



Full wwPDB EM Validation Report ⓘ

Oct 28, 2024 – 11:55 AM EDT

PDB ID : 9CPC
EMDB ID : EMD-45802
Title : Atomic model of porcine brain ventricles cilia doublet microtubule (48-nm periodicity)
Authors : Zeng, J.; Sun, C.; Zhang, R.
Deposited on : 2024-07-18
Resolution : 3.65 Å(reported)

This is a Full wwPDB EM Validation Report for a publicly released PDB entry.

We welcome your comments at validation@mail.wwpdb.org

A user guide is available at

<https://www.wwpdb.org/validation/2017/EMValidationReportHelp>

with specific help available everywhere you see the ⓘ symbol.

The types of validation reports are described at

<http://www.wwpdb.org/validation/2017/FAQs#types>.

The following versions of software and data (see [references ⓘ](#)) were used in the production of this report:

EMDB validation analysis : 0.0.1.dev113
Mogul : 2022.3.0, CSD as543be (2022)
MolProbity : 4.02b-467
buster-report : 1.1.7 (2018)
Percentile statistics : 20231227.v01 (using entries in the PDB archive December 27th 2023)
MapQ : 1.9.13
Ideal geometry (proteins) : Engh & Huber (2001)
Ideal geometry (DNA, RNA) : Parkinson et al. (1996)
Validation Pipeline (wwPDB-VP) : 2.39

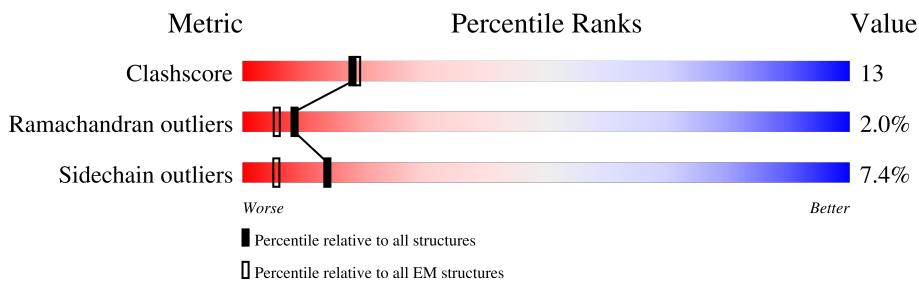
1 Overall quality at a glance i

The following experimental techniques were used to determine the structure:

ELECTRON MICROSCOPY

The reported resolution of this entry is 3.65 Å.

Percentile scores (ranging between 0-100) for global validation metrics of the entry are shown in the following graphic. The table shows the number of entries on which the scores are based.



Metric	Whole archive (#Entries)	EM structures (#Entries)
Clashscore	210492	15764
Ramachandran outliers	207382	16835
Sidechain outliers	206894	16415

The table below summarises the geometric issues observed across the polymeric chains and their fit to the map. The red, orange, yellow and green segments of the bar indicate the fraction of residues that contain outliers for ≥ 3 , 2, 1 and 0 types of geometric quality criteria respectively. A grey segment represents the fraction of residues that are not modelled. The numeric value for each fraction is indicated below the corresponding segment, with a dot representing fractions $\leq 5\%$. The upper red bar (where present) indicates the fraction of residues that have poor fit to the EM map (all-atom inclusion $< 40\%$). The numeric value is given above the bar.

Mol	Chain	Length	Quality of chain
1	1A	1048	
1	1B	1048	
2	1C	685	
2	1D	685	
3	1F	262	
3	1G	262	
4	1H	711	
4	1I	711	

Continued on next page...

Continued from previous page...

Mol	Chain	Length	Quality of chain
4	1J	711	
5	1L	620	
5	1M	620	
5	1N	620	
6	1P	1456	
6	1Q	1456	
7	1S	620	
7	1T	620	
7	1U	620	
8	1W	549	
8	1X	549	
8	1Y	549	
8	1Z	549	
9	2B	552	
9	2C	552	
10	2E	170	
10	2F	170	
10	2G	170	
11	2I	256	
11	2J	256	
11	2K	256	
12	2M	257	
12	2N	257	
12	2O	257	
12	2P	257	

Continued on next page...

Continued from previous page...

Mol	Chain	Length	Quality of chain
12	2Q	257	
12	2R	257	
13	2T	193	
13	2U	193	
13	2V	193	
13	2W	193	
13	2X	193	
14	3A	177	
14	3B	177	
14	3C	177	
15	3E	418	
15	3F	418	
15	3G	418	
15	3H	418	
16	3J	430	
16	3K	430	
16	3L	430	
16	3M	430	
17	3O	490	
17	3P	490	
17	3Q	490	
17	3R	490	
18	3T	447	
18	3U	447	
18	3V	447	

Continued on next page...

Continued from previous page...

Mol	Chain	Length	Quality of chain
18	3W	447	49% 48% 10% 42%
19	3Y	377	26% 82% 12% 6%
19	3Z	377	94%
20	4A	379	41% 20% 18% 8% 52%
20	4B	379	24% 14% 9% 5% 70%
21	4D	640	26% 49% 16% 6% 27%
21	4E	640	25% 50% 17% 6% 27%
21	4F	640	28% 48% 18% 5% 27%
22	4H	748	22% 36% 11% 53%
22	4I	748	41% 59% 19% 18%
22	4J	748	39% 57% 20% 5% 18%
22	4K	748	31% 17% 9% 5% 68%
23	4M	272	35% 20% 25% 15% 38%
23	4N	272	32% 21% 23% 15% 38%
23	4P	272	28% 7% 12% 8% 68%
23	4Q	272	44% 15% 19% 13% 50%
23	4R	272	44% 14% 29% 17% 39%
24	4O	252	27% 10% 14% 9% 65%
25	4T	469	18% 25% 9% 65%
26	4V	377	40% 72% 26%
26	4W	377	64% 68% 29%
27	4Y	314	28% 67% 18% 15%
27	4Z	314	25% 64% 20% 14%
28	5B	230	44% 67% 17% 13%
29	5D	136	21% 51% 10% 38%

Continued on next page...

Continued from previous page...

Mol	Chain	Length	Quality of chain
29	5E	136	17% 20% 76%
30	5G	121	76% 57% 19% 23%
31	5I	879	24% 39% 10% 50%
31	5J	879	10% 9% 87%
32	5L	101	39% 75% 16% 9%
33	5N	495	51% 57% 10% 33%
33	5O	495	17% 26% 5% 69%
34	5Q	514	28% 42% 8% 49%
34	5R	514	19% 15% 13% 9% 61%
35	5T	196	68% 51% 17% 31%
35	5U	196	14% 13% 86%
36	5W	282	43% 60% 21% 18%
36	5X	282	48% 60% 19% 18%
36	5Y	282	39% 47% 17% 34%
36	5Z	282	12% 18% 79%
37	6A	135	47% 63% 22% 14%
38	6C	310	36% 46% 19% 32%
38	6D	310	6% 16% 5% 79%
39	6F	223	70% 57% 11% 30%
39	6G	223	70% 60% 10% 30%
39	6H	223	63% 50% 13% 37%
39	6I	223	69% 57% 14% 30%
39	6J	223	70% 60% 11% 30%
39	6K	223	69% 58% 13% 30%
39	6L	223	61% 46% 12% 39%

Continued on next page...

Continued from previous page...

Mol	Chain	Length	Quality of chain
40	AA	447	16% 74% 24%
40	AE	447	16% 79% 19%
40	AF	447	14% 79% 19%
40	AG	447	13% 73% 25%
40	AH	447	15% 81% 17%
40	BA	447	18% 75% 23%
40	BE	447	15% 41% 38% 16%
40	BF	447	15% 69% 28%
40	BG	447	15% 72% 24%
40	BH	447	12% 45% 38% 14%
40	BI	447	24% 31% 36% 14% 17%
40	CA	447	20% 35% 44% 17%
40	CE	447	28% 70% 28%
40	CF	447	23% 74% 23%
40	CG	447	21% 74% 23%
40	CH	447	18% 37% 42% 15% 5%
40	CI	447	41% 72% 26%
40	DA	447	22% 25% 47% 22%
40	DE	447	29% 30% 43% 20%
40	DF	447	24% 32% 42% 19%
40	DG	447	29% 72% 25%
40	DH	447	24% 33% 44% 17%
40	DI	447	39% 28% 43% 22%
40	EA	447	25% 70% 27%
40	EE	447	35% 70% 26%

Continued on next page...

Continued from previous page...

Mol	Chain	Length	Quality of chain
40	EF	447	
40	EG	447	
40	EH	447	
40	EI	447	
40	FA	447	
40	FE	447	
40	FF	447	
40	FG	447	
40	FH	447	
40	FI	447	
40	GA	447	
40	GE	447	
40	GF	447	
40	GG	447	
40	GH	447	
40	GI	447	
40	HA	447	
40	HE	447	
40	HF	447	
40	HG	447	
40	HH	447	
40	HI	447	
40	IA	447	
40	IE	447	
40	IF	447	

Continued on next page...

Continued from previous page...

Mol	Chain	Length	Quality of chain
40	IG	447	18% 71% 25% .
40	IH	447	16% 70% 26% .
40	II	447	20% 67% 30% .
40	JA	447	20% 73% 24% .
40	JD	447	27% 69% 28% ..
40	JE	447	23% 71% 26% .
40	JF	447	21% 74% 21% ..
40	JG	447	19% 77% 21% ..
40	JH	447	21% 72% 25% .
40	KA	447	15% 74% 22% ..
40	KD	447	15% 73% 23% .
40	KE	447	13% 71% 26% .
40	KF	447	16% 77% 19% ..
40	KG	447	15% 73% 26% .
40	KH	447	15% 71% 27% .
40	LA	447	14% 74% 24% .
40	LD	447	11% 74% 22% .
40	LE	447	13% 78% 18% ..
40	LF	447	5% 49% 33% 13% ..
40	LG	447	. 44% 38% 13% ..
40	LH	447	13% 75% 22% .
40	MA	447	6% 51% 35% 10% ..
40	MD	447	14% 79% 18% .
40	ME	447	12% 77% 19% ..
40	MF	447	5% 47% 36% 12% ..

Continued on next page...

Continued from previous page...

Mol	Chain	Length	Quality of chain
40	MG	447	5% 46% 38% 12% ..
40	MH	447	7% 50% 32% 15% ..
40	NA	447	26% 70% 26% .
40	ND	447	24% 39% 39% 15% ..
40	NE	447	29% 71% 25% ..
40	NF	447	26% 72% 24% .
40	NG	447	27% 71% 25% .
40	NH	447	30% 71% 26% .
40	OA	447	24% 72% 25% .
40	OD	447	46% 67% 27% ...
40	OE	447	28% 71% 25% ..
40	OF	447	32% 69% 29% .
40	OG	447	28% 69% 28% .
40	OH	447	27% 30% 43% 20% ..
40	PA	447	36% 68% 28% ..
40	PD	447	63% 65% 26% 9%
40	PE	447	39% 71% 26% .
40	PF	447	39% 69% 28% .
40	PG	447	39% 70% 26% .
40	PH	447	41% 68% 28% .
40	QA	447	45% 68% 28% ..
40	QE	447	52% 62% 34% ..
40	QF	447	39% 71% 25% ..
40	QG	447	43% 69% 26% ..
40	QH	447	49% 74% 23% .

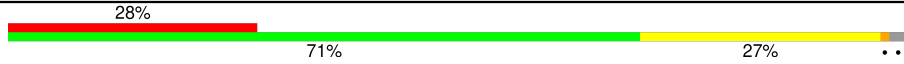
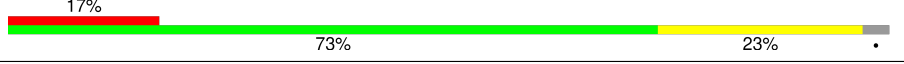
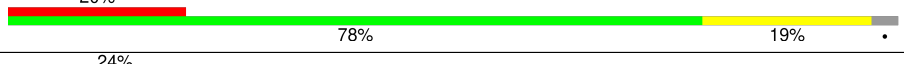



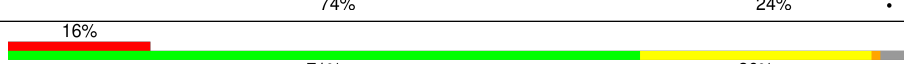
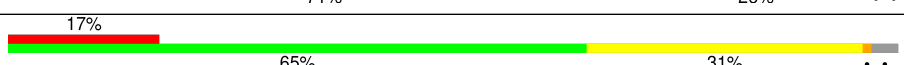
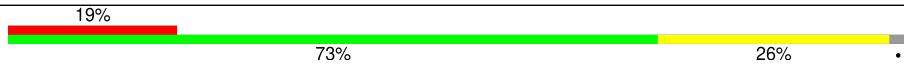


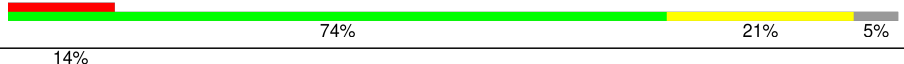
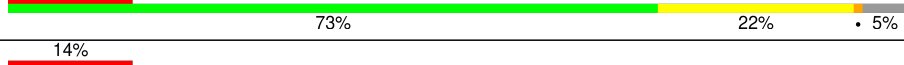

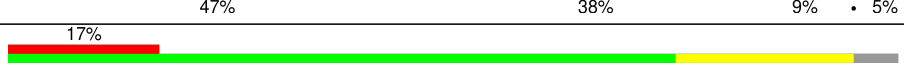







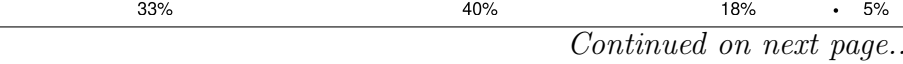


Continued on next page...

Continued from previous page...

Mol	Chain	Length	Quality of chain
40	RA	447	42% 69% 27% ..
40	RE	447	51% 67% 29% ..
40	RF	447	42% 69% 26% ..
40	RG	447	41% 66% 30% ..
40	RH	447	47% 71% 25% .
40	RI	447	70% 62% 21% 16%
40	SA	447	36% 65% 28% ..
40	SE	447	47% 66% 31% .
40	SF	447	41% 66% 30% ..
40	SG	447	36% 67% 29% ..
40	SH	447	39% 65% 31% ..
40	SI	447	70% 74% 22% ..
40	TA	447	32% 72% 25% .
40	TE	447	48% 72% 24% .
40	TF	447	36% 71% 25% ..
40	TG	447	36% 72% 25% .
40	TH	447	28% 70% 26% ..
40	TI	447	52% 70% 26% ..
40	UA	447	32% 73% 23% .
40	UE	447	42% 68% 28% ..
40	UF	447	26% 34% 41% 19% ..
40	UG	447	34% 70% 26% ..
40	UH	447	27% 72% 25% .
40	UI	447	31% 29% 45% 21% ..
40	VA	447	25% 72% 25% ..

Continued on next page...

Continued from previous page...

Mol	Chain	Length	Quality of chain
40	VF	447	
40	VG	447	
40	VH	447	
40	VI	447	
40	VJ	447	
40	WA	447	
40	WE	447	
40	WF	447	
40	WG	447	
40	WH	447	
40	WI	447	
41	AB	449	
41	AL	449	
41	AM	449	
41	AN	449	
41	AO	449	
41	AP	449	
41	BB	449	
41	BL	449	
41	BM	449	
41	BN	449	
41	BO	449	
41	BP	449	
41	CB	449	
41	CL	449	

Continued on next page...

Continued from previous page...

Mol	Chain	Length	Quality of chain
41	CM	449	
41	CN	449	
41	CO	449	
41	CP	449	
41	DB	449	
41	DL	449	
41	DM	449	
41	DN	449	
41	DO	449	
41	DP	449	
41	EB	449	
41	EL	449	
41	EM	449	
41	EN	449	
41	EO	449	
41	EP	449	
41	FB	449	
41	FM	449	
41	FN	449	
41	FO	449	
41	FP	449	
41	GB	449	
41	GM	449	
41	GN	449	
41	GO	449	

Continued on next page...

Continued from previous page...

Mol	Chain	Length	Quality of chain
41	GP	449	21% 67% 27% 5%
41	HB	449	15% 73% 22% 5%
41	HM	449	18% 68% 27% 5%
41	HN	449	11% 39% 39% 14% 5%
41	HO	449	14% 68% 26% 5%
41	HP	449	17% 76% 19% 5%
41	HQ	449	37% 70% 24% 5%
41	IB	449	15% 72% 23% 5%
41	IM	449	21% 69% 26% 5%
41	IN	449	19% 69% 26% 5%
41	IO	449	15% 72% 22% 5%
41	IP	449	15% 67% 28% 5%
41	IQ	449	22% 69% 25% 5%
41	JB	449	14% 67% 28% 5%
41	JL	449	20% 69% 25% 5%
41	JM	449	11% 33% 42% 18% 5%
41	JN	449	19% 69% 26% 5%
41	JO	449	17% 75% 20% 5%
41	KB	449	13% 71% 23% 5%
41	KL	449	8% 41% 39% 14% 5%
41	KM	449	14% 75% 19% 5%
41	KN	449	15% 73% 22% 5%
41	KO	449	14% 69% 26% 5%
41	KP	449	26% 65% 21% 14%
41	LB	449	8% 72% 23% 5%

Continued on next page...

Continued from previous page...

Mol	Chain	Length	Quality of chain	
41	LL	449	10%	73% 22% 5%
41	LM	449	11%	75% 20% 5%
41	LN	449	11%	73% 22% 5%
41	LO	449	10%	71% 23% 5%
41	LP	449	12%	78% 18% 5%
41	MB	449	12%	71% 24% 5%
41	ML	449	9%	73% 22% 5%
41	MM	449	11%	76% 19% 5%
41	MN	449	11%	69% 25% 5%
41	MO	449	5%	47% 36% 10% 5%
41	MP	449	11%	71% 23% 5%
41	NB	449	24%	69% 25% 5%
41	NL	449	31%	68% 26% 5%
41	NM	449	27%	73% 22% 5%
41	NN	449	29%	67% 28% 5%
41	NO	449	28%	72% 23% 5%
41	NP	449	41%	64% 28% 7%
41	OB	449	24%	66% 29% 5%
41	OL	449	32%	67% 27% 5%
41	OM	449	26%	67% 27% 5%
41	ON	449	27%	65% 30% 5%
41	OO	449	30%	64% 31% 5%
41	OP	449	42%	68% 26% 5%
41	PB	449	39%	63% 31% 5%
41	PL	449	44%	66% 29% 5%

Continued on next page...

Continued from previous page...

Mol	Chain	Length	Quality of chain
41	PM	449	40% 67% 27% • 5%
41	PN	449	37% 71% 24% 5%
41	PO	449	42% 70% 24% 5%
41	PP	449	47% 67% 27% • 5%
41	QB	449	34% 23% 43% 24% 5% 5%
41	QL	449	54% 69% 25% • 5%
41	QM	449	45% 66% 28% • 5%
41	QN	449	45% 67% 27% • 5%
41	QO	449	48% 72% 22% • 5%
41	QP	449	46% 23% 40% 27% 5% 5%
41	RB	449	42% 69% 25% • 5%
41	RL	449	64% 71% 23% • 5%
41	RM	449	44% 66% 28% • 5%
41	RN	449	42% 68% 27% 5%
41	RO	449	42% 65% 29% • 5%
41	RP	449	51% 67% 27% • 5%
41	SB	449	37% 66% 26% • 5%
41	SL	449	57% 58% 27% 15%
41	SM	449	39% 70% 25% 5%
41	SN	449	34% 71% 23% • 5%
41	SO	449	24% 28% 46% 17% 5% 5%
41	SP	449	42% 67% 27% • 5%
41	TB	449	30% 71% 23% • 5%
41	TL	449	63% 66% 20% 14%
41	TM	449	33% 65% 30% • 5%

Continued on next page...

Continued from previous page...

Mol	Chain	Length	Quality of chain
41	TN	449	
41	TO	449	
41	TP	449	
41	UB	449	
41	UM	449	
41	UN	449	
41	UO	449	
41	UP	449	
41	VB	449	
41	VN	449	
41	VO	449	
41	VP	449	
41	VQ	449	
41	WB	449	
41	WM	449	
41	WN	449	
41	WO	449	
41	WP	449	
41	WQ	449	

The following table lists non-polymeric compounds, carbohydrate monomers and non-standard residues in protein, DNA, RNA chains that are outliers for geometric or electron-density-fit criteria:

Mol	Type	Chain	Res	Chirality	Geometry	Clashes	Electron density
42	GTP	MB	502	-	-	X	-
42	GTP	MN	501	-	-	X	-

2 Entry composition [i](#)

There are 43 unique types of molecules in this entry. The entry contains 1114625 atoms, of which 0 are hydrogens and 0 are deuteriums.

In the tables below, the AltConf column contains the number of residues with at least one atom in alternate conformation and the Trace column contains the number of residues modelled with at most 2 atoms.

- Molecule 1 is a protein called Armadillo repeat-containing protein 4 isoform 1.

Mol	Chain	Residues	Atoms					AltConf	Trace
			Total	C	N	O	S		
1	1A	587	Total	C	N	O	S	0	0
			4498	2806	817	843	32		
1	1B	149	Total	C	N	O	S	0	0
			1135	698	212	217	8		

- Molecule 2 is a protein called Outer dynein arm-docking complex subunit 4.

Mol	Chain	Residues	Atoms					AltConf	Trace
			Total	C	N	O	S		
2	1C	211	Total	C	N	O	S	0	0
			1699	1076	297	317	9		
2	1D	211	Total	C	N	O	S	0	0
			1699	1076	297	317	9		

- Molecule 3 is a protein called EF-hand calcium binding domain 1.

Mol	Chain	Residues	Atoms					AltConf	Trace
			Total	C	N	O	S		
3	1F	171	Total	C	N	O	S	0	0
			1375	887	219	255	14		
3	1G	171	Total	C	N	O	S	0	0
			1375	887	219	255	14		

- Molecule 4 is a protein called Coiled-coil domain-containing protein 114 isoform X2.

Mol	Chain	Residues	Atoms					AltConf	Trace
			Total	C	N	O	S		
4	1H	195	Total	C	N	O	S	0	0
			1633	1001	326	299	7		
4	1I	88	Total	C	N	O	S	0	0
			727	439	150	134	4		
4	1J	115	Total	C	N	O	S	0	0
			973	601	189	180	3		

- Molecule 5 is a protein called Outer dynein arm docking complex subunit 3.

Mol	Chain	Residues	Atoms					AltConf	Trace
5	1L	155	Total 1306	C 801	N 247	O 253	S 5	0	0
5	1M	248	Total 2086	C 1287	N 392	O 402	S 5	0	0
5	1N	103	Total 865	C 539	N 164	O 162		0	0

There are 72 discrepancies between the modelled and reference sequences:

Chain	Residue	Modelled	Actual	Comment	Reference
1L	478	ALA	-	insertion	UNP A0A5G2RIE6
1L	479	ASP	-	insertion	UNP A0A5G2RIE6
1L	480	SER	-	insertion	UNP A0A5G2RIE6
1L	481	ALA	-	insertion	UNP A0A5G2RIE6
1L	482	PRO	-	insertion	UNP A0A5G2RIE6
1L	483	GLU	-	insertion	UNP A0A5G2RIE6
1L	484	GLU	-	insertion	UNP A0A5G2RIE6
1L	485	ALA	-	insertion	UNP A0A5G2RIE6
1L	486	PRO	-	insertion	UNP A0A5G2RIE6
1L	487	PRO	-	insertion	UNP A0A5G2RIE6
1L	488	ARG	-	insertion	UNP A0A5G2RIE6
1L	489	ALA	-	insertion	UNP A0A5G2RIE6
1L	490	PRO	-	insertion	UNP A0A5G2RIE6
1L	491	GLN	-	insertion	UNP A0A5G2RIE6
1L	492	ASP	-	insertion	UNP A0A5G2RIE6
1L	493	VAL	-	insertion	UNP A0A5G2RIE6
1L	494	ARG	-	insertion	UNP A0A5G2RIE6
1L	495	GLY	-	insertion	UNP A0A5G2RIE6
1L	496	SER	-	insertion	UNP A0A5G2RIE6
1L	497	SER	-	insertion	UNP A0A5G2RIE6
1L	498	THR	-	insertion	UNP A0A5G2RIE6
1L	499	ILE	-	insertion	UNP A0A5G2RIE6
1L	500	THR	-	insertion	UNP A0A5G2RIE6
1L	501	GLN	-	insertion	UNP A0A5G2RIE6
1M	478	ALA	-	insertion	UNP A0A5G2RIE6
1M	479	ASP	-	insertion	UNP A0A5G2RIE6
1M	480	SER	-	insertion	UNP A0A5G2RIE6
1M	481	ALA	-	insertion	UNP A0A5G2RIE6
1M	482	PRO	-	insertion	UNP A0A5G2RIE6
1M	483	GLU	-	insertion	UNP A0A5G2RIE6
1M	484	GLU	-	insertion	UNP A0A5G2RIE6
1M	485	ALA	-	insertion	UNP A0A5G2RIE6
1M	486	PRO	-	insertion	UNP A0A5G2RIE6

Continued on next page...

Continued from previous page...

Chain	Residue	Modelled	Actual	Comment	Reference
1M	487	PRO	-	insertion	UNP A0A5G2RIE6
1M	488	ARG	-	insertion	UNP A0A5G2RIE6
1M	489	ALA	-	insertion	UNP A0A5G2RIE6
1M	490	PRO	-	insertion	UNP A0A5G2RIE6
1M	491	GLN	-	insertion	UNP A0A5G2RIE6
1M	492	ASP	-	insertion	UNP A0A5G2RIE6
1M	493	VAL	-	insertion	UNP A0A5G2RIE6
1M	494	ARG	-	insertion	UNP A0A5G2RIE6
1M	495	GLY	-	insertion	UNP A0A5G2RIE6
1M	496	SER	-	insertion	UNP A0A5G2RIE6
1M	497	SER	-	insertion	UNP A0A5G2RIE6
1M	498	THR	-	insertion	UNP A0A5G2RIE6
1M	499	ILE	-	insertion	UNP A0A5G2RIE6
1M	500	THR	-	insertion	UNP A0A5G2RIE6
1M	501	GLN	-	insertion	UNP A0A5G2RIE6
1N	478	ALA	-	insertion	UNP A0A5G2RIE6
1N	479	ASP	-	insertion	UNP A0A5G2RIE6
1N	480	SER	-	insertion	UNP A0A5G2RIE6
1N	481	ALA	-	insertion	UNP A0A5G2RIE6
1N	482	PRO	-	insertion	UNP A0A5G2RIE6
1N	483	GLU	-	insertion	UNP A0A5G2RIE6
1N	484	GLU	-	insertion	UNP A0A5G2RIE6
1N	485	ALA	-	insertion	UNP A0A5G2RIE6
1N	486	PRO	-	insertion	UNP A0A5G2RIE6
1N	487	PRO	-	insertion	UNP A0A5G2RIE6
1N	488	ARG	-	insertion	UNP A0A5G2RIE6
1N	489	ALA	-	insertion	UNP A0A5G2RIE6
1N	490	PRO	-	insertion	UNP A0A5G2RIE6
1N	491	GLN	-	insertion	UNP A0A5G2RIE6
1N	492	ASP	-	insertion	UNP A0A5G2RIE6
1N	493	VAL	-	insertion	UNP A0A5G2RIE6
1N	494	ARG	-	insertion	UNP A0A5G2RIE6
1N	495	GLY	-	insertion	UNP A0A5G2RIE6
1N	496	SER	-	insertion	UNP A0A5G2RIE6
1N	497	SER	-	insertion	UNP A0A5G2RIE6
1N	498	THR	-	insertion	UNP A0A5G2RIE6
1N	499	ILE	-	insertion	UNP A0A5G2RIE6
1N	500	THR	-	insertion	UNP A0A5G2RIE6
1N	501	GLN	-	insertion	UNP A0A5G2RIE6

- Molecule 6 is a protein called EFCAB6.

Mol	Chain	Residues	Atoms					AltConf	Trace
6	1P	84	Total	C	N	O	S	0	0
			704	456	126	119	3		
6	1Q	81	Total	C	N	O	S	0	0
			675	436	122	114	3		

- Molecule 7 is a protein called Cilia- and flagella-associated protein 52.

Mol	Chain	Residues	Atoms					AltConf	Trace
7	1S	611	Total	C	N	O	S	0	0
			4712	2983	817	883	29		
7	1T	611	Total	C	N	O	S	0	0
			4712	2983	817	883	29		
7	1U	611	Total	C	N	O	S	0	0
			4712	2983	817	883	29		

- Molecule 8 is a protein called Cilia- and flagella-associated protein 45.

Mol	Chain	Residues	Atoms					AltConf	Trace
8	1W	316	Total	C	N	O	S	0	0
			2722	1643	539	528	12		
8	1X	275	Total	C	N	O	S	0	0
			2293	1398	427	452	16		
8	1Y	162	Total	C	N	O	S	0	0
			1331	819	242	260	10		
8	1Z	196	Total	C	N	O	S	0	0
			1680	1016	338	323	3		

- Molecule 9 is a protein called Cilia and flagella associated protein 210.

Mol	Chain	Residues	Atoms					AltConf	Trace
9	2B	373	Total	C	N	O	S	0	0
			3205	1994	606	596	9		
9	2C	80	Total	C	N	O	S	0	0
			665	413	122	127	3		

- Molecule 10 is a protein called Cilia and flagella associated protein 276.

Mol	Chain	Residues	Atoms					AltConf	Trace
10	2E	115	Total	C	N	O	S	0	0
			930	577	173	177	3		
10	2F	115	Total	C	N	O	S	0	0
			930	577	173	177	3		

Continued on next page...

Continued from previous page...

Mol	Chain	Residues	Atoms					AltConf	Trace
			Total	C	N	O	S		
10	2G	115	930	577	173	177	3	0	0

- Molecule 11 is a protein called Enkurin.

Mol	Chain	Residues	Atoms					AltConf	Trace
			Total	C	N	O	S		
11	2I	247	2024	1294	350	373	7	0	0
11	2J	247	2027	1296	350	373	8	0	0
11	2K	237	1947	1244	336	359	8	0	0

- Molecule 12 is a protein called Parkin coregulated.

Mol	Chain	Residues	Atoms					AltConf	Trace
			Total	C	N	O	S		
12	2M	219	1767	1144	297	316	10	0	0
12	2N	219	1767	1144	297	316	10	0	0
12	2O	219	1767	1144	297	316	10	0	0
12	2P	219	1767	1144	297	316	10	0	0
12	2Q	219	1767	1144	297	316	10	0	0
12	2R	219	1767	1144	297	316	10	0	0

- Molecule 13 is a protein called Cilia- and flagella-associated protein 20.

Mol	Chain	Residues	Atoms					AltConf	Trace
			Total	C	N	O	S		
13	2T	185	1540	990	269	274	7	0	0
13	2U	185	1540	990	269	274	7	0	0
13	2V	185	1540	990	269	274	7	0	0
13	2W	185	1540	990	269	274	7	0	0
13	2X	185	1540	990	269	274	7	0	0

- Molecule 14 is a protein called Protein Flattop.

Mol	Chain	Residues	Atoms					AltConf	Trace
14	3A	118	Total	C	N	O	S	0	0
			924	586	170	166	2		
14	3B	118	Total	C	N	O	S	0	0
			924	586	170	166	2		
14	3C	118	Total	C	N	O	S	0	0
			924	586	170	166	2		

- Molecule 15 is a protein called Tektin.

Mol	Chain	Residues	Atoms					AltConf	Trace
15	3E	394	Total	C	N	O	S	0	0
			3216	1989	591	627	9		
15	3F	397	Total	C	N	O	S	0	0
			3241	2006	595	631	9		
15	3G	136	Total	C	N	O	S	0	0
			1096	675	207	211	3		
15	3H	298	Total	C	N	O	S	0	0
			2451	1517	447	481	6		

- Molecule 16 is a protein called Tektin.

Mol	Chain	Residues	Atoms					AltConf	Trace
16	3J	397	Total	C	N	O	S	0	0
			3234	1990	599	629	16		
16	3K	316	Total	C	N	O	S	0	0
			2559	1578	463	503	15		
16	3L	397	Total	C	N	O	S	0	0
			3234	1990	599	629	16		
16	3M	114	Total	C	N	O	S	0	0
			939	572	184	181	2		

- Molecule 17 is a protein called Tektin.

Mol	Chain	Residues	Atoms					AltConf	Trace
17	3O	391	Total	C	N	O	S	0	0
			3180	1957	581	627	15		
17	3P	391	Total	C	N	O	S	0	0
			3180	1957	581	627	15		
17	3Q	131	Total	C	N	O	S	0	0
			1058	654	192	207	5		
17	3R	264	Total	C	N	O	S	0	0
			2149	1319	393	428	9		

- Molecule 18 is a protein called Tektin.

Mol	Chain	Residues	Atoms					AltConf	Trace
18	3T	398	Total	C	N	O	S	0	0
			3284	2024	605	637	18		
18	3U	399	Total	C	N	O	S	0	0
			3289	2027	606	638	18		
18	3V	170	Total	C	N	O	S	0	0
			1405	863	255	280	7		
18	3W	259	Total	C	N	O	S	0	0
			2121	1310	398	402	11		

- Molecule 19 is a protein called RIB43A domain with coiled-coils 2.

Mol	Chain	Residues	Atoms					AltConf	Trace
19	3Y	356	Total	C	N	O	S	0	0
			2977	1815	580	571	11		
19	3Z	22	Total	C	N	O	S	0	0
			194	121	33	39	1		

- Molecule 20 is a protein called RIB43A-like with coiled-coils protein 1.

Mol	Chain	Residues	Atoms					AltConf	Trace
20	4A	181	Total	C	N	O	S	0	0
			1485	891	294	286	14		
20	4B	115	Total	C	N	O	S	0	0
			943	561	185	193	4		

- Molecule 21 is a protein called EF-hand domain containing 1.

Mol	Chain	Residues	Atoms					AltConf	Trace
21	4D	468	Total	C	N	O	S	0	0
			3844	2478	648	702	16		
21	4E	468	Total	C	N	O	S	0	0
			3844	2478	648	702	16		
21	4F	468	Total	C	N	O	S	0	0
			3844	2478	648	702	16		

- Molecule 22 is a protein called EF-hand domain-containing family member C2.

Mol	Chain	Residues	Atoms					AltConf	Trace
22	4H	354	Total	C	N	O	S	0	0
			2895	1866	483	532	14		

Continued on next page...

Continued from previous page...

Mol	Chain	Residues	Atoms					AltConf	Trace
22	4I	612	Total	C	N	O	S	0	0
			5027	3227	847	926	27		
22	4J	615	Total	C	N	O	S	0	0
			5055	3247	851	930	27		
22	4K	242	Total	C	N	O	S	0	0
			1983	1268	340	363	12		

- Molecule 23 is a protein called Ciliary microtubule inner protein 2B.

Mol	Chain	Residues	Atoms					AltConf	Trace
23	4M	170	Total	C	N	O	S	0	0
			1330	859	229	235	7		
23	4N	170	Total	C	N	O	S	0	0
			1320	853	228	234	5		
23	4P	87	Total	C	N	O	S	0	0
			705	457	121	124	3		
23	4Q	136	Total	C	N	O	S	0	0
			1070	687	186	193	4		
23	4R	167	Total	C	N	O	S	0	0
			1319	851	229	232	7		

There are 10 discrepancies between the modelled and reference sequences:

Chain	Residue	Modelled	Actual	Comment	Reference
4M	271	ALA	-	insertion	UNP A0A8D1CRM3
4M	?	-	SER	deletion	UNP A0A8D1CRM3
4N	271	ALA	-	insertion	UNP A0A8D1CRM3
4N	?	-	SER	deletion	UNP A0A8D1CRM3
4P	271	ALA	-	insertion	UNP A0A8D1CRM3
4P	?	-	SER	deletion	UNP A0A8D1CRM3
4Q	271	ALA	-	insertion	UNP A0A8D1CRM3
4Q	?	-	SER	deletion	UNP A0A8D1CRM3
4R	271	ALA	-	insertion	UNP A0A8D1CRM3
4R	?	-	SER	deletion	UNP A0A8D1CRM3

- Molecule 24 is a protein called Ciliary microtubule inner protein 2B.

Mol	Chain	Residues	Atoms					AltConf	Trace
24	4O	87	Total	C	N	O	S	0	0
			702	455	121	124	2		

There is a discrepancy between the modelled and reference sequences:

Chain	Residue	Modelled	Actual	Comment	Reference
4O	271	ALA	-	insertion	UNP A0A8D1QC18

- Molecule 25 is a protein called Sperm-associated antigen 8 isoform 1.

Mol	Chain	Residues	Atoms					AltConf	Trace
			Total	C	N	O	S		
25	4T	162	1320	825	245	243	7	0	0

- Molecule 26 is a protein called Nucleoside diphosphate kinase homolog 7.

Mol	Chain	Residues	Atoms					AltConf	Trace
			Total	C	N	O	S		
26	4V	373	2946	1876	500	548	22	0	0
26	4W	373	2946	1876	500	548	22	0	0

- Molecule 27 is a protein called Cilia and flagella associated protein 161.

Mol	Chain	Residues	Atoms					AltConf	Trace
			Total	C	N	O	S		
27	4Y	267	2145	1359	378	395	13	0	0
27	4Z	270	2160	1369	380	398	13	0	0

- Molecule 28 is a protein called Chromosome 1 C9orf135 homolog.

Mol	Chain	Residues	Atoms					AltConf	Trace
			Total	C	N	O	S		
28	5B	200	1625	1030	278	311	6	0	0

- Molecule 29 is a protein called Piercer of microtubule wall 1.

Mol	Chain	Residues	Atoms					AltConf	Trace
			Total	C	N	O	S		
29	5D	84	697	442	125	127	3	0	0
29	5E	33	280	180	47	52	1	0	0

- Molecule 30 is a protein called Chromosome 1 C15orf65 homolog.

Mol	Chain	Residues	Atoms					AltConf	Trace
30	5G	93	Total	C	N	O	S	0	0
			708	445	123	136	4		

- Molecule 31 is a protein called EF-hand domain family member B.

Mol	Chain	Residues	Atoms					AltConf	Trace
31	5I	443	Total	C	N	O	S	0	0
			3576	2284	630	653	9		
31	5J	112	Total	C	N	O	S	0	0
			898	563	161	172	2		

- Molecule 32 is a protein called Cilia and flagella associated protein 141.

Mol	Chain	Residues	Atoms					AltConf	Trace
32	5L	92	Total	C	N	O	S	0	0
			736	460	140	130	6		

- Molecule 33 is a protein called Meiosis-specific nuclear structural protein 1.

Mol	Chain	Residues	Atoms					AltConf	Trace
33	5N	334	Total	C	N	O	S	0	0
			2883	1791	520	556	16		
33	5O	151	Total	C	N	O	S	0	0
			1277	783	242	245	7		

- Molecule 34 is a protein called Cilia- and flagella-associated protein 53.

Mol	Chain	Residues	Atoms					AltConf	Trace
34	5Q	262	Total	C	N	O	S	0	0
			2216	1361	412	433	10		
34	5R	198	Total	C	N	O	S	0	0
			1671	1019	319	326	7		

- Molecule 35 is a protein called CFAP107/C1orf158.

Mol	Chain	Residues	Atoms					AltConf	Trace
35	5T	135	Total	C	N	O	S	0	0
			1118	732	196	188	2		
35	5U	28	Total	C	N	O		0	0
			223	141	41	41			

There are 2 discrepancies between the modelled and reference sequences:

Chain	Residue	Modelled	Actual	Comment	Reference
5T	40F	UNK	THR	conflict	UNP A0A8D1WB49
5U	46	UNK	THR	conflict	UNP A0A8D1WB49

- Molecule 36 is a protein called Cilia and flagella associated protein 77.

Mol	Chain	Residues	Atoms					AltConf	Trace
36	5W	231	Total	C	N	O	S	0	0
			1868	1186	349	325	8		
36	5X	231	Total	C	N	O	S	0	0
			1868	1186	349	325	8		
36	5Y	185	Total	C	N	O	S	0	0
			1487	942	277	262	6		
36	5Z	59	Total	C	N	O	S	0	0
			488	310	93	83	2		

- Molecule 37 is a protein called Cilia and flagella associated protein 144.

Mol	Chain	Residues	Atoms					AltConf	Trace
37	6A	116	Total	C	N	O	S	0	0
			992	626	184	180	2		

- Molecule 38 is a protein called Cilia-and flagella-associated protein 96.

Mol	Chain	Residues	Atoms					AltConf	Trace
38	6C	212	Total	C	N	O	S	0	0
			1698	1086	290	315	7		
38	6D	65	Total	C	N	O	S	0	0
			495	318	87	87	3		

- Molecule 39 is a protein called Sperm acrosome associated 9.

Mol	Chain	Residues	Atoms					AltConf	Trace
39	6F	157	Total	C	N	O	S	0	0
			1264	789	229	236	10		
39	6G	157	Total	C	N	O	S	0	0
			1264	789	229	236	10		
39	6H	141	Total	C	N	O	S	0	0
			1134	710	202	213	9		
39	6I	157	Total	C	N	O	S	0	0
			1264	789	229	236	10		
39	6J	157	Total	C	N	O	S	0	0
			1264	789	229	236	10		

Continued on next page...

Continued from previous page...

Mol	Chain	Residues	Atoms					AltConf	Trace
39	6K	157	Total	C	N	O	S	0	0
			1264	789	229	236	10		
39	6L	137	Total	C	N	O	S	0	0
			1095	694	190	204	7		

- Molecule 40 is a protein called Tubulin alpha chain.

Mol	Chain	Residues	Atoms					AltConf	Trace
40	AA	440	Total	C	N	O	S	0	0
			3442	2177	585	658	22		
40	AE	440	Total	C	N	O	S	0	0
			3442	2177	585	658	22		
40	AF	440	Total	C	N	O	S	0	0
			3442	2177	585	658	22		
40	AG	440	Total	C	N	O	S	0	0
			3442	2177	585	658	22		
40	AH	440	Total	C	N	O	S	0	0
			3442	2177	585	658	22		
40	BA	440	Total	C	N	O	S	0	0
			3442	2177	585	658	22		
40	BE	440	Total	C	N	O	S	0	0
			3442	2177	585	658	22		
40	BF	433	Total	C	N	O	S	0	0
			3398	2151	577	648	22		
40	BG	432	Total	C	N	O	S	0	0
			3392	2148	576	646	22		
40	BH	440	Total	C	N	O	S	0	0
			3442	2177	585	658	22		
40	BI	373	Total	C	N	O	S	0	0
			2932	1855	501	555	21		
40	CA	440	Total	C	N	O	S	0	0
			3442	2177	585	658	22		
40	CE	440	Total	C	N	O	S	0	0
			3438	2174	584	658	22		
40	CF	440	Total	C	N	O	S	0	0
			3442	2177	585	658	22		
40	CG	440	Total	C	N	O	S	0	0
			3442	2177	585	658	22		
40	CH	440	Total	C	N	O	S	0	0
			3442	2177	585	658	22		
40	CI	440	Total	C	N	O	S	0	0
			3442	2177	585	658	22		

Continued on next page...

Continued from previous page...

Mol	Chain	Residues	Atoms					AltConf	Trace
			Total	C	N	O	S		
40	DA	432	Total 3390	C 2147	N 576	O 645	S 22	0	0
40	DE	435	Total 3410	C 2157	N 579	O 652	S 22	0	0
40	DF	432	Total 3390	C 2147	N 576	O 645	S 22	0	0
40	DG	433	Total 3398	C 2151	N 577	O 648	S 22	0	0
40	DH	433	Total 3398	C 2151	N 577	O 648	S 22	0	0
40	DI	432	Total 3390	C 2147	N 576	O 645	S 22	0	0
40	EA	434	Total 3406	C 2155	N 578	O 651	S 22	0	0
40	EE	435	Total 3415	C 2161	N 580	O 652	S 22	0	0
40	EF	435	Total 3415	C 2161	N 580	O 652	S 22	0	0
40	EG	434	Total 3406	C 2155	N 578	O 651	S 22	0	0
40	EH	433	Total 3398	C 2151	N 577	O 648	S 22	0	0
40	EI	434	Total 3406	C 2155	N 578	O 651	S 22	0	0
40	FA	434	Total 3406	C 2155	N 578	O 651	S 22	0	0
40	FE	434	Total 3406	C 2155	N 578	O 651	S 22	0	0
40	FF	434	Total 3406	C 2155	N 578	O 651	S 22	0	0
40	FG	433	Total 3398	C 2151	N 577	O 648	S 22	0	0
40	FH	434	Total 3406	C 2155	N 578	O 651	S 22	0	0
40	FI	434	Total 3402	C 2152	N 577	O 651	S 22	0	0
40	GA	434	Total 3406	C 2155	N 578	O 651	S 22	0	0
40	GE	434	Total 3406	C 2155	N 578	O 651	S 22	0	0
40	GF	433	Total 3398	C 2151	N 577	O 648	S 22	0	0

Continued on next page...

Continued from previous page...

Mol	Chain	Residues	Atoms					AltConf	Trace
			Total	C	N	O	S		
40	GG	433	Total 3398	C 2151	N 577	O 648	S 22	0	0
40	GH	433	Total 3398	C 2151	N 577	O 648	S 22	0	0
40	GI	434	Total 3406	C 2155	N 578	O 651	S 22	0	0
40	HA	435	Total 3410	C 2157	N 579	O 652	S 22	0	0
40	HE	433	Total 3398	C 2151	N 577	O 648	S 22	0	0
40	HF	432	Total 3392	C 2148	N 576	O 646	S 22	0	0
40	HG	434	Total 3402	C 2153	N 578	O 649	S 22	0	0
40	HH	434	Total 3406	C 2155	N 578	O 651	S 22	0	0
40	HI	435	Total 3415	C 2161	N 580	O 652	S 22	0	0
40	IA	434	Total 3406	C 2155	N 578	O 651	S 22	0	0
40	IE	420	Total 3286	C 2074	N 557	O 633	S 22	0	0
40	IF	434	Total 3406	C 2155	N 578	O 651	S 22	0	0
40	IG	433	Total 3398	C 2151	N 577	O 648	S 22	0	0
40	IH	434	Total 3406	C 2155	N 578	O 651	S 22	0	0
40	II	434	Total 3406	C 2155	N 578	O 651	S 22	0	0
40	JA	434	Total 3406	C 2155	N 578	O 651	S 22	0	0
40	JD	434	Total 3406	C 2155	N 578	O 651	S 22	0	0
40	JE	434	Total 3406	C 2155	N 578	O 651	S 22	0	0
40	JF	433	Total 3398	C 2151	N 577	O 648	S 22	0	0
40	JG	440	Total 3442	C 2177	N 585	O 658	S 22	0	0
40	JH	433	Total 3398	C 2151	N 577	O 648	S 22	0	0

Continued on next page...

Continued from previous page...

Mol	Chain	Residues	Atoms					AltConf	Trace
			Total	C	N	O	S		
40	KA	434	Total 3406	C 2155	N 578	O 651	S 22	0	0
40	KD	433	Total 3398	C 2151	N 577	O 648	S 22	0	0
40	KE	434	Total 3402	C 2153	N 578	O 649	S 22	0	0
40	KF	434	Total 3406	C 2155	N 578	O 651	S 22	0	0
40	KG	440	Total 3442	C 2177	N 585	O 658	S 22	0	0
40	KH	440	Total 3442	C 2177	N 585	O 658	S 22	0	0
40	LA	440	Total 3442	C 2177	N 585	O 658	S 22	0	0
40	LD	433	Total 3398	C 2151	N 577	O 648	S 22	0	0
40	LE	440	Total 3442	C 2177	N 585	O 658	S 22	0	0
40	LF	433	Total 3398	C 2151	N 577	O 648	S 22	0	0
40	LG	434	Total 3406	C 2155	N 578	O 651	S 22	0	0
40	LH	434	Total 3406	C 2155	N 578	O 651	S 22	0	0
40	MA	432	Total 3392	C 2148	N 576	O 646	S 22	0	0
40	MD	434	Total 3406	C 2155	N 578	O 651	S 22	0	0
40	ME	434	Total 3406	C 2155	N 578	O 651	S 22	0	0
40	MF	433	Total 3398	C 2151	N 577	O 648	S 22	0	0
40	MG	433	Total 3398	C 2151	N 577	O 648	S 22	0	0
40	MH	433	Total 3398	C 2151	N 577	O 648	S 22	0	0
40	NA	432	Total 3392	C 2148	N 576	O 646	S 22	0	0
40	ND	433	Total 3398	C 2151	N 577	O 648	S 22	0	0
40	NE	434	Total 3402	C 2153	N 578	O 649	S 22	0	0

Continued on next page...

Continued from previous page...

Mol	Chain	Residues	Atoms					AltConf	Trace
			Total	C	N	O	S		
40	NF	433	3398	2151	577	648	22	0	0
40	NG	432	3392	2148	576	646	22	0	0
40	NH	433	3398	2151	577	648	22	0	0
40	OA	436	3422	2165	581	654	22	0	0
40	OD	434	3406	2155	578	651	22	0	0
40	OE	434	3406	2155	578	651	22	0	0
40	OF	436	3419	2163	581	653	22	0	0
40	OG	436	3415	2160	580	653	22	0	0
40	OH	436	3419	2163	581	653	22	0	0
40	PA	432	3392	2148	576	646	22	0	0
40	PD	408	3196	2023	543	610	20	0	0
40	PE	433	3398	2151	577	648	22	0	0
40	PF	433	3398	2151	577	648	22	0	0
40	PG	431	3384	2144	575	643	22	0	0
40	PH	431	3384	2144	575	643	22	0	0
40	QA	432	3392	2148	576	646	22	0	0
40	QE	431	3384	2144	575	643	22	0	0
40	QF	431	3384	2144	575	643	22	0	0
40	QG	432	3390	2147	576	645	22	0	0
40	QH	433	3398	2151	577	648	22	0	0
40	RA	432	3390	2147	576	645	22	0	0

Continued on next page...

Continued from previous page...

Mol	Chain	Residues	Atoms					AltConf	Trace
			Total	C	N	O	S		
40	RE	431	3384	2144	575	643	22	0	0
40	RF	431	3384	2144	575	643	22	0	0
40	RG	432	3390	2147	576	645	22	0	0
40	RH	431	3384	2144	575	643	22	0	0
40	RI	376	2962	1875	505	562	20	0	0
40	SA	432	3390	2147	576	645	22	0	0
40	SE	434	3406	2155	578	651	22	0	0
40	SF	432	3390	2147	576	645	22	0	0
40	SG	434	3406	2155	578	651	22	0	0
40	SH	433	3398	2151	577	648	22	0	0
40	SI	433	3398	2151	577	648	22	0	0
40	TA	432	3390	2147	576	645	22	0	0
40	TE	432	3392	2148	576	646	22	0	0
40	TF	432	3392	2148	576	646	22	0	0
40	TG	434	3406	2155	578	651	22	0	0
40	TH	433	3398	2151	577	648	22	0	0
40	TI	433	3398	2151	577	648	22	0	0
40	UA	433	3398	2151	577	648	22	0	0
40	UE	434	3406	2155	578	651	22	0	0
40	UF	434	3406	2155	578	651	22	0	0
40	UG	434	3406	2155	578	651	22	0	0

Continued on next page...

Continued from previous page...

Mol	Chain	Residues	Atoms					AltConf	Trace
40	UH	433	Total	C	N	O	S	0	0
			3398	2151	577	648	22		
40	UI	433	Total	C	N	O	S	0	0
			3398	2151	577	648	22		
40	VA	440	Total	C	N	O	S	0	0
			3442	2177	585	658	22		
40	VF	440	Total	C	N	O	S	0	0
			3442	2177	585	658	22		
40	VG	433	Total	C	N	O	S	0	0
			3398	2151	577	648	22		
40	VH	434	Total	C	N	O	S	0	0
			3406	2155	578	651	22		
40	VI	440	Total	C	N	O	S	0	0
			3442	2177	585	658	22		
40	VJ	433	Total	C	N	O	S	0	0
			3398	2151	577	648	22		
40	WA	440	Total	C	N	O	S	0	0
			3442	2177	585	658	22		
40	WE	440	Total	C	N	O	S	0	0
			3442	2177	585	658	22		
40	WF	433	Total	C	N	O	S	0	0
			3398	2151	577	648	22		
40	WG	432	Total	C	N	O	S	0	0
			3390	2147	576	645	22		
40	WH	440	Total	C	N	O	S	0	0
			3442	2177	585	658	22		
40	WI	433	Total	C	N	O	S	0	0
			3398	2151	577	648	22		

- Molecule 41 is a protein called Tubulin beta chain.

Mol	Chain	Residues	Atoms					AltConf	Trace
41	AB	428	Total	C	N	O	S	0	0
			3341	2098	577	639	27		
41	AL	428	Total	C	N	O	S	0	0
			3341	2098	577	639	27		
41	AM	428	Total	C	N	O	S	0	0
			3341	2098	577	639	27		
41	AN	428	Total	C	N	O	S	0	0
			3341	2098	577	639	27		
41	AO	428	Total	C	N	O	S	0	0
			3341	2098	577	639	27		

Continued on next page...

Continued from previous page...

Mol	Chain	Residues	Atoms					AltConf	Trace
			Total	C	N	O	S		
41	AP	428	3341	2098	577	639	27	0	0
41	BB	428	3341	2098	577	639	27	0	0
41	BL	428	3341	2098	577	639	27	0	0
41	BM	428	3341	2098	577	639	27	0	0
41	BN	428	3341	2098	577	639	27	0	0
41	BO	428	3341	2098	577	639	27	0	0
41	BP	428	3341	2098	577	639	27	0	0
41	CB	428	3341	2098	577	639	27	0	0
41	CL	428	3341	2098	577	639	27	0	0
41	CM	428	3341	2098	577	639	27	0	0
41	CN	428	3341	2098	577	639	27	0	0
41	CO	428	3341	2098	577	639	27	0	0
41	CP	428	3341	2098	577	639	27	0	0
41	DB	428	3341	2098	577	639	27	0	0
41	DL	428	3341	2098	577	639	27	0	0
41	DM	428	3341	2098	577	639	27	0	0
41	DN	428	3341	2098	577	639	27	0	0
41	DO	428	3341	2098	577	639	27	0	0
41	DP	428	3337	2096	577	637	27	0	0
41	EB	428	3341	2098	577	639	27	0	0
41	EL	364	2826	1775	489	538	24	0	0

Continued on next page...

Continued from previous page...

Mol	Chain	Residues	Atoms					AltConf	Trace
			Total	C	N	O	S		
41	EM	428	3341	2098	577	639	27	0	0
41	EN	428	3341	2098	577	639	27	0	0
41	EO	428	3341	2098	577	639	27	0	0
41	EP	428	3341	2098	577	639	27	0	0
41	FB	428	3341	2098	577	639	27	0	0
41	FM	428	3341	2098	577	639	27	0	0
41	FN	428	3341	2098	577	639	27	0	0
41	FO	428	3341	2098	577	639	27	0	0
41	FP	428	3341	2098	577	639	27	0	0
41	GB	428	3341	2098	577	639	27	0	0
41	GM	428	3341	2098	577	639	27	0	0
41	GN	428	3341	2098	577	639	27	0	0
41	GO	428	3335	2095	574	639	27	0	0
41	GP	428	3341	2098	577	639	27	0	0
41	HB	428	3341	2098	577	639	27	0	0
41	HM	428	3341	2098	577	639	27	0	0
41	HN	428	3341	2098	577	639	27	0	0
41	HO	428	3341	2098	577	639	27	0	0
41	HP	428	3341	2098	577	639	27	0	0
41	HQ	428	3341	2098	577	639	27	0	0
41	IB	428	3341	2098	577	639	27	0	0

Continued on next page...

Continued from previous page...

Mol	Chain	Residues	Atoms					AltConf	Trace
			Total	C	N	O	S		
41	IM	428	3341	2098	577	639	27	0	0
41	IN	428	3341	2098	577	639	27	0	0
41	IO	428	3341	2098	577	639	27	0	0
41	IP	428	3341	2098	577	639	27	0	0
41	IQ	428	3341	2098	577	639	27	0	0
41	JB	428	3341	2098	577	639	27	0	0
41	JL	428	3341	2098	577	639	27	0	0
41	JM	428	3341	2098	577	639	27	0	0
41	JN	428	3341	2098	577	639	27	0	0
41	JO	428	3341	2098	577	639	27	0	0
41	KB	428	3341	2098	577	639	27	0	0
41	KL	428	3341	2098	577	639	27	0	0
41	KM	428	3341	2098	577	639	27	0	0
41	KN	428	3341	2098	577	639	27	0	0
41	KO	428	3341	2098	577	639	27	0	0
41	KP	386	3007	1892	519	573	23	0	0
41	LB	428	3341	2098	577	639	27	0	0
41	LL	428	3341	2098	577	639	27	0	0
41	LM	428	3341	2098	577	639	27	0	0
41	LN	428	3341	2098	577	639	27	0	0
41	LO	428	3341	2098	577	639	27	0	0

Continued on next page...

Continued from previous page...

Mol	Chain	Residues	Atoms					AltConf	Trace
			Total	C	N	O	S		
41	LP	428	Total 3341	C 2098	N 577	O 639	S 27	0	0
41	MB	428	Total 3341	C 2098	N 577	O 639	S 27	0	0
41	ML	428	Total 3341	C 2098	N 577	O 639	S 27	0	0
41	MM	428	Total 3341	C 2098	N 577	O 639	S 27	0	0
41	MN	428	Total 3341	C 2098	N 577	O 639	S 27	0	0
41	MO	428	Total 3341	C 2098	N 577	O 639	S 27	0	0
41	MP	428	Total 3341	C 2098	N 577	O 639	S 27	0	0
41	NB	428	Total 3341	C 2098	N 577	O 639	S 27	0	0
41	NL	428	Total 3341	C 2098	N 577	O 639	S 27	0	0
41	NM	428	Total 3341	C 2098	N 577	O 639	S 27	0	0
41	NN	428	Total 3341	C 2098	N 577	O 639	S 27	0	0
41	NO	428	Total 3341	C 2098	N 577	O 639	S 27	0	0
41	NP	418	Total 3264	C 2052	N 565	O 621	S 26	0	0
41	OB	428	Total 3341	C 2098	N 577	O 639	S 27	0	0
41	OL	428	Total 3341	C 2098	N 577	O 639	S 27	0	0
41	OM	428	Total 3341	C 2098	N 577	O 639	S 27	0	0
41	ON	428	Total 3341	C 2098	N 577	O 639	S 27	0	0
41	OO	428	Total 3341	C 2098	N 577	O 639	S 27	0	0
41	OP	428	Total 3341	C 2098	N 577	O 639	S 27	0	0
41	PB	428	Total 3341	C 2098	N 577	O 639	S 27	0	0
41	PL	428	Total 3341	C 2098	N 577	O 639	S 27	0	0

Continued on next page...

Continued from previous page...

Mol	Chain	Residues	Atoms					AltConf	Trace
			Total	C	N	O	S		
41	PM	428	3341	2098	577	639	27	0	0
41	PN	428	3341	2098	577	639	27	0	0
41	PO	428	3341	2098	577	639	27	0	0
41	PP	428	3341	2098	577	639	27	0	0
41	QB	428	3341	2098	577	639	27	0	0
41	QL	428	3341	2098	577	639	27	0	0
41	QM	428	3341	2098	577	639	27	0	0
41	QN	428	3341	2098	577	639	27	0	0
41	QO	428	3341	2098	577	639	27	0	0
41	QP	428	3327	2090	575	636	26	0	0
41	RB	428	3341	2098	577	639	27	0	0
41	RL	428	3341	2098	577	639	27	0	0
41	RM	428	3341	2098	577	639	27	0	0
41	RN	428	3341	2098	577	639	27	0	0
41	RO	428	3341	2098	577	639	27	0	0
41	RP	428	3341	2098	577	639	27	0	0
41	SB	428	3341	2098	577	639	27	0	0
41	SL	381	2964	1861	512	567	24	0	0
41	SM	428	3341	2098	577	639	27	0	0
41	SN	428	3341	2098	577	639	27	0	0
41	SO	428	3341	2098	577	639	27	0	0

Continued on next page...

Continued from previous page...

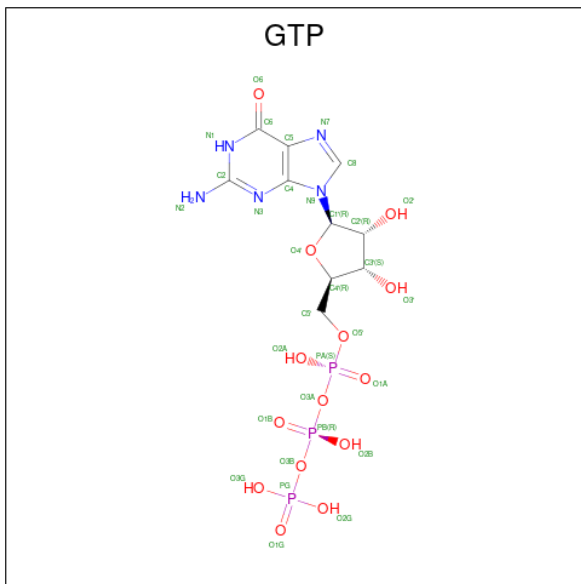
Mol	Chain	Residues	Atoms					AltConf	Trace
			Total	C	N	O	S		
41	SP	428	Total 3341	C 2098	N 577	O 639	S 27	0	0
41	TB	428	Total 3341	C 2098	N 577	O 639	S 27	0	0
41	TL	387	Total 3019	C 1899	N 521	O 576	S 23	0	0
41	TM	428	Total 3341	C 2098	N 577	O 639	S 27	0	0
41	TN	428	Total 3341	C 2098	N 577	O 639	S 27	0	0
41	TO	428	Total 3341	C 2098	N 577	O 639	S 27	0	0
41	TP	428	Total 3341	C 2098	N 577	O 639	S 27	0	0
41	UB	428	Total 3341	C 2098	N 577	O 639	S 27	0	0
41	UM	428	Total 3341	C 2098	N 577	O 639	S 27	0	0
41	UN	428	Total 3341	C 2098	N 577	O 639	S 27	0	0
41	UO	428	Total 3341	C 2098	N 577	O 639	S 27	0	0
41	UP	428	Total 3341	C 2098	N 577	O 639	S 27	0	0
41	VB	428	Total 3341	C 2098	N 577	O 639	S 27	0	0
41	VN	428	Total 3341	C 2098	N 577	O 639	S 27	0	0
41	VO	428	Total 3341	C 2098	N 577	O 639	S 27	0	0
41	VP	428	Total 3341	C 2098	N 577	O 639	S 27	0	0
41	VQ	428	Total 3341	C 2098	N 577	O 639	S 27	0	0
41	WB	428	Total 3341	C 2098	N 577	O 639	S 27	0	0
41	WM	428	Total 3341	C 2098	N 577	O 639	S 27	0	0
41	WN	428	Total 3341	C 2098	N 577	O 639	S 27	0	0
41	WO	428	Total 3341	C 2098	N 577	O 639	S 27	0	0

Continued on next page...

Continued from previous page...

Mol	Chain	Residues	Atoms					AltConf	Trace
			Total	C	N	O	S		
41	WP	428	Total 3341	C 2098	N 577	O 639	S 27	0	0
41	WQ	421	Total 3285	C 2065	N 569	O 625	S 26	0	0

- Molecule 42 is GUANOSINE-5'-TRIPHOSPHATE (three-letter code: GTP) (formula: $C_{10}H_{16}N_5O_{14}P_3$) (labeled as "Ligand of Interest" by depositor).



Mol	Chain	Residues	Atoms					AltConf
			Total	C	N	O	P	
42	AA	1	Total 32	C 10	N 5	O 14	P 3	0
42	AE	1	Total 32	C 10	N 5	O 14	P 3	0
42	AF	1	Total 32	C 10	N 5	O 14	P 3	0
42	AG	1	Total 32	C 10	N 5	O 14	P 3	0
42	AH	1	Total 32	C 10	N 5	O 14	P 3	0
42	BA	1	Total 32	C 10	N 5	O 14	P 3	0
42	BF	1	Total 32	C 10	N 5	O 14	P 3	0
42	BG	1	Total 32	C 10	N 5	O 14	P 3	0
42	BH	1	Total 32	C 10	N 5	O 14	P 3	0

Continued on next page...

Continued from previous page...

Mol	Chain	Residues	Atoms					AltConf
			Total	C	N	O	P	
42	BI	1	Total 32	C 10	N 5	O 14	P 3	0
42	BL	1	Total 32	C 10	N 5	O 14	P 3	0
42	CA	1	Total 32	C 10	N 5	O 14	P 3	0
42	CE	1	Total 32	C 10	N 5	O 14	P 3	0
42	CF	1	Total 32	C 10	N 5	O 14	P 3	0
42	CG	1	Total 32	C 10	N 5	O 14	P 3	0
42	CH	1	Total 32	C 10	N 5	O 14	P 3	0
42	CI	1	Total 32	C 10	N 5	O 14	P 3	0
42	DA	1	Total 32	C 10	N 5	O 14	P 3	0
42	DE	1	Total 32	C 10	N 5	O 14	P 3	0
42	DF	1	Total 32	C 10	N 5	O 14	P 3	0
42	DG	1	Total 32	C 10	N 5	O 14	P 3	0
42	DH	1	Total 32	C 10	N 5	O 14	P 3	0
42	DI	1	Total 32	C 10	N 5	O 14	P 3	0
42	EA	1	Total 32	C 10	N 5	O 14	P 3	0
42	EF	1	Total 32	C 10	N 5	O 14	P 3	0
42	EG	1	Total 32	C 10	N 5	O 14	P 3	0
42	EH	1	Total 32	C 10	N 5	O 14	P 3	0
42	EI	1	Total 32	C 10	N 5	O 14	P 3	0
42	EL	1	Total 32	C 10	N 5	O 14	P 3	0
42	FB	1	Total 32	C 10	N 5	O 14	P 3	0

Continued on next page...

Continued from previous page...

Mol	Chain	Residues	Atoms				AltConf	
			Total	C	N	O		P
42	FE	1	32	10	5	14	3	0
42	FI	1	32	10	5	14	3	0
42	FM	1	32	10	5	14	3	0
42	FN	1	32	10	5	14	3	0
42	FO	1	32	10	5	14	3	0
42	GA	1	32	10	5	14	3	0
42	GB	1	32	10	5	14	3	0
42	GE	1	32	10	5	14	3	0
42	GF	1	32	10	5	14	3	0
42	GH	1	32	10	5	14	3	0
42	GP	1	32	10	5	14	3	0
42	HA	1	32	10	5	14	3	0
42	HB	1	32	10	5	14	3	0
42	HE	1	32	10	5	14	3	0
42	HH	1	32	10	5	14	3	0
42	HM	1	32	10	5	14	3	0
42	HP	1	32	10	5	14	3	0
42	IA	1	32	10	5	14	3	0
42	IE	1	32	10	5	14	3	0
42	IF	1	32	10	5	14	3	0
42	IG	1	32	10	5	14	3	0

Continued on next page...

Continued from previous page...

Mol	Chain	Residues	Atoms					AltConf
			Total	C	N	O	P	
42	IH	1	Total 32	C 10	N 5	O 14	P 3	0
42	II	1	Total 32	C 10	N 5	O 14	P 3	0
42	JA	1	Total 32	C 10	N 5	O 14	P 3	0
42	JB	1	Total 32	C 10	N 5	O 14	P 3	0
42	JD	1	Total 32	C 10	N 5	O 14	P 3	0
42	JE	1	Total 32	C 10	N 5	O 14	P 3	0
42	JF	1	Total 32	C 10	N 5	O 14	P 3	0
42	JO	1	Total 32	C 10	N 5	O 14	P 3	0
42	KB	1	Total 32	C 10	N 5	O 14	P 3	0
42	KD	1	Total 32	C 10	N 5	O 14	P 3	0
42	KE	1	Total 32	C 10	N 5	O 14	P 3	0
42	KM	1	Total 32	C 10	N 5	O 14	P 3	0
42	KN	1	Total 32	C 10	N 5	O 14	P 3	0
42	KO	1	Total 32	C 10	N 5	O 14	P 3	0
42	LA	1	Total 32	C 10	N 5	O 14	P 3	0
42	LB	1	Total 32	C 10	N 5	O 14	P 3	0
42	LD	1	Total 32	C 10	N 5	O 14	P 3	0
42	LL	1	Total 32	C 10	N 5	O 14	P 3	0
42	LM	1	Total 32	C 10	N 5	O 14	P 3	0
42	LO	1	Total 32	C 10	N 5	O 14	P 3	0
42	MB	1	Total 32	C 10	N 5	O 14	P 3	0

Continued on next page...

Continued from previous page...

Mol	Chain	Residues	Atoms					AltConf
			Total	C	N	O	P	
42	MD	1	Total 32	C 10	N 5	O 14	P 3	0
42	MH	1	Total 32	C 10	N 5	O 14	P 3	0
42	ML	1	Total 32	C 10	N 5	O 14	P 3	0
42	MM	1	Total 32	C 10	N 5	O 14	P 3	0
42	MN	1	Total 32	C 10	N 5	O 14	P 3	0
42	ND	1	Total 32	C 10	N 5	O 14	P 3	0
42	NE	1	Total 32	C 10	N 5	O 14	P 3	0
42	NG	1	Total 32	C 10	N 5	O 14	P 3	0
42	NM	1	Total 32	C 10	N 5	O 14	P 3	0
42	NN	1	Total 32	C 10	N 5	O 14	P 3	0
42	NO	1	Total 32	C 10	N 5	O 14	P 3	0
42	OB	1	Total 32	C 10	N 5	O 14	P 3	0
42	OD	1	Total 32	C 10	N 5	O 14	P 3	0
42	OL	1	Total 32	C 10	N 5	O 14	P 3	0
42	OM	1	Total 32	C 10	N 5	O 14	P 3	0
42	ON	1	Total 32	C 10	N 5	O 14	P 3	0
42	OO	1	Total 32	C 10	N 5	O 14	P 3	0
42	PB	1	Total 32	C 10	N 5	O 14	P 3	0
42	PD	1	Total 32	C 10	N 5	O 14	P 3	0
42	PE	1	Total 32	C 10	N 5	O 14	P 3	0
42	PM	1	Total 32	C 10	N 5	O 14	P 3	0

Continued on next page...

Continued from previous page...

Mol	Chain	Residues	Atoms					AltConf
			Total	C	N	O	P	
42	PN	1	Total 32	C 10	N 5	O 14	P 3	0
42	PO	1	Total 32	C 10	N 5	O 14	P 3	0
42	QF	1	Total 32	C 10	N 5	O 14	P 3	0
42	QG	1	Total 32	C 10	N 5	O 14	P 3	0
42	QL	1	Total 32	C 10	N 5	O 14	P 3	0
42	QN	1	Total 32	C 10	N 5	O 14	P 3	0
42	QO	1	Total 32	C 10	N 5	O 14	P 3	0
42	RE	1	Total 32	C 10	N 5	O 14	P 3	0
42	RF	1	Total 32	C 10	N 5	O 14	P 3	0
42	RG	1	Total 32	C 10	N 5	O 14	P 3	0
42	RN	1	Total 32	C 10	N 5	O 14	P 3	0
42	RO	1	Total 32	C 10	N 5	O 14	P 3	0
42	RP	1	Total 32	C 10	N 5	O 14	P 3	0
42	SG	1	Total 32	C 10	N 5	O 14	P 3	0
42	SH	1	Total 32	C 10	N 5	O 14	P 3	0
42	SL	1	Total 32	C 10	N 5	O 14	P 3	0
42	SM	1	Total 32	C 10	N 5	O 14	P 3	0
42	SN	1	Total 32	C 10	N 5	O 14	P 3	0
42	SP	1	Total 32	C 10	N 5	O 14	P 3	0
42	TF	1	Total 32	C 10	N 5	O 14	P 3	0
42	TG	1	Total 32	C 10	N 5	O 14	P 3	0

Continued on next page...

Continued from previous page...

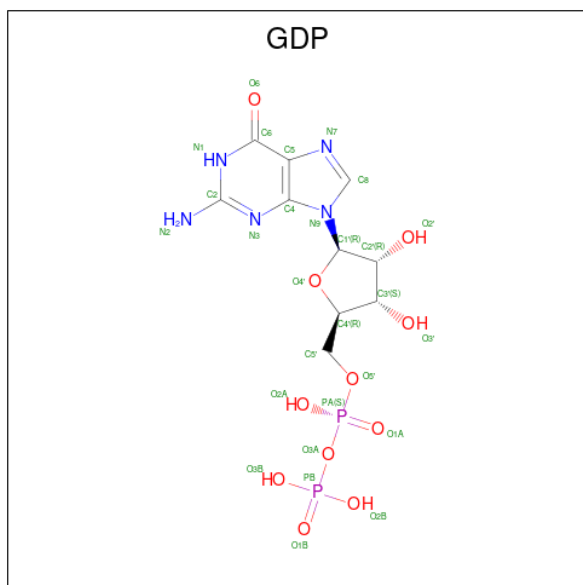
Mol	Chain	Residues	Atoms					AltConf
			Total	C	N	O	P	
42	TH	1	Total 32	C 10	N 5	O 14	P 3	0
42	TI	1	Total 32	C 10	N 5	O 14	P 3	0
42	TL	1	Total 32	C 10	N 5	O 14	P 3	0
42	TN	1	Total 32	C 10	N 5	O 14	P 3	0
42	UA	1	Total 32	C 10	N 5	O 14	P 3	0
42	UB	1	Total 32	C 10	N 5	O 14	P 3	0
42	UE	1	Total 32	C 10	N 5	O 14	P 3	0
42	UI	1	Total 32	C 10	N 5	O 14	P 3	0
42	UM	1	Total 32	C 10	N 5	O 14	P 3	0
42	UO	1	Total 32	C 10	N 5	O 14	P 3	0
42	VA	1	Total 32	C 10	N 5	O 14	P 3	0
42	VB	1	Total 32	C 10	N 5	O 14	P 3	0
42	VF	1	Total 32	C 10	N 5	O 14	P 3	0
42	VN	1	Total 32	C 10	N 5	O 14	P 3	0
42	VP	1	Total 32	C 10	N 5	O 14	P 3	0
42	VQ	1	Total 32	C 10	N 5	O 14	P 3	0
42	WA	1	Total 32	C 10	N 5	O 14	P 3	0
42	WE	1	Total 32	C 10	N 5	O 14	P 3	0
42	WF	1	Total 32	C 10	N 5	O 14	P 3	0
42	WG	1	Total 32	C 10	N 5	O 14	P 3	0
42	WI	1	Total 32	C 10	N 5	O 14	P 3	0

Continued on next page...

Continued from previous page...

Mol	Chain	Residues	Atoms				AltConf	
			Total	C	N	O		P
42	WO	1	32	10	5	14	3	0

- Molecule 43 is GUANOSINE-5'-DIPHOSPHATE (three-letter code: GDP) (formula: $C_{10}H_{15}N_5O_{11}P_2$) (labeled as "Ligand of Interest" by depositor).



Mol	Chain	Residues	Atoms				AltConf	
			Total	C	N	O		P
43	AB	1	28	10	5	11	2	0
43	AL	1	28	10	5	11	2	0
43	AM	1	28	10	5	11	2	0
43	AN	1	28	10	5	11	2	0
43	AO	1	28	10	5	11	2	0
43	AP	1	28	10	5	11	2	0
43	BB	1	28	10	5	11	2	0
43	BL	1	28	10	5	11	2	0
43	BM	1	28	10	5	11	2	0
43	BN	1	28	10	5	11	2	0

Continued on next page...

Continued from previous page...

Mol	Chain	Residues	Atoms					AltConf
			Total	C	N	O	P	
43	BO	1	28	10	5	11	2	0
43	BP	1	28	10	5	11	2	0
43	CB	1	28	10	5	11	2	0
43	CL	1	28	10	5	11	2	0
43	CM	1	28	10	5	11	2	0
43	CN	1	28	10	5	11	2	0
43	CO	1	28	10	5	11	2	0
43	CP	1	28	10	5	11	2	0
43	DB	1	28	10	5	11	2	0
43	DL	1	28	10	5	11	2	0
43	DM	1	28	10	5	11	2	0
43	DN	1	28	10	5	11	2	0
43	DO	1	28	10	5	11	2	0
43	DP	1	28	10	5	11	2	0
43	EB	1	28	10	5	11	2	0
43	EL	1	28	10	5	11	2	0
43	EM	1	28	10	5	11	2	0
43	EN	1	28	10	5	11	2	0
43	EO	1	28	10	5	11	2	0
43	EP	1	28	10	5	11	2	0
43	FB	1	28	10	5	11	2	0

Continued on next page...

Continued from previous page...

Mol	Chain	Residues	Atoms					AltConf
			Total	C	N	O	P	
43	FM	1	Total 28	C 10	N 5	O 11	P 2	0
43	FN	1	Total 28	C 10	N 5	O 11	P 2	0
43	FO	1	Total 28	C 10	N 5	O 11	P 2	0
43	FP	1	Total 28	C 10	N 5	O 11	P 2	0
43	GB	1	Total 28	C 10	N 5	O 11	P 2	0
43	GM	1	Total 28	C 10	N 5	O 11	P 2	0
43	GN	1	Total 28	C 10	N 5	O 11	P 2	0
43	GO	1	Total 28	C 10	N 5	O 11	P 2	0
43	GP	1	Total 28	C 10	N 5	O 11	P 2	0
43	HB	1	Total 28	C 10	N 5	O 11	P 2	0
43	HM	1	Total 28	C 10	N 5	O 11	P 2	0
43	HN	1	Total 28	C 10	N 5	O 11	P 2	0
43	HO	1	Total 28	C 10	N 5	O 11	P 2	0
43	HP	1	Total 28	C 10	N 5	O 11	P 2	0
43	HQ	1	Total 28	C 10	N 5	O 11	P 2	0
43	IB	1	Total 28	C 10	N 5	O 11	P 2	0
43	IM	1	Total 28	C 10	N 5	O 11	P 2	0
43	IN	1	Total 28	C 10	N 5	O 11	P 2	0
43	IO	1	Total 28	C 10	N 5	O 11	P 2	0
43	IP	1	Total 28	C 10	N 5	O 11	P 2	0
43	IQ	1	Total 28	C 10	N 5	O 11	P 2	0

Continued on next page...

Continued from previous page...

Mol	Chain	Residues	Atoms					AltConf
			Total	C	N	O	P	
43	JB	1	Total 28	C 10	N 5	O 11	P 2	0
43	JL	1	Total 28	C 10	N 5	O 11	P 2	0
43	JM	1	Total 28	C 10	N 5	O 11	P 2	0
43	JN	1	Total 28	C 10	N 5	O 11	P 2	0
43	JO	1	Total 28	C 10	N 5	O 11	P 2	0
43	KB	1	Total 28	C 10	N 5	O 11	P 2	0
43	KL	1	Total 28	C 10	N 5	O 11	P 2	0
43	KM	1	Total 28	C 10	N 5	O 11	P 2	0
43	KN	1	Total 28	C 10	N 5	O 11	P 2	0
43	KO	1	Total 28	C 10	N 5	O 11	P 2	0
43	KP	1	Total 28	C 10	N 5	O 11	P 2	0
43	LB	1	Total 28	C 10	N 5	O 11	P 2	0
43	LL	1	Total 28	C 10	N 5	O 11	P 2	0
43	LM	1	Total 28	C 10	N 5	O 11	P 2	0
43	LN	1	Total 28	C 10	N 5	O 11	P 2	0
43	LO	1	Total 28	C 10	N 5	O 11	P 2	0
43	LP	1	Total 28	C 10	N 5	O 11	P 2	0
43	MB	1	Total 28	C 10	N 5	O 11	P 2	0
43	ML	1	Total 28	C 10	N 5	O 11	P 2	0
43	MM	1	Total 28	C 10	N 5	O 11	P 2	0
43	MN	1	Total 28	C 10	N 5	O 11	P 2	0

Continued on next page...

Continued from previous page...

Mol	Chain	Residues	Atoms					AltConf
			Total	C	N	O	P	
43	MO	1	Total 28	C 10	N 5	O 11	P 2	0
43	MP	1	Total 28	C 10	N 5	O 11	P 2	0
43	NB	1	Total 28	C 10	N 5	O 11	P 2	0
43	NL	1	Total 28	C 10	N 5	O 11	P 2	0
43	NM	1	Total 28	C 10	N 5	O 11	P 2	0
43	NN	1	Total 28	C 10	N 5	O 11	P 2	0
43	NO	1	Total 28	C 10	N 5	O 11	P 2	0
43	NP	1	Total 28	C 10	N 5	O 11	P 2	0
43	OB	1	Total 28	C 10	N 5	O 11	P 2	0
43	OL	1	Total 28	C 10	N 5	O 11	P 2	0
43	OM	1	Total 28	C 10	N 5	O 11	P 2	0
43	ON	1	Total 28	C 10	N 5	O 11	P 2	0
43	OO	1	Total 28	C 10	N 5	O 11	P 2	0
43	OP	1	Total 28	C 10	N 5	O 11	P 2	0
43	PB	1	Total 28	C 10	N 5	O 11	P 2	0
43	PL	1	Total 28	C 10	N 5	O 11	P 2	0
43	PM	1	Total 28	C 10	N 5	O 11	P 2	0
43	PN	1	Total 28	C 10	N 5	O 11	P 2	0
43	PO	1	Total 28	C 10	N 5	O 11	P 2	0
43	PP	1	Total 28	C 10	N 5	O 11	P 2	0
43	QB	1	Total 28	C 10	N 5	O 11	P 2	0

Continued on next page...

Continued from previous page...

Mol	Chain	Residues	Atoms					AltConf
			Total	C	N	O	P	
43	QL	1	Total 28	C 10	N 5	O 11	P 2	0
43	QM	1	Total 28	C 10	N 5	O 11	P 2	0
43	QN	1	Total 28	C 10	N 5	O 11	P 2	0
43	QO	1	Total 28	C 10	N 5	O 11	P 2	0
43	QP	1	Total 28	C 10	N 5	O 11	P 2	0
43	RB	1	Total 28	C 10	N 5	O 11	P 2	0
43	RL	1	Total 28	C 10	N 5	O 11	P 2	0
43	RM	1	Total 28	C 10	N 5	O 11	P 2	0
43	RN	1	Total 28	C 10	N 5	O 11	P 2	0
43	RO	1	Total 28	C 10	N 5	O 11	P 2	0
43	RP	1	Total 28	C 10	N 5	O 11	P 2	0
43	SB	1	Total 28	C 10	N 5	O 11	P 2	0
43	SL	1	Total 28	C 10	N 5	O 11	P 2	0
43	SM	1	Total 28	C 10	N 5	O 11	P 2	0
43	SN	1	Total 28	C 10	N 5	O 11	P 2	0
43	SO	1	Total 28	C 10	N 5	O 11	P 2	0
43	SP	1	Total 28	C 10	N 5	O 11	P 2	0
43	TB	1	Total 28	C 10	N 5	O 11	P 2	0
43	TL	1	Total 28	C 10	N 5	O 11	P 2	0
43	TM	1	Total 28	C 10	N 5	O 11	P 2	0
43	TN	1	Total 28	C 10	N 5	O 11	P 2	0

Continued on next page...


Continued from previous page...

Mol	Chain	Residues	Atoms					AltConf
			Total	C	N	O	P	
43	TO	1	Total 28	C 10	N 5	O 11	P 2	0
43	TP	1	Total 28	C 10	N 5	O 11	P 2	0
43	UB	1	Total 28	C 10	N 5	O 11	P 2	0
43	UM	1	Total 28	C 10	N 5	O 11	P 2	0
43	UN	1	Total 28	C 10	N 5	O 11	P 2	0
43	UO	1	Total 28	C 10	N 5	O 11	P 2	0
43	UP	1	Total 28	C 10	N 5	O 11	P 2	0
43	VB	1	Total 28	C 10	N 5	O 11	P 2	0
43	VN	1	Total 28	C 10	N 5	O 11	P 2	0
43	VO	1	Total 28	C 10	N 5	O 11	P 2	0
43	VP	1	Total 28	C 10	N 5	O 11	P 2	0
43	VQ	1	Total 28	C 10	N 5	O 11	P 2	0
43	WB	1	Total 28	C 10	N 5	O 11	P 2	0
43	WM	1	Total 28	C 10	N 5	O 11	P 2	0
43	WN	1	Total 28	C 10	N 5	O 11	P 2	0
43	WO	1	Total 28	C 10	N 5	O 11	P 2	0
43	WP	1	Total 28	C 10	N 5	O 11	P 2	0
43	WQ	1	Total 28	C 10	N 5	O 11	P 2	0


3 Residue-property plots

These plots are drawn for all protein, RNA, DNA and oligosaccharide chains in the entry. The first graphic for a chain summarises the proportions of the various outlier classes displayed in the second graphic. The second graphic shows the sequence view annotated by issues in geometry and atom inclusion in map density. Residues are color-coded according to the number of geometric quality criteria for which they contain at least one outlier: green = 0, yellow = 1, orange = 2 and red = 3 or more. A red diamond above a residue indicates a poor fit to the EM map for this residue (all-atom inclusion < 40%). Stretches of 2 or more consecutive residues without any outlier are shown as a green connector. Residues present in the sample, but not in the model, are shown in grey.

- Molecule 1: Armadillo repeat-containing protein 4 isoform 1

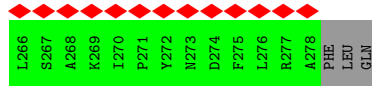


• Molecule 4: Coiled-coil domain-containing protein 114 isoform X2


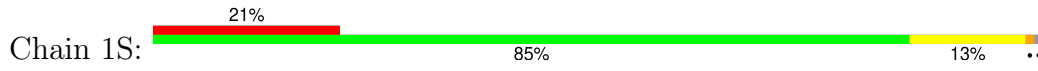


• Molecule 4: Coiled-coil domain-containing protein 114 isoform X2

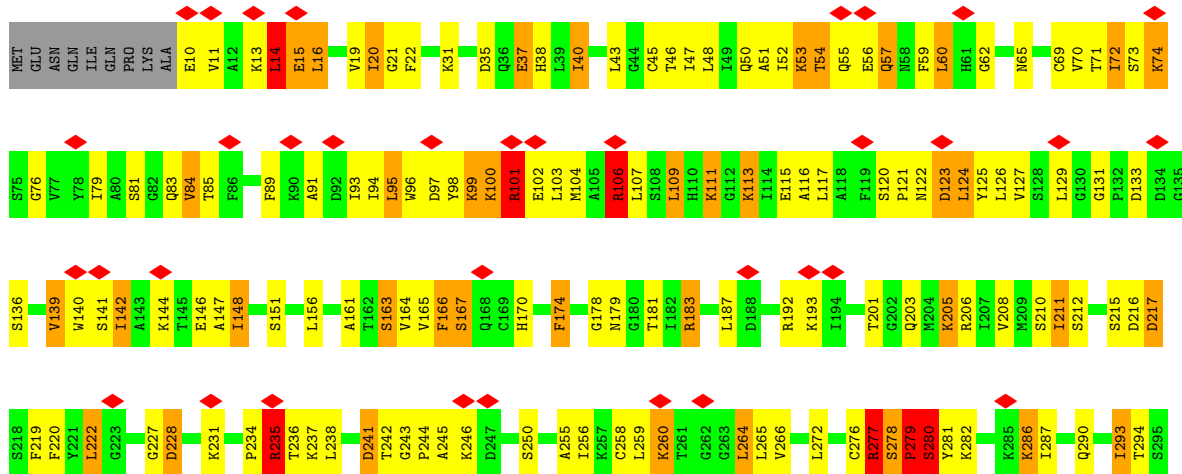


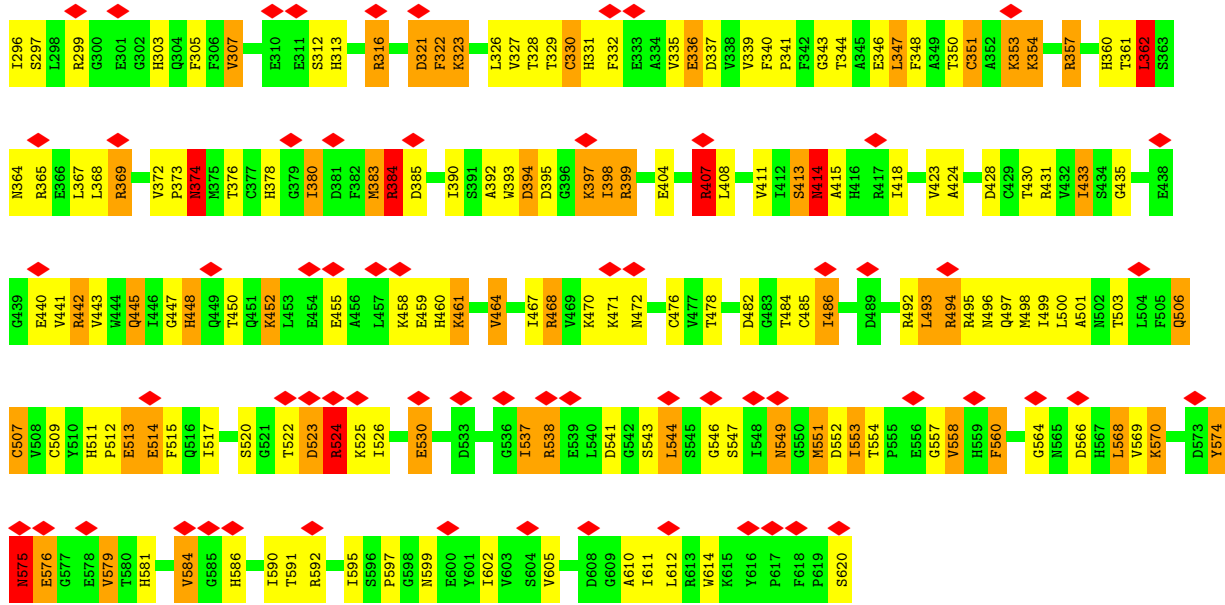


• Molecule 7: Cilia- and flagella-associated protein 52


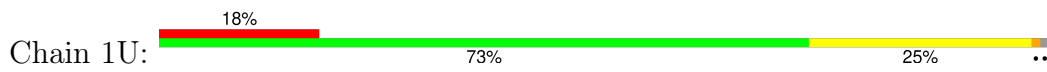


• Molecule 7: Cilia- and flagella-associated protein 52







• Molecule 7: Cilia- and flagella-associated protein 52



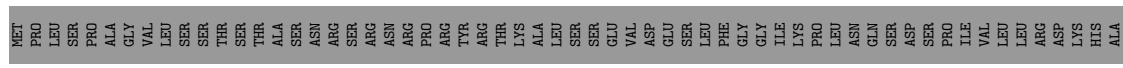
• Molecule 8: Cilia- and flagella-associated protein 45




• Molecule 8: Cilia- and flagella-associated protein 45

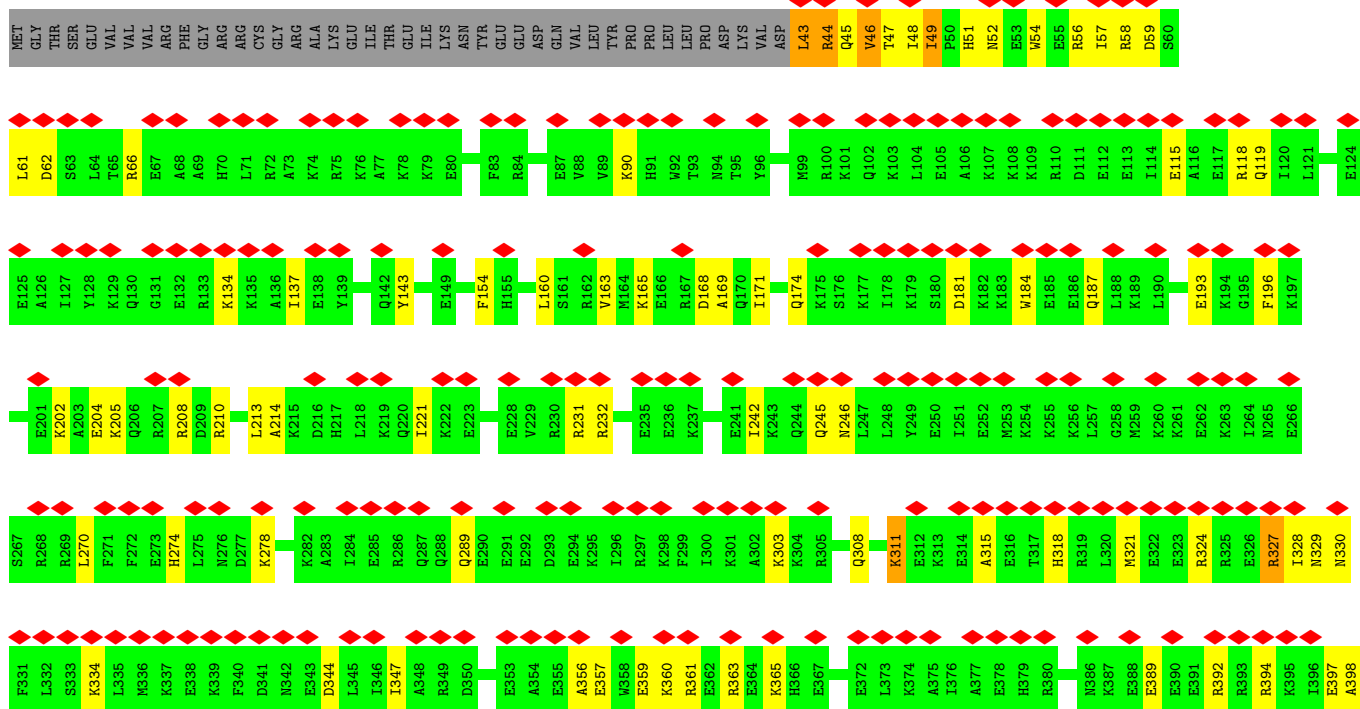
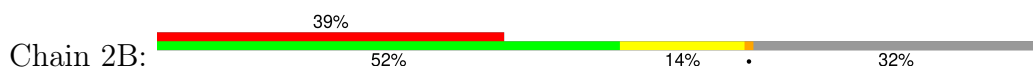



• Molecule 8: Cilia- and flagella-associated protein 45






● Molecule 9: Cilia and flagella associated protein 210

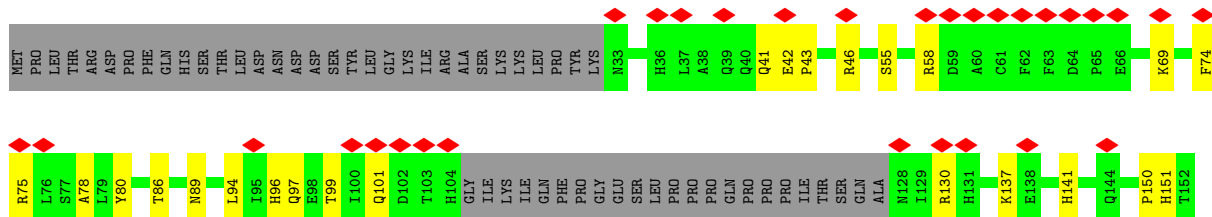




• Molecule 9: Cilia and flagella associated protein 210

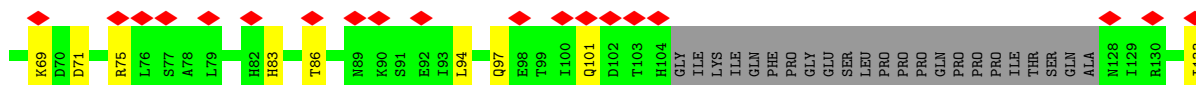



• Molecule 10: Cilia and flagella associated protein 276

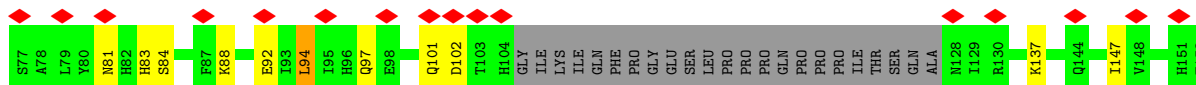
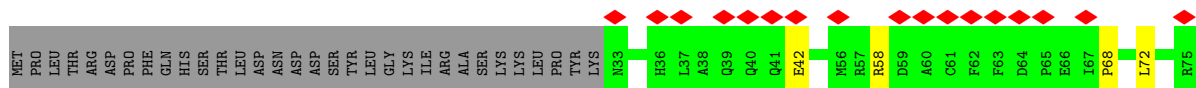




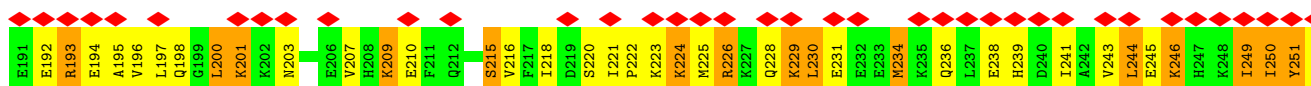
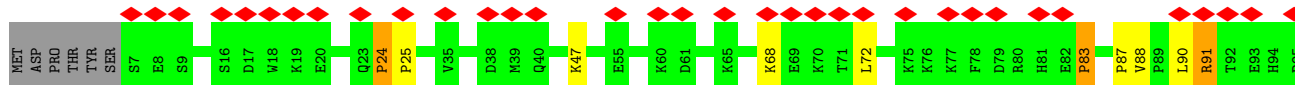
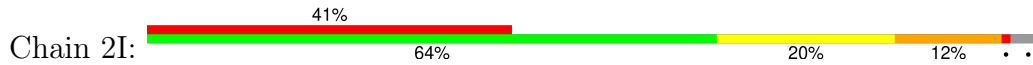
• Molecule 10: Cilia and flagella associated protein 276

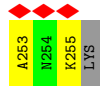


• Molecule 10: Cilia and flagella associated protein 276

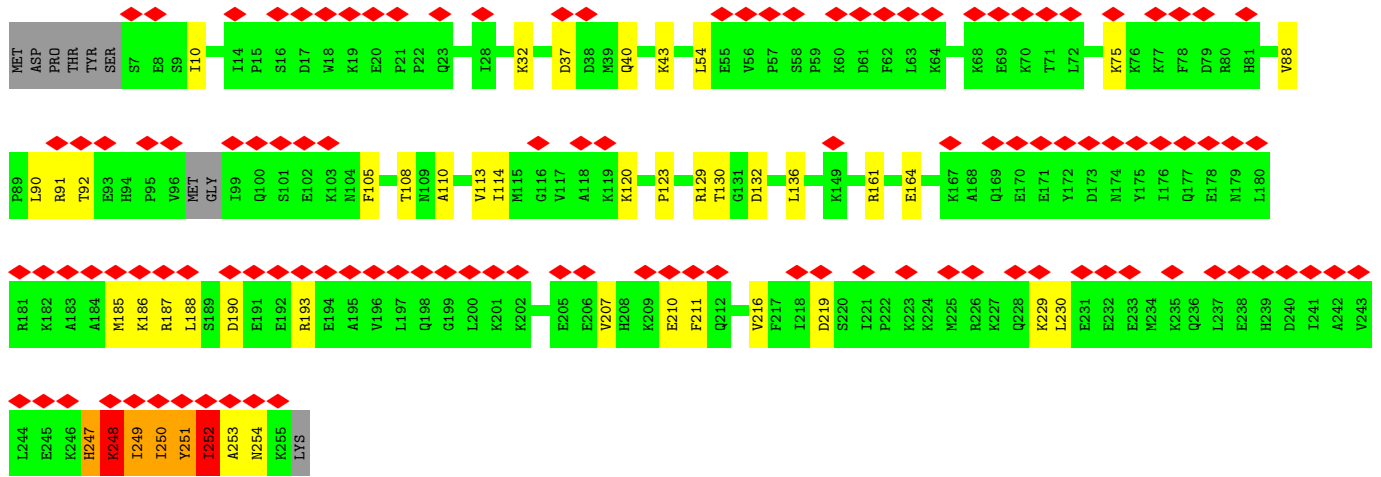
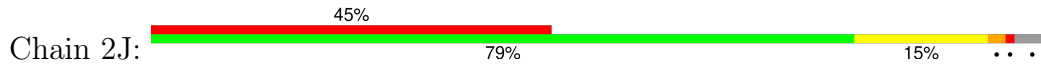


• Molecule 11: Enkurin

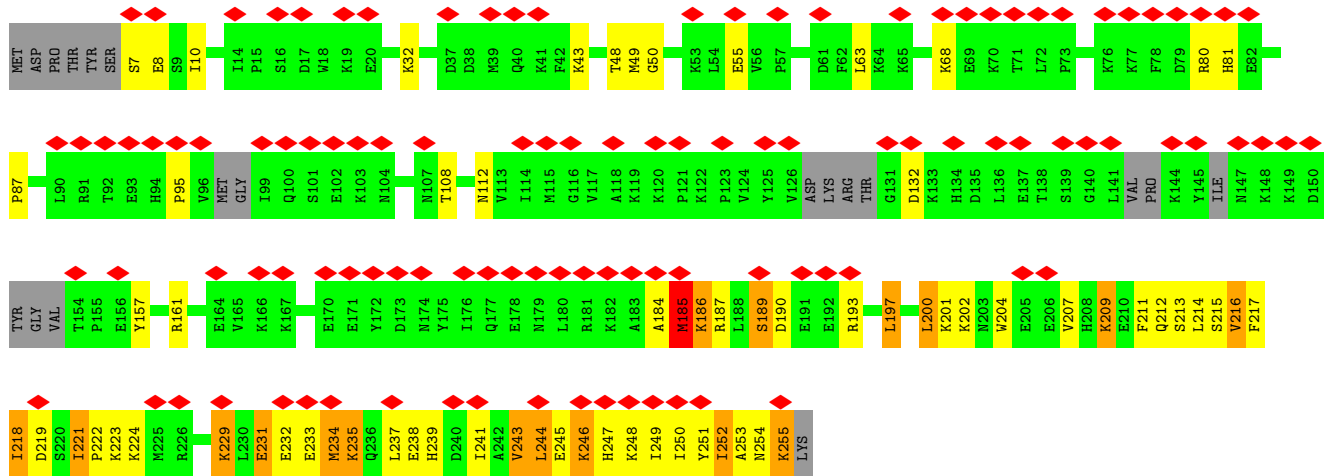




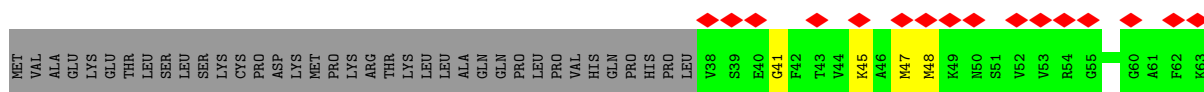
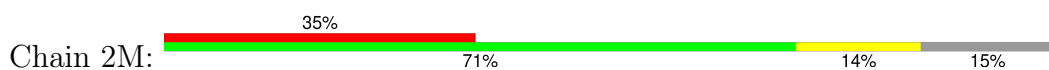
• Molecule 11: Enkurin

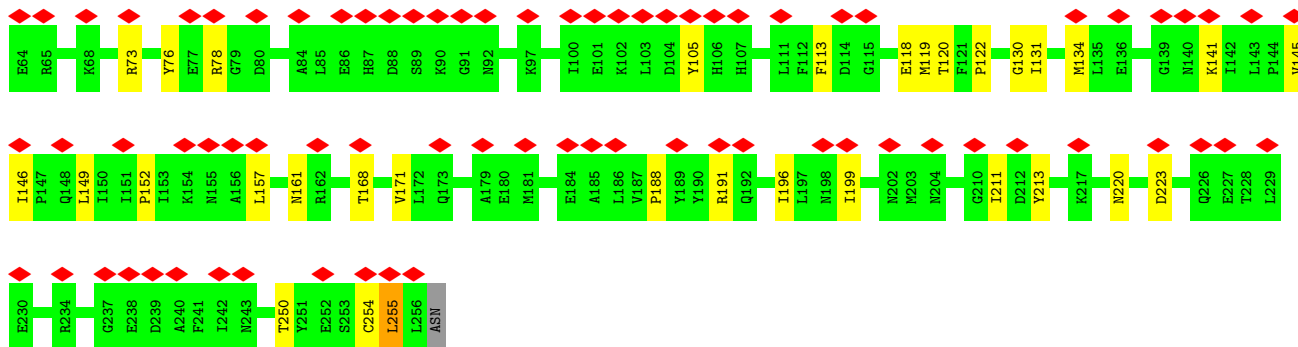


• Molecule 11: Enkurin

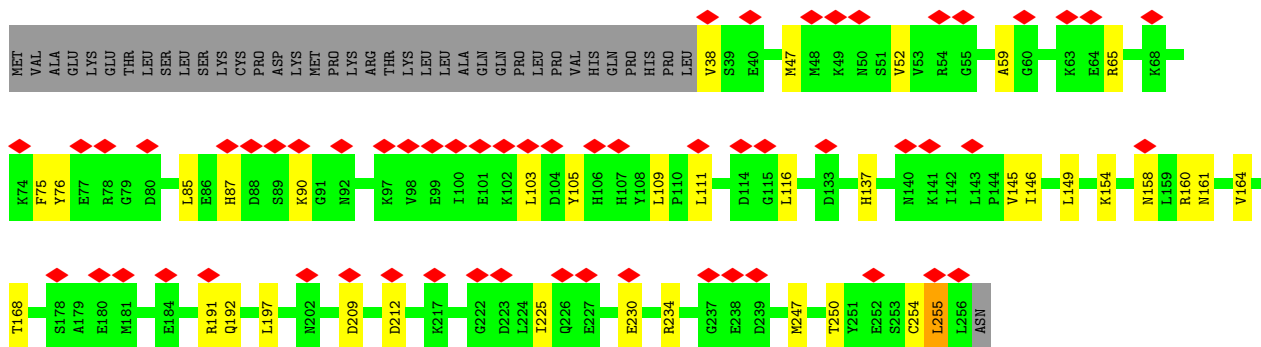


• Molecule 12: Parkin coregulated

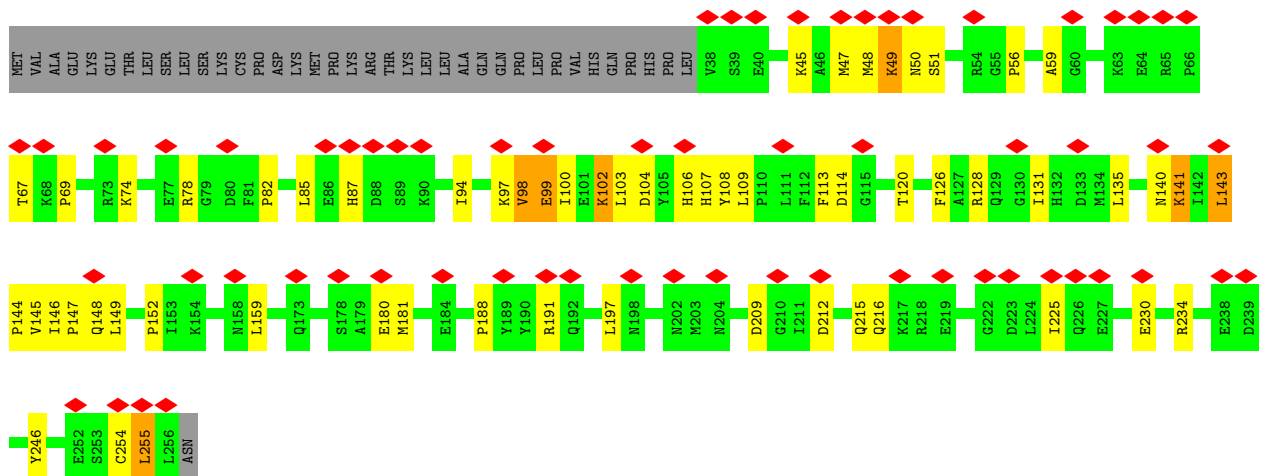




• Molecule 12: Parkin coregulated

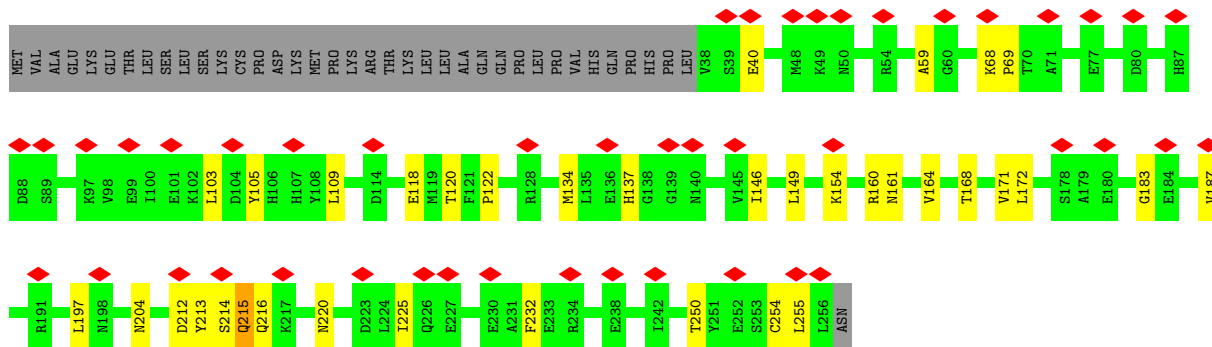


• Molecule 12: Parkin coregulated

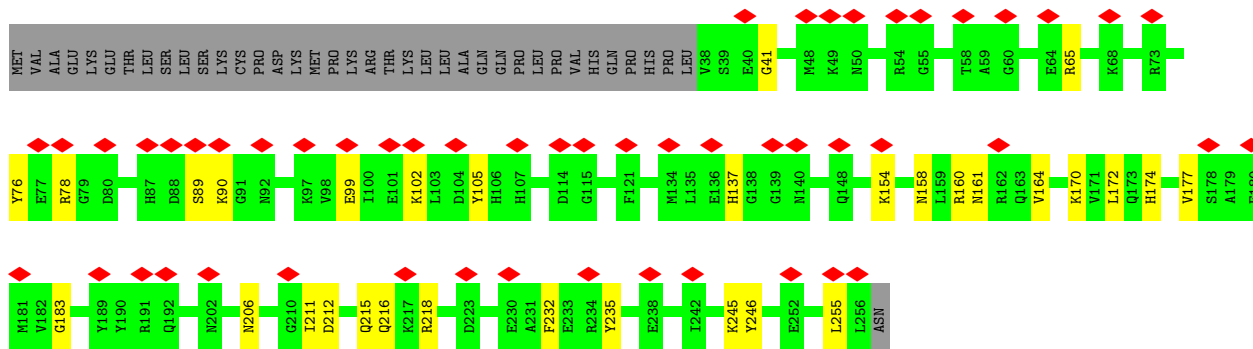
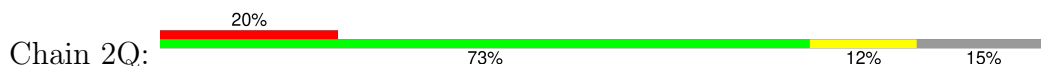


• Molecule 12: Parkin coregulated

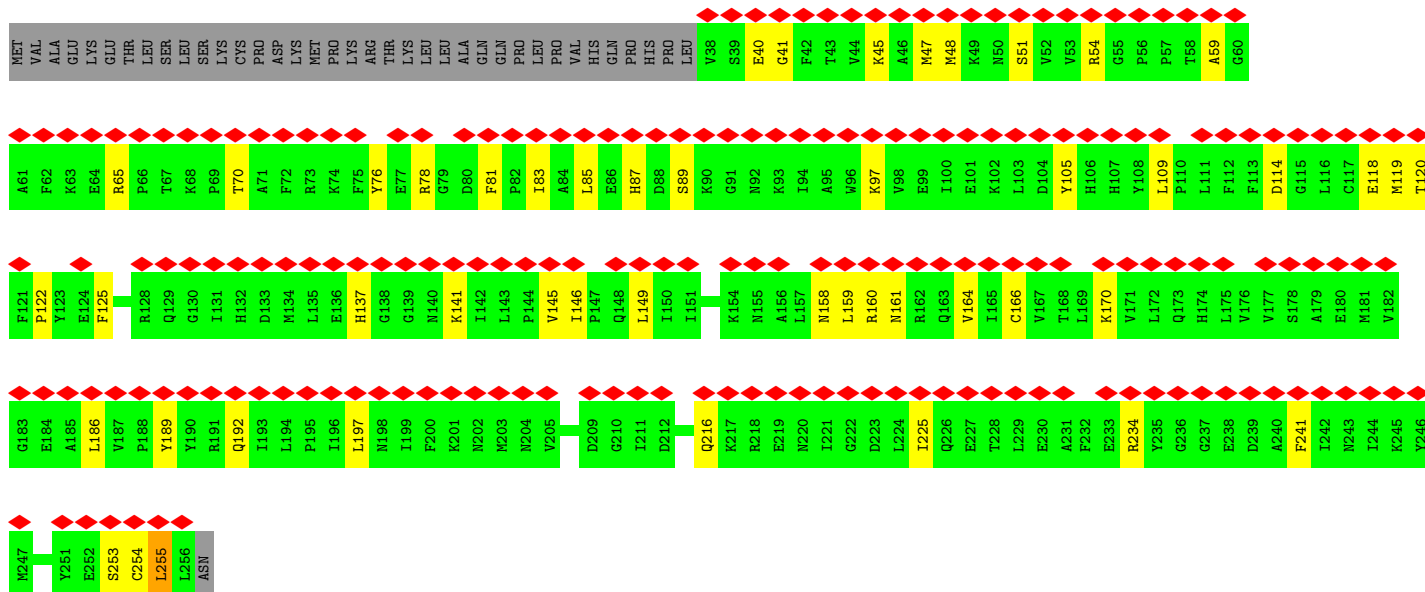
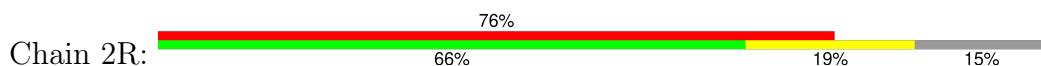




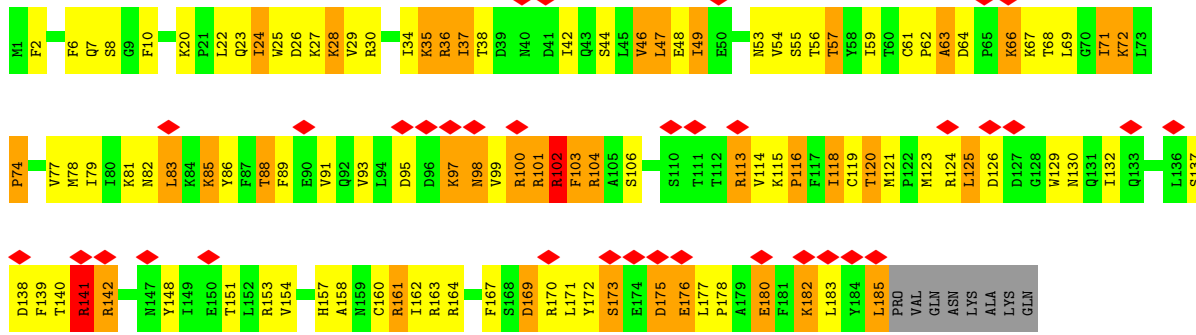
• Molecule 12: Parkin coregulated



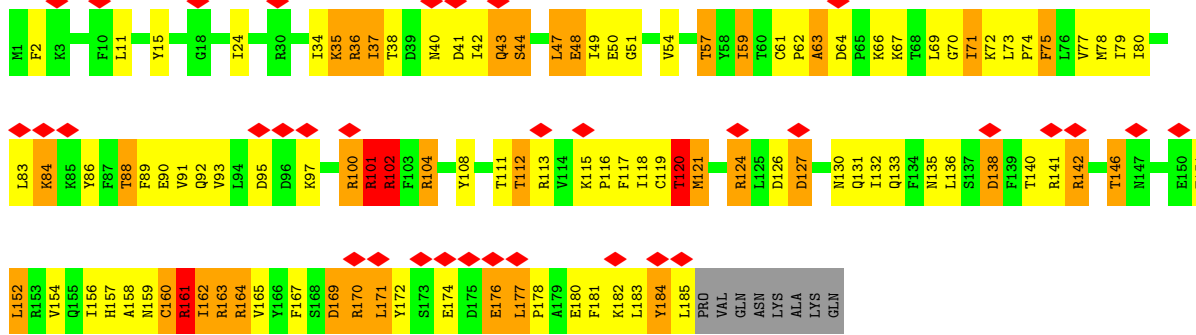
• Molecule 12: Parkin coregulated



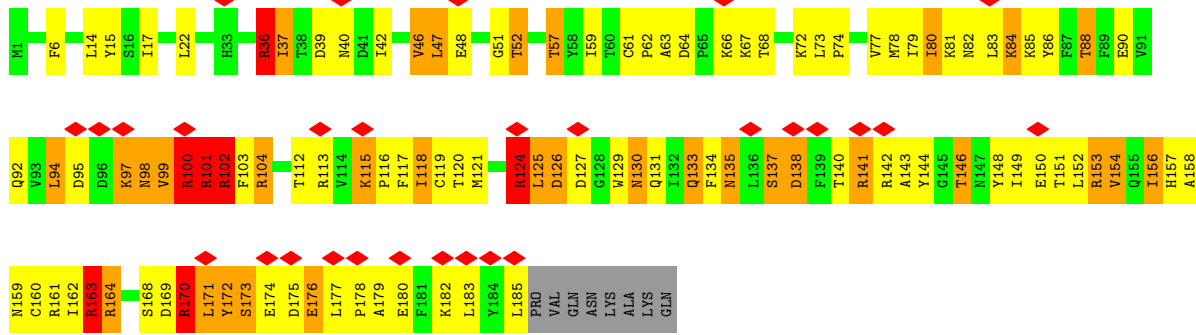
• Molecule 13: Cilia- and flagella-associated protein 20



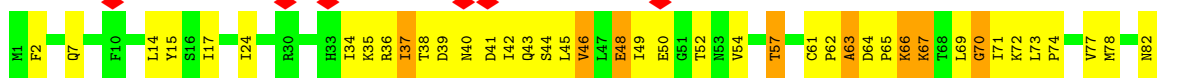
• Molecule 13: Cilia- and flagella-associated protein 20

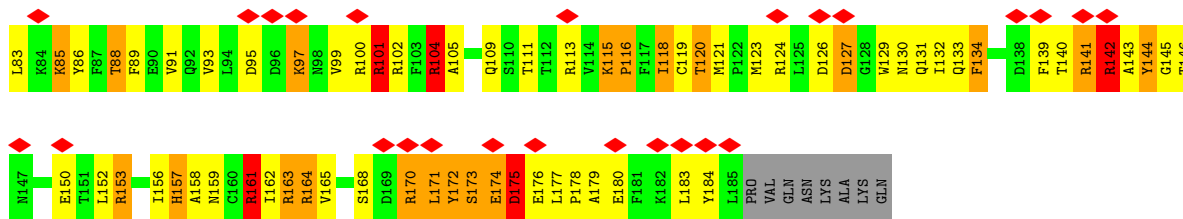


• Molecule 13: Cilia- and flagella-associated protein 20

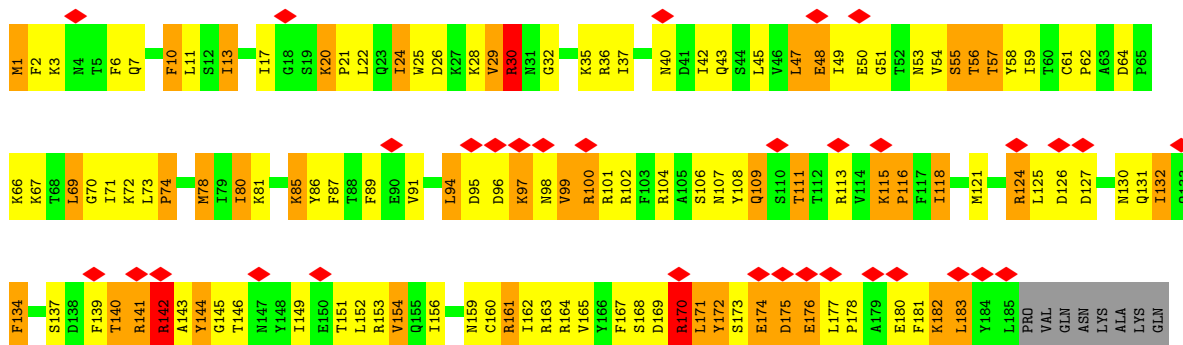


• Molecule 13: Cilia- and flagella-associated protein 20

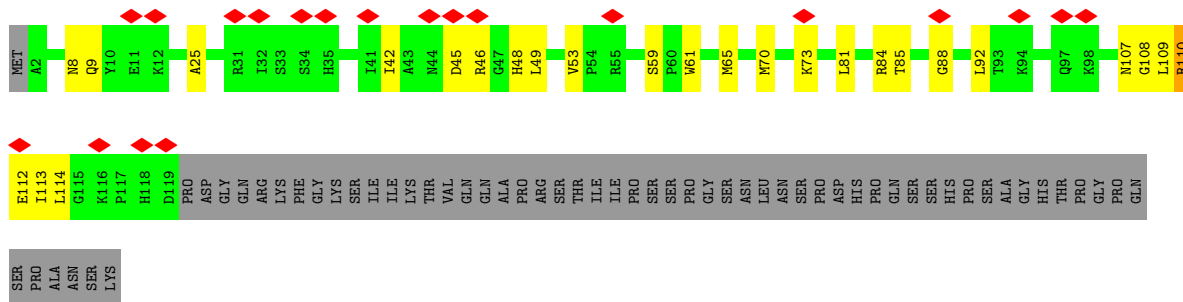




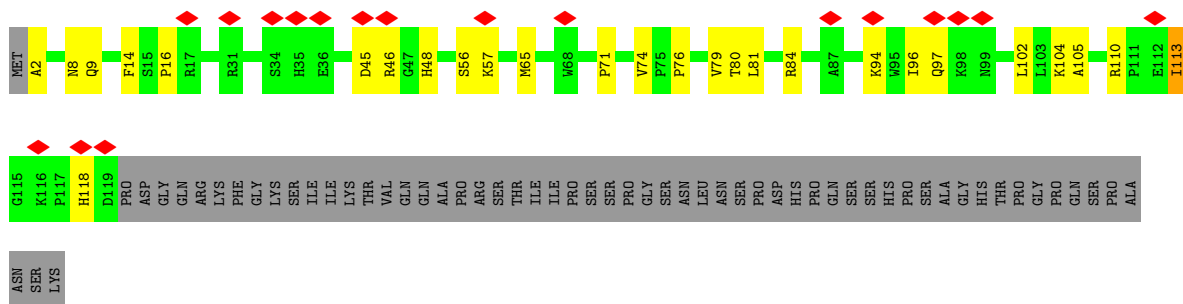
• Molecule 13: Cilia- and flagella-associated protein 20



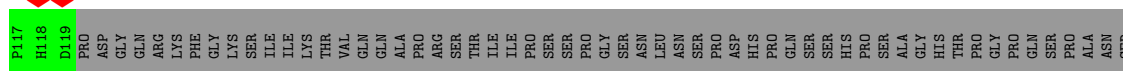
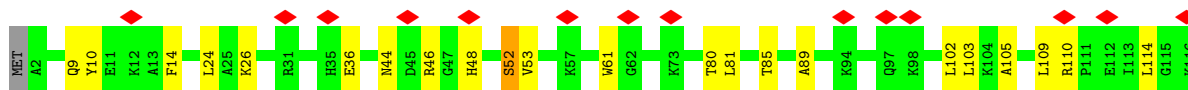
• Molecule 14: Protein Flattop



• Molecule 14: Protein Flattop

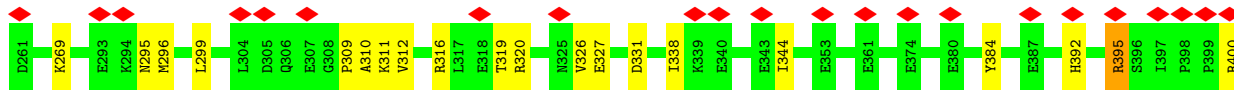
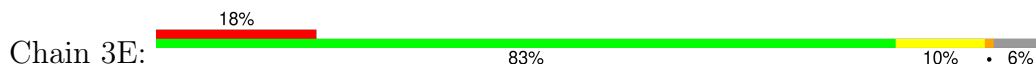


• Molecule 14: Protein Flattop



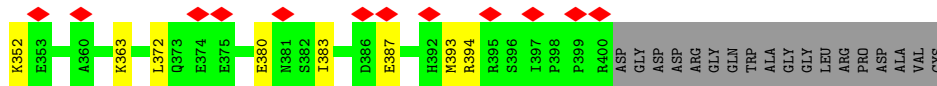
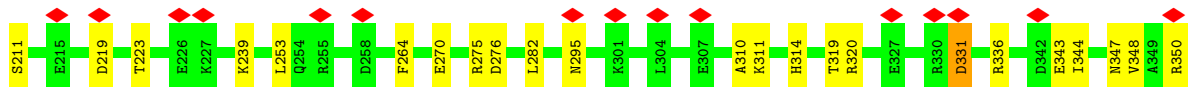
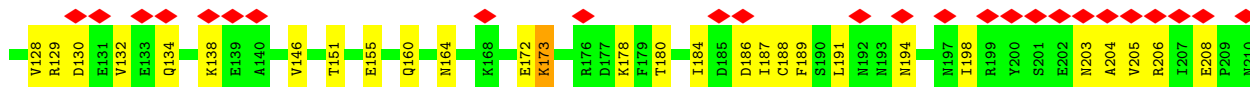
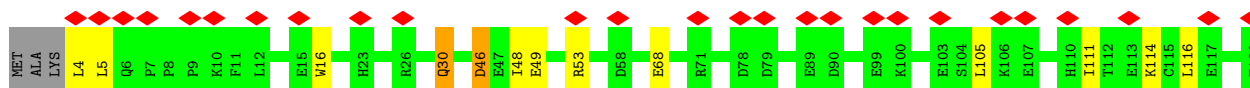
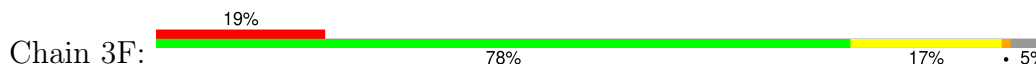
LYS

• Molecule 15: Tektin




ASP GLY ASP ARG GLN TRP ALA GLY LEU ARG ASP ALA VAL CYS

• Molecule 15: Tektin

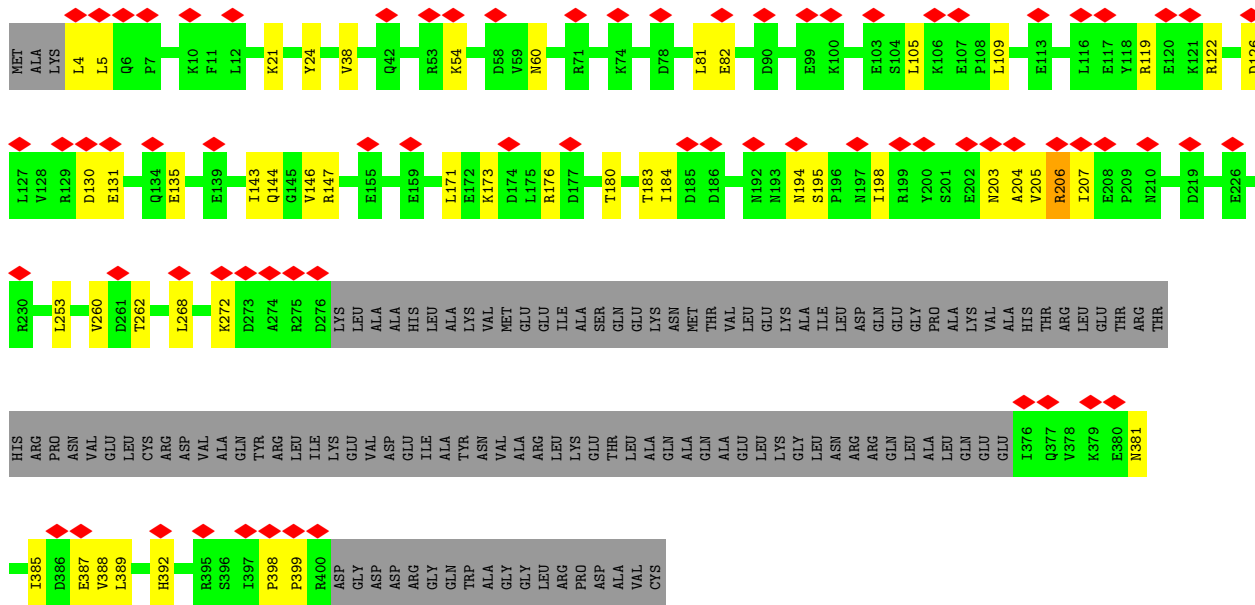


• Molecule 15: Tektin

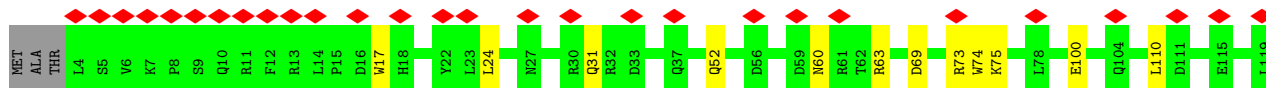
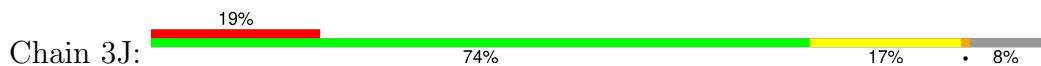


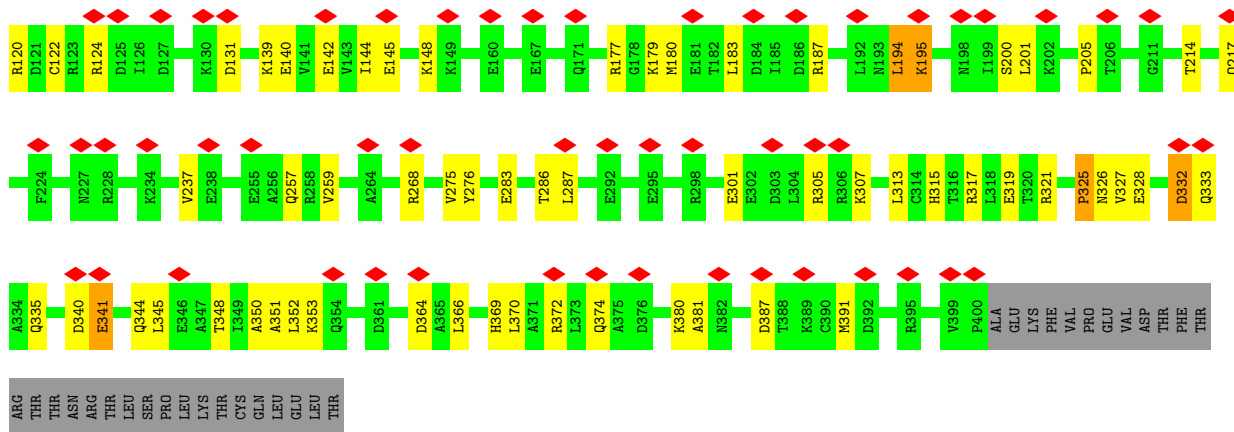


• Molecule 15: Tektin

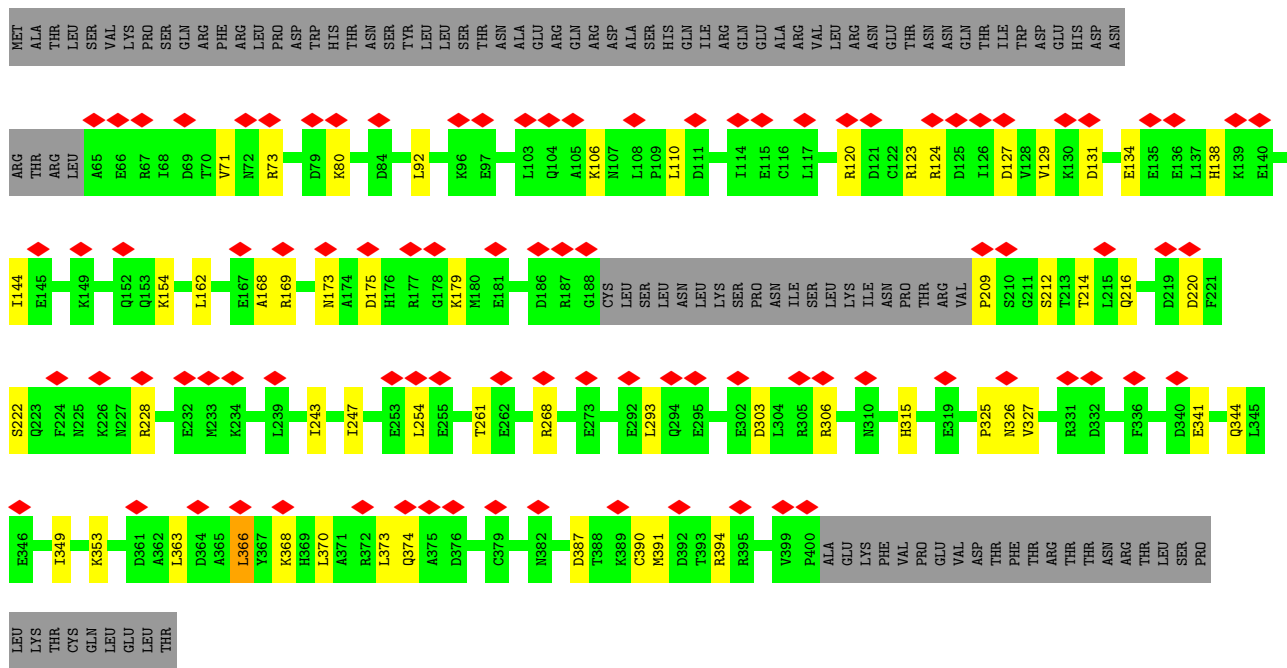


• Molecule 16: Tektin

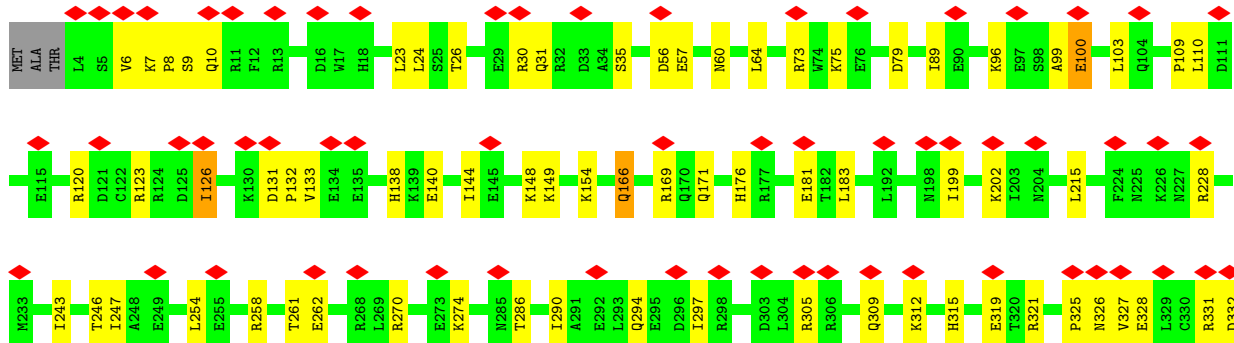
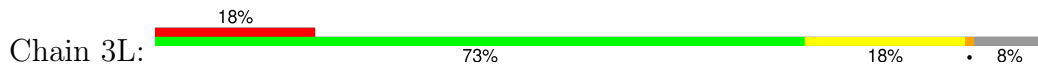


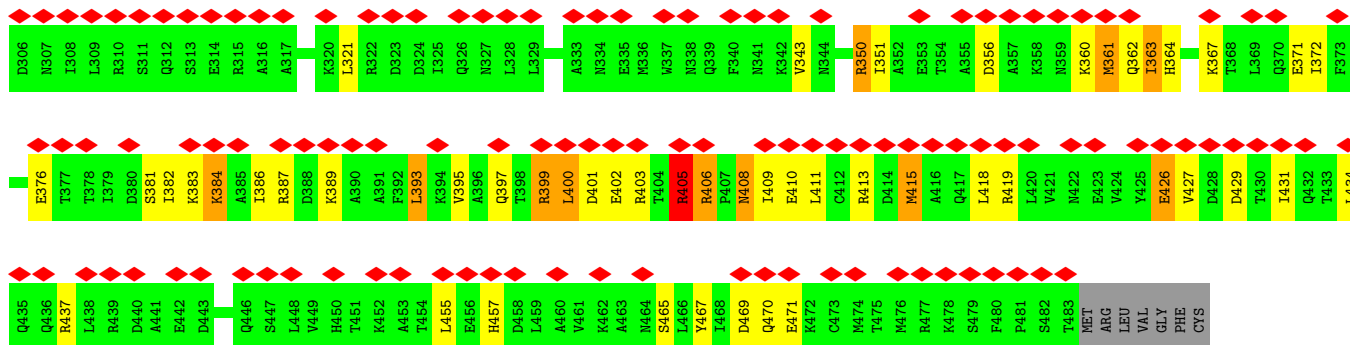


• Molecule 16: Tektin

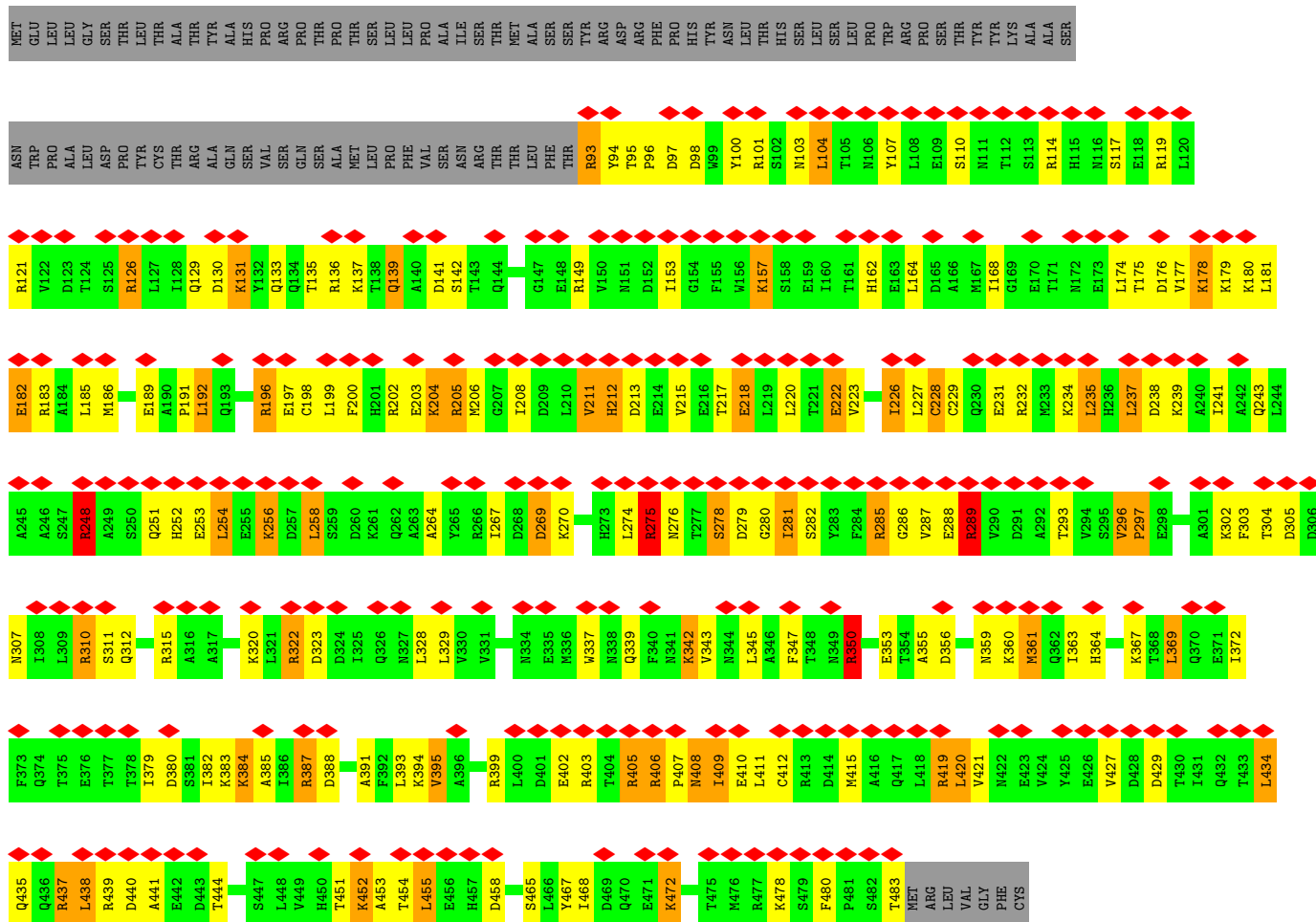
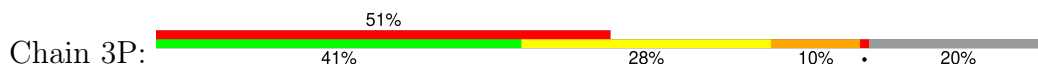


• Molecule 16: Tektin

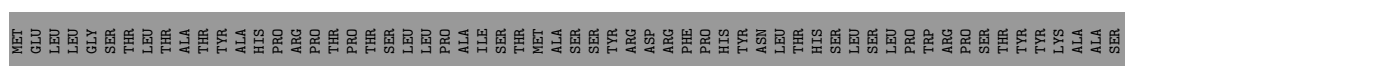





• Molecule 17: Tektin




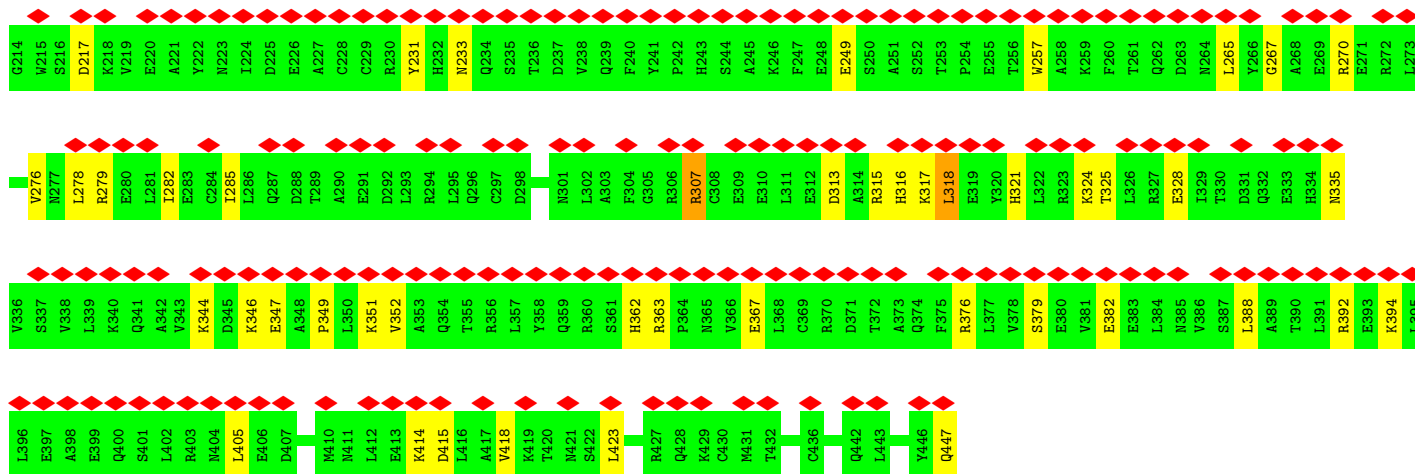
• Molecule 17: Tektin






• Molecule 17: Tektin






• Molecule 18: Tektin

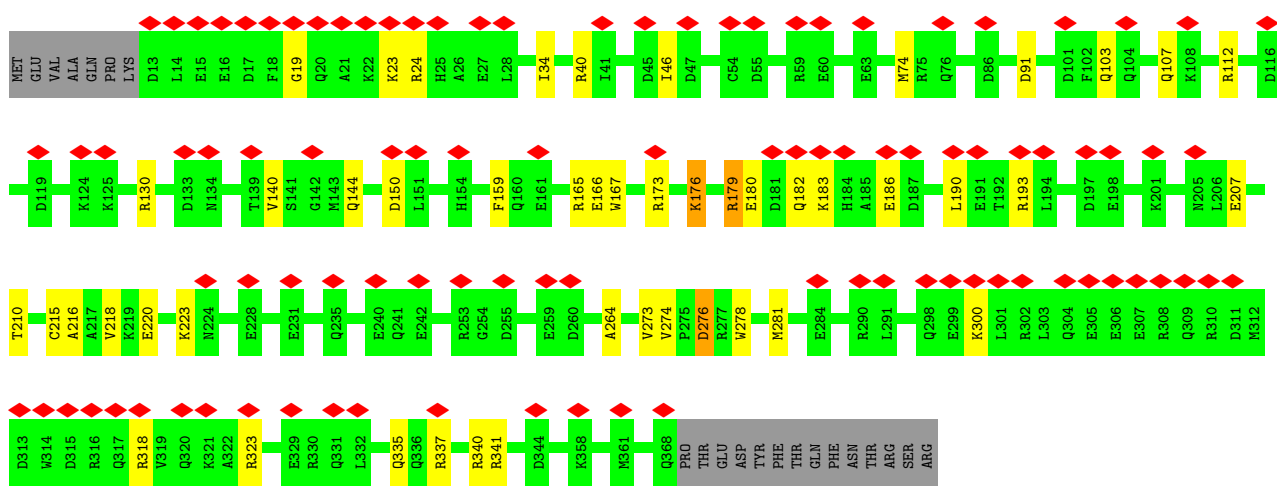
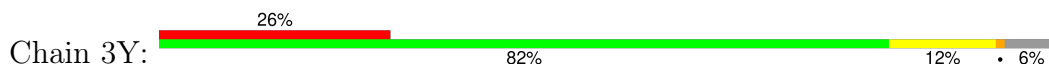


• Molecule 18: Tektin

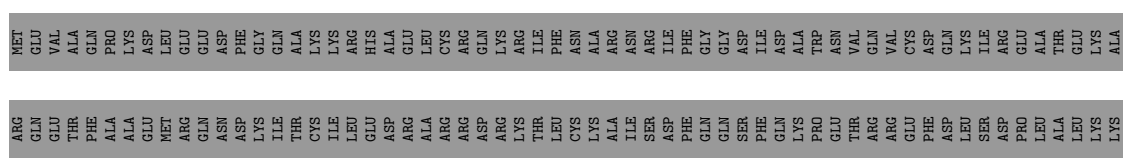


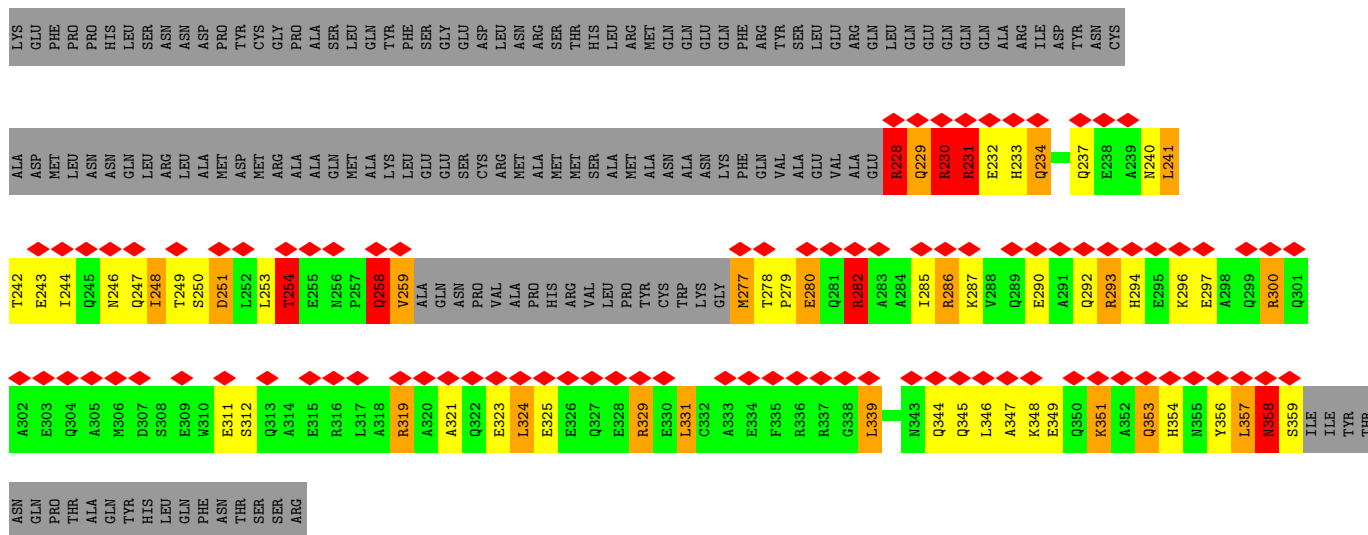


• Molecule 19: RIB43A domain with coiled-coils 2

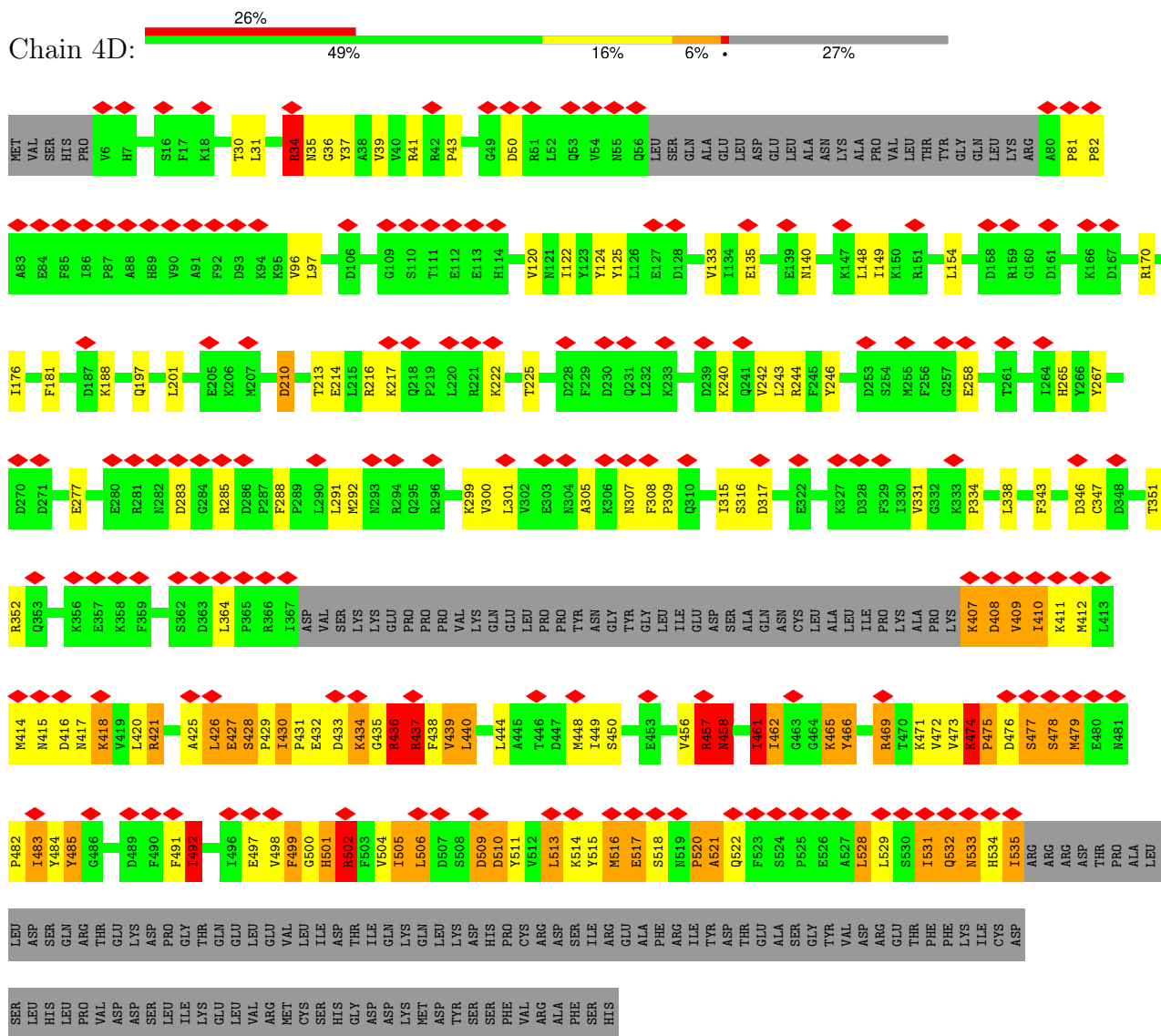


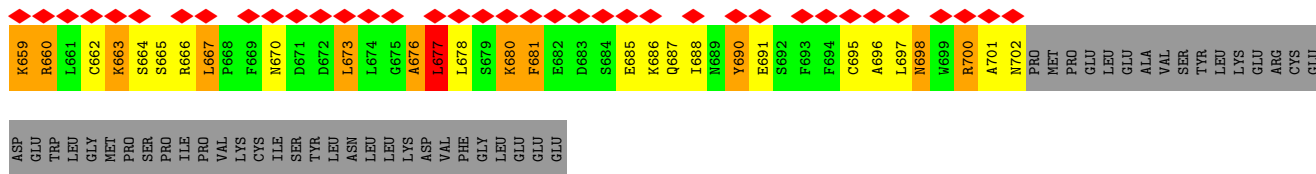
• Molecule 19: RIB43A domain with coiled-coils 2





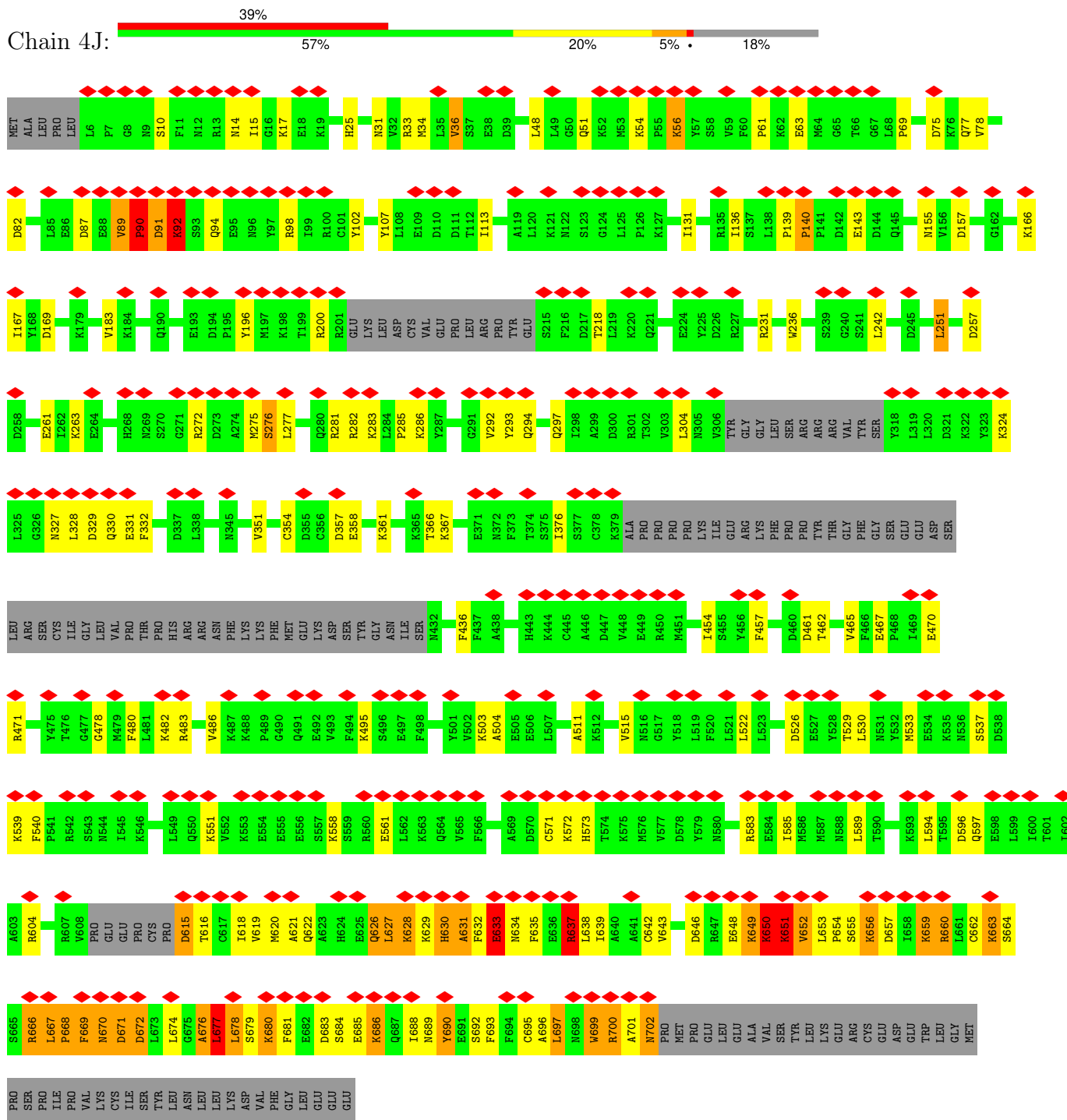
• Molecule 21: EF-hand domain containing 1



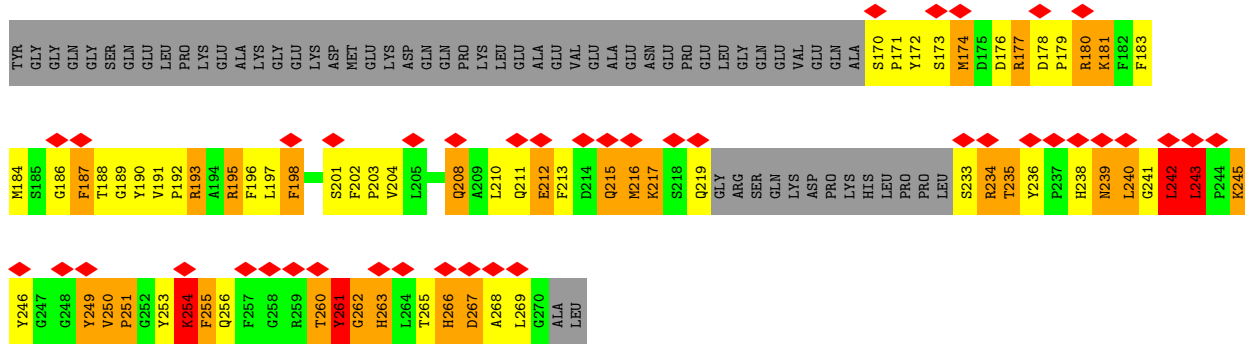


• Molecule 22: EF-hand domain-containing family member C2

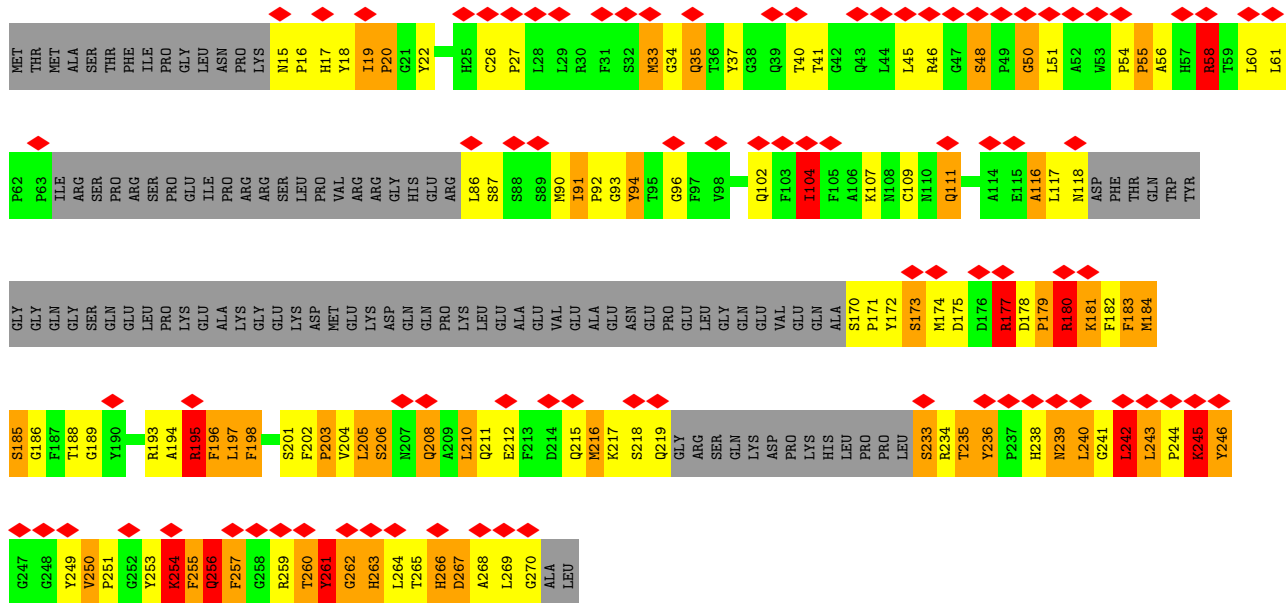
Chain 4J:



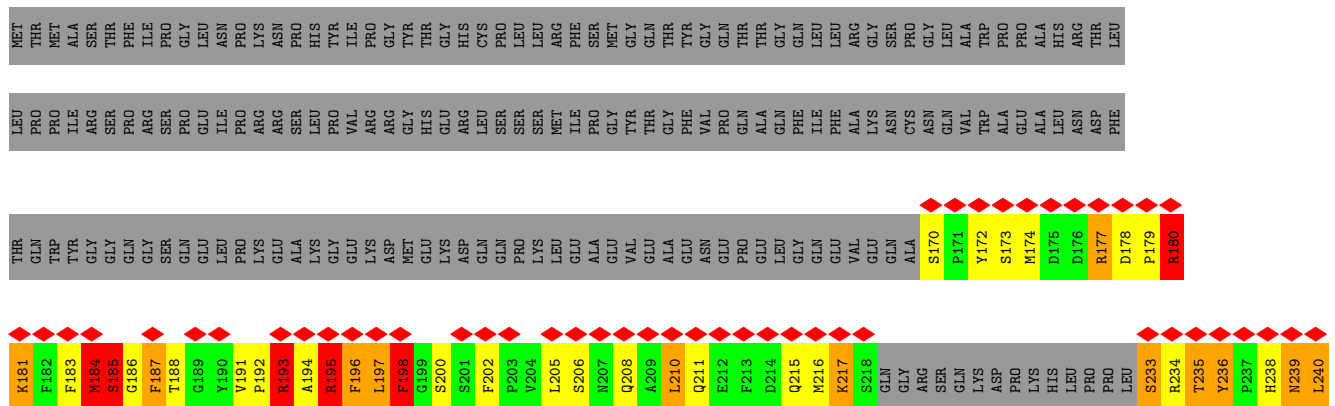
• Molecule 22: EF-hand domain-containing family member C2

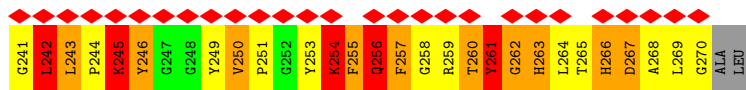


● Molecule 23: Ciliary microtubule inner protein 2B


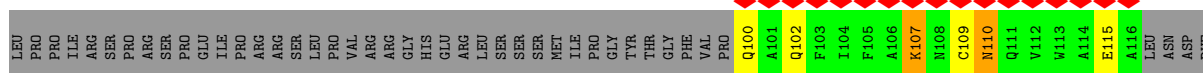
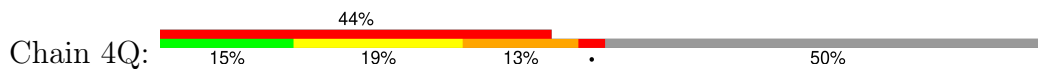


● Molecule 23: Ciliary microtubule inner protein 2B

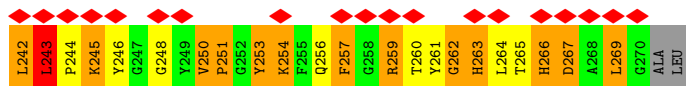
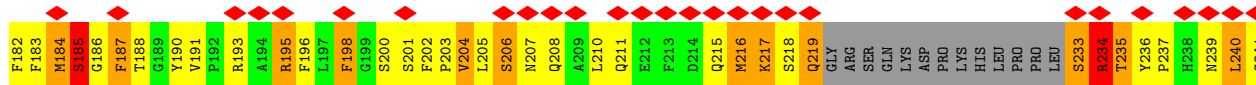

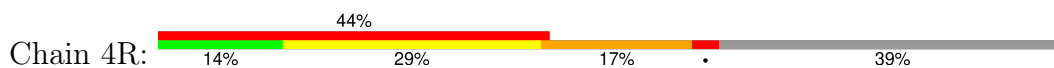




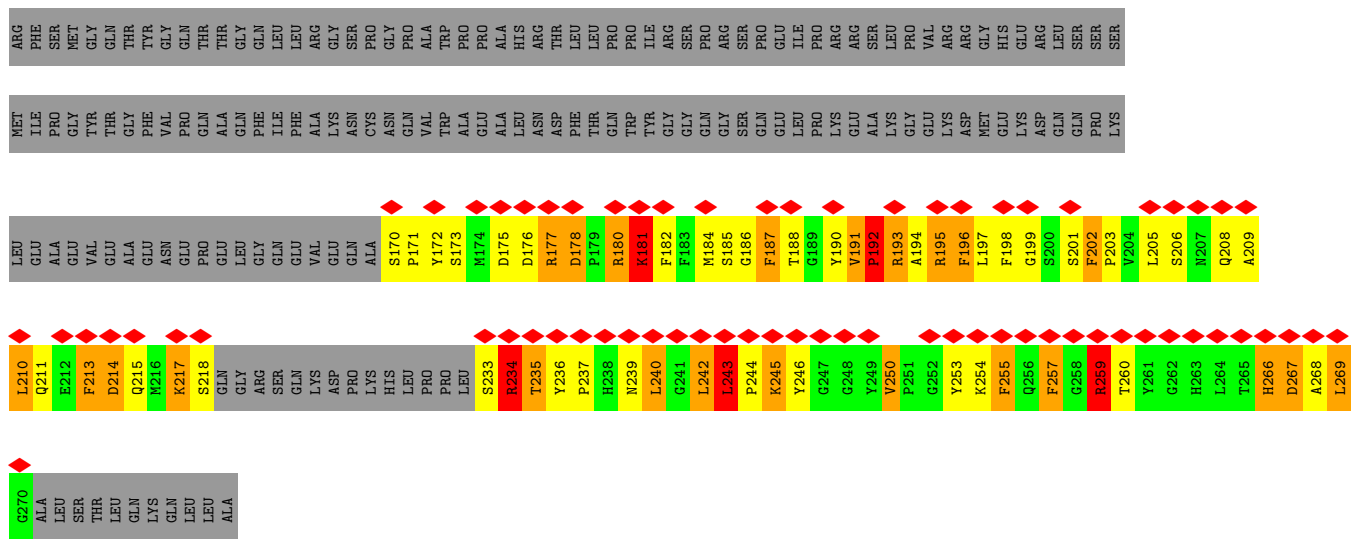
• Molecule 23: Ciliary microtubule inner protein 2B




• Molecule 23: Ciliary microtubule inner protein 2B



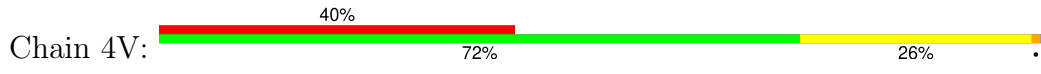
• Molecule 24: Ciliary microtubule inner protein 2B

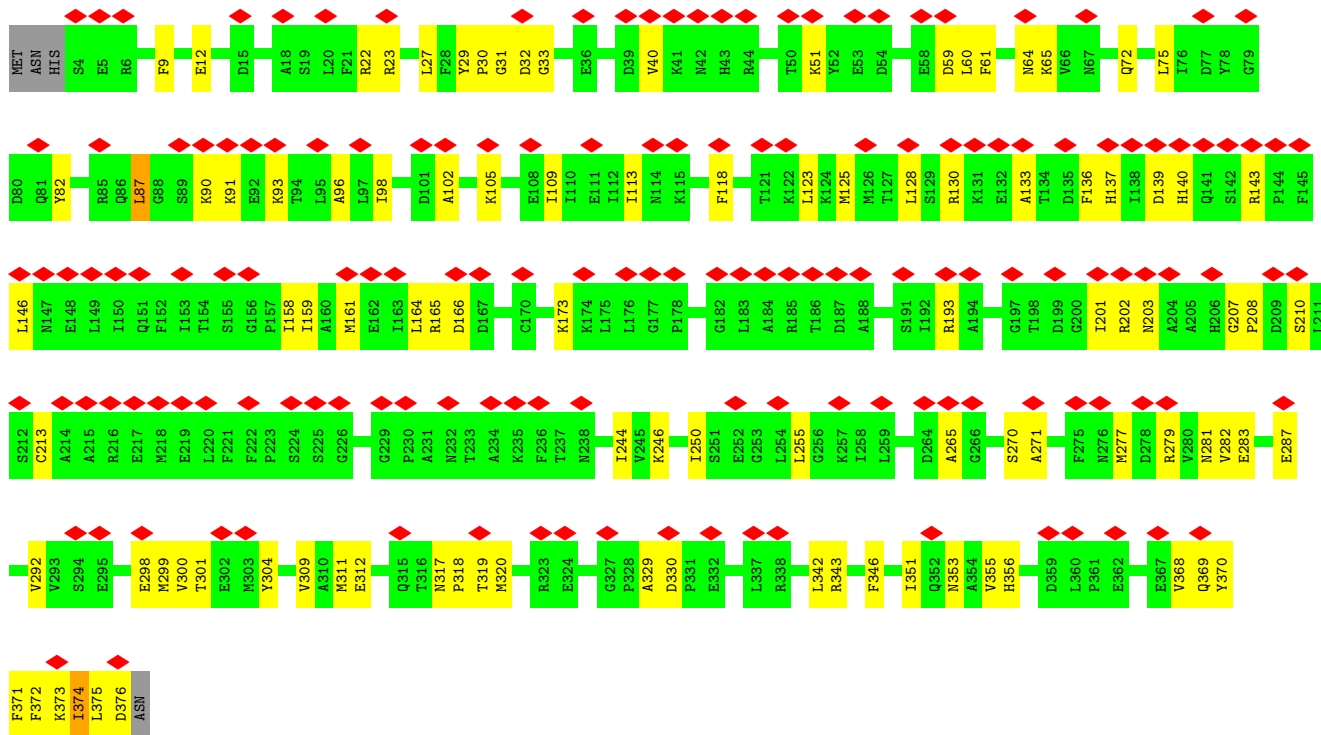


- Molecule 25: Sperm-associated antigen 8 isoform 1

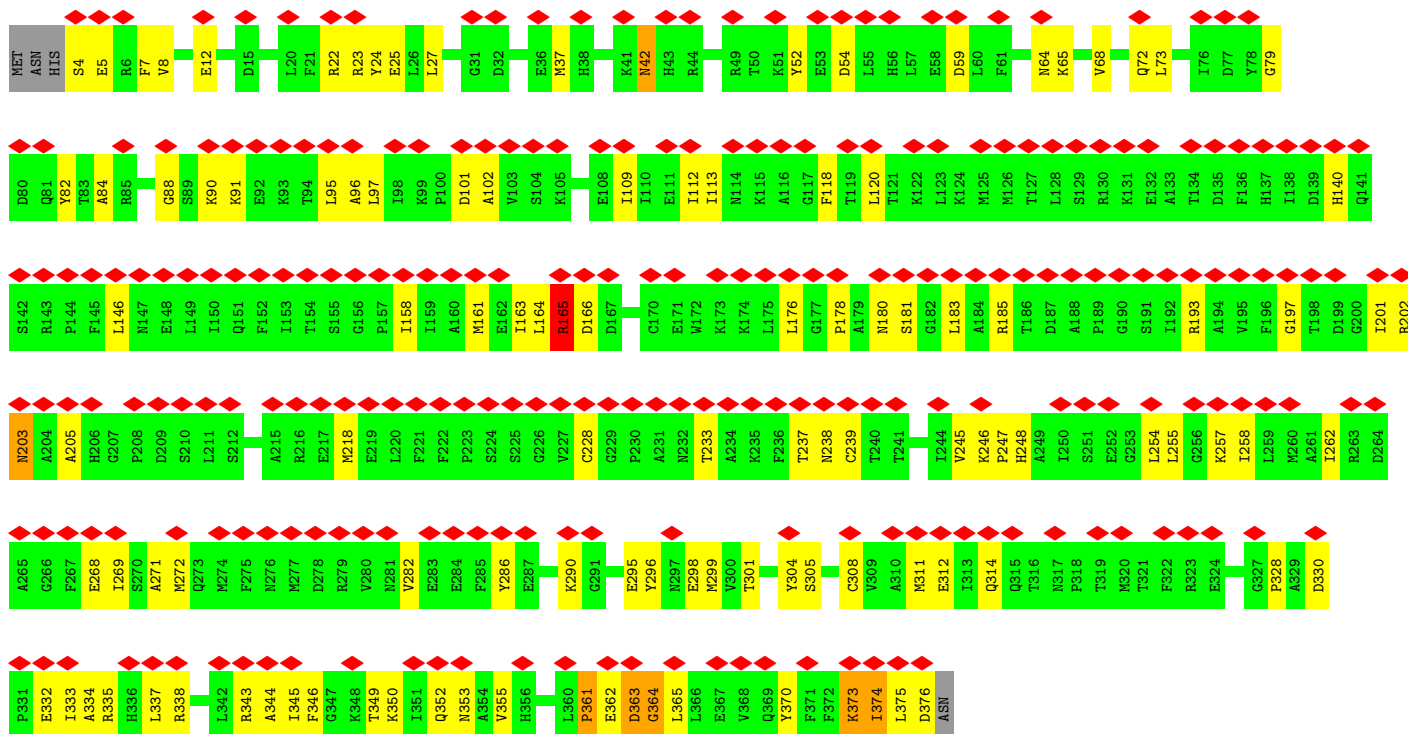


- Molecule 26: Nucleoside diphosphate kinase homolog 7



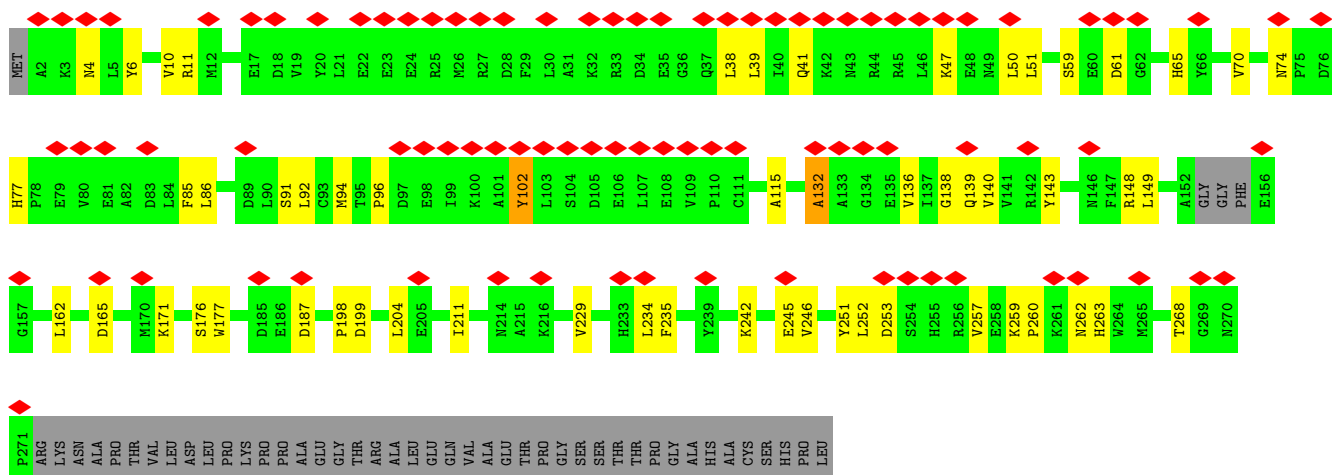


- Molecule 26: Nucleoside diphosphate kinase homolog 7



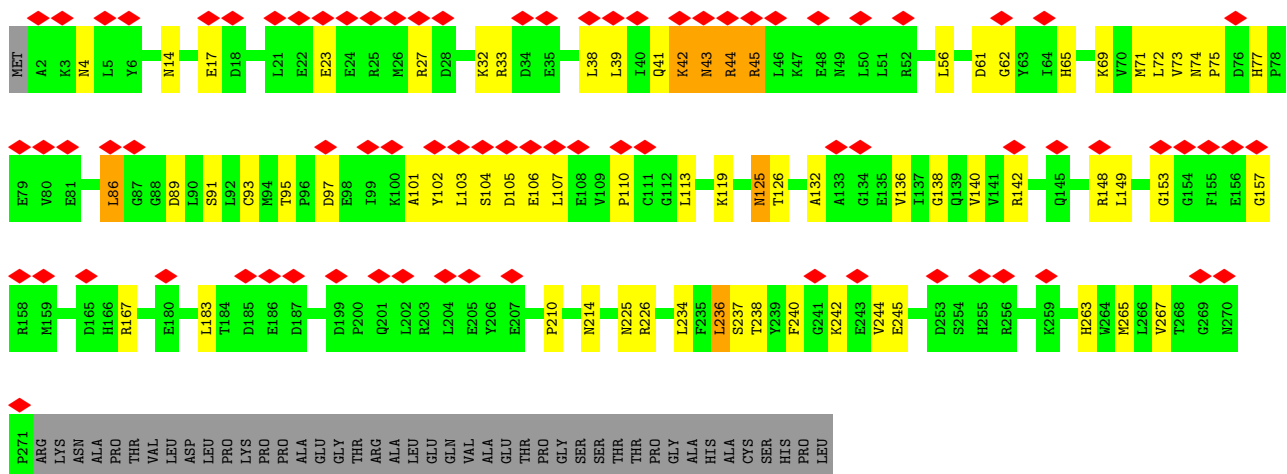
- Molecule 27: Cilia and flagella associated protein 161

Chain 4Y: 28% 67% 18% 15%



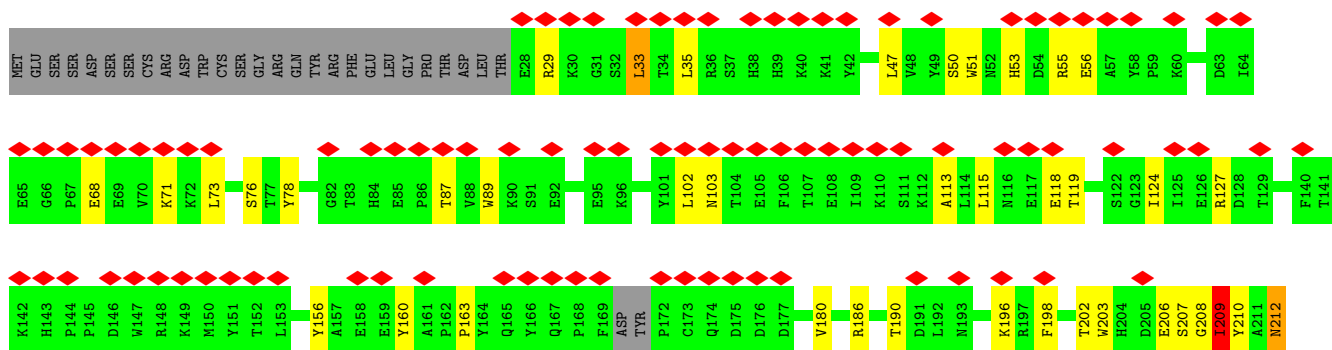
• Molecule 27: Cilia and flagella associated protein 161

Chain 4Z: 25% 64% 20% 14%



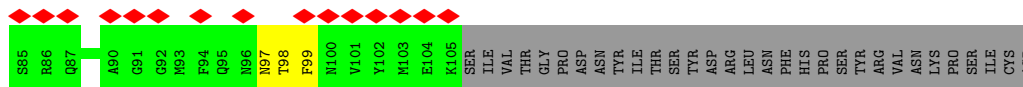
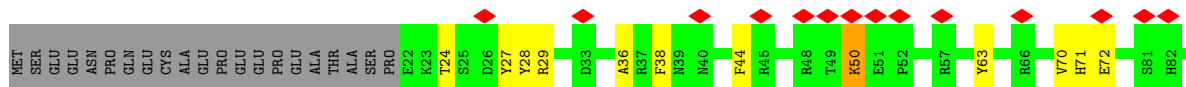
• Molecule 28: Chromosome 1 C9orf135 homolog

Chain 5B: 44% 67% 17% 13%

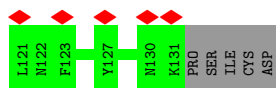





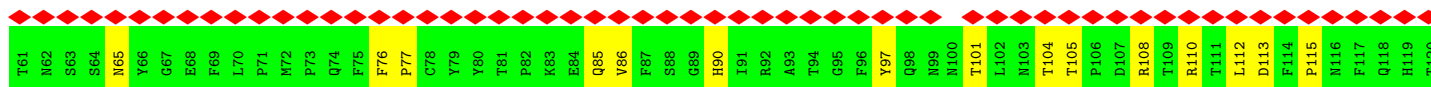
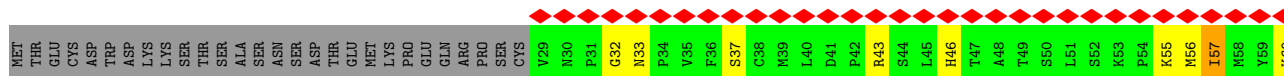
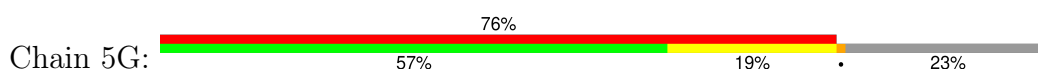
• Molecule 29: Piercer of microtubule wall 1



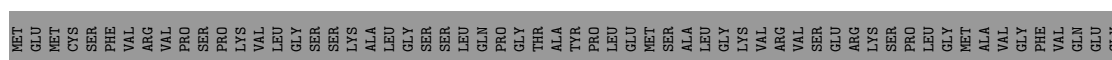
• Molecule 29: Piercer of microtubule wall 1




• Molecule 30: Chromosome 1 C15orf65 homolog

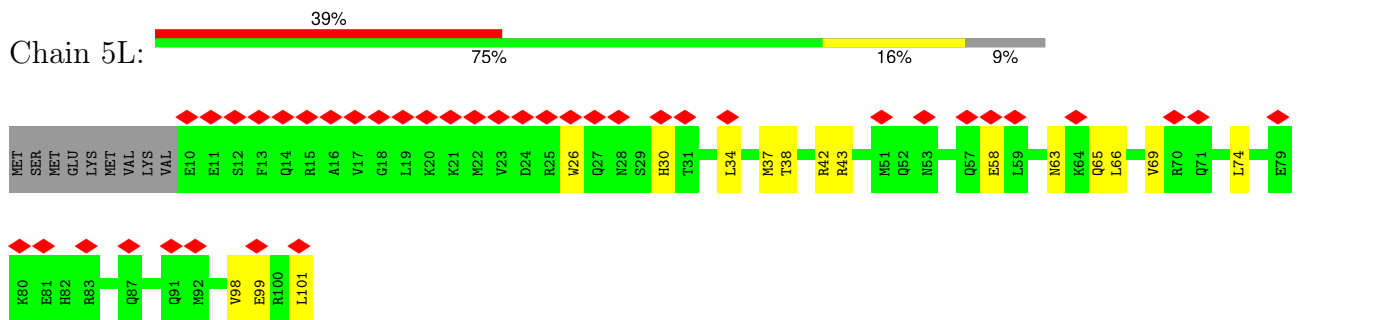


• Molecule 31: EF-hand domain family member B



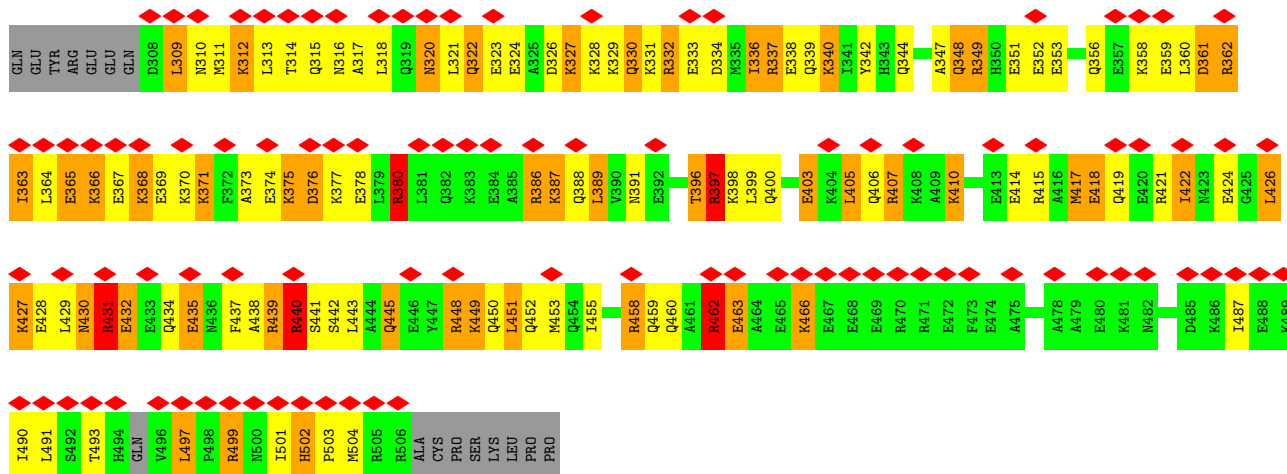


• Molecule 32: Cilia and flagella associated protein 141

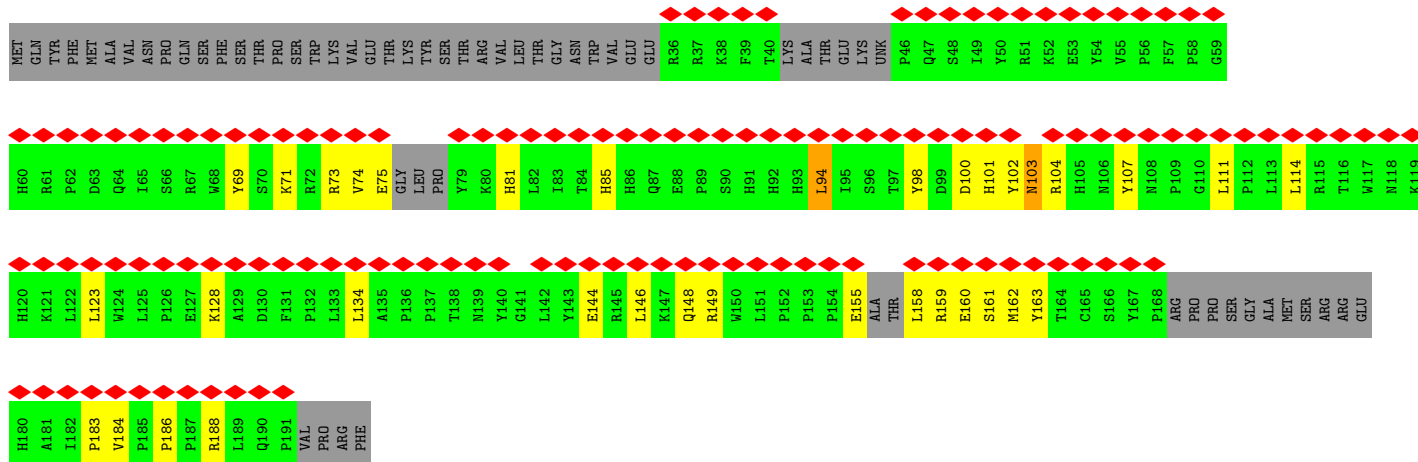


• Molecule 33: Meiosis-specific nuclear structural protein 1

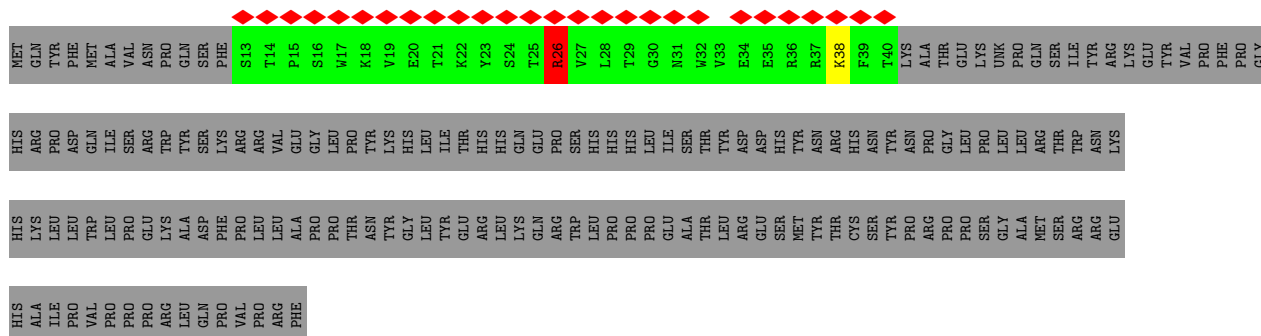




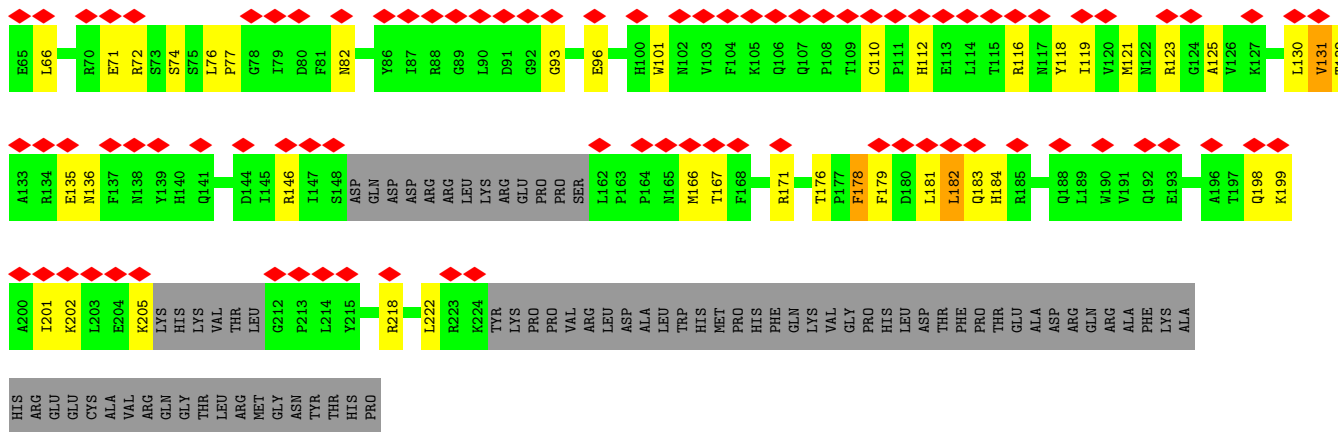
• Molecule 35: CFAP107/C1orf158



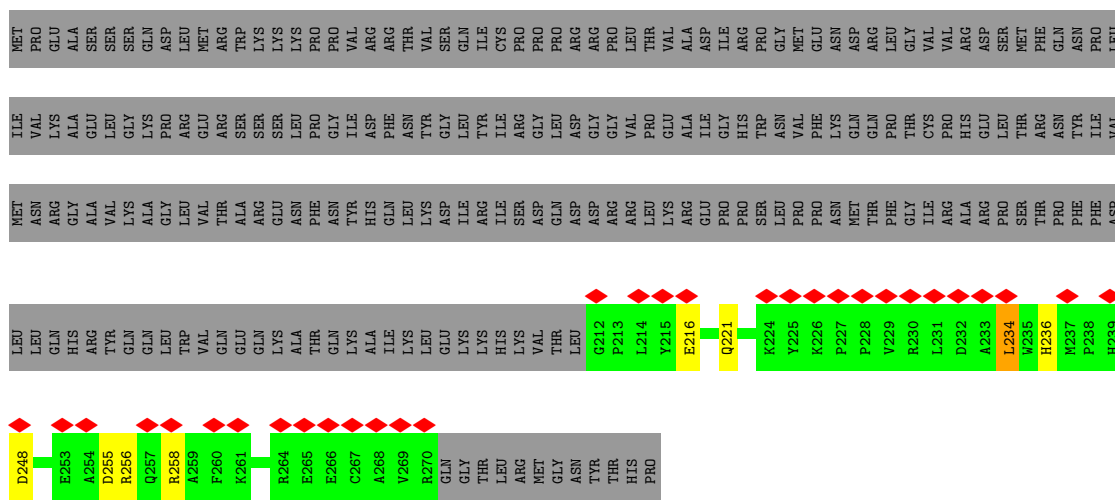
• Molecule 35: CFAP107/C1orf158



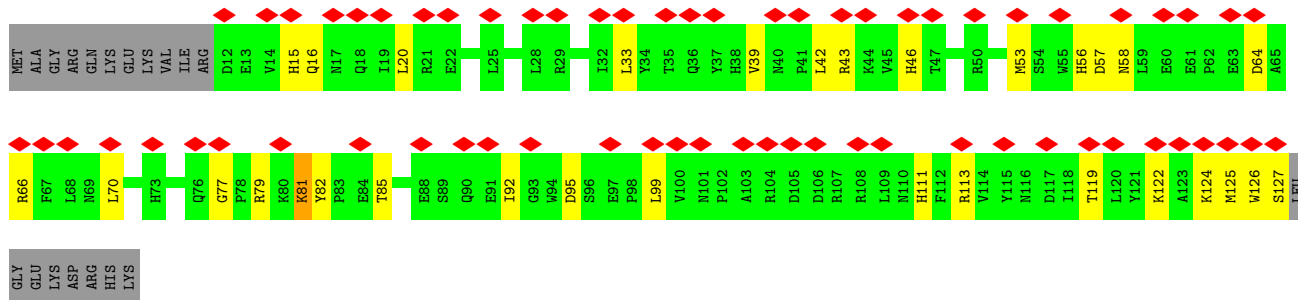
• Molecule 36: Cilia and flagella associated protein 77



• Molecule 36: Cilia and flagella associated protein 77

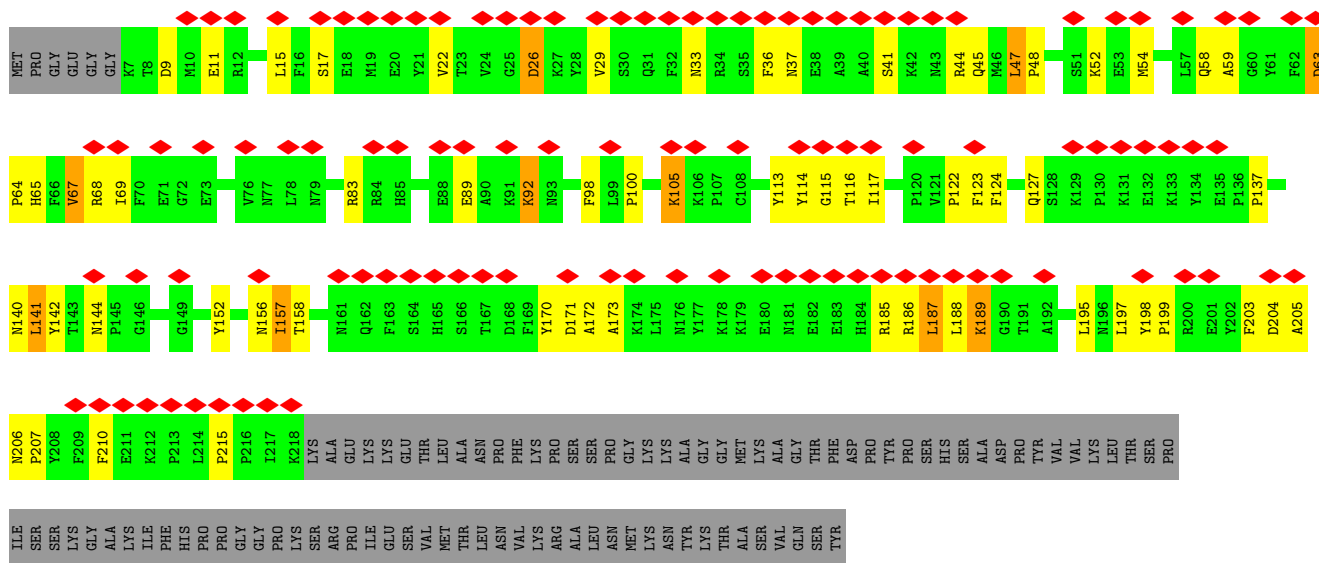


• Molecule 37: Cilia and flagella associated protein 144




• Molecule 38: Cilia-and flagella-associated protein 96

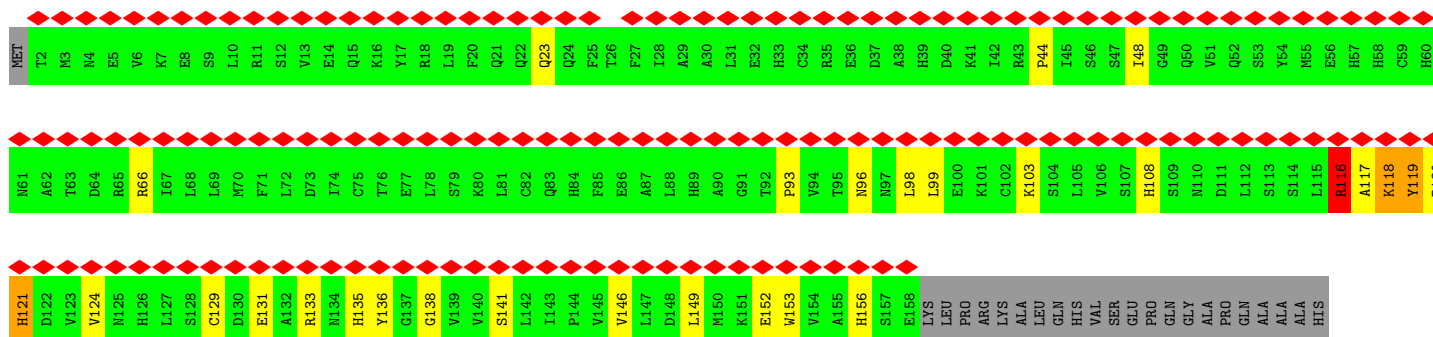




• Molecule 38: Cilia-and flagella-associated protein 96

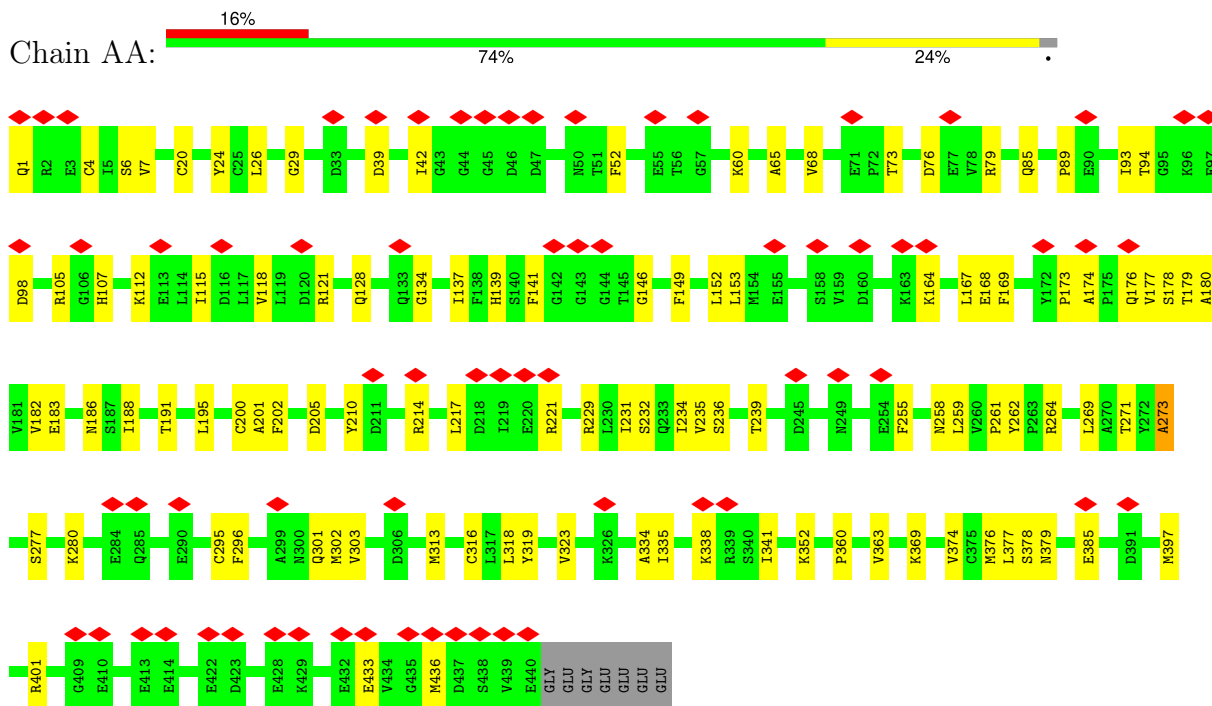


• Molecule 39: Sperm acrosome associated 9

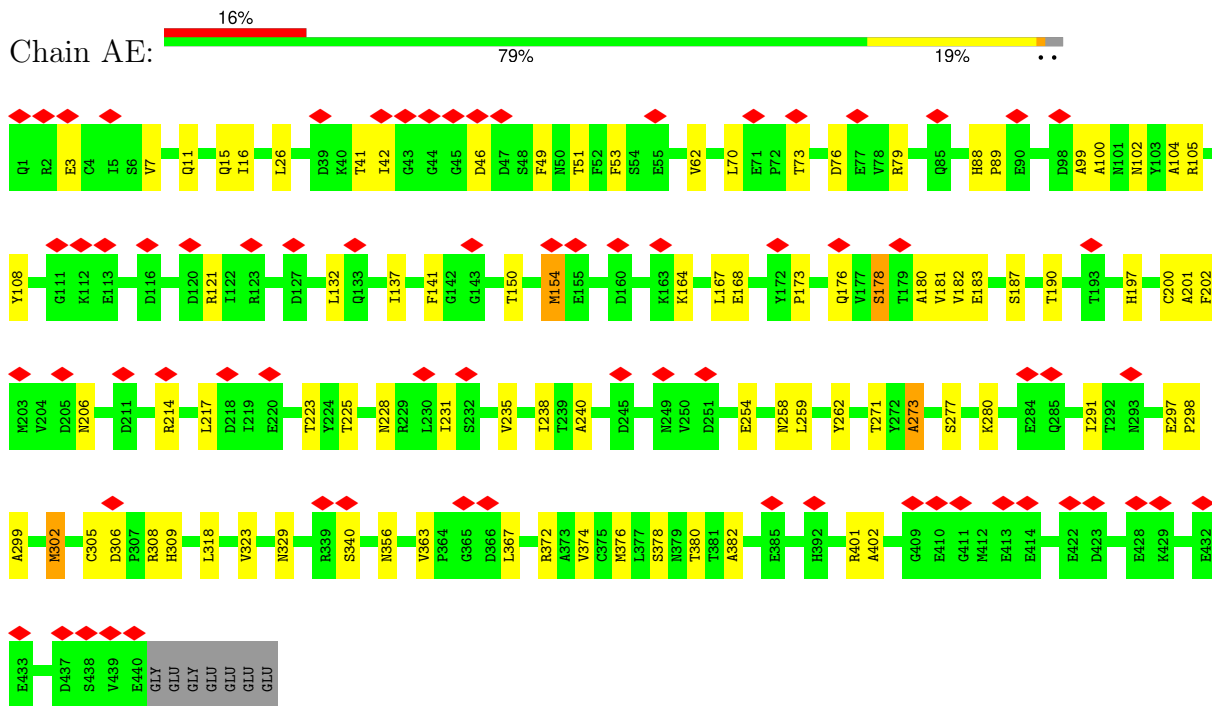


ALA PRO CYS GLY THR GLN PRO TRP LEU ARG LYS HIS LYS CYS TRP GLN LEU THR ARG ASP GLY LEU LYS PRO PRO GLY ALA ASP LYS ARG CYS SER LYS PRO PRO PRO GLY LYS LEU

• Molecule 40: Tubulin alpha chain

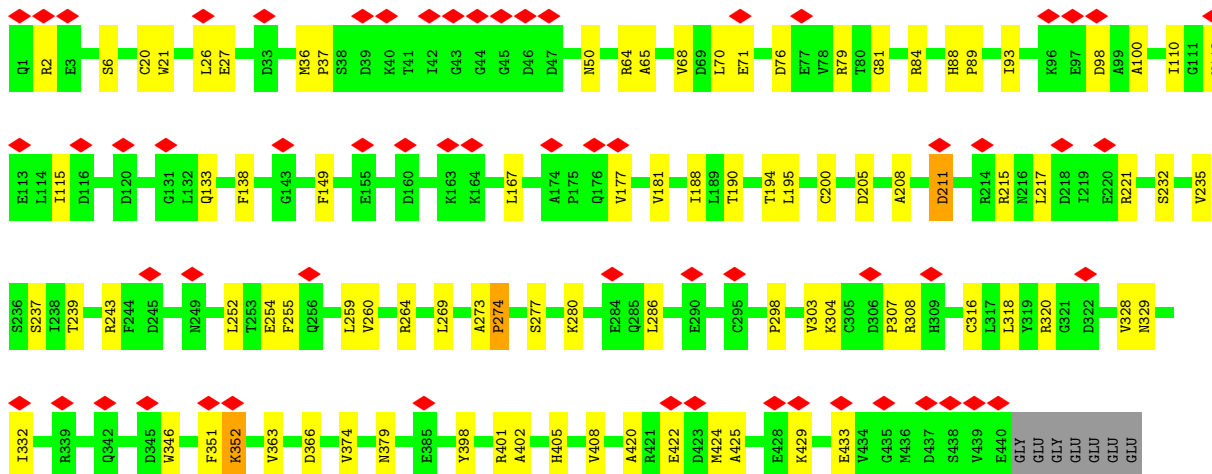


• Molecule 40: Tubulin alpha chain

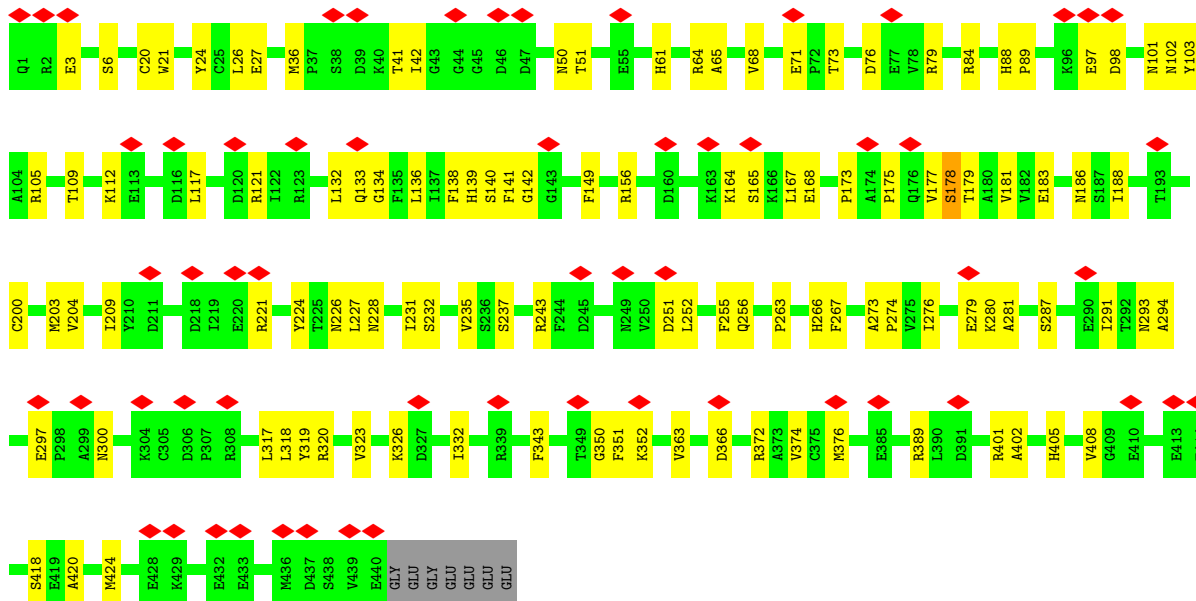
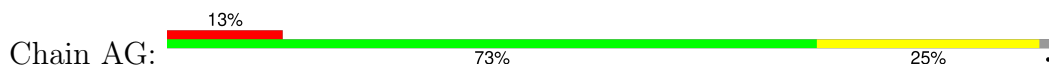


• Molecule 40: Tubulin alpha chain

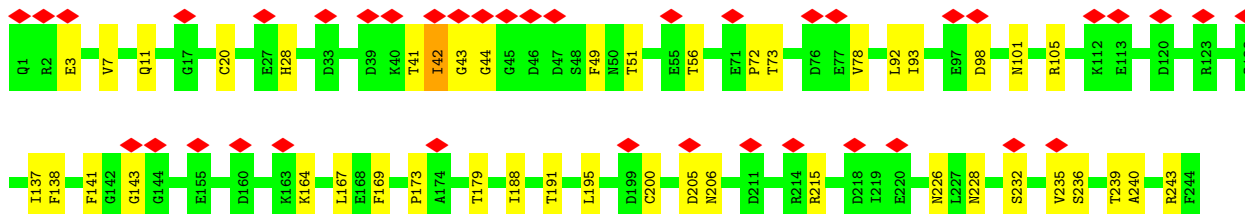
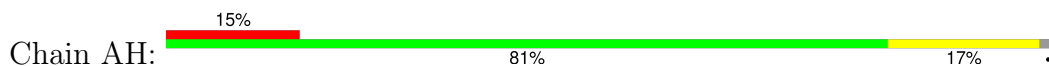


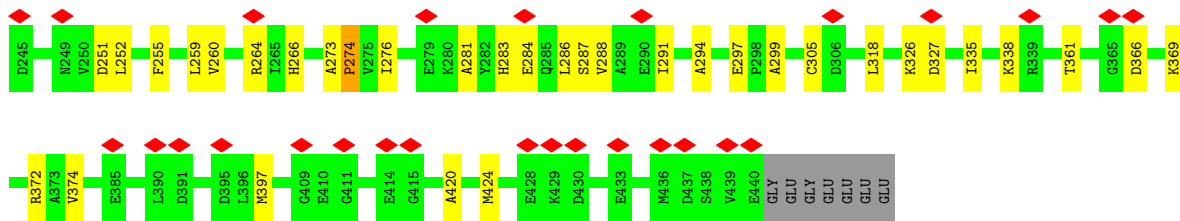


• Molecule 40: Tubulin alpha chain

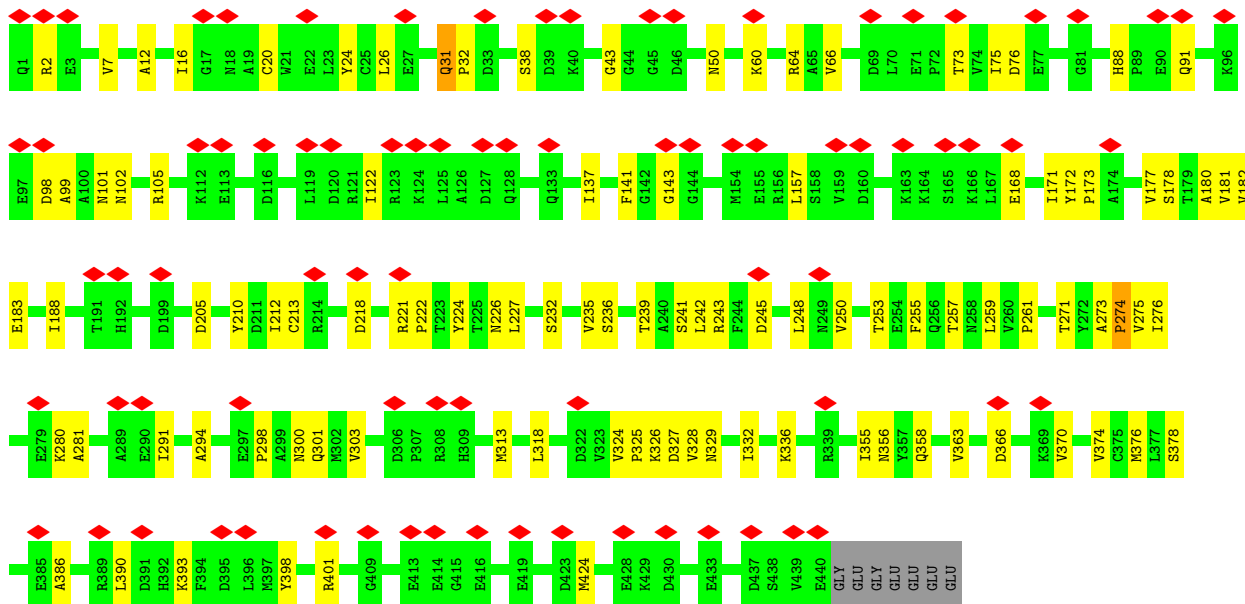
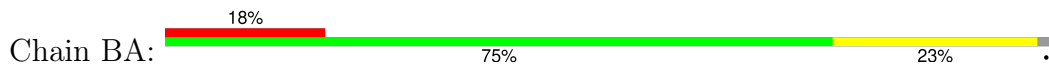


• Molecule 40: Tubulin alpha chain

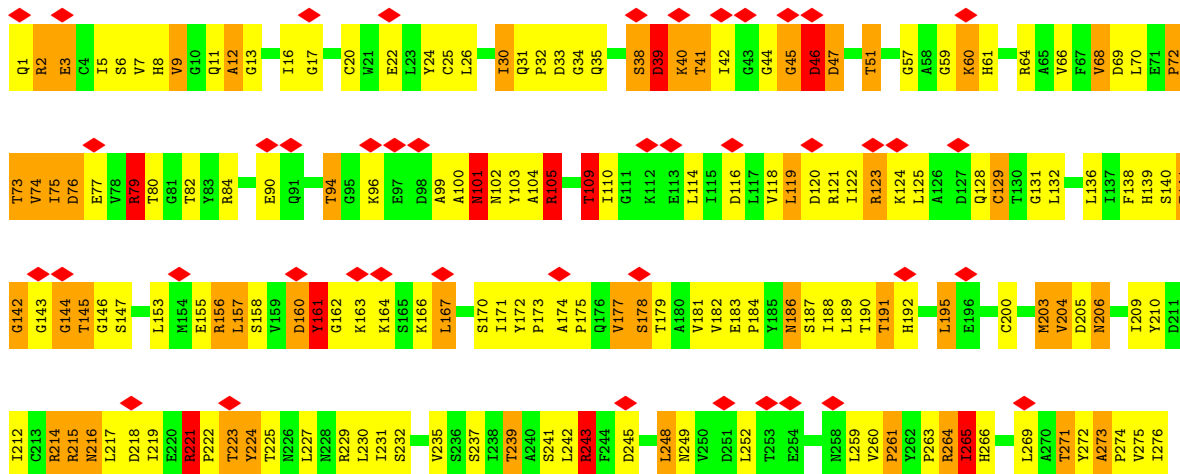


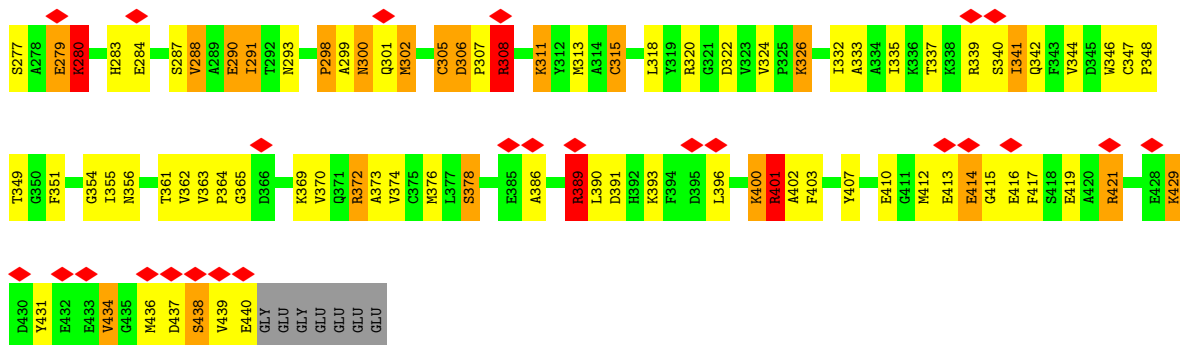


• Molecule 40: Tubulin alpha chain

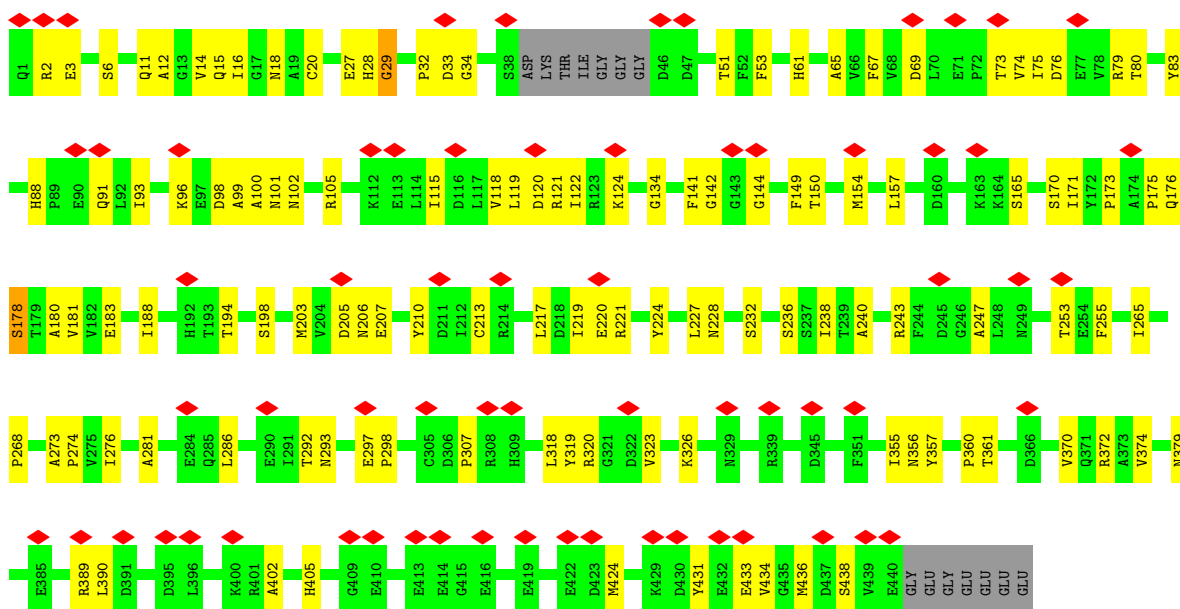


• Molecule 40: Tubulin alpha chain

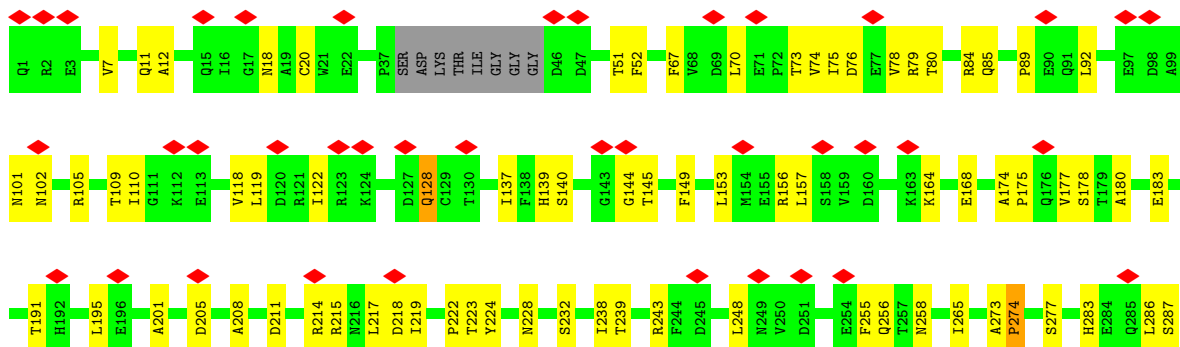
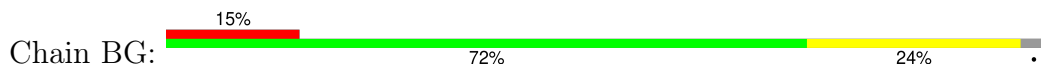


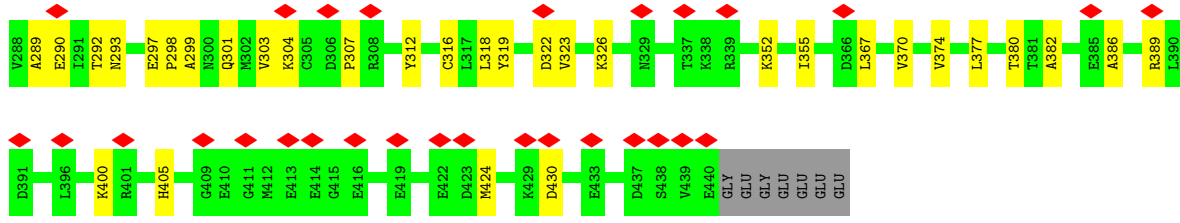


• Molecule 40: Tubulin alpha chain

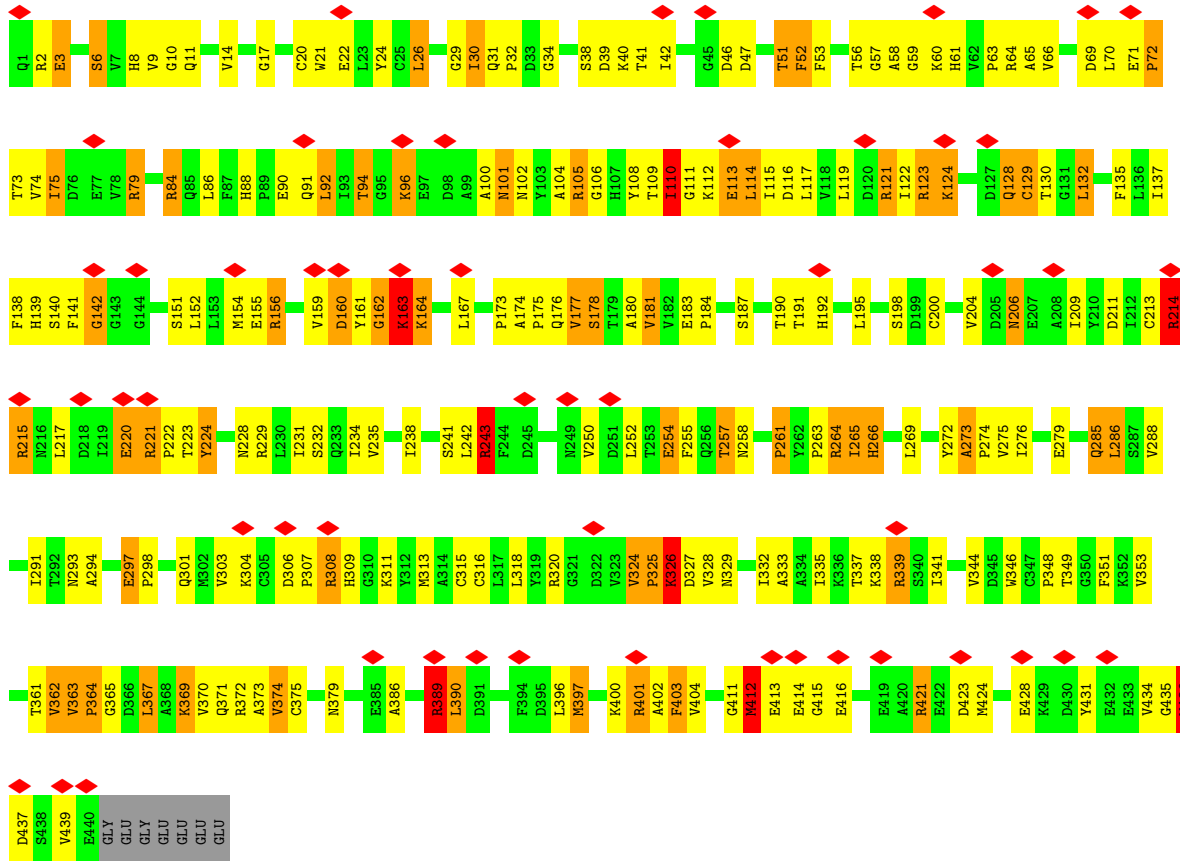


• Molecule 40: Tubulin alpha chain

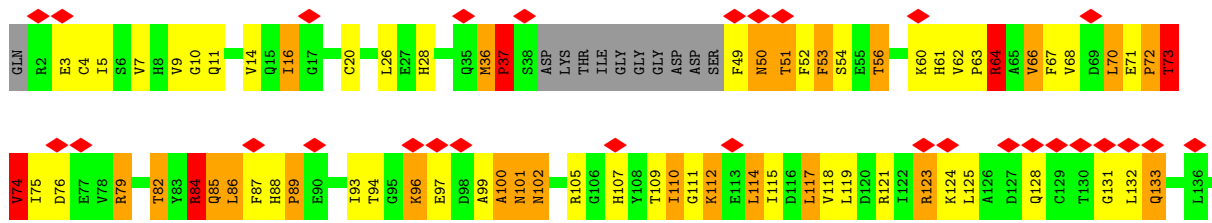


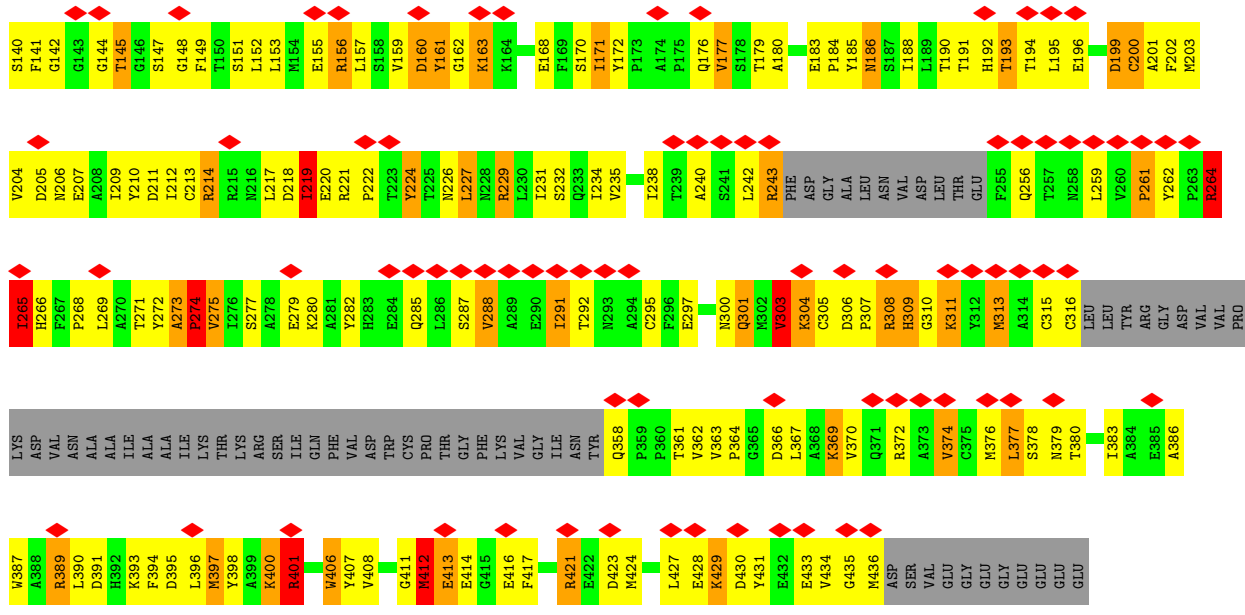


• Molecule 40: Tubulin alpha chain

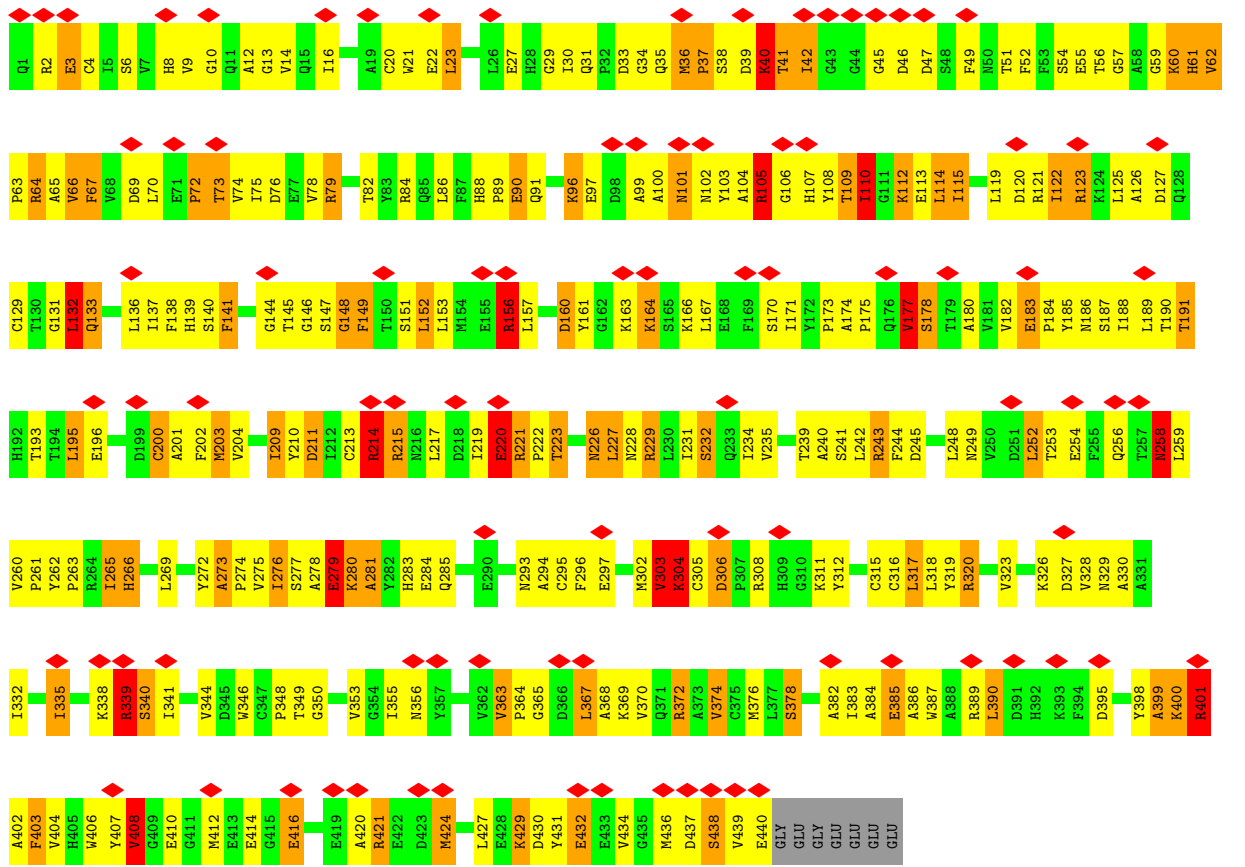


• Molecule 40: Tubulin alpha chain

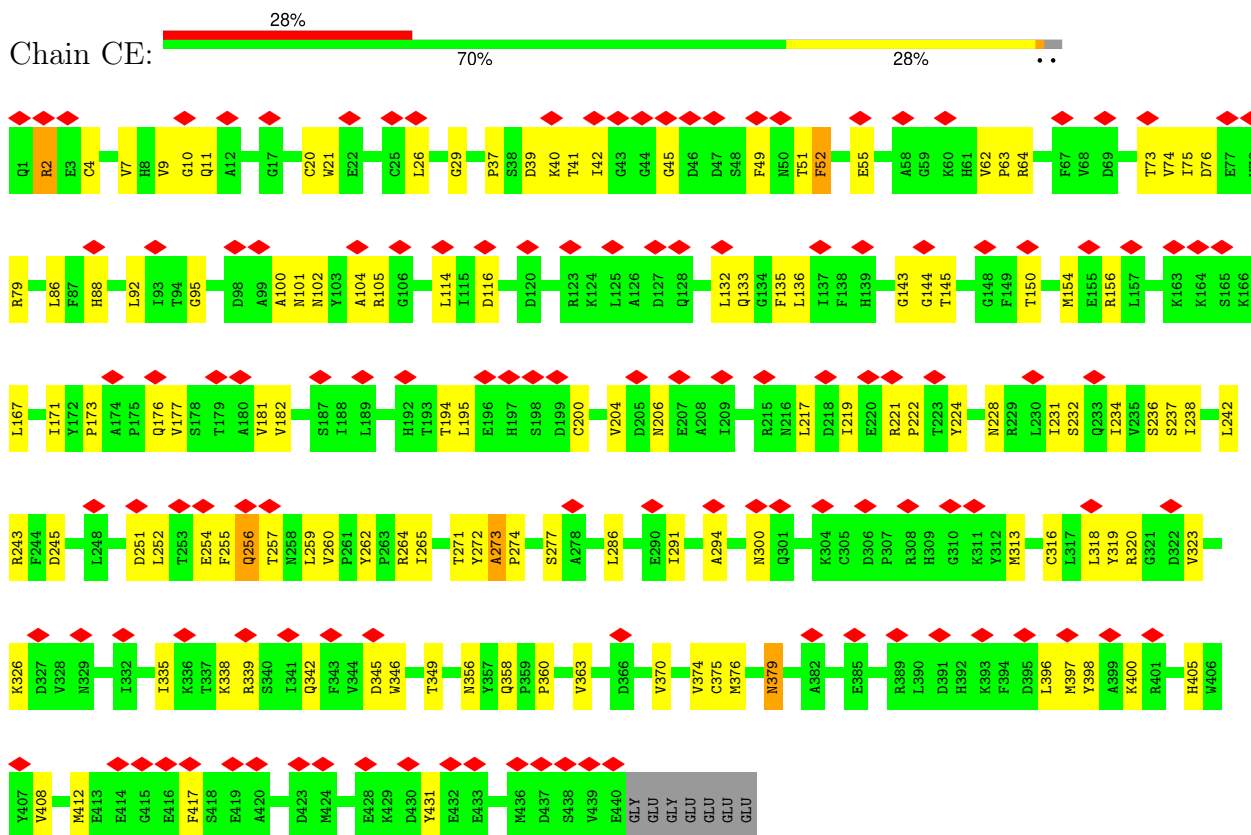




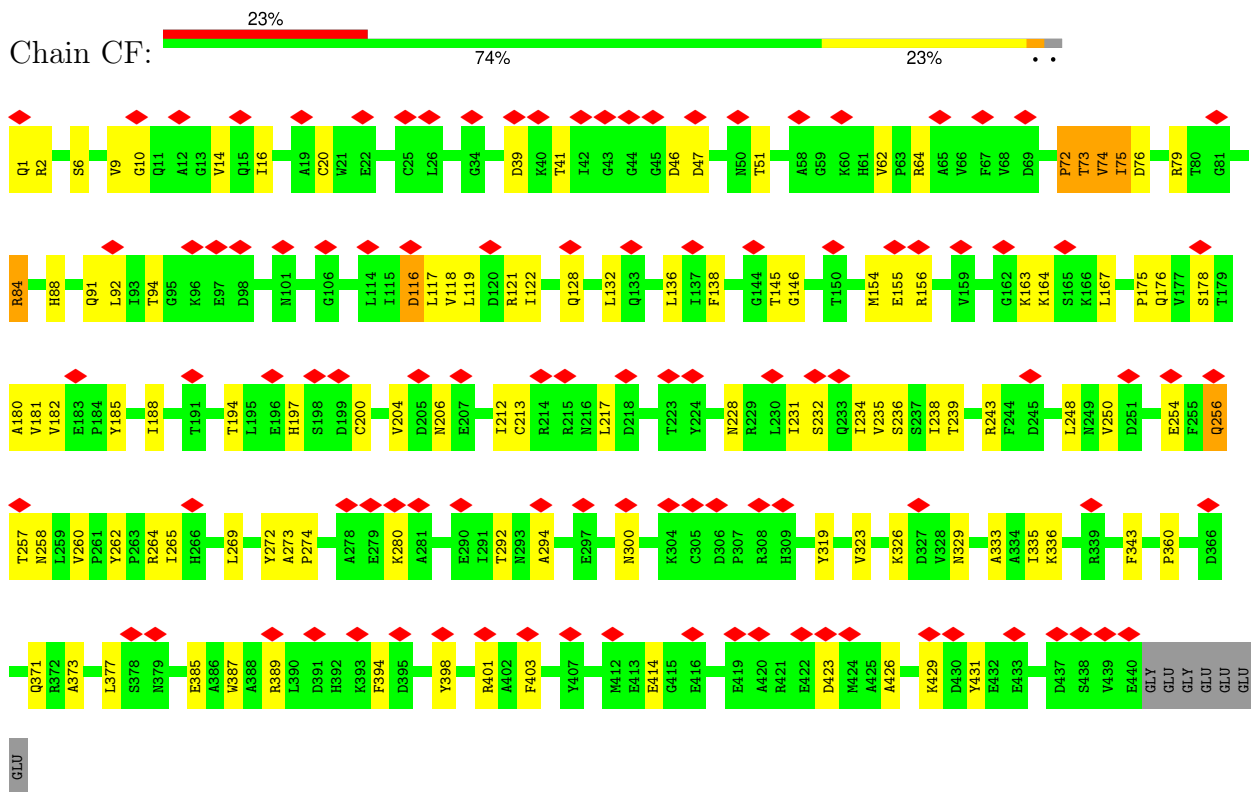
• Molecule 40: Tubulin alpha chain



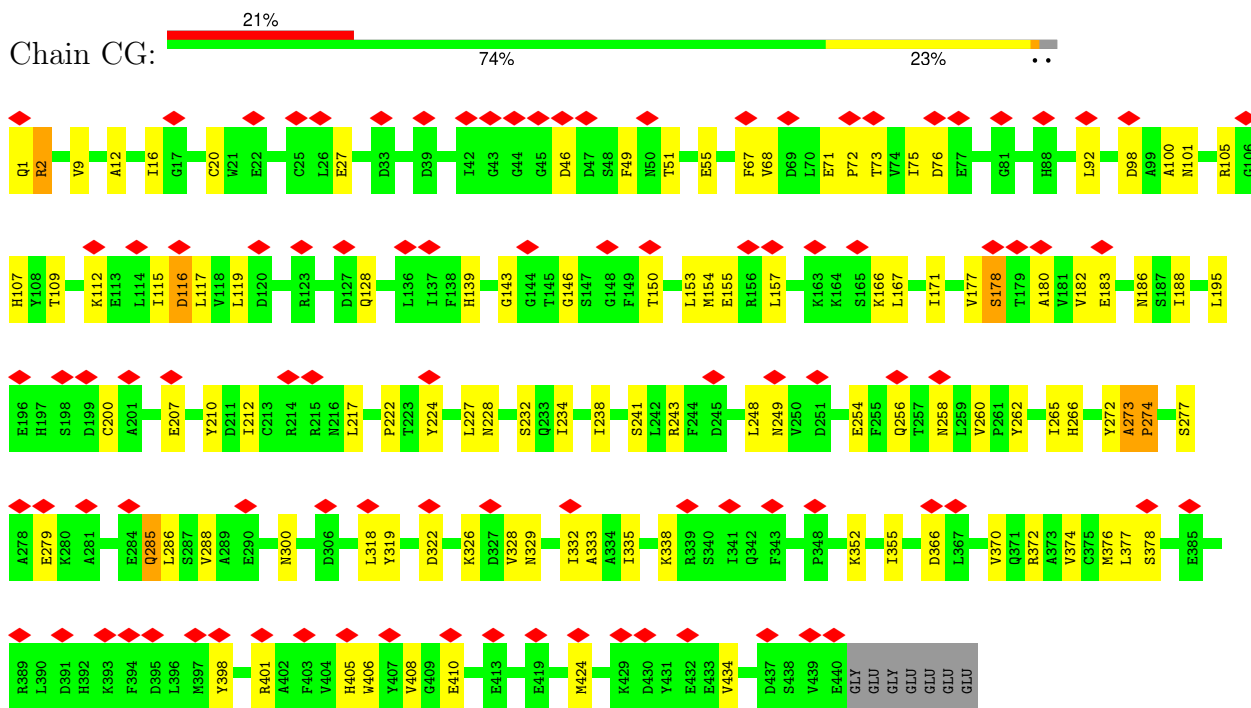
• Molecule 40: Tubulin alpha chain



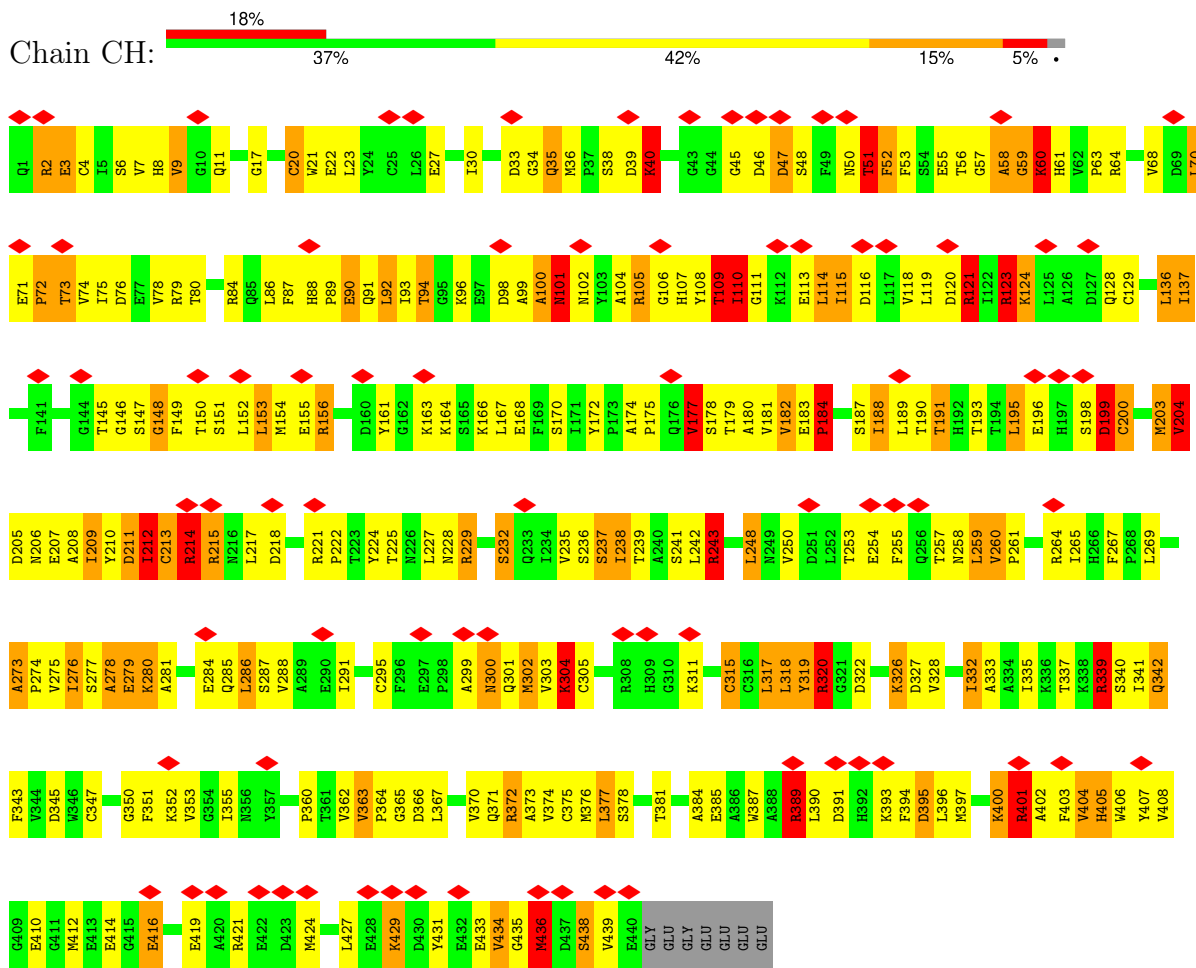
• Molecule 40: Tubulin alpha chain

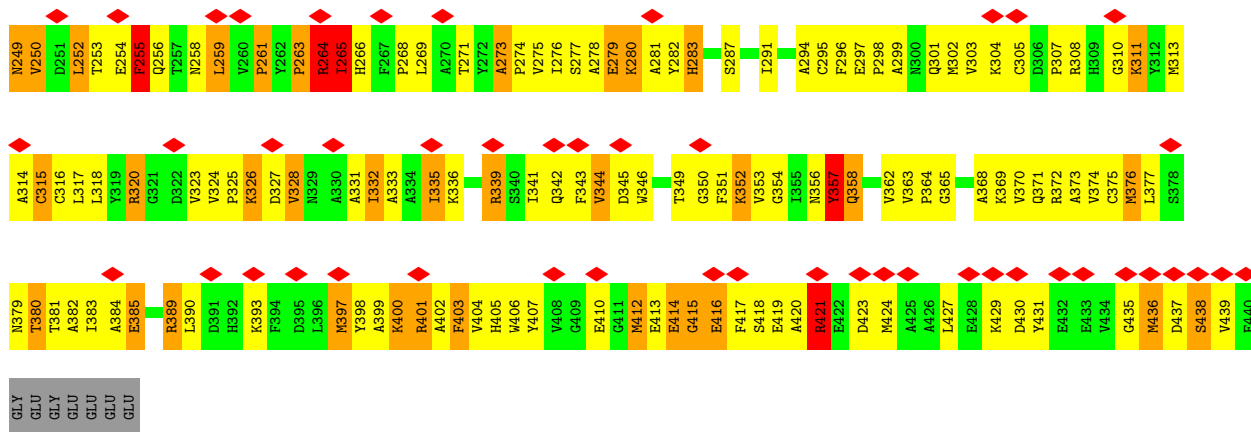


• Molecule 40: Tubulin alpha chain




• Molecule 40: Tubulin alpha chain



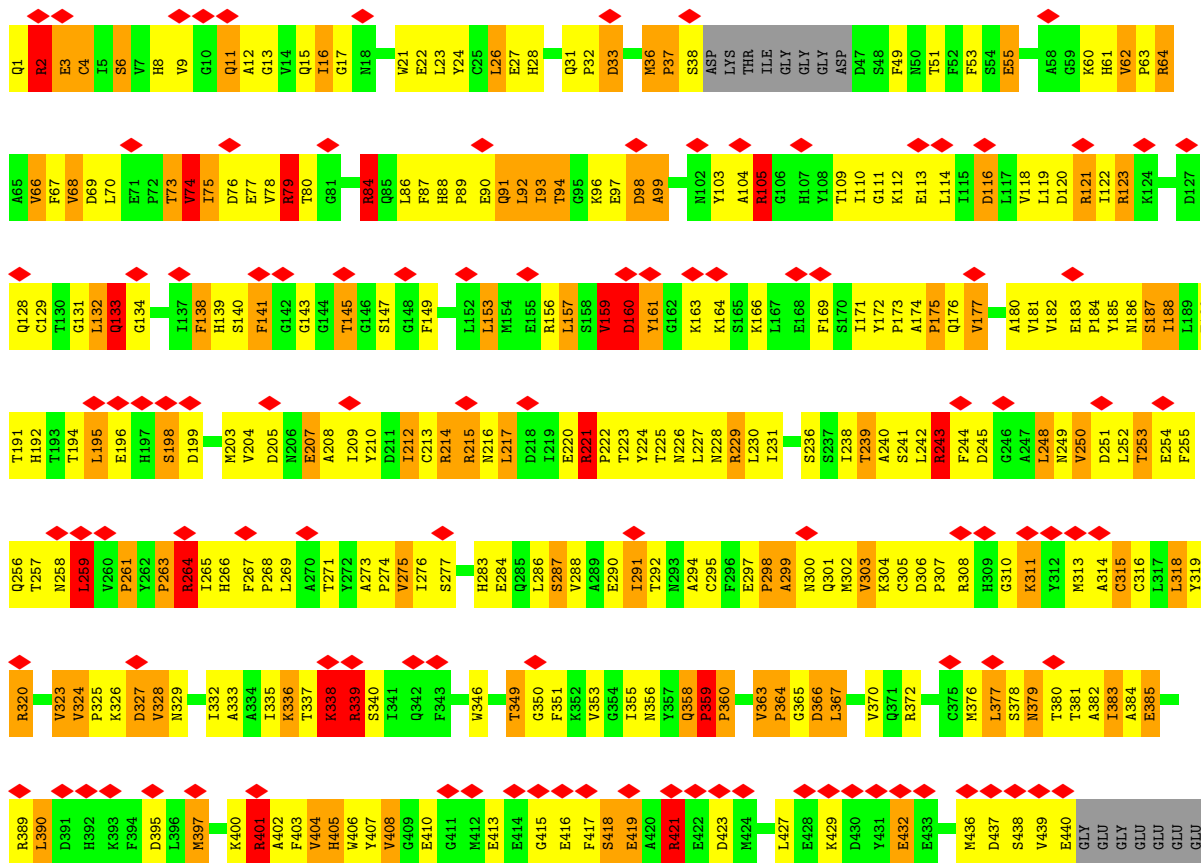


• Molecule 40: Tubulin alpha chain

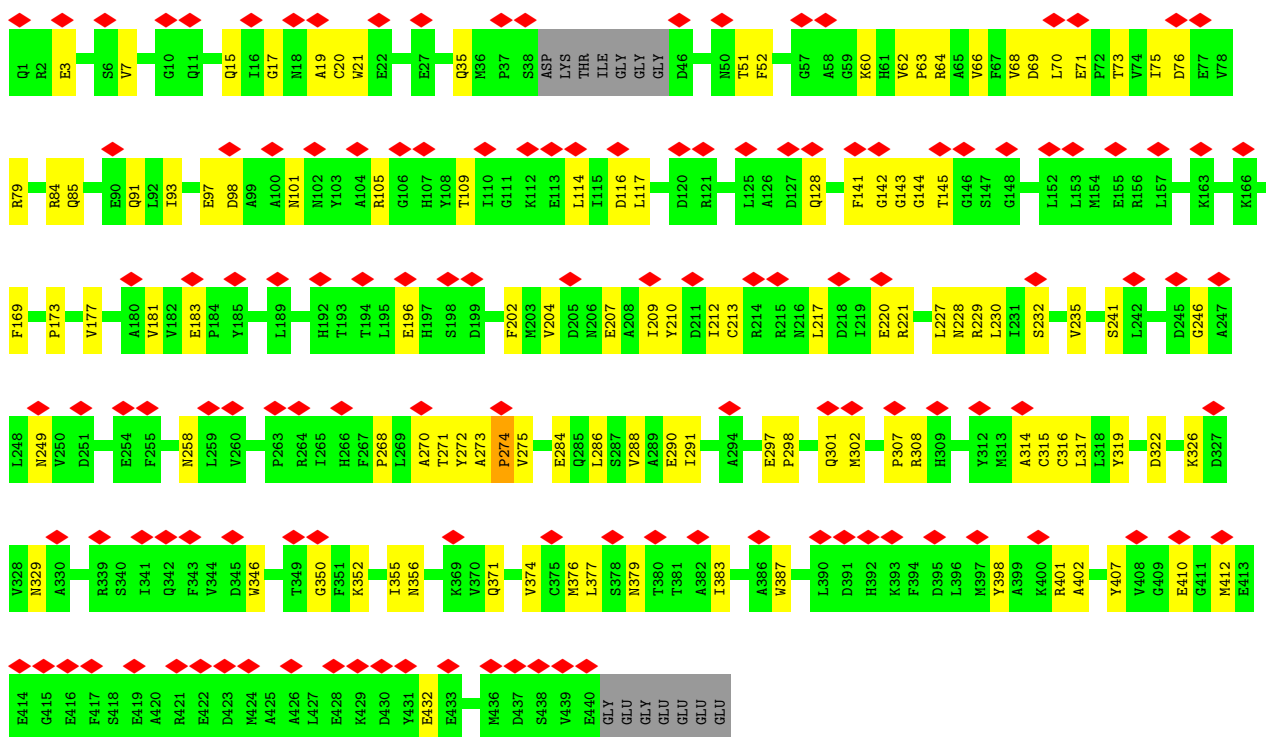
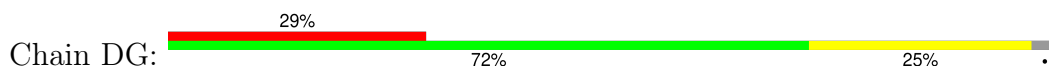


• Molecule 40: Tubulin alpha chain






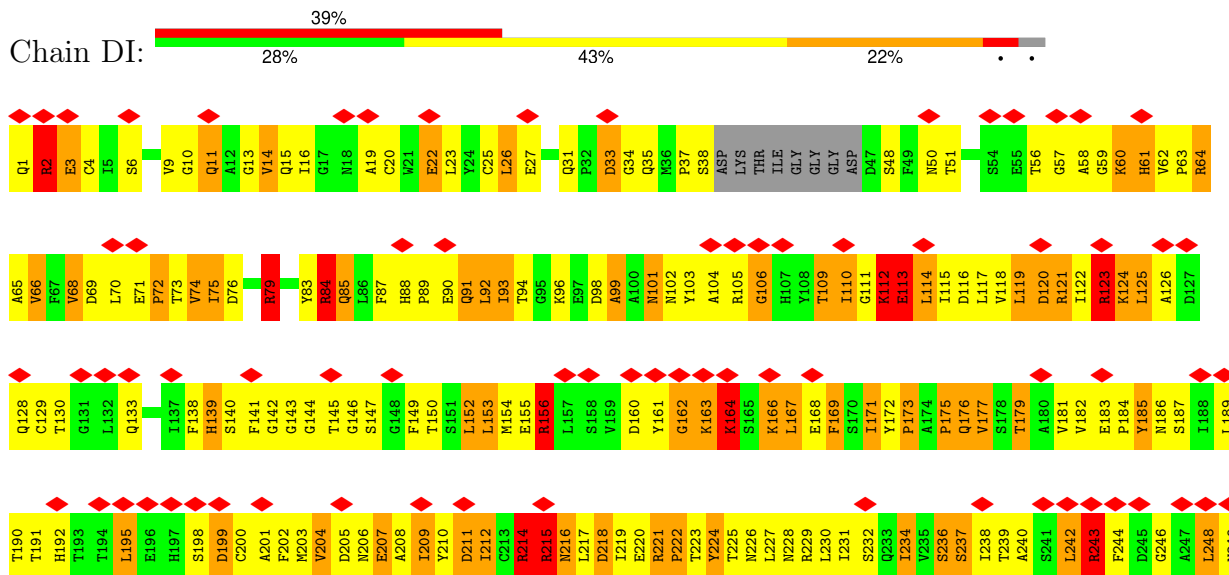
• Molecule 40: Tubulin alpha chain

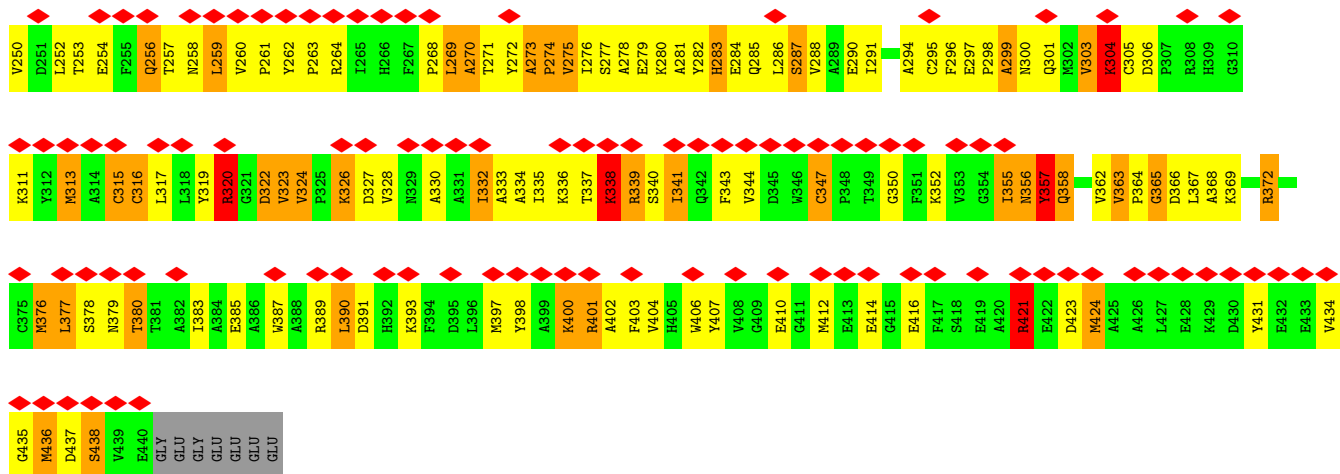


• Molecule 40: Tubulin alpha chain

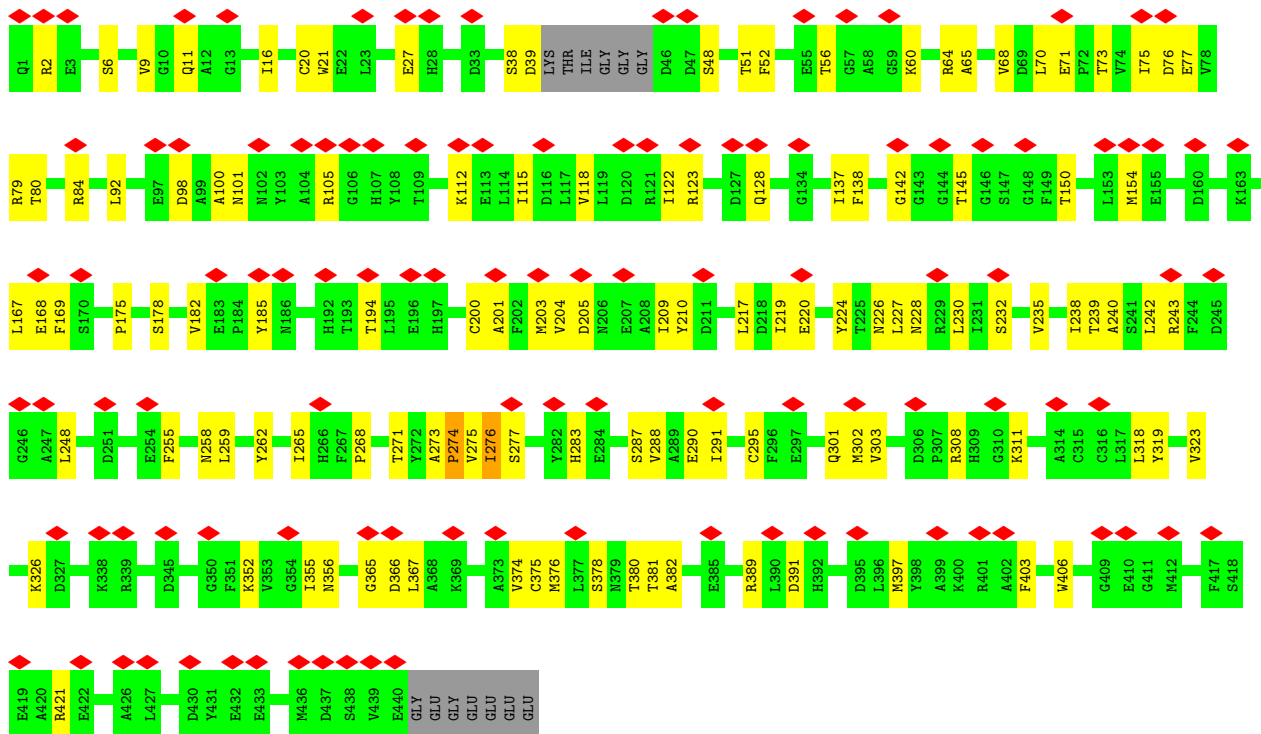


• Molecule 40: Tubulin alpha chain

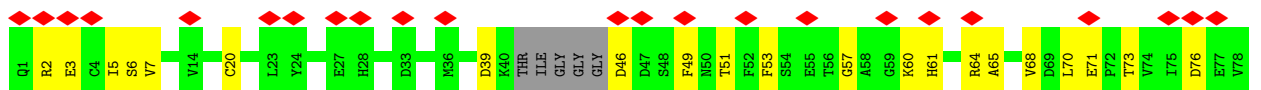


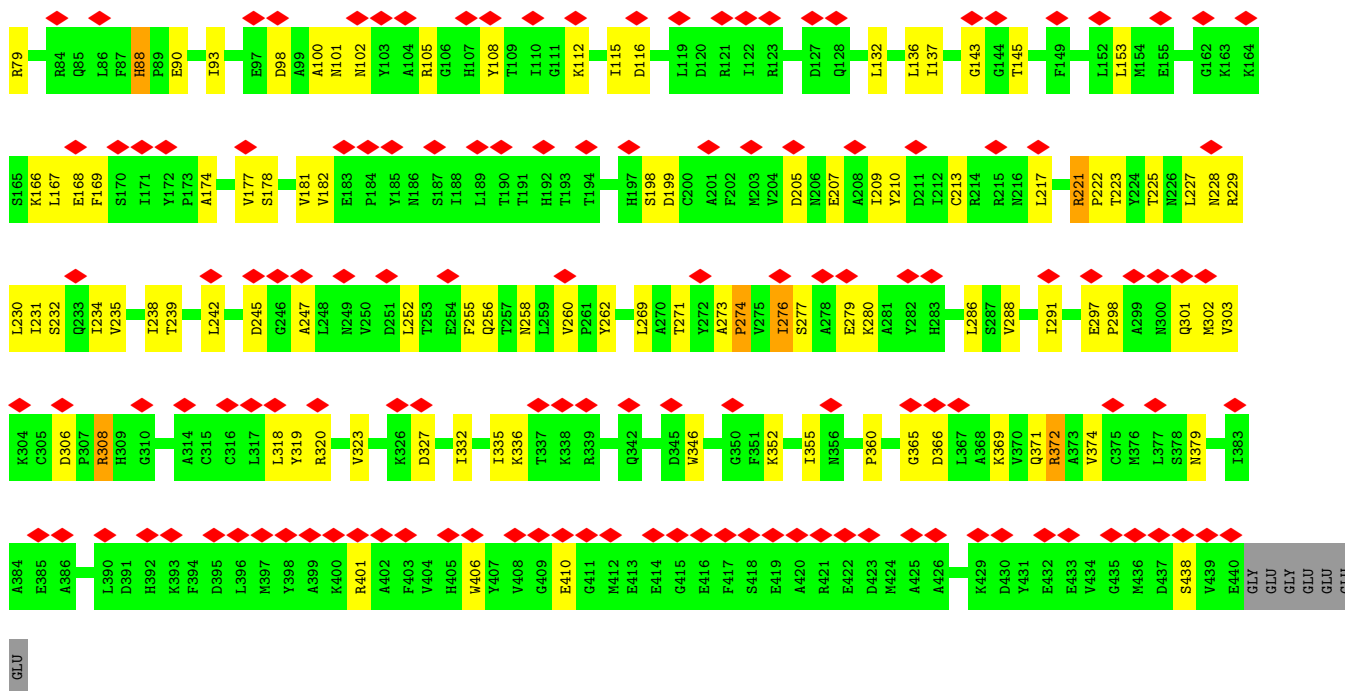


• Molecule 40: Tubulin alpha chain

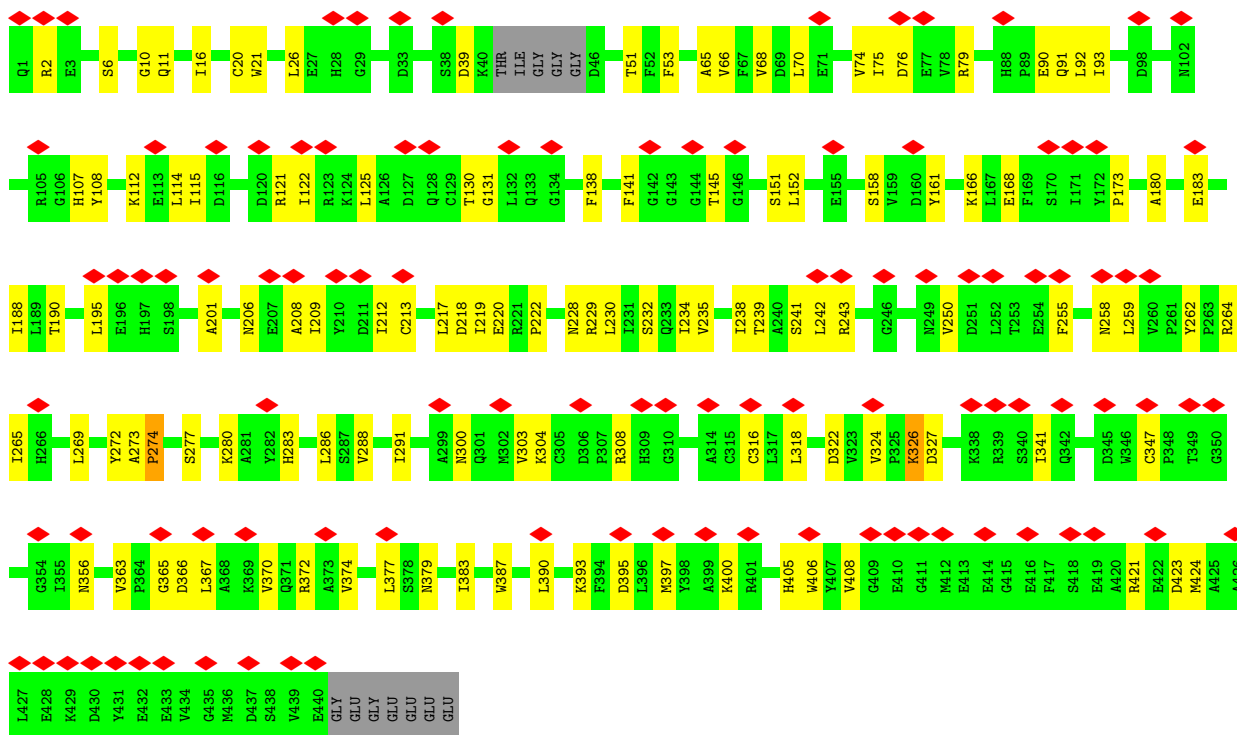


• Molecule 40: Tubulin alpha chain

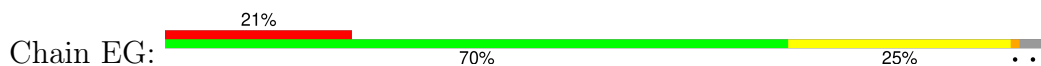


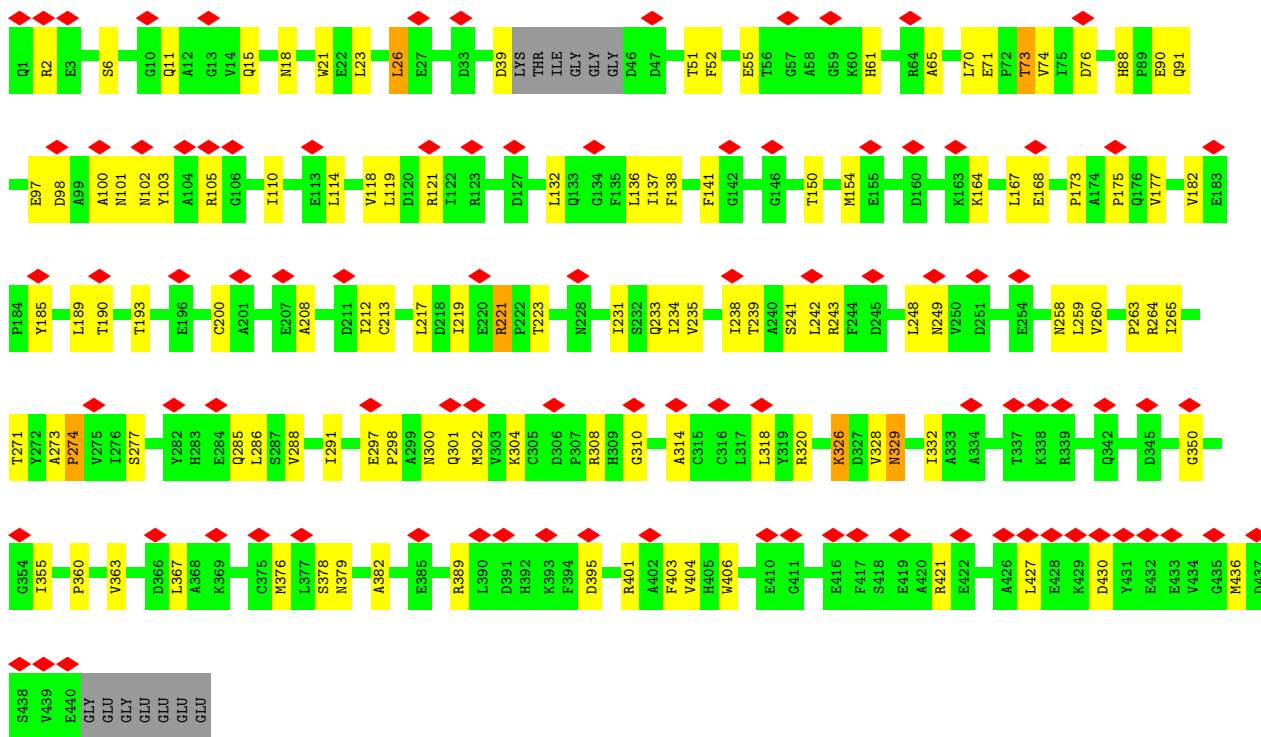


• Molecule 40: Tubulin alpha chain

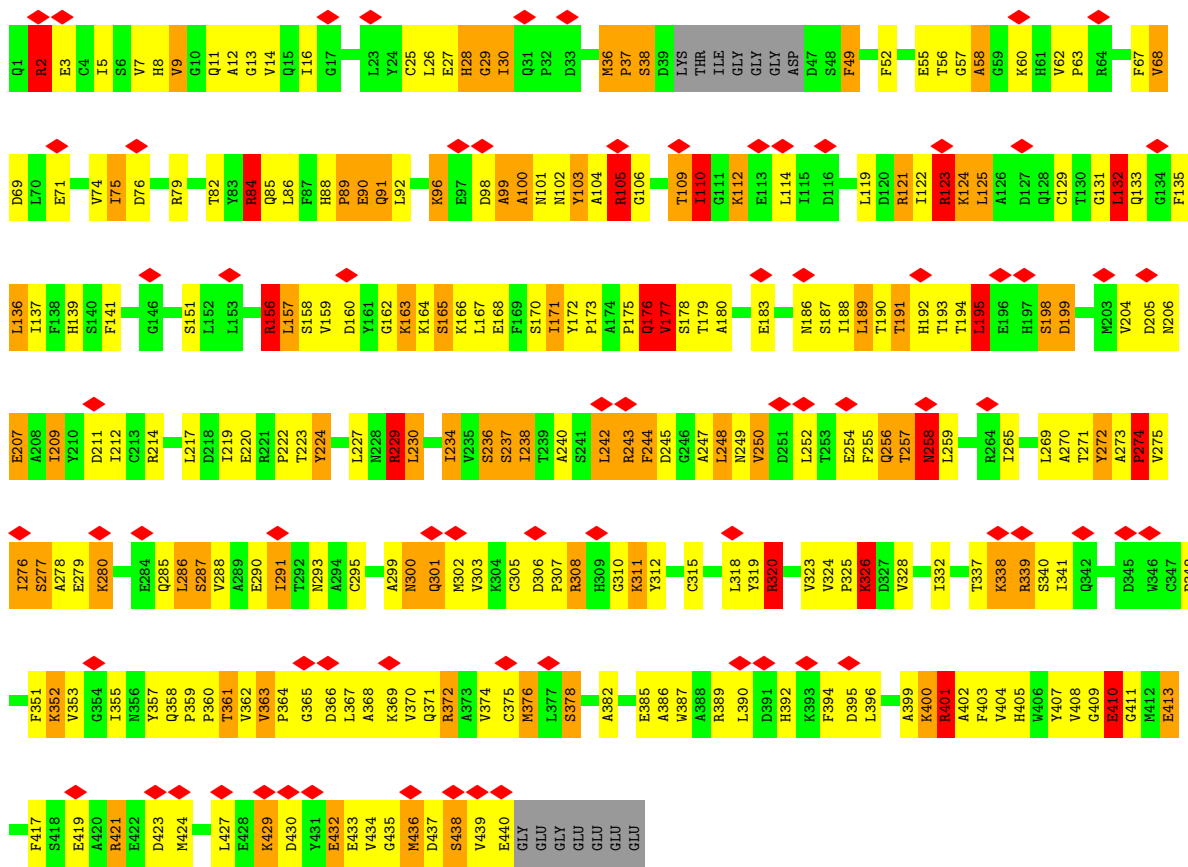


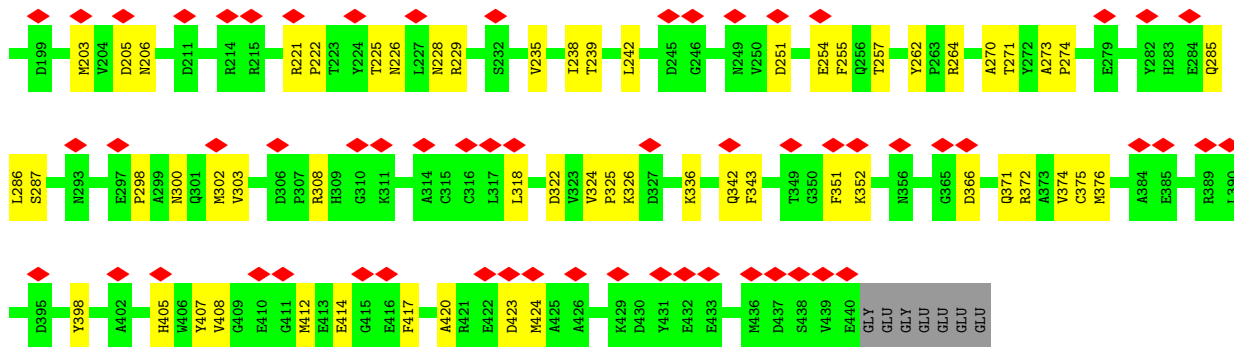
• Molecule 40: Tubulin alpha chain



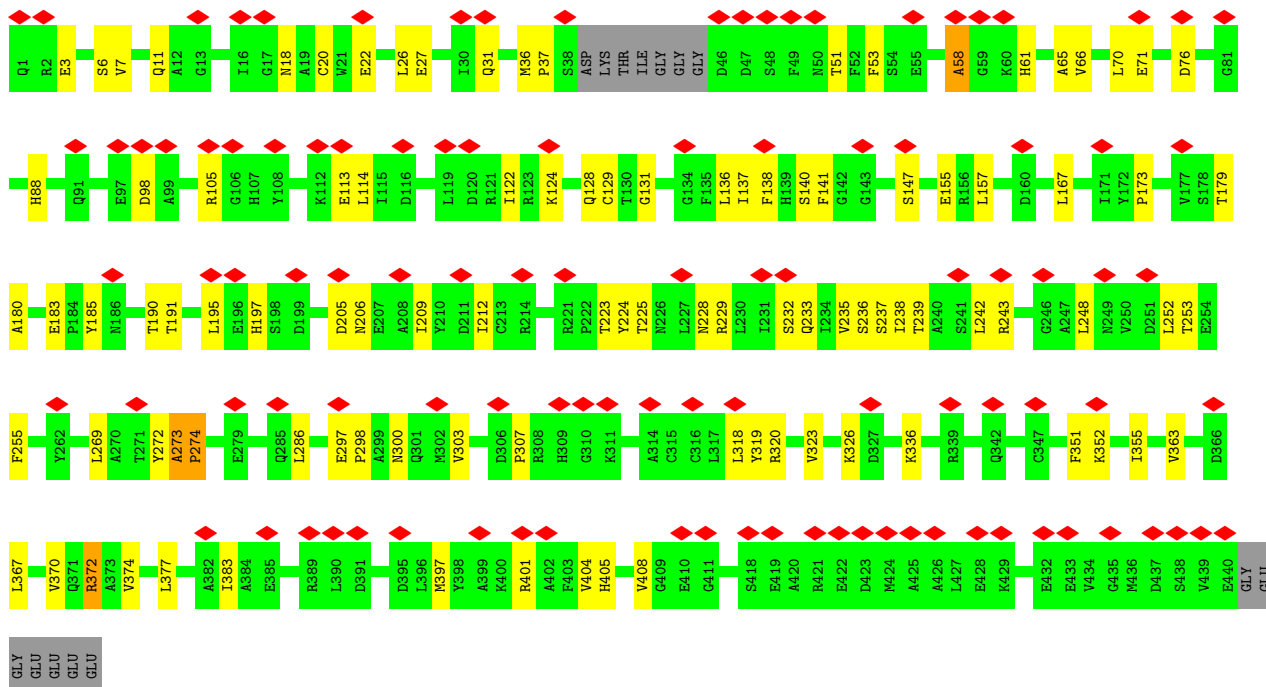
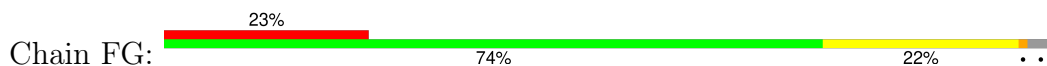


• Molecule 40: Tubulin alpha chain

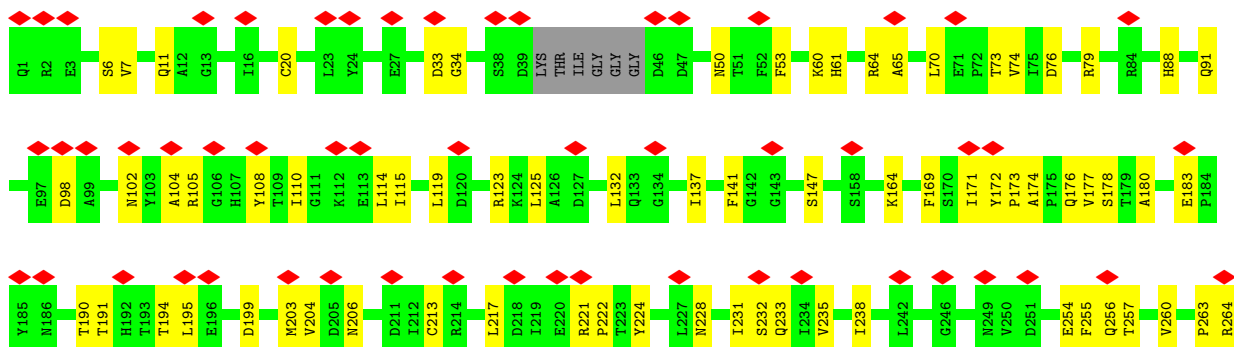


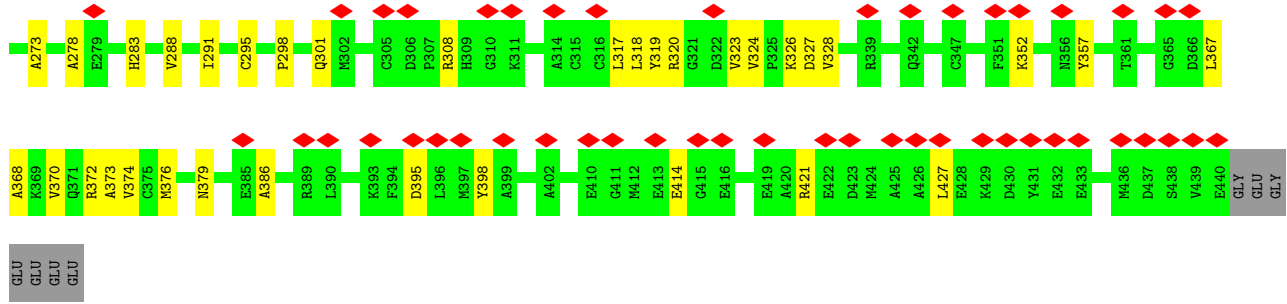


• Molecule 40: Tubulin alpha chain

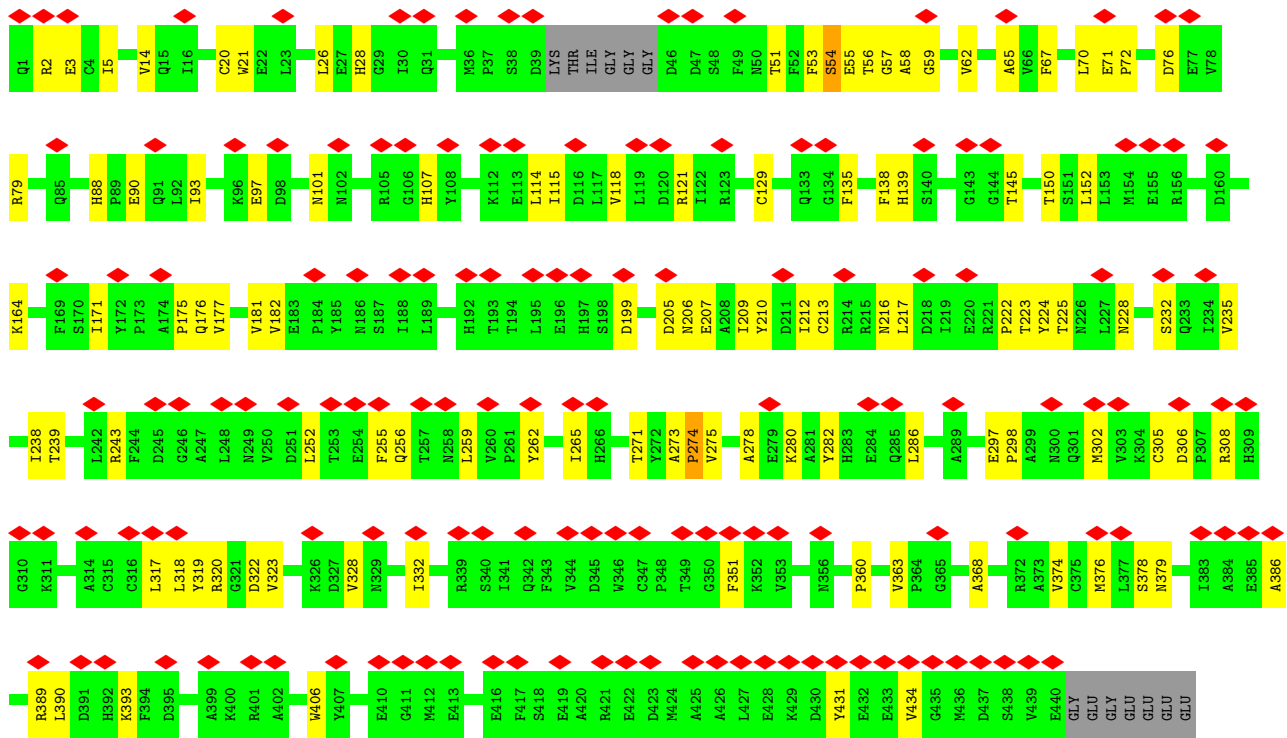
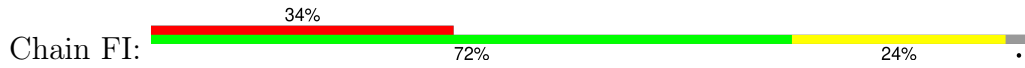


• Molecule 40: Tubulin alpha chain

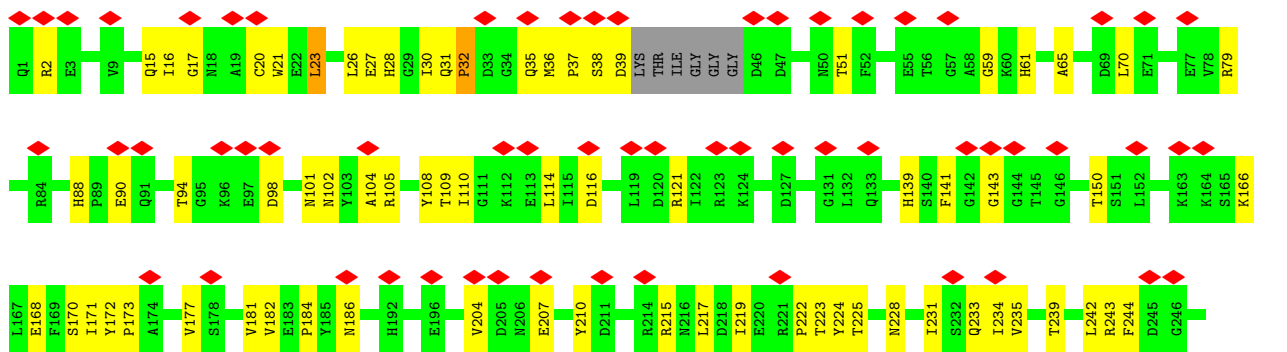


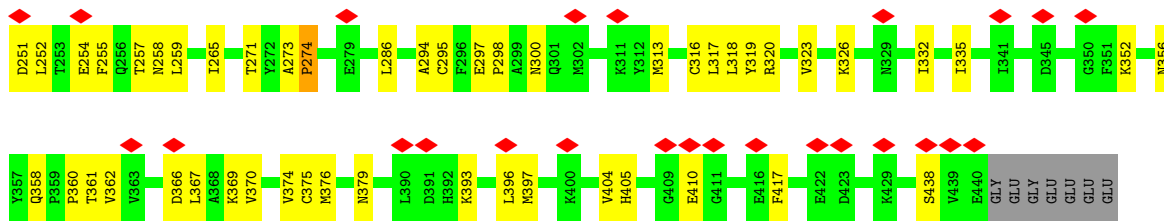


• Molecule 40: Tubulin alpha chain




• Molecule 40: Tubulin alpha chain

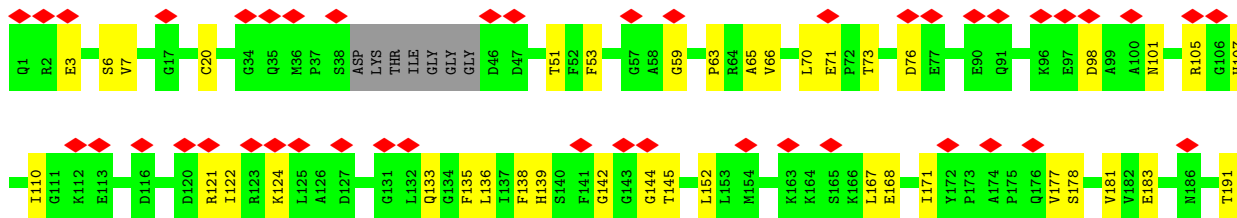
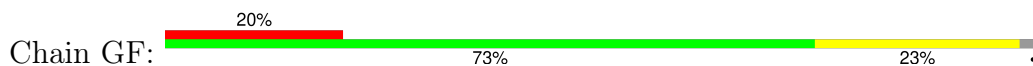


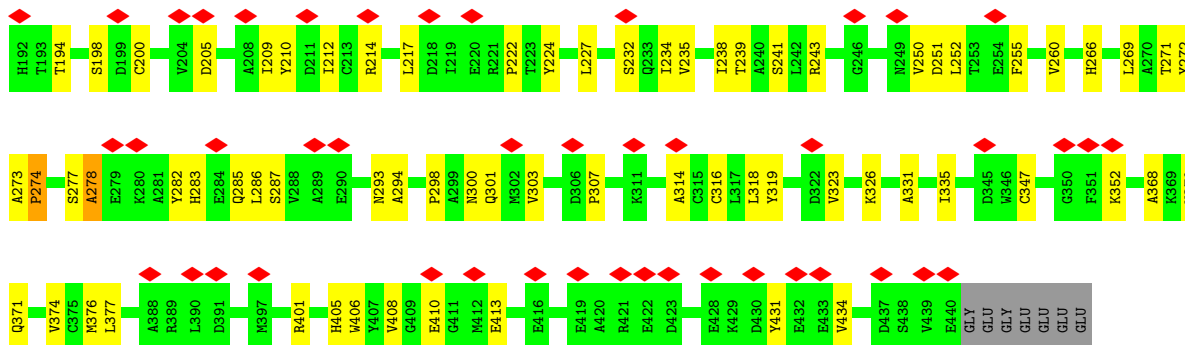


• Molecule 40: Tubulin alpha chain

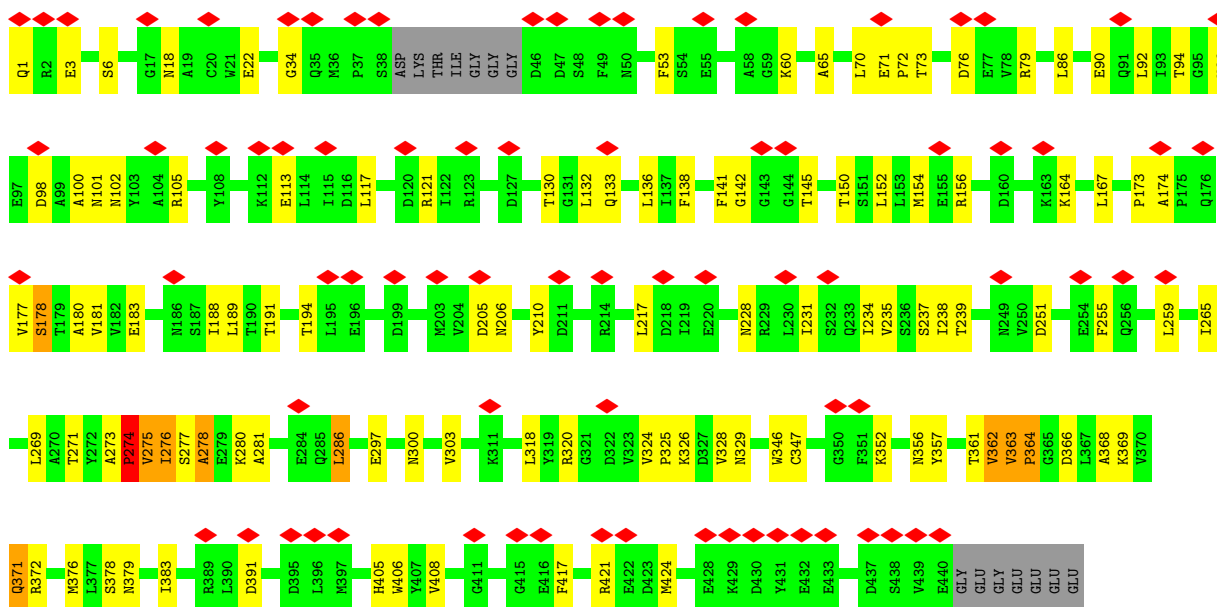
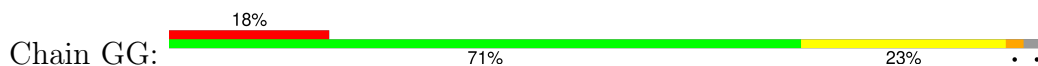


• Molecule 40: Tubulin alpha chain

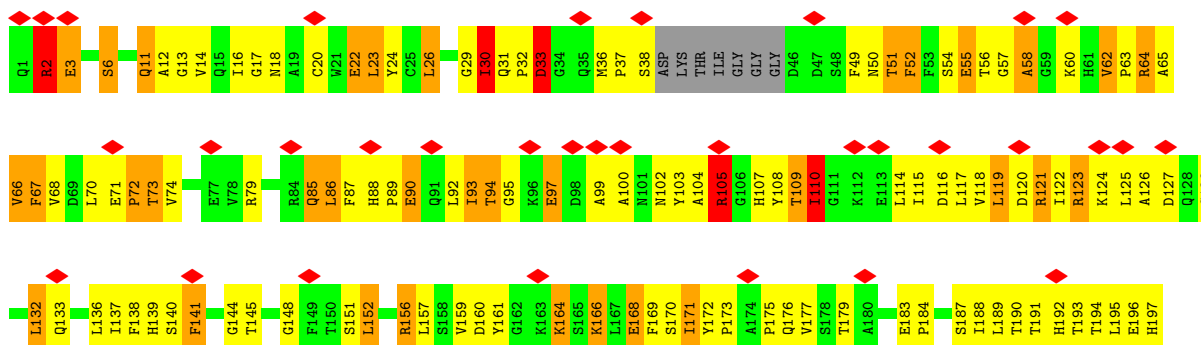


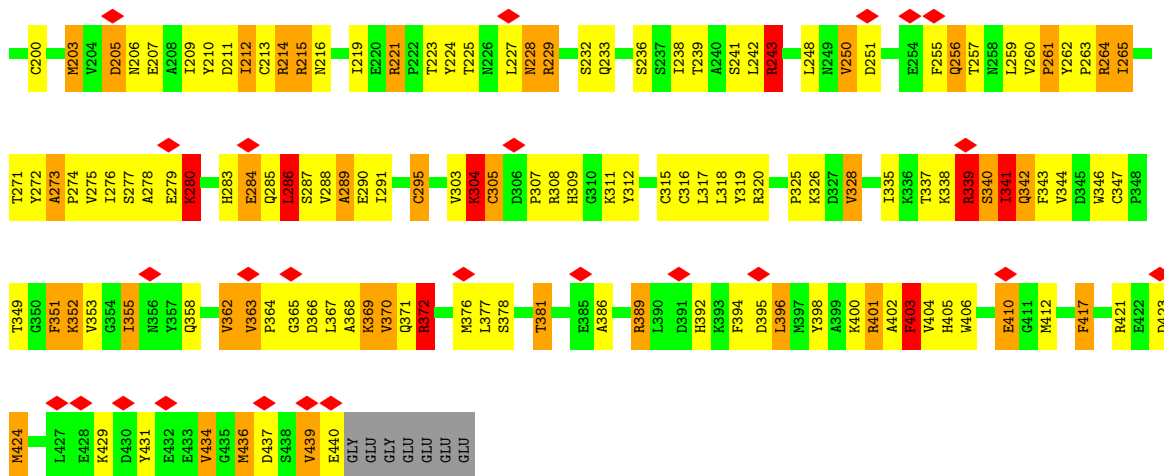


• Molecule 40: Tubulin alpha chain

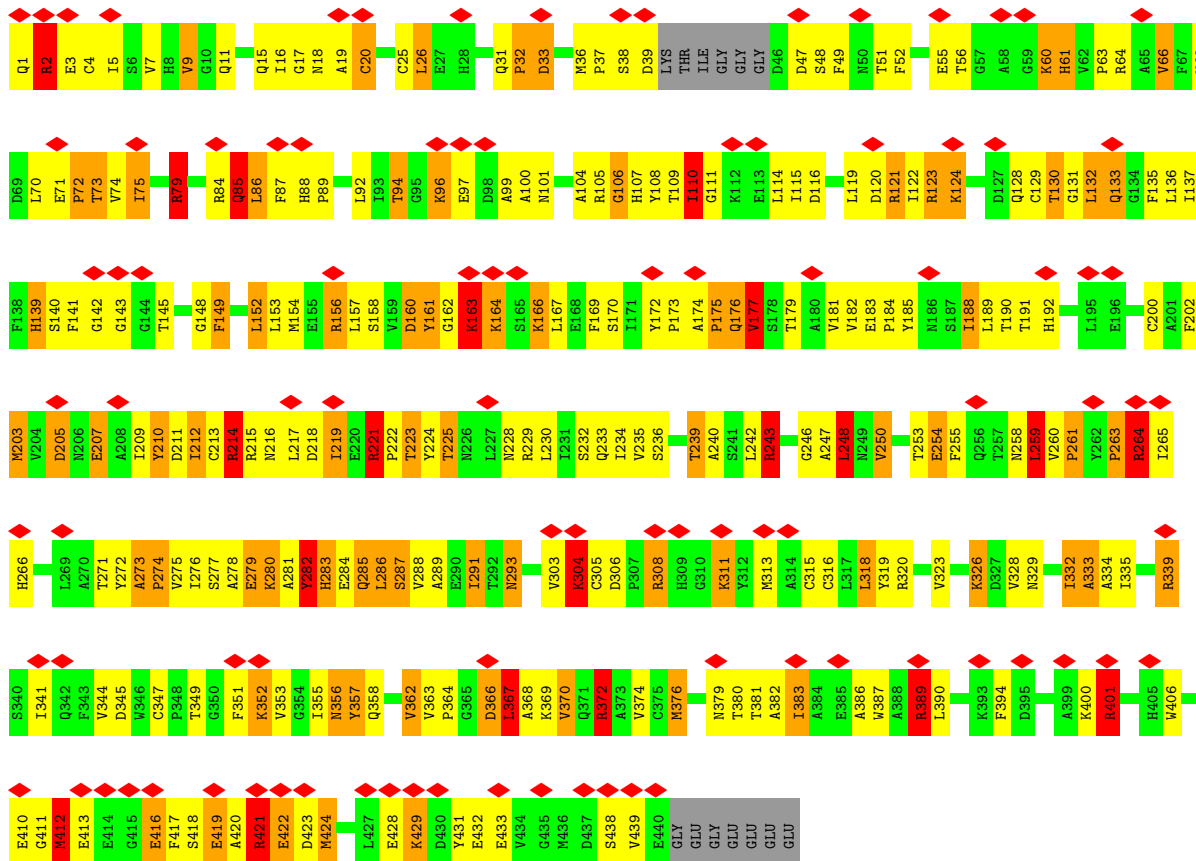


• Molecule 40: Tubulin alpha chain

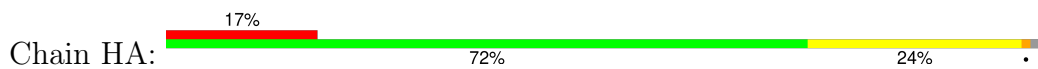


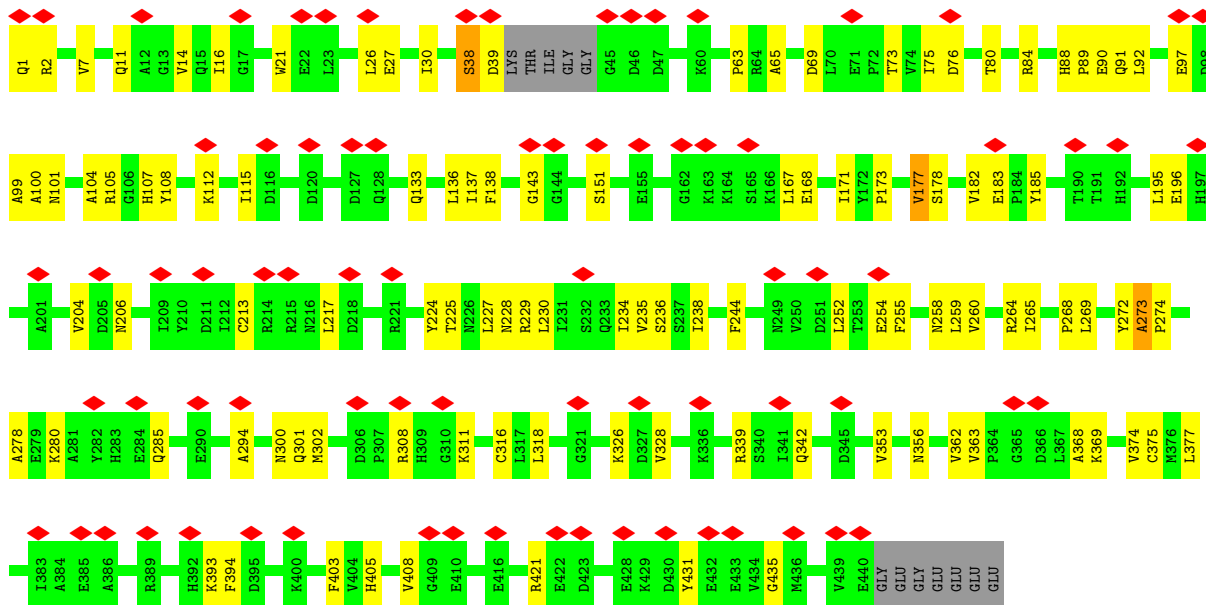


• Molecule 40: Tubulin alpha chain




• Molecule 40: Tubulin alpha chain

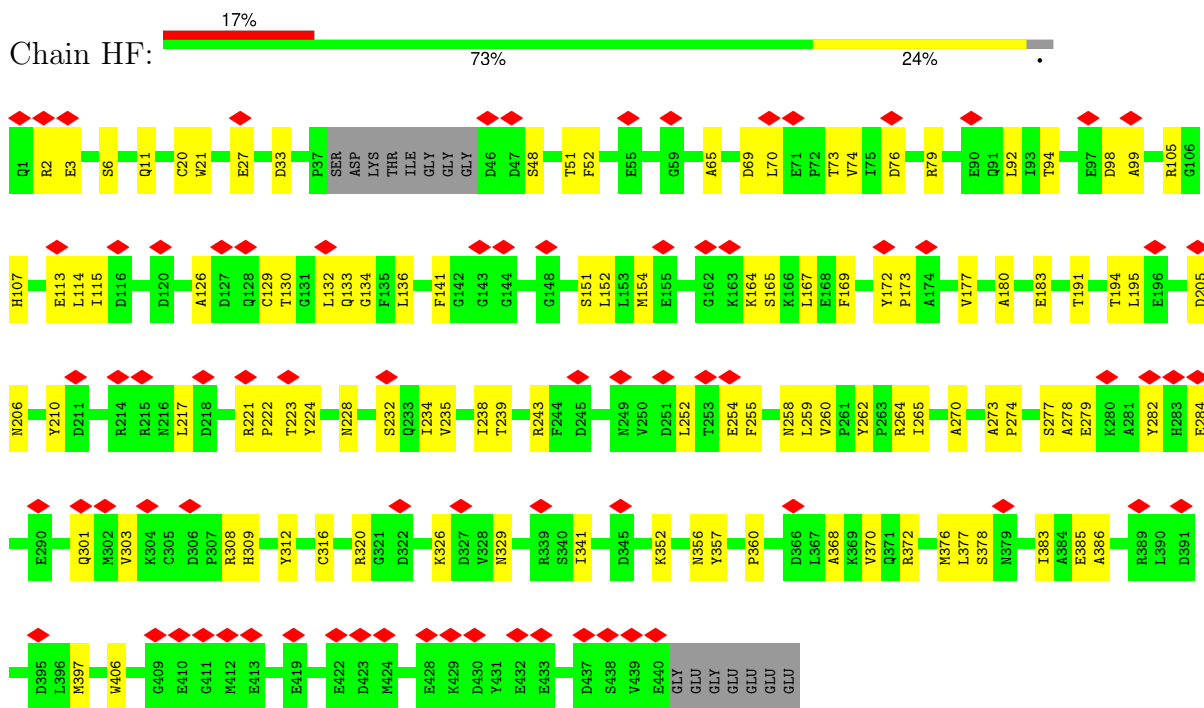




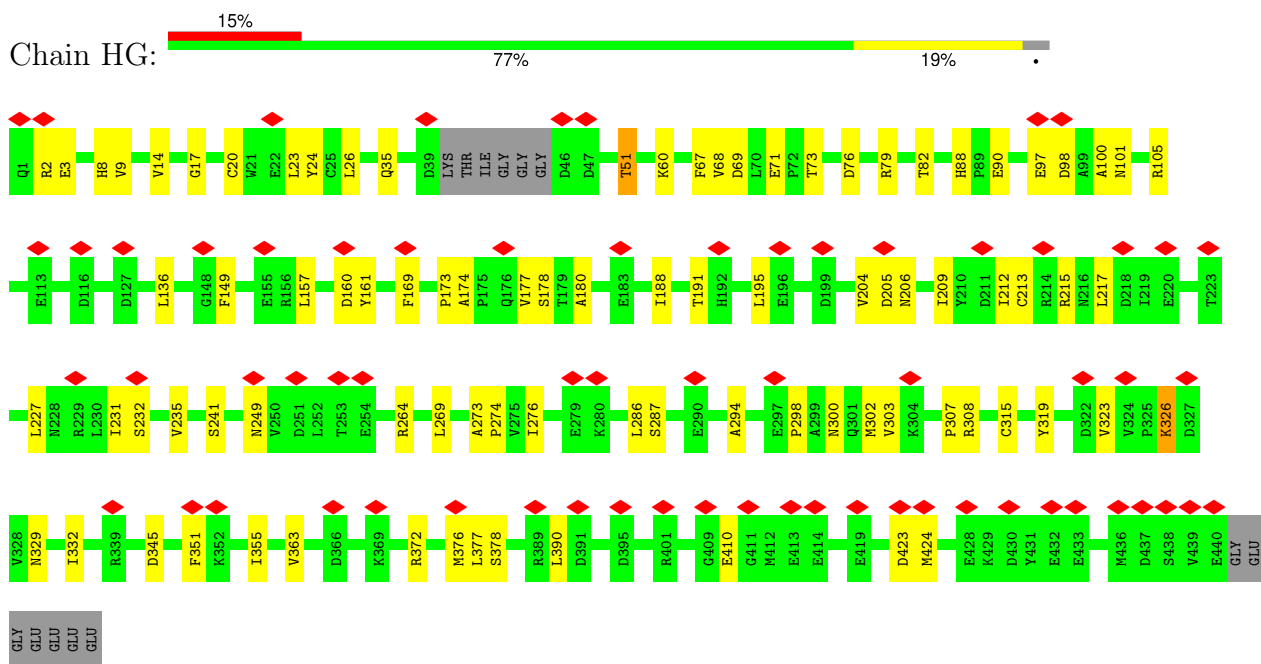
• Molecule 40: Tubulin alpha chain



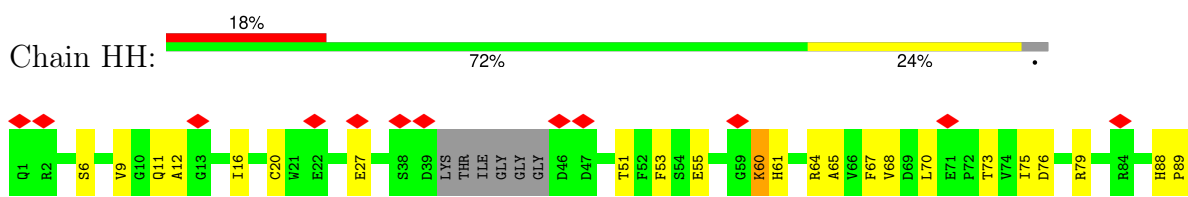
• Molecule 40: Tubulin alpha chain

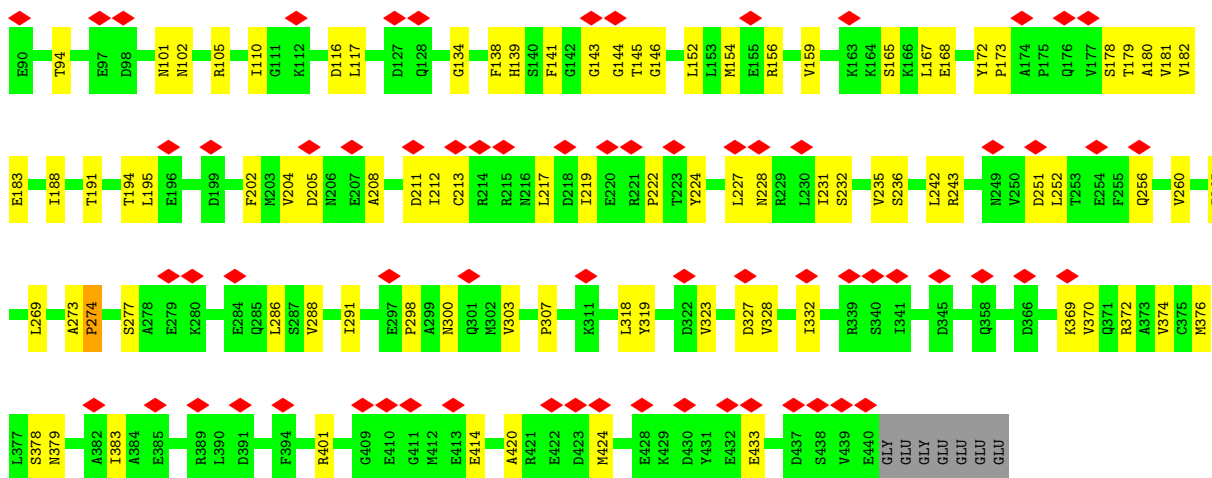


• Molecule 40: Tubulin alpha chain

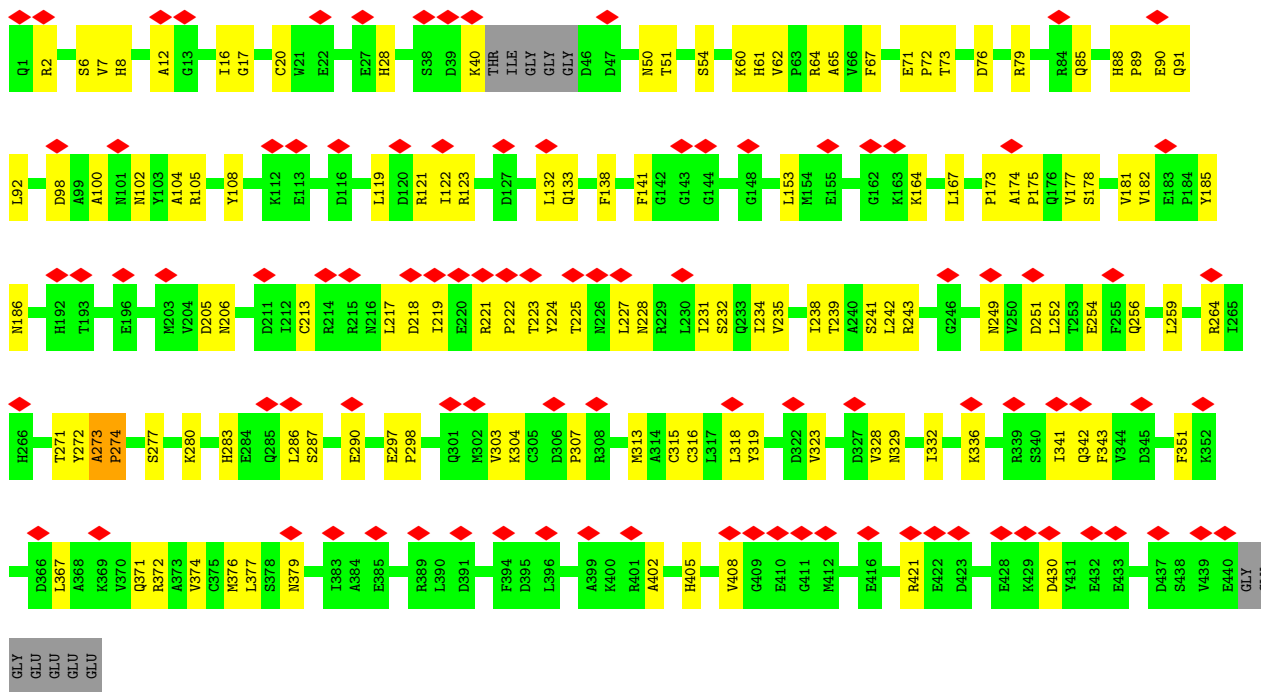


• Molecule 40: Tubulin alpha chain

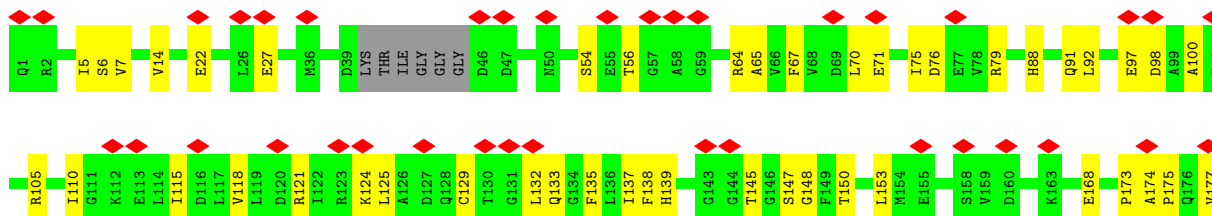
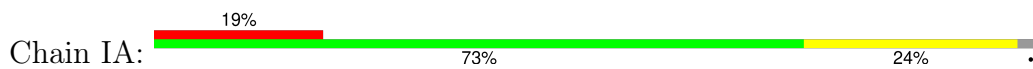


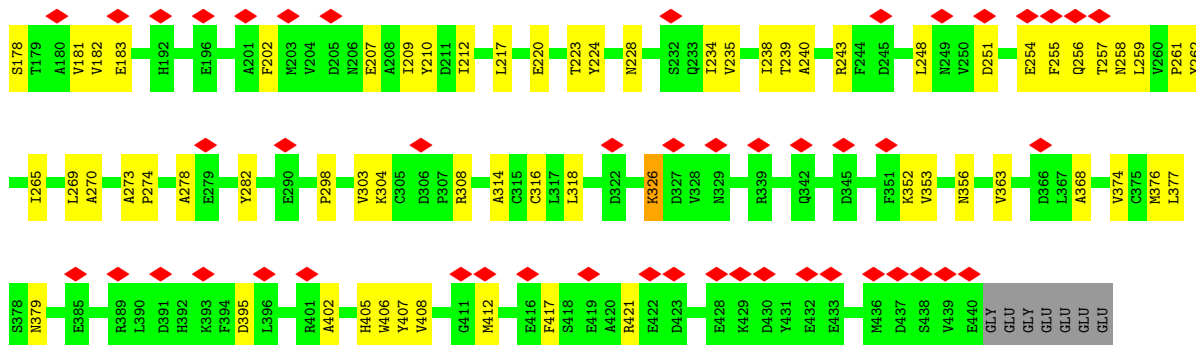


• Molecule 40: Tubulin alpha chain

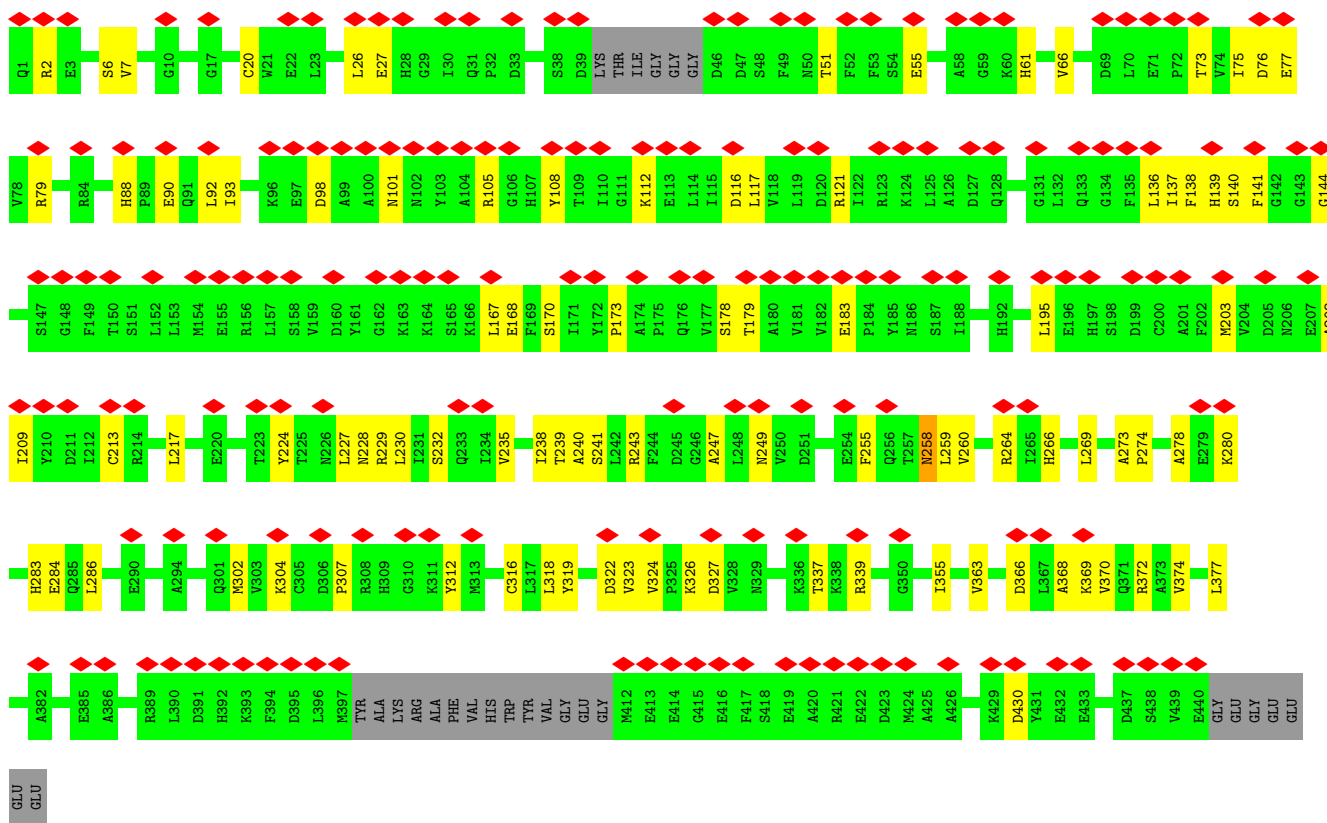
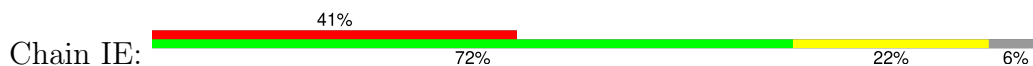


• Molecule 40: Tubulin alpha chain

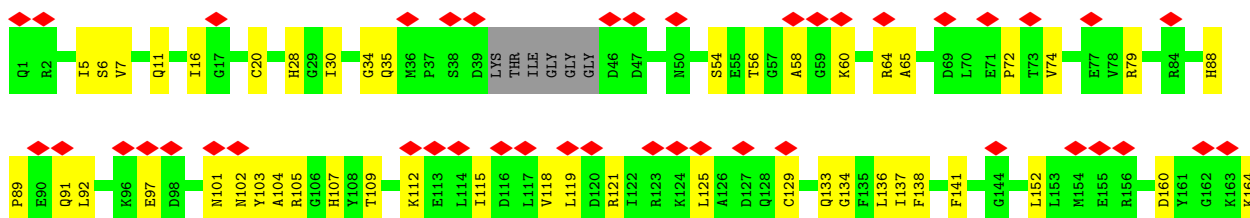


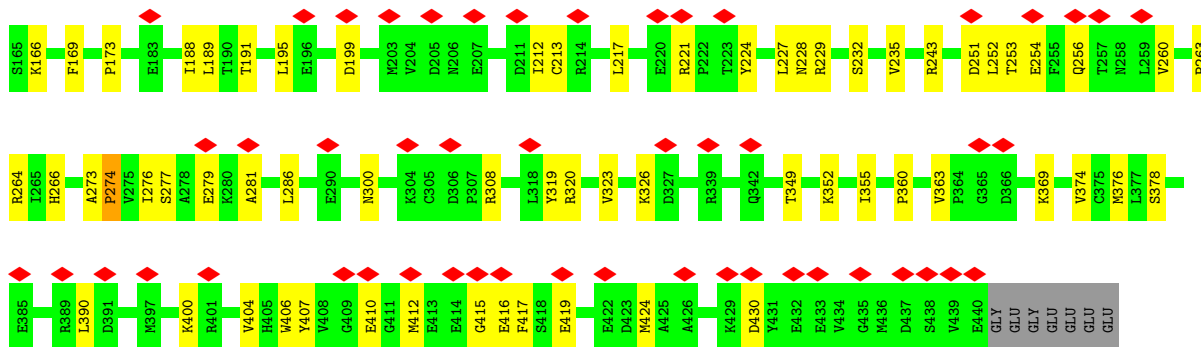


• Molecule 40: Tubulin alpha chain

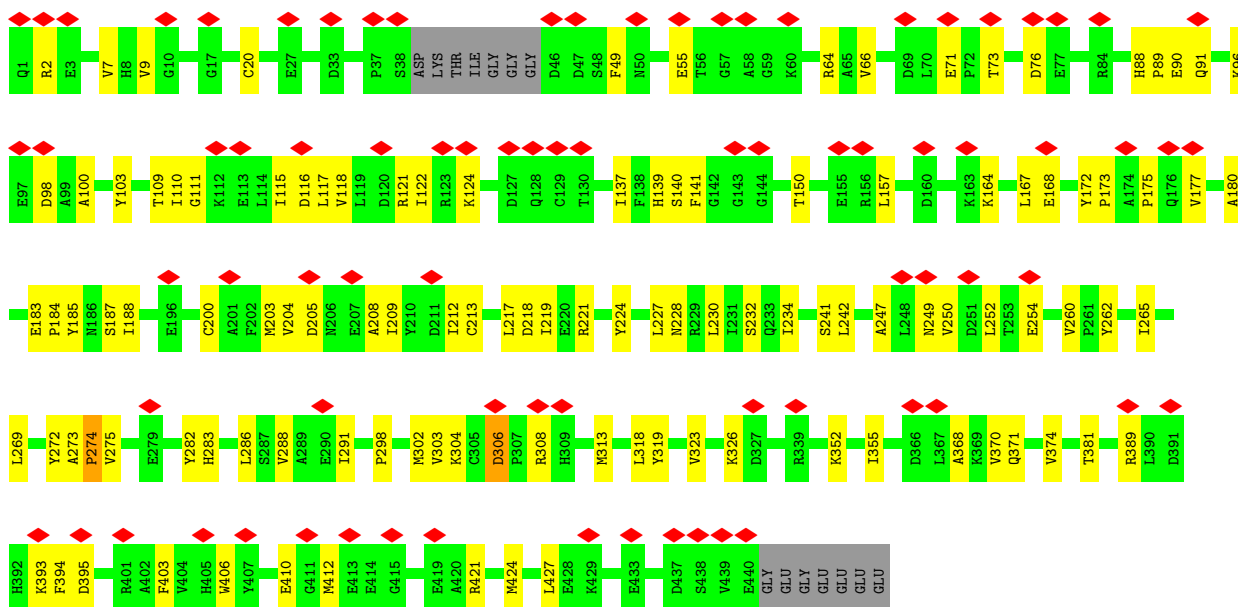
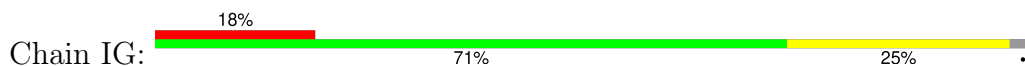


• Molecule 40: Tubulin alpha chain

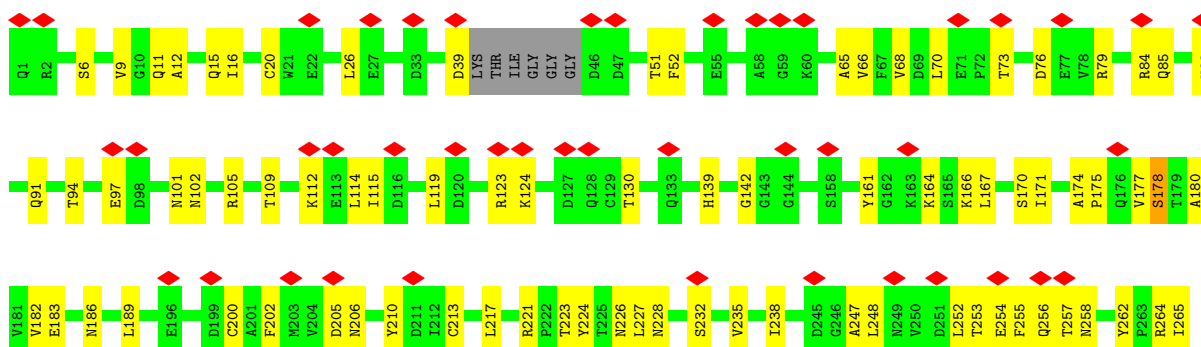


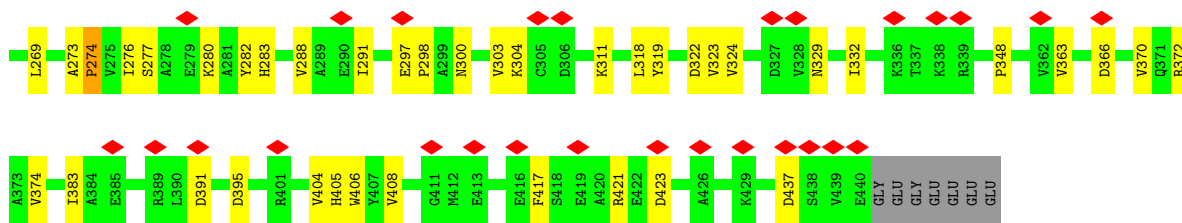


• Molecule 40: Tubulin alpha chain

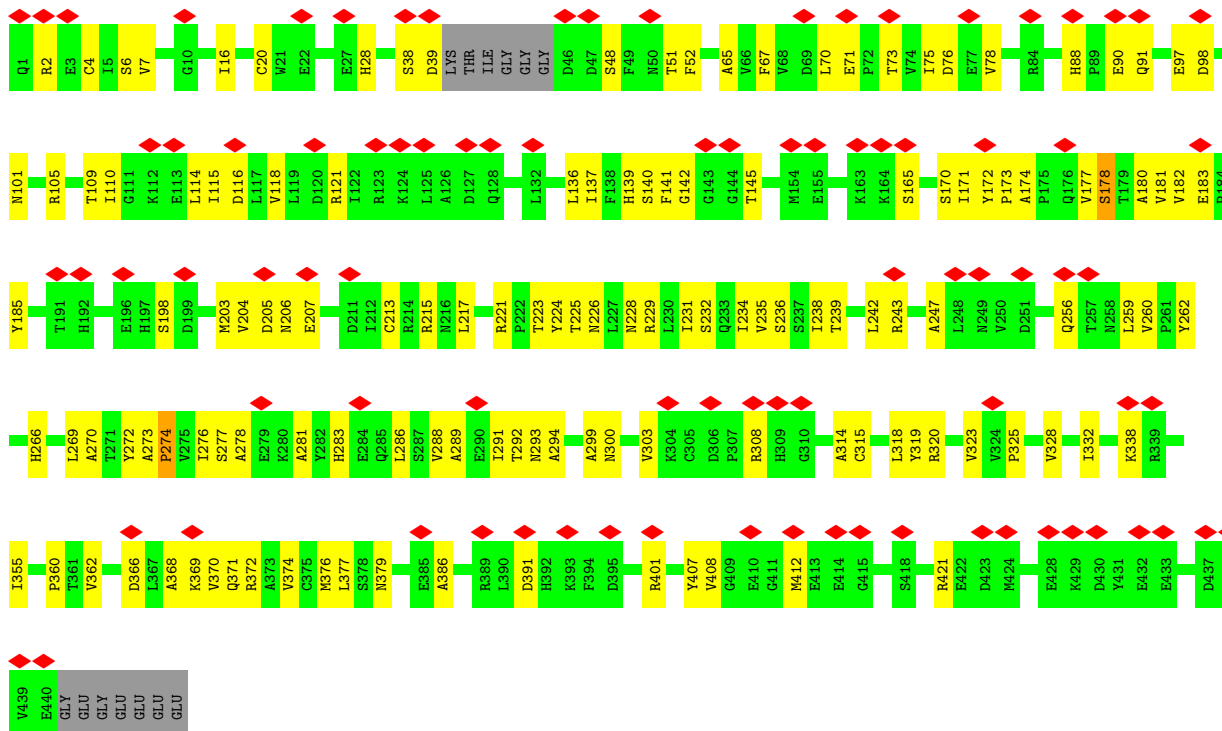


• Molecule 40: Tubulin alpha chain

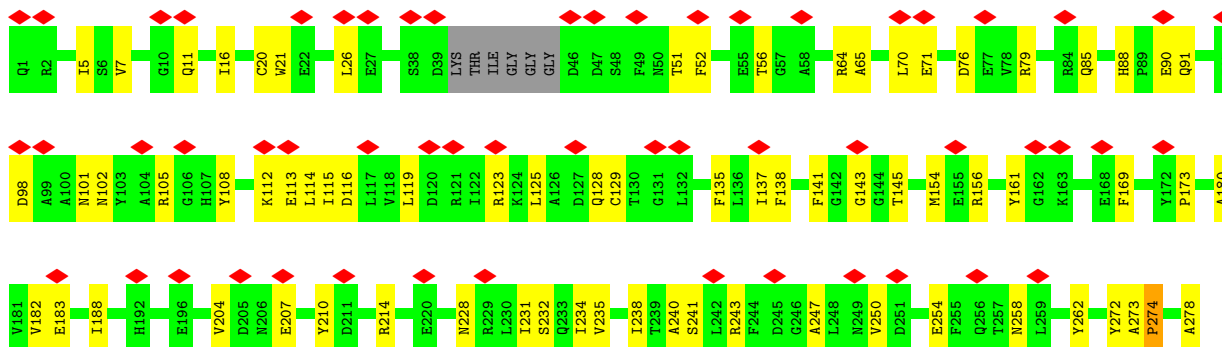
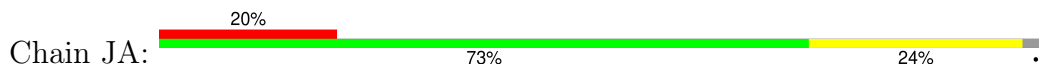


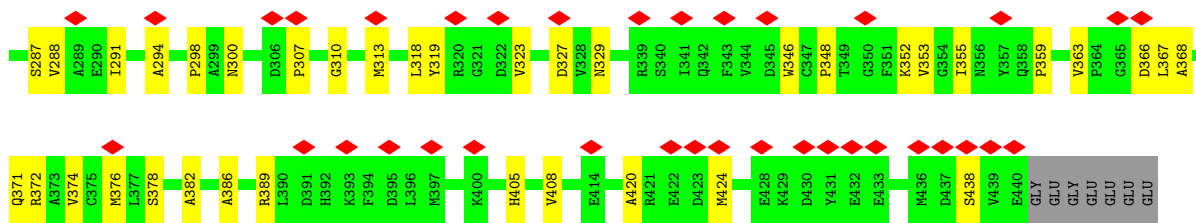


• Molecule 40: Tubulin alpha chain

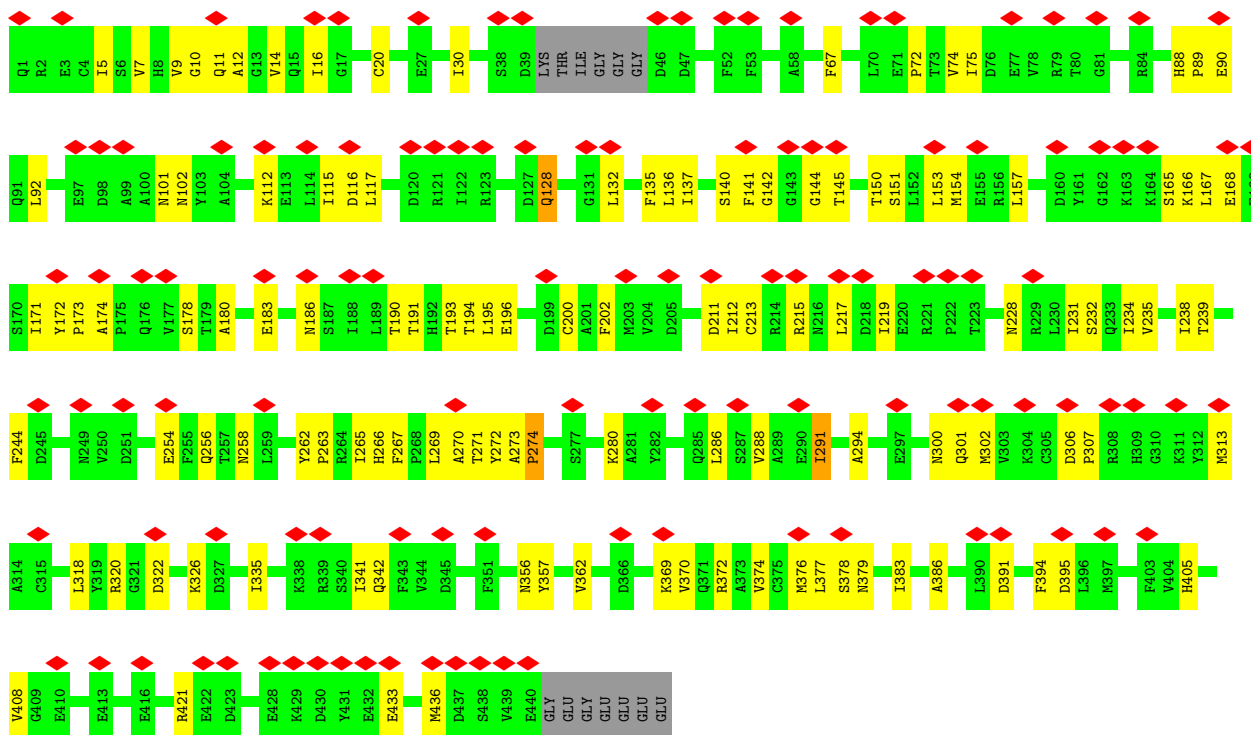


• Molecule 40: Tubulin alpha chain

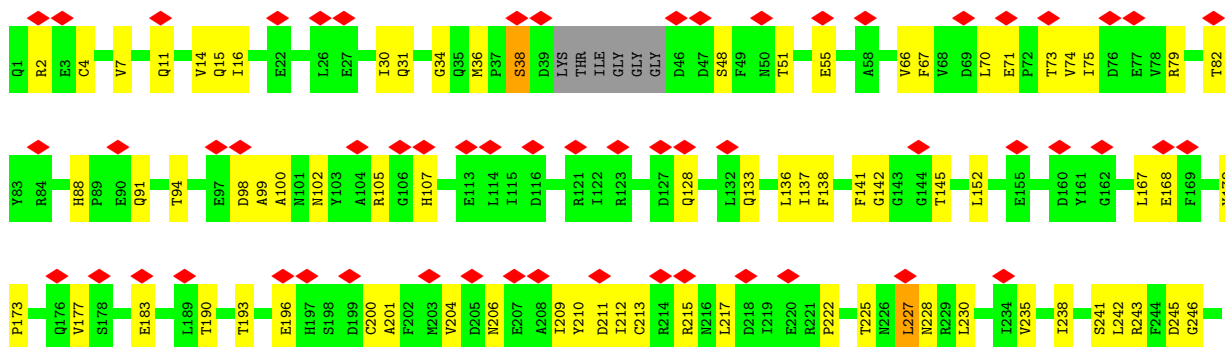


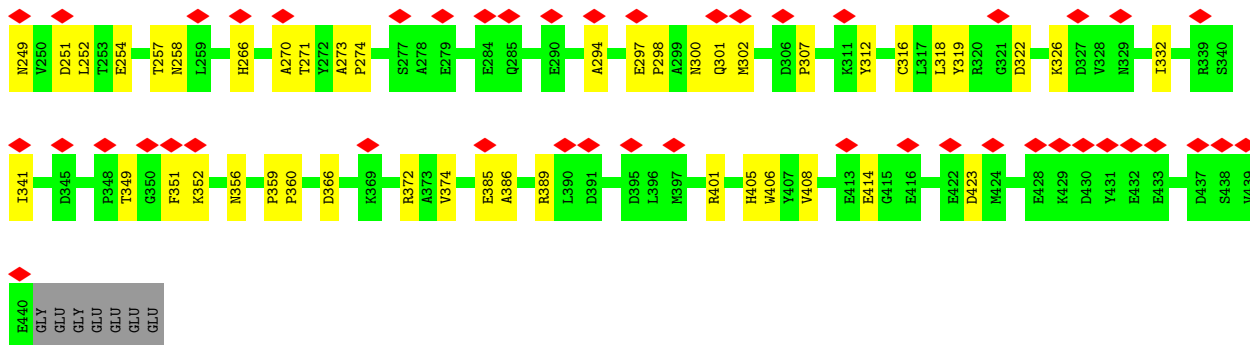


• Molecule 40: Tubulin alpha chain

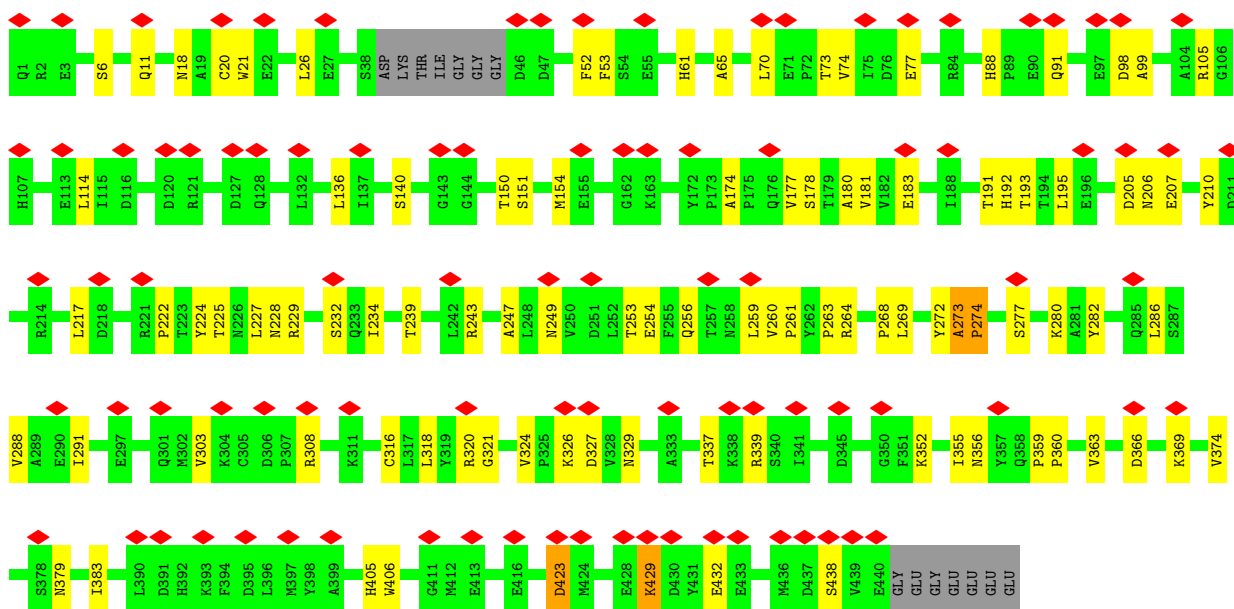
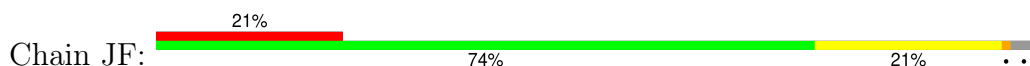


• Molecule 40: Tubulin alpha chain

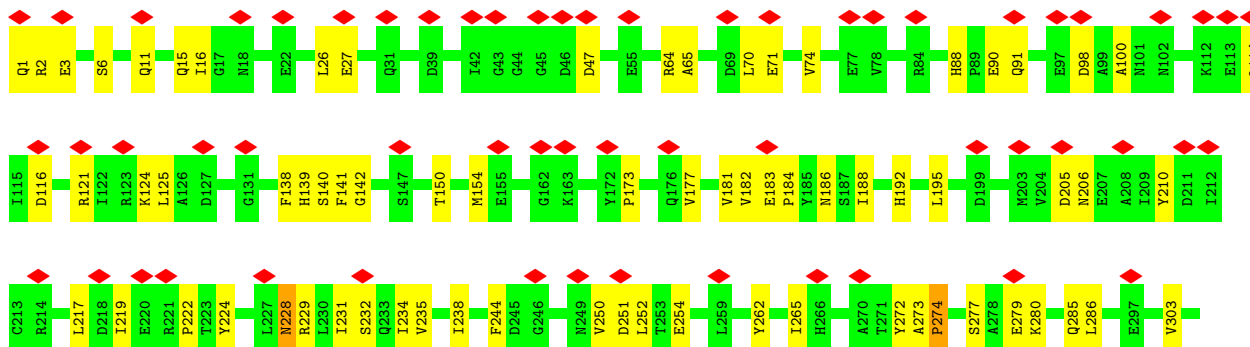
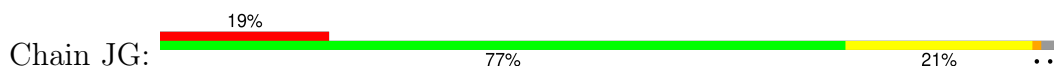


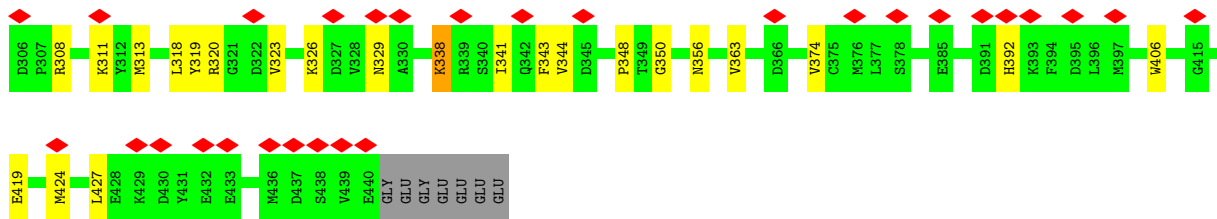


• Molecule 40: Tubulin alpha chain

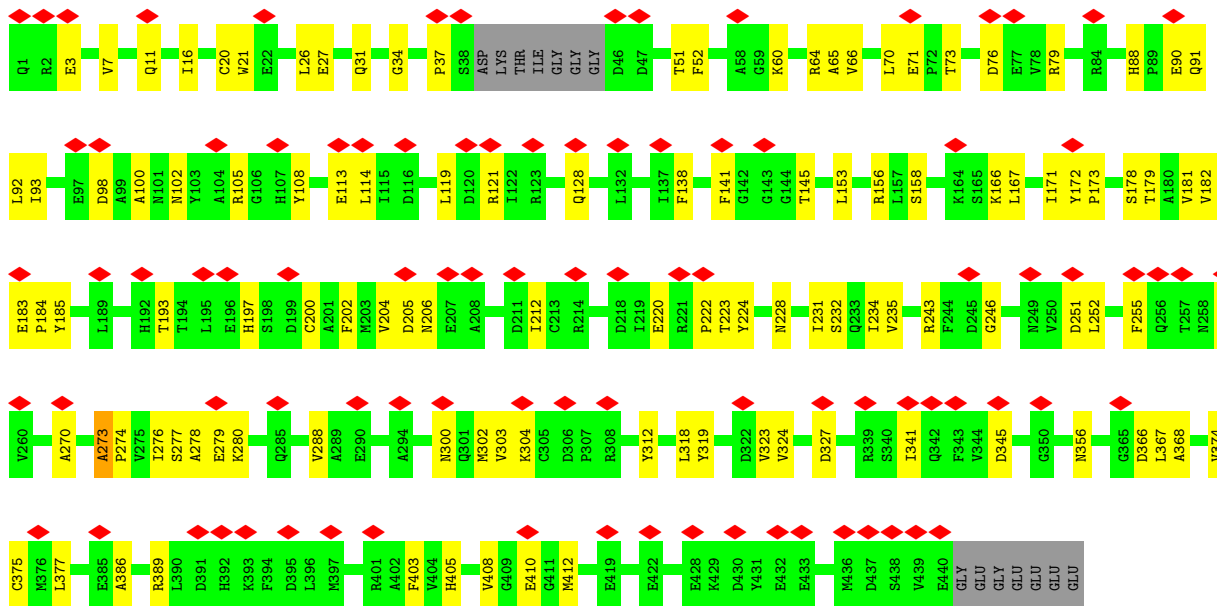
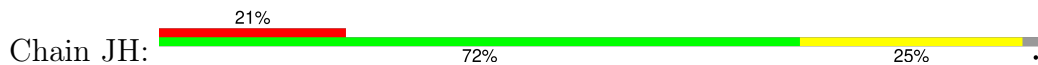


• Molecule 40: Tubulin alpha chain

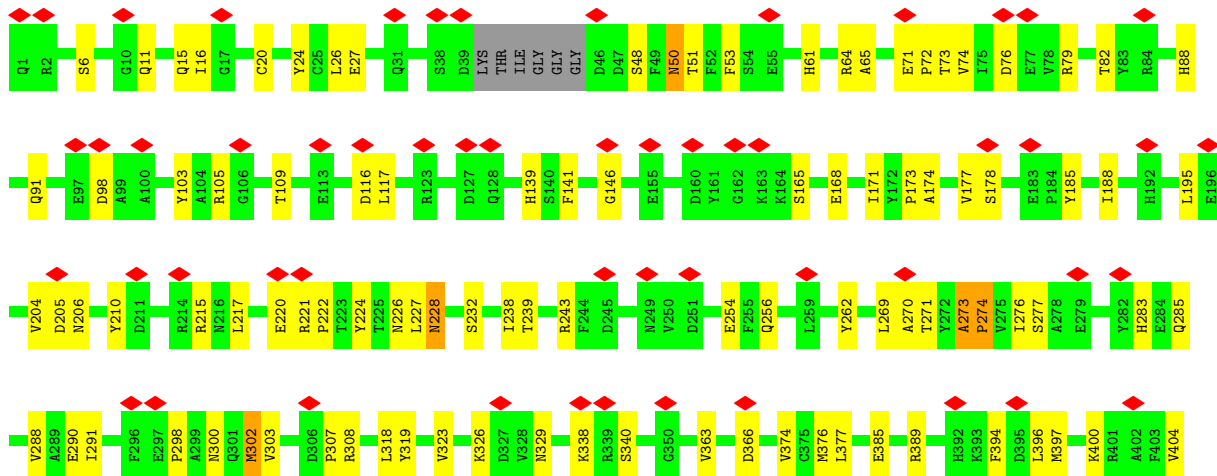
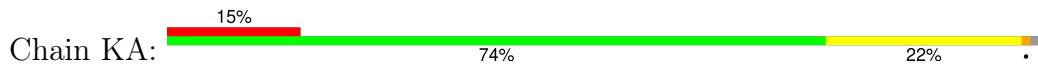


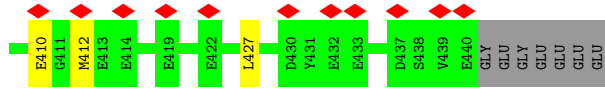


• Molecule 40: Tubulin alpha chain

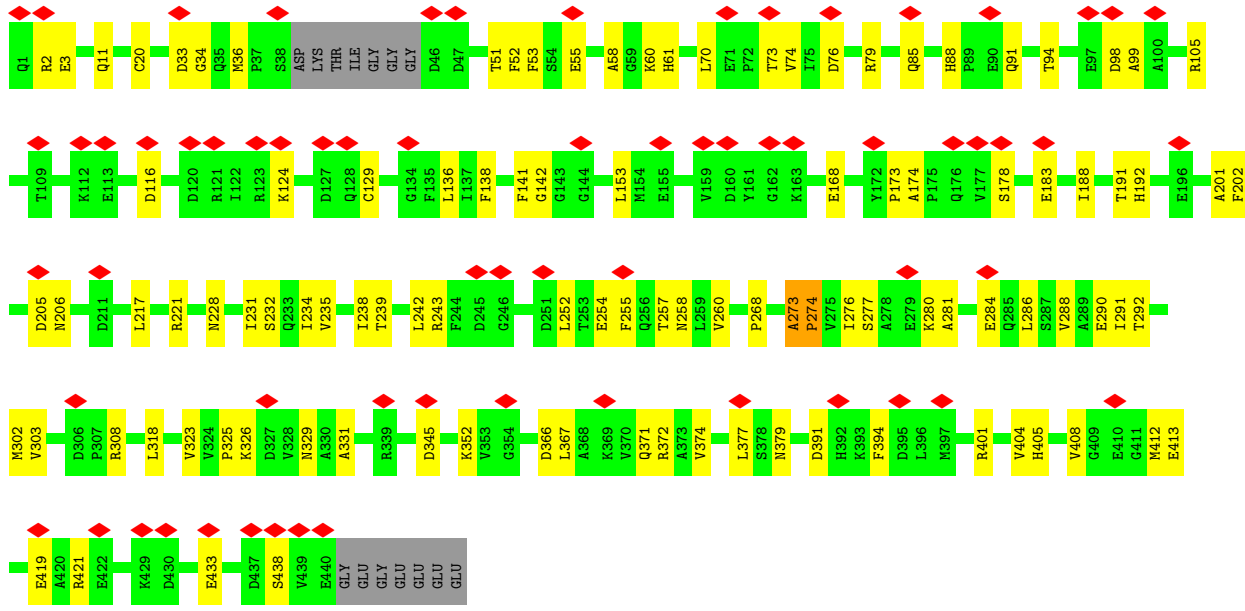
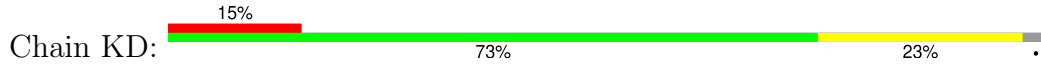


• Molecule 40: Tubulin alpha chain

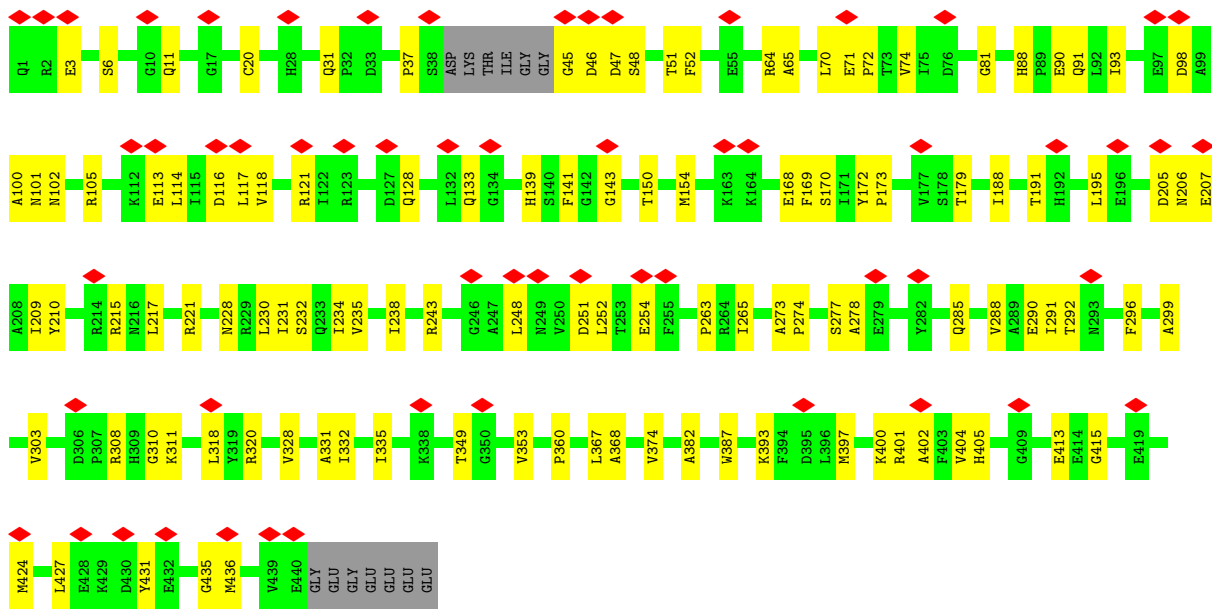
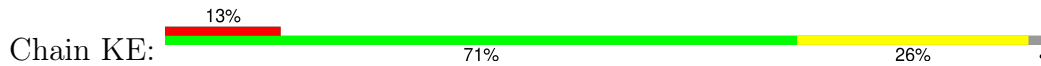




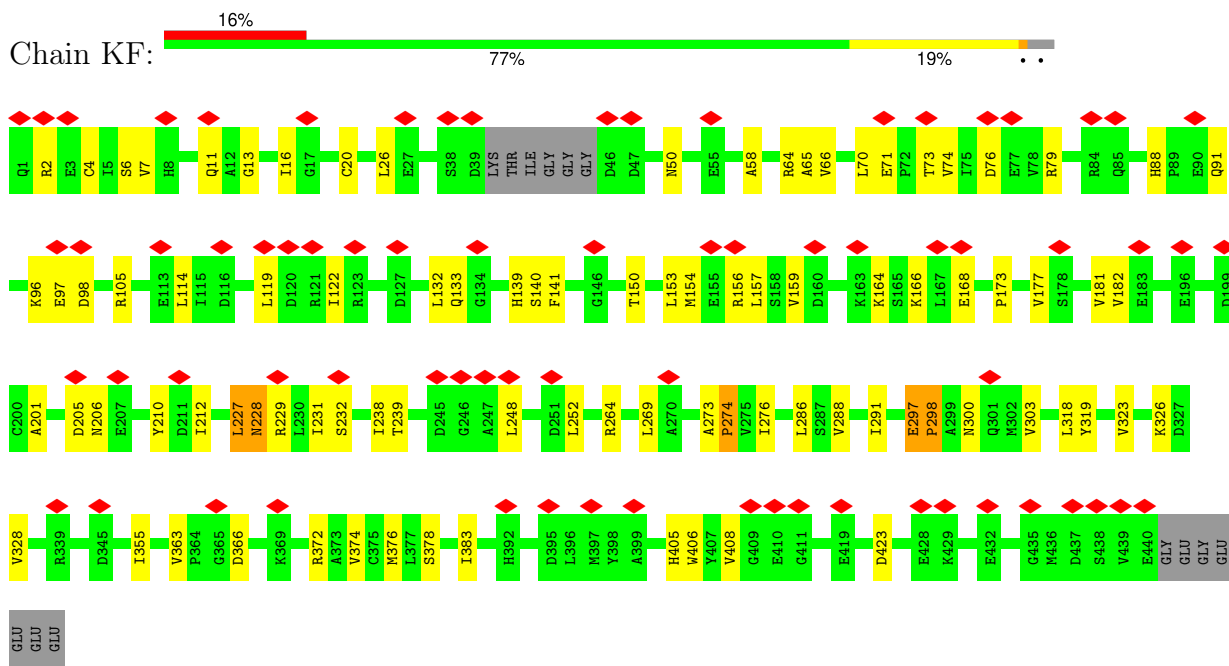
• Molecule 40: Tubulin alpha chain



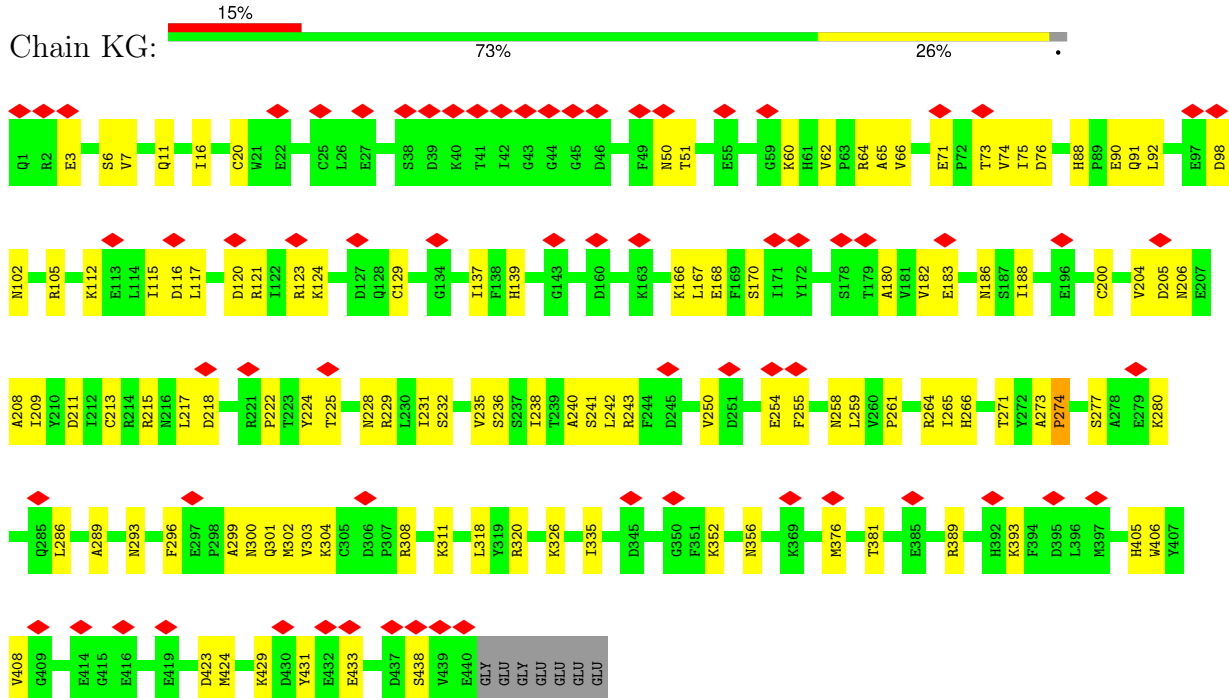
• Molecule 40: Tubulin alpha chain



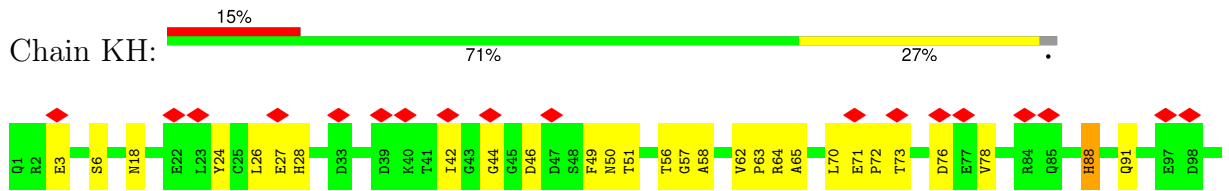
• Molecule 40: Tubulin alpha chain

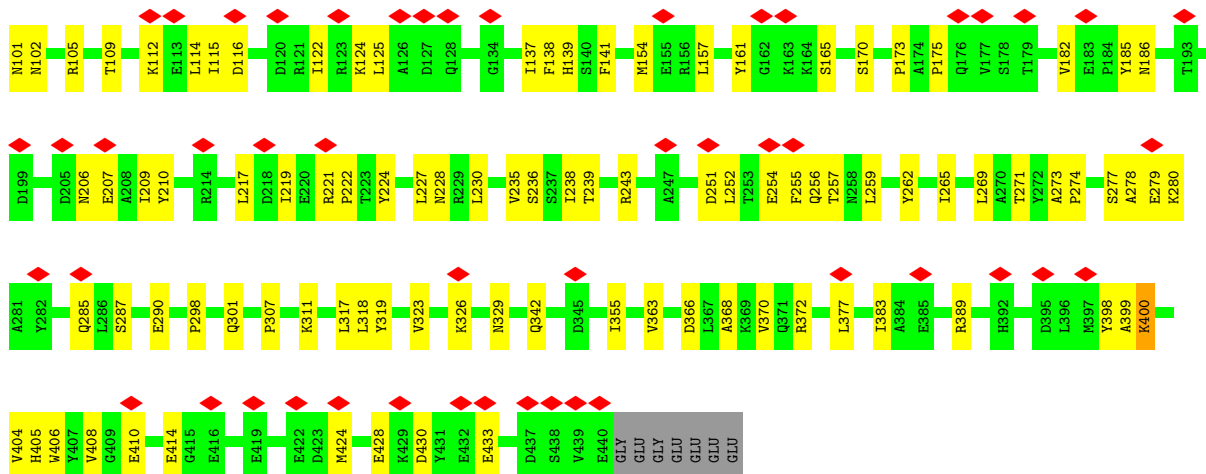


• Molecule 40: Tubulin alpha chain

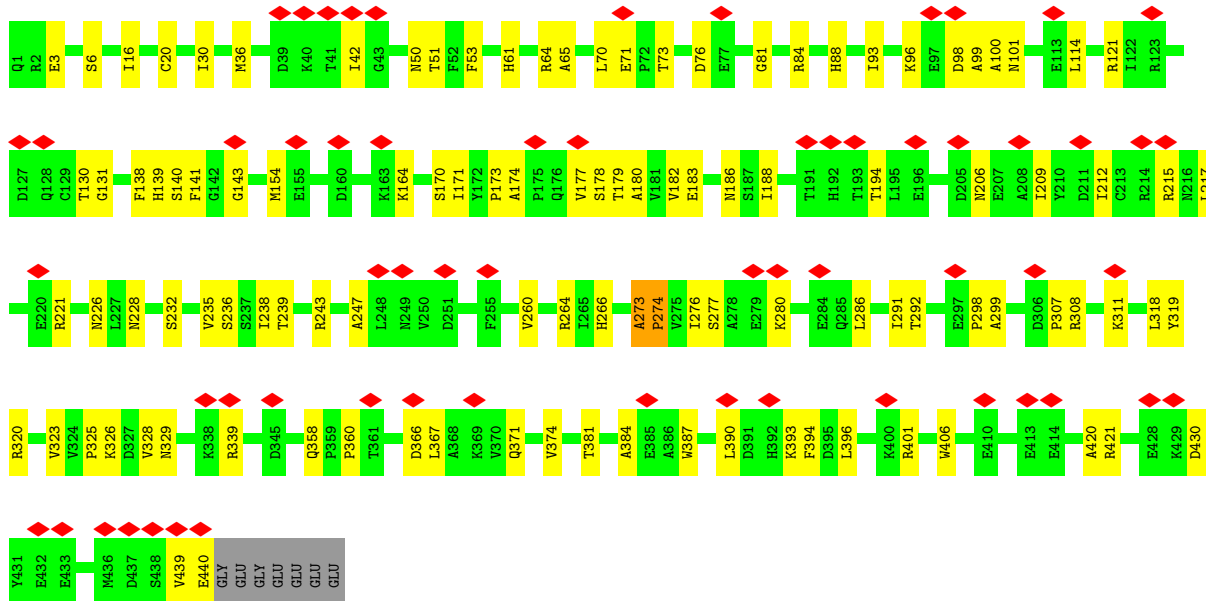
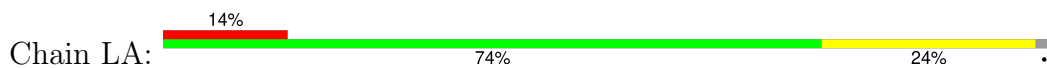


• Molecule 40: Tubulin alpha chain

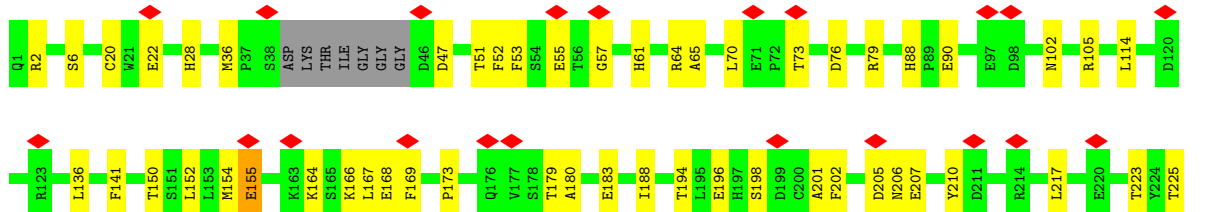
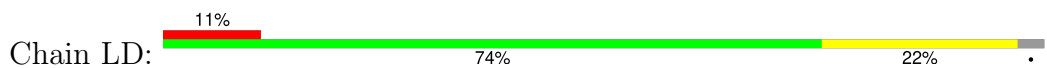


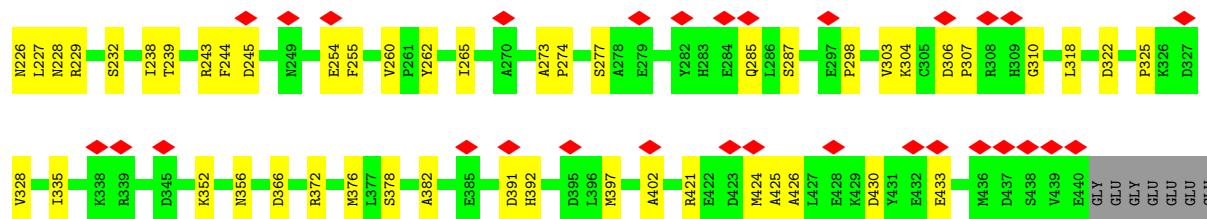


• Molecule 40: Tubulin alpha chain

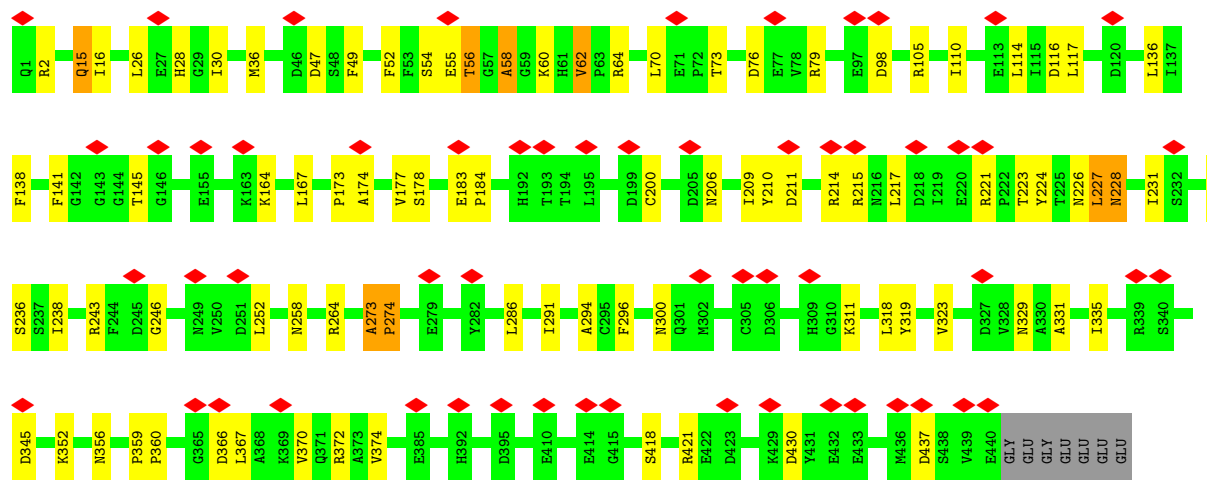
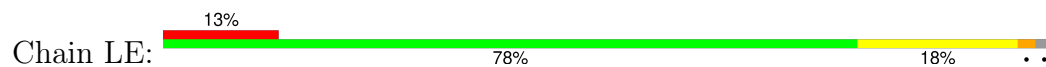


• Molecule 40: Tubulin alpha chain

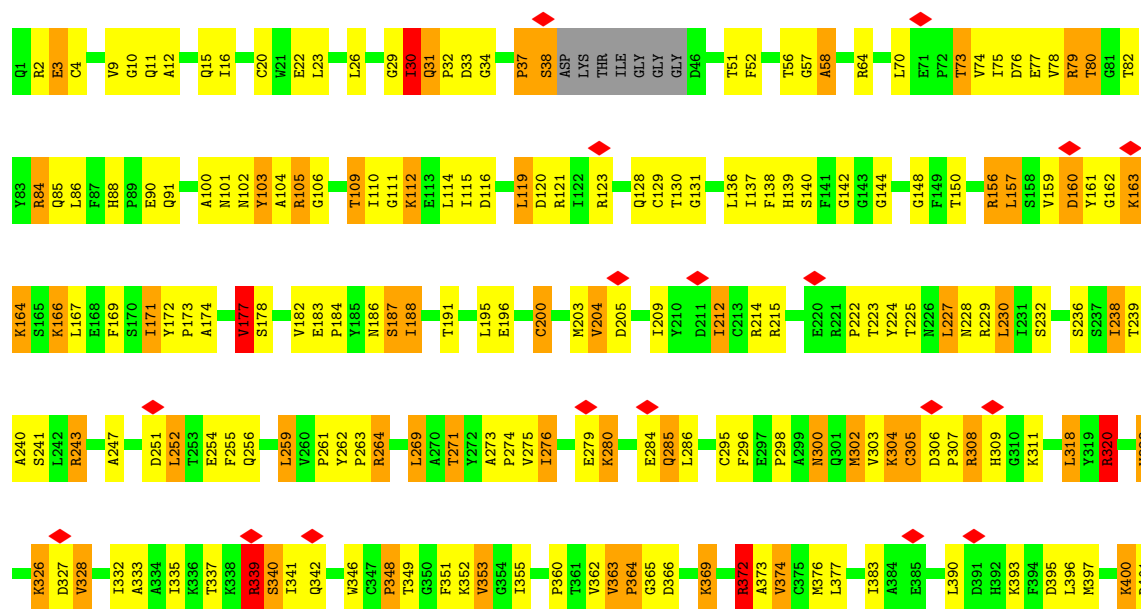


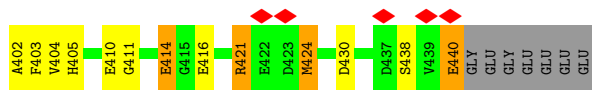


- Molecule 40: Tubulin alpha chain

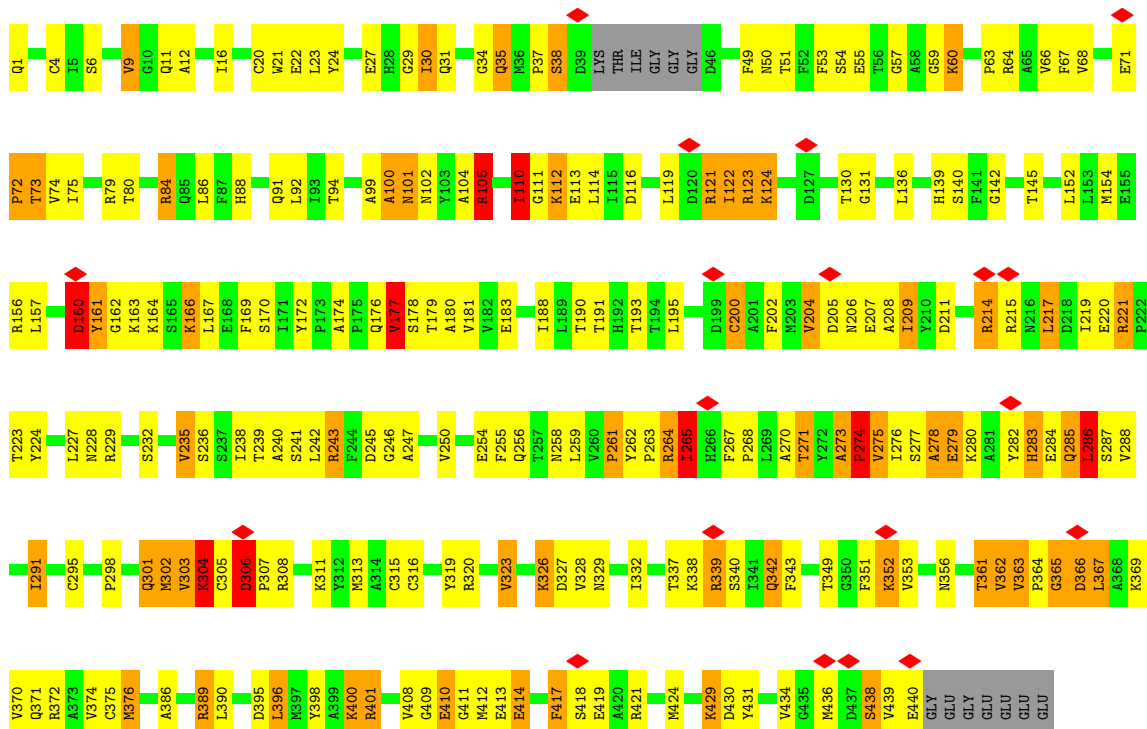


- Molecule 40: Tubulin alpha chain

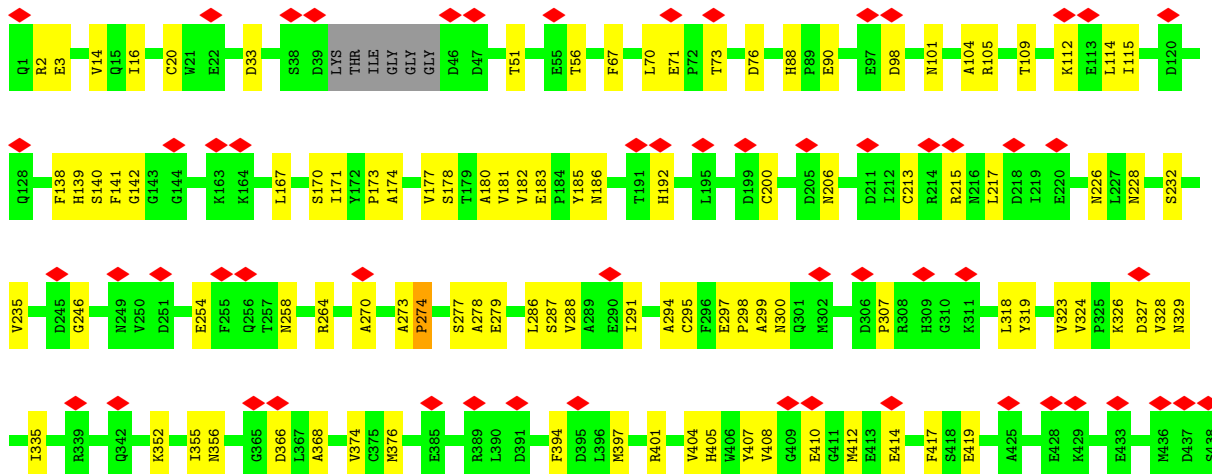
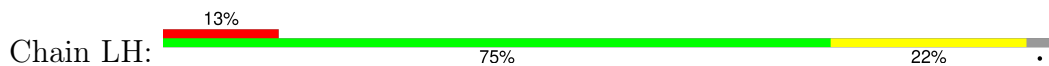


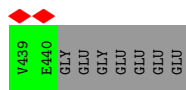


• Molecule 40: Tubulin alpha chain

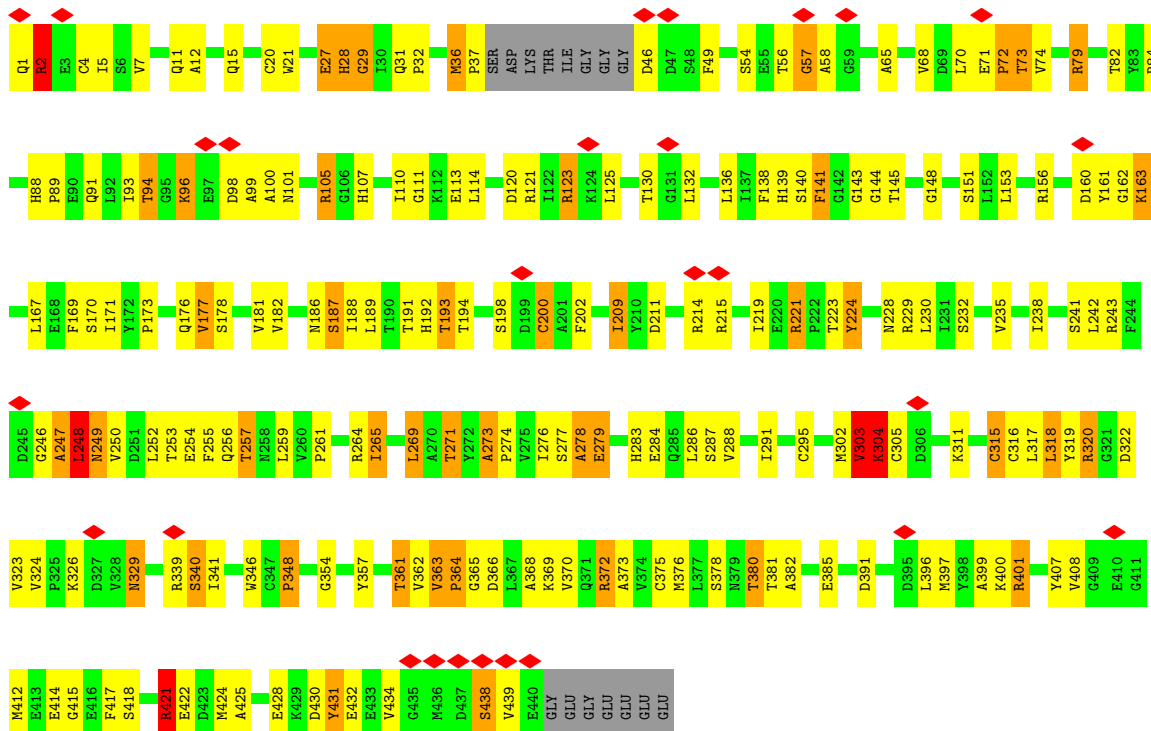


• Molecule 40: Tubulin alpha chain

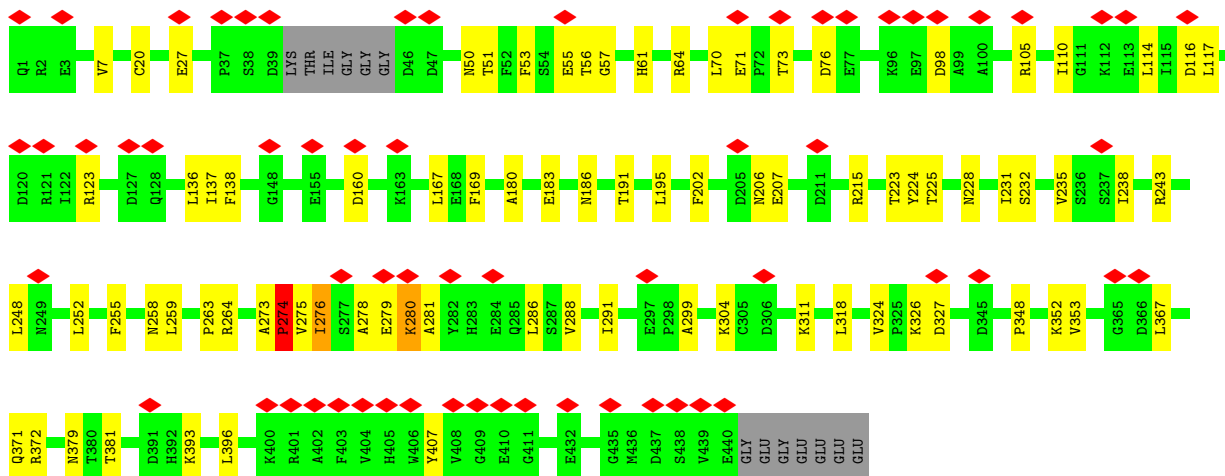
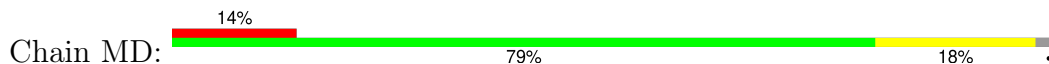




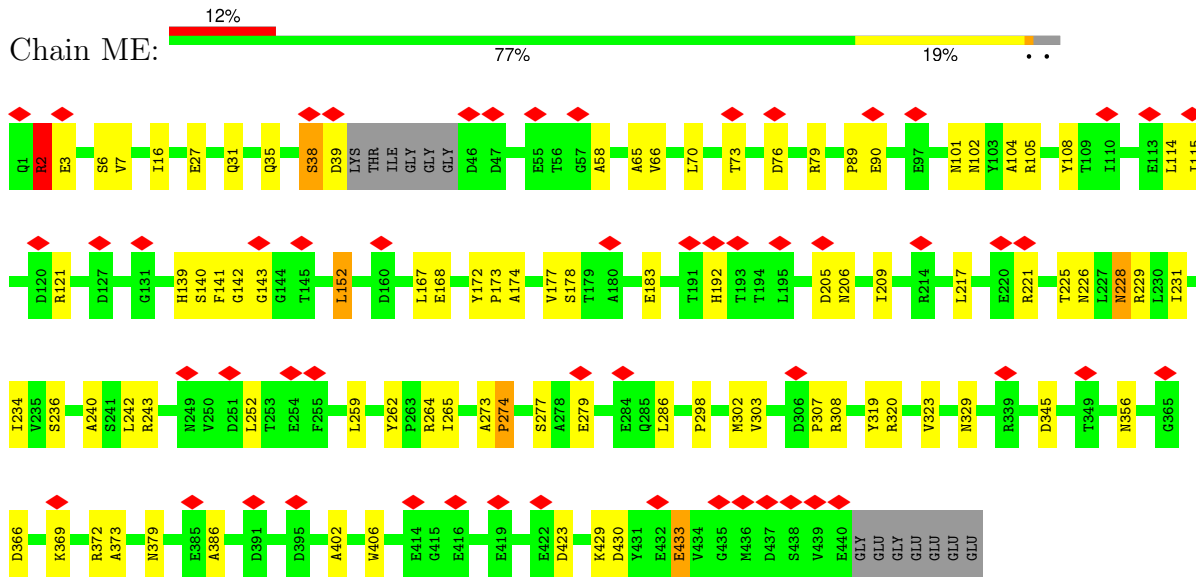
• Molecule 40: Tubulin alpha chain



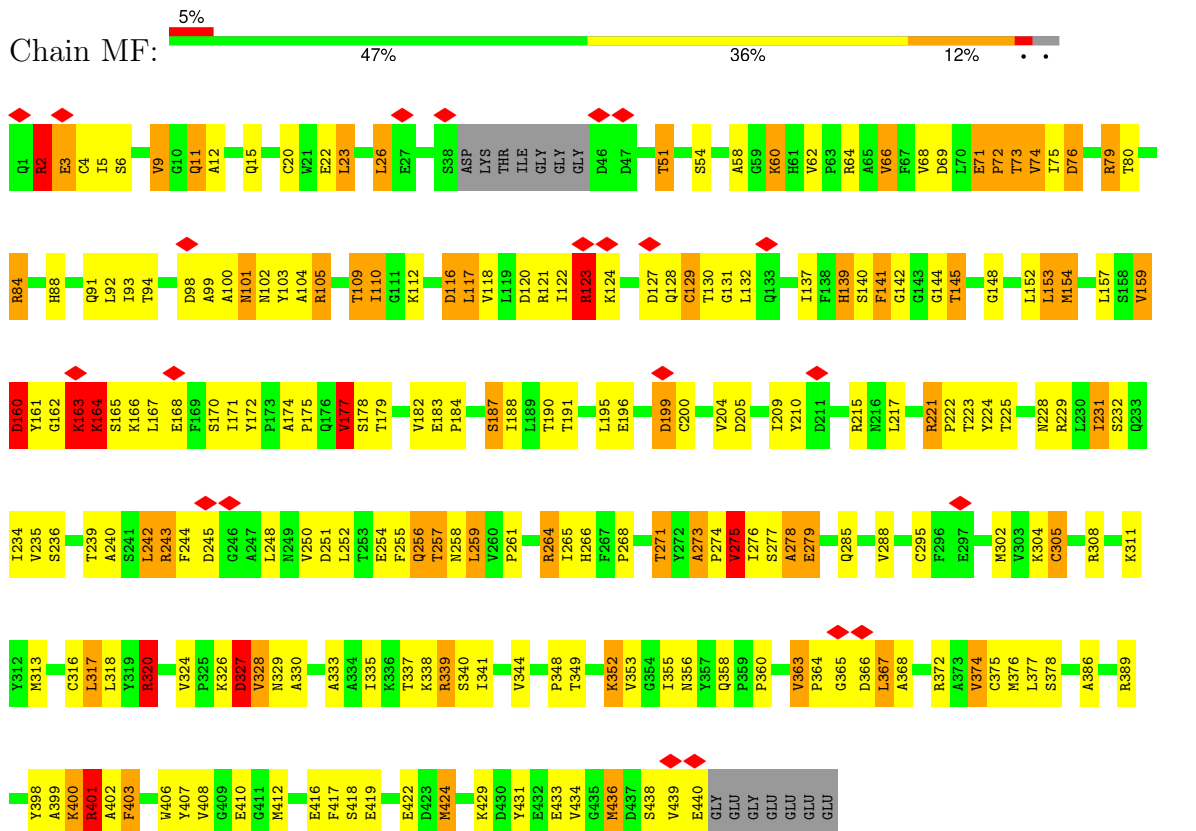
• Molecule 40: Tubulin alpha chain



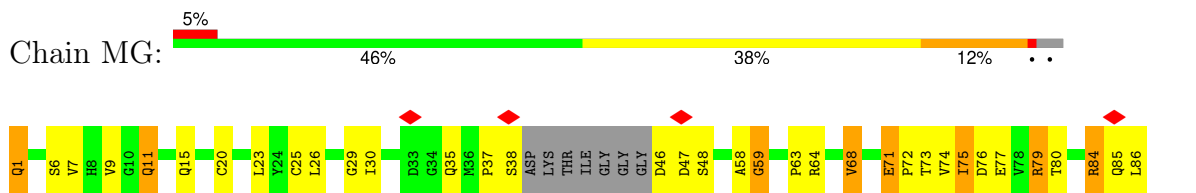
• Molecule 40: Tubulin alpha chain

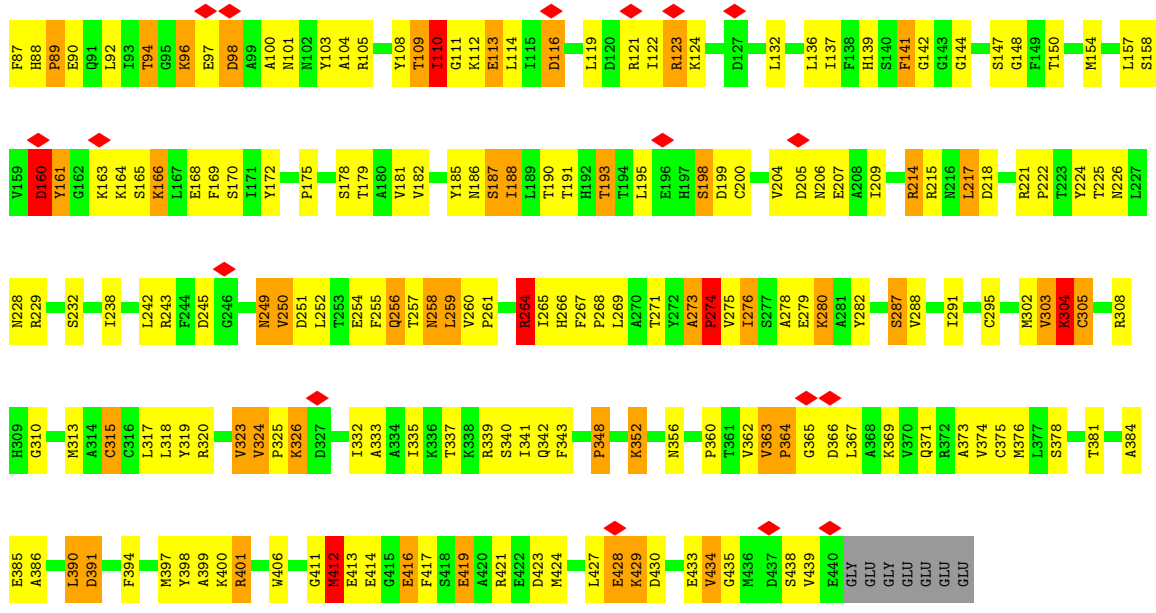


• Molecule 40: Tubulin alpha chain

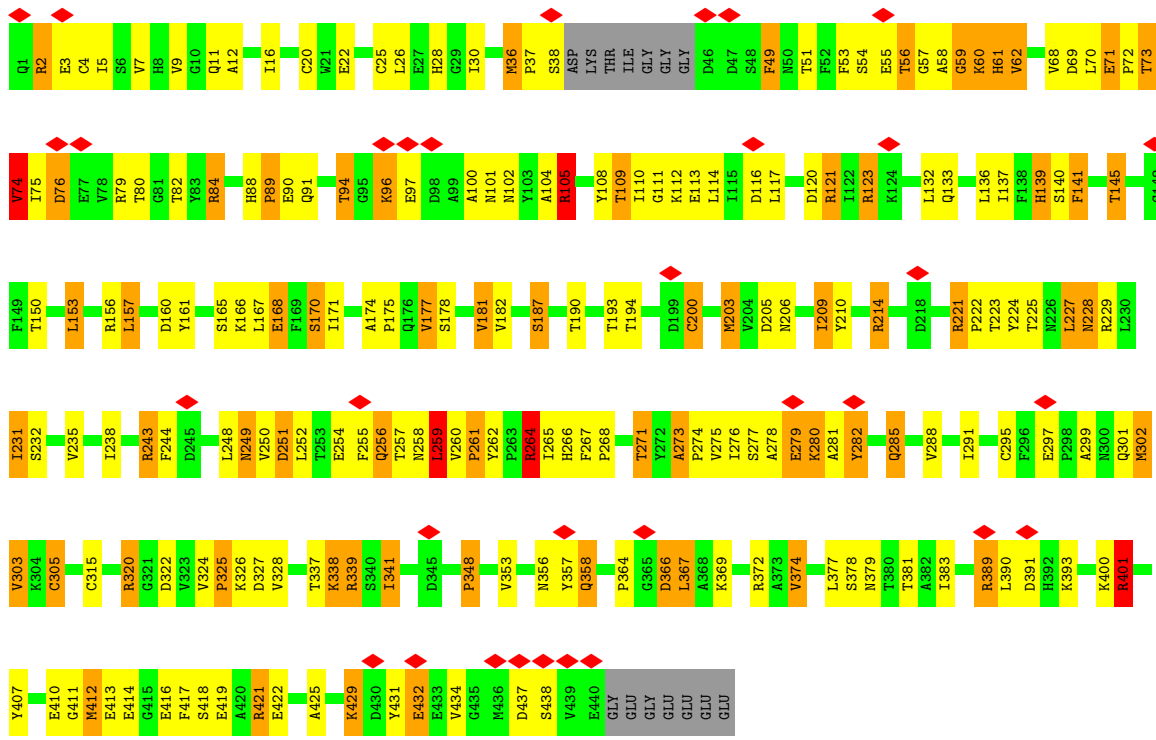


• Molecule 40: Tubulin alpha chain

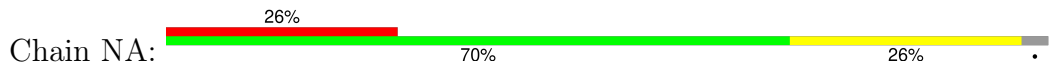


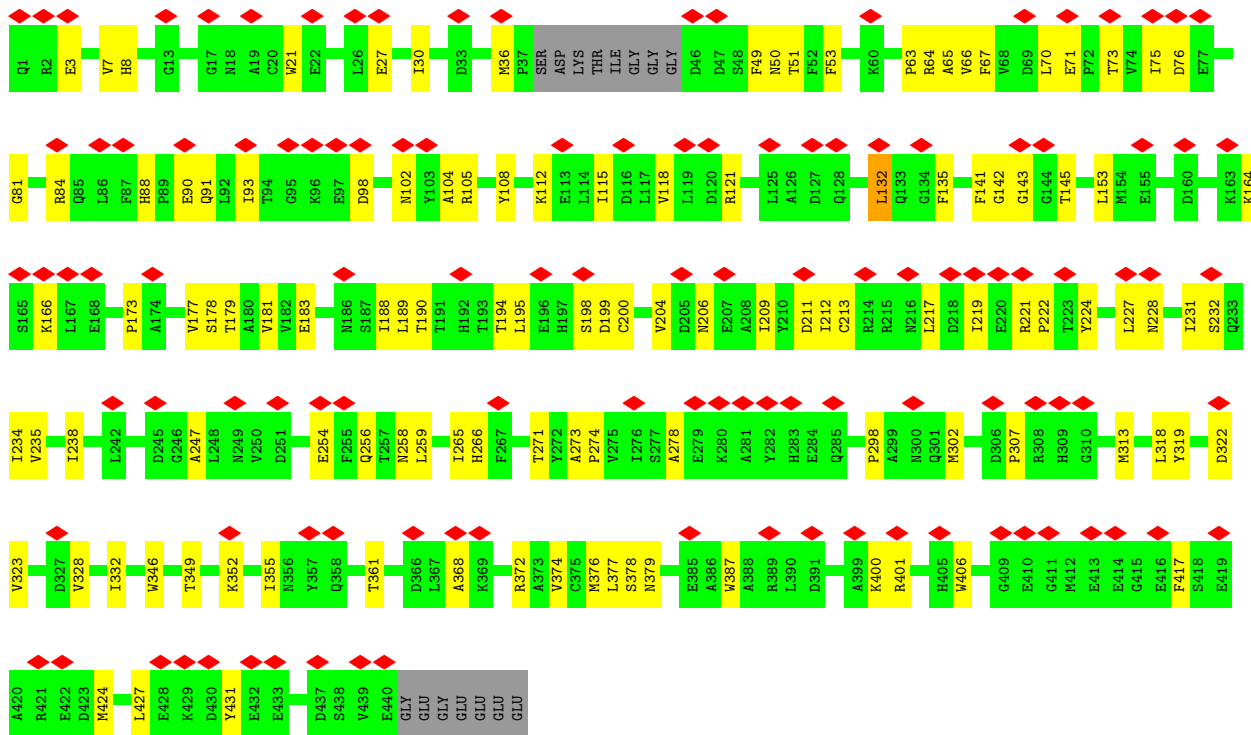


• Molecule 40: Tubulin alpha chain

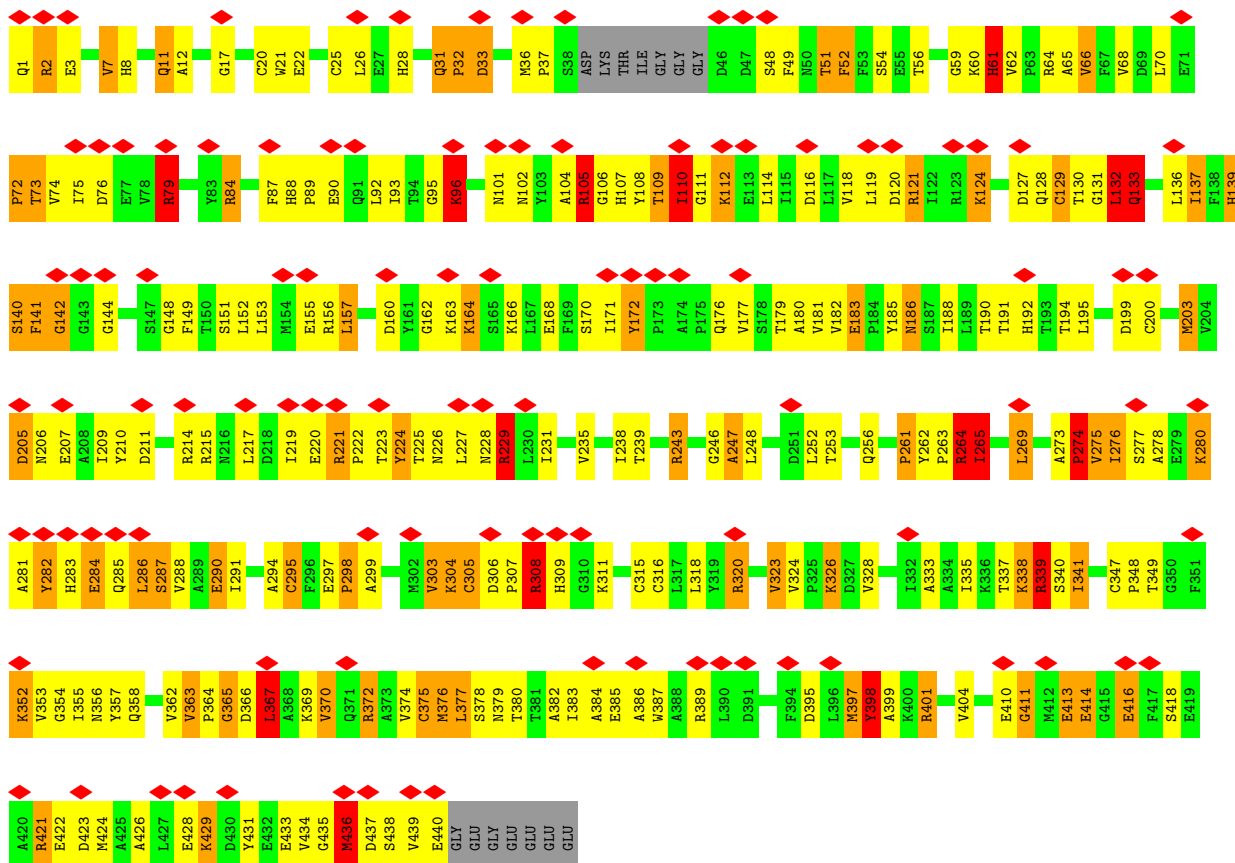


• Molecule 40: Tubulin alpha chain

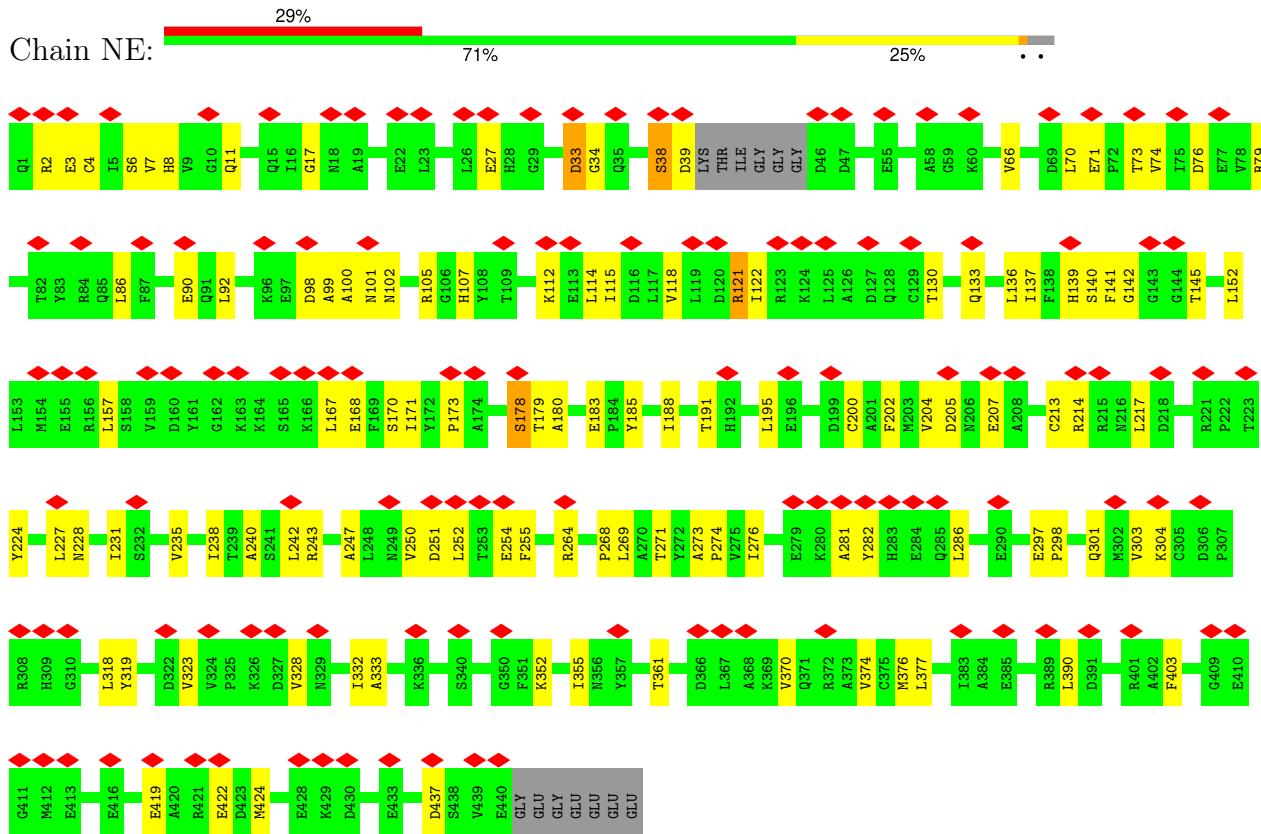





• Molecule 40: Tubulin alpha chain



• Molecule 40: Tubulin alpha chain

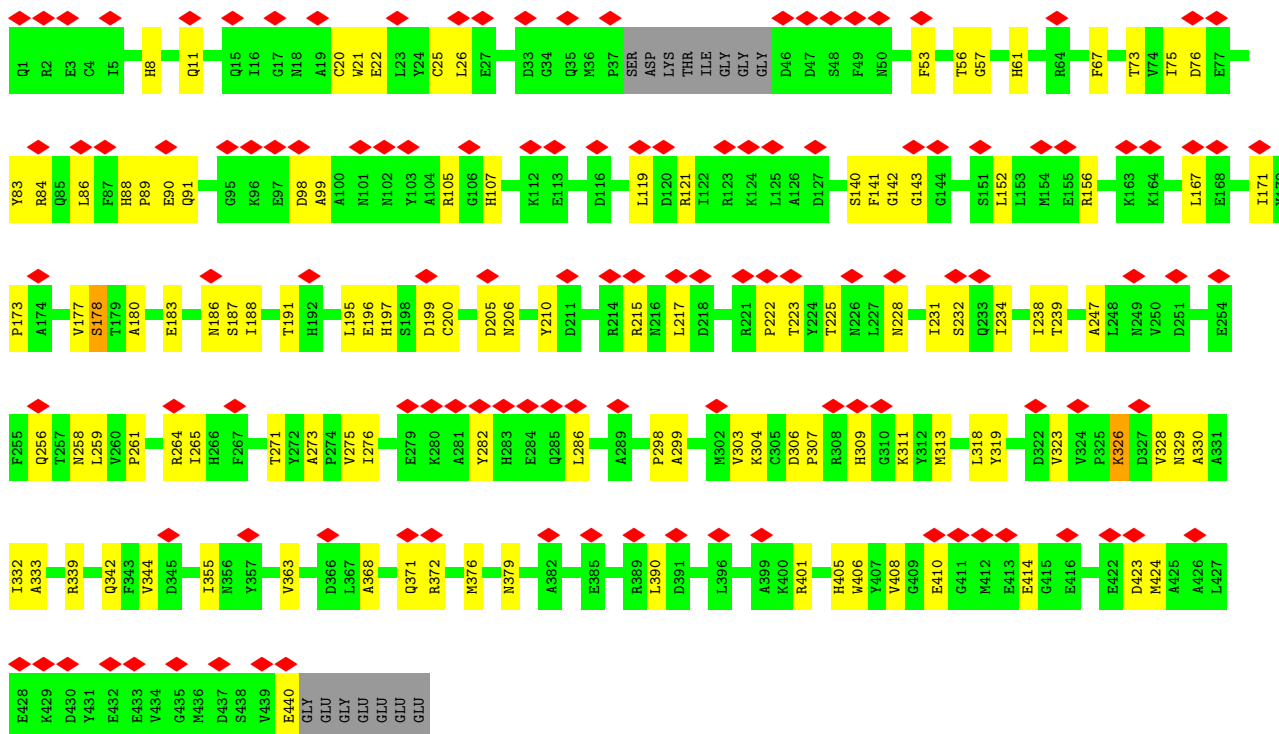
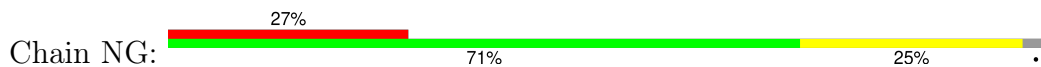


• Molecule 40: Tubulin alpha chain

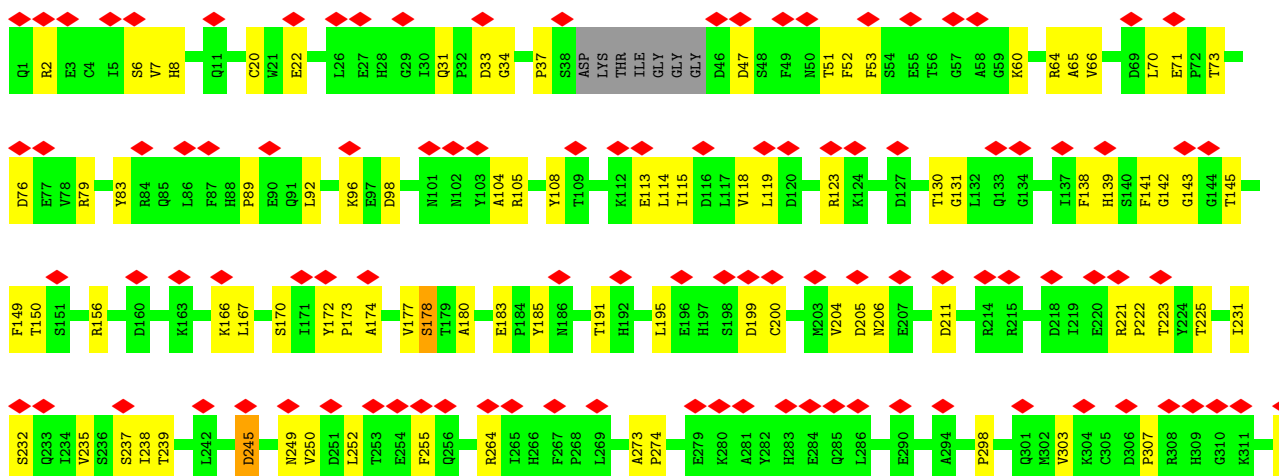
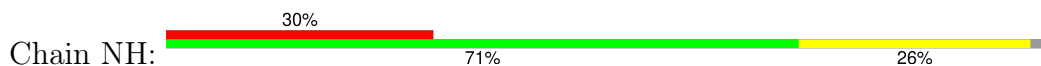


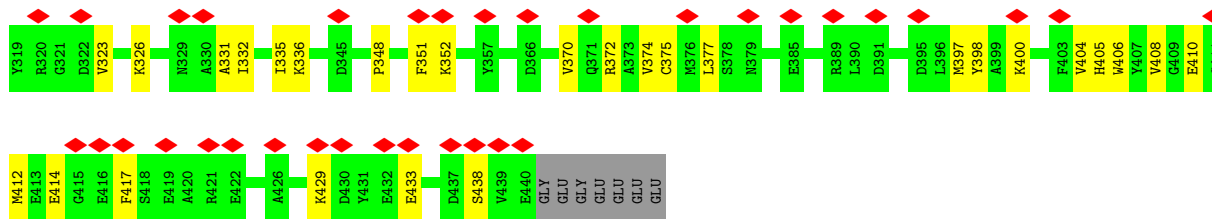


• Molecule 40: Tubulin alpha chain

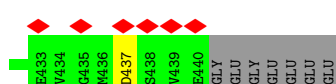
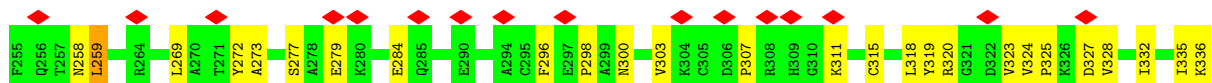
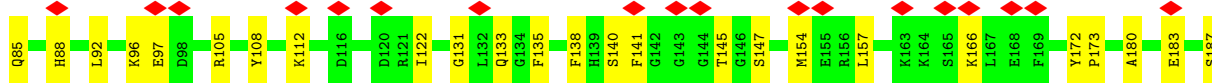
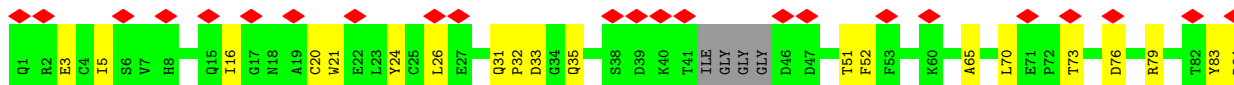
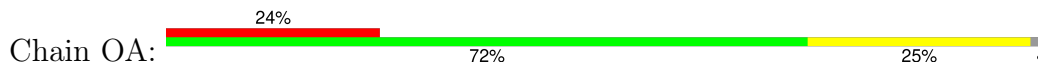


• Molecule 40: Tubulin alpha chain

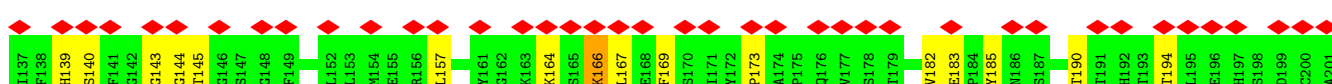
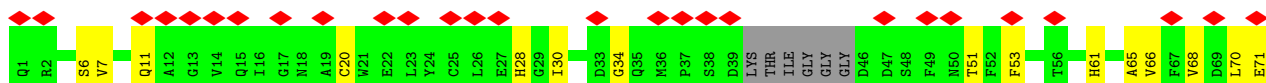


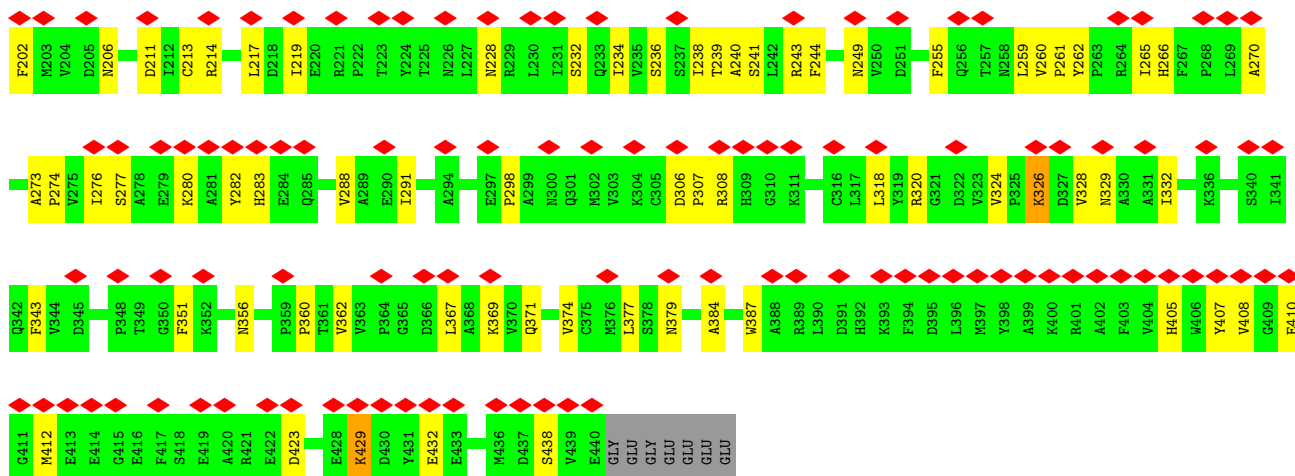


• Molecule 40: Tubulin alpha chain

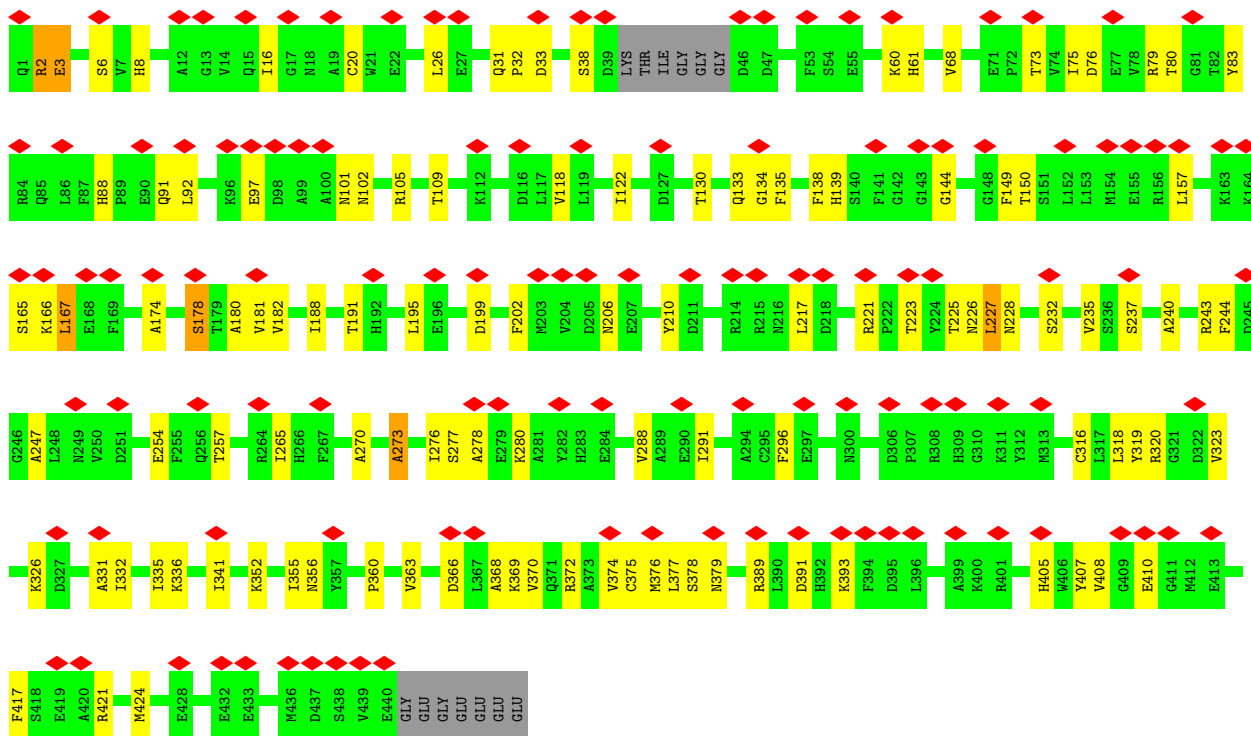


• Molecule 40: Tubulin alpha chain

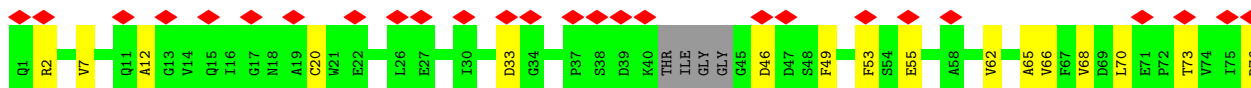


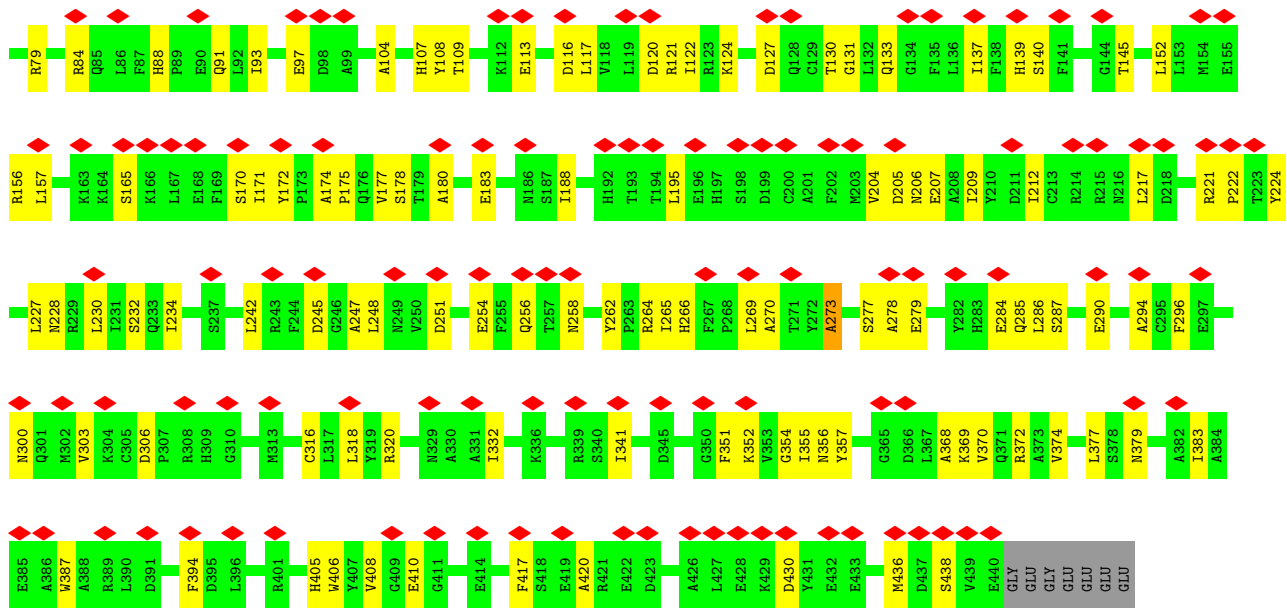


• Molecule 40: Tubulin alpha chain

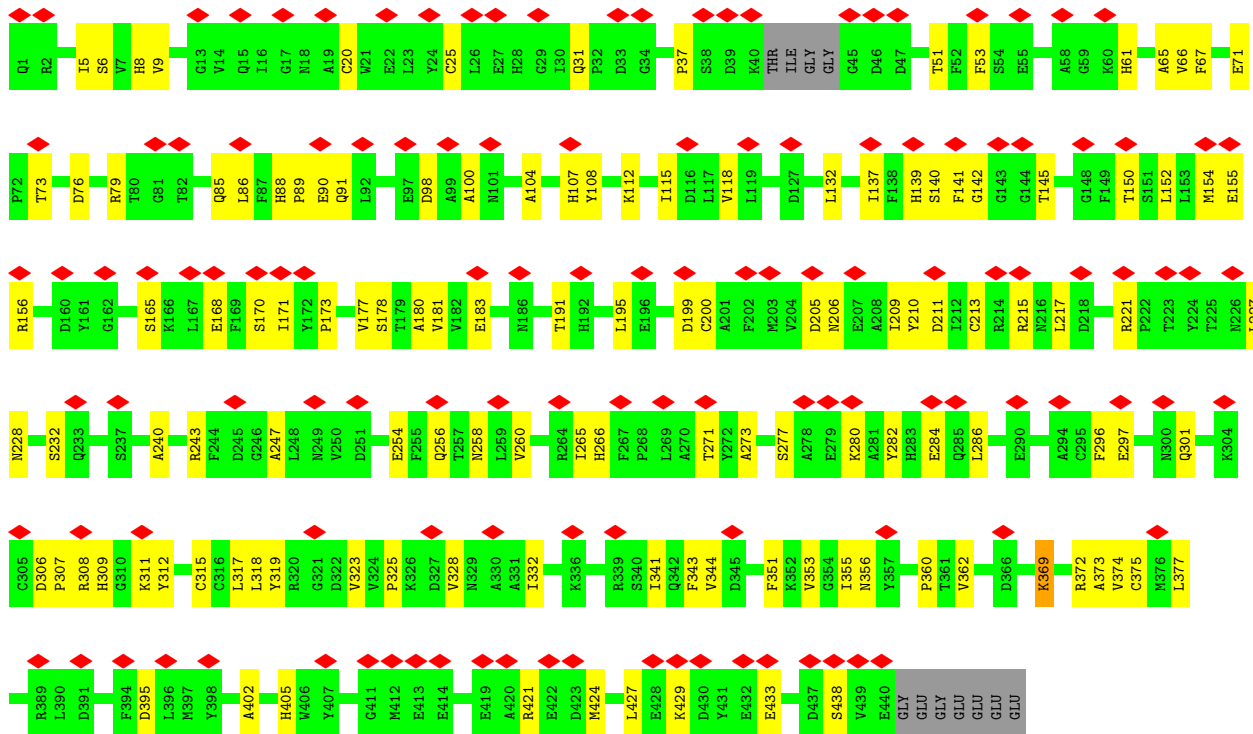


• Molecule 40: Tubulin alpha chain






• Molecule 40: Tubulin alpha chain

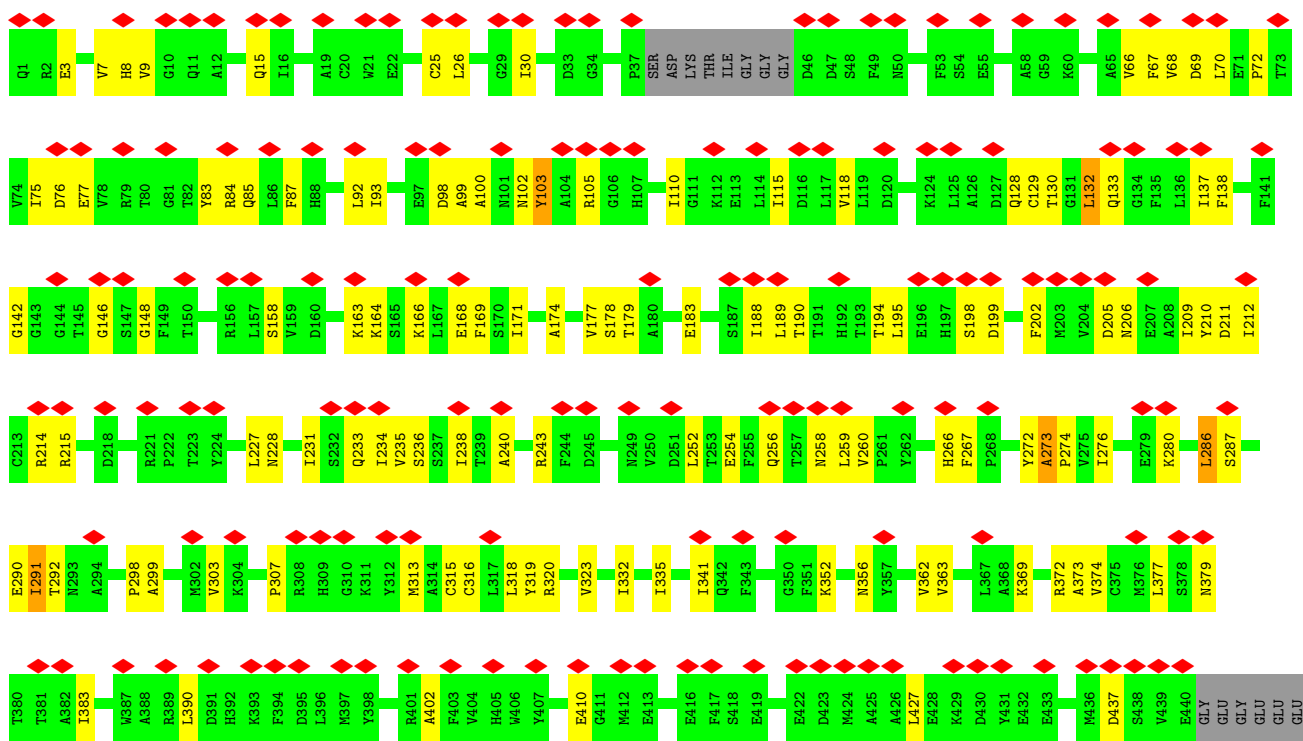


• Molecule 40: Tubulin alpha chain



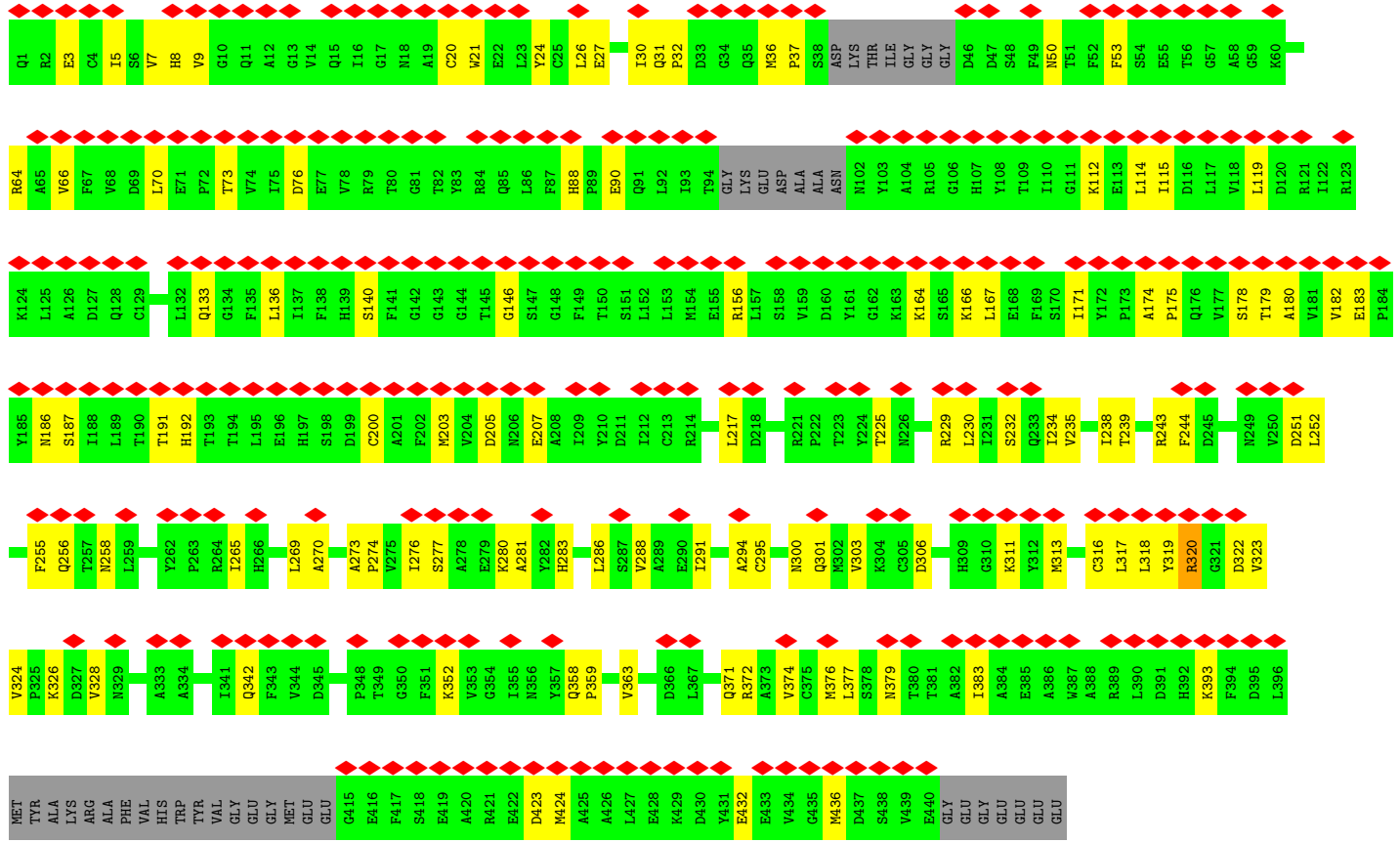


• Molecule 40: Tubulin alpha chain

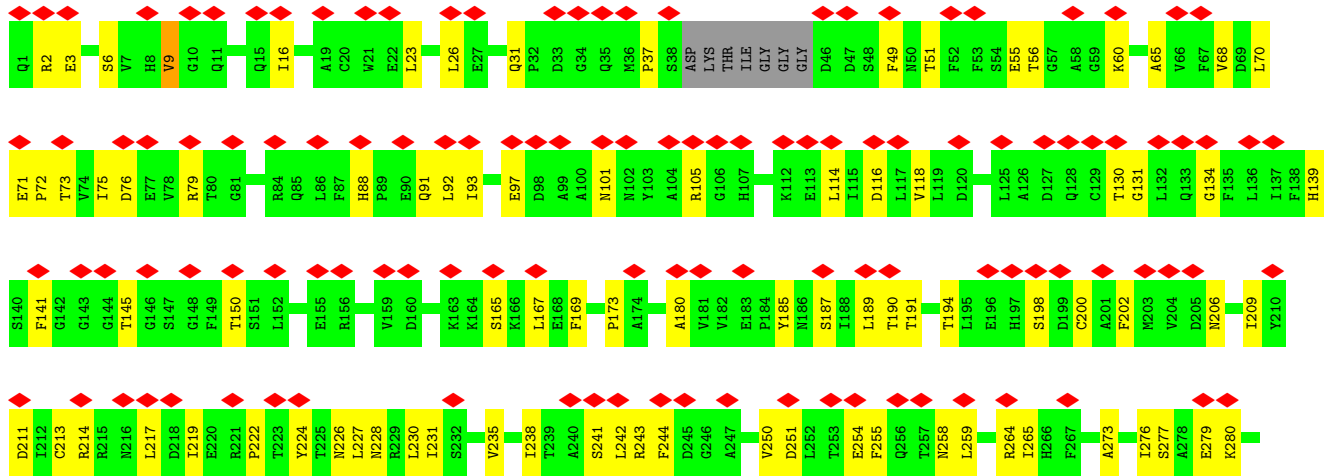
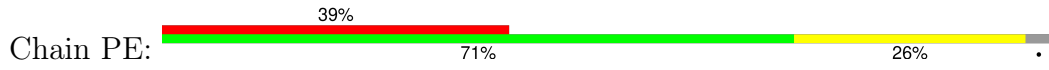


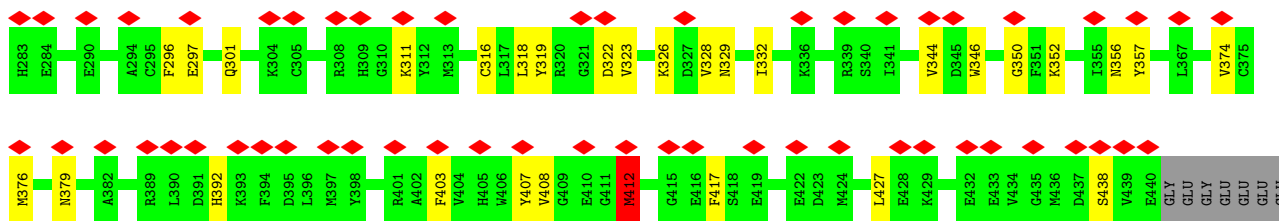
GLU

• Molecule 40: Tubulin alpha chain

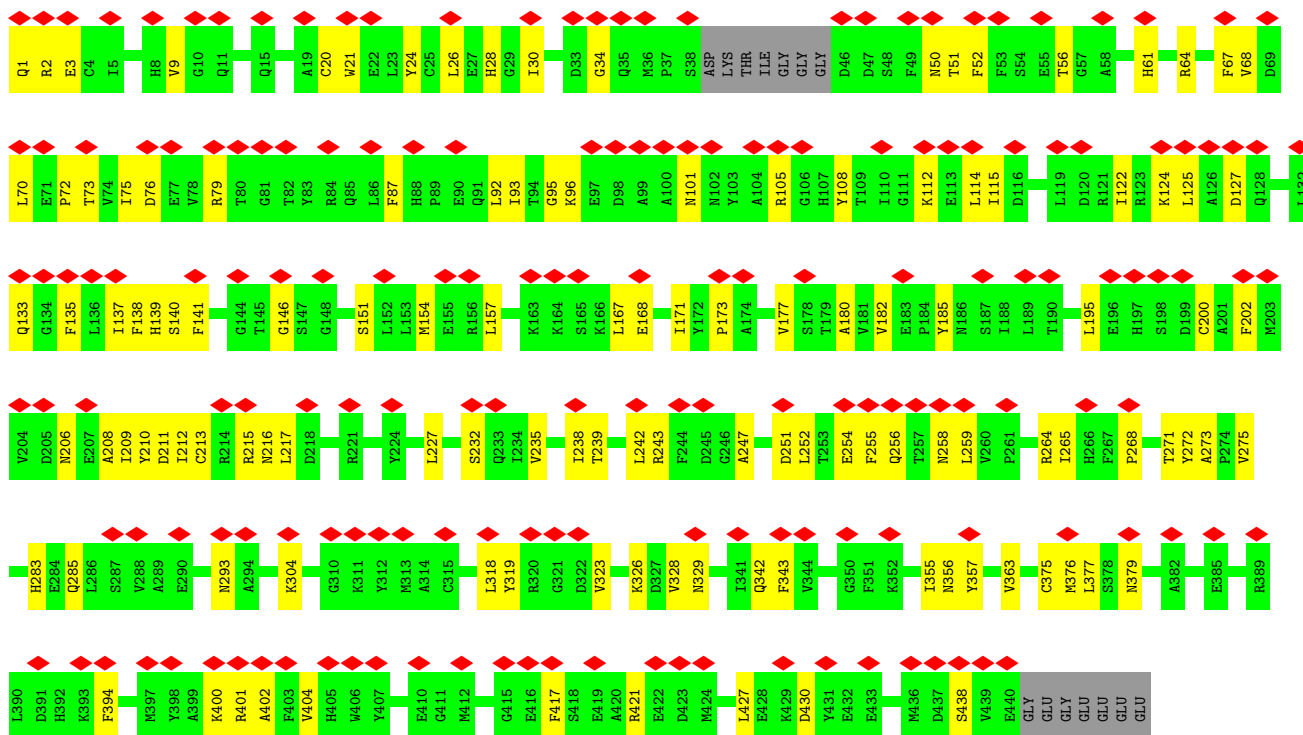


• Molecule 40: Tubulin alpha chain

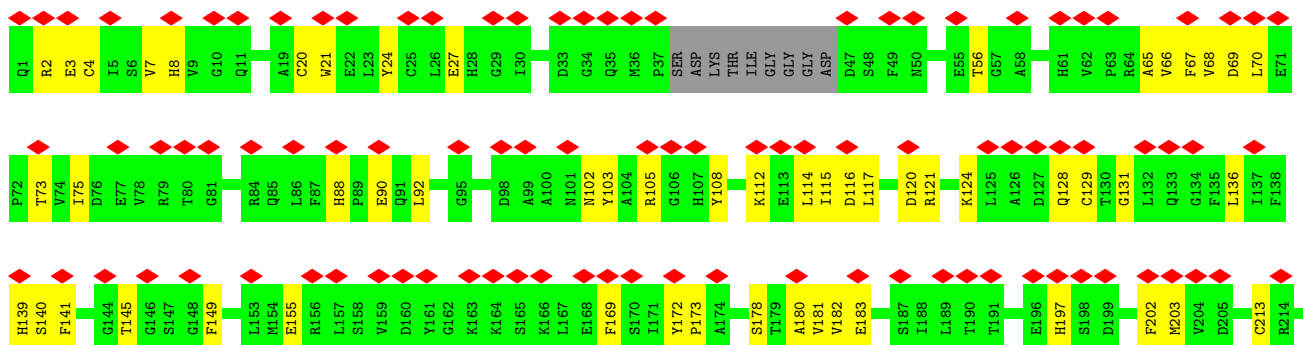
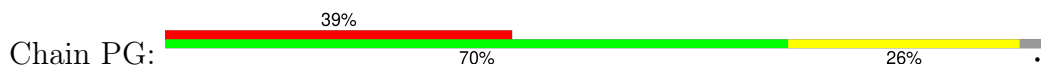


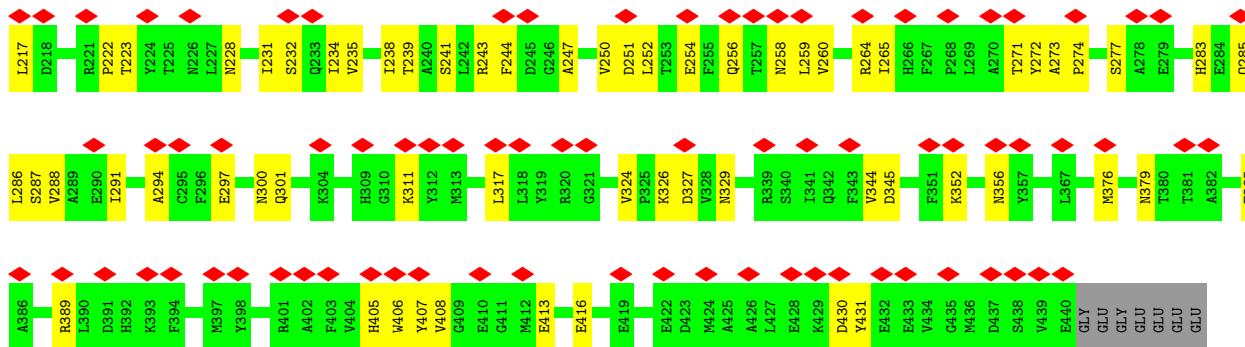


• Molecule 40: Tubulin alpha chain


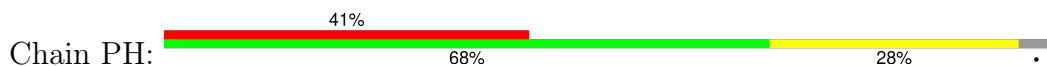


• Molecule 40: Tubulin alpha chain

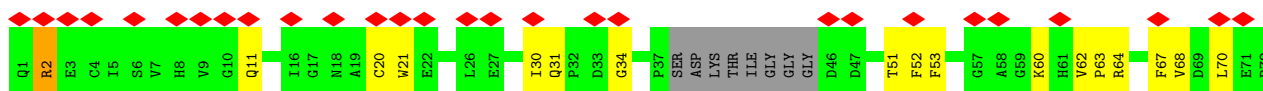


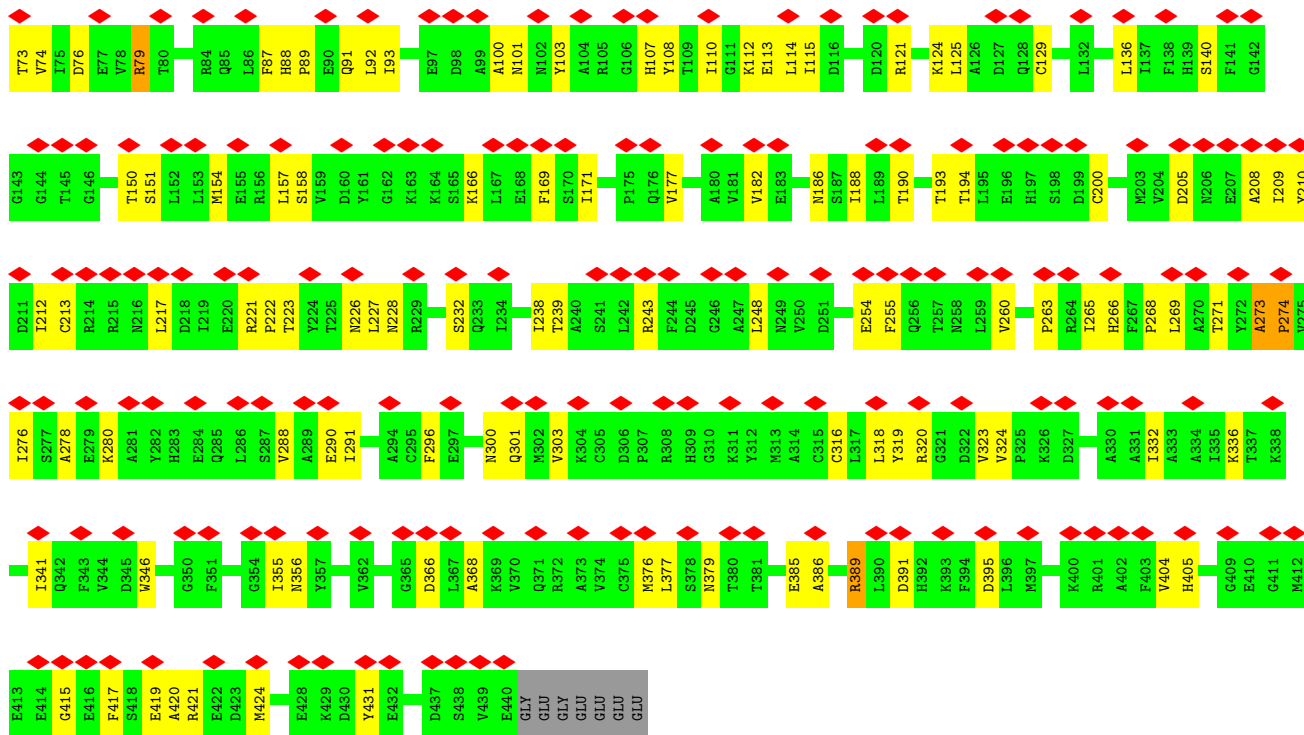


• Molecule 40: Tubulin alpha chain

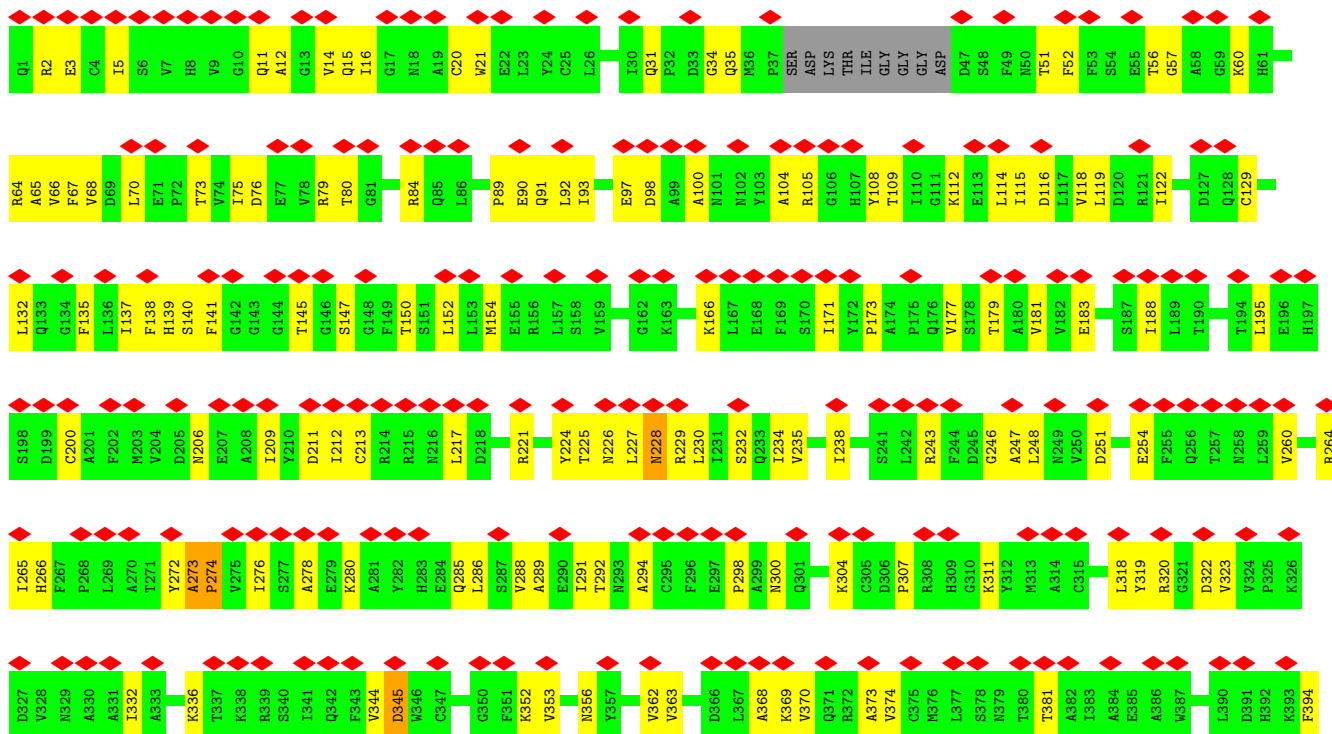


• Molecule 40: Tubulin alpha chain



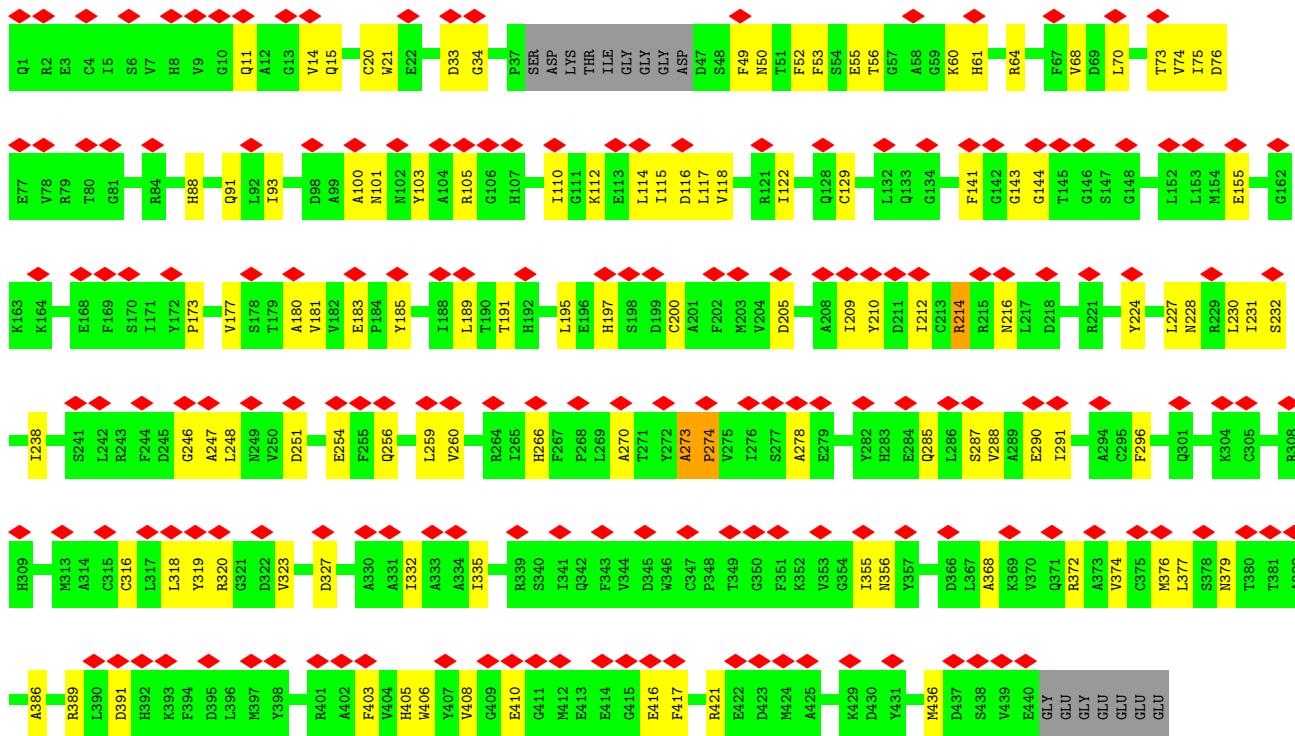
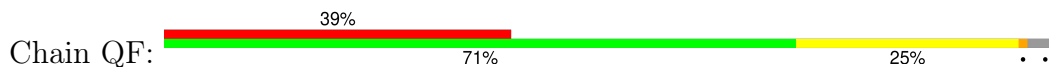


• Molecule 40: Tubulin alpha chain

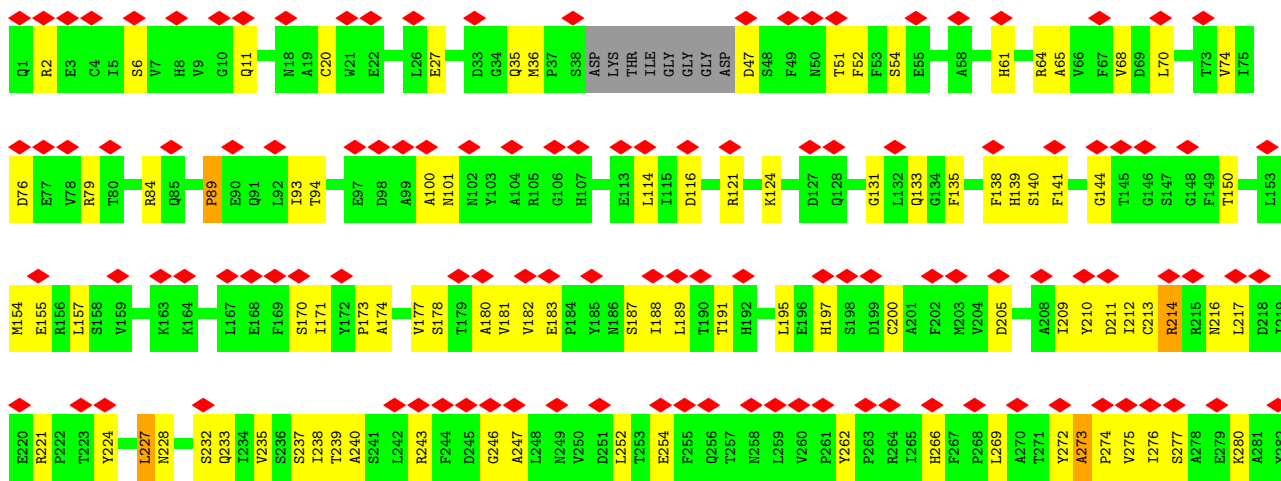
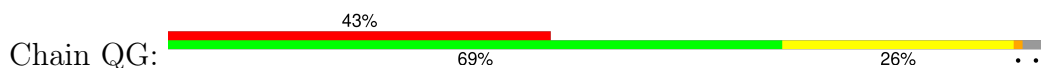


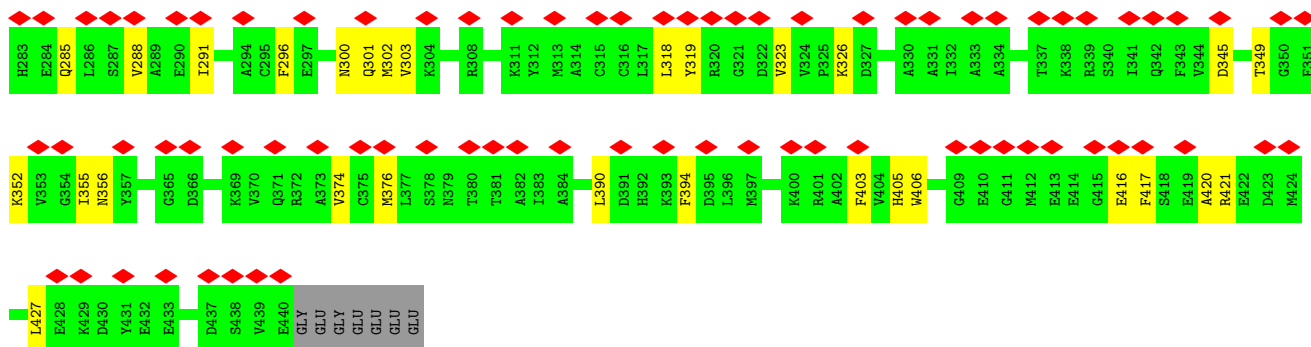


• Molecule 40: Tubulin alpha chain

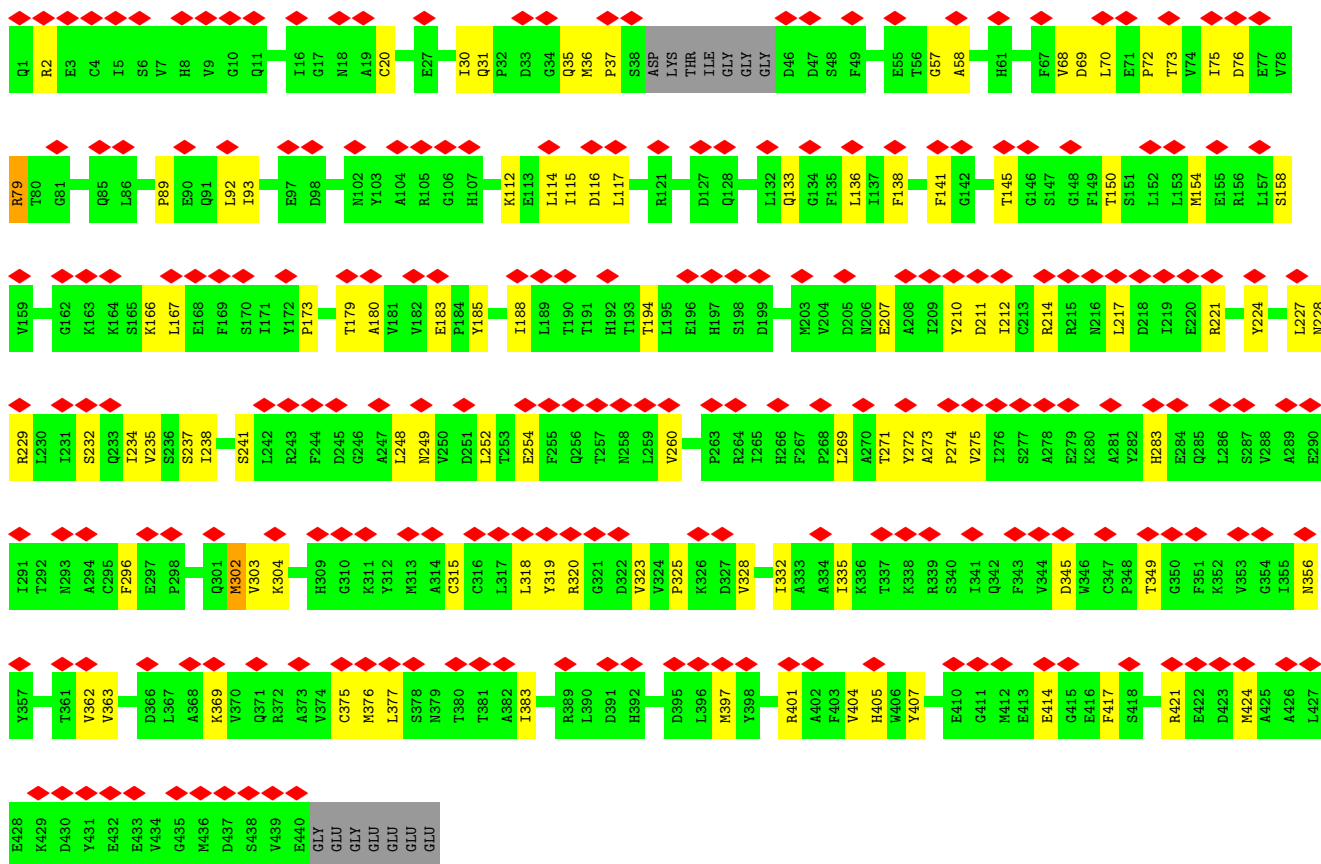
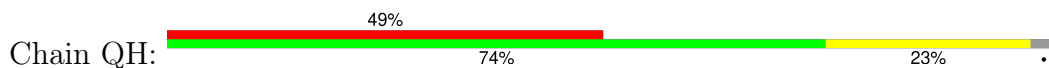


• Molecule 40: Tubulin alpha chain

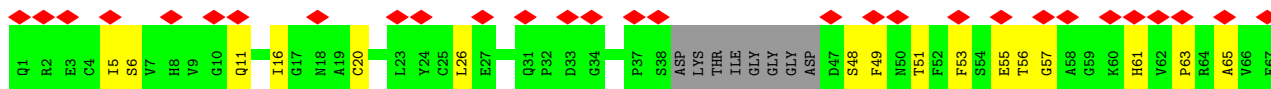
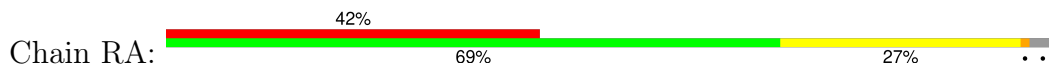


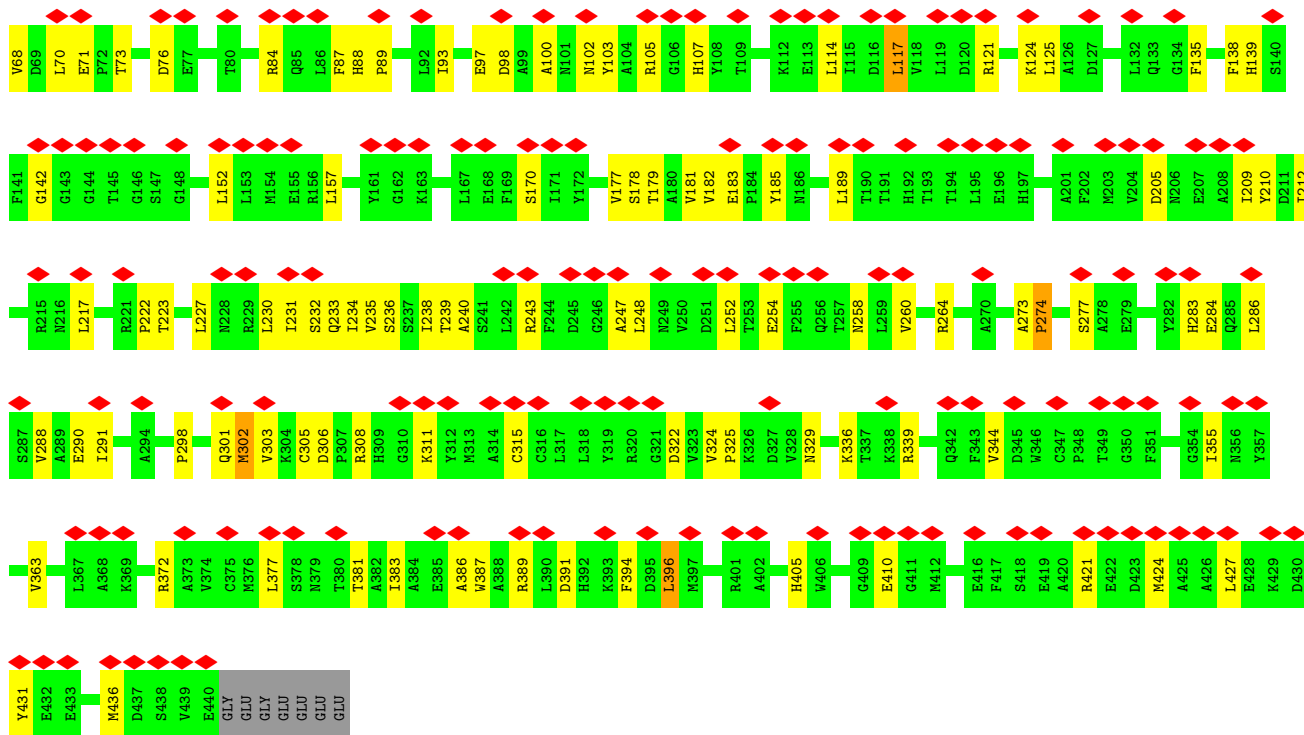


• Molecule 40: Tubulin alpha chain




• Molecule 40: Tubulin alpha chain

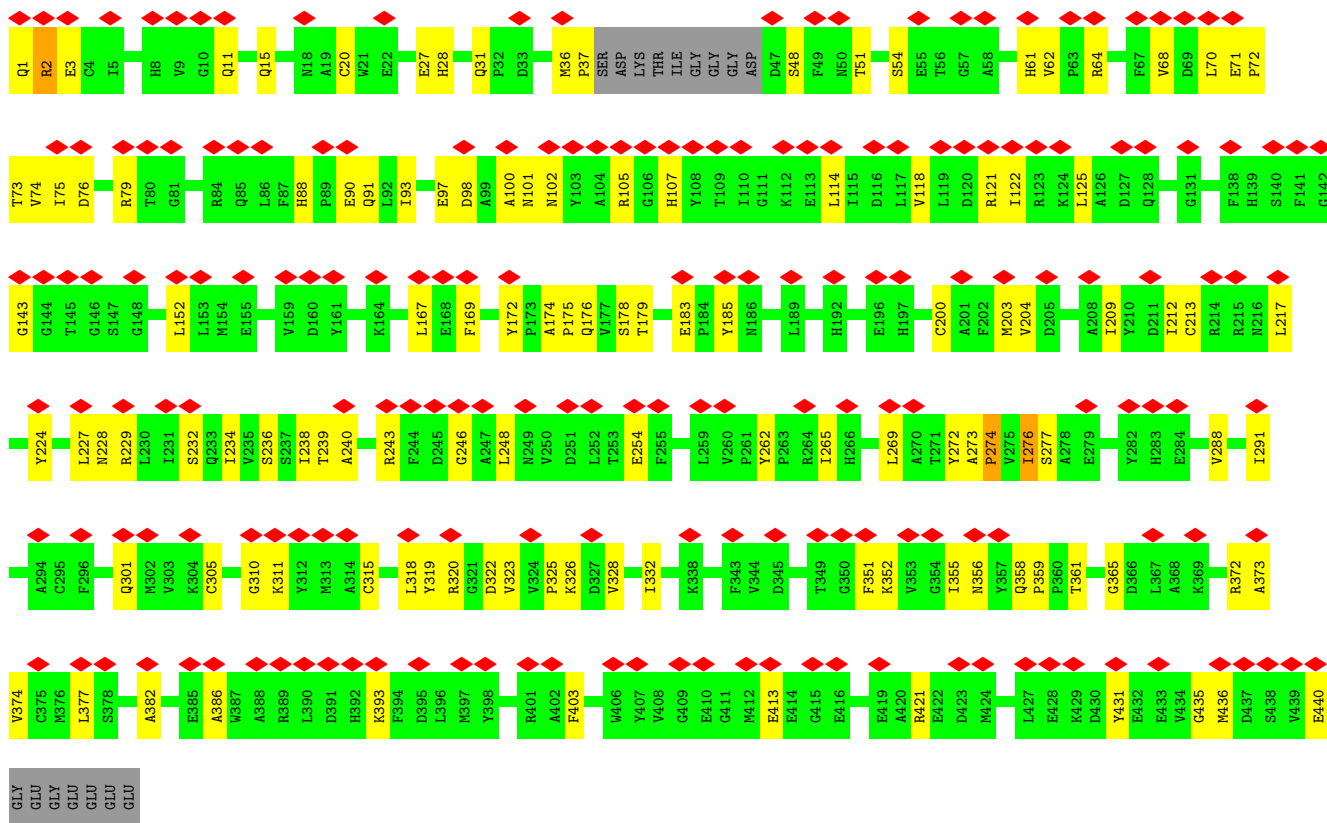
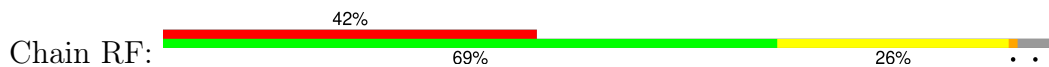




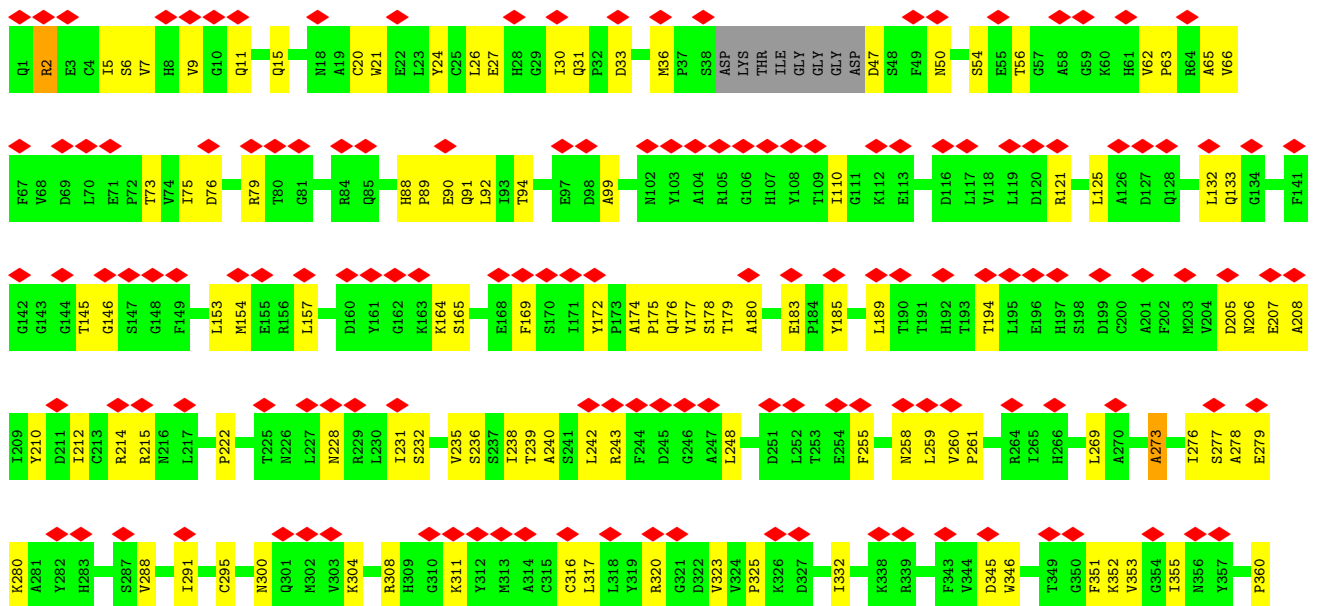
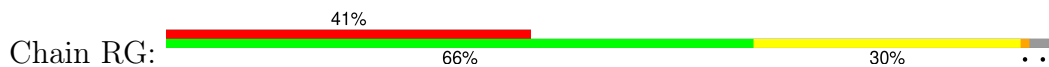
• Molecule 40: Tubulin alpha chain

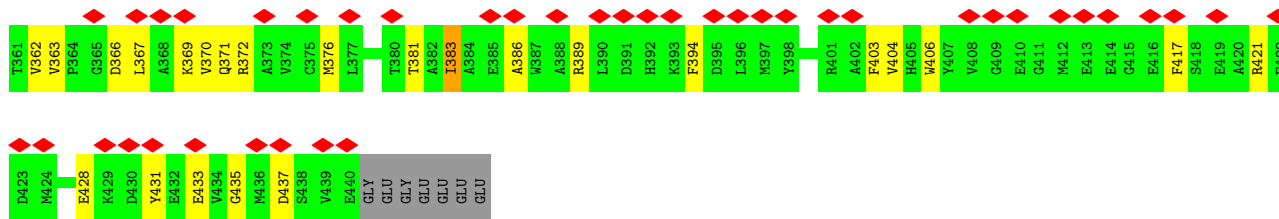


• Molecule 40: Tubulin alpha chain

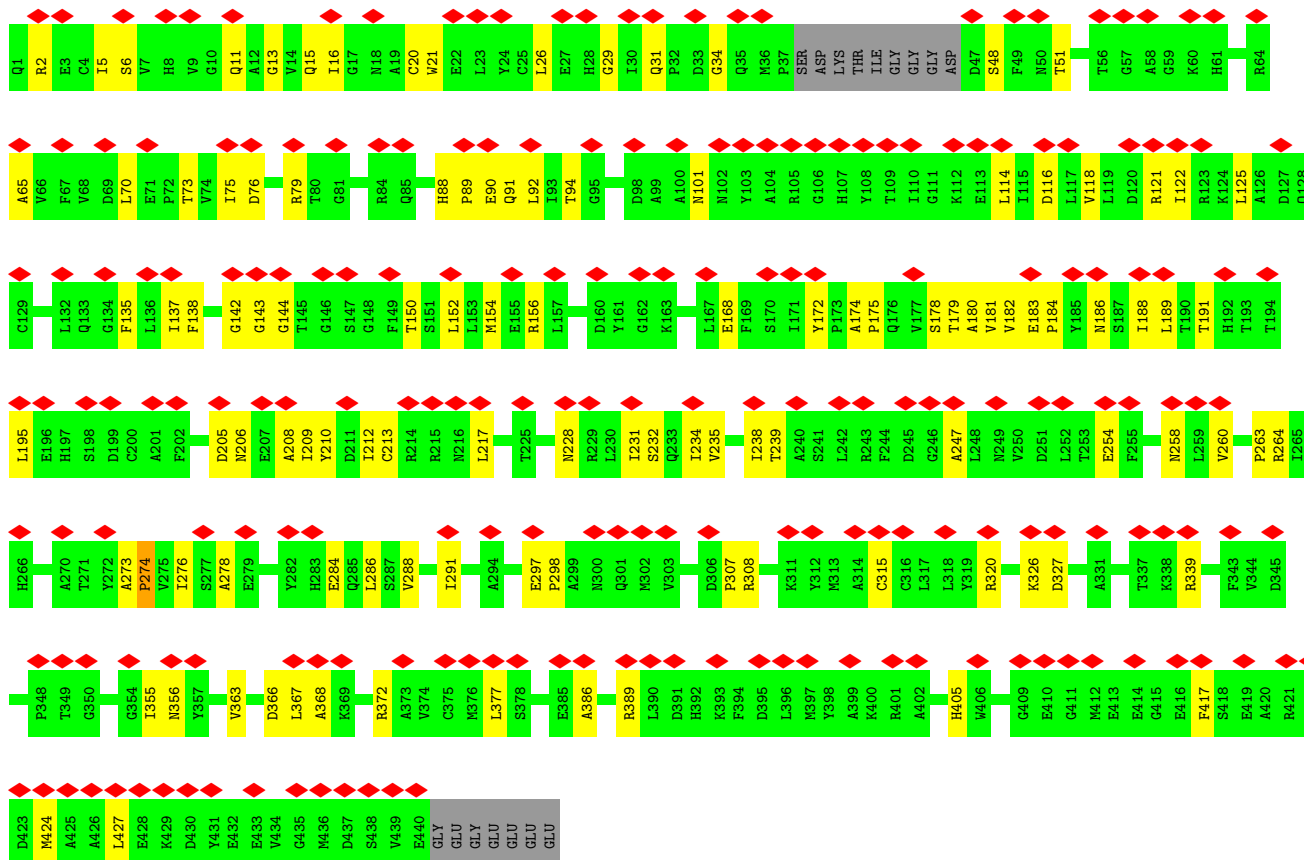
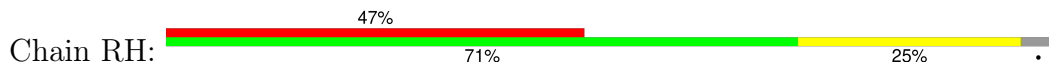


• Molecule 40: Tubulin alpha chain

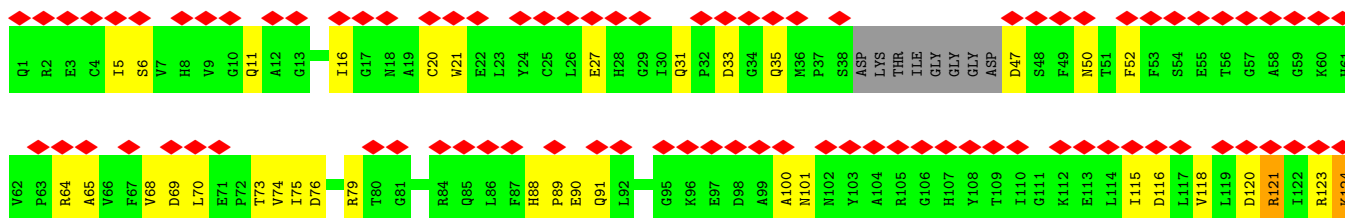


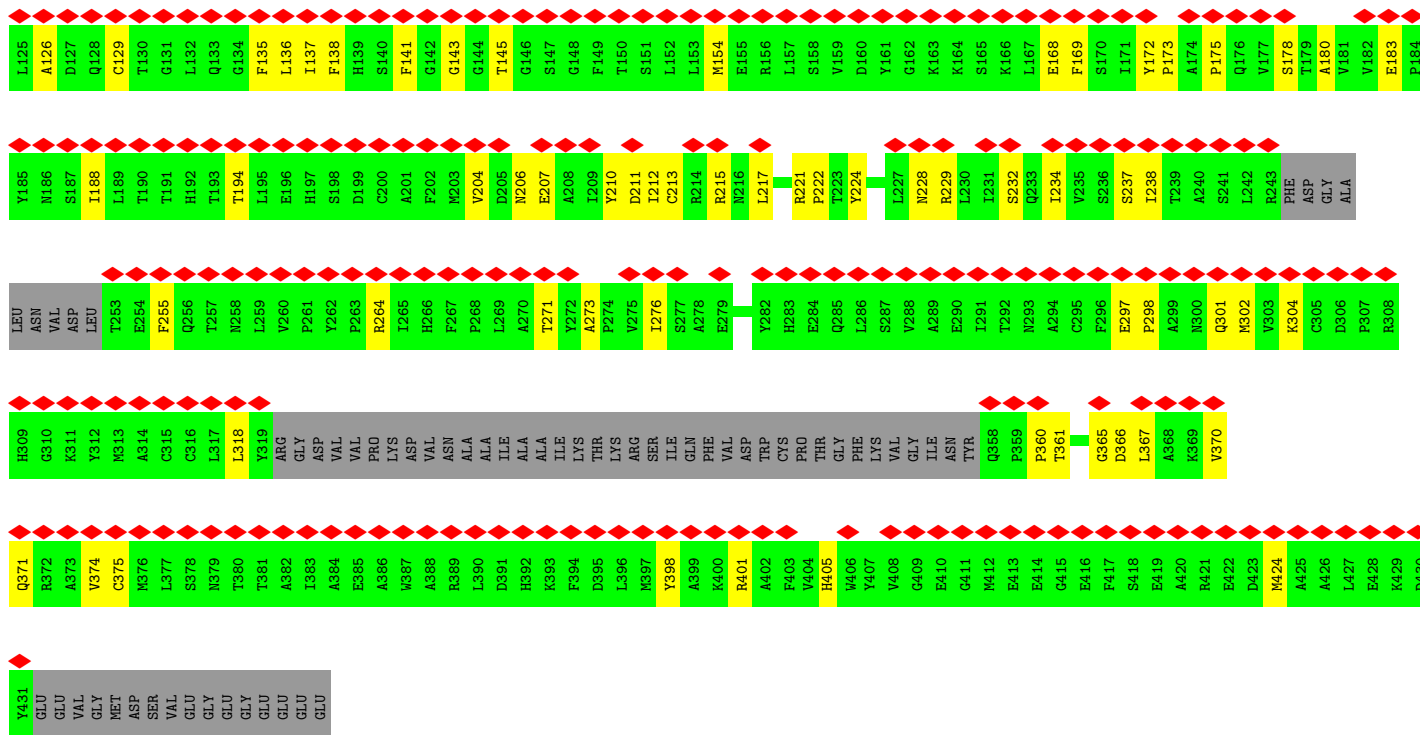


• Molecule 40: Tubulin alpha chain




• Molecule 40: Tubulin alpha chain

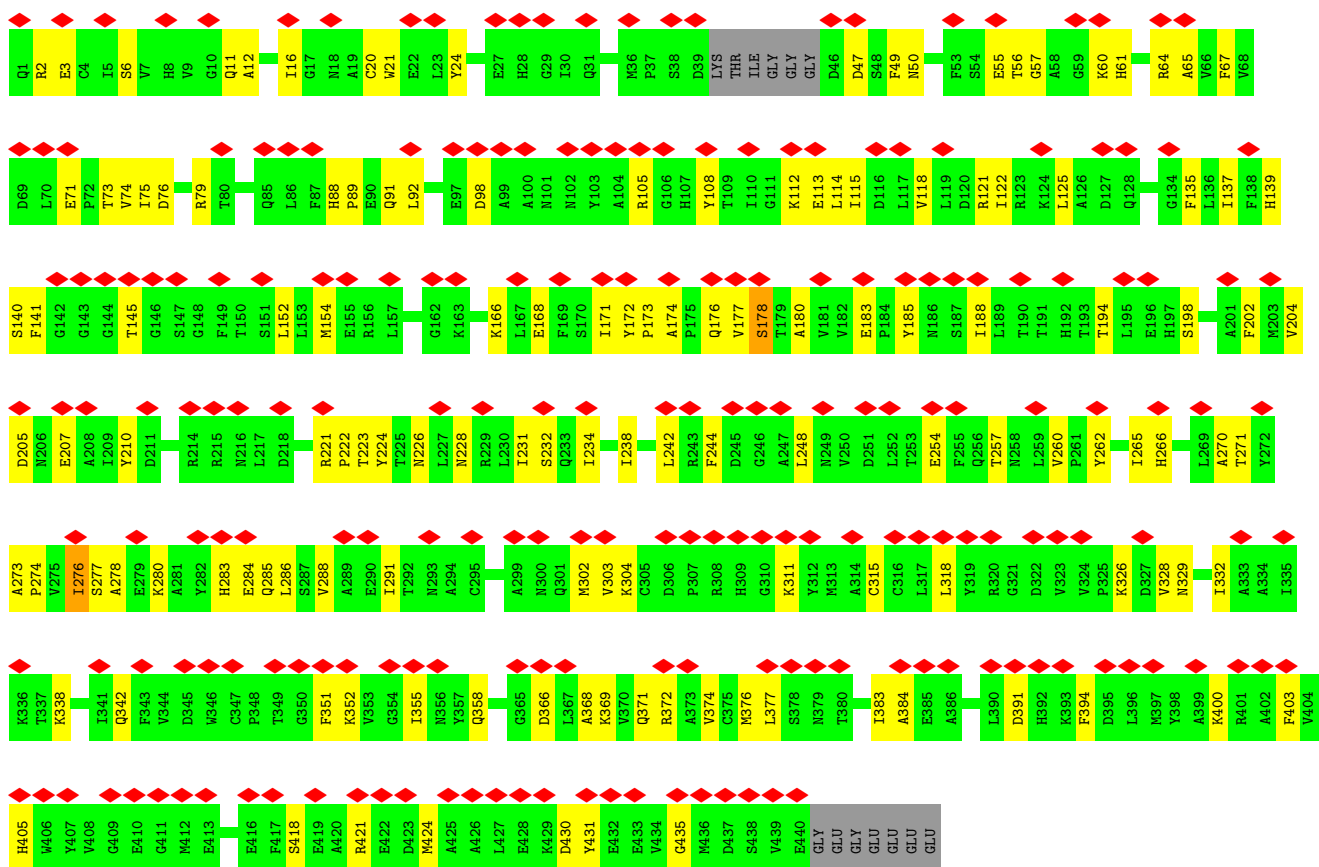




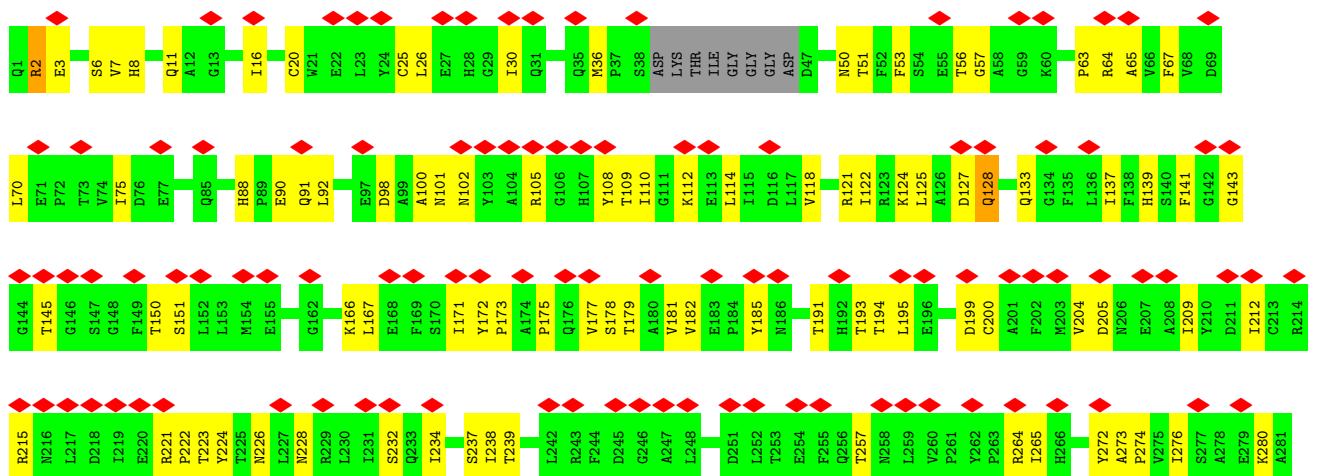
• Molecule 40: Tubulin alpha chain

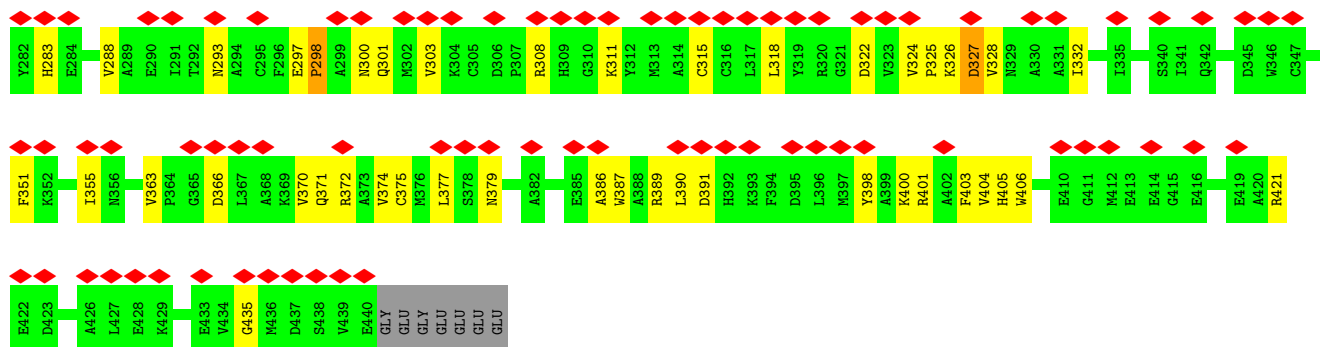


• Molecule 40: Tubulin alpha chain



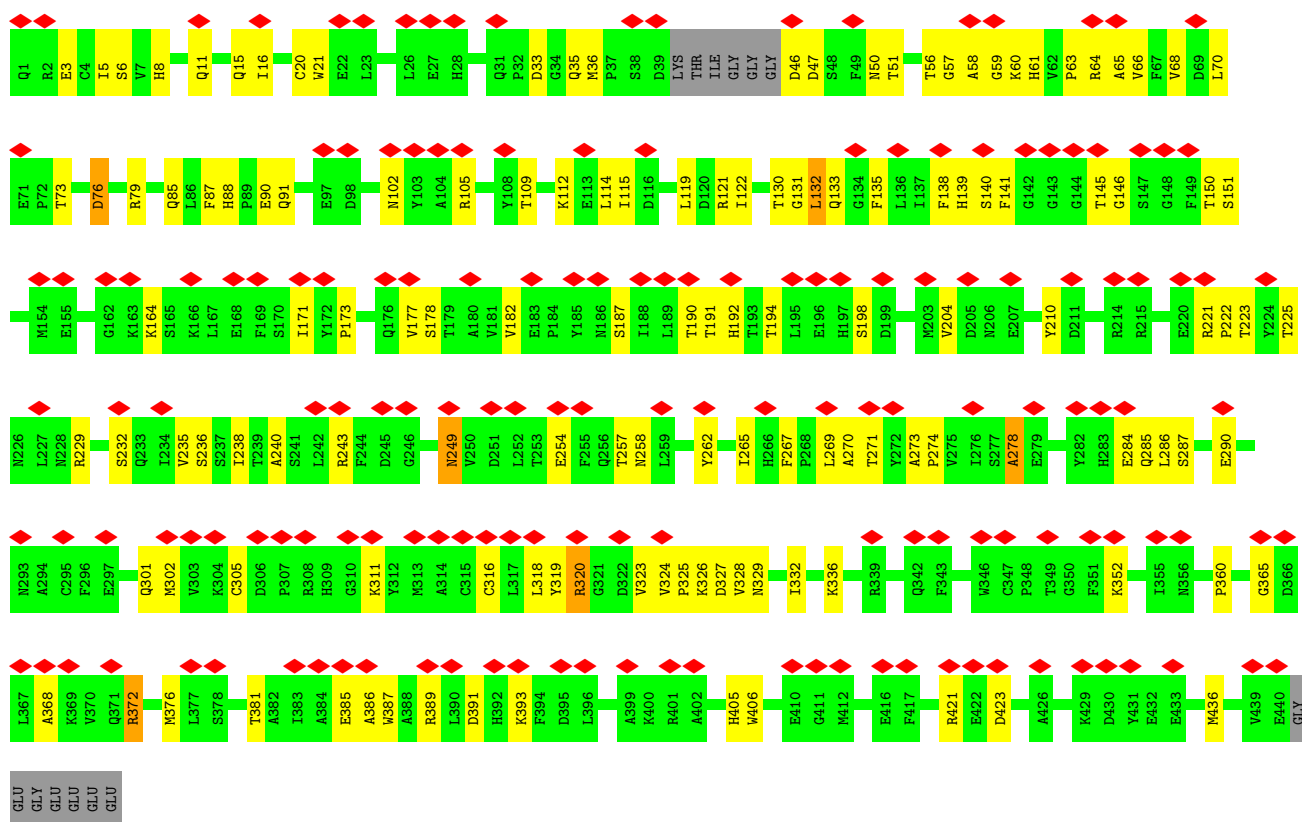
• Molecule 40: Tubulin alpha chain





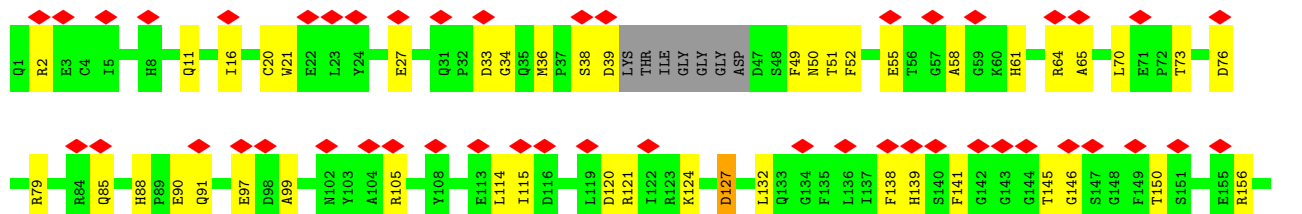
- Molecule 40: Tubulin alpha chain

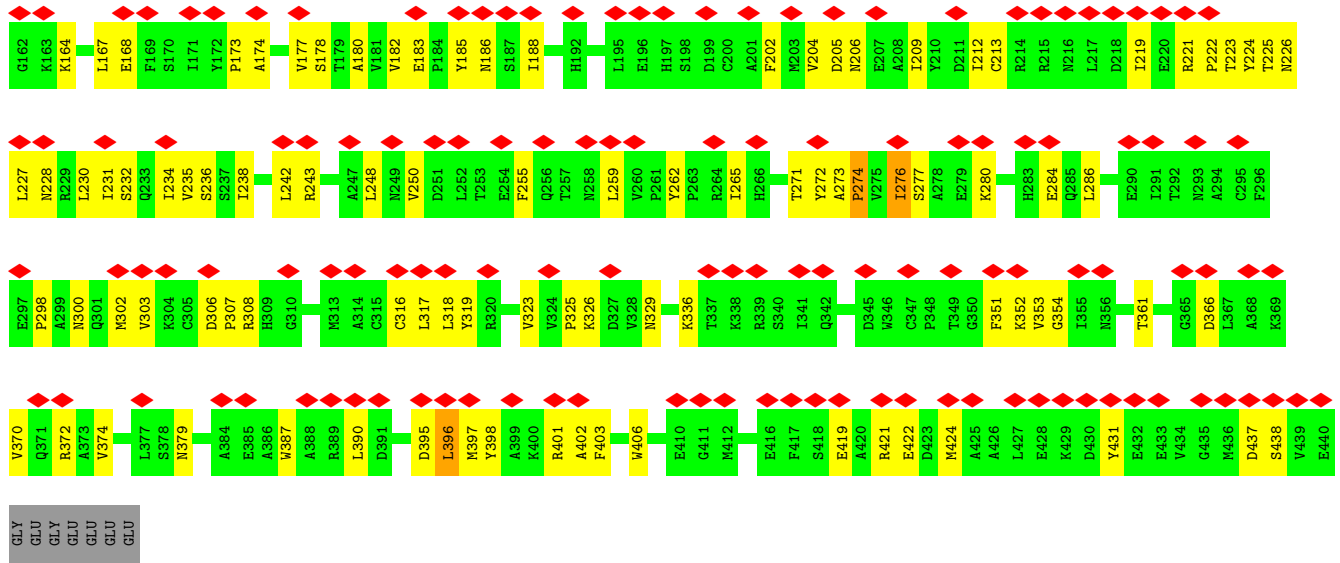
Chain SG: 36% 67% 29%



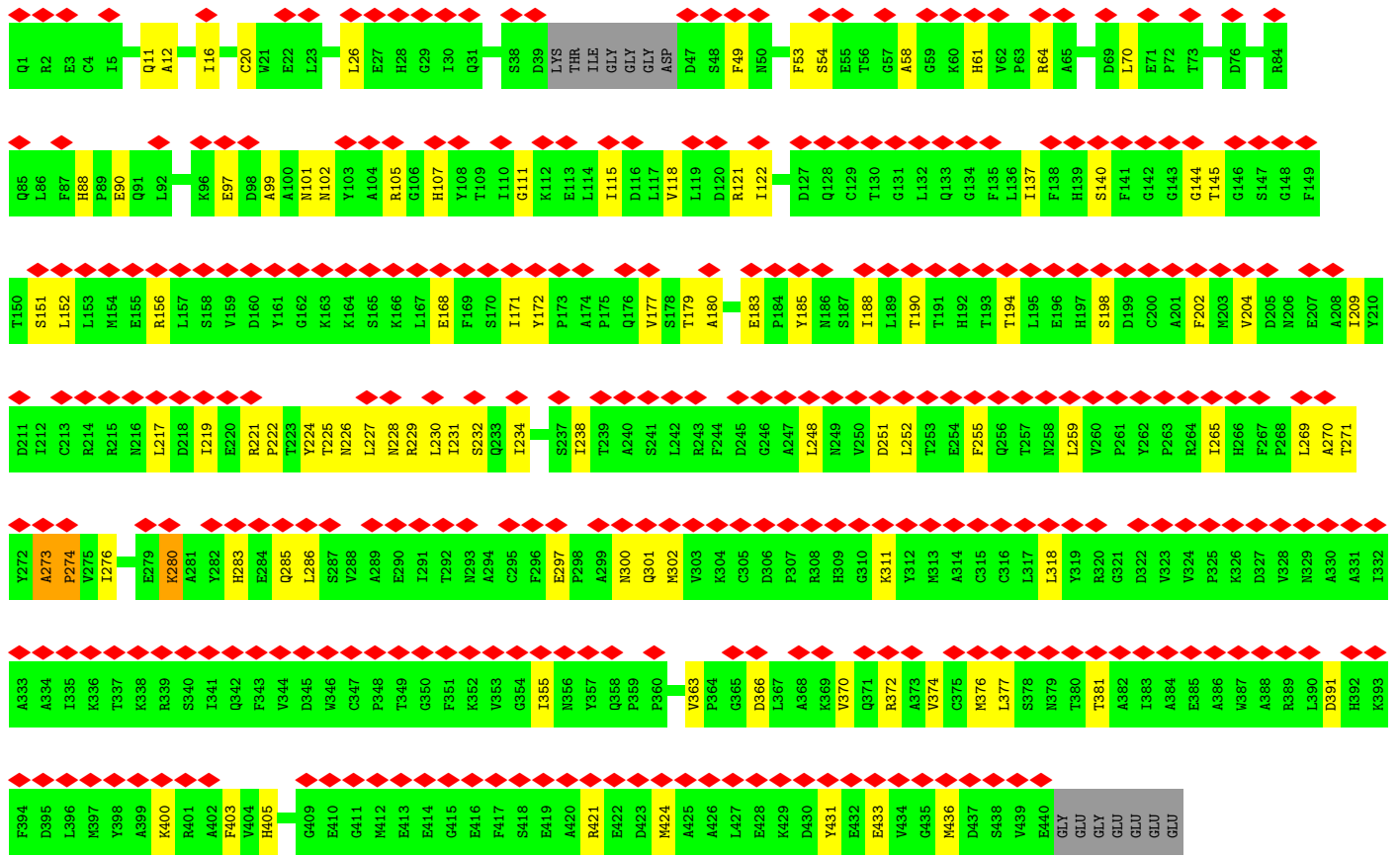
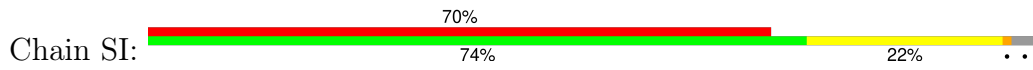
- Molecule 40: Tubulin alpha chain

Chain SH: 39% 65% 31%

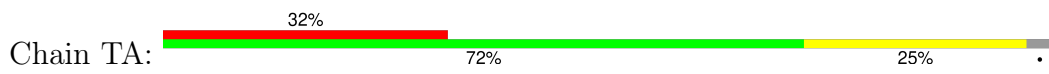


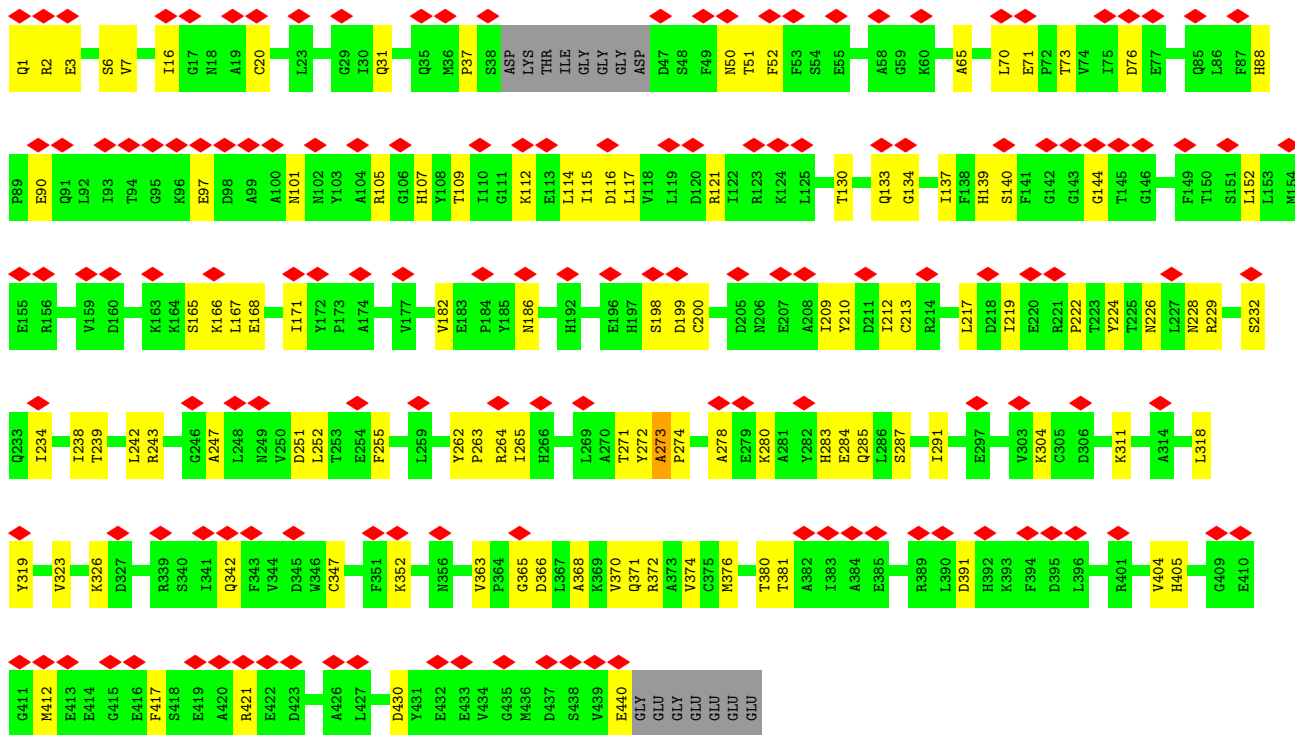


• Molecule 40: Tubulin alpha chain

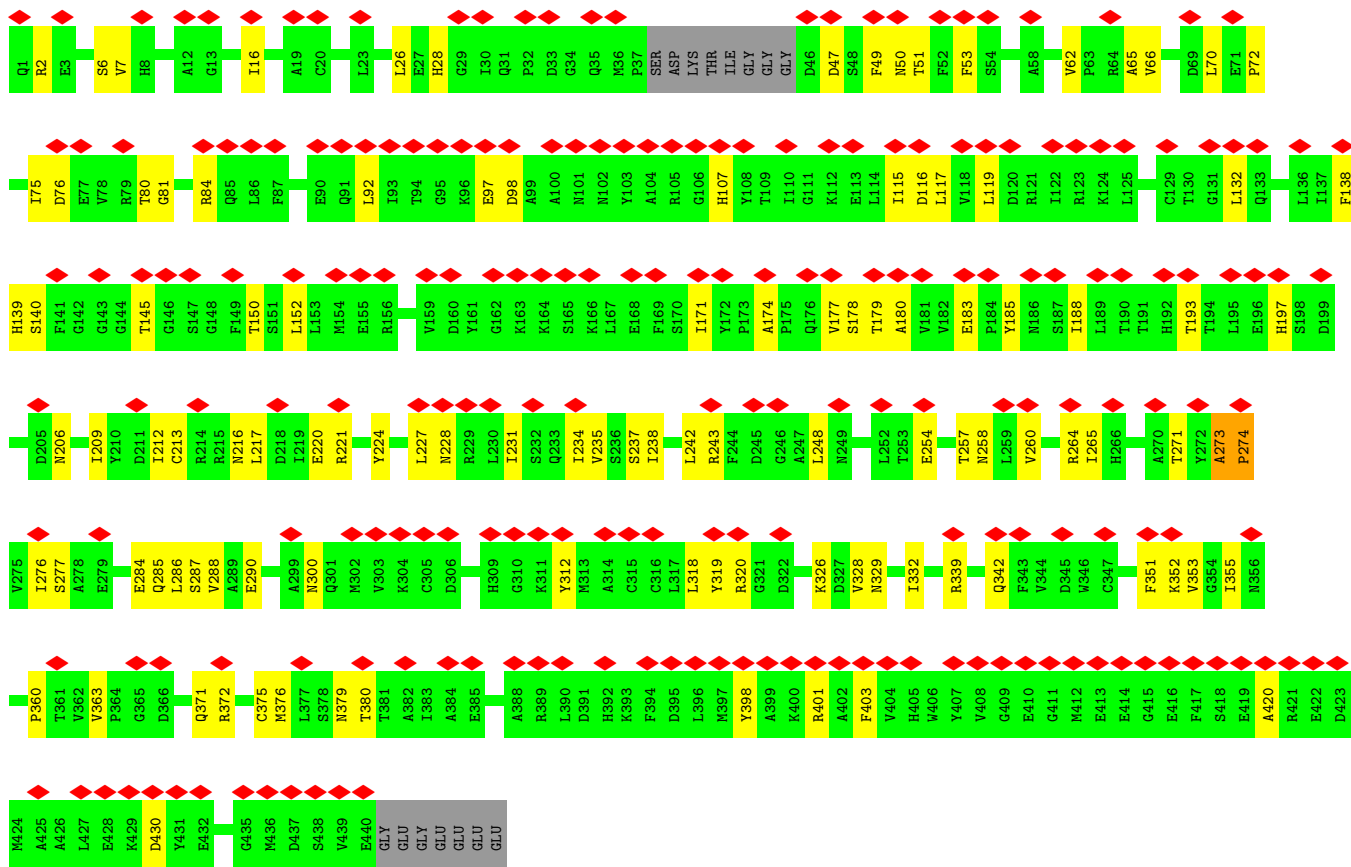
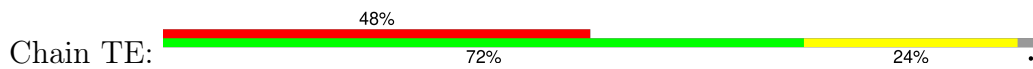


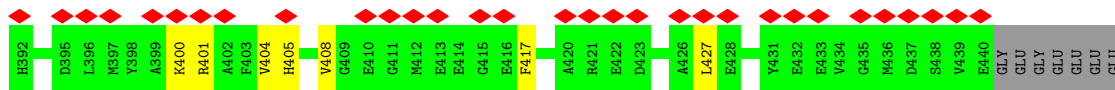
• Molecule 40: Tubulin alpha chain



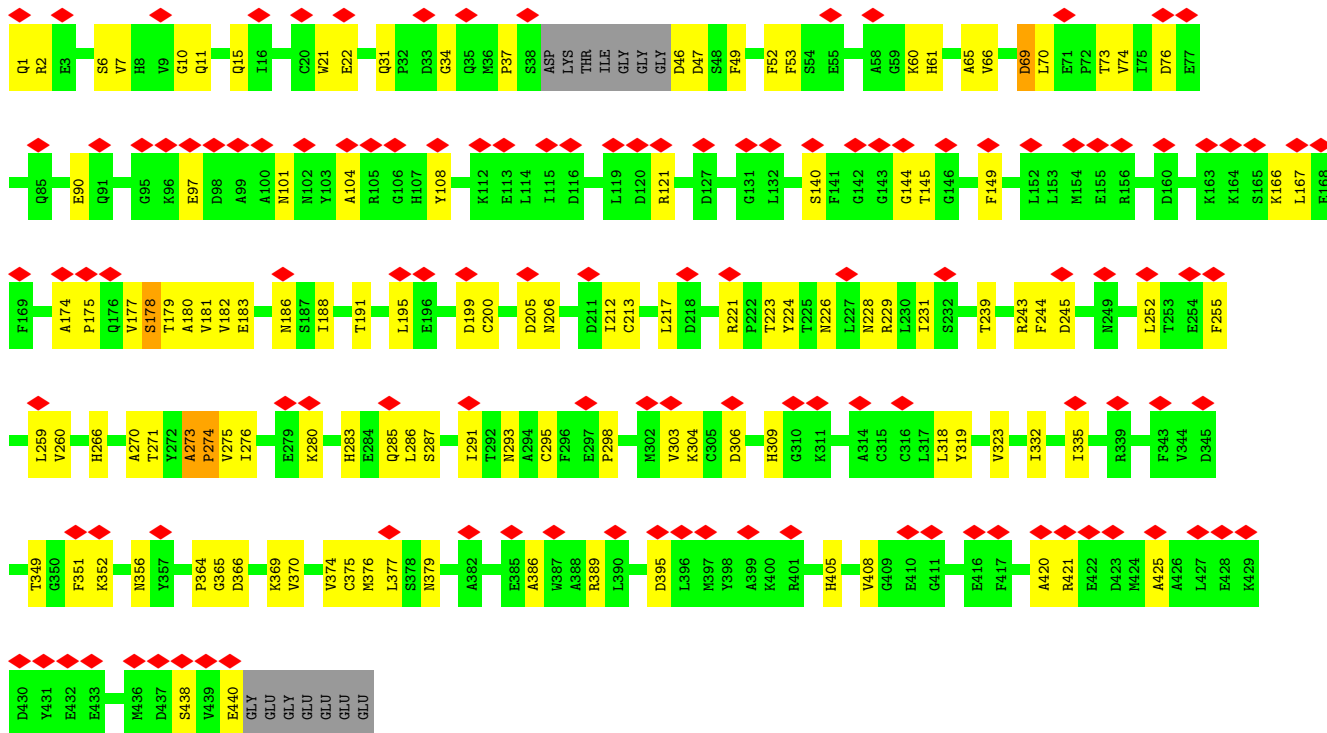


• Molecule 40: Tubulin alpha chain

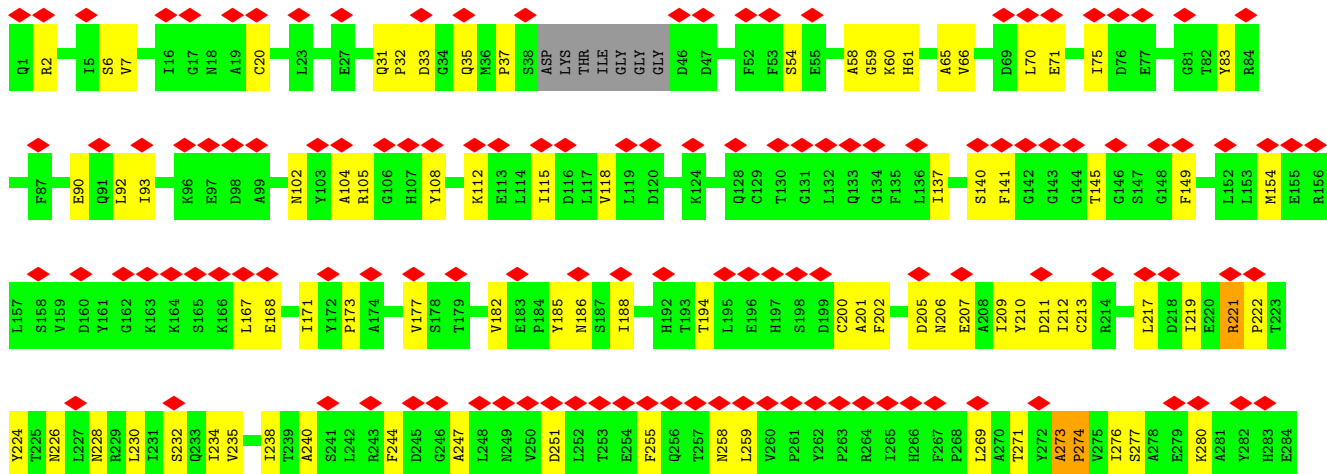


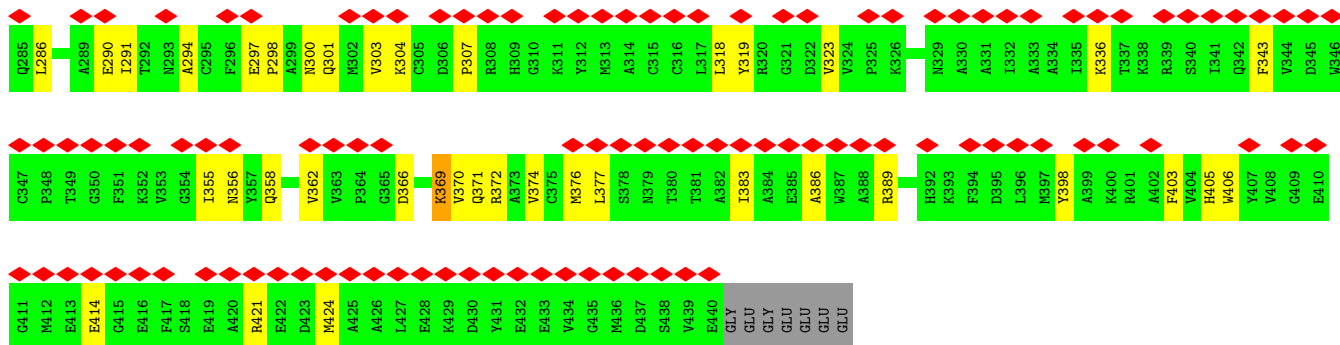


• Molecule 40: Tubulin alpha chain

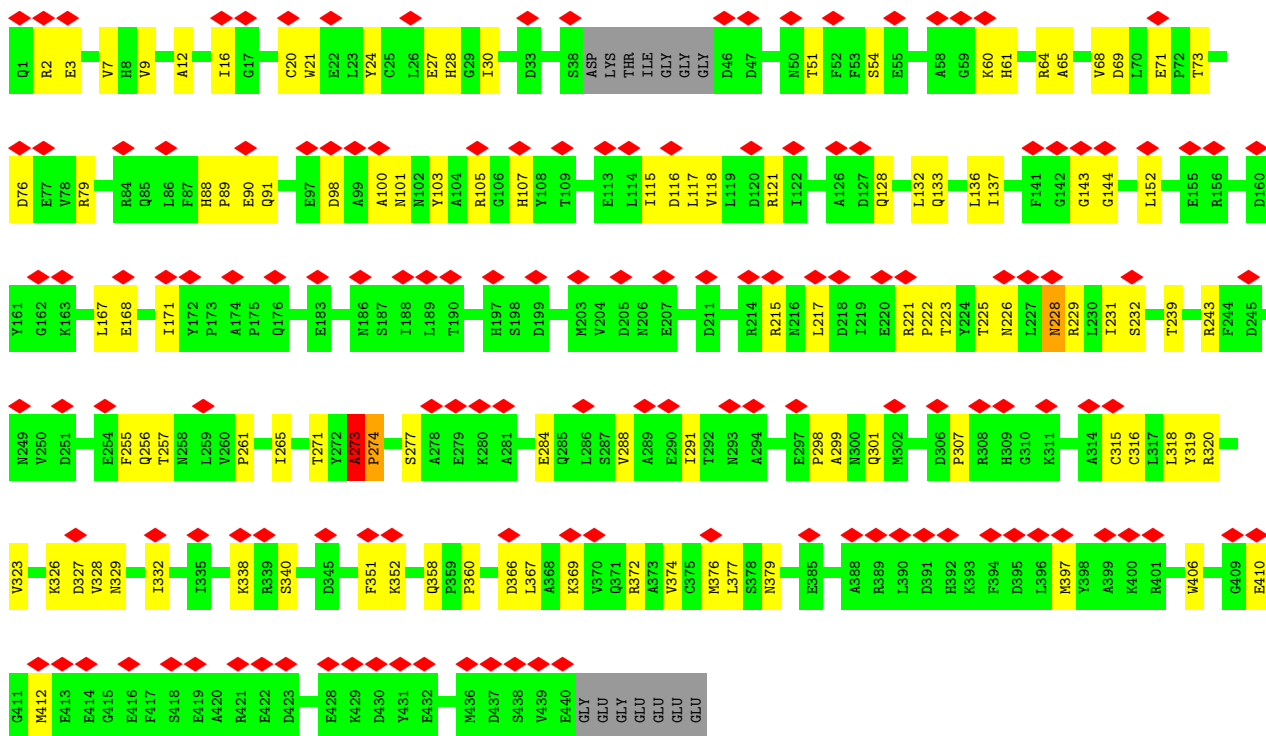
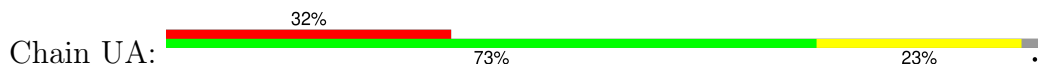


• Molecule 40: Tubulin alpha chain

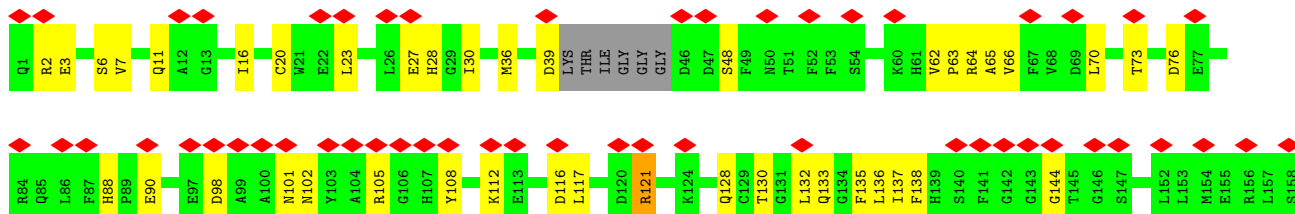
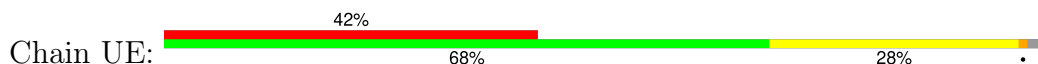


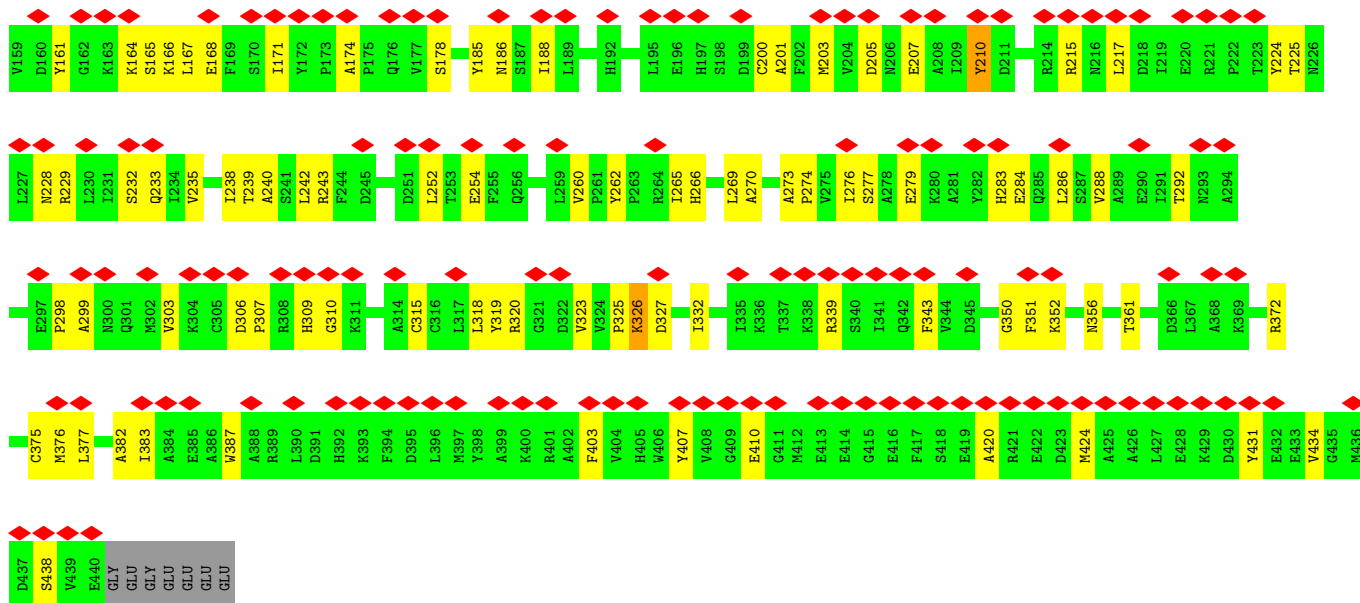


• Molecule 40: Tubulin alpha chain

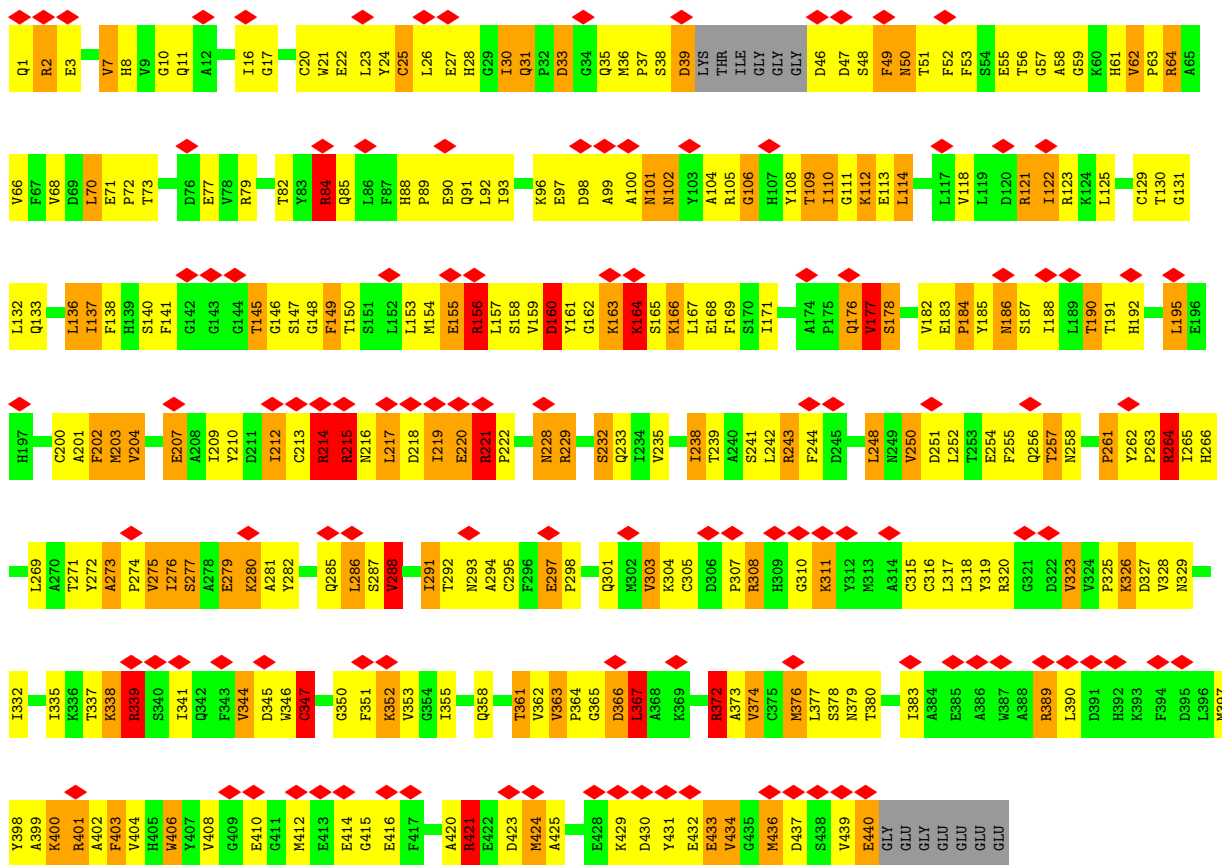


• Molecule 40: Tubulin alpha chain






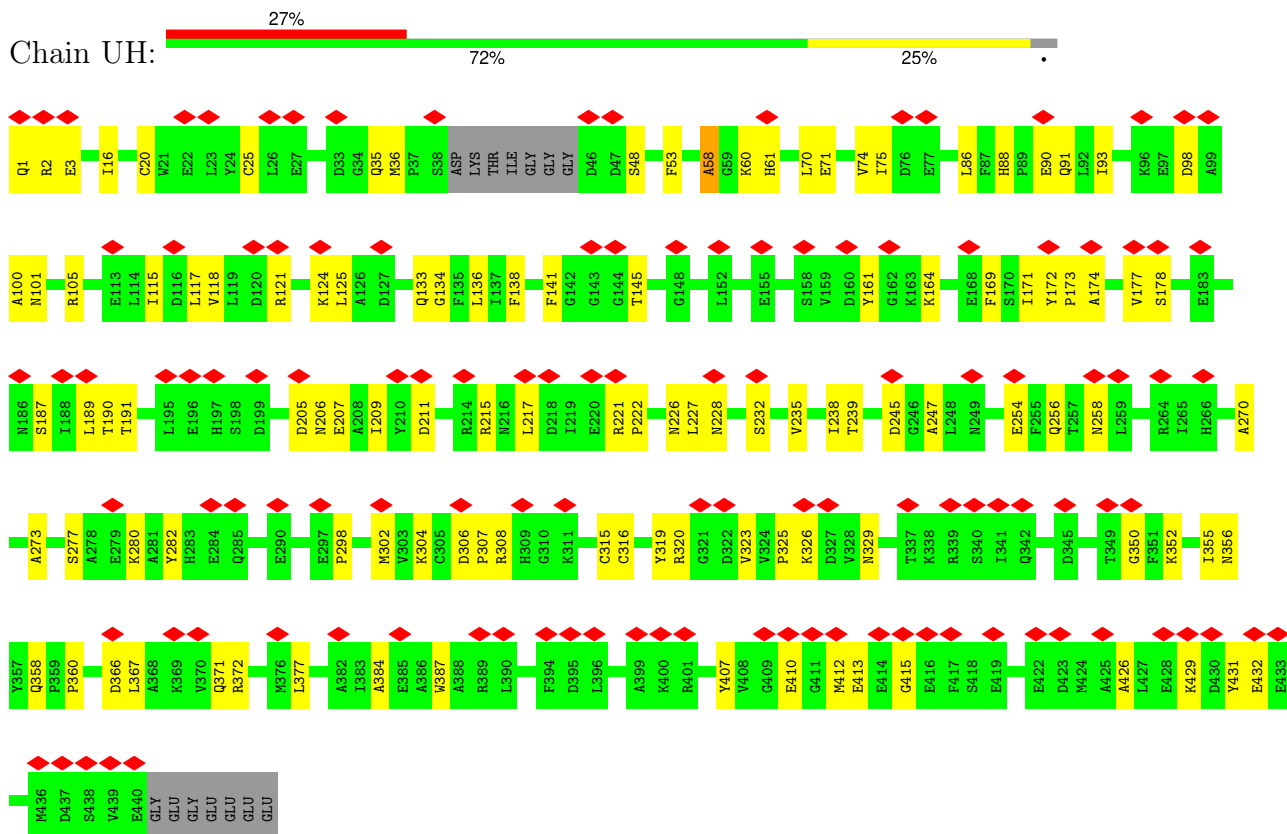
• Molecule 40: Tubulin alpha chain




• Molecule 40: Tubulin alpha chain



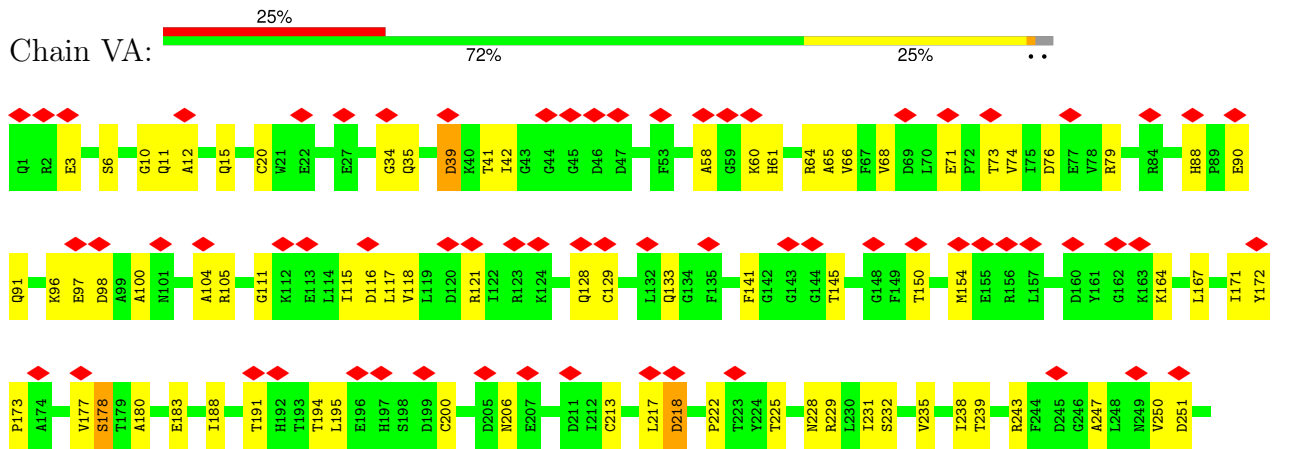
• Molecule 40: Tubulin alpha chain

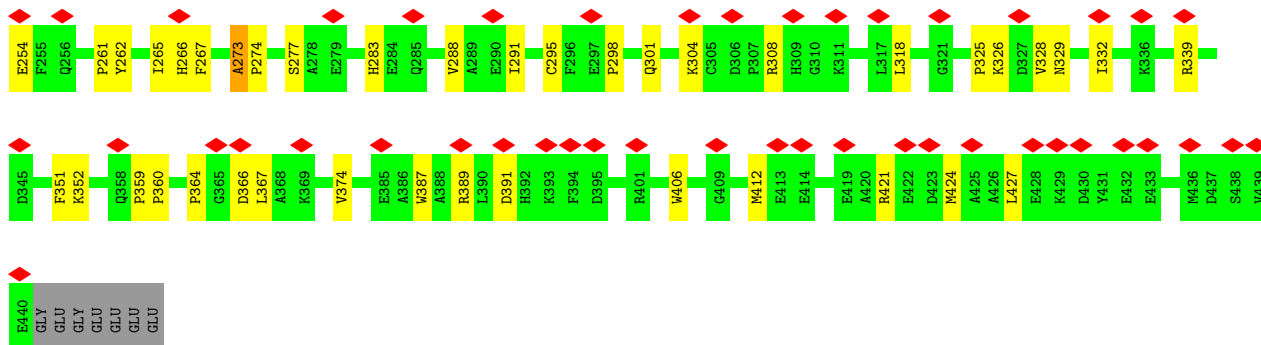


• Molecule 40: Tubulin alpha chain

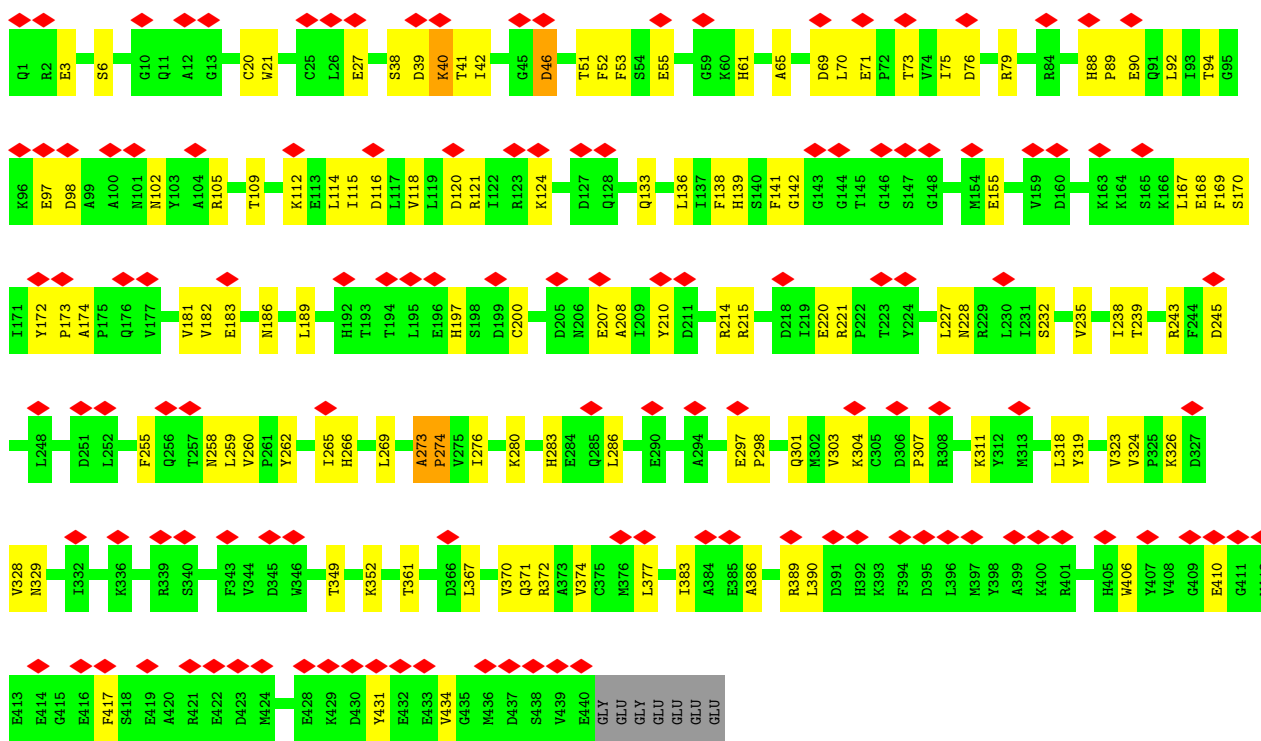


• Molecule 40: Tubulin alpha chain

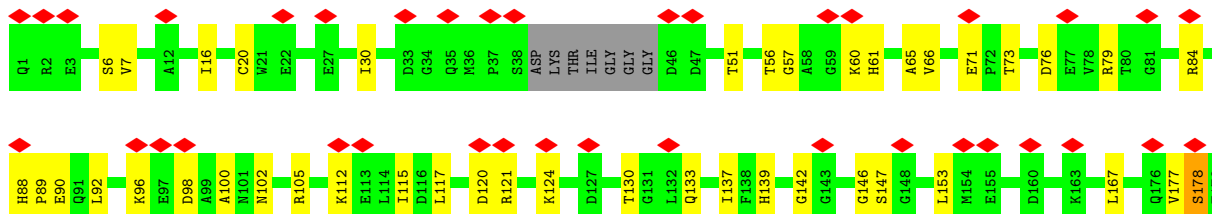
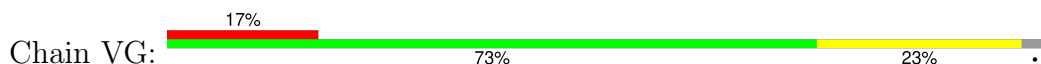


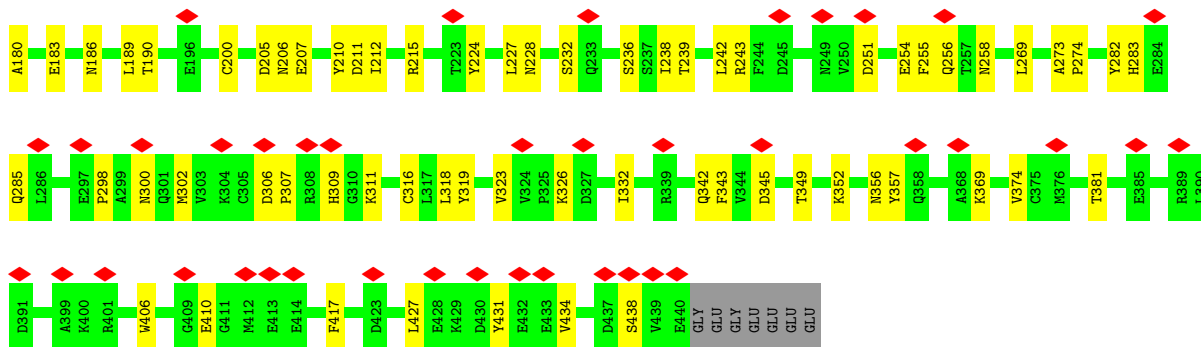


• Molecule 40: Tubulin alpha chain

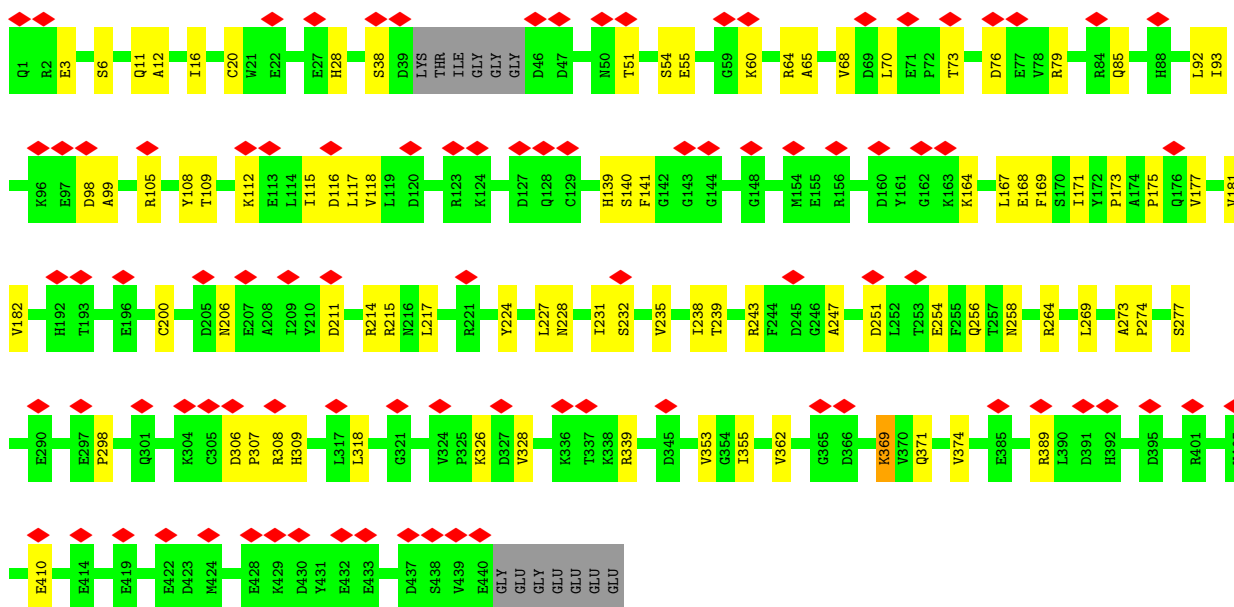
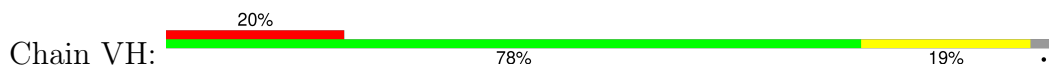


• Molecule 40: Tubulin alpha chain

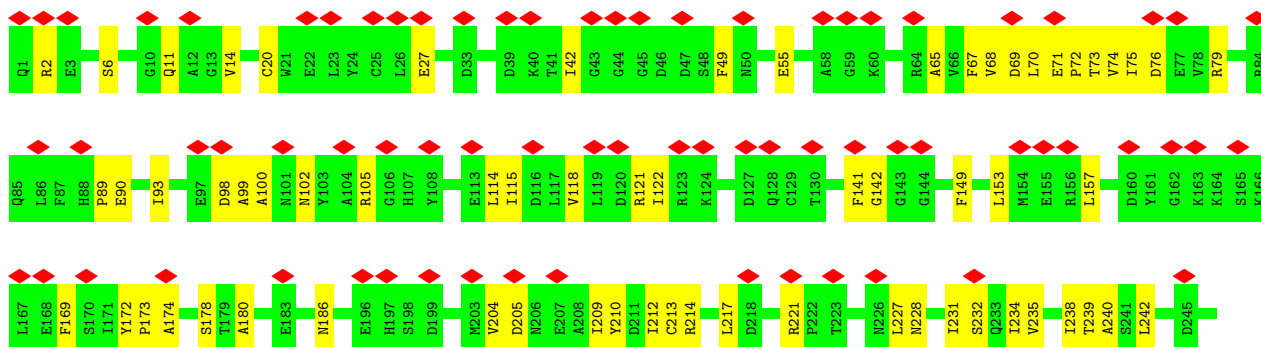
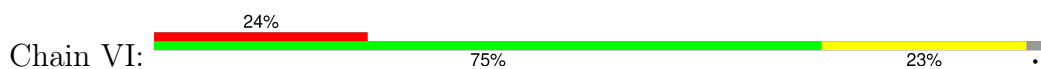


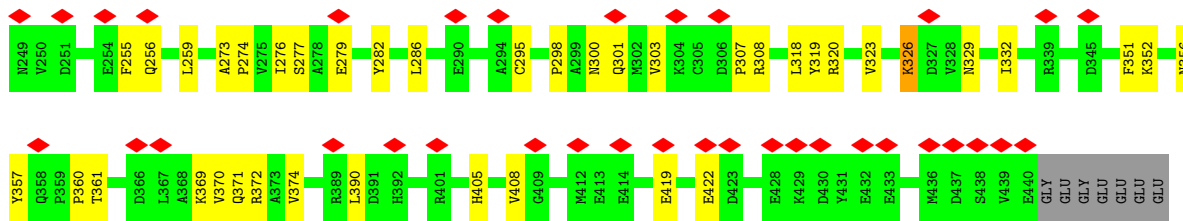


• Molecule 40: Tubulin alpha chain

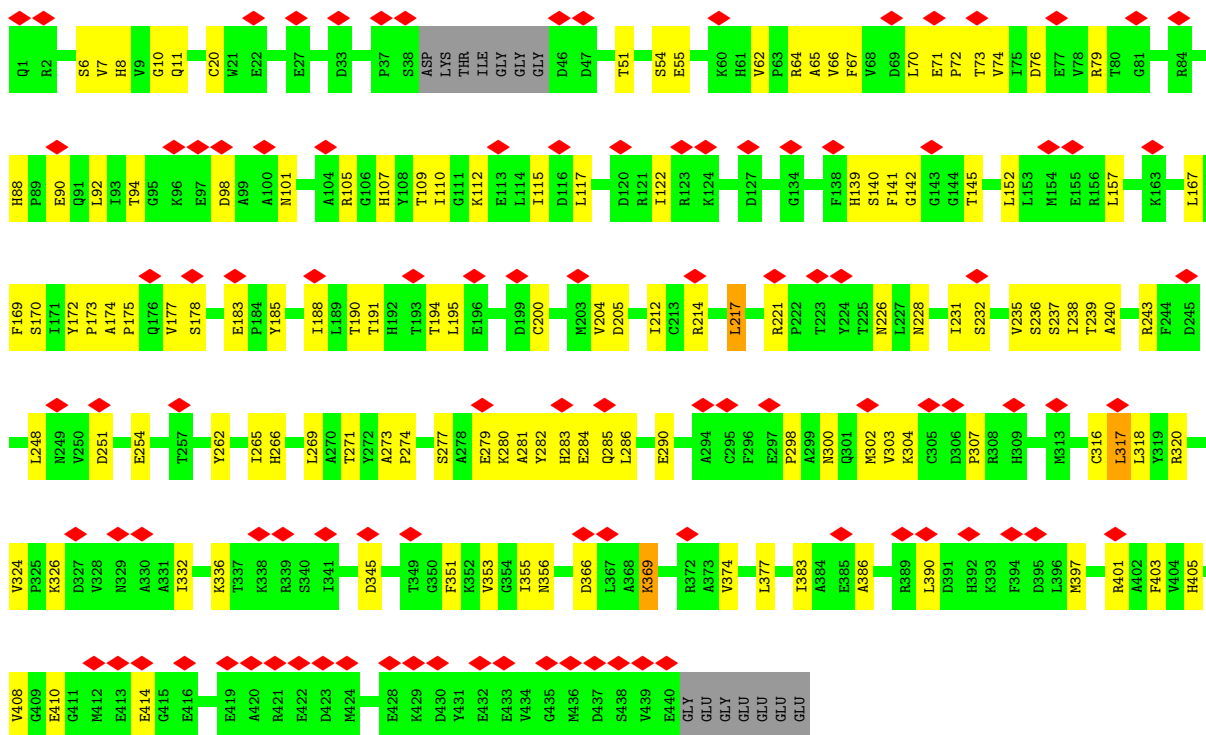


• Molecule 40: Tubulin alpha chain

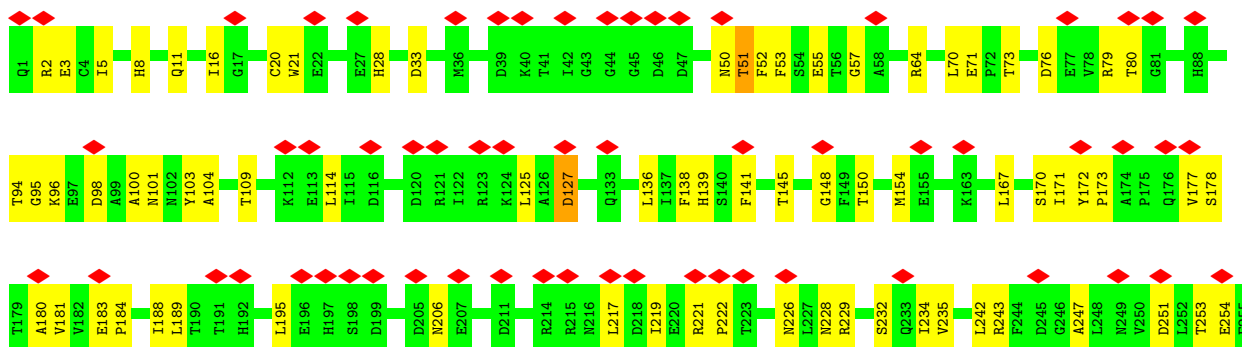
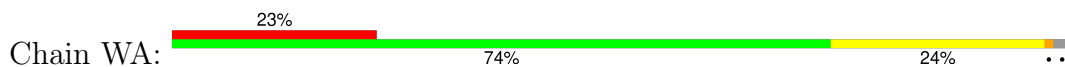


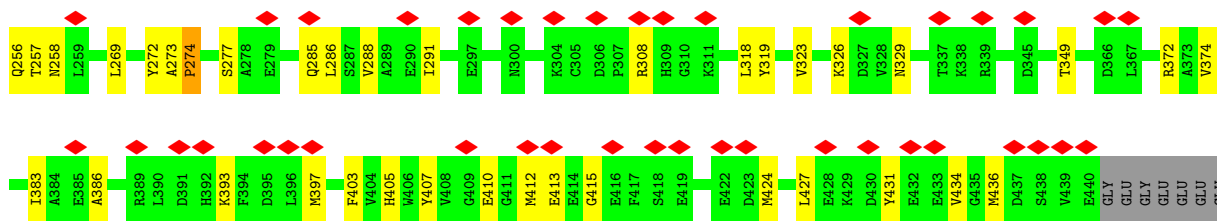


• Molecule 40: Tubulin alpha chain

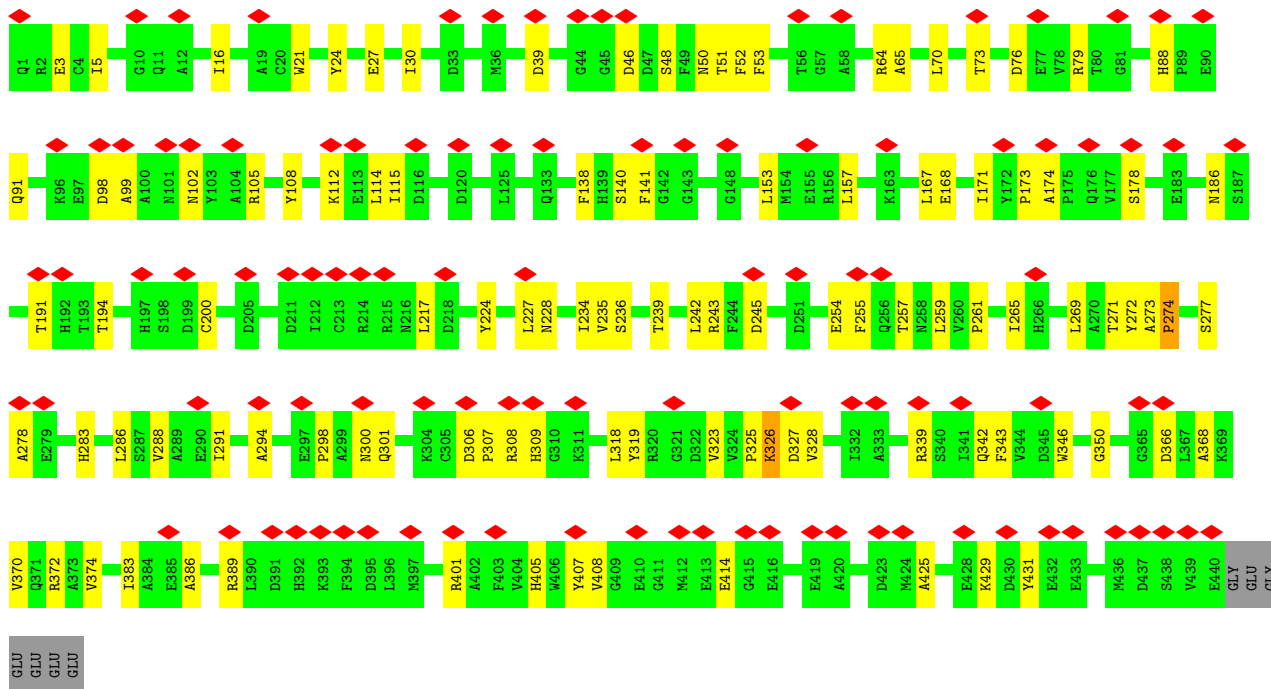
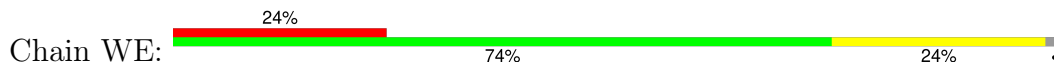


• Molecule 40: Tubulin alpha chain

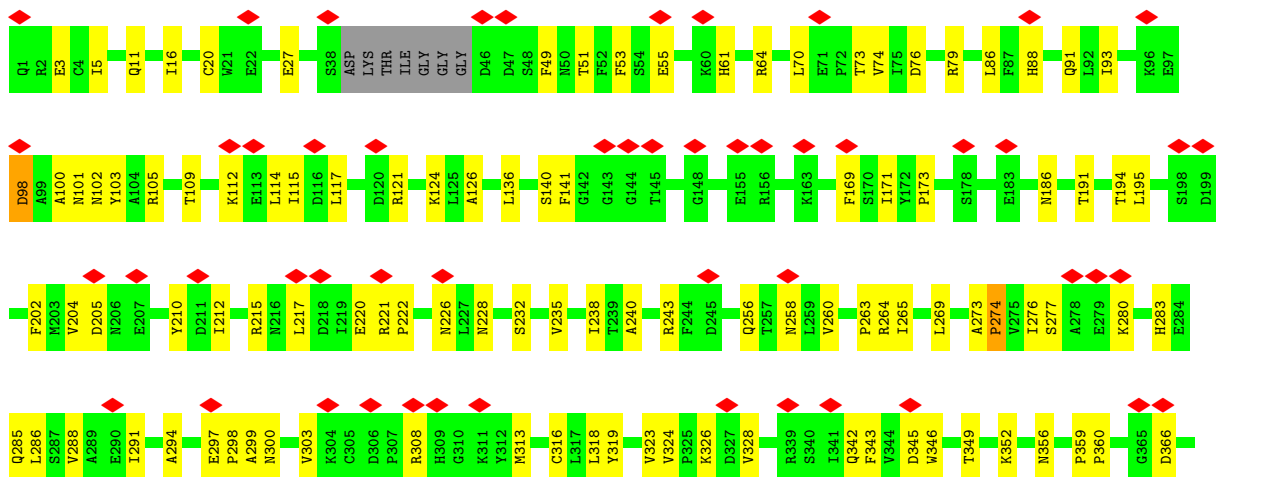
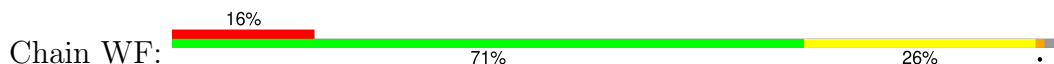


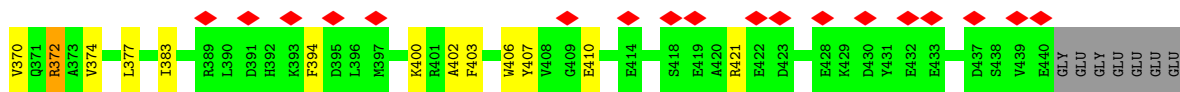


• Molecule 40: Tubulin alpha chain

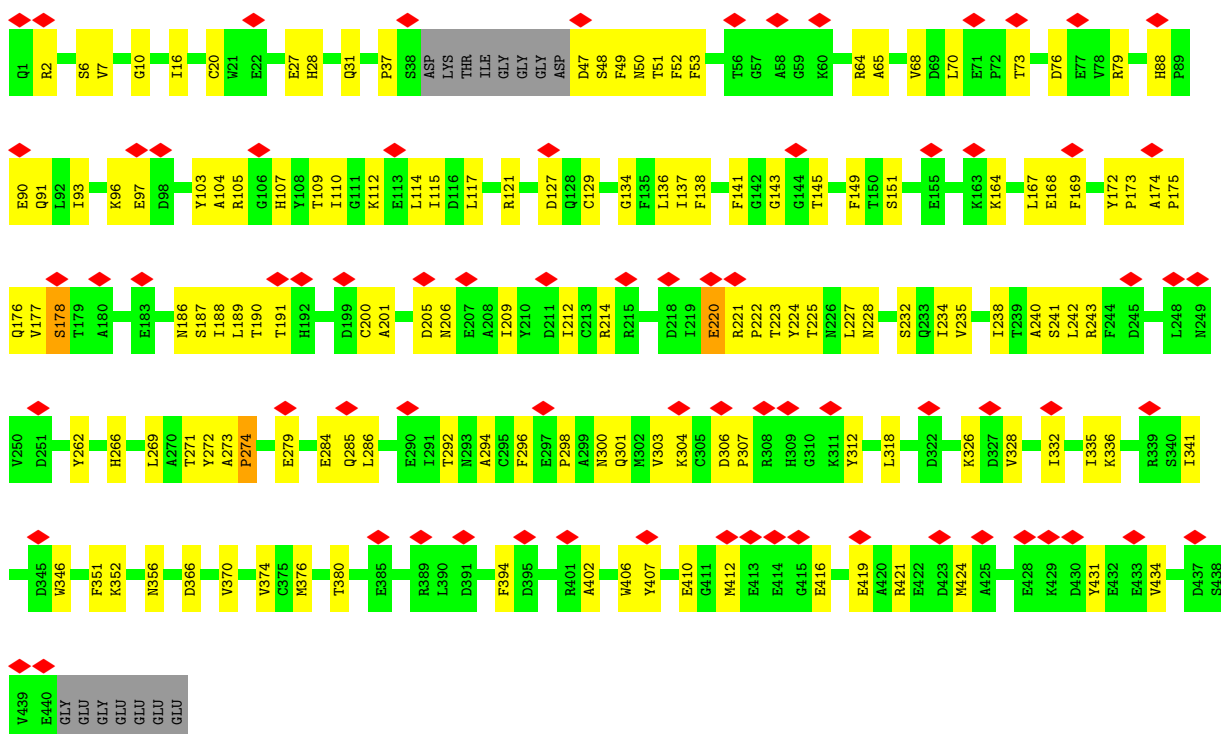


• Molecule 40: Tubulin alpha chain

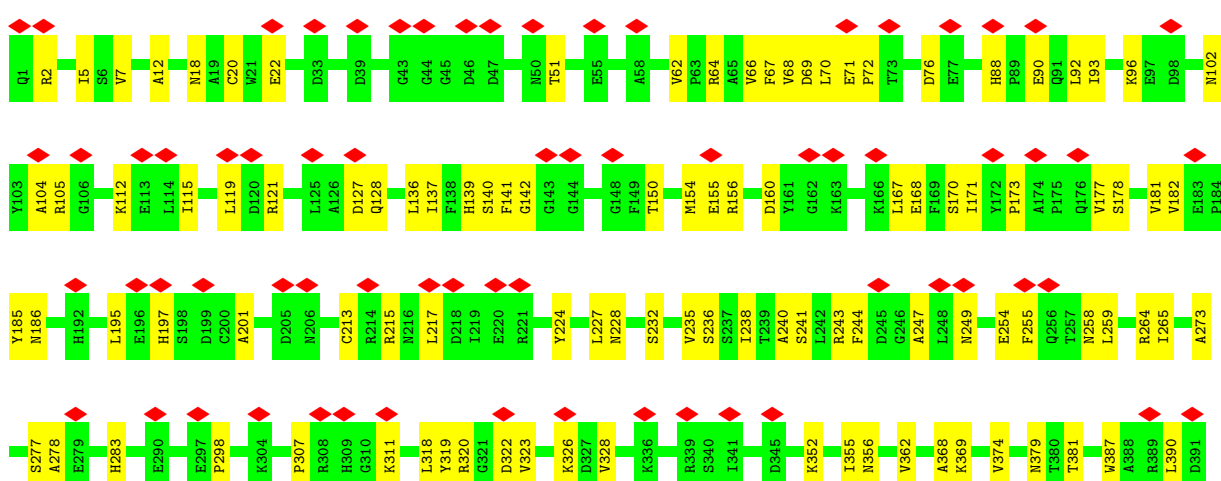




• Molecule 40: Tubulin alpha chain

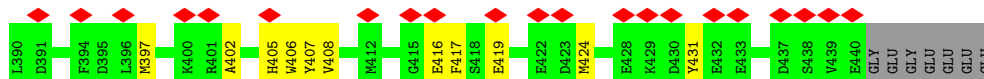
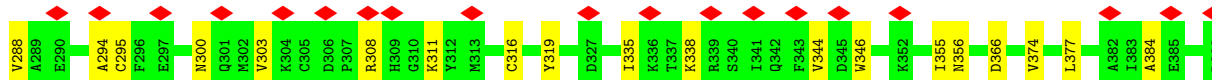
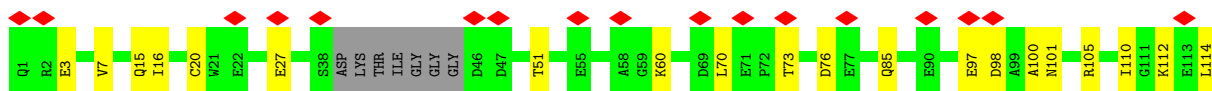
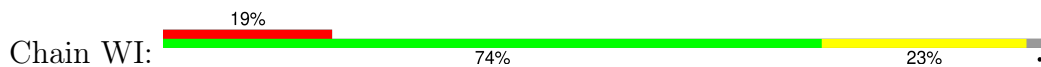


• Molecule 40: Tubulin alpha chain

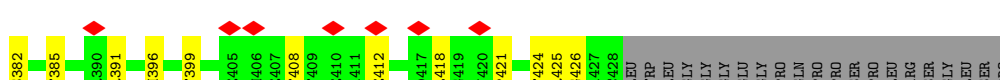
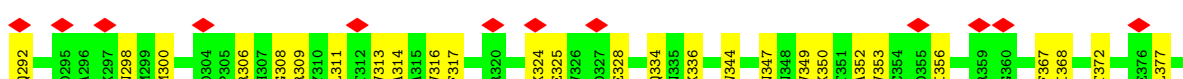
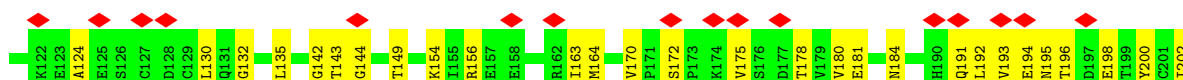
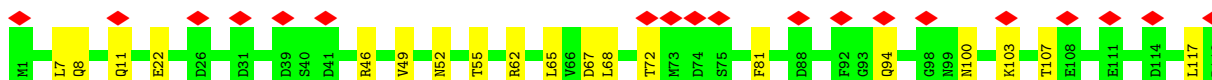
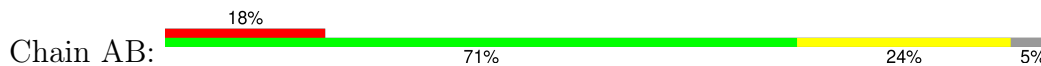




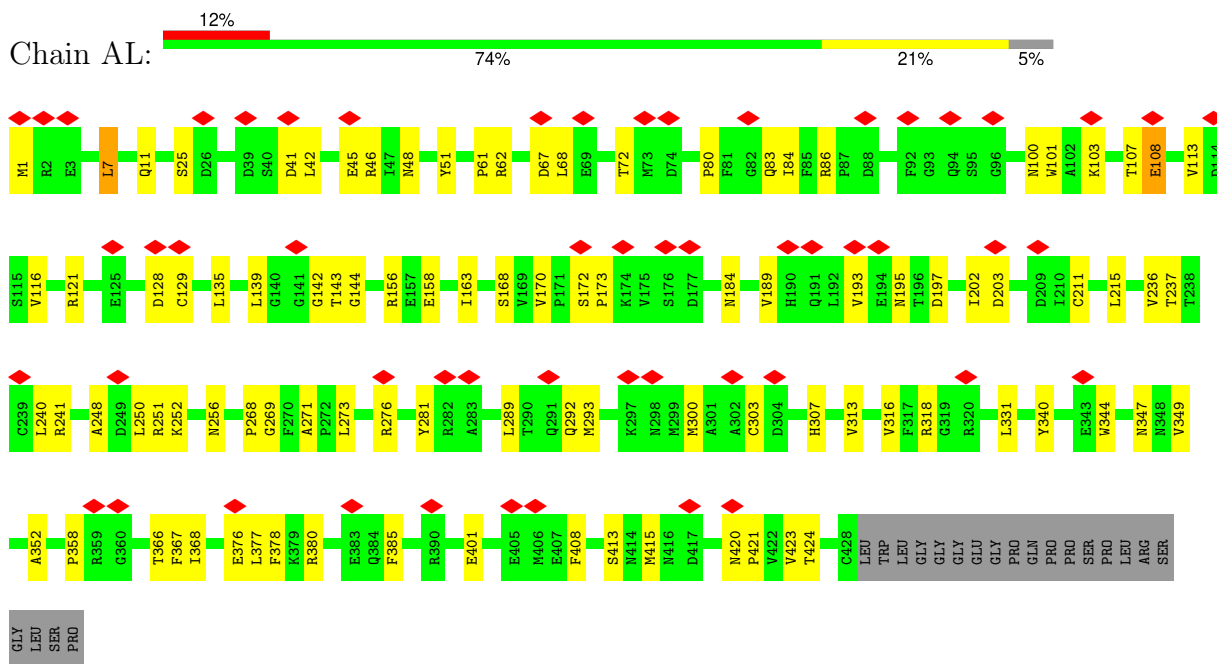
• Molecule 40: Tubulin alpha chain



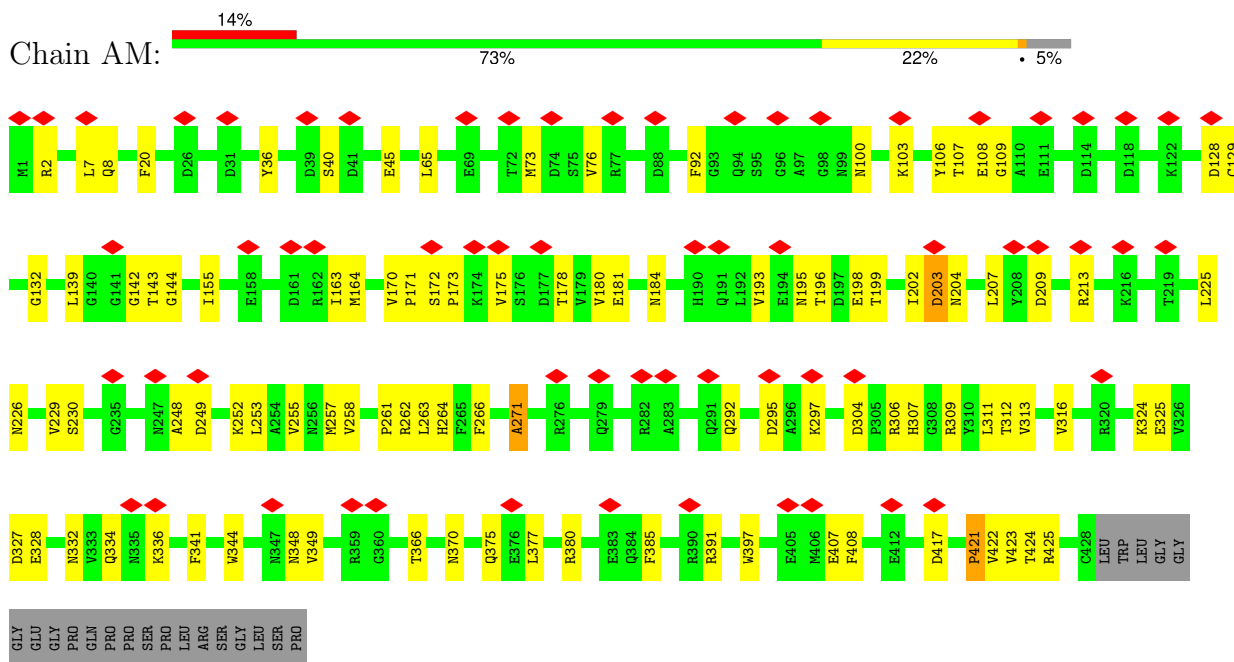
• Molecule 41: Tubulin beta chain



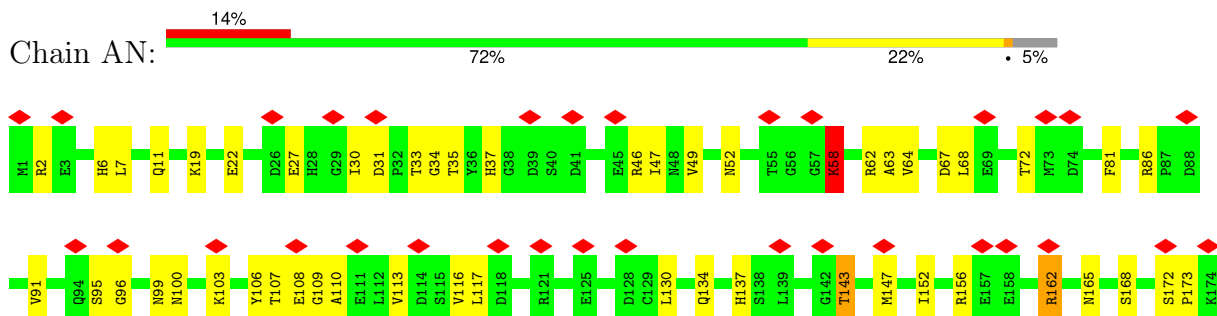
• Molecule 41: Tubulin beta chain

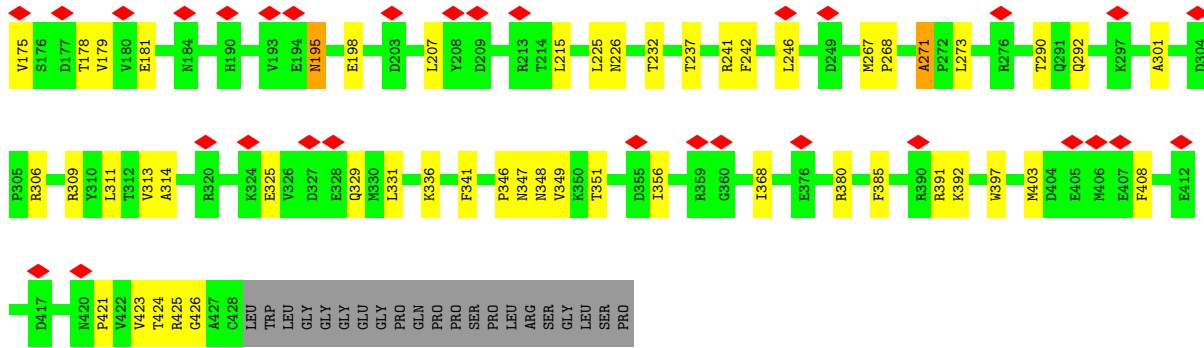


• Molecule 41: Tubulin beta chain

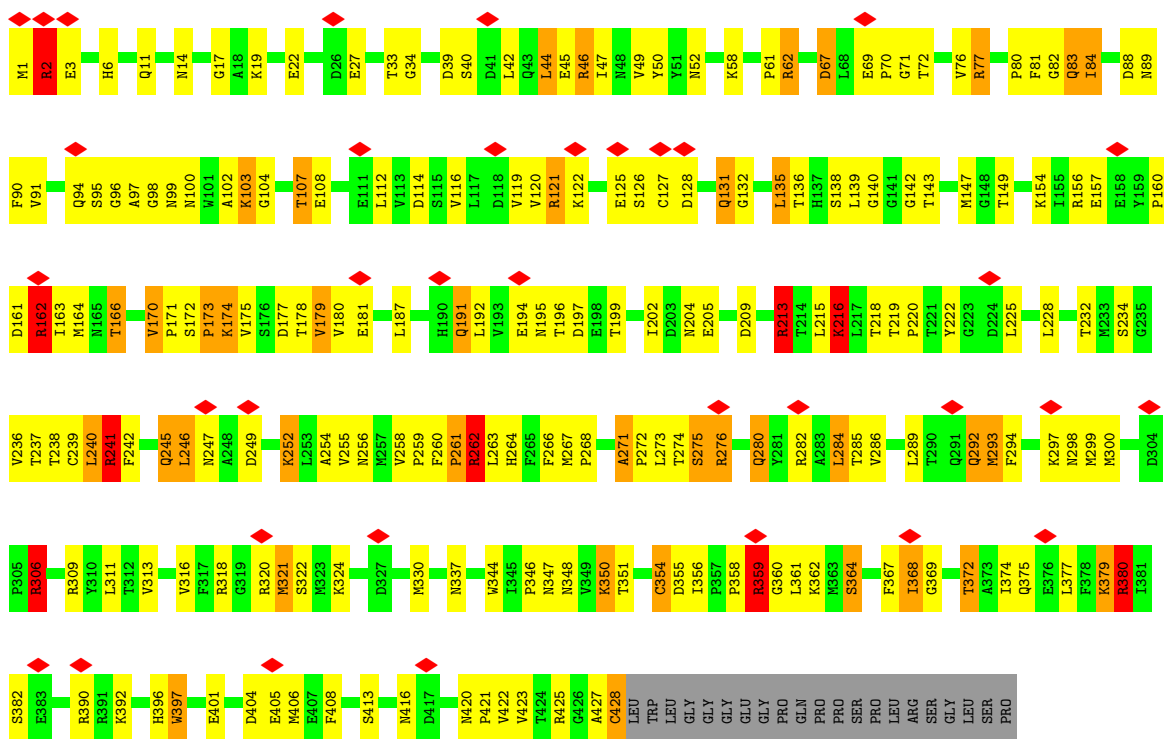


• Molecule 41: Tubulin beta chain

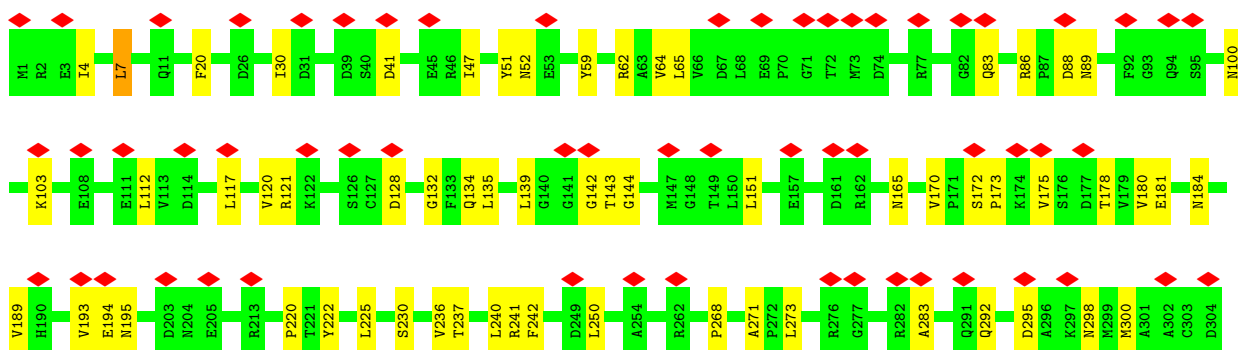
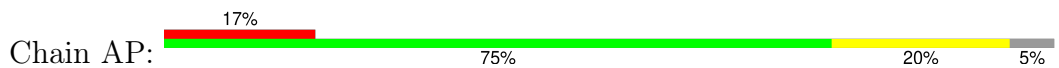


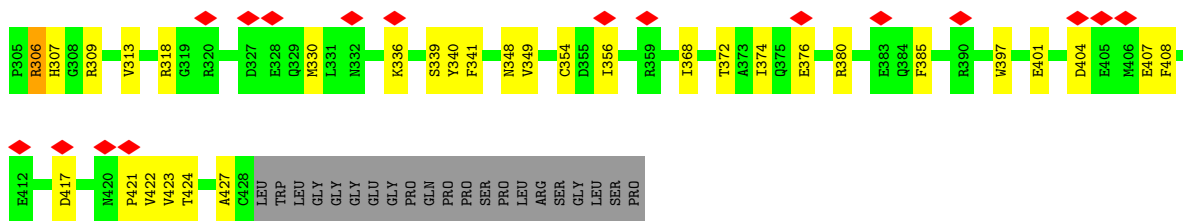


• Molecule 41: Tubulin beta chain

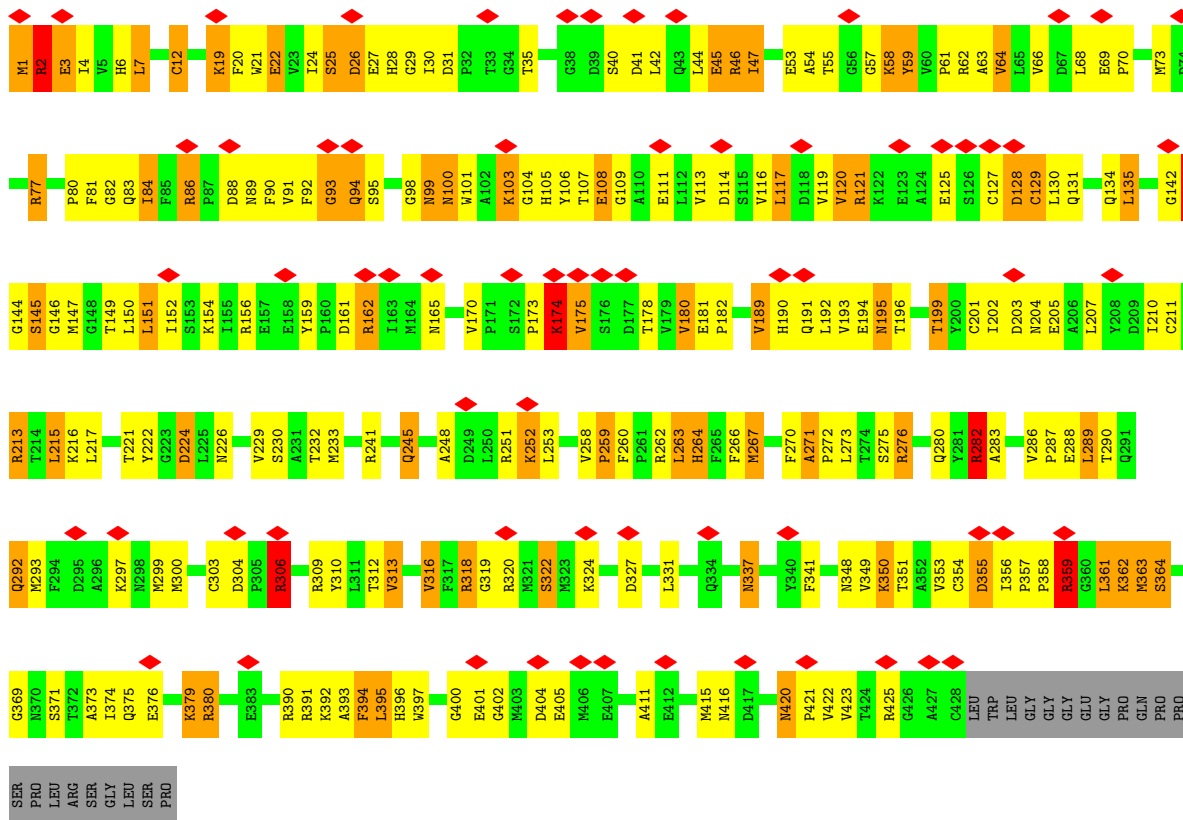


• Molecule 41: Tubulin beta chain

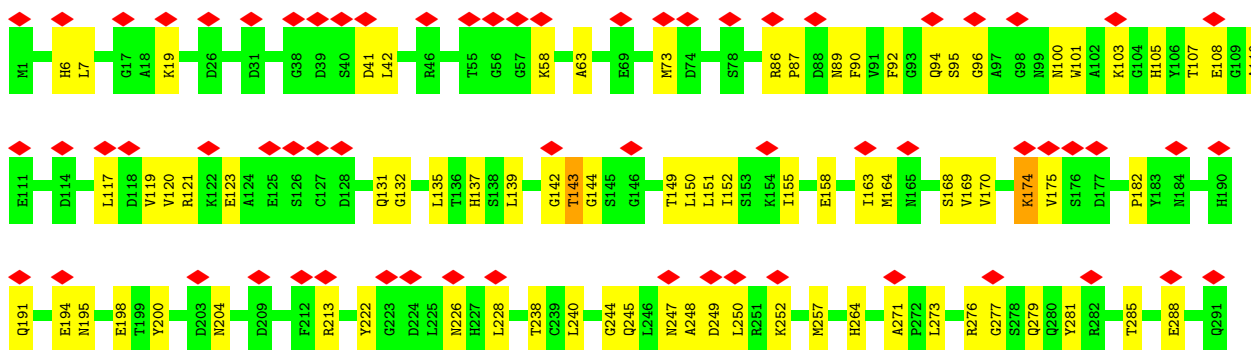


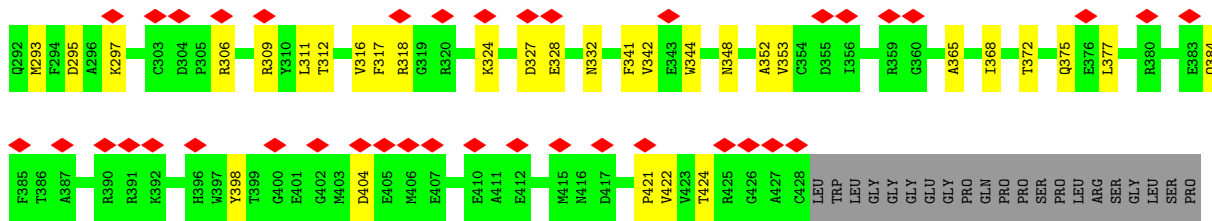


• Molecule 41: Tubulin beta chain

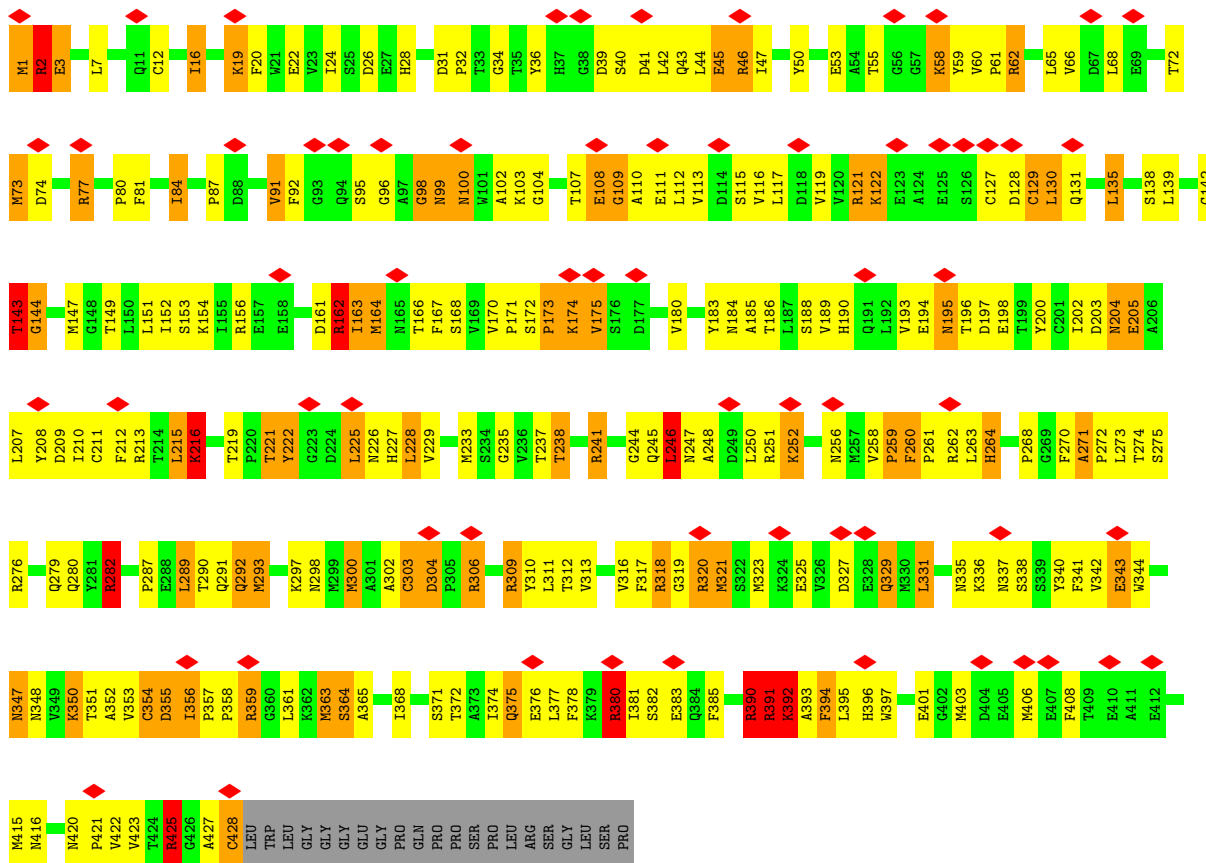


• Molecule 41: Tubulin beta chain

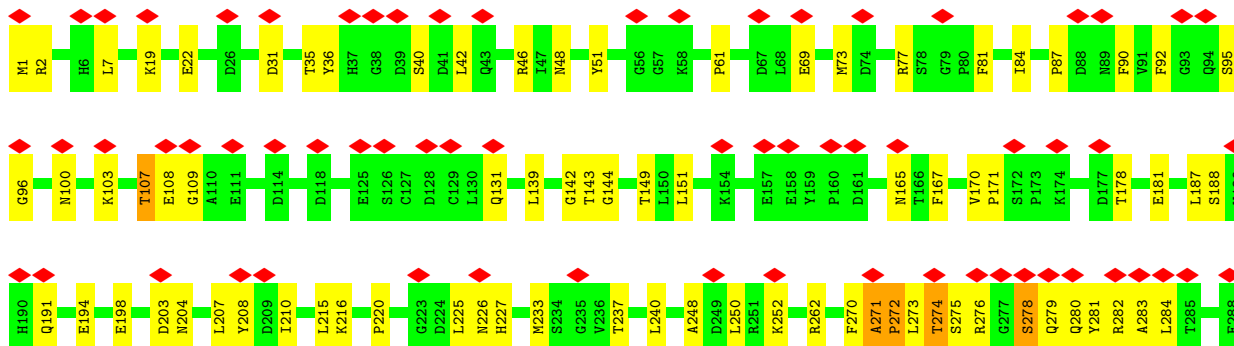


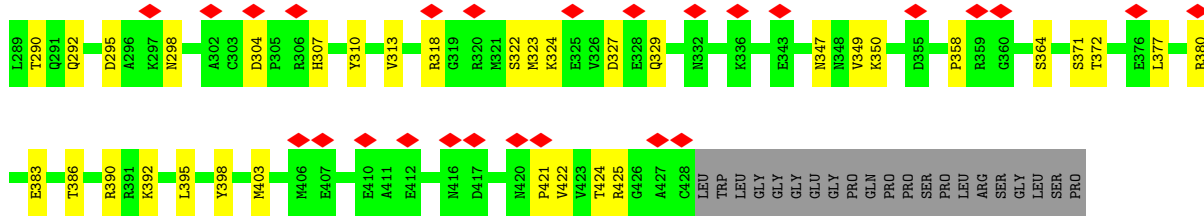


• Molecule 41: Tubulin beta chain




• Molecule 41: Tubulin beta chain

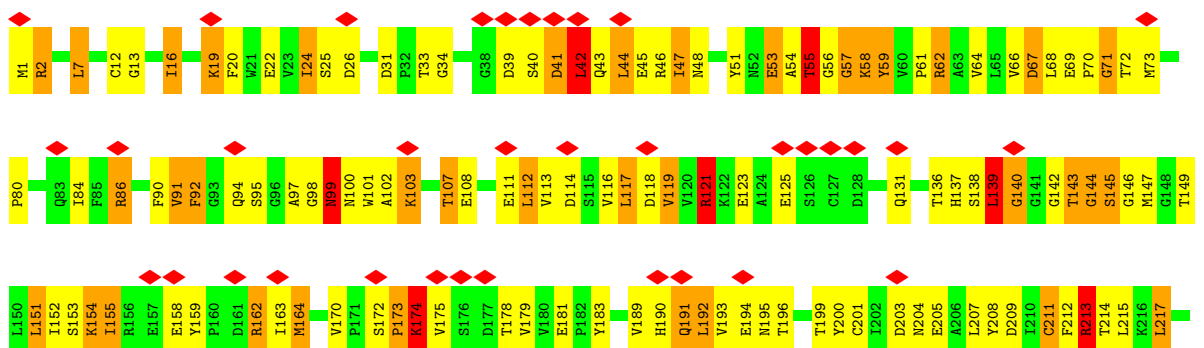


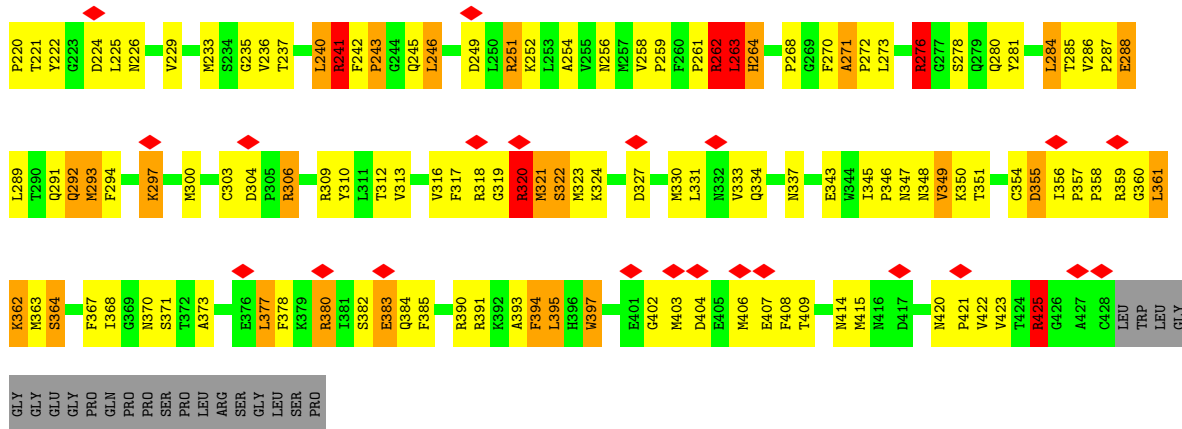


• Molecule 41: Tubulin beta chain




• Molecule 41: Tubulin beta chain

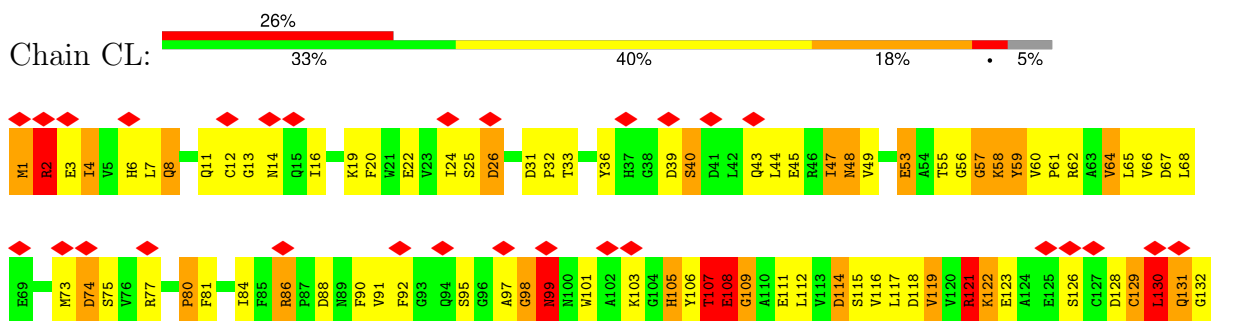


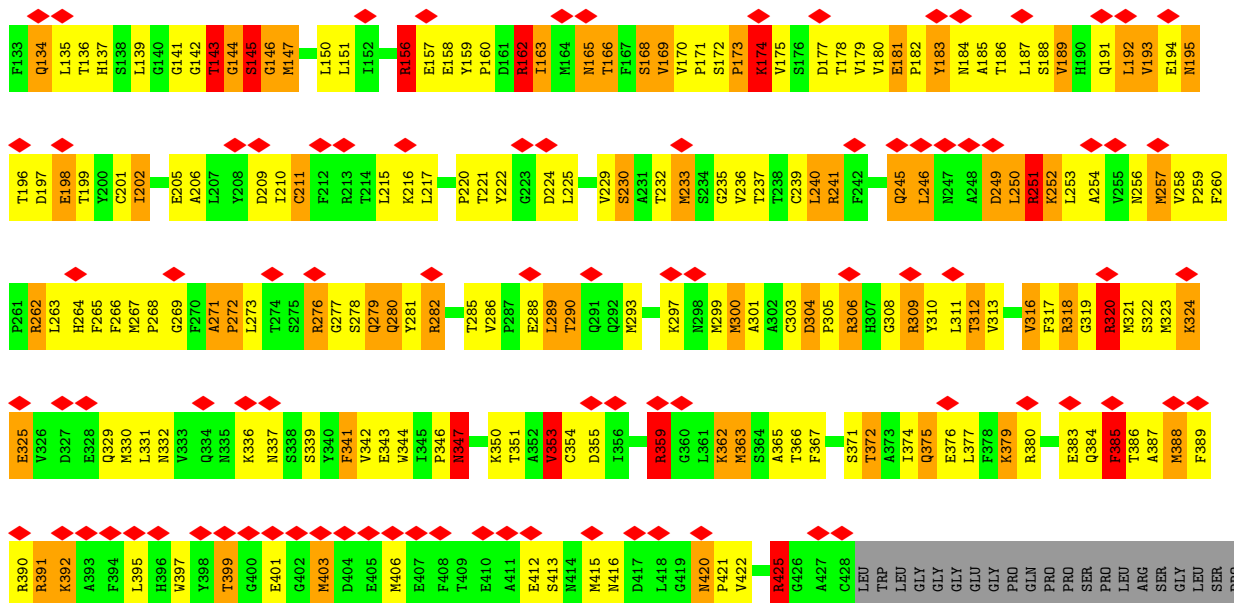


• Molecule 41: Tubulin beta chain




• Molecule 41: Tubulin beta chain



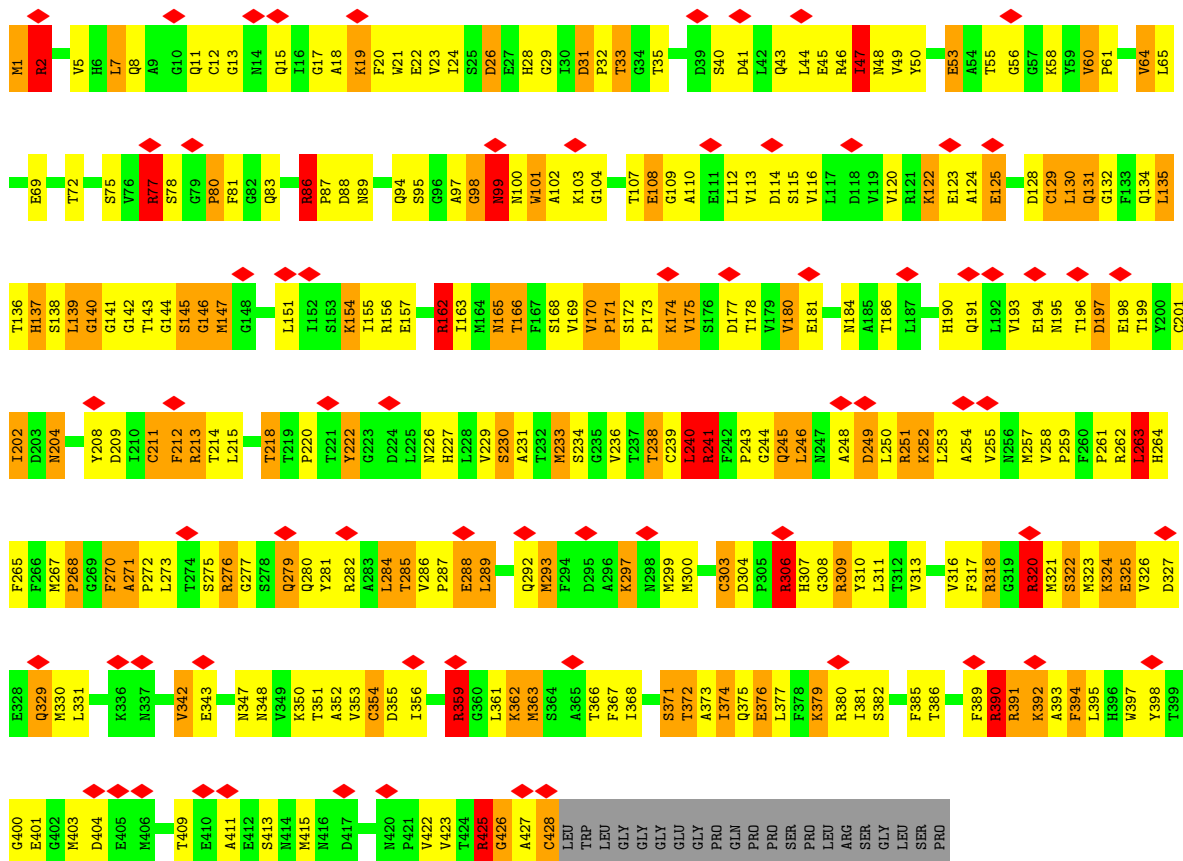


• Molecule 41: Tubulin beta chain

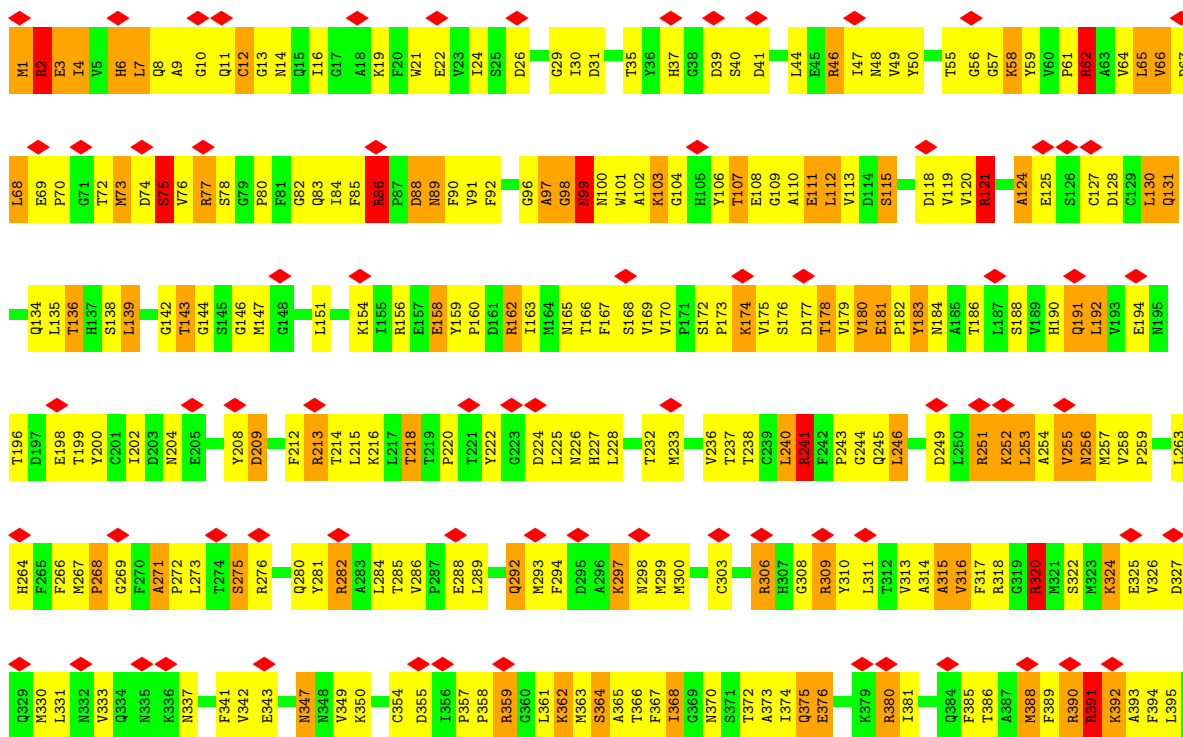


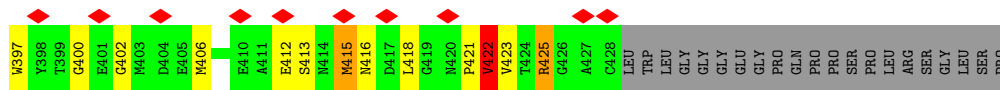
• Molecule 41: Tubulin beta chain



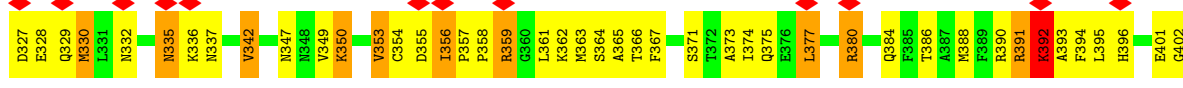
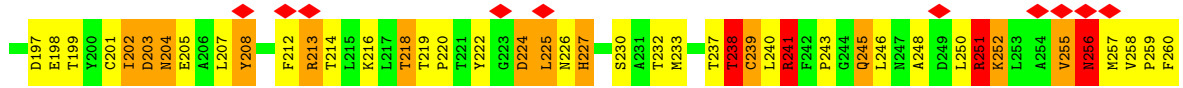
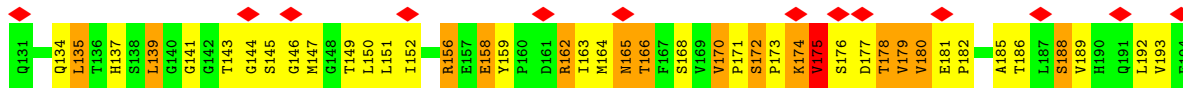
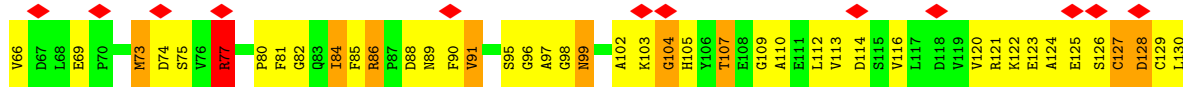
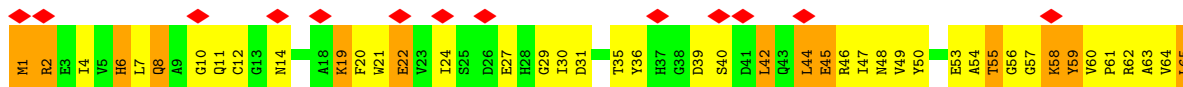


• Molecule 41: Tubulin beta chain

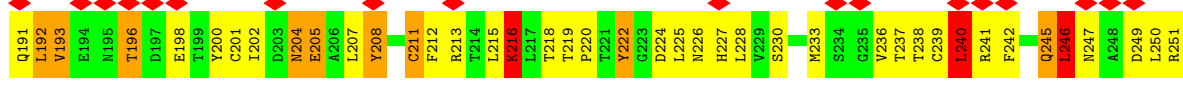
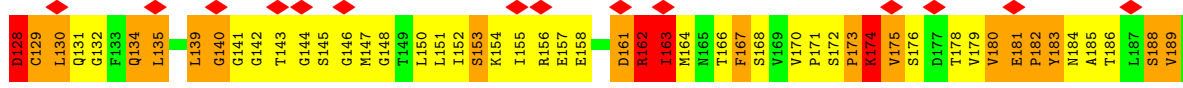
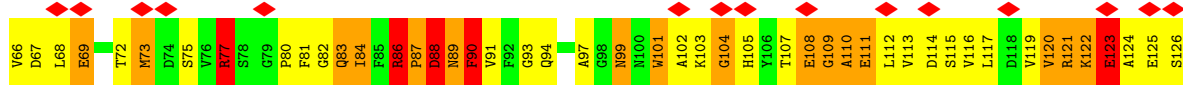
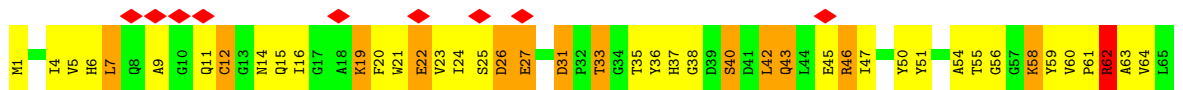


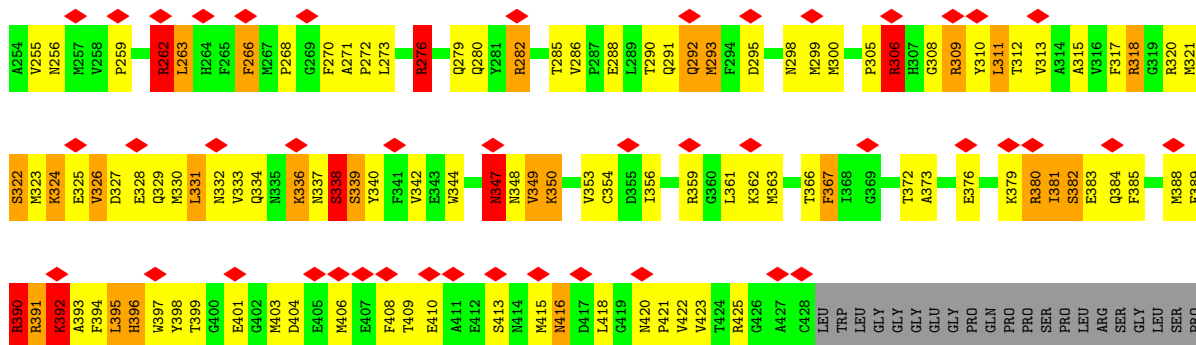


• Molecule 41: Tubulin beta chain




• Molecule 41: Tubulin beta chain

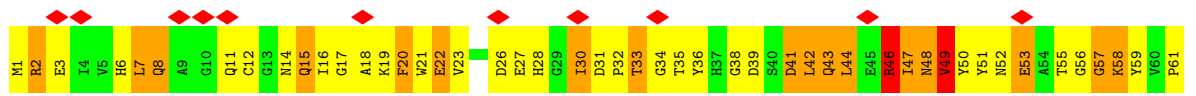


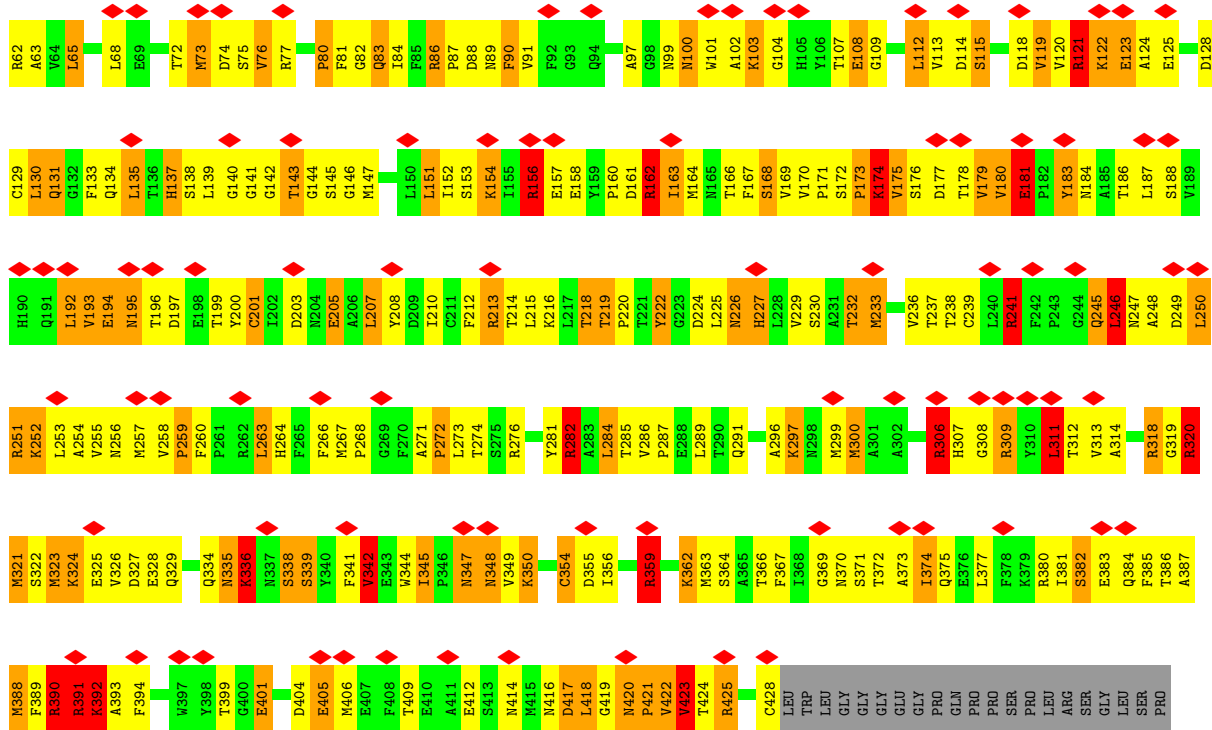


• Molecule 41: Tubulin beta chain




• Molecule 41: Tubulin beta chain



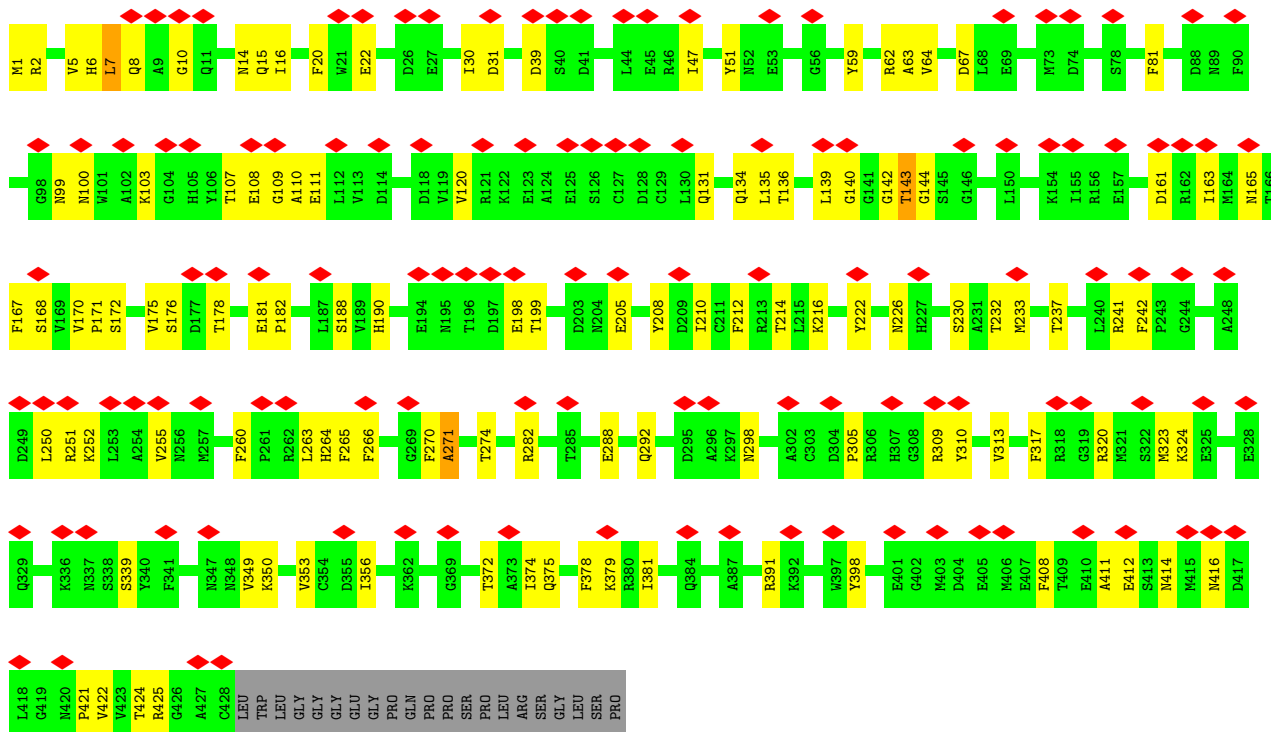


• Molecule 41: Tubulin beta chain

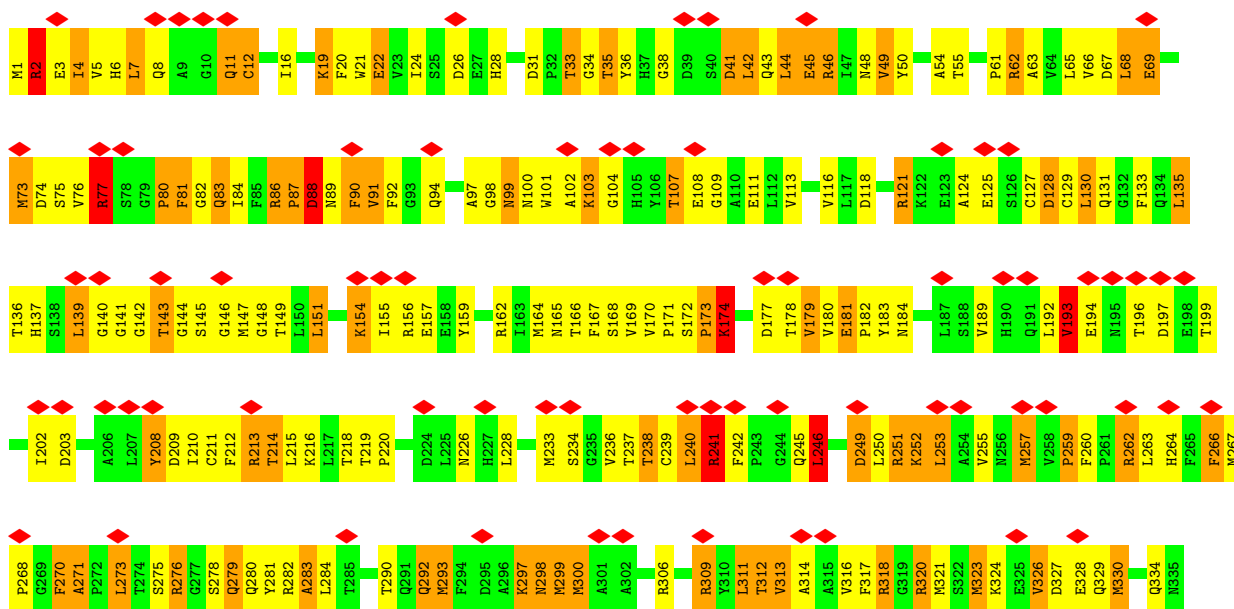


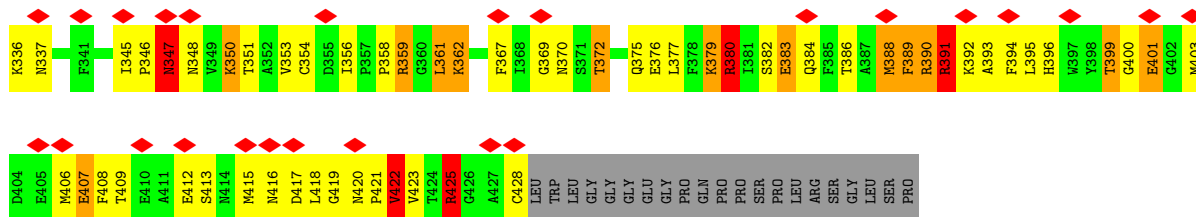
LEU
ARG
SER
GLY
LEU
SER
PRD

• Molecule 41: Tubulin beta chain

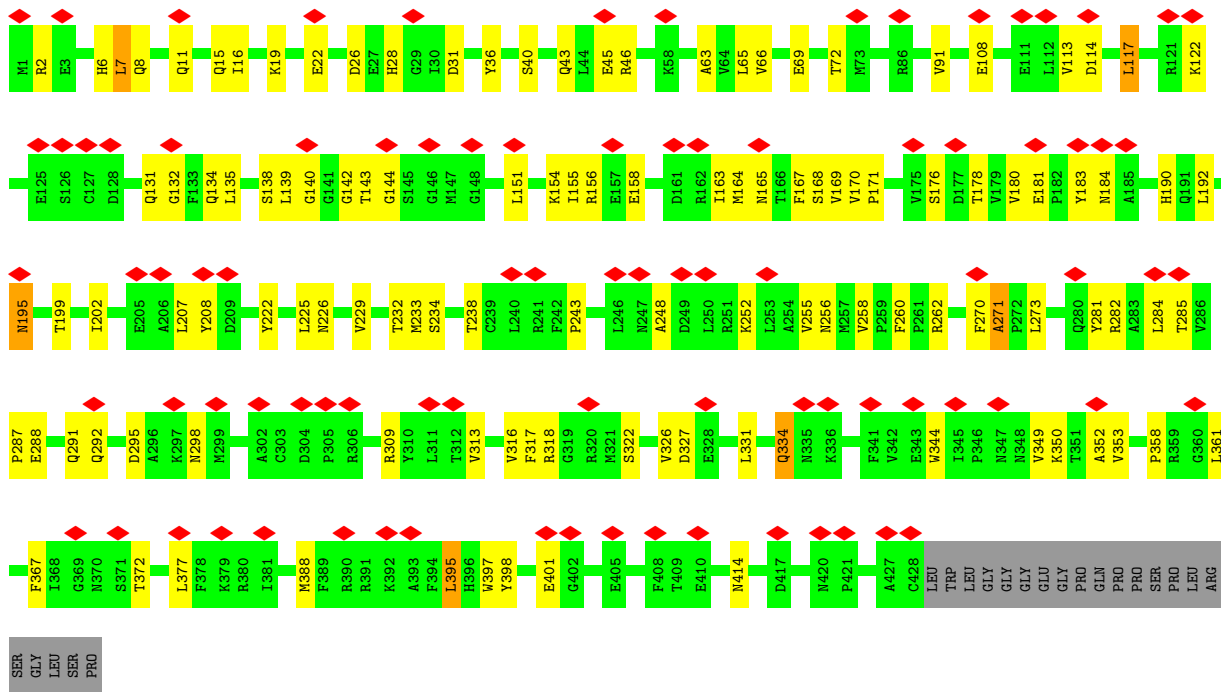


• Molecule 41: Tubulin beta chain

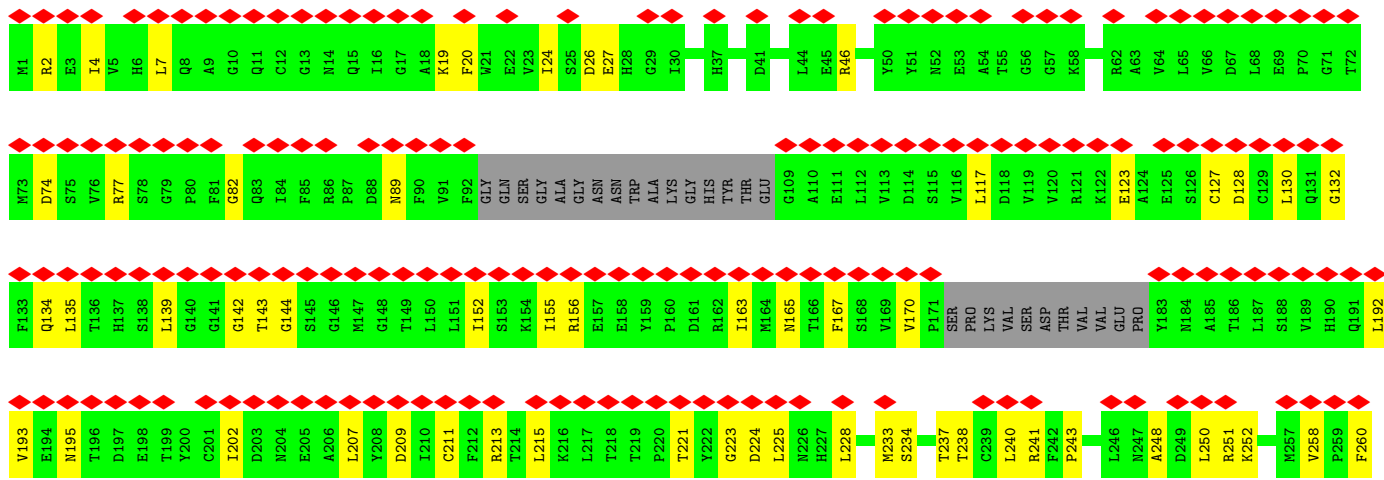


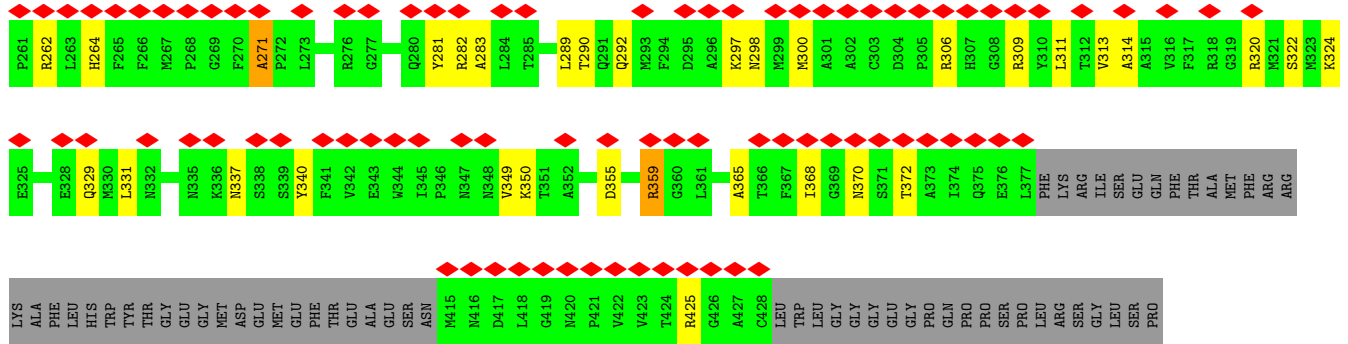


• Molecule 41: Tubulin beta chain




• Molecule 41: Tubulin beta chain

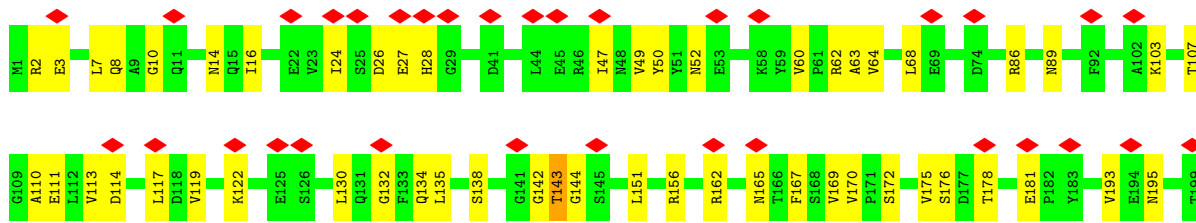


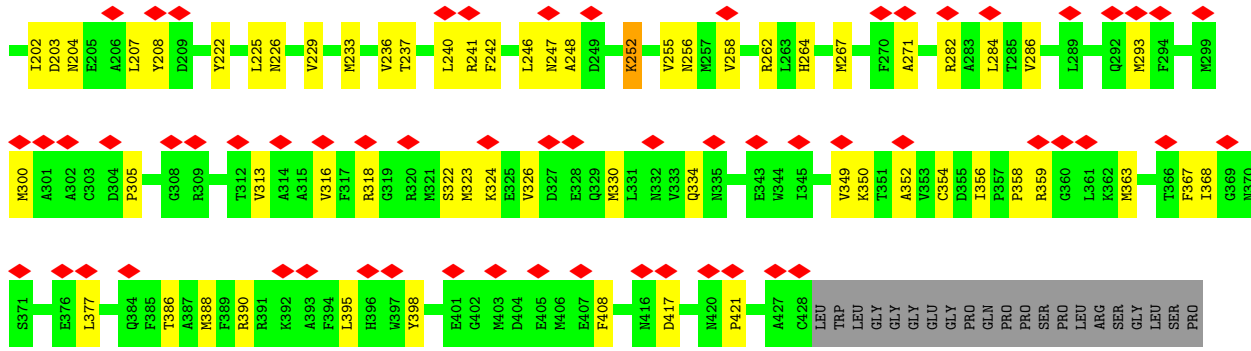


• Molecule 41: Tubulin beta chain

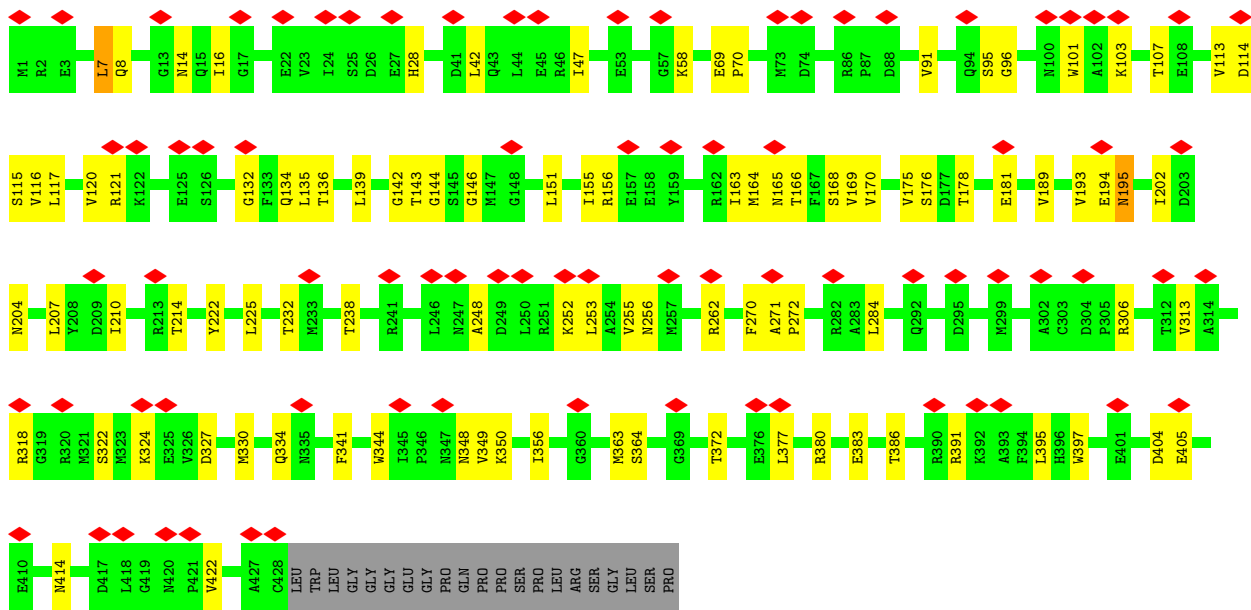
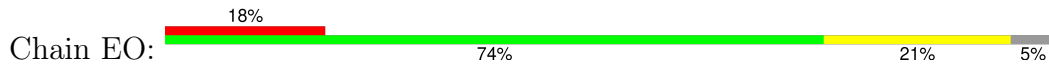


• Molecule 41: Tubulin beta chain

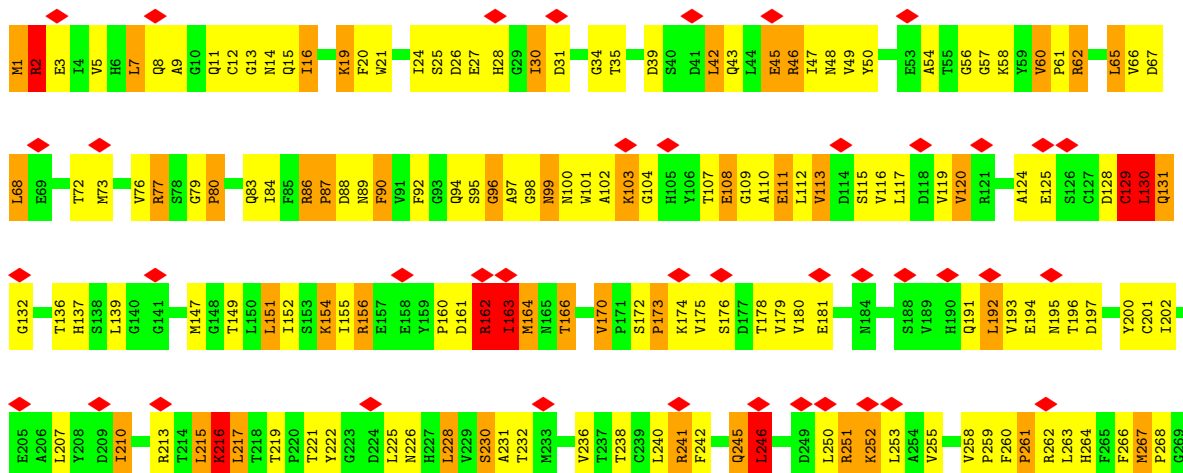


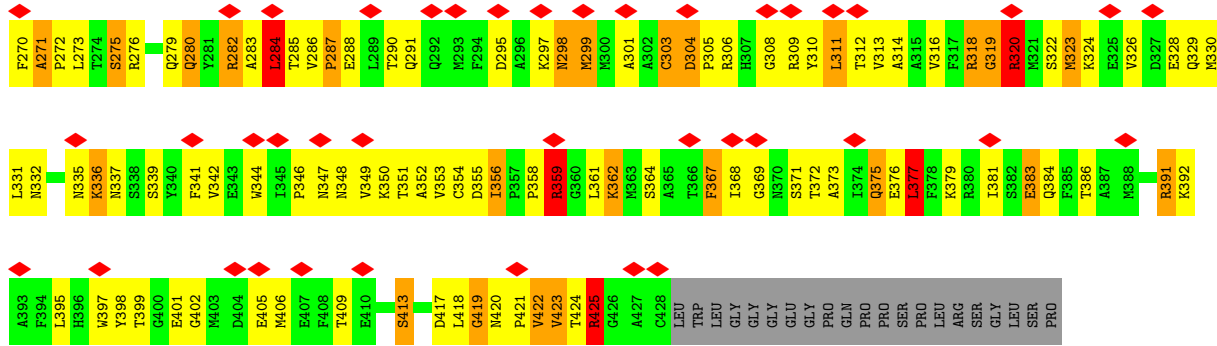


• Molecule 41: Tubulin beta chain

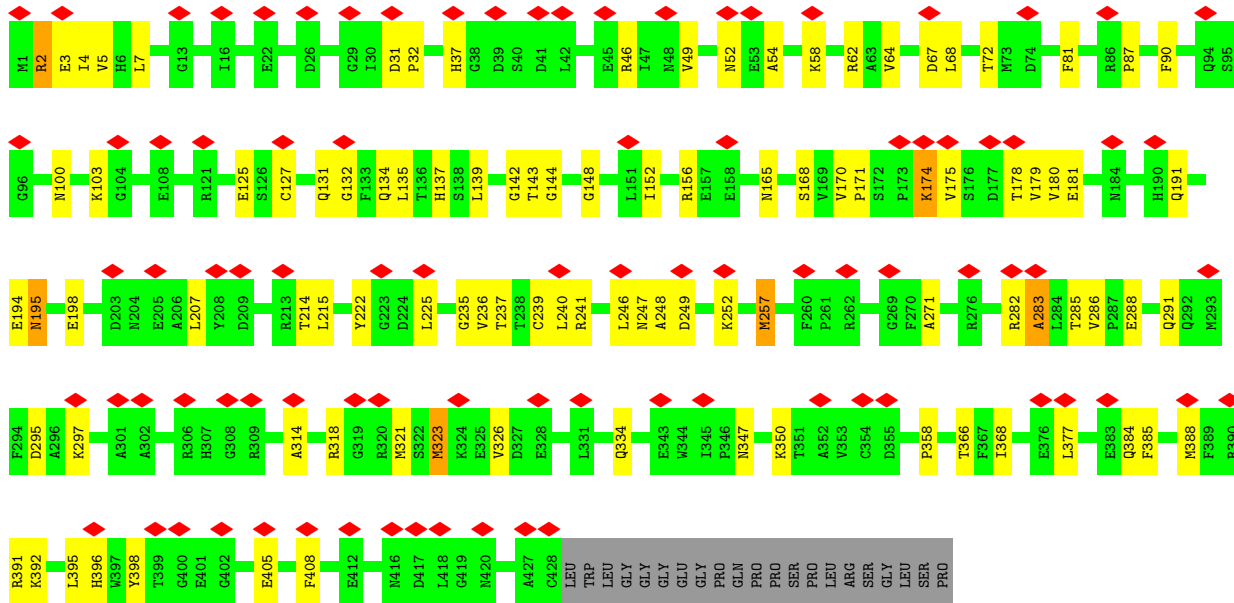
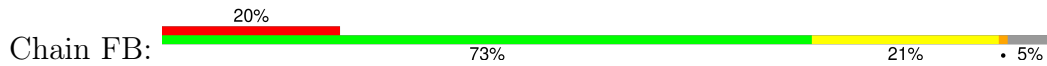


• Molecule 41: Tubulin beta chain

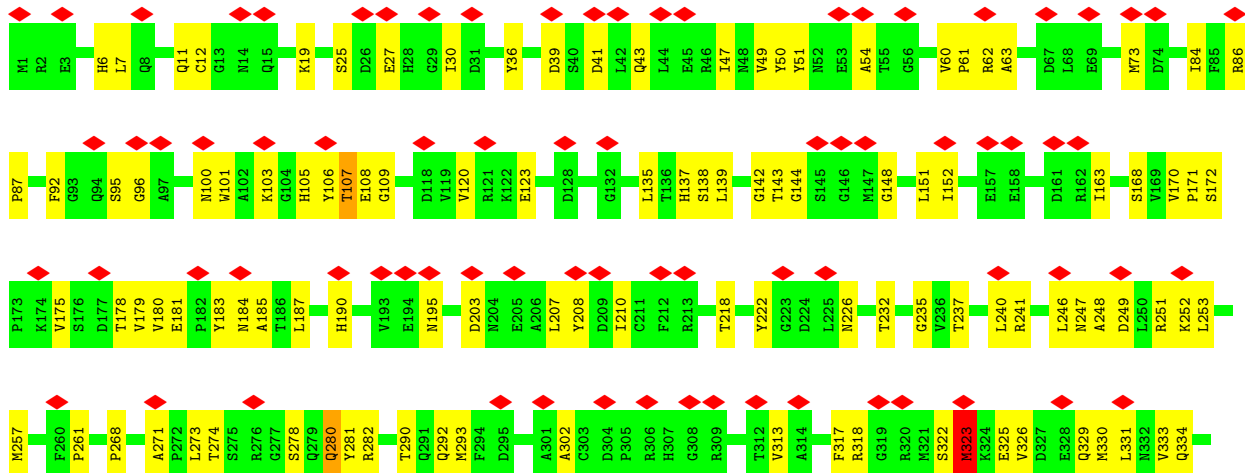


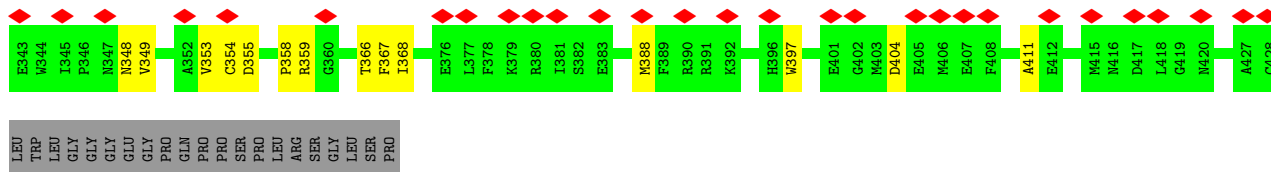


• Molecule 41: Tubulin beta chain

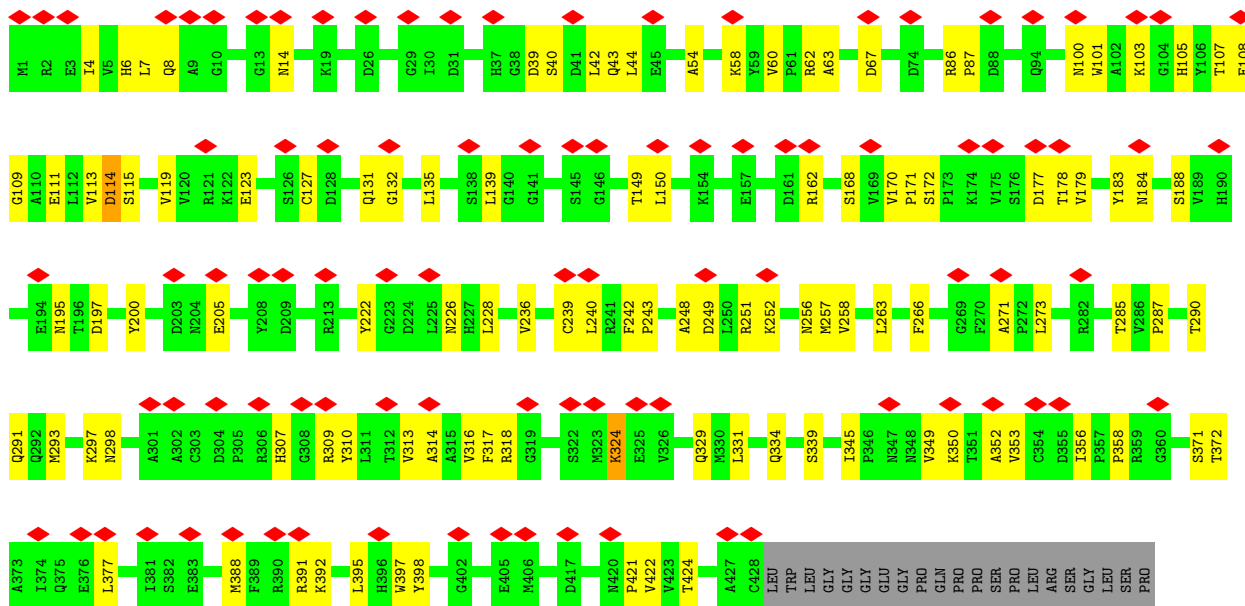


• Molecule 41: Tubulin beta chain

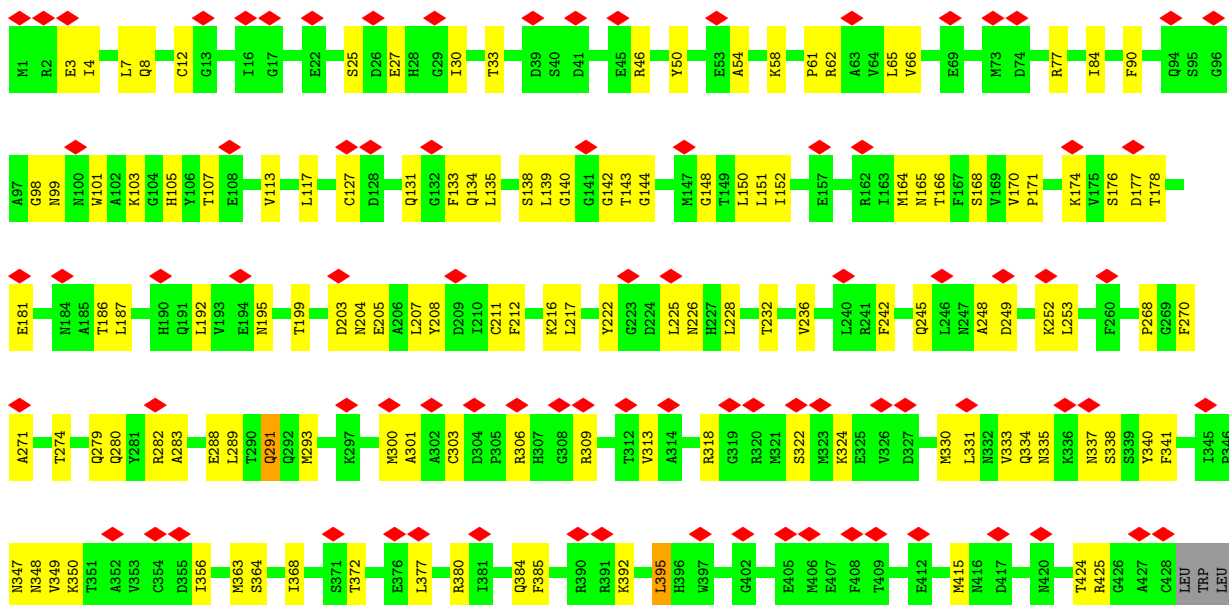




• Molecule 41: Tubulin beta chain

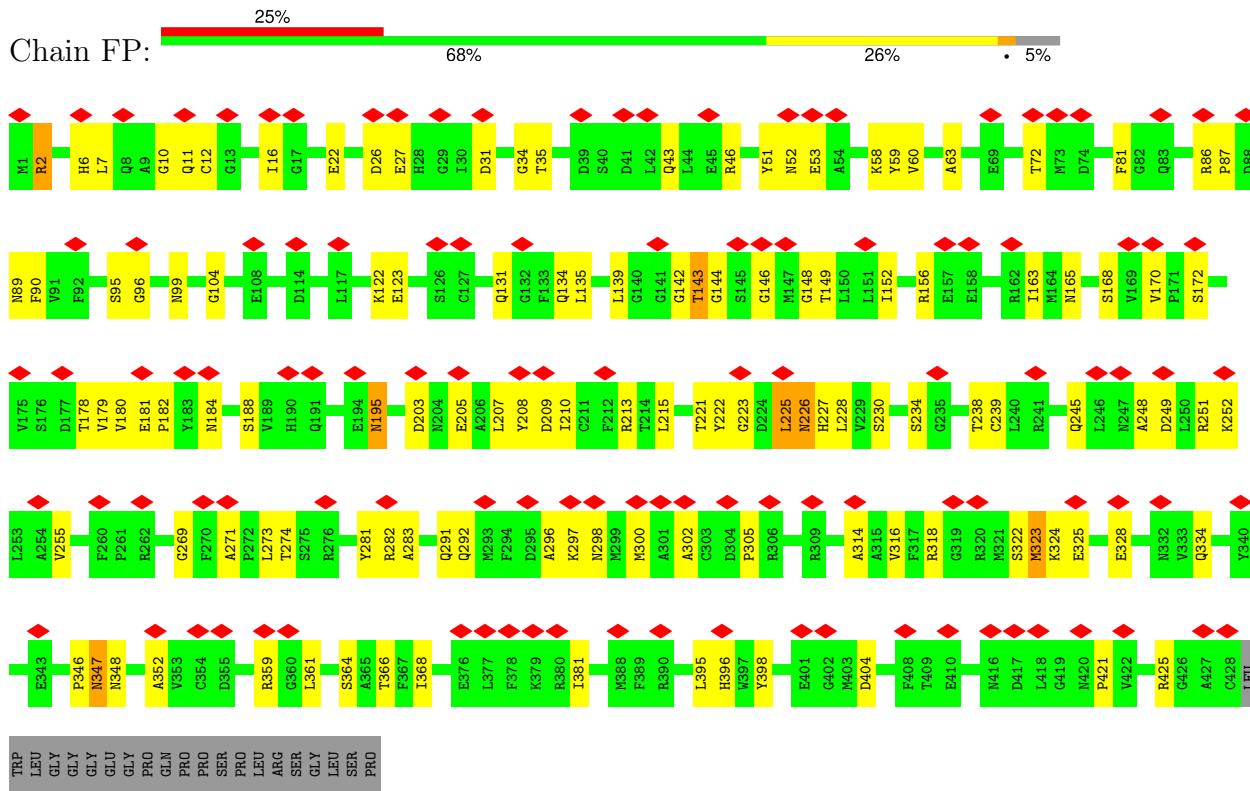


• Molecule 41: Tubulin beta chain

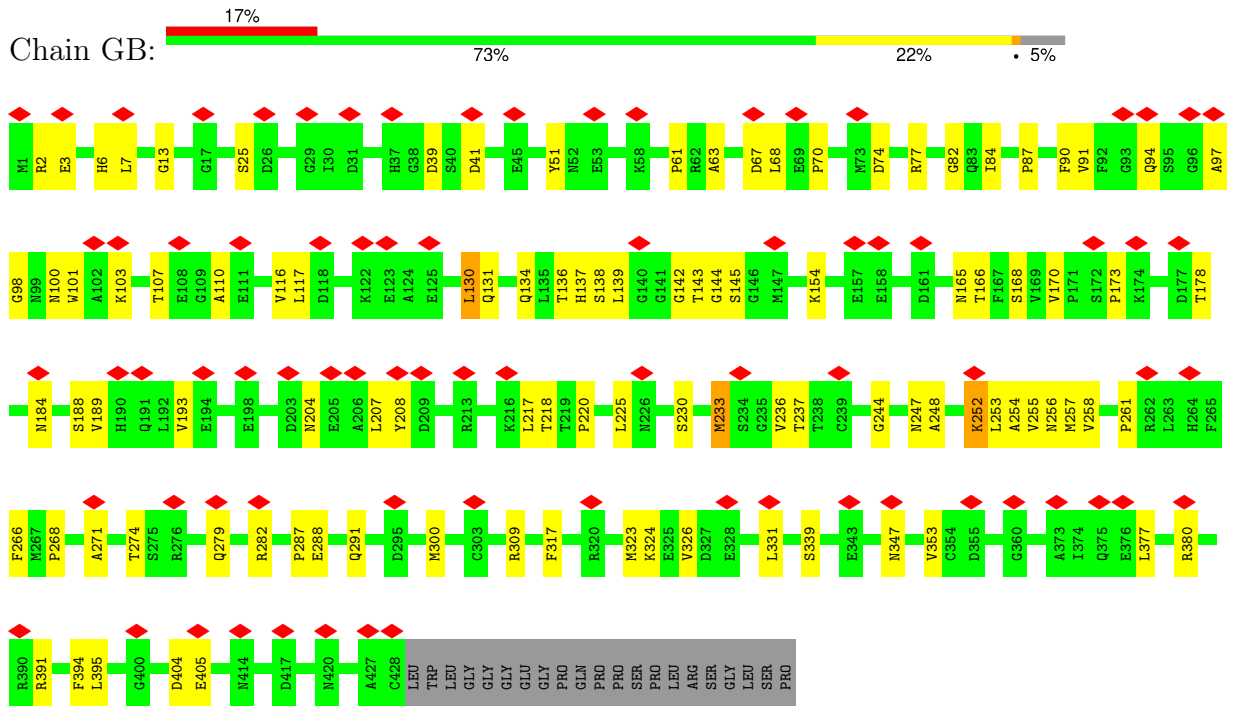


GLY
GLY
GLY
GLY
GLY
PRO
PRO
PRO
PRO
PRO
SER
SER
LEU
LEU
ARG
SER
SER
GLY
LEU
LEU
SER
PRO
PRO

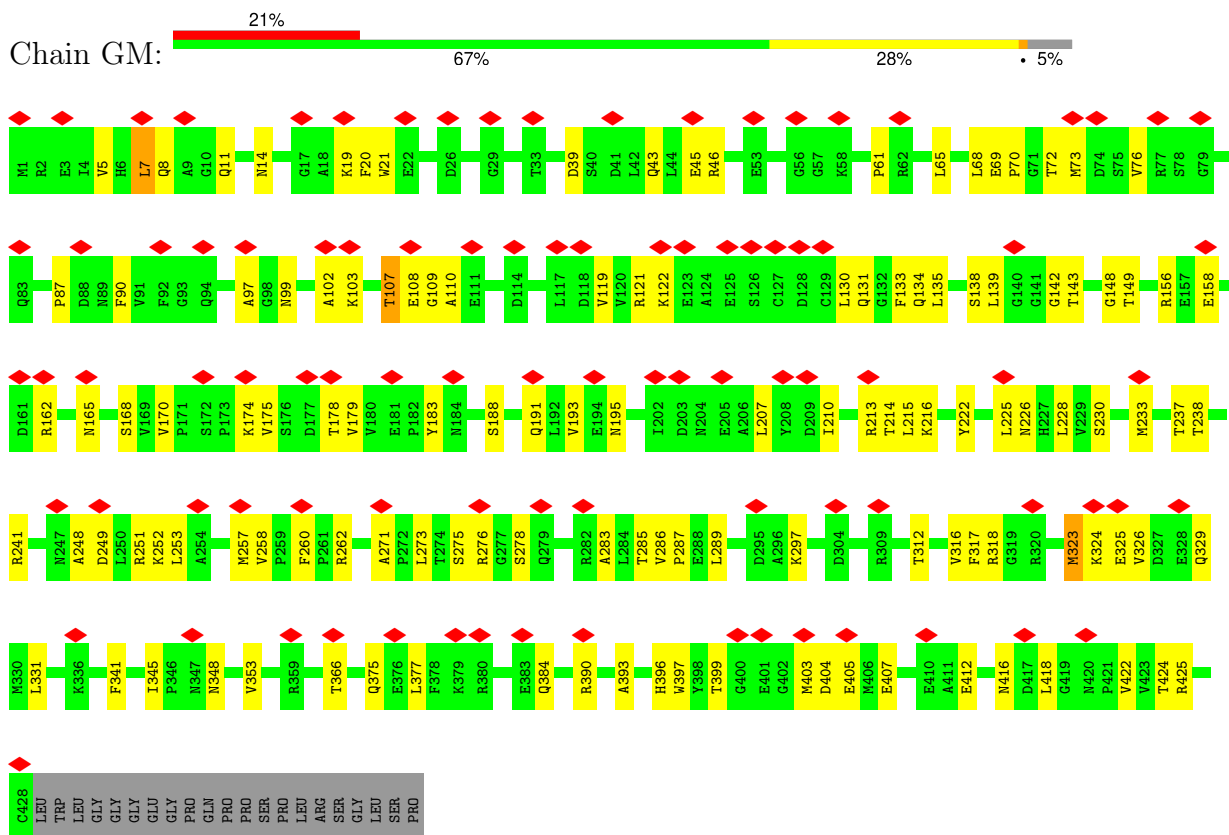
• Molecule 41: Tubulin beta chain



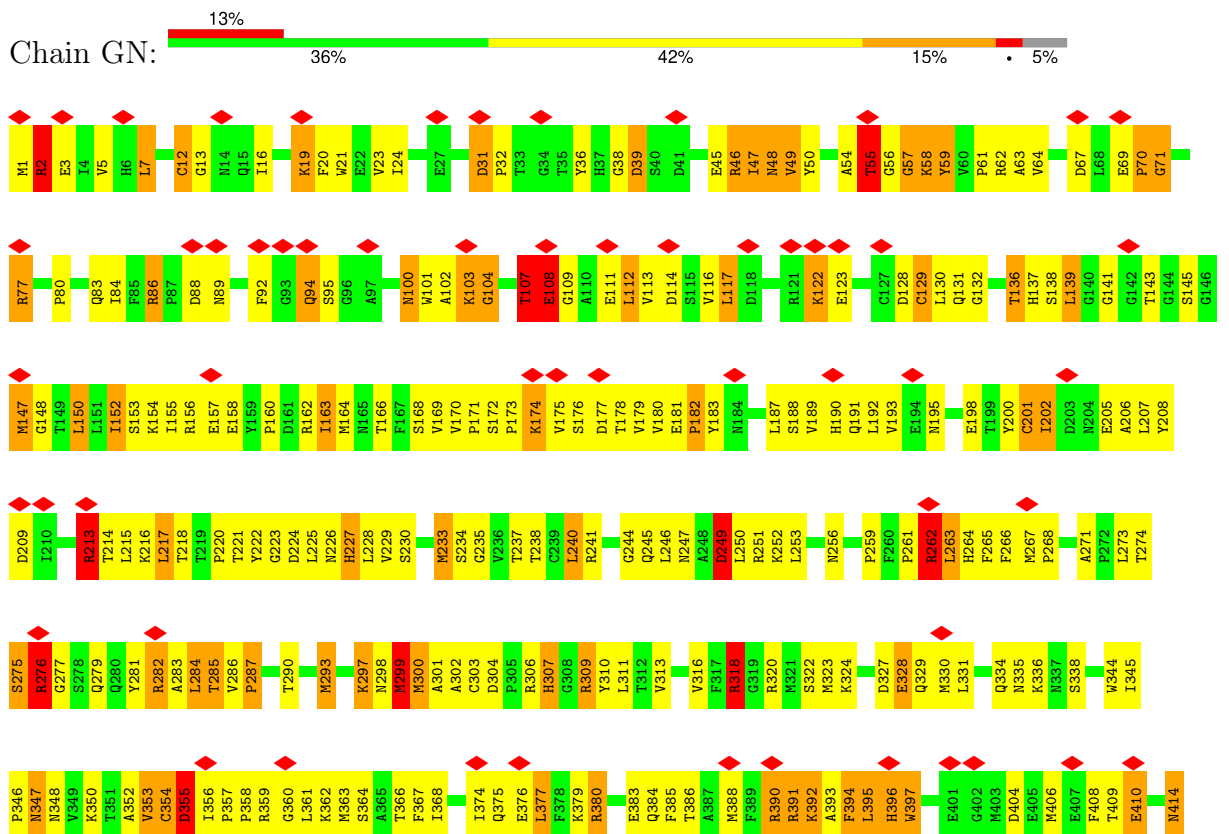
• Molecule 41: Tubulin beta chain




• Molecule 41: Tubulin beta chain

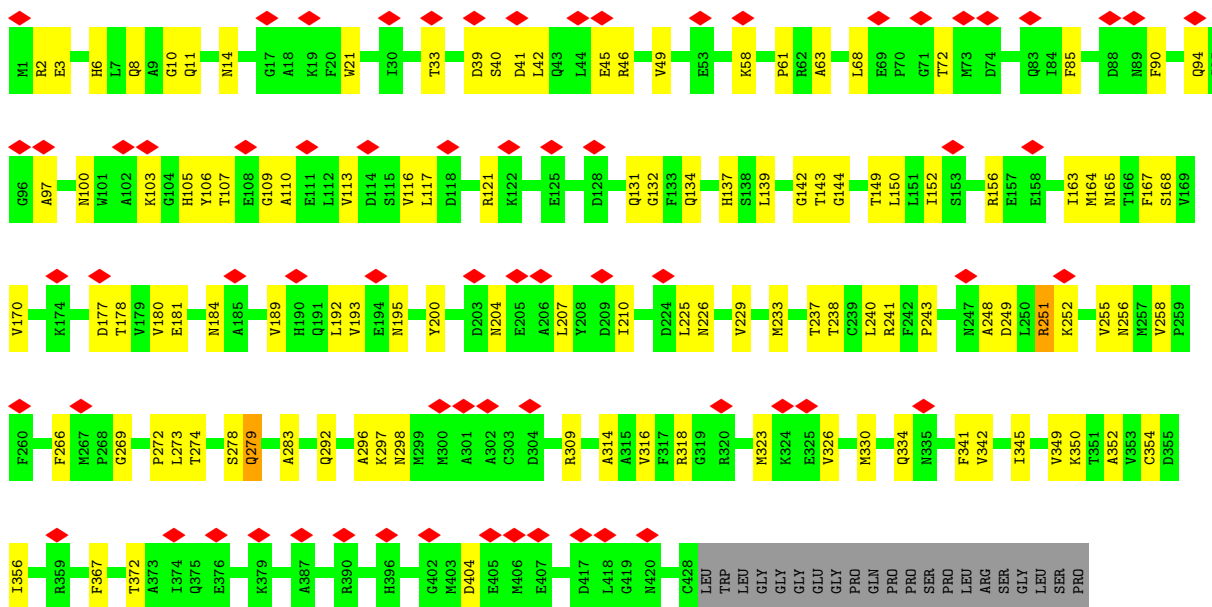


• Molecule 41: Tubulin beta chain

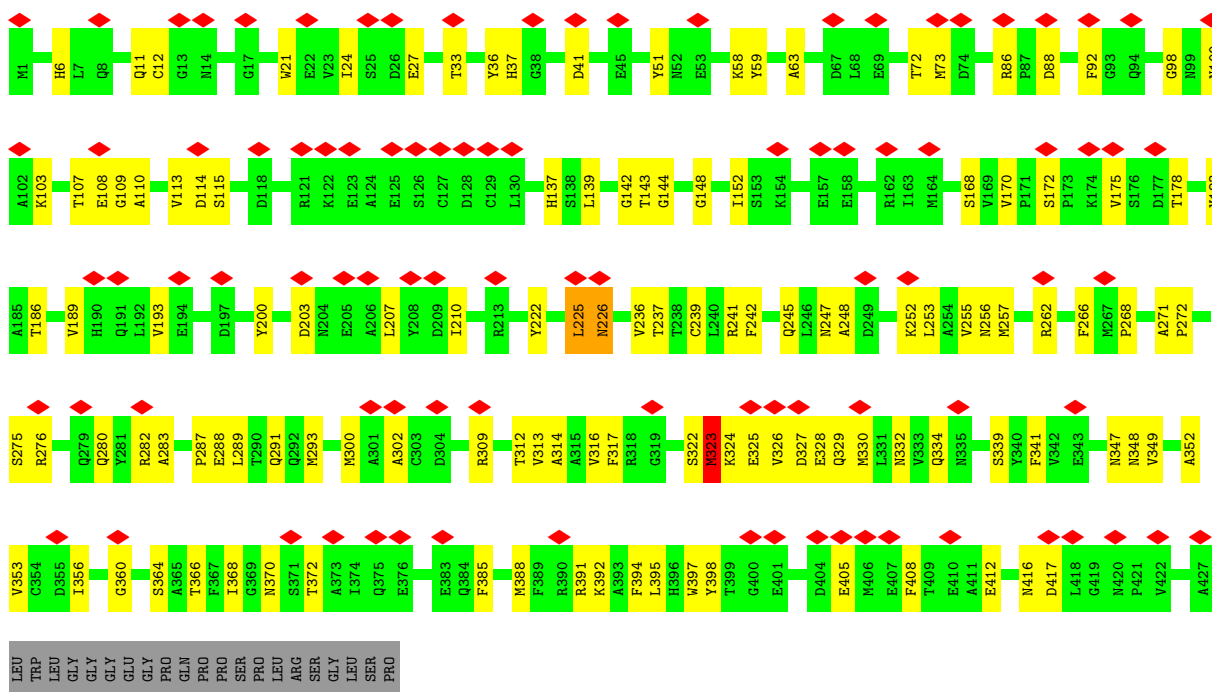




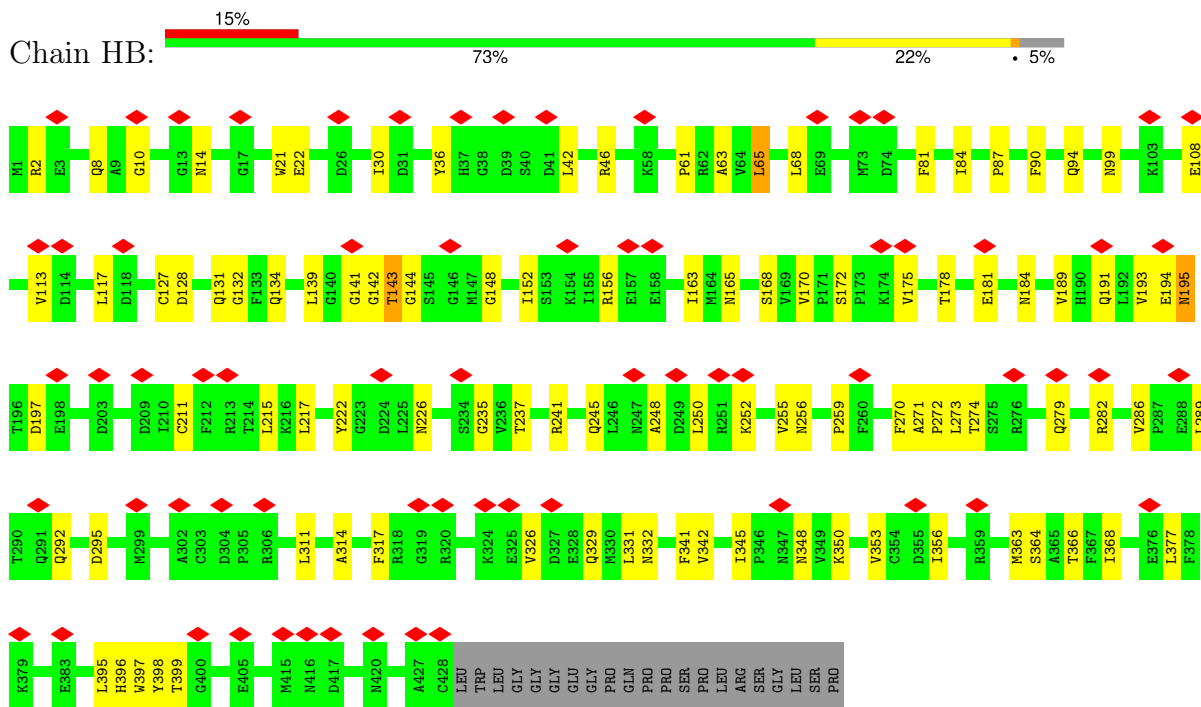
• Molecule 41: Tubulin beta chain




• Molecule 41: Tubulin beta chain



• Molecule 41: Tubulin beta chain

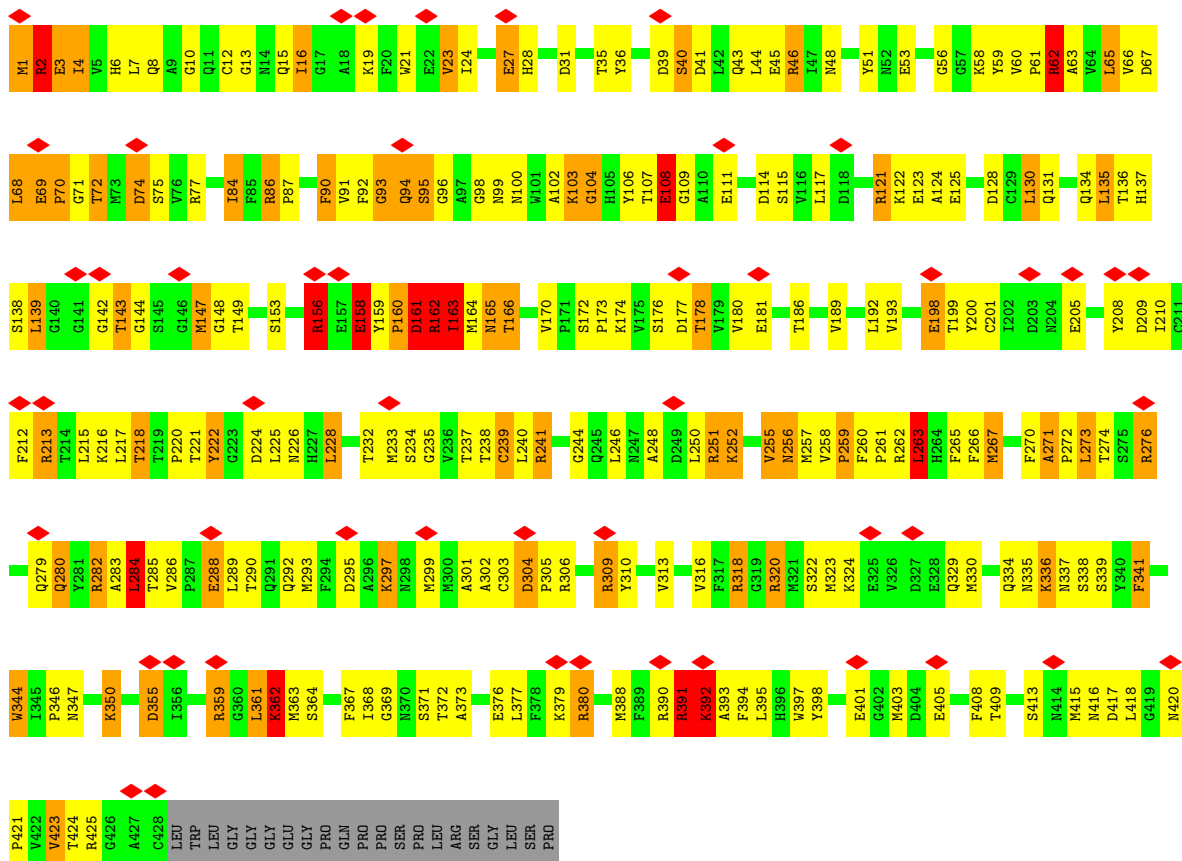


• Molecule 41: Tubulin beta chain

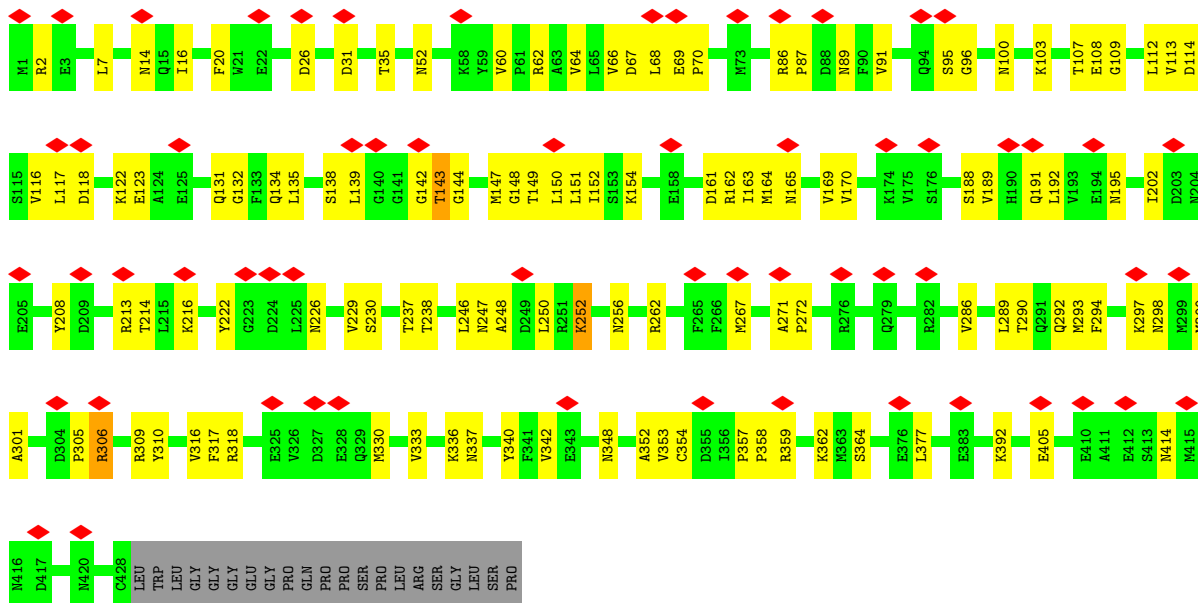


• Molecule 41: Tubulin beta chain

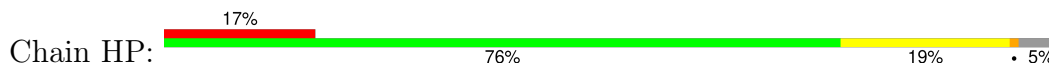


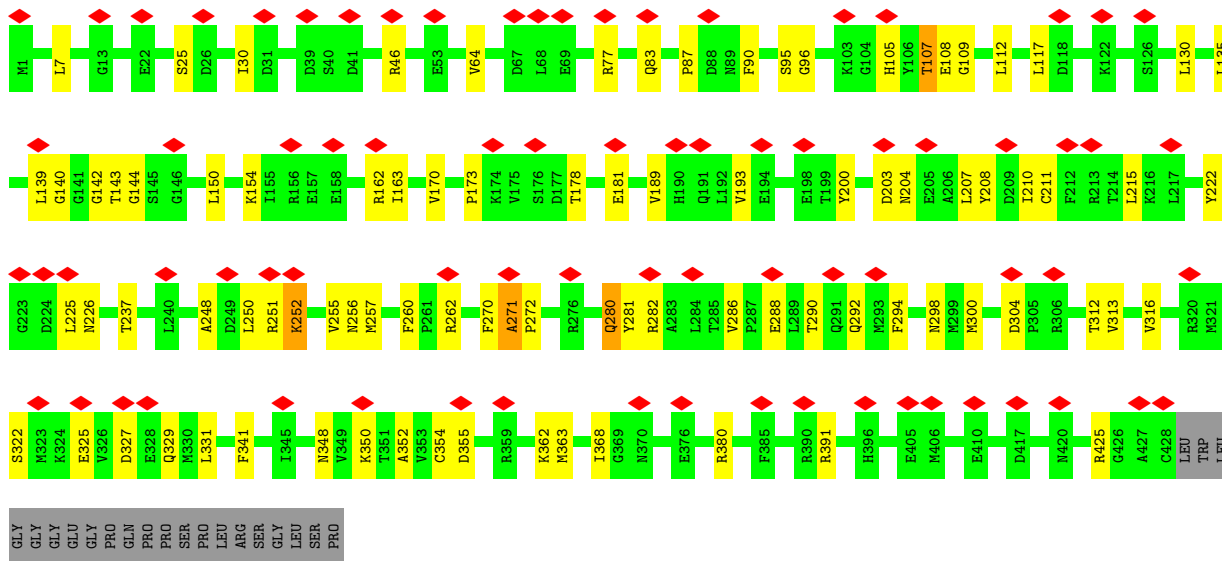


• Molecule 41: Tubulin beta chain

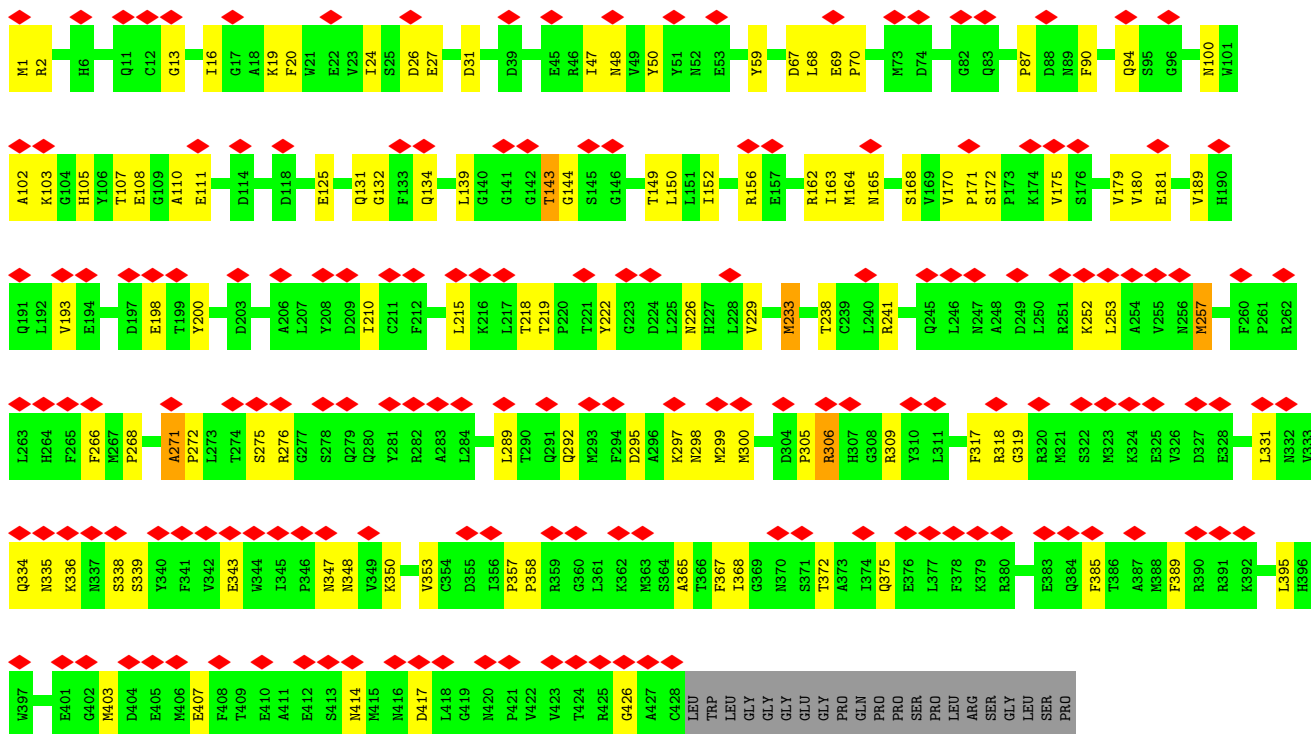
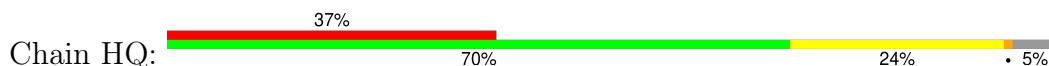


• Molecule 41: Tubulin beta chain

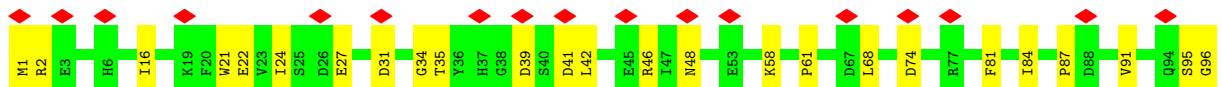
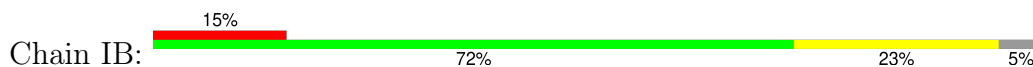


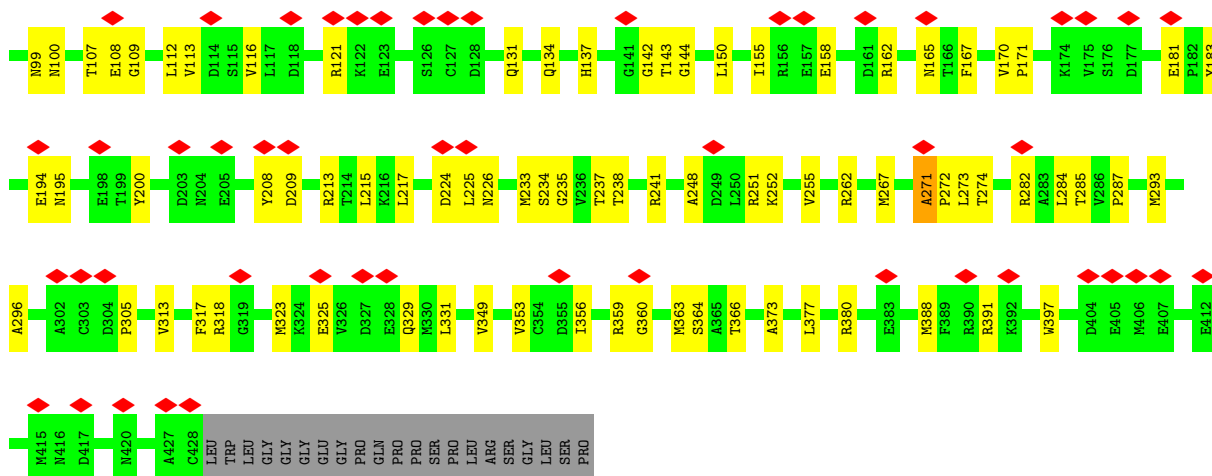


• Molecule 41: Tubulin beta chain

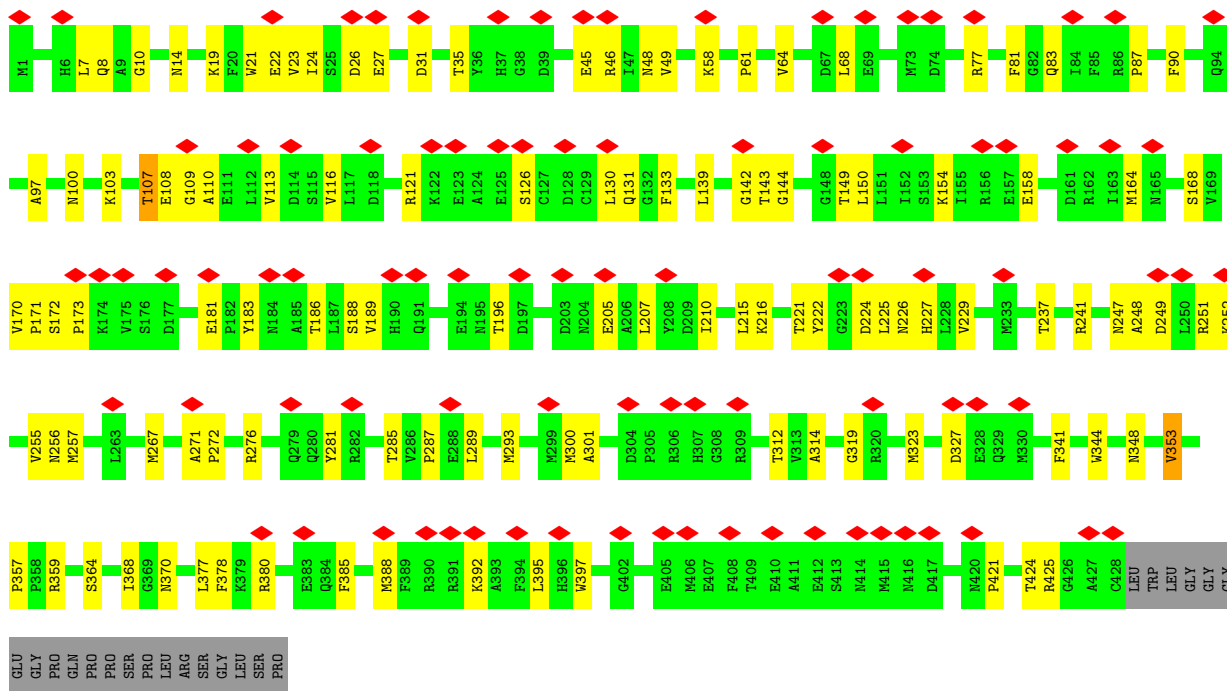


• Molecule 41: Tubulin beta chain

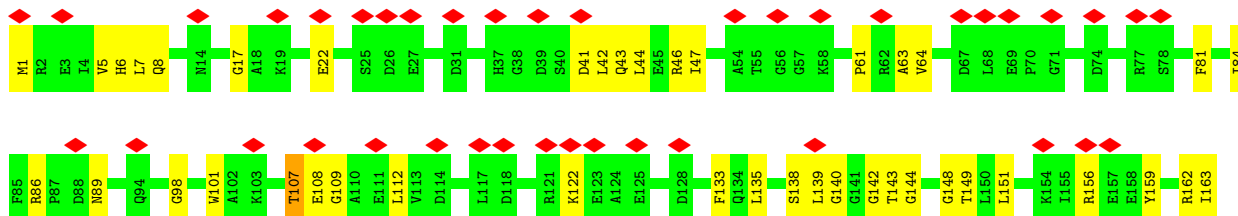


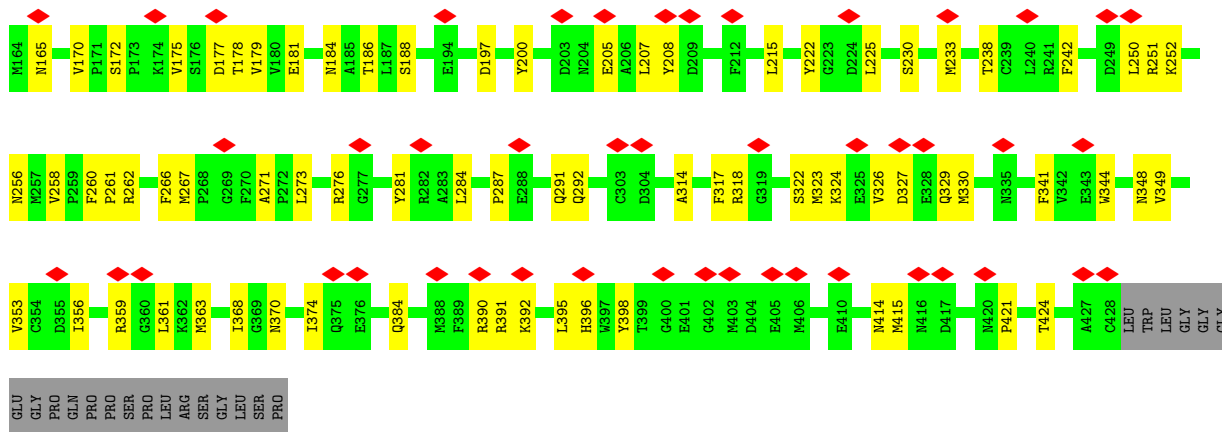


• Molecule 41: Tubulin beta chain

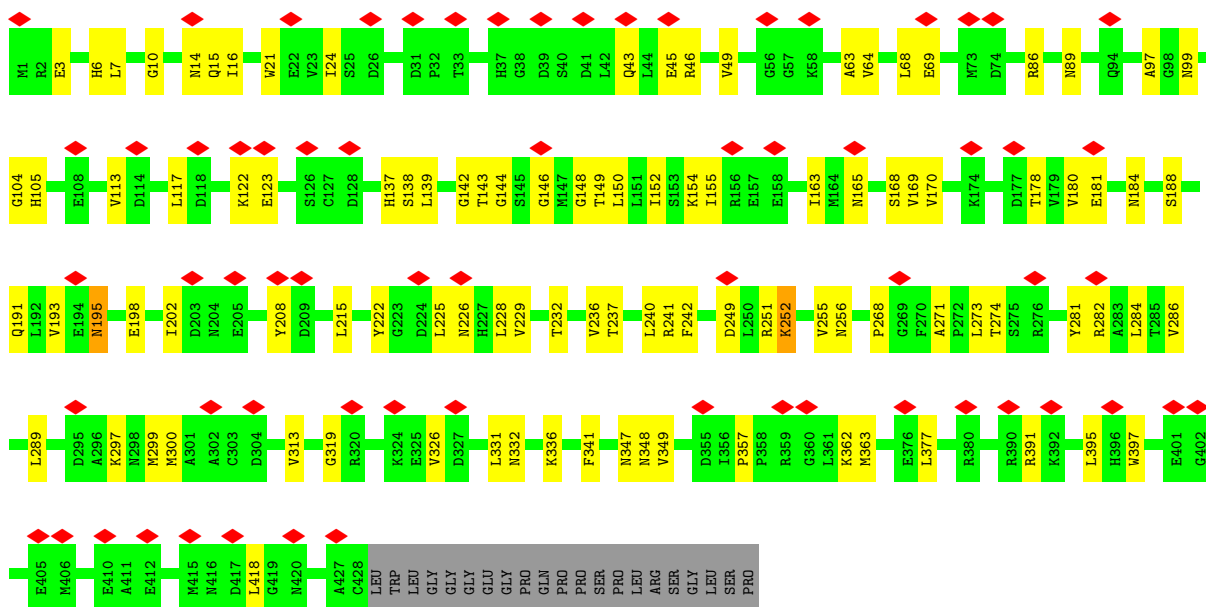
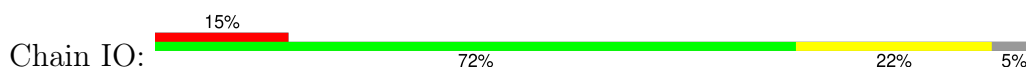


• Molecule 41: Tubulin beta chain

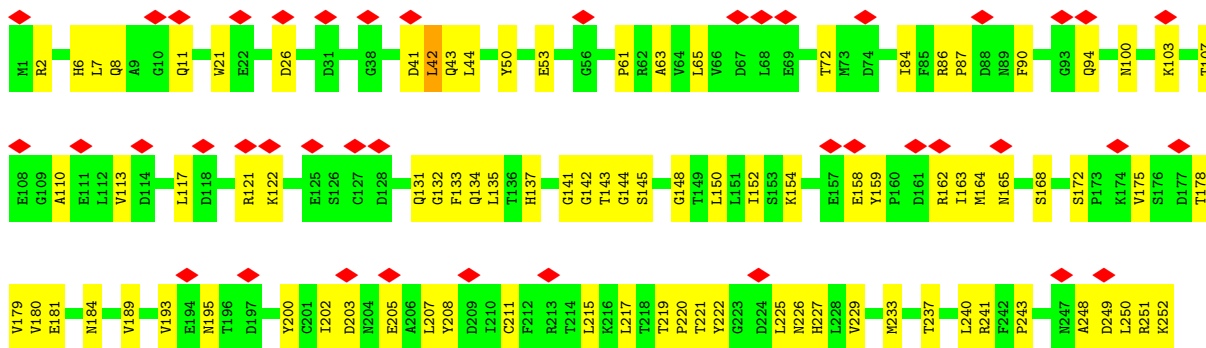


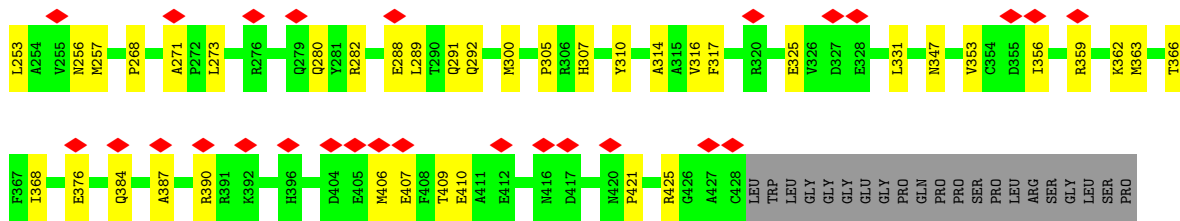


• Molecule 41: Tubulin beta chain

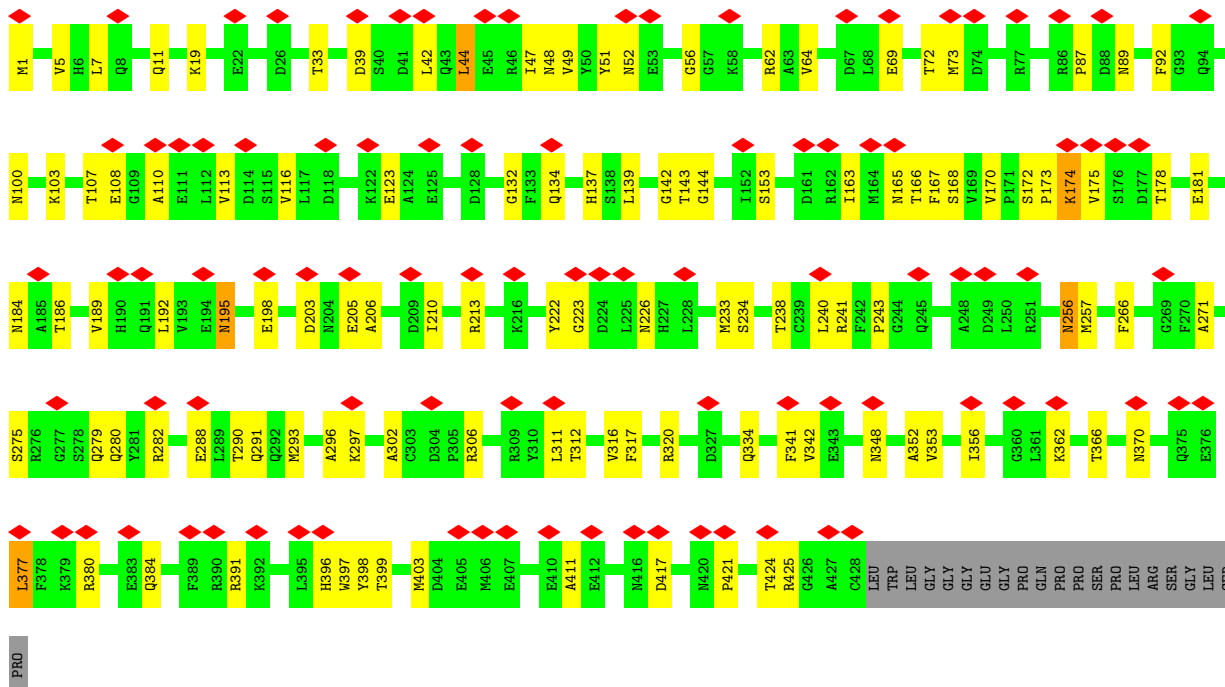


• Molecule 41: Tubulin beta chain

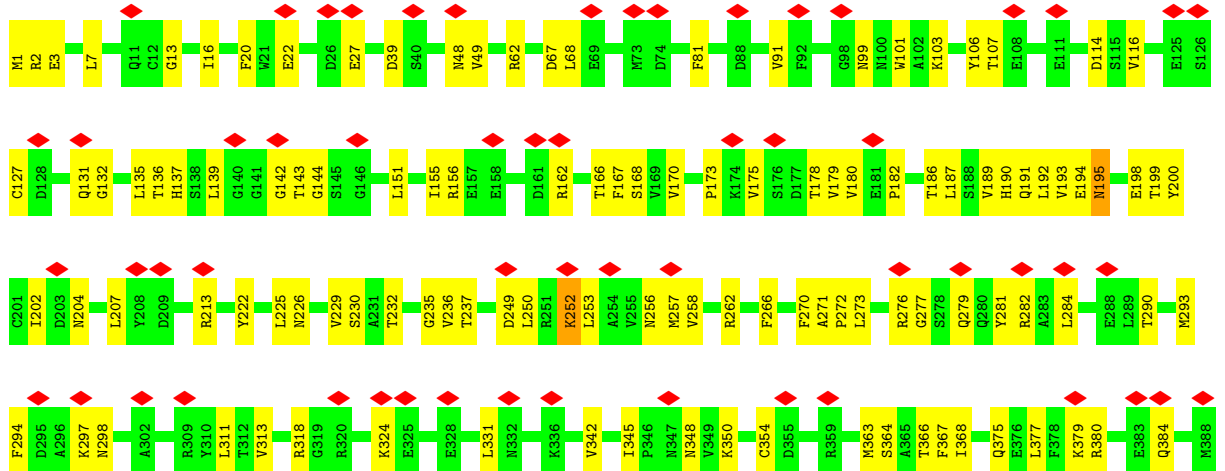


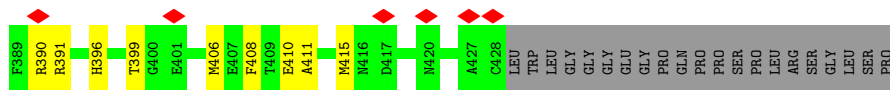


• Molecule 41: Tubulin beta chain

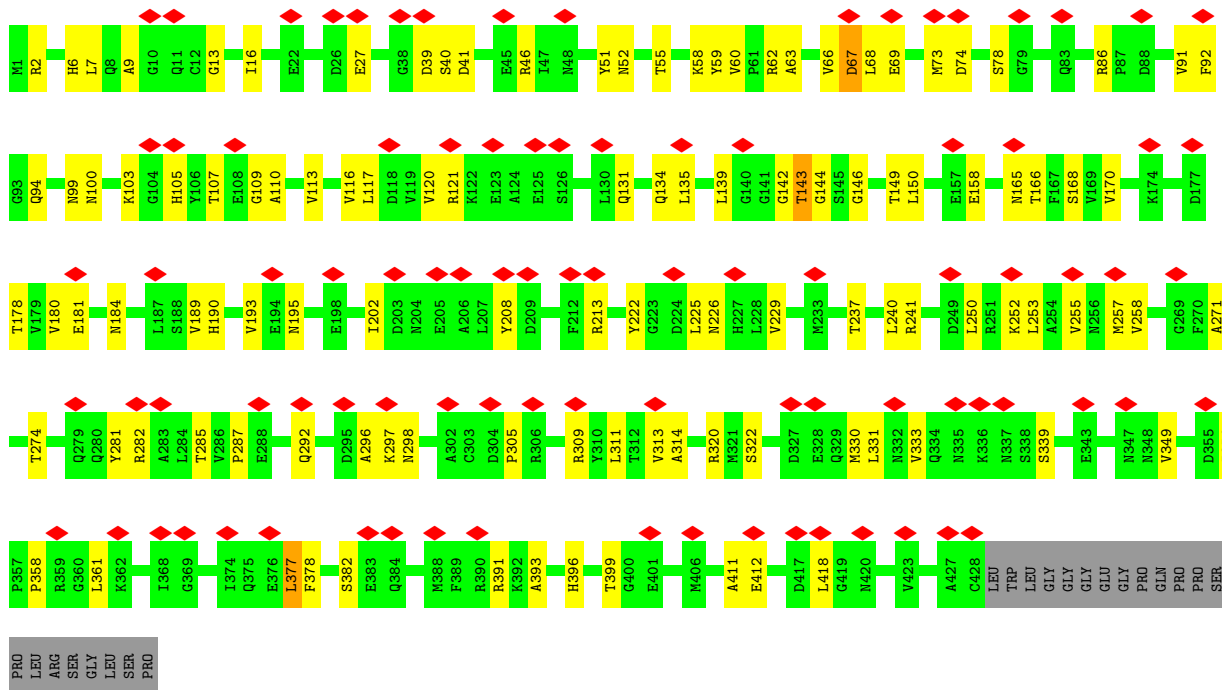


• Molecule 41: Tubulin beta chain

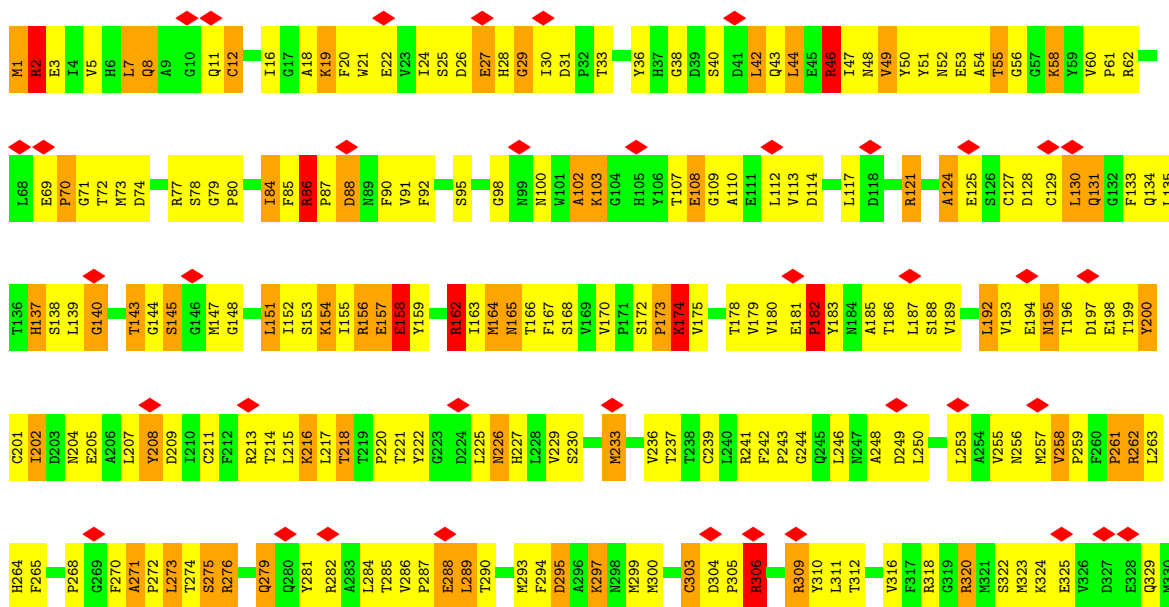


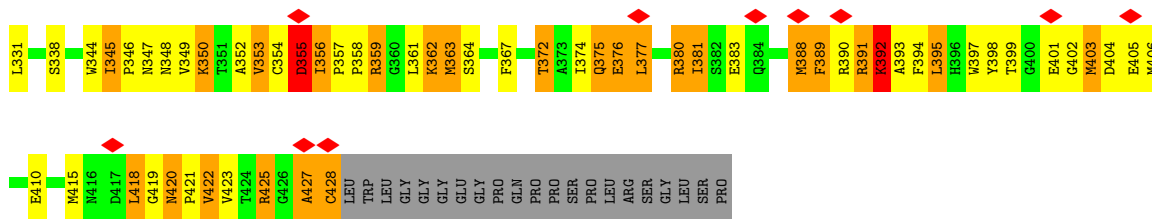


• Molecule 41: Tubulin beta chain

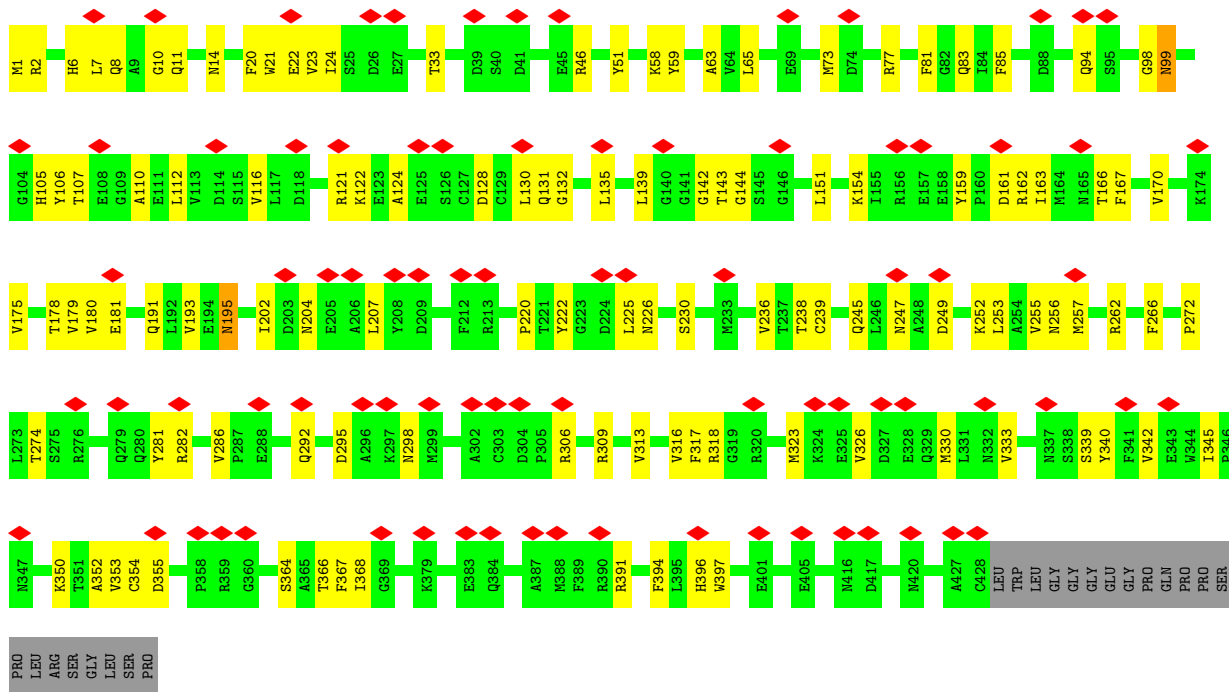


• Molecule 41: Tubulin beta chain

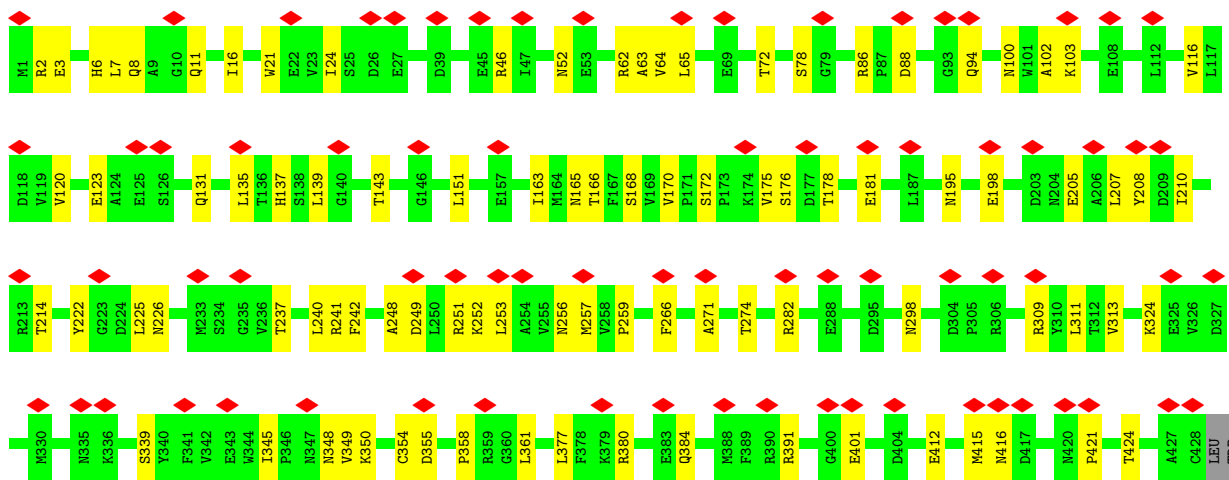
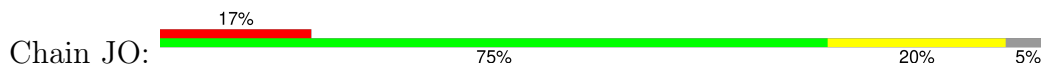




• Molecule 41: Tubulin beta chain

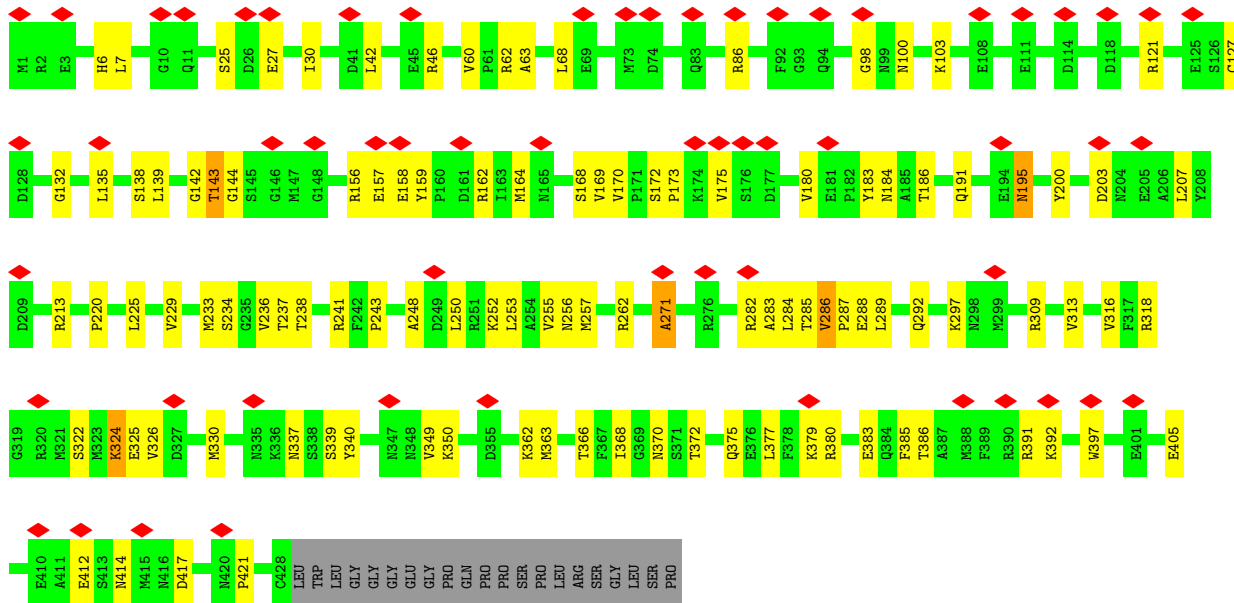


• Molecule 41: Tubulin beta chain

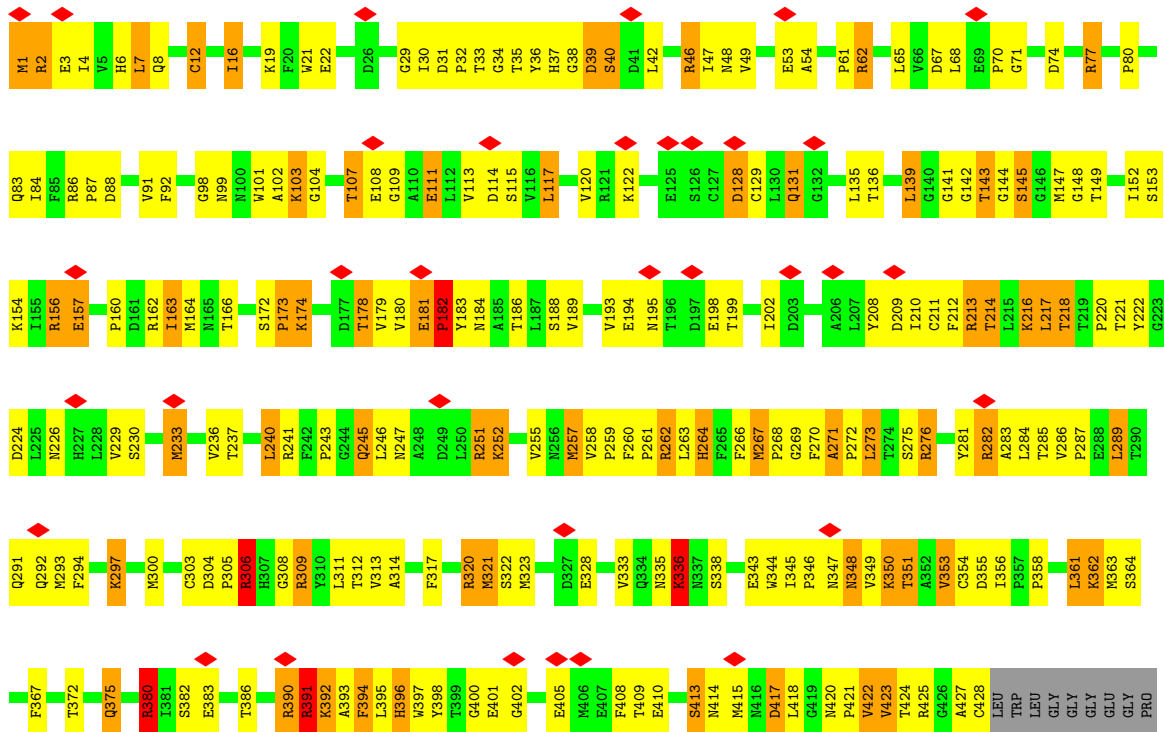


LEU GLY GLY GLY GLY GLY PRO PRO PRO PRO SER SER LEU LEU ARG ARG SER GLY LEU LEU SER SER PRO

● Molecule 41: Tubulin beta chain

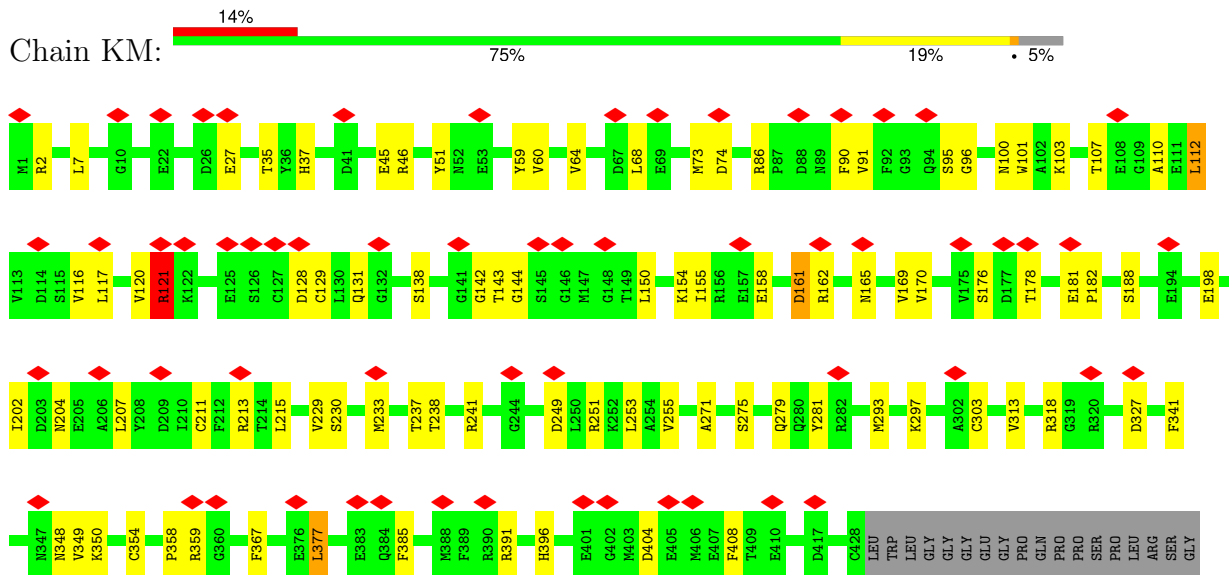


● Molecule 41: Tubulin beta chain



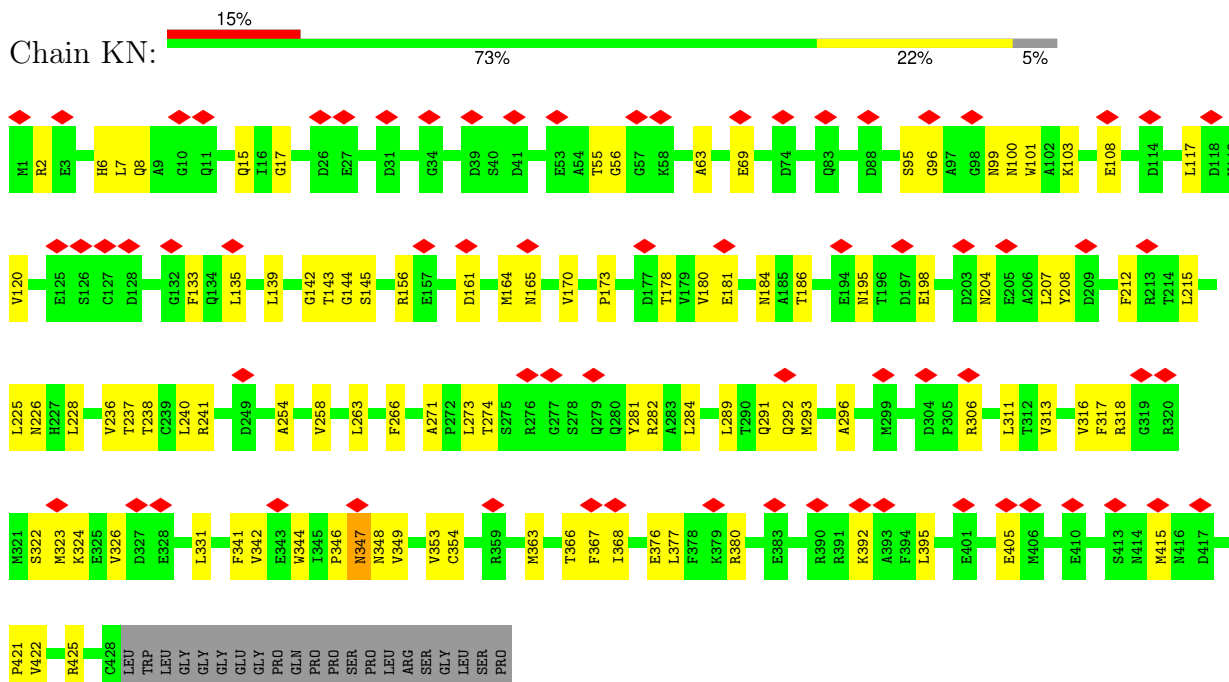
GLN
PRO
PRO
SER
SER
PRO
LEU
ARG
SER
GLY
LEU
SER
PRO

• Molecule 41: Tubulin beta chain



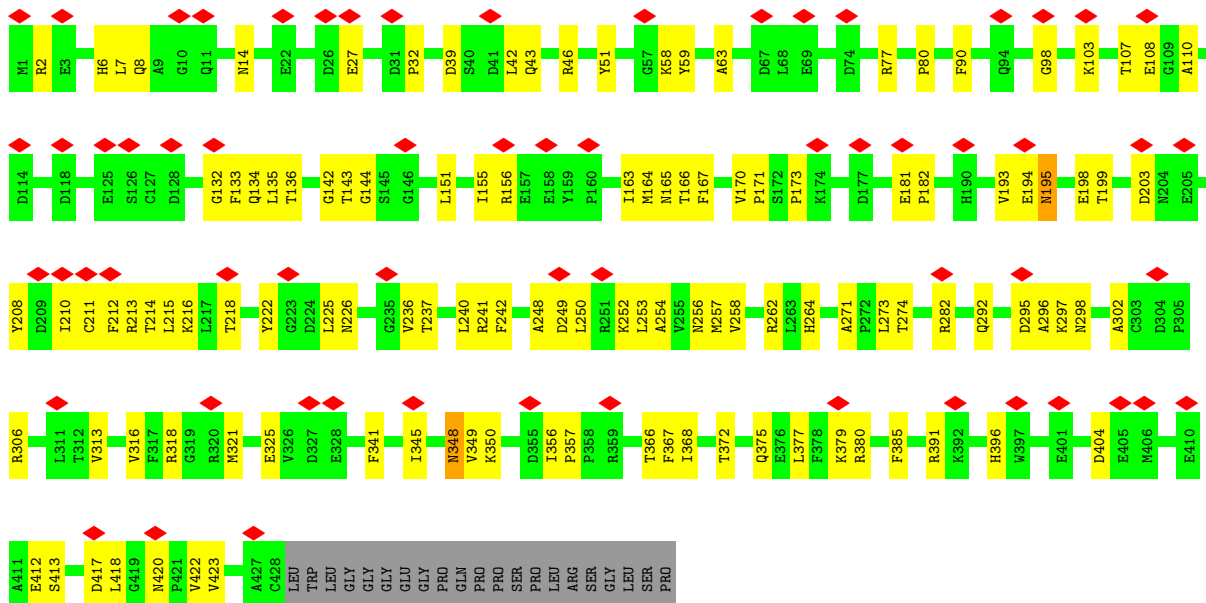
LEU
SER
PRO

• Molecule 41: Tubulin beta chain

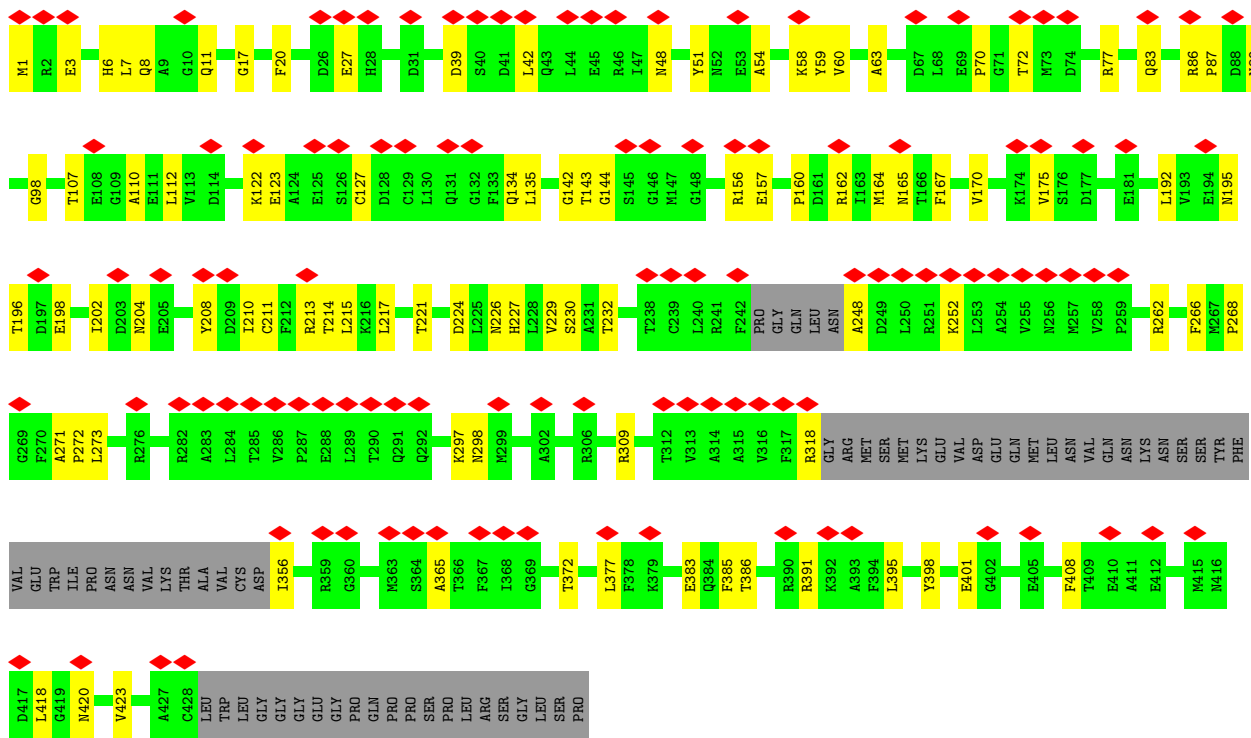


• Molecule 41: Tubulin beta chain

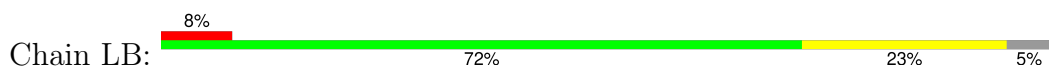


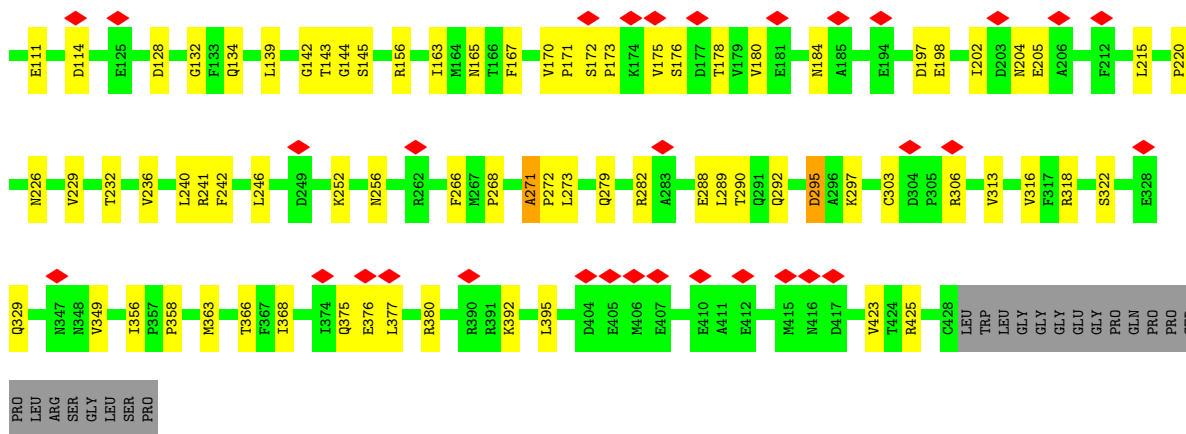


• Molecule 41: Tubulin beta chain

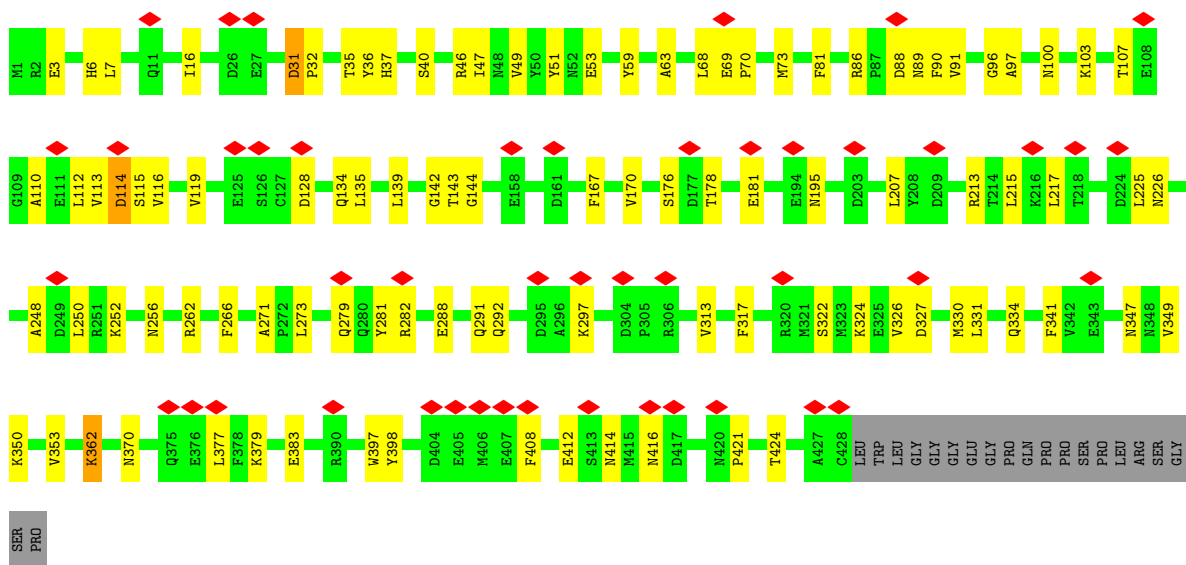
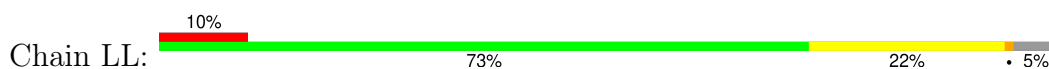


• Molecule 41: Tubulin beta chain

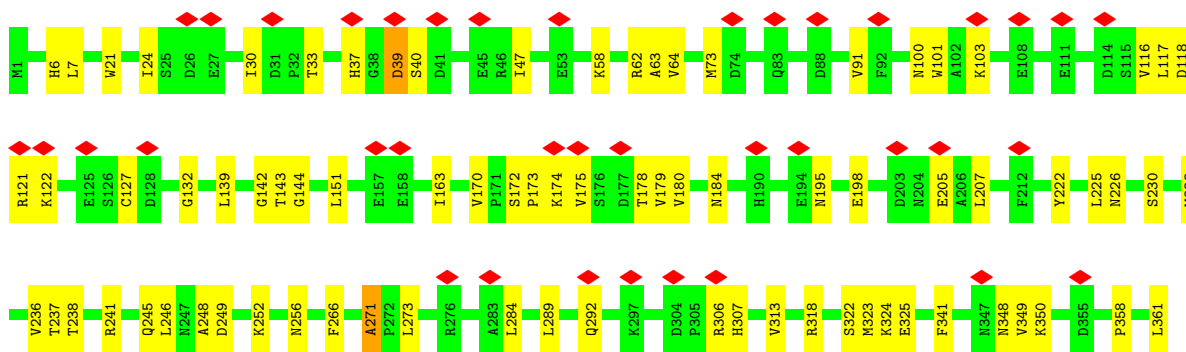
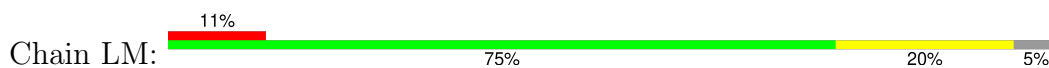


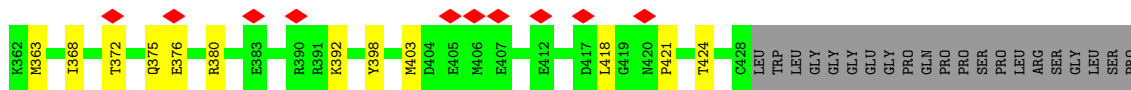


• Molecule 41: Tubulin beta chain

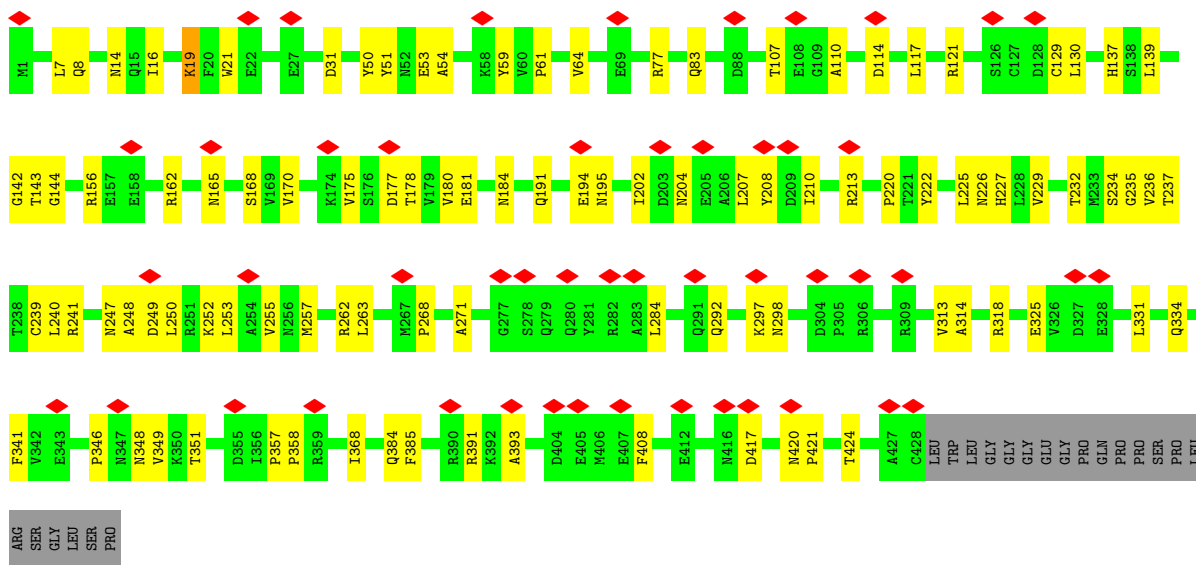
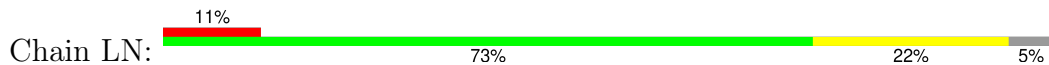


• Molecule 41: Tubulin beta chain

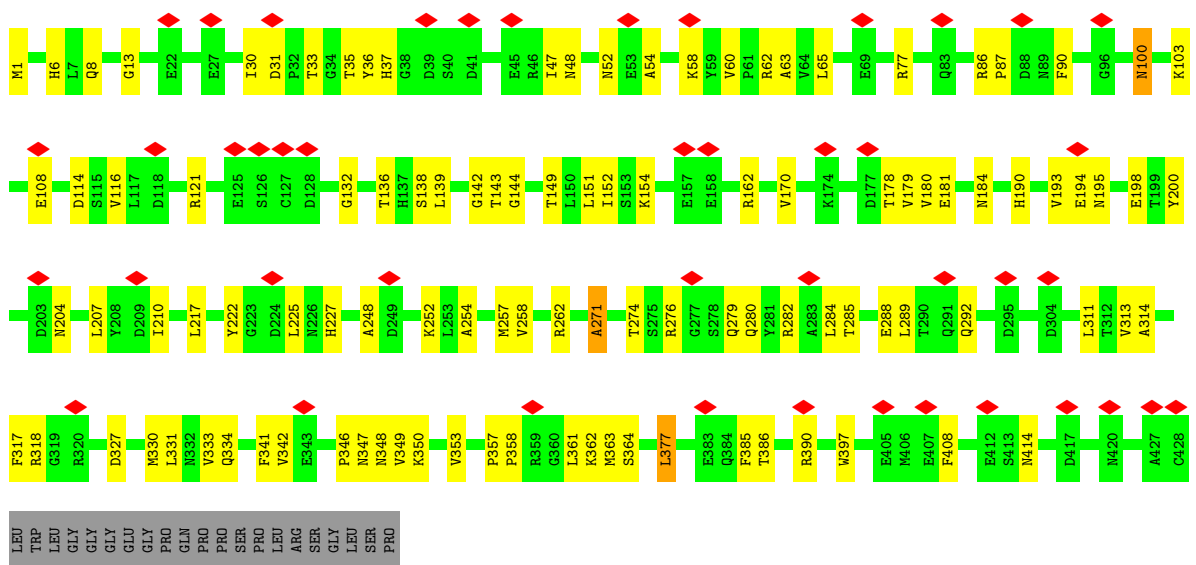




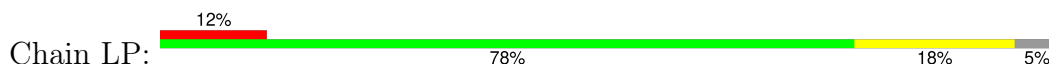
• Molecule 41: Tubulin beta chain

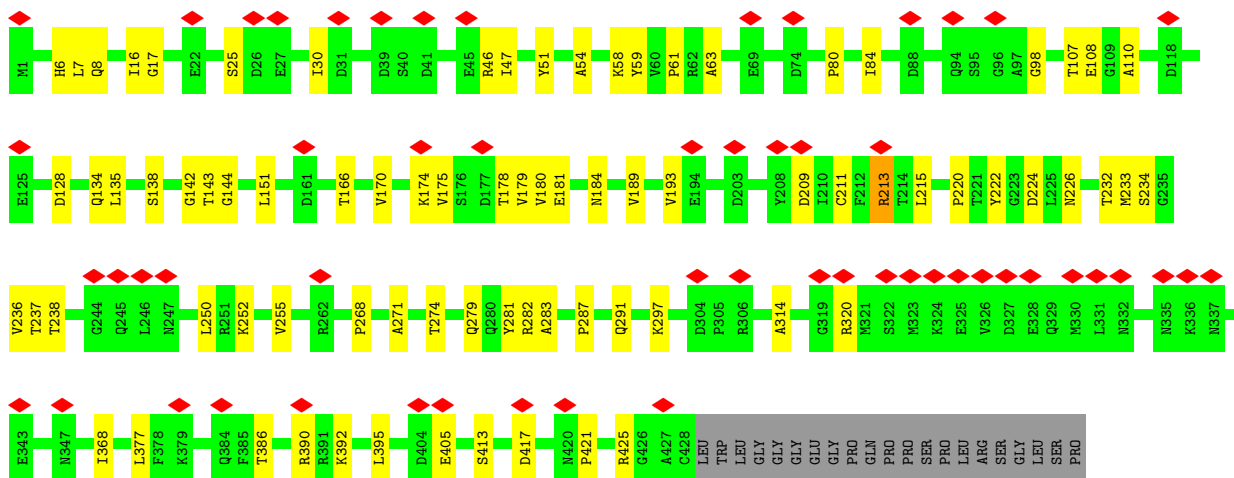


• Molecule 41: Tubulin beta chain

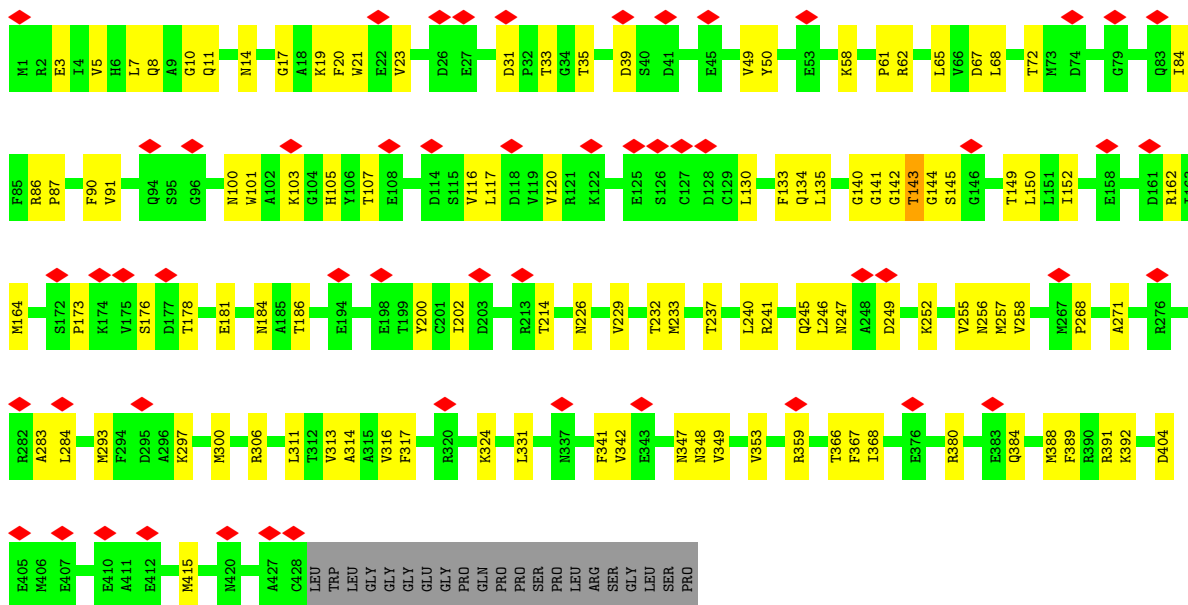
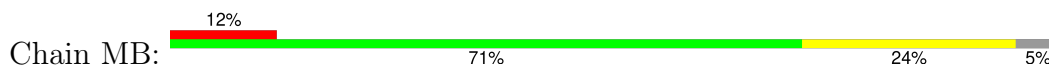


• Molecule 41: Tubulin beta chain

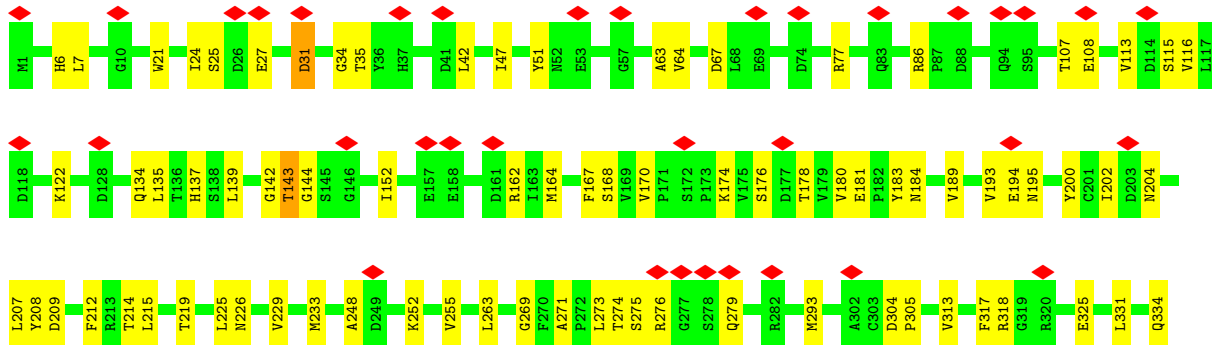
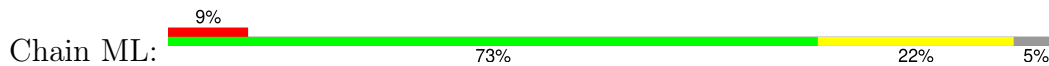


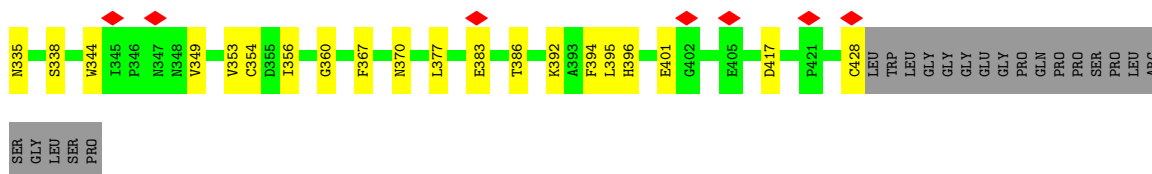


• Molecule 41: Tubulin beta chain

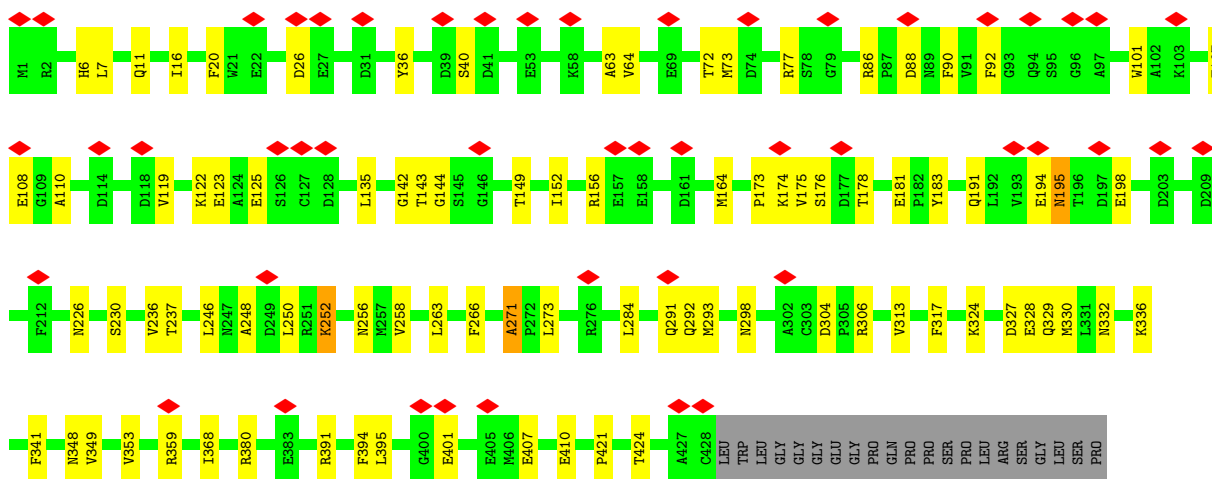
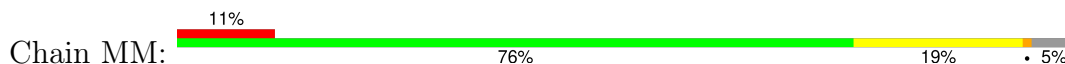


• Molecule 41: Tubulin beta chain

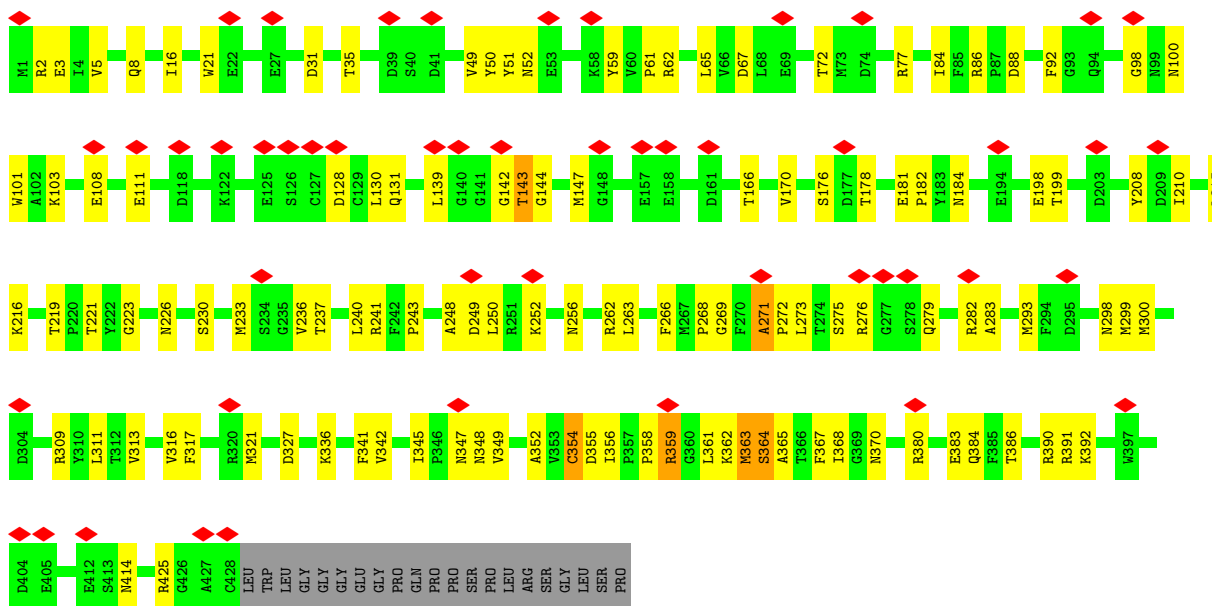




• Molecule 41: Tubulin beta chain

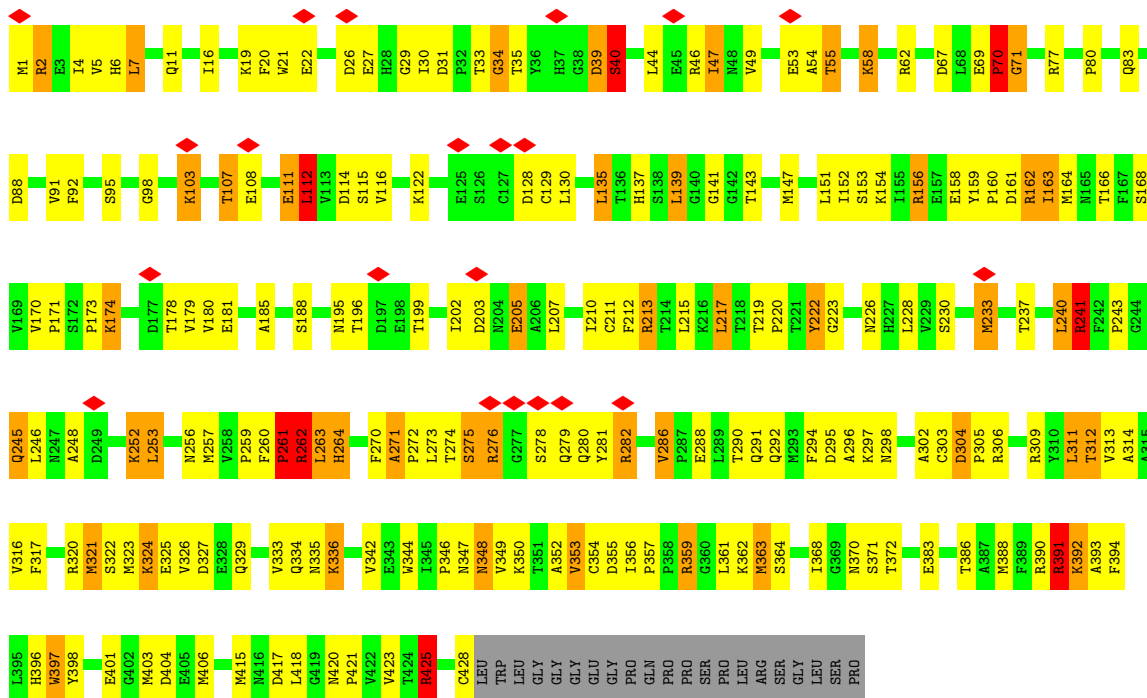


• Molecule 41: Tubulin beta chain

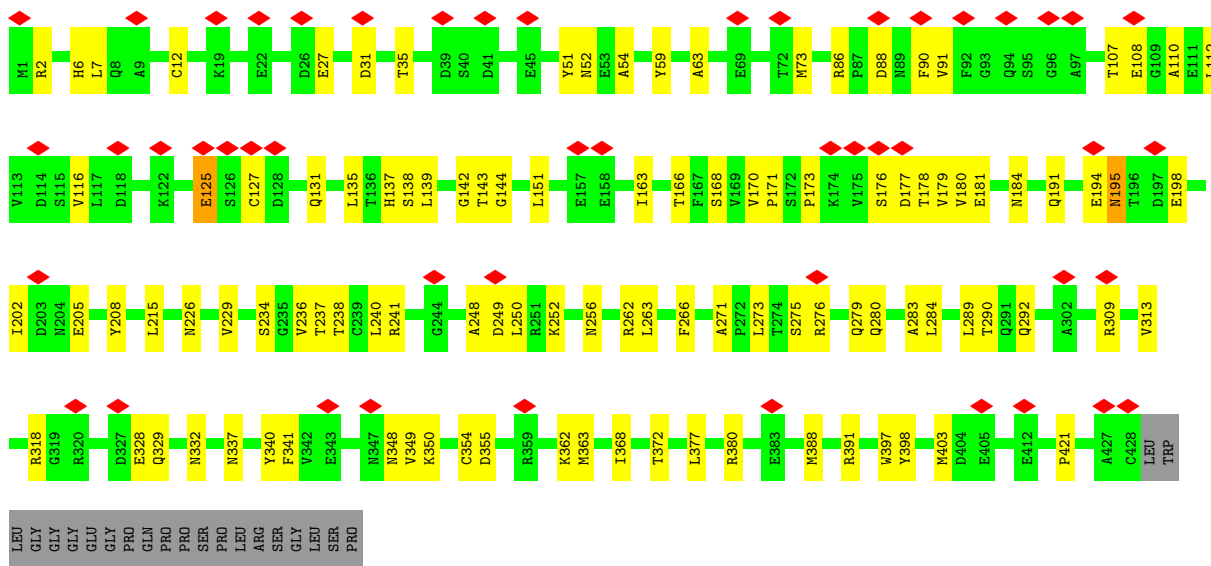
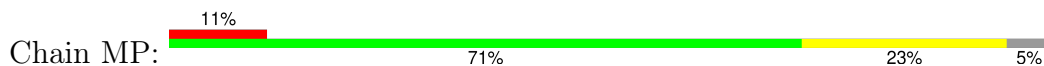


• Molecule 41: Tubulin beta chain



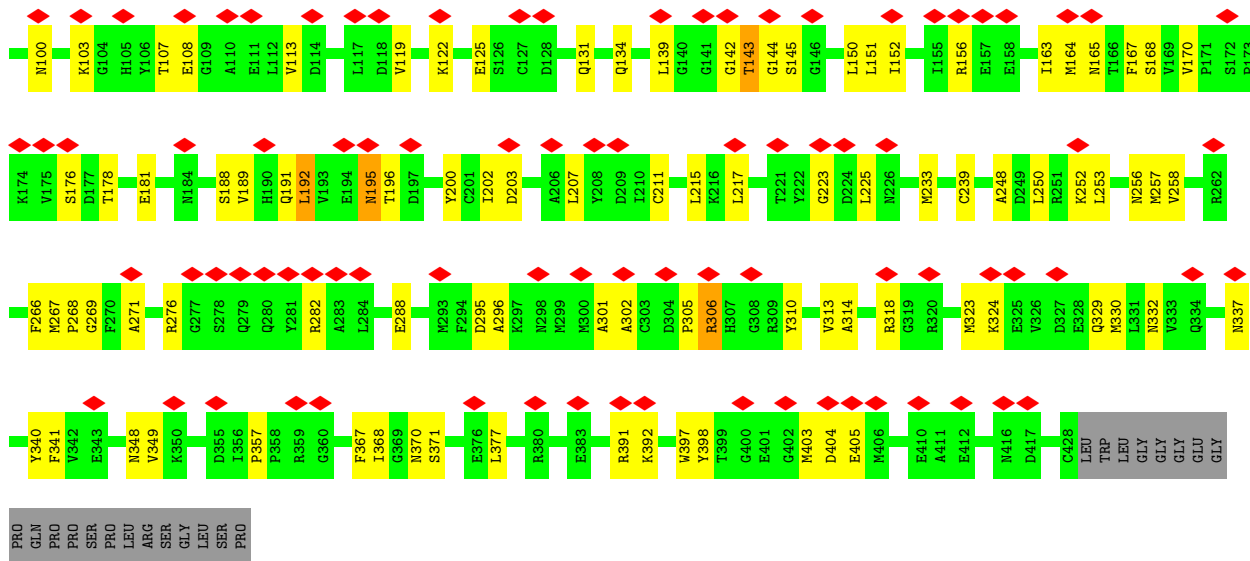


• Molecule 41: Tubulin beta chain

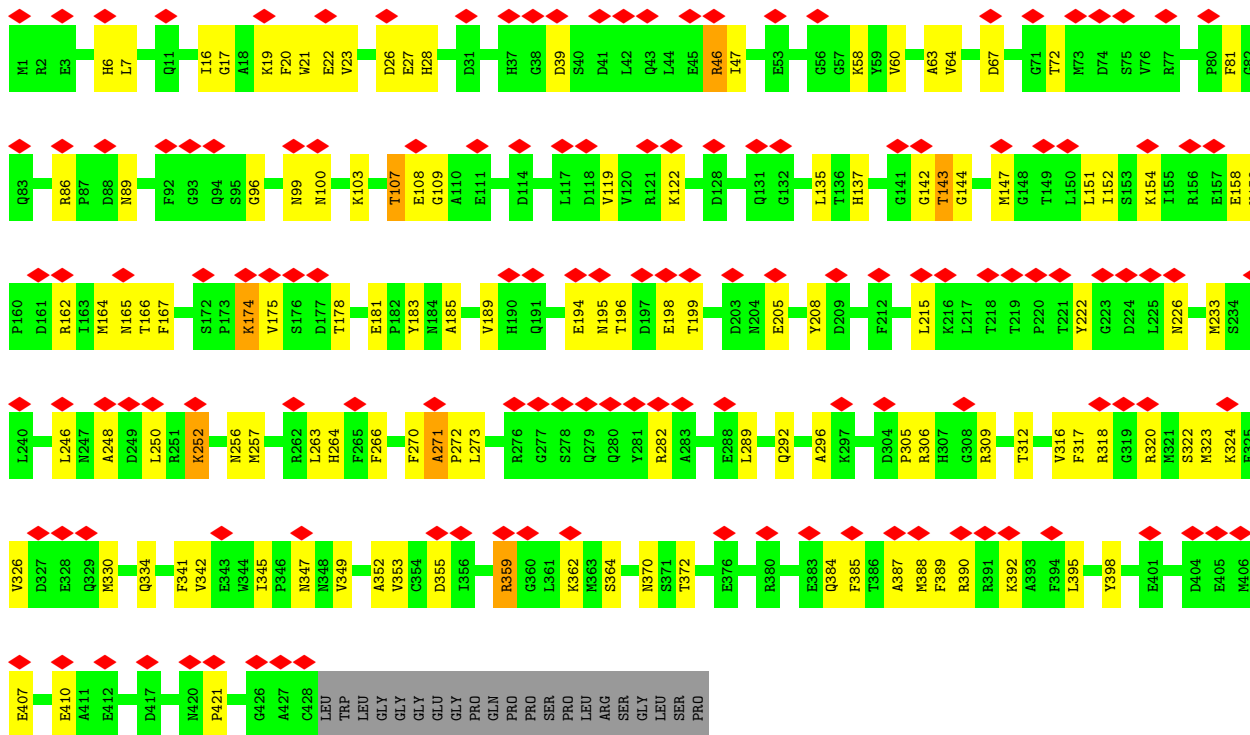


• Molecule 41: Tubulin beta chain

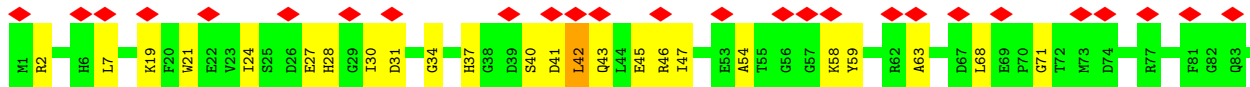
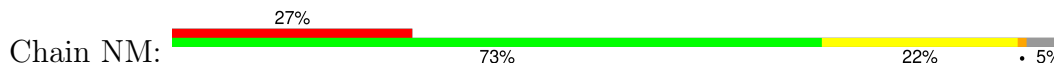


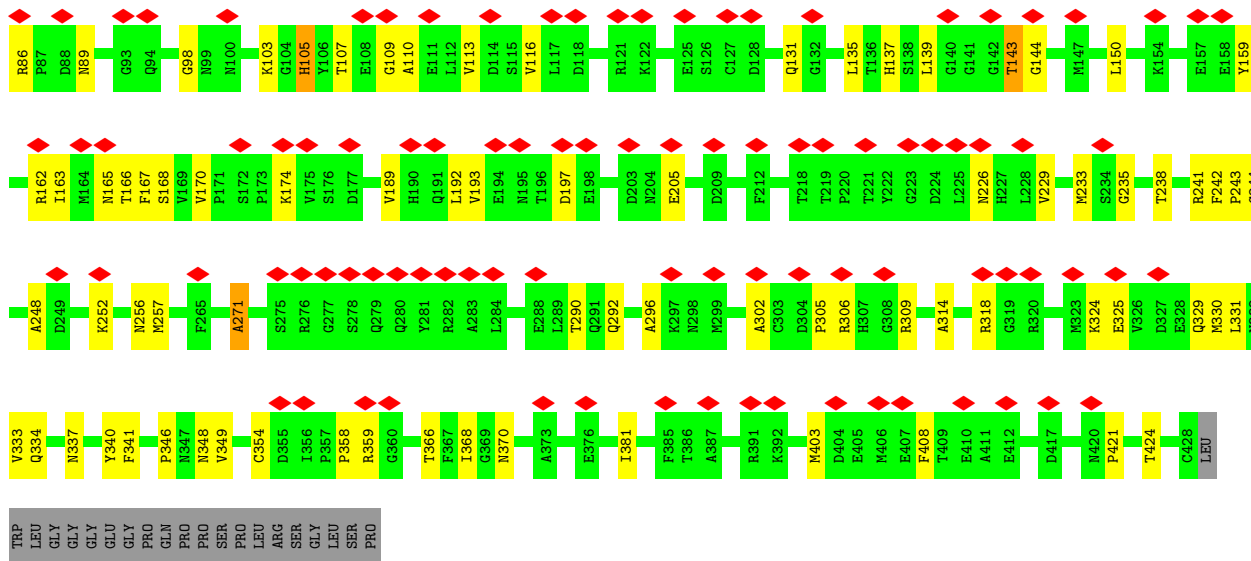


• Molecule 41: Tubulin beta chain

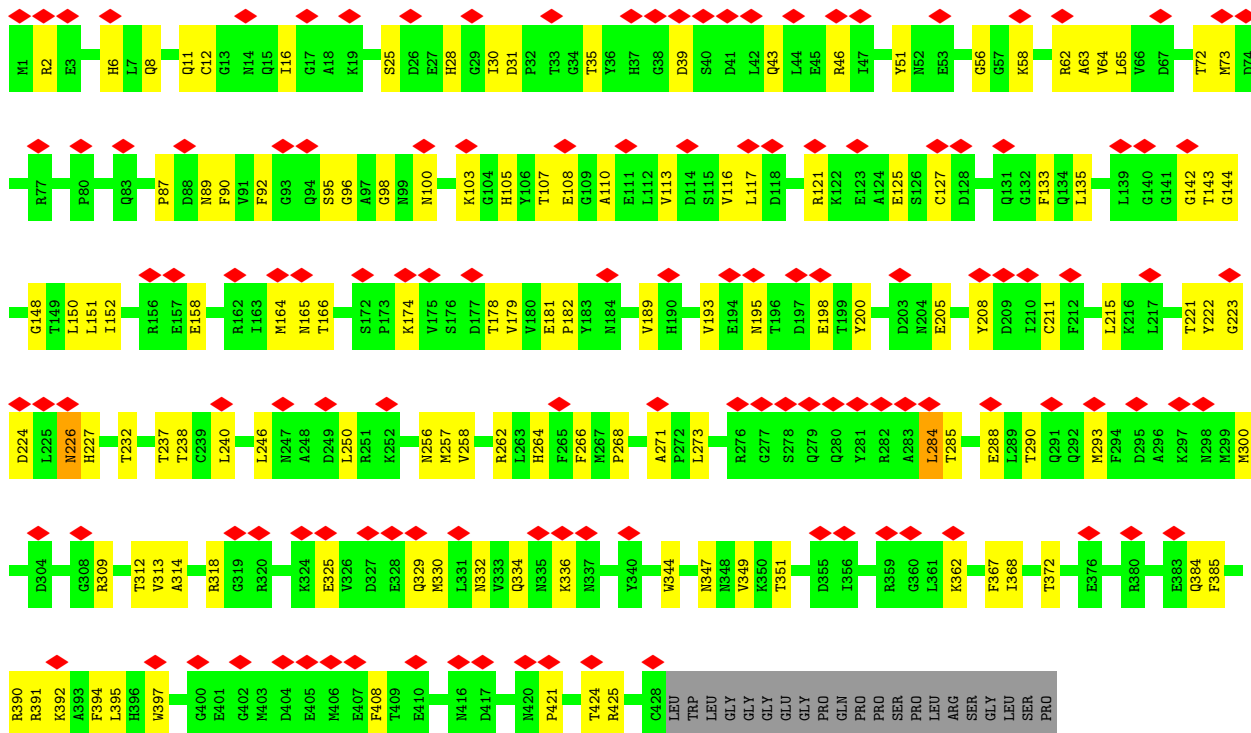


• Molecule 41: Tubulin beta chain

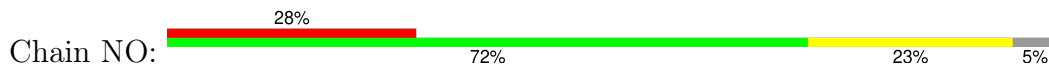


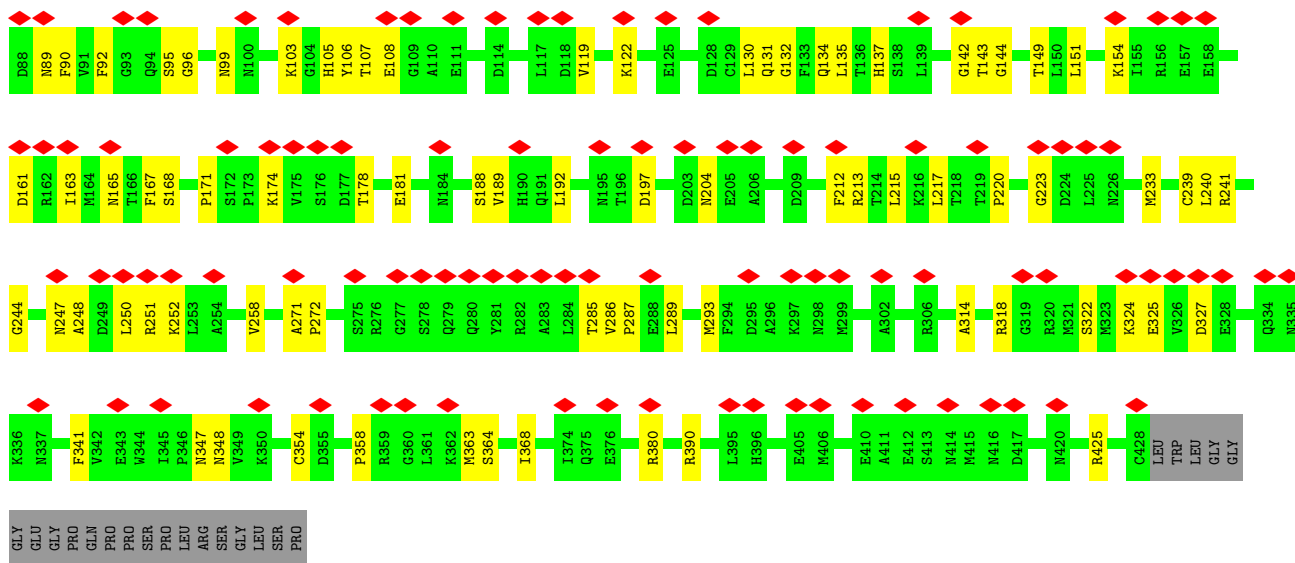


• Molecule 41: Tubulin beta chain


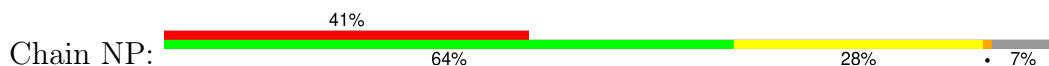


• Molecule 41: Tubulin beta chain



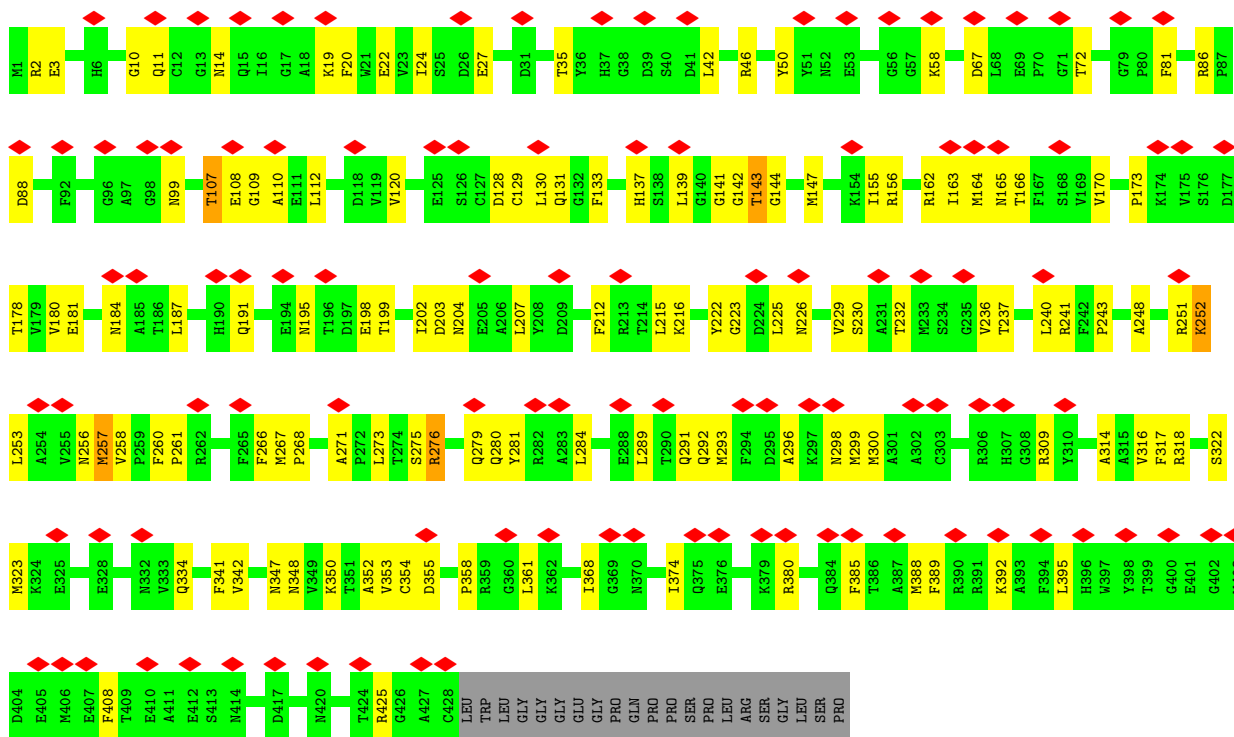


• Molecule 41: Tubulin beta chain

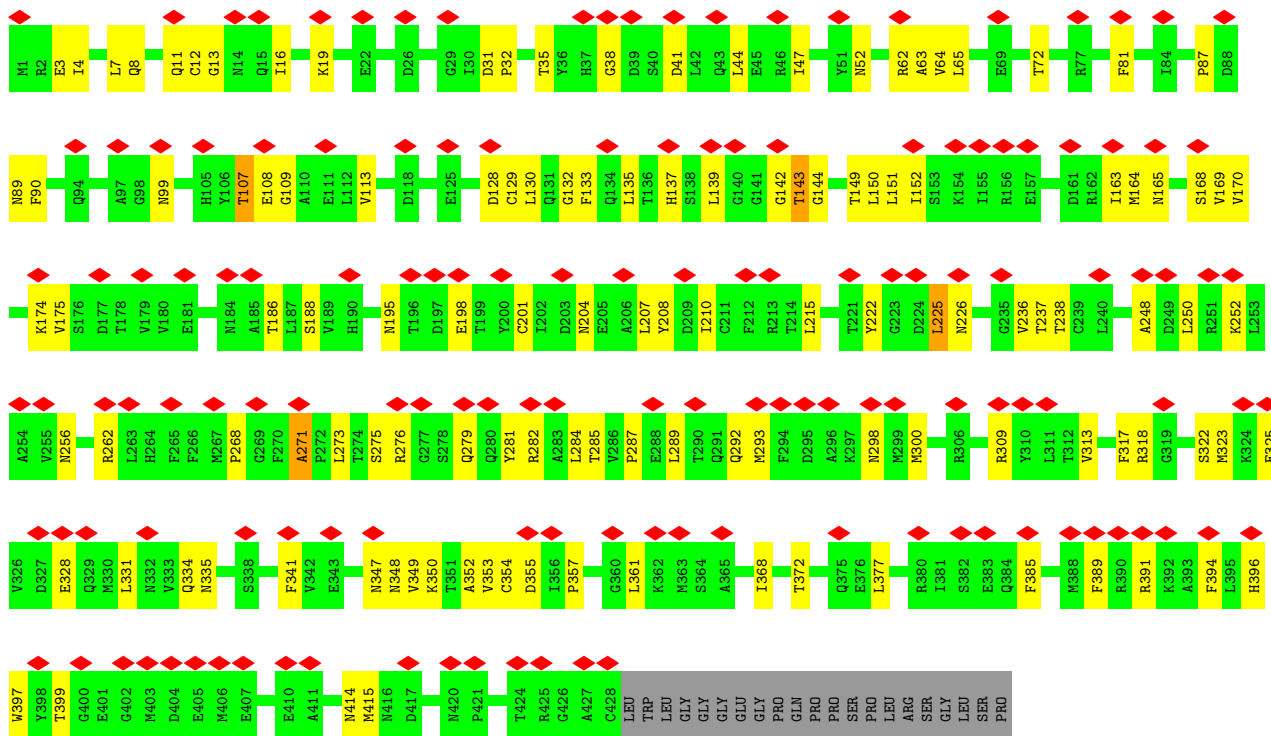


• Molecule 41: Tubulin beta chain



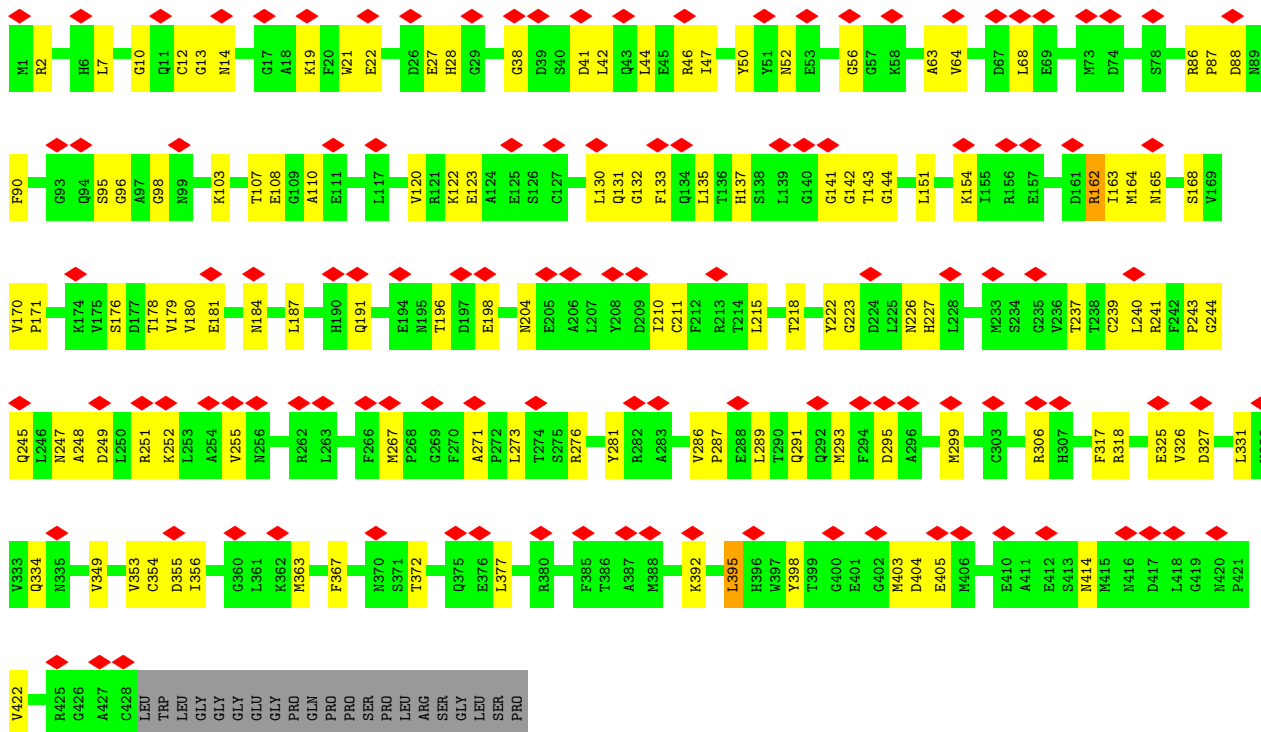


• Molecule 41: Tubulin beta chain



• Molecule 41: Tubulin beta chain



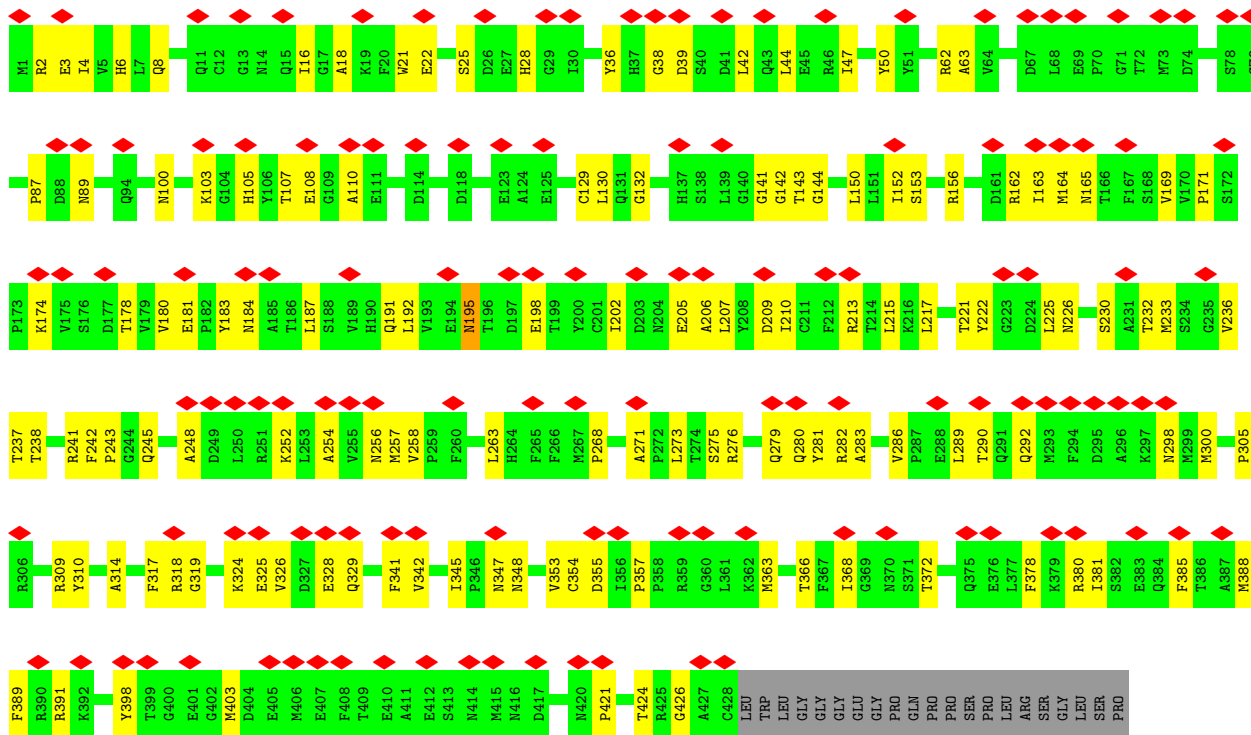


• Molecule 41: Tubulin beta chain


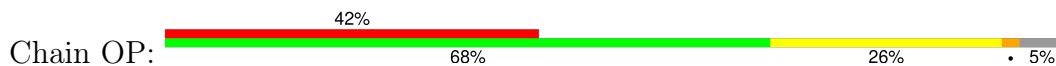


• Molecule 41: Tubulin beta chain

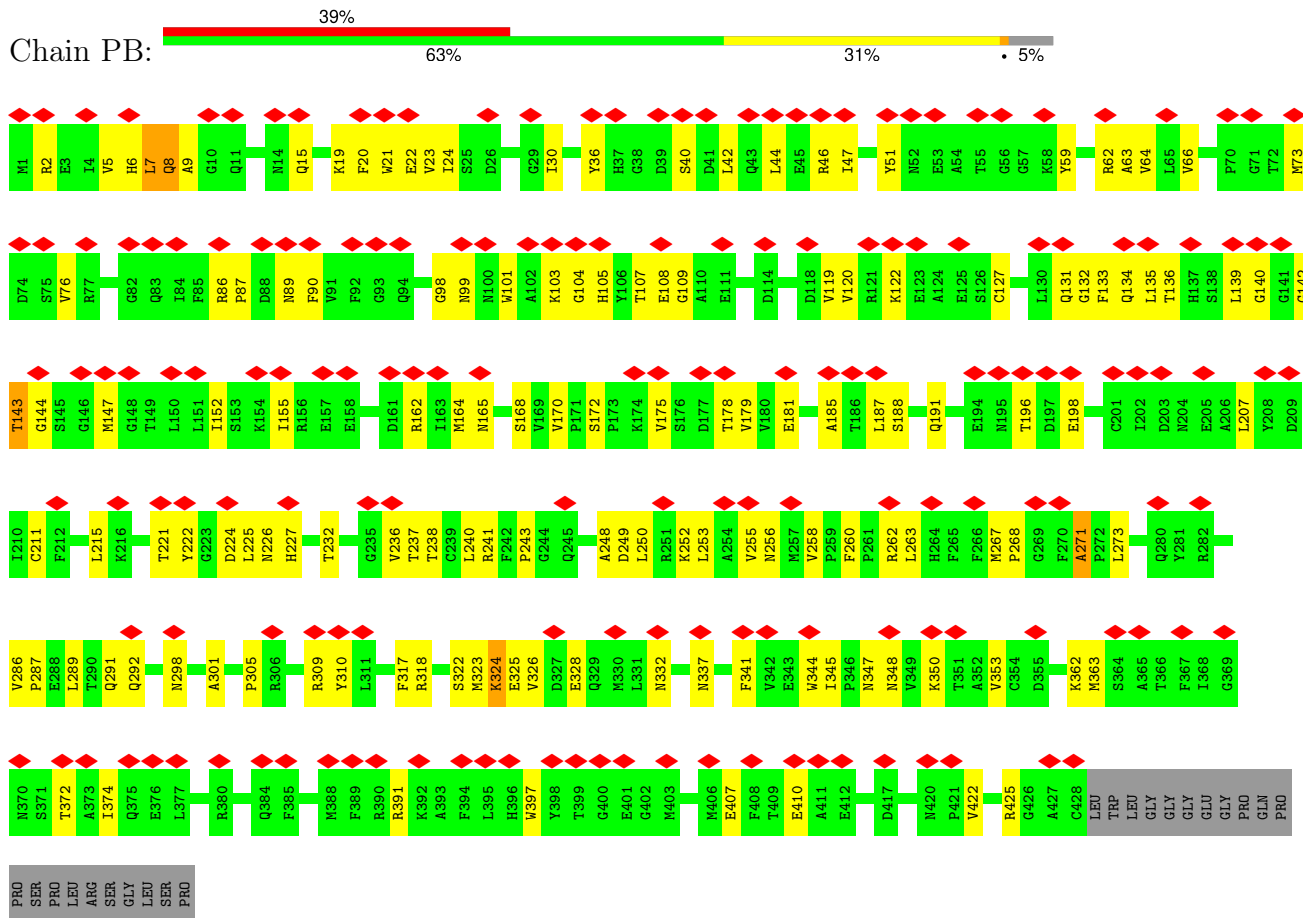




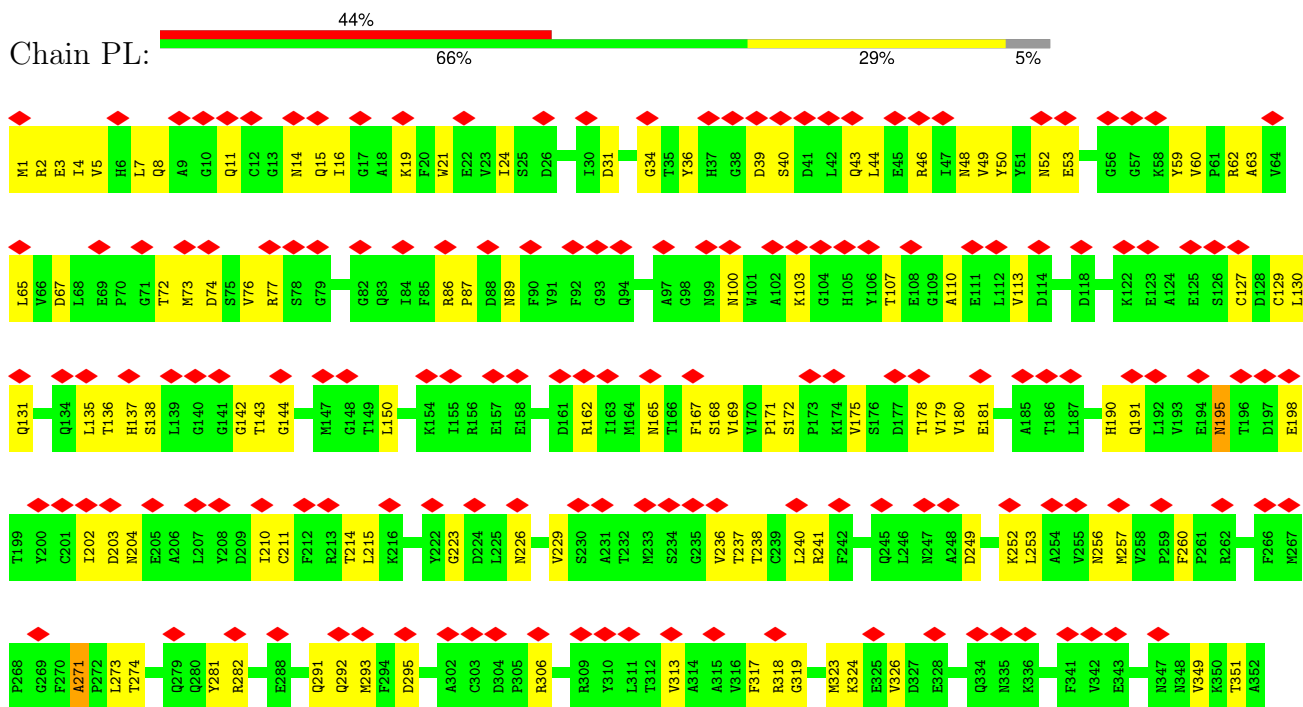
• Molecule 41: Tubulin beta chain

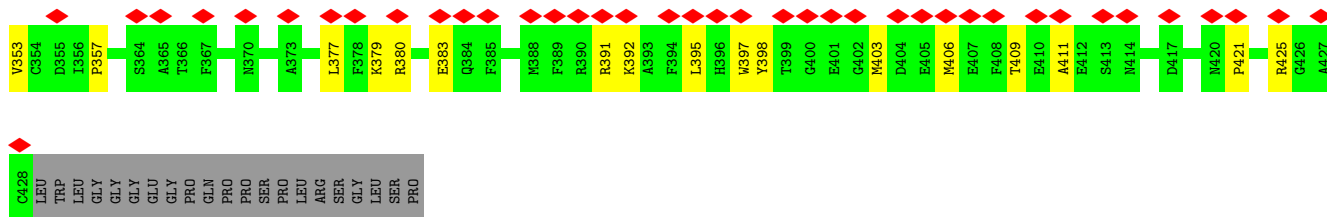


• Molecule 41: Tubulin beta chain


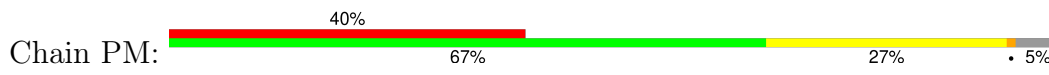


• Molecule 41: Tubulin beta chain

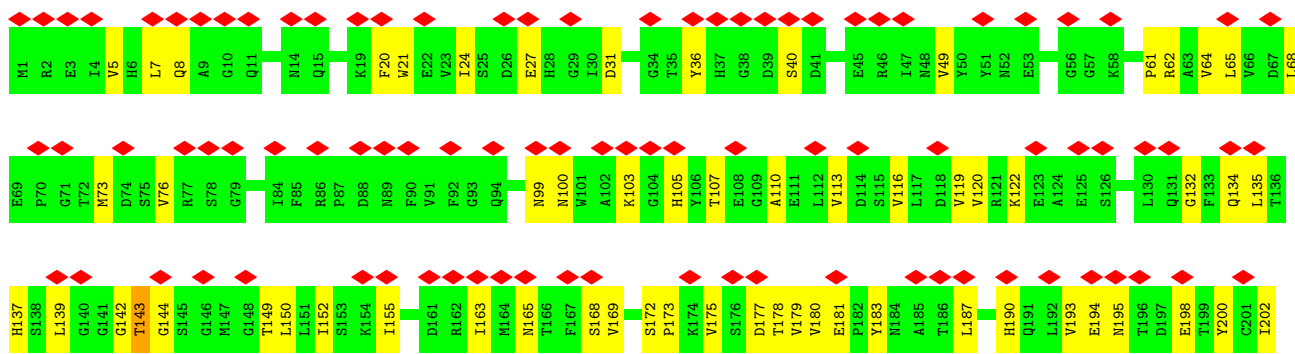
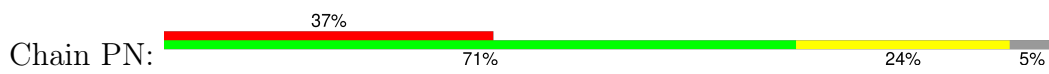


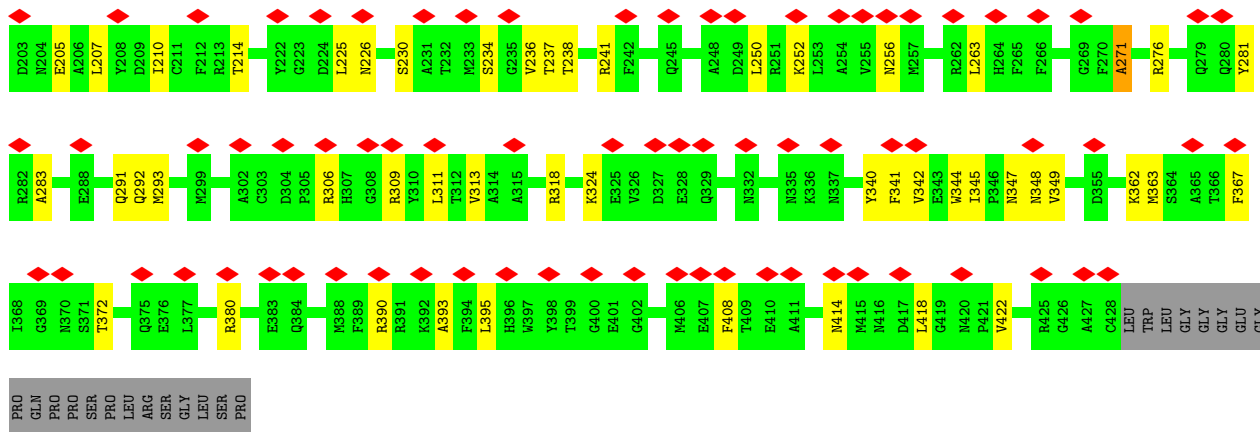


• Molecule 41: Tubulin beta chain

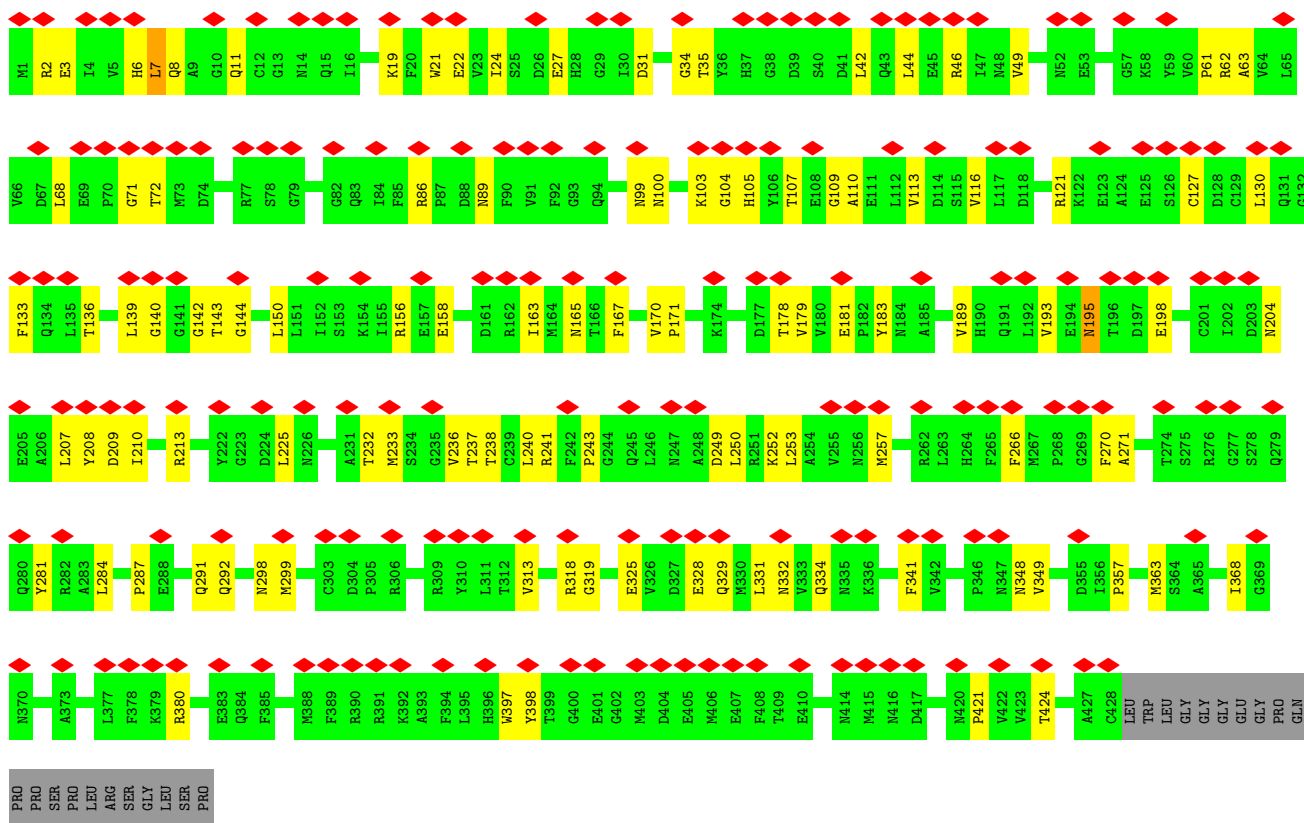
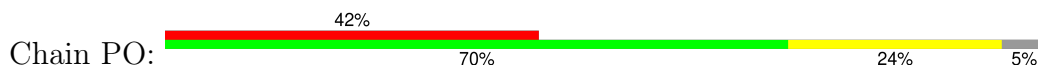


• Molecule 41: Tubulin beta chain

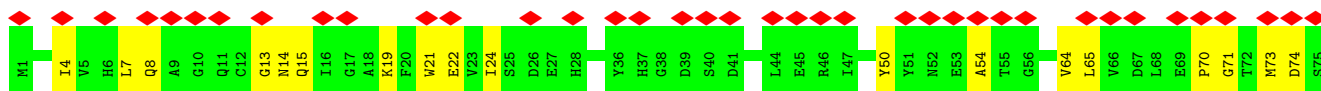


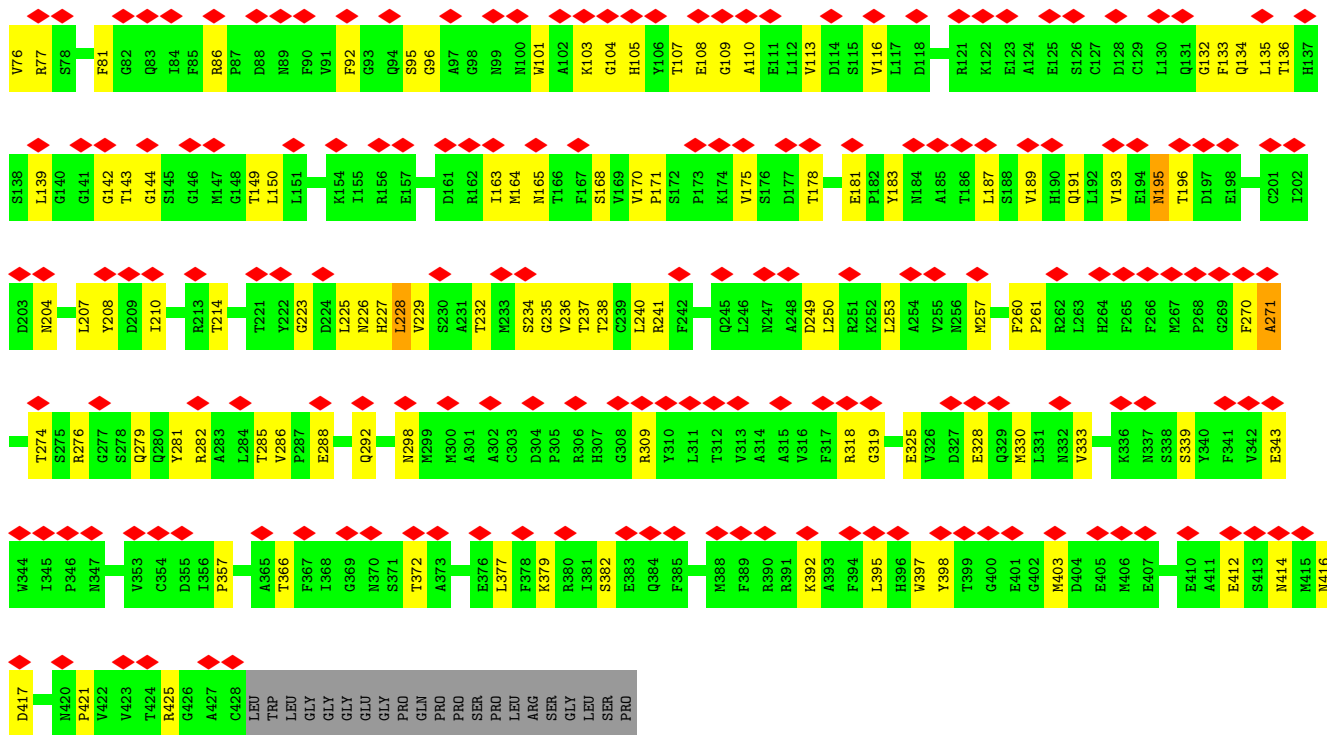


• Molecule 41: Tubulin beta chain


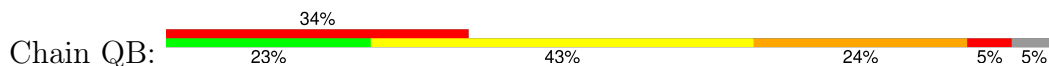


• Molecule 41: Tubulin beta chain





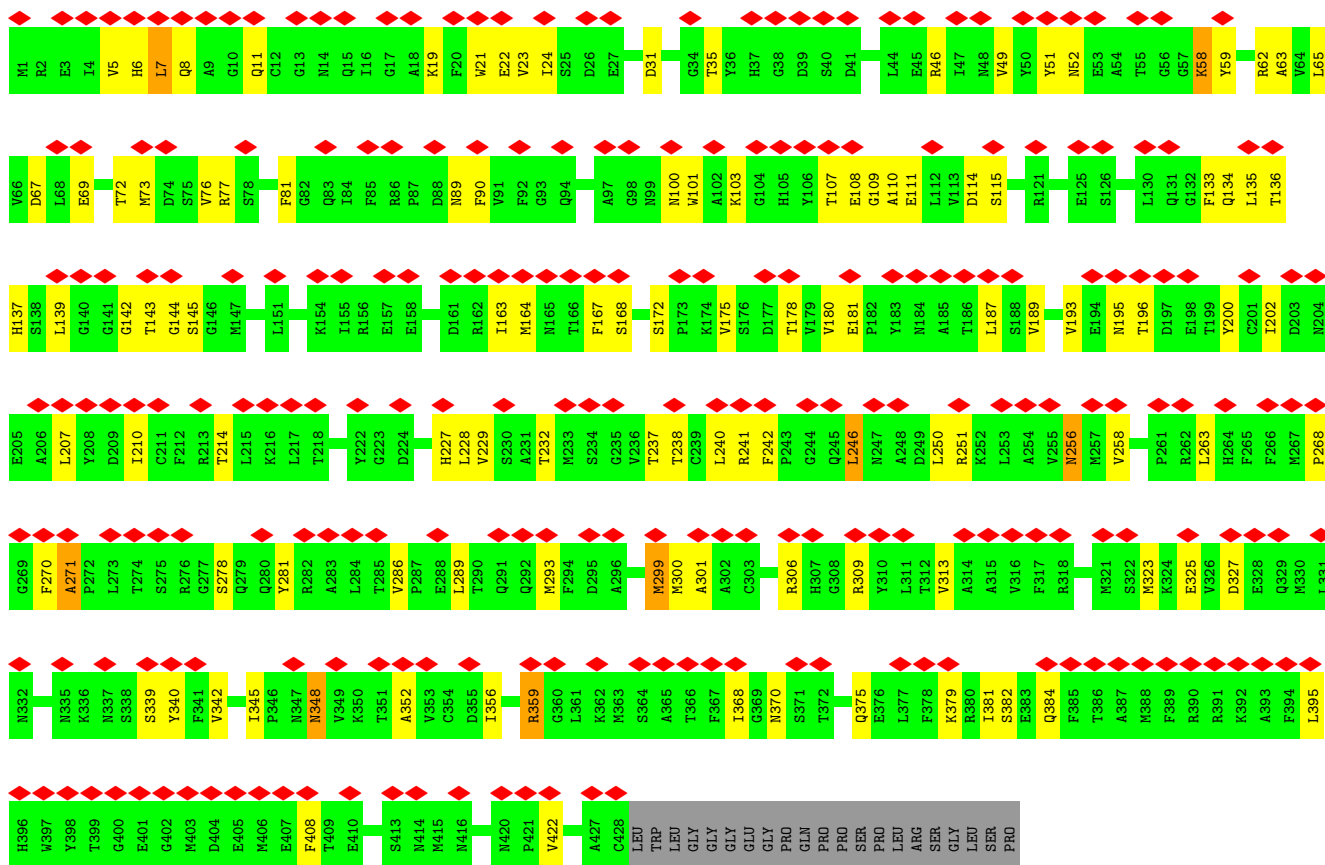
• Molecule 41: Tubulin beta chain



LEU
GLY
GLY
GLY
GLU
GLU
PRO
PRO
PRO
GLN
PRO
PRO
SER
SER
PRO
LEU
LEU
ARG
GLY
SER
GLY
LEU
SER
SER
PRO

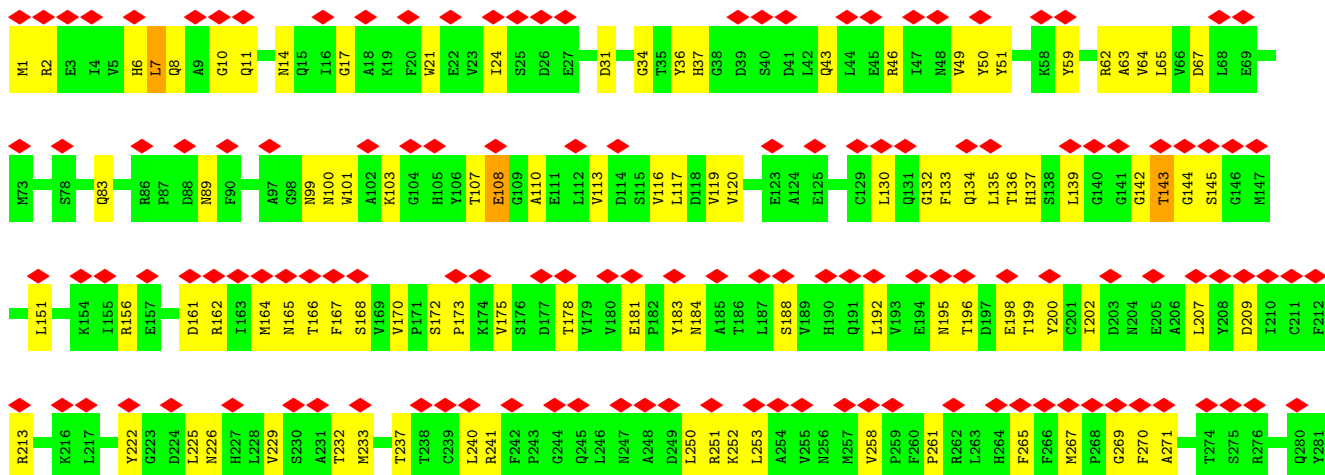
• Molecule 41: Tubulin beta chain

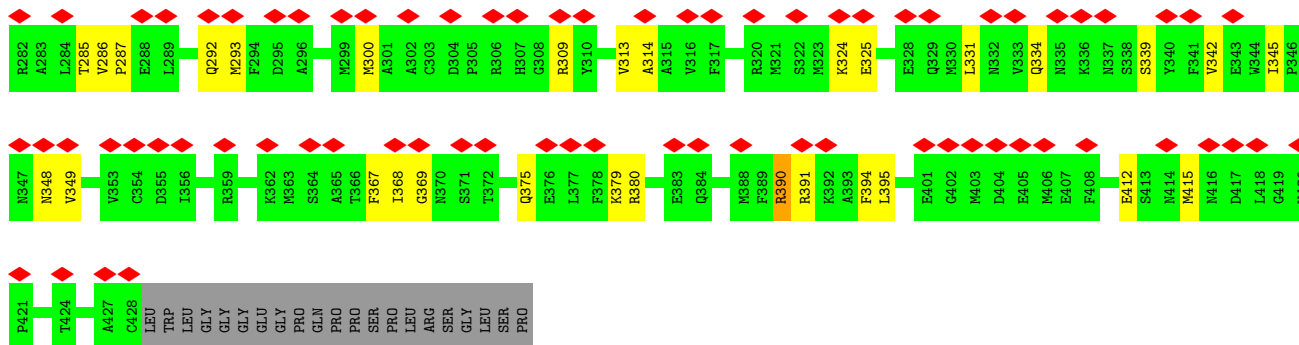
Chain QL:  54%
69% 25% 5%




• Molecule 41: Tubulin beta chain

Chain QM:  45%
66% 28% 5%

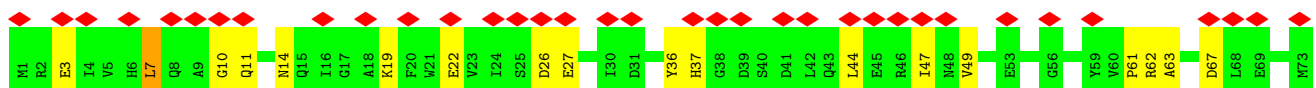
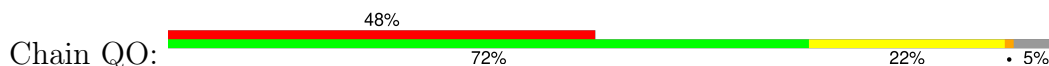


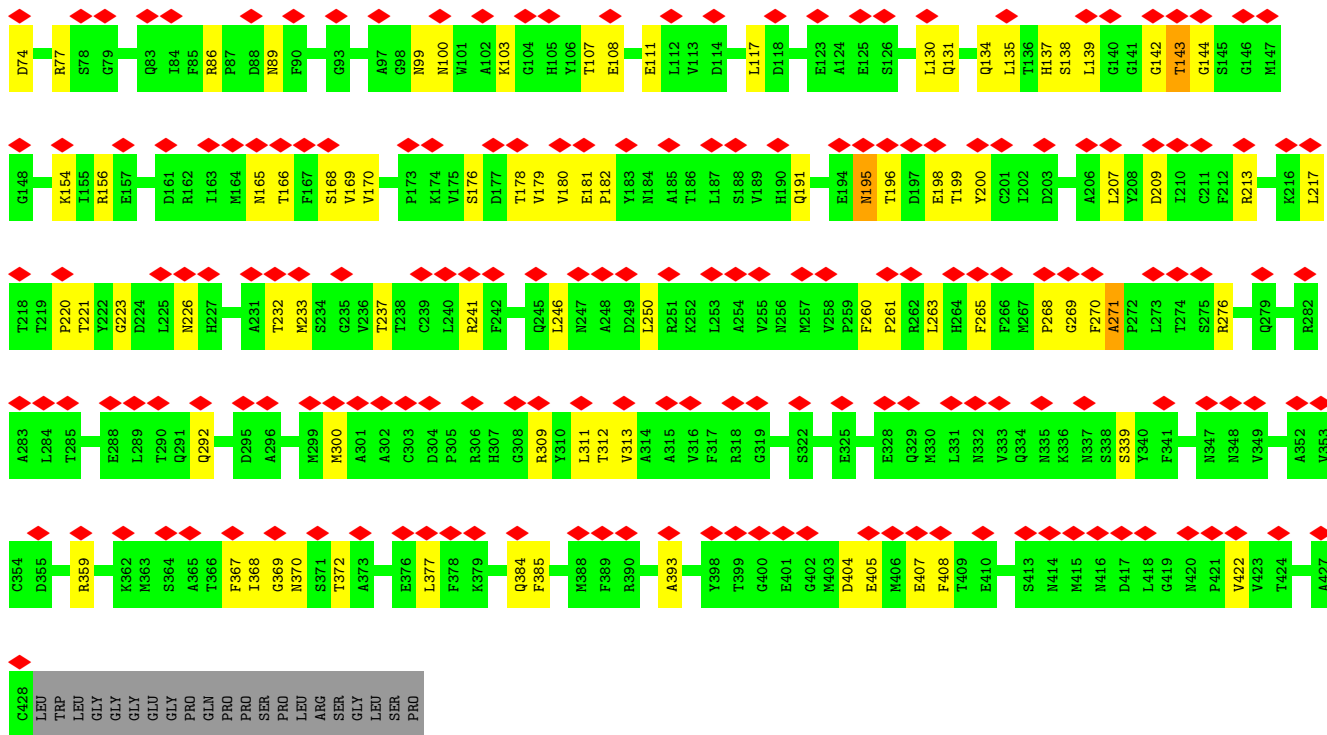


• Molecule 41: Tubulin beta chain


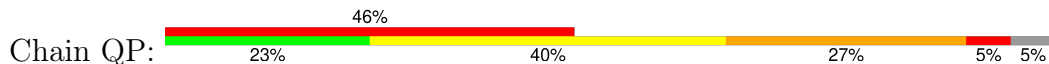


• Molecule 41: Tubulin beta chain




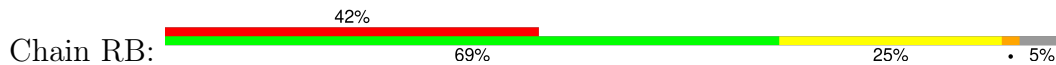


● Molecule 41: Tubulin beta chain

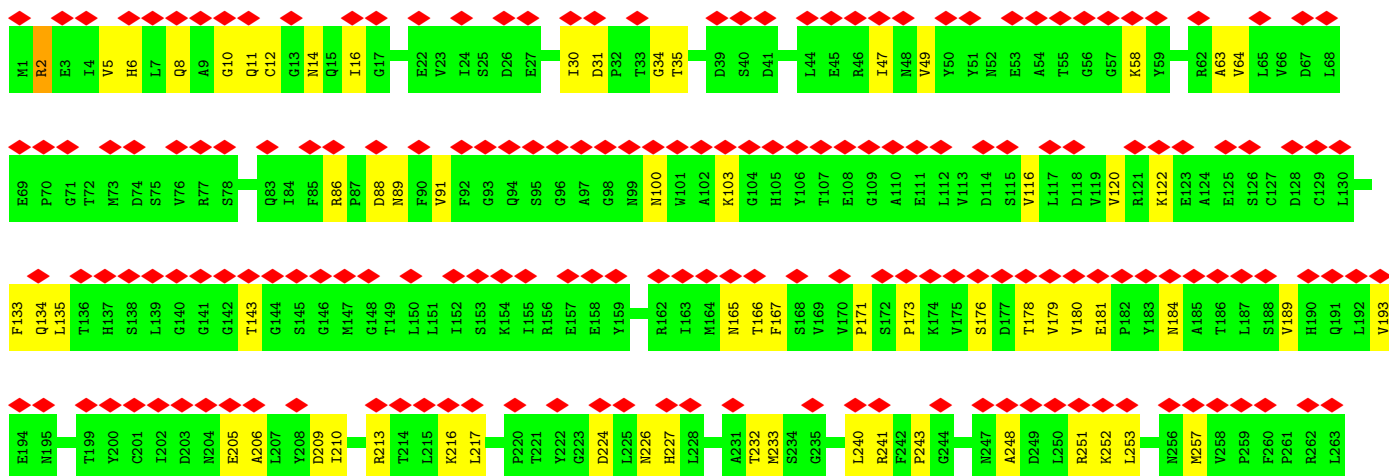


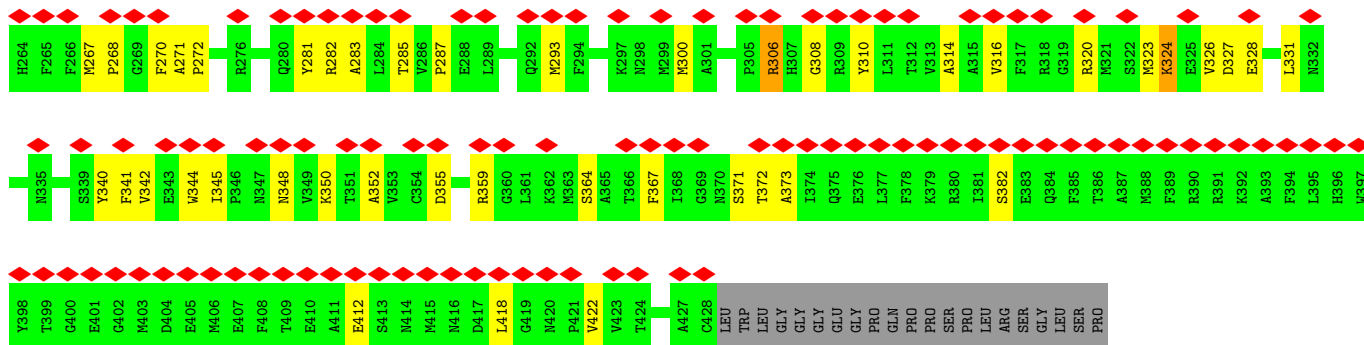
GLY
GLY
GLY
GLY
GLY
PRO
PRO
GLN
PRO
PRO
SER
PRO
LEU
ARG
SER
GLY
LEU
SER
PRO
PRO

• Molecule 41: Tubulin beta chain




• Molecule 41: Tubulin beta chain

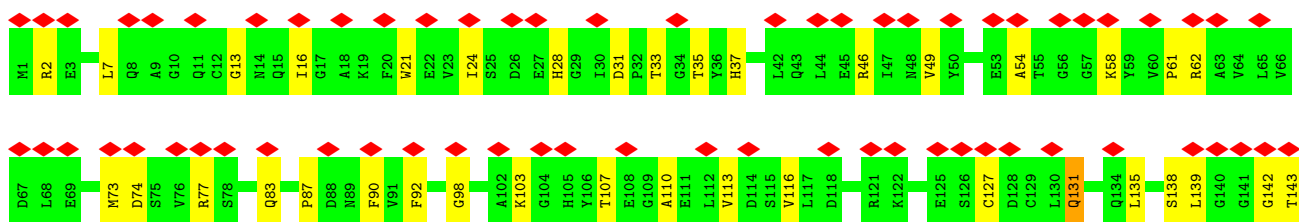
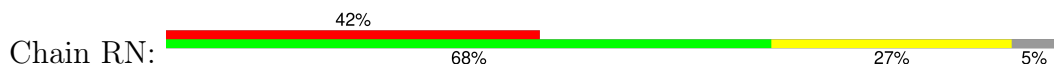


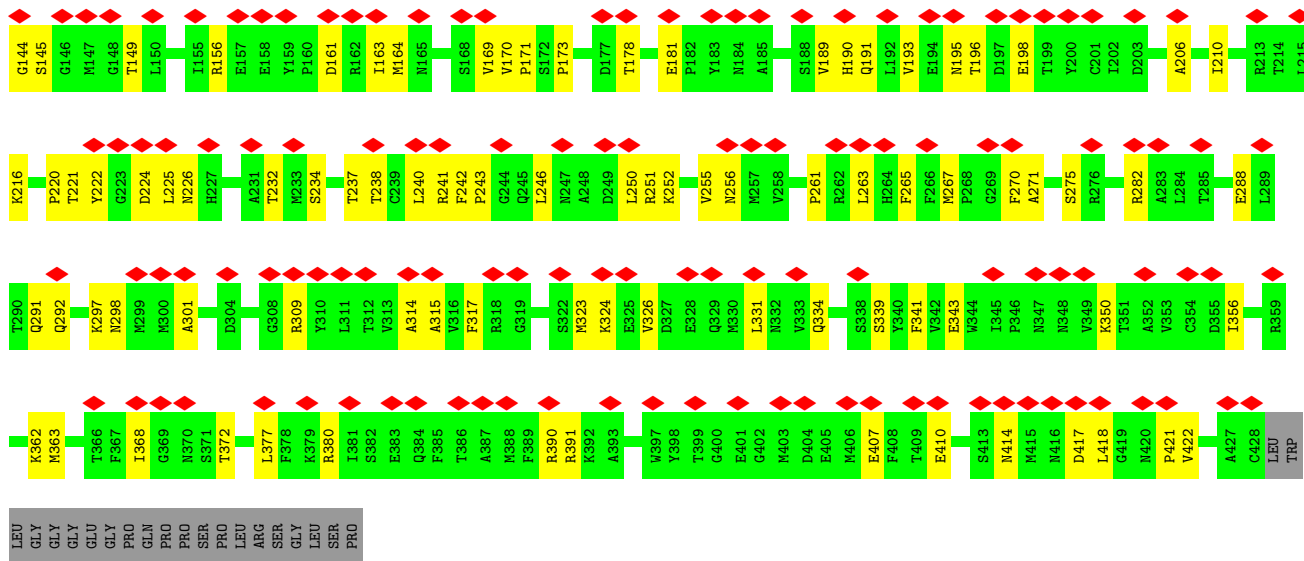


• Molecule 41: Tubulin beta chain


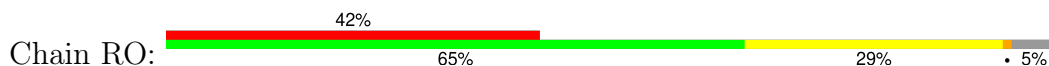


• Molecule 41: Tubulin beta chain



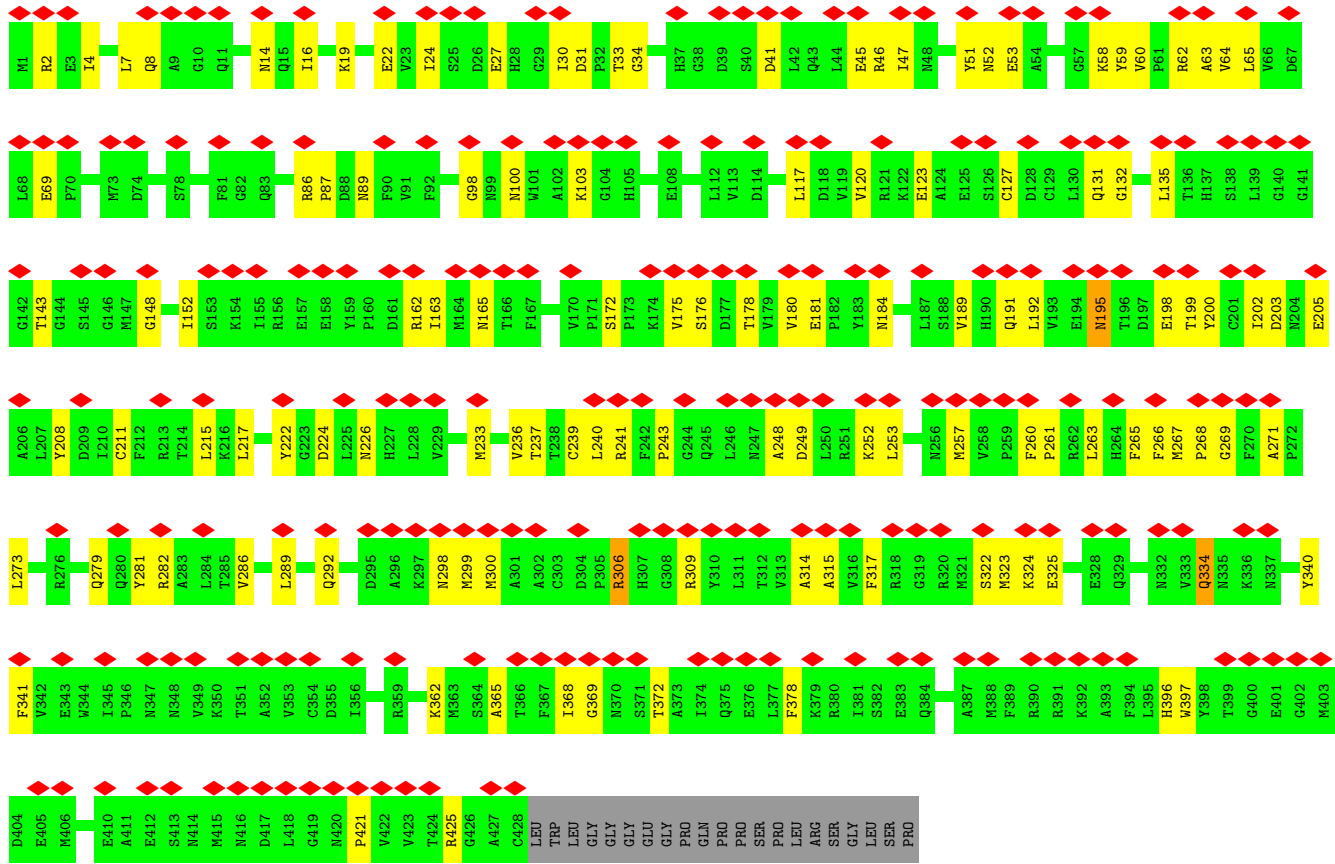


• Molecule 41: Tubulin beta chain

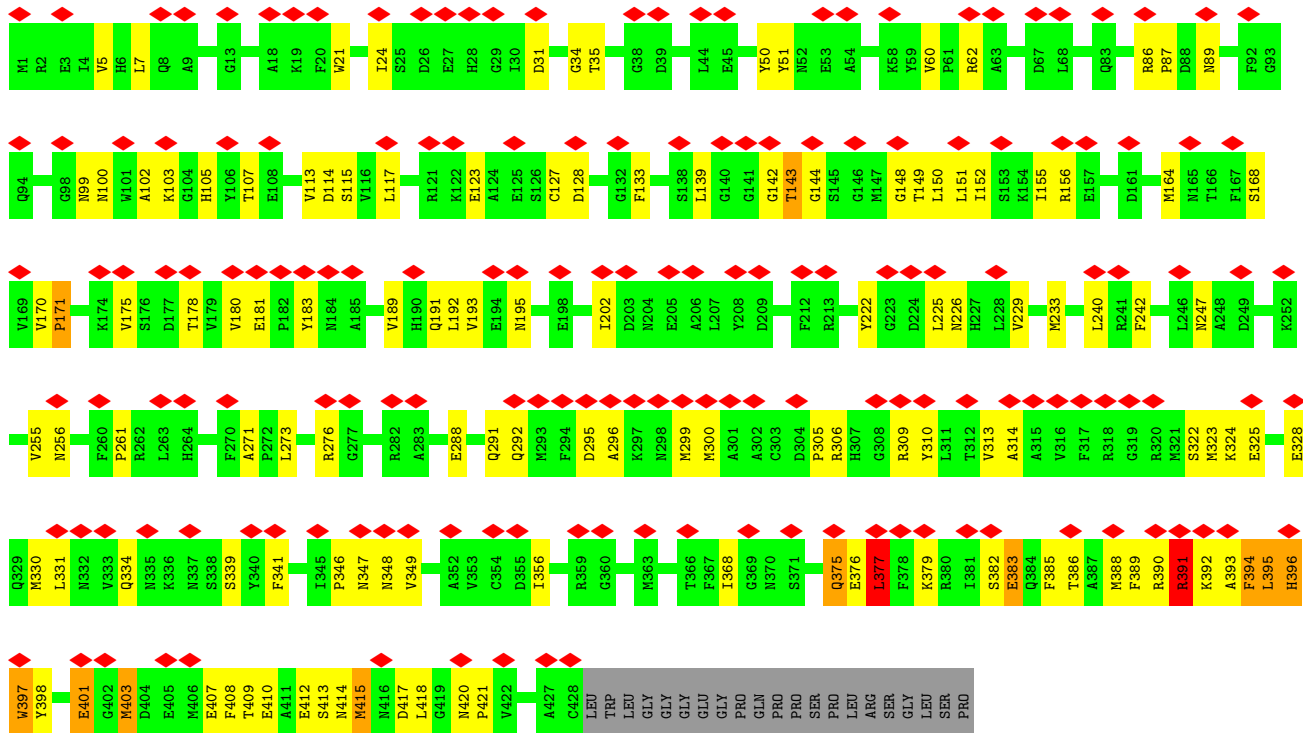
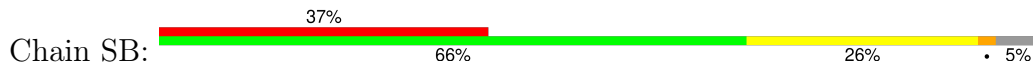


• Molecule 41: Tubulin beta chain

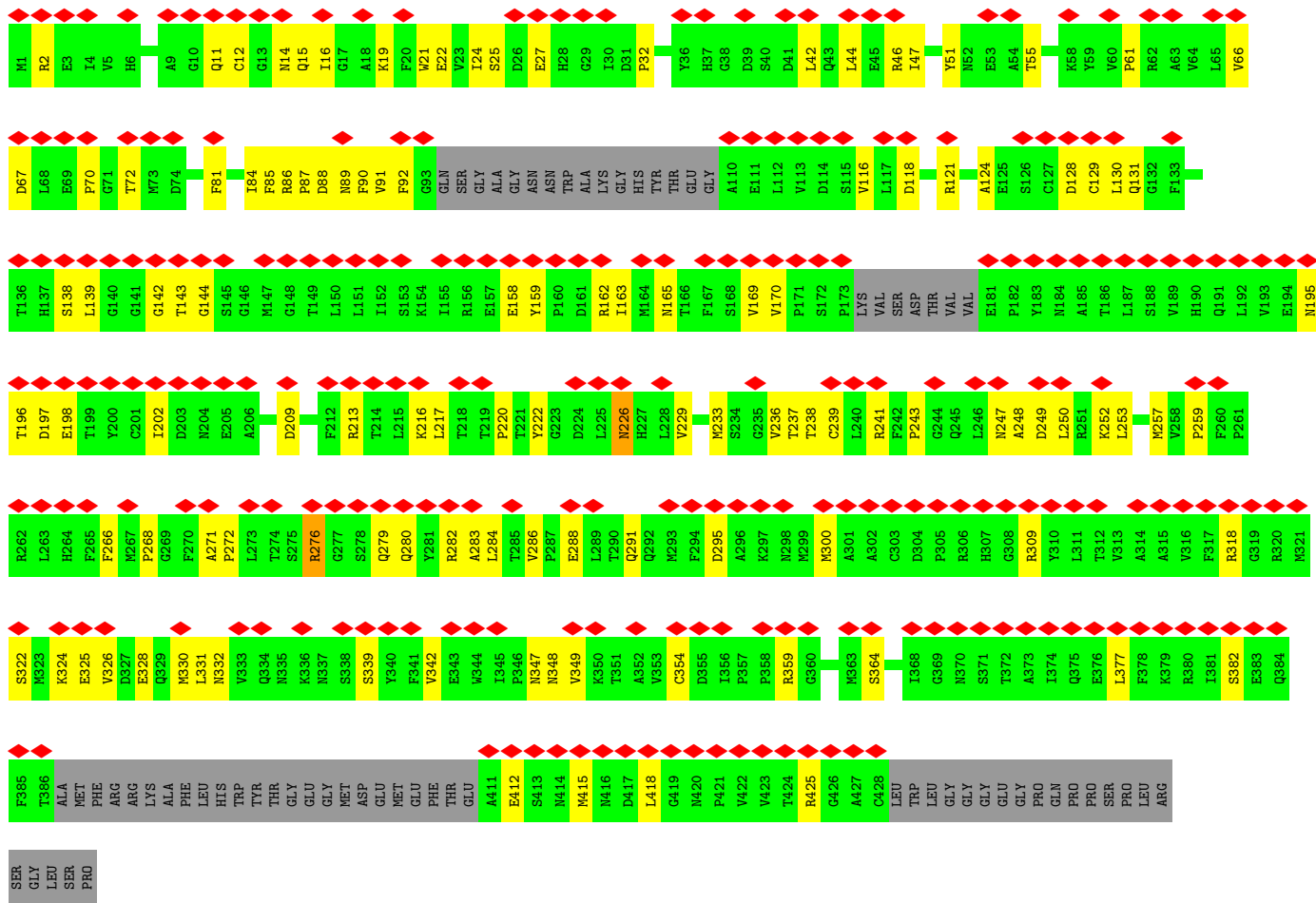




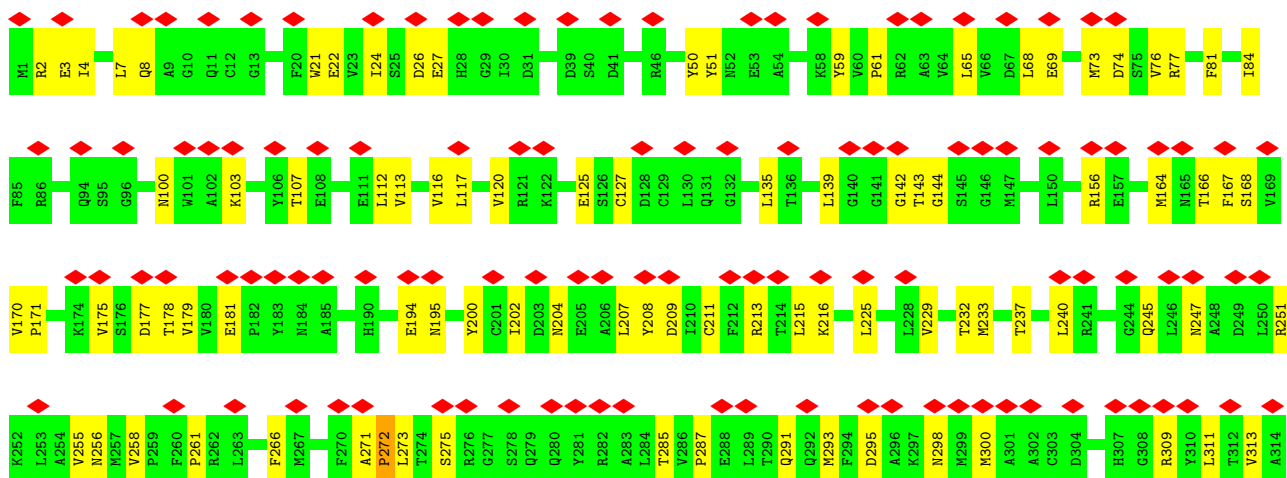
• Molecule 41: Tubulin beta chain

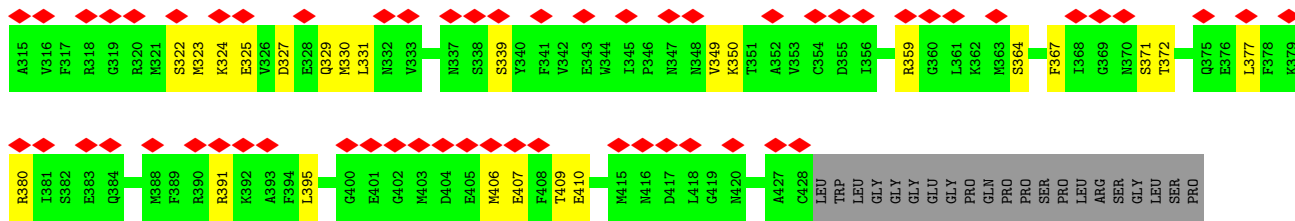


• Molecule 41: Tubulin beta chain

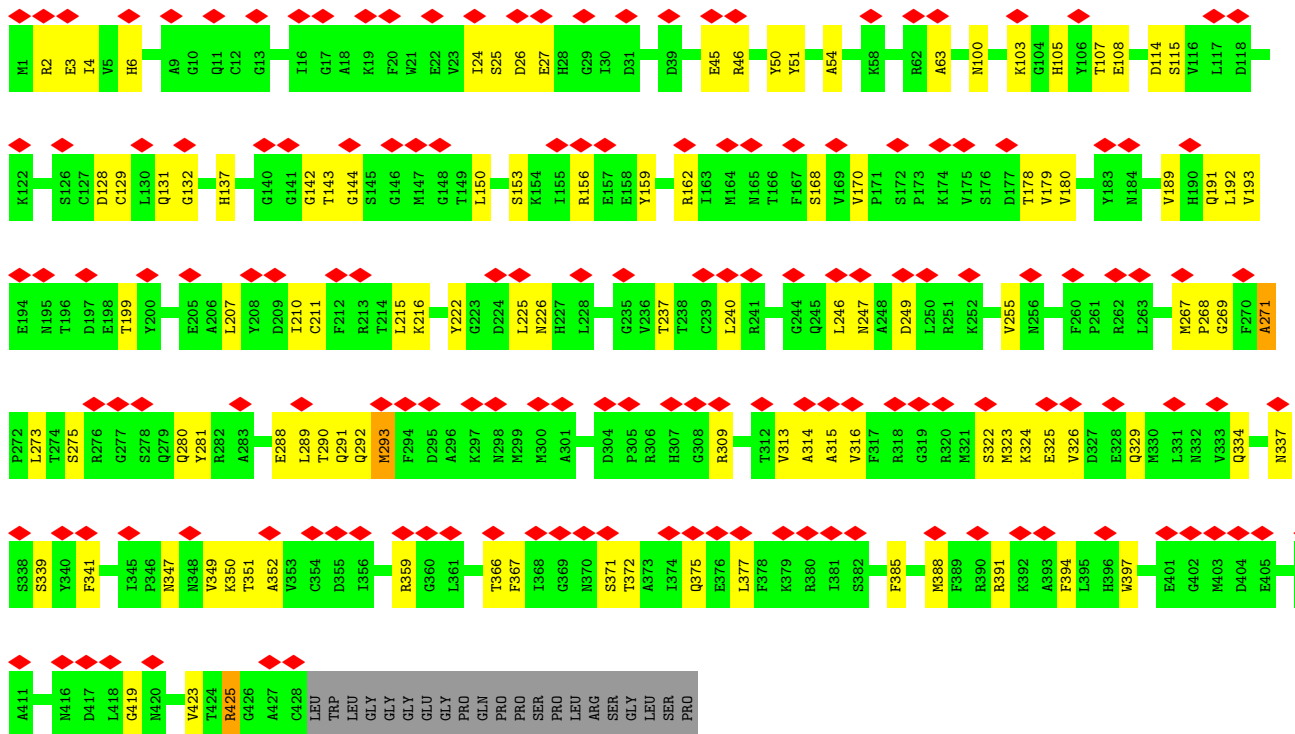


• Molecule 41: Tubulin beta chain

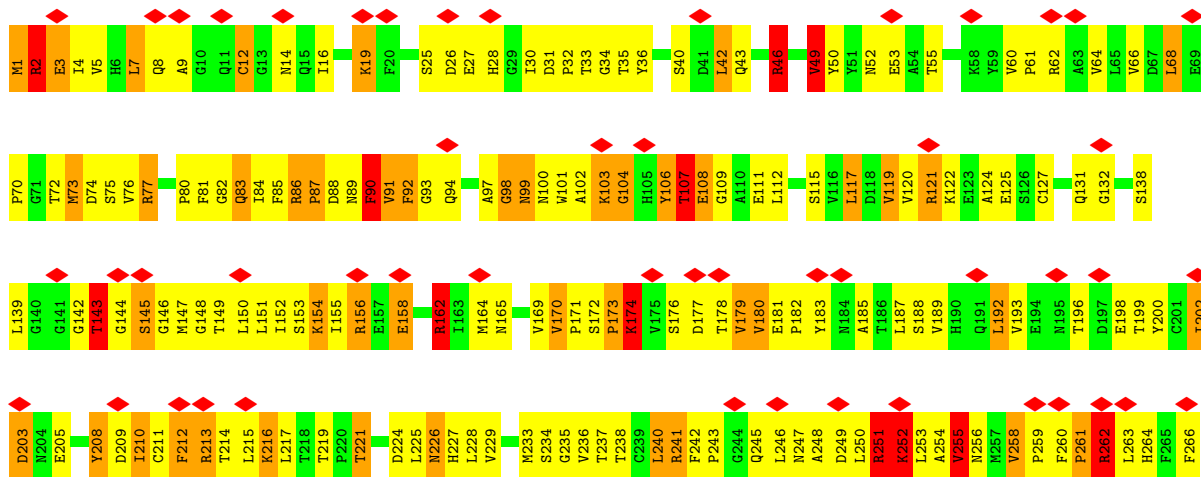



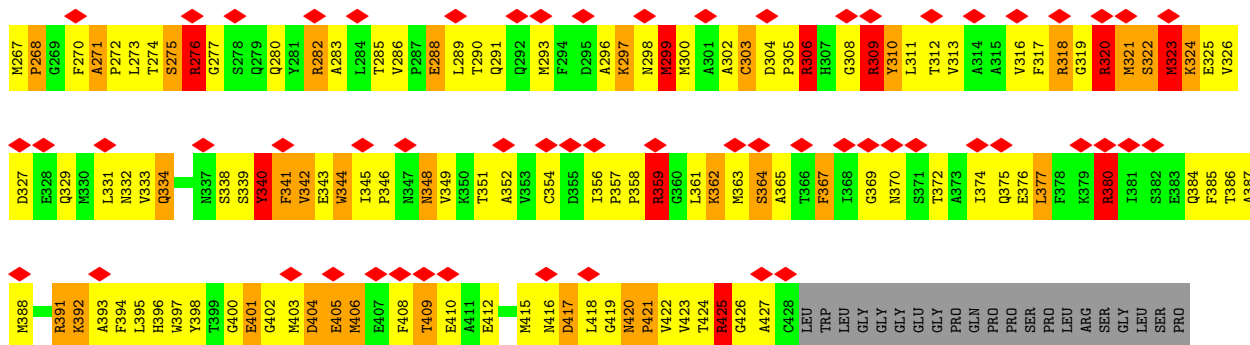


• Molecule 41: Tubulin beta chain

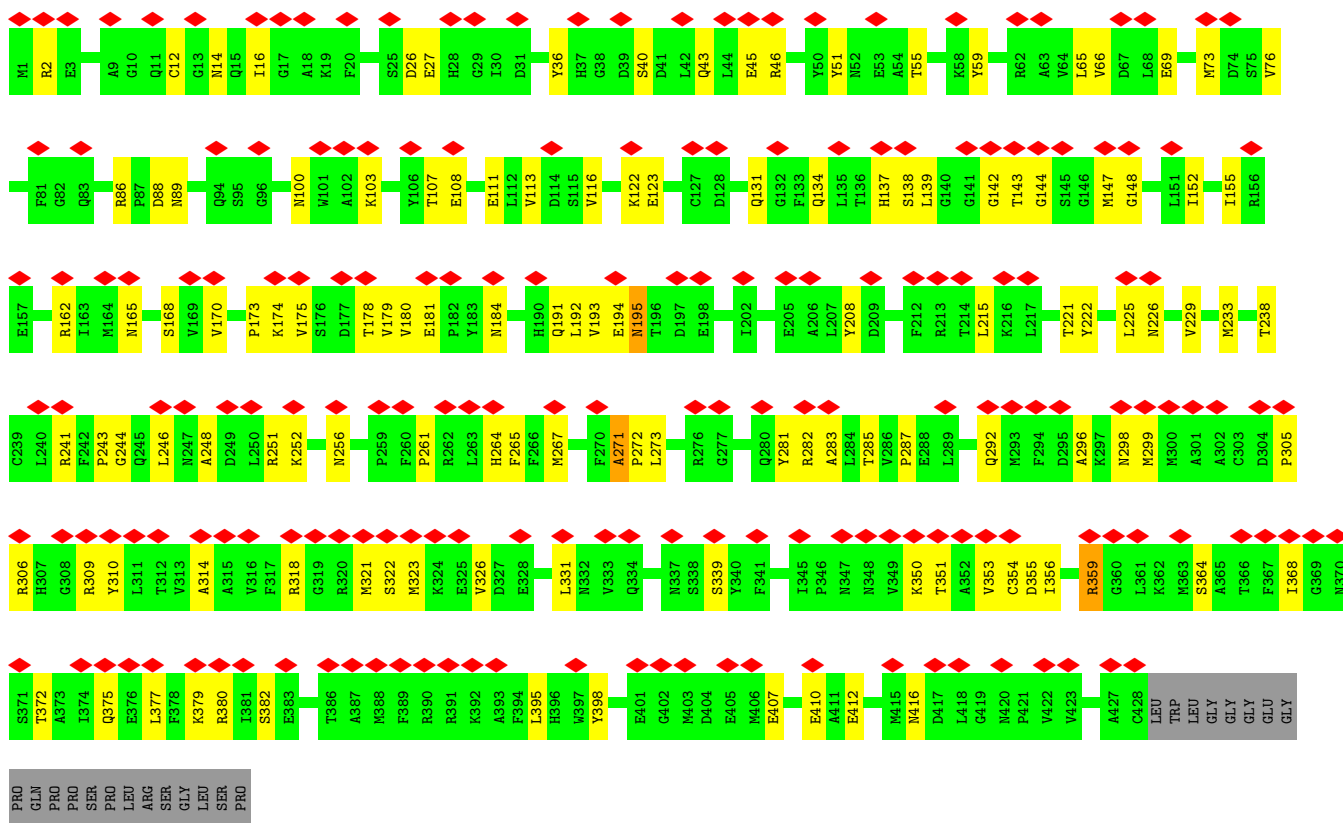
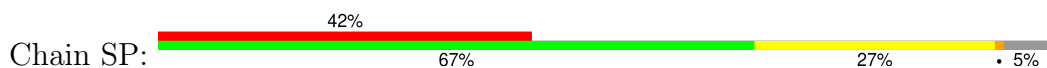


• Molecule 41: Tubulin beta chain

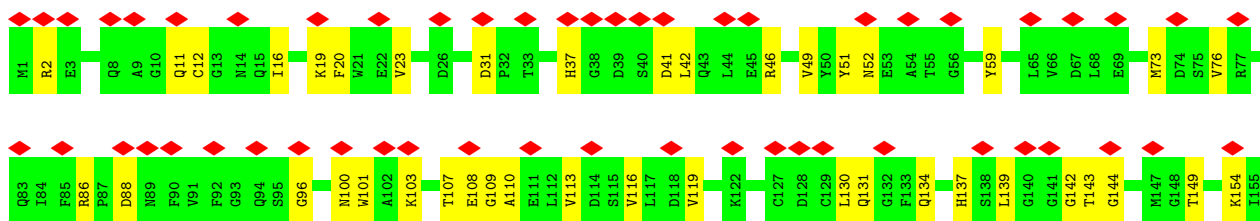


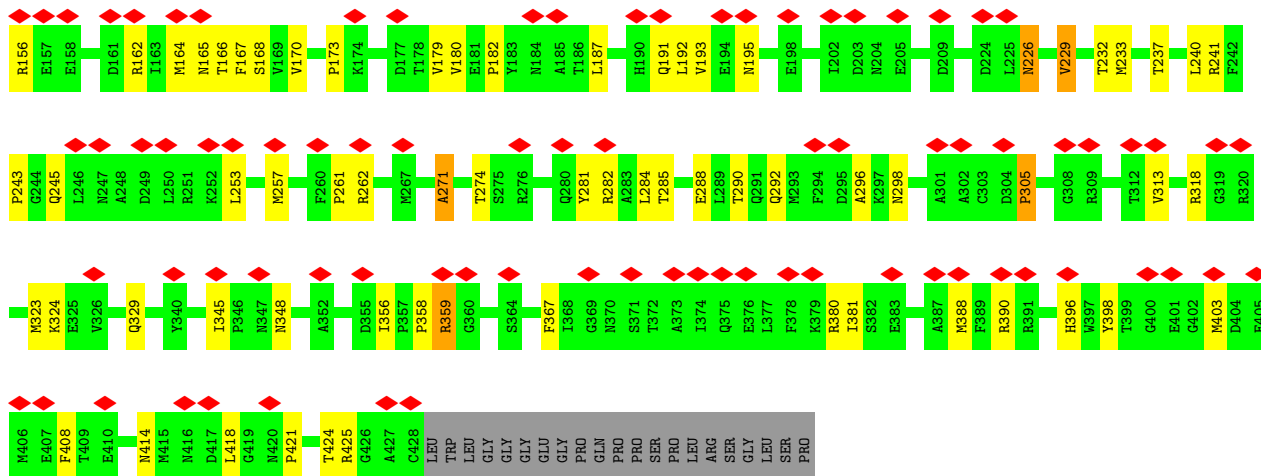


• Molecule 41: Tubulin beta chain

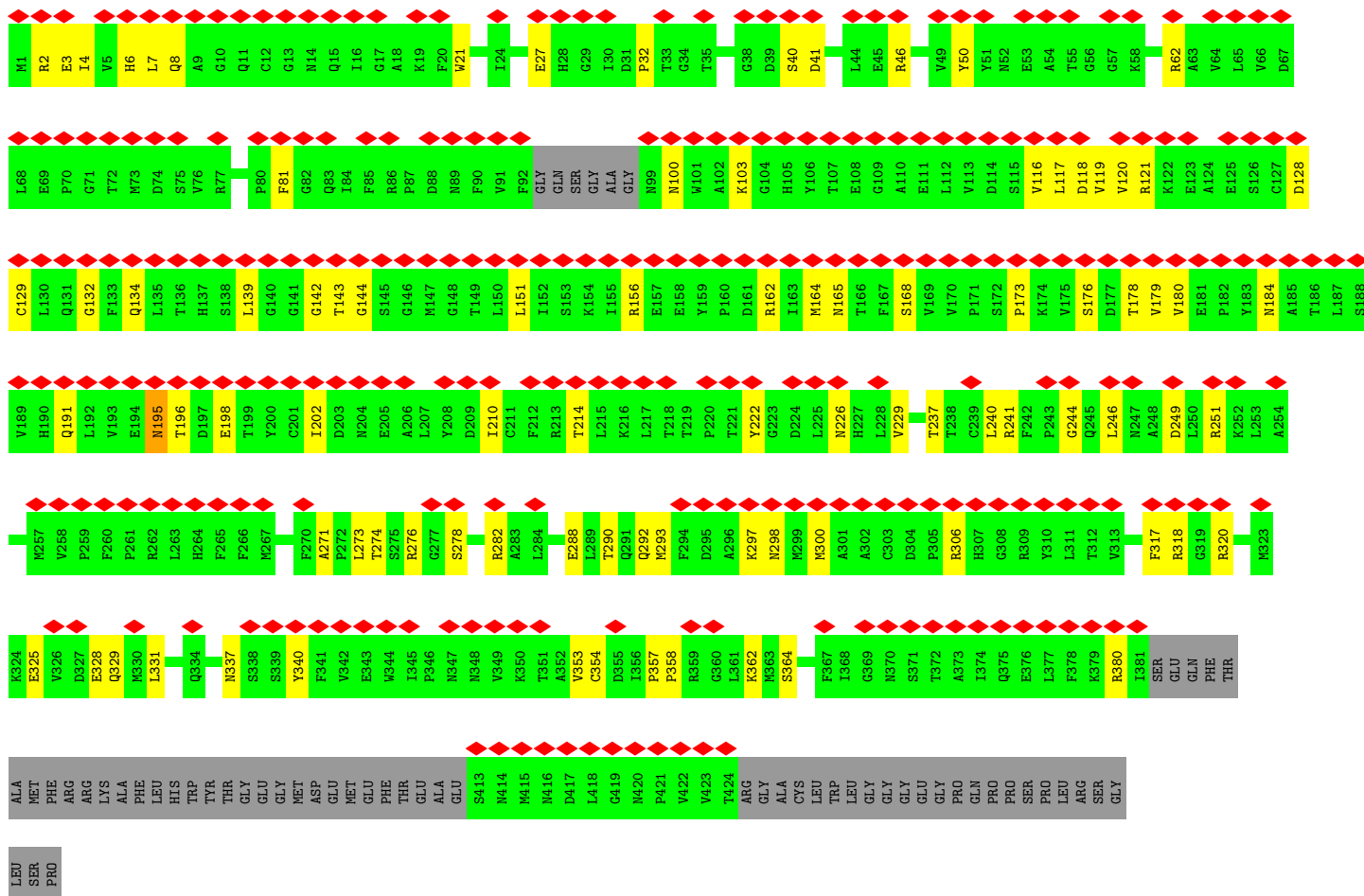


• Molecule 41: Tubulin beta chain



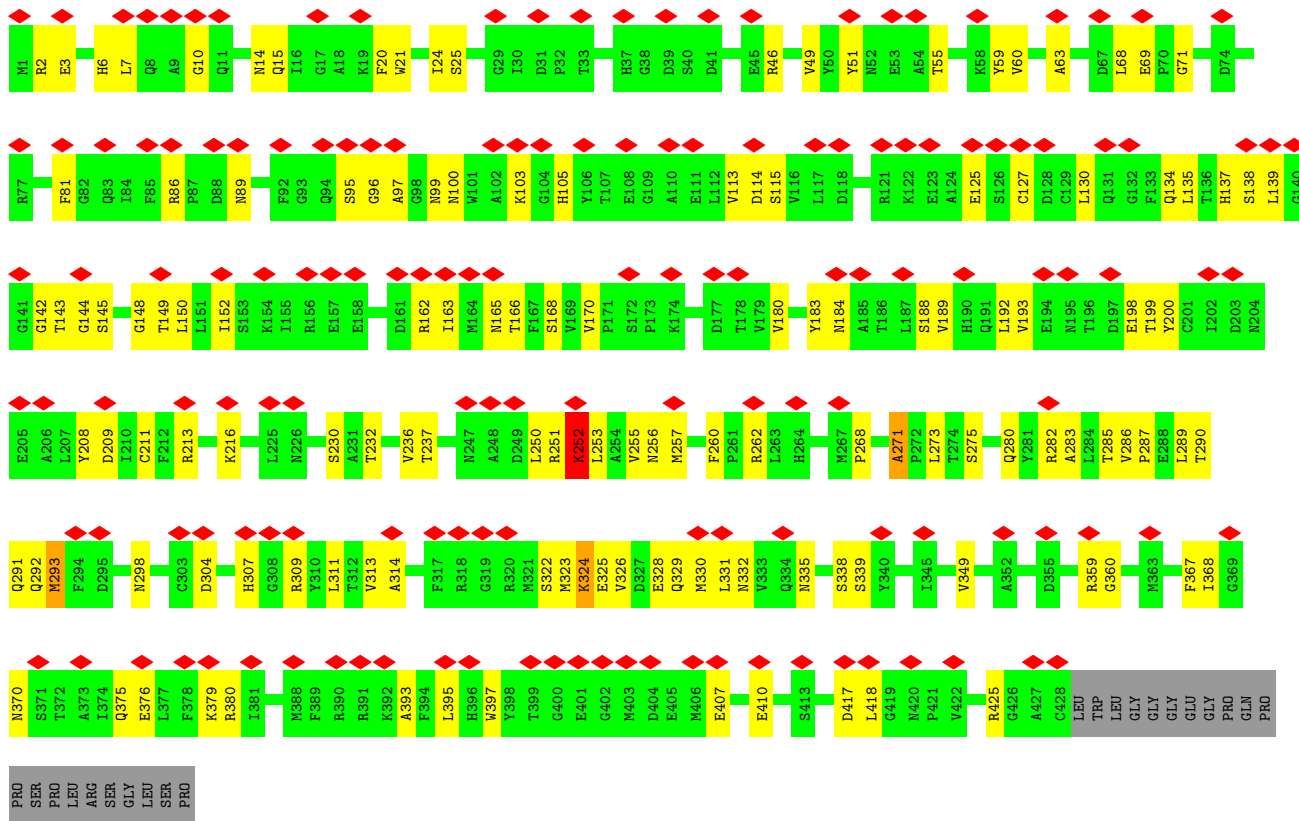


• Molecule 41: Tubulin beta chain

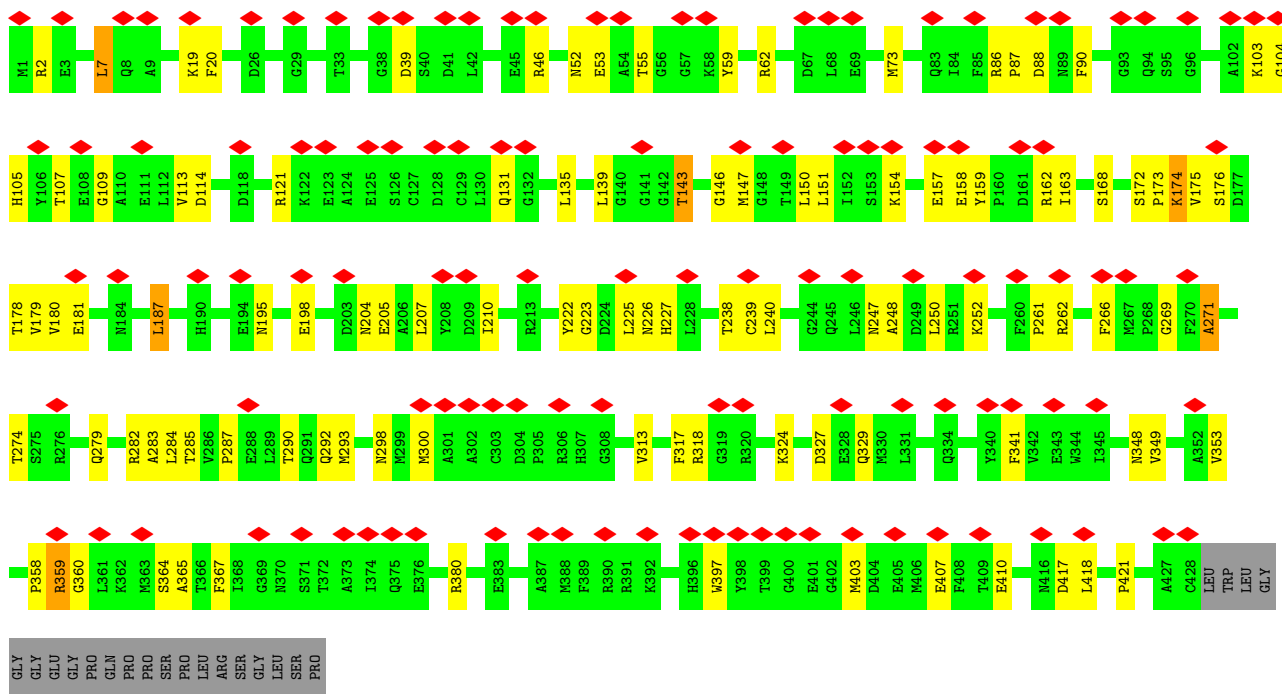


• Molecule 41: Tubulin beta chain

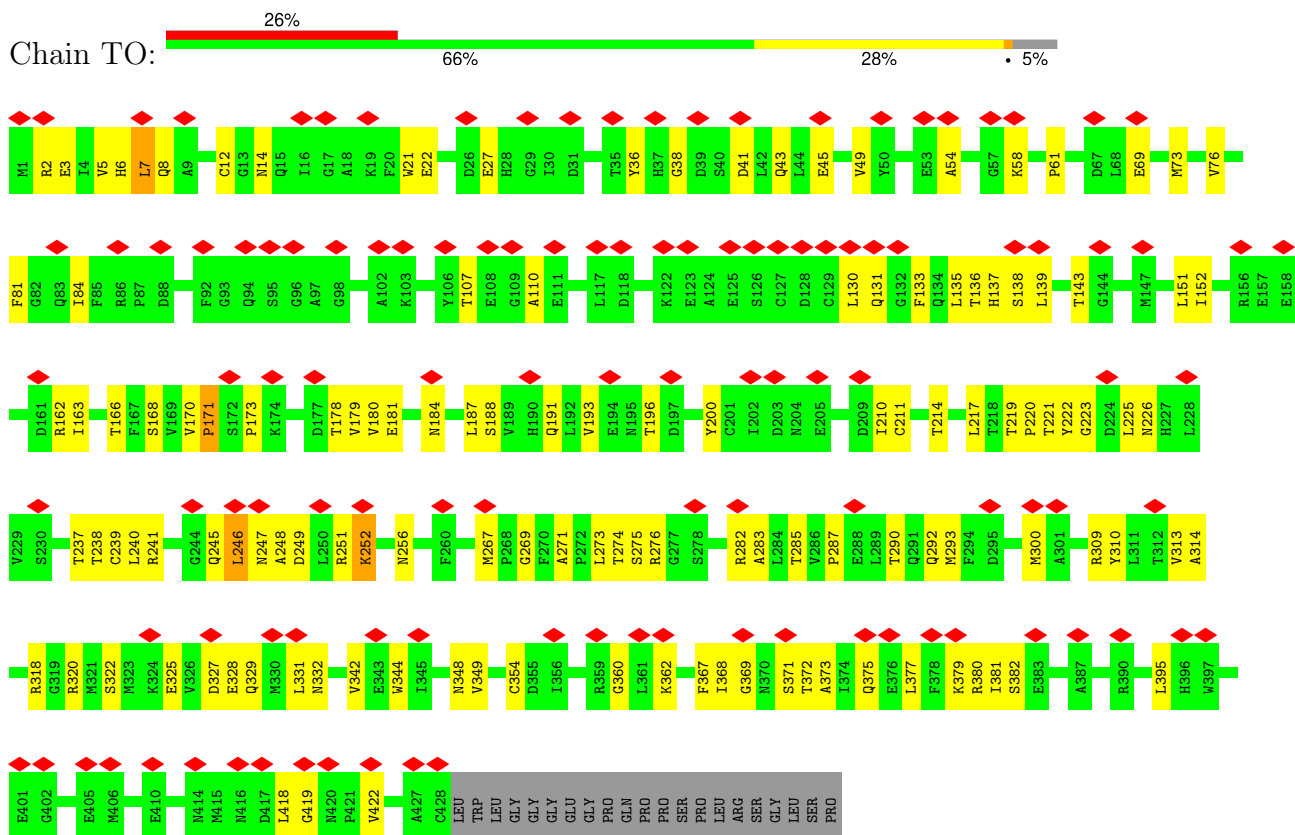




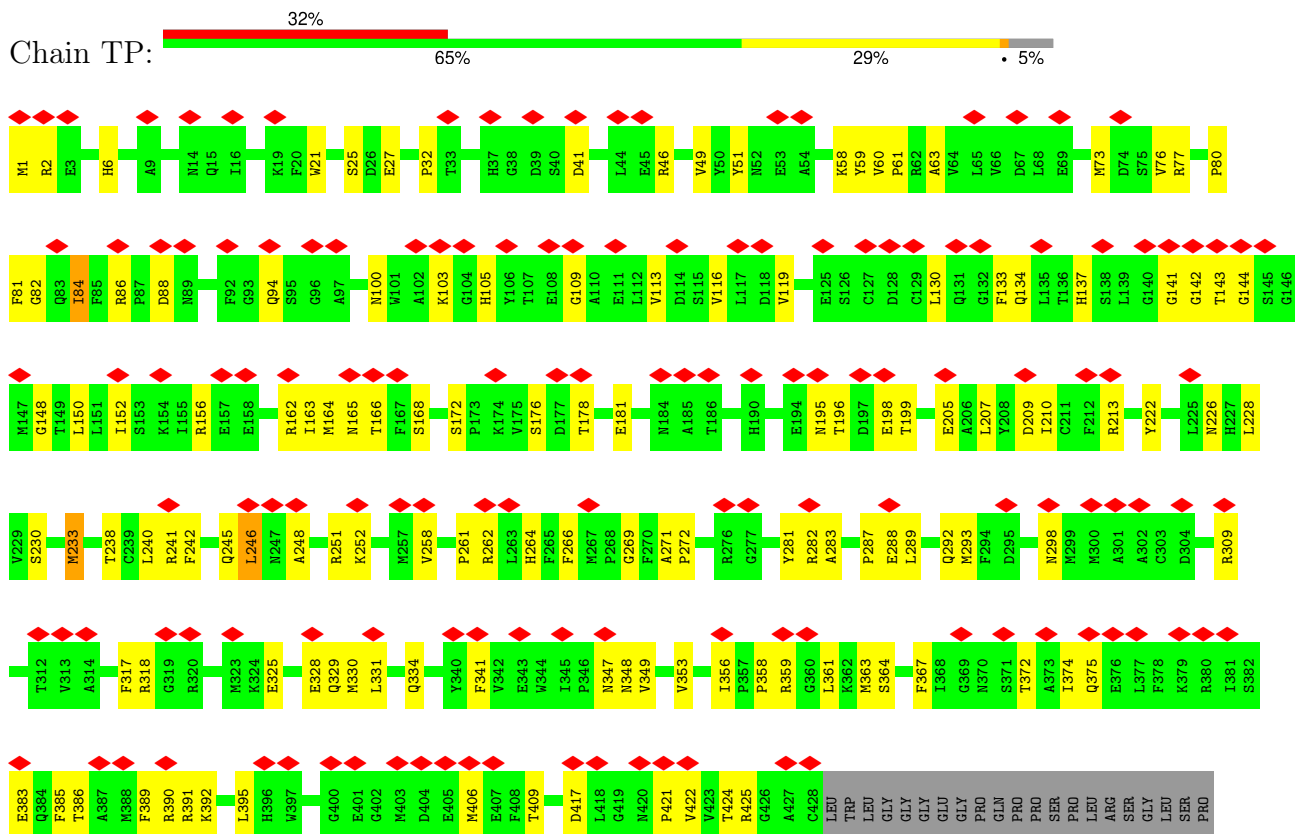
• Molecule 41: Tubulin beta chain



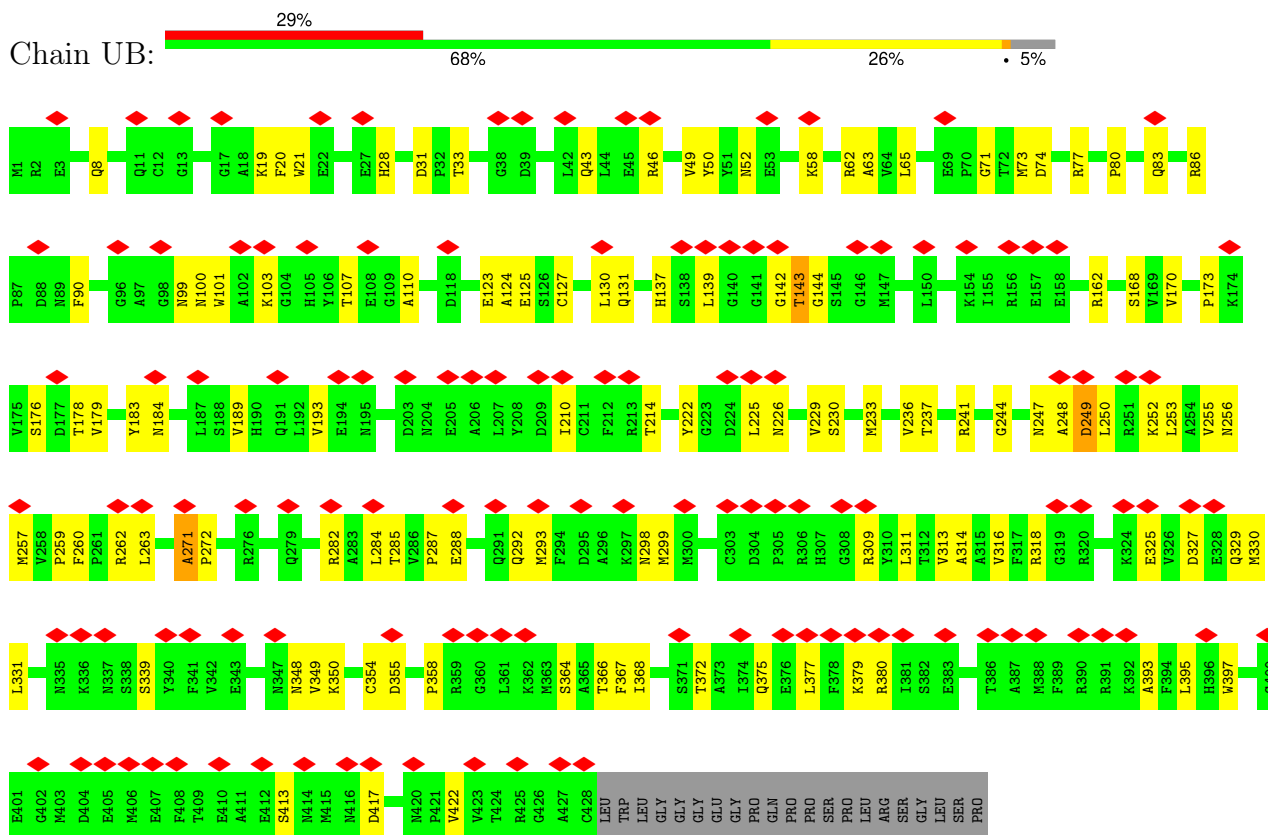
• Molecule 41: Tubulin beta chain



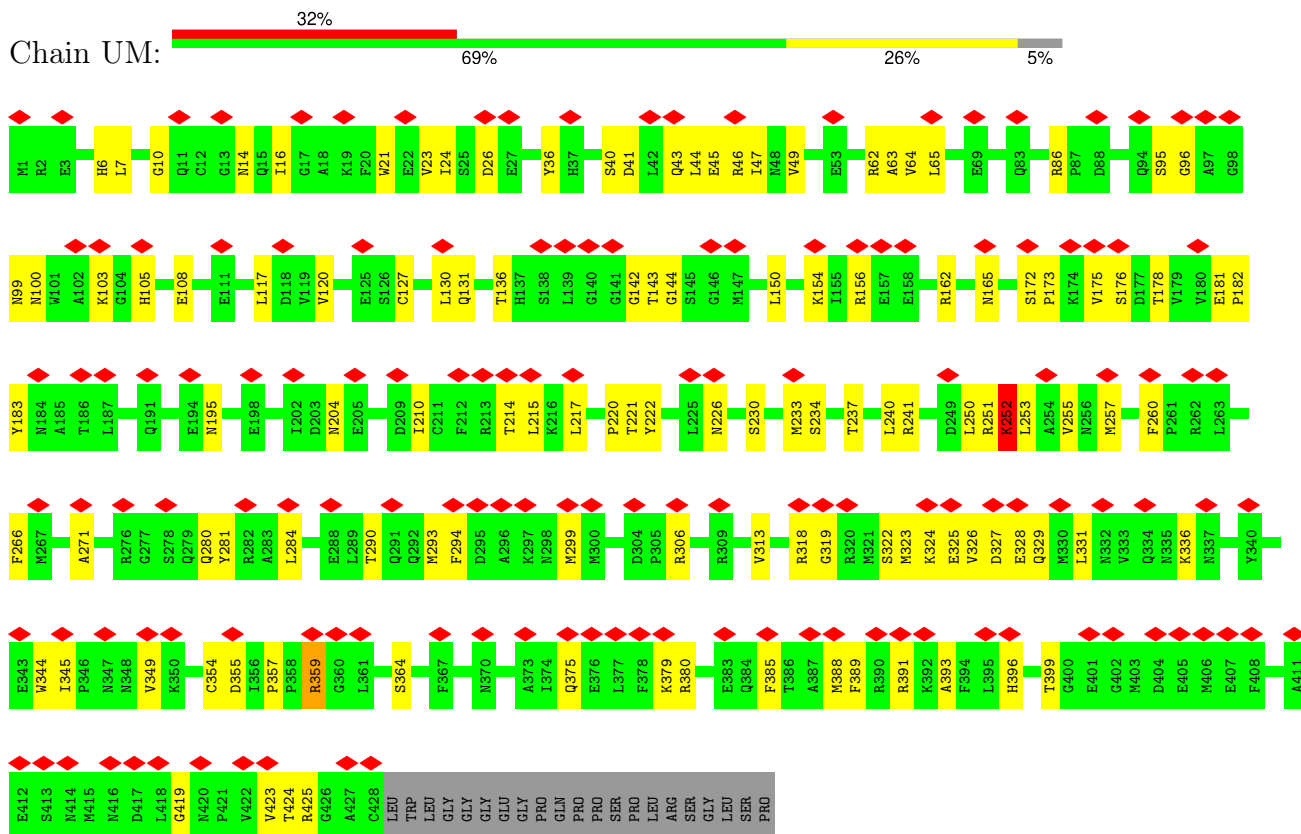
• Molecule 41: Tubulin beta chain




• Molecule 41: Tubulin beta chain



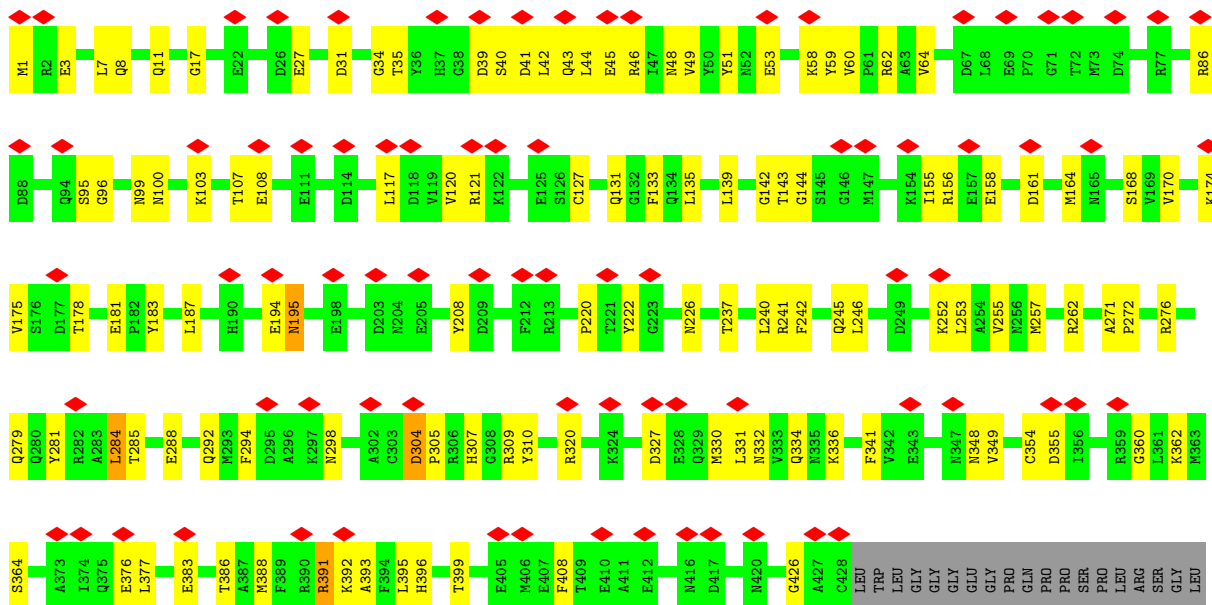
- Molecule 41: Tubulin beta chain



- Molecule 41: Tubulin beta chain

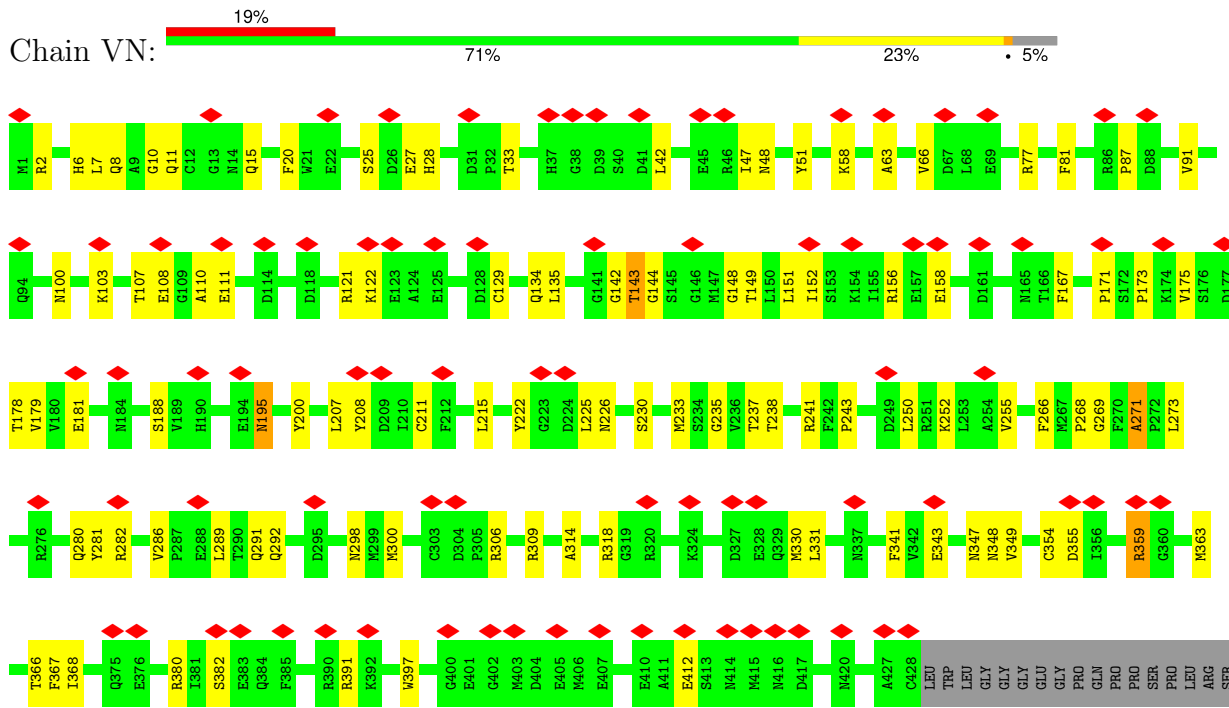


• Molecule 41: Tubulin beta chain



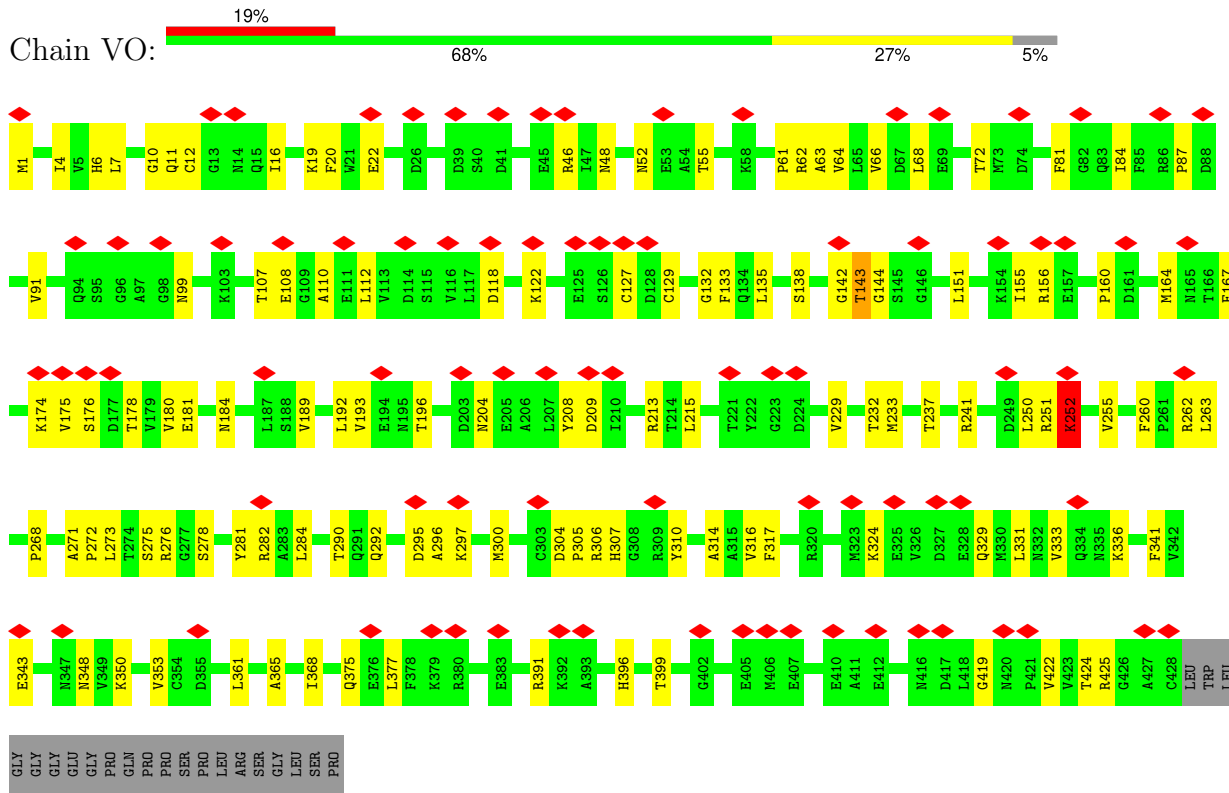
SER
PRO

• Molecule 41: Tubulin beta chain



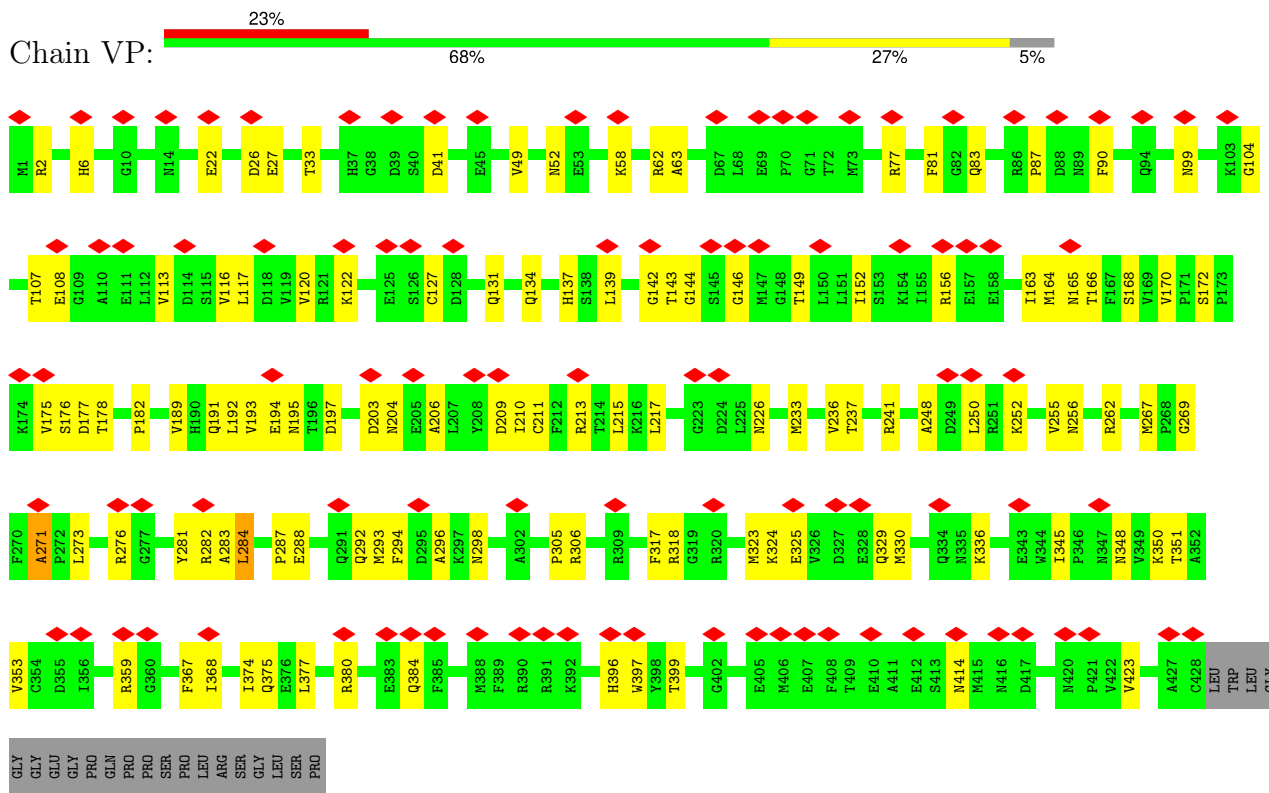
GLY
LEU
SER
PRO

• Molecule 41: Tubulin beta chain




GLY
GLY
GLY
GLY
GLY
PRO
GLN
PRO
PRO
SER
PRO
LEU
ARG
SER
GLY
LEU
SER
PRO

• Molecule 41: Tubulin beta chain

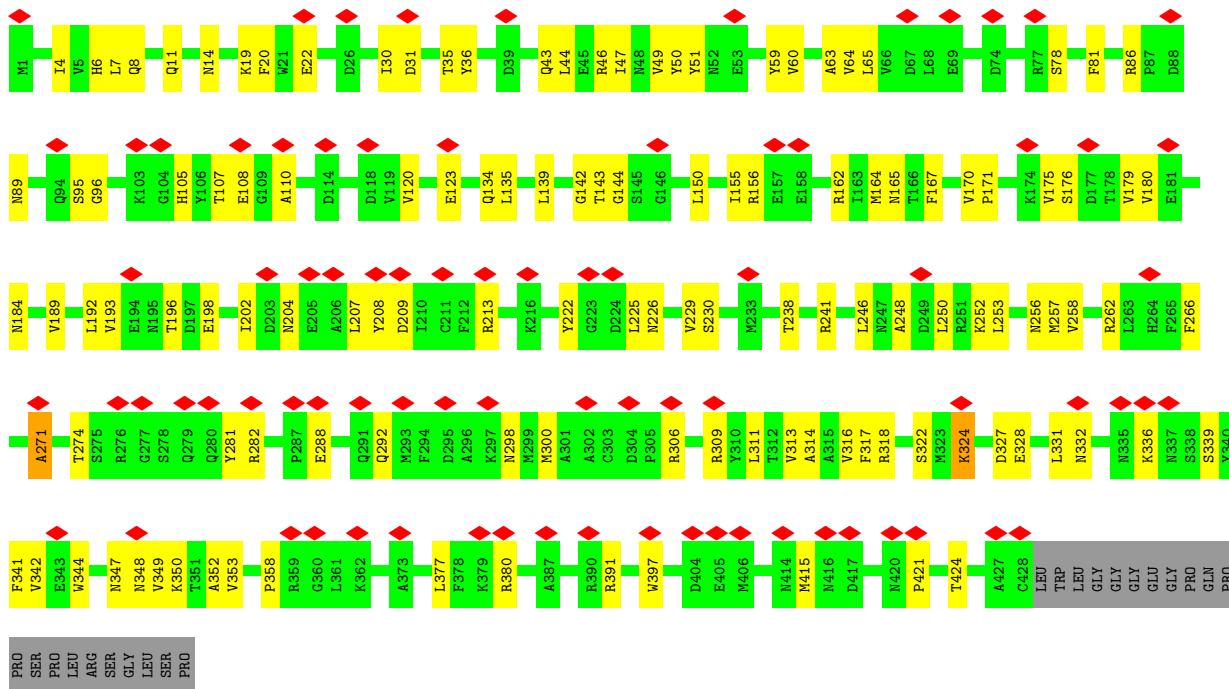


• Molecule 41: Tubulin beta chain

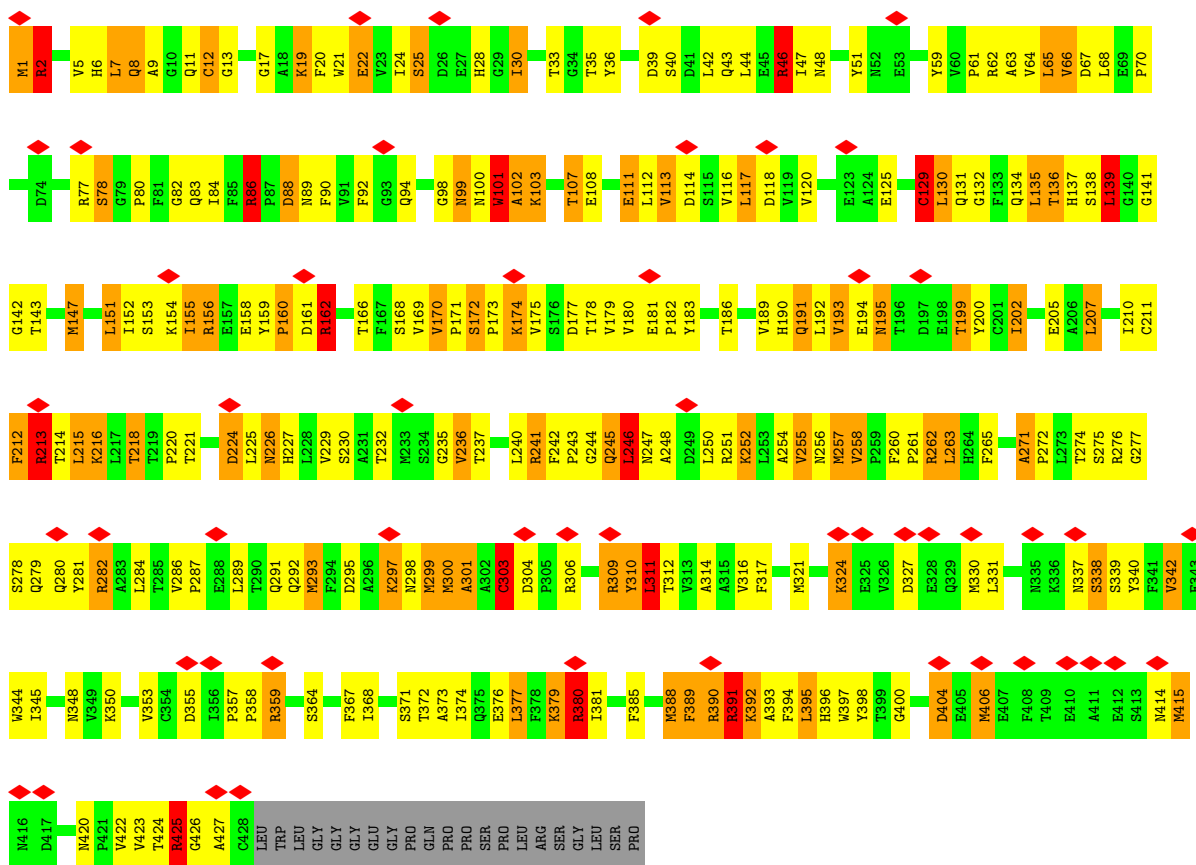


• Molecule 41: Tubulin beta chain

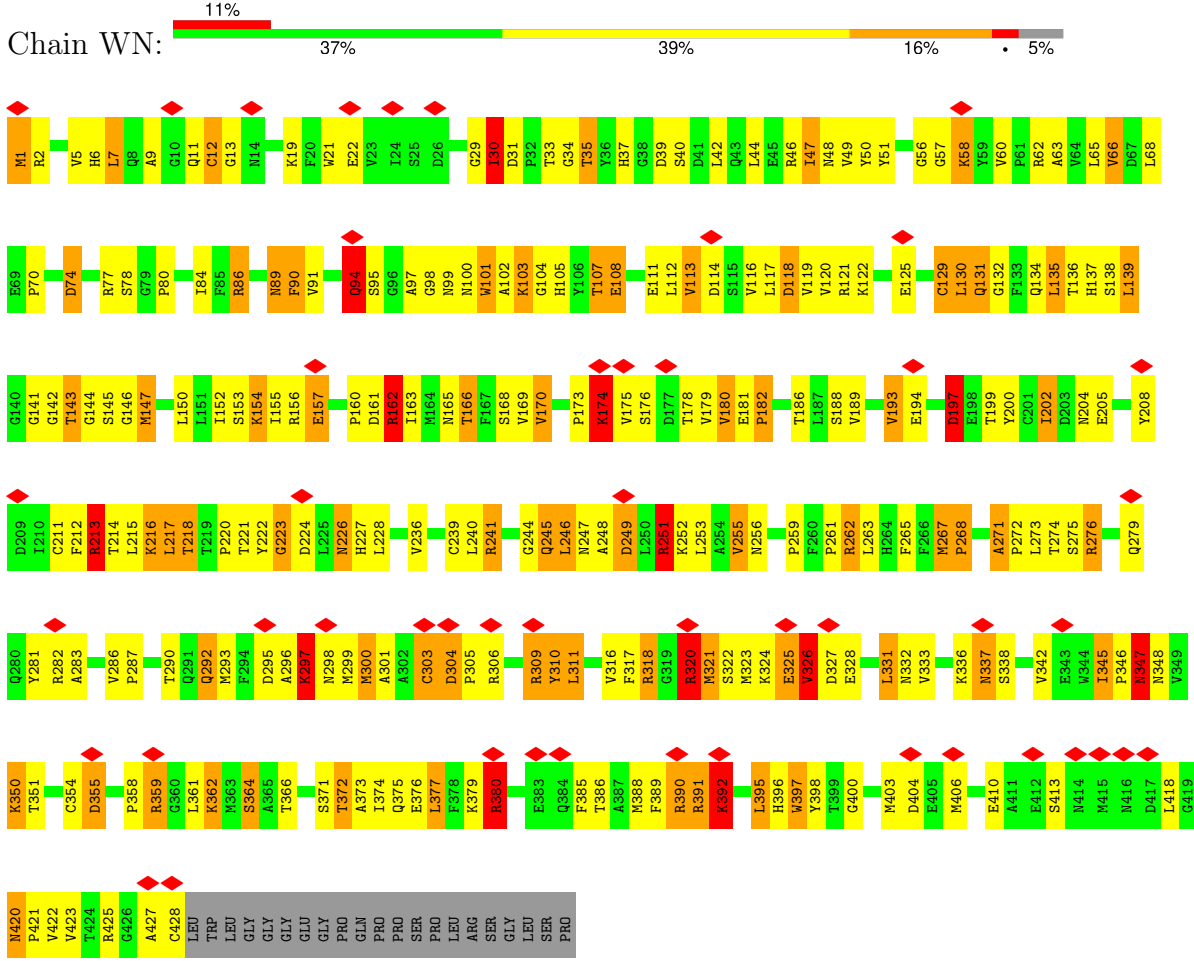




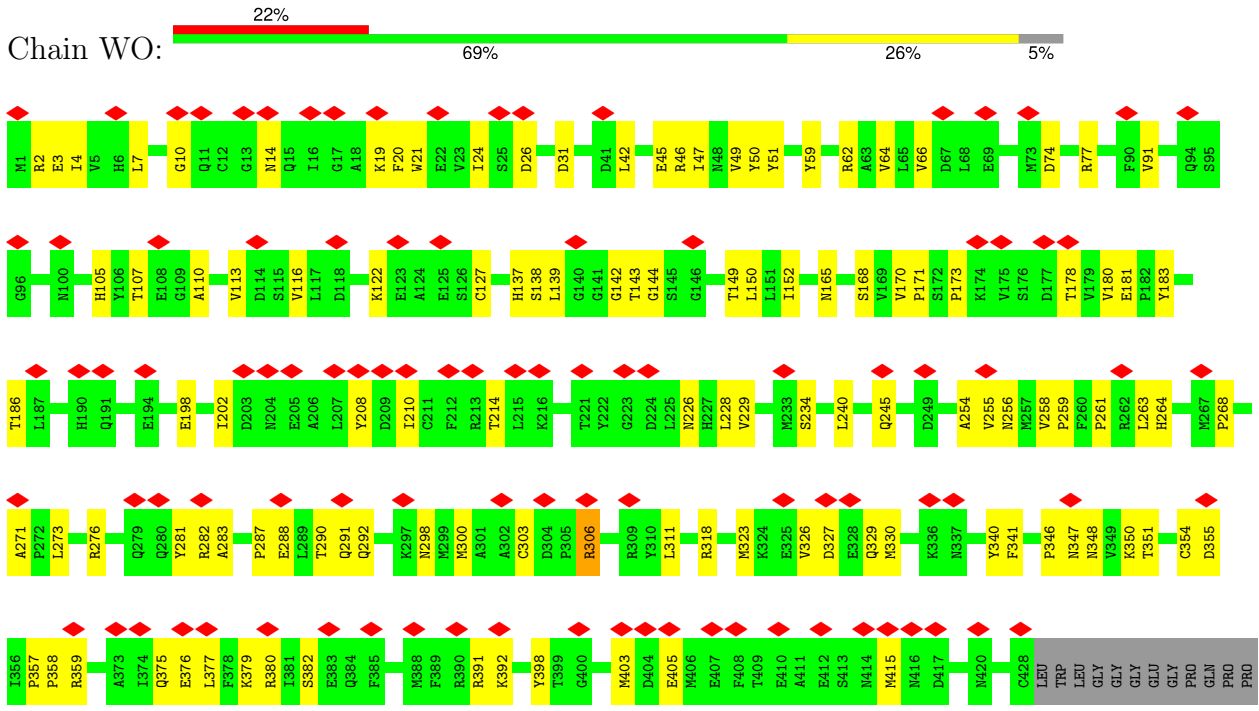
• Molecule 41: Tubulin beta chain



● Molecule 41: Tubulin beta chain

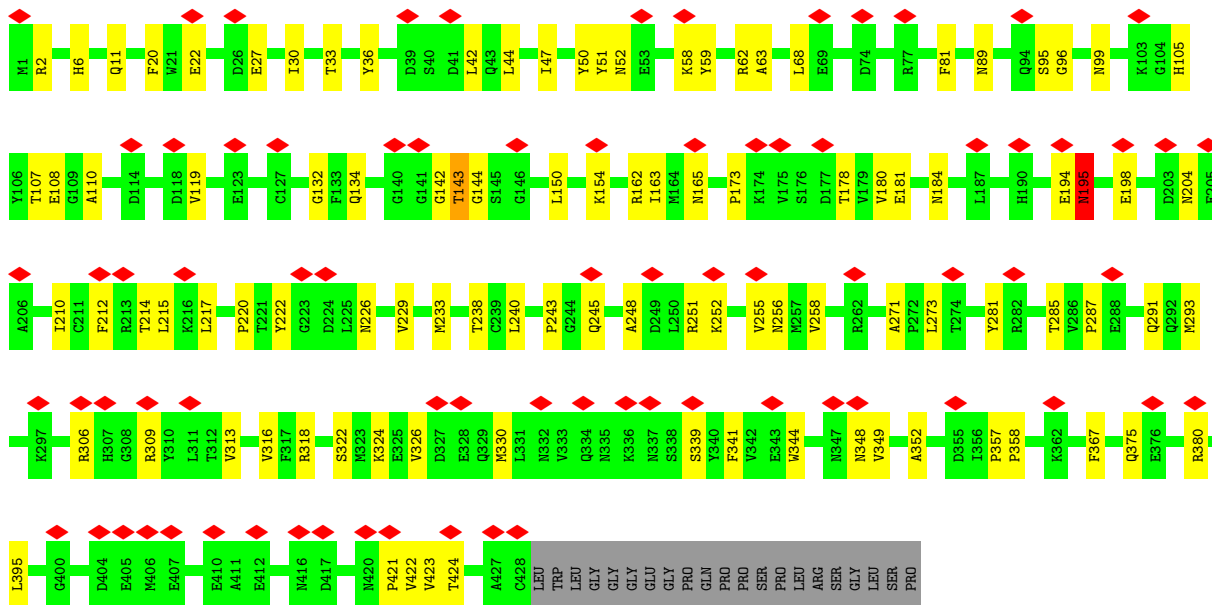
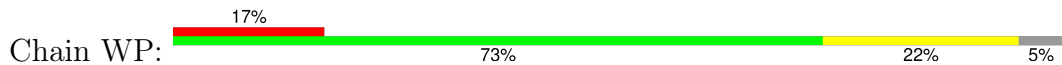


● Molecule 41: Tubulin beta chain

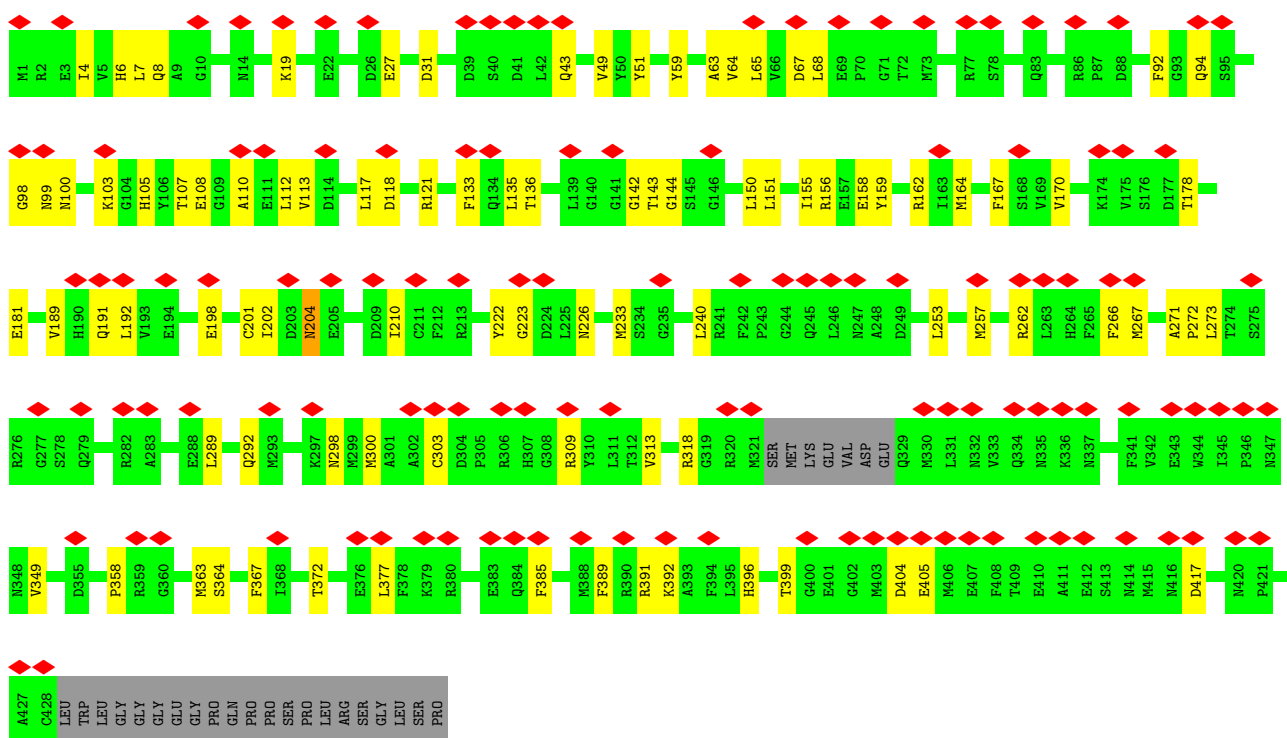
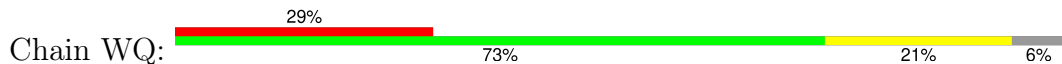


SER
PRO
LEU
ARG
SER
GLY
LEU
SER
PRO

● Molecule 41: Tubulin beta chain



● Molecule 41: Tubulin beta chain



4 Experimental information

Property	Value	Source
EM reconstruction method	SINGLE PARTICLE	Depositor
Imposed symmetry	POINT, Not provided	
Number of particles used	113809	Depositor
Resolution determination method	FSC 0.143 CUT-OFF	Depositor
CTF correction method	PHASE FLIPPING AND AMPLITUDE CORRECTION	Depositor
Microscope	TFS KRIOS	Depositor
Voltage (kV)	300	Depositor
Electron dose ($e^-/\text{\AA}^2$)	50	Depositor
Minimum defocus (nm)	500	Depositor
Maximum defocus (nm)	2500	Depositor
Magnification	Not provided	
Image detector	GATAN K3 BIOQUANTUM (6k x 4k)	Depositor
Maximum map value	2.382	Depositor
Minimum map value	0.000	Depositor
Average map value	0.011	Depositor
Map value standard deviation	0.079	Depositor
Recommended contour level	0.35	Depositor
Map size (Å)	686.08, 686.08, 686.08	wwPDB
Map dimensions	512, 512, 512	wwPDB
Map angles (°)	90.0, 90.0, 90.0	wwPDB
Pixel spacing (Å)	1.34, 1.34, 1.34	Depositor

5 Model quality i

5.1 Standard geometry i

Bond lengths and bond angles in the following residue types are not validated in this section: GTP, GDP

The Z score for a bond length (or angle) is the number of standard deviations the observed value is removed from the expected value. A bond length (or angle) with $|Z| > 5$ is considered an outlier worth inspection. RMSZ is the root-mean-square of all Z scores of the bond lengths (or angles).

Mol	Chain	Bond lengths		Bond angles	
		RMSZ	# $ Z > 5$	RMSZ	# $ Z > 5$
1	1A	0.30	0/4550	0.63	2/6154 (0.0%)
1	1B	0.27	0/1148	0.60	1/1555 (0.1%)
2	1C	0.35	0/1727	0.74	0/2313
2	1D	0.35	0/1727	0.70	1/2313 (0.0%)
3	1F	0.31	0/1400	0.61	0/1875
3	1G	0.61	0/1400	0.59	0/1875
4	1H	0.39	0/1644	0.76	1/2193 (0.0%)
4	1I	0.34	0/729	0.82	1/967 (0.1%)
4	1J	0.34	0/981	0.76	1/1313 (0.1%)
5	1L	0.38	0/1316	0.78	1/1760 (0.1%)
5	1M	0.33	0/2106	0.73	2/2823 (0.1%)
5	1N	0.33	0/875	0.70	0/1175
6	1P	0.30	0/724	0.62	0/974
6	1Q	0.29	0/694	0.58	0/935
7	1S	0.35	0/4812	0.66	0/6518
7	1T	0.65	0/4812	0.66	0/6518
7	1U	0.33	0/4812	0.67	1/6518 (0.0%)
8	1W	0.36	0/2736	0.79	1/3616 (0.0%)
8	1X	0.50	0/2305	0.80	2/3061 (0.1%)
8	1Y	0.32	0/1339	0.68	0/1784
8	1Z	0.36	0/1690	0.76	0/2237
9	2B	0.39	0/3244	0.75	1/4299 (0.0%)
9	2C	0.36	0/671	0.75	1/890 (0.1%)
10	2E	0.34	0/954	0.66	1/1289 (0.1%)
10	2F	0.37	1/954 (0.1%)	0.69	2/1289 (0.2%)
10	2G	0.29	0/954	0.65	1/1289 (0.1%)
11	2I	0.52	1/2068 (0.0%)	0.63	1/2777 (0.0%)
11	2J	0.32	0/2071	0.66	1/2780 (0.0%)
11	2K	0.43	0/1985	0.58	0/2656
12	2M	0.30	0/1810	0.63	1/2447 (0.0%)
12	2N	0.33	0/1810	0.69	1/2447 (0.0%)
12	2O	0.43	0/1810	0.68	2/2447 (0.1%)

Mol	Chain	Bond lengths		Bond angles	
		RMSZ	# Z >5	RMSZ	# Z >5
12	2P	0.32	0/1810	0.64	0/2447
12	2Q	0.33	0/1810	0.67	1/2447 (0.0%)
12	2R	0.32	0/1810	0.68	3/2447 (0.1%)
13	2T	0.63	0/1573	0.66	0/2122
13	2U	0.60	0/1573	0.67	0/2122
13	2V	0.60	0/1573	0.65	0/2122
13	2W	0.60	0/1573	0.66	0/2122
13	2X	0.65	0/1573	0.68	0/2122
14	3A	0.29	0/951	0.62	0/1294
14	3B	0.31	0/951	0.71	2/1294 (0.2%)
14	3C	0.32	0/951	0.61	0/1294
15	3E	0.31	0/3254	0.60	1/4383 (0.0%)
15	3F	0.34	0/3279	0.64	3/4418 (0.1%)
15	3G	0.29	0/1102	0.57	0/1477
15	3H	0.31	0/2481	0.62	0/3342
16	3J	0.33	0/3272	0.62	2/4409 (0.0%)
16	3K	0.31	0/2583	0.64	2/3471 (0.1%)
16	3L	0.30	0/3272	0.61	1/4409 (0.0%)
16	3M	0.28	0/955	0.64	0/1294
17	3O	0.40	0/3220	0.65	4/4342 (0.1%)
17	3P	0.66	0/3220	0.61	0/4342
17	3Q	0.65	0/1066	0.61	0/1436
17	3R	0.62	0/2179	0.58	0/2941
18	3T	0.32	0/3334	0.64	4/4495 (0.1%)
18	3U	0.34	0/3339	0.68	2/4502 (0.0%)
18	3V	0.29	0/1433	0.54	0/1934
18	3W	0.30	0/2140	0.65	0/2881
19	3Y	0.34	0/3013	0.65	2/4026 (0.0%)
19	3Z	0.44	0/198	0.56	0/266
20	4A	0.63	0/1494	0.59	0/1989
20	4B	0.64	0/951	0.60	0/1273
21	4D	0.44	0/3944	0.67	3/5339 (0.1%)
21	4E	0.44	0/3944	0.63	2/5339 (0.0%)
21	4F	0.43	0/3944	0.64	0/5339
22	4H	0.33	0/2970	0.67	2/4009 (0.0%)
22	4I	0.38	0/5138	0.65	1/6912 (0.0%)
22	4J	0.40	0/5169	0.74	10/6956 (0.1%)
22	4K	0.50	0/2015	0.67	1/2698 (0.0%)
23	4M	0.66	0/1374	0.67	0/1862
23	4N	0.68	1/1364 (0.1%)	0.63	0/1851
23	4P	0.68	1/729 (0.1%)	0.62	0/981
23	4Q	0.69	0/1103	0.64	0/1490
23	4R	0.67	0/1362	0.64	0/1843

Mol	Chain	Bond lengths		Bond angles	
		RMSZ	# Z >5	RMSZ	# Z >5
24	4O	0.69	0/726	0.70	1/978 (0.1%)
25	4T	0.36	0/1360	0.70	1/1847 (0.1%)
26	4V	0.33	0/3009	0.72	3/4063 (0.1%)
26	4W	0.35	0/3009	0.72	3/4063 (0.1%)
27	4Y	0.31	0/2195	0.64	2/2970 (0.1%)
27	4Z	0.30	0/2212	0.71	4/2995 (0.1%)
28	5B	0.36	0/1671	0.68	3/2267 (0.1%)
29	5D	0.30	0/720	0.68	0/974
29	5E	0.31	0/288	0.73	0/390
30	5G	0.29	0/729	0.64	0/996
31	5I	0.36	0/3672	0.72	1/4968 (0.0%)
31	5J	0.32	0/915	0.66	0/1234
32	5L	0.34	0/749	0.73	0/1010
33	5N	0.36	0/2907	0.73	3/3851 (0.1%)
33	5O	0.36	0/1286	0.72	1/1707 (0.1%)
34	5Q	0.36	0/2231	0.75	2/2965 (0.1%)
34	5R	0.64	0/1681	0.64	0/2226
35	5T	0.30	0/1164	0.65	1/1592 (0.1%)
35	5U	0.31	0/229	0.75	0/312
36	5W	0.33	0/1917	0.78	0/2595
36	5X	0.33	0/1917	0.79	4/2595 (0.2%)
36	5Y	0.30	0/1521	0.79	2/2056 (0.1%)
36	5Z	0.34	0/504	0.76	1/682 (0.1%)
37	6A	0.32	0/1019	0.82	0/1382
38	6C	0.41	0/1746	0.81	2/2348 (0.1%)
38	6D	0.31	0/511	0.67	0/690
39	6F	0.30	0/1290	0.53	0/1743
39	6G	0.30	0/1290	0.53	0/1743
39	6H	0.30	0/1153	0.65	0/1551
39	6I	0.26	0/1290	0.56	0/1743
39	6J	0.24	0/1290	0.50	0/1743
39	6K	0.28	0/1290	0.58	0/1743
39	6L	0.39	0/1115	0.60	1/1506 (0.1%)
40	AA	0.31	0/3520	0.61	1/4778 (0.0%)
40	AE	0.32	0/3520	0.61	1/4778 (0.0%)
40	AF	0.33	0/3520	0.63	4/4778 (0.1%)
40	AG	0.32	0/3520	0.60	0/4778
40	AH	0.31	0/3520	0.59	0/4778
40	BA	0.32	0/3520	0.62	2/4778 (0.0%)
40	BE	0.66	0/3520	0.66	0/4778
40	BF	0.35	0/3475	0.67	1/4717 (0.0%)
40	BG	0.66	3/3469 (0.1%)	0.94	7/4709 (0.1%)
40	BH	0.66	0/3520	0.66	0/4778

Mol	Chain	Bond lengths		Bond angles	
		RMSZ	# Z >5	RMSZ	# Z >5
40	BI	0.66	0/2998	0.66	0/4064
40	CA	0.66	0/3520	0.67	0/4778
40	CE	0.33	0/3516	0.67	1/4774 (0.0%)
40	CF	0.35	0/3520	0.67	2/4778 (0.0%)
40	CG	0.33	0/3520	0.67	2/4778 (0.0%)
40	CH	0.66	0/3520	0.68	0/4778
40	CI	0.32	0/3520	0.64	0/4778
40	DA	0.66	0/3467	0.67	0/4706
40	DE	0.65	0/3487	0.66	0/4733
40	DF	0.65	0/3467	0.67	0/4706
40	DG	0.31	0/3475	0.64	1/4717 (0.0%)
40	DH	0.66	0/3475	0.69	0/4717
40	DI	0.66	0/3467	0.66	0/4706
40	EA	0.33	0/3483	0.62	1/4728 (0.0%)
40	EE	0.31	0/3492	0.64	0/4739
40	EF	0.33	0/3492	0.63	0/4739
40	EG	0.36	1/3483 (0.0%)	0.69	3/4728 (0.1%)
40	EH	0.66	0/3475	0.67	0/4717
40	EI	0.66	0/3483	0.65	0/4728
40	FA	0.65	0/3483	0.67	0/4728
40	FE	0.30	0/3483	0.65	2/4728 (0.0%)
40	FF	0.34	0/3483	0.65	1/4728 (0.0%)
40	FG	0.32	0/3475	0.65	2/4717 (0.0%)
40	FH	0.33	0/3483	0.64	1/4728 (0.0%)
40	FI	0.36	0/3479	0.67	2/4724 (0.0%)
40	GA	0.37	0/3483	0.66	0/4728
40	GE	0.66	0/3483	0.65	0/4728
40	GF	0.32	0/3475	0.65	0/4717
40	GG	0.38	0/3475	0.66	4/4717 (0.1%)
40	GH	0.65	0/3475	0.66	0/4717
40	GI	0.66	0/3483	0.66	0/4728
40	HA	0.32	0/3487	0.67	1/4733 (0.0%)
40	HE	0.66	0/3475	0.63	0/4717
40	HF	0.30	0/3469	0.63	1/4709 (0.0%)
40	HG	0.34	0/3479	0.68	1/4723 (0.0%)
40	HH	0.32	0/3483	0.65	3/4728 (0.1%)
40	HI	0.33	0/3492	0.65	0/4739
40	IA	0.35	0/3483	0.69	1/4728 (0.0%)
40	IE	0.31	0/3356	0.61	0/4554
40	IF	0.32	0/3483	0.65	1/4728 (0.0%)
40	IG	0.33	0/3475	0.67	3/4717 (0.1%)
40	IH	0.35	0/3483	0.63	0/4728
40	II	0.33	0/3483	0.65	0/4728

Mol	Chain	Bond lengths		Bond angles	
		RMSZ	# Z >5	RMSZ	# Z >5
40	JA	0.33	0/3483	0.65	0/4728
40	JD	0.32	0/3483	0.68	3/4728 (0.1%)
40	JE	0.34	0/3483	0.66	2/4728 (0.0%)
40	JF	0.32	0/3475	0.63	2/4717 (0.0%)
40	JG	0.32	0/3520	0.63	0/4778
40	JH	0.30	0/3475	0.60	1/4717 (0.0%)
40	KA	0.32	0/3483	0.64	1/4728 (0.0%)
40	KD	0.33	0/3475	0.62	3/4717 (0.1%)
40	KE	0.31	0/3479	0.60	0/4722
40	KF	0.63	5/3483 (0.1%)	0.74	5/4728 (0.1%)
40	KG	0.32	0/3520	0.65	2/4778 (0.0%)
40	KH	0.33	0/3520	0.64	1/4778 (0.0%)
40	LA	0.32	0/3520	0.59	0/4778
40	LD	0.31	0/3475	0.61	1/4717 (0.0%)
40	LE	0.33	0/3520	0.65	3/4778 (0.1%)
40	LF	0.66	0/3475	0.68	0/4717
40	LG	0.66	0/3483	0.68	0/4728
40	LH	0.33	0/3483	0.61	1/4728 (0.0%)
40	MA	0.66	0/3469	0.67	0/4709
40	MD	0.33	0/3483	0.61	3/4728 (0.1%)
40	ME	0.33	1/3483 (0.0%)	0.63	3/4728 (0.1%)
40	MF	0.66	0/3475	0.68	0/4717
40	MG	0.66	0/3475	0.67	0/4717
40	MH	0.66	0/3475	0.67	0/4717
40	NA	0.32	0/3469	0.64	2/4709 (0.0%)
40	ND	0.65	0/3475	0.64	0/4717
40	NE	0.32	0/3479	0.68	3/4723 (0.1%)
40	NF	0.31	0/3475	0.60	0/4717
40	NG	0.33	0/3469	0.66	0/4709
40	NH	0.32	0/3475	0.66	3/4717 (0.1%)
40	OA	0.33	0/3499	0.65	0/4749
40	OD	0.34	0/3483	0.67	1/4728 (0.0%)
40	OE	0.32	0/3483	0.66	2/4728 (0.0%)
40	OF	0.33	0/3496	0.66	2/4744 (0.0%)
40	OG	0.32	0/3492	0.67	0/4740
40	OH	0.66	0/3496	0.68	0/4744
40	PA	0.36	0/3469	0.69	3/4709 (0.1%)
40	PD	0.31	0/3265	0.67	5/4432 (0.1%)
40	PE	0.32	0/3475	0.64	3/4717 (0.1%)
40	PF	0.31	0/3475	0.67	0/4717
40	PG	0.32	0/3461	0.67	1/4698 (0.0%)
40	PH	0.30	0/3461	0.64	1/4698 (0.0%)
40	QA	0.32	0/3469	0.65	3/4709 (0.1%)

Mol	Chain	Bond lengths		Bond angles	
		RMSZ	# Z >5	RMSZ	# Z >5
40	QE	0.33	0/3461	0.65	1/4698 (0.0%)
40	QF	0.32	0/3461	0.63	0/4698
40	QG	0.33	0/3467	0.68	4/4706 (0.1%)
40	QH	0.33	0/3475	0.69	4/4717 (0.1%)
40	RA	0.32	0/3467	0.68	4/4706 (0.1%)
40	RE	0.32	0/3461	0.67	2/4698 (0.0%)
40	RF	0.33	0/3461	0.70	1/4698 (0.0%)
40	RG	0.33	0/3467	0.69	3/4706 (0.1%)
40	RH	0.31	0/3461	0.65	1/4698 (0.0%)
40	RI	0.32	0/3029	0.66	2/4108 (0.0%)
40	SA	0.35	0/3467	0.67	2/4706 (0.0%)
40	SE	0.34	0/3483	0.70	1/4728 (0.0%)
40	SF	0.35	0/3467	0.73	3/4706 (0.1%)
40	SG	0.34	0/3483	0.71	2/4728 (0.0%)
40	SH	0.35	0/3475	0.69	4/4717 (0.1%)
40	SI	0.30	0/3475	0.64	2/4717 (0.0%)
40	TA	0.32	0/3467	0.65	0/4706
40	TE	0.31	0/3469	0.67	2/4709 (0.0%)
40	TF	0.32	0/3469	0.68	0/4709
40	TG	0.34	0/3483	0.67	0/4728
40	TH	0.34	0/3475	0.69	3/4717 (0.1%)
40	TI	0.31	0/3475	0.63	0/4717
40	UA	0.33	0/3475	0.69	5/4717 (0.1%)
40	UE	0.32	0/3483	0.67	4/4728 (0.1%)
40	UF	0.65	0/3483	0.66	0/4728
40	UG	0.35	0/3483	0.67	0/4728
40	UH	0.33	0/3475	0.68	1/4717 (0.0%)
40	UI	0.66	0/3475	0.66	0/4717
40	VA	0.33	0/3520	0.67	3/4778 (0.1%)
40	VF	0.32	0/3520	0.63	0/4778
40	VG	0.34	0/3475	0.68	3/4717 (0.1%)
40	VH	0.31	0/3483	0.63	1/4728 (0.0%)
40	VI	0.33	0/3520	0.65	1/4778 (0.0%)
40	VJ	0.36	0/3475	0.71	3/4717 (0.1%)
40	WA	0.32	0/3520	0.67	2/4778 (0.0%)
40	WE	0.32	0/3520	0.62	0/4778
40	WF	0.33	0/3475	0.64	2/4717 (0.0%)
40	WG	0.35	0/3467	0.67	5/4706 (0.1%)
40	WH	0.33	0/3520	0.65	1/4778 (0.0%)
40	WI	0.34	0/3475	0.65	2/4717 (0.0%)
41	AB	0.30	0/3415	0.60	0/4628
41	AL	0.31	0/3415	0.63	2/4628 (0.0%)
41	AM	0.34	1/3415 (0.0%)	0.67	7/4628 (0.2%)

Mol	Chain	Bond lengths		Bond angles	
		RMSZ	# Z >5	RMSZ	# Z >5
41	AN	0.33	0/3415	0.63	0/4628
41	AO	0.66	0/3415	0.66	0/4628
41	AP	0.33	1/3415 (0.0%)	0.65	5/4628 (0.1%)
41	BB	0.65	0/3415	0.67	0/4628
41	BL	0.33	1/3415 (0.0%)	0.66	2/4628 (0.0%)
41	BM	0.66	0/3415	0.67	0/4628
41	BN	0.34	0/3415	0.70	3/4628 (0.1%)
41	BO	0.66	0/3415	0.67	0/4628
41	BP	0.66	0/3415	0.69	1/4628 (0.0%)
41	CB	0.33	0/3415	0.70	5/4628 (0.1%)
41	CL	0.65	0/3415	0.67	0/4628
41	CM	0.66	0/3415	0.68	0/4628
41	CN	0.65	0/3415	0.69	0/4628
41	CO	0.65	0/3415	0.69	0/4628
41	CP	0.66	0/3415	0.67	0/4628
41	DB	0.66	0/3415	0.69	1/4628 (0.0%)
41	DL	0.66	0/3415	0.67	1/4628 (0.0%)
41	DM	0.65	0/3415	0.69	0/4628
41	DN	0.65	0/3415	0.68	0/4628
41	DO	0.33	0/3415	0.72	4/4628 (0.1%)
41	DP	0.65	0/3411	0.67	0/4623
41	EB	0.33	0/3415	0.71	6/4628 (0.1%)
41	EL	0.32	0/2882	0.67	3/3905 (0.1%)
41	EM	0.65	0/3415	0.68	0/4628
41	EN	0.33	0/3415	0.68	3/4628 (0.1%)
41	EO	0.31	0/3415	0.66	1/4628 (0.0%)
41	EP	0.65	0/3415	0.70	0/4628
41	FB	0.33	1/3415 (0.0%)	0.66	2/4628 (0.0%)
41	FM	0.33	0/3415	0.68	2/4628 (0.0%)
41	FN	0.37	1/3415 (0.0%)	0.71	5/4628 (0.1%)
41	FO	0.34	0/3415	0.69	3/4628 (0.1%)
41	FP	0.34	0/3415	0.72	4/4628 (0.1%)
41	GB	0.33	0/3415	0.66	6/4628 (0.1%)
41	GM	0.33	0/3415	0.71	3/4628 (0.1%)
41	GN	0.65	0/3415	0.67	0/4628
41	GO	0.37	0/3409	0.72	2/4621 (0.0%)
41	GP	0.34	0/3415	0.71	5/4628 (0.1%)
41	HB	0.33	1/3415 (0.0%)	0.65	1/4628 (0.0%)
41	HM	0.32	0/3415	0.66	1/4628 (0.0%)
41	HN	0.64	0/3415	0.66	0/4628
41	HO	0.33	0/3415	0.67	1/4628 (0.0%)
41	HP	0.32	0/3415	0.71	3/4628 (0.1%)
41	HQ	0.34	0/3415	0.70	5/4628 (0.1%)

Mol	Chain	Bond lengths		Bond angles	
		RMSZ	# Z >5	RMSZ	# Z >5
41	IB	0.32	0/3415	0.65	1/4628 (0.0%)
41	IM	0.33	0/3415	0.67	1/4628 (0.0%)
41	IN	0.33	0/3415	0.65	1/4628 (0.0%)
41	IO	0.32	0/3415	0.68	3/4628 (0.1%)
41	IP	0.33	0/3415	0.65	3/4628 (0.1%)
41	IQ	0.32	0/3415	0.68	2/4628 (0.0%)
41	JB	0.33	0/3415	0.68	1/4628 (0.0%)
41	JL	0.34	0/3415	0.71	2/4628 (0.0%)
41	JM	0.65	0/3415	0.67	0/4628
41	JN	0.33	0/3415	0.69	3/4628 (0.1%)
41	JO	0.31	0/3415	0.65	1/4628 (0.0%)
41	KB	0.33	0/3415	0.65	2/4628 (0.0%)
41	KL	0.65	0/3415	0.68	0/4628
41	KM	0.33	0/3415	0.68	4/4628 (0.1%)
41	KN	0.31	0/3415	0.63	1/4628 (0.0%)
41	KO	0.33	0/3415	0.67	0/4628
41	KP	0.32	0/3073	0.63	1/4162 (0.0%)
41	LB	0.31	0/3415	0.63	3/4628 (0.1%)
41	LL	0.34	0/3415	0.64	4/4628 (0.1%)
41	LM	0.31	0/3415	0.64	3/4628 (0.1%)
41	LN	0.31	0/3415	0.61	1/4628 (0.0%)
41	LO	0.32	0/3415	0.66	1/4628 (0.0%)
41	LP	0.30	0/3415	0.63	0/4628
41	MB	0.32	0/3415	0.65	2/4628 (0.0%)
41	ML	0.32	0/3415	0.64	2/4628 (0.0%)
41	MM	0.34	1/3415 (0.0%)	0.66	3/4628 (0.1%)
41	MN	0.33	0/3415	0.61	0/4628
41	MO	0.66	0/3415	0.67	0/4628
41	MP	0.32	0/3415	0.64	2/4628 (0.0%)
41	NB	0.32	0/3415	0.69	5/4628 (0.1%)
41	NL	0.36	1/3415 (0.0%)	0.71	2/4628 (0.0%)
41	NM	0.31	0/3415	0.66	1/4628 (0.0%)
41	NN	0.35	0/3415	0.69	3/4628 (0.1%)
41	NO	0.32	0/3415	0.68	0/4628
41	NP	0.31	0/3336	0.67	1/4520 (0.0%)
41	OB	0.32	0/3415	0.68	5/4628 (0.1%)
41	OL	0.37	1/3415 (0.0%)	0.74	4/4628 (0.1%)
41	OM	0.34	0/3415	0.72	1/4628 (0.0%)
41	ON	0.32	0/3415	0.67	3/4628 (0.1%)
41	OO	0.34	0/3415	0.66	1/4628 (0.0%)
41	OP	0.35	0/3415	0.71	8/4628 (0.2%)
41	PB	0.34	0/3415	0.67	1/4628 (0.0%)
41	PL	0.32	0/3415	0.66	0/4628

Mol	Chain	Bond lengths		Bond angles	
		RMSZ	# Z >5	RMSZ	# Z >5
41	PM	0.33	0/3415	0.68	4/4628 (0.1%)
41	PN	0.33	1/3415 (0.0%)	0.66	1/4628 (0.0%)
41	PO	0.31	0/3415	0.68	4/4628 (0.1%)
41	PP	0.33	0/3415	0.70	2/4628 (0.0%)
41	QB	0.65	0/3415	0.67	0/4628
41	QL	0.32	0/3415	0.68	5/4628 (0.1%)
41	QM	0.34	0/3415	0.71	4/4628 (0.1%)
41	QN	0.32	0/3415	0.69	5/4628 (0.1%)
41	QO	0.41	2/3415 (0.1%)	0.79	5/4628 (0.1%)
41	QP	0.66	0/3400	0.68	0/4609
41	RB	0.34	0/3415	0.69	3/4628 (0.1%)
41	RL	0.33	0/3415	0.68	2/4628 (0.0%)
41	RM	0.33	0/3415	0.71	3/4628 (0.1%)
41	RN	0.31	0/3415	0.68	2/4628 (0.0%)
41	RO	0.34	0/3415	0.70	0/4628
41	RP	0.32	0/3415	0.68	0/4628
41	SB	0.35	0/3415	0.67	1/4628 (0.0%)
41	SL	0.31	0/3024	0.67	0/4097
41	SM	0.33	1/3415 (0.0%)	0.66	1/4628 (0.0%)
41	SN	0.35	1/3415 (0.0%)	0.73	4/4628 (0.1%)
41	SO	0.65	0/3415	0.67	0/4628
41	SP	0.34	0/3415	0.69	1/4628 (0.0%)
41	TB	0.35	1/3415 (0.0%)	0.72	4/4628 (0.1%)
41	TL	0.30	0/3083	0.66	0/4182
41	TM	0.34	0/3415	0.75	7/4628 (0.2%)
41	TN	0.33	0/3415	0.71	4/4628 (0.1%)
41	TO	0.34	0/3415	0.73	4/4628 (0.1%)
41	TP	0.33	0/3415	0.71	3/4628 (0.1%)
41	UB	0.33	0/3415	0.67	4/4628 (0.1%)
41	UM	0.33	0/3415	0.70	3/4628 (0.1%)
41	UN	0.37	0/3415	0.76	7/4628 (0.2%)
41	UO	0.37	0/3415	0.73	4/4628 (0.1%)
41	UP	0.65	0/3415	0.66	0/4628
41	VB	0.32	0/3415	0.68	5/4628 (0.1%)
41	VN	0.32	0/3415	0.64	0/4628
41	VO	0.33	0/3415	0.70	4/4628 (0.1%)
41	VP	0.32	0/3415	0.67	2/4628 (0.0%)
41	VQ	0.33	0/3415	0.63	1/4628 (0.0%)
41	WB	0.33	0/3415	0.67	3/4628 (0.1%)
41	WM	0.65	0/3415	0.68	0/4628
41	WN	0.65	0/3415	0.67	0/4628
41	WO	0.32	0/3415	0.67	1/4628 (0.0%)
41	WP	0.34	0/3415	0.65	1/4628 (0.0%)

Mol	Chain	Bond lengths		Bond angles	
		RMSZ	# Z >5	RMSZ	# Z >5
41	WQ	0.31	0/3358	0.69	4/4551 (0.1%)
All	All	0.42	29/1130564 (0.0%)	0.67	567/1531441 (0.0%)

Chiral center outliers are detected by calculating the chiral volume of a chiral center and verifying if the center is modelled as a planar moiety or with the opposite hand. A planarity outlier is detected by checking planarity of atoms in a peptide group, atoms in a mainchain group or atoms of a sidechain that are expected to be planar.

Mol	Chain	#Chirality outliers	#Planarity outliers
1	1A	0	3
3	1F	0	1
5	1L	0	4
5	1M	0	1
5	1N	0	1
7	1S	0	3
7	1T	0	19
7	1U	0	3
8	1W	0	1
8	1X	0	7
9	2B	0	2
10	2G	0	2
11	2I	0	6
11	2K	0	1
12	2N	0	1
12	2O	0	1
12	2P	0	1
12	2Q	0	1
13	2T	0	13
13	2U	0	12
13	2V	0	13
13	2W	0	11
13	2X	0	13
14	3C	0	1
15	3E	0	1
17	3O	0	7
17	3P	0	27
17	3Q	0	8
17	3R	0	8
18	3U	0	1
19	3Y	0	3
19	3Z	0	1
20	4A	0	18

Continued on next page...

Continued from previous page...

Mol	Chain	#Chirality outliers	#Planarity outliers
20	4B	0	8
21	4D	0	7
21	4E	0	5
21	4F	0	6
22	4H	0	3
22	4I	0	6
22	4J	0	4
22	4K	0	5
23	4M	0	6
23	4N	0	5
23	4P	0	4
23	4Q	0	6
23	4R	0	8
24	4O	0	5
25	4T	0	4
26	4V	0	2
26	4W	0	1
27	4Z	0	1
28	5B	0	1
29	5D	0	1
30	5G	0	1
31	5I	0	3
33	5N	0	1
33	5O	0	1
34	5R	0	15
35	5U	0	1
36	5W	0	2
36	5X	0	1
38	6C	0	5
38	6D	0	1
39	6F	0	1
39	6G	0	2
39	6H	0	1
39	6L	0	3
40	AA	0	1
40	AE	0	1
40	AF	0	1
40	AG	0	1
40	AH	0	1
40	BA	0	1
40	BE	0	19
40	BF	0	2

Continued on next page...

Continued from previous page...

Mol	Chain	#Chirality outliers	#Planarity outliers
40	BG	0	1
40	BH	0	18
40	BI	0	15
40	CA	0	16
40	CE	0	1
40	CF	0	2
40	CG	0	1
40	CH	0	16
40	CI	0	2
40	DA	0	17
40	DE	0	18
40	DF	0	17
40	DH	0	15
40	DI	0	19
40	EA	0	1
40	EE	0	2
40	EF	0	2
40	EG	0	2
40	EH	0	12
40	EI	0	19
40	FA	0	19
40	FF	0	1
40	FG	0	3
40	FI	0	1
40	GE	0	14
40	GF	0	1
40	GH	0	16
40	GI	0	19
40	HA	0	2
40	HE	0	20
40	HF	0	1
40	HG	0	2
40	HH	0	1
40	HI	0	1
40	IA	0	2
40	IE	0	1
40	IF	0	1
40	IG	0	2
40	IH	0	1
40	II	0	1
40	JA	0	1
40	JD	0	1

Continued on next page...

Continued from previous page...

Mol	Chain	#Chirality outliers	#Planarity outliers
40	JE	0	1
40	JF	0	1
40	JG	0	3
40	JH	0	1
40	KA	0	3
40	KD	0	1
40	KE	0	1
40	KF	0	2
40	KG	0	1
40	KH	0	2
40	LA	0	1
40	LD	0	1
40	LE	0	4
40	LF	0	16
40	LG	0	18
40	LH	0	1
40	MA	0	13
40	ME	0	2
40	MF	0	16
40	MG	0	15
40	MH	0	18
40	NA	0	2
40	ND	0	18
40	NE	0	2
40	NF	0	1
40	NG	0	2
40	NH	0	1
40	OA	0	3
40	OD	0	4
40	OE	0	2
40	OF	0	1
40	OG	0	1
40	OH	0	18
40	PA	0	1
40	PD	0	1
40	PE	0	3
40	PF	0	1
40	PG	0	1
40	PH	0	1
40	QA	0	1
40	QE	0	2
40	QF	0	1

Continued on next page...

Continued from previous page...

Mol	Chain	#Chirality outliers	#Planarity outliers
40	QG	0	3
40	QH	0	1
40	RA	0	1
40	RE	0	1
40	RF	0	1
40	RG	0	2
40	RH	0	1
40	RI	0	3
40	SA	0	5
40	SE	0	2
40	SF	0	1
40	SG	0	1
40	SH	0	2
40	SI	0	2
40	TA	0	1
40	TE	0	1
40	TF	0	3
40	TG	0	1
40	TH	0	1
40	TI	0	2
40	UA	0	2
40	UE	0	2
40	UF	0	17
40	UG	0	1
40	UH	0	1
40	UI	0	17
40	VA	0	1
40	VF	0	1
40	VG	0	1
40	VH	0	2
40	VI	0	2
40	VJ	0	1
40	WA	0	1
40	WE	0	2
40	WF	0	1
40	WG	0	1
40	WH	0	2
40	WI	0	1
41	AB	0	2
41	AL	0	1
41	AM	0	1
41	AN	0	2

Continued on next page...

Continued from previous page...

Mol	Chain	#Chirality outliers	#Planarity outliers
41	AO	0	15
41	AP	0	1
41	BB	0	20
41	BL	0	1
41	BM	0	20
41	BN	0	4
41	BO	0	18
41	BP	0	18
41	CB	0	1
41	CL	0	19
41	CM	0	19
41	CN	0	19
41	CO	0	20
41	CP	0	19
41	DB	0	18
41	DL	0	16
41	DM	0	20
41	DN	0	18
41	DO	0	3
41	DP	0	23
41	EB	0	2
41	EL	0	2
41	EM	0	17
41	EN	0	1
41	EO	0	2
41	EP	0	17
41	FB	0	3
41	FM	0	3
41	FN	0	1
41	FO	0	1
41	FP	0	3
41	GB	0	1
41	GM	0	3
41	GN	0	19
41	GP	0	4
41	HB	0	1
41	HM	0	2
41	HN	0	20
41	HO	0	1
41	HP	0	2
41	HQ	0	1
41	IB	0	1

Continued on next page...

Continued from previous page...

Mol	Chain	#Chirality outliers	#Planarity outliers
41	IM	0	3
41	IN	0	2
41	IO	0	1
41	IP	0	1
41	IQ	0	1
41	JB	0	1
41	JL	0	2
41	JM	0	17
41	JO	0	2
41	KB	0	1
41	KL	0	16
41	KM	0	3
41	KN	0	2
41	KO	0	1
41	KP	0	1
41	LB	0	1
41	LL	0	1
41	LM	0	1
41	LN	0	1
41	LO	0	1
41	LP	0	2
41	MB	0	1
41	ML	0	1
41	MM	0	2
41	MN	0	2
41	MO	0	16
41	MP	0	2
41	NB	0	2
41	NL	0	4
41	NM	0	1
41	NN	0	2
41	NO	0	2
41	NP	0	2
41	OB	0	3
41	OL	0	2
41	OM	0	2
41	ON	0	1
41	OO	0	1
41	OP	0	3
41	PB	0	1
41	PL	0	1
41	PM	0	1

Continued on next page...

Continued from previous page...

Mol	Chain	#Chirality outliers	#Planarity outliers
41	PN	0	2
41	PO	0	1
41	PP	0	1
41	QB	0	19
41	QL	0	1
41	QO	0	1
41	QP	0	18
41	RB	0	4
41	RL	0	1
41	RM	0	2
41	RO	0	2
41	RP	0	1
41	SB	0	3
41	SL	0	2
41	SM	0	1
41	SN	0	2
41	SO	0	20
41	SP	0	3
41	TB	0	1
41	TL	0	1
41	TM	0	2
41	TN	0	1
41	TO	0	3
41	TP	0	1
41	UB	0	2
41	UM	0	2
41	UN	0	2
41	UO	0	1
41	UP	0	18
41	VB	0	1
41	VN	0	1
41	VO	0	2
41	VP	0	1
41	VQ	0	2
41	WB	0	1
41	WM	0	19
41	WN	0	19
41	WO	0	1
41	WP	0	1
41	WQ	0	1
All	All	0	1619

All (29) bond length outliers are listed below:

Mol	Chain	Res	Type	Atoms	Z	Observed(Å)	Ideal(Å)
40	BG	298	PRO	CG-CD	-27.70	0.59	1.50
40	KF	298	PRO	CB-CG	20.07	2.50	1.50
40	KF	298	PRO	CG-CD	-18.29	0.90	1.50
40	BG	298	PRO	CB-CG	14.73	2.23	1.50
41	QO	61	PRO	CG-CD	-12.65	1.08	1.50
40	BG	297	GLU	C-N	10.38	1.53	1.34
40	KF	297	GLU	C-N	10.15	1.53	1.34
40	KF	298	PRO	N-CD	10.12	1.62	1.47
40	KF	298	PRO	CA-CB	-8.71	1.36	1.53
11	2I	83	PRO	CB-CG	7.98	1.89	1.50
41	MM	194	GLU	CA-CB	7.34	1.70	1.53
41	FN	324	LYS	CB-CG	-7.21	1.33	1.52
41	AM	421	PRO	CG-CD	-6.66	1.28	1.50
40	EG	263	PRO	CG-CD	-6.57	1.28	1.50
41	FB	194	GLU	CA-CB	6.39	1.68	1.53
41	QO	61	PRO	CB-CG	-6.36	1.18	1.50
41	PN	194	GLU	CA-CB	6.09	1.67	1.53
41	TB	229	VAL	CB-CG1	-6.04	1.40	1.52
40	ME	2	ARG	CA-CB	5.86	1.66	1.53
41	BL	194	GLU	CA-CB	5.82	1.66	1.53
23	4N	270	GLY	C-O	-5.75	1.14	1.23
23	4P	270	GLY	C-O	-5.75	1.14	1.23
41	SM	194	GLU	CA-CB	5.70	1.66	1.53
41	OL	208	TYR	CD2-CE2	-5.64	1.30	1.39
10	2F	148	VAL	C-N	-5.49	1.21	1.34
41	AP	194	GLU	CA-CB	5.45	1.66	1.53
41	HB	194	GLU	CA-CB	5.33	1.65	1.53
41	SN	268	PRO	CG-CD	-5.13	1.33	1.50
41	NL	194	GLU	CA-CB	5.10	1.65	1.53

All (567) bond angle outliers are listed below:

Mol	Chain	Res	Type	Atoms	Z	Observed(°)	Ideal(°)
40	BG	298	PRO	N-CD-CG	-31.90	55.34	103.20
40	BG	298	PRO	CA-CB-CG	-21.99	62.23	104.00
41	QO	61	PRO	N-CD-CG	-18.71	75.13	103.20
40	KF	298	PRO	CB-CG-CD	-18.04	36.15	106.50
40	KF	298	PRO	N-CD-CG	-15.25	80.33	103.20
41	QO	61	PRO	CB-CG-CD	15.12	165.47	106.50
41	QO	61	PRO	CA-CB-CG	-14.47	76.50	104.00
40	SF	298	PRO	CA-N-CD	-14.19	91.64	111.50
41	TM	252	LYS	CD-CE-NZ	13.36	142.44	111.70
40	KF	298	PRO	N-CA-CB	-12.55	88.23	103.30

Continued on next page...

Continued from previous page...

Mol	Chain	Res	Type	Atoms	Z	Observed(°)	Ideal(°)
40	QH	72	PRO	CA-N-CD	-11.60	95.25	111.50
41	OL	357	PRO	CA-N-CD	-11.35	95.61	111.50
41	AM	421	PRO	N-CD-CG	-11.15	86.48	103.20
40	TH	298	PRO	CA-N-CD	-11.09	95.97	111.50
40	BG	298	PRO	CB-CG-CD	-10.33	66.20	106.50
41	SN	268	PRO	CA-N-CD	-10.29	97.09	111.50
34	5Q	137	LEU	CA-CB-CG	10.27	138.93	115.30
40	BG	298	PRO	CA-N-CD	-10.24	97.17	111.50
41	JB	252	LYS	CD-CE-NZ	10.08	134.89	111.70
22	4J	92	LYS	CA-CB-CG	10.07	135.55	113.40
41	NL	252	LYS	CD-CE-NZ	9.97	134.64	111.70
41	GM	323	MET	CG-SD-CE	-9.79	84.54	100.20
41	MM	252	LYS	CD-CE-NZ	9.71	134.04	111.70
41	ML	209	ASP	CB-CG-OD1	9.63	126.97	118.30
41	VO	252	LYS	CD-CE-NZ	9.62	133.81	111.70
41	LL	362	LYS	CD-CE-NZ	-9.53	89.79	111.70
39	6L	150	MET	CA-CB-CG	9.50	129.46	113.30
40	JD	72	PRO	CA-N-CD	-9.39	98.35	111.50
26	4V	87	LEU	CA-CB-CG	9.15	136.34	115.30
40	TE	273	ALA	C-N-CD	-9.01	100.78	120.60
14	3B	16	PRO	CA-N-CD	-8.96	98.95	111.50
40	RA	117	LEU	CA-CB-CG	8.90	135.76	115.30
40	QA	227	LEU	CB-CG-CD1	-8.64	96.31	111.00
41	FN	324	LYS	CD-CE-NZ	-8.54	92.05	111.70
40	EG	263	PRO	CA-N-CD	-8.53	99.56	111.50
41	TM	323	MET	CG-SD-CE	-8.53	86.55	100.20
41	TB	305	PRO	CA-N-CD	-8.48	99.63	111.50
41	FP	323	MET	CA-CB-CG	8.41	127.60	113.30
40	KF	298	PRO	CA-CB-CG	-8.38	88.08	104.00
40	EG	263	PRO	N-CD-CG	-8.21	90.88	103.20
41	WB	324	LYS	CD-CE-NZ	8.21	130.57	111.70
41	CB	246	LEU	CA-CB-CG	8.17	134.10	115.30
40	JF	273	ALA	C-N-CD	-8.14	102.70	120.60
41	CB	246	LEU	CB-CG-CD2	-8.09	97.24	111.00
41	FN	171	PRO	C-N-CA	8.07	141.88	121.70
40	PA	286	LEU	CA-CB-CG	8.03	133.78	115.30
41	OP	257	MET	CA-CB-CG	8.02	126.93	113.30
41	TP	246	LEU	CA-CB-CG	7.98	133.65	115.30
40	WI	366	ASP	CB-CG-OD1	7.92	125.43	118.30
41	KB	324	LYS	CD-CE-NZ	-7.86	93.62	111.70
41	QO	7	LEU	CA-CB-CG	7.83	133.31	115.30
40	JH	273	ALA	C-N-CD	-7.82	103.39	120.60

Continued on next page...

Continued from previous page...

Mol	Chain	Res	Type	Atoms	Z	Observed(°)	Ideal(°)
41	TO	246	LEU	CA-CB-CG	7.79	133.22	115.30
41	FO	171	PRO	C-N-CA	7.77	141.13	121.70
40	VG	345	ASP	CB-CG-OD2	7.71	125.24	118.30
41	AM	421	PRO	CA-CB-CG	-7.71	89.36	104.00
12	2N	255	LEU	CA-CB-CG	7.71	133.02	115.30
40	DG	227	LEU	CA-CB-CG	7.64	132.87	115.30
40	WH	160	ASP	CB-CG-OD2	7.61	125.14	118.30
11	2I	119	LYS	CD-CE-NZ	-7.58	94.25	111.70
40	FE	286	LEU	CA-CB-CG	7.58	132.74	115.30
41	EB	31	ASP	CB-CG-OD2	7.58	125.12	118.30
40	GG	274	PRO	CA-N-CD	-7.55	100.93	111.50
41	SN	268	PRO	N-CD-CG	-7.54	91.88	103.20
40	PH	286	LEU	CA-CB-CG	7.52	132.60	115.30
41	UO	323	MET	CG-SD-CE	-7.51	88.18	100.20
41	AM	421	PRO	CA-N-CD	-7.49	101.01	111.50
15	3F	46	ASP	CB-CG-OD2	7.48	125.03	118.30
41	HO	252	LYS	CD-CE-NZ	7.45	128.84	111.70
41	OM	395	LEU	CA-CB-CG	7.44	132.42	115.30
40	NH	47	ASP	CB-CG-OD2	7.44	124.99	118.30
40	IG	298	PRO	CA-N-CD	-7.43	101.09	111.50
40	UA	273	ALA	C-N-CD	-7.42	104.28	120.60
40	NE	437	ASP	CB-CG-OD2	7.41	124.97	118.30
41	RM	31	ASP	CB-CG-OD1	7.39	124.95	118.30
40	WG	352	LYS	CB-CG-CD	-7.37	92.43	111.60
40	BG	297	GLU	C-N-CD	7.37	143.87	128.40
40	QG	390	LEU	CA-CB-CG	7.34	132.17	115.30
41	LB	395	LEU	CA-CB-CG	7.32	132.14	115.30
41	IQ	44	LEU	CA-CB-CG	7.29	132.08	115.30
40	BG	298	PRO	N-CA-CB	-7.29	94.55	103.30
41	LB	171	PRO	C-N-CA	7.26	139.86	121.70
36	5Y	182	LEU	CA-CB-CG	7.22	131.91	115.30
2	1D	205	LEU	CA-CB-CG	7.21	131.88	115.30
40	IF	160	ASP	CB-CG-OD2	7.20	124.78	118.30
17	3O	185	LEU	CA-CB-CG	7.19	131.83	115.30
18	3U	318	LEU	CA-CB-CG	7.18	131.82	115.30
12	2Q	255	LEU	CA-CB-CG	7.16	131.77	115.30
40	SG	76	ASP	CB-CG-OD1	7.15	124.73	118.30
41	EN	252	LYS	CD-CE-NZ	7.14	128.13	111.70
12	2O	255	LEU	CA-CB-CG	7.13	131.70	115.30
12	2M	255	LEU	CA-CB-CG	7.12	131.68	115.30
40	CG	366	ASP	CB-CG-OD1	7.11	124.70	118.30
41	WP	395	LEU	CA-CB-CG	7.10	131.64	115.30

Continued on next page...

Continued from previous page...

Mol	Chain	Res	Type	Atoms	Z	Observed(°)	Ideal(°)
36	5X	189	LEU	CA-CB-CG	7.07	131.56	115.30
40	NH	245	ASP	CB-CG-OD2	7.06	124.66	118.30
41	FM	323	MET	CA-CB-CG	7.06	125.30	113.30
41	FP	404	ASP	CB-CG-OD1	7.04	124.64	118.30
40	CF	116	ASP	CB-CG-OD1	7.03	124.63	118.30
40	RG	437	ASP	CB-CG-OD2	7.03	124.63	118.30
22	4J	90	PRO	N-CA-C	7.03	130.37	112.10
12	2R	255	LEU	CA-CB-CG	6.99	131.37	115.30
40	HF	33	ASP	CB-CG-OD2	6.99	124.59	118.30
40	LE	26	LEU	CA-CB-CG	6.98	131.35	115.30
41	DO	324	LYS	CD-CE-NZ	-6.97	95.66	111.70
40	IA	217	LEU	CA-CB-CG	6.97	131.34	115.30
38	6C	26	ASP	CB-CG-OD1	6.94	124.55	118.30
36	5X	98	ILE	CG1-CB-CG2	-6.92	96.18	111.40
34	5Q	288	LEU	CA-CB-CG	6.92	131.21	115.30
41	NB	151	LEU	CB-CG-CD2	-6.91	99.25	111.00
41	MP	171	PRO	C-N-CA	6.90	138.94	121.70
22	4I	35	LEU	CA-CB-CG	6.89	131.15	115.30
27	4Z	86	LEU	CA-CB-CG	6.89	131.14	115.30
40	VA	273	ALA	C-N-CD	-6.88	105.46	120.60
41	QN	31	ASP	CB-CG-OD1	6.88	124.49	118.30
41	NB	42	LEU	CA-CB-CG	6.87	131.11	115.30
40	PG	286	LEU	CA-CB-CG	6.87	131.09	115.30
41	OL	357	PRO	N-CD-CG	-6.85	92.92	103.20
41	EB	117	LEU	CA-CB-CG	6.85	131.04	115.30
40	KD	345	ASP	CB-CG-OD2	6.83	124.45	118.30
40	CF	256	GLN	CA-CB-CG	6.83	128.42	113.40
40	JD	291	ILE	CG1-CB-CG2	-6.82	96.39	111.40
41	FN	197	ASP	CB-CG-OD2	6.82	124.43	118.30
41	IP	44	LEU	CA-CB-CG	6.81	130.97	115.30
4	1I	31	LEU	CA-CB-CG	6.79	130.93	115.30
15	3F	331	ASP	CB-CG-OD1	6.79	124.41	118.30
21	4D	291	LEU	CA-CB-CG	6.79	130.91	115.30
41	QN	252	LYS	CB-CG-CD	6.77	129.21	111.60
41	PP	187	LEU	CA-CB-CG	6.77	130.86	115.30
41	QN	122	LYS	CD-CE-NZ	-6.77	96.14	111.70
40	RG	345	ASP	CB-CG-OD2	6.76	124.38	118.30
40	KA	273	ALA	C-N-CD	-6.75	105.76	120.60
40	GG	274	PRO	CB-CA-C	6.74	128.86	112.00
40	QH	72	PRO	N-CD-CG	-6.72	93.13	103.20
40	WG	366	ASP	CB-CG-OD2	6.71	124.34	118.30
41	EB	26	ASP	CB-CG-OD2	6.71	124.34	118.30

Continued on next page...

Continued from previous page...

Mol	Chain	Res	Type	Atoms	Z	Observed(°)	Ideal(°)
41	AM	295	ASP	CB-CG-OD1	6.69	124.32	118.30
40	VA	39	ASP	CB-CG-OD1	6.69	124.32	118.30
28	5B	35	LEU	CB-CG-CD1	6.67	122.34	111.00
40	GG	274	PRO	CA-CB-CG	-6.67	91.32	104.00
40	RE	273	ALA	C-N-CD	-6.67	105.93	120.60
40	SA	157	LEU	CA-CB-CG	6.67	130.63	115.30
40	TH	298	PRO	N-CD-CG	-6.65	93.23	103.20
40	AE	154	MET	CB-CG-SD	-6.63	92.50	112.40
41	MP	112	LEU	CA-CB-CG	6.63	130.55	115.30
41	GP	395	LEU	CA-CB-CG	6.63	130.54	115.30
25	4T	273	LEU	CB-CG-CD2	-6.62	99.74	111.00
40	JF	423	ASP	CB-CG-OD2	6.62	124.26	118.30
41	SN	391	ARG	CA-CB-CG	6.61	127.95	113.40
41	BL	295	ASP	CB-CG-OD2	6.60	124.24	118.30
40	LD	155	GLU	CA-CB-CG	6.58	127.88	113.40
41	JN	161	ASP	CB-CG-OD1	6.57	124.22	118.30
41	TO	252	LYS	CD-CE-NZ	6.57	126.82	111.70
33	5N	477	LEU	CA-CB-CG	6.57	130.41	115.30
4	1H	76	ILE	CG1-CB-CG2	-6.55	96.99	111.40
41	FP	395	LEU	CA-CB-CG	6.54	130.34	115.30
40	AF	211	ASP	CB-CG-OD1	6.54	124.18	118.30
41	GM	7	LEU	CA-CB-CG	6.53	130.32	115.30
11	2J	90	LEU	CA-CB-CG	6.53	130.31	115.30
21	4D	291	LEU	CB-CG-CD2	6.53	122.09	111.00
16	3L	100	GLU	CA-CB-CG	6.51	127.72	113.40
41	UO	388	MET	CA-CB-CG	6.50	124.35	113.30
17	3O	305	ASP	CB-CG-OD2	6.49	124.14	118.30
41	TB	284	LEU	CA-CB-CG	6.48	130.20	115.30
41	TM	252	LYS	CB-CG-CD	-6.47	94.77	111.60
41	DL	90	PHE	N-CA-CB	-6.46	98.98	110.60
41	RL	324	LYS	CD-CE-NZ	-6.45	96.86	111.70
40	KH	430	ASP	CB-CG-OD1	6.44	124.10	118.30
41	ML	31	ASP	CB-CG-OD1	6.44	124.09	118.30
18	3T	107	LEU	CA-CB-CG	6.42	130.07	115.30
41	JN	295	ASP	CB-CG-OD2	6.42	124.08	118.30
40	MD	274	PRO	CA-N-CD	-6.42	102.52	111.50
41	GO	404	ASP	CB-CG-OD1	6.40	124.06	118.30
19	3Y	91	ASP	CB-CG-OD2	6.39	124.05	118.30
40	LE	47	ASP	CB-CG-OD2	6.38	124.04	118.30
40	SI	400	LYS	CA-CB-CG	6.38	127.44	113.40
31	5I	313	VAL	CG1-CB-CG2	-6.38	100.69	110.90
41	FO	395	LEU	CA-CB-CG	6.36	129.93	115.30

Continued on next page...

Continued from previous page...

Mol	Chain	Res	Type	Atoms	Z	Observed(°)	Ideal(°)
8	1X	337	MET	CA-CB-CG	6.36	124.11	113.30
41	LL	31	ASP	CB-CG-OD1	6.35	124.02	118.30
22	4J	482	LYS	CA-CB-CG	6.35	127.36	113.40
41	KB	286	VAL	CG1-CB-CG2	-6.34	100.75	110.90
41	FB	257	MET	CG-SD-CE	-6.34	90.06	100.20
40	FG	129	CYS	CA-CB-SG	6.33	125.39	114.00
41	WO	31	ASP	CB-CG-OD2	6.30	123.97	118.30
41	HP	280	GLN	CA-CB-CG	6.30	127.27	113.40
40	QG	390	LEU	CB-CG-CD2	-6.29	100.30	111.00
41	QN	395	LEU	CA-CB-CG	6.29	129.77	115.30
40	LH	33	ASP	CB-CG-OD2	6.29	123.96	118.30
14	3B	113	ILE	CG1-CB-CG2	-6.27	97.61	111.40
41	PO	233	MET	CB-CG-SD	6.27	131.21	112.40
41	BN	295	ASP	CB-CG-OD2	6.26	123.93	118.30
41	UO	7	LEU	CA-CB-CG	6.26	129.70	115.30
41	EB	395	LEU	CA-CB-CG	6.25	129.67	115.30
41	VP	284	LEU	CA-CB-CG	6.24	129.66	115.30
40	PA	291	ILE	CG1-CB-CG2	-6.24	97.67	111.40
41	QM	7	LEU	CA-CB-CG	6.23	129.62	115.30
41	BL	42	LEU	CA-CB-CG	6.23	129.62	115.30
41	UN	249	ASP	CB-CG-OD2	6.21	123.89	118.30
19	3Y	276	ASP	CB-CG-OD2	6.21	123.89	118.30
40	PD	286	LEU	CA-CB-CG	6.21	129.59	115.30
41	AP	417	ASP	CB-CG-OD1	6.21	123.89	118.30
22	4J	169	ASP	CB-CG-OD1	6.21	123.89	118.30
41	TP	84	ILE	CG1-CB-CG2	-6.21	97.75	111.40
40	FG	36	MET	CA-CB-CG	6.21	123.85	113.30
41	TN	7	LEU	CA-CB-CG	6.21	129.57	115.30
41	EL	209	ASP	CB-CG-OD1	6.20	123.88	118.30
41	EL	130	LEU	CA-CB-CG	6.20	129.56	115.30
41	OB	257	MET	CA-CB-CG	6.19	123.82	113.30
41	ON	31	ASP	CB-CG-OD2	6.19	123.87	118.30
21	4E	301	LEU	CA-CB-CG	6.18	129.52	115.30
40	RI	124	LYS	CD-CE-NZ	6.18	125.91	111.70
41	UN	403	MET	CA-CB-CG	6.17	123.80	113.30
33	5N	427	LEU	CA-CB-CG	6.17	129.50	115.30
40	UA	256	GLN	CA-CB-CG	6.17	126.97	113.40
41	GP	323	MET	CB-CG-SD	-6.17	93.89	112.40
41	NP	295	ASP	CB-CG-OD1	6.16	123.85	118.30
27	4Y	199	ASP	CB-CG-OD2	6.16	123.84	118.30
41	TN	284	LEU	CA-CB-CG	6.16	129.46	115.30
40	NH	211	ASP	CB-CG-OD2	6.14	123.82	118.30

Continued on next page...

Continued from previous page...

Mol	Chain	Res	Type	Atoms	Z	Observed(°)	Ideal(°)
40	SI	280	LYS	CA-CB-CG	6.14	126.90	113.40
41	TO	7	LEU	CA-CB-CG	6.12	129.38	115.30
41	MB	284	LEU	CA-CB-CG	6.12	129.37	115.30
7	1U	457	LEU	CA-CB-CG	6.11	129.35	115.30
16	3K	175	ASP	CB-CG-OD2	6.10	123.79	118.30
41	QO	246	LEU	CA-CB-CG	6.10	129.33	115.30
40	FE	227	LEU	CB-CG-CD2	6.10	121.36	111.00
41	HQ	257	MET	CA-CB-CG	6.09	123.66	113.30
40	NE	86	LEU	CA-CB-CG	6.09	129.30	115.30
41	QL	7	LEU	CA-CB-CG	6.09	129.30	115.30
41	GO	41	ASP	CB-CG-OD2	6.08	123.77	118.30
41	TN	187	LEU	CA-CB-CG	6.07	129.27	115.30
40	WG	306	ASP	CB-CG-OD1	6.07	123.77	118.30
41	GB	233	MET	CA-CB-CG	6.07	123.62	113.30
41	JL	67	ASP	CB-CG-OD1	6.07	123.76	118.30
26	4W	165	ARG	CA-CB-CG	6.06	126.73	113.40
41	NB	192	LEU	CA-CB-CG	6.05	129.22	115.30
40	NA	132	LEU	CA-CB-CG	6.05	129.22	115.30
27	4Z	236	LEU	CA-CB-CG	6.04	129.20	115.30
41	PM	284	LEU	CA-CB-CG	6.04	129.20	115.30
41	UN	122	LYS	CA-CB-CG	6.04	126.69	113.40
40	GG	274	PRO	N-CD-CG	-6.03	94.16	103.20
41	WQ	65	LEU	CA-CB-CG	6.03	129.17	115.30
41	GB	252	LYS	CD-CE-NZ	6.01	125.53	111.70
22	4H	338	LEU	CA-CB-CG	6.01	129.12	115.30
40	RG	383	ILE	CG1-CB-CG2	-6.01	98.19	111.40
40	OF	306	ASP	CB-CG-OD2	6.00	123.70	118.30
41	EB	295	ASP	CB-CG-OD2	5.99	123.69	118.30
41	AL	42	LEU	CA-CB-CG	5.98	129.06	115.30
41	UN	395	LEU	CA-CB-CG	5.97	129.03	115.30
40	VI	276	ILE	CG1-CB-CG2	-5.96	98.29	111.40
40	HH	242	LEU	CA-CB-CG	5.95	128.99	115.30
41	OL	164	MET	CA-CB-CG	5.95	123.42	113.30
41	AP	295	ASP	CB-CG-OD2	5.94	123.65	118.30
40	VJ	317	LEU	CA-CB-CG	5.94	128.96	115.30
41	NN	284	LEU	CA-CB-CG	5.94	128.95	115.30
40	UE	121	ARG	CB-CG-CD	5.94	127.03	111.60
40	ME	345	ASP	CB-CG-OD1	5.93	123.64	118.30
40	TH	69	ASP	CB-CG-OD2	5.93	123.64	118.30
40	SF	327	ASP	CB-CG-OD2	5.93	123.64	118.30
40	CE	173	PRO	CA-N-CD	-5.93	103.20	111.50
41	TM	293	MET	CB-CG-SD	-5.93	94.62	112.40

Continued on next page...

Continued from previous page...

Mol	Chain	Res	Type	Atoms	Z	Observed(°)	Ideal(°)
41	LO	377	LEU	CA-CB-CG	5.92	128.91	115.30
41	GB	7	LEU	CA-CB-CG	5.92	128.91	115.30
41	HP	252	LYS	CB-CG-CD	5.92	126.98	111.60
41	QM	1	MET	CA-CB-CG	5.92	123.36	113.30
41	PM	363	MET	CA-CB-CG	5.91	123.35	113.30
41	FM	323	MET	CB-CG-SD	-5.91	94.68	112.40
41	FP	361	LEU	CA-CB-CG	5.91	128.88	115.30
40	HG	345	ASP	CB-CG-OD2	5.90	123.61	118.30
40	QH	79	ARG	CG-CD-NE	5.90	124.20	111.80
40	ME	433	GLU	CA-CB-CG	5.88	126.34	113.40
41	RM	395	LEU	CA-CB-CG	5.88	128.81	115.30
40	UE	203	MET	CA-CB-CG	5.86	123.27	113.30
41	OP	26	ASP	CB-CG-OD1	5.86	123.58	118.30
40	WF	345	ASP	CB-CG-OD2	5.86	123.57	118.30
40	FI	199	ASP	CB-CG-OD1	5.85	123.57	118.30
41	WB	415	MET	CG-SD-CE	-5.84	90.86	100.20
28	5B	33	LEU	CA-CB-CG	5.84	128.73	115.30
4	1J	182	LEU	CA-CB-CG	5.83	128.72	115.30
41	LL	112	LEU	CA-CB-CG	5.83	128.70	115.30
41	VB	161	ASP	CB-CG-OD2	5.81	123.53	118.30
41	AP	7	LEU	CA-CB-CG	5.81	128.66	115.30
40	PE	412	MET	CA-CB-CG	5.81	123.18	113.30
41	UN	1	MET	CB-CG-SD	5.81	129.83	112.40
8	1W	337	MET	CA-CB-CG	5.81	123.17	113.30
41	OP	7	LEU	CA-CB-CG	5.80	128.63	115.30
41	AM	203	ASP	CB-CG-OD1	5.79	123.51	118.30
41	TB	323	MET	CB-CA-C	-5.78	98.83	110.40
21	4D	210	ASP	CB-CG-OD2	5.78	123.50	118.30
41	BN	327	ASP	CB-CG-OD1	5.78	123.50	118.30
41	QM	395	LEU	CA-CB-CG	5.77	128.58	115.30
41	HQ	67	ASP	CB-CG-OD2	5.77	123.49	118.30
41	RB	112	LEU	CA-CB-CG	5.76	128.56	115.30
12	2R	114	ASP	CB-CG-OD1	5.76	123.49	118.30
5	1M	205	MET	CA-CB-CG	5.76	123.09	113.30
41	CB	31	ASP	CB-CG-OD1	5.75	123.48	118.30
41	IN	112	LEU	CA-CB-CG	5.75	128.53	115.30
40	UA	261	PRO	CA-N-CD	-5.75	103.45	111.50
40	UA	397	MET	CA-CB-CG	5.75	123.07	113.30
22	4J	539	LYS	CA-CB-CG	5.74	126.04	113.40
41	VQ	293	MET	CA-CB-CG	5.74	123.06	113.30
22	4J	92	LYS	CB-CG-CD	5.74	126.52	111.60
40	VJ	345	ASP	CB-CG-OD1	5.74	123.46	118.30

Continued on next page...

Continued from previous page...

Mol	Chain	Res	Type	Atoms	Z	Observed(°)	Ideal(°)
40	WF	98	ASP	CB-CG-OD1	5.73	123.46	118.30
40	WA	33	ASP	CB-CG-OD2	5.73	123.46	118.30
40	QE	345	ASP	CB-CG-OD1	5.73	123.45	118.30
40	KG	218	ASP	CB-CG-OD1	5.72	123.45	118.30
41	OB	112	LEU	CA-CB-CG	5.72	128.46	115.30
40	VG	120	ASP	CB-CG-OD1	5.72	123.44	118.30
40	EA	276	ILE	CG1-CB-CG2	-5.71	98.84	111.40
41	GP	323	MET	CA-CB-CG	5.71	123.01	113.30
41	UB	327	ASP	CB-CG-OD2	5.71	123.44	118.30
18	3T	313	ASP	CB-CG-OD1	5.71	123.44	118.30
40	OE	167	LEU	CA-CB-CG	5.71	128.42	115.30
41	PM	425	ARG	CB-CG-CD	-5.71	96.77	111.60
40	RI	124	LYS	CA-CB-CG	5.71	125.95	113.40
40	IG	218	ASP	CB-CG-OD1	5.70	123.43	118.30
40	KD	273	ALA	C-N-CD	-5.69	108.09	120.60
40	SF	400	LYS	CA-CB-CG	5.69	125.91	113.40
41	JN	112	LEU	CA-CB-CG	5.68	128.38	115.30
40	VJ	217	LEU	CA-CB-CG	5.68	128.37	115.30
26	4W	120	LEU	CA-CB-CG	5.68	128.36	115.30
15	3E	67	LEU	CA-CB-CG	5.66	128.32	115.30
41	QN	7	LEU	CA-CB-CG	5.66	128.32	115.30
41	TM	324	LYS	CD-CE-NZ	-5.66	98.68	111.70
40	BA	31	GLN	CA-CB-CG	5.65	125.84	113.40
40	NE	33	ASP	CB-CG-OD2	5.65	123.38	118.30
40	BG	322	ASP	CB-CG-OD1	5.64	123.38	118.30
41	GB	395	LEU	CA-CB-CG	5.64	128.28	115.30
41	IB	380	ARG	CB-CG-CD	-5.64	96.93	111.60
41	SM	395	LEU	CA-CB-CG	5.64	128.28	115.30
41	MM	284	LEU	CA-CB-CG	5.63	128.26	115.30
40	OD	423	ASP	CB-CG-OD1	5.63	123.37	118.30
40	FH	357	TYR	C-N-CA	-5.63	107.64	121.70
35	5T	94	LEU	CA-CB-CG	5.62	128.23	115.30
40	PD	306	ASP	CB-CG-OD2	5.62	123.36	118.30
41	OB	215	LEU	CA-CB-CG	5.62	128.22	115.30
40	LE	227	LEU	CA-CB-CG	5.61	128.21	115.30
40	QH	302	MET	CB-CG-SD	5.61	129.24	112.40
36	5Y	38	ASP	CB-CG-OD1	5.61	123.35	118.30
41	EN	284	LEU	CA-CB-CG	5.61	128.20	115.30
18	3T	237	ASP	CB-CG-OD1	5.61	123.35	118.30
40	AF	422	GLU	CA-CB-CG	5.61	125.73	113.40
41	TO	395	LEU	CA-CB-CG	5.61	128.19	115.30
18	3T	405	LEU	CA-CB-CG	5.60	128.19	115.30

Continued on next page...

Continued from previous page...

Mol	Chain	Res	Type	Atoms	Z	Observed(°)	Ideal(°)
41	QL	300	MET	CG-SD-CE	-5.60	91.24	100.20
41	AM	209	ASP	CB-CG-OD1	5.60	123.34	118.30
40	VH	269	LEU	CB-CG-CD2	-5.60	101.49	111.00
41	UM	26	ASP	CB-CG-OD2	5.59	123.33	118.30
10	2E	41	GLN	C-N-CA	5.57	135.63	121.70
41	DO	31	ASP	CB-CG-OD2	5.57	123.32	118.30
17	3O	274	LEU	CA-CB-CG	5.57	128.11	115.30
40	VA	218	ASP	CB-CG-OD1	5.57	123.31	118.30
33	5O	42	MET	CA-CB-CG	5.56	122.75	113.30
41	QL	395	LEU	CA-CB-CG	5.56	128.08	115.30
18	3U	317	LYS	CD-CE-NZ	-5.55	98.94	111.70
41	IP	41	ASP	CB-CG-OD1	5.55	123.29	118.30
41	TB	226	ASN	CB-CA-C	5.55	121.49	110.40
40	PA	132	LEU	CA-CB-CG	5.54	128.05	115.30
41	VO	252	LYS	CA-CB-CG	5.54	125.59	113.40
41	HP	112	LEU	CA-CB-CG	5.54	128.04	115.30
41	NB	151	LEU	CB-CG-CD1	5.54	120.41	111.00
41	VB	44	LEU	CA-CB-CG	5.54	128.04	115.30
40	AA	128	GLN	CA-CB-CG	5.53	125.56	113.40
9	2B	410	GLN	CA-CB-CG	5.51	125.53	113.40
41	TP	233	MET	CA-CB-CG	5.51	122.67	113.30
41	NN	151	LEU	CA-CB-CG	5.51	127.96	115.30
9	2C	438	MET	CA-CB-CG	5.50	122.65	113.30
41	RL	217	LEU	CA-CB-CG	5.50	127.95	115.30
41	UN	293	MET	CA-CB-CG	5.50	122.65	113.30
41	AL	7	LEU	CA-CB-CG	5.50	127.95	115.30
41	UM	252	LYS	CD-CE-NZ	5.50	124.34	111.70
40	SH	227	LEU	CA-CB-CG	5.50	127.94	115.30
40	PE	427	LEU	CA-CB-CG	5.50	127.94	115.30
41	EB	284	LEU	CA-CB-CG	5.49	127.94	115.30
41	KM	161	ASP	CB-CG-OD2	5.49	123.24	118.30
41	GB	39	ASP	CB-CG-OD1	5.49	123.24	118.30
41	LM	39	ASP	CB-CG-OD2	5.48	123.23	118.30
16	3J	364	ASP	CB-CG-OD1	5.48	123.23	118.30
41	GM	130	LEU	CA-CB-CG	5.48	127.90	115.30
40	RF	276	ILE	CG1-CB-CG2	-5.47	99.36	111.40
41	WQ	31	ASP	CB-CG-OD2	5.47	123.22	118.30
36	5X	130	LEU	CB-CG-CD2	-5.47	101.70	111.00
40	IG	306	ASP	CB-CG-OD1	5.46	123.22	118.30
27	4Y	165	ASP	CB-CG-OD1	5.45	123.21	118.30
41	NB	295	ASP	CB-CG-OD2	5.44	123.20	118.30
41	DO	7	LEU	CA-CB-CG	5.44	127.82	115.30

Continued on next page...

Continued from previous page...

Mol	Chain	Res	Type	Atoms	Z	Observed(°)	Ideal(°)
41	VB	284	LEU	CA-CB-CG	5.44	127.82	115.30
41	EO	395	LEU	CA-CB-CG	5.43	127.80	115.30
40	CG	116	ASP	CB-CG-OD1	5.43	123.19	118.30
12	2O	209	ASP	CB-CG-OD2	5.43	123.19	118.30
22	4K	471	ARG	CA-CB-CG	5.42	125.34	113.40
41	LL	114	ASP	CB-CG-OD1	5.42	123.18	118.30
41	SN	293	MET	CA-CB-CG	5.42	122.52	113.30
41	HB	65	LEU	CA-CB-CG	5.42	127.76	115.30
40	SE	383	ILE	CG1-CB-CG2	-5.42	99.48	111.40
41	WQ	112	LEU	CA-CB-CG	5.41	127.75	115.30
41	EN	395	LEU	CA-CB-CG	5.41	127.75	115.30
41	PO	44	LEU	CA-CB-CG	5.41	127.75	115.30
16	3J	194	LEU	C-N-CA	5.41	135.22	121.70
40	QG	47	ASP	CB-CG-OD2	5.40	123.16	118.30
41	CB	151	LEU	CA-CB-CG	5.40	127.72	115.30
41	SP	395	LEU	CA-CB-CG	5.40	127.72	115.30
41	NN	58	LYS	CD-CE-NZ	5.40	124.11	111.70
36	5Z	234	LEU	CB-CG-CD2	-5.40	101.83	111.00
17	3O	192	LEU	CA-CB-CG	5.39	127.70	115.30
41	JO	415	MET	CA-CB-CG	5.39	122.47	113.30
41	AM	171	PRO	C-N-CA	5.39	135.17	121.70
41	PN	395	LEU	CA-CB-CG	5.39	127.69	115.30
41	PB	324	LYS	CD-CE-NZ	-5.38	99.31	111.70
40	EG	26	LEU	CA-CB-CG	5.38	127.67	115.30
41	HQ	233	MET	CA-CB-CG	5.38	122.44	113.30
41	LN	284	LEU	CA-CB-CG	5.38	127.67	115.30
41	RN	171	PRO	C-N-CA	5.38	135.14	121.70
40	JE	423	ASP	CB-CG-OD2	5.37	123.13	118.30
41	OP	395	LEU	CA-CB-CG	5.37	127.65	115.30
40	RE	157	LEU	CA-CB-CG	5.37	127.64	115.30
22	4J	251	LEU	CA-CB-CG	5.36	127.63	115.30
41	BP	42	LEU	CB-CG-CD2	5.36	120.11	111.00
41	IM	353	VAL	CG1-CB-CG2	-5.35	102.34	110.90
41	QM	1	MET	CB-CG-SD	5.35	128.45	112.40
40	RA	302	MET	CA-CB-CG	5.35	122.40	113.30
40	PD	383	ILE	CG1-CB-CG2	-5.35	99.63	111.40
41	QL	299	MET	CA-CB-CG	5.35	122.39	113.30
5	1L	232	LEU	CA-CB-CG	5.35	127.60	115.30
41	OP	171	PRO	C-N-CA	5.34	135.06	121.70
26	4W	254	LEU	CA-CB-CG	5.34	127.58	115.30
41	AP	112	LEU	CA-CB-CG	5.33	127.56	115.30
41	HQ	31	ASP	CB-CG-OD2	5.33	123.10	118.30

Continued on next page...

Continued from previous page...

Mol	Chain	Res	Type	Atoms	Z	Observed(°)	Ideal(°)
41	TN	20	PHE	CB-CG-CD1	5.33	124.53	120.80
41	VP	233	MET	CA-CB-CG	5.33	122.36	113.30
40	WG	220	GLU	OE1-CD-OE2	-5.33	116.91	123.30
41	DB	90	PHE	N-CA-CB	5.33	120.19	110.60
41	KM	377	LEU	CA-CB-CG	5.32	127.54	115.30
22	4J	89	VAL	CA-CB-CG2	5.32	118.88	110.90
41	PM	7	LEU	CA-CB-CG	5.32	127.53	115.30
15	3F	351	LEU	CA-CB-CG	5.32	127.53	115.30
40	UE	210	TYR	CA-CB-CG	5.31	123.49	113.40
41	GB	130	LEU	CA-CB-CG	5.31	127.51	115.30
40	QG	227	LEU	CB-CG-CD2	5.30	120.01	111.00
40	SH	49	PHE	CB-CG-CD2	5.30	124.51	120.80
41	WQ	8	GLN	CA-CB-CG	5.30	125.06	113.40
26	4V	330	ASP	CB-CG-OD2	5.29	123.06	118.30
41	ON	374	ILE	CG1-CB-CG2	-5.29	99.75	111.40
41	GP	225	LEU	CA-CB-CG	5.29	127.47	115.30
40	PD	317	LEU	CA-CB-CG	5.29	127.47	115.30
40	HA	177	VAL	CG1-CB-CG2	-5.28	102.45	110.90
41	OB	252	LYS	CA-CB-CG	5.28	125.01	113.40
28	5B	73	LEU	CA-CB-CG	5.28	127.44	115.30
40	UA	132	LEU	CA-CB-CG	5.27	127.43	115.30
41	SB	171	PRO	C-N-CA	5.27	134.88	121.70
40	UH	189	LEU	CB-CG-CD2	-5.27	102.05	111.00
41	FB	395	LEU	CA-CB-CG	5.26	127.41	115.30
41	KM	121	ARG	CB-CG-CD	5.26	125.29	111.60
41	OB	284	LEU	CA-CB-CG	5.26	127.41	115.30
41	UB	249	ASP	CB-CG-OD1	5.26	123.04	118.30
40	WA	127	ASP	CB-CG-OD2	5.26	123.04	118.30
8	1X	288	MET	CG-SD-CE	-5.26	91.78	100.20
41	OL	225	LEU	CB-CG-CD2	5.26	119.94	111.00
40	RH	152	LEU	CA-CB-CG	5.26	127.40	115.30
41	BN	42	LEU	CA-CB-CG	5.26	127.39	115.30
41	DO	323	MET	CA-CB-CG	5.26	122.24	113.30
41	PO	7	LEU	CA-CB-CG	5.25	127.38	115.30
41	FO	228	LEU	CA-CB-CG	5.25	127.38	115.30
41	OP	65	LEU	CA-CB-CG	5.25	127.38	115.30
41	QL	246	LEU	CA-CB-CG	5.25	127.37	115.30
41	IP	42	LEU	CA-CB-CG	5.25	127.36	115.30
41	FN	114	ASP	CB-CG-OD2	5.24	123.02	118.30
41	KP	112	LEU	CA-CB-CG	5.24	127.35	115.30
41	MM	395	LEU	CA-CB-CG	5.24	127.34	115.30
40	JE	227	LEU	CA-CB-CG	5.23	127.34	115.30

Continued on next page...

Continued from previous page...

Mol	Chain	Res	Type	Atoms	Z	Observed(°)	Ideal(°)
40	WG	424	MET	CB-CG-SD	-5.23	96.70	112.40
40	PE	9	VAL	CG1-CB-CG2	-5.23	102.53	110.90
12	2R	186	LEU	CA-CB-CG	5.23	127.33	115.30
40	KF	227	LEU	CA-CB-CG	5.23	127.32	115.30
40	AF	352	LYS	CD-CE-NZ	5.22	123.71	111.70
40	FI	322	ASP	CB-CG-OD1	5.22	123.00	118.30
40	HH	60	LYS	CD-CE-NZ	-5.21	99.72	111.70
41	ON	173	PRO	CA-N-CD	-5.21	104.20	111.50
40	MD	274	PRO	CB-CA-C	5.20	125.00	112.00
22	4H	108	LEU	CA-CB-CG	5.20	127.25	115.30
41	LM	73	MET	CA-CB-CG	5.20	122.14	113.30
40	UE	70	LEU	CA-CB-CG	5.20	127.26	115.30
41	IO	284	LEU	CA-CB-CG	5.19	127.24	115.30
41	KM	112	LEU	CB-CG-CD1	-5.19	102.17	111.00
41	LM	284	LEU	CA-CB-CG	5.19	127.24	115.30
41	MB	331	LEU	CB-CG-CD1	-5.19	102.17	111.00
41	PP	228	LEU	CA-CB-CG	5.19	127.24	115.30
41	VO	284	LEU	CA-CB-CG	5.19	127.24	115.30
40	ME	152	LEU	CB-CG-CD2	5.19	119.82	111.00
40	SG	132	LEU	CA-CB-CG	5.19	127.23	115.30
41	UB	284	LEU	CA-CB-CG	5.19	127.23	115.30
24	4O	196	PHE	CB-CA-C	5.18	120.76	110.40
41	NL	252	LYS	CB-CG-CD	-5.18	98.13	111.60
41	EL	117	LEU	CA-CB-CG	5.18	127.21	115.30
22	4J	242	LEU	CA-CB-CG	5.17	127.19	115.30
10	2G	94	LEU	CA-CB-CG	5.17	127.19	115.30
41	UN	397	TRP	CA-CB-CG	-5.17	103.88	113.70
36	5X	85	LEU	CA-CB-CG	5.17	127.19	115.30
40	SA	26	LEU	CA-CB-CG	5.17	127.18	115.30
40	WI	217	LEU	CA-CB-CG	5.17	127.18	115.30
40	OF	33	ASP	CB-CG-OD1	5.16	122.94	118.30
40	AF	422	GLU	N-CA-CB	5.16	119.89	110.60
40	JD	263	PRO	CA-N-CD	-5.16	104.28	111.50
41	NM	42	LEU	CA-CB-CG	5.15	127.15	115.30
22	4J	91	ASP	C-N-CA	5.15	134.57	121.70
41	UM	65	LEU	CA-CB-CG	5.15	127.14	115.30
40	BF	69	ASP	CB-CG-OD1	5.14	122.93	118.30
41	IQ	377	LEU	CA-CB-CG	5.14	127.12	115.30
41	OO	164	MET	CA-CB-CG	5.14	122.04	113.30
41	OP	246	LEU	CA-CB-CG	5.14	127.12	115.30
40	BA	75	ILE	CG1-CB-CG2	-5.13	100.11	111.40
26	4V	27	LEU	CA-CB-CG	5.13	127.09	115.30

Continued on next page...

Continued from previous page...

Mol	Chain	Res	Type	Atoms	Z	Observed(°)	Ideal(°)
40	HH	152	LEU	CA-CB-CG	5.13	127.09	115.30
41	IO	252	LYS	CA-CB-CG	5.13	124.68	113.40
41	UO	300	MET	CG-SD-CE	-5.13	91.99	100.20
41	AP	65	LEU	CA-CB-CG	5.13	127.09	115.30
41	OP	164	MET	CA-CB-CG	5.12	122.00	113.30
1	1A	651	ASP	CB-CG-OD1	5.12	122.91	118.30
1	1A	480	MET	CA-CB-CG	5.11	121.99	113.30
10	2F	47	LEU	CB-CG-CD2	-5.11	102.31	111.00
21	4E	220	LEU	CA-CB-CG	5.11	127.05	115.30
40	KG	242	LEU	CA-CB-CG	5.11	127.04	115.30
40	VG	427	LEU	CA-CB-CG	5.11	127.04	115.30
40	RA	396	LEU	CA-CB-CG	5.09	127.02	115.30
16	3K	366	LEU	CA-CB-CG	5.09	127.01	115.30
40	KD	433	GLU	N-CA-CB	5.09	119.76	110.60
40	MD	274	PRO	CA-CB-CG	-5.09	94.33	104.00
1	1B	985	ARG	CB-CG-CD	5.08	124.82	111.60
41	RB	383	GLU	N-CA-CB	5.08	119.75	110.60
40	QA	209	ILE	CB-CA-C	5.08	121.77	111.60
40	OE	227	LEU	CA-CB-CG	5.08	126.99	115.30
41	GP	88	ASP	CB-CG-OD2	5.08	122.87	118.30
41	RB	84	ILE	CG1-CB-CG2	-5.08	100.23	111.40
40	TE	132	LEU	CA-CB-CG	5.08	126.98	115.30
41	HM	147	MET	CG-SD-CE	5.08	108.32	100.20
41	VB	304	ASP	CB-CG-OD2	5.08	122.87	118.30
41	IO	395	LEU	CA-CB-CG	5.07	126.97	115.30
41	TM	7	LEU	CA-CB-CG	5.07	126.97	115.30
38	6C	141	LEU	CA-CB-CG	5.07	126.96	115.30
41	RM	330	MET	CG-SD-CE	5.07	108.31	100.20
10	2F	94	LEU	CA-CB-CG	5.07	126.95	115.30
40	NA	211	ASP	CB-CG-OD1	5.07	122.86	118.30
41	RN	225	LEU	CA-CB-CG	5.06	126.94	115.30
40	SH	127	ASP	CB-CG-OD2	5.06	122.86	118.30
41	HQ	395	LEU	CA-CB-CG	5.06	126.94	115.30
41	PO	284	LEU	CA-CB-CG	5.06	126.93	115.30
41	UB	395	LEU	CA-CB-CG	5.05	126.93	115.30
41	FN	44	LEU	CA-CB-CG	5.05	126.92	115.30
41	VO	377	LEU	CA-CB-CG	5.05	126.92	115.30
41	LB	295	ASP	CB-CG-OD1	5.05	122.84	118.30
5	1M	243	LEU	CA-CB-CG	5.05	126.91	115.30
41	WB	65	LEU	CA-CB-CG	5.04	126.89	115.30
33	5N	350	LEU	CB-CG-CD1	-5.03	102.44	111.00
41	CB	246	LEU	CB-CG-CD1	5.03	119.55	111.00

Continued on next page...

Continued from previous page...

Mol	Chain	Res	Type	Atoms	Z	Observed(°)	Ideal(°)
41	KN	395	LEU	CA-CB-CG	5.03	126.86	115.30
40	QA	2	ARG	CA-CB-CG	5.03	124.46	113.40
41	JL	377	LEU	CA-CB-CG	5.03	126.86	115.30
40	FF	132	LEU	CA-CB-CG	5.02	126.86	115.30
41	VB	391	ARG	CA-CB-CG	5.02	124.44	113.40
41	TM	395	LEU	CA-CB-CG	5.01	126.83	115.30
27	4Z	97	ASP	CB-CG-OD2	5.01	122.81	118.30
27	4Z	45	ARG	C-N-CA	5.01	134.22	121.70
40	RA	157	LEU	CA-CB-CG	5.00	126.81	115.30
40	PD	313	MET	CA-CB-CG	5.00	121.80	113.30
40	SH	396	LEU	CA-CB-CG	5.00	126.81	115.30

There are no chirality outliers.

All (1619) planarity outliers are listed below:

Mol	Chain	Res	Type	Group
1	1A	853	ASN	Peptide
1	1A	854	PRO	Peptide
1	1A	985	ARG	Sidechain
3	1F	239	LEU	Peptide
5	1L	275	ARG	Sidechain
5	1L	291	ARG	Sidechain
5	1L	293	ARG	Sidechain
5	1L	296	ARG	Sidechain
5	1M	93	ASN	Peptide
5	1N	83	ARG	Peptide
7	1S	243	GLY	Peptide
7	1S	278	SER	Peptide
7	1S	458	LYS	Peptide
7	1T	101	ARG	Sidechain
7	1T	106	ARG	Sidechain
7	1T	183	ARG	Sidechain
7	1T	206	ARG	Sidechain
7	1T	235	ARG	Sidechain
7	1T	277	ARG	Sidechain
7	1T	299	ARG	Sidechain
7	1T	316	ARG	Sidechain
7	1T	357	ARG	Sidechain
7	1T	369	ARG	Sidechain
7	1T	399	ARG	Sidechain
7	1T	407	ARG	Sidechain
7	1T	431	ARG	Sidechain

Continued on next page...

Continued from previous page...

Mol	Chain	Res	Type	Group
7	1T	468	ARG	Sidechain
7	1T	492	ARG	Sidechain
7	1T	494	ARG	Sidechain
7	1T	495	ARG	Sidechain
7	1T	524	ARG	Sidechain
7	1T	538	ARG	Sidechain
7	1U	235	ARG	Sidechain
7	1U	278	SER	Peptide
7	1U	373	PRO	Peptide
8	1W	317	ASN	Peptide
8	1X	109	ARG	Sidechain
8	1X	119	ARG	Sidechain
8	1X	143	ARG	Sidechain
8	1X	155	ARG	Sidechain
8	1X	182	ARG	Sidechain
8	1X	82	ARG	Sidechain
8	1X	86	ARG	Sidechain
9	2B	56	ARG	Sidechain
9	2B	58	ARG	Sidechain
10	2G	156	ASN	Peptide
10	2G	158	GLY	Peptide
11	2I	119	LYS	Peptide
11	2I	161	ARG	Sidechain
11	2I	187	ARG	Sidechain
11	2I	193	ARG	Sidechain
11	2I	226	ARG	Sidechain
11	2I	24	PRO	Peptide
11	2K	193	ARG	Sidechain
12	2N	103	LEU	Peptide
12	2O	128	ARG	Sidechain
12	2P	103	LEU	Peptide
12	2Q	90	LYS	Peptide
13	2T	100	ARG	Sidechain
13	2T	101	ARG	Sidechain
13	2T	102	ARG	Sidechain
13	2T	104	ARG	Sidechain
13	2T	113	ARG	Sidechain
13	2T	141	ARG	Sidechain
13	2T	142	ARG	Sidechain
13	2T	161	ARG	Sidechain
13	2T	163	ARG	Sidechain
13	2T	164	ARG	Sidechain

Continued on next page...

Continued from previous page...

Mol	Chain	Res	Type	Group
13	2T	170	ARG	Sidechain
13	2T	30	ARG	Sidechain
13	2T	36	ARG	Sidechain
13	2U	100	ARG	Sidechain
13	2U	101	ARG	Sidechain
13	2U	102	ARG	Sidechain
13	2U	104	ARG	Sidechain
13	2U	113	ARG	Sidechain
13	2U	124	ARG	Sidechain
13	2U	142	ARG	Sidechain
13	2U	161	ARG	Sidechain
13	2U	163	ARG	Sidechain
13	2U	164	ARG	Sidechain
13	2U	170	ARG	Sidechain
13	2U	36	ARG	Sidechain
13	2V	100	ARG	Sidechain
13	2V	101	ARG	Sidechain
13	2V	102	ARG	Sidechain
13	2V	104	ARG	Sidechain
13	2V	113	ARG	Sidechain
13	2V	124	ARG	Sidechain
13	2V	141	ARG	Sidechain
13	2V	142	ARG	Sidechain
13	2V	153	ARG	Sidechain
13	2V	163	ARG	Sidechain
13	2V	164	ARG	Sidechain
13	2V	170	ARG	Sidechain
13	2V	36	ARG	Sidechain
13	2W	100	ARG	Sidechain
13	2W	101	ARG	Sidechain
13	2W	104	ARG	Sidechain
13	2W	141	ARG	Sidechain
13	2W	142	ARG	Sidechain
13	2W	153	ARG	Sidechain
13	2W	161	ARG	Sidechain
13	2W	163	ARG	Sidechain
13	2W	164	ARG	Sidechain
13	2W	170	ARG	Sidechain
13	2W	36	ARG	Sidechain
13	2X	100	ARG	Sidechain
13	2X	101	ARG	Sidechain
13	2X	102	ARG	Sidechain

Continued on next page...

Continued from previous page...

Mol	Chain	Res	Type	Group
13	2X	104	ARG	Sidechain
13	2X	113	ARG	Sidechain
13	2X	124	ARG	Sidechain
13	2X	141	ARG	Sidechain
13	2X	142	ARG	Sidechain
13	2X	161	ARG	Sidechain
13	2X	164	ARG	Sidechain
13	2X	170	ARG	Sidechain
13	2X	30	ARG	Sidechain
13	2X	36	ARG	Sidechain
14	3C	52	SER	Peptide
15	3E	66	ARG	Sidechain
17	3O	350	ARG	Sidechain
17	3O	387	ARG	Sidechain
17	3O	399	ARG	Sidechain
17	3O	403	ARG	Sidechain
17	3O	405	ARG	Sidechain
17	3O	406	ARG	Sidechain
17	3O	419	ARG	Sidechain
17	3P	101	ARG	Sidechain
17	3P	114	ARG	Sidechain
17	3P	119	ARG	Sidechain
17	3P	121	ARG	Sidechain
17	3P	126	ARG	Sidechain
17	3P	183	ARG	Sidechain
17	3P	196	ARG	Sidechain
17	3P	202	ARG	Sidechain
17	3P	205	ARG	Sidechain
17	3P	232	ARG	Sidechain
17	3P	248	ARG	Sidechain
17	3P	275	ARG	Sidechain
17	3P	285	ARG	Sidechain
17	3P	289	ARG	Sidechain
17	3P	310	ARG	Sidechain
17	3P	315	ARG	Sidechain
17	3P	322	ARG	Sidechain
17	3P	350	ARG	Sidechain
17	3P	387	ARG	Sidechain
17	3P	399	ARG	Sidechain
17	3P	403	ARG	Sidechain
17	3P	405	ARG	Sidechain
17	3P	406	ARG	Sidechain

Continued on next page...

Continued from previous page...

Mol	Chain	Res	Type	Group
17	3P	419	ARG	Sidechain
17	3P	437	ARG	Sidechain
17	3P	439	ARG	Sidechain
17	3P	93	ARG	Sidechain
17	3Q	387	ARG	Sidechain
17	3Q	399	ARG	Sidechain
17	3Q	403	ARG	Sidechain
17	3Q	406	ARG	Sidechain
17	3Q	413	ARG	Sidechain
17	3Q	419	ARG	Sidechain
17	3Q	437	ARG	Sidechain
17	3Q	439	ARG	Sidechain
17	3R	101	ARG	Sidechain
17	3R	114	ARG	Sidechain
17	3R	119	ARG	Sidechain
17	3R	126	ARG	Sidechain
17	3R	266	ARG	Sidechain
17	3R	275	ARG	Sidechain
17	3R	285	ARG	Sidechain
17	3R	93	ARG	Sidechain
18	3U	71	ARG	Sidechain
19	3Y	165	ARG	Sidechain
19	3Y	173	ARG	Sidechain
19	3Y	179	ARG	Sidechain
19	3Z	382	ARG	Sidechain
20	4A	154	ARG	Sidechain
20	4A	161	ARG	Sidechain
20	4A	166	ARG	Sidechain
20	4A	189	ARG	Sidechain
20	4A	19	ARG	Sidechain
20	4A	195	ARG	Sidechain
20	4A	20	ARG	Sidechain
20	4A	207	ARG	Sidechain
20	4A	22	ARG	Sidechain
20	4A	228	ARG	Sidechain
20	4A	230	ARG	Sidechain
20	4A	26	ARG	Sidechain
20	4A	29	ARG	Sidechain
20	4A	34	ARG	Sidechain
20	4A	36	ARG	Sidechain
20	4A	52	ARG	Sidechain
20	4A	87	ARG	Sidechain

Continued on next page...

Continued from previous page...

Mol	Chain	Res	Type	Group
20	4A	89	ARG	Sidechain
20	4B	228	ARG	Sidechain
20	4B	230	ARG	Sidechain
20	4B	231	ARG	Sidechain
20	4B	282	ARG	Sidechain
20	4B	293	ARG	Sidechain
20	4B	300	ARG	Sidechain
20	4B	319	ARG	Sidechain
20	4B	329	ARG	Sidechain
21	4D	34	ARG	Sidechain
21	4D	421	ARG	Sidechain
21	4D	436	ARG	Sidechain
21	4D	437	ARG	Sidechain
21	4D	457	ARG	Sidechain
21	4D	469	ARG	Sidechain
21	4D	502	ARG	Sidechain
21	4E	436	ARG	Sidechain
21	4E	437	ARG	Sidechain
21	4E	457	ARG	Sidechain
21	4E	469	ARG	Sidechain
21	4E	502	ARG	Sidechain
21	4F	359	PHE	Peptide
21	4F	421	ARG	Sidechain
21	4F	436	ARG	Sidechain
21	4F	437	ARG	Sidechain
21	4F	457	ARG	Sidechain
21	4F	469	ARG	Sidechain
22	4H	13	ARG	Sidechain
22	4H	140	PRO	Peptide
22	4H	31	ASN	Peptide
22	4I	140	PRO	Peptide
22	4I	543	SER	Peptide
22	4I	637	ARG	Sidechain
22	4I	647	ARG	Sidechain
22	4I	660	ARG	Sidechain
22	4I	666	ARG	Sidechain
22	4J	140	PRO	Peptide
22	4J	637	ARG	Sidechain
22	4J	700	ARG	Sidechain
22	4J	92	LYS	Peptide
22	4K	637	ARG	Sidechain
22	4K	647	ARG	Sidechain

Continued on next page...

Continued from previous page...

Mol	Chain	Res	Type	Group
22	4K	660	ARG	Sidechain
22	4K	666	ARG	Sidechain
22	4K	700	ARG	Sidechain
23	4M	177	ARG	Sidechain
23	4M	180	ARG	Sidechain
23	4M	193	ARG	Sidechain
23	4M	195	ARG	Sidechain
23	4M	234	ARG	Sidechain
23	4M	30	ARG	Sidechain
23	4N	177	ARG	Sidechain
23	4N	180	ARG	Sidechain
23	4N	193	ARG	Sidechain
23	4N	195	ARG	Sidechain
23	4N	58	ARG	Sidechain
24	4O	177	ARG	Sidechain
24	4O	193	ARG	Sidechain
24	4O	195	ARG	Sidechain
24	4O	234	ARG	Sidechain
24	4O	259	ARG	Sidechain
23	4P	177	ARG	Sidechain
23	4P	180	ARG	Sidechain
23	4P	193	ARG	Sidechain
23	4P	195	ARG	Sidechain
23	4Q	177	ARG	Sidechain
23	4Q	180	ARG	Sidechain
23	4Q	193	ARG	Sidechain
23	4Q	195	ARG	Sidechain
23	4Q	234	ARG	Sidechain
23	4Q	259	ARG	Sidechain
23	4R	177	ARG	Sidechain
23	4R	180	ARG	Sidechain
23	4R	193	ARG	Sidechain
23	4R	234	ARG	Sidechain
23	4R	259	ARG	Sidechain
23	4R	30	ARG	Sidechain
23	4R	46	ARG	Sidechain
23	4R	58	ARG	Sidechain
25	4T	289	VAL	Peptide
25	4T	392	ARG	Sidechain
25	4T	397	ARG	Sidechain
25	4T	432	SER	Peptide
26	4V	30	PRO	Peptide

Continued on next page...

Continued from previous page...

Mol	Chain	Res	Type	Group
26	4V	31	GLY	Peptide
26	4W	345	ILE	Peptide
27	4Z	43	ASN	Peptide
28	5B	217	ARG	Sidechain
29	5D	99	PHE	Peptide
30	5G	57	ILE	Peptide
31	5I	416	ASP	Peptide
31	5I	505	ARG	Sidechain
31	5I	686	ARG	Sidechain
33	5N	470	LYS	Peptide
33	5O	137	ARG	Sidechain
34	5R	332	ARG	Sidechain
34	5R	337	ARG	Sidechain
34	5R	349	ARG	Sidechain
34	5R	380	ARG	Sidechain
34	5R	386	ARG	Sidechain
34	5R	397	ARG	Sidechain
34	5R	407	ARG	Sidechain
34	5R	415	ARG	Sidechain
34	5R	421	ARG	Sidechain
34	5R	431	ARG	Sidechain
34	5R	439	ARG	Sidechain
34	5R	440	ARG	Sidechain
34	5R	448	ARG	Sidechain
34	5R	458	ARG	Sidechain
34	5R	462	ARG	Sidechain
35	5U	26	ARG	Sidechain
36	5W	109	THR	Peptide
36	5W	215	TYR	Peptide
36	5X	215	TYR	Peptide
38	6C	185	ARG	Sidechain
38	6C	186	ARG	Sidechain
38	6C	33	ASN	Peptide
38	6C	63	ASP	Peptide
38	6C	67	VAL	Peptide
38	6D	283	ARG	Sidechain
39	6F	116	ARG	Sidechain
39	6G	116	ARG	Sidechain
39	6G	119	TYR	Peptide
39	6H	61	ASN	Peptide
39	6L	116	ARG	Sidechain
39	6L	119	TYR	Peptide

Continued on next page...

Continued from previous page...

Mol	Chain	Res	Type	Group
39	6L	133	ARG	Sidechain
40	AA	273	ALA	Peptide
41	AB	194	GLU	Peptide
41	AB	271	ALA	Peptide
40	AE	273	ALA	Peptide
40	AF	273	ALA	Peptide
40	AG	273	ALA	Peptide
40	AH	273	ALA	Peptide
41	AL	271	ALA	Peptide
41	AM	271	ALA	Peptide
41	AN	271	ALA	Peptide
41	AN	58	LYS	Peptide
41	AO	162	ARG	Sidechain
41	AO	2	ARG	Sidechain
41	AO	213	ARG	Sidechain
41	AO	241	ARG	Sidechain
41	AO	262	ARG	Sidechain
41	AO	276	ARG	Sidechain
41	AO	282	ARG	Sidechain
41	AO	306	ARG	Sidechain
41	AO	309	ARG	Sidechain
41	AO	359	ARG	Sidechain
41	AO	380	ARG	Sidechain
41	AO	390	ARG	Sidechain
41	AO	46	ARG	Sidechain
41	AO	62	ARG	Sidechain
41	AO	77	ARG	Sidechain
41	AP	271	ALA	Peptide
40	BA	273	ALA	Peptide
41	BB	121	ARG	Sidechain
41	BB	156	ARG	Sidechain
41	BB	162	ARG	Sidechain
41	BB	2	ARG	Sidechain
41	BB	213	ARG	Sidechain
41	BB	241	ARG	Sidechain
41	BB	276	ARG	Sidechain
41	BB	282	ARG	Sidechain
41	BB	306	ARG	Sidechain
41	BB	309	ARG	Sidechain
41	BB	318	ARG	Sidechain
41	BB	320	ARG	Sidechain
41	BB	359	ARG	Sidechain

Continued on next page...

Continued from previous page...

Mol	Chain	Res	Type	Group
41	BB	380	ARG	Sidechain
41	BB	390	ARG	Sidechain
41	BB	425	ARG	Sidechain
41	BB	46	ARG	Sidechain
41	BB	62	ARG	Sidechain
41	BB	77	ARG	Sidechain
41	BB	86	ARG	Sidechain
40	BE	105	ARG	Sidechain
40	BE	123	ARG	Sidechain
40	BE	156	ARG	Sidechain
40	BE	2	ARG	Sidechain
40	BE	214	ARG	Sidechain
40	BE	215	ARG	Sidechain
40	BE	221	ARG	Sidechain
40	BE	229	ARG	Sidechain
40	BE	243	ARG	Sidechain
40	BE	264	ARG	Sidechain
40	BE	308	ARG	Sidechain
40	BE	320	ARG	Sidechain
40	BE	372	ARG	Sidechain
40	BE	389	ARG	Sidechain
40	BE	401	ARG	Sidechain
40	BE	421	ARG	Sidechain
40	BE	64	ARG	Sidechain
40	BE	79	ARG	Sidechain
40	BE	84	ARG	Sidechain
40	BF	273	ALA	Peptide
40	BF	29	GLY	Peptide
40	BG	273	ALA	Peptide
40	BH	105	ARG	Sidechain
40	BH	121	ARG	Sidechain
40	BH	123	ARG	Sidechain
40	BH	156	ARG	Sidechain
40	BH	214	ARG	Sidechain
40	BH	221	ARG	Sidechain
40	BH	229	ARG	Sidechain
40	BH	243	ARG	Sidechain
40	BH	264	ARG	Sidechain
40	BH	320	ARG	Sidechain
40	BH	339	ARG	Sidechain
40	BH	372	ARG	Sidechain
40	BH	389	ARG	Sidechain

Continued on next page...

Continued from previous page...

Mol	Chain	Res	Type	Group
40	BH	401	ARG	Sidechain
40	BH	421	ARG	Sidechain
40	BH	64	ARG	Sidechain
40	BH	79	ARG	Sidechain
40	BH	84	ARG	Sidechain
40	BI	105	ARG	Sidechain
40	BI	121	ARG	Sidechain
40	BI	123	ARG	Sidechain
40	BI	156	ARG	Sidechain
40	BI	214	ARG	Sidechain
40	BI	221	ARG	Sidechain
40	BI	243	ARG	Sidechain
40	BI	264	ARG	Sidechain
40	BI	372	ARG	Sidechain
40	BI	389	ARG	Sidechain
40	BI	401	ARG	Sidechain
40	BI	421	ARG	Sidechain
40	BI	64	ARG	Sidechain
40	BI	79	ARG	Sidechain
40	BI	84	ARG	Sidechain
41	BL	271	ALA	Peptide
41	BM	121	ARG	Sidechain
41	BM	156	ARG	Sidechain
41	BM	162	ARG	Sidechain
41	BM	2	ARG	Sidechain
41	BM	213	ARG	Sidechain
41	BM	241	ARG	Sidechain
41	BM	251	ARG	Sidechain
41	BM	276	ARG	Sidechain
41	BM	282	ARG	Sidechain
41	BM	306	ARG	Sidechain
41	BM	309	ARG	Sidechain
41	BM	318	ARG	Sidechain
41	BM	320	ARG	Sidechain
41	BM	380	ARG	Sidechain
41	BM	390	ARG	Sidechain
41	BM	391	ARG	Sidechain
41	BM	425	ARG	Sidechain
41	BM	46	ARG	Sidechain
41	BM	62	ARG	Sidechain
41	BM	77	ARG	Sidechain
41	BN	107	THR	Peptide

Continued on next page...

Continued from previous page...

Mol	Chain	Res	Type	Group
41	BN	271	ALA	Peptide
41	BN	274	THR	Peptide
41	BN	278	SER	Peptide
41	BO	121	ARG	Sidechain
41	BO	156	ARG	Sidechain
41	BO	162	ARG	Sidechain
41	BO	2	ARG	Sidechain
41	BO	213	ARG	Sidechain
41	BO	241	ARG	Sidechain
41	BO	276	ARG	Sidechain
41	BO	282	ARG	Sidechain
41	BO	306	ARG	Sidechain
41	BO	309	ARG	Sidechain
41	BO	318	ARG	Sidechain
41	BO	359	ARG	Sidechain
41	BO	380	ARG	Sidechain
41	BO	390	ARG	Sidechain
41	BO	46	ARG	Sidechain
41	BO	62	ARG	Sidechain
41	BO	77	ARG	Sidechain
41	BO	86	ARG	Sidechain
41	BP	121	ARG	Sidechain
41	BP	162	ARG	Sidechain
41	BP	2	ARG	Sidechain
41	BP	213	ARG	Sidechain
41	BP	241	ARG	Sidechain
41	BP	251	ARG	Sidechain
41	BP	262	ARG	Sidechain
41	BP	276	ARG	Sidechain
41	BP	306	ARG	Sidechain
41	BP	309	ARG	Sidechain
41	BP	318	ARG	Sidechain
41	BP	320	ARG	Sidechain
41	BP	380	ARG	Sidechain
41	BP	390	ARG	Sidechain
41	BP	391	ARG	Sidechain
41	BP	425	ARG	Sidechain
41	BP	62	ARG	Sidechain
41	BP	86	ARG	Sidechain
40	CA	105	ARG	Sidechain
40	CA	121	ARG	Sidechain
40	CA	156	ARG	Sidechain

Continued on next page...

Continued from previous page...

Mol	Chain	Res	Type	Group
40	CA	2	ARG	Sidechain
40	CA	214	ARG	Sidechain
40	CA	221	ARG	Sidechain
40	CA	229	ARG	Sidechain
40	CA	243	ARG	Sidechain
40	CA	320	ARG	Sidechain
40	CA	339	ARG	Sidechain
40	CA	372	ARG	Sidechain
40	CA	389	ARG	Sidechain
40	CA	401	ARG	Sidechain
40	CA	421	ARG	Sidechain
40	CA	64	ARG	Sidechain
40	CA	84	ARG	Sidechain
41	CB	271	ALA	Peptide
40	CE	273	ALA	Peptide
40	CF	273	ALA	Peptide
40	CF	84	ARG	Sidechain
40	CG	273	ALA	Peptide
40	CH	105	ARG	Sidechain
40	CH	121	ARG	Sidechain
40	CH	123	ARG	Sidechain
40	CH	156	ARG	Sidechain
40	CH	2	ARG	Sidechain
40	CH	214	ARG	Sidechain
40	CH	229	ARG	Sidechain
40	CH	243	ARG	Sidechain
40	CH	264	ARG	Sidechain
40	CH	320	ARG	Sidechain
40	CH	339	ARG	Sidechain
40	CH	372	ARG	Sidechain
40	CH	389	ARG	Sidechain
40	CH	401	ARG	Sidechain
40	CH	64	ARG	Sidechain
40	CH	84	ARG	Sidechain
40	CI	110	ILE	Peptide
40	CI	273	ALA	Peptide
41	CL	121	ARG	Sidechain
41	CL	156	ARG	Sidechain
41	CL	162	ARG	Sidechain
41	CL	2	ARG	Sidechain
41	CL	241	ARG	Sidechain
41	CL	251	ARG	Sidechain

Continued on next page...

Continued from previous page...

Mol	Chain	Res	Type	Group
41	CL	262	ARG	Sidechain
41	CL	276	ARG	Sidechain
41	CL	282	ARG	Sidechain
41	CL	306	ARG	Sidechain
41	CL	309	ARG	Sidechain
41	CL	318	ARG	Sidechain
41	CL	320	ARG	Sidechain
41	CL	359	ARG	Sidechain
41	CL	390	ARG	Sidechain
41	CL	391	ARG	Sidechain
41	CL	425	ARG	Sidechain
41	CL	77	ARG	Sidechain
41	CL	86	ARG	Sidechain
41	CM	121	ARG	Sidechain
41	CM	162	ARG	Sidechain
41	CM	2	ARG	Sidechain
41	CM	213	ARG	Sidechain
41	CM	241	ARG	Sidechain
41	CM	262	ARG	Sidechain
41	CM	282	ARG	Sidechain
41	CM	306	ARG	Sidechain
41	CM	309	ARG	Sidechain
41	CM	318	ARG	Sidechain
41	CM	320	ARG	Sidechain
41	CM	359	ARG	Sidechain
41	CM	380	ARG	Sidechain
41	CM	390	ARG	Sidechain
41	CM	391	ARG	Sidechain
41	CM	425	ARG	Sidechain
41	CM	46	ARG	Sidechain
41	CM	77	ARG	Sidechain
41	CM	86	ARG	Sidechain
41	CN	156	ARG	Sidechain
41	CN	162	ARG	Sidechain
41	CN	2	ARG	Sidechain
41	CN	213	ARG	Sidechain
41	CN	241	ARG	Sidechain
41	CN	251	ARG	Sidechain
41	CN	262	ARG	Sidechain
41	CN	276	ARG	Sidechain
41	CN	282	ARG	Sidechain
41	CN	306	ARG	Sidechain

Continued on next page...

Continued from previous page...

Mol	Chain	Res	Type	Group
41	CN	318	ARG	Sidechain
41	CN	320	ARG	Sidechain
41	CN	359	ARG	Sidechain
41	CN	380	ARG	Sidechain
41	CN	390	ARG	Sidechain
41	CN	391	ARG	Sidechain
41	CN	425	ARG	Sidechain
41	CN	77	ARG	Sidechain
41	CN	86	ARG	Sidechain
41	CO	121	ARG	Sidechain
41	CO	156	ARG	Sidechain
41	CO	162	ARG	Sidechain
41	CO	2	ARG	Sidechain
41	CO	213	ARG	Sidechain
41	CO	241	ARG	Sidechain
41	CO	251	ARG	Sidechain
41	CO	276	ARG	Sidechain
41	CO	282	ARG	Sidechain
41	CO	306	ARG	Sidechain
41	CO	309	ARG	Sidechain
41	CO	320	ARG	Sidechain
41	CO	359	ARG	Sidechain
41	CO	380	ARG	Sidechain
41	CO	390	ARG	Sidechain
41	CO	391	ARG	Sidechain
41	CO	425	ARG	Sidechain
41	CO	46	ARG	Sidechain
41	CO	62	ARG	Sidechain
41	CO	86	ARG	Sidechain
41	CP	121	ARG	Sidechain
41	CP	156	ARG	Sidechain
41	CP	162	ARG	Sidechain
41	CP	2	ARG	Sidechain
41	CP	213	ARG	Sidechain
41	CP	251	ARG	Sidechain
41	CP	262	ARG	Sidechain
41	CP	276	ARG	Sidechain
41	CP	282	ARG	Sidechain
41	CP	306	ARG	Sidechain
41	CP	309	ARG	Sidechain
41	CP	318	ARG	Sidechain
41	CP	320	ARG	Sidechain

Continued on next page...

Continued from previous page...

Mol	Chain	Res	Type	Group
41	CP	359	ARG	Sidechain
41	CP	380	ARG	Sidechain
41	CP	391	ARG	Sidechain
41	CP	425	ARG	Sidechain
41	CP	62	ARG	Sidechain
41	CP	77	ARG	Sidechain
40	DA	105	ARG	Sidechain
40	DA	123	ARG	Sidechain
40	DA	156	ARG	Sidechain
40	DA	2	ARG	Sidechain
40	DA	214	ARG	Sidechain
40	DA	215	ARG	Sidechain
40	DA	221	ARG	Sidechain
40	DA	229	ARG	Sidechain
40	DA	243	ARG	Sidechain
40	DA	264	ARG	Sidechain
40	DA	320	ARG	Sidechain
40	DA	339	ARG	Sidechain
40	DA	372	ARG	Sidechain
40	DA	389	ARG	Sidechain
40	DA	421	ARG	Sidechain
40	DA	64	ARG	Sidechain
40	DA	84	ARG	Sidechain
41	DB	121	ARG	Sidechain
41	DB	156	ARG	Sidechain
41	DB	162	ARG	Sidechain
41	DB	213	ARG	Sidechain
41	DB	262	ARG	Sidechain
41	DB	276	ARG	Sidechain
41	DB	282	ARG	Sidechain
41	DB	306	ARG	Sidechain
41	DB	309	ARG	Sidechain
41	DB	318	ARG	Sidechain
41	DB	359	ARG	Sidechain
41	DB	380	ARG	Sidechain
41	DB	390	ARG	Sidechain
41	DB	391	ARG	Sidechain
41	DB	46	ARG	Sidechain
41	DB	62	ARG	Sidechain
41	DB	77	ARG	Sidechain
41	DB	86	ARG	Sidechain
40	DE	121	ARG	Sidechain

Continued on next page...

Continued from previous page...

Mol	Chain	Res	Type	Group
40	DE	123	ARG	Sidechain
40	DE	156	ARG	Sidechain
40	DE	2	ARG	Sidechain
40	DE	214	ARG	Sidechain
40	DE	215	ARG	Sidechain
40	DE	221	ARG	Sidechain
40	DE	229	ARG	Sidechain
40	DE	243	ARG	Sidechain
40	DE	264	ARG	Sidechain
40	DE	308	ARG	Sidechain
40	DE	339	ARG	Sidechain
40	DE	372	ARG	Sidechain
40	DE	389	ARG	Sidechain
40	DE	421	ARG	Sidechain
40	DE	64	ARG	Sidechain
40	DE	79	ARG	Sidechain
40	DE	84	ARG	Sidechain
40	DF	105	ARG	Sidechain
40	DF	121	ARG	Sidechain
40	DF	2	ARG	Sidechain
40	DF	214	ARG	Sidechain
40	DF	215	ARG	Sidechain
40	DF	221	ARG	Sidechain
40	DF	229	ARG	Sidechain
40	DF	243	ARG	Sidechain
40	DF	264	ARG	Sidechain
40	DF	320	ARG	Sidechain
40	DF	339	ARG	Sidechain
40	DF	389	ARG	Sidechain
40	DF	401	ARG	Sidechain
40	DF	421	ARG	Sidechain
40	DF	64	ARG	Sidechain
40	DF	79	ARG	Sidechain
40	DF	84	ARG	Sidechain
40	DH	121	ARG	Sidechain
40	DH	123	ARG	Sidechain
40	DH	156	ARG	Sidechain
40	DH	2	ARG	Sidechain
40	DH	214	ARG	Sidechain
40	DH	215	ARG	Sidechain
40	DH	229	ARG	Sidechain
40	DH	243	ARG	Sidechain

Continued on next page...

Continued from previous page...

Mol	Chain	Res	Type	Group
40	DH	264	ARG	Sidechain
40	DH	339	ARG	Sidechain
40	DH	389	ARG	Sidechain
40	DH	421	ARG	Sidechain
40	DH	64	ARG	Sidechain
40	DH	79	ARG	Sidechain
40	DH	84	ARG	Sidechain
40	DI	121	ARG	Sidechain
40	DI	123	ARG	Sidechain
40	DI	156	ARG	Sidechain
40	DI	2	ARG	Sidechain
40	DI	214	ARG	Sidechain
40	DI	215	ARG	Sidechain
40	DI	221	ARG	Sidechain
40	DI	229	ARG	Sidechain
40	DI	243	ARG	Sidechain
40	DI	264	ARG	Sidechain
40	DI	320	ARG	Sidechain
40	DI	339	ARG	Sidechain
40	DI	372	ARG	Sidechain
40	DI	389	ARG	Sidechain
40	DI	401	ARG	Sidechain
40	DI	421	ARG	Sidechain
40	DI	64	ARG	Sidechain
40	DI	79	ARG	Sidechain
40	DI	84	ARG	Sidechain
41	DL	121	ARG	Sidechain
41	DL	156	ARG	Sidechain
41	DL	2	ARG	Sidechain
41	DL	213	ARG	Sidechain
41	DL	251	ARG	Sidechain
41	DL	262	ARG	Sidechain
41	DL	276	ARG	Sidechain
41	DL	282	ARG	Sidechain
41	DL	306	ARG	Sidechain
41	DL	318	ARG	Sidechain
41	DL	359	ARG	Sidechain
41	DL	380	ARG	Sidechain
41	DL	390	ARG	Sidechain
41	DL	391	ARG	Sidechain
41	DL	425	ARG	Sidechain
41	DL	77	ARG	Sidechain

Continued on next page...

Continued from previous page...

Mol	Chain	Res	Type	Group
41	DM	121	ARG	Sidechain
41	DM	156	ARG	Sidechain
41	DM	162	ARG	Sidechain
41	DM	2	ARG	Sidechain
41	DM	213	ARG	Sidechain
41	DM	241	ARG	Sidechain
41	DM	251	ARG	Sidechain
41	DM	276	ARG	Sidechain
41	DM	282	ARG	Sidechain
41	DM	306	ARG	Sidechain
41	DM	309	ARG	Sidechain
41	DM	318	ARG	Sidechain
41	DM	320	ARG	Sidechain
41	DM	359	ARG	Sidechain
41	DM	380	ARG	Sidechain
41	DM	390	ARG	Sidechain
41	DM	391	ARG	Sidechain
41	DM	425	ARG	Sidechain
41	DM	46	ARG	Sidechain
41	DM	77	ARG	Sidechain
41	DN	121	ARG	Sidechain
41	DN	156	ARG	Sidechain
41	DN	162	ARG	Sidechain
41	DN	2	ARG	Sidechain
41	DN	213	ARG	Sidechain
41	DN	241	ARG	Sidechain
41	DN	251	ARG	Sidechain
41	DN	262	ARG	Sidechain
41	DN	282	ARG	Sidechain
41	DN	306	ARG	Sidechain
41	DN	309	ARG	Sidechain
41	DN	320	ARG	Sidechain
41	DN	380	ARG	Sidechain
41	DN	390	ARG	Sidechain
41	DN	391	ARG	Sidechain
41	DN	425	ARG	Sidechain
41	DN	46	ARG	Sidechain
41	DN	62	ARG	Sidechain
41	DO	271	ALA	Peptide
41	DO	320	ARG	Peptide
41	DO	425	ARG	Sidechain
41	DP	121	ARG	Sidechain

Continued on next page...

Continued from previous page...

Mol	Chain	Res	Type	Group
41	DP	156	ARG	Sidechain
41	DP	162	ARG	Sidechain
41	DP	2	ARG	Sidechain
41	DP	213	ARG	Sidechain
41	DP	241	ARG	Sidechain
41	DP	251	ARG	Sidechain
41	DP	262	ARG	Sidechain
41	DP	276	ARG	Sidechain
41	DP	282	ARG	Sidechain
41	DP	306	ARG	Sidechain
41	DP	309	ARG	Sidechain
41	DP	318	ARG	Sidechain
41	DP	320	ARG	Sidechain
41	DP	359	ARG	Sidechain
41	DP	380	ARG	Sidechain
41	DP	390	ARG	Sidechain
41	DP	391	ARG	Sidechain
41	DP	425	ARG	Sidechain
41	DP	46	ARG	Sidechain
41	DP	62	ARG	Sidechain
41	DP	77	ARG	Sidechain
41	DP	86	ARG	Sidechain
40	EA	273	ALA	Peptide
41	EB	271	ALA	Peptide
41	EB	7	LEU	Peptide
40	EE	273	ALA	Peptide
40	EE	276	ILE	Peptide
40	EF	273	ALA	Peptide
40	EF	326	LYS	Peptide
40	EG	273	ALA	Peptide
40	EG	326	LYS	Peptide
40	EH	105	ARG	Sidechain
40	EH	121	ARG	Sidechain
40	EH	123	ARG	Sidechain
40	EH	156	ARG	Sidechain
40	EH	2	ARG	Sidechain
40	EH	229	ARG	Sidechain
40	EH	243	ARG	Sidechain
40	EH	320	ARG	Sidechain
40	EH	389	ARG	Sidechain
40	EH	401	ARG	Sidechain
40	EH	421	ARG	Sidechain

Continued on next page...

Continued from previous page...

Mol	Chain	Res	Type	Group
40	EH	84	ARG	Sidechain
40	EI	105	ARG	Sidechain
40	EI	121	ARG	Sidechain
40	EI	123	ARG	Sidechain
40	EI	156	ARG	Sidechain
40	EI	2	ARG	Sidechain
40	EI	214	ARG	Sidechain
40	EI	215	ARG	Sidechain
40	EI	221	ARG	Sidechain
40	EI	229	ARG	Sidechain
40	EI	243	ARG	Sidechain
40	EI	264	ARG	Sidechain
40	EI	308	ARG	Sidechain
40	EI	320	ARG	Sidechain
40	EI	339	ARG	Sidechain
40	EI	401	ARG	Sidechain
40	EI	421	ARG	Sidechain
40	EI	64	ARG	Sidechain
40	EI	79	ARG	Sidechain
40	EI	84	ARG	Sidechain
41	EL	271	ALA	Peptide
41	EL	359	ARG	Sidechain
41	EM	121	ARG	Sidechain
41	EM	156	ARG	Sidechain
41	EM	2	ARG	Sidechain
41	EM	213	ARG	Sidechain
41	EM	241	ARG	Sidechain
41	EM	251	ARG	Sidechain
41	EM	262	ARG	Sidechain
41	EM	276	ARG	Sidechain
41	EM	318	ARG	Sidechain
41	EM	320	ARG	Sidechain
41	EM	359	ARG	Sidechain
41	EM	390	ARG	Sidechain
41	EM	425	ARG	Sidechain
41	EM	46	ARG	Sidechain
41	EM	62	ARG	Sidechain
41	EM	77	ARG	Sidechain
41	EM	86	ARG	Sidechain
41	EN	271	ALA	Peptide
41	EO	271	ALA	Peptide
41	EO	7	LEU	Peptide

Continued on next page...

Continued from previous page...

Mol	Chain	Res	Type	Group
41	EP	156	ARG	Sidechain
41	EP	162	ARG	Sidechain
41	EP	2	ARG	Sidechain
41	EP	213	ARG	Sidechain
41	EP	241	ARG	Sidechain
41	EP	251	ARG	Sidechain
41	EP	276	ARG	Sidechain
41	EP	282	ARG	Sidechain
41	EP	306	ARG	Sidechain
41	EP	318	ARG	Sidechain
41	EP	320	ARG	Sidechain
41	EP	359	ARG	Sidechain
41	EP	425	ARG	Sidechain
41	EP	46	ARG	Sidechain
41	EP	62	ARG	Sidechain
41	EP	77	ARG	Sidechain
41	EP	86	ARG	Sidechain
40	FA	105	ARG	Sidechain
40	FA	121	ARG	Sidechain
40	FA	123	ARG	Sidechain
40	FA	156	ARG	Sidechain
40	FA	2	ARG	Sidechain
40	FA	214	ARG	Sidechain
40	FA	215	ARG	Sidechain
40	FA	221	ARG	Sidechain
40	FA	229	ARG	Sidechain
40	FA	243	ARG	Sidechain
40	FA	264	ARG	Sidechain
40	FA	308	ARG	Sidechain
40	FA	320	ARG	Sidechain
40	FA	339	ARG	Sidechain
40	FA	372	ARG	Sidechain
40	FA	389	ARG	Sidechain
40	FA	401	ARG	Sidechain
40	FA	421	ARG	Sidechain
40	FA	84	ARG	Sidechain
41	FB	271	ALA	Peptide
41	FB	283	ALA	Peptide
41	FB	323	MET	Peptide
40	FF	273	ALA	Peptide
40	FG	128	GLN	Peptide
40	FG	273	ALA	Peptide

Continued on next page...

Continued from previous page...

Mol	Chain	Res	Type	Group
40	FG	58	ALA	Peptide
40	FI	273	ALA	Peptide
41	FM	107	THR	Peptide
41	FM	271	ALA	Peptide
41	FM	323	MET	Peptide
41	FN	271	ALA	Peptide
41	FO	271	ALA	Peptide
41	FP	225	LEU	Peptide
41	FP	226	ASN	Peptide
41	FP	271	ALA	Peptide
41	GB	271	ALA	Peptide
40	GE	105	ARG	Sidechain
40	GE	121	ARG	Sidechain
40	GE	123	ARG	Sidechain
40	GE	214	ARG	Sidechain
40	GE	215	ARG	Sidechain
40	GE	229	ARG	Sidechain
40	GE	243	ARG	Sidechain
40	GE	264	ARG	Sidechain
40	GE	320	ARG	Sidechain
40	GE	339	ARG	Sidechain
40	GE	372	ARG	Sidechain
40	GE	421	ARG	Sidechain
40	GE	79	ARG	Sidechain
40	GE	84	ARG	Sidechain
40	GF	273	ALA	Peptide
40	GH	105	ARG	Sidechain
40	GH	121	ARG	Sidechain
40	GH	123	ARG	Sidechain
40	GH	156	ARG	Sidechain
40	GH	2	ARG	Sidechain
40	GH	221	ARG	Sidechain
40	GH	229	ARG	Sidechain
40	GH	243	ARG	Sidechain
40	GH	308	ARG	Sidechain
40	GH	339	ARG	Sidechain
40	GH	372	ARG	Sidechain
40	GH	389	ARG	Sidechain
40	GH	401	ARG	Sidechain
40	GH	421	ARG	Sidechain
40	GH	64	ARG	Sidechain
40	GH	79	ARG	Sidechain

Continued on next page...

Continued from previous page...

Mol	Chain	Res	Type	Group
40	GI	105	ARG	Sidechain
40	GI	121	ARG	Sidechain
40	GI	123	ARG	Sidechain
40	GI	156	ARG	Sidechain
40	GI	2	ARG	Sidechain
40	GI	214	ARG	Sidechain
40	GI	221	ARG	Sidechain
40	GI	243	ARG	Sidechain
40	GI	264	ARG	Sidechain
40	GI	308	ARG	Sidechain
40	GI	320	ARG	Sidechain
40	GI	339	ARG	Sidechain
40	GI	372	ARG	Sidechain
40	GI	389	ARG	Sidechain
40	GI	401	ARG	Sidechain
40	GI	421	ARG	Sidechain
40	GI	64	ARG	Sidechain
40	GI	79	ARG	Sidechain
40	GI	84	ARG	Sidechain
41	GM	107	THR	Peptide
41	GM	271	ALA	Peptide
41	GM	323	MET	Peptide
41	GN	156	ARG	Sidechain
41	GN	2	ARG	Sidechain
41	GN	213	ARG	Sidechain
41	GN	241	ARG	Sidechain
41	GN	262	ARG	Sidechain
41	GN	276	ARG	Sidechain
41	GN	282	ARG	Sidechain
41	GN	306	ARG	Sidechain
41	GN	318	ARG	Sidechain
41	GN	320	ARG	Sidechain
41	GN	359	ARG	Sidechain
41	GN	380	ARG	Sidechain
41	GN	390	ARG	Sidechain
41	GN	391	ARG	Sidechain
41	GN	425	ARG	Sidechain
41	GN	46	ARG	Sidechain
41	GN	62	ARG	Sidechain
41	GN	77	ARG	Sidechain
41	GN	86	ARG	Sidechain
41	GP	226	ASN	Mainchain,Peptide

Continued on next page...

Continued from previous page...

Mol	Chain	Res	Type	Group
41	GP	271	ALA	Peptide
41	GP	323	MET	Peptide
40	HA	273	ALA	Peptide
40	HA	326	LYS	Peptide
41	HB	271	ALA	Peptide
40	HE	105	ARG	Sidechain
40	HE	121	ARG	Sidechain
40	HE	156	ARG	Sidechain
40	HE	2	ARG	Sidechain
40	HE	214	ARG	Sidechain
40	HE	215	ARG	Sidechain
40	HE	221	ARG	Sidechain
40	HE	229	ARG	Sidechain
40	HE	243	ARG	Sidechain
40	HE	264	ARG	Sidechain
40	HE	308	ARG	Sidechain
40	HE	320	ARG	Sidechain
40	HE	339	ARG	Sidechain
40	HE	372	ARG	Sidechain
40	HE	389	ARG	Sidechain
40	HE	401	ARG	Sidechain
40	HE	421	ARG	Sidechain
40	HE	64	ARG	Sidechain
40	HE	79	ARG	Sidechain
40	HE	84	ARG	Sidechain
40	HF	273	ALA	Peptide
40	HG	273	ALA	Peptide
40	HG	326	LYS	Peptide
40	HH	273	ALA	Peptide
40	HI	273	ALA	Peptide
41	HM	107	THR	Peptide
41	HM	271	ALA	Peptide
41	HN	121	ARG	Sidechain
41	HN	156	ARG	Sidechain
41	HN	162	ARG	Sidechain
41	HN	2	ARG	Sidechain
41	HN	213	ARG	Sidechain
41	HN	251	ARG	Sidechain
41	HN	262	ARG	Sidechain
41	HN	276	ARG	Sidechain
41	HN	282	ARG	Sidechain
41	HN	309	ARG	Sidechain

Continued on next page...

Continued from previous page...

Mol	Chain	Res	Type	Group
41	HN	318	ARG	Sidechain
41	HN	320	ARG	Sidechain
41	HN	359	ARG	Sidechain
41	HN	390	ARG	Sidechain
41	HN	391	ARG	Sidechain
41	HN	425	ARG	Sidechain
41	HN	46	ARG	Sidechain
41	HN	62	ARG	Sidechain
41	HN	77	ARG	Sidechain
41	HN	86	ARG	Sidechain
41	HO	271	ALA	Peptide
41	HP	107	THR	Peptide
41	HP	271	ALA	Peptide
41	HQ	271	ALA	Peptide
40	IA	273	ALA	Peptide
40	IA	326	LYS	Peptide
41	IB	271	ALA	Peptide
40	IE	273	ALA	Peptide
40	IF	34	GLY	Peptide
40	IG	273	ALA	Peptide
40	IG	64	ARG	Sidechain
40	IH	273	ALA	Peptide
40	II	273	ALA	Peptide
41	IM	107	THR	Peptide
41	IM	271	ALA	Peptide
41	IM	48	ASN	Peptide
41	IN	107	THR	Peptide
41	IN	271	ALA	Peptide
41	IO	271	ALA	Peptide
41	IP	271	ALA	Peptide
41	IQ	271	ALA	Peptide
40	JA	273	ALA	Peptide
41	JB	271	ALA	Peptide
40	JD	273	ALA	Peptide
40	JE	273	ALA	Peptide
40	JF	273	ALA	Peptide
40	JG	15	GLN	Peptide
40	JG	228	ASN	Peptide
40	JG	273	ALA	Peptide
40	JH	273	ALA	Peptide
41	JL	225	LEU	Peptide
41	JL	271	ALA	Peptide

Continued on next page...

Continued from previous page...

Mol	Chain	Res	Type	Group
41	JM	121	ARG	Sidechain
41	JM	156	ARG	Sidechain
41	JM	162	ARG	Sidechain
41	JM	2	ARG	Sidechain
41	JM	213	ARG	Sidechain
41	JM	262	ARG	Sidechain
41	JM	276	ARG	Sidechain
41	JM	282	ARG	Sidechain
41	JM	306	ARG	Sidechain
41	JM	309	ARG	Sidechain
41	JM	320	ARG	Sidechain
41	JM	359	ARG	Sidechain
41	JM	380	ARG	Sidechain
41	JM	46	ARG	Sidechain
41	JM	62	ARG	Sidechain
41	JM	77	ARG	Sidechain
41	JM	86	ARG	Sidechain
41	JO	271	ALA	Peptide
41	JO	380	ARG	Sidechain
40	KA	228	ASN	Peptide
40	KA	273	ALA	Peptide
40	KA	302	MET	Peptide
41	KB	271	ALA	Peptide
40	KD	273	ALA	Peptide
40	KE	273	ALA	Peptide
40	KF	228	ASN	Peptide
40	KF	273	ALA	Peptide
40	KG	273	ALA	Peptide
40	KH	273	ALA	Peptide
40	KH	400	LYS	Peptide
41	KL	162	ARG	Sidechain
41	KL	213	ARG	Sidechain
41	KL	251	ARG	Sidechain
41	KL	262	ARG	Sidechain
41	KL	276	ARG	Sidechain
41	KL	282	ARG	Sidechain
41	KL	309	ARG	Sidechain
41	KL	320	ARG	Sidechain
41	KL	380	ARG	Sidechain
41	KL	390	ARG	Sidechain
41	KL	391	ARG	Sidechain
41	KL	425	ARG	Sidechain

Continued on next page...

Continued from previous page...

Mol	Chain	Res	Type	Group
41	KL	46	ARG	Sidechain
41	KL	62	ARG	Sidechain
41	KL	77	ARG	Sidechain
41	KL	86	ARG	Sidechain
41	KM	121	ARG	Sidechain
41	KM	178	THR	Peptide
41	KM	271	ALA	Peptide
41	KN	271	ALA	Peptide
41	KN	422	VAL	Peptide
41	KO	271	ALA	Peptide
41	KP	271	ALA	Peptide
40	LA	273	ALA	Peptide
41	LB	271	ALA	Peptide
40	LD	273	ALA	Peptide
40	LE	15	GLN	Peptide
40	LE	228	ASN	Peptide
40	LE	273	ALA	Peptide
40	LE	64	ARG	Sidechain
40	LF	121	ARG	Sidechain
40	LF	123	ARG	Sidechain
40	LF	156	ARG	Sidechain
40	LF	2	ARG	Sidechain
40	LF	214	ARG	Sidechain
40	LF	215	ARG	Sidechain
40	LF	229	ARG	Sidechain
40	LF	243	ARG	Sidechain
40	LF	308	ARG	Sidechain
40	LF	320	ARG	Sidechain
40	LF	339	ARG	Sidechain
40	LF	372	ARG	Sidechain
40	LF	421	ARG	Sidechain
40	LF	64	ARG	Sidechain
40	LF	79	ARG	Sidechain
40	LF	84	ARG	Sidechain
40	LG	105	ARG	Sidechain
40	LG	121	ARG	Sidechain
40	LG	123	ARG	Sidechain
40	LG	156	ARG	Sidechain
40	LG	214	ARG	Sidechain
40	LG	221	ARG	Sidechain
40	LG	229	ARG	Sidechain
40	LG	243	ARG	Sidechain

Continued on next page...

Continued from previous page...

Mol	Chain	Res	Type	Group
40	LG	264	ARG	Sidechain
40	LG	308	ARG	Sidechain
40	LG	320	ARG	Sidechain
40	LG	339	ARG	Sidechain
40	LG	372	ARG	Sidechain
40	LG	389	ARG	Sidechain
40	LG	401	ARG	Sidechain
40	LG	421	ARG	Sidechain
40	LG	79	ARG	Sidechain
40	LG	84	ARG	Sidechain
40	LH	273	ALA	Peptide
41	LL	271	ALA	Peptide
41	LM	271	ALA	Peptide
41	LN	271	ALA	Peptide
41	LO	271	ALA	Peptide
41	LP	213	ARG	Sidechain
41	LP	271	ALA	Peptide
40	MA	105	ARG	Sidechain
40	MA	123	ARG	Sidechain
40	MA	2	ARG	Sidechain
40	MA	214	ARG	Sidechain
40	MA	215	ARG	Sidechain
40	MA	221	ARG	Sidechain
40	MA	229	ARG	Sidechain
40	MA	243	ARG	Sidechain
40	MA	320	ARG	Sidechain
40	MA	401	ARG	Sidechain
40	MA	421	ARG	Sidechain
40	MA	79	ARG	Sidechain
40	MA	84	ARG	Sidechain
41	MB	271	ALA	Peptide
40	ME	228	ASN	Peptide
40	ME	273	ALA	Peptide
40	MF	105	ARG	Sidechain
40	MF	121	ARG	Sidechain
40	MF	123	ARG	Sidechain
40	MF	2	ARG	Sidechain
40	MF	215	ARG	Sidechain
40	MF	221	ARG	Sidechain
40	MF	229	ARG	Sidechain
40	MF	243	ARG	Sidechain
40	MF	264	ARG	Sidechain

Continued on next page...

Continued from previous page...

Mol	Chain	Res	Type	Group
40	MF	320	ARG	Sidechain
40	MF	339	ARG	Sidechain
40	MF	372	ARG	Sidechain
40	MF	389	ARG	Sidechain
40	MF	64	ARG	Sidechain
40	MF	79	ARG	Sidechain
40	MF	84	ARG	Sidechain
40	MG	105	ARG	Sidechain
40	MG	121	ARG	Sidechain
40	MG	123	ARG	Sidechain
40	MG	214	ARG	Sidechain
40	MG	215	ARG	Sidechain
40	MG	221	ARG	Sidechain
40	MG	229	ARG	Sidechain
40	MG	243	ARG	Sidechain
40	MG	264	ARG	Sidechain
40	MG	320	ARG	Sidechain
40	MG	401	ARG	Sidechain
40	MG	421	ARG	Sidechain
40	MG	64	ARG	Sidechain
40	MG	79	ARG	Sidechain
40	MG	84	ARG	Sidechain
40	MH	105	ARG	Sidechain
40	MH	121	ARG	Sidechain
40	MH	123	ARG	Sidechain
40	MH	156	ARG	Sidechain
40	MH	2	ARG	Sidechain
40	MH	214	ARG	Sidechain
40	MH	221	ARG	Sidechain
40	MH	229	ARG	Sidechain
40	MH	243	ARG	Sidechain
40	MH	264	ARG	Sidechain
40	MH	320	ARG	Sidechain
40	MH	339	ARG	Sidechain
40	MH	372	ARG	Sidechain
40	MH	389	ARG	Sidechain
40	MH	401	ARG	Sidechain
40	MH	421	ARG	Sidechain
40	MH	79	ARG	Sidechain
40	MH	84	ARG	Sidechain
41	ML	271	ALA	Peptide
41	MM	125	GLU	Peptide

Continued on next page...

Continued from previous page...

Mol	Chain	Res	Type	Group
41	MM	271	ALA	Peptide
41	MN	271	ALA	Peptide
41	MN	359	ARG	Sidechain
41	MO	156	ARG	Sidechain
41	MO	162	ARG	Sidechain
41	MO	2	ARG	Sidechain
41	MO	241	ARG	Sidechain
41	MO	262	ARG	Sidechain
41	MO	276	ARG	Sidechain
41	MO	282	ARG	Sidechain
41	MO	306	ARG	Sidechain
41	MO	320	ARG	Sidechain
41	MO	359	ARG	Sidechain
41	MO	390	ARG	Sidechain
41	MO	391	ARG	Sidechain
41	MO	425	ARG	Sidechain
41	MO	46	ARG	Sidechain
41	MO	62	ARG	Sidechain
41	MO	77	ARG	Sidechain
41	MP	125	GLU	Peptide
41	MP	271	ALA	Peptide
40	NA	228	ASN	Peptide
40	NA	273	ALA	Peptide
41	NB	271	ALA	Peptide
41	NB	323	MET	Peptide
40	ND	105	ARG	Sidechain
40	ND	121	ARG	Sidechain
40	ND	156	ARG	Sidechain
40	ND	214	ARG	Sidechain
40	ND	215	ARG	Sidechain
40	ND	221	ARG	Sidechain
40	ND	229	ARG	Sidechain
40	ND	243	ARG	Sidechain
40	ND	264	ARG	Sidechain
40	ND	308	ARG	Sidechain
40	ND	320	ARG	Sidechain
40	ND	339	ARG	Sidechain
40	ND	372	ARG	Sidechain
40	ND	389	ARG	Sidechain
40	ND	401	ARG	Sidechain
40	ND	421	ARG	Sidechain
40	ND	79	ARG	Sidechain

Continued on next page...

Continued from previous page...

Mol	Chain	Res	Type	Group
40	ND	84	ARG	Sidechain
40	NE	121	ARG	Sidechain
40	NE	273	ALA	Peptide
40	NF	273	ALA	Peptide
40	NG	273	ALA	Peptide
40	NG	339	ARG	Sidechain
40	NH	273	ALA	Peptide
41	NL	107	THR	Peptide
41	NL	21	TRP	Peptide
41	NL	271	ALA	Peptide
41	NL	46	ARG	Sidechain
41	NM	271	ALA	Peptide
41	NN	226	ASN	Peptide
41	NN	271	ALA	Peptide
41	NO	107	THR	Peptide
41	NO	271	ALA	Peptide
41	NP	107	THR	Peptide
41	NP	271	ALA	Peptide
40	OA	259	LEU	Peptide
40	OA	273	ALA	Peptide
40	OA	279	GLU	Peptide
41	OB	107	THR	Peptide
41	OB	271	ALA	Peptide
41	OB	276	ARG	Sidechain
40	OD	273	ALA	Peptide
40	OD	324	VAL	Peptide
40	OD	326	LYS	Peptide
40	OD	79	ARG	Sidechain
40	OE	2	ARG	Sidechain
40	OE	273	ALA	Peptide
40	OF	273	ALA	Peptide
40	OG	273	ALA	Peptide
40	OH	105	ARG	Sidechain
40	OH	121	ARG	Sidechain
40	OH	123	ARG	Sidechain
40	OH	156	ARG	Sidechain
40	OH	2	ARG	Sidechain
40	OH	215	ARG	Sidechain
40	OH	221	ARG	Sidechain
40	OH	243	ARG	Sidechain
40	OH	308	ARG	Sidechain
40	OH	320	ARG	Sidechain

Continued on next page...

Continued from previous page...

Mol	Chain	Res	Type	Group
40	OH	339	ARG	Sidechain
40	OH	372	ARG	Sidechain
40	OH	389	ARG	Sidechain
40	OH	401	ARG	Sidechain
40	OH	421	ARG	Sidechain
40	OH	64	ARG	Sidechain
40	OH	79	ARG	Sidechain
40	OH	84	ARG	Sidechain
41	OL	107	THR	Peptide
41	OL	271	ALA	Peptide
41	OM	245	GLN	Peptide
41	OM	271	ALA	Peptide
41	ON	271	ALA	Peptide
41	OO	271	ALA	Peptide
41	OP	271	ALA	Peptide
41	OP	380	ARG	Sidechain
41	OP	391	ARG	Sidechain
40	PA	273	ALA	Peptide
41	PB	271	ALA	Peptide
40	PD	273	ALA	Peptide
40	PE	273	ALA	Peptide
40	PE	279	GLU	Peptide
40	PE	412	MET	Peptide
40	PF	273	ALA	Peptide
40	PG	273	ALA	Peptide
40	PH	273	ALA	Peptide
41	PL	271	ALA	Peptide
41	PM	271	ALA	Peptide
41	PN	271	ALA	Peptide
41	PN	283	ALA	Peptide
41	PO	271	ALA	Peptide
41	PP	271	ALA	Peptide
40	QA	273	ALA	Peptide
41	QB	121	ARG	Sidechain
41	QB	156	ARG	Sidechain
41	QB	162	ARG	Sidechain
41	QB	213	ARG	Sidechain
41	QB	241	ARG	Sidechain
41	QB	251	ARG	Sidechain
41	QB	262	ARG	Sidechain
41	QB	276	ARG	Sidechain
41	QB	282	ARG	Sidechain

Continued on next page...

Continued from previous page...

Mol	Chain	Res	Type	Group
41	QB	309	ARG	Sidechain
41	QB	320	ARG	Sidechain
41	QB	359	ARG	Sidechain
41	QB	380	ARG	Sidechain
41	QB	390	ARG	Sidechain
41	QB	391	ARG	Sidechain
41	QB	425	ARG	Sidechain
41	QB	46	ARG	Sidechain
41	QB	77	ARG	Sidechain
41	QB	86	ARG	Sidechain
40	QE	228	ASN	Peptide
40	QE	273	ALA	Peptide
40	QF	273	ALA	Peptide
40	QG	214	ARG	Sidechain
40	QG	273	ALA	Peptide
40	QG	89	PRO	Peptide
40	QH	273	ALA	Peptide
41	QL	271	ALA	Peptide
41	QO	271	ALA	Peptide
41	QP	121	ARG	Sidechain
41	QP	156	ARG	Sidechain
41	QP	162	ARG	Sidechain
41	QP	2	ARG	Sidechain
41	QP	213	ARG	Sidechain
41	QP	276	ARG	Sidechain
41	QP	282	ARG	Sidechain
41	QP	306	ARG	Sidechain
41	QP	309	ARG	Sidechain
41	QP	320	ARG	Sidechain
41	QP	359	ARG	Sidechain
41	QP	380	ARG	Sidechain
41	QP	391	ARG	Sidechain
41	QP	425	ARG	Sidechain
41	QP	46	ARG	Sidechain
41	QP	62	ARG	Sidechain
41	QP	77	ARG	Sidechain
41	QP	86	ARG	Sidechain
40	RA	273	ALA	Peptide
41	RB	107	THR	Peptide
41	RB	21	TRP	Peptide
41	RB	271	ALA	Peptide
41	RB	323	MET	Peptide

Continued on next page...

Continued from previous page...

Mol	Chain	Res	Type	Group
40	RE	273	ALA	Peptide
40	RF	273	ALA	Peptide
40	RG	2	ARG	Sidechain
40	RG	273	ALA	Peptide
40	RH	273	ALA	Peptide
40	RI	121	ARG	Sidechain
40	RI	273	ALA	Peptide
40	RI	276	ILE	Peptide
41	RL	271	ALA	Peptide
41	RM	271	ALA	Peptide
41	RM	422	VAL	Peptide
41	RO	107	THR	Peptide
41	RO	271	ALA	Peptide
41	RP	271	ALA	Peptide
40	SA	221	ARG	Peptide
40	SA	228	ASN	Peptide
40	SA	273	ALA	Peptide
40	SA	276	ILE	Peptide
40	SA	326	LYS	Peptide
41	SB	271	ALA	Peptide
41	SB	390	ARG	Sidechain
41	SB	391	ARG	Sidechain
40	SE	273	ALA	Peptide
40	SE	276	ILE	Peptide
40	SF	273	ALA	Peptide
40	SG	273	ALA	Peptide
40	SH	273	ALA	Peptide
40	SH	276	ILE	Peptide
40	SI	228	ASN	Peptide
40	SI	273	ALA	Peptide
41	SL	226	ASN	Peptide
41	SL	271	ALA	Peptide
41	SM	271	ALA	Peptide
41	SN	271	ALA	Peptide
41	SN	425	ARG	Sidechain
41	SO	121	ARG	Sidechain
41	SO	156	ARG	Sidechain
41	SO	162	ARG	Sidechain
41	SO	2	ARG	Sidechain
41	SO	213	ARG	Sidechain
41	SO	241	ARG	Sidechain
41	SO	251	ARG	Sidechain

Continued on next page...

Continued from previous page...

Mol	Chain	Res	Type	Group
41	SO	262	ARG	Sidechain
41	SO	276	ARG	Sidechain
41	SO	282	ARG	Sidechain
41	SO	306	ARG	Sidechain
41	SO	309	ARG	Sidechain
41	SO	320	ARG	Sidechain
41	SO	359	ARG	Sidechain
41	SO	380	ARG	Sidechain
41	SO	391	ARG	Sidechain
41	SO	425	ARG	Sidechain
41	SO	46	ARG	Sidechain
41	SO	62	ARG	Sidechain
41	SO	77	ARG	Sidechain
41	SP	225	LEU	Peptide
41	SP	265	PHE	Peptide
41	SP	271	ALA	Peptide
40	TA	273	ALA	Peptide
41	TB	271	ALA	Peptide
40	TE	273	ALA	Peptide
40	TF	15	GLN	Peptide
40	TF	228	ASN	Peptide
40	TF	273	ALA	Peptide
40	TG	273	ALA	Peptide
40	TH	273	ALA	Peptide
40	TI	221	ARG	Peptide
40	TI	273	ALA	Peptide
41	TL	271	ALA	Peptide
41	TM	252	LYS	Peptide
41	TM	271	ALA	Peptide
41	TN	271	ALA	Peptide
41	TO	171	PRO	Peptide
41	TO	271	ALA	Peptide
41	TO	276	ARG	Sidechain
41	TP	271	ALA	Peptide
40	UA	228	ASN	Peptide
40	UA	273	ALA	Peptide
41	UB	271	ALA	Peptide
41	UB	299	MET	Peptide
40	UE	121	ARG	Sidechain
40	UE	273	ALA	Peptide
40	UF	121	ARG	Sidechain
40	UF	156	ARG	Sidechain

Continued on next page...

Continued from previous page...

Mol	Chain	Res	Type	Group
40	UF	2	ARG	Sidechain
40	UF	214	ARG	Sidechain
40	UF	215	ARG	Sidechain
40	UF	221	ARG	Sidechain
40	UF	229	ARG	Sidechain
40	UF	264	ARG	Sidechain
40	UF	308	ARG	Sidechain
40	UF	320	ARG	Sidechain
40	UF	339	ARG	Sidechain
40	UF	372	ARG	Sidechain
40	UF	389	ARG	Sidechain
40	UF	401	ARG	Sidechain
40	UF	421	ARG	Sidechain
40	UF	64	ARG	Sidechain
40	UF	84	ARG	Sidechain
40	UG	273	ALA	Peptide
40	UH	273	ALA	Peptide
40	UI	105	ARG	Sidechain
40	UI	121	ARG	Sidechain
40	UI	123	ARG	Sidechain
40	UI	156	ARG	Sidechain
40	UI	2	ARG	Sidechain
40	UI	214	ARG	Sidechain
40	UI	221	ARG	Sidechain
40	UI	229	ARG	Sidechain
40	UI	243	ARG	Sidechain
40	UI	308	ARG	Sidechain
40	UI	320	ARG	Sidechain
40	UI	339	ARG	Sidechain
40	UI	372	ARG	Sidechain
40	UI	421	ARG	Sidechain
40	UI	64	ARG	Sidechain
40	UI	79	ARG	Sidechain
40	UI	84	ARG	Sidechain
41	UM	252	LYS	Peptide
41	UM	271	ALA	Peptide
41	UN	121	ARG	Sidechain
41	UN	271	ALA	Peptide
41	UO	271	ALA	Peptide
41	UP	156	ARG	Sidechain
41	UP	162	ARG	Sidechain
41	UP	2	ARG	Sidechain

Continued on next page...

Continued from previous page...

Mol	Chain	Res	Type	Group
41	UP	213	ARG	Sidechain
41	UP	241	ARG	Sidechain
41	UP	262	ARG	Sidechain
41	UP	282	ARG	Sidechain
41	UP	306	ARG	Sidechain
41	UP	309	ARG	Sidechain
41	UP	318	ARG	Sidechain
41	UP	320	ARG	Sidechain
41	UP	359	ARG	Sidechain
41	UP	380	ARG	Sidechain
41	UP	390	ARG	Sidechain
41	UP	391	ARG	Sidechain
41	UP	425	ARG	Sidechain
41	UP	46	ARG	Sidechain
41	UP	77	ARG	Sidechain
40	VA	273	ALA	Peptide
41	VB	271	ALA	Peptide
40	VF	273	ALA	Peptide
40	VG	273	ALA	Peptide
40	VH	273	ALA	Peptide
40	VH	326	LYS	Peptide
40	VI	273	ALA	Peptide
40	VI	326	LYS	Peptide
40	VJ	273	ALA	Peptide
41	VN	271	ALA	Peptide
41	VO	252	LYS	Peptide
41	VO	271	ALA	Peptide
41	VP	271	ALA	Peptide
41	VQ	271	ALA	Peptide
41	VQ	283	ALA	Peptide
40	WA	273	ALA	Peptide
41	WB	271	ALA	Peptide
40	WE	273	ALA	Peptide
40	WE	326	LYS	Peptide
40	WF	273	ALA	Peptide
40	WG	273	ALA	Peptide
40	WH	215	ARG	Sidechain
40	WH	273	ALA	Peptide
40	WI	273	ALA	Peptide
41	WM	156	ARG	Sidechain
41	WM	162	ARG	Sidechain
41	WM	2	ARG	Sidechain

Continued on next page...

Continued from previous page...

Mol	Chain	Res	Type	Group
41	WM	213	ARG	Sidechain
41	WM	241	ARG	Sidechain
41	WM	251	ARG	Sidechain
41	WM	262	ARG	Sidechain
41	WM	276	ARG	Sidechain
41	WM	282	ARG	Sidechain
41	WM	306	ARG	Sidechain
41	WM	309	ARG	Sidechain
41	WM	359	ARG	Sidechain
41	WM	380	ARG	Sidechain
41	WM	390	ARG	Sidechain
41	WM	391	ARG	Sidechain
41	WM	425	ARG	Sidechain
41	WM	46	ARG	Sidechain
41	WM	62	ARG	Sidechain
41	WM	86	ARG	Sidechain
41	WN	156	ARG	Sidechain
41	WN	162	ARG	Sidechain
41	WN	213	ARG	Sidechain
41	WN	241	ARG	Sidechain
41	WN	251	ARG	Sidechain
41	WN	262	ARG	Sidechain
41	WN	276	ARG	Sidechain
41	WN	306	ARG	Sidechain
41	WN	309	ARG	Sidechain
41	WN	318	ARG	Sidechain
41	WN	320	ARG	Sidechain
41	WN	359	ARG	Sidechain
41	WN	380	ARG	Sidechain
41	WN	390	ARG	Sidechain
41	WN	391	ARG	Sidechain
41	WN	425	ARG	Sidechain
41	WN	62	ARG	Sidechain
41	WN	77	ARG	Sidechain
41	WN	86	ARG	Sidechain
41	WO	271	ALA	Peptide
41	WP	271	ALA	Peptide
41	WQ	271	ALA	Peptide

5.2 Too-close contacts [i](#)

In the following table, the Non-H and H(model) columns list the number of non-hydrogen atoms and hydrogen atoms in the chain respectively. The H(added) column lists the number of hydrogen atoms added and optimized by MolProbity. The Clashes column lists the number of clashes within the asymmetric unit, whereas Symm-Clashes lists symmetry-related clashes.

Mol	Chain	Non-H	H(model)	H(added)	Clashes	Symm-Clashes
1	1A	4498	0	4639	0	0
1	1B	1135	0	1145	0	0
2	1C	1699	0	1707	3	0
2	1D	1699	0	1707	5	0
3	1F	1375	0	1352	0	0
3	1G	1375	0	1352	0	0
4	1H	1633	0	1697	9	0
4	1I	727	0	760	2	0
4	1J	973	0	1000	2	0
5	1L	1306	0	1320	0	0
5	1M	2086	0	2111	5	0
5	1N	865	0	883	5	0
6	1P	704	0	693	3	0
6	1Q	675	0	665	1	0
7	1S	4712	0	4688	47	0
7	1T	4712	0	4688	175	0
7	1U	4712	0	4688	99	0
8	1W	2722	0	2757	50	0
8	1X	2293	0	2341	75	0
8	1Y	1331	0	1385	30	0
8	1Z	1680	0	1702	25	0
9	2B	3205	0	3280	68	0
9	2C	665	0	684	12	0
10	2E	930	0	884	28	0
10	2F	930	0	883	32	0
10	2G	930	0	884	19	0
11	2I	2024	0	2087	81	0
11	2J	2027	0	2094	53	0
11	2K	1947	0	2005	54	0
12	2M	1767	0	1775	26	0
12	2N	1767	0	1775	23	0
12	2O	1767	0	1775	36	0
12	2P	1767	0	1775	22	0
12	2Q	1767	0	1775	23	0
12	2R	1767	0	1775	34	0
13	2T	1540	0	1570	57	0
13	2U	1540	0	1570	54	0

Continued on next page...

Continued from previous page...

Mol	Chain	Non-H	H(model)	H(added)	Clashes	Symm-Clashes
13	2V	1540	0	1570	66	0
13	2W	1540	0	1570	56	0
13	2X	1540	0	1570	67	0
14	3A	924	0	929	26	0
14	3B	924	0	929	22	0
14	3C	924	0	929	25	0
15	3E	3216	0	3264	34	0
15	3F	3241	0	3293	55	0
15	3G	1096	0	1133	17	0
15	3H	2451	0	2472	31	0
16	3J	3234	0	3253	56	0
16	3K	2559	0	2580	37	0
16	3L	3234	0	3253	69	0
16	3M	939	0	921	19	0
17	3O	3180	0	3164	59	0
17	3P	3180	0	3164	87	0
17	3Q	1058	0	1084	34	0
17	3R	2149	0	2100	153	0
18	3T	3284	0	3219	57	0
18	3U	3289	0	3224	59	0
18	3V	1405	0	1305	23	0
18	3W	2121	0	2172	28	0
19	3Y	2977	0	2950	40	0
19	3Z	194	0	178	6	0
20	4A	1485	0	1469	69	0
20	4B	943	0	892	34	0
21	4D	3844	0	3793	110	0
21	4E	3844	0	3793	100	0
21	4F	3844	0	3793	111	0
22	4H	2895	0	2829	59	0
22	4I	5027	0	4986	124	0
22	4J	5055	0	5016	159	0
22	4K	1983	0	2007	81	0
23	4M	1330	0	1263	112	0
23	4N	1320	0	1243	118	0
23	4P	705	0	667	87	0
23	4Q	1070	0	980	84	0
23	4R	1319	0	1254	121	0
24	4O	702	0	660	51	0
25	4T	1320	0	1261	36	0
26	4V	2946	0	2926	65	0
26	4W	2946	0	2926	75	0

Continued on next page...

Continued from previous page...

Mol	Chain	Non-H	H(model)	H(added)	Clashes	Symm-Clashes
27	4Y	2145	0	2100	34	0
27	4Z	2160	0	2105	40	0
28	5B	1625	0	1551	33	0
29	5D	697	0	655	14	0
29	5E	280	0	265	7	0
30	5G	708	0	640	20	0
31	5I	3576	0	3546	81	0
31	5J	898	0	877	27	0
32	5L	736	0	697	13	0
33	5N	2883	0	2948	36	0
33	5O	1277	0	1295	23	0
34	5Q	2216	0	2238	57	0
34	5R	1671	0	1683	83	0
35	5T	1118	0	1046	31	0
35	5U	223	0	199	2	0
36	5W	1868	0	1868	50	0
36	5X	1868	0	1868	41	0
36	5Y	1487	0	1504	38	0
36	5Z	488	0	474	6	0
37	6A	992	0	965	33	0
38	6C	1698	0	1638	67	0
38	6D	495	0	500	12	0
39	6F	1264	0	1236	17	0
39	6G	1264	0	1236	14	0
39	6H	1134	0	1103	16	0
39	6I	1264	0	1236	22	0
39	6J	1264	0	1236	15	0
39	6K	1264	0	1236	18	0
39	6L	1095	0	1090	19	0
40	AA	3442	0	3348	79	0
40	AE	3442	0	3348	66	0
40	AF	3442	0	3348	59	0
40	AG	3442	0	3348	105	0
40	AH	3442	0	3349	60	0
40	BA	3442	0	3348	70	0
40	BE	3442	0	3349	140	0
40	BF	3398	0	3304	88	0
40	BG	3392	0	3299	85	0
40	BH	3442	0	3349	134	0
40	BI	2932	0	2845	139	0
40	CA	3442	0	3349	170	0
40	CE	3438	0	3338	96	0

Continued on next page...

Continued from previous page...

Mol	Chain	Non-H	H(model)	H(added)	Clashes	Symm-Clashes
40	CF	3442	0	3349	77	0
40	CG	3442	0	3349	75	0
40	CH	3442	0	3349	168	0
40	CI	3442	0	3347	79	0
40	DA	3390	0	3300	262	0
40	DE	3410	0	3311	211	0
40	DF	3390	0	3300	211	0
40	DG	3398	0	3304	91	0
40	DH	3398	0	3304	215	0
40	DI	3390	0	3300	225	0
40	EA	3406	0	3308	96	0
40	EE	3415	0	3321	86	0
40	EF	3415	0	3321	99	0
40	EG	3406	0	3308	81	0
40	EH	3398	0	3304	178	0
40	EI	3406	0	3308	221	0
40	FA	3406	0	3308	214	0
40	FE	3406	0	3308	68	0
40	FF	3406	0	3308	65	0
40	FG	3398	0	3304	66	0
40	FH	3406	0	3308	71	0
40	FI	3402	0	3297	72	0
40	GA	3406	0	3308	105	0
40	GE	3406	0	3308	201	0
40	GF	3398	0	3302	83	0
40	GG	3398	0	3304	87	0
40	GH	3398	0	3304	160	0
40	GI	3406	0	3308	188	0
40	HA	3410	0	3311	76	0
40	HE	3398	0	3304	194	0
40	HF	3392	0	3299	77	0
40	HG	3402	0	3304	62	0
40	HH	3406	0	3308	71	0
40	HI	3415	0	3321	95	0
40	IA	3406	0	3308	78	0
40	IE	3286	0	3197	70	0
40	IF	3406	0	3308	81	0
40	IG	3398	0	3304	79	0
40	IH	3406	0	3308	90	0
40	II	3406	0	3308	104	0
40	JA	3406	0	3308	76	0
40	JD	3406	0	3308	82	0

Continued on next page...

Continued from previous page...

Mol	Chain	Non-H	H(model)	H(added)	Clashes	Symm-Clashes
40	JE	3406	0	3307	90	0
40	JF	3398	0	3304	64	0
40	JG	3442	0	3349	65	0
40	JH	3398	0	3304	76	0
40	KA	3406	0	3308	69	0
40	KD	3398	0	3304	68	0
40	KE	3402	0	3306	83	0
40	KF	3406	0	3308	72	0
40	KG	3442	0	3349	80	0
40	KH	3442	0	3349	84	0
40	LA	3442	0	3349	74	0
40	LD	3398	0	3304	66	0
40	LE	3442	0	3349	60	0
40	LF	3398	0	3304	130	0
40	LG	3406	0	3308	168	0
40	LH	3406	0	3308	69	0
40	MA	3392	0	3299	116	0
40	MD	3406	0	3307	57	0
40	ME	3406	0	3308	59	0
40	MF	3398	0	3304	157	0
40	MG	3398	0	3304	159	0
40	MH	3398	0	3304	138	0
40	NA	3392	0	3299	89	0
40	ND	3398	0	3304	155	0
40	NE	3402	0	3304	81	0
40	NF	3398	0	3304	80	0
40	NG	3392	0	3299	74	0
40	NH	3398	0	3304	82	0
40	OA	3422	0	3328	78	0
40	OD	3406	0	3308	100	0
40	OE	3406	0	3308	72	0
40	OF	3419	0	3324	85	0
40	OG	3415	0	3313	88	0
40	OH	3419	0	3324	211	0
40	PA	3392	0	3299	90	0
40	PD	3196	0	3120	76	0
40	PE	3398	0	3304	73	0
40	PF	3398	0	3304	84	0
40	PG	3384	0	3295	82	0
40	PH	3384	0	3295	89	0
40	QA	3392	0	3299	88	0
40	QE	3384	0	3295	116	0

Continued on next page...

Continued from previous page...

Mol	Chain	Non-H	H(model)	H(added)	Clashes	Symm-Clashes
40	QF	3384	0	3295	79	0
40	QG	3390	0	3300	98	0
40	QH	3398	0	3304	62	0
40	RA	3390	0	3300	87	0
40	RE	3384	0	3295	92	0
40	RF	3384	0	3295	83	0
40	RG	3390	0	3300	98	0
40	RH	3384	0	3295	76	0
40	RI	2962	0	2876	76	0
40	SA	3390	0	3300	105	0
40	SE	3406	0	3308	94	0
40	SF	3390	0	3300	103	0
40	SG	3406	0	3308	105	0
40	SH	3398	0	3304	111	0
40	SI	3398	0	3304	78	0
40	TA	3390	0	3300	80	0
40	TE	3392	0	3299	79	0
40	TF	3392	0	3298	74	0
40	TG	3406	0	3308	90	0
40	TH	3398	0	3304	90	0
40	TI	3398	0	3304	79	0
40	UA	3398	0	3304	76	0
40	UE	3406	0	3308	86	0
40	UF	3406	0	3308	215	0
40	UG	3406	0	3308	85	0
40	UH	3398	0	3304	89	0
40	UI	3398	0	3304	205	0
40	VA	3442	0	3349	85	0
40	VF	3442	0	3349	84	0
40	VG	3398	0	3304	83	0
40	VH	3406	0	3308	65	0
40	VI	3442	0	3349	77	0
40	VJ	3398	0	3304	87	0
40	WA	3442	0	3349	90	0
40	WE	3442	0	3349	76	0
40	WF	3398	0	3304	98	0
40	WG	3390	0	3300	100	0
40	WH	3442	0	3349	79	0
40	WI	3398	0	3304	73	0
41	AB	3341	0	3241	73	0
41	AL	3341	0	3241	63	0
41	AM	3341	0	3241	62	0

Continued on next page...

Continued from previous page...

Mol	Chain	Non-H	H(model)	H(added)	Clashes	Symm-Clashes
41	AN	3341	0	3240	67	0
41	AO	3341	0	3241	109	0
41	AP	3341	0	3241	54	0
41	BB	3341	0	3241	115	0
41	BL	3341	0	3239	74	0
41	BM	3341	0	3241	145	0
41	BN	3341	0	3239	94	0
41	BO	3341	0	3241	127	0
41	BP	3341	0	3241	159	0
41	CB	3341	0	3241	94	0
41	CL	3341	0	3241	166	0
41	CM	3341	0	3241	161	0
41	CN	3341	0	3241	195	0
41	CO	3341	0	3241	175	0
41	CP	3341	0	3241	166	0
41	DB	3341	0	3241	187	0
41	DL	3341	0	3241	221	0
41	DM	3341	0	3241	227	0
41	DN	3341	0	3241	245	0
41	DO	3341	0	3241	80	0
41	DP	3337	0	3237	205	0
41	EB	3341	0	3239	78	0
41	EL	2826	0	2764	67	0
41	EM	3341	0	3241	209	0
41	EN	3341	0	3239	76	0
41	EO	3341	0	3241	68	0
41	EP	3341	0	3241	179	0
41	FB	3341	0	3239	74	0
41	FM	3341	0	3239	91	0
41	FN	3341	0	3239	74	0
41	FO	3341	0	3240	81	0
41	FP	3341	0	3241	84	0
41	GB	3341	0	3240	68	0
41	GM	3341	0	3239	97	0
41	GN	3341	0	3241	176	0
41	GO	3335	0	3230	73	0
41	GP	3341	0	3239	93	0
41	HB	3341	0	3240	61	0
41	HM	3341	0	3240	89	0
41	HN	3341	0	3241	152	0
41	HO	3341	0	3240	82	0
41	HP	3341	0	3239	56	0

Continued on next page...

Continued from previous page...

Mol	Chain	Non-H	H(model)	H(added)	Clashes	Symm-Clashes
41	HQ	3341	0	3241	72	0
41	IB	3341	0	3241	67	0
41	IM	3341	0	3241	81	0
41	IN	3341	0	3239	84	0
41	IO	3341	0	3239	69	0
41	IP	3341	0	3241	86	0
41	IQ	3341	0	3241	76	0
41	JB	3341	0	3240	87	0
41	JL	3341	0	3239	78	0
41	JM	3341	0	3241	188	0
41	JN	3341	0	3239	79	0
41	JO	3341	0	3240	61	0
41	KB	3341	0	3238	71	0
41	KL	3341	0	3241	143	0
41	KM	3341	0	3240	59	0
41	KN	3341	0	3239	71	0
41	KO	3341	0	3239	89	0
41	KP	3007	0	2916	57	0
41	LB	3341	0	3239	74	0
41	LL	3341	0	3239	65	0
41	LM	3341	0	3239	55	0
41	LN	3341	0	3239	80	0
41	LO	3341	0	3239	81	0
41	LP	3341	0	3241	55	0
41	MB	3341	0	3239	77	0
41	ML	3341	0	3239	73	0
41	MM	3341	0	3240	55	0
41	MN	3341	0	3239	81	0
41	MO	3341	0	3241	125	0
41	MP	3341	0	3241	75	0
41	NB	3341	0	3239	83	0
41	NL	3341	0	3240	82	0
41	NM	3341	0	3239	77	0
41	NN	3341	0	3240	85	0
41	NO	3341	0	3239	64	0
41	NP	3264	0	3165	84	0
41	OB	3341	0	3239	93	0
41	OL	3341	0	3239	88	0
41	OM	3341	0	3238	81	0
41	ON	3341	0	3239	95	0
41	OO	3341	0	3239	104	0
41	OP	3341	0	3241	77	0

Continued on next page...

Continued from previous page...

Mol	Chain	Non-H	H(model)	H(added)	Clashes	Symm-Clashes
41	PB	3341	0	3239	111	0
41	PL	3341	0	3241	87	0
41	PM	3341	0	3239	88	0
41	PN	3341	0	3239	68	0
41	PO	3341	0	3240	76	0
41	PP	3341	0	3241	84	0
41	QB	3341	0	3241	260	0
41	QL	3341	0	3240	74	0
41	QM	3341	0	3241	91	0
41	QN	3341	0	3239	85	0
41	QO	3341	0	3239	69	0
41	QP	3327	0	3220	270	0
41	RB	3341	0	3241	79	0
41	RL	3341	0	3241	71	0
41	RM	3341	0	3241	88	0
41	RN	3341	0	3238	89	0
41	RO	3341	0	3239	96	0
41	RP	3341	0	3240	90	0
41	SB	3341	0	3241	86	0
41	SL	2964	0	2892	79	0
41	SM	3341	0	3240	82	0
41	SN	3341	0	3240	71	0
41	SO	3341	0	3241	253	0
41	SP	3341	0	3239	91	0
41	TB	3341	0	3240	79	0
41	TL	3019	0	2950	60	0
41	TM	3341	0	3240	88	0
41	TN	3341	0	3239	82	0
41	TO	3341	0	3239	97	0
41	TP	3341	0	3241	93	0
41	UB	3341	0	3239	83	0
41	UM	3341	0	3240	88	0
41	UN	3341	0	3241	104	0
41	UO	3341	0	3240	87	0
41	UP	3341	0	3241	203	0
41	VB	3341	0	3239	88	0
41	VN	3341	0	3239	76	0
41	VO	3341	0	3240	90	0
41	VP	3341	0	3239	86	0
41	VQ	3341	0	3239	78	0
41	WB	3341	0	3241	87	0
41	WM	3341	0	3241	167	0

Continued on next page...

Continued from previous page...

Mol	Chain	Non-H	H(model)	H(added)	Clashes	Symm-Clashes
41	WN	3341	0	3241	164	0
41	WO	3341	0	3239	82	0
41	WP	3341	0	3241	73	0
41	WQ	3285	0	3188	60	0
42	AA	32	0	12	1	0
42	AE	32	0	12	2	0
42	AF	32	0	12	0	0
42	AG	32	0	12	3	0
42	AH	32	0	12	2	0
42	BA	32	0	12	0	0
42	BF	32	0	11	2	0
42	BG	32	0	12	2	0
42	BH	32	0	12	1	0
42	BI	32	0	12	1	0
42	BL	32	0	12	1	0
42	CA	32	0	12	1	0
42	CE	32	0	11	5	0
42	CF	32	0	11	2	0
42	CG	32	0	11	3	0
42	CH	32	0	12	1	0
42	CI	32	0	12	4	0
42	DA	32	0	12	7	0
42	DE	32	0	12	6	0
42	DF	32	0	12	4	0
42	DG	32	0	11	4	0
42	DH	32	0	12	2	0
42	DI	32	0	12	8	0
42	EA	32	0	11	5	0
42	EF	32	0	11	2	0
42	EG	32	0	11	1	0
42	EH	32	0	12	1	0
42	EI	32	0	12	0	0
42	EL	32	0	11	2	0
42	FB	32	0	11	3	0
42	FE	32	0	11	1	0
42	FI	32	0	11	2	0
42	FM	32	0	11	3	0
42	FN	32	0	12	2	0
42	FO	32	0	11	1	0
42	GA	32	0	10	4	0
42	GB	32	0	11	3	0
42	GE	32	0	12	0	0

Continued on next page...

Continued from previous page...

Mol	Chain	Non-H	H(model)	H(added)	Clashes	Symm-Clashes
42	GF	32	0	10	1	0
42	GH	32	0	12	2	0
42	GP	32	0	12	3	0
42	HA	32	0	11	4	0
42	HB	32	0	12	1	0
42	HE	32	0	12	0	0
42	HH	32	0	11	2	0
42	HM	32	0	11	2	0
42	HP	32	0	11	2	0
42	IA	32	0	11	2	0
42	IE	32	0	11	3	0
42	IF	32	0	11	2	0
42	IG	32	0	11	4	0
42	IH	32	0	11	3	0
42	II	32	0	11	3	0
42	JA	32	0	11	4	0
42	JB	32	0	11	3	0
42	JD	32	0	10	0	0
42	JE	32	0	11	3	0
42	JF	32	0	11	2	0
42	JO	32	0	11	5	0
42	KB	32	0	11	3	0
42	KD	32	0	11	3	0
42	KE	32	0	11	3	0
42	KM	32	0	10	2	0
42	KN	32	0	10	3	0
42	KO	32	0	10	2	0
42	LA	32	0	11	4	0
42	LB	32	0	12	3	0
42	LD	32	0	11	2	0
42	LL	32	0	11	3	0
42	LM	32	0	12	5	0
42	LO	32	0	11	4	0
42	MB	32	0	12	9	0
42	MD	32	0	11	2	0
42	MH	32	0	12	1	0
42	ML	32	0	11	2	0
42	MM	32	0	12	8	0
42	MN	32	0	12	9	0
42	ND	32	0	12	1	0
42	NE	32	0	11	3	0
42	NG	32	0	11	5	0

Continued on next page...

Continued from previous page...

Mol	Chain	Non-H	H(model)	H(added)	Clashes	Symm-Clashes
42	NM	32	0	11	4	0
42	NN	32	0	10	4	0
42	NO	32	0	11	3	0
42	OB	32	0	11	4	0
42	OD	32	0	11	5	0
42	OL	32	0	11	2	0
42	OM	32	0	10	2	0
42	ON	32	0	11	2	0
42	OO	32	0	12	3	0
42	PB	32	0	11	0	0
42	PD	32	0	11	0	0
42	PE	32	0	11	2	0
42	PM	32	0	11	0	0
42	PN	32	0	12	2	0
42	PO	32	0	11	2	0
42	QF	32	0	11	2	0
42	QG	32	0	11	2	0
42	QL	32	0	10	2	0
42	QN	32	0	11	2	0
42	QO	32	0	11	1	0
42	RE	32	0	11	0	0
42	RF	32	0	11	4	0
42	RG	32	0	11	3	0
42	RN	32	0	11	0	0
42	RO	32	0	11	1	0
42	RP	32	0	11	4	0
42	SG	32	0	11	0	0
42	SH	32	0	10	3	0
42	SL	32	0	10	1	0
42	SM	32	0	11	2	0
42	SN	32	0	10	3	0
42	SP	32	0	10	1	0
42	TF	32	0	9	0	0
42	TG	32	0	10	5	0
42	TH	32	0	11	2	0
42	TI	32	0	10	4	0
42	TL	32	0	10	3	0
42	TN	32	0	10	1	0
42	UA	32	0	10	2	0
42	UB	32	0	11	3	0
42	UE	32	0	11	3	0
42	UI	32	0	12	5	0

Continued on next page...

Continued from previous page...

Mol	Chain	Non-H	H(model)	H(added)	Clashes	Symm-Clashes
42	UM	32	0	12	1	0
42	UO	32	0	11	3	0
42	VA	32	0	11	3	0
42	VB	32	0	11	4	0
42	VF	32	0	11	1	0
42	VN	32	0	11	2	0
42	VP	32	0	11	1	0
42	VQ	32	0	11	1	0
42	WA	32	0	11	3	0
42	WE	32	0	11	4	0
42	WF	32	0	11	2	0
42	WG	32	0	11	5	0
42	WI	32	0	11	4	0
42	WO	32	0	10	1	0
43	AB	28	0	11	1	0
43	AL	28	0	11	0	0
43	AM	28	0	11	1	0
43	AN	28	0	11	1	0
43	AO	28	0	12	0	0
43	AP	28	0	12	0	0
43	BB	28	0	12	3	0
43	BL	28	0	11	2	0
43	BM	28	0	12	2	0
43	BN	28	0	11	1	0
43	BO	28	0	12	0	0
43	BP	28	0	12	1	0
43	CB	28	0	11	1	0
43	CL	28	0	12	1	0
43	CM	28	0	12	2	0
43	CN	28	0	12	4	0
43	CO	28	0	12	5	0
43	CP	28	0	12	4	0
43	DB	28	0	12	4	0
43	DL	28	0	12	3	0
43	DM	28	0	12	2	0
43	DN	28	0	12	3	0
43	DO	28	0	11	1	0
43	DP	28	0	12	5	0
43	EB	28	0	11	1	0
43	EL	28	0	11	0	0
43	EM	28	0	12	4	0
43	EN	28	0	11	0	0

Continued on next page...

Continued from previous page...

Mol	Chain	Non-H	H(model)	H(added)	Clashes	Symm-Clashes
43	EO	28	0	11	0	0
43	EP	28	0	12	5	0
43	FB	28	0	11	0	0
43	FM	28	0	11	0	0
43	FN	28	0	11	0	0
43	FO	28	0	11	2	0
43	FP	28	0	11	3	0
43	GB	28	0	11	1	0
43	GM	28	0	11	2	0
43	GN	28	0	12	2	0
43	GO	28	0	11	0	0
43	GP	28	0	11	2	0
43	HB	28	0	11	0	0
43	HM	28	0	11	1	0
43	HN	28	0	12	2	0
43	HO	28	0	11	1	0
43	HP	28	0	11	0	0
43	HQ	28	0	11	0	0
43	IB	28	0	11	0	0
43	IM	28	0	11	0	0
43	IN	28	0	11	0	0
43	IO	28	0	11	1	0
43	IP	28	0	11	0	0
43	IQ	28	0	11	0	0
43	JB	28	0	11	2	0
43	JL	28	0	11	1	0
43	JM	28	0	12	6	0
43	JN	28	0	11	1	0
43	JO	28	0	11	1	0
43	KB	28	0	10	0	0
43	KL	28	0	12	2	0
43	KM	28	0	11	1	0
43	KN	28	0	11	3	0
43	KO	28	0	11	0	0
43	KP	28	0	11	2	0
43	LB	28	0	11	2	0
43	LL	28	0	11	0	0
43	LM	28	0	11	1	0
43	LN	28	0	11	1	0
43	LO	28	0	11	2	0
43	LP	28	0	11	1	0
43	MB	28	0	11	1	0

Continued on next page...

Continued from previous page...

Mol	Chain	Non-H	H(model)	H(added)	Clashes	Symm-Clashes
43	ML	28	0	11	2	0
43	MM	28	0	11	1	0
43	MN	28	0	11	2	0
43	MO	28	0	12	1	0
43	MP	28	0	11	1	0
43	NB	28	0	11	0	0
43	NL	28	0	11	0	0
43	NM	28	0	11	2	0
43	NN	28	0	11	2	0
43	NO	28	0	11	1	0
43	NP	28	0	11	0	0
43	OB	28	0	11	1	0
43	OL	28	0	11	2	0
43	OM	28	0	11	0	0
43	ON	28	0	11	1	0
43	OO	28	0	11	0	0
43	OP	28	0	11	0	0
43	PB	28	0	11	2	0
43	PL	28	0	11	4	0
43	PM	28	0	11	0	0
43	PN	28	0	11	1	0
43	PO	28	0	11	0	0
43	PP	28	0	11	3	0
43	QB	28	0	12	5	0
43	QL	28	0	11	0	0
43	QM	28	0	11	2	0
43	QN	28	0	11	1	0
43	QO	28	0	11	1	0
43	QP	28	0	12	6	0
43	RB	28	0	11	0	0
43	RL	28	0	11	1	0
43	RM	28	0	11	1	0
43	RN	28	0	11	1	0
43	RO	28	0	11	1	0
43	RP	28	0	11	2	0
43	SB	28	0	11	1	0
43	SL	28	0	11	2	0
43	SM	28	0	11	0	0
43	SN	28	0	11	1	0
43	SO	28	0	12	3	0
43	SP	28	0	11	1	0
43	TB	28	0	11	0	0

Continued on next page...

Continued from previous page...

Mol	Chain	Non-H	H(model)	H(added)	Clashes	Symm-Clashes
43	TL	28	0	11	0	0
43	TM	28	0	11	0	0
43	TN	28	0	11	2	0
43	TO	28	0	11	1	0
43	TP	28	0	11	1	0
43	UB	28	0	11	1	0
43	UM	28	0	11	1	0
43	UN	28	0	11	1	0
43	UO	28	0	11	2	0
43	UP	28	0	12	2	0
43	VB	28	0	11	1	0
43	VN	28	0	11	0	0
43	VO	28	0	11	1	0
43	VP	28	0	11	1	0
43	VQ	28	0	11	1	0
43	WB	28	0	11	1	0
43	WM	28	0	12	1	0
43	WN	28	0	12	1	0
43	WO	28	0	11	2	0
43	WP	28	0	11	1	0
43	WQ	28	0	11	1	0
All	All	1114625	0	1082601	28461	0

The all-atom clashscore is defined as the number of clashes found per 1000 atoms (including hydrogen atoms). The all-atom clashscore for this structure is 13.

All (28461) close contacts within the same asymmetric unit are listed below, sorted by their clash magnitude.

Atom-1	Atom-2	Interatomic distance (Å)	Clash overlap (Å)
23:4M:92:PRO:HG2	40:AG:89:PRO:CG	1.36	1.53
40:KF:298:PRO:N	40:KF:298:PRO:CG	1.71	1.46
11:2I:167:LYS:HZ3	11:2I:167:LYS:CB	1.09	1.44
11:2I:83:PRO:CB	11:2I:83:PRO:CG	1.89	1.43
41:QB:104:GLY:HA2	41:QB:109:GLY:CA	1.51	1.39
20:4A:149:ARG:NH1	20:4A:150:SER:H	1.26	1.32
41:QB:104:GLY:CA	41:QB:109:GLY:HA3	1.62	1.29
41:DN:104:GLY:CA	41:DN:109:GLY:HA3	1.66	1.26
40:GE:204:VAL:CG2	40:GE:302:MET:HE3	1.65	1.26
23:4M:92:PRO:CG	40:AG:89:PRO:HG2	1.67	1.22
41:QP:313:VAL:HA	41:QP:369:GLY:CA	1.69	1.21
11:2I:167:LYS:NZ	11:2I:167:LYS:HB2	1.05	1.19

Continued on next page...

Continued from previous page...

Atom-1	Atom-2	Interatomic distance (Å)	Clash overlap (Å)
41:DM:174:LYS:HE3	41:DM:175:VAL:HG22	1.25	1.19
23:4M:92:PRO:HG2	40:AG:89:PRO:CB	1.71	1.17
40:EI:210:TYR:HE1	41:EP:324:LYS:HA	1.05	1.17
41:JL:222:TYR:O	41:JL:226:ASN:HB2	1.45	1.16
23:4N:260:THR:HG22	40:EF:219:ILE:HD11	1.18	1.15
11:2I:162:ASN:O	11:2I:165:VAL:HG23	1.46	1.15
23:4P:260:THR:HG22	40:EA:219:ILE:HD11	1.27	1.12
41:DN:104:GLY:HA2	41:DN:109:GLY:CA	1.78	1.12
40:KF:298:PRO:CD	40:KF:298:PRO:HG3	1.65	1.12
41:CM:104:GLY:HA2	41:CM:109:GLY:HA3	1.19	1.11
40:DE:106:GLY:HA3	40:DE:148:GLY:HA3	1.16	1.11
41:DM:174:LYS:CE	41:DM:175:VAL:HG22	1.80	1.10
40:KF:298:PRO:CD	40:KF:298:PRO:HG2	1.65	1.10
41:QP:313:VAL:CA	41:QP:369:GLY:HA3	1.80	1.10
41:QP:266:PHE:HB3	41:QP:370:ASN:HA	1.31	1.10
40:DE:350:GLY:HA2	41:DM:179:VAL:HB	1.32	1.09
41:QP:272:PRO:HG3	41:QP:364:SER:HB2	1.34	1.08
34:5Q:158:ARG:HH12	34:5R:490:ILE:HG12	1.18	1.08
40:KF:298:PRO:CG	40:KF:298:PRO:HD3	1.59	1.08
23:4P:260:THR:HG22	40:EA:219:ILE:CD1	1.85	1.07
40:HE:106:GLY:HA3	40:HE:148:GLY:HA3	1.27	1.07
15:3F:194:ASN:ND2	17:3R:168:ILE:HD13	1.68	1.07
34:5Q:161:CYS:SG	34:5R:487:ILE:CD1	2.43	1.07
20:4A:149:ARG:CZ	20:4A:150:SER:H	1.65	1.07
41:CN:104:GLY:HA2	41:CN:109:GLY:HA3	1.38	1.06
41:RP:222:TYR:O	41:RP:226:ASN:HB2	1.53	1.06
40:BI:16:ILE:HD11	40:BI:231:ILE:HB	1.37	1.06
35:5T:98:TYR:O	35:5T:102:TYR:HB2	1.53	1.05
41:QP:105:HIS:HA	41:QP:109:GLY:CA	1.86	1.05
40:KF:298:PRO:CG	40:KF:298:PRO:HD2	1.59	1.04
40:DE:106:GLY:HA3	40:DE:148:GLY:CA	1.88	1.04
41:QP:105:HIS:CA	41:QP:109:GLY:HA3	1.87	1.04
34:5Q:161:CYS:SG	34:5R:487:ILE:HD13	1.98	1.03
20:4A:149:ARG:NH1	20:4A:150:SER:N	2.05	1.03
23:4N:260:THR:HG22	40:EF:219:ILE:CD1	1.89	1.03
21:4F:411:LYS:NZ	21:4F:412:MET:HG3	1.73	1.03
41:DL:226:ASN:HB3	43:DL:501:GDP:HN1	1.24	1.02
23:4R:236:TYR:HA	23:4R:267:ASP:HA	1.38	1.02
40:DE:12:ALA:HA	40:DE:15:GLN:HG3	1.42	1.02
40:EI:274:PRO:HG2	40:EI:373:ALA:HA	1.40	1.01
40:MH:273:ALA:HB2	40:MH:374:VAL:HG12	1.40	1.01

Continued on next page...

Continued from previous page...

Atom-1	Atom-2	Interatomic distance (Å)	Clash overlap (Å)
41:UP:87:PRO:HD3	41:VQ:281:TYR:HD2	1.25	1.01
7:1T:278:SER:HB3	7:1T:279:PRO:HD2	1.41	1.00
40:GE:204:VAL:CG2	40:GE:302:MET:CE	2.39	1.00
40:WA:96:LYS:HZ1	41:WN:1:MET:HG2	1.26	1.00
23:4M:198:PHE:HB3	40:DG:221:ARG:HG3	1.43	1.00
41:UB:253:LEU:O	41:UB:257:MET:HB2	1.60	1.00
41:CO:104:GLY:HA2	41:CO:109:GLY:HA3	1.44	1.00
40:GI:273:ALA:HB1	40:GI:274:PRO:HD2	1.41	1.00
41:SO:55:THR:H	41:TO:283:ALA:HA	1.25	1.00
41:QN:253:LEU:O	41:QN:257:MET:HB2	1.62	0.99
23:4P:259:ARG:HH21	40:EA:365:GLY:HA2	1.27	0.99
40:EI:210:TYR:CE1	41:EP:324:LYS:HA	1.97	0.99
41:BP:100:ASN:HB3	41:BP:103:LYS:HB2	1.43	0.98
41:UM:253:LEU:O	41:UM:257:MET:HB2	1.63	0.98
21:4D:529:LEU:HA	21:4D:533:ASN:HB2	1.45	0.98
23:4M:92:PRO:CG	40:AG:89:PRO:CG	2.31	0.98
17:3R:232:ARG:HH21	17:3R:328:LEU:HA	1.28	0.98
40:GG:276:ILE:HG21	40:GG:281:ALA:HB2	1.45	0.98
40:KF:298:PRO:N	40:KF:298:PRO:HG2	1.72	0.98
40:GH:97:GLU:HG2	41:GO:131:GLN:HE21	1.29	0.97
20:4A:149:ARG:HH12	20:4A:150:SER:HB3	1.27	0.97
13:2V:115:LYS:HD2	40:AH:264:ARG:HE	1.30	0.97
11:2I:167:LYS:HB2	11:2I:167:LYS:HZ2	1.19	0.97
23:4N:19:ILE:H	23:4N:19:ILE:CD1	1.75	0.97
40:OH:88:HIS:HB3	40:OH:91:GLN:HB3	1.45	0.97
41:QP:101:TRP:H	41:QP:184:ASN:HB3	1.28	0.96
41:DB:308:GLY:HA3	41:DB:373:ALA:HB2	1.44	0.96
40:DE:228:ASN:HB3	42:DE:501:GTP:HN21	1.29	0.96
11:2I:167:LYS:HZ3	11:2I:167:LYS:HB3	1.28	0.96
20:4A:149:ARG:CZ	20:4A:150:SER:N	2.28	0.96
17:3R:218:GLU:HB3	17:3R:343:VAL:HG22	1.48	0.95
40:MH:101:ASN:HD22	41:MO:256:ASN:HD21	1.11	0.95
8:1X:134:GLU:OE1	8:1X:134:GLU:HA	1.62	0.95
41:CM:165:ASN:HA	41:CM:198:GLU:HB3	1.44	0.95
23:4N:37:TYR:CE2	23:4N:41:THR:HG21	2.01	0.95
40:BE:222:PRO:HD2	41:BL:324:LYS:HE2	1.49	0.95
40:FA:273:ALA:HB1	40:FA:274:PRO:HD2	1.45	0.95
40:ND:273:ALA:HB1	40:ND:274:PRO:HD2	1.48	0.95
22:4J:92:LYS:H	41:BN:279:GLN:H	1.15	0.94
40:CH:350:GLY:HA2	41:CP:179:VAL:HG23	1.48	0.94
41:TO:222:TYR:O	41:TO:226:ASN:HB2	1.66	0.94

Continued on next page...

Continued from previous page...

Atom-1	Atom-2	Interatomic distance (Å)	Clash overlap (Å)
11:2K:221:ILE:HG22	11:2K:222:PRO:HD3	1.45	0.94
40:GE:204:VAL:HG23	40:GE:302:MET:HE3	1.47	0.94
40:LG:273:ALA:HB1	40:LG:274:PRO:HD2	1.50	0.94
40:DH:11:GLN:HB2	40:DH:74:VAL:HG21	1.49	0.94
40:DI:222:PRO:HD2	41:DP:324:LYS:HG3	1.47	0.93
40:OF:254:GLU:O	40:OF:258:ASN:HB2	1.66	0.93
40:MG:258:ASN:HB2	40:MG:352:LYS:HE3	1.48	0.93
21:4F:411:LYS:HZ3	21:4F:412:MET:HG3	1.26	0.93
34:5Q:158:ARG:NH1	34:5R:490:ILE:HG12	1.82	0.93
34:5Q:161:CYS:SG	34:5R:487:ILE:HD11	2.09	0.93
41:QP:66:VAL:HG13	41:QP:91:VAL:HG21	1.51	0.93
41:SO:97:ALA:HA	41:SO:103:LYS:HB2	1.49	0.93
40:AH:191:THR:O	40:AH:195:LEU:HB2	1.69	0.92
40:CG:254:GLU:HG2	41:CO:98:GLY:HA2	1.50	0.92
40:MG:273:ALA:HB1	40:MG:274:PRO:HD2	1.52	0.92
41:DL:68:LEU:HB2	41:DL:143:THR:HG23	1.51	0.91
40:DE:310:GLY:HA3	40:DE:382:ALA:HB2	1.52	0.91
41:DM:174:LYS:HE3	41:DM:175:VAL:CG2	2.00	0.91
41:KO:222:TYR:O	41:KO:226:ASN:HB2	1.71	0.91
41:QP:311:LEU:HB3	41:QP:370:ASN:HB3	1.50	0.91
41:QP:86:ARG:HB3	41:RP:281:TYR:CE2	2.05	0.91
40:UI:16:ILE:HD11	40:UI:138:PHE:HB3	1.51	0.91
23:4M:250:VAL:HG13	23:4M:253:TYR:HB2	1.52	0.91
41:TP:222:TYR:O	41:TP:226:ASN:HB2	1.71	0.91
41:CN:24:ILE:HG22	41:CN:234:SER:HB2	1.50	0.90
41:WM:13:GLY:HA2	41:WM:136:THR:HB	1.50	0.90
11:2I:167:LYS:CB	11:2I:167:LYS:NZ	1.88	0.90
23:4M:92:PRO:HG2	40:AG:89:PRO:HG2	0.91	0.90
40:UF:106:GLY:HA3	40:UF:148:GLY:HA3	1.53	0.90
22:4J:272:ARG:NH1	41:DN:277:GLY:HA2	1.86	0.90
40:DH:20:CYS:HA	40:DH:232:SER:HB2	1.53	0.90
40:EI:250:VAL:HG23	40:EI:254:GLU:HB2	1.52	0.90
40:EF:397:MET:HG2	41:EM:345:ILE:HG22	1.54	0.90
8:1X:127:GLN:HA	8:1X:130:LYS:HE2	1.53	0.90
41:CN:165:ASN:HB3	41:CN:198:GLU:HB2	1.54	0.90
40:KF:298:PRO:CG	40:KF:298:PRO:CD	0.90	0.90
41:SO:61:PRO:HG3	41:SO:84:ILE:HG22	1.53	0.90
41:TP:58:LYS:HZ3	41:UP:280:GLN:HB2	1.36	0.90
41:CN:86:ARG:HB3	41:CN:89:ASN:HB2	1.53	0.90
41:EM:14:ASN:HB3	41:EM:76:VAL:HG21	1.51	0.89
7:1T:522:THR:HA	7:1T:547:SER:HB2	1.54	0.89

Continued on next page...

Continued from previous page...

Atom-1	Atom-2	Interatomic distance (Å)	Clash overlap (Å)
41:SP:222:TYR:O	41:SP:226:ASN:HB3	1.71	0.89
41:DM:104:GLY:HA3	41:DM:146:GLY:HA3	1.54	0.89
41:OM:165:ASN:HA	41:OM:198:GLU:O	1.73	0.89
23:4N:260:THR:CG2	40:EF:219:ILE:HD11	2.03	0.89
41:LP:287:PRO:O	41:LP:291:GLN:HB2	1.73	0.89
41:BB:358:PRO:HG3	41:BB:364:SER:HB3	1.51	0.89
40:TI:104:ALA:O	40:TI:108:TYR:HB2	1.73	0.89
40:VF:255:PHE:O	40:VF:259:LEU:HB2	1.72	0.89
41:QP:313:VAL:HA	41:QP:369:GLY:HA3	0.90	0.89
41:AB:191:GLN:O	41:AB:195:ASN:HB2	1.73	0.89
40:KH:224:TYR:O	40:KH:228:ASN:HB2	1.72	0.89
20:4A:149:ARG:HH12	20:4A:150:SER:CB	1.84	0.88
40:DA:71:GLU:HB3	40:DA:98:ASP:HB2	1.54	0.88
41:OL:132:GLY:HA2	41:OL:163:ILE:O	1.72	0.88
23:4N:250:VAL:HG13	23:4N:253:TYR:HB2	1.55	0.88
23:4P:250:VAL:HG13	23:4P:253:TYR:HB2	1.55	0.88
41:DB:51:TYR:HB3	41:DB:59:TYR:HB3	1.54	0.88
41:DL:49:VAL:HG21	41:DL:241:ARG:HG2	1.54	0.88
40:KF:298:PRO:CG	40:KF:298:PRO:CB	2.50	0.88
22:4J:91:ASP:HA	41:BN:278:SER:HA	1.54	0.88
23:4P:236:TYR:HA	23:4P:267:ASP:HB3	1.55	0.88
41:ON:132:GLY:HA2	41:ON:163:ILE:O	1.74	0.88
23:4M:92:PRO:CG	40:AG:89:PRO:CB	2.51	0.88
23:4N:236:TYR:HA	23:4N:267:ASP:HB3	1.55	0.88
40:BI:273:ALA:HB1	40:BI:274:PRO:HD2	1.55	0.88
41:DO:10:GLY:O	41:DO:14:ASN:HB2	1.74	0.88
40:GE:204:VAL:HG21	40:GE:302:MET:HE3	1.52	0.88
34:5Q:158:ARG:HH12	34:5R:490:ILE:CG1	1.87	0.88
34:5Q:167:GLU:HG2	34:5R:491:LEU:HD22	1.53	0.88
40:EH:222:PRO:HD2	41:EO:324:LYS:HG3	1.52	0.88
40:GE:204:VAL:HG21	40:GE:302:MET:CE	2.00	0.88
40:MH:214:ARG:HH22	41:MO:324:LYS:HG3	1.35	0.88
41:RN:222:TYR:O	41:RN:226:ASN:HB2	1.73	0.88
41:NP:191:GLN:O	41:NP:195:ASN:HB2	1.74	0.88
41:UP:104:GLY:HA3	41:UP:146:GLY:HA3	1.56	0.88
41:CM:104:GLY:CA	41:CM:109:GLY:HA3	2.03	0.87
40:EH:273:ALA:HB1	40:EH:274:PRO:HD2	1.54	0.87
40:OH:274:PRO:HG3	40:OH:373:ALA:HA	1.53	0.87
40:FA:16:ILE:HG12	40:FA:228:ASN:HB3	1.57	0.87
40:GE:261:PRO:HD2	40:GE:265:ILE:HG13	1.56	0.87
41:UM:325:GLU:O	41:UM:329:GLN:HB2	1.74	0.87

Continued on next page...

Continued from previous page...

Atom-1	Atom-2	Interatomic distance (Å)	Clash overlap (Å)
40:SH:221:ARG:HH22	41:SO:325:GLU:HB2	1.40	0.87
11:2I:119:LYS:HZ1	40:LG:409:GLY:HA2	1.40	0.87
22:4J:91:ASP:H	41:BN:281:TYR:H	1.19	0.87
41:DP:226:ASN:ND2	43:DP:501:GDP:HN1	1.73	0.87
41:QP:105:HIS:HA	41:QP:109:GLY:HA3	0.92	0.87
40:CA:346:TRP:HB3	41:CB:391:ARG:HD3	1.56	0.86
40:CF:75:ILE:HG23	40:CF:92:LEU:HD12	1.56	0.86
40:DI:273:ALA:HB3	40:DI:274:PRO:HD3	1.57	0.86
40:DA:268:PRO:HA	40:DA:379:ASN:HA	1.57	0.86
41:DN:104:GLY:HA2	41:DN:109:GLY:HA3	0.92	0.86
41:EP:2:ARG:HB2	41:EP:131:GLN:HB2	1.58	0.86
41:DM:101:TRP:HB2	41:DM:184:ASN:HA	1.58	0.86
41:DN:51:TYR:HB3	41:DN:59:TYR:HB3	1.58	0.86
40:FA:106:GLY:HA3	40:FA:148:GLY:HA3	1.58	0.86
40:UA:16:ILE:HD13	40:UA:228:ASN:HD22	1.39	0.86
40:DH:126:ALA:HA	40:DH:132:LEU:HD21	1.57	0.86
41:IO:332:ASN:O	41:IO:336:LYS:HB2	1.75	0.86
40:PG:254:GLU:O	40:PG:258:ASN:HB2	1.76	0.86
41:DL:25:SER:HB2	41:DL:30:ILE:HG12	1.57	0.85
41:CM:61:PRO:HD3	41:CM:84:ILE:HG12	1.56	0.85
34:5R:375:LYS:HA	34:5R:378:GLU:HB3	1.56	0.85
41:WN:296:ALA:HB1	41:WN:305:PRO:HD2	1.57	0.85
23:4N:19:ILE:H	23:4N:19:ILE:HD13	1.41	0.85
23:4Q:173:SER:HB2	23:4Q:181:LYS:HA	1.56	0.85
40:CA:88:HIS:HB3	40:CA:91:GLN:HB2	1.58	0.85
40:DI:20:CYS:HA	40:DI:232:SER:HB2	1.58	0.85
40:DI:75:ILE:HG23	40:DI:92:LEU:HD23	1.58	0.85
40:DF:250:VAL:HG23	40:DF:254:GLU:HB2	1.58	0.85
41:QP:64:VAL:HA	41:QP:89:ASN:HD21	1.39	0.85
41:WN:2:ARG:HB3	41:WN:131:GLN:HB2	1.58	0.85
41:CP:60:VAL:HG11	41:DP:281:TYR:HA	1.58	0.85
26:4V:342:LEU:O	26:4V:346:PHE:HB2	1.75	0.85
34:5Q:167:GLU:CG	34:5R:491:LEU:HD22	2.07	0.85
41:QB:207:LEU:HD21	41:QB:229:VAL:HG13	1.59	0.85
40:UF:100:ALA:HA	41:UM:252:LYS:HB3	1.58	0.85
21:4F:222:LYS:HD2	40:BE:41:THR:HG23	1.59	0.85
26:4W:96:ALA:O	26:4W:161:MET:HB2	1.77	0.85
40:DH:228:ASN:HB3	42:DH:501:GTP:N2	1.92	0.85
40:CH:180:ALA:HA	41:CO:256:ASN:HD21	1.42	0.84
40:DH:326:LYS:HE2	41:DP:220:PRO:HB2	1.59	0.84
41:OO:132:GLY:HA2	41:OO:163:ILE:O	1.77	0.84

Continued on next page...

Continued from previous page...

Atom-1	Atom-2	Interatomic distance (Å)	Clash overlap (Å)
41:TP:27:GLU:HA	41:TP:359:ARG:HH12	1.42	0.84
40:MF:326:LYS:HE3	40:MF:330:ALA:HB2	1.59	0.84
41:QB:54:ALA:HA	41:RB:283:ALA:HA	1.59	0.84
40:BH:40:LYS:HE3	40:BH:42:ILE:HD11	1.59	0.84
40:MD:191:THR:O	40:MD:195:LEU:HB2	1.77	0.84
40:OH:20:CYS:HA	40:OH:232:SER:HB2	1.58	0.84
40:UF:222:PRO:HD2	41:UM:324:LYS:HB2	1.57	0.84
23:4N:19:ILE:HD13	23:4N:19:ILE:N	1.93	0.84
40:UI:71:GLU:HG2	40:UI:72:PRO:HD2	1.58	0.84
22:4I:282:ARG:HH12	41:CO:80:PRO:HD3	1.42	0.84
40:DA:278:ALA:HA	40:DA:368:ALA:HB2	1.59	0.84
11:2K:221:ILE:HG22	11:2K:222:PRO:CD	2.07	0.84
8:1Y:101:ILE:HD12	11:2J:250:ILE:HA	1.60	0.83
40:GA:210:TYR:CE1	41:GN:324:LYS:HA	2.12	0.83
40:DH:3:GLU:HA	40:DH:51:THR:HA	1.60	0.83
40:FA:219:ILE:HB	40:FA:222:PRO:HD3	1.58	0.83
40:GE:273:ALA:HB3	40:GE:274:PRO:HD3	1.60	0.83
40:NA:199:ASP:HB3	40:NA:256:GLN:HE22	1.43	0.83
41:UO:384:GLN:O	41:UO:388:MET:HB2	1.77	0.83
23:4N:253:TYR:CE2	40:EF:220:GLU:OE2	2.32	0.83
40:DA:228:ASN:HB3	42:DA:501:GTP:N2	1.94	0.83
40:GI:100:ALA:HA	41:GP:252:LYS:HB3	1.59	0.83
41:EM:420:ASN:HA	41:EM:423:VAL:HG22	1.60	0.83
40:ND:60:LYS:HD3	40:OD:282:TYR:HB3	1.61	0.83
41:DN:290:THR:HG21	41:DN:329:GLN:HB3	1.61	0.83
40:GH:325:PRO:HB2	41:GP:222:TYR:CE2	2.13	0.83
40:UF:352:LYS:HG2	41:UN:179:VAL:HG23	1.59	0.83
41:BO:173:PRO:HD2	41:BO:205:GLU:HG2	1.61	0.83
40:MF:278:ALA:H	40:MF:368:ALA:HB2	1.44	0.83
26:4W:90:LYS:HG3	26:4W:166:ASP:HB3	1.61	0.83
34:5Q:164:LEU:HD23	34:5R:487:ILE:HD11	1.60	0.83
41:CL:61:PRO:HD3	41:CL:84:ILE:HG13	1.60	0.83
40:TA:222:PRO:HG2	41:TN:324:LYS:HE3	1.59	0.83
11:2I:155:PRO:HG2	11:2I:158:ILE:HG13	1.60	0.83
22:4I:252:HIS:HB2	22:4I:261:GLU:O	1.78	0.83
34:5R:396:THR:HB	40:GH:369:LYS:HD3	1.59	0.83
40:CH:391:ASP:HB3	40:CH:421:ARG:CZ	2.09	0.83
40:KD:228:ASN:HD21	42:KD:501:GTP:HN1	1.25	0.83
41:DL:86:ARG:HA	41:EL:281:TYR:HD2	1.44	0.83
41:PP:86:ARG:HD3	41:QP:281:TYR:HB3	1.60	0.83
23:4N:34:GLY:O	23:4N:35:GLN:HB2	1.79	0.82

Continued on next page...

Continued from previous page...

Atom-1	Atom-2	Interatomic distance (Å)	Clash overlap (Å)
23:4R:257:PHE:HB3	40:EI:221:ARG:HD2	1.61	0.82
41:BM:202:ILE:HD12	41:BM:229:VAL:HG13	1.60	0.82
41:BO:358:PRO:HG3	41:BO:364:SER:HB3	1.61	0.82
23:4R:57:HIS:HA	41:BP:41:ASP:HB3	1.61	0.82
40:JE:51:THR:HG21	40:JE:243:ARG:HG2	1.61	0.82
40:LG:247:ALA:HB1	41:LO:222:TYR:HD2	1.43	0.82
40:UH:228:ASN:HD21	42:UO:501:GTP:HN1	1.27	0.82
17:3R:196:ARG:HA	17:3R:199:LEU:HD12	1.59	0.82
40:RF:228:ASN:HD21	42:RF:501:GTP:HN1	1.26	0.82
23:4P:251:PRO:HD2	23:4P:268:ALA:HB1	1.61	0.82
40:RE:288:VAL:HG11	40:RE:327:ASP:HB3	1.60	0.82
23:4N:251:PRO:HD2	23:4N:268:ALA:HB1	1.61	0.82
36:5W:247:LEU:HD12	40:LG:430:ASP:HB3	1.62	0.82
41:BP:42:LEU:HG	41:BP:45:GLU:HB2	1.62	0.82
21:4F:407:LYS:HZ3	21:4F:410:ILE:HD12	1.44	0.82
41:UP:87:PRO:HD3	41:VQ:281:TYR:CD2	2.14	0.82
17:3O:410:GLU:HG2	17:3R:264:ALA:HB2	1.61	0.81
41:AO:358:PRO:HG3	41:AO:364:SER:HB3	1.61	0.81
40:GI:223:THR:HG23	41:GP:322:SER:HA	1.62	0.81
21:4D:475:PRO:HD2	21:4D:483:ILE:HG21	1.60	0.81
40:BG:326:LYS:HZ2	41:BO:225:LEU:HD21	1.43	0.81
41:GN:70:PRO:HG3	41:GN:92:PHE:HB3	1.61	0.81
41:KL:31:ASP:HB2	41:KL:32:PRO:HD2	1.62	0.81
40:OH:178:SER:HB2	41:OO:347:ASN:HB2	1.62	0.81
40:UH:326:LYS:HE3	41:UP:208:TYR:HB2	1.61	0.81
41:CM:60:VAL:HG11	41:DM:281:TYR:HB3	1.62	0.81
41:DL:164:MET:HB3	41:DL:197:ASP:H	1.45	0.81
40:HE:306:ASP:HB3	40:HE:309:HIS:HB2	1.62	0.81
41:WN:273:LEU:H	41:WN:292:GLN:HE22	1.26	0.81
17:3R:232:ARG:HG3	17:3R:328:LEU:HD12	1.61	0.81
41:ON:275:SER:O	41:ON:279:GLN:HB2	1.81	0.81
24:4O:173:SER:HB2	24:4O:181:LYS:HG3	1.62	0.81
23:4P:173:SER:HB2	23:4P:181:LYS:HA	1.61	0.81
40:CH:88:HIS:HB3	40:CH:91:GLN:HB2	1.63	0.81
40:GE:217:LEU:HA	40:GE:277:SER:HB2	1.62	0.81
41:CO:311:LEU:HD11	41:CO:372:THR:HG23	1.62	0.81
40:DE:238:ILE:HD12	40:DE:377:LEU:HD11	1.61	0.81
41:SL:16:ILE:HG13	41:SL:226:ASN:HD22	1.44	0.81
23:4P:260:THR:CG2	40:EA:219:ILE:HD11	2.10	0.81
40:CE:228:ASN:HD21	42:CE:501:GTP:HN1	1.29	0.81
40:DI:319:TYR:HB3	40:DI:323:VAL:HG21	1.63	0.81

Continued on next page...

Continued from previous page...

Atom-1	Atom-2	Interatomic distance (Å)	Clash overlap (Å)
41:CO:3:GLU:HG3	41:CO:127:CYS:HB3	1.63	0.81
40:DE:106:GLY:CA	40:DE:148:GLY:HA3	2.07	0.81
41:JM:170:VAL:HG11	41:JM:377:LEU:HD21	1.62	0.81
23:4R:235:THR:HG21	23:4R:242:LEU:HG	1.61	0.80
40:DE:209:ILE:HA	40:DE:212:ILE:HG12	1.63	0.80
41:SN:222:TYR:O	41:SN:226:ASN:HB2	1.81	0.80
40:WF:228:ASN:HD21	42:WF:501:GTP:HN1	1.29	0.80
40:CH:71:GLU:HB3	40:CH:98:ASP:HA	1.63	0.80
41:RL:6:HIS:CE1	41:RL:8:GLN:HG2	2.15	0.80
40:BI:219:ILE:HB	40:BI:222:PRO:HD3	1.62	0.80
13:2X:22:LEU:HD11	13:2X:47:LEU:HD21	1.63	0.80
40:DH:219:ILE:C	40:DH:221:ARG:H	1.82	0.80
40:GE:352:LYS:HD2	41:GM:178:THR:HA	1.64	0.80
40:HE:326:LYS:HE3	41:HM:208:TYR:HB2	1.61	0.80
40:LG:247:ALA:HB1	41:LO:222:TYR:CD2	2.15	0.80
40:ME:429:LYS:O	40:ME:433:GLU:HB2	1.82	0.80
41:MO:313:VAL:HB	41:MO:349:VAL:HG22	1.63	0.80
41:QP:216:LYS:HB2	41:QP:275:SER:HB2	1.63	0.80
40:BF:228:ASN:HD21	42:BF:501:GTP:HN1	1.30	0.80
40:CA:254:GLU:HG2	41:CB:98:GLY:HA2	1.63	0.80
40:MA:273:ALA:HB3	40:MA:274:PRO:HD3	1.62	0.80
23:4N:259:ARG:HH21	40:EF:365:GLY:HA2	1.47	0.80
40:SG:270:ALA:HA	40:SG:376:MET:O	1.81	0.80
40:DI:344:VAL:HG23	40:DI:347:CYS:HB2	1.63	0.80
41:DL:358:PRO:HG2	41:DL:361:LEU:HB2	1.62	0.80
41:HN:87:PRO:HD3	41:IN:281:TYR:CE2	2.16	0.80
41:NN:16:ILE:HD13	41:NN:226:ASN:HD22	1.45	0.80
41:SP:45:GLU:HG3	41:SP:46:ARG:HG2	1.63	0.80
40:UI:328:VAL:HG11	40:UI:353:VAL:HG13	1.64	0.80
40:DE:25:CYS:HA	40:DE:30:ILE:HG23	1.64	0.79
40:DF:258:ASN:HB3	41:DN:179:VAL:HG13	1.64	0.79
40:GE:241:SER:HB3	40:GE:249:ASN:HB2	1.62	0.79
41:HN:87:PRO:HD3	41:IN:281:TYR:CD2	2.16	0.79
40:EH:204:VAL:HG13	40:EH:302:MET:HB3	1.63	0.79
40:GE:246:GLY:HA3	40:GE:357:TYR:HB2	1.63	0.79
40:HE:51:THR:HG21	40:HE:243:ARG:HA	1.63	0.79
40:SI:152:LEU:HG	40:SI:156:ARG:HH22	1.47	0.79
11:2I:119:LYS:HZ1	40:LG:409:GLY:CA	1.95	0.79
40:BE:101:ASN:HA	40:BE:144:GLY:H	1.47	0.79
40:CF:181:VAL:HG22	41:CM:256:ASN:HB3	1.64	0.79
23:4M:91:ILE:CD1	40:AG:79:ARG:HD3	2.12	0.79

Continued on next page...

Continued from previous page...

Atom-1	Atom-2	Interatomic distance (Å)	Clash overlap (Å)
36:5Z:234:LEU:HD21	40:LD:392:HIS:HB2	1.65	0.79
41:DN:252:LYS:HG3	41:DN:256:ASN:HD21	1.48	0.79
41:FP:207:LEU:HB3	41:FP:225:LEU:HD22	1.63	0.79
40:IG:228:ASN:HD21	42:IG:501:GTP:HN1	1.29	0.79
41:HN:68:LEU:HB2	41:HN:143:THR:HG22	1.64	0.79
40:VF:318:LEU:O	40:VF:374:VAL:HA	1.83	0.79
40:DA:258:ASN:HD21	41:DB:179:VAL:H	1.28	0.79
40:DE:205:ASP:HB3	40:DE:303:VAL:HA	1.65	0.79
40:UF:71:GLU:HB3	40:UF:98:ASP:HA	1.64	0.79
40:OH:269:LEU:HD22	40:OH:303:VAL:HG21	1.63	0.79
23:4N:33:MET:HG2	41:CM:320:ARG:HH12	1.47	0.79
40:CG:71:GLU:HB3	40:CG:98:ASP:HB3	1.65	0.79
40:DE:137:ILE:HB	40:DE:168:GLU:HG2	1.65	0.79
41:QP:186:THR:HG21	41:QP:385:PHE:HB2	1.63	0.79
41:UP:97:ALA:HA	41:UP:103:LYS:HD2	1.65	0.79
40:WI:51:THR:HG21	40:WI:243:ARG:HG2	1.64	0.79
23:4R:240:LEU:HA	23:4R:266:HIS:HA	1.64	0.79
40:CA:440:GLU:HB2	41:CB:390:ARG:HD2	1.65	0.79
40:DA:258:ASN:OD1	41:DB:179:VAL:HB	1.83	0.79
40:DE:51:THR:HG21	40:DE:243:ARG:HA	1.64	0.79
41:EP:132:GLY:HA2	41:EP:162:ARG:HB3	1.65	0.79
40:GI:228:ASN:HD22	42:GP:501:GTP:HN21	1.30	0.79
41:UP:240:LEU:HD21	41:UP:249:ASP:HB2	1.65	0.79
21:4F:443:PHE:HB2	21:4F:448:MET:HB2	1.65	0.78
41:DM:104:GLY:CA	41:DM:146:GLY:HA3	2.13	0.78
41:EP:231:ALA:HB3	41:EP:270:PHE:HZ	1.48	0.78
40:GH:2:ARG:HH22	40:GH:50:ASN:HB3	1.47	0.78
41:SO:417:ASP:O	41:SO:421:PRO:HD2	1.83	0.78
11:2I:162:ASN:O	11:2I:165:VAL:CG2	2.29	0.78
21:4E:497:GLU:HA	21:4E:502:ARG:HA	1.65	0.78
41:BP:46:ARG:HB2	41:BP:241:ARG:HA	1.65	0.78
40:DI:72:PRO:HD2	41:DP:2:ARG:NH2	1.99	0.78
40:GI:11:GLN:HA	40:GI:74:VAL:HG11	1.65	0.78
41:HQ:2:ARG:HG2	41:HQ:131:GLN:HE22	1.48	0.78
34:5R:434:GLN:HA	34:5R:437:PHE:HB3	1.65	0.78
36:5W:118:TYR:HA	36:5W:121:MET:HB2	1.64	0.78
40:BI:171:ILE:HG23	40:BI:206:ASN:HD21	1.46	0.78
41:CO:124:ALA:HA	41:CO:130:LEU:HD21	1.65	0.78
40:FG:31:GLN:HE21	40:FG:37:PRO:HG3	1.47	0.78
40:RF:64:ARG:HA	40:RF:125:LEU:HD11	1.66	0.78
40:SI:11:GLN:HE22	41:SP:246:LEU:H	1.30	0.78

Continued on next page...

Continued from previous page...

Atom-1	Atom-2	Interatomic distance (Å)	Clash overlap (Å)
35:5U:26:ARG:HH12	41:IQ:44:LEU:HB3	1.47	0.78
41:BM:163:ILE:HG23	41:BM:197:ASP:HB3	1.65	0.78
40:CA:406:TRP:HE1	41:CN:258:VAL:HG13	1.48	0.78
41:DL:7:LEU:HB3	41:DL:135:LEU:HD13	1.65	0.78
40:JE:352:LYS:HD2	41:JM:179:VAL:HG13	1.65	0.78
40:DF:349:THR:HG21	41:DN:182:PRO:HD2	1.66	0.78
41:DM:174:LYS:HE2	41:DM:175:VAL:HG22	1.66	0.78
41:QB:104:GLY:HA2	41:QB:109:GLY:HA3	0.79	0.78
41:DL:263:LEU:HD11	41:DL:425:ARG:HG3	1.65	0.78
41:DM:103:LYS:HB3	41:DM:108:GLU:HB2	1.65	0.78
40:MH:177:VAL:HG21	41:MO:327:ASP:HB3	1.63	0.78
41:SO:89:ASN:HA	41:SO:119:VAL:HG11	1.66	0.78
40:DF:11:GLN:HB2	40:DF:74:VAL:HG21	1.65	0.78
41:DP:5:VAL:HG23	41:DP:130:LEU:HD11	1.64	0.78
40:GH:352:LYS:HG2	41:GP:178:THR:HA	1.65	0.78
40:LE:15:GLN:NE2	42:LL:501:GTP:O6	2.16	0.78
41:TL:222:TYR:O	41:TL:226:ASN:HB2	1.84	0.78
22:4H:6:LEU:HD21	41:ML:360:GLY:HA3	1.66	0.78
24:4O:173:SER:HB2	24:4O:181:LYS:HA	1.66	0.78
23:4R:110:ASN:HD21	40:BI:279:GLU:HB3	1.48	0.78
40:FA:310:GLY:HA3	40:FA:382:ALA:HB2	1.65	0.78
41:OP:207:LEU:HB3	41:OP:225:LEU:HD22	1.66	0.78
23:4N:189:GLY:HA2	41:CM:46:ARG:HH12	1.49	0.77
40:DI:258:ASN:HB3	40:DI:352:LYS:HG3	1.66	0.77
40:VG:90:GLU:HG2	40:WF:280:LYS:HE3	1.67	0.77
23:4N:19:ILE:CD1	23:4N:19:ILE:N	2.45	0.77
41:CM:268:PRO:HG2	41:CM:300:MET:HB2	1.65	0.77
40:JF:224:TYR:CD2	41:JM:323:MET:HG3	2.19	0.77
40:QE:66:VAL:HA	40:QE:91:GLN:HE22	1.49	0.77
23:4M:198:PHE:HB3	40:DG:221:ARG:CG	2.13	0.77
40:MA:438:SER:HB3	41:MB:391:ARG:HH22	1.50	0.77
41:NN:6:HIS:O	41:NN:63:ALA:HA	1.82	0.77
10:2G:97:GLN:O	10:2G:101:GLN:HB2	1.85	0.77
41:EP:231:ALA:HB3	41:EP:270:PHE:CZ	2.20	0.77
41:QB:313:VAL:HA	41:QB:369:GLY:HA2	1.67	0.77
40:SA:11:GLN:HG2	40:SA:15:GLN:HE22	1.49	0.77
40:TE:51:THR:HG21	40:TE:243:ARG:HG2	1.65	0.77
40:UF:3:GLU:HG3	40:UF:129:CYS:HB2	1.66	0.77
8:1W:256:ARG:HH21	40:UI:56:THR:HB	1.49	0.77
40:GE:323:VAL:HG22	40:GE:328:VAL:HG22	1.67	0.77
40:II:51:THR:HG21	40:II:243:ARG:HG2	1.66	0.77

Continued on next page...

Continued from previous page...

Atom-1	Atom-2	Interatomic distance (Å)	Clash overlap (Å)
40:RH:320:ARG:O	40:RH:372:ARG:HA	1.84	0.77
37:6A:77:GLY:O	37:6A:81:LYS:HB2	1.84	0.77
41:BM:87:PRO:HD3	41:CM:281:TYR:HD1	1.49	0.77
40:EI:3:GLU:HG3	40:EI:129:CYS:HB3	1.66	0.77
40:UF:346:TRP:HB3	41:UN:391:ARG:HD3	1.67	0.77
40:GE:204:VAL:HG23	40:GE:302:MET:CE	2.10	0.77
40:DI:269:LEU:HD11	40:DI:383:ILE:HD13	1.66	0.77
40:OA:228:ASN:HD21	42:ON:501:GTP:HN1	1.32	0.77
23:4R:104:ILE:HG13	23:4R:112:VAL:HG13	1.65	0.77
41:BO:120:VAL:HG21	41:BO:155:ILE:HD11	1.67	0.77
40:LF:212:ILE:HD11	40:LF:300:ASN:HA	1.66	0.77
41:PP:54:ALA:HA	41:QP:283:ALA:HB2	1.65	0.77
40:RA:117:LEU:HD23	40:RA:121:ARG:HH22	1.48	0.77
41:VB:246:LEU:H	40:VH:11:GLN:HE22	1.33	0.77
41:VN:235:GLY:HA3	41:VN:366:THR:HG21	1.67	0.77
40:BI:51:THR:HG21	40:BI:243:ARG:HA	1.67	0.76
41:LN:253:LEU:O	41:LN:257:MET:HB2	1.84	0.76
40:MG:254:GLU:HG2	41:MO:98:GLY:HA2	1.67	0.76
41:QB:104:GLY:HA2	41:QB:109:GLY:HA2	1.66	0.76
41:WO:341:PHE:HB3	41:WO:348:ASN:HD21	1.50	0.76
41:UM:165:ASN:HD21	41:UM:250:LEU:HD13	1.49	0.76
41:WM:2:ARG:HB3	41:WM:131:GLN:HB2	1.66	0.76
40:CA:8:HIS:HA	40:CA:138:PHE:HB2	1.68	0.76
40:CH:106:GLY:HA3	40:CH:148:GLY:HA3	1.67	0.76
40:DA:228:ASN:HB3	42:DA:501:GTP:HN21	1.47	0.76
40:JH:228:ASN:HD21	42:JO:501:GTP:HN1	1.31	0.76
41:MO:275:SER:HB3	41:MO:278:SER:HB2	1.67	0.76
34:5Q:158:ARG:NH1	34:5R:490:ILE:CG1	2.46	0.76
40:BE:273:ALA:HB3	40:BE:274:PRO:HD3	1.67	0.76
40:CF:228:ASN:HD21	42:CF:501:GTP:HN1	1.32	0.76
41:DL:86:ARG:HA	41:EL:281:TYR:CD2	2.20	0.76
21:4D:434:LYS:HZ3	21:4D:435:GLY:H	1.32	0.76
41:AN:178:THR:HB	41:AN:181:GLU:HG3	1.68	0.76
40:DF:222:PRO:HD2	41:DM:324:LYS:HE3	1.66	0.76
40:FA:325:PRO:HB2	41:FB:222:TYR:CZ	2.19	0.76
40:HE:173:PRO:HB2	40:HE:390:LEU:HD21	1.68	0.76
41:QM:10:GLY:O	41:QM:14:ASN:HB2	1.86	0.76
41:SO:237:THR:HB	41:SO:240:LEU:HD11	1.68	0.76
41:WM:66:VAL:HG21	41:WM:116:VAL:HG13	1.66	0.76
40:MD:273:ALA:HB1	40:MD:274:PRO:HD2	1.67	0.76
40:UF:273:ALA:HB2	40:UF:374:VAL:HG12	1.66	0.76

Continued on next page...

Continued from previous page...

Atom-1	Atom-2	Interatomic distance (Å)	Clash overlap (Å)
40:EA:51:THR:HG21	40:EA:243:ARG:HG2	1.68	0.76
40:OH:3:GLU:HG3	40:OH:129:CYS:HB2	1.67	0.76
41:PO:210:ILE:HD11	41:PO:298:ASN:HA	1.68	0.76
41:CO:86:ARG:HB3	41:CO:89:ASN:HB2	1.66	0.76
41:DB:61:PRO:HG2	41:DB:84:ILE:HG23	1.66	0.76
40:PE:228:ASN:HD21	42:PE:501:GTP:HN1	1.34	0.76
40:RI:211:ASP:O	40:RI:215:ARG:HB2	1.86	0.76
22:4K:435:ARG:HA	22:4K:454:ILE:O	1.86	0.76
41:BN:215:LEU:HD12	41:BN:275:SER:HB3	1.68	0.76
40:DF:324:VAL:HG13	40:DF:327:ASP:HB2	1.68	0.76
40:GH:278:ALA:HA	40:GH:368:ALA:HB2	1.67	0.76
41:JB:375:GLN:HE21	41:JB:379:LYS:HG3	1.49	0.76
40:MF:335:ILE:HG23	40:MF:341:ILE:HD13	1.67	0.76
40:ND:274:PRO:HB3	40:ND:370:VAL:HG11	1.68	0.76
40:TG:14:VAL:HG23	40:TG:67:PHE:HD2	1.51	0.76
40:UF:106:GLY:HA3	40:UF:148:GLY:CA	2.14	0.76
20:4A:227:GLU:HB2	20:4A:231:ARG:HH21	1.51	0.76
40:AF:259:LEU:HD21	40:AF:316:CYS:HB2	1.68	0.76
41:BO:258:VAL:HG22	41:BO:266:PHE:HZ	1.51	0.76
40:CH:391:ASP:HB3	40:CH:421:ARG:NH2	2.01	0.76
41:EM:193:VAL:HG21	41:EM:418:LEU:HD11	1.66	0.76
41:FO:54:ALA:HA	41:GO:283:ALA:HB2	1.66	0.76
40:OF:258:ASN:HD21	40:OF:352:LYS:HG3	1.50	0.76
40:OG:31:GLN:HE22	40:OG:37:PRO:HG3	1.51	0.76
40:EI:11:GLN:HA	40:EI:74:VAL:HG21	1.66	0.75
41:CP:61:PRO:HD3	41:CP:84:ILE:HG12	1.67	0.75
40:EH:307:PRO:HB2	40:EH:312:TYR:HE2	1.50	0.75
40:FI:228:ASN:HD21	42:FI:501:GTP:HN1	1.31	0.75
41:JM:20:PHE:HA	41:JM:230:SER:HB3	1.68	0.75
41:NL:6:HIS:O	41:NL:63:ALA:HA	1.86	0.75
41:QP:395:LEU:HA	41:QP:398:TYR:HB2	1.67	0.75
40:TF:311:LYS:HG2	40:TF:342:GLN:HE22	1.50	0.75
40:FA:188:ILE:HG13	40:FA:394:PHE:HB2	1.67	0.75
40:MH:273:ALA:HB3	40:MH:274:PRO:HD3	1.68	0.75
41:MO:417:ASP:O	41:MO:421:PRO:HD2	1.85	0.75
22:4H:282:ARG:HH22	41:CL:80:PRO:HG3	1.49	0.75
36:5Y:118:TYR:HA	36:5Y:121:MET:HB2	1.68	0.75
40:DF:350:GLY:HA2	41:DN:179:VAL:HB	1.67	0.75
41:EP:226:ASN:HA	43:EP:501:GDP:HN21	1.52	0.75
40:GI:167:LEU:HD23	40:GI:202:PHE:HE2	1.51	0.75
40:MG:273:ALA:HB2	40:MG:374:VAL:HG22	1.69	0.75

Continued on next page...

Continued from previous page...

Atom-1	Atom-2	Interatomic distance (Å)	Clash overlap (Å)
22:4J:92:LYS:N	41:BN:279:GLN:H	1.84	0.75
41:DL:5:VAL:HG22	41:DL:130:LEU:HD11	1.68	0.75
41:GN:375:GLN:HB3	41:GN:422:VAL:HG11	1.67	0.75
41:TP:163:ILE:HG13	41:TP:251:ARG:HB2	1.68	0.75
40:UI:262:TYR:H	40:UI:265:ILE:HD11	1.51	0.75
41:CO:104:GLY:CA	41:CO:109:GLY:HA3	2.16	0.75
41:DL:11:GLN:HA	41:DL:72:THR:HG21	1.67	0.75
40:FF:177:VAL:HA	41:FM:331:LEU:HD21	1.67	0.75
41:QP:236:VAL:HG13	41:QP:250:LEU:HD11	1.68	0.75
40:SG:278:ALA:H	40:SG:368:ALA:HB2	1.51	0.75
7:1T:335:VAL:HG21	7:1T:605:VAL:HB	1.67	0.75
14:3C:10:TYR:HE1	41:MO:297:LYS:HA	1.52	0.75
40:DF:320:ARG:HG2	40:DF:356:ASN:HB3	1.68	0.75
40:IG:121:ARG:HH21	40:IG:124:LYS:HD3	1.50	0.75
40:MA:71:GLU:HG2	40:MA:72:PRO:HD2	1.68	0.75
40:MG:352:LYS:HD3	41:MO:178:THR:HA	1.68	0.75
40:QG:228:ASN:HD21	42:QG:501:GTP:HN1	1.33	0.75
41:QP:112:LEU:HD22	41:QP:147:MET:HB3	1.67	0.75
40:WF:222:PRO:HG2	41:WM:324:LYS:HD3	1.69	0.75
22:4H:38:GLU:HB3	41:AL:276:ARG:HH12	1.50	0.75
40:DH:273:ALA:HB3	40:DH:274:PRO:HD3	1.67	0.75
41:DP:293:MET:HG3	41:DP:367:PHE:HB2	1.68	0.75
41:NL:174:LYS:HD2	41:NL:175:VAL:HG13	1.67	0.75
41:QB:7:LEU:HB2	41:QB:135:LEU:HB2	1.68	0.75
41:SN:289:LEU:O	41:SN:293:MET:HB2	1.86	0.75
41:UP:258:VAL:HG22	41:UP:266:PHE:HZ	1.51	0.75
21:4D:472:VAL:HG11	21:4D:498:VAL:HB	1.69	0.75
26:4W:165:ARG:NH1	26:4W:166:ASP:OD1	2.20	0.75
40:CE:326:LYS:NZ	41:CM:208:TYR:HB2	2.01	0.75
40:DI:268:PRO:HA	40:DI:379:ASN:HA	1.69	0.75
40:NH:237:SER:HG	40:NH:375:CYS:HG	1.31	0.75
41:QB:101:TRP:H	41:QB:184:ASN:HD21	1.35	0.75
7:1T:211:ILE:HD13	7:1T:222:LEU:HB3	1.67	0.74
17:3P:177:VAL:HA	17:3P:180:LYS:HD2	1.68	0.74
41:GM:253:LEU:O	41:GM:257:MET:HB2	1.86	0.74
40:PE:254:GLU:O	40:PE:258:ASN:HB2	1.87	0.74
2:1D:10:ARG:HE	40:GH:401:ARG:H	1.35	0.74
40:CA:328:VAL:HG11	40:CA:353:VAL:HG11	1.68	0.74
40:DH:228:ASN:HB3	42:DH:501:GTP:HN21	1.52	0.74
40:ME:16:ILE:HG13	40:ME:228:ASN:HD22	1.52	0.74
40:MH:225:THR:HA	40:MH:228:ASN:HD21	1.51	0.74

Continued on next page...

Continued from previous page...

Atom-1	Atom-2	Interatomic distance (Å)	Clash overlap (Å)
40:NF:222:PRO:O	41:NM:324:LYS:NZ	2.20	0.74
40:OH:301:GLN:HG2	40:OH:307:PRO:HG3	1.67	0.74
41:PM:253:LEU:O	41:PM:257:MET:HB2	1.87	0.74
40:BE:222:PRO:HD2	41:BL:324:LYS:CE	2.16	0.74
40:CA:278:ALA:H	40:CA:368:ALA:HB2	1.52	0.74
41:DL:186:THR:HG22	41:DL:411:ALA:HB1	1.69	0.74
41:DL:226:ASN:HB3	43:DL:501:GDP:N1	2.01	0.74
40:EI:273:ALA:HB3	40:EI:274:PRO:HD3	1.69	0.74
41:EP:3:GLU:H	41:EP:131:GLN:H	1.34	0.74
40:QE:291:ILE:HG12	40:QE:374:VAL:HG12	1.67	0.74
7:1S:458:LYS:HE2	40:WG:279:GLU:HA	1.69	0.74
7:1T:43:LEU:HD21	7:1T:610:ALA:HB2	1.69	0.74
40:DE:216:ASN:HB3	40:DE:275:VAL:HB	1.68	0.74
41:DM:417:ASP:O	41:DM:421:PRO:HD2	1.86	0.74
41:EP:216:LYS:HB2	41:EP:275:SER:HB2	1.69	0.74
40:FA:23:LEU:HD21	40:FA:236:SER:HB2	1.69	0.74
40:GF:352:LYS:HZ2	41:GN:178:THR:C	1.91	0.74
41:HN:248:ALA:HA	41:HN:252:LYS:HD3	1.68	0.74
40:VI:174:ALA:HB3	40:VI:178:SER:H	1.52	0.74
41:VP:49:VAL:HG11	41:VP:241:ARG:HG2	1.69	0.74
41:AB:248:ALA:HA	41:AB:252:LYS:HG2	1.70	0.74
40:DE:210:TYR:CE1	41:DL:324:LYS:HB3	2.23	0.74
41:QP:66:VAL:HA	41:QP:91:VAL:HG22	1.70	0.74
40:DF:1:GLN:HG2	40:DF:2:ARG:H	1.53	0.74
41:JM:323:MET:SD	41:JM:353:VAL:HG11	2.28	0.74
40:MH:3:GLU:HA	40:MH:51:THR:HA	1.69	0.74
40:SF:276:ILE:HG23	40:SF:280:LYS:HG3	1.69	0.74
23:4M:92:PRO:HB2	40:AG:89:PRO:HB3	1.69	0.74
38:6C:37:ASN:ND2	41:VO:209:ASP:OD1	2.21	0.74
41:CN:113:VAL:HA	41:CN:116:VAL:HG12	1.69	0.74
40:EI:191:THR:HB	40:EI:387:TRP:HZ3	1.53	0.74
40:LE:174:ALA:HB3	40:LE:178:SER:H	1.53	0.74
41:BB:44:LEU:HD23	41:BB:47:ILE:HD13	1.68	0.74
40:NE:298:PRO:HA	40:NE:301:GLN:HE22	1.49	0.74
15:3F:194:ASN:ND2	17:3R:168:ILE:CD1	2.50	0.74
40:AG:256:GLN:HB3	41:AO:397:TRP:CZ2	2.23	0.74
41:AL:7:LEU:O	41:AL:135:LEU:HA	1.88	0.74
40:CG:262:TYR:HB2	40:CG:265:ILE:HG12	1.70	0.74
40:DH:213:CYS:HB3	40:DH:219:ILE:HD11	1.69	0.74
41:DN:131:GLN:HE22	41:DN:249:ASP:HB2	1.52	0.74
40:GF:133:GLN:HE22	40:GF:252:LEU:HB2	1.52	0.74

Continued on next page...

Continued from previous page...

Atom-1	Atom-2	Interatomic distance (Å)	Clash overlap (Å)
41:GN:132:GLY:HA3	41:GN:163:ILE:HG22	1.69	0.74
41:VB:7:LEU:O	41:VB:135:LEU:HA	1.87	0.74
7:1T:161:ALA:HA	7:1T:178:GLY:HA3	1.68	0.74
40:BF:224:TYR:CD2	41:BM:323:MET:HG3	2.22	0.74
41:UB:237:THR:HG22	41:UB:250:LEU:HD21	1.70	0.74
41:VN:87:PRO:HD3	41:WM:281:TYR:HD2	1.52	0.74
13:2W:62:PRO:HD3	13:2W:69:LEU:HD23	1.70	0.73
21:4E:440:LEU:HD13	21:4E:451:ILE:HD13	1.69	0.73
41:CO:61:PRO:HG2	41:CO:84:ILE:HG23	1.70	0.73
40:DA:142:GLY:HA2	40:DA:183:GLU:HG3	1.68	0.73
40:DI:210:TYR:HB2	41:DP:324:LYS:NZ	2.03	0.73
41:EP:258:VAL:HG22	41:EP:266:PHE:HZ	1.53	0.73
40:LG:273:ALA:HB2	40:LG:374:VAL:HG12	1.68	0.73
41:MM:292:GLN:HG2	41:MM:298:ASN:HD21	1.53	0.73
40:RH:231:ILE:HA	40:RH:234:ILE:HD12	1.69	0.73
41:UO:388:MET:SD	41:UO:391:ARG:NH2	2.61	0.73
41:UP:206:ALA:HB2	41:UP:302:ALA:H	1.53	0.73
22:4I:528:TYR:HB2	40:EG:39:ASP:HB2	1.68	0.73
40:GE:274:PRO:HB2	40:GE:370:VAL:HG11	1.69	0.73
41:HP:271:ALA:HB1	41:HP:292:GLN:HG2	1.69	0.73
40:PA:132:LEU:HG	40:PA:164:LYS:HG2	1.69	0.73
7:1T:424:ALA:HB3	7:1T:433:ILE:HG23	1.70	0.73
8:1X:140:VAL:O	8:1X:144:LYS:HG3	1.87	0.73
22:4I:284:LEU:HD11	22:4I:346:VAL:HG23	1.69	0.73
41:BM:385:PHE:HZ	41:BM:408:PHE:HB3	1.53	0.73
40:CG:262:TYR:HE1	41:CO:393:ALA:HA	1.54	0.73
41:DB:104:GLY:HA3	41:DB:146:GLY:HA3	1.68	0.73
41:DL:19:LYS:HB3	41:DL:226:ASN:HD21	1.53	0.73
40:KG:62:VAL:HG11	40:LG:283:HIS:HB3	1.70	0.73
40:LG:27:GLU:HG2	40:LG:361:THR:HG21	1.68	0.73
41:OO:207:LEU:HB3	41:OO:225:LEU:HD11	1.70	0.73
40:TE:254:GLU:OE1	41:TM:99:ASN:ND2	2.21	0.73
41:TP:58:LYS:NZ	41:UP:280:GLN:HB2	2.03	0.73
41:UN:100:ASN:HB3	41:UN:103:LYS:HB2	1.69	0.73
40:WA:221:ARG:HH12	41:WN:325:GLU:HB2	1.52	0.73
41:BB:86:ARG:HB2	41:BB:89:ASN:HB2	1.70	0.73
40:BE:274:PRO:HB2	40:BE:370:VAL:HG21	1.70	0.73
40:GH:11:GLN:HA	40:GH:74:VAL:HG11	1.71	0.73
42:MB:502:GTP:N2	40:MG:228:ASN:HB3	2.02	0.73
41:ON:202:ILE:HG12	41:ON:268:PRO:HG3	1.70	0.73
40:QG:139:HIS:O	40:QG:170:SER:HA	1.87	0.73

Continued on next page...

Continued from previous page...

Atom-1	Atom-2	Interatomic distance (Å)	Clash overlap (Å)
41:QO:10:GLY:O	41:QO:14:ASN:HB2	1.89	0.73
41:QP:3:GLU:HB2	41:QP:130:LEU:HA	1.70	0.73
40:SH:174:ALA:HB3	40:SH:178:SER:H	1.54	0.73
10:2E:157:ARG:HH22	41:VN:51:TYR:HB3	1.54	0.73
21:4D:418:LYS:HB2	21:4D:444:LEU:HD12	1.71	0.73
38:6C:123:PHE:HB2	40:UG:119:LEU:HD11	1.68	0.73
40:AH:101:ASN:HD22	41:AO:256:ASN:HD21	1.35	0.73
40:CH:172:TYR:HB2	40:CH:203:MET:HG2	1.69	0.73
41:EO:178:THR:HB	41:EO:181:GLU:HB2	1.71	0.73
40:GI:88:HIS:HB2	40:HI:283:HIS:HB3	1.70	0.73
41:QB:136:THR:HG22	41:QB:167:PHE:HB2	1.69	0.73
41:QO:135:LEU:HG	41:QO:137:HIS:HD2	1.52	0.73
40:UI:222:PRO:HD2	41:UP:324:LYS:HE3	1.70	0.73
40:WG:104:ALA:HB2	40:WG:412:MET:HG2	1.70	0.73
13:2X:13:ILE:HG13	13:2X:25:TRP:HZ2	1.53	0.73
23:4M:110:ASN:HA	23:4M:113:TRP:CE3	2.22	0.73
37:6A:111:HIS:HB3	40:TH:245:ASP:HB2	1.69	0.73
40:AH:42:ILE:HG23	40:AH:44:GLY:H	1.54	0.73
40:HA:228:ASN:HD21	42:HA:501:GTP:HN1	1.37	0.73
40:HI:51:THR:HG21	40:HI:243:ARG:HG2	1.70	0.73
15:3F:194:ASN:HD21	17:3R:168:ILE:HD13	1.52	0.73
21:4F:411:LYS:HZ3	21:4F:412:MET:CG	2.01	0.73
41:JB:182:PRO:HG3	41:JB:384:GLN:HG3	1.69	0.73
41:TO:187:LEU:O	41:TO:191:GLN:NE2	2.21	0.73
40:VG:326:LYS:HZ3	41:VO:208:TYR:HB2	1.53	0.73
40:PA:133:GLN:HG3	40:PA:252:LEU:HB2	1.70	0.73
40:RE:326:LYS:HE3	41:RM:212:PHE:HE1	1.54	0.73
40:WE:350:GLY:HA2	41:WM:179:VAL:HG13	1.71	0.73
14:3C:85:THR:HG21	36:5W:245:PRO:HB2	1.70	0.73
23:4M:236:TYR:HA	23:4M:267:ASP:HB3	1.70	0.73
26:4V:72:GLN:NE2	26:4V:277:MET:O	2.21	0.73
40:BG:228:ASN:HD21	42:BG:501:GTP:HN1	1.34	0.73
40:IA:210:TYR:HD2	41:IN:324:LYS:HE3	1.52	0.73
40:KH:101:ASN:HD22	41:KO:256:ASN:HD21	1.36	0.73
40:NF:438:SER:HA	41:NN:391:ARG:HH22	1.53	0.73
41:QN:7:LEU:O	41:QN:135:LEU:HA	1.89	0.73
41:UP:268:PRO:HG2	41:UP:300:MET:HB2	1.69	0.73
40:EE:256:GLN:HE22	41:EM:397:TRP:HE1	1.35	0.73
40:FH:222:PRO:HD2	41:FO:324:LYS:HE3	1.71	0.73
40:HF:326:LYS:NZ	41:HN:208:TYR:HB2	2.04	0.73
40:JH:128:GLN:HE22	40:KH:285:GLN:HE21	1.35	0.73

Continued on next page...

Continued from previous page...

Atom-1	Atom-2	Interatomic distance (Å)	Clash overlap (Å)
40:SI:54:SER:O	40:SI:61:HIS:HA	1.88	0.73
41:SL:86:ARG:HH21	41:SL:88:ASP:HB3	1.53	0.73
41:TO:135:LEU:HD21	41:TO:166:THR:HG22	1.71	0.73
34:5R:332:ARG:HH21	40:FI:58:ALA:HA	1.53	0.72
40:CA:335:ILE:HG13	40:CA:338:LYS:HD2	1.70	0.72
41:CM:55:THR:HG21	41:DM:284:LEU:HG	1.70	0.72
41:CN:311:LEU:HD11	41:CN:372:THR:HG23	1.71	0.72
40:HE:200:CYS:HB2	40:HE:256:GLN:HE22	1.53	0.72
40:IF:326:LYS:HD2	41:IN:208:TYR:HD1	1.54	0.72
40:OH:222:PRO:HD2	41:OO:324:LYS:NZ	2.03	0.72
41:PO:8:GLN:HE22	41:PO:136:THR:H	1.37	0.72
40:QE:56:THR:HA	40:RE:285:GLN:HG2	1.70	0.72
40:UF:344:VAL:HG23	40:UF:347:CYS:HB2	1.71	0.72
8:1X:103:SER:HB2	8:1X:107:PHE:HB2	1.71	0.72
13:2X:17:ILE:HD12	41:WM:125:GLU:HB3	1.69	0.72
18:3T:306:ARG:HH12	25:4T:398:THR:HB	1.54	0.72
41:AB:256:ASN:HD22	40:AG:181:VAL:HG22	1.54	0.72
41:FN:54:ALA:HA	41:GN:283:ALA:HB2	1.72	0.72
40:MH:250:VAL:HG23	40:MH:254:GLU:HB2	1.71	0.72
40:OE:237:SER:OG	40:OE:375:CYS:SG	2.47	0.72
41:QP:417:ASP:O	41:QP:421:PRO:HD2	1.89	0.72
40:WH:104:ALA:HB2	40:WH:412:MET:HG2	1.70	0.72
12:2M:78:ARG:NH2	13:2T:72:LYS:HB2	2.03	0.72
16:3L:96:LYS:O	16:3L:100:GLU:HB2	1.90	0.72
17:3R:222:GLU:HA	17:3R:339:GLN:HG3	1.69	0.72
27:4Z:234:LEU:HD11	27:4Z:245:GLU:HG2	1.72	0.72
40:AF:274:PRO:HG3	40:AF:286:LEU:HD12	1.72	0.72
40:DE:332:ILE:HA	40:DE:335:ILE:HD13	1.70	0.72
41:JB:166:THR:HG23	41:JB:199:THR:HG23	1.72	0.72
40:LG:51:THR:HG21	40:LG:243:ARG:HG2	1.71	0.72
40:MG:258:ASN:HB2	40:MG:352:LYS:CE	2.19	0.72
40:PA:214:ARG:HD3	41:PN:324:LYS:HE2	1.69	0.72
40:QG:209:ILE:HG13	40:QG:227:LEU:HD22	1.70	0.72
40:QG:273:ALA:HB1	40:QG:291:ILE:HB	1.70	0.72
40:VG:228:ASN:HD21	42:VN:501:GTP:HN1	1.36	0.72
40:DF:157:LEU:HB3	40:DF:166:LYS:HD3	1.72	0.72
41:DL:258:VAL:HG22	41:DL:266:PHE:HZ	1.54	0.72
41:EM:167:PHE:HZ	41:EM:236:VAL:HG11	1.54	0.72
40:GA:210:TYR:HE1	41:GN:324:LYS:HA	1.54	0.72
40:GA:320:ARG:HH21	40:GA:360:PRO:HA	1.52	0.72
40:NF:100:ALA:HA	41:NM:252:LYS:HD2	1.72	0.72

Continued on next page...

Continued from previous page...

Atom-1	Atom-2	Interatomic distance (Å)	Clash overlap (Å)
41:PN:100:ASN:HB3	41:PN:103:LYS:HG2	1.70	0.72
40:UG:376:MET:SD	40:UG:378:SER:OG	2.47	0.72
8:1X:134:GLU:OE1	8:1X:134:GLU:CA	2.35	0.72
12:2N:154:LYS:HD3	12:2N:192:GLN:HB3	1.70	0.72
22:4J:89:VAL:H	41:BN:280:GLN:HA	1.54	0.72
40:DF:406:TRP:HZ2	41:DM:258:VAL:HB	1.53	0.72
41:DM:113:VAL:HG23	41:DM:151:LEU:HD22	1.71	0.72
41:EL:7:LEU:O	41:EL:135:LEU:HA	1.89	0.72
40:IF:228:ASN:HD21	42:IF:501:GTP:HN1	1.36	0.72
40:MH:187:SER:HB2	40:MH:390:LEU:HD21	1.72	0.72
41:PB:267:MET:HB2	41:PB:374:ILE:HD11	1.72	0.72
40:RF:20:CYS:HA	40:RF:232:SER:HB2	1.71	0.72
40:VA:133:GLN:NE2	40:VA:251:ASP:OD2	2.23	0.72
7:1T:537:ILE:HG22	8:1Y:147:MET:HG2	1.70	0.72
7:1U:551:MET:HG2	7:1U:562:THR:HG22	1.72	0.72
13:2V:95:ASP:HB3	13:2V:146:THR:HB	1.71	0.72
15:3H:82:GLU:HB2	17:3P:275:ARG:HH21	1.53	0.72
23:4R:107:LYS:HG2	23:4R:111:GLN:HB3	1.72	0.72
41:CM:132:GLY:HA2	41:CM:162:ARG:HG3	1.70	0.72
41:DO:7:LEU:O	41:DO:135:LEU:HA	1.90	0.72
41:JN:122:LYS:HD3	41:KN:291:GLN:HE22	1.52	0.72
41:LO:217:LEU:HD23	41:LO:276:ARG:HH12	1.55	0.72
40:RI:318:LEU:HB2	40:RI:375:CYS:HB3	1.70	0.72
40:TI:224:TYR:O	40:TI:228:ASN:HB2	1.90	0.72
41:TO:7:LEU:O	41:TO:135:LEU:HA	1.89	0.72
23:4N:240:LEU:HD22	23:4N:266:HIS:HB3	1.71	0.72
23:4R:173:SER:HB2	23:4R:181:LYS:HA	1.71	0.72
41:CM:2:ARG:HB3	41:CM:131:GLN:HB2	1.71	0.72
40:EI:74:VAL:HG13	40:EI:75:ILE:HG12	1.71	0.72
41:EN:330:MET:O	41:EN:334:GLN:NE2	2.23	0.72
41:KO:208:TYR:O	41:KO:212:PHE:HB3	1.89	0.72
41:SP:222:TYR:O	41:SP:226:ASN:CB	2.38	0.72
40:WA:228:ASN:HD21	42:WA:501:GTP:HN1	1.37	0.72
13:2V:115:LYS:HG2	13:2V:118:ILE:HG22	1.70	0.72
28:5B:156:TYR:O	28:5B:160:TYR:HB2	1.90	0.72
31:5J:782:ARG:NH2	41:HM:70:PRO:O	2.22	0.72
38:6C:122:PRO:HB2	40:VH:308:ARG:HH12	1.54	0.72
40:DI:259:LEU:HD22	40:DI:316:CYS:HB3	1.70	0.72
41:GB:282:ARG:NH1	41:GB:288:GLU:OE1	2.23	0.72
40:PD:318:LEU:O	40:PD:374:VAL:HA	1.90	0.72
40:VA:228:ASN:HD21	42:VA:501:GTP:HN1	1.34	0.72

Continued on next page...

Continued from previous page...

Atom-1	Atom-2	Interatomic distance (Å)	Clash overlap (Å)
8:1Y:104:PRO:HG3	11:2J:253:ALA:HB3	1.70	0.72
17:3O:360:LYS:HB3	17:3R:107:TYR:OH	1.90	0.72
23:4N:263:HIS:HA	23:4N:266:HIS:NE2	2.05	0.72
23:4P:240:LEU:HD22	23:4P:266:HIS:HB3	1.71	0.72
23:4P:263:HIS:HA	23:4P:266:HIS:NE2	2.05	0.72
27:4Z:69:LYS:HD3	27:4Z:126:THR:HB	1.70	0.72
41:DM:272:PRO:HG3	41:DM:364:SER:HB2	1.71	0.72
40:EH:180:ALA:HB3	40:EH:183:GLU:HG3	1.72	0.72
40:EI:105:ARG:HG2	40:EI:410:GLU:HG3	1.70	0.72
41:FP:7:LEU:O	41:FP:135:LEU:HA	1.89	0.72
41:HB:10:GLY:O	41:HB:14:ASN:HB2	1.89	0.72
41:HN:86:ARG:HA	41:IN:281:TYR:CD2	2.25	0.72
41:LN:51:TYR:HB3	41:LN:59:TYR:HB3	1.72	0.72
40:TF:174:ALA:HB3	40:TF:178:SER:H	1.55	0.72
41:EM:200:TYR:HE2	41:EM:236:VAL:HG21	1.55	0.72
40:GH:71:GLU:HG2	40:GH:72:PRO:HD2	1.72	0.72
40:II:228:ASN:HD21	42:II:501:GTP:HN1	1.35	0.72
40:LA:177:VAL:HG23	41:LN:331:LEU:HB2	1.72	0.72
40:UF:287:SER:HA	40:UF:372:ARG:HH22	1.54	0.72
22:4J:89:VAL:O	41:BN:281:TYR:N	2.22	0.71
41:DM:268:PRO:HG2	41:DM:300:MET:HB2	1.70	0.71
40:IE:240:ALA:HA	40:IE:243:ARG:HE	1.55	0.71
40:MF:20:CYS:HA	40:MF:232:SER:HB2	1.70	0.71
41:QO:7:LEU:O	41:QO:135:LEU:HA	1.90	0.71
40:SH:16:ILE:HG12	40:SH:231:ILE:HD11	1.69	0.71
13:2V:61:CYS:HB3	13:2V:62:PRO:HD3	1.72	0.71
13:2V:92:GLN:HG3	13:2V:102:ARG:HG3	1.71	0.71
23:4R:56:ALA:HB3	41:BP:40:SER:HA	1.72	0.71
40:CA:106:GLY:HA3	40:CA:148:GLY:HA3	1.72	0.71
41:DB:60:VAL:HG11	41:EB:281:TYR:HB3	1.71	0.71
41:DN:385:PHE:CE2	41:DN:389:PHE:HB2	2.25	0.71
41:EP:14:ASN:HB3	41:EP:76:VAL:HG21	1.71	0.71
40:JG:11:GLN:HG2	40:JG:74:VAL:HG21	1.72	0.71
40:RH:88:HIS:HB3	40:RH:91:GLN:HB2	1.72	0.71
41:SO:242:PHE:HB3	41:SO:356:ILE:HG13	1.71	0.71
8:1Y:201:CYS:SG	40:VF:371:GLN:NE2	2.62	0.71
13:2X:94:LEU:HB2	13:2X:152:LEU:HD11	1.72	0.71
24:4O:199:GLY:H	40:DE:221:ARG:HG3	1.56	0.71
40:BF:238:ILE:HG23	40:BF:255:PHE:HE2	1.54	0.71
41:GN:61:PRO:HG3	41:GN:84:ILE:HG23	1.71	0.71
40:JA:123:ARG:NH1	40:JA:161:TYR:OH	2.24	0.71

Continued on next page...

Continued from previous page...

Atom-1	Atom-2	Interatomic distance (Å)	Clash overlap (Å)
40:JH:222:PRO:HD2	41:JO:324:LYS:HE2	1.72	0.71
41:JM:185:ALA:HB3	41:JM:381:ILE:HD11	1.72	0.71
41:KL:258:VAL:HG22	41:KL:266:PHE:HZ	1.55	0.71
40:LH:56:THR:HG22	40:MH:285:GLN:HG2	1.72	0.71
40:LH:228:ASN:HD21	42:LO:501:GTP:HN1	1.38	0.71
42:OB:502:GTP:HN1	40:OG:228:ASN:HD21	1.36	0.71
41:QP:86:ARG:HB3	41:RP:281:TYR:HE2	1.52	0.71
13:2X:69:LEU:HD21	13:2X:153:ARG:HA	1.71	0.71
40:CG:75:ILE:HG23	40:CG:92:LEU:HD12	1.71	0.71
40:EH:250:VAL:HG12	40:EH:254:GLU:HG2	1.71	0.71
40:JG:6:SER:O	40:JG:65:ALA:HA	1.91	0.71
41:JM:222:TYR:HA	41:JM:225:LEU:HD12	1.71	0.71
40:LH:177:VAL:O	41:LO:347:ASN:ND2	2.22	0.71
41:OP:8:GLN:HE21	41:OP:14:ASN:HD22	1.37	0.71
41:UM:45:GLU:HG2	41:UM:46:ARG:HG2	1.72	0.71
13:2T:62:PRO:HD3	13:2T:69:LEU:HD23	1.72	0.71
23:4P:259:ARG:NH2	40:EA:365:GLY:HA2	2.04	0.71
26:4W:246:LYS:HZ2	26:4W:353:ASN:HB3	1.55	0.71
27:4Z:238:THR:HG23	27:4Z:240:PHE:H	1.54	0.71
41:HN:60:VAL:HG11	41:HN:86:ARG:HG3	1.71	0.71
40:IE:209:ILE:HG21	40:IE:227:LEU:HA	1.72	0.71
40:MD:27:GLU:OE1	40:MD:243:ARG:NH1	2.23	0.71
40:UI:274:PRO:HB2	40:UI:370:VAL:HG11	1.72	0.71
8:1Y:99:SER:HB2	8:1Y:101:ILE:HG12	1.73	0.71
38:6C:22:VAL:HG12	40:VG:298:PRO:HD3	1.72	0.71
40:CF:262:TYR:HB2	40:CF:265:ILE:HG12	1.72	0.71
40:DE:210:TYR:CD1	41:DL:324:LYS:HB3	2.25	0.71
40:EF:11:GLN:HG3	40:EF:74:VAL:HG21	1.73	0.71
40:KE:11:GLN:HG3	40:KE:74:VAL:HG11	1.72	0.71
41:KN:7:LEU:O	41:KN:135:LEU:HA	1.91	0.71
41:QO:271:ALA:HB1	41:QO:292:GLN:HG3	1.73	0.71
40:SF:109:THR:HG23	40:SF:110:ILE:HD12	1.71	0.71
40:UH:90:GLU:O	40:UH:121:ARG:NH1	2.23	0.71
40:WH:228:ASN:HD21	42:WO:501:GTP:HN1	1.38	0.71
17:3P:361:MET:HE1	17:3P:458:ASP:HB3	1.73	0.71
40:CF:254:GLU:HB3	41:CN:98:GLY:CA	2.21	0.71
40:HE:212:ILE:HD11	40:HE:300:ASN:HA	1.73	0.71
41:HN:69:GLU:HB3	41:HN:96:GLY:HA2	1.73	0.71
40:IE:228:ASN:HD21	42:IE:501:GTP:HN1	1.39	0.71
40:II:315:CYS:HA	40:II:377:LEU:O	1.91	0.71
41:NP:42:LEU:HD13	41:NP:356:ILE:HD13	1.72	0.71

Continued on next page...

Continued from previous page...

Atom-1	Atom-2	Interatomic distance (Å)	Clash overlap (Å)
41:PL:136:THR:HG22	41:PL:167:PHE:HB2	1.72	0.71
40:SH:11:GLN:HE22	41:SO:247:ASN:HB2	1.56	0.71
40:UE:228:ASN:HD21	42:UE:501:GTP:HN1	1.39	0.71
41:UM:222:TYR:O	41:UM:226:ASN:ND2	2.23	0.71
41:UN:209:ASP:O	41:UN:213:ARG:HB2	1.88	0.71
8:1X:174:LEU:HD21	41:UB:83:GLN:HG3	1.73	0.71
11:2J:161:ARG:HH12	40:MF:401:ARG:HG2	1.56	0.71
25:4T:401:PRO:HB3	40:LA:371:GLN:HG3	1.73	0.71
41:CN:170:VAL:HG11	41:CN:377:LEU:HD21	1.73	0.71
40:DE:350:GLY:CA	41:DM:179:VAL:HB	2.16	0.71
40:EI:210:TYR:HE1	41:EP:324:LYS:CA	1.96	0.71
41:GP:282:ARG:HD3	41:GP:283:ALA:H	1.56	0.71
40:HF:154:MET:HG3	40:HF:194:THR:HG23	1.73	0.71
40:KD:292:THR:HG21	40:KD:331:ALA:HB1	1.72	0.71
7:1U:65:ASN:HD22	7:1U:85:THR:HA	1.55	0.71
34:5R:362:ARG:HA	34:5R:365:GLU:HG2	1.73	0.71
40:CA:49:PHE:HE2	40:CA:55:GLU:HB2	1.55	0.71
41:FB:174:LYS:HD2	41:FB:175:VAL:HG13	1.72	0.71
40:GE:139:HIS:H	40:GE:139:HIS:CD2	2.09	0.71
41:KB:173:PRO:HB3	41:KB:380:ARG:HD3	1.72	0.71
40:OH:220:GLU:C	41:OO:324:LYS:HZ2	1.93	0.71
40:RI:90:GLU:O	40:RI:121:ARG:NH1	2.22	0.71
41:UB:248:ALA:HA	41:UB:252:LYS:HD3	1.71	0.71
41:VN:108:GLU:HA	41:VN:111:GLU:HG2	1.72	0.71
13:2V:74:PRO:HD2	13:2V:169:ASP:HA	1.73	0.71
36:5Y:119:ILE:HD11	40:KH:400:LYS:HD2	1.71	0.71
41:CO:64:VAL:HG21	41:CO:120:VAL:HG22	1.73	0.71
41:DP:104:GLY:HA2	41:DP:109:GLY:HA3	1.73	0.71
41:HM:317:PHE:HB2	41:HM:353:VAL:HG12	1.72	0.71
42:KB:502:GTP:HN1	40:KG:228:ASN:HD21	1.39	0.71
40:OH:273:ALA:HB3	40:OH:374:VAL:HG13	1.72	0.71
41:SO:385:PHE:HZ	41:SO:408:PHE:HB3	1.56	0.71
40:UF:183:GLU:HB3	40:UF:184:PRO:HD3	1.72	0.71
40:UI:211:ASP:HA	40:UI:214:ARG:HD3	1.72	0.71
7:1U:174:PHE:HB2	7:1U:185:TRP:HB2	1.72	0.70
35:5T:94:LEU:HB2	41:JL:356:ILE:HD12	1.73	0.70
40:AG:352:LYS:HD2	41:AO:179:VAL:N	2.05	0.70
40:EH:76:ASP:HA	40:EH:79:ARG:HE	1.55	0.70
40:GG:102:ASN:HD22	40:GG:105:ARG:HD3	1.56	0.70
40:ND:335:ILE:HG23	40:ND:341:ILE:HD13	1.71	0.70
40:SF:228:ASN:HD21	42:SM:501:GTP:HN1	1.39	0.70

Continued on next page...

Continued from previous page...

Atom-1	Atom-2	Interatomic distance (Å)	Clash overlap (Å)
26:4W:330:ASP:HB3	26:4W:333:ILE:HG12	1.73	0.70
41:BM:210:ILE:HD11	41:BM:300:MET:HA	1.72	0.70
40:EE:346:TRP:CZ3	41:EM:393:ALA:HB3	2.26	0.70
41:EP:11:GLN:HA	41:EP:72:THR:HG21	1.73	0.70
40:MA:224:TYR:HB3	42:MN:501:GTP:N1	2.06	0.70
41:TM:331:LEU:HD23	41:TM:335:ASN:HD21	1.56	0.70
41:VO:66:VAL:HG22	41:VO:91:VAL:HB	1.72	0.70
41:WB:341:PHE:HB3	41:WB:348:ASN:HD21	1.56	0.70
40:WG:228:ASN:HD21	42:WG:501:GTP:HN1	1.39	0.70
40:FG:124:LYS:NZ	40:GG:297:GLU:OE2	2.22	0.70
41:GO:113:VAL:HA	41:GO:116:VAL:HG12	1.74	0.70
40:WF:316:CYS:HA	40:WF:352:LYS:HB2	1.73	0.70
41:WQ:107:THR:O	41:WQ:110:ALA:N	2.24	0.70
33:5N:220:VAL:HA	33:5N:223:ILE:HG12	1.73	0.70
41:BN:272:PRO:HG3	41:BN:364:SER:HA	1.72	0.70
41:LN:191:GLN:O	41:LN:195:ASN:HB2	1.91	0.70
41:MO:248:ALA:HB3	41:MO:352:ALA:HB2	1.74	0.70
41:RB:23:VAL:HG13	41:RB:359:ARG:HH12	1.55	0.70
41:SL:253:LEU:O	41:SL:257:MET:HB2	1.92	0.70
7:1T:350:THR:HG21	7:1T:611:ILE:HG12	1.72	0.70
23:4M:242:LEU:HA	40:DG:84:ARG:HH22	1.56	0.70
41:EP:163:ILE:HD11	41:EP:251:ARG:HG2	1.73	0.70
40:LF:259:LEU:HD21	40:LF:377:LEU:HB2	1.74	0.70
40:ME:274:PRO:HG3	40:ME:286:LEU:HD12	1.73	0.70
40:OE:228:ASN:HD21	42:OL:501:GTP:HN1	1.38	0.70
40:OE:316:CYS:HA	40:OE:352:LYS:HB2	1.74	0.70
40:PA:128:GLN:NE2	40:QA:290:GLU:OE1	2.25	0.70
41:PB:165:ASN:ND2	41:PB:198:GLU:OE1	2.25	0.70
40:PE:408:VAL:HA	40:PE:412:MET:HB2	1.74	0.70
41:WM:210:ILE:HG12	41:WM:213:ARG:HH21	1.56	0.70
23:4M:29:LEU:HD13	23:4M:44:LEU:HD11	1.74	0.70
40:BI:101:ASN:HA	40:BI:144:GLY:H	1.56	0.70
40:FH:53:PHE:HB3	40:FH:61:HIS:HB3	1.73	0.70
41:NB:215:LEU:HB3	41:NB:217:LEU:HD23	1.74	0.70
40:VI:141:PHE:HB2	40:VI:173:PRO:HD3	1.72	0.70
15:3E:255:ARG:HH12	16:3J:237:VAL:HG21	1.55	0.70
23:4P:260:THR:CG2	40:EA:219:ILE:CD1	2.67	0.70
41:EL:127:CYS:SG	41:EL:128:ASP:N	2.64	0.70
40:GI:282:TYR:O	40:GI:284:GLU:N	2.24	0.70
40:HG:376:MET:SD	40:HG:378:SER:OG	2.49	0.70
40:HI:218:ASP:OD2	40:HI:280:LYS:NZ	2.24	0.70

Continued on next page...

Continued from previous page...

Atom-1	Atom-2	Interatomic distance (Å)	Clash overlap (Å)
41:JN:10:GLY:O	41:JN:14:ASN:HB2	1.92	0.70
41:LB:16:ILE:HA	41:LB:226:ASN:HB3	1.72	0.70
41:NP:159:TYR:HB3	41:NP:162:ARG:HD3	1.73	0.70
40:PE:68:VAL:HG12	40:PE:93:ILE:HB	1.72	0.70
40:SH:221:ARG:NH2	41:SO:325:GLU:HB2	2.05	0.70
41:SO:271:ALA:HB3	41:SO:272:PRO:HD3	1.73	0.70
40:UF:328:VAL:HG21	40:UF:355:ILE:HD11	1.73	0.70
40:DH:213:CYS:CB	40:DH:222:PRO:HB3	2.22	0.70
41:DL:313:VAL:HA	41:DL:369:GLY:HA2	1.73	0.70
41:EP:100:ASN:HB3	41:EP:103:LYS:HB2	1.73	0.70
41:JL:121:ARG:HH2	41:JL:158:GLU:HG3	1.56	0.70
40:LD:102:ASN:HB3	40:LD:105:ARG:HB2	1.73	0.70
40:MG:352:LYS:NZ	41:MO:179:VAL:HG23	2.06	0.70
40:OG:71:GLU:HB3	40:OG:98:ASP:HB3	1.74	0.70
41:PM:191:GLN:O	41:PM:195:ASN:CB	2.40	0.70
41:QB:8:GLN:HG2	41:QB:65:LEU:HB3	1.73	0.70
40:RH:73:THR:HG22	41:RO:46:ARG:HE	1.57	0.70
13:2U:48:GLU:HG2	13:2U:161:ARG:HG2	1.73	0.70
41:BM:248:ALA:HA	41:BM:252:LYS:HD3	1.73	0.70
41:GO:309:ARG:H	41:GO:372:THR:HG1	1.38	0.70
41:TL:318:ARG:HG2	41:TL:357:PRO:HA	1.72	0.70
41:UO:271:ALA:HB1	41:UO:292:GLN:HG2	1.72	0.70
11:2K:247:HIS:CE1	11:2K:249:ILE:HB	2.27	0.70
12:2P:154:LYS:HE2	41:AL:413:SER:HB2	1.72	0.70
17:3R:190:ALA:HB3	17:3R:191:PRO:HD3	1.74	0.70
18:3T:168:VAL:HG12	18:3U:51:TYR:HB2	1.73	0.70
22:4H:24:GLN:HE22	40:MD:50:ASN:HB2	1.57	0.70
40:DE:5:ILE:HD12	40:DE:125:LEU:HB3	1.74	0.70
40:EG:11:GLN:HG3	40:EG:74:VAL:HG21	1.73	0.70
41:EM:30:ILE:HG23	41:EM:34:GLY:HA2	1.73	0.70
41:GB:173:PRO:HB3	41:GB:380:ARG:HD3	1.74	0.70
41:HN:163:ILE:HG12	41:HN:251:ARG:HE	1.55	0.70
41:IM:10:GLY:O	41:IM:14:ASN:HB2	1.92	0.70
41:LN:318:ARG:HD2	41:LN:358:PRO:HD3	1.74	0.70
41:MP:135:LEU:HB3	41:MP:166:THR:HG22	1.73	0.70
41:OB:296:ALA:HA	41:OB:299:MET:HG2	1.74	0.70
40:VF:228:ASN:HD21	42:VF:501:GTP:HN1	1.38	0.70
20:4A:149:ARG:NH2	20:4A:150:SER:HA	2.06	0.69
23:4Q:29:LEU:HD13	23:4Q:44:LEU:HD11	1.74	0.69
34:5Q:212:LYS:HB3	41:GN:276:ARG:HG3	1.73	0.69
40:CH:384:ALA:HA	40:CH:387:TRP:HD1	1.57	0.69

Continued on next page...

Continued from previous page...

Atom-1	Atom-2	Interatomic distance (Å)	Clash overlap (Å)
41:CP:64:VAL:HG21	41:CP:120:VAL:HG22	1.74	0.69
41:DN:392:LYS:HA	41:DN:395:LEU:HD21	1.73	0.69
40:MG:273:ALA:CB	40:MG:274:PRO:HD2	2.22	0.69
40:PH:217:LEU:HD12	40:PH:277:SER:HB3	1.74	0.69
41:SO:313:VAL:HG22	41:SO:367:PHE:HE1	1.57	0.69
40:UE:207:GLU:HA	40:UE:210:TYR:HD2	1.57	0.69
40:UH:329:ASN:HB2	41:UP:175:VAL:HG21	1.72	0.69
40:WH:213:CYS:HA	40:WH:217:LEU:HB2	1.74	0.69
21:4F:411:LYS:NZ	21:4F:412:MET:CG	2.53	0.69
36:5W:26:ILE:HG13	36:5W:28:PRO:HD2	1.73	0.69
40:BE:391:ASP:HB3	40:BE:421:ARG:HH11	1.57	0.69
40:CA:241:SER:HB3	40:CA:249:ASN:HB3	1.72	0.69
40:HI:371:GLN:HG2	40:HI:372:ARG:HD2	1.73	0.69
40:IA:259:LEU:O	40:IA:379:ASN:ND2	2.25	0.69
41:JB:7:LEU:O	41:JB:135:LEU:HA	1.92	0.69
41:KO:6:HIS:O	41:KO:63:ALA:HA	1.92	0.69
41:MB:252:LYS:HB2	40:MG:100:ALA:HA	1.72	0.69
40:PE:88:HIS:HB3	40:PE:91:GLN:HB2	1.73	0.69
40:SH:319:TYR:HB3	40:SH:323:VAL:HG21	1.74	0.69
40:TF:220:GLU:HG2	40:TF:221:ARG:HD2	1.74	0.69
40:WA:181:VAL:HG12	41:WN:347:ASN:O	1.92	0.69
13:2X:48:GLU:HG2	13:2X:161:ARG:HG2	1.73	0.69
23:4M:91:ILE:HD11	40:AG:79:ARG:HD3	1.72	0.69
40:DH:76:ASP:O	40:DH:79:ARG:HG2	1.92	0.69
41:DM:86:ARG:HG3	41:DM:89:ASN:HB2	1.74	0.69
41:GN:61:PRO:HD3	41:GN:84:ILE:HG12	1.75	0.69
40:KE:88:HIS:HB3	40:KE:91:GLN:HG3	1.74	0.69
41:KO:156:ARG:NH1	41:KO:195:ASN:O	2.25	0.69
40:PE:209:ILE:HG23	40:PE:227:LEU:HD22	1.74	0.69
41:PL:238:THR:HG22	41:PL:318:ARG:HH21	1.57	0.69
41:QP:186:THR:HG22	41:QP:381:ILE:HG23	1.74	0.69
40:VJ:228:ASN:HD21	42:VQ:501:GTP:HN1	1.40	0.69
41:VP:62:ARG:NH1	41:VP:127:CYS:SG	2.65	0.69
8:1Y:101:ILE:HD12	11:2J:250:ILE:O	1.92	0.69
9:2B:270:LEU:O	9:2B:274:HIS:ND1	2.25	0.69
40:DA:400:LYS:HD3	41:DN:344:TRP:HB2	1.74	0.69
40:DF:259:LEU:HD11	40:DF:377:LEU:HB2	1.74	0.69
40:DI:228:ASN:HB3	42:DI:501:GTP:HN21	1.57	0.69
41:EP:313:VAL:HB	41:EP:349:VAL:HG22	1.74	0.69
40:HE:88:HIS:NE2	40:IE:284:GLU:OE1	2.24	0.69
41:MB:347:ASN:HD22	40:MG:178:SER:HB3	1.56	0.69

Continued on next page...

Continued from previous page...

Atom-1	Atom-2	Interatomic distance (Å)	Clash overlap (Å)
40:TI:362:VAL:HB	40:TI:369:LYS:HB3	1.75	0.69
40:UF:261:PRO:HA	41:UN:394:PHE:CE1	2.27	0.69
40:BE:105:ARG:HG2	40:BE:410:GLU:HG3	1.73	0.69
41:BM:175:VAL:HG13	41:BM:205:GLU:HB3	1.74	0.69
40:II:177:VAL:O	41:IP:347:ASN:ND2	2.25	0.69
41:IQ:290:THR:HA	41:IQ:293:MET:HG3	1.74	0.69
40:JD:165:SER:HB2	40:JD:256:GLN:HE22	1.58	0.69
41:RB:248:ALA:HA	41:RB:252:LYS:HD3	1.74	0.69
41:RL:341:PHE:HB3	41:RL:348:ASN:HD21	1.55	0.69
7:1U:569:VAL:HG23	7:1U:586:HIS:CE1	2.27	0.69
13:2U:61:CYS:HB3	13:2U:62:PRO:HD3	1.74	0.69
41:DO:222:TYR:O	41:DO:226:ASN:ND2	2.26	0.69
41:FM:100:ASN:HB3	41:FM:103:LYS:HB2	1.73	0.69
40:GE:132:LEU:HB2	40:GE:164:LYS:HD3	1.75	0.69
40:GE:205:ASP:HB3	40:GE:303:VAL:HA	1.73	0.69
41:GM:325:GLU:O	41:GM:329:GLN:NE2	2.25	0.69
41:LO:54:ALA:HB3	41:LO:58:LYS:HB2	1.75	0.69
40:OD:213:CYS:HB3	40:OD:219:ILE:HB	1.75	0.69
41:RM:100:ASN:HB3	41:RM:103:LYS:HB2	1.73	0.69
41:UB:252:LYS:HE3	41:UB:350:LYS:HZ1	1.55	0.69
41:VQ:324:LYS:O	41:VQ:328:GLU:HB2	1.93	0.69
40:EF:259:LEU:O	40:EF:379:ASN:ND2	2.26	0.69
40:GA:318:LEU:O	40:GA:374:VAL:HA	1.92	0.69
41:IN:7:LEU:HD22	41:IN:151:LEU:HD21	1.74	0.69
41:MB:173:PRO:HB3	41:MB:380:ARG:HD2	1.75	0.69
40:NH:180:ALA:HB3	40:NH:183:GLU:HG3	1.75	0.69
41:OP:178:THR:HB	41:OP:181:GLU:HB2	1.75	0.69
40:PH:228:ASN:HD21	42:PO:501:GTP:HN1	1.39	0.69
40:QF:100:ALA:HA	41:QM:252:LYS:HE2	1.75	0.69
41:QP:86:ARG:HG3	41:QP:89:ASN:H	1.56	0.69
41:QP:170:VAL:HG22	41:QP:171:PRO:HD2	1.73	0.69
40:WF:316:CYS:HB3	40:WF:377:LEU:HB2	1.75	0.69
12:2N:212:ASP:HB2	13:2T:37:ILE:HD11	1.74	0.69
23:4R:100:GLN:HA	23:4R:103:PHE:HE2	1.58	0.69
41:BL:317:PHE:HB2	41:BL:353:VAL:HG12	1.74	0.69
40:CA:273:ALA:HB3	40:CA:274:PRO:HD3	1.74	0.69
40:DE:213:CYS:SG	40:DE:214:ARG:N	2.65	0.69
40:DH:213:CYS:HB2	40:DH:222:PRO:HB3	1.75	0.69
40:DI:223:THR:HA	41:DP:323:MET:SD	2.33	0.69
41:EM:54:ALA:HB3	41:EM:58:LYS:HB3	1.74	0.69
40:FG:239:THR:O	40:FG:243:ARG:NH1	2.25	0.69

Continued on next page...

Continued from previous page...

Atom-1	Atom-2	Interatomic distance (Å)	Clash overlap (Å)
42:GB:502:GTP:HN1	40:GG:228:ASN:HD21	1.41	0.69
41:HN:310:TYR:HA	41:HN:371:SER:HA	1.75	0.69
40:IA:177:VAL:HG11	41:IN:327:ASP:HB3	1.74	0.69
40:PD:203:MET:HG3	40:PD:303:VAL:HG21	1.73	0.69
40:PF:26:LEU:HD21	40:PF:363:VAL:HG12	1.75	0.69
41:PN:179:VAL:HG13	41:PN:180:VAL:HG13	1.75	0.69
41:PP:149:THR:HB	41:PP:191:GLN:HG2	1.74	0.69
40:RI:6:SER:O	40:RI:65:ALA:HA	1.92	0.69
41:RO:272:PRO:HG3	41:RO:364:SER:HB2	1.74	0.69
41:TO:274:THR:HG23	41:TO:282:ARG:HH21	1.56	0.69
40:UH:58:ALA:HB3	40:UH:60:LYS:HE2	1.74	0.69
41:WM:70:PRO:HD3	41:WM:94:GLN:HA	1.72	0.69
41:WN:248:ALA:HA	41:WN:252:LYS:HE3	1.74	0.69
8:1W:346:MET:HB3	41:VP:276:ARG:HH22	1.58	0.69
13:2W:17:ILE:HD12	41:WN:125:GLU:HB3	1.74	0.69
40:CG:228:ASN:HD21	42:CG:501:GTP:HN1	1.41	0.69
40:DI:222:PRO:CD	41:DP:324:LYS:HG3	2.20	0.69
41:FM:12:CYS:HG	41:FM:138:SER:HG	1.37	0.69
41:NO:28:HIS:HE2	41:NO:241:ARG:HD3	1.58	0.69
40:RI:271:THR:HG22	40:RI:301:GLN:HA	1.74	0.69
40:TH:180:ALA:HB3	40:TH:183:GLU:HG3	1.75	0.69
41:UN:14:ASN:HD22	41:UN:72:THR:HG22	1.57	0.69
22:4J:652:VAL:HA	22:4J:689:ASN:HA	1.75	0.69
23:4R:86:LEU:HD22	23:4R:117:LEU:HD13	1.75	0.69
40:AF:280:LYS:HB3	40:MF:88:HIS:HE1	1.57	0.69
40:AF:298:PRO:HG2	40:AF:308:ARG:HE	1.58	0.69
40:ND:88:HIS:CE1	40:ND:90:GLU:HB2	2.28	0.69
40:NF:207:GLU:HG3	40:NF:304:LYS:HG3	1.74	0.69
40:NF:274:PRO:HG2	40:NF:370:VAL:HG11	1.75	0.69
41:QL:375:GLN:HE21	41:QL:379:LYS:HB3	1.58	0.69
41:SL:86:ARG:HD2	41:TL:282:ARG:HH22	1.58	0.69
41:TB:179:VAL:HG23	41:TB:180:VAL:HG13	1.75	0.69
40:TF:16:ILE:HG13	40:TF:228:ASN:HD22	1.58	0.69
41:TP:372:THR:O	41:TP:375:GLN:NE2	2.25	0.69
21:4D:473:VAL:HB	21:4D:482:PRO:HB2	1.75	0.68
22:4K:619:VAL:HG21	22:4K:680:LYS:HG3	1.75	0.68
41:AO:178:THR:HB	41:AO:181:GLU:HG3	1.75	0.68
41:DB:42:LEU:HD12	41:DB:43:GLN:HG2	1.74	0.68
41:DP:42:LEU:HD13	41:DP:356:ILE:HG12	1.76	0.68
40:EI:239:THR:HA	40:EI:242:LEU:HG	1.76	0.68
40:MD:276:ILE:HG13	40:MD:281:ALA:HB2	1.74	0.68

Continued on next page...

Continued from previous page...

Atom-1	Atom-2	Interatomic distance (Å)	Clash overlap (Å)
41:PM:113:VAL:HG11	41:PM:150:LEU:HD22	1.75	0.68
41:QB:327:ASP:HB3	40:QG:177:VAL:HG21	1.74	0.68
40:RH:195:LEU:HD21	40:RH:264:ARG:HG3	1.75	0.68
40:SH:180:ALA:HB3	40:SH:183:GLU:HG3	1.75	0.68
41:WO:107:THR:O	41:WO:110:ALA:N	2.25	0.68
40:BE:298:PRO:HB3	40:BE:307:PRO:HD2	1.75	0.68
40:GG:217:LEU:HA	40:GG:277:SER:HB2	1.75	0.68
41:LM:421:PRO:HA	41:LM:424:THR:HG22	1.75	0.68
40:RG:228:ASN:HD21	42:RG:501:GTP:HN1	1.39	0.68
41:SO:404:ASP:HB2	41:SO:406:MET:HG2	1.75	0.68
40:TA:90:GLU:HB3	40:TA:121:ARG:HH12	1.57	0.68
40:TG:326:LYS:HZ1	41:TO:219:THR:HA	1.56	0.68
17:3O:211:VAL:HG11	17:3R:99:TRP:HB2	1.75	0.68
21:4E:233:LYS:NZ	40:BH:58:ALA:HB1	2.08	0.68
34:5Q:292:LEU:HD21	40:GE:279:GLU:N	2.09	0.68
40:LD:207:GLU:HG3	40:LD:304:LYS:HD3	1.75	0.68
40:MF:273:ALA:HB3	40:MF:274:PRO:HD3	1.75	0.68
40:OD:122:ILE:HG21	40:OD:157:LEU:HD11	1.74	0.68
40:PA:178:SER:HB2	41:PN:347:ASN:HB2	1.75	0.68
41:PM:179:VAL:HG23	41:PM:180:VAL:HG13	1.75	0.68
40:QG:288:VAL:HA	40:QG:291:ILE:HG12	1.73	0.68
40:TF:203:MET:HG3	40:TF:303:VAL:HG21	1.75	0.68
8:1X:127:GLN:HA	8:1X:130:LYS:CE	2.24	0.68
27:4Y:91:SER:O	27:4Y:115:ALA:HA	1.93	0.68
40:AA:280:LYS:HB3	40:MA:88:HIS:HE1	1.58	0.68
41:BO:170:VAL:HG11	41:BO:377:LEU:HD21	1.74	0.68
40:CE:167:LEU:HD22	40:CE:200:CYS:HB3	1.75	0.68
41:CN:141:GLY:HA3	43:CN:501:GDP:O1A	1.93	0.68
40:DA:350:GLY:HA2	41:DB:179:VAL:HG22	1.74	0.68
40:JA:70:LEU:HD23	40:JA:114:LEU:HD12	1.75	0.68
41:NL:334:GLN:HE21	41:NL:349:VAL:HG23	1.58	0.68
40:QF:224:TYR:O	40:QF:228:ASN:ND2	2.26	0.68
41:UP:198:GLU:HA	41:UP:266:PHE:HE2	1.59	0.68
13:2T:54:VAL:HG13	13:2T:158:ALA:HB3	1.74	0.68
23:4Q:35:GLN:HB2	23:4Q:40:THR:HG23	1.75	0.68
36:5W:66:LEU:HD13	40:OF:221:ARG:HE	1.59	0.68
40:CH:273:ALA:HB3	40:CH:274:PRO:HD3	1.76	0.68
41:EM:61:PRO:HG2	41:EM:84:ILE:HG23	1.75	0.68
41:EN:156:ARG:NH1	41:EN:195:ASN:O	2.26	0.68
41:FB:170:VAL:HG11	41:FB:377:LEU:HD23	1.73	0.68
40:GI:200:CYS:H	40:GI:266:HIS:HB2	1.58	0.68

Continued on next page...

Continued from previous page...

Atom-1	Atom-2	Interatomic distance (Å)	Clash overlap (Å)
40:HG:204:VAL:HG13	40:HG:302:MET:HB3	1.76	0.68
41:QB:395:LEU:HA	41:QB:398:TYR:HB2	1.76	0.68
41:QP:309:ARG:HB3	41:QP:342:VAL:HG22	1.75	0.68
18:3V:218:LYS:HE3	18:3V:257:TRP:HE1	1.59	0.68
41:BP:425:ARG:HH11	41:BP:425:ARG:HB3	1.59	0.68
40:DE:265:ILE:HD13	40:DE:431:TYR:HE1	1.59	0.68
41:DM:374:ILE:HG22	41:DM:422:VAL:HG21	1.76	0.68
41:DP:16:ILE:HG21	41:DP:136:THR:HG21	1.75	0.68
40:OH:174:ALA:HB3	40:OH:177:VAL:HG22	1.74	0.68
40:QG:272:TYR:O	40:QG:300:ASN:ND2	2.27	0.68
41:QP:115:SER:O	41:QP:118:ASP:HB3	1.94	0.68
41:QP:244:GLY:HA3	41:QP:354:CYS:HA	1.76	0.68
40:SH:298:PRO:HB3	40:SH:307:PRO:HD2	1.76	0.68
41:SO:99:ASN:HA	41:SO:142:GLY:H	1.58	0.68
17:3P:267:ILE:HG23	17:3Q:402:GLU:HG3	1.74	0.68
22:4J:660:ARG:HH22	41:EM:37:HIS:C	1.97	0.68
22:4J:660:ARG:HH22	41:EM:38:GLY:N	1.92	0.68
26:4V:96:ALA:HB3	26:4V:161:MET:HB2	1.74	0.68
28:5B:115:LEU:HD11	32:5L:66:LEU:HD23	1.76	0.68
36:5X:102:ASN:OD1	41:OL:276:ARG:NH2	2.27	0.68
40:BI:188:ILE:HD12	40:BI:424:MET:HG3	1.76	0.68
40:GG:90:GLU:O	40:GG:121:ARG:NH1	2.26	0.68
40:GI:240:ALA:HA	40:GI:243:ARG:HD2	1.74	0.68
40:JD:7:VAL:HB	40:JD:137:ILE:HG22	1.75	0.68
41:KB:6:HIS:O	41:KB:63:ALA:HA	1.93	0.68
40:KE:393:LYS:HB3	41:KL:346:PRO:HG3	1.74	0.68
41:OP:165:ASN:HA	41:OP:198:GLU:O	1.94	0.68
41:WB:49:VAL:HG11	41:WB:241:ARG:HG2	1.75	0.68
7:1T:46:THR:HG21	7:1T:59:PHE:HB3	1.75	0.68
22:4J:92:LYS:HE3	41:BN:280:GLN:HB2	1.75	0.68
23:4P:235:THR:OG1	23:4P:240:LEU:HA	1.94	0.68
40:CE:237:SER:HG	40:CE:375:CYS:HG	1.41	0.68
40:GI:63:PRO:HD3	40:GI:86:LEU:HG	1.76	0.68
40:HH:181:VAL:HG12	41:HO:256:ASN:HD22	1.59	0.68
40:II:362:VAL:HB	40:II:369:LYS:HB3	1.75	0.68
41:LN:178:THR:HB	41:LN:181:GLU:HG3	1.76	0.68
40:NE:254:GLU:HG2	41:NM:98:GLY:HA2	1.76	0.68
41:OL:4:ILE:HA	41:OL:132:GLY:O	1.94	0.68
41:OM:86:ARG:NH1	41:OM:123:GLU:OE2	2.27	0.68
41:VN:121:ARG:NH1	41:VN:158:GLU:OE2	2.27	0.68
16:3J:60:ASN:ND2	16:3K:341:GLU:OE1	2.24	0.68

Continued on next page...

Continued from previous page...

Atom-1	Atom-2	Interatomic distance (Å)	Clash overlap (Å)
23:4N:235:THR:OG1	23:4N:240:LEU:HA	1.94	0.68
38:6C:152:TYR:HB3	40:UH:90:GLU:HB3	1.75	0.68
41:DB:117:LEU:HD21	41:DB:154:LYS:HB3	1.76	0.68
40:DF:217:LEU:HD21	40:DF:367:LEU:HG	1.74	0.68
41:DM:135:LEU:HD13	41:DM:152:ILE:HG12	1.75	0.68
41:QP:5:VAL:HG11	41:QP:123:GLU:HG3	1.75	0.68
40:VA:180:ALA:HB3	40:VA:183:GLU:HB2	1.76	0.68
40:VI:212:ILE:HD11	40:VI:300:ASN:HA	1.76	0.68
7:1T:278:SER:HB3	7:1T:279:PRO:CD	2.22	0.68
18:3U:388:LEU:HB3	18:3U:392:ARG:HH12	1.58	0.68
23:4M:108:ASN:HA	40:BG:219:ILE:HD13	1.76	0.68
40:CI:218:ASP:OD2	40:CI:280:LYS:NZ	2.27	0.68
40:IE:73:THR:HA	40:IE:76:ASP:HB2	1.75	0.68
40:LF:104:ALA:HB1	40:LF:410:GLU:CG	2.24	0.68
41:PB:207:LEU:HB3	41:PB:225:LEU:HD22	1.76	0.68
41:SP:40:SER:H	41:SP:43:GLN:HE22	1.42	0.68
41:UB:99:ASN:HD22	41:UB:178:THR:HB	1.59	0.68
26:4W:193:ARG:HG2	26:4W:203:ASN:HB2	1.74	0.67
40:DE:390:LEU:HD23	40:DE:393:LYS:HD2	1.74	0.67
41:DN:136:THR:HG22	41:DN:167:PHE:HB2	1.76	0.67
41:DP:189:VAL:HG11	41:DP:415:MET:HG3	1.76	0.67
40:EI:313:MET:HA	40:EI:344:VAL:HG22	1.76	0.67
40:MF:222:PRO:HD2	41:MM:324:LYS:HD2	1.76	0.67
41:RB:253:LEU:O	41:RB:257:MET:HB2	1.94	0.67
40:SF:98:ASP:O	41:SM:251:ARG:NH2	2.27	0.67
40:UF:3:GLU:HA	40:UF:51:THR:HA	1.77	0.67
4:1H:69:LYS:HE3	40:HA:308:ARG:HH12	1.56	0.67
22:4H:269:ASN:OD1	41:DL:219:THR:N	2.27	0.67
23:4Q:193:ARG:HA	23:4Q:196:PHE:CZ	2.29	0.67
27:4Z:32:LYS:HB3	27:4Z:38:LEU:HB3	1.76	0.67
34:5R:315:GLN:HA	34:5R:318:LEU:HD12	1.76	0.67
38:6C:157:ILE:HG23	38:6C:158:THR:HG23	1.76	0.67
40:AG:280:LYS:HG3	40:MG:89:PRO:HG2	1.76	0.67
41:BP:47:ILE:HG23	41:BP:51:TYR:HB2	1.76	0.67
41:CM:248:ALA:HA	41:CM:252:LYS:HE3	1.76	0.67
41:CN:271:ALA:HB3	41:CN:272:PRO:HD3	1.77	0.67
40:DI:269:LEU:HD21	40:DI:383:ILE:HB	1.76	0.67
41:EB:178:THR:HB	41:EB:181:GLU:HG3	1.77	0.67
40:MA:269:LEU:HD21	40:MA:380:THR:HG22	1.76	0.67
40:OF:254:GLU:O	40:OF:258:ASN:CB	2.42	0.67
40:OH:219:ILE:HG12	40:OH:222:PRO:HD3	1.77	0.67

Continued on next page...

Continued from previous page...

Atom-1	Atom-2	Interatomic distance (Å)	Clash overlap (Å)
40:QG:211:ASP:OD1	40:QG:214:ARG:NH2	2.26	0.67
41:RM:192:LEU:HD21	41:RM:199:THR:HG21	1.77	0.67
41:SM:22:GLU:HG2	41:SM:81:PHE:HB2	1.76	0.67
41:VN:27:GLU:HG2	41:VN:359:ARG:HH12	1.59	0.67
7:1U:53:LYS:HG3	7:1U:54:THR:HG23	1.76	0.67
17:3O:402:GLU:HG3	17:3R:267:ILE:HG23	1.76	0.67
23:4R:110:ASN:HA	23:4R:113:TRP:CE3	2.29	0.67
31:5J:769:PRO:HD2	31:5J:772:ARG:HG2	1.76	0.67
41:BB:100:ASN:HB3	41:BB:103:LYS:HB2	1.76	0.67
41:CL:7:LEU:HB3	41:CL:135:LEU:HD13	1.74	0.67
40:DI:269:LEU:HD23	40:DI:380:THR:HG23	1.75	0.67
41:EP:417:ASP:O	41:EP:421:PRO:HD2	1.94	0.67
40:GI:221:ARG:HA	41:GP:324:LYS:HZ3	1.57	0.67
40:IA:228:ASN:HD21	42:IA:501:GTP:HN1	1.40	0.67
40:MH:256:GLN:HB3	41:MP:397:TRP:CH2	2.30	0.67
40:QA:386:ALA:HA	40:QA:389:ARG:HH21	1.59	0.67
41:UN:222:TYR:O	41:UN:226:ASN:ND2	2.28	0.67
13:2V:39:ASP:HB3	13:2V:42:ILE:HG22	1.76	0.67
20:4B:293:ARG:HE	40:MH:279:GLU:HA	1.59	0.67
40:AF:177:VAL:HB	41:AM:327:ASP:HB3	1.77	0.67
41:DN:11:GLN:HA	41:DN:72:THR:HG21	1.76	0.67
40:GH:54:SER:HB3	40:GH:62:VAL:HG13	1.76	0.67
40:GH:273:ALA:HB3	40:GH:274:PRO:HD3	1.77	0.67
40:II:7:VAL:HB	40:II:137:ILE:HG12	1.74	0.67
40:LF:326:LYS:HE3	41:LN:208:TYR:HB2	1.76	0.67
41:QP:137:HIS:HE1	41:QP:166:THR:HB	1.59	0.67
41:SO:420:ASN:O	41:SO:423:VAL:N	2.25	0.67
22:4J:366:THR:HG23	22:4J:367:LYS:HD2	1.77	0.67
41:BP:42:LEU:HG	41:BP:42:LEU:O	1.95	0.67
41:CM:5:VAL:HG22	41:CM:62:ARG:HD2	1.75	0.67
40:DF:326:LYS:HE3	41:DN:220:PRO:HB2	1.76	0.67
40:FA:137:ILE:HB	40:FA:168:GLU:HG2	1.75	0.67
40:FH:174:ALA:HB3	40:FH:178:SER:H	1.57	0.67
40:GA:274:PRO:HG3	40:GA:286:LEU:HD12	1.77	0.67
40:GI:221:ARG:HA	41:GP:324:LYS:NZ	2.09	0.67
40:IH:177:VAL:HA	41:IO:331:LEU:HD21	1.76	0.67
40:JH:220:GLU:O	41:JO:324:LYS:NZ	2.24	0.67
41:KL:257:MET:HG3	41:KL:314:ALA:HB2	1.76	0.67
40:LG:274:PRO:HB3	40:LG:370:VAL:HG11	1.76	0.67
40:ME:429:LYS:O	40:ME:433:GLU:CB	2.42	0.67
40:MG:188:ILE:HD13	40:MG:424:MET:HG3	1.77	0.67

Continued on next page...

Continued from previous page...

Atom-1	Atom-2	Interatomic distance (Å)	Clash overlap (Å)
41:OP:319:GLY:HA2	41:OP:357:PRO:HG3	1.77	0.67
41:SO:309:ARG:HA	41:SO:340:TYR:HA	1.75	0.67
40:UI:88:HIS:HE1	40:VJ:280:LYS:HB2	1.58	0.67
40:VG:121:ARG:HE	40:VG:124:LYS:HD2	1.59	0.67
41:WB:86:ARG:NH2	41:WB:123:GLU:OE2	2.28	0.67
15:3F:270:GLU:OE2	16:3L:73:ARG:NH1	2.25	0.67
41:DL:70:PRO:HD3	41:DL:94:GLN:HA	1.76	0.67
40:EH:56:THR:HB	40:EH:60:LYS:HB3	1.75	0.67
40:FH:273:ALA:HB2	40:FH:374:VAL:H	1.57	0.67
40:GF:352:LYS:HZ2	41:GN:179:VAL:N	1.92	0.67
41:JM:285:THR:H	41:JM:288:GLU:HG2	1.60	0.67
41:LB:8:GLN:HE21	41:LB:65:LEU:HD22	1.59	0.67
40:ME:27:GLU:OE2	40:ME:243:ARG:NH1	2.26	0.67
40:MH:221:ARG:HG2	41:MO:325:GLU:HG3	1.76	0.67
40:NF:204:VAL:HG11	40:NF:231:ILE:HD11	1.75	0.67
40:OE:134:GLY:HA3	40:OE:165:SER:O	1.95	0.67
41:PO:139:LEU:HD12	41:PO:170:VAL:HG12	1.77	0.67
40:RF:320:ARG:O	40:RF:372:ARG:HA	1.94	0.67
40:TG:53:PHE:HB3	40:TG:61:HIS:HB3	1.76	0.67
40:TH:213:CYS:HA	40:TH:217:LEU:HD23	1.77	0.67
41:TL:317:PHE:HB2	41:TL:353:VAL:HG12	1.76	0.67
41:AM:421:PRO:HA	41:AM:424:THR:HG22	1.77	0.67
40:BE:103:TYR:HB3	40:BE:407:TYR:HE2	1.59	0.67
41:DB:42:LEU:HD13	41:DB:356:ILE:HG12	1.76	0.67
41:FB:62:ARG:NH1	41:FB:127:CYS:SG	2.68	0.67
40:GF:278:ALA:H	40:GF:368:ALA:HB2	1.60	0.67
40:GI:225:THR:HA	40:GI:228:ASN:HD21	1.59	0.67
40:HA:318:LEU:HB2	40:HA:375:CYS:HB3	1.76	0.67
41:IM:421:PRO:HA	41:IM:424:THR:HG22	1.77	0.67
40:ND:105:ARG:HG2	40:ND:110:ILE:HG13	1.77	0.67
41:OP:134:GLN:NE2	41:OP:233:MET:SD	2.67	0.67
40:PD:26:LEU:HD11	40:PD:363:VAL:HG22	1.77	0.67
40:RF:76:ASP:OD2	41:RM:46:ARG:NH2	2.27	0.67
16:3L:26:THR:OG1	16:3L:30:ARG:NH1	2.28	0.67
18:3U:394:LYS:NZ	18:3V:80:GLU:OE2	2.25	0.67
22:4J:91:ASP:N	41:BN:281:TYR:H	1.93	0.67
23:4N:249:TYR:CE1	41:DM:53:GLU:HG2	2.29	0.67
41:BL:293:MET:HE1	41:BL:365:ALA:HB3	1.75	0.67
41:CM:394:PHE:HB3	41:CM:397:TRP:HZ3	1.60	0.67
41:CO:61:PRO:HD3	41:CO:84:ILE:HG12	1.75	0.67
41:CP:66:VAL:HG12	41:CP:91:VAL:HB	1.76	0.67

Continued on next page...

Continued from previous page...

Atom-1	Atom-2	Interatomic distance (Å)	Clash overlap (Å)
40:DF:269:LEU:HD11	40:DF:383:ILE:HB	1.75	0.67
41:DP:193:VAL:HA	41:DP:264:HIS:HE1	1.59	0.67
40:EG:101:ASN:HB3	40:EG:182:VAL:HG11	1.76	0.67
40:EI:188:ILE:HG23	40:EI:424:MET:HG2	1.76	0.67
40:FF:104:ALA:O	40:FF:108:TYR:HB2	1.94	0.67
41:GP:242:PHE:HB3	41:GP:356:ILE:HD13	1.76	0.67
41:IB:1:MET:SD	41:IB:48:ASN:ND2	2.68	0.67
40:LG:275:VAL:HA	40:LG:367:LEU:HD21	1.76	0.67
41:LM:100:ASN:HB3	41:LM:103:LYS:HB2	1.77	0.67
40:PA:129:CYS:SG	40:PA:130:THR:N	2.68	0.67
40:PG:75:ILE:HG23	40:PG:92:LEU:HD12	1.77	0.67
41:QB:232:THR:HG21	41:QB:268:PRO:HB2	1.77	0.67
41:QB:271:ALA:H	41:QB:272:PRO:HD2	1.59	0.67
40:RF:73:THR:HG22	41:RM:46:ARG:HE	1.60	0.67
41:SB:242:PHE:HB3	41:SB:356:ILE:HD13	1.76	0.67
40:TH:206:ASN:ND2	42:TH:501:GTP:O2'	2.28	0.67
40:UF:254:GLU:HG2	41:UN:98:GLY:HA2	1.75	0.67
41:WB:248:ALA:HA	41:WB:252:LYS:HE3	1.77	0.67
16:3K:154:LYS:HB3	16:3K:243:ILE:HG12	1.77	0.67
41:AL:45:GLU:HG2	41:AL:46:ARG:HG2	1.77	0.67
41:BO:46:ARG:HB2	41:BO:241:ARG:HA	1.75	0.67
41:CB:46:ARG:HH21	40:CG:72:PRO:HB2	1.59	0.67
41:DM:207:LEU:HB3	41:DM:225:LEU:HD22	1.76	0.67
40:EI:109:THR:OG1	40:EI:110:ILE:N	2.27	0.67
41:IO:252:LYS:HA	41:IO:255:VAL:HG12	1.76	0.67
41:OL:325:GLU:HA	41:OL:328:GLU:HG2	1.76	0.67
41:PM:191:GLN:O	41:PM:195:ASN:HB2	1.95	0.67
40:UA:332:ILE:HD12	40:UA:351:PHE:HB3	1.76	0.67
40:UI:184:PRO:HA	40:UI:390:LEU:HD11	1.77	0.67
41:VO:396:HIS:HA	41:VO:399:THR:HG22	1.77	0.67
40:WA:221:ARG:NH1	41:WN:325:GLU:HB2	2.10	0.67
13:2X:61:CYS:HB3	13:2X:69:LEU:HD22	1.77	0.67
17:3O:124:THR:HG23	17:3P:382:ILE:HD11	1.76	0.67
38:6C:68:ARG:HH22	40:UA:116:ASP:HA	1.59	0.67
41:CB:350:LYS:HZ3	40:CG:180:ALA:HA	1.59	0.67
41:DB:12:CYS:HB2	43:DB:501:GDP:C8	2.30	0.67
40:EE:228:ASN:HD21	42:EL:501:GTP:HN1	1.43	0.67
41:FM:179:VAL:HG23	41:FM:180:VAL:HG13	1.76	0.67
41:FN:222:TYR:O	41:FN:226:ASN:HB2	1.93	0.67
41:IB:317:PHE:HB2	41:IB:353:VAL:HG12	1.76	0.67
41:IP:407:GLU:HA	41:IP:410:GLU:HB2	1.77	0.67

Continued on next page...

Continued from previous page...

Atom-1	Atom-2	Interatomic distance (Å)	Clash overlap (Å)
40:JH:100:ALA:HA	41:JO:252:LYS:HE2	1.77	0.67
41:NO:341:PHE:HB3	41:NO:348:ASN:HD21	1.60	0.67
41:PB:46:ARG:NH1	40:PG:73:THR:OG1	2.27	0.67
40:SF:371:GLN:HG2	40:SF:372:ARG:HD2	1.75	0.67
40:SF:406:TRP:HZ3	41:SM:255:VAL:HA	1.59	0.67
40:TG:121:ARG:HH11	40:TG:124:LYS:HE2	1.60	0.67
41:VN:107:THR:O	41:VN:110:ALA:N	2.28	0.67
40:WI:212:ILE:HD11	40:WI:300:ASN:HA	1.76	0.67
4:II:76:ILE:HG23	40:HI:342:GLN:HB2	1.75	0.66
7:1T:326:LEU:HD21	7:1T:329:THR:HB	1.75	0.66
21:4D:222:LYS:HA	40:BA:43:GLY:HA2	1.77	0.66
40:BH:104:ALA:HA	40:BH:108:TYR:HD2	1.60	0.66
41:BP:268:PRO:HG2	41:BP:300:MET:HB2	1.75	0.66
41:CB:132:GLY:HA3	41:CB:163:ILE:O	1.94	0.66
40:CI:180:ALA:HB1	41:CP:256:ASN:HD21	1.59	0.66
41:CL:192:LEU:HD12	41:CL:196:THR:HB	1.77	0.66
40:FI:56:THR:HA	40:GI:285:GLN:HB3	1.76	0.66
41:IQ:19:LYS:HE3	41:IQ:223:GLY:HA2	1.76	0.66
40:JE:133:GLN:HE21	40:JE:252:LEU:HB2	1.60	0.66
40:NE:271:THR:HG22	40:NE:301:GLN:HA	1.77	0.66
41:OO:282:ARG:HE	41:OO:283:ALA:H	1.40	0.66
41:PM:2:ARG:HH12	41:PM:46:ARG:HE	1.41	0.66
41:RM:191:GLN:NE2	41:RM:195:ASN:OD1	2.29	0.66
40:WI:228:ASN:HD21	42:WI:501:GTP:HN1	1.43	0.66
20:4A:149:ARG:NH1	20:4A:150:SER:HB3	2.07	0.66
23:4M:192:PRO:HG3	41:CB:44:LEU:HD21	1.77	0.66
23:4R:110:ASN:ND2	40:BI:279:GLU:HB3	2.10	0.66
37:6A:42:LEU:HD11	37:6A:70:LEU:HG	1.75	0.66
38:6C:89:GLU:HB2	41:VB:307:HIS:HE1	1.61	0.66
40:CI:123:ARG:NH2	40:CI:160:ASP:OD2	2.27	0.66
41:CL:290:THR:HA	41:CL:293:MET:HG2	1.75	0.66
41:CM:139:LEU:HD21	41:CM:192:LEU:HD11	1.78	0.66
41:CN:271:ALA:HB1	41:CN:289:LEU:HD13	1.77	0.66
41:DP:104:GLY:HA2	41:DP:109:GLY:CA	2.25	0.66
40:FG:326:LYS:NZ	41:FO:208:TYR:O	2.28	0.66
40:GI:175:PRO:HA	40:GI:389:ARG:HD3	1.77	0.66
40:HI:224:TYR:HA	40:HI:227:LEU:HB2	1.76	0.66
40:IA:258:ASN:HD22	40:IA:352:LYS:HD2	1.60	0.66
41:MN:100:ASN:HB3	41:MN:103:LYS:HB2	1.78	0.66
4:1H:160:ASP:OD2	41:HO:306:ARG:NH1	2.28	0.66
22:4I:658:ILE:HG13	22:4I:688:ILE:HD12	1.76	0.66

Continued on next page...

Continued from previous page...

Atom-1	Atom-2	Interatomic distance (Å)	Clash overlap (Å)
31:5J:777:ALA:HB3	31:5J:812:ARG:HH22	1.58	0.66
41:DM:248:ALA:HB1	41:DM:252:LYS:HG2	1.77	0.66
40:EH:286:LEU:HD13	40:EH:370:VAL:HG23	1.76	0.66
41:FM:323:MET:HB2	41:FM:326:VAL:HG22	1.77	0.66
40:HE:326:LYS:HG2	41:HM:220:PRO:HG2	1.75	0.66
40:HF:70:LEU:HD12	40:HF:99:ALA:HB2	1.76	0.66
41:JN:316:VAL:HG12	41:JN:352:ALA:HB3	1.76	0.66
41:MB:324:LYS:HB3	40:MG:222:PRO:HD2	1.76	0.66
40:OF:316:CYS:HA	40:OF:352:LYS:HB2	1.76	0.66
40:OH:12:ALA:HB3	40:OH:140:SER:HB2	1.77	0.66
41:ON:100:ASN:HB3	41:ON:103:LYS:HB3	1.77	0.66
40:QA:73:THR:OG1	41:QN:46:ARG:NH1	2.27	0.66
41:QN:120:VAL:HG11	41:QN:155:ILE:HD13	1.75	0.66
41:QP:152:ILE:HG22	41:QP:156:ARG:HH12	1.58	0.66
40:SA:75:ILE:HG23	40:SA:92:LEU:HD12	1.77	0.66
41:SO:374:ILE:HG22	41:SO:422:VAL:HG21	1.77	0.66
42:VB:502:GTP:HN1	40:VH:228:ASN:HD21	1.44	0.66
41:WP:318:ARG:HE	41:WP:358:PRO:HD3	1.59	0.66
4:1H:79:SER:OG	40:HA:342:GLN:NE2	2.27	0.66
11:2K:108:THR:O	11:2K:112:ASN:ND2	2.27	0.66
12:2M:78:ARG:CZ	13:2T:72:LYS:HB2	2.25	0.66
16:3L:258:ARG:HD3	16:3L:397:LEU:HD22	1.77	0.66
40:BA:180:ALA:O	41:BN:347:ASN:ND2	2.28	0.66
41:BB:341:PHE:HB3	41:BB:348:ASN:HD21	1.59	0.66
41:CP:274:THR:HB	41:CP:282:ARG:HD2	1.77	0.66
40:DH:188:ILE:HD11	40:DH:390:LEU:HB3	1.78	0.66
41:FB:314:ALA:HB3	41:FB:368:ILE:HB	1.76	0.66
40:IH:177:VAL:O	41:IO:347:ASN:ND2	2.29	0.66
40:LG:439:VAL:O	40:LG:440:GLU:C	2.33	0.66
40:OG:53:PHE:HB3	40:OG:61:HIS:HB3	1.78	0.66
41:OO:171:PRO:O	41:OO:380:ARG:NH2	2.27	0.66
41:RB:313:VAL:O	41:RB:349:VAL:HA	1.94	0.66
41:RP:62:ARG:NH2	41:RP:127:CYS:SG	2.69	0.66
40:SE:98:ASP:O	40:SE:105:ARG:NH1	2.28	0.66
41:SL:237:THR:HG22	41:SL:250:LEU:HD21	1.76	0.66
40:TF:26:LEU:HD21	40:TF:363:VAL:HG22	1.77	0.66
41:TN:113:VAL:HG11	41:TN:150:LEU:HD22	1.78	0.66
40:UH:177:VAL:HG23	41:UO:331:LEU:HB2	1.77	0.66
40:VF:73:THR:HA	40:VF:76:ASP:HB2	1.76	0.66
7:1U:602:ILE:HB	7:1U:614:TRP:HB2	1.78	0.66
16:3L:132:PRO:HD3	16:3M:14:LEU:HD21	1.78	0.66

Continued on next page...

Continued from previous page...

Atom-1	Atom-2	Interatomic distance (Å)	Clash overlap (Å)
20:4A:168:LEU:HG	40:ME:279:GLU:HG2	1.77	0.66
41:CN:104:GLY:CA	41:CN:109:GLY:HA3	2.21	0.66
40:DA:137:ILE:HG12	40:DA:168:GLU:HG2	1.78	0.66
40:DG:76:ASP:HA	40:DG:79:ARG:HD2	1.76	0.66
41:DP:74:ASP:HA	41:DP:77:ARG:HH11	1.58	0.66
41:EM:378:PHE:HA	41:EM:381:ILE:HG12	1.76	0.66
41:EO:341:PHE:HB3	41:EO:348:ASN:HD21	1.60	0.66
40:JH:34:GLY:HA3	40:JH:60:LYS:HD2	1.78	0.66
40:LE:177:VAL:O	41:LL:347:ASN:ND2	2.29	0.66
40:MA:181:VAL:HG13	41:MN:348:ASN:HA	1.78	0.66
40:OA:79:ARG:HB3	40:OA:92:LEU:HD11	1.78	0.66
40:OA:97:GLU:OE2	41:ON:251:ARG:NH1	2.29	0.66
40:OD:213:CYS:HA	40:OD:217:LEU:HB2	1.77	0.66
41:OP:354:CYS:SG	41:OP:355:ASP:N	2.69	0.66
41:QB:325:GLU:HG2	40:QG:221:ARG:HH11	1.60	0.66
40:UF:17:GLY:HA2	40:UF:20:CYS:HB2	1.77	0.66
40:WH:68:VAL:HG22	40:WH:93:ILE:HB	1.78	0.66
9:2B:204:GLU:HG3	9:2B:208:ARG:HH22	1.60	0.66
15:3E:67:LEU:HB3	15:3E:71:ARG:HH12	1.59	0.66
17:3Q:470:GLN:HA	17:3Q:474:MET:HB2	1.77	0.66
17:3R:236:HIS:HD2	17:3R:325:ILE:HG13	1.60	0.66
22:4K:677:LEU:HA	22:4K:680:LYS:HB2	1.77	0.66
23:4N:260:THR:CG2	40:EF:219:ILE:CD1	2.69	0.66
40:AA:180:ALA:HB3	40:AA:183:GLU:HG3	1.78	0.66
41:BM:245:GLN:O	41:BM:246:LEU:C	2.34	0.66
40:CH:87:PHE:HB3	40:CH:92:LEU:HD11	1.78	0.66
40:DH:9:VAL:HG13	40:DH:68:VAL:HG13	1.78	0.66
41:DM:417:ASP:O	41:DM:420:ASN:N	2.28	0.66
40:FA:30:ILE:HG22	40:FA:34:GLY:HA2	1.78	0.66
40:MD:274:PRO:HG3	40:MD:286:LEU:HD22	1.77	0.66
41:NB:189:VAL:HA	41:NB:192:LEU:HB2	1.78	0.66
40:NF:72:PRO:HB2	41:NM:46:ARG:HH22	1.59	0.66
41:NM:103:LYS:HG2	41:NM:107:THR:HG21	1.78	0.66
40:OH:177:VAL:HG13	40:OH:207:GLU:HG2	1.78	0.66
41:PP:204:ASN:ND2	43:PP:501:GDP:O2'	2.28	0.66
40:QF:288:VAL:HG11	40:QF:327:ASP:HB3	1.76	0.66
40:SH:219:ILE:HG22	40:SH:221:ARG:H	1.60	0.66
41:TO:49:VAL:HG11	41:TO:241:ARG:HG2	1.75	0.66
40:WA:413:GLU:HG3	40:WA:415:GLY:H	1.60	0.66
9:2B:202:LYS:HA	9:2B:205:LYS:HE2	1.77	0.66
12:2R:120:THR:HG22	12:2R:122:PRO:HD2	1.77	0.66

Continued on next page...

Continued from previous page...

Atom-1	Atom-2	Interatomic distance (Å)	Clash overlap (Å)
38:6C:141:LEU:HD22	41:VP:294:PHE:HB3	1.77	0.66
41:CN:202:ILE:HG23	41:CN:268:PRO:HG3	1.77	0.66
41:DB:20:PHE:HA	41:DB:230:SER:HB2	1.78	0.66
40:EE:213:CYS:HA	40:EE:217:LEU:HB2	1.78	0.66
41:EM:313:VAL:HB	41:EM:349:VAL:HG13	1.76	0.66
41:EP:20:PHE:HA	41:EP:230:SER:HB3	1.78	0.66
40:FG:319:TYR:HB3	40:FG:323:VAL:HG21	1.78	0.66
40:GA:102:ASN:HD21	40:GA:410:GLU:HG2	1.59	0.66
40:HF:239:THR:O	40:HF:243:ARG:NH1	2.28	0.66
41:IQ:174:LYS:HG2	41:IQ:205:GLU:HB3	1.77	0.66
41:IQ:178:THR:HB	41:IQ:181:GLU:HG3	1.78	0.66
40:KE:397:MET:HG3	40:KE:402:ALA:HB3	1.78	0.66
40:LF:326:LYS:HE2	41:LN:225:LEU:HD11	1.78	0.66
40:LG:136:LEU:HB3	40:LG:169:PHE:HE1	1.61	0.66
40:ND:102:ASN:HB3	40:ND:105:ARG:HB2	1.77	0.66
41:NL:316:VAL:HG12	41:NL:352:ALA:HB3	1.78	0.66
40:PH:102:ASN:HB3	40:PH:105:ARG:HB3	1.78	0.66
41:PO:136:THR:HG22	41:PO:167:PHE:HB2	1.77	0.66
41:TL:292:GLN:O	41:TL:298:ASN:ND2	2.29	0.66
40:WE:228:ASN:HD21	42:WE:501:GTP:HN1	1.42	0.66
22:4J:91:ASP:HB3	41:BN:281:TYR:HB2	1.78	0.66
23:4N:33:MET:CG	41:CM:320:ARG:HH22	2.08	0.66
25:4T:274:LEU:HA	41:IN:1:MET:HG2	1.78	0.66
41:BN:237:THR:HG22	41:BN:250:LEU:HD21	1.77	0.66
40:CA:63:PRO:HD3	40:CA:86:LEU:HG	1.77	0.66
40:DA:165:SER:HB3	40:DA:256:GLN:HE22	1.60	0.66
40:FA:263:PRO:HB3	41:FB:396:HIS:CD2	2.30	0.66
41:FB:248:ALA:HA	41:FB:252:LYS:HD2	1.78	0.66
40:GE:137:ILE:HB	40:GE:168:GLU:HG2	1.77	0.66
40:GF:271:THR:HG22	40:GF:301:GLN:HA	1.77	0.66
40:GG:326:LYS:NZ	41:GO:204:ASN:O	2.29	0.66
41:GP:316:VAL:HG12	41:GP:352:ALA:HB3	1.78	0.66
40:KE:101:ASN:HD22	40:KE:143:GLY:HA2	1.60	0.66
40:LE:236:SER:O	40:LE:243:ARG:NH2	2.29	0.66
40:PD:252:LEU:HA	40:PD:255:PHE:HD2	1.60	0.66
41:RN:334:GLN:HA	41:RN:341:PHE:HE2	1.61	0.66
41:TO:8:GLN:NE2	41:TO:14:ASN:O	2.29	0.66
41:TP:61:PRO:HD3	41:TP:84:ILE:HG22	1.76	0.66
41:UP:12:CYS:HB3	41:UP:138:SER:HB3	1.76	0.66
40:VJ:174:ALA:HB3	40:VJ:178:SER:H	1.60	0.66
40:WG:206:ASN:ND2	42:WG:501:GTP:O2'	2.29	0.66

Continued on next page...

Continued from previous page...

Atom-1	Atom-2	Interatomic distance (Å)	Clash overlap (Å)
41:WM:263:LEU:HG	41:WM:425:ARG:HH22	1.61	0.66
9:2C:438:MET:SD	9:2C:442:LYS:NZ	2.69	0.66
10:2F:39:GLN:NE2	41:MB:389:PHE:O	2.26	0.66
11:2K:87:PRO:HD3	40:LH:264:ARG:HD3	1.78	0.66
22:4I:553:LYS:HA	22:4I:556:GLU:HB2	1.78	0.66
40:BF:98:ASP:O	40:BF:105:ARG:NH1	2.29	0.66
40:BI:285:GLN:HG3	40:BI:287:SER:HB3	1.77	0.66
41:CB:421:PRO:HA	41:CB:424:THR:HG22	1.78	0.66
40:CH:20:CYS:HA	40:CH:232:SER:HB2	1.77	0.66
41:HB:235:GLY:HA3	41:HB:366:THR:HG21	1.77	0.66
41:HP:260:PHE:HE2	41:HP:425:ARG:HE	1.44	0.66
40:LD:228:ASN:HD21	42:LD:501:GTP:HN1	1.44	0.66
40:MF:99:ALA:HA	40:MF:110:ILE:HD11	1.77	0.66
41:NP:179:VAL:HG23	41:NP:180:VAL:HG13	1.76	0.66
40:OA:26:LEU:HD21	40:OA:363:VAL:HG12	1.78	0.66
41:OB:273:LEU:O	41:OB:292:GLN:NE2	2.29	0.66
40:PD:133:GLN:NE2	40:PD:251:ASP:OD1	2.27	0.66
40:QA:260:VAL:HB	41:QB:397:TRP:HZ2	1.61	0.66
40:RG:277:SER:H	40:RG:280:LYS:HB3	1.61	0.66
41:RN:163:ILE:HD13	41:RN:251:ARG:HG2	1.77	0.66
40:TI:370:VAL:HG12	40:TI:372:ARG:H	1.61	0.66
40:WA:221:ARG:NH1	41:WN:322:SER:HB2	2.10	0.66
12:2M:47:MET:HG3	41:AB:336:LYS:HG3	1.77	0.66
15:3G:275:ARG:NH1	15:3G:276:ASP:OD1	2.29	0.66
22:4J:275:MET:HG3	41:CN:77:ARG:HD2	1.78	0.66
34:5Q:164:LEU:CD2	34:5R:487:ILE:HD11	2.25	0.66
40:BG:258:ASN:HD21	40:BG:352:LYS:HE3	1.59	0.66
41:CM:20:PHE:HA	41:CM:230:SER:HB3	1.78	0.66
40:EA:240:ALA:HB1	40:EA:356:ASN:HD22	1.60	0.66
40:EH:247:ALA:O	40:EH:248:LEU:C	2.34	0.66
40:FI:210:TYR:HE1	41:FP:324:LYS:HA	1.61	0.66
41:GN:385:PHE:HZ	41:GN:408:PHE:HB3	1.61	0.66
40:IH:66:VAL:HA	40:IH:91:GLN:HE21	1.61	0.66
41:MM:174:LYS:HD2	41:MM:175:VAL:HG13	1.78	0.66
41:OL:385:PHE:O	41:OL:389:PHE:HB2	1.96	0.66
41:RP:292:GLN:O	41:RP:298:ASN:ND2	2.29	0.66
41:TP:178:THR:HB	41:TP:181:GLU:HB2	1.78	0.66
7:1T:109:LEU:HD21	40:VF:42:ILE:HA	1.77	0.65
9:2B:344:ASP:HA	9:2B:347:ILE:HG12	1.78	0.65
17:3O:213:ASP:HA	17:3R:96:PRO:HG3	1.78	0.65
39:6J:138:GLY:HA2	39:6J:141:SER:HB2	1.78	0.65

Continued on next page...

Continued from previous page...

Atom-1	Atom-2	Interatomic distance (Å)	Clash overlap (Å)
40:BH:386:ALA:HA	40:BH:389:ARG:HD2	1.78	0.65
40:CE:286:LEU:HD21	40:CE:370:VAL:HG13	1.78	0.65
40:DH:28:HIS:HE1	40:DH:243:ARG:HD2	1.61	0.65
41:FB:392:LYS:NZ	41:FB:405:GLU:OE2	2.29	0.65
40:IH:180:ALA:HB3	40:IH:183:GLU:HB2	1.77	0.65
41:IO:191:GLN:O	41:IO:195:ASN:ND2	2.29	0.65
41:JN:252:LYS:HA	41:JN:255:VAL:HG12	1.78	0.65
40:ME:115:ILE:HG12	40:ME:152:LEU:HD22	1.78	0.65
41:QM:165:ASN:ND2	41:QM:200:TYR:OH	2.29	0.65
41:TN:19:LYS:NZ	41:TN:223:GLY:O	2.29	0.65
40:UA:98:ASP:O	40:UA:105:ARG:NH1	2.29	0.65
40:UH:371:GLN:HG3	40:UH:372:ARG:HD2	1.78	0.65
40:UI:394:PHE:HZ	40:UI:417:PHE:HB3	1.61	0.65
41:WM:311:LEU:HD22	41:WM:342:VAL:HG21	1.76	0.65
23:4Q:259:ARG:CZ	40:EH:365:GLY:HA3	2.26	0.65
40:AA:177:VAL:O	41:AN:347:ASN:ND2	2.30	0.65
41:BB:70:PRO:HG3	41:BB:94:GLN:HG3	1.78	0.65
40:CF:260:VAL:HB	41:CN:397:TRP:HH2	1.61	0.65
41:EL:165:ASN:HD21	41:EL:250:LEU:HD11	1.59	0.65
41:EM:87:PRO:HD3	41:FM:281:TYR:CD2	2.31	0.65
41:EM:178:THR:O	41:EM:181:GLU:N	2.29	0.65
40:FE:228:ASN:HD21	42:FE:501:GTP:HN1	1.42	0.65
41:GP:317:PHE:HB2	41:GP:353:VAL:HG12	1.78	0.65
41:HP:292:GLN:O	41:HP:298:ASN:ND2	2.29	0.65
41:JM:165:ASN:HB3	41:JM:200:TYR:HE2	1.61	0.65
41:NB:163:ILE:HD11	41:NB:250:LEU:HB3	1.78	0.65
40:NG:333:ALA:HB2	41:NO:174:LYS:HZ1	1.61	0.65
41:PN:49:VAL:HG21	41:PN:241:ARG:HG2	1.78	0.65
41:RB:324:LYS:HG2	40:RG:222:PRO:HD2	1.77	0.65
41:RM:62:ARG:NH1	41:RM:127:CYS:SG	2.69	0.65
41:SB:127:CYS:SG	41:SB:128:ASP:N	2.70	0.65
40:SE:16:ILE:O	40:SE:20:CYS:HB2	1.96	0.65
41:SL:328:GLU:OE1	41:SL:332:ASN:ND2	2.29	0.65
41:TM:125:GLU:OE1	41:UM:336:LYS:NZ	2.26	0.65
7:1U:508:VAL:HG23	7:1U:519:THR:HG22	1.79	0.65
11:2J:113:VAL:HG11	40:LF:404:VAL:HG13	1.78	0.65
41:DB:271:ALA:HB2	41:DB:293:MET:HG3	1.78	0.65
40:DE:228:ASN:HB3	42:DE:501:GTP:N2	2.07	0.65
40:DF:223:THR:HA	41:DM:323:MET:HG2	1.78	0.65
40:EG:217:LEU:HD21	40:EG:367:LEU:HD23	1.78	0.65
40:IE:213:CYS:HA	40:IE:217:LEU:HB2	1.79	0.65

Continued on next page...

Continued from previous page...

Atom-1	Atom-2	Interatomic distance (Å)	Clash overlap (Å)
40:IH:101:ASN:HB2	41:IO:252:LYS:HD2	1.79	0.65
40:JA:11:GLN:NE2	41:JN:247:ASN:OD1	2.28	0.65
41:JB:253:LEU:O	41:JB:257:MET:HB2	1.96	0.65
41:QN:50:TYR:HE1	41:QN:241:ARG:HD3	1.61	0.65
41:RL:58:LYS:NZ	41:SL:280:GLN:OE1	2.30	0.65
40:SA:51:THR:HG21	40:SA:243:ARG:HB3	1.77	0.65
41:UB:285:THR:HG23	41:UB:287:PRO:HD2	1.78	0.65
40:UH:53:PHE:HB3	40:UH:61:HIS:HB3	1.77	0.65
40:UH:207:GLU:OE1	40:UH:304:LYS:NZ	2.30	0.65
40:WF:326:LYS:HG3	41:WN:220:PRO:HB2	1.78	0.65
23:4N:19:ILE:H	23:4N:19:ILE:HD12	1.58	0.65
35:5T:163:TYR:HE2	40:KE:81:GLY:HA3	1.62	0.65
40:CA:10:GLY:HA2	40:CA:145:THR:HG22	1.78	0.65
41:DB:131:GLN:HG3	41:DB:163:ILE:HD12	1.78	0.65
41:EP:272:PRO:HG3	41:EP:364:SER:HB2	1.78	0.65
41:FM:62:ARG:NH2	41:FM:123:GLU:O	2.30	0.65
40:HE:88:HIS:CD2	40:IE:283:HIS:HB2	2.32	0.65
40:LG:31:GLN:HG2	40:LG:37:PRO:HD3	1.78	0.65
40:NE:188:ILE:HD12	40:NE:424:MET:HG3	1.78	0.65
40:PE:76:ASP:HA	40:PE:79:ARG:HG2	1.78	0.65
41:PL:7:LEU:O	41:PL:135:LEU:HA	1.96	0.65
41:QB:256:ASN:CG	41:QB:350:LYS:HZ2	2.00	0.65
41:QL:200:TYR:HB3	41:QL:268:PRO:HD3	1.77	0.65
41:QM:232:THR:HG22	41:QM:270:PHE:HB2	1.78	0.65
40:SE:57:GLY:O	40:SE:60:LYS:NZ	2.30	0.65
40:UI:119:LEU:HA	40:UI:122:ILE:HD13	1.78	0.65
40:VA:154:MET:HG3	40:VA:194:THR:HG22	1.77	0.65
41:VB:253:LEU:O	41:VB:257:MET:HB2	1.97	0.65
7:1S:554:THR:HG23	7:1S:557:GLY:H	1.60	0.65
9:2C:443:PHE:O	9:2C:447:GLN:NE2	2.29	0.65
18:3U:394:LYS:HE3	18:3V:77:GLN:HE21	1.61	0.65
21:4E:409:VAL:HG21	40:DH:57:GLY:HA3	1.79	0.65
27:4Z:107:LEU:HD23	27:4Z:110:PRO:HG2	1.79	0.65
40:CA:20:CYS:HA	40:CA:232:SER:HB2	1.79	0.65
41:DM:186:THR:HG21	41:DM:385:PHE:HB2	1.78	0.65
41:FB:156:ARG:NH1	41:FB:195:ASN:O	2.29	0.65
41:FO:4:ILE:HB	41:FO:50:TYR:HE2	1.61	0.65
41:GM:7:LEU:O	41:GM:135:LEU:HA	1.97	0.65
40:HE:394:PHE:HA	40:HE:397:MET:HE2	1.79	0.65
40:HH:228:ASN:HD21	42:HH:501:GTP:HN1	1.43	0.65
41:MP:86:ARG:HG3	41:MP:88:ASP:H	1.62	0.65

Continued on next page...

Continued from previous page...

Atom-1	Atom-2	Interatomic distance (Å)	Clash overlap (Å)
41:NL:317:PHE:HB2	41:NL:353:VAL:HG22	1.76	0.65
40:RE:98:ASP:O	41:RL:251:ARG:NH2	2.29	0.65
41:RL:63:ALA:O	41:RL:89:ASN:ND2	2.29	0.65
41:TO:54:ALA:HB3	41:TO:58:LYS:HB3	1.78	0.65
8:1Y:101:ILE:HD12	11:2J:250:ILE:CA	2.27	0.65
17:3R:160:ILE:HG22	17:3R:258:LEU:HD22	1.78	0.65
22:4I:85:LEU:HD13	22:4I:102:TYR:HE2	1.60	0.65
23:4P:238:HIS:O	23:4P:240:LEU:HG	1.97	0.65
23:4R:107:LYS:HZ1	23:4R:115:GLU:HB2	1.60	0.65
23:4R:113:TRP:HA	23:4R:116:ALA:HB3	1.79	0.65
31:5J:782:ARG:HG3	31:5J:784:SER:H	1.61	0.65
41:AB:317:PHE:HB2	41:AB:353:VAL:HG12	1.79	0.65
40:AG:134:GLY:HA2	40:AG:164:LYS:HG3	1.79	0.65
40:BH:88:HIS:CE1	40:BH:90:GLU:HB2	2.31	0.65
41:CL:269:GLY:HA3	41:CL:367:PHE:HB3	1.77	0.65
41:DL:286:VAL:HB	41:DL:287:PRO:HD3	1.79	0.65
41:GN:311:LEU:HD23	41:GN:344:TRP:HZ2	1.61	0.65
40:IG:175:PRO:HB2	40:IG:389:ARG:HH22	1.62	0.65
41:JL:99:ASN:HD21	41:JL:178:THR:HG23	1.61	0.65
41:KB:286:VAL:HG23	41:KB:287:PRO:HD3	1.76	0.65
40:OE:2:ARG:HB3	40:OE:133:GLN:HE22	1.62	0.65
41:OP:5:VAL:HG23	41:OP:62:ARG:HD3	1.78	0.65
40:PF:254:GLU:OE1	41:PN:99:ASN:ND2	2.26	0.65
41:PP:412:GLU:O	41:PP:416:ASN:ND2	2.29	0.65
40:QE:65:ALA:O	40:QE:91:GLN:NE2	2.29	0.65
40:QF:406:TRP:HH2	41:QM:258:VAL:HB	1.61	0.65
41:QP:66:VAL:HG13	41:QP:91:VAL:CG2	2.26	0.65
40:UF:222:PRO:HD2	41:UM:324:LYS:CB	2.25	0.65
40:UG:319:TYR:HB2	40:UG:355:ILE:HG22	1.77	0.65
40:UI:25:CYS:O	40:UI:26:LEU:C	2.35	0.65
41:VP:267:MET:HB2	41:VP:374:ILE:HD11	1.78	0.65
7:1T:530:GLU:HB2	7:1T:537:ILE:HD11	1.79	0.65
7:1U:49:ILE:HB	7:1U:58:ASN:HB2	1.77	0.65
12:2M:120:THR:HG22	12:2M:122:PRO:HD2	1.79	0.65
15:3F:105:LEU:HD21	15:3F:146:VAL:HG23	1.79	0.65
21:4D:474:LYS:H	21:4D:483:ILE:HG23	1.61	0.65
21:4E:485:TYR:CZ	21:4E:496:ILE:HA	2.32	0.65
23:4N:238:HIS:O	23:4N:240:LEU:HG	1.97	0.65
23:4N:263:HIS:HA	23:4N:266:HIS:CE1	2.32	0.65
23:4P:263:HIS:HA	23:4P:266:HIS:CE1	2.32	0.65
25:4T:310:THR:HG22	41:JM:279:GLN:HG2	1.77	0.65

Continued on next page...

Continued from previous page...

Atom-1	Atom-2	Interatomic distance (Å)	Clash overlap (Å)
40:AA:174:ALA:HB3	40:AA:178:SER:H	1.62	0.65
40:AG:326:LYS:HD3	41:AO:220:PRO:HD2	1.78	0.65
40:DA:100:ALA:HA	41:DN:252:LYS:HZ1	1.60	0.65
40:EF:228:ASN:HD21	42:EF:501:GTP:HN1	1.42	0.65
40:GA:224:TYR:HE1	42:GA:501:GTP:H2'	1.62	0.65
40:GF:191:THR:HA	40:GF:194:THR:HG22	1.78	0.65
40:GH:325:PRO:HB2	41:GP:222:TYR:HE2	1.60	0.65
40:HG:298:PRO:HB3	40:HG:307:PRO:HD2	1.79	0.65
40:II:274:PRO:HD2	40:II:291:ILE:HG22	1.79	0.65
41:JN:222:TYR:O	41:JN:226:ASN:ND2	2.30	0.65
41:KB:253:LEU:O	41:KB:257:MET:HB2	1.97	0.65
41:LO:318:ARG:HG2	41:LO:357:PRO:HA	1.78	0.65
40:MF:244:PHE:HB2	40:MF:356:ASN:HD21	1.62	0.65
40:PA:332:ILE:HA	40:PA:335:ILE:HG22	1.79	0.65
41:PL:40:SER:HB2	41:PL:43:GLN:HG3	1.78	0.65
41:PN:73:MET:HA	41:PN:76:VAL:HG12	1.78	0.65
41:QB:259:PRO:HA	40:QG:403:PHE:CE1	2.31	0.65
40:QE:75:ILE:HG23	40:QE:92:LEU:HD12	1.79	0.65
41:QN:24:ILE:HA	41:QN:27:GLU:HG2	1.77	0.65
40:SG:286:LEU:HB2	40:SG:372:ARG:HH21	1.62	0.65
40:SI:285:GLN:O	40:SI:372:ARG:NH2	2.30	0.65
40:TA:101:ASN:OD1	41:TN:252:LYS:NZ	2.30	0.65
40:UA:215:ARG:HH12	40:UA:299:ALA:HB1	1.61	0.65
40:UH:90:GLU:OE2	40:UH:124:LYS:NZ	2.24	0.65
41:WB:207:LEU:HB3	41:WB:225:LEU:HD22	1.78	0.65
12:2M:119:MET:SD	12:2M:161:ASN:ND2	2.70	0.65
20:4A:167:GLN:HE22	40:ME:369:LYS:HG2	1.62	0.65
23:4Q:243:LEU:HD13	40:DH:79:ARG:HG3	1.77	0.65
26:4W:84:ALA:O	26:4W:88:GLY:HA3	1.97	0.65
40:CH:235:VAL:HA	40:CH:238:ILE:HG22	1.79	0.65
40:EG:326:LYS:NZ	41:EO:204:ASN:O	2.29	0.65
40:EH:71:GLU:HG2	40:EH:74:VAL:HG12	1.77	0.65
40:EI:363:VAL:O	40:EI:365:GLY:N	2.30	0.65
40:GF:314:ALA:HB1	41:GN:179:VAL:HG11	1.77	0.65
40:GH:3:GLU:HG3	40:GH:129:CYS:HB3	1.79	0.65
40:GH:51:THR:HG21	40:GH:243:ARG:HB3	1.79	0.65
40:GH:406:TRP:HE1	41:GO:258:VAL:HB	1.60	0.65
41:IB:274:THR:HG22	41:IB:282:ARG:HE	1.61	0.65
40:IG:212:ILE:HD11	40:IG:275:VAL:HG21	1.78	0.65
40:MF:259:LEU:HD21	40:MF:377:LEU:HB2	1.78	0.65
40:NE:286:LEU:HD13	40:NE:370:VAL:HG13	1.78	0.65

Continued on next page...

Continued from previous page...

Atom-1	Atom-2	Interatomic distance (Å)	Clash overlap (Å)
41:OO:6:HIS:O	41:OO:63:ALA:HA	1.96	0.65
41:RO:166:THR:O	41:RO:199:THR:HA	1.97	0.65
40:SI:180:ALA:HB3	40:SI:183:GLU:HG3	1.79	0.65
40:TG:75:ILE:HG22	40:TG:79:ARG:HD2	1.79	0.65
41:TL:100:ASN:HB3	41:TL:103:LYS:HB2	1.79	0.65
40:UF:258:ASN:O	41:UN:179:VAL:HG21	1.97	0.65
40:UG:298:PRO:HB3	40:UG:307:PRO:HD2	1.79	0.65
40:WF:212:ILE:HD11	40:WF:300:ASN:HA	1.78	0.65
8:1X:140:VAL:HG12	8:1X:141:THR:N	2.12	0.65
13:2X:178:PRO:HG2	13:2X:181:PHE:HB2	1.79	0.65
24:4O:243:LEU:HD12	40:DE:84:ARG:HG3	1.77	0.65
23:4R:196:PHE:HE1	41:DP:283:ALA:HB1	1.60	0.65
26:4W:65:LYS:NZ	26:4W:72:GLN:OE1	2.30	0.65
40:BF:298:PRO:HB3	40:BF:307:PRO:HD2	1.78	0.65
40:DI:338:LYS:HB3	40:DI:341:ILE:HG13	1.77	0.65
41:DO:242:PHE:HB3	41:DO:356:ILE:HD13	1.79	0.65
41:EM:270:PHE:HB3	41:EM:273:LEU:HD21	1.79	0.65
41:HB:237:THR:HG22	41:HB:250:LEU:HD21	1.79	0.65
41:KO:248:ALA:HA	41:KO:252:LYS:HD3	1.79	0.65
41:KO:295:ASP:OD2	41:KO:297:LYS:NZ	2.29	0.65
40:OA:210:TYR:HD1	41:ON:324:LYS:HZ3	1.45	0.65
41:OP:286:VAL:HG21	41:OP:325:GLU:HG3	1.79	0.65
41:PN:309:ARG:H	41:PN:372:THR:HG1	1.44	0.65
40:RI:222:PRO:HD2	41:RP:324:LYS:HB2	1.78	0.65
41:SB:21:TRP:HA	41:SB:24:ILE:HG12	1.78	0.65
40:SE:318:LEU:O	40:SE:374:VAL:HA	1.96	0.65
40:SI:274:PRO:HG3	40:SI:286:LEU:HD13	1.79	0.65
41:SO:12:CYS:HB2	43:SO:501:GDP:O4'	1.97	0.65
41:SO:270:PHE:HB3	41:SO:273:LEU:HD21	1.78	0.65
40:UI:88:HIS:HA	40:VJ:283:HIS:ND1	2.12	0.65
40:UI:224:TYR:HA	40:UI:227:LEU:HD12	1.79	0.65
8:1W:349:GLU:OE2	41:VP:276:ARG:NH1	2.30	0.65
16:3J:177:ARG:NH1	18:3T:139:GLU:OE2	2.29	0.65
34:5R:463:GLU:HA	34:5R:466:LYS:HD2	1.79	0.65
38:6C:48:PRO:HB3	41:VO:333:VAL:CG2	2.27	0.65
39:6I:128:SER:HA	40:OA:84:ARG:HH22	1.61	0.65
40:CH:433:GLU:HA	40:CH:436:MET:HG2	1.79	0.65
40:DH:250:VAL:HG23	40:DH:254:GLU:HB2	1.78	0.65
40:DI:139:HIS:CD2	40:DI:139:HIS:H	2.13	0.65
40:EH:205:ASP:H	40:EH:303:VAL:HG22	1.61	0.65
40:FA:406:TRP:HE1	41:FN:258:VAL:HG23	1.62	0.65

Continued on next page...

Continued from previous page...

Atom-1	Atom-2	Interatomic distance (Å)	Clash overlap (Å)
41:GB:252:LYS:NZ	40:GG:101:ASN:OD1	2.29	0.65
40:GE:204:VAL:HG21	40:GE:302:MET:HE1	1.77	0.65
40:GH:70:LEU:HD12	40:GH:99:ALA:HB2	1.79	0.65
40:IG:9:VAL:HG23	40:IG:139:HIS:HB3	1.78	0.65
40:IG:260:VAL:HG13	41:IO:397:TRP:HH2	1.62	0.65
41:JO:412:GLU:O	41:JO:416:ASN:ND2	2.30	0.65
40:ME:228:ASN:HB3	40:ME:231:ILE:HD12	1.79	0.65
41:NO:178:THR:HB	41:NO:181:GLU:HG3	1.79	0.65
41:PL:136:THR:HA	41:PL:167:PHE:O	1.96	0.65
41:QB:390:ARG:HG3	41:QB:391:ARG:HG2	1.78	0.65
41:QN:242:PHE:HB3	41:QN:356:ILE:HD13	1.79	0.65
40:SA:222:PRO:O	41:SN:324:LYS:NZ	2.30	0.65
40:TG:174:ALA:HB3	40:TG:178:SER:H	1.61	0.65
41:UO:253:LEU:O	41:UO:257:MET:HB2	1.97	0.65
41:VP:293:MET:HG2	41:VP:367:PHE:HB2	1.79	0.65
41:WB:347:ASN:ND2	40:WG:177:VAL:O	2.30	0.65
7:1T:337:ASP:HA	7:1T:592:ARG:HG3	1.79	0.64
8:1X:100:LEU:HD11	11:2I:251:TYR:H	1.62	0.64
22:4I:626:GLN:HA	22:4I:629:LYS:HD2	1.78	0.64
40:BG:109:THR:HG23	40:BG:110:ILE:HG12	1.79	0.64
40:CI:75:ILE:HG23	40:CI:92:LEU:HD12	1.79	0.64
40:DI:175:PRO:HG2	40:DI:176:GLN:HE21	1.61	0.64
40:EF:274:PRO:HD2	40:EF:291:ILE:HG13	1.80	0.64
40:FA:219:ILE:HB	40:FA:222:PRO:CD	2.27	0.64
40:GA:141:PHE:HB2	40:GA:173:PRO:HD3	1.79	0.64
41:GO:248:ALA:HA	41:GO:252:LYS:HG2	1.78	0.64
40:HE:273:ALA:HB2	40:HE:374:VAL:HG12	1.77	0.64
40:HH:188:ILE:HD12	40:HH:424:MET:HG3	1.77	0.64
41:JB:406:MET:HG2	41:NB:306:ARG:HB3	1.79	0.64
40:MF:228:ASN:HB3	42:MM:501:GTP:N2	2.12	0.64
41:MN:386:THR:O	41:MN:390:ARG:HB2	1.97	0.64
40:NA:93:ILE:HD13	40:NA:118:VAL:HG12	1.78	0.64
40:OF:177:VAL:HG11	41:OM:327:ASP:HB3	1.77	0.64
40:OH:129:CYS:SG	40:OH:132:LEU:HB3	2.37	0.64
41:OP:253:LEU:O	41:OP:257:MET:HB3	1.96	0.64
41:PB:42:LEU:HD11	41:PB:243:PRO:HG2	1.78	0.64
40:PE:55:GLU:O	40:QE:285:GLN:NE2	2.29	0.64
41:QM:139:LEU:HD12	41:QM:170:VAL:HG12	1.79	0.64
40:RE:236:SER:O	40:RE:240:ALA:HB2	1.97	0.64
41:UP:69:GLU:HB2	41:UP:96:GLY:HA2	1.77	0.64
12:2M:145:VAL:HG12	12:2M:149:LEU:HD23	1.79	0.64

Continued on next page...

Continued from previous page...

Atom-1	Atom-2	Interatomic distance (Å)	Clash overlap (Å)
13:2X:74:PRO:HD2	13:2X:169:ASP:HA	1.78	0.64
21:4E:212:TYR:O	21:4E:216:ARG:HB2	1.97	0.64
22:4H:295:PRO:HB2	41:CL:215:LEU:HD21	1.79	0.64
23:4M:98:VAL:HG11	23:4M:113:TRP:HD1	1.63	0.64
41:BB:322:SER:HA	40:BG:223:THR:HG22	1.79	0.64
41:CN:330:MET:HG3	41:CN:351:THR:HG21	1.79	0.64
41:DP:226:ASN:ND2	43:DP:501:GDP:N1	2.45	0.64
41:FO:341:PHE:HB3	41:FO:348:ASN:HD21	1.61	0.64
40:HA:254:GLU:OE1	41:HB:99:ASN:ND2	2.31	0.64
40:HA:328:VAL:HG11	40:HA:353:VAL:HG21	1.79	0.64
41:JO:52:ASN:ND2	41:JO:123:GLU:OE2	2.30	0.64
41:KL:417:ASP:O	41:KL:420:ASN:N	2.27	0.64
40:NA:204:VAL:HG11	40:NA:231:ILE:HD11	1.79	0.64
40:ND:88:HIS:HB2	40:OD:283:HIS:HB3	1.80	0.64
40:OH:88:HIS:HB3	40:OH:91:GLN:CB	2.24	0.64
40:PG:27:GLU:OE2	40:PG:243:ARG:NH1	2.31	0.64
40:RI:120:ASP:O	40:RI:123:ARG:NH2	2.30	0.64
40:TE:49:PHE:HB2	40:TE:53:PHE:HB2	1.79	0.64
40:TI:371:GLN:HG2	40:TI:372:ARG:HD2	1.79	0.64
41:TN:179:VAL:HG23	41:TN:180:VAL:HG13	1.80	0.64
41:UO:384:GLN:O	41:UO:388:MET:CB	2.45	0.64
12:2O:67:THR:HG22	12:2O:159:LEU:HD11	1.79	0.64
14:3C:14:PHE:HD1	41:MO:174:LYS:HG3	1.62	0.64
23:4M:251:PRO:HD2	23:4M:268:ALA:HB1	1.80	0.64
31:5J:782:ARG:NH1	41:HM:74:ASP:OD2	2.27	0.64
36:5X:21:ARG:NH1	40:ND:37:PRO:HB3	2.12	0.64
41:AM:248:ALA:HA	41:AM:252:LYS:HD3	1.79	0.64
41:AP:100:ASN:HB3	41:AP:103:LYS:HB2	1.79	0.64
40:BE:177:VAL:HG13	40:BE:178:SER:H	1.62	0.64
40:BE:326:LYS:NZ	41:BM:208:TYR:HB2	2.12	0.64
40:BF:188:ILE:HD12	40:BF:424:MET:HG3	1.78	0.64
41:BM:98:GLY:O	41:BM:99:ASN:C	2.36	0.64
40:DI:14:VAL:HG11	40:DI:75:ILE:HG12	1.79	0.64
41:GN:113:VAL:HG11	41:GN:150:LEU:HD13	1.79	0.64
41:HM:287:PRO:HG3	41:HM:329:GLN:HE22	1.62	0.64
40:LA:318:LEU:O	40:LA:374:VAL:HA	1.97	0.64
40:MF:139:HIS:H	40:MF:139:HIS:CD2	2.14	0.64
41:MO:248:ALA:HA	41:MO:252:LYS:HE3	1.79	0.64
40:NH:204:VAL:HG11	40:NH:231:ILE:HD11	1.79	0.64
41:NP:134:GLN:HA	41:NP:165:ASN:O	1.96	0.64
41:RB:8:GLN:HE21	41:RB:65:LEU:HG	1.61	0.64

Continued on next page...

Continued from previous page...

Atom-1	Atom-2	Interatomic distance (Å)	Clash overlap (Å)
41:SP:272:PRO:HG3	41:SP:364:SER:HA	1.78	0.64
40:UE:98:ASP:O	40:UE:105:ARG:NH1	2.30	0.64
41:UP:6:HIS:HD1	41:UP:21:TRP:HE1	1.45	0.64
12:2N:47:MET:HG3	41:AN:336:LYS:HG3	1.80	0.64
17:3O:267:ILE:HG23	17:3P:402:GLU:HG3	1.78	0.64
22:4J:637:ARG:HH21	22:4J:638:LEU:HA	1.62	0.64
40:AF:298:PRO:HB3	40:AF:307:PRO:HD2	1.80	0.64
41:AO:170:VAL:HG11	41:AO:377:LEU:HD21	1.78	0.64
40:BH:56:THR:OG1	40:BH:57:GLY:N	2.31	0.64
40:BH:329:ASN:OD1	41:BP:174:LYS:HE2	1.97	0.64
40:CG:51:THR:HG21	40:CG:243:ARG:HA	1.78	0.64
40:DI:31:GLN:HG3	40:DI:37:PRO:HD3	1.77	0.64
41:EM:12:CYS:HB2	43:EM:501:GDP:C8	2.32	0.64
41:EO:253:LEU:HA	41:EO:350:LYS:HZ1	1.62	0.64
41:FO:204:ASN:ND2	43:FO:502:GDP:O2'	2.29	0.64
41:FP:16:ILE:HD13	41:FP:226:ASN:HD22	1.61	0.64
41:HB:165:ASN:HD21	41:HB:250:LEU:HD22	1.61	0.64
40:HH:212:ILE:HD11	40:HH:300:ASN:HA	1.80	0.64
40:JA:65:ALA:O	40:JA:91:GLN:NE2	2.30	0.64
40:LH:178:SER:OG	41:LO:347:ASN:ND2	2.30	0.64
41:LM:248:ALA:HA	41:LM:252:LYS:HD3	1.77	0.64
40:MH:256:GLN:HB3	41:MP:397:TRP:HH2	1.61	0.64
41:ML:313:VAL:O	41:ML:349:VAL:HA	1.97	0.64
41:NP:282:ARG:HG2	41:NP:283:ALA:H	1.62	0.64
41:OL:8:GLN:HE21	41:OL:65:LEU:HD22	1.63	0.64
41:PB:309:ARG:H	41:PB:372:THR:HB	1.62	0.64
41:PP:232:THR:HG22	41:PP:270:PHE:HB2	1.77	0.64
41:QO:49:VAL:O	41:QO:62:ARG:NH2	2.31	0.64
41:QP:66:VAL:CG1	41:QP:91:VAL:HG21	2.25	0.64
41:RB:178:THR:HG22	41:RB:180:VAL:H	1.60	0.64
41:RL:232:THR:HG23	41:RL:270:PHE:HB2	1.80	0.64
40:SG:326:LYS:HZ3	41:SO:208:TYR:HB2	1.62	0.64
40:SI:88:HIS:HE1	40:TI:280:LYS:HG3	1.62	0.64
40:SI:273:ALA:HB3	40:SI:374:VAL:H	1.62	0.64
40:WG:7:VAL:HB	40:WG:137:ILE:HG22	1.79	0.64
12:2M:254:CYS:SG	12:2M:255:LEU:N	2.70	0.64
23:4N:185:SER:HA	23:4N:202:PHE:HD2	1.62	0.64
30:5G:86:VAL:O	30:5G:90:HIS:ND1	2.31	0.64
36:5X:130:LEU:HD23	36:5X:136:ASN:HA	1.79	0.64
41:BL:6:HIS:O	41:BL:63:ALA:HA	1.97	0.64
40:CE:319:TYR:HB3	40:CE:323:VAL:HG21	1.78	0.64

Continued on next page...

Continued from previous page...

Atom-1	Atom-2	Interatomic distance (Å)	Clash overlap (Å)
40:DA:180:ALA:HB3	40:DA:183:GLU:HB2	1.79	0.64
40:DI:3:GLU:HG3	40:DI:129:CYS:HB3	1.78	0.64
41:DL:132:GLY:HA3	41:DL:163:ILE:HB	1.80	0.64
41:EP:98:GLY:O	41:EP:99:ASN:C	2.36	0.64
40:JE:133:GLN:NE2	40:JE:251:ASP:OD2	2.31	0.64
40:KA:254:GLU:HG2	41:KB:98:GLY:HA2	1.78	0.64
41:KN:100:ASN:HB3	41:KN:103:LYS:HB2	1.79	0.64
41:LB:318:ARG:HD3	41:LB:358:PRO:HD3	1.77	0.64
40:LG:332:ILE:HG23	40:LG:351:PHE:HD2	1.61	0.64
41:LO:318:ARG:HB3	41:LO:364:SER:HB2	1.80	0.64
41:LP:30:ILE:HD11	41:LP:47:ILE:HD11	1.79	0.64
41:QB:312:THR:HG23	41:QB:370:ASN:HB3	1.79	0.64
41:QO:269:GLY:HA3	41:QO:367:PHE:HB3	1.79	0.64
41:QP:427:ALA:O	41:QP:428:CYS:C	2.34	0.64
40:SA:231:ILE:HA	40:SA:234:ILE:HD12	1.80	0.64
41:UM:100:ASN:HB3	41:UM:103:LYS:HB2	1.80	0.64
41:WP:293:MET:HG2	41:WP:367:PHE:HB2	1.80	0.64
41:WQ:136:THR:HG22	41:WQ:167:PHE:HB2	1.79	0.64
16:3L:8:PRO:HD3	18:3T:326:LEU:HB3	1.78	0.64
23:4M:98:VAL:HG11	23:4M:113:TRP:CD1	2.33	0.64
23:4N:18:TYR:CZ	23:4N:22:TYR:CE2	2.86	0.64
40:AF:76:ASP:HA	40:AF:79:ARG:HG2	1.80	0.64
41:AM:178:THR:HB	41:AM:181:GLU:HG3	1.80	0.64
40:BG:119:LEU:HD21	40:BG:156:ARG:HB3	1.80	0.64
40:CE:356:ASN:OD1	40:CE:358:GLN:NE2	2.30	0.64
41:DL:8:GLN:HB2	41:DL:65:LEU:HA	1.78	0.64
40:EE:229:ARG:HH22	40:EE:365:GLY:HA3	1.62	0.64
41:EP:108:GLU:O	41:EP:111:GLU:HG2	1.98	0.64
40:FA:400:LYS:O	40:FA:401:ARG:C	2.36	0.64
40:GF:222:PRO:HD2	41:GM:324:LYS:HE3	1.80	0.64
40:GH:102:ASN:HB3	40:GH:105:ARG:HB2	1.79	0.64
40:GH:311:LYS:H	40:GH:381:THR:HG22	1.62	0.64
40:HF:326:LYS:HZ1	41:HN:208:TYR:HB2	1.62	0.64
40:MH:210:TYR:CD1	41:MO:324:LYS:HG2	2.32	0.64
41:NB:178:THR:HB	41:NB:181:GLU:HG3	1.79	0.64
41:PB:341:PHE:HB3	41:PB:348:ASN:HD21	1.60	0.64
41:PO:27:GLU:OE2	41:PO:318:ARG:NH2	2.31	0.64
41:QB:186:THR:HG21	41:QB:385:PHE:HB2	1.79	0.64
41:QL:163:ILE:HG21	41:QL:250:LEU:HB3	1.79	0.64
41:QL:178:THR:HG22	41:QL:180:VAL:H	1.61	0.64
41:QM:178:THR:HB	41:QM:181:GLU:HG3	1.79	0.64

Continued on next page...

Continued from previous page...

Atom-1	Atom-2	Interatomic distance (Å)	Clash overlap (Å)
40:SI:70:LEU:HD12	40:SI:99:ALA:HB2	1.80	0.64
41:SP:271:ALA:HB1	41:SP:292:GLN:HG3	1.79	0.64
40:TF:11:GLN:HG3	40:TF:74:VAL:HG21	1.80	0.64
40:TF:168:GLU:HB2	40:TF:201:ALA:HA	1.80	0.64
40:TH:205:ASP:HB3	40:TH:303:VAL:HA	1.78	0.64
41:TN:105:HIS:HD2	41:TN:150:LEU:HD12	1.62	0.64
41:UB:131:GLN:HE22	41:UB:249:ASP:HB2	1.63	0.64
40:UI:188:ILE:HG13	40:UI:424:MET:HG3	1.80	0.64
40:VA:326:LYS:NZ	41:VB:220:PRO:O	2.30	0.64
40:WF:326:LYS:NZ	41:WN:208:TYR:HB2	2.12	0.64
7:1S:459:GLU:HG3	7:1S:495:ARG:HD3	1.79	0.64
23:4R:94:TYR:CZ	23:4R:96:GLY:HA3	2.33	0.64
35:5T:162:MET:SD	41:KL:245:GLN:NE2	2.71	0.64
41:AP:7:LEU:HD12	41:AP:151:LEU:HD21	1.79	0.64
40:BA:73:THR:HA	40:BA:76:ASP:HB2	1.80	0.64
40:CE:259:LEU:HD11	40:CE:316:CYS:HB2	1.79	0.64
40:CF:51:THR:HG21	40:CF:243:ARG:HG2	1.79	0.64
41:CN:170:VAL:HG21	41:CN:377:LEU:HG	1.79	0.64
40:DI:72:PRO:HD2	41:DP:2:ARG:HH22	1.62	0.64
41:DP:16:ILE:HG13	41:DP:226:ASN:ND2	2.12	0.64
40:EA:98:ASP:O	40:EA:105:ARG:NH2	2.29	0.64
40:EI:295:CYS:HB3	40:EI:376:MET:HE2	1.78	0.64
41:FM:317:PHE:HB2	41:FM:353:VAL:HG12	1.80	0.64
40:GA:219:ILE:HG23	40:GA:222:PRO:HG3	1.80	0.64
41:GB:3:GLU:HB3	41:GB:130:LEU:HA	1.79	0.64
41:IM:22:GLU:HG3	41:IM:81:PHE:HD2	1.63	0.64
41:JM:86:ARG:HG3	41:JM:88:ASP:H	1.61	0.64
40:KA:51:THR:HG21	40:KA:243:ARG:HG2	1.79	0.64
40:KF:2:ARG:HH22	41:KN:69:GLU:HB3	1.62	0.64
40:LG:273:ALA:HB3	40:LG:374:VAL:H	1.63	0.64
40:NG:199:ASP:OD1	40:NG:256:GLN:NE2	2.31	0.64
41:NM:341:PHE:HB3	41:NM:348:ASN:HD21	1.62	0.64
41:NO:248:ALA:HA	41:NO:252:LYS:HD3	1.79	0.64
41:PB:19:LYS:HZ1	41:PB:227:HIS:HA	1.61	0.64
40:PG:271:THR:HG22	40:PG:301:GLN:HA	1.78	0.64
41:QB:350:LYS:HE2	40:QG:180:ALA:HA	1.80	0.64
40:QH:320:ARG:HG2	40:QH:356:ASN:HB3	1.80	0.64
40:RE:298:PRO:HA	40:RE:301:GLN:HE22	1.62	0.64
40:RG:236:SER:O	40:RG:240:ALA:HB2	1.97	0.64
41:RN:62:ARG:NH2	41:RN:127:CYS:SG	2.69	0.64
41:TP:49:VAL:HG21	41:TP:241:ARG:HG2	1.80	0.64

Continued on next page...

Continued from previous page...

Atom-1	Atom-2	Interatomic distance (Å)	Clash overlap (Å)
41:VN:156:ARG:NH1	41:VN:195:ASN:O	2.30	0.64
41:VQ:62:ARG:NH1	41:VQ:127:CYS:SG	2.71	0.64
11:2I:161:ARG:HH22	40:MG:399:ALA:HA	1.62	0.64
17:3P:287:VAL:HG21	17:3Q:397:GLN:HA	1.79	0.64
19:3Y:130:ARG:HB3	41:LB:279:GLN:HG2	1.78	0.64
34:5R:410:LYS:NZ	34:5R:414:GLU:HB2	2.12	0.64
41:AB:347:ASN:ND2	40:AG:177:VAL:O	2.31	0.64
40:AF:332:ILE:HG23	40:AF:351:PHE:HD2	1.62	0.64
40:CF:64:ARG:NH1	40:CF:128:GLN:O	2.30	0.64
41:DB:91:VAL:HG21	41:DB:116:VAL:HG22	1.79	0.64
40:DF:288:VAL:HA	40:DF:291:ILE:HD13	1.80	0.64
40:DG:70:LEU:HD23	40:DG:114:LEU:HD12	1.80	0.64
41:DL:212:PHE:HE2	41:DL:220:PRO:HD2	1.63	0.64
41:DN:193:VAL:HG13	41:DN:264:HIS:HE1	1.62	0.64
41:EP:163:ILE:HD13	41:EP:250:LEU:HB2	1.80	0.64
41:GB:100:ASN:HB3	41:GB:103:LYS:HB2	1.80	0.64
41:GN:70:PRO:HG2	41:GN:94:GLN:HG3	1.79	0.64
41:HM:7:LEU:HD22	41:HM:151:LEU:HD21	1.80	0.64
40:IA:76:ASP:OD2	41:IN:46:ARG:NH2	2.31	0.64
40:OD:228:ASN:HD21	42:OD:501:GTP:HN1	1.45	0.64
40:OG:271:THR:O	40:OG:375:CYS:HA	1.98	0.64
41:PP:330:MET:HA	41:PP:333:VAL:HG12	1.80	0.64
40:QE:278:ALA:H	40:QE:368:ALA:HB2	1.63	0.64
40:SA:76:ASP:HA	40:SA:79:ARG:HG2	1.80	0.64
41:SB:291:GLN:O	41:SB:295:ASP:HB2	1.98	0.64
40:TE:107:HIS:HA	40:TE:152:LEU:HD23	1.80	0.64
41:TM:10:GLY:O	41:TM:14:ASN:HB2	1.98	0.64
40:UA:257:THR:HA	41:UB:397:TRP:HZ3	1.61	0.64
41:UB:260:PHE:HB2	41:UB:263:LEU:HD23	1.80	0.64
40:WI:319:TYR:HB2	40:WI:355:ILE:HG22	1.79	0.64
33:5N:319:VAL:HG23	34:5Q:131:LYS:HE2	1.80	0.64
35:5T:123:LEU:HD13	35:5T:128:LYS:HD2	1.80	0.64
36:5X:216:GLU:HB3	36:5X:221:GLN:HE22	1.63	0.64
40:AG:133:GLN:NE2	40:AG:251:ASP:OD1	2.30	0.64
41:BM:207:LEU:HB3	41:BM:225:LEU:HG	1.79	0.64
40:CA:402:ALA:O	40:CA:404:VAL:N	2.31	0.64
40:CG:105:ARG:HG2	40:CG:410:GLU:HG2	1.79	0.64
40:DE:210:TYR:HB2	41:DL:324:LYS:HD3	1.79	0.64
40:EA:6:SER:O	40:EA:65:ALA:HA	1.98	0.64
41:EM:3:GLU:HG2	41:EM:62:ARG:HH22	1.63	0.64
40:FE:191:THR:O	40:FE:195:LEU:HB2	1.97	0.64

Continued on next page...

Continued from previous page...

Atom-1	Atom-2	Interatomic distance (Å)	Clash overlap (Å)
40:FH:76:ASP:OD2	41:FO:46:ARG:NH2	2.29	0.64
41:FM:222:TYR:O	41:FM:226:ASN:ND2	2.30	0.64
40:HH:9:VAL:HG22	40:HH:68:VAL:HB	1.80	0.64
40:JA:76:ASP:HA	40:JA:79:ARG:HG2	1.80	0.64
40:JE:352:LYS:HZ3	41:JM:178:THR:C	2.01	0.64
41:KL:42:LEU:HD22	41:KL:356:ILE:HG13	1.80	0.64
41:KN:274:THR:OG1	41:KN:282:ARG:NH1	2.31	0.64
41:KP:420:ASN:HA	41:KP:423:VAL:HG12	1.78	0.64
40:LA:326:LYS:HD2	41:LB:220:PRO:HD2	1.79	0.64
40:LD:6:SER:O	40:LD:65:ALA:HA	1.98	0.64
40:ME:76:ASP:HA	40:ME:79:ARG:HG2	1.79	0.64
41:NM:337:ASN:HB3	41:NM:340:TYR:HB2	1.80	0.64
41:NN:62:ARG:NH1	41:NN:127:CYS:SG	2.71	0.64
40:OF:264:ARG:NH1	40:OF:430:ASP:OD2	2.30	0.64
41:QB:308:GLY:HA3	41:QB:373:ALA:HB2	1.78	0.64
40:RE:134:GLY:HA3	40:RE:252:LEU:HD11	1.78	0.64
40:SE:276:ILE:HD13	40:SE:286:LEU:HD11	1.80	0.64
41:SM:407:GLU:HA	41:SM:410:GLU:HG3	1.77	0.64
41:UP:55:THR:H	41:VQ:283:ALA:HA	1.63	0.64
8:1Z:400:TRP:HH2	41:UP:276:ARG:HB3	1.63	0.64
11:2J:210:GLU:HG3	11:2J:230:LEU:HD11	1.80	0.64
17:3R:232:ARG:NH2	17:3R:328:LEU:HA	2.07	0.64
21:4D:242:VAL:HG12	21:4D:267:TYR:HA	1.79	0.64
23:4P:187:PHE:HA	40:CA:79:ARG:HD3	1.80	0.64
40:BF:194:THR:O	40:BF:198:SER:CB	2.45	0.64
41:BP:44:LEU:HA	41:BP:47:ILE:HG13	1.79	0.64
40:EA:203:MET:HG2	40:EA:303:VAL:HG21	1.80	0.64
41:EP:103:LYS:HG3	41:EP:401:GLU:HG3	1.80	0.64
40:FF:50:ASN:O	40:FF:64:ARG:NH1	2.30	0.64
40:FF:228:ASN:HD21	42:FM:501:GTP:HN1	1.45	0.64
40:GE:285:GLN:O	40:GE:286:LEU:C	2.37	0.64
40:GF:352:LYS:HD2	41:GN:179:VAL:HG13	1.79	0.64
40:HE:54:SER:HB3	40:HE:64:ARG:HE	1.62	0.64
40:HE:333:ALA:HA	40:HE:336:LYS:HD2	1.80	0.64
41:HQ:317:PHE:HB2	41:HQ:353:VAL:HG12	1.79	0.64
41:KL:398:TYR:HB3	41:KL:408:PHE:HZ	1.61	0.64
41:MB:8:GLN:HE21	41:MB:65:LEU:HG	1.63	0.64
41:OB:322:SER:HB2	40:OG:221:ARG:HB2	1.79	0.64
41:PL:100:ASN:HB3	41:PL:103:LYS:HG2	1.80	0.64
41:QM:375:GLN:HE21	41:QM:379:LYS:HG3	1.62	0.64
41:QP:322:SER:O	41:QP:323:MET:HB3	1.98	0.64

Continued on next page...

Continued from previous page...

Atom-1	Atom-2	Interatomic distance (Å)	Clash overlap (Å)
41:SN:313:VAL:HB	41:SN:349:VAL:HG22	1.80	0.64
41:TL:318:ARG:HB3	41:TL:364:SER:HB3	1.78	0.64
7:1U:353:LYS:HA	7:1U:376:THR:HG23	1.80	0.63
7:1U:530:GLU:HG3	7:1U:532:PHE:H	1.62	0.63
9:2B:394:ARG:NH1	9:2B:394:ARG:O	2.30	0.63
15:3E:269:LYS:HD3	16:3J:73:ARG:HH12	1.63	0.63
20:4A:34:ARG:HG2	25:4T:439:LEU:HD23	1.80	0.63
39:6K:59:CYS:HB3	39:6K:64:ASP:HB3	1.79	0.63
41:BO:61:PRO:HD2	41:BO:84:ILE:O	1.98	0.63
41:BO:135:LEU:HB3	41:BO:166:THR:HG22	1.79	0.63
41:DP:2:ARG:HB3	41:DP:131:GLN:HE21	1.63	0.63
40:EE:260:VAL:HB	41:EM:397:TRP:CH2	2.33	0.63
40:EH:99:ALA:HA	40:EH:110:ILE:HD11	1.79	0.63
40:GA:396:LEU:HD23	41:GN:346:PRO:HG3	1.79	0.63
40:GF:214:ARG:HD3	41:GM:324:LYS:HE2	1.79	0.63
40:HE:106:GLY:CA	40:HE:148:GLY:HA3	2.18	0.63
41:IQ:19:LYS:HD2	41:IQ:226:ASN:HB2	1.80	0.63
40:JA:359:PRO:HB3	40:JA:371:GLN:HA	1.79	0.63
41:JO:86:ARG:HG3	41:JO:88:ASP:H	1.62	0.63
40:KD:3:GLU:HA	40:KD:51:THR:HA	1.80	0.63
40:LF:142:GLY:O	42:LM:501:GTP:H5'	1.98	0.63
42:MB:502:GTP:HN21	40:MG:228:ASN:HD22	1.46	0.63
41:QB:202:ILE:HG23	41:QB:229:VAL:HG11	1.79	0.63
40:QF:70:LEU:HD23	40:QF:114:LEU:HD12	1.80	0.63
40:SA:55:GLU:O	40:TA:285:GLN:NE2	2.31	0.63
40:VI:73:THR:HA	40:VI:76:ASP:HB2	1.79	0.63
40:WI:3:GLU:HG3	40:WI:51:THR:HA	1.80	0.63
14:3A:110:ARG:HH22	40:MF:339:ARG:CZ	2.11	0.63
18:3U:163:GLN:HB2	18:3U:418:VAL:HG13	1.80	0.63
20:4A:70:GLN:HE22	41:MN:361:LEU:HA	1.63	0.63
36:5Y:76:LEU:HB3	40:OG:282:TYR:HE2	1.63	0.63
39:6I:138:GLY:HA2	39:6I:141:SER:HB2	1.80	0.63
41:AL:202:ILE:HG23	41:AL:300:MET:HB3	1.81	0.63
40:BA:43:GLY:HA3	40:BA:358:GLN:HE22	1.62	0.63
40:DE:102:ASN:HB3	40:DE:105:ARG:HB2	1.79	0.63
40:DE:143:GLY:HA3	42:DE:501:GTP:O2A	1.98	0.63
41:DM:372:THR:HA	41:DM:422:VAL:HG22	1.78	0.63
41:DP:137:HIS:CE1	41:DP:168:SER:HB3	2.33	0.63
40:EH:273:ALA:O	40:EH:274:PRO:C	2.37	0.63
41:FB:2:ARG:HH21	41:FB:240:LEU:HA	1.63	0.63
40:FI:305:CYS:HB3	40:FI:386:ALA:HB2	1.80	0.63

Continued on next page...

Continued from previous page...

Atom-1	Atom-2	Interatomic distance (Å)	Clash overlap (Å)
40:GE:407:TYR:HB3	40:GE:412:MET:HG2	1.79	0.63
40:HH:70:LEU:HD23	40:HH:145:THR:HG23	1.80	0.63
40:HI:102:ASN:HB3	40:HI:105:ARG:HB3	1.80	0.63
40:IA:408:VAL:HA	40:IA:412:MET:HB3	1.78	0.63
42:JB:502:GTP:O2'	40:JG:206:ASN:OD1	2.15	0.63
40:JG:188:ILE:HD12	40:JG:424:MET:HG3	1.79	0.63
41:JM:293:MET:HG2	41:JM:367:PHE:HB2	1.80	0.63
41:KB:375:GLN:HE21	41:KB:379:LYS:HG3	1.61	0.63
40:KG:51:THR:HG21	40:KG:243:ARG:HG2	1.81	0.63
41:LL:334:GLN:NE2	41:LL:347:ASN:OD1	2.32	0.63
40:OE:226:ASN:ND2	40:OE:366:ASP:OD2	2.32	0.63
41:PB:325:GLU:HA	41:PB:328:GLU:HB3	1.80	0.63
40:PF:271:THR:O	40:PF:375:CYS:HA	1.98	0.63
41:QP:192:LEU:HB2	41:QP:196:THR:HB	1.80	0.63
40:RI:228:ASN:HD21	42:RP:501:GTP:HN1	1.44	0.63
40:SE:115:ILE:HG21	40:SE:152:LEU:HD22	1.79	0.63
40:TF:76:ASP:OD1	41:TM:46:ARG:NH2	2.32	0.63
41:TL:210:ILE:O	41:TL:214:THR:HB	1.98	0.63
41:TP:137:HIS:O	41:TP:168:SER:HA	1.98	0.63
40:UI:143:GLY:N	42:UI:501:GTP:O2A	2.28	0.63
41:UO:178:THR:HB	41:UO:181:GLU:HB2	1.80	0.63
40:WG:27:GLU:OE1	40:WG:243:ARG:NH2	2.31	0.63
40:WG:137:ILE:HD11	40:WG:168:GLU:HG2	1.80	0.63
41:WQ:178:THR:HB	41:WQ:181:GLU:HG3	1.80	0.63
7:1U:116:ALA:HB3	7:1U:129:LEU:HB3	1.81	0.63
17:3R:181:LEU:HD13	17:3R:328:LEU:HD21	1.80	0.63
18:3W:131:LEU:HB3	18:3W:201:ILE:HD11	1.80	0.63
23:4N:198:PHE:HB2	40:DF:221:ARG:HB2	1.79	0.63
23:4P:240:LEU:HD22	23:4P:266:HIS:CB	2.28	0.63
40:AE:76:ASP:OD2	41:AL:46:ARG:NH2	2.31	0.63
41:AO:173:PRO:HA	41:AO:380:ARG:HD3	1.80	0.63
41:AO:293:MET:HG2	41:AO:367:PHE:HB2	1.81	0.63
40:DI:70:LEU:HB2	40:DI:145:THR:HG23	1.80	0.63
40:EG:21:TRP:HH2	40:EG:52:PHE:HB3	1.63	0.63
40:FA:394:PHE:HZ	40:FA:417:PHE:HB3	1.62	0.63
41:GB:253:LEU:O	41:GB:257:MET:HB3	1.97	0.63
40:GI:104:ALA:HA	40:GI:108:TYR:HD2	1.62	0.63
41:HO:317:PHE:HB2	41:HO:353:VAL:HG12	1.80	0.63
40:JF:259:LEU:HD21	40:JF:316:CYS:HB2	1.81	0.63
41:KN:289:LEU:HD11	41:KN:363:MET:HB3	1.79	0.63
41:LN:239:CYS:HB3	41:LN:247:ASN:HB2	1.80	0.63

Continued on next page...

Continued from previous page...

Atom-1	Atom-2	Interatomic distance (Å)	Clash overlap (Å)
40:MG:204:VAL:HG22	40:MG:209:ILE:HD11	1.80	0.63
40:NE:79:ARG:HG2	40:NE:92:LEU:HD13	1.80	0.63
41:OB:350:LYS:HZ3	40:OG:181:VAL:H	1.46	0.63
40:OG:254:GLU:OE1	40:OG:258:ASN:ND2	2.31	0.63
41:ON:165:ASN:HA	41:ON:198:GLU:O	1.98	0.63
40:PA:252:LEU:O	40:PA:256:GLN:NE2	2.31	0.63
41:RB:30:ILE:HD11	41:RB:47:ILE:HD11	1.79	0.63
40:SF:16:ILE:HA	40:SF:228:ASN:HB3	1.80	0.63
40:SH:406:TRP:HH2	41:SO:258:VAL:HG13	1.63	0.63
40:SI:151:SER:HG	40:SI:190:THR:HG1	1.46	0.63
41:SL:66:VAL:HG12	41:SL:91:VAL:HB	1.80	0.63
40:TA:278:ALA:H	40:TA:368:ALA:HB2	1.63	0.63
40:VF:301:GLN:NE2	40:VF:303:VAL:O	2.29	0.63
41:VQ:238:THR:OG1	41:VQ:318:ARG:NH1	2.32	0.63
41:WP:330:MET:HE2	41:WP:349:VAL:HG11	1.79	0.63
8:1X:123:GLU:HA	8:1X:126:GLU:HB3	1.81	0.63
11:2I:218:ILE:HA	11:2I:223:LYS:HE2	1.78	0.63
17:3R:156:TRP:HA	17:3R:156:TRP:CE3	2.32	0.63
20:4A:149:ARG:HH22	20:4A:150:SER:HA	1.63	0.63
23:4N:240:LEU:HD22	23:4N:266:HIS:CB	2.28	0.63
23:4R:250:VAL:HG13	23:4R:253:TYR:HB2	1.79	0.63
36:5W:100:HIS:O	41:ON:279:GLN:NE2	2.32	0.63
40:CE:75:ILE:HG23	40:CE:92:LEU:HD12	1.81	0.63
40:CE:318:LEU:O	40:CE:374:VAL:HA	1.97	0.63
40:DH:214:ARG:HA	40:DH:219:ILE:O	1.99	0.63
40:EG:88:HIS:HB3	40:EG:91:GLN:HG2	1.78	0.63
40:FG:6:SER:O	40:FG:65:ALA:HA	1.99	0.63
40:FI:70:LEU:HD23	40:FI:114:LEU:HD12	1.81	0.63
41:FP:292:GLN:O	41:FP:298:ASN:ND2	2.30	0.63
40:GA:28:HIS:CE1	40:GA:243:ARG:HD3	2.33	0.63
40:GE:325:PRO:HB3	41:GM:222:TYR:HE1	1.64	0.63
40:HI:273:ALA:HB3	40:HI:374:VAL:H	1.63	0.63
40:JH:51:THR:HG21	40:JH:243:ARG:HG2	1.80	0.63
40:KH:3:GLU:HA	40:KH:51:THR:HA	1.79	0.63
40:LD:239:THR:O	40:LD:243:ARG:NH1	2.31	0.63
40:ND:435:GLY:O	40:ND:436:MET:C	2.36	0.63
41:OO:354:CYS:SG	41:OO:355:ASP:N	2.71	0.63
41:QB:395:LEU:O	41:QB:396:HIS:C	2.36	0.63
41:RL:100:ASN:HB3	41:RL:103:LYS:HB2	1.80	0.63
41:SO:242:PHE:HB3	41:SO:356:ILE:CG1	2.28	0.63
40:TE:285:GLN:O	40:TE:372:ARG:NH2	2.31	0.63

Continued on next page...

Continued from previous page...

Atom-1	Atom-2	Interatomic distance (Å)	Clash overlap (Å)
41:TO:139:LEU:HB2	41:TO:168:SER:HB3	1.80	0.63
40:VF:319:TYR:HB3	40:VF:323:VAL:HG11	1.80	0.63
40:VI:326:LYS:NZ	41:VQ:204:ASN:O	2.31	0.63
40:WF:352:LYS:HE3	41:WN:179:VAL:HG23	1.80	0.63
7:1S:466:CYS:SG	7:1S:468:ARG:NH1	2.72	0.63
7:1T:524:ARG:HH22	7:1T:546:GLY:H	1.47	0.63
8:1X:160:LEU:HG	8:1X:164:GLU:HB3	1.80	0.63
13:2X:87:PHE:HE2	13:2X:156:ILE:HG23	1.60	0.63
14:3B:8:ASN:HB3	41:ML:304:ASP:HB2	1.79	0.63
17:3R:231:GLU:HA	17:3R:234:LYS:HD2	1.80	0.63
19:3Y:167:TRP:CZ2	25:4T:399:GLU:HB3	2.33	0.63
22:4J:87:ASP:OD1	22:4J:98:ARG:NH2	2.32	0.63
36:5X:247:LEU:HD13	40:LF:262:TYR:HB3	1.80	0.63
40:CI:31:GLN:HG3	40:CI:37:PRO:HD3	1.81	0.63
41:CP:60:VAL:HG11	41:DP:281:TYR:CA	2.28	0.63
41:DB:132:GLY:HA2	41:DB:162:ARG:HG2	1.80	0.63
40:DE:188:ILE:HD13	40:DE:394:PHE:HB2	1.78	0.63
40:DI:76:ASP:HA	40:DI:79:ARG:HE	1.63	0.63
41:DN:308:GLY:HA3	41:DN:373:ALA:HB2	1.80	0.63
40:EI:103:TYR:HD2	40:EI:147:SER:HB2	1.64	0.63
41:FN:131:GLN:HA	41:FN:162:ARG:HH21	1.64	0.63
41:GN:237:THR:HB	41:GN:240:LEU:HD11	1.80	0.63
41:JB:62:ARG:NH2	41:JB:127:CYS:SG	2.71	0.63
40:JH:73:THR:HA	40:JH:76:ASP:HB2	1.80	0.63
41:JL:139:LEU:HG	41:JL:168:SER:HB3	1.80	0.63
40:LA:276:ILE:HG23	40:LA:280:LYS:HB2	1.81	0.63
41:LL:256:ASN:HD22	41:LL:350:LYS:HD2	1.63	0.63
41:MP:273:LEU:O	41:MP:292:GLN:NE2	2.31	0.63
40:NH:238:ILE:HG23	40:NH:239:THR:HG23	1.79	0.63
41:OM:137:HIS:O	41:OM:168:SER:HA	1.98	0.63
40:PH:97:GLU:OE1	40:PH:105:ARG:NH1	2.31	0.63
41:QO:63:ALA:O	41:QO:89:ASN:ND2	2.32	0.63
40:UI:83:TYR:HD2	40:UI:86:LEU:HD22	1.64	0.63
40:UI:238:ILE:HG22	40:UI:239:THR:HG23	1.81	0.63
40:WF:323:VAL:HG22	40:WF:372:ARG:HG3	1.80	0.63
13:2V:48:GLU:HG2	13:2V:161:ARG:HG2	1.80	0.63
18:3T:247:PHE:O	18:3W:374:GLN:NE2	2.32	0.63
20:4B:279:PRO:HA	20:4B:282:ARG:HD2	1.79	0.63
21:4E:424:ALA:HB2	21:4E:505:ILE:HD13	1.79	0.63
21:4E:480:GLU:O	21:4E:481:ASN:C	2.37	0.63
22:4K:560:ARG:HA	22:4K:563:LYS:HE2	1.80	0.63

Continued on next page...

Continued from previous page...

Atom-1	Atom-2	Interatomic distance (Å)	Clash overlap (Å)
23:4Q:173:SER:HB2	23:4Q:181:LYS:CA	2.29	0.63
27:4Z:4:ASN:O	40:JG:285:GLN:NE2	2.32	0.63
36:5Y:131:VAL:HG23	36:5Y:132:THR:HG23	1.80	0.63
39:6K:138:GLY:HA2	39:6K:141:SER:HB2	1.80	0.63
40:BA:16:ILE:HD11	40:BA:171:ILE:HD11	1.80	0.63
40:DF:319:TYR:HB3	40:DF:323:VAL:HG11	1.80	0.63
40:EI:139:HIS:CE1	40:EI:170:SER:HB3	2.33	0.63
41:FM:235:GLY:HA3	41:FM:366:THR:HG21	1.80	0.63
41:FN:170:VAL:HG11	41:FN:377:LEU:HD21	1.81	0.63
40:GF:70:LEU:HD23	40:GF:145:THR:HG23	1.81	0.63
40:GI:278:ALA:O	40:GI:280:LYS:N	2.32	0.63
40:HA:225:THR:HG22	40:HA:229:ARG:HH21	1.64	0.63
40:HE:106:GLY:HA3	40:HE:148:GLY:CA	2.17	0.63
41:HM:316:VAL:HG12	41:HM:352:ALA:HB3	1.81	0.63
41:HO:103:LYS:HA	41:HO:107:THR:HB	1.79	0.63
40:JG:91:GLN:HE22	40:JG:125:LEU:HD21	1.64	0.63
40:LD:260:VAL:HG13	41:LL:397:TRP:HH2	1.63	0.63
41:ML:317:PHE:HB2	41:ML:353:VAL:HG12	1.81	0.63
41:MM:236:VAL:HG22	41:MM:368:ILE:HD11	1.79	0.63
41:MM:248:ALA:HA	41:MM:252:LYS:HD3	1.80	0.63
40:ND:109:THR:O	40:ND:110:ILE:C	2.36	0.63
40:PH:73:THR:OG1	41:PO:46:ARG:NH1	2.32	0.63
41:PO:421:PRO:HA	41:PO:424:THR:HG22	1.80	0.63
41:QB:69:GLU:HB2	41:QB:96:GLY:HA2	1.79	0.63
41:QB:182:PRO:HB3	41:QB:384:GLN:HB3	1.81	0.63
41:QL:306:ARG:HA	41:QL:340:TYR:HE1	1.63	0.63
41:QP:87:PRO:HA	41:QP:90:PHE:HD1	1.63	0.63
41:SM:139:LEU:HD12	41:SM:170:VAL:HG12	1.79	0.63
41:UP:58:LYS:O	41:UP:59:TYR:C	2.35	0.63
40:VG:56:THR:HG22	40:WF:285:GLN:HG2	1.80	0.63
41:WN:245:GLN:O	41:WN:246:LEU:C	2.36	0.63
41:WO:268:PRO:HG2	41:WO:300:MET:HB2	1.79	0.63
9:2B:45:GLN:HB3	11:2K:247:HIS:CE1	2.34	0.63
11:2K:187:ARG:HE	11:2K:251:TYR:HE1	1.47	0.63
23:4N:189:GLY:HA2	41:CM:46:ARG:NH1	2.14	0.63
38:6D:243:LYS:HG2	40:VF:215:ARG:HG3	1.80	0.63
40:AG:73:THR:HA	40:AG:76:ASP:HB2	1.81	0.63
40:BI:222:PRO:HG2	41:BP:324:LYS:HE3	1.81	0.63
41:BP:319:GLY:HA2	41:BP:357:PRO:HB3	1.79	0.63
40:CI:120:ASP:OD2	40:CI:124:LYS:NZ	2.32	0.63
41:CM:86:ARG:NH1	41:DM:281:TYR:O	2.32	0.63

Continued on next page...

Continued from previous page...

Atom-1	Atom-2	Interatomic distance (Å)	Clash overlap (Å)
41:CN:60:VAL:HG11	41:DN:281:TYR:HB3	1.80	0.63
40:DA:9:VAL:HG13	40:DA:68:VAL:HG13	1.81	0.63
40:DE:139:HIS:HB3	40:DE:150:THR:HG21	1.81	0.63
40:DH:71:GLU:HB3	40:DH:98:ASP:HB2	1.80	0.63
41:DL:19:LYS:HA	41:DL:22:GLU:HB3	1.81	0.63
41:DN:237:THR:HA	41:DN:240:LEU:HD21	1.81	0.63
40:FA:188:ILE:HG23	40:FA:424:MET:HG3	1.80	0.63
40:GE:175:PRO:HG3	40:GE:304:LYS:HB2	1.80	0.63
40:JG:2:ARG:HH22	40:JG:47:ASP:HB2	1.64	0.63
41:JL:2:ARG:HD2	41:JL:240:LEU:HD22	1.81	0.63
41:JO:207:LEU:HB3	41:JO:225:LEU:HD22	1.80	0.63
40:LG:352:LYS:HD2	41:LO:178:THR:CA	2.28	0.63
41:NB:341:PHE:HB3	41:NB:348:ASN:HD21	1.64	0.63
40:NE:269:LEU:O	40:NE:377:LEU:HA	1.99	0.63
40:NG:119:LEU:HD11	40:NG:156:ARG:HG2	1.81	0.63
41:OB:317:PHE:HB2	41:OB:353:VAL:HG12	1.80	0.63
41:OO:236:VAL:HG23	41:OO:237:THR:HG23	1.81	0.63
41:PB:101:TRP:CZ3	41:PB:187:LEU:HB3	2.34	0.63
41:QM:49:VAL:O	41:QM:62:ARG:NH2	2.31	0.63
41:QN:316:VAL:HA	41:QN:352:ALA:HB3	1.80	0.63
40:RF:229:ARG:HH12	40:RF:365:GLY:HA3	1.63	0.63
41:RO:156:ARG:NH1	41:RO:195:ASN:O	2.32	0.63
41:TB:31:ASP:OD2	41:TB:37:HIS:ND1	2.31	0.63
41:TL:3:GLU:OE1	41:TL:62:ARG:NH1	2.32	0.63
40:UF:100:ALA:CA	41:UM:252:LYS:HB3	2.27	0.63
40:UG:273:ALA:HB2	40:UG:295:CYS:HB2	1.80	0.63
40:VI:90:GLU:O	40:VI:121:ARG:NH1	2.32	0.63
40:VJ:72:PRO:HD2	41:VQ:2:ARG:HH12	1.64	0.63
40:WA:219:ILE:HG13	40:WA:222:PRO:HD3	1.80	0.63
7:1S:568:LEU:HD23	7:1S:570:LYS:HG2	1.79	0.63
8:1W:367:ILE:O	40:VH:369:LYS:NZ	2.31	0.63
13:2W:34:ILE:HA	13:2W:48:GLU:O	1.99	0.63
16:3L:100:GLU:OE2	18:3U:157:GLN:NE2	2.27	0.63
22:4J:92:LYS:N	41:BN:280:GLN:H	1.96	0.63
23:4N:246:TYR:HA	40:DF:79:ARG:HE	1.63	0.63
27:4Z:43:ASN:O	27:4Z:45:ARG:N	2.31	0.63
30:5G:33:ASN:HD21	30:5G:37:SER:HB3	1.62	0.63
36:5W:245:PRO:HA	40:LG:429:LYS:HD2	1.81	0.63
36:5W:253:GLU:OE1	36:5W:257:GLN:NE2	2.32	0.63
40:AE:102:ASN:HB3	40:AE:105:ARG:HB2	1.81	0.63
40:BG:188:ILE:HD12	40:BG:424:MET:HG3	1.79	0.63

Continued on next page...

Continued from previous page...

Atom-1	Atom-2	Interatomic distance (Å)	Clash overlap (Å)
41:BP:236:VAL:HG23	41:BP:237:THR:HG23	1.81	0.63
41:CB:65:LEU:HD22	41:CB:90:PHE:HE2	1.63	0.63
40:CH:68:VAL:HA	40:CH:93:ILE:O	1.98	0.63
40:CH:105:ARG:HA	40:CH:109:THR:HG23	1.81	0.63
41:DN:123:GLU:O	41:DN:124:ALA:C	2.37	0.63
41:DO:30:ILE:HD11	41:DO:47:ILE:HD11	1.80	0.63
41:DO:163:ILE:HD11	41:DO:251:ARG:HD3	1.80	0.63
40:EG:239:THR:O	40:EG:243:ARG:NH1	2.31	0.63
40:FE:273:ALA:HB2	40:FE:374:VAL:H	1.62	0.63
41:IB:252:LYS:NZ	42:IG:501:GTP:O1G	2.32	0.63
40:KG:438:SER:HB2	41:KO:391:ARG:HD3	1.81	0.63
40:OH:222:PRO:HD2	41:OO:324:LYS:HZ2	1.64	0.63
40:QF:323:VAL:HA	40:QF:372:ARG:HH21	1.63	0.63
41:RP:178:THR:HG22	41:RP:180:VAL:H	1.63	0.63
40:SA:115:ILE:HG21	40:SA:152:LEU:HD22	1.80	0.63
41:TO:239:CYS:HB3	41:TO:247:ASN:HB2	1.80	0.63
40:UI:264:ARG:O	40:UI:266:HIS:N	2.32	0.63
40:WH:76:ASP:OD1	41:WO:46:ARG:NH2	2.26	0.63
41:WM:64:VAL:HG21	41:WM:120:VAL:HG22	1.81	0.63
41:WM:67:ASP:HA	41:WM:143:THR:HG21	1.80	0.63
41:WP:309:ARG:NH1	41:WP:339:SER:O	2.31	0.63
7:1T:116:ALA:HB3	7:1T:129:LEU:HB3	1.81	0.63
7:1T:498:MET:SD	40:VG:84:ARG:NH2	2.71	0.63
9:2B:397:GLU:O	9:2B:401:GLN:HB2	1.99	0.63
17:3R:183:ARG:HH22	17:3R:187:GLU:HB3	1.64	0.63
20:4A:149:ARG:NH1	20:4A:150:SER:CB	2.61	0.63
40:CA:384:ALA:HA	40:CA:387:TRP:CD1	2.34	0.63
40:CG:265:ILE:HD13	40:CG:434:VAL:HG21	1.81	0.63
40:CH:190:THR:HA	40:CH:193:THR:HG22	1.81	0.63
40:DA:224:TYR:HB3	42:DA:501:GTP:N1	2.14	0.63
41:DN:68:LEU:HB2	41:DN:143:THR:OG1	1.99	0.63
40:GE:7:VAL:HG13	40:GE:66:VAL:HG13	1.80	0.63
41:HN:267:MET:HB3	41:HN:301:ALA:HB3	1.80	0.63
40:IH:178:SER:OG	41:IO:347:ASN:ND2	2.30	0.63
40:II:259:LEU:O	40:II:379:ASN:ND2	2.32	0.63
41:JB:204:ASN:ND2	43:JB:501:GDP:O2'	2.32	0.63
41:KL:42:LEU:HD21	41:KL:243:PRO:HD2	1.81	0.63
41:KP:11:GLN:HA	41:KP:72:THR:HG21	1.81	0.63
40:LA:16:ILE:HA	40:LA:228:ASN:HB3	1.80	0.63
40:NG:142:GLY:O	40:NG:186:ASN:ND2	2.32	0.63
41:ON:330:MET:O	41:ON:334:GLN:NE2	2.32	0.63

Continued on next page...

Continued from previous page...

Atom-1	Atom-2	Interatomic distance (Å)	Clash overlap (Å)
41:OO:187:LEU:O	41:OO:191:GLN:NE2	2.30	0.63
41:PL:73:MET:HA	41:PL:76:VAL:HG12	1.79	0.63
40:QG:76:ASP:HA	40:QG:79:ARG:HE	1.63	0.63
40:SH:76:ASP:OD1	40:SH:79:ARG:NH1	2.32	0.63
41:SL:282:ARG:HH12	41:SL:288:GLU:HG3	1.64	0.63
40:TG:298:PRO:HB3	40:TG:307:PRO:HD2	1.81	0.63
40:UG:332:ILE:HG23	40:UG:351:PHE:HD2	1.63	0.63
40:VA:73:THR:OG1	41:VO:46:ARG:NH1	2.28	0.63
41:WO:170:VAL:HG21	41:WO:377:LEU:HD11	1.80	0.63
4:1J:160:ASP:OD2	41:HM:306:ARG:NH1	2.31	0.62
16:3J:366:LEU:HD22	16:3L:31:GLN:HG3	1.80	0.62
17:3P:94:TYR:HB3	17:3P:98:ASP:HB2	1.80	0.62
21:4F:472:VAL:HG21	21:4F:498:VAL:HA	1.80	0.62
22:4J:660:ARG:HH12	41:EM:38:GLY:H	1.45	0.62
23:4M:90:MET:HB2	23:4M:113:TRP:CZ3	2.34	0.62
23:4Q:201:SER:HA	40:DH:219:ILE:HA	1.81	0.62
35:5T:183:PRO:HB2	35:5T:186:PRO:HD2	1.80	0.62
40:BH:252:LEU:HA	40:BH:255:PHE:HD2	1.63	0.62
41:CB:316:VAL:HA	41:CB:352:ALA:HB3	1.80	0.62
40:CH:276:ILE:HD11	40:CH:286:LEU:HD21	1.80	0.62
41:CL:354:CYS:SG	41:CL:355:ASP:N	2.72	0.62
40:DF:181:VAL:H	41:DM:256:ASN:HD21	1.45	0.62
41:DP:242:PHE:HB3	41:DP:356:ILE:HB	1.81	0.62
40:EI:90:GLU:O	40:EI:91:GLN:C	2.37	0.62
40:GE:167:LEU:HD22	40:GE:200:CYS:HB2	1.81	0.62
40:KD:258:ASN:HD21	41:KL:180:VAL:HG22	1.63	0.62
40:KH:221:ARG:NH1	41:KO:325:GLU:OE1	2.32	0.62
40:KH:285:GLN:HE22	40:KH:287:SER:HB3	1.62	0.62
42:MB:502:GTP:N1	40:MG:224:TYR:HB3	2.14	0.62
40:OH:88:HIS:CB	40:OH:91:GLN:HB3	2.25	0.62
40:OH:213:CYS:HB3	40:OH:219:ILE:HG23	1.81	0.62
41:PB:324:LYS:HZ3	40:PG:222:PRO:HD2	1.64	0.62
40:PG:213:CYS:HA	40:PG:217:LEU:HD23	1.81	0.62
40:QE:345:ASP:OD1	41:QM:390:ARG:NH2	2.32	0.62
40:QF:73:THR:OG1	41:QM:46:ARG:NH1	2.30	0.62
40:RA:98:ASP:O	40:RA:105:ARG:NH2	2.32	0.62
40:RG:75:ILE:HD13	40:RG:94:THR:HB	1.81	0.62
40:SG:271:THR:HG22	40:SG:301:GLN:HA	1.81	0.62
40:SH:27:GLU:HA	40:SH:361:THR:HG21	1.81	0.62
41:SL:253:LEU:O	41:SL:257:MET:CB	2.47	0.62
41:TL:134:GLN:HG2	41:TL:165:ASN:HB2	1.81	0.62

Continued on next page...

Continued from previous page...

Atom-1	Atom-2	Interatomic distance (Å)	Clash overlap (Å)
40:UA:352:LYS:HD2	41:UB:179:VAL:HG23	1.81	0.62
8:1W:516:LYS:NZ	8:1Y:188:GLU:OE2	2.32	0.62
8:1X:76:THR:HB	8:1X:87:GLU:HG3	1.80	0.62
13:2X:30:ARG:HB3	13:2X:56:THR:HB	1.81	0.62
16:3J:332:ASP:HA	16:3L:215:LEU:HD21	1.82	0.62
16:3L:355:LYS:NZ	16:3M:41:GLU:OE2	2.32	0.62
17:3O:395:VAL:HG22	17:3R:281:ILE:HD12	1.81	0.62
22:4H:33:ARG:NH2	41:ML:115:SER:OG	2.32	0.62
23:4M:92:PRO:CB	40:AG:89:PRO:CB	2.78	0.62
31:5I:503:ASP:OD2	31:5I:505:ARG:NH1	2.33	0.62
36:5Y:123:ARG:NH1	40:KH:399:ALA:O	2.32	0.62
40:BA:26:LEU:HD21	40:BA:363:VAL:HG12	1.81	0.62
41:BL:131:GLN:HE22	41:BL:240:LEU:HD22	1.64	0.62
40:CE:326:LYS:HZ2	41:CM:208:TYR:HB2	1.63	0.62
40:GH:195:LEU:HD11	40:GH:264:ARG:HG2	1.80	0.62
41:GN:323:MET:HE1	41:GN:353:VAL:HG21	1.80	0.62
40:HG:3:GLU:HA	40:HG:51:THR:HA	1.81	0.62
41:HP:178:THR:HB	41:HP:181:GLU:HB2	1.78	0.62
40:IG:141:PHE:HB2	40:IG:173:PRO:HD3	1.81	0.62
40:JA:108:TYR:O	40:JA:112:LYS:NZ	2.31	0.62
41:JM:284:LEU:HG	41:JM:363:MET:HG3	1.80	0.62
41:LL:6:HIS:O	41:LL:63:ALA:HA	1.99	0.62
41:MB:252:LYS:HA	41:MB:255:VAL:HG12	1.81	0.62
40:MF:275:VAL:HA	40:MF:367:LEU:HD21	1.80	0.62
40:OH:236:SER:HA	40:OH:243:ARG:HH12	1.64	0.62
40:PF:213:CYS:HA	40:PF:217:LEU:HD13	1.79	0.62
41:QP:124:ALA:O	41:QP:125:GLU:C	2.37	0.62
40:RG:75:ILE:HD11	40:RG:92:LEU:HB3	1.81	0.62
40:RH:260:VAL:HB	41:RP:397:TRP:HZ2	1.64	0.62
41:SO:289:LEU:HD11	41:SO:363:MET:HB3	1.81	0.62
41:TN:174:LYS:HD2	41:TN:175:VAL:HG12	1.80	0.62
40:UG:205:ASP:OD1	40:UG:206:ASN:N	2.32	0.62
40:UI:183:GLU:HB3	40:UI:184:PRO:HD3	1.80	0.62
12:2Q:161:ASN:HB3	12:2Q:164:VAL:HG12	1.81	0.62
13:2V:115:LYS:HD2	40:AH:264:ARG:NE	2.08	0.62
13:2V:115:LYS:HB2	13:2V:116:PRO:HD2	1.81	0.62
18:3U:363:ARG:HD2	18:3U:367:GLU:HB3	1.79	0.62
19:3Y:179:ARG:HB3	19:3Y:183:LYS:NZ	2.15	0.62
40:BF:88:HIS:HE1	40:CF:280:LYS:HB3	1.64	0.62
40:BH:63:PRO:HD3	40:BH:86:LEU:HG	1.80	0.62
40:BI:20:CYS:HA	40:BI:232:SER:HB2	1.81	0.62

Continued on next page...

Continued from previous page...

Atom-1	Atom-2	Interatomic distance (Å)	Clash overlap (Å)
41:BO:12:CYS:HB3	41:BO:138:SER:HB3	1.82	0.62
41:BO:100:ASN:HB3	41:BO:103:LYS:HB2	1.82	0.62
41:DM:34:GLY:HA3	41:DM:58:LYS:HE3	1.82	0.62
40:EA:274:PRO:HA	40:EA:276:ILE:HD12	1.80	0.62
40:EI:7:VAL:HG13	40:EI:122:ILE:HD11	1.81	0.62
41:FN:62:ARG:NH2	41:FN:127:CYS:SG	2.72	0.62
40:HE:195:LEU:HD11	40:HE:264:ARG:HG3	1.81	0.62
40:HF:27:GLU:OE1	40:HF:243:ARG:NH2	2.32	0.62
41:KL:375:GLN:HG2	41:KL:422:VAL:HG23	1.81	0.62
41:KO:51:TYR:HB3	41:KO:59:TYR:HB3	1.81	0.62
41:LM:30:ILE:HD11	41:LM:47:ILE:HD11	1.80	0.62
40:MA:20:CYS:HA	40:MA:232:SER:HB2	1.81	0.62
40:MF:317:LEU:HG	40:MF:376:MET:HG3	1.81	0.62
41:ON:178:THR:HG22	41:ON:180:VAL:H	1.64	0.62
40:QE:225:THR:HG22	40:QE:229:ARG:HD2	1.79	0.62
40:SG:76:ASP:HA	40:SG:79:ARG:HG2	1.81	0.62
41:TM:252:LYS:HA	41:TM:255:VAL:HG12	1.81	0.62
41:TO:7:LEU:HD12	41:TO:151:LEU:HD21	1.81	0.62
40:UF:238:ILE:HG23	40:UF:239:THR:HG23	1.80	0.62
40:VA:329:ASN:HB2	41:VB:175:VAL:HG11	1.80	0.62
41:WB:4:ILE:HB	41:WB:50:TYR:HE1	1.65	0.62
41:WN:295:ASP:HB2	41:WN:297:LYS:HE2	1.80	0.62
7:1T:373:PRO:HB3	10:2E:137:LYS:HG3	1.80	0.62
7:1U:243:GLY:HA2	7:1U:281:TYR:CD1	2.34	0.62
8:1W:277:ARG:HH22	41:UP:57:GLY:HA3	1.63	0.62
16:3L:8:PRO:HG2	18:3T:327:ARG:HD2	1.81	0.62
22:4J:642:CYS:HB3	22:4J:690:TYR:HB3	1.81	0.62
39:6L:131:GLU:HB3	39:6L:136:TYR:HB2	1.82	0.62
41:AN:49:VAL:HG11	41:AN:241:ARG:HG2	1.81	0.62
40:DA:333:ALA:HB2	41:DB:175:VAL:HG11	1.81	0.62
40:DH:346:TRP:HZ2	40:DH:434:VAL:HG13	1.65	0.62
41:DP:240:LEU:HD22	41:DP:249:ASP:HB2	1.82	0.62
41:GB:6:HIS:O	41:GB:63:ALA:HA	2.00	0.62
40:GE:325:PRO:HB3	41:GM:222:TYR:CE1	2.34	0.62
40:GG:273:ALA:HB1	40:GG:274:PRO:HD2	1.82	0.62
41:HM:237:THR:HG22	41:HM:250:LEU:HD21	1.80	0.62
41:HN:271:ALA:HB1	41:HN:289:LEU:HG	1.79	0.62
41:IP:2:ARG:HD2	41:IP:240:LEU:HB2	1.81	0.62
41:JL:105:HIS:HA	41:JL:150:LEU:HD21	1.81	0.62
41:JL:292:GLN:O	41:JL:298:ASN:ND2	2.32	0.62
41:JO:131:GLN:HE22	41:JO:249:ASP:HB3	1.63	0.62

Continued on next page...

Continued from previous page...

Atom-1	Atom-2	Interatomic distance (Å)	Clash overlap (Å)
41:KN:207:LEU:HB3	41:KN:225:LEU:HD22	1.81	0.62
41:KP:165:ASN:ND2	41:KP:198:GLU:OE2	2.31	0.62
40:MG:352:LYS:HZ2	41:MO:179:VAL:HG23	1.62	0.62
41:NB:314:ALA:HB3	41:NB:368:ILE:HB	1.81	0.62
40:NE:228:ASN:HD21	42:NE:501:GTP:HN1	1.47	0.62
40:NF:356:ASN:OD1	40:NF:358:GLN:NE2	2.32	0.62
41:OB:222:TYR:O	41:OB:226:ASN:ND2	2.33	0.62
41:QB:261:PRO:HD3	40:QG:405:HIS:CD2	2.34	0.62
41:RL:2:ARG:HH12	41:RL:240:LEU:HB2	1.65	0.62
41:RM:43:GLN:O	41:RM:47:ILE:HB	2.00	0.62
41:SB:395:LEU:O	41:SB:397:TRP:N	2.32	0.62
40:SE:210:TYR:HE2	41:SL:324:LYS:HA	1.64	0.62
41:TL:244:GLY:HA3	41:TL:354:CYS:HA	1.81	0.62
40:WI:194:THR:HG22	40:WI:198:SER:HB2	1.81	0.62
4:H:76:ILE:O	40:HA:342:GLN:NE2	2.33	0.62
7:1T:276:CYS:HB2	7:1T:281:TYR:HA	1.82	0.62
8:1X:100:LEU:HD13	11:2I:250:ILE:HA	1.82	0.62
13:2T:2:PHE:O	13:2T:7:GLN:NE2	2.32	0.62
13:2X:45:LEU:HD12	41:WM:125:GLU:HB2	1.81	0.62
15:3F:320:ARG:NH2	15:3F:331:ASP:OD2	2.33	0.62
18:3U:94:ARG:NH1	18:3U:98:ASP:OD1	2.32	0.62
40:BG:258:ASN:HD22	41:BO:179:VAL:HB	1.64	0.62
40:CA:209:ILE:HB	40:CA:227:LEU:HD13	1.81	0.62
40:CF:294:ALA:O	40:CF:300:ASN:ND2	2.32	0.62
41:CN:86:ARG:HH22	41:DN:282:ARG:HB2	1.65	0.62
40:DA:154:MET:HB3	40:DA:197:HIS:HB3	1.81	0.62
41:DB:391:ARG:O	41:DB:392:LYS:C	2.37	0.62
40:DH:102:ASN:O	40:DH:103:TYR:C	2.38	0.62
41:DM:259:PRO:HG3	41:DM:311:LEU:HD21	1.82	0.62
41:EB:28:HIS:O	41:EB:43:GLN:NE2	2.33	0.62
41:EB:156:ARG:NH1	41:EB:195:ASN:O	2.32	0.62
40:FI:171:ILE:HD12	40:FI:206:ASN:HD21	1.63	0.62
40:HA:204:VAL:HG23	40:HA:302:MET:HB3	1.82	0.62
40:IA:254:GLU:OE2	41:IB:99:ASN:ND2	2.32	0.62
41:IQ:47:ILE:HG12	41:IQ:51:TYR:HB2	1.81	0.62
41:JM:7:LEU:HD12	41:JM:135:LEU:HB2	1.82	0.62
40:LA:73:THR:HA	40:LA:76:ASP:HB2	1.80	0.62
41:MM:178:THR:HB	41:MM:181:GLU:HG3	1.80	0.62
40:NG:90:GLU:HB3	40:NG:121:ARG:HH12	1.64	0.62
40:NH:73:THR:HA	40:NH:76:ASP:HB2	1.81	0.62
41:NL:272:PRO:HG3	41:NL:364:SER:HA	1.81	0.62

Continued on next page...

Continued from previous page...

Atom-1	Atom-2	Interatomic distance (Å)	Clash overlap (Å)
41:NM:27:GLU:OE2	41:NM:318:ARG:NH2	2.33	0.62
41:OP:133:PHE:HB2	41:OP:164:MET:HB2	1.81	0.62
40:RH:11:GLN:O	40:RH:15:GLN:NE2	2.33	0.62
40:RI:91:GLN:OE1	40:RI:121:ARG:NH2	2.33	0.62
40:SF:238:ILE:HD13	40:SF:377:LEU:HD11	1.81	0.62
40:SG:285:GLN:O	40:SG:372:ARG:NH2	2.31	0.62
40:TH:276:ILE:HD11	40:TH:280:LYS:HG3	1.81	0.62
40:UI:174:ALA:HB1	40:UI:207:GLU:HG3	1.80	0.62
41:UO:232:THR:HG22	41:UO:270:PHE:HB2	1.81	0.62
41:UO:248:ALA:HA	41:UO:252:LYS:HD2	1.81	0.62
41:WB:60:VAL:HG11	41:WB:86:ARG:HG3	1.81	0.62
40:WH:326:LYS:HE2	41:WP:220:PRO:HD2	1.82	0.62
5:1M:241:LEU:HB3	40:GH:159:VAL:HG21	1.81	0.62
13:2V:77:VAL:HG22	13:2V:133:GLN:HG3	1.81	0.62
21:4D:534:HIS:O	21:4D:535:ILE:C	2.37	0.62
40:AF:352:LYS:HD2	41:AN:179:VAL:HG23	1.81	0.62
41:CB:77:ARG:NH1	41:CB:82:GLY:O	2.32	0.62
41:CP:310:TYR:CD1	41:CP:371:SER:HB2	2.34	0.62
40:DA:88:HIS:HD2	40:EA:283:HIS:HB2	1.64	0.62
41:DM:68:LEU:HB2	41:DM:143:THR:HG23	1.82	0.62
41:EN:313:VAL:HB	41:EN:349:VAL:HG22	1.80	0.62
40:FF:88:HIS:HB3	40:FF:91:GLN:HB2	1.80	0.62
41:FO:248:ALA:HA	41:FO:252:LYS:HD3	1.80	0.62
41:GN:202:ILE:HG23	41:GN:268:PRO:HG3	1.81	0.62
40:HF:98:ASP:O	40:HF:105:ARG:NH1	2.33	0.62
40:HH:6:SER:O	40:HH:65:ALA:HA	1.99	0.62
40:IF:64:ARG:NH1	40:IF:129:CYS:SG	2.72	0.62
40:II:142:GLY:HA2	40:II:183:GLU:HG3	1.81	0.62
41:IM:392:LYS:HD3	41:IM:395:LEU:HD23	1.82	0.62
40:JE:88:HIS:HB3	40:JE:91:GLN:HB2	1.80	0.62
40:LH:3:GLU:HA	40:LH:51:THR:HA	1.82	0.62
41:LL:68:LEU:HD12	41:LL:97:ALA:HB2	1.82	0.62
41:LO:334:GLN:NE2	41:LO:348:ASN:OD1	2.32	0.62
40:MH:177:VAL:CG2	41:MO:327:ASP:HB3	2.30	0.62
41:MN:237:THR:HG22	41:MN:250:LEU:HD21	1.82	0.62
41:MO:5:VAL:HG23	41:MO:130:LEU:HD11	1.80	0.62
40:OE:376:MET:SD	40:OE:378:SER:OG	2.52	0.62
40:OF:133:GLN:NE2	40:OF:251:ASP:OD2	2.32	0.62
40:QE:140:SER:HA	40:QE:171:ILE:HB	1.80	0.62
40:RI:73:THR:HG22	41:RP:46:ARG:HE	1.63	0.62
41:RO:8:GLN:NE2	41:RO:14:ASN:OD1	2.32	0.62

Continued on next page...

Continued from previous page...

Atom-1	Atom-2	Interatomic distance (Å)	Clash overlap (Å)
40:SF:177:VAL:HG21	41:SM:327:ASP:HB2	1.81	0.62
41:SP:248:ALA:HA	41:SP:252:LYS:HD3	1.81	0.62
41:TB:16:ILE:HD13	41:TB:226:ASN:HD21	1.64	0.62
40:UF:21:TRP:HA	40:UF:24:TYR:HB2	1.82	0.62
40:VF:120:ASP:OD1	40:VF:124:LYS:NZ	2.31	0.62
41:VN:289:LEU:HD11	41:VN:363:MET:HB3	1.81	0.62
41:VO:55:THR:HG23	41:WN:283:ALA:HA	1.81	0.62
22:4I:456:TYR:HD1	22:4I:458:LEU:H	1.47	0.62
23:4N:250:VAL:HG13	23:4N:253:TYR:CB	2.29	0.62
24:4O:257:PHE:HD1	40:EE:221:ARG:HG2	1.64	0.62
23:4P:250:VAL:HG13	23:4P:253:TYR:CB	2.29	0.62
31:5I:721:LYS:HB2	31:5I:728:LYS:HB3	1.79	0.62
40:BA:188:ILE:HD12	40:BA:424:MET:HG3	1.81	0.62
40:BG:224:TYR:O	40:BG:228:ASN:ND2	2.25	0.62
40:BI:274:PRO:HD2	40:BI:291:ILE:HB	1.80	0.62
41:BN:398:TYR:HB3	41:BN:403:MET:HG3	1.80	0.62
41:BO:268:PRO:HG2	41:BO:300:MET:HB2	1.82	0.62
41:DB:245:GLN:O	41:DB:246:LEU:C	2.38	0.62
41:DB:337:ASN:O	41:DB:338:SER:C	2.38	0.62
41:DM:42:LEU:HD22	41:DM:356:ILE:HD11	1.80	0.62
41:DO:317:PHE:HB2	41:DO:353:VAL:HG12	1.81	0.62
41:EN:222:TYR:O	41:EN:226:ASN:HB2	2.00	0.62
41:EP:420:ASN:O	41:EP:423:VAL:N	2.32	0.62
40:FA:182:VAL:HG22	41:FN:256:ASN:HD21	1.64	0.62
41:FP:209:ASP:OD1	41:FP:213:ARG:NH1	2.33	0.62
40:GA:104:ALA:O	40:GA:108:TYR:HB2	2.00	0.62
40:GE:23:LEU:HD21	40:GE:236:SER:HB2	1.80	0.62
40:GE:393:LYS:HA	40:GE:396:LEU:HD12	1.81	0.62
40:IA:97:GLU:OE1	40:IA:105:ARG:NH2	2.33	0.62
40:IF:195:LEU:HD12	40:IF:266:HIS:HE1	1.65	0.62
41:IQ:132:GLY:HA2	41:IQ:163:ILE:O	2.00	0.62
40:ME:174:ALA:HB3	40:ME:178:SER:H	1.65	0.62
41:OL:16:ILE:HA	41:OL:226:ASN:HB3	1.81	0.62
41:QB:121:ARG:O	41:QB:122:LYS:C	2.38	0.62
41:QB:417:ASP:O	41:QB:421:PRO:HD2	1.98	0.62
41:RO:257:MET:O	41:RO:370:ASN:ND2	2.32	0.62
40:TG:219:ILE:HD12	40:TG:222:PRO:HB3	1.82	0.62
41:UP:258:VAL:HG22	41:UP:266:PHE:CZ	2.33	0.62
40:VF:79:ARG:HH21	40:VF:92:LEU:HB3	1.65	0.62
41:WP:204:ASN:ND2	43:WP:501:GDP:O2'	2.33	0.62
16:3J:317:ARG:NH1	16:3L:57:GLU:OE1	2.33	0.62

Continued on next page...

Continued from previous page...

Atom-1	Atom-2	Interatomic distance (Å)	Clash overlap (Å)
21:4E:260:ARG:HD2	21:4E:285:ARG:HH12	1.65	0.62
23:4M:171:PRO:HD3	41:CB:44:LEU:HD23	1.82	0.62
36:5Z:216:GLU:OE1	36:5Z:221:GLN:NE2	2.32	0.62
41:AB:316:VAL:HG12	41:AB:352:ALA:HB3	1.82	0.62
41:AP:421:PRO:HA	41:AP:424:THR:HG22	1.80	0.62
41:BM:358:PRO:HG3	41:BM:364:SER:HB3	1.82	0.62
41:BP:243:PRO:HD2	41:BP:356:ILE:HG13	1.80	0.62
40:CA:174:ALA:HB1	40:CA:175:PRO:HD2	1.81	0.62
41:CM:310:TYR:HA	41:CM:371:SER:HA	1.80	0.62
41:CP:357:PRO:HB2	41:CP:358:PRO:HD2	1.80	0.62
40:DA:37:PRO:O	40:DA:38:SER:C	2.38	0.62
40:GE:238:ILE:HG13	40:GE:239:THR:HG23	1.81	0.62
41:GN:198:GLU:HG2	41:GN:266:PHE:HE2	1.64	0.62
40:JA:11:GLN:NE2	40:JA:71:GLU:OE2	2.33	0.62
40:JA:76:ASP:OD1	41:JN:46:ARG:NH2	2.32	0.62
41:JN:193:VAL:HG11	41:JN:262:ARG:HH21	1.64	0.62
40:KF:264:ARG:NH2	40:KF:423:ASP:OD1	2.33	0.62
40:LF:37:PRO:O	40:LF:38:SER:C	2.38	0.62
41:LM:33:THR:O	41:LM:58:LYS:NZ	2.32	0.62
41:MB:101:TRP:HB2	41:MB:184:ASN:HD22	1.65	0.62
40:ND:273:ALA:O	40:ND:274:PRO:C	2.38	0.62
41:OL:149:THR:HA	41:OL:152:ILE:HG22	1.81	0.62
40:PA:240:ALA:O	40:PA:356:ASN:ND2	2.32	0.62
40:RI:70:LEU:HD12	40:RI:145:THR:HG22	1.81	0.62
41:RP:191:GLN:O	41:RP:195:ASN:ND2	2.33	0.62
40:SF:11:GLN:NE2	41:SM:247:ASN:OD1	2.32	0.62
41:SO:102:ALA:HB1	41:SO:401:GLU:HG2	1.81	0.62
41:SO:211:CYS:HA	41:SO:215:LEU:HB2	1.81	0.62
40:TH:175:PRO:O	40:TH:389:ARG:NH2	2.31	0.62
40:UE:318:LEU:HB2	40:UE:375:CYS:HB3	1.80	0.62
40:UI:28:HIS:O	40:UI:30:ILE:N	2.32	0.62
41:UM:424:THR:OG1	41:UM:425:ARG:NH1	2.33	0.62
40:VJ:20:CYS:HA	40:VJ:232:SER:HB2	1.82	0.62
7:1S:602:ILE:HG23	7:1S:614:TRP:HB2	1.81	0.62
8:1X:100:LEU:CD1	11:2I:251:TYR:H	2.13	0.62
10:2E:97:GLN:O	10:2E:101:GLN:HB2	1.99	0.62
12:2O:254:CYS:SG	12:2O:255:LEU:N	2.71	0.62
21:4D:473:VAL:HA	21:4D:483:ILE:O	2.00	0.62
24:4O:235:THR:HG22	24:4O:268:ALA:HB2	1.81	0.62
23:4P:257:PHE:HB3	41:EN:322:SER:HB3	1.82	0.62
35:5T:162:MET:HE3	41:KL:320:ARG:HA	1.82	0.62

Continued on next page...

Continued from previous page...

Atom-1	Atom-2	Interatomic distance (Å)	Clash overlap (Å)
41:AP:374:ILE:HG22	41:AP:422:VAL:HG21	1.82	0.62
40:CH:317:LEU:HD23	40:CH:376:MET:HE3	1.82	0.62
40:CH:405:HIS:O	40:CH:407:TYR:N	2.33	0.62
41:CM:303:CYS:O	41:CM:304:ASP:C	2.37	0.62
40:DA:295:CYS:HB3	40:DA:376:MET:HG2	1.81	0.62
40:DE:380:THR:HG23	40:DE:383:ILE:HB	1.81	0.62
41:DP:245:GLN:O	41:DP:246:LEU:C	2.38	0.62
40:FH:324:VAL:HG12	40:FH:326:LYS:H	1.64	0.62
41:GN:1:MET:HG2	41:GN:48:ASN:HB2	1.82	0.62
41:GN:58:LYS:O	41:GN:59:TYR:C	2.38	0.62
41:GN:298:ASN:O	41:GN:299:MET:C	2.38	0.62
41:GN:304:ASP:HB3	41:GN:307:HIS:CE1	2.34	0.62
41:GP:73:MET:HG3	41:GP:92:PHE:HB3	1.82	0.62
41:KL:417:ASP:O	41:KL:421:PRO:HD2	2.00	0.62
41:KP:156:ARG:HH21	41:KP:164:MET:HG2	1.65	0.62
41:MB:247:ASN:O	41:MB:252:LYS:NZ	2.32	0.62
40:NH:205:ASP:HB3	40:NH:303:VAL:HA	1.82	0.62
40:PF:271:THR:HB	40:PF:376:MET:HB2	1.82	0.62
41:QB:192:LEU:HD22	41:QB:196:THR:HB	1.80	0.62
41:QO:404:ASP:HB3	41:QO:407:GLU:HG3	1.82	0.62
41:RL:267:MET:HG3	41:RL:367:PHE:HE1	1.64	0.62
40:SE:76:ASP:HA	40:SE:79:ARG:HG2	1.81	0.62
41:SL:165:ASN:ND2	41:SL:198:GLU:OE1	2.33	0.62
41:SL:282:ARG:HD2	41:SL:283:ALA:H	1.65	0.62
41:TB:131:GLN:HE22	41:TB:240:LEU:HD22	1.64	0.62
41:UN:3:GLU:OE2	41:UN:62:ARG:NH2	2.31	0.62
41:UO:252:LYS:O	41:UO:256:ASN:ND2	2.33	0.62
41:VN:20:PHE:HA	41:VN:230:SER:HB2	1.81	0.62
41:VO:341:PHE:HB3	41:VO:348:ASN:HD21	1.65	0.62
41:VP:248:ALA:HA	41:VP:252:LYS:HD2	1.81	0.62
10:2G:101:GLN:NE2	10:2G:102:ASP:OD1	2.32	0.62
22:4I:434:LEU:O	22:4I:455:SER:HA	2.00	0.62
23:4M:89:SER:O	40:AG:84:ARG:HD2	1.99	0.62
41:AN:52:ASN:OD1	41:AN:62:ARG:NH1	2.31	0.62
40:BF:14:VAL:O	40:BF:18:ASN:ND2	2.32	0.62
40:CH:317:LEU:HB2	40:CH:319:TYR:CE2	2.35	0.62
41:CP:135:LEU:HD23	41:CP:166:THR:HG22	1.82	0.62
41:DB:262:ARG:HE	41:DB:418:LEU:HD13	1.63	0.62
40:EA:380:THR:HG22	40:EA:382:ALA:H	1.65	0.62
41:EB:11:GLN:HA	41:EB:72:THR:HG21	1.82	0.62
41:EL:132:GLY:HA3	41:EL:163:ILE:O	2.00	0.62

Continued on next page...

Continued from previous page...

Atom-1	Atom-2	Interatomic distance (Å)	Clash overlap (Å)
41:FB:137:HIS:O	41:FB:168:SER:HA	2.00	0.62
40:FE:73:THR:HA	40:FE:76:ASP:HB2	1.81	0.62
41:IO:341:PHE:HB3	41:IO:348:ASN:HD21	1.63	0.62
40:KF:168:GLU:HB3	40:KF:201:ALA:HA	1.82	0.62
40:OD:121:ARG:HD2	40:OD:124:LYS:HZ3	1.65	0.62
40:OH:101:ASN:HA	40:OH:144:GLY:H	1.64	0.62
41:PO:156:ARG:NH1	41:PO:195:ASN:O	2.33	0.62
40:QF:320:ARG:HG2	40:QF:356:ASN:HD21	1.65	0.62
41:WO:42:LEU:HD12	41:WO:45:GLU:HG3	1.82	0.62
11:2K:231:GLU:HA	11:2K:234:MET:HE2	1.81	0.61
12:2M:157:LEU:HD23	12:2M:196:ILE:HB	1.81	0.61
12:2N:254:CYS:SG	12:2N:255:LEU:N	2.73	0.61
13:2U:156:ILE:HD11	13:2U:165:VAL:HG21	1.82	0.61
23:4M:108:ASN:ND2	23:4M:111:GLN:HB2	2.15	0.61
23:4M:249:TYR:CZ	23:4M:251:PRO:HA	2.35	0.61
23:4R:218:SER:O	23:4R:219:GLN:C	2.38	0.61
36:5X:118:TYR:CE2	41:KL:421:PRO:HD3	2.34	0.61
40:BA:222:PRO:O	41:BN:324:LYS:NZ	2.33	0.61
40:BG:215:ARG:NH2	40:BG:299:ALA:O	2.33	0.61
41:CO:245:GLN:O	41:CO:246:LEU:C	2.39	0.61
41:CO:354:CYS:SG	41:CO:355:ASP:N	2.73	0.61
40:DE:261:PRO:HB3	40:DE:346:TRP:HH2	1.65	0.61
40:DH:69:ASP:HB3	40:DH:75:ILE:HG13	1.82	0.61
41:DN:266:PHE:HB3	41:DN:369:GLY:C	2.20	0.61
41:DO:190:HIS:HD2	41:DO:411:ALA:HA	1.65	0.61
41:EL:320:ARG:NH2	41:EL:355:ASP:OD1	2.33	0.61
40:FA:394:PHE:CZ	40:FA:417:PHE:HB3	2.35	0.61
40:GI:188:ILE:HG13	40:GI:394:PHE:HB2	1.82	0.61
40:IA:71:GLU:HB3	40:IA:98:ASP:HA	1.82	0.61
41:JL:67:ASP:OD1	41:JL:69:GLU:N	2.30	0.61
40:LG:273:ALA:CB	40:LG:274:PRO:HD2	2.27	0.61
40:LG:352:LYS:HE3	41:LO:179:VAL:HA	1.81	0.61
40:MH:273:ALA:CB	40:MH:374:VAL:HG12	2.22	0.61
41:MO:107:THR:OG1	41:MO:108:GLU:N	2.33	0.61
41:MP:398:TYR:HB3	41:MP:403:MET:HG3	1.82	0.61
40:OA:166:LYS:HD2	40:OA:198:SER:HA	1.82	0.61
40:OF:318:LEU:O	40:OF:374:VAL:HA	2.00	0.61
41:OP:103:LYS:HA	41:OP:107:THR:HB	1.82	0.61
41:PB:238:THR:HG21	41:PB:318:ARG:HD2	1.82	0.61
41:PL:178:THR:HG22	41:PL:180:VAL:H	1.64	0.61
40:QA:273:ALA:HB1	40:QA:291:ILE:HB	1.82	0.61

Continued on next page...

Continued from previous page...

Atom-1	Atom-2	Interatomic distance (Å)	Clash overlap (Å)
40:RH:288:VAL:HA	40:RH:291:ILE:HG12	1.82	0.61
41:RP:7:LEU:O	41:RP:135:LEU:HA	2.00	0.61
40:SA:206:ASN:OD1	42:SN:501:GTP:O2'	2.17	0.61
41:SB:191:GLN:NE2	41:SB:195:ASN:OD1	2.32	0.61
40:SF:298:PRO:HA	40:SF:301:GLN:HE22	1.65	0.61
40:SF:406:TRP:CZ3	41:SM:255:VAL:HA	2.35	0.61
41:SL:170:VAL:HG11	41:SL:377:LEU:HD21	1.80	0.61
41:SN:137:HIS:O	41:SN:168:SER:HA	1.99	0.61
41:SP:2:ARG:HB3	41:SP:131:GLN:HB2	1.82	0.61
41:TB:292:GLN:O	41:TB:298:ASN:ND2	2.33	0.61
41:UP:290:THR:HG21	41:UP:329:GLN:HB3	1.82	0.61
41:VN:11:GLN:NE2	41:VN:15:GLN:OE1	2.33	0.61
41:WM:8:GLN:HG3	41:WM:65:LEU:HA	1.82	0.61
41:WQ:222:TYR:O	41:WQ:226:ASN:ND2	2.33	0.61
7:1T:602:ILE:HG23	7:1T:614:TRP:HB2	1.83	0.61
8:1X:320:ASN:OD1	8:1X:323:GLN:NE2	2.33	0.61
12:2N:116:LEU:HD13	12:2N:168:THR:HG22	1.81	0.61
19:3Y:216:ALA:HB2	40:KF:58:ALA:HB2	1.81	0.61
21:4F:27:ARG:HH21	40:LD:245:ASP:HA	1.65	0.61
36:5X:53:ASP:O	36:5X:57:GLN:NE2	2.31	0.61
38:6C:140:ASN:OD1	41:VP:306:ARG:NH2	2.33	0.61
40:BI:262:TYR:HB2	40:BI:265:ILE:HG13	1.82	0.61
41:CN:87:PRO:HD3	41:DN:281:TYR:HD2	1.64	0.61
41:CP:313:VAL:HB	41:CP:367:PHE:HE1	1.65	0.61
41:DB:135:LEU:HD13	41:DB:152:ILE:HG12	1.82	0.61
41:DN:202:ILE:HG21	41:DN:229:VAL:HB	1.81	0.61
40:EE:346:TRP:CH2	41:EM:393:ALA:HB3	2.35	0.61
41:EM:107:THR:OG1	41:EM:108:GLU:N	2.33	0.61
40:FA:273:ALA:CB	40:FA:274:PRO:HD2	2.24	0.61
41:FB:52:ASN:OD1	41:FB:62:ARG:NH2	2.34	0.61
40:GH:402:ALA:O	40:GH:403:PHE:C	2.38	0.61
41:HQ:222:TYR:O	41:HQ:226:ASN:ND2	2.32	0.61
41:IO:163:ILE:HD11	41:IO:251:ARG:HD3	1.83	0.61
40:JE:228:ASN:HD21	42:JE:501:GTP:HN1	1.48	0.61
41:KL:258:VAL:HG22	41:KL:266:PHE:CZ	2.34	0.61
40:MF:271:THR:HA	40:MF:302:MET:HG3	1.82	0.61
40:ND:59:GLY:HA2	40:ND:61:HIS:CE1	2.34	0.61
40:NH:123:ARG:HH22	40:OH:338:LYS:NZ	1.98	0.61
40:OG:240:ALA:HB1	40:OG:356:ASN:HD22	1.65	0.61
40:OH:259:LEU:HD21	40:OH:316:CYS:HB2	1.81	0.61
41:ON:5:VAL:HG12	41:ON:62:ARG:HD2	1.82	0.61

Continued on next page...

Continued from previous page...

Atom-1	Atom-2	Interatomic distance (Å)	Clash overlap (Å)
40:PG:69:ASP:HA	40:PG:145:THR:HG21	1.83	0.61
40:PH:64:ARG:NH2	40:PH:129:CYS:SG	2.73	0.61
40:QH:362:VAL:HG21	40:QH:369:LYS:HA	1.81	0.61
41:QM:7:LEU:HD13	41:QM:64:VAL:HB	1.82	0.61
40:RG:15:GLN:O	40:RG:228:ASN:ND2	2.33	0.61
40:RI:88:HIS:HB3	40:RI:91:GLN:HG2	1.80	0.61
40:SF:98:ASP:O	40:SF:105:ARG:NH1	2.33	0.61
41:SP:134:GLN:HA	41:SP:165:ASN:O	2.00	0.61
40:TG:205:ASP:HB3	40:TG:303:VAL:HA	1.82	0.61
40:TH:177:VAL:HG21	41:TO:327:ASP:HB2	1.81	0.61
41:UP:98:GLY:O	41:UP:99:ASN:C	2.38	0.61
40:VI:205:ASP:HB2	40:VI:303:VAL:HG12	1.81	0.61
41:VP:236:VAL:HG22	41:VP:368:ILE:HD11	1.82	0.61
41:VQ:318:ARG:HE	41:VQ:358:PRO:HD3	1.62	0.61
40:WA:96:LYS:NZ	41:WN:1:MET:HG2	2.09	0.61
21:4D:427:GLU:HB2	21:4D:502:ARG:HD2	1.82	0.61
22:4I:232:PHE:HB2	22:4I:251:LEU:HB3	1.80	0.61
22:4J:90:PRO:HG2	41:BN:284:LEU:H	1.65	0.61
26:4W:353:ASN:ND2	26:4W:355:VAL:O	2.34	0.61
38:6C:45:GLN:NE2	41:VO:295:ASP:OD2	2.33	0.61
39:6F:129:CYS:SG	39:6F:133:ARG:NH2	2.73	0.61
41:AM:198:GLU:HG2	41:AM:266:PHE:HE2	1.65	0.61
40:BA:257:THR:HA	41:BB:397:TRP:CE2	2.35	0.61
40:BG:7:VAL:O	40:BG:137:ILE:HA	2.01	0.61
40:BH:177:VAL:HG21	41:BO:327:ASP:HB3	1.82	0.61
40:CI:26:LEU:HD21	40:CI:363:VAL:HG12	1.83	0.61
41:CL:173:PRO:O	41:CL:174:LYS:C	2.38	0.61
41:CO:178:THR:HG22	41:CO:181:GLU:H	1.64	0.61
40:GA:17:GLY:HA2	40:GA:20:CYS:HB2	1.81	0.61
40:GE:263:PRO:HB3	41:GM:396:HIS:CD2	2.36	0.61
40:IH:228:ASN:HD21	42:IH:501:GTP:HN1	1.47	0.61
40:II:221:ARG:NE	41:IP:325:GLU:OE2	2.33	0.61
41:IP:253:LEU:O	41:IP:257:MET:CB	2.49	0.61
41:JN:51:TYR:HB3	41:JN:59:TYR:HB3	1.82	0.61
40:LD:188:ILE:HD12	40:LD:424:MET:HG3	1.82	0.61
40:MA:101:ASN:HD22	41:MN:256:ASN:HD21	1.46	0.61
41:MB:33:THR:O	41:MB:58:LYS:NZ	2.32	0.61
40:MD:50:ASN:O	40:MD:64:ARG:NH1	2.33	0.61
40:MD:123:ARG:NH2	40:MD:160:ASP:OD2	2.33	0.61
41:OO:421:PRO:HA	41:OO:424:THR:HG22	1.83	0.61
40:QG:246:GLY:HA3	40:QG:356:ASN:HA	1.81	0.61

Continued on next page...

Continued from previous page...

Atom-1	Atom-2	Interatomic distance (Å)	Clash overlap (Å)
40:RH:174:ALA:HB3	40:RH:178:SER:H	1.65	0.61
41:RO:7:LEU:O	41:RO:135:LEU:HA	2.01	0.61
40:SG:269:LEU:HD21	40:SG:301:GLN:HB3	1.82	0.61
41:SL:257:MET:HG3	41:SL:266:PHE:HE2	1.65	0.61
41:SM:272:PRO:HG3	41:SM:364:SER:HA	1.82	0.61
40:TI:406:TRP:HE1	41:TP:258:VAL:HB	1.65	0.61
41:TL:278:SER:O	41:TL:282:ARG:NH1	2.33	0.61
41:TM:286:VAL:HG11	41:TM:326:VAL:HG22	1.81	0.61
41:VP:27:GLU:OE2	41:VP:318:ARG:NH2	2.32	0.61
41:WN:193:VAL:HG23	41:WN:265:PHE:HE1	1.64	0.61
12:2P:197:LEU:HD13	12:2P:225:ILE:HG12	1.82	0.61
13:2W:42:ILE:HD13	13:2W:183:LEU:HD11	1.82	0.61
13:2X:62:PRO:HG3	13:2X:69:LEU:HD23	1.82	0.61
15:3E:162:ARG:NH1	21:4D:197:GLN:O	2.34	0.61
17:3O:93:ARG:HB2	17:3P:212:HIS:HB2	1.81	0.61
21:4F:407:LYS:NZ	21:4F:410:ILE:HD12	2.16	0.61
27:4Y:11:ARG:NH1	41:IM:45:GLU:OE1	2.34	0.61
41:AB:11:GLN:HA	41:AB:72:THR:HG21	1.81	0.61
41:CN:244:GLY:HA3	41:CN:354:CYS:HA	1.80	0.61
40:DA:90:GLU:O	40:DA:92:LEU:N	2.33	0.61
40:DH:217:LEU:HB2	40:DH:219:ILE:HG12	1.83	0.61
41:EP:49:VAL:HG11	41:EP:241:ARG:HG2	1.82	0.61
40:FH:88:HIS:HB3	40:FH:91:GLN:HG2	1.80	0.61
41:FP:248:ALA:HA	41:FP:252:LYS:HD3	1.82	0.61
40:GE:237:SER:HA	40:GE:320:ARG:HD3	1.83	0.61
40:HH:139:HIS:NE2	40:HH:168:GLU:OE2	2.32	0.61
40:IA:239:THR:O	40:IA:243:ARG:NH1	2.33	0.61
40:IF:254:GLU:HG3	41:IN:98:GLY:HA2	1.81	0.61
41:KB:262:ARG:HD2	41:KB:421:PRO:HG2	1.83	0.61
41:KP:60:VAL:HG21	41:KP:86:ARG:HG2	1.82	0.61
40:LE:178:SER:HB3	41:LL:347:ASN:HD22	1.66	0.61
41:LN:207:LEU:HB3	41:LN:225:LEU:HD22	1.82	0.61
41:LP:8:GLN:OE1	41:LP:17:GLY:HA3	2.00	0.61
40:NA:98:ASP:O	40:NA:105:ARG:NH2	2.33	0.61
41:NL:387:ALA:HA	41:NL:390:ARG:HH21	1.64	0.61
41:NM:248:ALA:HA	41:NM:252:LYS:HG3	1.81	0.61
41:NM:421:PRO:HA	41:NM:424:THR:HG22	1.83	0.61
41:OL:44:LEU:HA	41:OL:47:ILE:HG23	1.82	0.61
41:PN:263:LEU:HD21	41:PN:422:VAL:HG22	1.83	0.61
40:QE:60:LYS:NZ	40:RE:283:HIS:HA	2.16	0.61
40:RG:26:LEU:HD21	40:RG:363:VAL:HG13	1.83	0.61

Continued on next page...

Continued from previous page...

Atom-1	Atom-2	Interatomic distance (Å)	Clash overlap (Å)
40:SA:73:THR:HA	40:SA:76:ASP:HB2	1.83	0.61
40:SH:276:ILE:HG23	40:SH:280:LYS:HG3	1.82	0.61
40:SH:317:LEU:HD22	40:SH:319:TYR:HE1	1.64	0.61
41:SP:86:ARG:HG3	41:SP:89:ASN:H	1.66	0.61
40:UF:293:ASN:HA	40:UF:335:ILE:HD11	1.82	0.61
40:WA:258:ASN:HD22	41:WB:179:VAL:HG22	1.66	0.61
40:WI:15:GLN:NE2	42:WI:501:GTP:O6	2.32	0.61
8:1X:254:ARG:HD2	8:1X:258:HIS:HE1	1.65	0.61
10:2G:58:ARG:HH21	41:MP:397:TRP:HE1	1.48	0.61
12:2Q:41:GLY:HA3	41:AO:306:ARG:HD2	1.81	0.61
23:4Q:237:PRO:O	23:4Q:238:HIS:C	2.38	0.61
36:5X:69:PRO:HA	40:OD:219:ILE:HD13	1.82	0.61
40:BE:177:VAL:HG23	41:BL:327:ASP:HB3	1.80	0.61
40:BH:11:GLN:HA	40:BH:74:VAL:HG11	1.81	0.61
40:CG:258:ASN:HD21	41:CO:179:VAL:H	1.49	0.61
40:DA:214:ARG:HD3	41:DN:324:LYS:HE2	1.83	0.61
40:DA:279:GLU:O	40:DA:280:LYS:C	2.38	0.61
41:EB:6:HIS:O	41:EB:63:ALA:HA	2.00	0.61
41:EM:169:VAL:HG22	41:EM:202:ILE:HD11	1.82	0.61
41:GO:10:GLY:O	41:GO:14:ASN:HB2	2.00	0.61
41:IM:257:MET:O	41:IM:370:ASN:ND2	2.33	0.61
41:IN:207:LEU:HG	41:IN:225:LEU:HG	1.82	0.61
40:KH:255:PHE:O	40:KH:259:LEU:HB2	2.01	0.61
41:KO:262:ARG:NH1	41:KO:417:ASP:OD2	2.32	0.61
41:LL:421:PRO:HA	41:LL:424:THR:HG22	1.81	0.61
41:MN:248:ALA:HA	41:MN:252:LYS:HD3	1.82	0.61
41:NB:324:LYS:HE3	40:NG:210:TYR:HA	1.83	0.61
40:NF:224:TYR:HA	40:NF:227:LEU:HB2	1.82	0.61
41:NN:421:PRO:HA	41:NN:424:THR:HG22	1.83	0.61
41:OB:354:CYS:SG	41:OB:355:ASP:N	2.73	0.61
40:OH:220:GLU:C	41:OO:324:LYS:NZ	2.53	0.61
40:PA:259:LEU:O	40:PA:379:ASN:ND2	2.33	0.61
41:PB:62:ARG:NH1	41:PB:127:CYS:SG	2.74	0.61
40:PD:50:ASN:O	40:PD:64:ARG:NH1	2.32	0.61
40:PH:332:ILE:HG23	40:PH:351:PHE:HD2	1.65	0.61
41:PO:178:THR:HB	41:PO:181:GLU:HB2	1.81	0.61
41:QM:209:ASP:OD1	41:QM:213:ARG:NH2	2.34	0.61
41:QO:209:ASP:OD1	41:QO:213:ARG:NH2	2.33	0.61
40:SF:50:ASN:O	40:SF:64:ARG:NH1	2.34	0.61
40:SH:97:GLU:OE2	40:SH:105:ARG:NH2	2.34	0.61
40:SH:228:ASN:HD21	42:SH:501:GTP:HN1	1.47	0.61

Continued on next page...

Continued from previous page...

Atom-1	Atom-2	Interatomic distance (Å)	Clash overlap (Å)
41:TB:245:GLN:HG2	42:TG:501:GTP:N7	2.15	0.61
40:VI:76:ASP:HA	40:VI:79:ARG:HG2	1.81	0.61
41:VN:252:LYS:HA	41:VN:255:VAL:HG12	1.82	0.61
40:WI:273:ALA:HB3	40:WI:374:VAL:H	1.65	0.61
41:WP:341:PHE:HB3	41:WP:348:ASN:HD21	1.66	0.61
8:1X:260:VAL:HA	40:UF:282:TYR:OH	2.00	0.61
15:3E:254:GLN:HB2	15:3E:400:ARG:HH12	1.65	0.61
18:3T:81:SER:OG	18:3W:335:ASN:ND2	2.30	0.61
34:5Q:269:GLU:OE2	41:GM:276:ARG:NH1	2.33	0.61
40:AH:397:MET:HG3	41:AO:346:PRO:HD2	1.82	0.61
41:BL:163:ILE:HG21	41:BL:250:LEU:HB3	1.82	0.61
41:BP:16:ILE:HD13	41:BP:229:VAL:HG11	1.82	0.61
41:BP:285:THR:H	41:BP:288:GLU:HG2	1.64	0.61
40:CA:222:PRO:HD2	41:CN:324:LYS:HG3	1.81	0.61
40:CH:181:VAL:HG13	41:CO:256:ASN:OD1	2.00	0.61
40:FE:188:ILE:HD12	40:FE:424:MET:HG3	1.81	0.61
41:GM:131:GLN:HE22	41:GM:249:ASP:HB3	1.66	0.61
40:HH:51:THR:HG21	40:HH:243:ARG:HG2	1.82	0.61
40:IH:88:HIS:HB3	40:IH:91:GLN:HB2	1.82	0.61
41:IO:193:VAL:HG11	41:IO:418:LEU:HD11	1.83	0.61
40:JD:16:ILE:HD13	40:JD:228:ASN:HB3	1.83	0.61
41:JO:2:ARG:HH21	41:JO:240:LEU:HA	1.65	0.61
41:KM:101:TRP:NE1	41:KM:188:SER:OG	2.33	0.61
41:NP:186:THR:HG23	41:NP:415:MET:HG3	1.83	0.61
40:OE:2:ARG:CB	40:OE:133:GLN:HE22	2.12	0.61
41:OM:44:LEU:HA	41:OM:47:ILE:HG23	1.81	0.61
41:ON:2:ARG:HH21	41:ON:240:LEU:HA	1.66	0.61
40:PD:112:LYS:HA	40:PD:115:ILE:HB	1.81	0.61
41:PP:325:GLU:HA	41:PP:328:GLU:HG3	1.82	0.61
40:RG:2:ARG:NH1	40:RG:242:LEU:O	2.33	0.61
41:RO:66:VAL:HG12	41:RO:91:VAL:HB	1.81	0.61
41:SO:55:THR:N	41:TO:283:ALA:HA	2.08	0.61
40:UA:319:TYR:HB3	40:UA:323:VAL:HG21	1.81	0.61
40:VA:35:GLN:HG2	40:VA:60:LYS:H	1.65	0.61
10:2F:97:GLN:O	10:2F:101:GLN:HB2	2.01	0.61
23:4N:37:TYR:CE2	23:4N:41:THR:CG2	2.81	0.61
23:4Q:240:LEU:HA	23:4Q:266:HIS:HA	1.81	0.61
28:5B:186:ARG:HD2	28:5B:196:LYS:HB3	1.81	0.61
38:6C:140:ASN:ND2	41:UO:118:ASP:OD1	2.34	0.61
41:AB:178:THR:HB	41:AB:181:GLU:HG3	1.83	0.61
40:BE:181:VAL:HG13	41:BL:348:ASN:HA	1.81	0.61

Continued on next page...

Continued from previous page...

Atom-1	Atom-2	Interatomic distance (Å)	Clash overlap (Å)
41:CP:21:TRP:CE3	41:CP:24:ILE:HD11	2.36	0.61
40:DH:219:ILE:C	40:DH:221:ARG:N	2.49	0.61
41:DO:271:ALA:O	41:DO:292:GLN:NE2	2.33	0.61
40:EE:222:PRO:HD2	41:EL:324:LYS:HG3	1.82	0.61
40:EI:81:GLY:H	40:EI:84:ARG:HB3	1.66	0.61
41:EM:258:VAL:HG22	41:EM:266:PHE:HZ	1.65	0.61
40:FH:6:SER:O	40:FH:65:ALA:HA	2.01	0.61
41:FM:51:TYR:HA	41:FM:60:VAL:O	2.01	0.61
40:HG:173:PRO:HG2	40:HG:390:LEU:HD21	1.83	0.61
40:IA:223:THR:HG22	41:IN:322:SER:HA	1.82	0.61
40:JF:181:VAL:HG23	41:JM:346:PRO:O	2.01	0.61
41:KN:311:LEU:HD21	41:KN:425:ARG:HB3	1.82	0.61
40:LF:353:VAL:HG23	41:LN:177:ASP:HA	1.83	0.61
41:LM:289:LEU:HD11	41:LM:363:MET:HG2	1.83	0.61
41:LO:284:LEU:HD22	41:LO:362:LYS:HE3	1.82	0.61
41:NP:222:TYR:O	41:NP:226:ASN:ND2	2.33	0.61
40:OH:352:LYS:HD2	41:OP:178:THR:HA	1.83	0.61
40:OH:363:VAL:HG12	40:OH:364:PRO:HD2	1.83	0.61
41:PP:14:ASN:HB2	41:PP:65:LEU:HD23	1.81	0.61
41:QB:331:LEU:HB3	40:QG:177:VAL:HG23	1.82	0.61
40:RI:141:PHE:HB2	40:RI:173:PRO:HD3	1.82	0.61
41:RM:139:LEU:HG	41:RM:168:SER:HB2	1.83	0.61
40:UF:257:THR:HB	41:UN:397:TRP:CD1	2.35	0.61
41:UN:275:SER:HB2	41:UN:278:SER:HB3	1.83	0.61
40:VG:236:SER:OG	40:VG:243:ARG:NH2	2.34	0.61
40:VI:68:VAL:HG22	40:VI:93:ILE:HB	1.81	0.61
40:WA:8:HIS:HE1	40:WA:21:TRP:HE1	1.48	0.61
40:WH:319:TYR:HE2	40:WH:328:VAL:HG13	1.65	0.61
41:WQ:392:LYS:NZ	41:WQ:405:GLU:OE1	2.33	0.61
21:4E:429:PRO:HD2	21:4E:430:ILE:HD13	1.83	0.61
22:4J:537:SER:HA	22:4J:540:PHE:HB2	1.83	0.61
36:5X:118:TYR:HA	36:5X:121:MET:HB2	1.83	0.61
41:AO:358:PRO:HG3	41:AO:364:SER:CB	2.31	0.61
40:BA:318:LEU:O	40:BA:374:VAL:HA	2.01	0.61
40:DH:90:GLU:O	40:DH:92:LEU:N	2.33	0.61
40:DI:238:ILE:HG22	40:DI:239:THR:HG23	1.82	0.61
41:DP:104:GLY:O	41:DP:109:GLY:HA3	2.01	0.61
41:EM:112:LEU:O	41:EM:113:VAL:C	2.39	0.61
41:EM:173:PRO:O	41:EM:174:LYS:C	2.38	0.61
40:FA:109:THR:O	40:FA:110:ILE:C	2.39	0.61
41:FO:337:ASN:HB3	41:FO:340:TYR:HB2	1.81	0.61

Continued on next page...

Continued from previous page...

Atom-1	Atom-2	Interatomic distance (Å)	Clash overlap (Å)
40:IG:188:ILE:HD11	40:IG:424:MET:HG3	1.82	0.61
40:KE:100:ALA:O	41:KL:255:VAL:HG11	2.01	0.61
40:KG:90:GLU:HG3	40:KG:121:ARG:HH12	1.66	0.61
41:NN:30:ILE:HG13	41:NN:51:TYR:HE2	1.65	0.61
41:OB:253:LEU:O	41:OB:257:MET:HB3	2.01	0.61
40:OE:174:ALA:HB3	40:OE:178:SER:H	1.66	0.61
41:QN:49:VAL:O	41:QN:62:ARG:NH2	2.34	0.61
41:QP:5:VAL:HG13	41:QP:62:ARG:HD3	1.81	0.61
41:RB:21:TRP:HA	41:RB:24:ILE:HG22	1.82	0.61
41:SB:415:MET:O	41:SB:418:LEU:HB2	2.01	0.61
40:SE:278:ALA:H	40:SE:368:ALA:HB2	1.66	0.61
41:SL:248:ALA:HA	41:SL:252:LYS:HD3	1.82	0.61
40:UF:269:LEU:HD22	40:UF:303:VAL:HG21	1.82	0.61
40:WF:121:ARG:HH12	40:WF:124:LYS:HD2	1.65	0.61
7:1S:502:ASN:HD21	41:VB:40:SER:HA	1.66	0.61
20:4A:81:GLU:HA	20:4A:84:GLN:HG3	1.81	0.61
22:4J:551:LYS:HZ3	22:4J:594:LEU:HB3	1.66	0.61
40:AH:101:ASN:ND2	41:AO:252:LYS:HD2	2.16	0.61
41:BN:248:ALA:HA	41:BN:252:LYS:HD2	1.82	0.61
40:CE:10:GLY:HA2	40:CE:145:THR:HG23	1.82	0.61
41:CL:58:LYS:O	41:CL:59:TYR:C	2.38	0.61
41:CP:171:PRO:HG3	41:CP:185:ALA:HB2	1.81	0.61
40:DA:62:VAL:HG11	40:EA:283:HIS:HB3	1.83	0.61
40:DG:274:PRO:HG3	40:DG:286:LEU:HD22	1.83	0.61
40:DG:314:ALA:HB3	40:DG:379:ASN:HB3	1.83	0.61
40:DI:212:ILE:HG23	40:DI:216:ASN:HD21	1.64	0.61
41:EM:72:THR:O	41:EM:76:VAL:HG23	2.00	0.61
40:FA:275:VAL:HA	40:FA:367:LEU:HD21	1.81	0.61
40:FH:195:LEU:HD21	40:FH:264:ARG:HH11	1.65	0.61
41:FN:316:VAL:HG12	41:FN:352:ALA:HB3	1.81	0.61
40:GG:73:THR:HA	40:GG:76:ASP:HB2	1.83	0.61
41:GM:275:SER:HG	41:GM:278:SER:HG	1.49	0.61
41:GN:303:CYS:O	41:GN:304:ASP:C	2.39	0.61
40:HI:72:PRO:HB2	41:HP:46:ARG:HH12	1.66	0.61
40:IH:395:ASP:OD1	40:IH:421:ARG:NH1	2.33	0.61
41:IM:341:PHE:HB3	41:IM:348:ASN:HD21	1.66	0.61
41:IP:107:THR:O	41:IP:110:ALA:N	2.34	0.61
40:JA:91:GLN:HE22	40:JA:125:LEU:HD11	1.66	0.61
40:JE:137:ILE:HD11	40:JE:168:GLU:HG2	1.81	0.61
40:KA:139:HIS:NE2	40:KA:168:GLU:OE2	2.32	0.61
40:KE:217:LEU:HD21	40:KE:367:LEU:HD23	1.82	0.61

Continued on next page...

Continued from previous page...

Atom-1	Atom-2	Interatomic distance (Å)	Clash overlap (Å)
40:LE:98:ASP:O	40:LE:105:ARG:NH2	2.34	0.61
40:MF:172:TYR:HE2	40:MF:386:ALA:HB1	1.65	0.61
40:NA:30:ILE:HG22	40:NA:36:MET:HB2	1.83	0.61
41:NP:101:TRP:CZ3	41:NP:187:LEU:HB3	2.36	0.61
41:OL:139:LEU:HD12	41:OL:170:VAL:HG23	1.83	0.61
41:OM:164:MET:SD	41:OM:196:THR:OG1	2.53	0.61
41:RL:10:GLY:O	41:RL:14:ASN:HB2	2.01	0.61
40:SE:2:ARG:NH2	41:SM:69:GLU:OE1	2.34	0.61
41:SO:318:ARG:HA	41:SO:354:CYS:HB3	1.83	0.61
40:TH:174:ALA:HB3	40:TH:178:SER:H	1.66	0.61
41:TM:292:GLN:O	41:TM:298:ASN:ND2	2.33	0.61
40:UH:319:TYR:HB3	40:UH:323:VAL:HG21	1.83	0.61
41:VN:271:ALA:HB1	41:VN:292:GLN:HB3	1.83	0.61
41:WO:26:ASP:O	41:WO:359:ARG:NH1	2.33	0.61
7:1U:554:THR:HG23	7:1U:557:GLY:H	1.66	0.61
8:1Z:407:ASN:OD1	8:1Z:410:LYS:NZ	2.31	0.61
9:2B:174:GLN:NE2	40:TH:365:GLY:O	2.34	0.61
18:3U:321:HIS:O	18:3V:71:ARG:NH2	2.34	0.61
19:3Y:190:LEU:HD22	41:KN:56:GLY:HA3	1.82	0.61
23:4M:19:ILE:CD1	40:BG:79:ARG:HB3	2.30	0.61
41:DL:86:ARG:HG2	41:DL:88:ASP:H	1.66	0.61
41:DP:420:ASN:HB2	41:DP:421:PRO:HD3	1.83	0.61
40:HA:235:VAL:HA	40:HA:238:ILE:HG22	1.83	0.61
40:HE:184:PRO:HB2	40:HE:397:MET:HE1	1.83	0.61
40:HI:100:ALA:HA	41:HP:252:LYS:HE2	1.83	0.61
41:IB:61:PRO:HD3	41:IB:84:ILE:HG13	1.82	0.61
40:IG:213:CYS:HA	40:IG:217:LEU:HB2	1.83	0.61
40:JA:438:SER:HB3	41:JB:391:ARG:HD2	1.83	0.61
41:JM:178:THR:HB	41:JM:181:GLU:HG3	1.81	0.61
41:KB:213:ARG:HH12	41:KB:297:LYS:HE3	1.66	0.61
41:LN:292:GLN:O	41:LN:298:ASN:ND2	2.33	0.61
41:LO:1:MET:SD	41:LO:48:ASN:ND2	2.74	0.61
40:MG:273:ALA:HB1	40:MG:274:PRO:CD	2.28	0.61
41:MO:70:PRO:HD3	41:MO:92:PHE:HB2	1.81	0.61
40:NE:7:VAL:HB	40:NE:137:ILE:HG22	1.83	0.61
41:NL:320:ARG:NH2	41:NL:355:ASP:OD1	2.34	0.61
41:PL:274:THR:OG1	41:PL:282:ARG:NH1	2.34	0.61
41:PO:341:PHE:HB3	41:PO:348:ASN:HD21	1.65	0.61
41:QB:102:ALA:HB3	41:QB:103:LYS:HE3	1.83	0.61
40:QG:20:CYS:HA	40:QG:232:SER:HB2	1.83	0.61
41:QP:405:GLU:HA	41:QP:408:PHE:CD2	2.36	0.61

Continued on next page...

Continued from previous page...

Atom-1	Atom-2	Interatomic distance (Å)	Clash overlap (Å)
41:SN:159:TYR:HB3	41:SN:162:ARG:HD3	1.83	0.61
41:SO:139:LEU:HB3	41:SO:171:PRO:HD3	1.83	0.61
41:TB:46:ARG:NH2	40:TG:76:ASP:OD2	2.34	0.61
40:TF:278:ALA:H	40:TF:368:ALA:HB2	1.65	0.61
41:TM:113:VAL:HG11	41:TM:150:LEU:HD11	1.82	0.61
41:TO:27:GLU:OE1	41:TO:318:ARG:NH2	2.34	0.61
40:VF:71:GLU:HB3	40:VF:98:ASP:HA	1.81	0.61
40:VH:139:HIS:NE2	40:VH:168:GLU:OE2	2.31	0.61
40:WI:73:THR:HA	40:WI:76:ASP:HB2	1.83	0.61
41:WM:137:HIS:CE1	41:WM:192:LEU:HD11	2.36	0.61
13:2T:88:THR:HG23	13:2T:157:HIS:HB2	1.83	0.60
16:3J:110:LEU:HB2	16:3J:144:ILE:HG21	1.83	0.60
16:3K:216:GLN:NE2	16:3K:220:ASP:OD2	2.33	0.60
22:4J:231:ARG:HA	22:4J:251:LEU:O	2.01	0.60
34:5Q:265:GLN:OE1	41:GM:276:ARG:NH2	2.34	0.60
41:BB:252:LYS:HG3	40:BG:100:ALA:HA	1.83	0.60
40:BH:181:VAL:HG13	41:BO:256:ASN:HB2	1.82	0.60
41:BN:178:THR:HB	41:BN:181:GLU:HG3	1.83	0.60
41:CB:292:GLN:O	41:CB:298:ASN:ND2	2.34	0.60
40:CF:250:VAL:HG23	40:CF:254:GLU:HG2	1.83	0.60
40:CF:385:GLU:OE1	40:CF:389:ARG:NH1	2.34	0.60
40:CI:96:LYS:HZ3	41:CP:1:MET:HB2	1.66	0.60
41:CM:271:ALA:HB3	41:CM:272:PRO:HD3	1.81	0.60
40:DA:65:ALA:H	40:DA:91:GLN:HE21	1.49	0.60
40:DH:89:PRO:HG2	40:EH:280:LYS:HB3	1.82	0.60
41:DN:245:GLN:O	41:DN:247:ASN:N	2.34	0.60
41:EO:91:VAL:HG11	41:EO:116:VAL:HG22	1.83	0.60
40:FA:205:ASP:HB2	40:FA:303:VAL:HG13	1.81	0.60
40:GH:31:GLN:O	40:GH:33:ASP:N	2.34	0.60
40:GI:265:ILE:HG23	40:GI:431:TYR:CE2	2.36	0.60
41:HB:134:GLN:HA	41:HB:165:ASN:O	2.01	0.60
40:KF:50:ASN:O	40:KF:64:ARG:NH1	2.34	0.60
40:KH:42:ILE:HG12	40:KH:46:ASP:HB3	1.82	0.60
41:LB:27:GLU:OE1	41:LB:241:ARG:NH2	2.34	0.60
40:LG:285:GLN:O	40:LG:286:LEU:C	2.39	0.60
41:LP:134:GLN:NE2	41:LP:233:MET:SD	2.74	0.60
40:MH:11:GLN:HA	40:MH:74:VAL:HG11	1.82	0.60
40:ND:101:ASN:HA	40:ND:144:GLY:N	2.15	0.60
40:NH:191:THR:O	40:NH:195:LEU:HB2	2.00	0.60
41:NM:139:LEU:HD12	41:NM:170:VAL:HG12	1.83	0.60
40:OE:16:ILE:HA	40:OE:228:ASN:HB3	1.82	0.60

Continued on next page...

Continued from previous page...

Atom-1	Atom-2	Interatomic distance (Å)	Clash overlap (Å)
40:OE:73:THR:HA	40:OE:76:ASP:HB2	1.83	0.60
40:OH:15:GLN:HE21	41:OO:245:GLN:HG3	1.65	0.60
40:OH:107:HIS:HA	40:OH:152:LEU:HD22	1.81	0.60
41:OL:275:SER:O	41:OL:279:GLN:HB2	2.01	0.60
40:PD:294:ALA:O	40:PD:300:ASN:ND2	2.34	0.60
41:QP:173:PRO:O	41:QP:174:LYS:C	2.39	0.60
40:SH:213:CYS:HB3	40:SH:222:PRO:HG2	1.82	0.60
40:TE:339:ARG:O	40:TE:342:GLN:NE2	2.32	0.60
40:VA:76:ASP:HA	40:VA:79:ARG:HG2	1.82	0.60
40:WF:76:ASP:HA	40:WF:79:ARG:HG2	1.83	0.60
41:WN:268:PRO:HG2	41:WN:300:MET:HB2	1.83	0.60
8:1X:263:MET:HG3	40:UF:282:TYR:CE2	2.36	0.60
11:2K:244:LEU:HD13	11:2K:250:ILE:HD12	1.83	0.60
23:4N:254:LYS:CD	41:DM:53:GLU:HB2	2.31	0.60
23:4R:58:ARG:CZ	41:BP:42:LEU:HD23	2.31	0.60
23:4R:187:PHE:HB3	23:4R:202:PHE:HZ	1.66	0.60
39:6K:25:PHE:N	41:OL:41:ASP:OD2	2.34	0.60
41:AO:372:THR:HA	41:AO:422:VAL:HG22	1.83	0.60
41:BB:98:GLY:O	41:BB:99:ASN:C	2.40	0.60
40:BH:138:PHE:HE2	40:BH:235:VAL:HG21	1.66	0.60
40:CA:104:ALA:HB1	40:CA:410:GLU:HB3	1.83	0.60
41:DB:36:TYR:CZ	41:DB:38:GLY:HA3	2.36	0.60
40:DH:28:HIS:CE1	40:DH:243:ARG:HD2	2.37	0.60
42:DI:501:GTP:H5''	41:DP:246:LEU:HD21	1.84	0.60
41:DL:81:PHE:HB3	41:DL:84:ILE:HD12	1.83	0.60
40:EA:318:LEU:O	40:EA:374:VAL:HA	2.01	0.60
40:EF:75:ILE:HD11	40:EF:92:LEU:HD22	1.81	0.60
40:EH:271:THR:HA	40:EH:302:MET:HG3	1.81	0.60
40:GE:104:ALA:HA	40:GE:108:TYR:CD2	2.37	0.60
40:GE:440:GLU:HB2	41:GM:390:ARG:HH12	1.67	0.60
40:GI:174:ALA:HB1	40:GI:177:VAL:HG23	1.83	0.60
41:GP:257:MET:HA	41:GP:312:THR:HG21	1.82	0.60
40:HE:261:PRO:HA	41:HM:394:PHE:CE2	2.36	0.60
40:II:180:ALA:HB3	40:II:183:GLU:HB2	1.83	0.60
40:KH:235:VAL:HA	40:KH:238:ILE:HG22	1.83	0.60
40:MH:210:TYR:CD1	40:MH:222:PRO:HB2	2.37	0.60
41:MM:341:PHE:HB3	41:MM:348:ASN:HD21	1.65	0.60
41:NM:30:ILE:HD11	41:NM:47:ILE:HD11	1.81	0.60
41:NO:163:ILE:HG21	41:NO:250:LEU:HB3	1.81	0.60
40:OD:329:ASN:OD1	41:OL:174:LYS:NZ	2.32	0.60
41:PB:292:GLN:O	41:PB:298:ASN:ND2	2.34	0.60

Continued on next page...

Continued from previous page...

Atom-1	Atom-2	Interatomic distance (Å)	Clash overlap (Å)
41:PN:341:PHE:HB3	41:PN:348:ASN:HD21	1.65	0.60
41:QB:293:MET:HG2	41:QB:367:PHE:HB2	1.83	0.60
40:QH:207:GLU:OE1	40:QH:304:LYS:NZ	2.25	0.60
41:QP:192:LEU:O	41:QP:193:VAL:C	2.38	0.60
40:RF:254:GLU:HG2	41:RN:98:GLY:HA2	1.82	0.60
40:SH:90:GLU:O	40:SH:121:ARG:NH1	2.32	0.60
40:SH:141:PHE:HB2	40:SH:173:PRO:HD3	1.83	0.60
41:SM:202:ILE:HG23	41:SM:300:MET:HB3	1.83	0.60
40:TE:248:LEU:HB2	40:TE:355:ILE:H	1.66	0.60
40:TF:427:LEU:O	40:TF:431:TYR:HB2	2.01	0.60
40:TI:226:ASN:ND2	40:TI:366:ASP:OD2	2.34	0.60
41:UM:252:LYS:HA	41:UM:255:VAL:HG12	1.83	0.60
41:WO:51:TYR:HB3	41:WO:59:TYR:HB3	1.82	0.60
9:2B:47:THR:HG23	11:2K:247:HIS:HB3	1.83	0.60
13:2U:74:PRO:HD2	13:2U:169:ASP:HA	1.83	0.60
15:3H:173:LYS:HD2	15:3H:176:ARG:HH12	1.66	0.60
34:5R:373:ALA:HA	34:5R:376:ASP:HB3	1.83	0.60
41:BO:86:ARG:HB3	41:BO:89:ASN:HB2	1.83	0.60
41:CL:56:GLY:O	41:CL:57:GLY:C	2.39	0.60
41:CO:215:LEU:HD21	41:CO:273:LEU:HD22	1.82	0.60
40:GH:276:ILE:HD11	40:GH:280:LYS:HB3	1.83	0.60
41:GM:191:GLN:OE1	41:GM:195:ASN:ND2	2.34	0.60
40:HF:228:ASN:HD21	42:HM:501:GTP:HN1	1.49	0.60
40:HH:11:GLN:HE22	41:HO:247:ASN:H	1.47	0.60
40:IA:64:ARG:NH1	40:IA:129:CYS:SG	2.74	0.60
40:IE:322:ASP:O	40:IE:372:ARG:NH1	2.34	0.60
41:JM:389:PHE:CZ	41:JM:405:GLU:HG2	2.37	0.60
40:KD:70:LEU:HD12	40:KD:99:ALA:HB2	1.82	0.60
40:KH:76:ASP:OD2	41:KO:46:ARG:NH2	2.34	0.60
40:MF:177:VAL:HG12	41:MM:327:ASP:HB3	1.81	0.60
40:MF:224:TYR:HB3	42:MM:501:GTP:N1	2.16	0.60
40:MH:177:VAL:HG13	40:MH:178:SER:H	1.65	0.60
40:NA:65:ALA:O	40:NA:91:GLN:NE2	2.33	0.60
40:NF:298:PRO:HB3	40:NF:307:PRO:HD2	1.84	0.60
41:NL:147:MET:O	41:NL:151:LEU:HB2	2.00	0.60
41:ON:122:LYS:NZ	41:PN:291:GLN:O	2.33	0.60
40:PA:8:HIS:HB3	40:PA:138:PHE:HD1	1.65	0.60
40:RA:20:CYS:HA	40:RA:232:SER:HB2	1.83	0.60
40:RH:138:PHE:HZ	40:RH:235:VAL:HG21	1.65	0.60
41:RN:193:VAL:HG11	41:RN:418:LEU:HD21	1.82	0.60
40:SI:226:ASN:ND2	40:SI:366:ASP:OD2	2.33	0.60

Continued on next page...

Continued from previous page...

Atom-1	Atom-2	Interatomic distance (Å)	Clash overlap (Å)
41:UB:354:CYS:SG	41:UB:355:ASP:N	2.75	0.60
40:UF:163:LYS:O	40:UF:164:LYS:C	2.39	0.60
40:UI:49:PHE:O	40:UI:50:ASN:C	2.39	0.60
40:VJ:185:TYR:HE2	40:VJ:403:PHE:HB2	1.66	0.60
41:VN:237:THR:O	41:VN:241:ARG:NH1	2.34	0.60
41:VO:133:PHE:HB2	41:VO:164:MET:HG2	1.83	0.60
41:WN:154:LYS:O	41:WN:157:GLU:HG3	2.01	0.60
7:1T:84:VAL:HG12	7:1T:113:LYS:HB2	1.83	0.60
21:4F:447:ASP:HB3	21:4F:471:LYS:HE3	1.83	0.60
26:4W:370:TYR:HA	26:4W:374:ILE:CG1	2.32	0.60
29:5E:106:SER:OG	29:5E:107:ILE:N	2.34	0.60
40:AF:260:VAL:HB	41:AN:397:TRP:HH2	1.66	0.60
40:BF:319:TYR:HB3	40:BF:323:VAL:HG21	1.83	0.60
41:BP:12:CYS:HB3	41:BP:138:SER:HB2	1.83	0.60
40:CG:98:ASP:O	40:CG:105:ARG:NH1	2.34	0.60
41:CL:311:LEU:HD23	41:CL:344:TRP:HZ2	1.65	0.60
40:DG:68:VAL:HA	40:DG:93:ILE:HB	1.83	0.60
40:EI:99:ALA:HB2	40:EI:110:ILE:HD11	1.83	0.60
41:EM:137:HIS:CE1	41:EM:168:SER:HB2	2.36	0.60
41:EP:152:ILE:O	41:EP:155:ILE:HG12	2.02	0.60
40:FE:209:ILE:HG22	40:FE:227:LEU:HD22	1.83	0.60
41:GN:215:LEU:HD21	41:GN:273:LEU:HD22	1.83	0.60
40:HA:229:ARG:HD2	40:HA:363:VAL:HG21	1.83	0.60
40:KD:55:GLU:O	40:LD:285:GLN:NE2	2.34	0.60
40:LE:211:ASP:OD1	40:LE:214:ARG:NH1	2.34	0.60
40:LH:181:VAL:HG23	40:LH:182:VAL:HG23	1.83	0.60
41:MB:87:PRO:HA	41:MB:90:PHE:HD2	1.66	0.60
40:NA:213:CYS:HA	40:NA:217:LEU:HB2	1.83	0.60
40:NF:181:VAL:HG23	40:NF:182:VAL:HG13	1.84	0.60
41:NL:166:THR:HG23	41:NL:199:THR:HG23	1.82	0.60
41:NN:222:TYR:HB3	43:NN:502:GDP:C6	2.36	0.60
41:NN:334:GLN:HE21	41:NN:349:VAL:HG13	1.65	0.60
40:PH:88:HIS:HB3	40:PH:91:GLN:HG2	1.82	0.60
41:QB:265:PHE:HB3	41:QB:374:ILE:HG12	1.82	0.60
40:RH:90:GLU:HB2	40:SH:280:LYS:HZ1	1.66	0.60
40:SA:265:ILE:HB	40:SA:431:TYR:HE1	1.66	0.60
41:SN:293:MET:HE3	41:SN:367:PHE:HD1	1.66	0.60
41:TM:86:ARG:NH1	41:UM:281:TYR:O	2.35	0.60
40:UE:352:LYS:NZ	41:UM:176:SER:OG	2.34	0.60
40:UG:270:ALA:HA	40:UG:377:LEU:HD23	1.83	0.60
40:UI:144:GLY:N	42:UI:501:GTP:O2G	2.35	0.60

Continued on next page...

Continued from previous page...

Atom-1	Atom-2	Interatomic distance (Å)	Clash overlap (Å)
40:UI:219:ILE:HB	40:UI:222:PRO:HG3	1.82	0.60
41:WM:21:TRP:O	41:WM:25:SER:HB2	2.01	0.60
7:1T:113:LYS:HG2	7:1T:131:GLY:HA3	1.82	0.60
7:1T:116:ALA:HB1	7:1T:164:VAL:HG22	1.83	0.60
11:2I:197:LEU:HD21	11:2I:244:LEU:HB3	1.83	0.60
12:2M:146:ILE:HD13	12:2M:149:LEU:HD21	1.83	0.60
12:2P:120:THR:HG22	12:2P:122:PRO:HD2	1.84	0.60
14:3C:14:PHE:CD1	41:MO:174:LYS:HG3	2.36	0.60
17:3P:364:HIS:HA	17:3P:367:LYS:HD2	1.81	0.60
22:4H:304:LEU:HG	22:4H:321:ASP:HB2	1.82	0.60
22:4I:659:LYS:HB2	22:4I:678:LEU:HD11	1.82	0.60
23:4Q:240:LEU:HB3	23:4Q:266:HIS:HA	1.83	0.60
31:5I:507:MET:HA	31:5I:510:THR:HG22	1.82	0.60
34:5Q:215:ARG:HH22	41:GN:217:LEU:HD11	1.66	0.60
36:5W:218:ARG:NH2	41:KB:157:GLU:OE2	2.33	0.60
41:BB:58:LYS:O	41:BB:59:TYR:C	2.39	0.60
40:BI:171:ILE:HG21	42:BI:501:GTP:H1'	1.84	0.60
41:CB:113:VAL:HA	41:CB:116:VAL:HG12	1.82	0.60
41:CM:268:PRO:HA	41:CM:368:ILE:HD13	1.82	0.60
41:EB:169:VAL:HG22	41:EB:202:ILE:HD11	1.82	0.60
40:EF:326:LYS:HE3	41:EN:208:TYR:HB2	1.83	0.60
41:EM:87:PRO:HD3	41:FM:281:TYR:HD2	1.67	0.60
40:FA:271:THR:HG23	40:FA:376:MET:HB3	1.83	0.60
41:FM:163:ILE:HD11	41:FM:251:ARG:HG3	1.83	0.60
40:GE:71:GLU:HB3	40:GE:98:ASP:HB2	1.82	0.60
40:GF:101:ASN:HA	40:GF:144:GLY:H	1.65	0.60
40:GF:138:PHE:HZ	40:GF:235:VAL:HG21	1.66	0.60
41:GM:139:LEU:HB2	41:GM:168:SER:HB3	1.82	0.60
40:II:16:ILE:HA	40:II:228:ASN:HB3	1.83	0.60
41:IQ:341:PHE:HB3	41:IQ:348:ASN:HD21	1.67	0.60
41:JN:252:LYS:O	41:JN:256:ASN:ND2	2.34	0.60
40:KE:215:ARG:HH12	40:KE:299:ALA:HB1	1.66	0.60
40:KF:212:ILE:HD11	40:KF:300:ASN:HA	1.83	0.60
41:KO:213:ARG:HD2	41:KO:297:LYS:HD2	1.84	0.60
40:LD:421:ARG:HH12	40:LD:425:ALA:HB2	1.66	0.60
41:LL:237:THR:HG22	41:LL:250:LEU:HD21	1.83	0.60
40:MF:273:ALA:CB	40:MF:374:VAL:HG13	2.32	0.60
41:MN:313:VAL:HB	41:MN:349:VAL:HG22	1.82	0.60
40:NH:167:LEU:HD11	40:NH:252:LEU:HD11	1.83	0.60
40:OE:318:LEU:O	40:OE:374:VAL:HA	2.01	0.60
41:OM:27:GLU:OE2	41:OM:318:ARG:NH1	2.33	0.60

Continued on next page...

Continued from previous page...

Atom-1	Atom-2	Interatomic distance (Å)	Clash overlap (Å)
41:OM:237:THR:HG23	41:OM:241:ARG:HH12	1.66	0.60
41:QB:173:PRO:O	41:QB:174:LYS:C	2.39	0.60
41:QM:133:PHE:O	41:QM:164:MET:HA	2.02	0.60
40:SE:326:LYS:NZ	41:SM:204:ASN:O	2.34	0.60
40:SH:318:LEU:O	40:SH:374:VAL:HA	2.00	0.60
41:SP:285:THR:HG22	41:SP:287:PRO:HD2	1.83	0.60
40:WH:247:ALA:O	41:WP:11:GLN:NE2	2.34	0.60
4:1I:80:GLN:NE2	40:HI:341:ILE:O	2.34	0.60
7:1S:487:ILE:HB	7:1S:497:GLN:HB2	1.84	0.60
17:3O:397:GLN:HA	17:3R:287:VAL:HG21	1.83	0.60
23:4Q:194:ALA:HB2	23:4Q:209:ALA:CB	2.32	0.60
34:5R:314:THR:O	34:5R:318:LEU:HG	2.01	0.60
35:5U:26:ARG:NH1	41:IQ:44:LEU:HB3	2.16	0.60
40:BA:326:LYS:HA	40:BA:329:ASN:HB2	1.83	0.60
40:BF:173:PRO:HG2	40:BF:390:LEU:HD21	1.82	0.60
41:BP:173:PRO:O	41:BP:174:LYS:C	2.40	0.60
41:CB:4:ILE:HB	41:CB:50:TYR:HE1	1.67	0.60
41:DM:7:LEU:HD11	41:DM:133:PHE:HB3	1.83	0.60
41:DP:270:PHE:H	41:DP:298:ASN:HD21	1.49	0.60
40:EH:400:LYS:O	40:EH:401:ARG:C	2.40	0.60
40:EI:88:HIS:CE1	40:EI:90:GLU:HB2	2.36	0.60
41:EM:316:VAL:HA	41:EM:352:ALA:HB3	1.82	0.60
41:EP:319:GLY:O	41:EP:320:ARG:C	2.39	0.60
40:FE:56:THR:HA	40:GE:285:GLN:HG2	1.84	0.60
40:GI:191:THR:HG21	40:GI:424:MET:HG3	1.84	0.60
41:HM:10:GLY:O	41:HM:14:ASN:HB2	2.00	0.60
41:HO:100:ASN:HB3	41:HO:103:LYS:HB2	1.83	0.60
40:IA:262:TYR:HB2	40:IA:265:ILE:HG12	1.82	0.60
40:JE:401:ARG:NH2	40:JE:414:GLU:OE2	2.33	0.60
41:LB:15:GLN:NE2	43:LB:501:GDP:O6	2.35	0.60
40:LH:98:ASP:O	40:LH:105:ARG:NH1	2.35	0.60
40:MA:303:VAL:O	40:MA:305:CYS:N	2.34	0.60
40:MH:353:VAL:HG13	41:MP:177:ASP:HA	1.84	0.60
40:NF:255:PHE:HE1	40:NF:318:LEU:HD11	1.67	0.60
40:NH:141:PHE:HB2	40:NH:173:PRO:HD3	1.82	0.60
40:NH:177:VAL:O	41:NO:347:ASN:ND2	2.35	0.60
40:OH:370:VAL:HG23	40:OH:372:ARG:H	1.66	0.60
41:ON:314:ALA:HB3	41:ON:368:ILE:HB	1.83	0.60
41:PL:46:ARG:HH21	41:PL:48:ASN:HD21	1.47	0.60
41:QP:45:GLU:HG2	41:QP:46:ARG:H	1.67	0.60
40:RA:76:ASP:OD2	41:RN:46:ARG:NH2	2.33	0.60

Continued on next page...

Continued from previous page...

Atom-1	Atom-2	Interatomic distance (Å)	Clash overlap (Å)
41:RB:186:THR:HG21	41:RB:385:PHE:HB2	1.84	0.60
40:RF:98:ASP:O	40:RF:105:ARG:NH2	2.34	0.60
41:RO:222:TYR:O	41:RO:226:ASN:ND2	2.33	0.60
41:TB:113:VAL:HA	41:TB:116:VAL:HG12	1.82	0.60
40:VG:180:ALA:HB3	40:VG:183:GLU:HG3	1.84	0.60
41:VO:142:GLY:O	41:VO:144:GLY:N	2.34	0.60
41:VQ:273:LEU:O	41:VQ:292:GLN:NE2	2.24	0.60
41:WP:238:THR:OG1	41:WP:318:ARG:NH1	2.30	0.60
7:1S:506:GLN:NE2	7:1S:549:ASN:OD1	2.34	0.60
7:1U:467:ILE:HG12	7:1U:478:THR:HG22	1.84	0.60
9:2B:231:ARG:HE	9:2B:232:ARG:HH22	1.48	0.60
12:2N:209:ASP:OD1	13:2T:22:LEU:N	2.34	0.60
18:3U:352:VAL:HG12	18:3V:238:VAL:HG11	1.84	0.60
20:4B:339:LEU:HD13	40:MG:371:GLN:HG2	1.82	0.60
20:4B:358:ASN:O	20:4B:359:SER:C	2.39	0.60
22:4J:583:ARG:NH1	22:4J:596:ASP:OD1	2.35	0.60
24:4O:250:VAL:HG13	24:4O:253:TYR:HB2	1.82	0.60
23:4P:244:PRO:O	23:4P:245:LYS:C	2.39	0.60
23:4R:48:SER:HG	23:4R:53:TRP:N	1.98	0.60
31:5I:687:ILE:HG22	31:5I:688:ILE:HG22	1.82	0.60
36:5W:104:PHE:HB2	41:NN:56:GLY:HA3	1.83	0.60
36:5W:218:ARG:HH21	36:5W:222:LEU:HD11	1.67	0.60
40:BF:438:SER:OG	41:BN:390:ARG:NH1	2.34	0.60
40:BH:335:ILE:HG23	40:BH:341:ILE:HD13	1.83	0.60
41:BP:142:GLY:O	41:BP:143:THR:C	2.40	0.60
41:CB:191:GLN:O	41:CB:195:ASN:ND2	2.34	0.60
40:CF:326:LYS:HD2	41:CN:208:TYR:CD1	2.36	0.60
40:DA:96:LYS:HE3	41:DN:128:ASP:HB3	1.83	0.60
40:DA:224:TYR:HB3	42:DA:501:GTP:C2	2.36	0.60
40:DF:31:GLN:C	40:DF:33:ASP:H	2.05	0.60
40:DI:9:VAL:HG13	40:DI:68:VAL:HG23	1.82	0.60
40:EE:57:GLY:O	40:EE:60:LYS:NZ	2.30	0.60
41:EO:156:ARG:NH1	41:EO:195:ASN:O	2.35	0.60
40:GI:273:ALA:CB	40:GI:274:PRO:HD2	2.25	0.60
40:HA:278:ALA:H	40:HA:368:ALA:HB2	1.67	0.60
40:HE:319:TYR:HB3	40:HE:323:VAL:HG21	1.84	0.60
41:HO:170:VAL:HG11	41:HO:377:LEU:HD21	1.83	0.60
41:HO:238:THR:HG1	41:HO:354:CYS:HG	1.45	0.60
41:HO:292:GLN:O	41:HO:298:ASN:ND2	2.34	0.60
41:KP:7:LEU:O	41:KP:135:LEU:HA	2.01	0.60
40:ND:11:GLN:HA	40:ND:74:VAL:HG11	1.83	0.60

Continued on next page...

Continued from previous page...

Atom-1	Atom-2	Interatomic distance (Å)	Clash overlap (Å)
40:NF:236:SER:O	40:NF:243:ARG:NH2	2.34	0.60
41:NP:213:ARG:O	41:NP:216:LYS:NZ	2.35	0.60
40:OD:89:PRO:HG2	40:PD:283:HIS:HD1	1.67	0.60
40:OF:320:ARG:HG3	40:OF:356:ASN:HB3	1.84	0.60
41:OL:170:VAL:HG21	41:OL:377:LEU:HD21	1.84	0.60
40:PF:151:SER:HA	40:PF:154:MET:HG2	1.82	0.60
41:QB:184:ASN:HA	41:QB:187:LEU:HD12	1.83	0.60
41:QB:322:SER:O	41:QB:325:GLU:HG3	2.02	0.60
40:QE:16:ILE:HG13	40:QE:228:ASN:HD22	1.67	0.60
40:QE:97:GLU:OE2	40:QE:105:ARG:NH2	2.34	0.60
40:SA:6:SER:OG	40:SA:8:HIS:NE2	2.34	0.60
40:SI:270:ALA:HA	40:SI:376:MET:O	2.02	0.60
41:SM:167:PHE:HE2	41:SM:233:MET:HG3	1.67	0.60
41:SO:405:GLU:HA	41:SO:408:PHE:HD1	1.67	0.60
40:TA:319:TYR:HB3	40:TA:323:VAL:HG21	1.84	0.60
41:TM:237:THR:HG22	41:TM:250:LEU:HD21	1.84	0.60
40:VH:254:GLU:OE1	41:VP:99:ASN:ND2	2.34	0.60
41:VO:282:ARG:NH2	41:VO:292:GLN:OE1	2.35	0.60
40:WF:73:THR:HA	40:WF:76:ASP:HB2	1.84	0.60
8:1Y:101:ILE:HD11	11:2J:251:TYR:CE2	2.37	0.60
22:4I:486:VAL:HG11	22:4I:515:VAL:HG12	1.84	0.60
23:4P:243:LEU:HD13	40:DA:79:ARG:O	2.02	0.60
26:4W:301:THR:O	26:4W:305:SER:HB2	2.01	0.60
28:5B:206:GLU:O	41:KP:77:ARG:NH2	2.34	0.60
32:5L:43:ARG:HE	41:JO:78:SER:HB2	1.66	0.60
41:AN:156:ARG:NH1	41:AN:195:ASN:O	2.35	0.60
41:AO:358:PRO:O	41:AO:359:ARG:C	2.39	0.60
40:BI:63:PRO:HG3	40:BI:86:LEU:HG	1.82	0.60
41:CN:138:SER:HA	41:CN:169:VAL:HG22	1.83	0.60
40:DA:73:THR:O	40:DA:76:ASP:N	2.31	0.60
40:DA:296:PHE:HB3	40:DA:341:ILE:HD13	1.84	0.60
40:DE:291:ILE:HG12	40:DE:292:THR:N	2.14	0.60
40:DG:228:ASN:HD21	42:DG:501:GTP:HN1	1.48	0.60
41:DL:314:ALA:HB1	41:DL:350:LYS:HB3	1.84	0.60
41:DN:5:VAL:HG23	41:DN:130:LEU:HD11	1.83	0.60
41:DN:193:VAL:O	41:DN:195:ASN:N	2.35	0.60
41:DP:19:LYS:HA	41:DP:22:GLU:HB2	1.82	0.60
41:EO:7:LEU:O	41:EO:135:LEU:HA	2.01	0.60
40:FF:221:ARG:NH1	41:FM:325:GLU:OE2	2.35	0.60
40:FH:278:ALA:H	40:FH:368:ALA:HB2	1.67	0.60
41:GP:139:LEU:HD12	41:GP:170:VAL:HG12	1.84	0.60

Continued on next page...

Continued from previous page...

Atom-1	Atom-2	Interatomic distance (Å)	Clash overlap (Å)
41:HO:107:THR:HG22	41:HO:108:GLU:H	1.66	0.60
40:JA:240:ALA:HA	40:JA:243:ARG:HE	1.67	0.60
41:JM:256:ASN:HB3	41:JM:350:LYS:HG2	1.83	0.60
41:ML:42:LEU:HD13	41:ML:356:ILE:HD11	1.84	0.60
40:ND:264:ARG:O	40:ND:265:ILE:C	2.40	0.60
40:NF:259:LEU:O	40:NF:379:ASN:ND2	2.34	0.60
40:OE:319:TYR:HB3	40:OE:323:VAL:HG21	1.84	0.60
40:OF:228:ASN:HD21	42:OM:501:GTP:HN1	1.48	0.60
41:OP:132:GLY:HA2	41:OP:163:ILE:O	2.01	0.60
41:PM:121:ARG:NH1	41:PM:159:TYR:OH	2.35	0.60
41:QM:271:ALA:HB1	41:QM:292:GLN:HB3	1.83	0.60
40:RF:246:GLY:HA3	40:RF:356:ASN:HA	1.83	0.60
41:RM:289:LEU:HD23	41:RM:292:GLN:HE21	1.66	0.60
41:SB:273:LEU:O	41:SB:292:GLN:NE2	2.31	0.60
40:TA:213:CYS:HA	40:TA:217:LEU:HD13	1.82	0.60
40:UA:239:THR:O	40:UA:243:ARG:NH1	2.35	0.60
40:UI:126:ALA:HA	40:UI:129:CYS:HB2	1.84	0.60
40:VG:133:GLN:NE2	40:VG:251:ASP:OD1	2.35	0.60
40:VH:51:THR:HG21	40:VH:243:ARG:HA	1.84	0.60
41:WM:100:ASN:O	41:WM:101:TRP:C	2.40	0.60
41:WQ:27:GLU:O	41:WQ:43:GLN:NE2	2.34	0.60
7:1T:278:SER:O	7:1T:279:PRO:C	2.40	0.60
14:3C:81:LEU:HD23	14:3C:89:ALA:HB1	1.84	0.60
17:3O:413:ARG:HH12	17:3R:294:VAL:H	1.49	0.60
22:4J:113:ILE:HD11	22:4J:136:ILE:HD12	1.83	0.60
27:4Y:148:ARG:NH1	27:4Y:187:ASP:OD1	2.34	0.60
40:BE:102:ASN:HB3	40:BE:105:ARG:HG3	1.83	0.60
41:CM:70:PRO:HD3	41:CM:94:GLN:HA	1.84	0.60
41:CM:309:ARG:H	41:CM:372:THR:HG22	1.67	0.60
41:CP:248:ALA:HA	41:CP:252:LYS:HE3	1.83	0.60
41:DB:87:PRO:O	41:DB:88:ASP:C	2.40	0.60
40:DE:124:LYS:O	40:DE:127:ASP:HB2	2.01	0.60
40:DE:180:ALA:HB3	40:DE:183:GLU:HG3	1.83	0.60
40:DF:13:GLY:HA2	40:DF:16:ILE:HD13	1.83	0.60
40:DF:239:THR:HG23	40:DF:243:ARG:HH21	1.64	0.60
40:DH:402:ALA:HA	41:DO:260:PHE:HE1	1.66	0.60
40:EG:260:VAL:HB	41:EO:397:TRP:HH2	1.67	0.60
41:EM:267:MET:HE3	41:EM:301:ALA:HB3	1.84	0.60
40:FA:5:ILE:HG13	40:FA:132:LEU:HD11	1.83	0.60
40:GH:257:THR:HG21	41:GP:98:GLY:O	2.02	0.60
41:IN:421:PRO:HA	41:IN:424:THR:HG22	1.84	0.60

Continued on next page...

Continued from previous page...

Atom-1	Atom-2	Interatomic distance (Å)	Clash overlap (Å)
41:JB:237:THR:HG22	41:JB:250:LEU:HD21	1.83	0.60
41:JB:256:ASN:HD22	41:JB:350:LYS:HD3	1.67	0.60
41:KO:296:ALA:HB3	41:KO:306:ARG:HH12	1.65	0.60
41:LB:204:ASN:ND2	43:LB:501:GDP:O2'	2.34	0.60
40:ME:236:SER:O	40:ME:240:ALA:HB2	2.02	0.60
41:MN:51:TYR:HB3	41:MN:59:TYR:HB3	1.83	0.60
41:NL:165:ASN:HD21	41:NL:250:LEU:HD13	1.65	0.60
41:NM:334:GLN:HE21	41:NM:349:VAL:HG13	1.66	0.60
41:OL:317:PHE:HB2	41:OL:353:VAL:HG12	1.84	0.60
41:PL:49:VAL:O	41:PL:62:ARG:NH2	2.34	0.60
41:QB:61:PRO:HG2	41:QB:84:ILE:HD12	1.83	0.60
40:QE:254:GLU:OE2	41:QM:99:ASN:ND2	2.35	0.60
40:RI:31:GLN:HE22	40:RI:35:GLN:HB3	1.67	0.60
41:SB:247:ASN:OD1	40:SG:11:GLN:NE2	2.35	0.60
40:SH:406:TRP:CH2	41:SO:255:VAL:HA	2.37	0.60
41:SP:178:THR:HB	41:SP:181:GLU:HB2	1.82	0.60
41:TB:282:ARG:NH2	41:TB:288:GLU:OE2	2.32	0.60
41:VO:252:LYS:HA	41:VO:255:VAL:HG12	1.83	0.60
41:VP:26:ASP:HB3	41:VP:359:ARG:HH21	1.67	0.60
41:VP:375:GLN:HE21	41:VP:423:VAL:HG22	1.67	0.60
40:WG:97:GLU:HG2	40:WG:105:ARG:HH21	1.67	0.60
7:1U:570:LYS:HG2	7:1U:582:VAL:HG22	1.84	0.60
18:3T:136:GLN:HG3	18:3T:140:ARG:NH1	2.17	0.60
21:4F:310:GLN:HB2	41:CM:359:ARG:CZ	2.32	0.60
23:4N:244:PRO:O	23:4N:245:LYS:C	2.39	0.60
36:5X:176:THR:OG1	41:OM:276:ARG:NH2	2.32	0.60
41:AO:103:LYS:HG2	41:AO:108:GLU:HG2	1.83	0.60
41:BB:324:LYS:HD2	40:BG:222:PRO:HD2	1.83	0.60
40:BF:142:GLY:HA2	40:BF:183:GLU:HG2	1.84	0.60
40:BI:100:ALA:O	40:BI:101:ASN:C	2.40	0.60
40:DE:281:ALA:O	40:DE:282:TYR:C	2.40	0.60
41:DM:12:CYS:HB3	41:DM:138:SER:HB2	1.84	0.60
41:DP:259:PRO:HG2	41:DP:311:LEU:HD23	1.82	0.60
40:EH:274:PRO:HB3	40:EH:370:VAL:HG21	1.84	0.60
40:FE:88:HIS:HB3	40:FE:91:GLN:HB2	1.82	0.60
40:GE:259:LEU:O	40:GE:260:VAL:C	2.40	0.60
40:GI:285:GLN:O	40:GI:286:LEU:C	2.40	0.60
41:HN:271:ALA:HB3	41:HN:272:PRO:HD3	1.83	0.60
41:IB:46:ARG:NH2	40:IG:76:ASP:OD2	2.34	0.60
41:IQ:189:VAL:HA	41:IQ:192:LEU:HB2	1.82	0.60
40:JH:212:ILE:HD11	40:JH:300:ASN:HA	1.83	0.60

Continued on next page...

Continued from previous page...

Atom-1	Atom-2	Interatomic distance (Å)	Clash overlap (Å)
41:JN:292:GLN:OE1	41:JN:298:ASN:ND2	2.34	0.60
40:LF:269:LEU:HD12	40:LF:303:VAL:HG21	1.83	0.60
40:NH:223:THR:HG22	40:NH:225:THR:H	1.66	0.60
41:OB:275:SER:O	41:OB:279:GLN:HB2	2.01	0.60
41:OB:292:GLN:O	41:OB:298:ASN:ND2	2.33	0.60
40:OD:206:ASN:OD1	42:OD:501:GTP:O2'	2.17	0.60
40:OG:297:GLU:O	40:OG:301:GLN:NE2	2.35	0.60
41:PB:317:PHE:HB2	41:PB:353:VAL:HG12	1.84	0.60
40:PH:317:LEU:HD23	40:PH:376:MET:HG2	1.84	0.60
41:PL:179:VAL:HG23	41:PL:180:VAL:HG13	1.84	0.60
40:QF:247:ALA:O	41:QN:11:GLN:NE2	2.34	0.60
41:QP:25:SER:O	41:QP:29:GLY:N	2.34	0.60
40:RI:145:THR:OG1	42:RP:501:GTP:O2B	2.19	0.60
41:SM:4:ILE:HB	41:SM:50:TYR:HE2	1.66	0.60
41:SM:51:TYR:HB3	41:SM:59:TYR:HB3	1.84	0.60
40:TA:76:ASP:OD2	41:TN:46:ARG:NH2	2.35	0.60
41:TO:3:GLU:HA	41:TO:49:VAL:HG23	1.84	0.60
40:VA:304:LYS:O	40:VA:389:ARG:NH2	2.35	0.60
4:1H:80:GLN:HG2	40:HA:339:ARG:HA	1.83	0.59
7:1T:94:ILE:HD13	7:1T:106:ARG:HH21	1.67	0.59
15:3F:205:VAL:HG13	15:3G:338:ILE:HD12	1.82	0.59
15:3F:310:ALA:HB2	15:3F:344:ILE:HG21	1.83	0.59
18:3W:312:GLU:OE1	18:3W:315:ARG:NH1	2.35	0.59
21:4F:511:TYR:N	40:EE:39:ASP:OD1	2.35	0.59
23:4Q:259:ARG:NH1	40:EH:365:GLY:HA3	2.17	0.59
41:BB:189:VAL:O	41:BB:193:VAL:HG23	2.02	0.59
40:CA:89:PRO:HG2	40:DA:280:LYS:HA	1.82	0.59
40:CH:195:LEU:HD21	40:CH:427:LEU:HD13	1.84	0.59
41:CL:215:LEU:HD11	41:CL:273:LEU:HD22	1.84	0.59
41:CN:2:ARG:HA	41:CN:131:GLN:HB3	1.84	0.59
41:CP:354:CYS:SG	41:CP:355:ASP:N	2.75	0.59
40:DA:12:ALA:HA	40:DA:15:GLN:HG3	1.83	0.59
40:DF:405:HIS:HE1	41:DM:258:VAL:HG12	1.66	0.59
40:DG:272:TYR:HD2	40:DG:275:VAL:HG22	1.66	0.59
40:DH:278:ALA:HA	40:DH:368:ALA:HB2	1.82	0.59
41:DL:311:LEU:HB2	41:DL:370:ASN:HB3	1.84	0.59
41:DN:262:ARG:O	41:DN:263:LEU:C	2.40	0.59
40:FA:101:ASN:OD1	40:FA:143:GLY:HA2	2.01	0.59
40:FA:222:PRO:N	41:FN:324:LYS:HZ1	2.00	0.59
40:FI:71:GLU:OE2	41:FP:2:ARG:NH1	2.35	0.59
40:GE:201:ALA:O	40:GE:203:MET:N	2.34	0.59

Continued on next page...

Continued from previous page...

Atom-1	Atom-2	Interatomic distance (Å)	Clash overlap (Å)
41:GN:420:ASN:HB2	41:GN:421:PRO:HD3	1.82	0.59
41:HO:26:ASP:O	41:HO:359:ARG:NH2	2.35	0.59
41:IB:272:PRO:HG3	41:IB:364:SER:HA	1.83	0.59
40:IF:352:LYS:NZ	41:IN:177:ASP:O	2.25	0.59
41:IN:390:ARG:HG3	41:IN:391:ARG:HG2	1.83	0.59
41:IP:317:PHE:HB2	41:IP:353:VAL:HG12	1.84	0.59
40:JE:55:GLU:O	40:KE:285:GLN:NE2	2.34	0.59
40:JF:320:ARG:HG2	40:JF:356:ASN:HB2	1.84	0.59
40:LF:104:ALA:HB1	40:LF:410:GLU:HG2	1.84	0.59
40:LH:258:ASN:OD1	40:LH:352:LYS:NZ	2.35	0.59
41:LM:237:THR:O	41:LM:241:ARG:NH1	2.35	0.59
41:LO:86:ARG:HD2	41:MO:281:TYR:HB3	1.84	0.59
40:MF:122:ILE:HG21	40:MF:157:LEU:HD21	1.84	0.59
40:QE:424:MET:HA	40:QE:427:LEU:HD23	1.83	0.59
41:QP:138:SER:HA	41:QP:169:VAL:HB	1.83	0.59
41:SB:417:ASP:O	41:SB:421:PRO:HD3	2.02	0.59
40:SF:185:TYR:HE2	40:SF:403:PHE:HB2	1.67	0.59
40:SG:102:ASN:HB3	40:SG:105:ARG:HB2	1.84	0.59
41:SL:130:LEU:HB3	41:SL:162:ARG:HH21	1.67	0.59
41:SO:309:ARG:HG3	41:SO:372:THR:HG21	1.84	0.59
40:TE:98:ASP:O	41:TL:251:ARG:NH2	2.34	0.59
40:TE:206:ASN:ND2	42:TL:501:GTP:O2'	2.35	0.59
40:TI:211:ASP:OD2	40:TI:304:LYS:NZ	2.35	0.59
41:UB:287:PRO:HA	41:UB:329:GLN:HE22	1.65	0.59
40:UI:106:GLY:HA3	40:UI:148:GLY:HA3	1.83	0.59
41:UM:318:ARG:HB2	41:UM:364:SER:HB3	1.83	0.59
40:VG:142:GLY:HA2	40:VG:183:GLU:HG2	1.84	0.59
41:WB:282:ARG:NE	41:WB:288:GLU:OE2	2.35	0.59
7:1T:228:ASP:HA	7:1T:244:PRO:HD2	1.84	0.59
7:1T:392:ALA:HB2	7:1T:423:VAL:HG13	1.85	0.59
8:1Y:177:ARG:O	8:1Y:181:LEU:HB2	2.03	0.59
12:2R:146:ILE:HD13	12:2R:149:LEU:HD21	1.84	0.59
16:3K:303:ASP:OD1	16:3K:306:ARG:NH2	2.34	0.59
20:4A:149:ARG:NH2	20:4A:150:SER:CA	2.64	0.59
21:4D:429:PRO:HG3	22:4I:644:TYR:CG	2.37	0.59
22:4K:545:ILE:HD11	22:4K:605:HIS:HB2	1.84	0.59
27:4Z:226:ARG:HE	41:KO:80:PRO:HG2	1.66	0.59
33:5N:169:LEU:HD12	41:HQ:276:ARG:HG3	1.84	0.59
33:5N:279:GLN:NE2	33:5N:283:ASP:OD2	2.35	0.59
40:AA:318:LEU:O	40:AA:374:VAL:HA	2.03	0.59
41:AP:309:ARG:N	41:AP:372:THR:OG1	2.35	0.59

Continued on next page...

Continued from previous page...

Atom-1	Atom-2	Interatomic distance (Å)	Clash overlap (Å)
40:BF:67:PHE:HB3	40:BF:75:ILE:HD12	1.84	0.59
40:BH:269:LEU:HD22	40:BH:303:VAL:HG21	1.84	0.59
40:CA:185:TYR:O	40:CA:188:ILE:HG13	2.02	0.59
40:CF:254:GLU:HB3	41:CN:98:GLY:HA2	1.83	0.59
40:DA:177:VAL:HG13	40:DA:178:SER:H	1.67	0.59
40:DE:83:TYR:O	40:DE:84:ARG:C	2.40	0.59
40:DH:139:HIS:HB2	40:DH:150:THR:HG21	1.84	0.59
40:EF:11:GLN:NE2	41:EM:245:GLN:O	2.34	0.59
40:EF:229:ARG:HH22	40:EF:365:GLY:HA3	1.67	0.59
40:EI:63:PRO:HG3	40:EI:86:LEU:HG	1.83	0.59
40:FA:30:ILE:HD12	40:FA:61:HIS:HB3	1.84	0.59
40:FE:260:VAL:HB	41:FM:397:TRP:HH2	1.67	0.59
41:FP:172:SER:HB2	41:FP:205:GLU:HG3	1.85	0.59
40:HA:101:ASN:HB3	40:HA:182:VAL:HG21	1.83	0.59
40:JD:88:HIS:NE2	40:KD:284:GLU:OE1	2.30	0.59
41:JL:51:TYR:HB3	41:JL:59:TYR:HB3	1.82	0.59
40:KD:308:ARG:HB2	40:ND:282:TYR:OH	2.02	0.59
41:KO:7:LEU:HD12	41:KO:135:LEU:HD13	1.83	0.59
40:MD:98:ASP:O	40:MD:105:ARG:NH2	2.35	0.59
40:MH:393:LYS:HB3	41:MO:346:PRO:HG3	1.84	0.59
40:OA:16:ILE:HA	40:OA:228:ASN:HB3	1.84	0.59
40:OH:70:LEU:HA	40:OH:95:GLY:HA3	1.83	0.59
41:OO:268:PRO:HG2	41:OO:300:MET:HB2	1.83	0.59
41:PN:113:VAL:HG21	41:PN:150:LEU:HD22	1.83	0.59
41:PO:292:GLN:O	41:PO:298:ASN:ND2	2.35	0.59
41:RN:73:MET:HG3	41:RN:77:ARG:HH21	1.65	0.59
41:RP:24:ILE:HA	41:RP:27:GLU:HG3	1.83	0.59
40:SA:26:LEU:HD13	40:SA:363:VAL:HG12	1.84	0.59
40:SG:326:LYS:NZ	41:SO:208:TYR:HB2	2.17	0.59
40:TI:221:ARG:NH1	41:TP:325:GLU:OE2	2.34	0.59
40:UE:105:ARG:HG2	40:UE:410:GLU:HG2	1.82	0.59
40:UG:213:CYS:HA	40:UG:217:LEU:HB2	1.83	0.59
41:WN:178:THR:HG22	41:WN:180:VAL:H	1.67	0.59
41:WP:252:LYS:HA	41:WP:255:VAL:HG12	1.84	0.59
9:2B:242:ILE:HG13	9:2B:245:GLN:HE21	1.67	0.59
22:4I:260:ILE:HG13	22:4I:284:LEU:HB2	1.84	0.59
34:5R:397:ARG:HD2	40:GH:369:LYS:HD2	1.85	0.59
40:BH:3:GLU:HG2	40:BH:129:CYS:HB2	1.83	0.59
41:BM:260:PHE:HB3	41:BM:261:PRO:HD2	1.83	0.59
40:DI:73:THR:O	40:DI:76:ASP:N	2.29	0.59
40:EF:16:ILE:HD11	40:EF:138:PHE:HB3	1.83	0.59

Continued on next page...

Continued from previous page...

Atom-1	Atom-2	Interatomic distance (Å)	Clash overlap (Å)
41:EO:284:LEU:HD21	41:EO:363:MET:HB2	1.84	0.59
40:GI:217:LEU:HA	40:GI:277:SER:HB2	1.83	0.59
40:II:239:THR:O	40:II:243:ARG:NH1	2.35	0.59
41:IO:178:THR:HB	41:IO:181:GLU:HG3	1.84	0.59
40:JA:228:ASN:HD21	42:JA:501:GTP:HN1	1.50	0.59
41:JO:222:TYR:O	41:JO:226:ASN:ND2	2.35	0.59
41:KB:27:GLU:OE2	41:KB:241:ARG:NH2	2.35	0.59
40:KD:405:HIS:HA	40:KD:408:VAL:HG12	1.84	0.59
40:KE:228:ASN:HD21	42:KE:501:GTP:HN1	1.50	0.59
41:KO:7:LEU:O	41:KO:135:LEU:HA	2.02	0.59
41:KO:58:LYS:NZ	41:LO:280:GLN:OE1	2.33	0.59
41:KP:89:ASN:ND2	41:KP:123:GLU:OE2	2.35	0.59
40:LA:30:ILE:HG13	40:LA:36:MET:HG3	1.85	0.59
41:LL:103:LYS:O	41:LL:107:THR:OG1	2.20	0.59
40:MG:411:GLY:O	40:MG:412:MET:C	2.41	0.59
41:MN:309:ARG:NH2	41:MN:341:PHE:O	2.35	0.59
40:OA:226:ASN:ND2	40:OA:366:ASP:OD2	2.35	0.59
41:ON:68:LEU:HD11	41:ON:109:GLY:HA2	1.83	0.59
41:ON:248:ALA:HA	41:ON:252:LYS:HD3	1.85	0.59
40:QE:76:ASP:HA	40:QE:79:ARG:HG2	1.84	0.59
40:QE:195:LEU:HD11	40:QE:427:LEU:HD21	1.84	0.59
40:QE:438:SER:OG	41:QM:390:ARG:NH2	2.36	0.59
40:RF:265:ILE:HD13	40:RF:431:TYR:HE1	1.68	0.59
41:SM:295:ASP:OD1	41:SM:298:ASN:ND2	2.34	0.59
41:SO:313:VAL:HA	41:SO:369:GLY:HA3	1.84	0.59
40:TG:195:LEU:HD21	40:TG:264:ARG:HE	1.67	0.59
41:TL:179:VAL:HG23	41:TL:180:VAL:HG13	1.83	0.59
40:UF:55:GLU:HA	40:UF:61:HIS:HA	1.84	0.59
41:UM:354:CYS:SG	41:UM:355:ASP:N	2.74	0.59
41:UP:271:ALA:HB3	41:UP:272:PRO:HD3	1.84	0.59
40:VG:332:ILE:HG21	41:VO:175:VAL:HG23	1.85	0.59
40:VJ:397:MET:HG3	41:VQ:346:PRO:HD2	1.84	0.59
41:WM:310:TYR:O	41:WM:311:LEU:C	2.40	0.59
5:1N:164:ASN:ND2	41:HQ:339:SER:OG	2.31	0.59
8:1X:175:LEU:HD11	41:UB:31:ASP:HB2	1.83	0.59
12:2M:45:LYS:HA	12:2M:48:MET:HE3	1.84	0.59
12:2Q:78:ARG:HD2	13:2U:72:LYS:HD2	1.84	0.59
15:3F:363:LYS:HE3	22:4J:183:VAL:HG12	1.84	0.59
19:3Y:24:ARG:HH22	41:LP:80:PRO:HA	1.68	0.59
22:4I:652:VAL:HB	22:4I:687:GLN:HB3	1.83	0.59
23:4R:60:LEU:HB3	40:BI:84:ARG:CZ	2.32	0.59

Continued on next page...

Continued from previous page...

Atom-1	Atom-2	Interatomic distance (Å)	Clash overlap (Å)
23:4R:236:TYR:HD1	23:4R:267:ASP:HB3	1.67	0.59
26:4V:113:ILE:HG23	26:4V:118:PHE:HD2	1.66	0.59
39:6H:24:GLN:NE2	39:6H:123:VAL:O	2.36	0.59
40:AG:50:ASN:O	40:AG:64:ARG:NH1	2.35	0.59
40:CE:11:GLN:HG3	40:CE:74:VAL:HG21	1.84	0.59
41:CO:268:PRO:HG2	41:CO:300:MET:HB2	1.84	0.59
40:DA:112:LYS:HE3	40:DA:152:LEU:HD22	1.84	0.59
40:DH:402:ALA:HA	41:DO:260:PHE:CE1	2.37	0.59
41:DL:19:LYS:HB3	41:DL:226:ASN:ND2	2.17	0.59
41:DN:292:GLN:O	41:DN:293:MET:C	2.40	0.59
41:DO:421:PRO:HA	41:DO:424:THR:HG22	1.85	0.59
40:EI:407:TYR:HB3	40:EI:417:PHE:HZ	1.68	0.59
40:FA:30:ILE:HG23	40:FA:61:HIS:HB2	1.84	0.59
40:GF:205:ASP:HB3	40:GF:303:VAL:HA	1.84	0.59
40:HE:3:GLU:HG3	40:HE:129:CYS:HB2	1.85	0.59
41:HN:288:GLU:HG3	41:HN:289:LEU:N	2.17	0.59
41:HQ:385:PHE:O	41:HQ:389:PHE:HB3	2.03	0.59
40:IG:185:TYR:HE2	40:IG:403:PHE:HB2	1.66	0.59
40:II:98:ASP:O	40:II:105:ARG:NH2	2.32	0.59
41:IQ:316:VAL:HG12	41:IQ:352:ALA:HB3	1.85	0.59
41:JM:7:LEU:O	41:JM:135:LEU:HA	2.02	0.59
41:KL:391:ARG:O	41:KL:392:LYS:C	2.39	0.59
40:ME:142:GLY:HA2	40:ME:183:GLU:HG3	1.84	0.59
40:MF:9:VAL:HG12	40:MF:145:THR:HG22	1.83	0.59
40:NA:178:SER:OG	41:NN:347:ASN:ND2	2.35	0.59
41:NB:324:LYS:HG3	40:NG:222:PRO:HD2	1.85	0.59
41:NL:178:THR:HB	41:NL:181:GLU:HG3	1.84	0.59
41:OL:174:LYS:HD3	41:OL:175:VAL:HG13	1.82	0.59
41:PB:345:ILE:HG12	41:PB:425:ARG:HH22	1.66	0.59
41:PM:45:GLU:HG2	41:PM:46:ARG:HG2	1.84	0.59
40:QE:246:GLY:HA3	40:QE:356:ASN:HA	1.82	0.59
40:RA:51:THR:HG21	40:RA:243:ARG:HG2	1.83	0.59
40:SA:11:GLN:HE22	41:SN:247:ASN:H	1.50	0.59
40:SG:35:GLN:HG2	40:SG:60:LYS:HG3	1.84	0.59
40:UG:224:TYR:O	40:UG:228:ASN:ND2	2.35	0.59
40:UI:224:TYR:HD2	41:UP:323:MET:HG3	1.67	0.59
40:UI:388:ALA:HA	40:UI:391:ASP:HB2	1.84	0.59
40:VJ:298:PRO:HB3	40:VJ:307:PRO:HD2	1.83	0.59
41:VN:27:GLU:OE1	41:VN:241:ARG:NH2	2.35	0.59
41:VP:237:THR:HG22	41:VP:250:LEU:HD21	1.83	0.59
40:WI:235:VAL:HA	40:WI:238:ILE:HG22	1.84	0.59

Continued on next page...

Continued from previous page...

Atom-1	Atom-2	Interatomic distance (Å)	Clash overlap (Å)
7:1T:339:VAL:HG12	7:1T:380:ILE:HD12	1.85	0.59
8:1W:349:GLU:HA	8:1W:352:PHE:HD2	1.66	0.59
8:1X:288:MET:SD	41:UM:280:GLN:NE2	2.73	0.59
13:2W:173:SER:O	13:2W:174:GLU:C	2.41	0.59
16:3L:100:GLU:OE2	18:3U:161:ARG:NH2	2.35	0.59
17:3P:393:LEU:HB2	17:3P:427:VAL:HG11	1.85	0.59
21:4D:243:LEU:O	21:4D:265:HIS:HA	2.03	0.59
21:4D:484:TYR:O	21:4D:485:TYR:C	2.40	0.59
28:5B:124:ILE:O	28:5B:127:ARG:NH1	2.36	0.59
40:BI:273:ALA:CB	40:BI:274:PRO:HD2	2.31	0.59
41:CB:314:ALA:HB3	41:CB:368:ILE:HB	1.84	0.59
40:CF:236:SER:O	40:CF:243:ARG:NH2	2.35	0.59
41:CM:142:GLY:O	41:CM:144:GLY:N	2.35	0.59
41:CO:311:LEU:HA	41:CO:342:VAL:HG22	1.85	0.59
40:DE:129:CYS:O	40:DE:130:THR:C	2.40	0.59
40:DH:225:THR:HA	40:DH:228:ASN:ND2	2.17	0.59
41:DL:314:ALA:N	41:DL:368:ILE:O	2.36	0.59
41:DM:30:ILE:HD13	41:DM:59:TYR:HB2	1.85	0.59
41:DM:391:ARG:O	41:DM:392:LYS:C	2.40	0.59
41:DN:27:GLU:HA	41:DN:359:ARG:HG2	1.85	0.59
41:DN:245:GLN:O	41:DN:246:LEU:C	2.40	0.59
40:EE:239:THR:HG23	40:EE:242:LEU:HD21	1.83	0.59
41:EM:170:VAL:HG11	41:EM:377:LEU:HD21	1.84	0.59
40:FA:228:ASN:OD1	42:FN:501:GTP:N2	2.34	0.59
40:FE:329:ASN:HB2	41:FM:175:VAL:HG11	1.85	0.59
40:FF:226:ASN:ND2	40:FF:366:ASP:OD2	2.31	0.59
40:FI:210:TYR:OH	41:FP:323:MET:SD	2.60	0.59
40:GG:138:PHE:HZ	40:GG:235:VAL:HG21	1.68	0.59
41:GM:286:VAL:HG21	41:GM:326:VAL:HG22	1.84	0.59
40:IH:254:GLU:HA	40:IH:257:THR:HG22	1.85	0.59
41:IP:282:ARG:NH1	41:IP:288:GLU:OE1	2.35	0.59
40:JE:406:TRP:HE1	41:JL:258:VAL:HG23	1.68	0.59
40:JH:319:TYR:HB3	40:JH:323:VAL:HG11	1.84	0.59
40:KE:133:GLN:NE2	40:KE:251:ASP:OD1	2.36	0.59
41:KL:61:PRO:HD2	41:KL:84:ILE:O	2.03	0.59
41:LO:385:PHE:HZ	41:LO:408:PHE:HB3	1.66	0.59
41:MO:314:ALA:HB3	41:MO:368:ILE:HB	1.83	0.59
40:NE:107:HIS:HD2	40:NE:152:LEU:HB2	1.68	0.59
40:OH:63:PRO:HG3	40:OH:87:PHE:HD1	1.68	0.59
40:RI:11:GLN:OE1	42:RP:501:GTP:N7	2.35	0.59
41:RM:320:ARG:NH2	41:RM:355:ASP:OD1	2.35	0.59

Continued on next page...

Continued from previous page...

Atom-1	Atom-2	Interatomic distance (Å)	Clash overlap (Å)
40:SA:380:THR:HG22	40:SA:382:ALA:H	1.67	0.59
41:SL:318:ARG:HG2	41:SL:354:CYS:HB3	1.83	0.59
40:TH:259:LEU:HD11	40:TH:377:LEU:HD23	1.85	0.59
40:UE:242:LEU:HD22	40:UE:252:LEU:HD23	1.85	0.59
41:UP:135:LEU:HD21	41:UP:137:HIS:HB3	1.85	0.59
41:WM:139:LEU:HD21	41:WM:189:VAL:HG22	1.83	0.59
41:WO:178:THR:HB	41:WO:181:GLU:HG3	1.82	0.59
7:1S:573:ASP:HB3	7:1S:576:GLU:HB2	1.83	0.59
17:3Q:409:ILE:O	17:3Q:410:GLU:C	2.40	0.59
22:4I:642:CYS:HB3	22:4I:690:TYR:CE2	2.38	0.59
23:4M:18:TYR:HE1	40:BG:80:THR:HG22	1.67	0.59
26:4V:136:PHE:O	26:4V:137:HIS:ND1	2.35	0.59
41:BM:355:ASP:O	41:BM:356:ILE:C	2.41	0.59
41:BN:274:THR:HA	41:BN:278:SER:HB3	1.84	0.59
41:BO:58:LYS:O	41:BO:59:TYR:C	2.40	0.59
40:CA:136:LEU:HD22	40:CA:167:LEU:HB2	1.83	0.59
40:CA:402:ALA:O	40:CA:403:PHE:C	2.40	0.59
40:DG:60:LYS:NZ	40:DG:85:GLN:O	2.36	0.59
40:DH:217:LEU:O	40:DH:219:ILE:N	2.31	0.59
40:DH:250:VAL:HG12	40:DH:354:GLY:HA3	1.84	0.59
41:DL:42:LEU:HD12	41:DL:356:ILE:HD11	1.85	0.59
41:DM:21:TRP:CZ2	41:DM:63:ALA:HB2	2.38	0.59
40:EI:210:TYR:CD1	41:EP:324:LYS:HG2	2.38	0.59
40:EI:300:ASN:O	40:EI:301:GLN:C	2.40	0.59
40:EI:370:VAL:HG11	40:EI:373:ALA:HB2	1.83	0.59
41:EM:189:VAL:O	41:EM:193:VAL:HG23	2.02	0.59
40:FA:297:GLU:HG3	40:FA:299:ALA:H	1.68	0.59
40:FI:319:TYR:HD1	40:FI:323:VAL:HG11	1.67	0.59
41:GM:238:THR:HG21	41:GM:318:ARG:HD2	1.84	0.59
41:GO:100:ASN:HB2	41:GO:103:LYS:HB2	1.85	0.59
40:HA:403:PHE:CE2	41:HN:259:PRO:HA	2.37	0.59
40:HE:10:GLY:HA2	40:HE:145:THR:HG23	1.83	0.59
40:II:259:LEU:HD11	40:II:377:LEU:HD23	1.83	0.59
40:JG:88:HIS:NE2	40:JG:90:GLU:OE1	2.35	0.59
41:JL:313:VAL:O	41:JL:349:VAL:HA	2.02	0.59
41:KB:159:TYR:HB3	41:KB:162:ARG:HD3	1.84	0.59
41:LB:42:LEU:HD23	41:LB:356:ILE:HD11	1.85	0.59
40:LD:210:TYR:HE1	40:LD:227:LEU:HD11	1.67	0.59
40:MG:20:CYS:HA	40:MG:232:SER:HB2	1.83	0.59
41:MO:253:LEU:O	41:MO:257:MET:HB2	2.03	0.59
41:NM:334:GLN:NE2	41:NM:348:ASN:OD1	2.36	0.59

Continued on next page...

Continued from previous page...

Atom-1	Atom-2	Interatomic distance (Å)	Clash overlap (Å)
40:OF:20:CYS:HA	40:OF:232:SER:HB2	1.84	0.59
40:OH:222:PRO:HD2	41:OO:324:LYS:CE	2.33	0.59
41:OO:238:THR:HG21	41:OO:318:ARG:HD2	1.85	0.59
40:PD:269:LEU:HD21	40:PD:301:GLN:HB2	1.83	0.59
40:PE:265:ILE:HG22	40:PE:379:ASN:HD21	1.68	0.59
41:RN:13:GLY:HA2	41:RN:16:ILE:HD12	1.83	0.59
41:RN:164:MET:O	41:RN:198:GLU:HB3	2.02	0.59
40:SF:6:SER:OG	40:SF:8:HIS:NE2	2.35	0.59
40:SH:177:VAL:HG11	41:SO:327:ASP:HB3	1.83	0.59
41:TM:314:ALA:HB3	41:TM:368:ILE:HB	1.83	0.59
41:UN:325:GLU:O	41:UN:329:GLN:HB2	2.02	0.59
40:VA:15:GLN:NE2	42:VA:501:GTP:O6	2.34	0.59
40:WE:254:GLU:HG2	41:WM:98:GLY:HA2	1.85	0.59
41:WP:222:TYR:O	41:WP:226:ASN:ND2	2.36	0.59
7:1U:60:LEU:HG	7:1U:96:TRP:CZ3	2.38	0.59
12:2M:250:THR:HG22	40:AG:401:ARG:HG2	1.84	0.59
22:4I:24:GLN:OE1	40:MG:1:GLN:N	2.34	0.59
23:4P:243:LEU:HD11	40:DA:84:ARG:HG3	1.84	0.59
23:4Q:109:CYS:SG	23:4Q:110:ASN:N	2.76	0.59
27:4Z:74:ASN:ND2	27:4Z:263:HIS:O	2.35	0.59
36:5Y:116:ARG:HA	36:5Y:146:ARG:HA	1.83	0.59
41:AN:30:ILE:HD11	41:AN:47:ILE:HD11	1.84	0.59
40:BH:177:VAL:HG13	40:BH:178:SER:H	1.68	0.59
41:BM:87:PRO:HD3	41:CM:281:TYR:CD1	2.36	0.59
41:BO:21:TRP:CE3	41:BO:24:ILE:HD11	2.37	0.59
41:CL:165:ASN:HA	41:CL:198:GLU:HB3	1.84	0.59
40:EA:238:ILE:HG23	40:EA:255:PHE:HE2	1.67	0.59
40:EA:259:LEU:HD12	40:EA:268:PRO:HB3	1.84	0.59
41:EN:138:SER:HA	41:EN:169:VAL:HB	1.85	0.59
40:FH:320:ARG:HB2	40:FH:373:ALA:HB3	1.85	0.59
41:FM:101:TRP:HB2	41:FM:184:ASN:HD22	1.68	0.59
41:FN:421:PRO:HA	41:FN:424:THR:HG22	1.84	0.59
40:GI:60:LYS:O	40:GI:61:HIS:C	2.41	0.59
40:HE:435:GLY:O	40:HE:436:MET:C	2.41	0.59
41:HM:27:GLU:HA	41:HM:359:ARG:HH12	1.68	0.59
41:JB:213:ARG:HH12	41:JB:297:LYS:HG3	1.66	0.59
41:JL:6:HIS:O	41:JL:63:ALA:HA	2.03	0.59
41:JM:391:ARG:O	41:JM:392:LYS:C	2.40	0.59
41:JO:172:SER:OG	41:JO:175:VAL:O	2.20	0.59
41:KB:46:ARG:NH2	40:KG:76:ASP:OD2	2.34	0.59
40:KG:255:PHE:O	40:KG:259:LEU:HB2	2.01	0.59

Continued on next page...

Continued from previous page...

Atom-1	Atom-2	Interatomic distance (Å)	Clash overlap (Å)
41:LP:390:ARG:NH1	41:LP:390:ARG:O	2.34	0.59
40:NF:228:ASN:HD21	42:NM:501:GTP:HN1	1.49	0.59
41:NL:100:ASN:HB3	41:NL:103:LYS:HB2	1.84	0.59
41:NO:314:ALA:HB3	41:NO:368:ILE:HB	1.83	0.59
40:OH:99:ALA:O	40:OH:100:ALA:C	2.40	0.59
41:OL:3:GLU:HB2	41:OL:130:LEU:HA	1.83	0.59
41:PL:377:LEU:HD12	41:PL:380:ARG:HH12	1.67	0.59
40:QH:30:ILE:HA	40:QH:36:MET:HG2	1.83	0.59
41:QO:237:THR:HG22	41:QO:250:LEU:HD21	1.84	0.59
41:RL:91:VAL:HG11	41:RL:116:VAL:HG22	1.84	0.59
40:SA:88:HIS:HE1	40:SA:90:GLU:HG3	1.67	0.59
40:SG:262:TYR:HB2	40:SG:265:ILE:HG22	1.84	0.59
41:SN:269:GLY:HA3	41:SN:367:PHE:HB3	1.83	0.59
40:UE:238:ILE:HG13	40:UE:239:THR:HG23	1.84	0.59
41:UO:134:GLN:HA	41:UO:165:ASN:O	2.02	0.59
41:VB:396:HIS:HA	41:VB:399:THR:HG22	1.85	0.59
40:VH:98:ASP:O	40:VH:105:ARG:NH1	2.36	0.59
40:VJ:73:THR:HA	40:VJ:76:ASP:HB2	1.85	0.59
7:1T:373:PRO:HG2	10:2E:137:LYS:HA	1.85	0.59
7:1U:416:HIS:HB2	7:1U:420:VAL:HG22	1.84	0.59
16:3J:100:GLU:HG3	18:3T:161:ARG:HH12	1.68	0.59
22:4J:155:ASN:HA	22:4J:167:ILE:O	2.02	0.59
22:4K:562:LEU:HD21	22:4K:589:LEU:HD11	1.83	0.59
23:4P:192:PRO:HG3	41:CN:44:LEU:HD21	1.83	0.59
40:AE:273:ALA:HB3	40:AE:374:VAL:H	1.66	0.59
40:BA:261:PRO:HG3	41:BB:394:PHE:CZ	2.38	0.59
40:BE:7:VAL:HG13	40:BE:66:VAL:HG13	1.85	0.59
40:BE:400:LYS:O	40:BE:401:ARG:C	2.40	0.59
40:CI:8:HIS:HD2	40:CI:138:PHE:HB2	1.68	0.59
41:CM:19:LYS:HA	41:CM:22:GLU:HG3	1.85	0.59
40:DF:349:THR:HG21	41:DN:182:PRO:CD	2.32	0.59
41:DL:62:ARG:HG2	41:DL:123:GLU:HG2	1.85	0.59
41:DM:174:LYS:CE	41:DM:175:VAL:CG2	2.66	0.59
41:DO:252:LYS:HD2	41:DO:350:LYS:HE3	1.84	0.59
41:EN:316:VAL:HA	41:EN:352:ALA:HB3	1.84	0.59
40:FE:90:GLU:OE1	40:FE:121:ARG:NH1	2.35	0.59
40:GH:16:ILE:HA	40:GH:228:ASN:HB3	1.85	0.59
40:HA:108:TYR:O	40:HA:112:LYS:NZ	2.35	0.59
41:HN:86:ARG:HA	41:IN:281:TYR:HD2	1.66	0.59
41:HO:16:ILE:HD11	41:HO:229:VAL:HG11	1.85	0.59
40:IF:35:GLN:NE2	40:IF:58:ALA:O	2.36	0.59

Continued on next page...

Continued from previous page...

Atom-1	Atom-2	Interatomic distance (Å)	Clash overlap (Å)
40:IF:189:LEU:HD11	40:IF:417:PHE:HE1	1.68	0.59
40:II:70:LEU:HD23	40:II:145:THR:HG23	1.83	0.59
41:KB:282:ARG:HD3	41:KB:283:ALA:H	1.68	0.59
40:LH:226:ASN:ND2	40:LH:366:ASP:OD2	2.36	0.59
41:LM:252:LYS:HG2	41:LM:350:LYS:HE2	1.84	0.59
40:ND:384:ALA:HA	40:ND:387:TRP:HE3	1.68	0.59
41:NO:5:VAL:HG22	41:NO:62:ARG:HD3	1.83	0.59
40:OA:96:LYS:NZ	41:ON:1:MET:SD	2.75	0.59
41:OB:137:HIS:ND1	41:OB:144:GLY:O	2.36	0.59
40:OH:288:VAL:HG11	40:OH:327:ASP:HB3	1.85	0.59
41:OM:248:ALA:HA	41:OM:252:LYS:HD3	1.84	0.59
41:PO:253:LEU:O	41:PO:257:MET:HB2	2.03	0.59
41:PP:132:GLY:HA3	41:PP:163:ILE:O	2.02	0.59
41:QB:16:ILE:HG12	43:QB:501:GDP:C6	2.37	0.59
40:QF:15:GLN:OE1	40:QF:228:ASN:ND2	2.35	0.59
40:QG:68:VAL:HG12	40:QG:93:ILE:HB	1.84	0.59
41:QP:1:MET:O	41:QP:3:GLU:N	2.36	0.59
41:QP:238:THR:HA	41:QP:241:ARG:HB2	1.84	0.59
40:RA:102:ASN:HB3	40:RA:105:ARG:HB2	1.84	0.59
41:RM:30:ILE:HD11	41:RM:47:ILE:HD11	1.84	0.59
41:RO:242:PHE:HB3	41:RO:356:ILE:HD13	1.84	0.59
40:SH:221:ARG:HH22	41:SO:325:GLU:CB	2.15	0.59
41:SO:142:GLY:O	41:SO:143:THR:C	2.41	0.59
40:UE:269:LEU:O	40:UE:377:LEU:HA	2.01	0.59
40:UI:50:ASN:O	40:UI:52:PHE:N	2.36	0.59
41:UP:211:CYS:SG	41:UP:212:PHE:N	2.76	0.59
40:VA:239:THR:O	40:VA:243:ARG:NH1	2.35	0.59
40:VI:332:ILE:HG21	41:VQ:175:VAL:HG23	1.85	0.59
40:WF:217:LEU:HD11	40:WF:366:ASP:HB3	1.84	0.59
41:WN:249:ASP:H	41:WN:252:LYS:HE3	1.67	0.59
8:1W:454:GLN:OE1	41:VO:276:ARG:NH2	2.35	0.59
16:3J:307:LYS:HD2	16:3J:348:THR:HG21	1.85	0.59
18:3W:188:GLU:HG3	18:3W:192:ARG:HH22	1.67	0.59
22:4J:10:SER:HB3	41:MN:215:LEU:HD13	1.84	0.59
23:4R:196:PHE:CE1	41:DP:283:ALA:HB1	2.38	0.59
29:5D:98:THR:HA	41:HQ:295:ASP:HA	1.85	0.59
35:5T:101:HIS:HB3	40:JE:225:THR:HG21	1.84	0.59
41:AB:237:THR:O	41:AB:241:ARG:NH1	2.36	0.59
40:CE:400:LYS:HD2	41:CL:344:TRP:CB	2.33	0.59
41:CL:86:ARG:HG3	41:DL:281:TYR:HB3	1.85	0.59
40:DF:271:THR:OG1	40:DF:301:GLN:HA	2.03	0.59

Continued on next page...

Continued from previous page...

Atom-1	Atom-2	Interatomic distance (Å)	Clash overlap (Å)
41:DP:66:VAL:HG13	41:DP:91:VAL:HB	1.84	0.59
40:EA:101:ASN:ND2	42:EA:501:GTP:O2G	2.36	0.59
41:EB:66:VAL:HG12	41:EB:91:VAL:HB	1.85	0.59
40:EH:131:GLY:O	40:EH:132:LEU:C	2.41	0.59
40:FA:70:LEU:HD12	40:FA:145:THR:HG22	1.83	0.59
40:FH:191:THR:HA	40:FH:194:THR:HG22	1.84	0.59
40:GF:318:LEU:O	40:GF:374:VAL:HA	2.01	0.59
40:GH:85:GLN:O	40:GH:86:LEU:C	2.40	0.59
40:GI:160:ASP:O	40:GI:162:GLY:N	2.36	0.59
41:IM:207:LEU:HB3	41:IM:225:LEU:HD22	1.84	0.59
41:IP:237:THR:O	41:IP:241:ARG:NE	2.35	0.59
40:JG:251:ASP:HB3	40:JG:254:GLU:HG3	1.84	0.59
41:JO:178:THR:HB	41:JO:181:GLU:HG3	1.85	0.59
41:KL:102:ALA:C	41:KL:104:GLY:H	2.06	0.59
40:LH:258:ASN:HD22	41:LP:179:VAL:HG22	1.67	0.59
40:MH:167:LEU:HD22	40:MH:200:CYS:HB2	1.84	0.59
40:ND:28:HIS:HD2	40:ND:49:PHE:HA	1.66	0.59
40:OF:139:HIS:O	40:OF:170:SER:HA	2.02	0.59
40:OH:9:VAL:HG22	40:OH:68:VAL:HG13	1.85	0.59
41:OM:218:THR:HG23	41:OM:276:ARG:HH12	1.68	0.59
40:PA:26:LEU:HD21	40:PA:363:VAL:HG12	1.84	0.59
40:PE:97:GLU:OE1	40:PE:105:ARG:NH2	2.36	0.59
40:PE:276:ILE:HG23	40:PE:280:LYS:HG3	1.84	0.59
41:PO:107:THR:O	41:PO:110:ALA:N	2.36	0.59
41:QN:207:LEU:HB3	41:QN:225:LEU:HD22	1.84	0.59
41:QO:191:GLN:O	41:QO:195:ASN:ND2	2.35	0.59
40:RG:248:LEU:HD23	40:RG:355:ILE:HD12	1.84	0.59
41:RP:233:MET:HA	41:RP:236:VAL:HG22	1.83	0.59
40:SA:274:PRO:HG3	40:SA:286:LEU:HD12	1.83	0.59
40:SE:145:THR:OG1	42:SL:501:GTP:O2B	2.20	0.59
40:SE:400:LYS:HG2	41:SL:425:ARG:HH22	1.67	0.59
40:UF:88:HIS:HB3	40:UF:91:GLN:HB3	1.85	0.59
41:UO:8:GLN:NE2	41:UO:64:VAL:O	2.36	0.59
40:VF:55:GLU:OE2	40:VF:61:HIS:NE2	2.36	0.59
40:VG:16:ILE:HA	40:VG:228:ASN:HB3	1.84	0.59
40:VG:177:VAL:HB	41:VN:331:LEU:HD22	1.84	0.59
10:2F:69:LYS:HG3	10:2F:71:ASP:H	1.68	0.59
10:2F:150:PRO:HD2	40:WG:221:ARG:HH12	1.67	0.59
13:2W:49:ILE:HD11	13:2W:162:ILE:HD11	1.83	0.59
15:3H:130:ASP:OD1	15:3H:131:GLU:N	2.36	0.59
17:3R:215:VAL:O	17:3R:216:GLU:C	2.41	0.59

Continued on next page...

Continued from previous page...

Atom-1	Atom-2	Interatomic distance (Å)	Clash overlap (Å)
22:4J:470:GLU:HG2	22:4J:471:ARG:H	1.68	0.59
36:5W:248:ASP:OD1	36:5W:256:ARG:NH2	2.34	0.59
41:BB:226:ASN:ND2	43:BB:501:GDP:HN1	2.01	0.59
41:BM:135:LEU:HD22	41:BM:152:ILE:HD11	1.84	0.59
41:CL:8:GLN:HG2	41:CL:14:ASN:HA	1.84	0.59
41:CM:273:LEU:HB2	41:CM:292:GLN:HE22	1.66	0.59
41:CN:138:SER:O	41:CN:139:LEU:C	2.41	0.59
41:DB:141:GLY:HA3	43:DB:501:GDP:O1A	2.03	0.59
40:DH:168:GLU:HG3	40:DH:201:ALA:HA	1.84	0.59
40:EH:407:TYR:HB3	40:EH:417:PHE:HZ	1.68	0.59
40:FF:206:ASN:OD1	42:FM:501:GTP:O2'	2.21	0.59
41:FO:62:ARG:NH2	41:FO:127:CYS:SG	2.75	0.59
41:GB:107:THR:O	41:GB:110:ALA:N	2.36	0.59
40:GH:274:PRO:HB2	40:GH:370:VAL:HG11	1.85	0.59
40:GI:213:CYS:HB2	40:GI:222:PRO:HG3	1.85	0.59
41:GP:33:THR:O	41:GP:58:LYS:NZ	2.35	0.59
40:HI:228:ASN:HD21	42:HP:501:GTP:HN1	1.49	0.59
41:HM:273:LEU:O	41:HM:292:GLN:NE2	2.33	0.59
41:HN:24:ILE:HA	41:HN:27:GLU:HG2	1.85	0.59
40:IG:326:LYS:HD3	41:IO:208:TYR:HB2	1.84	0.59
41:IQ:172:SER:HB2	41:IQ:205:GLU:HG2	1.85	0.59
41:KL:178:THR:HB	41:KL:181:GLU:HG2	1.85	0.59
40:NG:276:ILE:HG13	40:NG:368:ALA:HB3	1.85	0.59
40:OH:100:ALA:HA	41:OO:252:LYS:HG2	1.83	0.59
40:PE:297:GLU:O	40:PE:301:GLN:NE2	2.35	0.59
41:PM:101:TRP:HZ3	41:PM:187:LEU:HB3	1.67	0.59
41:QB:105:HIS:HB2	41:QB:146:GLY:HA2	1.85	0.59
40:QE:98:ASP:O	40:QE:105:ARG:NH1	2.35	0.59
40:QG:138:PHE:HE1	40:QG:235:VAL:HG21	1.68	0.59
41:RB:159:TYR:HB3	41:RB:162:ARG:HD3	1.84	0.59
40:RH:288:VAL:HG11	40:RH:327:ASP:HB3	1.85	0.59
40:RI:224:TYR:CE1	41:RP:323:MET:HG3	2.38	0.59
41:SB:99:ASN:HB3	41:SB:178:THR:HG21	1.84	0.59
40:SG:51:THR:HG21	40:SG:243:ARG:HG2	1.85	0.59
41:SL:27:GLU:HA	41:SL:359:ARG:HH12	1.66	0.59
41:SN:325:GLU:O	41:SN:329:GLN:HB2	2.03	0.59
41:SP:314:ALA:HB3	41:SP:368:ILE:HB	1.84	0.59
40:TH:223:THR:HG22	41:TO:322:SER:HA	1.85	0.59
41:TO:314:ALA:HB3	41:TO:368:ILE:HB	1.84	0.59
40:UE:240:ALA:HB1	40:UE:356:ASN:HD22	1.67	0.59
40:UI:180:ALA:HB3	40:UI:183:GLU:HB2	1.85	0.59

Continued on next page...

Continued from previous page...

Atom-1	Atom-2	Interatomic distance (Å)	Clash overlap (Å)
41:UM:86:ARG:NH1	41:VN:281:TYR:O	2.36	0.59
41:VB:62:ARG:NH1	41:VB:127:CYS:SG	2.75	0.59
40:VH:239:THR:O	40:VH:243:ARG:NH1	2.36	0.59
41:WN:97:ALA:HB1	41:WN:142:GLY:HA3	1.85	0.59
7:1T:591:THR:HG22	7:1T:592:ARG:HG2	1.83	0.58
11:2I:222:PRO:HA	11:2I:225:MET:HE2	1.85	0.58
15:3F:114:LYS:HG3	15:3F:393:MET:HE1	1.84	0.58
21:4F:137:VAL:HG12	21:4F:145:GLN:HB3	1.85	0.58
31:5I:356:GLY:HA3	40:HA:80:THR:HG22	1.85	0.58
37:6A:113:ARG:O	40:TH:46:ASP:N	2.36	0.58
41:AO:2:ARG:HB3	41:AO:131:GLN:HB2	1.85	0.58
40:BF:194:THR:O	40:BF:198:SER:HB3	2.03	0.58
40:BH:100:ALA:O	40:BH:101:ASN:C	2.41	0.58
41:BL:204:ASN:ND2	43:BL:502:GDP:O2'	2.36	0.58
41:BP:98:GLY:O	41:BP:99:ASN:C	2.41	0.58
41:BP:360:GLY:O	41:BP:361:LEU:C	2.40	0.58
40:CA:191:THR:HB	40:CA:424:MET:SD	2.42	0.58
40:DI:111:GLY:O	40:DI:113:GLU:N	2.35	0.58
40:EF:229:ARG:HH21	40:EF:363:VAL:HG23	1.67	0.58
40:EI:231:ILE:HA	40:EI:234:ILE:HD12	1.85	0.58
40:FE:102:ASN:HB3	40:FE:105:ARG:HB2	1.84	0.58
40:FG:3:GLU:HA	40:FG:51:THR:HG23	1.85	0.58
40:GE:140:SER:HA	40:GE:171:ILE:HG12	1.85	0.58
41:HM:156:ARG:NH1	41:HM:195:ASN:O	2.35	0.58
40:II:101:ASN:ND2	41:IP:256:ASN:OD1	2.34	0.58
41:IM:77:ARG:O	41:IM:83:GLN:NE2	2.35	0.58
41:IO:45:GLU:HG3	41:IO:46:ARG:HG2	1.84	0.58
41:JB:173:PRO:HB3	41:JB:380:ARG:HD3	1.83	0.58
41:JM:172:SER:HB2	41:JM:205:GLU:HB2	1.85	0.58
41:KP:54:ALA:HA	41:LP:283:ALA:HB2	1.85	0.58
40:MG:360:PRO:HG2	40:MG:373:ALA:HB3	1.84	0.58
41:MO:1:MET:HB2	41:MO:128:ASP:HB2	1.85	0.58
40:ND:70:LEU:HA	40:ND:95:GLY:HA3	1.85	0.58
41:OB:334:GLN:NE2	41:OB:348:ASN:OD1	2.35	0.58
41:OM:141:GLY:O	41:OM:184:ASN:ND2	2.36	0.58
41:OO:130:LEU:HB2	41:OO:162:ARG:HH12	1.68	0.58
41:PP:8:GLN:HB2	41:PP:65:LEU:HA	1.85	0.58
40:QE:200:CYS:HA	40:QE:266:HIS:HB2	1.84	0.58
40:QG:188:ILE:HG22	40:QG:420:ALA:HB1	1.85	0.58
40:RE:180:ALA:HB3	40:RE:183:GLU:HG3	1.84	0.58
40:SA:261:PRO:HD2	40:SA:265:ILE:HG23	1.85	0.58

Continued on next page...

Continued from previous page...

Atom-1	Atom-2	Interatomic distance (Å)	Clash overlap (Å)
41:SM:117:LEU:HA	41:SM:120:VAL:HG12	1.85	0.58
41:TO:226:ASN:HA	43:TO:501:GDP:HN21	1.68	0.58
40:UI:68:VAL:HG22	40:UI:93:ILE:HB	1.84	0.58
41:UN:263:LEU:O	41:UN:370:ASN:ND2	2.35	0.58
41:UP:107:THR:O	41:UP:108:GLU:C	2.41	0.58
40:WA:221:ARG:HH11	41:WN:322:SER:HB2	1.67	0.58
40:WE:27:GLU:OE1	40:WE:243:ARG:NH1	2.35	0.58
40:WF:256:GLN:HE21	41:WN:397:TRP:HZ2	1.51	0.58
41:WN:310:TYR:O	41:WN:311:LEU:C	2.40	0.58
7:1T:165:VAL:HG11	7:1T:211:ILE:HG13	1.84	0.58
8:1W:316:ILE:O	8:1W:320:ASN:ND2	2.37	0.58
13:2X:7:GLN:HE21	13:2X:71:ILE:HD13	1.68	0.58
13:2X:87:PHE:CE2	13:2X:156:ILE:HG23	2.37	0.58
16:3J:214:THR:HG22	16:3J:217:GLN:HG3	1.85	0.58
31:5I:322:THR:HA	31:5I:325:THR:HG22	1.85	0.58
36:5Y:131:VAL:HG12	40:KH:408:VAL:HG13	1.85	0.58
39:6K:50:GLN:NE2	39:6K:54:TYR:OH	2.31	0.58
40:BF:6:SER:O	40:BF:65:ALA:HA	2.04	0.58
41:BM:44:LEU:O	41:BM:45:GLU:C	2.42	0.58
41:CL:258:VAL:HG22	41:CL:266:PHE:HZ	1.68	0.58
40:DI:210:TYR:CD1	41:DP:324:LYS:HD3	2.38	0.58
40:DI:278:ALA:HA	40:DI:368:ALA:HB2	1.85	0.58
41:DL:3:GLU:HB3	41:DL:130:LEU:HA	1.84	0.58
41:DO:265:PHE:HB3	41:DO:374:ILE:HD13	1.85	0.58
41:DP:173:PRO:O	41:DP:174:LYS:C	2.42	0.58
40:EE:320:ARG:HE	40:EE:360:PRO:HG3	1.68	0.58
40:FA:273:ALA:HB1	40:FA:274:PRO:CD	2.26	0.58
40:FH:199:ASP:OD1	40:FH:256:GLN:NE2	2.30	0.58
41:FP:139:LEU:HD12	41:FP:170:VAL:HG12	1.83	0.58
40:GE:251:ASP:H	40:GE:254:GLU:HG3	1.68	0.58
41:GP:100:ASN:HB3	41:GP:103:LYS:HB2	1.86	0.58
41:HB:211:CYS:HA	41:HB:215:LEU:HB2	1.85	0.58
40:IA:316:CYS:HB3	40:IA:377:LEU:HB2	1.84	0.58
40:IA:405:HIS:HA	40:IA:408:VAL:HG12	1.85	0.58
41:IN:8:GLN:NE2	41:IN:17:GLY:HA3	2.18	0.58
41:KL:107:THR:OG1	41:KL:108:GLU:N	2.36	0.58
40:LF:3:GLU:HG3	40:LF:129:CYS:HB3	1.84	0.58
40:MF:224:TYR:HB3	42:MM:501:GTP:C6	2.38	0.58
40:ND:276:ILE:HG21	40:ND:281:ALA:HB2	1.84	0.58
40:NH:405:HIS:HA	40:NH:408:VAL:HG12	1.84	0.58
41:NM:238:THR:OG1	41:NM:318:ARG:NH1	2.35	0.58

Continued on next page...

Continued from previous page...

Atom-1	Atom-2	Interatomic distance (Å)	Clash overlap (Å)
41:NO:86:ARG:NH1	41:OO:281:TYR:O	2.36	0.58
40:OE:135:PHE:O	40:OE:167:LEU:HB2	2.03	0.58
41:OM:176:SER:OG	41:OM:178:THR:O	2.21	0.58
41:PB:238:THR:HA	41:PB:241:ARG:HH11	1.68	0.58
40:QG:36:MET:HG2	40:QG:61:HIS:CE1	2.38	0.58
40:QG:239:THR:O	40:QG:243:ARG:NE	2.32	0.58
41:QL:238:THR:HA	41:QL:241:ARG:HE	1.66	0.58
41:QN:136:THR:HG22	41:QN:167:PHE:HB2	1.84	0.58
40:RF:178:SER:OG	40:RF:179:THR:N	2.35	0.58
41:RL:122:LYS:NZ	41:SL:295:ASP:OD2	2.35	0.58
40:SA:259:LEU:HD21	40:SA:377:LEU:HB2	1.85	0.58
41:SM:313:VAL:O	41:SM:349:VAL:HA	2.04	0.58
41:TB:229:VAL:HA	41:TB:232:THR:HG22	1.84	0.58
40:UE:188:ILE:HD12	40:UE:424:MET:HG3	1.85	0.58
41:VO:229:VAL:HG12	41:VO:233:MET:HE2	1.84	0.58
41:VO:314:ALA:HA	41:VO:350:LYS:HB3	1.85	0.58
40:WI:7:VAL:HB	40:WI:137:ILE:HG12	1.85	0.58
40:WI:180:ALA:HB1	41:WP:256:ASN:HD21	1.67	0.58
41:WP:2:ARG:HB2	41:WP:240:LEU:HD11	1.84	0.58
41:WQ:309:ARG:H	41:WQ:372:THR:HB	1.68	0.58
7:1T:95:LEU:HD22	7:1T:107:LEU:HD11	1.86	0.58
9:2B:160:LEU:HA	9:2B:163:VAL:HG12	1.85	0.58
12:2P:59:ALA:HB1	41:AL:423:VAL:HG13	1.86	0.58
15:3H:122:ARG:NH1	15:3H:126:ASP:O	2.37	0.58
21:4E:164:HIS:HD2	21:4E:166:LYS:HG3	1.68	0.58
21:4E:352:ARG:HG3	21:4E:364:LEU:HD23	1.84	0.58
22:4I:276:SER:OG	22:4I:277:LEU:N	2.35	0.58
27:4Y:65:HIS:HA	27:4Y:140:VAL:HA	1.85	0.58
30:5G:115:PRO:O	40:HG:215:ARG:NH1	2.35	0.58
40:AH:283:HIS:HD2	40:MH:62:VAL:HG23	1.68	0.58
40:BF:224:TYR:HA	40:BF:227:LEU:HB2	1.83	0.58
41:CB:7:LEU:HD12	41:CB:151:LEU:HD21	1.85	0.58
41:CB:341:PHE:HB3	41:CB:348:ASN:HD21	1.68	0.58
40:CF:181:VAL:HG23	40:CF:182:VAL:HG13	1.84	0.58
40:CG:241:SER:OG	40:CG:249:ASN:OD1	2.21	0.58
41:CN:5:VAL:HG23	41:CN:130:LEU:HD21	1.86	0.58
41:CP:391:ARG:O	41:CP:392:LYS:C	2.41	0.58
40:DE:141:PHE:O	40:DE:143:GLY:N	2.36	0.58
40:DI:1:GLN:HG2	40:DI:50:ASN:HB3	1.84	0.58
41:DN:263:LEU:HD11	41:DN:374:ILE:HG21	1.83	0.58
41:DN:395:LEU:O	41:DN:396:HIS:C	2.41	0.58

Continued on next page...

Continued from previous page...

Atom-1	Atom-2	Interatomic distance (Å)	Clash overlap (Å)
41:DO:5:VAL:HG22	41:DO:62:ARG:HD2	1.85	0.58
40:EA:295:CYS:O	40:EA:301:GLN:NE2	2.36	0.58
40:EF:239:THR:O	40:EF:243:ARG:NH1	2.37	0.58
40:EG:15:GLN:NE2	42:EG:501:GTP:O6	2.37	0.58
40:EI:70:LEU:HD13	40:EI:110:ILE:HD12	1.85	0.58
41:EM:112:LEU:O	41:EM:115:SER:N	2.36	0.58
40:FA:81:GLY:O	40:FA:82:THR:C	2.41	0.58
41:FB:7:LEU:O	41:FB:135:LEU:HA	2.02	0.58
41:FO:186:THR:HG23	41:FO:415:MET:HG3	1.86	0.58
41:GB:317:PHE:HB2	41:GB:353:VAL:HG12	1.84	0.58
40:GI:247:ALA:O	40:GI:248:LEU:C	2.41	0.58
40:GI:284:GLU:HG2	40:GI:286:LEU:HD13	1.86	0.58
40:HF:320:ARG:HD3	40:HF:360:PRO:HG3	1.84	0.58
41:HN:279:GLN:HG2	41:HN:280:GLN:HG2	1.85	0.58
41:HQ:331:LEU:O	41:HQ:335:ASN:ND2	2.36	0.58
40:IF:273:ALA:HB3	40:IF:374:VAL:H	1.68	0.58
40:IG:234:ILE:HG13	40:IG:302:MET:HE1	1.85	0.58
40:JG:326:LYS:HE3	41:JO:208:TYR:HB2	1.85	0.58
41:JM:36:TYR:CZ	41:JM:38:GLY:HA3	2.37	0.58
40:KA:239:THR:O	40:KA:243:ARG:NE	2.30	0.58
41:KP:1:MET:SD	41:KP:48:ASN:ND2	2.77	0.58
40:LF:346:TRP:HB3	41:LN:391:ARG:HG3	1.85	0.58
40:MA:27:GLU:HA	40:MA:361:THR:HG21	1.84	0.58
41:MB:7:LEU:O	41:MB:135:LEU:HA	2.03	0.58
40:ND:60:LYS:O	40:ND:61:HIS:C	2.40	0.58
40:NF:252:LEU:HA	40:NF:255:PHE:HD2	1.69	0.58
40:OA:133:GLN:NE2	40:OA:251:ASP:OD2	2.36	0.58
40:OD:11:GLN:HG3	40:OD:74:VAL:HG11	1.85	0.58
41:OM:293:MET:HG3	41:OM:367:PHE:HB2	1.85	0.58
41:QO:311:LEU:HD23	41:QO:312:THR:HG23	1.85	0.58
40:RG:206:ASN:ND2	42:RG:501:GTP:O2'	2.36	0.58
40:TG:291:ILE:HD13	40:TG:372:ARG:HB3	1.84	0.58
40:TH:255:PHE:HE1	40:TH:318:LEU:HD11	1.68	0.58
41:TL:180:VAL:HG23	41:TL:184:ASN:HD21	1.68	0.58
40:UI:317:LEU:HD11	40:UI:351:PHE:HD2	1.68	0.58
40:VF:102:ASN:ND2	40:VF:406:TRP:O	2.36	0.58
40:WG:93:ILE:HD11	40:WG:121:ARG:HG3	1.84	0.58
40:WI:60:LYS:NZ	40:WI:85:GLN:O	2.33	0.58
41:WO:392:LYS:NZ	41:WO:405:GLU:OE1	2.35	0.58
11:2I:104:ASN:ND2	11:2I:107:ASN:OD1	2.36	0.58
12:2Q:99:GLU:OE1	12:2Q:102:LYS:NZ	2.36	0.58

Continued on next page...

Continued from previous page...

Atom-1	Atom-2	Interatomic distance (Å)	Clash overlap (Å)
13:2W:171:LEU:O	13:2W:172:TYR:C	2.42	0.58
13:2X:50:GLU:HG3	13:2X:159:ASN:HA	1.84	0.58
16:3L:326:ASN:OD1	16:3L:327:VAL:N	2.37	0.58
23:4M:95:THR:O	41:AB:46:ARG:NH1	2.34	0.58
26:4W:370:TYR:O	26:4W:375:LEU:HB2	2.04	0.58
36:5Y:132:THR:OG1	36:5Y:135:GLU:OE1	2.21	0.58
40:AA:76:ASP:OD2	41:AN:46:ARG:NH2	2.36	0.58
40:BA:98:ASP:O	40:BA:105:ARG:NH1	2.36	0.58
41:BB:190:HIS:HD2	41:BB:411:ALA:HA	1.67	0.58
41:BL:58:LYS:HG3	41:CL:280:GLN:HG3	1.86	0.58
40:CA:273:ALA:CB	40:CA:374:VAL:HG13	2.33	0.58
40:CE:73:THR:HA	40:CE:76:ASP:HB2	1.84	0.58
41:CP:104:GLY:HA2	41:CP:109:GLY:HA3	1.85	0.58
40:DA:256:GLN:HG3	41:DB:397:TRP:HZ2	1.69	0.58
40:DA:357:TYR:O	40:DA:358:GLN:C	2.41	0.58
40:DH:73:THR:O	40:DH:74:VAL:C	2.42	0.58
40:EH:90:GLU:O	40:EH:91:GLN:C	2.41	0.58
40:EI:397:MET:SD	41:EP:346:PRO:HD2	2.44	0.58
41:EP:178:THR:HG22	41:EP:180:VAL:HG22	1.85	0.58
41:GM:121:ARG:NH1	41:GM:158:GLU:OE2	2.36	0.58
40:HE:85:GLN:O	40:HE:86:LEU:C	2.41	0.58
41:HO:66:VAL:HG12	41:HO:91:VAL:HB	1.86	0.58
40:IA:207:GLU:HA	40:IA:210:TYR:HD1	1.68	0.58
40:IE:326:LYS:HE2	41:IM:225:LEU:HD11	1.84	0.58
40:KF:228:ASN:HB3	40:KF:231:ILE:HD12	1.85	0.58
41:MP:341:PHE:HB3	41:MP:348:ASN:HD21	1.68	0.58
40:ND:269:LEU:HD21	40:ND:380:THR:HG22	1.85	0.58
41:OB:203:ASP:N	41:OB:300:MET:O	2.33	0.58
40:OD:77:GLU:HG3	40:OD:78:VAL:N	2.18	0.58
41:ON:268:PRO:HG2	41:ON:300:MET:HB2	1.86	0.58
40:PG:264:ARG:NH1	40:PG:430:ASP:OD2	2.31	0.58
40:PH:265:ILE:HG13	40:PH:434:VAL:HG21	1.86	0.58
41:PL:8:GLN:HE22	41:PL:65:LEU:HG	1.69	0.58
41:PM:248:ALA:HA	41:PM:252:LYS:HD3	1.85	0.58
41:QB:318:ARG:HD3	41:QB:358:PRO:HD3	1.85	0.58
41:QB:427:ALA:O	41:QB:428:CYS:C	2.42	0.58
41:QN:248:ALA:HA	41:QN:252:LYS:HG2	1.85	0.58
41:QP:226:ASN:HB2	43:QP:501:GDP:HN1	1.68	0.58
41:RO:100:ASN:HB3	41:RO:103:LYS:HB2	1.85	0.58
40:SI:370:VAL:HG22	40:SI:372:ARG:H	1.69	0.58
40:UI:223:THR:HG22	41:UP:322:SER:HA	1.85	0.58

Continued on next page...

Continued from previous page...

Atom-1	Atom-2	Interatomic distance (Å)	Clash overlap (Å)
41:UN:2:ARG:HE	41:UN:240:LEU:HD22	1.68	0.58
40:VF:274:PRO:HG3	40:VF:286:LEU:HD12	1.84	0.58
41:WB:193:VAL:HG11	41:WB:262:ARG:HH21	1.67	0.58
41:WP:248:ALA:HA	41:WP:252:LYS:HE3	1.86	0.58
7:1U:470:LYS:HG3	7:1U:514:GLU:HG2	1.86	0.58
7:1U:569:VAL:HG23	7:1U:586:HIS:HE1	1.69	0.58
8:1X:119:ARG:HA	8:1X:122:LEU:HD12	1.84	0.58
10:2G:83:HIS:HB2	40:AH:305:CYS:HA	1.84	0.58
12:2P:68:LYS:HD2	12:2P:69:PRO:HD2	1.84	0.58
13:2V:61:CYS:HB2	13:2V:154:VAL:HG13	1.85	0.58
14:3B:46:ARG:HH22	40:MD:264:ARG:HE	1.50	0.58
21:4F:281:ARG:HB2	41:DM:219:THR:HG21	1.85	0.58
27:4Z:136:VAL:HG23	27:4Z:138:GLY:H	1.68	0.58
38:6C:113:TYR:HE1	40:VH:215:ARG:HH21	1.50	0.58
41:AB:396:HIS:HA	41:AB:399:THR:HG22	1.86	0.58
40:AH:143:GLY:H	42:AH:501:GTP:H5'	1.68	0.58
41:AL:11:GLN:HA	41:AL:72:THR:HG21	1.86	0.58
41:AO:420:ASN:HB2	41:AO:421:PRO:HD3	1.85	0.58
41:CM:218:THR:O	41:CM:220:PRO:HD3	2.03	0.58
40:DE:163:LYS:O	40:DE:164:LYS:C	2.42	0.58
40:DF:67:PHE:HB2	40:DF:92:LEU:HD12	1.85	0.58
40:FA:100:ALA:HA	41:FN:252:LYS:HE2	1.85	0.58
40:FE:319:TYR:HB3	40:FE:323:VAL:HG21	1.85	0.58
40:FH:326:LYS:HD2	41:FP:208:TYR:HD1	1.67	0.58
40:FI:76:ASP:HA	40:FI:79:ARG:HG2	1.84	0.58
41:HO:143:THR:OG1	43:HO:501:GDP:O1B	2.21	0.58
40:IH:255:PHE:HE1	40:IH:318:LEU:HD21	1.68	0.58
41:IM:172:SER:HB2	41:IM:205:GLU:HG2	1.85	0.58
40:JA:26:LEU:HD21	40:JA:363:VAL:HG22	1.84	0.58
41:JB:207:LEU:HB3	41:JB:225:LEU:HD22	1.85	0.58
40:KA:50:ASN:O	40:KA:64:ARG:NH1	2.36	0.58
40:LA:228:ASN:HD21	42:LA:501:GTP:HN1	1.51	0.58
40:LH:319:TYR:HB3	40:LH:323:VAL:HG11	1.84	0.58
41:MB:347:ASN:ND2	40:MG:178:SER:HB3	2.19	0.58
40:MF:224:TYR:O	42:MM:501:GTP:N2	2.36	0.58
40:OG:165:SER:OG	40:OG:256:GLN:NE2	2.37	0.58
41:OL:87:PRO:HD3	41:PL:281:TYR:HD2	1.68	0.58
41:OM:354:CYS:SG	41:OM:355:ASP:N	2.76	0.58
41:OO:222:TYR:O	41:OO:226:ASN:ND2	2.37	0.58
40:PA:292:THR:HG1	40:PA:319:TYR:HH	1.50	0.58
41:PB:258:VAL:HB	40:PG:406:TRP:HE1	1.68	0.58

Continued on next page...

Continued from previous page...

Atom-1	Atom-2	Interatomic distance (Å)	Clash overlap (Å)
40:PH:316:CYS:HA	40:PH:352:LYS:HB2	1.85	0.58
41:PP:276:ARG:NH1	41:PP:279:GLN:OE1	2.32	0.58
40:QG:212:ILE:HG23	40:QG:216:ASN:HD21	1.69	0.58
40:QH:269:LEU:HD21	40:QH:383:ILE:HD12	1.85	0.58
41:QP:101:TRP:N	41:QP:184:ASN:HB3	2.11	0.58
41:QP:267:MET:HE1	41:QP:367:PHE:HE2	1.68	0.58
41:RP:165:ASN:ND2	41:RP:198:GLU:OE1	2.37	0.58
40:SE:185:TYR:HE2	40:SE:403:PHE:HB2	1.69	0.58
40:SH:16:ILE:HA	40:SH:228:ASN:HB3	1.85	0.58
40:SH:277:SER:H	40:SH:280:LYS:HB3	1.67	0.58
41:SO:242:PHE:HB3	41:SO:356:ILE:CB	2.34	0.58
41:SP:174:LYS:HG3	41:SP:175:VAL:HG13	1.86	0.58
40:UG:205:ASP:HB2	40:UG:303:VAL:HG23	1.84	0.58
41:UP:318:ARG:HE	41:UP:358:PRO:HG3	1.68	0.58
41:VB:7:LEU:HD13	41:VB:64:VAL:HB	1.85	0.58
7:1T:467:ILE:HG12	7:1T:478:THR:HG22	1.84	0.58
12:2O:82:PRO:HA	12:2O:97:LYS:HE2	1.86	0.58
13:2V:14:LEU:O	13:2V:164:ARG:HA	2.03	0.58
15:3E:310:ALA:HB2	15:3E:344:ILE:HG21	1.84	0.58
21:4E:525:PRO:HA	21:4E:528:LEU:HB2	1.84	0.58
22:4J:272:ARG:CZ	41:DN:277:GLY:HA2	2.33	0.58
38:6D:244:ALA:O	40:VF:214:ARG:NH2	2.36	0.58
38:6D:285:ILE:HD12	40:UF:90:GLU:HG3	1.86	0.58
40:AE:380:THR:HG22	40:AE:382:ALA:H	1.67	0.58
40:AG:188:ILE:HD12	40:AG:424:MET:HG3	1.86	0.58
40:BH:96:LYS:HD2	41:BO:129:CYS:HB2	1.85	0.58
41:BM:290:THR:HG21	41:BM:329:GLN:HE21	1.68	0.58
41:BN:252:LYS:HG2	41:BN:350:LYS:HZ1	1.69	0.58
41:CB:52:ASN:OD1	41:CB:62:ARG:NH2	2.36	0.58
40:DA:320:ARG:HB3	40:DA:356:ASN:HD22	1.68	0.58
41:DB:68:LEU:HB2	41:DB:143:THR:OG1	2.03	0.58
40:DH:310:GLY:HA3	40:DH:382:ALA:HB2	1.85	0.58
40:DI:110:ILE:HD12	40:DI:110:ILE:H	1.69	0.58
40:DI:210:TYR:HB2	41:DP:324:LYS:HZ3	1.67	0.58
41:DL:25:SER:HA	41:DL:30:ILE:HG23	1.86	0.58
41:EB:317:PHE:HB2	41:EB:353:VAL:HG12	1.85	0.58
40:EE:100:ALA:HA	41:EL:252:LYS:HG3	1.84	0.58
40:FG:224:TYR:O	40:FG:228:ASN:ND2	2.37	0.58
41:FO:3:GLU:OE1	41:FO:62:ARG:NH1	2.37	0.58
41:GB:2:ARG:HG2	41:GB:131:GLN:HE21	1.68	0.58
40:GE:72:PRO:O	40:GE:73:THR:C	2.42	0.58

Continued on next page...

Continued from previous page...

Atom-1	Atom-2	Interatomic distance (Å)	Clash overlap (Å)
40:GI:316:CYS:HA	40:GI:352:LYS:HB3	1.84	0.58
41:GM:134:GLN:HA	41:GM:165:ASN:O	2.04	0.58
40:HE:63:PRO:HD3	40:HE:86:LEU:HG	1.84	0.58
40:HE:326:LYS:O	40:HE:329:ASN:N	2.36	0.58
40:HI:2:ARG:NH2	41:HQ:69:GLU:OE2	2.37	0.58
41:HM:26:ASP:O	41:HM:359:ARG:NH2	2.36	0.58
41:HN:16:ILE:HG21	41:HN:136:THR:HB	1.86	0.58
41:JM:248:ALA:HB2	41:JM:352:ALA:HB1	1.86	0.58
41:JO:253:LEU:O	41:JO:257:MET:HB2	2.03	0.58
40:KE:102:ASN:HD22	40:KE:105:ARG:HD3	1.69	0.58
40:KF:326:LYS:HD2	41:KN:208:TYR:HB2	1.84	0.58
40:MF:93:ILE:HD13	40:MF:118:VAL:HA	1.86	0.58
40:ND:180:ALA:HB3	40:ND:183:GLU:HB2	1.84	0.58
40:NE:180:ALA:HB3	40:NE:183:GLU:HG3	1.84	0.58
41:NL:407:GLU:HA	41:NL:410:GLU:HG2	1.86	0.58
40:OA:311:LYS:NZ	40:OA:437:ASP:OD1	2.36	0.58
40:OD:132:LEU:HB3	40:OD:164:LYS:HE3	1.86	0.58
41:OO:153:SER:HA	41:OO:195:ASN:HD21	1.67	0.58
41:PB:237:THR:HG22	41:PB:250:LEU:HD21	1.84	0.58
40:PH:329:ASN:HD22	41:PP:175:VAL:HG21	1.69	0.58
41:PL:191:GLN:O	41:PL:195:ASN:ND2	2.36	0.58
41:PO:319:GLY:HA2	41:PO:357:PRO:HG3	1.85	0.58
41:QB:358:PRO:HG2	41:QB:361:LEU:HD12	1.84	0.58
40:QF:259:LEU:O	40:QF:379:ASN:ND2	2.36	0.58
41:QL:381:ILE:HA	41:QL:384:GLN:HB2	1.85	0.58
40:RE:436:MET:O	41:RM:391:ARG:NH2	2.36	0.58
41:RO:289:LEU:HD11	41:RO:363:MET:HG2	1.84	0.58
40:SA:210:TYR:HE1	41:SN:324:LYS:HA	1.68	0.58
40:SA:262:TYR:O	40:SA:264:ARG:N	2.36	0.58
41:SN:207:LEU:HD13	41:SN:210:ILE:HD11	1.85	0.58
41:TB:137:HIS:O	41:TB:168:SER:HA	2.04	0.58
41:TM:252:LYS:O	41:TM:256:ASN:ND2	2.34	0.58
40:UA:352:LYS:NZ	41:UB:176:SER:OG	2.37	0.58
41:UO:314:ALA:HB3	41:UO:368:ILE:HB	1.85	0.58
41:UP:420:ASN:HB2	41:UP:421:PRO:HD3	1.85	0.58
40:VA:213:CYS:HA	40:VA:217:LEU:HB2	1.85	0.58
40:VG:60:LYS:NZ	40:VG:61:HIS:O	2.35	0.58
8:1W:523:LEU:HD13	8:1Y:196:ILE:HG23	1.85	0.58
14:3B:65:MET:HE1	14:3B:102:LEU:HA	1.84	0.58
23:4M:240:LEU:HD22	23:4M:266:HIS:HB3	1.85	0.58
23:4N:93:GLY:O	23:4N:94:TYR:C	2.41	0.58

Continued on next page...

Continued from previous page...

Atom-1	Atom-2	Interatomic distance (Å)	Clash overlap (Å)
27:4Y:38:LEU:HD12	27:4Y:41:GLN:H	1.69	0.58
40:BH:328:VAL:HG11	40:BH:353:VAL:HG13	1.84	0.58
41:CN:354:CYS:SG	41:CN:355:ASP:N	2.76	0.58
41:CO:139:LEU:HD23	41:CO:168:SER:HB2	1.86	0.58
40:DF:36:MET:O	40:DF:37:PRO:C	2.42	0.58
40:FA:163:LYS:H	40:FA:163:LYS:HE3	1.67	0.58
41:FB:191:GLN:O	41:FB:195:ASN:ND2	2.36	0.58
41:FM:282:ARG:NH2	41:FM:292:GLN:OE1	2.36	0.58
41:FN:172:SER:HB2	41:FN:205:GLU:HG2	1.86	0.58
40:GE:172:TYR:N	40:GE:204:VAL:O	2.35	0.58
40:HE:105:ARG:HB3	40:HE:110:ILE:HG23	1.84	0.58
41:HO:117:LEU:HD21	41:HO:154:LYS:HB3	1.85	0.58
40:IH:174:ALA:HB3	40:IH:178:SER:H	1.69	0.58
41:IM:100:ASN:HB3	41:IM:103:LYS:HG3	1.84	0.58
41:JM:216:LYS:HG3	41:JM:275:SER:HB2	1.85	0.58
41:KL:202:ILE:HG23	41:KL:300:MET:HB3	1.85	0.58
40:LD:244:PHE:HB2	40:LD:356:ASN:HD21	1.67	0.58
40:LH:329:ASN:HB3	41:LP:175:VAL:HG11	1.84	0.58
40:MA:380:THR:HG23	40:MA:382:ALA:H	1.66	0.58
40:MG:116:ASP:OD1	40:MG:116:ASP:N	2.37	0.58
40:ND:90:GLU:HB3	40:ND:121:ARG:HH22	1.68	0.58
40:ND:303:VAL:O	40:ND:304:LYS:C	2.42	0.58
41:OB:341:PHE:HB3	41:OB:348:ASN:HD21	1.67	0.58
41:OL:354:CYS:SG	41:OL:355:ASP:N	2.77	0.58
41:OO:87:PRO:HD3	41:PO:281:TYR:HD2	1.69	0.58
41:OO:292:GLN:O	41:OO:298:ASN:ND2	2.35	0.58
40:QE:64:ARG:NH1	40:QE:129:CYS:SG	2.77	0.58
41:QM:253:LEU:HD11	41:QM:368:ILE:HG13	1.84	0.58
40:RA:63:PRO:HG3	40:RA:87:PHE:HD1	1.69	0.58
40:RF:3:GLU:HA	40:RF:51:THR:HA	1.86	0.58
41:RL:253:LEU:O	41:RL:257:MET:HB2	2.04	0.58
40:SH:55:GLU:OE2	40:SH:61:HIS:ND1	2.35	0.58
40:SH:221:ARG:CZ	41:SO:322:SER:HB3	2.33	0.58
40:SH:262:TYR:HB2	40:SH:265:ILE:HG22	1.84	0.58
41:SL:325:GLU:HA	41:SL:328:GLU:HG3	1.86	0.58
40:TE:264:ARG:NH1	40:TE:430:ASP:OD1	2.36	0.58
40:TH:166:LYS:HB2	40:TH:199:ASP:HB2	1.86	0.58
40:TI:7:VAL:HB	40:TI:137:ILE:HG22	1.85	0.58
41:TM:165:ASN:HD21	41:TM:250:LEU:HD13	1.68	0.58
41:TN:159:TYR:HB3	41:TN:162:ARG:HD3	1.84	0.58
41:UP:100:ASN:HB3	41:UP:103:LYS:HG3	1.85	0.58

Continued on next page...

Continued from previous page...

Atom-1	Atom-2	Interatomic distance (Å)	Clash overlap (Å)
41:VB:334:GLN:NE2	41:VB:348:ASN:OD1	2.36	0.58
40:VG:124:LYS:NZ	40:WF:297:GLU:OE2	2.37	0.58
40:WG:50:ASN:O	40:WG:64:ARG:NH1	2.36	0.58
40:WH:224:TYR:HA	40:WH:227:LEU:HG	1.86	0.58
7:1T:383:MET:O	7:1T:384:ARG:C	2.42	0.58
8:1W:425:GLN:NE2	40:VA:367:LEU:O	2.36	0.58
10:2F:83:HIS:ND1	40:AA:385:GLU:OE1	2.37	0.58
12:2R:145:VAL:HG12	12:2R:149:LEU:HD23	1.85	0.58
17:3P:131:LYS:HG3	17:3Q:430:THR:HG23	1.86	0.58
21:4D:515:TYR:HA	21:4D:518:SER:HB2	1.85	0.58
21:4F:456:VAL:HB	21:4F:459:SER:HB3	1.85	0.58
22:4J:231:ARG:HH11	40:CF:41:THR:HB	1.68	0.58
27:4Y:171:LYS:HA	41:KL:276:ARG:HD3	1.86	0.58
36:5W:114:LEU:HB2	36:5W:146:ARG:HH21	1.69	0.58
36:5Y:82:ASN:OD1	40:OG:369:LYS:NZ	2.36	0.58
40:AE:16:ILE:HD13	40:AE:228:ASN:HB2	1.85	0.58
41:BB:22:GLU:HG3	41:BB:81:PHE:HB2	1.86	0.58
40:BH:313:MET:HA	40:BH:344:VAL:HG22	1.85	0.58
41:BM:391:ARG:O	41:BM:392:LYS:C	2.42	0.58
41:BP:58:LYS:O	41:BP:59:TYR:C	2.42	0.58
40:CA:228:ASN:OD1	42:CA:501:GTP:N2	2.33	0.58
41:CP:283:ALA:O	41:CP:285:THR:N	2.36	0.58
41:DB:198:GLU:HG2	41:DB:266:PHE:HZ	1.67	0.58
40:DF:192:HIS:HE1	40:DF:419:GLU:HG3	1.68	0.58
41:DM:420:ASN:O	41:DM:421:PRO:C	2.42	0.58
40:EA:73:THR:HA	40:EA:76:ASP:HB2	1.85	0.58
40:EF:324:VAL:HB	40:EF:327:ASP:HB2	1.86	0.58
41:EM:16:ILE:HA	41:EM:226:ASN:HD21	1.68	0.58
40:FA:99:ALA:O	40:FA:100:ALA:C	2.42	0.58
40:FF:322:ASP:O	40:FF:372:ARG:NH1	2.37	0.58
40:GH:56:THR:O	40:GH:58:ALA:N	2.37	0.58
40:GH:66:VAL:O	40:GH:67:PHE:C	2.42	0.58
40:JD:274:PRO:HD2	40:JD:291:ILE:HG13	1.86	0.58
40:JE:332:ILE:HG21	41:JM:175:VAL:HG13	1.85	0.58
40:JG:88:HIS:HE1	40:KG:280:LYS:HG3	1.68	0.58
41:JM:243:PRO:HD2	41:JM:356:ILE:HD13	1.86	0.58
41:JN:274:THR:HG22	41:JN:282:ARG:HH11	1.68	0.58
40:KG:213:CYS:HA	40:KG:217:LEU:HD12	1.84	0.58
41:KM:165:ASN:ND2	41:KM:198:GLU:OE1	2.37	0.58
40:LD:226:ASN:ND2	40:LD:366:ASP:OD2	2.36	0.58
41:NB:267:MET:HG2	41:NB:301:ALA:HB3	1.86	0.58

Continued on next page...

Continued from previous page...

Atom-1	Atom-2	Interatomic distance (Å)	Clash overlap (Å)
40:ND:72:PRO:O	40:ND:74:VAL:N	2.37	0.58
40:NE:90:GLU:HG3	40:NE:121:ARG:NH2	2.19	0.58
40:OH:101:ASN:HD22	41:OO:256:ASN:HD21	1.52	0.58
40:PF:329:ASN:HD22	41:PN:175:VAL:HG21	1.69	0.58
41:PL:107:THR:O	41:PL:110:ALA:N	2.37	0.58
40:RA:222:PRO:HD2	41:RN:324:LYS:HG2	1.85	0.58
40:RA:274:PRO:HG3	40:RA:286:LEU:HD12	1.86	0.58
40:TE:320:ARG:HH12	40:TE:360:PRO:HB3	1.69	0.58
40:UF:122:ILE:HG21	40:UF:157:LEU:HD21	1.85	0.58
40:UF:281:ALA:O	40:UF:282:TYR:C	2.42	0.58
40:VA:288:VAL:HA	40:VA:291:ILE:HG12	1.84	0.58
40:WA:53:PHE:O	40:WA:64:ARG:NH1	2.37	0.58
41:WB:327:ASP:HB3	40:WG:177:VAL:HG11	1.86	0.58
10:2E:150:PRO:HD2	40:WF:221:ARG:HH12	1.69	0.58
18:3U:347:GLU:OE1	18:3U:351:LYS:NZ	2.37	0.58
23:4Q:194:ALA:HB2	23:4Q:209:ALA:HB2	1.84	0.58
36:5X:123:ARG:HD2	40:KE:400:LYS:HA	1.86	0.58
39:6L:99:LEU:HB2	39:6L:153:TRP:HE1	1.69	0.58
41:CB:40:SER:HB2	41:CB:43:GLN:HG3	1.86	0.58
40:CE:252:LEU:HA	40:CE:255:PHE:HD1	1.68	0.58
40:CG:73:THR:HA	40:CG:76:ASP:HB2	1.84	0.58
40:CI:271:THR:HG22	40:CI:301:GLN:HA	1.85	0.58
41:CO:142:GLY:O	41:CO:144:GLY:N	2.37	0.58
41:CP:358:PRO:HG3	41:CP:364:SER:HB2	1.86	0.58
40:DI:295:CYS:O	40:DI:297:GLU:N	2.36	0.58
40:EI:139:HIS:HE1	40:EI:168:GLU:HB3	1.68	0.58
41:EN:108:GLU:HA	41:EN:111:GLU:HG2	1.85	0.58
40:FA:100:ALA:O	40:FA:101:ASN:C	2.41	0.58
40:FA:352:LYS:HE3	41:FB:179:VAL:HG22	1.84	0.58
41:FO:268:PRO:HD2	41:FO:300:MET:HB2	1.84	0.58
41:GM:207:LEU:HD22	41:GM:228:LEU:HD11	1.85	0.58
41:HB:42:LEU:HD23	41:HB:356:ILE:HD11	1.86	0.58
41:HM:100:ASN:HB3	41:HM:103:LYS:HB2	1.84	0.58
41:HO:262:ARG:NH2	41:HO:414:ASN:OD1	2.36	0.58
40:LA:320:ARG:NH1	40:LA:358:GLN:O	2.37	0.58
40:LF:303:VAL:O	40:LF:304:LYS:C	2.42	0.58
40:LG:160:ASP:O	40:LG:161:TYR:C	2.41	0.58
41:LN:213:ARG:HH21	41:LN:297:LYS:HG2	1.68	0.58
41:LP:174:LYS:HG3	41:LP:175:VAL:HG13	1.86	0.58
40:MF:338:LYS:HB2	40:MF:341:ILE:HD12	1.86	0.58
40:NE:2:ARG:HH11	40:NE:242:LEU:HA	1.69	0.58

Continued on next page...

Continued from previous page...

Atom-1	Atom-2	Interatomic distance (Å)	Clash overlap (Å)
40:OA:247:ALA:HB3	40:OA:355:ILE:HB	1.86	0.58
40:OE:118:VAL:HG21	40:OE:149:PHE:HZ	1.67	0.58
40:OF:133:GLN:HG2	40:OF:242:LEU:HD21	1.86	0.58
41:OP:107:THR:HG22	41:OP:108:GLU:H	1.68	0.58
41:PO:163:ILE:HD13	41:PO:250:LEU:HB3	1.86	0.58
41:QB:322:SER:O	41:QB:323:MET:C	2.41	0.58
40:RF:70:LEU:HD23	40:RF:114:LEU:HD22	1.84	0.58
40:RH:90:GLU:OE1	40:RH:121:ARG:NH2	2.35	0.58
40:SE:16:ILE:HG13	40:SE:228:ASN:HD22	1.68	0.58
40:SF:226:ASN:ND2	40:SF:366:ASP:OD2	2.37	0.58
40:TA:222:PRO:HD2	41:TN:324:LYS:HG2	1.85	0.58
40:TH:221:ARG:NH1	41:TO:325:GLU:OE1	2.36	0.58
40:WA:436:MET:SD	41:WB:391:ARG:NH1	2.77	0.58
41:WM:20:PHE:HA	41:WM:230:SER:HB2	1.85	0.58
41:WN:30:ILE:HD11	41:WN:47:ILE:HD11	1.86	0.58
41:WQ:156:ARG:NH1	41:WQ:162:ARG:O	2.37	0.58
2:1C:10:ARG:HB2	40:GF:401:ARG:HG3	1.84	0.58
2:1D:10:ARG:NH2	40:GH:398:TYR:HA	2.19	0.58
7:1S:502:ASN:ND2	41:VB:39:ASP:O	2.35	0.58
7:1T:14:LEU:O	7:1T:15:GLU:HB2	2.03	0.58
7:1U:248:LYS:HB2	41:WP:33:THR:HG22	1.84	0.58
11:2I:113:VAL:HG21	40:LG:401:ARG:HB3	1.86	0.58
12:2M:213:TYR:HE2	41:WO:122:LYS:HB3	1.69	0.58
13:2X:32:GLY:HA3	13:2X:57:THR:HG21	1.83	0.58
20:4A:157:GLN:HG2	40:LE:58:ALA:N	2.19	0.58
21:4F:255:MET:N	21:4F:255:MET:SD	2.70	0.58
21:4F:477:SER:HB2	21:4F:480:GLU:HB2	1.85	0.58
23:4Q:187:PHE:CZ	23:4Q:189:GLY:HA3	2.39	0.58
23:4R:87:SER:HA	23:4R:90:MET:HG3	1.86	0.58
34:5Q:60:ASP:HB3	41:KN:212:PHE:HE2	1.69	0.58
34:5R:367:GLU:HG2	41:GP:360:GLY:HA2	1.85	0.58
38:6C:48:PRO:HA	41:VO:336:LYS:HZ1	1.68	0.58
39:6G:138:GLY:HA2	39:6G:141:SER:HB2	1.85	0.58
40:BI:222:PRO:HD2	41:BP:324:LYS:CE	2.34	0.58
40:CA:350:GLY:HA2	41:CB:179:VAL:HG22	1.85	0.58
40:CF:235:VAL:HA	40:CF:238:ILE:HG22	1.84	0.58
41:CL:271:ALA:O	41:CL:273:LEU:N	2.37	0.58
40:DF:132:LEU:O	40:DF:133:GLN:C	2.41	0.58
41:DM:49:VAL:HG11	41:DM:241:ARG:HG3	1.85	0.58
41:DN:135:LEU:HD23	41:DN:166:THR:HG22	1.86	0.58
40:EF:168:GLU:HB2	40:EF:201:ALA:HA	1.85	0.58

Continued on next page...

Continued from previous page...

Atom-1	Atom-2	Interatomic distance (Å)	Clash overlap (Å)
40:EH:357:TYR:O	40:EH:358:GLN:C	2.42	0.58
40:EI:177:VAL:HA	41:EP:331:LEU:HD22	1.85	0.58
40:FI:26:LEU:HD12	40:FI:363:VAL:HG12	1.86	0.58
40:GE:325:PRO:HG3	41:GM:222:TYR:CD1	2.38	0.58
41:GM:45:GLU:HG3	41:GM:46:ARG:HG3	1.85	0.58
40:HA:136:LEU:HD23	40:HA:167:LEU:HB2	1.86	0.58
40:HE:26:LEU:O	40:HE:27:GLU:C	2.42	0.58
41:HN:303:CYS:O	41:HN:304:ASP:C	2.43	0.58
41:IP:202:ILE:HG12	41:IP:268:PRO:HG3	1.85	0.58
40:JD:274:PRO:HG3	40:JD:286:LEU:HD12	1.86	0.58
40:KG:7:VAL:HG12	40:KG:66:VAL:HB	1.85	0.58
41:KL:237:THR:HA	41:KL:240:LEU:HD21	1.86	0.58
41:KL:393:ALA:O	41:KL:394:PHE:C	2.41	0.58
41:KN:323:MET:HA	41:KN:326:VAL:HB	1.86	0.58
40:LG:352:LYS:HD2	41:LO:178:THR:C	2.25	0.58
41:LO:341:PHE:HB3	41:LO:348:ASN:HD21	1.67	0.58
40:MA:189:LEU:HD11	40:MA:417:PHE:HA	1.86	0.58
40:MD:258:ASN:HD21	41:ML:178:THR:HG23	1.69	0.58
40:NA:259:LEU:O	40:NA:379:ASN:ND2	2.34	0.58
41:NP:292:GLN:O	41:NP:298:ASN:ND2	2.37	0.58
40:OA:105:ARG:HG2	40:OA:410:GLU:HG2	1.85	0.58
41:OM:107:THR:HG22	41:OM:108:GLU:H	1.68	0.58
41:OO:305:PRO:HB3	41:OO:310:TYR:HE1	1.69	0.58
40:PA:258:ASN:HD22	41:PB:179:VAL:HG22	1.68	0.58
41:PP:414:ASN:HA	41:PP:417:ASP:HB2	1.86	0.58
41:QB:290:THR:HG21	41:QB:329:GLN:HB3	1.85	0.58
41:QO:312:THR:OG1	41:QO:370:ASN:OD1	2.22	0.58
40:RA:142:GLY:HA2	40:RA:183:GLU:HG2	1.85	0.58
40:RG:6:SER:O	40:RG:65:ALA:HA	2.04	0.58
41:RM:236:VAL:HG13	41:RM:237:THR:HG23	1.86	0.58
41:RO:325:GLU:O	41:RO:329:GLN:HB2	2.04	0.58
40:SE:50:ASN:OD1	40:SE:64:ARG:NH2	2.31	0.58
40:SE:226:ASN:ND2	40:SE:366:ASP:OD2	2.34	0.58
40:SF:141:PHE:HB2	40:SF:173:PRO:HD3	1.86	0.58
40:UE:315:CYS:O	40:UE:351:PHE:HA	2.04	0.58
40:VF:174:ALA:HB1	40:VF:207:GLU:HG2	1.86	0.58
40:VG:178:SER:OG	40:VG:183:GLU:OE1	2.22	0.58
40:VJ:177:VAL:HB	41:VQ:331:LEU:HD22	1.86	0.58
40:WA:206:ASN:OD1	42:WA:501:GTP:O2'	2.22	0.58
40:WE:319:TYR:HB3	40:WE:323:VAL:HG11	1.86	0.58
41:WM:244:GLY:HA2	41:WM:355:ASP:HB2	1.85	0.58

Continued on next page...

Continued from previous page...

Atom-1	Atom-2	Interatomic distance (Å)	Clash overlap (Å)
10:2G:88:LYS:HB3	10:2G:92:GLU:HB2	1.85	0.57
11:2J:113:VAL:HG11	40:LF:404:VAL:CG1	2.34	0.57
17:3R:93:ARG:O	17:3R:94:TYR:C	2.43	0.57
28:5B:212:ASN:HB2	28:5B:215:LEU:HD11	1.85	0.57
29:5E:116:THR:OG1	29:5E:118:TYR:O	2.22	0.57
30:5G:76:PHE:HB2	34:5R:502:HIS:CE1	2.39	0.57
41:AL:421:PRO:HA	41:AL:424:THR:HG22	1.85	0.57
41:AN:421:PRO:HA	41:AN:424:THR:HG22	1.85	0.57
40:BF:207:GLU:HG2	40:BF:210:TYR:HD2	1.69	0.57
40:CA:195:LEU:HD21	40:CA:427:LEU:HD13	1.86	0.57
40:CF:326:LYS:HD2	41:CN:208:TYR:CG	2.39	0.57
40:CH:434:VAL:HA	41:CP:391:ARG:HH22	1.68	0.57
41:CN:1:MET:O	41:CN:2:ARG:C	2.43	0.57
40:DA:363:VAL:O	40:DA:365:GLY:N	2.37	0.57
40:DF:51:THR:HG21	40:DF:243:ARG:HG2	1.86	0.57
41:EL:314:ALA:HB3	41:EL:368:ILE:HB	1.84	0.57
41:EM:226:ASN:CB	43:EM:501:GDP:HN1	2.16	0.57
40:GE:88:HIS:C	40:GE:90:GLU:H	2.08	0.57
40:HH:298:PRO:HB3	40:HH:307:PRO:HD2	1.85	0.57
41:HN:309:ARG:H	41:HN:372:THR:HG22	1.68	0.57
40:IE:195:LEU:HG	40:IE:266:HIS:HE1	1.68	0.57
40:JD:262:TYR:HE1	41:JL:393:ALA:HA	1.69	0.57
41:KM:7:LEU:HD23	41:KM:64:VAL:HB	1.85	0.57
40:LF:323:VAL:HG13	40:LF:355:ILE:HG23	1.86	0.57
41:LL:47:ILE:HG12	41:LL:51:TYR:HB2	1.86	0.57
40:MF:188:ILE:HG23	40:MF:424:MET:HG3	1.84	0.57
40:MH:60:LYS:O	40:MH:61:HIS:C	2.41	0.57
41:MM:107:THR:O	41:MM:110:ALA:N	2.34	0.57
40:ND:326:LYS:HA	41:NL:208:TYR:CE1	2.38	0.57
40:NH:104:ALA:HB2	40:NH:412:MET:HG2	1.86	0.57
41:NN:285:THR:OG1	41:NN:288:GLU:OE1	2.21	0.57
40:OD:20:CYS:HA	40:OD:232:SER:HB2	1.86	0.57
41:OP:87:PRO:HD3	41:PP:281:TYR:HD2	1.69	0.57
41:OP:152:ILE:HA	41:OP:155:ILE:HG22	1.86	0.57
40:QG:27:GLU:OE1	40:QG:243:ARG:NH1	2.37	0.57
41:QP:298:ASN:O	41:QP:299:MET:C	2.42	0.57
40:RE:385:GLU:OE1	40:RE:389:ARG:NH2	2.32	0.57
41:RO:313:VAL:HG23	41:RO:367:PHE:HE2	1.68	0.57
41:SB:341:PHE:HB3	41:SB:348:ASN:HD21	1.68	0.57
41:TL:191:GLN:O	41:TL:195:ASN:ND2	2.37	0.57
40:UG:98:ASP:O	40:UG:105:ARG:NH2	2.31	0.57

Continued on next page...

Continued from previous page...

Atom-1	Atom-2	Interatomic distance (Å)	Clash overlap (Å)
41:UN:113:VAL:HG21	41:UN:150:LEU:HG	1.86	0.57
41:UP:264:HIS:O	41:UP:265:PHE:C	2.42	0.57
41:VP:172:SER:OG	41:VP:175:VAL:O	2.21	0.57
41:VP:193:VAL:HG13	41:VP:194:GLU:HG3	1.86	0.57
40:WF:186:ASN:OD1	40:WF:407:TYR:OH	2.21	0.57
41:WO:4:ILE:HB	41:WO:50:TYR:HE1	1.69	0.57
14:3C:10:TYR:CE1	41:MO:297:LYS:HA	2.35	0.57
17:3R:174:LEU:HD23	17:3R:244:LEU:HG	1.86	0.57
21:4D:420:LEU:HG	21:4D:444:LEU:HD11	1.85	0.57
21:4F:435:GLY:O	21:4F:436:ARG:C	2.41	0.57
22:4I:98:ARG:NH2	41:BO:276:ARG:O	2.37	0.57
25:4T:341:ARG:HD3	26:4W:374:ILE:HD12	1.86	0.57
35:5T:100:ASP:OD2	41:JL:320:ARG:NH2	2.38	0.57
36:5X:82:ASN:OD1	40:OD:371:GLN:NE2	2.37	0.57
36:5Y:66:LEU:HB3	40:OG:221:ARG:HH11	1.69	0.57
40:BI:142:GLY:O	40:BI:186:ASN:HB3	2.05	0.57
40:CI:226:ASN:ND2	40:CI:366:ASP:OD2	2.37	0.57
41:CL:342:VAL:HB	41:CL:344:TRP:CD1	2.39	0.57
41:CN:375:GLN:HB3	41:CN:422:VAL:HG21	1.86	0.57
41:CP:226:ASN:ND2	43:CP:501:GDP:HN1	2.02	0.57
40:DE:167:LEU:HB3	40:DE:202:PHE:HE2	1.69	0.57
40:DF:88:HIS:HD2	40:EF:283:HIS:HB2	1.69	0.57
40:DF:159:VAL:O	40:DF:160:ASP:C	2.41	0.57
41:DM:245:GLN:O	41:DM:247:ASN:N	2.37	0.57
41:DO:182:PRO:HA	41:DO:381:ILE:HD11	1.85	0.57
41:DP:193:VAL:HA	41:DP:264:HIS:CE1	2.39	0.57
40:EE:101:ASN:HD22	40:EE:143:GLY:HA2	1.69	0.57
40:EH:409:GLY:O	40:EH:410:GLU:C	2.41	0.57
40:GA:217:LEU:HB3	40:GA:219:ILE:HG22	1.87	0.57
40:GI:33:ASP:HA	40:GI:85:GLN:HG3	1.86	0.57
40:GI:135:PHE:HB2	40:GI:166:LYS:HG3	1.84	0.57
40:GI:213:CYS:CB	40:GI:222:PRO:HG3	2.33	0.57
41:HB:248:ALA:HA	41:HB:252:LYS:HG3	1.86	0.57
40:IA:278:ALA:H	40:IA:368:ALA:HB2	1.69	0.57
40:IE:27:GLU:OE1	40:IE:243:ARG:NH1	2.31	0.57
41:IM:113:VAL:HA	41:IM:116:VAL:HG12	1.87	0.57
40:JA:112:LYS:HA	40:JA:115:ILE:HG22	1.87	0.57
40:JE:332:ILE:HG23	40:JE:351:PHE:HD2	1.69	0.57
40:KF:98:ASP:O	40:KF:105:ARG:NH1	2.37	0.57
40:LH:180:ALA:HB3	40:LH:183:GLU:HG3	1.84	0.57
41:LP:170:VAL:HG21	41:LP:377:LEU:HD11	1.86	0.57

Continued on next page...

Continued from previous page...

Atom-1	Atom-2	Interatomic distance (Å)	Clash overlap (Å)
41:MB:103:LYS:O	41:MB:107:THR:OG1	2.22	0.57
41:MP:107:THR:O	41:MP:110:ALA:N	2.36	0.57
40:NE:319:TYR:HB3	40:NE:323:VAL:HG21	1.86	0.57
41:NN:262:ARG:HH22	41:NN:421:PRO:HG3	1.68	0.57
41:OB:163:ILE:HD13	41:OB:251:ARG:HG3	1.84	0.57
41:OP:292:GLN:O	41:OP:298:ASN:ND2	2.35	0.57
40:PF:96:LYS:NZ	41:PM:1:MET:SD	2.77	0.57
40:PH:176:GLN:HG3	41:PO:331:LEU:HD11	1.85	0.57
41:PM:209:ASP:HA	41:PM:213:ARG:HH21	1.69	0.57
41:PP:139:LEU:HG	41:PP:168:SER:HB3	1.85	0.57
40:QG:174:ALA:HB3	40:QG:178:SER:H	1.69	0.57
40:QG:254:GLU:OE1	41:QO:99:ASN:ND2	2.37	0.57
40:RF:93:ILE:HD11	40:RF:121:ARG:HD2	1.86	0.57
40:RH:76:ASP:OD2	41:RO:46:ARG:NH2	2.37	0.57
41:RN:271:ALA:HB1	41:RN:292:GLN:HB3	1.85	0.57
41:RO:198:GLU:HG2	41:RO:266:PHE:HE2	1.69	0.57
40:TG:11:GLN:HG3	40:TG:74:VAL:HG21	1.85	0.57
40:UA:88:HIS:HD2	40:UA:89:PRO:HD2	1.70	0.57
40:UF:277:SER:HB2	40:UF:279:GLU:HG2	1.85	0.57
40:UI:384:ALA:HA	40:UI:387:TRP:HD1	1.68	0.57
40:WI:16:ILE:HA	40:WI:228:ASN:HB3	1.85	0.57
41:WO:228:LEU:HD11	41:WO:273:LEU:HD21	1.85	0.57
41:WQ:99:ASN:HD21	41:WQ:178:THR:HG23	1.69	0.57
41:WQ:313:VAL:HG13	41:WQ:367:PHE:HE1	1.69	0.57
7:1S:441:VAL:HG11	7:1S:478:THR:HG21	1.86	0.57
10:2G:157:ARG:HH21	41:VQ:59:TYR:HB3	1.70	0.57
13:2W:88:THR:O	13:2W:157:HIS:HB2	2.04	0.57
17:3Q:358:LYS:HD3	17:3Q:466:LEU:HD23	1.84	0.57
20:4B:321:ALA:HA	20:4B:324:LEU:HD23	1.86	0.57
21:4E:243:LEU:HD22	21:4E:351:THR:HG23	1.87	0.57
22:4J:236:TRP:HB2	22:4J:351:VAL:HG12	1.87	0.57
22:4J:650:LYS:O	22:4J:652:VAL:N	2.37	0.57
36:5Y:130:LEU:HD23	36:5Y:136:ASN:HA	1.85	0.57
40:AH:326:LYS:HD3	41:AP:220:PRO:HD2	1.86	0.57
40:BH:109:THR:O	40:BH:110:ILE:C	2.43	0.57
40:CF:403:PHE:HZ	41:CM:312:THR:HG21	1.69	0.57
41:CO:2:ARG:HB2	41:CO:131:GLN:HB2	1.85	0.57
41:CP:358:PRO:HD3	41:CP:364:SER:HB3	1.87	0.57
40:DA:138:PHE:HA	40:DA:169:PHE:O	2.05	0.57
40:DF:64:ARG:HH12	40:DF:129:CYS:HB2	1.69	0.57
41:DN:36:TYR:CZ	41:DN:38:GLY:HA3	2.39	0.57

Continued on next page...

Continued from previous page...

Atom-1	Atom-2	Interatomic distance (Å)	Clash overlap (Å)
41:DN:167:PHE:HZ	41:DN:236:VAL:HG11	1.68	0.57
40:EH:109:THR:OG1	40:EH:110:ILE:N	2.35	0.57
41:EO:169:VAL:HG22	41:EO:202:ILE:HD11	1.86	0.57
40:FA:348:PRO:HD2	41:FB:388:MET:HG3	1.86	0.57
40:FH:123:ARG:HH21	40:GH:338:LYS:HE3	1.69	0.57
40:FH:264:ARG:HH22	40:FH:427:LEU:HA	1.68	0.57
41:FM:139:LEU:HD12	41:FM:170:VAL:HG12	1.86	0.57
41:FN:60:VAL:HG11	41:FN:86:ARG:HE	1.70	0.57
40:GF:3:GLU:HG3	40:GF:51:THR:HA	1.86	0.57
40:HE:438:SER:HB2	41:HM:391:ARG:HD2	1.85	0.57
40:HG:76:ASP:HA	40:HG:79:ARG:HG2	1.86	0.57
40:HI:50:ASN:O	40:HI:64:ARG:NH1	2.38	0.57
41:HQ:215:LEU:O	41:HQ:275:SER:OG	2.20	0.57
40:IH:102:ASN:HB3	40:IH:105:ARG:HB2	1.87	0.57
41:IN:341:PHE:HB3	41:IN:348:ASN:HD21	1.69	0.57
40:JH:7:VAL:HG12	40:JH:66:VAL:HB	1.84	0.57
41:KN:156:ARG:NH1	41:KN:195:ASN:O	2.37	0.57
41:KP:156:ARG:NH2	41:KP:162:ARG:O	2.37	0.57
40:LG:9:VAL:HG23	40:LG:145:THR:HG22	1.86	0.57
41:LL:89:ASN:HA	41:LL:119:VAL:HG21	1.85	0.57
40:MG:11:GLN:HA	40:MG:74:VAL:HG11	1.85	0.57
40:NE:100:ALA:HA	41:NL:252:LYS:HD3	1.85	0.57
41:NO:19:LYS:HE2	41:NO:223:GLY:HA2	1.86	0.57
40:OE:326:LYS:NZ	41:OM:204:ASN:OD1	2.38	0.57
41:OP:238:THR:HG21	41:OP:318:ARG:HD3	1.85	0.57
40:PG:265:ILE:HG23	40:PG:431:TYR:HE1	1.69	0.57
41:PO:104:GLY:HA2	41:PO:109:GLY:HA3	1.86	0.57
41:QP:28:HIS:HA	41:QP:47:ILE:HD13	1.86	0.57
40:RA:88:HIS:ND1	40:SA:284:GLU:OE2	2.37	0.57
40:SG:20:CYS:HA	40:SG:232:SER:HB2	1.84	0.57
41:SM:8:GLN:HE21	41:SM:65:LEU:HG	1.69	0.57
41:SM:61:PRO:HD3	41:SM:84:ILE:HG22	1.84	0.57
40:TA:239:THR:O	40:TA:243:ARG:NH1	2.36	0.57
40:TE:332:ILE:HG12	40:TE:351:PHE:HD2	1.69	0.57
40:UF:201:ALA:O	40:UF:202:PHE:C	2.43	0.57
41:UO:107:THR:HG22	41:UO:108:GLU:H	1.69	0.57
40:VG:147:SER:HB2	40:VG:190:THR:HB	1.86	0.57
40:VJ:226:ASN:ND2	40:VJ:366:ASP:OD2	2.37	0.57
40:WG:186:ASN:OD1	40:WG:407:TYR:OH	2.23	0.57
7:1U:573:ASP:HB3	7:1U:576:GLU:HB2	1.87	0.57
8:1W:277:ARG:HH12	41:UP:56:GLY:C	2.07	0.57

Continued on next page...

Continued from previous page...

Atom-1	Atom-2	Interatomic distance (Å)	Clash overlap (Å)
9:2B:394:ARG:HH12	9:2B:398:ALA:HB2	1.69	0.57
13:2U:95:ASP:HB3	13:2U:146:THR:OG1	2.05	0.57
13:2V:83:LEU:HD11	13:2V:161:ARG:HG3	1.86	0.57
15:3H:82:GLU:HB2	17:3P:275:ARG:NH2	2.19	0.57
17:3O:393:LEU:HB3	17:3R:283:TYR:HE2	1.70	0.57
21:4F:248:ILE:HG22	21:4F:261:THR:HG22	1.87	0.57
23:4N:233:SER:N	23:4N:246:TYR:HH	2.01	0.57
23:4N:250:VAL:HG21	23:4N:265:THR:HG22	1.85	0.57
23:4P:233:SER:N	23:4P:246:TYR:HH	2.01	0.57
28:5B:163:PRO:HG2	40:JH:26:LEU:HD21	1.85	0.57
41:AB:170:VAL:HG21	41:AB:377:LEU:HD11	1.86	0.57
40:AH:326:LYS:NZ	40:AH:327:ASP:OD1	2.37	0.57
41:AP:292:GLN:O	41:AP:298:ASN:ND2	2.37	0.57
40:BE:260:VAL:HG13	40:BE:266:HIS:HB3	1.87	0.57
40:BF:213:CYS:HA	40:BF:217:LEU:HB2	1.85	0.57
40:CH:180:ALA:HB3	40:CH:183:GLU:HG3	1.87	0.57
41:CO:4:ILE:HD13	41:CO:131:GLN:HB3	1.86	0.57
41:CO:268:PRO:HA	41:CO:368:ILE:HD12	1.85	0.57
40:DA:181:VAL:HG22	41:DN:256:ASN:HB3	1.86	0.57
40:DA:350:GLY:CA	41:DB:179:VAL:HG22	2.33	0.57
40:DI:246:GLY:HA2	40:DI:357:TYR:CD2	2.39	0.57
41:EP:129:CYS:O	41:EP:130:LEU:C	2.42	0.57
40:FG:209:ILE:HA	40:FG:212:ILE:HG22	1.85	0.57
41:FO:424:THR:OG1	41:FO:425:ARG:NH1	2.37	0.57
40:GA:259:LEU:HD11	40:GA:316:CYS:HB2	1.87	0.57
40:GE:88:HIS:O	40:GE:90:GLU:N	2.37	0.57
40:HA:7:VAL:HB	40:HA:137:ILE:HG22	1.86	0.57
40:IA:133:GLN:NE2	40:IA:251:ASP:OD2	2.35	0.57
41:IB:237:THR:O	41:IB:241:ARG:NH1	2.34	0.57
40:IF:72:PRO:HB2	41:IM:46:ARG:HH12	1.70	0.57
40:IH:76:ASP:HA	40:IH:79:ARG:HG2	1.85	0.57
40:II:90:GLU:HG3	40:II:121:ARG:HD3	1.86	0.57
40:JA:128:GLN:HE21	40:KA:290:GLU:HG3	1.69	0.57
41:JB:198:GLU:HG3	41:JB:266:PHE:CE2	2.39	0.57
40:KH:141:PHE:HB2	40:KH:173:PRO:HD3	1.86	0.57
40:MG:187:SER:HB2	40:MG:390:LEU:HD21	1.86	0.57
40:MG:273:ALA:CB	40:MG:374:VAL:HG22	2.35	0.57
41:NB:134:GLN:HA	41:NB:165:ASN:O	2.03	0.57
41:NB:296:ALA:HB1	41:NB:305:PRO:HD2	1.86	0.57
40:NH:221:ARG:NH1	41:NO:325:GLU:OE2	2.36	0.57
41:NN:105:HIS:CD2	41:NN:150:LEU:HB2	2.40	0.57

Continued on next page...

Continued from previous page...

Atom-1	Atom-2	Interatomic distance (Å)	Clash overlap (Å)
40:PA:335:ILE:HD11	40:PA:341:ILE:HD13	1.86	0.57
40:PE:211:ASP:OD1	40:PE:214:ARG:NH1	2.37	0.57
41:PM:7:LEU:O	41:PM:135:LEU:HA	2.05	0.57
41:QB:249:ASP:H	41:QB:252:LYS:HB3	1.69	0.57
41:QM:24:ILE:HG23	41:QM:241:ARG:HH22	1.70	0.57
41:RO:313:VAL:O	41:RO:349:VAL:HA	2.04	0.57
41:RO:372:THR:OG1	41:RO:422:VAL:O	2.21	0.57
40:SG:88:HIS:HD2	40:TG:283:HIS:HB2	1.69	0.57
41:SO:70:PRO:HG3	41:SO:94:GLN:HG3	1.85	0.57
41:SO:417:ASP:O	41:SO:420:ASN:N	2.33	0.57
40:TE:16:ILE:HG13	40:TE:228:ASN:HD22	1.68	0.57
41:TP:73:MET:HA	41:TP:76:VAL:HG12	1.87	0.57
41:UB:130:LEU:O	41:UB:162:ARG:NH1	2.37	0.57
40:UE:174:ALA:HB3	40:UE:178:SER:H	1.70	0.57
40:UH:226:ASN:ND2	40:UH:366:ASP:OD2	2.36	0.57
40:UH:306:ASP:OD2	40:UH:308:ARG:NH2	2.34	0.57
40:VJ:51:THR:HG21	40:VJ:243:ARG:HG2	1.85	0.57
40:WG:332:ILE:HG23	40:WG:351:PHE:HD2	1.69	0.57
40:WI:258:ASN:OD1	41:WQ:99:ASN:ND2	2.37	0.57
41:WM:12:CYS:SG	41:WM:13:GLY:N	2.77	0.57
41:WN:142:GLY:O	41:WN:144:GLY:N	2.37	0.57
8:1Z:356:GLN:OE1	8:1Z:360:ARG:NH1	2.38	0.57
13:2T:54:VAL:HG21	13:2T:86:TYR:HB2	1.85	0.57
19:3Z:364:ILE:HG21	41:LP:320:ARG:HH22	1.70	0.57
20:4A:87:ARG:HA	20:4A:90:ARG:HE	1.69	0.57
21:4D:301:LEU:HD11	21:4D:315:ILE:HD11	1.86	0.57
23:4R:20:PRO:HD2	40:BI:89:PRO:HB3	1.87	0.57
23:4R:109:CYS:HB2	23:4R:113:TRP:CZ2	2.40	0.57
26:4V:140:HIS:CE1	26:4V:143:ARG:HH21	2.22	0.57
31:5I:507:MET:HG2	41:IP:227:HIS:HB3	1.86	0.57
36:5X:258:ARG:HH12	40:LF:440:GLU:HA	1.70	0.57
38:6C:48:PRO:HB3	41:VO:333:VAL:HG22	1.85	0.57
39:6J:66:ARG:NH2	41:OM:38:GLY:O	2.37	0.57
41:AP:117:LEU:HA	41:AP:120:VAL:HG12	1.85	0.57
41:BL:87:PRO:HD3	41:CL:281:TYR:HD2	1.70	0.57
40:DE:159:VAL:O	40:DE:160:ASP:C	2.42	0.57
40:DE:264:ARG:O	40:DE:265:ILE:C	2.43	0.57
40:DH:202:PHE:HE1	40:DH:377:LEU:HB3	1.69	0.57
41:DM:173:PRO:O	41:DM:174:LYS:C	2.43	0.57
41:DM:200:TYR:O	41:DM:201:CYS:C	2.43	0.57
41:DO:271:ALA:HB1	41:DO:292:GLN:HG3	1.87	0.57

Continued on next page...

Continued from previous page...

Atom-1	Atom-2	Interatomic distance (Å)	Clash overlap (Å)
40:EI:415:GLY:O	40:EI:416:GLU:C	2.43	0.57
41:EM:167:PHE:CZ	41:EM:236:VAL:HG11	2.38	0.57
41:EP:30:ILE:HG23	41:EP:34:GLY:HA2	1.86	0.57
40:FH:222:PRO:O	41:FO:322:SER:OG	2.23	0.57
41:FO:211:CYS:O	41:FO:217:LEU:N	2.35	0.57
41:FP:221:THR:HG23	41:FP:223:GLY:H	1.69	0.57
40:GA:70:LEU:HD23	40:GA:114:LEU:HD12	1.87	0.57
41:HB:191:GLN:O	41:HB:195:ASN:ND2	2.38	0.57
41:HB:237:THR:O	41:HB:241:ARG:NH1	2.38	0.57
40:HF:73:THR:HA	40:HF:76:ASP:HB2	1.84	0.57
41:IQ:399:THR:HA	41:IQ:403:MET:HB2	1.85	0.57
41:KL:323:MET:SD	41:KL:353:VAL:HG21	2.44	0.57
40:LA:180:ALA:HB3	40:LA:183:GLU:HG3	1.85	0.57
41:LB:232:THR:HG21	41:LB:268:PRO:HB2	1.85	0.57
40:LG:273:ALA:HB1	40:LG:274:PRO:CD	2.31	0.57
41:LL:412:GLU:OE2	41:LL:416:ASN:ND2	2.37	0.57
40:MD:228:ASN:HA	40:MD:231:ILE:HB	1.87	0.57
41:MP:6:HIS:O	41:MP:63:ALA:HA	2.05	0.57
40:NE:238:ILE:HD12	40:NE:377:LEU:HD11	1.86	0.57
40:NF:15:GLN:NE2	42:NM:501:GTP:O6	2.36	0.57
40:NH:318:LEU:O	40:NH:374:VAL:HA	2.05	0.57
41:OB:24:ILE:HA	41:OB:27:GLU:HB2	1.86	0.57
40:OF:65:ALA:O	40:OF:91:GLN:NE2	2.37	0.57
40:OF:70:LEU:HD23	40:OF:145:THR:HG23	1.86	0.57
41:OL:350:LYS:HE3	41:OL:352:ALA:HB2	1.87	0.57
41:OM:187:LEU:O	41:OM:191:GLN:NE2	2.33	0.57
40:PA:98:ASP:O	40:PA:105:ARG:NH2	2.27	0.57
40:PE:217:LEU:HB3	40:PE:219:ILE:HD12	1.86	0.57
40:QF:53:PHE:HB3	40:QF:61:HIS:HB3	1.86	0.57
41:QL:164:MET:O	41:QL:196:THR:OG1	2.21	0.57
41:QP:67:ASP:HA	41:QP:143:THR:CG2	2.35	0.57
41:RM:7:LEU:HG	41:RM:64:VAL:HB	1.87	0.57
41:RN:362:LYS:HG3	41:RN:363:MET:HG2	1.85	0.57
40:SI:88:HIS:CE1	40:TI:280:LYS:HG3	2.39	0.57
41:SL:21:TRP:HA	41:SL:24:ILE:HG12	1.86	0.57
41:SP:375:GLN:HE21	41:SP:379:LYS:HG3	1.69	0.57
41:TM:139:LEU:HG	41:TM:168:SER:HB3	1.85	0.57
40:UF:221:ARG:HB2	41:UM:322:SER:CB	2.34	0.57
40:VI:11:GLN:OE1	42:VP:501:GTP:N7	2.38	0.57
40:VJ:55:GLU:O	40:WI:285:GLN:NE2	2.37	0.57
41:WB:238:THR:HG21	41:WB:318:ARG:HG2	1.85	0.57

Continued on next page...

Continued from previous page...

Atom-1	Atom-2	Interatomic distance (Å)	Clash overlap (Å)
40:WF:70:LEU:HD23	40:WF:114:LEU:HD22	1.87	0.57
41:WM:137:HIS:HE1	41:WM:192:LEU:HD11	1.68	0.57
8:1Y:104:PRO:CG	11:2J:253:ALA:HB3	2.34	0.57
12:2O:78:ARG:NH2	13:2X:149:ILE:O	2.37	0.57
18:3U:162:ARG:HH11	18:3U:307:ARG:HH21	1.52	0.57
18:3V:116:GLU:OE1	18:3V:119:ARG:NH2	2.36	0.57
23:4M:91:ILE:CD1	40:AG:79:ARG:HB2	2.34	0.57
23:4R:188:THR:HG23	40:CI:79:ARG:HH12	1.70	0.57
28:5B:33:LEU:HA	41:IO:122:LYS:HZ2	1.70	0.57
36:5Y:96:GLU:O	41:OO:276:ARG:NH1	2.37	0.57
40:BA:241:SER:OG	40:BA:250:VAL:O	2.20	0.57
41:BB:99:ASN:HA	41:BB:142:GLY:HA3	1.85	0.57
41:BB:273:LEU:HB2	41:BB:292:GLN:HE22	1.69	0.57
40:BE:100:ALA:O	40:BE:101:ASN:C	2.43	0.57
40:BG:319:TYR:HB3	40:BG:323:VAL:HG21	1.85	0.57
40:BH:258:ASN:O	41:BP:179:VAL:HG21	2.04	0.57
41:BL:121:ARG:NH1	41:BL:158:GLU:OE1	2.38	0.57
41:BL:421:PRO:HA	41:BL:424:THR:HG22	1.86	0.57
41:CB:46:ARG:NH2	40:CG:76:ASP:OD2	2.36	0.57
40:CI:101:ASN:OD1	40:CI:186:ASN:ND2	2.38	0.57
41:CP:309:ARG:O	41:CP:310:TYR:C	2.43	0.57
40:DE:146:GLY:O	40:DE:147:SER:C	2.42	0.57
40:DF:252:LEU:HD23	40:DF:255:PHE:HE2	1.69	0.57
40:DH:231:ILE:HA	40:DH:234:ILE:HD12	1.85	0.57
40:EF:76:ASP:OD1	40:EF:79:ARG:NH1	2.37	0.57
40:EI:258:ASN:HB3	40:EI:352:LYS:HD2	1.87	0.57
40:FF:141:PHE:HB2	40:FF:173:PRO:HD3	1.86	0.57
40:FF:225:THR:O	40:FF:229:ARG:HB2	2.04	0.57
41:FN:8:GLN:HE21	41:FN:14:ASN:HA	1.68	0.57
40:GE:104:ALA:HA	40:GE:108:TYR:HD2	1.70	0.57
40:GF:316:CYS:HA	40:GF:352:LYS:HB2	1.86	0.57
41:GM:193:VAL:HG21	41:GM:418:LEU:HD21	1.86	0.57
41:GM:341:PHE:HB3	41:GM:348:ASN:HD21	1.70	0.57
41:GO:45:GLU:OE2	41:GO:46:ARG:NH1	2.36	0.57
40:HI:141:PHE:HB2	40:HI:173:PRO:HD3	1.86	0.57
41:HN:158:GLU:O	41:HN:159:TYR:C	2.42	0.57
41:IB:325:GLU:O	41:IB:329:GLN:HB2	2.04	0.57
40:JA:319:TYR:HB2	40:JA:355:ILE:HG22	1.86	0.57
40:JH:246:GLY:HA3	40:JH:356:ASN:HA	1.86	0.57
41:JN:313:VAL:HG13	41:JN:367:PHE:HE1	1.68	0.57
40:KG:236:SER:O	40:KG:240:ALA:HB2	2.04	0.57

Continued on next page...

Continued from previous page...

Atom-1	Atom-2	Interatomic distance (Å)	Clash overlap (Å)
41:KN:95:SER:OG	41:KN:96:GLY:N	2.38	0.57
40:LA:139:HIS:O	40:LA:170:SER:HA	2.05	0.57
40:MF:326:LYS:O	40:MF:327:ASP:C	2.42	0.57
40:MF:400:LYS:O	40:MF:401:ARG:C	2.43	0.57
40:MG:11:GLN:HB2	40:MG:74:VAL:HG21	1.85	0.57
41:MP:7:LEU:HB2	41:MP:135:LEU:HD12	1.87	0.57
40:ND:273:ALA:HB1	40:ND:274:PRO:CD	2.30	0.57
41:NP:118:ASP:OD1	41:NP:121:ARG:NH1	2.37	0.57
40:OD:99:ALA:HA	40:OD:105:ARG:HG2	1.87	0.57
40:OG:139:HIS:ND1	40:OG:140:SER:O	2.37	0.57
41:OP:232:THR:HG21	41:OP:268:PRO:HB2	1.86	0.57
40:PA:236:SER:O	40:PA:240:ALA:HB2	2.05	0.57
40:PD:140:SER:HA	40:PD:171:ILE:H	1.70	0.57
40:PE:68:VAL:HG11	40:PE:118:VAL:HG22	1.87	0.57
40:QG:319:TYR:HB3	40:QG:323:VAL:HG11	1.87	0.57
40:QG:394:PHE:HD2	40:QG:421:ARG:HD3	1.69	0.57
40:RF:15:GLN:OE1	40:RF:228:ASN:ND2	2.38	0.57
40:RH:191:THR:O	40:RH:195:LEU:HB2	2.05	0.57
41:RN:7:LEU:O	41:RN:135:LEU:HA	2.05	0.57
41:RO:48:ASN:OD1	41:RO:62:ARG:NH2	2.38	0.57
40:UE:2:ARG:HA	40:UE:133:GLN:HE22	1.69	0.57
41:UM:375:GLN:HE21	41:UM:423:VAL:HG23	1.70	0.57
40:WA:393:LYS:HE3	41:WN:346:PRO:HB2	1.86	0.57
40:WF:16:ILE:HA	40:WF:228:ASN:HB3	1.86	0.57
40:WF:349:THR:HG21	41:WN:182:PRO:HD3	1.87	0.57
41:WN:7:LEU:HB2	41:WN:135:LEU:HD13	1.86	0.57
13:2T:115:LYS:HB3	13:2T:116:PRO:HD2	1.86	0.57
13:2U:2:PHE:HZ	13:2U:11:LEU:HD11	1.68	0.57
14:3B:46:ARG:HH22	40:MD:264:ARG:NE	2.03	0.57
16:3M:203:ILE:HG13	18:3V:121:VAL:HG11	1.86	0.57
17:3R:183:ARG:NH2	17:3R:187:GLU:HB3	2.20	0.57
21:4D:475:PRO:HD2	21:4D:483:ILE:CG2	2.33	0.57
21:4F:444:LEU:HD21	21:4F:515:TYR:CZ	2.40	0.57
21:4F:484:TYR:O	21:4F:486:GLY:N	2.37	0.57
21:4F:491:PHE:HD2	21:4F:494:ALA:HB2	1.68	0.57
26:4W:193:ARG:NH2	26:4W:205:ALA:O	2.36	0.57
39:6J:61:ASN:HA	41:OM:56:GLY:HA2	1.86	0.57
40:BG:248:LEU:HD13	40:BG:355:ILE:HD12	1.85	0.57
41:BM:211:CYS:HA	41:BM:215:LEU:HB2	1.87	0.57
41:CB:113:VAL:HG21	41:CB:150:LEU:HD23	1.86	0.57
40:CF:292:THR:HG22	40:CF:335:ILE:HD11	1.87	0.57

Continued on next page...

Continued from previous page...

Atom-1	Atom-2	Interatomic distance (Å)	Clash overlap (Å)
40:CI:20:CYS:HA	40:CI:232:SER:HB2	1.87	0.57
41:CL:245:GLN:O	41:CL:246:LEU:C	2.42	0.57
41:CN:129:CYS:O	41:CN:130:LEU:C	2.43	0.57
40:EF:208:ALA:HB2	40:EF:304:LYS:HG2	1.85	0.57
40:EH:100:ALA:O	41:EO:255:VAL:HG11	2.03	0.57
40:FF:318:LEU:HB2	40:FF:375:CYS:HB3	1.85	0.57
41:FP:178:THR:HG22	41:FP:180:VAL:H	1.69	0.57
40:GA:16:ILE:HA	40:GA:228:ASN:ND2	2.20	0.57
40:GI:288:VAL:O	40:GI:291:ILE:HG12	2.05	0.57
40:HE:258:ASN:HD21	41:HM:99:ASN:HD21	1.52	0.57
40:IF:276:ILE:HD12	40:IF:281:ALA:HA	1.86	0.57
41:IM:139:LEU:HD12	41:IM:170:VAL:HG12	1.86	0.57
41:IM:248:ALA:HA	41:IM:252:LYS:HD2	1.86	0.57
40:KH:219:ILE:HG13	40:KH:222:PRO:HG3	1.87	0.57
41:KL:305:PRO:O	41:KL:308:GLY:N	2.37	0.57
40:LD:154:MET:HE3	40:LD:166:LYS:HD2	1.86	0.57
40:LF:100:ALA:O	40:LF:101:ASN:C	2.42	0.57
41:LP:314:ALA:HB3	41:LP:368:ILE:HB	1.86	0.57
40:MD:224:TYR:HE2	42:MD:501:GTP:H2'	1.70	0.57
40:NG:205:ASP:HB2	40:NG:303:VAL:HG22	1.84	0.57
40:NH:332:ILE:HG23	40:NH:351:PHE:HD2	1.68	0.57
41:OB:19:LYS:HE2	41:OB:223:GLY:HA2	1.87	0.57
40:OE:391:ASP:HB3	40:OE:421:ARG:HH12	1.69	0.57
40:OH:100:ALA:O	40:OH:101:ASN:C	2.42	0.57
40:OH:213:CYS:HA	40:OH:217:LEU:HG	1.87	0.57
41:OM:107:THR:O	41:OM:110:ALA:N	2.37	0.57
40:PA:286:LEU:O	40:PA:372:ARG:NH1	2.37	0.57
40:PH:260:VAL:HG13	41:PP:397:TRP:HE1	1.70	0.57
41:PN:8:GLN:HE21	41:PN:65:LEU:HG	1.68	0.57
41:PO:2:ARG:HD2	41:PO:240:LEU:HB2	1.86	0.57
40:QA:60:LYS:HD2	40:RA:283:HIS:HA	1.86	0.57
40:QH:228:ASN:HD21	42:QO:501:GTP:HN1	1.51	0.57
41:QP:246:LEU:O	41:QP:352:ALA:HA	2.05	0.57
40:RF:358:GLN:NE2	40:RF:359:PRO:O	2.33	0.57
40:RI:90:GLU:OE1	40:SI:280:LYS:NZ	2.36	0.57
40:SA:11:GLN:O	40:SA:15:GLN:NE2	2.38	0.57
40:SE:20:CYS:HG	40:SE:24:TYR:HE2	1.53	0.57
40:SE:91:GLN:HE22	40:SE:125:LEU:HD21	1.69	0.57
40:SE:202:PHE:HE2	40:SE:238:ILE:HG12	1.70	0.57
40:SF:238:ILE:HG23	40:SF:239:THR:HG23	1.86	0.57
41:TB:73:MET:HA	41:TB:76:VAL:HG12	1.87	0.57

Continued on next page...

Continued from previous page...

Atom-1	Atom-2	Interatomic distance (Å)	Clash overlap (Å)
40:UF:100:ALA:O	40:UF:101:ASN:C	2.43	0.57
40:UF:204:VAL:HG22	40:UF:209:ILE:HD11	1.87	0.57
40:UF:274:PRO:O	40:UF:276:ILE:N	2.37	0.57
40:UH:136:LEU:HD11	40:UH:239:THR:HG21	1.87	0.57
41:UP:165:ASN:HB3	41:UP:200:TYR:HE2	1.68	0.57
40:VI:318:LEU:O	40:VI:374:VAL:HA	2.05	0.57
40:WG:407:TYR:HB3	40:WG:412:MET:HG3	1.87	0.57
40:WI:154:MET:HG3	40:WI:194:THR:HG23	1.86	0.57
8:1X:104:PRO:HA	11:2I:253:ALA:HB3	1.86	0.57
11:2J:88:VAL:HB	11:2J:92:THR:HG21	1.87	0.57
21:4E:440:LEU:HD11	21:4E:449:ILE:HG12	1.86	0.57
23:4P:250:VAL:HG21	23:4P:265:THR:HG22	1.85	0.57
29:5D:97:ASN:HD21	41:HQ:297:LYS:HG2	1.69	0.57
41:BB:44:LEU:O	41:BB:45:GLU:C	2.43	0.57
40:CH:102:ASN:HB3	40:CH:105:ARG:HG3	1.87	0.57
40:CH:328:VAL:HG11	40:CH:353:VAL:CG1	2.34	0.57
41:CL:141:GLY:HA3	43:CL:501:GDP:O1A	2.05	0.57
41:CO:11:GLN:N	43:CO:501:GDP:O2B	2.38	0.57
41:DB:113:VAL:HG12	41:DB:147:MET:HG3	1.85	0.57
41:DB:218:THR:O	41:DB:220:PRO:HD3	2.04	0.57
40:DF:261:PRO:HG3	40:DF:313:MET:SD	2.45	0.57
41:DL:245:GLN:O	41:DL:246:LEU:C	2.42	0.57
41:DM:109:GLY:HA2	41:DM:147:MET:HE2	1.86	0.57
41:DP:419:GLY:O	41:DP:423:VAL:HG13	2.04	0.57
40:EA:70:LEU:HB2	40:EA:145:THR:HG22	1.87	0.57
40:EH:177:VAL:HG12	41:EO:327:ASP:HB3	1.86	0.57
40:FA:109:THR:O	40:FA:111:GLY:N	2.38	0.57
41:FN:100:ASN:HB2	41:FN:103:LYS:HB2	1.87	0.57
41:GO:2:ARG:NH1	41:GO:249:ASP:OD2	2.34	0.57
41:HN:108:GLU:HG3	41:HN:109:GLY:N	2.20	0.57
40:II:262:TYR:OH	41:IQ:391:ARG:NH1	2.38	0.57
40:JH:90:GLU:O	40:JH:121:ARG:NH1	2.38	0.57
40:JH:128:GLN:NE2	40:KH:290:GLU:OE2	2.38	0.57
40:JH:278:ALA:H	40:JH:368:ALA:HB2	1.70	0.57
41:JM:69:GLU:O	41:JM:71:GLY:N	2.38	0.57
41:KB:237:THR:O	41:KB:241:ARG:NH1	2.38	0.57
41:KM:318:ARG:HD3	41:KM:358:PRO:HD3	1.85	0.57
41:MO:116:VAL:HG11	41:MO:151:LEU:HD11	1.85	0.57
40:NF:401:ARG:NH1	40:NF:414:GLU:OE2	2.36	0.57
40:OH:109:THR:OG1	40:OH:410:GLU:HB3	2.05	0.57
40:OH:222:PRO:HB2	41:OO:324:LYS:HD3	1.86	0.57

Continued on next page...

Continued from previous page...

Atom-1	Atom-2	Interatomic distance (Å)	Clash overlap (Å)
41:QB:259:PRO:O	40:QG:405:HIS:NE2	2.38	0.57
41:QP:144:GLY:O	41:QP:145:SER:C	2.43	0.57
40:SG:73:THR:HA	40:SG:76:ASP:HB3	1.87	0.57
40:TA:229:ARG:HD3	40:TA:363:VAL:HG11	1.86	0.57
41:TP:317:PHE:HB2	41:TP:353:VAL:HG12	1.86	0.57
40:UE:298:PRO:HB3	40:UE:307:PRO:HD2	1.85	0.57
40:UE:326:LYS:HG2	41:UM:220:PRO:HD2	1.87	0.57
40:VA:267:PHE:HE2	40:VA:427:LEU:HD21	1.70	0.57
41:VB:348:ASN:HA	40:VH:181:VAL:HG12	1.87	0.57
41:WB:377:LEU:HD23	41:WB:380:ARG:HH12	1.68	0.57
8:1Y:208:GLN:NE2	40:VF:367:LEU:O	2.38	0.57
8:1Z:367:ILE:HG22	8:1Z:371:ARG:HH21	1.70	0.57
12:2P:204:ASN:HA	12:2P:220:ASN:HD21	1.70	0.57
12:2R:70:THR:OG1	12:2R:118:GLU:OE2	2.21	0.57
13:2X:13:ILE:HG13	13:2X:25:TRP:CZ2	2.39	0.57
17:3P:157:LYS:HG3	17:3P:258:LEU:HD21	1.87	0.57
22:4J:676:ALA:O	22:4J:677:LEU:C	2.42	0.57
26:4W:178:PRO:O	26:4W:193:ARG:NH1	2.37	0.57
38:6D:295:ARG:NH2	41:UM:41:ASP:OD2	2.37	0.57
40:BE:174:ALA:HB1	40:BE:175:PRO:HD2	1.85	0.57
41:BO:288:GLU:HG3	41:BO:289:LEU:N	2.20	0.57
40:CG:248:LEU:HB2	40:CG:355:ILE:H	1.69	0.57
40:CI:121:ARG:HE	40:CI:124:LYS:HD2	1.69	0.57
41:CM:213:ARG:O	41:CM:214:THR:C	2.44	0.57
41:CN:100:ASN:O	41:CN:101:TRP:C	2.43	0.57
41:CP:139:LEU:HD23	41:CP:185:ALA:HA	1.87	0.57
40:DH:101:ASN:HB3	40:DH:182:VAL:HG21	1.87	0.57
41:DN:136:THR:HA	41:DN:167:PHE:O	2.04	0.57
41:DP:7:LEU:HB3	41:DP:135:LEU:HD12	1.86	0.57
40:EH:234:ILE:HD11	40:EH:272:TYR:HB2	1.87	0.57
40:EH:258:ASN:ND2	40:EH:352:LYS:HB2	2.20	0.57
41:EP:200:TYR:CE1	41:EP:236:VAL:HG21	2.39	0.57
40:FH:102:ASN:HB2	40:FH:105:ARG:HB2	1.86	0.57
40:FH:352:LYS:HD2	41:FP:179:VAL:HG13	1.87	0.57
41:FM:19:LYS:HG3	41:FM:226:ASN:HB2	1.87	0.57
41:FN:14:ASN:ND2	41:FN:67:ASP:OD2	2.37	0.57
40:GI:109:THR:O	40:GI:111:GLY:N	2.37	0.57
40:GI:394:PHE:HD2	40:GI:421:ARG:HD3	1.70	0.57
40:HE:122:ILE:HG12	40:HE:123:ARG:N	2.20	0.57
41:HO:237:THR:HG22	41:HO:250:LEU:HD21	1.87	0.57
40:IE:324:VAL:HB	40:IE:327:ASP:HB2	1.86	0.57

Continued on next page...

Continued from previous page...

Atom-1	Atom-2	Interatomic distance (Å)	Clash overlap (Å)
40:IF:212:ILE:HD11	40:IF:300:ASN:HA	1.86	0.57
40:II:140:SER:OG	42:II:501:GTP:O2A	2.20	0.57
40:JD:235:VAL:HA	40:JD:238:ILE:HG12	1.86	0.57
40:JH:64:ARG:NH1	40:JH:128:GLN:O	2.37	0.57
41:JM:270:PHE:HB3	41:JM:273:LEU:HD11	1.87	0.57
41:KM:35:THR:HG23	41:KM:37:HIS:CE1	2.40	0.57
41:LN:421:PRO:HA	41:LN:424:THR:HG22	1.87	0.57
40:ME:90:GLU:OE1	40:ME:121:ARG:NH2	2.37	0.57
40:MH:348:PRO:HD2	41:MP:388:MET:HG2	1.87	0.57
40:NF:217:LEU:HD12	40:NF:277:SER:HB3	1.87	0.57
40:NG:259:LEU:O	40:NG:379:ASN:ND2	2.38	0.57
41:NM:63:ALA:O	41:NM:89:ASN:ND2	2.37	0.57
40:OE:79:ARG:NH2	40:OE:92:LEU:O	2.38	0.57
40:PE:319:TYR:HB3	40:PE:323:VAL:HG21	1.85	0.57
40:RE:101:ASN:O	40:RE:186:ASN:ND2	2.38	0.57
40:TA:251:ASP:OD1	40:TA:252:LEU:N	2.38	0.57
40:TE:398:TYR:O	40:TE:401:ARG:NH1	2.38	0.57
40:TF:352:LYS:HD2	41:TN:179:VAL:HG13	1.86	0.57
40:TH:395:ASP:OD1	40:TH:421:ARG:NE	2.31	0.57
40:UE:88:HIS:HD2	40:VF:283:HIS:HB2	1.69	0.57
40:UH:254:GLU:HG2	40:UH:352:LYS:HE3	1.86	0.57
40:UI:71:GLU:HB2	40:UI:98:ASP:HA	1.86	0.57
40:VF:220:GLU:HG2	40:VF:221:ARG:HG2	1.86	0.57
40:VG:98:ASP:O	40:VG:105:ARG:NH1	2.37	0.57
40:VJ:101:ASN:HD22	41:VQ:256:ASN:HD21	1.51	0.57
41:VP:273:LEU:O	41:VP:292:GLN:NE2	2.38	0.57
41:WB:107:THR:O	41:WB:110:ALA:N	2.38	0.57
40:WE:319:TYR:HE2	40:WE:328:VAL:HG13	1.70	0.57
40:WF:238:ILE:HA	40:WF:318:LEU:HD22	1.85	0.57
9:2B:245:GLN:NE2	9:2B:246:ASN:OD1	2.38	0.57
15:3F:198:ILE:HG12	15:3G:311:LYS:HB3	1.86	0.57
17:3R:163:GLU:HB3	17:3R:254:LEU:HD11	1.86	0.57
20:4A:93:LYS:HZ2	40:LF:58:ALA:HA	1.70	0.57
21:4D:170:ARG:HE	21:4D:201:LEU:HB3	1.68	0.57
21:4E:11:PHE:O	41:LO:227:HIS:NE2	2.38	0.57
23:4P:234:ARG:O	23:4P:235:THR:HB	2.05	0.57
32:5L:98:VAL:H	32:5L:101:LEU:HD13	1.70	0.57
41:AL:318:ARG:HD3	41:AL:358:PRO:HD3	1.87	0.57
41:AO:215:LEU:O	41:AO:216:LYS:C	2.42	0.57
41:BB:61:PRO:HG2	41:BB:84:ILE:HG23	1.85	0.57
41:BO:135:LEU:HD22	41:BO:152:ILE:HD11	1.87	0.57

Continued on next page...

Continued from previous page...

Atom-1	Atom-2	Interatomic distance (Å)	Clash overlap (Å)
40:CA:45:GLY:O	40:CA:47:ASP:N	2.38	0.57
40:CE:335:ILE:HD13	40:CE:338:LYS:HZ1	1.67	0.57
41:CO:357:PRO:HG3	41:CO:362:LYS:HD2	1.85	0.57
40:DA:327:ASP:O	40:DA:328:VAL:C	2.43	0.57
40:DE:5:ILE:HD13	40:DE:64:ARG:HB3	1.86	0.57
40:DE:104:ALA:C	40:DE:106:GLY:H	2.07	0.57
40:DE:400:LYS:O	40:DE:401:ARG:C	2.43	0.57
40:DH:21:TRP:CZ3	40:DH:63:PRO:HB3	2.40	0.57
40:EG:55:GLU:OE2	40:EG:61:HIS:NE2	2.37	0.57
40:EG:238:ILE:HA	40:EG:318:LEU:HD22	1.85	0.57
41:EL:292:GLN:O	41:EL:298:ASN:ND2	2.36	0.57
41:EM:87:PRO:O	41:EM:88:ASP:C	2.42	0.57
40:FA:285:GLN:O	40:FA:286:LEU:C	2.43	0.57
40:FF:257:THR:HA	41:FN:397:TRP:HZ3	1.69	0.57
40:FG:401:ARG:HG3	40:FG:404:VAL:HG11	1.86	0.57
40:FI:72:PRO:HB2	41:FP:46:ARG:HH12	1.69	0.57
40:FI:222:PRO:HD2	41:FP:324:LYS:HB2	1.85	0.57
41:FO:178:THR:HB	41:FO:181:GLU:HB3	1.85	0.57
40:GE:50:ASN:O	40:GE:51:THR:C	2.43	0.57
40:GF:238:ILE:HA	40:GF:318:LEU:HD22	1.87	0.57
40:GI:400:LYS:O	40:GI:401:ARG:C	2.42	0.57
40:IH:124:LYS:HE3	41:JB:282:ARG:HH12	1.69	0.57
41:IM:319:GLY:HA2	41:IM:357:PRO:HG3	1.86	0.57
41:JB:27:GLU:OE1	41:JB:318:ARG:NH2	2.29	0.57
41:JB:194:GLU:OE2	41:JB:262:ARG:NH1	2.37	0.57
40:JH:51:THR:HG23	40:JH:52:PHE:HD2	1.69	0.57
40:LE:206:ASN:OD1	42:LL:501:GTP:O2'	2.22	0.57
40:LF:276:ILE:HG13	40:LF:286:LEU:HD21	1.87	0.57
40:LG:305:CYS:O	40:LG:306:ASP:C	2.43	0.57
41:LN:107:THR:O	41:LN:110:ALA:N	2.37	0.57
40:ME:206:ASN:OD1	42:ML:501:GTP:O2'	2.23	0.57
41:MO:6:HIS:HD1	41:MO:21:TRP:HE1	1.53	0.57
41:NB:156:ARG:NH1	41:NB:195:ASN:O	2.38	0.57
40:NF:306:ASP:OD2	40:NF:309:HIS:ND1	2.38	0.57
41:NP:139:LEU:HD12	41:NP:170:VAL:HG12	1.87	0.57
41:OB:232:THR:HG21	41:OB:268:PRO:HB2	1.86	0.57
40:OF:127:ASP:OD1	40:PF:293:ASN:ND2	2.38	0.57
41:OP:237:THR:HG22	41:OP:250:LEU:HD21	1.87	0.57
41:PB:64:VAL:HA	41:PB:89:ASN:HB3	1.85	0.57
41:PL:236:VAL:HG13	41:PL:237:THR:HG23	1.86	0.57
41:PN:183:TYR:OH	41:PN:393:ALA:O	2.20	0.57

Continued on next page...

Continued from previous page...

Atom-1	Atom-2	Interatomic distance (Å)	Clash overlap (Å)
41:PP:392:LYS:HB3	41:PP:395:LEU:HD13	1.87	0.57
41:QP:354:CYS:SG	41:QP:355:ASP:N	2.78	0.57
40:RG:73:THR:HA	40:RG:76:ASP:HB2	1.86	0.57
41:RM:27:GLU:HA	41:RM:359:ARG:HH21	1.70	0.57
41:RM:74:ASP:OD1	41:RM:77:ARG:NH2	2.38	0.57
41:RP:51:TYR:HB3	41:RP:59:TYR:HB3	1.86	0.57
40:SE:11:GLN:HG3	40:SE:74:VAL:HG11	1.86	0.57
40:SH:255:PHE:HZ	40:SH:318:LEU:HD21	1.70	0.57
41:TB:253:LEU:O	41:TB:257:MET:HB2	2.05	0.57
40:UA:115:ILE:HA	40:UA:118:VAL:HG22	1.85	0.57
41:UM:10:GLY:O	41:UM:14:ASN:ND2	2.38	0.57
40:VF:329:ASN:HB3	41:VN:175:VAL:HG11	1.86	0.57
41:VP:292:GLN:O	41:VP:298:ASN:ND2	2.37	0.57
7:1S:586:HIS:ND1	7:1S:606:SER:HB2	2.20	0.56
7:1U:395:ASP:HB3	7:1U:397:LYS:HG3	1.85	0.56
11:2J:185:MET:SD	11:2J:187:ARG:NH2	2.78	0.56
12:2N:197:LEU:HD13	12:2N:225:ILE:HG12	1.86	0.56
13:2U:11:LEU:HD22	13:2U:71:ILE:HD11	1.86	0.56
13:2W:69:LEU:O	13:2W:70:GLY:C	2.43	0.56
16:3L:140:GLU:OE2	16:3L:394:ARG:NH2	2.38	0.56
22:4I:277:LEU:HD12	41:CO:78:SER:HB2	1.88	0.56
22:4K:555:GLU:HB2	22:4K:591:VAL:HG22	1.86	0.56
26:4V:250:ILE:HG22	26:4V:255:LEU:HB2	1.86	0.56
27:4Y:252:LEU:O	27:4Y:259:LYS:NZ	2.38	0.56
39:6J:24:GLN:N	41:OM:41:ASP:OD2	2.38	0.56
40:AG:139:HIS:NE2	40:AG:168:GLU:OE1	2.38	0.56
41:AO:14:ASN:HB3	41:AO:76:VAL:HG21	1.87	0.56
40:BG:101:ASN:HA	40:BG:144:GLY:H	1.69	0.56
41:BM:189:VAL:O	41:BM:193:VAL:HG23	2.05	0.56
40:CH:400:LYS:O	40:CH:401:ARG:C	2.43	0.56
41:CP:141:GLY:HA3	43:CP:501:GDP:O1A	2.05	0.56
40:DA:190:THR:O	40:DA:191:THR:C	2.43	0.56
40:DE:240:ALA:O	40:DE:241:SER:C	2.41	0.56
41:DN:130:LEU:O	41:DN:131:GLN:C	2.41	0.56
41:DN:391:ARG:O	41:DN:392:LYS:C	2.43	0.56
40:EI:70:LEU:HB2	40:EI:145:THR:OG1	2.05	0.56
40:EI:99:ALA:HB3	40:EI:144:GLY:HA3	1.88	0.56
41:EM:30:ILE:HG13	41:EM:59:TYR:HB2	1.87	0.56
40:GE:274:PRO:HG2	40:GE:373:ALA:HA	1.86	0.56
40:HF:126:ALA:HA	40:HF:129:CYS:HB3	1.85	0.56
40:IA:255:PHE:O	40:IA:259:LEU:HB2	2.05	0.56

Continued on next page...

Continued from previous page...

Atom-1	Atom-2	Interatomic distance (Å)	Clash overlap (Å)
40:IH:258:ASN:HD21	41:IP:179:VAL:H	1.52	0.56
41:JB:1:MET:SD	41:JB:48:ASN:ND2	2.78	0.56
41:KB:309:ARG:H	41:KB:372:THR:HB	1.70	0.56
40:KD:205:ASP:HB2	40:KD:303:VAL:HG23	1.87	0.56
40:KF:206:ASN:OD1	42:KM:501:GTP:O2'	2.17	0.56
41:KO:210:ILE:HG12	41:KO:298:ASN:HA	1.87	0.56
40:LA:70:LEU:HD23	40:LA:114:LEU:HD12	1.87	0.56
40:LA:138:PHE:HZ	40:LA:235:VAL:HG21	1.69	0.56
41:LB:172:SER:OG	41:LB:175:VAL:O	2.23	0.56
40:LE:311:LYS:NZ	40:LE:437:ASP:OD1	2.38	0.56
40:LH:73:THR:HA	40:LH:76:ASP:HB2	1.86	0.56
40:ME:259:LEU:O	40:ME:379:ASN:ND2	2.35	0.56
40:MH:214:ARG:HH22	41:MO:324:LYS:CG	2.13	0.56
40:NH:178:SER:HG	41:NO:347:ASN:HD22	1.53	0.56
41:NM:314:ALA:HB3	41:NM:368:ILE:HB	1.87	0.56
40:PG:24:TYR:HE1	40:PG:243:ARG:HH22	1.53	0.56
41:PP:237:THR:HG22	41:PP:250:LEU:HD21	1.87	0.56
41:QL:51:TYR:HB3	41:QL:59:TYR:HB3	1.87	0.56
41:QL:73:MET:HA	41:QL:76:VAL:HG12	1.87	0.56
41:QM:135:LEU:HB3	41:QM:166:THR:HG22	1.87	0.56
41:SO:348:ASN:N	41:SO:348:ASN:OD1	2.38	0.56
40:UA:228:ASN:HB3	40:UA:231:ILE:HD12	1.86	0.56
40:UI:17:GLY:HA2	40:UI:20:CYS:HB3	1.87	0.56
40:VG:30:ILE:HG12	40:VG:61:HIS:HD2	1.70	0.56
40:WF:269:LEU:HD11	40:WF:383:ILE:HD13	1.87	0.56
40:WH:7:VAL:HG12	40:WH:66:VAL:HB	1.86	0.56
7:1T:40:ILE:HG12	7:1T:47:ILE:HG22	1.87	0.56
9:2B:327:ARG:O	9:2B:329:ASN:N	2.38	0.56
12:2O:59:ALA:HB1	41:AM:423:VAL:HG13	1.86	0.56
16:3J:100:GLU:HG3	18:3T:161:ARG:HH22	1.71	0.56
21:4F:412:MET:HA	21:4F:415:ASN:HD21	1.70	0.56
23:4N:188:THR:HG21	40:CF:72:PRO:HB3	1.86	0.56
23:4N:234:ARG:O	23:4N:235:THR:HB	2.05	0.56
23:4N:253:TYR:CE2	40:EF:220:GLU:CD	2.79	0.56
27:4Y:251:TYR:O	27:4Y:262:ASN:ND2	2.38	0.56
31:5J:782:ARG:HB3	31:5J:785:ASP:HB2	1.88	0.56
34:5R:387:LYS:HD2	34:5R:391:ASN:HD21	1.70	0.56
38:6C:187:LEU:HB3	41:VQ:307:HIS:CD2	2.40	0.56
38:6C:204:ASP:HB2	38:6C:207:PRO:HG3	1.87	0.56
40:AA:178:SER:OG	40:AA:179:THR:N	2.38	0.56
40:BE:305:CYS:O	40:BE:306:ASP:C	2.42	0.56

Continued on next page...

Continued from previous page...

Atom-1	Atom-2	Interatomic distance (Å)	Clash overlap (Å)
41:BM:303:CYS:O	41:BM:304:ASP:C	2.44	0.56
41:CL:399:THR:HA	41:CL:403:MET:HB3	1.86	0.56
40:DE:335:ILE:HA	40:DE:338:LYS:HD2	1.86	0.56
40:DF:195:LEU:HG	40:DF:267:PHE:HZ	1.70	0.56
40:DF:216:ASN:HB3	40:DF:275:VAL:O	2.05	0.56
41:DN:311:LEU:HD21	41:DN:344:TRP:CZ2	2.40	0.56
40:EA:11:GLN:NE2	41:EN:247:ASN:OD1	2.38	0.56
40:EA:168:GLU:HB2	40:EA:201:ALA:HA	1.87	0.56
40:EE:229:ARG:NH2	40:EE:366:ASP:OD1	2.38	0.56
40:EF:16:ILE:HA	40:EF:228:ASN:HB3	1.87	0.56
40:EH:164:LYS:O	40:EH:165:SER:C	2.43	0.56
41:EM:318:ARG:HH21	41:EM:356:ILE:HG22	1.70	0.56
40:FA:88:HIS:O	40:FA:89:PRO:C	2.43	0.56
41:FO:334:GLN:HE22	41:FO:347:ASN:HA	1.68	0.56
41:GM:260:PHE:HE2	41:GM:425:ARG:HE	1.52	0.56
40:HI:342:GLN:NE2	40:HI:343:PHE:O	2.38	0.56
40:IA:406:TRP:HE1	41:IN:258:VAL:HG13	1.70	0.56
41:IP:222:TYR:O	41:IP:226:ASN:ND2	2.38	0.56
40:JA:88:HIS:NE2	40:JA:90:GLU:OE1	2.34	0.56
41:JM:3:GLU:HB2	41:JM:127:CYS:HB3	1.87	0.56
40:KD:51:THR:HG21	40:KD:243:ARG:HG2	1.86	0.56
40:KE:113:GLU:HG2	40:KE:114:LEU:HD12	1.87	0.56
40:KE:292:THR:HG21	40:KE:331:ALA:HB1	1.85	0.56
40:KH:88:HIS:HB3	40:KH:91:GLN:HG2	1.87	0.56
40:KH:157:LEU:O	40:KH:161:TYR:HB2	2.05	0.56
40:KH:398:TYR:OH	40:KH:414:GLU:OE2	2.23	0.56
41:KP:204:ASN:OD1	43:KP:501:GDP:O2'	2.22	0.56
40:LF:296:PHE:HZ	40:LF:351:PHE:HE2	1.51	0.56
40:LH:139:HIS:O	40:LH:170:SER:HA	2.05	0.56
40:MH:101:ASN:HD22	41:MO:256:ASN:ND2	1.92	0.56
40:NA:258:ASN:HD21	41:NB:178:THR:HG23	1.70	0.56
40:NE:6:SER:HA	40:NE:136:LEU:O	2.05	0.56
40:NE:224:TYR:HA	40:NE:227:LEU:HB2	1.87	0.56
41:OL:165:ASN:HA	41:OL:198:GLU:O	2.05	0.56
41:PB:101:TRP:CD1	41:PB:105:HIS:HB2	2.40	0.56
40:PF:87:PHE:HB3	40:PF:92:LEU:HD21	1.86	0.56
41:QB:109:GLY:O	41:QB:112:LEU:N	2.32	0.56
41:QB:129:CYS:O	41:QB:131:GLN:N	2.38	0.56
41:QB:393:ALA:C	41:QB:395:LEU:H	2.08	0.56
40:QF:248:LEU:H	40:QF:355:ILE:HB	1.70	0.56
40:QG:155:GLU:OE2	40:QG:197:HIS:NE2	2.34	0.56

Continued on next page...

Continued from previous page...

Atom-1	Atom-2	Interatomic distance (Å)	Clash overlap (Å)
40:QH:207:GLU:HA	40:QH:210:TYR:HD2	1.69	0.56
41:QM:198:GLU:OE1	41:QM:200:TYR:OH	2.21	0.56
41:QP:34:GLY:O	41:QP:35:THR:C	2.44	0.56
41:RB:421:PRO:HA	41:RB:424:THR:HG22	1.86	0.56
40:RF:90:GLU:O	40:RF:121:ARG:NH1	2.39	0.56
40:SG:141:PHE:HB2	40:SG:173:PRO:HD3	1.87	0.56
40:SG:267:PHE:HD2	40:SG:387:TRP:HH2	1.53	0.56
40:SH:50:ASN:O	40:SH:64:ARG:NH1	2.37	0.56
41:SL:236:VAL:HG13	41:SL:237:THR:HG23	1.87	0.56
41:SP:131:GLN:HA	41:SP:162:ARG:HH21	1.70	0.56
40:TE:288:VAL:HG21	40:TE:328:VAL:HG22	1.87	0.56
40:TI:93:ILE:HD13	40:TI:118:VAL:HG12	1.87	0.56
40:TI:182:VAL:O	40:TI:186:ASN:ND2	2.38	0.56
40:UA:3:GLU:HA	40:UA:51:THR:HA	1.87	0.56
40:UF:137:ILE:HB	40:UF:168:GLU:HG2	1.86	0.56
40:UI:406:TRP:CH2	41:UP:255:VAL:HA	2.40	0.56
7:1T:574:TYR:O	7:1T:575:ASN:C	2.44	0.56
8:1Z:385:ASP:HA	8:1Z:388:ARG:HG2	1.87	0.56
12:2N:230:GLU:OE2	12:2N:234:ARG:NH2	2.39	0.56
12:2O:98:VAL:HG21	12:2O:103:LEU:HD21	1.86	0.56
15:3E:316:ARG:NH2	15:3H:60:ASN:OD1	2.38	0.56
15:3H:195:SER:HB3	15:3H:198:ILE:HD11	1.87	0.56
17:3P:191:PRO:HB2	17:3P:226:ILE:HD12	1.87	0.56
17:3R:205:ARG:HB2	17:3R:210:LEU:HD13	1.88	0.56
17:3R:222:GLU:HG3	17:3R:339:GLN:HB3	1.88	0.56
18:3T:63:ARG:NH1	18:3W:415:ASP:OD2	2.38	0.56
20:4A:149:ARG:O	20:4A:150:SER:C	2.43	0.56
22:4I:361:LYS:HG2	22:4I:373:PHE:HD2	1.70	0.56
22:4J:89:VAL:N	41:BN:280:GLN:HA	2.20	0.56
23:4N:18:TYR:CE1	23:4N:22:TYR:CE2	2.92	0.56
23:4N:260:THR:HG23	23:4N:263:HIS:HE1	1.69	0.56
23:4P:243:LEU:HD22	40:DA:79:ARG:HG2	1.86	0.56
23:4P:254:LYS:HD3	41:DN:53:GLU:HB3	1.87	0.56
23:4P:260:THR:HG23	23:4P:263:HIS:HE1	1.69	0.56
23:4R:256:GLN:HB3	23:4R:264:LEU:HD13	1.87	0.56
25:4T:413:PRO:O	41:LB:75:SER:OG	2.24	0.56
27:4Y:234:LEU:HD11	27:4Y:245:GLU:HG2	1.87	0.56
36:5X:130:LEU:O	36:5X:132:THR:N	2.38	0.56
38:6C:116:THR:HG22	40:VH:214:ARG:HD3	1.88	0.56
38:6C:124:PHE:HB3	40:UG:123:ARG:HH22	1.70	0.56
40:AF:50:ASN:O	40:AF:64:ARG:NH1	2.39	0.56

Continued on next page...

Continued from previous page...

Atom-1	Atom-2	Interatomic distance (Å)	Clash overlap (Å)
40:AF:269:LEU:HD22	40:AF:303:VAL:HG11	1.87	0.56
41:AL:86:ARG:NH1	41:BL:281:TYR:O	2.38	0.56
41:AL:170:VAL:HG11	41:AL:377:LEU:HD21	1.87	0.56
40:BE:103:TYR:HB3	40:BE:407:TYR:CE2	2.40	0.56
40:BG:139:HIS:ND1	40:BG:140:SER:O	2.34	0.56
40:BI:200:CYS:HB3	40:BI:256:GLN:HE22	1.71	0.56
41:BL:174:LYS:HD2	41:BL:175:VAL:HG13	1.85	0.56
41:BP:103:LYS:HA	41:BP:107:THR:CG2	2.36	0.56
40:CH:100:ALA:HB1	41:CO:252:LYS:HA	1.87	0.56
41:CL:12:CYS:SG	41:CL:169:VAL:HG21	2.45	0.56
41:CL:165:ASN:HB3	41:CL:198:GLU:HB3	1.87	0.56
41:CL:303:CYS:O	41:CL:304:ASP:C	2.42	0.56
41:CM:330:MET:HG2	41:CM:349:VAL:HG11	1.87	0.56
41:CN:309:ARG:HD3	41:CN:342:VAL:HA	1.86	0.56
41:CO:215:LEU:HD11	41:CO:228:LEU:HD21	1.88	0.56
41:CP:237:THR:O	41:CP:238:THR:C	2.43	0.56
41:DB:392:LYS:HA	41:DB:395:LEU:HD21	1.85	0.56
41:DB:398:TYR:HB3	41:DB:408:PHE:HZ	1.70	0.56
40:DE:185:TYR:O	40:DE:186:ASN:C	2.44	0.56
40:DF:268:PRO:HA	40:DF:379:ASN:HA	1.86	0.56
40:DH:114:LEU:HB3	40:DH:149:PHE:CE1	2.41	0.56
40:DI:228:ASN:HB3	42:DI:501:GTP:N2	2.19	0.56
40:DI:357:TYR:O	40:DI:358:GLN:C	2.44	0.56
41:DM:68:LEU:HD12	41:DM:143:THR:HA	1.87	0.56
41:DM:100:ASN:HB2	41:DM:103:LYS:HD3	1.86	0.56
41:DN:243:PRO:HD2	41:DN:356:ILE:HD13	1.88	0.56
40:EA:154:MET:HG3	40:EA:194:THR:HG22	1.86	0.56
40:EH:190:THR:O	40:EH:191:THR:C	2.44	0.56
40:EH:273:ALA:CB	40:EH:274:PRO:HD2	2.31	0.56
41:EO:103:LYS:HG2	41:EO:107:THR:HG21	1.87	0.56
41:EP:162:ARG:O	41:EP:163:ILE:C	2.43	0.56
40:FF:2:ARG:NH1	40:FF:242:LEU:O	2.38	0.56
40:FF:127:ASP:OD2	40:GF:293:ASN:ND2	2.37	0.56
41:FM:30:ILE:HD11	41:FM:47:ILE:HD11	1.87	0.56
40:GH:265:ILE:HG23	40:GH:431:TYR:CZ	2.41	0.56
40:GH:339:ARG:O	40:GH:340:SER:C	2.43	0.56
41:GM:210:ILE:O	41:GM:214:THR:OG1	2.24	0.56
40:HA:224:TYR:CZ	41:HN:323:MET:HG2	2.40	0.56
40:HF:113:GLU:HG3	40:HF:114:LEU:HG	1.87	0.56
40:HI:219:ILE:HG12	40:HI:222:PRO:HD3	1.86	0.56
41:HM:248:ALA:HA	41:HM:252:LYS:HE3	1.87	0.56

Continued on next page...

Continued from previous page...

Atom-1	Atom-2	Interatomic distance (Å)	Clash overlap (Å)
41:HN:267:MET:HE1	41:HN:305:PRO:HG3	1.86	0.56
41:HP:354:CYS:SG	41:HP:355:ASP:N	2.77	0.56
40:IF:274:PRO:HG3	40:IF:286:LEU:HD22	1.87	0.56
40:IG:88:HIS:HB3	40:IG:91:GLN:HG2	1.85	0.56
40:IH:205:ASP:HB3	40:IH:303:VAL:HA	1.87	0.56
40:II:172:TYR:OH	40:II:386:ALA:O	2.23	0.56
41:IN:273:LEU:O	41:IN:292:GLN:NE2	2.39	0.56
41:IO:10:GLY:O	41:IO:14:ASN:ND2	2.38	0.56
41:IO:86:ARG:HG2	41:IO:89:ASN:H	1.70	0.56
41:IQ:100:ASN:HB3	41:IQ:103:LYS:HB2	1.87	0.56
41:JB:191:GLN:O	41:JB:195:ASN:HB2	2.06	0.56
40:JE:75:ILE:HG22	40:JE:79:ARG:HH12	1.70	0.56
40:KG:120:ASP:OD1	40:KG:123:ARG:NH2	2.38	0.56
40:KH:206:ASN:ND2	42:KO:501:GTP:O2'	2.35	0.56
40:KH:278:ALA:H	40:KH:368:ALA:HB2	1.71	0.56
40:LE:215:ARG:NH2	40:LE:300:ASN:OD1	2.38	0.56
40:LF:188:ILE:HG23	40:LF:424:MET:HG3	1.85	0.56
40:LH:217:LEU:HA	40:LH:277:SER:HB3	1.86	0.56
41:LN:130:LEU:O	41:LN:162:ARG:NH1	2.39	0.56
40:MG:242:LEU:HD11	40:MG:252:LEU:HG	1.87	0.56
41:MM:313:VAL:O	41:MM:349:VAL:HA	2.05	0.56
41:MO:391:ARG:O	41:MO:392:LYS:C	2.43	0.56
41:MP:237:THR:HG22	41:MP:250:LEU:HD21	1.87	0.56
40:NA:143:GLY:N	42:NN:501:GTP:O2A	2.35	0.56
41:NB:6:HIS:O	41:NB:63:ALA:HA	2.03	0.56
40:ND:8:HIS:CE1	40:ND:21:TRP:HE1	2.22	0.56
40:ND:413:GLU:O	40:ND:414:GLU:C	2.43	0.56
40:NF:204:VAL:HG13	40:NF:302:MET:HB3	1.86	0.56
40:NG:53:PHE:HB3	40:NG:61:HIS:HB3	1.86	0.56
40:NH:206:ASN:OD1	42:NO:501:GTP:O2'	2.23	0.56
40:OD:438:SER:OG	41:OL:391:ARG:NH1	2.35	0.56
40:OE:79:ARG:HH21	40:OE:92:LEU:HB3	1.70	0.56
40:OH:250:VAL:HG11	40:OH:318:LEU:HD21	1.87	0.56
40:PG:181:VAL:HG23	40:PG:182:VAL:HG13	1.86	0.56
41:PM:271:ALA:HB1	41:PM:292:GLN:HG3	1.87	0.56
41:PO:113:VAL:HA	41:PO:116:VAL:HG12	1.86	0.56
40:QA:158:SER:OG	40:QA:166:LYS:NZ	2.39	0.56
40:QA:205:ASP:HB2	40:QA:303:VAL:HG22	1.88	0.56
41:QB:151:LEU:O	41:QB:152:ILE:C	2.43	0.56
41:QO:111:GLU:N	41:QO:111:GLU:OE1	2.38	0.56
41:QP:393:ALA:C	41:QP:395:LEU:H	2.09	0.56

Continued on next page...

Continued from previous page...

Atom-1	Atom-2	Interatomic distance (Å)	Clash overlap (Å)
40:RA:222:PRO:HG2	41:RN:324:LYS:HE3	1.87	0.56
40:RG:47:ASP:O	40:RG:50:ASN:HB3	2.05	0.56
40:RH:254:GLU:O	40:RH:258:ASN:ND2	2.38	0.56
41:RN:237:THR:HG22	41:RN:250:LEU:HD21	1.88	0.56
40:SF:405:HIS:CD2	41:SM:261:PRO:HG3	2.40	0.56
40:SH:226:ASN:ND2	40:SH:366:ASP:OD2	2.35	0.56
41:SM:21:TRP:HA	41:SM:24:ILE:HG22	1.87	0.56
41:SM:209:ASP:OD1	41:SM:213:ARG:NH2	2.39	0.56
41:SP:27:GLU:OE1	41:SP:241:ARG:NH2	2.38	0.56
41:SP:193:VAL:HG12	41:SP:194:GLU:HG2	1.88	0.56
41:TB:193:VAL:HG21	41:TB:418:LEU:HD21	1.87	0.56
41:TM:271:ALA:HA	41:TM:273:LEU:HD13	1.88	0.56
41:TP:293:MET:HG3	41:TP:367:PHE:HD2	1.70	0.56
41:UB:256:ASN:HD22	41:UB:350:LYS:HE2	1.70	0.56
40:UI:160:ASP:O	40:UI:161:TYR:C	2.43	0.56
41:UN:354:CYS:SG	41:UN:355:ASP:N	2.76	0.56
41:VB:107:THR:HG22	41:VB:108:GLU:H	1.70	0.56
41:VB:237:THR:HB	41:VB:240:LEU:HD11	1.88	0.56
40:VJ:6:SER:O	40:VJ:65:ALA:HA	2.04	0.56
41:VO:12:CYS:HB3	41:VO:138:SER:HB2	1.87	0.56
40:WE:217:LEU:HA	40:WE:277:SER:HB3	1.87	0.56
7:1S:459:GLU:OE2	40:VH:85:GLN:NE2	2.39	0.56
9:2B:210:ARG:NH2	40:SG:56:THR:O	2.37	0.56
9:2B:315:ALA:HA	9:2B:318:HIS:CE1	2.39	0.56
17:3Q:406:ARG:HB3	17:3Q:410:GLU:HG3	1.86	0.56
17:3R:160:ILE:HG23	17:3R:254:LEU:HD22	1.87	0.56
23:4N:249:TYR:O	23:4N:251:PRO:HD3	2.04	0.56
23:4P:249:TYR:O	23:4P:251:PRO:HD3	2.04	0.56
27:4Z:14:ASN:ND2	27:4Z:17:GLU:OE1	2.38	0.56
33:5N:413:GLU:OE2	33:5N:417:ASN:ND2	2.39	0.56
34:5Q:164:LEU:HD23	34:5R:487:ILE:CD1	2.35	0.56
36:5Y:62:VAL:HG21	36:5Y:71:GLU:HB3	1.87	0.56
40:BI:160:ASP:O	40:BI:162:GLY:N	2.38	0.56
40:CA:114:LEU:HB3	40:CA:149:PHE:CZ	2.41	0.56
41:CL:375:GLN:HB2	41:CL:422:VAL:HG11	1.87	0.56
41:CN:26:ASP:HB2	41:CN:359:ARG:CZ	2.34	0.56
40:EE:177:VAL:HA	41:EL:331:LEU:HD11	1.86	0.56
40:EI:243:ARG:O	40:EI:244:PHE:C	2.42	0.56
41:EL:24:ILE:HD12	41:EL:241:ARG:HH12	1.70	0.56
41:EP:116:VAL:O	41:EP:120:VAL:HG13	2.06	0.56
41:FN:314:ALA:HB2	41:FN:350:LYS:HB3	1.87	0.56

Continued on next page...

Continued from previous page...

Atom-1	Atom-2	Interatomic distance (Å)	Clash overlap (Å)
41:FP:31:ASP:OD2	41:FP:34:GLY:N	2.37	0.56
41:FP:51:TYR:HB3	41:FP:59:TYR:HB3	1.87	0.56
40:GA:231:ILE:HA	40:GA:234:ILE:HG22	1.87	0.56
40:GE:326:LYS:HE3	41:GM:225:LEU:HD11	1.87	0.56
40:GH:104:ALA:HB3	40:GH:410:GLU:HB3	1.88	0.56
40:HE:68:VAL:HG12	40:HE:93:ILE:HB	1.86	0.56
40:HH:205:ASP:H	40:HH:303:VAL:HG12	1.69	0.56
40:IA:402:ALA:HB2	41:IN:344:TRP:HZ3	1.71	0.56
40:II:408:VAL:HA	40:II:412:MET:HB2	1.86	0.56
40:LA:235:VAL:HA	40:LA:238:ILE:HG22	1.87	0.56
41:LL:170:VAL:HG11	41:LL:377:LEU:HD21	1.88	0.56
41:MB:134:GLN:NE2	41:MB:233:MET:SD	2.78	0.56
40:NA:221:ARG:HH22	41:NN:325:GLU:H	1.53	0.56
40:NH:8:HIS:HD2	40:NH:138:PHE:HB2	1.70	0.56
40:PD:270:ALA:HA	40:PD:376:MET:O	2.06	0.56
41:QB:108:GLU:O	41:QB:111:GLU:N	2.34	0.56
41:QB:271:ALA:HB2	41:QB:293:MET:HG3	1.87	0.56
40:QE:320:ARG:HB2	40:QE:373:ALA:HB3	1.86	0.56
40:QH:68:VAL:HG12	40:QH:93:ILE:HB	1.87	0.56
41:RN:2:ARG:HB2	41:RN:131:GLN:HB2	1.87	0.56
41:SB:222:TYR:O	41:SB:226:ASN:HB2	2.06	0.56
41:SL:139:LEU:HB2	41:SL:170:VAL:HA	1.87	0.56
41:SL:169:VAL:HA	41:SL:202:ILE:HB	1.88	0.56
41:TB:46:ARG:NH1	40:TG:73:THR:OG1	2.38	0.56
40:TF:229:ARG:O	40:TF:232:SER:OG	2.24	0.56
40:TG:189:LEU:HD11	40:TG:417:PHE:HE1	1.71	0.56
40:TH:31:GLN:HG3	40:TH:37:PRO:HD3	1.87	0.56
40:TH:318:LEU:O	40:TH:374:VAL:HA	2.06	0.56
40:TI:71:GLU:OE2	41:TP:2:ARG:NH1	2.38	0.56
41:UB:8:GLN:HE22	41:UB:63:ALA:HB1	1.70	0.56
40:UI:21:TRP:CZ2	40:UI:65:ALA:HB2	2.40	0.56
40:UI:72:PRO:HD3	40:UI:96:LYS:HA	1.88	0.56
40:VF:139:HIS:O	40:VF:170:SER:HA	2.05	0.56
40:WF:141:PHE:HB2	40:WF:173:PRO:HD3	1.87	0.56
40:WG:73:THR:HA	40:WG:76:ASP:HB2	1.87	0.56
7:1S:59:PHE:HE1	7:1S:585:GLY:HA2	1.70	0.56
7:1T:330:CYS:SG	7:1T:331:HIS:N	2.79	0.56
10:2E:97:GLN:O	10:2E:101:GLN:CB	2.54	0.56
11:2I:88:VAL:HG21	41:LB:392:LYS:HB2	1.86	0.56
12:2N:250:THR:HA	40:AA:401:ARG:HD2	1.87	0.56
15:3H:144:GLN:OE1	15:3H:147:ARG:NH1	2.39	0.56

Continued on next page...

Continued from previous page...

Atom-1	Atom-2	Interatomic distance (Å)	Clash overlap (Å)
16:3L:380:LYS:HE3	16:3M:17:TRP:HE1	1.70	0.56
18:3V:116:GLU:HB3	18:3V:265:LEU:HD21	1.87	0.56
19:3Y:323:ARG:HH22	27:4Y:204:LEU:HD11	1.70	0.56
21:4E:228:ASP:OD2	21:4E:233:LYS:NZ	2.39	0.56
21:4E:473:VAL:HB	21:4E:482:PRO:HG2	1.86	0.56
21:4F:264:ILE:HD13	21:4F:275:ILE:HG12	1.87	0.56
22:4I:635:PHE:HA	22:4I:638:LEU:HD23	1.87	0.56
26:4V:59:ASP:O	26:4V:64:ASN:ND2	2.38	0.56
26:4V:82:TYR:HB2	40:IH:39:ASP:HB3	1.88	0.56
40:AE:76:ASP:HA	40:AE:79:ARG:HG2	1.87	0.56
40:AE:254:GLU:O	40:AE:258:ASN:ND2	2.39	0.56
41:AO:67:ASP:HA	41:AO:143:THR:HG21	1.87	0.56
41:AP:237:THR:HG22	41:AP:250:LEU:HD11	1.86	0.56
40:BA:122:ILE:HG21	40:BA:157:LEU:HD21	1.88	0.56
40:BF:73:THR:HA	40:BF:76:ASP:HB2	1.86	0.56
41:CB:375:GLN:HE22	41:CB:423:VAL:HB	1.68	0.56
41:CP:60:VAL:CG1	41:DP:281:TYR:HA	2.33	0.56
40:DF:143:GLY:HA3	42:DF:501:GTP:O2A	2.05	0.56
41:DL:5:VAL:HG23	41:DL:133:PHE:HB3	1.88	0.56
41:DL:156:ARG:HD3	41:DL:164:MET:HG2	1.87	0.56
41:DL:170:VAL:HB	41:DL:171:PRO:HD2	1.87	0.56
41:DN:31:ASP:C	41:DN:33:THR:H	2.08	0.56
41:EB:2:ARG:HB3	41:EB:131:GLN:HG2	1.86	0.56
41:EB:114:ASP:HA	41:EB:117:LEU:HD12	1.86	0.56
41:EB:327:ASP:HB3	40:EG:177:VAL:HG21	1.88	0.56
40:FF:108:TYR:O	40:FF:112:LYS:NZ	2.38	0.56
41:FN:54:ALA:HB3	41:FN:58:LYS:HB3	1.87	0.56
41:HB:10:GLY:O	41:HB:14:ASN:CB	2.53	0.56
41:HB:286:VAL:HG11	41:HB:326:VAL:HG22	1.87	0.56
40:HE:189:LEU:HD22	40:HE:416:GLU:HG3	1.88	0.56
40:IF:101:ASN:OD1	41:IM:256:ASN:ND2	2.39	0.56
40:II:270:ALA:HA	40:II:376:MET:O	2.06	0.56
41:KL:3:GLU:HA	41:KL:49:VAL:HA	1.86	0.56
41:KN:237:THR:HG23	41:KN:241:ARG:HH11	1.70	0.56
40:LA:264:ARG:NH1	40:LA:430:ASP:OD2	2.38	0.56
40:LD:51:THR:HG21	40:LD:243:ARG:HG2	1.87	0.56
41:LL:100:ASN:HB3	41:LL:103:LYS:HB3	1.87	0.56
40:MH:16:ILE:HG12	40:MH:228:ASN:HB3	1.86	0.56
40:MH:104:ALA:HA	40:MH:108:TYR:HD1	1.69	0.56
41:ML:334:GLN:HE21	41:ML:349:VAL:HG23	1.70	0.56
41:MO:271:ALA:HB3	41:MO:272:PRO:HD3	1.88	0.56

Continued on next page...

Continued from previous page...

Atom-1	Atom-2	Interatomic distance (Å)	Clash overlap (Å)
40:NG:326:LYS:HG2	41:NO:220:PRO:HD2	1.87	0.56
41:NM:34:GLY:HA3	41:NM:58:LYS:HE3	1.86	0.56
41:NM:105:HIS:CE1	41:NM:150:LEU:HD13	2.40	0.56
41:NN:113:VAL:HA	41:NN:116:VAL:HG12	1.87	0.56
40:PH:185:TYR:HE2	40:PH:403:PHE:HB2	1.69	0.56
41:PM:31:ASP:OD2	41:PM:35:THR:OG1	2.22	0.56
40:QE:89:PRO:HG2	40:RE:280:LYS:NZ	2.20	0.56
40:QF:11:GLN:HG3	40:QF:74:VAL:HG11	1.86	0.56
40:RH:76:ASP:OD1	40:RH:79:ARG:NH1	2.38	0.56
41:RL:372:THR:OG1	41:RL:422:VAL:O	2.24	0.56
41:RP:181:GLU:HA	41:RP:184:ASN:HB2	1.87	0.56
40:SE:391:ASP:HA	40:SE:421:ARG:HH12	1.71	0.56
40:SH:76:ASP:HA	40:SH:79:ARG:HG2	1.87	0.56
40:SI:297:GLU:OE2	40:SI:300:ASN:ND2	2.38	0.56
41:SO:98:GLY:O	41:SO:99:ASN:C	2.43	0.56
40:TF:136:LEU:HD11	40:TF:239:THR:HG21	1.87	0.56
40:TI:207:GLU:HA	40:TI:210:TYR:HB2	1.87	0.56
40:TI:217:LEU:HA	40:TI:277:SER:HB3	1.87	0.56
41:TM:130:LEU:HG	41:TM:162:ARG:HD2	1.87	0.56
41:TP:209:ASP:O	41:TP:213:ARG:HB3	2.05	0.56
41:TP:374:ILE:HD11	41:TP:422:VAL:HG21	1.87	0.56
40:UA:255:PHE:HZ	40:UA:318:LEU:HD21	1.71	0.56
41:UB:222:TYR:O	41:UB:226:ASN:ND2	2.38	0.56
40:UG:320:ARG:HH21	40:UG:360:PRO:HA	1.69	0.56
41:UP:40:SER:O	41:UP:41:ASP:C	2.43	0.56
40:VI:153:LEU:O	40:VI:157:LEU:HB2	2.06	0.56
40:VJ:324:VAL:HG12	40:VJ:326:LYS:H	1.71	0.56
41:VO:174:LYS:HG3	41:VO:175:VAL:HG12	1.87	0.56
41:WB:198:GLU:HG2	41:WB:266:PHE:HE2	1.70	0.56
40:WE:141:PHE:HB2	40:WE:173:PRO:HD3	1.86	0.56
7:1T:250:SER:HA	41:WM:33:THR:HG21	1.86	0.56
17:3R:94:TYR:HB3	17:3R:98:ASP:HB2	1.88	0.56
31:5I:551:THR:OG1	40:HI:85:GLN:NE2	2.35	0.56
40:AA:98:ASP:O	40:AA:105:ARG:NH1	2.39	0.56
40:BE:105:ARG:HA	40:BE:109:THR:HG23	1.88	0.56
40:BI:218:ASP:O	40:BI:219:ILE:C	2.44	0.56
41:BN:392:LYS:HG2	41:BN:395:LEU:HD23	1.87	0.56
40:CH:276:ILE:HG22	40:CH:280:LYS:HE3	1.87	0.56
40:CI:179:THR:O	41:CP:350:LYS:HA	2.05	0.56
41:CO:103:LYS:HA	41:CO:107:THR:HG23	1.88	0.56
41:CP:427:ALA:O	41:CP:428:CYS:C	2.44	0.56

Continued on next page...

Continued from previous page...

Atom-1	Atom-2	Interatomic distance (Å)	Clash overlap (Å)
40:DA:59:GLY:O	40:DA:60:LYS:C	2.42	0.56
41:DB:413:SER:HA	41:DB:416:ASN:HB3	1.86	0.56
40:DH:208:ALA:HB2	40:DH:304:LYS:H	1.70	0.56
40:DH:276:ILE:HB	40:DH:281:ALA:HB2	1.88	0.56
40:DI:73:THR:O	40:DI:74:VAL:C	2.42	0.56
41:DM:82:GLY:C	41:DM:84:ILE:H	2.09	0.56
41:DN:224:ASP:OD2	41:DN:224:ASP:N	2.39	0.56
41:DO:172:SER:OG	41:DO:175:VAL:O	2.23	0.56
41:DP:100:ASN:HB3	41:DP:103:LYS:HG3	1.88	0.56
40:EA:16:ILE:HD11	40:EA:138:PHE:HB3	1.86	0.56
40:EA:142:GLY:HA3	42:EA:501:GTP:H5'	1.87	0.56
41:EB:232:THR:HG22	41:EB:270:PHE:HB2	1.88	0.56
40:EH:135:PHE:O	40:EH:136:LEU:C	2.44	0.56
40:GE:288:VAL:HG21	40:GE:327:ASP:CG	2.26	0.56
40:GH:285:GLN:O	40:GH:286:LEU:C	2.43	0.56
41:GP:262:ARG:NH2	41:GP:417:ASP:O	2.38	0.56
40:HA:1:GLN:O	41:HB:94:GLN:NE2	2.38	0.56
40:HA:182:VAL:HG22	41:HN:256:ASN:HD21	1.70	0.56
40:HI:60:LYS:HE2	40:II:283:HIS:CD2	2.41	0.56
41:HN:135:LEU:HD23	41:HN:166:THR:HG22	1.87	0.56
40:IF:319:TYR:HB3	40:IF:323:VAL:HG21	1.87	0.56
40:IH:288:VAL:HA	40:IH:291:ILE:HG12	1.87	0.56
40:II:276:ILE:HG21	40:II:281:ALA:HB2	1.88	0.56
40:JH:185:TYR:HE2	40:JH:403:PHE:HB2	1.70	0.56
41:JL:27:GLU:OE1	41:JL:241:ARG:NH2	2.38	0.56
41:JM:157:GLU:O	41:JM:158:GLU:C	2.44	0.56
41:JO:237:THR:O	41:JO:241:ARG:NH1	2.39	0.56
40:LE:30:ILE:HD13	40:LE:36:MET:HB2	1.88	0.56
40:LF:88:HIS:HB3	40:LF:91:GLN:HG3	1.88	0.56
40:LG:20:CYS:HA	40:LG:232:SER:HB2	1.87	0.56
41:LO:271:ALA:HB1	41:LO:292:GLN:HG3	1.87	0.56
41:LP:178:THR:HB	41:LP:181:GLU:HG3	1.85	0.56
40:MA:138:PHE:HZ	40:MA:235:VAL:HG21	1.70	0.56
40:MF:167:LEU:HD22	40:MF:200:CYS:HB3	1.87	0.56
40:NE:178:SER:OG	41:NL:347:ASN:ND2	2.39	0.56
40:NG:191:THR:O	40:NG:195:LEU:HB2	2.05	0.56
41:OM:68:LEU:HD22	41:OM:108:GLU:HG3	1.88	0.56
41:PB:103:LYS:HA	41:PB:107:THR:HB	1.86	0.56
40:QA:64:ARG:NH1	40:QA:129:CYS:SG	2.78	0.56
40:QA:319:TYR:HB3	40:QA:323:VAL:HG21	1.87	0.56
41:QB:215:LEU:O	41:QB:216:LYS:C	2.44	0.56

Continued on next page...

Continued from previous page...

Atom-1	Atom-2	Interatomic distance (Å)	Clash overlap (Å)
41:RM:63:ALA:O	41:RM:89:ASN:ND2	2.38	0.56
41:SB:324:LYS:NZ	40:SG:210:TYR:O	2.39	0.56
40:SE:221:ARG:NH2	41:SL:322:SER:O	2.38	0.56
41:SM:27:GLU:HA	41:SM:359:ARG:HH12	1.69	0.56
41:SO:178:THR:O	41:SO:181:GLU:HB2	2.06	0.56
40:TA:440:GLU:HB2	41:TB:390:ARG:HH22	1.70	0.56
41:TB:137:HIS:ND1	41:TB:144:GLY:O	2.39	0.56
41:TP:358:PRO:HD2	41:TP:361:LEU:HD11	1.87	0.56
40:VH:73:THR:HA	40:VH:76:ASP:HB2	1.87	0.56
41:WM:135:LEU:HD22	41:WM:137:HIS:HB3	1.87	0.56
41:WP:178:THR:HB	41:WP:181:GLU:HG3	1.87	0.56
7:1T:95:LEU:HD21	7:1T:142:ILE:HG22	1.88	0.56
8:1Z:371:ARG:HB3	40:UI:282:TYR:HE1	1.69	0.56
8:1Z:391:ARG:HD3	9:2B:118:ARG:HE	1.70	0.56
11:2I:114:ILE:HD13	40:LG:414:GLU:HG2	1.88	0.56
12:2P:118:GLU:OE1	12:2P:120:THR:N	2.37	0.56
12:2R:234:ARG:NH2	12:2R:254:CYS:SG	2.79	0.56
21:4F:532:GLN:O	21:4F:533:ASN:C	2.43	0.56
22:4J:667:LEU:O	22:4J:669:PHE:N	2.38	0.56
24:4O:233:SER:HB3	24:4O:268:ALA:HB1	1.88	0.56
23:4Q:238:HIS:O	23:4Q:239:ASN:C	2.43	0.56
37:6A:66:ARG:O	37:6A:70:LEU:HB2	2.06	0.56
40:AE:329:ASN:HB3	41:AM:175:VAL:HG11	1.87	0.56
40:AF:205:ASP:HB2	40:AF:303:VAL:HG23	1.86	0.56
41:AN:11:GLN:HA	41:AN:72:THR:HG21	1.87	0.56
40:BE:104:ALA:HB1	40:BE:410:GLU:HB2	1.86	0.56
40:BI:231:ILE:HA	40:BI:234:ILE:HD12	1.88	0.56
41:BM:226:ASN:ND2	43:BM:501:GDP:HN1	2.03	0.56
41:CB:178:THR:HB	41:CB:181:GLU:HG2	1.87	0.56
40:CE:326:LYS:HZ3	41:CM:208:TYR:HB2	1.71	0.56
40:CG:139:HIS:ND1	40:CG:146:GLY:O	2.37	0.56
40:CG:352:LYS:HA	41:CO:177:ASP:O	2.05	0.56
41:CP:99:ASN:HB2	41:CP:180:VAL:HG21	1.87	0.56
40:DA:164:LYS:O	40:DA:165:SER:C	2.44	0.56
40:DH:298:PRO:HB3	40:DH:307:PRO:HD2	1.88	0.56
41:DP:141:GLY:HA3	43:DP:501:GDP:O1A	2.05	0.56
41:EB:139:LEU:HG	41:EB:168:SER:HB3	1.88	0.56
40:EE:247:ALA:HB3	40:EE:355:ILE:HB	1.88	0.56
40:EE:260:VAL:HB	41:EM:397:TRP:CZ2	2.40	0.56
40:EF:180:ALA:HB3	40:EF:183:GLU:HG3	1.88	0.56
41:EP:267:MET:HE3	41:EP:301:ALA:HB3	1.87	0.56

Continued on next page...

Continued from previous page...

Atom-1	Atom-2	Interatomic distance (Å)	Clash overlap (Å)
41:EP:311:LEU:HD12	41:EP:342:VAL:HG11	1.87	0.56
40:FA:297:GLU:HG2	40:FA:300:ASN:HB2	1.88	0.56
40:FF:251:ASP:HB2	40:FF:254:GLU:HG3	1.88	0.56
40:FG:98:ASP:O	40:FG:105:ARG:NH1	2.39	0.56
40:GA:352:LYS:HD2	41:GB:178:THR:HA	1.88	0.56
40:GH:238:ILE:HG13	40:GH:239:THR:HG23	1.87	0.56
40:GI:217:LEU:C	40:GI:277:SER:HB2	2.26	0.56
40:GI:259:LEU:O	40:GI:260:VAL:C	2.44	0.56
41:GM:317:PHE:HB2	41:GM:353:VAL:HG12	1.88	0.56
41:GN:19:LYS:HG2	41:GN:226:ASN:HB3	1.87	0.56
41:GN:198:GLU:HG2	41:GN:266:PHE:CE2	2.40	0.56
41:GP:334:GLN:HE21	41:GP:349:VAL:HG23	1.71	0.56
41:HM:289:LEU:HD11	41:HM:363:MET:HB3	1.87	0.56
41:HP:256:ASN:OD1	41:HP:350:LYS:NZ	2.33	0.56
40:IA:88:HIS:HB3	40:IA:91:GLN:HG3	1.87	0.56
40:IH:311:LYS:NZ	40:IH:437:ASP:OD1	2.38	0.56
40:JE:318:LEU:O	40:JE:374:VAL:HA	2.06	0.56
40:JF:326:LYS:HG3	41:JN:220:PRO:HG2	1.86	0.56
40:KG:258:ASN:HD22	40:KG:352:LYS:HD2	1.70	0.56
40:LG:258:ASN:HB3	41:LO:179:VAL:HG23	1.87	0.56
40:ME:226:ASN:ND2	40:ME:366:ASP:OD2	2.33	0.56
41:MN:16:ILE:HA	41:MN:226:ASN:HB3	1.87	0.56
40:NG:223:THR:HG23	40:NG:225:THR:H	1.71	0.56
40:OA:24:TYR:HE1	40:OA:243:ARG:HH21	1.52	0.56
41:OB:191:GLN:O	41:OB:195:ASN:ND2	2.33	0.56
41:OB:236:VAL:HG12	41:OB:368:ILE:HD11	1.87	0.56
40:PA:8:HIS:HB3	40:PA:138:PHE:HB2	1.88	0.56
40:PE:49:PHE:HE2	40:PE:55:GLU:HB3	1.71	0.56
41:QB:325:GLU:HG2	40:QG:221:ARG:HD3	1.88	0.56
41:QB:391:ARG:O	41:QB:392:LYS:C	2.44	0.56
41:RO:202:ILE:HG23	41:RO:300:MET:HB3	1.86	0.56
41:SB:255:VAL:HA	40:SG:406:TRP:CZ3	2.41	0.56
40:SI:188:ILE:HD12	40:SI:424:MET:HG3	1.88	0.56
40:TE:265:ILE:HG22	40:TE:379:ASN:HD21	1.71	0.56
41:TM:236:VAL:HG23	41:TM:237:THR:HG23	1.87	0.56
41:UB:173:PRO:HB3	41:UB:380:ARG:HD3	1.87	0.56
40:UE:108:TYR:O	40:UE:112:LYS:NZ	2.39	0.56
40:UF:352:LYS:HE3	41:UN:179:VAL:HG22	1.87	0.56
40:UG:121:ARG:HH21	40:UG:124:LYS:HE2	1.71	0.56
40:UI:21:TRP:HA	40:UI:24:TYR:HB2	1.86	0.56
41:UP:42:LEU:HA	41:UP:45:GLU:HB3	1.87	0.56

Continued on next page...

Continued from previous page...

Atom-1	Atom-2	Interatomic distance (Å)	Clash overlap (Å)
40:VI:20:CYS:HA	40:VI:232:SER:HB2	1.87	0.56
40:VJ:317:LEU:HB2	40:VJ:353:VAL:HA	1.88	0.56
41:VN:134:GLN:HG3	41:VN:167:PHE:HE1	1.69	0.56
40:WF:105:ARG:HG2	40:WF:410:GLU:HG2	1.86	0.56
40:WG:6:SER:O	40:WG:65:ALA:HA	2.05	0.56
41:WM:200:TYR:HE2	41:WM:368:ILE:HG12	1.71	0.56
7:1T:98:TYR:O	7:1T:99:LYS:C	2.44	0.56
11:2K:80:ARG:HG2	11:2K:81:HIS:H	1.71	0.56
12:2O:94:ILE:HD11	12:2O:126:PHE:HA	1.87	0.56
12:2P:168:THR:HA	12:2P:171:VAL:HG12	1.88	0.56
12:2Q:172:LEU:HD23	12:2Q:232:PHE:HZ	1.70	0.56
13:2X:173:SER:O	13:2X:174:GLU:C	2.43	0.56
18:3T:376:ARG:NH1	18:3T:379:SER:OG	2.39	0.56
21:4E:299:LYS:HG2	21:4E:300:VAL:H	1.71	0.56
22:4I:676:ALA:O	22:4I:677:LEU:C	2.44	0.56
22:4J:503:LYS:NZ	22:4J:504:ALA:O	2.39	0.56
23:4R:244:PRO:HD2	40:DI:89:PRO:HG2	1.86	0.56
31:5I:598:ARG:NH1	31:5I:671:PHE:O	2.38	0.56
35:5T:155:GLU:HB3	35:5T:158:LEU:HB2	1.87	0.56
36:5W:38:ASP:O	36:5W:40:ARG:NH1	2.30	0.56
41:AO:27:GLU:HA	41:AO:359:ARG:HD3	1.88	0.56
40:BI:63:PRO:CG	40:BI:86:LEU:HG	2.35	0.56
40:CH:147:SER:HB2	40:CH:190:THR:HB	1.87	0.56
40:CI:5:ILE:HD12	40:CI:125:LEU:HD23	1.88	0.56
40:DF:225:THR:HG22	40:DF:229:ARG:HE	1.71	0.56
41:DL:239:CYS:HB3	41:DL:248:ALA:H	1.71	0.56
41:DL:303:CYS:O	41:DL:304:ASP:C	2.43	0.56
41:DM:36:TYR:CZ	41:DM:38:GLY:HA3	2.40	0.56
41:DM:420:ASN:O	41:DM:423:VAL:N	2.39	0.56
40:EF:26:LEU:HD22	40:EF:363:VAL:HG12	1.88	0.56
40:EG:395:ASP:OD1	40:EG:421:ARG:NH1	2.39	0.56
40:EI:157:LEU:HB3	40:EI:166:LYS:HE3	1.87	0.56
41:EM:200:TYR:CE2	41:EM:236:VAL:HG21	2.38	0.56
41:FB:54:ALA:HB3	41:FB:58:LYS:HB3	1.86	0.56
41:FM:318:ARG:HD3	41:FM:358:PRO:HD3	1.88	0.56
41:GB:134:GLN:HA	41:GB:165:ASN:O	2.06	0.56
40:HA:173:PRO:HB3	40:HA:183:GLU:HG2	1.86	0.56
40:HE:274:PRO:HB2	40:HE:370:VAL:HG21	1.88	0.56
40:HI:223:THR:HG23	40:HI:225:THR:H	1.70	0.56
40:IF:188:ILE:HD12	40:IF:424:MET:HG3	1.88	0.56
40:JA:188:ILE:HD12	40:JA:424:MET:HG2	1.88	0.56

Continued on next page...

Continued from previous page...

Atom-1	Atom-2	Interatomic distance (Å)	Clash overlap (Å)
41:LB:215:LEU:HD21	41:LB:273:LEU:HD22	1.88	0.56
40:LD:55:GLU:HG3	40:LD:57:GLY:H	1.71	0.56
40:MG:273:ALA:O	40:MG:274:PRO:C	2.44	0.56
41:MM:273:LEU:O	41:MM:292:GLN:NE2	2.38	0.56
40:ND:305:CYS:O	40:ND:307:PRO:HD3	2.05	0.56
40:NH:60:LYS:NZ	40:OH:282:TYR:HB2	2.21	0.56
41:NL:198:GLU:HA	41:NL:264:HIS:HB2	1.86	0.56
41:NP:30:ILE:HD11	41:NP:47:ILE:HD11	1.87	0.56
41:QB:99:ASN:HD22	41:QB:178:THR:HG21	1.71	0.56
41:QL:101:TRP:HD1	41:QL:145:SER:HB2	1.71	0.56
41:QP:232:THR:HG21	41:QP:300:MET:HG3	1.88	0.56
41:RB:7:LEU:O	41:RB:135:LEU:HA	2.06	0.56
41:RO:73:MET:HG3	41:RO:92:PHE:HB3	1.87	0.56
40:SE:113:GLU:HG2	40:SE:114:LEU:HD12	1.87	0.56
41:TB:292:GLN:OE1	41:TB:298:ASN:ND2	2.36	0.56
40:TF:189:LEU:HD11	40:TF:417:PHE:HE1	1.70	0.56
40:TH:15:GLN:NE2	41:TO:245:GLN:OE1	2.39	0.56
40:TI:188:ILE:HG13	40:TI:424:MET:HG3	1.87	0.56
41:VP:107:THR:HG22	41:VP:108:GLU:H	1.71	0.56
41:WQ:121:ARG:NH1	41:WQ:158:GLU:OE1	2.38	0.56
18:3T:166:ASP:OD2	18:3T:422:SER:OG	2.21	0.56
21:4F:420:LEU:HD12	21:4F:512:VAL:HA	1.88	0.56
22:4I:475:TYR:O	41:FO:216:LYS:NZ	2.35	0.56
23:4M:91:ILE:HD11	40:AG:79:ARG:HB2	1.87	0.56
23:4R:110:ASN:HA	23:4R:113:TRP:CZ3	2.41	0.56
26:4V:271:ALA:O	26:4V:311:MET:HA	2.06	0.56
34:5R:497:LEU:HD12	34:5R:499:ARG:HB3	1.86	0.56
41:AN:130:LEU:O	41:AN:162:ARG:NH1	2.39	0.56
40:BG:70:LEU:HD13	40:BG:145:THR:HG23	1.87	0.56
40:CE:136:LEU:HD13	40:CE:167:LEU:HB2	1.87	0.56
41:CL:313:VAL:HB	41:CL:341:PHE:HZ	1.71	0.56
41:CN:137:HIS:H	41:CN:137:HIS:CD2	2.23	0.56
40:DE:70:LEU:H	40:DE:145:THR:HG23	1.71	0.56
40:DI:114:LEU:HB3	40:DI:149:PHE:HE2	1.71	0.56
41:DM:103:LYS:HD2	41:DM:401:GLU:HG3	1.88	0.56
41:DN:112:LEU:HB3	41:DN:147:MET:SD	2.46	0.56
41:DP:61:PRO:HD3	41:DP:84:ILE:HG12	1.87	0.56
40:EE:231:ILE:HA	40:EE:234:ILE:HD12	1.88	0.56
41:EP:173:PRO:O	41:EP:174:LYS:C	2.44	0.56
41:FB:288:GLU:HA	41:FB:291:GLN:HG3	1.87	0.56
40:FE:64:ARG:NH1	40:FE:129:CYS:SG	2.79	0.56

Continued on next page...

Continued from previous page...

Atom-1	Atom-2	Interatomic distance (Å)	Clash overlap (Å)
41:FM:142:GLY:O	41:FM:144:GLY:N	2.39	0.56
40:GE:11:GLN:HA	40:GE:74:VAL:HG11	1.87	0.56
40:GE:188:ILE:HG13	40:GE:394:PHE:CD1	2.41	0.56
40:HA:75:ILE:HG23	40:HA:92:LEU:HD23	1.87	0.56
40:HE:326:LYS:O	40:HE:327:ASP:C	2.44	0.56
40:HI:174:ALA:HB3	40:HI:178:SER:H	1.71	0.56
41:HM:4:ILE:HG21	41:HM:134:GLN:HG3	1.88	0.56
40:IF:164:LYS:O	40:IF:166:LYS:NZ	2.39	0.56
40:IG:319:TYR:HB3	40:IG:323:VAL:HG21	1.88	0.56
40:JD:89:PRO:HG2	40:KD:280:LYS:HG3	1.87	0.56
40:JD:266:HIS:CE1	40:JD:267:PHE:CE1	2.94	0.56
40:KA:319:TYR:HB3	40:KA:323:VAL:HG21	1.88	0.56
41:KO:237:THR:O	41:KO:241:ARG:NH1	2.39	0.56
40:LF:363:VAL:O	40:LF:365:GLY:N	2.39	0.56
41:LL:379:LYS:NZ	41:LL:383:GLU:OE2	2.37	0.56
41:MB:5:VAL:HG22	41:MB:62:ARG:HD3	1.88	0.56
40:ME:140:SER:OG	42:ML:501:GTP:O2A	2.22	0.56
40:MG:71:GLU:HG2	40:MG:98:ASP:HB2	1.88	0.56
40:MH:73:THR:O	40:MH:76:ASP:N	2.39	0.56
41:NN:103:LYS:NZ	41:NN:108:GLU:OE2	2.36	0.56
40:OH:411:GLY:O	40:OH:412:MET:C	2.43	0.56
41:ON:7:LEU:O	41:ON:135:LEU:HA	2.06	0.56
41:OP:285:THR:HG23	41:OP:287:PRO:HD2	1.86	0.56
40:PA:238:ILE:HD11	40:PA:377:LEU:HD11	1.88	0.56
40:PE:251:ASP:N	40:PE:254:GLU:OE1	2.39	0.56
40:PF:400:LYS:HD3	41:PM:425:ARG:HH22	1.71	0.56
41:QB:271:ALA:HA	41:QB:298:ASN:HD21	1.70	0.56
41:QP:221:THR:O	41:QP:222:TYR:C	2.44	0.56
41:QP:269:GLY:HA3	41:QP:367:PHE:H	1.70	0.56
41:QP:387:ALA:HA	41:QP:390:ARG:HE	1.70	0.56
40:RA:284:GLU:HG2	40:RA:286:LEU:HD22	1.87	0.56
41:RB:334:GLN:HA	41:RB:341:PHE:HE2	1.71	0.56
40:SF:318:LEU:O	40:SF:374:VAL:HA	2.05	0.56
40:SI:185:TYR:HE2	40:SI:403:PHE:HB2	1.70	0.56
40:TE:76:ASP:OD2	41:TL:46:ARG:NH2	2.39	0.56
40:TF:182:VAL:O	40:TF:186:ASN:ND2	2.38	0.56
41:TL:214:THR:OG1	41:TL:297:LYS:NZ	2.35	0.56
41:TP:25:SER:OG	41:TP:51:TYR:OH	2.24	0.56
41:UB:375:GLN:HG3	41:UB:379:LYS:HE3	1.88	0.56
40:UF:329:ASN:HB3	41:UN:175:VAL:HG11	1.88	0.56
40:UI:187:SER:HB2	40:UI:390:LEU:HD21	1.88	0.56

Continued on next page...

Continued from previous page...

Atom-1	Atom-2	Interatomic distance (Å)	Clash overlap (Å)
40:VA:11:GLN:HG3	40:VA:74:VAL:HG21	1.86	0.56
40:VG:142:GLY:O	40:VG:186:ASN:ND2	2.38	0.56
40:WA:247:ALA:O	41:WB:11:GLN:NE2	2.39	0.56
41:WM:141:GLY:HA3	43:WM:501:GDP:O1A	2.06	0.56
7:1U:425:THR:HG22	7:1U:432:VAL:HG22	1.88	0.56
9:2B:193:GLU:HA	9:2B:196:PHE:HD2	1.71	0.56
13:2U:62:PRO:HG3	13:2U:69:LEU:HD23	1.87	0.56
15:3F:383:ILE:O	15:3F:387:GLU:HB3	2.06	0.56
17:3O:182:GLU:HA	17:3O:185:LEU:HD23	1.87	0.56
22:4J:660:ARG:HH12	41:EM:38:GLY:N	2.04	0.56
22:4K:511:ALA:O	22:4K:521:LEU:HA	2.05	0.56
29:5D:63:TYR:HE2	40:GI:19:ALA:HB2	1.70	0.56
31:5I:471:ASN:O	40:IH:221:ARG:NH2	2.39	0.56
39:6L:4:ASN:OD1	39:6L:5:GLU:N	2.38	0.56
40:AH:56:THR:HA	40:BH:285:GLN:HG3	1.86	0.56
41:AM:164:MET:O	41:AM:196:THR:OG1	2.23	0.56
41:AO:272:PRO:HB3	41:AO:284:LEU:HD11	1.88	0.56
40:BE:8:HIS:CE1	40:BE:17:GLY:HA3	2.40	0.56
40:BI:222:PRO:HD2	41:BP:324:LYS:NZ	2.21	0.56
41:BO:372:THR:HA	41:BO:422:VAL:HG22	1.88	0.56
41:BP:174:LYS:HG2	41:BP:205:GLU:HB2	1.87	0.56
40:CG:212:ILE:HD11	40:CG:300:ASN:HA	1.88	0.56
41:CL:26:ASP:HB3	41:CL:359:ARG:HH22	1.71	0.56
41:CP:86:ARG:HB2	41:CP:89:ASN:HB2	1.87	0.56
41:DB:162:ARG:O	41:DB:163:ILE:C	2.45	0.56
40:DE:162:GLY:O	40:DE:163:LYS:C	2.44	0.56
40:DI:76:ASP:HA	40:DI:79:ARG:NE	2.21	0.56
41:EB:262:ARG:NH2	41:EB:414:ASN:OD1	2.39	0.56
40:EG:26:LEU:HD21	40:EG:363:VAL:HG23	1.88	0.56
40:EH:28:HIS:CE1	40:EH:243:ARG:HB2	2.41	0.56
40:EI:72:PRO:O	40:EI:74:VAL:N	2.39	0.56
40:FE:362:VAL:HG11	40:FE:369:LYS:HA	1.88	0.56
40:FG:253:THR:HG22	41:FO:98:GLY:HA3	1.88	0.56
40:FI:332:ILE:HD11	40:FI:351:PHE:HB3	1.89	0.56
41:FO:282:ARG:HD3	41:FO:283:ALA:H	1.70	0.56
41:GB:207:LEU:HB3	41:GB:225:LEU:HD22	1.86	0.56
40:GH:23:LEU:HD11	40:GH:233:GLN:HG2	1.88	0.56
40:GI:273:ALA:O	40:GI:274:PRO:C	2.44	0.56
41:HQ:50:TYR:HE1	41:HQ:241:ARG:HD2	1.70	0.56
40:IA:138:PHE:HZ	40:IA:235:VAL:HG21	1.71	0.56
40:II:2:ARG:NH2	41:IQ:69:GLU:OE2	2.39	0.56

Continued on next page...

Continued from previous page...

Atom-1	Atom-2	Interatomic distance (Å)	Clash overlap (Å)
41:IM:26:ASP:HB3	41:IM:359:ARG:HE	1.71	0.56
41:IQ:213:ARG:HH22	41:IQ:297:LYS:HD2	1.71	0.56
41:JB:256:ASN:ND2	41:JB:350:LYS:HD3	2.21	0.56
41:JN:245:GLN:HG3	41:JN:353:VAL:HG23	1.88	0.56
41:LN:235:GLY:HA2	41:LN:318:ARG:HH21	1.70	0.56
41:LO:317:PHE:HB2	41:LO:353:VAL:HG12	1.88	0.56
41:MB:149:THR:HA	41:MB:152:ILE:HD12	1.88	0.56
41:ML:215:LEU:HD21	41:ML:273:LEU:HD22	1.88	0.56
41:MO:292:GLN:HE21	41:MO:298:ASN:HD21	1.54	0.56
40:NG:264:ARG:NH2	40:NG:423:ASP:OD1	2.39	0.56
41:NN:211:CYS:HA	41:NN:215:LEU:HB2	1.86	0.56
40:OH:106:GLY:HA3	40:OH:148:GLY:HA3	1.88	0.56
40:OH:295:CYS:SG	40:OH:296:PHE:N	2.79	0.56
41:ON:282:ARG:HD3	41:ON:283:ALA:H	1.71	0.56
41:ON:377:LEU:HG	41:ON:380:ARG:HH22	1.70	0.56
41:OP:91:VAL:HG21	41:OP:116:VAL:HG12	1.87	0.56
41:QP:52:ASN:O	41:QP:60:VAL:N	2.37	0.56
40:RG:205:ASP:OD2	40:RG:304:LYS:N	2.38	0.56
41:RN:73:MET:SD	41:RN:92:PHE:HB3	2.46	0.56
40:SH:352:LYS:HD2	41:SP:179:VAL:HG13	1.88	0.56
41:SL:216:LYS:O	41:SL:276:ARG:NH1	2.34	0.56
41:SO:52:ASN:HD22	41:SO:86:ARG:HH22	1.53	0.56
40:TA:88:HIS:NE2	40:UA:284:GLU:OE2	2.32	0.56
40:TA:255:PHE:HZ	40:TA:318:LEU:HD21	1.70	0.56
41:TB:100:ASN:HB2	41:TB:103:LYS:HB2	1.88	0.56
40:UE:28:HIS:CE1	40:UE:243:ARG:HD3	2.41	0.56
40:UG:306:ASP:OD2	40:UG:309:HIS:ND1	2.38	0.56
40:UH:254:GLU:HB2	41:UP:98:GLY:HA2	1.88	0.56
41:UM:313:VAL:HB	41:UM:349:VAL:HG22	1.88	0.56
40:VG:20:CYS:HA	40:VG:232:SER:HB2	1.88	0.56
40:VJ:271:THR:HA	40:VJ:302:MET:HG2	1.87	0.56
41:WB:271:ALA:HB1	41:WB:292:GLN:HG2	1.88	0.56
40:WF:101:ASN:HD22	41:WM:256:ASN:HD21	1.53	0.56
40:WF:406:TRP:HE1	41:WM:258:VAL:HG23	1.71	0.56
40:WH:102:ASN:HB3	40:WH:105:ARG:HB3	1.88	0.56
7:1T:100:LYS:O	7:1T:101:ARG:C	2.44	0.55
7:1T:313:HIS:HE1	7:1T:357:ARG:HH12	1.52	0.55
9:2B:49:ILE:O	11:2K:252:ILE:HD12	2.05	0.55
21:4D:214:GLU:OE2	21:4D:217:LYS:NZ	2.35	0.55
23:4R:110:ASN:HD21	40:BI:279:GLU:CB	2.17	0.55
28:5B:214:TYR:CE2	28:5B:215:LEU:HD23	2.41	0.55

Continued on next page...

Continued from previous page...

Atom-1	Atom-2	Interatomic distance (Å)	Clash overlap (Å)
30:5G:112:LEU:HD23	40:GG:113:GLU:HG2	1.87	0.55
34:5R:317:ALA:O	34:5R:321:LEU:HG	2.07	0.55
36:5X:100:HIS:O	41:OL:279:GLN:NE2	2.40	0.55
36:5Y:181:LEU:HD22	41:OP:215:LEU:HD11	1.88	0.55
41:AN:27:GLU:OE2	41:AN:241:ARG:NH2	2.39	0.55
41:BB:210:ILE:HD11	41:BB:300:MET:HA	1.87	0.55
40:BH:223:THR:OG1	40:BH:224:TYR:N	2.39	0.55
41:BN:165:ASN:ND2	41:BN:198:GLU:OE2	2.39	0.55
40:CE:339:ARG:O	40:CE:342:GLN:NE2	2.39	0.55
40:CG:180:ALA:HB3	40:CG:183:GLU:HG2	1.88	0.55
41:EL:248:ALA:HA	41:EL:252:LYS:HD3	1.88	0.55
40:FI:274:PRO:HG3	40:FI:286:LEU:HD12	1.89	0.55
41:FO:274:THR:OG1	41:FO:282:ARG:NH1	2.40	0.55
40:HF:69:ASP:O	40:HF:94:THR:HA	2.06	0.55
41:HP:282:ARG:NH1	41:HP:288:GLU:OE2	2.39	0.55
40:IA:98:ASP:O	40:IA:105:ARG:NH2	2.35	0.55
40:IF:7:VAL:HB	40:IF:137:ILE:HG12	1.87	0.55
41:IP:253:LEU:O	41:IP:257:MET:HB3	2.06	0.55
41:IP:307:HIS:ND1	41:IP:376:GLU:OE1	2.34	0.55
41:IQ:296:ALA:HB3	41:IQ:306:ARG:HH21	1.71	0.55
41:JB:179:VAL:HG23	41:JB:180:VAL:HG13	1.88	0.55
40:JE:270:ALA:HB3	40:JE:302:MET:HG2	1.88	0.55
41:JM:87:PRO:HD3	41:KM:281:TYR:CD2	2.40	0.55
41:KB:121:ARG:NH1	41:KB:158:GLU:OE2	2.39	0.55
40:KE:188:ILE:HD12	40:KE:424:MET:HG3	1.87	0.55
41:KL:87:PRO:HD3	41:LL:281:TYR:CD2	2.40	0.55
41:KM:313:VAL:O	41:KM:349:VAL:HA	2.06	0.55
41:KN:313:VAL:HB	41:KN:349:VAL:HG22	1.87	0.55
41:KO:103:LYS:HA	41:KO:107:THR:HB	1.88	0.55
41:MB:23:VAL:HG23	41:MB:359:ARG:HH22	1.69	0.55
40:MF:326:LYS:HG2	41:MN:208:TYR:OH	2.06	0.55
40:NF:207:GLU:HA	40:NF:210:TYR:HB2	1.88	0.55
40:NG:401:ARG:NH2	40:NG:414:GLU:OE2	2.38	0.55
41:NM:252:LYS:O	41:NM:256:ASN:ND2	2.39	0.55
41:NO:96:GLY:O	41:NO:103:LYS:NZ	2.39	0.55
41:NP:321:MET:N	41:NP:321:MET:SD	2.79	0.55
40:OD:429:LYS:HA	40:OD:432:GLU:HG2	1.88	0.55
40:OH:115:ILE:HG13	40:OH:152:LEU:HG	1.87	0.55
40:QA:108:TYR:O	40:QA:112:LYS:NZ	2.39	0.55
40:QF:155:GLU:OE2	40:QF:197:HIS:NE2	2.34	0.55
40:QH:141:PHE:HB2	40:QH:173:PRO:HD3	1.88	0.55

Continued on next page...

Continued from previous page...

Atom-1	Atom-2	Interatomic distance (Å)	Clash overlap (Å)
41:QO:232:THR:HG22	41:QO:270:PHE:HB2	1.87	0.55
40:RA:209:ILE:HA	40:RA:212:ILE:HG12	1.87	0.55
40:RI:398:TYR:O	40:RI:401:ARG:NH1	2.39	0.55
41:RM:222:TYR:O	41:RM:226:ASN:HB2	2.05	0.55
41:RM:385:PHE:O	41:RM:389:PHE:HB2	2.06	0.55
41:SL:209:ASP:OD1	41:SL:213:ARG:NH2	2.38	0.55
41:SN:132:GLY:HA2	41:SN:162:ARG:HB3	1.88	0.55
41:SO:155:ILE:HA	41:SO:158:GLU:HG2	1.88	0.55
40:UA:100:ALA:HA	41:UN:252:LYS:HB3	1.87	0.55
40:UH:88:HIS:CE1	40:UH:90:GLU:HG2	2.41	0.55
40:UI:4:CYS:HB2	40:UI:136:LEU:HD11	1.88	0.55
41:UN:139:LEU:HD12	41:UN:170:VAL:HG12	1.87	0.55
41:VO:62:ARG:NH1	41:VO:127:CYS:SG	2.79	0.55
41:VO:215:LEU:HD21	41:VO:273:LEU:HD22	1.88	0.55
40:WH:397:MET:HG3	41:WO:346:PRO:HD2	1.89	0.55
40:WI:223:THR:HG23	40:WI:225:THR:H	1.71	0.55
7:1S:511:HIS:CD2	7:1S:513:GLU:HG3	2.41	0.55
11:2I:119:LYS:NZ	40:LG:408:VAL:O	2.40	0.55
13:2T:42:ILE:HD13	13:2T:183:LEU:HD11	1.88	0.55
16:3M:200:SER:OG	16:3M:202:LYS:NZ	2.30	0.55
21:4F:414:MET:O	21:4F:415:ASN:C	2.45	0.55
26:4W:349:THR:HG22	26:4W:350:LYS:H	1.71	0.55
31:5I:432:PHE:O	40:IG:371:GLN:NE2	2.38	0.55
40:AF:27:GLU:OE1	40:AF:243:ARG:NH1	2.40	0.55
41:AO:358:PRO:HG2	41:AO:361:LEU:HB2	1.88	0.55
41:BP:54:ALA:O	41:BP:55:THR:C	2.44	0.55
40:CH:51:THR:HG21	40:CH:243:ARG:HB3	1.89	0.55
41:CM:164:MET:HB3	41:CM:196:THR:HA	1.88	0.55
40:DA:176:GLN:O	40:DA:177:VAL:C	2.44	0.55
40:DF:6:SER:HB3	40:DF:138:PHE:HE1	1.70	0.55
40:DG:297:GLU:O	40:DG:301:GLN:NE2	2.39	0.55
40:DI:163:LYS:O	40:DI:164:LYS:C	2.44	0.55
41:DL:130:LEU:O	41:DL:132:GLY:N	2.36	0.55
40:EG:185:TYR:HE2	40:EG:403:PHE:HB2	1.70	0.55
41:EL:192:LEU:O	41:EL:264:HIS:NE2	2.40	0.55
41:EP:102:ALA:O	41:EP:104:GLY:N	2.40	0.55
40:FA:143:GLY:O	40:FA:144:GLY:C	2.44	0.55
40:FH:318:LEU:O	40:FH:374:VAL:HA	2.07	0.55
41:GN:200:TYR:O	41:GN:201:CYS:C	2.45	0.55
40:HE:16:ILE:HD11	40:HE:171:ILE:HD11	1.88	0.55
40:HE:47:ASP:O	40:HE:48:SER:C	2.44	0.55

Continued on next page...

Continued from previous page...

Atom-1	Atom-2	Interatomic distance (Å)	Clash overlap (Å)
40:HE:102:ASN:HB3	40:HE:105:ARG:HG3	1.88	0.55
40:IA:262:TYR:OH	41:IB:391:ARG:O	2.21	0.55
40:IH:16:ILE:HA	40:IH:228:ASN:HB3	1.88	0.55
41:IP:8:GLN:HE21	41:IP:65:LEU:HG	1.71	0.55
41:IQ:134:GLN:HG2	41:IQ:165:ASN:HB2	1.88	0.55
40:JA:137:ILE:HG21	40:JA:154:MET:HE2	1.87	0.55
41:JB:103:LYS:O	41:JB:107:THR:OG1	2.24	0.55
40:JE:322:ASP:O	40:JE:372:ARG:NH1	2.40	0.55
40:JH:181:VAL:HG12	41:JO:348:ASN:HA	1.86	0.55
41:JO:358:PRO:HG2	41:JO:361:LEU:HB2	1.89	0.55
41:KO:211:CYS:HA	41:KO:215:LEU:HD12	1.88	0.55
40:LD:88:HIS:HD2	40:LD:90:GLU:H	1.54	0.55
40:LE:183:GLU:HG3	40:LE:184:PRO:HD3	1.87	0.55
40:LG:273:ALA:CB	40:LG:374:VAL:HG12	2.36	0.55
40:LG:352:LYS:HE3	41:LO:179:VAL:HG22	1.88	0.55
40:OD:84:ARG:O	40:OD:86:LEU:N	2.39	0.55
40:OH:100:ALA:HA	41:OO:252:LYS:CG	2.37	0.55
41:ON:289:LEU:O	41:ON:293:MET:HB2	2.06	0.55
41:QB:212:PHE:HB3	41:QB:213:ARG:HH11	1.69	0.55
40:QG:269:LEU:HD13	40:QG:303:VAL:HG22	1.89	0.55
41:QM:207:LEU:HB3	41:QM:225:LEU:HD22	1.88	0.55
40:RE:326:LYS:O	41:RM:208:TYR:OH	2.22	0.55
41:RL:282:ARG:HE	41:RL:283:ALA:H	1.51	0.55
41:RP:199:THR:HB	41:RP:265:PHE:HA	1.88	0.55
40:TE:271:THR:HB	40:TE:376:MET:HB3	1.87	0.55
40:TG:167:LEU:HD22	40:TG:200:CYS:HB3	1.88	0.55
41:TP:51:TYR:HB3	41:TP:59:TYR:HB3	1.88	0.55
41:TP:245:GLN:HE22	41:TP:246:LEU:HD23	1.71	0.55
40:UG:167:LEU:HD22	40:UG:202:PHE:HE1	1.71	0.55
41:UN:87:PRO:HA	41:UN:90:PHE:HD2	1.72	0.55
41:UN:215:LEU:HD13	41:UN:273:LEU:HD23	1.89	0.55
40:VI:298:PRO:HB3	40:VI:307:PRO:HD2	1.87	0.55
40:VJ:401:ARG:NH1	40:VJ:414:GLU:OE2	2.39	0.55
41:WB:64:VAL:HG21	41:WB:120:VAL:HG22	1.87	0.55
41:WM:202:ILE:HG22	41:WM:207:LEU:HD21	1.88	0.55
41:WN:354:CYS:SG	41:WN:355:ASP:N	2.79	0.55
41:WO:282:ARG:HD3	41:WO:283:ALA:H	1.71	0.55
7:1T:122:ASN:O	7:1T:123:ASP:C	2.44	0.55
7:1U:78:TYR:HD2	7:1U:95:LEU:HD11	1.71	0.55
9:2C:431:GLN:HE22	40:TI:370:VAL:HA	1.71	0.55
10:2F:35:THR:O	10:2F:39:GLN:HB2	2.06	0.55

Continued on next page...

Continued from previous page...

Atom-1	Atom-2	Interatomic distance (Å)	Clash overlap (Å)
17:3O:191:PRO:HA	17:3O:194:VAL:HG12	1.88	0.55
18:3W:340:LYS:HD3	18:3W:395:LEU:HD11	1.88	0.55
23:4Q:233:SER:N	23:4Q:246:TYR:HH	2.04	0.55
25:4T:379:ARG:HA	40:KA:82:THR:HG21	1.87	0.55
27:4Z:237:SER:HB3	27:4Z:242:LYS:HG3	1.89	0.55
34:5R:365:GLU:HG3	34:5R:366:LYS:N	2.21	0.55
38:6C:142:TYR:OH	41:UO:118:ASP:OD1	2.25	0.55
40:AA:397:MET:HG3	41:AN:346:PRO:HD2	1.87	0.55
41:AB:172:SER:OG	41:AB:175:VAL:O	2.24	0.55
40:AE:26:LEU:HD21	40:AE:363:VAL:HG12	1.88	0.55
40:AF:81:GLY:O	40:AF:84:ARG:NH1	2.40	0.55
40:BA:221:ARG:HG2	41:BN:322:SER:HB2	1.87	0.55
40:BA:239:THR:O	40:BA:243:ARG:NH1	2.40	0.55
40:BH:435:GLY:O	40:BH:436:MET:C	2.45	0.55
40:BI:36:MET:O	40:BI:37:PRO:C	2.43	0.55
41:BL:132:GLY:HA3	41:BL:163:ILE:O	2.07	0.55
41:BO:358:PRO:HG2	41:BO:361:LEU:HB2	1.88	0.55
41:BP:284:LEU:HA	41:BP:288:GLU:HG2	1.89	0.55
41:CB:208:TYR:HE1	41:CB:225:LEU:HD21	1.70	0.55
41:CL:308:GLY:HA3	41:CL:372:THR:HG22	1.89	0.55
41:CM:391:ARG:O	41:CM:392:LYS:C	2.44	0.55
41:CN:391:ARG:O	41:CN:392:LYS:C	2.45	0.55
40:DA:129:CYS:O	40:DA:130:THR:C	2.44	0.55
40:DE:255:PHE:HE1	40:DE:318:LEU:HD21	1.72	0.55
40:DF:176:GLN:O	40:DF:177:VAL:C	2.45	0.55
40:DF:310:GLY:HA3	40:DF:382:ALA:HB2	1.87	0.55
41:DL:22:GLU:HG3	41:DL:23:VAL:N	2.22	0.55
41:DP:48:ASN:O	41:DP:49:VAL:C	2.45	0.55
41:DP:271:ALA:HB2	41:DP:293:MET:HE3	1.88	0.55
42:EH:501:GTP:O1G	41:EO:252:LYS:NZ	2.39	0.55
41:EL:211:CYS:HA	41:EL:215:LEU:HD12	1.87	0.55
41:FB:4:ILE:HA	41:FB:132:GLY:O	2.07	0.55
40:FE:68:VAL:HG22	40:FE:93:ILE:HB	1.88	0.55
40:FF:70:LEU:HD13	40:FF:114:LEU:HD12	1.88	0.55
40:FI:390:LEU:HD23	40:FI:393:LYS:HD2	1.88	0.55
41:FN:114:ASP:OD2	41:FN:115:SER:N	2.38	0.55
41:GP:287:PRO:HA	41:GP:329:GLN:HE22	1.71	0.55
41:GP:328:GLU:OE1	41:GP:332:ASN:ND2	2.38	0.55
41:HN:158:GLU:O	41:HN:160:PRO:N	2.39	0.55
40:IG:234:ILE:HD11	40:IG:272:TYR:HB2	1.88	0.55
42:KB:502:GTP:O2'	40:KG:206:ASN:OD1	2.23	0.55

Continued on next page...

Continued from previous page...

Atom-1	Atom-2	Interatomic distance (Å)	Clash overlap (Å)
40:KF:297:GLU:C	40:KF:298:PRO:HG2	2.26	0.55
41:KL:218:THR:C	41:KL:220:PRO:HD3	2.26	0.55
40:LG:352:LYS:HG2	41:LO:179:VAL:HG23	1.87	0.55
41:LN:139:LEU:HD12	41:LN:170:VAL:HG12	1.88	0.55
40:MD:180:ALA:HB3	40:MD:183:GLU:HG3	1.89	0.55
40:NA:135:PHE:HD2	40:NA:166:LYS:HG2	1.70	0.55
40:NH:195:LEU:HD21	40:NH:264:ARG:NE	2.22	0.55
41:NN:178:THR:HB	41:NN:181:GLU:HG3	1.88	0.55
41:OP:273:LEU:O	41:OP:292:GLN:NE2	2.36	0.55
40:PF:252:LEU:HA	40:PF:255:PHE:HD2	1.70	0.55
41:QM:132:GLY:HA2	41:QM:162:ARG:HB3	1.88	0.55
41:QP:335:ASN:O	41:QP:336:LYS:C	2.44	0.55
41:QP:384:GLN:O	41:QP:385:PHE:C	2.43	0.55
41:RB:135:LEU:O	41:RB:166:THR:HA	2.07	0.55
41:RB:203:ASP:N	41:RB:300:MET:O	2.38	0.55
40:SF:222:PRO:O	41:SM:322:SER:OG	2.21	0.55
41:SP:267:MET:HE1	41:SP:299:MET:HB3	1.87	0.55
40:TF:98:ASP:O	40:TF:105:ARG:NH1	2.37	0.55
40:TG:217:LEU:HA	40:TG:277:SER:HB3	1.88	0.55
41:TP:248:ALA:HA	41:TP:252:LYS:HD3	1.88	0.55
40:UF:102:ASN:HB3	40:UF:105:ARG:HG3	1.88	0.55
40:UF:214:ARG:HA	40:UF:219:ILE:H	1.71	0.55
40:VG:102:ASN:HB3	40:VG:105:ARG:HG3	1.88	0.55
40:VG:180:ALA:O	41:VN:347:ASN:ND2	2.39	0.55
41:VP:6:HIS:O	41:VP:63:ALA:HA	2.06	0.55
41:VQ:156:ARG:NH1	41:VQ:162:ARG:O	2.39	0.55
40:WA:73:THR:HA	40:WA:76:ASP:HB2	1.88	0.55
40:WI:20:CYS:HA	40:WI:232:SER:HB2	1.89	0.55
7:1U:222:LEU:HD12	7:1U:230:LEU:HD11	1.88	0.55
8:1W:515:ILE:HG13	8:1W:518:LYS:HD3	1.88	0.55
9:2B:143:TYR:HB3	41:TP:80:PRO:HG3	1.88	0.55
15:3H:135:GLU:HB3	15:3H:260:VAL:HG22	1.88	0.55
17:3O:240:ALA:HA	17:3O:321:LEU:HD21	1.88	0.55
20:4A:149:ARG:NH1	20:4A:150:SER:CA	2.69	0.55
21:4F:510:ASP:O	21:4F:513:LEU:HG	2.06	0.55
26:4V:329:ALA:O	26:4V:353:ASN:ND2	2.39	0.55
26:4W:118:PHE:HB3	26:4W:163:ILE:HG23	1.88	0.55
34:5Q:164:LEU:CD2	34:5R:487:ILE:CD1	2.85	0.55
39:6L:24:GLN:HG2	39:6L:126:HIS:NE2	2.22	0.55
40:BE:223:THR:OG1	40:BE:224:TYR:N	2.40	0.55
40:BE:326:LYS:HZ3	41:BM:208:TYR:HB2	1.70	0.55

Continued on next page...

Continued from previous page...

Atom-1	Atom-2	Interatomic distance (Å)	Clash overlap (Å)
41:BP:317:PHE:HB3	41:BP:321:MET:SD	2.46	0.55
41:BP:371:SER:C	41:BP:373:ALA:H	2.08	0.55
41:CO:391:ARG:O	41:CO:392:LYS:C	2.43	0.55
41:CP:54:ALA:O	41:CP:56:GLY:N	2.40	0.55
40:DF:2:ARG:HB3	40:DF:133:GLN:HE21	1.72	0.55
41:DN:115:SER:HA	41:DN:118:ASP:HB3	1.86	0.55
40:EE:6:SER:O	40:EE:65:ALA:HA	2.05	0.55
40:GF:73:THR:HA	40:GF:76:ASP:HB2	1.88	0.55
40:GH:20:CYS:HA	40:GH:232:SER:HB2	1.89	0.55
40:HG:319:TYR:HB2	40:HG:355:ILE:HG22	1.87	0.55
41:HN:3:GLU:HG2	41:HN:130:LEU:HA	1.88	0.55
41:HN:391:ARG:O	41:HN:392:LYS:C	2.44	0.55
41:IP:180:VAL:HG23	41:IP:184:ASN:HD21	1.71	0.55
40:JA:318:LEU:O	40:JA:374:VAL:HA	2.07	0.55
40:KA:109:THR:OG1	40:KA:410:GLU:O	2.24	0.55
40:KG:139:HIS:NE2	40:KG:168:GLU:OE2	2.39	0.55
40:LA:329:ASN:HB2	41:LB:175:VAL:HG11	1.88	0.55
40:LD:180:ALA:HB3	40:LD:183:GLU:HG3	1.87	0.55
40:LE:226:ASN:ND2	40:LE:366:ASP:OD2	2.39	0.55
41:LM:252:LYS:O	41:LM:256:ASN:ND2	2.40	0.55
40:MF:363:VAL:O	40:MF:365:GLY:N	2.40	0.55
40:MH:139:HIS:CD2	40:MH:170:SER:HB2	2.42	0.55
41:MN:272:PRO:HG2	41:MN:364:SER:HB2	1.87	0.55
40:NA:298:PRO:HB3	40:NA:307:PRO:HD2	1.88	0.55
40:ND:352:LYS:HZ3	41:NL:99:ASN:ND2	2.04	0.55
40:NF:318:LEU:O	40:NF:374:VAL:HA	2.05	0.55
40:OF:217:LEU:HA	40:OF:277:SER:HB3	1.88	0.55
40:OG:247:ALA:HB3	40:OG:355:ILE:HB	1.88	0.55
40:OH:415:GLY:O	40:OH:416:GLU:C	2.45	0.55
41:OM:95:SER:OG	41:OM:96:GLY:N	2.39	0.55
40:PF:79:ARG:NH2	40:PF:92:LEU:O	2.39	0.55
41:PP:103:LYS:HA	41:PP:107:THR:HB	1.88	0.55
40:QF:185:TYR:HE2	40:QF:403:PHE:HB2	1.72	0.55
40:QF:332:ILE:HA	40:QF:335:ILE:HG22	1.88	0.55
41:QL:309:ARG:NH1	41:QL:339:SER:O	2.39	0.55
40:RH:206:ASN:O	41:RO:324:LYS:NZ	2.35	0.55
40:RI:154:MET:HG3	40:RI:194:THR:HG22	1.88	0.55
41:RM:274:THR:HG21	41:RM:282:ARG:HG2	1.89	0.55
40:SG:258:ASN:HA	41:SO:179:VAL:CG2	2.36	0.55
41:SO:313:VAL:HA	41:SO:369:GLY:CA	2.37	0.55
40:TF:287:SER:N	40:TF:290:GLU:OE1	2.39	0.55

Continued on next page...

Continued from previous page...

Atom-1	Atom-2	Interatomic distance (Å)	Clash overlap (Å)
40:TG:141:PHE:HB2	40:TG:173:PRO:HD3	1.88	0.55
41:TN:173:PRO:HB3	41:TN:380:ARG:HD3	1.86	0.55
41:TP:242:PHE:HB3	41:TP:356:ILE:HD12	1.88	0.55
41:UB:314:ALA:HB3	41:UB:368:ILE:HB	1.89	0.55
40:UE:431:TYR:HA	40:UE:434:VAL:HG12	1.88	0.55
40:UF:123:ARG:HA	40:UF:161:TYR:OH	2.06	0.55
40:UI:175:PRO:HB3	40:UI:389:ARG:HD2	1.88	0.55
41:UN:139:LEU:HG	41:UN:168:SER:HB3	1.89	0.55
41:UN:285:THR:HG23	41:UN:287:PRO:HD2	1.87	0.55
41:WB:189:VAL:HA	41:WB:192:LEU:HB2	1.89	0.55
40:WE:224:TYR:HA	40:WE:227:LEU:HB2	1.89	0.55
40:WH:235:VAL:HA	40:WH:238:ILE:HG22	1.87	0.55
15:3E:235:SER:OG	15:3E:239:LYS:NZ	2.40	0.55
21:4E:309:PRO:HB3	41:CP:361:LEU:HG	1.89	0.55
21:4F:170:ARG:HH21	21:4F:201:LEU:HB3	1.71	0.55
22:4I:642:CYS:HB3	22:4I:690:TYR:CZ	2.42	0.55
22:4I:653:LEU:HD22	22:4I:654:PRO:HD2	1.88	0.55
22:4I:662:CYS:HA	22:4I:667:LEU:HD23	1.89	0.55
22:4I:676:ALA:HB1	22:4I:680:LYS:HG2	1.89	0.55
40:AG:263:PRO:HG3	41:AO:396:HIS:CD2	2.41	0.55
41:AL:100:ASN:HB3	41:AL:103:LYS:HB2	1.88	0.55
41:AP:30:ILE:HD11	41:AP:47:ILE:HD11	1.88	0.55
41:BB:272:PRO:HD3	41:BB:364:SER:HA	1.88	0.55
40:BI:272:TYR:HD2	40:BI:275:VAL:HG13	1.72	0.55
41:BM:271:ALA:HB1	41:BM:289:LEU:HB3	1.87	0.55
41:BP:138:SER:O	41:BP:140:GLY:N	2.40	0.55
41:CN:427:ALA:O	41:CN:428:CYS:C	2.44	0.55
40:DA:163:LYS:O	40:DA:164:LYS:C	2.45	0.55
40:DA:216:ASN:O	40:DA:217:LEU:C	2.45	0.55
41:DB:305:PRO:O	41:DB:308:GLY:N	2.39	0.55
40:DE:335:ILE:HG12	40:DE:336:LYS:N	2.20	0.55
40:DI:111:GLY:O	40:DI:112:LYS:C	2.44	0.55
41:DL:226:ASN:CB	43:DL:501:GDP:HN1	2.09	0.55
41:DM:144:GLY:O	41:DM:145:SER:C	2.45	0.55
40:EE:318:LEU:O	40:EE:374:VAL:HA	2.07	0.55
40:FA:144:GLY:O	40:FA:145:THR:C	2.44	0.55
40:FH:180:ALA:HB3	40:FH:183:GLU:HG3	1.88	0.55
41:FM:7:LEU:O	41:FM:135:LEU:HA	2.07	0.55
41:FN:263:LEU:HD11	41:FN:422:VAL:HG22	1.88	0.55
41:GO:226:ASN:HA	41:GO:229:VAL:HG12	1.89	0.55
40:HE:335:ILE:HG23	40:HE:341:ILE:HD13	1.88	0.55

Continued on next page...

Continued from previous page...

Atom-1	Atom-2	Interatomic distance (Å)	Clash overlap (Å)
40:HE:363:VAL:O	40:HE:365:GLY:N	2.40	0.55
40:HI:235:VAL:HA	40:HI:238:ILE:HG22	1.86	0.55
40:HI:319:TYR:HB3	40:HI:323:VAL:HG21	1.87	0.55
40:IE:241:SER:OG	40:IE:249:ASN:OD1	2.25	0.55
40:II:407:TYR:HB3	40:II:412:MET:HG3	1.89	0.55
41:JM:226:ASN:ND2	43:JM:501:GDP:HN1	2.05	0.55
40:KD:239:THR:O	40:KD:243:ARG:NE	2.40	0.55
41:KO:193:VAL:HG13	41:KO:194:GLU:HG2	1.87	0.55
40:LD:194:THR:O	40:LD:198:SER:HB3	2.06	0.55
40:LD:322:ASP:O	40:LD:372:ARG:NH1	2.38	0.55
40:LG:174:ALA:HB1	40:LG:177:VAL:HG23	1.88	0.55
41:LP:386:THR:O	41:LP:390:ARG:HB2	2.06	0.55
41:MP:236:VAL:HG22	41:MP:368:ILE:HD11	1.88	0.55
41:NN:96:GLY:O	41:NN:103:LYS:NZ	2.31	0.55
41:OB:50:TYR:HE2	41:OB:241:ARG:HH21	1.54	0.55
40:OH:308:ARG:O	40:OH:309:HIS:C	2.45	0.55
41:QB:117:LEU:HD13	41:QB:154:LYS:HG2	1.89	0.55
40:QH:31:GLN:HG3	40:QH:37:PRO:HD3	1.88	0.55
40:QH:271:THR:HA	40:QH:302:MET:HG2	1.89	0.55
40:QH:349:THR:O	41:QP:179:VAL:HB	2.07	0.55
41:QP:22:GLU:HG3	41:QP:23:VAL:N	2.21	0.55
40:RF:436:MET:O	41:RN:391:ARG:NH2	2.39	0.55
40:TG:362:VAL:HG13	40:TG:369:LYS:HZ2	1.71	0.55
40:TH:34:GLY:HA3	40:TH:60:LYS:HG3	1.89	0.55
40:TI:319:TYR:HB3	40:TI:323:VAL:HG21	1.87	0.55
40:UF:154:MET:HE1	40:UF:166:LYS:HB3	1.87	0.55
41:UM:230:SER:HA	41:UM:233:MET:HB2	1.88	0.55
40:VH:328:VAL:HG11	40:VH:353:VAL:HG21	1.88	0.55
41:WN:391:ARG:O	41:WN:392:LYS:C	2.45	0.55
41:WO:180:VAL:HB	41:WO:183:TYR:HB2	1.88	0.55
8:1W:508:ARG:NH2	8:1Y:186:GLU:OE2	2.40	0.55
13:2V:179:ALA:HA	13:2V:182:LYS:HE2	1.89	0.55
17:3R:95:THR:O	17:3R:96:PRO:C	2.43	0.55
18:3T:313:ASP:HA	18:3T:316:HIS:CE1	2.42	0.55
18:3T:328:GLU:HG3	18:3T:405:LEU:HD21	1.87	0.55
21:4D:352:ARG:HG3	21:4D:364:LEU:HD23	1.87	0.55
21:4F:246:TYR:HD2	21:4F:346:ASP:HB3	1.72	0.55
23:4M:92:PRO:HB2	40:AG:89:PRO:CB	2.37	0.55
23:4N:184:MET:O	23:4N:186:GLY:N	2.39	0.55
23:4P:234:ARG:HG2	41:DN:41:ASP:HB3	1.87	0.55
41:AL:313:VAL:O	41:AL:349:VAL:HA	2.07	0.55

Continued on next page...

Continued from previous page...

Atom-1	Atom-2	Interatomic distance (Å)	Clash overlap (Å)
40:BG:326:LYS:NZ	41:BO:225:LEU:HD21	2.21	0.55
41:BM:171:PRO:HB2	41:BM:381:ILE:HD11	1.89	0.55
41:BP:113:VAL:HA	41:BP:116:VAL:HG12	1.87	0.55
40:CH:59:GLY:O	40:CH:61:HIS:N	2.39	0.55
41:DB:256:ASN:HD21	40:DG:101:ASN:HD21	1.54	0.55
40:EF:291:ILE:HG12	40:EF:374:VAL:HG12	1.89	0.55
40:EH:252:LEU:HA	40:EH:255:PHE:CD2	2.42	0.55
40:EI:385:GLU:HA	40:EI:388:ALA:HB3	1.88	0.55
41:EM:254:ALA:O	41:EM:255:VAL:C	2.44	0.55
41:EM:378:PHE:HB3	41:EM:415:MET:SD	2.47	0.55
41:FB:285:THR:N	41:FB:288:GLU:OE2	2.38	0.55
40:FE:53:PHE:HB3	40:FE:61:HIS:HB3	1.87	0.55
40:GA:16:ILE:HA	40:GA:228:ASN:HD22	1.70	0.55
42:GB:502:GTP:O2B	40:GG:145:THR:OG1	2.25	0.55
40:GE:348:PRO:HB2	41:GM:384:GLN:HE22	1.71	0.55
41:GM:230:SER:HA	41:GM:233:MET:HG3	1.88	0.55
41:GP:207:LEU:HD13	41:GP:210:ILE:HD11	1.89	0.55
40:HA:260:VAL:HB	41:HB:397:TRP:HH2	1.71	0.55
40:HI:242:LEU:HD21	40:HI:251:ASP:HA	1.89	0.55
41:HO:318:ARG:HE	41:HO:358:PRO:HD3	1.71	0.55
41:HP:95:SER:OG	41:HP:96:GLY:N	2.39	0.55
40:IG:103:TYR:HD1	40:IG:412:MET:HE1	1.71	0.55
40:KA:326:LYS:HD3	41:KB:220:PRO:HD2	1.89	0.55
40:KD:141:PHE:HB2	40:KD:173:PRO:HD3	1.89	0.55
40:ME:102:ASN:HB3	40:ME:105:ARG:HB3	1.89	0.55
40:MF:195:LEU:HD12	40:MF:266:HIS:NE2	2.22	0.55
41:ML:176:SER:OG	41:ML:178:THR:O	2.24	0.55
41:ML:248:ALA:HA	41:ML:252:LYS:HD2	1.88	0.55
41:ML:392:LYS:HG3	41:ML:395:LEU:HD23	1.87	0.55
40:NH:89:PRO:HA	40:NH:92:LEU:HD12	1.89	0.55
41:NP:253:LEU:O	41:NP:257:MET:HB3	2.06	0.55
40:OD:70:LEU:HB2	40:OD:145:THR:HG22	1.87	0.55
40:OH:26:LEU:O	40:OH:27:GLU:C	2.45	0.55
40:PD:20:CYS:HA	40:PD:232:SER:HB2	1.87	0.55
40:PF:141:PHE:HB2	40:PF:173:PRO:HD3	1.86	0.55
40:QA:269:LEU:HD21	40:QA:301:GLN:HB3	1.87	0.55
40:QA:320:ARG:HG2	40:QA:356:ASN:HB2	1.89	0.55
40:QF:189:LEU:HD11	40:QF:417:PHE:HE1	1.71	0.55
41:QM:135:LEU:O	41:QM:166:THR:HA	2.06	0.55
41:QN:236:VAL:HG22	41:QN:368:ILE:HD11	1.89	0.55
41:QO:182:PRO:HB3	41:QO:384:GLN:HB3	1.89	0.55

Continued on next page...

Continued from previous page...

Atom-1	Atom-2	Interatomic distance (Å)	Clash overlap (Å)
41:QO:372:THR:OG1	41:QO:422:VAL:O	2.23	0.55
41:QP:260:PHE:O	41:QP:262:ARG:N	2.36	0.55
41:RB:153:SER:OG	41:RB:191:GLN:NE2	2.38	0.55
40:RE:416:GLU:HA	40:RE:419:GLU:HB2	1.89	0.55
40:SF:222:PRO:HD2	41:SM:324:LYS:HB2	1.88	0.55
40:TE:258:ASN:HB3	40:TE:352:LYS:HG3	1.89	0.55
41:TM:149:THR:HG21	41:TM:188:SER:HA	1.89	0.55
41:TM:289:LEU:O	41:TM:293:MET:HB2	2.06	0.55
40:UG:336:LYS:NZ	40:UG:348:PRO:O	2.40	0.55
40:UH:3:GLU:N	40:UH:3:GLU:OE1	2.40	0.55
41:UO:362:LYS:HD2	41:UO:363:MET:HG3	1.88	0.55
41:UP:100:ASN:O	41:UP:101:TRP:C	2.44	0.55
41:UP:238:THR:HG21	41:UP:318:ARG:HD2	1.88	0.55
40:WA:79:ARG:HH22	40:WA:94:THR:HG21	1.72	0.55
41:WB:46:ARG:NH1	40:WG:73:THR:OG1	2.37	0.55
41:WB:171:PRO:O	41:WB:380:ARG:NH2	2.39	0.55
40:WE:278:ALA:H	40:WE:368:ALA:HB2	1.72	0.55
40:WG:174:ALA:HB3	40:WG:178:SER:H	1.71	0.55
41:WM:236:VAL:HG12	41:WM:250:LEU:HD22	1.88	0.55
41:WO:282:ARG:NH1	41:WO:288:GLU:OE2	2.40	0.55
7:1S:516:GLN:HG2	7:1S:530:GLU:HA	1.87	0.55
7:1U:42:PRO:HB2	7:1U:67:VAL:HG11	1.89	0.55
11:2J:161:ARG:NH2	40:MF:398:TYR:O	2.39	0.55
13:2V:115:LYS:HE2	13:2V:117:PHE:HB2	1.88	0.55
21:4F:461:ILE:O	21:4F:462:ILE:C	2.44	0.55
22:4I:439:LYS:HE3	22:4I:449:GLU:HB3	1.88	0.55
24:4O:201:SER:O	24:4O:205:LEU:HG	2.07	0.55
26:4V:128:LEU:HD23	26:4V:158:ILE:HD13	1.88	0.55
26:4V:298:GLU:HA	26:4V:301:THR:HG22	1.89	0.55
40:BH:191:THR:HG21	40:BH:424:MET:SD	2.47	0.55
41:BL:87:PRO:HG2	41:CL:277:GLY:O	2.07	0.55
41:BP:189:VAL:HG11	41:BP:415:MET:HE3	1.89	0.55
40:CE:234:ILE:HD11	40:CE:272:TYR:HB2	1.89	0.55
40:CI:138:PHE:HZ	40:CI:235:VAL:HG21	1.71	0.55
41:CL:240:LEU:HD21	41:CL:249:ASP:HB2	1.87	0.55
41:CM:172:SER:HA	41:CM:380:ARG:HH12	1.70	0.55
41:CN:46:ARG:O	41:CN:48:ASN:N	2.39	0.55
41:CN:273:LEU:HB2	41:CN:292:GLN:HE22	1.70	0.55
41:DB:270:PHE:H	41:DB:298:ASN:HD21	1.54	0.55
40:DE:213:CYS:SG	40:DE:222:PRO:HG3	2.46	0.55
40:DI:214:ARG:HG2	40:DI:215:ARG:N	2.22	0.55

Continued on next page...

Continued from previous page...

Atom-1	Atom-2	Interatomic distance (Å)	Clash overlap (Å)
41:DN:82:GLY:O	41:DN:84:ILE:N	2.33	0.55
41:DN:276:ARG:HA	41:DN:279:GLN:HB2	1.87	0.55
41:DP:42:LEU:HD12	41:DP:43:GLN:HG3	1.88	0.55
40:EA:175:PRO:HB2	40:EA:389:ARG:HE	1.72	0.55
40:EF:393:LYS:HD2	41:EM:346:PRO:HG3	1.89	0.55
40:FA:63:PRO:HD3	40:FA:86:LEU:HG	1.89	0.55
41:FB:235:GLY:HA3	41:FB:366:THR:HG21	1.88	0.55
40:FE:298:PRO:HB3	40:FE:307:PRO:HD2	1.88	0.55
40:FF:97:GLU:OE2	41:FM:251:ARG:NH2	2.40	0.55
40:FG:141:PHE:HB2	40:FG:173:PRO:HD3	1.89	0.55
40:FH:20:CYS:HA	40:FH:232:SER:HB2	1.88	0.55
41:FP:316:VAL:HG12	41:FP:352:ALA:HB3	1.86	0.55
41:HB:282:ARG:NH2	41:HB:292:GLN:OE1	2.36	0.55
40:HE:119:LEU:HA	40:HE:122:ILE:HD13	1.88	0.55
40:HI:90:GLU:OE1	40:HI:121:ARG:NH2	2.39	0.55
41:HP:140:GLY:HA3	41:HP:181:GLU:HG3	1.89	0.55
40:IA:6:SER:O	40:IA:65:ALA:HA	2.06	0.55
40:IF:400:LYS:HZ1	41:IM:344:TRP:HB2	1.72	0.55
41:IQ:275:SER:O	41:IQ:279:GLN:HB2	2.06	0.55
40:JD:269:LEU:HD21	40:JD:383:ILE:HD13	1.89	0.55
40:JE:70:LEU:HD22	40:JE:99:ALA:HB2	1.87	0.55
40:JH:171:ILE:HG21	42:JO:501:GTP:H1'	1.89	0.55
41:JM:1:MET:O	41:JM:2:ARG:C	2.45	0.55
41:JM:392:LYS:HD2	41:JM:395:LEU:HD22	1.88	0.55
41:KN:173:PRO:HB3	41:KN:380:ARG:HD3	1.88	0.55
40:LA:50:ASN:O	40:LA:64:ARG:NH1	2.40	0.55
41:LL:51:TYR:HB3	41:LL:59:TYR:HB3	1.89	0.55
41:LO:207:LEU:HB3	41:LO:225:LEU:HD22	1.87	0.55
40:MF:163:LYS:O	40:MF:164:LYS:C	2.44	0.55
41:ML:293:MET:HG3	41:ML:367:PHE:HB2	1.88	0.55
41:MP:263:LEU:HD21	41:MP:421:PRO:HB2	1.89	0.55
41:OB:35:THR:OG1	41:OB:58:LYS:NZ	2.38	0.55
40:OH:320:ARG:HG2	40:OH:373:ALA:HB3	1.89	0.55
41:OL:271:ALA:HB1	41:OL:292:GLN:HG2	1.88	0.55
41:OP:236:VAL:HG13	41:OP:237:THR:HG23	1.89	0.55
40:PF:133:GLN:NE2	40:PF:251:ASP:OD1	2.28	0.55
40:PH:168:GLU:HB2	40:PH:201:ALA:HA	1.88	0.55
40:RE:320:ARG:HG2	40:RE:356:ASN:HB2	1.89	0.55
40:SA:221:ARG:HD3	41:SN:322:SER:HB3	1.88	0.55
40:SE:154:MET:HG3	40:SE:194:THR:HG22	1.87	0.55
40:SF:332:ILE:HG23	40:SF:351:PHE:HD2	1.72	0.55

Continued on next page...

Continued from previous page...

Atom-1	Atom-2	Interatomic distance (Å)	Clash overlap (Å)
41:SP:139:LEU:HD12	41:SP:170:VAL:HG12	1.87	0.55
40:TH:438:SER:HB2	41:TP:391:ARG:HD3	1.89	0.55
41:UB:259:PRO:HG2	41:UB:311:LEU:HD23	1.89	0.55
40:UF:261:PRO:HA	41:UN:394:PHE:HE1	1.68	0.55
40:UG:167:LEU:HD23	40:UG:200:CYS:HB3	1.88	0.55
40:VG:224:TYR:O	40:VG:228:ASN:ND2	2.40	0.55
40:VI:71:GLU:HB3	40:VI:98:ASP:HA	1.89	0.55
41:VQ:95:SER:OG	41:VQ:96:GLY:N	2.40	0.55
41:WP:6:HIS:O	41:WP:63:ALA:HA	2.06	0.55
11:2I:88:VAL:HG11	41:LB:392:LYS:HG3	1.89	0.55
12:2N:146:ILE:HD13	12:2N:149:LEU:HD21	1.88	0.55
17:3R:330:VAL:HG12	17:3R:334:ASN:HD21	1.70	0.55
20:4A:198:GLN:HA	20:4A:201:LYS:HD2	1.87	0.55
21:4D:30:THR:HG23	21:4D:31:LEU:HD12	1.87	0.55
21:4D:491:PHE:O	21:4D:492:ILE:C	2.45	0.55
21:4E:451:ILE:HG13	21:4E:467:LEU:HB2	1.89	0.55
21:4F:415:ASN:HA	21:4F:418:LYS:HZ2	1.71	0.55
25:4T:323:GLN:OE1	40:JF:18:ASN:ND2	2.40	0.55
31:5I:333:THR:OG1	41:HN:56:GLY:HA2	2.07	0.55
32:5L:99:GLU:HG3	41:IP:362:LYS:HD2	1.89	0.55
36:5Y:179:PHE:O	36:5Y:183:GLN:NE2	2.38	0.55
40:AG:109:THR:O	40:AG:112:LYS:NZ	2.40	0.55
40:AG:294:ALA:O	40:AG:300:ASN:ND2	2.38	0.55
40:CA:182:VAL:HG23	40:CA:186:ASN:HD21	1.72	0.55
40:CA:260:VAL:HG13	40:CA:266:HIS:HB3	1.89	0.55
41:CB:240:LEU:HD12	41:CB:249:ASP:HB2	1.88	0.55
40:CI:64:ARG:NH2	40:CI:128:GLN:O	2.39	0.55
41:CL:143:THR:O	41:CL:144:GLY:C	2.45	0.55
41:CP:57:GLY:O	41:CP:59:TYR:N	2.39	0.55
40:DG:15:GLN:NE2	42:DG:501:GTP:O6	2.35	0.55
40:DG:109:THR:HG21	40:DG:410:GLU:HG3	1.89	0.55
40:DH:101:ASN:N	41:DO:252:LYS:HZ3	2.04	0.55
40:DH:102:ASN:HB3	40:DH:105:ARG:HG3	1.89	0.55
40:DI:1:GLN:HG3	40:DI:2:ARG:H	1.70	0.55
41:EP:149:THR:HB	41:EP:191:GLN:HG2	1.88	0.55
40:FA:276:ILE:HG22	40:FA:277:SER:H	1.72	0.55
40:FA:286:LEU:HG	40:FA:370:VAL:HG13	1.88	0.55
40:FG:51:THR:HG21	40:FG:242:LEU:HD13	1.88	0.55
40:FI:328:VAL:O	40:FI:332:ILE:HB	2.07	0.55
41:FP:314:ALA:HB3	41:FP:368:ILE:H	1.72	0.55
40:GH:172:TYR:HB2	40:GH:203:MET:HG2	1.88	0.55

Continued on next page...

Continued from previous page...

Atom-1	Atom-2	Interatomic distance (Å)	Clash overlap (Å)
41:GO:6:HIS:CE1	41:GO:8:GLN:HE21	2.25	0.55
40:HE:48:SER:O	40:HE:49:PHE:C	2.45	0.55
40:HE:72:PRO:O	40:HE:74:VAL:N	2.40	0.55
40:HE:254:GLU:O	40:HE:255:PHE:C	2.45	0.55
40:HF:254:GLU:O	40:HF:258:ASN:ND2	2.39	0.55
41:HP:87:PRO:HA	41:HP:90:PHE:HD2	1.72	0.55
41:HQ:19:LYS:HG3	41:HQ:226:ASN:HB2	1.89	0.55
40:JD:258:ASN:HD21	41:JL:99:ASN:HD22	1.52	0.55
40:JH:11:GLN:NE2	42:JO:501:GTP:O6	2.40	0.55
40:JH:204:VAL:HG21	40:JH:231:ILE:HD11	1.89	0.55
40:KA:210:TYR:HB3	41:KN:324:LYS:HZ3	1.72	0.55
40:KA:318:LEU:O	40:KA:374:VAL:HA	2.06	0.55
40:KF:269:LEU:HD21	40:KF:383:ILE:HD13	1.88	0.55
41:KO:107:THR:HG22	41:KO:108:GLU:H	1.72	0.55
41:LB:2:ARG:HH12	40:LG:72:PRO:HD2	1.71	0.55
40:LE:223:THR:HG22	41:LL:322:SER:HA	1.87	0.55
41:LL:31:ASP:OD2	41:LL:35:THR:OG1	2.24	0.55
40:MA:31:GLN:HG2	40:MA:37:PRO:HD3	1.87	0.55
40:MH:225:THR:HA	40:MH:228:ASN:ND2	2.20	0.55
41:MM:11:GLN:HA	41:MM:72:THR:HG21	1.89	0.55
41:MM:86:ARG:HG2	41:MM:88:ASP:H	1.71	0.55
41:MM:421:PRO:HA	41:MM:424:THR:HG22	1.88	0.55
41:MO:334:GLN:HE22	41:MO:348:ASN:H	1.53	0.55
40:NG:105:ARG:HG2	40:NG:410:GLU:HG3	1.88	0.55
41:NO:7:LEU:HD13	41:NO:135:LEU:HD12	1.89	0.55
41:OB:236:VAL:HG23	41:OB:237:THR:HG23	1.87	0.55
41:OL:222:TYR:O	41:OL:226:ASN:ND2	2.39	0.55
41:OM:334:GLN:HE22	41:OM:349:VAL:HG12	1.72	0.55
41:PB:407:GLU:HA	41:PB:410:GLU:HB2	1.87	0.55
40:PE:206:ASN:OD1	42:PE:501:GTP:O2'	2.22	0.55
41:PL:1:MET:HG3	41:PL:48:ASN:ND2	2.22	0.55
41:PO:100:ASN:HB3	41:PO:103:LYS:HB2	1.88	0.55
41:QB:121:ARG:O	41:QB:125:GLU:HB2	2.07	0.55
41:QB:245:GLN:O	41:QB:246:LEU:C	2.45	0.55
41:QB:354:CYS:SG	41:QB:355:ASP:N	2.80	0.55
40:QE:426:ALA:HA	40:QE:429:LYS:HG2	1.88	0.55
40:QG:180:ALA:HB3	40:QG:183:GLU:HG3	1.88	0.55
40:RA:6:SER:O	40:RA:65:ALA:HA	2.07	0.55
40:RA:181:VAL:HG22	41:RN:256:ASN:HD22	1.71	0.55
41:RB:276:ARG:HH12	41:RB:279:GLN:HG3	1.72	0.55
40:RF:88:HIS:CD2	40:SF:283:HIS:HB3	2.42	0.55

Continued on next page...

Continued from previous page...

Atom-1	Atom-2	Interatomic distance (Å)	Clash overlap (Å)
40:RG:26:LEU:HD11	40:RG:363:VAL:HG22	1.89	0.55
40:RG:88:HIS:HB3	40:RG:91:GLN:HG2	1.89	0.55
41:RO:49:VAL:HB	41:RO:241:ARG:HH12	1.71	0.55
41:SB:347:ASN:ND2	40:SG:178:SER:OG	2.39	0.55
40:SF:315:CYS:HA	40:SF:377:LEU:O	2.06	0.55
41:SN:156:ARG:NH1	41:SN:162:ARG:O	2.40	0.55
41:TN:163:ILE:HG21	41:TN:250:LEU:HB3	1.89	0.55
41:TP:288:GLU:O	41:TP:292:GLN:HB2	2.05	0.55
40:UF:332:ILE:HG23	40:UF:351:PHE:HD2	1.72	0.55
40:VA:167:LEU:HD22	40:VA:200:CYS:HB3	1.89	0.55
40:VH:55:GLU:O	40:WG:285:GLN:NE2	2.40	0.55
40:VJ:141:PHE:HB2	40:VJ:173:PRO:HD3	1.87	0.55
41:VN:354:CYS:SG	41:VN:355:ASP:N	2.80	0.55
41:VP:142:GLY:O	41:VP:144:GLY:N	2.40	0.55
40:WA:20:CYS:HA	40:WA:232:SER:HB2	1.89	0.55
40:WF:260:VAL:HB	41:WN:397:TRP:CZ3	2.42	0.55
12:2Q:154:LYS:HE2	41:AO:413:SER:HB3	1.89	0.55
12:2R:87:HIS:NE2	40:WI:126:ALA:O	2.40	0.55
13:2U:135:ASN:HB3	13:2U:138:ASP:HB3	1.88	0.55
13:2W:2:PHE:O	13:2W:7:GLN:NE2	2.39	0.55
13:2W:57:THR:HG23	13:2W:158:ALA:HB2	1.89	0.55
13:2X:78:MET:HB2	13:2X:80:ILE:HD11	1.88	0.55
15:3F:160:GLN:NE2	15:3F:164:ASN:OD1	2.38	0.55
21:4E:233:LYS:HZ2	40:BH:58:ALA:HB1	1.70	0.55
21:4F:433:ASP:HA	21:4F:436:ARG:HG3	1.87	0.55
26:4V:292:VAL:HG21	32:5L:74:LEU:HD23	1.88	0.55
31:5I:367:LEU:HD21	40:IA:282:TYR:HE1	1.71	0.55
39:6H:122:ASP:HB3	39:6H:125:ASN:HB2	1.88	0.55
40:AA:179:THR:HG21	41:AN:246:LEU:HD21	1.88	0.55
40:AE:15:GLN:O	40:AE:228:ASN:ND2	2.40	0.55
40:AH:226:ASN:ND2	40:AH:366:ASP:OD2	2.39	0.55
40:BA:141:PHE:HB2	40:BA:173:PRO:HD3	1.88	0.55
40:BI:406:TRP:CH2	41:BP:254:ALA:HB1	2.42	0.55
41:BM:375:GLN:HG2	41:BM:422:VAL:HG13	1.88	0.55
41:BN:61:PRO:HD3	41:BN:84:ILE:HG12	1.89	0.55
41:BP:107:THR:OG1	41:BP:108:GLU:N	2.39	0.55
40:CH:228:ASN:OD1	42:CH:501:GTP:N2	2.36	0.55
41:CO:258:VAL:HG13	41:CO:266:PHE:HZ	1.72	0.55
41:CP:425:ARG:O	41:CP:426:GLY:C	2.46	0.55
40:DA:36:MET:O	40:DA:38:SER:N	2.40	0.55
40:DG:71:GLU:HB3	40:DG:98:ASP:HA	1.87	0.55

Continued on next page...

Continued from previous page...

Atom-1	Atom-2	Interatomic distance (Å)	Clash overlap (Å)
40:DI:315:CYS:HB3	40:DI:378:SER:HB2	1.89	0.55
41:DL:124:ALA:O	41:DL:125:GLU:C	2.45	0.55
41:DO:51:TYR:HB3	41:DO:59:TYR:HB3	1.89	0.55
40:EF:112:LYS:HA	40:EF:115:ILE:HG22	1.89	0.55
41:EL:24:ILE:HG23	41:EL:241:ARG:NH2	2.22	0.55
41:EM:16:ILE:HA	41:EM:226:ASN:ND2	2.22	0.55
40:FA:402:ALA:O	40:FA:403:PHE:C	2.44	0.55
40:GE:401:ARG:HD2	40:GE:404:VAL:HG21	1.89	0.55
40:GH:228:ASN:OD1	42:GH:501:GTP:N2	2.35	0.55
40:GI:210:TYR:OH	41:GP:323:MET:HG3	2.06	0.55
40:HE:62:VAL:HG11	40:IE:283:HIS:HB3	1.87	0.55
40:HE:254:GLU:HG2	41:HM:98:GLY:HA2	1.89	0.55
41:HP:142:GLY:O	41:HP:144:GLY:N	2.40	0.55
40:IA:100:ALA:HA	41:IN:252:LYS:HG3	1.88	0.55
40:IH:202:PHE:HE2	40:IH:238:ILE:HG12	1.71	0.55
41:IQ:49:VAL:HG21	41:IQ:241:ARG:HG2	1.87	0.55
40:LG:55:GLU:HG3	40:LG:57:GLY:H	1.72	0.55
40:LG:273:ALA:O	40:LG:274:PRO:C	2.45	0.55
40:MD:207:GLU:OE2	40:MD:304:LYS:NZ	2.37	0.55
40:MF:116:ASP:N	40:MF:116:ASP:OD1	2.40	0.55
41:NB:211:CYS:HA	41:NB:215:LEU:HD12	1.89	0.55
40:ND:352:LYS:HZ3	41:NL:99:ASN:HD22	1.53	0.55
41:NP:215:LEU:HD21	41:NP:273:LEU:HD12	1.87	0.55
40:OA:324:VAL:HG23	40:OA:327:ASP:HB2	1.88	0.55
40:OH:7:VAL:HG13	40:OH:66:VAL:HG13	1.89	0.55
40:OH:346:TRP:HB3	41:OP:391:ARG:HD2	1.89	0.55
40:OH:407:TYR:O	40:OH:408:VAL:C	2.44	0.55
41:OL:262:ARG:NH2	41:OL:414:ASN:OD1	2.39	0.55
40:PF:209:ILE:HD13	40:PF:212:ILE:HD12	1.87	0.55
41:PL:15:GLN:NE2	43:PL:501:GDP:O6	2.39	0.55
41:QB:308:GLY:HA3	41:QB:373:ALA:CA	2.37	0.55
40:QG:296:PHE:CE1	40:QG:376:MET:HE1	2.42	0.55
40:QH:315:CYS:HA	40:QH:377:LEU:O	2.07	0.55
41:QM:51:TYR:HB3	41:QM:59:TYR:HB3	1.89	0.55
41:QP:48:ASN:O	41:QP:49:VAL:C	2.45	0.55
41:RB:32:PRO:HA	41:RB:84:ILE:HD11	1.87	0.55
41:RB:135:LEU:HB3	41:RB:166:THR:HG22	1.88	0.55
40:RG:239:THR:O	40:RG:243:ARG:NE	2.39	0.55
40:RG:371:GLN:HG2	40:RG:372:ARG:HD2	1.89	0.55
40:RI:229:ARG:HH12	40:RI:365:GLY:HA3	1.72	0.55
41:RO:191:GLN:O	41:RO:195:ASN:ND2	2.38	0.55

Continued on next page...

Continued from previous page...

Atom-1	Atom-2	Interatomic distance (Å)	Clash overlap (Å)
40:TG:318:LEU:O	40:TG:374:VAL:HA	2.06	0.55
41:TM:216:LYS:HE2	41:TM:275:SER:HB2	1.89	0.55
41:TP:172:SER:HB2	41:TP:205:GLU:HB2	1.89	0.55
41:VO:10:GLY:HA2	41:VO:143:THR:HG23	1.89	0.55
41:VQ:198:GLU:HG2	41:VQ:266:PHE:HE2	1.72	0.55
41:WN:323:MET:HA	41:WN:326:VAL:HG23	1.88	0.55
7:1T:255:ALA:HB1	7:1T:296:ILE:HG13	1.89	0.55
14:3A:84:ARG:HH12	14:3A:92:LEU:HD12	1.72	0.55
14:3B:14:PHE:HD1	41:ML:174:LYS:HG3	1.71	0.55
15:3F:203:ASN:O	15:3F:205:VAL:N	2.40	0.55
17:3R:243:GLN:HE22	17:3R:317:ALA:HB1	1.72	0.55
19:3Y:318:ARG:NH1	41:LL:279:GLN:OE1	2.40	0.55
22:4J:651:LYS:HA	22:4J:690:TYR:CE2	2.42	0.55
31:5I:573:ASP:HA	31:5I:578:ARG:HD2	1.88	0.55
40:AG:142:GLY:HA2	40:AG:183:GLU:HG3	1.89	0.55
40:AG:318:LEU:O	40:AG:374:VAL:HA	2.07	0.55
40:AH:188:ILE:HG23	40:AH:424:MET:HG3	1.88	0.55
41:AN:31:ASP:OD2	41:AN:37:HIS:ND1	2.40	0.55
41:AP:173:PRO:HB3	41:AP:380:ARG:HD2	1.88	0.55
41:AP:273:LEU:O	41:AP:292:GLN:NE2	2.34	0.55
40:BA:50:ASN:O	40:BA:64:ARG:NH1	2.39	0.55
40:BE:157:LEU:HG	40:BE:161:TYR:CD2	2.41	0.55
40:BF:213:CYS:HB3	40:BF:219:ILE:HB	1.88	0.55
41:BO:358:PRO:HG3	41:BO:364:SER:CB	2.34	0.55
41:BP:46:ARG:CB	41:BP:241:ARG:HA	2.36	0.55
41:BP:354:CYS:O	41:BP:355:ASP:C	2.44	0.55
40:CH:352:LYS:HA	41:CP:177:ASP:O	2.06	0.55
40:CI:180:ALA:HB1	41:CP:256:ASN:ND2	2.22	0.55
41:CM:3:GLU:HB2	41:CM:127:CYS:HB3	1.87	0.55
41:DL:181:GLU:N	41:DL:182:PRO:HD2	2.22	0.55
41:DN:41:ASP:O	41:DN:42:LEU:C	2.45	0.55
41:EB:46:ARG:HH22	41:EB:243:PRO:HG3	1.71	0.55
41:EB:292:GLN:O	41:EB:298:ASN:ND2	2.36	0.55
40:EG:73:THR:O	40:EG:76:ASP:N	2.39	0.55
41:EO:142:GLY:O	41:EO:144:GLY:N	2.39	0.55
41:EP:298:ASN:O	41:EP:299:MET:C	2.45	0.55
40:FA:72:PRO:HA	40:FA:94:THR:HG21	1.89	0.55
41:FB:334:GLN:HE22	41:FB:347:ASN:HA	1.72	0.55
40:FE:178:SER:OG	40:FE:179:THR:N	2.40	0.55
40:GI:109:THR:O	40:GI:110:ILE:C	2.46	0.55
41:GN:238:THR:HG21	41:GN:318:ARG:HE	1.71	0.55

Continued on next page...

Continued from previous page...

Atom-1	Atom-2	Interatomic distance (Å)	Clash overlap (Å)
41:GP:86:ARG:NH1	41:HP:281:TYR:O	2.40	0.55
40:HG:298:PRO:HG2	40:HG:308:ARG:HE	1.72	0.55
41:HN:45:GLU:HG2	41:HN:46:ARG:HG2	1.88	0.55
41:HO:14:ASN:HD21	41:HO:67:ASP:HB3	1.72	0.55
41:HP:130:LEU:O	41:HP:162:ARG:NH1	2.40	0.55
41:IQ:52:ASN:ND2	41:IQ:123:GLU:OE1	2.40	0.55
41:IQ:198:GLU:HA	41:IQ:266:PHE:HE2	1.71	0.55
40:JA:247:ALA:HB3	40:JA:355:ILE:HD11	1.89	0.55
40:KD:79:ARG:NH2	40:KD:94:THR:OG1	2.39	0.55
40:KD:391:ASP:OD1	40:KD:421:ARG:NH2	2.40	0.55
40:KF:140:SER:OG	42:KM:501:GTP:O2A	2.25	0.55
42:LB:502:GTP:N2	40:LG:228:ASN:OD1	2.40	0.55
40:OA:180:ALA:HB3	40:OA:183:GLU:HG2	1.88	0.55
41:OP:202:ILE:HG23	41:OP:300:MET:HB3	1.89	0.55
40:PA:174:ALA:HB3	40:PA:177:VAL:HB	1.89	0.55
40:PA:287:SER:OG	40:PA:290:GLU:OE1	2.23	0.55
40:PF:177:VAL:HA	41:PM:331:LEU:HD11	1.88	0.55
40:PH:167:LEU:HD21	40:PH:256:GLN:HE21	1.72	0.55
40:QA:21:TRP:HZ3	40:QA:52:PHE:HB3	1.72	0.55
40:QG:70:LEU:HD23	40:QG:114:LEU:HD12	1.89	0.55
41:RL:30:ILE:HD11	41:RL:47:ILE:HD11	1.87	0.55
41:RL:253:LEU:O	41:RL:257:MET:CB	2.55	0.55
41:RO:334:GLN:HA	41:RO:341:PHE:HE2	1.72	0.55
40:SE:270:ALA:HA	40:SE:376:MET:O	2.07	0.55
40:SG:11:GLN:OE1	40:SG:15:GLN:NE2	2.40	0.55
40:SG:257:THR:HA	41:SO:397:TRP:CZ2	2.42	0.55
40:SH:73:THR:HG23	41:SO:46:ARG:HH22	1.72	0.55
41:SL:32:PRO:HA	41:SL:84:ILE:HD11	1.88	0.55
41:SO:319:GLY:O	41:SO:320:ARG:C	2.46	0.55
41:TM:63:ALA:O	41:TM:89:ASN:ND2	2.40	0.55
41:TM:209:ASP:O	41:TM:213:ARG:HB2	2.07	0.55
41:UB:8:GLN:HE21	41:UB:65:LEU:HD23	1.72	0.55
41:UN:10:GLY:O	41:UN:14:ASN:HB2	2.07	0.55
41:UP:259:PRO:HG2	41:UP:311:LEU:HD23	1.89	0.55
40:WH:244:PHE:HB2	40:WH:356:ASN:HD21	1.72	0.55
40:WH:278:ALA:H	40:WH:368:ALA:HB2	1.72	0.55
41:WM:248:ALA:HA	41:WM:252:LYS:HE3	1.88	0.55
41:WM:314:ALA:HB3	41:WM:368:ILE:HB	1.89	0.55
11:2J:219:ASP:HB2	40:VG:130:THR:HG21	1.89	0.54
12:2R:105:TYR:OH	12:2R:137:HIS:O	2.25	0.54
15:3F:343:GLU:O	15:3F:347:ASN:ND2	2.40	0.54

Continued on next page...

Continued from previous page...

Atom-1	Atom-2	Interatomic distance (Å)	Clash overlap (Å)
18:3U:188:GLU:HB2	18:3U:192:ARG:NH1	2.21	0.54
18:3U:349:PRO:HA	18:3U:352:VAL:HG22	1.89	0.54
21:4D:474:LYS:HD3	21:4D:497:GLU:HB2	1.88	0.54
22:4J:282:ARG:HH12	41:CN:80:PRO:HG3	1.72	0.54
23:4R:22:TYR:CZ	23:4R:24:GLY:HA3	2.41	0.54
26:4V:9:PHE:HE1	26:4V:60:LEU:HB3	1.71	0.54
26:4V:193:ARG:HE	26:4V:203:ASN:HD22	1.53	0.54
39:6F:146:VAL:HA	39:6F:149:LEU:HD12	1.88	0.54
40:AH:11:GLN:HE22	41:AO:247:ASN:H	1.55	0.54
40:BG:118:VAL:HG21	40:BG:149:PHE:HZ	1.71	0.54
40:BI:140:SER:O	40:BI:142:GLY:N	2.33	0.54
40:BI:273:ALA:O	40:BI:274:PRO:C	2.44	0.54
41:BO:285:THR:HB	41:BO:287:PRO:HD2	1.87	0.54
40:CA:319:TYR:HB3	40:CA:323:VAL:HG21	1.89	0.54
40:CE:133:GLN:NE2	40:CE:251:ASP:OD1	2.31	0.54
40:CH:100:ALA:O	40:CH:101:ASN:C	2.44	0.54
41:CO:226:ASN:CG	43:CO:501:GDP:HN1	2.11	0.54
40:DE:88:HIS:CE1	40:DE:90:GLU:HB2	2.42	0.54
40:DI:99:ALA:HA	40:DI:105:ARG:HH21	1.72	0.54
40:DI:167:LEU:HD11	40:DI:256:GLN:HE21	1.72	0.54
40:DI:273:ALA:CB	40:DI:274:PRO:HD3	2.34	0.54
41:EB:8:GLN:HB2	41:EB:65:LEU:HA	1.89	0.54
40:EI:400:LYS:O	40:EI:401:ARG:C	2.46	0.54
40:FA:277:SER:O	40:FA:278:ALA:C	2.45	0.54
41:FM:27:GLU:OE1	41:FM:241:ARG:NH2	2.40	0.54
41:FM:203:ASP:OD2	41:FM:302:ALA:N	2.35	0.54
41:FP:226:ASN:N	43:FP:501:GDP:HN21	2.05	0.54
40:GE:139:HIS:H	40:GE:139:HIS:HD2	1.53	0.54
40:GI:366:ASP:O	40:GI:367:LEU:C	2.45	0.54
41:GN:397:TRP:CE3	41:GN:397:TRP:HA	2.42	0.54
40:HA:294:ALA:O	40:HA:300:ASN:ND2	2.40	0.54
41:HB:289:LEU:HD11	41:HB:363:MET:HG2	1.88	0.54
40:HE:263:PRO:HD3	41:HM:396:HIS:CD2	2.42	0.54
40:HH:101:ASN:HA	40:HH:144:GLY:H	1.71	0.54
41:HQ:309:ARG:NH1	41:HQ:343:GLU:OE1	2.39	0.54
41:IB:170:VAL:HG11	41:IB:377:LEU:HD21	1.89	0.54
40:IE:264:ARG:NH1	40:IE:430:ASP:OD2	2.39	0.54
40:II:217:LEU:HA	40:II:277:SER:HB3	1.89	0.54
40:JD:291:ILE:HG12	40:JD:374:VAL:HG12	1.89	0.54
40:KG:98:ASP:O	40:KG:105:ARG:NH1	2.41	0.54
40:KH:102:ASN:HB2	40:KH:105:ARG:HB2	1.89	0.54

Continued on next page...

Continued from previous page...

Atom-1	Atom-2	Interatomic distance (Å)	Clash overlap (Å)
40:LE:56:THR:HG22	40:LE:62:VAL:HG22	1.89	0.54
41:LL:248:ALA:HA	41:LL:252:LYS:HD3	1.89	0.54
40:MA:255:PHE:HE1	40:MA:318:LEU:HD21	1.73	0.54
41:MM:330:MET:HB3	41:MM:349:VAL:HG11	1.89	0.54
41:MP:289:LEU:HD11	41:MP:363:MET:HG2	1.89	0.54
41:NP:31:ASP:OD2	41:NP:37:HIS:ND1	2.40	0.54
40:OD:318:LEU:O	40:OD:374:VAL:HA	2.07	0.54
41:OM:2:ARG:NH1	41:OM:240:LEU:O	2.40	0.54
41:ON:271:ALA:HB1	41:ON:292:GLN:HG3	1.89	0.54
40:PA:437:ASP:HA	41:PB:391:ARG:HH22	1.70	0.54
40:PF:137:ILE:HB	40:PF:168:GLU:HG2	1.89	0.54
41:PO:287:PRO:HA	41:PO:329:GLN:HG2	1.88	0.54
41:QB:55:THR:O	41:QB:56:GLY:C	2.44	0.54
41:QB:245:GLN:CD	41:QB:246:LEU:H	2.11	0.54
41:RB:22:GLU:HG3	41:RB:81:PHE:HD2	1.71	0.54
41:RB:139:LEU:HD12	41:RB:170:VAL:HG22	1.89	0.54
40:RF:274:PRO:HG2	40:RF:373:ALA:HA	1.88	0.54
41:RL:248:ALA:HA	41:RL:252:LYS:HG2	1.88	0.54
40:SA:112:LYS:HA	40:SA:115:ILE:HG12	1.88	0.54
40:SG:324:VAL:HB	40:SG:327:ASP:HB2	1.89	0.54
41:SO:3:GLU:HG3	41:SO:127:CYS:HB3	1.89	0.54
40:TH:226:ASN:ND2	40:TH:366:ASP:OD2	2.26	0.54
41:UB:52:ASN:OD1	41:UB:62:ARG:NH2	2.39	0.54
41:UP:82:GLY:O	41:UP:84:ILE:N	2.38	0.54
40:VA:262:TYR:HB2	40:VA:265:ILE:HG12	1.89	0.54
40:WF:210:TYR:CD1	41:WM:324:LYS:HE3	2.42	0.54
40:WG:318:LEU:O	40:WG:374:VAL:HA	2.07	0.54
40:WI:294:ALA:O	40:WI:300:ASN:ND2	2.34	0.54
41:WM:30:ILE:HD11	41:WM:47:ILE:HD11	1.88	0.54
41:WN:163:ILE:HG23	41:WN:251:ARG:HH21	1.72	0.54
41:WP:68:LEU:HD23	41:WP:143:THR:HG23	1.89	0.54
41:WQ:98:GLY:HA3	41:WQ:103:LYS:HD2	1.88	0.54
7:1T:373:PRO:O	7:1T:374:ASN:C	2.45	0.54
12:2O:215:GLN:OE1	13:2W:38:THR:N	2.35	0.54
15:3E:326:VAL:HG13	15:3E:327:GLU:HG3	1.89	0.54
16:3J:313:LEU:HA	16:3L:199:ILE:HD11	1.89	0.54
22:4J:196:TYR:OH	22:4J:200:ARG:NH2	2.40	0.54
22:4J:282:ARG:HH12	41:CN:80:PRO:CG	2.20	0.54
22:4K:572:LYS:NZ	22:4K:574:THR:OG1	2.40	0.54
38:6C:105:LYS:HD3	38:6C:115:GLY:HA3	1.89	0.54
40:AA:141:PHE:HB2	40:AA:173:PRO:HD3	1.89	0.54

Continued on next page...

Continued from previous page...

Atom-1	Atom-2	Interatomic distance (Å)	Clash overlap (Å)
41:AL:156:ARG:NH2	41:AL:197:ASP:OD1	2.39	0.54
40:BF:122:ILE:HG21	40:BF:157:LEU:HD21	1.89	0.54
40:BH:294:ALA:O	40:BH:297:GLU:HB2	2.08	0.54
41:BN:7:LEU:HD22	41:BN:151:LEU:HD21	1.89	0.54
40:CE:181:VAL:HG12	41:CL:347:ASN:O	2.06	0.54
41:CO:61:PRO:HD2	41:CO:84:ILE:O	2.06	0.54
40:DG:128:GLN:OE1	40:EG:285:GLN:NE2	2.40	0.54
40:DG:246:GLY:HA3	40:DG:356:ASN:HA	1.87	0.54
40:DI:437:ASP:O	40:DI:438:SER:C	2.44	0.54
41:DL:30:ILE:HD11	41:DL:84:ILE:HD13	1.89	0.54
41:DN:193:VAL:O	41:DN:194:GLU:C	2.45	0.54
40:EH:88:HIS:CD2	40:EH:89:PRO:HD2	2.41	0.54
41:EL:337:ASN:HB3	41:EL:340:TYR:HD2	1.72	0.54
41:EM:391:ARG:O	41:EM:392:LYS:C	2.45	0.54
40:GA:90:GLU:HB3	40:GA:121:ARG:HH22	1.70	0.54
40:GF:171:ILE:HG21	42:GF:501:GTP:H1'	1.88	0.54
41:GM:174:LYS:HG3	41:GM:175:VAL:HG13	1.88	0.54
41:GP:412:GLU:OE2	41:GP:416:ASN:ND2	2.41	0.54
40:HA:195:LEU:HD21	40:HA:264:ARG:HH21	1.72	0.54
41:HQ:334:GLN:NE2	41:HQ:348:ASN:OD1	2.40	0.54
40:IA:70:LEU:HB2	40:IA:145:THR:HG22	1.88	0.54
41:IB:107:THR:HG22	41:IB:108:GLU:H	1.72	0.54
40:IH:142:GLY:HA2	40:IH:183:GLU:HG3	1.88	0.54
40:KD:2:ARG:NH2	41:KL:70:PRO:O	2.41	0.54
41:KP:213:ARG:HH12	41:KP:297:LYS:HD2	1.70	0.54
40:LA:311:LYS:H	40:LA:381:THR:HG22	1.71	0.54
40:LG:167:LEU:HB3	40:LG:202:PHE:HE1	1.71	0.54
40:MG:137:ILE:HG21	40:MG:154:MET:HE3	1.90	0.54
40:ND:101:ASN:HA	40:ND:144:GLY:CA	2.36	0.54
40:NG:167:LEU:HA	40:NG:200:CYS:O	2.07	0.54
40:NH:370:VAL:HG12	40:NH:372:ARG:H	1.72	0.54
40:OD:6:SER:O	40:OD:65:ALA:HA	2.07	0.54
40:OF:97:GLU:OE1	41:OM:251:ARG:NH2	2.30	0.54
41:PM:293:MET:HA	41:PM:298:ASN:HD21	1.72	0.54
41:PN:36:TYR:OH	41:PN:40:SER:O	2.25	0.54
40:QE:100:ALA:HB2	41:QL:251:ARG:HB3	1.88	0.54
41:QL:5:VAL:HB	41:QL:133:PHE:CD1	2.42	0.54
41:RB:189:VAL:HG21	41:RB:378:PHE:HE1	1.72	0.54
40:SF:6:SER:O	40:SF:65:ALA:HA	2.07	0.54
40:TE:16:ILE:HG13	40:TE:228:ASN:HB2	1.88	0.54
41:TP:238:THR:HG21	41:TP:318:ARG:HD3	1.90	0.54

Continued on next page...

Continued from previous page...

Atom-1	Atom-2	Interatomic distance (Å)	Clash overlap (Å)
41:UB:49:VAL:HG21	41:UB:241:ARG:HG2	1.89	0.54
41:UP:3:GLU:H	41:UP:130:LEU:HA	1.72	0.54
40:VI:6:SER:O	40:VI:65:ALA:HA	2.08	0.54
41:WB:292:GLN:O	41:WB:298:ASN:ND2	2.39	0.54
41:WN:137:HIS:HE1	41:WN:166:THR:HB	1.70	0.54
7:1U:548:ILE:HD11	7:1U:562:THR:HB	1.88	0.54
12:2N:191:ARG:HA	12:2N:247:MET:SD	2.48	0.54
16:3L:75:LYS:NZ	16:3L:79:ASP:OD2	2.40	0.54
16:3L:96:LYS:O	16:3L:100:GLU:CB	2.55	0.54
18:3T:89:GLU:OE2	18:3W:346:LYS:NZ	2.38	0.54
21:4D:461:ILE:O	21:4D:462:ILE:C	2.45	0.54
22:4H:232:PHE:HB2	22:4H:251:LEU:HB3	1.89	0.54
22:4J:656:LYS:O	22:4J:660:ARG:HG2	2.08	0.54
23:4Q:190:TYR:O	23:4Q:191:VAL:C	2.45	0.54
23:4R:107:LYS:HG2	23:4R:111:GLN:CB	2.37	0.54
28:5B:50:SER:HB2	28:5B:53:HIS:HB2	1.88	0.54
38:6C:100:PRO:HD2	41:UB:125:GLU:HG3	1.90	0.54
41:BL:73:MET:HB3	41:BL:90:PHE:CZ	2.42	0.54
40:CA:195:LEU:HD11	40:CA:427:LEU:HD22	1.89	0.54
41:CL:206:ALA:O	41:CL:210:ILE:HG13	2.07	0.54
41:CN:107:THR:O	41:CN:110:ALA:N	2.31	0.54
40:DA:25:CYS:HA	40:DA:30:ILE:HB	1.90	0.54
40:DA:402:ALA:C	40:DA:404:VAL:H	2.11	0.54
40:DF:261:PRO:HB3	40:DF:346:TRP:HH2	1.71	0.54
41:DL:14:ASN:HB3	41:DL:76:VAL:HG21	1.89	0.54
40:EE:207:GLU:HA	40:EE:210:TYR:HB2	1.90	0.54
40:EH:429:LYS:HA	40:EH:432:GLU:HB3	1.89	0.54
40:EI:140:SER:O	40:EI:141:PHE:C	2.44	0.54
41:EL:213:ARG:HH22	41:EL:297:LYS:HG3	1.71	0.54
41:EL:234:SER:O	41:EL:238:THR:OG1	2.25	0.54
41:EP:417:ASP:O	41:EP:418:LEU:C	2.46	0.54
40:FA:48:SER:O	40:FA:49:PHE:C	2.44	0.54
40:FH:33:ASP:OD1	40:FH:34:GLY:N	2.41	0.54
41:GN:377:LEU:HA	41:GN:380:ARG:HD3	1.88	0.54
41:GO:156:ARG:NH1	41:GO:195:ASN:O	2.40	0.54
41:GP:107:THR:HG22	41:GP:108:GLU:H	1.73	0.54
41:HP:248:ALA:HA	41:HP:252:LYS:HG2	1.89	0.54
40:IA:174:ALA:HB3	40:IA:178:SER:H	1.71	0.54
40:II:328:VAL:O	40:II:332:ILE:HG12	2.07	0.54
41:IP:314:ALA:HB3	41:IP:368:ILE:HB	1.88	0.54
40:JA:329:ASN:HD22	41:JB:175:VAL:HG21	1.71	0.54

Continued on next page...

Continued from previous page...

Atom-1	Atom-2	Interatomic distance (Å)	Clash overlap (Å)
40:JH:70:LEU:HD23	40:JH:114:LEU:HD22	1.90	0.54
41:KB:180:VAL:HG22	41:KB:183:TYR:HB2	1.90	0.54
40:KF:76:ASP:HA	40:KF:79:ARG:HG2	1.88	0.54
40:KF:288:VAL:HA	40:KF:291:ILE:HG12	1.90	0.54
41:KL:101:TRP:HD1	41:KL:145:SER:HB3	1.71	0.54
41:KM:51:TYR:HB3	41:KM:59:TYR:HB3	1.89	0.54
41:KM:117:LEU:HA	41:KM:120:VAL:HG12	1.89	0.54
41:LB:313:VAL:HB	41:LB:349:VAL:HG22	1.89	0.54
40:LE:228:ASN:HB3	40:LE:231:ILE:HD12	1.89	0.54
42:MB:502:GTP:HN21	40:MG:228:ASN:ND2	2.06	0.54
41:MN:221:THR:HG22	41:MN:223:GLY:H	1.73	0.54
40:ND:109:THR:O	40:ND:111:GLY:N	2.40	0.54
41:NL:27:GLU:OE1	41:NL:318:ARG:NH2	2.39	0.54
41:NM:86:ARG:HA	41:OM:281:TYR:HD2	1.73	0.54
40:OH:288:VAL:HA	40:OH:291:ILE:HG12	1.89	0.54
40:PH:276:ILE:HG23	40:PH:280:LYS:HB3	1.88	0.54
41:QB:99:ASN:O	41:QB:180:VAL:HG21	2.07	0.54
40:QE:12:ALA:HA	40:QE:15:GLN:HE21	1.72	0.54
40:QF:246:GLY:HA3	40:QF:356:ASN:HA	1.90	0.54
41:QL:77:ARG:HH21	41:QL:90:PHE:HZ	1.55	0.54
41:QM:139:LEU:HD21	41:QM:192:LEU:HD11	1.88	0.54
41:QN:412:GLU:OE2	41:QN:416:ASN:ND2	2.40	0.54
41:QP:181:GLU:HA	41:QP:184:ASN:HD21	1.71	0.54
40:RE:247:ALA:O	41:RM:11:GLN:NE2	2.40	0.54
40:RG:433:GLU:O	41:RO:391:ARG:NH2	2.41	0.54
40:RH:101:ASN:HD22	40:RH:143:GLY:HA2	1.71	0.54
41:SB:60:VAL:HG11	41:SB:86:ARG:HH21	1.73	0.54
40:SH:115:ILE:HD11	40:SH:156:ARG:HG3	1.89	0.54
41:SL:415:MET:HA	41:SL:418:LEU:HD12	1.90	0.54
41:SO:405:GLU:HA	41:SO:408:PHE:CD1	2.42	0.54
40:TE:248:LEU:H	40:TE:355:ILE:HB	1.73	0.54
40:TF:222:PRO:O	41:TM:324:LYS:NZ	2.41	0.54
40:TH:140:SER:OG	42:TH:501:GTP:O2A	2.25	0.54
41:TO:325:GLU:O	41:TO:329:GLN:HG3	2.07	0.54
41:TO:380:ARG:HG3	41:TO:381:ILE:HD12	1.90	0.54
40:VI:98:ASP:O	40:VI:105:ARG:NH1	2.38	0.54
41:VO:87:PRO:HD3	41:WN:281:TYR:HD2	1.72	0.54
40:WF:27:GLU:OE1	40:WF:243:ARG:NH2	2.40	0.54
12:2O:113:PHE:HB3	12:2O:152:PRO:HB2	1.89	0.54
13:2V:6:PHE:HB2	40:WI:117:LEU:HD13	1.88	0.54
13:2X:78:MET:HB3	13:2X:165:VAL:HG13	1.89	0.54

Continued on next page...

Continued from previous page...

Atom-1	Atom-2	Interatomic distance (Å)	Clash overlap (Å)
13:2X:81:LYS:HD3	13:2X:161:ARG:HD3	1.87	0.54
16:3K:120:ARG:NH2	16:3K:134:GLU:OE2	2.37	0.54
18:3W:162:ARG:NH1	18:3W:166:ASP:O	2.40	0.54
18:3W:172:VAL:HG23	18:3W:307:ARG:HG3	1.89	0.54
23:4M:106:ALA:HB2	40:BG:223:THR:HG23	1.90	0.54
23:4M:202:PHE:HB3	23:4M:203:PRO:HD3	1.90	0.54
23:4Q:257:PHE:HB3	41:EO:322:SER:HB3	1.89	0.54
23:4R:100:GLN:HA	23:4R:103:PHE:CE2	2.40	0.54
23:4R:233:SER:N	23:4R:246:TYR:HH	2.06	0.54
26:4W:25:GLU:O	26:4W:37:MET:HA	2.06	0.54
33:5N:323:LEU:HD22	34:5Q:130:MET:HG3	1.88	0.54
41:AN:7:LEU:HD23	41:AN:64:VAL:HB	1.89	0.54
41:AP:180:VAL:O	41:AP:184:ASN:ND2	2.41	0.54
40:BE:313:MET:HA	40:BE:344:VAL:HG22	1.89	0.54
40:BG:180:ALA:HB3	40:BG:183:GLU:HG3	1.89	0.54
40:CA:278:ALA:O	40:CA:279:GLU:C	2.44	0.54
40:CF:212:ILE:HD11	40:CF:300:ASN:HA	1.89	0.54
41:CP:238:THR:O	41:CP:239:CYS:C	2.44	0.54
41:DB:327:ASP:O	41:DB:328:GLU:C	2.46	0.54
41:DB:395:LEU:HA	41:DB:398:TYR:HB2	1.89	0.54
41:DN:171:PRO:HG3	41:DN:181:GLU:HG2	1.90	0.54
40:EH:324:VAL:O	40:EH:326:LYS:N	2.41	0.54
41:EO:134:GLN:HA	41:EO:165:ASN:O	2.07	0.54
40:GE:273:ALA:HB1	40:GE:291:ILE:HG22	1.89	0.54
40:GF:269:LEU:HD22	40:GF:303:VAL:HG21	1.89	0.54
41:GO:117:LEU:HB3	41:GO:121:ARG:HH22	1.71	0.54
40:HG:20:CYS:HB3	40:HG:24:TYR:HE2	1.72	0.54
40:HI:264:ARG:NH1	40:HI:430:ASP:OD2	2.40	0.54
41:HO:267:MET:HG3	41:HO:301:ALA:HB3	1.89	0.54
41:HQ:172:SER:OG	41:HQ:175:VAL:O	2.25	0.54
41:IB:209:ASP:OD2	41:IB:213:ARG:NH1	2.40	0.54
40:IE:208:ALA:HB2	40:IE:304:LYS:HZ1	1.72	0.54
40:IG:247:ALA:HB3	40:IG:355:ILE:HB	1.90	0.54
41:IM:229:VAL:HA	41:IM:300:MET:HE1	1.90	0.54
41:IO:222:TYR:O	41:IO:226:ASN:ND2	2.40	0.54
41:JB:170:VAL:HG21	41:JB:377:LEU:HD11	1.88	0.54
40:JG:1:GLN:OE1	41:JO:94:GLN:NE2	2.37	0.54
40:JG:88:HIS:CE1	40:KG:280:LYS:HG3	2.42	0.54
41:JM:137:HIS:H	41:JM:137:HIS:CD2	2.25	0.54
41:JM:143:THR:OG1	41:JM:144:GLY:N	2.38	0.54
40:KE:328:VAL:HG11	40:KE:353:VAL:HG21	1.89	0.54

Continued on next page...

Continued from previous page...

Atom-1	Atom-2	Interatomic distance (Å)	Clash overlap (Å)
41:KM:101:TRP:HE1	41:KM:188:SER:HG	1.49	0.54
41:KO:132:GLY:CA	41:KO:163:ILE:O	2.55	0.54
40:LA:390:LEU:HD23	40:LA:393:LYS:HE3	1.90	0.54
40:LF:136:LEU:HD21	40:LF:252:LEU:HD11	1.90	0.54
40:LG:100:ALA:O	40:LG:101:ASN:C	2.45	0.54
41:MO:354:CYS:SG	41:MO:355:ASP:N	2.81	0.54
41:MP:178:THR:HB	41:MP:181:GLU:HG3	1.89	0.54
40:NA:104:ALA:O	40:NA:108:TYR:HB2	2.07	0.54
40:NG:188:ILE:HD12	40:NG:424:MET:HG3	1.89	0.54
41:NL:19:LYS:HG3	41:NL:226:ASN:HB2	1.89	0.54
41:NL:296:ALA:HB1	41:NL:305:PRO:HD2	1.89	0.54
40:OF:436:MET:O	41:ON:391:ARG:NH2	2.40	0.54
40:OG:108:TYR:O	40:OG:112:LYS:NZ	2.41	0.54
40:OG:195:LEU:HD11	40:OG:427:LEU:HD13	1.89	0.54
40:OH:143:GLY:N	42:OO:501:GTP:O2A	2.40	0.54
40:PE:51:THR:HG21	40:PE:243:ARG:HG3	1.89	0.54
40:PE:189:LEU:HD11	40:PE:417:PHE:HE1	1.72	0.54
40:PE:235:VAL:HA	40:PE:238:ILE:HG22	1.89	0.54
40:PH:239:THR:HG23	40:PH:243:ARG:HH12	1.73	0.54
41:PM:207:LEU:HB3	41:PM:225:LEU:HD22	1.90	0.54
41:PN:107:THR:O	41:PN:110:ALA:N	2.40	0.54
41:PO:325:GLU:O	41:PO:329:GLN:NE2	2.40	0.54
40:RF:322:ASP:O	40:RF:372:ARG:NH2	2.39	0.54
40:RF:326:LYS:HE3	41:RN:220:PRO:HG2	1.90	0.54
41:RP:273:LEU:O	41:RP:292:GLN:NE2	2.36	0.54
40:SA:70:LEU:HD23	40:SA:114:LEU:HD12	1.89	0.54
41:SO:417:ASP:O	41:SO:418:LEU:C	2.45	0.54
40:TE:6:SER:O	40:TE:65:ALA:HA	2.07	0.54
40:TE:260:VAL:HG13	41:TM:397:TRP:HZ2	1.72	0.54
40:TI:213:CYS:HA	40:TI:217:LEU:HB3	1.89	0.54
41:UB:124:ALA:HB1	41:UB:130:LEU:HD11	1.89	0.54
40:UE:168:GLU:HB2	40:UE:201:ALA:HA	1.90	0.54
41:UP:100:ASN:O	41:UP:102:ALA:N	2.40	0.54
41:VB:284:LEU:HD11	41:VB:362:LYS:HD3	1.90	0.54
40:VF:27:GLU:HA	40:VF:361:THR:HG21	1.90	0.54
40:VF:172:TYR:OH	40:VF:386:ALA:O	2.25	0.54
40:VH:60:LYS:NZ	40:VH:85:GLN:O	2.38	0.54
41:VO:87:PRO:HD3	41:WN:281:TYR:CD2	2.42	0.54
40:WA:96:LYS:HZ1	41:WN:1:MET:N	2.06	0.54
41:WB:164:MET:HG2	41:WB:196:THR:HG22	1.89	0.54
7:1U:232:MET:HG2	7:1U:239:LEU:HA	1.89	0.54

Continued on next page...

Continued from previous page...

Atom-1	Atom-2	Interatomic distance (Å)	Clash overlap (Å)
13:2T:119:CYS:O	13:2T:120:THR:C	2.45	0.54
16:3L:341:GLU:OE1	16:3M:60:ASN:ND2	2.40	0.54
17:3Q:359:ASN:HB2	17:3Q:360:LYS:HE3	1.89	0.54
17:3R:217:THR:O	17:3R:218:GLU:C	2.45	0.54
17:3R:232:ARG:HG3	17:3R:328:LEU:CD1	2.34	0.54
17:3R:253:GLU:HA	17:3R:256:LYS:HE2	1.90	0.54
18:3U:193:THR:HG21	18:3U:285:ILE:HD11	1.88	0.54
18:3U:276:VAL:HA	18:3U:279:ARG:HG3	1.90	0.54
19:3Y:276:ASP:HB2	41:LM:222:TYR:HB2	1.89	0.54
21:4D:498:VAL:O	21:4D:499:PHE:C	2.46	0.54
23:4M:249:TYR:CE2	23:4M:251:PRO:HA	2.43	0.54
23:4R:98:VAL:HG21	23:4R:113:TRP:CD1	2.43	0.54
26:4V:87:LEU:HA	26:4V:90:LYS:HG2	1.89	0.54
33:5N:465:LYS:NZ	40:GE:39:ASP:OD1	2.41	0.54
38:6C:52:LYS:HD3	38:6C:59:ALA:HB1	1.88	0.54
40:AA:1:GLN:NE2	41:AB:94:GLN:OE1	2.39	0.54
41:AB:8:GLN:HE21	41:AB:65:LEU:HG	1.72	0.54
40:BI:273:ALA:HB2	40:BI:374:VAL:HG12	1.90	0.54
41:BN:313:VAL:O	41:BN:349:VAL:HA	2.08	0.54
41:BP:61:PRO:HD3	41:BP:84:ILE:HG12	1.90	0.54
41:CB:156:ARG:NH1	41:CB:162:ARG:O	2.40	0.54
40:CG:322:ASP:OD1	40:CG:372:ARG:NH1	2.39	0.54
41:CL:211:CYS:HB3	41:CL:220:PRO:HB3	1.89	0.54
40:DA:169:PHE:CE2	40:DA:238:ILE:HG21	2.43	0.54
40:DE:73:THR:O	40:DE:74:VAL:C	2.46	0.54
40:DE:253:THR:O	40:DE:254:GLU:C	2.44	0.54
40:DF:259:LEU:HA	40:DF:314:ALA:O	2.07	0.54
40:DG:316:CYS:HB3	40:DG:377:LEU:HB2	1.89	0.54
40:DI:143:GLY:HA3	42:DI:501:GTP:O3B	2.07	0.54
41:DO:142:GLY:O	41:DO:144:GLY:N	2.41	0.54
41:DP:20:PHE:HZ	41:DP:50:TYR:CE1	2.25	0.54
40:EA:258:ASN:HD22	40:EA:352:LYS:HB2	1.73	0.54
40:EE:116:ASP:N	40:EE:116:ASP:OD1	2.40	0.54
40:EI:100:ALA:HB1	41:EP:252:LYS:HA	1.90	0.54
41:EL:152:ILE:HA	41:EL:155:ILE:HD12	1.89	0.54
41:EM:298:ASN:O	41:EM:299:MET:C	2.46	0.54
41:EM:377:LEU:O	41:EM:381:ILE:HG23	2.08	0.54
40:FA:273:ALA:O	40:FA:275:VAL:N	2.40	0.54
40:FF:189:LEU:HD11	40:FF:417:PHE:HE2	1.71	0.54
40:FH:50:ASN:OD1	40:FH:64:ARG:NH2	2.41	0.54
41:GN:226:ASN:CG	43:GN:501:GDP:HN1	2.11	0.54

Continued on next page...

Continued from previous page...

Atom-1	Atom-2	Interatomic distance (Å)	Clash overlap (Å)
40:HG:26:LEU:HD21	40:HG:363:VAL:HG22	1.89	0.54
41:HO:118:ASP:OD2	41:IO:297:LYS:NZ	2.36	0.54
41:HQ:125:GLU:OE2	41:IQ:291:GLN:NE2	2.39	0.54
40:IE:51:THR:HG21	40:IE:243:ARG:HG2	1.90	0.54
40:JA:313:MET:HE3	40:JA:346:TRP:HH2	1.72	0.54
41:JB:331:LEU:HD11	40:JG:177:VAL:HA	1.90	0.54
40:JE:11:GLN:HG2	40:JE:15:GLN:HE21	1.73	0.54
41:JL:7:LEU:O	41:JL:135:LEU:HA	2.07	0.54
41:JM:222:TYR:HE2	43:JM:501:GDP:H2'	1.72	0.54
40:KA:26:LEU:HD21	40:KA:363:VAL:HG23	1.89	0.54
40:KD:238:ILE:HD12	40:KD:377:LEU:HD11	1.89	0.54
40:KF:96:LYS:HD3	41:KM:129:CYS:HB2	1.89	0.54
41:KO:42:LEU:HD13	41:KO:356:ILE:HD11	1.90	0.54
40:LG:319:TYR:HB3	40:LG:323:VAL:HG21	1.88	0.54
40:MF:100:ALA:O	40:MF:101:ASN:C	2.44	0.54
41:MM:292:GLN:O	41:MM:298:ASN:ND2	2.40	0.54
40:NG:215:ARG:NH2	40:NG:299:ALA:O	2.40	0.54
41:PB:107:THR:HG22	41:PB:108:GLU:H	1.71	0.54
40:PD:167:LEU:HA	40:PD:200:CYS:O	2.07	0.54
40:PF:251:ASP:OD1	40:PF:252:LEU:N	2.40	0.54
40:QA:136:LEU:HD11	40:QA:169:PHE:HE1	1.72	0.54
40:QG:296:PHE:HE1	40:QG:376:MET:HE1	1.71	0.54
41:QL:163:ILE:HD11	41:QL:251:ARG:HG2	1.89	0.54
41:QP:151:LEU:O	41:QP:152:ILE:C	2.45	0.54
41:QP:222:TYR:O	41:QP:223:GLY:C	2.45	0.54
40:RA:298:PRO:HG2	40:RA:308:ARG:HE	1.72	0.54
41:RN:74:ASP:OD1	41:RN:77:ARG:NH2	2.38	0.54
41:SL:222:TYR:HB3	43:SL:502:GDP:C6	2.42	0.54
41:SN:170:VAL:HG21	41:SN:377:LEU:HD21	1.88	0.54
41:SO:302:ALA:O	41:SO:303:CYS:C	2.46	0.54
41:TM:198:GLU:OE1	41:TM:200:TYR:OH	2.22	0.54
41:TM:313:VAL:HG13	41:TM:367:PHE:HE2	1.72	0.54
40:UH:16:ILE:HD11	40:UH:138:PHE:HB3	1.89	0.54
40:UI:96:LYS:HG2	41:UP:129:CYS:SG	2.48	0.54
41:UP:206:ALA:HB2	41:UP:302:ALA:N	2.22	0.54
40:WA:274:PRO:HG3	40:WA:286:LEU:HD22	1.89	0.54
40:WE:294:ALA:O	40:WE:300:ASN:ND2	2.36	0.54
40:WF:294:ALA:O	40:WF:300:ASN:ND2	2.37	0.54
41:WO:350:LYS:NZ	41:WO:351:THR:O	2.39	0.54
41:WP:27:GLU:OE2	41:WP:318:ARG:NH2	2.33	0.54
7:1T:511:HIS:ND1	7:1T:513:GLU:HG3	2.23	0.54

Continued on next page...

Continued from previous page...

Atom-1	Atom-2	Interatomic distance (Å)	Clash overlap (Å)
7:1U:261:THR:OG1	7:1U:262:GLY:N	2.41	0.54
7:1U:524:ARG:HE	7:1U:546:GLY:H	1.56	0.54
8:1Y:101:ILE:CD1	11:2J:250:ILE:HA	2.34	0.54
11:2K:207:VAL:HG11	11:2K:233:GLU:HB3	1.90	0.54
12:2O:47:MET:HG3	41:AM:336:LYS:HD3	1.89	0.54
14:3A:112:GLU:OE1	40:LF:163:LYS:HD3	2.07	0.54
16:3J:287:LEU:HD23	16:3J:370:LEU:HD21	1.90	0.54
16:3L:365:ALA:HB1	16:3M:31:GLN:HE21	1.73	0.54
22:4I:10:SER:HB2	41:MO:217:LEU:HD11	1.89	0.54
23:4M:20:PRO:HD2	40:BG:89:PRO:HB3	1.88	0.54
31:5I:322:THR:O	41:IN:276:ARG:NH2	2.41	0.54
31:5I:627:ILE:HB	31:5I:663:ILE:HB	1.90	0.54
36:5X:96:GLU:OE1	41:OL:276:ARG:NH1	2.40	0.54
40:AE:132:LEU:HD23	40:AE:164:LYS:HZ2	1.72	0.54
40:AF:280:LYS:HB3	40:MF:88:HIS:CE1	2.39	0.54
40:AH:276:ILE:HD12	40:AH:281:ALA:HA	1.90	0.54
40:BG:255:PHE:HZ	40:BG:318:LEU:HD21	1.73	0.54
40:BG:318:LEU:O	40:BG:374:VAL:HA	2.08	0.54
40:CA:258:ASN:ND2	41:CB:180:VAL:HG22	2.21	0.54
40:CI:221:ARG:HG2	41:CP:322:SER:HB3	1.88	0.54
41:CL:1:MET:O	41:CL:2:ARG:C	2.46	0.54
41:CP:218:THR:O	41:CP:220:PRO:HD3	2.06	0.54
40:DA:65:ALA:H	40:DA:91:GLN:NE2	2.06	0.54
40:DA:137:ILE:HG23	40:DA:167:LEU:O	2.08	0.54
40:DA:346:TRP:HB3	41:DB:391:ARG:HG3	1.89	0.54
40:DG:63:PRO:O	40:DG:91:GLN:NE2	2.36	0.54
40:DH:191:THR:HA	40:DH:194:THR:HG22	1.90	0.54
40:DI:73:THR:O	40:DI:75:ILE:N	2.41	0.54
40:DI:216:ASN:HB2	40:DI:275:VAL:O	2.07	0.54
40:DI:258:ASN:CB	40:DI:352:LYS:HG3	2.36	0.54
40:EA:76:ASP:HA	40:EA:79:ARG:HG2	1.88	0.54
41:EM:9:ALA:HA	41:EM:66:VAL:O	2.07	0.54
41:EM:226:ASN:HA	43:EM:501:GDP:HN21	1.72	0.54
41:EO:194:GLU:OE2	41:EO:262:ARG:NH1	2.41	0.54
40:FE:109:THR:OG1	40:FE:410:GLU:O	2.25	0.54
40:FH:319:TYR:HB3	40:FH:323:VAL:HG21	1.88	0.54
40:FI:207:GLU:HA	40:FI:210:TYR:HB2	1.90	0.54
40:FI:262:TYR:HB2	40:FI:265:ILE:HG12	1.88	0.54
41:FP:213:ARG:HH21	41:FP:297:LYS:HB3	1.72	0.54
41:FP:347:ASN:HD22	41:FP:347:ASN:C	2.11	0.54
40:HA:73:THR:HA	40:HA:76:ASP:HB2	1.90	0.54

Continued on next page...

Continued from previous page...

Atom-1	Atom-2	Interatomic distance (Å)	Clash overlap (Å)
40:HE:239:THR:HG22	40:HE:252:LEU:HD21	1.89	0.54
40:HI:402:ALA:HA	41:HP:260:PHE:HE1	1.73	0.54
40:IA:137:ILE:HB	40:IA:168:GLU:HG2	1.88	0.54
40:IG:318:LEU:O	40:IG:374:VAL:HA	2.08	0.54
40:JA:235:VAL:HA	40:JA:238:ILE:HG22	1.90	0.54
40:JA:294:ALA:O	40:JA:300:ASN:ND2	2.41	0.54
41:JN:238:THR:HG21	41:JN:318:ARG:HD2	1.90	0.54
41:KB:234:SER:O	41:KB:238:THR:HB	2.08	0.54
41:KM:27:GLU:HA	41:KM:359:ARG:HH12	1.72	0.54
41:KO:236:VAL:HG22	41:KO:368:ILE:HD11	1.89	0.54
41:LB:282:ARG:NH2	41:LB:288:GLU:OE2	2.41	0.54
40:LG:12:ALA:O	40:LG:16:ILE:HG13	2.07	0.54
40:MA:317:LEU:HB3	40:MA:319:TYR:CE1	2.43	0.54
41:MB:404:ASP:N	41:MB:404:ASP:OD2	2.41	0.54
40:ND:318:LEU:HD12	40:ND:354:GLY:HA3	1.87	0.54
40:NF:221:ARG:HH12	41:NM:325:GLU:H	1.54	0.54
41:NM:167:PHE:CD2	41:NM:233:MET:HG2	2.43	0.54
41:PB:15:GLN:NE2	43:PB:501:GDP:O6	2.41	0.54
40:PE:228:ASN:HA	40:PE:231:ILE:HD12	1.88	0.54
40:PF:21:TRP:HA	40:PF:24:TYR:HD1	1.71	0.54
40:PG:128:GLN:HE21	40:QG:285:GLN:HG3	1.71	0.54
41:QL:178:THR:HB	41:QL:181:GLU:HG3	1.90	0.54
41:QP:125:GLU:O	41:QP:126:SER:C	2.46	0.54
40:RF:97:GLU:OE2	40:RF:105:ARG:NH2	2.37	0.54
40:RG:185:TYR:HE2	40:RG:403:PHE:HB2	1.71	0.54
41:RO:179:VAL:HG23	41:RO:180:VAL:HG13	1.90	0.54
41:SM:216:LYS:HE2	41:SM:275:SER:HB3	1.89	0.54
41:SO:357:PRO:HB2	41:SO:361:LEU:O	2.07	0.54
41:SP:51:TYR:HB3	41:SP:59:TYR:HB3	1.90	0.54
41:UB:372:THR:OG1	41:UB:422:VAL:O	2.25	0.54
40:UF:291:ILE:HG12	40:UF:292:THR:N	2.22	0.54
40:UH:326:LYS:HE3	41:UP:208:TYR:CB	2.33	0.54
40:UI:277:SER:HA	40:UI:368:ALA:HB2	1.89	0.54
40:UI:437:ASP:O	40:UI:438:SER:C	2.46	0.54
41:UM:178:THR:HB	41:UM:181:GLU:HB3	1.90	0.54
41:UN:128:ASP:OD2	41:UN:129:CYS:N	2.41	0.54
41:UP:282:ARG:HH11	41:UP:283:ALA:H	1.56	0.54
41:VB:392:LYS:HE2	41:VB:395:LEU:HD22	1.90	0.54
40:VG:254:GLU:OE1	41:VO:99:ASN:ND2	2.41	0.54
41:VQ:285:THR:N	41:VQ:288:GLU:OE2	2.41	0.54
40:WF:98:ASP:O	40:WF:105:ARG:NH1	2.40	0.54

Continued on next page...

Continued from previous page...

Atom-1	Atom-2	Interatomic distance (Å)	Clash overlap (Å)
7:1T:506:GLN:HG3	7:1T:549:ASN:HA	1.90	0.54
9:2B:278:LYS:NZ	40:TA:365:GLY:O	2.36	0.54
11:2I:161:ARG:O	11:2I:165:VAL:HG22	2.07	0.54
17:3O:470:GLN:HG3	17:3O:471:GLU:HG2	1.90	0.54
17:3P:164:LEU:HD13	17:3P:254:LEU:HB3	1.90	0.54
17:3P:212:HIS:CE1	17:3P:217:THR:HG22	2.43	0.54
22:4J:157:ASP:OD1	22:4J:166:LYS:NZ	2.41	0.54
22:4K:439:LYS:O	22:4K:521:LEU:N	2.38	0.54
23:4N:233:SER:N	23:4N:242:LEU:HD22	2.23	0.54
26:4W:12:GLU:OE2	26:4W:23:ARG:NH2	2.41	0.54
27:4Y:47:LYS:O	27:4Y:51:LEU:HB2	2.08	0.54
31:5J:835:SER:OG	31:5J:837:ASP:OD1	2.22	0.54
36:5Z:256:ARG:NH1	40:LD:433:GLU:OE2	2.41	0.54
41:BB:21:TRP:CZ2	41:BB:63:ALA:HB2	2.43	0.54
41:BB:358:PRO:CG	41:BB:364:SER:HB3	2.31	0.54
41:BO:244:GLY:HA3	41:BO:354:CYS:HA	1.90	0.54
40:CA:100:ALA:HB1	41:CN:252:LYS:HA	1.90	0.54
40:CA:294:ALA:O	40:CA:297:GLU:HB2	2.07	0.54
40:CE:294:ALA:O	40:CE:300:ASN:ND2	2.40	0.54
40:CH:317:LEU:HD21	40:CH:332:ILE:HD11	1.89	0.54
40:CI:259:LEU:O	40:CI:379:ASN:ND2	2.40	0.54
41:CL:309:ARG:HD3	41:CL:342:VAL:HA	1.90	0.54
41:CM:13:GLY:HA3	41:CM:136:THR:O	2.08	0.54
40:DA:213:CYS:HB3	40:DA:219:ILE:CG2	2.38	0.54
40:DF:291:ILE:HG12	40:DF:292:THR:N	2.22	0.54
40:DH:86:LEU:O	40:DH:87:PHE:C	2.46	0.54
40:DI:31:GLN:HB2	40:DI:35:GLN:O	2.08	0.54
41:DM:107:THR:OG1	41:DM:108:GLU:N	2.40	0.54
41:EM:8:GLN:HE21	41:EM:17:GLY:HA2	1.73	0.54
41:EM:272:PRO:HG3	41:EM:364:SER:HB2	1.89	0.54
40:FA:144:GLY:O	40:FA:147:SER:N	2.37	0.54
40:FE:6:SER:O	40:FE:65:ALA:HA	2.08	0.54
40:FF:235:VAL:HA	40:FF:238:ILE:HG22	1.90	0.54
40:FF:324:VAL:HG12	40:FF:326:LYS:H	1.73	0.54
40:FG:297:GLU:OE2	40:FG:300:ASN:ND2	2.41	0.54
41:FP:122:LYS:NZ	41:GP:291:GLN:O	2.41	0.54
40:GA:294:ALA:O	40:GA:300:ASN:ND2	2.39	0.54
40:GE:218:ASP:O	40:GE:219:ILE:C	2.45	0.54
41:GO:210:ILE:HD12	41:GO:298:ASN:HA	1.89	0.54
40:HH:55:GLU:OE2	40:HH:61:HIS:NE2	2.40	0.54
41:HO:161:ASP:O	41:HO:162:ARG:NH1	2.41	0.54

Continued on next page...

Continued from previous page...

Atom-1	Atom-2	Interatomic distance (Å)	Clash overlap (Å)
41:HO:222:TYR:O	41:HO:226:ASN:ND2	2.41	0.54
40:JD:244:PHE:HD2	40:JD:356:ASN:HD21	1.55	0.54
40:JE:204:VAL:HA	40:JE:302:MET:HG3	1.88	0.54
40:JH:204:VAL:HG23	40:JH:302:MET:HG2	1.88	0.54
41:JM:172:SER:HB2	41:JM:173:PRO:HD2	1.90	0.54
41:JN:83:GLN:O	41:KN:281:TYR:OH	2.26	0.54
41:JN:342:VAL:HG23	41:JN:345:ILE:HG22	1.90	0.54
40:KE:310:GLY:HA3	40:KE:382:ALA:HB2	1.89	0.54
40:KE:318:LEU:O	40:KE:374:VAL:HA	2.08	0.54
40:KE:436:MET:O	41:KM:391:ARG:NH2	2.41	0.54
40:KG:274:PRO:HG3	40:KG:286:LEU:HD12	1.89	0.54
41:LB:295:ASP:OD2	41:LB:297:LYS:NZ	2.40	0.54
40:LE:141:PHE:HB2	40:LE:173:PRO:HD3	1.89	0.54
40:MD:258:ASN:HD22	40:MD:352:LYS:HB2	1.71	0.54
40:MF:402:ALA:O	40:MF:403:PHE:C	2.46	0.54
41:ML:7:LEU:HD23	41:ML:64:VAL:HB	1.89	0.54
41:MO:7:LEU:HB2	41:MO:135:LEU:HD12	1.88	0.54
40:NA:231:ILE:HD13	40:NA:234:ILE:HD12	1.90	0.54
40:OH:89:PRO:HD3	40:PH:283:HIS:ND1	2.23	0.54
41:ON:86:ARG:HG3	41:ON:88:ASP:H	1.73	0.54
41:ON:236:VAL:HG13	41:ON:237:THR:HG23	1.90	0.54
41:OO:156:ARG:NH2	41:OO:162:ARG:O	2.40	0.54
40:PA:163:LYS:HG3	40:PA:164:LYS:HD2	1.89	0.54
41:PB:7:LEU:HD12	41:PB:135:LEU:HB2	1.90	0.54
40:PG:247:ALA:O	41:PO:11:GLN:NE2	2.41	0.54
41:PN:134:GLN:HA	41:PN:165:ASN:O	2.08	0.54
41:QP:386:THR:C	41:QP:388:MET:H	2.11	0.54
41:RO:209:ASP:HB3	41:RO:213:ARG:NH2	2.23	0.54
41:RP:52:ASN:OD1	41:RP:62:ARG:NH1	2.41	0.54
40:SG:254:GLU:HG2	41:SO:98:GLY:HA2	1.90	0.54
40:SH:51:THR:HG23	40:SH:52:PHE:HD1	1.72	0.54
41:SL:42:LEU:HD23	41:SL:243:PRO:HG3	1.89	0.54
41:SL:131:GLN:HG2	41:SL:163:ILE:HD12	1.90	0.54
41:TN:86:ARG:HG2	41:TN:88:ASP:H	1.72	0.54
41:TP:325:GLU:HA	41:TP:328:GLU:HB2	1.90	0.54
40:UI:207:GLU:HB2	40:UI:304:LYS:HG2	1.90	0.54
40:UI:312:TYR:CD1	40:UI:380:THR:HB	2.43	0.54
41:UN:156:ARG:NH2	41:UN:197:ASP:OD2	2.41	0.54
41:VB:131:GLN:HE22	41:VB:240:LEU:HD22	1.72	0.54
41:VN:28:HIS:CE1	41:VN:47:ILE:HA	2.43	0.54
41:VN:382:SER:OG	41:VN:412:GLU:OE2	2.23	0.54

Continued on next page...

Continued from previous page...

Atom-1	Atom-2	Interatomic distance (Å)	Clash overlap (Å)
41:VO:275:SER:HB3	41:VO:278:SER:HB2	1.88	0.54
41:VQ:326:VAL:O	41:VQ:330:MET:HG2	2.08	0.54
40:WA:329:ASN:HB2	41:WB:175:VAL:HG11	1.90	0.54
8:1W:310:GLN:NE2	40:UH:58:ALA:O	2.38	0.54
8:1Z:512:ILE:HG22	8:1Z:516:LYS:HE3	1.90	0.54
10:2F:159:TYR:HE2	41:VB:46:ARG:HA	1.73	0.54
16:3L:9:SER:OG	16:3L:10:GLN:N	2.40	0.54
16:3L:309:GLN:HA	16:3L:312:LYS:HD3	1.89	0.54
34:5Q:183:GLN:HE22	40:GA:362:VAL:HG21	1.72	0.54
34:5R:418:GLU:O	34:5R:422:ILE:HG23	2.08	0.54
40:AA:183:GLU:OE2	42:AA:501:GTP:O3'	2.24	0.54
41:AB:207:LEU:HB3	41:AB:225:LEU:HD22	1.90	0.54
41:AN:67:ASP:OD2	41:AN:68:LEU:N	2.41	0.54
41:AP:341:PHE:HB3	41:AP:348:ASN:HD21	1.72	0.54
40:BA:137:ILE:HD11	40:BA:168:GLU:HG2	1.88	0.54
40:BA:218:ASP:OD2	40:BA:280:LYS:NZ	2.41	0.54
41:BB:27:GLU:HA	41:BB:359:ARG:HE	1.71	0.54
40:BE:172:TYR:HB2	40:BE:203:MET:HG2	1.89	0.54
40:BG:175:PRO:O	40:BG:389:ARG:NH2	2.41	0.54
40:BI:115:ILE:HD13	40:BI:152:LEU:HG	1.89	0.54
41:BO:311:LEU:HD13	41:BO:372:THR:HG23	1.88	0.54
41:CB:247:ASN:O	41:CB:252:LYS:NZ	2.40	0.54
40:CE:257:THR:HA	41:CM:397:TRP:CE2	2.43	0.54
41:CO:103:LYS:HA	41:CO:107:THR:CG2	2.37	0.54
40:DH:218:ASP:HB2	40:DH:277:SER:HB3	1.90	0.54
40:DH:252:LEU:HA	40:DH:255:PHE:CD2	2.43	0.54
41:DL:333:VAL:HG22	41:DL:337:ASN:HD21	1.72	0.54
41:DM:193:VAL:O	41:DM:195:ASN:N	2.40	0.54
41:DM:417:ASP:O	41:DM:418:LEU:C	2.46	0.54
41:DP:180:VAL:O	41:DP:181:GLU:C	2.46	0.54
41:EB:318:ARG:HD3	41:EB:358:PRO:HD3	1.90	0.54
40:EH:176:GLN:O	40:EH:177:VAL:C	2.46	0.54
41:EP:3:GLU:HB2	41:EP:130:LEU:HD13	1.90	0.54
41:FN:290:THR:HG21	41:FN:329:GLN:HB3	1.89	0.54
40:GE:16:ILE:HD11	40:GE:138:PHE:HB3	1.90	0.54
40:GH:68:VAL:HG23	40:GH:93:ILE:HB	1.90	0.54
41:HB:61:PRO:HD3	41:HB:84:ILE:HG12	1.90	0.54
41:HB:314:ALA:HB3	41:HB:368:ILE:HB	1.89	0.54
40:HG:188:ILE:HG23	40:HG:424:MET:HG3	1.89	0.54
40:HH:60:LYS:NZ	40:IH:283:HIS:HD2	2.05	0.54
41:IQ:103:LYS:HA	41:IQ:107:THR:HB	1.89	0.54

Continued on next page...

Continued from previous page...

Atom-1	Atom-2	Interatomic distance (Å)	Clash overlap (Å)
40:JD:136:LEU:HD23	40:JD:167:LEU:HB2	1.89	0.54
41:JN:323:MET:N	41:JN:323:MET:SD	2.81	0.54
40:KA:220:GLU:OE2	40:KA:221:ARG:NH1	2.41	0.54
40:KE:91:GLN:HG2	40:KE:121:ARG:HH21	1.72	0.54
40:KH:138:PHE:HZ	40:KH:235:VAL:HG21	1.71	0.54
41:KM:204:ASN:OD1	43:KM:502:GDP:O2'	2.23	0.54
41:LB:139:LEU:HD12	41:LB:170:VAL:HG22	1.90	0.54
40:LF:230:LEU:HD21	40:LF:275:VAL:HG12	1.88	0.54
40:LF:326:LYS:HG3	41:LN:220:PRO:HG2	1.89	0.54
41:LN:222:TYR:O	41:LN:226:ASN:ND2	2.40	0.54
40:MG:325:PRO:HD2	41:MO:220:PRO:O	2.08	0.54
40:ND:76:ASP:HA	40:ND:79:ARG:HG2	1.89	0.54
40:ND:139:HIS:NE2	40:ND:168:GLU:HB3	2.22	0.54
41:NM:235:GLY:HA3	41:NM:366:THR:HG21	1.88	0.54
41:NN:237:THR:HG23	41:NN:240:LEU:HD21	1.89	0.54
41:OB:166:THR:HB	41:OB:199:THR:HG22	1.90	0.54
40:PD:7:VAL:HG23	40:PD:66:VAL:HB	1.90	0.54
41:PL:171:PRO:HG3	41:PL:181:GLU:HB3	1.88	0.54
41:PM:62:ARG:NH1	41:PM:127:CYS:SG	2.81	0.54
40:QF:141:PHE:HB2	40:QF:173:PRO:HD3	1.89	0.54
40:RG:7:VAL:HG12	40:RG:66:VAL:HB	1.90	0.54
40:RG:269:LEU:HD22	40:RG:383:ILE:HD11	1.89	0.54
40:RG:362:VAL:HG21	40:RG:369:LYS:HA	1.89	0.54
41:RL:167:PHE:CE2	41:RL:233:MET:HB2	2.42	0.54
40:SF:70:LEU:HD12	40:SF:145:THR:HG22	1.89	0.54
40:SG:319:TYR:HB3	40:SG:323:VAL:HG21	1.89	0.54
41:SL:44:LEU:HA	41:SL:47:ILE:HB	1.89	0.54
41:SO:82:GLY:O	41:SO:84:ILE:N	2.33	0.54
41:SO:173:PRO:O	41:SO:174:LYS:C	2.46	0.54
41:SO:375:GLN:O	41:SO:376:GLU:C	2.46	0.54
41:TM:99:ASN:HA	41:TM:142:GLY:HA3	1.90	0.54
41:TO:130:LEU:O	41:TO:162:ARG:NH2	2.41	0.54
40:VA:251:ASP:H	40:VA:254:GLU:HB2	1.71	0.54
41:VN:309:ARG:NH2	41:VN:343:GLU:OE1	2.40	0.54
41:VP:117:LEU:HA	41:VP:120:VAL:HG12	1.89	0.54
40:WA:11:GLN:HE22	41:WN:247:ASN:H	1.56	0.54
40:WH:254:GLU:OE1	41:WP:99:ASN:ND2	2.40	0.54
40:WH:318:LEU:O	40:WH:374:VAL:HA	2.07	0.54
40:WH:390:LEU:HA	40:WH:393:LYS:HG3	1.90	0.54
41:WN:170:VAL:HG21	41:WN:377:LEU:HG	1.90	0.54
7:1U:149:CYS:SG	7:1U:150:GLY:N	2.80	0.54

Continued on next page...

Continued from previous page...

Atom-1	Atom-2	Interatomic distance (Å)	Clash overlap (Å)
7:1U:366:GLU:OE2	7:1U:369:ARG:NH2	2.39	0.54
7:1U:373:PRO:HG2	10:2G:137:LYS:HA	1.89	0.54
9:2C:480:LEU:HA	9:2C:483:LYS:HG2	1.89	0.54
12:2R:189:TYR:O	12:2R:192:GLN:NE2	2.41	0.54
15:3G:310:ALA:HB2	15:3G:344:ILE:HG21	1.89	0.54
18:3T:315:ARG:HG2	18:3T:419:LYS:HB3	1.90	0.54
21:4F:133:VAL:HB	21:4F:149:ILE:HB	1.90	0.54
22:4I:489:PRO:HG3	22:4I:514:ASP:HB3	1.90	0.54
22:4J:630:HIS:O	22:4J:631:ALA:C	2.46	0.54
23:4N:91:ILE:CG2	40:AF:84:ARG:HB2	2.38	0.54
23:4N:254:LYS:HD2	41:DM:53:GLU:HB2	1.90	0.54
23:4P:184:MET:O	23:4P:185:SER:C	2.45	0.54
23:4P:233:SER:N	23:4P:242:LEU:HD22	2.23	0.54
36:5Y:93:GLY:HA2	41:OO:217:LEU:HD11	1.90	0.54
37:6A:43:ARG:NE	41:TO:45:GLU:OE2	2.41	0.54
39:6L:31:LEU:HD13	39:6L:68:LEU:HD11	1.90	0.54
40:AA:319:TYR:HB3	40:AA:323:VAL:HG21	1.90	0.54
41:AO:289:LEU:O	41:AO:293:MET:HB2	2.08	0.54
41:BP:288:GLU:HG3	41:BP:289:LEU:N	2.22	0.54
40:CH:241:SER:C	40:CH:243:ARG:H	2.10	0.54
41:CL:142:GLY:O	41:CL:144:GLY:N	2.41	0.54
41:CL:384:GLN:O	41:CL:385:PHE:C	2.45	0.54
41:CN:135:LEU:HD23	41:CN:166:THR:HG22	1.89	0.54
41:CN:240:LEU:HD21	41:CN:250:LEU:H	1.73	0.54
41:DB:109:GLY:O	41:DB:111:GLU:N	2.41	0.54
41:DB:239:CYS:C	41:DB:241:ARG:H	2.11	0.54
41:DB:395:LEU:O	41:DB:399:THR:N	2.37	0.54
40:DF:351:PHE:N	41:DN:179:VAL:HG12	2.23	0.54
41:DM:75:SER:O	41:DM:76:VAL:C	2.46	0.54
40:EF:108:TYR:O	40:EF:112:LYS:NZ	2.37	0.54
40:EF:158:SER:OG	40:EF:166:LYS:NZ	2.41	0.54
40:FA:35:GLN:O	40:FA:36:MET:C	2.46	0.54
41:FM:248:ALA:HA	41:FM:252:LYS:HD3	1.89	0.54
40:GE:317:LEU:HB3	40:GE:319:TYR:HE1	1.71	0.54
40:GF:352:LYS:HD2	41:GN:179:VAL:H	1.73	0.54
40:GI:278:ALA:O	40:GI:279:GLU:C	2.46	0.54
41:GM:99:ASN:HA	41:GM:142:GLY:HA3	1.89	0.54
41:GN:206:ALA:HB2	41:GN:301:ALA:O	2.08	0.54
40:HA:88:HIS:HB3	40:HA:91:GLN:HG2	1.89	0.54
41:HB:178:THR:HB	41:HB:181:GLU:HB2	1.89	0.54
40:HH:180:ALA:HB3	40:HH:183:GLU:HG3	1.90	0.54

Continued on next page...

Continued from previous page...

Atom-1	Atom-2	Interatomic distance (Å)	Clash overlap (Å)
40:IF:141:PHE:HB2	40:IF:173:PRO:HD3	1.90	0.54
41:IO:252:LYS:O	41:IO:256:ASN:ND2	2.41	0.54
41:IQ:174:LYS:HD2	41:IQ:175:VAL:HG13	1.90	0.54
41:JB:348:ASN:HA	40:JG:181:VAL:HG12	1.90	0.54
40:JE:100:ALA:HA	41:JL:252:LYS:HD3	1.89	0.54
40:JF:217:LEU:HA	40:JF:277:SER:HB2	1.90	0.54
41:JL:170:VAL:HG21	41:JL:377:LEU:HD11	1.90	0.54
40:KG:250:VAL:HG23	40:KG:254:GLU:HB2	1.90	0.54
40:KH:73:THR:HA	40:KH:76:ASP:HB2	1.88	0.54
41:KO:256:ASN:HD22	41:KO:350:LYS:HE2	1.72	0.54
40:LA:101:ASN:HD22	40:LA:143:GLY:HA2	1.72	0.54
41:LB:142:GLY:O	41:LB:144:GLY:N	2.40	0.54
41:LN:318:ARG:HG2	41:LN:357:PRO:HA	1.90	0.54
40:MA:11:GLN:HA	40:MA:74:VAL:HG11	1.89	0.54
40:MH:104:ALA:HB2	40:MH:412:MET:HE3	1.90	0.54
40:MH:238:ILE:HG12	40:MH:377:LEU:HD11	1.88	0.54
41:MM:407:GLU:HA	41:MM:410:GLU:HB2	1.90	0.54
40:NE:27:GLU:OE1	40:NE:243:ARG:NH2	2.40	0.54
40:NG:26:LEU:HG	40:NG:363:VAL:HG12	1.89	0.54
40:OF:180:ALA:HB3	40:OF:183:GLU:HG2	1.90	0.54
40:OH:217:LEU:HA	40:OH:277:SER:HB3	1.90	0.54
41:OP:395:LEU:HA	41:OP:398:TYR:HD2	1.73	0.54
40:PA:100:ALA:HA	41:PN:252:LYS:HG3	1.90	0.54
40:PA:276:ILE:HG23	40:PA:280:LYS:HG3	1.89	0.54
41:PP:22:GLU:HG3	41:PP:81:PHE:HD1	1.73	0.54
41:QM:130:LEU:HB3	41:QM:162:ARG:HE	1.73	0.54
41:QN:169:VAL:HG22	41:QN:202:ILE:HD11	1.90	0.54
41:QO:19:LYS:NZ	41:QO:223:GLY:O	2.41	0.54
40:RA:107:HIS:HD2	40:RA:152:LEU:HB2	1.73	0.54
40:SA:252:LEU:HA	40:SA:255:PHE:CD1	2.43	0.54
40:SE:108:TYR:O	40:SE:112:LYS:NZ	2.39	0.54
40:SE:177:VAL:HG12	41:SL:331:LEU:HB2	1.89	0.54
40:SI:172:TYR:N	40:SI:204:VAL:O	2.40	0.54
41:SM:142:GLY:O	41:SM:144:GLY:N	2.41	0.54
41:SP:27:GLU:HA	41:SP:359:ARG:HH12	1.73	0.54
41:SP:45:GLU:OE2	41:SP:243:PRO:HD3	2.08	0.54
40:TF:175:PRO:HD2	40:TF:176:GLN:H	1.73	0.54
41:TN:248:ALA:HA	41:TN:252:LYS:HG2	1.89	0.54
40:UE:27:GLU:OE2	40:UE:361:THR:OG1	2.24	0.54
40:UF:35:GLN:O	40:UF:36:MET:C	2.46	0.54
40:UI:326:LYS:HA	40:UI:329:ASN:HD21	1.73	0.54

Continued on next page...

Continued from previous page...

Atom-1	Atom-2	Interatomic distance (Å)	Clash overlap (Å)
41:VP:52:ASN:OD1	41:VP:62:ARG:NH2	2.40	0.54
40:WF:400:LYS:HZ1	41:WM:344:TRP:HB2	1.72	0.54
40:WI:186:ASN:OD1	40:WI:407:TYR:OH	2.26	0.54
41:WO:287:PRO:HA	41:WO:329:GLN:HE22	1.72	0.54
41:WP:313:VAL:HB	41:WP:349:VAL:HG22	1.90	0.54
11:2K:200:LEU:HB3	11:2K:241:ILE:HG22	1.90	0.54
17:3R:243:GLN:HB2	17:3R:321:LEU:HD23	1.90	0.54
17:3R:247:SER:HA	17:3R:314:GLU:HG2	1.89	0.54
21:4D:41:ARG:O	41:LN:77:ARG:NH1	2.41	0.54
22:4J:140:PRO:HB3	22:4J:143:GLU:HB3	1.88	0.54
22:4J:651:LYS:HA	22:4J:690:TYR:CZ	2.43	0.54
23:4N:183:PHE:O	23:4N:184:MET:C	2.45	0.54
23:4N:216:MET:O	23:4N:217:LYS:C	2.45	0.54
29:5D:24:THR:HG22	29:5D:70:VAL:HG23	1.90	0.54
31:5J:748:SER:OG	40:IE:77:GLU:OE1	2.26	0.54
33:5N:483:LYS:HD3	40:GE:38:SER:HB3	1.89	0.54
34:5R:322:GLN:OE1	34:5R:326:ASP:OD1	2.26	0.54
36:5W:82:ASN:OD1	40:OF:369:LYS:NZ	2.40	0.54
40:AA:255:PHE:HZ	40:AA:318:LEU:HD21	1.72	0.54
40:BE:45:GLY:O	40:BE:46:ASP:C	2.46	0.54
40:BI:72:PRO:O	40:BI:73:THR:C	2.45	0.54
40:BI:193:THR:OG1	40:BI:194:THR:N	2.41	0.54
41:BL:222:TYR:O	41:BL:226:ASN:ND2	2.41	0.54
41:BO:12:CYS:CB	41:BO:138:SER:HB3	2.37	0.54
41:BP:67:ASP:OD2	41:BP:73:MET:HG2	2.08	0.54
40:CH:7:VAL:HB	40:CH:137:ILE:HG23	1.90	0.54
40:CH:39:ASP:O	40:CH:40:LYS:HB2	2.08	0.54
40:CH:177:VAL:CG1	41:CO:327:ASP:HB3	2.38	0.54
40:CH:408:VAL:HA	40:CH:412:MET:O	2.08	0.54
41:CL:185:ALA:O	41:CL:186:THR:C	2.46	0.54
41:CM:326:VAL:HG13	41:CM:351:THR:HG21	1.90	0.54
41:CO:180:VAL:O	41:CO:181:GLU:C	2.46	0.54
40:DH:239:THR:HA	40:DH:242:LEU:HD21	1.90	0.54
40:DI:19:ALA:O	40:DI:22:GLU:HG3	2.08	0.54
40:DI:176:GLN:O	40:DI:177:VAL:C	2.47	0.54
40:DI:205:ASP:HB2	40:DI:303:VAL:HA	1.89	0.54
41:DN:239:CYS:C	41:DN:241:ARG:H	2.11	0.54
41:DO:372:THR:OG1	41:DO:422:VAL:O	2.25	0.54
41:DP:87:PRO:O	41:DP:88:ASP:C	2.45	0.54
41:EB:271:ALA:HB1	41:EB:292:GLN:HG3	1.89	0.54
40:EI:323:VAL:HA	40:EI:372:ARG:HH11	1.73	0.54

Continued on next page...

Continued from previous page...

Atom-1	Atom-2	Interatomic distance (Å)	Clash overlap (Å)
41:EO:262:ARG:NH2	41:EO:414:ASN:OD1	2.41	0.54
41:FB:323:MET:HA	41:FB:326:VAL:HB	1.90	0.54
40:GE:281:ALA:O	40:GE:282:TYR:C	2.47	0.54
40:HA:99:ALA:HA	40:HA:105:ARG:HG2	1.90	0.54
40:HE:200:CYS:HB2	40:HE:256:GLN:NE2	2.23	0.54
41:HN:398:TYR:HB3	41:HN:408:PHE:HZ	1.73	0.54
41:HP:200:TYR:HE2	41:HP:368:ILE:HD12	1.73	0.54
41:HQ:1:MET:HG2	41:HQ:48:ASN:HD21	1.73	0.54
40:IH:252:LEU:HA	40:IH:255:PHE:HD2	1.73	0.54
40:IH:262:TYR:HB2	40:IH:265:ILE:HG22	1.89	0.54
41:JM:48:ASN:O	41:JM:49:VAL:C	2.46	0.54
41:JM:218:THR:O	41:JM:220:PRO:HD3	2.08	0.54
40:KA:262:TYR:OH	41:KB:391:ARG:O	2.22	0.54
40:LF:348:PRO:HB2	41:LN:384:GLN:OE1	2.08	0.54
40:LH:246:GLY:HA3	40:LH:356:ASN:HA	1.90	0.54
41:LM:271:ALA:HB1	41:LM:292:GLN:HG2	1.90	0.54
41:LN:313:VAL:HB	41:LN:349:VAL:HG22	1.90	0.54
40:MA:250:VAL:HG23	40:MA:254:GLU:HB3	1.90	0.54
42:MB:502:GTP:HN21	40:MG:228:ASN:HB3	1.73	0.54
41:MM:332:ASN:OD1	41:MM:336:LYS:NZ	2.41	0.54
41:MN:313:VAL:O	41:MN:349:VAL:HA	2.08	0.54
40:NA:206:ASN:OD1	42:NN:501:GTP:O2'	2.26	0.54
40:NH:73:THR:OG1	41:NO:46:ARG:NH1	2.39	0.54
41:ON:87:PRO:HD3	41:PN:281:TYR:CD2	2.43	0.54
40:PF:255:PHE:HE1	40:PF:318:LEU:HD11	1.71	0.54
41:PM:130:LEU:HB3	41:PM:162:ARG:NH1	2.22	0.54
41:PN:187:LEU:HD11	41:PN:408:PHE:HE1	1.73	0.54
40:QA:188:ILE:HG22	40:QA:420:ALA:HB1	1.90	0.54
41:QB:145:SER:O	41:QB:146:GLY:C	2.46	0.54
40:QE:116:ASP:N	40:QE:116:ASP:OD1	2.41	0.54
41:SB:313:VAL:HB	41:SB:349:VAL:HG22	1.89	0.54
40:SE:75:ILE:HG23	40:SE:92:LEU:HD12	1.89	0.54
40:SG:391:ASP:HB3	40:SG:421:ARG:HH22	1.73	0.54
41:SO:149:THR:O	41:SO:150:LEU:C	2.47	0.54
40:TF:217:LEU:HD12	40:TF:277:SER:HB3	1.89	0.54
40:TH:182:VAL:O	40:TH:186:ASN:ND2	2.40	0.54
41:TL:118:ASP:OD1	41:TL:121:ARG:NH2	2.33	0.54
41:TO:170:VAL:HG21	41:TO:377:LEU:HD21	1.90	0.54
40:UF:99:ALA:HB3	40:UF:145:THR:HA	1.89	0.54
40:UF:184:PRO:O	40:UF:185:TYR:C	2.47	0.54
40:UI:258:ASN:HB2	40:UI:352:LYS:HG3	1.89	0.54

Continued on next page...

Continued from previous page...

Atom-1	Atom-2	Interatomic distance (Å)	Clash overlap (Å)
41:VB:49:VAL:HG11	41:VB:241:ARG:HG2	1.89	0.54
41:VN:7:LEU:O	41:VN:135:LEU:HA	2.08	0.54
41:VP:215:LEU:HB3	41:VP:217:LEU:HD23	1.89	0.54
40:WA:269:LEU:HD23	40:WA:383:ILE:HD11	1.89	0.54
41:WB:258:VAL:HG13	40:WG:406:TRP:HE1	1.72	0.54
40:WI:188:ILE:HD12	40:WI:424:MET:HG3	1.90	0.54
41:WN:215:LEU:O	41:WN:216:LYS:C	2.45	0.54
7:1T:447:GLY:O	7:1T:448:HIS:C	2.45	0.53
7:1U:47:ILE:HD11	7:1U:81:SER:HB3	1.88	0.53
7:1U:380:ILE:HB	7:1U:389:LEU:HD11	1.89	0.53
8:1X:99:SER:O	8:1X:100:LEU:HB3	2.07	0.53
13:2U:88:THR:HG23	13:2U:157:HIS:HB2	1.88	0.53
15:3H:206:ARG:NH1	15:3H:207:ILE:O	2.41	0.53
16:3J:325:PRO:HD2	16:3J:328:GLU:HB2	1.89	0.53
16:3M:36:HIS:HA	16:3M:39:ARG:HH11	1.72	0.53
18:3U:447:GLN:OXT	41:LM:37:HIS:ND1	2.42	0.53
19:3Y:144:GLN:NE2	41:LB:272:PRO:O	2.41	0.53
23:4P:242:LEU:HD12	23:4P:261:TYR:CE2	2.43	0.53
39:6I:128:SER:HA	40:OA:84:ARG:NH2	2.22	0.53
40:AA:221:ARG:NH1	41:AN:325:GLU:OE2	2.35	0.53
41:AB:163:ILE:HG21	41:AB:250:LEU:HB3	1.88	0.53
40:AE:178:SER:OG	41:AL:347:ASN:ND2	2.41	0.53
40:BG:122:ILE:HD13	40:BG:157:LEU:HD11	1.90	0.53
41:BM:143:THR:O	41:BM:144:GLY:C	2.46	0.53
41:BM:310:TYR:CD1	41:BM:371:SER:HB2	2.43	0.53
41:CL:68:LEU:HD13	41:CL:97:ALA:HB2	1.90	0.53
41:CO:200:TYR:HE1	41:CO:266:PHE:HD2	1.56	0.53
40:DE:224:TYR:CE1	41:DL:323:MET:HB3	2.44	0.53
40:DE:241:SER:O	40:DE:242:LEU:C	2.47	0.53
40:EF:68:VAL:HG12	40:EF:93:ILE:HB	1.91	0.53
40:EH:14:VAL:HG13	40:EH:67:PHE:HD2	1.71	0.53
41:FM:274:THR:OG1	41:FM:282:ARG:NH1	2.40	0.53
40:GG:34:GLY:HA3	40:GG:60:LYS:HD2	1.89	0.53
40:GH:328:VAL:HG21	40:GH:353:VAL:HG13	1.90	0.53
40:IE:255:PHE:O	40:IE:259:LEU:HB2	2.09	0.53
41:IQ:234:SER:O	41:IQ:238:THR:OG1	2.26	0.53
40:JA:262:TYR:OH	41:JB:391:ARG:O	2.23	0.53
40:JF:274:PRO:HG3	40:JF:286:LEU:HD11	1.91	0.53
41:JM:167:PHE:HZ	41:JM:236:VAL:HG21	1.73	0.53
40:KA:205:ASP:HB2	40:KA:303:VAL:HG23	1.89	0.53
40:KG:217:LEU:HD23	40:KG:277:SER:HB2	1.89	0.53

Continued on next page...

Continued from previous page...

Atom-1	Atom-2	Interatomic distance (Å)	Clash overlap (Å)
41:KM:253:LEU:HD22	41:KM:350:LYS:HZ1	1.73	0.53
40:LF:76:ASP:HA	40:LF:79:ARG:HG2	1.90	0.53
40:MF:139:HIS:CE1	40:MF:170:SER:HB3	2.43	0.53
40:MF:239:THR:HA	40:MF:242:LEU:HD21	1.90	0.53
40:MH:210:TYR:CG	41:MO:324:LYS:HG2	2.42	0.53
40:NA:7:VAL:HG11	40:NA:153:LEU:HD21	1.90	0.53
40:ND:28:HIS:CD2	40:ND:49:PHE:HA	2.43	0.53
40:ND:104:ALA:HB1	40:ND:410:GLU:HB3	1.89	0.53
40:NE:102:ASN:OD1	40:NE:105:ARG:N	2.36	0.53
40:OA:20:CYS:HA	40:OA:232:SER:HB2	1.91	0.53
40:OA:224:TYR:CZ	41:ON:323:MET:HG2	2.42	0.53
40:OF:273:ALA:HB3	40:OF:374:VAL:H	1.73	0.53
41:ON:226:ASN:ND2	43:ON:502:GDP:O6	2.39	0.53
41:PB:256:ASN:OD1	41:PB:350:LYS:HE2	2.08	0.53
40:PD:238:ILE:HG12	40:PD:377:LEU:HD11	1.90	0.53
40:PE:75:ILE:HG23	40:PE:92:LEU:HD12	1.90	0.53
41:PM:191:GLN:O	41:PM:195:ASN:HB3	2.07	0.53
41:PP:223:GLY:O	41:PP:227:HIS:HB2	2.08	0.53
40:QF:436:MET:O	41:QN:391:ARG:NH2	2.42	0.53
41:SN:100:ASN:HB2	41:SN:103:LYS:HB2	1.90	0.53
41:SP:412:GLU:OE2	41:SP:416:ASN:ND2	2.41	0.53
40:TG:267:PHE:HE2	40:TG:427:LEU:HD21	1.73	0.53
40:TG:370:VAL:HG22	40:TG:372:ARG:H	1.73	0.53
40:UE:269:LEU:HD21	40:UE:383:ILE:HD11	1.90	0.53
41:UP:65:LEU:HD11	41:UP:85:PHE:HB3	1.90	0.53
41:VB:95:SER:OG	41:VB:96:GLY:N	2.41	0.53
40:VF:370:VAL:HG22	40:VF:372:ARG:H	1.73	0.53
40:VG:7:VAL:HB	40:VG:137:ILE:HG12	1.90	0.53
41:VN:142:GLY:O	41:VN:144:GLY:N	2.41	0.53
41:WB:317:PHE:HB2	41:WB:353:VAL:HG12	1.89	0.53
40:WF:220:GLU:HG3	40:WF:221:ARG:HD2	1.90	0.53
41:WO:7:LEU:HG	41:WO:64:VAL:HB	1.90	0.53
7:1U:346:GLU:N	7:1U:346:GLU:OE2	2.41	0.53
13:2X:13:ILE:HG12	13:2X:165:VAL:O	2.08	0.53
17:3O:395:VAL:HG12	17:3O:399:ARG:HD2	1.88	0.53
17:3R:182:GLU:CG	17:3R:237:LEU:HD21	2.38	0.53
17:3R:264:ALA:O	17:3R:265:TYR:C	2.46	0.53
22:4I:154:ILE:HG12	22:4I:185:LEU:HD12	1.90	0.53
23:4M:91:ILE:HB	23:4M:92:PRO:HD2	1.90	0.53
23:4P:253:TYR:HE2	40:EA:220:GLU:OE1	1.91	0.53
23:4R:58:ARG:HH12	41:BP:43:GLN:HA	1.73	0.53

Continued on next page...

Continued from previous page...

Atom-1	Atom-2	Interatomic distance (Å)	Clash overlap (Å)
26:4V:64:ASN:OD1	26:4V:65:LYS:N	2.39	0.53
26:4W:282:VAL:HG21	26:4W:304:TYR:HB3	1.91	0.53
34:5Q:162:GLU:OE2	41:GB:218:THR:OG1	2.25	0.53
39:6F:138:GLY:HA2	39:6F:141:SER:HB2	1.89	0.53
40:BE:332:ILE:HD13	40:BE:351:PHE:HB3	1.89	0.53
40:BI:264:ARG:O	40:BI:265:ILE:C	2.46	0.53
41:BM:272:PRO:HD3	41:BM:364:SER:HA	1.89	0.53
41:CB:107:THR:O	41:CB:110:ALA:N	2.41	0.53
40:CH:45:GLY:O	40:CH:47:ASP:N	2.40	0.53
41:CM:141:GLY:HA3	43:CM:501:GDP:O1A	2.08	0.53
41:CM:242:PHE:HB3	41:CM:356:ILE:HB	1.90	0.53
41:CM:272:PRO:HG2	41:CM:361:LEU:HD13	1.90	0.53
40:DA:155:GLU:HA	40:DA:197:HIS:CE1	2.43	0.53
41:DB:61:PRO:HD2	41:DB:84:ILE:O	2.08	0.53
41:DL:237:THR:O	41:DL:237:THR:OG1	2.25	0.53
41:DM:8:GLN:HE21	41:DM:17:GLY:HA3	1.73	0.53
41:EB:256:ASN:HD21	40:EG:101:ASN:HD22	1.56	0.53
40:EE:70:LEU:HD12	40:EE:145:THR:HG22	1.89	0.53
41:EN:318:ARG:HB3	41:EN:354:CYS:HB3	1.89	0.53
41:EP:288:GLU:O	41:EP:291:GLN:HG3	2.07	0.53
41:FB:142:GLY:O	41:FB:144:GLY:N	2.41	0.53
41:FP:334:GLN:NE2	41:FP:348:ASN:OD1	2.41	0.53
40:GA:51:THR:HG21	40:GA:243:ARG:HA	1.90	0.53
40:GA:271:THR:OG1	40:GA:300:ASN:O	2.23	0.53
40:HE:6:SER:HB3	40:HE:138:PHE:HE1	1.72	0.53
40:HE:90:GLU:HB3	40:IE:280:LYS:HZ1	1.73	0.53
40:HF:191:THR:O	40:HF:195:LEU:HB2	2.07	0.53
40:HH:224:TYR:HA	40:HH:227:LEU:HB2	1.91	0.53
40:IE:319:TYR:HB3	40:IE:323:VAL:HG21	1.89	0.53
40:JD:20:CYS:HA	40:JD:232:SER:HB2	1.90	0.53
40:JG:205:ASP:HB2	40:JG:303:VAL:HG23	1.91	0.53
40:JH:181:VAL:HG23	40:JH:182:VAL:HG13	1.90	0.53
41:JM:389:PHE:HZ	41:JM:405:GLU:HG2	1.72	0.53
41:KB:180:VAL:HG13	41:KB:184:ASN:HD21	1.73	0.53
41:KB:324:LYS:NZ	40:KG:222:PRO:HG2	2.23	0.53
40:KD:325:PRO:O	40:KD:329:ASN:ND2	2.34	0.53
40:KE:141:PHE:HB2	40:KE:173:PRO:HD3	1.89	0.53
40:LF:102:ASN:O	40:LF:103:TYR:C	2.47	0.53
40:LH:16:ILE:HD11	40:LH:171:ILE:HD11	1.90	0.53
40:LH:394:PHE:HZ	40:LH:417:PHE:HB3	1.72	0.53
40:MG:37:PRO:O	40:MG:38:SER:C	2.46	0.53

Continued on next page...

Continued from previous page...

Atom-1	Atom-2	Interatomic distance (Å)	Clash overlap (Å)
40:MH:258:ASN:HD22	41:MP:179:VAL:H	1.55	0.53
40:ND:139:HIS:CD2	40:ND:170:SER:HB2	2.44	0.53
40:ND:288:VAL:O	40:ND:291:ILE:HG12	2.08	0.53
40:NH:406:TRP:HE1	41:NO:258:VAL:HB	1.71	0.53
41:NL:263:LEU:HD11	41:NL:421:PRO:HB2	1.90	0.53
40:OF:49:PHE:O	40:OF:53:PHE:HB2	2.08	0.53
40:OF:370:VAL:HG12	40:OF:372:ARG:H	1.73	0.53
40:OH:174:ALA:HB3	40:OH:177:VAL:CG2	2.37	0.53
41:ON:322:SER:OG	41:ON:325:GLU:OE2	2.21	0.53
40:PA:158:SER:OG	40:PA:166:LYS:NZ	2.39	0.53
41:PB:104:GLY:HA2	41:PB:109:GLY:HA3	1.90	0.53
40:PF:67:PHE:HB2	40:PF:92:LEU:HD13	1.90	0.53
40:PH:136:LEU:HD13	40:PH:167:LEU:HB2	1.89	0.53
41:PM:342:VAL:HG23	41:PM:345:ILE:HG22	1.90	0.53
41:PN:236:VAL:HG13	41:PN:237:THR:HG23	1.89	0.53
41:PP:133:PHE:O	41:PP:164:MET:HA	2.08	0.53
41:PP:379:LYS:O	41:PP:382:SER:N	2.40	0.53
41:RB:257:MET:HB3	41:RB:266:PHE:CZ	2.43	0.53
41:RB:323:MET:HA	41:RB:326:VAL:HB	1.90	0.53
40:RG:175:PRO:HB3	40:RG:389:ARG:HH21	1.73	0.53
41:RP:45:GLU:HG2	41:RP:46:ARG:HG3	1.88	0.53
41:RP:314:ALA:HB3	41:RP:368:ILE:HB	1.89	0.53
40:SA:246:GLY:HA2	40:SA:357:TYR:CD1	2.42	0.53
41:SO:7:LEU:HD22	41:SO:120:VAL:HG22	1.89	0.53
40:TA:239:THR:HG22	40:TA:252:LEU:HD21	1.91	0.53
40:TA:247:ALA:O	41:TB:11:GLN:NE2	2.39	0.53
41:TB:156:ARG:HH21	41:TB:164:MET:HG2	1.73	0.53
40:TF:380:THR:O	40:TF:431:TYR:OH	2.26	0.53
41:TM:138:SER:O	41:TM:145:SER:OG	2.25	0.53
41:TO:267:MET:HE1	41:TO:373:ALA:HB3	1.90	0.53
40:VF:97:GLU:OE2	40:VF:105:ARG:NH2	2.41	0.53
40:VG:105:ARG:HG2	40:VG:410:GLU:HG2	1.90	0.53
40:WG:20:CYS:HA	40:WG:232:SER:HB2	1.90	0.53
40:WG:138:PHE:HE2	40:WG:235:VAL:HG21	1.73	0.53
40:WI:405:HIS:HA	40:WI:408:VAL:HG12	1.91	0.53
41:WO:49:VAL:O	41:WO:62:ARG:NH1	2.41	0.53
41:WO:292:GLN:O	41:WO:298:ASN:ND2	2.40	0.53
41:WP:51:TYR:HB3	41:WP:59:TYR:HB3	1.90	0.53
41:WQ:51:TYR:HB3	41:WQ:59:TYR:HB3	1.90	0.53
7:1S:585:GLY:O	7:1S:586:HIS:C	2.47	0.53
8:1W:371:ARG:N	40:VH:369:LYS:HZ1	2.06	0.53

Continued on next page...

Continued from previous page...

Atom-1	Atom-2	Interatomic distance (Å)	Clash overlap (Å)
8:1Z:384:GLN:OE1	8:1Z:388:ARG:NH2	2.28	0.53
9:2B:318:HIS:HA	9:2B:321:MET:HG3	1.89	0.53
13:2T:172:TYR:HB3	13:2T:176:GLU:HG3	1.89	0.53
16:3L:332:ASP:HA	16:3M:215:LEU:HD21	1.89	0.53
19:3Y:46:ILE:HG12	40:KH:58:ALA:HB2	1.90	0.53
21:4F:350:PHE:N	40:CE:39:ASP:OD1	2.40	0.53
22:4I:215:SER:OG	22:4I:216:PHE:N	2.39	0.53
23:4N:242:LEU:HD12	23:4N:261:TYR:CE2	2.43	0.53
33:5O:45:ASN:HD22	41:KL:218:THR:HA	1.74	0.53
34:5R:424:GLU:HA	34:5R:427:LYS:HD2	1.89	0.53
40:AF:254:GLU:OE2	41:AN:99:ASN:ND2	2.42	0.53
40:AG:76:ASP:HA	40:AG:79:ARG:HG2	1.89	0.53
40:AH:260:VAL:HB	41:AP:397:TRP:HH2	1.73	0.53
41:AP:318:ARG:HG2	41:AP:354:CYS:HB3	1.90	0.53
40:BG:73:THR:HA	40:BG:76:ASP:HB3	1.91	0.53
40:CA:66:VAL:HG21	40:CA:122:ILE:HG13	1.90	0.53
40:CA:177:VAL:HG23	40:CA:178:SER:H	1.73	0.53
40:DA:173:PRO:HG3	40:DA:183:GLU:HG2	1.89	0.53
40:DI:145:THR:HB	42:DI:501:GTP:O2B	2.08	0.53
40:DI:172:TYR:CD1	40:DI:173:PRO:HD2	2.43	0.53
41:DM:6:HIS:CE1	41:DM:8:GLN:HB3	2.43	0.53
40:EI:5:ILE:HD11	40:EI:129:CYS:SG	2.49	0.53
40:FA:120:ASP:O	40:FA:123:ARG:HB3	2.09	0.53
40:FF:270:ALA:HA	40:FF:376:MET:O	2.08	0.53
40:GE:99:ALA:HA	40:GE:110:ILE:HD11	1.89	0.53
40:GI:429:LYS:NZ	40:GI:432:GLU:HB2	2.23	0.53
41:GN:427:ALA:O	41:GN:428:CYS:C	2.46	0.53
40:HA:185:TYR:HE2	40:HA:403:PHE:HB2	1.74	0.53
40:HE:339:ARG:HA	40:HE:339:ARG:HH21	1.72	0.53
41:HN:160:PRO:O	41:HN:162:ARG:N	2.41	0.53
41:HN:420:ASN:HB2	41:HN:421:PRO:HD3	1.90	0.53
40:IF:349:THR:OG1	41:IN:384:GLN:OE1	2.26	0.53
40:II:181:VAL:HG22	41:IP:256:ASN:HD22	1.72	0.53
41:IQ:11:GLN:HA	41:IQ:72:THR:HG21	1.89	0.53
40:JA:298:PRO:HB3	40:JA:307:PRO:HD2	1.90	0.53
41:JB:236:VAL:HG22	41:JB:368:ILE:HD11	1.89	0.53
40:JD:262:TYR:HB2	40:JD:265:ILE:HG12	1.91	0.53
41:JO:259:PRO:HG2	41:JO:311:LEU:HD13	1.90	0.53
41:KL:305:PRO:O	41:KL:306:ARG:C	2.45	0.53
40:MA:224:TYR:HB3	42:MN:501:GTP:C2	2.43	0.53
41:MB:141:GLY:O	41:MB:145:SER:OG	2.26	0.53

Continued on next page...

Continued from previous page...

Atom-1	Atom-2	Interatomic distance (Å)	Clash overlap (Å)
40:MF:182:VAL:HG22	41:MM:256:ASN:HD21	1.74	0.53
40:MH:174:ALA:HB1	40:MH:175:PRO:HD2	1.89	0.53
40:NA:278:ALA:H	40:NA:368:ALA:HB2	1.73	0.53
41:NB:337:ASN:HB3	41:NB:340:TYR:HB2	1.91	0.53
40:OE:278:ALA:H	40:OE:368:ALA:HB2	1.73	0.53
41:OM:215:LEU:HD21	41:OM:273:LEU:HD22	1.90	0.53
41:ON:19:LYS:HZ1	41:ON:227:HIS:HA	1.72	0.53
40:PA:8:HIS:HB3	40:PA:138:PHE:CD1	2.44	0.53
40:PF:112:LYS:HA	40:PF:115:ILE:HG22	1.89	0.53
41:PL:237:THR:HB	41:PL:240:LEU:HD21	1.90	0.53
41:PM:222:TYR:O	41:PM:226:ASN:ND2	2.41	0.53
41:RN:21:TRP:HA	41:RN:24:ILE:HG12	1.89	0.53
40:SG:236:SER:O	40:SG:240:ALA:HB2	2.08	0.53
41:SM:27:GLU:HA	41:SM:359:ARG:HH22	1.73	0.53
41:SO:193:VAL:HA	41:SO:264:HIS:CE1	2.43	0.53
41:SO:226:ASN:CG	43:SO:501:GDP:HN1	2.12	0.53
40:UA:274:PRO:HD3	40:UA:291:ILE:HG23	1.91	0.53
41:UB:318:ARG:HB3	41:UB:364:SER:HB3	1.90	0.53
40:UF:271:THR:HG21	40:UF:295:CYS:HA	1.89	0.53
40:UF:352:LYS:HZ2	41:UN:179:VAL:HA	1.74	0.53
40:UF:402:ALA:HA	41:UM:260:PHE:HE1	1.74	0.53
40:WA:95:GLY:HA2	40:WA:114:LEU:HD11	1.90	0.53
41:WB:316:VAL:HG12	41:WB:352:ALA:HB3	1.89	0.53
41:WO:113:VAL:HG21	41:WO:150:LEU:HD22	1.90	0.53
8:1W:495:PHE:O	38:6D:300:LYS:NZ	2.42	0.53
8:1X:263:MET:HG3	40:UF:282:TYR:HE2	1.72	0.53
10:2E:75:ARG:HB2	40:AE:298:PRO:HD3	1.90	0.53
12:2M:211:ILE:HG12	13:2U:36:ARG:HB3	1.91	0.53
12:2R:48:MET:HB2	12:2R:51:SER:HB3	1.89	0.53
14:3B:71:PRO:HG2	14:3B:74:VAL:HG12	1.91	0.53
15:3E:203:ASN:O	15:3E:205:VAL:N	2.42	0.53
17:3Q:410:GLU:O	17:3Q:412:CYS:N	2.41	0.53
22:4I:604:ARG:HA	22:4I:607:ARG:HG3	1.91	0.53
22:4J:465:VAL:HG23	22:4J:480:PHE:HB3	1.90	0.53
26:4W:201:ILE:HG23	26:4W:202:ARG:HG3	1.91	0.53
30:5G:104:THR:HB	41:HB:329:GLN:HE22	1.73	0.53
30:5G:108:ARG:HH22	41:GB:130:LEU:HD23	1.73	0.53
36:5Y:55:MET:HB2	36:5Y:61:ILE:HG21	1.91	0.53
37:6A:15:HIS:NE2	40:TG:127:ASP:O	2.40	0.53
39:6K:31:LEU:HD23	39:6K:136:TYR:HE1	1.73	0.53
41:AB:347:ASN:HD22	40:AG:178:SER:HB3	1.74	0.53

Continued on next page...

Continued from previous page...

Atom-1	Atom-2	Interatomic distance (Å)	Clash overlap (Å)
40:AE:100:ALA:HA	41:AL:252:LYS:HG3	1.91	0.53
41:AM:341:PHE:HB3	41:AM:348:ASN:HD21	1.72	0.53
41:AO:271:ALA:HB3	41:AO:272:PRO:HD3	1.91	0.53
41:AP:236:VAL:HG22	41:AP:368:ILE:HD11	1.91	0.53
41:BB:116:VAL:HG11	41:BB:151:LEU:HD21	1.89	0.53
40:BI:273:ALA:HB1	40:BI:274:PRO:CD	2.33	0.53
40:CA:400:LYS:O	40:CA:401:ARG:C	2.47	0.53
41:CB:13:GLY:HA2	41:CB:136:THR:HG22	1.89	0.53
40:CH:222:PRO:HD2	41:CO:324:LYS:HG2	1.91	0.53
40:CI:11:GLN:NE2	40:CI:71:GLU:OE2	2.42	0.53
41:CL:132:GLY:HA3	41:CL:163:ILE:HG22	1.91	0.53
40:DH:14:VAL:HG22	40:DH:67:PHE:HB3	1.90	0.53
41:DL:200:TYR:HE1	41:DL:368:ILE:HG23	1.74	0.53
41:DO:309:ARG:NH1	41:DO:339:SER:O	2.40	0.53
41:EB:170:VAL:HG11	41:EB:377:LEU:HD23	1.90	0.53
40:EF:20:CYS:HA	40:EF:232:SER:HB2	1.90	0.53
40:EH:188:ILE:HG13	40:EH:394:PHE:HB2	1.90	0.53
40:EH:274:PRO:HD2	40:EH:291:ILE:HB	1.90	0.53
40:EI:288:VAL:HG11	40:EI:327:ASP:HB3	1.89	0.53
40:EI:383:ILE:HG23	40:EI:387:TRP:HE1	1.74	0.53
41:EL:202:ILE:HG23	41:EL:300:MET:HB2	1.89	0.53
41:EL:314:ALA:HB2	41:EL:350:LYS:HZ3	1.74	0.53
41:EN:169:VAL:HG22	41:EN:202:ILE:HD11	1.90	0.53
41:EN:248:ALA:HA	41:EN:252:LYS:HD2	1.90	0.53
41:EO:372:THR:OG1	41:EO:422:VAL:O	2.26	0.53
40:FA:63:PRO:HG3	40:FA:87:PHE:CD1	2.44	0.53
40:FA:273:ALA:O	40:FA:274:PRO:C	2.47	0.53
40:FA:352:LYS:HD2	41:FB:178:THR:CA	2.38	0.53
40:FA:424:MET:HE1	40:FA:427:LEU:HD23	1.91	0.53
41:GB:217:LEU:HB3	41:GB:220:PRO:HG3	1.89	0.53
40:GG:391:ASP:HB3	40:GG:421:ARG:HH12	1.72	0.53
40:GH:102:ASN:O	40:GH:103:TYR:C	2.46	0.53
40:GI:205:ASP:HB2	40:GI:303:VAL:HA	1.90	0.53
40:HE:278:ALA:O	40:HE:279:GLU:C	2.46	0.53
40:IF:407:TYR:HD1	40:IF:412:MET:HG3	1.72	0.53
40:IG:180:ALA:HB3	40:IG:183:GLU:HG3	1.89	0.53
40:IH:6:SER:O	40:IH:65:ALA:HA	2.08	0.53
40:IH:20:CYS:HA	40:IH:232:SER:HB2	1.91	0.53
40:IH:101:ASN:HD21	40:IH:180:ALA:HB1	1.72	0.53
40:IH:318:LEU:O	40:IH:374:VAL:HA	2.08	0.53
40:II:289:ALA:O	40:II:293:ASN:ND2	2.40	0.53

Continued on next page...

Continued from previous page...

Atom-1	Atom-2	Interatomic distance (Å)	Clash overlap (Å)
41:KB:100:ASN:HB3	41:KB:103:LYS:HB2	1.90	0.53
40:KH:51:THR:HG21	40:KH:243:ARG:HG2	1.90	0.53
41:KN:293:MET:HG3	41:KN:367:PHE:HB2	1.91	0.53
40:LG:112:LYS:HG2	40:LG:152:LEU:HD22	1.89	0.53
40:MG:287:SER:O	40:MG:291:ILE:HG23	2.08	0.53
40:NF:76:ASP:OD2	41:NM:46:ARG:NH2	2.41	0.53
40:OH:349:THR:HB	41:OP:176:SER:CB	2.38	0.53
41:OM:132:GLY:HA2	41:OM:163:ILE:O	2.08	0.53
41:PL:319:GLY:HA2	41:PL:357:PRO:HD3	1.89	0.53
41:PN:271:ALA:O	41:PN:292:GLN:NE2	2.41	0.53
41:PP:235:GLY:HA3	41:PP:366:THR:HG21	1.91	0.53
41:QB:107:THR:O	41:QB:108:GLU:C	2.46	0.53
41:QB:296:ALA:O	41:QB:298:ASN:N	2.41	0.53
40:QF:144:GLY:N	42:QF:501:GTP:O2G	2.41	0.53
40:QG:269:LEU:HD11	40:QG:301:GLN:HB3	1.89	0.53
41:QP:68:LEU:HD13	41:QP:97:ALA:HA	1.90	0.53
41:QP:137:HIS:N	41:QP:168:SER:HB2	2.24	0.53
41:RB:139:LEU:HG	41:RB:168:SER:HB3	1.90	0.53
40:RG:371:GLN:N	40:RG:371:GLN:OE1	2.38	0.53
40:RH:238:ILE:HD13	40:RH:377:LEU:HD11	1.91	0.53
41:RN:54:ALA:HB3	41:RN:58:LYS:O	2.08	0.53
40:SF:406:TRP:CH2	41:SM:258:VAL:HB	2.43	0.53
41:SM:103:LYS:HG2	41:SM:107:THR:HG21	1.89	0.53
41:SO:189:VAL:HA	41:SO:192:LEU:HB2	1.91	0.53
40:TE:26:LEU:HD21	40:TE:363:VAL:HG22	1.89	0.53
40:TF:223:THR:HG22	41:TM:322:SER:HA	1.88	0.53
41:TM:407:GLU:HA	41:TM:410:GLU:OE1	2.08	0.53
41:TN:172:SER:HB2	41:TN:205:GLU:HG2	1.89	0.53
41:TN:207:LEU:HB3	41:TN:225:LEU:HD22	1.91	0.53
41:UB:309:ARG:NH1	41:UB:339:SER:O	2.41	0.53
40:UE:188:ILE:HG22	40:UE:420:ALA:HB1	1.91	0.53
40:UI:50:ASN:O	40:UI:51:THR:C	2.46	0.53
41:UO:313:VAL:O	41:UO:349:VAL:HA	2.09	0.53
41:UP:292:GLN:HA	41:UP:295:ASP:HB3	1.90	0.53
41:UP:416:ASN:C	41:UP:418:LEU:H	2.12	0.53
41:VB:309:ARG:NH1	41:VB:426:GLY:O	2.42	0.53
41:VO:61:PRO:HD3	41:VO:84:ILE:HG12	1.90	0.53
41:VP:396:HIS:HA	41:VP:399:THR:HG22	1.89	0.53
40:WE:298:PRO:HB3	40:WE:307:PRO:HD2	1.91	0.53
40:WI:181:VAL:HG22	41:WP:348:ASN:HA	1.89	0.53
41:WM:100:ASN:O	41:WM:102:ALA:N	2.42	0.53

Continued on next page...

Continued from previous page...

Atom-1	Atom-2	Interatomic distance (Å)	Clash overlap (Å)
41:WO:10:GLY:O	41:WO:14:ASN:HB2	2.08	0.53
7:1U:157:ASN:ND2	40:WH:322:ASP:OD1	2.42	0.53
8:1W:317:ASN:HD22	40:VI:282:TYR:HE1	1.57	0.53
8:1Y:107:PHE:CG	11:2J:252:ILE:HG21	2.43	0.53
9:2B:303:LYS:HG2	41:TN:359:ARG:HH21	1.74	0.53
13:2T:139:PHE:HA	13:2T:142:ARG:HE	1.73	0.53
21:4F:242:VAL:HG23	40:CE:41:THR:HG23	1.91	0.53
22:4I:76:LYS:HD2	40:AG:42:ILE:HD11	1.90	0.53
22:4J:92:LYS:HG3	22:4J:94:GLN:N	2.24	0.53
22:4J:354:CYS:HA	22:4J:376:ILE:HG12	1.90	0.53
22:4K:616:THR:O	22:4K:617:CYS:C	2.47	0.53
23:4P:197:LEU:HD23	23:4P:205:LEU:HG	1.89	0.53
23:4Q:181:LYS:HE3	23:4Q:211:GLN:HG3	1.89	0.53
26:4W:101:ASP:OD2	26:4W:102:ALA:N	2.41	0.53
39:6I:129:CYS:SG	40:OA:85:GLN:NE2	2.82	0.53
40:AH:98:ASP:O	40:AH:105:ARG:NH1	2.41	0.53
41:AN:95:SER:OG	41:AN:96:GLY:N	2.41	0.53
41:AO:192:LEU:HA	41:AO:196:THR:HG23	1.89	0.53
41:BB:211:CYS:HA	41:BB:215:LEU:HB2	1.89	0.53
40:BI:234:ILE:O	40:BI:238:ILE:HG12	2.08	0.53
41:BM:107:THR:O	41:BM:108:GLU:C	2.45	0.53
41:BN:216:LYS:HB2	41:BN:276:ARG:HB2	1.91	0.53
41:BO:98:GLY:O	41:BO:99:ASN:C	2.47	0.53
41:BO:272:PRO:HD3	41:BO:364:SER:HA	1.89	0.53
40:CG:67:PHE:HB2	40:CG:92:LEU:HD13	1.89	0.53
40:CG:109:THR:OG1	40:CG:410:GLU:O	2.26	0.53
40:CG:273:ALA:HB3	40:CG:374:VAL:HG22	1.91	0.53
40:CG:335:ILE:HD13	40:CG:338:LYS:HZ3	1.72	0.53
40:CH:363:VAL:O	40:CH:365:GLY:N	2.42	0.53
41:CL:323:MET:HE1	41:CL:353:VAL:HG21	1.91	0.53
41:CM:98:GLY:O	41:CM:99:ASN:C	2.47	0.53
41:CP:180:VAL:O	41:CP:181:GLU:C	2.46	0.53
40:DA:10:GLY:HA2	40:DA:145:THR:HB	1.91	0.53
40:DA:58:ALA:HB3	40:DA:60:LYS:HG2	1.91	0.53
40:DA:276:ILE:HG23	40:DA:281:ALA:HB2	1.89	0.53
40:DG:3:GLU:HG3	40:DG:51:THR:HA	1.90	0.53
40:DG:142:GLY:HA3	42:DG:501:GTP:H5'	1.90	0.53
41:DL:319:GLY:O	41:DL:321:MET:N	2.42	0.53
41:DM:266:PHE:HB3	41:DM:369:GLY:C	2.29	0.53
41:DN:5:VAL:HG22	41:DN:62:ARG:HE	1.73	0.53
40:EA:75:ILE:HD11	40:EA:92:LEU:HB3	1.90	0.53

Continued on next page...

Continued from previous page...

Atom-1	Atom-2	Interatomic distance (Å)	Clash overlap (Å)
40:EG:208:ALA:HB2	40:EG:304:LYS:HG3	1.90	0.53
40:EH:433:GLU:C	40:EH:435:GLY:H	2.12	0.53
40:EI:171:ILE:HG23	40:EI:204:VAL:HG23	1.90	0.53
40:FA:181:VAL:HG22	41:FN:256:ASN:HD22	1.73	0.53
40:FA:363:VAL:O	40:FA:365:GLY:N	2.42	0.53
40:FH:255:PHE:HZ	40:FH:318:LEU:HD21	1.73	0.53
41:GB:13:GLY:HA2	41:GB:136:THR:HG22	1.89	0.53
41:GB:256:ASN:OD1	40:GG:181:VAL:HG22	2.08	0.53
40:GI:261:PRO:HD2	40:GI:265:ILE:HB	1.90	0.53
40:GI:278:ALA:CA	40:GI:368:ALA:HB2	2.38	0.53
40:HG:2:ARG:NH2	41:HO:69:GLU:OE1	2.39	0.53
40:HH:102:ASN:H	40:HH:144:GLY:HA3	1.73	0.53
40:IA:395:ASP:OD2	40:IA:421:ARG:NE	2.38	0.53
40:II:225:THR:OG1	40:II:229:ARG:NH2	2.41	0.53
41:IM:45:GLU:HG3	41:IM:46:ARG:HG2	1.91	0.53
40:JA:241:SER:OG	40:JA:250:VAL:O	2.25	0.53
40:JE:217:LEU:HD11	40:JE:366:ASP:HB2	1.90	0.53
41:JO:8:GLN:HE22	41:JO:65:LEU:HD22	1.73	0.53
40:KF:71:GLU:HB2	41:KM:2:ARG:HH12	1.72	0.53
40:KF:297:GLU:CA	40:KF:298:PRO:HG2	2.39	0.53
40:KG:225:THR:OG1	40:KG:229:ARG:NH2	2.42	0.53
40:LA:215:ARG:NH2	40:LA:299:ALA:O	2.41	0.53
40:LD:206:ASN:ND2	42:LD:501:GTP:O2'	2.42	0.53
40:LE:224:TYR:HA	40:LE:227:LEU:HB2	1.90	0.53
40:LG:188:ILE:HD11	40:LG:390:LEU:HB3	1.91	0.53
40:LH:397:MET:HG3	41:LO:346:PRO:HD2	1.91	0.53
41:LL:36:TYR:OH	41:LL:40:SER:O	2.26	0.53
41:LN:341:PHE:HB3	41:LN:348:ASN:HD21	1.73	0.53
40:MA:21:TRP:CZ2	40:MA:65:ALA:HB2	2.44	0.53
40:MG:352:LYS:HZ2	41:MO:179:VAL:N	2.06	0.53
40:NA:88:HIS:HB3	40:NA:91:GLN:OE1	2.09	0.53
40:NE:171:ILE:HA	40:NE:204:VAL:O	2.08	0.53
40:NG:228:ASN:HD21	42:NG:501:GTP:HN1	1.57	0.53
41:NN:121:ARG:NH1	41:NN:158:GLU:OE2	2.42	0.53
41:NP:51:TYR:HA	41:NP:60:VAL:O	2.08	0.53
40:OH:414:GLU:O	40:OH:415:GLY:C	2.47	0.53
41:OL:137:HIS:O	41:OL:168:SER:HA	2.08	0.53
40:PE:318:LEU:O	40:PE:374:VAL:HA	2.08	0.53
41:PL:291:GLN:O	41:PL:295:ASP:HB2	2.08	0.53
41:QB:68:LEU:HD13	41:QB:97:ALA:HB2	1.89	0.53
41:QN:51:TYR:HB3	41:QN:59:TYR:HB3	1.90	0.53

Continued on next page...

Continued from previous page...

Atom-1	Atom-2	Interatomic distance (Å)	Clash overlap (Å)
41:QP:9:ALA:HA	41:QP:66:VAL:O	2.08	0.53
40:RG:20:CYS:HA	40:RG:232:SER:HB2	1.89	0.53
40:RI:74:VAL:HG23	40:RI:75:ILE:HD12	1.89	0.53
40:RI:136:LEU:HD22	40:RI:169:PHE:HE2	1.74	0.53
41:RP:289:LEU:HB3	41:RP:317:PHE:HE2	1.73	0.53
40:SA:191:THR:O	40:SA:195:LEU:HB2	2.09	0.53
41:SP:36:TYR:OH	41:SP:43:GLN:NE2	2.41	0.53
41:TB:421:PRO:HA	41:TB:424:THR:HG22	1.91	0.53
40:TF:100:ALA:HA	41:TM:252:LYS:HB3	1.88	0.53
40:TG:121:ARG:NH1	40:TG:124:LYS:HE2	2.24	0.53
40:TH:224:TYR:HE2	41:TO:246:LEU:HD22	1.72	0.53
41:TM:376:GLU:OE2	41:TM:380:ARG:NH2	2.41	0.53
41:TN:239:CYS:HB3	41:TN:248:ALA:H	1.73	0.53
41:UB:62:ARG:NH1	41:UB:127:CYS:SG	2.80	0.53
40:UH:70:LEU:HB2	40:UH:145:THR:HG22	1.90	0.53
40:VA:391:ASP:HB3	40:VA:421:ARG:HH22	1.73	0.53
41:VB:3:GLU:HG2	41:VB:62:ARG:HH12	1.73	0.53
40:VI:370:VAL:HG12	40:VI:372:ARG:H	1.73	0.53
41:VO:424:THR:OG1	41:VO:425:ARG:NH1	2.42	0.53
40:WF:240:ALA:HB1	40:WF:356:ASN:HD22	1.73	0.53
40:WG:269:LEU:HD23	40:WG:303:VAL:HB	1.89	0.53
40:WI:335:ILE:HD13	40:WI:338:LYS:HZ1	1.74	0.53
41:WP:52:ASN:OD1	41:WP:62:ARG:NH2	2.42	0.53
41:WP:95:SER:OG	41:WP:96:GLY:N	2.42	0.53
7:1T:74:LYS:HG3	7:1T:121:PRO:HA	1.89	0.53
7:1T:259:LEU:HD11	7:1T:265:LEU:HG	1.91	0.53
11:2I:220:SER:O	11:2I:221:ILE:C	2.46	0.53
11:2K:204:TRP:HA	11:2K:237:LEU:HD13	1.91	0.53
12:2O:104:ASP:C	12:2O:106:HIS:H	2.12	0.53
12:2P:105:TYR:OH	12:2P:137:HIS:O	2.26	0.53
17:3P:270:LYS:HD2	17:3Q:402:GLU:HG2	1.90	0.53
17:3R:201:HIS:HA	17:3R:204:LYS:HD3	1.90	0.53
20:4B:345:GLN:HA	20:4B:348:LYS:HD2	1.89	0.53
22:4I:653:LEU:HB2	22:4I:690:TYR:CE2	2.43	0.53
23:4M:103:PHE:HD2	23:4M:104:ILE:HG12	1.74	0.53
26:4W:335:ARG:NE	26:4W:344:ALA:O	2.42	0.53
40:AF:188:ILE:HD12	40:AF:424:MET:HG2	1.91	0.53
41:BB:252:LYS:HE3	41:BB:350:LYS:HZ1	1.74	0.53
40:BE:182:VAL:O	40:BE:183:GLU:C	2.47	0.53
40:BH:20:CYS:HA	40:BH:232:SER:HB2	1.91	0.53
40:BI:291:ILE:HG12	40:BI:292:THR:N	2.24	0.53

Continued on next page...

Continued from previous page...

Atom-1	Atom-2	Interatomic distance (Å)	Clash overlap (Å)
41:BL:87:PRO:HD3	41:CL:281:TYR:CD2	2.42	0.53
41:BM:310:TYR:N	41:BM:340:TYR:O	2.42	0.53
41:BO:93:GLY:O	41:BO:94:GLN:C	2.47	0.53
40:CA:106:GLY:HA3	40:CA:148:GLY:CA	2.37	0.53
40:CG:116:ASP:OD1	40:CG:117:LEU:N	2.42	0.53
41:CL:20:PHE:HA	41:CL:230:SER:HB2	1.89	0.53
41:CN:21:TRP:CZ3	41:CN:61:PRO:HB3	2.43	0.53
41:CO:98:GLY:O	41:CO:99:ASN:C	2.46	0.53
41:CO:107:THR:O	41:CO:110:ALA:N	2.42	0.53
40:DA:49:PHE:HD2	40:DA:53:PHE:HB2	1.73	0.53
41:DB:313:VAL:HG22	41:DB:367:PHE:HE1	1.73	0.53
40:DE:181:VAL:HG12	41:DL:349:VAL:N	2.24	0.53
40:DH:241:SER:HA	40:DH:356:ASN:HB3	1.90	0.53
40:DI:105:ARG:HG2	40:DI:410:GLU:HG2	1.91	0.53
40:DI:383:ILE:HG13	40:DI:387:TRP:NE1	2.24	0.53
41:DL:143:THR:O	41:DL:144:GLY:C	2.47	0.53
41:DN:113:VAL:HG11	41:DN:150:LEU:HD13	1.91	0.53
41:DO:176:SER:OG	41:DO:181:GLU:OE1	2.25	0.53
40:EG:71:GLU:OE1	40:EG:71:GLU:N	2.42	0.53
40:EH:276:ILE:HG22	40:EH:280:LYS:HD3	1.89	0.53
41:EM:310:TYR:O	41:EM:311:LEU:C	2.47	0.53
41:FN:318:ARG:HD3	41:FN:358:PRO:HD3	1.90	0.53
41:FP:99:ASN:HA	41:FP:142:GLY:H	1.73	0.53
40:GH:93:ILE:HD12	40:GH:118:VAL:HA	1.91	0.53
40:GH:250:VAL:HB	40:GH:255:PHE:CE1	2.43	0.53
41:HN:193:VAL:HG12	41:HN:265:PHE:CE2	2.43	0.53
41:HP:117:LEU:HD11	41:HP:154:LYS:HB3	1.91	0.53
40:JA:287:SER:O	40:JA:291:ILE:HG12	2.09	0.53
41:LB:156:ARG:NH2	41:LB:197:ASP:OD2	2.42	0.53
40:MA:288:VAL:HA	40:MA:291:ILE:HG12	1.90	0.53
40:MA:348:PRO:HD2	41:MB:388:MET:HG3	1.90	0.53
41:ML:313:VAL:HG12	41:ML:349:VAL:HG13	1.90	0.53
41:MM:16:ILE:HA	41:MM:226:ASN:HB3	1.90	0.53
41:MP:309:ARG:N	41:MP:372:THR:OG1	2.40	0.53
40:NA:195:LEU:HD11	40:NA:427:LEU:HD13	1.90	0.53
41:NB:8:GLN:HG2	41:NB:17:GLY:HA3	1.90	0.53
40:OF:175:PRO:HD2	40:OF:207:GLU:HG3	1.91	0.53
40:OF:206:ASN:OD1	42:OM:501:GTP:O2'	2.20	0.53
41:OP:383:GLU:HA	41:OP:386:THR:HG22	1.89	0.53
40:PA:75:ILE:HG23	40:PA:92:LEU:HD12	1.90	0.53
40:PA:316:CYS:HA	40:PA:352:LYS:HB2	1.91	0.53

Continued on next page...

Continued from previous page...

Atom-1	Atom-2	Interatomic distance (Å)	Clash overlap (Å)
41:PB:178:THR:HB	41:PB:181:GLU:HG3	1.91	0.53
41:PB:238:THR:HA	41:PB:241:ARG:NH1	2.23	0.53
40:PE:311:LYS:HE3	40:PE:344:VAL:HA	1.90	0.53
40:PG:288:VAL:HA	40:PG:291:ILE:HG12	1.89	0.53
41:QB:308:GLY:HA3	41:QB:373:ALA:CB	2.38	0.53
41:QL:237:THR:OG1	41:QL:241:ARG:NH2	2.42	0.53
41:QP:35:THR:O	41:QP:37:HIS:N	2.39	0.53
41:QP:99:ASN:CG	41:QP:178:THR:HG21	2.29	0.53
41:QP:192:LEU:O	41:QP:196:THR:N	2.34	0.53
40:RA:105:ARG:HG3	40:RA:410:GLU:HG2	1.90	0.53
40:RI:206:ASN:OD1	42:RP:501:GTP:O2'	2.23	0.53
41:RL:316:VAL:HA	41:RL:352:ALA:HB3	1.89	0.53
41:RP:279:GLN:O	41:RP:282:ARG:NH1	2.42	0.53
40:SG:352:LYS:HD2	41:SO:179:VAL:HG13	1.91	0.53
41:UN:375:GLN:NE2	41:UN:422:VAL:O	2.41	0.53
40:VF:141:PHE:HB2	40:VF:173:PRO:HD3	1.90	0.53
40:VI:100:ALA:HA	41:VP:252:LYS:HB2	1.89	0.53
41:VO:167:PHE:CZ	41:VO:233:MET:HG2	2.43	0.53
40:WG:109:THR:OG1	40:WG:410:GLU:O	2.25	0.53
41:WN:132:GLY:HA3	41:WN:163:ILE:HG13	1.91	0.53
11:2I:119:LYS:HZ1	40:LG:409:GLY:C	2.11	0.53
12:2N:105:TYR:OH	12:2N:137:HIS:O	2.26	0.53
15:3H:81:LEU:HD13	15:3H:171:LEU:HD23	1.91	0.53
17:3R:182:GLU:HG2	17:3R:237:LEU:HD11	1.90	0.53
17:3R:207:GLY:C	17:3R:209:ASP:H	2.10	0.53
18:3T:405:LEU:HD11	18:3U:74:SER:HB3	1.91	0.53
20:4A:181:ALA:HA	20:4A:184:LEU:HB2	1.90	0.53
21:4D:122:ILE:HG12	21:4D:133:VAL:HG22	1.90	0.53
22:4J:551:LYS:NZ	22:4J:594:LEU:HB3	2.24	0.53
22:4K:435:ARG:HH22	40:EI:38:SER:C	2.12	0.53
22:4K:670:ASN:O	22:4K:671:ASP:C	2.47	0.53
33:5O:118:SER:HB3	33:5O:121:LEU:HB2	1.89	0.53
39:6G:99:LEU:HG	39:6G:103:LYS:HE2	1.91	0.53
40:BA:172:TYR:OH	40:BA:386:ALA:O	2.26	0.53
40:BH:402:ALA:O	40:BH:403:PHE:C	2.47	0.53
41:BP:42:LEU:O	41:BP:45:GLU:N	2.41	0.53
41:BP:56:GLY:O	41:BP:57:GLY:C	2.47	0.53
40:CF:401:ARG:NH1	40:CF:414:GLU:OE2	2.41	0.53
40:CH:277:SER:O	40:CH:279:GLU:HG2	2.09	0.53
41:CL:44:LEU:HA	41:CL:47:ILE:HG23	1.90	0.53
41:CM:7:LEU:HD22	41:CM:151:LEU:HD21	1.90	0.53

Continued on next page...

Continued from previous page...

Atom-1	Atom-2	Interatomic distance (Å)	Clash overlap (Å)
40:DA:21:TRP:CZ3	40:DA:63:PRO:HB3	2.43	0.53
41:DB:60:VAL:HG12	41:EB:281:TYR:HD2	1.74	0.53
40:DG:298:PRO:HB3	40:DG:307:PRO:HD2	1.91	0.53
41:DL:391:ARG:HG3	41:DL:393:ALA:HB2	1.91	0.53
41:DN:335:ASN:O	41:DN:336:LYS:C	2.47	0.53
41:DN:385:PHE:HE2	41:DN:389:PHE:HB2	1.71	0.53
40:EF:107:HIS:CD2	40:EF:152:LEU:HB2	2.44	0.53
40:EI:278:ALA:O	40:EI:279:GLU:C	2.47	0.53
41:EN:193:VAL:HA	41:EN:264:HIS:HE1	1.72	0.53
40:FA:101:ASN:H	41:FN:252:LYS:HE2	1.72	0.53
40:FA:106:GLY:O	40:FA:108:TYR:N	2.42	0.53
40:GF:352:LYS:HD2	41:GN:179:VAL:N	2.24	0.53
41:GP:226:ASN:N	43:GP:502:GDP:HN21	2.06	0.53
41:HN:313:VAL:HA	41:HN:369:GLY:HA2	1.90	0.53
40:IF:102:ASN:HB3	40:IF:105:ARG:HG3	1.90	0.53
41:IP:163:ILE:HD11	41:IP:251:ARG:HD3	1.90	0.53
41:IQ:334:GLN:NE2	41:IQ:348:ASN:OD1	2.42	0.53
41:JM:192:LEU:HD13	41:JM:196:THR:HG21	1.91	0.53
40:KD:76:ASP:HA	40:KD:79:ARG:HG2	1.90	0.53
41:KL:163:ILE:HD11	41:KL:251:ARG:HB3	1.91	0.53
41:KM:27:GLU:OE1	41:KM:241:ARG:NH2	2.38	0.53
41:KM:107:THR:O	41:KM:110:ALA:N	2.38	0.53
41:KO:372:THR:OG1	41:KO:422:VAL:O	2.24	0.53
40:LG:271:THR:HA	40:LG:302:MET:HG3	1.91	0.53
40:LG:352:LYS:HE3	41:LO:179:VAL:CA	2.39	0.53
40:MH:305:CYS:O	40:MH:305:CYS:SG	2.67	0.53
41:MP:237:THR:O	41:MP:241:ARG:NH1	2.42	0.53
41:NB:7:LEU:HG	41:NB:64:VAL:HB	1.91	0.53
40:ND:112:LYS:HD2	40:ND:112:LYS:N	2.24	0.53
40:OG:88:HIS:CE1	40:OG:90:GLU:HB2	2.44	0.53
41:OP:142:GLY:O	41:OP:144:GLY:N	2.41	0.53
40:PE:329:ASN:HD22	41:PM:175:VAL:HG21	1.73	0.53
40:PF:20:CYS:HA	40:PF:232:SER:HB2	1.91	0.53
41:PL:63:ALA:O	41:PL:89:ASN:ND2	2.41	0.53
41:PM:421:PRO:HA	41:PM:424:THR:HG22	1.91	0.53
41:PN:252:LYS:O	41:PN:256:ASN:HB2	2.09	0.53
41:PO:328:GLU:OE2	41:PO:332:ASN:ND2	2.42	0.53
40:QA:107:HIS:HD1	40:QA:151:SER:HG	1.56	0.53
40:QA:276:ILE:HG23	40:QA:280:LYS:HG2	1.91	0.53
41:RN:103:LYS:O	41:RN:107:THR:OG1	2.27	0.53
41:RO:165:ASN:ND2	41:RO:198:GLU:OE1	2.42	0.53

Continued on next page...

Continued from previous page...

Atom-1	Atom-2	Interatomic distance (Å)	Clash overlap (Å)
41:RP:132:GLY:HA3	41:RP:163:ILE:O	2.07	0.53
40:SG:88:HIS:HB3	40:SG:91:GLN:HB2	1.91	0.53
40:SH:221:ARG:HH12	41:SO:325:GLU:HB2	1.73	0.53
41:SM:309:ARG:NH1	41:SM:339:SER:O	2.42	0.53
41:SP:66:VAL:HG11	41:SP:147:MET:HE2	1.91	0.53
40:TE:139:HIS:CD2	40:TE:150:THR:HG21	2.43	0.53
40:TH:181:VAL:HG12	41:TO:348:ASN:HA	1.91	0.53
41:TM:260:PHE:HE2	41:TM:425:ARG:HH11	1.55	0.53
41:TP:113:VAL:HA	41:TP:116:VAL:HG12	1.91	0.53
40:UA:217:LEU:HA	40:UA:277:SER:HB2	1.89	0.53
40:UI:353:VAL:HG12	40:UI:354:GLY:H	1.73	0.53
41:UP:61:PRO:HD3	41:UP:84:ILE:HG13	1.91	0.53
41:VO:52:ASN:OD1	41:VO:62:ARG:NH2	2.42	0.53
40:WF:20:CYS:HA	40:WF:232:SER:HB2	1.90	0.53
40:WH:255:PHE:O	40:WH:259:LEU:HB2	2.09	0.53
41:WN:248:ALA:HA	41:WN:252:LYS:CE	2.39	0.53
8:1Z:371:ARG:HB3	40:UI:282:TYR:CE1	2.43	0.53
10:2F:157:ARG:NH2	41:VB:51:TYR:HB3	2.24	0.53
11:2K:186:LYS:HB2	11:2K:252:ILE:HG22	1.91	0.53
13:2W:97:LYS:HB3	41:AN:392:LYS:NZ	2.23	0.53
21:4D:520:PRO:O	21:4D:521:ALA:C	2.47	0.53
23:4M:92:PRO:CB	40:AG:89:PRO:HB3	2.34	0.53
23:4P:260:THR:O	23:4P:262:GLY:N	2.37	0.53
27:4Z:65:HIS:HA	27:4Z:140:VAL:HA	1.91	0.53
35:5T:188:ARG:NH1	40:KE:47:ASP:OD2	2.42	0.53
41:AB:198:GLU:OE2	41:AB:200:TYR:OH	2.22	0.53
40:CI:286:LEU:O	40:CI:372:ARG:NH1	2.41	0.53
41:CN:326:VAL:O	41:CN:330:MET:HG2	2.09	0.53
40:DF:195:LEU:HG	40:DF:267:PHE:CZ	2.42	0.53
40:DH:119:LEU:HA	40:DH:122:ILE:HD12	1.90	0.53
40:DH:303:VAL:O	40:DH:304:LYS:C	2.47	0.53
41:DL:138:SER:HA	41:DL:169:VAL:HG23	1.90	0.53
41:DN:12:CYS:HB2	43:DN:501:GDP:C8	2.43	0.53
41:DN:34:GLY:HA3	41:DN:58:LYS:HD2	1.90	0.53
41:DO:412:GLU:O	41:DO:416:ASN:ND2	2.42	0.53
41:DP:144:GLY:O	41:DP:148:GLY:HA3	2.09	0.53
41:DP:199:THR:HG23	41:DP:264:HIS:CD2	2.43	0.53
41:EB:358:PRO:HG2	41:EB:361:LEU:HD12	1.89	0.53
40:EI:212:ILE:HG13	40:EI:213:CYS:N	2.23	0.53
41:EM:268:PRO:O	41:EM:300:MET:HB2	2.09	0.53
41:EP:303:CYS:O	41:EP:304:ASP:C	2.45	0.53

Continued on next page...

Continued from previous page...

Atom-1	Atom-2	Interatomic distance (Å)	Clash overlap (Å)
40:FA:11:GLN:HG3	40:FA:15:GLN:HG3	1.91	0.53
40:FA:72:PRO:O	40:FA:73:THR:C	2.46	0.53
40:FH:171:ILE:HG21	42:FO:501:GTP:H1'	1.90	0.53
40:FI:175:PRO:O	40:FI:389:ARG:NH2	2.42	0.53
41:GB:139:LEU:HG	41:GB:168:SER:HB3	1.91	0.53
40:GE:293:ASN:HA	40:GE:335:ILE:HD11	1.91	0.53
40:GF:133:GLN:NE2	40:GF:251:ASP:OD2	2.42	0.53
41:GN:244:GLY:HA2	41:GN:355:ASP:HB2	1.91	0.53
40:HE:109:THR:O	40:HE:110:ILE:C	2.47	0.53
40:HH:53:PHE:O	40:HH:64:ARG:NH1	2.42	0.53
41:HN:6:HIS:CD2	41:HN:134:GLN:HE21	2.26	0.53
41:HN:235:GLY:O	41:HN:238:THR:HG22	2.09	0.53
41:HN:292:GLN:O	41:HN:293:MET:C	2.47	0.53
41:IB:87:PRO:HG2	40:JF:280:LYS:HG2	1.89	0.53
41:IB:215:LEU:HD21	41:IB:273:LEU:HD22	1.90	0.53
40:IG:2:ARG:HH12	40:IG:249:ASN:HD21	1.55	0.53
41:IO:139:LEU:HD12	41:IO:170:VAL:HG12	1.91	0.53
40:JH:76:ASP:OD2	41:JO:46:ARG:NH2	2.36	0.53
40:KD:2:ARG:HD3	40:KD:242:LEU:HB2	1.89	0.53
40:KE:217:LEU:HA	40:KE:277:SER:HB2	1.89	0.53
40:KF:248:LEU:HB2	40:KF:355:ILE:H	1.72	0.53
40:KH:50:ASN:O	40:KH:64:ARG:NH1	2.41	0.53
40:KH:210:TYR:HE2	40:KH:227:LEU:HD11	1.74	0.53
40:KH:329:ASN:HB3	41:KP:175:VAL:HG11	1.88	0.53
40:LA:226:ASN:ND2	40:LA:366:ASP:OD2	2.42	0.53
40:LA:273:ALA:HB3	40:LA:374:VAL:H	1.74	0.53
41:LB:77:ARG:HH12	41:LB:83:GLN:HA	1.74	0.53
40:LG:209:ILE:HB	40:LG:227:LEU:HG	1.91	0.53
40:NA:66:VAL:HG12	40:NA:91:GLN:HB2	1.90	0.53
40:ND:101:ASN:HA	40:ND:144:GLY:H	1.73	0.53
41:NL:17:GLY:HA2	41:NL:20:PHE:CD2	2.44	0.53
41:NL:64:VAL:HG12	41:NL:89:ASN:HB3	1.89	0.53
41:NP:309:ARG:NH2	41:NP:343:GLU:OE1	2.41	0.53
40:OD:143:GLY:N	42:OD:501:GTP:O2A	2.36	0.53
41:OM:52:ASN:HD21	41:OM:86:ARG:HH22	1.54	0.53
41:OP:222:TYR:O	41:OP:226:ASN:ND2	2.41	0.53
41:PB:236:VAL:HG13	41:PB:237:THR:HG23	1.91	0.53
41:QB:23:VAL:HG22	41:QB:227:HIS:CE1	2.44	0.53
41:QB:218:THR:O	41:QB:220:PRO:HD3	2.09	0.53
41:QN:289:LEU:HD11	41:QN:363:MET:HG3	1.90	0.53
41:QP:375:GLN:O	41:QP:379:LYS:HB2	2.09	0.53

Continued on next page...

Continued from previous page...

Atom-1	Atom-2	Interatomic distance (Å)	Clash overlap (Å)
41:RB:331:LEU:HD11	40:RG:177:VAL:HA	1.89	0.53
40:RE:175:PRO:O	40:RE:393:LYS:NZ	2.36	0.53
41:RN:216:LYS:HB2	41:RN:275:SER:HB3	1.91	0.53
40:SA:90:GLU:HB2	40:SA:121:ARG:HH22	1.74	0.53
40:SH:2:ARG:NH2	41:SP:69:GLU:OE2	2.42	0.53
40:SI:101:ASN:HD22	41:SP:256:ASN:HD21	1.57	0.53
40:SI:137:ILE:HB	40:SI:168:GLU:HG3	1.91	0.53
40:TH:319:TYR:HB3	40:TH:323:VAL:HG21	1.90	0.53
41:TO:329:GLN:HA	41:TO:332:ASN:HB3	1.91	0.53
40:UF:235:VAL:HA	40:UF:238:ILE:HG22	1.89	0.53
41:UM:237:THR:HG22	41:UM:250:LEU:HD21	1.91	0.53
41:UO:132:GLY:HA2	41:UO:162:ARG:HB3	1.90	0.53
41:VB:194:GLU:OE2	41:VB:262:ARG:NH1	2.42	0.53
40:VG:316:CYS:HA	40:VG:352:LYS:HB3	1.91	0.53
40:VH:175:PRO:HB2	40:VH:389:ARG:HH11	1.74	0.53
40:WE:108:TYR:O	40:WE:112:LYS:NZ	2.42	0.53
41:WM:66:VAL:HG13	41:WM:147:MET:HE1	1.90	0.53
41:WP:165:ASN:ND2	41:WP:198:GLU:OE1	2.42	0.53
10:2F:151:HIS:HB3	10:2F:157:ARG:H	1.74	0.53
11:2J:105:PHE:HA	11:2J:108:THR:HB	1.91	0.53
11:2J:188:LEU:HD12	11:2J:250:ILE:HB	1.91	0.53
15:3E:311:LYS:HB3	15:3H:198:ILE:HG22	1.90	0.53
17:3O:211:VAL:HG12	17:3R:94:TYR:HB2	1.90	0.53
21:4D:96:VAL:HG12	21:4D:125:TYR:HA	1.91	0.53
21:4E:442:TYR:CD2	21:4E:449:ILE:HG13	2.44	0.53
22:4I:583:ARG:HH12	22:4I:596:ASP:HA	1.73	0.53
23:4N:205:LEU:O	23:4N:206:SER:C	2.47	0.53
23:4Q:240:LEU:HB3	23:4Q:266:HIS:HB3	1.91	0.53
23:4R:59:THR:CG2	41:BP:42:LEU:HD22	2.39	0.53
23:4R:91:ILE:HB	23:4R:92:PRO:HD2	1.91	0.53
23:4R:257:PHE:HB3	40:EI:221:ARG:CD	2.37	0.53
33:5O:68:ASP:OD2	35:5T:69:TYR:OH	2.27	0.53
38:6C:45:GLN:OE1	41:VO:306:ARG:NH1	2.42	0.53
40:AA:313:MET:HB2	40:AA:379:ASN:HB3	1.90	0.53
40:AA:360:PRO:O	40:AA:369:LYS:NZ	2.41	0.53
41:BB:28:HIS:HB3	41:BB:47:ILE:HD11	1.91	0.53
40:BI:411:GLY:O	40:BI:412:MET:C	2.47	0.53
41:BM:22:GLU:HG2	41:BM:81:PHE:HB2	1.91	0.53
41:BM:28:HIS:O	41:BM:43:GLN:HB3	2.09	0.53
41:BM:354:CYS:O	41:BM:355:ASP:C	2.47	0.53
41:BO:113:VAL:HA	41:BO:116:VAL:HG22	1.90	0.53

Continued on next page...

Continued from previous page...

Atom-1	Atom-2	Interatomic distance (Å)	Clash overlap (Å)
41:CB:49:VAL:O	41:CB:62:ARG:NH1	2.42	0.53
40:CE:177:VAL:HG23	41:CL:331:LEU:HB2	1.90	0.53
40:CH:209:ILE:HB	40:CH:227:LEU:HD13	1.91	0.53
40:CH:274:PRO:HB2	40:CH:370:VAL:HG21	1.90	0.53
41:CO:266:PHE:CE1	41:CO:370:ASN:HB2	2.43	0.53
41:CP:172:SER:HB2	41:CP:175:VAL:HG23	1.90	0.53
41:CP:424:THR:OG1	41:CP:425:ARG:N	2.42	0.53
40:DA:137:ILE:HD11	40:DA:139:HIS:CD2	2.43	0.53
41:DB:170:VAL:HB	41:DB:171:PRO:HD2	1.90	0.53
40:DE:404:VAL:O	40:DE:405:HIS:C	2.46	0.53
41:DM:420:ASN:HB2	41:DM:421:PRO:CD	2.39	0.53
41:DP:257:MET:CE	41:DP:314:ALA:HB2	2.39	0.53
41:EM:109:GLY:O	41:EM:110:ALA:C	2.47	0.53
40:FA:106:GLY:HA3	40:FA:148:GLY:CA	2.37	0.53
40:FG:147:SER:HB2	40:FG:190:THR:HG21	1.91	0.53
41:FM:290:THR:HG21	41:FM:329:GLN:HB3	1.90	0.53
41:FP:89:ASN:ND2	41:FP:123:GLU:OE2	2.42	0.53
40:GF:105:ARG:HH21	40:GF:110:ILE:HD13	1.74	0.53
40:GH:278:ALA:CA	40:GH:368:ALA:HB2	2.36	0.53
40:GH:370:VAL:HG22	40:GH:372:ARG:H	1.74	0.53
40:GI:326:LYS:HA	40:GI:329:ASN:HD21	1.74	0.53
41:GO:33:THR:O	41:GO:58:LYS:NZ	2.36	0.53
41:HB:317:PHE:HB2	41:HB:353:VAL:HG12	1.90	0.53
40:HF:316:CYS:HB3	40:HF:377:LEU:HB2	1.91	0.53
40:HI:73:THR:HA	40:HI:76:ASP:HB2	1.91	0.53
41:HN:21:TRP:CE3	41:HN:24:ILE:HD11	2.43	0.53
41:HQ:414:ASN:HA	41:HQ:417:ASP:HB2	1.90	0.53
40:IE:7:VAL:HB	40:IE:137:ILE:HG22	1.91	0.53
40:IH:73:THR:HA	40:IH:76:ASP:HB2	1.90	0.53
40:IH:226:ASN:ND2	40:IH:366:ASP:OD2	2.41	0.53
41:IO:86:ARG:NH1	41:IO:123:GLU:OE2	2.42	0.53
41:IP:134:GLN:HA	41:IP:165:ASN:O	2.08	0.53
41:IQ:107:THR:HG22	41:IQ:108:GLU:H	1.74	0.53
41:IQ:317:PHE:HB2	41:IQ:353:VAL:HG12	1.91	0.53
40:JE:177:VAL:HG12	41:JL:331:LEU:HD22	1.91	0.53
40:JH:324:VAL:HG13	40:JH:327:ASP:H	1.74	0.53
41:JN:98:GLY:C	41:JN:99:ASN:HD22	2.11	0.53
41:JN:191:GLN:O	41:JN:195:ASN:ND2	2.38	0.53
40:KA:204:VAL:HG23	40:KA:302:MET:HG2	1.90	0.53
40:KA:329:ASN:HB3	41:KB:175:VAL:HG11	1.91	0.53
41:KB:286:VAL:HG21	41:KB:325:GLU:HB3	1.91	0.53

Continued on next page...

Continued from previous page...

Atom-1	Atom-2	Interatomic distance (Å)	Clash overlap (Å)
40:KE:308:ARG:HD3	40:NE:282:TYR:HE2	1.74	0.53
41:KO:199:THR:OG1	41:KO:264:HIS:O	2.23	0.53
41:ML:178:THR:HG22	41:ML:180:VAL:H	1.72	0.53
41:MM:328:GLU:O	41:MM:332:ASN:HB2	2.09	0.53
40:ND:131:GLY:O	40:ND:132:LEU:C	2.48	0.53
40:NF:6:SER:O	40:NF:65:ALA:HA	2.07	0.53
41:NL:164:MET:O	41:NL:196:THR:OG1	2.27	0.53
41:OB:347:ASN:ND2	40:OG:177:VAL:O	2.42	0.53
40:OF:294:ALA:O	40:OF:300:ASN:ND2	2.39	0.53
40:OH:354:GLY:O	40:OH:355:ILE:C	2.47	0.53
40:OH:403:PHE:CE1	41:OO:345:ILE:HD13	2.44	0.53
41:ON:263:LEU:HD21	41:ON:421:PRO:HB2	1.91	0.53
40:PD:288:VAL:HG11	40:PD:323:VAL:HG23	1.91	0.53
40:PD:359:PRO:HB3	40:PD:371:GLN:HA	1.89	0.53
41:PM:101:TRP:CD1	41:PM:105:HIS:HB2	2.43	0.53
41:QB:108:GLU:O	41:QB:109:GLY:C	2.47	0.53
40:QF:273:ALA:HB3	40:QF:374:VAL:H	1.73	0.53
40:QH:241:SER:OG	40:QH:249:ASN:OD1	2.26	0.53
41:QL:22:GLU:HG2	41:QL:81:PHE:HB2	1.91	0.53
41:QO:142:GLY:O	41:QO:144:GLY:N	2.42	0.53
41:QP:167:PHE:HB3	41:QP:200:TYR:HB2	1.91	0.53
41:QP:311:LEU:HB3	41:QP:370:ASN:CB	2.30	0.53
40:RF:71:GLU:HB3	40:RF:98:ASP:HA	1.91	0.53
40:RF:209:ILE:HA	40:RF:212:ILE:HG22	1.90	0.53
41:RP:253:LEU:O	41:RP:257:MET:HB2	2.09	0.53
40:SA:88:HIS:HD2	40:TA:283:HIS:HB2	1.74	0.53
41:SB:89:ASN:ND2	41:SB:123:GLU:OE2	2.40	0.53
41:SL:330:MET:HB3	41:SL:349:VAL:HG11	1.90	0.53
41:SN:4:ILE:HD11	41:SN:131:GLN:HE21	1.74	0.53
40:TA:226:ASN:ND2	40:TA:366:ASP:OD2	2.42	0.53
40:TH:60:LYS:HD3	40:UH:282:TYR:HB3	1.91	0.53
41:UB:413:SER:O	41:UB:417:ASP:HB2	2.08	0.53
40:UF:109:THR:OG1	40:UF:110:ILE:N	2.42	0.53
40:UI:413:GLU:O	40:UI:414:GLU:C	2.47	0.53
41:UM:165:ASN:ND2	41:UM:250:LEU:HD13	2.21	0.53
41:UN:36:TYR:HB2	41:UN:59:TYR:HE2	1.74	0.53
41:UP:244:GLY:HA3	41:UP:355:ASP:H	1.73	0.53
40:VG:71:GLU:HB3	40:VG:98:ASP:HA	1.91	0.53
40:WE:274:PRO:HG3	40:WE:286:LEU:HD12	1.90	0.53
40:WF:274:PRO:HB3	40:WF:370:VAL:HG11	1.91	0.53
8:IX:100:LEU:HD21	11:2I:251:TYR:CD2	2.44	0.53

Continued on next page...

Continued from previous page...

Atom-1	Atom-2	Interatomic distance (Å)	Clash overlap (Å)
8:1Y:159:LYS:NZ	8:1Y:161:SER:OG	2.41	0.53
11:2I:128:LYS:HD2	40:MG:214:ARG:HG2	1.91	0.53
11:2J:161:ARG:HA	11:2J:164:GLU:HG3	1.91	0.53
12:2M:199:ILE:HG12	41:AB:424:THR:HG21	1.90	0.53
12:2O:56:PRO:HG2	41:AM:309:ARG:HD3	1.91	0.53
16:3J:31:GLN:HE22	16:3K:366:LEU:HA	1.74	0.53
21:4F:430:ILE:HD13	41:FM:280:GLN:HG2	1.91	0.53
22:4J:69:PRO:HG3	40:MF:58:ALA:HA	1.89	0.53
23:4N:260:THR:O	23:4N:262:GLY:N	2.37	0.53
24:4O:173:SER:CB	24:4O:181:LYS:HA	2.37	0.53
33:5N:451:LEU:HD23	33:5O:124:LEU:HD23	1.90	0.53
41:AL:51:TYR:O	41:AL:62:ARG:NH2	2.42	0.53
41:AO:22:GLU:HG2	41:AO:81:PHE:HB2	1.91	0.53
40:BE:8:HIS:ND1	40:BE:17:GLY:HA3	2.23	0.53
40:BF:96:LYS:HB3	41:BM:129:CYS:SG	2.49	0.53
40:CF:262:TYR:HE1	41:CN:393:ALA:HA	1.74	0.53
40:CH:208:ALA:O	40:CH:212:ILE:HG13	2.08	0.53
41:CM:149:THR:HA	41:CM:152:ILE:HB	1.91	0.53
41:CN:268:PRO:HG2	41:CN:300:MET:HB2	1.91	0.53
41:DB:198:GLU:HG2	41:DB:266:PHE:CZ	2.44	0.53
40:DE:76:ASP:HA	40:DE:79:ARG:HB2	1.91	0.53
40:DH:140:SER:OG	40:DH:141:PHE:N	2.42	0.53
40:DI:224:TYR:N	41:DP:323:MET:SD	2.82	0.53
41:DO:378:PHE:HA	41:DO:381:ILE:HG22	1.89	0.53
41:DP:104:GLY:CA	41:DP:109:GLY:HA3	2.38	0.53
40:EG:239:THR:HG23	40:EG:242:LEU:HD21	1.91	0.53
40:EG:265:ILE:HD11	40:EG:430:ASP:HB3	1.91	0.53
41:EL:167:PHE:CE1	41:EL:233:MET:HG2	2.43	0.53
41:EN:172:SER:OG	41:EN:175:VAL:O	2.22	0.53
41:EP:222:TYR:CD1	41:EP:225:LEU:HD12	2.44	0.53
41:FM:49:VAL:HG13	41:FM:50:TYR:HD1	1.73	0.53
41:FM:257:MET:HE3	41:FM:368:ILE:HG23	1.91	0.53
41:FN:240:LEU:HB3	41:FN:249:ASP:HB3	1.91	0.53
40:GF:181:VAL:HG12	41:GM:348:ASN:HA	1.91	0.53
41:GN:393:ALA:O	41:GN:394:PHE:C	2.47	0.53
41:GP:103:LYS:HA	41:GP:107:THR:HB	1.91	0.53
40:HA:268:PRO:HB2	40:HA:377:LEU:HD12	1.90	0.53
41:HB:141:GLY:O	41:HB:184:ASN:ND2	2.42	0.53
40:HE:114:LEU:HB3	40:HE:149:PHE:HZ	1.74	0.53
41:HN:393:ALA:O	41:HN:394:PHE:C	2.46	0.53
40:IG:242:LEU:HD11	40:IG:252:LEU:HG	1.91	0.53

Continued on next page...

Continued from previous page...

Atom-1	Atom-2	Interatomic distance (Å)	Clash overlap (Å)
41:IQ:173:PRO:HB3	41:IQ:384:GLN:HE22	1.73	0.53
40:JD:313:MET:SD	40:JD:379:ASN:ND2	2.82	0.53
40:JE:316:CYS:HA	40:JE:352:LYS:HB2	1.91	0.53
40:JH:193:THR:O	40:JH:197:HIS:ND1	2.40	0.53
41:JL:213:ARG:HE	41:JL:297:LYS:NZ	2.06	0.53
40:KA:165:SER:HB3	40:KA:256:GLN:HE22	1.74	0.53
40:KD:228:ASN:ND2	42:KD:501:GTP:HN1	2.01	0.53
40:KE:265:ILE:HG23	40:KE:431:TYR:HE2	1.74	0.53
41:KM:120:VAL:HG11	41:KM:155:ILE:HD11	1.91	0.53
40:LA:174:ALA:HB3	40:LA:178:SER:H	1.73	0.53
41:LL:7:LEU:O	41:LL:135:LEU:HA	2.09	0.53
41:MB:3:GLU:HA	41:MB:49:VAL:HG13	1.91	0.53
40:MD:326:LYS:HE2	41:ML:208:TYR:HB3	1.91	0.53
40:NA:256:GLN:HG2	41:NB:397:TRP:CZ2	2.44	0.53
40:ND:141:PHE:HE2	40:ND:203:MET:HB3	1.74	0.53
40:NG:143:GLY:N	42:NG:501:GTP:O2A	2.42	0.53
41:OB:42:LEU:HD22	41:OB:243:PRO:HG3	1.90	0.53
40:OD:244:PHE:HB2	40:OD:356:ASN:HD21	1.72	0.53
41:PB:263:LEU:HD22	41:PB:422:VAL:HB	1.91	0.53
40:PD:30:ILE:HG13	40:PD:36:MET:HB2	1.91	0.53
40:PD:180:ALA:HB3	40:PD:183:GLU:HG3	1.90	0.53
41:PP:271:ALA:HB1	41:PP:292:GLN:HG2	1.91	0.53
40:QF:316:CYS:HB3	40:QF:377:LEU:HB2	1.89	0.53
41:QP:116:VAL:HG11	41:QP:151:LEU:HD21	1.89	0.53
41:RM:11:GLN:HA	41:RM:72:THR:HG21	1.91	0.53
41:RP:89:ASN:ND2	41:RP:123:GLU:OE2	2.42	0.53
40:SA:91:GLN:OE1	40:SA:121:ARG:NH1	2.42	0.53
40:SE:231:ILE:HA	40:SE:234:ILE:HD12	1.91	0.53
40:SF:326:LYS:NZ	41:SN:225:LEU:HD21	2.24	0.53
40:SG:329:ASN:HA	40:SG:332:ILE:HG12	1.90	0.53
41:SO:81:PHE:C	41:SO:84:ILE:HD13	2.29	0.53
41:SO:302:ALA:O	41:SO:304:ASP:N	2.42	0.53
41:SP:252:LYS:O	41:SP:256:ASN:ND2	2.42	0.53
40:TG:252:LEU:HA	40:TG:255:PHE:HD2	1.73	0.53
40:TI:168:GLU:HB2	40:TI:201:ALA:HA	1.91	0.53
41:TP:27:GLU:OE2	41:TP:318:ARG:NH2	2.42	0.53
40:UA:101:ASN:HA	40:UA:144:GLY:H	1.73	0.53
41:UB:170:VAL:HG21	41:UB:377:LEU:HD11	1.90	0.53
40:UF:261:PRO:HA	41:UN:394:PHE:CD1	2.44	0.53
41:UO:165:ASN:HA	41:UO:198:GLU:O	2.08	0.53
41:UP:97:ALA:O	41:UP:99:ASN:N	2.42	0.53

Continued on next page...

Continued from previous page...

Atom-1	Atom-2	Interatomic distance (Å)	Clash overlap (Å)
41:UP:322:SER:O	41:UP:324:LYS:N	2.42	0.53
41:WM:98:GLY:O	41:WM:99:ASN:C	2.46	0.53
41:WQ:7:LEU:HD22	41:WQ:151:LEU:HD21	1.90	0.53
4:1H:161:ARG:HH22	41:GO:121:ARG:NH2	2.05	0.52
5:1N:161:LYS:HD2	41:HQ:336:LYS:NZ	2.22	0.52
8:1X:254:ARG:HD2	8:1X:258:HIS:CE1	2.45	0.52
11:2J:187:ARG:HA	11:2J:251:TYR:HB3	1.90	0.52
13:2X:171:LEU:O	13:2X:172:TYR:C	2.47	0.52
22:4J:627:LEU:HD13	22:4J:697:LEU:HD21	1.92	0.52
23:4N:234:ARG:HG2	41:DM:41:ASP:CG	2.29	0.52
24:4O:194:ALA:HB2	24:4O:209:ALA:HB1	1.92	0.52
23:4R:19:ILE:HG13	40:BI:79:ARG:HB3	1.90	0.52
39:6J:131:GLU:HA	39:6J:135:HIS:HB2	1.89	0.52
40:AA:107:HIS:HD2	40:AA:152:LEU:HB2	1.73	0.52
41:BB:3:GLU:HG3	41:BB:127:CYS:HB3	1.91	0.52
40:BI:11:GLN:HA	40:BI:74:VAL:HG21	1.91	0.52
41:BM:221:THR:OG1	41:BM:222:TYR:N	2.43	0.52
41:BP:101:TRP:CD1	41:BP:145:SER:HB2	2.44	0.52
40:CA:219:ILE:O	40:CA:220:GLU:C	2.47	0.52
40:CE:400:LYS:HD2	41:CL:344:TRP:HB2	1.91	0.52
40:CH:8:HIS:CD2	40:CH:17:GLY:HA3	2.44	0.52
40:CH:259:LEU:HD11	40:CH:377:LEU:HB2	1.92	0.52
40:CH:328:VAL:HG11	40:CH:353:VAL:HG11	1.89	0.52
41:CO:212:PHE:O	41:CO:216:LYS:HA	2.09	0.52
41:CO:271:ALA:CB	41:CO:365:ALA:HB3	2.39	0.52
41:CP:88:ASP:C	41:CP:90:PHE:H	2.12	0.52
40:DE:409:GLY:O	40:DE:410:GLU:C	2.48	0.52
40:DF:76:ASP:O	40:DF:79:ARG:HB2	2.09	0.52
40:DI:153:LEU:O	40:DI:154:MET:C	2.47	0.52
40:DI:183:GLU:HB2	40:DI:184:PRO:HD3	1.90	0.52
41:DL:171:PRO:HB3	41:DL:181:GLU:HG2	1.91	0.52
41:DM:56:GLY:O	41:DM:57:GLY:C	2.47	0.52
41:DP:3:GLU:HA	41:DP:49:VAL:HA	1.91	0.52
41:DP:31:ASP:OD1	41:DP:34:GLY:N	2.41	0.52
41:DP:113:VAL:HG23	41:DP:151:LEU:HD22	1.91	0.52
41:DP:266:PHE:HA	41:DP:370:ASN:HA	1.90	0.52
40:EG:436:MET:O	41:EO:391:ARG:NH2	2.33	0.52
41:EM:286:VAL:HB	41:EM:325:GLU:HG2	1.90	0.52
40:FA:252:LEU:HA	40:FA:255:PHE:CD2	2.44	0.52
40:FE:224:TYR:HA	40:FE:227:LEU:HD12	1.91	0.52
40:GE:203:MET:HG3	40:GE:204:VAL:N	2.24	0.52

Continued on next page...

Continued from previous page...

Atom-1	Atom-2	Interatomic distance (Å)	Clash overlap (Å)
40:GH:212:ILE:HG23	40:GH:216:ASN:HD21	1.73	0.52
41:GN:222:TYR:HA	41:GN:225:LEU:HD12	1.91	0.52
41:GP:203:ASP:OD2	41:GP:302:ALA:N	2.39	0.52
40:HH:401:ARG:NH1	40:HH:414:GLU:OE2	2.42	0.52
41:HM:170:VAL:HG11	41:HM:377:LEU:HD21	1.90	0.52
41:HN:103:LYS:HA	41:HN:107:THR:OG1	2.08	0.52
41:HN:335:ASN:O	41:HN:336:LYS:C	2.48	0.52
41:HN:361:LEU:O	41:HN:362:LYS:C	2.47	0.52
41:HO:191:GLN:O	41:HO:195:ASN:ND2	2.42	0.52
41:IP:268:PRO:HG2	41:IP:300:MET:HB2	1.90	0.52
40:JA:101:ASN:HD22	41:JN:256:ASN:HD21	1.56	0.52
40:JE:16:ILE:HA	40:JE:228:ASN:HB3	1.90	0.52
40:JE:405:HIS:HA	40:JE:408:VAL:HG12	1.91	0.52
40:JG:228:ASN:HB3	40:JG:231:ILE:HD12	1.90	0.52
40:KA:71:GLU:HB3	40:KA:98:ASP:HA	1.90	0.52
41:KB:60:VAL:HG11	41:KB:86:ARG:HG2	1.91	0.52
40:KH:236:SER:HA	40:KH:243:ARG:HH12	1.73	0.52
40:LE:264:ARG:NH1	40:LE:430:ASP:OD2	2.42	0.52
40:LF:136:LEU:HD22	40:LF:169:PHE:HE2	1.75	0.52
40:MA:99:ALA:HB3	40:MA:144:GLY:HA3	1.91	0.52
41:MB:130:LEU:O	41:MB:162:ARG:NH1	2.41	0.52
40:NE:11:GLN:HA	40:NE:74:VAL:HG11	1.91	0.52
40:NE:207:GLU:HB3	40:NE:304:LYS:HZ1	1.74	0.52
40:NF:122:ILE:HG21	40:NF:157:LEU:HD21	1.91	0.52
41:NM:159:TYR:HB3	41:NM:162:ARG:HD3	1.91	0.52
41:NP:15:GLN:OE1	41:NP:19:LYS:NZ	2.42	0.52
40:OD:135:PHE:HD2	40:OD:166:LYS:HB3	1.73	0.52
40:OE:75:ILE:HG23	40:OE:92:LEU:HD12	1.91	0.52
40:OF:195:LEU:HD12	40:OF:266:HIS:HE1	1.74	0.52
41:ON:137:HIS:O	41:ON:168:SER:HA	2.09	0.52
40:PD:182:VAL:O	40:PD:186:ASN:ND2	2.41	0.52
41:PL:271:ALA:O	41:PL:292:GLN:NE2	2.42	0.52
41:PO:249:ASP:H	41:PO:252:LYS:HB3	1.74	0.52
40:QA:20:CYS:HA	40:QA:232:SER:HB2	1.91	0.52
40:QA:157:LEU:HB3	40:QA:166:LYS:HE2	1.91	0.52
40:QA:210:TYR:CD1	41:QN:324:LYS:HE3	2.44	0.52
41:QB:56:GLY:O	41:QB:57:GLY:C	2.46	0.52
40:QE:112:LYS:HA	40:QE:115:ILE:HG12	1.90	0.52
41:QN:63:ALA:O	41:QN:89:ASN:ND2	2.42	0.52
41:QP:397:TRP:O	41:QP:398:TYR:C	2.47	0.52
40:RA:254:GLU:O	40:RA:258:ASN:ND2	2.34	0.52

Continued on next page...

Continued from previous page...

Atom-1	Atom-2	Interatomic distance (Å)	Clash overlap (Å)
41:SO:87:PRO:O	41:SO:88:ASP:C	2.46	0.52
41:SO:341:PHE:O	41:SO:342:VAL:C	2.46	0.52
40:TA:51:THR:HG23	40:TA:52:PHE:HD1	1.73	0.52
40:TA:318:LEU:O	40:TA:374:VAL:HA	2.10	0.52
40:TG:259:LEU:O	40:TG:379:ASN:ND2	2.42	0.52
41:UB:86:ARG:NH1	41:VB:281:TYR:O	2.42	0.52
40:UG:217:LEU:HB3	40:UG:219:ILE:HG12	1.91	0.52
40:UI:13:GLY:O	40:UI:16:ILE:HG12	2.08	0.52
40:UI:190:THR:OG1	40:UI:191:THR:N	2.43	0.52
41:UN:22:GLU:HG2	41:UN:81:PHE:CD2	2.44	0.52
41:UO:424:THR:OG1	41:UO:425:ARG:NH1	2.42	0.52
41:VN:7:LEU:HD13	41:VN:151:LEU:HD13	1.90	0.52
40:WE:51:THR:HG23	40:WE:52:PHE:HD1	1.72	0.52
41:WM:256:ASN:HB2	41:WM:257:MET:HE1	1.91	0.52
41:WN:186:THR:HG21	41:WN:385:PHE:HB2	1.91	0.52
41:WN:326:VAL:O	41:WN:327:ASP:C	2.47	0.52
41:WO:105:HIS:CD2	41:WO:150:LEU:HB2	2.44	0.52
7:1U:507:CYS:SG	7:1U:520:SER:OG	2.62	0.52
15:3E:309:PRO:HA	15:3E:312:VAL:HG12	1.92	0.52
16:3J:301:GLU:HB3	16:3J:305:ARG:HH12	1.73	0.52
16:3L:262:GLU:OE2	16:3L:394:ARG:NH1	2.41	0.52
18:3T:367:GLU:HG3	18:3U:257:TRP:HE1	1.75	0.52
18:3W:313:ASP:HA	18:3W:316:HIS:CE1	2.44	0.52
20:4A:39:GLY:HA3	40:MA:372:ARG:HH22	1.74	0.52
21:4F:473:VAL:HB	21:4F:482:PRO:HB2	1.91	0.52
22:4H:125:LEU:HD13	41:BL:277:GLY:HA2	1.91	0.52
22:4I:109:GLU:OE2	22:4I:133:ARG:NH2	2.42	0.52
23:4N:194:ALA:O	23:4N:197:LEU:N	2.43	0.52
26:4V:265:ALA:O	26:4V:317:ASN:ND2	2.26	0.52
26:4V:342:LEU:HD13	26:4V:355:VAL:HG11	1.90	0.52
31:5I:432:PHE:CE2	40:IG:368:ALA:HB1	2.44	0.52
38:6C:137:PRO:HB2	41:VP:306:ARG:HH11	1.74	0.52
40:AA:258:ASN:HB2	40:AA:352:LYS:HD2	1.91	0.52
40:AA:280:LYS:HB3	40:MA:88:HIS:CE1	2.41	0.52
41:AB:281:TYR:HD2	41:MB:87:PRO:HD3	1.74	0.52
40:AG:226:ASN:ND2	40:AG:366:ASP:OD2	2.41	0.52
41:AL:101:TRP:HB2	41:AL:184:ASN:HD22	1.74	0.52
41:AO:100:ASN:HD22	41:AO:102:ALA:HB3	1.74	0.52
40:BE:3:GLU:HG3	40:BE:129:CYS:HB2	1.92	0.52
40:BH:254:GLU:O	40:BH:255:PHE:C	2.47	0.52
40:BI:147:SER:HB2	40:BI:190:THR:OG1	2.09	0.52

Continued on next page...

Continued from previous page...

Atom-1	Atom-2	Interatomic distance (Å)	Clash overlap (Å)
40:CA:328:VAL:HG11	40:CA:353:VAL:CG1	2.38	0.52
40:CE:63:PRO:HD3	40:CE:86:LEU:HG	1.91	0.52
40:CF:119:LEU:HG	40:CF:156:ARG:HD2	1.91	0.52
40:CF:248:LEU:HD21	41:CN:222:TYR:CE2	2.44	0.52
41:CM:60:VAL:HG21	41:DM:281:TYR:O	2.09	0.52
41:CN:44:LEU:HA	41:CN:47:ILE:HG12	1.91	0.52
40:DF:328:VAL:HG11	40:DF:353:VAL:HG11	1.91	0.52
40:DI:303:VAL:O	40:DI:304:LYS:C	2.46	0.52
41:DM:259:PRO:CG	41:DM:311:LEU:HD21	2.39	0.52
41:DP:6:HIS:CE1	41:DP:8:GLN:HB3	2.45	0.52
40:EE:269:LEU:HD22	40:EE:303:VAL:HG21	1.90	0.52
40:EF:91:GLN:HE22	40:EF:125:LEU:HD21	1.74	0.52
40:EF:141:PHE:HB2	40:EF:173:PRO:HD3	1.90	0.52
41:EL:165:ASN:HB3	41:EL:167:PHE:CE2	2.44	0.52
41:EM:98:GLY:O	41:EM:100:ASN:N	2.43	0.52
41:EM:103:LYS:HA	41:EM:107:THR:CG2	2.39	0.52
40:FA:415:GLY:O	40:FA:416:GLU:C	2.47	0.52
40:FF:97:GLU:HG2	40:FF:110:ILE:HG13	1.91	0.52
40:FI:271:THR:HA	40:FI:302:MET:HG2	1.91	0.52
41:GB:253:LEU:O	41:GB:257:MET:CB	2.56	0.52
40:GF:326:LYS:NZ	41:GN:208:TYR:HB2	2.24	0.52
40:HE:5:ILE:HD12	40:HE:125:LEU:HB3	1.91	0.52
40:HF:133:GLN:O	40:HF:165:SER:OG	2.24	0.52
40:HF:352:LYS:HD2	41:HN:177:ASP:O	2.09	0.52
40:HI:119:LEU:HA	40:HI:122:ILE:HG22	1.91	0.52
41:HN:301:ALA:O	41:HN:303:CYS:N	2.42	0.52
41:HQ:87:PRO:HA	41:HQ:90:PHE:HD2	1.74	0.52
41:IB:248:ALA:HA	41:IB:252:LYS:HE3	1.90	0.52
40:IG:209:ILE:HA	40:IG:212:ILE:HG22	1.91	0.52
40:IH:65:ALA:O	40:IH:91:GLN:NE2	2.42	0.52
40:KA:206:ASN:OD1	42:KN:501:GTP:O2'	2.28	0.52
41:LB:172:SER:HB2	41:LB:205:GLU:HG2	1.91	0.52
40:LE:246:GLY:HA3	40:LE:356:ASN:HA	1.92	0.52
41:LO:248:ALA:HA	41:LO:252:LYS:HD2	1.91	0.52
40:MF:162:GLY:O	40:MF:163:LYS:C	2.48	0.52
40:MG:132:LEU:HB3	40:MG:164:LYS:HE2	1.91	0.52
40:MG:260:VAL:HB	41:MO:397:TRP:CZ3	2.43	0.52
40:MH:258:ASN:HD21	41:MP:178:THR:HG23	1.72	0.52
41:MM:237:THR:HG22	41:MM:250:LEU:HD21	1.91	0.52
40:NF:311:LYS:NZ	40:NF:437:ASP:OD1	2.33	0.52
40:NG:405:HIS:HA	40:NG:408:VAL:HG12	1.91	0.52

Continued on next page...

Continued from previous page...

Atom-1	Atom-2	Interatomic distance (Å)	Clash overlap (Å)
40:OD:265:ILE:HG22	40:OD:379:ASN:HD21	1.74	0.52
40:OF:68:VAL:HA	40:OF:93:ILE:O	2.09	0.52
40:OH:221:ARG:N	41:OO:324:LYS:HZ2	2.07	0.52
41:OO:215:LEU:HD21	41:OO:273:LEU:HD22	1.91	0.52
41:PB:286:VAL:HG12	41:PB:289:LEU:HD12	1.91	0.52
41:PN:149:THR:HA	41:PN:152:ILE:HD12	1.92	0.52
41:QB:104:GLY:C	41:QB:109:GLY:HA3	2.25	0.52
41:QN:22:GLU:HG2	41:QN:81:PHE:HD2	1.73	0.52
40:RA:177:VAL:HA	41:RN:331:LEU:HD11	1.89	0.52
41:RB:67:ASP:HA	41:RB:143:THR:HG21	1.90	0.52
41:RB:323:MET:HG2	41:RB:353:VAL:HG21	1.91	0.52
40:RE:178:SER:OG	40:RE:183:GLU:OE1	2.26	0.52
40:RH:6:SER:O	40:RH:65:ALA:HA	2.09	0.52
41:SB:152:ILE:HA	41:SB:155:ILE:HG22	1.91	0.52
40:SE:76:ASP:OD2	41:SL:46:ARG:NH2	2.36	0.52
40:SF:151:SER:HB3	40:SF:193:THR:HG21	1.91	0.52
40:SF:167:LEU:HD22	40:SF:200:CYS:HB3	1.91	0.52
40:SG:223:THR:OG1	40:SG:225:THR:OG1	2.25	0.52
41:TP:1:MET:SD	41:TP:46:ARG:NH2	2.82	0.52
40:UG:2:ARG:HG3	40:UG:242:LEU:HB2	1.90	0.52
41:UP:212:PHE:HB3	41:UP:213:ARG:HH11	1.73	0.52
41:VN:269:GLY:O	41:VN:367:PHE:N	2.41	0.52
40:WE:88:HIS:HB2	40:WE:91:GLN:HG3	1.91	0.52
40:WE:112:LYS:HA	40:WE:115:ILE:HG22	1.89	0.52
40:WI:276:ILE:HG23	40:WI:280:LYS:HB2	1.90	0.52
41:WQ:105:HIS:HD2	41:WQ:150:LEU:HB2	1.74	0.52
7:1T:440:GLU:HG2	7:1T:442:ARG:HD2	1.91	0.52
8:1Z:357:GLU:HA	8:1Z:360:ARG:HB2	1.90	0.52
13:2T:6:PHE:HB2	40:WG:117:LEU:HD13	1.91	0.52
13:2W:174:GLU:O	13:2W:175:ASP:C	2.48	0.52
14:3A:109:LEU:HD13	40:LF:159:VAL:HG22	1.91	0.52
17:3P:379:ILE:HG12	17:3P:441:ALA:HB1	1.91	0.52
19:3Y:167:TRP:HZ2	25:4T:399:GLU:HG2	1.75	0.52
20:4A:84:GLN:HA	20:4A:87:ARG:HE	1.73	0.52
20:4A:232:GLU:O	20:4A:235:CYS:HB2	2.10	0.52
21:4D:283:ASP:O	21:4D:285:ARG:NH1	2.42	0.52
23:4Q:241:GLY:O	23:4Q:242:LEU:C	2.48	0.52
26:4W:268:GLU:HB3	26:4W:314:GLN:HB2	1.90	0.52
27:4Z:72:LEU:HD11	27:4Z:149:LEU:HD13	1.90	0.52
40:AH:188:ILE:HD12	40:AH:424:MET:HG3	1.91	0.52
41:AM:253:LEU:O	41:AM:257:MET:CB	2.57	0.52

Continued on next page...

Continued from previous page...

Atom-1	Atom-2	Interatomic distance (Å)	Clash overlap (Å)
41:AN:311:LEU:HD21	41:AN:425:ARG:HB3	1.90	0.52
40:BA:205:ASP:HB2	40:BA:303:VAL:HG23	1.92	0.52
41:BB:193:VAL:HG12	41:BB:262:ARG:HG2	1.91	0.52
40:BF:238:ILE:HG23	40:BF:255:PHE:CE2	2.41	0.52
40:BI:301:GLN:HG3	40:BI:307:PRO:HG2	1.91	0.52
41:BP:242:PHE:HB3	41:BP:243:PRO:HD2	1.90	0.52
40:CE:271:THR:HG22	40:CE:376:MET:HB3	1.91	0.52
40:CF:167:LEU:HD22	40:CF:200:CYS:HB3	1.90	0.52
40:CG:9:VAL:HG12	40:CG:68:VAL:HB	1.91	0.52
40:CH:174:ALA:HB1	40:CH:175:PRO:HD2	1.92	0.52
41:CL:232:THR:HG21	41:CL:268:PRO:HB3	1.90	0.52
41:CM:331:LEU:HG	41:CM:335:ASN:HD21	1.73	0.52
40:DA:73:THR:O	40:DA:74:VAL:C	2.47	0.52
40:DA:258:ASN:OD1	41:DB:180:VAL:HG22	2.10	0.52
40:DG:270:ALA:HA	40:DG:376:MET:O	2.09	0.52
41:DN:41:ASP:O	41:DN:43:GLN:N	2.42	0.52
41:DN:199:THR:HG23	41:DN:264:HIS:HD2	1.74	0.52
40:EH:273:ALA:HB1	40:EH:274:PRO:CD	2.33	0.52
40:EH:273:ALA:O	40:EH:275:VAL:N	2.43	0.52
40:EH:307:PRO:HB2	40:EH:312:TYR:CE2	2.38	0.52
41:EP:215:LEU:O	41:EP:216:LYS:C	2.48	0.52
40:FA:139:HIS:CE1	40:FA:150:THR:HG21	2.43	0.52
40:FF:6:SER:O	40:FF:65:ALA:HA	2.08	0.52
40:GE:329:ASN:HB3	41:GM:175:VAL:HG11	1.91	0.52
41:GM:68:LEU:HD22	41:GM:97:ALA:HA	1.90	0.52
41:HB:139:LEU:HD12	41:HB:170:VAL:HG22	1.90	0.52
40:HI:223:THR:OG1	40:HI:224:TYR:N	2.42	0.52
41:HM:7:LEU:O	41:HM:135:LEU:HA	2.09	0.52
41:HO:333:VAL:HA	41:HO:336:LYS:HB2	1.92	0.52
41:IO:63:ALA:O	41:IO:89:ASN:ND2	2.42	0.52
41:IP:172:SER:OG	41:IP:175:VAL:O	2.27	0.52
40:JE:128:GLN:NE2	40:KE:290:GLU:OE1	2.43	0.52
40:JE:352:LYS:CD	41:JM:179:VAL:HG13	2.39	0.52
41:JM:18:ALA:O	41:JM:22:GLU:HG2	2.10	0.52
41:JN:167:PHE:HD2	41:JN:202:ILE:HD11	1.74	0.52
40:KA:338:LYS:NZ	40:KA:340:SER:OG	2.35	0.52
40:KG:241:SER:HB2	40:KG:250:VAL:H	1.74	0.52
40:KH:26:LEU:HD13	40:KH:363:VAL:HG12	1.90	0.52
41:KN:318:ARG:HG2	41:KN:354:CYS:HB3	1.92	0.52
40:LE:235:VAL:HA	40:LE:238:ILE:HG22	1.92	0.52
40:LE:274:PRO:HG3	40:LE:286:LEU:HD22	1.91	0.52

Continued on next page...

Continued from previous page...

Atom-1	Atom-2	Interatomic distance (Å)	Clash overlap (Å)
40:ME:73:THR:HA	40:ME:76:ASP:HB3	1.90	0.52
40:ME:205:ASP:HB3	40:ME:303:VAL:HA	1.91	0.52
40:MG:109:THR:O	40:MG:111:GLY:N	2.42	0.52
41:ML:170:VAL:HG21	41:ML:377:LEU:HD11	1.91	0.52
41:ML:214:THR:O	41:ML:275:SER:OG	2.25	0.52
40:ND:21:TRP:CZ2	40:ND:65:ALA:HB2	2.44	0.52
40:NG:286:LEU:O	40:NG:372:ARG:NH2	2.42	0.52
41:NM:113:VAL:HA	41:NM:116:VAL:HG12	1.91	0.52
41:NN:182:PRO:HG3	41:NN:384:GLN:HG2	1.91	0.52
41:NP:392:LYS:HG3	41:NP:395:LEU:HD23	1.91	0.52
41:OB:392:LYS:HB3	41:OB:395:LEU:HD23	1.90	0.52
40:OE:265:ILE:HG22	40:OE:379:ASN:HD21	1.74	0.52
40:OH:174:ALA:HB1	40:OH:175:PRO:HD2	1.89	0.52
40:OH:219:ILE:HG12	40:OH:221:ARG:H	1.74	0.52
41:PB:19:LYS:HE3	41:PB:226:ASN:HB2	1.90	0.52
41:PB:262:ARG:HG3	41:PB:263:LEU:HD23	1.91	0.52
40:PG:141:PHE:HB2	40:PG:173:PRO:HD3	1.90	0.52
40:QF:256:GLN:HA	40:QF:259:LEU:HB2	1.91	0.52
40:QH:421:ARG:O	40:QH:421:ARG:NH1	2.41	0.52
41:QN:34:GLY:HA3	41:QN:58:LYS:HG3	1.91	0.52
41:QN:271:ALA:O	41:QN:292:GLN:NE2	2.43	0.52
41:QP:323:MET:O	41:QP:324:LYS:C	2.47	0.52
40:RG:276:ILE:HG22	40:RG:280:LYS:HB3	1.92	0.52
41:RP:226:ASN:ND2	43:RP:502:GDP:O6	2.42	0.52
40:SI:168:GLU:OE2	40:SI:198:SER:OG	2.23	0.52
41:SM:309:ARG:H	41:SM:372:THR:HG1	1.56	0.52
40:TA:70:LEU:HD23	40:TA:114:LEU:HD12	1.90	0.52
40:TE:70:LEU:HD13	40:TE:145:THR:HG23	1.90	0.52
40:TE:312:TYR:HA	40:TE:380:THR:HG22	1.91	0.52
40:TG:254:GLU:OE2	40:TG:254:GLU:N	2.37	0.52
41:TP:6:HIS:O	41:TP:63:ALA:HA	2.09	0.52
40:UG:391:ASP:HB3	40:UG:421:ARG:HH22	1.74	0.52
41:UN:68:LEU:HD23	41:UN:143:THR:HG23	1.90	0.52
40:VH:353:VAL:HG12	41:VP:177:ASP:HA	1.91	0.52
41:WB:252:LYS:NZ	42:WG:501:GTP:O1G	2.36	0.52
40:WG:271:THR:HG22	40:WG:301:GLN:HA	1.92	0.52
40:WG:294:ALA:O	40:WG:300:ASN:ND2	2.42	0.52
7:1T:459:GLU:O	7:1T:460:HIS:C	2.48	0.52
7:1U:561:VAL:HG23	7:1U:571:VAL:HG22	1.91	0.52
11:2K:68:LYS:HB2	41:LO:194:GLU:HB2	1.91	0.52
12:2R:59:ALA:HB3	41:AP:427:ALA:HB2	1.92	0.52

Continued on next page...

Continued from previous page...

Atom-1	Atom-2	Interatomic distance (Å)	Clash overlap (Å)
13:2T:74:PRO:HD2	13:2T:169:ASP:HA	1.90	0.52
15:3E:250:ALA:O	15:3E:400:ARG:NH1	2.43	0.52
16:3K:169:ARG:NH1	16:3K:173:ASN:OD1	2.43	0.52
20:4B:297:GLU:HA	20:4B:300:ARG:HE	1.73	0.52
21:4E:429:PRO:HB3	22:4K:644:TYR:HB2	1.91	0.52
21:4F:35:ASN:HD22	40:MD:326:LYS:HG3	1.75	0.52
21:4F:451:ILE:HD12	21:4F:467:LEU:HB3	1.92	0.52
22:4H:35:LEU:O	22:4H:37:SER:N	2.42	0.52
22:4J:34:MET:HG3	22:4J:36:VAL:H	1.74	0.52
22:4K:662:CYS:HB3	22:4K:667:LEU:HD22	1.91	0.52
23:4M:173:SER:HB2	23:4M:181:LYS:HA	1.91	0.52
23:4N:33:MET:HG2	41:CM:320:ARG:NH1	2.22	0.52
23:4N:33:MET:SD	41:CM:320:ARG:NH2	2.81	0.52
23:4P:240:LEU:HB2	23:4P:266:HIS:HA	1.91	0.52
23:4P:259:ARG:HH21	40:EA:365:GLY:CA	2.13	0.52
27:4Z:142:ARG:HH12	27:4Z:210:PRO:HD3	1.74	0.52
29:5E:107:ILE:HG22	29:5E:108:VAL:H	1.74	0.52
31:5I:469:SER:OG	31:5I:470:HIS:N	2.40	0.52
34:5Q:183:GLN:NE2	40:GA:367:LEU:O	2.41	0.52
39:6J:129:CYS:SG	39:6J:133:ARG:NH2	2.81	0.52
40:AA:26:LEU:HD21	40:AA:363:VAL:HG12	1.91	0.52
41:AO:237:THR:HA	41:AO:240:LEU:HD21	1.90	0.52
40:BF:2:ARG:HH22	41:BN:69:GLU:HB2	1.74	0.52
40:BH:51:THR:HG21	40:BH:243:ARG:HB2	1.92	0.52
40:CA:41:THR:OG1	40:CA:42:ILE:N	2.42	0.52
40:CA:49:PHE:CE2	40:CA:55:GLU:HB2	2.40	0.52
41:CL:56:GLY:O	41:CL:58:LYS:N	2.43	0.52
41:CL:267:MET:HE3	41:CL:301:ALA:HB3	1.90	0.52
41:CM:105:HIS:HA	41:CM:150:LEU:HD22	1.90	0.52
41:DB:104:GLY:HA3	41:DB:146:GLY:CA	2.39	0.52
40:DF:141:PHE:HD2	40:DF:172:TYR:HA	1.74	0.52
40:DH:73:THR:O	40:DH:75:ILE:N	2.42	0.52
41:DL:157:GLU:O	41:DL:158:GLU:C	2.48	0.52
41:DM:345:ILE:HD13	41:DM:348:ASN:HB3	1.91	0.52
41:DP:21:TRP:CZ2	41:DP:63:ALA:HB2	2.44	0.52
40:EI:188:ILE:HG13	40:EI:394:PHE:HB2	1.91	0.52
41:FB:222:TYR:HD1	41:FB:225:LEU:HD12	1.75	0.52
40:FE:318:LEU:O	40:FE:374:VAL:HA	2.08	0.52
40:FH:70:LEU:HD23	40:FH:114:LEU:HD12	1.90	0.52
40:FI:213:CYS:HA	40:FI:217:LEU:HD13	1.91	0.52
40:GA:224:TYR:HE2	41:GN:323:MET:HG2	1.75	0.52

Continued on next page...

Continued from previous page...

Atom-1	Atom-2	Interatomic distance (Å)	Clash overlap (Å)
40:GH:104:ALA:HA	40:GH:108:TYR:HD2	1.75	0.52
40:GI:79:ARG:HG3	40:GI:92:LEU:HD12	1.91	0.52
40:GI:114:LEU:HB2	40:GI:149:PHE:HZ	1.74	0.52
41:GO:330:MET:HB3	41:GO:349:VAL:HG21	1.90	0.52
41:HB:342:VAL:HG23	41:HB:345:ILE:HG22	1.90	0.52
40:HE:17:GLY:O	40:HE:18:ASN:C	2.47	0.52
40:IA:175:PRO:HG3	40:IA:304:LYS:HB2	1.91	0.52
40:IF:107:HIS:CD2	40:IF:152:LEU:HB2	2.45	0.52
41:IO:286:VAL:HG11	41:IO:326:VAL:HG22	1.91	0.52
41:JB:136:THR:HG22	41:JB:167:PHE:HB2	1.92	0.52
41:JB:207:LEU:HD13	41:JB:225:LEU:HB3	1.91	0.52
41:JN:131:GLN:HE22	41:JN:249:ASP:HB2	1.74	0.52
40:KH:217:LEU:HA	40:KH:277:SER:HB3	1.91	0.52
41:KO:135:LEU:O	41:KO:166:THR:HA	2.09	0.52
40:LF:51:THR:HG21	40:LF:243:ARG:HB3	1.90	0.52
41:LN:248:ALA:HA	41:LN:252:LYS:HD2	1.91	0.52
41:LP:142:GLY:O	41:LP:144:GLY:N	2.43	0.52
40:MA:141:PHE:CZ	40:MA:194:THR:HG21	2.44	0.52
40:MH:273:ALA:HB1	40:MH:291:ILE:HB	1.91	0.52
41:MO:135:LEU:HD22	41:MO:152:ILE:HD11	1.92	0.52
41:MP:248:ALA:HA	41:MP:252:LYS:HE2	1.92	0.52
40:NA:7:VAL:HG13	40:NA:66:VAL:HG23	1.91	0.52
41:OB:143:THR:OG1	43:OB:501:GDP:O1B	2.26	0.52
40:OD:104:ALA:HB2	40:OD:412:MET:HB2	1.92	0.52
40:PA:171:ILE:HG21	42:PN:501:GTP:H1'	1.92	0.52
41:PB:2:ARG:NH2	41:PB:249:ASP:OD2	2.39	0.52
41:PM:237:THR:O	41:PM:241:ARG:NH2	2.40	0.52
40:QE:16:ILE:HG13	40:QE:228:ASN:ND2	2.24	0.52
41:QP:44:LEU:O	41:QP:48:ASN:N	2.42	0.52
40:RA:305:CYS:HB3	40:RA:386:ALA:HB2	1.91	0.52
41:RN:242:PHE:HD2	41:RN:356:ILE:HB	1.75	0.52
40:SA:176:GLN:OE1	40:SA:389:ARG:NH2	2.42	0.52
41:SB:331:LEU:HD11	40:SG:177:VAL:HG12	1.91	0.52
40:SF:20:CYS:HA	40:SF:232:SER:HB2	1.92	0.52
40:SG:70:LEU:HD23	40:SG:114:LEU:HD12	1.91	0.52
40:SG:326:LYS:HD3	41:SO:208:TYR:CG	2.44	0.52
40:SI:224:TYR:HB3	42:SP:501:GTP:N1	2.25	0.52
41:SO:309:ARG:HE	41:SO:427:ALA:HA	1.74	0.52
41:TB:49:VAL:HG21	41:TB:241:ARG:HG2	1.92	0.52
41:TB:107:THR:O	41:TB:110:ALA:N	2.34	0.52
41:TP:262:ARG:NH2	41:TP:417:ASP:O	2.42	0.52

Continued on next page...

Continued from previous page...

Atom-1	Atom-2	Interatomic distance (Å)	Clash overlap (Å)
41:UB:282:ARG:NH2	41:UB:292:GLN:OE1	2.43	0.52
40:UE:167:LEU:HD22	40:UE:200:CYS:HB3	1.91	0.52
41:UN:52:ASN:OD1	41:UN:62:ARG:NH1	2.43	0.52
41:UP:141:GLY:HA3	43:UP:501:GDP:O1A	2.09	0.52
40:VF:273:ALA:HB3	40:VF:374:VAL:H	1.74	0.52
41:VN:87:PRO:HD3	41:WM:281:TYR:CD2	2.40	0.52
41:VP:87:PRO:HD3	41:WO:281:TYR:HD2	1.75	0.52
40:WG:107:HIS:ND1	40:WG:151:SER:OG	2.40	0.52
41:WN:372:THR:HG22	41:WN:422:VAL:HG13	1.90	0.52
41:WP:173:PRO:HB3	41:WP:380:ARG:HD3	1.90	0.52
8:1X:143:ARG:HA	8:1X:146:ILE:HD12	1.90	0.52
8:1Z:499:GLN:NE2	8:1Z:503:GLU:OE2	2.43	0.52
12:2P:146:ILE:HD13	12:2P:149:LEU:HD21	1.92	0.52
16:3J:372:ARG:HG2	16:3L:24:LEU:HD11	1.92	0.52
17:3Q:383:LYS:HG2	17:3Q:438:LEU:HD21	1.90	0.52
17:3Q:403:ARG:HG2	17:3Q:406:ARG:HD3	1.90	0.52
20:4A:149:ARG:CZ	20:4A:150:SER:CA	2.88	0.52
22:4K:701:ALA:O	22:4K:702:ASN:C	2.48	0.52
23:4M:170:SER:N	41:CB:45:GLU:OE2	2.42	0.52
23:4N:240:LEU:HB2	23:4N:266:HIS:HA	1.91	0.52
27:4Z:132:ALA:HA	27:4Z:148:ARG:HD3	1.91	0.52
31:5I:628:ASP:H	31:5I:631:GLU:HG3	1.73	0.52
36:5W:116:ARG:NH2	36:5W:118:TYR:OH	2.39	0.52
40:AE:7:VAL:HB	40:AE:137:ILE:HG22	1.92	0.52
40:AG:200:CYS:HA	40:AG:266:HIS:HB2	1.91	0.52
41:AL:316:VAL:HG12	41:AL:352:ALA:HB3	1.91	0.52
40:BH:273:ALA:HB3	40:BH:274:PRO:HD3	1.92	0.52
40:CA:69:ASP:H	40:CA:75:ILE:HD11	1.74	0.52
40:CA:211:ASP:HA	40:CA:214:ARG:HD3	1.90	0.52
41:CB:66:VAL:HG12	41:CB:91:VAL:HB	1.91	0.52
41:CM:354:CYS:SG	41:CM:355:ASP:N	2.83	0.52
41:DB:183:TYR:O	41:DB:184:ASN:C	2.48	0.52
40:DH:156:ARG:HB3	40:DH:156:ARG:HH11	1.74	0.52
41:DO:139:LEU:HD12	41:DO:170:VAL:HG12	1.90	0.52
40:EF:322:ASP:O	40:EF:372:ARG:NH1	2.41	0.52
40:EH:291:ILE:HG13	40:EH:374:VAL:CG1	2.40	0.52
41:EM:100:ASN:O	41:EM:103:LYS:N	2.41	0.52
41:EN:207:LEU:HB3	41:EN:225:LEU:HD11	1.91	0.52
41:EP:54:ALA:HB3	41:EP:58:LYS:HB3	1.91	0.52
40:HE:56:THR:OG1	40:HE:57:GLY:N	2.42	0.52
40:IH:404:VAL:HG13	40:IH:417:PHE:HE2	1.75	0.52

Continued on next page...

Continued from previous page...

Atom-1	Atom-2	Interatomic distance (Å)	Clash overlap (Å)
41:IN:314:ALA:HB3	41:IN:368:ILE:HB	1.91	0.52
40:JG:311:LYS:HE3	40:JG:344:VAL:HG12	1.91	0.52
41:JN:204:ASN:HD22	41:JN:207:LEU:HD12	1.73	0.52
40:KH:406:TRP:HE1	41:KO:258:VAL:HG23	1.75	0.52
40:LH:70:LEU:HD23	40:LH:114:LEU:HD12	1.91	0.52
40:MA:274:PRO:HG2	40:MA:373:ALA:HA	1.90	0.52
40:MA:277:SER:O	40:MA:278:ALA:C	2.48	0.52
40:MF:174:ALA:CB	40:MF:177:VAL:HG23	2.39	0.52
40:MF:305:CYS:O	40:MF:305:CYS:SG	2.67	0.52
40:MF:433:GLU:HA	40:MF:436:MET:HE3	1.91	0.52
40:MH:73:THR:O	40:MH:74:VAL:C	2.48	0.52
40:MH:259:LEU:HD23	40:MH:379:ASN:HB2	1.91	0.52
40:NE:252:LEU:HA	40:NE:255:PHE:HD2	1.75	0.52
40:NG:371:GLN:HG3	40:NG:372:ARG:HD3	1.91	0.52
41:NL:28:HIS:HD1	41:NL:47:ILE:HG13	1.75	0.52
41:NP:83:GLN:O	41:OP:281:TYR:OH	2.27	0.52
40:OA:206:ASN:OD1	42:ON:501:GTP:O2'	2.28	0.52
40:OH:261:PRO:HB2	40:OH:346:TRP:HZ3	1.74	0.52
41:PB:6:HIS:CE1	41:PB:8:GLN:HE21	2.27	0.52
40:QA:31:GLN:HG3	40:QA:34:GLY:H	1.75	0.52
40:QH:260:VAL:HB	41:QP:397:TRP:CH2	2.45	0.52
41:QP:109:GLY:O	41:QP:112:LEU:HB3	2.09	0.52
41:QP:292:GLN:O	41:QP:295:ASP:HB3	2.10	0.52
40:RE:93:ILE:HG13	40:RE:118:VAL:HG22	1.91	0.52
40:RI:64:ARG:NH1	40:RI:129:CYS:SG	2.83	0.52
41:RL:306:ARG:HA	41:RL:340:TYR:CE2	2.44	0.52
41:RN:190:HIS:CE1	41:RN:414:ASN:HD22	2.28	0.52
40:SG:240:ALA:HA	40:SG:243:ARG:HG3	1.92	0.52
41:SM:287:PRO:HD3	41:SM:329:GLN:HE22	1.75	0.52
41:SO:288:GLU:O	41:SO:291:GLN:HG3	2.08	0.52
41:SP:100:ASN:HB2	41:SP:103:LYS:HB2	1.92	0.52
41:TO:273:LEU:N	41:TO:292:GLN:OE1	2.42	0.52
41:TP:134:GLN:HA	41:TP:165:ASN:O	2.09	0.52
40:UE:306:ASP:HB3	40:UE:309:HIS:HB2	1.91	0.52
40:UF:335:ILE:HG23	40:UF:341:ILE:HD13	1.92	0.52
40:UG:346:TRP:HB2	41:UO:391:ARG:HD3	1.91	0.52
40:VG:112:LYS:HA	40:VG:115:ILE:HG22	1.90	0.52
40:WA:16:ILE:HA	40:WA:228:ASN:HB3	1.92	0.52
40:WE:325:PRO:HB2	40:WE:326:LYS:HE2	1.90	0.52
40:WG:235:VAL:HA	40:WG:238:ILE:HG22	1.91	0.52
41:WQ:189:VAL:HA	41:WQ:192:LEU:HB2	1.90	0.52

Continued on next page...

Continued from previous page...

Atom-1	Atom-2	Interatomic distance (Å)	Clash overlap (Å)
11:2J:43:LYS:NZ	41:ML:335:ASN:OD1	2.42	0.52
11:2K:189:SER:O	11:2K:190:ASP:C	2.47	0.52
17:3R:243:GLN:NE2	17:3R:317:ALA:HB1	2.25	0.52
18:3T:197:ALA:HA	18:3T:278:LEU:HD21	1.92	0.52
22:4J:327:ASN:H	41:CN:276:ARG:HD2	1.75	0.52
22:4J:572:LYS:HG3	22:4J:573:HIS:H	1.75	0.52
23:4P:192:PRO:HG3	41:CN:44:LEU:CD2	2.39	0.52
23:4R:108:ASN:HD22	23:4R:111:GLN:HG3	1.73	0.52
31:5I:494:TYR:CE1	40:IH:282:TYR:HE1	2.28	0.52
34:5R:320:ASN:O	34:5R:324:GLU:HG2	2.09	0.52
40:BE:239:THR:O	40:BE:243:ARG:NE	2.41	0.52
40:BF:318:LEU:O	40:BF:374:VAL:HA	2.10	0.52
40:BF:433:GLU:HA	40:BF:436:MET:HG2	1.92	0.52
40:BG:128:GLN:OE1	40:CG:285:GLN:NE2	2.41	0.52
40:BH:411:GLY:O	40:BH:412:MET:C	2.46	0.52
41:BM:273:LEU:HB2	41:BM:292:GLN:HE22	1.75	0.52
41:CO:263:LEU:HD22	41:CO:422:VAL:HG13	1.91	0.52
40:DE:234:ILE:O	40:DE:238:ILE:HG12	2.10	0.52
40:DE:424:MET:HE1	40:DE:427:LEU:HD23	1.92	0.52
40:DF:90:GLU:O	40:DF:91:GLN:C	2.47	0.52
40:DI:11:GLN:HB2	40:DI:74:VAL:HG21	1.92	0.52
40:DI:114:LEU:HB3	40:DI:149:PHE:CE2	2.44	0.52
41:DN:199:THR:HG23	41:DN:264:HIS:CD2	2.45	0.52
40:EH:60:LYS:HG2	40:FH:283:HIS:HA	1.91	0.52
40:EI:100:ALA:O	41:EP:255:VAL:HG11	2.09	0.52
41:EM:50:TYR:HE1	41:EM:237:THR:HG21	1.75	0.52
41:EM:397:TRP:O	41:EM:398:TYR:C	2.47	0.52
40:FA:101:ASN:OD1	41:FN:252:LYS:NZ	2.43	0.52
40:FH:132:LEU:HB3	40:FH:164:LYS:HE2	1.90	0.52
41:FP:325:GLU:HA	41:FP:328:GLU:HG3	1.90	0.52
40:GA:397:MET:HG3	41:GN:346:PRO:HD2	1.90	0.52
40:GE:382:ALA:O	40:GE:385:GLU:N	2.41	0.52
40:GH:105:ARG:HH21	40:GH:110:ILE:HG12	1.73	0.52
40:GH:315:CYS:SG	40:GH:316:CYS:N	2.82	0.52
40:GI:273:ALA:HB1	40:GI:274:PRO:CD	2.27	0.52
40:GI:273:ALA:CB	40:GI:374:VAL:H	2.22	0.52
41:GM:139:LEU:HD23	41:GM:170:VAL:HG23	1.92	0.52
41:GN:183:TYR:CZ	41:GN:388:MET:HB3	2.45	0.52
41:GP:253:LEU:O	41:GP:257:MET:HB2	2.08	0.52
41:HB:314:ALA:HA	41:HB:350:LYS:HB2	1.92	0.52
40:HE:380:THR:O	40:HE:382:ALA:N	2.42	0.52

Continued on next page...

Continued from previous page...

Atom-1	Atom-2	Interatomic distance (Å)	Clash overlap (Å)
40:HG:191:THR:O	40:HG:195:LEU:HB2	2.09	0.52
41:HN:13:GLY:O	41:HN:16:ILE:HG22	2.10	0.52
41:IB:331:LEU:HB2	40:IG:177:VAL:HG12	1.90	0.52
41:IN:61:PRO:HD3	41:IN:84:ILE:HG12	1.92	0.52
41:JB:396:HIS:HA	41:JB:399:THR:HG22	1.92	0.52
40:JE:145:THR:OG1	42:JE:501:GTP:O2B	2.28	0.52
40:JF:337:THR:O	40:JF:339:ARG:NH1	2.43	0.52
41:JL:55:THR:HG23	41:KL:283:ALA:HA	1.92	0.52
41:JM:137:HIS:CE1	41:JM:192:LEU:HD11	2.45	0.52
40:KF:328:VAL:HG21	40:KF:355:ILE:HD11	1.91	0.52
41:KO:173:PRO:HB3	41:KO:380:ARG:HD2	1.91	0.52
42:LB:502:GTP:HN21	40:LG:228:ASN:CG	2.13	0.52
41:LN:314:ALA:HB3	41:LN:368:ILE:HB	1.92	0.52
41:LO:207:LEU:HD23	41:LO:210:ILE:HD11	1.92	0.52
41:LP:232:THR:HG21	41:LP:268:PRO:HB2	1.89	0.52
41:MB:202:ILE:HG21	41:MB:229:VAL:HG22	1.92	0.52
41:MO:141:GLY:HA3	43:MO:501:GDP:O1A	2.09	0.52
41:MO:344:TRP:CZ2	41:MO:425:ARG:HB3	2.45	0.52
40:NA:188:ILE:HG23	40:NA:424:MET:HG3	1.92	0.52
40:NF:202:PHE:HE2	40:NF:238:ILE:HG12	1.73	0.52
40:NG:8:HIS:HE1	40:NG:21:TRP:HE1	1.57	0.52
40:NH:118:VAL:HG21	40:NH:149:PHE:HZ	1.75	0.52
41:NL:26:ASP:HB3	41:NL:359:ARG:HH22	1.73	0.52
41:NM:306:ARG:HG2	41:NM:340:TYR:HE1	1.74	0.52
40:OA:315:CYS:HA	40:OA:377:LEU:O	2.10	0.52
41:OB:130:LEU:O	41:OB:162:ARG:NH1	2.43	0.52
40:OF:278:ALA:HB2	40:OF:368:ALA:HA	1.92	0.52
40:PA:362:VAL:HG21	40:PA:369:LYS:HA	1.90	0.52
41:PB:344:TRP:HE3	41:PB:425:ARG:HH21	1.57	0.52
40:PG:385:GLU:OE1	40:PG:389:ARG:NH1	2.42	0.52
40:PH:240:ALA:O	40:PH:356:ASN:ND2	2.43	0.52
41:PL:53:GLU:HG2	41:PL:59:TYR:HE1	1.73	0.52
41:PL:137:HIS:CE1	41:PL:168:SER:HG	2.27	0.52
40:RG:255:PHE:O	40:RG:259:LEU:HB2	2.10	0.52
40:SE:271:THR:HB	40:SE:376:MET:HB3	1.91	0.52
40:SF:2:ARG:HG3	40:SF:51:THR:HG22	1.92	0.52
40:SF:391:ASP:HA	40:SF:421:ARG:HH12	1.74	0.52
40:SH:336:LYS:HG2	40:SH:351:PHE:HE2	1.73	0.52
40:TA:16:ILE:HA	40:TA:228:ASN:HD22	1.74	0.52
40:TA:31:GLN:HE22	40:TA:37:PRO:HG3	1.74	0.52
40:TI:274:PRO:HA	40:TI:276:ILE:HD12	1.92	0.52

Continued on next page...

Continued from previous page...

Atom-1	Atom-2	Interatomic distance (Å)	Clash overlap (Å)
41:TM:180:VAL:HG23	41:TM:184:ASN:HD21	1.73	0.52
41:TM:331:LEU:O	41:TM:335:ASN:ND2	2.43	0.52
41:TO:310:TYR:HD1	41:TO:371:SER:HB2	1.74	0.52
40:UF:288:VAL:HA	40:UF:291:ILE:HD13	1.92	0.52
40:UF:352:LYS:NZ	41:UN:179:VAL:HA	2.24	0.52
41:UM:385:PHE:O	41:UM:389:PHE:HB3	2.09	0.52
40:VG:73:THR:HA	40:VG:76:ASP:HB2	1.91	0.52
40:VJ:281:ALA:HB1	40:VJ:286:LEU:HD11	1.92	0.52
41:VP:317:PHE:HB2	41:VP:353:VAL:HG12	1.92	0.52
41:WB:43:GLN:O	41:WB:47:ILE:HB	2.10	0.52
40:WG:90:GLU:N	40:WG:90:GLU:OE1	2.43	0.52
9:2B:401:GLN:OE1	41:TL:362:LYS:NZ	2.43	0.52
16:3J:301:GLU:HB3	16:3J:305:ARG:NH1	2.24	0.52
16:3K:134:GLU:O	16:3K:138:HIS:ND1	2.41	0.52
21:4D:210:ASP:HB3	21:4D:213:THR:HG22	1.91	0.52
21:4D:457:ARG:O	21:4D:458:ASN:C	2.48	0.52
22:4I:559:SER:HB2	22:4I:562:LEU:HD23	1.90	0.52
23:4M:103:PHE:O	23:4M:104:ILE:C	2.48	0.52
35:5T:71:LYS:NZ	35:5T:75:GLU:OE1	2.34	0.52
39:6I:115:LEU:HD11	39:6I:145:VAL:HG21	1.92	0.52
40:BA:324:VAL:HB	40:BA:327:ASP:HB2	1.92	0.52
40:BE:160:ASP:O	40:BE:162:GLY:N	2.43	0.52
40:BG:380:THR:HG22	40:BG:382:ALA:H	1.74	0.52
40:BI:184:PRO:HG2	40:BI:397:MET:HE1	1.92	0.52
41:BO:44:LEU:O	41:BO:45:GLU:C	2.48	0.52
41:BO:138:SER:O	41:BO:139:LEU:C	2.48	0.52
41:BO:142:GLY:O	41:BO:144:GLY:N	2.42	0.52
41:BO:285:THR:H	41:BO:288:GLU:HG2	1.75	0.52
40:CI:109:THR:OG1	40:CI:410:GLU:O	2.28	0.52
41:CN:359:ARG:NH2	41:CN:359:ARG:HB2	2.24	0.52
40:DA:100:ALA:O	40:DA:101:ASN:C	2.48	0.52
40:DA:216:ASN:O	40:DA:218:ASP:N	2.43	0.52
41:DB:66:VAL:HB	41:DB:91:VAL:HG22	1.91	0.52
41:DB:251:ARG:O	41:DB:255:VAL:HG23	2.09	0.52
40:DE:93:ILE:HD13	40:DE:118:VAL:HG22	1.92	0.52
40:DE:247:ALA:O	40:DE:248:LEU:C	2.48	0.52
40:DI:362:VAL:HG22	40:DI:363:VAL:H	1.75	0.52
40:EG:11:GLN:HB2	40:EG:74:VAL:HG11	1.92	0.52
41:EP:200:TYR:HE1	41:EP:236:VAL:HG21	1.75	0.52
40:FA:69:ASP:HB3	40:FA:75:ILE:HD11	1.91	0.52
40:FF:70:LEU:HB2	40:FF:145:THR:HG22	1.92	0.52

Continued on next page...

Continued from previous page...

Atom-1	Atom-2	Interatomic distance (Å)	Clash overlap (Å)
41:FP:274:THR:OG1	41:FP:282:ARG:NH1	2.43	0.52
40:GA:101:ASN:HD22	41:GN:256:ASN:HD21	1.57	0.52
41:GP:266:PHE:HE1	41:GP:370:ASN:HD22	1.58	0.52
40:HE:325:PRO:HG2	41:HM:221:THR:HA	1.92	0.52
40:HI:17:GLY:HA2	40:HI:20:CYS:HB2	1.90	0.52
41:HN:40:SER:O	41:HN:43:GLN:HB2	2.09	0.52
41:HN:215:LEU:O	41:HN:216:LYS:C	2.47	0.52
41:HP:257:MET:HA	41:HP:312:THR:HG21	1.91	0.52
41:HQ:100:ASN:HB3	41:HQ:103:LYS:HB3	1.92	0.52
40:IF:5:ILE:HD13	40:IF:64:ARG:HB3	1.92	0.52
40:II:205:ASP:HB2	40:II:303:VAL:HG12	1.90	0.52
40:JD:274:PRO:HB3	40:JD:370:VAL:HG11	1.92	0.52
40:JE:70:LEU:HB2	40:JE:145:THR:HG22	1.90	0.52
40:KD:268:PRO:HG3	40:KD:379:ASN:HD22	1.74	0.52
40:KE:70:LEU:HD23	40:KE:114:LEU:HD22	1.90	0.52
40:KG:90:GLU:HG3	40:KG:121:ARG:NH1	2.24	0.52
41:KL:141:GLY:O	41:KL:145:SER:HB2	2.09	0.52
41:KN:6:HIS:O	41:KN:63:ALA:HA	2.09	0.52
41:KO:193:VAL:HG21	41:KO:418:LEU:HD11	1.90	0.52
40:LE:209:ILE:HG21	40:LE:227:LEU:HA	1.92	0.52
41:LL:176:SER:OG	41:LL:178:THR:O	2.28	0.52
41:LO:139:LEU:HD12	41:LO:170:VAL:HG12	1.92	0.52
41:MN:269:GLY:O	41:MN:367:PHE:N	2.42	0.52
41:MP:27:GLU:OE2	41:MP:318:ARG:NH2	2.36	0.52
41:OB:322:SER:OG	41:OB:323:MET:N	2.42	0.52
40:OG:315:CYS:HA	40:OG:377:LEU:O	2.10	0.52
41:OM:19:LYS:NZ	41:OM:223:GLY:O	2.43	0.52
41:PM:10:GLY:O	41:PM:14:ASN:ND2	2.43	0.52
40:QA:200:CYS:HA	40:QA:266:HIS:HB2	1.92	0.52
41:QB:142:GLY:O	41:QB:143:THR:C	2.48	0.52
40:QE:264:ARG:HG3	40:QE:265:ILE:HD12	1.92	0.52
40:QF:20:CYS:HA	40:QF:232:SER:HB2	1.92	0.52
41:QM:222:TYR:HD1	41:QM:225:LEU:HD12	1.74	0.52
40:RG:332:ILE:HG23	40:RG:351:PHE:HD2	1.74	0.52
40:RH:228:ASN:HD21	42:RO:501:GTP:HN1	1.58	0.52
40:SH:406:TRP:CZ3	41:SO:255:VAL:HA	2.45	0.52
40:TI:70:LEU:HB2	40:TI:145:THR:HG22	1.91	0.52
40:TI:154:MET:HG3	40:TI:194:THR:HG22	1.91	0.52
41:TO:318:ARG:HG2	41:TO:354:CYS:HB3	1.91	0.52
41:UM:375:GLN:NE2	41:UM:419:GLY:O	2.43	0.52
41:UP:212:PHE:HB3	41:UP:213:ARG:NH1	2.24	0.52

Continued on next page...

Continued from previous page...

Atom-1	Atom-2	Interatomic distance (Å)	Clash overlap (Å)
40:VA:254:GLU:OE1	41:VB:99:ASN:ND2	2.43	0.52
41:VB:8:GLN:NE2	41:VB:17:GLY:HA3	2.25	0.52
41:VB:42:LEU:HA	41:VB:45:GLU:HB2	1.92	0.52
40:VJ:122:ILE:HG21	40:VJ:157:LEU:HD21	1.92	0.52
41:VN:341:PHE:HB3	41:VN:348:ASN:HD21	1.73	0.52
41:VP:113:VAL:HA	41:VP:116:VAL:HG12	1.91	0.52
41:VP:209:ASP:O	41:VP:213:ARG:HB3	2.10	0.52
41:VQ:22:GLU:HG3	41:VQ:81:PHE:CG	2.45	0.52
41:VQ:107:THR:O	41:VQ:110:ALA:N	2.42	0.52
40:WA:96:LYS:NZ	41:WN:1:MET:N	2.58	0.52
41:WB:421:PRO:HA	41:WB:424:THR:HG22	1.92	0.52
40:WE:138:PHE:HZ	40:WE:235:VAL:HG11	1.75	0.52
40:WF:217:LEU:HD12	40:WF:277:SER:HB3	1.92	0.52
40:WH:217:LEU:HA	40:WH:277:SER:HB2	1.91	0.52
41:WM:393:ALA:O	41:WM:394:PHE:C	2.47	0.52
7:1U:68:SER:HB2	7:1U:84:VAL:HG22	1.92	0.52
8:1Y:186:GLU:OE1	8:1Y:188:GLU:N	2.43	0.52
10:2F:147:ILE:HD11	41:WB:322:SER:HB2	1.92	0.52
12:2O:145:VAL:O	12:2O:146:ILE:C	2.48	0.52
14:3C:44:ASN:HD21	14:3C:48:HIS:HB2	1.75	0.52
17:3P:380:ASP:HA	17:3P:383:LYS:HD2	1.91	0.52
17:3R:328:LEU:HD23	17:3R:329:LEU:HG	1.92	0.52
20:4A:23:GLU:HA	20:4A:26:ARG:HG3	1.91	0.52
21:4D:516:MET:SD	21:4D:531:ILE:HG13	2.50	0.52
23:4P:186:GLY:O	23:4P:188:THR:N	2.43	0.52
23:4Q:236:TYR:O	23:4Q:267:ASP:HA	2.09	0.52
23:4Q:259:ARG:NH2	40:EH:366:ASP:H	2.06	0.52
25:4T:403:THR:H	25:4T:406:ILE:HG22	1.74	0.52
30:5G:113:ASP:OD2	40:GG:96:LYS:NZ	2.43	0.52
36:5W:101:TRP:HB2	41:ON:361:LEU:HD23	1.92	0.52
36:5X:188:GLN:HA	36:5X:191:VAL:HG22	1.92	0.52
40:AH:255:PHE:O	40:AH:259:LEU:HB2	2.09	0.52
41:AM:257:MET:HA	41:AM:312:THR:HG21	1.90	0.52
41:AN:237:THR:HG23	41:AN:241:ARG:HH11	1.74	0.52
40:BA:224:TYR:HD1	40:BA:227:LEU:HD22	1.75	0.52
40:BH:8:HIS:ND1	40:BH:17:GLY:HA3	2.24	0.52
40:BI:109:THR:C	40:BI:111:GLY:H	2.13	0.52
41:BM:260:PHE:HB3	41:BM:261:PRO:CD	2.40	0.52
40:CE:349:THR:OG1	41:CM:176:SER:HB3	2.09	0.52
40:CI:239:THR:O	40:CI:243:ARG:NE	2.38	0.52
41:CL:142:GLY:O	41:CL:143:THR:C	2.47	0.52

Continued on next page...

Continued from previous page...

Atom-1	Atom-2	Interatomic distance (Å)	Clash overlap (Å)
41:CL:305:PRO:HB3	41:CL:310:TYR:HE1	1.74	0.52
41:CP:224:ASP:C	41:CP:226:ASN:H	2.13	0.52
40:DA:252:LEU:O	40:DA:253:THR:C	2.48	0.52
40:DA:273:ALA:HB3	40:DA:274:PRO:HD3	1.90	0.52
41:DB:21:TRP:O	41:DB:25:SER:HB3	2.09	0.52
40:DH:103:TYR:O	40:DH:104:ALA:C	2.48	0.52
41:DL:346:PRO:O	41:DL:347:ASN:C	2.47	0.52
40:EI:73:THR:OG1	40:EI:74:VAL:N	2.43	0.52
40:EI:277:SER:O	40:EI:278:ALA:C	2.48	0.52
41:EL:89:ASN:ND2	41:EL:123:GLU:OE2	2.37	0.52
41:EM:186:THR:HG22	41:EM:411:ALA:HB1	1.91	0.52
41:EP:8:GLN:HG3	41:EP:65:LEU:HA	1.92	0.52
40:FF:139:HIS:ND1	40:FF:168:GLU:OE2	2.43	0.52
41:FP:26:ASP:O	41:FP:359:ARG:NH1	2.42	0.52
41:FP:156:ARG:NH1	41:FP:195:ASN:O	2.43	0.52
40:GE:70:LEU:HG	40:GE:110:ILE:HD13	1.92	0.52
40:GE:217:LEU:CA	40:GE:277:SER:HB2	2.37	0.52
40:GI:121:ARG:HA	40:GI:124:LYS:HD2	1.91	0.52
41:GN:274:THR:OG1	41:GN:275:SER:N	2.41	0.52
41:GO:107:THR:O	41:GO:110:ALA:N	2.40	0.52
41:GP:325:GLU:O	41:GP:329:GLN:NE2	2.43	0.52
40:HI:242:LEU:HD11	40:HI:252:LEU:HG	1.92	0.52
41:HO:290:THR:HA	41:HO:293:MET:HE3	1.91	0.52
40:IG:286:LEU:HD13	40:IG:370:VAL:HG13	1.91	0.52
41:IQ:113:VAL:HA	41:IQ:116:VAL:HG12	1.91	0.52
40:JA:169:PHE:HZ	40:JA:238:ILE:HG21	1.75	0.52
40:KG:254:GLU:HG2	41:KO:98:GLY:HA2	1.91	0.52
40:KH:27:GLU:HG2	40:KH:28:HIS:HD2	1.75	0.52
41:KP:198:GLU:HG2	41:KP:266:PHE:HE2	1.74	0.52
41:LB:27:GLU:O	41:LB:43:GLN:NE2	2.42	0.52
40:LF:205:ASP:O	40:LF:209:ILE:HG13	2.09	0.52
41:LO:142:GLY:O	41:LO:144:GLY:N	2.43	0.52
41:LP:236:VAL:HG22	41:LP:368:ILE:HD11	1.92	0.52
42:MB:502:GTP:C2	40:MG:224:TYR:HB3	2.45	0.52
40:MD:206:ASN:OD1	42:MD:501:GTP:O2'	2.27	0.52
41:MO:316:VAL:HG13	41:MO:352:ALA:HB3	1.91	0.52
40:ND:32:PRO:O	40:ND:33:ASP:C	2.48	0.52
40:ND:140:SER:O	40:ND:142:GLY:N	2.37	0.52
40:NE:101:ASN:OD1	41:NL:256:ASN:ND2	2.41	0.52
40:NH:298:PRO:HB3	40:NH:307:PRO:HD2	1.90	0.52
41:NL:7:LEU:HG	41:NL:135:LEU:HD13	1.92	0.52

Continued on next page...

Continued from previous page...

Atom-1	Atom-2	Interatomic distance (Å)	Clash overlap (Å)
41:NL:222:TYR:O	41:NL:226:ASN:ND2	2.42	0.52
41:NO:171:PRO:O	41:NO:380:ARG:NH2	2.41	0.52
41:NP:316:VAL:HB	41:NP:366:THR:HB	1.91	0.52
40:OA:76:ASP:HA	40:OA:79:ARG:HG2	1.91	0.52
40:OD:108:TYR:O	40:OD:112:LYS:NZ	2.42	0.52
40:OH:258:ASN:O	41:OP:394:PHE:HE1	1.92	0.52
40:PA:67:PHE:HB2	40:PA:92:LEU:HA	1.92	0.52
40:PH:278:ALA:HB2	40:PH:368:ALA:HB2	1.91	0.52
41:PL:211:CYS:HA	41:PL:215:LEU:HB2	1.92	0.52
41:PM:289:LEU:HD11	41:PM:363:MET:HB3	1.91	0.52
41:PP:343:GLU:OE1	41:PP:343:GLU:N	2.43	0.52
40:QF:101:ASN:N	41:QM:252:LYS:HZ3	2.08	0.52
41:QM:63:ALA:O	41:QM:89:ASN:ND2	2.43	0.52
40:RA:16:ILE:HD11	40:RA:138:PHE:HB3	1.91	0.52
41:RB:136:THR:HG22	41:RB:167:PHE:HB2	1.91	0.52
41:RL:171:PRO:HG3	41:RL:181:GLU:HB3	1.92	0.52
41:RN:323:MET:SD	41:RN:323:MET:N	2.83	0.52
40:SA:265:ILE:HA	40:SA:431:TYR:OH	2.10	0.52
40:SH:182:VAL:O	40:SH:186:ASN:ND2	2.42	0.52
41:SO:193:VAL:HA	41:SO:264:HIS:NE2	2.25	0.52
41:SO:236:VAL:HG12	41:SO:237:THR:HG23	1.92	0.52
41:SP:191:GLN:O	41:SP:195:ASN:ND2	2.40	0.52
41:SP:309:ARG:NH1	41:SP:339:SER:O	2.43	0.52
40:TG:320:ARG:HB3	40:TG:356:ASN:HB2	1.91	0.52
40:TG:352:LYS:HD2	41:TO:179:VAL:HG13	1.92	0.52
41:TN:178:THR:HB	41:TN:181:GLU:HG3	1.90	0.52
41:UB:143:THR:OG1	43:UB:501:GDP:O1B	2.26	0.52
40:UF:326:LYS:HE3	41:UN:208:TYR:CD1	2.45	0.52
40:UH:211:ASP:HB3	40:UH:215:ARG:HH21	1.74	0.52
41:UO:87:PRO:HD3	41:VP:281:TYR:HD2	1.73	0.52
40:VG:7:VAL:HG13	40:VG:66:VAL:HG23	1.91	0.52
40:VI:323:VAL:HG22	40:VI:372:ARG:HG2	1.91	0.52
41:VO:178:THR:HB	41:VO:181:GLU:HG3	1.91	0.52
41:VP:33:THR:O	41:VP:58:LYS:NZ	2.41	0.52
40:WG:175:PRO:HG3	40:WG:304:LYS:HB3	1.91	0.52
7:1S:507:CYS:SG	7:1S:520:SER:OG	2.59	0.52
7:1T:503:THR:HB	7:1T:523:ASP:HB2	1.92	0.52
8:1W:304:GLN:OE1	8:1W:308:LYS:NZ	2.40	0.52
12:2O:45:LYS:HA	12:2O:48:MET:HG2	1.92	0.52
14:3B:81:LEU:HD23	14:3B:84:ARG:HH11	1.75	0.52
21:4F:407:LYS:HZ3	21:4F:410:ILE:CD1	2.16	0.52

Continued on next page...

Continued from previous page...

Atom-1	Atom-2	Interatomic distance (Å)	Clash overlap (Å)
22:4I:658:ILE:HG23	22:4I:690:TYR:HE1	1.75	0.52
23:4N:37:TYR:CD2	23:4N:41:THR:HG21	2.44	0.52
23:4Q:183:PHE:HE2	40:CH:80:THR:HG22	1.75	0.52
23:4R:241:GLY:N	23:4R:265:THR:O	2.40	0.52
28:5B:55:ARG:HH21	40:IH:84:ARG:HH11	1.56	0.52
34:5R:502:HIS:H	34:5R:502:HIS:CD2	2.27	0.52
35:5T:103:ASN:ND2	40:JE:82:THR:OG1	2.39	0.52
37:6A:113:ARG:NH1	40:TH:244:PHE:O	2.40	0.52
39:6L:25:PHE:HE2	40:OD:80:THR:HG1	1.57	0.52
40:AE:206:ASN:OD1	42:AE:501:GTP:O2'	2.27	0.52
40:AF:318:LEU:O	40:AF:374:VAL:HA	2.10	0.52
41:BB:354:CYS:O	41:BB:355:ASP:C	2.48	0.52
41:BP:294:PHE:CD1	41:BP:333:VAL:HG11	2.45	0.52
40:CE:154:MET:HG3	40:CE:194:THR:HG22	1.90	0.52
40:CI:73:THR:HA	40:CI:76:ASP:HB2	1.90	0.52
41:CP:323:MET:SD	41:CP:353:VAL:HG21	2.50	0.52
40:DA:31:GLN:C	40:DA:33:ASP:H	2.14	0.52
40:DA:58:ALA:C	40:DA:60:LYS:H	2.13	0.52
40:DF:133:GLN:HB3	40:DF:252:LEU:HD12	1.92	0.52
40:DF:185:TYR:O	40:DF:186:ASN:C	2.48	0.52
40:DH:232:SER:O	40:DH:235:VAL:HG12	2.10	0.52
41:DN:102:ALA:O	41:DN:103:LYS:C	2.49	0.52
41:DO:22:GLU:HG3	41:DO:81:PHE:CD1	2.45	0.52
41:DP:99:ASN:HB2	41:DP:180:VAL:HG21	1.92	0.52
40:EH:401:ARG:HG2	40:EH:404:VAL:HG21	1.92	0.52
40:EI:85:GLN:O	40:EI:86:LEU:C	2.47	0.52
40:EI:278:ALA:HB2	40:EI:368:ALA:HB2	1.92	0.52
41:EL:132:GLY:CA	41:EL:163:ILE:O	2.58	0.52
41:EN:293:MET:HG3	41:EN:367:PHE:HB2	1.92	0.52
41:EO:204:ASN:HA	41:EO:207:LEU:HD12	1.92	0.52
41:EP:228:LEU:HA	41:EP:270:PHE:HE2	1.74	0.52
40:FE:231:ILE:HA	40:FE:234:ILE:HD12	1.92	0.52
41:FN:313:VAL:HG13	41:FN:349:VAL:HG23	1.91	0.52
41:FO:207:LEU:HB3	41:FO:225:LEU:HD22	1.92	0.52
40:GA:397:MET:CG	41:GN:346:PRO:HD2	2.40	0.52
40:GF:298:PRO:HB3	40:GF:307:PRO:HD2	1.92	0.52
40:GH:140:SER:O	40:GH:141:PHE:C	2.47	0.52
40:GH:370:VAL:C	40:GH:372:ARG:H	2.13	0.52
40:GI:228:ASN:HD22	42:GP:501:GTP:N2	2.04	0.52
40:GI:293:ASN:HA	40:GI:335:ILE:HD11	1.91	0.52
41:GN:218:THR:O	41:GN:220:PRO:HD3	2.10	0.52

Continued on next page...

Continued from previous page...

Atom-1	Atom-2	Interatomic distance (Å)	Clash overlap (Å)
40:HA:224:TYR:HA	40:HA:227:LEU:HB2	1.92	0.52
40:HE:205:ASP:HB2	40:HE:302:MET:O	2.09	0.52
40:HE:325:PRO:HB3	41:HM:222:TYR:CE2	2.44	0.52
41:HN:285:THR:O	41:HN:286:VAL:C	2.47	0.52
41:IM:27:GLU:HG2	41:IM:241:ARG:HH21	1.75	0.52
41:IO:105:HIS:CD2	41:IO:150:LEU:HB2	2.44	0.52
40:JD:142:GLY:O	40:JD:186:ASN:ND2	2.43	0.52
40:JE:349:THR:O	41:JM:179:VAL:HG12	2.10	0.52
41:JO:52:ASN:OD1	41:JO:62:ARG:NH1	2.42	0.52
40:KE:31:GLN:HE21	40:KE:37:PRO:HG2	1.75	0.52
41:KM:100:ASN:HB3	41:KM:103:LYS:HB2	1.91	0.52
41:KO:39:ASP:N	41:KO:39:ASP:OD1	2.43	0.52
41:KO:316:VAL:HB	41:KO:366:THR:HG22	1.91	0.52
41:LB:375:GLN:HE22	41:LB:423:VAL:HA	1.74	0.52
40:LD:260:VAL:HG13	41:LL:397:TRP:CH2	2.43	0.52
40:LG:88:HIS:HE1	40:MG:280:LYS:HG2	1.74	0.52
40:LG:232:SER:O	40:LG:235:VAL:HG12	2.10	0.52
41:LM:101:TRP:HB2	41:LM:184:ASN:HD22	1.75	0.52
41:MB:214:THR:OG1	41:MB:297:LYS:NZ	2.43	0.52
40:MF:328:VAL:HG11	40:MF:353:VAL:HG11	1.91	0.52
40:MG:108:TYR:HA	40:MG:112:LYS:HZ2	1.75	0.52
40:MH:214:ARG:NH2	41:MO:324:LYS:HG3	2.15	0.52
41:ML:269:GLY:O	41:ML:367:PHE:N	2.42	0.52
41:MN:268:PRO:HG2	41:MN:300:MET:HB2	1.91	0.52
40:NA:70:LEU:HD12	40:NA:145:THR:HG22	1.91	0.52
41:NB:86:ARG:NH2	41:OB:281:TYR:O	2.43	0.52
41:NB:329:GLN:OE1	41:NB:332:ASN:ND2	2.43	0.52
40:NF:168:GLU:HB3	40:NF:201:ALA:HA	1.92	0.52
40:NH:174:ALA:HB3	40:NH:178:SER:H	1.75	0.52
41:NL:60:VAL:HG21	41:NL:86:ARG:HG3	1.91	0.52
40:OD:28:HIS:CE1	40:OD:243:ARG:HD3	2.45	0.52
40:OD:34:GLY:HA2	40:OD:86:LEU:HD12	1.92	0.52
41:OM:222:TYR:O	41:OM:226:ASN:ND2	2.43	0.52
41:OP:138:SER:HA	41:OP:169:VAL:HG12	1.92	0.52
40:PF:56:THR:HG22	40:QF:285:GLN:HA	1.91	0.52
41:PM:210:ILE:O	41:PM:214:THR:OG1	2.26	0.52
41:PP:101:TRP:CD1	41:PP:105:HIS:HB2	2.45	0.52
40:QA:265:ILE:HG23	40:QA:431:TYR:HE1	1.75	0.52
41:QB:325:GLU:O	41:QB:326:VAL:C	2.48	0.52
40:QH:76:ASP:HA	40:QH:79:ARG:HG2	1.92	0.52
41:QL:31:ASP:OD1	41:QL:35:THR:N	2.43	0.52

Continued on next page...

Continued from previous page...

Atom-1	Atom-2	Interatomic distance (Å)	Clash overlap (Å)
40:RH:90:GLU:HB3	40:RH:121:ARG:HH12	1.75	0.52
41:RL:320:ARG:NH1	41:RL:355:ASP:OD1	2.43	0.52
41:RO:149:THR:HB	41:RO:191:GLN:HG2	1.92	0.52
40:SA:65:ALA:O	40:SA:91:GLN:NE2	2.43	0.52
40:SH:204:VAL:HG13	40:SH:302:MET:HB3	1.92	0.52
40:SH:209:ILE:HA	40:SH:212:ILE:HG12	1.92	0.52
41:SO:31:ASP:O	41:SO:34:GLY:N	2.42	0.52
40:TE:224:TYR:HA	40:TE:227:LEU:HB2	1.92	0.52
40:TF:141:PHE:HB2	40:TF:173:PRO:HD3	1.92	0.52
40:TG:107:HIS:CD2	40:TG:152:LEU:HB2	2.45	0.52
40:TI:7:VAL:O	40:TI:137:ILE:HA	2.10	0.52
41:TM:105:HIS:HA	41:TM:150:LEU:HD23	1.92	0.52
40:UF:7:VAL:HG11	40:UF:153:LEU:HD21	1.92	0.52
40:UF:363:VAL:O	40:UF:365:GLY:N	2.43	0.52
40:UH:93:ILE:HD11	40:UH:121:ARG:HG3	1.91	0.52
41:UM:49:VAL:HG11	41:UM:241:ARG:HG2	1.91	0.52
41:UM:105:HIS:CD2	41:UM:150:LEU:HB2	2.45	0.52
41:UN:87:PRO:HD3	41:VO:281:TYR:HD2	1.75	0.52
40:VG:238:ILE:HG23	40:VG:255:PHE:HE2	1.74	0.52
40:VH:167:LEU:HD22	40:VH:200:CYS:HB3	1.92	0.52
40:VJ:76:ASP:OD2	41:VQ:46:ARG:NH2	2.43	0.52
40:VJ:98:ASP:O	40:VJ:105:ARG:NH1	2.43	0.52
40:WE:257:THR:HA	41:WM:397:TRP:CE2	2.44	0.52
41:WM:337:ASN:HB3	41:WM:340:TYR:HD2	1.75	0.52
41:WQ:318:ARG:HG2	41:WQ:358:PRO:HD3	1.92	0.52
11:2J:186:LYS:O	11:2J:251:TYR:HB2	2.09	0.52
12:2R:161:ASN:HB3	12:2R:164:VAL:HG12	1.91	0.52
14:3C:105:ALA:O	14:3C:110:ARG:NH2	2.43	0.52
17:3P:185:LEU:HD11	17:3P:234:LYS:HA	1.91	0.52
17:3P:222:GLU:HA	17:3P:339:GLN:HG2	1.92	0.52
20:4A:29:ARG:HH12	20:4A:36:ARG:HA	1.74	0.52
20:4A:176:ILE:O	20:4A:177:ASP:C	2.49	0.52
21:4D:426:LEU:HB2	21:4D:438:PHE:HE2	1.75	0.52
21:4E:513:LEU:HD12	21:4E:513:LEU:H	1.75	0.52
22:4I:98:ARG:HH21	41:BO:279:GLN:HE21	1.55	0.52
22:4J:92:LYS:HA	41:BN:280:GLN:HB3	1.91	0.52
23:4R:184:MET:O	23:4R:186:GLY:N	2.43	0.52
27:4Y:74:ASN:ND2	27:4Y:263:HIS:O	2.42	0.52
28:5B:215:LEU:HA	28:5B:218:LYS:HZ3	1.75	0.52
34:5Q:62:LEU:HD13	41:JN:94:GLN:HG3	1.92	0.52
36:5W:186:TYR:HB2	41:OB:276:ARG:NH1	2.25	0.52

Continued on next page...

Continued from previous page...

Atom-1	Atom-2	Interatomic distance (Å)	Clash overlap (Å)
40:AA:118:VAL:HG11	40:AA:149:PHE:HZ	1.75	0.52
40:AG:255:PHE:HZ	40:AG:318:LEU:HD21	1.75	0.52
40:AG:405:HIS:HA	40:AG:408:VAL:HG22	1.92	0.52
40:BE:210:TYR:CE2	40:BE:227:LEU:HD11	2.45	0.52
40:BH:105:ARG:HA	40:BH:109:THR:CG2	2.39	0.52
41:BM:228:LEU:HB3	41:BM:300:MET:SD	2.50	0.52
40:CF:16:ILE:HA	40:CF:228:ASN:HB3	1.92	0.52
41:CL:145:SER:O	41:CL:146:GLY:C	2.48	0.52
41:CN:212:PHE:HD2	41:CN:213:ARG:HG2	1.75	0.52
41:CO:12:CYS:HB3	41:CO:138:SER:HB3	1.91	0.52
41:CO:309:ARG:HH21	41:CO:342:VAL:HA	1.75	0.52
40:DH:250:VAL:CG1	40:DH:354:GLY:HA3	2.39	0.52
40:DI:31:GLN:C	40:DI:33:ASP:H	2.14	0.52
41:DP:101:TRP:HB2	41:DP:184:ASN:OD1	2.10	0.52
41:DP:102:ALA:O	41:DP:103:LYS:C	2.49	0.52
41:DP:218:THR:O	41:DP:220:PRO:HD3	2.10	0.52
40:EE:76:ASP:HA	40:EE:79:ARG:HG2	1.92	0.52
41:EM:69:GLU:O	41:EM:71:GLY:N	2.36	0.52
41:EO:156:ARG:HD3	41:EO:164:MET:HB2	1.91	0.52
41:EP:65:LEU:HD12	41:EP:65:LEU:H	1.74	0.52
41:EP:305:PRO:O	41:EP:308:GLY:N	2.41	0.52
40:FA:56:THR:OG1	40:FA:57:GLY:N	2.43	0.52
40:FH:73:THR:HA	40:FH:76:ASP:HB2	1.92	0.52
40:GH:104:ALA:CB	40:GH:410:GLU:HB3	2.40	0.52
41:GM:39:ASP:OD1	41:GM:43:GLN:NE2	2.43	0.52
41:GN:188:SER:O	41:GN:189:VAL:C	2.49	0.52
40:HE:122:ILE:HD11	40:HE:161:TYR:HE2	1.75	0.52
40:HH:27:GLU:OE2	40:HH:243:ARG:NH2	2.42	0.52
41:HO:87:PRO:HD3	41:IO:281:TYR:HD2	1.75	0.52
40:IH:139:HIS:O	40:IH:170:SER:HA	2.09	0.52
40:II:170:SER:OG	40:II:203:MET:SD	2.68	0.52
40:II:206:ASN:OD1	42:II:501:GTP:O2'	2.27	0.52
41:IN:178:THR:HB	41:IN:181:GLU:HG3	1.92	0.52
40:JA:348:PRO:HB2	41:JB:384:GLN:HE22	1.75	0.52
41:JO:165:ASN:ND2	41:JO:198:GLU:OE1	2.42	0.52
40:KF:76:ASP:OD1	41:KM:46:ARG:NH2	2.42	0.52
41:KM:341:PHE:HB3	41:KM:348:ASN:HD21	1.75	0.52
41:KN:311:LEU:HD23	41:KN:342:VAL:HG11	1.91	0.52
40:LE:286:LEU:HD13	40:LE:370:VAL:HG23	1.91	0.52
41:MB:237:THR:HG23	41:MB:241:ARG:HH11	1.75	0.52
42:MB:502:GTP:C6	40:MG:224:TYR:HB3	2.45	0.52

Continued on next page...

Continued from previous page...

Atom-1	Atom-2	Interatomic distance (Å)	Clash overlap (Å)
40:ME:231:ILE:HA	40:ME:234:ILE:HD12	1.92	0.52
40:MH:258:ASN:HA	41:MP:179:VAL:CG2	2.40	0.52
40:MH:273:ALA:HB3	40:MH:274:PRO:CD	2.38	0.52
41:MO:171:PRO:HG3	41:MO:185:ALA:HB2	1.92	0.52
41:MP:234:SER:O	41:MP:238:THR:OG1	2.27	0.52
40:NG:22:GLU:OE2	40:NG:83:TYR:OH	2.28	0.52
40:NH:167:LEU:HD23	40:NH:200:CYS:HB3	1.92	0.52
40:NH:178:SER:OG	41:NO:347:ASN:ND2	2.28	0.52
41:NM:309:ARG:NH2	41:NM:341:PHE:O	2.43	0.52
41:NP:44:LEU:HA	41:NP:47:ILE:HB	1.91	0.52
41:OB:207:LEU:HB3	41:OB:225:LEU:HD12	1.91	0.52
41:OO:165:ASN:HA	41:OO:198:GLU:O	2.10	0.52
41:PL:36:TYR:CD2	41:PL:44:LEU:HD13	2.45	0.52
41:PM:33:THR:O	41:PM:58:LYS:NZ	2.43	0.52
41:PN:173:PRO:HB3	41:PN:380:ARG:HD2	1.91	0.52
40:QA:288:VAL:HA	40:QA:291:ILE:HG12	1.91	0.52
41:QB:72:THR:O	41:QB:76:VAL:HG23	2.10	0.52
40:QG:11:GLN:HG3	40:QG:74:VAL:HG21	1.92	0.52
40:SA:76:ASP:OD2	41:SN:46:ARG:NH2	2.38	0.52
40:SE:204:VAL:HG13	40:SE:302:MET:HB3	1.91	0.52
41:SM:171:PRO:O	41:SM:380:ARG:NH2	2.37	0.52
41:SN:54:ALA:HA	41:TN:283:ALA:HB2	1.91	0.52
41:SO:101:TRP:HB3	41:SO:398:TYR:HE1	1.75	0.52
41:SP:282:ARG:HE	41:SP:283:ALA:H	1.58	0.52
40:TI:171:ILE:HG21	42:TI:501:GTP:H1'	1.92	0.52
41:TN:103:LYS:HG2	41:TN:107:THR:HG21	1.91	0.52
40:UA:217:LEU:HD21	40:UA:367:LEU:HD23	1.91	0.52
40:UG:251:ASP:HB3	40:UG:254:GLU:HG3	1.92	0.52
40:VJ:190:THR:O	40:VJ:194:THR:OG1	2.20	0.52
40:WE:239:THR:O	40:WE:243:ARG:NE	2.26	0.52
40:WI:97:GLU:OE1	41:WP:251:ARG:NH1	2.43	0.52
7:1U:392:ALA:HB2	7:1U:423:VAL:HG13	1.92	0.51
11:2K:7:SER:OG	11:2K:8:GLU:N	2.42	0.51
11:2K:132:ASP:N	11:2K:132:ASP:OD1	2.43	0.51
13:2T:97:LYS:O	13:2T:98:ASN:C	2.47	0.51
13:2U:108:TYR:CE1	40:AG:418:SER:HB3	2.45	0.51
13:2X:69:LEU:O	13:2X:71:ILE:N	2.42	0.51
14:3A:85:THR:HG23	14:3A:88:GLY:H	1.75	0.51
16:3J:120:ARG:NH2	16:3J:131:ASP:OD2	2.33	0.51
17:3R:163:GLU:O	17:3R:164:LEU:C	2.49	0.51
18:3U:116:GLU:O	18:3U:120:HIS:ND1	2.31	0.51

Continued on next page...

Continued from previous page...

Atom-1	Atom-2	Interatomic distance (Å)	Clash overlap (Å)
21:4D:246:TYR:HB2	21:4D:346:ASP:HB3	1.93	0.51
23:4R:107:LYS:H	40:BI:219:ILE:HG22	1.75	0.51
26:4W:332:GLU:OE2	31:5I:396:LYS:NZ	2.37	0.51
31:5I:603:LYS:HE2	31:5I:674:TRP:HH2	1.75	0.51
31:5I:745:LYS:HG3	41:IQ:320:ARG:HH22	1.75	0.51
40:BA:31:GLN:OE1	40:BA:32:PRO:HD2	2.10	0.51
41:BB:202:ILE:HD13	41:BB:229:VAL:HG13	1.92	0.51
41:BB:319:GLY:HA2	41:BB:357:PRO:HB3	1.90	0.51
41:BB:394:PHE:HA	41:BB:397:TRP:CZ3	2.45	0.51
40:BE:273:ALA:CB	40:BE:374:VAL:HG13	2.40	0.51
40:BE:298:PRO:HG3	40:BE:308:ARG:NE	2.25	0.51
41:BM:135:LEU:HB3	41:BM:166:THR:HG22	1.92	0.51
41:BO:67:ASP:OD2	41:BO:73:MET:HG2	2.09	0.51
41:CL:44:LEU:O	41:CL:45:GLU:C	2.48	0.51
40:DA:400:LYS:O	40:DA:401:ARG:C	2.49	0.51
41:DB:348:ASN:HA	40:DG:181:VAL:CG1	2.40	0.51
40:DE:31:GLN:HB2	40:DE:35:GLN:O	2.10	0.51
40:DF:307:PRO:O	40:DF:310:GLY:N	2.40	0.51
40:DI:336:LYS:HA	40:DI:343:PHE:HE2	1.75	0.51
41:DL:222:TYR:HA	41:DL:225:LEU:HD12	1.92	0.51
41:DM:97:ALA:HB1	41:DM:100:ASN:HD21	1.73	0.51
41:DO:100:ASN:HD22	41:DO:103:LYS:HE2	1.75	0.51
41:DP:372:THR:HA	41:DP:422:VAL:HG12	1.92	0.51
41:EB:46:ARG:NH2	41:EB:243:PRO:HG3	2.25	0.51
40:EG:90:GLU:HB2	40:EG:121:ARG:HH21	1.75	0.51
40:FF:176:GLN:HB3	41:FM:331:LEU:HD11	1.91	0.51
41:FO:289:LEU:O	41:FO:293:MET:HB2	2.10	0.51
40:GE:115:ILE:HG12	40:GE:152:LEU:HG	1.92	0.51
40:GF:234:ILE:HD11	40:GF:272:TYR:HB2	1.93	0.51
40:GG:191:THR:HA	40:GG:194:THR:HG22	1.91	0.51
40:GI:278:ALA:HA	40:GI:368:ALA:HB2	1.92	0.51
41:HB:274:THR:OG1	41:HB:279:GLN:OE1	2.28	0.51
40:HE:79:ARG:HG2	40:HE:92:LEU:HD13	1.92	0.51
41:IB:155:ILE:HA	41:IB:158:GLU:HG2	1.92	0.51
40:II:6:SER:HA	40:II:136:LEU:O	2.10	0.51
41:IP:42:LEU:HD22	41:IP:356:ILE:HD12	1.91	0.51
41:IQ:203:ASP:OD2	41:IQ:302:ALA:N	2.40	0.51
40:JF:269:LEU:HD21	40:JF:383:ILE:HD13	1.91	0.51
41:JN:204:ASN:OD1	43:JN:501:GDP:O2'	2.27	0.51
40:KH:165:SER:HB3	40:KH:256:GLN:HE22	1.73	0.51
41:KN:15:GLN:NE2	43:KN:502:GDP:O6	2.42	0.51

Continued on next page...

Continued from previous page...

Atom-1	Atom-2	Interatomic distance (Å)	Clash overlap (Å)
40:LA:236:SER:OG	40:LA:243:ARG:NH2	2.42	0.51
40:LA:247:ALA:O	41:LB:11:GLN:NE2	2.41	0.51
40:LF:104:ALA:HB1	40:LF:410:GLU:CD	2.29	0.51
40:LG:413:GLU:O	40:LG:414:GLU:C	2.48	0.51
41:LM:313:VAL:HB	41:LM:349:VAL:HG22	1.91	0.51
41:LN:114:ASP:N	41:LN:114:ASP:OD1	2.43	0.51
41:LN:165:ASN:HD21	41:LN:250:LEU:HD22	1.75	0.51
40:NH:130:THR:OG1	40:NH:131:GLY:N	2.43	0.51
41:NL:215:LEU:HD21	41:NL:273:LEU:HD12	1.92	0.51
41:NP:62:ARG:NE	41:NP:127:CYS:SG	2.83	0.51
40:OD:262:TYR:HB2	40:OD:265:ILE:HG12	1.91	0.51
40:PF:108:TYR:O	40:PF:112:LYS:NZ	2.43	0.51
40:QH:404:VAL:HG12	40:QH:417:PHE:HE2	1.75	0.51
41:QM:67:ASP:HA	41:QM:143:THR:HG21	1.92	0.51
41:QP:169:VAL:HG12	41:QP:170:VAL:H	1.74	0.51
40:RA:70:LEU:HD23	40:RA:114:LEU:HD12	1.91	0.51
40:RA:248:LEU:HD23	40:RA:355:ILE:HD12	1.91	0.51
40:RE:219:ILE:HG12	40:RE:222:PRO:HD3	1.92	0.51
40:RF:1:GLN:HG3	40:RF:2:ARG:HD3	1.91	0.51
40:RG:180:ALA:HB3	40:RG:183:GLU:HG3	1.91	0.51
40:RH:91:GLN:HE22	40:RH:125:LEU:HD11	1.76	0.51
40:SA:185:TYR:HE2	40:SA:403:PHE:HB2	1.75	0.51
41:SB:288:GLU:HA	41:SB:291:GLN:HG3	1.91	0.51
40:SE:288:VAL:HA	40:SE:291:ILE:HG12	1.91	0.51
40:SF:56:THR:OG1	40:SF:57:GLY:N	2.41	0.51
40:SF:175:PRO:HB3	40:SF:389:ARG:CZ	2.41	0.51
40:SF:370:VAL:HG12	40:SF:372:ARG:H	1.75	0.51
40:SH:402:ALA:HB2	41:SO:344:TRP:HZ3	1.75	0.51
41:SL:286:VAL:HG21	41:SL:326:VAL:HG22	1.91	0.51
41:SO:181:GLU:HB3	41:SO:182:PRO:HD3	1.91	0.51
40:TE:276:ILE:HD13	40:TE:286:LEU:HD11	1.91	0.51
41:TL:164:MET:O	41:TL:196:THR:OG1	2.27	0.51
40:UA:225:THR:O	40:UA:229:ARG:HB2	2.09	0.51
41:UB:271:ALA:HB1	41:UB:292:GLN:HB3	1.92	0.51
40:UE:6:SER:O	40:UE:65:ALA:HA	2.09	0.51
40:VG:306:ASP:OD1	40:VG:309:HIS:ND1	2.43	0.51
40:VI:213:CYS:HA	40:VI:217:LEU:HD23	1.92	0.51
41:VQ:341:PHE:HB3	41:VQ:348:ASN:HD21	1.74	0.51
41:WB:7:LEU:O	41:WB:135:LEU:HA	2.10	0.51
40:WH:150:THR:O	40:WH:154:MET:HG2	2.10	0.51
40:WI:101:ASN:HD22	41:WP:256:ASN:HD22	1.58	0.51

Continued on next page...

Continued from previous page...

Atom-1	Atom-2	Interatomic distance (Å)	Clash overlap (Å)
41:WN:138:SER:O	41:WN:139:LEU:C	2.49	0.51
7:1T:507:CYS:HB2	7:1T:551:MET:HE2	1.92	0.51
7:1U:341:PRO:HG2	11:2K:10:ILE:HG21	1.93	0.51
14:3C:24:LEU:HD13	40:LG:160:ASP:O	2.11	0.51
16:3L:109:PRO:HG2	16:3L:254:LEU:HD21	1.91	0.51
18:3T:356:ARG:NH2	18:3U:231:TYR:O	2.43	0.51
21:4E:169:ASN:H	21:4E:172:ILE:HD13	1.75	0.51
21:4F:96:VAL:HG23	40:AE:41:THR:HG23	1.93	0.51
22:4J:486:VAL:HG11	22:4J:515:VAL:HG12	1.91	0.51
22:4K:562:LEU:HD11	22:4K:589:LEU:HD21	1.92	0.51
23:4N:33:MET:SD	23:4N:33:MET:N	2.83	0.51
34:5R:410:LYS:HZ2	34:5R:414:GLU:HB2	1.74	0.51
37:6A:46:HIS:CD2	40:UH:221:ARG:HG2	2.45	0.51
39:6F:66:ARG:NH2	41:OO:38:GLY:O	2.44	0.51
40:AG:98:ASP:O	40:AG:105:ARG:NH2	2.32	0.51
41:AL:248:ALA:HA	41:AL:252:LYS:HD3	1.93	0.51
40:BA:248:LEU:HD13	40:BA:355:ILE:HD12	1.91	0.51
40:BF:292:THR:OG1	40:BF:319:TYR:OH	2.27	0.51
40:BH:274:PRO:HD3	40:BH:373:ALA:HA	1.92	0.51
40:BI:4:CYS:SG	40:BI:133:GLN:NE2	2.83	0.51
41:BL:170:VAL:HG21	41:BL:377:LEU:HD21	1.91	0.51
41:BO:213:ARG:HH22	41:BO:297:LYS:HB3	1.75	0.51
41:BP:360:GLY:O	41:BP:362:LYS:N	2.43	0.51
40:CA:217:LEU:HD12	40:CA:277:SER:HB3	1.93	0.51
41:CL:268:PRO:HG2	41:CL:300:MET:HB2	1.92	0.51
41:CM:61:PRO:HG3	41:CM:84:ILE:HG23	1.91	0.51
41:DB:139:LEU:HD22	41:DB:188:SER:HB2	1.92	0.51
41:DB:183:TYR:HE1	41:DB:388:MET:HB3	1.75	0.51
40:DE:66:VAL:HG12	40:DE:93:ILE:HD11	1.91	0.51
40:DE:305:CYS:O	40:DE:306:ASP:C	2.48	0.51
40:DG:209:ILE:HA	40:DG:212:ILE:HG22	1.92	0.51
41:DM:130:LEU:HD23	41:DM:162:ARG:HG3	1.93	0.51
41:EB:45:GLU:OE2	41:EB:46:ARG:NH2	2.43	0.51
40:EI:272:TYR:CD1	40:EI:375:CYS:HB2	2.46	0.51
41:EM:2:ARG:HA	41:EM:129:CYS:O	2.10	0.51
41:EM:95:SER:OG	41:EM:96:GLY:N	2.43	0.51
41:EM:108:GLU:O	41:EM:111:GLU:HG2	2.10	0.51
41:EN:237:THR:O	41:EN:241:ARG:NH1	2.39	0.51
41:EP:96:GLY:O	41:EP:97:ALA:C	2.48	0.51
40:FA:328:VAL:HG21	40:FA:353:VAL:CG2	2.41	0.51
40:FF:205:ASP:HB3	40:FF:303:VAL:HA	1.91	0.51

Continued on next page...

Continued from previous page...

Atom-1	Atom-2	Interatomic distance (Å)	Clash overlap (Å)
41:FP:142:GLY:O	41:FP:144:GLY:N	2.42	0.51
40:GA:228:ASN:HB3	40:GA:231:ILE:HD12	1.91	0.51
41:GB:244:GLY:O	41:GB:247:ASN:ND2	2.43	0.51
40:GI:211:ASP:O	40:GI:212:ILE:C	2.47	0.51
40:GI:225:THR:HA	40:GI:228:ASN:ND2	2.25	0.51
40:GI:274:PRO:HB2	40:GI:370:VAL:HG21	1.91	0.51
41:GO:177:ASP:N	41:GO:181:GLU:OE2	2.42	0.51
41:GP:314:ALA:HB3	41:GP:368:ILE:HB	1.92	0.51
41:HM:7:LEU:HD23	41:HM:64:VAL:HB	1.92	0.51
41:HN:226:ASN:CG	43:HN:501:GDP:HN1	2.14	0.51
41:HQ:143:THR:OG1	41:HQ:144:GLY:N	2.42	0.51
41:HQ:334:GLN:HE22	41:HQ:347:ASN:HA	1.75	0.51
40:IE:75:ILE:HD11	40:IE:92:LEU:HD22	1.91	0.51
41:JB:2:ARG:HB3	41:JB:131:GLN:HG2	1.92	0.51
40:JE:241:SER:OG	40:JE:249:ASN:OD1	2.28	0.51
40:JE:352:LYS:HD3	41:JM:178:THR:HA	1.91	0.51
41:JM:144:GLY:O	41:JM:145:SER:C	2.49	0.51
40:KA:215:ARG:NH2	40:KA:300:ASN:OD1	2.42	0.51
40:KE:64:ARG:HH12	40:KE:128:GLN:HG3	1.74	0.51
40:KE:191:THR:HG21	40:KE:387:TRP:HH2	1.75	0.51
40:KE:311:LYS:NZ	40:KE:435:GLY:O	2.43	0.51
41:LB:54:ALA:HA	41:MB:283:ALA:HB2	1.93	0.51
41:LB:252:LYS:O	41:LB:256:ASN:ND2	2.38	0.51
40:MA:380:THR:HG23	40:MA:382:ALA:N	2.25	0.51
41:MB:246:LEU:HD11	40:MG:179:THR:HG21	1.92	0.51
40:NE:179:THR:HG21	41:NL:246:LEU:HD11	1.92	0.51
41:NL:342:VAL:HG21	41:NL:345:ILE:HD12	1.92	0.51
41:NM:40:SER:HB3	41:NM:43:GLN:HB2	1.92	0.51
41:NO:49:VAL:HG11	41:NO:240:LEU:HD13	1.91	0.51
41:NO:286:VAL:HG22	41:NO:363:MET:HE1	1.92	0.51
40:OD:71:GLU:HB3	40:OD:98:ASP:HA	1.92	0.51
40:OE:217:LEU:HA	40:OE:277:SER:HB2	1.92	0.51
40:OG:306:ASP:OD1	40:OG:309:HIS:ND1	2.43	0.51
41:ON:341:PHE:HB3	41:ON:348:ASN:HD21	1.75	0.51
40:PA:231:ILE:O	40:PA:235:VAL:HG23	2.10	0.51
41:PB:120:VAL:HG11	41:PB:155:ILE:HD13	1.92	0.51
40:PD:229:ARG:HH22	40:PD:363:VAL:HG11	1.72	0.51
40:PD:324:VAL:HG22	40:PD:326:LYS:H	1.75	0.51
40:PF:202:PHE:CD1	40:PF:377:LEU:HD12	2.45	0.51
40:PG:254:GLU:OE1	41:PO:99:ASN:ND2	2.43	0.51
41:PL:249:ASP:OD1	41:PL:252:LYS:N	2.34	0.51

Continued on next page...

Continued from previous page...

Atom-1	Atom-2	Interatomic distance (Å)	Clash overlap (Å)
41:PN:165:ASN:HB3	41:PN:200:TYR:HE2	1.74	0.51
41:PO:142:GLY:O	41:PO:144:GLY:N	2.44	0.51
41:QB:65:LEU:H	41:QB:65:LEU:HD22	1.75	0.51
40:QG:319:TYR:HB2	40:QG:355:ILE:HG12	1.92	0.51
41:QM:161:ASP:OD1	41:QM:162:ARG:NH1	2.43	0.51
41:QO:221:THR:HG23	41:QO:223:GLY:H	1.75	0.51
41:QP:250:LEU:HA	41:QP:253:LEU:HB2	1.92	0.51
40:RA:68:VAL:HA	40:RA:93:ILE:HB	1.92	0.51
40:RA:239:THR:HG22	40:RA:252:LEU:HD21	1.91	0.51
41:RB:117:LEU:HA	41:RB:120:VAL:HG22	1.91	0.51
40:RE:5:ILE:O	40:RE:135:PHE:HA	2.11	0.51
40:RE:160:ASP:OD1	40:RE:161:TYR:N	2.42	0.51
40:RH:179:THR:OG1	40:RH:183:GLU:OE2	2.28	0.51
40:RH:235:VAL:HA	40:RH:238:ILE:HG22	1.93	0.51
41:RM:133:PHE:HD2	41:RM:155:ILE:HD12	1.75	0.51
41:SB:5:VAL:HG23	41:SB:62:ARG:HB2	1.91	0.51
40:SI:97:GLU:OE2	41:SP:162:ARG:NH1	2.41	0.51
41:SL:12:CYS:O	41:SL:16:ILE:HD12	2.11	0.51
41:TB:271:ALA:HB1	41:TB:292:GLN:HG3	1.91	0.51
41:TM:163:ILE:HD11	41:TM:251:ARG:HG3	1.90	0.51
41:TO:152:ILE:HG21	41:TO:196:THR:HG22	1.92	0.51
41:UN:141:GLY:O	41:UN:184:ASN:ND2	2.41	0.51
40:VH:256:GLN:HE21	41:VP:397:TRP:HZ2	1.56	0.51
41:WB:309:ARG:NH1	41:WB:339:SER:O	2.43	0.51
40:WF:88:HIS:HB3	40:WF:91:GLN:HG3	1.90	0.51
40:WG:70:LEU:HD22	40:WG:110:ILE:HG22	1.91	0.51
40:WI:100:ALA:HA	41:WP:252:LYS:HB2	1.92	0.51
41:WQ:100:ASN:HB3	41:WQ:103:LYS:HB3	1.92	0.51
8:1X:168:LYS:O	8:1X:171:ALA:HB3	2.11	0.51
11:2J:193:ARG:HH22	11:2J:248:LYS:HZ2	1.57	0.51
11:2J:251:TYR:O	11:2J:252:ILE:HG23	2.10	0.51
12:2O:85:LEU:HD23	12:2O:87:HIS:H	1.73	0.51
13:2W:139:PHE:HA	13:2W:142:ARG:HG3	1.92	0.51
17:3O:99:TRP:HD1	17:3P:208:ILE:HG13	1.76	0.51
17:3O:160:ILE:HD11	17:3O:304:THR:HG23	1.93	0.51
17:3O:426:GLU:HG3	17:3O:427:VAL:N	2.25	0.51
21:4D:477:SER:HB3	21:4D:482:PRO:HA	1.93	0.51
21:4F:309:PRO:HB3	41:CM:361:LEU:HG	1.93	0.51
22:4J:526:ASP:O	22:4J:529:THR:OG1	2.25	0.51
31:5I:516:GLU:O	31:5I:520:LYS:HG2	2.09	0.51
36:5Y:222:LEU:HD23	41:KP:160:PRO:HB3	1.93	0.51

Continued on next page...

Continued from previous page...

Atom-1	Atom-2	Interatomic distance (Å)	Clash overlap (Å)
41:AN:173:PRO:HB3	41:AN:380:ARG:HD3	1.92	0.51
41:AP:268:PRO:HG2	41:AP:300:MET:HB2	1.91	0.51
40:BA:210:TYR:CD1	41:BN:324:LYS:HE3	2.45	0.51
40:BA:298:PRO:HA	40:BA:301:GLN:HE22	1.74	0.51
40:BF:15:GLN:HA	40:BF:18:ASN:HD22	1.76	0.51
40:BI:64:ARG:HG3	40:BI:125:LEU:HD22	1.92	0.51
41:BM:289:LEU:O	41:BM:293:MET:HB2	2.10	0.51
40:CA:420:ALA:O	40:CA:424:MET:HE2	2.10	0.51
40:CE:20:CYS:HA	40:CE:232:SER:HB2	1.92	0.51
40:CE:95:GLY:HA2	40:CE:114:LEU:HD11	1.92	0.51
40:CH:109:THR:HG21	40:CH:410:GLU:HG3	1.92	0.51
41:CL:386:THR:O	41:CL:387:ALA:C	2.48	0.51
40:DA:141:PHE:HB2	40:DA:173:PRO:HD3	1.92	0.51
40:DA:414:GLU:O	40:DA:415:GLY:C	2.49	0.51
41:DB:112:LEU:HD23	41:DB:147:MET:HE1	1.92	0.51
41:DB:322:SER:OG	41:DB:323:MET:N	2.42	0.51
40:DF:12:ALA:HB2	42:DF:501:GTP:C8	2.46	0.51
40:DF:16:ILE:HD11	40:DF:138:PHE:HB2	1.92	0.51
40:DG:329:ASN:HB2	41:DO:175:VAL:HG11	1.92	0.51
40:DH:183:GLU:O	40:DH:184:PRO:C	2.49	0.51
41:DL:7:LEU:HB2	41:DL:135:LEU:HA	1.92	0.51
41:DP:260:PHE:HB2	41:DP:263:LEU:HD12	1.91	0.51
40:EE:406:TRP:HE1	41:EL:258:VAL:HB	1.76	0.51
41:EO:383:GLU:HA	41:EO:386:THR:HG22	1.92	0.51
40:FA:101:ASN:HA	40:FA:144:GLY:H	1.75	0.51
40:FE:398:TYR:O	40:FE:401:ARG:NH1	2.43	0.51
41:FM:172:SER:OG	41:FM:175:VAL:O	2.28	0.51
40:GI:88:HIS:CD2	40:GI:89:PRO:HD2	2.46	0.51
40:GI:100:ALA:O	40:GI:101:ASN:C	2.49	0.51
40:GI:162:GLY:O	40:GI:163:LYS:C	2.49	0.51
40:GI:222:PRO:HD2	41:GP:324:LYS:HZ1	1.75	0.51
40:GI:287:SER:O	40:GI:291:ILE:HG23	2.09	0.51
41:GM:8:GLN:HE21	41:GM:14:ASN:HA	1.75	0.51
41:GN:355:ASP:O	41:GN:356:ILE:C	2.48	0.51
41:GO:105:HIS:CD2	41:GO:150:LEU:HB2	2.45	0.51
41:GP:248:ALA:HA	41:GP:252:LYS:HD3	1.92	0.51
40:HA:196:GLU:OE1	40:HA:196:GLU:N	2.40	0.51
40:HE:81:GLY:O	40:HE:84:ARG:HB3	2.11	0.51
40:HE:290:GLU:O	40:HE:291:ILE:C	2.49	0.51
40:HE:381:THR:O	40:HE:382:ALA:C	2.49	0.51
41:HN:36:TYR:CZ	41:HN:44:LEU:HD22	2.45	0.51

Continued on next page...

Continued from previous page...

Atom-1	Atom-2	Interatomic distance (Å)	Clash overlap (Å)
41:HQ:171:PRO:HB3	41:HQ:181:GLU:HB3	1.92	0.51
40:II:141:PHE:HB2	40:II:173:PRO:HD3	1.93	0.51
41:JN:6:HIS:O	41:JN:63:ALA:HA	2.11	0.51
41:JN:236:VAL:HG22	41:JN:368:ILE:HD11	1.91	0.51
40:KA:6:SER:O	40:KA:65:ALA:HA	2.11	0.51
40:KA:53:PHE:HB3	40:KA:61:HIS:HB3	1.92	0.51
41:KB:27:GLU:OE1	41:KB:318:ARG:NH2	2.42	0.51
40:KH:238:ILE:HD13	40:KH:377:LEU:HD11	1.91	0.51
41:KM:318:ARG:HG3	41:KM:354:CYS:HB3	1.92	0.51
42:LB:502:GTP:HN1	40:LG:228:ASN:HD21	1.56	0.51
40:LD:88:HIS:CD2	40:LD:90:GLU:H	2.28	0.51
40:LG:363:VAL:O	40:LG:365:GLY:N	2.43	0.51
41:LL:178:THR:HB	41:LL:181:GLU:HB3	1.92	0.51
40:MF:15:GLN:HB3	42:MM:501:GTP:C6	2.46	0.51
41:MN:342:VAL:HG23	41:MN:345:ILE:HG22	1.91	0.51
40:NH:123:ARG:HH22	40:OH:338:LYS:HZ2	1.58	0.51
41:OB:2:ARG:HD2	41:OB:240:LEU:HB3	1.92	0.51
40:OE:102:ASN:HB3	40:OE:105:ARG:HB3	1.93	0.51
41:OO:21:TRP:O	41:OO:25:SER:OG	2.25	0.51
40:PA:437:ASP:OD1	40:PA:437:ASP:N	2.43	0.51
41:PB:87:PRO:HA	41:PB:90:PHE:HD2	1.74	0.51
41:PL:31:ASP:HB3	41:PL:34:GLY:H	1.75	0.51
41:PN:105:HIS:CD2	41:PN:150:LEU:HB2	2.45	0.51
41:PP:73:MET:HA	41:PP:76:VAL:HG12	1.92	0.51
41:QB:73:MET:HB3	41:QB:77:ARG:HH22	1.76	0.51
41:QB:192:LEU:O	41:QB:193:VAL:C	2.49	0.51
40:QE:80:THR:HA	40:QE:84:ARG:HH11	1.76	0.51
40:QH:325:PRO:HA	40:QH:328:VAL:HG22	1.93	0.51
41:QM:101:TRP:N	41:QM:184:ASN:OD1	2.43	0.51
41:QP:192:LEU:CB	41:QP:196:THR:HB	2.40	0.51
41:RO:310:TYR:HA	41:RO:371:SER:HA	1.92	0.51
41:SO:101:TRP:CD1	41:SO:146:GLY:HA2	2.45	0.51
41:SO:412:GLU:HG3	41:SO:416:ASN:HD21	1.76	0.51
40:TG:209:ILE:HA	40:TG:212:ILE:HG22	1.93	0.51
41:TN:222:TYR:O	41:TN:226:ASN:ND2	2.43	0.51
40:UA:320:ARG:HD3	40:UA:358:GLN:HG3	1.92	0.51
40:UE:205:ASP:HB3	40:UE:303:VAL:HA	1.91	0.51
40:UH:217:LEU:HA	40:UH:277:SER:HB2	1.93	0.51
41:VB:245:GLN:N	41:VB:245:GLN:OE1	2.43	0.51
40:WA:251:ASP:H	40:WA:254:GLU:HB2	1.75	0.51
41:WB:311:LEU:HD12	41:WB:342:VAL:HG11	1.92	0.51

Continued on next page...

Continued from previous page...

Atom-1	Atom-2	Interatomic distance (Å)	Clash overlap (Å)
40:WE:386:ALA:HA	40:WE:389:ARG:HD2	1.91	0.51
40:WH:319:TYR:HB2	40:WH:355:ILE:HG22	1.93	0.51
40:WI:210:TYR:O	41:WP:324:LYS:NZ	2.44	0.51
40:WI:406:TRP:HE1	41:WP:258:VAL:HG23	1.76	0.51
41:WM:142:GLY:O	41:WM:143:THR:C	2.49	0.51
41:WM:254:ALA:O	41:WM:258:VAL:HG22	2.09	0.51
13:2T:38:THR:HA	13:2T:44:SER:O	2.11	0.51
13:2X:151:THR:HG21	13:2X:167:PHE:CZ	2.45	0.51
17:3O:107:TYR:O	17:3O:111:ASN:ND2	2.43	0.51
17:3R:222:GLU:OE1	17:3R:343:VAL:HG21	2.10	0.51
21:4D:43:PRO:HG2	41:LN:83:GLN:HE22	1.74	0.51
22:4I:99:ILE:HB	22:4I:194:ASP:HB3	1.91	0.51
22:4I:509:VAL:HB	22:4I:597:GLN:HG2	1.93	0.51
22:4I:677:LEU:O	22:4I:678:LEU:C	2.48	0.51
22:4J:662:CYS:HA	22:4J:667:LEU:HD13	1.93	0.51
22:4K:654:PRO:HA	22:4K:686:LYS:O	2.11	0.51
22:4K:669:PHE:HB3	22:4K:673:LEU:HB3	1.92	0.51
23:4R:240:LEU:CA	23:4R:266:HIS:HA	2.37	0.51
26:4V:64:ASN:HB3	26:4V:75:LEU:HD13	1.91	0.51
31:5I:325:THR:O	41:IN:276:ARG:NH2	2.43	0.51
31:5I:502:ASN:HA	41:IP:221:THR:HG21	1.91	0.51
41:AL:273:LEU:O	41:AL:292:GLN:NE2	2.43	0.51
41:AM:36:TYR:OH	41:AM:40:SER:O	2.29	0.51
41:AP:172:SER:OG	41:AP:175:VAL:O	2.29	0.51
41:BB:245:GLN:HE21	41:BB:353:VAL:HG11	1.74	0.51
40:BF:27:GLU:HA	40:BF:361:THR:HG21	1.93	0.51
40:BF:217:LEU:HB3	40:BF:219:ILE:HG12	1.90	0.51
41:BM:215:LEU:O	41:BM:216:LYS:C	2.49	0.51
41:DB:372:THR:HA	41:DB:422:VAL:HG22	1.93	0.51
40:DE:21:TRP:CZ2	40:DE:65:ALA:HB2	2.45	0.51
40:DE:201:ALA:O	40:DE:203:MET:N	2.43	0.51
40:DG:213:CYS:HA	40:DG:217:LEU:HD23	1.92	0.51
40:DH:125:LEU:O	40:DH:126:ALA:C	2.49	0.51
40:DI:273:ALA:HB3	40:DI:274:PRO:CD	2.37	0.51
41:DN:188:SER:O	41:DN:192:LEU:N	2.43	0.51
41:EB:11:GLN:NE2	41:EB:15:GLN:OE1	2.43	0.51
40:EI:416:GLU:O	40:EI:417:PHE:C	2.49	0.51
41:EO:95:SER:OG	41:EO:96:GLY:N	2.43	0.51
40:FA:31:GLN:HB2	40:FA:37:PRO:HD3	1.93	0.51
40:FA:109:THR:OG1	40:FA:110:ILE:N	2.43	0.51
40:FE:8:HIS:CD2	40:FE:17:GLY:HA3	2.45	0.51

Continued on next page...

Continued from previous page...

Atom-1	Atom-2	Interatomic distance (Å)	Clash overlap (Å)
40:FG:138:PHE:HE2	40:FG:235:VAL:HG21	1.75	0.51
41:FO:54:ALA:HB3	41:FO:58:LYS:HB3	1.93	0.51
40:GA:16:ILE:CA	40:GA:228:ASN:HD22	2.24	0.51
41:GB:25:SER:OG	41:GB:51:TYR:OH	2.28	0.51
40:GF:406:TRP:HE1	41:GM:258:VAL:HG23	1.75	0.51
40:GH:188:ILE:HD12	40:GH:424:MET:HG3	1.91	0.51
41:HO:272:PRO:HG3	41:HO:364:SER:HA	1.92	0.51
40:IA:402:ALA:HA	41:IN:260:PHE:HE2	1.75	0.51
40:IE:139:HIS:NE2	40:IE:168:GLU:OE2	2.36	0.51
40:II:371:GLN:HB2	40:II:372:ARG:HD2	1.92	0.51
41:IP:6:HIS:O	41:IP:63:ALA:HA	2.10	0.51
41:IP:207:LEU:HG	41:IP:225:LEU:HD22	1.92	0.51
40:JD:211:ASP:O	40:JD:215:ARG:HG3	2.10	0.51
40:JD:356:ASN:OD1	40:JD:357:TYR:N	2.43	0.51
40:JE:141:PHE:HB2	40:JE:173:PRO:HD3	1.92	0.51
40:JG:141:PHE:HB2	40:JG:173:PRO:HD3	1.92	0.51
41:JO:248:ALA:HA	41:JO:252:LYS:HG2	1.92	0.51
40:KD:252:LEU:HA	40:KD:255:PHE:HD2	1.75	0.51
40:KG:241:SER:HA	40:KG:356:ASN:HD21	1.75	0.51
40:KH:254:GLU:HA	40:KH:257:THR:HG22	1.91	0.51
41:KP:39:ASP:OD1	41:KP:39:ASP:N	2.43	0.51
40:MH:252:LEU:HA	40:MH:255:PHE:CD2	2.45	0.51
41:MO:334:GLN:NE2	41:MO:349:VAL:HG23	2.26	0.51
40:NF:208:ALA:HB2	40:NF:304:LYS:HG2	1.92	0.51
40:NG:67:PHE:HB3	40:NG:75:ILE:HD12	1.91	0.51
40:OA:235:VAL:HA	40:OA:238:ILE:HG22	1.93	0.51
40:OE:407:TYR:HD2	40:OE:417:PHE:HZ	1.58	0.51
40:OF:296:PHE:HD2	40:OF:341:ILE:HD13	1.74	0.51
40:OH:163:LYS:HB2	40:OH:164:LYS:HE2	1.93	0.51
41:ON:6:HIS:HA	41:ON:134:GLN:HB2	1.93	0.51
41:ON:153:SER:HA	41:ON:195:ASN:HD21	1.76	0.51
41:ON:304:ASP:HB3	41:ON:307:HIS:HB2	1.92	0.51
41:PB:271:ALA:HB1	41:PB:292:GLN:HG2	1.92	0.51
40:PD:319:TYR:CE2	40:PD:328:VAL:HG22	2.46	0.51
40:PE:356:ASN:OD1	40:PE:357:TYR:N	2.44	0.51
40:PG:169:PHE:HE1	40:PG:202:PHE:HD2	1.57	0.51
40:QE:224:TYR:HB3	42:QL:501:GTP:N1	2.26	0.51
40:QH:179:THR:OG1	40:QH:183:GLU:OE2	2.25	0.51
40:RA:288:VAL:HA	40:RA:291:ILE:HG12	1.93	0.51
40:RF:315:CYS:HA	40:RF:377:LEU:O	2.09	0.51
41:RM:91:VAL:HG11	41:RM:116:VAL:HG22	1.92	0.51

Continued on next page...

Continued from previous page...

Atom-1	Atom-2	Interatomic distance (Å)	Clash overlap (Å)
41:RN:292:GLN:O	41:RN:298:ASN:ND2	2.37	0.51
41:RP:7:LEU:HD23	41:RP:64:VAL:HB	1.92	0.51
40:SA:20:CYS:HA	40:SA:232:SER:HB2	1.92	0.51
40:SE:329:ASN:HB3	41:SM:175:VAL:HG11	1.93	0.51
40:TE:2:ARG:HD3	40:TE:242:LEU:HB2	1.91	0.51
40:TE:47:ASP:O	40:TE:50:ASN:ND2	2.24	0.51
40:TH:259:LEU:O	40:TH:379:ASN:ND2	2.43	0.51
41:TM:262:ARG:NH1	41:TM:417:ASP:OD2	2.36	0.51
41:UB:316:VAL:HG23	41:UB:366:THR:HB	1.92	0.51
40:UF:146:GLY:O	40:UF:147:SER:C	2.48	0.51
40:UI:73:THR:O	40:UI:74:VAL:C	2.49	0.51
40:UI:312:TYR:HD1	40:UI:380:THR:HB	1.76	0.51
41:UN:372:THR:HA	41:UN:375:GLN:HE22	1.74	0.51
41:VQ:7:LEU:HD23	41:VQ:64:VAL:HB	1.92	0.51
41:WM:12:CYS:HB3	41:WM:138:SER:HB2	1.91	0.51
41:WM:47:ILE:HG13	41:WM:51:TYR:HB2	1.92	0.51
41:WN:244:GLY:HA2	41:WN:355:ASP:HB3	1.91	0.51
41:WP:194:GLU:O	41:WP:195:ASN:ND2	2.44	0.51
41:WQ:253:LEU:O	41:WQ:257:MET:HB2	2.09	0.51
7:1S:371:THR:HB	10:2F:133:ILE:HG13	1.90	0.51
7:1U:530:GLU:HB2	7:1U:537:ILE:HD11	1.91	0.51
8:1W:499:GLN:NE2	8:1W:503:GLU:OE2	2.41	0.51
8:1X:321:GLN:HA	8:1X:324:LYS:HG2	1.93	0.51
12:2O:87:HIS:NE2	40:WF:126:ALA:O	2.43	0.51
12:2R:109:LEU:HD23	12:2R:145:VAL:HG11	1.92	0.51
13:2X:42:ILE:HD12	13:2X:183:LEU:HG	1.93	0.51
17:3P:181:LEU:HG	17:3P:237:LEU:HD12	1.93	0.51
17:3R:205:ARG:HB3	17:3R:209:ASP:CG	2.31	0.51
17:3R:327:ASN:O	17:3R:330:VAL:N	2.43	0.51
21:4E:498:VAL:O	21:4E:499:PHE:C	2.48	0.51
22:4J:530:LEU:HD13	22:4J:604:ARG:HD2	1.92	0.51
22:4K:678:LEU:O	22:4K:688:ILE:HD11	2.11	0.51
23:4M:116:ALA:O	23:4M:117:LEU:C	2.48	0.51
23:4N:195:ARG:C	23:4N:197:LEU:H	2.14	0.51
26:4W:176:LEU:HD13	26:4W:193:ARG:HH22	1.74	0.51
31:5I:340:PHE:CE2	41:HN:44:LEU:HG	2.46	0.51
40:AA:229:ARG:HD3	40:AA:363:VAL:HG21	1.92	0.51
40:AF:188:ILE:HG22	40:AF:420:ALA:HB1	1.91	0.51
41:AN:267:MET:HG2	41:AN:301:ALA:HB3	1.92	0.51
41:AO:262:ARG:O	41:AO:263:LEU:C	2.48	0.51
40:BE:99:ALA:HB3	40:BE:145:THR:HG22	1.91	0.51

Continued on next page...

Continued from previous page...

Atom-1	Atom-2	Interatomic distance (Å)	Clash overlap (Å)
40:BF:247:ALA:HB3	40:BF:355:ILE:HB	1.92	0.51
40:BG:168:GLU:HB2	40:BG:201:ALA:HA	1.93	0.51
40:BH:26:LEU:HD22	40:BH:363:VAL:HG13	1.93	0.51
40:BI:396:LEU:HD13	41:BP:346:PRO:HD3	1.93	0.51
40:CE:171:ILE:HG21	42:CE:501:GTP:H1'	1.91	0.51
40:CH:288:VAL:HA	40:CH:291:ILE:HG12	1.93	0.51
40:CI:11:GLN:N	42:CI:501:GTP:O1B	2.39	0.51
41:CL:3:GLU:HB3	41:CL:62:ARG:CZ	2.40	0.51
41:CL:118:ASP:OD1	41:CL:119:VAL:N	2.43	0.51
41:CL:188:SER:O	41:CL:189:VAL:C	2.48	0.51
41:CL:240:LEU:HD11	41:CL:250:LEU:H	1.76	0.51
41:CM:263:LEU:HD11	41:CM:425:ARG:HH11	1.75	0.51
40:DH:12:ALA:HA	40:DH:15:GLN:HE21	1.73	0.51
41:EB:313:VAL:HB	41:EB:349:VAL:HG22	1.93	0.51
40:EE:108:TYR:O	40:EE:112:LYS:NZ	2.37	0.51
40:EH:191:THR:O	40:EH:192:HIS:C	2.47	0.51
41:EN:256:ASN:HB2	41:EN:350:LYS:HD2	1.93	0.51
41:EO:16:ILE:HD11	41:EO:136:THR:HB	1.91	0.51
41:EP:323:MET:SD	41:EP:323:MET:N	2.84	0.51
40:FG:180:ALA:HB3	40:FG:183:GLU:HG3	1.92	0.51
41:FM:61:PRO:HD3	41:FM:84:ILE:HG12	1.92	0.51
41:FP:6:HIS:O	41:FP:63:ALA:HA	2.11	0.51
40:GA:23:LEU:HD11	40:GA:233:GLN:NE2	2.26	0.51
41:GN:293:MET:HG3	41:GN:367:PHE:HB2	1.93	0.51
41:GP:323:MET:O	41:GP:327:ASP:HB2	2.10	0.51
41:IN:392:LYS:HD2	41:IN:395:LEU:HD23	1.92	0.51
41:IP:141:GLY:O	41:IP:145:SER:OG	2.24	0.51
40:JG:27:GLU:OE2	40:JG:320:ARG:NH2	2.41	0.51
41:JL:382:SER:OG	41:JL:412:GLU:OE1	2.27	0.51
40:KH:124:LYS:NZ	40:LH:297:GLU:OE1	2.43	0.51
41:KO:237:THR:HG22	41:KO:250:LEU:HD21	1.91	0.51
41:KP:54:ALA:HB3	41:KP:58:LYS:HB2	1.91	0.51
41:LB:103:LYS:O	41:LB:107:THR:OG1	2.29	0.51
41:LL:313:VAL:HB	41:LL:349:VAL:HG22	1.90	0.51
40:MH:214:ARG:HH12	41:MO:324:LYS:HB3	1.76	0.51
41:MP:31:ASP:OD2	41:MP:35:THR:OG1	2.23	0.51
40:ND:281:ALA:O	40:ND:282:TYR:C	2.49	0.51
40:OD:51:THR:HG21	40:OD:243:ARG:HG3	1.93	0.51
40:OD:276:ILE:HD11	40:OD:280:LYS:HG3	1.91	0.51
40:OE:206:ASN:OD1	42:OL:501:GTP:O2'	2.26	0.51
40:OG:141:PHE:HB2	40:OG:173:PRO:HD3	1.93	0.51

Continued on next page...

Continued from previous page...

Atom-1	Atom-2	Interatomic distance (Å)	Clash overlap (Å)
41:OL:132:GLY:CA	41:OL:163:ILE:O	2.53	0.51
40:PE:70:LEU:HD23	40:PE:114:LEU:HD12	1.93	0.51
40:PG:285:GLN:HG3	40:PG:287:SER:HB3	1.91	0.51
40:PH:88:HIS:CE1	40:PH:90:GLU:HB2	2.45	0.51
41:PN:237:THR:HG22	41:PN:250:LEU:HD21	1.91	0.51
40:QA:324:VAL:HG11	41:QB:219:THR:HB	1.93	0.51
41:QB:222:TYR:O	41:QB:223:GLY:C	2.48	0.51
40:QF:68:VAL:HG12	40:QF:93:ILE:HB	1.91	0.51
40:QH:180:ALA:HB3	40:QH:183:GLU:HG3	1.90	0.51
40:QH:224:TYR:HD1	40:QH:227:LEU:HD12	1.75	0.51
41:QL:323:MET:SD	41:QL:323:MET:N	2.69	0.51
41:QP:181:GLU:O	41:QP:182:PRO:C	2.49	0.51
41:QP:188:SER:O	41:QP:189:VAL:C	2.49	0.51
41:QP:269:GLY:O	41:QP:270:PHE:HB2	2.10	0.51
40:RE:191:THR:HG21	40:RE:387:TRP:HZ3	1.75	0.51
40:RG:207:GLU:HA	40:RG:210:TYR:HB2	1.92	0.51
40:SG:21:TRP:HZ3	40:SG:63:PRO:HB3	1.75	0.51
40:SH:284:GLU:HB2	40:SH:286:LEU:HD22	1.92	0.51
41:SO:386:THR:O	41:SO:387:ALA:C	2.48	0.51
40:TA:133:GLN:O	40:TA:165:SER:OG	2.21	0.51
40:TF:70:LEU:HD23	40:TF:114:LEU:HD12	1.92	0.51
40:TF:212:ILE:HD13	40:TF:300:ASN:HA	1.92	0.51
41:UB:28:HIS:O	41:UB:43:GLN:NE2	2.43	0.51
40:UH:169:PHE:HZ	40:UH:238:ILE:HG21	1.75	0.51
41:UN:323:MET:HB2	41:UN:326:VAL:HB	1.93	0.51
41:UO:86:ARG:HH11	41:VP:282:ARG:HH21	1.58	0.51
41:VB:31:ASP:OD1	41:VB:35:THR:N	2.43	0.51
40:VJ:251:ASP:H	40:VJ:254:GLU:HB2	1.76	0.51
41:VO:16:ILE:HD11	41:VO:229:VAL:HG11	1.93	0.51
40:WG:312:TYR:HA	40:WG:380:THR:HG22	1.93	0.51
40:WH:405:HIS:CD2	41:WO:261:PRO:HD3	2.45	0.51
41:WM:70:PRO:HB3	41:WM:92:PHE:HE2	1.76	0.51
41:WN:331:LEU:HG	41:WN:332:ASN:N	2.25	0.51
41:WO:202:ILE:HG21	41:WO:229:VAL:HG22	1.92	0.51
7:1T:568:LEU:HD11	7:1T:584:VAL:HG12	1.92	0.51
12:2O:216:GLN:HE21	41:WN:118:ASP:CG	2.14	0.51
13:2V:97:LYS:O	13:2V:98:ASN:C	2.48	0.51
18:3U:335:ASN:ND2	18:3V:81:SER:OG	2.44	0.51
21:4D:176:ILE:HB	21:4D:181:PHE:HE2	1.76	0.51
21:4D:420:LEU:HD11	21:4D:515:TYR:HD2	1.74	0.51
21:4E:442:TYR:HD2	21:4E:449:ILE:HG13	1.76	0.51

Continued on next page...

Continued from previous page...

Atom-1	Atom-2	Interatomic distance (Å)	Clash overlap (Å)
21:4E:491:PHE:O	21:4E:492:ILE:C	2.49	0.51
22:4J:457:PHE:HB2	22:4J:462:THR:HB	1.90	0.51
31:5I:685:GLU:O	31:5I:712:LEU:HB2	2.11	0.51
40:AA:168:GLU:HB2	40:AA:201:ALA:HA	1.91	0.51
40:AF:208:ALA:HB2	40:AF:304:LYS:HG2	1.91	0.51
41:BB:224:ASP:C	41:BB:226:ASN:H	2.14	0.51
41:BB:371:SER:C	41:BB:373:ALA:H	2.14	0.51
40:BE:271:THR:HG23	40:BE:301:GLN:HA	1.92	0.51
40:BI:5:ILE:HG13	40:BI:132:LEU:HD13	1.92	0.51
40:BI:435:GLY:O	40:BI:436:MET:C	2.48	0.51
41:BO:70:PRO:HD3	41:BO:94:GLN:HA	1.91	0.51
41:BP:294:PHE:CE1	41:BP:313:VAL:HG11	2.45	0.51
41:BP:334:GLN:HE22	41:BP:347:ASN:HA	1.76	0.51
41:CB:238:THR:HG23	41:CB:318:ARG:HD3	1.93	0.51
40:CI:342:GLN:NE2	40:CI:343:PHE:O	2.44	0.51
41:CL:108:GLU:O	41:CL:109:GLY:C	2.49	0.51
41:CN:139:LEU:O	41:CN:141:GLY:N	2.44	0.51
41:CN:284:LEU:HD23	41:CN:363:MET:HB2	1.91	0.51
41:DB:119:VAL:O	41:DB:120:VAL:C	2.49	0.51
40:DE:259:LEU:HD21	40:DE:316:CYS:N	2.26	0.51
40:DG:204:VAL:HG23	40:DG:302:MET:HB3	1.92	0.51
41:DN:21:TRP:HZ3	41:DN:50:TYR:HB3	1.76	0.51
41:DN:303:CYS:O	41:DN:303:CYS:SG	2.68	0.51
40:EE:169:PHE:HE1	40:EE:235:VAL:HG22	1.76	0.51
40:EH:99:ALA:HA	40:EH:110:ILE:CD1	2.41	0.51
40:EI:123:ARG:HA	40:EI:161:TYR:HE2	1.76	0.51
40:EI:400:LYS:HE2	41:EP:260:PHE:CZ	2.46	0.51
41:EN:10:GLY:O	41:EN:14:ASN:ND2	2.33	0.51
40:FA:288:VAL:O	40:FA:291:ILE:HG12	2.11	0.51
40:FI:223:THR:HG23	40:FI:225:THR:H	1.76	0.51
40:GA:21:TRP:CZ2	40:GA:65:ALA:HB2	2.45	0.51
41:GB:257:MET:HG3	41:GB:266:PHE:CE1	2.46	0.51
40:GE:296:PHE:HE2	40:GE:335:ILE:HG13	1.75	0.51
41:GO:139:LEU:HD12	41:GO:170:VAL:HG12	1.93	0.51
40:HF:224:TYR:O	40:HF:228:ASN:ND2	2.44	0.51
40:HG:241:SER:OG	40:HG:249:ASN:OD1	2.25	0.51
40:IA:210:TYR:CD2	41:IN:324:LYS:HE3	2.40	0.51
40:IH:97:GLU:OE2	41:IO:251:ARG:NH2	2.35	0.51
40:II:20:CYS:HA	40:II:232:SER:HB2	1.93	0.51
40:JF:88:HIS:HB3	40:JF:91:GLN:HB2	1.91	0.51
41:JM:388:MET:O	41:JM:389:PHE:C	2.48	0.51

Continued on next page...

Continued from previous page...

Atom-1	Atom-2	Interatomic distance (Å)	Clash overlap (Å)
40:KF:319:TYR:HB3	40:KF:323:VAL:HG11	1.92	0.51
40:KG:235:VAL:HA	40:KG:238:ILE:HG22	1.91	0.51
41:KL:98:GLY:O	41:KL:99:ASN:C	2.48	0.51
41:KO:171:PRO:HB3	41:KO:181:GLU:HG3	1.92	0.51
41:KP:6:HIS:O	41:KP:63:ALA:HA	2.09	0.51
40:ME:141:PHE:HB2	40:ME:173:PRO:HD3	1.92	0.51
40:MH:140:SER:O	40:MH:141:PHE:C	2.48	0.51
40:MH:210:TYR:CE1	40:MH:222:PRO:HB2	2.45	0.51
41:MO:171:PRO:HB3	41:MO:181:GLU:HG3	1.92	0.51
41:NB:318:ARG:HB3	41:NB:357:PRO:HA	1.93	0.51
40:NE:228:ASN:ND2	42:NE:501:GTP:HN1	2.08	0.51
40:OA:269:LEU:HD22	40:OA:303:VAL:HG21	1.92	0.51
40:OD:84:ARG:HG3	40:OD:85:GLN:H	1.75	0.51
40:OF:177:VAL:HG22	41:OM:331:LEU:HB2	1.93	0.51
40:OH:194:THR:C	40:OH:196:GLU:H	2.13	0.51
40:PF:70:LEU:HD23	40:PF:114:LEU:HD12	1.93	0.51
41:PN:193:VAL:HG22	41:PN:418:LEU:HD22	1.91	0.51
41:PO:11:GLN:HA	41:PO:72:THR:HG21	1.92	0.51
40:QA:182:VAL:O	40:QA:186:ASN:ND2	2.43	0.51
40:QG:210:TYR:HE1	40:QG:227:LEU:HD11	1.74	0.51
40:QH:158:SER:OG	40:QH:166:LYS:NZ	2.44	0.51
40:QH:217:LEU:HD21	40:QH:275:VAL:HG22	1.92	0.51
41:QM:24:ILE:HG21	41:QM:50:TYR:HD2	1.76	0.51
41:QO:44:LEU:HA	41:QO:47:ILE:HG23	1.91	0.51
40:RG:31:GLN:HG2	40:RG:33:ASP:H	1.75	0.51
41:RM:143:THR:OG1	43:RM:501:GDP:O1B	2.27	0.51
41:RM:310:TYR:HA	41:RM:371:SER:HA	1.93	0.51
41:RN:83:GLN:O	41:SN:281:TYR:OH	2.25	0.51
40:SE:73:THR:HA	40:SE:76:ASP:HB2	1.91	0.51
41:SM:211:CYS:HA	41:SM:215:LEU:HB2	1.92	0.51
41:SO:409:THR:HA	41:SO:412:GLU:HB3	1.92	0.51
41:SP:137:HIS:O	41:SP:168:SER:HA	2.11	0.51
40:TA:370:VAL:HG22	40:TA:372:ARG:H	1.76	0.51
40:TG:196:GLU:OE1	40:TG:196:GLU:N	2.37	0.51
40:TG:326:LYS:NZ	41:TO:219:THR:HA	2.25	0.51
41:TL:274:THR:HG21	41:TL:282:ARG:HD2	1.93	0.51
41:TM:55:THR:OG1	41:UM:284:LEU:N	2.44	0.51
41:TM:139:LEU:HD12	41:TM:170:VAL:HG12	1.93	0.51
41:TN:105:HIS:CD2	41:TN:150:LEU:HD12	2.44	0.51
41:TP:330:MET:HB3	41:TP:349:VAL:HG11	1.92	0.51
40:UE:225:THR:O	40:UE:229:ARG:HG2	2.11	0.51

Continued on next page...

Continued from previous page...

Atom-1	Atom-2	Interatomic distance (Å)	Clash overlap (Å)
40:UF:16:ILE:HG12	40:UF:228:ASN:HD21	1.75	0.51
41:VB:142:GLY:O	41:VB:144:GLY:N	2.44	0.51
40:VF:208:ALA:HB2	40:VF:304:LYS:HD2	1.92	0.51
40:WG:47:ASP:O	40:WG:50:ASN:HB3	2.11	0.51
40:WH:247:ALA:HB3	40:WH:355:ILE:HD11	1.93	0.51
41:WM:271:ALA:HB3	41:WM:272:PRO:CD	2.41	0.51
41:WN:34:GLY:O	41:WN:35:THR:C	2.48	0.51
41:WO:375:GLN:O	41:WO:379:LYS:NZ	2.43	0.51
41:WQ:7:LEU:HD23	41:WQ:64:VAL:HB	1.92	0.51
17:3O:218:GLU:HB3	17:3O:343:VAL:HG22	1.93	0.51
18:3U:168:VAL:HG12	18:3V:51:TYR:HB2	1.92	0.51
18:3W:360:ARG:NH2	18:3W:374:GLN:OE1	2.42	0.51
20:4B:357:LEU:HG	20:4B:358:ASN:N	2.24	0.51
21:4E:94:LYS:HZ1	40:AH:361:THR:HG22	1.76	0.51
22:4I:319:LEU:HD12	41:BO:92:PHE:CG	2.46	0.51
22:4I:462:THR:HG21	22:4I:483:ARG:HG3	1.92	0.51
23:4M:235:THR:OG1	23:4M:240:LEU:HA	2.11	0.51
26:4W:245:VAL:HG21	26:4W:255:LEU:HD13	1.92	0.51
28:5B:56:GLU:HG2	41:JB:277:GLY:HA3	1.93	0.51
36:5X:179:PHE:HZ	41:OM:22:GLU:HG3	1.76	0.51
39:6K:61:ASN:OD1	39:6K:63:THR:OG1	2.26	0.51
41:AB:180:VAL:HG23	41:AB:184:ASN:HD21	1.75	0.51
40:AF:221:ARG:NH1	41:AM:325:GLU:OE2	2.38	0.51
41:AN:100:ASN:HB3	41:AN:103:LYS:HB2	1.93	0.51
41:AO:360:GLY:O	41:AO:361:LEU:C	2.47	0.51
41:BB:82:GLY:O	41:BB:84:ILE:N	2.41	0.51
40:BE:274:PRO:CG	40:BE:373:ALA:HA	2.40	0.51
40:BF:11:GLN:HG3	40:BF:74:VAL:HG21	1.91	0.51
41:BO:193:VAL:HA	41:BO:264:HIS:NE2	2.26	0.51
40:CA:407:TYR:O	40:CA:408:VAL:C	2.49	0.51
41:CO:10:GLY:O	41:CO:14:ASN:HB2	2.10	0.51
41:CO:192:LEU:HD13	41:CO:196:THR:HG21	1.93	0.51
40:DF:1:GLN:HE21	41:DN:70:PRO:HG2	1.76	0.51
40:DF:192:HIS:CE1	40:DF:419:GLU:HG3	2.45	0.51
40:DI:363:VAL:O	40:DI:365:GLY:N	2.44	0.51
41:DL:135:LEU:HD23	41:DL:152:ILE:HG12	1.92	0.51
41:DN:142:GLY:O	41:DN:143:THR:C	2.49	0.51
41:DP:181:GLU:O	41:DP:182:PRO:C	2.48	0.51
40:EF:405:HIS:HA	40:EF:408:VAL:HG12	1.91	0.51
40:EI:217:LEU:O	40:EI:219:ILE:N	2.44	0.51
41:EM:178:THR:O	41:EM:179:VAL:C	2.48	0.51

Continued on next page...

Continued from previous page...

Atom-1	Atom-2	Interatomic distance (Å)	Clash overlap (Å)
40:FG:136:LEU:HD12	40:FG:167:LEU:HB2	1.92	0.51
40:FG:326:LYS:NZ	41:FO:212:PHE:HB2	2.25	0.51
41:FO:242:PHE:HB3	41:FO:356:ILE:HD13	1.93	0.51
41:FP:31:ASP:OD1	41:FP:35:THR:OG1	2.21	0.51
40:GF:239:THR:O	40:GF:243:ARG:NH1	2.43	0.51
40:HA:27:GLU:OE2	40:HA:236:SER:OG	2.26	0.51
40:HE:413:GLU:O	40:HE:414:GLU:C	2.49	0.51
40:HI:175:PRO:HG3	40:HI:304:LYS:HB2	1.93	0.51
40:HI:298:PRO:HB3	40:HI:307:PRO:HD2	1.92	0.51
40:IA:407:TYR:HD2	40:IA:417:PHE:HZ	1.59	0.51
41:IB:113:VAL:HA	41:IB:116:VAL:HG12	1.92	0.51
40:IE:6:SER:HA	40:IE:136:LEU:O	2.11	0.51
40:IE:140:SER:OG	42:IE:501:GTP:O2A	2.27	0.51
41:IN:5:VAL:HB	41:IN:133:PHE:HD1	1.75	0.51
41:JB:311:LEU:HD12	41:JB:342:VAL:HG21	1.93	0.51
40:JD:213:CYS:HA	40:JD:217:LEU:HD23	1.92	0.51
40:JG:142:GLY:HA2	40:JG:183:GLU:HG2	1.93	0.51
40:LH:206:ASN:OD1	42:LO:501:GTP:O2'	2.26	0.51
41:LL:213:ARG:HH21	41:LL:297:LYS:HG2	1.76	0.51
40:MF:26:LEU:HD21	40:MF:363:VAL:HG12	1.92	0.51
40:MG:46:ASP:O	40:MG:48:SER:N	2.44	0.51
40:MG:260:VAL:HB	41:MO:397:TRP:HZ3	1.75	0.51
41:ML:263:LEU:O	41:ML:370:ASN:ND2	2.43	0.51
40:NA:27:GLU:HA	40:NA:361:THR:HG21	1.93	0.51
41:NB:282:ARG:NH2	41:NB:288:GLU:OE1	2.44	0.51
40:NE:4:CYS:SG	40:NE:133:GLN:NE2	2.84	0.51
40:NE:235:VAL:HA	40:NE:238:ILE:HG22	1.92	0.51
40:NE:250:VAL:HG23	40:NE:254:GLU:HB2	1.92	0.51
41:NL:119:VAL:HG23	41:NL:122:LYS:HE2	1.92	0.51
40:OA:180:ALA:O	41:ON:347:ASN:ND2	2.44	0.51
40:OF:79:ARG:O	40:OF:84:ARG:NH1	2.39	0.51
40:OF:247:ALA:HB3	40:OF:355:ILE:HB	1.92	0.51
40:OH:28:HIS:O	40:OH:30:ILE:HG12	2.11	0.51
40:OH:63:PRO:HG3	40:OH:87:PHE:CD1	2.46	0.51
40:OH:345:ASP:N	40:OH:345:ASP:OD1	2.44	0.51
41:OO:276:ARG:NH2	41:OO:279:GLN:OE1	2.43	0.51
41:OP:190:HIS:HA	41:OP:414:ASN:HD21	1.75	0.51
40:PD:192:HIS:NE2	40:PD:424:MET:HG2	2.26	0.51
40:PE:141:PHE:HB2	40:PE:173:PRO:HD3	1.93	0.51
41:PL:392:LYS:HG3	41:PL:395:LEU:HD11	1.92	0.51
41:PM:104:GLY:HA2	41:PM:109:GLY:HA3	1.93	0.51

Continued on next page...

Continued from previous page...

Atom-1	Atom-2	Interatomic distance (Å)	Clash overlap (Å)
41:PP:236:VAL:HG13	41:PP:237:THR:HG23	1.93	0.51
40:QE:206:ASN:OD1	42:QL:501:GTP:O2'	2.21	0.51
40:QE:362:VAL:HG21	40:QE:369:LYS:HA	1.92	0.51
40:QG:181:VAL:HG23	40:QG:182:VAL:HG13	1.91	0.51
41:QM:99:ASN:O	41:QM:184:ASN:ND2	2.42	0.51
41:QP:5:VAL:HG12	41:QP:6:HIS:H	1.74	0.51
41:QP:215:LEU:HB3	41:QP:217:LEU:HG	1.93	0.51
40:RA:394:PHE:CD1	40:RA:421:ARG:HD3	2.46	0.51
40:RE:398:TYR:O	40:RE:401:ARG:NH1	2.44	0.51
40:RH:284:GLU:OE2	40:RH:284:GLU:N	2.44	0.51
41:RP:172:SER:OG	41:RP:175:VAL:O	2.25	0.51
41:SB:202:ILE:HG23	41:SB:300:MET:HB3	1.92	0.51
40:SE:205:ASP:HB2	40:SE:303:VAL:HG22	1.92	0.51
40:SE:352:LYS:HD2	41:SM:179:VAL:HG13	1.91	0.51
40:TE:326:LYS:HA	40:TE:329:ASN:HB2	1.93	0.51
40:TI:297:GLU:OE2	40:TI:300:ASN:ND2	2.44	0.51
41:TO:137:HIS:HE1	41:TO:166:THR:HB	1.75	0.51
41:TP:137:HIS:CE1	41:TP:168:SER:HG	2.29	0.51
40:UG:79:ARG:NH1	40:UG:92:LEU:O	2.42	0.51
41:UP:44:LEU:O	41:UP:45:GLU:C	2.49	0.51
41:UP:275:SER:O	41:UP:276:ARG:NH2	2.44	0.51
40:VA:96:LYS:HD3	41:VO:129:CYS:HB2	1.93	0.51
40:VH:217:LEU:HA	40:VH:277:SER:HB3	1.92	0.51
40:VJ:185:TYR:OH	40:VJ:397:MET:O	2.27	0.51
41:VN:173:PRO:HB3	41:VN:380:ARG:HD3	1.93	0.51
40:WE:405:HIS:HA	40:WE:408:VAL:HG12	1.91	0.51
7:1U:164:VAL:HG23	7:1U:176:THR:HG22	1.93	0.51
11:2J:211:PHE:HD2	11:2J:230:LEU:HD22	1.75	0.51
12:2M:41:GLY:HA3	41:AB:306:ARG:HD3	1.93	0.51
13:2X:115:LYS:HB2	13:2X:116:PRO:HD2	1.91	0.51
18:3U:156:LEU:O	18:3U:160:GLU:HG3	2.11	0.51
18:3U:328:GLU:HG3	18:3U:405:LEU:HD21	1.92	0.51
22:4J:511:ALA:HB3	22:4J:522:LEU:HD13	1.92	0.51
24:4O:173:SER:CB	24:4O:181:LYS:HG3	2.38	0.51
24:4O:186:GLY:O	24:4O:188:THR:N	2.44	0.51
38:6C:63:ASP:O	38:6C:65:HIS:N	2.44	0.51
38:6C:69:ILE:HB	40:VA:298:PRO:HD3	1.93	0.51
40:AA:205:ASP:HB2	40:AA:303:VAL:HG23	1.92	0.51
40:AA:258:ASN:HD22	40:AA:352:LYS:HD2	1.76	0.51
40:AF:328:VAL:O	40:AF:332:ILE:HG12	2.11	0.51
41:AN:242:PHE:HB3	41:AN:356:ILE:HD13	1.92	0.51

Continued on next page...

Continued from previous page...

Atom-1	Atom-2	Interatomic distance (Å)	Clash overlap (Å)
41:AO:318:ARG:HH21	41:AO:356:ILE:HG22	1.76	0.51
41:BB:215:LEU:HD21	41:BB:273:LEU:HD22	1.93	0.51
40:BE:157:LEU:HG	40:BE:161:TYR:HD2	1.75	0.51
40:BF:93:ILE:HD11	40:BF:121:ARG:HG3	1.92	0.51
40:BF:177:VAL:HG21	40:BF:207:GLU:HG3	1.92	0.51
40:BI:151:SER:HB3	40:BI:193:THR:HG21	1.92	0.51
41:BL:7:LEU:HD22	41:BL:151:LEU:HD21	1.92	0.51
41:BM:98:GLY:O	41:BM:100:ASN:N	2.44	0.51
41:BM:420:ASN:HB2	41:BM:421:PRO:HD3	1.93	0.51
41:BN:194:GLU:OE2	41:BN:262:ARG:NH1	2.43	0.51
41:BP:226:ASN:ND2	43:BP:501:GDP:HN1	2.08	0.51
40:CG:188:ILE:HD12	40:CG:424:MET:HG3	1.92	0.51
40:CI:311:LYS:HE3	40:CI:344:VAL:HA	1.92	0.51
41:CN:197:ASP:O	41:CN:264:HIS:HB2	2.10	0.51
41:CP:371:SER:C	41:CP:373:ALA:H	2.13	0.51
40:DA:186:ASN:O	40:DA:190:THR:HG23	2.11	0.51
41:DB:50:TYR:HA	41:DB:62:ARG:HD2	1.92	0.51
40:DF:119:LEU:HD22	40:DF:156:ARG:HH21	1.75	0.51
40:DH:87:PHE:HB3	40:DH:92:LEU:HD21	1.92	0.51
41:DM:309:ARG:HG2	41:DM:342:VAL:HG13	1.91	0.51
41:DO:107:THR:O	41:DO:110:ALA:N	2.37	0.51
41:DP:68:LEU:HD13	41:DP:97:ALA:HB2	1.93	0.51
41:DP:238:THR:O	41:DP:241:ARG:N	2.44	0.51
40:EH:190:THR:O	40:EH:192:HIS:N	2.43	0.51
41:EM:27:GLU:O	41:EM:28:HIS:C	2.49	0.51
41:EM:108:GLU:O	41:EM:109:GLY:C	2.49	0.51
41:EM:143:THR:OG1	41:EM:144:GLY:N	2.44	0.51
41:EP:16:ILE:HG13	41:EP:136:THR:HB	1.93	0.51
41:EP:164:MET:O	41:EP:166:THR:HG22	2.11	0.51
41:EP:310:TYR:HA	41:EP:371:SER:HA	1.92	0.51
41:EP:344:TRP:CZ2	41:EP:425:ARG:HG2	2.45	0.51
40:FH:213:CYS:HA	40:FH:217:LEU:HD13	1.91	0.51
41:GB:137:HIS:HE1	41:GB:166:THR:HB	1.74	0.51
40:GE:276:ILE:HG21	40:GE:281:ALA:HB2	1.93	0.51
40:GI:217:LEU:CA	40:GI:277:SER:HB2	2.41	0.51
42:HA:501:GTP:O1G	41:HN:252:LYS:HD2	2.10	0.51
40:HE:415:GLY:O	40:HE:416:GLU:C	2.49	0.51
40:HG:174:ALA:HB3	40:HG:178:SER:H	1.75	0.51
41:HN:10:GLY:HA2	41:HN:143:THR:OG1	2.11	0.51
41:HN:283:ALA:O	41:HN:285:THR:N	2.44	0.51
41:HO:95:SER:OG	41:HO:96:GLY:N	2.43	0.51

Continued on next page...

Continued from previous page...

Atom-1	Atom-2	Interatomic distance (Å)	Clash overlap (Å)
41:HQ:179:VAL:HG23	41:HQ:180:VAL:HG13	1.91	0.51
41:HQ:268:PRO:HG2	41:HQ:300:MET:HG3	1.92	0.51
40:IE:136:LEU:HD13	40:IE:167:LEU:HB2	1.92	0.51
40:II:178:SER:OG	41:IP:347:ASN:ND2	2.37	0.51
41:IM:289:LEU:O	41:IM:293:MET:HG3	2.10	0.51
40:JA:20:CYS:HA	40:JA:232:SER:HB2	1.93	0.51
40:JD:395:ASP:OD2	40:JD:421:ARG:NH2	2.38	0.51
40:JE:168:GLU:HB2	40:JE:201:ALA:HA	1.93	0.51
40:JE:222:PRO:O	41:JL:322:SER:OG	2.27	0.51
40:JE:257:THR:HA	41:JM:397:TRP:CH2	2.46	0.51
40:JG:319:TYR:HB3	40:JG:323:VAL:HG11	1.92	0.51
40:LG:174:ALA:CB	40:LG:177:VAL:HG23	2.41	0.51
40:LG:200:CYS:SG	40:LG:268:PRO:HG2	2.50	0.51
40:LG:316:CYS:SG	40:LG:316:CYS:O	2.69	0.51
41:LO:13:GLY:HA2	41:LO:136:THR:HG22	1.93	0.51
41:LO:313:VAL:HG12	41:LO:349:VAL:HG23	1.93	0.51
40:MA:224:TYR:CZ	42:MN:501:GTP:H2'	2.46	0.51
40:MA:246:GLY:HA2	40:MA:357:TYR:CD2	2.46	0.51
40:ME:221:ARG:NE	41:ML:325:GLU:OE2	2.43	0.51
40:MF:174:ALA:HB1	40:MF:177:VAL:HG23	1.93	0.51
41:MN:240:LEU:HD12	41:MN:241:ARG:HG3	1.92	0.51
41:MN:263:LEU:O	41:MN:370:ASN:ND2	2.44	0.51
41:MO:334:GLN:HE22	41:MO:348:ASN:N	2.09	0.51
41:MP:107:THR:HG22	41:MP:108:GLU:H	1.76	0.51
40:NA:406:TRP:HE1	41:NN:258:VAL:HG23	1.75	0.51
40:ND:281:ALA:O	40:ND:284:GLU:N	2.44	0.51
40:NE:7:VAL:O	40:NE:137:ILE:HA	2.10	0.51
41:NM:139:LEU:HG	41:NM:168:SER:HB2	1.92	0.51
41:NN:8:GLN:HE21	41:NN:65:LEU:HD22	1.76	0.51
41:NP:392:LYS:NZ	41:NP:405:GLU:OE2	2.41	0.51
40:OG:6:SER:O	40:OG:65:ALA:HA	2.10	0.51
40:OG:296:PHE:HD2	40:OG:341:ILE:HD13	1.76	0.51
40:OH:89:PRO:HG2	40:PH:279:GLU:O	2.11	0.51
41:ON:202:ILE:HG21	41:ON:229:VAL:HG22	1.92	0.51
41:PB:139:LEU:HG	41:PB:168:SER:HB2	1.93	0.51
41:PO:7:LEU:O	41:PO:8:GLN:NE2	2.44	0.51
41:QB:125:GLU:O	41:QB:127:CYS:N	2.43	0.51
40:QF:273:ALA:HB1	40:QF:291:ILE:HB	1.92	0.51
41:QN:31:ASP:OD2	41:QN:35:THR:OG1	2.29	0.51
41:QP:372:THR:O	41:QP:372:THR:OG1	2.29	0.51
40:RH:101:ASN:HA	40:RH:144:GLY:H	1.76	0.51

Continued on next page...

Continued from previous page...

Atom-1	Atom-2	Interatomic distance (Å)	Clash overlap (Å)
41:RO:4:ILE:HA	41:RO:132:GLY:O	2.10	0.51
41:RO:139:LEU:HD12	41:RO:170:VAL:HG12	1.91	0.51
41:RO:193:VAL:HG11	41:RO:418:LEU:HG	1.92	0.51
41:SN:375:GLN:NE2	41:SN:419:GLY:O	2.40	0.51
41:SO:103:LYS:HA	41:SO:107:THR:OG1	2.11	0.51
41:SP:142:GLY:O	41:SP:144:GLY:N	2.44	0.51
41:SP:292:GLN:O	41:SP:298:ASN:ND2	2.41	0.51
41:TB:42:LEU:HD11	41:TB:243:PRO:HG3	1.93	0.51
41:TB:86:ARG:HD3	41:TB:88:ASP:HB3	1.92	0.51
40:TI:235:VAL:HA	40:TI:238:ILE:HG12	1.92	0.51
41:TM:309:ARG:NH1	41:TM:339:SER:O	2.44	0.51
41:TO:73:MET:HA	41:TO:76:VAL:HG12	1.91	0.51
40:UF:219:ILE:O	40:UF:220:GLU:C	2.49	0.51
40:UG:133:GLN:O	40:UG:165:SER:OG	2.29	0.51
40:UH:320:ARG:HH21	40:UH:360:PRO:HA	1.76	0.51
41:UO:100:ASN:HB3	41:UO:103:LYS:HB2	1.93	0.51
41:VP:271:ALA:HB1	41:VP:292:GLN:HB3	1.92	0.51
40:WF:402:ALA:HB2	41:WM:344:TRP:HZ3	1.76	0.51
40:WI:27:GLU:HG2	40:WI:243:ARG:HH22	1.76	0.51
41:WM:391:ARG:O	41:WM:392:LYS:C	2.50	0.51
41:WN:222:TYR:O	41:WN:223:GLY:C	2.49	0.51
8:1X:100:LEU:HD21	11:2I:251:TYR:CG	2.46	0.51
11:2I:118:ALA:C	11:2I:119:LYS:HD2	2.32	0.51
11:2J:207:VAL:HA	11:2J:210:GLU:HG2	1.93	0.51
13:2U:88:THR:HG23	13:2U:157:HIS:CB	2.41	0.51
15:3E:338:ILE:HG12	15:3H:205:VAL:HG23	1.93	0.51
17:3R:184:ALA:O	17:3R:187:GLU:HG3	2.11	0.51
18:3U:315:ARG:HH21	18:3U:423:LEU:HD12	1.76	0.51
22:4J:89:VAL:O	41:BN:282:ARG:N	2.36	0.51
24:4O:191:VAL:O	24:4O:192:PRO:C	2.49	0.51
23:4R:100:GLN:O	23:4R:116:ALA:HB1	2.11	0.51
23:4R:107:LYS:HZ2	23:4R:112:VAL:HA	1.76	0.51
23:4R:198:PHE:HB3	40:DI:221:ARG:HB2	1.93	0.51
26:4W:113:ILE:HG23	26:4W:118:PHE:HB2	1.92	0.51
27:4Y:94:MET:HG2	27:4Y:96:PRO:HD3	1.93	0.51
36:5X:188:GLN:O	36:5X:192:GLN:NE2	2.44	0.51
39:6H:13:VAL:HG22	39:6H:77:GLU:HG3	1.93	0.51
39:6I:31:LEU:HD21	39:6I:45:ILE:HG13	1.91	0.51
40:AA:177:VAL:HG12	41:AN:331:LEU:HB2	1.93	0.51
41:AB:385:PHE:HZ	41:AB:408:PHE:HB3	1.76	0.51
40:AF:181:VAL:HG12	41:AM:348:ASN:HA	1.93	0.51

Continued on next page...

Continued from previous page...

Atom-1	Atom-2	Interatomic distance (Å)	Clash overlap (Å)
41:AO:170:VAL:HG12	41:AO:171:PRO:HD2	1.93	0.51
41:AO:216:LYS:HG3	41:AO:275:SER:HB3	1.92	0.51
40:BF:134:GLY:HA2	40:BF:165:SER:O	2.11	0.51
41:BL:105:HIS:CD2	41:BL:150:LEU:HB2	2.46	0.51
41:BO:286:VAL:HB	41:BO:287:PRO:HD3	1.93	0.51
40:CA:34:GLY:O	40:CA:60:LYS:HA	2.11	0.51
40:CH:99:ALA:O	40:CH:100:ALA:C	2.48	0.51
41:CL:192:LEU:O	41:CL:193:VAL:C	2.49	0.51
40:DA:420:ALA:O	40:DA:421:ARG:C	2.49	0.51
40:DE:90:GLU:O	40:DE:91:GLN:C	2.49	0.51
40:DE:97:GLU:HB3	40:DE:110:ILE:HD13	1.93	0.51
40:DH:268:PRO:HA	40:DH:379:ASN:HA	1.93	0.51
40:DI:256:GLN:HA	40:DI:260:VAL:HB	1.93	0.51
41:DL:183:TYR:O	41:DL:184:ASN:C	2.48	0.51
41:DN:100:ASN:O	41:DN:101:TRP:C	2.49	0.51
41:DN:181:GLU:O	41:DN:182:PRO:C	2.49	0.51
41:DN:271:ALA:HB3	41:DN:272:PRO:HD3	1.93	0.51
40:EA:271:THR:HA	40:EA:302:MET:HG2	1.93	0.51
40:EI:32:PRO:O	40:EI:33:ASP:C	2.48	0.51
40:EI:63:PRO:CG	40:EI:86:LEU:HG	2.40	0.51
41:EM:100:ASN:O	41:EM:101:TRP:C	2.49	0.51
41:EM:182:PRO:O	41:EM:183:TYR:C	2.49	0.51
41:FB:2:ARG:HE	41:FB:240:LEU:HB2	1.76	0.51
40:FF:342:GLN:NE2	40:FF:343:PHE:O	2.44	0.51
41:FN:42:LEU:HD22	41:FN:243:PRO:HG3	1.93	0.51
41:FN:317:PHE:HB2	41:FN:353:VAL:HG12	1.93	0.51
41:FO:139:LEU:HD12	41:FO:170:VAL:HG12	1.93	0.51
41:FO:148:GLY:O	41:FO:152:ILE:HG12	2.10	0.51
41:GB:77:ARG:NH1	41:GB:82:GLY:O	2.44	0.51
40:GE:21:TRP:CZ2	40:GE:65:ALA:HB2	2.45	0.51
40:GH:256:GLN:O	40:GH:260:VAL:HG22	2.11	0.51
40:GI:100:ALA:HA	41:GP:252:LYS:CB	2.36	0.51
41:GN:12:CYS:SG	41:GN:138:SER:HB3	2.51	0.51
40:HG:9:VAL:HG12	40:HG:68:VAL:HB	1.91	0.51
40:HH:205:ASP:HB3	40:HH:303:VAL:HA	1.93	0.51
41:HN:222:TYR:HA	41:HN:225:LEU:HD12	1.91	0.51
41:IP:61:PRO:HD3	41:IP:84:ILE:HG12	1.93	0.51
41:JN:317:PHE:HB2	41:JN:353:VAL:HG12	1.92	0.51
40:KA:396:LEU:HD23	41:KN:346:PRO:HD3	1.92	0.51
41:KN:139:LEU:HD12	41:KN:170:VAL:HG12	1.93	0.51
40:LE:76:ASP:HA	40:LE:79:ARG:HG2	1.92	0.51

Continued on next page...

Continued from previous page...

Atom-1	Atom-2	Interatomic distance (Å)	Clash overlap (Å)
40:LF:236:SER:O	40:LF:240:ALA:HB2	2.11	0.51
41:LO:180:VAL:HG23	41:LO:184:ASN:HD21	1.76	0.51
41:MB:140:GLY:HA3	41:MB:181:GLU:HG3	1.93	0.51
41:MB:232:THR:HG21	41:MB:268:PRO:HB2	1.93	0.51
41:MB:252:LYS:HB2	40:MG:100:ALA:CA	2.41	0.51
40:MG:104:ALA:HA	40:MG:108:TYR:HD2	1.75	0.51
40:MG:249:ASN:H	41:MO:11:GLN:HE22	1.58	0.51
41:MP:73:MET:HB3	41:MP:90:PHE:CE1	2.44	0.51
40:NH:2:ARG:NH2	41:NP:70:PRO:O	2.44	0.51
41:NL:248:ALA:HA	41:NL:252:LYS:HG2	1.92	0.51
41:NL:326:VAL:O	41:NL:330:MET:HG2	2.11	0.51
41:NN:107:THR:O	41:NN:110:ALA:N	2.43	0.51
41:NO:289:LEU:O	41:NO:293:MET:HB2	2.10	0.51
40:OA:108:TYR:O	40:OA:112:LYS:NZ	2.44	0.51
40:OE:32:PRO:HB3	40:OE:83:TYR:HE1	1.76	0.51
40:OG:51:THR:HG21	40:OG:243:ARG:HG2	1.92	0.51
41:ON:156:ARG:NH2	41:ON:162:ARG:O	2.44	0.51
41:OO:16:ILE:HA	41:OO:226:ASN:HB3	1.93	0.51
40:PD:322:ASP:O	40:PD:372:ARG:NH1	2.44	0.51
40:PG:70:LEU:HD23	40:PG:114:LEU:HD12	1.93	0.51
40:QA:88:HIS:ND1	40:QA:91:GLN:OE1	2.43	0.51
40:QE:289:ALA:O	40:QE:292:THR:OG1	2.26	0.51
41:QO:179:VAL:HG23	41:QO:180:VAL:HG13	1.93	0.51
41:QP:5:VAL:HG23	41:QP:130:LEU:HD11	1.92	0.51
40:RA:71:GLU:HB3	40:RA:98:ASP:HA	1.92	0.51
40:RF:213:CYS:HA	40:RF:217:LEU:HD13	1.92	0.51
41:RL:180:VAL:O	41:RL:184:ASN:ND2	2.44	0.51
41:RM:6:HIS:O	41:RM:63:ALA:HA	2.10	0.51
40:SG:191:THR:HA	40:SG:194:THR:HG22	1.92	0.51
41:SN:288:GLU:HA	41:SN:291:GLN:HB3	1.93	0.51
40:TE:274:PRO:HG3	40:TE:286:LEU:HD12	1.93	0.51
40:TF:180:ALA:N	40:TF:183:GLU:OE2	2.42	0.51
40:TG:51:THR:HG21	40:TG:243:ARG:HA	1.93	0.51
40:TH:274:PRO:HG3	40:TH:286:LEU:HD12	1.93	0.51
41:TL:139:LEU:HG	41:TL:168:SER:HB3	1.92	0.51
40:UF:129:CYS:SG	40:UF:132:LEU:HB2	2.50	0.51
40:UF:352:LYS:CG	41:UN:179:VAL:HG23	2.36	0.51
40:UI:301:GLN:HG3	40:UI:307:PRO:HD3	1.93	0.51
41:UM:323:MET:HG3	41:UM:326:VAL:HB	1.93	0.51
41:UO:143:THR:OG1	43:UO:502:GDP:O1B	2.29	0.51
41:UP:41:ASP:O	41:UP:44:LEU:N	2.42	0.51

Continued on next page...

Continued from previous page...

Atom-1	Atom-2	Interatomic distance (Å)	Clash overlap (Å)
41:UP:310:TYR:CD1	41:UP:371:SER:HB2	2.46	0.51
41:UP:380:ARG:O	41:UP:384:GLN:HG2	2.11	0.51
41:VB:334:GLN:HE21	41:VB:349:VAL:HG23	1.76	0.51
40:VF:262:TYR:OH	41:VN:391:ARG:O	2.20	0.51
40:VH:108:TYR:O	40:VH:112:LYS:NZ	2.41	0.51
40:VH:247:ALA:HB3	40:VH:355:ILE:HB	1.93	0.51
41:VP:122:LYS:NZ	41:WO:291:GLN:OE1	2.32	0.51
41:WB:51:TYR:HB3	41:WB:59:TYR:HB3	1.93	0.51
41:WB:105:HIS:CD2	41:WB:150:LEU:HB2	2.44	0.51
41:WB:139:LEU:HD12	41:WB:170:VAL:HG12	1.91	0.51
41:WB:256:ASN:HD22	41:WB:350:LYS:HD3	1.76	0.51
40:WE:3:GLU:OE2	40:WE:3:GLU:N	2.44	0.51
40:WE:269:LEU:HD23	40:WE:383:ILE:HD11	1.92	0.51
40:WF:11:GLN:HG3	40:WF:74:VAL:HG11	1.93	0.51
40:WG:70:LEU:HD23	40:WG:114:LEU:HD12	1.93	0.51
41:WM:171:PRO:O	41:WM:380:ARG:NH2	2.44	0.51
8:1W:531:LYS:HA	8:1W:534:ILE:HG22	1.93	0.51
8:1Y:134:GLU:HA	8:1Y:137:VAL:HG12	1.92	0.51
12:2Q:170:LYS:HE2	12:2Q:218:ARG:HE	1.76	0.51
13:2U:51:GLY:HA3	13:2U:57:THR:HG21	1.92	0.51
13:2W:61:CYS:HB3	13:2W:62:PRO:HD3	1.93	0.51
15:3H:194:ASN:HD22	17:3P:168:ILE:HG12	1.76	0.51
21:4D:148:LEU:HD23	21:4D:149:ILE:HG13	1.93	0.51
21:4F:245:PHE:HB2	21:4F:264:ILE:HG23	1.93	0.51
22:4J:679:SER:HA	22:4J:683:ASP:HB2	1.93	0.51
22:4K:638:LEU:HD21	22:4K:662:CYS:HA	1.93	0.51
23:4R:59:THR:O	23:4R:60:LEU:C	2.48	0.51
23:4R:259:ARG:NH2	40:EI:365:GLY:HA2	2.26	0.51
36:5W:73:SER:O	40:NF:84:ARG:NH1	2.44	0.51
41:AB:55:THR:HG23	41:BB:283:ALA:HA	1.92	0.51
41:AB:202:ILE:HG23	41:AB:300:MET:HB3	1.92	0.51
40:BH:109:THR:O	40:BH:111:GLY:N	2.44	0.51
40:BH:132:LEU:HG	40:BH:164:LYS:HE2	1.93	0.51
40:BH:261:PRO:HB3	40:BH:346:TRP:CH2	2.46	0.51
40:BH:325:PRO:HB2	41:BP:208:TYR:OH	2.10	0.51
41:BL:213:ARG:HH22	41:BL:297:LYS:HG2	1.75	0.51
41:BM:274:THR:HG22	41:BM:282:ARG:HD3	1.93	0.51
41:BO:54:ALA:HB2	41:BO:60:VAL:HG12	1.92	0.51
40:CI:236:SER:O	40:CI:243:ARG:NH2	2.39	0.51
41:CP:393:ALA:O	41:CP:394:PHE:C	2.48	0.51
40:DA:90:GLU:O	40:DA:91:GLN:C	2.49	0.51

Continued on next page...

Continued from previous page...

Atom-1	Atom-2	Interatomic distance (Å)	Clash overlap (Å)
40:DF:88:HIS:HE2	40:EF:280:LYS:HB3	1.75	0.51
40:DF:252:LEU:HA	40:DF:255:PHE:CE2	2.46	0.51
41:DL:102:ALA:HB2	41:DL:403:MET:HG3	1.93	0.51
41:DL:189:VAL:O	41:DL:193:VAL:HG23	2.11	0.51
41:DN:256:ASN:ND2	41:DN:350:LYS:HG2	2.26	0.51
41:DP:137:HIS:HE1	41:DP:166:THR:HB	1.74	0.51
41:DP:412:GLU:HG3	41:DP:416:ASN:HD21	1.76	0.51
40:EA:204:VAL:HG13	40:EA:302:MET:HB3	1.93	0.51
40:EG:132:LEU:HB3	40:EG:164:LYS:HE2	1.93	0.51
40:EI:130:THR:OG1	40:EI:131:GLY:N	2.42	0.51
40:FA:287:SER:O	40:FA:291:ILE:HG23	2.11	0.51
41:FO:135:LEU:HB3	41:FO:166:THR:HG22	1.92	0.51
40:GA:251:ASP:OD2	40:GA:252:LEU:N	2.44	0.51
40:GF:209:ILE:HA	40:GF:212:ILE:HG22	1.92	0.51
40:GG:276:ILE:CG2	40:GG:281:ALA:HB2	2.32	0.51
41:GM:285:THR:HG23	41:GM:287:PRO:HD2	1.92	0.51
41:GM:424:THR:OG1	41:GM:425:ARG:NH1	2.43	0.51
41:GN:390:ARG:C	41:GN:392:LYS:H	2.15	0.51
40:HE:99:ALA:O	40:HE:100:ALA:C	2.48	0.51
40:HG:332:ILE:HG23	40:HG:351:PHE:HD2	1.76	0.51
40:HI:177:VAL:HG23	41:HP:331:LEU:HB2	1.92	0.51
40:IA:269:LEU:HD22	40:IA:303:VAL:HG22	1.93	0.51
41:IB:194:GLU:OE2	41:IB:262:ARG:NH1	2.40	0.51
40:IE:260:VAL:HG23	41:IM:397:TRP:HH2	1.76	0.51
40:IH:167:LEU:HD22	40:IH:200:CYS:HB3	1.93	0.51
40:IH:405:HIS:HA	40:IH:408:VAL:HG12	1.93	0.51
41:IN:284:LEU:HD21	41:IN:363:MET:HB2	1.93	0.51
41:IP:248:ALA:HA	41:IP:252:LYS:HD2	1.93	0.51
41:IQ:5:VAL:HA	41:IQ:62:ARG:HD2	1.92	0.51
41:JB:187:LEU:HD11	41:JB:408:PHE:HE2	1.77	0.51
41:JM:293:MET:C	41:JM:295:ASP:H	2.14	0.51
41:JN:247:ASN:O	41:JN:252:LYS:NZ	2.38	0.51
41:KL:420:ASN:O	41:KL:423:VAL:N	2.39	0.51
41:KM:385:PHE:HZ	41:KM:408:PHE:HB3	1.74	0.51
40:LA:182:VAL:O	40:LA:186:ASN:ND2	2.44	0.51
41:LB:11:GLN:HA	41:LB:72:THR:HG21	1.93	0.51
40:LF:31:GLN:HG2	40:LF:32:PRO:HD2	1.93	0.51
41:LL:69:GLU:HG2	41:LL:96:GLY:HA2	1.92	0.51
41:LL:114:ASP:OD1	41:LL:115:SER:N	2.44	0.51
41:LM:341:PHE:HB3	41:LM:348:ASN:HD21	1.75	0.51
41:MB:31:ASP:OD1	41:MB:35:THR:N	2.43	0.51

Continued on next page...

Continued from previous page...

Atom-1	Atom-2	Interatomic distance (Å)	Clash overlap (Å)
40:MD:195:LEU:HD21	40:MD:264:ARG:HH11	1.76	0.51
40:MG:63:PRO:HD3	40:MG:86:LEU:O	2.11	0.51
41:MM:73:MET:HG3	41:MM:92:PHE:HB3	1.93	0.51
41:NB:100:ASN:HB3	41:NB:103:LYS:HB2	1.93	0.51
40:ND:104:ALA:HA	40:ND:108:TYR:HD1	1.75	0.51
40:ND:366:ASP:O	40:ND:367:LEU:C	2.49	0.51
40:NF:206:ASN:OD1	42:NM:501:GTP:O2'	2.25	0.51
41:NM:403:MET:HG2	41:NM:408:PHE:HE1	1.75	0.51
41:NO:239:CYS:HB3	41:NO:247:ASN:HB2	1.92	0.51
40:OA:73:THR:OG1	41:ON:46:ARG:NH1	2.44	0.51
40:OE:223:THR:OG1	40:OE:225:THR:OG1	2.29	0.51
40:OG:139:HIS:O	40:OG:170:SER:HA	2.10	0.51
40:PG:180:ALA:HB3	40:PG:183:GLU:HG3	1.92	0.51
41:PN:5:VAL:HG22	41:PN:62:ARG:HD2	1.93	0.51
40:QH:269:LEU:HD22	40:QH:303:VAL:HG21	1.93	0.51
41:QL:286:VAL:HG21	41:QL:325:GLU:HB3	1.93	0.51
41:QM:142:GLY:O	41:QM:144:GLY:N	2.43	0.51
41:QN:142:GLY:O	41:QN:144:GLY:N	2.44	0.51
41:QP:269:GLY:HA3	41:QP:367:PHE:N	2.26	0.51
41:QP:426:GLY:O	41:QP:427:ALA:C	2.49	0.51
40:RA:436:MET:SD	40:RA:436:MET:N	2.81	0.51
40:RI:123:ARG:HH22	40:RI:124:LYS:HZ3	1.59	0.51
41:RM:293:MET:SD	41:RM:367:PHE:HB2	2.51	0.51
41:SB:143:THR:OG1	43:SB:501:GDP:O2B	2.29	0.51
40:SF:191:THR:HA	40:SF:194:THR:HG22	1.93	0.51
40:SI:259:LEU:HD11	40:SI:377:LEU:HD13	1.93	0.51
40:SI:286:LEU:HB2	40:SI:372:ARG:HH21	1.75	0.51
41:SM:177:ASP:N	41:SM:181:GLU:OE2	2.34	0.51
41:SO:258:VAL:HG12	41:SO:266:PHE:HZ	1.76	0.51
40:TA:139:HIS:HE1	40:TA:168:GLU:HG2	1.76	0.51
40:TF:405:HIS:HA	40:TF:408:VAL:HG12	1.92	0.51
41:TN:87:PRO:HD3	41:UN:281:TYR:HD2	1.76	0.51
40:UE:288:VAL:HG11	40:UE:327:ASP:HB3	1.93	0.51
40:UF:56:THR:HG21	40:VG:282:TYR:O	2.10	0.51
40:UF:254:GLU:O	40:UF:255:PHE:C	2.50	0.51
40:UF:347:CYS:HA	41:UN:388:MET:HE2	1.92	0.51
40:UG:141:PHE:HB2	40:UG:173:PRO:HD3	1.93	0.51
40:UH:98:ASP:O	40:UH:105:ARG:NH1	2.43	0.51
40:VF:6:SER:O	40:VF:65:ALA:HA	2.09	0.51
41:VP:252:LYS:HD3	41:VP:350:LYS:HZ1	1.76	0.51
41:WB:202:ILE:HG21	41:WB:229:VAL:HG22	1.93	0.51

Continued on next page...

Continued from previous page...

Atom-1	Atom-2	Interatomic distance (Å)	Clash overlap (Å)
41:WB:274:THR:HG22	41:WB:282:ARG:HH11	1.75	0.51
40:WI:346:TRP:CD1	41:WQ:391:ARG:HG3	2.46	0.51
8:1X:334:ALA:HA	8:1X:337:MET:SD	2.50	0.50
10:2F:159:TYR:HB3	41:VB:1:MET:HG3	1.92	0.50
13:2W:54:VAL:HG11	13:2W:86:TYR:HB2	1.92	0.50
17:3P:139:GLN:HG3	17:3Q:392:PHE:HD1	1.75	0.50
18:3T:189:LEU:HD21	18:3T:285:ILE:HD12	1.92	0.50
18:3U:313:ASP:HA	18:3U:316:HIS:CE1	2.46	0.50
18:3V:231:TYR:HE1	18:3V:237:ASP:HB2	1.76	0.50
19:3Y:107:GLN:HE21	40:LG:362:VAL:HG21	1.76	0.50
23:4M:242:LEU:HD11	23:4M:265:THR:HB	1.91	0.50
23:4N:260:THR:HB	40:EF:219:ILE:HD13	1.93	0.50
24:4O:205:LEU:HD13	40:DE:221:ARG:CZ	2.41	0.50
29:5D:72:GLU:HG3	40:GI:362:VAL:O	2.10	0.50
31:5J:796:TYR:HA	41:IM:227:HIS:CE1	2.46	0.50
34:5R:310:ASN:HA	34:5R:313:LEU:HD12	1.93	0.50
34:5R:438:ALA:O	34:5R:441:SER:N	2.44	0.50
35:5T:144:GLU:OE2	35:5T:148:GLN:NE2	2.36	0.50
38:6C:203:PHE:CE1	41:VQ:331:LEU:HD23	2.46	0.50
39:6H:64:ASP:HA	39:6H:67:ILE:HG12	1.93	0.50
40:AG:132:LEU:HB3	40:AG:164:LYS:HE3	1.92	0.50
40:AG:276:ILE:HD12	40:AG:281:ALA:HA	1.93	0.50
41:AO:272:PRO:HG2	41:AO:361:LEU:HD13	1.93	0.50
40:BE:105:ARG:HA	40:BE:109:THR:CG2	2.41	0.50
40:BG:258:ASN:ND2	41:BO:179:VAL:HB	2.26	0.50
40:BI:180:ALA:HB3	40:BI:183:GLU:HG3	1.94	0.50
40:CE:398:TYR:HE2	40:CE:417:PHE:HB3	1.76	0.50
41:CM:64:VAL:HG11	41:CM:120:VAL:HG23	1.92	0.50
41:CM:193:VAL:HA	41:CM:264:HIS:NE2	2.26	0.50
41:CO:66:VAL:HA	41:CO:91:VAL:O	2.11	0.50
41:CO:237:THR:HB	41:CO:240:LEU:HD11	1.93	0.50
40:DA:313:MET:HB2	40:DA:346:TRP:CH2	2.45	0.50
40:DG:432:GLU:N	40:DG:432:GLU:OE2	2.45	0.50
40:DH:104:ALA:O	40:DH:105:ARG:C	2.47	0.50
40:DH:334:ALA:O	40:DH:337:THR:N	2.43	0.50
41:DN:124:ALA:O	41:DN:125:GLU:C	2.48	0.50
41:DN:251:ARG:O	41:DN:255:VAL:HG23	2.11	0.50
41:EB:176:SER:OG	41:EB:178:THR:O	2.29	0.50
40:EG:137:ILE:O	40:EG:168:GLU:HA	2.11	0.50
40:EH:222:PRO:CD	41:EO:324:LYS:HG3	2.35	0.50
41:EL:207:LEU:HB3	41:EL:225:LEU:HD22	1.92	0.50

Continued on next page...

Continued from previous page...

Atom-1	Atom-2	Interatomic distance (Å)	Clash overlap (Å)
41:EL:215:LEU:HD11	41:EL:228:LEU:HD11	1.92	0.50
41:EM:179:VAL:C	41:EM:181:GLU:H	2.15	0.50
40:GA:366:ASP:OD2	40:GA:367:LEU:N	2.44	0.50
40:GF:53:PHE:HE1	40:GF:63:PRO:HG3	1.76	0.50
40:HH:141:PHE:HB2	40:HH:173:PRO:HD3	1.92	0.50
40:HH:269:LEU:HD11	40:HH:383:ILE:HD11	1.92	0.50
40:HI:177:VAL:HG21	41:HP:327:ASP:HB3	1.93	0.50
41:HQ:210:ILE:HD11	41:HQ:298:ASN:HA	1.93	0.50
40:IA:91:GLN:HG2	40:IA:121:ARG:HH21	1.76	0.50
40:II:97:GLU:OE2	41:IP:251:ARG:NH2	2.33	0.50
41:IP:142:GLY:O	41:IP:144:GLY:N	2.44	0.50
41:IQ:1:MET:SD	41:IQ:48:ASN:ND2	2.68	0.50
41:JO:354:CYS:SG	41:JO:355:ASP:N	2.84	0.50
40:KA:98:ASP:O	40:KA:105:ARG:NH1	2.45	0.50
41:KL:391:ARG:O	41:KL:393:ALA:N	2.44	0.50
41:KP:215:LEU:HG	41:KP:273:LEU:HD21	1.93	0.50
40:LF:16:ILE:HG12	40:LF:228:ASN:OD1	2.11	0.50
40:LF:273:ALA:HB3	40:LF:274:PRO:HD3	1.93	0.50
40:LF:335:ILE:HG23	40:LF:341:ILE:HD13	1.93	0.50
40:LG:274:PRO:HD2	40:LG:291:ILE:HB	1.93	0.50
41:LN:16:ILE:HD11	41:LN:229:VAL:HG11	1.92	0.50
40:MG:217:LEU:HD21	40:MG:367:LEU:HD23	1.92	0.50
40:MH:49:PHE:CE1	40:MH:55:GLU:HB2	2.46	0.50
40:MH:139:HIS:ND1	40:MH:150:THR:HG21	2.26	0.50
41:MM:119:VAL:HA	41:MM:122:LYS:HG2	1.92	0.50
41:MN:354:CYS:SG	41:MN:355:ASP:N	2.84	0.50
40:NE:122:ILE:HG21	40:NE:157:LEU:HD21	1.92	0.50
41:NO:134:GLN:HA	41:NO:165:ASN:O	2.11	0.50
41:OB:187:LEU:HD11	41:OB:408:PHE:HE1	1.75	0.50
40:OD:407:TYR:HB3	40:OD:412:MET:HB3	1.92	0.50
40:OG:180:ALA:HB3	40:OG:183:GLU:HG2	1.91	0.50
40:OH:294:ALA:O	40:OH:295:CYS:C	2.49	0.50
41:OL:12:CYS:SG	41:OL:13:GLY:N	2.83	0.50
41:OL:238:THR:HG21	41:OL:318:ARG:HD2	1.94	0.50
41:ON:20:PHE:HA	41:ON:23:VAL:HG12	1.93	0.50
41:PB:99:ASN:HA	41:PB:142:GLY:HA3	1.92	0.50
40:PD:288:VAL:HA	40:PD:291:ILE:HG12	1.93	0.50
40:PG:120:ASP:OD2	40:PG:124:LYS:NZ	2.40	0.50
40:PH:70:LEU:HB2	40:PH:145:THR:HG22	1.92	0.50
40:PH:101:ASN:OD1	40:PH:186:ASN:ND2	2.44	0.50
40:PH:141:PHE:HB2	40:PH:173:PRO:HD3	1.92	0.50

Continued on next page...

Continued from previous page...

Atom-1	Atom-2	Interatomic distance (Å)	Clash overlap (Å)
41:PL:39:ASP:N	41:PL:39:ASP:OD1	2.43	0.50
41:PM:337:ASN:HB2	41:PM:340:TYR:HD2	1.76	0.50
41:PO:49:VAL:O	41:PO:62:ARG:NH1	2.44	0.50
41:PO:236:VAL:HG23	41:PO:237:THR:HG23	1.92	0.50
41:QB:88:ASP:O	41:QB:89:ASN:C	2.49	0.50
41:QB:157:GLU:O	41:QB:158:GLU:C	2.49	0.50
40:QE:137:ILE:HD11	40:QE:166:LYS:HB2	1.92	0.50
40:QG:54:SER:HG	40:QG:64:ARG:HE	1.59	0.50
40:QH:254:GLU:OE1	41:QP:98:GLY:HA2	2.10	0.50
41:QN:387:ALA:HA	41:QN:390:ARG:HE	1.76	0.50
41:RB:202:ILE:HG23	41:RB:300:MET:HB3	1.92	0.50
40:RF:167:LEU:HA	40:RF:200:CYS:O	2.11	0.50
40:RF:288:VAL:HA	40:RF:291:ILE:HG12	1.93	0.50
40:RG:5:ILE:HD12	40:RG:125:LEU:HD12	1.94	0.50
40:RH:284:GLU:HG2	40:RH:286:LEU:HG	1.92	0.50
40:SG:90:GLU:OE2	40:SG:121:ARG:NE	2.43	0.50
41:SM:125:GLU:OE2	41:TM:291:GLN:NE2	2.42	0.50
41:SO:28:HIS:O	41:SO:43:GLN:HB3	2.11	0.50
40:TA:6:SER:O	40:TA:65:ALA:HA	2.11	0.50
40:TA:210:TYR:CD1	41:TN:324:LYS:HD3	2.46	0.50
40:TE:138:PHE:HZ	40:TE:235:VAL:HG11	1.76	0.50
40:TG:352:LYS:HZ3	41:TO:178:THR:N	2.09	0.50
41:TM:3:GLU:HA	41:TM:49:VAL:HG23	1.93	0.50
41:TN:178:THR:HG22	41:TN:180:VAL:H	1.76	0.50
41:TO:27:GLU:O	41:TO:43:GLN:NE2	2.44	0.50
41:TO:171:PRO:HG2	41:TO:381:ILE:HG12	1.93	0.50
41:TP:148:GLY:O	41:TP:152:ILE:HG12	2.11	0.50
41:TP:372:THR:HB	41:TP:375:GLN:HE22	1.76	0.50
41:UB:139:LEU:HD12	41:UB:170:VAL:HG12	1.92	0.50
40:UG:217:LEU:HA	40:UG:277:SER:HB2	1.93	0.50
40:VG:177:VAL:HG13	40:VG:178:SER:H	1.76	0.50
41:VP:296:ALA:HB1	41:VP:305:PRO:HD2	1.92	0.50
41:WB:331:LEU:HD13	40:WG:177:VAL:HG22	1.93	0.50
40:WH:139:HIS:ND1	40:WH:140:SER:O	2.36	0.50
41:WM:6:HIS:HA	41:WM:134:GLN:HG3	1.92	0.50
41:WM:108:GLU:O	41:WM:111:GLU:HG3	2.11	0.50
7:1T:219:PHE:HB3	7:1T:231:LYS:HG3	1.94	0.50
7:1T:360:HIS:O	7:1T:361:THR:C	2.50	0.50
7:1T:544:LEU:HB2	8:1Y:164:GLU:HB3	1.92	0.50
12:2N:90:LYS:HA	41:WB:108:GLU:HB3	1.93	0.50
12:2O:85:LEU:HB2	12:2O:126:PHE:CZ	2.46	0.50

Continued on next page...

Continued from previous page...

Atom-1	Atom-2	Interatomic distance (Å)	Clash overlap (Å)
13:2V:15:TYR:CE2	13:2V:17:ILE:HB	2.46	0.50
13:2V:171:LEU:O	13:2V:172:TYR:C	2.48	0.50
14:3C:103:LEU:O	14:3C:110:ARG:NH1	2.45	0.50
21:4D:426:LEU:HD22	21:4D:428:SER:HB3	1.94	0.50
22:4I:10:SER:HB2	41:MO:217:LEU:CD1	2.42	0.50
22:4I:526:ASP:O	22:4I:529:THR:OG1	2.25	0.50
22:4J:627:LEU:O	22:4J:699:TRP:HZ3	1.94	0.50
22:4K:558:LYS:O	22:4K:560:ARG:N	2.43	0.50
24:4O:233:SER:O	24:4O:234:ARG:C	2.50	0.50
31:5J:857:VAL:HG11	33:5O:97:LEU:HD11	1.93	0.50
38:6D:287:SER:O	38:6D:289:MET:N	2.44	0.50
39:6H:61:ASN:HA	41:OP:56:GLY:HA2	1.94	0.50
40:BF:170:SER:OG	40:BF:203:MET:SD	2.69	0.50
40:BH:102:ASN:HB3	40:BH:105:ARG:HB2	1.94	0.50
41:BO:209:ASP:C	41:BO:211:CYS:H	2.14	0.50
40:CG:260:VAL:HG13	41:CO:397:TRP:CH2	2.46	0.50
40:CH:137:ILE:HD12	40:CH:168:GLU:HG3	1.92	0.50
40:CI:167:LEU:HD22	40:CI:200:CYS:HB2	1.94	0.50
41:DB:188:SER:O	41:DB:189:VAL:C	2.50	0.50
41:DB:237:THR:HA	41:DB:240:LEU:HD21	1.91	0.50
40:DE:176:GLN:HE22	41:DL:347:ASN:HD22	1.59	0.50
40:DE:419:GLU:O	40:DE:422:GLU:HG3	2.11	0.50
41:DL:191:GLN:O	41:DL:195:ASN:HB2	2.11	0.50
41:DN:67:ASP:HA	41:DN:143:THR:HG21	1.93	0.50
41:DN:215:LEU:O	41:DN:217:LEU:N	2.44	0.50
40:EA:56:THR:HB	40:EA:60:LYS:HB3	1.93	0.50
41:EB:142:GLY:O	41:EB:144:GLY:N	2.44	0.50
40:EE:288:VAL:HB	40:EE:327:ASP:HB3	1.93	0.50
40:EH:277:SER:O	40:EH:278:ALA:C	2.49	0.50
40:EI:229:ARG:NH2	40:EI:366:ASP:HB2	2.26	0.50
41:EP:61:PRO:HG2	41:EP:84:ILE:HG23	1.93	0.50
41:EP:245:GLN:O	41:EP:246:LEU:C	2.49	0.50
40:FF:179:THR:HG21	41:FM:246:LEU:HD13	1.91	0.50
41:FO:289:LEU:HD11	41:FO:363:MET:HG2	1.92	0.50
41:FO:392:LYS:HD2	41:FO:395:LEU:HD13	1.93	0.50
41:FP:16:ILE:HD13	41:FP:226:ASN:ND2	2.24	0.50
40:GA:254:GLU:HA	40:GA:257:THR:HG22	1.92	0.50
41:GB:248:ALA:HA	41:GB:252:LYS:HD3	1.93	0.50
40:GG:102:ASN:ND2	40:GG:105:ARG:HD3	2.24	0.50
40:GI:85:GLN:O	40:GI:87:PHE:N	2.44	0.50
40:GI:217:LEU:O	40:GI:219:ILE:N	2.37	0.50

Continued on next page...

Continued from previous page...

Atom-1	Atom-2	Interatomic distance (Å)	Clash overlap (Å)
41:GN:397:TRP:HA	41:GN:397:TRP:HE3	1.75	0.50
41:GO:6:HIS:O	41:GO:63:ALA:HA	2.11	0.50
40:HA:273:ALA:HB3	40:HA:374:VAL:HG22	1.93	0.50
40:HF:20:CYS:HA	40:HF:232:SER:HB2	1.92	0.50
40:HG:35:GLN:OE1	40:HG:35:GLN:N	2.43	0.50
40:HI:318:LEU:O	40:HI:374:VAL:HA	2.11	0.50
41:HM:141:GLY:HA2	41:HM:178:THR:HG21	1.92	0.50
41:HP:286:VAL:HG21	41:HP:325:GLU:HB3	1.92	0.50
40:IG:274:PRO:HG3	40:IG:286:LEU:HD22	1.93	0.50
40:IH:26:LEU:HD21	40:IH:363:VAL:HG23	1.94	0.50
41:IM:222:TYR:O	41:IM:226:ASN:ND2	2.44	0.50
41:IO:142:GLY:O	41:IO:144:GLY:N	2.44	0.50
41:IO:202:ILE:HG23	41:IO:300:MET:HB3	1.93	0.50
40:JD:238:ILE:HA	40:JD:318:LEU:HD22	1.94	0.50
40:JH:228:ASN:ND2	42:JO:501:GTP:HN1	2.04	0.50
40:KE:98:ASP:OD1	40:KE:98:ASP:N	2.45	0.50
40:KG:205:ASP:HB3	40:KG:303:VAL:HA	1.92	0.50
41:KM:128:ASP:N	41:KM:128:ASP:OD1	2.44	0.50
41:KO:274:THR:HB	41:KO:282:ARG:HH11	1.76	0.50
41:LB:173:PRO:HD2	41:LB:205:GLU:HG3	1.93	0.50
40:LF:119:LEU:HD11	40:LF:156:ARG:HB3	1.92	0.50
40:LG:332:ILE:HG23	40:LG:351:PHE:CD2	2.44	0.50
40:MA:255:PHE:CE1	40:MA:318:LEU:HD21	2.47	0.50
40:MG:98:ASP:CG	40:MG:100:ALA:H	2.15	0.50
41:MN:8:GLN:HE21	41:MN:65:LEU:HG	1.76	0.50
41:MO:262:ARG:O	41:MO:263:LEU:C	2.49	0.50
40:NA:247:ALA:HB3	40:NA:355:ILE:HB	1.92	0.50
41:NB:330:MET:HB3	41:NB:349:VAL:HG21	1.93	0.50
40:NH:8:HIS:CD2	40:NH:138:PHE:HB2	2.46	0.50
41:NM:41:ASP:OD1	41:NM:41:ASP:N	2.45	0.50
40:OA:241:SER:OG	40:OA:249:ASN:OD1	2.28	0.50
41:OB:143:THR:O	41:OB:147:MET:N	2.40	0.50
40:OE:181:VAL:HG23	40:OE:182:VAL:HG13	1.93	0.50
40:OF:332:ILE:HG23	40:OF:351:PHE:HD1	1.76	0.50
40:OH:315:CYS:HG	40:OH:351:PHE:HD2	1.57	0.50
41:OL:248:ALA:HA	41:OL:252:LYS:HD2	1.93	0.50
41:ON:319:GLY:HA2	41:ON:357:PRO:HG3	1.94	0.50
41:PB:172:SER:OG	41:PB:175:VAL:O	2.28	0.50
41:PB:324:LYS:HG3	41:PB:325:GLU:N	2.26	0.50
41:PP:398:TYR:HB3	41:PP:403:MET:HG3	1.93	0.50
40:QA:11:GLN:HG3	40:QA:74:VAL:HG21	1.92	0.50

Continued on next page...

Continued from previous page...

Atom-1	Atom-2	Interatomic distance (Å)	Clash overlap (Å)
41:QB:181:GLU:O	41:QB:182:PRO:C	2.49	0.50
40:QE:311:LYS:NZ	40:QE:437:ASP:OD1	2.44	0.50
41:QP:139:LEU:O	41:QP:141:GLY:N	2.44	0.50
41:QP:183:TYR:HD2	41:QP:183:TYR:H	1.59	0.50
40:RA:436:MET:O	41:RB:391:ARG:NH2	2.44	0.50
40:RF:224:TYR:HA	40:RF:227:LEU:HG	1.93	0.50
40:RI:180:ALA:HB3	40:RI:183:GLU:HG3	1.92	0.50
41:SB:139:LEU:HD12	41:SB:170:VAL:HG12	1.93	0.50
40:SE:55:GLU:OE2	40:SE:61:HIS:NE2	2.44	0.50
40:SH:138:PHE:HE2	40:SH:235:VAL:HG21	1.76	0.50
40:SH:139:HIS:NE2	40:SH:168:GLU:OE1	2.43	0.50
41:SO:318:ARG:HD2	41:SO:358:PRO:HD3	1.92	0.50
41:SP:379:LYS:O	41:SP:382:SER:N	2.44	0.50
41:TB:46:ARG:HH12	40:TG:72:PRO:HB2	1.75	0.50
40:TG:2:ARG:HH21	41:TO:69:GLU:HB2	1.75	0.50
40:TH:73:THR:HA	40:TH:76:ASP:HB2	1.92	0.50
40:TH:90:GLU:HB3	40:TH:121:ARG:NH2	2.26	0.50
40:TH:239:THR:O	40:TH:243:ARG:NH1	2.45	0.50
41:TM:165:ASN:ND2	41:TM:250:LEU:HD13	2.26	0.50
40:UG:311:LYS:NZ	40:UG:342:GLN:OE1	2.43	0.50
40:UH:298:PRO:HG2	40:UH:308:ARG:HD3	1.94	0.50
40:UI:400:LYS:O	40:UI:401:ARG:C	2.50	0.50
41:VB:222:TYR:O	41:VB:226:ASN:ND2	2.43	0.50
40:VH:109:THR:OG1	40:VH:410:GLU:O	2.29	0.50
40:VJ:62:VAL:HG11	40:WI:283:HIS:HB3	1.93	0.50
40:WH:240:ALA:HA	40:WH:243:ARG:HG3	1.93	0.50
41:WO:273:LEU:O	41:WO:292:GLN:NE2	2.36	0.50
41:WQ:19:LYS:HG3	41:WQ:226:ASN:HB2	1.94	0.50
7:1T:512:PRO:HG2	7:1T:557:GLY:HA2	1.93	0.50
8:1W:480:VAL:HG21	40:VG:282:TYR:HE2	1.77	0.50
8:1X:140:VAL:CG1	8:1X:141:THR:N	2.74	0.50
11:2I:24:PRO:HB2	11:2I:25:PRO:HD3	1.92	0.50
12:2M:168:THR:HA	12:2M:171:VAL:HG22	1.93	0.50
13:2T:116:PRO:HG2	40:AA:264:ARG:HG2	1.93	0.50
21:4D:154:LEU:HD13	21:4D:176:ILE:HG21	1.93	0.50
21:4E:247:ALA:O	21:4E:261:THR:HA	2.11	0.50
21:4E:495:VAL:O	21:4E:496:ILE:C	2.50	0.50
22:4I:562:LEU:HD22	22:4I:589:LEU:HD21	1.93	0.50
22:4K:454:ILE:HG22	22:4K:465:VAL:HG22	1.93	0.50
23:4M:109:CYS:SG	40:BG:218:ASP:CG	2.90	0.50
23:4N:260:THR:CB	40:EF:219:ILE:HD13	2.41	0.50

Continued on next page...

Continued from previous page...

Atom-1	Atom-2	Interatomic distance (Å)	Clash overlap (Å)
23:4Q:199:GLY:H	40:DH:221:ARG:HB3	1.76	0.50
23:4R:195:ARG:HD3	40:DI:221:ARG:HH12	1.76	0.50
26:4V:343:ARG:HH21	26:4V:356:HIS:HA	1.76	0.50
31:5J:746:THR:N	31:5J:749:SER:HG	2.10	0.50
37:6A:113:ARG:HB2	40:TH:47:ASP:HB2	1.93	0.50
39:6K:99:LEU:HG	39:6K:103:LYS:HE2	1.93	0.50
41:AB:124:ALA:HB1	41:AB:130:LEU:HD11	1.94	0.50
40:AF:259:LEU:O	40:AF:379:ASN:ND2	2.43	0.50
41:AL:236:VAL:HG22	41:AL:368:ILE:HD11	1.92	0.50
40:BF:194:THR:O	40:BF:198:SER:HB2	2.11	0.50
40:BG:217:LEU:HD21	40:BG:367:LEU:HD23	1.93	0.50
40:BI:265:ILE:HG23	40:BI:431:TYR:CE1	2.46	0.50
40:BI:406:TRP:HZ3	41:BP:258:VAL:HB	1.75	0.50
41:BM:316:VAL:HA	41:BM:352:ALA:HB3	1.93	0.50
41:BN:210:ILE:HD12	41:BN:298:ASN:HA	1.93	0.50
41:BP:152:ILE:HG22	41:BP:195:ASN:HB3	1.94	0.50
41:CN:238:THR:HA	41:CN:241:ARG:HH21	1.75	0.50
41:CN:268:PRO:HA	41:CN:368:ILE:HD13	1.92	0.50
41:CP:21:TRP:HA	41:CP:24:ILE:HG12	1.92	0.50
41:CP:238:THR:OG1	41:CP:239:CYS:N	2.41	0.50
41:DB:420:ASN:HB2	41:DB:421:PRO:HD3	1.93	0.50
40:DE:101:ASN:HB3	40:DE:182:VAL:HG21	1.94	0.50
40:DF:70:LEU:HD12	40:DF:145:THR:HB	1.93	0.50
40:DG:7:VAL:HG23	40:DG:66:VAL:HG23	1.93	0.50
40:DH:106:GLY:HA2	40:DH:110:ILE:O	2.11	0.50
40:DI:177:VAL:HG13	41:DP:327:ASP:HB3	1.94	0.50
41:DP:98:GLY:O	41:DP:99:ASN:C	2.49	0.50
40:EF:400:LYS:NZ	41:EM:344:TRP:HB2	2.27	0.50
40:EI:4:CYS:SG	40:EI:51:THR:O	2.69	0.50
40:FA:5:ILE:HD11	40:FA:126:ALA:HB2	1.93	0.50
40:FA:106:GLY:C	40:FA:108:TYR:H	2.14	0.50
40:FA:223:THR:OG1	40:FA:224:TYR:N	2.41	0.50
40:FE:120:ASP:OD1	40:FE:124:LYS:NZ	2.37	0.50
40:FE:247:ALA:HB3	40:FE:355:ILE:HB	1.92	0.50
40:FG:223:THR:HG23	40:FG:225:THR:H	1.76	0.50
41:FP:43:GLN:N	41:FP:43:GLN:OE1	2.44	0.50
40:HG:17:GLY:HA2	40:HG:20:CYS:HB2	1.93	0.50
40:IF:56:THR:HG21	41:JL:281:TYR:HA	1.92	0.50
41:IO:215:LEU:HD21	41:IO:273:LEU:HD22	1.93	0.50
40:JD:294:ALA:O	40:JD:300:ASN:ND2	2.39	0.50
40:JG:3:GLU:OE1	40:JG:3:GLU:N	2.45	0.50

Continued on next page...

Continued from previous page...

Atom-1	Atom-2	Interatomic distance (Å)	Clash overlap (Å)
41:JM:25:SER:HG	41:JM:51:TYR:HH	1.58	0.50
40:KH:24:TYR:O	40:KH:28:HIS:HB2	2.11	0.50
41:KL:49:VAL:HG21	41:KL:240:LEU:O	2.11	0.50
41:KM:68:LEU:HD23	41:KM:112:LEU:HD13	1.93	0.50
40:LE:177:VAL:HG11	41:LL:327:ASP:HB3	1.93	0.50
40:LH:324:VAL:HG12	40:LH:326:LYS:H	1.75	0.50
41:LN:236:VAL:HG23	41:LN:237:THR:HG23	1.92	0.50
41:MB:67:ASP:OD2	41:MB:68:LEU:N	2.43	0.50
40:ME:323:VAL:HG22	40:ME:372:ARG:HG2	1.92	0.50
41:MM:198:GLU:HG2	41:MM:266:PHE:HE2	1.76	0.50
41:MO:311:LEU:HD23	41:MO:342:VAL:HG11	1.91	0.50
41:MP:377:LEU:HD12	41:MP:380:ARG:HH21	1.75	0.50
40:NA:88:HIS:NE2	40:OA:284:GLU:OE2	2.45	0.50
40:NF:273:ALA:HB3	40:NF:374:VAL:H	1.76	0.50
41:OB:86:ARG:HG2	41:OB:88:ASP:H	1.77	0.50
40:OG:20:CYS:HA	40:OG:232:SER:HB2	1.92	0.50
40:OG:88:HIS:HD2	40:PG:283:HIS:HB3	1.77	0.50
40:OH:209:ILE:HG23	40:OH:227:LEU:HD22	1.93	0.50
41:OM:244:GLY:O	41:OM:247:ASN:ND2	2.43	0.50
41:OO:42:LEU:HD11	41:OO:243:PRO:HG3	1.93	0.50
41:QB:1:MET:O	41:QB:2:ARG:C	2.48	0.50
41:QB:290:THR:C	41:QB:292:GLN:H	2.14	0.50
41:QP:400:GLY:O	41:QP:401:GLU:C	2.50	0.50
41:QP:405:GLU:O	41:QP:408:PHE:HB2	2.11	0.50
40:RE:222:PRO:HD2	41:RL:324:LYS:HZ1	1.76	0.50
40:SE:56:THR:HA	40:TE:285:GLN:OE1	2.10	0.50
40:SF:221:ARG:HH22	41:SM:325:GLU:H	1.60	0.50
40:SH:177:VAL:CG1	41:SO:327:ASP:HB3	2.42	0.50
41:SM:237:THR:HG23	41:SM:240:LEU:HD21	1.94	0.50
41:TP:383:GLU:HA	41:TP:386:THR:HG22	1.92	0.50
41:TP:392:LYS:HG3	41:TP:395:LEU:HD23	1.93	0.50
40:UF:37:PRO:O	40:UF:39:ASP:N	2.45	0.50
40:UF:276:ILE:CG1	40:UF:280:LYS:HB2	2.42	0.50
41:UO:234:SER:OG	41:UO:241:ARG:NH2	2.45	0.50
41:UP:309:ARG:HD3	41:UP:342:VAL:HA	1.93	0.50
41:VB:27:GLU:O	41:VB:43:GLN:NE2	2.43	0.50
40:VF:20:CYS:HA	40:VF:232:SER:HB2	1.94	0.50
40:VI:326:LYS:HA	40:VI:329:ASN:HB2	1.93	0.50
41:VN:211:CYS:HA	41:VN:215:LEU:HB2	1.93	0.50
41:VP:189:VAL:HA	41:VP:192:LEU:HB2	1.92	0.50
40:WI:244:PHE:HB2	40:WI:356:ASN:HD21	1.76	0.50

Continued on next page...

Continued from previous page...

Atom-1	Atom-2	Interatomic distance (Å)	Clash overlap (Å)
41:WQ:103:LYS:O	41:WQ:107:THR:OG1	2.29	0.50
7:1U:167:SER:OG	7:1U:217:ASP:OD1	2.29	0.50
8:1X:174:LEU:CD1	41:UB:33:THR:HG22	2.42	0.50
12:2N:38:VAL:HG23	12:2N:52:VAL:HG13	1.93	0.50
12:2O:212:ASP:HB3	13:2W:37:ILE:HD11	1.93	0.50
15:3F:132:VAL:HG13	15:3F:264:PHE:HE1	1.75	0.50
16:3K:123:ARG:NH1	16:3K:131:ASP:OD2	2.40	0.50
17:3R:320:LYS:HG2	17:3R:324:ASP:OD2	2.11	0.50
19:3Y:264:ALA:HA	19:3Y:274:VAL:HG12	1.93	0.50
22:4I:615:ASP:O	22:4I:617:CYS:N	2.42	0.50
22:4J:627:LEU:O	22:4J:699:TRP:CZ3	2.65	0.50
34:5Q:292:LEU:HD12	40:GE:282:TYR:CZ	2.47	0.50
36:5W:94:VAL:HA	36:5W:97:ALA:HB3	1.93	0.50
38:6C:144:ASN:HB2	41:VP:336:LYS:HZ1	1.77	0.50
38:6C:198:TYR:CD2	38:6C:199:PRO:HD2	2.46	0.50
40:AG:97:GLU:HG2	40:AG:105:ARG:HH22	1.77	0.50
41:AL:211:CYS:HA	41:AL:215:LEU:HD12	1.93	0.50
41:AP:139:LEU:HD22	41:AP:170:VAL:HG22	1.94	0.50
41:CB:95:SER:OG	41:CB:96:GLY:N	2.44	0.50
40:CH:317:LEU:HD11	40:CH:351:PHE:HB3	1.92	0.50
41:CL:172:SER:O	41:CL:173:PRO:C	2.49	0.50
40:DA:219:ILE:O	40:DA:220:GLU:C	2.50	0.50
40:DA:225:THR:HA	40:DA:228:ASN:ND2	2.27	0.50
41:DB:293:MET:C	41:DB:295:ASP:H	2.15	0.50
40:DE:261:PRO:HB3	40:DE:346:TRP:CH2	2.44	0.50
40:DF:180:ALA:HB3	40:DF:183:GLU:HG3	1.94	0.50
40:DG:271:THR:HB	40:DG:376:MET:HB3	1.92	0.50
40:DI:216:ASN:O	40:DI:218:ASP:N	2.44	0.50
41:DN:188:SER:O	41:DN:189:VAL:C	2.50	0.50
41:EB:313:VAL:O	41:EB:349:VAL:HA	2.12	0.50
40:EI:210:TYR:HD1	41:EP:324:LYS:HG2	1.77	0.50
41:EM:13:GLY:O	41:EM:16:ILE:HG12	2.11	0.50
41:EO:313:VAL:HB	41:EO:349:VAL:HG22	1.92	0.50
41:EP:27:GLU:O	41:EP:28:HIS:C	2.49	0.50
40:FA:176:GLN:O	40:FA:177:VAL:C	2.50	0.50
40:FA:217:LEU:HB3	40:FA:219:ILE:CG1	2.42	0.50
41:GB:331:LEU:HD12	40:GG:177:VAL:HB	1.92	0.50
41:GO:292:GLN:O	41:GO:298:ASN:ND2	2.44	0.50
40:HA:244:PHE:HD2	40:HA:356:ASN:HD21	1.60	0.50
42:HB:502:GTP:O2'	40:HG:206:ASN:OD1	2.28	0.50
41:HN:142:GLY:O	41:HN:144:GLY:N	2.45	0.50

Continued on next page...

Continued from previous page...

Atom-1	Atom-2	Interatomic distance (Å)	Clash overlap (Å)
41:HO:2:ARG:HB3	41:HO:131:GLN:NE2	2.26	0.50
41:HO:112:LEU:HB3	41:HO:147:MET:HE2	1.92	0.50
40:IH:182:VAL:O	40:IH:186:ASN:ND2	2.44	0.50
41:IM:107:THR:O	41:IM:110:ALA:N	2.34	0.50
41:IO:43:GLN:HA	41:IO:242:PHE:HE1	1.76	0.50
41:IP:178:THR:HB	41:IP:181:GLU:HG3	1.92	0.50
41:JB:99:ASN:HD21	41:JB:178:THR:HB	1.77	0.50
40:JD:5:ILE:HG12	40:JD:132:LEU:HD11	1.94	0.50
40:JE:4:CYS:HB3	40:JE:133:GLN:HB3	1.92	0.50
41:JM:204:ASN:HA	41:JM:207:LEU:HD12	1.92	0.50
41:JM:389:PHE:O	41:JM:392:LYS:N	2.43	0.50
41:JN:330:MET:HA	41:JN:333:VAL:HG22	1.93	0.50
40:KG:271:THR:OG1	40:KG:300:ASN:O	2.24	0.50
41:KL:180:VAL:O	41:KL:181:GLU:C	2.50	0.50
41:KL:362:LYS:HG2	41:KL:363:MET:HG3	1.93	0.50
40:LA:20:CYS:HA	40:LA:232:SER:HB2	1.92	0.50
40:LD:255:PHE:HZ	40:LD:318:LEU:HD21	1.77	0.50
40:LG:239:THR:O	40:LG:243:ARG:HG3	2.11	0.50
41:LN:180:VAL:HG23	41:LN:184:ASN:HD21	1.77	0.50
40:MF:139:HIS:NE2	40:MF:168:GLU:HB3	2.26	0.50
40:MH:16:ILE:HD13	40:MH:231:ILE:HG21	1.92	0.50
41:MN:67:ASP:OD1	41:MN:72:THR:OG1	2.29	0.50
41:MO:207:LEU:HA	41:MO:210:ILE:HD12	1.92	0.50
40:ND:88:HIS:HD2	40:ND:89:PRO:HD2	1.76	0.50
40:ND:102:ASN:HB3	40:ND:105:ARG:CB	2.41	0.50
40:NH:438:SER:HB3	41:NP:390:ARG:HH12	1.76	0.50
41:NN:25:SER:OG	41:NN:30:ILE:O	2.28	0.50
41:NN:232:THR:HG21	41:NN:268:PRO:HB2	1.94	0.50
41:NO:89:ASN:HA	41:NO:119:VAL:HG21	1.92	0.50
40:OE:31:GLN:HG2	40:OE:33:ASP:H	1.76	0.50
40:OH:174:ALA:HB1	40:OH:207:GLU:HG3	1.94	0.50
41:OL:396:HIS:HA	41:OL:399:THR:HG22	1.93	0.50
41:ON:39:ASP:OD2	41:ON:359:ARG:NH2	2.44	0.50
40:PA:205:ASP:HB2	40:PA:303:VAL:HA	1.92	0.50
41:PB:21:TRP:HA	41:PB:24:ILE:HG22	1.94	0.50
40:PE:316:CYS:HA	40:PE:352:LYS:HB3	1.93	0.50
41:PO:27:GLU:OE1	41:PO:241:ARG:NH2	2.44	0.50
40:QA:88:HIS:CD2	40:QA:89:PRO:HD2	2.47	0.50
41:QB:170:VAL:HB	41:QB:171:PRO:CD	2.41	0.50
41:QB:399:THR:O	41:QB:400:GLY:C	2.49	0.50
41:QP:65:LEU:O	41:QP:91:VAL:HG13	2.12	0.50

Continued on next page...

Continued from previous page...

Atom-1	Atom-2	Interatomic distance (Å)	Clash overlap (Å)
41:QP:192:LEU:O	41:QP:195:ASN:N	2.44	0.50
40:RE:191:THR:O	40:RE:195:LEU:HB2	2.12	0.50
40:RI:213:CYS:HA	40:RI:217:LEU:HD12	1.92	0.50
41:RN:161:ASP:N	41:RN:161:ASP:OD2	2.44	0.50
40:SE:65:ALA:O	40:SE:91:GLN:NE2	2.39	0.50
40:SF:91:GLN:HE22	40:SF:125:LEU:HD11	1.77	0.50
41:SN:142:GLY:O	41:SN:144:GLY:N	2.45	0.50
41:SO:147:MET:O	41:SO:148:GLY:C	2.49	0.50
40:TA:134:GLY:HA3	40:TA:165:SER:O	2.12	0.50
40:TA:371:GLN:OE1	40:TA:371:GLN:N	2.41	0.50
41:TB:262:ARG:NH2	41:TB:414:ASN:OD1	2.45	0.50
40:TE:231:ILE:HA	40:TE:234:ILE:HG22	1.93	0.50
41:TN:364:SER:OG	41:TN:365:ALA:N	2.43	0.50
41:TO:309:ARG:H	41:TO:372:THR:HG1	1.58	0.50
40:UA:7:VAL:O	40:UA:137:ILE:HA	2.12	0.50
41:UB:62:ARG:NH1	41:UB:123:GLU:OE1	2.44	0.50
40:UE:215:ARG:NH2	40:UE:299:ALA:O	2.45	0.50
40:UF:432:GLU:C	40:UF:434:VAL:H	2.14	0.50
40:UI:54:SER:OG	40:UI:55:GLU:N	2.45	0.50
40:VJ:195:LEU:O	40:VJ:266:HIS:NE2	2.39	0.50
40:WE:342:GLN:NE2	40:WE:343:PHE:O	2.44	0.50
40:WH:5:ILE:HD13	40:WH:64:ARG:HB3	1.93	0.50
41:WO:210:ILE:O	41:WO:214:THR:OG1	2.27	0.50
7:1S:524:ARG:HD3	7:1S:546:GLY:H	1.77	0.50
8:1W:305:GLN:HA	8:1W:308:LYS:HE2	1.93	0.50
8:1X:294:GLU:OE2	8:1X:297:ARG:NH2	2.45	0.50
14:3A:108:GLY:O	40:LF:159:VAL:HG13	2.12	0.50
16:3K:261:THR:OG1	16:3K:394:ARG:NH2	2.42	0.50
18:3T:325:THR:HG23	18:3U:71:ARG:HH22	1.77	0.50
19:3Y:186:GLU:OE2	41:KN:55:THR:OG1	2.29	0.50
21:4E:462:ILE:O	21:4E:463:GLY:C	2.50	0.50
21:4E:472:VAL:HG11	21:4E:498:VAL:HB	1.94	0.50
23:4M:109:CYS:SG	40:BG:218:ASP:OD1	2.70	0.50
23:4M:238:HIS:O	23:4M:240:LEU:HG	2.12	0.50
23:4M:240:LEU:HD13	23:4M:266:HIS:HA	1.93	0.50
23:4R:113:TRP:O	23:4R:114:ALA:C	2.49	0.50
26:4W:362:GLU:O	26:4W:364:GLY:N	2.44	0.50
27:4Z:56:LEU:HD11	27:4Z:71:MET:HE2	1.94	0.50
30:5G:33:ASN:HD22	41:GN:227:HIS:CE1	2.29	0.50
31:5I:292:ILE:HG22	31:5I:313:VAL:HG23	1.92	0.50
41:AB:132:GLY:HA3	41:AB:163:ILE:O	2.11	0.50

Continued on next page...

Continued from previous page...

Atom-1	Atom-2	Interatomic distance (Å)	Clash overlap (Å)
41:AB:382:SER:OG	41:AB:412:GLU:OE2	2.21	0.50
40:AE:168:GLU:HB2	40:AE:201:ALA:HA	1.94	0.50
40:AG:178:SER:OG	40:AG:183:GLU:OE1	2.29	0.50
40:BI:273:ALA:O	40:BI:275:VAL:N	2.45	0.50
41:BM:36:TYR:HB2	41:BM:59:TYR:HE1	1.75	0.50
41:BM:98:GLY:O	41:BM:100:ASN:HB2	2.11	0.50
41:BM:189:VAL:O	41:BM:190:HIS:C	2.50	0.50
41:BM:317:PHE:HB3	41:BM:321:MET:SD	2.51	0.50
41:BP:286:VAL:HB	41:BP:287:PRO:HD3	1.93	0.50
41:BP:420:ASN:HB2	41:BP:421:PRO:HD3	1.93	0.50
40:CA:305:CYS:O	40:CA:306:ASP:C	2.49	0.50
41:CB:211:CYS:HA	41:CB:215:LEU:HB2	1.94	0.50
40:CE:217:LEU:HA	40:CE:277:SER:HB3	1.93	0.50
40:CH:105:ARG:HA	40:CH:109:THR:CG2	2.41	0.50
41:CL:13:GLY:HA3	41:CL:136:THR:O	2.12	0.50
41:CM:192:LEU:HA	41:CM:196:THR:HG23	1.93	0.50
41:CP:139:LEU:HA	41:CP:145:SER:HB2	1.92	0.50
40:DA:253:THR:O	40:DA:254:GLU:C	2.50	0.50
40:DA:402:ALA:O	40:DA:404:VAL:N	2.43	0.50
41:DB:185:ALA:HB1	41:DB:381:ILE:HD11	1.94	0.50
40:DE:348:PRO:HB2	41:DM:384:GLN:OE1	2.12	0.50
40:DI:118:VAL:HG21	40:DI:149:PHE:HZ	1.76	0.50
40:DI:210:TYR:O	40:DI:211:ASP:C	2.50	0.50
41:DP:36:TYR:CZ	41:DP:44:LEU:HB2	2.46	0.50
41:EB:156:ARG:HD3	41:EB:164:MET:HG3	1.94	0.50
40:EE:174:ALA:HB3	40:EE:177:VAL:HG12	1.91	0.50
40:EH:13:GLY:O	40:EH:16:ILE:HG12	2.11	0.50
41:EP:178:THR:CG2	41:EP:180:VAL:HG22	2.41	0.50
40:FA:240:ALA:HA	40:FA:243:ARG:HG2	1.94	0.50
41:FB:131:GLN:HE22	41:FB:249:ASP:HB3	1.76	0.50
40:FE:271:THR:HG22	40:FE:376:MET:HB3	1.93	0.50
40:FG:326:LYS:HZ2	41:FO:212:PHE:HB2	1.76	0.50
40:FI:176:GLN:HG2	40:FI:177:VAL:HG13	1.93	0.50
40:GA:244:PHE:HD2	40:GA:356:ASN:HD21	1.58	0.50
41:GB:236:VAL:HG13	41:GB:237:THR:HG23	1.94	0.50
41:GB:274:THR:OG1	41:GB:279:GLN:OE1	2.27	0.50
40:GF:217:LEU:HA	40:GF:277:SER:HB3	1.92	0.50
40:GH:224:TYR:O	40:GH:225:THR:C	2.50	0.50
40:GH:362:VAL:HG11	40:GH:369:LYS:HG3	1.93	0.50
40:GI:31:GLN:HE21	40:GI:37:PRO:HG3	1.77	0.50
40:GI:223:THR:HB	40:GI:225:THR:HG22	1.94	0.50

Continued on next page...

Continued from previous page...

Atom-1	Atom-2	Interatomic distance (Å)	Clash overlap (Å)
40:GI:411:GLY:O	40:GI:412:MET:C	2.50	0.50
41:GN:31:ASP:HB2	41:GN:32:PRO:HD2	1.94	0.50
40:HA:90:GLU:N	40:HA:90:GLU:OE2	2.44	0.50
40:HF:228:ASN:ND2	42:HM:501:GTP:HN1	2.08	0.50
40:HF:370:VAL:HG22	40:HF:372:ARG:H	1.77	0.50
41:HM:234:SER:O	41:HM:238:THR:OG1	2.29	0.50
40:IF:105:ARG:HG2	40:IF:410:GLU:HG2	1.94	0.50
40:II:325:PRO:HA	40:II:328:VAL:HG12	1.94	0.50
41:IM:285:THR:HB	41:IM:287:PRO:HD2	1.93	0.50
41:IO:268:PRO:HG2	41:IO:300:MET:HB2	1.92	0.50
41:IP:237:THR:HG22	41:IP:250:LEU:HD21	1.94	0.50
41:JL:58:LYS:HD3	41:KL:281:TYR:CD1	2.47	0.50
41:JM:389:PHE:O	41:JM:390:ARG:C	2.50	0.50
40:KG:121:ARG:HE	40:KG:124:LYS:HD2	1.77	0.50
40:KH:56:THR:OG1	40:KH:57:GLY:N	2.45	0.50
41:KL:149:THR:HA	41:KL:152:ILE:HD12	1.91	0.50
41:KL:260:PHE:HB2	41:KL:263:LEU:HD13	1.93	0.50
41:KL:395:LEU:O	41:KL:396:HIS:C	2.49	0.50
41:KM:202:ILE:HD13	41:KM:229:VAL:HG22	1.93	0.50
40:LA:206:ASN:OD1	42:LA:501:GTP:O2'	2.30	0.50
40:MA:70:LEU:HB3	40:MA:110:ILE:HD12	1.93	0.50
40:MA:100:ALA:O	40:MA:101:ASN:C	2.50	0.50
41:MB:202:ILE:HG23	41:MB:300:MET:HB3	1.93	0.50
40:ME:209:ILE:HG12	40:ME:302:MET:HE3	1.93	0.50
40:ME:264:ARG:NE	40:ME:430:ASP:OD2	2.42	0.50
41:MO:303:CYS:O	41:MO:304:ASP:C	2.50	0.50
40:NA:71:GLU:HB3	40:NA:98:ASP:HB2	1.92	0.50
40:NA:102:ASN:HB3	40:NA:105:ARG:HB2	1.93	0.50
40:NA:328:VAL:O	40:NA:332:ILE:HG12	2.12	0.50
40:OD:306:ASP:OD1	40:OD:308:ARG:HG2	2.12	0.50
40:OE:122:ILE:HG21	40:OE:157:LEU:HD11	1.93	0.50
40:OH:28:HIS:HE1	40:OH:243:ARG:HD2	1.77	0.50
40:PA:115:ILE:HA	40:PA:118:VAL:HG12	1.92	0.50
40:PG:2:ARG:HH22	41:PO:71:GLY:HA2	1.77	0.50
40:PH:34:GLY:HA2	40:PH:86:LEU:HD13	1.93	0.50
41:QB:24:ILE:HG22	41:QB:234:SER:HB2	1.93	0.50
41:QB:322:SER:O	41:QB:324:LYS:N	2.45	0.50
40:QE:73:THR:OG1	41:QL:46:ARG:NH1	2.31	0.50
40:QG:51:THR:HG21	40:QG:243:ARG:HG2	1.92	0.50
40:QG:140:SER:HA	40:QG:171:ILE:H	1.76	0.50
40:QG:213:CYS:HA	40:QG:217:LEU:HB2	1.93	0.50

Continued on next page...

Continued from previous page...

Atom-1	Atom-2	Interatomic distance (Å)	Clash overlap (Å)
41:QN:309:ARG:NH1	41:QN:339:SER:O	2.44	0.50
41:QP:374:ILE:HG22	41:QP:422:VAL:HG21	1.93	0.50
40:RI:101:ASN:HD22	40:RI:143:GLY:HA2	1.77	0.50
41:RN:189:VAL:HG13	41:RN:265:PHE:HE1	1.75	0.50
41:RN:317:PHE:HE1	41:RN:326:VAL:HG13	1.74	0.50
40:SE:248:LEU:HB2	40:SE:355:ILE:H	1.76	0.50
40:SH:223:THR:HG23	40:SH:225:THR:HG22	1.94	0.50
41:SO:322:SER:O	41:SO:323:MET:C	2.49	0.50
41:TB:173:PRO:HB3	41:TB:380:ARG:HD2	1.93	0.50
41:TB:345:ILE:O	41:TB:348:ASN:ND2	2.45	0.50
41:TM:135:LEU:O	41:TM:166:THR:HA	2.10	0.50
41:TO:61:PRO:HD2	41:TO:84:ILE:HG12	1.94	0.50
40:UA:105:ARG:HG2	40:UA:410:GLU:HG2	1.94	0.50
41:UB:325:GLU:HG3	40:UG:221:ARG:NH2	2.27	0.50
40:UF:213:CYS:HA	40:UF:217:LEU:HB2	1.94	0.50
40:UI:278:ALA:O	40:UI:281:ALA:N	2.44	0.50
40:UI:344:VAL:HG23	40:UI:347:CYS:HB2	1.93	0.50
40:VJ:10:GLY:HA2	40:VJ:145:THR:HG23	1.94	0.50
7:1U:345:ALA:HB1	7:1U:596:SER:HB2	1.94	0.50
8:1Z:480:VAL:HG21	40:UG:282:TYR:HE2	1.76	0.50
15:3E:320:ARG:NH2	15:3E:331:ASP:OD2	2.45	0.50
16:3M:183:LEU:O	16:3M:187:ARG:HG3	2.11	0.50
21:4E:301:LEU:HD22	21:4E:305:ALA:HB2	1.92	0.50
22:4J:670:ASN:O	22:4J:671:ASP:C	2.50	0.50
22:4K:556:GLU:O	22:4K:559:SER:N	2.37	0.50
23:4M:60:LEU:HA	40:BG:80:THR:O	2.12	0.50
23:4Q:218:SER:O	23:4Q:219:GLN:C	2.50	0.50
23:4R:248:GLY:HA3	41:DP:45:GLU:HG2	1.93	0.50
29:5E:108:VAL:HG11	40:GE:114:LEU:HD21	1.93	0.50
31:5I:432:PHE:CE1	40:IG:282:TYR:HE1	2.29	0.50
34:5Q:246:GLN:OE1	34:5Q:249:ARG:NH2	2.44	0.50
34:5Q:266:VAL:HA	41:GM:276:ARG:HH22	1.77	0.50
38:6C:157:ILE:HG12	38:6C:158:THR:H	1.77	0.50
38:6C:171:ASP:O	38:6C:173:ALA:N	2.43	0.50
39:6K:122:ASP:HB3	39:6K:125:ASN:HB2	1.92	0.50
41:AP:330:MET:HB3	41:AP:349:VAL:HG11	1.93	0.50
41:BM:55:THR:HG23	41:CM:283:ALA:HA	1.94	0.50
41:BN:275:SER:N	41:BN:278:SER:O	2.45	0.50
41:CM:12:CYS:SG	41:CM:13:GLY:N	2.84	0.50
41:CP:293:MET:HG2	41:CP:367:PHE:HB2	1.93	0.50
40:DA:59:GLY:O	40:DA:61:HIS:ND1	2.44	0.50

Continued on next page...

Continued from previous page...

Atom-1	Atom-2	Interatomic distance (Å)	Clash overlap (Å)
40:DH:101:ASN:HB3	40:DH:182:VAL:CG2	2.41	0.50
40:DH:309:HIS:HE1	40:DH:385:GLU:HG2	1.76	0.50
40:DH:356:ASN:OD1	40:DH:356:ASN:N	2.45	0.50
40:DI:123:ARG:O	40:DI:124:LYS:C	2.49	0.50
41:DM:50:TYR:HE2	41:DM:237:THR:HG21	1.77	0.50
41:DM:393:ALA:O	41:DM:394:PHE:C	2.49	0.50
41:DP:238:THR:OG1	41:DP:239:CYS:N	2.45	0.50
41:DP:382:SER:O	41:DP:383:GLU:C	2.50	0.50
40:EF:318:LEU:O	40:EF:374:VAL:HA	2.10	0.50
40:EG:138:PHE:HZ	40:EG:235:VAL:HG21	1.77	0.50
40:EH:191:THR:O	40:EH:194:THR:N	2.44	0.50
40:EI:217:LEU:O	40:EI:218:ASP:C	2.49	0.50
41:EL:26:ASP:OD1	41:EL:359:ARG:NH2	2.37	0.50
41:EN:52:ASN:OD1	41:EN:62:ARG:NH2	2.40	0.50
40:FF:286:LEU:HD21	40:FF:371:GLN:H	1.76	0.50
40:FG:7:VAL:O	40:FG:137:ILE:HA	2.12	0.50
40:FI:76:ASP:OD2	41:FP:46:ARG:NH2	2.37	0.50
41:GB:117:LEU:HD11	41:GB:154:LYS:HB3	1.92	0.50
40:GE:188:ILE:HG22	40:GE:420:ALA:HB1	1.93	0.50
40:GE:262:TYR:HE1	41:GM:393:ALA:HA	1.75	0.50
40:GI:107:HIS:HA	40:GI:152:LEU:HD22	1.94	0.50
41:GM:103:LYS:HA	41:GM:107:THR:HG22	1.94	0.50
40:HE:246:GLY:HA2	40:HE:357:TYR:HB2	1.94	0.50
40:HH:433:GLU:O	41:HP:391:ARG:NH2	2.44	0.50
41:HP:139:LEU:HD22	41:HP:170:VAL:HG22	1.93	0.50
40:IA:326:LYS:HZ3	41:IB:225:LEU:HD21	1.75	0.50
41:IB:39:ASP:N	41:IB:39:ASP:OD1	2.44	0.50
40:JE:196:GLU:OE2	40:JE:196:GLU:N	2.44	0.50
40:JF:11:GLN:HA	40:JF:74:VAL:HG11	1.92	0.50
40:JF:260:VAL:HB	41:JN:397:TRP:HH2	1.76	0.50
40:KD:36:MET:SD	40:KD:61:HIS:NE2	2.79	0.50
40:KG:102:ASN:HB3	40:KG:105:ARG:HB2	1.93	0.50
41:KL:61:PRO:HG2	41:KL:84:ILE:HG23	1.93	0.50
41:KL:144:GLY:O	41:KL:148:GLY:HA3	2.11	0.50
41:KM:161:ASP:OD2	41:KM:162:ARG:NH1	2.45	0.50
41:LB:2:ARG:NH1	40:LG:72:PRO:HD2	2.26	0.50
40:LE:329:ASN:HB3	41:LM:175:VAL:HG11	1.93	0.50
40:MF:223:THR:OG1	40:MF:224:TYR:N	2.43	0.50
41:MM:142:GLY:O	41:MM:144:GLY:N	2.45	0.50
41:MO:20:PHE:HA	41:MO:230:SER:HB3	1.92	0.50
41:MO:317:PHE:HB3	41:MO:321:MET:SD	2.52	0.50

Continued on next page...

Continued from previous page...

Atom-1	Atom-2	Interatomic distance (Å)	Clash overlap (Å)
40:NA:319:TYR:HB3	40:NA:323:VAL:HG21	1.92	0.50
40:NA:387:TRP:CD1	40:NA:431:TYR:HE2	2.29	0.50
41:NB:164:MET:HB2	41:NB:196:THR:HA	1.94	0.50
41:NB:305:PRO:HB3	41:NB:310:TYR:HE2	1.76	0.50
40:ND:413:GLU:O	40:ND:416:GLU:N	2.41	0.50
40:NG:329:ASN:OD1	40:NG:330:ALA:N	2.45	0.50
40:NH:7:VAL:HG13	40:NH:66:VAL:HB	1.93	0.50
40:OA:219:ILE:HG13	40:OA:222:PRO:HG3	1.94	0.50
41:OB:202:ILE:HD13	41:OB:229:VAL:HG13	1.94	0.50
40:OD:326:LYS:HA	40:OD:328:VAL:HB	1.94	0.50
40:OH:403:PHE:HE1	41:OO:345:ILE:HD13	1.77	0.50
40:PD:8:HIS:CE1	40:PD:21:TRP:HE1	2.29	0.50
40:PE:2:ARG:HB2	40:PE:242:LEU:HD11	1.94	0.50
40:PG:102:ASN:HB3	40:PG:105:ARG:HB3	1.94	0.50
41:QB:181:GLU:HB3	41:QB:182:PRO:HD3	1.93	0.50
40:QE:141:PHE:HB2	40:QE:173:PRO:HD3	1.93	0.50
41:QL:49:VAL:O	41:QL:62:ARG:NH2	2.45	0.50
41:QL:107:THR:O	41:QL:110:ALA:N	2.43	0.50
41:QM:165:ASN:ND2	41:QM:198:GLU:OE1	2.45	0.50
40:RA:49:PHE:HE2	40:RA:55:GLU:HB2	1.76	0.50
41:RM:171:PRO:HG3	41:RM:181:GLU:HB3	1.93	0.50
41:SB:385:PHE:HZ	41:SB:408:PHE:HB3	1.76	0.50
41:SB:396:HIS:O	41:SB:397:TRP:C	2.50	0.50
40:SI:225:THR:O	40:SI:229:ARG:HB3	2.11	0.50
41:SL:239:CYS:HB3	41:SL:247:ASN:HB2	1.94	0.50
41:SL:282:ARG:HE	41:SL:284:LEU:HD23	1.77	0.50
40:TE:287:SER:N	40:TE:290:GLU:OE2	2.37	0.50
40:TF:116:ASP:N	40:TF:116:ASP:OD1	2.44	0.50
41:TL:337:ASN:HB3	41:TL:340:TYR:HB2	1.92	0.50
40:UF:293:ASN:HD22	40:UF:335:ILE:HD11	1.76	0.50
40:UH:20:CYS:HA	40:UH:232:SER:HB2	1.94	0.50
40:UI:81:GLY:O	40:UI:82:THR:C	2.50	0.50
41:UO:313:VAL:HB	41:UO:349:VAL:HG22	1.93	0.50
40:VF:136:LEU:HD22	40:VF:169:PHE:HE2	1.75	0.50
40:VI:238:ILE:HG13	40:VI:255:PHE:HE1	1.77	0.50
40:WE:191:THR:HA	40:WE:194:THR:HG22	1.93	0.50
40:WF:260:VAL:HB	41:WN:397:TRP:HZ3	1.77	0.50
40:WF:276:ILE:HG23	40:WF:280:LYS:HB2	1.94	0.50
40:WI:247:ALA:HB3	40:WI:355:ILE:HD11	1.94	0.50
41:WM:132:GLY:HA2	41:WM:162:ARG:HB3	1.93	0.50
41:WN:129:CYS:O	41:WN:130:LEU:C	2.49	0.50

Continued on next page...

Continued from previous page...

Atom-1	Atom-2	Interatomic distance (Å)	Clash overlap (Å)
7:1S:373:PRO:HG2	10:2F:137:LYS:HA	1.94	0.50
7:1T:69:CYS:O	7:1T:81:SER:HA	2.12	0.50
11:2I:109:ASN:OD1	41:LB:425:ARG:NH2	2.45	0.50
11:2J:37:ASP:OD1	11:2J:40:GLN:NE2	2.45	0.50
15:3E:198:ILE:HG22	15:3F:311:LYS:HB3	1.92	0.50
17:3R:251:GLN:O	17:3R:252:HIS:C	2.48	0.50
22:4J:633:GLU:O	22:4J:634:ASN:C	2.50	0.50
22:4J:701:ALA:O	22:4J:702:ASN:C	2.49	0.50
24:4O:171:PRO:C	24:4O:173:SER:H	2.15	0.50
23:4R:38:GLY:O	23:4R:39:GLN:C	2.48	0.50
30:5G:32:GLY:HA3	34:5Q:215:ARG:HD3	1.92	0.50
31:5I:304:THR:OG1	40:IF:369:LYS:NZ	2.42	0.50
33:5N:291:THR:HA	33:5N:294:LYS:HE2	1.94	0.50
34:5R:429:LEU:O	34:5R:430:ASN:C	2.50	0.50
36:5W:130:LEU:HD12	36:5W:135:GLU:HB3	1.93	0.50
41:AO:187:LEU:HD11	41:AO:408:PHE:CE2	2.46	0.50
41:AO:213:ARG:O	41:AO:216:LYS:HG2	2.12	0.50
40:BE:72:PRO:O	40:BE:73:THR:C	2.49	0.50
40:BI:315:CYS:HA	40:BI:378:SER:HA	1.93	0.50
41:BM:319:GLY:HA2	41:BM:357:PRO:HB3	1.93	0.50
41:BN:36:TYR:OH	41:BN:40:SER:O	2.22	0.50
41:BN:187:LEU:O	41:BN:191:GLN:NE2	2.45	0.50
41:BP:189:VAL:HG11	41:BP:415:MET:CE	2.42	0.50
41:BP:285:THR:O	41:BP:286:VAL:C	2.49	0.50
40:CE:21:TRP:CH2	40:CE:52:PHE:HB3	2.47	0.50
41:CL:129:CYS:O	41:CL:130:LEU:C	2.49	0.50
41:CN:202:ILE:HD13	41:CN:229:VAL:HG11	1.93	0.50
41:CN:306:ARG:O	41:CN:308:GLY:N	2.45	0.50
41:CP:299:MET:O	41:CP:301:ALA:N	2.44	0.50
40:DA:294:ALA:O	40:DA:295:CYS:C	2.50	0.50
41:DB:109:GLY:O	41:DB:110:ALA:C	2.49	0.50
41:DB:392:LYS:HB3	41:DB:395:LEU:HD11	1.93	0.50
40:DE:397:MET:O	40:DE:400:LYS:N	2.43	0.50
40:DG:329:ASN:ND2	41:DO:205:GLU:OE2	2.44	0.50
41:DL:6:HIS:HA	41:DL:134:GLN:HG3	1.93	0.50
41:DN:204:ASN:ND2	43:DN:501:GDP:N3	2.59	0.50
40:EE:332:ILE:HA	40:EE:335:ILE:HG12	1.94	0.50
40:EF:76:ASP:HA	40:EF:79:ARG:HG2	1.94	0.50
41:EL:77:ARG:HA	41:EL:82:GLY:HA3	1.94	0.50
41:EL:167:PHE:HE1	41:EL:233:MET:HG2	1.77	0.50
41:EL:314:ALA:HA	41:EL:350:LYS:HG2	1.93	0.50

Continued on next page...

Continued from previous page...

Atom-1	Atom-2	Interatomic distance (Å)	Clash overlap (Å)
41:EM:14:ASN:HB3	41:EM:76:VAL:CG2	2.33	0.50
41:EP:151:LEU:O	41:EP:155:ILE:HG23	2.11	0.50
41:EP:420:ASN:O	41:EP:421:PRO:C	2.49	0.50
40:FF:168:GLU:OE1	40:FF:170:SER:OG	2.20	0.50
40:FG:53:PHE:HB3	40:FG:61:HIS:HB3	1.93	0.50
40:HA:224:TYR:CE2	41:HN:323:MET:HG2	2.47	0.50
41:HM:337:ASN:HB2	41:HM:340:TYR:HD2	1.77	0.50
41:HO:114:ASP:OD1	41:HO:114:ASP:N	2.45	0.50
40:IA:70:LEU:HD12	40:IA:110:ILE:HG12	1.94	0.50
40:IF:136:LEU:HG	40:IF:169:PHE:HE2	1.76	0.50
41:IO:202:ILE:HG21	41:IO:229:VAL:HG22	1.94	0.50
41:IP:7:LEU:O	41:IP:135:LEU:HA	2.11	0.50
40:JD:140:SER:HA	40:JD:171:ILE:HB	1.94	0.50
40:JD:141:PHE:HB2	40:JD:173:PRO:HD3	1.93	0.50
40:JE:2:ARG:HH11	40:JE:242:LEU:HA	1.76	0.50
41:JO:137:HIS:HE1	41:JO:166:THR:HB	1.76	0.50
40:KD:168:GLU:HB2	40:KD:201:ALA:HA	1.94	0.50
40:KF:406:TRP:CE2	41:KM:255:VAL:HA	2.46	0.50
41:KP:385:PHE:HZ	41:KP:408:PHE:HB3	1.76	0.50
40:LE:221:ARG:HG2	41:LL:322:SER:HB3	1.92	0.50
40:LE:224:TYR:HB3	42:LL:501:GTP:N1	2.26	0.50
40:LF:222:PRO:HD2	41:LM:324:LYS:HD3	1.94	0.50
41:LN:156:ARG:NH1	41:LN:195:ASN:O	2.45	0.50
41:LO:311:LEU:HD23	41:LO:342:VAL:HG11	1.94	0.50
41:LP:58:LYS:NZ	41:MP:280:GLN:OE1	2.44	0.50
40:MA:288:VAL:HG21	40:MA:323:VAL:HG13	1.94	0.50
40:MF:109:THR:OG1	40:MF:410:GLU:OE1	2.29	0.50
41:ML:207:LEU:HB3	41:ML:225:LEU:HD22	1.93	0.50
41:MM:156:ARG:NE	41:MM:195:ASN:O	2.38	0.50
41:MM:263:LEU:HD21	41:MM:421:PRO:HB2	1.94	0.50
41:MN:101:TRP:HB2	41:MN:184:ASN:HD22	1.75	0.50
41:NN:31:ASP:OD1	41:NN:35:THR:N	2.45	0.50
41:NP:27:GLU:OE1	41:NP:318:ARG:NH2	2.26	0.50
40:OH:133:GLN:HA	40:OH:164:LYS:HD2	1.92	0.50
40:PD:136:LEU:HD13	40:PD:167:LEU:HB2	1.93	0.50
40:PD:239:THR:OG1	40:PD:243:ARG:NH2	2.43	0.50
40:PF:2:ARG:HH11	40:PF:242:LEU:HD13	1.76	0.50
40:PG:244:PHE:HD2	40:PG:356:ASN:HD21	1.60	0.50
40:PH:24:TYR:HA	40:PH:27:GLU:HG3	1.93	0.50
40:QE:20:CYS:HA	40:QE:232:SER:HB2	1.94	0.50
40:QH:332:ILE:HA	40:QH:335:ILE:HD12	1.92	0.50

Continued on next page...

Continued from previous page...

Atom-1	Atom-2	Interatomic distance (Å)	Clash overlap (Å)
41:QM:173:PRO:HB3	41:QM:380:ARG:HG2	1.93	0.50
41:QP:100:ASN:O	41:QP:101:TRP:C	2.50	0.50
41:QP:110:ALA:C	41:QP:112:LEU:H	2.15	0.50
41:QP:148:GLY:O	41:QP:149:THR:C	2.50	0.50
40:RF:174:ALA:HB3	40:RF:178:SER:H	1.75	0.50
41:RN:372:THR:OG1	41:RN:422:VAL:O	2.28	0.50
40:SI:151:SER:OG	40:SI:190:THR:OG1	2.24	0.50
41:SO:286:VAL:HB	41:SO:325:GLU:HG2	1.94	0.50
41:SP:215:LEU:HD21	41:SP:273:LEU:HD22	1.93	0.50
40:TE:180:ALA:HB3	40:TE:183:GLU:HG3	1.93	0.50
40:TG:239:THR:O	40:TG:243:ARG:NH1	2.44	0.50
40:TH:212:ILE:HD11	40:TH:275:VAL:HG21	1.94	0.50
40:TI:140:SER:OG	42:TI:501:GTP:O1A	2.26	0.50
40:TI:251:ASP:N	40:TI:251:ASP:OD1	2.42	0.50
40:UA:90:GLU:HG2	40:UA:121:ARG:HH12	1.77	0.50
40:UA:226:ASN:ND2	40:UA:366:ASP:OD2	2.44	0.50
40:UG:215:ARG:NH2	40:UG:299:ALA:O	2.45	0.50
40:UH:209:ILE:HG21	40:UH:227:LEU:HA	1.94	0.50
40:UH:426:ALA:HA	40:UH:429:LYS:HE2	1.93	0.50
40:UI:88:HIS:HB2	40:VJ:283:HIS:CB	2.42	0.50
40:VH:6:SER:O	40:VH:65:ALA:HA	2.10	0.50
40:VI:70:LEU:HD23	40:VI:114:LEU:HD12	1.93	0.50
40:VJ:167:LEU:HD22	40:VJ:200:CYS:HB3	1.93	0.50
40:WA:323:VAL:HG22	40:WA:372:ARG:HG2	1.93	0.50
40:WE:401:ARG:NH1	40:WE:414:GLU:OE2	2.45	0.50
40:WI:98:ASP:O	40:WI:105:ARG:NH1	2.44	0.50
41:WM:139:LEU:HD22	41:WM:170:VAL:HG12	1.92	0.50
7:1T:264:LEU:HD23	7:1T:281:TYR:HE1	1.75	0.50
7:1T:321:ASP:O	7:1T:322:PHE:C	2.50	0.50
8:1W:451:GLN:O	8:1W:455:ILE:HG12	2.12	0.50
8:1Z:528:LEU:HD21	8:1Z:532:TYR:HB2	1.94	0.50
11:2I:187:ARG:HA	11:2I:187:ARG:CZ	2.42	0.50
17:3O:371:GLU:HG3	17:3R:114:ARG:HB3	1.94	0.50
20:4B:248:ILE:HG22	20:4B:249:THR:HG23	1.94	0.50
23:4M:253:TYR:O	40:EG:221:ARG:NH2	2.45	0.50
23:4N:216:MET:O	23:4N:219:GLN:N	2.45	0.50
23:4N:261:TYR:HB2	40:EF:218:ASP:OD2	2.12	0.50
23:4Q:174:MET:HB2	23:4Q:180:ARG:O	2.12	0.50
23:4Q:244:PRO:HA	23:4Q:261:TYR:HD2	1.75	0.50
34:5Q:215:ARG:NH2	41:GN:217:LEU:HD21	2.26	0.50
38:6C:58:GLN:HE22	40:UA:117:LEU:HD21	1.76	0.50

Continued on next page...

Continued from previous page...

Atom-1	Atom-2	Interatomic distance (Å)	Clash overlap (Å)
39:6F:48:ILE:HB	39:6F:108:HIS:HA	1.92	0.50
39:6I:32:GLU:OE2	39:6I:35:ARG:NH2	2.45	0.50
39:6J:31:LEU:HD23	39:6J:136:TYR:HE1	1.77	0.50
41:AB:309:ARG:NH1	41:AB:426:GLY:O	2.43	0.50
40:AG:332:ILE:HG23	40:AG:351:PHE:HD2	1.75	0.50
41:AL:237:THR:O	41:AL:241:ARG:NH1	2.45	0.50
41:AP:64:VAL:HG12	41:AP:89:ASN:HB3	1.94	0.50
40:BH:324:VAL:HG22	41:BP:221:THR:HG22	1.94	0.50
41:BN:271:ALA:HB1	41:BN:292:GLN:HB3	1.93	0.50
41:BO:190:HIS:HD2	41:BO:411:ALA:HA	1.77	0.50
41:BO:334:GLN:HE22	41:BO:347:ASN:HA	1.77	0.50
41:BP:138:SER:O	41:BP:139:LEU:C	2.49	0.50
40:CA:123:ARG:HA	40:CA:161:TYR:OH	2.12	0.50
41:CB:375:GLN:HE21	41:CB:422:VAL:HG13	1.76	0.50
40:CI:224:TYR:CE2	41:CP:246:LEU:HD11	2.47	0.50
41:CO:97:ALA:O	41:CO:98:GLY:C	2.49	0.50
41:CO:284:LEU:HG	41:CO:289:LEU:HD11	1.93	0.50
40:DA:232:SER:O	40:DA:235:VAL:HG12	2.11	0.50
40:DA:413:GLU:O	40:DA:414:GLU:C	2.49	0.50
41:DB:312:THR:HA	41:DB:348:ASN:HB2	1.92	0.50
40:DE:21:TRP:CZ3	40:DE:63:PRO:HB3	2.47	0.50
40:DH:385:GLU:HG3	40:DH:386:ALA:N	2.27	0.50
40:DI:305:CYS:O	40:DI:305:CYS:SG	2.68	0.50
41:DL:2:ARG:HA	41:DL:129:CYS:O	2.11	0.50
41:DL:17:GLY:O	41:DL:18:ALA:C	2.50	0.50
41:DL:17:GLY:HA2	41:DL:20:PHE:HB3	1.94	0.50
41:DL:419:GLY:O	41:DL:423:VAL:HG13	2.11	0.50
41:DN:21:TRP:CZ3	41:DN:50:TYR:HB3	2.47	0.50
40:EG:212:ILE:HD11	40:EG:300:ASN:HA	1.92	0.50
40:EI:109:THR:HG1	40:EI:110:ILE:N	2.09	0.50
40:EI:374:VAL:HG22	40:EI:375:CYS:H	1.77	0.50
41:EM:226:ASN:HB2	43:EM:501:GDP:HN1	1.76	0.50
41:EP:131:GLN:HG2	41:EP:250:LEU:HD12	1.93	0.50
40:FF:271:THR:HA	40:FF:302:MET:HG2	1.93	0.50
40:GA:265:ILE:HG21	40:GA:313:MET:HE1	1.93	0.50
40:GE:21:TRP:HZ2	40:GE:65:ALA:HB2	1.77	0.50
40:GF:122:ILE:HD12	40:GF:135:PHE:HE2	1.75	0.50
40:GG:237:SER:OG	40:GG:320:ARG:NE	2.39	0.50
41:GM:215:LEU:HD21	41:GM:273:LEU:HD22	1.94	0.50
40:HE:72:PRO:O	40:HE:73:THR:C	2.50	0.50
40:HI:251:ASP:H	40:HI:254:GLU:HB2	1.77	0.50

Continued on next page...

Continued from previous page...

Atom-1	Atom-2	Interatomic distance (Å)	Clash overlap (Å)
41:HN:135:LEU:HD11	41:HN:137:HIS:HB3	1.93	0.50
40:IA:314:ALA:N	40:IA:379:ASN:OD1	2.45	0.50
41:IM:312:THR:OG1	41:IM:370:ASN:ND2	2.32	0.50
40:JF:136:LEU:HD11	40:JF:239:THR:HG21	1.94	0.50
40:JG:250:VAL:HG11	40:JG:318:LEU:HD22	1.94	0.50
40:JH:167:LEU:HD13	40:JH:202:PHE:HE2	1.77	0.50
41:JO:116:VAL:HG11	41:JO:151:LEU:HD11	1.94	0.50
40:KE:195:LEU:HD21	40:KE:427:LEU:HD21	1.94	0.50
40:KF:70:LEU:HD23	40:KF:114:LEU:HD12	1.93	0.50
40:KF:297:GLU:HA	40:KF:298:PRO:HG2	1.93	0.50
41:KN:180:VAL:O	41:KN:184:ASN:ND2	2.45	0.50
41:KO:39:ASP:OD1	41:KO:43:GLN:NE2	2.44	0.50
41:KP:210:ILE:HG12	41:KP:298:ASN:HA	1.93	0.50
40:LE:70:LEU:HD23	40:LE:114:LEU:HD22	1.92	0.50
41:LO:6:HIS:O	41:LO:63:ALA:HA	2.12	0.50
41:LO:116:VAL:HG11	41:LO:151:LEU:HD21	1.94	0.50
40:MD:195:LEU:HG	40:MD:264:ARG:HD2	1.94	0.50
41:MN:131:GLN:HE22	41:MN:249:ASP:HB2	1.76	0.50
40:ND:182:VAL:O	40:ND:183:GLU:C	2.50	0.50
40:NG:333:ALA:HB2	41:NO:174:LYS:NZ	2.26	0.50
41:NL:334:GLN:HE22	41:NL:347:ASN:HA	1.75	0.50
41:NM:271:ALA:O	41:NM:292:GLN:NE2	2.45	0.50
41:NO:73:MET:HG3	41:NO:92:PHE:HB3	1.94	0.50
41:NO:142:GLY:O	41:NO:144:GLY:N	2.45	0.50
41:NP:178:THR:N	41:NP:181:GLU:OE2	2.45	0.50
40:OA:362:VAL:HG21	40:OA:369:LYS:HA	1.93	0.50
41:ON:211:CYS:HA	41:ON:215:LEU:HB2	1.94	0.50
40:PA:102:ASN:HB3	40:PA:105:ARG:HD3	1.94	0.50
41:PB:140:GLY:HA3	41:PB:181:GLU:HG2	1.92	0.50
40:PE:6:SER:O	40:PE:65:ALA:HA	2.12	0.50
40:PF:34:GLY:O	40:PF:61:HIS:N	2.43	0.50
40:PF:438:SER:OG	41:PN:390:ARG:NH2	2.45	0.50
41:PN:293:MET:HE2	41:PN:367:PHE:HB2	1.93	0.50
41:PO:140:GLY:HA3	41:PO:181:GLU:HG3	1.94	0.50
40:QA:188:ILE:HD12	40:QA:424:MET:HG3	1.93	0.50
41:QB:81:PHE:O	41:QB:84:ILE:HG12	2.12	0.50
40:QE:272:TYR:O	40:QE:300:ASN:ND2	2.38	0.50
40:QF:270:ALA:HA	40:QF:376:MET:O	2.11	0.50
40:RF:175:PRO:O	40:RF:393:LYS:NZ	2.37	0.50
40:RF:248:LEU:H	40:RF:355:ILE:HB	1.77	0.50
40:RG:132:LEU:HD23	40:RG:164:LYS:HZ2	1.77	0.50

Continued on next page...

Continued from previous page...

Atom-1	Atom-2	Interatomic distance (Å)	Clash overlap (Å)
41:RM:73:MET:HG3	41:RM:92:PHE:HB3	1.94	0.50
41:RN:31:ASP:OD2	41:RN:35:THR:OG1	2.30	0.50
40:SE:137:ILE:HG22	40:SE:139:HIS:HD2	1.77	0.50
40:SG:151:SER:OG	40:SG:190:THR:OG1	2.24	0.50
41:SO:385:PHE:CZ	41:SO:408:PHE:HB3	2.42	0.50
41:TL:40:SER:OG	41:TL:41:ASP:N	2.45	0.50
40:UH:356:ASN:HD21	40:UH:358:GLN:HB3	1.77	0.50
40:UI:277:SER:O	40:UI:278:ALA:C	2.49	0.50
41:UO:350:LYS:HE3	41:UO:351:THR:H	1.77	0.50
41:UP:272:PRO:HD3	41:UP:364:SER:HA	1.92	0.50
40:VA:71:GLU:HB3	40:VA:98:ASP:HA	1.94	0.50
41:WB:134:GLN:HA	41:WB:165:ASN:O	2.12	0.50
40:WH:64:ARG:NH1	40:WH:128:GLN:O	2.44	0.50
41:WN:358:PRO:HG3	41:WN:364:SER:HB3	1.93	0.50
41:WP:285:THR:HG22	41:WP:287:PRO:HD2	1.93	0.50
7:1U:221:TYR:CE1	7:1U:231:LYS:HB2	2.47	0.50
9:2B:163:VAL:HG23	40:TH:369:LYS:HG3	1.94	0.50
9:2B:357:GLU:HB3	9:2B:361:ARG:NH1	2.27	0.50
11:2J:248:LYS:HA	11:2J:248:LYS:HZ3	1.76	0.50
13:2U:54:VAL:HG22	13:2U:88:THR:HG22	1.93	0.50
13:2V:176:GLU:O	13:2V:177:LEU:C	2.50	0.50
13:2X:61:CYS:HB2	13:2X:154:VAL:HG13	1.94	0.50
13:2X:62:PRO:HG2	13:2X:153:ARG:CZ	2.41	0.50
18:3U:415:ASP:OD2	18:3V:63:ARG:NE	2.45	0.50
21:4E:429:PRO:HB3	22:4K:644:TYR:CB	2.42	0.50
21:4F:194:LEU:HD22	21:4F:199:ILE:HD12	1.93	0.50
22:4K:556:GLU:O	22:4K:558:LYS:N	2.44	0.50
31:5J:807:LYS:HD2	33:5O:94:ALA:HB1	1.94	0.50
34:5R:414:GLU:HA	34:5R:417:MET:HE3	1.94	0.50
41:AB:236:VAL:HG22	41:AB:368:ILE:HD11	1.93	0.50
40:AH:205:ASP:OD1	40:AH:206:ASN:N	2.44	0.50
40:BA:212:ILE:HD11	40:BA:275:VAL:HG21	1.94	0.50
41:BB:73:MET:HG3	41:BB:92:PHE:HB3	1.94	0.50
41:BB:142:GLY:O	41:BB:144:GLY:N	2.45	0.50
40:BG:191:THR:O	40:BG:195:LEU:HB2	2.12	0.50
40:BH:397:MET:HG3	41:BO:345:ILE:HA	1.94	0.50
41:BO:28:HIS:O	41:BO:43:GLN:HB3	2.11	0.50
40:CA:173:PRO:HG2	40:CA:390:LEU:HD11	1.94	0.50
40:CA:328:VAL:HG21	40:CA:355:ILE:HD11	1.94	0.50
40:CE:204:VAL:HG11	40:CE:231:ILE:HG12	1.94	0.50
41:CM:107:THR:HG21	41:CM:401:GLU:HB3	1.93	0.50

Continued on next page...

Continued from previous page...

Atom-1	Atom-2	Interatomic distance (Å)	Clash overlap (Å)
41:CO:13:GLY:HA3	41:CO:136:THR:O	2.12	0.50
41:CO:224:ASP:C	41:CO:226:ASN:H	2.14	0.50
41:CO:372:THR:HA	41:CO:375:GLN:HE22	1.77	0.50
40:DA:103:TYR:CE1	40:DA:190:THR:HG22	2.47	0.50
40:DA:402:ALA:HB2	41:DN:344:TRP:CZ3	2.46	0.50
40:DA:402:ALA:HB2	41:DN:344:TRP:HZ3	1.76	0.50
41:DB:23:VAL:O	41:DB:27:GLU:HG2	2.12	0.50
40:DH:338:LYS:C	40:DH:340:SER:H	2.15	0.50
40:DI:56:THR:OG1	40:DI:57:GLY:N	2.44	0.50
40:DI:242:LEU:HD21	40:DI:252:LEU:HD13	1.93	0.50
41:DM:11:GLN:N	43:DM:501:GDP:O2B	2.38	0.50
41:DN:357:PRO:CB	41:DN:362:LYS:HA	2.42	0.50
41:DO:309:ARG:H	41:DO:372:THR:HG22	1.77	0.50
41:DP:137:HIS:O	41:DP:169:VAL:HG23	2.12	0.50
41:DP:334:GLN:HE22	41:DP:347:ASN:HA	1.77	0.50
40:EH:27:GLU:CD	40:EH:28:HIS:H	2.14	0.50
40:EH:243:ARG:HG3	40:EH:244:PHE:H	1.76	0.50
40:EI:219:ILE:O	40:EI:222:PRO:HD3	2.12	0.50
40:FH:298:PRO:HG3	40:FH:308:ARG:HE	1.77	0.50
40:FI:56:THR:OG1	40:FI:57:GLY:N	2.45	0.50
40:FI:90:GLU:HB3	40:FI:121:ARG:HH22	1.76	0.50
41:FO:139:LEU:HG	41:FO:168:SER:HB3	1.94	0.50
40:GE:132:LEU:HD22	40:GE:135:PHE:HE2	1.77	0.50
40:GE:347:CYS:O	40:GE:347:CYS:SG	2.68	0.50
40:GE:370:VAL:HG22	40:GE:372:ARG:H	1.77	0.50
40:GH:376:MET:SD	40:GH:378:SER:HB3	2.51	0.50
40:GH:405:HIS:CE1	41:GO:258:VAL:HG12	2.47	0.50
41:GN:36:TYR:CE1	41:GN:38:GLY:HA3	2.46	0.50
40:HE:28:HIS:O	40:HE:29:GLY:C	2.51	0.50
40:HE:236:SER:HA	40:HE:243:ARG:HH22	1.77	0.50
40:HI:206:ASN:OD1	42:HP:501:GTP:O2'	2.22	0.50
40:IH:85:GLN:O	41:JB:281:TYR:OH	2.30	0.50
40:IH:348:PRO:HG2	41:IP:384:GLN:HG2	1.93	0.50
41:IM:31:ASP:OD1	41:IM:35:THR:N	2.44	0.50
40:JD:318:LEU:O	40:JD:374:VAL:HA	2.11	0.50
40:JF:180:ALA:HB3	40:JF:183:GLU:HG3	1.93	0.50
40:JG:195:LEU:HD21	40:JG:427:LEU:HD13	1.93	0.50
40:JG:219:ILE:HD12	40:JG:222:PRO:HB3	1.93	0.50
41:JO:421:PRO:HA	41:JO:424:THR:HG22	1.93	0.50
41:KO:142:GLY:O	41:KO:144:GLY:N	2.45	0.50
40:LE:258:ASN:ND2	40:LE:352:LYS:HD3	2.26	0.50

Continued on next page...

Continued from previous page...

Atom-1	Atom-2	Interatomic distance (Å)	Clash overlap (Å)
40:LF:183:GLU:HB3	40:LF:184:PRO:HD3	1.93	0.50
40:LH:20:CYS:HA	40:LH:232:SER:HB2	1.94	0.50
41:LP:234:SER:O	41:LP:238:THR:OG1	2.29	0.50
40:ME:139:HIS:NE2	40:ME:168:GLU:OE2	2.31	0.50
40:ME:192:HIS:ND1	40:ME:423:ASP:OD1	2.44	0.50
41:MN:2:ARG:HH21	41:MN:240:LEU:HA	1.77	0.50
41:NN:313:VAL:HB	41:NN:349:VAL:HG12	1.94	0.50
41:NO:7:LEU:HD22	41:NO:151:LEU:HD21	1.94	0.50
40:OD:7:VAL:HG13	40:OD:66:VAL:HB	1.94	0.50
40:OH:21:TRP:HZ2	40:OH:65:ALA:HB2	1.77	0.50
41:OM:130:LEU:O	41:OM:162:ARG:NE	2.45	0.50
41:OO:174:LYS:HB3	41:OO:205:GLU:HG3	1.93	0.50
41:OO:325:GLU:HA	41:OO:328:GLU:HB3	1.94	0.50
41:OP:85:PHE:HB2	41:OP:90:PHE:HE2	1.77	0.50
41:PN:226:ASN:ND2	43:PN:502:GDP:O6	2.42	0.50
41:PP:54:ALA:HA	41:QP:283:ALA:CB	2.41	0.50
41:PP:226:ASN:ND2	43:PP:501:GDP:O6	2.42	0.50
41:QP:67:ASP:HA	41:QP:143:THR:HG21	1.93	0.50
41:RB:372:THR:OG1	41:RB:422:VAL:O	2.30	0.50
40:RE:68:VAL:HA	40:RE:93:ILE:HB	1.93	0.50
40:RG:352:LYS:HD2	41:RO:178:THR:HG23	1.94	0.50
40:RG:366:ASP:OD2	40:RG:367:LEU:N	2.45	0.50
41:SN:4:ILE:HB	41:SN:50:TYR:HE1	1.76	0.50
41:SO:132:GLY:HA2	41:SO:162:ARG:HG3	1.94	0.50
41:SO:171:PRO:HB3	41:SO:181:GLU:HG3	1.94	0.50
40:TI:102:ASN:HB3	40:TI:105:ARG:HB2	1.94	0.50
41:TN:207:LEU:HA	41:TN:210:ILE:HG22	1.94	0.50
41:TN:407:GLU:HA	41:TN:410:GLU:HG2	1.94	0.50
40:UA:320:ARG:HE	40:UA:360:PRO:HG3	1.77	0.50
40:UH:71:GLU:HB2	40:UH:98:ASP:HA	1.94	0.50
41:UM:253:LEU:O	41:UM:257:MET:CB	2.48	0.50
40:VJ:139:HIS:O	40:VJ:170:SER:HA	2.11	0.50
41:WB:156:ARG:NH1	41:WB:162:ARG:O	2.41	0.50
40:WF:342:GLN:NE2	40:WF:343:PHE:O	2.45	0.50
2:1D:10:ARG:NH2	40:GH:401:ARG:HA	2.26	0.49
8:1W:263:MET:HG2	40:VJ:282:TYR:OH	2.11	0.49
8:1W:459:GLN:HA	8:1W:462:GLU:HG3	1.94	0.49
13:2X:85:LYS:HB3	13:2X:159:ASN:HB3	1.93	0.49
15:3E:295:ASN:HD22	15:3H:38:VAL:HA	1.75	0.49
16:3J:283:GLU:OE1	16:3J:374:GLN:NE2	2.45	0.49
17:3P:269:ASP:O	17:3P:270:LYS:C	2.51	0.49

Continued on next page...

Continued from previous page...

Atom-1	Atom-2	Interatomic distance (Å)	Clash overlap (Å)
17:3P:296:VAL:O	17:3P:297:PRO:C	2.50	0.49
17:3R:108:LEU:HA	17:3R:111:ASN:HB2	1.94	0.49
21:4E:451:ILE:HD12	21:4E:503:PHE:CD2	2.47	0.49
22:4H:340:ILE:HD11	22:4H:356:CYS:HB3	1.94	0.49
22:4I:98:ARG:NH2	41:BO:279:GLN:HE21	2.10	0.49
22:4J:218:THR:O	40:CF:371:GLN:NE2	2.42	0.49
22:4K:561:GLU:HG3	22:4K:562:LEU:N	2.25	0.49
23:4N:236:TYR:CA	23:4N:267:ASP:HB3	2.34	0.49
26:4V:51:LYS:HB2	31:5I:505:ARG:NH2	2.26	0.49
33:5N:322:GLU:OE2	34:5Q:131:LYS:NZ	2.45	0.49
33:5N:392:MET:HG2	33:5N:396:LYS:HZ2	1.75	0.49
34:5Q:179:GLU:HG2	40:GA:369:LYS:HD3	1.93	0.49
36:5Y:123:ARG:HH12	40:KH:400:LYS:HA	1.77	0.49
41:AB:324:LYS:NZ	41:AB:328:GLU:OE2	2.32	0.49
40:AH:141:PHE:HB2	40:AH:173:PRO:HD3	1.94	0.49
41:AM:8:GLN:HB2	41:AM:65:LEU:HA	1.94	0.49
41:AN:35:THR:HA	41:AN:58:LYS:HB2	1.94	0.49
40:BA:12:ALA:HB1	40:BA:171:ILE:HD12	1.94	0.49
41:BB:107:THR:C	41:BB:109:GLY:H	2.15	0.49
40:BH:109:THR:OG1	40:BH:110:ILE:N	2.45	0.49
41:BL:198:GLU:HA	41:BL:264:HIS:HB2	1.94	0.49
40:CE:49:PHE:HE1	40:CE:55:GLU:HB2	1.76	0.49
40:CH:180:ALA:HA	41:CO:256:ASN:ND2	2.20	0.49
41:CO:21:TRP:CE3	41:CO:24:ILE:HD11	2.47	0.49
41:CP:182:PRO:HB3	41:CP:384:GLN:HB2	1.93	0.49
40:DF:36:MET:O	40:DF:38:SER:N	2.44	0.49
41:DM:7:LEU:HD13	41:DM:135:LEU:HD12	1.94	0.49
41:DM:193:VAL:HA	41:DM:264:HIS:CE1	2.47	0.49
41:DO:6:HIS:O	41:DO:63:ALA:HA	2.11	0.49
41:DP:54:ALA:HB1	41:EP:282:ARG:O	2.12	0.49
40:EA:2:ARG:NH2	41:EB:69:GLU:OE2	2.44	0.49
40:EA:287:SER:H	40:EA:290:GLU:HG3	1.76	0.49
41:EB:322:SER:HA	40:EG:223:THR:HG22	1.93	0.49
40:EF:70:LEU:HD23	40:EF:114:LEU:HD12	1.93	0.49
40:EG:6:SER:O	40:EG:65:ALA:HA	2.12	0.49
40:EG:320:ARG:HH21	40:EG:360:PRO:HA	1.77	0.49
40:EI:144:GLY:O	40:EI:145:THR:C	2.50	0.49
40:EI:320:ARG:HG2	40:EI:360:PRO:HD3	1.93	0.49
41:EL:202:ILE:HG12	41:EL:300:MET:HG3	1.94	0.49
41:EP:100:ASN:O	41:EP:101:TRP:C	2.50	0.49
40:FA:23:LEU:HA	40:FA:26:LEU:HD23	1.93	0.49

Continued on next page...

Continued from previous page...

Atom-1	Atom-2	Interatomic distance (Å)	Clash overlap (Å)
40:FE:211:ASP:HA	40:FE:214:ARG:HG2	1.93	0.49
40:FF:182:VAL:O	40:FF:186:ASN:ND2	2.45	0.49
41:FO:318:ARG:HB2	41:FO:364:SER:HB3	1.94	0.49
41:FP:215:LEU:HD11	41:FP:273:LEU:HD22	1.94	0.49
40:GA:438:SER:HB2	41:GB:391:ARG:HD3	1.94	0.49
40:GE:140:SER:O	40:GE:141:PHE:C	2.50	0.49
40:GH:72:PRO:HA	40:GH:94:THR:HG22	1.93	0.49
41:GO:137:HIS:O	41:GO:168:SER:HA	2.12	0.49
41:GO:200:TYR:CD1	41:GO:266:PHE:HB2	2.47	0.49
41:HB:172:SER:OG	41:HB:175:VAL:O	2.31	0.49
40:HI:16:ILE:HD12	40:HI:231:ILE:HG21	1.94	0.49
41:HN:161:ASP:O	41:HN:162:ARG:C	2.49	0.49
41:HO:68:LEU:HB2	41:HO:143:THR:HG22	1.94	0.49
40:IF:224:TYR:HA	40:IF:227:LEU:HB2	1.93	0.49
40:IG:73:THR:HA	40:IG:76:ASP:HB2	1.94	0.49
40:IG:140:SER:OG	42:IG:501:GTP:O2A	2.29	0.49
40:IG:262:TYR:OH	41:IO:391:ARG:O	2.21	0.49
40:IH:51:THR:HG23	40:IH:52:PHE:HD1	1.77	0.49
41:IP:253:LEU:O	41:IP:257:MET:HB2	2.12	0.49
41:IP:273:LEU:O	41:IP:292:GLN:NE2	2.27	0.49
40:JG:234:ILE:HD11	40:JG:272:TYR:HB2	1.93	0.49
41:JL:100:ASN:HB3	41:JL:103:LYS:HB2	1.94	0.49
41:JL:180:VAL:O	41:JL:184:ASN:ND2	2.43	0.49
41:JM:16:ILE:HG12	41:JM:226:ASN:HD21	1.76	0.49
41:JM:19:LYS:HG2	41:JM:227:HIS:HA	1.92	0.49
41:JN:83:GLN:OE1	41:KN:281:TYR:OH	2.27	0.49
40:KG:271:THR:HG22	40:KG:376:MET:HB3	1.94	0.49
41:KM:170:VAL:HG11	41:KM:377:LEU:HD21	1.94	0.49
41:KP:170:VAL:HG11	41:KP:377:LEU:HD21	1.93	0.49
41:KP:215:LEU:HB3	41:KP:217:LEU:HD23	1.94	0.49
40:LA:154:MET:HG3	40:LA:194:THR:HG22	1.94	0.49
40:LA:298:PRO:HB3	40:LA:307:PRO:HD2	1.94	0.49
41:LB:180:VAL:HG23	41:LB:184:ASN:HD21	1.77	0.49
40:LD:73:THR:HA	40:LD:76:ASP:HB2	1.94	0.49
40:LD:167:LEU:HD23	40:LD:202:PHE:HE1	1.76	0.49
40:LG:398:TYR:CE1	40:LG:417:PHE:HB3	2.47	0.49
40:NE:238:ILE:HA	40:NE:318:LEU:HD22	1.93	0.49
40:NF:211:ASP:OD2	40:NF:215:ARG:NH2	2.44	0.49
40:NH:20:CYS:HA	40:NH:232:SER:HB2	1.93	0.49
41:NP:28:HIS:NE2	41:NP:241:ARG:HD2	2.27	0.49
40:OD:167:LEU:HD13	40:OD:202:PHE:HE2	1.77	0.49

Continued on next page...

Continued from previous page...

Atom-1	Atom-2	Interatomic distance (Å)	Clash overlap (Å)
40:OE:60:LYS:HD2	40:OE:61:HIS:H	1.76	0.49
40:OH:54:SER:OG	40:OH:55:GLU:N	2.44	0.49
41:OL:207:LEU:HD13	41:OL:225:LEU:HD12	1.93	0.49
41:PB:51:TYR:HB3	41:PB:59:TYR:HB3	1.94	0.49
41:PO:204:ASN:HA	41:PO:207:LEU:HD12	1.93	0.49
41:PP:274:THR:HA	41:PP:282:ARG:HH22	1.77	0.49
40:QA:51:THR:OG1	40:QA:52:PHE:N	2.45	0.49
41:QB:253:LEU:O	41:QB:257:MET:N	2.44	0.49
41:QP:148:GLY:O	41:QP:152:ILE:HG13	2.12	0.49
41:RB:141:GLY:O	41:RB:184:ASN:ND2	2.44	0.49
40:RF:172:TYR:HB2	40:RF:203:MET:HB3	1.94	0.49
40:RG:154:MET:HG3	40:RG:194:THR:HG22	1.94	0.49
41:RP:300:MET:SD	41:RP:300:MET:N	2.84	0.49
41:SB:156:ARG:HG2	41:SB:195:ASN:HD22	1.77	0.49
40:SE:244:PHE:CG	40:SE:358:GLN:HG3	2.47	0.49
40:SH:419:GLU:HA	40:SH:422:GLU:HB2	1.94	0.49
41:SN:315:ALA:HB3	41:SN:351:THR:HG22	1.93	0.49
40:TF:101:ASN:HA	40:TF:144:GLY:H	1.77	0.49
41:TL:290:THR:HG21	41:TL:329:GLN:HB3	1.93	0.49
40:UE:262:TYR:HB2	40:UE:265:ILE:HG22	1.93	0.49
40:UI:287:SER:HA	40:UI:372:ARG:HH11	1.77	0.49
41:UO:229:VAL:O	41:UO:232:THR:OG1	2.22	0.49
41:UP:142:GLY:O	41:UP:143:THR:C	2.50	0.49
41:VB:60:VAL:HG21	41:VB:86:ARG:HG2	1.93	0.49
40:VF:3:GLU:HA	40:VF:51:THR:HA	1.93	0.49
40:VH:54:SER:HB3	40:VH:64:ARG:HD3	1.94	0.49
40:VJ:79:ARG:HH22	40:VJ:94:THR:HG23	1.76	0.49
40:VJ:109:THR:OG1	40:VJ:410:GLU:O	2.28	0.49
41:VO:180:VAL:HG23	41:VO:184:ASN:HD21	1.76	0.49
41:VO:229:VAL:HA	41:VO:232:THR:HG22	1.93	0.49
40:WE:16:ILE:HA	40:WE:228:ASN:HB3	1.94	0.49
40:WE:30:ILE:HG13	40:WE:53:PHE:CD2	2.48	0.49
41:WM:193:VAL:HG23	41:WM:265:PHE:HE1	1.75	0.49
8:1W:256:ARG:HA	8:1W:259:ILE:HG22	1.93	0.49
9:2B:43:LEU:C	9:2B:45:GLN:H	2.14	0.49
9:2B:47:THR:HB	11:2K:246:LYS:HE3	1.94	0.49
9:2B:187:GLN:HE21	41:TO:360:GLY:HA2	1.78	0.49
9:2B:347:ILE:HG22	41:TM:360:GLY:HA2	1.94	0.49
10:2E:86:THR:HG21	40:AE:176:GLN:HG2	1.93	0.49
10:2G:97:GLN:O	10:2G:101:GLN:CB	2.58	0.49
12:2O:188:PRO:O	12:2O:191:ARG:NH2	2.46	0.49

Continued on next page...

Continued from previous page...

Atom-1	Atom-2	Interatomic distance (Å)	Clash overlap (Å)
13:2U:37:ILE:HG12	13:2U:38:THR:N	2.26	0.49
17:3O:94:TYR:O	17:3P:211:VAL:HG23	2.13	0.49
22:4I:652:VAL:HA	22:4I:688:ILE:O	2.11	0.49
23:4N:91:ILE:HG21	40:AF:84:ARG:HB2	1.94	0.49
23:4P:236:TYR:CA	23:4P:267:ASP:HB3	2.34	0.49
23:4R:18:TYR:CD2	23:4R:45:LEU:HD21	2.47	0.49
26:4W:370:TYR:HD1	26:4W:374:ILE:HG13	1.77	0.49
28:5B:208:GLY:O	41:KP:83:GLN:NE2	2.45	0.49
32:5L:98:VAL:HB	32:5L:101:LEU:HB3	1.94	0.49
34:5R:333:GLU:HA	34:5R:336:ILE:HD12	1.94	0.49
37:6A:85:THR:HB	41:TO:320:ARG:HH21	1.76	0.49
39:6I:66:ARG:HH22	41:ON:38:GLY:H	1.60	0.49
39:6I:79:SER:OG	39:6I:80:LYS:NZ	2.45	0.49
41:AB:142:GLY:O	41:AB:144:GLY:N	2.45	0.49
40:AE:89:PRO:HG2	40:BE:280:LYS:HG3	1.94	0.49
40:AE:271:THR:HA	40:AE:302:MET:HG3	1.93	0.49
40:AF:71:GLU:HB3	40:AF:98:ASP:HA	1.93	0.49
40:AH:20:CYS:HA	40:AH:232:SER:HB2	1.94	0.49
41:AN:172:SER:OG	41:AN:175:VAL:O	2.29	0.49
40:BA:390:LEU:HD23	40:BA:393:LYS:HD2	1.94	0.49
40:BE:75:ILE:HB	40:BE:94:THR:HG23	1.93	0.49
40:BE:315:CYS:HA	40:BE:378:SER:HA	1.94	0.49
40:BE:354:GLY:C	40:BE:355:ILE:HG13	2.32	0.49
41:BL:95:SER:OG	41:BL:96:GLY:N	2.46	0.49
40:CA:109:THR:O	40:CA:110:ILE:C	2.51	0.49
40:CF:204:VAL:HG11	40:CF:231:ILE:HG12	1.94	0.49
40:CG:200:CYS:HA	40:CG:266:HIS:HB2	1.93	0.49
40:CH:136:LEU:HD13	40:CH:167:LEU:HB2	1.95	0.49
41:CN:23:VAL:HA	41:CN:26:ASP:OD1	2.11	0.49
41:CO:326:VAL:O	41:CO:330:MET:HG2	2.12	0.49
40:DA:177:VAL:HG11	40:DA:207:GLU:HB2	1.93	0.49
40:DA:375:CYS:SG	40:DA:375:CYS:O	2.70	0.49
41:DB:24:ILE:HA	41:DB:27:GLU:CG	2.42	0.49
41:DB:142:GLY:O	41:DB:145:SER:N	2.43	0.49
41:DB:163:ILE:HG12	41:DB:251:ARG:HD3	1.93	0.49
41:DL:105:HIS:HA	41:DL:150:LEU:HG	1.94	0.49
41:DL:414:ASN:O	41:DL:418:LEU:N	2.45	0.49
41:EB:132:GLY:HA3	41:EB:163:ILE:O	2.12	0.49
41:EB:155:ILE:HA	41:EB:158:GLU:HB2	1.94	0.49
40:EF:151:SER:OG	40:EF:190:THR:OG1	2.26	0.49
40:EG:168:GLU:N	40:EG:168:GLU:OE1	2.45	0.49

Continued on next page...

Continued from previous page...

Atom-1	Atom-2	Interatomic distance (Å)	Clash overlap (Å)
40:EG:258:ASN:HD21	41:EO:178:THR:HG23	1.77	0.49
41:EN:132:GLY:HA2	41:EN:162:ARG:HB3	1.94	0.49
41:EO:139:LEU:HG	41:EO:168:SER:HB2	1.94	0.49
40:FG:298:PRO:HB3	40:FG:307:PRO:HD2	1.93	0.49
41:FN:310:TYR:HD1	41:FN:371:SER:HB3	1.76	0.49
41:FO:306:ARG:HA	41:FO:340:TYR:HE2	1.76	0.49
41:GB:41:ASP:N	41:GB:41:ASP:OD1	2.45	0.49
40:GE:317:LEU:HB3	40:GE:319:TYR:CE1	2.47	0.49
40:GF:121:ARG:NE	40:GF:124:LYS:HE2	2.27	0.49
40:GI:101:ASN:HA	40:GI:143:GLY:HA2	1.93	0.49
41:GO:142:GLY:O	41:GO:144:GLY:N	2.45	0.49
41:HB:139:LEU:HG	41:HB:168:SER:HB2	1.94	0.49
40:HE:325:PRO:HB3	41:HM:222:TYR:CD2	2.47	0.49
41:HP:222:TYR:O	41:HP:226:ASN:ND2	2.45	0.49
41:HP:290:THR:HG21	41:HP:329:GLN:HB3	1.94	0.49
40:IE:179:THR:N	40:IE:183:GLU:OE2	2.41	0.49
40:IE:255:PHE:HZ	40:IE:318:LEU:HD21	1.77	0.49
40:IG:313:MET:HE2	40:IG:381:THR:HG22	1.93	0.49
40:IG:395:ASP:OD2	40:IG:421:ARG:NH2	2.41	0.49
40:IH:79:ARG:HH12	40:IH:94:THR:HG21	1.76	0.49
41:IM:113:VAL:HG21	41:IM:150:LEU:HD23	1.94	0.49
41:IN:7:LEU:O	41:IN:135:LEU:HA	2.12	0.49
40:JF:406:TRP:HE1	41:JM:258:VAL:HG23	1.77	0.49
40:JH:79:ARG:HH21	40:JH:92:LEU:HB2	1.76	0.49
41:JM:372:THR:HA	41:JM:422:VAL:HG22	1.94	0.49
41:JN:257:MET:HG3	41:JN:266:PHE:CE1	2.47	0.49
40:KA:24:TYR:HA	40:KA:27:GLU:HG2	1.93	0.49
40:KE:20:CYS:HA	40:KE:232:SER:HB2	1.94	0.49
41:KN:282:ARG:HG3	41:KN:284:LEU:HB2	1.92	0.49
40:LH:318:LEU:O	40:LH:374:VAL:HA	2.12	0.49
41:LL:86:ARG:HH12	41:LL:88:ASP:HB3	1.77	0.49
41:LP:6:HIS:O	41:LP:63:ALA:HA	2.11	0.49
40:MA:252:LEU:HD23	40:MA:255:PHE:HE2	1.76	0.49
40:MG:333:ALA:O	40:MG:337:THR:HG23	2.13	0.49
41:MN:198:GLU:HG2	41:MN:266:PHE:HE2	1.74	0.49
40:NA:93:ILE:HD11	40:NA:121:ARG:HG3	1.94	0.49
40:ND:70:LEU:O	40:ND:96:LYS:N	2.45	0.49
40:ND:286:LEU:HD13	40:ND:290:GLU:HG3	1.94	0.49
40:NF:255:PHE:HZ	40:NF:318:LEU:HD21	1.77	0.49
41:NP:2:ARG:NH1	41:NP:251:ARG:HH12	2.10	0.49
40:OD:173:PRO:HB3	40:OD:183:GLU:HG3	1.93	0.49

Continued on next page...

Continued from previous page...

Atom-1	Atom-2	Interatomic distance (Å)	Clash overlap (Å)
40:OF:438:SER:HA	41:ON:391:ARG:HH12	1.76	0.49
40:OH:49:PHE:HE2	40:OH:55:GLU:HB2	1.77	0.49
40:PA:260:VAL:HG13	41:PB:397:TRP:HE1	1.77	0.49
41:PL:313:VAL:HB	41:PL:349:VAL:HG12	1.93	0.49
41:PO:49:VAL:HG11	41:PO:241:ARG:HG2	1.93	0.49
41:QB:190:HIS:HA	41:QB:414:ASN:ND2	2.27	0.49
41:QM:183:TYR:HE2	41:QM:394:PHE:HB2	1.78	0.49
41:QN:163:ILE:HD13	41:QN:250:LEU:HB3	1.94	0.49
41:QP:311:LEU:HD22	41:QP:372:THR:HB	1.92	0.49
41:QP:386:THR:O	41:QP:388:MET:N	2.44	0.49
40:RF:27:GLU:HA	40:RF:361:THR:HG21	1.93	0.49
40:RG:88:HIS:NE2	40:SG:284:GLU:OE2	2.45	0.49
40:SF:215:ARG:NH2	40:SF:300:ASN:OD1	2.45	0.49
40:SF:224:TYR:HD2	41:SM:245:GLN:HG3	1.77	0.49
40:SG:56:THR:HG23	40:SG:60:LYS:HB3	1.94	0.49
40:SH:73:THR:HG23	41:SO:243:PRO:HB3	1.93	0.49
41:SN:246:LEU:HD22	41:SN:352:ALA:HA	1.94	0.49
41:SN:290:THR:HG21	41:SN:329:GLN:HB3	1.94	0.49
41:SO:139:LEU:CB	41:SO:171:PRO:HD3	2.41	0.49
41:SO:151:LEU:O	41:SO:155:ILE:HG23	2.12	0.49
41:TN:131:GLN:HE22	41:TN:240:LEU:HD22	1.77	0.49
41:TO:237:THR:HB	41:TO:240:LEU:HD11	1.94	0.49
41:TO:269:GLY:HA2	41:TO:300:MET:HG2	1.94	0.49
41:UB:74:ASP:N	41:UB:74:ASP:OD2	2.43	0.49
41:UB:272:PRO:HG2	41:UB:364:SER:HA	1.94	0.49
40:UG:371:GLN:HB2	40:UG:372:ARG:HD2	1.92	0.49
40:UH:247:ALA:HB3	40:UH:355:ILE:HB	1.94	0.49
40:VA:188:ILE:HA	40:VA:191:THR:HG22	1.94	0.49
40:VA:391:ASP:HB3	40:VA:421:ARG:HH12	1.76	0.49
41:VB:354:CYS:SG	41:VB:355:ASP:N	2.81	0.49
40:VG:318:LEU:O	40:VG:374:VAL:HA	2.11	0.49
40:VI:356:ASN:OD1	40:VI:357:TYR:N	2.45	0.49
41:WM:342:VAL:HB	41:WM:344:TRP:CD1	2.47	0.49
41:WN:6:HIS:CD2	41:WN:134:GLN:HE21	2.29	0.49
41:WO:47:ILE:HG12	41:WO:51:TYR:HB2	1.94	0.49
7:1T:46:THR:CG2	7:1T:59:PHE:HB3	2.41	0.49
7:1T:554:THR:HB	7:1T:599:ASN:HD21	1.76	0.49
13:2W:24:ILE:O	13:2W:63:ALA:HB2	2.12	0.49
14:3A:65:MET:O	14:3A:107:ASN:ND2	2.40	0.49
15:3H:381:ASN:O	15:3H:385:ILE:HG12	2.12	0.49
17:3R:165:ASP:O	17:3R:166:ALA:C	2.51	0.49

Continued on next page...

Continued from previous page...

Atom-1	Atom-2	Interatomic distance (Å)	Clash overlap (Å)
18:3U:169:ARG:HB2	18:3V:52:LEU:HD23	1.94	0.49
20:4A:80:LEU:O	20:4A:83:GLU:HB2	2.13	0.49
21:4E:330:ILE:HB	21:4E:333:LYS:HE2	1.94	0.49
22:4I:78:VAL:HG23	40:AG:41:THR:HG23	1.94	0.49
22:4J:90:PRO:HA	41:BN:279:GLN:HA	1.94	0.49
22:4J:585:ILE:O	22:4J:589:LEU:HB2	2.12	0.49
22:4J:679:SER:O	22:4J:680:LYS:C	2.51	0.49
22:4K:556:GLU:O	22:4K:557:SER:C	2.50	0.49
23:4N:184:MET:O	23:4N:185:SER:C	2.49	0.49
23:4N:241:GLY:C	23:4N:242:LEU:HG	2.32	0.49
24:4O:236:TYR:HB3	24:4O:237:PRO:HD3	1.92	0.49
31:5I:346:PRO:HG2	40:IA:220:GLU:HB3	1.94	0.49
38:6C:48:PRO:HA	41:VO:336:LYS:NZ	2.27	0.49
40:AG:224:TYR:HD1	40:AG:227:LEU:HD12	1.77	0.49
40:BA:226:ASN:ND2	40:BA:366:ASP:OD2	2.45	0.49
40:BF:96:LYS:HD2	41:BM:129:CYS:SG	2.53	0.49
40:BI:279:GLU:HG2	40:BI:280:LYS:N	2.27	0.49
41:BO:61:PRO:HG2	41:BO:84:ILE:HG23	1.93	0.49
41:CB:7:LEU:O	41:CB:135:LEU:HA	2.11	0.49
41:CN:292:GLN:O	41:CN:293:MET:C	2.51	0.49
41:CP:172:SER:HB3	41:CP:203:ASP:OD1	2.12	0.49
40:DA:376:MET:O	40:DA:376:MET:HG3	2.12	0.49
40:DA:398:TYR:O	40:DA:399:ALA:C	2.51	0.49
41:DB:242:PHE:HB3	41:DB:356:ILE:HD13	1.94	0.49
40:DE:59:GLY:O	40:DE:61:HIS:N	2.45	0.49
40:DE:99:ALA:HB3	40:DE:144:GLY:HA3	1.93	0.49
40:DE:141:PHE:O	40:DE:142:GLY:C	2.50	0.49
40:DH:402:ALA:C	40:DH:404:VAL:H	2.15	0.49
40:DI:270:ALA:CB	40:DI:377:LEU:HA	2.41	0.49
41:DM:121:ARG:O	41:DM:122:LYS:C	2.51	0.49
41:DN:6:HIS:CG	41:DN:8:GLN:HE22	2.30	0.49
41:DN:134:GLN:HG3	41:DN:165:ASN:HB2	1.94	0.49
41:DP:240:LEU:H	41:DP:240:LEU:HD23	1.77	0.49
40:EE:53:PHE:HB3	40:EE:61:HIS:HB3	1.93	0.49
40:EH:36:MET:O	40:EH:37:PRO:C	2.50	0.49
40:EI:274:PRO:HB3	40:EI:370:VAL:HG21	1.92	0.49
40:EI:399:ALA:C	40:EI:401:ARG:H	2.15	0.49
41:EM:88:ASP:O	41:EM:89:ASN:C	2.50	0.49
41:EM:268:PRO:C	41:EM:300:MET:HB2	2.32	0.49
41:EO:380:ARG:HA	41:EO:383:GLU:HG3	1.94	0.49
40:FF:298:PRO:HG3	40:FF:308:ARG:HE	1.77	0.49

Continued on next page...

Continued from previous page...

Atom-1	Atom-2	Interatomic distance (Å)	Clash overlap (Å)
41:GB:61:PRO:HD3	41:GB:84:ILE:HG12	1.94	0.49
40:GI:99:ALA:O	40:GI:100:ALA:C	2.50	0.49
41:GO:6:HIS:HD2	41:GO:134:GLN:HB3	1.78	0.49
41:GO:189:VAL:HA	41:GO:192:LEU:HB2	1.94	0.49
40:HA:26:LEU:HG	40:HA:363:VAL:HG12	1.94	0.49
40:HE:85:GLN:O	40:HE:87:PHE:N	2.45	0.49
40:HG:60:LYS:HZ2	40:IG:282:TYR:HD2	1.59	0.49
40:IF:138:PHE:HE1	40:IF:235:VAL:HG11	1.78	0.49
41:IN:7:LEU:HD23	41:IN:64:VAL:HB	1.93	0.49
41:IO:6:HIS:O	41:IO:63:ALA:HA	2.12	0.49
41:JL:226:ASN:ND2	43:JL:501:GDP:O6	2.46	0.49
41:KB:289:LEU:HD11	41:KB:363:MET:HG2	1.94	0.49
40:KD:188:ILE:HA	40:KD:191:THR:HG22	1.94	0.49
40:KG:50:ASN:O	40:KG:64:ARG:NH2	2.46	0.49
41:KN:178:THR:HB	41:KN:181:GLU:HG3	1.93	0.49
40:LA:140:SER:OG	42:LA:501:GTP:O2A	2.24	0.49
41:LB:236:VAL:HG22	41:LB:368:ILE:HD11	1.94	0.49
40:LF:273:ALA:CB	40:LF:374:VAL:HG13	2.42	0.49
40:LG:287:SER:O	40:LG:291:ILE:HG23	2.13	0.49
41:LM:198:GLU:HG2	41:LM:266:PHE:HE2	1.77	0.49
41:LN:232:THR:HG21	41:LN:268:PRO:HB2	1.94	0.49
41:LP:7:LEU:O	41:LP:135:LEU:HA	2.12	0.49
40:MA:177:VAL:HG12	40:MA:178:SER:N	2.28	0.49
41:MB:186:THR:HG23	41:MB:415:MET:HE3	1.94	0.49
40:MG:150:THR:O	40:MG:154:MET:HG2	2.12	0.49
41:ML:204:ASN:OD1	43:ML:502:GDP:O2'	2.31	0.49
41:MP:275:SER:O	41:MP:279:GLN:HB2	2.12	0.49
41:NB:392:LYS:NZ	41:NB:405:GLU:OE1	2.32	0.49
41:NN:165:ASN:HD21	41:NN:250:LEU:HD13	1.77	0.49
41:NO:3:GLU:HB2	41:NO:130:LEU:HD13	1.94	0.49
40:OG:140:SER:HA	40:OG:171:ILE:H	1.78	0.49
40:OG:209:ILE:HB	40:OG:227:LEU:HD22	1.95	0.49
41:PB:8:GLN:OE1	41:PB:136:THR:OG1	2.30	0.49
40:PG:326:LYS:HA	40:PG:329:ASN:HB2	1.94	0.49
41:PM:137:HIS:HE1	41:PM:166:THR:HB	1.77	0.49
40:QA:112:LYS:HA	40:QA:115:ILE:HG22	1.94	0.49
41:QB:70:PRO:HG3	41:QB:94:GLN:HE21	1.76	0.49
41:QB:397:TRP:O	41:QB:398:TYR:C	2.49	0.49
41:QN:182:PRO:O	41:QN:186:THR:OG1	2.26	0.49
41:QP:239:CYS:HA	41:QP:354:CYS:HB3	1.93	0.49
40:RA:73:THR:HB	41:RN:243:PRO:HB3	1.94	0.49

Continued on next page...

Continued from previous page...

Atom-1	Atom-2	Interatomic distance (Å)	Clash overlap (Å)
40:RG:288:VAL:HA	40:RG:291:ILE:HG12	1.93	0.49
40:RG:288:VAL:HB	40:RG:372:ARG:HH22	1.77	0.49
41:RM:117:LEU:HA	41:RM:120:VAL:HG22	1.94	0.49
41:RP:189:VAL:HG21	41:RP:378:PHE:HE1	1.77	0.49
40:SA:210:TYR:CE1	41:SN:324:LYS:HG3	2.47	0.49
41:SB:393:ALA:O	41:SB:394:PHE:C	2.50	0.49
40:SF:56:THR:HB	40:TF:285:GLN:HA	1.94	0.49
41:SL:55:THR:N	41:TL:282:ARG:O	2.40	0.49
41:SN:237:THR:HG23	41:SN:240:LEU:HD21	1.94	0.49
41:SN:271:ALA:HA	41:SN:273:LEU:HG	1.93	0.49
41:TB:2:ARG:HD2	41:TB:240:LEU:HB2	1.94	0.49
40:TI:177:VAL:HG12	41:TP:331:LEU:HB2	1.94	0.49
41:TO:248:ALA:HA	41:TO:252:LYS:HG2	1.93	0.49
40:UA:7:VAL:HB	40:UA:137:ILE:HG22	1.94	0.49
40:UE:133:GLN:O	40:UE:165:SER:OG	2.30	0.49
40:UH:217:LEU:HD22	40:UH:366:ASP:HB3	1.94	0.49
41:UP:143:THR:O	41:UP:144:GLY:C	2.51	0.49
40:VA:250:VAL:HG21	40:VA:318:LEU:HD22	1.95	0.49
41:VP:203:ASP:OD1	41:VP:204:ASN:N	2.45	0.49
41:VQ:139:LEU:HD12	41:VQ:170:VAL:HG12	1.94	0.49
41:VQ:342:VAL:HG23	41:VQ:345:ILE:HG22	1.94	0.49
40:WA:104:ALA:HB2	40:WA:412:MET:HG2	1.94	0.49
40:WF:51:THR:HG21	40:WF:243:ARG:HG2	1.94	0.49
40:WF:274:PRO:HG3	40:WF:286:LEU:HD22	1.94	0.49
41:WM:371:SER:C	41:WM:373:ALA:H	2.16	0.49
41:WP:318:ARG:HB3	41:WP:357:PRO:HA	1.93	0.49
7:1S:446:ILE:HD12	7:1S:446:ILE:H	1.77	0.49
12:2N:59:ALA:HB1	41:AN:423:VAL:HG13	1.94	0.49
12:2O:113:PHE:HA	12:2O:131:ILE:HD11	1.95	0.49
14:3C:46:ARG:HH21	40:MG:264:ARG:NH1	2.10	0.49
17:3P:149:ARG:O	17:3P:153:ILE:HG12	2.12	0.49
18:3U:188:GLU:HB2	18:3U:192:ARG:HH12	1.78	0.49
21:4D:502:ARG:HG2	22:4I:647:ARG:HH22	1.78	0.49
27:4Y:59:SER:OG	27:4Y:61:ASP:O	2.26	0.49
27:4Y:143:TYR:CD1	27:4Y:211:ILE:HG12	2.47	0.49
36:5X:131:VAL:HA	40:KE:405:HIS:HB2	1.95	0.49
36:5X:186:TYR:HA	36:5X:189:LEU:HD13	1.94	0.49
37:6A:79:ARG:NH2	37:6A:95:ASP:OD1	2.45	0.49
37:6A:124:LYS:HB3	41:UP:212:PHE:HZ	1.78	0.49
40:AF:329:ASN:HB3	41:AN:175:VAL:HG11	1.94	0.49
40:BF:253:THR:HG21	41:BN:103:LYS:HZ2	1.77	0.49

Continued on next page...

Continued from previous page...

Atom-1	Atom-2	Interatomic distance (Å)	Clash overlap (Å)
40:BF:255:PHE:HZ	40:BF:318:LEU:HD21	1.77	0.49
40:BH:177:VAL:CG2	41:BO:327:ASP:HB3	2.42	0.49
40:BI:99:ALA:O	40:BI:100:ALA:C	2.50	0.49
41:BM:244:GLY:HA3	41:BM:354:CYS:HA	1.93	0.49
40:CA:317:LEU:HD13	40:CA:332:ILE:HD11	1.95	0.49
41:CB:61:PRO:HD3	41:CB:84:ILE:HG12	1.94	0.49
40:CH:288:VAL:HG21	40:CH:327:ASP:OD1	2.13	0.49
41:CP:6:HIS:HA	41:CP:134:GLN:O	2.11	0.49
41:DB:45:GLU:C	41:DB:47:ILE:H	2.16	0.49
41:DB:173:PRO:O	41:DB:174:LYS:C	2.50	0.49
40:DE:262:TYR:HE2	40:DE:434:VAL:HG13	1.77	0.49
40:DF:68:VAL:HG21	40:DF:149:PHE:CE2	2.47	0.49
40:DF:264:ARG:O	40:DF:266:HIS:N	2.46	0.49
40:DH:400:LYS:O	40:DH:401:ARG:C	2.51	0.49
40:DI:262:TYR:CD2	40:DI:434:VAL:HG23	2.47	0.49
41:DN:204:ASN:HD22	41:DN:222:TYR:HE1	1.60	0.49
41:DP:145:SER:OG	41:DP:146:GLY:N	2.45	0.49
41:DP:317:PHE:HB3	41:DP:321:MET:SD	2.52	0.49
40:EE:102:ASN:HB3	40:EE:105:ARG:HG3	1.94	0.49
40:EH:74:VAL:HG13	40:EH:75:ILE:HG12	1.95	0.49
40:EI:222:PRO:HD2	41:EP:324:LYS:HG3	1.95	0.49
40:EI:252:LEU:HA	40:EI:255:PHE:HD2	1.75	0.49
41:EN:27:GLU:OE2	41:EN:318:ARG:NH2	2.40	0.49
41:EP:355:ASP:O	41:EP:356:ILE:C	2.50	0.49
40:FA:195:LEU:HA	40:FA:266:HIS:NE2	2.26	0.49
40:FG:26:LEU:HD21	40:FG:363:VAL:HG23	1.95	0.49
40:FI:14:VAL:HG23	40:FI:67:PHE:HD2	1.77	0.49
41:FN:105:HIS:HA	41:FN:150:LEU:HD22	1.94	0.49
40:GA:177:VAL:CG2	41:GN:331:LEU:HB2	2.43	0.49
40:GE:107:HIS:HA	40:GE:152:LEU:HD22	1.94	0.49
40:GH:394:PHE:HZ	40:GH:417:PHE:HB3	1.77	0.49
40:GH:439:VAL:O	40:GH:440:GLU:C	2.50	0.49
40:GI:263:PRO:O	40:GI:264:ARG:HB2	2.11	0.49
41:GO:178:THR:N	41:GO:181:GLU:OE2	2.36	0.49
40:II:28:HIS:CE1	40:II:243:ARG:HD2	2.48	0.49
41:IP:200:TYR:HE1	41:IP:368:ILE:HD12	1.78	0.49
40:JF:177:VAL:HA	41:JM:331:LEU:HD13	1.94	0.49
41:JM:144:GLY:O	41:JM:148:GLY:N	2.42	0.49
41:KB:68:LEU:HB2	41:KB:143:THR:HG22	1.94	0.49
40:KE:320:ARG:HH21	40:KE:360:PRO:HA	1.78	0.49
41:KL:141:GLY:HA3	43:KL:501:GDP:O1A	2.12	0.49

Continued on next page...

Continued from previous page...

Atom-1	Atom-2	Interatomic distance (Å)	Clash overlap (Å)
41:KM:131:GLN:HE22	41:KM:249:ASP:HB2	1.77	0.49
41:LB:132:GLY:HA3	41:LB:163:ILE:O	2.12	0.49
40:LF:228:ASN:OD1	42:LM:501:GTP:N2	2.40	0.49
40:LG:172:TYR:CE2	40:LG:386:ALA:HB1	2.48	0.49
41:LM:62:ARG:NH2	41:LM:127:CYS:SG	2.85	0.49
40:MA:422:GLU:O	40:MA:425:ALA:HB3	2.13	0.49
40:MD:223:THR:HG23	40:MD:225:THR:H	1.76	0.49
40:MH:338:LYS:HB2	40:MH:341:ILE:HD11	1.94	0.49
41:MM:77:ARG:HH21	41:MM:90:PHE:HE2	1.59	0.49
41:NB:125:GLU:OE2	41:OB:291:GLN:NE2	2.44	0.49
40:NF:5:ILE:O	40:NF:135:PHE:HA	2.12	0.49
40:NF:101:ASN:OD1	41:NM:252:LYS:NZ	2.31	0.49
40:NG:311:LYS:HZ2	40:NG:342:GLN:HG2	1.78	0.49
40:NH:119:LEU:HD11	40:NH:156:ARG:HG3	1.92	0.49
41:NN:257:MET:HA	41:NN:312:THR:HG21	1.93	0.49
40:PA:215:ARG:NH2	40:PA:299:ALA:O	2.45	0.49
41:PB:8:GLN:OE1	41:PB:8:GLN:HA	2.06	0.49
41:PB:232:THR:HG21	41:PB:268:PRO:HB2	1.95	0.49
40:PF:206:ASN:HD22	40:PF:227:LEU:HD13	1.77	0.49
40:PG:324:VAL:HB	40:PG:327:ASP:HB2	1.93	0.49
41:PL:74:ASP:OD1	41:PL:77:ARG:NH2	2.35	0.49
40:QA:190:THR:HA	40:QA:193:THR:HG22	1.94	0.49
41:QB:244:GLY:HA3	41:QB:354:CYS:HA	1.95	0.49
40:QF:238:ILE:HA	40:QF:318:LEU:HD22	1.94	0.49
40:QG:326:LYS:HZ3	41:QO:220:PRO:HG2	1.76	0.49
41:QM:156:ARG:HH21	41:QM:196:THR:HA	1.77	0.49
41:QM:267:MET:N	41:QM:369:GLY:O	2.40	0.49
41:QO:86:ARG:HG2	41:QO:89:ASN:H	1.77	0.49
41:QP:271:ALA:HB2	41:QP:367:PHE:HE1	1.77	0.49
41:QP:312:THR:HA	41:QP:348:ASN:HB2	1.95	0.49
40:RA:381:THR:O	40:RA:431:TYR:OH	2.30	0.49
41:RL:16:ILE:HA	41:RL:226:ASN:HD21	1.76	0.49
41:RN:31:ASP:OD2	41:RN:37:HIS:NE2	2.45	0.49
41:RP:100:ASN:HB3	41:RP:103:LYS:HB2	1.94	0.49
40:SF:75:ILE:HG23	40:SF:92:LEU:HD12	1.94	0.49
40:SF:265:ILE:HG22	40:SF:379:ASN:HD21	1.78	0.49
40:SI:209:ILE:HD12	40:SI:230:LEU:HD23	1.95	0.49
41:SM:24:ILE:HA	41:SM:27:GLU:HB2	1.93	0.49
41:SO:225:LEU:O	41:SO:226:ASN:C	2.49	0.49
40:TE:217:LEU:HA	40:TE:277:SER:HB2	1.95	0.49
40:TG:139:HIS:O	40:TG:170:SER:HA	2.12	0.49

Continued on next page...

Continued from previous page...

Atom-1	Atom-2	Interatomic distance (Å)	Clash overlap (Å)
41:TL:180:VAL:O	41:TL:184:ASN:ND2	2.45	0.49
40:UF:337:THR:O	40:UF:338:LYS:C	2.50	0.49
40:UF:352:LYS:HE3	41:UN:179:VAL:CG2	2.43	0.49
40:UI:288:VAL:O	40:UI:291:ILE:HG12	2.12	0.49
40:UI:406:TRP:CZ3	41:UP:255:VAL:HA	2.48	0.49
41:UO:259:PRO:HB2	41:UO:260:PHE:HD2	1.78	0.49
40:VH:79:ARG:HG2	40:VH:92:LEU:HD13	1.95	0.49
40:VH:169:PHE:HZ	40:VH:238:ILE:HD11	1.76	0.49
40:VI:228:ASN:HA	40:VI:231:ILE:HG22	1.94	0.49
41:VP:345:ILE:O	41:VP:348:ASN:ND2	2.44	0.49
40:WF:93:ILE:HD11	40:WF:121:ARG:HG3	1.93	0.49
7:1T:384:ARG:O	7:1T:385:ASP:C	2.50	0.49
7:1U:317:VAL:HG12	7:1U:324:GLU:HG3	1.95	0.49
8:1W:310:GLN:O	8:1W:314:LYS:HG2	2.12	0.49
8:1X:256:ARG:CZ	40:UF:282:TYR:HA	2.42	0.49
8:1Z:477:ARG:HH22	40:TG:60:LYS:HE3	1.78	0.49
9:2B:389:GLU:HG3	9:2B:392:ARG:HE	1.75	0.49
11:2I:68:LYS:NZ	41:LN:195:ASN:OD1	2.32	0.49
11:2K:43:LYS:HA	41:MO:335:ASN:O	2.11	0.49
12:2R:81:PHE:HB3	12:2R:83:ILE:HG12	1.93	0.49
13:2V:135:ASN:OD1	13:2V:135:ASN:N	2.45	0.49
14:3B:79:VAL:HG21	14:3B:96:ILE:HD11	1.94	0.49
15:3E:48:ILE:HA	15:3E:51:THR:HG22	1.94	0.49
17:3O:360:LYS:HA	17:3O:363:ILE:HB	1.94	0.49
17:3Q:409:ILE:O	17:3Q:411:LEU:N	2.46	0.49
18:3T:138:LEU:HD23	18:3T:286:LEU:HD21	1.95	0.49
20:4A:41:ASP:O	20:4A:42:VAL:C	2.51	0.49
20:4A:149:ARG:HH22	20:4A:150:SER:CA	2.25	0.49
21:4F:446:THR:O	21:4F:447:ASP:C	2.50	0.49
22:4I:91:ASP:OD2	41:BO:279:GLN:NE2	2.45	0.49
22:4J:283:LYS:HE2	22:4J:332:PHE:HD2	1.76	0.49
23:4N:55:PRO:O	23:4N:56:ALA:C	2.51	0.49
24:4O:214:ASP:O	24:4O:215:GLN:C	2.51	0.49
24:4O:254:LYS:HE2	24:4O:255:PHE:HB3	1.93	0.49
24:4O:257:PHE:HB3	41:EL:322:SER:HB2	1.94	0.49
23:4P:185:SER:HA	23:4P:202:PHE:HD2	1.76	0.49
23:4P:241:GLY:C	23:4P:242:LEU:HG	2.32	0.49
23:4P:258:GLY:O	40:EA:226:ASN:ND2	2.46	0.49
23:4Q:253:TYR:O	23:4Q:254:LYS:C	2.49	0.49
39:6F:98:LEU:HD22	39:6F:153:TRP:HD1	1.77	0.49
40:AA:179:THR:HG23	41:AN:351:THR:HB	1.94	0.49

Continued on next page...

Continued from previous page...

Atom-1	Atom-2	Interatomic distance (Å)	Clash overlap (Å)
41:AB:311:LEU:HD21	41:AB:425:ARG:HB3	1.94	0.49
40:AE:104:ALA:O	40:AE:108:TYR:HB2	2.13	0.49
40:AF:6:SER:O	40:AF:65:ALA:HA	2.13	0.49
41:AM:193:VAL:HG13	41:AM:262:ARG:HG2	1.93	0.49
41:BB:180:VAL:O	41:BB:181:GLU:C	2.51	0.49
40:BE:69:ASP:OD1	40:BE:74:VAL:HG11	2.13	0.49
40:BE:261:PRO:HD2	40:BE:265:ILE:O	2.12	0.49
40:BF:118:VAL:HG21	40:BF:149:PHE:HZ	1.77	0.49
40:BH:123:ARG:HA	40:BH:161:TYR:OH	2.11	0.49
40:BI:407:TYR:O	40:BI:408:VAL:C	2.51	0.49
41:BM:378:PHE:HA	41:BM:415:MET:HE2	1.93	0.49
41:BN:290:THR:HG21	41:BN:329:GLN:HB3	1.94	0.49
40:CA:329:ASN:OD1	40:CA:330:ALA:N	2.44	0.49
40:CA:339:ARG:O	40:CA:340:SER:C	2.50	0.49
40:CI:202:PHE:CE1	40:CI:377:LEU:HD23	2.46	0.49
41:CN:226:ASN:O	41:CN:230:SER:N	2.34	0.49
41:DB:128:ASP:O	41:DB:129:CYS:HB2	2.12	0.49
41:DB:181:GLU:O	41:DB:182:PRO:C	2.50	0.49
40:DH:255:PHE:O	40:DH:259:LEU:HB2	2.12	0.49
41:DM:55:THR:O	41:DM:56:GLY:C	2.51	0.49
41:DN:93:GLY:O	41:DN:95:SER:N	2.45	0.49
41:DN:149:THR:HA	41:DN:152:ILE:HD12	1.94	0.49
41:DO:375:GLN:HE21	41:DO:379:LYS:HE3	1.77	0.49
41:EB:331:LEU:HD13	40:EG:177:VAL:HG23	1.93	0.49
40:EH:104:ALA:O	40:EH:106:GLY:N	2.45	0.49
40:EI:185:TYR:O	40:EI:186:ASN:C	2.51	0.49
41:EM:112:LEU:O	41:EM:114:ASP:N	2.45	0.49
41:EN:16:ILE:HA	41:EN:226:ASN:HD21	1.77	0.49
41:EN:60:VAL:HG11	41:EN:86:ARG:HG2	1.95	0.49
41:EN:236:VAL:HG22	41:EN:368:ILE:HD11	1.94	0.49
40:FH:76:ASP:OD1	40:FH:79:ARG:NH2	2.46	0.49
40:FH:221:ARG:HG3	41:FO:322:SER:HB3	1.95	0.49
41:FO:103:LYS:O	41:FO:107:THR:OG1	2.31	0.49
41:FP:226:ASN:H	43:FP:501:GDP:HN21	1.61	0.49
40:GE:76:ASP:HA	40:GE:79:ARG:HG2	1.95	0.49
40:GG:278:ALA:HA	40:GG:368:ALA:HB2	1.94	0.49
40:GH:274:PRO:CB	40:GH:370:VAL:HG11	2.42	0.49
40:HA:16:ILE:HD11	40:HA:138:PHE:HB3	1.95	0.49
40:HF:195:LEU:HD21	40:HF:264:ARG:HH21	1.77	0.49
41:HM:293:MET:HG2	41:HM:367:PHE:HB2	1.95	0.49
41:HQ:149:THR:HA	41:HQ:152:ILE:HG22	1.94	0.49

Continued on next page...

Continued from previous page...

Atom-1	Atom-2	Interatomic distance (Å)	Clash overlap (Å)
40:IA:5:ILE:HD12	40:IA:125:LEU:HD22	1.93	0.49
41:IB:285:THR:HB	41:IB:287:PRO:HD2	1.94	0.49
41:IM:267:MET:HE3	41:IM:301:ALA:HB3	1.95	0.49
41:IP:316:VAL:HB	41:IP:366:THR:HG22	1.93	0.49
40:JA:5:ILE:O	40:JA:135:PHE:HA	2.11	0.49
40:JG:182:VAL:O	40:JG:186:ASN:ND2	2.45	0.49
40:KF:177:VAL:HG21	41:KM:327:ASP:HB3	1.93	0.49
41:KO:404:ASP:N	41:KO:404:ASP:OD2	2.44	0.49
40:LA:325:PRO:HA	40:LA:328:VAL:HG12	1.94	0.49
41:LB:25:SER:HB2	41:LB:81:PHE:HE2	1.78	0.49
40:LH:167:LEU:HD22	40:LH:200:CYS:HB3	1.95	0.49
41:LL:334:GLN:HG2	41:LL:341:PHE:CE2	2.48	0.49
40:MA:28:HIS:O	40:MA:29:GLY:C	2.50	0.49
40:MG:25:CYS:HB3	40:MG:30:ILE:O	2.11	0.49
40:MG:348:PRO:HD2	41:MO:388:MET:HE3	1.94	0.49
40:MH:28:HIS:CE1	40:MH:243:ARG:HD2	2.48	0.49
40:NA:190:THR:O	40:NA:194:THR:OG1	2.26	0.49
40:ND:191:THR:O	40:ND:192:HIS:C	2.50	0.49
40:NE:73:THR:OG1	41:NL:46:ARG:NH1	2.46	0.49
40:NG:238:ILE:HG13	40:NG:239:THR:HG23	1.94	0.49
41:NP:211:CYS:HA	41:NP:215:LEU:HD12	1.93	0.49
40:OA:332:ILE:HD12	40:OA:351:PHE:HD2	1.76	0.49
40:OE:26:LEU:HD21	40:OE:363:VAL:HG22	1.94	0.49
40:OG:429:LYS:O	40:OG:433:GLU:HG3	2.13	0.49
40:OH:248:LEU:O	40:OH:354:GLY:HA2	2.12	0.49
41:OL:317:PHE:O	41:OL:353:VAL:HA	2.13	0.49
41:PB:211:CYS:HA	41:PB:215:LEU:HB2	1.95	0.49
40:PG:288:VAL:HG11	40:PG:327:ASP:HB3	1.94	0.49
41:PL:190:HIS:CD2	41:PL:411:ALA:HA	2.47	0.49
41:PL:317:PHE:HB2	41:PL:353:VAL:HG12	1.95	0.49
41:PO:8:GLN:OE1	41:PO:136:THR:OG1	2.27	0.49
41:PP:238:THR:HG21	41:PP:318:ARG:HG2	1.94	0.49
40:QA:21:TRP:CZ3	40:QA:52:PHE:HB3	2.47	0.49
40:QE:209:ILE:HB	40:QE:227:LEU:HD22	1.94	0.49
40:QH:112:LYS:HA	40:QH:115:ILE:HG22	1.95	0.49
41:QL:263:LEU:O	41:QL:370:ASN:ND2	2.44	0.49
41:QL:278:SER:HA	41:QL:281:TYR:HD2	1.77	0.49
41:QP:290:THR:C	41:QP:292:GLN:H	2.15	0.49
41:QP:342:VAL:HB	41:QP:345:ILE:HG12	1.95	0.49
40:RF:319:TYR:HB3	40:RF:323:VAL:HG11	1.95	0.49
40:RH:263:PRO:HG3	41:RP:396:HIS:CG	2.48	0.49

Continued on next page...

Continued from previous page...

Atom-1	Atom-2	Interatomic distance (Å)	Clash overlap (Å)
40:RI:47:ASP:OD1	40:RI:50:ASN:ND2	2.46	0.49
41:RM:257:MET:O	41:RM:370:ASN:ND2	2.45	0.49
41:RN:178:THR:HB	41:RN:181:GLU:HG3	1.94	0.49
40:SE:3:GLU:N	40:SE:3:GLU:OE2	2.46	0.49
40:SH:206:ASN:ND2	42:SH:501:GTP:O2'	2.45	0.49
41:SL:139:LEU:HD12	41:SL:170:VAL:HB	1.95	0.49
41:SM:73:MET:HA	41:SM:76:VAL:HG12	1.93	0.49
41:SO:103:LYS:HA	41:SO:107:THR:CB	2.43	0.49
41:SO:343:GLU:C	41:SO:345:ILE:H	2.15	0.49
41:TB:139:LEU:HG	41:TB:168:SER:HB3	1.94	0.49
40:TG:16:ILE:HG13	40:TG:228:ASN:HD22	1.78	0.49
41:TP:77:ARG:NH1	41:TP:82:GLY:O	2.45	0.49
40:UH:325:PRO:HG2	41:UP:221:THR:HA	1.94	0.49
40:UI:12:ALA:O	40:UI:16:ILE:HG23	2.13	0.49
40:UI:294:ALA:O	40:UI:295:CYS:C	2.50	0.49
41:UO:311:LEU:H	41:UO:371:SER:HA	1.78	0.49
40:VA:177:VAL:HB	41:VO:331:LEU:HD22	1.95	0.49
41:VN:282:ARG:NH2	41:VN:292:GLN:OE1	2.45	0.49
40:WA:76:ASP:O	40:WA:80:THR:CB	2.60	0.49
40:WF:140:SER:OG	42:WF:501:GTP:O2A	2.27	0.49
41:WM:310:TYR:CE1	41:WM:371:SER:HB3	2.47	0.49
7:1T:511:HIS:O	7:1T:514:GLU:N	2.46	0.49
7:1T:586:HIS:CE1	7:1T:590:ILE:HD11	2.47	0.49
7:1U:519:THR:HG1	7:1U:529:TRP:HE1	1.59	0.49
11:2I:197:LEU:O	11:2I:198:GLN:C	2.49	0.49
12:2R:45:LYS:HA	12:2R:48:MET:HG2	1.94	0.49
14:3B:105:ALA:O	14:3B:110:ARG:NH1	2.45	0.49
15:3F:128:VAL:HG23	15:3F:130:ASP:HB2	1.95	0.49
18:3W:188:GLU:HB2	18:3W:192:ARG:HH12	1.77	0.49
21:4F:473:VAL:HG11	21:4F:482:PRO:HG2	1.94	0.49
22:4I:104:ILE:HG12	22:4I:115:VAL:HG22	1.95	0.49
23:4N:94:TYR:OH	41:AM:45:GLU:HG2	2.11	0.49
23:4R:108:ASN:O	23:4R:109:CYS:C	2.51	0.49
28:5B:190:THR:HG21	41:KP:70:PRO:HB2	1.95	0.49
30:5G:77:PRO:HD3	40:GA:361:THR:HA	1.94	0.49
31:5J:803:ILE:HG21	33:5O:90:GLU:OE1	2.11	0.49
36:5X:258:ARG:NH1	40:LF:440:GLU:HA	2.28	0.49
39:6I:127:LEU:HD21	39:6I:140:VAL:HG11	1.94	0.49
40:BE:76:ASP:HA	40:BE:79:ARG:HH21	1.77	0.49
40:BF:177:VAL:HG23	40:BF:178:SER:H	1.76	0.49
41:BN:207:LEU:HA	41:BN:210:ILE:HG22	1.95	0.49

Continued on next page...

Continued from previous page...

Atom-1	Atom-2	Interatomic distance (Å)	Clash overlap (Å)
41:BO:299:MET:HG2	41:BO:305:PRO:HG3	1.95	0.49
40:CH:76:ASP:HA	40:CH:79:ARG:HB2	1.93	0.49
40:CH:109:THR:C	40:CH:111:GLY:H	2.14	0.49
41:CL:202:ILE:HG21	41:CL:229:VAL:HG22	1.94	0.49
41:CN:208:TYR:O	41:CN:209:ASP:C	2.51	0.49
41:CO:358:PRO:HD3	41:CO:364:SER:HB3	1.93	0.49
41:CP:105:HIS:HA	41:CP:150:LEU:HD22	1.93	0.49
40:DA:403:PHE:CE1	41:DN:259:PRO:HA	2.48	0.49
41:DB:163:ILE:HG21	41:DB:250:LEU:HB3	1.95	0.49
41:DB:245:GLN:O	41:DB:247:ASN:N	2.45	0.49
41:DB:347:ASN:O	40:DG:181:VAL:HG12	2.12	0.49
40:DH:71:GLU:HG2	40:DH:98:ASP:HB2	1.93	0.49
40:DH:326:LYS:HG3	41:DP:220:PRO:HD2	1.93	0.49
40:DI:111:GLY:O	40:DI:114:LEU:N	2.45	0.49
41:DL:144:GLY:O	41:DL:145:SER:C	2.50	0.49
41:DL:256:ASN:ND2	41:DL:350:LYS:HD3	2.27	0.49
41:DN:141:GLY:HA3	43:DN:501:GDP:O1A	2.11	0.49
41:DO:305:PRO:HB3	41:DO:310:TYR:HE1	1.77	0.49
41:DP:420:ASN:O	41:DP:423:VAL:HG22	2.11	0.49
40:EH:9:VAL:HB	40:EH:68:VAL:HG13	1.94	0.49
40:EH:27:GLU:HG3	40:EH:361:THR:OG1	2.12	0.49
40:EI:69:ASP:CG	40:EI:74:VAL:HG11	2.32	0.49
40:EI:273:ALA:O	40:EI:275:VAL:N	2.38	0.49
40:EI:320:ARG:HG3	40:EI:356:ASN:HD21	1.78	0.49
41:EP:56:GLY:O	41:EP:57:GLY:C	2.50	0.49
41:EP:305:PRO:HA	41:EP:373:ALA:CB	2.41	0.49
40:FA:317:LEU:HD13	40:FA:332:ILE:HD11	1.95	0.49
41:FB:5:VAL:HG13	41:FB:62:ARG:HG2	1.95	0.49
41:FB:139:LEU:HD12	41:FB:170:VAL:HG22	1.94	0.49
41:FP:131:GLN:HE22	41:FP:249:ASP:HB2	1.76	0.49
40:GI:17:GLY:O	40:GI:18:ASN:C	2.51	0.49
41:GN:298:ASN:O	41:GN:300:MET:N	2.46	0.49
40:HI:138:PHE:HZ	40:HI:235:VAL:HG21	1.78	0.49
41:HM:321:MET:HG2	41:HM:363:MET:HG2	1.94	0.49
41:HN:420:ASN:O	41:HN:423:VAL:N	2.45	0.49
40:IA:224:TYR:O	40:IA:228:ASN:ND2	2.45	0.49
41:IO:299:MET:N	41:IO:299:MET:SD	2.86	0.49
41:IP:2:ARG:HB2	41:IP:131:GLN:HG3	1.95	0.49
41:IP:87:PRO:HG2	40:JG:280:LYS:HG3	1.94	0.49
41:IQ:73:MET:HG3	41:IQ:92:PHE:HB3	1.93	0.49
41:JB:324:LYS:HE3	40:JG:210:TYR:HA	1.93	0.49

Continued on next page...

Continued from previous page...

Atom-1	Atom-2	Interatomic distance (Å)	Clash overlap (Å)
41:JL:222:TYR:O	41:JL:226:ASN:CB	2.38	0.49
41:JM:49:VAL:HG11	41:JM:241:ARG:HG3	1.94	0.49
40:KA:103:TYR:HD2	40:KA:412:MET:HE1	1.78	0.49
40:KA:195:LEU:HD22	40:KA:427:LEU:HD11	1.94	0.49
41:KB:337:ASN:HB3	41:KB:340:TYR:HD2	1.77	0.49
40:LG:160:ASP:O	40:LG:162:GLY:N	2.46	0.49
41:LN:16:ILE:HG13	41:LN:226:ASN:HB3	1.95	0.49
41:LN:139:LEU:HG	41:LN:168:SER:HB2	1.94	0.49
41:LO:52:ASN:OD1	41:LO:62:ARG:NH2	2.46	0.49
40:MA:430:ASP:O	40:MA:434:VAL:HG13	2.13	0.49
40:MF:72:PRO:O	40:MF:73:THR:C	2.50	0.49
40:MH:5:ILE:HD12	40:MH:132:LEU:HD13	1.94	0.49
41:MN:316:VAL:HA	41:MN:352:ALA:O	2.13	0.49
41:MO:163:ILE:HG22	41:MO:164:MET:H	1.77	0.49
41:NB:152:ILE:HG23	41:NB:164:MET:HG3	1.94	0.49
40:ND:172:TYR:CZ	40:ND:386:ALA:HB1	2.47	0.49
40:ND:205:ASP:HB3	40:ND:303:VAL:HA	1.93	0.49
41:OB:178:THR:HB	41:OB:181:GLU:HG2	1.93	0.49
41:PB:222:TYR:O	41:PB:226:ASN:ND2	2.46	0.49
40:PG:112:LYS:HA	40:PG:115:ILE:HG22	1.94	0.49
41:PP:15:GLN:NE2	43:PP:501:GDP:O6	2.45	0.49
41:QB:209:ASP:HA	41:QB:213:ARG:CZ	2.42	0.49
41:QL:289:LEU:O	41:QL:293:MET:HG2	2.13	0.49
41:QP:12:CYS:HB2	43:QP:501:GDP:N9	2.28	0.49
41:QP:236:VAL:HG12	41:QP:237:THR:HG22	1.94	0.49
40:RI:137:ILE:HB	40:RI:168:GLU:HG2	1.95	0.49
40:SE:88:HIS:HB3	40:SE:91:GLN:HG2	1.93	0.49
40:SG:66:VAL:HG12	40:SG:68:VAL:HG23	1.94	0.49
41:SO:131:GLN:HE22	41:SO:249:ASP:HB2	1.77	0.49
41:SO:252:LYS:O	41:SO:253:LEU:C	2.51	0.49
41:SO:318:ARG:HB3	41:SO:358:PRO:HD3	1.94	0.49
40:TA:71:GLU:OE2	41:TN:247:ASN:ND2	2.43	0.49
40:TA:97:GLU:OE2	40:TA:105:ARG:NH1	2.45	0.49
40:TF:371:GLN:OE1	40:TF:371:GLN:N	2.45	0.49
41:TP:41:ASP:OD1	41:TP:41:ASP:N	2.46	0.49
41:UB:33:THR:O	41:UB:58:LYS:NZ	2.41	0.49
40:UE:73:THR:HA	40:UE:76:ASP:HB2	1.95	0.49
40:UI:297:GLU:HG2	40:UI:299:ALA:H	1.77	0.49
41:UN:30:ILE:HD11	41:UN:47:ILE:HD11	1.94	0.49
40:WE:76:ASP:HA	40:WE:79:ARG:HG2	1.95	0.49
40:WE:288:VAL:HB	40:WE:327:ASP:HB3	1.94	0.49

Continued on next page...

Continued from previous page...

Atom-1	Atom-2	Interatomic distance (Å)	Clash overlap (Å)
40:WE:325:PRO:O	40:WE:328:VAL:HB	2.12	0.49
40:WF:318:LEU:O	40:WF:374:VAL:HA	2.11	0.49
40:WH:319:TYR:HB3	40:WH:323:VAL:HG11	1.94	0.49
13:2T:49:ILE:HG12	13:2T:157:HIS:O	2.13	0.49
13:2U:131:GLN:HE22	13:2U:133:GLN:HG3	1.76	0.49
13:2V:137:SER:HA	13:2V:148:TYR:HB2	1.95	0.49
14:3B:9:GLN:NE2	41:ML:304:ASP:HA	2.27	0.49
14:3B:46:ARG:HG2	14:3B:48:HIS:CD2	2.47	0.49
19:3Y:300:LYS:NZ	40:LE:366:ASP:OD1	2.44	0.49
22:4H:329:ASP:OD1	22:4H:329:ASP:N	2.45	0.49
22:4I:232:PHE:HE2	22:4I:338:LEU:HB3	1.77	0.49
22:4I:476:THR:HA	41:FO:216:LYS:HE3	1.94	0.49
22:4J:282:ARG:HH22	41:CN:80:PRO:HD3	1.77	0.49
23:4M:107:LYS:HE3	23:4M:115:GLU:HG2	1.94	0.49
23:4N:254:LYS:HD3	41:DM:53:GLU:HB2	1.95	0.49
23:4Q:19:ILE:CD1	40:BH:79:ARG:HB3	2.43	0.49
25:4T:349:LEU:HB3	34:5Q:83:ILE:HG12	1.94	0.49
26:4W:257:LYS:HB3	26:4W:346:PHE:HE1	1.77	0.49
40:AE:70:LEU:HD12	40:AE:99:ALA:HB2	1.94	0.49
40:AG:326:LYS:HE2	41:AO:218:THR:O	2.13	0.49
41:AO:50:TYR:O	41:AO:62:ARG:HB2	2.12	0.49
41:AP:52:ASN:OD1	41:AP:62:ARG:NH2	2.45	0.49
40:CA:115:ILE:HG21	40:CA:156:ARG:HH21	1.78	0.49
41:CB:262:ARG:O	41:CB:264:HIS:ND1	2.46	0.49
40:CH:104:ALA:HA	40:CH:108:TYR:HD2	1.78	0.49
41:CL:101:TRP:HZ2	41:CL:191:GLN:HE22	1.61	0.49
41:CN:218:THR:C	41:CN:220:PRO:HD3	2.33	0.49
41:CN:311:LEU:HA	41:CN:342:VAL:HG22	1.93	0.49
41:CP:311:LEU:HA	41:CP:342:VAL:CG2	2.42	0.49
40:DA:183:GLU:O	40:DA:184:PRO:C	2.50	0.49
40:DE:187:SER:HB2	40:DE:390:LEU:HD11	1.95	0.49
40:DE:287:SER:O	40:DE:288:VAL:C	2.50	0.49
40:DF:183:GLU:O	40:DF:184:PRO:C	2.51	0.49
40:DG:73:THR:HA	40:DG:76:ASP:HB3	1.95	0.49
40:DI:106:GLY:HA2	40:DI:110:ILE:O	2.12	0.49
41:DL:211:CYS:O	41:DL:213:ARG:N	2.39	0.49
41:DL:335:ASN:O	41:DL:336:LYS:C	2.50	0.49
41:DN:137:HIS:CE1	41:DN:168:SER:HB3	2.47	0.49
41:DP:11:GLN:HB3	43:DP:501:GDP:O2B	2.11	0.49
41:DP:31:ASP:C	41:DP:33:THR:H	2.14	0.49
41:DP:82:GLY:C	41:DP:84:ILE:H	2.16	0.49

Continued on next page...

Continued from previous page...

Atom-1	Atom-2	Interatomic distance (Å)	Clash overlap (Å)
40:EA:288:VAL:HA	40:EA:291:ILE:HG12	1.95	0.49
40:EH:402:ALA:HB2	41:EO:344:TRP:HZ3	1.77	0.49
41:EM:323:MET:SD	41:EM:353:VAL:HG21	2.53	0.49
41:EN:202:ILE:HD13	41:EN:229:VAL:HG21	1.94	0.49
41:EP:107:THR:OG1	41:EP:108:GLU:N	2.41	0.49
41:FB:236:VAL:HG13	41:FB:237:THR:HG23	1.94	0.49
40:FF:182:VAL:HG23	40:FF:186:ASN:HD21	1.78	0.49
40:FG:224:TYR:HB3	40:FG:228:ASN:HD21	1.77	0.49
40:FI:20:CYS:HA	40:FI:232:SER:HB2	1.95	0.49
40:GA:88:HIS:CE1	40:GA:90:GLU:HB2	2.47	0.49
40:GI:303:VAL:O	40:GI:305:CYS:N	2.46	0.49
41:GP:309:ARG:NH1	41:GP:339:SER:O	2.40	0.49
40:HA:100:ALA:O	41:HN:255:VAL:HG11	2.13	0.49
40:HA:316:CYS:SG	40:HA:377:LEU:HB2	2.53	0.49
40:HG:160:ASP:OD1	40:HG:161:TYR:N	2.46	0.49
40:HI:28:HIS:O	40:HI:40:LYS:NZ	2.37	0.49
40:IE:258:ASN:N	40:IE:258:ASN:HD22	2.11	0.49
40:IG:205:ASP:HB2	40:IG:303:VAL:HA	1.95	0.49
41:JB:67:ASP:OD1	41:JB:68:LEU:N	2.46	0.49
40:JF:438:SER:HB3	41:JN:391:ARG:HH11	1.77	0.49
40:JG:244:PHE:HD2	40:JG:356:ASN:HD21	1.58	0.49
41:JM:124:ALA:O	41:JM:125:GLU:C	2.51	0.49
40:KD:73:THR:HA	40:KD:76:ASP:HB3	1.93	0.49
40:KF:366:ASP:OD2	40:KF:366:ASP:N	2.38	0.49
40:KG:208:ALA:HB2	40:KG:304:LYS:HD2	1.94	0.49
41:KL:230:SER:HA	41:KL:233:MET:HE3	1.95	0.49
40:MD:73:THR:HA	40:MD:76:ASP:HB2	1.94	0.49
40:MG:58:ALA:O	40:MG:59:GLY:C	2.51	0.49
41:MO:54:ALA:O	41:MO:55:THR:C	2.51	0.49
41:NP:107:THR:O	41:NP:110:ALA:N	2.40	0.49
41:OB:3:GLU:N	41:OB:131:GLN:HE22	2.11	0.49
40:OH:26:LEU:HD22	40:OH:363:VAL:HG13	1.93	0.49
40:OH:71:GLU:O	40:OH:71:GLU:HG2	2.11	0.49
41:OM:87:PRO:HA	41:OM:90:PHE:HD1	1.78	0.49
41:ON:198:GLU:HG2	41:ON:266:PHE:HE2	1.77	0.49
41:OP:410:GLU:HA	41:OP:413:SER:HB3	1.94	0.49
40:PF:342:GLN:NE2	40:PF:343:PHE:O	2.46	0.49
40:PH:16:ILE:HA	40:PH:228:ASN:HB3	1.95	0.49
40:PH:154:MET:HB2	40:PH:166:LYS:HE2	1.94	0.49
41:PL:204:ASN:OD1	43:PL:501:GDP:O2'	2.30	0.49
41:PM:238:THR:HG21	41:PM:318:ARG:HD2	1.94	0.49

Continued on next page...

Continued from previous page...

Atom-1	Atom-2	Interatomic distance (Å)	Clash overlap (Å)
40:QA:140:SER:HA	40:QA:171:ILE:HB	1.93	0.49
41:QB:87:PRO:O	41:QB:90:PHE:HB2	2.12	0.49
40:QF:224:TYR:HD1	40:QF:227:LEU:HD12	1.78	0.49
41:QM:100:ASN:HB3	41:QM:103:LYS:HG2	1.94	0.49
41:QN:10:GLY:O	41:QN:14:ASN:HB2	2.12	0.49
41:RB:247:ASN:H	40:RG:11:GLN:HE22	1.60	0.49
40:RG:404:VAL:HG23	40:RG:417:PHE:HE2	1.77	0.49
41:SB:183:TYR:HE1	41:SB:388:MET:HB3	1.76	0.49
40:SG:139:HIS:CD2	40:SG:150:THR:HG21	2.48	0.49
40:SH:70:LEU:HD23	40:SH:114:LEU:HD12	1.95	0.49
40:SH:224:TYR:CD1	41:SO:323:MET:HG3	2.47	0.49
41:SN:216:LYS:HE2	41:SN:275:SER:HB3	1.95	0.49
41:SO:208:TYR:O	41:SO:209:ASP:C	2.51	0.49
41:SO:275:SER:HG	41:SO:276:ARG:HH11	1.58	0.49
41:TB:290:THR:HG21	41:TB:329:GLN:HB3	1.94	0.49
40:TE:7:VAL:HG23	40:TE:66:VAL:HG23	1.95	0.49
40:TE:234:ILE:O	40:TE:238:ILE:HD12	2.13	0.49
40:TG:277:SER:O	40:TG:279:GLU:N	2.46	0.49
41:TL:173:PRO:HB3	41:TL:380:ARG:HD2	1.94	0.49
41:TP:385:PHE:O	41:TP:389:PHE:HB2	2.12	0.49
40:UE:3:GLU:N	40:UE:3:GLU:OE1	2.45	0.49
40:UE:62:VAL:HG11	40:VF:283:HIS:HB3	1.94	0.49
41:UN:189:VAL:O	41:UN:193:VAL:HG23	2.13	0.49
40:VG:121:ARG:NE	40:VG:124:LYS:HD2	2.25	0.49
40:VH:20:CYS:HA	40:VH:232:SER:HB2	1.93	0.49
40:VJ:318:LEU:O	40:VJ:374:VAL:HA	2.12	0.49
41:VP:287:PRO:HG3	41:VP:329:GLN:HE22	1.77	0.49
40:WH:177:VAL:HB	41:WO:327:ASP:HB3	1.94	0.49
41:WN:2:ARG:HD2	41:WN:240:LEU:HD11	1.93	0.49
41:WN:173:PRO:HB3	41:WN:380:ARG:HD3	1.94	0.49
41:WP:421:PRO:HA	41:WP:424:THR:HG22	1.95	0.49
7:1T:21:GLY:HA2	7:1T:330:CYS:SG	2.52	0.49
7:1T:383:MET:O	7:1T:385:ASP:N	2.46	0.49
8:1W:475:GLU:OE1	8:1W:478:ARG:NH1	2.44	0.49
9:2C:428:ARG:HG2	40:SI:58:ALA:HB2	1.94	0.49
11:2K:217:PHE:O	11:2K:219:ASP:N	2.46	0.49
13:2T:34:ILE:HD11	13:2T:49:ILE:HD12	1.94	0.49
13:2U:34:ILE:HG12	13:2U:49:ILE:HG22	1.94	0.49
13:2W:104:ARG:HB2	13:2W:118:ILE:HD11	1.94	0.49
13:2X:2:PHE:O	13:2X:7:GLN:NE2	2.46	0.49
14:3A:48:HIS:ND1	40:MF:433:GLU:HG3	2.28	0.49

Continued on next page...

Continued from previous page...

Atom-1	Atom-2	Interatomic distance (Å)	Clash overlap (Å)
14:3A:81:LEU:HA	14:3A:84:ARG:HD3	1.95	0.49
15:3H:388:VAL:HG23	15:3H:389:LEU:HD12	1.94	0.49
17:3R:174:LEU:HD13	17:3R:322:ARG:HG2	1.95	0.49
21:4D:120:VAL:HG12	21:4D:135:GLU:HB2	1.94	0.49
22:4H:246:ARG:HH11	22:4H:379:LYS:HB3	1.78	0.49
24:4O:190:TYR:OH	41:CL:53:GLU:HB2	2.13	0.49
23:4Q:20:PRO:HG3	40:CH:279:GLU:HG3	1.95	0.49
23:4R:19:ILE:CD1	40:BI:79:ARG:HB3	2.43	0.49
23:4R:261:TYR:HE1	23:4R:265:THR:HG21	1.77	0.49
31:5I:421:LEU:HD13	31:5I:425:LEU:HD23	1.94	0.49
33:5O:43:VAL:HG11	41:JL:94:GLN:HG2	1.94	0.49
34:5R:448:ARG:HE	40:FG:58:ALA:HB3	1.77	0.49
38:6C:117:ILE:HD12	41:VB:331:LEU:HD11	1.95	0.49
41:AL:173:PRO:HD3	41:AL:380:ARG:NH1	2.28	0.49
41:BB:271:ALA:HB3	41:BB:272:PRO:HD3	1.94	0.49
41:BB:358:PRO:HB2	41:BB:361:LEU:HD12	1.95	0.49
40:CA:72:PRO:HD3	40:CA:96:LYS:O	2.12	0.49
40:CF:116:ASP:OD1	40:CF:117:LEU:N	2.46	0.49
40:CH:273:ALA:HB2	40:CH:374:VAL:HG13	1.94	0.49
40:CI:181:VAL:HG22	41:CP:256:ASN:ND2	2.28	0.49
41:CL:271:ALA:HB3	41:CL:272:PRO:CD	2.42	0.49
41:CO:216:LYS:HB2	41:CO:275:SER:HB2	1.94	0.49
40:DA:149:PHE:CE2	40:DA:153:LEU:HD22	2.47	0.49
40:DE:240:ALA:O	40:DE:243:ARG:N	2.40	0.49
41:DL:3:GLU:C	41:DL:4:ILE:HG12	2.31	0.49
41:DL:34:GLY:O	41:DL:35:THR:C	2.51	0.49
41:DL:101:TRP:HB3	41:DL:403:MET:HE2	1.95	0.49
41:DL:121:ARG:O	41:DL:122:LYS:C	2.51	0.49
41:DL:193:VAL:HG21	41:DL:418:LEU:HG	1.95	0.49
41:DL:392:LYS:HB3	41:DL:395:LEU:HD22	1.95	0.49
41:DM:7:LEU:N	41:DM:134:GLN:O	2.38	0.49
41:DM:181:GLU:C	41:DM:183:TYR:H	2.15	0.49
41:DM:245:GLN:O	41:DM:246:LEU:C	2.50	0.49
41:DN:262:ARG:O	41:DN:264:HIS:N	2.46	0.49
40:EE:319:TYR:HB3	40:EE:323:VAL:HG21	1.95	0.49
40:EG:213:CYS:O	40:EG:219:ILE:N	2.40	0.49
40:EI:215:ARG:O	40:EI:216:ASN:C	2.51	0.49
40:EI:219:ILE:HG23	40:EI:222:PRO:HG3	1.95	0.49
41:EM:54:ALA:HB3	41:EM:58:LYS:CB	2.41	0.49
41:EP:79:GLY:O	41:EP:80:PRO:C	2.51	0.49
40:FH:177:VAL:HG22	41:FO:331:LEU:HD22	1.94	0.49

Continued on next page...

Continued from previous page...

Atom-1	Atom-2	Interatomic distance (Å)	Clash overlap (Å)
40:FI:70:LEU:HD12	40:FI:145:THR:HG22	1.93	0.49
41:FM:60:VAL:HG21	41:FM:86:ARG:HE	1.77	0.49
41:FO:279:GLN:HA	41:FO:282:ARG:HB2	1.94	0.49
41:GM:286:VAL:HG11	41:GM:326:VAL:HG22	1.95	0.49
41:GN:267:MET:HG2	41:GN:301:ALA:HB2	1.94	0.49
40:HA:104:ALA:O	40:HA:108:TYR:HB2	2.12	0.49
40:HF:3:GLU:OE2	40:HF:130:THR:N	2.46	0.49
41:HO:286:VAL:HA	41:HO:289:LEU:HB2	1.94	0.49
41:HP:271:ALA:HB2	41:HP:298:ASN:HD22	1.77	0.49
41:IB:142:GLY:O	41:IB:144:GLY:N	2.46	0.49
40:IH:228:ASN:ND2	42:IH:501:GTP:HN1	2.09	0.49
41:IN:330:MET:HB3	41:IN:349:VAL:HG11	1.95	0.49
40:JE:206:ASN:OD1	42:JE:501:GTP:O2'	2.29	0.49
40:JF:98:ASP:O	40:JF:105:ARG:NH1	2.42	0.49
40:JF:151:SER:HB2	40:JF:193:THR:HG21	1.95	0.49
41:JN:159:TYR:HB3	41:JN:162:ARG:HG3	1.94	0.49
41:JO:8:GLN:HA	41:JO:135:LEU:HD12	1.94	0.49
40:KA:174:ALA:HB3	40:KA:178:SER:H	1.77	0.49
40:KE:88:HIS:HE1	40:KE:90:GLU:HG3	1.77	0.49
41:KL:322:SER:O	41:KL:323:MET:C	2.51	0.49
40:LF:171:ILE:HA	40:LF:204:VAL:O	2.13	0.49
40:LG:261:PRO:HG3	40:LG:313:MET:HE1	1.95	0.49
41:MB:117:LEU:HA	41:MB:120:VAL:HG12	1.94	0.49
40:MF:104:ALA:HB1	40:MF:410:GLU:CD	2.32	0.49
40:MG:147:SER:HB2	40:MG:190:THR:HB	1.95	0.49
40:MG:288:VAL:HA	40:MG:291:ILE:CD1	2.43	0.49
41:ML:167:PHE:HA	41:ML:200:TYR:HB2	1.95	0.49
41:NB:269:GLY:HA3	41:NB:367:PHE:HB3	1.95	0.49
40:ND:328:VAL:HG21	40:ND:353:VAL:HG11	1.93	0.49
40:NH:71:GLU:HB3	40:NH:98:ASP:HA	1.94	0.49
41:NM:318:ARG:HE	41:NM:358:PRO:HD3	1.78	0.49
41:NO:272:PRO:HG3	41:NO:364:SER:HA	1.95	0.49
40:OA:31:GLN:HG3	40:OA:33:ASP:HB3	1.95	0.49
40:OH:88:HIS:CE1	40:OH:121:ARG:HH12	2.31	0.49
41:OL:52:ASN:OD1	41:OL:62:ARG:NH2	2.45	0.49
40:PD:179:THR:OG1	40:PD:183:GLU:OE2	2.29	0.49
40:PF:401:ARG:HD2	40:PF:404:VAL:HG21	1.95	0.49
40:PG:256:GLN:HE21	41:PO:397:TRP:HZ2	1.61	0.49
41:PL:172:SER:OG	41:PL:175:VAL:O	2.30	0.49
41:PO:207:LEU:HB3	41:PO:225:LEU:HD22	1.95	0.49
40:QA:254:GLU:OE1	41:QB:99:ASN:HB2	2.12	0.49

Continued on next page...

Continued from previous page...

Atom-1	Atom-2	Interatomic distance (Å)	Clash overlap (Å)
41:QB:31:ASP:N	41:QB:35:THR:O	2.46	0.49
40:QE:251:ASP:H	40:QE:254:GLU:HB2	1.77	0.49
40:QE:288:VAL:HA	40:QE:291:ILE:HG22	1.95	0.49
40:QH:154:MET:HG3	40:QH:194:THR:HG22	1.95	0.49
40:QH:188:ILE:HD12	40:QH:424:MET:HG3	1.94	0.49
41:QL:8:GLN:HG2	41:QL:65:LEU:HA	1.95	0.49
41:QM:36:TYR:OH	41:QM:43:GLN:OE1	2.29	0.49
41:QO:7:LEU:HB3	41:QO:135:LEU:HD13	1.95	0.49
41:QP:110:ALA:C	41:QP:112:LEU:N	2.66	0.49
41:QP:417:ASP:O	41:QP:418:LEU:C	2.50	0.49
40:RG:260:VAL:HB	41:RO:397:TRP:HE1	1.78	0.49
40:RH:137:ILE:HB	40:RH:168:GLU:HG3	1.95	0.49
41:RO:203:ASP:N	41:RO:300:MET:O	2.36	0.49
41:RO:318:ARG:HD3	41:RO:358:PRO:HD3	1.93	0.49
41:RP:203:ASP:N	41:RP:300:MET:O	2.37	0.49
41:SB:325:GLU:HA	41:SB:328:GLU:HG3	1.94	0.49
40:SG:85:GLN:NE2	40:TG:279:GLU:OE2	2.39	0.49
40:SH:242:LEU:H	40:SH:242:LEU:HD23	1.78	0.49
41:TB:182:PRO:HA	41:TB:381:ILE:HD11	1.94	0.49
41:TB:245:GLN:HG3	40:TG:15:GLN:HE22	1.78	0.49
40:TH:191:THR:O	40:TH:195:LEU:HB2	2.13	0.49
41:TM:51:TYR:HB3	41:TM:59:TYR:HB3	1.94	0.49
40:UF:406:TRP:CG	41:UM:255:VAL:HG23	2.47	0.49
40:UG:241:SER:OG	40:UG:250:VAL:N	2.44	0.49
40:UI:71:GLU:HG3	40:UI:98:ASP:HB2	1.95	0.49
41:UP:44:LEU:HD22	41:UP:47:ILE:HG21	1.93	0.49
41:UP:139:LEU:HD23	41:UP:188:SER:HB2	1.95	0.49
41:VB:330:MET:HB3	41:VB:349:VAL:HG11	1.95	0.49
40:VJ:239:THR:O	40:VJ:243:ARG:NH1	2.46	0.49
41:VO:22:GLU:HG3	41:VO:81:PHE:HD1	1.77	0.49
41:VO:260:PHE:HE2	41:VO:425:ARG:HE	1.59	0.49
40:WH:62:VAL:HG21	40:WH:88:HIS:HB2	1.93	0.49
41:WQ:396:HIS:HA	41:WQ:399:THR:HG22	1.94	0.49
7:1T:290:GLN:HE22	7:1T:369:ARG:HH12	1.61	0.49
8:1W:346:MET:HA	8:1W:349:GLU:HG3	1.94	0.49
9:2B:308:GLN:O	9:2B:311:LYS:HG3	2.12	0.49
10:2F:47:LEU:HD11	40:MA:434:VAL:HG12	1.95	0.49
11:2K:221:ILE:N	11:2K:222:PRO:HD2	2.28	0.49
16:3J:17:TRP:CD1	16:3K:127:ASP:HA	2.48	0.49
20:4A:201:LYS:HE2	21:4F:42:ARG:HH21	1.77	0.49
21:4E:477:SER:HB2	21:4E:482:PRO:HB3	1.94	0.49

Continued on next page...

Continued from previous page...

Atom-1	Atom-2	Interatomic distance (Å)	Clash overlap (Å)
22:4K:659:LYS:HB2	22:4K:678:LEU:HD11	1.94	0.49
23:4N:116:ALA:O	23:4N:117:LEU:C	2.50	0.49
26:4V:23:ARG:HG3	26:4V:40:VAL:HG21	1.94	0.49
26:4V:282:VAL:HG21	26:4V:304:TYR:HB3	1.95	0.49
34:5R:438:ALA:O	34:5R:439:ARG:C	2.50	0.49
36:5Y:116:ARG:NH2	41:KO:417:ASP:OD1	2.39	0.49
40:AE:187:SER:HA	40:AE:190:THR:HG22	1.95	0.49
40:AF:402:ALA:HB2	41:AM:344:TRP:HZ3	1.78	0.49
40:AG:27:GLU:OE1	40:AG:243:ARG:NH1	2.37	0.49
41:AM:142:GLY:O	41:AM:144:GLY:N	2.46	0.49
40:BF:326:LYS:HD3	41:BN:208:TYR:HD1	1.78	0.49
40:BG:208:ALA:HA	40:BG:304:LYS:NZ	2.27	0.49
40:BG:307:PRO:HB3	40:BG:312:TYR:HE1	1.78	0.49
41:CN:64:VAL:HG11	41:CN:120:VAL:HG22	1.95	0.49
41:CN:87:PRO:HD3	41:DN:281:TYR:CD2	2.46	0.49
40:DA:9:VAL:HG12	40:DA:145:THR:HG22	1.94	0.49
40:DA:181:VAL:HG12	41:DN:347:ASN:O	2.13	0.49
41:DB:19:LYS:HA	41:DB:22:GLU:HB2	1.93	0.49
41:DB:105:HIS:CE1	41:DB:191:GLN:HG3	2.48	0.49
40:DE:181:VAL:HG22	41:DL:256:ASN:OD1	2.13	0.49
40:DH:56:THR:OG1	40:DH:60:LYS:HB2	2.13	0.49
41:DN:31:ASP:HB2	41:DN:33:THR:HG23	1.95	0.49
41:DN:248:ALA:HB1	41:DN:252:LYS:HG2	1.95	0.49
40:EF:90:GLU:C	40:EF:121:ARG:HH12	2.16	0.49
40:EG:241:SER:OG	40:EG:249:ASN:OD1	2.24	0.49
41:EP:1:MET:SD	41:EP:128:ASP:HB2	2.52	0.49
41:EP:42:LEU:HA	41:EP:45:GLU:HB3	1.94	0.49
41:EP:109:GLY:O	41:EP:110:ALA:C	2.51	0.49
41:EP:318:ARG:HE	41:EP:318:ARG:HB3	1.45	0.49
41:EP:413:SER:O	41:EP:417:ASP:N	2.44	0.49
41:FB:49:VAL:HG11	41:FB:241:ARG:HG2	1.94	0.49
40:FF:191:THR:O	40:FF:195:LEU:HB2	2.13	0.49
40:FI:228:ASN:ND2	42:FI:501:GTP:HN1	2.05	0.49
40:GE:287:SER:O	40:GE:288:VAL:C	2.51	0.49
40:GE:305:CYS:O	40:GE:306:ASP:C	2.51	0.49
40:GH:132:LEU:O	40:GH:133:GLN:C	2.49	0.49
40:GI:217:LEU:O	40:GI:219:ILE:HG12	2.13	0.49
40:GI:259:LEU:HG	40:GI:316:CYS:HB2	1.94	0.49
41:GN:54:ALA:O	41:GN:56:GLY:N	2.46	0.49
40:HA:254:GLU:O	40:HA:258:ASN:ND2	2.45	0.49
40:HE:79:ARG:C	40:HE:84:ARG:HB2	2.34	0.49

Continued on next page...

Continued from previous page...

Atom-1	Atom-2	Interatomic distance (Å)	Clash overlap (Å)
40:HE:346:TRP:NE1	40:HE:434:VAL:O	2.46	0.49
40:HF:6:SER:O	40:HF:65:ALA:HA	2.13	0.49
40:HF:222:PRO:HG2	41:HM:324:LYS:HE2	1.95	0.49
40:IA:318:LEU:O	40:IA:374:VAL:HA	2.12	0.49
40:II:215:ARG:HH21	40:II:299:ALA:HB1	1.77	0.49
41:JB:235:GLY:HA3	41:JB:366:THR:HG21	1.93	0.49
40:JD:238:ILE:HG13	40:JD:239:THR:HG23	1.93	0.49
40:JH:88:HIS:HB3	40:JH:91:GLN:HB2	1.94	0.49
40:KG:238:ILE:HA	40:KG:318:LEU:HD22	1.94	0.49
40:LF:104:ALA:C	40:LF:106:GLY:H	2.16	0.49
40:LF:298:PRO:HB3	40:LF:307:PRO:HD2	1.94	0.49
40:LG:255:PHE:O	40:LG:259:LEU:HB2	2.13	0.49
41:LN:194:GLU:OE2	41:LN:262:ARG:NH1	2.45	0.49
41:LN:253:LEU:O	41:LN:257:MET:CB	2.58	0.49
40:MF:105:ARG:HB3	40:MF:110:ILE:HD13	1.95	0.49
40:MF:217:LEU:HA	40:MF:277:SER:HB3	1.93	0.49
40:MF:326:LYS:HB2	41:MN:208:TYR:CE1	2.48	0.49
40:MG:266:HIS:O	40:MG:268:PRO:HD3	2.13	0.49
40:MG:430:ASP:O	40:MG:434:VAL:HG22	2.12	0.49
41:MN:380:ARG:NH2	41:MN:383:GLU:OE2	2.45	0.49
41:MO:33:THR:OG1	41:MO:34:GLY:N	2.46	0.49
41:MO:211:CYS:HA	41:MO:215:LEU:HD12	1.94	0.49
41:MO:294:PHE:CZ	41:MO:313:VAL:HG11	2.48	0.49
41:NB:87:PRO:HD3	41:OB:281:TYR:HD2	1.77	0.49
40:NH:323:VAL:HG22	40:NH:372:ARG:HG2	1.95	0.49
41:NM:107:THR:O	41:NM:110:ALA:N	2.46	0.49
41:NP:272:PRO:HG3	41:NP:364:SER:HA	1.95	0.49
40:OH:136:LEU:HD23	40:OH:169:PHE:HE2	1.78	0.49
40:OH:201:ALA:O	40:OH:203:MET:HG3	2.13	0.49
40:OH:339:ARG:O	40:OH:340:SER:C	2.51	0.49
40:OH:438:SER:HB2	41:OP:391:ARG:HH21	1.78	0.49
41:ON:256:ASN:HD22	41:ON:350:LYS:HD3	1.78	0.49
41:OO:8:GLN:NE2	41:OO:21:TRP:HE1	2.11	0.49
41:PB:134:GLN:HA	41:PB:165:ASN:O	2.13	0.49
40:PE:296:PHE:HE1	40:PE:376:MET:HG3	1.78	0.49
40:PF:272:TYR:HD2	40:PF:275:VAL:HG22	1.77	0.49
41:PO:165:ASN:HA	41:PO:198:GLU:O	2.12	0.49
41:QB:54:ALA:HB1	41:RB:282:ARG:O	2.13	0.49
40:QE:60:LYS:HZ2	40:RE:283:HIS:HA	1.77	0.49
40:QF:88:HIS:HB3	40:QF:91:GLN:HB2	1.95	0.49
40:RE:296:PHE:CE2	40:RE:335:ILE:HG12	2.48	0.49

Continued on next page...

Continued from previous page...

Atom-1	Atom-2	Interatomic distance (Å)	Clash overlap (Å)
40:RG:90:GLU:O	40:RG:121:ARG:NH1	2.45	0.49
41:RN:142:GLY:O	41:RN:144:GLY:N	2.46	0.49
40:SA:102:ASN:ND2	40:SA:105:ARG:HG3	2.28	0.49
41:SB:296:ALA:O	41:SB:306:ARG:NH2	2.46	0.49
40:SF:70:LEU:HD23	40:SF:114:LEU:HD12	1.94	0.49
40:SF:401:ARG:HD2	40:SF:404:VAL:HG11	1.95	0.49
41:SO:97:ALA:O	41:SO:98:GLY:C	2.51	0.49
40:TA:274:PRO:HG2	40:TA:370:VAL:HG21	1.95	0.49
40:TH:10:GLY:HA2	40:TH:145:THR:HG22	1.95	0.49
40:TI:269:LEU:HB2	40:TI:383:ILE:HD11	1.95	0.49
41:TL:6:HIS:HD2	41:TL:8:GLN:HE21	1.61	0.49
41:TN:271:ALA:HB2	41:TN:298:ASN:HD22	1.77	0.49
41:UB:101:TRP:HB2	41:UB:184:ASN:HD22	1.78	0.49
40:UF:56:THR:OG1	40:UF:57:GLY:N	2.45	0.49
40:UF:71:GLU:HB3	40:UF:98:ASP:CA	2.41	0.49
41:UN:139:LEU:HD21	41:UN:192:LEU:HD22	1.95	0.49
40:VA:141:PHE:HB2	40:VA:173:PRO:HD3	1.94	0.49
40:VG:431:TYR:HA	40:VG:434:VAL:HG12	1.95	0.49
41:VO:375:GLN:HG2	41:VO:422:VAL:HG13	1.95	0.49
40:WF:260:VAL:HG12	41:WN:396:HIS:CE1	2.47	0.49
41:WO:2:ARG:HB2	41:WO:240:LEU:HD11	1.95	0.49
41:WQ:142:GLY:O	41:WQ:144:GLY:N	2.46	0.49
8:1W:393:GLN:NE2	41:VB:360:GLY:O	2.46	0.49
10:2F:44:TRP:CG	41:MB:391:ARG:HD2	2.48	0.49
10:2F:162:LYS:HA	10:2F:162:LYS:HD3	1.72	0.49
12:2R:158:ASN:O	12:2R:160:ARG:NH1	2.44	0.49
13:2W:115:LYS:HB3	13:2W:116:PRO:HD2	1.94	0.49
15:3E:319:THR:HG22	15:3H:184:ILE:HG23	1.95	0.49
15:3F:146:VAL:HG21	15:3F:253:LEU:HD11	1.95	0.49
16:3J:194:LEU:O	16:3J:195:LYS:HG3	2.13	0.49
17:3O:263:ALA:HB3	17:3P:407:PRO:HG3	1.95	0.49
17:3P:192:LEU:HD11	17:3P:223:VAL:HA	1.94	0.49
18:3T:253:THR:O	18:3T:257:TRP:N	2.40	0.49
18:3U:318:LEU:HD23	18:3V:64:TYR:HE1	1.77	0.49
21:4E:96:VAL:O	40:AH:41:THR:OG1	2.23	0.49
22:4K:455:SER:OG	22:4K:464:SER:OG	2.27	0.49
22:4K:680:LYS:HA	22:4K:680:LYS:HD2	1.52	0.49
23:4M:263:HIS:HA	23:4M:266:HIS:CE1	2.47	0.49
23:4N:205:LEU:O	23:4N:208:GLN:HG2	2.12	0.49
24:4O:186:GLY:O	24:4O:187:PHE:C	2.51	0.49
23:4Q:184:MET:O	23:4Q:185:SER:C	2.51	0.49

Continued on next page...

Continued from previous page...

Atom-1	Atom-2	Interatomic distance (Å)	Clash overlap (Å)
23:4R:110:ASN:O	23:4R:111:GLN:C	2.51	0.49
27:4Y:70:VAL:HG22	27:4Y:268:THR:HG22	1.94	0.49
33:5N:236:GLU:HA	33:5N:239:LYS:HG2	1.95	0.49
33:5N:412:ILE:HG13	40:HF:282:TYR:HE2	1.78	0.49
39:6G:31:LEU:HD21	39:6G:45:ILE:HG13	1.95	0.49
40:AA:29:GLY:HA2	40:AA:42:ILE:HG23	1.95	0.49
40:AE:141:PHE:HB2	40:AE:173:PRO:HD3	1.95	0.49
40:AE:323:VAL:HG22	40:AE:372:ARG:HG2	1.95	0.49
40:AG:140:SER:OG	42:AG:501:GTP:O2A	2.30	0.49
40:AH:179:THR:HG21	41:AO:246:LEU:CD1	2.42	0.49
41:AM:106:TYR:OH	41:AM:407:GLU:OE2	2.29	0.49
41:AM:213:ARG:HH12	41:AM:297:LYS:HD3	1.78	0.49
40:BF:98:ASP:OD1	40:BF:99:ALA:N	2.46	0.49
41:BM:321:MET:CE	41:BM:363:MET:HG2	2.43	0.49
41:CB:226:ASN:ND2	43:CB:501:GDP:O6	2.45	0.49
40:CG:405:HIS:HA	40:CG:408:VAL:HG12	1.95	0.49
40:CH:55:GLU:HG2	40:CH:61:HIS:CD2	2.48	0.49
41:CL:311:LEU:HD23	41:CL:344:TRP:CZ2	2.47	0.49
41:CM:102:ALA:O	41:CM:107:THR:HG22	2.13	0.49
41:CM:377:LEU:HA	41:CM:380:ARG:HE	1.77	0.49
41:CN:137:HIS:H	41:CN:137:HIS:HD2	1.61	0.49
41:CN:293:MET:HG2	41:CN:367:PHE:HB2	1.94	0.49
41:CN:375:GLN:HG3	41:CN:376:GLU:H	1.78	0.49
40:DA:191:THR:O	40:DA:192:HIS:C	2.50	0.49
40:DA:294:ALA:O	40:DA:297:GLU:N	2.46	0.49
40:DH:218:ASP:O	40:DH:219:ILE:C	2.50	0.49
40:DI:270:ALA:HB2	40:DI:377:LEU:HA	1.94	0.49
41:DL:3:GLU:HB3	41:DL:130:LEU:HD12	1.94	0.49
41:DL:203:ASP:HB3	41:DL:301:ALA:HA	1.94	0.49
41:DL:375:GLN:O	41:DL:376:GLU:C	2.52	0.49
41:DM:268:PRO:O	41:DM:299:MET:HA	2.13	0.49
41:DN:142:GLY:O	41:DN:145:SER:N	2.41	0.49
41:EB:271:ALA:HA	41:EB:273:LEU:HD23	1.94	0.49
40:EF:269:LEU:HD22	40:EF:303:VAL:HG11	1.94	0.49
40:EH:101:ASN:N	41:EO:252:LYS:HZ3	2.11	0.49
40:EH:219:ILE:O	40:EH:222:PRO:HD3	2.12	0.49
40:EH:387:TRP:HB3	40:EH:424:MET:SD	2.53	0.49
41:EM:142:GLY:O	41:EM:143:THR:C	2.51	0.49
40:FA:153:LEU:O	40:FA:154:MET:C	2.51	0.49
40:FE:269:LEU:HD22	40:FE:303:VAL:HG21	1.95	0.49
41:FM:326:VAL:O	41:FM:330:MET:HG2	2.12	0.49

Continued on next page...

Continued from previous page...

Atom-1	Atom-2	Interatomic distance (Å)	Clash overlap (Å)
41:GB:309:ARG:NH1	41:GB:339:SER:O	2.41	0.49
40:GF:352:LYS:HD2	41:GN:179:VAL:CG1	2.43	0.49
40:GG:150:THR:O	40:GG:154:MET:HG2	2.13	0.49
40:GH:139:HIS:CD2	40:GH:170:SER:HB3	2.48	0.49
40:GH:223:THR:O	40:GH:227:LEU:HG	2.13	0.49
40:GI:5:ILE:HG13	40:GI:132:LEU:HD11	1.94	0.49
40:GI:132:LEU:O	40:GI:133:GLN:C	2.51	0.49
40:GI:273:ALA:HB3	40:GI:374:VAL:H	1.78	0.49
40:HF:397:MET:HG3	41:HM:346:PRO:HD2	1.95	0.49
41:HN:3:GLU:C	41:HN:4:ILE:HG12	2.31	0.49
41:HO:7:LEU:HD13	41:HO:64:VAL:HG23	1.95	0.49
41:HQ:139:LEU:HD12	41:HQ:170:VAL:HG12	1.93	0.49
41:IN:22:GLU:HG2	41:IN:81:PHE:HD1	1.78	0.49
40:JE:71:GLU:N	40:JE:71:GLU:OE2	2.46	0.49
40:JG:70:LEU:HD23	40:JG:114:LEU:HD12	1.95	0.49
40:KG:75:ILE:HG23	40:KG:92:LEU:HB3	1.95	0.49
41:KN:198:GLU:HG2	41:KN:266:PHE:HE2	1.77	0.49
41:LB:128:ASP:OD2	41:LB:128:ASP:N	2.45	0.49
40:LG:207:GLU:HG2	40:LG:304:LYS:HD3	1.95	0.49
40:LG:315:CYS:HB3	40:LG:376:MET:SD	2.53	0.49
40:MG:225:THR:HA	40:MG:228:ASN:ND2	2.28	0.49
41:MO:112:LEU:HB3	41:MO:147:MET:HE1	1.94	0.49
41:MP:290:THR:HG21	41:MP:329:GLN:HB3	1.94	0.49
40:NA:179:THR:HG21	41:NN:246:LEU:HD11	1.94	0.49
40:ND:207:GLU:O	40:ND:210:TYR:HB2	2.13	0.49
40:ND:297:GLU:O	40:ND:299:ALA:N	2.44	0.49
40:OD:241:SER:OG	40:OD:249:ASN:OD1	2.31	0.49
40:OH:326:LYS:HE3	41:OP:225:LEU:HD11	1.94	0.49
41:OP:316:VAL:HB	41:OP:366:THR:HG22	1.95	0.49
40:PD:73:THR:HA	40:PD:76:ASP:HB2	1.95	0.49
40:PE:194:THR:O	40:PE:198:SER:CB	2.61	0.49
40:PH:241:SER:OG	40:PH:250:VAL:N	2.41	0.49
40:PH:405:HIS:HA	40:PH:408:VAL:HG22	1.94	0.49
41:PM:182:PRO:O	41:PM:186:THR:OG1	2.25	0.49
41:PO:113:VAL:HG21	41:PO:150:LEU:HD23	1.94	0.49
40:QA:67:PHE:HB2	40:QA:92:LEU:HD23	1.95	0.49
41:QB:290:THR:HG21	41:QB:329:GLN:CB	2.43	0.49
40:QE:177:VAL:HG21	41:QL:327:ASP:HB3	1.95	0.49
40:QE:319:TYR:CD2	40:QE:323:VAL:HG21	2.47	0.49
40:QG:349:THR:OG1	40:QG:352:LYS:NZ	2.46	0.49
41:QL:19:LYS:HZ3	41:QL:227:HIS:HA	1.77	0.49

Continued on next page...

Continued from previous page...

Atom-1	Atom-2	Interatomic distance (Å)	Clash overlap (Å)
41:QM:6:HIS:HA	41:QM:134:GLN:HB3	1.95	0.49
41:QM:7:LEU:O	41:QM:135:LEU:HA	2.13	0.49
41:QN:232:THR:HG22	41:QN:270:PHE:HB2	1.94	0.49
41:QO:156:ARG:HH21	41:QO:196:THR:HA	1.77	0.49
41:QO:198:GLU:OE1	41:QO:200:TYR:OH	2.27	0.49
41:RB:64:VAL:HG21	41:RB:120:VAL:HG12	1.93	0.49
40:RE:116:ASP:N	40:RE:116:ASP:OD1	2.44	0.49
40:RE:248:LEU:HD23	40:RE:355:ILE:HD12	1.94	0.49
40:RH:274:PRO:HA	40:RH:276:ILE:HD12	1.95	0.49
40:RI:188:ILE:HG23	40:RI:424:MET:HG3	1.94	0.49
40:SG:70:LEU:HD12	40:SG:145:THR:HG22	1.95	0.49
41:SM:330:MET:HE2	41:SM:349:VAL:HG21	1.95	0.49
41:SO:250:LEU:O	41:SO:251:ARG:C	2.51	0.49
40:TG:54:SER:O	40:TG:61:HIS:HA	2.13	0.49
40:TH:101:ASN:HA	40:TH:144:GLY:H	1.77	0.49
40:TI:118:VAL:HG21	40:TI:149:PHE:HZ	1.77	0.49
40:UG:251:ASP:OD1	40:UG:252:LEU:N	2.43	0.49
40:UH:217:LEU:HD21	40:UH:367:LEU:HD23	1.95	0.49
40:UI:88:HIS:O	40:UI:89:PRO:C	2.50	0.49
41:UM:375:GLN:HG3	41:UM:379:LYS:HD2	1.94	0.49
41:UN:234:SER:OG	41:UN:241:ARG:NH2	2.46	0.49
41:UP:180:VAL:O	41:UP:181:GLU:C	2.50	0.49
41:VB:327:ASP:HB3	40:VH:177:VAL:HG13	1.94	0.49
41:VN:222:TYR:O	41:VN:226:ASN:ND2	2.44	0.49
40:WE:102:ASN:HB3	40:WE:105:ARG:HB3	1.95	0.49
40:WG:240:ALA:HA	40:WG:243:ARG:HG3	1.94	0.49
40:WH:195:LEU:HD21	40:WH:264:ARG:HE	1.78	0.49
40:WH:298:PRO:HB3	40:WH:307:PRO:HD2	1.94	0.49
40:WI:239:THR:O	40:WI:243:ARG:NH1	2.46	0.49
41:WO:318:ARG:HG2	41:WO:357:PRO:HA	1.95	0.49
41:WP:238:THR:HG21	41:WP:318:ARG:HG2	1.95	0.49
41:WQ:159:TYR:HB3	41:WQ:162:ARG:HD3	1.94	0.49
7:1S:508:VAL:HG23	7:1S:519:THR:HG22	1.95	0.48
7:1T:79:ILE:O	7:1T:96:TRP:HB2	2.13	0.48
9:2B:403:LEU:O	9:2B:407:LYS:HD2	2.12	0.48
13:2V:173:SER:O	13:2V:174:GLU:C	2.51	0.48
13:2X:28:LYS:HZ3	13:2X:56:THR:HA	1.78	0.48
17:3R:97:ASP:O	17:3R:101:ARG:N	2.35	0.48
20:4B:253:LEU:HD21	41:MP:215:LEU:HD22	1.95	0.48
21:4D:50:ASP:OD1	21:4D:50:ASP:N	2.45	0.48
21:4F:361:ILE:HD12	21:4F:364:LEU:HD13	1.95	0.48

Continued on next page...

Continued from previous page...

Atom-1	Atom-2	Interatomic distance (Å)	Clash overlap (Å)
21:4F:428:SER:HB3	21:4F:433:ASP:HB2	1.95	0.48
22:4H:266:MET:HG3	22:4H:270:SER:HB2	1.95	0.48
23:4M:240:LEU:HB2	23:4M:266:HIS:HA	1.94	0.48
26:4V:125:MET:HA	26:4V:158:ILE:O	2.12	0.48
31:5I:602:LYS:HD3	31:5I:673:ASN:N	2.27	0.48
31:5J:793:GLY:H	41:IM:276:ARG:HH11	1.61	0.48
36:5W:38:ASP:OD1	36:5W:39:ILE:N	2.42	0.48
37:6A:119:THR:HG22	37:6A:122:LYS:HE3	1.95	0.48
40:AH:236:SER:O	40:AH:240:ALA:HB2	2.13	0.48
40:BF:101:ASN:ND2	41:BM:256:ASN:OD1	2.46	0.48
40:BI:109:THR:O	40:BI:111:GLY:N	2.46	0.48
41:BM:427:ALA:O	41:BM:428:CYS:C	2.51	0.48
41:BP:143:THR:O	41:BP:144:GLY:C	2.51	0.48
41:CB:170:VAL:HG21	41:CB:377:LEU:HD11	1.94	0.48
41:CB:202:ILE:HG23	41:CB:300:MET:HB3	1.94	0.48
40:CF:188:ILE:HG21	40:CF:394:PHE:CD2	2.48	0.48
40:CF:387:TRP:CD1	40:CF:431:TYR:HE2	2.31	0.48
40:CH:182:VAL:O	40:CH:183:GLU:C	2.50	0.48
40:CH:390:LEU:HD12	40:CH:393:LYS:HD3	1.95	0.48
41:CM:107:THR:O	41:CM:110:ALA:N	2.41	0.48
41:CN:393:ALA:O	41:CN:394:PHE:C	2.51	0.48
41:CP:19:LYS:HG3	41:CP:226:ASN:HB3	1.95	0.48
40:DA:103:TYR:N	40:DA:186:ASN:OD1	2.46	0.48
40:DA:259:LEU:HD21	40:DA:377:LEU:O	2.13	0.48
41:DB:101:TRP:N	41:DB:184:ASN:OD1	2.46	0.48
40:DI:112:LYS:C	40:DI:114:LEU:H	2.16	0.48
40:DI:162:GLY:O	40:DI:163:LYS:C	2.51	0.48
41:DL:48:ASN:O	41:DL:49:VAL:C	2.51	0.48
41:DL:182:PRO:HB3	41:DL:385:PHE:HA	1.95	0.48
41:DP:192:LEU:O	41:DP:193:VAL:C	2.51	0.48
41:EB:207:LEU:HB3	41:EB:225:LEU:HD22	1.95	0.48
40:EG:231:ILE:HA	40:EG:234:ILE:HD12	1.94	0.48
40:EI:217:LEU:O	40:EI:219:ILE:HG22	2.13	0.48
41:EN:107:THR:O	41:EN:110:ALA:N	2.46	0.48
41:EO:114:ASP:OD1	41:EO:115:SER:N	2.45	0.48
40:FA:335:ILE:HG23	40:FA:341:ILE:HD13	1.93	0.48
40:FE:26:LEU:HD21	40:FE:363:VAL:HG23	1.94	0.48
41:FN:139:LEU:HG	41:FN:168:SER:HB3	1.94	0.48
41:FN:239:CYS:HB3	41:FN:248:ALA:H	1.78	0.48
40:GA:204:VAL:HG11	40:GA:231:ILE:HD11	1.94	0.48
40:GE:262:TYR:CE1	41:GM:393:ALA:HA	2.48	0.48

Continued on next page...

Continued from previous page...

Atom-1	Atom-2	Interatomic distance (Å)	Clash overlap (Å)
40:GG:297:GLU:OE1	40:GG:300:ASN:ND2	2.45	0.48
40:GI:224:TYR:CE2	42:GP:501:GTP:H2'	2.47	0.48
41:GM:226:ASN:ND2	43:GM:501:GDP:O6	2.41	0.48
41:HB:156:ARG:NH2	41:HB:197:ASP:OD2	2.47	0.48
40:HE:12:ALA:HB3	40:HE:140:SER:HB2	1.94	0.48
40:HE:90:GLU:HG3	40:HE:121:ARG:HD2	1.95	0.48
40:HE:242:LEU:O	40:HE:243:ARG:C	2.51	0.48
40:HF:252:LEU:HA	40:HF:255:PHE:HD2	1.78	0.48
41:HM:20:PHE:HA	41:HM:230:SER:HB2	1.94	0.48
41:HN:23:VAL:O	41:HN:27:GLU:HB3	2.13	0.48
40:IE:20:CYS:HA	40:IE:232:SER:HB2	1.95	0.48
40:IE:108:TYR:O	40:IE:112:LYS:NZ	2.44	0.48
40:IE:235:VAL:HA	40:IE:238:ILE:HG22	1.93	0.48
40:IF:109:THR:HG21	40:IF:410:GLU:HG3	1.95	0.48
41:IM:173:PRO:HA	41:IM:380:ARG:CZ	2.43	0.48
41:IQ:398:TYR:HB3	41:IQ:403:MET:HG3	1.95	0.48
41:JB:189:VAL:HA	41:JB:192:LEU:HB2	1.95	0.48
40:JD:335:ILE:HG23	40:JD:341:ILE:HG21	1.95	0.48
40:JE:326:LYS:CE	41:JM:208:TYR:HB2	2.43	0.48
40:JG:121:ARG:HH12	40:JG:124:LYS:HG3	1.78	0.48
41:JN:73:MET:O	41:JN:77:ARG:HG3	2.13	0.48
41:KB:132:GLY:HA2	41:KB:162:ARG:HB3	1.95	0.48
40:KE:116:ASP:OD1	40:KE:117:LEU:N	2.47	0.48
40:KF:238:ILE:HG13	40:KF:239:THR:HG23	1.95	0.48
40:KG:200:CYS:HA	40:KG:266:HIS:HB2	1.94	0.48
40:LG:167:LEU:HB3	40:LG:202:PHE:CE1	2.48	0.48
40:LH:16:ILE:HA	40:LH:228:ASN:HB3	1.95	0.48
41:LM:207:LEU:HB3	41:LM:225:LEU:HG	1.95	0.48
40:MG:433:GLU:C	40:MG:435:GLY:H	2.15	0.48
40:MH:366:ASP:O	40:MH:367:LEU:C	2.50	0.48
41:ML:27:GLU:OE1	41:ML:318:ARG:NH2	2.33	0.48
41:MN:142:GLY:O	41:MN:144:GLY:N	2.46	0.48
41:MN:317:PHE:CD2	41:MN:365:ALA:HB2	2.48	0.48
41:NB:167:PHE:CE2	41:NB:233:MET:HG2	2.48	0.48
40:ND:148:GLY:O	40:ND:151:SER:N	2.46	0.48
40:NF:2:ARG:HB3	40:NF:133:GLN:HE21	1.78	0.48
41:OB:20:PHE:HA	41:OB:230:SER:HB3	1.95	0.48
40:OD:81:GLY:O	40:OD:82:THR:C	2.50	0.48
40:OH:281:ALA:HA	40:OH:284:GLU:HG2	1.95	0.48
40:OH:328:VAL:HG11	40:OH:353:VAL:HG11	1.94	0.48
41:OL:385:PHE:O	41:OL:389:PHE:CB	2.60	0.48

Continued on next page...

Continued from previous page...

Atom-1	Atom-2	Interatomic distance (Å)	Clash overlap (Å)
41:OO:178:THR:HB	41:OO:181:GLU:HG2	1.94	0.48
41:PL:113:VAL:HG11	41:PL:150:LEU:HD22	1.94	0.48
40:QA:238:ILE:HD11	40:QA:377:LEU:HD21	1.95	0.48
40:QA:260:VAL:HB	41:QB:397:TRP:CZ2	2.46	0.48
41:QB:31:ASP:C	41:QB:33:THR:H	2.17	0.48
41:QB:209:ASP:HA	41:QB:213:ARG:NH1	2.27	0.48
40:RI:16:ILE:HD11	40:RI:138:PHE:HB3	1.94	0.48
40:RI:207:GLU:HA	40:RI:210:TYR:CD2	2.48	0.48
41:RN:170:VAL:HG11	41:RN:377:LEU:HD21	1.94	0.48
40:SE:21:TRP:HZ2	40:SE:65:ALA:HB2	1.78	0.48
40:SI:224:TYR:HA	40:SI:227:LEU:HB2	1.94	0.48
41:SL:142:GLY:O	41:SL:144:GLY:N	2.46	0.48
41:SO:146:GLY:O	41:SO:147:MET:C	2.52	0.48
41:SO:401:GLU:HG3	41:SO:402:GLY:N	2.28	0.48
41:SO:425:ARG:O	41:SO:426:GLY:C	2.51	0.48
41:TN:274:THR:OG1	41:TN:279:GLN:OE1	2.31	0.48
40:UF:28:HIS:HB2	40:UF:30:ILE:HG12	1.94	0.48
40:UF:138:PHE:CD1	40:UF:169:PHE:HB2	2.48	0.48
40:UH:172:TYR:HB3	40:UH:205:ASP:HB3	1.94	0.48
40:UH:270:ALA:HA	40:UH:377:LEU:HD23	1.95	0.48
41:UN:282:ARG:NH2	41:UN:292:GLN:OE1	2.46	0.48
40:VJ:71:GLU:HB3	40:VJ:98:ASP:HA	1.93	0.48
41:VP:22:GLU:HG2	41:VP:81:PHE:HB2	1.95	0.48
40:WA:96:LYS:NZ	41:WN:1:MET:H3	2.10	0.48
40:WI:406:TRP:CG	41:WP:255:VAL:HG23	2.48	0.48
41:WM:1:MET:HE1	41:WM:46:ARG:HA	1.95	0.48
41:WN:263:LEU:HD21	41:WN:421:PRO:HB2	1.94	0.48
5:1N:167:ARG:HD2	41:HQ:338:SER:HB2	1.94	0.48
8:1Z:379:ASP:N	8:1Z:379:ASP:OD1	2.46	0.48
21:4E:411:LYS:HA	21:4E:411:LYS:HD3	1.53	0.48
21:4E:477:SER:O	21:4E:479:MET:N	2.45	0.48
22:4J:533:MET:HG3	22:4J:597:GLN:HE22	1.78	0.48
23:4M:186:GLY:O	23:4M:187:PHE:C	2.52	0.48
31:5I:684:GLU:O	31:5I:687:ILE:HG13	2.12	0.48
31:5J:802:THR:HG23	31:5J:804:PHE:H	1.78	0.48
34:5R:358:LYS:HE2	34:5R:358:LYS:HB2	1.58	0.48
35:5T:94:LEU:HD21	41:JL:40:SER:HB2	1.96	0.48
36:5W:67:GLY:HA2	40:OF:222:PRO:HA	1.95	0.48
36:5W:226:LYS:HD2	36:5W:227:PRO:HD2	1.94	0.48
36:5X:119:ILE:O	36:5X:123:ARG:NE	2.45	0.48
39:6I:18:ARG:HA	39:6I:21:GLN:HG2	1.94	0.48

Continued on next page...

Continued from previous page...

Atom-1	Atom-2	Interatomic distance (Å)	Clash overlap (Å)
40:AG:3:GLU:HA	40:AG:51:THR:HA	1.94	0.48
40:AG:319:TYR:HB3	40:AG:323:VAL:HG21	1.94	0.48
41:AM:132:GLY:HA3	41:AM:163:ILE:O	2.13	0.48
41:AM:180:VAL:O	41:AM:184:ASN:ND2	2.46	0.48
40:BE:74:VAL:HG13	40:BE:75:ILE:H	1.79	0.48
40:BF:236:SER:O	40:BF:240:ALA:HB2	2.13	0.48
40:BG:67:PHE:HB3	40:BG:75:ILE:HD12	1.94	0.48
40:BH:204:VAL:HG12	40:BH:209:ILE:HD11	1.95	0.48
40:BH:325:PRO:O	40:BH:326:LYS:C	2.51	0.48
41:BM:245:GLN:O	41:BM:247:ASN:N	2.46	0.48
40:CG:153:LEU:O	40:CG:157:LEU:HB2	2.13	0.48
40:CG:333:ALA:HB2	41:CO:174:LYS:HE3	1.95	0.48
41:CM:44:LEU:HA	41:CM:47:ILE:HD13	1.94	0.48
41:CO:253:LEU:O	41:CO:257:MET:HB2	2.13	0.48
41:CP:311:LEU:HA	41:CP:342:VAL:HG22	1.94	0.48
41:DB:88:ASP:O	41:DB:90:PHE:N	2.46	0.48
41:DB:139:LEU:O	41:DB:141:GLY:N	2.46	0.48
40:DE:314:ALA:HB2	41:DM:394:PHE:HZ	1.77	0.48
40:DF:187:SER:HB2	40:DF:390:LEU:HD11	1.95	0.48
40:DF:326:LYS:NZ	41:DN:212:PHE:H	2.11	0.48
40:DH:113:GLU:H	40:DH:113:GLU:HG3	1.42	0.48
40:DH:273:ALA:HB2	40:DH:374:VAL:HG22	1.95	0.48
40:DI:69:ASP:HB2	40:DI:75:ILE:HG13	1.95	0.48
40:DI:185:TYR:O	40:DI:186:ASN:C	2.52	0.48
41:DL:71:GLY:O	41:DL:72:THR:C	2.52	0.48
41:DM:141:GLY:HA3	43:DM:501:GDP:O1A	2.12	0.48
41:DN:260:PHE:C	41:DN:262:ARG:H	2.17	0.48
41:DN:392:LYS:HB2	41:DN:392:LYS:HE2	1.51	0.48
41:DP:1:MET:SD	41:DP:48:ASN:ND2	2.85	0.48
40:EA:318:LEU:HB2	40:EA:375:CYS:O	2.14	0.48
40:EF:390:LEU:HD23	40:EF:393:LYS:HE2	1.95	0.48
40:EH:27:GLU:C	40:EH:29:GLY:H	2.16	0.48
40:EH:71:GLU:HB3	40:EH:98:ASP:CG	2.33	0.48
40:EH:363:VAL:O	40:EH:365:GLY:N	2.46	0.48
40:EI:70:LEU:HD12	40:EI:145:THR:HG23	1.94	0.48
41:EN:103:LYS:O	41:EN:107:THR:OG1	2.30	0.48
41:EP:417:ASP:O	41:EP:420:ASN:N	2.30	0.48
40:FA:30:ILE:HG13	40:FA:53:PHE:CZ	2.48	0.48
40:FA:228:ASN:CG	42:FN:501:GTP:HN21	2.17	0.48
40:FA:326:LYS:HD3	40:FA:326:LYS:HA	1.64	0.48
41:FB:148:GLY:O	41:FB:152:ILE:HG12	2.14	0.48

Continued on next page...

Continued from previous page...

Atom-1	Atom-2	Interatomic distance (Å)	Clash overlap (Å)
40:FE:76:ASP:HA	40:FE:79:ARG:HG2	1.95	0.48
41:FO:7:LEU:O	41:FO:135:LEU:HA	2.13	0.48
41:FO:113:VAL:HG22	41:FO:117:LEU:HD23	1.94	0.48
40:GG:265:ILE:HG22	40:GG:379:ASN:HD21	1.78	0.48
40:GH:363:VAL:O	40:GH:365:GLY:N	2.46	0.48
40:GI:104:ALA:HA	40:GI:108:TYR:CD2	2.45	0.48
41:GM:19:LYS:HG3	41:GM:226:ASN:HB2	1.95	0.48
41:HB:396:HIS:HA	41:HB:399:THR:HG22	1.95	0.48
40:HF:260:VAL:HB	41:HN:397:TRP:HH2	1.77	0.48
40:HF:262:TYR:HE2	41:HN:393:ALA:HA	1.78	0.48
41:HN:376:GLU:O	41:HN:377:LEU:C	2.51	0.48
40:IE:170:SER:OG	40:IE:203:MET:SD	2.70	0.48
40:IF:6:SER:O	40:IF:65:ALA:HA	2.13	0.48
40:IF:20:CYS:HA	40:IF:232:SER:HB2	1.94	0.48
40:II:38:SER:OG	40:II:39:ASP:N	2.45	0.48
41:IO:104:GLY:HA3	41:IO:146:GLY:HA3	1.94	0.48
40:JA:323:VAL:HG22	40:JA:372:ARG:HG2	1.95	0.48
41:JB:276:ARG:HA	41:JB:279:GLN:HB2	1.94	0.48
40:JG:88:HIS:HB3	40:JG:91:GLN:HB2	1.94	0.48
40:JH:223:THR:OG1	40:JH:224:TYR:N	2.47	0.48
41:JL:39:ASP:OD1	41:JL:39:ASP:N	2.45	0.48
41:JL:91:VAL:HG11	41:JL:116:VAL:HG22	1.95	0.48
40:KA:288:VAL:HA	40:KA:291:ILE:HG12	1.94	0.48
41:KB:25:SER:OG	41:KB:30:ILE:O	2.29	0.48
41:KB:172:SER:OG	41:KB:203:ASP:OD1	2.24	0.48
41:KL:142:GLY:O	41:KL:144:GLY:N	2.46	0.48
41:KL:271:ALA:O	41:KL:273:LEU:N	2.43	0.48
40:LG:208:ALA:HB2	40:LG:304:LYS:HG2	1.95	0.48
41:LL:139:LEU:HD23	41:LL:170:VAL:HG13	1.95	0.48
41:LP:107:THR:O	41:LP:110:ALA:N	2.39	0.48
41:MB:245:GLN:HA	40:MG:11:GLN:HE22	1.77	0.48
41:MB:257:MET:SD	41:MB:314:ALA:HB2	2.53	0.48
41:MB:341:PHE:HB3	41:MB:348:ASN:HD21	1.78	0.48
40:ME:262:TYR:OH	41:MM:391:ARG:O	2.28	0.48
40:MF:406:TRP:HE1	41:MM:258:VAL:HG23	1.78	0.48
41:MN:243:PRO:HD2	41:MN:356:ILE:HD13	1.94	0.48
41:MO:39:ASP:O	41:MO:40:SER:C	2.50	0.48
41:MO:178:THR:O	41:MO:181:GLU:HB3	2.13	0.48
40:NA:222:PRO:HB2	40:NA:227:LEU:HG	1.95	0.48
41:NB:202:ILE:HG12	41:NB:268:PRO:HG3	1.95	0.48
41:NB:258:VAL:HG13	40:NG:406:TRP:HE1	1.78	0.48

Continued on next page...

Continued from previous page...

Atom-1	Atom-2	Interatomic distance (Å)	Clash overlap (Å)
40:ND:88:HIS:CD2	40:ND:89:PRO:HD2	2.48	0.48
40:NE:70:LEU:HD12	40:NE:99:ALA:HB2	1.95	0.48
40:NF:70:LEU:HD12	40:NF:145:THR:HG22	1.95	0.48
41:NL:154:LYS:O	41:NL:158:GLU:HG2	2.13	0.48
41:NM:229:VAL:HG12	41:NM:233:MET:HE2	1.94	0.48
40:OA:138:PHE:HZ	40:OA:235:VAL:HG21	1.77	0.48
40:OE:109:THR:OG1	40:OE:410:GLU:O	2.30	0.48
40:OE:191:THR:O	40:OE:195:LEU:HB2	2.13	0.48
40:OG:5:ILE:HG12	40:OG:132:LEU:HD11	1.94	0.48
40:OG:104:ALA:O	40:OG:108:TYR:HB2	2.13	0.48
40:OG:307:PRO:HB3	40:OG:312:TYR:HE1	1.77	0.48
41:OL:169:VAL:HG11	43:OL:502:GDP:H1'	1.95	0.48
40:PD:255:PHE:HE1	40:PD:318:LEU:HD11	1.77	0.48
40:PE:31:GLN:HB2	40:PE:37:PRO:HD3	1.95	0.48
40:PE:194:THR:O	40:PE:198:SER:HB3	2.14	0.48
40:QA:30:ILE:HG13	40:QA:53:PHE:CD2	2.48	0.48
41:QB:145:SER:O	41:QB:148:GLY:N	2.47	0.48
40:QE:31:GLN:HG3	40:QE:34:GLY:H	1.78	0.48
40:QF:112:LYS:HA	40:QF:115:ILE:HG22	1.94	0.48
41:QM:117:LEU:HA	41:QM:120:VAL:HG12	1.95	0.48
41:RB:383:GLU:HA	41:RB:386:THR:HG22	1.95	0.48
40:RG:311:LYS:N	40:RG:381:THR:OG1	2.42	0.48
40:RH:88:HIS:NE2	40:SH:284:GLU:OE2	2.45	0.48
40:RH:184:PRO:O	40:RH:188:ILE:HG12	2.13	0.48
41:RL:6:HIS:O	41:RL:63:ALA:HA	2.13	0.48
41:RN:221:THR:HG23	41:RN:224:ASP:H	1.78	0.48
41:RO:118:ASP:O	41:RO:122:LYS:HG2	2.13	0.48
41:RP:132:GLY:HA2	41:RP:162:ARG:HB3	1.94	0.48
40:SF:288:VAL:HG21	40:SF:328:VAL:HG23	1.94	0.48
40:SG:109:THR:O	40:SG:112:LYS:NZ	2.46	0.48
40:SI:11:GLN:HE22	41:SP:246:LEU:N	2.07	0.48
41:SL:61:PRO:HG2	41:SL:85:PHE:HA	1.94	0.48
41:SO:234:SER:OG	41:SO:235:GLY:N	2.46	0.48
41:SP:86:ARG:HD3	41:SP:88:ASP:H	1.78	0.48
40:TA:210:TYR:OH	41:TN:327:ASP:OD2	2.30	0.48
40:TG:3:GLU:OE1	40:TG:3:GLU:N	2.42	0.48
40:TG:55:GLU:HG2	40:TG:61:HIS:CE1	2.48	0.48
41:TN:53:GLU:HG3	41:TN:59:TYR:HE1	1.79	0.48
41:TN:318:ARG:HB2	41:TN:358:PRO:HD3	1.95	0.48
41:TO:269:GLY:O	41:TO:367:PHE:N	2.44	0.48
40:UF:111:GLY:C	40:UF:113:GLU:H	2.17	0.48

Continued on next page...

Continued from previous page...

Atom-1	Atom-2	Interatomic distance (Å)	Clash overlap (Å)
40:UF:288:VAL:HG11	40:UF:327:ASP:HB3	1.93	0.48
40:UI:88:HIS:O	40:UI:91:GLN:N	2.45	0.48
40:VF:112:LYS:HA	40:VF:115:ILE:HG22	1.95	0.48
40:VH:12:ALA:HB1	40:VH:171:ILE:HD12	1.95	0.48
41:VN:178:THR:N	41:VN:181:GLU:OE2	2.36	0.48
41:VN:314:ALA:HB3	41:VN:368:ILE:HB	1.94	0.48
41:WN:21:TRP:CZ2	41:WN:63:ALA:HB2	2.48	0.48
41:WO:171:PRO:O	41:WO:380:ARG:NH2	2.45	0.48
7:1S:587:SER:OG	7:1S:608:ASP:OD1	2.29	0.48
7:1T:16:LEU:HD21	7:1T:612:LEU:HD23	1.94	0.48
7:1T:394:ASP:O	7:1T:395:ASP:C	2.51	0.48
8:1W:522:GLU:O	8:1W:525:ALA:C	2.52	0.48
13:2X:173:SER:O	13:2X:175:ASP:N	2.47	0.48
13:2X:177:LEU:HG	13:2X:178:PRO:HD2	1.95	0.48
16:3J:315:HIS:HB3	16:3L:202:LYS:HB2	1.95	0.48
16:3K:326:ASN:OD1	16:3K:327:VAL:N	2.46	0.48
18:3W:308:CYS:SG	18:3W:427:ARG:NH1	2.86	0.48
18:3W:347:GLU:OE1	18:3W:351:LYS:NZ	2.37	0.48
21:4E:154:LEU:HD13	21:4E:176:ILE:HG12	1.95	0.48
21:4F:458:ASN:H	41:FM:218:THR:HG1	1.62	0.48
22:4I:37:SER:HB3	22:4I:40:LYS:HD2	1.94	0.48
22:4J:257:ASP:OD2	22:4J:281:ARG:NH1	2.46	0.48
22:4K:700:ARG:HE	22:4K:701:ALA:H	1.61	0.48
23:4N:58:ARG:H	41:BM:41:ASP:CG	2.17	0.48
23:4P:260:THR:O	23:4P:264:LEU:HB2	2.13	0.48
23:4R:216:MET:O	23:4R:217:LYS:C	2.51	0.48
31:5I:602:LYS:HZ1	41:IQ:33:THR:HG21	1.78	0.48
40:AA:89:PRO:HD2	40:BA:280:LYS:HG2	1.95	0.48
41:BB:226:ASN:CG	43:BB:501:GDP:HN1	2.16	0.48
40:BE:189:LEU:HD11	40:BE:417:PHE:CE1	2.48	0.48
41:BL:100:ASN:HB3	41:BL:103:LYS:HB2	1.96	0.48
41:BM:235:GLY:O	41:BM:238:THR:HG22	2.13	0.48
41:BM:325:GLU:O	41:BM:329:GLN:HB2	2.14	0.48
41:BN:149:THR:HG21	41:BN:188:SER:HA	1.96	0.48
41:BP:291:GLN:C	41:BP:293:MET:H	2.16	0.48
40:CA:108:TYR:HD1	40:CA:412:MET:HE2	1.78	0.48
41:CB:58:LYS:HG3	41:DB:280:GLN:HG3	1.96	0.48
40:CE:88:HIS:HD2	40:DE:283:HIS:O	1.96	0.48
40:CG:20:CYS:HA	40:CG:232:SER:HB2	1.95	0.48
40:CH:255:PHE:O	40:CH:259:LEU:HB2	2.13	0.48
41:CL:171:PRO:HB3	41:CL:181:GLU:HG2	1.94	0.48

Continued on next page...

Continued from previous page...

Atom-1	Atom-2	Interatomic distance (Å)	Clash overlap (Å)
41:CP:10:GLY:HA2	41:CP:143:THR:HB	1.94	0.48
41:CP:185:ALA:O	41:CP:186:THR:C	2.51	0.48
40:DA:1:GLN:O	40:DA:3:GLU:N	2.46	0.48
40:DA:99:ALA:HB3	40:DA:144:GLY:HA3	1.95	0.48
41:DB:350:LYS:HA	41:DB:350:LYS:HD2	1.60	0.48
40:DE:11:GLN:HB2	42:DE:501:GTP:O1B	2.13	0.48
40:DE:258:ASN:O	40:DE:314:ALA:HB1	2.13	0.48
40:DG:346:TRP:HB3	41:DO:391:ARG:HH11	1.77	0.48
40:DH:230:LEU:HD21	40:DH:275:VAL:HG12	1.95	0.48
40:DH:271:THR:OG1	40:DH:301:GLN:HA	2.13	0.48
40:DH:350:GLY:HA2	41:DP:179:VAL:HB	1.95	0.48
40:DI:70:LEU:HD23	40:DI:70:LEU:HA	1.73	0.48
40:DI:403:PHE:CZ	41:DP:345:ILE:HD13	2.49	0.48
41:DL:222:TYR:O	41:DL:225:LEU:HB2	2.13	0.48
41:DM:156:ARG:HH21	41:DM:164:MET:HB3	1.78	0.48
41:DM:286:VAL:HB	41:DM:287:PRO:HD3	1.95	0.48
41:DN:167:PHE:HD2	41:DN:202:ILE:HD11	1.78	0.48
41:DN:172:SER:HB2	41:DN:205:GLU:HB2	1.95	0.48
41:DN:271:ALA:HB3	41:DN:272:PRO:CD	2.43	0.48
40:EF:6:SER:O	40:EF:65:ALA:HA	2.13	0.48
40:EF:188:ILE:HD12	40:EF:424:MET:HG3	1.95	0.48
40:EI:182:VAL:O	40:EI:183:GLU:C	2.52	0.48
40:EI:394:PHE:CD2	40:EI:421:ARG:HD2	2.48	0.48
41:EM:200:TYR:CZ	41:EM:368:ILE:HG21	2.48	0.48
41:EM:400:GLY:O	41:EM:401:GLU:C	2.51	0.48
40:FA:99:ALA:HB3	40:FA:145:THR:HG23	1.96	0.48
40:FI:278:ALA:H	40:FI:368:ALA:HB2	1.78	0.48
40:FI:406:TRP:CG	41:FP:255:VAL:HG23	2.48	0.48
40:GE:104:ALA:HB2	40:GE:412:MET:HB3	1.94	0.48
40:GE:352:LYS:HB2	41:GM:179:VAL:HG23	1.94	0.48
40:GG:273:ALA:CB	40:GG:274:PRO:HD2	2.43	0.48
40:GH:115:ILE:O	40:GH:118:VAL:HG12	2.13	0.48
41:GM:213:ARG:HG2	41:GM:297:LYS:HE3	1.94	0.48
41:GO:11:GLN:HA	41:GO:72:THR:HG21	1.96	0.48
40:HF:51:THR:HG21	40:HF:243:ARG:HG2	1.95	0.48
40:HI:328:VAL:O	40:HI:332:ILE:HG12	2.13	0.48
41:HN:170:VAL:HG11	41:HN:377:LEU:HD21	1.95	0.48
41:HN:416:ASN:C	41:HN:418:LEU:H	2.17	0.48
41:HO:135:LEU:HD22	41:HO:152:ILE:HD11	1.95	0.48
41:HP:282:ARG:NH1	41:HP:292:GLN:OE1	2.41	0.48
40:IE:90:GLU:OE1	40:IE:121:ARG:NH1	2.47	0.48

Continued on next page...

Continued from previous page...

Atom-1	Atom-2	Interatomic distance (Å)	Clash overlap (Å)
41:IM:21:TRP:CH2	41:IM:61:PRO:HB3	2.48	0.48
40:JA:64:ARG:NH1	40:JA:129:CYS:SG	2.86	0.48
40:JE:352:LYS:HD2	41:JM:179:VAL:N	2.28	0.48
40:JH:90:GLU:HG3	40:KH:280:LYS:HD2	1.95	0.48
41:JN:286:VAL:HG11	41:JN:326:VAL:HA	1.94	0.48
41:KB:414:ASN:HA	41:KB:417:ASP:HB2	1.95	0.48
40:KD:438:SER:HB2	41:KL:391:ARG:HH11	1.79	0.48
40:KE:231:ILE:O	40:KE:235:VAL:HG23	2.13	0.48
40:KF:166:LYS:HE3	40:KF:166:LYS:HB2	1.70	0.48
41:KP:142:GLY:O	41:KP:144:GLY:N	2.45	0.48
40:LF:77:GLU:HA	40:LF:80:THR:HG22	1.95	0.48
40:LF:166:LYS:HE3	40:LF:166:LYS:HB2	1.40	0.48
41:LM:173:PRO:HD3	41:LM:380:ARG:NH1	2.29	0.48
41:LM:174:LYS:HG3	41:LM:175:VAL:HG13	1.96	0.48
40:MA:224:TYR:O	42:MN:501:GTP:N2	2.45	0.48
41:MB:100:ASN:HB3	41:MB:103:LYS:HB3	1.94	0.48
40:MD:70:LEU:HD22	40:MD:110:ILE:HG22	1.95	0.48
40:MF:162:GLY:O	40:MF:164:LYS:N	2.46	0.48
40:MF:200:CYS:SG	40:MF:268:PRO:HG2	2.54	0.48
40:MF:228:ASN:CB	42:MM:501:GTP:N2	2.75	0.48
40:MG:416:GLU:O	40:MG:417:PHE:C	2.51	0.48
40:MH:261:PRO:HD2	40:MH:265:ILE:O	2.13	0.48
41:ML:137:HIS:NE2	41:ML:168:SER:OG	2.38	0.48
41:ML:180:VAL:HG23	41:ML:184:ASN:HD21	1.77	0.48
41:NB:191:GLN:O	41:NB:195:ASN:ND2	2.42	0.48
40:ND:31:GLN:O	40:ND:32:PRO:C	2.51	0.48
40:ND:246:GLY:O	40:ND:247:ALA:C	2.51	0.48
40:NE:247:ALA:HB3	40:NE:355:ILE:HB	1.95	0.48
40:NG:271:THR:HG22	40:NG:376:MET:HB3	1.94	0.48
41:NL:86:ARG:HA	41:OL:281:TYR:HD2	1.78	0.48
41:NN:330:MET:HB3	41:NN:349:VAL:HG21	1.95	0.48
41:NO:322:SER:OG	41:NO:325:GLU:OE2	2.31	0.48
41:NP:198:GLU:HG2	41:NP:266:PHE:HE2	1.78	0.48
41:OL:256:ASN:ND2	41:OL:350:LYS:HD3	2.28	0.48
41:ON:137:HIS:CE1	41:ON:139:LEU:HD23	2.48	0.48
41:OO:207:LEU:HD21	41:OO:300:MET:HB3	1.95	0.48
41:OP:113:VAL:HA	41:OP:116:VAL:HG22	1.95	0.48
41:PB:289:LEU:HD11	41:PB:363:MET:HG3	1.94	0.48
41:PB:348:ASN:HA	41:PB:350:LYS:HZ1	1.79	0.48
40:PF:202:PHE:CD1	40:PF:268:PRO:HG2	2.48	0.48
40:PF:265:ILE:HD11	40:PF:430:ASP:HB3	1.95	0.48

Continued on next page...

Continued from previous page...

Atom-1	Atom-2	Interatomic distance (Å)	Clash overlap (Å)
40:PG:24:TYR:HA	40:PG:27:GLU:HG2	1.95	0.48
41:PP:132:GLY:CA	41:PP:163:ILE:O	2.61	0.48
41:PP:249:ASP:OD1	41:PP:250:LEU:N	2.43	0.48
41:QB:20:PHE:HA	41:QB:230:SER:OG	2.14	0.48
41:QB:188:SER:O	41:QB:189:VAL:C	2.51	0.48
40:QG:345:ASP:OD1	40:QG:345:ASP:N	2.47	0.48
41:QM:107:THR:O	41:QM:110:ALA:N	2.30	0.48
41:QM:309:ARG:NH1	41:QM:339:SER:O	2.46	0.48
41:QO:170:VAL:HG11	41:QO:377:LEU:HD21	1.95	0.48
40:RI:123:ARG:HH12	40:RI:124:LYS:HZ2	1.61	0.48
41:RP:46:ARG:HH12	41:RP:243:PRO:HD3	1.78	0.48
40:SF:16:ILE:HD11	40:SF:171:ILE:HD11	1.95	0.48
40:SG:352:LYS:HZ2	41:SO:179:VAL:HA	1.77	0.48
41:SO:394:PHE:HD1	41:SO:397:TRP:CH2	2.32	0.48
41:SO:398:TYR:HB3	41:SO:403:MET:HE3	1.94	0.48
41:SP:184:ASN:OD1	41:SP:398:TYR:OH	2.30	0.48
40:TA:238:ILE:HA	40:TA:318:LEU:HD22	1.95	0.48
40:TE:371:GLN:OE1	40:TE:371:GLN:N	2.38	0.48
40:TF:317:LEU:HD13	40:TF:376:MET:HB3	1.94	0.48
40:TF:332:ILE:HG21	41:TN:175:VAL:HG21	1.95	0.48
41:TL:142:GLY:O	41:TL:144:GLY:N	2.47	0.48
41:TL:176:SER:OG	41:TL:178:THR:O	2.31	0.48
40:UI:107:HIS:HB2	40:UI:148:GLY:HA2	1.95	0.48
40:UI:273:ALA:HB1	40:UI:291:ILE:HB	1.94	0.48
41:UO:44:LEU:HA	41:UO:47:ILE:HB	1.94	0.48
40:VF:53:PHE:HB3	40:VF:61:HIS:HB3	1.94	0.48
41:VN:10:GLY:HA2	41:VN:143:THR:HG23	1.96	0.48
41:VO:193:VAL:HG11	41:VO:262:ARG:HH21	1.77	0.48
41:VO:273:LEU:O	41:VO:292:GLN:NE2	2.44	0.48
41:VP:182:PRO:HG3	41:VP:384:GLN:HB3	1.94	0.48
41:VP:237:THR:O	41:VP:241:ARG:NE	2.32	0.48
40:WG:76:ASP:HA	40:WG:79:ARG:HG2	1.94	0.48
40:WG:205:ASP:HB2	40:WG:303:VAL:HA	1.93	0.48
41:WN:101:TRP:O	41:WN:102:ALA:C	2.51	0.48
41:WN:271:ALA:HB3	41:WN:272:PRO:HD3	1.95	0.48
5:1N:157:SER:HB2	41:HQ:306:ARG:HG2	1.96	0.48
10:2E:96:HIS:O	10:2E:99:THR:OG1	2.22	0.48
10:2G:68:PRO:HD2	10:2G:72:LEU:HG	1.94	0.48
11:2J:114:ILE:HA	40:LF:414:GLU:HG2	1.96	0.48
13:2U:88:THR:OG1	13:2U:104:ARG:NH1	2.45	0.48
13:2W:65:PRO:HB2	13:2W:66:LYS:HE3	1.95	0.48

Continued on next page...

Continued from previous page...

Atom-1	Atom-2	Interatomic distance (Å)	Clash overlap (Å)
13:2W:176:GLU:O	13:2W:177:LEU:C	2.51	0.48
15:3F:49:GLU:OE2	15:3F:53:ARG:NH1	2.40	0.48
16:3J:319:GLU:HB2	16:3L:202:LYS:HG2	1.94	0.48
16:3K:387:ASP:O	16:3K:391:MET:HG2	2.14	0.48
16:3L:89:ILE:HD12	16:3L:169:ARG:HD2	1.93	0.48
17:3R:164:LEU:CD2	17:3R:254:LEU:HB3	2.43	0.48
17:3R:166:ALA:HB1	17:3R:315:ARG:CZ	2.42	0.48
18:3T:121:VAL:HG23	18:3T:208:LYS:HG2	1.95	0.48
20:4B:237:GLN:HA	20:4B:240:ASN:HB2	1.94	0.48
21:4D:305:ALA:HA	21:4D:308:PHE:HB3	1.96	0.48
23:4N:260:THR:O	23:4N:264:LEU:HB2	2.13	0.48
23:4R:171:PRO:C	23:4R:173:SER:H	2.16	0.48
23:4R:259:ARG:HB3	23:4R:263:HIS:ND1	2.28	0.48
26:4V:9:PHE:HZ	26:4V:87:LEU:HD11	1.77	0.48
26:4W:185:ARG:NH2	26:4W:197:GLY:O	2.44	0.48
41:AB:273:LEU:HB2	41:AB:292:GLN:HE22	1.77	0.48
40:AE:176:GLN:HG3	41:AL:331:LEU:HD11	1.95	0.48
41:AP:385:PHE:HZ	41:AP:408:PHE:HB3	1.77	0.48
41:BB:303:CYS:O	41:BB:304:ASP:C	2.51	0.48
40:BE:17:GLY:HA2	40:BE:20:CYS:HB2	1.94	0.48
40:BE:287:SER:O	40:BE:288:VAL:C	2.50	0.48
41:BL:285:THR:N	41:BL:288:GLU:OE2	2.46	0.48
41:BO:143:THR:O	41:BO:144:GLY:C	2.51	0.48
41:BP:246:LEU:HA	41:BP:246:LEU:HD13	1.72	0.48
40:CE:274:PRO:HG3	40:CE:286:LEU:HD11	1.96	0.48
41:CL:139:LEU:HG	41:CL:168:SER:HB2	1.95	0.48
41:CN:374:ILE:H	41:CN:374:ILE:HG12	1.46	0.48
40:DA:310:GLY:HA3	40:DA:382:ALA:HB2	1.95	0.48
40:DE:269:LEU:HD23	40:DE:380:THR:HB	1.96	0.48
40:DG:326:LYS:HG2	41:DO:208:TYR:CE1	2.47	0.48
40:DI:210:TYR:HB2	41:DP:324:LYS:HZ2	1.75	0.48
41:DM:142:GLY:O	41:DM:143:THR:C	2.51	0.48
41:DN:108:GLU:O	41:DN:111:GLU:N	2.46	0.48
41:DN:144:GLY:O	41:DN:148:GLY:HA3	2.13	0.48
40:EA:101:ASN:HD21	41:EN:252:LYS:NZ	2.11	0.48
40:EA:239:THR:O	40:EA:243:ARG:NE	2.42	0.48
40:EE:166:LYS:H	40:EE:199:ASP:HB3	1.77	0.48
40:EF:107:HIS:HD2	40:EF:152:LEU:HB2	1.76	0.48
40:EG:271:THR:HA	40:EG:302:MET:HE1	1.94	0.48
40:EI:205:ASP:O	40:EI:206:ASN:C	2.52	0.48
41:EM:224:ASP:N	41:EM:224:ASP:OD1	2.46	0.48

Continued on next page...

Continued from previous page...

Atom-1	Atom-2	Interatomic distance (Å)	Clash overlap (Å)
41:EP:329:GLN:C	41:EP:331:LEU:H	2.17	0.48
40:FE:2:ARG:NE	40:FE:242:LEU:O	2.42	0.48
40:FG:286:LEU:O	40:FG:372:ARG:NH2	2.46	0.48
40:FH:233:GLN:HE21	40:FH:367:LEU:HD22	1.79	0.48
40:FI:318:LEU:O	40:FI:374:VAL:HA	2.13	0.48
41:FN:4:ILE:HA	41:FN:132:GLY:O	2.12	0.48
41:GB:268:PRO:HG2	41:GB:300:MET:HB3	1.95	0.48
40:GF:274:PRO:HG3	40:GF:286:LEU:HD12	1.94	0.48
40:GF:326:LYS:HB3	41:GN:208:TYR:CZ	2.48	0.48
40:GG:174:ALA:HB3	40:GG:178:SER:H	1.77	0.48
41:GN:285:THR:O	41:GN:286:VAL:C	2.51	0.48
41:GO:68:LEU:HD12	41:GO:97:ALA:HB2	1.94	0.48
41:GP:239:CYS:HB3	41:GP:247:ASN:HB2	1.94	0.48
40:HE:14:VAL:HG11	40:HE:74:VAL:HG23	1.94	0.48
40:HE:305:CYS:O	40:HE:306:ASP:C	2.52	0.48
40:HH:376:MET:SD	40:HH:378:SER:HB3	2.53	0.48
40:HI:167:LEU:HD11	40:HI:252:LEU:HD22	1.95	0.48
41:IB:323:MET:HG3	40:IG:224:TYR:CE2	2.49	0.48
40:IF:134:GLY:HA3	40:IF:252:LEU:HD22	1.95	0.48
40:IF:352:LYS:NZ	41:IN:178:THR:OG1	2.43	0.48
40:IH:319:TYR:HB3	40:IH:323:VAL:HG21	1.95	0.48
41:IO:15:GLN:NE2	43:IO:501:GDP:O6	2.42	0.48
41:IQ:107:THR:O	41:IQ:110:ALA:N	2.35	0.48
40:JD:157:LEU:HD11	40:JD:166:LYS:HZ2	1.78	0.48
40:JE:73:THR:HA	41:JL:46:ARG:HH22	1.78	0.48
41:JL:40:SER:OG	41:JL:41:ASP:N	2.46	0.48
40:KG:73:THR:HA	40:KG:76:ASP:HB2	1.94	0.48
41:KL:336:LYS:HE2	41:KL:336:LYS:HB2	1.45	0.48
41:LM:142:GLY:O	41:LM:144:GLY:N	2.46	0.48
41:LN:234:SER:O	41:LN:318:ARG:NH2	2.46	0.48
40:MA:2:ARG:H	40:MA:2:ARG:HG2	1.36	0.48
40:MD:255:PHE:HZ	40:MD:318:LEU:HD21	1.76	0.48
40:MG:397:MET:C	40:MG:399:ALA:H	2.16	0.48
40:NF:177:VAL:HG12	41:NM:331:LEU:HD22	1.96	0.48
41:NN:11:GLN:HA	41:NN:72:THR:HG21	1.96	0.48
41:NP:196:THR:OG1	41:NP:197:ASP:N	2.46	0.48
41:OB:252:LYS:O	41:OB:256:ASN:ND2	2.46	0.48
41:OB:316:VAL:HA	41:OB:352:ALA:O	2.13	0.48
40:OD:332:ILE:HG23	40:OD:351:PHE:CD2	2.48	0.48
40:PD:119:LEU:HD21	40:PD:156:ARG:HB3	1.95	0.48
40:PF:319:TYR:HB3	40:PF:323:VAL:HG21	1.94	0.48

Continued on next page...

Continued from previous page...

Atom-1	Atom-2	Interatomic distance (Å)	Clash overlap (Å)
40:PH:60:LYS:HZ2	40:PH:62:VAL:HG22	1.78	0.48
41:PN:238:THR:HG21	41:PN:318:ARG:HD2	1.95	0.48
41:QB:221:THR:O	41:QB:222:TYR:C	2.51	0.48
41:QB:426:GLY:O	41:QB:427:ALA:C	2.51	0.48
40:QE:79:ARG:O	40:QE:84:ARG:NH1	2.46	0.48
40:QE:139:HIS:HB2	40:QE:150:THR:HG21	1.94	0.48
40:QF:180:ALA:HB3	40:QF:183:GLU:HG3	1.95	0.48
40:QG:79:ARG:O	40:QG:84:ARG:NH1	2.46	0.48
41:QO:135:LEU:O	41:QO:166:THR:HA	2.13	0.48
41:QP:54:ALA:HB3	41:QP:58:LYS:HD2	1.96	0.48
41:QP:54:ALA:HB1	41:RP:282:ARG:O	2.13	0.48
41:QP:221:THR:O	41:QP:223:GLY:N	2.46	0.48
41:RB:378:PHE:HA	41:RB:381:ILE:HG12	1.95	0.48
40:RH:70:LEU:HD23	40:RH:114:LEU:HD12	1.95	0.48
41:RP:267:MET:N	41:RP:369:GLY:O	2.46	0.48
40:SG:130:THR:OG1	40:SG:131:GLY:N	2.46	0.48
40:SI:180:ALA:HA	41:SP:350:LYS:HD2	1.95	0.48
41:SO:406:MET:SD	41:SO:406:MET:N	2.87	0.48
41:SP:238:THR:HG21	41:SP:318:ARG:HD2	1.94	0.48
41:TM:282:ARG:HD3	41:TM:283:ALA:H	1.77	0.48
41:TN:19:LYS:NZ	41:TN:227:HIS:HB2	2.27	0.48
41:TO:179:VAL:HG23	41:TO:180:VAL:HG13	1.95	0.48
41:TP:105:HIS:CD2	41:TP:150:LEU:HB2	2.49	0.48
40:UA:76:ASP:HA	40:UA:79:ARG:HG2	1.96	0.48
40:UF:156:ARG:C	40:UF:158:SER:H	2.17	0.48
40:UF:207:GLU:HA	40:UF:210:TYR:HD1	1.77	0.48
40:UH:235:VAL:HA	40:UH:238:ILE:HG22	1.93	0.48
41:UP:211:CYS:SG	41:UP:220:PRO:HB3	2.53	0.48
40:VH:362:VAL:HB	40:VH:369:LYS:HB3	1.95	0.48
40:VI:70:LEU:HD12	40:VI:99:ALA:HB2	1.95	0.48
40:VI:286:LEU:O	40:VI:372:ARG:NH1	2.46	0.48
41:VO:304:ASP:HB2	41:VO:306:ARG:HH21	1.78	0.48
41:WB:202:ILE:HD13	41:WB:229:VAL:HG13	1.95	0.48
41:WB:331:LEU:HD11	40:WG:176:GLN:HG3	1.93	0.48
40:WE:255:PHE:O	40:WE:259:LEU:HB2	2.14	0.48
40:WF:256:GLN:HB3	41:WN:397:TRP:CH2	2.49	0.48
40:WG:172:TYR:CD1	40:WG:173:PRO:HD2	2.49	0.48
40:WI:70:LEU:HD23	40:WI:114:LEU:HD12	1.94	0.48
40:WI:206:ASN:HD22	40:WI:209:ILE:HD12	1.79	0.48
7:1T:293:ILE:HG23	7:1T:307:VAL:HG13	1.94	0.48
7:1U:140:TRP:HA	7:1U:147:ALA:HA	1.96	0.48

Continued on next page...

Continued from previous page...

Atom-1	Atom-2	Interatomic distance (Å)	Clash overlap (Å)
11:2I:245:GLU:O	11:2I:246:LYS:C	2.51	0.48
11:2J:54:LEU:HD23	41:LL:113:VAL:HG13	1.95	0.48
11:2K:157:TYR:OH	11:2K:161:ARG:NH2	2.36	0.48
12:2N:75:PHE:HD2	12:2N:111:LEU:HD11	1.78	0.48
13:2T:118:ILE:HG12	13:2T:120:THR:HG23	1.95	0.48
15:3F:48:ILE:HG13	15:3G:351:LEU:HD21	1.94	0.48
15:3F:184:ILE:HG23	15:3G:319:THR:HG22	1.96	0.48
16:3J:275:VAL:HG11	16:3J:380:LYS:HE2	1.95	0.48
17:3R:225:ILE:HD12	17:3R:339:GLN:HG2	1.94	0.48
21:4F:170:ARG:HD2	21:4F:204:PRO:HB3	1.94	0.48
21:4F:487:PRO:HA	21:4F:490:PHE:HD1	1.78	0.48
22:4H:243:PHE:H	41:DL:280:GLN:HE22	1.60	0.48
22:4I:249:LEU:HD12	22:4I:351:VAL:HG21	1.95	0.48
22:4J:436:PHE:HB2	22:4J:454:ILE:HB	1.95	0.48
22:4J:632:PHE:HB2	22:4J:668:PRO:HG2	1.96	0.48
23:4R:254:LYS:NZ	41:EP:283:ALA:HB1	2.29	0.48
26:4V:12:GLU:OE1	26:4V:23:ARG:NE	2.46	0.48
39:6G:62:ALA:HB1	41:OB:35:THR:HG23	1.94	0.48
39:6H:115:LEU:HD23	39:6H:142:LEU:HA	1.95	0.48
40:AG:20:CYS:HA	40:AG:232:SER:HB2	1.95	0.48
41:AL:289:LEU:O	41:AL:293:MET:HB2	2.13	0.48
41:AL:307:HIS:ND1	41:AL:376:GLU:OE2	2.46	0.48
41:AM:128:ASP:OD1	41:AM:129:CYS:N	2.46	0.48
41:AN:290:THR:HG21	41:AN:329:GLN:HB3	1.96	0.48
41:AO:358:PRO:CG	41:AO:364:SER:HB3	2.37	0.48
40:BA:7:VAL:HB	40:BA:137:ILE:HG22	1.96	0.48
40:BA:257:THR:HA	41:BB:397:TRP:CZ2	2.48	0.48
40:BG:18:ASN:HD21	40:BG:78:VAL:HG22	1.79	0.48
41:BL:238:THR:HG21	41:BL:318:ARG:HD2	1.96	0.48
40:CF:73:THR:OG1	40:CF:74:VAL:N	2.45	0.48
41:CM:86:ARG:HB2	41:CM:89:ASN:HB3	1.95	0.48
41:CN:107:THR:O	41:CN:108:GLU:C	2.52	0.48
41:CN:252:LYS:HE3	41:CN:252:LYS:HB2	1.46	0.48
41:CN:289:LEU:HD11	41:CN:363:MET:O	2.12	0.48
40:DA:36:MET:O	40:DA:37:PRO:C	2.51	0.48
40:DA:178:SER:C	40:DA:180:ALA:H	2.17	0.48
40:DA:280:LYS:O	40:DA:281:ALA:C	2.51	0.48
41:DB:101:TRP:O	41:DB:104:GLY:N	2.44	0.48
40:DG:3:GLU:HG2	40:DG:64:ARG:HE	1.79	0.48
40:DH:213:CYS:HB3	40:DH:219:ILE:CD1	2.41	0.48
40:DI:144:GLY:O	40:DI:145:THR:C	2.51	0.48

Continued on next page...

Continued from previous page...

Atom-1	Atom-2	Interatomic distance (Å)	Clash overlap (Å)
40:DI:224:TYR:HB3	42:DI:501:GTP:N1	2.29	0.48
40:DI:398:TYR:O	40:DI:401:ARG:N	2.36	0.48
41:DO:16:ILE:HG12	41:DO:226:ASN:HB3	1.94	0.48
41:DO:161:ASP:O	41:DO:251:ARG:NH2	2.47	0.48
41:DP:82:GLY:O	41:DP:84:ILE:N	2.42	0.48
40:EE:168:GLU:OE1	40:EE:198:SER:OG	2.29	0.48
40:EI:9:VAL:HG13	40:EI:68:VAL:HG13	1.96	0.48
41:EL:139:LEU:HD12	41:EL:170:VAL:HG12	1.94	0.48
41:EO:210:ILE:O	41:EO:214:THR:OG1	2.22	0.48
40:FE:30:ILE:HD13	40:FE:36:MET:HG2	1.95	0.48
40:FG:20:CYS:HA	40:FG:232:SER:HB2	1.95	0.48
40:FG:27:GLU:OE1	40:FG:236:SER:OG	2.27	0.48
40:GF:71:GLU:HB3	40:GF:98:ASP:HA	1.94	0.48
40:GG:130:THR:HG22	41:GO:94:GLN:HG2	1.95	0.48
40:GI:218:ASP:O	40:GI:219:ILE:C	2.50	0.48
41:GO:134:GLN:HA	41:GO:165:ASN:O	2.13	0.48
41:GO:180:VAL:O	41:GO:184:ASN:ND2	2.46	0.48
41:GP:172:SER:OG	41:GP:175:VAL:O	2.27	0.48
40:HE:385:GLU:H	40:HE:385:GLU:HG3	1.47	0.48
41:HM:207:LEU:HA	41:HM:210:ILE:HG22	1.96	0.48
41:HM:257:MET:HA	41:HM:312:THR:HG21	1.95	0.48
41:HQ:20:PHE:CD1	41:HQ:233:MET:HB3	2.48	0.48
40:II:4:CYS:HB2	40:II:52:PHE:HE2	1.79	0.48
40:II:198:SER:HG	40:II:266:HIS:HE2	1.60	0.48
41:IQ:52:ASN:OD1	41:IQ:62:ARG:NH1	2.47	0.48
40:JA:101:ASN:HB3	40:JA:182:VAL:HG21	1.96	0.48
40:JD:128:GLN:HE21	40:JD:128:GLN:HA	1.78	0.48
40:KA:141:PHE:HB2	40:KA:173:PRO:HD3	1.96	0.48
41:KB:142:GLY:O	41:KB:144:GLY:N	2.47	0.48
41:KB:170:VAL:HG11	41:KB:377:LEU:HD21	1.96	0.48
40:KF:288:VAL:HG11	40:KF:328:VAL:HG12	1.96	0.48
40:KG:211:ASP:OD2	40:KG:215:ARG:NH2	2.46	0.48
40:KG:405:HIS:HA	40:KG:408:VAL:HG12	1.93	0.48
41:KL:400:GLY:C	41:KL:402:GLY:H	2.17	0.48
41:KM:211:CYS:HA	41:KM:215:LEU:HB2	1.95	0.48
40:MG:264:ARG:O	40:MG:266:HIS:N	2.46	0.48
40:MH:20:CYS:HA	40:MH:232:SER:HB2	1.96	0.48
40:MH:299:ALA:C	40:MH:301:GLN:H	2.17	0.48
41:MM:152:ILE:HG12	41:MM:164:MET:HE1	1.94	0.48
41:MO:44:LEU:HD12	41:MO:47:ILE:HD13	1.95	0.48
41:MP:309:ARG:H	41:MP:372:THR:HG1	1.58	0.48

Continued on next page...

Continued from previous page...

Atom-1	Atom-2	Interatomic distance (Å)	Clash overlap (Å)
41:NM:165:ASN:HB3	41:NM:167:PHE:HE1	1.79	0.48
41:NP:137:HIS:NE2	41:NP:166:THR:OG1	2.45	0.48
40:OH:146:GLY:O	40:OH:147:SER:C	2.52	0.48
41:OL:7:LEU:HD23	41:OL:64:VAL:HB	1.96	0.48
41:OL:128:ASP:OD2	41:OL:129:CYS:N	2.46	0.48
40:PF:356:ASN:OD1	40:PF:357:TYR:N	2.46	0.48
40:PH:317:LEU:HD11	40:PH:332:ILE:HD11	1.95	0.48
41:PL:11:GLN:HA	41:PL:72:THR:HG21	1.96	0.48
41:PO:299:MET:SD	41:PO:299:MET:N	2.81	0.48
41:PP:8:GLN:NE2	41:PP:64:VAL:O	2.46	0.48
41:QB:35:THR:OG1	41:QB:36:TYR:N	2.45	0.48
41:QB:65:LEU:O	41:QB:91:VAL:HG13	2.14	0.48
41:QB:190:HIS:HA	41:QB:414:ASN:HD22	1.78	0.48
40:QE:5:ILE:HG12	40:QE:132:LEU:HD11	1.95	0.48
40:QE:15:GLN:HE22	40:QE:228:ASN:HD21	1.61	0.48
41:QM:113:VAL:HG23	41:QM:151:LEU:HD22	1.95	0.48
41:QP:58:LYS:HB3	41:QP:58:LYS:HE3	1.48	0.48
41:RB:21:TRP:CZ3	41:RB:61:PRO:HB3	2.49	0.48
41:RM:101:TRP:CD1	41:RM:146:GLY:HA2	2.49	0.48
41:RN:138:SER:HA	41:RN:169:VAL:HB	1.96	0.48
40:SF:171:ILE:HD13	40:SF:204:VAL:HG23	1.95	0.48
40:SG:204:VAL:HG13	40:SG:302:MET:HB3	1.95	0.48
41:SO:19:LYS:HG3	41:SO:227:HIS:HA	1.95	0.48
41:SO:42:LEU:HD12	41:SO:42:LEU:HA	1.73	0.48
41:SO:290:THR:HG21	41:SO:329:GLN:HB3	1.93	0.48
40:TI:6:SER:O	40:TI:65:ALA:HA	2.13	0.48
40:TI:294:ALA:O	40:TI:300:ASN:ND2	2.44	0.48
41:TN:407:GLU:OE2	41:TN:407:GLU:N	2.45	0.48
41:TO:214:THR:O	41:TO:275:SER:OG	2.23	0.48
40:UE:28:HIS:HE1	40:UE:243:ARG:HD3	1.79	0.48
40:UG:224:TYR:HA	40:UG:227:LEU:HD12	1.95	0.48
40:UI:304:LYS:HA	40:UI:304:LYS:HD2	1.53	0.48
41:UN:142:GLY:O	41:UN:144:GLY:N	2.46	0.48
41:UP:70:PRO:HB3	41:UP:92:PHE:HD2	1.77	0.48
40:VJ:88:HIS:CD2	40:VJ:90:GLU:HB2	2.48	0.48
40:VJ:214:ARG:HH21	41:VQ:324:LYS:HE3	1.77	0.48
40:WG:48:SER:O	40:WG:51:THR:HG22	2.14	0.48
41:WM:70:PRO:HB3	41:WM:92:PHE:CE2	2.49	0.48
41:WO:113:VAL:HA	41:WO:116:VAL:HG12	1.95	0.48
8:1W:313:ILE:HA	8:1W:316:ILE:HG22	1.95	0.48
9:2B:169:ALA:HB1	37:6A:99:LEU:HD22	1.96	0.48

Continued on next page...

Continued from previous page...

Atom-1	Atom-2	Interatomic distance (Å)	Clash overlap (Å)
13:2U:160:CYS:SG	13:2U:162:ILE:HG12	2.54	0.48
13:2V:156:ILE:H	13:2V:156:ILE:HG12	1.50	0.48
15:3H:268:LEU:HG	15:3H:272:LYS:HE3	1.94	0.48
17:3R:181:LEU:HG	17:3R:237:LEU:HD23	1.95	0.48
18:3T:431:MET:HB3	40:LA:42:ILE:HD11	1.96	0.48
20:4B:277:MET:HB3	20:4B:282:ARG:CZ	2.43	0.48
21:4E:420:LEU:HG	21:4E:444:LEU:HD21	1.96	0.48
21:4F:97:LEU:HB2	21:4F:124:TYR:HB3	1.96	0.48
22:4H:251:LEU:HA	22:4H:262:ILE:HG22	1.95	0.48
22:4J:627:LEU:HG	22:4J:632:PHE:HB3	1.96	0.48
22:4K:615:ASP:O	22:4K:616:THR:C	2.50	0.48
23:4N:19:ILE:HD11	40:BF:79:ARG:HB3	1.95	0.48
23:4P:236:TYR:HA	23:4P:267:ASP:CB	2.36	0.48
23:4R:246:TYR:HD1	40:DI:79:ARG:HD2	1.77	0.48
25:4T:382:LEU:O	25:4T:384:HIS:N	2.46	0.48
26:4V:128:LEU:HB3	26:4V:133:ALA:HB2	1.96	0.48
26:4V:210:SER:HG	26:4V:213:CYS:HG	1.48	0.48
32:5L:37:MET:SD	41:KO:218:THR:HG23	2.52	0.48
33:5O:119:ILE:HD13	33:5O:122:ARG:HH21	1.79	0.48
34:5Q:167:GLU:CB	34:5R:491:LEU:HD22	2.42	0.48
34:5R:451:LEU:HD22	34:5R:451:LEU:HA	1.69	0.48
35:5T:102:TYR:O	35:5T:104:ARG:N	2.39	0.48
39:6K:128:SER:O	39:6K:132:ALA:N	2.41	0.48
40:AA:60:LYS:NZ	40:AA:85:GLN:O	2.37	0.48
41:AL:268:PRO:HG2	41:AL:300:MET:HB2	1.94	0.48
41:AO:2:ARG:HH11	41:AO:2:ARG:H	1.62	0.48
41:AO:91:VAL:HG11	41:AO:116:VAL:HG22	1.95	0.48
40:BF:53:PHE:HB3	40:BF:61:HIS:HB3	1.94	0.48
40:BH:285:GLN:O	40:BH:286:LEU:C	2.51	0.48
40:BI:306:ASP:O	40:BI:309:HIS:N	2.46	0.48
40:CA:65:ALA:H	40:CA:91:GLN:HE21	1.61	0.48
40:CA:153:LEU:HG	40:CA:157:LEU:HG	1.95	0.48
40:CA:329:ASN:ND2	41:CB:174:LYS:HE2	2.29	0.48
40:CG:398:TYR:O	40:CG:401:ARG:NH1	2.46	0.48
40:CI:104:ALA:HB2	40:CI:412:MET:HB2	1.95	0.48
41:CN:107:THR:HG21	41:CN:401:GLU:HB3	1.96	0.48
40:DA:102:ASN:O	40:DA:103:TYR:C	2.51	0.48
40:DA:328:VAL:HG11	40:DA:353:VAL:HG11	1.96	0.48
41:DB:99:ASN:ND2	41:DB:178:THR:HG21	2.28	0.48
40:DE:73:THR:O	40:DE:76:ASP:N	2.46	0.48
40:DE:209:ILE:H	40:DE:209:ILE:HG12	1.50	0.48

Continued on next page...

Continued from previous page...

Atom-1	Atom-2	Interatomic distance (Å)	Clash overlap (Å)
40:DF:324:VAL:O	40:DF:325:PRO:C	2.50	0.48
40:DG:15:GLN:HG3	40:DG:228:ASN:ND2	2.28	0.48
40:DG:322:ASP:N	40:DG:371:GLN:O	2.42	0.48
41:DL:102:ALA:HA	41:DL:106:TYR:HD2	1.79	0.48
41:DM:259:PRO:HG2	41:DM:260:PHE:H	1.78	0.48
40:EA:118:VAL:O	40:EA:122:ILE:HG12	2.14	0.48
40:EE:71:GLU:HG3	40:EE:98:ASP:HA	1.96	0.48
40:EE:76:ASP:OD2	41:EL:46:ARG:NH2	2.44	0.48
40:EG:97:GLU:HG2	40:EG:105:ARG:HH22	1.78	0.48
40:EH:141:PHE:HE2	40:EH:194:THR:HG21	1.78	0.48
40:EI:341:ILE:H	40:EI:341:ILE:HG12	1.43	0.48
41:EM:96:GLY:O	41:EM:98:GLY:N	2.47	0.48
41:EN:142:GLY:O	41:EN:144:GLY:N	2.46	0.48
40:FA:315:CYS:HB3	40:FA:351:PHE:HD1	1.78	0.48
40:FF:336:LYS:HE3	40:FF:351:PHE:HE1	1.79	0.48
40:FI:14:VAL:HG23	40:FI:67:PHE:CD2	2.49	0.48
40:FI:212:ILE:HD11	40:FI:275:VAL:HG21	1.96	0.48
40:FI:431:TYR:HA	40:FI:434:VAL:HG12	1.95	0.48
41:FO:99:ASN:HA	41:FO:142:GLY:H	1.78	0.48
41:FP:228:LEU:HD11	41:FP:273:LEU:HD11	1.94	0.48
40:GA:70:LEU:HD22	40:GA:110:ILE:HG22	1.95	0.48
40:GE:112:LYS:O	40:GE:115:ILE:HG22	2.13	0.48
40:GG:152:LEU:O	40:GG:156:ARG:HG2	2.13	0.48
40:GH:260:VAL:CG2	41:GP:397:TRP:HZ2	2.26	0.48
41:GN:171:PRO:HB3	41:GN:181:GLU:HG2	1.94	0.48
41:GP:142:GLY:O	41:GP:144:GLY:N	2.47	0.48
40:IH:223:THR:OG1	40:IH:224:TYR:N	2.45	0.48
40:II:70:LEU:HD12	40:II:110:ILE:HD12	1.94	0.48
41:IQ:186:THR:HG22	41:IQ:411:ALA:HB1	1.95	0.48
41:IQ:256:ASN:ND2	41:IQ:256:ASN:O	2.47	0.48
40:JA:405:HIS:HA	40:JA:408:VAL:HG12	1.96	0.48
41:JB:139:LEU:HD12	41:JB:170:VAL:HG12	1.94	0.48
41:JB:198:GLU:HG3	41:JB:266:PHE:HE2	1.79	0.48
41:JM:303:CYS:O	41:JM:304:ASP:C	2.52	0.48
41:JN:142:GLY:O	41:JN:144:GLY:N	2.46	0.48
41:JO:198:GLU:HG2	41:JO:266:PHE:HE2	1.77	0.48
40:KA:116:ASP:OD1	40:KA:117:LEU:N	2.47	0.48
40:KE:51:THR:HG23	40:KE:52:PHE:HD1	1.77	0.48
40:KE:139:HIS:NE2	40:KE:168:GLU:OE2	2.34	0.48
40:KH:18:ASN:HD21	40:KH:78:VAL:HG22	1.79	0.48
41:KM:117:LEU:HB3	41:KM:121:ARG:NH1	2.28	0.48

Continued on next page...

Continued from previous page...

Atom-1	Atom-2	Interatomic distance (Å)	Clash overlap (Å)
40:LE:294:ALA:O	40:LE:300:ASN:ND2	2.38	0.48
40:LG:200:CYS:SG	40:LG:200:CYS:O	2.72	0.48
40:LH:326:LYS:HD3	41:LP:220:PRO:HD2	1.96	0.48
41:LN:8:GLN:HG3	41:LN:14:ASN:HD22	1.78	0.48
41:LO:285:THR:HG23	41:LO:288:GLU:H	1.79	0.48
42:MB:502:GTP:H2'	40:MG:224:TYR:CZ	2.47	0.48
40:MF:326:LYS:O	40:MF:329:ASN:N	2.47	0.48
41:ML:67:ASP:HA	41:ML:143:THR:HG21	1.96	0.48
40:NA:88:HIS:CE1	40:NA:90:GLU:HB2	2.48	0.48
40:NF:240:ALA:HB1	40:NF:356:ASN:HD22	1.79	0.48
40:NG:20:CYS:HA	40:NG:232:SER:HB2	1.96	0.48
40:NG:73:THR:H	40:NG:76:ASP:HB2	1.77	0.48
40:OD:30:ILE:HG13	40:OD:53:PHE:CE2	2.49	0.48
40:OD:211:ASP:HA	40:OD:214:ARG:HG2	1.94	0.48
40:OF:224:TYR:HA	40:OF:227:LEU:HB2	1.95	0.48
40:OF:332:ILE:HG23	40:OF:351:PHE:CD1	2.49	0.48
41:ON:29:GLY:O	41:ON:37:HIS:N	2.41	0.48
41:PN:31:ASP:OD1	41:PN:31:ASP:N	2.42	0.48
41:PN:122:LYS:HD3	41:QN:291:GLN:HE22	1.79	0.48
41:PN:132:GLY:HA3	41:PN:163:ILE:O	2.13	0.48
41:PO:287:PRO:O	41:PO:291:GLN:HG2	2.13	0.48
40:QE:108:TYR:O	40:QE:112:LYS:NZ	2.44	0.48
40:QE:273:ALA:HB1	40:QE:294:ALA:HB3	1.95	0.48
40:QH:70:LEU:HD23	40:QH:114:LEU:HD12	1.94	0.48
41:QO:300:MET:SD	41:QO:300:MET:N	2.70	0.48
41:QP:282:ARG:HA	41:QP:282:ARG:HD2	1.55	0.48
41:RO:209:ASP:HB3	41:RO:213:ARG:HH22	1.78	0.48
40:SA:273:ALA:HB3	40:SA:374:VAL:H	1.78	0.48
41:SB:314:ALA:HB3	41:SB:368:ILE:HB	1.95	0.48
40:SE:67:PHE:HB2	40:SE:92:LEU:HD13	1.96	0.48
40:SH:20:CYS:HA	40:SH:232:SER:HB2	1.96	0.48
40:SH:329:ASN:HD21	41:SP:175:VAL:HG21	1.77	0.48
41:SO:364:SER:OG	41:SO:365:ALA:N	2.47	0.48
41:TB:425:ARG:HH22	40:TG:400:LYS:HG3	1.79	0.48
42:TI:501:GTP:O1G	41:TP:252:LYS:NZ	2.37	0.48
41:UB:237:THR:O	41:UB:241:ARG:NH1	2.47	0.48
40:UE:88:HIS:CE1	40:UE:90:GLU:HB2	2.49	0.48
40:UE:135:PHE:HD1	40:UE:166:LYS:HG2	1.77	0.48
40:UG:252:LEU:HD12	40:UG:255:PHE:HD2	1.79	0.48
40:UG:324:VAL:HG23	40:UG:327:ASP:HB2	1.96	0.48
41:UP:301:ALA:O	41:UP:302:ALA:C	2.51	0.48

Continued on next page...

Continued from previous page...

Atom-1	Atom-2	Interatomic distance (Å)	Clash overlap (Å)
41:UP:386:THR:O	41:UP:390:ARG:HB2	2.14	0.48
40:VJ:54:SER:HB2	40:VJ:64:ARG:HE	1.79	0.48
40:WA:405:HIS:CD2	41:WN:261:PRO:HD3	2.48	0.48
41:WN:29:GLY:O	41:WN:30:ILE:C	2.51	0.48
7:1S:606:SER:HB3	7:1S:610:ALA:HB3	1.96	0.48
10:2E:89:ASN:HA	40:AE:214:ARG:HH12	1.78	0.48
11:2I:188:LEU:HD22	11:2I:188:LEU:HA	1.73	0.48
11:2J:248:LYS:O	11:2J:250:ILE:HG12	2.13	0.48
12:2M:130:GLY:O	12:2M:134:MET:HG2	2.14	0.48
13:2V:99:VAL:HG23	13:2V:101:ARG:HD2	1.95	0.48
15:3H:119:ARG:O	15:3H:122:ARG:NE	2.42	0.48
16:3L:110:LEU:HB2	16:3L:144:ILE:HG21	1.95	0.48
17:3O:202:ARG:NH1	17:3O:469:ASP:OD1	2.47	0.48
17:3P:192:LEU:HD12	17:3P:192:LEU:HA	1.73	0.48
17:3R:182:GLU:HG2	17:3R:237:LEU:HD21	1.95	0.48
22:4H:98:ARG:HH21	22:4H:100:ARG:HD3	1.78	0.48
22:4I:261:GLU:HB2	22:4I:281:ARG:HD2	1.96	0.48
22:4I:562:LEU:HA	22:4I:565:VAL:HG22	1.96	0.48
23:4M:20:PRO:HG2	40:BG:89:PRO:HB2	1.96	0.48
30:5G:46:HIS:HA	30:5G:57:ILE:HG12	1.94	0.48
34:5Q:188:GLU:HB3	34:5Q:192:ARG:NH1	2.28	0.48
39:6J:32:GLU:OE2	39:6J:35:ARG:NH2	2.47	0.48
41:AB:49:VAL:O	41:AB:62:ARG:NH1	2.46	0.48
40:AE:280:LYS:HG2	40:ME:89:PRO:HG2	1.95	0.48
41:AM:226:ASN:ND2	43:AM:501:GDP:O6	2.37	0.48
41:AM:385:PHE:HZ	41:AM:408:PHE:HB3	1.77	0.48
41:AO:260:PHE:O	41:AO:261:PRO:C	2.52	0.48
40:BH:206:ASN:HD22	40:BH:206:ASN:HA	1.49	0.48
41:BP:224:ASP:C	41:BP:226:ASN:H	2.17	0.48
40:CG:128:GLN:NE2	40:DG:290:GLU:OE2	2.45	0.48
40:CH:211:ASP:C	40:CH:213:CYS:H	2.17	0.48
40:CI:269:LEU:HD22	40:CI:383:ILE:HD11	1.95	0.48
41:CN:86:ARG:NH2	41:DN:282:ARG:HB2	2.26	0.48
41:CN:103:LYS:HA	41:CN:107:THR:CG2	2.44	0.48
41:CN:132:GLY:HA3	41:CN:163:ILE:HG22	1.96	0.48
41:CN:288:GLU:HG3	41:CN:289:LEU:N	2.29	0.48
41:CN:425:ARG:O	41:CN:426:GLY:C	2.52	0.48
41:CO:107:THR:O	41:CO:108:GLU:C	2.50	0.48
41:CO:385:PHE:O	41:CO:386:THR:C	2.52	0.48
41:CP:322:SER:O	41:CP:323:MET:C	2.52	0.48
40:DA:259:LEU:HA	40:DA:314:ALA:HB1	1.96	0.48

Continued on next page...

Continued from previous page...

Atom-1	Atom-2	Interatomic distance (Å)	Clash overlap (Å)
40:DI:118:VAL:HG21	40:DI:149:PHE:CZ	2.49	0.48
41:DL:99:ASN:C	41:DL:184:ASN:HD21	2.17	0.48
41:DM:47:ILE:O	41:DM:49:VAL:N	2.46	0.48
41:DN:171:PRO:HG2	41:DN:185:ALA:HB2	1.96	0.48
41:DP:346:PRO:O	41:DP:347:ASN:C	2.52	0.48
40:EF:212:ILE:HD13	40:EF:300:ASN:HA	1.96	0.48
40:EI:3:GLU:CG	40:EI:129:CYS:HB3	2.40	0.48
40:EI:122:ILE:HD13	40:EI:122:ILE:HA	1.78	0.48
40:EI:154:MET:HA	40:EI:154:MET:HE3	1.96	0.48
40:EI:387:TRP:O	40:EI:391:ASP:N	2.42	0.48
41:EP:285:THR:O	41:EP:286:VAL:C	2.51	0.48
40:FA:315:CYS:SG	40:FA:316:CYS:N	2.87	0.48
40:FH:398:TYR:OH	40:FH:414:GLU:OE2	2.28	0.48
41:FM:39:ASP:N	41:FM:39:ASP:OD1	2.47	0.48
41:FO:335:ASN:O	41:FO:338:SER:OG	2.31	0.48
40:GG:205:ASP:HB3	40:GG:303:VAL:HA	1.96	0.48
40:GH:386:ALA:HA	40:GH:389:ARG:HD3	1.95	0.48
40:GI:25:CYS:O	40:GI:26:LEU:C	2.52	0.48
41:GM:170:VAL:HG21	41:GM:377:LEU:HD21	1.96	0.48
40:IF:104:ALA:HB2	40:IF:412:MET:HG2	1.96	0.48
41:IN:322:SER:OG	41:IN:323:MET:N	2.47	0.48
41:IQ:170:VAL:HG11	41:IQ:377:LEU:HD21	1.95	0.48
41:IQ:173:PRO:HG2	41:IQ:380:ARG:HG2	1.96	0.48
40:JA:141:PHE:HB2	40:JA:173:PRO:HD3	1.96	0.48
40:JD:135:PHE:HB2	40:JD:166:LYS:HD2	1.95	0.48
40:JE:138:PHE:HZ	40:JE:235:VAL:HG21	1.78	0.48
40:JH:16:ILE:HA	40:JH:228:ASN:HB3	1.96	0.48
41:JL:309:ARG:NH1	41:JL:339:SER:O	2.46	0.48
41:JM:107:THR:OG1	41:JM:108:GLU:N	2.47	0.48
41:KL:139:LEU:HA	41:KL:139:LEU:HD12	1.72	0.48
40:MF:11:GLN:HE22	41:MM:246:LEU:H	1.60	0.48
40:MG:250:VAL:HG23	40:MG:254:GLU:HB2	1.95	0.48
40:MG:348:PRO:HD2	41:MO:388:MET:CE	2.43	0.48
40:NA:181:VAL:HG22	41:NN:256:ASN:HD22	1.79	0.48
41:NB:73:MET:HG3	41:NB:92:PHE:HB3	1.95	0.48
40:ND:170:SER:OG	40:ND:171:ILE:N	2.47	0.48
40:NF:115:ILE:HA	40:NF:118:VAL:HG12	1.96	0.48
40:NG:180:ALA:HB3	40:NG:183:GLU:HG3	1.96	0.48
41:NN:95:SER:OG	41:NN:96:GLY:N	2.46	0.48
41:NP:10:GLY:O	41:NP:14:ASN:ND2	2.46	0.48
41:NP:142:GLY:O	41:NP:144:GLY:N	2.47	0.48

Continued on next page...

Continued from previous page...

Atom-1	Atom-2	Interatomic distance (Å)	Clash overlap (Å)
40:OD:239:THR:O	40:OD:243:ARG:NH1	2.47	0.48
40:OH:326:LYS:NZ	41:OP:208:TYR:HB2	2.29	0.48
41:ON:132:GLY:CA	41:ON:163:ILE:O	2.55	0.48
40:PF:68:VAL:HG12	40:PF:93:ILE:HB	1.95	0.48
40:PF:394:PHE:HD2	40:PF:421:ARG:HD3	1.79	0.48
40:PH:4:CYS:HB3	40:PH:52:PHE:HE1	1.77	0.48
41:PL:87:PRO:HG2	41:QL:278:SER:HB3	1.95	0.48
40:QA:177:VAL:HA	41:QN:331:LEU:HD12	1.96	0.48
40:QF:100:ALA:HB2	41:QM:251:ARG:HG3	1.95	0.48
40:QF:260:VAL:HB	41:QN:397:TRP:HH2	1.78	0.48
41:QO:26:ASP:OD1	41:QO:359:ARG:NH1	2.46	0.48
41:QP:414:ASN:O	41:QP:417:ASP:HB2	2.13	0.48
40:RA:121:ARG:HA	40:RA:124:LYS:HB2	1.96	0.48
40:RE:324:VAL:HG13	40:RE:327:ASP:H	1.79	0.48
40:RG:174:ALA:HB2	40:RG:206:ASN:H	1.79	0.48
40:RG:311:LYS:NZ	40:RG:435:GLY:O	2.45	0.48
41:RN:31:ASP:OD1	41:RN:35:THR:N	2.47	0.48
41:RN:323:MET:HA	41:RN:326:VAL:HB	1.96	0.48
40:SF:102:ASN:HB3	40:SF:105:ARG:HB2	1.96	0.48
40:SH:2:ARG:HD3	40:SH:242:LEU:HB2	1.96	0.48
40:SH:395:ASP:OD1	40:SH:421:ARG:NE	2.46	0.48
41:TB:139:LEU:HD12	41:TB:170:VAL:HG12	1.95	0.48
41:UP:286:VAL:HG13	41:UP:287:PRO:HD3	1.95	0.48
41:WB:180:VAL:O	41:WB:184:ASN:ND2	2.47	0.48
40:WF:55:GLU:OE1	40:WF:61:HIS:NE2	2.47	0.48
40:WF:103:TYR:HB3	40:WF:407:TYR:HE1	1.78	0.48
40:WF:191:THR:HA	40:WF:194:THR:HG22	1.95	0.48
40:WG:298:PRO:HB3	40:WG:307:PRO:HD2	1.96	0.48
41:WN:70:PRO:HD3	41:WN:94:GLN:HA	1.94	0.48
41:WQ:19:LYS:HE2	41:WQ:223:GLY:HA2	1.95	0.48
7:1S:427:SER:H	7:1S:473:ASN:ND2	2.11	0.48
9:2C:492:LEU:HD12	40:SH:58:ALA:HB2	1.95	0.48
12:2R:78:ARG:HH12	13:2V:149:ILE:HG22	1.79	0.48
13:2U:42:ILE:HD13	13:2U:183:LEU:HD11	1.95	0.48
13:2X:53:ASN:O	13:2X:55:SER:N	2.47	0.48
17:3P:296:VAL:HG22	17:3P:297:PRO:HD2	1.94	0.48
17:3R:164:LEU:HD21	17:3R:254:LEU:HB3	1.96	0.48
20:4A:78:GLN:NE2	41:MN:276:ARG:O	2.47	0.48
21:4F:425:ALA:HB3	21:4F:504:VAL:HG13	1.95	0.48
23:4N:236:TYR:HA	23:4N:267:ASP:CB	2.36	0.48
23:4N:242:LEU:HD11	23:4N:265:THR:HB	1.96	0.48

Continued on next page...

Continued from previous page...

Atom-1	Atom-2	Interatomic distance (Å)	Clash overlap (Å)
23:4P:193:ARG:NH2	41:CN:56:GLY:H	2.11	0.48
23:4P:242:LEU:HD11	23:4P:265:THR:HB	1.96	0.48
23:4P:260:THR:HB	40:EA:219:ILE:HD13	1.96	0.48
26:4V:270:SER:OG	26:4V:312:GLU:OE2	2.32	0.48
32:5L:34:LEU:O	32:5L:38:THR:HG22	2.14	0.48
36:5W:74:SER:OG	36:5W:75:SER:N	2.47	0.48
36:5W:110:CYS:SG	36:5W:112:HIS:ND1	2.83	0.48
36:5W:116:ARG:HA	36:5W:146:ARG:HA	1.95	0.48
38:6C:48:PRO:HB3	41:VO:333:VAL:HG23	1.96	0.48
40:AF:211:ASP:OD1	40:AF:215:ARG:NH1	2.47	0.48
40:AG:280:LYS:HG2	40:MG:88:HIS:CE1	2.49	0.48
40:AH:284:GLU:OE2	40:AH:284:GLU:N	2.46	0.48
41:BB:53:GLU:HG3	41:BB:54:ALA:N	2.27	0.48
40:BH:152:LEU:O	40:BH:156:ARG:HG2	2.13	0.48
40:BH:156:ARG:O	40:BH:160:ASP:HB3	2.14	0.48
41:BM:256:ASN:O	41:BM:312:THR:HG21	2.14	0.48
40:CA:3:GLU:HG3	40:CA:129:CYS:HB3	1.95	0.48
40:CA:75:ILE:HA	40:CA:78:VAL:HG23	1.96	0.48
40:CH:212:ILE:HA	40:CH:215:ARG:HD2	1.96	0.48
40:CI:108:TYR:O	40:CI:112:LYS:NZ	2.40	0.48
41:CN:97:ALA:O	41:CN:99:ASN:N	2.47	0.48
41:CP:22:GLU:HA	41:CP:81:PHE:HD2	1.79	0.48
41:CP:134:GLN:HA	41:CP:165:ASN:O	2.14	0.48
40:DA:265:ILE:HG23	40:DA:431:TYR:CZ	2.48	0.48
40:DE:90:GLU:HB3	40:DE:121:ARG:HD3	1.95	0.48
40:DF:252:LEU:HD23	40:DF:255:PHE:CE2	2.48	0.48
40:DI:327:ASP:O	40:DI:328:VAL:C	2.52	0.48
41:DL:7:LEU:CB	41:DL:135:LEU:HD13	2.41	0.48
41:DL:254:ALA:O	41:DL:257:MET:N	2.44	0.48
41:DM:147:MET:HG3	41:DM:151:LEU:HD23	1.95	0.48
41:DN:66:VAL:HG12	41:DN:91:VAL:HB	1.96	0.48
41:DO:178:THR:HB	41:DO:181:GLU:HB2	1.95	0.48
41:DP:375:GLN:HG3	41:DP:379:LYS:HD2	1.96	0.48
41:EB:113:VAL:HG23	41:EB:151:LEU:HD12	1.96	0.48
41:EB:180:VAL:O	41:EB:184:ASN:ND2	2.46	0.48
40:EG:376:MET:SD	40:EG:378:SER:HB3	2.53	0.48
40:EH:139:HIS:CE1	40:EH:170:SER:HB3	2.49	0.48
41:EM:382:SER:O	41:EM:386:THR:HG23	2.13	0.48
41:EP:286:VAL:HG12	41:EP:329:GLN:HG3	1.95	0.48
40:FA:352:LYS:HD2	41:FB:179:VAL:N	2.29	0.48
41:FO:142:GLY:O	41:FO:144:GLY:N	2.47	0.48

Continued on next page...

Continued from previous page...

Atom-1	Atom-2	Interatomic distance (Å)	Clash overlap (Å)
40:GA:254:GLU:HG2	41:GB:98:GLY:HA2	1.95	0.48
40:GH:22:GLU:O	40:GH:26:LEU:HG	2.14	0.48
40:GI:207:GLU:HG2	40:GI:304:LYS:HG2	1.96	0.48
40:GI:326:LYS:HE3	40:GI:326:LYS:HB3	1.44	0.48
41:GM:107:THR:O	41:GM:110:ALA:N	2.34	0.48
41:GP:189:VAL:O	41:GP:193:VAL:HG23	2.14	0.48
40:HE:88:HIS:HB3	40:HE:91:GLN:H	1.79	0.48
40:HE:303:VAL:O	40:HE:305:CYS:N	2.47	0.48
40:HE:363:VAL:O	40:HE:364:PRO:C	2.52	0.48
40:HH:67:PHE:HB3	40:HH:75:ILE:HD12	1.96	0.48
41:HM:180:VAL:HG12	41:HM:183:TYR:HB2	1.95	0.48
40:IF:88:HIS:HB3	40:IF:91:GLN:HB2	1.94	0.48
40:IH:235:VAL:HA	40:IH:238:ILE:HG22	1.96	0.48
40:II:70:LEU:HD13	40:II:114:LEU:HD12	1.96	0.48
40:JG:348:PRO:HB2	41:JO:384:GLN:HE22	1.78	0.48
41:JM:11:GLN:N	43:JM:501:GDP:O2B	2.46	0.48
41:JM:61:PRO:HG2	41:JM:84:ILE:HG23	1.95	0.48
41:JM:389:PHE:HE1	41:JM:395:LEU:HD13	1.79	0.48
41:JN:178:THR:HB	41:JN:181:GLU:HG3	1.95	0.48
40:KA:271:THR:HG22	40:KA:376:MET:HB3	1.96	0.48
40:KF:156:ARG:HA	40:KF:159:VAL:HG22	1.94	0.48
41:KO:208:TYR:O	41:KO:212:PHE:CB	2.60	0.48
40:LE:217:LEU:HD21	40:LE:367:LEU:HD23	1.96	0.48
40:LF:104:ALA:CB	40:LF:410:GLU:HG2	2.43	0.48
40:LF:105:ARG:HA	40:LF:109:THR:OG1	2.14	0.48
40:LG:51:THR:HG21	40:LG:243:ARG:CG	2.43	0.48
41:LM:21:TRP:HA	41:LM:24:ILE:HG22	1.95	0.48
40:MD:53:PHE:HB3	40:MD:61:HIS:HB3	1.94	0.48
40:MH:303:VAL:HG12	40:MH:305:CYS:HB3	1.95	0.48
41:ML:107:THR:HG22	41:ML:108:GLU:H	1.79	0.48
40:ND:52:PHE:HE1	40:ND:239:THR:HG21	1.77	0.48
40:ND:261:PRO:HD2	40:ND:265:ILE:O	2.13	0.48
40:NE:90:GLU:HG3	40:NE:121:ARG:HH22	1.79	0.48
40:NG:298:PRO:HB3	40:NG:307:PRO:HD2	1.96	0.48
41:NM:54:ALA:HB3	41:NM:58:LYS:O	2.13	0.48
40:OA:154:MET:HE2	40:OA:194:THR:HG22	1.96	0.48
41:OB:260:PHE:HE1	40:OG:402:ALA:HA	1.78	0.48
40:OD:255:PHE:O	40:OD:259:LEU:HB2	2.14	0.48
40:OH:10:GLY:H	40:OH:69:ASP:HB2	1.79	0.48
40:OH:406:TRP:HE1	41:OO:258:VAL:CG2	2.27	0.48
41:OM:171:PRO:HB3	41:OM:181:GLU:HG2	1.95	0.48

Continued on next page...

Continued from previous page...

Atom-1	Atom-2	Interatomic distance (Å)	Clash overlap (Å)
41:OP:137:HIS:O	41:OP:168:SER:HA	2.14	0.48
41:OP:333:VAL:HA	41:OP:336:LYS:HG2	1.95	0.48
40:QE:179:THR:OG1	40:QE:183:GLU:OE2	2.31	0.48
40:QE:188:ILE:HD12	40:QE:424:MET:HG3	1.95	0.48
40:QF:209:ILE:HB	40:QF:227:LEU:HD22	1.95	0.48
41:QM:313:VAL:O	41:QM:349:VAL:HA	2.13	0.48
41:QO:271:ALA:O	41:QO:292:GLN:NE2	2.47	0.48
41:QP:142:GLY:O	41:QP:143:THR:C	2.51	0.48
41:QP:314:ALA:HA	41:QP:349:VAL:HA	1.95	0.48
41:RB:222:TYR:O	41:RB:226:ASN:ND2	2.47	0.48
40:RF:2:ARG:HH22	40:RF:48:SER:HA	1.79	0.48
40:RG:145:THR:OG1	40:RG:146:GLY:N	2.46	0.48
41:RL:209:ASP:O	41:RL:213:ARG:NH1	2.47	0.48
41:RL:308:GLY:HA3	41:RL:373:ALA:HB2	1.96	0.48
40:SA:6:SER:O	40:SA:65:ALA:HA	2.13	0.48
41:SB:105:HIS:HA	41:SB:150:LEU:HD13	1.96	0.48
40:SE:6:SER:O	40:SE:65:ALA:HA	2.14	0.48
41:SN:309:ARG:NH1	41:SN:339:SER:O	2.46	0.48
41:SO:271:ALA:HB2	41:SO:365:ALA:HB3	1.96	0.48
41:SP:103:LYS:HG2	41:SP:107:THR:HG21	1.95	0.48
40:TH:177:VAL:HB	41:TO:331:LEU:HD12	1.96	0.48
41:TN:139:LEU:HG	41:TN:168:SER:HB3	1.95	0.48
40:UA:271:THR:HG22	40:UA:301:GLN:HA	1.94	0.48
41:UB:183:TYR:OH	41:UB:393:ALA:O	2.22	0.48
40:UF:287:SER:O	40:UF:288:VAL:C	2.52	0.48
40:UF:402:ALA:O	40:UF:403:PHE:C	2.52	0.48
40:UG:196:GLU:N	40:UG:196:GLU:OE2	2.42	0.48
40:UG:386:ALA:HA	40:UG:389:ARG:HE	1.79	0.48
40:UH:91:GLN:HE21	40:UH:125:LEU:HD21	1.79	0.48
40:UH:133:GLN:N	40:UH:133:GLN:OE1	2.47	0.48
40:UH:315:CYS:HA	40:UH:377:LEU:O	2.14	0.48
40:UI:10:GLY:O	40:UI:11:GLN:C	2.51	0.48
41:UO:21:TRP:HZ2	41:UO:63:ALA:HB2	1.79	0.48
40:VA:332:ILE:HG23	40:VA:351:PHE:HD2	1.79	0.48
40:VF:39:ASP:HB2	40:VF:42:ILE:HD12	1.96	0.48
40:VG:96:LYS:HD3	41:VN:129:CYS:HB2	1.95	0.48
40:VJ:212:ILE:HD11	40:VJ:300:ASN:HA	1.94	0.48
41:VO:107:THR:HG22	41:VO:108:GLU:H	1.79	0.48
41:VQ:383:GLU:HA	41:VQ:386:THR:HG22	1.95	0.48
40:WH:20:CYS:HA	40:WH:232:SER:HB2	1.95	0.48
40:WH:185:TYR:HE1	40:WH:403:PHE:HB2	1.79	0.48

Continued on next page...

Continued from previous page...

Atom-1	Atom-2	Interatomic distance (Å)	Clash overlap (Å)
40:WH:241:SER:OG	40:WH:249:ASN:OD1	2.32	0.48
41:WN:371:SER:C	41:WN:373:ALA:H	2.17	0.48
41:WP:375:GLN:HE21	41:WP:423:VAL:HB	1.79	0.48
7:1T:140:TRP:HA	7:1T:147:ALA:HA	1.95	0.48
10:2G:94:LEU:HG	40:MH:116:ASP:HB3	1.95	0.48
11:2K:186:LYS:HA	11:2K:186:LYS:HD3	1.51	0.48
13:2U:24:ILE:O	13:2U:63:ALA:HB2	2.14	0.48
13:2X:97:LYS:O	13:2X:98:ASN:C	2.52	0.48
14:3A:48:HIS:HA	40:MF:433:GLU:CD	2.34	0.48
16:3J:325:PRO:HG3	16:3L:181:GLU:OE2	2.13	0.48
16:3L:243:ILE:O	16:3L:247:ILE:HD12	2.12	0.48
17:3Q:419:ARG:HA	17:3Q:419:ARG:HD3	1.55	0.48
21:4E:248:ILE:HG22	21:4E:261:THR:HG22	1.95	0.48
21:4F:34:ARG:O	21:4F:36:GLY:N	2.44	0.48
22:4H:161:TYR:CE1	41:AL:80:PRO:HB3	2.49	0.48
22:4J:75:ASP:O	22:4J:77:GLN:N	2.47	0.48
22:4J:649:LYS:O	22:4J:651:LYS:N	2.47	0.48
22:4K:486:VAL:O	22:4K:503:LYS:NZ	2.41	0.48
24:4O:205:LEU:O	24:4O:206:SER:C	2.51	0.48
23:4Q:259:ARG:CZ	40:EH:366:ASP:H	2.27	0.48
26:4V:210:SER:OG	26:4V:213:CYS:SG	2.62	0.48
26:4W:91:LYS:HD2	26:4W:164:LEU:HD13	1.95	0.48
39:6L:147:LEU:HD13	39:6L:150:MET:HG2	1.95	0.48
40:AH:283:HIS:HB3	40:MH:88:HIS:HB2	1.94	0.48
41:BL:142:GLY:O	41:BL:144:GLY:N	2.46	0.48
40:CE:2:ARG:HB3	40:CE:242:LEU:HD22	1.96	0.48
41:CL:376:GLU:HA	41:CL:379:LYS:HB2	1.96	0.48
41:CM:107:THR:OG1	41:CM:108:GLU:N	2.47	0.48
41:CM:287:PRO:HA	41:CM:329:GLN:HG2	1.95	0.48
41:CN:7:LEU:HB2	41:CN:135:LEU:HB2	1.95	0.48
41:CN:11:GLN:N	43:CN:501:GDP:O2B	2.45	0.48
41:CO:3:GLU:OE2	41:CO:48:ASN:HB2	2.14	0.48
41:CO:69:GLU:HB2	41:CO:96:GLY:HA2	1.95	0.48
41:CO:393:ALA:O	41:CO:394:PHE:C	2.51	0.48
41:CP:8:GLN:HG2	41:CP:14:ASN:HA	1.96	0.48
41:CP:226:ASN:CG	43:CP:501:GDP:HN1	2.17	0.48
40:DA:106:GLY:HA2	40:DA:110:ILE:O	2.14	0.48
40:DA:311:LYS:H	40:DA:381:THR:HG22	1.79	0.48
41:DB:103:LYS:HA	41:DB:108:GLU:HB2	1.96	0.48
41:DB:153:SER:O	41:DB:157:GLU:HG2	2.13	0.48
41:DB:305:PRO:O	41:DB:306:ARG:C	2.52	0.48

Continued on next page...

Continued from previous page...

Atom-1	Atom-2	Interatomic distance (Å)	Clash overlap (Å)
40:DF:333:ALA:HB2	41:DN:175:VAL:CG1	2.44	0.48
40:DH:96:LYS:HB3	40:DH:96:LYS:HE3	1.39	0.48
40:DI:143:GLY:O	40:DI:144:GLY:C	2.51	0.48
40:DI:210:TYR:CG	41:DP:324:LYS:HD3	2.49	0.48
41:DL:3:GLU:CB	41:DL:130:LEU:HA	2.44	0.48
41:DL:152:ILE:O	41:DL:155:ILE:HG12	2.14	0.48
41:DL:331:LEU:HD22	41:DL:331:LEU:HA	1.71	0.48
41:DM:42:LEU:HD12	41:DM:43:GLN:HG2	1.95	0.48
41:DM:82:GLY:O	41:DM:84:ILE:N	2.45	0.48
41:DM:87:PRO:HA	41:DM:90:PHE:CZ	2.48	0.48
41:DM:112:LEU:HG	41:DM:147:MET:HE1	1.96	0.48
41:DN:98:GLY:O	41:DN:99:ASN:C	2.52	0.48
41:DN:123:GLU:O	41:DN:126:SER:N	2.43	0.48
41:DN:257:MET:HA	41:DN:312:THR:CB	2.44	0.48
41:DP:358:PRO:HG2	41:DP:361:LEU:HB2	1.96	0.48
40:EE:217:LEU:HD11	40:EE:230:LEU:HD21	1.96	0.48
40:EE:288:VAL:HA	40:EE:291:ILE:HG12	1.96	0.48
40:EH:258:ASN:HD21	41:EP:179:VAL:H	1.62	0.48
40:EH:402:ALA:HB2	41:EO:344:TRP:CZ3	2.49	0.48
41:EM:311:LEU:HD12	41:EM:342:VAL:HG11	1.95	0.48
40:FA:278:ALA:H	40:FA:368:ALA:HB2	1.79	0.48
40:FH:395:ASP:OD1	40:FH:421:ARG:NH1	2.47	0.48
41:FM:171:PRO:HG3	41:FM:185:ALA:HB2	1.95	0.48
40:GE:37:PRO:O	40:GE:38:SER:C	2.50	0.48
40:GE:141:PHE:HB3	40:GE:173:PRO:HD3	1.95	0.48
40:GF:105:ARG:NH1	40:GF:410:GLU:OE2	2.47	0.48
40:GH:228:ASN:CG	42:GH:501:GTP:HN21	2.15	0.48
40:HA:269:LEU:HD21	40:HA:301:GLN:HB2	1.94	0.48
41:HB:331:LEU:HD22	40:HG:177:VAL:HG22	1.95	0.48
41:HM:142:GLY:O	41:HM:144:GLY:N	2.47	0.48
41:HN:371:SER:C	41:HN:373:ALA:H	2.16	0.48
41:HO:309:ARG:HD3	41:HO:342:VAL:HA	1.95	0.48
40:IA:105:ARG:CZ	41:IN:251:ARG:HH22	2.27	0.48
41:IB:113:VAL:HG21	41:IB:150:LEU:HD23	1.94	0.48
40:IF:115:ILE:HA	40:IF:118:VAL:HG12	1.96	0.48
41:IN:326:VAL:O	41:IN:330:MET:HG2	2.14	0.48
40:JD:150:THR:O	40:JD:154:MET:HG2	2.14	0.48
41:KB:7:LEU:O	41:KB:135:LEU:HA	2.14	0.48
41:KB:200:TYR:HE2	41:KB:236:VAL:HG21	1.78	0.48
40:LH:174:ALA:HB3	40:LH:178:SER:H	1.79	0.48
40:LH:270:ALA:HA	40:LH:376:MET:O	2.14	0.48

Continued on next page...

Continued from previous page...

Atom-1	Atom-2	Interatomic distance (Å)	Clash overlap (Å)
41:LM:245:GLN:HG3	41:LM:323:MET:HE2	1.94	0.48
40:ME:177:VAL:HA	41:ML:331:LEU:HD12	1.95	0.48
40:ME:277:SER:O	40:ME:279:GLU:N	2.47	0.48
41:MO:27:GLU:HA	41:MO:359:ARG:HD2	1.95	0.48
41:MO:243:PRO:HD2	41:MO:356:ILE:HD13	1.96	0.48
40:NA:73:THR:HG23	41:NN:46:ARG:HH12	1.79	0.48
40:ND:273:ALA:HB3	40:ND:374:VAL:H	1.79	0.48
40:ND:348:PRO:HB2	41:NL:384:GLN:OE1	2.14	0.48
40:NE:2:ARG:NH2	41:NM:71:GLY:HA3	2.29	0.48
41:NP:304:ASP:OD1	41:NP:307:HIS:ND1	2.47	0.48
40:OE:138:PHE:HZ	40:OE:235:VAL:HG21	1.78	0.48
40:OF:76:ASP:HA	40:OF:79:ARG:HG2	1.94	0.48
40:OH:12:ALA:HA	42:OO:501:GTP:C5	2.49	0.48
41:ON:142:GLY:O	41:ON:144:GLY:N	2.47	0.48
41:PB:323:MET:HA	41:PB:326:VAL:HB	1.96	0.48
41:QB:262:ARG:O	41:QB:263:LEU:C	2.52	0.48
40:QE:3:GLU:HA	40:QE:51:THR:HA	1.94	0.48
40:QF:319:TYR:HB3	40:QF:323:VAL:HG11	1.95	0.48
40:QG:116:ASP:OD1	40:QG:116:ASP:N	2.47	0.48
41:QM:116:VAL:HA	41:QM:119:VAL:HG22	1.96	0.48
41:QO:117:LEU:HD11	41:QO:154:LYS:HG2	1.96	0.48
41:QO:260:PHE:HD2	41:QO:263:LEU:HD12	1.79	0.48
40:RA:260:VAL:HB	41:RB:397:TRP:HH2	1.79	0.48
40:RF:88:HIS:HD2	40:SF:283:HIS:HB3	1.79	0.48
40:RH:101:ASN:O	40:RH:186:ASN:ND2	2.30	0.48
40:SA:228:ASN:HB3	40:SA:231:ILE:HD12	1.96	0.48
40:SF:178:SER:OG	40:SF:179:THR:N	2.46	0.48
40:SH:234:ILE:HG13	40:SH:272:TYR:HB2	1.95	0.48
40:SI:20:CYS:HA	40:SI:232:SER:HB2	1.96	0.48
41:SO:36:TYR:OH	41:SO:43:GLN:HB2	2.13	0.48
41:SO:64:VAL:O	41:SO:66:VAL:HG23	2.14	0.48
40:TF:7:VAL:O	40:TF:137:ILE:HA	2.13	0.48
40:TH:274:PRO:HB3	40:TH:370:VAL:HG21	1.96	0.48
40:TH:349:THR:HB	41:TP:176:SER:HB3	1.95	0.48
41:TN:282:ARG:HD3	41:TN:283:ALA:H	1.79	0.48
40:UF:337:THR:OG1	40:UF:338:LYS:N	2.47	0.48
41:UN:125:GLU:OE1	41:UN:159:TYR:OH	2.26	0.48
41:UO:130:LEU:HG	41:UO:162:ARG:HD2	1.96	0.48
40:VG:349:THR:HG1	41:VO:176:SER:HG	1.54	0.48
41:VQ:287:PRO:HG3	41:VQ:329:GLN:HE22	1.78	0.48
40:WF:117:LEU:O	40:WF:121:ARG:HG2	2.13	0.48

Continued on next page...

Continued from previous page...

Atom-1	Atom-2	Interatomic distance (Å)	Clash overlap (Å)
40:WI:180:ALA:HB3	40:WI:183:GLU:HG2	1.95	0.48
41:WM:299:MET:O	41:WM:301:ALA:N	2.46	0.48
10:2F:86:THR:HB	40:AA:176:GLN:HG3	1.95	0.48
12:2M:76:TYR:OH	40:WG:127:ASP:OD2	2.31	0.48
13:2W:77:VAL:HG22	13:2W:133:GLN:HG3	1.95	0.48
17:3P:359:ASN:O	17:3P:363:ILE:HG12	2.14	0.48
21:4D:34:ARG:HD2	21:4D:39:VAL:HG13	1.95	0.48
21:4D:472:VAL:O	21:4D:484:TYR:HA	2.14	0.48
22:4J:48:LEU:H	22:4J:51:GLN:HE21	1.62	0.48
23:4N:218:SER:O	23:4N:219:GLN:C	2.52	0.48
23:4Q:240:LEU:HB2	23:4Q:262:GLY:HA2	1.95	0.48
26:4W:97:LEU:HD12	26:4W:158:ILE:HD12	1.95	0.48
33:5O:134:ASN:HA	33:5O:137:ARG:HG3	1.96	0.48
35:5T:162:MET:HE2	41:KL:320:ARG:HG3	1.96	0.48
40:BA:274:PRO:HD3	40:BA:291:ILE:HD12	1.96	0.48
40:BH:161:TYR:O	40:BH:162:GLY:C	2.52	0.48
41:BN:170:VAL:HG11	41:BN:377:LEU:HD21	1.96	0.48
41:BN:292:GLN:HG2	41:BN:298:ASN:HD21	1.79	0.48
41:BP:33:THR:OG1	41:BP:34:GLY:N	2.47	0.48
40:CE:405:HIS:HA	40:CE:408:VAL:HG12	1.94	0.48
40:CH:435:GLY:O	40:CH:436:MET:C	2.52	0.48
40:CI:317:LEU:HD23	40:CI:376:MET:HB2	1.95	0.48
41:CL:7:LEU:CB	41:CL:135:LEU:HD13	2.42	0.48
41:CM:33:THR:OG1	41:CM:34:GLY:N	2.45	0.48
41:CM:162:ARG:HA	41:CM:162:ARG:HD3	1.53	0.48
41:CO:333:VAL:HG13	41:CO:337:ASN:HD21	1.78	0.48
40:DA:213:CYS:O	40:DA:214:ARG:C	2.52	0.48
40:DE:104:ALA:C	40:DE:106:GLY:N	2.67	0.48
40:DE:106:GLY:CA	40:DE:148:GLY:CA	2.78	0.48
40:DE:363:VAL:O	40:DE:365:GLY:N	2.47	0.48
40:DF:305:CYS:O	40:DF:306:ASP:C	2.52	0.48
40:DI:208:ALA:HB2	40:DI:304:LYS:H	1.78	0.48
41:DL:11:GLN:O	41:DL:12:CYS:C	2.52	0.48
41:DO:375:GLN:NE2	41:DO:379:LYS:HB3	2.29	0.48
41:DP:73:MET:HG3	41:DP:90:PHE:HD1	1.77	0.48
40:EA:217:LEU:HG	40:EA:275:VAL:HG12	1.96	0.48
40:EG:2:ARG:HH22	40:EG:249:ASN:ND2	2.12	0.48
40:EH:287:SER:O	40:EH:291:ILE:HG23	2.13	0.48
40:EI:224:TYR:H	41:EP:323:MET:HG2	1.79	0.48
40:EI:317:LEU:HD13	40:EI:376:MET:HB2	1.95	0.48
41:EL:152:ILE:HG22	41:EL:156:ARG:HH11	1.78	0.48

Continued on next page...

Continued from previous page...

Atom-1	Atom-2	Interatomic distance (Å)	Clash overlap (Å)
41:EN:203:ASP:N	41:EN:300:MET:O	2.43	0.48
41:EO:207:LEU:HB3	41:EO:225:LEU:HD22	1.95	0.48
40:FA:219:ILE:HB	40:FA:222:PRO:CG	2.44	0.48
41:FB:247:ASN:OD1	40:FG:11:GLN:NE2	2.47	0.48
40:FH:141:PHE:HB2	40:FH:173:PRO:HD3	1.95	0.48
41:FN:7:LEU:O	41:FN:135:LEU:HA	2.14	0.48
40:GA:326:LYS:HE3	41:GB:208:TYR:HB2	1.96	0.48
40:GE:363:VAL:O	40:GE:365:GLY:N	2.47	0.48
40:GG:259:LEU:O	40:GG:379:ASN:ND2	2.38	0.48
41:GO:132:GLY:HA2	41:GO:163:ILE:O	2.14	0.48
40:HH:167:LEU:HD23	40:HH:202:PHE:HE2	1.78	0.48
41:HN:256:ASN:HB2	41:HN:350:LYS:HE3	1.96	0.48
41:HO:248:ALA:HA	41:HO:252:LYS:HD3	1.95	0.48
40:IA:132:LEU:HD21	40:IA:135:PHE:HE2	1.79	0.48
41:IB:271:ALA:HB3	41:IB:293:MET:HG2	1.96	0.48
40:IF:199:ASP:HB3	40:IF:256:GLN:HG3	1.95	0.48
40:IG:167:LEU:HG	40:IG:200:CYS:HB3	1.95	0.48
40:IG:172:TYR:N	40:IG:204:VAL:O	2.41	0.48
41:IN:230:SER:HA	41:IN:233:MET:HB2	1.95	0.48
40:JA:56:THR:HA	40:KA:285:GLN:HG2	1.96	0.48
40:JE:190:THR:HA	40:JE:193:THR:HG22	1.95	0.48
41:JM:271:ALA:HB3	41:JM:272:PRO:HD3	1.96	0.48
41:JO:6:HIS:O	41:JO:63:ALA:HA	2.13	0.48
40:KA:270:ALA:HA	40:KA:376:MET:O	2.14	0.48
42:KB:502:GTP:HN1	40:KG:228:ASN:ND2	2.08	0.48
40:KF:73:THR:HA	40:KF:76:ASP:HB2	1.94	0.48
41:KL:7:LEU:O	41:KL:135:LEU:HA	2.14	0.48
41:KL:16:ILE:HG13	41:KL:229:VAL:CG1	2.43	0.48
41:KN:170:VAL:HG11	41:KN:377:LEU:HD11	1.96	0.48
41:KN:215:LEU:HD11	41:KN:228:LEU:HD11	1.96	0.48
40:LD:150:THR:O	40:LD:154:MET:HG2	2.14	0.48
40:LE:136:LEU:HD23	40:LE:167:LEU:HB2	1.96	0.48
40:LE:318:LEU:O	40:LE:374:VAL:HA	2.14	0.48
40:LG:261:PRO:HG3	40:LG:313:MET:CE	2.44	0.48
40:LH:294:ALA:O	40:LH:300:ASN:ND2	2.44	0.48
41:LM:307:HIS:ND1	41:LM:376:GLU:OE2	2.44	0.48
41:LN:54:ALA:HA	41:MN:283:ALA:HB2	1.95	0.48
41:LP:61:PRO:HD3	41:LP:84:ILE:HG12	1.95	0.48
41:LP:237:THR:HG22	41:LP:250:LEU:HD21	1.96	0.48
41:MB:255:VAL:HG23	40:MG:406:TRP:CG	2.49	0.48
41:MB:311:LEU:HD23	41:MB:342:VAL:HG11	1.96	0.48

Continued on next page...

Continued from previous page...

Atom-1	Atom-2	Interatomic distance (Å)	Clash overlap (Å)
40:ME:2:ARG:NE	40:ME:242:LEU:O	2.47	0.48
41:ML:142:GLY:O	41:ML:144:GLY:N	2.46	0.48
41:NB:252:LYS:O	41:NB:256:ASN:ND2	2.43	0.48
40:ND:348:PRO:HD2	41:NL:388:MET:HG3	1.96	0.48
41:NN:100:ASN:HB3	41:NN:103:LYS:HB3	1.96	0.48
40:OA:393:LYS:HG3	41:ON:346:PRO:HG2	1.94	0.48
42:OB:502:GTP:HN1	40:OG:228:ASN:ND2	2.07	0.48
40:OG:76:ASP:HA	40:OG:79:ARG:HG2	1.95	0.48
40:OH:398:TYR:O	40:OH:399:ALA:C	2.52	0.48
40:PD:225:THR:O	40:PD:229:ARG:HG3	2.13	0.48
40:PF:72:PRO:HG2	41:PM:2:ARG:NH1	2.28	0.48
41:PL:19:LYS:NZ	41:PL:223:GLY:O	2.47	0.48
41:PL:202:ILE:HG21	41:PL:229:VAL:HG22	1.96	0.48
41:PP:22:GLU:HG3	41:PP:81:PHE:CD1	2.49	0.48
41:QB:66:VAL:HB	41:QB:91:VAL:CG2	2.44	0.48
41:QB:81:PHE:O	41:QB:82:GLY:C	2.52	0.48
41:QB:124:ALA:HB1	41:QB:130:LEU:HD22	1.95	0.48
41:QB:183:TYR:CE2	41:QB:388:MET:HB3	2.49	0.48
41:QL:348:ASN:C	41:QL:348:ASN:HD22	2.18	0.48
41:QN:193:VAL:HG22	41:QN:418:LEU:HD22	1.96	0.48
41:QO:217:LEU:HB3	41:QO:220:PRO:HD3	1.96	0.48
40:RH:405:HIS:CD2	41:RO:261:PRO:HG3	2.49	0.48
40:RI:76:ASP:HA	40:RI:79:ARG:HG2	1.95	0.48
41:SB:322:SER:HB2	40:SG:223:THR:HG22	1.95	0.48
40:SE:141:PHE:HB2	40:SE:173:PRO:HD3	1.95	0.48
40:SG:187:SER:O	40:SG:191:THR:OG1	2.24	0.48
40:SH:127:ASP:OD1	40:TH:293:ASN:ND2	2.47	0.48
41:SO:226:ASN:CB	43:SO:501:GDP:HN1	2.27	0.48
40:TE:257:THR:HA	41:TM:397:TRP:CH2	2.49	0.48
40:TG:404:VAL:HG23	40:TG:417:PHE:HE2	1.79	0.48
41:TL:4:ILE:HA	41:TL:132:GLY:O	2.13	0.48
41:TP:341:PHE:HB3	41:TP:348:ASN:HD21	1.79	0.48
41:TP:424:THR:OG1	41:TP:425:ARG:NH1	2.46	0.48
41:UB:107:THR:O	41:UB:110:ALA:N	2.47	0.48
40:UE:319:TYR:HB3	40:UE:323:VAL:HG11	1.96	0.48
40:UF:221:ARG:HB2	41:UM:322:SER:HB3	1.95	0.48
40:UG:274:PRO:HB3	40:UG:370:VAL:HG11	1.96	0.48
41:UO:316:VAL:HG12	41:UO:352:ALA:HB3	1.94	0.48
41:UP:142:GLY:O	41:UP:144:GLY:N	2.47	0.48
41:VB:43:GLN:HA	41:VB:242:PHE:HE2	1.79	0.48
40:VF:70:LEU:HD13	40:VF:114:LEU:HD12	1.94	0.48

Continued on next page...

Continued from previous page...

Atom-1	Atom-2	Interatomic distance (Å)	Clash overlap (Å)
40:VJ:11:GLN:HG3	40:VJ:74:VAL:HG11	1.95	0.48
40:WA:171:ILE:HG21	42:WA:501:GTP:H1'	1.95	0.48
40:WA:349:THR:OG1	41:WB:176:SER:OG	2.20	0.48
40:WI:316:CYS:SG	40:WI:377:LEU:HB2	2.54	0.48
41:WM:297:LYS:C	41:WM:299:MET:H	2.17	0.48
41:WN:362:LYS:HA	41:WN:362:LYS:HD3	1.65	0.48
7:1T:264:LEU:HB3	7:1T:276:CYS:SG	2.54	0.47
7:1T:523:ASP:O	7:1T:524:ARG:C	2.52	0.47
11:2I:87:PRO:HD3	40:LA:264:ARG:HD2	1.96	0.47
13:2T:85:LYS:HB2	13:2T:85:LYS:HE2	1.53	0.47
13:2U:92:GLN:HB3	13:2U:152:LEU:HG	1.95	0.47
13:2W:144:TYR:O	13:2W:146:THR:N	2.47	0.47
13:2X:96:ASP:HA	13:2X:149:ILE:HD11	1.96	0.47
13:2X:137:SER:O	13:2X:140:THR:HG22	2.13	0.47
14:3B:94:LYS:HA	14:3B:97:GLN:HG3	1.95	0.47
16:3L:99:ALA:HB2	16:3L:247:ILE:HD11	1.96	0.47
17:3R:229:CYS:O	17:3R:232:ARG:HG2	2.14	0.47
20:4A:21:ASN:HA	20:4A:24:LYS:HD2	1.96	0.47
22:4I:137:SER:HA	22:4I:146:PHE:HA	1.96	0.47
22:4J:91:ASP:C	41:BN:280:GLN:H	2.18	0.47
23:4M:245:LYS:HE3	40:DG:79:ARG:HH22	1.79	0.47
24:4O:259:ARG:HD3	40:EE:365:GLY:HA2	1.96	0.47
23:4R:30:ARG:HH21	41:BP:53:GLU:HG3	1.79	0.47
35:5T:160:GLU:HG2	35:5T:161:SER:H	1.79	0.47
37:6A:57:ASP:OD1	37:6A:58:ASN:ND2	2.47	0.47
39:6G:105:LEU:HD13	39:6G:146:VAL:HG22	1.96	0.47
40:AA:7:VAL:HG11	40:AA:153:LEU:HD21	1.96	0.47
40:AA:259:LEU:HD13	40:AA:316:CYS:HB2	1.96	0.47
40:AE:11:GLN:N	42:AE:501:GTP:O1B	2.43	0.47
41:AL:67:ASP:OD1	41:AL:68:LEU:N	2.47	0.47
41:AL:142:GLY:O	41:AL:144:GLY:N	2.47	0.47
40:BA:98:ASP:OD1	40:BA:99:ALA:N	2.47	0.47
40:BA:102:ASN:HB3	40:BA:105:ARG:H	1.79	0.47
41:BB:337:ASN:N	41:BB:337:ASN:OD1	2.47	0.47
41:BL:89:ASN:ND2	41:BL:123:GLU:OE2	2.44	0.47
41:BL:143:THR:OG1	43:BL:502:GDP:O1B	2.31	0.47
40:CA:160:ASP:O	40:CA:161:TYR:C	2.52	0.47
41:CB:67:ASP:HA	41:CB:143:THR:HG21	1.96	0.47
41:CB:268:PRO:HG2	41:CB:300:MET:HB2	1.96	0.47
40:CF:360:PRO:HG3	40:CF:373:ALA:HB2	1.96	0.47
41:CO:238:THR:HA	41:CO:241:ARG:HH21	1.79	0.47

Continued on next page...

Continued from previous page...

Atom-1	Atom-2	Interatomic distance (Å)	Clash overlap (Å)
41:CO:272:PRO:HB2	41:CO:361:LEU:CD1	2.44	0.47
41:CP:124:ALA:O	41:CP:125:GLU:C	2.52	0.47
41:CP:355:ASP:O	41:CP:356:ILE:C	2.52	0.47
40:DA:183:GLU:HB3	40:DA:184:PRO:HD3	1.96	0.47
41:DB:102:ALA:HB1	41:DB:401:GLU:HB3	1.96	0.47
40:DF:2:ARG:HB3	40:DF:133:GLN:NE2	2.29	0.47
40:DF:89:PRO:HG2	40:EF:280:LYS:HG2	1.95	0.47
40:DF:238:ILE:HD11	40:DF:377:LEU:HD21	1.96	0.47
40:DF:384:ALA:O	40:DF:385:GLU:C	2.53	0.47
40:DH:211:ASP:OD1	40:DH:212:ILE:N	2.47	0.47
41:DL:72:THR:O	41:DL:73:MET:C	2.52	0.47
41:DL:374:ILE:HG23	41:DL:378:PHE:CE2	2.49	0.47
41:DM:259:PRO:HD3	41:DM:311:LEU:HD21	1.95	0.47
41:DN:21:TRP:CZ2	41:DN:63:ALA:HB2	2.49	0.47
41:DN:211:CYS:O	41:DN:213:ARG:N	2.47	0.47
41:DP:290:THR:HG21	41:DP:329:GLN:HB3	1.95	0.47
40:EA:16:ILE:HA	40:EA:228:ASN:HB3	1.95	0.47
40:EE:169:PHE:CE1	40:EE:235:VAL:HG22	2.49	0.47
40:EF:274:PRO:HG3	40:EF:286:LEU:HD23	1.96	0.47
40:EG:314:ALA:HA	40:EG:350:GLY:O	2.14	0.47
40:EI:105:ARG:HE	40:EI:105:ARG:HB3	1.45	0.47
40:EI:121:ARG:O	40:EI:122:ILE:C	2.52	0.47
41:EL:237:THR:HG23	41:EL:240:LEU:HD21	1.95	0.47
41:EM:171:PRO:HB3	41:EM:181:GLU:CG	2.43	0.47
41:EM:345:ILE:O	41:EM:348:ASN:ND2	2.46	0.47
40:FA:93:ILE:HG12	40:FA:117:LEU:HD22	1.96	0.47
40:FA:333:ALA:C	40:FA:335:ILE:H	2.18	0.47
41:FO:192:LEU:HD13	41:FO:199:THR:HG21	1.95	0.47
41:FP:203:ASP:HB2	41:FP:302:ALA:H	1.79	0.47
40:GA:116:ASP:N	40:GA:116:ASP:OD1	2.47	0.47
41:GB:324:LYS:HA	40:GG:210:TYR:HE1	1.79	0.47
40:GF:347:CYS:HA	41:GN:388:MET:HE1	1.96	0.47
40:GG:136:LEU:HD11	40:GG:239:THR:HG21	1.96	0.47
40:GI:383:ILE:HD11	40:GI:387:TRP:CE2	2.49	0.47
41:GN:54:ALA:O	41:GN:55:THR:C	2.52	0.47
41:GN:391:ARG:O	41:GN:392:LYS:C	2.52	0.47
40:HE:19:ALA:O	40:HE:20:CYS:C	2.53	0.47
40:HG:88:HIS:CE1	40:HG:90:GLU:HB2	2.49	0.47
40:HG:209:ILE:HA	40:HG:212:ILE:HG22	1.95	0.47
40:HG:326:LYS:NZ	41:HO:208:TYR:HB2	2.29	0.47
40:HI:2:ARG:HA	40:HI:133:GLN:HE21	1.79	0.47

Continued on next page...

Continued from previous page...

Atom-1	Atom-2	Interatomic distance (Å)	Clash overlap (Å)
40:IE:141:PHE:HB2	40:IE:173:PRO:HD3	1.96	0.47
40:IG:184:PRO:HG3	40:IG:393:LYS:HD2	1.96	0.47
40:JA:438:SER:HB2	41:JB:390:ARG:HH12	1.78	0.47
40:JD:11:GLN:HG2	40:JD:74:VAL:HG11	1.96	0.47
40:JE:30:ILE:HD13	40:JE:36:MET:HB3	1.96	0.47
40:JE:107:HIS:HD2	40:JE:152:LEU:HB2	1.79	0.47
41:JM:44:LEU:HG	41:JM:44:LEU:O	2.13	0.47
40:KA:11:GLN:HG3	40:KA:74:VAL:HG11	1.95	0.47
41:KL:122:LYS:HD2	41:LL:291:GLN:HE21	1.79	0.47
41:KM:95:SER:OG	41:KM:96:GLY:N	2.46	0.47
41:KM:404:ASP:N	41:KM:404:ASP:OD1	2.46	0.47
41:KN:117:LEU:HA	41:KN:120:VAL:HG12	1.96	0.47
41:KP:401:GLU:N	41:KP:401:GLU:OE2	2.47	0.47
41:LB:271:ALA:HB1	41:LB:292:GLN:HB3	1.95	0.47
41:LL:107:THR:O	41:LL:110:ALA:N	2.46	0.47
41:LM:249:ASP:OD2	41:LM:249:ASP:N	2.45	0.47
40:MA:160:ASP:O	40:MA:162:GLY:N	2.46	0.47
40:ME:406:TRP:CG	41:ML:255:VAL:HG23	2.49	0.47
40:MF:177:VAL:CG1	41:MM:327:ASP:HB3	2.44	0.47
40:MG:413:GLU:O	40:MG:414:GLU:C	2.52	0.47
40:ND:188:ILE:HD13	40:ND:424:MET:HG3	1.95	0.47
40:NE:213:CYS:HA	40:NE:217:LEU:HB2	1.95	0.47
40:NE:333:ALA:HB2	41:NM:174:LYS:HE2	1.96	0.47
41:NN:223:GLY:O	41:NN:227:HIS:HB2	2.13	0.47
41:NN:332:ASN:HB3	41:NN:336:LYS:NZ	2.28	0.47
41:OB:19:LYS:HG3	41:OB:226:ASN:HB2	1.96	0.47
40:OF:172:TYR:N	40:OF:204:VAL:O	2.44	0.47
40:OH:261:PRO:O	40:OH:262:TYR:C	2.52	0.47
41:OM:19:LYS:HD2	41:OM:227:HIS:HD2	1.79	0.47
41:OO:236:VAL:HG12	41:OO:368:ILE:HD11	1.96	0.47
41:OP:183:TYR:OH	41:OP:393:ALA:O	2.25	0.47
41:PB:322:SER:HB3	41:PB:325:GLU:OE1	2.14	0.47
40:PE:167:LEU:HD22	40:PE:200:CYS:HB3	1.96	0.47
40:PH:5:ILE:HD12	40:PH:125:LEU:HD23	1.95	0.47
40:QA:415:GLY:O	40:QA:419:GLU:HG3	2.14	0.47
41:QB:420:ASN:O	41:QB:423:VAL:N	2.39	0.47
40:QH:237:SER:OG	40:QH:375:CYS:SG	2.53	0.47
41:QO:309:ARG:NH1	41:QO:339:SER:O	2.47	0.47
41:QP:42:LEU:HG	41:QP:43:GLN:N	2.28	0.47
40:RI:11:GLN:HG2	40:RI:74:VAL:HG11	1.96	0.47
41:RL:135:LEU:O	41:RL:166:THR:HA	2.14	0.47

Continued on next page...

Continued from previous page...

Atom-1	Atom-2	Interatomic distance (Å)	Clash overlap (Å)
40:SA:145:THR:OG1	42:SN:501:GTP:O2B	2.31	0.47
40:SA:413:GLU:OE1	40:SA:415:GLY:N	2.45	0.47
41:SM:170:VAL:HG21	41:SM:377:LEU:HD21	1.96	0.47
41:SN:375:GLN:HE21	41:SN:423:VAL:HB	1.79	0.47
41:SP:12:CYS:HA	43:SP:502:GDP:C8	2.49	0.47
40:UI:236:SER:O	40:UI:240:ALA:HB2	2.13	0.47
41:UP:41:ASP:O	41:UP:42:LEU:C	2.51	0.47
41:UP:137:HIS:CD2	41:UP:168:SER:HB3	2.49	0.47
41:UP:221:THR:C	41:UP:223:GLY:H	2.17	0.47
40:VA:150:THR:O	40:VA:154:MET:HG2	2.14	0.47
41:VO:343:GLU:N	41:VO:343:GLU:OE2	2.47	0.47
41:VQ:42:LEU:HD23	41:VQ:356:ILE:HD11	1.96	0.47
40:WA:76:ASP:OD1	40:WA:79:ARG:NH2	2.45	0.47
41:WM:13:GLY:HA2	41:WM:136:THR:CB	2.33	0.47
41:WM:181:GLU:HB2	41:WM:182:PRO:HD3	1.95	0.47
41:WN:101:TRP:NE1	41:WN:145:SER:O	2.46	0.47
41:WN:165:ASN:HB3	41:WN:200:TYR:HE1	1.79	0.47
41:WQ:262:ARG:NH2	41:WQ:417:ASP:O	2.47	0.47
7:1T:210:SER:HB2	7:1T:256:ILE:HG22	1.96	0.47
8:1W:522:GLU:O	8:1W:525:ALA:O	2.33	0.47
13:2V:135:ASN:HB2	13:2V:138:ASP:HB3	1.96	0.47
16:3K:179:LYS:NZ	16:3K:222:SER:OG	2.33	0.47
19:3Y:19:GLY:O	19:3Y:23:LYS:HG2	2.13	0.47
21:4D:334:PRO:HA	21:4D:343:PHE:HA	1.96	0.47
22:4H:113:ILE:HB	22:4H:136:ILE:HD12	1.95	0.47
23:4M:240:LEU:HG	23:4M:240:LEU:H	1.49	0.47
24:4O:253:TYR:O	24:4O:254:LYS:C	2.52	0.47
23:4P:260:THR:CB	40:EA:219:ILE:HD13	2.44	0.47
27:4Z:225:ASN:HB2	41:KO:32:PRO:HG3	1.96	0.47
34:5Q:122:THR:O	34:5Q:125:GLU:N	2.47	0.47
36:5X:26:ILE:HD11	36:5X:81:PHE:HA	1.96	0.47
37:6A:56:HIS:CE1	41:UO:243:PRO:HG2	2.50	0.47
39:6I:66:ARG:NH2	41:ON:38:GLY:H	2.11	0.47
39:6K:111:ASP:N	39:6K:111:ASP:OD2	2.47	0.47
40:AE:217:LEU:HA	40:AE:277:SER:HB3	1.95	0.47
40:AF:237:SER:HA	40:AF:320:ARG:HD2	1.96	0.47
41:BB:173:PRO:HA	41:BB:380:ARG:HD2	1.95	0.47
41:BB:286:VAL:HB	41:BB:287:PRO:HD3	1.95	0.47
40:BI:268:PRO:HB2	40:BI:377:LEU:HD12	1.95	0.47
41:BM:61:PRO:HG2	41:BM:84:ILE:HG23	1.96	0.47
40:CE:104:ALA:HB2	40:CE:412:MET:HG2	1.96	0.47

Continued on next page...

Continued from previous page...

Atom-1	Atom-2	Interatomic distance (Å)	Clash overlap (Å)
40:CE:176:GLN:HE21	41:CL:331:LEU:HD11	1.80	0.47
41:CN:80:PRO:HG2	41:CN:81:PHE:H	1.79	0.47
41:CN:98:GLY:O	41:CN:99:ASN:C	2.52	0.47
41:CN:320:ARG:HH11	41:CN:355:ASP:HB3	1.77	0.47
41:CP:322:SER:O	41:CP:324:LYS:N	2.47	0.47
40:DA:403:PHE:O	40:DA:406:TRP:HB2	2.14	0.47
40:DE:100:ALA:O	40:DE:101:ASN:C	2.52	0.47
40:DE:126:ALA:HB1	40:DE:132:LEU:HD22	1.96	0.47
40:DE:429:LYS:O	40:DE:430:ASP:C	2.52	0.47
40:DE:430:ASP:O	40:DE:431:TYR:C	2.53	0.47
40:DF:175:PRO:HG3	40:DF:304:LYS:HB3	1.95	0.47
40:DF:224:TYR:OH	42:DF:501:GTP:H2'	2.14	0.47
40:DF:326:LYS:HZ1	41:DN:211:CYS:HB2	1.78	0.47
40:DI:63:PRO:HG2	40:DI:87:PHE:CD2	2.49	0.47
40:DI:225:THR:HA	40:DI:228:ASN:ND2	2.28	0.47
40:DI:332:ILE:HD13	40:DI:332:ILE:HA	1.74	0.47
41:DL:420:ASN:HA	41:DL:423:VAL:HG22	1.96	0.47
41:DN:257:MET:SD	41:DN:314:ALA:N	2.85	0.47
41:DO:111:GLU:OE1	41:DO:111:GLU:N	2.47	0.47
40:EE:438:SER:HB2	41:EM:391:ARG:HD2	1.95	0.47
40:EH:433:GLU:O	40:EH:436:MET:HG2	2.15	0.47
41:EN:68:LEU:HD23	41:EN:143:THR:HG23	1.96	0.47
41:EP:28:HIS:HA	41:EP:242:PHE:HZ	1.79	0.47
40:FA:262:TYR:HD1	40:FA:262:TYR:N	2.11	0.47
41:FM:334:GLN:NE2	41:FM:348:ASN:OD1	2.47	0.47
42:GB:502:GTP:O2'	40:GG:206:ASN:OD1	2.24	0.47
40:GE:274:PRO:CG	40:GE:373:ALA:HA	2.44	0.47
41:GM:119:VAL:HG23	41:GM:122:LYS:HE3	1.94	0.47
41:GP:200:TYR:HE2	41:GP:368:ILE:HD12	1.78	0.47
40:HE:31:GLN:HG2	40:HE:37:PRO:HD3	1.95	0.47
40:HE:366:ASP:O	40:HE:367:LEU:C	2.52	0.47
40:HG:264:ARG:NH2	40:HG:423:ASP:OD1	2.48	0.47
40:HH:102:ASN:HB3	40:HH:105:ARG:HB2	1.95	0.47
40:HI:223:THR:HB	41:HP:322:SER:HB2	1.96	0.47
41:HN:61:PRO:HD2	41:HN:84:ILE:O	2.14	0.47
41:HN:267:MET:HB3	41:HN:301:ALA:CB	2.44	0.47
41:HN:284:LEU:HA	41:HN:288:GLU:HG2	1.96	0.47
41:HO:132:GLY:HA3	41:HO:163:ILE:O	2.14	0.47
41:HO:213:ARG:O	41:HO:216:LYS:NZ	2.45	0.47
41:IB:296:ALA:HB1	41:IB:305:PRO:HD2	1.96	0.47
40:IE:316:CYS:SG	40:IE:377:LEU:HB2	2.54	0.47

Continued on next page...

Continued from previous page...

Atom-1	Atom-2	Interatomic distance (Å)	Clash overlap (Å)
41:IP:86:ARG:HH12	41:IP:122:LYS:HD3	1.79	0.47
41:JB:252:LYS:HD3	40:JG:100:ALA:HA	1.97	0.47
40:JD:14:VAL:HG23	40:JD:67:PHE:HD2	1.78	0.47
40:JD:405:HIS:HA	40:JD:408:VAL:HG12	1.96	0.47
40:JE:172:TYR:OH	40:JE:386:ALA:O	2.33	0.47
41:JN:20:PHE:HA	41:JN:23:VAL:HG12	1.96	0.47
41:JO:309:ARG:NH1	41:JO:339:SER:O	2.47	0.47
41:KM:238:THR:HG1	41:KM:354:CYS:HG	1.56	0.47
41:KN:165:ASN:ND2	41:KN:198:GLU:OE1	2.47	0.47
41:LM:91:VAL:HG11	41:LM:116:VAL:HG22	1.96	0.47
41:LO:257:MET:SD	41:LO:314:ALA:HB2	2.54	0.47
40:MD:235:VAL:HA	40:MD:238:ILE:HG22	1.96	0.47
40:MH:25:CYS:HB3	40:MH:30:ILE:O	2.14	0.47
41:MN:236:VAL:HG22	41:MN:368:ILE:HD11	1.96	0.47
40:NA:81:GLY:O	40:NA:84:ARG:NH1	2.43	0.47
40:ND:298:PRO:HG2	40:ND:308:ARG:NH2	2.29	0.47
40:NH:79:ARG:HG2	40:NH:92:LEU:HD13	1.96	0.47
41:NP:86:ARG:HG2	41:OP:281:TYR:HB3	1.96	0.47
40:OE:181:VAL:HG12	41:OL:348:ASN:HA	1.96	0.47
40:OG:260:VAL:HG23	40:OG:265:ILE:O	2.14	0.47
41:OM:289:LEU:HD11	41:OM:363:MET:HG2	1.96	0.47
41:OM:372:THR:OG1	41:OM:422:VAL:O	2.32	0.47
41:OO:248:ALA:HA	41:OO:252:LYS:HD3	1.96	0.47
40:PA:211:ASP:HB3	40:PA:215:ARG:NH1	2.29	0.47
40:PA:240:ALA:HA	40:PA:243:ARG:HE	1.79	0.47
41:PB:7:LEU:HD11	41:PB:133:PHE:HB3	1.96	0.47
40:PF:394:PHE:HE2	40:PF:421:ARG:HB2	1.79	0.47
41:PL:398:TYR:HB3	41:PL:403:MET:HB3	1.96	0.47
41:QB:186:THR:OG1	41:QB:187:LEU:N	2.47	0.47
40:QE:70:LEU:HD23	40:QE:114:LEU:HD12	1.96	0.47
40:QF:21:TRP:CH2	40:QF:52:PHE:HB3	2.49	0.47
40:QF:70:LEU:HD22	40:QF:110:ILE:HG22	1.95	0.47
40:QG:2:ARG:HH12	40:QG:131:GLY:HA3	1.78	0.47
41:QL:73:MET:HB3	41:QL:90:PHE:CZ	2.48	0.47
41:QL:114:ASP:OD1	41:QL:115:SER:N	2.47	0.47
41:QP:3:GLU:O	41:QP:131:GLN:N	2.39	0.47
41:QP:88:ASP:OD1	41:QP:88:ASP:N	2.44	0.47
41:QP:138:SER:HB3	41:QP:169:VAL:HG21	1.95	0.47
41:QP:272:PRO:CG	41:QP:364:SER:HB2	2.25	0.47
41:RM:271:ALA:HB1	41:RM:292:GLN:HG3	1.96	0.47
40:SA:72:PRO:HB2	41:SN:46:ARG:HH21	1.78	0.47

Continued on next page...

Continued from previous page...

Atom-1	Atom-2	Interatomic distance (Å)	Clash overlap (Å)
40:SA:167:LEU:HD13	40:SA:200:CYS:HB3	1.96	0.47
41:SB:171:PRO:HB3	41:SB:181:GLU:HG2	1.96	0.47
40:SG:194:THR:OG1	40:SG:198:SER:OG	2.32	0.47
40:SG:249:ASN:O	40:SG:249:ASN:ND2	2.43	0.47
41:SO:185:ALA:O	41:SO:188:SER:N	2.43	0.47
41:SO:298:ASN:O	41:SO:300:MET:N	2.47	0.47
40:TF:259:LEU:HD21	40:TF:316:CYS:HB2	1.95	0.47
40:UF:53:PHE:CE1	40:UF:63:PRO:HG3	2.49	0.47
40:UG:145:THR:OG1	40:UG:146:GLY:N	2.46	0.47
40:UG:235:VAL:HA	40:UG:238:ILE:HG22	1.95	0.47
40:UG:332:ILE:HG21	41:UO:175:VAL:HG12	1.96	0.47
40:UH:171:ILE:HG21	42:UO:501:GTP:H1'	1.97	0.47
40:UI:11:GLN:N	42:UI:501:GTP:O2B	2.46	0.47
41:UM:257:MET:HG3	41:UM:266:PHE:CE1	2.48	0.47
41:UO:100:ASN:OD1	41:UO:102:ALA:N	2.46	0.47
40:VA:195:LEU:HD12	40:VA:266:HIS:HE1	1.79	0.47
40:VA:352:LYS:HE2	41:VB:178:THR:HG22	1.97	0.47
41:VO:20:PHE:HB2	41:VO:233:MET:HE3	1.96	0.47
41:VP:156:ARG:NH2	41:VP:197:ASP:OD2	2.47	0.47
40:WF:53:PHE:HE1	40:WF:86:LEU:HD11	1.79	0.47
40:WF:319:TYR:CE2	40:WF:328:VAL:HG22	2.49	0.47
40:WG:326:LYS:HE2	41:WO:208:TYR:HB2	1.96	0.47
40:WG:394:PHE:HD1	40:WG:421:ARG:HD3	1.79	0.47
40:WH:137:ILE:HG22	40:WH:139:HIS:HD2	1.80	0.47
41:WQ:272:PRO:HG3	41:WQ:364:SER:HA	1.95	0.47
7:1T:321:ASP:O	7:1T:323:LYS:N	2.47	0.47
7:1T:368:LEU:HD12	10:2E:130:ARG:HB3	1.97	0.47
11:2J:185:MET:HA	11:2J:254:ASN:OD1	2.13	0.47
13:2U:172:TYR:HB3	13:2U:176:GLU:HB2	1.96	0.47
14:3C:26:LYS:HD3	40:MG:342:GLN:HE22	1.78	0.47
17:3P:192:LEU:CD1	17:3P:223:VAL:HA	2.45	0.47
18:3T:147:LEU:HD22	18:3T:438:PRO:HD3	1.96	0.47
18:3W:329:ILE:HG12	18:3W:405:LEU:HB3	1.96	0.47
20:4A:168:LEU:HB3	20:4A:172:GLN:NE2	2.30	0.47
21:4D:474:LYS:HG2	21:4D:485:TYR:OH	2.14	0.47
21:4D:476:ASP:O	21:4D:477:SER:HB2	2.13	0.47
21:4D:477:SER:O	21:4D:479:MET:N	2.46	0.47
21:4E:116:ARG:NH2	41:BP:276:ARG:O	2.48	0.47
22:4H:262:ILE:HG12	22:4H:279:LEU:HB2	1.95	0.47
23:4N:171:PRO:C	23:4N:173:SER:H	2.18	0.47
23:4R:89:SER:O	23:4R:90:MET:HG2	2.15	0.47

Continued on next page...

Continued from previous page...

Atom-1	Atom-2	Interatomic distance (Å)	Clash overlap (Å)
26:4W:247:PRO:HG3	26:4W:308:CYS:HB3	1.96	0.47
27:4Z:41:GLN:O	27:4Z:43:ASN:N	2.44	0.47
36:5X:118:TYR:HE2	41:KL:421:PRO:HD3	1.79	0.47
41:AB:256:ASN:OD1	40:AG:101:ASN:ND2	2.32	0.47
40:AE:240:ALA:HB1	40:AE:356:ASN:HD22	1.78	0.47
40:AG:188:ILE:HG22	40:AG:420:ALA:HB1	1.96	0.47
40:AG:352:LYS:HZ2	41:AO:179:VAL:HA	1.79	0.47
40:BF:102:ASN:H	40:BF:144:GLY:HA3	1.79	0.47
40:BI:222:PRO:HB2	40:BI:226:ASN:HB2	1.96	0.47
40:BI:393:LYS:HG3	41:BP:346:PRO:HB2	1.95	0.47
41:BO:210:ILE:H	41:BO:210:ILE:HG13	1.52	0.47
41:CB:248:ALA:HA	41:CB:252:LYS:HD2	1.96	0.47
40:CE:273:ALA:HB1	40:CE:291:ILE:HB	1.97	0.47
40:CF:269:LEU:O	40:CF:377:LEU:HA	2.15	0.47
40:CI:206:ASN:ND2	42:CI:501:GTP:O2'	2.47	0.47
41:CL:135:LEU:HG	41:CL:137:HIS:HB3	1.94	0.47
41:CM:416:ASN:C	41:CM:418:LEU:H	2.17	0.47
41:CM:420:ASN:HB2	41:CM:421:PRO:HD3	1.94	0.47
41:CN:375:GLN:HG3	41:CN:376:GLU:N	2.29	0.47
41:CO:70:PRO:HB3	41:CO:92:PHE:CE2	2.49	0.47
41:CP:272:PRO:HG3	41:CP:364:SER:HA	1.96	0.47
40:DA:169:PHE:HE2	40:DA:238:ILE:HG21	1.80	0.47
41:DB:105:HIS:NE2	41:DB:191:GLN:HG3	2.28	0.47
40:DE:122:ILE:HA	40:DE:125:LEU:HD12	1.97	0.47
40:DE:173:PRO:HG3	40:DE:187:SER:HB3	1.96	0.47
40:DE:320:ARG:HB3	40:DE:356:ASN:ND2	2.29	0.47
40:DE:403:PHE:CZ	41:DL:312:THR:HG21	2.49	0.47
40:DF:73:THR:O	40:DF:76:ASP:N	2.47	0.47
40:DF:194:THR:O	40:DF:198:SER:HB3	2.13	0.47
41:DM:119:VAL:O	41:DM:120:VAL:C	2.51	0.47
41:DM:174:LYS:HE2	41:DM:174:LYS:HB3	1.47	0.47
41:DP:293:MET:CG	41:DP:367:PHE:HB2	2.41	0.47
41:DP:391:ARG:HD3	41:DP:391:ARG:HA	1.50	0.47
41:DP:417:ASP:O	41:DP:418:LEU:C	2.52	0.47
40:EA:20:CYS:HA	40:EA:232:SER:HB2	1.96	0.47
40:EH:189:LEU:HD13	40:EH:189:LEU:HA	1.75	0.47
41:EP:112:LEU:O	41:EP:113:VAL:C	2.52	0.47
40:FE:175:PRO:HD2	40:FE:207:GLU:HG3	1.96	0.47
40:FH:104:ALA:O	40:FH:108:TYR:HB2	2.13	0.47
40:FH:254:GLU:HA	40:FH:257:THR:HG22	1.95	0.47
41:FM:232:THR:HG21	41:FM:268:PRO:HB2	1.97	0.47

Continued on next page...

Continued from previous page...

Atom-1	Atom-2	Interatomic distance (Å)	Clash overlap (Å)
40:GE:226:ASN:HA	40:GE:229:ARG:HD2	1.95	0.47
40:GF:271:THR:OG1	40:GF:376:MET:HB3	2.14	0.47
40:GH:289:ALA:O	40:GH:290:GLU:C	2.52	0.47
40:GH:398:TYR:CE1	40:GH:417:PHE:HB2	2.49	0.47
40:GI:254:GLU:HG3	40:GI:255:PHE:N	2.29	0.47
41:GM:248:ALA:HA	41:GM:252:LYS:HD2	1.95	0.47
41:GN:47:ILE:C	41:GN:49:VAL:H	2.18	0.47
41:GO:278:SER:O	41:GO:279:GLN:C	2.52	0.47
41:GP:41:ASP:N	41:GP:41:ASP:OD1	2.45	0.47
40:HE:8:HIS:HE1	40:HE:21:TRP:HE1	1.62	0.47
40:HE:21:TRP:O	40:HE:22:GLU:C	2.52	0.47
40:HE:338:LYS:HE2	40:HE:338:LYS:HB2	1.44	0.47
40:HF:136:LEU:HD11	40:HF:239:THR:HG21	1.96	0.47
40:II:67:PHE:HE1	40:II:78:VAL:HG11	1.78	0.47
41:IM:49:VAL:HG21	41:IM:241:ARG:HG3	1.95	0.47
41:IO:232:THR:HG21	41:IO:268:PRO:HB2	1.96	0.47
42:JB:502:GTP:O2A	40:JG:140:SER:OG	2.29	0.47
40:JE:79:ARG:HH22	40:JE:94:THR:HG21	1.78	0.47
41:JL:396:HIS:HA	41:JL:399:THR:HG22	1.96	0.47
41:KN:236:VAL:HG22	41:KN:368:ILE:HD11	1.96	0.47
40:LG:277:SER:O	40:LG:279:GLU:N	2.47	0.47
40:LG:400:LYS:O	40:LG:401:ARG:C	2.52	0.47
40:LH:213:CYS:HA	40:LH:217:LEU:HD13	1.96	0.47
41:LN:237:THR:HG22	41:LN:250:LEU:HD21	1.96	0.47
40:MF:183:GLU:HB3	40:MF:184:PRO:HD3	1.96	0.47
40:MG:269:LEU:HD23	40:MG:303:VAL:CG1	2.45	0.47
41:MM:149:THR:HA	41:MM:152:ILE:HD12	1.96	0.47
41:NB:142:GLY:O	41:NB:144:GLY:N	2.47	0.47
40:NF:209:ILE:HA	40:NF:212:ILE:HG22	1.95	0.47
41:NL:185:ALA:O	41:NL:189:VAL:HG12	2.14	0.47
40:OF:284:GLU:HG2	40:OF:286:LEU:HD12	1.96	0.47
40:OH:88:HIS:O	40:OH:91:GLN:N	2.46	0.47
40:PA:233:GLN:HB3	40:PA:272:TYR:CZ	2.49	0.47
40:PG:7:VAL:HG12	40:PG:66:VAL:HB	1.97	0.47
40:PH:228:ASN:ND2	42:PO:501:GTP:HN1	2.06	0.47
41:PL:165:ASN:HA	41:PL:198:GLU:O	2.13	0.47
41:PM:137:HIS:CE1	41:PM:168:SER:HB3	2.49	0.47
40:QE:181:VAL:HG22	41:QL:256:ASN:ND2	2.29	0.47
40:QF:405:HIS:HA	40:QF:408:VAL:HG12	1.97	0.47
40:QH:319:TYR:HB3	40:QH:323:VAL:HG11	1.96	0.47
41:RM:53:GLU:HG3	41:RM:59:TYR:HE1	1.78	0.47

Continued on next page...

Continued from previous page...

Atom-1	Atom-2	Interatomic distance (Å)	Clash overlap (Å)
41:RM:362:LYS:HG3	41:RM:363:MET:HG2	1.97	0.47
41:RM:392:LYS:NZ	41:RM:405:GLU:OE2	2.35	0.47
40:SE:332:ILE:HD12	40:SE:351:PHE:HB3	1.96	0.47
40:SF:65:ALA:O	40:SF:91:GLN:NE2	2.44	0.47
40:SG:140:SER:HA	40:SG:171:ILE:HB	1.97	0.47
40:SI:111:GLY:O	40:SI:115:ILE:HG12	2.15	0.47
41:SL:217:LEU:HB2	41:SL:220:PRO:HG3	1.96	0.47
41:SL:288:GLU:HA	41:SL:291:GLN:HG3	1.96	0.47
41:SM:7:LEU:O	41:SM:135:LEU:HA	2.14	0.47
41:SN:323:MET:HB2	41:SN:326:VAL:HB	1.95	0.47
41:SO:393:ALA:O	41:SO:394:PHE:C	2.53	0.47
41:TB:142:GLY:O	41:TB:144:GLY:N	2.47	0.47
40:TF:311:LYS:N	40:TF:381:THR:OG1	2.35	0.47
40:TI:269:LEU:HD21	40:TI:301:GLN:HB3	1.95	0.47
41:TO:238:THR:HG21	41:TO:318:ARG:HE	1.79	0.47
41:UM:21:TRP:HA	41:UM:24:ILE:HG22	1.95	0.47
41:UN:193:VAL:O	41:UN:264:HIS:NE2	2.45	0.47
41:UN:210:ILE:HG13	41:UN:298:ASN:HA	1.96	0.47
41:UP:110:ALA:O	41:UP:111:GLU:C	2.52	0.47
41:UP:167:PHE:HZ	41:UP:236:VAL:HG11	1.78	0.47
42:VB:502:GTP:O2A	40:VH:140:SER:OG	2.31	0.47
40:VF:76:ASP:HA	40:VF:79:ARG:HG2	1.95	0.47
40:VG:211:ASP:O	40:VG:215:ARG:HB2	2.14	0.47
41:VN:200:TYR:HE1	41:VN:266:PHE:HD2	1.62	0.47
41:VO:68:LEU:HD13	41:VO:112:LEU:HD13	1.96	0.47
41:VO:237:THR:O	41:VO:241:ARG:NE	2.39	0.47
41:VP:211:CYS:HA	41:VP:215:LEU:HB2	1.96	0.47
40:WE:370:VAL:HG22	40:WE:372:ARG:H	1.79	0.47
40:WG:49:PHE:O	40:WG:53:PHE:N	2.40	0.47
40:WG:134:GLY:HA2	40:WG:164:LYS:HG3	1.96	0.47
40:WH:142:GLY:O	40:WH:186:ASN:ND2	2.47	0.47
40:WI:223:THR:OG1	41:WP:245:GLN:NE2	2.40	0.47
41:WN:141:GLY:HA3	43:WN:501:GDP:O1A	2.14	0.47
41:WO:379:LYS:HA	41:WO:382:SER:HB3	1.97	0.47
7:1T:278:SER:O	7:1T:280:SER:N	2.47	0.47
7:1T:353:LYS:HA	7:1T:376:THR:HG23	1.96	0.47
8:1X:93:LYS:HB2	8:1X:93:LYS:HE2	1.50	0.47
8:1X:192:MET:HA	8:1X:195:ILE:HG22	1.95	0.47
11:2I:119:LYS:NZ	40:LG:410:GLU:N	2.63	0.47
12:2N:76:TYR:OH	40:WA:127:ASP:OD1	2.30	0.47
13:2W:119:CYS:O	13:2W:120:THR:C	2.53	0.47

Continued on next page...

Continued from previous page...

Atom-1	Atom-2	Interatomic distance (Å)	Clash overlap (Å)
16:3J:366:LEU:HD21	16:3L:35:SER:HB3	1.97	0.47
17:3O:393:LEU:HB3	17:3R:283:TYR:CE2	2.49	0.47
17:3R:164:LEU:HD11	17:3R:255:GLU:HA	1.96	0.47
18:3V:77:GLN:O	18:3V:81:SER:HB3	2.15	0.47
19:3Y:167:TRP:HZ2	25:4T:399:GLU:HB3	1.75	0.47
19:3Y:216:ALA:CB	40:KF:58:ALA:HB2	2.45	0.47
21:4D:35:ASN:ND2	40:MF:326:LYS:HG2	2.29	0.47
21:4D:35:ASN:HD22	40:MF:326:LYS:HG2	1.79	0.47
21:4D:474:LYS:HB3	21:4D:475:PRO:HD2	1.95	0.47
22:4I:154:ILE:HB	22:4I:186:ASN:HB2	1.97	0.47
22:4I:195:PRO:HA	22:4I:198:LYS:HB2	1.97	0.47
23:4R:101:ALA:O	23:4R:104:ILE:HG12	2.14	0.47
23:4R:113:TRP:O	23:4R:117:LEU:HG	2.14	0.47
26:4V:282:VAL:HG12	26:4V:300:VAL:HG13	1.97	0.47
27:4Z:101:ALA:O	27:4Z:103:LEU:N	2.47	0.47
37:6A:43:ARG:NH2	41:TO:41:ASP:OD2	2.47	0.47
38:6D:276:PRO:HB3	41:VN:291:GLN:HE22	1.79	0.47
41:AL:163:ILE:HG21	41:AL:250:LEU:HB3	1.95	0.47
41:AN:314:ALA:HB3	41:AN:368:ILE:HB	1.95	0.47
41:AO:238:THR:O	41:AO:242:PHE:N	2.47	0.47
41:AP:41:ASP:N	41:AP:41:ASP:OD1	2.47	0.47
41:BB:109:GLY:O	41:BB:113:VAL:HG23	2.13	0.47
40:BE:136:LEU:HD23	40:BE:167:LEU:HD13	1.97	0.47
40:BI:261:PRO:HD2	40:BI:265:ILE:HB	1.96	0.47
41:BN:142:GLY:O	41:BN:144:GLY:N	2.47	0.47
40:CE:271:THR:OG1	40:CE:300:ASN:O	2.28	0.47
40:CG:101:ASN:HD21	40:CG:180:ALA:HB1	1.79	0.47
40:CG:238:ILE:HG12	40:CG:377:LEU:HD11	1.96	0.47
40:CH:20:CYS:CA	40:CH:232:SER:HB2	2.42	0.47
41:CL:7:LEU:HA	41:CL:64:VAL:HG13	1.97	0.47
41:CM:178:THR:HB	41:CM:181:GLU:HG2	1.96	0.47
41:CN:20:PHE:O	41:CN:20:PHE:CG	2.67	0.47
41:CP:260:PHE:CE2	41:CP:425:ARG:HD3	2.49	0.47
41:CP:330:MET:HG3	41:CP:349:VAL:HG21	1.97	0.47
40:DF:73:THR:O	40:DF:74:VAL:C	2.52	0.47
40:DI:281:ALA:O	40:DI:282:TYR:C	2.52	0.47
41:DL:137:HIS:CE1	41:DL:168:SER:HB2	2.48	0.47
41:DM:156:ARG:HA	41:DM:156:ARG:HD3	1.41	0.47
41:DM:323:MET:HE2	41:DM:323:MET:HB2	1.53	0.47
41:DN:20:PHE:HA	41:DN:230:SER:HB2	1.96	0.47
41:DN:372:THR:HA	41:DN:422:VAL:HG22	1.96	0.47

Continued on next page...

Continued from previous page...

Atom-1	Atom-2	Interatomic distance (Å)	Clash overlap (Å)
41:DO:210:ILE:O	41:DO:214:THR:OG1	2.22	0.47
40:EE:20:CYS:HA	40:EE:232:SER:HB2	1.96	0.47
40:EE:136:LEU:HD23	40:EE:167:LEU:HB2	1.96	0.47
40:EI:291:ILE:HD11	40:EI:319:TYR:CD1	2.49	0.47
40:EI:319:TYR:HB3	40:EI:323:VAL:HG11	1.95	0.47
41:EM:20:PHE:HA	41:EM:230:SER:HB3	1.97	0.47
41:EM:91:VAL:HG11	41:EM:116:VAL:HG22	1.96	0.47
40:FA:168:GLU:O	40:FA:170:SER:N	2.41	0.47
41:FB:178:THR:N	41:FB:181:GLU:OE2	2.37	0.47
40:FE:295:CYS:O	40:FE:301:GLN:NE2	2.48	0.47
40:FE:312:TYR:HD1	40:FE:380:THR:HB	1.79	0.47
40:FE:326:LYS:HB3	41:FM:208:TYR:HE1	1.78	0.47
41:FN:395:LEU:HA	41:FN:398:TYR:HD2	1.78	0.47
41:FO:309:ARG:H	41:FO:372:THR:HG1	1.60	0.47
41:FP:139:LEU:HG	41:FP:168:SER:HB3	1.95	0.47
41:FP:316:VAL:HG23	41:FP:366:THR:HB	1.95	0.47
40:GH:303:VAL:O	40:GH:305:CYS:N	2.48	0.47
40:GI:274:PRO:HB3	40:GI:370:VAL:HG11	1.96	0.47
41:GN:193:VAL:HG22	41:GN:265:PHE:HE1	1.80	0.47
40:HE:401:ARG:HD3	40:HE:401:ARG:HA	1.59	0.47
40:HG:20:CYS:HA	40:HG:232:SER:HB2	1.97	0.47
40:HI:54:SER:O	40:HI:61:HIS:HA	2.14	0.47
40:HI:241:SER:OG	40:HI:249:ASN:OD1	2.31	0.47
41:HO:86:ARG:HH11	41:HO:89:ASN:HD21	1.60	0.47
40:II:73:THR:HA	40:II:76:ASP:HB3	1.96	0.47
41:IN:142:GLY:O	41:IN:144:GLY:N	2.47	0.47
41:IO:149:THR:HG21	41:IO:188:SER:HA	1.96	0.47
41:IO:236:VAL:HG23	41:IO:237:THR:HG23	1.96	0.47
41:IO:274:THR:HG22	41:IO:282:ARG:HE	1.79	0.47
40:JF:268:PRO:HA	40:JF:379:ASN:HA	1.96	0.47
41:JL:60:VAL:HG11	41:JL:86:ARG:HG3	1.95	0.47
41:KL:102:ALA:O	41:KL:104:GLY:N	2.48	0.47
41:KO:107:THR:O	41:KO:110:ALA:N	2.43	0.47
41:KP:248:ALA:HA	41:KP:252:LYS:HD3	1.96	0.47
41:LB:376:GLU:O	41:LB:380:ARG:HG3	2.14	0.47
40:LD:426:ALA:O	40:LD:430:ASP:HB2	2.13	0.47
40:LG:91:GLN:HG2	40:LG:121:ARG:HD2	1.95	0.47
41:LM:246:LEU:HD21	42:LM:501:GTP:H3'	1.94	0.47
41:LN:117:LEU:O	41:LN:121:ARG:HB2	2.15	0.47
40:MD:288:VAL:HB	40:MD:327:ASP:HB3	1.96	0.47
40:MF:23:LEU:HD12	40:MF:363:VAL:HG13	1.95	0.47

Continued on next page...

Continued from previous page...

Atom-1	Atom-2	Interatomic distance (Å)	Clash overlap (Å)
40:MF:252:LEU:HA	40:MF:255:PHE:HD2	1.79	0.47
40:MG:144:GLY:O	40:MG:148:GLY:N	2.47	0.47
41:ML:31:ASP:OD2	41:ML:35:THR:OG1	2.30	0.47
41:ML:137:HIS:ND1	41:ML:144:GLY:O	2.47	0.47
41:MO:323:MET:SD	41:MO:353:VAL:HG21	2.54	0.47
40:NA:254:GLU:HB3	40:NA:352:LYS:NZ	2.30	0.47
40:ND:282:TYR:C	40:ND:284:GLU:H	2.16	0.47
40:NH:172:TYR:N	40:NH:204:VAL:O	2.40	0.47
41:NO:50:TYR:HE2	41:NO:241:ARG:HH21	1.62	0.47
41:NO:285:THR:HG23	41:NO:287:PRO:HD2	1.96	0.47
40:OA:205:ASP:OD1	40:OA:206:ASN:N	2.42	0.47
40:OD:217:LEU:HA	40:OD:277:SER:HB2	1.95	0.47
40:OE:2:ARG:HB3	40:OE:133:GLN:NE2	2.28	0.47
40:OE:167:LEU:HD12	40:OE:202:PHE:HE2	1.80	0.47
41:OL:237:THR:HG22	41:OL:250:LEU:HD21	1.95	0.47
41:OO:398:TYR:HB3	41:OO:403:MET:HB2	1.96	0.47
41:OP:165:ASN:HD21	41:OP:250:LEU:HD13	1.78	0.47
40:PD:24:TYR:HA	40:PD:27:GLU:HG2	1.96	0.47
40:PG:294:ALA:O	40:PG:300:ASN:ND2	2.39	0.47
40:PH:401:ARG:NH2	40:PH:414:GLU:OE1	2.40	0.47
41:PP:309:ARG:NH1	41:PP:339:SER:O	2.48	0.47
40:QA:228:ASN:HD21	42:QN:501:GTP:HN1	1.61	0.47
41:QB:66:VAL:HG21	41:QB:147:MET:HE2	1.95	0.47
41:QB:257:MET:HA	41:QB:312:THR:OG1	2.15	0.47
40:QE:109:THR:OG1	40:QE:410:GLU:O	2.32	0.47
40:QH:136:LEU:HB3	40:QH:138:PHE:HE1	1.78	0.47
41:QL:172:SER:OG	41:QL:175:VAL:O	2.31	0.47
41:QM:314:ALA:HB3	41:QM:368:ILE:HB	1.97	0.47
40:RA:311:LYS:N	40:RA:381:THR:OG1	2.41	0.47
40:RE:64:ARG:NH2	40:RE:129:CYS:SG	2.77	0.47
40:RI:115:ILE:HA	40:RI:118:VAL:HG22	1.95	0.47
41:RN:139:LEU:HD12	41:RN:170:VAL:HG22	1.96	0.47
41:RO:311:LEU:N	41:RO:370:ASN:O	2.47	0.47
40:SA:56:THR:OG1	40:TA:284:GLU:O	2.29	0.47
40:SA:265:ILE:HB	40:SA:431:TYR:CE1	2.48	0.47
40:SE:371:GLN:OE1	40:SE:371:GLN:N	2.41	0.47
40:SG:138:PHE:HE2	40:SG:235:VAL:HG21	1.79	0.47
40:SG:311:LYS:N	40:SG:381:THR:OG1	2.41	0.47
41:SM:200:TYR:CD1	41:SM:266:PHE:HB2	2.50	0.47
41:SO:317:PHE:HB3	41:SO:321:MET:SD	2.54	0.47
40:TE:285:GLN:HB2	40:TE:290:GLU:OE2	2.15	0.47

Continued on next page...

Continued from previous page...

Atom-1	Atom-2	Interatomic distance (Å)	Clash overlap (Å)
40:TG:51:THR:O	40:TG:64:ARG:NH1	2.47	0.47
40:UE:217:LEU:HA	40:UE:277:SER:HB2	1.95	0.47
40:UE:310:GLY:HA3	40:UE:382:ALA:HB2	1.96	0.47
40:UG:315:CYS:HA	40:UG:377:LEU:O	2.14	0.47
41:UN:149:THR:HG21	41:UN:188:SER:HA	1.97	0.47
41:UN:309:ARG:NH1	41:UN:338:SER:O	2.47	0.47
40:VF:21:TRP:HZ3	40:VF:52:PHE:HB3	1.79	0.47
40:VG:255:PHE:HZ	40:VG:318:LEU:HD11	1.78	0.47
40:VI:295:CYS:O	40:VI:301:GLN:NE2	2.47	0.47
41:VO:6:HIS:O	41:VO:63:ALA:HA	2.15	0.47
40:WF:205:ASP:HB2	40:WF:303:VAL:HA	1.97	0.47
7:1T:256:ILE:HD12	7:1T:266:VAL:HG12	1.96	0.47
15:3F:46:ASP:OD2	16:3M:43:ARG:NH2	2.47	0.47
16:3J:52:GLN:OE1	16:3K:344:GLN:NE2	2.46	0.47
17:3R:233:MET:HA	17:3R:328:LEU:HD11	1.97	0.47
18:3V:246:LYS:HA	18:3V:249:GLU:HG2	1.97	0.47
20:4B:241:LEU:HA	20:4B:244:ILE:HD12	1.95	0.47
21:4D:409:VAL:HG21	40:DA:57:GLY:HA3	1.96	0.47
21:4F:426:LEU:O	21:4F:427:GLU:C	2.52	0.47
22:4J:642:CYS:CB	22:4J:690:TYR:HB3	2.45	0.47
22:4K:678:LEU:O	22:4K:683:ASP:HB2	2.15	0.47
23:4M:254:LYS:HE2	23:4M:254:LYS:HB3	1.54	0.47
23:4N:260:THR:CB	40:EF:219:ILE:CD1	2.93	0.47
24:4O:242:LEU:O	24:4O:246:TYR:HB2	2.15	0.47
23:4R:184:MET:O	23:4R:185:SER:C	2.52	0.47
36:5W:146:ARG:HG3	36:5W:147:ILE:H	1.78	0.47
38:6C:37:ASN:OD1	41:VO:213:ARG:NH2	2.48	0.47
38:6C:105:LYS:HD2	38:6C:105:LYS:O	2.14	0.47
40:AA:269:LEU:O	40:AA:377:LEU:HA	2.15	0.47
40:AE:3:GLU:HA	40:AE:51:THR:HA	1.96	0.47
40:AE:302:MET:HE3	40:AE:302:MET:HB3	1.82	0.47
41:AN:341:PHE:HB3	41:AN:348:ASN:HD21	1.79	0.47
40:BA:398:TYR:O	40:BA:401:ARG:NH1	2.48	0.47
40:BG:301:GLN:HE21	40:BG:307:PRO:HG3	1.80	0.47
40:BI:10:GLY:O	40:BI:11:GLN:C	2.53	0.47
41:BN:73:MET:HG3	41:BN:92:PHE:HB3	1.96	0.47
41:BP:97:ALA:O	41:BP:98:GLY:C	2.52	0.47
40:CA:244:PHE:HB2	40:CA:356:ASN:HD21	1.80	0.47
41:CN:372:THR:O	41:CN:375:GLN:HG2	2.15	0.47
41:CO:373:ALA:C	41:CO:375:GLN:H	2.15	0.47
41:DB:204:ASN:CG	43:DB:501:GDP:HN22	2.18	0.47

Continued on next page...

Continued from previous page...

Atom-1	Atom-2	Interatomic distance (Å)	Clash overlap (Å)
40:DF:333:ALA:HB2	41:DN:175:VAL:HG11	1.96	0.47
40:DH:75:ILE:HG21	40:DH:94:THR:HB	1.96	0.47
40:DH:239:THR:O	40:DH:239:THR:OG1	2.30	0.47
40:DI:102:ASN:O	40:DI:105:ARG:N	2.48	0.47
41:DL:213:ARG:HB3	41:DL:297:LYS:HE3	1.95	0.47
41:DM:3:GLU:H	41:DM:131:GLN:H	1.63	0.47
41:DM:52:ASN:O	41:DM:59:TYR:HA	2.15	0.47
41:DN:156:ARG:HD3	41:DN:156:ARG:HA	1.64	0.47
41:DN:338:SER:O	41:DN:339:SER:C	2.52	0.47
40:EA:228:ASN:HD21	42:EA:501:GTP:HN1	1.63	0.47
40:EE:231:ILE:O	40:EE:235:VAL:HG23	2.14	0.47
40:EE:245:ASP:N	40:EE:245:ASP:OD1	2.46	0.47
40:EH:305:CYS:O	40:EH:306:ASP:C	2.53	0.47
40:EI:28:HIS:CE1	40:EI:243:ARG:HD2	2.49	0.47
40:EI:346:TRP:HZ2	40:EI:434:VAL:HG13	1.80	0.47
41:EL:271:ALA:HB1	41:EL:292:GLN:HG3	1.97	0.47
41:EP:424:THR:OG1	41:EP:425:ARG:N	2.48	0.47
41:FB:4:ILE:HD11	41:FB:240:LEU:HD11	1.95	0.47
40:FE:326:LYS:HB3	41:FM:208:TYR:CE1	2.49	0.47
40:FF:352:LYS:HD2	41:FN:179:VAL:HG13	1.96	0.47
41:FM:6:HIS:O	41:FM:63:ALA:HA	2.13	0.47
41:FO:8:GLN:HE21	41:FO:65:LEU:HG	1.79	0.47
41:FP:210:ILE:HG12	41:FP:298:ASN:HA	1.95	0.47
40:GE:397:MET:H	40:GE:397:MET:HG2	1.53	0.47
40:GH:319:TYR:O	40:GH:355:ILE:HA	2.14	0.47
40:GI:175:PRO:HB3	40:GI:389:ARG:CZ	2.44	0.47
41:GN:56:GLY:O	41:GN:57:GLY:C	2.52	0.47
41:GP:257:MET:HG2	41:GP:266:PHE:CZ	2.49	0.47
40:HF:2:ARG:HA	40:HF:133:GLN:HE22	1.80	0.47
40:HH:138:PHE:HE2	40:HH:235:VAL:HG11	1.79	0.47
40:HI:371:GLN:OE1	40:HI:371:GLN:N	2.44	0.47
41:HN:142:GLY:O	41:HN:143:THR:C	2.53	0.47
41:IB:171:PRO:HB3	41:IB:181:GLU:HG2	1.97	0.47
40:IH:11:GLN:NE2	40:IH:15:GLN:OE1	2.47	0.47
40:II:67:PHE:HB3	40:II:75:ILE:HD12	1.96	0.47
41:IN:287:PRO:HA	41:IN:329:GLN:HE22	1.79	0.47
41:IP:11:GLN:HA	41:IP:72:THR:HG21	1.94	0.47
41:IQ:7:LEU:HD13	41:IQ:64:VAL:HB	1.96	0.47
40:JF:70:LEU:HD23	40:JF:114:LEU:HD12	1.97	0.47
40:JH:119:LEU:HD11	40:JH:156:ARG:HB3	1.97	0.47
41:JM:178:THR:O	41:JM:181:GLU:HB2	2.14	0.47

Continued on next page...

Continued from previous page...

Atom-1	Atom-2	Interatomic distance (Å)	Clash overlap (Å)
41:JO:135:LEU:O	41:JO:166:THR:HA	2.13	0.47
40:KE:71:GLU:HG2	40:KE:98:ASP:HB3	1.96	0.47
40:KE:234:ILE:O	40:KE:238:ILE:HG12	2.15	0.47
40:KE:401:ARG:HD2	40:KE:404:VAL:HG21	1.95	0.47
41:KN:207:LEU:HD13	41:KN:225:LEU:HB3	1.95	0.47
41:LB:77:ARG:NH1	41:LB:82:GLY:O	2.48	0.47
41:LB:134:GLN:HE21	41:LB:167:PHE:HE1	1.63	0.47
40:LD:254:GLU:HG2	40:LD:352:LYS:HE2	1.97	0.47
40:LF:12:ALA:O	40:LF:16:ILE:HG13	2.13	0.47
40:LF:262:TYR:CZ	41:LN:393:ALA:HB2	2.49	0.47
40:LG:160:ASP:HB2	40:LG:161:TYR:H	1.57	0.47
41:LO:289:LEU:HD11	41:LO:363:MET:HB3	1.95	0.47
40:MA:71:GLU:HG2	40:MA:72:PRO:CD	2.42	0.47
40:MA:252:LEU:HA	40:MA:255:PHE:CD2	2.50	0.47
40:MG:199:ASP:O	40:MG:266:HIS:HB2	2.13	0.47
40:MG:363:VAL:O	40:MG:364:PRO:C	2.52	0.47
40:MH:70:LEU:HD23	40:MH:114:LEU:HD12	1.97	0.47
41:MM:7:LEU:HD23	41:MM:64:VAL:HB	1.94	0.47
41:MO:152:ILE:HG12	41:MO:164:MET:HE1	1.97	0.47
41:MO:286:VAL:HG11	41:MO:326:VAL:HG22	1.96	0.47
41:MP:51:TYR:HB3	41:MP:59:TYR:HB3	1.96	0.47
40:NA:194:THR:HG22	40:NA:198:SER:HB2	1.95	0.47
40:NA:224:TYR:HB3	42:NN:501:GTP:N1	2.30	0.47
40:ND:224:TYR:HA	40:ND:227:LEU:HD12	1.97	0.47
40:NH:51:THR:HG22	40:NH:52:PHE:H	1.78	0.47
40:NH:222:PRO:HG2	41:NO:324:LYS:HB2	1.97	0.47
40:NH:235:VAL:HA	40:NH:238:ILE:HG22	1.95	0.47
41:NL:152:ILE:HG23	41:NL:164:MET:HG3	1.95	0.47
40:OA:298:PRO:HB3	40:OA:307:PRO:HD2	1.95	0.47
40:OD:362:VAL:HG13	40:OD:367:LEU:HB3	1.96	0.47
41:OL:186:THR:HG23	41:OL:415:MET:HG3	1.97	0.47
41:OO:378:PHE:HA	41:OO:381:ILE:HG22	1.97	0.47
40:PD:70:LEU:HD23	40:PD:114:LEU:HD12	1.96	0.47
40:PH:235:VAL:O	40:PH:239:THR:HG22	2.15	0.47
41:PN:177:ASP:N	41:PN:181:GLU:OE2	2.48	0.47
41:PO:334:GLN:NE2	41:PO:348:ASN:OD1	2.48	0.47
40:QE:247:ALA:O	41:QM:11:GLN:NE2	2.47	0.47
40:QG:101:ASN:HA	40:QG:144:GLY:N	2.29	0.47
40:QG:238:ILE:HA	40:QG:318:LEU:HD22	1.96	0.47
41:QN:36:TYR:O	41:QN:37:HIS:ND1	2.46	0.47
41:RB:139:LEU:HD21	41:RB:192:LEU:HD11	1.96	0.47

Continued on next page...

Continued from previous page...

Atom-1	Atom-2	Interatomic distance (Å)	Clash overlap (Å)
40:RG:258:ASN:HB3	40:RG:352:LYS:HD3	1.97	0.47
40:RH:26:LEU:HD23	40:RH:363:VAL:HG22	1.97	0.47
40:RI:88:HIS:CD2	40:SI:283:HIS:HB2	2.49	0.47
41:RL:285:THR:HB	41:RL:287:PRO:HD2	1.96	0.47
40:SH:398:TYR:O	40:SH:401:ARG:NH2	2.47	0.47
41:SL:131:GLN:NE2	41:SL:249:ASP:OD2	2.46	0.47
41:SO:342:VAL:HB	41:SO:344:TRP:CD1	2.49	0.47
41:TL:165:ASN:HD22	41:TL:198:GLU:HB2	1.79	0.47
40:UA:98:ASP:HB3	41:UN:249:ASP:OD1	2.15	0.47
40:UI:223:THR:HG21	41:UP:320:ARG:NH1	2.29	0.47
40:UI:228:ASN:CG	42:UI:501:GTP:HN21	2.16	0.47
40:UI:407:TYR:O	40:UI:412:MET:HB2	2.14	0.47
41:UO:293:MET:HG2	41:UO:367:PHE:HB2	1.95	0.47
40:VA:20:CYS:HA	40:VA:232:SER:HB2	1.97	0.47
40:VA:73:THR:HA	40:VA:76:ASP:HB2	1.96	0.47
41:VB:100:ASN:HB3	41:VB:103:LYS:HB2	1.95	0.47
40:VF:142:GLY:O	40:VF:186:ASN:ND2	2.34	0.47
40:VH:258:ASN:HD21	41:VP:99:ASN:HD22	1.61	0.47
40:VJ:204:VAL:HG11	40:VJ:231:ILE:HG12	1.96	0.47
40:VJ:236:SER:O	40:VJ:320:ARG:NH2	2.45	0.47
40:VJ:332:ILE:HG23	40:VJ:351:PHE:HD2	1.79	0.47
41:VQ:87:PRO:HD3	41:WP:281:TYR:HD1	1.79	0.47
41:VQ:240:LEU:HD11	41:VQ:250:LEU:HG	1.95	0.47
41:VQ:292:GLN:HG2	41:VQ:298:ASN:ND2	2.29	0.47
40:WA:101:ASN:HB2	41:WN:255:VAL:CG1	2.44	0.47
40:WH:12:ALA:HB1	40:WH:171:ILE:HD12	1.96	0.47
41:WP:173:PRO:HD3	41:WP:380:ARG:NH1	2.29	0.47
9:2B:115:GLU:OE2	9:2B:119:GLN:NE2	2.47	0.47
11:2I:161:ARG:NH1	40:MG:398:TYR:O	2.42	0.47
11:2I:186:LYS:HA	11:2I:251:TYR:HB3	1.96	0.47
11:2K:243:VAL:HG22	11:2K:246:LYS:HE2	1.97	0.47
12:2P:109:LEU:HD13	12:2P:134:MET:HE2	1.96	0.47
13:2W:119:CYS:O	13:2W:119:CYS:SG	2.72	0.47
13:2X:49:ILE:HD13	13:2X:59:ILE:HG12	1.95	0.47
13:2X:172:TYR:HD2	13:2X:176:GLU:HB2	1.79	0.47
15:3E:67:LEU:HB3	15:3E:71:ARG:NH1	2.28	0.47
16:3J:31:GLN:HE21	16:3K:366:LEU:HD22	1.79	0.47
16:3J:276:TYR:HE2	16:3J:381:ALA:HB2	1.78	0.47
16:3K:168:ALA:HB2	16:3K:228:ARG:HH12	1.80	0.47
17:3O:99:TRP:CD1	17:3P:208:ILE:HG13	2.49	0.47
19:3Y:140:VAL:HG11	41:LB:22:GLU:HG3	1.96	0.47

Continued on next page...

Continued from previous page...

Atom-1	Atom-2	Interatomic distance (Å)	Clash overlap (Å)
22:4I:625:GLU:O	22:4I:629:LYS:HG3	2.15	0.47
26:4V:368:VAL:O	26:4V:372:PHE:HB2	2.15	0.47
31:5J:826:ILE:O	31:5J:830:ILE:HG12	2.14	0.47
38:6C:9:ASP:OD1	38:6C:17:SER:N	2.48	0.47
40:AF:20:CYS:HA	40:AF:232:SER:HB2	1.97	0.47
40:AG:279:GLU:O	40:MG:89:PRO:HG3	2.14	0.47
40:BA:7:VAL:HG13	40:BA:66:VAL:HG13	1.96	0.47
41:BB:61:PRO:HD2	41:BB:84:ILE:O	2.15	0.47
40:BE:440:GLU:HB2	41:BM:390:ARG:HD3	1.97	0.47
40:BF:405:HIS:HE1	41:BM:259:PRO:O	1.98	0.47
40:BG:102:ASN:HD22	40:BG:105:ARG:HD3	1.79	0.47
40:CG:27:GLU:HG2	40:CG:243:ARG:HH12	1.80	0.47
40:CI:140:SER:OG	42:CI:501:GTP:O1A	2.22	0.47
41:CL:156:ARG:O	41:CL:157:GLU:C	2.53	0.47
41:CN:376:GLU:HA	41:CN:379:LYS:HB2	1.95	0.47
41:CP:284:LEU:HD23	41:CP:284:LEU:HA	1.73	0.47
40:DE:9:VAL:HG21	40:DE:153:LEU:HD22	1.95	0.47
40:DF:75:ILE:O	40:DF:78:VAL:HG12	2.15	0.47
40:DF:402:ALA:O	40:DF:403:PHE:C	2.52	0.47
40:DH:88:HIS:O	40:DH:89:PRO:C	2.53	0.47
40:DH:334:ALA:O	40:DH:335:ILE:C	2.52	0.47
41:DL:397:TRP:O	41:DL:401:GLU:HG2	2.14	0.47
41:DL:414:ASN:O	41:DL:415:MET:C	2.52	0.47
40:EA:238:ILE:HG23	40:EA:255:PHE:CE2	2.48	0.47
40:EF:241:SER:OG	40:EF:356:ASN:ND2	2.48	0.47
40:EF:370:VAL:HG22	40:EF:372:ARG:H	1.79	0.47
40:EH:307:PRO:HA	40:EH:382:ALA:CB	2.44	0.47
40:EH:308:ARG:C	40:EH:310:GLY:H	2.16	0.47
40:EH:387:TRP:HB3	40:EH:424:MET:CE	2.45	0.47
40:EI:137:ILE:HG12	40:EI:168:GLU:HG3	1.97	0.47
40:EI:177:VAL:O	40:EI:178:SER:HB3	2.13	0.47
40:EI:308:ARG:O	40:EI:310:GLY:N	2.46	0.47
41:EM:358:PRO:HB2	41:EM:361:LEU:HD12	1.96	0.47
41:EP:130:LEU:HB3	41:EP:162:ARG:HG2	1.97	0.47
40:FA:132:LEU:HD22	40:FA:132:LEU:HA	1.72	0.47
40:FH:235:VAL:HA	40:FH:238:ILE:HG22	1.97	0.47
41:FM:60:VAL:HG21	41:FM:86:ARG:NE	2.30	0.47
40:GE:207:GLU:HB3	40:GE:304:LYS:HZ2	1.80	0.47
40:GE:217:LEU:O	40:GE:219:ILE:N	2.45	0.47
40:GE:278:ALA:O	40:GE:279:GLU:C	2.53	0.47
40:GE:305:CYS:O	40:GE:305:CYS:SG	2.72	0.47

Continued on next page...

Continued from previous page...

Atom-1	Atom-2	Interatomic distance (Å)	Clash overlap (Å)
40:GG:142:GLY:HA2	40:GG:183:GLU:HG2	1.96	0.47
41:GM:20:PHE:HA	41:GM:230:SER:HB2	1.96	0.47
41:GN:70:PRO:HD2	41:GN:94:GLN:HA	1.95	0.47
41:GN:383:GLU:O	41:GN:386:THR:HB	2.14	0.47
41:GP:275:SER:OG	41:GP:276:ARG:N	2.47	0.47
41:GP:313:VAL:HB	41:GP:349:VAL:HA	1.95	0.47
41:HB:170:VAL:HG11	41:HB:377:LEU:HD21	1.96	0.47
40:HE:241:SER:CB	40:HE:250:VAL:H	2.28	0.47
40:HE:278:ALA:O	40:HE:281:ALA:N	2.48	0.47
40:HF:180:ALA:HB3	40:HF:183:GLU:HG3	1.97	0.47
40:HF:221:ARG:NE	41:HM:322:SER:OG	2.47	0.47
40:HI:271:THR:HG22	40:HI:376:MET:HB3	1.96	0.47
41:HO:392:LYS:NZ	41:HO:405:GLU:OE2	2.47	0.47
40:IA:139:HIS:NE2	40:IA:168:GLU:OE2	2.47	0.47
40:IF:121:ARG:HH12	40:IF:125:LEU:HG	1.79	0.47
40:IF:326:LYS:HA	40:IF:326:LYS:HD3	1.54	0.47
40:II:109:THR:HG23	40:II:110:ILE:H	1.78	0.47
40:II:165:SER:OG	40:II:256:GLN:OE1	2.29	0.47
40:JE:200:CYS:HA	40:JE:266:HIS:HB2	1.97	0.47
40:JF:249:ASN:HB2	41:JN:11:GLN:HE22	1.79	0.47
40:KE:45:GLY:N	40:KE:48:SER:HG	2.12	0.47
40:KE:139:HIS:O	40:KE:170:SER:HA	2.15	0.47
40:KF:205:ASP:HB2	40:KF:303:VAL:HA	1.96	0.47
40:KF:318:LEU:O	40:KF:374:VAL:HA	2.13	0.47
41:KL:212:PHE:CE1	41:KL:220:PRO:HG2	2.49	0.47
41:KN:204:ASN:OD1	43:KN:502:GDP:O2'	2.23	0.47
40:LF:320:ARG:HG3	40:LF:373:ALA:HB3	1.94	0.47
40:LG:285:GLN:H	40:LG:285:GLN:HG2	1.45	0.47
40:LH:401:ARG:NH2	40:LH:414:GLU:OE1	2.48	0.47
40:MF:88:HIS:HD2	40:MF:91:GLN:HE21	1.61	0.47
40:MF:105:ARG:HA	40:MF:109:THR:OG1	2.14	0.47
41:MO:116:VAL:HB	41:MO:151:LEU:HD21	1.97	0.47
41:MP:194:GLU:N	41:MP:194:GLU:OE2	2.48	0.47
40:NE:207:GLU:HB3	40:NE:304:LYS:NZ	2.29	0.47
40:NG:140:SER:OG	42:NG:501:GTP:O2A	2.32	0.47
40:NH:245:ASP:HA	40:NH:249:ASN:HD21	1.80	0.47
40:NH:400:LYS:NZ	41:NO:425:ARG:HH21	2.12	0.47
41:NN:73:MET:HG3	41:NN:92:PHE:HB3	1.95	0.47
41:NN:290:THR:HG21	41:NN:329:GLN:HB3	1.96	0.47
41:NO:161:ASP:O	41:NO:251:ARG:NH2	2.48	0.47
41:NO:204:ASN:OD1	43:NO:502:GDP:O2'	2.30	0.47

Continued on next page...

Continued from previous page...

Atom-1	Atom-2	Interatomic distance (Å)	Clash overlap (Å)
40:OE:254:GLU:HA	40:OE:257:THR:HG22	1.97	0.47
41:OM:237:THR:O	41:OM:241:ARG:NH1	2.47	0.47
41:OO:28:HIS:HE1	41:OO:47:ILE:HA	1.78	0.47
40:PE:206:ASN:HA	40:PE:209:ILE:HG22	1.96	0.47
40:QA:385:GLU:O	40:QA:389:ARG:NE	2.47	0.47
41:QN:222:TYR:HD1	41:QN:225:LEU:HD12	1.78	0.47
41:QO:313:VAL:HG12	41:QO:369:GLY:HA2	1.95	0.47
40:RA:117:LEU:HD23	40:RA:121:ARG:NH2	2.24	0.47
40:RE:209:ILE:HA	40:RE:212:ILE:HG12	1.96	0.47
40:RE:329:ASN:HB2	41:RM:175:VAL:HG11	1.97	0.47
41:RN:2:ARG:HG3	41:RN:240:LEU:HD12	1.97	0.47
41:RN:28:HIS:CE1	41:RN:241:ARG:HH21	2.33	0.47
41:RO:293:MET:SD	41:RO:367:PHE:HB2	2.55	0.47
41:RP:8:GLN:HE21	41:RP:14:ASN:HD22	1.60	0.47
40:SA:250:VAL:HB	40:SA:255:PHE:CE2	2.50	0.47
40:SE:188:ILE:HG21	40:SE:394:PHE:CE2	2.49	0.47
40:SE:262:TYR:OH	41:SM:391:ARG:O	2.33	0.47
40:SF:209:ILE:HA	40:SF:212:ILE:HG22	1.97	0.47
41:SO:342:VAL:HB	41:SO:344:TRP:NE1	2.29	0.47
40:TA:107:HIS:HD2	40:TA:152:LEU:HB2	1.80	0.47
41:TO:178:THR:HB	41:TO:181:GLU:HG3	1.97	0.47
41:TO:372:THR:HG22	41:TO:422:VAL:HG22	1.97	0.47
40:UA:143:GLY:N	42:UA:501:GTP:O2A	2.45	0.47
40:UF:239:THR:O	40:UF:243:ARG:NH1	2.48	0.47
40:UF:273:ALA:HB3	40:UF:274:PRO:HD3	1.97	0.47
40:UI:63:PRO:HD2	40:UI:86:LEU:O	2.15	0.47
40:UI:177:VAL:CG1	41:UP:327:ASP:HB3	2.45	0.47
40:UI:228:ASN:OD1	42:UI:501:GTP:N2	2.37	0.47
40:UI:376:MET:O	40:UI:377:LEU:C	2.51	0.47
41:UN:376:GLU:O	41:UN:380:ARG:HG2	2.14	0.47
41:UP:54:ALA:O	41:UP:55:THR:C	2.52	0.47
40:VA:100:ALA:HA	41:VO:252:LYS:HG2	1.96	0.47
40:VA:128:GLN:HG2	40:WA:285:GLN:HG3	1.95	0.47
41:VB:187:LEU:HD11	41:VB:408:PHE:HE1	1.80	0.47
41:VQ:170:VAL:HG21	41:VQ:377:LEU:HD11	1.97	0.47
41:WB:6:HIS:O	41:WB:63:ALA:HA	2.14	0.47
40:WE:70:LEU:HD23	40:WE:114:LEU:HD12	1.97	0.47
41:WN:244:GLY:CA	41:WN:355:ASP:HB3	2.43	0.47
41:WP:134:GLN:HA	41:WP:165:ASN:O	2.15	0.47
7:1S:20:ILE:HB	7:1S:611:ILE:HB	1.96	0.47
7:1U:440:GLU:HA	7:1U:458:LYS:HB3	1.97	0.47

Continued on next page...

Continued from previous page...

Atom-1	Atom-2	Interatomic distance (Å)	Clash overlap (Å)
8:1X:204:ILE:HD11	40:UA:369:LYS:HD3	1.96	0.47
8:1Z:455:ILE:HD13	41:UO:276:ARG:HD2	1.97	0.47
10:2E:151:HIS:CG	10:2E:157:ARG:HB2	2.50	0.47
10:2F:61:CYS:SG	10:2F:62:PHE:N	2.87	0.47
11:2J:185:MET:HG2	11:2J:186:LYS:H	1.77	0.47
11:2K:63:LEU:O	41:LO:190:HIS:NE2	2.41	0.47
11:2K:221:ILE:CG2	11:2K:222:PRO:N	2.77	0.47
12:2O:48:MET:HB2	12:2O:51:SER:HB2	1.97	0.47
12:2O:216:GLN:NE2	41:WN:118:ASP:OD2	2.47	0.47
13:2T:82:ASN:ND2	13:2T:126:ASP:O	2.45	0.47
13:2U:90:GLU:HB2	13:2U:104:ARG:NH1	2.30	0.47
13:2V:79:ILE:HD12	13:2V:164:ARG:HB3	1.97	0.47
13:2W:139:PHE:HA	13:2W:142:ARG:CG	2.44	0.47
13:2W:157:HIS:HB3	13:2W:158:ALA:H	1.53	0.47
13:2X:115:LYS:HG2	13:2X:118:ILE:O	2.13	0.47
13:2X:172:TYR:O	13:2X:173:SER:C	2.53	0.47
14:3A:70:MET:HE1	40:LF:159:VAL:HG21	1.97	0.47
14:3C:24:LEU:CD1	40:LG:162:GLY:H	2.28	0.47
16:3M:37:GLN:O	16:3M:41:GLU:HG2	2.15	0.47
17:3O:361:MET:HE3	17:3O:361:MET:HB3	1.74	0.47
18:3U:346:LYS:HZ3	18:3V:92:ALA:HB2	1.78	0.47
21:4D:188:LYS:HB3	40:AA:39:ASP:HB2	1.96	0.47
21:4D:521:ALA:O	21:4D:522:GLN:C	2.53	0.47
21:4E:264:ILE:HG12	21:4E:275:ILE:HG23	1.97	0.47
21:4E:435:GLY:O	21:4E:436:ARG:C	2.53	0.47
21:4E:487:PRO:HA	21:4E:490:PHE:HD2	1.79	0.47
21:4F:425:ALA:HB2	21:4F:506:LEU:HD21	1.96	0.47
21:4F:439:VAL:HG22	21:4F:454:PRO:HD3	1.96	0.47
22:4H:349:ARG:NH2	41:CL:32:PRO:O	2.46	0.47
22:4I:52:LYS:HD2	22:4I:52:LYS:HA	1.75	0.47
22:4J:533:MET:HG3	22:4J:597:GLN:NE2	2.30	0.47
22:4J:633:GLU:HB2	22:4J:699:TRP:CZ2	2.49	0.47
23:4M:100:GLN:HB3	23:4M:103:PHE:CZ	2.50	0.47
23:4N:210:LEU:HD12	23:4N:210:LEU:HA	1.81	0.47
24:4O:193:ARG:HD3	41:CL:57:GLY:H	1.79	0.47
24:4O:199:GLY:N	40:DE:221:ARG:HG3	2.26	0.47
23:4P:194:ALA:HA	23:4P:197:LEU:HD22	1.96	0.47
23:4Q:171:PRO:C	23:4Q:173:SER:H	2.17	0.47
23:4Q:193:ARG:NH1	41:CO:56:GLY:H	2.13	0.47
23:4Q:259:ARG:HH21	40:EH:366:ASP:CG	2.17	0.47
23:4R:113:TRP:O	23:4R:116:ALA:N	2.48	0.47

Continued on next page...

Continued from previous page...

Atom-1	Atom-2	Interatomic distance (Å)	Clash overlap (Å)
26:4V:123:LEU:HD23	26:4V:309:VAL:HG21	1.96	0.47
36:5X:101:TRP:HB2	41:OL:361:LEU:HD23	1.95	0.47
36:5Z:255:ASP:HA	36:5Z:258:ARG:HG2	1.97	0.47
39:6F:23:GLN:OE1	39:6F:66:ARG:NH1	2.47	0.47
39:6J:129:CYS:HG	40:PF:283:HIS:HE2	1.63	0.47
39:6L:127:LEU:O	40:OD:84:ARG:NH2	2.47	0.47
40:AA:7:VAL:HB	40:AA:137:ILE:HG22	1.97	0.47
41:AB:237:THR:HG22	41:AB:250:LEU:HD21	1.96	0.47
40:AF:70:LEU:HD22	40:AF:110:ILE:HG22	1.96	0.47
40:AH:188:ILE:HG22	40:AH:420:ALA:HB1	1.96	0.47
40:AH:294:ALA:HA	40:AH:297:GLU:HG3	1.97	0.47
41:AL:269:GLY:HA3	41:AL:367:PHE:HB3	1.95	0.47
41:AN:6:HIS:HD2	41:AN:134:GLN:HE21	1.63	0.47
41:AN:86:ARG:HH11	41:BN:282:ARG:HG2	1.79	0.47
41:AN:232:THR:HG21	41:AN:268:PRO:HB2	1.97	0.47
41:AO:98:GLY:O	41:AO:99:ASN:C	2.53	0.47
41:AO:313:VAL:HA	41:AO:369:GLY:HA2	1.97	0.47
41:AP:222:TYR:HA	41:AP:225:LEU:HD12	1.97	0.47
40:BA:12:ALA:O	40:BA:16:ILE:HG12	2.14	0.47
41:BB:392:LYS:HB3	41:BB:392:LYS:HE3	1.42	0.47
40:BE:311:LYS:HE3	40:BE:311:LYS:HB3	1.40	0.47
40:BH:121:ARG:HD2	40:BH:124:LYS:HD3	1.96	0.47
40:BH:301:GLN:HG3	40:BH:307:PRO:HG2	1.95	0.47
41:BL:107:THR:O	41:BL:110:ALA:N	2.40	0.47
41:BL:404:ASP:OD1	41:BL:404:ASP:N	2.48	0.47
41:BM:107:THR:O	41:BM:109:GLY:N	2.47	0.47
41:BM:311:LEU:HD23	41:BM:342:VAL:HG11	1.96	0.47
41:BN:421:PRO:HA	41:BN:424:THR:HG22	1.97	0.47
41:BO:102:ALA:HB2	41:BO:403:MET:HG3	1.97	0.47
41:BO:238:THR:HG21	41:BO:318:ARG:HG2	1.97	0.47
41:BO:297:LYS:HE3	41:BO:297:LYS:HB2	1.44	0.47
41:BP:201:CYS:O	41:BP:268:PRO:HD3	2.15	0.47
40:CA:363:VAL:O	40:CA:365:GLY:N	2.48	0.47
41:CB:107:THR:OG1	41:CB:108:GLU:N	2.47	0.47
40:CE:62:VAL:CG2	40:DE:283:HIS:HB3	2.44	0.47
40:CE:76:ASP:HA	40:CE:79:ARG:HG2	1.96	0.47
40:CE:177:VAL:HG23	41:CL:331:LEU:CB	2.45	0.47
40:CH:119:LEU:HD11	40:CH:156:ARG:HB3	1.97	0.47
40:CH:209:ILE:H	40:CH:209:ILE:HG12	1.43	0.47
40:CH:315:CYS:HB3	40:CH:378:SER:HB3	1.97	0.47
41:CM:65:LEU:HD21	41:CM:76:VAL:HG11	1.95	0.47

Continued on next page...

Continued from previous page...

Atom-1	Atom-2	Interatomic distance (Å)	Clash overlap (Å)
41:CN:122:LYS:HB3	41:CN:122:LYS:HE2	1.45	0.47
41:CO:57:GLY:O	41:CO:58:LYS:C	2.52	0.47
41:CO:107:THR:OG1	41:CO:108:GLU:N	2.47	0.47
41:CO:182:PRO:HB2	41:CO:388:MET:SD	2.54	0.47
41:CP:6:HIS:HB2	41:CP:134:GLN:CD	2.35	0.47
41:CP:110:ALA:O	41:CP:113:VAL:HG22	2.14	0.47
41:CP:227:HIS:HA	41:CP:230:SER:HB3	1.97	0.47
41:CP:272:PRO:HB3	41:CP:284:LEU:HD21	1.97	0.47
40:DA:20:CYS:HA	40:DA:232:SER:HB2	1.97	0.47
40:DA:326:LYS:HG3	41:DB:212:PHE:HE1	1.79	0.47
41:DB:333:VAL:HA	41:DB:336:LYS:HE2	1.97	0.47
40:DE:99:ALA:O	40:DE:100:ALA:C	2.53	0.47
40:DE:181:VAL:HG12	41:DL:349:VAL:H	1.80	0.47
40:DE:272:TYR:O	40:DE:300:ASN:ND2	2.48	0.47
40:DF:31:GLN:O	40:DF:33:ASP:N	2.48	0.47
40:DF:132:LEU:O	40:DF:134:GLY:N	2.47	0.47
40:DF:181:VAL:HG12	41:DM:349:VAL:H	1.79	0.47
40:DF:263:PRO:O	40:DF:264:ARG:C	2.53	0.47
40:DG:20:CYS:HA	40:DG:232:SER:HB2	1.95	0.47
40:DG:69:ASP:HA	40:DG:145:THR:HG21	1.97	0.47
40:DI:402:ALA:O	40:DI:403:PHE:C	2.51	0.47
41:DL:12:CYS:HB3	41:DL:138:SER:HB2	1.96	0.47
41:DL:170:VAL:HG21	41:DL:377:LEU:HD21	1.97	0.47
41:DL:372:THR:HB	41:DL:426:GLY:HA3	1.97	0.47
41:DL:380:ARG:HE	41:DL:380:ARG:HB3	1.58	0.47
41:DM:157:GLU:O	41:DM:158:GLU:C	2.52	0.47
41:DM:174:LYS:HE2	41:DM:175:VAL:H	1.79	0.47
41:DM:252:LYS:O	41:DM:255:VAL:HG22	2.15	0.47
41:DN:3:GLU:CD	41:DN:62:ARG:HH12	2.18	0.47
41:DN:190:HIS:HD2	41:DN:411:ALA:HA	1.78	0.47
41:DP:278:SER:C	41:DP:280:GLN:H	2.18	0.47
41:DP:382:SER:OG	41:DP:383:GLU:N	2.46	0.47
41:DP:386:THR:C	41:DP:388:MET:H	2.18	0.47
40:EE:2:ARG:HH11	40:EE:242:LEU:HA	1.80	0.47
40:EH:28:HIS:NE2	40:EH:243:ARG:HB2	2.30	0.47
40:EH:156:ARG:HA	40:EH:156:ARG:HD3	1.71	0.47
40:EH:437:ASP:O	40:EH:438:SER:C	2.52	0.47
40:EI:191:THR:HB	40:EI:387:TRP:CZ3	2.43	0.47
40:EI:385:GLU:O	40:EI:389:ARG:N	2.41	0.47
40:EI:395:ASP:O	40:EI:396:LEU:C	2.53	0.47
41:EM:222:TYR:O	41:EM:226:ASN:N	2.45	0.47

Continued on next page...

Continued from previous page...

Atom-1	Atom-2	Interatomic distance (Å)	Clash overlap (Å)
41:EO:7:LEU:HG	41:EO:135:LEU:HD13	1.96	0.47
41:EP:163:ILE:CD1	41:EP:251:ARG:HG2	2.43	0.47
41:EP:391:ARG:O	41:EP:392:LYS:C	2.53	0.47
40:FA:222:PRO:CD	41:FN:324:LYS:NZ	2.78	0.47
40:FE:235:VAL:HA	40:FE:238:ILE:HG22	1.97	0.47
40:FE:347:CYS:HA	41:FM:388:MET:HE2	1.97	0.47
40:FI:51:THR:HG21	40:FI:243:ARG:HB2	1.97	0.47
41:FO:174:LYS:HG2	41:FO:205:GLU:OE2	2.15	0.47
41:FP:12:CYS:O	41:FP:16:ILE:HG12	2.15	0.47
41:GB:189:VAL:O	41:GB:193:VAL:HG23	2.14	0.47
40:GE:127:ASP:O	40:GE:129:CYS:N	2.47	0.47
40:GE:380:THR:OG1	40:GE:381:THR:N	2.47	0.47
40:GE:383:ILE:H	40:GE:383:ILE:HG12	1.33	0.47
40:GE:430:ASP:O	40:GE:434:VAL:HG13	2.15	0.47
40:GF:241:SER:HG	40:GF:250:VAL:H	1.57	0.47
40:GG:286:LEU:HD13	40:GG:286:LEU:HA	1.76	0.47
40:GI:32:PRO:O	40:GI:33:ASP:C	2.52	0.47
40:GI:182:VAL:HG22	41:GP:256:ASN:HB3	1.95	0.47
41:GM:404:ASP:HB3	41:GM:407:GLU:HG2	1.97	0.47
41:GM:412:GLU:OE2	41:GM:416:ASN:ND2	2.48	0.47
41:GN:19:LYS:HA	41:GN:19:LYS:HD3	1.71	0.47
40:HE:101:ASN:HA	40:HE:143:GLY:C	2.35	0.47
40:HE:195:LEU:HD13	40:HE:427:LEU:HD11	1.97	0.47
40:HF:205:ASP:OD1	40:HF:206:ASN:N	2.47	0.47
40:HG:20:CYS:O	40:HG:23:LEU:N	2.47	0.47
40:HH:204:VAL:HG11	40:HH:231:ILE:HD11	1.97	0.47
40:HH:217:LEU:HA	40:HH:277:SER:HB3	1.96	0.47
40:HI:205:ASP:HB3	40:HI:303:VAL:HA	1.95	0.47
41:HN:260:PHE:HE2	41:HN:344:TRP:CZ3	2.32	0.47
41:HO:189:VAL:HA	41:HO:192:LEU:HB2	1.96	0.47
41:HQ:162:ARG:HD3	41:HQ:162:ARG:HA	1.71	0.47
41:IB:68:LEU:HD21	41:IB:109:GLY:HA2	1.96	0.47
41:IB:171:PRO:HG3	41:IB:181:GLU:HB3	1.95	0.47
40:IF:16:ILE:HA	40:IF:228:ASN:HB3	1.97	0.47
40:IF:107:HIS:HD2	40:IF:152:LEU:HB2	1.79	0.47
40:IG:20:CYS:HA	40:IG:232:SER:HB2	1.97	0.47
40:IH:9:VAL:HG12	40:IH:68:VAL:HG13	1.96	0.47
40:JA:70:LEU:HB2	40:JA:145:THR:HG22	1.97	0.47
41:JL:139:LEU:HD12	41:JL:170:VAL:HG12	1.97	0.47
41:JL:237:THR:O	41:JL:241:ARG:NH1	2.47	0.47
41:JM:246:LEU:HB3	41:JM:353:VAL:HG13	1.97	0.47

Continued on next page...

Continued from previous page...

Atom-1	Atom-2	Interatomic distance (Å)	Clash overlap (Å)
41:JM:323:MET:H	41:JM:323:MET:HG2	1.53	0.47
41:JN:135:LEU:HB3	41:JN:166:THR:HG22	1.97	0.47
41:KB:138:SER:HA	41:KB:169:VAL:HB	1.97	0.47
41:KB:255:VAL:HA	40:KG:406:TRP:CE2	2.50	0.47
40:KE:278:ALA:H	40:KE:368:ALA:HB2	1.79	0.47
40:KF:326:LYS:HE2	41:KN:225:LEU:HD11	1.96	0.47
40:KH:139:HIS:O	40:KH:170:SER:HA	2.14	0.47
41:KL:2:ARG:HB3	41:KL:131:GLN:HB2	1.96	0.47
41:KL:16:ILE:HD13	41:KL:136:THR:HB	1.96	0.47
41:KL:226:ASN:CG	43:KL:501:GDP:HN1	2.17	0.47
40:LA:179:THR:OG1	41:LN:351:THR:OG1	2.30	0.47
40:LA:320:ARG:HD3	40:LA:360:PRO:HG3	1.95	0.47
41:LB:17:GLY:HA2	41:LB:20:PHE:HB3	1.97	0.47
40:LD:397:MET:HB3	40:LD:402:ALA:HB3	1.97	0.47
40:LF:339:ARG:O	40:LF:340:SER:C	2.53	0.47
40:LG:326:LYS:HE2	40:LG:326:LYS:HB3	1.59	0.47
40:LH:109:THR:OG1	40:LH:410:GLU:OE2	2.26	0.47
41:LN:53:GLU:HA	41:LN:59:TYR:HD1	1.79	0.47
41:LO:36:TYR:O	41:LO:37:HIS:ND1	2.47	0.47
41:LP:54:ALA:HA	41:MP:283:ALA:HB2	1.97	0.47
40:MA:96:LYS:HB2	40:MA:96:LYS:HE3	1.53	0.47
40:MF:231:ILE:O	40:MF:235:VAL:HG23	2.15	0.47
40:MG:288:VAL:O	40:MG:291:ILE:HG12	2.15	0.47
41:ML:113:VAL:HA	41:ML:116:VAL:HG12	1.95	0.47
41:MN:5:VAL:HG23	41:MN:130:LEU:HD11	1.96	0.47
41:MP:142:GLY:O	41:MP:144:GLY:N	2.47	0.47
41:MP:337:ASN:HB3	41:MP:340:TYR:HD2	1.79	0.47
40:NA:49:PHE:O	40:NA:53:PHE:HB2	2.14	0.47
40:ND:108:TYR:HB3	40:ND:411:GLY:HA3	1.96	0.47
40:ND:287:SER:O	40:ND:372:ARG:HD2	2.14	0.47
40:NG:88:HIS:HB3	40:NG:91:GLN:HE22	1.80	0.47
40:NH:33:ASP:OD1	40:NH:34:GLY:N	2.48	0.47
40:NH:429:LYS:O	40:NH:433:GLU:HG3	2.15	0.47
41:NL:67:ASP:OD2	41:NL:72:THR:OG1	2.33	0.47
41:NO:25:SER:OG	41:NO:30:ILE:O	2.32	0.47
41:NO:215:LEU:HB3	41:NO:217:LEU:HD23	1.95	0.47
40:OD:384:ALA:HA	40:OD:387:TRP:HD1	1.80	0.47
40:OE:76:ASP:HA	40:OE:79:ARG:HG2	1.96	0.47
40:OE:405:HIS:HA	40:OE:408:VAL:HG22	1.97	0.47
40:OF:406:TRP:CD2	41:OM:255:VAL:HG22	2.50	0.47
40:OH:16:ILE:HG12	40:OH:228:ASN:HB3	1.97	0.47

Continued on next page...

Continued from previous page...

Atom-1	Atom-2	Interatomic distance (Å)	Clash overlap (Å)
40:OH:292:THR:O	40:OH:295:CYS:SG	2.70	0.47
40:OH:295:CYS:HB2	40:OH:376:MET:HB2	1.96	0.47
41:OL:8:GLN:NE2	41:OL:65:LEU:HD22	2.28	0.47
41:OL:309:ARG:H	41:OL:372:THR:HG1	1.57	0.47
41:OL:313:VAL:O	41:OL:349:VAL:HA	2.15	0.47
41:ON:133:PHE:HZ	41:ON:159:TYR:HD2	1.61	0.47
40:PE:70:LEU:HD12	40:PE:145:THR:HG22	1.97	0.47
40:PF:256:GLN:HA	40:PF:259:LEU:HB2	1.97	0.47
40:PH:311:LYS:HE3	40:PH:344:VAL:HG12	1.97	0.47
41:PL:1:MET:HG3	41:PL:48:ASN:HD22	1.80	0.47
41:QB:12:CYS:HB2	43:QB:501:GDP:C8	2.50	0.47
41:QB:124:ALA:HA	41:QB:130:LEU:HD13	1.96	0.47
41:QB:138:SER:O	41:QB:139:LEU:C	2.51	0.47
41:QB:153:SER:OG	41:QB:154:LYS:N	2.48	0.47
41:QB:254:ALA:HB1	40:QG:406:TRP:CZ2	2.50	0.47
41:QB:332:ASN:O	41:QB:336:LYS:N	2.46	0.47
40:QG:228:ASN:ND2	42:QG:501:GTP:HN1	2.06	0.47
40:QG:233:GLN:NE2	40:QG:237:SER:OG	2.47	0.47
40:QH:89:PRO:HA	40:QH:92:LEU:HD23	1.97	0.47
40:QH:185:TYR:OH	40:QH:397:MET:O	2.33	0.47
41:QN:293:MET:HG3	41:QN:367:PHE:HB2	1.97	0.47
41:QP:82:GLY:C	41:QP:84:ILE:H	2.18	0.47
41:QP:117:LEU:HD22	41:QP:154:LYS:HD3	1.96	0.47
41:QP:298:ASN:O	41:QP:300:MET:N	2.48	0.47
41:QP:314:ALA:N	41:QP:368:ILE:O	2.47	0.47
41:RB:7:LEU:HD23	41:RB:64:VAL:HB	1.97	0.47
40:RE:15:GLN:HG3	40:RE:228:ASN:HD21	1.80	0.47
40:RE:20:CYS:O	40:RE:24:TYR:HD2	1.98	0.47
40:RE:85:GLN:O	40:SE:283:HIS:HE1	1.98	0.47
40:RE:161:TYR:HH	40:SE:338:LYS:HZ1	1.56	0.47
40:RF:176:GLN:OE1	40:RF:176:GLN:N	2.48	0.47
40:RH:2:ARG:HG3	40:RH:51:THR:HG22	1.95	0.47
41:RM:268:PRO:HG2	41:RM:300:MET:HB2	1.95	0.47
41:RO:4:ILE:HD11	41:RO:50:TYR:HE1	1.79	0.47
41:RO:156:ARG:HE	41:RO:164:MET:HG2	1.80	0.47
41:RP:200:TYR:HB3	41:RP:268:PRO:HG3	1.97	0.47
41:RP:260:PHE:HE2	41:RP:425:ARG:HH11	1.62	0.47
40:SA:310:GLY:HA3	40:SA:382:ALA:HB2	1.97	0.47
41:SB:133:PHE:CG	41:SB:155:ILE:HD11	2.50	0.47
41:SB:178:THR:O	41:SB:180:VAL:N	2.47	0.47
40:SF:257:THR:HA	41:SN:397:TRP:CZ3	2.50	0.47

Continued on next page...

Continued from previous page...

Atom-1	Atom-2	Interatomic distance (Å)	Clash overlap (Å)
40:SG:229:ARG:HH12	40:SG:365:GLY:HA3	1.79	0.47
41:SL:86:ARG:NH1	41:SL:89:ASN:OD1	2.47	0.47
41:SL:87:PRO:HA	41:SL:90:PHE:HD2	1.79	0.47
41:SL:276:ARG:HA	41:SL:279:GLN:HG2	1.97	0.47
41:SO:124:ALA:O	41:SO:125:GLU:C	2.52	0.47
41:SO:298:ASN:O	41:SO:299:MET:C	2.53	0.47
41:SP:108:GLU:HA	41:SP:111:GLU:HB2	1.97	0.47
41:TB:23:VAL:HG13	41:TB:359:ARG:HH12	1.80	0.47
41:TB:96:GLY:O	41:TB:103:LYS:NZ	2.45	0.47
40:TE:220:GLU:O	40:TE:221:ARG:NE	2.46	0.47
40:TF:73:THR:HG22	41:TM:46:ARG:HE	1.80	0.47
40:TG:5:ILE:HD13	40:TG:125:LEU:HB3	1.97	0.47
41:TM:304:ASP:OD1	41:TM:307:HIS:ND1	2.39	0.47
41:TO:27:GLU:OE2	41:TO:241:ARG:NH1	2.43	0.47
41:TO:221:THR:HG23	41:TO:223:GLY:H	1.79	0.47
41:TO:325:GLU:HA	41:TO:328:GLU:HG2	1.95	0.47
41:TP:269:GLY:O	41:TP:367:PHE:N	2.43	0.47
40:UA:338:LYS:HZ2	40:UA:340:SER:H	1.63	0.47
41:UB:313:VAL:O	41:UB:349:VAL:HA	2.15	0.47
40:UE:20:CYS:HA	40:UE:232:SER:HB2	1.96	0.47
40:UE:88:HIS:HE1	40:UE:90:GLU:HB2	1.80	0.47
40:UF:201:ALA:O	40:UF:203:MET:N	2.47	0.47
40:UF:276:ILE:HG13	40:UF:280:LYS:HB2	1.95	0.47
40:UF:294:ALA:O	40:UF:297:GLU:HB2	2.15	0.47
40:UF:323:VAL:HG23	40:UF:355:ILE:HG23	1.96	0.47
40:UF:400:LYS:O	40:UF:401:ARG:C	2.52	0.47
40:UH:222:PRO:HD2	41:UO:324:LYS:HG3	1.97	0.47
40:UI:123:ARG:HA	40:UI:123:ARG:HD2	1.44	0.47
41:UM:40:SER:OG	41:UM:41:ASP:N	2.47	0.47
41:UM:172:SER:OG	41:UM:175:VAL:O	2.31	0.47
41:UO:66:VAL:HG22	41:UO:91:VAL:HB	1.96	0.47
41:UP:315:ALA:O	41:UP:317:PHE:N	2.47	0.47
40:VA:6:SER:O	40:VA:65:ALA:HA	2.14	0.47
41:VP:176:SER:OG	41:VP:178:THR:O	2.31	0.47
41:VQ:288:GLU:HA	41:VQ:291:GLN:HG3	1.97	0.47
40:WA:100:ALA:O	41:WN:255:VAL:HG11	2.14	0.47
40:WE:265:ILE:HG23	40:WE:431:TYR:CZ	2.50	0.47
40:WG:187:SER:HA	40:WG:190:THR:HG22	1.97	0.47
40:WG:284:GLU:N	40:WG:284:GLU:OE1	2.48	0.47
40:WH:181:VAL:HG12	41:WO:347:ASN:O	2.15	0.47
40:WH:238:ILE:HA	40:WH:318:LEU:HD22	1.96	0.47

Continued on next page...

Continued from previous page...

Atom-1	Atom-2	Interatomic distance (Å)	Clash overlap (Å)
40:WH:326:LYS:HD2	41:WP:212:PHE:CZ	2.48	0.47
41:WM:12:CYS:O	41:WM:13:GLY:C	2.53	0.47
41:WN:107:THR:HB	41:WN:108:GLU:H	1.56	0.47
41:WN:214:THR:HG22	41:WN:215:LEU:HG	1.97	0.47
41:WO:202:ILE:HG23	41:WO:300:MET:HB3	1.97	0.47
41:WO:398:TYR:HB3	41:WO:403:MET:HG3	1.97	0.47
41:WP:142:GLY:O	41:WP:144:GLY:N	2.47	0.47
41:WP:326:VAL:O	41:WP:330:MET:HG2	2.14	0.47
41:WQ:105:HIS:HE1	41:WQ:191:GLN:HE22	1.62	0.47
41:WQ:155:ILE:HA	41:WQ:158:GLU:HG2	1.97	0.47
4:1H:161:ARG:HH12	41:GO:121:ARG:CZ	2.27	0.47
7:1S:586:HIS:NE2	7:1S:604:SER:OG	2.46	0.47
7:1T:435:GLY:HA3	7:1T:464:VAL:HG21	1.96	0.47
9:2C:457:ARG:NE	41:SP:55:THR:OG1	2.48	0.47
10:2E:46:ARG:NH2	40:ME:433:GLU:OE2	2.48	0.47
11:2J:88:VAL:HG11	41:LM:392:LYS:HD2	1.96	0.47
12:2Q:215:GLN:HE22	13:2V:37:ILE:HG23	1.80	0.47
13:2W:83:LEU:HD11	13:2W:161:ARG:HG2	1.95	0.47
15:3E:48:ILE:HD11	15:3F:350:ARG:HH12	1.80	0.47
17:3Q:383:LYS:HE2	17:3Q:383:LYS:HB2	1.71	0.47
21:4D:407:LYS:HE3	21:4D:407:LYS:HB2	1.50	0.47
21:4F:472:VAL:O	21:4F:484:TYR:HA	2.15	0.47
22:4J:155:ASN:CA	22:4J:167:ILE:O	2.63	0.47
26:4V:29:TYR:O	26:4V:33:GLY:HA2	2.14	0.47
27:4Z:41:GLN:HA	27:4Z:44:ARG:HG3	1.96	0.47
31:5J:822:GLU:O	31:5J:826:ILE:HG12	2.14	0.47
37:6A:126:TRP:HE1	41:TP:94:GLN:CD	2.17	0.47
39:6I:48:ILE:HB	39:6I:108:HIS:HA	1.96	0.47
39:6I:99:LEU:HG	39:6I:103:LYS:HE2	1.97	0.47
40:AH:138:PHE:HE2	40:AH:235:VAL:HG21	1.80	0.47
40:BE:287:SER:H	40:BE:290:GLU:HG3	1.79	0.47
40:BF:150:THR:O	40:BF:154:MET:HB2	2.14	0.47
41:BO:64:VAL:O	41:BO:66:VAL:HG13	2.15	0.47
41:BO:294:PHE:HE2	41:BO:313:VAL:HG11	1.80	0.47
41:BP:13:GLY:HA3	41:BP:136:THR:O	2.15	0.47
40:CA:60:LYS:O	40:CA:62:VAL:N	2.47	0.47
40:CA:210:TYR:O	40:CA:214:ARG:HG3	2.14	0.47
40:CH:150:THR:O	40:CH:151:SER:C	2.53	0.47
41:CN:154:LYS:HA	41:CN:154:LYS:HD2	1.68	0.47
41:CN:253:LEU:O	41:CN:257:MET:HB2	2.15	0.47
41:CN:330:MET:HG3	41:CN:351:THR:CG2	2.44	0.47

Continued on next page...

Continued from previous page...

Atom-1	Atom-2	Interatomic distance (Å)	Clash overlap (Å)
41:CO:165:ASN:HA	41:CO:198:GLU:HB2	1.96	0.47
41:CO:251:ARG:O	41:CO:255:VAL:HG23	2.15	0.47
41:CP:82:GLY:O	41:CP:84:ILE:N	2.45	0.47
40:DA:273:ALA:HB2	40:DA:374:VAL:HG13	1.97	0.47
41:DB:263:LEU:HD13	41:DB:263:LEU:HA	1.72	0.47
40:DI:102:ASN:O	40:DI:103:TYR:C	2.52	0.47
41:DL:25:SER:O	41:DL:30:ILE:N	2.48	0.47
41:DL:88:ASP:O	41:DL:89:ASN:C	2.53	0.47
41:DM:20:PHE:HA	41:DM:230:SER:OG	2.14	0.47
41:DM:207:LEU:O	41:DM:208:TYR:C	2.53	0.47
41:DN:41:ASP:O	41:DN:44:LEU:N	2.48	0.47
41:DN:190:HIS:HA	41:DN:414:ASN:ND2	2.30	0.47
41:DN:357:PRO:HB2	41:DN:362:LYS:HA	1.97	0.47
41:DN:397:TRP:O	41:DN:398:TYR:C	2.52	0.47
41:DO:226:ASN:ND2	43:DO:501:GDP:O6	2.48	0.47
41:DP:69:GLU:H	41:DP:69:GLU:HG3	1.43	0.47
40:EF:21:TRP:HZ3	40:EF:53:PHE:CE1	2.33	0.47
40:EG:70:LEU:HD23	40:EG:114:LEU:HD22	1.97	0.47
40:EH:238:ILE:H	40:EH:238:ILE:HG12	1.47	0.47
40:EI:262:TYR:O	40:EI:263:PRO:C	2.53	0.47
41:EL:192:LEU:HA	41:EL:195:ASN:HB2	1.96	0.47
41:EP:346:PRO:O	41:EP:347:ASN:C	2.52	0.47
40:FA:33:ASP:HA	40:FA:85:GLN:HB2	1.96	0.47
40:FA:262:TYR:N	40:FA:262:TYR:CD1	2.82	0.47
40:FH:172:TYR:HB2	40:FH:203:MET:HE3	1.97	0.47
41:FN:109:GLY:O	41:FN:113:VAL:HG23	2.15	0.47
40:GE:223:THR:O	40:GE:224:TYR:C	2.53	0.47
41:GN:130:LEU:O	41:GN:131:GLN:C	2.52	0.47
41:HB:259:PRO:HG3	41:HB:311:LEU:HD23	1.96	0.47
40:HE:8:HIS:CE1	40:HE:21:TRP:HE1	2.33	0.47
40:HE:73:THR:O	40:HE:74:VAL:C	2.53	0.47
40:HH:181:VAL:HG23	41:HO:348:ASN:HA	1.97	0.47
41:HN:102:ALA:HB1	41:HN:401:GLU:HB2	1.96	0.47
40:IE:98:ASP:O	40:IE:105:ARG:NH2	2.42	0.47
40:IE:101:ASN:HA	40:IE:144:GLY:H	1.80	0.47
40:IF:326:LYS:HD2	41:IN:208:TYR:CD1	2.43	0.47
40:IF:326:LYS:NZ	41:IN:225:LEU:HD21	2.29	0.47
40:IG:109:THR:HG23	40:IG:110:ILE:H	1.80	0.47
41:IM:22:GLU:HG3	41:IM:81:PHE:CD2	2.46	0.47
41:IP:113:VAL:HG22	41:IP:117:LEU:HD23	1.97	0.47
40:JA:128:GLN:NE2	40:KA:290:GLU:HG3	2.29	0.47

Continued on next page...

Continued from previous page...

Atom-1	Atom-2	Interatomic distance (Å)	Clash overlap (Å)
40:JH:205:ASP:OD1	40:JH:206:ASN:N	2.47	0.47
41:JL:134:GLN:HA	41:JL:165:ASN:O	2.15	0.47
41:JM:286:VAL:HG22	41:JM:363:MET:HE1	1.95	0.47
41:JM:397:TRP:O	41:JM:398:TYR:C	2.54	0.47
41:JN:179:VAL:HG23	41:JN:180:VAL:HG13	1.97	0.47
40:KD:136:LEU:HD11	40:KD:239:THR:HG21	1.97	0.47
40:KE:11:GLN:HE22	41:KL:247:ASN:H	1.63	0.47
41:KL:6:HIS:HB3	41:KL:21:TRP:HZ2	1.80	0.47
41:KN:317:PHE:HB2	41:KN:353:VAL:HG22	1.97	0.47
40:LD:207:GLU:HA	40:LD:210:TYR:HB2	1.97	0.47
41:LM:238:THR:HG21	41:LM:318:ARG:HD3	1.97	0.47
41:LN:417:ASP:OD1	41:LN:420:ASN:ND2	2.48	0.47
41:LO:30:ILE:HD11	41:LO:47:ILE:HD11	1.96	0.47
41:LO:100:ASN:HB3	41:LO:103:LYS:H	1.79	0.47
41:LP:213:ARG:HH21	41:LP:297:LYS:HD2	1.80	0.47
41:MB:142:GLY:O	41:MB:144:GLY:N	2.48	0.47
40:ME:3:GLU:N	40:ME:3:GLU:OE1	2.48	0.47
40:ME:217:LEU:HA	40:ME:277:SER:HB3	1.96	0.47
40:MF:239:THR:HB	40:MF:242:LEU:HD11	1.96	0.47
40:MF:256:GLN:C	40:MF:258:ASN:H	2.18	0.47
40:MG:429:LYS:HB3	40:MG:429:LYS:HE3	1.56	0.47
41:MN:282:ARG:HD3	41:MN:283:ALA:H	1.80	0.47
40:NA:73:THR:HA	40:NA:76:ASP:HB2	1.97	0.47
40:NA:142:GLY:HA2	40:NA:183:GLU:HG2	1.96	0.47
40:ND:2:ARG:H	40:ND:2:ARG:HG2	1.46	0.47
40:NF:2:ARG:HB3	40:NF:133:GLN:NE2	2.30	0.47
41:NO:35:THR:HB	41:NO:58:LYS:HG2	1.95	0.47
41:OM:19:LYS:HD2	41:OM:227:HIS:CD2	2.50	0.47
40:PA:254:GLU:HB2	41:PB:98:GLY:HA2	1.97	0.47
41:PB:271:ALA:HA	41:PB:273:LEU:HG	1.97	0.47
41:PB:305:PRO:HB3	41:PB:310:TYR:HE1	1.80	0.47
41:PM:8:GLN:HG2	41:PM:17:GLY:HA3	1.95	0.47
41:PM:20:PHE:HA	41:PM:230:SER:HB3	1.97	0.47
41:PM:101:TRP:CZ3	41:PM:187:LEU:HB3	2.47	0.47
41:PN:120:VAL:HG11	41:PN:155:ILE:HG12	1.97	0.47
41:PN:342:VAL:HG23	41:PN:345:ILE:HG22	1.96	0.47
41:PO:171:PRO:O	41:PO:380:ARG:NH2	2.48	0.47
41:QB:81:PHE:HB3	41:QB:84:ILE:HD13	1.97	0.47
41:QB:156:ARG:HD2	41:QB:156:ARG:HA	1.55	0.47
40:QE:406:TRP:HE1	41:QL:258:VAL:HB	1.79	0.47
41:QL:107:THR:O	41:QL:109:GLY:N	2.47	0.47

Continued on next page...

Continued from previous page...

Atom-1	Atom-2	Interatomic distance (Å)	Clash overlap (Å)
41:QN:86:ARG:HG2	41:QN:89:ASN:H	1.80	0.47
41:QN:237:THR:HG22	41:QN:250:LEU:HD21	1.96	0.47
40:RF:311:LYS:NZ	40:RF:435:GLY:O	2.47	0.47
40:RH:213:CYS:HA	40:RH:217:LEU:HD13	1.97	0.47
40:RI:69:ASP:HB3	40:RI:75:ILE:HD11	1.97	0.47
40:RI:207:GLU:OE1	40:RI:304:LYS:NZ	2.43	0.47
41:RO:6:HIS:O	41:RO:63:ALA:HA	2.14	0.47
40:SI:217:LEU:HB3	40:SI:219:ILE:HD12	1.97	0.47
41:SN:6:HIS:O	41:SN:63:ALA:HA	2.15	0.47
41:SO:9:ALA:HB2	41:SO:66:VAL:HB	1.97	0.47
41:SO:310:TYR:O	41:SO:311:LEU:C	2.53	0.47
41:SP:73:MET:HA	41:SP:76:VAL:HG12	1.96	0.47
40:TI:301:GLN:HE21	40:TI:307:PRO:HD3	1.78	0.47
41:TL:325:GLU:HA	41:TL:328:GLU:HG2	1.97	0.47
41:TM:313:VAL:HG13	41:TM:367:PHE:CE2	2.50	0.47
40:UA:315:CYS:HA	40:UA:377:LEU:O	2.15	0.47
40:UF:138:PHE:CZ	40:UF:235:VAL:HG21	2.50	0.47
40:UF:145:THR:OG1	42:UM:501:GTP:O2B	2.29	0.47
40:UF:207:GLU:O	40:UF:210:TYR:HB2	2.14	0.47
41:UP:275:SER:OG	41:UP:276:ARG:N	2.45	0.47
40:VF:102:ASN:HB3	40:VF:105:ARG:HB2	1.97	0.47
40:VJ:237:SER:HA	40:VJ:320:ARG:NH2	2.30	0.47
40:WA:5:ILE:HD13	40:WA:64:ARG:HB3	1.97	0.47
40:WE:174:ALA:HB3	40:WE:178:SER:H	1.79	0.47
40:WI:213:CYS:HA	40:WI:217:LEU:HB3	1.97	0.47
41:WQ:67:ASP:OD2	41:WQ:68:LEU:N	2.48	0.47
41:WQ:170:VAL:HG11	41:WQ:377:LEU:HD21	1.97	0.47
7:1S:420:VAL:HA	7:1S:436:GLY:HA2	1.97	0.47
7:1T:48:LEU:HG	7:1T:59:PHE:CD1	2.50	0.47
7:1T:111:LYS:HE2	7:1T:111:LYS:HB2	1.55	0.47
7:1T:142:ILE:H	7:1T:142:ILE:HG12	1.64	0.47
7:1T:220:PHE:HD1	7:1T:234:PRO:HD3	1.80	0.47
10:2G:164:ASP:HB2	40:VJ:117:LEU:HD23	1.96	0.47
15:3F:264:PHE:HE2	15:3F:394:ARG:HG3	1.80	0.47
17:3O:402:GLU:HA	17:3O:405:ARG:HE	1.79	0.47
17:3P:178:LYS:HE3	17:3P:178:LYS:HB3	1.36	0.47
17:3P:391:ALA:O	17:3P:395:VAL:HG12	2.15	0.47
17:3R:156:TRP:HA	17:3R:156:TRP:HE3	1.76	0.47
17:3R:308:ILE:O	17:3R:312:GLN:HG3	2.15	0.47
18:3T:131:LEU:HD13	18:3T:279:ARG:HG2	1.97	0.47
20:4B:324:LEU:HD13	22:4I:13:ARG:HG3	1.97	0.47

Continued on next page...

Continued from previous page...

Atom-1	Atom-2	Interatomic distance (Å)	Clash overlap (Å)
21:4D:492:ILE:HG12	21:4D:531:ILE:HD13	1.95	0.47
21:4F:331:VAL:HG21	21:4F:347:CYS:HB3	1.97	0.47
22:4I:80:SER:HB3	40:AG:41:THR:HG21	1.97	0.47
22:4I:440:LEU:HB2	22:4I:452:PHE:HE2	1.80	0.47
22:4J:324:LYS:HD2	22:4J:328:LEU:HD11	1.97	0.47
23:4Q:175:ASP:O	23:4Q:176:ASP:C	2.52	0.47
23:4Q:201:SER:O	23:4Q:202:PHE:C	2.52	0.47
25:4T:398:THR:O	25:4T:399:GLU:C	2.53	0.47
27:4Z:73:VAL:HA	27:4Z:91:SER:HA	1.96	0.47
30:5G:85:GLN:NE2	41:GB:70:PRO:O	2.48	0.47
37:6A:122:LYS:HZ2	40:TH:1:GLN:HG2	1.80	0.47
40:AH:283:HIS:CD2	40:MH:62:VAL:HG23	2.50	0.47
41:AP:134:GLN:HA	41:AP:165:ASN:O	2.14	0.47
40:BA:76:ASP:OD2	41:BN:46:ARG:NH2	2.47	0.47
40:BA:180:ALA:HB3	40:BA:183:GLU:HG3	1.97	0.47
40:BE:386:ALA:HA	40:BE:389:ARG:HD3	1.96	0.47
40:BH:79:ARG:HG2	40:BH:92:LEU:HD13	1.97	0.47
40:BH:362:VAL:HG21	40:BH:369:LYS:HG2	1.96	0.47
41:BM:393:ALA:O	41:BM:394:PHE:C	2.52	0.47
41:BP:330:MET:HB3	41:BP:349:VAL:HG11	1.96	0.47
40:CA:96:LYS:HA	40:CA:96:LYS:HD2	1.57	0.47
41:CB:165:ASN:ND2	41:CB:198:GLU:OE1	2.48	0.47
40:CF:10:GLY:HA2	40:CF:145:THR:HG23	1.97	0.47
40:CH:3:GLU:H	40:CH:3:GLU:HG2	1.51	0.47
41:CL:49:VAL:HG21	41:CL:241:ARG:HG2	1.97	0.47
41:CL:233:MET:O	41:CL:236:VAL:HG12	2.15	0.47
41:CP:193:VAL:HG13	41:CP:265:PHE:HE1	1.80	0.47
41:CP:271:ALA:HB3	41:CP:272:PRO:CD	2.45	0.47
41:DB:338:SER:O	41:DB:339:SER:C	2.53	0.47
41:DB:394:PHE:HA	41:DB:396:HIS:CE1	2.49	0.47
40:DH:74:VAL:O	40:DH:77:GLU:N	2.45	0.47
40:DH:104:ALA:O	40:DH:107:HIS:N	2.48	0.47
40:DI:23:LEU:HD12	40:DI:26:LEU:HD11	1.96	0.47
40:DI:144:GLY:O	40:DI:147:SER:N	2.29	0.47
41:DL:62:ARG:HG2	41:DL:123:GLU:CG	2.45	0.47
41:DM:142:GLY:O	41:DM:144:GLY:N	2.48	0.47
41:DM:163:ILE:H	41:DM:163:ILE:HG13	1.52	0.47
41:DO:263:LEU:HD21	41:DO:421:PRO:HB2	1.97	0.47
41:DP:375:GLN:OE1	41:DP:419:GLY:HA2	2.15	0.47
40:EA:100:ALA:O	41:EN:255:VAL:HG11	2.15	0.47
40:EA:391:ASP:OD1	40:EA:421:ARG:NH2	2.48	0.47

Continued on next page...

Continued from previous page...

Atom-1	Atom-2	Interatomic distance (Å)	Clash overlap (Å)
40:EF:213:CYS:HA	40:EF:217:LEU:HB2	1.97	0.47
40:EH:69:ASP:OD2	40:EH:74:VAL:HG11	2.15	0.47
40:EH:278:ALA:HA	40:EH:368:ALA:HB2	1.97	0.47
40:EH:326:LYS:HE3	40:EH:326:LYS:HB3	1.74	0.47
40:EH:400:LYS:H	40:EH:400:LYS:HG2	1.35	0.47
40:EI:2:ARG:O	40:EI:51:THR:HA	2.15	0.47
40:EI:35:GLN:C	40:EI:37:PRO:HD3	2.35	0.47
40:EI:274:PRO:CG	40:EI:373:ALA:HA	2.28	0.47
40:FA:313:MET:HG3	40:FA:381:THR:HG22	1.95	0.47
40:FG:239:THR:HB	40:FG:242:LEU:HD11	1.97	0.47
40:FI:319:TYR:HB3	40:FI:323:VAL:HG21	1.97	0.47
41:FO:203:ASP:HB2	41:FO:301:ALA:HA	1.97	0.47
40:GA:90:GLU:OE2	40:HA:280:LYS:NZ	2.44	0.47
40:GH:262:TYR:HB3	40:GH:263:PRO:HD2	1.96	0.47
41:GM:73:MET:HA	41:GM:76:VAL:HG12	1.96	0.47
41:HB:8:GLN:HE21	41:HB:65:LEU:HD13	1.80	0.47
40:HE:261:PRO:HA	41:HM:394:PHE:CD2	2.49	0.47
40:HF:326:LYS:HZ2	41:HN:208:TYR:HB2	1.80	0.47
40:HG:3:GLU:OE2	40:HG:3:GLU:N	2.47	0.47
41:HO:149:THR:HG21	41:HO:188:SER:HA	1.96	0.47
41:HP:316:VAL:HG12	41:HP:352:ALA:HB3	1.97	0.47
40:IA:248:LEU:HD22	40:IA:353:VAL:HG23	1.97	0.47
41:IB:22:GLU:HG2	41:IB:81:PHE:HB2	1.97	0.47
40:IF:221:ARG:HA	40:IF:221:ARG:HD3	1.65	0.47
40:IG:208:ALA:HB2	40:IG:304:LYS:HG2	1.97	0.47
40:IH:253:THR:HG21	41:IP:103:LYS:HE2	1.96	0.47
40:II:88:HIS:HB3	40:II:91:GLN:HE22	1.80	0.47
41:IM:237:THR:O	41:IM:241:ARG:NH1	2.48	0.47
41:IO:113:VAL:HG22	41:IO:117:LEU:HD23	1.97	0.47
41:IP:229:VAL:HG12	41:IP:233:MET:HE2	1.95	0.47
41:JB:3:GLU:HA	41:JB:49:VAL:HA	1.96	0.47
41:JB:342:VAL:HG23	41:JB:345:ILE:HG22	1.97	0.47
40:JF:321:GLY:HA2	40:JF:359:PRO:HD3	1.97	0.47
40:JG:139:HIS:CG	40:JG:150:THR:HG21	2.50	0.47
41:JM:5:VAL:HG23	41:JM:130:LEU:HD11	1.97	0.47
41:JM:358:PRO:O	41:JM:359:ARG:C	2.53	0.47
41:JN:316:VAL:HG23	41:JN:366:THR:HB	1.96	0.47
40:KA:20:CYS:HA	40:KA:232:SER:HB2	1.96	0.47
41:KB:271:ALA:HB1	41:KB:292:GLN:HG2	1.96	0.47
40:KD:318:LEU:O	40:KD:374:VAL:HA	2.14	0.47
40:KH:228:ASN:ND2	42:KO:501:GTP:HN1	2.12	0.47

Continued on next page...

Continued from previous page...

Atom-1	Atom-2	Interatomic distance (Å)	Clash overlap (Å)
41:KL:173:PRO:HA	41:KL:380:ARG:HD3	1.97	0.47
41:KN:101:TRP:HD1	41:KN:145:SER:HB2	1.79	0.47
41:KO:27:GLU:OE2	41:KO:318:ARG:NH2	2.34	0.47
41:KO:348:ASN:C	41:KO:348:ASN:HD22	2.18	0.47
40:LA:88:HIS:HD2	40:MA:283:HIS:HB2	1.79	0.47
40:LF:16:ILE:HD11	40:LF:171:ILE:HD11	1.96	0.47
40:LF:264:ARG:H	40:LF:264:ARG:HG3	1.34	0.47
40:LG:49:PHE:HD1	40:LG:53:PHE:HB2	1.79	0.47
40:LG:301:GLN:C	40:LG:303:VAL:H	2.19	0.47
40:LG:438:SER:HB3	41:LO:390:ARG:HH22	1.80	0.47
40:MA:141:PHE:CE1	40:MA:194:THR:HG21	2.50	0.47
41:MB:10:GLY:O	41:MB:14:ASN:ND2	2.47	0.47
40:MD:311:LYS:H	40:MD:381:THR:HB	1.80	0.47
40:ME:70:LEU:HD23	40:ME:114:LEU:HD12	1.97	0.47
40:ME:319:TYR:HB3	40:ME:323:VAL:HG21	1.97	0.47
40:ME:329:ASN:HB3	41:MM:175:VAL:HG11	1.97	0.47
40:MF:71:GLU:HB3	40:MF:98:ASP:HB3	1.96	0.47
40:MF:273:ALA:HB3	40:MF:274:PRO:CD	2.45	0.47
40:MG:198:SER:OG	40:MG:199:ASP:N	2.48	0.47
41:MP:202:ILE:HD13	41:MP:229:VAL:HG22	1.97	0.47
41:NB:19:LYS:HE2	41:NB:223:GLY:HA2	1.97	0.47
41:NB:248:ALA:HA	41:NB:252:LYS:HG2	1.96	0.47
40:NE:191:THR:O	40:NE:195:LEU:HB2	2.15	0.47
41:NL:362:LYS:HA	41:NL:362:LYS:HD3	1.80	0.47
41:NN:200:TYR:HE2	41:NN:368:ILE:HD12	1.78	0.47
41:NP:318:ARG:HH21	41:NP:358:PRO:HB3	1.79	0.47
40:OA:73:THR:HA	40:OA:76:ASP:HB3	1.97	0.47
41:OB:14:ASN:HD21	41:OB:67:ASP:HB2	1.79	0.47
41:OB:204:ASN:HA	41:OB:207:LEU:HD12	1.97	0.47
40:OG:210:TYR:CE1	40:OG:227:LEU:HD11	2.50	0.47
40:OG:323:VAL:HG22	40:OG:372:ARG:HG2	1.95	0.47
40:OH:68:VAL:HG21	40:OH:118:VAL:HG21	1.97	0.47
40:OH:74:VAL:O	40:OH:77:GLU:N	2.47	0.47
40:OH:199:ASP:O	40:OH:266:HIS:HB2	2.14	0.47
40:OH:313:MET:HB3	40:OH:314:ALA:H	1.49	0.47
41:OO:4:ILE:HB	41:OO:50:TYR:HE1	1.80	0.47
41:OO:309:ARG:NH1	41:OO:426:GLY:O	2.48	0.47
41:OO:325:GLU:O	41:OO:329:GLN:OE1	2.32	0.47
41:OP:171:PRO:HG2	41:OP:381:ILE:HD11	1.97	0.47
40:PD:322:ASP:OD1	40:PD:372:ARG:NH1	2.48	0.47
40:PF:211:ASP:OD2	40:PF:215:ARG:HD3	2.14	0.47

Continued on next page...

Continued from previous page...

Atom-1	Atom-2	Interatomic distance (Å)	Clash overlap (Å)
40:PH:137:ILE:HG22	40:PH:139:HIS:HD2	1.80	0.47
40:PH:239:THR:O	40:PH:243:ARG:NH1	2.48	0.47
41:PM:3:GLU:HB3	41:PM:62:ARG:HH12	1.79	0.47
41:PN:306:ARG:HG3	41:PN:340:TYR:HE1	1.79	0.47
40:QE:221:ARG:HH22	41:QL:325:GLU:HB2	1.80	0.47
40:QE:318:LEU:O	40:QE:374:VAL:HA	2.15	0.47
41:QM:313:VAL:HG13	41:QM:349:VAL:HG22	1.97	0.47
41:QP:36:TYR:O	41:QP:37:HIS:C	2.53	0.47
40:RA:139:HIS:O	40:RA:170:SER:HA	2.14	0.47
40:RA:306:ASP:OD2	40:RA:308:ARG:NH2	2.48	0.47
40:RF:234:ILE:HD11	40:RF:272:TYR:HB2	1.97	0.47
40:RF:269:LEU:HD21	40:RF:301:GLN:HB3	1.97	0.47
40:RH:116:ASP:N	40:RH:116:ASP:OD1	2.47	0.47
41:RN:263:LEU:HD21	41:RN:422:VAL:HB	1.96	0.47
40:SE:326:LYS:HE3	41:SM:208:TYR:HB2	1.97	0.47
40:SF:90:GLU:O	40:SF:121:ARG:NH1	2.48	0.47
41:SM:113:VAL:HA	41:SM:116:VAL:HG12	1.97	0.47
41:SM:139:LEU:HG	41:SM:168:SER:HB3	1.96	0.47
41:SO:152:ILE:HA	41:SO:155:ILE:HG12	1.97	0.47
41:SO:418:LEU:O	41:SO:419:GLY:C	2.53	0.47
40:TH:97:GLU:HG2	41:TO:251:ARG:HH22	1.80	0.47
41:TM:114:ASP:OD1	41:TM:115:SER:N	2.47	0.47
41:TN:187:LEU:HD21	41:TN:403:MET:HE2	1.97	0.47
40:UF:84:ARG:HG3	40:UF:85:GLN:H	1.80	0.47
40:UI:116:ASP:HA	40:UI:119:LEU:HD23	1.97	0.47
40:UI:228:ASN:O	40:UI:229:ARG:C	2.52	0.47
41:UN:314:ALA:HA	41:UN:350:LYS:HB3	1.96	0.47
40:VA:206:ASN:OD1	42:VA:501:GTP:O2'	2.32	0.47
40:VF:138:PHE:HE2	40:VF:235:VAL:HG21	1.80	0.47
40:VG:238:ILE:HG23	40:VG:255:PHE:CE2	2.50	0.47
40:VJ:271:THR:OG1	40:VJ:300:ASN:O	2.26	0.47
41:VQ:142:GLY:O	41:VQ:144:GLY:N	2.48	0.47
40:WA:172:TYR:OH	40:WA:386:ALA:O	2.33	0.47
40:WA:253:THR:O	40:WA:257:THR:OG1	2.26	0.47
40:WI:384:ALA:HB2	40:WI:431:TYR:HD1	1.79	0.47
41:WM:186:THR:HG21	41:WM:385:PHE:HB2	1.96	0.47
41:WM:404:ASP:HB2	41:WM:406:MET:HG2	1.96	0.47
41:WP:215:LEU:HB3	41:WP:217:LEU:HG	1.97	0.47
2:1C:14:PRO:HB2	41:GM:262:ARG:HH12	1.79	0.47
7:1S:59:PHE:CE1	7:1S:585:GLY:HA2	2.50	0.47
7:1S:480:SER:OG	7:1S:484:THR:OG1	2.33	0.47

Continued on next page...

Continued from previous page...

Atom-1	Atom-2	Interatomic distance (Å)	Clash overlap (Å)
7:1U:292:GLY:H	7:1U:310:GLU:HG2	1.78	0.47
8:1X:284:MET:HA	8:1X:287:TYR:CE1	2.50	0.47
8:1Z:400:TRP:HH2	41:UP:276:ARG:CB	2.28	0.47
12:2R:59:ALA:HB1	41:AP:423:VAL:HG13	1.97	0.47
13:2T:49:ILE:HG23	13:2T:160:CYS:SG	2.55	0.47
13:2T:72:LYS:HE3	13:2T:72:LYS:HB3	1.45	0.47
14:3B:80:THR:O	14:3B:84:ARG:NH1	2.47	0.47
17:3R:183:ARG:HH11	17:3R:186:MET:HB2	1.79	0.47
21:4D:140:ASN:HB3	21:4D:216:ARG:HE	1.80	0.47
21:4E:41:ARG:O	41:LO:77:ARG:NH1	2.46	0.47
21:4E:409:VAL:HA	21:4E:412:MET:HE2	1.97	0.47
21:4E:423:LEU:HB3	21:4E:507:ASP:HB3	1.97	0.47
21:4F:276:LEU:HD11	40:CE:45:GLY:HA3	1.97	0.47
22:4H:303:VAL:HB	41:CL:216:LYS:HB3	1.96	0.47
23:4N:170:SER:N	23:4N:171:PRO:HD2	2.30	0.47
23:4R:36:THR:O	23:4R:37:TYR:C	2.53	0.47
26:4W:333:ILE:HD13	31:5I:392:GLN:OE1	2.15	0.47
31:5I:744:TYR:HA	41:IQ:356:ILE:HG12	1.97	0.47
34:5Q:216:GLU:HG3	41:GN:276:ARG:HD3	1.97	0.47
39:6H:17:TYR:O	39:6H:21:GLN:OE1	2.33	0.47
39:6H:43:ARG:NH1	39:6H:46:SER:OG	2.48	0.47
40:AA:262:TYR:OH	41:AB:391:ARG:O	2.29	0.47
41:AM:172:SER:OG	41:AM:175:VAL:O	2.26	0.47
41:AP:117:LEU:O	41:AP:121:ARG:HB2	2.15	0.47
40:BF:120:ASP:OD1	40:BF:124:LYS:NZ	2.48	0.47
40:BG:20:CYS:HA	40:BG:232:SER:HB2	1.97	0.47
40:BG:205:ASP:HB2	40:BG:303:VAL:HG13	1.97	0.47
40:BI:70:LEU:HD22	40:BI:145:THR:HG23	1.97	0.47
40:BI:231:ILE:O	40:BI:235:VAL:HG23	2.15	0.47
41:BM:112:LEU:O	41:BM:116:VAL:HG23	2.14	0.47
40:CA:65:ALA:H	40:CA:91:GLN:NE2	2.13	0.47
41:CB:197:ASP:OD2	41:CB:197:ASP:N	2.45	0.47
40:CF:326:LYS:HE3	41:CN:208:TYR:HB2	1.96	0.47
40:CI:56:THR:OG1	40:CI:59:GLY:O	2.33	0.47
41:CL:271:ALA:CB	41:CL:365:ALA:HB3	2.44	0.47
41:CL:362:LYS:HD3	41:CL:362:LYS:HA	1.57	0.47
41:CM:393:ALA:O	41:CM:394:PHE:C	2.53	0.47
41:CN:208:TYR:O	41:CN:211:CYS:N	2.48	0.47
41:CN:359:ARG:CZ	41:CN:359:ARG:HB2	2.45	0.47
41:CO:56:GLY:C	41:CO:58:LYS:H	2.18	0.47
41:CP:74:ASP:HA	41:CP:77:ARG:NH1	2.29	0.47

Continued on next page...

Continued from previous page...

Atom-1	Atom-2	Interatomic distance (Å)	Clash overlap (Å)
41:CP:250:LEU:HD23	41:CP:250:LEU:HA	1.76	0.47
41:DB:288:GLU:O	41:DB:291:GLN:HG3	2.15	0.47
40:DE:7:VAL:N	40:DE:136:LEU:O	2.38	0.47
40:DE:288:VAL:HG23	40:DE:372:ARG:HD3	1.96	0.47
40:DE:413:GLU:HG2	40:DE:416:GLU:H	1.79	0.47
40:DF:225:THR:HA	40:DF:228:ASN:HB2	1.96	0.47
40:DF:273:ALA:H	40:DF:274:PRO:HD2	1.80	0.47
40:DF:297:GLU:O	40:DF:299:ALA:N	2.47	0.47
41:DL:36:TYR:CE1	41:DL:38:GLY:HA3	2.50	0.47
41:DP:42:LEU:HD13	41:DP:356:ILE:CG1	2.43	0.47
40:EA:145:THR:OG1	42:EA:501:GTP:O2B	2.33	0.47
40:EA:210:TYR:HB3	41:EN:324:LYS:NZ	2.30	0.47
41:EB:234:SER:O	41:EB:238:THR:HB	2.15	0.47
40:EH:339:ARG:HA	40:EH:339:ARG:HD3	1.41	0.47
41:EM:334:GLN:OE1	41:EM:348:ASN:N	2.48	0.47
41:EM:395:LEU:O	41:EM:396:HIS:C	2.53	0.47
41:EP:226:ASN:HB2	43:EP:501:GDP:HN1	1.80	0.47
41:EP:341:PHE:HD1	41:EP:348:ASN:HD21	1.63	0.47
40:FA:208:ALA:O	40:FA:211:ASP:N	2.48	0.47
41:FM:148:GLY:O	41:FM:152:ILE:HG12	2.15	0.47
41:FM:207:LEU:HD13	41:FM:210:ILE:HD11	1.96	0.47
41:FN:200:TYR:HE2	41:FN:236:VAL:HG21	1.79	0.47
41:FN:392:LYS:HD2	41:FN:395:LEU:HD23	1.97	0.47
40:GA:141:PHE:HD1	40:GA:172:TYR:HA	1.79	0.47
40:GG:376:MET:SD	40:GG:378:SER:HB3	2.55	0.47
40:GH:12:ALA:O	40:GH:16:ILE:HG23	2.15	0.47
40:GI:224:TYR:HB2	41:GP:245:GLN:OE1	2.14	0.47
41:GN:108:GLU:O	41:GN:111:GLU:HG2	2.15	0.47
41:GO:252:LYS:O	41:GO:256:ASN:HB2	2.15	0.47
40:HH:274:PRO:HG3	40:HH:286:LEU:HD12	1.97	0.47
40:HI:12:ALA:O	40:HI:16:ILE:HG12	2.14	0.47
41:HN:69:GLU:O	41:HN:71:GLY:N	2.48	0.47
41:HN:160:PRO:O	41:HN:161:ASP:C	2.53	0.47
41:HP:204:ASN:HB3	41:HP:208:TYR:CZ	2.49	0.47
40:IE:304:LYS:HA	40:IE:304:LYS:HD3	1.79	0.47
40:II:213:CYS:HA	40:II:217:LEU:HB2	1.96	0.47
41:IN:6:HIS:O	41:IN:63:ALA:HA	2.15	0.47
40:JE:209:ILE:HD12	40:JE:230:LEU:HD23	1.97	0.47
40:JG:150:THR:O	40:JG:154:MET:HG2	2.15	0.47
41:JN:20:PHE:HA	41:JN:230:SER:HB2	1.96	0.47
41:KB:139:LEU:HG	41:KB:168:SER:HB2	1.97	0.47

Continued on next page...

Continued from previous page...

Atom-1	Atom-2	Interatomic distance (Å)	Clash overlap (Å)
41:KL:413:SER:OG	41:KL:414:ASN:N	2.48	0.47
40:LA:93:ILE:HD11	40:LA:121:ARG:HG3	1.96	0.47
40:LF:326:LYS:CE	41:LN:208:TYR:HB2	2.45	0.47
40:LG:352:LYS:HD3	40:LG:352:LYS:HA	1.21	0.47
40:LH:288:VAL:HA	40:LH:291:ILE:HG12	1.97	0.47
41:MB:258:VAL:HB	40:MG:406:TRP:HZ2	1.79	0.47
40:MD:231:ILE:O	40:MD:235:VAL:HG23	2.15	0.47
40:MF:159:VAL:O	40:MF:160:ASP:C	2.53	0.47
40:ND:151:SER:O	40:ND:152:LEU:C	2.53	0.47
40:ND:235:VAL:O	40:ND:239:THR:HG22	2.14	0.47
40:NG:206:ASN:OD1	42:NG:501:GTP:O2'	2.30	0.47
40:OA:191:THR:HA	40:OA:194:THR:HG1	1.80	0.47
40:OD:405:HIS:HA	40:OD:408:VAL:HG22	1.97	0.47
40:OE:139:HIS:CE1	40:OE:150:THR:HG21	2.50	0.47
40:OE:288:VAL:HG22	40:OE:372:ARG:HD3	1.97	0.47
40:OE:296:PHE:HD2	40:OE:341:ILE:HG12	1.80	0.47
40:OH:261:PRO:HB2	40:OH:346:TRP:CZ3	2.51	0.47
40:PF:238:ILE:HG12	40:PF:377:LEU:HD21	1.97	0.47
41:QB:218:THR:OG1	41:QB:219:THR:N	2.48	0.47
41:QL:136:THR:HG22	41:QL:167:PHE:HB2	1.97	0.47
40:RE:269:LEU:HD13	40:RE:303:VAL:HB	1.96	0.47
40:RH:20:CYS:HA	40:RH:232:SER:HB2	1.97	0.47
41:RL:268:PRO:HG2	41:RL:300:MET:HB2	1.96	0.47
41:RM:31:ASP:OD1	41:RM:34:GLY:N	2.45	0.47
41:RM:271:ALA:O	41:RM:292:GLN:NE2	2.47	0.47
41:RN:16:ILE:HG12	43:RN:502:GDP:N2	2.29	0.47
41:RO:156:ARG:HH21	41:RO:164:MET:H	1.63	0.47
40:SE:91:GLN:OE1	40:SE:121:ARG:NH1	2.47	0.47
40:SE:222:PRO:O	41:SL:322:SER:OG	2.29	0.47
40:SI:90:GLU:HB3	40:SI:121:ARG:NH2	2.29	0.47
41:SL:272:PRO:HG3	41:SL:364:SER:HA	1.95	0.47
41:SO:97:ALA:O	41:SO:100:ASN:N	2.46	0.47
40:TA:209:ILE:HA	40:TA:212:ILE:HG22	1.96	0.47
41:UB:77:ARG:HH12	41:UB:83:GLN:HA	1.80	0.47
40:UF:191:THR:HG21	40:UF:424:MET:SD	2.55	0.47
40:UF:328:VAL:HG11	40:UF:353:VAL:HG13	1.97	0.47
41:UP:85:PHE:O	41:UP:86:ARG:C	2.52	0.47
40:VA:225:THR:HG22	40:VA:229:ARG:HE	1.79	0.47
40:VG:205:ASP:OD2	40:VG:207:GLU:N	2.47	0.47
40:VH:70:LEU:HD12	40:VH:99:ALA:HB2	1.97	0.47
41:VP:139:LEU:HD12	41:VP:170:VAL:HG12	1.97	0.47

Continued on next page...

Continued from previous page...

Atom-1	Atom-2	Interatomic distance (Å)	Clash overlap (Å)
40:WA:188:ILE:HD11	40:WA:424:MET:HG3	1.96	0.47
40:WH:182:VAL:HG22	40:WH:185:TYR:HB2	1.97	0.47
41:WN:58:LYS:HA	41:WN:58:LYS:HD2	1.54	0.47
7:1U:162:THR:N	7:1U:177:ALA:O	2.41	0.46
8:1Y:202:HIS:HA	8:1Y:205:ARG:HD3	1.98	0.46
9:2B:45:GLN:O	9:2B:46:VAL:C	2.53	0.46
11:2I:209:LYS:HD3	11:2I:209:LYS:HA	1.35	0.46
15:3F:194:ASN:HD22	17:3R:168:ILE:HD13	1.71	0.46
16:3K:214:THR:HG22	16:3K:216:GLN:H	1.80	0.46
17:3R:218:GLU:O	17:3R:222:GLU:N	2.47	0.46
17:3R:254:LEU:HD23	17:3R:307:ASN:HB3	1.97	0.46
17:3R:327:ASN:O	17:3R:328:LEU:C	2.54	0.46
21:4F:495:VAL:HA	21:4F:503:PHE:O	2.15	0.46
22:4K:651:LYS:HA	22:4K:651:LYS:HD3	1.48	0.46
23:4M:21:GLY:O	40:BG:79:ARG:NE	2.48	0.46
23:4Q:209:ALA:C	23:4Q:211:GLN:H	2.18	0.46
23:4R:184:MET:HB3	40:CI:79:ARG:HD3	1.96	0.46
23:4R:198:PHE:HB3	40:DI:221:ARG:HD2	1.96	0.46
23:4R:204:VAL:O	23:4R:207:ASN:HB3	2.15	0.46
23:4R:259:ARG:HH21	40:EI:365:GLY:CA	2.28	0.46
26:4V:201:ILE:HG23	26:4V:202:ARG:HG3	1.97	0.46
28:5B:56:GLU:OE2	41:JB:276:ARG:N	2.48	0.46
33:5N:248:PHE:HD1	40:HH:369:LYS:HE2	1.80	0.46
34:5Q:180:ARG:HH22	40:GA:370:VAL:HG12	1.80	0.46
35:5T:162:MET:CE	41:KL:320:ARG:HA	2.46	0.46
38:6C:98:PHE:CZ	41:VB:294:PHE:HB3	2.50	0.46
39:6F:98:LEU:HD22	39:6F:153:TRP:CD1	2.50	0.46
39:6I:78:LEU:HD13	39:6I:146:VAL:HG11	1.98	0.46
39:6L:99:LEU:HG	39:6L:103:LYS:HE2	1.96	0.46
41:AB:193:VAL:HG22	41:AB:418:LEU:HD22	1.96	0.46
40:AG:134:GLY:HA3	40:AG:165:SER:O	2.15	0.46
41:BB:107:THR:OG1	41:BB:108:GLU:N	2.48	0.46
40:BE:231:ILE:O	40:BE:235:VAL:HG23	2.15	0.46
40:BF:220:GLU:HG2	40:BF:221:ARG:HG3	1.97	0.46
40:BF:431:TYR:HA	40:BF:434:VAL:HG12	1.96	0.46
40:BG:84:ARG:HG3	40:BG:85:GLN:HG3	1.97	0.46
40:BG:211:ASP:OD1	40:BG:214:ARG:NH2	2.48	0.46
40:BH:163:LYS:HE2	40:BH:163:LYS:HB2	1.40	0.46
40:BI:207:GLU:HB3	40:BI:304:LYS:HG2	1.95	0.46
41:BL:103:LYS:HA	41:BL:107:THR:HB	1.97	0.46
41:BM:58:LYS:O	41:BM:59:TYR:C	2.52	0.46

Continued on next page...

Continued from previous page...

Atom-1	Atom-2	Interatomic distance (Å)	Clash overlap (Å)
41:BM:303:CYS:SG	41:BM:374:ILE:HA	2.55	0.46
41:BN:310:TYR:HD1	41:BN:371:SER:HB2	1.80	0.46
41:BP:100:ASN:ND2	41:BP:397:TRP:HB3	2.31	0.46
40:CA:406:TRP:NE1	41:CN:258:VAL:HG13	2.25	0.46
41:CB:132:GLY:CA	41:CB:163:ILE:O	2.61	0.46
41:CB:358:PRO:HG2	41:CB:361:LEU:HB2	1.97	0.46
40:CF:329:ASN:HB3	41:CN:175:VAL:HG21	1.97	0.46
40:CH:195:LEU:HD11	40:CH:427:LEU:HD22	1.96	0.46
40:CI:276:ILE:HB	40:CI:281:ALA:HB2	1.96	0.46
41:CL:222:TYR:HA	41:CL:225:LEU:HD12	1.97	0.46
41:CM:61:PRO:HG2	41:CM:85:PHE:HA	1.96	0.46
41:CN:193:VAL:HG22	41:CN:265:PHE:HZ	1.80	0.46
41:CN:385:PHE:O	41:CN:386:THR:C	2.54	0.46
41:CO:294:PHE:CD1	41:CO:333:VAL:HG11	2.50	0.46
41:CO:315:ALA:O	41:CO:317:PHE:N	2.49	0.46
41:CP:98:GLY:O	41:CP:99:ASN:C	2.53	0.46
41:CP:358:PRO:HG2	41:CP:361:LEU:HB2	1.97	0.46
40:DA:50:ASN:O	40:DA:51:THR:C	2.53	0.46
40:DA:211:ASP:O	40:DA:212:ILE:C	2.54	0.46
40:DA:315:CYS:SG	40:DA:350:GLY:O	2.73	0.46
41:DB:186:THR:HG21	41:DB:385:PHE:HB2	1.96	0.46
40:DE:88:HIS:O	40:DE:89:PRO:C	2.53	0.46
40:DF:269:LEU:HD23	40:DF:303:VAL:HG11	1.97	0.46
40:DH:132:LEU:HB3	40:DH:164:LYS:NZ	2.30	0.46
40:DI:34:GLY:HA3	40:DI:60:LYS:HD3	1.96	0.46
41:DL:293:MET:O	41:DL:295:ASP:N	2.48	0.46
41:DM:239:CYS:HA	41:DM:354:CYS:HB2	1.97	0.46
41:DN:382:SER:O	41:DN:383:GLU:C	2.52	0.46
41:DP:88:ASP:O	41:DP:89:ASN:C	2.53	0.46
40:EA:224:TYR:HA	40:EA:227:LEU:HB2	1.97	0.46
41:EB:322:SER:O	41:EB:326:VAL:HG23	2.15	0.46
40:EI:7:VAL:O	40:EI:8:HIS:C	2.54	0.46
41:EP:226:ASN:CB	43:EP:501:GDP:HN1	2.27	0.46
40:FA:9:VAL:HG23	40:FA:139:HIS:HB3	1.97	0.46
40:FA:230:LEU:HD11	40:FA:275:VAL:HG12	1.97	0.46
40:FA:258:ASN:HD21	41:FB:178:THR:HG23	1.80	0.46
40:FA:363:VAL:O	40:FA:364:PRO:C	2.54	0.46
40:FF:11:GLN:NE2	41:FM:247:ASN:OD1	2.48	0.46
40:FH:60:LYS:HZ1	40:GH:283:HIS:CE1	2.34	0.46
41:FO:101:TRP:CE3	41:FO:187:LEU:HD13	2.50	0.46
41:FP:318:ARG:HB2	41:FP:364:SER:HB3	1.97	0.46

Continued on next page...

Continued from previous page...

Atom-1	Atom-2	Interatomic distance (Å)	Clash overlap (Å)
40:GA:332:ILE:HA	40:GA:335:ILE:HG22	1.96	0.46
41:GB:170:VAL:HG11	41:GB:377:LEU:HD21	1.96	0.46
40:GF:121:ARG:HE	40:GF:124:LYS:HE2	1.80	0.46
40:GH:49:PHE:CE2	40:GH:55:GLU:HB2	2.50	0.46
40:GH:316:CYS:O	40:GH:317:LEU:C	2.54	0.46
40:GI:119:LEU:HA	40:GI:122:ILE:HD12	1.96	0.46
40:GI:250:VAL:HG12	40:GI:254:GLU:CD	2.36	0.46
40:GI:306:ASP:OD2	40:GI:308:ARG:HB2	2.14	0.46
41:GO:163:ILE:HD11	41:GO:251:ARG:HG3	1.97	0.46
40:HF:48:SER:O	40:HF:51:THR:HG22	2.15	0.46
40:HI:332:ILE:HD12	40:HI:351:PHE:HD2	1.80	0.46
41:HM:163:ILE:HD11	41:HM:251:ARG:HG2	1.98	0.46
41:HN:61:PRO:HG2	41:HN:84:ILE:HG23	1.98	0.46
41:HO:202:ILE:HG23	41:HO:300:MET:HB3	1.96	0.46
40:IH:123:ARG:HH21	40:IH:161:TYR:HE2	1.63	0.46
40:II:105:ARG:HA	40:II:109:THR:HG22	1.97	0.46
40:II:247:ALA:HB3	40:II:355:ILE:HB	1.97	0.46
40:II:278:ALA:HA	40:II:368:ALA:HB2	1.97	0.46
41:IM:314:ALA:HB3	41:IM:368:ILE:HB	1.97	0.46
41:IN:42:LEU:HD22	41:IN:356:ILE:HD11	1.98	0.46
41:IN:101:TRP:HB2	41:IN:184:ASN:HD22	1.80	0.46
41:IN:186:THR:HA	41:IN:415:MET:HE1	1.97	0.46
41:IN:238:THR:HG21	41:IN:318:ARG:HD3	1.96	0.46
40:JD:12:ALA:O	40:JD:16:ILE:HG12	2.14	0.46
41:JM:164:MET:HE2	41:JM:164:MET:HB2	1.82	0.46
40:KA:177:VAL:HA	41:KN:331:LEU:HD13	1.96	0.46
40:KA:177:VAL:HG23	41:KN:331:LEU:HB2	1.97	0.46
41:KB:229:VAL:O	41:KB:233:MET:HG3	2.15	0.46
40:KE:51:THR:HG21	40:KE:243:ARG:HG2	1.97	0.46
40:KE:413:GLU:HG2	40:KE:415:GLY:H	1.79	0.46
41:KL:8:GLN:HG3	41:KL:65:LEU:HA	1.97	0.46
41:KM:230:SER:HA	41:KM:233:MET:HB3	1.97	0.46
41:KN:346:PRO:O	41:KN:347:ASN:ND2	2.45	0.46
41:KP:202:ILE:HG21	41:KP:229:VAL:HG22	1.97	0.46
40:LA:81:GLY:O	40:LA:84:ARG:NH1	2.44	0.46
40:LA:96:LYS:HD3	41:LN:129:CYS:HB2	1.97	0.46
40:LE:210:TYR:HE1	40:LE:227:LEU:HD21	1.80	0.46
40:LE:291:ILE:HD13	40:LE:372:ARG:HB3	1.97	0.46
40:LG:298:PRO:HB3	40:LG:307:PRO:HD2	1.97	0.46
40:LG:311:LYS:HG2	40:LG:342:GLN:HG2	1.96	0.46
40:LG:337:THR:OG1	40:LG:338:LYS:N	2.48	0.46

Continued on next page...

Continued from previous page...

Atom-1	Atom-2	Interatomic distance (Å)	Clash overlap (Å)
41:LM:173:PRO:HD3	41:LM:380:ARG:CZ	2.45	0.46
41:LN:202:ILE:HD13	41:LN:229:VAL:HG22	1.96	0.46
40:MA:286:LEU:O	40:MA:372:ARG:HD2	2.16	0.46
40:MF:348:PRO:HB3	41:MN:384:GLN:HG2	1.97	0.46
40:MH:58:ALA:O	40:MH:59:GLY:C	2.53	0.46
40:MH:337:THR:OG1	40:MH:338:LYS:N	2.48	0.46
41:MO:245:GLN:O	41:MO:246:LEU:C	2.53	0.46
41:MP:12:CYS:HB3	41:MP:138:SER:HB2	1.97	0.46
40:NE:112:LYS:HA	40:NE:115:ILE:HG22	1.97	0.46
40:NF:440:GLU:HB2	41:NN:390:ARG:HH21	1.80	0.46
40:NG:238:ILE:HA	40:NG:318:LEU:HD22	1.97	0.46
40:NG:265:ILE:HG21	40:NG:313:MET:HE1	1.97	0.46
40:NH:51:THR:O	40:NH:64:ARG:NH1	2.48	0.46
41:NM:334:GLN:HE22	41:NM:348:ASN:N	2.14	0.46
41:NO:244:GLY:HA3	41:NO:354:CYS:HA	1.97	0.46
40:OD:182:VAL:HG22	40:OD:185:TYR:HB2	1.97	0.46
40:OG:438:SER:HA	41:OO:391:ARG:HH22	1.80	0.46
40:OH:10:GLY:O	40:OH:14:VAL:HG23	2.14	0.46
40:OH:187:SER:O	40:OH:188:ILE:C	2.54	0.46
40:OH:224:TYR:CD1	40:OH:227:LEU:HD12	2.50	0.46
41:PL:3:GLU:OE2	41:PL:127:CYS:HB3	2.15	0.46
41:QB:317:PHE:HB3	41:QB:321:MET:SD	2.55	0.46
40:QF:391:ASP:HB3	40:QF:421:ARG:HH12	1.79	0.46
40:QG:79:ARG:HH22	40:QG:94:THR:HG21	1.80	0.46
41:QO:86:ARG:HD2	41:QO:89:ASN:HB2	1.95	0.46
41:QP:222:TYR:O	41:QP:225:LEU:N	2.49	0.46
41:RB:137:HIS:HE1	41:RB:139:LEU:CD2	2.28	0.46
40:RF:31:GLN:HG2	40:RF:37:PRO:HG2	1.97	0.46
40:RF:310:GLY:HA3	40:RF:382:ALA:HB2	1.96	0.46
41:RO:113:VAL:HG22	41:RO:117:LEU:HD23	1.97	0.46
41:RP:269:GLY:HA2	41:RP:300:MET:HE1	1.96	0.46
41:SB:322:SER:OG	40:SG:222:PRO:O	2.25	0.46
40:SG:386:ALA:HA	40:SG:389:ARG:NH2	2.30	0.46
40:SH:221:ARG:NH1	41:SO:325:GLU:HB2	2.29	0.46
40:SH:274:PRO:HB2	40:SH:370:VAL:HG11	1.97	0.46
40:SI:271:THR:HG22	40:SI:376:MET:HB3	1.97	0.46
40:TA:105:ARG:HD3	40:TA:109:THR:HB	1.97	0.46
40:TF:22:GLU:OE2	40:TF:229:ARG:NH1	2.48	0.46
40:TG:234:ILE:HD11	40:TG:272:TYR:HB2	1.98	0.46
40:TG:293:ASN:HB3	40:TG:335:ILE:HD11	1.95	0.46
41:TM:142:GLY:O	41:TM:144:GLY:N	2.48	0.46

Continued on next page...

Continued from previous page...

Atom-1	Atom-2	Interatomic distance (Å)	Clash overlap (Å)
41:TM:335:ASN:O	41:TM:338:SER:OG	2.33	0.46
41:TN:417:ASP:O	41:TN:421:PRO:HD3	2.15	0.46
41:TO:285:THR:HB	41:TO:287:PRO:HD2	1.97	0.46
41:TP:421:PRO:O	41:TP:425:ARG:HG2	2.15	0.46
40:UA:136:LEU:HD11	40:UA:239:THR:HG21	1.97	0.46
40:UE:136:LEU:HB3	40:UE:138:PHE:HE1	1.80	0.46
40:UI:56:THR:OG1	40:UI:57:GLY:N	2.47	0.46
40:UI:100:ALA:O	40:UI:101:ASN:C	2.54	0.46
40:VA:352:LYS:HD2	41:VB:178:THR:HA	1.96	0.46
41:VB:276:ARG:NH1	41:VB:279:GLN:OE1	2.48	0.46
41:VO:189:VAL:O	41:VO:193:VAL:HG23	2.15	0.46
40:WG:241:SER:HA	40:WG:356:ASN:HD22	1.79	0.46
40:WG:326:LYS:HG2	41:WO:208:TYR:CD1	2.49	0.46
7:1T:203:GLN:O	41:WM:78:SER:HB2	2.15	0.46
7:1U:468:ARG:HA	7:1U:468:ARG:HD2	1.85	0.46
8:1W:258:HIS:CG	40:VJ:369:LYS:HE2	2.50	0.46
9:2B:389:GLU:HA	9:2B:392:ARG:HG2	1.97	0.46
11:2I:186:LYS:CG	11:2I:251:TYR:HB3	2.44	0.46
11:2I:234:MET:HB3	41:WO:276:ARG:HH12	1.79	0.46
11:2J:188:LEU:HG	11:2J:251:TYR:HA	1.97	0.46
11:2J:247:HIS:O	11:2J:248:LYS:C	2.53	0.46
13:2T:177:LEU:HD23	13:2T:182:LYS:HA	1.97	0.46
14:3A:111:PRO:HG2	14:3A:113:ILE:HD11	1.98	0.46
14:3C:14:PHE:HB3	41:MO:174:LYS:HE2	1.97	0.46
15:3F:380:GLU:O	17:3O:467:TYR:OH	2.33	0.46
16:3J:17:TRP:HB2	16:3K:129:VAL:HG11	1.97	0.46
16:3K:131:ASP:N	16:3K:134:GLU:OE1	2.48	0.46
17:3P:235:LEU:HD13	17:3P:235:LEU:HA	1.82	0.46
19:3Y:103:GLN:HG3	40:LG:282:TYR:HE1	1.79	0.46
19:3Y:150:ASP:OD1	25:4T:408:ARG:NH2	2.47	0.46
19:3Y:318:ARG:HH22	41:LL:282:ARG:HB3	1.81	0.46
20:4B:286:ARG:HA	20:4B:286:ARG:HD2	1.50	0.46
21:4D:97:LEU:HB2	21:4D:124:TYR:HB3	1.97	0.46
21:4E:233:LYS:HZ1	40:BH:58:ALA:HB1	1.80	0.46
21:4E:456:VAL:HB	21:4E:459:SER:HB3	1.97	0.46
22:4J:92:LYS:H	41:BN:279:GLN:N	1.98	0.46
22:4J:693:PHE:HA	22:4J:696:ALA:HB3	1.97	0.46
23:4R:37:TYR:CE2	23:4R:41:THR:HG21	2.50	0.46
26:4W:8:VAL:HG13	26:4W:79:GLY:HA3	1.97	0.46
27:4Y:176:SER:OG	27:4Y:177:TRP:N	2.47	0.46
30:5G:85:GLN:NE2	41:GB:74:ASP:OD2	2.48	0.46

Continued on next page...

Continued from previous page...

Atom-1	Atom-2	Interatomic distance (Å)	Clash overlap (Å)
31:5I:646:LYS:HG2	31:5I:650:GLN:HE21	1.81	0.46
31:5I:683:TYR:O	31:5I:684:GLU:C	2.54	0.46
31:5J:795:ALA:HA	31:5J:798:LEU:HB2	1.96	0.46
38:6C:89:GLU:HB2	41:VB:307:HIS:CE1	2.46	0.46
39:6L:117:ALA:HB1	39:6L:121:HIS:HB3	1.97	0.46
40:AA:235:VAL:O	40:AA:239:THR:HG22	2.15	0.46
40:AF:398:TYR:O	40:AF:401:ARG:NH1	2.46	0.46
41:AM:203:ASP:OD1	41:AM:204:ASN:N	2.49	0.46
41:AO:266:PHE:HB3	41:AO:368:ILE:HG22	1.96	0.46
41:BB:393:ALA:O	41:BB:395:LEU:N	2.48	0.46
40:BF:88:HIS:HB3	40:BF:91:GLN:HG3	1.97	0.46
41:BL:107:THR:HG22	41:BL:108:GLU:H	1.81	0.46
41:BO:138:SER:O	41:BO:140:GLY:N	2.48	0.46
41:BP:220:PRO:HB2	41:BP:225:LEU:HD21	1.96	0.46
41:BP:237:THR:HB	41:BP:240:LEU:HD11	1.97	0.46
41:CB:398:TYR:HB3	41:CB:403:MET:HG3	1.96	0.46
40:CE:236:SER:HB2	40:CE:243:ARG:HH22	1.81	0.46
40:CH:109:THR:O	40:CH:111:GLY:N	2.47	0.46
41:CN:11:GLN:H	43:CN:501:GDP:PB	2.38	0.46
41:CN:60:VAL:HG11	41:DN:281:TYR:CB	2.42	0.46
41:CN:135:LEU:HD11	41:CN:137:HIS:HB3	1.98	0.46
41:CO:273:LEU:H	41:CO:292:GLN:NE2	2.13	0.46
41:CO:320:ARG:H	41:CO:320:ARG:HG2	1.48	0.46
40:DA:164:LYS:HA	40:DA:164:LYS:HD3	1.40	0.46
41:DB:123:GLU:O	41:DB:124:ALA:C	2.53	0.46
40:DE:47:ASP:C	40:DE:49:PHE:H	2.18	0.46
40:DE:181:VAL:HB	41:DL:348:ASN:HA	1.97	0.46
40:DF:248:LEU:H	40:DF:355:ILE:HB	1.80	0.46
40:DG:315:CYS:HB2	40:DG:350:GLY:O	2.16	0.46
41:DM:232:THR:O	41:DM:233:MET:C	2.53	0.46
41:DM:412:GLU:HG2	41:DM:416:ASN:HD21	1.80	0.46
41:DN:62:ARG:HD2	41:DN:123:GLU:HB3	1.97	0.46
41:DN:173:PRO:O	41:DN:174:LYS:C	2.53	0.46
40:EA:11:GLN:OE1	41:EN:246:LEU:N	2.48	0.46
40:EA:167:LEU:HD13	40:EA:200:CYS:HB3	1.96	0.46
41:EB:117:LEU:HD11	41:EB:154:LYS:HE3	1.97	0.46
40:EE:68:VAL:HG12	40:EE:93:ILE:HB	1.98	0.46
40:EE:73:THR:HG22	41:EL:46:ARG:CZ	2.45	0.46
40:EE:274:PRO:HA	40:EE:276:ILE:HD12	1.97	0.46
40:EF:39:ASP:OD2	40:EF:39:ASP:N	2.46	0.46
40:EH:413:GLU:H	40:EH:413:GLU:HG3	1.51	0.46

Continued on next page...

Continued from previous page...

Atom-1	Atom-2	Interatomic distance (Å)	Clash overlap (Å)
40:EI:70:LEU:HD22	40:EI:110:ILE:HB	1.96	0.46
40:EI:308:ARG:HE	40:EI:308:ARG:HB2	1.48	0.46
41:EM:413:SER:OG	41:EM:414:ASN:N	2.48	0.46
41:EN:26:ASP:HB3	41:EN:359:ARG:HH22	1.80	0.46
41:EO:103:LYS:O	41:EO:107:THR:OG1	2.33	0.46
41:EO:238:THR:OG1	41:EO:318:ARG:NH2	2.48	0.46
40:FA:352:LYS:HA	40:FA:352:LYS:HD3	1.61	0.46
41:FB:7:LEU:HD23	41:FB:64:VAL:HB	1.97	0.46
41:FB:171:PRO:HB3	41:FB:181:GLU:HG2	1.97	0.46
41:FN:248:ALA:HA	41:FN:252:LYS:HG2	1.97	0.46
40:GE:57:GLY:O	40:GE:58:ALA:HB3	2.15	0.46
40:GE:430:ASP:O	40:GE:431:TYR:C	2.53	0.46
40:GF:7:VAL:HG13	40:GF:66:VAL:HG13	1.97	0.46
40:GG:22:GLU:OE2	40:GG:363:VAL:HG21	2.15	0.46
40:GI:255:PHE:O	40:GI:259:LEU:HB2	2.15	0.46
41:GN:245:GLN:O	41:GN:247:ASN:N	2.49	0.46
41:GN:414:ASN:O	41:GN:418:LEU:N	2.48	0.46
40:HE:49:PHE:O	40:HE:51:THR:N	2.48	0.46
40:HH:139:HIS:ND1	40:HH:146:GLY:O	2.48	0.46
41:HN:21:TRP:CZ2	41:HN:63:ALA:HB2	2.50	0.46
40:II:171:ILE:HD13	40:II:204:VAL:HG23	1.97	0.46
41:IP:132:GLY:HA2	41:IP:162:ARG:HB3	1.97	0.46
41:IP:406:MET:O	41:IP:409:THR:OG1	2.27	0.46
40:JA:386:ALA:HA	40:JA:389:ARG:HH21	1.80	0.46
41:JB:189:VAL:O	41:JB:193:VAL:HG23	2.15	0.46
40:JE:14:VAL:HG21	40:JE:75:ILE:HD11	1.98	0.46
40:JE:312:TYR:CE2	40:JE:341:ILE:HG13	2.49	0.46
40:JF:26:LEU:HG	40:JF:363:VAL:HG12	1.97	0.46
41:JM:297:LYS:HB3	41:JM:297:LYS:HE2	1.43	0.46
40:KD:51:THR:HG23	40:KD:52:PHE:HD1	1.80	0.46
40:KE:169:PHE:CE2	40:KE:235:VAL:HG22	2.50	0.46
41:KO:193:VAL:HG11	41:KO:418:LEU:HD21	1.96	0.46
41:KO:313:VAL:HB	41:KO:349:VAL:HG12	1.97	0.46
40:LA:6:SER:O	40:LA:65:ALA:HA	2.14	0.46
40:LD:223:THR:HG23	40:LD:225:THR:HG22	1.95	0.46
40:LE:319:TYR:HB3	40:LE:323:VAL:HG21	1.97	0.46
41:LL:142:GLY:O	41:LL:144:GLY:N	2.48	0.46
41:LL:334:GLN:HE22	41:LL:347:ASN:HA	1.80	0.46
41:LM:226:ASN:ND2	43:LM:502:GDP:O6	2.40	0.46
41:LM:236:VAL:HG22	41:LM:368:ILE:HD11	1.98	0.46
41:LP:58:LYS:NZ	41:MP:280:GLN:O	2.37	0.46

Continued on next page...

Continued from previous page...

Atom-1	Atom-2	Interatomic distance (Å)	Clash overlap (Å)
40:MF:132:LEU:HB3	40:MF:164:LYS:HE2	1.96	0.46
40:MF:254:GLU:HG2	41:MN:98:GLY:HA2	1.97	0.46
40:MF:419:GLU:O	40:MF:422:GLU:HB2	2.15	0.46
40:MF:431:TYR:O	40:MF:434:VAL:HG22	2.16	0.46
40:MH:30:ILE:HG12	40:MH:61:HIS:CB	2.45	0.46
40:MH:251:ASP:H	40:MH:254:GLU:HG3	1.80	0.46
41:ML:401:GLU:N	41:ML:401:GLU:OE2	2.47	0.46
41:MP:284:LEU:HD11	41:MP:362:LYS:HD3	1.96	0.46
40:NE:328:VAL:O	40:NE:332:ILE:HG13	2.15	0.46
40:NG:440:GLU:O	41:NO:390:ARG:NH1	2.48	0.46
40:NH:143:GLY:N	42:NO:501:GTP:O2A	2.40	0.46
41:NL:26:ASP:HB3	41:NL:359:ARG:NH2	2.31	0.46
41:NL:387:ALA:HA	41:NL:390:ARG:NH2	2.30	0.46
40:OG:311:LYS:HE3	40:OG:344:VAL:HA	1.98	0.46
41:ON:179:VAL:HG13	41:ON:180:VAL:HG13	1.96	0.46
40:PH:295:CYS:SG	40:PH:376:MET:HG3	2.55	0.46
41:PP:253:LEU:O	41:PP:257:MET:HB2	2.15	0.46
40:QA:124:LYS:NZ	40:RA:290:GLU:OE1	2.46	0.46
41:QL:52:ASN:OD1	41:QL:62:ARG:HD3	2.15	0.46
41:QM:137:HIS:O	41:QM:168:SER:HA	2.15	0.46
41:QM:172:SER:OG	41:QM:175:VAL:O	2.25	0.46
41:QP:226:ASN:HB2	43:QP:501:GDP:N1	2.30	0.46
40:RA:238:ILE:HD11	40:RA:377:LEU:HD21	1.98	0.46
41:RB:258:VAL:HB	40:RG:406:TRP:HH2	1.80	0.46
40:RE:63:PRO:HG2	40:RE:87:PHE:HA	1.97	0.46
40:RG:317:LEU:HD13	40:RG:376:MET:HG3	1.98	0.46
41:RM:66:VAL:HG12	41:RM:91:VAL:HB	1.97	0.46
40:SA:141:PHE:HB2	40:SA:173:PRO:HD3	1.97	0.46
41:SB:139:LEU:HG	41:SB:168:SER:HB3	1.96	0.46
41:SB:170:VAL:HG21	41:SB:377:LEU:HD11	1.97	0.46
40:SF:177:VAL:HB	41:SM:331:LEU:HD12	1.96	0.46
40:SG:319:TYR:CE2	40:SG:328:VAL:HB	2.50	0.46
41:SM:74:ASP:OD1	41:SM:77:ARG:NH2	2.48	0.46
41:SO:180:VAL:O	41:SO:181:GLU:C	2.53	0.46
41:SO:316:VAL:HA	41:SO:352:ALA:HB3	1.96	0.46
40:TA:262:TYR:HB2	40:TA:265:ILE:HG22	1.96	0.46
40:TA:264:ARG:NH2	40:TA:430:ASP:OD2	2.31	0.46
40:TG:11:GLN:O	40:TG:15:GLN:HG2	2.15	0.46
41:TP:166:THR:O	41:TP:199:THR:HA	2.15	0.46
40:UA:90:GLU:HG2	40:UA:121:ARG:NH1	2.29	0.46
40:UF:47:ASP:O	40:UF:48:SER:C	2.53	0.46

Continued on next page...

Continued from previous page...

Atom-1	Atom-2	Interatomic distance (Å)	Clash overlap (Å)
40:UH:222:PRO:HG2	41:UO:324:LYS:HE2	1.98	0.46
41:UM:156:ARG:NH1	41:UM:195:ASN:O	2.43	0.46
41:UO:396:HIS:HA	41:UO:399:THR:HG22	1.97	0.46
40:VA:105:ARG:HD2	41:VO:251:ARG:HH21	1.81	0.46
41:VB:194:GLU:O	41:VB:195:ASN:ND2	2.40	0.46
40:VF:238:ILE:HG12	40:VF:377:LEU:HD21	1.98	0.46
40:VF:319:TYR:HE2	40:VF:328:VAL:HG13	1.79	0.46
40:VG:298:PRO:HB3	40:VG:307:PRO:HD2	1.96	0.46
41:VQ:101:TRP:HB2	41:VQ:184:ASN:HD22	1.79	0.46
41:WO:66:VAL:HG22	41:WO:91:VAL:HB	1.96	0.46
7:1T:139:VAL:O	7:1T:148:ILE:HG13	2.15	0.46
12:2P:160:ARG:NH2	41:AL:420:ASN:OD1	2.38	0.46
12:2R:40:GLU:OE1	12:2R:54:ARG:NH1	2.49	0.46
13:2X:95:ASP:HB3	13:2X:146:THR:HB	1.97	0.46
15:3E:81:LEU:HD11	15:3E:168:LYS:HG3	1.98	0.46
15:3H:21:LYS:HA	15:3H:24:TYR:HD2	1.80	0.46
16:3K:71:VAL:HG13	16:3K:179:LYS:HG3	1.97	0.46
17:3P:182:GLU:HG3	17:3P:237:LEU:HD11	1.98	0.46
18:3V:222:TYR:O	18:3V:225:ASP:HB3	2.15	0.46
19:3Y:112:ARG:HD3	40:LG:366:ASP:HB3	1.98	0.46
22:4I:680:LYS:HD2	22:4I:680:LYS:HA	1.48	0.46
23:4R:86:LEU:HA	23:4R:117:LEU:HD13	1.96	0.46
28:5B:226:PRO:HD2	41:KP:227:HIS:ND1	2.31	0.46
31:5J:800:TYR:HE2	41:IM:23:VAL:HG13	1.80	0.46
37:6A:16:GLN:O	37:6A:20:LEU:HG	2.15	0.46
37:6A:125:MET:O	37:6A:127:SER:N	2.48	0.46
39:6H:35:ARG:HH12	39:6H:135:HIS:HB3	1.80	0.46
40:AH:284:GLU:HB2	40:AH:286:LEU:HD22	1.97	0.46
40:BI:88:HIS:O	40:BI:89:PRO:C	2.54	0.46
40:CA:29:GLY:HA3	40:CA:42:ILE:HG21	1.96	0.46
40:CA:258:ASN:HD21	41:CB:180:VAL:H	1.62	0.46
41:CB:145:SER:O	41:CB:149:THR:OG1	2.31	0.46
40:CH:109:THR:OG1	40:CH:110:ILE:N	2.44	0.46
41:CL:58:LYS:O	41:CL:60:VAL:N	2.48	0.46
41:CM:100:ASN:HB3	41:CM:103:LYS:HG3	1.98	0.46
41:CO:4:ILE:HD11	41:CO:240:LEU:HD13	1.98	0.46
41:CO:258:VAL:HG13	41:CO:266:PHE:CZ	2.50	0.46
41:CP:293:MET:O	41:CP:295:ASP:N	2.40	0.46
41:DB:11:GLN:HA	41:DB:72:THR:HG21	1.98	0.46
41:DB:56:GLY:O	41:DB:58:LYS:HG2	2.15	0.46
41:DB:282:ARG:HH22	41:DB:288:GLU:HB3	1.81	0.46

Continued on next page...

Continued from previous page...

Atom-1	Atom-2	Interatomic distance (Å)	Clash overlap (Å)
40:DH:88:HIS:HB3	40:DH:91:GLN:HG3	1.98	0.46
40:DH:223:THR:OG1	40:DH:224:TYR:N	2.44	0.46
40:DI:387:TRP:HB3	40:DI:424:MET:SD	2.55	0.46
41:DL:41:ASP:O	41:DL:42:LEU:C	2.53	0.46
41:DL:218:THR:OG1	41:DL:219:THR:N	2.48	0.46
41:DM:137:HIS:CD2	41:DM:168:SER:HB3	2.50	0.46
41:DN:131:GLN:HG3	41:DN:163:ILE:HD12	1.97	0.46
41:DO:199:THR:OG1	41:DO:264:HIS:O	2.33	0.46
41:DP:154:LYS:HB2	41:DP:154:LYS:HE2	1.47	0.46
41:DP:407:GLU:O	41:DP:408:PHE:C	2.53	0.46
40:EA:217:LEU:HA	40:EA:277:SER:HB2	1.97	0.46
40:EF:238:ILE:HD12	40:EF:318:LEU:HD22	1.97	0.46
40:EH:337:THR:OG1	40:EH:338:LYS:N	2.48	0.46
40:EI:27:GLU:O	40:EI:28:HIS:C	2.53	0.46
40:EI:90:GLU:O	40:EI:92:LEU:N	2.48	0.46
41:EN:122:LYS:HD3	41:FN:291:GLN:NE2	2.30	0.46
41:EP:21:TRP:CE3	41:EP:61:PRO:HB3	2.50	0.46
41:EP:108:GLU:O	41:EP:109:GLY:C	2.53	0.46
40:FF:271:THR:OG1	40:FF:300:ASN:O	2.25	0.46
41:FN:103:LYS:HG2	41:FN:107:THR:HG21	1.96	0.46
40:GE:13:GLY:O	40:GE:17:GLY:N	2.47	0.46
40:GE:108:TYR:HB3	40:GE:411:GLY:HA3	1.98	0.46
40:GF:107:HIS:HD2	40:GF:152:LEU:HB2	1.81	0.46
40:GG:70:LEU:HB2	40:GG:145:THR:HG22	1.96	0.46
40:HA:11:GLN:HA	40:HA:14:VAL:HG12	1.98	0.46
40:HA:112:LYS:HA	40:HA:115:ILE:HG22	1.98	0.46
41:HM:226:ASN:ND2	43:HM:502:GDP:O6	2.41	0.46
41:HP:173:PRO:HB3	41:HP:380:ARG:HD3	1.96	0.46
41:IB:109:GLY:O	41:IB:113:VAL:HG23	2.15	0.46
40:IF:349:THR:HG22	41:IN:179:VAL:HA	1.97	0.46
40:IH:175:PRO:HG3	40:IH:304:LYS:HB3	1.97	0.46
40:IH:269:LEU:HD21	40:IH:383:ILE:HD12	1.97	0.46
41:IM:87:PRO:HA	41:IM:90:PHE:HD2	1.80	0.46
41:IN:149:THR:HG21	41:IN:188:SER:HA	1.98	0.46
41:IP:150:LEU:O	41:IP:154:LYS:HG2	2.15	0.46
40:JD:9:VAL:HG11	40:JD:150:THR:HB	1.98	0.46
40:JD:196:GLU:N	40:JD:196:GLU:OE2	2.48	0.46
40:JG:217:LEU:HA	40:JG:277:SER:HB2	1.98	0.46
40:JH:145:THR:OG1	42:JO:501:GTP:O2B	2.32	0.46
41:JL:73:MET:HG3	41:JL:92:PHE:CD1	2.50	0.46
41:JO:64:VAL:HG21	41:JO:120:VAL:HG22	1.98	0.46

Continued on next page...

Continued from previous page...

Atom-1	Atom-2	Interatomic distance (Å)	Clash overlap (Å)
41:JO:222:TYR:HD1	41:JO:225:LEU:HD12	1.80	0.46
41:KB:288:GLU:N	41:KB:288:GLU:OE2	2.48	0.46
40:KD:260:VAL:HG23	41:KL:397:TRP:HZ2	1.79	0.46
40:KE:296:PHE:CD2	40:KE:335:ILE:HG12	2.50	0.46
40:KF:239:THR:HG22	40:KF:252:LEU:HD11	1.97	0.46
41:KL:117:LEU:HD13	41:KL:117:LEU:HA	1.68	0.46
41:KM:204:ASN:HD22	41:KM:207:LEU:HD12	1.79	0.46
41:KO:313:VAL:HG21	41:KO:341:PHE:HE2	1.80	0.46
41:LB:316:VAL:HB	41:LB:366:THR:HG22	1.96	0.46
40:LF:112:LYS:HB3	40:LF:112:LYS:HE3	1.58	0.46
40:LF:320:ARG:HD3	40:LF:360:PRO:HG3	1.98	0.46
40:LF:402:ALA:O	40:LF:403:PHE:C	2.54	0.46
40:LG:239:THR:HG23	40:LG:243:ARG:HD3	1.98	0.46
40:LH:101:ASN:OD1	41:LO:350:LYS:NZ	2.48	0.46
40:LH:141:PHE:HB2	40:LH:173:PRO:HD3	1.97	0.46
41:LM:7:LEU:HD22	41:LM:151:LEU:HD21	1.97	0.46
41:LN:204:ASN:OD1	43:LN:501:GDP:O2'	2.29	0.46
41:LP:222:TYR:O	41:LP:226:ASN:ND2	2.48	0.46
40:MA:315:CYS:HA	40:MA:378:SER:HA	1.97	0.46
40:MD:324:VAL:HG11	41:ML:219:THR:HB	1.97	0.46
40:MF:104:ALA:HB1	40:MF:410:GLU:OE2	2.15	0.46
40:MH:209:ILE:HB	40:MH:227:LEU:HG	1.96	0.46
40:MH:259:LEU:O	40:MH:260:VAL:C	2.54	0.46
41:MN:272:PRO:CG	41:MN:364:SER:HA	2.45	0.46
40:ND:377:LEU:H	40:ND:377:LEU:HG	1.54	0.46
40:ND:429:LYS:HE3	40:ND:429:LYS:HB3	1.62	0.46
41:NN:135:LEU:O	41:NN:166:THR:HA	2.15	0.46
41:NP:41:ASP:N	41:NP:41:ASP:OD1	2.48	0.46
40:OA:187:SER:O	40:OA:191:THR:HG22	2.16	0.46
41:OB:202:ILE:HG12	41:OB:268:PRO:HG3	1.97	0.46
41:OL:143:THR:OG1	41:OL:144:GLY:N	2.48	0.46
41:OL:334:GLN:HE22	41:OL:347:ASN:HA	1.80	0.46
41:OM:287:PRO:O	41:OM:291:GLN:HG2	2.15	0.46
41:OO:230:SER:HA	41:OO:233:MET:HB3	1.97	0.46
40:PD:3:GLU:N	40:PD:3:GLU:OE2	2.48	0.46
40:PD:256:GLN:HG3	41:PL:397:TRP:CZ2	2.51	0.46
40:PD:258:ASN:HB2	40:PD:352:LYS:HE3	1.97	0.46
40:PE:73:THR:OG1	41:PL:46:ARG:NH1	2.48	0.46
40:PE:209:ILE:HD11	40:PE:230:LEU:HD13	1.97	0.46
40:PF:101:ASN:HB3	40:PF:182:VAL:HG21	1.97	0.46
41:PL:14:ASN:HD21	41:PL:67:ASP:HB2	1.81	0.46

Continued on next page...

Continued from previous page...

Atom-1	Atom-2	Interatomic distance (Å)	Clash overlap (Å)
41:PL:137:HIS:O	41:PL:168:SER:HA	2.15	0.46
41:PM:271:ALA:O	41:PM:292:GLN:NE2	2.48	0.46
40:QA:238:ILE:HG12	40:QA:377:LEU:HD11	1.98	0.46
41:QB:156:ARG:HD3	41:QB:164:MET:HG2	1.97	0.46
41:QB:286:VAL:HA	41:QB:289:LEU:HD12	1.98	0.46
41:QN:184:ASN:O	41:QN:188:SER:OG	2.29	0.46
41:QP:399:THR:O	41:QP:400:GLY:C	2.53	0.46
40:RE:16:ILE:HD11	40:RE:231:ILE:HG21	1.97	0.46
40:RF:28:HIS:CE1	40:RF:48:SER:HB2	2.50	0.46
41:RN:107:THR:O	41:RN:110:ALA:N	2.48	0.46
41:RP:8:GLN:NE2	41:RP:14:ASN:HD22	2.13	0.46
41:RP:148:GLY:O	41:RP:152:ILE:HD12	2.15	0.46
40:SG:192:HIS:ND1	40:SG:423:ASP:OD2	2.40	0.46
40:SG:436:MET:SD	40:SG:436:MET:N	2.87	0.46
41:SM:406:MET:O	41:SM:409:THR:OG1	2.26	0.46
41:SO:221:THR:HG23	41:SO:224:ASP:HB2	1.97	0.46
41:TN:143:THR:O	41:TN:147:MET:N	2.48	0.46
41:TN:317:PHE:HB2	41:TN:353:VAL:HG12	1.97	0.46
41:TO:237:THR:O	41:TO:241:ARG:NE	2.39	0.46
41:UB:256:ASN:HB3	40:UG:181:VAL:HG22	1.97	0.46
40:UE:235:VAL:HA	40:UE:238:ILE:HG12	1.96	0.46
40:UF:177:VAL:HG23	41:UM:327:ASP:HB2	1.96	0.46
40:UG:76:ASP:HA	40:UG:79:ARG:HB2	1.97	0.46
40:UG:277:SER:O	40:UG:279:GLU:N	2.49	0.46
40:UI:193:THR:OG1	40:UI:194:THR:N	2.48	0.46
40:UI:196:GLU:H	40:UI:196:GLU:HG3	1.47	0.46
41:UN:403:MET:HE1	41:UN:407:GLU:HG3	1.97	0.46
41:UP:7:LEU:O	41:UP:8:GLN:C	2.54	0.46
41:UP:173:PRO:HD2	41:UP:205:GLU:HB2	1.97	0.46
40:VI:14:VAL:HG22	40:VI:67:PHE:HD1	1.80	0.46
40:VJ:169:PHE:HE2	40:VJ:235:VAL:HG13	1.80	0.46
41:VO:4:ILE:HA	41:VO:132:GLY:O	2.15	0.46
41:WB:324:LYS:HA	41:WB:324:LYS:HD3	1.76	0.46
40:WG:274:PRO:HG3	40:WG:286:LEU:HD22	1.97	0.46
40:WI:221:ARG:HB3	41:WP:322:SER:HB2	1.97	0.46
41:WN:296:ALA:CB	41:WN:305:PRO:HD2	2.36	0.46
41:WO:139:LEU:HD12	41:WO:170:VAL:HG12	1.97	0.46
7:1T:51:ALA:HB1	7:1T:54:THR:HG23	1.97	0.46
8:1X:183:MET:O	8:1X:186:GLU:HB2	2.15	0.46
8:1X:318:ASP:HA	8:1X:321:GLN:HG3	1.96	0.46
8:1Z:512:ILE:O	8:1Z:516:LYS:HG2	2.15	0.46

Continued on next page...

Continued from previous page...

Atom-1	Atom-2	Interatomic distance (Å)	Clash overlap (Å)
12:2O:99:GLU:HG3	12:2O:102:LYS:HB2	1.98	0.46
13:2X:97:LYS:H	13:2X:97:LYS:HG2	1.50	0.46
15:3F:4:LEU:HB3	15:3F:5:LEU:H	1.52	0.46
15:3G:130:ASP:N	15:3G:130:ASP:OD1	2.47	0.46
17:3O:406:ARG:HB2	17:3O:411:LEU:HG	1.97	0.46
17:3O:415:MET:SD	17:3O:415:MET:N	2.84	0.46
17:3R:183:ARG:HH11	17:3R:186:MET:HE2	1.80	0.46
18:3U:267:GLY:HA2	18:3U:270:ARG:HG2	1.96	0.46
20:4A:201:LYS:HE2	21:4F:42:ARG:NH2	2.30	0.46
21:4E:34:ARG:O	21:4E:36:GLY:N	2.48	0.46
21:4F:243:LEU:O	21:4F:265:HIS:HA	2.15	0.46
22:4K:509:VAL:N	22:4K:597:GLN:HB2	2.31	0.46
22:4K:677:LEU:O	22:4K:678:LEU:C	2.53	0.46
23:4M:253:TYR:O	23:4M:254:LYS:C	2.53	0.46
23:4M:260:THR:O	23:4M:262:GLY:N	2.43	0.46
23:4Q:170:SER:C	23:4Q:172:TYR:H	2.19	0.46
26:4V:9:PHE:CZ	26:4V:87:LEU:HD11	2.50	0.46
26:4V:98:ILE:HB	26:4V:159:ILE:HG23	1.98	0.46
27:4Z:104:SER:OG	27:4Z:105:ASP:N	2.47	0.46
28:5B:118:GLU:HG2	28:5B:119:THR:HG23	1.97	0.46
33:5N:440:VAL:O	33:5N:444:ILE:HG12	2.14	0.46
33:5O:134:ASN:HD21	40:GE:58:ALA:HB1	1.80	0.46
36:5Y:66:LEU:HB3	40:OG:221:ARG:HD3	1.98	0.46
38:6D:256:ASP:OD1	38:6D:256:ASP:N	2.42	0.46
40:AA:271:THR:HB	40:AA:376:MET:HB3	1.97	0.46
40:AG:102:ASN:HB3	40:AG:105:ARG:HB2	1.96	0.46
41:BB:248:ALA:HA	41:BB:252:LYS:HD3	1.97	0.46
40:BE:44:GLY:O	40:BE:45:GLY:C	2.54	0.46
40:BE:363:VAL:O	40:BE:365:GLY:N	2.49	0.46
40:BG:316:CYS:SG	40:BG:377:LEU:HB2	2.56	0.46
41:BL:245:GLN:N	41:BL:245:GLN:OE1	2.43	0.46
41:BM:3:GLU:HG3	41:BM:127:CYS:HB3	1.97	0.46
41:BO:8:GLN:O	41:BO:66:VAL:HG22	2.15	0.46
41:BP:178:THR:HB	41:BP:181:GLU:HG3	1.96	0.46
41:BP:393:ALA:O	41:BP:394:PHE:C	2.53	0.46
40:CA:278:ALA:O	40:CA:281:ALA:N	2.47	0.46
40:CE:219:ILE:HG22	40:CE:221:ARG:H	1.80	0.46
40:CH:89:PRO:HD3	40:DH:283:HIS:CD2	2.51	0.46
41:CN:31:ASP:C	41:CN:33:THR:H	2.18	0.46
41:CN:204:ASN:HD22	41:CN:204:ASN:HA	1.48	0.46
41:CN:231:ALA:C	41:CN:233:MET:H	2.17	0.46

Continued on next page...

Continued from previous page...

Atom-1	Atom-2	Interatomic distance (Å)	Clash overlap (Å)
40:DA:99:ALA:O	40:DA:100:ALA:HB3	2.15	0.46
41:DB:344:TRP:CZ3	40:DG:402:ALA:HB2	2.51	0.46
41:DB:382:SER:O	41:DB:383:GLU:C	2.54	0.46
40:DE:101:ASN:OD1	40:DE:143:GLY:HA2	2.16	0.46
40:DF:62:VAL:HG11	40:EF:283:HIS:HB3	1.97	0.46
40:DF:224:TYR:O	40:DF:228:ASN:N	2.48	0.46
40:DG:217:LEU:HD21	40:DG:275:VAL:HG12	1.96	0.46
40:DG:230:LEU:HD11	40:DG:275:VAL:HG13	1.97	0.46
40:DH:173:PRO:HG3	40:DH:183:GLU:HG2	1.98	0.46
40:DI:112:LYS:HA	40:DI:112:LYS:HD3	1.51	0.46
41:DL:31:ASP:O	41:DL:84:ILE:HD11	2.16	0.46
41:DL:344:TRP:CD1	41:DL:344:TRP:N	2.83	0.46
41:DL:425:ARG:H	41:DL:425:ARG:HG2	1.45	0.46
41:DM:100:ASN:O	41:DM:101:TRP:C	2.54	0.46
41:DP:298:ASN:O	41:DP:299:MET:C	2.54	0.46
41:DP:399:THR:O	41:DP:401:GLU:N	2.47	0.46
40:EE:181:VAL:HG23	40:EE:182:VAL:HG13	1.97	0.46
40:EH:277:SER:O	40:EH:280:LYS:N	2.42	0.46
40:EI:139:HIS:CG	40:EI:170:SER:HB3	2.50	0.46
40:EI:226:ASN:HA	40:EI:229:ARG:NH2	2.30	0.46
41:EM:87:PRO:HG3	41:FM:278:SER:HB3	1.98	0.46
41:EM:239:CYS:HB3	41:EM:248:ALA:O	2.14	0.46
41:EN:323:MET:HA	41:EN:326:VAL:HB	1.98	0.46
41:EP:5:VAL:HG23	41:EP:130:LEU:HD11	1.95	0.46
40:FA:255:PHE:CE1	40:FA:318:LEU:HD11	2.51	0.46
41:FB:207:LEU:HB3	41:FB:225:LEU:HD22	1.96	0.46
40:FF:398:TYR:OH	40:FF:414:GLU:OE1	2.32	0.46
41:FO:133:PHE:HB2	41:FO:164:MET:SD	2.55	0.46
41:FO:313:VAL:O	41:FO:349:VAL:HA	2.15	0.46
40:GF:285:GLN:HB3	40:GF:287:SER:HB3	1.96	0.46
40:GH:166:LYS:HB2	40:GH:166:LYS:HE2	1.38	0.46
40:GH:275:VAL:HA	40:GH:367:LEU:HD11	1.98	0.46
40:GH:276:ILE:HD11	40:GH:280:LYS:HD2	1.98	0.46
40:GH:402:ALA:O	40:GH:404:VAL:N	2.49	0.46
40:GI:73:THR:OG1	40:GI:74:VAL:N	2.48	0.46
41:GN:7:LEU:H	41:GN:7:LEU:HG	1.46	0.46
41:GN:152:ILE:HD12	41:GN:152:ILE:HA	1.72	0.46
41:GO:207:LEU:HD13	41:GO:225:LEU:HD12	1.97	0.46
41:HN:107:THR:O	41:HN:109:GLY:N	2.49	0.46
40:IG:424:MET:SD	40:IG:427:LEU:HD13	2.56	0.46
40:II:97:GLU:HG2	40:II:105:ARG:HH22	1.81	0.46

Continued on next page...

Continued from previous page...

Atom-1	Atom-2	Interatomic distance (Å)	Clash overlap (Å)
41:IM:149:THR:HG21	41:IM:188:SER:HA	1.96	0.46
41:IQ:222:TYR:O	41:IQ:226:ASN:ND2	2.48	0.46
41:JB:20:PHE:HA	41:JB:230:SER:HB2	1.98	0.46
40:JF:247:ALA:HB3	40:JF:355:ILE:HB	1.97	0.46
40:JG:318:LEU:O	40:JG:374:VAL:HA	2.15	0.46
40:JH:183:GLU:HG2	40:JH:184:PRO:HD3	1.97	0.46
41:JM:36:TYR:CE2	41:JM:44:LEU:HB2	2.50	0.46
41:KB:256:ASN:HD22	41:KB:350:LYS:HD3	1.80	0.46
40:KD:234:ILE:O	40:KD:238:ILE:HG12	2.15	0.46
40:KF:238:ILE:HA	40:KF:318:LEU:HD22	1.97	0.46
40:KG:116:ASP:OD1	40:KG:117:LEU:N	2.47	0.46
41:KL:355:ASP:O	41:KL:356:ILE:C	2.54	0.46
41:KP:395:LEU:HA	41:KP:398:TYR:HD2	1.81	0.46
41:LB:241:ARG:HH22	41:LB:318:ARG:HH22	1.64	0.46
40:LE:214:ARG:HH21	41:LL:324:LYS:HE2	1.80	0.46
40:LF:29:GLY:O	40:LF:30:ILE:C	2.53	0.46
40:LG:66:VAL:HG21	40:LG:122:ILE:HG13	1.98	0.46
41:LO:8:GLN:HE21	41:LO:65:LEU:HG	1.79	0.46
40:MA:363:VAL:O	40:MA:364:PRO:C	2.53	0.46
40:MF:123:ARG:HA	40:MF:161:TYR:OH	2.14	0.46
40:MH:88:HIS:O	40:MH:89:PRO:C	2.53	0.46
40:MH:411:GLY:O	40:MH:412:MET:C	2.52	0.46
41:MO:274:THR:HB	41:MO:279:GLN:HG3	1.98	0.46
40:NA:112:LYS:HA	40:NA:115:ILE:HG22	1.96	0.46
40:NA:189:LEU:HD11	40:NA:417:PHE:HD2	1.81	0.46
40:ND:124:LYS:HE2	40:ND:124:LYS:HB2	1.58	0.46
40:NH:105:ARG:HG2	40:NH:410:GLU:HG3	1.97	0.46
41:NN:103:LYS:O	41:NN:107:THR:OG1	2.33	0.46
41:NO:212:PHE:HD2	41:NO:213:ARG:HG2	1.80	0.46
40:OD:261:PRO:HD2	40:OD:379:ASN:HD22	1.81	0.46
40:OH:143:GLY:O	40:OH:144:GLY:C	2.54	0.46
41:OL:11:GLN:HA	41:OL:72:THR:HG21	1.97	0.46
41:OM:170:VAL:HG11	41:OM:377:LEU:HD21	1.98	0.46
41:OO:3:GLU:OE2	41:OO:129:CYS:N	2.49	0.46
40:PF:195:LEU:HD12	40:PF:427:LEU:HD12	1.98	0.46
40:PF:212:ILE:HG23	40:PF:216:ASN:HD21	1.81	0.46
40:PH:3:GLU:OE2	40:PH:131:GLY:N	2.48	0.46
41:PM:39:ASP:OD1	41:PM:39:ASP:N	2.49	0.46
41:PN:103:LYS:HA	41:PN:107:THR:HG22	1.97	0.46
40:QA:212:ILE:HD11	40:QA:300:ASN:HA	1.96	0.46
41:QB:328:GLU:HA	41:QB:331:LEU:HD23	1.97	0.46

Continued on next page...

Continued from previous page...

Atom-1	Atom-2	Interatomic distance (Å)	Clash overlap (Å)
40:QE:238:ILE:HA	40:QE:318:LEU:HD22	1.96	0.46
40:QF:386:ALA:HA	40:QF:389:ARG:HH21	1.81	0.46
40:QG:238:ILE:HG23	40:QG:239:THR:HG23	1.97	0.46
40:QG:240:ALA:HA	40:QG:243:ARG:HE	1.79	0.46
40:QH:35:GLN:NE2	40:QH:58:ALA:O	2.41	0.46
41:QM:167:PHE:CE1	41:QM:233:MET:HG2	2.50	0.46
41:QN:152:ILE:O	41:QN:156:ARG:HG3	2.16	0.46
41:QP:420:ASN:O	41:QP:423:VAL:N	2.42	0.46
40:RF:51:THR:HG21	40:RF:243:ARG:HG2	1.98	0.46
40:RH:180:ALA:HB3	40:RH:183:GLU:HG3	1.96	0.46
41:RL:5:VAL:HB	41:RL:133:PHE:HD1	1.80	0.46
41:SB:222:TYR:HD1	41:SB:225:LEU:HD12	1.80	0.46
41:SB:305:PRO:HB3	41:SB:310:TYR:HE1	1.80	0.46
40:SI:276:ILE:HD12	40:SI:280:LYS:HG3	1.97	0.46
40:TG:345:ASP:N	40:TG:345:ASP:OD1	2.49	0.46
40:TI:141:PHE:HB2	40:TI:173:PRO:HD3	1.96	0.46
40:UA:73:THR:HA	40:UA:76:ASP:HB2	1.97	0.46
40:UE:284:GLU:HG3	40:UE:286:LEU:H	1.80	0.46
40:UI:191:THR:O	40:UI:192:HIS:C	2.53	0.46
41:UO:183:TYR:CE1	41:UO:388:MET:HG3	2.50	0.46
40:VA:406:TRP:CD1	41:VO:255:VAL:HG23	2.51	0.46
40:VG:6:SER:O	40:VG:65:ALA:HA	2.15	0.46
41:VP:139:LEU:HG	41:VP:168:SER:HB2	1.96	0.46
41:VQ:248:ALA:HA	41:VQ:252:LYS:HE2	1.97	0.46
40:WA:103:TYR:CD2	40:WA:189:LEU:HD23	2.50	0.46
41:WB:142:GLY:O	41:WB:144:GLY:N	2.49	0.46
40:WE:306:ASP:OD1	40:WE:309:HIS:ND1	2.39	0.46
40:WF:109:THR:OG1	40:WF:410:GLU:O	2.34	0.46
41:WM:172:SER:HB3	41:WM:205:GLU:HB2	1.96	0.46
41:WM:337:ASN:O	41:WM:338:SER:C	2.53	0.46
41:WN:193:VAL:HG23	41:WN:265:PHE:CE1	2.48	0.46
41:WO:202:ILE:HD12	41:WO:229:VAL:HG13	1.98	0.46
8:1Y:107:PHE:HA	8:1Y:110:ILE:HG12	1.97	0.46
13:2V:101:ARG:HE	13:2V:101:ARG:HB3	1.43	0.46
17:3P:157:LYS:HB3	17:3P:157:LYS:HE2	1.83	0.46
17:3P:217:THR:OG1	17:3P:218:GLU:N	2.47	0.46
17:3R:178:LYS:O	17:3R:182:GLU:HG3	2.15	0.46
17:3R:298:GLU:O	17:3R:299:SER:C	2.54	0.46
18:3T:368:LEU:HD22	18:3U:249:GLU:HB2	1.97	0.46
21:4E:255:MET:H	21:4E:255:MET:HE3	1.81	0.46
21:4F:531:ILE:O	21:4F:532:GLN:C	2.54	0.46

Continued on next page...

Continued from previous page...

Atom-1	Atom-2	Interatomic distance (Å)	Clash overlap (Å)
23:4R:245:LYS:HE2	23:4R:245:LYS:HB3	1.32	0.46
25:4T:344:MET:HE3	26:4W:374:ILE:HB	1.98	0.46
26:4W:4:SER:OG	26:4W:5:GLU:N	2.48	0.46
26:4W:363:ASP:OD1	34:5Q:97:ARG:NH2	2.47	0.46
31:5I:360:ASP:OD2	40:HA:84:ARG:NH2	2.42	0.46
31:5I:388:ILE:HD11	41:IB:359:ARG:NH2	2.30	0.46
33:5O:109:LYS:NZ	41:HM:80:PRO:HA	2.31	0.46
34:5R:431:ARG:HE	34:5R:435:GLU:HG2	1.81	0.46
36:5X:247:LEU:HD12	40:LF:430:ASP:OD1	2.16	0.46
41:AL:385:PHE:HZ	41:AL:408:PHE:HB3	1.79	0.46
41:AN:33:THR:O	41:AN:58:LYS:NZ	2.42	0.46
41:AP:142:GLY:O	41:AP:144:GLY:N	2.48	0.46
40:BA:274:PRO:HB3	40:BA:370:VAL:HG11	1.98	0.46
40:BE:31:GLN:O	40:BE:32:PRO:C	2.53	0.46
40:BE:141:PHE:HB3	40:BE:173:PRO:HD3	1.98	0.46
40:BE:186:ASN:N	40:BE:186:ASN:OD1	2.49	0.46
40:BE:248:LEU:HA	40:BE:248:LEU:HD13	1.72	0.46
40:BE:390:LEU:HD23	40:BE:390:LEU:HA	1.76	0.46
40:BF:20:CYS:HA	40:BF:232:SER:HB2	1.97	0.46
40:BF:101:ASN:HB2	41:BM:252:LYS:HZ1	1.81	0.46
40:BH:184:PRO:HA	40:BH:390:LEU:HD13	1.96	0.46
41:BO:393:ALA:O	41:BO:394:PHE:C	2.54	0.46
41:BP:425:ARG:H	41:BP:425:ARG:HG2	1.57	0.46
41:CB:64:VAL:HG12	41:CB:89:ASN:HB2	1.98	0.46
40:CG:49:PHE:HE2	40:CG:55:GLU:HB2	1.81	0.46
40:CH:335:ILE:HG23	40:CH:341:ILE:HD13	1.96	0.46
40:DA:114:LEU:HD23	40:DA:114:LEU:HA	1.71	0.46
40:DA:248:LEU:HA	41:DB:11:GLN:HE22	1.79	0.46
40:DA:307:PRO:O	40:DA:310:GLY:N	2.49	0.46
40:DE:1:GLN:HB2	40:DE:2:ARG:H	1.61	0.46
40:DE:164:LYS:HD3	40:DE:164:LYS:HA	1.54	0.46
40:DF:1:GLN:HG2	40:DF:2:ARG:HG3	1.97	0.46
40:DF:55:GLU:HG2	40:DF:61:HIS:HD2	1.80	0.46
40:DF:66:VAL:O	40:DF:67:PHE:C	2.53	0.46
40:DF:86:LEU:O	40:DF:87:PHE:C	2.53	0.46
40:DH:195:LEU:HA	40:DH:195:LEU:HD13	1.69	0.46
40:DH:254:GLU:OE1	41:DP:99:ASN:ND2	2.49	0.46
40:DH:351:PHE:N	41:DP:179:VAL:HG12	2.30	0.46
40:DI:140:SER:O	40:DI:142:GLY:N	2.49	0.46
40:DI:313:MET:HG3	40:DI:380:THR:HA	1.98	0.46
41:DL:54:ALA:HA	41:EL:283:ALA:CB	2.45	0.46

Continued on next page...

Continued from previous page...

Atom-1	Atom-2	Interatomic distance (Å)	Clash overlap (Å)
41:DL:279:GLN:O	41:DL:281:TYR:N	2.49	0.46
41:DL:312:THR:HA	41:DL:348:ASN:HB2	1.97	0.46
41:DN:170:VAL:HG12	41:DN:171:PRO:HD2	1.98	0.46
41:DN:228:LEU:HD12	41:DN:228:LEU:HA	1.80	0.46
41:DN:266:PHE:HA	41:DN:370:ASN:HA	1.97	0.46
41:DO:8:GLN:HG3	41:DO:136:THR:HB	1.97	0.46
40:EA:185:TYR:HE2	40:EA:403:PHE:HB2	1.80	0.46
40:EA:248:LEU:HD13	40:EA:355:ILE:HD13	1.96	0.46
40:EE:88:HIS:CE1	40:EE:90:GLU:HB2	2.51	0.46
40:EG:271:THR:HG22	40:EG:301:GLN:HA	1.97	0.46
40:EH:291:ILE:HG13	40:EH:374:VAL:HG12	1.98	0.46
40:EI:102:ASN:HD22	40:EI:105:ARG:H	1.63	0.46
40:EI:357:TYR:O	40:EI:358:GLN:C	2.54	0.46
41:EM:293:MET:HG2	41:EM:367:PHE:HB3	1.98	0.46
41:EN:114:ASP:N	41:EN:114:ASP:OD1	2.49	0.46
40:FG:185:TYR:HE2	40:FG:397:MET:HB3	1.79	0.46
40:FH:319:TYR:HA	40:FH:373:ALA:O	2.15	0.46
41:FO:253:LEU:HD23	41:FO:350:LYS:HD3	1.97	0.46
41:FP:104:GLY:HA3	41:FP:146:GLY:HA3	1.98	0.46
40:GA:274:PRO:HB3	40:GA:370:VAL:HG11	1.97	0.46
41:GM:138:SER:OG	43:GM:501:GDP:O1A	2.33	0.46
41:GM:149:THR:HG21	41:GM:188:SER:HA	1.97	0.46
41:GP:398:TYR:HD2	41:GP:408:PHE:HZ	1.63	0.46
40:HA:234:ILE:HD11	40:HA:272:TYR:HB2	1.98	0.46
40:HE:129:CYS:O	40:HE:129:CYS:SG	2.74	0.46
40:HE:255:PHE:HE1	40:HE:318:LEU:HD11	1.80	0.46
40:HF:76:ASP:HA	40:HF:79:ARG:HG2	1.97	0.46
40:HI:7:VAL:HG11	40:HI:153:LEU:HD21	1.96	0.46
41:HN:165:ASN:OD1	41:HN:250:LEU:HD21	2.14	0.46
41:IN:43:GLN:HA	41:IN:242:PHE:HE1	1.80	0.46
40:JE:211:ASP:HB3	40:JE:215:ARG:HH12	1.81	0.46
40:JG:229:ARG:O	40:JG:232:SER:OG	2.24	0.46
41:JM:12:CYS:HB2	43:JM:501:GDP:C8	2.51	0.46
40:KA:224:TYR:HB3	42:KN:501:GTP:N1	2.31	0.46
40:KD:60:LYS:HE2	40:KD:85:GLN:HG3	1.96	0.46
41:KO:132:GLY:HA3	41:KO:163:ILE:O	2.16	0.46
41:KP:20:PHE:HA	41:KP:230:SER:HB2	1.96	0.46
41:LB:242:PHE:HB3	41:LB:356:ILE:HD12	1.97	0.46
40:LF:10:GLY:O	40:LF:11:GLN:C	2.54	0.46
40:LF:136:LEU:HD21	40:LF:252:LEU:HD21	1.98	0.46
40:LF:174:ALA:CB	40:LF:177:VAL:HG23	2.46	0.46

Continued on next page...

Continued from previous page...

Atom-1	Atom-2	Interatomic distance (Å)	Clash overlap (Å)
40:LG:177:VAL:HG22	40:LG:207:GLU:OE1	2.15	0.46
40:LG:288:VAL:HG21	40:LG:327:ASP:HB2	1.98	0.46
40:LG:313:MET:HB3	40:LG:313:MET:HE3	1.80	0.46
40:LG:431:TYR:HA	40:LG:434:VAL:HG22	1.96	0.46
40:LH:228:ASN:ND2	42:LO:501:GTP:HN1	2.11	0.46
40:MF:12:ALA:HB3	40:MF:140:SER:HB2	1.98	0.46
40:MH:69:ASP:HA	40:MH:145:THR:HG21	1.97	0.46
40:MH:153:LEU:HD22	40:MH:157:LEU:HD13	1.98	0.46
41:ML:122:LYS:HE2	41:ML:122:LYS:HB2	1.68	0.46
41:MM:6:HIS:O	41:MM:63:ALA:HA	2.15	0.46
41:MM:7:LEU:O	41:MM:135:LEU:HA	2.15	0.46
41:MM:86:ARG:NH1	41:MM:123:GLU:OE2	2.49	0.46
40:ND:295:CYS:SG	40:ND:376:MET:HB2	2.55	0.46
40:NH:185:TYR:HE1	40:NH:397:MET:HB3	1.80	0.46
41:NP:117:LEU:HD21	41:NP:154:LYS:HB3	1.98	0.46
41:OM:404:ASP:OD1	41:OM:405:GLU:N	2.45	0.46
41:OO:263:LEU:HD21	41:OO:421:PRO:HB2	1.97	0.46
41:OO:317:PHE:HB2	41:OO:353:VAL:HG12	1.97	0.46
40:PA:25:CYS:HA	40:PA:30:ILE:HB	1.98	0.46
40:PA:206:ASN:HA	40:PA:209:ILE:HG22	1.96	0.46
40:PD:31:GLN:HB2	40:PD:37:PRO:HD3	1.98	0.46
41:PO:136:THR:HA	41:PO:167:PHE:O	2.15	0.46
40:QA:150:THR:O	40:QA:154:MET:HG2	2.16	0.46
41:QB:103:LYS:HB2	41:QB:104:GLY:H	1.46	0.46
41:QB:182:PRO:O	41:QB:186:THR:HG23	2.15	0.46
40:QF:212:ILE:O	40:QF:216:ASN:HB2	2.16	0.46
41:QM:390:ARG:HH12	41:QM:391:ARG:HE	1.63	0.46
41:QO:404:ASP:OD1	41:QO:405:GLU:N	2.48	0.46
41:QP:314:ALA:HA	41:QP:350:LYS:H	1.80	0.46
40:RA:383:ILE:HG12	40:RA:387:TRP:CD1	2.50	0.46
40:RE:56:THR:HB	40:SE:285:GLN:HA	1.96	0.46
40:RF:239:THR:O	40:RF:243:ARG:NE	2.49	0.46
41:RL:134:GLN:HG3	41:RL:165:ASN:HB2	1.96	0.46
41:RO:2:ARG:HB2	41:RO:131:GLN:HG2	1.98	0.46
41:SB:142:GLY:O	41:SB:144:GLY:N	2.48	0.46
40:SF:406:TRP:HH2	41:SM:258:VAL:HB	1.81	0.46
40:SG:50:ASN:O	40:SG:64:ARG:NH2	2.49	0.46
40:SH:145:THR:OG1	40:SH:146:GLY:N	2.49	0.46
41:SN:26:ASP:O	41:SN:359:ARG:NH1	2.48	0.46
41:SO:225:LEU:O	41:SO:227:HIS:N	2.49	0.46
40:TA:2:ARG:HB3	40:TA:242:LEU:HD22	1.97	0.46

Continued on next page...

Continued from previous page...

Atom-1	Atom-2	Interatomic distance (Å)	Clash overlap (Å)
40:TA:391:ASP:OD1	40:TA:421:ARG:NH1	2.49	0.46
40:TF:356:ASN:OD1	40:TF:357:TYR:N	2.49	0.46
40:TI:222:PRO:HB3	40:TI:226:ASN:HB3	1.96	0.46
41:TP:156:ARG:NH1	41:TP:195:ASN:O	2.48	0.46
41:UB:244:GLY:O	41:UB:247:ASN:ND2	2.42	0.46
40:UF:10:GLY:O	40:UF:11:GLN:C	2.53	0.46
40:UG:247:ALA:HB3	40:UG:355:ILE:HD11	1.97	0.46
41:UM:117:LEU:HA	41:UM:120:VAL:HG12	1.96	0.46
40:VA:247:ALA:O	41:VB:11:GLN:NE2	2.47	0.46
40:VF:139:HIS:NE2	40:VF:168:GLU:OE2	2.31	0.46
41:VN:27:GLU:HA	41:VN:359:ARG:NH1	2.31	0.46
41:VN:167:PHE:CE2	41:VN:233:MET:HG2	2.50	0.46
40:WA:76:ASP:O	40:WA:80:THR:OG1	2.29	0.46
41:WB:324:LYS:HE3	40:WG:222:PRO:HG2	1.98	0.46
7:1T:513:GLU:O	7:1T:514:GLU:C	2.54	0.46
7:1U:47:ILE:O	7:1U:60:LEU:HB2	2.15	0.46
8:1Y:101:ILE:HD12	11:2J:250:ILE:C	2.36	0.46
11:2J:186:LYS:O	11:2J:187:ARG:NE	2.48	0.46
13:2T:141:ARG:HH21	13:2T:148:TYR:H	1.64	0.46
13:2V:115:LYS:HE3	13:2V:117:PHE:H	1.80	0.46
13:2W:178:PRO:O	13:2W:179:ALA:C	2.54	0.46
13:2X:182:LYS:HE3	13:2X:182:LYS:HB3	1.68	0.46
16:3K:168:ALA:CB	16:3K:228:ARG:HH12	2.28	0.46
17:3P:408:ASN:HB3	17:3P:409:ILE:H	1.44	0.46
17:3Q:470:GLN:O	17:3Q:472:LYS:N	2.48	0.46
17:3R:168:ILE:HG13	17:3R:251:GLN:HE22	1.80	0.46
18:3T:349:PRO:HA	18:3T:352:VAL:HG12	1.98	0.46
20:4A:189:ARG:H	20:4A:189:ARG:HG3	1.58	0.46
20:4B:258:GLN:O	20:4B:259:VAL:C	2.54	0.46
21:4E:90:VAL:HG22	40:AH:369:LYS:HB3	1.97	0.46
21:4F:320:VAL:HG21	21:4F:323:TRP:CE2	2.50	0.46
22:4I:619:VAL:HG11	22:4I:680:LYS:HG3	1.98	0.46
22:4J:304:LEU:HD11	41:BN:77:ARG:HG2	1.96	0.46
22:4J:680:LYS:HA	22:4J:680:LYS:HD2	1.75	0.46
23:4M:172:TYR:C	23:4M:174:MET:H	2.18	0.46
23:4P:197:LEU:HD21	23:4P:208:GLN:HB2	1.97	0.46
26:4V:300:VAL:HG12	26:4V:304:TYR:HE1	1.81	0.46
27:4Z:33:ARG:NH1	32:5L:65:GLN:OE1	2.48	0.46
29:5D:63:TYR:OH	40:GI:228:ASN:ND2	2.48	0.46
39:6G:104:SER:O	39:6G:110:ASN:ND2	2.49	0.46
40:AA:231:ILE:O	40:AA:235:VAL:HG23	2.15	0.46

Continued on next page...

Continued from previous page...

Atom-1	Atom-2	Interatomic distance (Å)	Clash overlap (Å)
40:AF:429:LYS:O	40:AF:433:GLU:HG3	2.15	0.46
41:AN:107:THR:O	41:AN:109:GLY:N	2.49	0.46
41:AO:354:CYS:SG	41:AO:355:ASP:N	2.88	0.46
40:BA:181:VAL:HG23	40:BA:182:VAL:HG13	1.97	0.46
40:BF:205:ASP:OD1	40:BF:206:ASN:N	2.48	0.46
40:BH:265:ILE:HG23	40:BH:431:TYR:CE1	2.51	0.46
41:BL:86:ARG:NH1	41:CL:281:TYR:O	2.45	0.46
41:BN:292:GLN:HG2	41:BN:298:ASN:ND2	2.31	0.46
41:BN:322:SER:OG	41:BN:323:MET:N	2.48	0.46
40:CA:104:ALA:C	40:CA:106:GLY:H	2.19	0.46
40:CA:184:PRO:HA	40:CA:390:LEU:HD21	1.97	0.46
40:CF:258:ASN:ND2	41:CN:99:ASN:OD1	2.48	0.46
40:CF:319:TYR:HB3	40:CF:323:VAL:HG11	1.96	0.46
40:CH:51:THR:OG1	40:CH:52:PHE:N	2.49	0.46
40:CH:115:ILE:HD11	40:CH:152:LEU:HB3	1.97	0.46
40:CH:278:ALA:O	40:CH:279:GLU:C	2.54	0.46
41:CL:386:THR:O	41:CL:389:PHE:N	2.49	0.46
41:CM:325:GLU:O	41:CM:329:GLN:HB2	2.16	0.46
41:CO:7:LEU:O	41:CO:135:LEU:HD12	2.16	0.46
41:CO:97:ALA:O	41:CO:99:ASN:N	2.48	0.46
41:CO:208:TYR:CE1	41:CO:212:PHE:HB2	2.50	0.46
41:CP:156:ARG:HD2	41:CP:156:ARG:HA	1.76	0.46
41:CP:251:ARG:O	41:CP:255:VAL:HG23	2.15	0.46
41:CP:317:PHE:HB3	41:CP:321:MET:SD	2.56	0.46
40:DA:73:THR:O	40:DA:75:ILE:N	2.49	0.46
40:DE:118:VAL:HG21	40:DE:149:PHE:CZ	2.51	0.46
40:DE:144:GLY:O	40:DE:145:THR:C	2.54	0.46
40:DF:181:VAL:HG13	41:DM:256:ASN:OD1	2.15	0.46
40:DH:19:ALA:O	40:DH:22:GLU:HB3	2.16	0.46
40:DH:313:MET:HG2	40:DH:379:ASN:HB3	1.97	0.46
40:DI:168:GLU:HB2	40:DI:201:ALA:HA	1.96	0.46
41:DL:55:THR:O	41:DL:56:GLY:C	2.54	0.46
41:DL:306:ARG:C	41:DL:308:GLY:H	2.18	0.46
41:DM:41:ASP:C	41:DM:43:GLN:H	2.17	0.46
41:DM:138:SER:O	41:DM:139:LEU:C	2.54	0.46
41:DP:238:THR:O	41:DP:239:CYS:C	2.52	0.46
40:EA:21:TRP:CZ2	40:EA:65:ALA:HB2	2.50	0.46
40:EA:228:ASN:ND2	42:EA:501:GTP:HN1	2.13	0.46
41:EB:287:PRO:O	41:EB:291:GLN:HG2	2.15	0.46
40:EH:82:THR:C	40:EH:84:ARG:H	2.19	0.46
40:EI:30:ILE:HG21	40:EI:61:HIS:HB2	1.97	0.46

Continued on next page...

Continued from previous page...

Atom-1	Atom-2	Interatomic distance (Å)	Clash overlap (Å)
41:EL:221:THR:HG23	41:EL:224:ASP:H	1.80	0.46
41:EL:290:THR:HG21	41:EL:329:GLN:HB3	1.97	0.46
41:EM:193:VAL:HG22	41:EM:265:PHE:HZ	1.81	0.46
41:EM:330:MET:O	41:EM:334:GLN:HG3	2.16	0.46
41:EP:377:LEU:HD12	41:EP:377:LEU:HA	1.68	0.46
40:FA:49:PHE:O	40:FA:50:ASN:C	2.54	0.46
40:FA:123:ARG:HH12	40:GA:297:GLU:HG2	1.81	0.46
42:FB:502:GTP:O2A	40:FG:140:SER:OG	2.32	0.46
40:FH:73:THR:HG22	41:FO:46:ARG:HE	1.80	0.46
40:FI:320:ARG:HH21	40:FI:360:PRO:HA	1.81	0.46
41:FM:330:MET:HA	41:FM:333:VAL:HG22	1.97	0.46
41:FN:309:ARG:NH1	41:FN:339:SER:O	2.48	0.46
41:FP:87:PRO:HA	41:FP:90:PHE:HD2	1.81	0.46
41:FP:178:THR:HB	41:FP:181:GLU:HG3	1.98	0.46
41:GB:287:PRO:O	41:GB:291:GLN:HG2	2.15	0.46
40:GE:247:ALA:O	40:GE:248:LEU:C	2.53	0.46
40:GE:344:VAL:HG23	40:GE:347:CYS:HB3	1.96	0.46
40:GI:173:PRO:HG2	40:GI:390:LEU:HD21	1.96	0.46
40:GI:213:CYS:O	40:GI:214:ARG:C	2.53	0.46
41:GO:42:LEU:HD23	41:GO:356:ILE:HD11	1.97	0.46
41:GP:207:LEU:HA	41:GP:210:ILE:HG12	1.97	0.46
40:HA:405:HIS:HA	40:HA:408:VAL:HG12	1.98	0.46
40:HE:346:TRP:HZ2	40:HE:434:VAL:HG13	1.81	0.46
41:HP:256:ASN:CG	41:HP:350:LYS:HZ2	2.18	0.46
41:IB:31:ASP:OD2	41:IB:35:THR:OG1	2.30	0.46
40:IG:49:PHE:HE2	40:IG:55:GLU:HB2	1.81	0.46
41:IM:207:LEU:HA	41:IM:210:ILE:HG22	1.96	0.46
41:IM:323:MET:SD	41:IM:353:VAL:HG21	2.55	0.46
40:JD:101:ASN:HA	40:JD:144:GLY:H	1.81	0.46
40:JE:332:ILE:HG23	40:JE:351:PHE:CD2	2.50	0.46
40:JF:6:SER:O	40:JF:65:ALA:HA	2.15	0.46
41:JM:109:GLY:O	41:JM:110:ALA:C	2.53	0.46
41:JM:305:PRO:HB2	41:JM:306:ARG:HH21	1.80	0.46
40:KD:192:HIS:NE2	40:KD:419:GLU:OE1	2.49	0.46
40:KE:3:GLU:OE1	40:KE:3:GLU:N	2.47	0.46
41:KO:413:SER:O	41:KO:417:ASP:HB2	2.16	0.46
40:LD:141:PHE:HB2	40:LD:173:PRO:HD3	1.97	0.46
40:LH:142:GLY:HA2	40:LH:183:GLU:HG2	1.97	0.46
41:LL:215:LEU:HB3	41:LL:217:LEU:HD13	1.98	0.46
41:LN:142:GLY:O	41:LN:144:GLY:N	2.48	0.46
41:LO:193:VAL:HG11	41:LO:262:ARG:HH21	1.80	0.46

Continued on next page...

Continued from previous page...

Atom-1	Atom-2	Interatomic distance (Å)	Clash overlap (Å)
40:MF:139:HIS:H	40:MF:139:HIS:HD2	1.60	0.46
40:MF:416:GLU:O	40:MF:417:PHE:C	2.54	0.46
40:ND:306:ASP:HB3	40:ND:309:HIS:HB2	1.97	0.46
41:NM:244:GLY:HA3	41:NM:354:CYS:HA	1.97	0.46
41:NP:288:GLU:O	41:NP:291:GLN:NE2	2.49	0.46
40:OF:287:SER:HA	40:OF:372:ARG:HH12	1.81	0.46
40:OG:8:HIS:HB2	40:OG:67:PHE:HD1	1.79	0.46
41:OM:2:ARG:HD2	41:OM:240:LEU:HD12	1.98	0.46
41:ON:21:TRP:CE3	41:ON:24:ILE:HD11	2.51	0.46
41:ON:152:ILE:HG12	41:ON:164:MET:HE1	1.96	0.46
41:OO:141:GLY:O	41:OO:184:ASN:ND2	2.49	0.46
41:OP:19:LYS:HG3	41:OP:226:ASN:HB2	1.96	0.46
40:PA:137:ILE:HB	40:PA:168:GLU:HG3	1.98	0.46
41:PB:73:MET:HA	41:PB:76:VAL:HG12	1.97	0.46
40:PG:259:LEU:O	40:PG:379:ASN:ND2	2.49	0.46
41:PM:142:GLY:O	41:PM:144:GLY:N	2.48	0.46
41:PM:268:PRO:HG2	41:PM:300:MET:HB2	1.97	0.46
41:PN:142:GLY:O	41:PN:144:GLY:N	2.48	0.46
41:PN:172:SER:HB2	41:PN:205:GLU:HB2	1.98	0.46
41:PP:86:ARG:NE	41:QP:281:TYR:O	2.49	0.46
40:QE:229:ARG:HH21	40:QE:363:VAL:HG13	1.81	0.46
40:QE:352:LYS:NZ	40:QE:353:VAL:O	2.49	0.46
40:QH:296:PHE:HE1	40:QH:376:MET:HG3	1.80	0.46
41:QL:23:VAL:HG23	41:QL:359:ARG:HH22	1.81	0.46
41:QM:286:VAL:HB	41:QM:325:GLU:HG2	1.98	0.46
41:QN:3:GLU:O	41:QN:131:GLN:N	2.42	0.46
40:RA:56:THR:OG1	40:RA:57:GLY:N	2.48	0.46
40:RA:185:TYR:HA	40:RA:394:PHE:CE2	2.51	0.46
40:RA:298:PRO:HA	40:RA:301:GLN:HG2	1.97	0.46
40:RE:224:TYR:CZ	41:RL:323:MET:HG3	2.51	0.46
40:RH:195:LEU:HD11	40:RH:427:LEU:HD13	1.98	0.46
41:RN:282:ARG:HH22	41:RN:291:GLN:HE22	1.63	0.46
41:RP:267:MET:SD	41:RP:299:MET:HB2	2.55	0.46
41:SB:87:PRO:HD3	41:TB:281:TYR:HD2	1.80	0.46
40:SF:108:TYR:O	40:SF:112:LYS:NZ	2.49	0.46
40:SH:185:TYR:HE2	40:SH:403:PHE:HB2	1.80	0.46
41:SO:61:PRO:HG2	41:SO:85:PHE:CD1	2.50	0.46
41:SO:87:PRO:O	41:SO:90:PHE:N	2.48	0.46
41:SO:117:LEU:HD13	41:SO:117:LEU:HA	1.71	0.46
41:SO:210:ILE:O	41:SO:214:THR:N	2.48	0.46
41:TB:16:ILE:HD13	41:TB:226:ASN:ND2	2.30	0.46

Continued on next page...

Continued from previous page...

Atom-1	Atom-2	Interatomic distance (Å)	Clash overlap (Å)
41:TP:130:LEU:O	41:TP:162:ARG:NE	2.47	0.46
40:UE:11:GLN:OE1	40:UE:11:GLN:N	2.48	0.46
40:UF:21:TRP:O	40:UF:25:CYS:HB2	2.15	0.46
40:UF:317:LEU:HB3	40:UF:319:TYR:CE1	2.51	0.46
40:UI:160:ASP:HB2	40:UI:161:TYR:H	1.54	0.46
41:UM:294:PHE:HZ	41:UM:313:VAL:HG11	1.80	0.46
41:UN:262:ARG:HH21	41:UN:418:LEU:HA	1.80	0.46
41:UO:74:ASP:HA	41:UO:77:ARG:HG2	1.98	0.46
41:UP:164:MET:HB2	41:UP:196:THR:HA	1.97	0.46
40:VA:115:ILE:HA	40:VA:118:VAL:HG12	1.97	0.46
40:VF:239:THR:O	40:VF:243:ARG:NE	2.35	0.46
40:VF:431:TYR:HA	40:VF:434:VAL:HG12	1.98	0.46
40:VJ:235:VAL:HA	40:VJ:238:ILE:HG22	1.97	0.46
41:WB:63:ALA:O	41:WB:89:ASN:ND2	2.49	0.46
41:WB:324:LYS:O	41:WB:328:GLU:HG3	2.15	0.46
40:WE:234:ILE:HD11	40:WE:272:TYR:HB2	1.97	0.46
40:WF:171:ILE:HD13	40:WF:204:VAL:HG23	1.98	0.46
40:WG:200:CYS:HA	40:WG:266:HIS:HB2	1.97	0.46
41:WN:215:LEU:HD21	41:WN:273:LEU:HD22	1.97	0.46
41:WO:202:ILE:HG12	41:WO:268:PRO:HG3	1.98	0.46
5:1M:241:LEU:HD12	40:GH:159:VAL:HG11	1.97	0.46
7:1T:43:LEU:HB3	7:1T:48:LEU:HD13	1.98	0.46
8:1X:174:LEU:HD12	41:UB:33:THR:HG22	1.98	0.46
9:2B:46:VAL:HG12	9:2B:48:ILE:HG12	1.96	0.46
10:2F:54:THR:HG21	40:MA:198:SER:O	2.16	0.46
10:2F:150:PRO:HD2	40:WG:221:ARG:NH1	2.31	0.46
10:2F:162:LYS:HZ2	40:WG:214:ARG:HG3	1.81	0.46
11:2I:186:LYS:HA	11:2I:251:TYR:CB	2.45	0.46
11:2I:188:LEU:HB2	11:2I:250:ILE:O	2.16	0.46
11:2K:197:LEU:HD13	11:2K:197:LEU:HA	1.72	0.46
11:2K:235:LYS:O	11:2K:238:GLU:HG3	2.16	0.46
13:2U:38:THR:HA	13:2U:44:SER:O	2.16	0.46
15:3E:188:CYS:SG	15:3F:319:THR:OG1	2.73	0.46
15:3F:189:PHE:C	15:3F:191:LEU:H	2.19	0.46
15:3F:205:VAL:O	15:3F:206:ARG:NE	2.49	0.46
15:3G:282:LEU:HD13	15:3G:376:ILE:HD12	1.97	0.46
18:3T:305:GLY:HA3	25:4T:421:LEU:HD11	1.97	0.46
20:4A:155:MET:N	20:4A:155:MET:SD	2.89	0.46
20:4B:278:THR:C	20:4B:280:GLU:H	2.19	0.46
21:4E:233:LYS:NZ	40:BH:58:ALA:O	2.49	0.46
22:4I:236:TRP:CE2	22:4I:349:ARG:HB3	2.51	0.46

Continued on next page...

Continued from previous page...

Atom-1	Atom-2	Interatomic distance (Å)	Clash overlap (Å)
22:4J:693:PHE:O	22:4J:696:ALA:N	2.48	0.46
22:4K:438:ALA:HB2	22:4K:454:ILE:HG23	1.97	0.46
22:4K:549:LEU:O	22:4K:550:GLN:C	2.54	0.46
23:4N:18:TYR:HE1	40:BF:80:THR:HG22	1.81	0.46
23:4R:108:ASN:ND2	23:4R:111:GLN:H	2.13	0.46
27:4Z:153:GLY:H	27:4Z:157:GLY:HA3	1.80	0.46
39:6G:115:LEU:HD11	39:6G:145:VAL:HG21	1.97	0.46
41:AO:162:ARG:H	41:AO:162:ARG:HG2	1.45	0.46
40:BE:139:HIS:NE2	40:BE:170:SER:HB3	2.30	0.46
40:BF:181:VAL:HG12	41:BM:347:ASN:O	2.15	0.46
40:BG:174:ALA:HB3	40:BG:178:SER:H	1.81	0.46
40:BH:31:GLN:O	40:BH:32:PRO:C	2.54	0.46
40:BI:369:LYS:HD2	40:BI:369:LYS:HA	1.53	0.46
41:BM:143:THR:HB	41:BM:144:GLY:H	1.63	0.46
41:BO:329:GLN:HA	41:BO:332:ASN:HD21	1.81	0.46
41:BO:357:PRO:HB2	41:BO:358:PRO:HD2	1.97	0.46
40:CA:54:SER:OG	40:CA:55:GLU:N	2.48	0.46
40:CE:100:ALA:HB3	40:CE:105:ARG:HD3	1.98	0.46
40:CH:177:VAL:HG12	41:CO:327:ASP:HB3	1.98	0.46
40:CH:267:PHE:HB2	40:CH:431:TYR:OH	2.16	0.46
40:CI:27:GLU:OE1	40:CI:243:ARG:NH1	2.48	0.46
41:CL:271:ALA:HB2	41:CL:365:ALA:HB3	1.98	0.46
41:CM:260:PHE:HB2	41:CM:263:LEU:HD11	1.97	0.46
41:CN:243:PRO:HD2	41:CN:356:ILE:HG13	1.97	0.46
41:CN:251:ARG:O	41:CN:255:VAL:HG23	2.16	0.46
41:CN:286:VAL:HB	41:CN:287:PRO:HD3	1.98	0.46
41:CO:88:ASP:C	41:CO:90:PHE:H	2.19	0.46
41:CO:111:GLU:H	41:CO:111:GLU:HG2	1.47	0.46
40:DA:220:GLU:O	40:DA:222:PRO:HD3	2.14	0.46
40:DA:331:ALA:O	40:DA:332:ILE:C	2.53	0.46
40:DA:419:GLU:H	40:DA:419:GLU:HG3	1.59	0.46
40:DH:212:ILE:HA	40:DH:215:ARG:HD2	1.98	0.46
40:DI:11:GLN:HE22	41:DP:246:LEU:HD22	1.81	0.46
41:DM:285:THR:O	41:DM:286:VAL:C	2.53	0.46
41:DN:252:LYS:O	41:DN:256:ASN:ND2	2.49	0.46
41:DN:393:ALA:O	41:DN:395:LEU:N	2.45	0.46
41:DO:198:GLU:HG2	41:DO:266:PHE:HE2	1.79	0.46
41:DO:282:ARG:NH1	41:DO:288:GLU:OE1	2.46	0.46
41:DP:323:MET:O	41:DP:324:LYS:C	2.54	0.46
40:EG:2:ARG:O	40:EG:51:THR:OG1	2.21	0.46
40:EG:98:ASP:O	40:EG:105:ARG:NH1	2.38	0.46

Continued on next page...

Continued from previous page...

Atom-1	Atom-2	Interatomic distance (Å)	Clash overlap (Å)
40:EH:100:ALA:C	40:EH:102:ASN:N	2.69	0.46
40:EH:323:VAL:HG22	40:EH:372:ARG:HG3	1.98	0.46
40:EI:247:ALA:O	40:EI:249:ASN:N	2.49	0.46
41:EM:178:THR:HG22	41:EM:180:VAL:HG23	1.98	0.46
41:EM:262:ARG:HB2	41:EM:263:LEU:H	1.51	0.46
41:EN:178:THR:HB	41:EN:181:GLU:HB2	1.97	0.46
40:FA:48:SER:O	40:FA:50:ASN:N	2.48	0.46
41:FO:131:GLN:HE22	41:FO:249:ASP:HB3	1.81	0.46
41:FP:95:SER:OG	41:FP:96:GLY:N	2.49	0.46
41:FP:269:GLY:HA2	41:FP:300:MET:HG2	1.97	0.46
40:GE:269:LEU:HD22	40:GE:303:VAL:HG11	1.97	0.46
40:GF:319:TYR:HB3	40:GF:323:VAL:HG11	1.98	0.46
40:GG:79:ARG:NH2	40:GG:94:THR:OG1	2.49	0.46
40:GH:341:ILE:H	40:GH:341:ILE:HG12	1.30	0.46
40:GH:406:TRP:CD1	41:GO:255:VAL:HA	2.51	0.46
40:GI:332:ILE:HG12	40:GI:333:ALA:N	2.29	0.46
40:HE:251:ASP:H	40:HE:254:GLU:HG3	1.80	0.46
40:HF:141:PHE:HB2	40:HF:173:PRO:HD3	1.98	0.46
40:HI:213:CYS:HA	40:HI:217:LEU:HD23	1.98	0.46
41:HN:104:GLY:O	41:HN:147:MET:N	2.49	0.46
41:IB:95:SER:OG	41:IB:96:GLY:N	2.48	0.46
41:IB:167:PHE:CE2	41:IB:200:TYR:HD2	2.34	0.46
40:IE:224:TYR:HA	40:IE:227:LEU:HB2	1.97	0.46
40:IF:264:ARG:NE	40:IF:430:ASP:OD2	2.45	0.46
40:IG:2:ARG:HH21	40:IG:242:LEU:HA	1.81	0.46
40:II:177:VAL:HG12	41:IP:331:LEU:HB2	1.97	0.46
40:II:319:TYR:HB2	40:II:355:ILE:HD13	1.98	0.46
41:IM:87:PRO:HB2	40:JD:280:LYS:HG2	1.98	0.46
41:IN:41:ASP:N	41:IN:41:ASP:OD1	2.49	0.46
41:IP:148:GLY:O	41:IP:152:ILE:HG12	2.16	0.46
40:JA:310:GLY:HA3	40:JA:382:ALA:HB2	1.96	0.46
41:JB:272:PRO:HG3	41:JB:364:SER:HA	1.96	0.46
40:JE:210:TYR:CE1	40:JE:227:LEU:HD21	2.50	0.46
40:JE:213:CYS:HA	40:JE:217:LEU:HB3	1.98	0.46
41:JM:131:GLN:HE22	41:JM:250:LEU:HD12	1.80	0.46
40:KA:73:THR:HA	40:KA:76:ASP:HB3	1.98	0.46
40:KA:274:PRO:HA	40:KA:276:ILE:HD12	1.97	0.46
41:KB:316:VAL:HB	41:KB:366:THR:HG22	1.96	0.46
40:KD:20:CYS:HA	40:KD:232:SER:HB2	1.96	0.46
40:LF:23:LEU:HD12	40:LF:26:LEU:HD11	1.98	0.46
40:LF:223:THR:O	40:LF:224:TYR:C	2.54	0.46

Continued on next page...

Continued from previous page...

Atom-1	Atom-2	Interatomic distance (Å)	Clash overlap (Å)
40:LF:247:ALA:HB1	41:LN:222:TYR:CD2	2.51	0.46
40:LF:259:LEU:HD12	40:LF:259:LEU:HA	1.76	0.46
40:LH:177:VAL:HG21	41:LO:327:ASP:HB3	1.98	0.46
41:LL:266:PHE:HE2	41:LL:370:ASN:HD22	1.64	0.46
41:LO:282:ARG:HD2	41:LO:288:GLU:OE2	2.16	0.46
41:LP:189:VAL:O	41:LP:193:VAL:HG23	2.16	0.46
41:MB:316:VAL:HB	41:MB:366:THR:HG22	1.98	0.46
40:MH:57:GLY:O	40:MH:58:ALA:HB3	2.16	0.46
41:MN:143:THR:O	41:MN:147:MET:N	2.48	0.46
41:NB:68:LEU:HD23	41:NB:143:THR:HG23	1.97	0.46
40:ND:382:ALA:O	40:ND:383:ILE:C	2.54	0.46
40:NE:2:ARG:HD3	40:NE:242:LEU:HB2	1.96	0.46
40:NG:140:SER:HA	40:NG:171:ILE:H	1.81	0.46
40:NH:113:GLU:HG2	40:NH:114:LEU:HD22	1.96	0.46
41:OB:10:GLY:O	41:OB:14:ASN:HB2	2.16	0.46
41:OB:99:ASN:HA	41:OB:142:GLY:HA3	1.98	0.46
41:OL:99:ASN:HA	41:OL:142:GLY:HA3	1.98	0.46
41:OL:130:LEU:HD21	41:OL:133:PHE:HE1	1.80	0.46
41:OL:289:LEU:O	41:OL:293:MET:HG3	2.16	0.46
41:ON:98:GLY:O	41:ON:99:ASN:ND2	2.48	0.46
41:OO:63:ALA:O	41:OO:89:ASN:ND2	2.48	0.46
41:OO:142:GLY:O	41:OO:144:GLY:N	2.49	0.46
41:PB:5:VAL:HB	41:PB:133:PHE:HD1	1.81	0.46
40:PD:217:LEU:HA	40:PD:277:SER:HB3	1.98	0.46
40:PH:170:SER:HB2	40:PH:203:MET:HE1	1.98	0.46
41:PN:139:LEU:HG	41:PN:168:SER:HB2	1.97	0.46
41:PN:190:HIS:CE1	41:PN:414:ASN:HD22	2.34	0.46
41:PO:121:ARG:NE	41:PO:158:GLU:OE1	2.46	0.46
41:QB:31:ASP:O	41:QB:33:THR:N	2.49	0.46
41:QB:130:LEU:O	41:QB:131:GLN:C	2.53	0.46
40:QE:21:TRP:HZ3	40:QE:52:PHE:CD2	2.34	0.46
41:QP:19:LYS:HB2	41:QP:226:ASN:OD1	2.15	0.46
41:QP:395:LEU:HD22	41:QP:408:PHE:CE2	2.50	0.46
41:RB:62:ARG:NH1	41:RB:127:CYS:SG	2.79	0.46
41:RB:230:SER:HA	41:RB:233:MET:HE3	1.97	0.46
41:RB:313:VAL:HG23	41:RB:349:VAL:HG22	1.97	0.46
40:RI:224:TYR:HE1	41:RP:323:MET:HG3	1.80	0.46
41:SB:31:ASP:OD2	41:SB:35:THR:OG1	2.34	0.46
41:SB:102:ALA:HB1	41:SB:401:GLU:HB2	1.98	0.46
41:SB:189:VAL:O	41:SB:193:VAL:HG23	2.16	0.46
40:SE:137:ILE:HB	40:SE:168:GLU:HG3	1.98	0.46

Continued on next page...

Continued from previous page...

Atom-1	Atom-2	Interatomic distance (Å)	Clash overlap (Å)
40:SF:26:LEU:HD21	40:SF:363:VAL:HG22	1.96	0.46
40:SG:6:SER:O	40:SG:65:ALA:HA	2.15	0.46
40:SI:101:ASN:HA	40:SI:144:GLY:H	1.80	0.46
40:SI:179:THR:OG1	41:SP:351:THR:OG1	2.28	0.46
41:SN:309:ARG:N	41:SN:372:THR:OG1	2.48	0.46
41:SO:242:PHE:HB3	41:SO:356:ILE:HB	1.96	0.46
41:SO:276:ARG:O	41:SO:277:GLY:C	2.54	0.46
40:TA:117:LEU:O	40:TA:121:ARG:HG2	2.16	0.46
40:TF:380:THR:HG23	40:TF:382:ALA:H	1.81	0.46
40:TG:322:ASP:H	40:TG:371:GLN:HB3	1.80	0.46
41:TL:237:THR:HG23	41:TL:240:LEU:HD21	1.96	0.46
41:TM:375:GLN:O	41:TM:379:LYS:HB2	2.16	0.46
40:UA:20:CYS:HA	40:UA:232:SER:HB2	1.97	0.46
41:UB:229:VAL:O	41:UB:233:MET:HG2	2.16	0.46
40:UE:132:LEU:O	40:UE:164:LYS:NZ	2.38	0.46
40:UF:104:ALA:HA	40:UF:108:TYR:HD2	1.81	0.46
40:UH:101:ASN:HD22	41:UO:256:ASN:HD21	1.63	0.46
40:UI:277:SER:O	40:UI:280:LYS:N	2.36	0.46
41:UO:226:ASN:ND2	43:UO:502:GDP:O6	2.44	0.46
41:UO:385:PHE:CE2	41:UO:412:GLU:HB2	2.50	0.46
40:VA:97:GLU:HG3	40:VA:105:ARG:HH22	1.79	0.46
40:VF:139:HIS:CE1	40:VF:170:SER:HG	2.34	0.46
40:VH:16:ILE:HA	40:VH:228:ASN:HB3	1.98	0.46
40:VH:251:ASP:H	40:VH:254:GLU:HB2	1.80	0.46
40:VJ:172:TYR:CD1	40:VJ:173:PRO:HD2	2.50	0.46
41:WB:246:LEU:HD22	41:WB:352:ALA:HA	1.98	0.46
40:WF:403:PHE:HZ	41:WM:312:THR:HG21	1.81	0.46
41:WN:174:LYS:HE3	41:WN:174:LYS:HB2	1.35	0.46
41:WN:286:VAL:O	41:WN:290:THR:HG23	2.16	0.46
41:WQ:292:GLN:OE1	41:WQ:298:ASN:ND2	2.48	0.46
7:1S:14:LEU:HD13	7:1S:583:GLY:N	2.30	0.46
7:1T:14:LEU:HD12	7:1T:581:HIS:HB3	1.98	0.46
7:1T:470:LYS:HB3	7:1T:472:ASN:OD1	2.15	0.46
8:1Y:99:SER:O	8:1Y:101:ILE:HG23	2.15	0.46
9:2B:165:LYS:HE2	9:2C:489:MET:HE3	1.96	0.46
10:2E:151:HIS:CD2	10:2E:157:ARG:HB2	2.51	0.46
12:2Q:215:GLN:NE2	13:2V:37:ILE:HG23	2.31	0.46
13:2U:71:ILE:HG21	13:2U:167:PHE:CG	2.51	0.46
15:3E:232:ARG:HH22	16:3J:259:VAL:HG21	1.81	0.46
17:3P:369:LEU:HD13	17:3P:369:LEU:HA	1.76	0.46
17:3R:292:ALA:O	17:3R:293:THR:C	2.54	0.46

Continued on next page...

Continued from previous page...

Atom-1	Atom-2	Interatomic distance (Å)	Clash overlap (Å)
20:4B:250:SER:O	20:4B:251:ASP:C	2.52	0.46
22:4J:659:LYS:HB2	22:4J:659:LYS:HE2	1.47	0.46
23:4M:109:CYS:HG	40:BG:218:ASP:CG	2.19	0.46
23:4M:198:PHE:HD1	40:DG:221:ARG:HD2	1.81	0.46
24:4O:195:ARG:NH2	40:DE:221:ARG:HD2	2.31	0.46
23:4P:242:LEU:CD1	23:4P:250:VAL:HB	2.46	0.46
23:4R:217:LYS:HA	23:4R:217:LYS:HD2	1.41	0.46
27:4Y:149:LEU:HD12	27:4Y:162:LEU:HD22	1.97	0.46
28:5B:202:THR:HG23	28:5B:203:TRP:CD1	2.51	0.46
33:5N:453:LYS:HG2	33:5N:476:MET:HB3	1.98	0.46
38:6C:36:PHE:CZ	41:VO:174:LYS:HD3	2.51	0.46
39:6F:116:ARG:HD3	39:6F:116:ARG:HA	1.57	0.46
40:AF:100:ALA:O	41:AM:255:VAL:HG11	2.16	0.46
40:AF:190:THR:O	40:AF:194:THR:OG1	2.21	0.46
41:AO:174:LYS:HE3	41:AO:175:VAL:HG12	1.98	0.46
40:BE:177:VAL:CG2	41:BL:327:ASP:HB3	2.46	0.46
40:BF:100:ALA:HA	41:BM:252:LYS:HG3	1.96	0.46
40:BH:332:ILE:HG23	40:BH:351:PHE:CD2	2.51	0.46
41:BO:16:ILE:HD11	41:BO:229:VAL:HG21	1.97	0.46
40:CA:59:GLY:O	40:CA:61:HIS:N	2.48	0.46
40:CA:188:ILE:HG23	40:CA:390:LEU:HD22	1.98	0.46
40:CH:320:ARG:HD3	40:CH:373:ALA:HB3	1.96	0.46
41:CL:105:HIS:O	41:CL:107:THR:N	2.44	0.46
41:CL:192:LEU:HD13	41:CL:192:LEU:HA	1.73	0.46
41:CN:75:SER:O	41:CN:78:SER:N	2.48	0.46
41:CN:107:THR:OG1	41:CN:108:GLU:N	2.49	0.46
40:DA:261:PRO:O	41:DB:396:HIS:NE2	2.48	0.46
40:DA:324:VAL:O	40:DA:326:LYS:N	2.49	0.46
41:DB:204:ASN:OD1	43:DB:501:GDP:N2	2.49	0.46
40:DF:111:GLY:C	40:DF:113:GLU:H	2.19	0.46
40:DI:288:VAL:O	40:DI:291:ILE:HG12	2.16	0.46
40:DI:406:TRP:CG	41:DP:255:VAL:HG23	2.51	0.46
41:DL:117:LEU:HD23	41:DL:117:LEU:HA	1.77	0.46
41:DL:209:ASP:O	41:DL:210:ILE:C	2.53	0.46
41:DL:385:PHE:HE2	41:DL:412:GLU:HB2	1.81	0.46
41:DM:145:SER:OG	41:DM:146:GLY:N	2.49	0.46
41:DM:180:VAL:O	41:DM:184:ASN:ND2	2.49	0.46
41:DM:386:THR:OG1	41:DM:387:ALA:N	2.49	0.46
41:DP:257:MET:HA	41:DP:312:THR:HB	1.96	0.46
40:EG:217:LEU:HA	40:EG:277:SER:HB3	1.97	0.46
41:EL:142:GLY:O	41:EL:144:GLY:N	2.49	0.46

Continued on next page...

Continued from previous page...

Atom-1	Atom-2	Interatomic distance (Å)	Clash overlap (Å)
41:EM:331:LEU:HG	41:EM:335:ASN:HD21	1.81	0.46
41:EN:237:THR:HG23	41:EN:240:LEU:HD21	1.98	0.46
40:FG:205:ASP:HB3	40:FG:303:VAL:HA	1.98	0.46
40:FG:252:LEU:HA	40:FG:255:PHE:HD2	1.80	0.46
41:FM:73:MET:HG3	41:FM:92:PHE:HB3	1.98	0.46
40:GA:242:LEU:H	40:GA:242:LEU:HD23	1.81	0.46
40:GE:23:LEU:HA	40:GE:26:LEU:HD23	1.98	0.46
40:GE:280:LYS:HB3	40:GE:280:LYS:HE3	1.63	0.46
40:GH:102:ASN:O	40:GH:105:ARG:N	2.49	0.46
40:GI:420:ALA:HA	40:GI:423:ASP:OD2	2.15	0.46
41:GO:167:PHE:CE2	41:GO:233:MET:HG3	2.51	0.46
40:HI:238:ILE:HD12	40:HI:318:LEU:HD11	1.98	0.46
41:HN:71:GLY:O	41:HN:72:THR:C	2.54	0.46
41:HQ:24:ILE:HG21	41:HQ:241:ARG:HH12	1.81	0.46
41:HQ:292:GLN:O	41:HQ:298:ASN:ND2	2.48	0.46
40:IE:93:ILE:HD11	40:IE:121:ARG:HG3	1.97	0.46
40:IF:11:GLN:HE21	40:IF:74:VAL:HG21	1.81	0.46
41:IM:7:LEU:HD23	41:IM:64:VAL:HB	1.97	0.46
41:IM:164:MET:HG2	41:IM:196:THR:HG22	1.98	0.46
40:JA:11:GLN:NE2	42:JA:501:GTP:O3G	2.48	0.46
40:JE:14:VAL:HG22	40:JE:67:PHE:HD1	1.81	0.46
40:JG:16:ILE:HG21	40:JG:138:PHE:CD2	2.50	0.46
41:JM:185:ALA:CB	41:JM:381:ILE:HD11	2.44	0.46
40:KG:265:ILE:HG23	40:KG:431:TYR:HE1	1.80	0.46
40:KH:262:TYR:HB2	40:KH:265:ILE:HG22	1.98	0.46
41:KL:285:THR:O	41:KL:286:VAL:C	2.54	0.46
41:KO:2:ARG:NH1	41:KO:249:ASP:OD2	2.49	0.46
41:KO:215:LEU:HD21	41:KO:273:LEU:HD22	1.98	0.46
40:LG:172:TYR:HE2	40:LG:386:ALA:HB1	1.81	0.46
41:LL:326:VAL:O	41:LL:330:MET:HG2	2.16	0.46
41:LP:180:VAL:O	41:LP:184:ASN:ND2	2.49	0.46
40:MF:320:ARG:HG3	40:MF:358:GLN:O	2.15	0.46
40:MG:352:LYS:HE2	40:MG:352:LYS:HB2	1.54	0.46
41:MP:226:ASN:ND2	43:MP:501:GDP:O6	2.43	0.46
41:NB:139:LEU:HD23	41:NB:170:VAL:HG22	1.96	0.46
40:ND:426:ALA:HA	40:ND:429:LYS:HD2	1.97	0.46
40:NF:235:VAL:HA	40:NF:238:ILE:HG22	1.97	0.46
40:NG:98:ASP:O	40:NG:105:ARG:NH1	2.47	0.46
41:NN:39:ASP:OD1	41:NN:39:ASP:N	2.49	0.46
40:OA:122:ILE:HG21	40:OA:157:LEU:HD11	1.98	0.46
41:OB:260:PHE:HE2	41:OB:425:ARG:HE	1.62	0.46

Continued on next page...

Continued from previous page...

Atom-1	Atom-2	Interatomic distance (Å)	Clash overlap (Å)
40:OD:326:LYS:HB2	40:OD:329:ASN:CB	2.46	0.46
40:OG:205:ASP:O	40:OG:209:ILE:HG12	2.16	0.46
40:OH:17:GLY:O	40:OH:18:ASN:C	2.54	0.46
41:OO:169:VAL:HG12	41:OO:202:ILE:HB	1.97	0.46
40:PD:192:HIS:CE1	40:PD:423:ASP:HB3	2.51	0.46
40:PD:311:LYS:HZ3	40:PD:342:GLN:HB3	1.81	0.46
40:PG:3:GLU:HG3	40:PG:129:CYS:HB2	1.98	0.46
41:PL:138:SER:HA	41:PL:169:VAL:HG22	1.98	0.46
41:PP:229:VAL:O	41:PP:232:THR:OG1	2.26	0.46
41:QB:141:GLY:HA3	43:QB:501:GDP:O1A	2.15	0.46
41:QB:308:GLY:HA3	41:QB:373:ALA:HA	1.98	0.46
41:QB:350:LYS:NZ	40:QG:180:ALA:HB1	2.31	0.46
41:QB:417:ASP:O	41:QB:420:ASN:N	2.40	0.46
40:QG:205:ASP:HB3	40:QG:303:VAL:HA	1.98	0.46
40:QG:318:LEU:O	40:QG:374:VAL:HA	2.16	0.46
40:QH:116:ASP:OD1	40:QH:117:LEU:N	2.49	0.46
40:QH:260:VAL:HB	41:QP:397:TRP:CZ2	2.51	0.46
41:QP:1:MET:O	41:QP:129:CYS:HB3	2.16	0.46
41:QP:139:LEU:O	41:QP:140:GLY:C	2.54	0.46
41:QP:156:ARG:HD2	41:QP:195:ASN:HB2	1.98	0.46
41:QP:222:TYR:CZ	43:QP:501:GDP:H2'	2.51	0.46
41:QP:384:GLN:O	41:QP:387:ALA:N	2.49	0.46
41:RB:51:TYR:HA	41:RB:60:VAL:O	2.16	0.46
40:RF:413:GLU:N	40:RF:413:GLU:OE2	2.49	0.46
41:RL:240:LEU:HD23	41:RL:240:LEU:H	1.80	0.46
41:RN:206:ALA:O	41:RN:210:ILE:HD12	2.16	0.46
41:RO:77:ARG:HH21	41:RO:90:PHE:HE2	1.64	0.46
41:RO:238:THR:HA	41:RO:241:ARG:HB3	1.98	0.46
41:RP:257:MET:HB3	41:RP:266:PHE:CZ	2.51	0.46
40:SA:67:PHE:HB2	40:SA:92:LEU:HD13	1.98	0.46
40:SA:217:LEU:HB3	40:SA:219:ILE:HG22	1.98	0.46
41:SB:189:VAL:HA	41:SB:192:LEU:HB3	1.98	0.46
40:SH:38:SER:OG	40:SH:39:ASP:N	2.49	0.46
41:SO:359:ARG:HA	41:SO:359:ARG:HD3	1.73	0.46
41:SP:229:VAL:O	41:SP:233:MET:HG2	2.15	0.46
40:TI:212:ILE:HD11	40:TI:300:ASN:HA	1.98	0.46
41:TL:240:LEU:HD13	41:TL:249:ASP:HB2	1.98	0.46
41:TM:330:MET:HB3	41:TM:349:VAL:HG11	1.98	0.46
41:TN:121:ARG:NH1	41:TN:158:GLU:OE2	2.49	0.46
41:TO:7:LEU:HD23	41:TO:133:PHE:HB3	1.98	0.46
41:TP:210:ILE:HD13	41:TP:228:LEU:HD21	1.97	0.46

Continued on next page...

Continued from previous page...

Atom-1	Atom-2	Interatomic distance (Å)	Clash overlap (Å)
40:UH:100:ALA:O	41:UO:255:VAL:HG11	2.16	0.46
40:UI:223:THR:HG21	41:UP:320:ARG:HH12	1.81	0.46
41:UP:182:PRO:O	41:UP:183:TYR:C	2.53	0.46
40:VF:297:GLU:HA	40:VF:298:PRO:HD3	1.79	0.46
40:WE:3:GLU:HG3	40:WE:50:ASN:O	2.16	0.46
40:WE:98:ASP:OD1	40:WE:99:ALA:N	2.48	0.46
40:WG:238:ILE:HA	40:WG:318:LEU:HD22	1.96	0.46
41:WM:391:ARG:HE	41:WM:391:ARG:HB3	1.47	0.46
41:WQ:202:ILE:HG23	41:WQ:300:MET:HB3	1.97	0.46
7:1U:77:VAL:HG23	7:1U:78:TYR:HD1	1.81	0.46
7:1U:332:PHE:HZ	7:1U:354:LYS:HB2	1.80	0.46
8:1W:329:ALA:HA	8:1W:332:LYS:HG2	1.98	0.46
8:1X:109:ARG:O	8:1X:112:TRP:HB3	2.16	0.46
9:2B:54:TRP:HB2	11:2K:252:ILE:HD11	1.96	0.46
10:2G:147:ILE:HD11	40:WI:221:ARG:HB3	1.97	0.46
11:2I:186:LYS:HE3	11:2I:187:ARG:HD2	1.97	0.46
11:2K:200:LEU:HD23	11:2K:237:LEU:HD23	1.98	0.46
12:2R:41:GLY:HA2	41:AP:340:TYR:HE2	1.79	0.46
13:2U:177:LEU:HB3	13:2U:182:LYS:HG2	1.97	0.46
13:2X:95:ASP:HB2	13:2X:99:VAL:HG23	1.98	0.46
15:3F:219:ASP:O	15:3F:223:THR:OG1	2.27	0.46
16:3J:341:GLU:HB2	16:3L:60:ASN:HD21	1.81	0.46
17:3O:386:ILE:HG12	17:3O:434:LEU:HB3	1.98	0.46
17:3O:437:ARG:NH2	17:3R:123:ASP:HB3	2.31	0.46
17:3R:94:TYR:O	17:3R:95:THR:C	2.55	0.46
18:3T:259:LYS:HE2	18:3T:259:LYS:HB3	1.79	0.46
22:4H:26:TRP:CZ2	41:ML:77:ARG:HD2	2.51	0.46
22:4J:619:VAL:HG11	22:4J:680:LYS:HG2	1.97	0.46
22:4K:686:LYS:HA	22:4K:686:LYS:HD2	1.38	0.46
22:4K:697:LEU:HD13	22:4K:697:LEU:HA	1.71	0.46
24:4O:244:PRO:HD2	40:DE:89:PRO:HG3	1.97	0.46
25:4T:306:GLN:N	25:4T:306:GLN:OE1	2.48	0.46
26:4V:22:ARG:NH1	40:JG:279:GLU:OE2	2.48	0.46
33:5N:464:PRO:HB2	33:5O:127:LYS:HE3	1.98	0.46
34:5Q:164:LEU:HD21	34:5R:490:ILE:CG2	2.45	0.46
36:5X:194:GLN:O	36:5X:197:THR:OG1	2.33	0.46
39:6I:116:ARG:HA	39:6I:116:ARG:HD3	1.79	0.46
39:6K:25:PHE:HE1	40:OE:80:THR:HB	1.81	0.46
40:AA:73:THR:HA	40:AA:76:ASP:HB2	1.98	0.46
41:AB:344:TRP:HZ3	40:AG:402:ALA:HB2	1.80	0.46
40:AH:274:PRO:HG3	40:AH:286:LEU:HD12	1.98	0.46

Continued on next page...

Continued from previous page...

Atom-1	Atom-2	Interatomic distance (Å)	Clash overlap (Å)
41:AO:135:LEU:HB3	41:AO:166:THR:HG22	1.98	0.46
40:BE:429:LYS:HA	40:BE:429:LYS:HD3	1.43	0.46
40:BF:51:THR:HB	40:BF:243:ARG:HD3	1.98	0.46
40:BH:11:GLN:N	42:BH:501:GTP:O1B	2.47	0.46
40:BI:217:LEU:O	40:BI:218:ASP:HB2	2.14	0.46
40:BI:429:LYS:HA	40:BI:429:LYS:HD2	1.35	0.46
41:BM:204:ASN:HD22	41:BM:204:ASN:HA	1.53	0.46
41:BO:336:LYS:HE2	41:BO:336:LYS:HB2	1.52	0.46
41:BP:355:ASP:O	41:BP:356:ILE:C	2.54	0.46
41:BP:358:PRO:HG3	41:BP:364:SER:HB3	1.97	0.46
40:CA:315:CYS:HA	40:CA:378:SER:HA	1.97	0.46
41:CB:174:LYS:HE3	41:CB:205:GLU:HG3	1.98	0.46
40:CE:52:PHE:O	40:CE:64:ARG:HG2	2.15	0.46
40:CE:101:ASN:HA	40:CE:144:GLY:H	1.80	0.46
40:CG:182:VAL:O	40:CG:186:ASN:ND2	2.49	0.46
40:CG:326:LYS:HA	40:CG:329:ASN:HB2	1.98	0.46
40:CH:339:ARG:HH22	40:CH:342:GLN:HE21	1.64	0.46
41:CL:121:ARG:O	41:CL:122:LYS:C	2.55	0.46
41:CM:389:PHE:O	41:CM:390:ARG:C	2.54	0.46
41:CN:178:THR:HG22	41:CN:180:VAL:H	1.80	0.46
41:CO:57:GLY:O	41:CO:59:TYR:N	2.49	0.46
40:DA:159:VAL:O	40:DA:160:ASP:C	2.53	0.46
41:DB:263:LEU:HD21	41:DB:422:VAL:HG23	1.98	0.46
40:DF:28:HIS:CE1	40:DF:49:PHE:HA	2.51	0.46
40:DF:326:LYS:HE3	41:DN:220:PRO:CB	2.44	0.46
40:DF:400:LYS:HG3	41:DM:344:TRP:HB2	1.98	0.46
40:DF:406:TRP:CE2	41:DM:255:VAL:HA	2.50	0.46
40:DI:83:TYR:O	40:DI:84:ARG:C	2.53	0.46
41:DM:51:TYR:CE2	41:DM:61:PRO:HG3	2.50	0.46
41:DM:178:THR:O	41:DM:181:GLU:HB2	2.16	0.46
41:DO:140:GLY:HA3	41:DO:181:GLU:HG3	1.98	0.46
41:DP:420:ASN:O	41:DP:421:PRO:C	2.54	0.46
40:EE:252:LEU:HA	40:EE:255:PHE:HD2	1.80	0.46
40:EI:156:ARG:HE	40:EI:156:ARG:HB2	1.39	0.46
40:EI:167:LEU:HD22	40:EI:200:CYS:HB2	1.98	0.46
40:EI:247:ALA:O	40:EI:248:LEU:C	2.53	0.46
41:EM:56:GLY:O	41:EM:57:GLY:C	2.54	0.46
41:EP:60:VAL:HG11	41:FP:281:TYR:HB3	1.98	0.46
41:EP:418:LEU:O	41:EP:420:ASN:N	2.48	0.46
41:FB:134:GLN:HA	41:FB:165:ASN:O	2.16	0.46
41:FM:49:VAL:HG11	41:FM:241:ARG:HG2	1.98	0.46

Continued on next page...

Continued from previous page...

Atom-1	Atom-2	Interatomic distance (Å)	Clash overlap (Å)
40:GA:396:LEU:HD23	41:GN:346:PRO:CG	2.43	0.46
40:GE:172:TYR:HD2	40:GE:205:ASP:HB2	1.80	0.46
40:GE:382:ALA:O	40:GE:383:ILE:C	2.54	0.46
40:GI:304:LYS:HA	40:GI:304:LYS:HD2	1.52	0.46
40:HF:2:ARG:HH21	41:HN:70:PRO:C	2.18	0.46
40:HF:223:THR:OG1	40:HF:224:TYR:N	2.49	0.46
40:HF:406:TRP:CG	41:HM:255:VAL:HG23	2.51	0.46
40:HH:318:LEU:O	40:HH:374:VAL:HA	2.16	0.46
41:HN:405:GLU:HA	41:HN:408:PHE:HD2	1.80	0.46
40:IG:306:ASP:OD1	40:IG:308:ARG:HG2	2.15	0.46
41:IQ:39:ASP:OD1	41:IQ:39:ASP:N	2.48	0.46
41:IQ:316:VAL:HG23	41:IQ:366:THR:HB	1.97	0.46
40:JA:234:ILE:HD11	40:JA:272:TYR:HB2	1.98	0.46
41:JB:22:GLU:HG2	41:JB:81:PHE:HD2	1.81	0.46
40:JD:394:PHE:HE2	40:JD:421:ARG:HB2	1.80	0.46
40:JG:16:ILE:HD13	40:JG:228:ASN:HD22	1.81	0.46
40:JH:318:LEU:O	40:JH:374:VAL:HA	2.16	0.46
41:JM:193:VAL:HA	41:JM:264:HIS:HE1	1.79	0.46
41:JN:139:LEU:HD12	41:JN:170:VAL:HG12	1.98	0.46
41:KM:142:GLY:O	41:KM:144:GLY:N	2.49	0.46
40:LF:167:LEU:HD22	40:LF:200:CYS:HB3	1.98	0.46
40:MD:169:PHE:HE1	40:MD:202:PHE:HD1	1.64	0.46
40:MD:393:LYS:HD2	40:MD:396:LEU:HD12	1.98	0.46
40:MG:273:ALA:CB	40:MG:274:PRO:CD	2.92	0.46
40:MG:276:ILE:HG22	40:MG:280:LYS:HB3	1.98	0.46
40:MH:58:ALA:O	40:MH:60:LYS:N	2.49	0.46
40:NA:3:GLU:HG2	40:NA:64:ARG:NH2	2.31	0.46
40:NA:221:ARG:NH2	41:NN:325:GLU:H	2.13	0.46
41:NB:25:SER:OG	41:NB:30:ILE:O	2.33	0.46
40:ND:339:ARG:O	40:ND:340:SER:C	2.53	0.46
41:NM:205:GLU:HB3	41:NM:302:ALA:HB2	1.98	0.46
41:NO:6:HIS:O	41:NO:63:ALA:HA	2.16	0.46
41:NP:85:PHE:HB2	41:NP:90:PHE:HE1	1.81	0.46
40:OA:406:TRP:HE1	41:ON:258:VAL:HB	1.81	0.46
40:OF:55:GLU:O	40:PF:285:GLN:NE2	2.37	0.46
40:OH:86:LEU:O	40:OH:87:PHE:C	2.54	0.46
40:OH:136:LEU:HD23	40:OH:169:PHE:CE2	2.51	0.46
40:OH:328:VAL:HG11	40:OH:353:VAL:CG1	2.46	0.46
40:PA:76:ASP:OD1	40:PA:77:GLU:N	2.49	0.46
40:PD:5:ILE:HD13	40:PD:64:ARG:HD3	1.98	0.46
40:PD:230:LEU:O	40:PD:234:ILE:HD12	2.16	0.46

Continued on next page...

Continued from previous page...

Atom-1	Atom-2	Interatomic distance (Å)	Clash overlap (Å)
40:PE:328:VAL:O	40:PE:332:ILE:HG12	2.16	0.46
40:PG:271:THR:OG1	40:PG:376:MET:HB3	2.16	0.46
41:PL:273:LEU:HD23	41:PL:273:LEU:HA	1.85	0.46
41:PO:86:ARG:HB2	41:PO:89:ASN:HB2	1.97	0.46
41:PP:4:ILE:HD11	41:PP:240:LEU:HD13	1.98	0.46
40:QE:51:THR:HG21	40:QE:243:ARG:HG2	1.98	0.46
40:QE:90:GLU:HG3	40:RE:280:LYS:HZ1	1.80	0.46
40:QE:311:LYS:HE2	40:QE:344:VAL:HA	1.98	0.46
40:QF:274:PRO:HG3	40:QF:291:ILE:HG21	1.97	0.46
40:QG:52:PHE:HE2	40:QG:243:ARG:HD3	1.81	0.46
41:QM:136:THR:HA	41:QM:167:PHE:O	2.15	0.46
41:QN:91:VAL:HG11	41:QN:116:VAL:HG22	1.97	0.46
41:QO:138:SER:HA	41:QO:169:VAL:HB	1.97	0.46
41:RB:130:LEU:HD21	41:RB:133:PHE:HE1	1.81	0.46
40:RE:112:LYS:HA	40:RE:115:ILE:HG22	1.97	0.46
41:RL:64:VAL:HG21	41:RL:120:VAL:HG22	1.97	0.46
41:RN:149:THR:HB	41:RN:191:GLN:HG2	1.97	0.46
40:SA:88:HIS:HB3	40:SA:91:GLN:HG2	1.97	0.46
41:SM:256:ASN:HD22	41:SM:350:LYS:HD2	1.80	0.46
41:SO:254:ALA:O	41:SO:256:ASN:N	2.49	0.46
41:SO:317:PHE:HB2	41:SO:352:ALA:O	2.16	0.46
41:SP:173:PRO:HB3	41:SP:380:ARG:HD3	1.97	0.46
40:TF:224:TYR:HA	40:TF:227:LEU:HB3	1.97	0.46
40:TI:75:ILE:HG21	40:TI:92:LEU:HB3	1.97	0.46
41:TN:55:THR:HG21	41:UN:284:LEU:HD12	1.96	0.46
41:TO:36:TYR:CZ	41:TO:38:GLY:HA3	2.50	0.46
41:UB:318:ARG:HA	41:UB:354:CYS:HB3	1.98	0.46
40:UF:136:LEU:HD23	40:UF:136:LEU:HA	1.76	0.46
40:UF:195:LEU:O	40:UF:266:HIS:NE2	2.48	0.46
40:UG:175:PRO:HB3	40:UG:389:ARG:HD2	1.96	0.46
40:UI:106:GLY:CA	40:UI:148:GLY:HA3	2.46	0.46
40:UI:432:GLU:H	40:UI:432:GLU:HG3	1.61	0.46
41:UM:327:ASP:OD1	41:UM:328:GLU:N	2.49	0.46
41:UP:213:ARG:HE	41:UP:213:ARG:HB2	1.62	0.46
41:UP:325:GLU:O	41:UP:326:VAL:C	2.53	0.46
42:VB:502:GTP:HN1	40:VH:228:ASN:ND2	2.09	0.46
40:VG:311:LYS:N	40:VG:381:THR:OG1	2.44	0.46
40:WA:5:ILE:HD12	40:WA:125:LEU:HG	1.98	0.46
40:WF:400:LYS:HZ1	41:WM:344:TRP:CB	2.28	0.46
41:WM:190:HIS:HA	41:WM:414:ASN:HD22	1.81	0.46
41:WM:379:LYS:HE2	41:WM:379:LYS:HB2	1.45	0.46

Continued on next page...

Continued from previous page...

Atom-1	Atom-2	Interatomic distance (Å)	Clash overlap (Å)
41:WN:186:THR:HG21	41:WN:385:PHE:CD1	2.51	0.46
7:1T:31:LYS:HD2	7:1T:71:THR:HA	1.98	0.46
11:2K:229:LYS:HD3	11:2K:229:LYS:HA	1.65	0.46
13:2T:35:LYS:HZ3	13:2T:37:ILE:HG12	1.81	0.46
13:2T:63:ALA:O	13:2T:64:ASP:C	2.55	0.46
15:3F:178:LYS:HA	15:3G:327:GLU:OE1	2.15	0.46
17:3R:159:GLU:HA	17:3R:162:HIS:ND1	2.30	0.46
18:3U:207:HIS:CE1	18:3U:211:CYS:SG	3.09	0.46
21:4D:316:SER:OG	21:4D:317:ASP:N	2.49	0.46
21:4D:465:LYS:HB3	21:4D:465:LYS:HE3	1.49	0.46
21:4F:513:LEU:H	21:4F:513:LEU:HD23	1.79	0.46
22:4I:125:LEU:HD23	41:BO:277:GLY:CA	2.46	0.46
23:4M:90:MET:H	23:4M:90:MET:HG2	1.54	0.46
23:4N:242:LEU:CD1	23:4N:250:VAL:HB	2.46	0.46
23:4P:198:PHE:HA	40:DA:221:ARG:HG3	1.98	0.46
23:4Q:241:GLY:HA2	23:4Q:261:TYR:HB3	1.98	0.46
23:4R:117:LEU:HG	23:4R:117:LEU:H	1.46	0.46
26:4W:180:ASN:HB3	26:4W:183:LEU:HB2	1.97	0.46
26:4W:370:TYR:HA	26:4W:374:ILE:HG13	1.98	0.46
39:6H:82:CYS:SG	39:6H:103:LYS:HG2	2.56	0.46
40:AA:167:LEU:HD22	40:AA:200:CYS:HB3	1.96	0.46
40:AE:280:LYS:NZ	40:ME:90:GLU:OE2	2.34	0.46
40:AF:195:LEU:HD13	40:AF:264:ARG:HH21	1.81	0.46
41:AN:91:VAL:HG11	41:AN:116:VAL:HG22	1.98	0.46
41:AN:313:VAL:HB	41:AN:349:VAL:HG22	1.97	0.46
41:AO:102:ALA:HB1	41:AO:401:GLU:OE1	2.16	0.46
41:BB:35:THR:HA	41:BB:57:GLY:O	2.15	0.46
41:BB:215:LEU:O	41:BB:216:LYS:C	2.54	0.46
40:BE:171:ILE:HA	40:BE:204:VAL:O	2.16	0.46
40:BF:265:ILE:HG22	40:BF:379:ASN:HD21	1.81	0.46
40:BG:12:ALA:HB3	40:BG:140:SER:HB2	1.96	0.46
40:BH:273:ALA:HB2	40:BH:374:VAL:HG13	1.98	0.46
40:BH:298:PRO:HG2	40:BH:308:ARG:CZ	2.46	0.46
40:BI:306:ASP:O	40:BI:307:PRO:C	2.54	0.46
41:BM:271:ALA:HB3	41:BM:272:PRO:HD3	1.97	0.46
41:BP:174:LYS:HD3	41:BP:175:VAL:H	1.81	0.46
41:BP:322:SER:O	41:BP:323:MET:C	2.54	0.46
40:CA:107:HIS:HA	40:CA:152:LEU:HG	1.98	0.46
40:CA:201:ALA:O	40:CA:203:MET:N	2.49	0.46
40:CH:124:LYS:HB3	40:CH:124:LYS:HE3	1.42	0.46
40:CH:199:ASP:HB2	40:CH:200:CYS:H	1.51	0.46

Continued on next page...

Continued from previous page...

Atom-1	Atom-2	Interatomic distance (Å)	Clash overlap (Å)
40:CI:212:ILE:O	40:CI:216:ASN:HB2	2.15	0.46
41:CL:385:PHE:O	41:CL:386:THR:C	2.54	0.46
41:CO:6:HIS:CE1	41:CO:21:TRP:HE1	2.34	0.46
40:DA:137:ILE:HD11	40:DA:139:HIS:HD2	1.81	0.46
40:DA:172:TYR:CD1	40:DA:173:PRO:HD2	2.51	0.46
41:DB:26:ASP:O	41:DB:27:GLU:C	2.53	0.46
41:DB:107:THR:O	41:DB:108:GLU:C	2.54	0.46
41:DB:144:GLY:O	41:DB:148:GLY:HA3	2.16	0.46
40:DF:123:ARG:HH12	40:DF:161:TYR:HD2	1.64	0.46
40:DF:139:HIS:ND1	40:DF:140:SER:O	2.48	0.46
40:DI:283:HIS:CD2	40:DI:283:HIS:N	2.84	0.46
41:DM:22:GLU:CD	41:DM:81:PHE:HB2	2.35	0.46
41:DN:377:LEU:O	41:DN:378:PHE:C	2.54	0.46
41:DP:420:ASN:HB2	41:DP:421:PRO:CD	2.44	0.46
40:EF:288:VAL:HA	40:EF:291:ILE:HG22	1.96	0.46
40:EG:150:THR:O	40:EG:154:MET:HG2	2.16	0.46
40:EH:173:PRO:HB3	40:EH:183:GLU:OE1	2.16	0.46
40:EH:229:ARG:HE	40:EH:229:ARG:HB2	1.46	0.46
41:EM:68:LEU:HB2	41:EM:143:THR:HG22	1.97	0.46
41:EM:144:GLY:O	41:EM:148:GLY:HA3	2.16	0.46
41:EM:325:GLU:O	41:EM:328:GLU:HG3	2.16	0.46
41:EM:380:ARG:O	41:EM:383:GLU:HG3	2.16	0.46
41:EM:420:ASN:O	41:EM:423:VAL:N	2.47	0.46
41:EN:262:ARG:NH2	41:EN:417:ASP:OD2	2.49	0.46
40:FI:54:SER:OG	40:FI:55:GLU:N	2.47	0.46
40:GH:141:PHE:HE1	40:GH:191:THR:HB	1.80	0.46
40:GH:228:ASN:OD1	40:GH:228:ASN:N	2.49	0.46
40:GI:221:ARG:HA	40:GI:221:ARG:HD3	1.57	0.46
41:GM:5:VAL:HB	41:GM:133:PHE:HD1	1.81	0.46
41:GM:156:ARG:NH1	41:GM:162:ARG:O	2.49	0.46
41:GN:193:VAL:HG22	41:GN:265:PHE:CE1	2.51	0.46
41:GN:358:PRO:HG2	41:GN:361:LEU:HB2	1.98	0.46
41:GP:27:GLU:OE2	41:GP:241:ARG:NH2	2.49	0.46
41:GP:114:ASP:OD1	41:GP:115:SER:N	2.49	0.46
41:GP:341:PHE:HB3	41:GP:348:ASN:HD21	1.81	0.46
41:HB:272:PRO:HG3	41:HB:364:SER:HA	1.98	0.46
40:HE:281:ALA:HA	40:HE:284:GLU:CG	2.46	0.46
40:HH:79:ARG:HH22	40:HH:94:THR:HG21	1.81	0.46
40:IA:22:GLU:HG3	40:IA:363:VAL:HG21	1.98	0.46
40:II:288:VAL:HA	40:II:291:ILE:HG12	1.96	0.46
41:IM:272:PRO:HG3	41:IM:364:SER:HB2	1.98	0.46

Continued on next page...

Continued from previous page...

Atom-1	Atom-2	Interatomic distance (Å)	Clash overlap (Å)
40:JD:288:VAL:HA	40:JD:291:ILE:HG22	1.98	0.46
40:JE:209:ILE:HA	40:JE:212:ILE:HG22	1.97	0.46
40:JH:141:PHE:HB2	40:JH:173:PRO:HD3	1.98	0.46
41:JM:425:ARG:HE	41:JM:425:ARG:HB3	1.53	0.46
41:JN:22:GLU:HG3	41:JN:81:PHE:CD2	2.50	0.46
41:JN:132:GLY:HA3	41:JN:163:ILE:O	2.16	0.46
40:KG:112:LYS:HA	40:KG:115:ILE:HG22	1.97	0.46
40:KH:112:LYS:HA	40:KH:115:ILE:HG22	1.97	0.46
41:KM:45:GLU:HG2	41:KM:46:ARG:HG2	1.98	0.46
40:LD:20:CYS:HA	40:LD:232:SER:HB2	1.98	0.46
40:LF:20:CYS:HA	40:LF:232:SER:HB2	1.98	0.46
40:LF:164:LYS:HB2	40:LF:164:LYS:HE2	1.63	0.46
40:LF:326:LYS:HG3	41:LN:208:TYR:CD1	2.51	0.46
41:LM:117:LEU:O	41:LM:121:ARG:HG2	2.16	0.46
40:MA:163:LYS:HE2	40:MA:163:LYS:HB2	1.60	0.46
40:MF:278:ALA:O	40:MF:279:GLU:C	2.54	0.46
40:NA:258:ASN:ND2	40:NA:352:LYS:HE3	2.30	0.46
40:ND:269:LEU:HD21	40:ND:380:THR:H	1.81	0.46
40:NH:53:PHE:O	40:NH:64:ARG:NH1	2.49	0.46
41:NP:156:ARG:NH1	41:NP:195:ASN:O	2.49	0.46
40:OG:191:THR:HG23	40:OG:424:MET:HE1	1.98	0.46
40:OH:59:GLY:O	40:OH:61:HIS:N	2.47	0.46
41:OM:179:VAL:HG23	41:OM:180:VAL:HG13	1.97	0.46
40:PA:84:ARG:NH2	40:PA:85:GLN:OE1	2.49	0.46
40:PA:318:LEU:O	40:PA:374:VAL:HA	2.16	0.46
40:PD:174:ALA:HB3	40:PD:178:SER:H	1.81	0.46
40:PD:187:SER:O	40:PD:191:THR:OG1	2.28	0.46
40:PD:432:GLU:OE1	40:PD:432:GLU:N	2.49	0.46
40:PE:224:TYR:CE1	41:PL:323:MET:HG2	2.51	0.46
40:PE:241:SER:OG	40:PE:250:VAL:N	2.39	0.46
40:PF:138:PHE:HE2	40:PF:235:VAL:HG11	1.80	0.46
40:PG:116:ASP:OD1	40:PG:117:LEU:N	2.49	0.46
40:PG:251:ASP:OD1	40:PG:252:LEU:N	2.44	0.46
40:PH:239:THR:HG23	40:PH:243:ARG:HH22	1.81	0.46
41:PL:142:GLY:O	41:PL:144:GLY:N	2.49	0.46
41:PN:27:GLU:OE1	41:PN:234:SER:OG	2.34	0.46
41:PP:170:VAL:HG11	41:PP:377:LEU:HD21	1.98	0.46
41:QB:25:SER:HA	41:QB:51:TYR:OH	2.16	0.46
40:QE:230:LEU:O	40:QE:234:ILE:HG12	2.16	0.46
40:QH:73:THR:HA	40:QH:76:ASP:HB3	1.98	0.46
41:QP:224:ASP:O	41:QP:225:LEU:C	2.54	0.46

Continued on next page...

Continued from previous page...

Atom-1	Atom-2	Interatomic distance (Å)	Clash overlap (Å)
40:RA:182:VAL:HG22	41:RN:256:ASN:HD21	1.81	0.46
40:RE:254:GLU:HG2	41:RM:98:GLY:HA2	1.97	0.46
40:RF:352:LYS:HD2	41:RN:178:THR:HA	1.97	0.46
41:RO:222:TYR:HA	41:RO:225:LEU:HG	1.97	0.46
41:RO:328:GLU:HA	41:RO:331:LEU:HG	1.97	0.46
40:SF:121:ARG:HE	40:SF:124:LYS:HB3	1.80	0.46
40:SF:237:SER:HB3	40:SF:375:CYS:HB2	1.98	0.46
40:SG:316:CYS:HA	40:SG:352:LYS:HB2	1.98	0.46
41:SM:215:LEU:HD21	41:SM:273:LEU:HD12	1.97	0.46
41:TB:237:THR:HG23	41:TB:240:LEU:HD21	1.98	0.46
40:TE:212:ILE:HD13	40:TE:300:ASN:HA	1.98	0.46
40:TG:235:VAL:O	40:TG:239:THR:HG22	2.15	0.46
41:TN:262:ARG:HB3	41:TN:418:LEU:HD11	1.98	0.46
41:TP:141:GLY:HA2	41:TP:178:THR:HG21	1.98	0.46
41:UB:285:THR:N	41:UB:288:GLU:OE2	2.47	0.46
41:UB:318:ARG:HD3	41:UB:358:PRO:HD3	1.97	0.46
40:UE:260:VAL:HG11	40:UE:266:HIS:HA	1.98	0.46
40:UF:160:ASP:O	40:UF:161:TYR:C	2.55	0.46
40:UF:243:ARG:HB3	40:UF:244:PHE:H	1.60	0.46
40:UG:288:VAL:HG11	40:UG:327:ASP:HB3	1.97	0.46
40:UH:2:ARG:HH22	41:UP:71:GLY:HA2	1.79	0.46
40:UI:31:GLN:HE22	40:UI:37:PRO:HG3	1.81	0.46
40:UI:62:VAL:HG11	40:VJ:283:HIS:HB3	1.98	0.46
41:UO:5:VAL:O	41:UO:133:PHE:HA	2.16	0.46
41:UP:101:TRP:O	41:UP:102:ALA:C	2.54	0.46
41:UP:263:LEU:HD12	41:UP:263:LEU:HA	1.72	0.46
41:UP:305:PRO:HB3	41:UP:310:TYR:CE2	2.50	0.46
41:UP:323:MET:O	41:UP:324:LYS:C	2.54	0.46
40:VF:181:VAL:HG13	40:VF:182:VAL:HG13	1.97	0.46
40:VJ:284:GLU:OE2	40:VJ:284:GLU:N	2.49	0.46
40:WA:397:MET:SD	41:WN:346:PRO:HD2	2.56	0.46
40:WA:407:TYR:HB3	40:WA:412:MET:HG3	1.97	0.46
40:WF:112:LYS:HA	40:WF:115:ILE:HG22	1.98	0.46
40:WI:288:VAL:HG13	40:WI:319:TYR:HE2	1.80	0.46
7:1U:111:LYS:N	7:1U:134:ASP:OD1	2.49	0.45
7:1U:246:LYS:HB3	7:1U:246:LYS:HE3	1.54	0.45
8:1X:100:LEU:HB3	11:2I:249:ILE:O	2.16	0.45
8:1Y:101:ILE:HD13	11:2J:249:ILE:O	2.16	0.45
9:2B:321:MET:HA	9:2B:324:ARG:HD3	1.98	0.45
12:2O:180:GLU:HG3	12:2O:181:MET:HG3	1.98	0.45
13:2U:47:LEU:HD13	13:2U:47:LEU:HA	1.82	0.45

Continued on next page...

Continued from previous page...

Atom-1	Atom-2	Interatomic distance (Å)	Clash overlap (Å)
13:2W:82:ASN:HB3	13:2W:127:ASP:O	2.16	0.45
17:3P:104:LEU:HD22	17:3P:104:LEU:HA	1.70	0.45
17:3P:238:ASP:HA	17:3P:241:ILE:HD12	1.97	0.45
19:3Y:337:ARG:O	19:3Y:341:ARG:HG2	2.16	0.45
21:4D:331:VAL:HG11	21:4D:347:CYS:HB3	1.98	0.45
21:4F:122:ILE:HG12	21:4F:133:VAL:HG22	1.98	0.45
22:4H:163:ARG:HH22	41:AL:83:GLN:HB2	1.81	0.45
22:4K:502:VAL:HG12	22:4K:503:LYS:HZ3	1.81	0.45
22:4K:628:LYS:HA	22:4K:628:LYS:HD2	1.44	0.45
28:5B:55:ARG:NH1	40:IH:79:ARG:O	2.44	0.45
36:5Y:48:LEU:O	41:NB:35:THR:OG1	2.34	0.45
37:6A:66:ARG:O	37:6A:70:LEU:CB	2.65	0.45
39:6H:78:LEU:HD22	39:6H:150:MET:HE3	1.98	0.45
40:AA:139:HIS:NE2	40:AA:168:GLU:OE1	2.46	0.45
40:AE:231:ILE:O	40:AE:235:VAL:HG23	2.16	0.45
41:AM:65:LEU:HD21	41:AM:76:VAL:HG11	1.98	0.45
41:AO:46:ARG:HG3	41:AO:49:VAL:CG2	2.46	0.45
40:BE:206:ASN:HD21	42:BL:501:GTP:HN22	1.64	0.45
40:BI:397:MET:HE2	40:BI:397:MET:HB2	1.82	0.45
41:BP:101:TRP:HD1	41:BP:145:SER:HB2	1.81	0.45
41:BP:362:LYS:HA	41:BP:362:LYS:HD3	1.84	0.45
40:CA:76:ASP:HA	40:CA:79:ARG:HD2	1.97	0.45
40:CA:367:LEU:HA	40:CA:367:LEU:HD13	1.82	0.45
40:CE:255:PHE:HZ	40:CE:318:LEU:HD21	1.81	0.45
40:CH:136:LEU:HD22	40:CH:167:LEU:HD13	1.99	0.45
40:CH:412:MET:HG2	40:CH:416:GLU:HG3	1.98	0.45
41:CM:139:LEU:HD22	41:CM:139:LEU:HA	1.73	0.45
41:CM:359:ARG:H	41:CM:359:ARG:HG3	1.68	0.45
41:CM:391:ARG:O	41:CM:393:ALA:N	2.49	0.45
40:DA:105:ARG:O	40:DA:110:ILE:N	2.49	0.45
41:DB:102:ALA:C	41:DB:104:GLY:H	2.19	0.45
40:DE:223:THR:H	40:DE:226:ASN:HD22	1.64	0.45
40:DE:336:LYS:HE2	40:DE:336:LYS:HB2	1.39	0.45
40:DF:1:GLN:NE2	41:DN:70:PRO:O	2.49	0.45
40:DF:315:CYS:HA	40:DF:378:SER:HA	1.97	0.45
40:DG:75:ILE:HG22	40:DG:79:ARG:HE	1.81	0.45
40:DG:220:GLU:HB3	40:DG:221:ARG:HH21	1.82	0.45
40:DH:141:PHE:HB3	40:DH:173:PRO:HD3	1.98	0.45
40:DH:167:LEU:HD22	40:DH:200:CYS:HB2	1.99	0.45
40:DH:326:LYS:HE3	41:DP:208:TYR:HB2	1.98	0.45
40:DI:167:LEU:HD12	40:DI:200:CYS:HB3	1.98	0.45

Continued on next page...

Continued from previous page...

Atom-1	Atom-2	Interatomic distance (Å)	Clash overlap (Å)
40:DI:330:ALA:O	40:DI:333:ALA:HB3	2.17	0.45
41:DL:107:THR:OG1	41:DL:108:GLU:N	2.49	0.45
41:DM:15:GLN:O	41:DM:18:ALA:N	2.49	0.45
41:DM:306:ARG:HA	41:DM:306:ARG:HD3	1.66	0.45
41:DN:1:MET:HE3	41:DN:1:MET:HB3	1.91	0.45
41:DN:68:LEU:O	41:DN:69:GLU:HB2	2.15	0.45
41:DP:107:THR:O	41:DP:108:GLU:C	2.55	0.45
41:DP:215:LEU:HD21	41:DP:273:LEU:HD12	1.98	0.45
41:DP:313:VAL:HA	41:DP:369:GLY:HA2	1.96	0.45
40:EG:248:LEU:HD23	40:EG:355:ILE:HD13	1.98	0.45
40:EH:75:ILE:CG2	40:EH:92:LEU:HB3	2.47	0.45
40:EH:100:ALA:O	40:EH:102:ASN:N	2.49	0.45
40:EH:100:ALA:HB3	40:EH:102:ASN:ND2	2.31	0.45
40:EH:193:THR:OG1	40:EH:194:THR:N	2.48	0.45
40:EH:199:ASP:N	40:EH:199:ASP:OD1	2.48	0.45
40:EH:323:VAL:HB	40:EH:355:ILE:HG23	1.99	0.45
40:EI:229:ARG:O	40:EI:230:LEU:C	2.55	0.45
41:EM:19:LYS:HD3	41:EM:19:LYS:HA	1.42	0.45
41:EM:249:ASP:O	41:EM:253:LEU:HB2	2.16	0.45
41:EO:8:GLN:HE21	41:EO:14:ASN:HA	1.81	0.45
41:EP:8:GLN:HE21	41:EP:14:ASN:HA	1.81	0.45
41:EP:335:ASN:O	41:EP:336:LYS:C	2.53	0.45
40:FA:99:ALA:HA	40:FA:105:ARG:HG2	1.97	0.45
40:FA:222:PRO:HB2	40:FA:226:ASN:HB2	1.97	0.45
41:FB:165:ASN:ND2	41:FB:198:GLU:OE1	2.49	0.45
42:FB:502:GTP:HN1	40:FG:228:ASN:HD21	1.62	0.45
40:FG:113:GLU:HG2	40:FG:114:LEU:HG	1.98	0.45
41:FO:25:SER:OG	41:FO:30:ILE:O	2.34	0.45
41:FP:182:PRO:HA	41:FP:381:ILE:HD11	1.97	0.45
40:GA:273:ALA:HB1	40:GA:274:PRO:HD2	1.99	0.45
40:GG:371:GLN:O	40:GG:372:ARG:HG3	2.17	0.45
40:GH:16:ILE:HD11	40:GH:138:PHE:HB3	1.98	0.45
41:GO:152:ILE:HD13	41:GO:164:MET:CE	2.46	0.45
40:HH:179:THR:HB	41:HO:246:LEU:HD21	1.97	0.45
41:HN:156:ARG:HH11	41:HN:164:MET:HG3	1.81	0.45
41:HN:338:SER:O	41:HN:339:SER:C	2.54	0.45
41:HN:392:LYS:HB3	41:HN:392:LYS:HE2	1.72	0.45
41:HQ:13:GLY:HA2	41:HQ:16:ILE:HG22	1.98	0.45
41:IB:134:GLN:HA	41:IB:165:ASN:O	2.16	0.45
41:IN:252:LYS:O	41:IN:256:ASN:ND2	2.49	0.45
41:IP:137:HIS:O	41:IP:168:SER:HA	2.16	0.45

Continued on next page...

Continued from previous page...

Atom-1	Atom-2	Interatomic distance (Å)	Clash overlap (Å)
40:JD:193:THR:HG23	40:JD:194:THR:HG23	1.97	0.45
40:JG:64:ARG:HG3	40:JG:125:LEU:HD12	1.98	0.45
41:JM:143:THR:OG1	43:JM:501:GDP:O1B	2.34	0.45
41:JM:404:ASP:O	41:JM:405:GLU:C	2.54	0.45
40:KA:222:PRO:O	41:KN:322:SER:OG	2.32	0.45
40:KH:116:ASP:N	40:KH:116:ASP:OD1	2.48	0.45
41:KM:138:SER:HA	41:KM:169:VAL:HB	1.97	0.45
40:LA:217:LEU:HD23	40:LA:277:SER:HB3	1.98	0.45
41:LB:322:SER:CB	40:LG:221:ARG:HB3	2.46	0.45
40:LG:419:GLU:H	40:LG:419:GLU:HG3	1.61	0.45
41:LO:178:THR:HB	41:LO:181:GLU:HG3	1.98	0.45
40:MA:326:LYS:HA	40:MA:329:ASN:HD22	1.81	0.45
41:MB:133:PHE:HB2	41:MB:164:MET:SD	2.57	0.45
40:MD:326:LYS:HG2	41:ML:212:PHE:CE2	2.52	0.45
41:MN:272:PRO:HG2	41:MN:364:SER:HA	1.98	0.45
41:NB:36:TYR:CD2	41:NB:44:LEU:HD23	2.51	0.45
41:NB:119:VAL:HA	41:NB:122:LYS:HG2	1.98	0.45
41:NN:174:LYS:HB2	41:NN:205:GLU:HG3	1.97	0.45
41:OB:252:LYS:HD3	40:OG:100:ALA:HA	1.98	0.45
40:OD:76:ASP:O	40:OD:79:ARG:HB3	2.17	0.45
40:OH:236:SER:O	40:OH:240:ALA:HB2	2.16	0.45
41:OL:236:VAL:HG12	41:OL:368:ILE:HD11	1.97	0.45
41:OM:133:PHE:HB2	41:OM:164:MET:HB3	1.98	0.45
41:ON:122:LYS:HD2	41:ON:122:LYS:HA	1.72	0.45
40:PF:247:ALA:HB3	40:PF:355:ILE:HB	1.98	0.45
41:PL:203:ASP:N	41:PL:203:ASP:OD1	2.49	0.45
41:PN:116:VAL:HA	41:PN:119:VAL:HG12	1.98	0.45
41:PO:313:VAL:O	41:PO:349:VAL:HA	2.16	0.45
41:PP:107:THR:O	41:PP:110:ALA:N	2.49	0.45
41:PP:142:GLY:O	41:PP:144:GLY:N	2.49	0.45
41:PP:171:PRO:HG3	41:PP:181:GLU:HB3	1.97	0.45
40:QA:87:PHE:HB3	40:QA:92:LEU:HD11	1.97	0.45
41:QO:27:GLU:OE1	41:QO:241:ARG:NH2	2.49	0.45
41:QO:36:TYR:O	41:QO:37:HIS:ND1	2.49	0.45
40:RA:88:HIS:NE2	40:SA:280:LYS:HD3	2.31	0.45
40:RG:9:VAL:HG12	40:RG:146:GLY:HA2	1.97	0.45
40:RG:231:ILE:O	40:RG:235:VAL:HG23	2.16	0.45
41:RL:224:ASP:O	41:RL:227:HIS:ND1	2.41	0.45
41:RO:7:LEU:HD23	41:RO:151:LEU:HD21	1.97	0.45
41:RP:30:ILE:HD11	41:RP:47:ILE:HD11	1.98	0.45
41:RP:240:LEU:HB3	41:RP:249:ASP:HB3	1.98	0.45

Continued on next page...

Continued from previous page...

Atom-1	Atom-2	Interatomic distance (Å)	Clash overlap (Å)
40:SA:168:GLU:HB3	40:SA:201:ALA:HA	1.97	0.45
41:SB:382:SER:O	41:SB:383:GLU:C	2.54	0.45
40:SG:320:ARG:HH12	40:SG:360:PRO:HB3	1.81	0.45
40:SI:433:GLU:HA	40:SI:436:MET:HG2	1.99	0.45
41:SP:323:MET:HB2	41:SP:326:VAL:HB	1.97	0.45
40:UA:69:ASP:N	40:UA:69:ASP:OD2	2.48	0.45
40:UA:288:VAL:HB	40:UA:327:ASP:HB3	1.99	0.45
40:UE:30:ILE:HG22	40:UE:36:MET:HB2	1.98	0.45
40:UF:100:ALA:HB2	41:UM:251:ARG:HD2	1.96	0.45
40:UI:224:TYR:CD2	41:UP:323:MET:HG3	2.49	0.45
41:UP:24:ILE:HD12	41:UP:24:ILE:HA	1.76	0.45
41:UP:86:ARG:HB3	41:UP:89:ASN:HB2	1.98	0.45
41:VB:120:VAL:HG11	41:VB:155:ILE:HD11	1.97	0.45
40:VF:89:PRO:HD3	40:WE:283:HIS:ND1	2.31	0.45
40:VJ:217:LEU:HD21	40:VJ:366:ASP:HB3	1.98	0.45
41:VN:148:GLY:O	41:VN:152:ILE:HG12	2.16	0.45
40:WA:138:PHE:HZ	40:WA:235:VAL:HG11	1.81	0.45
41:WM:162:ARG:HH11	41:WM:162:ARG:HA	1.81	0.45
41:WM:218:THR:O	41:WM:220:PRO:HD3	2.16	0.45
41:WM:284:LEU:HD12	41:WM:284:LEU:HA	1.81	0.45
41:WN:286:VAL:HB	41:WN:287:PRO:HD3	1.98	0.45
41:WO:290:THR:HB	41:WO:329:GLN:NE2	2.32	0.45
41:WQ:210:ILE:HG12	41:WQ:298:ASN:HA	1.98	0.45
41:WQ:313:VAL:HG12	41:WQ:349:VAL:HG23	1.97	0.45
8:1X:82:ARG:HH12	13:2U:11:LEU:HD12	1.81	0.45
8:1X:181:LEU:HD13	41:UB:80:PRO:HB3	1.98	0.45
10:2G:157:ARG:NH1	41:VQ:51:TYR:O	2.49	0.45
13:2U:79:ILE:HD12	13:2U:164:ARG:HB3	1.98	0.45
13:2V:22:LEU:HD11	13:2V:47:LEU:HG	1.97	0.45
13:2V:176:GLU:H	13:2V:176:GLU:HG2	1.58	0.45
14:3C:36:GLU:N	14:3C:36:GLU:OE1	2.49	0.45
15:3F:173:LYS:HE2	15:3F:173:LYS:HB2	1.49	0.45
17:3O:381:SER:O	17:3O:384:LYS:HG3	2.16	0.45
18:3W:186:ILE:HD12	18:3W:289:THR:HG23	1.98	0.45
22:4J:467:GLU:HG2	22:4J:478:GLY:H	1.81	0.45
24:4O:257:PHE:HB3	40:EE:221:ARG:HB3	1.99	0.45
23:4Q:216:MET:O	23:4Q:217:LYS:C	2.55	0.45
23:4Q:243:LEU:O	23:4Q:244:PRO:C	2.55	0.45
28:5B:180:VAL:CG2	28:5B:215:LEU:HD22	2.46	0.45
29:5D:70:VAL:HG13	29:5D:71:HIS:CD2	2.51	0.45
31:5I:688:ILE:HA	31:5I:711:PHE:H	1.81	0.45

Continued on next page...

Continued from previous page...

Atom-1	Atom-2	Interatomic distance (Å)	Clash overlap (Å)
32:5L:66:LEU:HA	32:5L:69:VAL:HG12	1.99	0.45
38:6C:11:GLU:HG3	38:6D:281:LYS:HE3	1.99	0.45
40:AG:343:PHE:HE2	40:AG:350:GLY:HA3	1.81	0.45
41:AL:1:MET:HB2	41:AL:48:ASN:ND2	2.32	0.45
40:BH:3:GLU:HG3	40:BH:132:LEU:HD13	1.97	0.45
40:BH:367:LEU:HD13	40:BH:367:LEU:HA	1.79	0.45
41:BM:262:ARG:HA	41:BM:264:HIS:CE1	2.51	0.45
41:BM:350:LYS:HD2	41:BM:351:THR:H	1.80	0.45
41:BN:31:ASP:OD1	41:BN:35:THR:N	2.48	0.45
40:CA:401:ARG:HA	40:CA:401:ARG:HD3	1.65	0.45
41:CB:252:LYS:HB2	40:CG:100:ALA:HA	1.97	0.45
41:CB:310:TYR:HA	41:CB:371:SER:HA	1.97	0.45
40:CH:63:PRO:HG3	40:CH:87:PHE:HA	1.97	0.45
40:CH:181:VAL:HG12	41:CO:347:ASN:O	2.16	0.45
41:CO:101:TRP:H	41:CO:184:ASN:ND2	2.13	0.45
41:CP:6:HIS:CD2	41:CP:21:TRP:HE1	2.34	0.45
41:CP:73:MET:HE2	41:CP:73:MET:HB2	1.71	0.45
41:CP:271:ALA:HB3	41:CP:272:PRO:HD3	1.98	0.45
40:DA:77:GLU:C	40:DA:79:ARG:N	2.70	0.45
40:DF:77:GLU:O	40:DF:80:THR:N	2.48	0.45
40:DF:327:ASP:O	40:DF:328:VAL:C	2.54	0.45
40:DH:213:CYS:HB3	40:DH:222:PRO:HB3	1.97	0.45
40:DH:252:LEU:HA	40:DH:255:PHE:CE2	2.50	0.45
40:DH:291:ILE:HB	40:DH:374:VAL:HG13	1.98	0.45
40:DI:287:SER:H	40:DI:290:GLU:HB2	1.81	0.45
41:DL:54:ALA:HB1	41:EL:282:ARG:O	2.17	0.45
41:DM:259:PRO:HG3	41:DM:311:LEU:HD11	1.98	0.45
41:DM:321:MET:HE3	41:DM:321:MET:HB3	1.76	0.45
41:DP:239:CYS:C	41:DP:241:ARG:H	2.19	0.45
41:DP:330:MET:HE2	41:DP:330:MET:HB2	1.90	0.45
40:EA:21:TRP:HZ2	40:EA:65:ALA:HB2	1.80	0.45
40:EA:38:SER:OG	40:EA:39:ASP:N	2.48	0.45
41:EB:7:LEU:O	41:EB:135:LEU:HA	2.16	0.45
40:EE:271:THR:HB	40:EE:301:GLN:HA	1.98	0.45
40:EH:57:GLY:O	40:EH:58:ALA:HB3	2.16	0.45
40:EH:217:LEU:HD21	40:EH:367:LEU:HG	1.97	0.45
40:EH:255:PHE:C	40:EH:257:THR:H	2.20	0.45
40:EH:376:MET:SD	40:EH:378:SER:HB3	2.56	0.45
40:EI:288:VAL:HG11	40:EI:327:ASP:CB	2.45	0.45
41:EM:287:PRO:HD3	41:EM:325:GLU:HG2	1.98	0.45
40:FA:177:VAL:H	41:FN:331:LEU:HD12	1.81	0.45

Continued on next page...

Continued from previous page...

Atom-1	Atom-2	Interatomic distance (Å)	Clash overlap (Å)
41:FB:398:TYR:HD1	41:FB:408:PHE:HZ	1.63	0.45
40:FH:11:GLN:HG3	40:FH:74:VAL:HG11	1.97	0.45
41:FO:66:VAL:HG21	41:FO:151:LEU:HD21	1.98	0.45
40:GA:224:TYR:CE2	41:GN:323:MET:HG2	2.51	0.45
40:GH:194:THR:O	40:GH:195:LEU:C	2.55	0.45
40:GI:122:ILE:HD13	40:GI:157:LEU:HD11	1.98	0.45
40:GI:274:PRO:CB	40:GI:370:VAL:HG11	2.47	0.45
41:GN:58:LYS:HE3	41:GN:58:LYS:HB3	1.37	0.45
41:GO:189:VAL:O	41:GO:193:VAL:HG23	2.16	0.45
40:HF:134:GLY:HA3	40:HF:165:SER:O	2.15	0.45
40:HH:370:VAL:HG12	40:HH:372:ARG:H	1.81	0.45
40:HI:217:LEU:HB3	40:HI:219:ILE:HG22	1.98	0.45
41:HP:294:PHE:HE1	41:HP:313:VAL:HG11	1.80	0.45
41:HQ:372:THR:HG21	41:HQ:426:GLY:HA3	1.98	0.45
41:IB:235:GLY:HA3	41:IB:366:THR:HG21	1.98	0.45
40:IG:71:GLU:HB3	40:IG:98:ASP:HA	1.99	0.45
41:IM:221:THR:OG1	41:IM:224:ASP:OD1	2.23	0.45
40:JA:180:ALA:HB3	40:JA:183:GLU:HG3	1.98	0.45
41:JB:232:THR:HG22	41:JB:270:PHE:HB2	1.98	0.45
40:JD:362:VAL:HG21	40:JD:369:LYS:HA	1.98	0.45
40:JF:206:ASN:ND2	40:JF:227:LEU:HD21	2.31	0.45
40:JG:274:PRO:HG3	40:JG:286:LEU:HD12	1.98	0.45
40:JH:138:PHE:HZ	40:JH:235:VAL:HG11	1.81	0.45
40:JH:158:SER:OG	40:JH:166:LYS:NZ	2.41	0.45
41:JM:21:TRP:CD1	41:JM:85:PHE:HE1	2.34	0.45
41:JM:188:SER:O	41:JM:189:VAL:C	2.54	0.45
41:JN:253:LEU:O	41:JN:257:MET:HB2	2.16	0.45
40:KA:269:LEU:HD13	40:KA:303:VAL:HG12	1.98	0.45
40:KD:53:PHE:HB3	40:KD:61:HIS:HB3	1.98	0.45
41:KL:420:ASN:HB2	41:KL:421:PRO:HD3	1.98	0.45
41:KP:210:ILE:O	41:KP:214:THR:OG1	2.28	0.45
40:LA:209:ILE:HA	40:LA:212:ILE:HG12	1.99	0.45
40:LG:188:ILE:HD12	40:LG:424:MET:HG2	1.98	0.45
40:MF:157:LEU:HD23	40:MF:157:LEU:HA	1.76	0.45
40:MF:313:MET:HA	40:MF:344:VAL:HG22	1.98	0.45
41:ML:178:THR:HB	41:ML:181:GLU:HG2	1.97	0.45
41:MM:176:SER:OG	41:MM:178:THR:O	2.34	0.45
41:MN:293:MET:HG3	41:MN:367:PHE:HB2	1.98	0.45
41:MN:311:LEU:HD21	41:MN:425:ARG:HB3	1.99	0.45
40:NA:271:THR:OG1	40:NA:376:MET:HB3	2.16	0.45
41:NB:170:VAL:HG11	41:NB:377:LEU:HD21	1.98	0.45

Continued on next page...

Continued from previous page...

Atom-1	Atom-2	Interatomic distance (Å)	Clash overlap (Å)
40:ND:253:THR:HG21	41:NL:96:GLY:HA3	1.96	0.45
40:ND:287:SER:OG	40:ND:288:VAL:N	2.47	0.45
40:NE:73:THR:HA	40:NE:76:ASP:HB2	1.99	0.45
40:NG:258:ASN:OD1	41:NO:99:ASN:ND2	2.39	0.45
41:NM:257:MET:O	41:NM:370:ASN:ND2	2.49	0.45
41:NN:226:ASN:N	43:NN:502:GDP:HN21	2.13	0.45
40:OD:213:CYS:O	40:OD:219:ILE:N	2.43	0.45
40:OF:107:HIS:CD2	40:OF:152:LEU:HB2	2.52	0.45
40:OF:262:TYR:HE1	41:ON:393:ALA:HA	1.82	0.45
40:OH:305:CYS:O	40:OH:306:ASP:C	2.54	0.45
41:OL:210:ILE:HG12	41:OL:298:ASN:HA	1.98	0.45
41:OM:239:CYS:HB3	41:OM:247:ASN:HA	1.97	0.45
41:OP:64:VAL:HG21	41:OP:120:VAL:HG22	1.98	0.45
41:OP:211:CYS:HA	41:OP:215:LEU:HB3	1.98	0.45
40:PA:103:TYR:HE1	40:PA:148:GLY:HA2	1.82	0.45
40:PA:190:THR:O	40:PA:194:THR:HG23	2.16	0.45
41:PB:19:LYS:HG3	41:PB:22:GLU:HG3	1.96	0.45
40:PD:243:ARG:HG3	40:PD:244:PHE:CD2	2.52	0.45
40:PF:394:PHE:CD2	40:PF:421:ARG:HD3	2.51	0.45
40:PG:228:ASN:HA	40:PG:231:ILE:HD12	1.98	0.45
40:PH:242:LEU:H	40:PH:242:LEU:HD23	1.82	0.45
41:PO:19:LYS:O	41:PO:22:GLU:HB3	2.16	0.45
41:PP:234:SER:O	41:PP:241:ARG:NH2	2.49	0.45
41:QB:7:LEU:O	41:QB:135:LEU:HA	2.16	0.45
41:QB:154:LYS:HB2	41:QB:154:LYS:HE2	1.54	0.45
41:QB:251:ARG:O	41:QB:252:LYS:C	2.53	0.45
40:QE:31:GLN:NE2	40:QE:35:GLN:OE1	2.48	0.45
41:QM:293:MET:HE3	41:QM:367:PHE:HD1	1.82	0.45
41:QN:21:TRP:HZ2	41:QN:63:ALA:HB2	1.80	0.45
41:QO:139:LEU:HD12	41:QO:170:VAL:HG22	1.97	0.45
40:RF:185:TYR:HE2	40:RF:403:PHE:HB2	1.80	0.45
40:RI:229:ARG:NH2	40:RI:366:ASP:OD1	2.49	0.45
41:RL:310:TYR:HD1	41:RL:371:SER:HB2	1.79	0.45
41:RM:20:PHE:O	41:RM:24:ILE:HG12	2.16	0.45
41:RP:289:LEU:HD22	41:RP:365:ALA:HB2	1.97	0.45
40:SA:138:PHE:HE2	40:SA:235:VAL:HG21	1.82	0.45
41:SB:240:LEU:HD23	41:SB:240:LEU:H	1.81	0.45
40:SE:12:ALA:O	40:SE:16:ILE:HD12	2.16	0.45
41:SP:36:TYR:OH	41:SP:40:SER:O	2.33	0.45
40:TA:285:GLN:HB3	40:TA:287:SER:HB3	1.97	0.45
40:TE:188:ILE:HG13	40:TE:420:ALA:HB1	1.98	0.45

Continued on next page...

Continued from previous page...

Atom-1	Atom-2	Interatomic distance (Å)	Clash overlap (Å)
40:TH:188:ILE:HG22	40:TH:420:ALA:HB1	1.99	0.45
41:TM:166:THR:HG23	41:TM:199:THR:HG23	1.98	0.45
41:TP:60:VAL:HG11	41:TP:86:ARG:HH21	1.80	0.45
41:TP:226:ASN:ND2	43:TP:501:GDP:O6	2.49	0.45
40:UA:64:ARG:NH1	40:UA:128:GLN:OE1	2.46	0.45
40:UA:406:TRP:CE2	41:UN:255:VAL:HA	2.50	0.45
41:UB:331:LEU:HD12	40:UG:177:VAL:HA	1.97	0.45
40:UG:119:LEU:HD22	40:UG:156:ARG:HG2	1.98	0.45
40:UG:231:ILE:HA	40:UG:234:ILE:HG22	1.98	0.45
40:UI:11:GLN:HA	40:UI:74:VAL:HG11	1.97	0.45
40:UI:72:PRO:HB2	40:UI:73:THR:H	1.55	0.45
41:UN:12:CYS:O	41:UN:16:ILE:HG12	2.17	0.45
41:UO:7:LEU:HD12	41:UO:151:LEU:HD21	1.98	0.45
41:UP:173:PRO:HB2	41:UP:174:LYS:H	1.64	0.45
41:UP:362:LYS:HE2	41:UP:362:LYS:HB2	1.43	0.45
41:VB:272:PRO:HG3	41:VB:364:SER:HB2	1.98	0.45
40:VH:112:LYS:HA	40:VH:115:ILE:HG22	1.98	0.45
40:VH:211:ASP:O	40:VH:215:ARG:HB2	2.16	0.45
41:WB:222:TYR:HD1	41:WB:225:LEU:HD12	1.80	0.45
41:WB:313:VAL:HB	41:WB:349:VAL:HG22	1.98	0.45
40:WE:255:PHE:CZ	40:WE:318:LEU:HD21	2.52	0.45
40:WG:220:GLU:OE2	40:WG:220:GLU:N	2.49	0.45
40:WH:139:HIS:NE2	40:WH:168:GLU:OE2	2.49	0.45
40:WI:138:PHE:HZ	40:WI:235:VAL:HG21	1.82	0.45
41:WQ:167:PHE:CE2	41:WQ:233:MET:HG2	2.51	0.45
7:1S:193:LYS:NZ	40:VA:58:ALA:HB1	2.31	0.45
8:1X:100:LEU:HD22	11:2I:250:ILE:HA	1.98	0.45
11:2I:229:LYS:HB3	11:2I:229:LYS:HE3	1.75	0.45
11:2J:43:LYS:HG2	41:ML:338:SER:HB3	1.98	0.45
11:2K:255:LYS:HB3	11:2K:255:LYS:HE2	1.87	0.45
13:2W:69:LEU:O	13:2W:71:ILE:HG12	2.17	0.45
14:3A:53:VAL:HG22	40:MF:440:GLU:HG3	1.96	0.45
17:3R:248:ARG:HA	17:3R:248:ARG:HD2	1.83	0.45
18:3T:325:THR:HG23	18:3U:71:ARG:NH2	2.31	0.45
20:4A:224:GLU:H	20:4A:224:GLU:HG3	1.61	0.45
21:4F:223:TYR:CE2	40:BE:46:ASP:HA	2.52	0.45
22:4J:462:THR:HG21	22:4J:483:ARG:HG3	1.97	0.45
23:4N:94:TYR:CZ	23:4N:96:GLY:HA3	2.51	0.45
26:4W:5:GLU:OE2	26:4W:82:TYR:OH	2.28	0.45
27:4Y:260:PRO:HA	27:4Y:263:HIS:ND1	2.32	0.45
35:5T:188:ARG:NH2	41:KM:74:ASP:OD2	2.44	0.45

Continued on next page...

Continued from previous page...

Atom-1	Atom-2	Interatomic distance (Å)	Clash overlap (Å)
40:AF:217:LEU:HA	40:AF:277:SER:HB3	1.98	0.45
41:BB:263:LEU:HD22	41:BB:422:VAL:HG23	1.98	0.45
40:BE:45:GLY:O	40:BE:47:ASP:N	2.49	0.45
40:BE:400:LYS:H	40:BE:400:LYS:HG2	1.59	0.45
40:BF:28:HIS:CE1	40:BF:243:ARG:HD2	2.52	0.45
40:BH:69:ASP:HB2	40:BH:75:ILE:HD12	1.98	0.45
41:BL:276:ARG:HE	41:BL:276:ARG:HB3	1.52	0.45
41:BM:372:THR:HA	41:BM:422:VAL:HG22	1.97	0.45
41:BN:100:ASN:HB3	41:BN:103:LYS:HB2	1.97	0.45
41:BP:201:CYS:O	41:BP:201:CYS:SG	2.75	0.45
41:BP:285:THR:O	41:BP:288:GLU:N	2.49	0.45
41:BP:402:GLY:O	41:BP:403:MET:C	2.53	0.45
41:CB:20:PHE:HA	41:CB:230:SER:HB3	1.98	0.45
40:CE:320:ARG:HH22	40:CE:360:PRO:HA	1.82	0.45
40:CF:264:ARG:NH2	40:CF:423:ASP:OD1	2.49	0.45
40:CH:237:SER:HB3	40:CH:375:CYS:HB3	1.98	0.45
40:CI:128:GLN:HE22	40:DI:285:GLN:HB3	1.81	0.45
41:CP:126:SER:O	41:CP:128:ASP:N	2.50	0.45
41:CP:278:SER:HA	41:CP:281:TYR:HD2	1.81	0.45
40:DA:344:VAL:HG22	40:DA:345:ASP:H	1.82	0.45
40:DA:352:LYS:HA	40:DA:352:LYS:HD2	1.55	0.45
41:DB:325:GLU:O	41:DB:326:VAL:C	2.54	0.45
40:DE:22:GLU:O	40:DE:26:LEU:HG	2.16	0.45
40:DE:256:GLN:HG2	40:DE:257:THR:N	2.31	0.45
40:DF:70:LEU:HD13	40:DF:99:ALA:HB2	1.98	0.45
40:DF:358:GLN:O	40:DF:359:PRO:C	2.55	0.45
40:DH:3:GLU:HB2	40:DH:129:CYS:SG	2.56	0.45
40:DH:24:TYR:HE1	40:DH:243:ARG:HH21	1.64	0.45
40:DI:273:ALA:O	40:DI:275:VAL:HG22	2.15	0.45
41:DL:321:MET:HE3	41:DL:321:MET:HB3	1.62	0.45
41:DN:26:ASP:O	41:DN:27:GLU:C	2.54	0.45
41:DN:375:GLN:HB2	41:DN:422:VAL:HG11	1.98	0.45
41:DO:163:ILE:HG21	41:DO:250:LEU:HB3	1.98	0.45
41:EB:134:GLN:HA	41:EB:165:ASN:O	2.16	0.45
40:EE:277:SER:O	40:EE:279:GLU:N	2.50	0.45
40:EH:247:ALA:O	40:EH:249:ASN:N	2.49	0.45
40:EH:254:GLU:O	40:EH:257:THR:N	2.49	0.45
40:EI:104:ALA:O	40:EI:105:ARG:C	2.54	0.45
40:EI:133:GLN:NE2	40:EI:242:LEU:HD22	2.31	0.45
41:EM:132:GLY:HA2	41:EM:162:ARG:HB2	1.97	0.45
41:EN:286:VAL:HG22	41:EN:363:MET:HE3	1.97	0.45

Continued on next page...

Continued from previous page...

Atom-1	Atom-2	Interatomic distance (Å)	Clash overlap (Å)
41:EO:134:GLN:HG3	41:EO:165:ASN:HD22	1.81	0.45
40:FA:255:PHE:CZ	40:FA:318:LEU:HD21	2.51	0.45
40:GA:139:HIS:NE2	40:GA:168:GLU:OE2	2.50	0.45
40:GA:404:VAL:HG13	40:GA:417:PHE:HE2	1.82	0.45
40:GE:431:TYR:O	40:GE:434:VAL:HG22	2.16	0.45
40:GF:124:LYS:NZ	40:HF:284:GLU:OE2	2.49	0.45
40:GF:326:LYS:HD2	41:GN:208:TYR:CG	2.52	0.45
40:GH:99:ALA:O	40:GH:100:ALA:C	2.54	0.45
41:GP:309:ARG:H	41:GP:372:THR:HG1	1.65	0.45
41:HB:46:ARG:HH21	40:HG:73:THR:HA	1.81	0.45
40:HF:301:GLN:HG2	40:HF:303:VAL:HG12	1.99	0.45
40:HG:213:CYS:HA	40:HG:217:LEU:HD23	1.97	0.45
40:HH:288:VAL:HB	40:HH:327:ASP:HB3	1.97	0.45
41:HO:2:ARG:HB3	41:HO:131:GLN:HE22	1.81	0.45
41:IB:91:VAL:HG12	41:IB:112:LEU:HD11	1.97	0.45
41:IB:100:ASN:HD21	41:IB:397:TRP:HB3	1.80	0.45
41:IB:255:VAL:HG12	40:IG:406:TRP:CD2	2.51	0.45
40:IE:79:ARG:NH2	40:IE:92:LEU:O	2.49	0.45
40:IH:247:ALA:O	41:IP:11:GLN:NE2	2.49	0.45
41:IQ:240:LEU:HD23	41:IQ:240:LEU:H	1.81	0.45
40:JD:75:ILE:HD11	40:JD:92:LEU:HB3	1.99	0.45
40:JG:116:ASP:N	40:JG:116:ASP:OD1	2.48	0.45
41:JM:286:VAL:HB	41:JM:287:PRO:HD3	1.98	0.45
41:KL:35:THR:HB	41:KL:37:HIS:CE1	2.51	0.45
41:KL:269:GLY:HA2	41:KL:300:MET:HG3	1.99	0.45
41:KM:237:THR:O	41:KM:241:ARG:NH1	2.49	0.45
41:LB:289:LEU:HD11	41:LB:363:MET:HG2	1.97	0.45
40:LE:258:ASN:ND2	41:LM:179:VAL:HG12	2.31	0.45
40:LF:209:ILE:HG12	40:LF:302:MET:HG3	1.97	0.45
40:LG:166:LYS:HE2	40:LG:166:LYS:HB2	1.57	0.45
40:LG:206:ASN:HD22	40:LG:206:ASN:HA	1.61	0.45
40:LG:246:GLY:HA3	40:LG:356:ASN:HA	1.97	0.45
40:LH:215:ARG:NH2	40:LH:299:ALA:O	2.40	0.45
41:LO:60:VAL:HG11	41:LO:86:ARG:HG2	1.98	0.45
41:LP:252:LYS:HA	41:LP:255:VAL:HG12	1.98	0.45
40:ME:6:SER:O	40:ME:65:ALA:HA	2.17	0.45
40:ME:7:VAL:HG12	40:ME:66:VAL:HB	1.98	0.45
40:MF:175:PRO:HG3	40:MF:304:LYS:HG2	1.97	0.45
40:MG:175:PRO:HG3	40:MG:304:LYS:HB2	1.97	0.45
40:MH:75:ILE:HD12	40:MH:94:THR:HG23	1.97	0.45
40:MH:90:GLU:O	40:MH:91:GLN:C	2.55	0.45

Continued on next page...

Continued from previous page...

Atom-1	Atom-2	Interatomic distance (Å)	Clash overlap (Å)
40:MH:357:TYR:O	40:MH:358:GLN:C	2.55	0.45
41:NB:83:GLN:O	41:OB:281:TYR:OH	2.25	0.45
40:ND:397:MET:O	40:ND:398:TYR:C	2.54	0.45
40:NF:228:ASN:ND2	42:NM:501:GTP:HN1	2.14	0.45
41:NN:125:GLU:OE2	41:ON:291:GLN:NE2	2.44	0.45
41:NP:271:ALA:HA	41:NP:273:LEU:HD23	1.98	0.45
41:OB:2:ARG:HH22	40:OG:71:GLU:HB2	1.81	0.45
40:OE:20:CYS:HA	40:OE:232:SER:HB2	1.98	0.45
40:OG:318:LEU:H	40:OG:374:VAL:HG23	1.81	0.45
41:ON:130:LEU:O	41:ON:162:ARG:NE	2.43	0.45
41:ON:377:LEU:HG	41:ON:380:ARG:NH2	2.31	0.45
40:PA:195:LEU:HD11	40:PA:427:LEU:HD22	1.98	0.45
41:PB:267:MET:HG3	41:PB:301:ALA:HB3	1.98	0.45
40:PF:122:ILE:HD13	40:PF:125:LEU:HD12	1.99	0.45
40:PF:180:ALA:HA	41:PM:256:ASN:HD21	1.82	0.45
41:PL:253:LEU:O	41:PL:257:MET:HB2	2.17	0.45
41:PO:3:GLU:OE2	41:PO:127:CYS:HB3	2.16	0.45
41:PO:257:MET:HB3	41:PO:266:PHE:CZ	2.52	0.45
40:QA:296:PHE:HD2	40:QA:341:ILE:HG12	1.81	0.45
41:QB:116:VAL:HA	41:QB:119:VAL:HG22	1.98	0.45
41:QB:325:GLU:HG2	40:QG:221:ARG:NH1	2.29	0.45
40:QF:116:ASP:N	40:QF:116:ASP:OD1	2.47	0.45
41:QN:104:GLY:HA2	41:QN:109:GLY:HA3	1.98	0.45
41:QP:30:ILE:HG12	41:QP:36:TYR:HB3	1.98	0.45
41:QP:314:ALA:HB3	41:QP:368:ILE:HD12	1.98	0.45
41:QP:424:THR:O	41:QP:428:CYS:HB3	2.16	0.45
40:RA:5:ILE:HB	40:RA:135:PHE:HD1	1.81	0.45
40:RF:100:ALA:HB2	41:RM:251:ARG:HG3	1.97	0.45
41:RL:323:MET:O	41:RL:326:VAL:HB	2.17	0.45
41:RO:172:SER:OG	41:RO:175:VAL:O	2.34	0.45
41:SB:180:VAL:HB	41:SB:183:TYR:HB2	1.98	0.45
41:SB:325:GLU:HG2	40:SG:221:ARG:HH22	1.81	0.45
40:SG:258:ASN:HA	41:SO:179:VAL:HG21	1.97	0.45
40:SG:287:SER:OG	40:SG:290:GLU:OE1	2.34	0.45
40:SI:222:PRO:O	41:SP:322:SER:OG	2.24	0.45
41:SL:121:ARG:HA	41:SL:124:ALA:HB3	1.97	0.45
41:SM:164:MET:N	41:SM:164:MET:SD	2.89	0.45
41:SO:170:VAL:HG21	41:SO:377:LEU:HG	1.98	0.45
41:SO:345:ILE:O	41:SO:348:ASN:ND2	2.49	0.45
41:SP:322:SER:OG	41:SP:323:MET:N	2.50	0.45
40:TF:70:LEU:HD12	40:TF:145:THR:HG23	1.98	0.45

Continued on next page...

Continued from previous page...

Atom-1	Atom-2	Interatomic distance (Å)	Clash overlap (Å)
40:TG:121:ARG:O	40:TG:124:LYS:HG3	2.17	0.45
40:UA:60:LYS:HE2	40:VA:283:HIS:CD2	2.51	0.45
40:UE:270:ALA:HA	40:UE:376:MET:O	2.16	0.45
40:UG:102:ASN:ND2	40:UG:410:GLU:OE1	2.48	0.45
40:UI:211:ASP:O	40:UI:212:ILE:C	2.53	0.45
40:UI:306:ASP:HB3	40:UI:309:HIS:CG	2.51	0.45
40:UI:347:CYS:O	40:UI:348:PRO:C	2.54	0.45
40:UI:363:VAL:O	40:UI:364:PRO:C	2.54	0.45
41:UN:49:VAL:HG11	41:UN:241:ARG:HG2	1.99	0.45
41:UO:253:LEU:O	41:UO:257:MET:CB	2.62	0.45
40:VA:217:LEU:HD12	40:VA:366:ASP:HB2	1.98	0.45
40:VA:222:PRO:HD2	41:VO:324:LYS:HD3	1.98	0.45
41:VB:40:SER:HB3	41:VB:43:GLN:HB2	1.97	0.45
41:VB:310:TYR:HB2	41:VB:341:PHE:HD1	1.82	0.45
40:VG:205:ASP:OD2	40:VG:206:ASN:N	2.49	0.45
40:VI:419:GLU:HA	40:VI:422:GLU:HG2	1.98	0.45
40:VJ:332:ILE:HD12	40:VJ:351:PHE:CD2	2.51	0.45
41:VN:6:HIS:O	41:VN:63:ALA:HA	2.16	0.45
41:VN:66:VAL:HG12	41:VN:91:VAL:HB	1.98	0.45
40:WE:46:ASP:N	40:WE:46:ASP:OD1	2.47	0.45
40:WG:234:ILE:HD11	40:WG:272:TYR:HB2	1.99	0.45
40:WG:262:TYR:OH	41:WO:391:ARG:O	2.30	0.45
40:WI:185:TYR:HE1	40:WI:397:MET:HG2	1.82	0.45
41:WM:235:GLY:O	41:WM:236:VAL:C	2.54	0.45
41:WN:169:VAL:HA	41:WN:202:ILE:O	2.16	0.45
41:WN:303:CYS:O	41:WN:304:ASP:C	2.55	0.45
7:1T:174:PHE:CZ	7:1T:187:LEU:HB2	2.51	0.45
7:1T:336:GLU:HG2	7:1T:378:HIS:HD2	1.82	0.45
11:2I:151:TYR:CE1	40:MG:428:GLU:HB3	2.51	0.45
11:2I:174:ASN:HA	11:2I:177:GLN:CD	2.37	0.45
12:2O:246:TYR:HE1	41:AM:261:PRO:HB2	1.82	0.45
13:2W:14:LEU:HB3	13:2W:165:VAL:HG23	1.98	0.45
14:3A:42:ILE:HG12	14:3A:49:LEU:HD22	1.97	0.45
15:3H:387:GLU:HG2	15:3H:388:VAL:HG13	1.98	0.45
16:3L:360:GLN:HB3	18:3V:237:ASP:HA	1.99	0.45
17:3P:286:GLY:HA2	17:3P:289:ARG:HD2	1.98	0.45
17:3R:251:GLN:HE21	17:3R:251:GLN:HB3	1.53	0.45
18:3T:376:ARG:HG3	18:3U:102:LYS:HE3	1.99	0.45
18:3W:183:ILE:O	18:3W:187:GLN:HG2	2.16	0.45
21:4D:433:ASP:HA	21:4D:436:ARG:HG3	1.98	0.45
21:4E:260:ARG:NH2	21:4E:278:VAL:O	2.50	0.45

Continued on next page...

Continued from previous page...

Atom-1	Atom-2	Interatomic distance (Å)	Clash overlap (Å)
21:4F:477:SER:CB	21:4F:480:GLU:HB2	2.46	0.45
22:4I:543:SER:HA	22:4I:601:THR:HG21	1.98	0.45
22:4I:591:VAL:O	22:4I:593:LYS:NZ	2.50	0.45
22:4I:663:LYS:HD3	22:4I:663:LYS:HA	1.52	0.45
22:4J:358:GLU:HA	22:4J:361:LYS:HD2	1.97	0.45
22:4J:654:PRO:O	22:4J:655:SER:C	2.55	0.45
22:4K:579:TYR:OH	22:4K:607:ARG:NH2	2.50	0.45
23:4R:205:LEU:O	23:4R:206:SER:C	2.55	0.45
23:4R:259:ARG:HH21	40:EI:365:GLY:HA2	1.82	0.45
25:4T:429:CYS:O	25:4T:433:THR:OG1	2.34	0.45
27:4Z:86:LEU:HD23	27:4Z:244:VAL:HG13	1.97	0.45
34:5R:440:ARG:HD3	34:5R:440:ARG:HA	1.35	0.45
39:6K:66:ARG:NH2	41:OL:38:GLY:O	2.50	0.45
39:6K:150:MET:O	39:6K:154:VAL:HG23	2.17	0.45
40:AA:229:ARG:HH11	40:AA:363:VAL:HG21	1.81	0.45
41:AB:103:LYS:O	41:AB:107:THR:OG1	2.34	0.45
41:AB:281:TYR:CD2	41:MB:87:PRO:HD3	2.51	0.45
40:AH:318:LEU:O	40:AH:374:VAL:HA	2.16	0.45
41:AO:82:GLY:O	41:AO:84:ILE:N	2.50	0.45
41:AO:97:ALA:O	41:AO:100:ASN:N	2.48	0.45
41:BB:6:HIS:HD2	41:BB:134:GLN:HE21	1.63	0.45
40:BE:5:ILE:HG21	40:BE:122:ILE:HG23	1.98	0.45
40:BE:217:LEU:O	40:BE:219:ILE:HG13	2.17	0.45
40:BF:276:ILE:HD12	40:BF:281:ALA:HA	1.99	0.45
40:BH:402:ALA:O	40:BH:404:VAL:N	2.50	0.45
40:BI:49:PHE:O	40:BI:50:ASN:C	2.55	0.45
41:BL:273:LEU:HD23	41:BL:273:LEU:HA	1.81	0.45
41:BM:318:ARG:H	41:BM:321:MET:HE3	1.82	0.45
41:BO:142:GLY:O	41:BO:143:THR:C	2.55	0.45
41:BO:143:THR:HG22	41:BO:147:MET:HE2	1.98	0.45
40:CA:14:VAL:HG22	40:CA:67:PHE:HB3	1.97	0.45
41:CB:318:ARG:HA	41:CB:354:CYS:HB3	1.99	0.45
41:CN:101:TRP:O	41:CN:102:ALA:C	2.54	0.45
41:CO:1:MET:O	41:CO:3:GLU:HG2	2.16	0.45
41:CO:226:ASN:ND2	43:CO:501:GDP:HN1	2.15	0.45
41:CP:90:PHE:O	41:CP:91:VAL:C	2.53	0.45
40:DA:51:THR:OG1	40:DA:52:PHE:N	2.48	0.45
40:DA:311:LYS:HB2	40:DA:311:LYS:HE3	1.77	0.45
41:DB:54:ALA:HB1	41:EB:282:ARG:O	2.16	0.45
41:DB:192:LEU:O	41:DB:193:VAL:C	2.55	0.45
40:DE:268:PRO:HA	40:DE:379:ASN:HA	1.97	0.45

Continued on next page...

Continued from previous page...

Atom-1	Atom-2	Interatomic distance (Å)	Clash overlap (Å)
40:DE:319:TYR:O	40:DE:355:ILE:HA	2.17	0.45
40:DF:1:GLN:HG2	40:DF:2:ARG:N	2.25	0.45
40:DF:252:LEU:HA	40:DF:255:PHE:HE2	1.81	0.45
40:DF:349:THR:HG23	41:DN:179:VAL:O	2.17	0.45
41:DL:312:THR:O	41:DL:370:ASN:N	2.49	0.45
41:DM:207:LEU:O	41:DM:210:ILE:N	2.49	0.45
41:DN:3:GLU:HG2	41:DN:49:VAL:HA	1.98	0.45
41:DN:68:LEU:HD12	41:DN:147:MET:HE2	1.99	0.45
41:DN:176:SER:OG	41:DN:177:ASP:N	2.46	0.45
41:DN:205:GLU:HA	41:DN:208:TYR:HD2	1.80	0.45
41:DP:137:HIS:NE2	41:DP:168:SER:HB3	2.31	0.45
41:DP:142:GLY:O	41:DP:144:GLY:N	2.49	0.45
41:DP:151:LEU:HD13	41:DP:151:LEU:HA	1.80	0.45
41:DP:209:ASP:O	41:DP:210:ILE:C	2.53	0.45
41:EB:248:ALA:HA	41:EB:252:LYS:HG2	1.98	0.45
40:EE:262:TYR:CZ	41:EM:393:ALA:HB2	2.52	0.45
40:EH:96:LYS:HB3	40:EH:96:LYS:HE3	1.33	0.45
40:EH:112:LYS:H	40:EH:112:LYS:HG3	1.42	0.45
40:EH:273:ALA:HB3	40:EH:374:VAL:H	1.80	0.45
40:EI:225:THR:OG1	40:EI:226:ASN:N	2.49	0.45
40:EI:317:LEU:HD12	40:EI:374:VAL:HG21	1.99	0.45
40:EI:333:ALA:O	40:EI:336:LYS:N	2.43	0.45
40:FA:100:ALA:HB2	41:FN:251:ARG:HG3	1.98	0.45
40:FA:300:ASN:HD22	40:FA:300:ASN:HA	1.56	0.45
40:FI:3:GLU:OE2	40:FI:129:CYS:HB3	2.16	0.45
41:FN:108:GLU:HA	41:FN:111:GLU:HB2	1.99	0.45
41:FP:58:LYS:HE2	41:GP:280:GLN:HE22	1.81	0.45
41:FP:222:TYR:HB3	43:FP:501:GDP:C6	2.52	0.45
40:GA:207:GLU:HA	40:GA:210:TYR:HB2	1.98	0.45
41:GB:138:SER:OG	43:GB:501:GDP:O1A	2.34	0.45
40:GH:49:PHE:HE2	40:GH:55:GLU:HB2	1.80	0.45
40:GH:215:ARG:HD3	40:GH:215:ARG:HA	1.29	0.45
40:GI:115:ILE:HG12	40:GI:152:LEU:HG	1.99	0.45
40:GI:130:THR:OG1	40:GI:131:GLY:N	2.49	0.45
40:GI:235:VAL:O	40:GI:239:THR:HG22	2.17	0.45
40:GI:380:THR:C	40:GI:382:ALA:H	2.20	0.45
41:GN:181:GLU:N	41:GN:182:PRO:HD2	2.30	0.45
41:GN:415:MET:HE3	41:GN:415:MET:HB3	1.80	0.45
40:HA:393:LYS:HD2	41:HN:346:PRO:HG3	1.99	0.45
41:HB:215:LEU:HB3	41:HB:217:LEU:HD23	1.97	0.45
40:HI:89:PRO:HD3	40:II:283:HIS:ND1	2.31	0.45

Continued on next page...

Continued from previous page...

Atom-1	Atom-2	Interatomic distance (Å)	Clash overlap (Å)
41:HN:336:LYS:HB3	41:HN:336:LYS:HE3	1.45	0.45
41:HQ:152:ILE:HD11	41:HQ:164:MET:HG2	1.98	0.45
40:IE:217:LEU:HD12	40:IE:366:ASP:OD2	2.17	0.45
41:IO:3:GLU:HA	41:IO:49:VAL:HA	1.98	0.45
41:IO:313:VAL:HB	41:IO:349:VAL:HG22	1.97	0.45
40:JE:359:PRO:HA	40:JE:360:PRO:HD3	1.87	0.45
40:JH:3:GLU:HA	40:JH:51:THR:HA	1.99	0.45
40:JH:70:LEU:HB2	40:JH:145:THR:HG22	1.98	0.45
41:JL:67:ASP:HA	41:JL:143:THR:HG21	1.98	0.45
41:JM:288:GLU:HG3	41:JM:289:LEU:N	2.29	0.45
41:JO:205:GLU:OE1	41:JO:205:GLU:N	2.50	0.45
41:KB:313:VAL:O	41:KB:349:VAL:HA	2.15	0.45
40:KD:174:ALA:HB3	40:KD:178:SER:H	1.80	0.45
40:KE:206:ASN:OD1	42:KE:501:GTP:O2'	2.33	0.45
40:KG:389:ARG:O	40:KG:393:LYS:HG2	2.17	0.45
41:KL:417:ASP:O	41:KL:418:LEU:C	2.55	0.45
41:KL:427:ALA:O	41:KL:428:CYS:C	2.54	0.45
41:LL:134:GLN:HE21	41:LL:167:PHE:HE2	1.62	0.45
41:LL:362:LYS:HD2	41:LL:362:LYS:HA	1.74	0.45
41:LM:7:LEU:HD23	41:LM:64:VAL:HB	1.99	0.45
40:MA:181:VAL:CG1	41:MN:348:ASN:HA	2.46	0.45
41:MB:313:VAL:O	41:MB:349:VAL:HA	2.17	0.45
41:MM:304:ASP:OD1	41:MM:306:ARG:NH2	2.50	0.45
40:OD:30:ILE:HG13	40:OD:53:PHE:HE2	1.80	0.45
40:OE:68:VAL:HG11	40:OE:149:PHE:CZ	2.52	0.45
40:OH:105:ARG:HE	40:OH:105:ARG:HB3	1.41	0.45
41:OM:131:GLN:HA	41:OM:162:ARG:HG3	1.97	0.45
41:OP:33:THR:HA	41:OP:83:GLN:HE22	1.82	0.45
40:PG:260:VAL:HG13	41:PO:397:TRP:HE1	1.82	0.45
40:PH:155:GLU:OE1	40:PH:197:HIS:NE2	2.49	0.45
41:PL:130:LEU:O	41:PL:162:ARG:NE	2.49	0.45
41:PM:51:TYR:HE1	41:PM:61:PRO:HG3	1.80	0.45
41:PM:132:GLY:HA3	41:PM:163:ILE:O	2.16	0.45
40:QA:64:ARG:HA	40:QA:125:LEU:HD11	1.98	0.45
40:QA:100:ALA:HA	41:QN:252:LYS:HE2	1.98	0.45
40:QA:332:ILE:O	40:QA:336:LYS:HG2	2.17	0.45
41:QB:4:ILE:H	41:QB:62:ARG:NH2	2.15	0.45
41:QB:68:LEU:HD12	41:QB:143:THR:HG23	1.99	0.45
41:QB:271:ALA:O	41:QB:273:LEU:N	2.46	0.45
41:QB:318:ARG:HB2	41:QB:354:CYS:SG	2.56	0.45
40:QE:90:GLU:HG3	40:RE:280:LYS:NZ	2.31	0.45

Continued on next page...

Continued from previous page...

Atom-1	Atom-2	Interatomic distance (Å)	Clash overlap (Å)
40:QG:139:HIS:CE1	40:QG:170:SER:HG	2.34	0.45
41:QN:31:ASP:OD1	41:QN:34:GLY:N	2.49	0.45
41:QP:183:TYR:HD2	41:QP:183:TYR:N	2.15	0.45
41:QP:368:ILE:H	41:QP:368:ILE:HG13	1.47	0.45
40:RA:291:ILE:HD13	40:RA:372:ARG:HG2	1.99	0.45
40:RG:56:THR:HA	40:SG:285:GLN:HB2	1.99	0.45
40:RI:88:HIS:HD2	40:SI:283:HIS:HB2	1.82	0.45
41:RM:313:VAL:O	41:RM:349:VAL:HA	2.16	0.45
41:RN:173:PRO:HG3	41:RN:380:ARG:HE	1.81	0.45
41:RO:198:GLU:HG2	41:RO:266:PHE:CE2	2.50	0.45
41:RO:229:VAL:HG13	41:RO:233:MET:HE2	1.98	0.45
41:SB:113:VAL:HG22	41:SB:117:LEU:HD23	1.99	0.45
41:SB:114:ASP:OD1	41:SB:115:SER:N	2.49	0.45
40:SF:3:GLU:O	40:SF:133:GLN:N	2.30	0.45
40:SF:325:PRO:HB3	40:SF:355:ILE:HG13	1.97	0.45
41:SM:207:LEU:HB3	41:SM:225:LEU:HD22	1.98	0.45
41:SN:207:LEU:HA	41:SN:210:ILE:HG12	1.99	0.45
41:SO:89:ASN:O	41:SO:91:VAL:N	2.49	0.45
40:TE:224:TYR:HB3	42:TL:501:GTP:N1	2.32	0.45
41:TM:25:SER:HG	41:TM:81:PHE:HE2	1.64	0.45
40:UH:134:GLY:HA2	40:UH:164:LYS:HG3	1.99	0.45
41:UO:140:GLY:HA2	41:UO:181:GLU:HG2	1.98	0.45
41:UP:68:LEU:HD23	41:UP:97:ALA:HB2	1.98	0.45
41:UP:190:HIS:HD2	41:UP:411:ALA:HA	1.80	0.45
41:UP:350:LYS:HD2	41:UP:350:LYS:HA	1.71	0.45
40:VI:298:PRO:HG2	40:VI:308:ARG:HH21	1.82	0.45
40:VI:352:LYS:HD2	41:VQ:178:THR:HA	1.99	0.45
41:VO:317:PHE:HB2	41:VO:353:VAL:HG12	1.99	0.45
41:VQ:210:ILE:HG12	41:VQ:298:ASN:HA	1.99	0.45
40:WF:291:ILE:HD13	40:WF:372:ARG:HB3	1.99	0.45
40:WF:346:TRP:HB3	41:WN:390:ARG:HH21	1.82	0.45
7:1U:440:GLU:HG2	7:1U:458:LYS:HG2	1.98	0.45
11:2J:75:LYS:HZ1	40:LE:418:SER:HB3	1.82	0.45
12:2P:212:ASP:OD2	12:2P:214:SER:OG	2.27	0.45
14:3C:14:PHE:HE1	41:MO:205:GLU:HG2	1.80	0.45
16:3L:103:LEU:HD11	16:3L:148:LYS:HG3	1.99	0.45
20:4A:11:LYS:H	20:4A:11:LYS:HG2	1.43	0.45
21:4E:517:GLU:H	21:4E:517:GLU:HG2	1.47	0.45
21:4F:122:ILE:HD13	21:4F:174:ILE:HD11	1.98	0.45
22:4I:121:LYS:NZ	41:BO:219:THR:OG1	2.50	0.45
22:4I:583:ARG:HA	22:4I:599:LEU:HD11	1.98	0.45

Continued on next page...

Continued from previous page...

Atom-1	Atom-2	Interatomic distance (Å)	Clash overlap (Å)
22:4I:639:ILE:O	22:4I:640:ALA:C	2.54	0.45
23:4N:194:ALA:O	23:4N:195:ARG:C	2.54	0.45
33:5O:34:LEU:HD21	41:KL:174:LYS:HD2	1.99	0.45
35:5T:111:LEU:HD13	35:5T:114:LEU:HD22	1.98	0.45
36:5W:33:PRO:HG2	36:5W:57:GLN:HE21	1.82	0.45
36:5Y:198:GLN:HA	36:5Y:201:ILE:HG12	1.99	0.45
39:6I:78:LEU:HD23	39:6I:81:LEU:HD12	1.99	0.45
40:BA:88:HIS:HB3	40:BA:91:GLN:HG3	1.98	0.45
41:BB:2:ARG:HE	41:BB:2:ARG:HB2	1.56	0.45
41:BB:355:ASP:O	41:BB:356:ILE:C	2.54	0.45
40:BE:142:GLY:HA2	40:BE:186:ASN:HB2	1.99	0.45
41:BL:341:PHE:HB3	41:BL:348:ASN:HD21	1.81	0.45
41:BM:164:MET:H	41:BM:164:MET:HG2	1.51	0.45
41:BO:87:PRO:CD	41:CO:281:TYR:CD2	2.99	0.45
41:BP:271:ALA:HB3	41:BP:272:PRO:HD3	1.98	0.45
40:CA:174:ALA:HB3	40:CA:177:VAL:CG2	2.46	0.45
40:CA:399:ALA:C	40:CA:401:ARG:H	2.20	0.45
40:CG:107:HIS:NE2	40:CG:155:GLU:OE2	2.47	0.45
40:CH:389:ARG:HG2	40:CH:390:LEU:N	2.31	0.45
40:CI:49:PHE:HE2	40:CI:55:GLU:HB2	1.81	0.45
41:CN:15:GLN:HB3	43:CN:501:GDP:O6	2.17	0.45
41:CO:375:GLN:NE2	41:CO:422:VAL:HB	2.31	0.45
41:CP:19:LYS:HE2	41:CP:19:LYS:HB3	1.33	0.45
40:DF:3:GLU:HB2	40:DF:129:CYS:SG	2.55	0.45
40:DG:62:VAL:HA	40:DG:63:PRO:HD3	1.86	0.45
40:DG:141:PHE:HB2	40:DG:173:PRO:HD3	1.97	0.45
40:DH:132:LEU:O	40:DH:133:GLN:C	2.54	0.45
40:DH:209:ILE:O	40:DH:212:ILE:HG13	2.16	0.45
40:DH:276:ILE:H	40:DH:276:ILE:HG12	1.53	0.45
40:DH:335:ILE:HA	40:DH:338:LYS:HD2	1.99	0.45
40:DI:10:GLY:O	40:DI:13:GLY:N	2.49	0.45
40:DI:121:ARG:O	40:DI:122:ILE:C	2.55	0.45
40:DI:171:ILE:HA	40:DI:204:VAL:HG12	1.98	0.45
41:DM:31:ASP:HB2	41:DM:32:PRO:HD2	1.99	0.45
41:DN:157:GLU:O	41:DN:158:GLU:C	2.54	0.45
41:DO:67:ASP:HA	41:DO:143:THR:HG21	1.99	0.45
41:DO:139:LEU:HD22	41:DO:188:SER:HB2	1.99	0.45
41:DP:141:GLY:O	41:DP:184:ASN:ND2	2.50	0.45
40:EG:274:PRO:HG3	40:EG:286:LEU:HD11	1.98	0.45
40:EH:164:LYS:O	40:EH:166:LYS:N	2.49	0.45
40:EI:121:ARG:HA	40:EI:124:LYS:HE2	1.98	0.45

Continued on next page...

Continued from previous page...

Atom-1	Atom-2	Interatomic distance (Å)	Clash overlap (Å)
40:EI:220:GLU:CD	40:EI:221:ARG:HG3	2.37	0.45
41:EM:5:VAL:HG23	41:EM:130:LEU:HD11	1.97	0.45
41:EP:19:LYS:HD3	41:EP:19:LYS:HA	1.51	0.45
41:EP:336:LYS:HE3	41:EP:336:LYS:HB3	1.65	0.45
41:EP:375:GLN:O	41:EP:376:GLU:C	2.55	0.45
40:FA:21:TRP:O	40:FA:22:GLU:C	2.55	0.45
40:FH:319:TYR:HE2	40:FH:328:VAL:HG23	1.82	0.45
40:GA:31:GLN:HB3	40:GA:32:PRO:HD2	1.98	0.45
41:GB:142:GLY:O	41:GB:144:GLY:N	2.50	0.45
40:GG:325:PRO:O	40:GG:328:VAL:HB	2.17	0.45
40:GH:340:SER:O	40:GH:342:GLN:N	2.49	0.45
40:GI:412:MET:SD	40:GI:416:GLU:HB3	2.57	0.45
41:GN:346:PRO:O	41:GN:347:ASN:C	2.54	0.45
41:GP:36:TYR:O	41:GP:37:HIS:ND1	2.49	0.45
41:HB:222:TYR:O	41:HB:226:ASN:ND2	2.49	0.45
41:HN:100:ASN:HD21	41:HN:397:TRP:HB3	1.81	0.45
41:HQ:107:THR:O	41:HQ:110:ALA:N	2.42	0.45
40:IF:133:GLN:NE2	40:IF:251:ASP:OD2	2.49	0.45
40:JE:385:GLU:OE1	40:JE:389:ARG:NH2	2.49	0.45
41:JM:388:MET:HG2	41:JM:393:ALA:HB3	1.99	0.45
40:KF:11:GLN:HG3	40:KF:74:VAL:HG21	1.98	0.45
40:KG:188:ILE:HG23	40:KG:424:MET:HG3	1.99	0.45
40:KH:109:THR:OG1	40:KH:410:GLU:O	2.34	0.45
40:KH:175:PRO:HB3	40:KH:389:ARG:NE	2.31	0.45
41:KO:253:LEU:O	41:KO:257:MET:HB2	2.17	0.45
41:KP:8:GLN:OE1	41:KP:17:GLY:HA3	2.17	0.45
40:LF:182:VAL:HG23	40:LF:186:ASN:HD21	1.82	0.45
40:LF:332:ILE:HG21	41:LN:175:VAL:HG13	1.98	0.45
40:LF:333:ALA:O	40:LF:337:THR:HG23	2.16	0.45
40:MA:277:SER:O	40:MA:279:GLU:N	2.50	0.45
41:MB:61:PRO:HD3	41:MB:84:ILE:HG12	1.99	0.45
40:ME:38:SER:OG	40:ME:39:ASP:N	2.49	0.45
40:MG:188:ILE:HG12	40:MG:390:LEU:HD23	1.98	0.45
40:MH:71:GLU:H	40:MH:71:GLU:HG3	1.65	0.45
41:MO:233:MET:HE2	41:MO:233:MET:HB2	1.82	0.45
41:MO:420:ASN:O	41:MO:421:PRO:C	2.55	0.45
41:NB:329:GLN:HA	41:NB:332:ASN:HD22	1.80	0.45
40:ND:185:TYR:O	40:ND:186:ASN:C	2.54	0.45
40:NE:214:ARG:HB2	41:NL:324:LYS:HE3	1.99	0.45
40:NG:328:VAL:HG21	40:NG:355:ILE:HD11	1.98	0.45
41:NL:20:PHE:O	41:NL:23:VAL:N	2.50	0.45

Continued on next page...

Continued from previous page...

Atom-1	Atom-2	Interatomic distance (Å)	Clash overlap (Å)
40:OA:3:GLU:OE2	40:OA:131:GLY:N	2.49	0.45
40:OA:70:LEU:HB2	40:OA:145:THR:HG22	1.99	0.45
40:OF:116:ASP:OD1	40:OF:117:LEU:N	2.50	0.45
40:OH:209:ILE:HD11	40:OH:230:LEU:HB3	1.97	0.45
41:PB:263:LEU:HD13	41:PB:422:VAL:HG23	1.99	0.45
40:PD:133:GLN:HE21	40:PD:252:LEU:H	1.65	0.45
40:PF:9:VAL:HG12	40:PF:146:GLY:HA2	1.98	0.45
40:PF:75:ILE:O	40:PF:79:ARG:HG3	2.15	0.45
40:PH:320:ARG:HH21	40:PH:360:PRO:HB3	1.82	0.45
41:PO:232:THR:HG22	41:PO:270:PHE:HB2	1.99	0.45
41:QB:222:TYR:O	41:QB:225:LEU:N	2.50	0.45
41:QB:358:PRO:O	41:QB:359:ARG:C	2.54	0.45
40:QG:349:THR:HB	41:QO:176:SER:HB3	1.99	0.45
41:QL:207:LEU:HD21	41:QL:229:VAL:HG13	1.98	0.45
40:RA:231:ILE:HD13	40:RA:231:ILE:HA	1.80	0.45
41:RB:316:VAL:HA	41:RB:352:ALA:HB3	1.99	0.45
40:RF:102:ASN:OD1	40:RF:105:ARG:HB2	2.17	0.45
41:RM:311:LEU:HB2	41:RM:370:ASN:HB3	1.98	0.45
41:RO:54:ALA:HB1	41:SO:282:ARG:O	2.16	0.45
40:SF:25:CYS:O	40:SF:30:ILE:N	2.47	0.45
41:SO:150:LEU:HD12	41:SO:150:LEU:HA	1.81	0.45
41:SO:182:PRO:O	41:SO:183:TYR:C	2.54	0.45
41:SP:192:LEU:O	41:SP:264:HIS:NE2	2.43	0.45
40:TE:193:THR:O	40:TE:197:HIS:ND1	2.39	0.45
40:TG:140:SER:OG	42:TG:501:GTP:O1A	2.25	0.45
40:TG:155:GLU:HA	40:TG:197:HIS:CD2	2.51	0.45
40:TH:175:PRO:HG3	40:TH:304:LYS:HB3	1.98	0.45
40:TH:276:ILE:HG12	40:TH:280:LYS:HB3	1.98	0.45
40:UE:20:CYS:O	40:UE:23:LEU:N	2.50	0.45
40:UE:101:ASN:HA	40:UE:144:GLY:H	1.80	0.45
40:UE:138:PHE:HZ	40:UE:235:VAL:HG21	1.81	0.45
40:UE:292:THR:HG1	40:UE:319:TYR:HH	1.61	0.45
40:UF:195:LEU:HD11	40:UF:264:ARG:HD3	1.99	0.45
40:UH:187:SER:HA	40:UH:190:THR:HG22	1.99	0.45
40:UH:270:ALA:HB3	40:UH:302:MET:HG3	1.98	0.45
40:UI:190:THR:O	40:UI:191:THR:C	2.54	0.45
41:VB:252:LYS:HA	41:VB:255:VAL:HG12	1.99	0.45
40:VF:260:VAL:HG12	40:VF:266:HIS:HA	1.98	0.45
40:VI:405:HIS:HA	40:VI:408:VAL:HG12	1.98	0.45
41:VN:58:LYS:HA	41:VN:58:LYS:HD3	1.77	0.45
41:VN:207:LEU:HB3	41:VN:225:LEU:HG	1.99	0.45

Continued on next page...

Continued from previous page...

Atom-1	Atom-2	Interatomic distance (Å)	Clash overlap (Å)
41:VP:252:LYS:HA	41:VP:255:VAL:HG12	1.99	0.45
41:VP:284:LEU:HA	41:VP:288:GLU:OE1	2.16	0.45
41:WB:19:LYS:O	41:WB:22:GLU:HB3	2.17	0.45
40:WE:271:THR:HG22	40:WE:301:GLN:HA	1.99	0.45
40:WE:318:LEU:O	40:WE:374:VAL:HA	2.16	0.45
40:WG:168:GLU:HB2	40:WG:201:ALA:HA	1.99	0.45
40:WG:274:PRO:HB3	40:WG:370:VAL:HG11	1.99	0.45
41:WM:191:GLN:O	41:WM:192:LEU:C	2.55	0.45
41:WM:202:ILE:HG21	41:WM:229:VAL:HG22	1.99	0.45
41:WO:3:GLU:HG3	41:WO:127:CYS:HB3	1.97	0.45
41:WO:173:PRO:HB3	41:WO:380:ARG:HD2	1.97	0.45
7:1T:43:LEU:HD21	7:1T:610:ALA:CB	2.44	0.45
7:1T:56:GLU:C	7:1T:57:GLN:HG3	2.37	0.45
7:1T:99:LYS:HB3	7:1T:99:LYS:HE3	1.64	0.45
7:1T:242:THR:OG1	7:1T:243:GLY:N	2.47	0.45
7:1T:347:LEU:HD11	11:2J:10:ILE:HD11	1.98	0.45
7:1T:560:PHE:HE1	7:1T:574:TYR:HA	1.82	0.45
7:1T:570:LYS:HE2	7:1T:570:LYS:HB2	1.60	0.45
8:1X:93:LYS:H	8:1X:93:LYS:HG3	1.48	0.45
9:2B:410:GLN:CD	41:TL:276:ARG:HH21	2.20	0.45
12:2P:161:ASN:HB3	12:2P:164:VAL:HG12	1.99	0.45
12:2R:216:GLN:NE2	41:WQ:118:ASP:HB3	2.31	0.45
13:2T:47:LEU:HA	13:2T:47:LEU:HD13	1.82	0.45
13:2T:180:GLU:H	13:2T:180:GLU:HG3	1.41	0.45
13:2V:124:ARG:HA	13:2V:124:ARG:HD2	1.72	0.45
17:3P:455:LEU:HA	17:3P:455:LEU:HD13	1.77	0.45
17:3R:127:LEU:O	17:3R:128:ILE:C	2.54	0.45
21:4D:474:LYS:HB3	21:4D:475:PRO:CD	2.47	0.45
21:4F:251:ASP:HB3	21:4F:257:GLY:HA3	1.98	0.45
22:4J:653:LEU:HD23	22:4J:653:LEU:HA	1.84	0.45
22:4K:645:GLN:O	22:4K:646:ASP:C	2.55	0.45
22:4K:650:LYS:HE2	22:4K:650:LYS:HB3	1.52	0.45
23:4M:99:PRO:HB2	23:4M:100:GLN:NE2	2.31	0.45
23:4M:104:ILE:HG21	23:4M:112:VAL:HA	1.98	0.45
24:4O:201:SER:C	24:4O:205:LEU:HG	2.37	0.45
24:4O:217:LYS:HD2	24:4O:217:LYS:HA	1.41	0.45
23:4P:235:THR:HG1	23:4P:240:LEU:HA	1.81	0.45
23:4Q:202:PHE:HB3	23:4Q:203:PRO:HD3	1.97	0.45
26:4W:361:PRO:O	26:4W:362:GLU:C	2.54	0.45
34:5Q:105:LEU:O	34:5Q:108:GLU:N	2.50	0.45
36:5W:258:ARG:HG2	40:LG:439:VAL:HG11	1.99	0.45

Continued on next page...

Continued from previous page...

Atom-1	Atom-2	Interatomic distance (Å)	Clash overlap (Å)
36:5X:196:ALA:HA	36:5X:199:LYS:HE2	1.99	0.45
36:5Y:199:LYS:HA	36:5Y:202:LYS:HE3	1.98	0.45
40:AE:73:THR:HA	40:AE:76:ASP:HB2	1.98	0.45
41:AM:313:VAL:HB	41:AM:349:VAL:HG22	1.99	0.45
41:AM:324:LYS:NZ	41:AM:328:GLU:OE2	2.50	0.45
41:BB:151:LEU:HD12	41:BB:151:LEU:HA	1.77	0.45
41:BB:394:PHE:HA	41:BB:397:TRP:HZ3	1.82	0.45
40:BE:57:GLY:C	40:BE:59:GLY:H	2.19	0.45
40:BG:228:ASN:ND2	42:BG:501:GTP:HN1	2.08	0.45
40:BG:292:THR:OG1	40:BG:319:TYR:OH	2.26	0.45
40:BH:20:CYS:HB3	40:BH:24:TYR:CE2	2.51	0.45
40:BH:288:VAL:HA	40:BH:291:ILE:HG12	1.97	0.45
40:BI:67:PHE:HB3	40:BI:75:ILE:HD12	1.97	0.45
41:BM:1:MET:O	41:BM:129:CYS:SG	2.69	0.45
40:CI:228:ASN:HD21	42:CI:501:GTP:HN1	1.64	0.45
41:CL:98:GLY:O	41:CL:99:ASN:C	2.54	0.45
41:CL:129:CYS:O	41:CL:131:GLN:N	2.50	0.45
41:CN:154:LYS:O	41:CN:157:GLU:HB2	2.17	0.45
41:CO:75:SER:O	41:CO:76:VAL:C	2.55	0.45
41:CO:330:MET:HB3	41:CO:349:VAL:HG11	1.98	0.45
41:CP:143:THR:O	41:CP:144:GLY:C	2.55	0.45
41:CP:202:ILE:HG22	41:CP:207:LEU:HD11	1.99	0.45
41:CP:271:ALA:O	41:CP:273:LEU:N	2.50	0.45
41:CP:304:ASP:C	41:CP:306:ARG:H	2.20	0.45
40:DA:31:GLN:HB2	40:DA:35:GLN:O	2.16	0.45
41:DB:24:ILE:HA	41:DB:27:GLU:HG3	1.98	0.45
41:DB:207:LEU:HB2	41:DB:225:LEU:HD23	1.98	0.45
40:DE:1:GLN:O	40:DE:3:GLU:N	2.50	0.45
40:DE:177:VAL:CG1	40:DE:207:GLU:HB2	2.46	0.45
40:DE:232:SER:O	40:DE:235:VAL:N	2.50	0.45
40:DE:436:MET:O	41:DM:391:ARG:NH2	2.49	0.45
40:DF:121:ARG:HD2	40:DF:121:ARG:HA	1.69	0.45
40:DF:404:VAL:HG22	40:DF:417:PHE:CE2	2.52	0.45
40:DH:174:ALA:HB1	40:DH:207:GLU:HB2	1.99	0.45
40:DH:211:ASP:O	40:DH:215:ARG:HB3	2.16	0.45
40:DH:346:TRP:CZ2	40:DH:434:VAL:HG13	2.49	0.45
40:DI:169:PHE:HA	40:DI:202:PHE:O	2.16	0.45
40:DI:326:LYS:HB3	40:DI:326:LYS:HE3	1.50	0.45
41:DM:109:GLY:HA2	41:DM:147:MET:CE	2.46	0.45
41:DN:190:HIS:CD2	41:DN:411:ALA:HA	2.51	0.45
41:DO:232:THR:HG22	41:DO:270:PHE:HB2	1.97	0.45

Continued on next page...

Continued from previous page...

Atom-1	Atom-2	Interatomic distance (Å)	Clash overlap (Å)
41:DP:418:LEU:O	41:DP:419:GLY:C	2.55	0.45
40:EA:319:TYR:HB3	40:EA:323:VAL:HG11	1.98	0.45
40:EE:276:ILE:HG23	40:EE:280:LYS:HG3	1.98	0.45
41:EM:3:GLU:HB3	41:EM:62:ARG:HH12	1.81	0.45
41:EM:137:HIS:O	41:EM:168:SER:HA	2.17	0.45
41:EM:188:SER:O	41:EM:189:VAL:C	2.54	0.45
41:EN:313:VAL:HG12	41:EN:349:VAL:HG13	1.99	0.45
40:FE:2:ARG:HD2	40:FE:242:LEU:HB2	1.99	0.45
40:FE:235:VAL:O	40:FE:239:THR:HG22	2.17	0.45
40:FE:253:THR:HA	40:FE:256:GLN:HG2	1.98	0.45
40:FF:138:PHE:HZ	40:FF:235:VAL:HG21	1.82	0.45
41:FM:137:HIS:O	41:FM:168:SER:HA	2.17	0.45
41:FM:139:LEU:HG	41:FM:168:SER:HB2	1.97	0.45
41:FP:46:ARG:HA	41:FP:46:ARG:HD3	1.70	0.45
40:GA:30:ILE:HG13	40:GA:61:HIS:HD2	1.81	0.45
40:GE:16:ILE:HG22	40:GE:228:ASN:HB3	1.99	0.45
40:GF:326:LYS:HB3	41:GN:208:TYR:CE1	2.51	0.45
40:GI:222:PRO:CD	41:GP:324:LYS:NZ	2.80	0.45
41:GN:13:GLY:HA2	41:GN:136:THR:HB	1.97	0.45
41:GN:48:ASN:OD1	41:GN:48:ASN:N	2.46	0.45
41:GN:138:SER:O	41:GN:139:LEU:C	2.54	0.45
41:HB:2:ARG:HB3	41:HB:131:GLN:HG3	1.97	0.45
41:HB:245:GLN:HG3	41:HB:353:VAL:HG23	1.98	0.45
41:HB:350:LYS:HD2	40:HG:180:ALA:HA	1.97	0.45
40:HE:223:THR:O	40:HE:226:ASN:ND2	2.50	0.45
40:HF:260:VAL:HB	41:HN:397:TRP:CH2	2.52	0.45
40:HG:315:CYS:HA	40:HG:377:LEU:O	2.16	0.45
41:HQ:350:LYS:HA	41:HQ:350:LYS:HD3	1.77	0.45
41:IB:16:ILE:HA	41:IB:226:ASN:HB3	1.99	0.45
40:IF:112:LYS:HA	40:IF:115:ILE:HG22	1.97	0.45
40:IG:250:VAL:HG11	40:IG:318:LEU:HD11	1.97	0.45
40:IH:112:LYS:HA	40:IH:115:ILE:HG22	1.98	0.45
41:JL:193:VAL:HG11	41:JL:418:LEU:HD11	1.98	0.45
41:JL:253:LEU:O	41:JL:257:MET:HB2	2.17	0.45
41:JN:33:THR:O	41:JN:58:LYS:NZ	2.44	0.45
41:KB:7:LEU:HG	41:KB:135:LEU:HD13	1.99	0.45
40:KD:142:GLY:HA2	40:KD:183:GLU:HG2	1.99	0.45
40:KD:217:LEU:HA	40:KD:277:SER:HB3	1.97	0.45
41:KL:1:MET:HG2	41:KL:128:ASP:OD1	2.17	0.45
41:KL:380:ARG:HE	41:KL:380:ARG:HB3	1.44	0.45
41:KO:292:GLN:O	41:KO:298:ASN:ND2	2.50	0.45

Continued on next page...

Continued from previous page...

Atom-1	Atom-2	Interatomic distance (Å)	Clash overlap (Å)
40:LD:179:THR:OG1	40:LD:183:GLU:OE2	2.26	0.45
40:LF:172:TYR:CD1	40:LF:173:PRO:HD2	2.51	0.45
41:LN:252:LYS:HA	41:LN:255:VAL:HG12	1.98	0.45
41:LP:392:LYS:HB2	41:LP:395:LEU:HD13	1.98	0.45
40:MA:363:VAL:O	40:MA:365:GLY:N	2.49	0.45
41:MB:226:ASN:ND2	43:MB:501:GDP:O6	2.46	0.45
40:MD:275:VAL:HA	40:MD:367:LEU:HD22	1.98	0.45
40:ME:265:ILE:HG22	40:ME:379:ASN:HD21	1.82	0.45
40:MH:187:SER:HB2	40:MH:390:LEU:CD2	2.44	0.45
40:MH:258:ASN:HA	41:MP:179:VAL:HG22	1.98	0.45
41:ML:21:TRP:HA	41:ML:24:ILE:HG22	1.98	0.45
41:NB:404:ASP:OD1	41:NB:405:GLU:N	2.49	0.45
40:ND:288:VAL:HG22	40:ND:372:ARG:HD3	1.98	0.45
40:ND:333:ALA:O	40:ND:337:THR:HG23	2.17	0.45
40:NE:251:ASP:OD1	40:NE:252:LEU:N	2.47	0.45
41:NL:174:LYS:HG3	41:NL:205:GLU:OE2	2.16	0.45
41:NM:31:ASP:OD2	41:NM:37:HIS:ND1	2.50	0.45
41:NO:46:ARG:HD3	41:NO:46:ARG:HA	1.85	0.45
41:NP:183:TYR:OH	41:NP:393:ALA:O	2.22	0.45
40:OA:35:GLN:OE1	40:OA:35:GLN:N	2.48	0.45
40:OF:405:HIS:HA	40:OF:408:VAL:HG12	1.98	0.45
40:OG:213:CYS:HA	40:OG:217:LEU:HB3	1.98	0.45
40:OH:72:PRO:O	40:OH:73:THR:C	2.55	0.45
41:OO:107:THR:O	41:OO:110:ALA:N	2.32	0.45
40:PG:88:HIS:CE1	40:PG:90:GLU:HG2	2.52	0.45
40:PG:241:SER:OG	40:PG:250:VAL:O	2.24	0.45
41:QB:372:THR:O	41:QB:372:THR:OG1	2.34	0.45
41:QB:386:THR:C	41:QB:388:MET:H	2.20	0.45
40:QE:14:VAL:HG23	40:QE:67:PHE:CG	2.52	0.45
40:QE:137:ILE:HG21	40:QE:154:MET:HE3	1.99	0.45
40:QF:228:ASN:HA	40:QF:231:ILE:HB	1.98	0.45
41:QL:58:LYS:NZ	41:RL:281:TYR:HA	2.32	0.45
41:QL:210:ILE:O	41:QL:214:THR:OG1	2.30	0.45
41:QO:178:THR:HB	41:QO:181:GLU:HG3	1.97	0.45
41:QP:392:LYS:HE2	41:QP:392:LYS:HB2	1.59	0.45
40:RA:138:PHE:HZ	40:RA:235:VAL:HG21	1.82	0.45
40:RF:75:ILE:HG22	40:RF:79:ARG:HH11	1.82	0.45
40:RF:224:TYR:O	40:RF:228:ASN:ND2	2.50	0.45
41:RL:31:ASP:OD1	41:RL:34:GLY:N	2.50	0.45
40:SA:88:HIS:CE1	40:TA:280:LYS:HE3	2.51	0.45
40:SE:188:ILE:HG23	40:SE:424:MET:HE3	1.97	0.45

Continued on next page...

Continued from previous page...

Atom-1	Atom-2	Interatomic distance (Å)	Clash overlap (Å)
40:SF:324:VAL:HB	40:SF:327:ASP:HB3	1.99	0.45
40:SH:167:LEU:HD21	40:SH:202:PHE:HD2	1.81	0.45
41:SM:68:LEU:HD23	41:SM:112:LEU:HD22	1.99	0.45
41:SO:276:ARG:HG2	41:SO:277:GLY:N	2.32	0.45
40:TA:166:LYS:HB3	40:TA:199:ASP:HB2	1.98	0.45
41:TN:7:LEU:HD12	41:TN:151:LEU:HD21	1.98	0.45
41:TP:334:GLN:HE22	41:TP:347:ASN:HA	1.82	0.45
40:UA:103:TYR:HD2	40:UA:412:MET:HE3	1.81	0.45
40:UA:326:LYS:HE3	40:UA:329:ASN:HD22	1.82	0.45
41:UB:19:LYS:HD2	41:UB:19:LYS:HA	1.80	0.45
40:UF:50:ASN:O	40:UF:52:PHE:N	2.45	0.45
40:UG:2:ARG:NE	40:UG:242:LEU:O	2.45	0.45
40:UI:62:VAL:HG11	40:VJ:283:HIS:CB	2.46	0.45
41:UM:44:LEU:HA	41:UM:47:ILE:HG23	1.98	0.45
41:UP:13:GLY:O	41:UP:14:ASN:C	2.53	0.45
41:UP:33:THR:OG1	41:UP:34:GLY:N	2.49	0.45
41:UP:190:HIS:HB3	41:UP:191:GLN:HE21	1.81	0.45
41:UP:318:ARG:HB2	41:UP:358:PRO:HD3	1.98	0.45
41:VB:174:LYS:HG3	41:VB:175:VAL:HG22	1.98	0.45
40:VI:209:ILE:HB	40:VI:227:LEU:HD22	1.98	0.45
40:VJ:188:ILE:HA	40:VJ:191:THR:HG22	1.99	0.45
41:VN:238:THR:HG21	41:VN:318:ARG:HG2	1.97	0.45
41:VQ:87:PRO:HD3	41:WP:281:TYR:CD1	2.51	0.45
40:WA:136:LEU:HD23	40:WA:167:LEU:HB2	1.99	0.45
40:WE:48:SER:O	40:WE:51:THR:HG22	2.17	0.45
40:WE:186:ASN:OD1	40:WE:407:TYR:OH	2.27	0.45
41:WM:380:ARG:HE	41:WM:381:ILE:HG13	1.81	0.45
41:WN:218:THR:O	41:WN:220:PRO:HD3	2.16	0.45
7:1T:165:VAL:CG1	7:1T:211:ILE:HG13	2.47	0.45
8:1W:410:LYS:HA	8:1W:413:GLU:HG3	1.99	0.45
8:1X:125:LYS:H	8:1X:125:LYS:HG3	1.48	0.45
8:1X:133:LYS:HE2	8:1X:133:LYS:HB2	1.35	0.45
8:1X:169:GLU:C	8:1X:171:ALA:N	2.68	0.45
11:2I:186:LYS:HG2	11:2I:187:ARG:H	1.81	0.45
12:2P:40:GLU:O	41:AL:340:TYR:OH	2.29	0.45
13:2V:81:LYS:HD3	13:2V:161:ARG:HD3	1.99	0.45
13:2W:42:ILE:HD11	13:2W:129:TRP:CD2	2.52	0.45
17:3P:211:VAL:O	17:3P:213:ASP:N	2.47	0.45
17:3R:331:VAL:O	17:3R:332:THR:C	2.55	0.45
21:4E:179:ARG:NH1	41:AP:83:GLN:OE1	2.39	0.45
21:4F:29:GLN:N	40:LD:47:ASP:OD1	2.49	0.45

Continued on next page...

Continued from previous page...

Atom-1	Atom-2	Interatomic distance (Å)	Clash overlap (Å)
21:4F:277:GLU:OE2	21:4F:277:GLU:N	2.49	0.45
22:4H:74:PHE:HB3	22:4H:108:LEU:HD12	1.99	0.45
22:4I:677:LEU:HD13	22:4I:677:LEU:HA	1.73	0.45
23:4M:170:SER:N	23:4M:171:PRO:HD2	2.31	0.45
23:4M:242:LEU:HD12	23:4M:261:TYR:CE2	2.52	0.45
23:4P:234:ARG:CG	41:DN:41:ASP:HB3	2.45	0.45
23:4P:241:GLY:HA2	23:4P:265:THR:OG1	2.17	0.45
23:4Q:216:MET:O	23:4Q:219:GLN:HG3	2.16	0.45
23:4Q:240:LEU:CB	23:4Q:266:HIS:HA	2.46	0.45
23:4R:40:THR:O	23:4R:44:LEU:HG	2.15	0.45
23:4R:54:PRO:HD2	41:BP:41:ASP:HA	1.98	0.45
26:4W:90:LYS:O	26:4W:166:ASP:HA	2.16	0.45
28:5B:207:SER:O	28:5B:209:ILE:HG13	2.17	0.45
34:5R:348:GLN:H	34:5R:348:GLN:HG3	1.53	0.45
34:5R:389:LEU:HD22	34:5R:389:LEU:HA	1.70	0.45
36:5Y:125:ALA:HB1	36:5Y:130:LEU:HD22	1.99	0.45
41:AB:7:LEU:O	41:AB:135:LEU:HA	2.17	0.45
41:AB:149:THR:HB	41:AB:191:GLN:HB2	1.99	0.45
40:AE:62:VAL:HG22	40:BE:283:HIS:HD2	1.82	0.45
40:AE:181:VAL:HG22	41:AL:256:ASN:HD22	1.82	0.45
40:AG:287:SER:O	40:AG:291:ILE:HG12	2.17	0.45
40:AH:3:GLU:HA	40:AH:51:THR:HA	1.98	0.45
41:AL:103:LYS:NZ	41:AL:401:GLU:OE2	2.33	0.45
41:AM:334:GLN:HE22	41:AM:348:ASN:H	1.64	0.45
41:AO:204:ASN:HD22	41:AO:225:LEU:HD23	1.81	0.45
41:AP:4:ILE:HA	41:AP:132:GLY:O	2.16	0.45
41:BB:260:PHE:HZ	40:BG:400:LYS:HG3	1.81	0.45
40:BG:274:PRO:HB3	40:BG:370:VAL:HG11	1.99	0.45
41:BL:92:PHE:HE2	41:BL:94:GLN:HE22	1.65	0.45
41:BM:271:ALA:HB2	41:BM:365:ALA:HB3	1.97	0.45
41:BO:354:CYS:SG	41:BO:355:ASP:N	2.89	0.45
41:BO:421:PRO:C	41:BO:423:VAL:H	2.19	0.45
41:BP:293:MET:HG2	41:BP:367:PHE:HB2	1.99	0.45
40:CA:31:GLN:HB2	40:CA:35:GLN:O	2.16	0.45
40:CH:318:LEU:O	40:CH:320:ARG:N	2.50	0.45
40:CI:235:VAL:HA	40:CI:238:ILE:HG22	1.98	0.45
41:CL:97:ALA:O	41:CL:99:ASN:N	2.50	0.45
41:CM:55:THR:HG21	41:DM:284:LEU:CG	2.45	0.45
41:CO:183:TYR:O	41:CO:186:THR:OG1	2.32	0.45
40:DA:224:TYR:CE2	42:DA:501:GTP:H2'	2.52	0.45
40:DA:326:LYS:HA	40:DA:326:LYS:HD3	1.48	0.45

Continued on next page...

Continued from previous page...

Atom-1	Atom-2	Interatomic distance (Å)	Clash overlap (Å)
41:DB:393:ALA:C	41:DB:395:LEU:H	2.20	0.45
40:DE:149:PHE:CE2	40:DE:153:LEU:HB2	2.52	0.45
40:DF:157:LEU:HD22	40:DF:157:LEU:HA	1.88	0.45
40:DG:268:PRO:HB3	40:DG:379:ASN:HB2	1.98	0.45
40:DH:225:THR:C	40:DH:227:LEU:H	2.20	0.45
40:DI:48:SER:HB2	40:DI:243:ARG:O	2.17	0.45
40:DI:58:ALA:O	40:DI:59:GLY:C	2.54	0.45
41:DO:107:THR:O	41:DO:109:GLY:N	2.49	0.45
41:DP:41:ASP:O	41:DP:42:LEU:C	2.55	0.45
41:DP:135:LEU:O	41:DP:166:THR:HA	2.17	0.45
41:DP:237:THR:HA	41:DP:240:LEU:HD21	1.98	0.45
41:EB:139:LEU:HD12	41:EB:170:VAL:HG22	1.98	0.45
40:EE:5:ILE:HG13	40:EE:132:LEU:HD11	1.98	0.45
40:EI:105:ARG:CZ	40:EI:110:ILE:HG12	2.47	0.45
40:EI:172:TYR:CG	40:EI:173:PRO:HD2	2.52	0.45
40:EI:414:GLU:HB3	40:EI:415:GLY:H	1.63	0.45
41:EM:303:CYS:O	41:EM:304:ASP:C	2.54	0.45
41:EP:87:PRO:O	41:EP:88:ASP:C	2.55	0.45
40:FA:255:PHE:HE1	40:FA:318:LEU:HD11	1.82	0.45
40:FI:88:HIS:NE2	40:FI:90:GLU:OE1	2.50	0.45
41:FO:33:THR:O	41:FO:58:LYS:NZ	2.50	0.45
41:FO:77:ARG:HG3	41:FO:90:PHE:HE2	1.82	0.45
41:FO:222:TYR:HD1	41:FO:225:LEU:HD12	1.82	0.45
40:GE:101:ASN:HA	40:GE:143:GLY:HA2	1.99	0.45
40:GH:315:CYS:HB3	40:GH:351:PHE:CD1	2.51	0.45
40:GI:70:LEU:HD21	40:GI:111:GLY:HA2	1.98	0.45
40:GI:176:GLN:H	40:GI:176:GLN:HG3	1.47	0.45
41:GN:102:ALA:O	41:GN:104:GLY:N	2.45	0.45
41:GO:3:GLU:HA	41:GO:49:VAL:HG13	1.98	0.45
41:GP:137:HIS:O	41:GP:168:SER:HA	2.16	0.45
41:HB:142:GLY:O	41:HB:144:GLY:N	2.49	0.45
40:HI:238:ILE:HG23	40:HI:239:THR:HG23	1.98	0.45
41:HM:305:PRO:HB3	41:HM:310:TYR:CE1	2.50	0.45
41:HO:113:VAL:HG21	41:HO:150:LEU:HD23	1.98	0.45
41:HO:142:GLY:O	41:HO:144:GLY:N	2.50	0.45
41:HP:262:ARG:HA	41:HP:262:ARG:HD2	1.77	0.45
40:IF:97:GLU:OE2	41:IM:251:ARG:NH1	2.48	0.45
40:IG:288:VAL:HA	40:IG:291:ILE:HG12	1.98	0.45
40:IG:326:LYS:HE3	41:IO:225:LEU:HD11	1.98	0.45
40:IH:16:ILE:HD12	40:IH:171:ILE:HD11	1.99	0.45
40:IH:70:LEU:HD23	40:IH:114:LEU:HD12	1.99	0.45

Continued on next page...

Continued from previous page...

Atom-1	Atom-2	Interatomic distance (Å)	Clash overlap (Å)
41:IN:156:ARG:NH2	41:IN:197:ASP:OD2	2.50	0.45
41:IQ:280:GLN:OE1	41:IQ:280:GLN:N	2.44	0.45
41:IQ:396:HIS:HA	41:IQ:399:THR:HG22	1.97	0.45
40:JA:7:VAL:HG22	40:JA:137:ILE:HA	1.97	0.45
40:JD:116:ASP:OD1	40:JD:117:LEU:N	2.49	0.45
41:JM:163:ILE:H	41:JM:163:ILE:HG12	1.63	0.45
41:JO:11:GLN:HA	41:JO:72:THR:HG21	1.99	0.45
40:KF:139:HIS:CE1	40:KF:150:THR:HG21	2.51	0.45
40:KF:276:ILE:HG21	40:KF:286:LEU:HD11	1.99	0.45
40:LA:177:VAL:HB	41:LN:331:LEU:HD22	1.99	0.45
40:LG:67:PHE:HB2	40:LG:92:LEU:HD22	1.99	0.45
41:LM:273:LEU:O	41:LM:292:GLN:NE2	2.32	0.45
40:MF:60:LYS:HE3	40:MF:60:LYS:HB3	1.28	0.45
40:MF:399:ALA:HB3	40:MF:400:LYS:HZ2	1.81	0.45
40:MG:427:LEU:HD12	40:MG:427:LEU:HA	1.82	0.45
40:MH:271:THR:HA	40:MH:302:MET:HE3	1.99	0.45
40:NA:53:PHE:HA	40:NA:63:PRO:HA	1.99	0.45
40:NE:33:ASP:OD2	40:NE:34:GLY:N	2.50	0.45
40:NE:70:LEU:HD23	40:NE:114:LEU:HD12	1.99	0.45
40:NE:202:PHE:HD1	40:NE:268:PRO:HG2	1.82	0.45
40:NE:271:THR:OG1	40:NE:376:MET:HB3	2.17	0.45
40:NF:102:ASN:HB3	40:NF:105:ARG:HB2	1.99	0.45
40:NG:88:HIS:CE1	40:OG:280:LYS:HG3	2.51	0.45
40:NH:60:LYS:HZ1	40:OH:282:TYR:HB2	1.80	0.45
41:NM:46:ARG:HA	41:NM:46:ARG:HD3	1.75	0.45
41:OB:248:ALA:HA	41:OB:252:LYS:NZ	2.32	0.45
41:OB:314:ALA:HA	41:OB:350:LYS:HB3	1.98	0.45
40:OD:288:VAL:HA	40:OD:291:ILE:HG12	1.98	0.45
40:OF:122:ILE:HG21	40:OF:157:LEU:HD11	1.99	0.45
40:OF:234:ILE:HD12	40:OF:270:ALA:HB1	1.99	0.45
40:OH:101:ASN:HD22	41:OO:256:ASN:ND2	2.15	0.45
40:OH:304:LYS:HD3	40:OH:304:LYS:HA	1.76	0.45
41:OL:309:ARG:NH1	41:OL:341:PHE:O	2.49	0.45
41:ON:167:PHE:CZ	41:ON:233:MET:HG3	2.51	0.45
41:OO:232:THR:HG23	41:OO:366:THR:HG23	1.98	0.45
41:OP:7:LEU:HD11	41:OP:135:LEU:HD12	1.97	0.45
41:PB:30:ILE:HD11	41:PB:47:ILE:HD11	1.99	0.45
41:PB:323:MET:HE1	40:PG:223:THR:HB	1.99	0.45
40:PD:9:VAL:HG12	40:PD:146:GLY:HA2	1.98	0.45
40:PD:164:LYS:O	40:PD:166:LYS:NZ	2.40	0.45
40:PE:438:SER:OG	41:PM:390:ARG:NH1	2.48	0.45

Continued on next page...

Continued from previous page...

Atom-1	Atom-2	Interatomic distance (Å)	Clash overlap (Å)
40:PG:155:GLU:HG3	40:PG:197:HIS:HE1	1.81	0.45
41:PN:198:GLU:OE1	41:PN:200:TYR:OH	2.31	0.45
40:QE:21:TRP:HZ2	40:QE:65:ALA:HB2	1.81	0.45
40:QE:260:VAL:HG13	40:QE:266:HIS:HB3	1.99	0.45
40:QH:69:ASP:HA	40:QH:145:THR:HG21	1.97	0.45
41:QO:67:ASP:HA	41:QO:143:THR:HG21	1.99	0.45
40:RH:254:GLU:HG2	41:RP:98:GLY:HA2	1.97	0.45
41:RL:2:ARG:NH1	41:RL:240:LEU:HB2	2.30	0.45
41:RL:49:VAL:HG21	41:RL:241:ARG:HA	1.99	0.45
41:RP:202:ILE:HA	41:RP:300:MET:HG2	1.99	0.45
40:SE:118:VAL:O	40:SE:122:ILE:HG12	2.16	0.45
40:SG:46:ASP:OD1	40:SG:47:ASP:N	2.46	0.45
40:SH:437:ASP:OD2	40:SH:438:SER:N	2.49	0.45
40:TA:182:VAL:O	40:TA:186:ASN:ND2	2.50	0.45
41:TB:165:ASN:HB3	41:TB:167:PHE:CE1	2.52	0.45
40:TF:421:ARG:HH21	40:TF:424:MET:HB3	1.82	0.45
40:TG:3:GLU:OE2	40:TG:130:THR:N	2.50	0.45
40:TI:202:PHE:HE1	40:TI:377:LEU:HD22	1.82	0.45
41:TM:232:THR:HG21	41:TM:268:PRO:HB2	1.98	0.45
41:TN:114:ASP:N	41:TN:114:ASP:OD1	2.50	0.45
41:TO:131:GLN:HE22	41:TO:249:ASP:HB2	1.82	0.45
40:UF:195:LEU:HA	40:UF:266:HIS:CE1	2.52	0.45
40:UH:101:ASN:ND2	41:UO:256:ASN:HD21	2.15	0.45
40:UI:156:ARG:HD2	40:UI:156:ARG:HA	1.80	0.45
41:UN:317:PHE:HA	41:UN:364:SER:O	2.17	0.45
41:UO:117:LEU:HA	41:UO:120:VAL:HG12	1.97	0.45
41:UO:406:MET:O	41:UO:409:THR:OG1	2.30	0.45
41:UP:294:PHE:CE1	41:UP:313:VAL:HG11	2.52	0.45
41:UP:372:THR:HA	41:UP:422:VAL:HG22	1.98	0.45
40:VG:51:THR:HG21	40:VG:243:ARG:HG2	1.99	0.45
40:VG:342:GLN:NE2	40:VG:343:PHE:O	2.49	0.45
41:VQ:67:ASP:HA	41:VQ:143:THR:HG21	1.99	0.45
40:WA:101:ASN:HB2	41:WN:255:VAL:HG11	1.99	0.45
40:WA:177:VAL:HB	41:WN:331:LEU:HB2	1.99	0.45
40:WA:180:ALA:HA	41:WN:256:ASN:HD21	1.82	0.45
40:WA:184:PRO:O	40:WA:188:ILE:HB	2.17	0.45
40:WH:72:PRO:HB2	41:WO:46:ARG:HH21	1.82	0.45
41:WN:6:HIS:O	41:WN:63:ALA:HA	2.17	0.45
41:WO:137:HIS:O	41:WO:168:SER:HA	2.17	0.45
41:WQ:404:ASP:N	41:WQ:404:ASP:OD1	2.49	0.45
7:1T:37:GLU:HA	7:1T:52:ILE:HD12	1.99	0.45

Continued on next page...

Continued from previous page...

Atom-1	Atom-2	Interatomic distance (Å)	Clash overlap (Å)
7:1T:47:ILE:HB	7:1T:60:LEU:HD12	1.98	0.45
7:1U:457:LEU:HD11	7:1U:493:LEU:HD22	1.98	0.45
9:2B:44:ARG:H	9:2B:44:ARG:HG3	1.55	0.45
11:2I:201:LYS:HA	11:2I:201:LYS:HD2	1.32	0.45
11:2K:245:GLU:O	11:2K:246:LYS:C	2.54	0.45
13:2V:86:TYR:O	13:2V:159:ASN:HB2	2.17	0.45
13:2W:38:THR:HA	13:2W:44:SER:O	2.17	0.45
13:2X:109:GLN:HE21	13:2X:111:THR:HG23	1.82	0.45
15:3G:331:ASP:N	15:3G:331:ASP:OD1	2.47	0.45
16:3J:75:LYS:HE3	16:3J:180:MET:SD	2.56	0.45
17:3P:350:ARG:HA	17:3P:350:ARG:HD2	1.30	0.45
17:3Q:355:ALA:O	17:3Q:356:ASP:C	2.55	0.45
17:3R:232:ARG:HH21	17:3R:328:LEU:CA	2.14	0.45
18:3V:103:VAL:O	18:3V:107:LEU:HG	2.17	0.45
22:4H:89:VAL:HB	22:4H:98:ARG:HH11	1.81	0.45
22:4K:512:LYS:HG3	22:4K:519:LEU:HD12	1.99	0.45
23:4N:173:SER:HB2	23:4N:181:LYS:HZ2	1.80	0.45
23:4N:241:GLY:HA2	23:4N:265:THR:OG1	2.17	0.45
24:4O:240:LEU:CB	24:4O:266:HIS:HA	2.46	0.45
26:4V:109:ILE:O	26:4V:113:ILE:HG12	2.17	0.45
34:5R:503:PRO:O	34:5R:504:MET:C	2.55	0.45
36:5Y:181:LEU:HD12	36:5Y:182:LEU:HD12	1.98	0.45
38:6C:47:LEU:HD12	38:6C:47:LEU:HA	1.76	0.45
38:6C:92:LYS:NZ	41:VB:376:GLU:OE2	2.43	0.45
38:6C:199:PRO:HB3	41:VQ:329:GLN:HE21	1.81	0.45
39:6F:99:LEU:HG	39:6F:103:LYS:HE2	1.97	0.45
41:AB:242:PHE:HB3	41:AB:356:ILE:HD13	1.98	0.45
40:AG:141:PHE:HB2	40:AG:173:PRO:HD3	1.99	0.45
40:AG:167:LEU:HD11	40:AG:252:LEU:HD22	1.99	0.45
41:AN:165:ASN:ND2	41:AN:198:GLU:OE2	2.49	0.45
41:AN:215:LEU:HD21	41:AN:273:LEU:HD22	1.99	0.45
40:BA:20:CYS:HA	40:BA:232:SER:HB2	1.99	0.45
40:BE:31:GLN:O	40:BE:34:GLY:N	2.48	0.45
40:BE:402:ALA:HB2	41:BL:344:TRP:HZ3	1.82	0.45
40:BI:100:ALA:O	40:BI:102:ASN:N	2.50	0.45
41:BL:120:VAL:HG11	41:BL:155:ILE:HD11	1.99	0.45
41:BM:77:ARG:HH22	41:CM:281:TYR:HE1	1.65	0.45
41:BM:226:ASN:HD21	43:BM:501:GDP:HN1	1.64	0.45
41:BP:117:LEU:HD11	41:BP:155:ILE:HG13	1.99	0.45
40:CF:20:CYS:HA	40:CF:232:SER:HB2	1.99	0.45
41:CM:321:MET:HE3	41:CM:321:MET:HB3	1.77	0.45

Continued on next page...

Continued from previous page...

Atom-1	Atom-2	Interatomic distance (Å)	Clash overlap (Å)
41:CN:201:CYS:O	41:CN:268:PRO:HD3	2.17	0.45
41:CN:325:GLU:O	41:CN:329:GLN:HB2	2.17	0.45
41:CO:101:TRP:O	41:CO:102:ALA:C	2.54	0.45
41:CO:389:PHE:O	41:CO:390:ARG:C	2.55	0.45
40:DA:105:ARG:HB3	40:DA:110:ILE:CG2	2.46	0.45
40:DA:250:VAL:CG2	40:DA:354:GLY:HA3	2.46	0.45
40:DE:27:GLU:HB3	40:DE:244:PHE:HZ	1.81	0.45
40:DE:213:CYS:C	40:DE:215:ARG:H	2.21	0.45
40:DF:349:THR:OG1	41:DN:179:VAL:HA	2.16	0.45
40:DI:240:ALA:HA	40:DI:243:ARG:HB2	1.99	0.45
41:DL:70:PRO:HG3	41:DL:94:GLN:HG3	1.98	0.45
41:DL:100:ASN:HB3	41:DL:103:LYS:HG3	1.99	0.45
41:DM:359:ARG:HD2	41:DM:359:ARG:HA	1.82	0.45
41:DN:186:THR:O	41:DN:187:LEU:C	2.55	0.45
41:DN:186:THR:OG1	41:DN:187:LEU:N	2.50	0.45
41:EB:16:ILE:HD11	41:EB:229:VAL:HG11	1.99	0.45
40:EE:210:TYR:HE1	40:EE:227:LEU:HD11	1.81	0.45
40:EI:333:ALA:O	40:EI:334:ALA:C	2.54	0.45
41:EM:289:LEU:HD12	41:EM:289:LEU:HA	1.75	0.45
41:EM:293:MET:HE3	41:EM:293:MET:HB3	1.76	0.45
41:EO:222:TYR:HD1	41:EO:225:LEU:HD12	1.82	0.45
41:EP:124:ALA:O	41:EP:125:GLU:C	2.54	0.45
41:EP:216:LYS:HA	41:EP:216:LYS:HD3	1.53	0.45
41:EP:270:PHE:HB3	41:EP:271:ALA:H	1.56	0.45
40:FA:119:LEU:HD13	40:FA:119:LEU:HA	1.77	0.45
41:FB:46:ARG:NH2	40:FG:76:ASP:OD1	2.50	0.45
40:FG:122:ILE:HG21	40:FG:157:LEU:HD21	1.99	0.45
40:FG:237:SER:HA	40:FG:320:ARG:HD3	1.98	0.45
40:FI:224:TYR:O	40:FI:228:ASN:ND2	2.50	0.45
41:FP:296:ALA:HB1	41:FP:305:PRO:HD2	1.99	0.45
40:GA:234:ILE:HG13	40:GA:375:CYS:SG	2.57	0.45
40:GE:47:ASP:O	40:GE:48:SER:C	2.55	0.45
41:HB:30:ILE:HG22	41:HB:36:TYR:HA	1.99	0.45
40:HI:405:HIS:HA	40:HI:408:VAL:HG12	1.99	0.45
40:IA:7:VAL:HG11	40:IA:153:LEU:HD21	1.99	0.45
40:IA:228:ASN:ND2	42:IA:501:GTP:HN1	2.10	0.45
41:IB:284:LEU:HD21	41:IB:363:MET:HB2	1.99	0.45
40:IE:55:GLU:OE1	40:IE:61:HIS:NE2	2.49	0.45
40:IF:277:SER:O	40:IF:279:GLU:N	2.49	0.45
40:IH:324:VAL:HG11	41:IP:219:THR:HB	1.97	0.45
40:II:236:SER:O	40:II:243:ARG:NH2	2.44	0.45

Continued on next page...

Continued from previous page...

Atom-1	Atom-2	Interatomic distance (Å)	Clash overlap (Å)
41:IP:100:ASN:HB3	41:IP:103:LYS:HB3	1.99	0.45
40:JD:128:GLN:OE1	40:KD:290:GLU:HG2	2.17	0.45
40:JG:192:HIS:NE2	40:JG:419:GLU:OE2	2.45	0.45
40:JG:338:LYS:HZ1	40:JG:341:ILE:HG12	1.82	0.45
41:JM:54:ALA:O	41:JM:55:THR:C	2.55	0.45
40:KE:93:ILE:HD13	40:KE:118:VAL:HG22	1.98	0.45
40:KG:3:GLU:OE2	40:KG:129:CYS:HA	2.16	0.45
40:KG:139:HIS:O	40:KG:170:SER:HA	2.17	0.45
41:KL:181:GLU:O	41:KL:182:PRO:C	2.56	0.45
41:KL:198:GLU:HB3	41:KL:266:PHE:HE2	1.82	0.45
41:KN:376:GLU:OE2	41:KN:380:ARG:NH2	2.49	0.45
41:KO:151:LEU:O	41:KO:155:ILE:HG13	2.16	0.45
41:KP:226:ASN:ND2	43:KP:501:GDP:O6	2.48	0.45
40:LA:406:TRP:CG	41:LN:255:VAL:HG23	2.52	0.45
40:LG:99:ALA:O	40:LG:100:ALA:C	2.55	0.45
41:LL:3:GLU:HA	41:LL:49:VAL:HA	1.99	0.45
41:LO:386:THR:HG22	41:LO:390:ARG:HD3	1.98	0.45
40:MA:79:ARG:HH12	40:MA:94:THR:HB	1.81	0.45
40:MD:248:LEU:HD22	40:MD:353:VAL:HG23	1.98	0.45
40:MF:164:LYS:HE3	40:MF:164:LYS:HB3	1.52	0.45
40:MG:255:PHE:HE2	40:MG:318:LEU:HD11	1.81	0.45
40:MH:30:ILE:HD13	40:MH:53:PHE:CD2	2.52	0.45
40:MH:282:TYR:HD1	40:MH:282:TYR:HA	1.62	0.45
40:NA:3:GLU:HA	40:NA:51:THR:HA	1.98	0.45
40:ND:228:ASN:O	40:ND:229:ARG:C	2.56	0.45
40:NH:348:PRO:HG2	41:NP:384:GLN:HG2	1.99	0.45
41:NN:273:LEU:HD23	41:NN:273:LEU:HA	1.84	0.45
41:NP:107:THR:O	41:NP:109:GLY:N	2.50	0.45
40:OA:141:PHE:HB2	40:OA:173:PRO:HD3	1.99	0.45
40:OD:76:ASP:OD1	40:OD:76:ASP:N	2.50	0.45
40:OD:139:HIS:ND1	40:OD:140:SER:O	2.49	0.45
40:OE:188:ILE:HG23	40:OE:424:MET:HG3	1.99	0.45
40:OE:391:ASP:HB3	40:OE:421:ARG:NH1	2.31	0.45
40:OF:165:SER:HA	40:OF:256:GLN:HE22	1.82	0.45
40:OF:383:ILE:HD12	40:OF:387:TRP:HE1	1.81	0.45
40:OF:394:PHE:HZ	40:OF:417:PHE:HB3	1.81	0.45
41:OL:170:VAL:HB	41:OL:201:CYS:HB2	1.98	0.45
41:ON:44:LEU:HA	41:ON:47:ILE:HG23	1.99	0.45
41:OP:398:TYR:HB3	41:OP:403:MET:HB2	1.97	0.45
40:PA:3:GLU:HB2	40:PA:129:CYS:SG	2.57	0.45
41:PB:250:LEU:HA	41:PB:253:LEU:HD12	1.99	0.45

Continued on next page...

Continued from previous page...

Atom-1	Atom-2	Interatomic distance (Å)	Clash overlap (Å)
40:PD:256:GLN:HG3	41:PL:397:TRP:HZ2	1.81	0.45
41:PL:3:GLU:OE2	41:PL:129:CYS:N	2.50	0.45
41:PL:271:ALA:HB3	41:PL:293:MET:HB3	1.97	0.45
41:PN:68:LEU:HD23	41:PN:143:THR:HG23	1.98	0.45
41:PN:313:VAL:HG23	41:PN:349:VAL:HG23	1.99	0.45
40:QA:319:TYR:HB2	40:QA:355:ILE:HD13	1.97	0.45
41:QB:346:PRO:O	41:QB:347:ASN:C	2.54	0.45
40:QE:298:PRO:HB3	40:QE:307:PRO:HD2	1.99	0.45
40:QE:332:ILE:O	40:QE:336:LYS:HG3	2.17	0.45
40:QG:121:ARG:HH11	40:QG:124:LYS:HZ1	1.65	0.45
40:QH:138:PHE:HE2	40:QH:235:VAL:HG21	1.81	0.45
41:QP:258:VAL:HG12	41:QP:261:PRO:HA	1.98	0.45
41:QP:417:ASP:O	41:QP:420:ASN:N	2.40	0.45
40:RE:238:ILE:HD11	40:RE:377:LEU:HD21	1.99	0.45
40:RE:242:LEU:H	40:RE:242:LEU:HD23	1.81	0.45
41:RM:7:LEU:HD21	41:RM:120:VAL:HG11	1.98	0.45
41:RM:18:ALA:HB2	41:RM:76:VAL:HG23	1.99	0.45
41:RM:271:ALA:HB2	41:RM:298:ASN:ND2	2.32	0.45
41:RN:33:THR:O	41:RN:58:LYS:NZ	2.42	0.45
40:SA:12:ALA:O	40:SA:16:ILE:HD12	2.17	0.45
40:SE:391:ASP:OD1	40:SE:421:ARG:NH1	2.50	0.45
40:SH:85:GLN:OE1	40:TH:283:HIS:NE2	2.37	0.45
40:SH:325:PRO:HG2	41:SP:221:THR:HA	1.99	0.45
41:SO:139:LEU:HB2	41:SO:169:VAL:O	2.17	0.45
40:TG:7:VAL:HG11	40:TG:153:LEU:HD21	1.99	0.45
40:TG:224:TYR:HB3	42:TG:501:GTP:N1	2.31	0.45
40:TG:405:HIS:HA	40:TG:408:VAL:HG12	1.98	0.45
40:TH:6:SER:O	40:TH:65:ALA:HA	2.15	0.45
41:TL:128:ASP:OD2	41:TL:129:CYS:N	2.49	0.45
42:UB:502:GTP:HN1	40:UG:228:ASN:HD21	1.64	0.45
40:UH:74:VAL:HG13	40:UH:75:ILE:HG13	1.98	0.45
40:UH:105:ARG:HG2	40:UH:410:GLU:HG2	1.99	0.45
40:UI:118:VAL:O	40:UI:122:ILE:HG23	2.16	0.45
41:UM:95:SER:OG	41:UM:96:GLY:N	2.48	0.45
40:VI:142:GLY:O	40:VI:186:ASN:ND2	2.49	0.45
41:VO:19:LYS:HA	41:VO:19:LYS:HD3	1.69	0.45
40:WE:386:ALA:O	40:WE:389:ARG:HG2	2.17	0.45
40:WF:195:LEU:HD21	40:WF:264:ARG:HE	1.82	0.45
40:WG:51:THR:HG23	40:WG:52:PHE:CD2	2.51	0.45
40:WH:139:HIS:O	40:WH:170:SER:HA	2.17	0.45
41:WM:277:GLY:O	41:WM:279:GLN:N	2.47	0.45

Continued on next page...

Continued from previous page...

Atom-1	Atom-2	Interatomic distance (Å)	Clash overlap (Å)
41:WN:154:LYS:HA	41:WN:154:LYS:HD2	1.68	0.45
41:WP:375:GLN:NE2	41:WP:422:VAL:HG13	2.32	0.45
8:1W:475:GLU:HG3	40:VG:369:LYS:HZ1	1.82	0.45
8:1X:105:GLU:O	8:1X:106:GLU:C	2.55	0.45
9:2B:51:HIS:HB3	11:2K:255:LYS:C	2.37	0.45
11:2J:130:THR:OG1	11:2J:132:ASP:OD2	2.34	0.45
12:2P:172:LEU:HD23	12:2P:232:PHE:HZ	1.81	0.45
12:2R:119:MET:HE2	12:2R:119:MET:HB2	1.85	0.45
14:3A:46:ARG:NH2	40:MF:264:ARG:HG3	2.32	0.45
14:3B:45:ASP:OD1	14:3B:45:ASP:N	2.50	0.45
17:3O:277:THR:HA	17:3O:281:ILE:HG13	1.98	0.45
17:3Q:354:THR:HG22	17:3Q:466:LEU:HD22	1.98	0.45
17:3R:156:TRP:HD1	17:3R:300:TRP:CZ3	2.35	0.45
18:3W:179:GLU:OE1	18:3W:296:GLN:HG3	2.16	0.45
20:4B:241:LEU:O	20:4B:242:THR:C	2.55	0.45
22:4H:304:LEU:HD23	22:4H:304:LEU:HA	1.84	0.45
22:4I:680:LYS:HB3	22:4I:681:PHE:HD1	1.82	0.45
22:4J:292:VAL:CG2	41:CN:359:ARG:HH22	2.29	0.45
22:4J:294:GLN:NE2	41:CN:361:LEU:HD12	2.32	0.45
22:4J:676:ALA:O	22:4J:679:SER:N	2.49	0.45
23:4N:189:GLY:CA	41:CM:46:ARG:HH12	2.26	0.45
23:4N:240:LEU:HB2	23:4N:241:GLY:H	1.61	0.45
24:4O:240:LEU:HD13	24:4O:266:HIS:CE1	2.52	0.45
24:4O:254:LYS:O	40:EE:221:ARG:NH1	2.50	0.45
23:4P:193:ARG:HH12	41:CN:55:THR:HA	1.82	0.45
23:4Q:40:THR:O	23:4Q:44:LEU:HG	2.16	0.45
23:4Q:250:VAL:HG13	23:4Q:253:TYR:HB2	1.99	0.45
25:4T:307:GLY:O	25:4T:309:LEU:N	2.49	0.45
31:5I:676:ASP:HB2	41:IQ:56:GLY:HA2	1.97	0.45
31:5I:750:GLU:OE2	31:5I:750:GLU:N	2.49	0.45
33:5O:54:LYS:HE3	33:5O:54:LYS:HB3	1.86	0.45
34:5Q:65:GLU:O	34:5Q:69:HIS:ND1	2.48	0.45
34:5R:313:LEU:HA	34:5R:316:ASN:ND2	2.32	0.45
35:5T:81:HIS:O	35:5T:85:HIS:HB2	2.17	0.45
35:5T:146:LEU:HA	35:5T:149:ARG:HB2	1.99	0.45
36:5Y:184:HIS:HA	41:OP:279:GLN:HE22	1.82	0.45
37:6A:113:ARG:HG3	40:TH:2:ARG:HH22	1.82	0.45
41:AM:7:LEU:HD11	41:AM:155:ILE:HD12	1.98	0.45
41:AM:253:LEU:O	41:AM:257:MET:HB2	2.17	0.45
41:AO:271:ALA:HB1	41:AO:289:LEU:HD22	1.99	0.45
41:AP:237:THR:O	41:AP:241:ARG:NH1	2.50	0.45

Continued on next page...

Continued from previous page...

Atom-1	Atom-2	Interatomic distance (Å)	Clash overlap (Å)
41:AP:283:ALA:HB2	41:MP:54:ALA:HA	1.99	0.45
40:BA:235:VAL:O	40:BA:239:THR:HG22	2.17	0.45
40:BF:176:GLN:HG3	41:BM:331:LEU:CD1	2.47	0.45
40:BI:222:PRO:CG	41:BP:324:LYS:HE3	2.47	0.45
40:BI:383:ILE:HG12	40:BI:387:TRP:NE1	2.32	0.45
40:BI:430:ASP:O	40:BI:433:GLU:HG3	2.16	0.45
41:BM:2:ARG:HE	41:BM:2:ARG:HB2	1.45	0.45
41:BN:167:PHE:CE2	41:BN:233:MET:HG2	2.52	0.45
41:BO:241:ARG:H	41:BO:241:ARG:HG2	1.62	0.45
41:BO:303:CYS:SG	41:BO:374:ILE:HA	2.57	0.45
41:BP:117:LEU:HB3	41:BP:121:ARG:HH22	1.81	0.45
41:CB:142:GLY:O	41:CB:144:GLY:N	2.50	0.45
40:CE:37:PRO:HB2	40:CE:40:LYS:HB2	1.98	0.45
40:CE:346:TRP:CD1	41:CM:391:ARG:HD3	2.52	0.45
40:CH:210:TYR:O	40:CH:214:ARG:HG3	2.17	0.45
40:CH:241:SER:O	40:CH:243:ARG:N	2.49	0.45
41:CL:183:TYR:CE1	41:CL:388:MET:HB2	2.52	0.45
41:CN:285:THR:HB	41:CN:287:PRO:HD2	1.99	0.45
41:CO:200:TYR:CE1	41:CO:266:PHE:HD2	2.35	0.45
41:CO:254:ALA:O	41:CO:258:VAL:HG22	2.16	0.45
41:CP:58:LYS:O	41:CP:60:VAL:N	2.50	0.45
40:DF:6:SER:HB3	40:DF:138:PHE:CE1	2.51	0.45
40:DF:16:ILE:HG12	40:DF:17:GLY:N	2.32	0.45
40:DF:287:SER:O	40:DF:288:VAL:C	2.55	0.45
40:DH:261:PRO:HG3	40:DH:313:MET:SD	2.56	0.45
40:DI:3:GLU:HA	40:DI:51:THR:HG23	1.98	0.45
40:DI:224:TYR:HB3	42:DI:501:GTP:C6	2.51	0.45
40:DI:390:LEU:HD23	40:DI:393:LYS:HD2	1.99	0.45
41:DL:176:SER:O	41:DL:177:ASP:C	2.55	0.45
41:DL:188:SER:O	41:DL:189:VAL:C	2.55	0.45
41:DN:6:HIS:CE1	41:DN:8:GLN:HE22	2.35	0.45
41:DO:131:GLN:NE2	41:DO:250:LEU:H	2.15	0.45
41:DO:165:ASN:ND2	41:DO:198:GLU:OE1	2.50	0.45
41:DP:362:LYS:HA	41:DP:362:LYS:HD2	1.83	0.45
41:EB:167:PHE:CZ	41:EB:233:MET:HG2	2.52	0.45
40:EF:366:ASP:OD1	40:EF:367:LEU:N	2.50	0.45
40:EI:100:ALA:O	40:EI:101:ASN:C	2.54	0.45
40:EI:287:SER:O	40:EI:288:VAL:C	2.55	0.45
41:EL:2:ARG:HH22	41:EL:251:ARG:HD3	1.82	0.45
41:EM:41:ASP:O	41:EM:44:LEU:N	2.49	0.45
41:EN:130:LEU:O	41:EN:162:ARG:NH1	2.49	0.45

Continued on next page...

Continued from previous page...

Atom-1	Atom-2	Interatomic distance (Å)	Clash overlap (Å)
41:EP:215:LEU:O	41:EP:217:LEU:N	2.50	0.45
40:FA:49:PHE:CE2	40:FA:55:GLU:HB2	2.52	0.45
40:FE:182:VAL:O	40:FE:186:ASN:ND2	2.49	0.45
40:FI:115:ILE:HA	40:FI:118:VAL:HG22	1.99	0.45
40:GE:191:THR:O	40:GE:195:LEU:HB2	2.16	0.45
40:GE:320:ARG:HH11	40:GE:360:PRO:HA	1.82	0.45
40:GF:20:CYS:HA	40:GF:232:SER:HB2	1.99	0.45
40:GG:1:GLN:N	40:GG:3:GLU:OE2	2.50	0.45
40:GH:88:HIS:O	40:GH:90:GLU:N	2.49	0.45
40:GH:304:LYS:HD2	40:GH:304:LYS:HA	1.56	0.45
40:GH:431:TYR:O	40:GH:434:VAL:HG12	2.17	0.45
40:GH:436:MET:HE3	40:GH:436:MET:HB3	1.76	0.45
40:GI:394:PHE:CD2	40:GI:421:ARG:HD3	2.49	0.45
41:GN:122:LYS:HD3	41:GN:123:GLU:HG2	1.99	0.45
41:GN:178:THR:O	41:GN:181:GLU:N	2.48	0.45
41:GN:358:PRO:HG3	41:GN:364:SER:OG	2.17	0.45
41:GO:334:GLN:HG2	41:GO:341:PHE:HE2	1.81	0.45
41:GP:51:TYR:HB3	41:GP:59:TYR:HB3	1.98	0.45
40:HA:38:SER:OG	40:HA:39:ASP:N	2.49	0.45
40:HA:285:GLN:N	40:HA:285:GLN:OE1	2.50	0.45
40:HE:57:GLY:O	40:HE:58:ALA:C	2.54	0.45
40:HE:185:TYR:HA	40:HE:394:PHE:HD1	1.82	0.45
40:HE:220:GLU:O	40:HE:222:PRO:HD3	2.17	0.45
40:HI:259:LEU:HD21	40:HI:316:CYS:SG	2.57	0.45
41:HM:215:LEU:HD21	41:HM:273:LEU:HD22	1.99	0.45
41:HM:305:PRO:HB3	41:HM:310:TYR:HE1	1.82	0.45
41:HM:316:VAL:HA	41:HM:352:ALA:O	2.17	0.45
41:HN:361:LEU:O	41:HN:363:MET:N	2.50	0.45
41:HQ:139:LEU:HG	41:HQ:168:SER:HB2	1.99	0.45
40:IA:67:PHE:HB3	40:IA:75:ILE:HD12	1.99	0.45
41:IO:148:GLY:O	41:IO:152:ILE:HG12	2.17	0.45
40:JD:262:TYR:OH	41:JL:391:ARG:O	2.29	0.45
40:JG:265:ILE:HG21	40:JG:313:MET:HE1	1.99	0.45
41:JM:239:CYS:CB	41:JM:248:ALA:H	2.30	0.45
41:JO:100:ASN:HB3	41:JO:103:LYS:HB3	1.98	0.45
40:KE:150:THR:O	40:KE:154:MET:HG2	2.17	0.45
40:KE:251:ASP:HB3	40:KE:254:GLU:HG2	1.99	0.45
40:KE:405:HIS:CD2	41:KL:261:PRO:HG3	2.51	0.45
40:KF:274:PRO:HG3	40:KF:286:LEU:HD13	1.98	0.45
40:KG:16:ILE:HA	40:KG:228:ASN:HB3	1.99	0.45
40:KH:251:ASP:OD1	40:KH:252:LEU:N	2.48	0.45

Continued on next page...

Continued from previous page...

Atom-1	Atom-2	Interatomic distance (Å)	Clash overlap (Å)
41:KL:405:GLU:HA	41:KL:408:PHE:HD2	1.82	0.45
41:KM:91:VAL:HG11	41:KM:116:VAL:HG22	1.98	0.45
40:LG:352:LYS:HE3	41:LO:179:VAL:CG2	2.47	0.45
41:LL:128:ASP:N	41:LL:128:ASP:OD1	2.47	0.45
41:LN:7:LEU:HD23	41:LN:64:VAL:HB	1.98	0.45
40:MG:88:HIS:C	40:MG:90:GLU:H	2.20	0.45
40:MH:102:ASN:HD21	40:MH:407:TYR:HA	1.82	0.45
41:ML:273:LEU:HD23	41:ML:273:LEU:HA	1.80	0.45
40:NA:232:SER:HA	40:NA:235:VAL:HG12	1.99	0.45
40:ND:101:ASN:HA	40:ND:144:GLY:HA3	1.98	0.45
41:NL:164:MET:HB2	41:NL:196:THR:HA	1.99	0.45
41:NO:167:PHE:CZ	41:NO:233:MET:HG3	2.51	0.45
41:NP:8:GLN:HE22	41:NP:21:TRP:HE1	1.65	0.45
41:NP:305:PRO:HB3	41:NP:310:TYR:HE1	1.82	0.45
40:OD:81:GLY:O	40:OD:84:ARG:N	2.35	0.45
40:OD:261:PRO:HB3	41:OL:394:PHE:CE2	2.52	0.45
40:OD:362:VAL:HG21	40:OD:369:LYS:HA	1.99	0.45
40:OE:101:ASN:HA	40:OE:144:GLY:H	1.82	0.45
40:OF:130:THR:OG1	40:OF:131:GLY:N	2.49	0.45
40:OH:254:GLU:O	40:OH:255:PHE:C	2.55	0.45
41:OO:8:GLN:HE22	41:OO:21:TRP:HE1	1.64	0.45
41:PB:143:THR:O	41:PB:147:MET:N	2.49	0.45
41:PB:248:ALA:HA	41:PB:252:LYS:HD2	1.98	0.45
41:PB:324:LYS:HE2	40:PG:222:PRO:HD2	1.99	0.45
40:PD:319:TYR:HB3	40:PD:323:VAL:HG11	1.99	0.45
40:PE:9:VAL:HG12	40:PE:68:VAL:HG23	1.98	0.45
40:PF:167:LEU:HA	40:PF:200:CYS:O	2.16	0.45
40:PF:258:ASN:HD21	41:PN:178:THR:HG23	1.81	0.45
41:PL:49:VAL:HG11	41:PL:241:ARG:HG2	1.99	0.45
41:PM:145:SER:O	41:PM:149:THR:OG1	2.25	0.45
41:PO:210:ILE:HD13	41:PO:210:ILE:HA	1.77	0.45
40:QA:213:CYS:HA	40:QA:217:LEU:HB2	1.98	0.45
41:QB:22:GLU:HA	41:QB:25:SER:HB2	1.99	0.45
41:QB:44:LEU:HD22	41:QB:44:LEU:HA	1.72	0.45
41:QB:118:ASP:HA	41:QB:121:ARG:HH11	1.82	0.45
40:QG:141:PHE:HB2	40:QG:173:PRO:HD3	1.99	0.45
41:QL:187:LEU:HD11	41:QL:408:PHE:HE1	1.82	0.45
41:QP:56:GLY:O	41:QP:57:GLY:C	2.55	0.45
41:QP:117:LEU:HD12	41:QP:117:LEU:HA	1.88	0.45
41:QP:393:ALA:C	41:QP:395:LEU:N	2.70	0.45
40:RG:346:TRP:HB3	41:RO:391:ARG:HD3	1.98	0.45

Continued on next page...

Continued from previous page...

Atom-1	Atom-2	Interatomic distance (Å)	Clash overlap (Å)
40:RH:189:LEU:HD11	40:RH:417:PHE:HE1	1.82	0.45
41:RL:293:MET:HE3	41:RL:367:PHE:HD2	1.82	0.45
41:RM:242:PHE:CD2	41:RM:356:ILE:HD13	2.52	0.45
41:RN:417:ASP:O	41:RN:421:PRO:HD3	2.17	0.45
41:RP:2:ARG:NH1	41:RP:249:ASP:OD2	2.50	0.45
41:RP:189:VAL:HA	41:RP:192:LEU:HB2	1.99	0.45
40:SE:135:PHE:HB2	40:SE:166:LYS:HG3	1.99	0.45
40:SF:221:ARG:NH2	41:SM:325:GLU:H	2.13	0.45
40:SG:119:LEU:HA	40:SG:122:ILE:HG22	1.97	0.45
40:SI:221:ARG:NE	41:SP:322:SER:HB3	2.32	0.45
40:TA:167:LEU:HA	40:TA:200:CYS:O	2.16	0.45
40:TA:404:VAL:HG13	40:TA:417:PHE:HE2	1.82	0.45
40:TE:174:ALA:HB3	40:TE:178:SER:HA	1.99	0.45
40:TH:181:VAL:HG22	41:TO:256:ASN:HB2	1.98	0.45
40:TH:252:LEU:HA	40:TH:255:PHE:HD2	1.81	0.45
40:TH:255:PHE:CZ	40:TH:318:LEU:HD21	2.52	0.45
40:TI:7:VAL:HG13	40:TI:66:VAL:HB	1.98	0.45
41:TL:293:MET:HA	41:TL:298:ASN:HD21	1.82	0.45
41:TN:269:GLY:HA3	41:TN:367:PHE:HB3	1.98	0.45
41:TO:180:VAL:HG23	41:TO:184:ASN:HD21	1.82	0.45
40:UF:33:ASP:OD1	40:UF:33:ASP:N	2.47	0.45
40:UF:114:LEU:HB3	40:UF:149:PHE:CZ	2.52	0.45
40:UF:311:LYS:HE3	40:UF:311:LYS:HB3	1.80	0.45
40:UI:172:TYR:CE1	40:UI:386:ALA:HB1	2.52	0.45
40:UI:181:VAL:HA	41:UP:347:ASN:HD22	1.82	0.45
40:UI:274:PRO:HG3	40:UI:373:ALA:HB2	1.99	0.45
40:UI:275:VAL:HA	40:UI:367:LEU:HD21	1.99	0.45
41:UN:119:VAL:O	41:UN:122:LYS:HB3	2.16	0.45
41:UN:398:TYR:HB3	41:UN:403:MET:HG2	1.98	0.45
41:VB:183:TYR:OH	41:VB:393:ALA:O	2.32	0.45
40:VF:142:GLY:HA2	40:VF:183:GLU:HG3	1.98	0.45
40:VG:239:THR:HG23	40:VG:242:LEU:HD21	1.98	0.45
40:VJ:248:LEU:HB2	40:VJ:355:ILE:HD12	1.98	0.45
41:VP:330:MET:HG3	41:VP:351:THR:HG22	1.99	0.45
40:WA:141:PHE:HB2	40:WA:173:PRO:HD3	1.99	0.45
40:WA:178:SER:HB2	40:WA:183:GLU:HG3	1.99	0.45
41:WB:189:VAL:O	41:WB:193:VAL:HG23	2.17	0.45
40:WE:73:THR:HA	40:WE:76:ASP:HB2	1.98	0.45
40:WG:16:ILE:HA	40:WG:228:ASN:HB3	1.98	0.45
40:WH:18:ASN:O	40:WH:22:GLU:HB2	2.17	0.45
40:WH:90:GLU:OE1	40:WH:121:ARG:NE	2.49	0.45

Continued on next page...

Continued from previous page...

Atom-1	Atom-2	Interatomic distance (Å)	Clash overlap (Å)
41:WM:271:ALA:HB3	41:WM:272:PRO:HD3	1.99	0.45
11:2I:160:LYS:O	11:2I:163:GLU:HG3	2.16	0.45
11:2I:236:GLN:H	11:2I:236:GLN:HG3	1.66	0.45
12:2R:65:ARG:HB2	12:2R:159:LEU:HA	1.97	0.45
13:2T:53:ASN:HB3	13:2T:56:THR:HG22	1.98	0.45
13:2T:66:LYS:HB3	13:2T:66:LYS:HE3	1.68	0.45
15:3E:48:ILE:HD11	15:3F:350:ARG:NH1	2.32	0.45
15:3E:205:VAL:O	15:3E:206:ARG:NE	2.49	0.45
15:3F:129:ARG:HB3	15:3F:134:GLN:HE22	1.81	0.45
15:3H:105:LEU:HD11	15:3H:146:VAL:HG23	1.98	0.45
17:3O:360:LYS:HB3	17:3O:360:LYS:HE2	1.84	0.45
17:3R:147:GLY:O	17:3R:150:VAL:HB	2.16	0.45
21:4F:421:ARG:H	21:4F:421:ARG:HG2	1.40	0.45
22:4J:619:VAL:HG12	22:4J:677:LEU:HD22	1.99	0.45
22:4K:676:ALA:O	22:4K:677:LEU:C	2.54	0.45
23:4M:91:ILE:HD11	40:AG:79:ARG:CD	2.43	0.45
23:4M:100:GLN:HB3	23:4M:103:PHE:HZ	1.82	0.45
23:4P:240:LEU:HB2	23:4P:241:GLY:H	1.61	0.45
23:4Q:245:LYS:HA	23:4Q:245:LYS:HD2	1.64	0.45
23:4Q:259:ARG:NH2	40:EH:366:ASP:N	2.65	0.45
27:4Y:6:TYR:HD2	27:4Y:10:VAL:HG11	1.82	0.45
27:4Y:132:ALA:HB2	27:4Y:148:ARG:HB2	1.99	0.45
27:4Z:125:ASN:ND2	27:4Z:125:ASN:O	2.50	0.45
34:5R:451:LEU:O	34:5R:455:ILE:HG13	2.17	0.45
36:5X:133:ALA:HA	36:5X:136:ASN:HB3	1.98	0.45
39:6L:127:LEU:O	39:6L:128:SER:C	2.55	0.45
40:AF:255:PHE:O	40:AF:259:LEU:HB2	2.16	0.45
40:AG:6:SER:O	40:AG:65:ALA:HA	2.17	0.45
40:AH:164:LYS:HD3	40:AH:164:LYS:HA	1.82	0.45
41:AL:25:SER:OG	41:AL:51:TYR:OH	2.29	0.45
41:AM:100:ASN:HD21	41:AM:397:TRP:HB3	1.82	0.45
41:AM:202:ILE:HG21	41:AM:229:VAL:HG22	1.99	0.45
41:AO:379:LYS:HE2	41:AO:379:LYS:HB2	1.43	0.45
41:AP:51:TYR:HB3	41:AP:59:TYR:HB3	1.99	0.45
40:BA:376:MET:SD	40:BA:378:SER:HB3	2.57	0.45
41:BB:101:TRP:HZ3	41:BB:106:TYR:HE2	1.65	0.45
40:BH:162:GLY:O	40:BH:164:LYS:N	2.50	0.45
41:BM:376:GLU:O	41:BM:377:LEU:C	2.55	0.45
41:BN:107:THR:O	41:BN:109:GLY:N	2.50	0.45
40:CA:416:GLU:H	40:CA:416:GLU:HG3	1.59	0.45
40:CA:429:LYS:HB2	40:CA:429:LYS:HE2	1.67	0.45

Continued on next page...

Continued from previous page...

Atom-1	Atom-2	Interatomic distance (Å)	Clash overlap (Å)
40:CH:236:SER:HA	40:CH:239:THR:HG22	1.99	0.45
40:CH:276:ILE:HB	40:CH:281:ALA:HB2	1.98	0.45
41:CL:4:ILE:HG13	41:CL:49:VAL:O	2.16	0.45
41:CL:257:MET:HA	41:CL:312:THR:OG1	2.17	0.45
41:CM:28:HIS:O	41:CM:29:GLY:C	2.55	0.45
41:CO:200:TYR:CE1	41:CO:368:ILE:HG13	2.52	0.45
40:DA:413:GLU:O	40:DA:415:GLY:N	2.49	0.45
41:DB:140:GLY:HA3	41:DB:181:GLU:HG3	1.99	0.45
40:DE:250:VAL:HG23	40:DE:254:GLU:HB3	1.99	0.45
40:DF:105:ARG:HD2	40:DF:110:ILE:HG22	1.99	0.45
40:DG:116:ASP:OD1	40:DG:117:LEU:N	2.50	0.45
40:DI:60:LYS:O	40:DI:61:HIS:C	2.55	0.45
40:DI:304:LYS:HA	40:DI:304:LYS:HD2	1.36	0.45
41:DL:117:LEU:HD22	41:DL:121:ARG:HH12	1.82	0.45
41:DL:238:THR:C	41:DL:240:LEU:H	2.20	0.45
41:DM:21:TRP:HZ2	41:DM:63:ALA:HB2	1.82	0.45
41:DM:130:LEU:O	41:DM:131:GLN:C	2.54	0.45
41:DM:172:SER:HB2	41:DM:205:GLU:HB2	1.99	0.45
41:DM:273:LEU:HD23	41:DM:273:LEU:HA	1.76	0.45
41:DN:68:LEU:HD11	41:DN:109:GLY:HA2	1.98	0.45
41:DN:375:GLN:HB2	41:DN:422:VAL:CG1	2.47	0.45
41:DP:139:LEU:O	41:DP:141:GLY:N	2.50	0.45
41:DP:183:TYR:O	41:DP:184:ASN:C	2.54	0.45
40:EA:112:LYS:HA	40:EA:115:ILE:HG22	1.98	0.45
40:EH:240:ALA:HA	40:EH:243:ARG:HE	1.82	0.45
40:EI:166:LYS:HB3	40:EI:166:LYS:HE2	1.64	0.45
41:EM:125:GLU:O	41:EM:127:CYS:N	2.50	0.45
41:EM:127:CYS:SG	41:EM:127:CYS:O	2.75	0.45
41:EN:8:GLN:OE1	41:EN:14:ASN:HA	2.17	0.45
41:EO:151:LEU:O	41:EO:155:ILE:HG12	2.16	0.45
40:FA:261:PRO:HD2	40:FA:265:ILE:HG13	1.99	0.45
40:FE:16:ILE:HA	40:FE:228:ASN:HB3	1.98	0.45
40:FE:88:HIS:ND1	40:GE:283:HIS:HB2	2.31	0.45
40:FH:260:VAL:HG23	40:FH:379:ASN:ND2	2.32	0.45
41:FM:293:MET:HG2	41:FM:367:PHE:HD1	1.82	0.45
41:FP:184:ASN:OD1	41:FP:398:TYR:OH	2.35	0.45
41:FP:234:SER:O	41:FP:238:THR:HB	2.17	0.45
40:GG:324:VAL:O	40:GG:328:VAL:HG23	2.17	0.45
41:GM:135:LEU:HD21	41:GM:148:GLY:HA2	1.98	0.45
41:GM:237:THR:O	41:GM:241:ARG:NH2	2.50	0.45
41:GO:42:LEU:HD11	41:GO:243:PRO:HG3	1.98	0.45

Continued on next page...

Continued from previous page...

Atom-1	Atom-2	Interatomic distance (Å)	Clash overlap (Å)
41:GO:207:LEU:HB3	41:GO:225:LEU:HD12	1.98	0.45
41:GP:207:LEU:HB3	41:GP:225:LEU:HD12	1.98	0.45
40:HE:164:LYS:HA	40:HE:164:LYS:HD3	1.58	0.45
40:HG:188:ILE:HD12	40:HG:424:MET:HG3	1.99	0.45
40:HH:188:ILE:HG22	40:HH:420:ALA:HB1	1.99	0.45
40:HI:104:ALA:O	40:HI:108:TYR:HB2	2.17	0.45
41:HQ:218:THR:HG23	41:HQ:219:THR:HG22	1.98	0.45
40:IE:229:ARG:HD2	40:IE:363:VAL:HG11	1.99	0.45
40:IG:9:VAL:HG21	40:IG:150:THR:HB	1.98	0.45
40:II:174:ALA:HB3	40:II:178:SER:H	1.81	0.45
41:IM:19:LYS:HA	41:IM:22:GLU:OE1	2.17	0.45
41:IN:165:ASN:HD21	41:IN:250:LEU:HD13	1.82	0.45
40:JD:172:TYR:OH	40:JD:386:ALA:O	2.34	0.45
40:JF:140:SER:OG	42:JF:501:GTP:O2A	2.28	0.45
41:JL:274:THR:HG21	41:JL:282:ARG:HG3	1.98	0.45
40:KA:76:ASP:HA	40:KA:79:ARG:HG2	1.98	0.45
40:KA:400:LYS:HD2	41:KN:344:TRP:CE3	2.52	0.45
41:KB:282:ARG:HD3	41:KB:283:ALA:N	2.30	0.45
40:KF:376:MET:SD	40:KF:378:SER:HB3	2.57	0.45
40:KG:182:VAL:O	40:KG:186:ASN:ND2	2.48	0.45
40:KH:319:TYR:HB3	40:KH:323:VAL:HG21	1.99	0.45
41:KL:154:LYS:O	41:KL:157:GLU:HG3	2.16	0.45
41:KO:132:GLY:HA2	41:KO:163:ILE:O	2.17	0.45
41:KP:87:PRO:HD3	41:LP:281:TYR:HD2	1.82	0.45
40:LD:70:LEU:HD23	40:LD:114:LEU:HD12	1.99	0.45
40:LE:16:ILE:HG21	40:LE:138:PHE:CD1	2.52	0.45
40:LG:110:ILE:H	40:LG:110:ILE:HG12	1.49	0.45
40:LH:405:HIS:HA	40:LH:408:VAL:HG22	1.98	0.45
41:LP:211:CYS:HA	41:LP:215:LEU:HB2	1.98	0.45
40:MA:271:THR:HG23	40:MA:376:MET:HB3	1.98	0.45
40:MA:414:GLU:O	40:MA:415:GLY:C	2.54	0.45
40:MD:259:LEU:O	40:MD:379:ASN:ND2	2.44	0.45
40:MG:326:LYS:HD2	40:MG:326:LYS:HA	1.72	0.45
41:MM:26:ASP:HB3	41:MM:359:ARG:HH22	1.82	0.45
41:MM:401:GLU:N	41:MM:401:GLU:OE2	2.48	0.45
41:MP:178:THR:HG22	41:MP:180:VAL:H	1.82	0.45
40:NA:204:VAL:HG13	40:NA:302:MET:HB3	1.98	0.45
41:NB:313:VAL:HB	41:NB:349:VAL:HA	1.98	0.45
40:NE:107:HIS:CD2	40:NE:152:LEU:HB2	2.51	0.45
41:NN:385:PHE:HZ	41:NN:408:PHE:HD2	1.65	0.45
40:OD:136:LEU:HD22	40:OD:169:PHE:HE2	1.80	0.45

Continued on next page...

Continued from previous page...

Atom-1	Atom-2	Interatomic distance (Å)	Clash overlap (Å)
40:OG:362:VAL:HG22	40:OG:369:LYS:HB3	1.97	0.45
40:OH:417:PHE:O	40:OH:418:SER:C	2.55	0.45
41:OL:7:LEU:HD22	41:OL:151:LEU:HD21	1.97	0.45
41:OO:206:ALA:O	41:OO:210:ILE:HD12	2.16	0.45
40:PA:179:THR:HG21	42:PN:501:GTP:H3'	1.98	0.45
41:PN:137:HIS:O	41:PN:168:SER:HA	2.17	0.45
41:QB:262:ARG:HA	41:QB:264:HIS:CE1	2.51	0.45
40:QF:205:ASP:O	40:QF:209:ILE:HG13	2.17	0.45
40:RA:387:TRP:HE3	40:RA:424:MET:HE1	1.82	0.45
41:RB:193:VAL:HG11	41:RB:418:LEU:HG	1.99	0.45
40:RF:71:GLU:HA	40:RF:72:PRO:HD3	1.85	0.45
40:RG:228:ASN:ND2	42:RG:501:GTP:HN1	2.09	0.45
40:RH:210:TYR:CD1	41:RO:324:LYS:HD3	2.51	0.45
41:RM:64:VAL:HG21	41:RM:120:VAL:HG12	1.99	0.45
41:RM:311:LEU:N	41:RM:370:ASN:O	2.49	0.45
41:RN:156:ARG:HH21	41:RN:196:THR:HA	1.81	0.45
41:RO:3:GLU:HA	41:RO:49:VAL:HG13	1.99	0.45
41:RO:58:LYS:HD3	41:RO:58:LYS:HA	1.87	0.45
41:RP:8:GLN:HG2	41:RP:65:LEU:HA	1.99	0.45
41:RP:117:LEU:HA	41:RP:120:VAL:HG12	1.98	0.45
41:SB:322:SER:HB3	40:SG:221:ARG:NE	2.32	0.45
40:SF:145:THR:OG1	42:SM:501:GTP:O2B	2.34	0.45
40:SI:88:HIS:CD2	40:SI:121:ARG:HH22	2.35	0.45
41:SN:2:ARG:HH21	41:SN:240:LEU:HB2	1.80	0.45
41:SN:3:GLU:OE1	41:SN:3:GLU:N	2.49	0.45
41:SN:103:LYS:HA	41:SN:107:THR:OG1	2.17	0.45
40:TA:7:VAL:HB	40:TA:137:ILE:HG13	1.99	0.45
40:TA:219:ILE:HD12	40:TA:222:PRO:HB3	1.98	0.45
40:TF:33:ASP:OD1	40:TF:34:GLY:N	2.50	0.45
40:TI:205:ASP:HB2	40:TI:303:VAL:HG22	1.99	0.45
40:TI:244:PHE:CG	40:TI:358:GLN:HG3	2.52	0.45
41:TN:104:GLY:HA3	41:TN:146:GLY:HA3	1.99	0.45
41:UB:189:VAL:O	41:UB:193:VAL:HG23	2.17	0.45
41:UB:236:VAL:HG22	41:UB:368:ILE:HD11	1.99	0.45
40:UE:224:TYR:O	40:UE:228:ASN:ND2	2.49	0.45
40:UF:182:VAL:O	40:UF:183:GLU:C	2.56	0.45
41:UM:375:GLN:HE22	41:UM:419:GLY:HA2	1.82	0.45
41:UN:132:GLY:HA3	41:UN:163:ILE:O	2.17	0.45
41:UN:317:PHE:O	41:UN:353:VAL:HA	2.17	0.45
41:UO:207:LEU:HB3	41:UO:225:LEU:HD12	1.99	0.45
40:VA:318:LEU:O	40:VA:374:VAL:HA	2.17	0.45

Continued on next page...

Continued from previous page...

Atom-1	Atom-2	Interatomic distance (Å)	Clash overlap (Å)
40:VG:319:TYR:HB3	40:VG:323:VAL:HG11	1.99	0.45
40:VJ:139:HIS:ND1	40:VJ:140:SER:O	2.49	0.45
40:VJ:240:ALA:HB1	40:VJ:356:ASN:HD22	1.82	0.45
40:WA:403:PHE:HE2	41:WN:345:ILE:HD13	1.82	0.45
41:WN:162:ARG:HH22	41:WN:251:ARG:HH12	1.65	0.45
41:WN:377:LEU:HD13	41:WN:380:ARG:HH21	1.81	0.45
41:WO:287:PRO:HA	41:WO:329:GLN:NE2	2.32	0.45
41:WP:30:ILE:HD11	41:WP:47:ILE:HD11	1.98	0.45
10:2F:157:ARG:CZ	41:VB:51:TYR:HB3	2.47	0.44
11:2I:157:TYR:CE1	11:2I:158:ILE:HG12	2.51	0.44
11:2I:200:LEU:HD11	11:2I:244:LEU:HD13	1.98	0.44
11:2K:231:GLU:HG3	11:2K:232:GLU:N	2.31	0.44
13:2V:57:THR:HG23	13:2V:158:ALA:HB2	2.00	0.44
13:2W:67:LYS:HE2	13:2W:67:LYS:HB2	1.52	0.44
14:3B:8:ASN:HD22	41:ML:304:ASP:N	2.15	0.44
14:3B:56:SER:OG	14:3B:57:LYS:N	2.49	0.44
14:3C:52:SER:OG	14:3C:53:VAL:N	2.47	0.44
18:3U:96:GLN:NE2	18:3U:233:ASN:OD1	2.45	0.44
18:3U:278:LEU:O	18:3U:282:ILE:HG12	2.17	0.44
18:3V:127:GLU:OE2	18:3V:279:ARG:NE	2.42	0.44
19:3Y:34:ILE:HD11	19:3Z:381:SER:HA	1.98	0.44
19:3Y:278:TRP:HZ2	19:3Y:281:MET:HG2	1.80	0.44
20:4A:27:GLN:H	20:4A:27:GLN:HG3	1.56	0.44
21:4D:243:LEU:HD22	21:4D:351:THR:HG23	1.99	0.44
21:4F:94:LYS:HB3	40:AE:42:ILE:HD12	1.98	0.44
21:4F:482:PRO:O	21:4F:483:ILE:C	2.56	0.44
22:4H:38:GLU:OE1	41:AL:276:ARG:NH2	2.49	0.44
22:4J:56:LYS:HD2	22:4J:56:LYS:HA	1.69	0.44
22:4K:623:ALA:HB1	22:4K:669:PHE:CZ	2.51	0.44
23:4P:217:LYS:HD2	23:4P:217:LYS:HA	1.55	0.44
23:4Q:262:GLY:C	23:4Q:264:LEU:H	2.20	0.44
26:4V:299:MET:HB2	26:4V:351:ILE:HD12	1.99	0.44
26:4V:370:TYR:HD1	26:4V:374:ILE:HB	1.82	0.44
27:4Z:33:ARG:HA	27:4Z:38:LEU:HD22	1.99	0.44
31:5I:377:ILE:HD11	41:IB:217:LEU:HD11	1.98	0.44
31:5I:685:GLU:O	31:5I:713:ILE:HG22	2.17	0.44
37:6A:122:LYS:NZ	40:TH:1:GLN:HG2	2.31	0.44
39:6J:26:THR:O	39:6J:30:ALA:N	2.43	0.44
40:AA:234:ILE:HD11	40:AA:302:MET:SD	2.57	0.44
40:AA:273:ALA:HB3	40:AA:374:VAL:H	1.82	0.44
41:AB:308:GLY:HA3	41:AB:372:THR:HB	1.99	0.44

Continued on next page...

Continued from previous page...

Atom-1	Atom-2	Interatomic distance (Å)	Clash overlap (Å)
40:AF:425:ALA:O	40:AF:429:LYS:HG2	2.17	0.44
40:AG:237:SER:HA	40:AG:320:ARG:HD2	1.99	0.44
41:AM:263:LEU:O	41:AM:370:ASN:ND2	2.48	0.44
41:AO:280:GLN:HB2	41:MO:58:LYS:NZ	2.32	0.44
41:BB:420:ASN:HB2	41:BB:421:PRO:HD3	1.99	0.44
40:BE:30:ILE:HG21	40:BE:61:HIS:HB2	1.98	0.44
40:BE:265:ILE:H	40:BE:265:ILE:HG12	1.48	0.44
40:BF:326:LYS:HD2	41:BN:220:PRO:HB2	1.99	0.44
40:BG:274:PRO:HG3	40:BG:286:LEU:HD12	1.99	0.44
40:BH:213:CYS:HA	40:BH:217:LEU:HD23	1.99	0.44
40:BH:261:PRO:HB3	40:BH:346:TRP:HH2	1.81	0.44
40:BI:308:ARG:O	40:BI:310:GLY:N	2.51	0.44
41:BL:41:ASP:N	41:BL:41:ASP:OD1	2.50	0.44
41:BM:108:GLU:O	41:BM:109:GLY:C	2.55	0.44
41:BN:203:ASP:OD1	41:BN:204:ASN:N	2.50	0.44
41:BP:192:LEU:HD22	41:BP:196:THR:HB	1.98	0.44
40:CA:21:TRP:CD1	40:CA:67:PHE:HZ	2.35	0.44
41:CB:239:CYS:HB2	41:CB:248:ALA:H	1.82	0.44
40:CH:395:ASP:O	40:CH:397:MET:N	2.50	0.44
40:CI:238:ILE:HA	40:CI:318:LEU:HD22	1.99	0.44
41:CM:342:VAL:HB	41:CM:344:TRP:NE1	2.32	0.44
41:CN:100:ASN:O	41:CN:102:ALA:N	2.50	0.44
41:CO:68:LEU:HD21	41:CO:109:GLY:HA2	1.98	0.44
40:DA:344:VAL:HG13	40:DA:345:ASP:N	2.32	0.44
40:DF:418:SER:O	40:DF:419:GLU:C	2.56	0.44
40:DH:177:VAL:HG13	40:DH:178:SER:H	1.82	0.44
40:DH:185:TYR:O	40:DH:186:ASN:C	2.55	0.44
40:DH:220:GLU:O	40:DH:221:ARG:NE	2.48	0.44
41:DL:56:GLY:O	41:DL:57:GLY:C	2.56	0.44
41:DL:285:THR:O	41:DL:286:VAL:C	2.55	0.44
41:DM:41:ASP:C	41:DM:43:GLN:N	2.71	0.44
41:DM:162:ARG:HA	41:DM:162:ARG:HD3	1.55	0.44
41:DM:226:ASN:HD22	41:DM:226:ASN:HA	1.48	0.44
41:DM:335:ASN:O	41:DM:336:LYS:C	2.55	0.44
41:DN:36:TYR:CE2	41:DN:44:LEU:HD22	2.52	0.44
41:DN:46:ARG:HA	41:DN:46:ARG:HD3	1.62	0.44
41:DN:75:SER:O	41:DN:76:VAL:C	2.55	0.44
40:EA:77:GLU:HA	40:EA:80:THR:HG22	1.99	0.44
41:EB:397:TRP:O	41:EB:401:GLU:HG2	2.16	0.44
40:EF:222:PRO:HD2	41:EM:324:LYS:HD2	1.99	0.44
40:EH:89:PRO:O	40:EH:90:GLU:C	2.55	0.44

Continued on next page...

Continued from previous page...

Atom-1	Atom-2	Interatomic distance (Å)	Clash overlap (Å)
40:EI:380:THR:OG1	40:EI:381:THR:N	2.50	0.44
40:EI:414:GLU:O	40:EI:416:GLU:N	2.50	0.44
41:EL:313:VAL:HB	41:EL:349:VAL:HG12	1.99	0.44
41:EM:193:VAL:O	41:EM:195:ASN:N	2.47	0.44
41:EN:134:GLN:HA	41:EN:165:ASN:O	2.17	0.44
40:FA:52:PHE:HE1	40:FA:239:THR:HG21	1.82	0.44
41:FB:318:ARG:HH11	41:FB:358:PRO:HD3	1.82	0.44
40:FF:285:GLN:HG3	40:FF:287:SER:HB3	1.98	0.44
40:FG:191:THR:O	40:FG:195:LEU:HG	2.17	0.44
40:GA:224:TYR:HE2	41:GN:323:MET:CB	2.30	0.44
40:GE:114:LEU:O	40:GE:118:VAL:HG12	2.18	0.44
40:GG:132:LEU:O	40:GG:164:LYS:NZ	2.48	0.44
40:GG:180:ALA:HB3	40:GG:183:GLU:HG3	1.99	0.44
40:GG:231:ILE:HA	40:GG:234:ILE:HG22	1.99	0.44
40:GH:107:HIS:HB2	40:GH:148:GLY:HA2	1.99	0.44
40:GH:344:VAL:HG23	40:GH:347:CYS:HB3	2.00	0.44
40:GI:221:ARG:CA	41:GP:324:LYS:NZ	2.80	0.44
41:GO:109:GLY:O	41:GO:113:VAL:HG13	2.18	0.44
41:GO:139:LEU:HG	41:GO:168:SER:HB3	1.98	0.44
41:GP:289:LEU:O	41:GP:293:MET:HB2	2.17	0.44
40:HE:100:ALA:O	40:HE:101:ASN:C	2.55	0.44
40:HF:107:HIS:CE1	40:HF:151:SER:HG	2.35	0.44
41:HM:25:SER:O	41:HM:30:ILE:N	2.48	0.44
41:HO:69:GLU:HA	41:HO:70:PRO:HD3	1.86	0.44
41:HQ:108:GLU:HA	41:HQ:111:GLU:HB3	1.99	0.44
41:HQ:319:GLY:HA2	41:HQ:357:PRO:HG3	1.99	0.44
40:IF:213:CYS:HA	40:IF:217:LEU:HB3	1.99	0.44
40:IH:167:LEU:HA	40:IH:200:CYS:O	2.17	0.44
41:IM:323:MET:O	41:IM:327:ASP:HB2	2.17	0.44
41:IO:319:GLY:HA2	41:IO:357:PRO:HD3	1.98	0.44
41:IP:131:GLN:NE2	41:IP:249:ASP:OD2	2.43	0.44
40:JD:180:ALA:HB3	40:JD:183:GLU:HG3	1.98	0.44
40:JE:142:GLY:HA2	40:JE:183:GLU:HG2	1.99	0.44
40:JE:352:LYS:HZ3	41:JM:178:THR:N	2.15	0.44
41:JL:131:GLN:HE22	41:JL:250:LEU:H	1.64	0.44
41:JM:189:VAL:O	41:JM:193:VAL:HG13	2.17	0.44
41:JM:354:CYS:SG	41:JM:355:ASP:N	2.88	0.44
41:JN:8:GLN:N	41:JN:8:GLN:OE1	2.50	0.44
40:KA:72:PRO:HD2	41:KN:2:ARG:HH12	1.81	0.44
40:KE:6:SER:O	40:KE:65:ALA:HA	2.16	0.44
41:KP:107:THR:O	41:KP:110:ALA:N	2.50	0.44

Continued on next page...

Continued from previous page...

Atom-1	Atom-2	Interatomic distance (Å)	Clash overlap (Å)
40:LE:28:HIS:CE1	40:LE:49:PHE:HA	2.52	0.44
40:LF:230:LEU:HA	40:LF:230:LEU:HD23	1.75	0.44
40:LG:288:VAL:HG22	40:LG:323:VAL:HG12	1.99	0.44
40:LG:328:VAL:HG11	40:LG:353:VAL:HG11	1.99	0.44
40:LH:140:SER:OG	42:LO:501:GTP:O2A	2.35	0.44
41:LP:128:ASP:N	41:LP:128:ASP:OD2	2.50	0.44
40:MF:3:GLU:HG3	40:MF:129:CYS:HB2	1.99	0.44
41:MO:336:LYS:HE3	41:MO:336:LYS:HB2	1.54	0.44
41:MP:91:VAL:HG11	41:MP:116:VAL:HG22	1.99	0.44
40:NF:135:PHE:HE2	40:NF:157:LEU:HD22	1.82	0.44
40:NH:326:LYS:HZ1	41:NP:225:LEU:HD11	1.82	0.44
41:NM:28:HIS:CE1	41:NM:241:ARG:HD3	2.52	0.44
41:NM:290:THR:HG21	41:NM:329:GLN:HB3	1.99	0.44
41:NN:314:ALA:HB3	41:NN:368:ILE:HB	1.99	0.44
40:OA:209:ILE:HA	40:OA:212:ILE:HG22	2.00	0.44
40:OH:123:ARG:O	40:OH:124:LYS:C	2.55	0.44
41:OL:215:LEU:HD21	41:OL:273:LEU:HD22	1.99	0.44
40:PE:116:ASP:N	40:PE:116:ASP:OD1	2.49	0.44
40:PH:135:PHE:HB2	40:PH:166:LYS:HB3	1.99	0.44
40:PH:325:PRO:HA	40:PH:328:VAL:HG12	1.99	0.44
41:PM:256:ASN:HD22	41:PM:350:LYS:HD3	1.82	0.44
41:PN:7:LEU:O	41:PN:135:LEU:HA	2.17	0.44
41:PP:171:PRO:HB3	41:PP:181:GLU:HG2	1.98	0.44
41:QB:121:ARG:HG3	41:QB:125:GLU:HG3	1.99	0.44
41:QN:3:GLU:HG2	41:QN:62:ARG:HH12	1.82	0.44
41:RB:262:ARG:HB3	41:RB:418:LEU:HD11	1.98	0.44
40:RE:152:LEU:O	40:RE:156:ARG:HG2	2.17	0.44
40:RG:47:ASP:O	40:RG:50:ASN:CB	2.65	0.44
40:RG:79:ARG:HG3	40:RG:92:LEU:HD22	1.98	0.44
41:RO:230:SER:HA	41:RO:233:MET:HE3	1.99	0.44
40:SA:109:THR:HG21	40:SA:410:GLU:OE2	2.16	0.44
40:SA:304:LYS:HD2	40:SA:304:LYS:HA	1.73	0.44
40:SE:223:THR:OG1	40:SE:224:TYR:N	2.50	0.44
40:SF:301:GLN:OE1	40:SF:301:GLN:N	2.43	0.44
40:SG:21:TRP:CZ3	40:SG:63:PRO:HB3	2.52	0.44
40:SG:132:LEU:O	40:SG:164:LYS:NZ	2.33	0.44
40:SH:205:ASP:HB3	40:SH:303:VAL:HA	1.99	0.44
40:SH:265:ILE:HG13	40:SH:379:ASN:HD21	1.82	0.44
40:SH:406:TRP:CH2	41:SO:258:VAL:HG13	2.48	0.44
40:SI:202:PHE:HE2	40:SI:238:ILE:HG12	1.82	0.44
41:SL:118:ASP:HA	41:SL:121:ARG:NH2	2.31	0.44

Continued on next page...

Continued from previous page...

Atom-1	Atom-2	Interatomic distance (Å)	Clash overlap (Å)
41:SN:211:CYS:HA	41:SN:215:LEU:HB2	2.00	0.44
41:SO:112:LEU:O	41:SO:115:SER:N	2.50	0.44
40:TA:2:ARG:HH21	40:TA:50:ASN:HD21	1.66	0.44
40:TA:116:ASP:OD1	40:TA:117:LEU:N	2.50	0.44
40:TE:318:LEU:HB2	40:TE:375:CYS:HB3	1.98	0.44
40:TH:306:ASP:HB3	40:TH:309:HIS:NE2	2.32	0.44
41:TO:200:TYR:HE2	41:TO:368:ILE:HD12	1.82	0.44
41:TP:289:LEU:HD13	41:TP:363:MET:HG3	1.98	0.44
41:TP:309:ARG:H	41:TP:372:THR:HG1	1.60	0.44
40:UA:21:TRP:HA	40:UA:24:TYR:HD1	1.81	0.44
40:UA:28:HIS:O	40:UA:30:ILE:N	2.50	0.44
40:UA:221:ARG:NH2	41:UN:325:GLU:H	2.16	0.44
40:UE:7:VAL:HB	40:UE:137:ILE:HG22	1.99	0.44
40:UE:116:ASP:OD1	40:UE:117:LEU:N	2.50	0.44
40:UI:36:MET:HE3	40:UI:36:MET:HB3	1.70	0.44
40:UI:369:LYS:HB3	40:UI:369:LYS:HE3	1.59	0.44
41:UP:139:LEU:HD12	41:UP:168:SER:HB2	1.99	0.44
41:UP:384:GLN:HG2	41:UP:384:GLN:H	1.55	0.44
40:VF:262:TYR:HB2	40:VF:265:ILE:HG12	1.99	0.44
40:VF:311:LYS:HE2	40:VF:311:LYS:HB2	1.90	0.44
40:VH:164:LYS:HA	40:VH:164:LYS:HD3	1.73	0.44
40:VJ:172:TYR:HE2	40:VJ:386:ALA:HB1	1.82	0.44
41:VN:273:LEU:O	41:VN:292:GLN:NE2	2.39	0.44
41:VO:178:THR:HG22	41:VO:180:VAL:H	1.82	0.44
41:VQ:229:VAL:O	41:VQ:233:MET:HG2	2.17	0.44
41:VQ:274:THR:OG1	41:VQ:279:GLN:OE1	2.26	0.44
41:WB:167:PHE:HD2	41:WB:202:ILE:HD11	1.83	0.44
40:WE:30:ILE:HG13	40:WE:53:PHE:HD2	1.81	0.44
40:WE:425:ALA:HB1	40:WE:429:LYS:NZ	2.31	0.44
40:WF:256:GLN:HB3	41:WN:397:TRP:CZ2	2.52	0.44
41:WP:229:VAL:O	41:WP:233:MET:HG2	2.17	0.44
7:1T:277:ARG:HD3	7:1T:277:ARG:HA	1.53	0.44
8:1X:119:ARG:O	8:1X:122:LEU:HB2	2.17	0.44
11:2I:91:ARG:HA	40:LA:440:GLU:HG3	1.99	0.44
13:2V:119:CYS:O	13:2V:120:THR:C	2.55	0.44
14:3A:9:GLN:HE22	41:MN:299:MET:HB2	1.82	0.44
14:3A:46:ARG:HH21	40:MF:264:ARG:HG3	1.82	0.44
16:3K:106:LYS:HA	16:3K:106:LYS:HD3	1.81	0.44
17:3O:364:HIS:HB3	17:3O:455:LEU:HD11	1.99	0.44
17:3O:382:ILE:O	17:3O:386:ILE:HG13	2.17	0.44
17:3P:420:LEU:HD12	17:3P:420:LEU:HA	1.72	0.44

Continued on next page...

Continued from previous page...

Atom-1	Atom-2	Interatomic distance (Å)	Clash overlap (Å)
17:3R:292:ALA:O	17:3R:294:VAL:HG23	2.18	0.44
18:3T:168:VAL:HG11	18:3U:56:TRP:HB2	1.98	0.44
18:3T:232:HIS:CD2	18:3T:235:SER:HB2	2.52	0.44
22:4J:329:ASP:N	22:4J:329:ASP:OD1	2.46	0.44
22:4K:440:LEU:O	22:4K:512:LYS:NZ	2.46	0.44
22:4K:555:GLU:HG3	22:4K:556:GLU:N	2.32	0.44
22:4K:679:SER:HA	22:4K:683:ASP:HB3	1.99	0.44
26:4W:52:TYR:CE2	26:4W:54:ASP:HB2	2.52	0.44
30:5G:85:GLN:HG3	40:GA:2:ARG:HH12	1.81	0.44
34:5Q:215:ARG:HB3	41:GN:276:ARG:HH12	1.81	0.44
35:5T:184:VAL:HG23	40:KE:46:ASP:HB3	2.00	0.44
36:5X:74:SER:OG	36:5X:75:SER:N	2.49	0.44
37:6A:81:LYS:HB3	37:6A:82:TYR:H	1.51	0.44
39:6G:55:MET:HB2	39:6G:68:LEU:HD22	1.98	0.44
40:AA:264:ARG:HA	40:AA:264:ARG:HD2	1.80	0.44
40:AE:223:THR:HG23	40:AE:225:THR:HG22	1.99	0.44
40:AH:93:ILE:HD13	40:AH:93:ILE:HA	1.83	0.44
41:AL:189:VAL:O	41:AL:193:VAL:HG23	2.18	0.44
41:AM:258:VAL:HG22	41:AM:266:PHE:HZ	1.82	0.44
41:AN:143:THR:O	41:AN:147:MET:N	2.47	0.44
41:AO:3:GLU:CD	41:AO:127:CYS:HB3	2.38	0.44
41:AO:236:VAL:HG23	41:AO:237:THR:HG23	1.99	0.44
41:BB:98:GLY:O	41:BB:100:ASN:N	2.50	0.44
41:BB:189:VAL:HG11	41:BB:415:MET:HG3	1.99	0.44
40:BI:115:ILE:HA	40:BI:118:VAL:HG22	2.00	0.44
40:BI:377:LEU:HA	40:BI:377:LEU:HD13	1.77	0.44
41:BL:19:LYS:HD2	41:BL:19:LYS:HA	1.74	0.44
40:CA:6:SER:HB3	40:CA:138:PHE:CE1	2.52	0.44
40:CE:4:CYS:SG	40:CE:136:LEU:HD23	2.57	0.44
40:CG:1:GLN:HG3	40:CG:2:ARG:HD3	1.97	0.44
40:CG:177:VAL:HG23	40:CG:178:SER:H	1.82	0.44
40:CG:234:ILE:HD11	40:CG:272:TYR:HB2	1.99	0.44
41:CN:162:ARG:HA	41:CN:162:ARG:HD3	1.55	0.44
41:CN:170:VAL:O	41:CN:171:PRO:C	2.55	0.44
41:CP:127:CYS:O	41:CP:128:ASP:C	2.55	0.44
40:DA:5:ILE:HD12	40:DA:132:LEU:HD13	1.99	0.44
40:DA:349:THR:O	41:DB:179:VAL:HG13	2.18	0.44
41:DB:131:GLN:HE21	41:DB:250:LEU:HB2	1.82	0.44
40:DE:111:GLY:O	40:DE:115:ILE:HG12	2.17	0.44
40:DE:240:ALA:O	40:DE:242:LEU:N	2.51	0.44
40:DE:324:VAL:HG23	40:DE:327:ASP:HB2	1.98	0.44

Continued on next page...

Continued from previous page...

Atom-1	Atom-2	Interatomic distance (Å)	Clash overlap (Å)
40:DG:383:ILE:HG22	40:DG:387:TRP:CD1	2.52	0.44
40:DI:109:THR:O	40:DI:110:ILE:C	2.56	0.44
41:DL:121:ARG:O	41:DL:125:GLU:N	2.49	0.44
41:DL:184:ASN:ND2	41:DL:398:TYR:OH	2.50	0.44
41:DM:324:LYS:HE3	41:DM:324:LYS:HB2	1.46	0.44
41:DP:253:LEU:HG	41:DP:257:MET:HE3	2.00	0.44
40:EG:15:GLN:HA	40:EG:18:ASN:HB2	1.99	0.44
40:EH:2:ARG:H	40:EH:2:ARG:HG2	1.65	0.44
40:EH:69:ASP:HB3	40:EH:74:VAL:HG11	1.99	0.44
40:EH:109:THR:O	40:EH:110:ILE:C	2.56	0.44
40:EH:242:LEU:HD21	40:EH:252:LEU:HD23	1.99	0.44
40:EI:332:ILE:HD12	40:EI:332:ILE:HA	1.85	0.44
41:EM:115:SER:O	41:EM:118:ASP:HB3	2.17	0.44
41:EN:170:VAL:HG11	41:EN:377:LEU:HD21	1.99	0.44
41:EP:68:LEU:HD13	41:EP:68:LEU:HA	1.74	0.44
41:EP:418:LEU:O	41:EP:422:VAL:HG12	2.17	0.44
41:FB:87:PRO:HA	41:FB:90:PHE:HD2	1.81	0.44
40:FI:317:LEU:HG	40:FI:376:MET:HG2	1.99	0.44
41:FN:285:THR:HB	41:FN:287:PRO:HD2	1.99	0.44
41:FO:288:GLU:HA	41:FO:291:GLN:HG3	1.98	0.44
40:GE:182:VAL:O	40:GE:183:GLU:C	2.56	0.44
40:GG:255:PHE:HZ	40:GG:318:LEU:HD21	1.81	0.44
40:GH:211:ASP:HA	40:GH:214:ARG:HD3	1.99	0.44
40:GI:75:ILE:HB	40:GI:94:THR:HG23	2.00	0.44
40:GI:217:LEU:C	40:GI:219:ILE:H	2.19	0.44
41:GN:409:THR:OG1	41:GN:410:GLU:N	2.49	0.44
40:HA:213:CYS:HA	40:HA:217:LEU:HD23	1.98	0.44
40:HA:238:ILE:HD12	40:HA:377:LEU:HD21	1.99	0.44
40:HE:129:CYS:SG	40:HE:132:LEU:HB2	2.57	0.44
40:HF:259:LEU:HD21	40:HF:377:LEU:HB3	1.98	0.44
40:HH:70:LEU:HD12	40:HH:110:ILE:HG13	1.99	0.44
40:HI:123:ARG:HH22	40:HI:338:LYS:HE3	1.82	0.44
41:HO:122:LYS:HA	41:HO:122:LYS:HD3	1.75	0.44
41:IM:150:LEU:HD11	41:IM:154:LYS:HE2	2.00	0.44
41:IO:7:LEU:HD23	41:IO:64:VAL:HB	1.99	0.44
41:JB:290:THR:HA	41:JB:293:MET:HE3	1.99	0.44
40:JD:228:ASN:HA	40:JD:231:ILE:HB	1.99	0.44
40:JH:105:ARG:HG2	40:JH:410:GLU:HG2	1.99	0.44
41:JL:107:THR:O	41:JL:110:ALA:N	2.37	0.44
41:JM:7:LEU:HD21	41:JM:133:PHE:HB3	1.98	0.44
41:JM:51:TYR:HE2	41:JM:61:PRO:HG3	1.82	0.44

Continued on next page...

Continued from previous page...

Atom-1	Atom-2	Interatomic distance (Å)	Clash overlap (Å)
41:JM:202:ILE:HG21	41:JM:229:VAL:HG22	1.99	0.44
40:KA:88:HIS:HB3	40:KA:91:GLN:HG3	1.98	0.44
40:KD:98:ASP:O	40:KD:105:ARG:NH2	2.48	0.44
40:KG:326:LYS:HZ1	41:KO:225:LEU:HD21	1.82	0.44
40:LA:130:THR:OG1	40:LA:131:GLY:N	2.50	0.44
40:LF:191:THR:O	40:LF:195:LEU:HB2	2.17	0.44
40:LF:209:ILE:HG12	40:LF:302:MET:CG	2.48	0.44
40:LF:271:THR:HA	40:LF:302:MET:HE2	1.98	0.44
40:LH:104:ALA:HB2	40:LH:412:MET:HG2	1.99	0.44
40:LH:192:HIS:NE2	40:LH:419:GLU:OE1	2.50	0.44
41:LM:172:SER:HB2	41:LM:205:GLU:HG3	1.99	0.44
41:LM:418:LEU:O	41:LM:421:PRO:HD2	2.17	0.44
41:LN:210:ILE:HG12	41:LN:298:ASN:HA	1.98	0.44
41:LO:149:THR:HA	41:LO:152:ILE:HD12	1.99	0.44
41:LP:107:THR:HG22	41:LP:108:GLU:H	1.83	0.44
41:MB:17:GLY:HA2	41:MB:20:PHE:HB3	1.99	0.44
40:MG:225:THR:O	40:MG:226:ASN:C	2.56	0.44
40:MH:139:HIS:CD2	40:MH:139:HIS:H	2.34	0.44
41:MN:108:GLU:HA	41:MN:111:GLU:HG2	1.99	0.44
40:NA:141:PHE:HB2	40:NA:173:PRO:HD3	1.98	0.44
41:NB:46:ARG:HD3	41:NB:46:ARG:HA	1.85	0.44
40:ND:228:ASN:OD1	42:ND:501:GTP:N2	2.49	0.44
40:NF:116:ASP:N	40:NF:116:ASP:OD1	2.50	0.44
40:NG:306:ASP:OD2	40:NG:309:HIS:ND1	2.50	0.44
41:NN:293:MET:HE2	41:NN:367:PHE:HB2	2.00	0.44
40:OD:89:PRO:HD2	40:PD:280:LYS:HZ2	1.82	0.44
40:OH:63:PRO:HG2	40:OH:91:GLN:OE1	2.17	0.44
40:OH:172:TYR:HB3	40:OH:204:VAL:O	2.18	0.44
41:OM:12:CYS:SG	41:OM:13:GLY:N	2.90	0.44
41:ON:99:ASN:HD22	41:ON:99:ASN:C	2.20	0.44
41:PB:86:ARG:HA	41:QB:281:TYR:CD1	2.51	0.44
40:PD:276:ILE:HG23	40:PD:280:LYS:HB3	1.98	0.44
40:PG:88:HIS:ND1	40:PG:90:GLU:HG2	2.32	0.44
40:PH:72:PRO:HD2	41:PO:2:ARG:NH2	2.32	0.44
41:PM:19:LYS:HD3	41:PM:22:GLU:HB2	1.99	0.44
41:PM:425:ARG:HA	41:PM:425:ARG:HD2	1.63	0.44
40:QG:247:ALA:O	41:QO:11:GLN:NE2	2.49	0.44
40:QH:150:THR:O	40:QH:154:MET:HG2	2.16	0.44
41:QO:268:PRO:HA	41:QO:368:ILE:HD13	1.99	0.44
41:QO:385:PHE:HZ	41:QO:408:PHE:HB3	1.81	0.44
41:QP:390:ARG:HB2	41:QP:390:ARG:CZ	2.47	0.44

Continued on next page...

Continued from previous page...

Atom-1	Atom-2	Interatomic distance (Å)	Clash overlap (Å)
40:RA:302:MET:HE3	40:RA:303:VAL:HG23	1.99	0.44
40:RI:91:GLN:HA	40:RI:121:ARG:NH2	2.32	0.44
40:RI:204:VAL:HG23	40:RI:302:MET:HB3	1.98	0.44
41:RL:382:SER:OG	41:RL:412:GLU:OE2	2.31	0.44
41:RP:306:ARG:HG3	41:RP:340:TYR:HE2	1.81	0.44
40:SH:271:THR:OG1	40:SH:300:ASN:O	2.25	0.44
41:SO:30:ILE:HG23	41:SO:34:GLY:HA2	1.99	0.44
41:SO:154:LYS:HE2	41:SO:154:LYS:HB2	1.50	0.44
41:SO:358:PRO:HB2	41:SO:361:LEU:HB2	1.98	0.44
40:TE:287:SER:OG	40:TE:290:GLU:OE1	2.34	0.44
40:TF:11:GLN:HA	40:TF:14:VAL:HG12	1.99	0.44
40:TH:181:VAL:HG23	40:TH:182:VAL:HG13	1.97	0.44
40:TI:398:TYR:OH	40:TI:414:GLU:OE2	2.24	0.44
41:TM:21:TRP:CZ2	41:TM:63:ALA:HB2	2.52	0.44
41:TO:6:HIS:HE1	41:TO:136:THR:HG23	1.81	0.44
40:UA:137:ILE:HD11	40:UA:168:GLU:HG2	1.98	0.44
41:UB:210:ILE:HG12	41:UB:298:ASN:HA	1.98	0.44
40:UF:62:VAL:HG11	40:VG:283:HIS:HA	1.99	0.44
41:UM:210:ILE:O	41:UM:214:THR:OG1	2.31	0.44
41:UP:6:HIS:CD2	41:UP:134:GLN:HE21	2.35	0.44
40:VI:255:PHE:HZ	40:VI:318:LEU:HD21	1.81	0.44
41:VN:292:GLN:HG2	41:VN:298:ASN:ND2	2.33	0.44
41:VO:64:VAL:HG12	41:VO:66:VAL:HG23	1.99	0.44
40:WA:318:LEU:O	40:WA:374:VAL:HA	2.17	0.44
41:WB:314:ALA:HA	41:WB:350:LYS:HB3	1.98	0.44
41:WM:20:PHE:CE1	41:WM:24:ILE:HG13	2.52	0.44
41:WN:180:VAL:O	41:WN:181:GLU:C	2.55	0.44
41:WP:63:ALA:O	41:WP:89:ASN:ND2	2.50	0.44
7:1S:147:ALA:HB3	40:VA:42:ILE:HD12	1.98	0.44
7:1S:530:GLU:HB2	7:1S:537:ILE:HD11	2.00	0.44
7:1U:12:ALA:HB3	7:1U:581:HIS:CD2	2.53	0.44
9:2B:356:ALA:O	9:2B:360:LYS:HG2	2.18	0.44
10:2G:157:ARG:NH2	41:VQ:51:TYR:HB3	2.32	0.44
14:3C:9:GLN:HG3	14:3C:10:TYR:CD1	2.52	0.44
14:3C:85:THR:HG22	36:5W:248:ASP:HB2	1.99	0.44
17:3O:437:ARG:HH21	17:3R:123:ASP:HB3	1.81	0.44
17:3P:264:ALA:HB2	17:3Q:410:GLU:HG2	1.99	0.44
17:3R:182:GLU:HG3	17:3R:237:LEU:HD21	1.98	0.44
17:3R:335:GLU:O	17:3R:338:ASN:HB2	2.18	0.44
17:3R:342:LYS:HE3	17:3R:342:LYS:HB2	1.55	0.44
18:3T:370:ARG:HA	18:3T:370:ARG:HD3	1.76	0.44

Continued on next page...

Continued from previous page...

Atom-1	Atom-2	Interatomic distance (Å)	Clash overlap (Å)
20:4A:71:VAL:HA	20:4A:74:ASP:OD1	2.18	0.44
20:4B:253:LEU:O	41:MP:276:ARG:HD2	2.17	0.44
22:4H:248:GLU:OE2	22:4H:379:LYS:NZ	2.48	0.44
22:4H:276:SER:HB2	41:CL:74:ASP:HB3	1.99	0.44
22:4J:139:PRO:HA	22:4J:140:PRO:HD3	1.74	0.44
22:4J:663:LYS:O	22:4J:666:ARG:N	2.49	0.44
23:4N:94:TYR:C	23:4N:96:GLY:H	2.20	0.44
23:4N:240:LEU:HD13	23:4N:266:HIS:ND1	2.33	0.44
23:4P:202:PHE:HA	23:4P:205:LEU:HB3	1.98	0.44
23:4P:240:LEU:HD13	23:4P:266:HIS:ND1	2.33	0.44
23:4Q:198:PHE:HE1	40:DH:223:THR:N	2.16	0.44
31:5I:550:GLU:OE2	31:5I:550:GLU:N	2.40	0.44
36:5W:93:GLY:HA2	41:ON:217:LEU:HD11	1.99	0.44
36:5Y:110:CYS:HB2	36:5Y:112:HIS:CE1	2.53	0.44
39:6H:70:MET:O	39:6H:74:ILE:HG12	2.17	0.44
40:AA:182:VAL:O	40:AA:186:ASN:ND2	2.50	0.44
41:AB:202:ILE:HG21	41:AB:229:VAL:HG22	1.99	0.44
40:AG:20:CYS:HB3	40:AG:24:TYR:HE1	1.82	0.44
40:AG:136:LEU:HD23	40:AG:167:LEU:HB2	1.98	0.44
41:AN:226:ASN:ND2	43:AN:501:GDP:O6	2.41	0.44
41:BB:400:GLY:O	41:BB:401:GLU:C	2.56	0.44
40:BE:38:SER:O	40:BE:39:ASP:C	2.56	0.44
40:BF:141:PHE:HB2	40:BF:173:PRO:HD3	2.00	0.44
40:BF:177:VAL:HB	41:BM:327:ASP:OD2	2.17	0.44
40:BH:113:GLU:H	40:BH:113:GLU:HG3	1.44	0.44
41:BM:396:HIS:HB3	41:BM:397:TRP:CZ3	2.52	0.44
41:BN:131:GLN:HE22	41:BN:240:LEU:HD22	1.81	0.44
41:BN:226:ASN:ND2	43:BN:501:GDP:O6	2.38	0.44
41:BO:46:ARG:CB	41:BO:241:ARG:HA	2.43	0.44
41:BO:294:PHE:CE2	41:BO:313:VAL:HG11	2.51	0.44
41:BO:311:LEU:HD12	41:BO:342:VAL:HG11	2.00	0.44
41:BP:42:LEU:CG	41:BP:45:GLU:HB2	2.40	0.44
41:BP:61:PRO:HG2	41:BP:84:ILE:HG23	2.00	0.44
40:CA:56:THR:OG1	40:CA:57:GLY:N	2.50	0.44
40:CA:100:ALA:O	40:CA:101:ASN:C	2.55	0.44
41:CB:22:GLU:HA	41:CB:81:PHE:CD2	2.52	0.44
41:CM:394:PHE:HD1	41:CM:397:TRP:HH2	1.65	0.44
40:DA:276:ILE:CG2	40:DA:281:ALA:HB2	2.48	0.44
40:DA:344:VAL:HG13	40:DA:345:ASP:H	1.82	0.44
41:DB:123:GLU:O	41:DB:126:SER:N	2.49	0.44
41:DB:173:PRO:HD2	41:DB:205:GLU:HB2	1.99	0.44

Continued on next page...

Continued from previous page...

Atom-1	Atom-2	Interatomic distance (Å)	Clash overlap (Å)
41:DB:240:LEU:HD22	41:DB:249:ASP:HB2	1.99	0.44
40:DE:273:ALA:O	40:DE:275:VAL:HG22	2.17	0.44
40:DF:68:VAL:HG21	40:DF:149:PHE:HE2	1.83	0.44
40:DF:311:LYS:H	40:DF:381:THR:HG22	1.81	0.44
40:DG:101:ASN:HA	40:DG:144:GLY:N	2.32	0.44
40:DH:101:ASN:O	41:DO:255:VAL:HG11	2.16	0.44
40:DI:125:LEU:O	40:DI:126:ALA:C	2.55	0.44
40:DI:270:ALA:HB1	40:DI:376:MET:O	2.17	0.44
41:DL:73:MET:O	41:DL:74:ASP:C	2.55	0.44
41:DL:228:LEU:H	41:DL:228:LEU:HG	1.50	0.44
41:DM:15:GLN:O	41:DM:16:ILE:C	2.54	0.44
41:DM:284:LEU:HG	41:DM:284:LEU:H	1.67	0.44
41:DO:208:TYR:CE1	41:DO:212:PHE:HB2	2.52	0.44
41:DP:68:LEU:HB2	41:DP:143:THR:HG23	1.98	0.44
41:DP:292:GLN:HE21	41:DP:292:GLN:HB3	1.57	0.44
40:EF:209:ILE:HG23	40:EF:230:LEU:HD23	1.99	0.44
40:EF:383:ILE:HG12	40:EF:387:TRP:CD1	2.53	0.44
40:EH:179:THR:OG1	40:EH:180:ALA:N	2.50	0.44
40:EI:333:ALA:HA	40:EI:336:LYS:HD2	1.99	0.44
40:FA:11:GLN:O	40:FA:12:ALA:C	2.54	0.44
40:FA:258:ASN:ND2	40:FA:352:LYS:HG3	2.33	0.44
40:FA:367:LEU:HD22	40:FA:367:LEU:HA	1.72	0.44
40:FE:240:ALA:HA	40:FE:243:ARG:HB3	1.98	0.44
40:FF:93:ILE:HD13	40:FF:118:VAL:HG12	1.99	0.44
40:FG:233:GLN:HG3	40:FG:367:LEU:HD13	1.99	0.44
40:FI:139:HIS:CG	40:FI:150:THR:HG21	2.52	0.44
41:FM:41:ASP:OD1	41:FM:41:ASP:N	2.48	0.44
41:FM:240:LEU:H	41:FM:240:LEU:HD23	1.82	0.44
41:FN:39:ASP:N	41:FN:39:ASP:OD1	2.49	0.44
41:FN:149:THR:HG21	41:FN:188:SER:HA	1.98	0.44
41:GB:101:TRP:HB2	41:GB:184:ASN:HD22	1.83	0.44
40:GE:81:GLY:O	40:GE:84:ARG:HB3	2.18	0.44
40:GE:277:SER:O	40:GE:279:GLU:N	2.50	0.44
40:GH:30:ILE:H	40:GH:30:ILE:HG12	1.48	0.44
40:GI:177:VAL:CG2	40:GI:207:GLU:HB2	2.47	0.44
41:GN:2:ARG:HE	41:GN:2:ARG:HB2	1.68	0.44
41:GN:201:CYS:SG	41:GN:201:CYS:O	2.75	0.44
40:HA:88:HIS:ND1	40:HA:89:PRO:HD2	2.31	0.44
40:HE:37:PRO:O	40:HE:38:SER:C	2.56	0.44
40:HE:263:PRO:O	40:HE:264:ARG:C	2.55	0.44
40:HI:185:TYR:OH	40:HI:402:ALA:O	2.20	0.44

Continued on next page...

Continued from previous page...

Atom-1	Atom-2	Interatomic distance (Å)	Clash overlap (Å)
41:HM:313:VAL:HG13	41:HM:367:PHE:CE1	2.52	0.44
41:HO:152:ILE:HG23	41:HO:164:MET:SD	2.57	0.44
40:IA:270:ALA:HA	40:IA:376:MET:O	2.17	0.44
40:IF:88:HIS:CD2	40:IF:89:PRO:HD2	2.53	0.44
40:IF:115:ILE:HG13	40:IF:119:LEU:HD23	1.98	0.44
40:IF:229:ARG:HD3	40:IF:363:VAL:HG11	1.99	0.44
40:IF:253:THR:HG22	41:IN:98:GLY:HA3	1.97	0.44
40:IG:209:ILE:HG23	40:IG:230:LEU:HD23	1.99	0.44
41:IM:46:ARG:HA	41:IM:46:ARG:HD3	1.85	0.44
41:IO:362:LYS:HD2	41:IO:363:MET:HG2	2.00	0.44
40:JA:21:TRP:CH2	40:JA:52:PHE:HB3	2.51	0.44
41:JM:137:HIS:HE1	41:JM:192:LEU:HD11	1.82	0.44
41:JM:143:THR:O	41:JM:144:GLY:C	2.56	0.44
40:KH:255:PHE:HE1	40:KH:318:LEU:HD21	1.83	0.44
40:KH:317:LEU:HB3	40:KH:319:TYR:CE1	2.53	0.44
41:KL:193:VAL:HA	41:KL:264:HIS:NE2	2.31	0.44
40:LD:53:PHE:O	40:LD:64:ARG:NH1	2.49	0.44
40:LE:296:PHE:CE2	40:LE:335:ILE:HG21	2.52	0.44
40:LG:390:LEU:HD23	40:LG:390:LEU:HA	1.81	0.44
40:LG:396:LEU:HD12	40:LG:396:LEU:HA	1.85	0.44
41:MB:200:TYR:HE2	41:MB:368:ILE:HD12	1.82	0.44
40:MF:5:ILE:HG12	40:MF:132:LEU:HD11	1.98	0.44
41:MM:226:ASN:ND2	43:MM:502:GDP:O6	2.49	0.44
42:MM:501:GTP:HO2'	42:MM:501:GTP:HO3'	1.52	0.44
41:MN:3:GLU:HA	41:MN:49:VAL:HG13	1.99	0.44
41:MN:321:MET:HE2	41:MN:363:MET:HG3	1.99	0.44
40:ND:112:LYS:N	40:ND:112:LYS:CD	2.80	0.44
40:NE:139:HIS:O	40:NE:170:SER:HA	2.17	0.44
41:OB:22:GLU:HG2	41:OB:81:PHE:HB2	2.00	0.44
40:OG:217:LEU:HA	40:OG:277:SER:HB3	1.99	0.44
40:OH:110:ILE:O	40:OH:113:GLU:HB3	2.17	0.44
40:PA:169:PHE:HA	40:PA:202:PHE:O	2.17	0.44
41:PB:119:VAL:O	41:PB:122:LYS:HB2	2.17	0.44
41:PB:152:ILE:HA	41:PB:164:MET:HE3	1.99	0.44
41:PB:350:LYS:NZ	40:PG:181:VAL:HG13	2.32	0.44
40:PE:56:THR:HB	40:PE:60:LYS:HB3	1.99	0.44
40:PF:404:VAL:HG12	40:PF:417:PHE:HE2	1.82	0.44
40:PG:239:THR:OG1	40:PG:243:ARG:NH2	2.50	0.44
40:PH:88:HIS:CD2	40:QH:283:HIS:HB3	2.53	0.44
40:PH:111:GLY:O	40:PH:115:ILE:HG12	2.17	0.44
40:PH:139:HIS:CD2	40:PH:150:THR:HG21	2.52	0.44

Continued on next page...

Continued from previous page...

Atom-1	Atom-2	Interatomic distance (Å)	Clash overlap (Å)
41:PO:318:ARG:O	41:PO:363:MET:HA	2.18	0.44
41:QB:399:THR:O	41:QB:401:GLU:N	2.51	0.44
40:QF:64:ARG:NH2	40:QF:129:CYS:HB3	2.33	0.44
41:QL:67:ASP:OD1	41:QL:69:GLU:N	2.47	0.44
41:QL:139:LEU:HG	41:QL:168:SER:HB2	1.98	0.44
41:QM:232:THR:HG21	41:QM:300:MET:HE1	1.99	0.44
41:QM:237:THR:HB	41:QM:250:LEU:HD21	1.99	0.44
41:QP:262:ARG:HH12	41:QP:417:ASP:HB3	1.82	0.44
41:QP:271:ALA:HB2	41:QP:367:PHE:CE1	2.51	0.44
40:RF:224:TYR:HD2	41:RM:245:GLN:HG3	1.82	0.44
40:RG:353:VAL:HG22	41:RO:177:ASP:HA	1.99	0.44
41:RL:176:SER:OG	41:RL:178:THR:O	2.34	0.44
41:RM:355:ASP:HB2	41:RM:356:ILE:HD12	1.99	0.44
41:RN:282:ARG:HH22	41:RN:291:GLN:NE2	2.15	0.44
41:RO:178:THR:N	41:RO:181:GLU:OE2	2.50	0.44
41:RP:237:THR:HG23	41:RP:241:ARG:HH21	1.83	0.44
40:SA:316:CYS:HA	40:SA:352:LYS:HB2	1.99	0.44
40:SA:391:ASP:OD2	40:SA:421:ARG:NH2	2.49	0.44
40:SA:398:TYR:OH	40:SA:414:GLU:OE2	2.35	0.44
41:SB:164:MET:SD	41:SB:164:MET:N	2.90	0.44
40:SE:47:ASP:O	40:SE:50:ASN:HB2	2.18	0.44
40:SE:71:GLU:HG3	40:SE:98:ASP:HA	1.99	0.44
40:SF:181:VAL:HG23	40:SF:182:VAL:HG13	1.99	0.44
41:SL:66:VAL:HG11	41:SL:116:VAL:HG22	1.98	0.44
41:SL:70:PRO:HB3	41:SL:92:PHE:HB2	1.98	0.44
41:SN:271:ALA:HB1	41:SN:292:GLN:HB3	2.00	0.44
41:SO:107:THR:HB	41:SO:108:GLU:H	1.50	0.44
40:TI:90:GLU:OE2	40:UI:280:LYS:HD3	2.17	0.44
40:TI:209:ILE:HA	40:TI:212:ILE:HB	1.99	0.44
41:TM:51:TYR:HA	41:TM:60:VAL:O	2.17	0.44
41:TN:290:THR:HA	41:TN:293:MET:HG2	1.98	0.44
41:TO:217:LEU:HD23	41:TO:217:LEU:HA	1.88	0.44
40:UF:232:SER:O	40:UF:233:GLN:C	2.55	0.44
40:UF:274:PRO:HD3	40:UF:373:ALA:HA	2.00	0.44
40:UH:407:TYR:O	40:UH:412:MET:HB3	2.18	0.44
40:UI:311:LYS:HB3	40:UI:344:VAL:HG12	1.99	0.44
41:UP:69:GLU:CB	41:UP:96:GLY:HA2	2.46	0.44
41:UP:84:ILE:HA	41:VQ:281:TYR:OH	2.18	0.44
41:UP:155:ILE:HD12	41:UP:155:ILE:HA	1.76	0.44
40:VA:104:ALA:HB2	40:VA:412:MET:HB2	1.99	0.44
40:VF:301:GLN:HG2	40:VF:303:VAL:H	1.82	0.44

Continued on next page...

Continued from previous page...

Atom-1	Atom-2	Interatomic distance (Å)	Clash overlap (Å)
40:VH:115:ILE:HA	40:VH:118:VAL:HG12	1.99	0.44
40:VI:72:PRO:HD2	41:VP:2:ARG:HH12	1.83	0.44
41:VP:226:ASN:ND2	43:VP:502:GDP:O6	2.43	0.44
40:WF:258:ASN:CG	40:WF:352:LYS:HD2	2.38	0.44
40:WH:265:ILE:HG22	40:WH:379:ASN:HD21	1.82	0.44
40:WI:269:LEU:HD22	40:WI:303:VAL:HG12	1.98	0.44
41:WM:112:LEU:O	41:WM:116:VAL:HG23	2.17	0.44
41:WM:175:VAL:HG13	41:WM:205:GLU:HG3	1.99	0.44
41:WN:121:ARG:O	41:WN:125:GLU:HG2	2.17	0.44
41:WQ:303:CYS:SG	41:WQ:377:LEU:HB2	2.58	0.44
7:1T:282:LYS:HA	7:1T:282:LYS:HD3	1.75	0.44
8:1X:112:TRP:O	8:1X:114:SER:N	2.45	0.44
8:1X:166:VAL:O	8:1X:170:ARG:N	2.50	0.44
10:2E:78:ALA:HB3	40:AE:308:ARG:HH12	1.82	0.44
11:2I:72:LEU:HD22	40:LA:401:ARG:HH21	1.82	0.44
11:2I:119:LYS:HZ3	40:LG:410:GLU:N	2.15	0.44
13:2U:112:THR:HG23	13:2U:121:MET:HA	1.99	0.44
13:2X:125:LEU:HD23	13:2X:132:ILE:HD11	1.98	0.44
15:3F:239:LYS:HB2	15:3F:239:LYS:HE3	1.64	0.44
16:3K:390:CYS:O	16:3K:394:ARG:HB2	2.18	0.44
16:3L:126:ILE:HG21	16:3M:20:ASN:HD22	1.83	0.44
17:3O:283:TYR:HB3	17:3P:394:LYS:NZ	2.33	0.44
17:3R:321:LEU:HD13	17:3R:321:LEU:HA	1.80	0.44
18:3W:138:LEU:HD22	18:3W:286:LEU:HD11	1.98	0.44
19:3Y:179:ARG:HB3	19:3Y:183:LYS:HZ1	1.79	0.44
20:4A:84:GLN:HE22	22:4J:14:ASN:H	1.65	0.44
21:4D:509:ASP:O	21:4D:510:ASP:C	2.56	0.44
21:4E:334:PRO:HA	21:4E:343:PHE:HA	1.99	0.44
21:4E:477:SER:HB3	21:4E:480:GLU:O	2.17	0.44
22:4H:236:TRP:CZ2	22:4H:349:ARG:HD3	2.52	0.44
22:4I:651:LYS:HD3	22:4I:651:LYS:HA	1.34	0.44
22:4J:689:ASN:HB3	22:4J:692:SER:HB3	1.98	0.44
22:4K:562:LEU:HB3	22:4K:566:PHE:CZ	2.53	0.44
23:4M:89:SER:O	40:AG:84:ARG:CD	2.64	0.44
23:4M:106:ALA:O	23:4M:107:LYS:HG3	2.17	0.44
23:4N:202:PHE:HB3	23:4N:203:PRO:HD3	1.98	0.44
26:4W:233:THR:OG1	26:4W:312:GLU:OE1	2.34	0.44
26:4W:298:GLU:HA	26:4W:301:THR:HG22	2.00	0.44
31:5I:453:GLU:OE2	31:5I:453:GLU:N	2.51	0.44
35:5T:73:ARG:NH1	40:JD:322:ASP:OD1	2.36	0.44
40:AA:210:TYR:O	40:AA:214:ARG:HG3	2.18	0.44

Continued on next page...

Continued from previous page...

Atom-1	Atom-2	Interatomic distance (Å)	Clash overlap (Å)
41:AB:164:MET:O	41:AB:196:THR:OG1	2.36	0.44
40:AE:88:HIS:NE2	40:BE:280:LYS:HG2	2.33	0.44
40:AG:209:ILE:HB	40:AG:227:LEU:HD22	1.99	0.44
41:AO:61:PRO:HD2	41:AO:84:ILE:O	2.17	0.44
41:AO:107:THR:HB	41:AO:108:GLU:H	1.65	0.44
41:AO:260:PHE:HB3	41:AO:261:PRO:HD2	2.00	0.44
41:BB:105:HIS:CD2	41:BB:149:THR:HG22	2.53	0.44
40:BE:12:ALA:O	40:BE:13:GLY:C	2.54	0.44
40:BE:260:VAL:CG1	40:BE:266:HIS:HB3	2.48	0.44
40:BI:97:GLU:HB3	40:BI:110:ILE:HG12	1.99	0.44
40:BI:213:CYS:HB3	40:BI:219:ILE:HG13	1.99	0.44
41:BL:200:TYR:HE1	41:BL:368:ILE:HD12	1.83	0.44
41:BP:119:VAL:O	41:BP:123:GLU:HG2	2.18	0.44
40:CA:90:GLU:O	40:CA:91:GLN:C	2.56	0.44
40:CA:167:LEU:HD22	40:CA:200:CYS:HB3	2.00	0.44
40:CA:223:THR:HG23	41:CN:322:SER:HA	1.99	0.44
41:CB:318:ARG:O	41:CB:363:MET:HA	2.17	0.44
40:CE:396:LEU:HD11	41:CL:343:GLU:O	2.17	0.44
40:CF:180:ALA:O	41:CM:347:ASN:ND2	2.50	0.44
40:CH:204:VAL:HG12	40:CH:302:MET:HB2	1.99	0.44
40:CH:400:LYS:HB2	40:CH:400:LYS:HE3	1.83	0.44
41:CL:323:MET:CE	41:CL:353:VAL:HG21	2.47	0.44
41:CO:46:ARG:HD3	41:CO:46:ARG:HA	1.73	0.44
40:DA:271:THR:HG1	40:DA:301:GLN:HA	1.82	0.44
41:DB:31:ASP:C	41:DB:33:THR:H	2.20	0.44
41:DB:161:ASP:O	41:DB:162:ARG:NH1	2.50	0.44
40:DE:83:TYR:O	40:DE:85:GLN:N	2.50	0.44
40:DE:264:ARG:HA	40:DE:264:ARG:HD3	1.62	0.44
40:DF:103:TYR:HB3	40:DF:407:TYR:HE2	1.83	0.44
40:DF:421:ARG:HA	40:DF:421:ARG:HD2	1.45	0.44
40:DG:288:VAL:HA	40:DG:291:ILE:HG12	2.00	0.44
40:DH:139:HIS:CD2	40:DH:170:SER:HB2	2.51	0.44
40:DI:311:LYS:HE3	40:DI:311:LYS:HB3	1.48	0.44
41:DL:26:ASP:O	41:DL:27:GLU:C	2.55	0.44
41:DL:283:ALA:O	41:DL:285:THR:N	2.50	0.44
41:DN:12:CYS:SG	41:DN:169:VAL:HG21	2.58	0.44
41:DN:321:MET:HE3	41:DN:321:MET:HB3	1.75	0.44
41:DO:167:PHE:CE2	41:DO:233:MET:HB2	2.52	0.44
40:EG:213:CYS:HB3	40:EG:219:ILE:HB	2.00	0.44
40:EG:329:ASN:OD1	41:EO:175:VAL:HG11	2.17	0.44
40:EI:10:GLY:O	40:EI:13:GLY:N	2.50	0.44

Continued on next page...

Continued from previous page...

Atom-1	Atom-2	Interatomic distance (Å)	Clash overlap (Å)
40:EI:285:GLN:O	40:EI:286:LEU:C	2.55	0.44
40:EI:344:VAL:O	40:EI:345:ASP:C	2.55	0.44
40:EI:427:LEU:HD12	40:EI:427:LEU:HA	1.84	0.44
41:EM:7:LEU:O	41:EM:135:LEU:HA	2.17	0.44
41:EM:374:ILE:HG23	41:EM:378:PHE:HE2	1.82	0.44
41:EO:101:TRP:CD1	41:EO:146:GLY:HA2	2.53	0.44
41:EP:267:MET:HE3	41:EP:267:MET:HB3	1.69	0.44
40:FA:258:ASN:HD21	41:FB:178:THR:HA	1.82	0.44
41:FB:54:ALA:HB3	41:FB:58:LYS:O	2.16	0.44
40:FI:280:LYS:HB3	40:FI:280:LYS:HE2	1.73	0.44
41:FM:36:TYR:OH	41:FM:43:GLN:OE1	2.31	0.44
40:GE:27:GLU:HG3	40:GE:361:THR:HG21	2.00	0.44
40:GE:153:LEU:O	40:GE:154:MET:C	2.54	0.44
40:GF:167:LEU:HA	40:GF:200:CYS:O	2.17	0.44
40:GG:136:LEU:HB3	40:GG:138:PHE:HE1	1.83	0.44
40:GH:86:LEU:HB3	40:GH:87:PHE:H	1.69	0.44
40:GI:254:GLU:O	40:GI:255:PHE:C	2.56	0.44
41:HO:86:ARG:NH1	41:HO:123:GLU:OE1	2.50	0.44
41:HP:107:THR:O	41:HP:109:GLY:N	2.51	0.44
40:IF:224:TYR:CD1	40:IF:227:LEU:HD22	2.52	0.44
40:IH:248:LEU:HA	41:IP:11:GLN:HE22	1.81	0.44
41:IO:180:VAL:HG23	41:IO:184:ASN:HD21	1.82	0.44
42:JB:502:GTP:N1	40:JG:224:TYR:HB3	2.33	0.44
40:JD:320:ARG:HA	40:JD:356:ASN:O	2.17	0.44
40:JF:254:GLU:OE2	40:JF:352:LYS:NZ	2.44	0.44
41:JM:215:LEU:O	41:JM:216:LYS:C	2.55	0.44
40:KF:6:SER:O	40:KF:65:ALA:HA	2.17	0.44
41:KL:7:LEU:HD21	41:KL:120:VAL:HG22	1.99	0.44
41:LB:3:GLU:HA	41:LB:49:VAL:HA	1.98	0.44
41:LB:180:VAL:O	41:LB:184:ASN:ND2	2.51	0.44
41:LB:303:CYS:SG	41:LB:377:LEU:HB2	2.56	0.44
40:LD:262:TYR:HB2	40:LD:265:ILE:HD12	1.99	0.44
40:LE:164:LYS:HA	40:LE:164:LYS:HD3	1.82	0.44
40:LF:396:LEU:HD23	40:LF:396:LEU:HA	1.88	0.44
40:LG:34:GLY:O	40:LG:35:GLN:C	2.55	0.44
41:LO:330:MET:HA	41:LO:333:VAL:HG12	1.99	0.44
40:MA:430:ASP:C	40:MA:432:GLU:H	2.21	0.44
41:MB:178:THR:OG1	41:MB:181:GLU:HB2	2.18	0.44
40:ME:31:GLN:HG2	40:ME:35:GLN:O	2.18	0.44
40:MF:418:SER:O	40:MF:419:GLU:C	2.56	0.44
41:MO:112:LEU:O	41:MO:116:VAL:HG23	2.18	0.44

Continued on next page...

Continued from previous page...

Atom-1	Atom-2	Interatomic distance (Å)	Clash overlap (Å)
41:MP:180:VAL:HG23	41:MP:184:ASN:HD21	1.81	0.44
41:MP:309:ARG:N	41:MP:372:THR:HG1	2.15	0.44
40:NA:164:LYS:HA	40:NA:164:LYS:HD2	1.63	0.44
40:NE:318:LEU:O	40:NE:374:VAL:HA	2.17	0.44
40:NF:139:HIS:HE1	40:NF:168:GLU:HG3	1.83	0.44
40:NF:326:LYS:NZ	41:NN:208:TYR:HB2	2.32	0.44
40:NH:142:GLY:HA2	40:NH:183:GLU:HG2	1.99	0.44
41:NN:8:GLN:HA	41:NN:135:LEU:HD12	2.00	0.44
41:OB:11:GLN:HA	41:OB:72:THR:HG21	1.98	0.44
40:OD:89:PRO:HG2	40:PD:283:HIS:ND1	2.30	0.44
40:OH:20:CYS:SG	40:OH:21:TRP:N	2.90	0.44
40:OH:221:ARG:N	40:OH:222:PRO:CD	2.80	0.44
41:ON:42:LEU:HD22	41:ON:356:ILE:HD11	1.99	0.44
41:OO:36:TYR:CZ	41:OO:44:LEU:HB2	2.52	0.44
41:OO:275:SER:O	41:OO:279:GLN:HB2	2.17	0.44
41:OP:174:LYS:HG3	41:OP:175:VAL:HG13	1.99	0.44
40:PA:234:ILE:O	40:PA:238:ILE:HG12	2.17	0.44
40:PD:251:ASP:OD1	40:PD:252:LEU:N	2.50	0.44
40:PE:190:THR:O	40:PE:194:THR:OG1	2.29	0.44
40:PE:217:LEU:HA	40:PE:277:SER:HB2	1.99	0.44
40:PE:350:GLY:HA2	41:PM:179:VAL:HG12	2.00	0.44
40:PG:405:HIS:HA	40:PG:408:VAL:HG22	2.00	0.44
41:PN:64:VAL:HG21	41:PN:120:VAL:HG22	1.99	0.44
40:QA:255:PHE:HE1	40:QA:318:LEU:HD11	1.83	0.44
41:QB:73:MET:HB3	41:QB:77:ARG:NH2	2.33	0.44
41:QB:178:THR:HB	41:QB:181:GLU:HB2	1.98	0.44
41:QB:304:ASP:HB3	41:QB:306:ARG:HH21	1.83	0.44
40:QE:12:ALA:O	40:QE:16:ILE:HD12	2.17	0.44
41:QL:135:LEU:HG	41:QL:137:HIS:ND1	2.33	0.44
41:QL:342:VAL:HG23	41:QL:345:ILE:HG22	1.99	0.44
41:QM:24:ILE:HD12	41:QM:241:ARG:NH2	2.31	0.44
41:QM:167:PHE:HD2	41:QM:202:ILE:HD11	1.83	0.44
41:QO:199:THR:OG1	41:QO:265:PHE:HA	2.17	0.44
41:QO:207:LEU:HD22	41:QO:300:MET:HB2	1.98	0.44
41:QP:89:ASN:O	41:QP:90:PHE:C	2.55	0.44
41:QP:263:LEU:HD13	41:QP:263:LEU:HA	1.73	0.44
40:RA:315:CYS:HA	40:RA:377:LEU:O	2.17	0.44
40:RH:142:GLY:HA2	40:RH:183:GLU:HG2	2.00	0.44
40:RI:175:PRO:HD2	40:RI:304:LYS:HE2	1.99	0.44
41:RL:324:LYS:HA	41:RL:327:ASP:OD2	2.18	0.44
41:RN:145:SER:O	41:RN:149:THR:HG23	2.17	0.44

Continued on next page...

Continued from previous page...

Atom-1	Atom-2	Interatomic distance (Å)	Clash overlap (Å)
41:RO:20:PHE:O	41:RO:24:ILE:HG12	2.17	0.44
41:RP:86:ARG:HH12	41:SP:282:ARG:CZ	2.31	0.44
40:SA:101:ASN:HB3	40:SA:182:VAL:HG11	1.99	0.44
41:SB:334:GLN:HE21	41:SB:349:VAL:HG23	1.82	0.44
41:SB:403:MET:HG3	41:SB:408:PHE:CZ	2.51	0.44
41:SM:285:THR:HG22	41:SM:287:PRO:HD2	1.99	0.44
41:SO:70:PRO:HA	41:SO:73:MET:HG2	2.00	0.44
41:SO:380:ARG:O	41:SO:384:GLN:HG2	2.17	0.44
40:TA:311:LYS:H	40:TA:381:THR:HG1	1.63	0.44
40:TE:213:CYS:HA	40:TE:217:LEU:HB2	1.98	0.44
40:TG:273:ALA:HB3	40:TG:374:VAL:H	1.82	0.44
40:TI:219:ILE:HG22	40:TI:222:PRO:HD3	1.99	0.44
40:TI:297:GLU:HA	40:TI:298:PRO:HD3	1.80	0.44
41:TM:285:THR:HB	41:TM:287:PRO:HD2	2.00	0.44
40:UF:3:GLU:CG	40:UF:129:CYS:HB2	2.40	0.44
40:UG:219:ILE:HD12	40:UG:222:PRO:HB3	2.00	0.44
40:UI:94:THR:OG1	40:UI:95:GLY:N	2.48	0.44
41:UM:130:LEU:O	41:UM:162:ARG:NH1	2.50	0.44
41:UO:52:ASN:OD1	41:UO:62:ARG:NH2	2.50	0.44
41:UP:214:THR:OG1	41:UP:215:LEU:N	2.50	0.44
40:VA:105:ARG:HD2	41:VO:251:ARG:NH2	2.32	0.44
40:VF:260:VAL:HG23	41:VN:397:TRP:HZ2	1.82	0.44
40:VI:89:PRO:HD3	40:WH:283:HIS:CD2	2.52	0.44
40:VI:217:LEU:HA	40:VI:277:SER:HB3	1.98	0.44
40:VI:319:TYR:HB3	40:VI:323:VAL:HG21	1.98	0.44
40:VI:371:GLN:H	40:VI:371:GLN:HG2	1.64	0.44
41:VQ:316:VAL:HG23	41:VQ:352:ALA:HB3	2.00	0.44
40:WA:76:ASP:O	40:WA:80:THR:HB	2.16	0.44
40:WA:234:ILE:HD13	40:WA:272:TYR:HD2	1.82	0.44
40:WG:228:ASN:ND2	42:WG:501:GTP:HN1	2.11	0.44
41:WQ:385:PHE:O	41:WQ:389:PHE:HB2	2.18	0.44
5:1M:141:LYS:HD2	41:GB:107:THR:HG22	1.99	0.44
7:1T:211:ILE:HD12	7:1T:212:SER:H	1.82	0.44
8:1Y:162:ASP:N	8:1Y:162:ASP:OD1	2.50	0.44
8:1Z:441:ARG:NH1	37:6A:64:ASP:OD2	2.50	0.44
10:2E:141:HIS:CG	41:WM:357:PRO:HD2	2.52	0.44
10:2F:58:ARG:HA	40:MA:163:LYS:HD3	1.98	0.44
10:2G:160:SER:O	10:2G:161:ARG:HD2	2.17	0.44
12:2Q:216:GLN:H	12:2Q:216:GLN:HG3	1.55	0.44
13:2T:115:LYS:O	13:2T:116:PRO:C	2.56	0.44
14:3A:25:ALA:HB1	40:MF:337:THR:O	2.17	0.44

Continued on next page...

Continued from previous page...

Atom-1	Atom-2	Interatomic distance (Å)	Clash overlap (Å)
14:3B:9:GLN:NE2	41:ML:305:PRO:HD2	2.32	0.44
15:3E:201:SER:HB2	15:3F:314:HIS:HB3	1.99	0.44
17:3P:228:CYS:SG	17:3P:229:CYS:N	2.91	0.44
17:3P:253:GLU:HA	17:3P:256:LYS:HD2	2.00	0.44
18:3U:344:LYS:HA	18:3U:344:LYS:HD3	1.80	0.44
19:3Y:218:VAL:HG22	40:LF:369:LYS:HD3	1.99	0.44
21:4D:225:THR:OG1	40:BA:38:SER:O	2.25	0.44
21:4E:108:PRO:HD3	41:BP:280:GLN:HG3	1.98	0.44
21:4E:290:LEU:HB3	41:CP:77:ARG:HH21	1.82	0.44
21:4E:465:LYS:HB2	21:4E:465:LYS:HE3	1.41	0.44
21:4E:467:LEU:HD11	21:4E:499:PHE:HB2	1.99	0.44
21:4E:498:VAL:O	21:4E:500:GLY:N	2.50	0.44
22:4H:365:LYS:HZ1	22:4H:371:GLU:HB2	1.82	0.44
22:4J:689:ASN:HD22	22:4J:692:SER:HB3	1.83	0.44
23:4M:20:PRO:HG3	40:CG:279:GLU:OE1	2.18	0.44
24:4O:240:LEU:HB2	24:4O:266:HIS:ND1	2.32	0.44
23:4R:236:TYR:CD1	23:4R:267:ASP:HB3	2.50	0.44
23:4R:261:TYR:CE1	23:4R:265:THR:HG21	2.52	0.44
26:4V:32:ASP:OD1	26:4V:32:ASP:N	2.50	0.44
27:4Z:89:ASP:HB3	27:4Z:119:LYS:HZ1	1.82	0.44
31:5I:344:ARG:NH2	41:HN:48:ASN:HB3	2.32	0.44
34:5R:366:LYS:HA	34:5R:369:GLU:HG3	1.99	0.44
36:5W:245:PRO:CA	40:LG:429:LYS:HD2	2.47	0.44
39:6F:119:TYR:HA	39:6F:120:PRO:HA	1.81	0.44
40:AA:139:HIS:ND1	40:AA:146:GLY:O	2.50	0.44
40:AA:255:PHE:HE1	40:AA:377:LEU:HD12	1.81	0.44
40:AE:318:LEU:O	40:AE:374:VAL:HA	2.17	0.44
40:AH:167:LEU:HD22	40:AH:200:CYS:HB3	1.98	0.44
41:AM:173:PRO:HB3	41:AM:380:ARG:HD2	2.00	0.44
41:BB:152:ILE:HD13	41:BB:192:LEU:HD21	1.99	0.44
41:BB:313:VAL:HG12	41:BB:349:VAL:HG13	1.98	0.44
40:BF:320:ARG:HD3	40:BF:360:PRO:HG3	2.00	0.44
40:BF:402:ALA:HB2	41:BM:344:TRP:HZ3	1.83	0.44
40:BH:29:GLY:O	40:BH:30:ILE:C	2.55	0.44
40:BH:140:SER:O	40:BH:142:GLY:N	2.51	0.44
41:BL:7:LEU:O	41:BL:135:LEU:HA	2.18	0.44
41:BM:323:MET:HB3	41:BM:323:MET:HE2	1.88	0.44
41:BO:137:HIS:NE2	41:BO:168:SER:HB3	2.33	0.44
41:BP:213:ARG:HH21	41:BP:297:LYS:HD3	1.81	0.44
40:CE:132:LEU:HD21	40:CE:135:PHE:HE2	1.82	0.44
40:CE:228:ASN:ND2	42:CE:501:GTP:HN1	2.06	0.44

Continued on next page...

Continued from previous page...

Atom-1	Atom-2	Interatomic distance (Å)	Clash overlap (Å)
40:CF:155:GLU:HA	40:CF:197:HIS:CE1	2.53	0.44
40:CH:177:VAL:HG11	41:CO:327:ASP:HB3	2.00	0.44
41:CN:31:ASP:O	41:CN:33:THR:N	2.46	0.44
41:CO:246:LEU:HD12	41:CO:246:LEU:HA	1.82	0.44
41:CP:45:GLU:HG2	41:CP:46:ARG:HG2	1.98	0.44
40:DA:77:GLU:C	40:DA:79:ARG:H	2.19	0.44
40:DA:221:ARG:HB2	41:DN:322:SER:CB	2.47	0.44
41:DB:311:LEU:HD12	41:DB:311:LEU:HA	1.79	0.44
40:DE:277:SER:O	40:DE:278:ALA:C	2.55	0.44
40:DG:101:ASN:HA	40:DG:144:GLY:H	1.81	0.44
40:DG:258:ASN:HD21	40:DG:352:LYS:HE3	1.83	0.44
40:DI:14:VAL:O	40:DI:16:ILE:N	2.50	0.44
40:DI:183:GLU:O	40:DI:184:PRO:C	2.56	0.44
40:DI:225:THR:O	40:DI:228:ASN:N	2.50	0.44
41:DL:378:PHE:HA	41:DL:381:ILE:HD12	1.99	0.44
41:DN:153:SER:OG	41:DN:154:LYS:N	2.50	0.44
41:DN:393:ALA:C	41:DN:395:LEU:H	2.19	0.44
41:DP:36:TYR:OH	41:DP:38:GLY:HA3	2.17	0.44
40:EA:64:ARG:HH12	40:EA:128:GLN:HG2	1.83	0.44
40:EE:3:GLU:HG2	40:EE:64:ARG:HH22	1.82	0.44
40:EE:235:VAL:HA	40:EE:238:ILE:HG22	1.98	0.44
40:EI:213:CYS:O	40:EI:214:ARG:C	2.56	0.44
40:EI:312:TYR:HA	40:EI:380:THR:HB	1.99	0.44
40:FA:274:PRO:CB	40:FA:370:VAL:HG11	2.47	0.44
41:FB:3:GLU:HA	41:FB:49:VAL:HG23	1.98	0.44
40:FG:238:ILE:HD12	40:FG:377:LEU:HD11	1.99	0.44
40:FH:317:LEU:HD23	40:FH:376:MET:HG2	1.98	0.44
41:FN:40:SER:HB3	41:FN:43:GLN:HG3	2.00	0.44
41:FN:101:TRP:HB2	41:FN:184:ASN:HD22	1.83	0.44
41:FO:140:GLY:HA2	41:FO:181:GLU:HB2	1.99	0.44
41:FP:163:ILE:HD11	41:FP:251:ARG:HB2	2.00	0.44
40:GA:35:GLN:HA	40:GA:59:GLY:O	2.17	0.44
40:GA:181:VAL:HG12	41:GN:347:ASN:O	2.17	0.44
40:GE:119:LEU:HD13	40:GE:119:LEU:HA	1.76	0.44
40:GE:333:ALA:O	40:GE:337:THR:HG23	2.18	0.44
40:GF:73:THR:OG1	41:GM:46:ARG:NE	2.50	0.44
40:GG:117:LEU:O	40:GG:121:ARG:HG2	2.18	0.44
40:GH:17:GLY:O	40:GH:18:ASN:C	2.55	0.44
40:GI:119:LEU:HD11	40:GI:157:LEU:HD12	1.99	0.44
41:GN:192:LEU:HD23	41:GN:192:LEU:HA	1.74	0.44
41:GN:249:ASP:HB2	41:GN:250:LEU:H	1.66	0.44

Continued on next page...

Continued from previous page...

Atom-1	Atom-2	Interatomic distance (Å)	Clash overlap (Å)
41:GN:316:VAL:HA	41:GN:352:ALA:HB3	2.00	0.44
41:GP:109:GLY:O	41:GP:113:VAL:HG23	2.17	0.44
40:HA:137:ILE:HD11	40:HA:168:GLU:HG2	1.98	0.44
41:HB:270:PHE:HD1	41:HB:366:THR:HG22	1.82	0.44
40:HE:326:LYS:HA	40:HE:326:LYS:HD2	1.61	0.44
40:HE:326:LYS:HG3	41:HM:208:TYR:CD1	2.53	0.44
40:HF:177:VAL:HG22	41:HM:327:ASP:OD2	2.18	0.44
40:HG:60:LYS:HD3	40:IG:283:HIS:CD2	2.52	0.44
40:HH:154:MET:HG3	40:HH:194:THR:HG23	1.98	0.44
40:HI:8:HIS:ND1	40:HI:17:GLY:HA3	2.33	0.44
41:HM:19:LYS:HG3	41:HM:226:ASN:HB2	1.99	0.44
41:HP:7:LEU:O	41:HP:135:LEU:HA	2.18	0.44
40:IA:212:ILE:HD12	40:IA:212:ILE:HA	1.85	0.44
41:IB:313:VAL:HB	41:IB:349:VAL:HG23	1.99	0.44
40:IF:195:LEU:HD12	40:IF:266:HIS:CE1	2.49	0.44
40:IH:189:LEU:HD11	40:IH:417:PHE:HE1	1.83	0.44
40:IH:332:ILE:HG21	41:IP:175:VAL:HG23	1.99	0.44
41:IP:208:TYR:HD1	41:IP:225:LEU:HD21	1.82	0.44
40:JA:51:THR:HG21	40:JA:243:ARG:HG2	2.00	0.44
41:JB:156:ARG:NH1	41:JB:195:ASN:O	2.51	0.44
40:JF:288:VAL:HA	40:JF:291:ILE:HG12	1.98	0.44
40:JG:251:ASP:OD1	40:JG:252:LEU:N	2.49	0.44
40:JH:102:ASN:HB3	40:JH:105:ARG:HG3	2.00	0.44
41:JL:330:MET:HA	41:JL:333:VAL:HG12	1.99	0.44
41:JM:3:GLU:HA	41:JM:49:VAL:HA	2.00	0.44
41:JM:183:TYR:O	41:JM:186:THR:OG1	2.33	0.44
41:JM:216:LYS:HE3	41:JM:216:LYS:HB3	1.50	0.44
41:JN:21:TRP:CZ3	41:JN:24:ILE:HD11	2.53	0.44
40:KE:400:LYS:HZ3	41:KL:344:TRP:CB	2.31	0.44
41:KL:101:TRP:CD1	41:KL:145:SER:HB3	2.52	0.44
41:KL:285:THR:OG1	41:KL:287:PRO:HD2	2.17	0.44
41:KN:392:LYS:NZ	41:KN:405:GLU:OE2	2.36	0.44
41:KO:242:PHE:HB3	41:KO:356:ILE:HD13	1.99	0.44
40:LD:325:PRO:HA	40:LD:328:VAL:HG12	2.00	0.44
40:LF:30:ILE:H	40:LF:30:ILE:HG12	1.41	0.44
40:LF:76:ASP:HA	40:LF:79:ARG:CG	2.47	0.44
40:LF:85:GLN:O	40:LF:86:LEU:C	2.56	0.44
40:LF:296:PHE:CZ	40:LF:351:PHE:HE2	2.34	0.44
40:LF:326:LYS:CG	41:LN:220:PRO:HG2	2.47	0.44
40:LG:29:GLY:O	40:LG:30:ILE:C	2.56	0.44
40:LG:304:LYS:HE2	40:LG:304:LYS:HB3	1.31	0.44

Continued on next page...

Continued from previous page...

Atom-1	Atom-2	Interatomic distance (Å)	Clash overlap (Å)
40:LH:138:PHE:HZ	40:LH:235:VAL:HG21	1.82	0.44
41:LL:282:ARG:NH1	41:LL:288:GLU:OE2	2.47	0.44
40:MA:5:ILE:H	40:MA:132:LEU:HD11	1.82	0.44
40:MA:319:TYR:N	40:MA:354:GLY:O	2.50	0.44
41:MB:91:VAL:HG11	41:MB:116:VAL:HG22	2.00	0.44
40:MF:217:LEU:HD21	40:MF:275:VAL:HG12	1.99	0.44
40:MH:139:HIS:HB2	40:MH:140:SER:H	1.61	0.44
41:MN:128:ASP:OD1	41:MN:128:ASP:N	2.50	0.44
41:MO:290:THR:HG21	41:MO:329:GLN:HB3	1.99	0.44
41:MO:383:GLU:O	41:MO:386:THR:HG22	2.17	0.44
40:NA:258:ASN:HD22	40:NA:352:LYS:HE3	1.81	0.44
41:NB:253:LEU:HD22	41:NB:257:MET:HE1	2.00	0.44
40:ND:276:ILE:H	40:ND:276:ILE:HG12	1.38	0.44
40:ND:297:GLU:OE2	40:ND:299:ALA:HB3	2.17	0.44
40:ND:308:ARG:H	40:ND:308:ARG:HG3	1.55	0.44
40:OA:324:VAL:HA	40:OA:325:PRO:HD3	1.85	0.44
40:OE:210:TYR:HE1	40:OE:227:LEU:HD21	1.81	0.44
40:OH:21:TRP:CZ2	40:OH:65:ALA:HB2	2.53	0.44
40:OH:135:PHE:HB2	40:OH:165:SER:O	2.17	0.44
40:PG:103:TYR:H	40:PG:407:TYR:HE1	1.65	0.44
40:PH:393:LYS:O	40:PH:397:MET:HB2	2.18	0.44
41:PM:190:HIS:NE2	41:PM:194:GLU:OE2	2.51	0.44
41:PN:263:LEU:HD13	41:PN:311:LEU:HD21	2.00	0.44
40:QA:208:ALA:O	40:QA:212:ILE:HG12	2.18	0.44
41:QM:285:THR:HG22	41:QM:287:PRO:HD2	1.99	0.44
41:QN:22:GLU:HG2	41:QN:81:PHE:CD2	2.52	0.44
41:QN:286:VAL:HB	41:QN:325:GLU:HG2	1.99	0.44
41:QP:150:LEU:O	41:QP:154:LYS:N	2.43	0.44
41:RB:243:PRO:HB3	40:RG:73:THR:HB	1.99	0.44
40:RE:97:GLU:HG2	41:RL:251:ARG:HH21	1.81	0.44
40:RF:88:HIS:ND1	40:RF:91:GLN:HB2	2.33	0.44
40:RG:133:GLN:O	40:RG:165:SER:HB2	2.17	0.44
41:RM:176:SER:OG	41:RM:181:GLU:OE1	2.36	0.44
41:RP:315:ALA:HB1	41:RP:317:PHE:CE1	2.52	0.44
40:SA:400:LYS:HD2	41:SN:425:ARG:NH1	2.32	0.44
40:SI:255:PHE:HZ	40:SI:318:LEU:HD21	1.82	0.44
41:SN:114:ASP:OD1	41:SN:115:SER:N	2.50	0.44
41:SO:142:GLY:O	41:SO:144:GLY:N	2.51	0.44
41:SP:305:PRO:HB3	41:SP:310:TYR:HE1	1.82	0.44
40:TH:7:VAL:HG23	40:TH:66:VAL:HB	1.99	0.44
40:TI:206:ASN:ND2	42:TI:501:GTP:O2'	2.36	0.44

Continued on next page...

Continued from previous page...

Atom-1	Atom-2	Interatomic distance (Å)	Clash overlap (Å)
40:TI:258:ASN:OD1	40:TI:259:LEU:N	2.51	0.44
41:TN:176:SER:OG	41:TN:178:THR:O	2.34	0.44
41:TN:313:VAL:O	41:TN:349:VAL:HA	2.18	0.44
41:TP:133:PHE:HB2	41:TP:164:MET:SD	2.57	0.44
41:TP:272:PRO:HG3	41:TP:364:SER:HA	2.00	0.44
40:UA:107:HIS:ND1	40:UA:152:LEU:HB2	2.33	0.44
41:UB:282:ARG:HH22	41:UB:288:GLU:HB2	1.82	0.44
40:UF:167:LEU:HD22	40:UF:252:LEU:HG	2.00	0.44
40:UF:215:ARG:HE	40:UF:215:ARG:HB3	1.68	0.44
41:UO:142:GLY:O	41:UO:144:GLY:N	2.50	0.44
41:UP:105:HIS:HA	41:UP:150:LEU:HD22	1.99	0.44
40:VA:12:ALA:HB1	40:VA:171:ILE:HD12	2.00	0.44
41:VP:137:HIS:NE2	41:VP:166:THR:OG1	2.47	0.44
40:WA:319:TYR:HB3	40:WA:323:VAL:HG21	1.99	0.44
40:WG:223:THR:HG23	40:WG:225:THR:H	1.83	0.44
40:WI:206:ASN:OD1	42:WI:501:GTP:O2'	2.23	0.44
40:WI:416:GLU:HA	40:WI:419:GLU:HG2	1.98	0.44
41:WM:17:GLY:HA2	41:WM:20:PHE:HB3	1.98	0.44
41:WN:74:ASP:N	41:WN:74:ASP:OD1	2.50	0.44
41:WN:105:HIS:HB2	41:WN:146:GLY:HA2	2.00	0.44
41:WP:150:LEU:O	41:WP:154:LYS:HG2	2.18	0.44
7:1S:416:HIS:CG	7:1S:436:GLY:HA3	2.53	0.44
9:2B:154:PHE:CD1	9:2C:475:ARG:HD3	2.52	0.44
11:2K:55:GLU:O	41:LO:154:LYS:NZ	2.36	0.44
12:2M:188:PRO:O	12:2M:191:ARG:NH2	2.50	0.44
13:2U:86:TYR:O	13:2U:159:ASN:HB2	2.17	0.44
13:2V:47:LEU:HD13	13:2V:47:LEU:HA	1.80	0.44
13:2W:54:VAL:HG12	13:2W:158:ALA:HB3	2.00	0.44
14:3A:45:ASP:OD1	41:MN:392:LYS:NZ	2.41	0.44
14:3A:114:LEU:HD23	14:3A:114:LEU:HA	1.86	0.44
16:3J:200:SER:OG	16:3J:201:LEU:N	2.50	0.44
16:3K:92:LEU:HD23	16:3K:162:LEU:HG	2.00	0.44
17:3O:149:ARG:NH2	17:3P:412:CYS:SG	2.91	0.44
21:4D:428:SER:OG	21:4D:433:ASP:HB3	2.18	0.44
22:4H:236:TRP:NE1	22:4H:238:ASP:OD2	2.51	0.44
22:4I:329:ASP:N	22:4I:329:ASP:OD1	2.50	0.44
22:4I:673:LEU:HD13	22:4I:673:LEU:HA	1.88	0.44
22:4K:616:THR:OG1	22:4K:617:CYS:N	2.49	0.44
23:4P:174:MET:HB2	23:4P:178:ASP:OD2	2.16	0.44
23:4Q:261:TYR:O	23:4Q:265:THR:N	2.42	0.44
23:4R:91:ILE:HD12	23:4R:93:GLY:H	1.82	0.44

Continued on next page...

Continued from previous page...

Atom-1	Atom-2	Interatomic distance (Å)	Clash overlap (Å)
23:4R:200:SER:O	40:DI:219:ILE:HG23	2.17	0.44
26:4W:42:ASN:O	26:4W:42:ASN:ND2	2.46	0.44
26:4W:248:HIS:CG	26:4W:352:GLN:HB3	2.53	0.44
36:5W:219:SER:O	36:5W:223:ARG:HB3	2.17	0.44
40:AA:76:ASP:OD1	40:AA:79:ARG:NH2	2.50	0.44
40:AA:134:GLY:HA2	40:AA:164:LYS:HG3	2.00	0.44
41:AB:221:THR:OG1	41:AB:222:TYR:N	2.51	0.44
40:AG:71:GLU:HG3	40:AG:98:ASP:HB2	1.99	0.44
40:AG:291:ILE:HG22	40:AG:374:VAL:HG12	2.00	0.44
41:AO:104:GLY:O	41:AO:147:MET:N	2.51	0.44
41:AP:240:LEU:HD21	41:AP:250:LEU:HD13	1.99	0.44
40:BE:239:THR:O	40:BE:239:THR:OG1	2.34	0.44
40:BH:187:SER:O	40:BH:190:THR:HG22	2.17	0.44
40:BH:301:GLN:HG3	40:BH:307:PRO:CG	2.47	0.44
41:BL:117:LEU:HA	41:BL:120:VAL:HG12	1.99	0.44
41:BL:240:LEU:HD11	41:BL:249:ASP:HA	2.00	0.44
41:BO:139:LEU:HD12	41:BO:139:LEU:HA	1.71	0.44
41:BP:7:LEU:HD13	41:BP:151:LEU:HD21	2.00	0.44
41:BP:383:GLU:H	41:BP:383:GLU:HG3	1.64	0.44
40:CA:180:ALA:HB3	40:CA:183:GLU:HG3	1.98	0.44
40:CA:276:ILE:H	40:CA:276:ILE:HG12	1.70	0.44
40:CA:383:ILE:O	40:CA:386:ALA:HB3	2.17	0.44
40:CI:188:ILE:HG21	40:CI:394:PHE:CD1	2.52	0.44
41:CL:101:TRP:HZ2	41:CL:191:GLN:NE2	2.16	0.44
41:CL:319:GLY:O	41:CL:321:MET:N	2.51	0.44
41:CM:257:MET:HE3	41:CM:314:ALA:HB2	1.98	0.44
41:CN:236:VAL:HG23	41:CN:366:THR:HG21	2.00	0.44
41:CO:77:ARG:HA	41:CO:77:ARG:HD2	1.34	0.44
41:CP:263:LEU:HD21	41:CP:421:PRO:HB2	2.00	0.44
40:DA:69:ASP:HA	40:DA:145:THR:HG21	2.00	0.44
40:DA:250:VAL:HG22	40:DA:354:GLY:HA3	1.98	0.44
40:DA:281:ALA:O	40:DA:282:TYR:C	2.56	0.44
41:DB:5:VAL:HG23	41:DB:130:LEU:HD11	2.00	0.44
40:DG:273:ALA:HB1	40:DG:274:PRO:HD2	2.00	0.44
40:DH:103:TYR:O	40:DH:106:GLY:N	2.51	0.44
40:DH:109:THR:OG1	40:DH:110:ILE:N	2.50	0.44
40:DI:68:VAL:HG12	40:DI:93:ILE:HG13	1.99	0.44
40:DI:400:LYS:O	40:DI:401:ARG:C	2.56	0.44
41:DM:101:TRP:O	41:DM:104:GLY:N	2.50	0.44
41:DP:5:VAL:HB	41:DP:133:PHE:HD1	1.82	0.44
41:DP:36:TYR:CZ	41:DP:38:GLY:HA3	2.53	0.44

Continued on next page...

Continued from previous page...

Atom-1	Atom-2	Interatomic distance (Å)	Clash overlap (Å)
41:DP:128:ASP:O	41:DP:130:LEU:N	2.50	0.44
40:EG:70:LEU:HD22	40:EG:110:ILE:HG22	1.99	0.44
40:EH:288:VAL:O	40:EH:291:ILE:HG12	2.17	0.44
40:EH:311:LYS:HE2	40:EH:311:LYS:HB2	1.63	0.44
40:EI:211:ASP:O	40:EI:214:ARG:HG3	2.18	0.44
41:EM:135:LEU:O	41:EM:166:THR:HA	2.17	0.44
41:EM:250:LEU:O	41:EM:251:ARG:C	2.55	0.44
41:EO:248:ALA:HA	41:EO:252:LYS:HG2	1.99	0.44
41:EP:362:LYS:HE2	41:EP:362:LYS:HB2	1.31	0.44
40:FA:407:TYR:HB2	40:FA:417:PHE:HZ	1.83	0.44
41:FM:107:THR:O	41:FM:109:GLY:N	2.51	0.44
41:GB:255:VAL:HG23	40:GG:406:TRP:CG	2.53	0.44
40:GE:201:ALA:O	40:GE:268:PRO:HD2	2.17	0.44
40:GH:23:LEU:HA	40:GH:26:LEU:HD11	1.99	0.44
40:GH:52:PHE:HZ	40:GH:136:LEU:HD12	1.82	0.44
40:GH:295:CYS:SG	40:GH:376:MET:HB2	2.58	0.44
40:GI:311:LYS:N	40:GI:381:THR:OG1	2.50	0.44
40:GI:344:VAL:CG2	40:GI:347:CYS:HB2	2.47	0.44
41:GN:61:PRO:CD	41:GN:84:ILE:HG12	2.44	0.44
41:GO:318:ARG:HG2	41:GO:354:CYS:HB3	2.00	0.44
41:GP:268:PRO:HG2	41:GP:300:MET:HB2	2.00	0.44
40:HF:309:HIS:ND1	40:HF:385:GLU:OE1	2.41	0.44
40:HH:251:ASP:OD1	40:HH:252:LEU:N	2.47	0.44
41:HN:65:LEU:HD13	41:HN:90:PHE:HE1	1.82	0.44
40:IF:191:THR:O	40:IF:195:LEU:HB2	2.17	0.44
40:IF:320:ARG:HG2	40:IF:360:PRO:HG3	1.99	0.44
40:IF:376:MET:SD	40:IF:378:SER:HB3	2.57	0.44
40:IH:164:LYS:O	40:IH:166:LYS:NZ	2.50	0.44
40:II:226:ASN:ND2	40:II:366:ASP:OD2	2.50	0.44
41:IO:99:ASN:HD22	41:IO:178:THR:HG21	1.80	0.44
41:IP:203:ASP:N	41:IP:300:MET:O	2.49	0.44
41:IQ:64:VAL:HG22	41:IQ:89:ASN:HD22	1.83	0.44
41:JB:137:HIS:ND1	41:JB:144:GLY:O	2.51	0.44
41:JB:202:ILE:HD13	41:JB:229:VAL:HG13	1.98	0.44
41:JB:258:VAL:HG23	40:JG:406:TRP:HE1	1.83	0.44
40:JD:326:LYS:HD2	41:JL:208:TYR:CD1	2.53	0.44
40:JF:234:ILE:HD11	40:JF:272:TYR:HB2	1.99	0.44
41:JM:244:GLY:HA2	41:JM:355:ASP:HB2	1.99	0.44
41:JM:271:ALA:HB2	41:JM:293:MET:HG3	2.00	0.44
41:JM:358:PRO:HG2	41:JM:361:LEU:HD12	1.99	0.44
41:JN:7:LEU:O	41:JN:135:LEU:HA	2.18	0.44

Continued on next page...

Continued from previous page...

Atom-1	Atom-2	Interatomic distance (Å)	Clash overlap (Å)
41:JN:8:GLN:NE2	41:JN:65:LEU:HG	2.31	0.44
41:JN:107:THR:O	41:JN:110:ALA:N	2.50	0.44
41:JO:257:MET:HB3	41:JO:266:PHE:CZ	2.52	0.44
40:KG:326:LYS:HZ3	41:KO:208:TYR:HB2	1.82	0.44
40:KH:319:TYR:HB2	40:KH:355:ILE:HD13	2.00	0.44
41:KL:252:LYS:HE2	41:KL:252:LYS:HB3	1.54	0.44
41:KM:60:VAL:HG11	41:KM:86:ARG:HG2	1.99	0.44
41:KN:273:LEU:O	41:KN:292:GLN:NE2	2.49	0.44
41:LB:14:ASN:HD21	41:LB:67:ASP:HB2	1.83	0.44
41:LB:108:GLU:HA	41:LB:111:GLU:HB2	2.00	0.44
40:LG:223:THR:OG1	40:LG:224:TYR:N	2.50	0.44
40:LG:265:ILE:H	40:LG:265:ILE:HG12	1.50	0.44
40:LH:88:HIS:CE1	40:LH:90:GLU:HB2	2.52	0.44
40:LH:278:ALA:H	40:LH:368:ALA:HB2	1.83	0.44
41:LP:138:SER:OG	43:LP:501:GDP:O1A	2.35	0.44
41:MB:240:LEU:HD23	41:MB:249:ASP:HB2	1.99	0.44
40:MD:70:LEU:HD23	40:MD:114:LEU:HD22	1.99	0.44
40:MF:333:ALA:O	40:MF:337:THR:HG23	2.18	0.44
40:MG:9:VAL:HG22	40:MG:68:VAL:HG13	1.99	0.44
40:MH:280:LYS:C	40:MH:282:TYR:H	2.21	0.44
41:MN:21:TRP:CZ3	41:MN:50:TYR:HB3	2.53	0.44
40:NA:265:ILE:HG13	40:NA:431:TYR:HE1	1.83	0.44
40:ND:162:GLY:O	40:ND:164:LYS:N	2.45	0.44
40:ND:164:LYS:HD2	40:ND:164:LYS:HA	1.70	0.44
40:NE:145:THR:OG1	42:NE:501:GTP:O2B	2.36	0.44
40:NF:16:ILE:HD13	40:NF:228:ASN:HB3	1.98	0.44
40:NG:56:THR:OG1	40:NG:57:GLY:N	2.51	0.44
40:NH:332:ILE:O	40:NH:336:LYS:HG2	2.18	0.44
41:NL:309:ARG:NH2	41:NL:341:PHE:O	2.50	0.44
41:NL:323:MET:HA	41:NL:326:VAL:HG12	1.99	0.44
41:NM:330:MET:HA	41:NM:333:VAL:HG12	2.00	0.44
41:NN:284:LEU:HD11	41:NN:362:LYS:HB2	2.00	0.44
40:OA:221:ARG:NH2	41:ON:328:GLU:OE1	2.51	0.44
40:OE:166:LYS:HG2	40:OE:199:ASP:HB2	1.99	0.44
40:OF:104:ALA:O	40:OF:108:TYR:HB2	2.18	0.44
40:OF:152:LEU:O	40:OF:156:ARG:HG2	2.18	0.44
40:OG:25:CYS:SG	40:OG:86:LEU:HD11	2.58	0.44
40:OG:73:THR:HA	40:OG:76:ASP:HB2	1.99	0.44
41:OL:149:THR:HG21	41:OL:188:SER:HA	1.99	0.44
41:OL:236:VAL:HG23	41:OL:237:THR:HG23	1.98	0.44
41:OM:286:VAL:HG11	41:OM:326:VAL:HG22	2.00	0.44

Continued on next page...

Continued from previous page...

Atom-1	Atom-2	Interatomic distance (Å)	Clash overlap (Å)
40:PG:139:HIS:ND1	40:PG:140:SER:O	2.49	0.44
40:PH:209:ILE:HD11	40:PH:230:LEU:HB2	1.99	0.44
41:PL:60:VAL:HG21	41:PL:86:ARG:HE	1.82	0.44
41:QB:379:LYS:HA	41:QB:379:LYS:HD3	1.46	0.44
40:QE:21:TRP:CD1	40:QE:67:PHE:HZ	2.35	0.44
40:QF:251:ASP:H	40:QF:254:GLU:HB2	1.83	0.44
41:QM:156:ARG:NH2	41:QM:196:THR:HA	2.32	0.44
41:QN:19:LYS:HD2	41:QN:19:LYS:HA	1.79	0.44
41:QP:124:ALA:O	41:QP:126:SER:N	2.50	0.44
41:QP:161:ASP:O	41:QP:162:ARG:C	2.56	0.44
41:QP:327:ASP:O	41:QP:331:LEU:HB2	2.17	0.44
41:QP:425:ARG:H	41:QP:425:ARG:HG3	1.41	0.44
40:RA:26:LEU:HD12	40:RA:363:VAL:HG22	2.00	0.44
40:RA:234:ILE:O	40:RA:238:ILE:HG12	2.18	0.44
40:RF:97:GLU:CD	40:RF:105:ARG:HH22	2.20	0.44
40:RH:315:CYS:HA	40:RH:377:LEU:O	2.17	0.44
41:RM:237:THR:HB	41:RM:240:LEU:HD21	2.00	0.44
41:RO:156:ARG:HA	41:RO:156:ARG:HD3	1.86	0.44
41:RP:334:GLN:HA	41:RP:341:PHE:HE2	1.82	0.44
40:SA:56:THR:OG1	40:SA:57:GLY:N	2.50	0.44
40:SE:265:ILE:HD11	40:SE:430:ASP:HB3	2.00	0.44
40:SF:205:ASP:HB3	40:SF:303:VAL:HA	1.99	0.44
40:SH:236:SER:HB2	40:SH:243:ARG:HH12	1.82	0.44
41:SO:241:ARG:O	41:SO:242:PHE:C	2.55	0.44
40:TA:405:HIS:CD2	41:TN:261:PRO:HG3	2.53	0.44
40:TF:177:VAL:HA	41:TM:331:LEU:HD12	2.00	0.44
40:TH:11:GLN:HG3	40:TH:74:VAL:HG21	2.00	0.44
40:TI:336:LYS:HG2	40:TI:343:PHE:HE2	1.82	0.44
41:TM:68:LEU:HB2	41:TM:97:ALA:HB2	1.98	0.44
41:TN:341:PHE:HB3	41:TN:348:ASN:HD21	1.81	0.44
40:UF:16:ILE:HA	40:UF:228:ASN:ND2	2.32	0.44
40:UG:421:ARG:HD2	40:UG:421:ARG:HA	1.76	0.44
40:UI:47:ASP:HA	40:UI:49:PHE:CE1	2.53	0.44
40:UI:163:LYS:H	40:UI:163:LYS:HG3	1.32	0.44
41:UM:234:SER:OG	41:UM:241:ARG:NH2	2.49	0.44
41:UO:16:ILE:HD11	41:UO:136:THR:HB	1.99	0.44
41:UO:210:ILE:HG21	41:UO:273:LEU:HD13	1.99	0.44
41:UP:21:TRP:CZ2	41:UP:63:ALA:HB2	2.53	0.44
41:UP:143:THR:O	41:UP:145:SER:N	2.51	0.44
41:UP:282:ARG:HA	41:UP:282:ARG:HD2	1.44	0.44
41:UP:310:TYR:HA	41:UP:371:SER:HA	2.00	0.44

Continued on next page...

Continued from previous page...

Atom-1	Atom-2	Interatomic distance (Å)	Clash overlap (Å)
40:VF:105:ARG:HG2	40:VF:410:GLU:HG2	1.99	0.44
40:VF:109:THR:HG21	40:VF:410:GLU:HG3	1.99	0.44
40:VF:326:LYS:NZ	41:VN:208:TYR:HB2	2.33	0.44
40:VG:239:THR:O	40:VG:243:ARG:NE	2.41	0.44
41:VN:286:VAL:HA	41:VN:289:LEU:HD12	2.00	0.44
41:VP:269:GLY:N	41:VP:367:PHE:O	2.50	0.44
40:WF:406:TRP:NE1	41:WM:258:VAL:HG23	2.32	0.44
40:WG:2:ARG:O	40:WG:51:THR:OG1	2.36	0.44
40:WH:112:LYS:HA	40:WH:115:ILE:HG22	2.00	0.44
40:WH:155:GLU:HA	40:WH:197:HIS:CE1	2.53	0.44
41:WM:5:VAL:HG23	41:WM:130:LEU:HD21	1.99	0.44
41:WM:151:LEU:HD12	41:WM:155:ILE:HD12	1.98	0.44
7:1S:204:MET:HA	41:WB:78:SER:HB3	1.99	0.44
7:1T:53:LYS:HE3	7:1T:53:LYS:HB2	1.75	0.44
7:1U:72:ILE:HG22	7:1U:79:ILE:HG12	1.99	0.44
8:1X:77:ILE:HG12	8:1X:90:ILE:HD12	1.99	0.44
8:1X:234:ARG:CZ	41:UN:280:GLN:HE22	2.31	0.44
9:2C:421:ARG:NH1	9:2C:422:LYS:HG3	2.32	0.44
11:2I:246:LYS:HB3	11:2I:246:LYS:HE3	1.44	0.44
11:2J:185:MET:O	11:2J:186:LYS:HG2	2.18	0.44
13:2X:20:LYS:HE2	13:2X:20:LYS:HB3	1.59	0.44
15:3F:68:GLU:OE1	16:3L:270:ARG:NH2	2.49	0.44
17:3P:248:ARG:HA	17:3P:248:ARG:HD2	1.34	0.44
17:3P:452:LYS:HE2	17:3P:452:LYS:HB2	1.34	0.44
17:3R:167:MET:HG2	17:3R:251:GLN:HG2	2.00	0.44
17:3R:248:ARG:NH1	17:3R:251:GLN:HB2	2.32	0.44
17:3R:315:ARG:O	17:3R:318:SER:HB3	2.18	0.44
19:3Y:179:ARG:HB3	19:3Y:183:LYS:HZ3	1.81	0.44
21:4D:277:GLU:N	21:4D:277:GLU:OE2	2.51	0.44
21:4D:461:ILE:H	21:4D:461:ILE:HG12	1.42	0.44
21:4D:528:LEU:O	21:4D:533:ASN:N	2.49	0.44
21:4F:514:LYS:HD3	21:4F:514:LYS:HA	1.68	0.44
23:4M:92:PRO:CG	40:AG:89:PRO:HB2	2.42	0.44
23:4Q:170:SER:N	23:4Q:171:PRO:HD2	2.33	0.44
23:4Q:183:PHE:O	23:4Q:184:MET:C	2.54	0.44
26:4V:281:ASN:ND2	26:4V:375:LEU:HD21	2.33	0.44
29:5E:107:ILE:HA	40:GE:96:LYS:HD2	2.00	0.44
31:5I:340:PHE:CE1	41:HN:45:GLU:HA	2.53	0.44
33:5N:220:VAL:HG11	41:HP:280:GLN:NE2	2.32	0.44
33:5N:447:GLU:O	33:5N:450:LYS:HG3	2.18	0.44
34:5R:410:LYS:HZ1	34:5R:414:GLU:HB2	1.79	0.44

Continued on next page...

Continued from previous page...

Atom-1	Atom-2	Interatomic distance (Å)	Clash overlap (Å)
34:5R:434:GLN:O	34:5R:435:GLU:C	2.56	0.44
38:6C:195:LEU:HD21	41:VQ:295:ASP:HB3	1.99	0.44
41:AL:378:PHE:HD1	41:AL:415:MET:HG3	1.83	0.44
41:AN:22:GLU:HG2	41:AN:81:PHE:HB2	2.00	0.44
40:BE:324:VAL:HG21	41:BM:219:THR:HB	2.00	0.44
40:BE:346:TRP:NE1	40:BE:434:VAL:O	2.50	0.44
40:BG:177:VAL:HG23	40:BG:178:SER:H	1.83	0.44
40:BG:289:ALA:O	40:BG:293:ASN:ND2	2.41	0.44
40:BH:174:ALA:HB1	40:BH:175:PRO:HD2	2.00	0.44
41:BN:1:MET:HB2	41:BN:48:ASN:HD21	1.82	0.44
41:BP:189:VAL:O	41:BP:190:HIS:C	2.56	0.44
40:CA:182:VAL:O	40:CA:183:GLU:C	2.54	0.44
40:CE:262:TYR:HE2	41:CM:393:ALA:HA	1.83	0.44
40:CF:2:ARG:HH22	40:CF:47:ASP:HB3	1.82	0.44
40:CG:207:GLU:HA	40:CG:210:TYR:CD2	2.53	0.44
40:CH:123:ARG:HD3	40:CH:123:ARG:HA	1.83	0.44
41:CL:97:ALA:O	41:CL:98:GLY:C	2.55	0.44
41:CL:101:TRP:N	41:CL:184:ASN:OD1	2.51	0.44
41:CL:185:ALA:O	41:CL:188:SER:N	2.51	0.44
41:CL:233:MET:C	41:CL:235:GLY:H	2.21	0.44
41:CL:313:VAL:HB	41:CL:341:PHE:CZ	2.51	0.44
41:CM:67:ASP:O	41:CM:68:LEU:C	2.56	0.44
41:CO:11:GLN:H	43:CO:501:GDP:PB	2.41	0.44
41:CO:65:LEU:HD11	41:CO:85:PHE:CD1	2.52	0.44
40:DA:96:LYS:HE2	40:DA:96:LYS:HB3	1.40	0.44
40:DA:177:VAL:CG1	40:DA:207:GLU:HB2	2.48	0.44
40:DA:336:LYS:HE3	40:DA:336:LYS:HB3	1.63	0.44
40:DE:262:TYR:CE2	40:DE:434:VAL:HG13	2.52	0.44
40:DE:335:ILE:HD11	40:DE:351:PHE:CZ	2.53	0.44
40:DF:333:ALA:O	40:DF:337:THR:HG23	2.18	0.44
40:DG:19:ALA:HB1	40:DG:229:ARG:HD3	1.99	0.44
40:DH:200:CYS:HB3	40:DH:202:PHE:CE2	2.52	0.44
40:DH:415:GLY:O	40:DH:416:GLU:C	2.56	0.44
40:DI:83:TYR:O	40:DI:85:GLN:N	2.51	0.44
40:DI:286:LEU:O	40:DI:372:ARG:NH2	2.50	0.44
41:DL:113:VAL:HG23	41:DL:151:LEU:HD23	2.00	0.44
41:DL:117:LEU:O	41:DL:121:ARG:HG2	2.18	0.44
41:DM:245:GLN:HB2	41:DM:246:LEU:H	1.63	0.44
41:DM:311:LEU:HD22	41:DM:370:ASN:HB3	2.00	0.44
41:DN:101:TRP:CD2	41:DN:105:HIS:HD2	2.36	0.44
41:DN:127:CYS:SG	41:DN:128:ASP:N	2.90	0.44

Continued on next page...

Continued from previous page...

Atom-1	Atom-2	Interatomic distance (Å)	Clash overlap (Å)
40:EF:66:VAL:HG12	40:EF:68:VAL:HG13	1.99	0.44
40:EF:206:ASN:OD1	42:EF:501:GTP:O2'	2.35	0.44
40:EH:102:ASN:HD21	40:EH:105:ARG:HD2	1.82	0.44
41:EM:6:HIS:HB2	41:EM:21:TRP:HZ2	1.83	0.44
41:EM:64:VAL:O	41:EM:65:LEU:C	2.55	0.44
41:EM:103:LYS:HA	41:EM:107:THR:HG23	2.00	0.44
41:EM:237:THR:HG23	41:EM:240:LEU:HD21	1.99	0.44
41:EN:417:ASP:O	41:EN:421:PRO:HD3	2.17	0.44
41:EP:316:VAL:HA	41:EP:352:ALA:HB3	1.99	0.44
40:FA:3:GLU:HB3	40:FA:132:LEU:HD22	1.99	0.44
40:FA:205:ASP:H	40:FA:303:VAL:HG22	1.82	0.44
40:FA:207:GLU:O	40:FA:210:TYR:HB2	2.17	0.44
40:FA:348:PRO:CB	41:FB:384:GLN:HG2	2.48	0.44
40:FG:248:LEU:HB2	40:FG:355:ILE:H	1.81	0.44
41:FM:54:ALA:HA	41:GM:283:ALA:HB2	2.00	0.44
40:GA:98:ASP:O	40:GA:105:ARG:NH1	2.51	0.44
40:GE:387:TRP:O	40:GE:388:ALA:C	2.55	0.44
40:GG:141:PHE:HB2	40:GG:173:PRO:HD3	2.00	0.44
40:GI:85:GLN:O	40:GI:86:LEU:C	2.56	0.44
40:GI:184:PRO:O	40:GI:185:TYR:C	2.56	0.44
41:GN:206:ALA:O	41:GN:207:LEU:C	2.55	0.44
40:HE:88:HIS:CD2	40:IE:283:HIS:CB	2.99	0.44
40:HE:213:CYS:HA	40:HE:217:LEU:HD12	2.00	0.44
40:HI:217:LEU:HA	40:HI:277:SER:HB3	1.98	0.44
41:HN:124:ALA:O	41:HN:125:GLU:C	2.55	0.44
41:HP:341:PHE:HB3	41:HP:348:ASN:HD21	1.83	0.44
41:HQ:68:LEU:HB2	41:HQ:143:THR:HG22	2.00	0.44
40:IF:103:TYR:HH	40:IF:107:HIS:CE1	2.36	0.44
40:IG:139:HIS:NE2	40:IG:168:GLU:OE1	2.45	0.44
40:IG:141:PHE:HB3	40:IG:187:SER:HB2	2.00	0.44
41:IM:186:THR:HG21	41:IM:385:PHE:CD2	2.53	0.44
40:JA:188:ILE:HG22	40:JA:420:ALA:HB1	1.98	0.44
40:JD:154:MET:HG3	40:JD:194:THR:HG22	2.00	0.44
41:JN:272:PRO:HG3	41:JN:364:SER:HA	1.99	0.44
41:JO:7:LEU:HD12	41:JO:135:LEU:HD13	1.99	0.44
40:KE:248:LEU:HD22	40:KE:353:VAL:HG13	2.00	0.44
40:KF:20:CYS:HA	40:KF:232:SER:HB2	2.00	0.44
40:KF:269:LEU:HD22	40:KF:303:VAL:HG21	1.98	0.44
41:KL:102:ALA:C	41:KL:104:GLY:N	2.71	0.44
41:KL:210:ILE:O	41:KL:211:CYS:C	2.56	0.44
41:KM:293:MET:HG3	41:KM:367:PHE:HB2	1.99	0.44

Continued on next page...

Continued from previous page...

Atom-1	Atom-2	Interatomic distance (Å)	Clash overlap (Å)
41:KP:262:ARG:HD3	41:KP:418:LEU:HD12	1.99	0.44
41:KP:383:GLU:HA	41:KP:386:THR:HG22	2.00	0.44
40:LE:70:LEU:HD22	40:LE:110:ILE:HG22	2.00	0.44
40:LE:210:TYR:HB3	41:LL:324:LYS:HE2	1.99	0.44
40:LG:60:LYS:HD2	40:MG:282:TYR:CE1	2.53	0.44
40:LH:112:LYS:HA	40:LH:115:ILE:HG22	2.00	0.44
40:MA:269:LEU:CD2	40:MA:380:THR:HG22	2.47	0.44
40:MD:167:LEU:HD22	40:MD:252:LEU:HD22	2.00	0.44
40:MF:76:ASP:HA	40:MF:79:ARG:HG2	1.99	0.44
40:MF:191:THR:O	40:MF:195:LEU:HB2	2.18	0.44
40:MF:436:MET:HE3	40:MF:436:MET:HB3	1.87	0.44
40:MH:416:GLU:O	40:MH:417:PHE:C	2.56	0.44
41:MN:31:ASP:OD1	41:MN:35:THR:N	2.50	0.44
40:NA:221:ARG:NH1	41:NN:325:GLU:OE1	2.51	0.44
40:ND:273:ALA:CB	40:ND:274:PRO:HD2	2.33	0.44
40:NE:142:GLY:HA2	40:NE:183:GLU:HG2	1.99	0.44
40:NH:250:VAL:HG23	40:NH:255:PHE:HE1	1.83	0.44
41:NL:159:TYR:HB3	41:NL:162:ARG:HD3	2.00	0.44
40:OA:191:THR:HA	40:OA:194:THR:OG1	2.18	0.44
41:OB:107:THR:O	41:OB:109:GLY:N	2.51	0.44
40:OH:16:ILE:HA	40:OH:228:ASN:CB	2.48	0.44
40:OH:84:ARG:HG3	40:OH:85:GLN:N	2.33	0.44
40:OH:406:TRP:CZ2	41:OO:254:ALA:HB1	2.52	0.44
41:OM:86:ARG:HG2	41:OM:88:ASP:H	1.82	0.44
41:OM:317:PHE:O	41:OM:353:VAL:HA	2.18	0.44
41:OO:309:ARG:HD3	41:OO:342:VAL:HA	2.00	0.44
40:PA:142:GLY:HA2	40:PA:183:GLU:OE2	2.17	0.44
40:PF:264:ARG:NH1	40:PF:430:ASP:OD2	2.51	0.44
40:PG:8:HIS:HD2	40:PG:67:PHE:HE1	1.65	0.44
40:PH:101:ASN:HB2	41:PO:252:LYS:NZ	2.33	0.44
40:PH:180:ALA:HB3	40:PH:183:GLU:HG3	1.98	0.44
41:PL:52:ASN:OD1	41:PL:62:ARG:NH1	2.50	0.44
41:PL:406:MET:O	41:PL:409:THR:OG1	2.29	0.44
41:PM:355:ASP:HB3	41:PM:356:ILE:HD12	2.00	0.44
41:PP:204:ASN:HA	41:PP:207:LEU:HD12	1.98	0.44
40:QF:50:ASN:N	40:QF:50:ASN:OD1	2.50	0.44
40:QF:101:ASN:HA	40:QF:144:GLY:N	2.33	0.44
40:QF:296:PHE:CD2	40:QF:335:ILE:HG12	2.52	0.44
41:QO:100:ASN:ND2	41:QO:103:LYS:HG3	2.32	0.44
41:QP:21:TRP:HZ2	41:QP:63:ALA:HB2	1.83	0.44
41:QP:87:PRO:O	41:QP:88:ASP:C	2.56	0.44

Continued on next page...

Continued from previous page...

Atom-1	Atom-2	Interatomic distance (Å)	Clash overlap (Å)
41:QP:155:ILE:C	41:QP:157:GLU:H	2.20	0.44
40:RE:311:LYS:N	40:RE:381:THR:OG1	2.46	0.44
40:RH:5:ILE:O	40:RH:135:PHE:HA	2.18	0.44
40:RI:27:GLU:HG2	40:RI:361:THR:HB	2.00	0.44
41:RM:263:LEU:HD23	41:RM:263:LEU:HA	1.80	0.44
41:RN:267:MET:HG2	41:RN:301:ALA:HB3	1.99	0.44
41:RN:309:ARG:NH1	41:RN:339:SER:O	2.51	0.44
41:RO:143:THR:OG1	43:RO:502:GDP:O1B	2.29	0.44
40:SE:168:GLU:OE1	40:SE:198:SER:OG	2.24	0.44
40:SF:234:ILE:HG13	40:SF:272:TYR:HB2	1.99	0.44
40:SH:238:ILE:HG23	40:SH:255:PHE:CE1	2.53	0.44
41:SN:240:LEU:HD13	41:SN:249:ASP:HB2	1.99	0.44
41:SO:16:ILE:HD13	41:SO:229:VAL:HG11	1.98	0.44
41:SO:152:ILE:O	41:SO:153:SER:C	2.56	0.44
41:SP:243:PRO:HD2	41:SP:356:ILE:HD13	2.00	0.44
41:SP:244:GLY:HA3	41:SP:354:CYS:HA	1.99	0.44
41:TB:116:VAL:HA	41:TB:119:VAL:HG12	1.99	0.44
41:TB:285:THR:O	41:TB:288:GLU:HG3	2.18	0.44
40:TF:112:LYS:HA	40:TF:115:ILE:HG22	1.97	0.44
41:TN:7:LEU:HB3	41:TN:135:LEU:HD13	2.00	0.44
41:UB:46:ARG:HE	40:UG:73:THR:HB	1.83	0.44
40:UE:64:ARG:NH1	40:UE:128:GLN:O	2.47	0.44
40:UE:352:LYS:HZ3	41:UM:178:THR:N	2.15	0.44
40:UF:55:GLU:HB2	40:UF:61:HIS:CD2	2.53	0.44
40:UF:195:LEU:HA	40:UF:266:HIS:HE1	1.82	0.44
40:UH:258:ASN:HB2	40:UH:352:LYS:HE2	1.99	0.44
40:UI:88:HIS:O	40:UI:90:GLU:N	2.50	0.44
41:UN:222:TYR:HD1	41:UN:225:LEU:HD12	1.83	0.44
41:VB:292:GLN:HG2	41:VB:298:ASN:HD22	1.82	0.44
40:VI:100:ALA:O	41:VP:255:VAL:HG11	2.17	0.44
41:VO:268:PRO:HG2	41:VO:300:MET:HB2	1.99	0.44
40:WF:136:LEU:HD22	40:WF:169:PHE:CZ	2.53	0.44
40:WH:136:LEU:HD23	40:WH:167:LEU:HB2	1.99	0.44
41:WM:63:ALA:O	41:WM:89:ASN:HB3	2.18	0.44
41:WM:100:ASN:HB3	41:WM:103:LYS:HG3	1.98	0.44
41:WM:317:PHE:HB3	41:WM:321:MET:SD	2.58	0.44
41:WN:212:PHE:O	41:WN:216:LYS:HA	2.18	0.44
7:1S:459:GLU:HB3	7:1S:486:ILE:HD13	2.00	0.44
7:1T:390:ILE:HG23	7:1T:398:ILE:HG22	1.99	0.44
7:1T:397:LYS:HB3	7:1T:399:ARG:HG2	1.99	0.44
8:1X:174:LEU:HD23	8:1X:174:LEU:HA	1.82	0.44

Continued on next page...

Continued from previous page...

Atom-1	Atom-2	Interatomic distance (Å)	Clash overlap (Å)
12:2M:78:ARG:HD2	13:2T:72:LYS:HE2	1.99	0.44
13:2T:137:SER:O	13:2T:140:THR:HG22	2.17	0.44
13:2X:86:TYR:HB3	13:2X:108:TYR:CE2	2.53	0.44
15:3F:132:VAL:HG13	15:3F:264:PHE:CE1	2.53	0.44
16:3J:350:ALA:O	16:3J:353:LYS:N	2.50	0.44
17:3P:218:GLU:HB3	17:3P:343:VAL:HG22	1.99	0.44
17:3R:285:ARG:HD3	17:3R:285:ARG:HA	1.51	0.44
19:3Y:335:GLN:OE1	21:4F:20:SER:OG	2.35	0.44
20:4A:233:HIS:HA	20:4A:236:GLN:OE1	2.18	0.44
22:4H:250:ILE:HB	22:4H:263:LYS:HG2	2.00	0.44
22:4J:662:CYS:O	22:4J:667:LEU:HB2	2.17	0.44
22:4K:503:LYS:HE2	22:4K:503:LYS:HB2	1.89	0.44
23:4P:174:MET:HE3	23:4P:174:MET:HB3	1.89	0.44
23:4Q:171:PRO:HD3	41:CO:44:LEU:HD23	1.99	0.44
23:4Q:217:LYS:HA	23:4Q:217:LYS:HD2	1.33	0.44
23:4R:173:SER:C	23:4R:175:ASP:H	2.20	0.44
23:4R:205:LEU:O	23:4R:208:GLN:N	2.51	0.44
25:4T:432:SER:OG	41:LB:94:GLN:NE2	2.51	0.44
26:4V:139:ASP:OD1	26:4V:139:ASP:N	2.51	0.44
26:4W:370:TYR:HA	26:4W:374:ILE:HG12	2.00	0.44
33:5O:106:LYS:HZ1	41:HM:33:THR:H	1.65	0.44
34:5R:344:GLN:O	34:5R:347:ALA:HB3	2.18	0.44
35:5T:71:LYS:HA	35:5T:74:VAL:HG22	2.00	0.44
35:5T:162:MET:CE	41:KL:320:ARG:HG3	2.48	0.44
38:6C:127:GLN:HB3	40:VH:339:ARG:HD3	1.98	0.44
40:AA:4:CYS:HB2	40:AA:52:PHE:HE2	1.82	0.44
41:AB:100:ASN:HD22	41:AB:103:LYS:HE2	1.83	0.44
40:AH:288:VAL:HA	40:AH:291:ILE:HG12	2.00	0.44
41:AN:106:TYR:HE2	41:AN:403:MET:HG2	1.82	0.44
41:AO:6:HIS:HE1	41:AO:17:GLY:HA2	1.83	0.44
41:AP:20:PHE:HA	41:AP:230:SER:HB2	2.00	0.44
40:BA:101:ASN:ND2	40:BA:143:GLY:HA2	2.33	0.44
40:BA:276:ILE:HD12	40:BA:281:ALA:HA	2.00	0.44
40:BG:128:GLN:HE21	40:BG:128:GLN:HB3	1.58	0.44
40:BH:88:HIS:HB3	40:BH:91:GLN:HB3	2.00	0.44
40:BH:228:ASN:HA	40:BH:231:ILE:HD12	1.98	0.44
40:BI:56:THR:HG22	40:BI:62:VAL:HG12	2.00	0.44
40:BI:190:THR:O	40:BI:193:THR:HG23	2.17	0.44
41:BO:360:GLY:O	41:BO:361:LEU:C	2.56	0.44
40:CA:12:ALA:O	40:CA:13:GLY:C	2.54	0.44
41:CB:150:LEU:O	41:CB:154:LYS:HG2	2.17	0.44

Continued on next page...

Continued from previous page...

Atom-1	Atom-2	Interatomic distance (Å)	Clash overlap (Å)
40:CE:181:VAL:HG23	40:CE:182:VAL:HG13	1.99	0.44
40:CF:62:VAL:HG11	40:DF:283:HIS:HB3	2.00	0.44
40:CF:88:HIS:HB3	40:CF:91:GLN:HB2	2.00	0.44
40:CH:114:LEU:HD23	40:CH:114:LEU:HA	1.77	0.44
41:CL:107:THR:O	41:CL:108:GLU:C	2.56	0.44
41:CL:320:ARG:HA	41:CL:320:ARG:HD2	1.49	0.44
41:CL:325:GLU:H	41:CL:325:GLU:HG3	1.49	0.44
41:CN:142:GLY:O	41:CN:143:THR:C	2.56	0.44
41:CO:49:VAL:O	41:CO:62:ARG:NH2	2.50	0.44
41:CP:56:GLY:O	41:CP:58:LYS:N	2.42	0.44
41:CP:56:GLY:C	41:CP:58:LYS:H	2.20	0.44
41:CP:226:ASN:ND2	43:CP:501:GDP:N1	2.66	0.44
40:DA:283:HIS:H	40:DA:283:HIS:CD2	2.36	0.44
40:DA:301:GLN:N	40:DA:301:GLN:OE1	2.51	0.44
40:DA:326:LYS:NZ	41:DB:208:TYR:HB2	2.33	0.44
40:DA:335:ILE:HD13	40:DA:335:ILE:HA	1.77	0.44
40:DA:384:ALA:O	40:DA:385:GLU:C	2.55	0.44
40:DA:405:HIS:NE2	41:DN:259:PRO:O	2.50	0.44
40:DE:138:PHE:HD2	40:DE:169:PHE:HB2	1.83	0.44
40:DF:174:ALA:HB1	40:DF:207:GLU:HB3	1.99	0.44
40:DH:71:GLU:H	40:DH:71:GLU:HG3	1.41	0.44
40:DI:14:VAL:C	40:DI:16:ILE:H	2.22	0.44
40:DI:88:HIS:O	40:DI:90:GLU:N	2.50	0.44
40:DI:112:LYS:O	40:DI:114:LEU:N	2.50	0.44
41:DL:293:MET:O	41:DL:294:PHE:C	2.56	0.44
41:DM:146:GLY:O	41:DM:147:MET:C	2.56	0.44
41:DM:289:LEU:HD11	41:DM:363:MET:HG2	2.00	0.44
41:DM:309:ARG:N	41:DM:372:THR:HG22	2.33	0.44
41:DM:313:VAL:HA	41:DM:369:GLY:HA3	1.99	0.44
41:DM:336:LYS:HB3	41:DM:336:LYS:HE2	1.26	0.44
41:DN:54:ALA:HB1	41:EN:282:ARG:O	2.17	0.44
41:DN:97:ALA:O	41:DN:99:ASN:N	2.51	0.44
41:DN:418:LEU:HD23	41:DN:418:LEU:HA	1.89	0.44
41:DO:131:GLN:HE22	41:DO:250:LEU:H	1.64	0.44
41:DP:21:TRP:HZ2	41:DP:63:ALA:HB2	1.81	0.44
41:DP:49:VAL:HG21	41:DP:240:LEU:O	2.16	0.44
40:EA:209:ILE:HG23	40:EA:230:LEU:HD23	2.00	0.44
41:EB:222:TYR:O	41:EB:226:ASN:ND2	2.51	0.44
40:EG:259:LEU:O	40:EG:379:ASN:ND2	2.38	0.44
40:EI:63:PRO:HG2	40:EI:87:PHE:CD1	2.52	0.44
40:EI:100:ALA:HA	41:EP:252:LYS:HG3	2.00	0.44

Continued on next page...

Continued from previous page...

Atom-1	Atom-2	Interatomic distance (Å)	Clash overlap (Å)
40:EI:336:LYS:HE3	40:EI:336:LYS:HB3	1.26	0.44
41:EL:46:ARG:HH12	41:EL:243:PRO:HG3	1.82	0.44
41:EM:16:ILE:HA	41:EM:226:ASN:OD1	2.18	0.44
41:EM:417:ASP:O	41:EM:421:PRO:HG2	2.18	0.44
41:EP:191:GLN:HG3	41:EP:195:ASN:HD22	1.83	0.44
41:EP:383:GLU:HG2	41:EP:384:GLN:N	2.32	0.44
40:FA:172:TYR:CE2	40:FA:386:ALA:HB1	2.53	0.44
40:FF:88:HIS:HD2	40:GF:283:HIS:HB2	1.82	0.44
41:FM:7:LEU:HD21	41:FM:120:VAL:HG21	1.99	0.44
40:GA:182:VAL:O	40:GA:186:ASN:ND2	2.51	0.44
40:GF:326:LYS:HZ3	41:GN:208:TYR:HB2	1.82	0.44
40:GI:406:TRP:HB3	41:GP:255:VAL:HG13	1.99	0.44
41:GM:7:LEU:HB3	41:GM:135:LEU:HD13	2.00	0.44
41:GM:107:THR:O	41:GM:109:GLY:N	2.51	0.44
41:GN:107:THR:O	41:GN:108:GLU:C	2.56	0.44
41:GN:178:THR:O	41:GN:181:GLU:HB2	2.17	0.44
41:GN:363:MET:HE3	41:GN:363:MET:HB3	1.88	0.44
41:GO:323:MET:HA	41:GO:326:VAL:HG12	1.99	0.44
41:HB:256:ASN:HD21	40:HG:101:ASN:HD22	1.65	0.44
40:HE:380:THR:O	40:HE:381:THR:C	2.57	0.44
40:HI:332:ILE:HG22	40:HI:336:LYS:HD2	1.99	0.44
40:IE:307:PRO:HB3	40:IE:312:TYR:HE1	1.82	0.44
41:IN:205:GLU:O	41:IN:208:TYR:HB3	2.18	0.44
41:IN:266:PHE:HE1	41:IN:370:ASN:HD22	1.65	0.44
40:JE:238:ILE:HG22	40:JE:318:LEU:HD22	1.99	0.44
40:JF:150:THR:O	40:JF:154:MET:HG2	2.17	0.44
41:JM:403:MET:HE2	41:JM:403:MET:HB2	1.88	0.44
41:KB:309:ARG:NH2	41:KB:339:SER:O	2.50	0.44
40:KF:141:PHE:HB2	40:KF:173:PRO:HD3	2.00	0.44
40:KG:6:SER:O	40:KG:65:ALA:HA	2.18	0.44
40:KG:204:VAL:HG11	40:KG:231:ILE:HG12	1.99	0.44
40:KG:271:THR:HB	40:KG:301:GLN:HA	2.00	0.44
41:KL:271:ALA:HB3	41:KL:272:PRO:HD3	2.00	0.44
40:LA:319:TYR:HB3	40:LA:323:VAL:HG21	2.00	0.44
40:LA:394:PHE:HE2	40:LA:421:ARG:HB2	1.83	0.44
40:LD:217:LEU:HA	40:LD:277:SER:HB3	2.00	0.44
40:MA:278:ALA:H	40:MA:368:ALA:HB2	1.82	0.44
40:MD:288:VAL:HA	40:MD:291:ILE:HG12	2.00	0.44
40:MF:22:GLU:O	40:MF:26:LEU:HG	2.18	0.44
40:MF:418:SER:OG	40:MF:419:GLU:N	2.51	0.44
40:MG:206:ASN:HA	40:MG:209:ILE:HD12	1.99	0.44

Continued on next page...

Continued from previous page...

Atom-1	Atom-2	Interatomic distance (Å)	Clash overlap (Å)
41:ML:25:SER:OG	41:ML:51:TYR:OH	2.33	0.44
41:ML:162:ARG:HD3	41:ML:162:ARG:HA	1.75	0.44
41:MN:166:THR:HG23	41:MN:199:THR:HG23	2.00	0.44
41:MN:226:ASN:ND2	43:MN:502:GDP:O6	2.48	0.44
41:MP:191:GLN:O	41:MP:195:ASN:ND2	2.40	0.44
41:NB:86:ARG:HB2	41:NB:89:ASN:HB2	1.99	0.44
41:NB:276:ARG:O	41:NB:276:ARG:NE	2.37	0.44
40:ND:172:TYR:HD2	40:ND:205:ASP:HB2	1.82	0.44
40:NE:250:VAL:HB	40:NE:352:LYS:HZ1	1.83	0.44
40:NH:31:GLN:HE22	40:NH:37:PRO:HG3	1.81	0.44
41:NL:143:THR:O	41:NL:147:MET:N	2.43	0.44
41:NN:238:THR:HG21	41:NN:318:ARG:HD3	2.00	0.44
41:NO:4:ILE:HD11	41:NO:131:GLN:HB2	2.00	0.44
41:OB:178:THR:HG22	41:OB:180:VAL:H	1.83	0.44
41:OB:202:ILE:HG22	41:OB:207:LEU:HD11	1.99	0.44
40:OD:240:ALA:HA	40:OD:243:ARG:NH1	2.32	0.44
40:OE:240:ALA:HA	40:OE:243:ARG:NH1	2.33	0.44
40:OE:332:ILE:O	40:OE:336:LYS:HG2	2.18	0.44
40:OF:265:ILE:HG22	40:OF:379:ASN:HD21	1.83	0.44
40:OG:31:GLN:OE1	40:OG:31:GLN:N	2.51	0.44
40:OG:343:PHE:HZ	40:OG:351:PHE:HE1	1.65	0.44
40:OH:435:GLY:O	40:OH:436:MET:C	2.56	0.44
41:OL:268:PRO:HG2	41:OL:300:MET:HB2	1.99	0.44
41:OM:240:LEU:HD13	41:OM:249:ASP:HB2	1.99	0.44
40:PA:8:HIS:CE1	40:PA:67:PHE:HA	2.53	0.44
40:PA:402:ALA:HB2	41:PN:344:TRP:HZ3	1.83	0.44
41:PB:134:GLN:HB2	41:PB:165:ASN:HB2	1.99	0.44
40:PF:51:THR:HG23	40:PF:52:PHE:HD2	1.83	0.44
40:PF:210:TYR:HE1	40:PF:227:LEU:HD11	1.83	0.44
40:PG:232:SER:HA	40:PG:235:VAL:HG22	2.00	0.44
40:PH:318:LEU:O	40:PH:374:VAL:HA	2.18	0.44
41:PO:68:LEU:HD21	41:PO:109:GLY:HA2	2.00	0.44
41:PP:319:GLY:HA2	41:PP:357:PRO:HG3	2.00	0.44
41:QB:225:LEU:HA	41:QB:228:LEU:HD12	2.00	0.44
41:QB:321:MET:HE3	41:QB:321:MET:HB3	1.83	0.44
41:QB:414:ASN:O	41:QB:417:ASP:HB2	2.18	0.44
41:QB:425:ARG:HE	41:QB:425:ARG:HB3	1.70	0.44
40:QH:20:CYS:HA	40:QH:232:SER:HB2	2.00	0.44
40:QH:407:TYR:HD2	40:QH:417:PHE:HZ	1.66	0.44
41:QM:36:TYR:O	41:QM:37:HIS:ND1	2.50	0.44
41:QN:67:ASP:HA	41:QN:143:THR:HG21	2.00	0.44

Continued on next page...

Continued from previous page...

Atom-1	Atom-2	Interatomic distance (Å)	Clash overlap (Å)
41:QP:19:LYS:HA	41:QP:19:LYS:HD2	1.60	0.44
41:QP:19:LYS:HZ3	41:QP:227:HIS:HB2	1.83	0.44
41:QP:108:GLU:O	41:QP:111:GLU:N	2.51	0.44
41:QP:279:GLN:H	41:QP:279:GLN:HG2	1.56	0.44
41:RB:73:MET:HB3	41:RB:90:PHE:CE2	2.53	0.44
41:RB:172:SER:OG	41:RB:175:VAL:O	2.33	0.44
40:RE:322:ASP:O	40:RE:372:ARG:NE	2.50	0.44
41:RL:243:PRO:O	41:RL:355:ASP:HB2	2.17	0.44
41:RL:272:PRO:HG3	41:RL:364:SER:HB2	2.00	0.44
41:RO:342:VAL:HB	41:RO:344:TRP:CD1	2.53	0.44
40:SG:145:THR:OG1	40:SG:146:GLY:N	2.50	0.44
41:SO:391:ARG:O	41:SO:392:LYS:C	2.56	0.44
41:SO:394:PHE:HD1	41:SO:397:TRP:HH2	1.64	0.44
40:TE:81:GLY:O	40:TE:84:ARG:NH1	2.51	0.44
40:TE:248:LEU:HG	40:TE:353:VAL:HG23	1.99	0.44
41:TM:189:VAL:HA	41:TM:192:LEU:HB2	2.00	0.44
41:TM:290:THR:HG21	41:TM:329:GLN:HB3	2.00	0.44
41:TO:238:THR:HG21	41:TO:318:ARG:NE	2.33	0.44
41:TO:313:VAL:HB	41:TO:349:VAL:HG22	2.00	0.44
41:TP:86:ARG:HG3	41:TP:88:ASP:H	1.82	0.44
40:UF:221:ARG:H	40:UF:221:ARG:HG3	1.63	0.44
40:UG:177:VAL:HG23	40:UG:178:SER:H	1.83	0.44
40:UI:119:LEU:O	40:UI:122:ILE:HG12	2.18	0.44
40:UI:259:LEU:HD22	40:UI:316:CYS:HB3	1.99	0.44
40:UI:383:ILE:H	40:UI:383:ILE:HG13	1.64	0.44
41:UM:131:GLN:HE22	41:UM:240:LEU:HD22	1.81	0.44
41:UP:36:TYR:CZ	41:UP:38:GLY:HA3	2.53	0.44
40:VA:326:LYS:HD3	41:VB:208:TYR:CE1	2.52	0.44
40:VH:16:ILE:HD11	40:VH:171:ILE:HD11	1.99	0.44
40:VH:116:ASP:OD1	40:VH:117:LEU:N	2.51	0.44
41:VP:323:MET:HE2	41:VP:323:MET:HB3	1.89	0.44
41:VQ:237:THR:HG23	41:VQ:241:ARG:HH21	1.83	0.44
41:WB:253:LEU:O	41:WB:257:MET:HB2	2.18	0.44
40:WE:51:THR:HG21	40:WE:243:ARG:HG2	2.00	0.44
41:WM:263:LEU:HD22	41:WM:263:LEU:HA	1.86	0.44
41:WQ:105:HIS:CD2	41:WQ:150:LEU:HB2	2.53	0.44
7:1U:129:LEU:HD11	7:1U:161:ALA:HB3	2.00	0.44
9:2B:330:ASN:O	9:2B:334:LYS:NZ	2.41	0.44
9:2B:359:GLU:O	9:2B:363:ARG:HG2	2.17	0.44
9:2B:365:LYS:HZ1	40:TE:371:GLN:HE21	1.66	0.44
10:2E:46:ARG:NH1	40:ME:430:ASP:OD1	2.49	0.44

Continued on next page...

Continued from previous page...

Atom-1	Atom-2	Interatomic distance (Å)	Clash overlap (Å)
10:2E:164:ASP:HB3	40:VG:117:LEU:HD22	1.99	0.44
11:2I:166:LYS:HD3	11:2I:166:LYS:HA	1.49	0.44
12:2Q:158:ASN:HD22	12:2Q:158:ASN:HA	1.59	0.44
13:2U:59:ILE:HG13	13:2U:156:ILE:O	2.18	0.44
13:2W:173:SER:O	13:2W:175:ASP:N	2.51	0.44
14:3B:2:ALA:HA	40:MD:348:PRO:HA	2.00	0.44
17:3O:434:LEU:HD23	17:3O:434:LEU:HA	1.82	0.44
17:3P:451:THR:HG23	17:3P:455:LEU:HD23	1.99	0.44
17:3R:157:LYS:HE3	17:3R:157:LYS:HB2	1.63	0.44
18:3U:376:ARG:HD2	18:3U:376:ARG:HA	1.82	0.44
20:4A:169:GLN:C	20:4A:171:GLN:N	2.71	0.44
20:4B:228:ARG:HB3	20:4B:229:GLN:H	1.51	0.44
21:4D:517:GLU:O	21:4D:518:SER:C	2.55	0.44
21:4E:50:ASP:N	21:4E:50:ASP:OD1	2.50	0.44
22:4H:276:SER:OG	22:4H:277:LEU:N	2.49	0.44
22:4I:696:ALA:O	22:4I:697:LEU:C	2.56	0.44
22:4J:461:ASP:N	22:4J:461:ASP:OD1	2.48	0.44
23:4M:216:MET:O	23:4M:217:LYS:C	2.57	0.44
23:4N:27:PRO:HG2	41:BM:44:LEU:HD13	1.99	0.44
23:4P:195:ARG:HA	23:4P:195:ARG:HD3	1.47	0.44
27:4Y:136:VAL:HG23	27:4Y:138:GLY:H	1.81	0.44
31:5I:560:PHE:HB3	40:II:370:VAL:HG12	2.00	0.44
31:5I:599:HIS:O	31:5I:603:LYS:HG2	2.17	0.44
31:5J:784:SER:HB2	31:5J:786:ARG:HH22	1.83	0.44
34:5R:426:LEU:HD12	34:5R:426:LEU:HA	1.76	0.44
36:5X:217:THR:O	36:5X:221:GLN:NE2	2.51	0.44
38:6C:144:ASN:HB2	41:VP:336:LYS:NZ	2.33	0.44
40:AA:20:CYS:HA	40:AA:232:SER:HB2	2.00	0.44
40:AE:182:VAL:HG22	41:AL:256:ASN:HD21	1.83	0.44
40:AG:164:LYS:HD3	40:AG:164:LYS:HA	1.77	0.44
40:AG:317:LEU:HG	40:AG:376:MET:HG2	1.98	0.44
41:AL:139:LEU:HD12	41:AL:170:VAL:HG22	1.99	0.44
41:AM:73:MET:HG3	41:AM:92:PHE:HD2	1.83	0.44
40:BA:213:CYS:HB3	40:BA:222:PRO:HG3	1.98	0.44
40:BG:7:VAL:HG11	40:BG:153:LEU:HD11	2.00	0.44
40:BG:238:ILE:HG23	40:BG:255:PHE:HE2	1.83	0.44
40:BI:84:ARG:HG2	40:BI:85:GLN:N	2.33	0.44
40:BI:205:ASP:HB2	40:BI:303:VAL:HA	1.99	0.44
41:BN:171:PRO:O	41:BN:380:ARG:NH2	2.51	0.44
41:BO:101:TRP:HZ3	41:BO:106:TYR:CE2	2.36	0.44
41:BP:58:LYS:HA	41:BP:58:LYS:HD2	1.59	0.44

Continued on next page...

Continued from previous page...

Atom-1	Atom-2	Interatomic distance (Å)	Clash overlap (Å)
40:CA:210:TYR:CD1	40:CA:222:PRO:HG2	2.52	0.44
40:CG:182:VAL:HG23	40:CG:186:ASN:HD21	1.83	0.44
40:CH:9:VAL:HA	40:CH:68:VAL:O	2.18	0.44
40:CH:11:GLN:HA	40:CH:74:VAL:HG21	2.00	0.44
40:CH:136:LEU:HD13	40:CH:136:LEU:HA	1.85	0.44
40:CI:352:LYS:HD3	40:CI:352:LYS:HA	1.76	0.44
41:CM:123:GLU:O	41:CM:124:ALA:C	2.56	0.44
41:CN:297:LYS:HE3	41:CN:297:LYS:HB2	1.59	0.44
41:CO:100:ASN:O	41:CO:101:TRP:C	2.56	0.44
41:CP:42:LEU:HD12	41:CP:42:LEU:HA	1.78	0.44
40:DA:15:GLN:HE22	40:DA:16:ILE:HG12	1.83	0.44
41:DB:192:LEU:O	41:DB:196:THR:HG22	2.18	0.44
40:DE:406:TRP:O	40:DE:407:TYR:C	2.56	0.44
40:DF:12:ALA:O	40:DF:16:ILE:HG23	2.18	0.44
40:DF:236:SER:O	40:DF:240:ALA:N	2.51	0.44
40:DH:14:VAL:HG21	40:DH:75:ILE:HG12	2.00	0.44
40:DH:213:CYS:HB2	40:DH:222:PRO:CB	2.47	0.44
40:DI:186:ASN:ND2	40:DI:407:TYR:OH	2.50	0.44
40:DI:262:TYR:O	40:DI:263:PRO:C	2.56	0.44
40:DI:322:ASP:O	40:DI:323:VAL:C	2.57	0.44
40:DI:333:ALA:O	40:DI:337:THR:HG23	2.18	0.44
41:DM:46:ARG:HA	41:DM:46:ARG:HD3	1.40	0.44
41:DN:218:THR:C	41:DN:220:PRO:HD3	2.38	0.44
41:EB:226:ASN:ND2	43:EB:501:GDP:O6	2.49	0.44
40:EF:262:TYR:HB2	40:EF:265:ILE:HG22	2.00	0.44
40:EI:31:GLN:HB3	40:EI:32:PRO:HD2	2.00	0.44
41:EM:151:LEU:HD22	41:EM:151:LEU:HA	1.86	0.44
41:EO:404:ASP:OD1	41:EO:405:GLU:N	2.50	0.44
41:EP:89:ASN:O	41:EP:90:PHE:C	2.57	0.44
41:EP:280:GLN:H	41:EP:280:GLN:HG2	1.62	0.44
40:FA:104:ALA:O	40:FA:105:ARG:C	2.57	0.44
41:FB:214:THR:OG1	41:FB:215:LEU:N	2.51	0.44
40:FE:70:LEU:HA	40:FE:95:GLY:HA3	2.00	0.44
40:FE:225:THR:HG22	40:FE:229:ARG:HH21	1.83	0.44
40:FF:318:LEU:O	40:FF:374:VAL:HA	2.18	0.44
40:GE:20:CYS:HA	40:GE:232:SER:HB2	1.99	0.44
40:GE:170:SER:HB3	40:GE:203:MET:SD	2.58	0.44
40:GG:356:ASN:OD1	40:GG:357:TYR:N	2.51	0.44
40:GH:109:THR:HB	40:GH:110:ILE:H	1.61	0.44
40:GH:260:VAL:O	40:GH:261:PRO:C	2.56	0.44
41:GN:107:THR:HB	41:GN:108:GLU:H	1.64	0.44

Continued on next page...

Continued from previous page...

Atom-1	Atom-2	Interatomic distance (Å)	Clash overlap (Å)
41:GN:117:LEU:HD11	41:GN:154:LYS:HB3	1.99	0.44
41:GP:236:VAL:HG13	41:GP:237:THR:HG23	2.00	0.44
40:HE:380:THR:C	40:HE:382:ALA:N	2.71	0.44
40:HF:132:LEU:HD23	40:HF:164:LYS:HZ2	1.81	0.44
40:HF:136:LEU:HD23	40:HF:167:LEU:HB2	2.00	0.44
40:HF:221:ARG:NH1	41:HM:325:GLU:OE1	2.50	0.44
40:HF:234:ILE:HD12	40:HF:270:ALA:HB1	2.00	0.44
40:HG:326:LYS:HG2	40:HG:329:ASN:HB2	1.99	0.44
40:HI:16:ILE:HA	40:HI:228:ASN:HB3	1.98	0.44
40:HI:206:ASN:HD22	40:HI:227:LEU:HD12	1.82	0.44
41:HN:67:ASP:C	41:HN:69:GLU:H	2.21	0.44
41:HO:214:THR:OG1	41:HO:297:LYS:NZ	2.32	0.44
41:HO:330:MET:HA	41:HO:333:VAL:HG12	1.98	0.44
41:HQ:266:PHE:HB3	41:HQ:368:ILE:HD11	2.00	0.44
40:IG:96:LYS:HE3	40:IG:96:LYS:HB2	1.81	0.44
41:IN:86:ARG:HB3	41:IN:89:ASN:HB2	2.00	0.44
41:IP:42:LEU:HD21	41:IP:243:PRO:HD2	1.99	0.44
40:JD:254:GLU:HG3	41:JL:99:ASN:HB2	2.00	0.44
40:JE:11:GLN:HG3	40:JE:74:VAL:HG21	2.00	0.44
40:JF:324:VAL:HG12	40:JF:327:ASP:H	1.82	0.44
40:JH:172:TYR:OH	40:JH:386:ALA:O	2.30	0.44
41:JM:289:LEU:HD23	41:JM:289:LEU:HA	1.72	0.44
41:KB:385:PHE:HE1	41:KB:412:GLU:HB2	1.83	0.44
40:KE:288:VAL:HA	40:KE:291:ILE:HG12	1.98	0.44
40:KF:88:HIS:HB3	40:KF:91:GLN:HG3	2.00	0.44
40:KG:224:TYR:O	40:KG:228:ASN:ND2	2.51	0.44
41:KL:142:GLY:O	41:KL:143:THR:C	2.55	0.44
41:KP:309:ARG:H	41:KP:372:THR:HG1	1.62	0.44
40:LA:178:SER:OG	40:LA:179:THR:N	2.51	0.44
41:LB:198:GLU:HG2	41:LB:266:PHE:HE2	1.83	0.44
40:LD:238:ILE:HG23	40:LD:255:PHE:CE2	2.53	0.44
41:LP:274:THR:HG22	41:LP:282:ARG:HH11	1.82	0.44
40:MF:320:ARG:HG2	40:MF:360:PRO:HG3	1.99	0.44
40:MG:119:LEU:HD23	40:MG:122:ILE:HD12	2.00	0.44
40:MG:313:MET:HE2	40:MG:434:VAL:HG23	2.00	0.44
40:MH:139:HIS:HE2	40:MH:168:GLU:HG3	1.82	0.44
41:MM:36:TYR:OH	41:MM:40:SER:O	2.30	0.44
41:MM:183:TYR:HE2	41:MM:394:PHE:HB2	1.83	0.44
41:MO:49:VAL:HG21	41:MO:240:LEU:O	2.17	0.44
41:MO:420:ASN:O	41:MO:423:VAL:N	2.51	0.44
40:NA:200:CYS:HA	40:NA:266:HIS:HB2	2.00	0.44

Continued on next page...

Continued from previous page...

Atom-1	Atom-2	Interatomic distance (Å)	Clash overlap (Å)
40:NA:256:GLN:HG2	41:NB:397:TRP:HZ2	1.80	0.44
40:NE:205:ASP:HB2	40:NE:303:VAL:HG22	2.00	0.44
40:NG:141:PHE:HB2	40:NG:173:PRO:HD3	2.00	0.44
40:NG:196:GLU:HG2	40:NG:197:HIS:CD2	2.53	0.44
40:NG:276:ILE:HD13	40:NG:286:LEU:HD11	2.00	0.44
41:NL:107:THR:O	41:NL:109:GLY:N	2.50	0.44
40:OA:242:LEU:H	40:OA:242:LEU:HD23	1.83	0.44
40:OD:114:LEU:HD23	40:OD:117:LEU:HD21	2.00	0.44
40:OE:221:ARG:NE	41:OL:322:SER:OG	2.32	0.44
40:OH:222:PRO:CD	41:OO:324:LYS:HD3	2.48	0.44
41:OL:331:LEU:O	41:OL:335:ASN:ND2	2.50	0.44
41:OP:139:LEU:HD13	41:OP:170:VAL:HG12	2.00	0.44
40:PG:345:ASP:OD1	40:PG:345:ASP:N	2.45	0.44
40:PH:138:PHE:HD1	40:PH:169:PHE:HB2	1.83	0.44
40:PH:234:ILE:O	40:PH:238:ILE:HG23	2.18	0.44
41:PP:19:LYS:HG3	41:PP:226:ASN:HB2	2.00	0.44
41:PP:107:THR:HG22	41:PP:108:GLU:H	1.83	0.44
41:PP:285:THR:N	41:PP:288:GLU:OE2	2.48	0.44
41:QB:400:GLY:O	41:QB:401:GLU:C	2.56	0.44
40:QG:150:THR:O	40:QG:154:MET:HG2	2.18	0.44
40:QH:238:ILE:HA	40:QH:318:LEU:HD22	2.00	0.44
41:QL:111:GLU:OE2	41:QL:111:GLU:N	2.48	0.44
41:QL:232:THR:HG22	41:QL:270:PHE:HB2	2.00	0.44
41:QM:31:ASP:OD1	41:QM:34:GLY:N	2.49	0.44
41:QN:139:LEU:HG	41:QN:168:SER:HB2	2.00	0.44
41:QO:134:GLN:NE2	41:QO:233:MET:SD	2.87	0.44
41:QO:139:LEU:HG	41:QO:168:SER:HB2	1.98	0.44
41:QP:245:GLN:O	41:QP:246:LEU:C	2.55	0.44
41:RB:258:VAL:HB	40:RG:406:TRP:CH2	2.53	0.44
40:RE:164:LYS:O	40:RE:166:LYS:NZ	2.51	0.44
41:RO:107:THR:O	41:RO:110:ALA:N	2.35	0.44
40:SA:177:VAL:HG23	40:SA:178:SER:H	1.81	0.44
41:SB:391:ARG:O	41:SB:392:LYS:C	2.56	0.44
40:SG:326:LYS:HD3	41:SO:208:TYR:CD2	2.53	0.44
41:SL:282:ARG:HD2	41:SL:283:ALA:N	2.31	0.44
41:SO:211:CYS:SG	41:SO:212:PHE:N	2.91	0.44
41:TB:282:ARG:HA	41:TB:282:ARG:HD2	1.78	0.44
40:TE:209:ILE:HG22	40:TE:227:LEU:HD22	1.98	0.44
40:TG:273:ALA:HB1	40:TG:291:ILE:HB	1.98	0.44
41:TL:240:LEU:HD23	41:TL:240:LEU:H	1.83	0.44
41:TN:262:ARG:HH11	41:TN:418:LEU:HD13	1.83	0.44

Continued on next page...

Continued from previous page...

Atom-1	Atom-2	Interatomic distance (Å)	Clash overlap (Å)
41:TO:375:GLN:NE2	41:TO:419:GLY:HA2	2.33	0.44
41:TP:207:LEU:HA	41:TP:210:ILE:HG22	2.00	0.44
40:UF:280:LYS:HB3	40:UF:280:LYS:HE3	1.76	0.44
40:UF:325:PRO:HB3	41:UN:222:TYR:OH	2.17	0.44
40:UF:346:TRP:HZ2	40:UF:434:VAL:HG13	1.81	0.44
40:UF:346:TRP:CB	41:UN:391:ARG:HD3	2.44	0.44
40:UF:399:ALA:C	40:UF:401:ARG:H	2.21	0.44
40:UG:259:LEU:HD23	40:UG:259:LEU:HA	1.84	0.44
41:UO:134:GLN:HB3	41:UO:167:PHE:HE2	1.82	0.44
41:UP:55:THR:HG22	41:VQ:282:ARG:O	2.18	0.44
41:UP:289:LEU:HD23	41:UP:289:LEU:HA	1.83	0.44
40:VH:231:ILE:O	40:VH:235:VAL:HG23	2.18	0.44
40:VH:306:ASP:HB3	40:VH:309:HIS:HB2	1.99	0.44
40:WA:288:VAL:HA	40:WA:291:ILE:HG12	1.99	0.44
41:WM:88:ASP:C	41:WM:90:PHE:H	2.21	0.44
41:WM:178:THR:HB	41:WM:181:GLU:HG2	2.00	0.44
41:WP:22:GLU:OE2	41:WP:81:PHE:HB2	2.18	0.44
8:1X:160:LEU:HD11	8:1X:168:LYS:HD3	1.99	0.43
11:2I:119:LYS:NZ	40:LG:409:GLY:C	2.70	0.43
12:2Q:246:TYR:CE1	41:AO:261:PRO:HB3	2.53	0.43
13:2T:36:ARG:HG2	13:2T:47:LEU:HD13	2.00	0.43
13:2T:37:ILE:HD12	13:2T:37:ILE:HA	1.76	0.43
13:2V:80:ILE:CG2	13:2V:160:CYS:HB2	2.48	0.43
13:2X:10:PHE:CZ	13:2X:178:PRO:HD3	2.53	0.43
13:2X:13:ILE:HD12	13:2X:154:VAL:HG11	1.99	0.43
17:3P:100:TYR:HA	17:3P:103:ASN:HB2	2.00	0.43
17:3P:164:LEU:HD12	17:3P:164:LEU:HA	1.82	0.43
17:3P:337:TRP:CZ3	17:3P:480:PHE:HB2	2.53	0.43
17:3P:434:LEU:HD13	17:3P:434:LEU:HA	1.79	0.43
17:3R:118:GLU:HB2	17:3R:119:ARG:HH21	1.83	0.43
17:3R:182:GLU:O	17:3R:186:MET:HG3	2.18	0.43
17:3R:197:GLU:O	17:3R:198:CYS:C	2.56	0.43
17:3R:345:LEU:HA	17:3R:345:LEU:HD22	1.76	0.43
18:3T:88:THR:HG21	18:3W:391:LEU:HD11	2.00	0.43
19:3Z:369:PRO:O	41:LP:279:GLN:NE2	2.51	0.43
20:4B:250:SER:O	20:4B:254:THR:HB	2.18	0.43
20:4B:351:LYS:HA	20:4B:354:HIS:CD2	2.53	0.43
21:4D:514:LYS:HA	21:4D:514:LYS:HD3	1.86	0.43
21:4E:98:LYS:HD2	40:AH:41:THR:HG23	1.99	0.43
21:4E:348:ASP:OD1	21:4E:348:ASP:N	2.50	0.43
21:4E:497:GLU:HB3	21:4E:502:ARG:HB2	2.00	0.43

Continued on next page...

Continued from previous page...

Atom-1	Atom-2	Interatomic distance (Å)	Clash overlap (Å)
21:4F:263:ILE:HB	21:4F:276:LEU:HB2	2.00	0.43
21:4F:513:LEU:O	21:4F:514:LYS:C	2.56	0.43
22:4I:63:GLU:HG3	22:4I:181:ILE:HD13	2.00	0.43
22:4I:233:PHE:HB2	22:4I:355:ASP:HB3	2.00	0.43
22:4J:358:GLU:HB2	40:CF:39:ASP:OD1	2.18	0.43
22:4J:654:PRO:O	22:4J:657:ASP:N	2.50	0.43
22:4K:656:LYS:HB2	22:4K:656:LYS:HE2	1.35	0.43
23:4N:243:LEU:O	23:4N:246:TYR:HB3	2.18	0.43
23:4P:193:ARG:HH22	41:CN:56:GLY:H	1.64	0.43
23:4P:243:LEU:O	23:4P:246:TYR:HB3	2.18	0.43
23:4R:233:SER:HB2	23:4R:234:ARG:H	1.63	0.43
26:4W:233:THR:HA	26:4W:271:ALA:HB2	1.99	0.43
28:5B:102:LEU:HD12	28:5B:103:ASN:HB2	1.99	0.43
31:5J:763:HIS:NE2	40:IE:369:LYS:HB2	2.32	0.43
34:5R:312:LYS:HE2	34:5R:313:LEU:N	2.32	0.43
36:5W:110:CYS:HG	36:5W:112:HIS:HD1	1.62	0.43
36:5W:118:TYR:HD2	36:5W:121:MET:HG3	1.83	0.43
38:6C:63:ASP:HB3	40:VA:304:LYS:NZ	2.33	0.43
39:6F:44:PRO:HB3	39:6F:135:HIS:HA	2.00	0.43
41:AB:421:PRO:O	41:AB:425:ARG:HG2	2.19	0.43
41:AM:170:VAL:HG11	41:AM:377:LEU:HD21	2.00	0.43
41:AO:191:GLN:H	41:AO:191:GLN:HG2	1.57	0.43
40:BA:177:VAL:HG23	40:BA:178:SER:H	1.82	0.43
40:BE:119:LEU:HD13	40:BE:119:LEU:HA	1.72	0.43
41:BM:110:ALA:C	41:BM:112:LEU:H	2.21	0.43
41:BO:101:TRP:HZ3	41:BO:106:TYR:HE2	1.65	0.43
41:BP:70:PRO:O	41:BP:71:GLY:C	2.56	0.43
41:BP:371:SER:C	41:BP:373:ALA:N	2.72	0.43
40:CA:99:ALA:O	40:CA:100:ALA:C	2.56	0.43
40:CA:296:PHE:HE1	40:CA:317:LEU:HD21	1.83	0.43
40:CA:326:LYS:O	40:CA:327:ASP:C	2.57	0.43
41:CB:296:ALA:HB1	41:CB:305:PRO:HD2	2.00	0.43
40:CE:400:LYS:HD2	41:CL:344:TRP:CG	2.53	0.43
40:CH:88:HIS:C	40:CH:90:GLU:H	2.21	0.43
40:CH:429:LYS:HB2	40:CH:429:LYS:HE3	1.61	0.43
41:CL:251:ARG:O	41:CL:254:ALA:N	2.51	0.43
41:CM:101:TRP:O	41:CM:102:ALA:C	2.57	0.43
40:DA:7:VAL:HG13	40:DA:137:ILE:HA	2.00	0.43
40:DA:31:GLN:C	40:DA:33:ASP:N	2.71	0.43
41:DB:273:LEU:HD23	41:DB:273:LEU:HA	1.82	0.43
40:DE:403:PHE:HZ	41:DL:312:THR:HG21	1.82	0.43

Continued on next page...

Continued from previous page...

Atom-1	Atom-2	Interatomic distance (Å)	Clash overlap (Å)
41:DL:279:GLN:HG3	41:DL:280:GLN:H	1.83	0.43
41:DM:147:MET:HE2	41:DM:147:MET:HB2	1.49	0.43
41:DN:15:GLN:O	41:DN:16:ILE:C	2.56	0.43
41:DN:222:TYR:O	41:DN:226:ASN:N	2.50	0.43
41:DO:39:ASP:OD1	41:DO:39:ASP:N	2.49	0.43
41:DP:12:CYS:HB2	43:DP:501:GDP:C8	2.53	0.43
40:EA:71:GLU:OE2	41:EN:2:ARG:NH1	2.51	0.43
40:EF:122:ILE:HG22	40:EF:161:TYR:HE2	1.83	0.43
40:EF:234:ILE:HD13	40:EF:272:TYR:HD2	1.83	0.43
40:EI:187:SER:O	40:EI:191:THR:HG23	2.18	0.43
40:EI:230:LEU:HD13	40:EI:230:LEU:HA	1.78	0.43
40:EI:317:LEU:HD13	40:EI:317:LEU:HA	1.80	0.43
41:EM:19:LYS:HB2	41:EM:226:ASN:ND2	2.34	0.43
41:EN:103:LYS:HG2	41:EN:107:THR:HG21	2.00	0.43
40:FA:31:GLN:O	40:FA:32:PRO:C	2.56	0.43
40:FA:91:GLN:HG3	40:FA:121:ARG:HH21	1.82	0.43
40:FA:219:ILE:HB	40:FA:222:PRO:HG3	2.00	0.43
40:FA:219:ILE:H	40:FA:219:ILE:HG12	1.58	0.43
40:FA:273:ALA:HB2	40:FA:374:VAL:CG1	2.48	0.43
40:FA:398:TYR:CZ	40:FA:417:PHE:HB2	2.52	0.43
40:FF:235:VAL:O	40:FF:239:THR:HG22	2.18	0.43
41:FP:10:GLY:HA2	41:FP:143:THR:HG22	2.00	0.43
40:GE:126:ALA:HA	40:GE:132:LEU:HD21	2.00	0.43
40:GE:211:ASP:O	40:GE:212:ILE:C	2.56	0.43
40:GE:315:CYS:SG	40:GE:316:CYS:N	2.90	0.43
40:GE:406:TRP:HA	40:GE:406:TRP:CE3	2.53	0.43
40:GF:260:VAL:HG12	40:GF:266:HIS:HA	1.99	0.43
40:GF:371:GLN:N	40:GF:371:GLN:OE1	2.51	0.43
40:GI:48:SER:O	40:GI:49:PHE:C	2.56	0.43
40:GI:421:ARG:HD2	40:GI:421:ARG:HA	1.51	0.43
41:GN:20:PHE:CE1	41:GN:233:MET:HB3	2.53	0.43
41:GN:226:ASN:O	41:GN:229:VAL:N	2.51	0.43
41:GO:240:LEU:HD12	41:GO:241:ARG:HG3	1.99	0.43
41:GO:342:VAL:HG21	41:GO:345:ILE:HD12	2.00	0.43
41:GP:316:VAL:HA	41:GP:352:ALA:O	2.18	0.43
40:HE:252:LEU:HA	40:HE:255:PHE:CD2	2.53	0.43
40:HF:383:ILE:HA	40:HF:386:ALA:HB3	1.99	0.43
40:HH:89:PRO:HD3	40:IH:283:HIS:ND1	2.33	0.43
41:HM:102:ALA:HB1	41:HM:401:GLU:HB2	1.99	0.43
40:IA:115:ILE:HA	40:IA:118:VAL:HG12	1.99	0.43
40:IE:318:LEU:O	40:IE:374:VAL:HA	2.18	0.43

Continued on next page...

Continued from previous page...

Atom-1	Atom-2	Interatomic distance (Å)	Clash overlap (Å)
40:IF:416:GLU:HA	40:IF:419:GLU:HG3	2.00	0.43
40:IG:115:ILE:HA	40:IG:118:VAL:HG12	2.00	0.43
40:IG:224:TYR:HA	40:IG:227:LEU:HD12	2.00	0.43
41:IM:8:GLN:NE2	41:IM:14:ASN:OD1	2.51	0.43
41:IM:142:GLY:O	41:IM:144:GLY:N	2.51	0.43
41:IM:216:LYS:HE2	41:IM:216:LYS:HB2	1.77	0.43
41:IQ:312:THR:OG1	41:IQ:370:ASN:OD1	2.36	0.43
40:JD:10:GLY:HA2	40:JD:145:THR:HG22	2.00	0.43
40:JH:276:ILE:HG22	40:JH:277:SER:H	1.82	0.43
41:JL:213:ARG:HE	41:JL:297:LYS:HZ1	1.66	0.43
41:JM:138:SER:O	41:JM:139:LEU:C	2.56	0.43
41:JM:154:LYS:HE2	41:JM:154:LYS:HB2	1.93	0.43
41:KB:237:THR:HG22	41:KB:250:LEU:HD21	2.00	0.43
41:KB:284:LEU:HD11	41:KB:362:LYS:HB3	1.99	0.43
40:KD:323:VAL:HG22	40:KD:372:ARG:HG2	2.00	0.43
40:KF:229:ARG:HD2	40:KF:363:VAL:HG11	2.00	0.43
40:KH:137:ILE:HG13	40:KH:154:MET:HE1	2.00	0.43
41:KL:16:ILE:HG13	41:KL:229:VAL:HG13	1.99	0.43
41:KL:156:ARG:HA	41:KL:156:ARG:HD2	1.44	0.43
41:KL:350:LYS:HE2	41:KL:350:LYS:HB2	1.53	0.43
41:KN:226:ASN:ND2	43:KN:502:GDP:O6	2.44	0.43
41:KN:284:LEU:HD21	41:KN:363:MET:HB2	2.00	0.43
40:LA:164:LYS:HA	40:LA:164:LYS:HD3	1.82	0.43
41:LB:240:LEU:H	41:LB:240:LEU:HD23	1.82	0.43
40:LD:168:GLU:HB2	40:LD:201:ALA:HA	1.99	0.43
40:LG:35:GLN:H	40:LG:35:GLN:HG2	1.48	0.43
40:LH:185:TYR:HE1	40:LH:397:MET:HB3	1.82	0.43
40:LH:328:VAL:HG21	40:LH:355:ILE:HD11	2.00	0.43
40:MA:397:MET:C	40:MA:399:ALA:H	2.20	0.43
40:MF:102:ASN:O	40:MF:103:TYR:C	2.56	0.43
40:MH:258:ASN:HD22	41:MP:179:VAL:HG22	1.82	0.43
41:ML:7:LEU:O	41:ML:135:LEU:HA	2.18	0.43
41:MM:101:TRP:HZ2	41:MM:191:GLN:HG3	1.82	0.43
41:MN:262:ARG:NH2	41:MN:414:ASN:OD1	2.51	0.43
40:NA:318:LEU:O	40:NA:374:VAL:HA	2.18	0.43
40:NA:400:LYS:HE3	41:NN:425:ARG:HH21	1.83	0.43
41:NL:289:LEU:HD23	41:NL:289:LEU:HA	1.91	0.43
40:OA:217:LEU:HB3	40:OA:219:ILE:HG12	2.00	0.43
41:OB:120:VAL:HG11	41:OB:155:ILE:HD11	1.99	0.43
41:OB:358:PRO:HG2	41:OB:361:LEU:HG	1.99	0.43
40:OD:53:PHE:HB3	40:OD:61:HIS:HB3	2.00	0.43

Continued on next page...

Continued from previous page...

Atom-1	Atom-2	Interatomic distance (Å)	Clash overlap (Å)
40:OD:88:HIS:HB3	40:OD:91:GLN:HG3	2.00	0.43
40:OF:269:LEU:O	40:OF:377:LEU:HA	2.17	0.43
40:OG:142:GLY:HA2	40:OG:183:GLU:OE2	2.19	0.43
41:OM:28:HIS:CE1	41:OM:241:ARG:HD2	2.53	0.43
41:OO:289:LEU:HD11	41:OO:363:MET:HG2	2.00	0.43
41:OO:319:GLY:HA2	41:OO:357:PRO:HD3	2.00	0.43
40:PA:274:PRO:HD3	40:PA:291:ILE:HD11	2.00	0.43
40:PF:208:ALA:HB2	40:PF:304:LYS:HG2	2.00	0.43
40:PH:213:CYS:SG	40:PH:217:LEU:HD23	2.58	0.43
41:PP:104:GLY:HA2	41:PP:109:GLY:HA3	2.00	0.43
41:QB:48:ASN:O	41:QB:49:VAL:C	2.56	0.43
40:QE:5:ILE:O	40:QE:135:PHE:HA	2.17	0.43
40:QG:228:ASN:O	40:QG:232:SER:HB3	2.18	0.43
40:QH:271:THR:HG22	40:QH:376:MET:HB3	1.99	0.43
41:QN:303:CYS:SG	41:QN:377:LEU:HB2	2.58	0.43
41:QP:296:ALA:HA	41:QP:299:MET:HG2	2.00	0.43
41:QP:350:LYS:HA	41:QP:350:LYS:HD3	1.43	0.43
40:RE:234:ILE:O	40:RE:238:ILE:HG12	2.18	0.43
40:RG:189:LEU:HD11	40:RG:417:PHE:HE1	1.83	0.43
41:RN:49:VAL:HB	41:RN:241:ARG:NH1	2.32	0.43
41:RP:53:GLU:HG2	41:RP:59:TYR:HE1	1.83	0.43
41:RP:309:ARG:N	41:RP:372:THR:HG1	2.16	0.43
41:SB:386:THR:C	41:SB:388:MET:H	2.22	0.43
40:SE:311:LYS:NZ	40:SE:435:GLY:O	2.38	0.43
40:SF:127:ASP:OD1	40:SF:128:GLN:N	2.51	0.43
40:SG:238:ILE:HA	40:SG:318:LEU:HD22	1.98	0.43
40:SH:88:HIS:HB3	40:SH:91:GLN:HG2	2.00	0.43
41:SM:156:ARG:NH1	41:SM:164:MET:HE1	2.33	0.43
41:SM:293:MET:SD	41:SM:367:PHE:HB2	2.58	0.43
41:SN:240:LEU:H	41:SN:240:LEU:HD23	1.83	0.43
41:SO:263:LEU:HB3	41:SO:370:ASN:HD21	1.82	0.43
41:TB:41:ASP:N	41:TB:41:ASP:OD1	2.48	0.43
40:TH:285:GLN:HB3	40:TH:287:SER:HB3	2.01	0.43
40:TI:247:ALA:HB3	40:TI:355:ILE:HB	1.99	0.43
41:TL:32:PRO:HG3	41:TL:81:PHE:CE2	2.52	0.43
41:TO:107:THR:O	41:TO:110:ALA:N	2.51	0.43
40:UE:16:ILE:HD13	40:UE:171:ILE:HD11	2.00	0.43
40:UF:332:ILE:HG23	40:UF:351:PHE:CD2	2.50	0.43
40:UG:212:ILE:HD11	40:UG:300:ASN:HA	1.99	0.43
40:UI:211:ASP:HA	40:UI:214:ARG:CD	2.43	0.43
41:UO:87:PRO:HA	41:UO:90:PHE:HD2	1.83	0.43

Continued on next page...

Continued from previous page...

Atom-1	Atom-2	Interatomic distance (Å)	Clash overlap (Å)
41:UP:194:GLU:H	41:UP:194:GLU:HG2	1.73	0.43
41:VB:117:LEU:HA	41:VB:120:VAL:HG12	2.00	0.43
40:VJ:142:GLY:HA2	40:VJ:183:GLU:HG2	2.00	0.43
40:VJ:190:THR:O	40:VJ:194:THR:CB	2.66	0.43
40:WA:50:ASN:O	40:WA:51:THR:OG1	2.35	0.43
40:WI:253:THR:HG22	41:WQ:98:GLY:HA2	2.00	0.43
41:WM:19:LYS:HE2	41:WM:19:LYS:HB2	1.40	0.43
41:WM:28:HIS:O	41:WM:43:GLN:HB3	2.18	0.43
41:WM:202:ILE:HD13	41:WM:229:VAL:HG11	1.99	0.43
41:WN:12:CYS:O	41:WN:13:GLY:C	2.55	0.43
41:WP:210:ILE:O	41:WP:214:THR:OG1	2.35	0.43
7:1T:115:GLU:CD	7:1T:131:GLY:HA2	2.39	0.43
7:1T:256:ILE:HD11	7:1T:264:LEU:HG	1.99	0.43
7:1T:260:LYS:HE3	7:1T:260:LYS:HB3	1.31	0.43
8:1X:148:LYS:HD3	8:1X:149:GLN:HE21	1.82	0.43
8:1X:189:LEU:HD21	8:1Z:515:ILE:HG23	2.00	0.43
10:2E:69:LYS:HA	10:2E:69:LYS:HD2	1.83	0.43
13:2V:90:GLU:HB2	13:2V:104:ARG:HD3	2.00	0.43
13:2W:89:PHE:CE2	13:2W:105:ALA:HB3	2.53	0.43
13:2W:133:GLN:HE21	13:2W:133:GLN:HB2	1.60	0.43
16:3J:140:GLU:HA	16:3J:257:GLN:HG2	2.00	0.43
16:3L:319:GLU:HG2	16:3M:202:LYS:HD2	1.99	0.43
17:3R:330:VAL:O	17:3R:331:VAL:C	2.56	0.43
22:4H:253:TYR:HE2	22:4H:255:LEU:HG	1.82	0.43
22:4J:457:PHE:O	22:4J:461:ASP:HA	2.18	0.43
23:4N:50:GLY:O	23:4N:51:LEU:C	2.57	0.43
23:4P:170:SER:CB	23:4P:192:PRO:HD2	2.48	0.43
23:4P:195:ARG:HD3	40:DA:221:ARG:HH12	1.83	0.43
23:4P:260:THR:CB	40:EA:219:ILE:CD1	2.97	0.43
23:4Q:254:LYS:HB3	23:4Q:254:LYS:HE2	1.38	0.43
23:4R:18:TYR:CD1	23:4R:60:LEU:HD21	2.53	0.43
23:4R:99:PRO:O	23:4R:100:GLN:HB2	2.19	0.43
23:4R:186:GLY:O	40:CI:79:ARG:NH1	2.51	0.43
26:4W:109:ILE:HA	26:4W:112:ILE:HG22	1.99	0.43
27:4Y:77:HIS:HB2	27:4Y:85:PHE:HZ	1.82	0.43
27:4Z:214:ASN:ND2	27:4Z:267:VAL:HA	2.33	0.43
29:5D:29:ARG:HH11	34:5R:330:GLN:HE21	1.66	0.43
34:5Q:104:LEU:O	34:5Q:107:SER:OG	2.32	0.43
36:5Y:218:ARG:NE	41:KP:157:GLU:OE2	2.37	0.43
39:6I:61:ASN:HA	41:ON:56:GLY:HA2	1.99	0.43
39:6I:131:GLU:O	39:6I:136:TYR:N	2.51	0.43

Continued on next page...

Continued from previous page...

Atom-1	Atom-2	Interatomic distance (Å)	Clash overlap (Å)
40:AA:79:ARG:HH2	40:AA:94:THR:HG21	1.83	0.43
40:AG:255:PHE:CZ	40:AG:318:LEU:HD21	2.53	0.43
41:AL:128:ASP:OD1	41:AL:129:CYS:N	2.50	0.43
41:AO:112:LEU:O	41:AO:116:VAL:HG23	2.18	0.43
40:BE:3:GLU:HA	40:BE:51:THR:HA	2.00	0.43
40:BE:189:LEU:HD11	40:BE:417:PHE:HE1	1.83	0.43
40:BE:191:THR:O	40:BE:195:LEU:HB3	2.18	0.43
40:BE:340:SER:O	40:BE:342:GLN:N	2.50	0.43
41:BM:2:ARG:HB3	41:BM:131:GLN:NE2	2.33	0.43
41:BM:65:LEU:HB3	41:BM:73:MET:SD	2.58	0.43
40:CF:121:ARG:HA	40:CF:121:ARG:HD2	1.73	0.43
40:CF:234:ILE:HD11	40:CF:272:TYR:HB2	2.00	0.43
40:CG:260:VAL:HG13	41:CO:397:TRP:HH2	1.82	0.43
40:CI:8:HIS:HE1	40:CI:21:TRP:HE1	1.66	0.43
41:CL:260:PHE:HD2	41:CL:263:LEU:HD12	1.83	0.43
41:CM:46:ARG:HD3	41:CM:46:ARG:HA	1.84	0.43
41:CM:355:ASP:O	41:CM:356:ILE:C	2.55	0.43
41:CO:181:GLU:O	41:CO:182:PRO:C	2.56	0.43
41:CP:181:GLU:O	41:CP:182:PRO:C	2.55	0.43
40:DA:3:GLU:HG2	40:DA:132:LEU:HA	2.01	0.43
40:DA:9:VAL:O	40:DA:13:GLY:HA3	2.18	0.43
40:DA:104:ALA:O	40:DA:105:ARG:C	2.57	0.43
41:DB:67:ASP:HB3	41:DB:73:MET:SD	2.58	0.43
41:DB:142:GLY:O	41:DB:143:THR:C	2.57	0.43
40:DE:190:THR:O	40:DE:191:THR:C	2.56	0.43
40:DE:191:THR:HA	40:DE:194:THR:OG1	2.18	0.43
40:DE:326:LYS:HB2	40:DE:326:LYS:HE3	1.61	0.43
40:DF:104:ALA:O	40:DF:105:ARG:C	2.56	0.43
40:DG:284:GLU:N	40:DG:284:GLU:OE2	2.51	0.43
40:DH:5:ILE:HG13	40:DH:132:LEU:HD23	2.00	0.43
40:DH:96:LYS:NZ	41:DO:1:MET:O	2.51	0.43
40:DH:174:ALA:HB3	40:DH:177:VAL:HG13	2.01	0.43
40:DH:182:VAL:O	40:DH:183:GLU:C	2.56	0.43
40:DH:267:PHE:CE2	40:DH:427:LEU:HD11	2.53	0.43
41:DL:191:GLN:O	41:DL:192:LEU:C	2.56	0.43
41:DM:73:MET:N	41:DM:73:MET:SD	2.91	0.43
41:DM:308:GLY:HA3	41:DM:373:ALA:HB2	2.00	0.43
41:DN:211:CYS:O	41:DN:212:PHE:C	2.55	0.43
41:DP:218:THR:C	41:DP:220:PRO:HD3	2.38	0.43
40:EG:103:TYR:HD2	40:EG:189:LEU:HD13	1.83	0.43
40:EG:118:VAL:HG12	40:EG:119:LEU:HD23	2.00	0.43

Continued on next page...

Continued from previous page...

Atom-1	Atom-2	Interatomic distance (Å)	Clash overlap (Å)
40:EG:288:VAL:HA	40:EG:291:ILE:HG12	2.00	0.43
40:EH:69:ASP:N	40:EH:75:ILE:HD11	2.33	0.43
40:EI:100:ALA:O	40:EI:102:ASN:N	2.51	0.43
40:EI:164:LYS:O	40:EI:165:SER:C	2.55	0.43
40:EI:172:TYR:HE1	40:EI:191:THR:HG21	1.82	0.43
41:EM:143:THR:O	41:EM:147:MET:N	2.50	0.43
41:EO:334:GLN:HE22	41:EO:349:VAL:HG23	1.83	0.43
40:FA:104:ALA:O	40:FA:108:TYR:HB2	2.18	0.43
40:FE:167:LEU:HA	40:FE:200:CYS:O	2.17	0.43
40:FF:405:HIS:HA	40:FF:408:VAL:HG22	1.99	0.43
41:FP:22:GLU:HA	41:FP:81:PHE:HD2	1.83	0.43
40:GE:400:LYS:HA	40:GE:400:LYS:HD3	1.64	0.43
40:GG:102:ASN:HB2	40:GG:105:ARG:HB2	2.00	0.43
40:GG:269:LEU:HD21	40:GG:383:ILE:HD13	2.00	0.43
40:GH:183:GLU:N	40:GH:184:PRO:HD2	2.32	0.43
41:HB:273:LEU:O	41:HB:292:GLN:NE2	2.38	0.43
41:HB:341:PHE:HB3	41:HB:348:ASN:HD21	1.82	0.43
40:HE:53:PHE:HE2	40:HE:86:LEU:HD21	1.82	0.43
40:HE:329:ASN:HB2	41:HM:175:VAL:HG21	2.00	0.43
40:HF:79:ARG:HH21	40:HF:92:LEU:HB2	1.83	0.43
40:HI:332:ILE:HD12	40:HI:351:PHE:CD2	2.53	0.43
41:HM:18:ALA:O	41:HM:22:GLU:HG3	2.18	0.43
41:HM:117:LEU:HA	41:HM:120:VAL:HG12	2.00	0.43
41:HN:130:LEU:HD23	41:HN:162:ARG:HG3	2.00	0.43
41:HN:305:PRO:O	41:HN:306:ARG:C	2.56	0.43
40:IA:121:ARG:NH1	40:IA:124:LYS:HE3	2.31	0.43
41:IB:267:MET:HE1	41:IB:373:ALA:HB3	2.00	0.43
40:II:115:ILE:HA	40:II:118:VAL:HG12	2.00	0.43
41:IO:240:LEU:HD12	41:IO:249:ASP:HB2	2.00	0.43
41:IQ:184:ASN:OD1	41:IQ:398:TYR:OH	2.36	0.43
41:JB:132:GLY:HA2	41:JB:162:ARG:HB3	2.00	0.43
40:JD:190:THR:HA	40:JD:193:THR:HG22	1.98	0.43
40:JE:98:ASP:O	40:JE:105:ARG:NH2	2.37	0.43
41:JL:358:PRO:HG2	41:JL:361:LEU:HD12	1.99	0.43
41:JM:140:GLY:HA2	41:JM:181:GLU:HG2	2.00	0.43
41:JN:130:LEU:O	41:JN:162:ARG:NE	2.50	0.43
41:JO:345:ILE:HG22	41:JO:348:ASN:HB3	2.00	0.43
40:KD:3:GLU:HG3	40:KD:129:CYS:SG	2.58	0.43
40:KE:209:ILE:HG23	40:KE:230:LEU:HD23	2.01	0.43
40:KG:71:GLU:HB3	40:KG:98:ASP:HA	2.00	0.43
41:KN:8:GLN:OE1	41:KN:17:GLY:HA3	2.19	0.43

Continued on next page...

Continued from previous page...

Atom-1	Atom-2	Interatomic distance (Å)	Clash overlap (Å)
41:KN:165:ASN:HD22	41:KN:198:GLU:HB2	1.82	0.43
41:KN:238:THR:HG21	41:KN:318:ARG:HD2	1.99	0.43
41:KN:240:LEU:H	41:KN:240:LEU:HD23	1.83	0.43
41:KO:203:ASP:OD2	41:KO:302:ALA:N	2.48	0.43
41:KP:3:GLU:OE2	41:KP:127:CYS:HB3	2.17	0.43
40:LA:239:THR:O	40:LA:243:ARG:NE	2.52	0.43
41:LB:165:ASN:HA	41:LB:198:GLU:O	2.18	0.43
40:LD:298:PRO:HB3	40:LD:307:PRO:HD2	1.99	0.43
41:LL:317:PHE:HB2	41:LL:353:VAL:HG22	2.00	0.43
40:MA:178:SER:CB	41:MN:347:ASN:HD22	2.31	0.43
40:MA:273:ALA:HB2	40:MA:295:CYS:SG	2.58	0.43
41:MB:65:LEU:HD22	41:MB:90:PHE:CE1	2.53	0.43
41:MB:256:ASN:HD21	40:MG:182:VAL:HG22	1.84	0.43
40:MD:71:GLU:HB3	40:MD:98:ASP:HA	1.99	0.43
40:ME:320:ARG:HG2	40:ME:356:ASN:HB2	2.00	0.43
40:MF:69:ASP:OD2	40:MF:74:VAL:HG11	2.18	0.43
40:MF:182:VAL:HG22	41:MM:256:ASN:ND2	2.33	0.43
40:MG:252:LEU:HA	40:MG:255:PHE:HD1	1.83	0.43
41:ML:226:ASN:ND2	43:ML:502:GDP:O6	2.50	0.43
40:NA:376:MET:SD	40:NA:378:SER:HB3	2.58	0.43
40:NE:167:LEU:HA	40:NE:200:CYS:O	2.17	0.43
40:NH:139:HIS:CD2	40:NH:150:THR:HG21	2.53	0.43
41:NM:19:LYS:HA	41:NM:19:LYS:HD3	1.80	0.43
41:NM:163:ILE:HG23	41:NM:197:ASP:HB2	2.00	0.43
41:NM:189:VAL:O	41:NM:193:VAL:HG23	2.18	0.43
41:NM:381:ILE:HD13	41:NM:381:ILE:HA	1.81	0.43
41:NN:189:VAL:O	41:NN:193:VAL:HG23	2.18	0.43
40:OA:21:TRP:CZ2	40:OA:65:ALA:HB2	2.53	0.43
40:OD:238:ILE:HG12	40:OD:377:LEU:HD11	1.99	0.43
40:OD:260:VAL:HG23	41:OL:397:TRP:HZ2	1.83	0.43
40:OE:331:ALA:O	40:OE:335:ILE:HG12	2.19	0.43
40:OF:62:VAL:HG21	40:OF:88:HIS:HB2	1.99	0.43
40:OH:205:ASP:HB3	40:OH:303:VAL:HA	1.99	0.43
41:OL:63:ALA:O	41:OL:89:ASN:ND2	2.50	0.43
41:OL:285:THR:HB	41:OL:287:PRO:HD2	2.00	0.43
41:ON:285:THR:HB	41:ON:287:PRO:HD2	2.00	0.43
41:OO:290:THR:HG21	41:OO:329:GLN:HB3	2.00	0.43
40:PA:273:ALA:HB3	40:PA:374:VAL:H	1.83	0.43
40:PD:255:PHE:CZ	40:PD:318:LEU:HD21	2.53	0.43
40:PH:224:TYR:O	40:PH:228:ASN:ND2	2.51	0.43
41:PL:226:ASN:ND2	43:PL:501:GDP:O6	2.48	0.43

Continued on next page...

Continued from previous page...

Atom-1	Atom-2	Interatomic distance (Å)	Clash overlap (Å)
41:PM:68:LEU:HB2	41:PM:97:ALA:HB2	1.99	0.43
41:PM:152:ILE:O	41:PM:156:ARG:HB2	2.18	0.43
41:PO:236:VAL:HG12	41:PO:368:ILE:HD11	1.99	0.43
41:PP:70:PRO:HB3	41:PP:92:PHE:HB2	2.01	0.43
41:QB:101:TRP:CZ2	41:QB:187:LEU:HB3	2.53	0.43
41:QB:199:THR:HB	41:QB:264:HIS:O	2.18	0.43
41:QB:217:LEU:O	41:QB:218:THR:C	2.55	0.43
41:QB:225:LEU:O	41:QB:226:ASN:C	2.56	0.43
40:QE:68:VAL:HG12	40:QE:93:ILE:HB	1.99	0.43
40:QE:188:ILE:HG23	40:QE:424:MET:HG3	2.00	0.43
41:QM:108:GLU:N	41:QM:108:GLU:OE2	2.51	0.43
41:QN:140:GLY:HA3	41:QN:181:GLU:HG2	2.00	0.43
41:QO:226:ASN:ND2	43:QO:502:GDP:O6	2.47	0.43
41:QP:183:TYR:N	41:QP:183:TYR:CD2	2.85	0.43
40:RA:247:ALA:HB3	40:RA:355:ILE:HB	2.00	0.43
41:RB:252:LYS:HE3	41:RB:350:LYS:HE3	1.98	0.43
40:RE:250:VAL:HG23	40:RE:352:LYS:HZ3	1.83	0.43
40:RH:298:PRO:HB3	40:RH:307:PRO:HD2	2.00	0.43
41:RM:221:THR:HG23	41:RM:223:GLY:H	1.82	0.43
41:RN:113:VAL:HA	41:RN:116:VAL:HG12	2.00	0.43
41:RN:297:LYS:HA	41:RN:297:LYS:HD3	1.79	0.43
40:SA:219:ILE:HG13	40:SA:222:PRO:HD3	2.00	0.43
40:SA:224:TYR:HA	40:SA:227:LEU:HB2	2.00	0.43
41:SB:31:ASP:OD1	41:SB:34:GLY:N	2.51	0.43
40:SG:115:ILE:HG13	40:SG:119:LEU:HD23	2.00	0.43
40:SH:306:ASP:OD2	40:SH:308:ARG:NH2	2.52	0.43
40:SH:387:TRP:HZ3	40:SH:431:TYR:HE2	1.66	0.43
40:SI:190:THR:O	40:SI:194:THR:OG1	2.22	0.43
41:SN:24:ILE:HA	41:SN:27:GLU:HB2	1.99	0.43
41:SP:321:MET:HB3	41:SP:321:MET:HE2	1.83	0.43
41:TM:137:HIS:O	41:TM:168:SER:HA	2.19	0.43
41:TN:39:ASP:N	41:TN:39:ASP:OD1	2.50	0.43
41:TP:142:GLY:O	41:TP:144:GLY:N	2.51	0.43
41:TP:230:SER:HA	41:TP:233:MET:HG2	1.99	0.43
40:UF:50:ASN:C	40:UF:52:PHE:H	2.22	0.43
40:UF:68:VAL:HG21	40:UF:118:VAL:HG22	2.00	0.43
40:UH:191:THR:HG21	40:UH:387:TRP:HH2	1.82	0.43
40:UH:238:ILE:HG23	40:UH:239:THR:HG23	1.99	0.43
40:UI:49:PHE:CG	40:UI:50:ASN:N	2.84	0.43
40:UI:344:VAL:CG2	40:UI:347:CYS:HB2	2.48	0.43
41:UO:165:ASN:HD22	41:UO:198:GLU:HB2	1.82	0.43

Continued on next page...

Continued from previous page...

Atom-1	Atom-2	Interatomic distance (Å)	Clash overlap (Å)
41:UP:47:ILE:H	41:UP:47:ILE:HG13	1.67	0.43
41:VB:170:VAL:HG21	41:VB:377:LEU:HD13	1.99	0.43
41:VB:285:THR:H	41:VB:288:GLU:HG3	1.82	0.43
40:VI:115:ILE:HA	40:VI:118:VAL:HG12	1.99	0.43
41:VN:171:PRO:HG3	41:VN:181:GLU:HB3	2.00	0.43
41:VO:107:THR:O	41:VO:110:ALA:N	2.35	0.43
41:VO:151:LEU:O	41:VO:155:ILE:HG12	2.18	0.43
40:WA:326:LYS:HD2	41:WB:208:TYR:CD1	2.53	0.43
40:WH:66:VAL:HG12	40:WH:68:VAL:HG23	1.98	0.43
40:WH:395:ASP:OD2	40:WH:421:ARG:NH2	2.45	0.43
40:WI:155:GLU:O	40:WI:159:VAL:HG23	2.17	0.43
41:WM:286:VAL:HB	41:WM:287:PRO:HD3	2.00	0.43
41:WM:389:PHE:CE1	41:WM:395:LEU:HD21	2.53	0.43
41:WN:98:GLY:O	41:WN:99:ASN:C	2.56	0.43
41:WN:336:LYS:HB3	41:WN:336:LYS:HE3	1.58	0.43
41:WO:259:PRO:HG2	41:WO:311:LEU:HD23	1.99	0.43
5:1M:182:LEU:HD11	40:HG:308:ARG:HB3	2.00	0.43
6:1Q:236:VAL:HG11	7:1U:320:THR:HG21	2.00	0.43
7:1T:368:LEU:HD12	7:1T:368:LEU:HA	1.72	0.43
7:1T:461:LYS:H	7:1T:461:LYS:HG2	1.65	0.43
7:1U:103:LEU:HD11	7:1U:106:ARG:HH21	1.83	0.43
11:2K:211:PHE:C	11:2K:213:SER:H	2.22	0.43
12:2N:161:ASN:HB3	12:2N:164:VAL:HB	1.99	0.43
12:2Q:245:LYS:HE3	12:2Q:245:LYS:HB3	1.88	0.43
13:2W:85:LYS:HB3	13:2W:159:ASN:ND2	2.33	0.43
17:3R:196:ARG:HE	17:3R:223:VAL:HB	1.82	0.43
17:3R:295:SER:OG	17:3R:296:VAL:N	2.51	0.43
18:3T:376:ARG:HA	18:3T:376:ARG:HD2	1.76	0.43
20:4B:353:GLN:H	20:4B:353:GLN:HG3	1.51	0.43
21:4D:34:ARG:NH2	21:4D:37:TYR:HB2	2.33	0.43
22:4I:228:LYS:HE3	22:4I:359:PHE:HZ	1.83	0.43
22:4I:649:LYS:HA	22:4I:649:LYS:HD3	1.45	0.43
22:4I:700:ARG:HA	22:4I:700:ARG:HD2	1.53	0.43
22:4K:509:VAL:HG12	22:4K:596:ASP:HB3	2.01	0.43
24:4O:245:LYS:HB3	24:4O:245:LYS:HE3	1.49	0.43
23:4P:210:LEU:HD13	23:4P:210:LEU:HA	1.74	0.43
26:4V:91:LYS:HB3	26:4V:164:LEU:HD12	1.99	0.43
26:4V:130:ARG:HA	26:4V:130:ARG:NH1	2.32	0.43
26:4V:173:LYS:HA	26:4V:173:LYS:HD3	1.81	0.43
28:5B:68:GLU:O	28:5B:71:LYS:NZ	2.50	0.43
31:5I:514:LEU:HD22	41:IP:280:GLN:HB3	2.01	0.43

Continued on next page...

Continued from previous page...

Atom-1	Atom-2	Interatomic distance (Å)	Clash overlap (Å)
34:5R:368:LYS:HA	34:5R:371:LYS:HE2	1.99	0.43
34:5R:458:ARG:HB3	34:5R:462:ARG:HH12	1.84	0.43
39:6H:61:ASN:O	39:6H:63:THR:N	2.51	0.43
41:AB:232:THR:HG21	41:AB:268:PRO:HB2	1.99	0.43
41:AB:281:TYR:O	41:MB:86:ARG:NH1	2.50	0.43
41:AM:100:ASN:HB3	41:AM:103:LYS:HB2	1.99	0.43
41:AO:241:ARG:HE	41:AO:241:ARG:HB3	1.47	0.43
41:AO:260:PHE:HE2	41:AO:344:TRP:CH2	2.36	0.43
40:BE:121:ARG:HH12	40:BE:125:LEU:HG	1.83	0.43
40:BE:311:LYS:H	40:BE:311:LYS:HG2	1.50	0.43
40:BH:222:PRO:HD2	41:BO:324:LYS:HD2	2.00	0.43
40:BI:112:LYS:HA	40:BI:112:LYS:HD2	1.87	0.43
40:BI:311:LYS:HE2	40:BI:311:LYS:HB2	1.60	0.43
41:BM:185:ALA:O	41:BM:186:THR:C	2.56	0.43
41:BN:95:SER:OG	41:BN:96:GLY:N	2.50	0.43
41:BN:313:VAL:HB	41:BN:349:VAL:HG22	2.00	0.43
41:BP:51:TYR:CD1	41:BP:61:PRO:HA	2.54	0.43
41:BP:207:LEU:HB3	41:BP:225:LEU:HD12	2.00	0.43
40:CA:40:LYS:HB3	40:CA:40:LYS:HE2	1.35	0.43
40:CA:191:THR:HB	40:CA:424:MET:CE	2.48	0.43
41:CB:172:SER:OG	41:CB:175:VAL:O	2.36	0.43
41:CL:251:ARG:O	41:CL:252:LYS:C	2.56	0.43
41:CN:21:TRP:CE3	41:CN:24:ILE:HD11	2.53	0.43
41:CN:245:GLN:O	41:CN:246:LEU:C	2.56	0.43
41:CN:272:PRO:HG2	41:CN:361:LEU:HD13	1.99	0.43
40:DA:59:GLY:O	40:DA:61:HIS:N	2.51	0.43
40:DA:86:LEU:O	40:DA:87:PHE:C	2.56	0.43
40:DA:126:ALA:O	40:DA:129:CYS:HB2	2.18	0.43
40:DA:437:ASP:O	40:DA:439:VAL:N	2.49	0.43
41:DB:150:LEU:HD23	41:DB:150:LEU:HA	1.76	0.43
40:DF:114:LEU:HB3	40:DF:149:PHE:CZ	2.53	0.43
40:DH:54:SER:HB3	40:DH:64:ARG:HG3	2.01	0.43
40:DH:79:ARG:HE	40:DH:79:ARG:HB3	1.67	0.43
40:DH:92:LEU:H	40:DH:92:LEU:HG	1.35	0.43
40:DH:99:ALA:O	40:DH:100:ALA:HB3	2.18	0.43
40:DH:258:ASN:HD21	41:DP:99:ASN:HD21	1.66	0.43
40:DI:11:GLN:HB3	42:DI:501:GTP:O1B	2.19	0.43
40:DI:195:LEU:HD13	40:DI:195:LEU:HA	1.85	0.43
40:DI:387:TRP:CE3	40:DI:424:MET:HE1	2.53	0.43
41:DM:41:ASP:CG	41:DM:44:LEU:HD21	2.39	0.43
41:DM:123:GLU:O	41:DM:124:ALA:C	2.56	0.43

Continued on next page...

Continued from previous page...

Atom-1	Atom-2	Interatomic distance (Å)	Clash overlap (Å)
41:DM:257:MET:SD	41:DM:314:ALA:N	2.91	0.43
41:DM:319:GLY:O	41:DM:320:ARG:C	2.57	0.43
41:DN:290:THR:O	41:DN:291:GLN:C	2.56	0.43
41:DP:108:GLU:O	41:DP:109:GLY:C	2.56	0.43
40:EA:27:GLU:OE2	40:EA:243:ARG:NH2	2.44	0.43
40:EH:332:ILE:HG23	40:EH:351:PHE:CD1	2.54	0.43
40:EH:338:LYS:HE2	40:EH:338:LYS:HB3	1.52	0.43
41:EL:74:ASP:HA	41:EL:77:ARG:HH12	1.83	0.43
41:EL:193:VAL:HA	41:EL:264:HIS:HE1	1.83	0.43
41:EM:193:VAL:HG11	41:EM:418:LEU:HD21	2.00	0.43
41:EP:25:SER:O	41:EP:26:ASP:C	2.56	0.43
41:EP:50:TYR:O	41:EP:62:ARG:HB3	2.19	0.43
41:EP:358:PRO:O	41:EP:359:ARG:C	2.56	0.43
40:FA:222:PRO:N	41:FN:324:LYS:NZ	2.65	0.43
41:FM:25:SER:OG	41:FM:30:ILE:O	2.35	0.43
41:FM:178:THR:O	41:FM:181:GLU:HG3	2.17	0.43
40:GA:16:ILE:CG1	40:GA:228:ASN:HD22	2.30	0.43
40:GE:49:PHE:CE2	40:GE:55:GLU:HB2	2.53	0.43
40:HE:401:ARG:HD2	40:HE:404:VAL:HG21	2.00	0.43
40:HG:105:ARG:HG2	40:HG:410:GLU:HG3	2.00	0.43
40:HI:221:ARG:HH12	41:HP:325:GLU:HB2	1.82	0.43
41:HM:171:PRO:HB3	41:HM:181:GLU:HG2	1.99	0.43
41:HM:263:LEU:HD21	41:HM:421:PRO:HB2	2.00	0.43
41:HN:244:GLY:HA2	41:HN:355:ASP:HB2	2.01	0.43
40:IG:7:VAL:HB	40:IG:137:ILE:HG13	1.99	0.43
40:II:48:SER:O	40:II:51:THR:HG22	2.18	0.43
41:IM:21:TRP:CZ3	41:IM:24:ILE:HD11	2.52	0.43
41:IN:107:THR:O	41:IN:109:GLY:N	2.51	0.43
41:JB:16:ILE:HD11	41:JB:229:VAL:HB	1.99	0.43
40:JF:207:GLU:HA	40:JF:210:TYR:CD1	2.54	0.43
40:JF:228:ASN:HD21	42:JF:501:GTP:HN1	1.66	0.43
41:JL:9:ALA:HA	41:JL:66:VAL:O	2.18	0.43
41:JL:135:LEU:O	41:JL:166:THR:HA	2.17	0.43
41:JM:1:MET:HB3	41:JM:3:GLU:CD	2.39	0.43
41:JM:47:ILE:O	41:JM:48:ASN:C	2.57	0.43
41:JO:16:ILE:HG12	41:JO:226:ASN:HB3	2.00	0.43
41:JO:139:LEU:HG	41:JO:168:SER:HB3	2.01	0.43
41:JO:241:ARG:HH21	41:JO:242:PHE:HE2	1.66	0.43
40:KA:298:PRO:HB3	40:KA:307:PRO:HD2	2.00	0.43
40:KE:100:ALA:HA	41:KL:252:LYS:HG2	2.00	0.43
40:KF:97:GLU:OE2	41:KM:251:ARG:NH2	2.47	0.43

Continued on next page...

Continued from previous page...

Atom-1	Atom-2	Interatomic distance (Å)	Clash overlap (Å)
40:KH:433:GLU:O	41:KP:391:ARG:NH2	2.52	0.43
41:KL:348:ASN:OD1	41:KL:348:ASN:N	2.49	0.43
40:LA:71:GLU:HG3	40:LA:98:ASP:HB2	1.99	0.43
41:LB:51:TYR:HB3	41:LB:59:TYR:HB3	1.99	0.43
41:LB:246:LEU:HD21	40:LG:179:THR:HB	2.00	0.43
40:LH:177:VAL:HB	41:LO:331:LEU:HD22	2.00	0.43
41:LN:51:TYR:HE1	41:LN:61:PRO:HG3	1.83	0.43
41:LO:204:ASN:OD1	43:LO:502:GDP:O2'	2.35	0.43
41:MB:39:ASP:N	41:MB:39:ASP:OD1	2.50	0.43
41:MB:293:MET:HE3	41:MB:367:PHE:HB2	2.00	0.43
40:MF:140:SER:O	40:MF:141:PHE:C	2.57	0.43
40:MG:63:PRO:HG2	40:MG:87:PHE:CD1	2.52	0.43
40:MG:160:ASP:HB2	40:MG:161:TYR:H	1.69	0.43
40:MH:266:HIS:O	40:MH:268:PRO:HD3	2.19	0.43
41:ML:189:VAL:O	41:ML:193:VAL:HG23	2.19	0.43
41:MM:271:ALA:HB3	41:MM:293:MET:HG3	1.98	0.43
41:MO:296:ALA:HB1	41:MO:305:PRO:HD2	1.99	0.43
40:ND:129:CYS:SG	40:ND:130:THR:N	2.91	0.43
40:ND:162:GLY:C	40:ND:164:LYS:H	2.20	0.43
40:ND:383:ILE:O	40:ND:386:ALA:N	2.51	0.43
40:NE:141:PHE:HB2	40:NE:173:PRO:HD3	2.00	0.43
41:NL:22:GLU:HG3	41:NL:81:PHE:CD2	2.53	0.43
41:NL:167:PHE:CE1	41:NL:233:MET:HG2	2.54	0.43
41:NP:388:MET:HB2	41:NP:393:ALA:HB3	2.00	0.43
41:OB:267:MET:HG3	41:OB:374:ILE:HD11	2.01	0.43
40:OE:8:HIS:HD2	40:OE:138:PHE:HB2	1.83	0.43
40:OE:244:PHE:HB2	40:OE:356:ASN:HD21	1.83	0.43
40:OE:247:ALA:HB3	40:OE:355:ILE:HB	1.99	0.43
40:OF:120:ASP:O	40:OF:124:LYS:HG2	2.19	0.43
40:OF:352:LYS:HE2	41:ON:178:THR:HA	2.00	0.43
40:OH:107:HIS:NE2	40:OH:152:LEU:HD13	2.33	0.43
40:OH:114:LEU:HD23	40:OH:114:LEU:HA	1.80	0.43
41:OO:18:ALA:O	41:OO:22:GLU:HG2	2.19	0.43
41:OO:341:PHE:HB3	41:OO:348:ASN:HD21	1.83	0.43
41:OP:199:THR:O	41:OP:266:PHE:HB2	2.18	0.43
41:PB:36:TYR:OH	41:PB:40:SER:O	2.29	0.43
40:PD:175:PRO:HD2	40:PD:207:GLU:OE2	2.18	0.43
40:PE:346:TRP:HB3	41:PM:391:ARG:HH11	1.83	0.43
40:PF:1:GLN:N	40:PF:3:GLU:OE2	2.35	0.43
41:PM:209:ASP:OD1	41:PM:213:ARG:NH2	2.51	0.43
41:PO:238:THR:HG21	41:PO:318:ARG:HD2	2.00	0.43

Continued on next page...

Continued from previous page...

Atom-1	Atom-2	Interatomic distance (Å)	Clash overlap (Å)
41:PP:286:VAL:HG11	41:PP:325:GLU:HG3	2.00	0.43
40:QE:405:HIS:HA	40:QE:408:VAL:HG12	1.99	0.43
40:QH:211:ASP:HA	40:QH:214:ARG:NH1	2.33	0.43
41:QP:31:ASP:C	41:QP:33:THR:H	2.22	0.43
41:QP:143:THR:O	41:QP:144:GLY:C	2.56	0.43
41:QP:271:ALA:N	41:QP:272:PRO:CD	2.81	0.43
40:RA:322:ASP:O	40:RA:372:ARG:NE	2.40	0.43
41:RB:324:LYS:HE3	40:RG:222:PRO:HD2	2.01	0.43
40:RE:70:LEU:HD23	40:RE:114:LEU:HD12	2.00	0.43
40:RH:76:ASP:HA	40:RH:79:ARG:HG2	2.00	0.43
40:RI:237:SER:HB3	40:RI:375:CYS:HB2	1.99	0.43
41:RM:142:GLY:O	41:RM:144:GLY:N	2.52	0.43
41:RM:200:TYR:CD1	41:RM:266:PHE:HB2	2.53	0.43
41:RN:407:GLU:OE2	41:RN:407:GLU:N	2.48	0.43
41:RO:31:ASP:OD2	41:RO:34:GLY:N	2.51	0.43
41:RO:136:THR:HG22	41:RO:167:PHE:HB2	2.00	0.43
41:RO:171:PRO:HB3	41:RO:181:GLU:HB3	2.01	0.43
41:RO:215:LEU:HB3	41:RO:217:LEU:HD13	2.00	0.43
41:RP:41:ASP:OD1	41:RP:41:ASP:N	2.50	0.43
40:SA:224:TYR:HB3	42:SN:501:GTP:C2	2.52	0.43
40:SF:139:HIS:CG	40:SF:150:THR:HG21	2.53	0.43
40:SH:329:ASN:ND2	41:SP:175:VAL:HG21	2.33	0.43
40:SI:49:PHE:HB3	40:SI:53:PHE:HB2	1.99	0.43
40:SI:97:GLU:HG2	41:SP:251:ARG:HH22	1.83	0.43
41:SL:268:PRO:HG2	41:SL:300:MET:HE3	2.01	0.43
41:SM:100:ASN:HB2	41:SM:103:LYS:HB2	2.00	0.43
41:SO:32:PRO:HA	41:SO:84:ILE:HD11	2.01	0.43
41:SO:76:VAL:O	41:SO:77:ARG:C	2.57	0.43
41:SO:261:PRO:O	41:SO:262:ARG:C	2.57	0.43
41:SO:268:PRO:HA	41:SO:367:PHE:O	2.18	0.43
41:SO:296:ALA:O	41:SO:299:MET:HB2	2.18	0.43
41:SP:26:ASP:O	41:SP:359:ARG:NH2	2.51	0.43
41:SP:113:VAL:HA	41:SP:116:VAL:HB	2.00	0.43
41:SP:309:ARG:H	41:SP:372:THR:HG1	1.59	0.43
40:TA:304:LYS:HD2	40:TA:304:LYS:HA	1.85	0.43
41:TB:318:ARG:HH12	41:TB:358:PRO:HB3	1.84	0.43
40:TF:21:TRP:CZ2	40:TF:65:ALA:HB2	2.53	0.43
40:TF:55:GLU:HG2	40:TF:61:HIS:HE1	1.82	0.43
40:TF:76:ASP:HA	40:TF:79:ARG:HB2	1.98	0.43
40:TF:207:GLU:HA	40:TF:210:TYR:CD2	2.53	0.43
40:TG:3:GLU:HG3	40:TG:129:CYS:SG	2.58	0.43

Continued on next page...

Continued from previous page...

Atom-1	Atom-2	Interatomic distance (Å)	Clash overlap (Å)
40:TI:255:PHE:HZ	40:TI:318:LEU:HD21	1.82	0.43
41:TM:95:SER:OG	41:TM:96:GLY:N	2.52	0.43
40:UA:16:ILE:HD11	40:UA:171:ILE:HD11	2.01	0.43
42:UB:502:GTP:O2A	40:UG:140:SER:OG	2.36	0.43
40:UE:254:GLU:OE1	41:UM:99:ASN:ND2	2.51	0.43
40:UF:250:VAL:HG21	40:UF:318:LEU:HD22	2.00	0.43
40:UF:421:ARG:HH11	40:UF:425:ALA:HB2	1.82	0.43
40:UG:352:LYS:NZ	41:UO:176:SER:O	2.44	0.43
40:UI:194:THR:O	40:UI:195:LEU:C	2.57	0.43
41:UO:398:TYR:HD2	41:UO:408:PHE:HZ	1.66	0.43
41:UP:19:LYS:HA	41:UP:19:LYS:HD2	1.38	0.43
41:UP:337:ASN:C	41:UP:339:SER:H	2.21	0.43
41:VQ:139:LEU:HG	41:VQ:168:SER:HB2	1.99	0.43
40:WA:181:VAL:HB	41:WN:345:ILE:HD11	2.00	0.43
40:WF:260:VAL:HG12	41:WN:396:HIS:HE1	1.83	0.43
40:WG:112:LYS:HA	40:WG:115:ILE:HG22	2.00	0.43
41:WO:3:GLU:OE2	41:WO:62:ARG:NH2	2.51	0.43
41:WQ:113:VAL:HG22	41:WQ:117:LEU:HD23	2.00	0.43
7:1U:495:ARG:HD2	7:1U:498:MET:HB2	2.00	0.43
9:2B:181:ASP:OD1	9:2B:184:TRP:HB2	2.17	0.43
9:2C:420:LYS:HA	9:2C:420:LYS:HD3	1.78	0.43
10:2E:74:PHE:CD1	10:2E:94:LEU:HD21	2.53	0.43
12:2R:166:CYS:O	12:2R:170:LYS:HG2	2.17	0.43
13:2U:71:ILE:HD13	13:2U:71:ILE:HA	1.78	0.43
16:3L:79:ASP:OD1	16:3L:176:HIS:NE2	2.51	0.43
17:3O:205:ARG:HE	17:3O:205:ARG:HB2	1.72	0.43
17:3P:355:ALA:O	17:3P:356:ASP:C	2.57	0.43
17:3R:168:ILE:HG22	17:3R:172:ASN:HD21	1.83	0.43
17:3R:202:ARG:HD2	17:3R:347:PHE:CZ	2.53	0.43
18:3W:163:GLN:HB3	18:3W:418:VAL:HG13	2.00	0.43
19:3Z:362:LYS:HE3	19:3Z:362:LYS:HB3	1.90	0.43
19:3Z:364:ILE:HG23	41:LP:320:ARG:HH12	1.82	0.43
20:4B:345:GLN:O	20:4B:346:LEU:C	2.57	0.43
21:4F:408:ASP:O	21:4F:409:VAL:C	2.56	0.43
22:4H:284:LEU:HD22	22:4H:333:TYR:CD2	2.54	0.43
22:4J:61:PRO:HG2	22:4J:63:GLU:HG2	2.00	0.43
22:4J:94:GLN:HG2	22:4J:196:TYR:CG	2.53	0.43
22:4K:470:GLU:N	22:4K:470:GLU:OE1	2.51	0.43
22:4K:679:SER:HA	22:4K:683:ASP:CB	2.48	0.43
23:4N:238:HIS:CE1	23:4N:239:ASN:HD22	2.37	0.43
23:4P:238:HIS:CE1	23:4P:239:ASN:HD22	2.37	0.43

Continued on next page...

Continued from previous page...

Atom-1	Atom-2	Interatomic distance (Å)	Clash overlap (Å)
25:4T:284:ASN:HB3	25:4T:288:GLN:HB3	2.00	0.43
29:5D:28:TYR:OH	34:5R:342:TYR:HB2	2.19	0.43
33:5N:453:LYS:HD3	33:5N:475:ASP:HB3	1.99	0.43
36:5W:186:TYR:HE2	41:OB:280:GLN:HB2	1.83	0.43
39:6G:129:CYS:HA	40:OG:85:GLN:HE22	1.82	0.43
40:AE:262:TYR:OH	41:AM:391:ARG:O	2.29	0.43
40:AF:68:VAL:HG11	40:AF:149:PHE:HE1	1.82	0.43
40:AG:175:PRO:HB3	40:AG:389:ARG:NH1	2.33	0.43
41:AO:156:ARG:O	41:AO:157:GLU:C	2.56	0.43
41:AO:361:LEU:H	41:AO:361:LEU:HG	1.57	0.43
41:AP:86:ARG:NH2	41:BP:281:TYR:O	2.44	0.43
40:BA:205:ASP:HB3	40:BA:303:VAL:HA	1.99	0.43
40:BE:415:GLY:O	40:BE:416:GLU:C	2.57	0.43
40:BH:211:ASP:HA	40:BH:214:ARG:HD2	2.00	0.43
41:BM:149:THR:HG21	41:BM:188:SER:HA	2.00	0.43
40:CA:131:GLY:O	40:CA:133:GLN:N	2.51	0.43
40:CE:116:ASP:N	40:CE:116:ASP:OD1	2.52	0.43
40:CE:260:VAL:O	41:CM:396:HIS:HE1	2.02	0.43
40:CI:164:LYS:O	40:CI:166:LYS:NZ	2.40	0.43
40:CI:221:ARG:HG2	41:CP:322:SER:CB	2.47	0.43
41:CL:107:THR:HB	41:CL:108:GLU:H	1.61	0.43
41:CM:135:LEU:HD23	41:CM:152:ILE:HD11	2.00	0.43
41:CM:163:ILE:HD13	41:CM:163:ILE:HA	1.91	0.43
41:CM:295:ASP:HB3	41:CM:296:ALA:H	1.63	0.43
41:CP:21:TRP:CZ2	41:CP:63:ALA:HB2	2.53	0.43
41:CP:57:GLY:O	41:CP:58:LYS:C	2.56	0.43
40:DA:317:LEU:HD13	40:DA:351:PHE:HD2	1.83	0.43
40:DA:320:ARG:HB3	40:DA:356:ASN:HB2	2.01	0.43
41:DB:40:SER:HB2	41:DB:42:LEU:HG	2.00	0.43
41:DB:123:GLU:H	41:DB:123:GLU:HG2	1.66	0.43
40:DE:96:LYS:HA	40:DE:96:LYS:HD3	1.91	0.43
40:DE:322:ASP:OD2	40:DE:371:GLN:HB2	2.17	0.43
40:DF:36:MET:HE2	40:DF:36:MET:HB2	1.77	0.43
40:DG:398:TYR:O	40:DG:401:ARG:NH1	2.50	0.43
40:DH:218:ASP:OD1	40:DH:280:LYS:HB2	2.19	0.43
40:DI:27:GLU:HB2	40:DI:244:PHE:HE2	1.82	0.43
40:DI:50:ASN:O	40:DI:64:ARG:NH2	2.52	0.43
41:DL:254:ALA:O	41:DL:255:VAL:C	2.57	0.43
41:DL:338:SER:O	41:DL:339:SER:C	2.56	0.43
41:DM:153:SER:OG	41:DM:154:LYS:N	2.50	0.43
41:DN:24:ILE:HA	41:DN:27:GLU:HB2	2.00	0.43

Continued on next page...

Continued from previous page...

Atom-1	Atom-2	Interatomic distance (Å)	Clash overlap (Å)
41:DN:247:ASN:HD22	41:DN:247:ASN:HA	1.63	0.43
41:DN:367:PHE:C	41:DN:368:ILE:HG13	2.38	0.43
41:DP:211:CYS:O	41:DP:212:PHE:C	2.56	0.43
40:EE:102:ASN:ND2	40:EE:410:GLU:OE2	2.52	0.43
40:EE:137:ILE:HB	40:EE:168:GLU:HG3	2.00	0.43
40:EE:228:ASN:ND2	42:EL:501:GTP:HN1	2.12	0.43
40:EE:276:ILE:HD13	40:EE:286:LEU:HD11	2.00	0.43
40:EI:179:THR:HG23	40:EI:180:ALA:H	1.83	0.43
41:EL:20:PHE:O	41:EL:24:ILE:HG12	2.17	0.43
41:EM:142:GLY:O	41:EM:144:GLY:N	2.51	0.43
41:EM:358:PRO:O	41:EM:359:ARG:C	2.56	0.43
41:EO:232:THR:HG23	41:EO:270:PHE:HB2	2.00	0.43
41:EO:272:PRO:HG3	41:EO:364:SER:HB2	2.00	0.43
41:EP:15:GLN:C	41:EP:226:ASN:HD21	2.21	0.43
41:EP:28:HIS:O	41:EP:43:GLN:HB3	2.18	0.43
41:EP:419:GLY:O	41:EP:423:VAL:HB	2.18	0.43
40:FA:2:ARG:O	40:FA:51:THR:HA	2.19	0.43
40:FA:12:ALA:HB3	40:FA:140:SER:HB3	1.99	0.43
40:FA:222:PRO:HG2	41:FN:324:LYS:HZ3	1.83	0.43
40:FA:258:ASN:ND2	41:FB:178:THR:HG23	2.34	0.43
40:FA:262:TYR:HH	41:FB:391:ARG:HB3	1.83	0.43
40:FA:278:ALA:O	40:FA:280:LYS:N	2.51	0.43
41:FB:385:PHE:HZ	41:FB:408:PHE:HB3	1.83	0.43
40:FI:306:ASP:OD1	40:FI:308:ARG:HG2	2.19	0.43
41:FM:7:LEU:HD22	41:FM:151:LEU:HD21	2.01	0.43
40:GA:79:ARG:NH2	40:GA:94:THR:OG1	2.52	0.43
40:GA:184:PRO:HG3	40:GA:393:LYS:HG3	2.01	0.43
41:GB:255:VAL:HG21	40:GG:102:ASN:OD1	2.19	0.43
40:GE:32:PRO:O	40:GE:33:ASP:C	2.57	0.43
40:GE:50:ASN:O	40:GE:52:PHE:N	2.52	0.43
40:GE:207:GLU:O	40:GE:210:TYR:HB2	2.18	0.43
40:GE:291:ILE:H	40:GE:291:ILE:HG12	1.41	0.43
40:GE:338:LYS:HB2	40:GE:341:ILE:HD11	2.00	0.43
40:GG:255:PHE:CZ	40:GG:318:LEU:HD21	2.53	0.43
40:GH:173:PRO:HG2	40:GH:187:SER:HB3	1.99	0.43
40:GH:284:GLU:H	40:GH:284:GLU:HG2	1.69	0.43
40:GH:311:LYS:N	40:GH:381:THR:HG22	2.30	0.43
40:GI:2:ARG:O	40:GI:3:GLU:HG3	2.17	0.43
40:GI:96:LYS:HB3	40:GI:97:GLU:H	1.65	0.43
40:GI:246:GLY:HA2	40:GI:357:TYR:CE2	2.53	0.43
40:GI:261:PRO:HD2	40:GI:265:ILE:O	2.18	0.43

Continued on next page...

Continued from previous page...

Atom-1	Atom-2	Interatomic distance (Å)	Clash overlap (Å)
41:GN:335:ASN:O	41:GN:336:LYS:C	2.57	0.43
41:GN:354:CYS:O	41:GN:355:ASP:C	2.57	0.43
41:GO:149:THR:O	41:GO:152:ILE:HB	2.18	0.43
40:HE:414:GLU:O	40:HE:415:GLY:C	2.56	0.43
41:HM:184:ASN:OD1	41:HM:398:TYR:OH	2.25	0.43
41:HN:238:THR:HG21	41:HN:318:ARG:HD2	2.01	0.43
41:HN:263:LEU:HD13	41:HN:263:LEU:HA	1.86	0.43
41:HQ:132:GLY:HA3	41:HQ:163:ILE:O	2.18	0.43
40:IF:79:ARG:HH21	40:IF:92:LEU:HB2	1.83	0.43
40:IH:105:ARG:HA	40:IH:109:THR:HG22	1.99	0.43
40:II:239:THR:O	40:II:243:ARG:HG3	2.18	0.43
40:II:276:ILE:HG22	40:II:277:SER:H	1.84	0.43
40:II:320:ARG:HD3	40:II:360:PRO:HG3	2.01	0.43
41:IP:240:LEU:H	41:IP:240:LEU:HD23	1.82	0.43
41:JB:139:LEU:HG	41:JB:168:SER:HB2	2.01	0.43
41:JB:324:LYS:HE2	40:JG:222:PRO:HG2	2.01	0.43
41:JL:109:GLY:O	41:JL:113:VAL:HG13	2.17	0.43
41:JM:394:PHE:HD1	41:JM:397:TRP:HZ3	1.66	0.43
41:JN:207:LEU:HB3	41:JN:225:LEU:HD22	2.00	0.43
40:KA:222:PRO:HD2	41:KN:324:LYS:HB2	2.00	0.43
40:KD:116:ASP:N	40:KD:116:ASP:OD1	2.48	0.43
41:KP:27:GLU:OE2	41:KP:318:ARG:NH2	2.36	0.43
40:LF:285:GLN:O	40:LF:286:LEU:C	2.57	0.43
40:LF:400:LYS:H	40:LF:400:LYS:HG2	1.49	0.43
41:LP:16:ILE:HA	41:LP:226:ASN:HB3	2.00	0.43
40:MF:88:HIS:HB3	40:MF:91:GLN:HG2	2.00	0.43
40:MF:266:HIS:C	40:MF:268:PRO:HD3	2.39	0.43
40:MG:319:TYR:HD2	40:MG:323:VAL:HG11	1.84	0.43
40:MH:431:TYR:O	40:MH:432:GLU:C	2.56	0.43
41:MN:210:ILE:HG12	41:MN:298:ASN:HA	2.00	0.43
41:NB:176:SER:OG	41:NB:181:GLU:OE1	2.30	0.43
40:ND:7:VAL:HG13	40:ND:66:VAL:HG13	2.00	0.43
40:NF:358:GLN:HA	40:NF:359:PRO:HD3	1.87	0.43
40:NH:104:ALA:O	40:NH:108:TYR:HB2	2.19	0.43
41:NP:288:GLU:HA	41:NP:291:GLN:HE21	1.82	0.43
40:OA:238:ILE:HD13	40:OA:377:LEU:HD11	2.00	0.43
40:OD:112:LYS:HA	40:OD:115:ILE:HG22	2.00	0.43
40:OD:144:GLY:N	42:OD:501:GTP:O2G	2.51	0.43
40:OD:236:SER:O	40:OD:320:ARG:NH1	2.51	0.43
40:OD:343:PHE:HZ	40:OD:351:PHE:CE1	2.36	0.43
40:OG:319:TYR:HE2	40:OG:328:VAL:HG13	1.83	0.43

Continued on next page...

Continued from previous page...

Atom-1	Atom-2	Interatomic distance (Å)	Clash overlap (Å)
41:OO:180:VAL:HG22	41:OO:183:TYR:HB2	2.00	0.43
41:OO:286:VAL:HG11	41:OO:326:VAL:HG22	1.99	0.43
40:PA:315:CYS:HA	40:PA:377:LEU:O	2.19	0.43
41:PB:132:GLY:HA2	41:PB:162:ARG:HB3	2.01	0.43
41:PB:226:ASN:ND2	43:PB:501:GDP:O6	2.50	0.43
40:PD:30:ILE:HD13	40:PD:53:PHE:HD2	1.82	0.43
40:PD:140:SER:HB2	40:PD:171:ILE:HB	2.01	0.43
41:PM:19:LYS:NZ	41:PM:223:GLY:O	2.50	0.43
41:PP:292:GLN:O	41:PP:298:ASN:ND2	2.46	0.43
41:QL:100:ASN:HB3	41:QL:103:LYS:HB2	2.00	0.43
41:QL:228:LEU:O	41:QL:232:THR:HG23	2.18	0.43
41:QM:139:LEU:O	41:QM:145:SER:OG	2.30	0.43
41:QN:119:VAL:O	41:QN:122:LYS:HB3	2.18	0.43
41:QN:137:HIS:HE1	41:QN:139:LEU:HD21	1.83	0.43
41:QP:14:ASN:HD21	41:QP:67:ASP:HB2	1.82	0.43
41:QP:187:LEU:O	41:QP:188:SER:C	2.56	0.43
40:RA:217:LEU:HA	40:RA:277:SER:HB2	2.01	0.43
41:RB:22:GLU:HG3	41:RB:81:PHE:CD2	2.51	0.43
40:RE:30:ILE:HG13	40:RE:53:PHE:HE2	1.84	0.43
40:RI:234:ILE:O	40:RI:238:ILE:HD12	2.18	0.43
41:RM:19:LYS:HD3	41:RM:19:LYS:HA	1.87	0.43
41:RO:310:TYR:CD1	41:RO:371:SER:HB2	2.54	0.43
41:RO:407:GLU:HA	41:RO:410:GLU:HG3	2.00	0.43
40:SA:391:ASP:HA	40:SA:421:ARG:HH12	1.83	0.43
41:SB:100:ASN:OD1	41:SB:100:ASN:N	2.51	0.43
40:SF:195:LEU:HD21	40:SF:264:ARG:HE	1.84	0.43
40:SG:63:PRO:HG2	40:SG:87:PHE:HA	2.00	0.43
40:SH:21:TRP:CZ2	40:SH:65:ALA:HB2	2.53	0.43
41:SO:73:MET:HE2	41:SO:73:MET:HB2	1.87	0.43
41:SO:87:PRO:O	41:SO:90:PHE:HB2	2.18	0.43
40:TA:107:HIS:CD2	40:TA:152:LEU:HB2	2.53	0.43
40:TA:140:SER:HA	40:TA:171:ILE:HB	2.00	0.43
40:TA:271:THR:HB	40:TA:376:MET:HB2	2.00	0.43
41:TB:113:VAL:HG21	41:TB:154:LYS:HE3	2.00	0.43
40:TE:237:SER:OG	40:TE:375:CYS:SG	2.69	0.43
40:TF:195:LEU:HD22	40:TF:427:LEU:HD21	2.00	0.43
40:TG:73:THR:HA	40:TG:76:ASP:HB2	1.99	0.43
40:TH:121:ARG:HA	40:TH:121:ARG:HD3	1.78	0.43
40:TI:238:ILE:HA	40:TI:318:LEU:HD22	1.99	0.43
41:TM:311:LEU:N	41:TM:370:ASN:O	2.52	0.43
41:TN:238:THR:HG21	41:TN:318:ARG:CZ	2.49	0.43

Continued on next page...

Continued from previous page...

Atom-1	Atom-2	Interatomic distance (Å)	Clash overlap (Å)
40:UA:223:THR:HB	41:UN:322:SER:HB2	1.99	0.43
41:UB:137:HIS:O	41:UB:168:SER:HA	2.18	0.43
41:UB:255:VAL:HG11	40:UG:100:ALA:O	2.18	0.43
40:UE:438:SER:HB3	41:UM:391:ARG:HH21	1.83	0.43
40:UF:406:TRP:CD1	41:UM:255:VAL:HG23	2.53	0.43
40:UF:414:GLU:O	40:UF:415:GLY:C	2.57	0.43
40:UH:316:CYS:SG	40:UH:377:LEU:HB2	2.58	0.43
40:UI:199:ASP:O	40:UI:266:HIS:HB2	2.18	0.43
40:UI:221:ARG:N	40:UI:222:PRO:CD	2.82	0.43
40:UI:338:LYS:HB2	40:UI:341:ILE:HG13	2.00	0.43
40:UI:401:ARG:HA	40:UI:401:ARG:HD3	1.35	0.43
40:UI:421:ARG:HA	40:UI:421:ARG:HD2	1.35	0.43
41:UM:290:THR:HA	41:UM:293:MET:HB3	2.00	0.43
41:UM:299:MET:SD	41:UM:299:MET:N	2.91	0.43
41:UP:75:SER:O	41:UP:79:GLY:N	2.51	0.43
41:UP:190:HIS:CD2	41:UP:411:ALA:HA	2.53	0.43
41:UP:404:ASP:HB3	41:UP:407:GLU:HG3	1.98	0.43
40:VG:167:LEU:HD11	40:VG:256:GLN:NE2	2.33	0.43
40:VI:11:GLN:HG2	40:VI:74:VAL:HG21	2.01	0.43
40:VI:118:VAL:O	40:VI:122:ILE:HG12	2.18	0.43
41:VP:2:ARG:HD2	41:VP:131:GLN:HE21	1.83	0.43
40:WA:21:TRP:CH2	40:WA:52:PHE:HB3	2.53	0.43
40:WF:400:LYS:NZ	41:WM:344:TRP:HB2	2.34	0.43
40:WI:228:ASN:ND2	42:WI:501:GTP:HN1	2.14	0.43
41:WM:338:SER:O	41:WM:339:SER:C	2.57	0.43
7:1S:418:ILE:HD12	10:2F:148:VAL:HG12	2.00	0.43
8:1X:118:THR:O	8:1X:119:ARG:C	2.57	0.43
9:2B:90:LYS:HD3	9:2B:90:LYS:HA	1.78	0.43
10:2E:43:PRO:HA	40:ME:433:GLU:OE2	2.19	0.43
11:2I:210:GLU:HB2	11:2I:230:LEU:HD21	2.00	0.43
13:2U:101:ARG:H	13:2U:101:ARG:HG2	1.70	0.43
13:2W:17:ILE:HG23	41:WN:125:GLU:HA	2.01	0.43
15:3E:38:VAL:HA	15:3F:295:ASN:HD22	1.82	0.43
15:3F:282:LEU:HA	15:3F:372:LEU:HD13	2.00	0.43
15:3G:375:GLU:O	15:3G:379:LYS:HG2	2.18	0.43
16:3K:209:PRO:O	16:3K:212:SER:OG	2.36	0.43
16:3K:368:LYS:HA	16:3K:368:LYS:HD3	1.80	0.43
17:3R:179:LYS:HB3	17:3R:179:LYS:HE2	1.69	0.43
17:3R:192:LEU:HD12	17:3R:192:LEU:HA	1.76	0.43
17:3R:209:ASP:OD1	17:3R:210:LEU:HD22	2.18	0.43
17:3R:320:LYS:O	17:3R:321:LEU:C	2.57	0.43

Continued on next page...

Continued from previous page...

Atom-1	Atom-2	Interatomic distance (Å)	Clash overlap (Å)
21:4E:263:ILE:HB	21:4E:276:LEU:HB2	2.01	0.43
21:4F:452:PHE:CE2	40:EE:46:ASP:HB3	2.53	0.43
22:4H:19:LYS:HG2	22:4H:44:GLY:HA2	2.01	0.43
24:4O:240:LEU:HB2	24:4O:266:HIS:HA	2.01	0.43
25:4T:289:VAL:H	25:4T:290:PRO:HD3	1.84	0.43
25:4T:418:ILE:HG12	25:4T:424:PRO:HB3	2.00	0.43
26:4V:279:ARG:HG3	26:4V:304:TYR:CE1	2.53	0.43
27:4Y:86:LEU:HB2	27:4Y:235:PHE:HE1	1.82	0.43
31:5I:489:HIS:O	31:5I:494:TYR:OH	2.28	0.43
31:5I:492:ASN:HB2	31:5I:494:TYR:CZ	2.53	0.43
33:5N:473:ASP:O	33:5N:477:LEU:HA	2.17	0.43
36:5W:66:LEU:HB3	40:OF:221:ARG:CZ	2.49	0.43
39:6F:152:GLU:HG3	39:6F:156:HIS:CE1	2.53	0.43
39:6K:77:GLU:HA	39:6K:80:LYS:HE2	1.99	0.43
40:AF:68:VAL:HG22	40:AF:93:ILE:HB	2.00	0.43
40:AF:405:HIS:HA	40:AF:408:VAL:HG22	2.00	0.43
40:AG:36:MET:HG3	40:AG:61:HIS:CE1	2.54	0.43
40:AG:323:VAL:HG22	40:AG:372:ARG:HG2	1.99	0.43
40:AH:335:ILE:HA	40:AH:338:LYS:HD2	2.01	0.43
41:AM:199:THR:HG23	41:AM:264:HIS:HD2	1.83	0.43
41:AO:69:GLU:HG2	41:AO:96:GLY:HA2	1.99	0.43
41:AP:309:ARG:NH1	41:AP:339:SER:O	2.51	0.43
41:BB:362:LYS:HE2	41:BB:362:LYS:HB2	1.39	0.43
40:BH:257:THR:OG1	41:BP:99:ASN:ND2	2.51	0.43
40:BH:348:PRO:HG2	41:BP:384:GLN:HA	2.01	0.43
40:BI:413:GLU:O	40:BI:414:GLU:C	2.55	0.43
41:BL:89:ASN:HA	41:BL:119:VAL:HG21	2.00	0.43
41:BL:149:THR:HB	41:BL:191:GLN:HG3	2.00	0.43
41:BL:328:GLU:O	41:BL:332:ASN:HB2	2.19	0.43
41:BM:341:PHE:HB3	41:BM:348:ASN:OD1	2.18	0.43
41:BO:19:LYS:HG3	41:BO:230:SER:HB3	2.01	0.43
41:BP:200:TYR:HE1	41:BP:368:ILE:HG12	1.82	0.43
41:BP:321:MET:H	41:BP:321:MET:HG2	1.68	0.43
40:CA:132:LEU:HB3	40:CA:164:LYS:HE2	2.00	0.43
40:CA:346:TRP:CB	41:CB:391:ARG:HD3	2.38	0.43
40:CG:112:LYS:HA	40:CG:115:ILE:HG22	2.00	0.43
40:CG:115:ILE:HG13	40:CG:119:LEU:HD13	1.99	0.43
40:CH:258:ASN:HA	41:CP:179:VAL:CG1	2.47	0.43
40:CI:96:LYS:NZ	41:CP:1:MET:HB2	2.31	0.43
41:CL:311:LEU:HG	41:CL:342:VAL:HG11	2.00	0.43
41:CL:420:ASN:N	41:CL:421:PRO:HD2	2.34	0.43

Continued on next page...

Continued from previous page...

Atom-1	Atom-2	Interatomic distance (Å)	Clash overlap (Å)
41:CN:248:ALA:HB2	41:CN:352:ALA:HB2	2.01	0.43
41:CN:309:ARG:O	41:CN:310:TYR:C	2.57	0.43
41:CN:310:TYR:HA	41:CN:371:SER:HA	2.00	0.43
41:CO:376:GLU:H	41:CO:376:GLU:HG2	1.56	0.43
40:DA:256:GLN:HG3	41:DB:397:TRP:CZ2	2.49	0.43
41:DB:86:ARG:HD3	41:DB:89:ASN:HB2	2.00	0.43
40:DE:330:ALA:O	40:DE:333:ALA:HB3	2.18	0.43
40:DF:400:LYS:O	40:DF:401:ARG:C	2.57	0.43
40:DG:319:TYR:HB2	40:DG:355:ILE:HG12	2.01	0.43
40:DH:128:GLN:HE22	40:EH:290:GLU:HB2	1.83	0.43
40:DI:152:LEU:HD12	40:DI:152:LEU:HA	1.75	0.43
41:DL:273:LEU:HD13	41:DL:273:LEU:HA	1.72	0.43
41:DL:324:LYS:HA	41:DL:327:ASP:HB2	1.99	0.43
41:DM:131:GLN:HE22	41:DM:250:LEU:H	1.65	0.43
41:DN:399:THR:C	41:DN:401:GLU:H	2.22	0.43
41:DO:20:PHE:HA	41:DO:230:SER:OG	2.18	0.43
41:DP:31:ASP:OD1	41:DP:35:THR:N	2.51	0.43
41:DP:80:PRO:O	41:DP:82:GLY:N	2.51	0.43
41:DP:393:ALA:O	41:DP:394:PHE:C	2.57	0.43
41:EB:19:LYS:O	41:EB:22:GLU:HG3	2.18	0.43
40:EF:209:ILE:HA	40:EF:212:ILE:HG22	2.00	0.43
40:EF:264:ARG:NH2	40:EF:423:ASP:OD1	2.51	0.43
40:EF:347:CYS:HA	41:EN:388:MET:HE2	2.00	0.43
40:EI:259:LEU:O	40:EI:261:PRO:HD3	2.18	0.43
40:EI:312:TYR:CD1	40:EI:380:THR:HB	2.54	0.43
41:EM:119:VAL:O	41:EM:120:VAL:C	2.55	0.43
41:EM:321:MET:H	41:EM:321:MET:HG2	1.59	0.43
41:EN:247:ASN:OD1	41:EN:247:ASN:N	2.52	0.43
40:FA:139:HIS:O	40:FA:170:SER:HA	2.19	0.43
41:FB:31:ASP:OD2	41:FB:37:HIS:ND1	2.36	0.43
40:FF:262:TYR:OH	41:FN:391:ARG:O	2.36	0.43
41:FM:190:HIS:CD2	41:FM:411:ALA:HA	2.54	0.43
41:FO:232:THR:HG22	41:FO:270:PHE:HB2	2.00	0.43
41:FO:306:ARG:HA	41:FO:340:TYR:CE2	2.53	0.43
41:FP:11:GLN:HA	41:FP:72:THR:HG21	2.00	0.43
40:GA:243:ARG:HD2	40:GA:244:PHE:CZ	2.53	0.43
40:GA:252:LEU:HA	40:GA:255:PHE:HD2	1.83	0.43
41:GB:254:ALA:O	41:GB:258:VAL:HG12	2.18	0.43
40:GE:91:GLN:HE21	40:GE:91:GLN:HB2	1.64	0.43
40:GF:142:GLY:HA2	40:GF:183:GLU:HG2	2.01	0.43
40:GG:271:THR:HB	40:GG:376:MET:HB3	1.99	0.43

Continued on next page...

Continued from previous page...

Atom-1	Atom-2	Interatomic distance (Å)	Clash overlap (Å)
40:GI:2:ARG:H	40:GI:2:ARG:HG2	1.31	0.43
41:GM:216:LYS:HB3	41:GM:216:LYS:HE2	1.79	0.43
41:GN:193:VAL:O	41:GN:264:HIS:HE1	2.01	0.43
41:HB:132:GLY:HA3	41:HB:163:ILE:O	2.18	0.43
40:HE:136:LEU:HB3	40:HE:138:PHE:CZ	2.54	0.43
40:HI:182:VAL:O	40:HI:186:ASN:ND2	2.52	0.43
41:HM:173:PRO:HB3	41:HM:380:ARG:NE	2.33	0.43
41:HN:1:MET:SD	41:HN:48:ASN:ND2	2.91	0.43
41:HO:31:ASP:OD2	41:HO:35:THR:OG1	2.37	0.43
41:HO:139:LEU:HD11	41:HO:189:VAL:HG23	2.01	0.43
40:IA:298:PRO:HG2	40:IA:308:ARG:HH11	1.84	0.43
40:II:177:VAL:HG22	40:II:207:GLU:OE2	2.18	0.43
41:IQ:137:HIS:NE2	41:IQ:166:THR:OG1	2.50	0.43
40:JH:304:LYS:O	40:JH:389:ARG:NH2	2.50	0.43
41:JL:190:HIS:ND1	41:JL:411:ALA:HA	2.33	0.43
40:KA:188:ILE:HG13	40:KA:394:PHE:CG	2.54	0.43
40:KD:11:GLN:HG3	40:KD:74:VAL:HG21	2.00	0.43
40:KE:3:GLU:HA	40:KE:51:THR:HA	2.01	0.43
40:KG:20:CYS:HA	40:KG:232:SER:HB2	2.00	0.43
41:KL:216:LYS:HA	41:KL:216:LYS:HD3	1.67	0.43
41:KL:245:GLN:O	41:KL:246:LEU:C	2.56	0.43
41:KL:270:PHE:HB3	41:KL:273:LEU:HD21	1.99	0.43
41:KN:263:LEU:HD21	41:KN:421:PRO:HB2	2.01	0.43
41:KN:296:ALA:HB3	41:KN:306:ARG:HH12	1.83	0.43
41:LB:202:ILE:HG21	41:LB:229:VAL:HG22	2.00	0.43
40:LD:76:ASP:HA	40:LD:79:ARG:HG2	2.00	0.43
40:LF:56:THR:O	40:LF:57:GLY:C	2.57	0.43
40:LG:11:GLN:O	40:LG:12:ALA:C	2.57	0.43
41:LM:118:ASP:O	41:LM:122:LYS:HG2	2.19	0.43
41:LM:178:THR:HG22	41:LM:180:VAL:H	1.84	0.43
40:MA:191:THR:C	40:MA:193:THR:H	2.22	0.43
40:ME:402:ALA:HB2	41:ML:344:TRP:HZ3	1.83	0.43
40:MF:79:ARG:HE	40:MF:79:ARG:HB3	1.57	0.43
40:MF:132:LEU:HD12	40:MF:132:LEU:HA	1.93	0.43
40:MH:400:LYS:O	40:MH:401:ARG:C	2.56	0.43
41:MO:1:MET:O	41:MO:2:ARG:C	2.56	0.43
41:MO:262:ARG:O	41:MO:264:HIS:N	2.52	0.43
40:ND:398:TYR:O	40:ND:399:ALA:C	2.56	0.43
40:NF:195:LEU:HD21	40:NF:264:ARG:HE	1.82	0.43
40:NH:22:GLU:OE1	40:NH:83:TYR:OH	2.35	0.43
41:NM:43:GLN:HA	41:NM:242:PHE:HE1	1.84	0.43

Continued on next page...

Continued from previous page...

Atom-1	Atom-2	Interatomic distance (Å)	Clash overlap (Å)
41:NN:28:HIS:C	41:NN:43:GLN:HE21	2.22	0.43
41:NP:330:MET:HB3	41:NP:349:VAL:HG21	2.00	0.43
41:OB:289:LEU:O	41:OB:293:MET:HB2	2.18	0.43
40:OG:155:GLU:OE2	40:OG:156:ARG:NH1	2.52	0.43
40:OH:3:GLU:CD	40:OH:3:GLU:H	2.21	0.43
40:OH:129:CYS:SG	40:OH:130:THR:N	2.88	0.43
40:OH:208:ALA:O	40:OH:209:ILE:C	2.57	0.43
40:OH:326:LYS:HD3	40:OH:326:LYS:HA	1.53	0.43
40:OH:406:TRP:HE1	41:OO:258:VAL:HG23	1.83	0.43
41:OM:211:CYS:HA	41:OM:215:LEU:HB2	1.99	0.43
41:ON:239:CYS:HB3	41:ON:248:ALA:H	1.83	0.43
41:OP:207:LEU:HD13	41:OP:225:LEU:HB3	2.00	0.43
40:PA:83:TYR:HB3	40:PA:87:PHE:HE2	1.82	0.43
41:PB:7:LEU:H	41:PB:7:LEU:HG	1.66	0.43
41:PB:324:LYS:CE	40:PG:222:PRO:HD2	2.48	0.43
40:PD:235:VAL:O	40:PD:239:THR:HG22	2.18	0.43
40:PE:130:THR:OG1	40:PE:131:GLY:N	2.51	0.43
40:PE:222:PRO:HD2	41:PL:324:LYS:HB3	2.00	0.43
40:PF:400:LYS:HD3	41:PM:425:ARG:NH2	2.34	0.43
40:PG:297:GLU:O	40:PG:301:GLN:NE2	2.47	0.43
40:PH:68:VAL:HG11	40:PH:149:PHE:CE1	2.54	0.43
40:PH:395:ASP:OD1	40:PH:421:ARG:NE	2.41	0.43
41:PM:313:VAL:O	41:PM:349:VAL:HA	2.18	0.43
41:PN:207:LEU:HB3	41:PN:225:LEU:HD22	2.00	0.43
41:PP:7:LEU:HD12	41:PP:135:LEU:HB2	1.99	0.43
40:QA:278:ALA:HB2	40:QA:368:ALA:HB2	2.00	0.43
41:QB:343:GLU:C	41:QB:345:ILE:H	2.22	0.43
40:QF:238:ILE:HD12	40:QF:377:LEU:HD11	2.00	0.43
40:QG:217:LEU:HA	40:QG:277:SER:HB2	2.01	0.43
41:QP:207:LEU:O	41:QP:208:TYR:C	2.57	0.43
41:QP:209:ASP:O	41:QP:213:ARG:HB2	2.19	0.43
41:QP:347:ASN:O	41:QP:348:ASN:C	2.57	0.43
40:RF:11:GLN:HG3	40:RF:74:VAL:HG21	2.01	0.43
40:RG:370:VAL:HG22	40:RG:372:ARG:H	1.83	0.43
40:RI:297:GLU:HA	40:RI:298:PRO:HD3	1.89	0.43
41:RL:178:THR:HG22	41:RL:179:VAL:H	1.84	0.43
41:RM:316:VAL:HA	41:RM:352:ALA:HB3	2.01	0.43
41:RO:33:THR:O	41:RO:58:LYS:NZ	2.46	0.43
41:RO:199:THR:HB	41:RO:265:PHE:CD1	2.53	0.43
41:RP:33:THR:O	41:RP:58:LYS:NZ	2.50	0.43
41:RP:325:GLU:OE2	41:RP:325:GLU:N	2.51	0.43

Continued on next page...

Continued from previous page...

Atom-1	Atom-2	Interatomic distance (Å)	Clash overlap (Å)
40:SA:204:VAL:HG13	40:SA:302:MET:HB3	1.99	0.43
41:SB:7:LEU:HD13	41:SB:151:LEU:HD21	2.01	0.43
41:SB:261:PRO:HG3	40:SG:405:HIS:CD2	2.54	0.43
40:SF:401:ARG:HD3	40:SF:401:ARG:HA	1.77	0.43
40:SG:271:THR:H	40:SG:376:MET:HB3	1.83	0.43
40:SH:326:LYS:HD3	41:SP:208:TYR:HB2	2.00	0.43
40:SH:397:MET:HE2	41:SO:345:ILE:HG23	2.01	0.43
41:SL:25:SER:OG	41:SL:51:TYR:OH	2.29	0.43
41:SL:382:SER:OG	41:SL:412:GLU:OE2	2.33	0.43
41:SN:179:VAL:HG11	41:SN:394:PHE:CZ	2.54	0.43
41:SO:183:TYR:CE1	41:SO:395:LEU:HD13	2.53	0.43
41:SO:333:VAL:O	41:SO:334:GLN:C	2.56	0.43
40:TA:112:LYS:HA	40:TA:115:ILE:HG22	2.01	0.43
40:TA:311:LYS:NZ	40:TA:342:GLN:OE1	2.45	0.43
41:TB:134:GLN:HG3	41:TB:165:ASN:HB2	1.99	0.43
40:TF:242:LEU:HD11	40:TF:252:LEU:HG	2.00	0.43
40:TG:107:HIS:HD2	40:TG:152:LEU:HD12	1.84	0.43
40:TH:386:ALA:HA	40:TH:389:ARG:HG2	2.01	0.43
40:TH:405:HIS:HA	40:TH:408:VAL:HG12	2.00	0.43
40:TI:35:GLN:NE2	40:TI:59:GLY:O	2.51	0.43
40:TI:304:LYS:HE2	40:TI:304:LYS:HB2	1.69	0.43
41:TM:20:PHE:HA	41:TM:230:SER:HB2	2.01	0.43
41:TO:12:CYS:HB3	41:TO:138:SER:HB3	2.01	0.43
40:UA:121:ARG:HA	40:UA:121:ARG:HD3	1.63	0.43
40:UE:16:ILE:HD11	40:UE:138:PHE:HB3	2.00	0.43
40:UE:39:ASP:N	40:UE:39:ASP:OD1	2.52	0.43
40:UF:56:THR:HA	40:VG:285:GLN:OE1	2.18	0.43
40:UF:285:GLN:O	40:UF:286:LEU:C	2.56	0.43
40:UI:13:GLY:O	40:UI:14:VAL:C	2.57	0.43
41:UM:150:LEU:O	41:UM:154:LYS:HG2	2.18	0.43
41:UO:66:VAL:HG21	41:UO:116:VAL:HG13	2.00	0.43
41:UP:104:GLY:HA3	41:UP:146:GLY:CA	2.38	0.43
40:VI:169:PHE:HE2	40:VI:235:VAL:HG13	1.83	0.43
40:VI:180:ALA:HB1	41:VP:256:ASN:HD21	1.84	0.43
41:VN:6:HIS:NE2	41:VN:8:GLN:OE1	2.36	0.43
40:WA:71:GLU:OE1	40:WA:71:GLU:N	2.43	0.43
40:WA:226:ASN:HA	40:WA:229:ARG:HB2	2.00	0.43
40:WE:24:TYR:HE1	40:WE:236:SER:HB2	1.83	0.43
40:WI:141:PHE:HB2	40:WI:173:PRO:HD3	1.99	0.43
41:WM:82:GLY:C	41:WM:84:ILE:H	2.22	0.43
41:WM:129:CYS:O	41:WM:130:LEU:C	2.56	0.43

Continued on next page...

Continued from previous page...

Atom-1	Atom-2	Interatomic distance (Å)	Clash overlap (Å)
41:WN:113:VAL:HG21	41:WN:150:LEU:HG	2.00	0.43
41:WN:320:ARG:HD2	41:WN:320:ARG:HA	1.35	0.43
41:WO:245:GLN:NE2	41:WO:323:MET:SD	2.92	0.43
7:1T:21:GLY:HA2	7:1T:330:CYS:CB	2.48	0.43
7:1T:445:GLN:HB3	7:1T:452:LYS:HE2	2.01	0.43
9:2B:168:ASP:HA	9:2B:171:ILE:HG22	2.00	0.43
9:2B:213:LEU:HD21	40:TG:371:GLN:HE22	1.82	0.43
10:2F:157:ARG:HG2	41:VB:53:GLU:HA	1.99	0.43
12:2M:105:TYR:HD2	12:2M:141:LYS:HB3	1.83	0.43
12:2M:220:ASN:ND2	12:2M:223:ASP:OD2	2.52	0.43
12:2Q:76:TYR:OH	40:WH:127:ASP:OD2	2.35	0.43
13:2T:173:SER:O	13:2T:175:ASP:N	2.45	0.43
13:2V:115:LYS:HB3	40:AH:264:ARG:HH21	1.84	0.43
13:2W:15:TYR:HA	13:2W:163:ARG:O	2.19	0.43
13:2X:1:MET:O	13:2X:2:PHE:C	2.57	0.43
17:3Q:345:LEU:HD22	17:3Q:345:LEU:HA	1.81	0.43
17:3R:148:GLU:HA	17:3R:151:ASN:ND2	2.34	0.43
17:3R:261:LYS:HA	17:3R:261:LYS:HD3	1.40	0.43
17:3R:348:THR:OG1	17:3R:349:ASN:N	2.52	0.43
21:4E:448:MET:HG2	21:4E:471:LYS:HG2	2.00	0.43
21:4F:471:LYS:HB3	21:4F:471:LYS:HE2	1.34	0.43
22:4H:79:LEU:HG	22:4H:108:LEU:HD23	2.01	0.43
22:4I:656:LYS:HE2	22:4I:656:LYS:HB2	1.45	0.43
22:4J:615:ASP:O	22:4J:616:THR:C	2.57	0.43
22:4K:663:LYS:HD3	22:4K:663:LYS:HA	1.35	0.43
23:4N:104:ILE:H	23:4N:104:ILE:HG12	1.37	0.43
24:4O:201:SER:O	24:4O:202:PHE:C	2.56	0.43
23:4Q:22:TYR:HB3	23:4Q:37:TYR:CE2	2.54	0.43
23:4Q:256:GLN:HB3	23:4Q:264:LEU:HD22	2.01	0.43
23:4R:254:LYS:HB2	23:4R:254:LYS:HE2	1.49	0.43
26:4W:286:TYR:HB3	26:4W:296:TYR:HE1	1.84	0.43
26:4W:363:ASP:HB2	34:5Q:97:ARG:NH1	2.34	0.43
27:4Y:47:LYS:HE3	27:4Y:47:LYS:HB2	1.61	0.43
31:5J:768:VAL:O	40:IE:372:ARG:NH2	2.52	0.43
32:5L:26:TRP:O	32:5L:30:HIS:HB2	2.18	0.43
33:5N:463:LEU:HD22	33:5N:467:VAL:HG11	1.99	0.43
40:AA:121:ARG:HA	40:AA:121:ARG:HD2	1.79	0.43
40:AF:138:PHE:HZ	40:AF:235:VAL:HG11	1.83	0.43
40:AH:51:THR:HG21	40:AH:243:ARG:HG2	2.01	0.43
41:AO:272:PRO:HD3	41:AO:364:SER:HA	1.99	0.43
41:AP:313:VAL:O	41:AP:349:VAL:HA	2.18	0.43

Continued on next page...

Continued from previous page...

Atom-1	Atom-2	Interatomic distance (Å)	Clash overlap (Å)
41:BB:20:PHE:HA	41:BB:230:SER:OG	2.19	0.43
40:BE:263:PRO:HG3	41:BM:396:HIS:CD2	2.53	0.43
40:BF:180:ALA:HB3	40:BF:183:GLU:HG3	2.01	0.43
40:BG:287:SER:OG	40:BG:290:GLU:OE2	2.28	0.43
40:BH:21:TRP:HZ2	40:BH:65:ALA:HB2	1.83	0.43
40:BI:222:PRO:HD2	41:BP:324:LYS:HE3	2.01	0.43
41:BM:359:ARG:H	41:BM:359:ARG:HG2	1.42	0.43
41:BP:217:LEU:HD13	41:BP:217:LEU:HA	1.71	0.43
40:CA:20:CYS:CA	40:CA:232:SER:HB2	2.47	0.43
41:CB:131:GLN:HG2	41:CB:163:ILE:HG22	2.01	0.43
40:CE:265:ILE:HG23	40:CE:431:TYR:CZ	2.54	0.43
40:CG:217:LEU:HA	40:CG:277:SER:HB3	1.99	0.43
40:CG:262:TYR:CE1	41:CO:393:ALA:HA	2.43	0.43
40:CG:288:VAL:HG13	40:CG:319:TYR:HE2	1.83	0.43
40:CI:360:PRO:HG3	40:CI:373:ALA:HB2	2.00	0.43
41:CM:201:CYS:O	41:CM:268:PRO:HD3	2.19	0.43
41:CM:362:LYS:HA	41:CM:362:LYS:HD3	1.74	0.43
41:CN:21:TRP:CZ3	41:CN:24:ILE:HD11	2.53	0.43
41:CP:152:ILE:HD13	41:CP:192:LEU:HD21	2.01	0.43
41:CP:420:ASN:HD22	41:CP:420:ASN:HA	1.61	0.43
40:DA:19:ALA:O	40:DA:22:GLU:HB3	2.19	0.43
40:DA:114:LEU:HB3	40:DA:149:PHE:CE1	2.53	0.43
41:DB:256:ASN:ND2	40:DG:101:ASN:HD21	2.17	0.43
41:DB:268:PRO:O	41:DB:299:MET:HA	2.18	0.43
40:DE:137:ILE:O	40:DE:168:GLU:HA	2.19	0.43
40:DF:311:LYS:HB3	40:DF:311:LYS:HE2	1.91	0.43
40:DH:121:ARG:HD2	40:DH:121:ARG:HA	1.47	0.43
40:DH:331:ALA:O	40:DH:332:ILE:C	2.56	0.43
40:DI:207:GLU:HG3	40:DI:208:ALA:N	2.33	0.43
41:DL:204:ASN:HA	41:DL:207:LEU:HD12	1.99	0.43
41:DL:284:LEU:HD23	41:DL:284:LEU:HA	1.74	0.43
41:DN:121:ARG:O	41:DN:122:LYS:C	2.56	0.43
41:DN:198:GLU:HB2	41:DN:266:PHE:CE2	2.54	0.43
41:DP:28:HIS:NE2	41:DP:241:ARG:HG2	2.32	0.43
41:DP:116:VAL:HG11	41:DP:151:LEU:HD21	2.01	0.43
41:DP:142:GLY:HA2	41:DP:145:SER:OG	2.19	0.43
41:DP:155:ILE:HG21	41:DP:164:MET:SD	2.58	0.43
40:EE:49:PHE:O	40:EE:51:THR:N	2.49	0.43
40:EH:28:HIS:ND1	40:EH:49:PHE:HA	2.33	0.43
40:EI:288:VAL:O	40:EI:291:ILE:HG12	2.18	0.43
41:EL:4:ILE:HD12	41:EL:134:GLN:HB2	2.00	0.43

Continued on next page...

Continued from previous page...

Atom-1	Atom-2	Interatomic distance (Å)	Clash overlap (Å)
41:FB:67:ASP:OD2	41:FB:72:THR:OG1	2.26	0.43
40:FF:188:ILE:HG22	40:FF:420:ALA:HB1	2.00	0.43
40:FG:88:HIS:HE1	40:GG:280:LYS:HG2	1.83	0.43
40:FH:172:TYR:OH	40:FH:386:ALA:O	2.31	0.43
40:FI:376:MET:SD	40:FI:378:SER:HB3	2.59	0.43
41:FN:309:ARG:H	41:FN:372:THR:HG1	1.61	0.43
40:GA:105:ARG:HA	40:GA:109:THR:HG22	2.01	0.43
41:GB:87:PRO:HA	41:GB:90:PHE:HD2	1.84	0.43
40:GG:71:GLU:HB3	40:GG:98:ASP:HA	2.01	0.43
40:GI:246:GLY:HA2	40:GI:357:TYR:CD2	2.53	0.43
41:GN:112:LEU:O	41:GN:116:VAL:HG23	2.18	0.43
40:HE:49:PHE:O	40:HE:50:ASN:C	2.57	0.43
40:HG:286:LEU:HD12	40:HG:286:LEU:HA	1.88	0.43
40:HI:79:ARG:HG2	40:HI:92:LEU:HD13	2.01	0.43
41:HM:134:GLN:HG2	41:HM:165:ASN:HB2	2.01	0.43
41:HQ:47:ILE:HG21	41:HQ:59:TYR:CD1	2.54	0.43
41:HQ:253:LEU:O	41:HQ:257:MET:HB3	2.18	0.43
40:IG:111:GLY:O	40:IG:115:ILE:HB	2.18	0.43
40:IG:172:TYR:HD1	40:IG:203:MET:HE2	1.83	0.43
40:II:116:ASP:N	40:II:116:ASP:OD1	2.50	0.43
41:IQ:424:THR:OG1	41:IQ:425:ARG:NH1	2.51	0.43
40:JA:102:ASN:HB3	40:JA:105:ARG:HB2	2.00	0.43
40:JD:212:ILE:HD11	40:JD:300:ASN:HA	1.99	0.43
40:JD:270:ALA:HB3	40:JD:302:MET:HG3	2.01	0.43
40:JG:138:PHE:HZ	40:JG:235:VAL:HG21	1.84	0.43
41:JM:151:LEU:O	41:JM:152:ILE:C	2.57	0.43
41:JM:393:ALA:O	41:JM:394:PHE:C	2.56	0.43
40:KD:205:ASP:HB3	40:KD:303:VAL:HA	1.99	0.43
40:KD:254:GLU:HB3	40:KD:352:LYS:HE2	2.00	0.43
40:KH:209:ILE:HG23	40:KH:230:LEU:HD12	1.99	0.43
40:KH:405:HIS:HA	40:KH:408:VAL:HG12	1.99	0.43
41:KM:165:ASN:HD22	41:KM:198:GLU:HB2	1.82	0.43
41:KO:385:PHE:HE2	41:KO:412:GLU:HB2	1.84	0.43
40:LD:36:MET:HG3	40:LD:61:HIS:NE2	2.32	0.43
40:LD:51:THR:HG23	40:LD:52:PHE:HD1	1.83	0.43
40:LF:305:CYS:O	40:LF:305:CYS:SG	2.77	0.43
40:LG:236:SER:O	40:LG:240:ALA:N	2.51	0.43
40:LH:167:LEU:HA	40:LH:200:CYS:O	2.18	0.43
40:LH:277:SER:O	40:LH:279:GLU:N	2.51	0.43
41:LL:73:MET:HB3	41:LL:90:PHE:CZ	2.54	0.43
41:LN:249:ASP:OD1	41:LN:249:ASP:N	2.43	0.43

Continued on next page...

Continued from previous page...

Atom-1	Atom-2	Interatomic distance (Å)	Clash overlap (Å)
41:LO:31:ASP:OD1	41:LO:35:THR:N	2.44	0.43
41:LO:87:PRO:HA	41:LO:90:PHE:HD2	1.84	0.43
41:LP:421:PRO:O	41:LP:425:ARG:HG2	2.17	0.43
40:MG:315:CYS:HA	40:MG:378:SER:HA	2.01	0.43
40:MG:419:GLU:H	40:MG:419:GLU:HG3	1.61	0.43
40:MH:100:ALA:O	40:MH:101:ASN:C	2.56	0.43
40:MH:136:LEU:CD2	40:MH:167:LEU:HB2	2.49	0.43
40:MH:223:THR:OG1	40:MH:224:TYR:N	2.50	0.43
41:MO:69:GLU:O	41:MO:71:GLY:N	2.52	0.43
41:MO:223:GLY:HA2	41:MO:226:ASN:HD22	1.82	0.43
40:NA:322:ASP:O	40:NA:372:ARG:NE	2.52	0.43
40:NF:137:ILE:HG21	40:NF:154:MET:HE3	2.00	0.43
40:NH:398:TYR:OH	40:NH:414:GLU:OE2	2.37	0.43
41:NN:133:PHE:HB2	41:NN:164:MET:SD	2.58	0.43
41:NO:95:SER:OG	41:NO:96:GLY:N	2.51	0.43
41:NO:105:HIS:HD2	41:NO:106:TYR:CE1	2.37	0.43
41:NP:34:GLY:HA3	41:NP:58:LYS:HE3	2.00	0.43
41:NP:273:LEU:HB2	41:NP:292:GLN:HE22	1.84	0.43
40:OH:96:LYS:HD3	40:OH:96:LYS:HA	1.43	0.43
40:OH:108:TYR:HB2	40:OH:412:MET:HE3	2.01	0.43
41:OM:273:LEU:HA	41:OM:273:LEU:HD23	1.76	0.43
41:OO:21:TRP:HZ2	41:OO:63:ALA:HB2	1.83	0.43
40:PA:105:ARG:HG3	40:PA:410:GLU:HG2	2.01	0.43
40:PA:320:ARG:HE	40:PA:373:ALA:HB3	1.83	0.43
41:PB:6:HIS:O	41:PB:63:ALA:HA	2.18	0.43
41:PB:260:PHE:HB2	41:PB:263:LEU:HG	2.00	0.43
40:PD:175:PRO:HA	40:PD:393:LYS:NZ	2.33	0.43
40:PE:16:ILE:HG13	40:PE:228:ASN:HB3	1.99	0.43
40:PF:124:LYS:HA	40:PF:127:ASP:HB2	2.01	0.43
40:PF:140:SER:HA	40:PF:171:ILE:HB	2.01	0.43
40:PG:3:GLU:OE2	40:PG:131:GLY:N	2.51	0.43
41:PL:21:TRP:CZ3	41:PL:24:ILE:HD11	2.53	0.43
41:PO:6:HIS:CD2	41:PO:8:GLN:HE21	2.36	0.43
41:QB:5:VAL:HG23	41:QB:130:LEU:HD11	1.99	0.43
41:QB:101:TRP:O	41:QB:103:LYS:HG2	2.19	0.43
41:QB:245:GLN:NE2	40:QG:224:TYR:HD2	2.15	0.43
40:QG:352:LYS:HZ2	41:QO:179:VAL:HA	1.83	0.43
41:QL:271:ALA:HB3	41:QL:293:MET:SD	2.59	0.43
41:QO:74:ASP:OD1	41:QO:77:ARG:NH1	2.35	0.43
41:QP:101:TRP:HE1	41:QP:149:THR:HG21	1.83	0.43
41:QP:230:SER:O	41:QP:233:MET:HB2	2.19	0.43

Continued on next page...

Continued from previous page...

Atom-1	Atom-2	Interatomic distance (Å)	Clash overlap (Å)
41:QP:286:VAL:N	41:QP:287:PRO:HD2	2.33	0.43
41:QP:362:LYS:HB2	41:QP:362:LYS:HE3	1.48	0.43
41:QP:420:ASN:O	41:QP:421:PRO:C	2.57	0.43
40:RA:391:ASP:OD1	40:RA:421:ARG:NH2	2.52	0.43
40:RE:188:ILE:HG23	40:RE:424:MET:HG3	2.01	0.43
40:RF:305:CYS:HB3	40:RF:386:ALA:HB2	1.99	0.43
40:RG:88:HIS:HA	40:RG:89:PRO:HD3	1.83	0.43
40:RH:21:TRP:CZ2	40:RH:65:ALA:HB2	2.54	0.43
40:RI:126:ALA:HA	40:RI:129:CYS:HB2	1.99	0.43
41:RN:193:VAL:HG21	41:RN:418:LEU:HG	2.00	0.43
41:RO:309:ARG:NH1	41:RO:339:SER:O	2.51	0.43
41:SB:309:ARG:NH1	41:SB:339:SER:O	2.49	0.43
41:SB:323:MET:SD	41:SB:323:MET:N	2.85	0.43
40:SE:49:PHE:HE2	40:SE:55:GLU:HB2	1.83	0.43
40:SE:140:SER:HA	40:SE:171:ILE:H	1.83	0.43
40:SG:112:LYS:HA	40:SG:115:ILE:HG22	2.01	0.43
41:SL:22:GLU:HG2	41:SL:81:PHE:CD2	2.53	0.43
41:SO:272:PRO:HD3	41:SO:364:SER:HA	2.01	0.43
40:TF:101:ASN:HA	40:TF:101:ASN:HD22	1.57	0.43
40:TG:326:LYS:NZ	41:TO:220:PRO:HD2	2.33	0.43
40:TI:185:TYR:HE2	40:TI:403:PHE:HB2	1.84	0.43
40:TI:273:ALA:HB3	40:TI:374:VAL:H	1.83	0.43
41:TM:325:GLU:HA	41:TM:328:GLU:HG3	1.99	0.43
41:UB:100:ASN:HB3	41:UB:103:LYS:HB2	2.01	0.43
41:UB:330:MET:HB3	41:UB:349:VAL:HG11	2.00	0.43
40:UE:11:GLN:NE2	42:UE:501:GTP:O3G	2.51	0.43
40:UF:232:SER:O	40:UF:235:VAL:N	2.52	0.43
40:UF:376:MET:SD	40:UF:378:SER:HB2	2.58	0.43
40:UH:141:PHE:HB2	40:UH:173:PRO:HD3	2.01	0.43
40:UH:298:PRO:HB3	40:UH:307:PRO:HD2	2.00	0.43
40:UI:51:THR:HG21	40:UI:243:ARG:HG2	2.00	0.43
40:UI:96:LYS:HD2	41:UP:1:MET:N	2.33	0.43
41:UM:344:TRP:CD1	41:UM:345:ILE:HG13	2.54	0.43
41:UN:284:LEU:HB3	41:UN:363:MET:HE1	2.00	0.43
41:UO:240:LEU:HD21	41:UO:249:ASP:HB3	2.00	0.43
41:UP:58:LYS:O	41:UP:60:VAL:N	2.51	0.43
41:UP:296:ALA:HB1	41:UP:305:PRO:HD2	2.00	0.43
41:VB:383:GLU:HA	41:VB:386:THR:HG22	1.99	0.43
41:VN:171:PRO:HB3	41:VN:181:GLU:HG2	2.00	0.43
41:VQ:20:PHE:HA	41:VQ:230:SER:HB2	2.01	0.43
40:WA:70:LEU:HB2	40:WA:145:THR:HG22	2.00	0.43

Continued on next page...

Continued from previous page...

Atom-1	Atom-2	Interatomic distance (Å)	Clash overlap (Å)
40:WF:5:ILE:HD13	40:WF:64:ARG:HB3	2.00	0.43
40:WF:102:ASN:HB3	40:WF:105:ARG:HG3	2.01	0.43
41:WM:68:LEU:HG	41:WM:147:MET:HE2	2.00	0.43
41:WM:199:THR:HG23	41:WM:265:PHE:HA	2.00	0.43
41:WQ:6:HIS:O	41:WQ:63:ALA:HA	2.19	0.43
7:1T:13:LYS:HE2	7:1T:584:VAL:H	1.83	0.43
7:1U:19:VAL:HG12	7:1U:57:GLN:HG3	2.01	0.43
7:1U:340:PHE:CE1	7:1U:348:PHE:HB3	2.54	0.43
8:1W:445:GLU:HB3	8:1W:449:ARG:HH12	1.83	0.43
10:2E:55:SER:HA	10:2E:58:ARG:HG2	1.99	0.43
11:2I:186:LYS:HG2	11:2I:251:TYR:HB3	2.00	0.43
11:2I:228:GLN:O	11:2I:229:LYS:C	2.57	0.43
11:2K:248:LYS:HA	11:2K:248:LYS:HD2	1.91	0.43
13:2V:163:ARG:HG3	13:2V:164:ARG:N	2.34	0.43
14:3C:46:ARG:HH21	40:MG:264:ARG:HH12	1.66	0.43
15:3E:384:TYR:HB2	17:3P:467:TYR:CZ	2.53	0.43
16:3J:24:LEU:HD23	16:3K:373:LEU:HD23	2.01	0.43
17:3P:280:GLY:O	17:3P:281:ILE:C	2.56	0.43
17:3Q:384:LYS:HB3	17:3Q:384:LYS:HE3	1.47	0.43
18:3U:321:HIS:O	18:3U:325:THR:OG1	2.27	0.43
18:3U:324:LYS:HB2	18:3U:324:LYS:HE3	1.82	0.43
20:4A:86:GLU:HA	20:4A:89:ARG:HE	1.84	0.43
20:4A:199:MET:N	20:4A:199:MET:SD	2.91	0.43
20:4A:200:ALA:HB2	41:ML:276:ARG:HH11	1.84	0.43
21:4F:510:ASP:HA	21:4F:513:LEU:HD21	2.01	0.43
22:4I:263:LYS:HZ3	40:CG:46:ASP:N	2.16	0.43
22:4J:87:ASP:OD1	22:4J:87:ASP:N	2.52	0.43
22:4K:680:LYS:HB3	22:4K:681:PHE:CD1	2.54	0.43
23:4M:90:MET:O	23:4M:91:ILE:HG23	2.18	0.43
23:4M:243:LEU:HD22	40:DG:79:ARG:HG2	2.00	0.43
23:4M:246:TYR:OH	41:DB:45:GLU:HG3	2.19	0.43
23:4R:110:ASN:HD21	40:BI:279:GLU:CG	2.32	0.43
26:4V:246:LYS:HG3	26:4V:353:ASN:O	2.18	0.43
26:4W:328:PRO:HD2	26:4W:334:ALA:HB2	2.01	0.43
27:4Z:39:LEU:N	32:5L:58:GLU:OE2	2.52	0.43
31:5I:728:LYS:HG3	31:5I:729:THR:HG23	2.00	0.43
31:5J:805:GLY:HA2	31:5J:810:PHE:HE1	1.83	0.43
34:5R:380:ARG:HD2	34:5R:380:ARG:HA	1.66	0.43
39:6F:117:ALA:HB1	39:6F:121:HIS:CD2	2.54	0.43
39:6G:129:CYS:SG	39:6G:133:ARG:NH2	2.80	0.43
40:AA:169:PHE:CD2	40:AA:235:VAL:HG22	2.52	0.43

Continued on next page...

Continued from previous page...

Atom-1	Atom-2	Interatomic distance (Å)	Clash overlap (Å)
41:AB:334:GLN:HE21	41:AB:349:VAL:HG23	1.84	0.43
40:AF:332:ILE:HD12	40:AF:351:PHE:HB3	2.01	0.43
40:AH:169:PHE:CE2	40:AH:235:VAL:HG22	2.54	0.43
41:AL:113:VAL:HA	41:AL:116:VAL:HG12	2.01	0.43
41:AL:237:THR:HB	41:AL:240:LEU:HD11	1.99	0.43
41:AO:271:ALA:HB3	41:AO:272:PRO:CD	2.48	0.43
41:AP:103:LYS:HG3	41:AP:401:GLU:HG3	2.01	0.43
41:BM:287:PRO:HA	41:BM:329:GLN:HG3	2.01	0.43
41:BO:324:LYS:HB2	41:BO:324:LYS:HE2	1.45	0.43
41:BP:19:LYS:HD3	41:BP:19:LYS:HA	1.83	0.43
41:BP:24:ILE:HD13	41:BP:24:ILE:HA	1.75	0.43
41:CB:16:ILE:HA	41:CB:226:ASN:HB3	2.01	0.43
40:CE:143:GLY:N	42:CE:501:GTP:O2A	2.40	0.43
40:CF:175:PRO:HB3	40:CF:389:ARG:CZ	2.49	0.43
40:CH:288:VAL:HG21	40:CH:327:ASP:CG	2.39	0.43
41:CL:147:MET:O	41:CL:151:LEU:HG	2.18	0.43
41:CM:208:TYR:O	41:CM:209:ASP:C	2.57	0.43
41:CM:394:PHE:HB3	41:CM:397:TRP:CZ3	2.47	0.43
41:CN:139:LEU:O	41:CN:140:GLY:C	2.56	0.43
41:CO:8:GLN:HE21	41:CO:14:ASN:HA	1.84	0.43
41:CO:48:ASN:O	41:CO:49:VAL:C	2.57	0.43
41:CP:123:GLU:O	41:CP:124:ALA:C	2.56	0.43
41:DB:9:ALA:HB1	41:DB:66:VAL:HG22	2.00	0.43
41:DB:390:ARG:HA	41:DB:390:ARG:HD3	1.78	0.43
40:DF:294:ALA:O	40:DF:295:CYS:C	2.57	0.43
40:DF:326:LYS:NZ	41:DN:208:TYR:O	2.40	0.43
40:DH:3:GLU:HB3	40:DH:64:ARG:HH12	1.83	0.43
40:DH:6:SER:HB2	40:DH:52:PHE:CZ	2.54	0.43
40:DH:8:HIS:CD2	40:DH:8:HIS:H	2.35	0.43
40:DH:82:THR:O	40:DH:84:ARG:N	2.51	0.43
40:DI:212:ILE:HD11	40:DI:300:ASN:HA	2.00	0.43
40:DI:303:VAL:O	40:DI:305:CYS:N	2.51	0.43
41:DL:73:MET:HB3	41:DL:90:PHE:CZ	2.53	0.43
41:DL:210:ILE:O	41:DL:214:THR:N	2.50	0.43
41:DM:405:GLU:O	41:DM:409:THR:HG23	2.19	0.43
41:DN:12:CYS:HA	41:DN:15:GLN:HE21	1.84	0.43
41:DN:250:LEU:H	41:DN:250:LEU:HG	1.61	0.43
41:DO:171:PRO:HG3	41:DO:181:GLU:HG2	2.01	0.43
41:DO:398:TYR:HD2	41:DO:408:PHE:HZ	1.67	0.43
41:DP:74:ASP:HA	41:DP:77:ARG:NH1	2.31	0.43
41:DP:99:ASN:O	41:DP:180:VAL:HG21	2.19	0.43

Continued on next page...

Continued from previous page...

Atom-1	Atom-2	Interatomic distance (Å)	Clash overlap (Å)
41:DP:393:ALA:O	41:DP:395:LEU:N	2.51	0.43
40:EA:137:ILE:HG21	40:EA:154:MET:HE3	2.00	0.43
40:EA:366:ASP:OD1	40:EA:367:LEU:N	2.51	0.43
40:EI:20:CYS:HA	40:EI:232:SER:OG	2.19	0.43
41:EM:135:LEU:HB3	41:EM:166:THR:HG22	2.01	0.43
41:EM:420:ASN:HB2	41:EM:421:PRO:HD3	2.01	0.43
41:EN:398:TYR:HB3	41:EN:408:PHE:HZ	1.83	0.43
41:EO:170:VAL:HG11	41:EO:377:LEU:HD21	1.99	0.43
41:EP:226:ASN:CG	43:EP:501:GDP:HN1	2.22	0.43
41:EP:401:GLU:OE1	41:EP:401:GLU:N	2.51	0.43
41:FB:257:MET:HE3	41:FB:314:ALA:HB2	2.01	0.43
40:FG:71:GLU:HB3	40:FG:98:ASP:HA	1.99	0.43
40:FG:238:ILE:HA	40:FG:318:LEU:HD22	2.01	0.43
40:FH:125:LEU:HD23	40:FH:125:LEU:HA	1.87	0.43
41:FP:27:GLU:OE1	41:FP:318:ARG:NH1	2.51	0.43
40:GA:139:HIS:CD2	40:GA:150:THR:HG21	2.54	0.43
40:GE:348:PRO:HB2	41:GM:384:GLN:NE2	2.34	0.43
40:GF:239:THR:HG22	40:GF:252:LEU:HD21	2.01	0.43
40:GG:273:ALA:HA	40:GG:275:VAL:HG22	2.00	0.43
40:GI:96:LYS:HD3	40:GI:96:LYS:HA	1.81	0.43
40:GI:136:LEU:HB3	40:GI:169:PHE:HE1	1.83	0.43
40:GI:177:VAL:O	41:GP:347:ASN:ND2	2.52	0.43
41:GO:85:PHE:HB2	41:GO:90:PHE:HE1	1.83	0.43
40:HA:171:ILE:HG21	42:HA:501:GTP:H1'	2.00	0.43
41:HB:113:VAL:HG22	41:HB:117:LEU:HD23	2.01	0.43
40:HH:134:GLY:HA3	40:HH:165:SER:O	2.19	0.43
40:HH:191:THR:O	40:HH:195:LEU:HB2	2.17	0.43
41:HN:87:PRO:HD3	41:IN:281:TYR:HD2	1.74	0.43
41:HQ:189:VAL:O	41:HQ:193:VAL:HG23	2.18	0.43
41:IB:121:ARG:NH1	41:IB:158:GLU:OE1	2.52	0.43
40:IE:239:THR:O	40:IE:243:ARG:NE	2.52	0.43
41:IM:58:LYS:HD3	41:IM:58:LYS:HA	1.89	0.43
40:JG:262:TYR:OH	41:JO:391:ARG:O	2.35	0.43
40:JH:167:LEU:HD22	40:JH:200:CYS:HB3	2.01	0.43
41:JM:29:GLY:O	41:JM:30:ILE:C	2.56	0.43
41:JM:102:ALA:O	41:JM:103:LYS:C	2.56	0.43
41:JM:344:TRP:CE3	41:JM:345:ILE:HG23	2.53	0.43
40:KE:88:HIS:CE1	40:KE:90:GLU:HG3	2.54	0.43
40:KE:263:PRO:HG3	41:KM:396:HIS:CG	2.53	0.43
40:KF:7:VAL:HG13	40:KF:66:VAL:HG13	2.01	0.43
40:KG:88:HIS:HB3	40:KG:91:GLN:HG3	2.01	0.43

Continued on next page...

Continued from previous page...

Atom-1	Atom-2	Interatomic distance (Å)	Clash overlap (Å)
40:KH:70:LEU:HD23	40:KH:114:LEU:HD12	1.99	0.43
40:KH:73:THR:HA	41:KO:46:ARG:HH21	1.83	0.43
41:KL:268:PRO:HA	41:KL:367:PHE:O	2.19	0.43
41:KL:284:LEU:HA	41:KL:284:LEU:HD12	1.74	0.43
41:KM:313:VAL:HG12	41:KM:349:VAL:HG23	2.00	0.43
41:KO:170:VAL:HG11	41:KO:377:LEU:HD21	2.01	0.43
40:LD:22:GLU:OE2	40:LD:229:ARG:NH1	2.51	0.43
40:LD:205:ASP:HB3	40:LD:303:VAL:HA	2.00	0.43
40:MA:228:ASN:HD22	42:MN:501:GTP:HN21	1.67	0.43
40:MA:288:VAL:HG13	40:MA:319:TYR:CE2	2.54	0.43
40:MA:304:LYS:HB3	40:MA:304:LYS:HE3	1.64	0.43
40:MD:136:LEU:HB3	40:MD:138:PHE:CE2	2.54	0.43
40:MF:144:GLY:O	40:MF:148:GLY:N	2.47	0.43
40:MG:88:HIS:ND1	40:MG:89:PRO:HD2	2.33	0.43
40:MG:363:VAL:O	40:MG:365:GLY:N	2.52	0.43
40:MH:315:CYS:HA	40:MH:378:SER:HA	2.00	0.43
40:MH:326:LYS:HG3	40:MH:327:ASP:H	1.82	0.43
40:MH:341:ILE:H	40:MH:341:ILE:HG12	1.43	0.43
41:MN:271:ALA:HA	41:MN:273:LEU:HD13	2.01	0.43
41:MP:256:ASN:HD22	41:MP:350:LYS:HG3	1.83	0.43
41:MP:391:ARG:HA	41:MP:391:ARG:HD3	1.74	0.43
41:NB:145:SER:HB2	41:NB:188:SER:HB2	2.00	0.43
40:ND:51:THR:OG1	40:ND:243:ARG:HG3	2.19	0.43
40:NE:71:GLU:HB3	40:NE:98:ASP:HA	2.00	0.43
40:NF:104:ALA:O	40:NF:108:TYR:HB2	2.18	0.43
41:NL:198:GLU:HB2	41:NL:266:PHE:HE2	1.83	0.43
41:NL:282:ARG:NH2	41:NL:292:GLN:OE1	2.51	0.43
41:NL:392:LYS:HD2	41:NL:395:LEU:HD23	2.00	0.43
41:NP:242:PHE:HB3	41:NP:356:ILE:HD12	2.00	0.43
41:OB:261:PRO:HG3	40:OG:405:HIS:CG	2.54	0.43
40:OE:257:THR:HG21	41:OM:98:GLY:O	2.19	0.43
40:OF:73:THR:OG1	41:OM:46:ARG:NH1	2.43	0.43
40:OF:230:LEU:HD12	40:OF:230:LEU:HA	1.87	0.43
40:OH:3:GLU:HG2	40:OH:132:LEU:HA	2.00	0.43
40:OH:294:ALA:O	40:OH:297:GLU:HB2	2.19	0.43
41:OL:7:LEU:O	41:OL:135:LEU:HA	2.19	0.43
41:PB:188:SER:HA	41:PB:191:GLN:NE2	2.33	0.43
41:PB:273:LEU:N	41:PB:292:GLN:OE1	2.43	0.43
40:PE:326:LYS:HE3	41:PM:220:PRO:HG2	2.00	0.43
40:PG:324:VAL:HG12	40:PG:326:LYS:H	1.84	0.43
41:PM:11:GLN:HA	41:PM:72:THR:HG21	2.00	0.43

Continued on next page...

Continued from previous page...

Atom-1	Atom-2	Interatomic distance (Å)	Clash overlap (Å)
41:PP:74:ASP:HA	41:PP:77:ARG:HG2	2.01	0.43
40:QA:11:GLN:HE22	41:QN:247:ASN:H	1.66	0.43
41:QB:1:MET:H2	41:QB:2:ARG:NH1	2.17	0.43
40:QE:276:ILE:HG23	40:QE:280:LYS:HG3	2.01	0.43
41:QP:149:THR:HA	41:QP:152:ILE:HD12	1.99	0.43
41:QP:271:ALA:O	41:QP:273:LEU:N	2.48	0.43
41:RB:205:GLU:HA	41:RB:208:TYR:HB2	2.01	0.43
40:RF:217:LEU:HA	40:RF:277:SER:HB2	2.01	0.43
40:RF:228:ASN:ND2	42:RF:501:GTP:HN1	2.05	0.43
40:RF:236:SER:O	40:RF:240:ALA:HB2	2.19	0.43
40:RG:169:PHE:HE2	40:RG:235:VAL:HG13	1.84	0.43
40:RG:320:ARG:HH12	40:RG:360:PRO:HA	1.83	0.43
40:RG:325:PRO:HG3	40:RG:355:ILE:HD13	2.01	0.43
40:RH:172:TYR:OH	40:RH:386:ALA:O	2.35	0.43
40:RI:65:ALA:O	40:RI:91:GLN:NE2	2.52	0.43
40:RI:116:ASP:N	40:RI:116:ASP:OD1	2.52	0.43
40:RI:172:TYR:N	40:RI:204:VAL:O	2.42	0.43
40:SA:342:GLN:NE2	40:SA:343:PHE:O	2.52	0.43
40:SE:284:GLU:HB3	40:SE:285:GLN:H	1.65	0.43
40:SG:326:LYS:NZ	41:SO:208:TYR:CB	2.82	0.43
40:SI:251:ASP:OD1	40:SI:252:LEU:N	2.49	0.43
41:SM:311:LEU:H	41:SM:371:SER:HA	1.84	0.43
41:SN:334:GLN:HE22	41:SN:347:ASN:HA	1.84	0.43
41:SO:162:ARG:HD3	41:SO:162:ARG:HA	1.74	0.43
41:TB:109:GLY:O	41:TB:113:VAL:HG13	2.19	0.43
40:TE:177:VAL:HG12	41:TL:331:LEU:HB2	2.01	0.43
40:TI:217:LEU:HD11	40:TI:366:ASP:HB3	1.99	0.43
41:TL:273:LEU:O	41:TL:292:GLN:NE2	2.52	0.43
40:UA:21:TRP:CZ2	40:UA:65:ALA:HB2	2.54	0.43
41:UB:348:ASN:HA	40:UG:181:VAL:HG12	2.00	0.43
40:UF:99:ALA:O	40:UF:100:ALA:C	2.56	0.43
40:UF:308:ARG:O	40:UF:310:GLY:N	2.51	0.43
41:UM:62:ARG:NH1	41:UM:127:CYS:SG	2.92	0.43
41:UN:404:ASP:OD1	41:UN:405:GLU:N	2.48	0.43
40:VA:64:ARG:NH2	40:VA:129:CYS:SG	2.92	0.43
40:VF:3:GLU:HA	40:VF:51:THR:HG23	2.00	0.43
40:VH:298:PRO:HB3	40:VH:307:PRO:HD2	2.00	0.43
40:VJ:205:ASP:HB2	40:VJ:303:VAL:HG23	2.00	0.43
41:WB:31:ASP:OD2	41:WB:35:THR:N	2.52	0.43
40:WF:169:PHE:HE1	40:WF:202:PHE:HD1	1.65	0.43
40:WF:215:ARG:NH2	40:WF:299:ALA:O	2.51	0.43

Continued on next page...

Continued from previous page...

Atom-1	Atom-2	Interatomic distance (Å)	Clash overlap (Å)
40:WG:242:LEU:H	40:WG:242:LEU:HD23	1.84	0.43
40:WI:205:ASP:O	40:WI:209:ILE:HG13	2.19	0.43
41:WM:358:PRO:O	41:WM:359:ARG:C	2.57	0.43
41:WN:420:ASN:H	41:WN:421:PRO:HD2	1.83	0.43
41:WO:19:LYS:HG2	41:WO:226:ASN:HB2	2.01	0.43
8:1Y:107:PHE:CB	11:2J:252:ILE:HG21	2.49	0.43
12:2M:113:PHE:HA	12:2M:131:ILE:HD11	2.00	0.43
12:2O:146:ILE:O	12:2O:147:PRO:C	2.57	0.43
13:2T:24:ILE:HG12	13:2T:25:TRP:CD1	2.53	0.43
13:2T:67:LYS:HB3	13:2T:67:LYS:HE3	1.65	0.43
13:2V:178:PRO:O	13:2V:179:ALA:C	2.57	0.43
16:3L:126:ILE:HD12	16:3M:12:PHE:CG	2.54	0.43
16:3L:131:ASP:HB3	16:3L:133:VAL:HG12	2.01	0.43
16:3L:171:GLN:HB3	16:3L:228:ARG:NH2	2.33	0.43
16:3L:261:THR:OG1	16:3L:394:ARG:NH1	2.52	0.43
17:3R:324:ASP:O	17:3R:325:ILE:C	2.57	0.43
18:3T:252:SER:OG	18:3W:366:VAL:O	2.37	0.43
20:4B:293:ARG:HD2	40:MH:282:TYR:CE2	2.54	0.43
22:4J:293:TYR:HB3	22:4J:297:GLN:HB2	2.01	0.43
22:4K:642:CYS:HB3	22:4K:690:TYR:CZ	2.54	0.43
23:4M:187:PHE:HB3	23:4M:202:PHE:HE2	1.83	0.43
23:4Q:250:VAL:HG21	23:4Q:265:THR:CG2	2.49	0.43
23:4R:86:LEU:HD22	23:4R:86:LEU:HA	1.86	0.43
30:5G:101:THR:HA	41:HB:295:ASP:HA	2.01	0.43
33:5O:134:ASN:ND2	40:GE:58:ALA:HB1	2.34	0.43
36:5X:237:MET:HG3	40:LF:395:ASP:HB3	1.99	0.43
36:5Y:101:TRP:HZ2	41:OO:282:ARG:HG2	1.82	0.43
38:6C:45:GLN:NE2	41:VO:296:ALA:H	2.17	0.43
38:6C:204:ASP:O	38:6C:206:ASN:N	2.52	0.43
39:6H:48:ILE:HD12	39:6H:108:HIS:HA	2.01	0.43
39:6J:4:ASN:OD1	39:6J:5:GLU:N	2.52	0.43
39:6L:116:ARG:HD3	39:6L:116:ARG:HA	1.77	0.43
41:AO:232:THR:HG21	41:AO:268:PRO:CB	2.49	0.43
41:BB:282:ARG:NH2	41:BB:292:GLN:OE1	2.51	0.43
40:BE:400:LYS:O	40:BE:402:ALA:N	2.52	0.43
40:BH:69:ASP:HB2	40:BH:75:ILE:CD1	2.49	0.43
40:BH:326:LYS:O	40:BH:327:ASP:C	2.57	0.43
40:BI:82:THR:C	40:BI:84:ARG:H	2.21	0.43
41:BM:237:THR:O	41:BM:241:ARG:NE	2.52	0.43
41:BP:44:LEU:HD22	41:BP:59:TYR:CZ	2.53	0.43
41:BP:378:PHE:HB3	41:BP:415:MET:HE2	2.01	0.43

Continued on next page...

Continued from previous page...

Atom-1	Atom-2	Interatomic distance (Å)	Clash overlap (Å)
40:CA:88:HIS:O	40:CA:89:PRO:C	2.57	0.43
40:CA:164:LYS:H	40:CA:164:LYS:HG2	1.37	0.43
40:CA:296:PHE:HB2	40:CA:335:ILE:HD11	2.01	0.43
40:CA:432:GLU:H	40:CA:432:GLU:HG3	1.68	0.43
40:CF:1:GLN:HG3	40:CF:2:ARG:HG3	2.00	0.43
40:CG:318:LEU:O	40:CG:374:VAL:HA	2.19	0.43
40:CH:68:VAL:HG11	40:CH:118:VAL:HG21	2.01	0.43
40:CH:360:PRO:HG3	40:CH:373:ALA:HB2	2.01	0.43
40:CH:393:LYS:O	40:CH:394:PHE:C	2.57	0.43
41:CL:210:ILE:HD11	41:CL:300:MET:HA	2.01	0.43
41:CN:125:GLU:H	41:CN:125:GLU:HG2	1.58	0.43
41:CN:146:GLY:O	41:CN:147:MET:C	2.56	0.43
41:CP:96:GLY:O	41:CP:98:GLY:N	2.52	0.43
41:CP:356:ILE:H	41:CP:356:ILE:HG12	1.39	0.43
41:CP:364:SER:OG	41:CP:365:ALA:N	2.52	0.43
40:DA:9:VAL:O	40:DA:139:HIS:HA	2.19	0.43
40:DA:100:ALA:HA	41:DN:252:LYS:NZ	2.31	0.43
40:DA:141:PHE:O	40:DA:142:GLY:C	2.56	0.43
41:DB:77:ARG:HG3	41:DB:83:GLN:HE22	1.84	0.43
41:DB:337:ASN:O	41:DB:339:SER:N	2.50	0.43
40:DE:71:GLU:HB2	40:DE:74:VAL:HG23	2.01	0.43
40:DF:93:ILE:HG21	40:DF:118:VAL:HG22	2.01	0.43
40:DH:145:THR:O	40:DH:150:THR:HG23	2.18	0.43
41:DM:28:HIS:CE1	41:DM:47:ILE:HA	2.53	0.43
41:DM:251:ARG:O	41:DM:255:VAL:HG13	2.18	0.43
41:DN:75:SER:OG	41:DN:76:VAL:N	2.52	0.43
41:DN:209:ASP:O	41:DN:213:ARG:HB2	2.18	0.43
41:DP:313:VAL:HB	41:DP:367:PHE:HE2	1.84	0.43
40:EA:182:VAL:HG22	41:EN:256:ASN:HD21	1.84	0.43
41:EB:36:TYR:OH	41:EB:40:SER:O	2.33	0.43
41:EB:309:ARG:H	41:EB:372:THR:HG22	1.83	0.43
40:EH:85:GLN:O	40:EH:86:LEU:C	2.57	0.43
40:EH:170:SER:C	40:EH:171:ILE:HG12	2.39	0.43
40:EI:164:LYS:HD3	40:EI:164:LYS:HA	1.55	0.43
41:EL:311:LEU:N	41:EL:370:ASN:O	2.43	0.43
41:EN:267:MET:HE1	41:EN:305:PRO:HG3	2.00	0.43
41:EO:117:LEU:HA	41:EO:120:VAL:HG22	2.01	0.43
41:EO:189:VAL:O	41:EO:193:VAL:HG23	2.18	0.43
40:FF:151:SER:HB3	40:FF:193:THR:HG21	2.00	0.43
40:FH:169:PHE:HZ	40:FH:238:ILE:HG21	1.84	0.43
41:FM:334:GLN:HE22	41:FM:348:ASN:N	2.17	0.43

Continued on next page...

Continued from previous page...

Atom-1	Atom-2	Interatomic distance (Å)	Clash overlap (Å)
40:GA:16:ILE:CA	40:GA:228:ASN:ND2	2.81	0.43
41:GB:230:SER:HA	41:GB:233:MET:HB3	2.01	0.43
40:GE:8:HIS:HB3	40:GE:13:GLY:C	2.39	0.43
40:GE:360:PRO:O	40:GE:361:THR:C	2.57	0.43
40:GI:166:LYS:HE2	40:GI:166:LYS:HB2	1.58	0.43
40:GI:278:ALA:O	40:GI:281:ALA:N	2.36	0.43
41:GM:65:LEU:HD12	41:GM:90:PHE:HE2	1.82	0.43
41:GN:69:GLU:O	41:GN:71:GLY:N	2.52	0.43
41:GN:323:MET:HE3	41:GN:323:MET:HB2	1.65	0.43
40:HE:20:CYS:HA	40:HE:232:SER:HB2	2.01	0.43
40:HE:23:LEU:O	40:HE:24:TYR:C	2.57	0.43
40:HE:169:PHE:HZ	40:HE:238:ILE:HG13	1.83	0.43
40:HF:278:ALA:H	40:HF:368:ALA:HB2	1.84	0.43
40:HH:265:ILE:HG22	40:HH:379:ASN:HD21	1.83	0.43
41:HN:189:VAL:O	41:HN:193:VAL:HG13	2.18	0.43
41:HN:380:ARG:HE	41:HN:380:ARG:HB2	1.58	0.43
41:HO:202:ILE:HD13	41:HO:229:VAL:HG13	2.00	0.43
41:HP:203:ASP:N	41:HP:300:MET:O	2.43	0.43
40:IE:269:LEU:HD21	40:IE:302:MET:H	1.84	0.43
40:IH:276:ILE:HG23	40:IH:280:LYS:HB2	2.00	0.43
40:JA:143:GLY:N	42:JA:501:GTP:O2A	2.37	0.43
41:JB:190:HIS:ND1	41:JB:411:ALA:HA	2.34	0.43
41:JB:200:TYR:O	41:JB:202:ILE:HG13	2.19	0.43
40:JE:100:ALA:O	41:JL:255:VAL:HG11	2.19	0.43
40:JF:405:HIS:CD2	41:JM:261:PRO:HG3	2.53	0.43
40:JG:71:GLU:HB3	40:JG:98:ASP:HA	2.01	0.43
41:JM:46:ARG:HA	41:JM:46:ARG:HD3	1.38	0.43
41:JN:323:MET:HA	41:JN:326:VAL:HB	2.01	0.43
41:JO:210:ILE:O	41:JO:214:THR:OG1	2.27	0.43
40:KG:11:GLN:HG3	40:KG:74:VAL:HG11	2.01	0.43
40:KG:429:LYS:O	40:KG:433:GLU:HG2	2.19	0.43
41:KL:153:SER:OG	41:KL:154:LYS:N	2.52	0.43
41:KL:189:VAL:O	41:KL:193:VAL:HG23	2.19	0.43
41:KL:362:LYS:HB3	41:KL:362:LYS:HE2	1.70	0.43
41:KO:240:LEU:H	41:KO:240:LEU:HD23	1.84	0.43
41:KO:274:THR:HB	41:KO:282:ARG:NH1	2.33	0.43
40:LA:292:THR:OG1	40:LA:319:TYR:OH	2.32	0.43
41:LB:176:SER:OG	41:LB:178:THR:O	2.36	0.43
40:LF:228:ASN:HD21	42:LM:501:GTP:HN1	1.67	0.43
41:LM:230:SER:HA	41:LM:233:MET:HB2	2.01	0.43
41:LM:358:PRO:HG2	41:LM:361:LEU:HD12	2.00	0.43

Continued on next page...

Continued from previous page...

Atom-1	Atom-2	Interatomic distance (Å)	Clash overlap (Å)
40:MF:117:LEU:H	40:MF:117:LEU:HG	1.53	0.43
40:MG:166:LYS:HE2	40:MG:166:LYS:HB2	1.43	0.43
41:MO:30:ILE:HG23	41:MO:34:GLY:HA2	2.00	0.43
41:MP:313:VAL:HB	41:MP:349:VAL:HG22	2.01	0.43
40:NA:400:LYS:HE2	41:NN:344:TRP:CD2	2.54	0.43
41:NB:324:LYS:NZ	40:NG:222:PRO:HG2	2.34	0.43
40:ND:153:LEU:O	40:ND:157:LEU:HB2	2.18	0.43
40:ND:352:LYS:HB2	40:ND:352:LYS:HE3	1.75	0.43
40:NF:256:GLN:HG3	41:NN:397:TRP:CZ2	2.54	0.43
40:NF:326:LYS:HD3	40:NF:329:ASN:HD22	1.84	0.43
40:NG:247:ALA:HB3	40:NG:355:ILE:HB	1.99	0.43
40:NH:142:GLY:HA3	42:NO:501:GTP:H5'	2.00	0.43
41:NM:137:HIS:NE2	41:NM:166:THR:OG1	2.47	0.43
41:NP:350:LYS:HD3	41:NP:350:LYS:HA	1.81	0.43
40:OD:125:LEU:HA	40:OD:128:GLN:HG2	2.00	0.43
40:OH:139:HIS:CG	40:OH:150:THR:HG21	2.54	0.43
40:OH:222:PRO:CB	41:OO:324:LYS:HD3	2.48	0.43
40:OH:262:TYR:O	40:OH:263:PRO:C	2.57	0.43
40:OH:383:ILE:H	40:OH:383:ILE:HG12	1.31	0.43
41:OM:7:LEU:HD23	41:OM:151:LEU:HD21	2.01	0.43
41:OM:154:LYS:HB2	41:OM:154:LYS:HE2	1.81	0.43
41:ON:133:PHE:HB2	41:ON:164:MET:CB	2.48	0.43
40:PA:209:ILE:HG23	40:PA:227:LEU:HD22	2.00	0.43
41:PB:323:MET:SD	41:PB:323:MET:N	2.76	0.43
40:PE:3:GLU:N	40:PE:3:GLU:OE2	2.52	0.43
40:PF:70:LEU:HA	40:PF:95:GLY:HA3	2.01	0.43
40:PH:341:ILE:HD12	40:PH:341:ILE:HA	1.95	0.43
41:PM:185:ALA:O	41:PM:189:VAL:HG23	2.18	0.43
40:QA:70:LEU:HD23	40:QA:114:LEU:HD12	2.00	0.43
41:QB:137:HIS:CD2	41:QB:137:HIS:H	2.37	0.43
41:QB:324:LYS:HE2	41:QB:324:LYS:HB2	1.81	0.43
40:QG:189:LEU:HD11	40:QG:417:PHE:HE2	1.83	0.43
41:QM:269:GLY:HA3	41:QM:367:PHE:HB3	2.00	0.43
41:QO:131:GLN:HE22	41:QO:250:LEU:H	1.66	0.43
41:QP:51:TYR:HB3	41:QP:59:TYR:HB3	2.01	0.43
41:QP:377:LEU:HA	41:QP:377:LEU:HD12	1.81	0.43
40:RF:262:TYR:HB2	40:RF:265:ILE:HG22	2.01	0.43
40:RH:188:ILE:HD12	40:RH:424:MET:SD	2.59	0.43
40:RH:366:ASP:OD1	40:RH:367:LEU:N	2.52	0.43
40:RI:89:PRO:HD3	40:SI:283:HIS:CD2	2.53	0.43
41:RL:173:PRO:HD2	41:RL:205:GLU:OE1	2.18	0.43

Continued on next page...

Continued from previous page...

Atom-1	Atom-2	Interatomic distance (Å)	Clash overlap (Å)
41:RL:206:ALA:O	41:RL:210:ILE:HD12	2.19	0.43
41:RL:320:ARG:NH1	41:RL:320:ARG:HA	2.34	0.43
41:RM:262:ARG:NH2	41:RM:417:ASP:O	2.52	0.43
41:RO:139:LEU:HG	41:RO:168:SER:HB3	2.00	0.43
40:SA:254:GLU:O	40:SA:255:PHE:C	2.57	0.43
40:SF:101:ASN:HD22	40:SF:143:GLY:HA2	1.84	0.43
40:SG:3:GLU:N	40:SG:133:GLN:OE1	2.52	0.43
41:SL:138:SER:HA	41:SL:169:VAL:H	1.83	0.43
41:SL:229:VAL:O	41:SL:233:MET:HG2	2.18	0.43
41:SN:267:MET:HE3	41:SN:371:SER:HB3	2.01	0.43
41:SO:25:SER:O	41:SO:26:ASP:C	2.57	0.43
41:TB:166:THR:HG21	41:TB:192:LEU:HD22	2.00	0.43
41:TB:296:ALA:HB2	41:TB:305:PRO:HD3	2.01	0.43
40:TE:140:SER:HA	40:TE:171:ILE:H	1.84	0.43
40:TH:229:ARG:NH2	40:TH:364:PRO:O	2.51	0.43
40:TH:244:PHE:HB2	40:TH:356:ASN:HD21	1.83	0.43
41:TL:7:LEU:HD22	41:TL:151:LEU:HD21	2.01	0.43
41:TO:211:CYS:SG	41:TO:225:LEU:HD21	2.59	0.43
41:TP:27:GLU:HA	41:TP:359:ARG:NH1	2.22	0.43
40:UA:115:ILE:HD13	40:UA:152:LEU:HD21	2.00	0.43
41:UB:20:PHE:HA	41:UB:230:SER:HB2	2.00	0.43
41:UB:73:MET:HB2	41:UB:90:PHE:CE1	2.54	0.43
40:UF:31:GLN:HE21	40:UF:31:GLN:HB3	1.61	0.43
40:UF:121:ARG:HD2	40:UF:121:ARG:HA	1.84	0.43
40:UF:261:PRO:HB2	40:UF:262:TYR:H	1.57	0.43
40:UF:269:LEU:N	40:UF:378:SER:O	2.42	0.43
40:UF:376:MET:O	40:UF:377:LEU:C	2.57	0.43
40:UI:137:ILE:HG21	40:UI:154:MET:SD	2.59	0.43
40:UI:144:GLY:O	40:UI:147:SER:N	2.52	0.43
40:UI:166:LYS:HE3	40:UI:166:LYS:HB2	1.40	0.43
40:UI:195:LEU:HD11	40:UI:264:ARG:HG2	2.00	0.43
40:UI:259:LEU:HD12	40:UI:259:LEU:HA	1.81	0.43
40:UI:354:GLY:O	40:UI:356:ASN:N	2.52	0.43
40:UI:396:LEU:O	40:UI:397:MET:C	2.56	0.43
41:UP:305:PRO:HB3	41:UP:310:TYR:CZ	2.54	0.43
40:VA:10:GLY:HA2	40:VA:145:THR:HG23	2.00	0.43
41:VB:34:GLY:O	41:VB:59:TYR:N	2.51	0.43
41:VB:121:ARG:NH2	41:VB:158:GLU:OE2	2.52	0.43
40:VF:304:LYS:O	40:VF:389:ARG:NH2	2.52	0.43
40:VI:172:TYR:OH	40:VI:390:LEU:HD13	2.19	0.43
41:VN:28:HIS:HE1	41:VN:47:ILE:HA	1.83	0.43

Continued on next page...

Continued from previous page...

Atom-1	Atom-2	Interatomic distance (Å)	Clash overlap (Å)
41:VO:192:LEU:HD23	41:VO:196:THR:HG21	2.01	0.43
41:WB:202:ILE:HG23	41:WB:300:MET:HB3	2.01	0.43
40:WG:103:TYR:CD1	40:WG:189:LEU:HD23	2.53	0.43
41:WM:207:LEU:HD13	41:WM:207:LEU:HA	1.81	0.43
41:WQ:170:VAL:HG21	41:WQ:201:CYS:HB3	2.00	0.43
8:1W:250:GLU:HA	8:1W:253:ILE:HG22	2.00	0.43
8:1W:338:VAL:HA	8:1W:341:PHE:CD1	2.54	0.43
8:1X:164:GLU:O	8:1X:165:GLU:C	2.57	0.43
9:2B:134:LYS:HA	9:2B:137:ILE:HG22	2.00	0.43
11:2I:47:LYS:HD3	41:MN:336:LYS:HD2	2.01	0.43
13:2T:61:CYS:HB3	13:2T:62:PRO:HD3	2.01	0.43
15:3E:59:VAL:HG22	15:3F:336:ARG:HG3	2.00	0.43
17:3R:139:GLN:O	17:3R:142:SER:OG	2.36	0.43
17:3R:165:ASP:O	17:3R:168:ILE:N	2.52	0.43
18:3T:318:LEU:HD12	18:3U:64:TYR:HE1	1.84	0.43
18:3T:367:GLU:OE1	18:3U:217:ASP:HB3	2.19	0.43
18:3U:187:GLN:HB3	18:3U:191:LYS:HZ1	1.84	0.43
18:3W:127:GLU:OE2	18:3W:279:ARG:NH1	2.50	0.43
19:3Z:377:PHE:HD1	41:LP:224:ASP:OD1	2.01	0.43
20:4A:160:PHE:O	20:4A:161:ARG:C	2.57	0.43
21:4D:240:LYS:HZ3	40:CA:42:ILE:HB	1.84	0.43
21:4D:478:SER:O	21:4D:479:MET:C	2.57	0.43
21:4E:416:ASP:O	21:4E:417:ASN:C	2.56	0.43
21:4F:154:LEU:HD13	21:4F:176:ILE:HD13	2.01	0.43
22:4I:113:ILE:HB	22:4I:136:ILE:HD12	2.00	0.43
22:4J:131:ILE:HG21	22:4J:136:ILE:HD11	2.01	0.43
23:4N:54:PRO:HB2	41:BM:41:ASP:HA	2.01	0.43
23:4Q:191:VAL:HG11	23:4Q:206:SER:HB3	2.00	0.43
27:4Y:39:LEU:HD13	27:4Y:102:TYR:HE1	1.83	0.43
31:5I:611:THR:OG1	31:5I:612:LEU:N	2.51	0.43
34:5R:327:LYS:HB2	34:5R:327:LYS:HE2	1.69	0.43
36:5X:30:PRO:HB3	36:5X:77:PRO:HA	2.00	0.43
39:6F:93:PRO:HA	39:6F:96:ASN:HB2	2.01	0.43
40:AA:217:LEU:HD23	40:AA:277:SER:HB3	2.01	0.43
41:AB:334:GLN:HE22	41:AB:347:ASN:HA	1.83	0.43
40:AE:49:PHE:HB2	40:AE:53:PHE:HB2	2.01	0.43
40:AE:202:PHE:CE2	40:AE:238:ILE:HD13	2.54	0.43
41:AO:83:GLN:HE21	41:AO:83:GLN:HB3	1.66	0.43
41:AO:121:ARG:O	41:AO:125:GLU:HG2	2.19	0.43
41:AO:132:GLY:HA3	41:AO:163:ILE:O	2.18	0.43
41:AO:258:VAL:HG22	41:AO:266:PHE:HZ	1.83	0.43

Continued on next page...

Continued from previous page...

Atom-1	Atom-2	Interatomic distance (Å)	Clash overlap (Å)
41:AO:268:PRO:HG2	41:AO:300:MET:HB2	2.00	0.43
40:BA:332:ILE:O	40:BA:336:LYS:HG3	2.18	0.43
41:BB:271:ALA:HB1	41:BB:289:LEU:HD22	2.01	0.43
40:BE:145:THR:OG1	40:BE:146:GLY:N	2.52	0.43
40:BF:27:GLU:HG2	40:BF:243:ARG:HH12	1.83	0.43
41:BL:316:VAL:HA	41:BL:352:ALA:O	2.18	0.43
41:BM:122:LYS:HZ3	41:BM:122:LYS:HG3	1.53	0.43
41:BM:130:LEU:HD22	41:BM:130:LEU:HA	1.79	0.43
41:BP:16:ILE:HG12	41:BP:226:ASN:OD1	2.19	0.43
41:BP:256:ASN:O	41:BP:312:THR:HG21	2.18	0.43
40:CH:224:TYR:O	40:CH:225:THR:C	2.57	0.43
40:CI:216:ASN:ND2	40:CI:300:ASN:OD1	2.47	0.43
41:CL:123:GLU:O	41:CL:126:SER:N	2.52	0.43
41:CL:317:PHE:HB3	41:CL:321:MET:SD	2.59	0.43
41:CN:102:ALA:O	41:CN:107:THR:HG22	2.18	0.43
41:CO:143:THR:O	41:CO:144:GLY:C	2.57	0.43
41:CO:186:THR:HG21	41:CO:385:PHE:HB2	2.00	0.43
41:CO:214:THR:C	41:CO:216:LYS:H	2.21	0.43
41:CP:271:ALA:HB2	41:CP:293:MET:HG3	2.01	0.43
40:DA:66:VAL:HG21	40:DA:122:ILE:HG12	2.00	0.43
41:DB:6:HIS:CD2	41:DB:134:GLN:HE21	2.36	0.43
41:DB:380:ARG:O	41:DB:384:GLN:HG2	2.19	0.43
40:DE:131:GLY:O	40:DE:132:LEU:C	2.56	0.43
40:DE:250:VAL:HG11	40:DE:318:LEU:HD23	2.00	0.43
40:DF:123:ARG:HH22	40:DF:161:TYR:HB2	1.84	0.43
40:DF:304:LYS:HA	40:DF:304:LYS:HD3	1.86	0.43
40:DH:318:LEU:HD13	40:DH:318:LEU:HA	1.88	0.43
40:DI:228:ASN:HA	40:DI:231:ILE:HD12	2.01	0.43
40:DI:400:LYS:HB3	40:DI:400:LYS:HE2	1.40	0.43
41:DL:8:GLN:HG2	41:DL:13:GLY:O	2.19	0.43
41:DL:248:ALA:HB1	41:DL:252:LYS:HG2	1.99	0.43
41:DM:313:VAL:O	41:DM:349:VAL:HA	2.18	0.43
41:DN:379:LYS:HB3	41:DN:379:LYS:HE3	1.57	0.43
41:DP:22:GLU:HG3	41:DP:81:PHE:CD2	2.53	0.43
40:EF:235:VAL:HA	40:EF:238:ILE:HG22	1.99	0.43
40:EF:242:LEU:H	40:EF:242:LEU:HD23	1.83	0.43
40:EG:102:ASN:ND2	40:EG:105:ARG:HG3	2.33	0.43
41:EL:240:LEU:H	41:EL:240:LEU:HD23	1.83	0.43
41:EM:216:LYS:HB2	41:EM:275:SER:HB2	2.00	0.43
41:EP:9:ALA:O	41:EP:13:GLY:HA3	2.18	0.43
41:EP:99:ASN:O	41:EP:180:VAL:HG21	2.19	0.43

Continued on next page...

Continued from previous page...

Atom-1	Atom-2	Interatomic distance (Å)	Clash overlap (Å)
41:EP:313:VAL:O	41:EP:349:VAL:HA	2.19	0.43
41:EP:314:ALA:HB3	41:EP:368:ILE:HB	2.00	0.43
40:FA:352:LYS:HE3	41:FB:179:VAL:HA	2.00	0.43
41:FB:239:CYS:HB3	41:FB:247:ASN:HB2	2.00	0.43
40:FE:147:SER:HB2	40:FE:190:THR:HG21	2.00	0.43
40:FH:295:CYS:HB3	40:FH:376:MET:HG3	2.00	0.43
40:FI:255:PHE:O	40:FI:259:LEU:HB2	2.19	0.43
41:FM:359:ARG:HA	41:FM:359:ARG:HD2	1.88	0.43
41:FO:236:VAL:HG22	41:FO:368:ILE:HD11	2.01	0.43
41:GB:67:ASP:OD1	41:GB:68:LEU:N	2.51	0.43
41:GB:404:ASP:OD1	41:GB:405:GLU:N	2.52	0.43
40:GE:101:ASN:HA	40:GE:144:GLY:H	1.84	0.43
40:GG:352:LYS:HG3	41:GO:177:ASP:O	2.18	0.43
40:GH:104:ALA:O	40:GH:108:TYR:N	2.52	0.43
40:GH:339:ARG:H	40:GH:339:ARG:HG2	1.62	0.43
40:GI:156:ARG:C	40:GI:158:SER:H	2.22	0.43
40:GI:183:GLU:N	40:GI:184:PRO:HD2	2.34	0.43
40:GI:422:GLU:H	40:GI:422:GLU:HG3	1.63	0.43
41:GM:286:VAL:HA	41:GM:289:LEU:HB2	2.01	0.43
41:GO:237:THR:O	41:GO:241:ARG:NE	2.45	0.43
40:HE:149:PHE:HD1	40:HE:149:PHE:HA	1.76	0.43
40:HE:169:PHE:CZ	40:HE:238:ILE:HG13	2.54	0.43
40:HE:383:ILE:H	40:HE:383:ILE:HG13	1.35	0.43
40:HF:172:TYR:CD1	40:HF:173:PRO:HD2	2.54	0.43
40:HF:352:LYS:HE2	41:HN:99:ASN:ND2	2.33	0.43
40:HH:101:ASN:HB2	41:HO:252:LYS:NZ	2.34	0.43
40:IE:26:LEU:HD23	40:IE:26:LEU:HA	1.90	0.43
40:IG:164:LYS:HE2	40:IG:164:LYS:HB2	1.88	0.43
40:II:318:LEU:O	40:II:374:VAL:HA	2.19	0.43
41:IN:172:SER:OG	41:IN:175:VAL:O	2.34	0.43
41:IQ:417:ASP:O	41:IQ:421:PRO:HD3	2.18	0.43
40:JA:85:GLN:O	40:KA:283:HIS:NE2	2.45	0.43
41:JB:249:ASP:OD1	41:JB:249:ASP:N	2.47	0.43
40:JE:7:VAL:HG23	40:JE:66:VAL:HG23	2.00	0.43
40:JF:222:PRO:HD2	41:JM:324:LYS:HB3	2.01	0.43
40:JG:234:ILE:O	40:JG:238:ILE:HG12	2.19	0.43
40:JH:93:ILE:HD11	40:JH:121:ARG:HG3	2.00	0.43
40:JH:270:ALA:HA	40:JH:377:LEU:HD23	2.01	0.43
40:JH:345:ASP:N	40:JH:345:ASP:OD1	2.51	0.43
41:JL:67:ASP:OD1	41:JL:68:LEU:N	2.52	0.43
41:JM:306:ARG:HA	41:JM:306:ARG:HD3	1.85	0.43

Continued on next page...

Continued from previous page...

Atom-1	Atom-2	Interatomic distance (Å)	Clash overlap (Å)
41:JO:249:ASP:H	41:JO:252:LYS:HB3	1.84	0.43
40:KE:141:PHE:HD2	40:KE:172:TYR:HA	1.82	0.43
40:KE:205:ASP:HB2	40:KE:303:VAL:HG23	2.01	0.43
40:KE:207:GLU:HA	40:KE:210:TYR:HD2	1.82	0.43
40:KF:4:CYS:HB3	40:KF:133:GLN:HB2	2.00	0.43
40:KF:153:LEU:O	40:KF:157:LEU:HB2	2.19	0.43
41:LB:101:TRP:HD1	41:LB:145:SER:HB2	1.84	0.43
40:LF:90:GLU:O	40:LF:91:GLN:C	2.57	0.43
40:LF:259:LEU:HD21	40:LF:377:LEU:CB	2.47	0.43
40:LF:273:ALA:HB2	40:LF:374:VAL:HG13	2.00	0.43
40:MD:20:CYS:HA	40:MD:232:SER:HB2	2.01	0.43
40:ME:104:ALA:O	40:ME:108:TYR:HB2	2.18	0.43
40:MG:100:ALA:O	40:MG:101:ASN:C	2.58	0.43
41:ML:6:HIS:O	41:ML:63:ALA:HA	2.19	0.43
41:ML:152:ILE:HG12	41:ML:164:MET:HE1	2.01	0.43
41:MM:317:PHE:HB2	41:MM:353:VAL:HG22	1.99	0.43
41:MO:103:LYS:HB2	41:MO:103:LYS:HE3	1.32	0.43
41:MP:354:CYS:SG	41:MP:355:ASP:N	2.91	0.43
41:NB:250:LEU:HD23	41:NB:250:LEU:HA	1.87	0.43
41:NB:310:TYR:HE1	41:NB:367:PHE:HZ	1.67	0.43
41:NL:58:LYS:HZ3	41:OL:281:TYR:HE1	1.67	0.43
41:NN:240:LEU:H	41:NN:240:LEU:HD23	1.83	0.43
40:OD:328:VAL:O	40:OD:332:ILE:HG12	2.18	0.43
40:OE:240:ALA:HA	40:OE:243:ARG:HH12	1.83	0.43
40:OG:88:HIS:HB3	40:OG:91:GLN:OE1	2.19	0.43
40:OG:107:HIS:CD2	40:OG:152:LEU:HB2	2.54	0.43
41:OO:385:PHE:O	41:OO:389:PHE:HB2	2.19	0.43
40:PA:15:GLN:HB3	40:PA:228:ASN:HD21	1.84	0.43
40:PA:169:PHE:HB3	40:PA:202:PHE:HB2	2.01	0.43
41:PB:86:ARG:NH1	41:QB:281:TYR:O	2.50	0.43
41:PB:237:THR:HB	41:PB:240:LEU:HD21	2.01	0.43
40:PD:276:ILE:HG21	40:PD:281:ALA:HA	1.99	0.43
40:PE:185:TYR:HE2	40:PE:403:PHE:HB2	1.84	0.43
41:PN:210:ILE:O	41:PN:214:THR:OG1	2.27	0.43
41:PO:130:LEU:HD21	41:PO:133:PHE:CE1	2.54	0.43
41:PP:21:TRP:CZ3	41:PP:24:ILE:HD11	2.54	0.43
40:QA:193:THR:HG23	40:QA:194:THR:HG23	2.00	0.43
41:QB:19:LYS:O	41:QB:20:PHE:C	2.57	0.43
41:QB:283:ALA:O	41:QB:285:THR:N	2.49	0.43
41:QB:326:VAL:HG12	41:QB:330:MET:SD	2.58	0.43
40:QE:56:THR:OG1	40:QE:57:GLY:N	2.51	0.43

Continued on next page...

Continued from previous page...

Atom-1	Atom-2	Interatomic distance (Å)	Clash overlap (Å)
40:QE:115:ILE:HD13	40:QE:152:LEU:HD21	2.01	0.43
40:QF:214:ARG:HB3	41:QM:324:LYS:NZ	2.34	0.43
41:QM:21:TRP:CZ2	41:QM:63:ALA:HB2	2.54	0.43
41:QM:342:VAL:HG23	41:QM:345:ILE:HG22	2.01	0.43
41:QN:342:VAL:HG23	41:QN:345:ILE:HG22	2.01	0.43
41:QP:61:PRO:O	41:QP:62:ARG:C	2.56	0.43
41:QP:153:SER:O	41:QP:154:LYS:C	2.57	0.43
40:RA:48:SER:O	40:RA:51:THR:HG22	2.19	0.43
41:RB:31:ASP:OD1	41:RB:34:GLY:N	2.52	0.43
40:RE:26:LEU:HD13	40:RE:363:VAL:HG13	2.00	0.43
40:RE:161:TYR:O	40:RE:164:LYS:HG2	2.19	0.43
40:RE:274:PRO:HA	40:RE:276:ILE:HG12	1.99	0.43
40:RE:313:MET:HB2	40:RE:346:TRP:HH2	1.84	0.43
40:RF:179:THR:OG1	40:RF:183:GLU:OE2	2.34	0.43
40:RF:274:PRO:HA	40:RF:276:ILE:HD12	2.00	0.43
40:RG:153:LEU:HG	40:RG:157:LEU:HD13	2.01	0.43
40:RH:247:ALA:HB3	40:RH:355:ILE:HB	2.01	0.43
40:RI:123:ARG:NH2	40:RI:124:LYS:HZ3	2.17	0.43
41:RL:11:GLN:N	43:RL:501:GDP:O2B	2.46	0.43
40:SE:254:GLU:HA	40:SE:257:THR:HG22	2.00	0.43
40:SG:385:GLU:O	40:SG:389:ARG:NH1	2.51	0.43
41:SN:189:VAL:O	41:SN:193:VAL:HG23	2.19	0.43
41:SO:260:PHE:O	41:SO:261:PRO:C	2.57	0.43
41:SO:283:ALA:C	41:SO:285:THR:H	2.22	0.43
41:SO:320:ARG:N	41:SO:354:CYS:O	2.51	0.43
41:SP:354:CYS:SG	41:SP:355:ASP:N	2.92	0.43
41:TB:398:TYR:HB3	41:TB:403:MET:HG3	2.01	0.43
41:TL:156:ARG:NH1	41:TL:162:ARG:O	2.52	0.43
41:TN:103:LYS:O	41:TN:107:THR:OG1	2.37	0.43
41:TN:204:ASN:OD1	43:TN:502:GDP:O2'	2.37	0.43
41:TO:290:THR:HA	41:TO:293:MET:HG2	2.00	0.43
40:UA:54:SER:O	40:UA:61:HIS:HA	2.19	0.43
40:UE:7:VAL:HG13	40:UE:66:VAL:HG23	2.00	0.43
40:UE:185:TYR:HE2	40:UE:403:PHE:HB2	1.83	0.43
40:UF:58:ALA:O	40:UF:59:GLY:C	2.57	0.43
40:UF:190:THR:O	40:UF:191:THR:C	2.57	0.43
40:UH:329:ASN:CB	41:UP:175:VAL:HG21	2.46	0.43
40:UI:75:ILE:HG21	40:UI:94:THR:HG22	2.00	0.43
41:UO:21:TRP:HZ3	41:UO:50:TYR:HB3	1.83	0.43
41:UP:250:LEU:HA	41:UP:253:LEU:HD12	2.01	0.43
40:VA:88:HIS:NE2	40:VA:90:GLU:HB2	2.34	0.43

Continued on next page...

Continued from previous page...

Atom-1	Atom-2	Interatomic distance (Å)	Clash overlap (Å)
40:VI:27:GLU:HA	40:VI:361:THR:HG21	2.01	0.43
40:VJ:285:GLN:HB2	40:VJ:290:GLU:OE1	2.19	0.43
41:VO:237:THR:HG22	41:VO:250:LEU:HD21	2.00	0.43
41:VO:316:VAL:O	41:VO:365:ALA:HA	2.19	0.43
41:WB:31:ASP:OD2	41:WB:31:ASP:N	2.51	0.43
40:WF:210:TYR:CE1	41:WM:324:LYS:HE3	2.53	0.43
40:WH:72:PRO:HB2	41:WO:46:ARG:NH2	2.34	0.43
40:WH:236:SER:O	40:WH:320:ARG:NH2	2.52	0.43
41:WM:66:VAL:HG21	41:WM:116:VAL:CG1	2.41	0.43
41:WN:161:ASP:N	41:WN:161:ASP:OD1	2.52	0.43
41:WN:226:ASN:OD1	41:WN:226:ASN:N	2.50	0.43
5:1M:182:LEU:HD22	40:HG:308:ARG:HH11	1.82	0.43
7:1T:51:ALA:O	7:1T:55:GLN:NE2	2.52	0.43
7:1T:467:ILE:HG23	7:1T:478:THR:HG22	2.01	0.43
7:1U:235:ARG:H	7:1U:235:ARG:HG3	1.63	0.43
11:2I:224:LYS:HB3	11:2I:224:LYS:HE2	1.60	0.43
11:2K:32:LYS:HB2	11:2K:32:LYS:HE2	1.78	0.43
11:2K:221:ILE:CG2	11:2K:222:PRO:CD	2.89	0.43
13:2X:174:GLU:O	13:2X:175:ASP:C	2.57	0.43
16:3K:243:ILE:O	16:3K:247:ILE:HG12	2.19	0.43
16:3L:100:GLU:CD	18:3U:161:ARG:HH22	2.22	0.43
17:3O:192:LEU:HD12	17:3O:196:ARG:NH1	2.34	0.43
17:3Q:462:LYS:HA	17:3Q:462:LYS:HD3	1.52	0.43
18:3U:379:SER:HA	18:3U:382:GLU:HG2	2.01	0.43
20:4B:228:ARG:O	20:4B:229:GLN:C	2.57	0.43
21:4E:412:MET:HE2	21:4E:412:MET:HB2	1.72	0.43
21:4E:478:SER:O	21:4E:479:MET:C	2.56	0.43
21:4F:435:GLY:O	21:4F:437:ARG:N	2.51	0.43
21:4F:457:ARG:O	21:4F:458:ASN:C	2.56	0.43
22:4H:19:LYS:HE3	22:4H:19:LYS:HB2	1.67	0.43
22:4I:616:THR:OG1	22:4I:617:CYS:N	2.51	0.43
22:4I:678:LEU:HD23	22:4I:678:LEU:HA	1.80	0.43
22:4J:25:HIS:HB3	41:MN:77:ARG:HH11	1.84	0.43
22:4J:34:MET:HG3	22:4J:36:VAL:N	2.34	0.43
22:4J:292:VAL:HG22	41:CN:359:ARG:HH22	1.83	0.43
22:4J:677:LEU:HD13	22:4J:677:LEU:HA	1.73	0.43
23:4N:253:TYR:OH	40:EF:220:GLU:HG2	2.19	0.43
24:4O:198:PHE:HA	40:DE:221:ARG:HG3	2.00	0.43
23:4Q:184:MET:HE2	23:4Q:184:MET:HB2	1.84	0.43
28:5B:47:LEU:HD13	28:5B:51:TRP:CD2	2.54	0.43
31:5I:442:LEU:O	31:5I:446:VAL:HG12	2.19	0.43

Continued on next page...

Continued from previous page...

Atom-1	Atom-2	Interatomic distance (Å)	Clash overlap (Å)
31:5I:571:ALA:O	31:5I:575:ILE:HG12	2.19	0.43
34:5Q:66:TRP:HH2	41:JN:73:MET:HB2	1.84	0.43
34:5Q:234:LEU:HD22	40:GF:282:TYR:CE1	2.54	0.43
34:5Q:292:LEU:HD21	40:GE:279:GLU:CA	2.48	0.43
36:5W:118:TYR:CD1	41:KN:421:PRO:HG3	2.53	0.43
36:5W:256:ARG:HE	36:5W:256:ARG:HB2	1.62	0.43
36:5Z:236:HIS:ND1	40:LD:391:ASP:OD2	2.51	0.43
41:AB:314:ALA:HA	41:AB:350:LYS:O	2.19	0.43
40:AE:121:ARG:HD2	40:AE:121:ARG:HA	1.89	0.43
40:AH:283:HIS:HB3	40:MH:62:VAL:HG21	1.99	0.43
41:AO:273:LEU:HB2	41:AO:292:GLN:HE22	1.84	0.43
41:AP:86:ARG:HG2	41:AP:88:ASP:H	1.84	0.43
41:BB:30:ILE:HG12	41:BB:59:TYR:HB2	2.01	0.43
40:BF:203:MET:HB2	40:BF:268:PRO:O	2.18	0.43
40:BH:265:ILE:HG13	40:BH:434:VAL:HG21	2.01	0.43
40:BI:273:ALA:HB3	40:BI:374:VAL:H	1.83	0.43
40:CA:110:ILE:H	40:CA:110:ILE:HG12	1.51	0.43
40:CE:29:GLY:N	40:CE:42:ILE:HD13	2.33	0.43
40:CE:224:TYR:CE2	41:CL:323:MET:HG2	2.54	0.43
40:CG:328:VAL:O	40:CG:332:ILE:HG12	2.19	0.43
40:CH:20:CYS:SG	40:CH:21:TRP:N	2.91	0.43
40:CH:86:LEU:O	40:CH:87:PHE:C	2.57	0.43
40:CH:99:ALA:HA	40:CH:105:ARG:HH11	1.83	0.43
40:CH:121:ARG:HA	40:CH:121:ARG:HD2	1.26	0.43
40:CI:319:TYR:HB3	40:CI:323:VAL:HG21	2.00	0.43
41:CL:392:LYS:HB2	41:CL:392:LYS:HE3	1.57	0.43
41:CM:12:CYS:HB2	43:CM:501:GDP:C8	2.53	0.43
41:CM:313:VAL:O	41:CM:349:VAL:HA	2.19	0.43
41:CN:317:PHE:HB3	41:CN:321:MET:HE1	2.01	0.43
41:CP:19:LYS:HA	41:CP:22:GLU:HB2	2.01	0.43
40:DA:186:ASN:ND2	40:DA:407:TYR:OH	2.52	0.43
40:DA:324:VAL:O	40:DA:325:PRO:C	2.57	0.43
40:DA:402:ALA:C	40:DA:404:VAL:N	2.72	0.43
41:DB:67:ASP:HB3	41:DB:73:MET:CE	2.49	0.43
41:DB:251:ARG:O	41:DB:252:LYS:C	2.57	0.43
40:DF:217:LEU:HD23	40:DF:366:ASP:HB2	1.99	0.43
40:DG:241:SER:OG	40:DG:249:ASN:OD1	2.34	0.43
40:DH:342:GLN:H	40:DH:342:GLN:HG2	1.50	0.43
40:DH:405:HIS:HA	40:DH:408:VAL:HG12	2.00	0.43
40:DI:101:ASN:OD1	41:DP:252:LYS:HD3	2.19	0.43
40:DI:142:GLY:O	40:DI:143:GLY:C	2.56	0.43

Continued on next page...

Continued from previous page...

Atom-1	Atom-2	Interatomic distance (Å)	Clash overlap (Å)
40:DI:230:LEU:O	40:DI:234:ILE:HG23	2.19	0.43
41:DM:350:LYS:HA	41:DM:350:LYS:HD2	1.63	0.43
41:DN:346:PRO:O	41:DN:347:ASN:C	2.57	0.43
40:EF:258:ASN:ND2	40:EF:316:CYS:SG	2.92	0.43
41:EM:210:ILE:O	41:EM:214:THR:HB	2.19	0.43
41:EM:258:VAL:HG22	41:EM:266:PHE:CZ	2.50	0.43
41:EP:13:GLY:O	41:EP:16:ILE:HG12	2.18	0.43
41:EP:88:ASP:O	41:EP:89:ASN:C	2.58	0.43
41:EP:200:TYR:N	41:EP:200:TYR:CD2	2.86	0.43
41:EP:299:MET:C	41:EP:301:ALA:H	2.21	0.43
41:EP:367:PHE:CE1	41:EP:369:GLY:HA3	2.53	0.43
40:FA:256:GLN:O	40:FA:260:VAL:HG13	2.19	0.43
40:FA:400:LYS:O	40:FA:402:ALA:N	2.51	0.43
40:FF:405:HIS:ND1	41:FM:261:PRO:HG3	2.33	0.43
40:FI:57:GLY:C	40:FI:59:GLY:H	2.22	0.43
40:FI:138:PHE:HZ	40:FI:235:VAL:HG11	1.83	0.43
41:FM:237:THR:HG23	41:FM:240:LEU:HD21	2.01	0.43
40:GA:143:GLY:H	42:GA:501:GTP:PA	2.42	0.43
40:GE:358:GLN:HE21	40:GE:358:GLN:HB2	1.54	0.43
40:GF:6:SER:O	40:GF:65:ALA:HA	2.19	0.43
40:GG:53:PHE:HE2	40:GG:86:LEU:HD11	1.84	0.43
40:GH:63:PRO:HD3	40:GH:86:LEU:HG	2.01	0.43
40:GH:141:PHE:CE1	40:GH:191:THR:HB	2.54	0.43
40:GI:72:PRO:O	40:GI:74:VAL:N	2.52	0.43
40:GI:140:SER:C	40:GI:142:GLY:H	2.23	0.43
40:GI:372:ARG:HE	40:GI:372:ARG:HB2	1.53	0.43
41:GM:65:LEU:HD12	41:GM:90:PHE:CE2	2.53	0.43
41:GP:107:THR:O	41:GP:110:ALA:N	2.47	0.43
40:HA:143:GLY:HA3	42:HA:501:GTP:O3B	2.19	0.43
40:HE:55:GLU:HG3	40:HE:56:THR:N	2.33	0.43
40:HE:90:GLU:HB3	40:IE:280:LYS:NZ	2.34	0.43
40:HE:188:ILE:HG22	40:HE:420:ALA:HB1	2.00	0.43
40:HE:278:ALA:O	40:HE:280:LYS:N	2.52	0.43
40:HE:308:ARG:HE	40:HE:308:ARG:HB2	1.41	0.43
40:HF:115:ILE:HG12	40:HF:152:LEU:HD22	2.00	0.43
40:HH:60:LYS:HZ1	40:IH:283:HIS:HD2	1.66	0.43
40:HI:329:ASN:HB3	41:HQ:175:VAL:HG11	2.01	0.43
41:HP:163:ILE:HD11	41:HP:251:ARG:HB2	2.01	0.43
40:IH:213:CYS:HA	40:IH:217:LEU:HB2	2.01	0.43
40:JA:113:GLU:HG2	40:JA:114:LEU:HG	2.00	0.43
40:JD:191:THR:O	40:JD:195:LEU:HB2	2.18	0.43

Continued on next page...

Continued from previous page...

Atom-1	Atom-2	Interatomic distance (Å)	Clash overlap (Å)
41:JL:178:THR:HB	41:JL:181:GLU:HG3	2.01	0.43
41:JM:375:GLN:NE2	41:JM:419:GLY:O	2.52	0.43
40:KA:139:HIS:ND1	40:KA:146:GLY:O	2.52	0.43
40:KE:251:ASP:OD1	40:KE:252:LEU:N	2.49	0.43
40:KG:271:THR:HA	40:KG:302:MET:HG2	2.01	0.43
40:KG:289:ALA:O	40:KG:293:ASN:ND2	2.52	0.43
41:KL:12:CYS:O	41:KL:16:ILE:HG22	2.18	0.43
41:KN:316:VAL:HB	41:KN:366:THR:HG22	2.01	0.43
40:LA:140:SER:HA	40:LA:171:ILE:H	1.84	0.43
40:LA:141:PHE:HB2	40:LA:173:PRO:HD3	2.00	0.43
40:LD:2:ARG:NH2	41:LL:70:PRO:O	2.51	0.43
40:LG:16:ILE:HG12	40:LG:228:ASN:OD1	2.18	0.43
40:LG:301:GLN:HG3	40:LG:307:PRO:HG2	2.01	0.43
41:LL:16:ILE:HG12	41:LL:226:ASN:ND2	2.34	0.43
41:LM:132:GLY:HA3	41:LM:163:ILE:O	2.19	0.43
41:LN:16:ILE:HA	41:LN:226:ASN:HB3	2.00	0.43
41:LP:135:LEU:HB3	41:LP:166:THR:HG22	2.01	0.43
40:MA:209:ILE:H	40:MA:209:ILE:HG12	1.47	0.43
40:MF:187:SER:O	40:MF:190:THR:HG22	2.18	0.43
40:MG:111:GLY:H	40:MG:113:GLU:HG2	1.84	0.43
41:MP:176:SER:OG	41:MP:178:THR:O	2.36	0.43
40:ND:273:ALA:CB	40:ND:374:VAL:HG12	2.49	0.43
40:NE:137:ILE:HD11	40:NE:168:GLU:HG2	2.00	0.43
40:NE:140:SER:OG	40:NE:141:PHE:N	2.52	0.43
41:NM:105:HIS:HE1	41:NM:150:LEU:HD13	1.83	0.43
41:NN:179:VAL:HG12	41:NN:394:PHE:HE2	1.84	0.43
40:OA:79:ARG:O	40:OA:84:ARG:HD2	2.19	0.43
40:OA:147:SER:HB2	40:OA:190:THR:HB	2.00	0.43
40:OF:109:THR:OG1	40:OF:410:GLU:OE2	2.25	0.43
40:OG:260:VAL:HG21	40:OG:266:HIS:HB3	2.01	0.43
40:OH:72:PRO:HD2	41:OO:2:ARG:NH1	2.34	0.43
41:OL:225:LEU:HD13	41:OL:225:LEU:HA	1.80	0.43
41:OM:42:LEU:HD11	41:OM:243:PRO:HG3	2.00	0.43
40:PA:103:TYR:CE1	40:PA:148:GLY:HA2	2.54	0.43
40:PE:139:HIS:CE1	40:PE:150:THR:HG21	2.54	0.43
40:PG:56:THR:HG22	40:QG:285:GLN:HA	2.01	0.43
41:PL:36:TYR:OH	41:PL:43:GLN:HB2	2.19	0.43
41:PO:31:ASP:OD1	41:PO:34:GLY:N	2.52	0.43
41:PO:42:LEU:HD12	41:PO:243:PRO:HG3	2.01	0.43
40:QA:110:ILE:HG13	40:QA:113:GLU:OE2	2.18	0.43
40:QA:421:ARG:HA	40:QA:421:ARG:HD2	1.82	0.43

Continued on next page...

Continued from previous page...

Atom-1	Atom-2	Interatomic distance (Å)	Clash overlap (Å)
41:QB:190:HIS:O	41:QB:191:GLN:C	2.57	0.43
40:QE:104:ALA:HA	40:QE:108:TYR:HD2	1.83	0.43
40:QE:248:LEU:HD11	43:QM:501:GDP:H5''	2.00	0.43
40:QF:287:SER:OG	40:QF:290:GLU:OE1	2.24	0.43
41:QP:121:ARG:O	41:QP:124:ALA:N	2.48	0.43
41:RB:119:VAL:HA	41:RB:122:LYS:HG3	2.01	0.43
40:RE:265:ILE:HG22	40:RE:379:ASN:HD21	1.84	0.43
40:RE:286:LEU:HD21	40:RE:372:ARG:H	1.84	0.43
40:RG:332:ILE:HG23	40:RG:351:PHE:CD2	2.53	0.43
40:RI:21:TRP:CH2	40:RI:52:PHE:HB3	2.54	0.43
41:RN:252:LYS:HG2	41:RN:350:LYS:HZ1	1.84	0.43
41:RO:131:GLN:HA	41:RO:162:ARG:HH11	1.83	0.43
41:RO:143:THR:OG1	41:RO:144:GLY:N	2.51	0.43
41:RP:263:LEU:HD21	41:RP:421:PRO:HB2	2.00	0.43
41:RP:286:VAL:HA	41:RP:289:LEU:HB2	2.01	0.43
41:RP:309:ARG:N	41:RP:372:THR:OG1	2.52	0.43
41:SB:375:GLN:HG2	41:SB:376:GLU:N	2.34	0.43
40:SF:118:VAL:O	40:SF:122:ILE:HG12	2.19	0.43
40:SG:336:LYS:HA	40:SG:336:LYS:HD3	1.86	0.43
40:SH:259:LEU:HD21	40:SH:316:CYS:HB2	2.01	0.43
40:SH:390:LEU:HD23	40:SH:390:LEU:HA	1.85	0.43
41:SO:171:PRO:HG2	41:SO:185:ALA:HB2	2.00	0.43
41:SO:285:THR:O	41:SO:286:VAL:C	2.57	0.43
41:SO:423:VAL:O	41:SO:424:THR:C	2.57	0.43
41:TM:6:HIS:ND1	41:TM:134:GLN:NE2	2.61	0.43
41:TP:109:GLY:O	41:TP:113:VAL:HG23	2.19	0.43
40:UF:112:LYS:HA	40:UF:112:LYS:HD3	1.77	0.43
40:UF:252:LEU:HA	40:UF:255:PHE:CD2	2.54	0.43
40:UF:291:ILE:HG13	40:UF:374:VAL:HB	2.00	0.43
40:UF:339:ARG:H	40:UF:339:ARG:HG3	1.53	0.43
40:UF:390:LEU:HD23	40:UF:390:LEU:HA	1.92	0.43
40:UI:115:ILE:HD11	40:UI:156:ARG:HG2	2.01	0.43
40:UI:195:LEU:HA	40:UI:266:HIS:NE2	2.34	0.43
40:UI:318:LEU:HD22	40:UI:318:LEU:HA	1.75	0.43
41:UM:183:TYR:OH	41:UM:388:MET:O	2.36	0.43
41:UN:19:LYS:HG3	41:UN:226:ASN:HB2	2.00	0.43
41:UO:21:TRP:CZ3	41:UO:50:TYR:HB3	2.54	0.43
41:UP:144:GLY:O	41:UP:148:GLY:HA3	2.18	0.43
41:UP:191:GLN:C	41:UP:193:VAL:H	2.23	0.43
42:VB:502:GTP:O2'	40:VH:206:ASN:OD1	2.28	0.43
40:VJ:7:VAL:HG13	40:VJ:66:VAL:HG23	2.00	0.43

Continued on next page...

Continued from previous page...

Atom-1	Atom-2	Interatomic distance (Å)	Clash overlap (Å)
41:VN:25:SER:HB3	41:VN:81:PHE:HE2	1.83	0.43
41:VO:204:ASN:OD1	43:VO:501:GDP:O2'	2.26	0.43
40:WH:311:LYS:H	40:WH:381:THR:HG22	1.84	0.43
40:WI:169:PHE:HZ	40:WI:238:ILE:HG21	1.84	0.43
41:WN:30:ILE:H	41:WN:30:ILE:HG12	1.46	0.43
7:1T:522:THR:C	7:1T:524:ARG:H	2.21	0.42
7:1T:523:ASP:C	7:1T:524:ARG:HG3	2.37	0.42
9:2B:47:THR:HG21	11:2K:246:LYS:HG3	2.01	0.42
11:2I:90:LEU:HD21	40:LA:439:VAL:HG22	2.01	0.42
11:2I:189:SER:O	11:2I:192:GLU:HB2	2.19	0.42
11:2J:88:VAL:HG21	41:LM:392:LYS:HB2	2.00	0.42
13:2U:102:ARG:HE	13:2U:102:ARG:HB2	1.65	0.42
13:2W:37:ILE:HD13	13:2W:37:ILE:HA	1.87	0.42
13:2X:144:TYR:O	13:2X:146:THR:N	2.52	0.42
16:3J:326:ASN:OD1	16:3J:327:VAL:N	2.51	0.42
16:3J:369:HIS:CD2	16:3L:31:GLN:HG2	2.53	0.42
16:3L:331:ARG:HB3	16:3L:336:PHE:HE1	1.84	0.42
16:3M:36:HIS:HA	16:3M:39:ARG:NH1	2.34	0.42
20:4A:95:VAL:HA	20:4A:98:PHE:CD2	2.54	0.42
20:4A:174:ALA:HA	20:4A:177:ASP:OD2	2.18	0.42
21:4D:505:ILE:H	21:4D:505:ILE:HG12	1.59	0.42
21:4D:513:LEU:HB3	21:4D:514:LYS:HZ2	1.84	0.42
21:4E:474:LYS:HD3	21:4E:485:TYR:OH	2.19	0.42
22:4H:120:LEU:H	22:4H:127:LYS:HE3	1.84	0.42
22:4I:654:PRO:HB2	22:4I:656:LYS:HG3	2.01	0.42
22:4J:297:GLN:OE1	41:CN:276:ARG:HA	2.19	0.42
24:4O:173:SER:C	24:4O:175:ASP:H	2.22	0.42
23:4Q:19:ILE:HD11	40:BH:79:ARG:HB3	2.00	0.42
38:6C:189:LYS:HB3	38:6C:189:LYS:HE3	1.66	0.42
39:6L:92:THR:HG23	39:6L:95:THR:H	1.84	0.42
41:AB:22:GLU:HG2	41:AB:81:PHE:HB2	2.01	0.42
41:AL:41:ASP:N	41:AL:41:ASP:OD1	2.52	0.42
41:AN:52:ASN:HD22	41:AN:86:ARG:NH2	2.17	0.42
40:BE:140:SER:OG	40:BE:141:PHE:N	2.52	0.42
40:BE:245:ASP:HA	40:BE:249:ASN:HD21	1.83	0.42
40:BH:128:GLN:NE2	40:CH:285:GLN:HB2	2.34	0.42
40:BI:300:ASN:HD22	40:BI:300:ASN:HA	1.56	0.42
41:BM:32:PRO:C	41:BM:34:GLY:H	2.23	0.42
40:CA:97:GLU:CD	41:CN:251:ARG:HH21	2.22	0.42
40:CE:256:GLN:HE21	40:CE:256:GLN:HB2	1.72	0.42
40:CE:260:VAL:O	41:CM:397:TRP:CZ2	2.72	0.42

Continued on next page...

Continued from previous page...

Atom-1	Atom-2	Interatomic distance (Å)	Clash overlap (Å)
40:CF:185:TYR:O	40:CF:188:ILE:HG22	2.19	0.42
40:CI:101:ASN:HA	40:CI:144:GLY:N	2.34	0.42
41:CN:17:GLY:O	41:CN:18:ALA:C	2.57	0.42
41:CN:136:THR:HG23	41:CN:136:THR:O	2.18	0.42
41:CN:190:HIS:HB2	41:CN:411:ALA:HA	2.01	0.42
41:CN:373:ALA:C	41:CN:375:GLN:N	2.72	0.42
41:CO:103:LYS:HB3	41:CO:103:LYS:HE3	1.85	0.42
41:CO:271:ALA:HB2	41:CO:365:ALA:HB3	2.00	0.42
41:CO:325:GLU:O	41:CO:326:VAL:C	2.57	0.42
41:CO:372:THR:HG22	41:CO:422:VAL:HG12	2.01	0.42
41:CP:182:PRO:HB3	41:CP:384:GLN:CB	2.49	0.42
40:DA:8:HIS:H	40:DA:8:HIS:CD2	2.37	0.42
41:DB:211:CYS:O	41:DB:212:PHE:C	2.57	0.42
41:DB:239:CYS:C	41:DB:241:ARG:N	2.73	0.42
40:DF:172:TYR:CD1	40:DF:173:PRO:HD2	2.53	0.42
40:DF:390:LEU:HD23	40:DF:390:LEU:HA	1.84	0.42
40:DF:429:LYS:HE2	40:DF:429:LYS:HB2	1.67	0.42
40:DH:107:HIS:CD2	40:DH:151:SER:HB2	2.54	0.42
40:DH:108:TYR:CE2	40:DH:412:MET:HG3	2.53	0.42
40:DH:132:LEU:HB3	40:DH:164:LYS:HZ3	1.84	0.42
40:DH:142:GLY:HA3	40:DH:183:GLU:HG3	2.01	0.42
40:DH:144:GLY:O	40:DH:145:THR:C	2.58	0.42
40:DH:153:LEU:O	40:DH:154:MET:C	2.57	0.42
40:DH:172:TYR:CZ	40:DH:390:LEU:HD12	2.54	0.42
40:DI:248:LEU:HB3	40:DI:355:ILE:HG13	2.01	0.42
40:DI:406:TRP:CE3	40:DI:406:TRP:HA	2.53	0.42
41:DL:102:ALA:HA	41:DL:106:TYR:CD2	2.53	0.42
41:DL:277:GLY:C	41:DL:279:GLN:H	2.22	0.42
41:DL:336:LYS:HB2	41:DL:336:LYS:HE3	1.85	0.42
41:DM:167:PHE:CE2	41:DM:233:MET:HA	2.54	0.42
41:DM:218:THR:C	41:DM:220:PRO:HD3	2.39	0.42
41:DN:186:THR:HG21	41:DN:385:PHE:HB2	2.02	0.42
41:DP:297:LYS:HE2	41:DP:297:LYS:HB2	1.45	0.42
41:EB:256:ASN:HD21	40:EG:101:ASN:ND2	2.16	0.42
40:EE:258:ASN:ND2	40:EE:352:LYS:HD2	2.34	0.42
40:EG:21:TRP:CH2	40:EG:52:PHE:HB3	2.49	0.42
40:EH:28:HIS:CE1	40:EH:49:PHE:HA	2.54	0.42
40:EH:305:CYS:HB2	40:EH:382:ALA:O	2.20	0.42
40:EI:154:MET:HA	40:EI:154:MET:CE	2.49	0.42
41:EM:390:ARG:HD2	41:EM:390:ARG:HA	1.66	0.42
41:EO:135:LEU:O	41:EO:166:THR:HA	2.19	0.42

Continued on next page...

Continued from previous page...

Atom-1	Atom-2	Interatomic distance (Å)	Clash overlap (Å)
41:EP:16:ILE:CD1	41:EP:136:THR:HB	2.49	0.42
40:FI:205:ASP:O	40:FI:209:ILE:HG12	2.19	0.42
41:FM:313:VAL:HG13	41:FM:349:VAL:HG23	2.00	0.42
41:FN:87:PRO:HD3	41:GN:281:TYR:HD2	1.83	0.42
41:FN:257:MET:HB3	41:FN:266:PHE:CZ	2.54	0.42
40:GA:244:PHE:CZ	40:GA:358:GLN:HG2	2.53	0.42
40:GA:405:HIS:CD2	41:GN:261:PRO:HD3	2.54	0.42
40:GE:21:TRP:CD1	40:GE:67:PHE:HZ	2.37	0.42
40:GF:274:PRO:HB3	40:GF:370:VAL:HG11	2.01	0.42
40:GF:405:HIS:HA	40:GF:408:VAL:HG12	2.01	0.42
40:GG:138:PHE:CZ	40:GG:235:VAL:HG21	2.52	0.42
40:GI:9:VAL:HG12	40:GI:68:VAL:HB	2.01	0.42
41:GN:309:ARG:HE	41:GN:309:ARG:HB3	1.73	0.42
41:GN:355:ASP:HB3	41:GN:356:ILE:H	1.64	0.42
41:GO:21:TRP:CZ3	41:GO:61:PRO:HB3	2.54	0.42
40:HA:177:VAL:HG23	40:HA:178:SER:H	1.84	0.42
40:HE:104:ALA:HB1	40:HE:410:GLU:HB2	2.01	0.42
40:HE:175:PRO:HB2	40:HE:176:GLN:OE1	2.19	0.42
40:HH:213:CYS:HA	40:HH:217:LEU:HB2	2.00	0.42
41:HM:73:MET:N	41:HM:73:MET:SD	2.92	0.42
41:HN:122:LYS:NZ	41:IN:291:GLN:HB3	2.33	0.42
41:HO:149:THR:HB	41:HO:191:GLN:HB2	2.01	0.42
41:HP:210:ILE:HG12	41:HP:298:ASN:HA	2.00	0.42
41:HQ:70:PRO:HG3	41:HQ:94:GLN:HA	2.00	0.42
40:IA:27:GLU:HG2	40:IA:243:ARG:NH2	2.34	0.42
41:IB:34:GLY:HA3	41:IB:58:LYS:HG3	2.00	0.42
41:IB:183:TYR:OH	41:IB:388:MET:O	2.34	0.42
41:IB:252:LYS:HB2	40:IG:100:ALA:HA	2.00	0.42
40:IE:138:PHE:HZ	40:IE:235:VAL:HG11	1.84	0.42
40:II:260:VAL:HB	41:IQ:397:TRP:CZ3	2.54	0.42
40:II:391:ASP:OD2	40:II:421:ARG:NH1	2.52	0.42
41:IM:189:VAL:HG21	41:IM:378:PHE:HE1	1.84	0.42
41:IP:121:ARG:NH1	41:IP:158:GLU:OE2	2.52	0.42
40:JA:16:ILE:HD11	40:JA:138:PHE:HB3	2.00	0.42
40:JA:210:TYR:O	40:JA:214:ARG:HG2	2.19	0.42
41:JB:313:VAL:HG13	41:JB:367:PHE:CE2	2.54	0.42
40:JD:234:ILE:HD11	40:JD:272:TYR:HB2	2.01	0.42
41:JL:7:LEU:HG	41:JL:135:LEU:HD13	2.01	0.42
41:JM:165:ASN:N	41:JM:165:ASN:OD1	2.51	0.42
41:JM:420:ASN:H	41:JM:421:PRO:HD2	1.84	0.42
41:JN:354:CYS:SG	41:JN:355:ASP:N	2.92	0.42

Continued on next page...

Continued from previous page...

Atom-1	Atom-2	Interatomic distance (Å)	Clash overlap (Å)
41:KB:392:LYS:HE3	41:KB:405:GLU:OE2	2.18	0.42
40:KE:228:ASN:ND2	42:KE:501:GTP:HN1	2.16	0.42
40:LA:53:PHE:HB3	40:LA:61:HIS:HB3	2.01	0.42
40:LA:260:VAL:HG12	40:LA:266:HIS:HA	2.00	0.42
40:LA:274:PRO:HG3	40:LA:286:LEU:HD22	2.00	0.42
40:LG:114:LEU:HA	40:LG:114:LEU:HD23	1.76	0.42
40:LH:217:LEU:HD23	40:LH:366:ASP:HB3	2.00	0.42
41:LN:385:PHE:HZ	41:LN:408:PHE:HB3	1.84	0.42
41:LP:51:TYR:HB3	41:LP:59:TYR:HB3	2.01	0.42
40:MA:70:LEU:HD21	40:MA:111:GLY:HA2	2.01	0.42
40:MA:407:TYR:O	40:MA:408:VAL:C	2.58	0.42
40:MD:56:THR:OG1	40:MD:57:GLY:N	2.52	0.42
40:MD:116:ASP:OD1	40:MD:117:LEU:N	2.52	0.42
40:MG:185:TYR:HA	40:MG:394:PHE:HD1	1.83	0.42
40:MG:195:LEU:HD13	40:MG:267:PHE:CZ	2.54	0.42
40:MG:304:LYS:HE3	40:MG:304:LYS:HB3	1.36	0.42
40:MH:105:ARG:HA	40:MH:109:THR:OG1	2.18	0.42
40:MH:244:PHE:HB2	40:MH:356:ASN:OD1	2.19	0.42
41:MO:213:ARG:HE	41:MO:213:ARG:HB2	1.61	0.42
41:MP:2:ARG:HB2	41:MP:240:LEU:HD11	2.01	0.42
41:MP:116:VAL:HG11	41:MP:151:LEU:HD11	1.99	0.42
41:NB:200:TYR:CD1	41:NB:266:PHE:HB2	2.54	0.42
40:NF:88:HIS:HB3	40:NF:91:GLN:HG2	2.01	0.42
40:NF:156:ARG:HD3	40:NF:156:ARG:HA	1.92	0.42
40:NF:222:PRO:HB2	40:NF:226:ASN:HB3	2.01	0.42
40:NG:98:ASP:OD1	40:NG:99:ALA:N	2.51	0.42
41:NL:89:ASN:HA	41:NL:119:VAL:HG21	2.01	0.42
40:OA:32:PRO:HB3	40:OA:83:TYR:HE1	1.83	0.42
40:OA:237:SER:HA	40:OA:320:ARG:HH11	1.83	0.42
40:OA:259:LEU:HD11	40:OA:377:LEU:HD23	2.01	0.42
40:OD:234:ILE:HD12	40:OD:270:ALA:HB1	2.01	0.42
40:OE:276:ILE:HG23	40:OE:280:LYS:HB2	2.00	0.42
40:OG:284:GLU:HB2	40:OG:286:LEU:HD12	2.00	0.42
40:OH:26:LEU:H	40:OH:26:LEU:HG	1.66	0.42
40:OH:140:SER:O	40:OH:142:GLY:N	2.47	0.42
40:OH:156:ARG:HD2	40:OH:156:ARG:HA	1.56	0.42
40:OH:224:TYR:OH	42:OO:501:GTP:H2'	2.19	0.42
40:OH:426:ALA:O	40:OH:427:LEU:C	2.56	0.42
41:OL:31:ASP:OD1	41:OL:35:THR:N	2.51	0.42
41:OM:287:PRO:HD3	41:OM:325:GLU:HG2	2.01	0.42
40:PE:322:ASP:N	40:PE:322:ASP:OD1	2.52	0.42

Continued on next page...

Continued from previous page...

Atom-1	Atom-2	Interatomic distance (Å)	Clash overlap (Å)
41:PN:169:VAL:HG22	41:PN:202:ILE:HD11	1.99	0.42
41:PP:421:PRO:HB3	41:PP:425:ARG:HH22	1.84	0.42
41:QB:102:ALA:O	41:QB:103:LYS:C	2.56	0.42
40:QE:147:SER:O	40:QE:150:THR:OG1	2.31	0.42
40:QE:286:LEU:HD12	40:QE:370:VAL:HG21	2.00	0.42
40:QF:287:SER:N	40:QF:290:GLU:OE2	2.51	0.42
40:QG:35:GLN:OE1	40:QG:35:GLN:N	2.52	0.42
40:QH:234:ILE:HD11	40:QH:272:TYR:HB2	2.01	0.42
41:QL:142:GLY:O	41:QL:144:GLY:N	2.52	0.42
40:RG:273:ALA:HB2	40:RG:295:CYS:SG	2.59	0.42
40:RG:346:TRP:HZ3	41:RO:393:ALA:HA	1.84	0.42
40:RI:68:VAL:HG21	40:RI:118:VAL:HG11	2.00	0.42
41:RO:21:TRP:CH2	41:RO:61:PRO:HB3	2.54	0.42
41:RO:87:PRO:HG2	41:SO:277:GLY:O	2.19	0.42
40:SA:247:ALA:HB2	40:SA:357:TYR:OH	2.19	0.42
41:SO:27:GLU:O	41:SO:28:HIS:C	2.56	0.42
41:SO:60:VAL:HG21	41:SO:86:ARG:CZ	2.48	0.42
41:SO:309:ARG:N	41:SO:372:THR:OG1	2.52	0.42
41:SO:341:PHE:O	41:SO:343:GLU:N	2.52	0.42
41:SO:361:LEU:HD23	41:SO:361:LEU:HA	1.91	0.42
41:TB:86:ARG:HG2	41:TB:88:ASP:H	1.83	0.42
40:TE:257:THR:HG23	41:TM:397:TRP:HZ3	1.83	0.42
40:TH:318:LEU:HB2	40:TH:375:CYS:SG	2.59	0.42
40:UF:258:ASN:OD1	41:UN:99:ASN:ND2	2.52	0.42
40:UF:271:THR:CG2	40:UF:295:CYS:HA	2.49	0.42
40:UF:366:ASP:O	40:UF:367:LEU:C	2.57	0.42
40:UG:288:VAL:HA	40:UG:291:ILE:HG12	2.00	0.42
40:UH:206:ASN:OD1	42:UO:501:GTP:O2'	2.35	0.42
40:UI:256:GLN:H	40:UI:256:GLN:HG2	1.48	0.42
41:UM:36:TYR:OH	41:UM:43:GLN:NE2	2.52	0.42
41:UN:309:ARG:O	41:UN:372:THR:OG1	2.28	0.42
41:UO:258:VAL:HG21	41:UO:264:HIS:HB3	2.01	0.42
41:UP:354:CYS:O	41:UP:355:ASP:C	2.57	0.42
41:VB:117:LEU:O	41:VB:121:ARG:HG3	2.19	0.42
40:VG:212:ILE:HD11	40:VG:300:ASN:HA	2.00	0.42
40:VG:254:GLU:O	40:VG:258:ASN:ND2	2.52	0.42
41:VN:100:ASN:HB3	41:VN:103:LYS:HB3	2.01	0.42
41:VQ:280:GLN:HG3	41:VQ:281:TYR:CD1	2.54	0.42
41:VQ:322:SER:OG	41:VQ:325:GLU:OE1	2.26	0.42
40:WA:195:LEU:HD22	40:WA:427:LEU:HD11	2.00	0.42
40:WE:254:GLU:HA	40:WE:257:THR:HG22	2.01	0.42

Continued on next page...

Continued from previous page...

Atom-1	Atom-2	Interatomic distance (Å)	Clash overlap (Å)
40:WI:204:VAL:HG11	40:WI:231:ILE:HG12	2.00	0.42
41:WN:56:GLY:O	41:WN:57:GLY:C	2.57	0.42
41:WN:135:LEU:HD23	41:WN:152:ILE:HG13	2.01	0.42
41:WN:217:LEU:HD12	41:WN:217:LEU:HA	1.76	0.42
41:WN:375:GLN:HB2	41:WN:422:VAL:HG11	2.00	0.42
41:WO:303:CYS:SG	41:WO:377:LEU:HB2	2.59	0.42
11:2I:215:SER:OG	11:2I:216:VAL:N	2.52	0.42
12:2M:254:CYS:SG	13:2U:84:LYS:HG3	2.58	0.42
12:2R:47:MET:HG3	41:AP:336:LYS:HG3	2.00	0.42
12:2R:65:ARG:HA	12:2R:65:ARG:HD3	1.85	0.42
13:2T:125:LEU:H	13:2T:125:LEU:HD12	1.84	0.42
13:2V:100:ARG:HG3	13:2V:152:LEU:HD12	2.01	0.42
13:2W:97:LYS:HB3	41:AN:392:LYS:HZ1	1.84	0.42
13:2W:102:ARG:HB3	13:2W:118:ILE:HD12	2.01	0.42
13:2X:139:PHE:HA	13:2X:142:ARG:HG3	2.01	0.42
14:3A:48:HIS:HE1	40:MF:429:LYS:HG3	1.83	0.42
16:3J:350:ALA:O	16:3J:352:LEU:N	2.52	0.42
16:3L:321:ARG:NH2	16:3L:332:ASP:OD2	2.52	0.42
17:3O:351:ILE:HG12	17:3O:469:ASP:HB3	2.01	0.42
17:3O:364:HIS:HD2	17:3R:110:SER:HB3	1.84	0.42
17:3P:204:LYS:HE2	17:3P:204:LYS:HB2	1.52	0.42
17:3P:384:LYS:HG3	17:3P:385:ALA:N	2.34	0.42
17:3Q:438:LEU:HD13	17:3Q:438:LEU:HA	1.89	0.42
17:3R:140:ALA:O	17:3R:141:ASP:C	2.58	0.42
19:3Y:74:MET:HE2	41:LO:361:LEU:HA	2.01	0.42
19:3Y:340:ARG:HG3	40:KD:58:ALA:HB2	2.02	0.42
21:4E:330:ILE:HG13	21:4E:355:TYR:HE2	1.83	0.42
21:4E:460:GLY:C	21:4E:461:ILE:HG12	2.39	0.42
22:4H:236:TRP:CH2	22:4H:349:ARG:HD3	2.54	0.42
22:4I:642:CYS:HB3	22:4I:690:TYR:CD2	2.54	0.42
22:4K:555:GLU:O	22:4K:556:GLU:C	2.58	0.42
22:4K:630:HIS:ND1	22:4K:668:PRO:HB2	2.33	0.42
23:4M:235:THR:OG1	23:4M:239:ASN:O	2.36	0.42
23:4P:184:MET:O	23:4P:186:GLY:N	2.52	0.42
23:4P:196:PHE:HZ	41:CN:53:GLU:HB3	1.84	0.42
23:4Q:107:LYS:HB2	23:4Q:107:LYS:HE3	1.68	0.42
25:4T:400:GLN:O	25:4T:401:PRO:C	2.58	0.42
31:5I:589:ARG:HH12	31:5I:593:LEU:HD22	1.83	0.42
31:5I:646:LYS:O	31:5I:650:GLN:HG3	2.18	0.42
34:5Q:194:LYS:HA	34:5Q:194:LYS:HD2	1.85	0.42
35:5T:146:LEU:HD13	35:5T:149:ARG:HD2	2.00	0.42

Continued on next page...

Continued from previous page...

Atom-1	Atom-2	Interatomic distance (Å)	Clash overlap (Å)
36:5W:146:ARG:O	36:5W:147:ILE:HD13	2.19	0.42
40:AF:167:LEU:HD22	40:AF:200:CYS:HB3	2.01	0.42
40:AF:217:LEU:HD11	40:AF:366:ASP:HB2	2.01	0.42
40:AG:138:PHE:HE2	40:AG:235:VAL:HG21	1.84	0.42
41:AL:61:PRO:HD3	41:AL:84:ILE:HG12	2.01	0.42
41:AM:332:ASN:O	41:AM:336:LYS:HG3	2.19	0.42
41:AN:113:VAL:HG22	41:AN:117:LEU:HD23	2.00	0.42
41:BB:258:VAL:HG22	41:BB:266:PHE:HZ	1.84	0.42
40:BE:138:PHE:HE2	40:BE:235:VAL:HG21	1.84	0.42
40:BF:3:GLU:HA	40:BF:51:THR:HA	2.01	0.42
40:BG:52:PHE:HZ	40:BG:239:THR:HG21	1.84	0.42
40:BH:115:ILE:HD12	40:BH:115:ILE:HA	1.92	0.42
40:BH:177:VAL:HG22	40:BH:178:SER:N	2.34	0.42
40:BH:316:CYS:O	40:BH:316:CYS:SG	2.77	0.42
40:BI:131:GLY:O	40:BI:132:LEU:C	2.57	0.42
40:BI:147:SER:OG	40:BI:148:GLY:N	2.53	0.42
40:BI:229:ARG:HE	40:BI:229:ARG:HB2	1.76	0.42
41:BL:228:LEU:HD11	41:BL:273:LEU:HD11	2.01	0.42
41:BM:198:GLU:HB3	41:BM:200:TYR:HE1	1.82	0.42
41:BM:202:ILE:HD13	41:BM:268:PRO:HG3	2.01	0.42
41:BP:73:MET:SD	41:BP:90:PHE:HD1	2.43	0.42
41:CB:137:HIS:O	41:CB:168:SER:HA	2.19	0.42
40:CE:313:MET:HB2	40:CE:379:ASN:HB3	2.01	0.42
40:CF:178:SER:OG	41:CM:347:ASN:ND2	2.52	0.42
40:CF:333:ALA:HB2	41:CN:174:LYS:HE3	2.01	0.42
40:CG:12:ALA:O	40:CG:16:ILE:HG12	2.19	0.42
40:CH:248:LEU:HD12	40:CH:248:LEU:HA	1.80	0.42
40:CH:352:LYS:HD2	41:CP:178:THR:HA	2.00	0.42
40:CH:395:ASP:O	40:CH:396:LEU:C	2.56	0.42
41:CM:9:ALA:HA	41:CM:66:VAL:O	2.19	0.42
41:CM:87:PRO:HD3	41:DM:281:TYR:HD2	1.84	0.42
41:CN:101:TRP:H	41:CN:184:ASN:ND2	2.17	0.42
41:CO:109:GLY:O	41:CO:110:ALA:C	2.57	0.42
41:CO:191:GLN:HE21	41:CO:191:GLN:HB3	1.51	0.42
41:CO:256:ASN:HD22	41:CO:350:LYS:HD3	1.84	0.42
41:CP:42:LEU:HG	41:CP:243:PRO:HG3	2.01	0.42
40:DA:206:ASN:HA	40:DA:209:ILE:HD12	2.01	0.42
40:DA:400:LYS:O	40:DA:402:ALA:N	2.52	0.42
40:DF:24:TYR:HB3	40:DF:53:PHE:CE2	2.54	0.42
40:DF:208:ALA:O	40:DF:212:ILE:HG23	2.19	0.42
40:DF:210:TYR:CD1	41:DM:324:LYS:HE2	2.54	0.42

Continued on next page...

Continued from previous page...

Atom-1	Atom-2	Interatomic distance (Å)	Clash overlap (Å)
40:DH:123:ARG:O	40:DH:124:LYS:C	2.56	0.42
40:DI:271:THR:HG21	40:DI:295:CYS:O	2.18	0.42
40:DI:281:ALA:O	40:DI:283:HIS:N	2.52	0.42
40:DI:387:TRP:HE1	40:DI:431:TYR:HH	1.65	0.42
41:DL:322:SER:OG	41:DL:323:MET:N	2.51	0.42
41:DL:350:LYS:HD2	41:DL:350:LYS:HA	1.55	0.42
41:DM:325:GLU:HA	41:DM:328:GLU:HB3	2.00	0.42
41:DN:30:ILE:HD11	41:DN:47:ILE:HD11	2.01	0.42
41:DO:134:GLN:HA	41:DO:165:ASN:O	2.19	0.42
41:DP:48:ASN:O	41:DP:50:TYR:N	2.52	0.42
41:DP:380:ARG:O	41:DP:384:GLN:HG2	2.19	0.42
40:EA:98:ASP:N	40:EA:98:ASP:OD1	2.52	0.42
40:EI:366:ASP:O	40:EI:367:LEU:C	2.58	0.42
41:EM:290:THR:HG21	41:EM:329:GLN:HB3	2.00	0.42
40:FA:34:GLY:O	40:FA:35:GLN:C	2.57	0.42
40:FA:105:ARG:HA	40:FA:109:THR:CG2	2.49	0.42
40:FA:224:TYR:O	40:FA:225:THR:C	2.56	0.42
40:FE:22:GLU:HG2	40:FE:83:TYR:CE1	2.54	0.42
41:FO:176:SER:OG	41:FO:177:ASP:N	2.52	0.42
41:FO:303:CYS:SG	41:FO:377:LEU:HB2	2.59	0.42
41:FO:330:MET:HA	41:FO:333:VAL:HG12	2.00	0.42
41:FP:179:VAL:HG23	41:FP:180:VAL:HG23	2.01	0.42
40:GA:166:LYS:HE2	40:GA:166:LYS:HB2	1.78	0.42
40:GA:258:ASN:HA	41:GB:394:PHE:HE1	1.84	0.42
40:GA:273:ALA:HB3	40:GA:374:VAL:H	1.84	0.42
40:GF:105:ARG:CD	41:GM:251:ARG:HH12	2.32	0.42
40:GG:238:ILE:HA	40:GG:318:LEU:HD22	2.01	0.42
40:GH:164:LYS:HA	40:GH:164:LYS:HD3	1.70	0.42
40:GH:256:GLN:HG2	40:GH:257:THR:N	2.34	0.42
40:GH:288:VAL:O	40:GH:291:ILE:HG12	2.19	0.42
40:GH:392:HIS:CE1	40:GH:396:LEU:HD21	2.54	0.42
41:GN:23:VAL:HG22	41:GN:227:HIS:CE1	2.53	0.42
40:HA:69:ASP:N	40:HA:69:ASP:OD2	2.50	0.42
40:HA:311:LYS:NZ	40:HA:435:GLY:O	2.51	0.42
41:HB:21:TRP:HZ2	41:HB:63:ALA:HB2	1.84	0.42
40:HE:21:TRP:CZ2	40:HE:65:ALA:HB2	2.54	0.42
40:HE:103:TYR:HE1	40:HE:151:SER:HB2	1.84	0.42
40:HF:217:LEU:HA	40:HF:277:SER:HB2	2.02	0.42
40:HI:88:HIS:HB3	40:HI:91:GLN:HG2	2.01	0.42
41:HO:316:VAL:HG12	41:HO:352:ALA:HB3	2.00	0.42
40:IG:90:GLU:N	40:IG:90:GLU:OE1	2.51	0.42

Continued on next page...

Continued from previous page...

Atom-1	Atom-2	Interatomic distance (Å)	Clash overlap (Å)
41:IO:180:VAL:O	41:IO:184:ASN:ND2	2.52	0.42
41:IO:228:LEU:HD23	41:IO:228:LEU:HA	1.87	0.42
41:IQ:153:SER:HA	41:IQ:195:ASN:HD21	1.83	0.42
41:JL:285:THR:HG22	41:JL:287:PRO:HD2	2.00	0.42
41:JM:155:ILE:HD12	41:JM:155:ILE:HA	1.82	0.42
41:JO:170:VAL:HG11	41:JO:377:LEU:HD21	2.01	0.42
40:KD:138:PHE:HE2	40:KD:235:VAL:HG21	1.83	0.42
41:KL:109:GLY:O	41:KL:113:VAL:N	2.51	0.42
41:KO:181:GLU:HG2	41:KO:182:PRO:HD3	2.02	0.42
40:LA:101:ASN:ND2	40:LA:143:GLY:HA2	2.34	0.42
40:LD:306:ASP:N	40:LD:306:ASP:OD1	2.52	0.42
40:LE:116:ASP:OD1	40:LE:117:LEU:N	2.52	0.42
40:LG:100:ALA:O	40:LG:102:ASN:N	2.52	0.42
40:LG:104:ALA:HB1	40:LG:410:GLU:HB3	2.00	0.42
40:MA:428:GLU:O	40:MA:432:GLU:HB2	2.18	0.42
40:ME:298:PRO:HB3	40:ME:307:PRO:HD2	2.01	0.42
40:MF:326:LYS:O	40:MF:328:VAL:N	2.52	0.42
41:MP:131:GLN:HE22	41:MP:249:ASP:HB2	1.85	0.42
41:MP:198:GLU:HG2	41:MP:266:PHE:HE2	1.83	0.42
41:NB:398:TYR:HB3	41:NB:403:MET:HE2	2.01	0.42
40:ND:110:ILE:H	40:ND:110:ILE:HG12	1.51	0.42
40:ND:140:SER:HA	40:ND:171:ILE:H	1.84	0.42
40:NE:240:ALA:HA	40:NE:243:ARG:HB2	2.02	0.42
40:NF:178:SER:OG	40:NF:183:GLU:OE2	2.33	0.42
40:NF:210:TYR:CD1	41:NM:324:LYS:HG3	2.54	0.42
40:NH:2:ARG:HH22	41:NP:71:GLY:HA2	1.84	0.42
41:NM:189:VAL:HA	41:NM:192:LEU:HB2	2.01	0.42
41:OB:133:PHE:O	41:OB:164:MET:HB2	2.19	0.42
41:OB:173:PRO:HB3	41:OB:380:ARG:HD2	2.00	0.42
41:OB:258:VAL:HG22	41:OB:266:PHE:HZ	1.84	0.42
40:OD:93:ILE:HG23	40:OD:117:LEU:HD11	2.00	0.42
40:OH:172:TYR:CD1	40:OH:173:PRO:HD2	2.55	0.42
41:OL:32:PRO:HG3	41:OL:81:PHE:CE1	2.54	0.42
41:ON:215:LEU:HD21	41:ON:273:LEU:HD22	2.01	0.42
41:ON:242:PHE:CG	41:ON:356:ILE:HD12	2.54	0.42
40:PA:9:VAL:HG23	40:PA:146:GLY:HA2	2.01	0.42
41:PB:139:LEU:HB3	41:PB:185:ALA:HA	2.00	0.42
40:PG:311:LYS:NZ	40:PG:344:VAL:HA	2.35	0.42
40:PH:2:ARG:HH21	41:PP:71:GLY:HA3	1.83	0.42
40:QA:223:THR:OG1	40:QA:226:ASN:OD1	2.34	0.42
40:QA:274:PRO:HB3	40:QA:276:ILE:HG12	2.00	0.42

Continued on next page...

Continued from previous page...

Atom-1	Atom-2	Interatomic distance (Å)	Clash overlap (Å)
41:QB:144:GLY:O	41:QB:148:GLY:HA3	2.19	0.42
41:QB:174:LYS:HE2	41:QB:174:LYS:HB2	1.34	0.42
40:QH:248:LEU:HD11	43:QP:501:GDP:H5''	2.01	0.42
41:QL:246:LEU:HG	41:QL:352:ALA:HA	2.00	0.42
41:QN:378:PHE:HA	41:QN:381:ILE:HG22	2.00	0.42
41:QP:216:LYS:HA	41:QP:216:LYS:HD2	1.51	0.42
41:QP:305:PRO:O	41:QP:306:ARG:C	2.57	0.42
40:RA:5:ILE:HD12	40:RA:125:LEU:HD23	2.00	0.42
40:RE:14:VAL:HG22	40:RE:67:PHE:HD2	1.84	0.42
40:RG:394:PHE:CD1	40:RG:421:ARG:HD3	2.54	0.42
40:RI:318:LEU:O	40:RI:374:VAL:HA	2.19	0.42
41:RL:88:ASP:OD2	41:RL:88:ASP:N	2.50	0.42
41:RM:151:LEU:O	41:RM:155:ILE:HG12	2.19	0.42
41:RM:257:MET:HG3	41:RM:266:PHE:CE1	2.54	0.42
41:RO:310:TYR:HD1	41:RO:371:SER:HB2	1.84	0.42
40:SA:255:PHE:CE2	40:SA:318:LEU:HD21	2.54	0.42
40:SA:328:VAL:HG11	40:SA:355:ILE:HD11	2.01	0.42
41:SB:51:TYR:HA	41:SB:60:VAL:O	2.19	0.42
40:SH:250:VAL:HG13	40:SH:255:PHE:HE2	1.84	0.42
40:SI:204:VAL:HG22	40:SI:302:MET:SD	2.59	0.42
41:SL:128:ASP:OD1	41:SL:129:CYS:N	2.51	0.42
41:SO:106:TYR:HE2	41:SO:403:MET:HE2	1.83	0.42
41:SP:14:ASN:ND2	41:SP:65:LEU:HG	2.33	0.42
40:TE:116:ASP:OD1	40:TE:117:LEU:N	2.52	0.42
40:TG:224:TYR:HB3	42:TG:501:GTP:C6	2.55	0.42
40:TH:49:PHE:O	40:TH:53:PHE:N	2.50	0.42
40:TH:101:ASN:HD21	40:TH:180:ALA:HB1	1.84	0.42
40:TI:32:PRO:HB3	40:TI:83:TYR:CE1	2.54	0.42
41:TM:69:GLU:O	41:TM:71:GLY:N	2.46	0.42
41:UB:210:ILE:O	41:UB:214:THR:OG1	2.32	0.42
40:UF:162:GLY:O	40:UF:163:LYS:C	2.56	0.42
40:UH:256:GLN:NE2	41:UP:397:TRP:CE2	2.87	0.42
40:UI:102:ASN:HB3	40:UI:105:ARG:HG3	2.01	0.42
41:UN:293:MET:SD	41:UN:367:PHE:HB2	2.59	0.42
41:UP:50:TYR:HE2	41:UP:241:ARG:HH11	1.68	0.42
41:UP:193:VAL:HG23	41:UP:265:PHE:HE1	1.84	0.42
40:VF:258:ASN:HD22	40:VF:352:LYS:NZ	2.18	0.42
40:VG:88:HIS:HB2	40:WF:283:HIS:HB3	2.00	0.42
40:VH:139:HIS:ND1	40:VH:140:SER:O	2.52	0.42
40:VH:224:TYR:HA	40:VH:227:LEU:HB2	2.02	0.42
40:VJ:269:LEU:HD23	40:VJ:383:ILE:HD11	2.00	0.42

Continued on next page...

Continued from previous page...

Atom-1	Atom-2	Interatomic distance (Å)	Clash overlap (Å)
41:VO:272:PRO:HG2	41:VO:361:LEU:HD23	2.02	0.42
41:VQ:2:ARG:HE	41:VQ:240:LEU:HD23	1.84	0.42
41:WM:137:HIS:NE2	41:WM:166:THR:HB	2.34	0.42
41:WN:252:LYS:HG2	41:WN:350:LYS:HZ1	1.84	0.42
41:WO:254:ALA:O	41:WO:258:VAL:HG22	2.19	0.42
41:WO:263:LEU:HD23	41:WO:263:LEU:HA	1.90	0.42
41:WO:376:GLU:HA	41:WO:379:LYS:HZ2	1.83	0.42
41:WQ:92:PHE:HE2	41:WQ:94:GLN:HE22	1.67	0.42
7:1S:460:HIS:CE1	7:1S:486:ILE:HD12	2.54	0.42
7:1T:286:LYS:HE3	7:1T:286:LYS:HB2	1.50	0.42
7:1T:576:GLU:H	7:1T:576:GLU:HG2	1.62	0.42
11:2K:197:LEU:HD21	11:2K:244:LEU:O	2.18	0.42
12:2O:113:PHE:HB3	12:2O:152:PRO:CB	2.48	0.42
12:2R:97:LYS:HE2	12:2R:97:LYS:HB3	1.76	0.42
13:2T:28:LYS:O	13:2T:57:THR:HA	2.19	0.42
13:2T:83:LEU:HD21	13:2T:161:ARG:HD2	2.01	0.42
15:3E:171:LEU:HD11	15:3E:228:ALA:HB2	2.01	0.42
16:3J:74:TRP:HB3	16:3J:179:LYS:HE3	2.01	0.42
16:3L:328:GLU:HG3	16:3M:182:THR:OG1	2.19	0.42
17:3O:261:LYS:HD3	17:3O:261:LYS:HA	1.76	0.42
18:3T:197:ALA:O	18:3T:201:ILE:HG12	2.20	0.42
19:3Y:40:ARG:NH1	40:LH:327:ASP:OD2	2.53	0.42
21:4F:334:PRO:HA	21:4F:343:PHE:HA	2.02	0.42
22:4H:336:SER:OG	22:4H:368:TYR:OH	2.26	0.42
22:4I:36:VAL:HG13	22:4I:37:SER:H	1.84	0.42
23:4M:263:HIS:HA	23:4M:266:HIS:NE2	2.35	0.42
23:4N:173:SER:HB3	23:4N:181:LYS:HA	2.01	0.42
26:4W:286:TYR:HE2	26:4W:299:MET:HB3	1.85	0.42
26:4W:375:LEU:HD23	26:4W:375:LEU:HA	1.90	0.42
27:4Y:4:ASN:ND2	41:IM:126:SER:O	2.51	0.42
28:5B:76:SER:OG	28:5B:78:TYR:O	2.33	0.42
29:5E:112:ASP:OD1	29:5E:112:ASP:N	2.47	0.42
34:5R:377:LYS:HA	34:5R:377:LYS:HD3	1.81	0.42
35:5T:107:TYR:CD2	35:5T:134:LEU:HD22	2.53	0.42
38:6C:67:VAL:HG22	40:VA:308:ARG:HH22	1.83	0.42
39:6K:50:GLN:HG2	39:6K:54:TYR:CE2	2.54	0.42
40:AA:376:MET:HE3	40:AA:378:SER:HB3	2.02	0.42
40:AE:217:LEU:HD21	40:AE:367:LEU:HD12	2.00	0.42
40:AG:26:LEU:HD11	40:AG:363:VAL:HG12	2.01	0.42
41:AL:121:ARG:NH1	41:AL:158:GLU:OE1	2.52	0.42
41:AL:281:TYR:O	41:ML:86:ARG:NH1	2.52	0.42

Continued on next page...

Continued from previous page...

Atom-1	Atom-2	Interatomic distance (Å)	Clash overlap (Å)
41:AN:309:ARG:NH1	41:AN:426:GLY:O	2.52	0.42
40:BA:261:PRO:HG2	40:BA:313:MET:HE3	2.01	0.42
41:BB:192:LEU:O	41:BB:264:HIS:NE2	2.53	0.42
40:BE:20:CYS:HB3	40:BE:24:TYR:CE2	2.54	0.42
40:BE:143:GLY:O	40:BE:144:GLY:C	2.57	0.42
40:BF:356:ASN:OD1	40:BF:357:TYR:N	2.52	0.42
40:BH:6:SER:O	40:BH:65:ALA:HA	2.19	0.42
40:BH:306:ASP:O	40:BH:307:PRO:C	2.57	0.42
40:BI:3:GLU:HA	40:BI:51:THR:O	2.20	0.42
41:BM:343:GLU:H	41:BM:343:GLU:HG3	1.58	0.42
41:BO:200:TYR:CE2	41:BO:266:PHE:HD2	2.38	0.42
41:BP:90:PHE:O	41:BP:92:PHE:N	2.53	0.42
40:CA:103:TYR:CD2	40:CA:189:LEU:HB3	2.54	0.42
40:CE:101:ASN:HB2	41:CL:252:LYS:HD2	2.00	0.42
40:CE:133:GLN:HG2	40:CE:242:LEU:HD11	2.01	0.42
40:CE:150:THR:O	40:CE:154:MET:HG2	2.18	0.42
40:CF:79:ARG:HH12	40:CF:94:THR:HG21	1.85	0.42
40:CG:274:PRO:HG3	40:CG:286:LEU:HD23	2.02	0.42
40:CH:75:ILE:HD12	40:CH:94:THR:HB	2.01	0.42
40:CH:255:PHE:CE1	40:CH:318:LEU:HD11	2.54	0.42
40:CI:387:TRP:CD1	40:CI:431:TYR:HE2	2.36	0.42
41:CL:80:PRO:HB2	41:CL:81:PHE:H	1.62	0.42
41:CM:54:ALA:O	41:CM:56:GLY:N	2.53	0.42
41:CM:97:ALA:O	41:CM:98:GLY:C	2.57	0.42
41:CM:344:TRP:CZ2	41:CM:425:ARG:HB3	2.53	0.42
41:CM:392:LYS:HD3	41:CM:392:LYS:HA	1.59	0.42
41:CN:286:VAL:HA	41:CN:363:MET:HE1	2.01	0.42
41:CN:389:PHE:O	41:CN:390:ARG:C	2.57	0.42
41:CP:46:ARG:HB2	41:CP:241:ARG:O	2.20	0.42
41:CP:65:LEU:HD11	41:CP:85:PHE:HB3	2.00	0.42
41:CP:222:TYR:HA	41:CP:225:LEU:HD12	2.02	0.42
41:CP:257:MET:SD	41:CP:312:THR:HB	2.59	0.42
40:DA:31:GLN:O	40:DA:33:ASP:N	2.52	0.42
40:DA:162:GLY:O	40:DA:163:LYS:C	2.57	0.42
40:DA:397:MET:O	40:DA:398:TYR:C	2.58	0.42
41:DB:130:LEU:O	41:DB:131:GLN:C	2.57	0.42
40:DE:123:ARG:HA	40:DE:123:ARG:HD2	1.71	0.42
40:DE:225:THR:HA	40:DE:228:ASN:ND2	2.35	0.42
40:DF:159:VAL:O	40:DF:161:TYR:N	2.52	0.42
40:DG:169:PHE:CE1	40:DG:202:PHE:HD1	2.37	0.42
40:DG:273:ALA:HB3	40:DG:374:VAL:H	1.84	0.42

Continued on next page...

Continued from previous page...

Atom-1	Atom-2	Interatomic distance (Å)	Clash overlap (Å)
40:DG:326:LYS:HG2	41:DO:208:TYR:CD1	2.54	0.42
40:DI:240:ALA:O	40:DI:243:ARG:N	2.52	0.42
41:DL:80:PRO:C	41:DL:82:GLY:H	2.22	0.42
41:DL:143:THR:O	41:DL:146:GLY:N	2.48	0.42
41:DL:189:VAL:O	41:DL:190:HIS:C	2.57	0.42
41:DM:101:TRP:O	41:DM:102:ALA:C	2.57	0.42
41:DM:137:HIS:CE1	41:DM:192:LEU:HD11	2.54	0.42
41:DM:142:GLY:O	41:DM:145:SER:N	2.52	0.42
41:DM:414:ASN:O	41:DM:417:ASP:HB2	2.19	0.42
41:DN:257:MET:HA	41:DN:312:THR:HB	2.00	0.42
41:DN:285:THR:O	41:DN:286:VAL:C	2.58	0.42
41:DP:137:HIS:CE1	41:DP:166:THR:HB	2.52	0.42
41:DP:218:THR:OG1	41:DP:219:THR:N	2.52	0.42
41:DP:389:PHE:O	41:DP:392:LYS:N	2.51	0.42
41:DP:420:ASN:O	41:DP:423:VAL:N	2.43	0.42
40:EA:205:ASP:HB2	40:EA:303:VAL:HG22	2.01	0.42
40:EG:2:ARG:HH22	40:EG:249:ASN:HD21	1.65	0.42
40:EG:264:ARG:HE	40:EG:264:ARG:HB2	1.71	0.42
41:EN:119:VAL:HA	41:EN:122:LYS:HB2	2.01	0.42
41:EO:252:LYS:HG3	41:EO:350:LYS:NZ	2.34	0.42
41:EP:180:VAL:O	41:EP:181:GLU:C	2.57	0.42
40:FA:29:GLY:O	40:FA:30:ILE:C	2.58	0.42
40:FA:288:VAL:HG11	40:FA:327:ASP:HB3	2.01	0.42
40:FF:336:LYS:HE3	40:FF:351:PHE:CE1	2.55	0.42
40:FG:269:LEU:HD21	40:FG:383:ILE:HD13	2.00	0.42
41:FM:240:LEU:HD13	41:FM:249:ASP:HB2	2.00	0.42
41:FN:228:LEU:HD11	41:FN:273:LEU:HD11	2.01	0.42
41:FN:242:PHE:HD1	41:FN:356:ILE:HB	1.84	0.42
41:FP:16:ILE:HA	41:FP:226:ASN:HD22	1.84	0.42
40:GE:2:ARG:O	40:GE:51:THR:HA	2.19	0.42
40:GE:88:HIS:C	40:GE:90:GLU:N	2.72	0.42
40:GG:278:ALA:CA	40:GG:368:ALA:HB2	2.50	0.42
40:GG:352:LYS:HE3	41:GO:178:THR:HG22	2.01	0.42
40:GH:72:PRO:O	40:GH:74:VAL:N	2.52	0.42
40:GI:318:LEU:HD22	40:GI:318:LEU:HA	1.78	0.42
41:GM:11:GLN:HA	41:GM:72:THR:HG21	2.01	0.42
41:GN:21:TRP:CZ2	41:GN:63:ALA:HB2	2.54	0.42
41:GN:174:LYS:HE2	41:GN:174:LYS:HB3	1.71	0.42
41:GP:148:GLY:O	41:GP:152:ILE:HG12	2.18	0.42
41:GP:392:LYS:NZ	41:GP:405:GLU:OE2	2.33	0.42
40:HE:31:GLN:HG2	40:HE:31:GLN:H	1.61	0.42

Continued on next page...

Continued from previous page...

Atom-1	Atom-2	Interatomic distance (Å)	Clash overlap (Å)
40:HE:104:ALA:HB1	40:HE:410:GLU:CB	2.50	0.42
40:HE:323:VAL:HB	40:HE:355:ILE:HG23	2.01	0.42
40:HH:88:HIS:ND1	40:IH:283:HIS:HB2	2.34	0.42
41:HM:296:ALA:HB1	41:HM:305:PRO:HD2	2.01	0.42
41:HM:379:LYS:O	41:HM:382:SER:OG	2.24	0.42
41:HP:7:LEU:HG	41:HP:64:VAL:HB	2.01	0.42
41:HP:189:VAL:O	41:HP:193:VAL:HG23	2.19	0.42
41:HQ:24:ILE:HA	41:HQ:27:GLU:HB2	2.00	0.42
41:IB:21:TRP:CE3	41:IB:24:ILE:HD11	2.55	0.42
41:IB:74:ASP:OD2	41:IB:74:ASP:N	2.53	0.42
41:IB:238:THR:HG21	41:IB:318:ARG:HD2	2.01	0.42
40:IG:241:SER:OG	40:IG:250:VAL:O	2.32	0.42
40:II:67:PHE:CE1	40:II:78:VAL:HG11	2.54	0.42
41:IM:68:LEU:HD22	41:IM:97:ALA:HB2	2.01	0.42
41:IO:155:ILE:HD13	41:IO:155:ILE:HA	1.91	0.42
40:JH:31:GLN:HG3	40:JH:37:PRO:HD3	2.01	0.42
41:JM:109:GLY:O	41:JM:112:LEU:N	2.52	0.42
41:JM:159:TYR:HB3	41:JM:162:ARG:HD2	2.01	0.42
41:JN:7:LEU:HD12	41:JN:135:LEU:HD13	2.00	0.42
41:JO:163:ILE:HG13	41:JO:251:ARG:HB2	2.00	0.42
41:KB:236:VAL:HG22	41:KB:368:ILE:HD11	2.01	0.42
40:KD:288:VAL:HA	40:KD:291:ILE:HG12	2.01	0.42
40:KF:150:THR:O	40:KF:154:MET:HG2	2.19	0.42
40:KG:167:LEU:HD22	40:KG:200:CYS:HB3	2.01	0.42
41:KN:341:PHE:HB3	41:KN:348:ASN:HD21	1.84	0.42
41:LN:21:TRP:CZ3	41:LN:50:TYR:HB3	2.54	0.42
41:LN:204:ASN:HD22	41:LN:207:LEU:HD12	1.84	0.42
40:MD:215:ARG:NH2	40:MD:299:ALA:O	2.53	0.42
40:MG:79:ARG:HE	40:MG:79:ARG:HB3	1.55	0.42
40:MH:30:ILE:HG12	40:MH:61:HIS:HB3	2.02	0.42
41:MN:86:ARG:HG3	41:MN:88:ASP:H	1.84	0.42
41:MN:178:THR:HB	41:MN:181:GLU:HB3	2.01	0.42
40:NF:276:ILE:HG13	40:NF:368:ALA:HB3	2.01	0.42
40:NG:328:VAL:O	40:NG:332:ILE:HG12	2.19	0.42
41:NN:87:PRO:HA	41:NN:90:PHE:HD2	1.84	0.42
40:OA:223:THR:HG22	41:ON:322:SER:HA	2.01	0.42
41:OB:385:PHE:O	41:OB:389:PHE:HB3	2.19	0.42
40:OD:326:LYS:HB2	40:OD:329:ASN:HB2	2.00	0.42
40:OF:12:ALA:HB1	40:OF:171:ILE:HD12	2.01	0.42
40:OH:75:ILE:H	40:OH:75:ILE:HG12	1.69	0.42
40:OH:213:CYS:CB	40:OH:222:PRO:HG3	2.48	0.42

Continued on next page...

Continued from previous page...

Atom-1	Atom-2	Interatomic distance (Å)	Clash overlap (Å)
41:OL:325:GLU:OE2	41:OL:325:GLU:N	2.52	0.42
41:OM:64:VAL:HG21	41:OM:120:VAL:HG22	2.01	0.42
41:PB:20:PHE:HA	41:PB:23:VAL:HG12	2.01	0.42
40:PD:316:CYS:HB3	40:PD:377:LEU:HB2	2.01	0.42
40:PG:20:CYS:HA	40:PG:232:SER:HB2	2.01	0.42
41:PL:4:ILE:HD11	41:PL:50:TYR:CZ	2.55	0.42
41:PN:225:LEU:HD23	41:PN:225:LEU:HA	1.91	0.42
41:QB:306:ARG:HG3	41:QB:340:TYR:CE2	2.55	0.42
40:QE:119:LEU:HA	40:QE:122:ILE:HG22	2.00	0.42
40:QF:210:TYR:CE1	40:QF:227:LEU:HD11	2.53	0.42
40:QG:187:SER:O	40:QG:191:THR:OG1	2.28	0.42
41:QL:11:GLN:HG3	41:QL:72:THR:HB	2.00	0.42
41:QP:100:ASN:HB3	41:QP:103:LYS:HG2	2.01	0.42
41:QP:143:THR:HG22	41:QP:144:GLY:N	2.34	0.42
41:QP:252:LYS:HA	41:QP:252:LYS:HD2	1.64	0.42
41:QP:299:MET:O	41:QP:300:MET:C	2.57	0.42
41:QP:313:VAL:CG1	41:QP:369:GLY:HA3	2.49	0.42
41:QP:424:THR:OG1	41:QP:425:ARG:N	2.50	0.42
40:RA:178:SER:OG	40:RA:179:THR:N	2.53	0.42
40:RE:319:TYR:HB3	40:RE:323:VAL:HG11	2.01	0.42
40:RF:318:LEU:O	40:RF:374:VAL:HA	2.19	0.42
40:RG:208:ALA:O	40:RG:212:ILE:HG12	2.18	0.42
40:RG:278:ALA:C	40:RG:280:LYS:H	2.21	0.42
40:RI:405:HIS:CD2	41:RP:261:PRO:HG3	2.54	0.42
41:RM:134:GLN:HA	41:RM:165:ASN:O	2.19	0.42
41:RM:204:ASN:O	41:RM:208:TYR:HB2	2.19	0.42
41:RN:21:TRP:CZ3	41:RN:61:PRO:HB3	2.55	0.42
41:RO:107:THR:O	41:RO:109:GLY:N	2.53	0.42
40:SA:150:THR:O	40:SA:154:MET:HG2	2.19	0.42
40:SE:20:CYS:HA	40:SE:232:SER:HB2	2.00	0.42
40:SF:311:LYS:NZ	40:SF:435:GLY:O	2.44	0.42
40:SH:33:ASP:OD2	40:SH:34:GLY:N	2.51	0.42
40:SH:36:MET:HG3	40:SH:61:HIS:NE2	2.34	0.42
40:SH:88:HIS:HB2	40:TH:283:HIS:HB3	2.01	0.42
40:SH:99:ALA:O	40:SH:105:ARG:NH1	2.52	0.42
40:SH:317:LEU:HD12	40:SH:353:VAL:HG12	2.02	0.42
40:SI:54:SER:HB2	40:SI:64:ARG:HE	1.84	0.42
40:SI:101:ASN:ND2	41:SP:256:ASN:HD21	2.17	0.42
40:SI:118:VAL:O	40:SI:122:ILE:HG12	2.19	0.42
40:SI:248:LEU:H	40:SI:355:ILE:HB	1.82	0.42
40:SI:297:GLU:O	40:SI:301:GLN:NE2	2.40	0.42

Continued on next page...

Continued from previous page...

Atom-1	Atom-2	Interatomic distance (Å)	Clash overlap (Å)
41:SL:14:ASN:ND2	41:SL:67:ASP:OD2	2.50	0.42
41:SN:334:GLN:HG2	41:SN:341:PHE:CE2	2.54	0.42
40:TA:2:ARG:O	40:TA:51:THR:OG1	2.31	0.42
41:TB:19:LYS:HD3	41:TB:19:LYS:HA	1.73	0.42
41:TB:20:PHE:CD1	41:TB:233:MET:HE2	2.54	0.42
40:TE:284:GLU:HB2	40:TE:286:LEU:HD22	2.01	0.42
40:TG:31:GLN:N	40:TG:31:GLN:OE1	2.51	0.42
40:TH:260:VAL:HG12	40:TH:266:HIS:HA	2.02	0.42
41:TN:359:ARG:HH11	41:TN:360:GLY:HA3	1.84	0.42
41:TO:313:VAL:O	41:TO:349:VAL:HA	2.19	0.42
41:TP:309:ARG:N	41:TP:372:THR:OG1	2.47	0.42
40:UF:104:ALA:HB1	40:UF:410:GLU:HB2	2.01	0.42
40:UF:250:VAL:HB	40:UF:255:PHE:CE1	2.54	0.42
40:UH:117:LEU:O	40:UH:121:ARG:HG2	2.20	0.42
40:UH:177:VAL:HB	41:UO:331:LEU:HD22	2.01	0.42
41:UM:204:ASN:ND2	43:UM:502:GDP:O2'	2.50	0.42
41:UP:396:HIS:ND1	41:UP:396:HIS:N	2.65	0.42
40:VA:116:ASP:OD1	40:VA:117:LEU:N	2.52	0.42
41:VB:139:LEU:HG	41:VB:168:SER:HB2	2.01	0.42
40:VG:167:LEU:HG	40:VG:200:CYS:HB3	2.00	0.42
40:VG:210:TYR:HE1	40:VG:227:LEU:HD21	1.84	0.42
41:VP:99:ASN:HA	41:VP:142:GLY:N	2.34	0.42
40:WA:51:THR:HG21	40:WA:243:ARG:HG2	2.01	0.42
40:WA:109:THR:OG1	40:WA:410:GLU:O	2.35	0.42
40:WH:67:PHE:HD2	40:WH:92:LEU:HD22	1.83	0.42
40:WI:311:LYS:HD3	40:WI:344:VAL:HG22	2.00	0.42
41:WN:389:PHE:O	41:WN:390:ARG:C	2.57	0.42
41:WP:180:VAL:HG23	41:WP:184:ASN:HD21	1.85	0.42
7:1U:159:GLY:HA3	7:1U:179:ASN:HB3	2.00	0.42
7:1U:412:ILE:HG22	7:1U:415:ALA:HB2	2.01	0.42
10:2F:164:ASP:HB2	40:VH:117:LEU:HD11	2.01	0.42
10:2G:157:ARG:NH2	41:VQ:52:ASN:O	2.38	0.42
12:2Q:105:TYR:OH	12:2Q:137:HIS:O	2.27	0.42
12:2R:241:PHE:CE1	12:2R:253:SER:HB2	2.53	0.42
13:2X:32:GLY:HA2	13:2X:51:GLY:HA2	2.02	0.42
14:3C:102:LEU:HG	14:3C:109:LEU:HB2	2.01	0.42
15:3H:109:LEU:HB2	15:3H:143:ILE:HG21	2.01	0.42
15:3H:203:ASN:O	15:3H:205:VAL:N	2.53	0.42
16:3J:341:GLU:CG	16:3L:56:ASP:HB3	2.50	0.42
18:3T:328:GLU:HB3	18:3U:71:ARG:HE	1.84	0.42
20:4A:29:ARG:NH2	40:MA:322:ASP:OD1	2.52	0.42

Continued on next page...

Continued from previous page...

Atom-1	Atom-2	Interatomic distance (Å)	Clash overlap (Å)
20:4A:53:LYS:HB2	20:4A:53:LYS:HE2	1.88	0.42
21:4D:436:ARG:HE	21:4D:436:ARG:HB3	1.75	0.42
21:4D:511:TYR:O	21:4D:514:LYS:HB2	2.18	0.42
21:4E:407:LYS:HD2	40:DH:58:ALA:H	1.84	0.42
21:4F:413:LEU:HD23	21:4F:413:LEU:HA	1.80	0.42
22:4I:457:PHE:O	22:4I:459:SER:N	2.51	0.42
22:4J:276:SER:OG	22:4J:277:LEU:N	2.52	0.42
22:4K:652:VAL:CG2	22:4K:687:GLN:HB3	2.49	0.42
23:4M:27:PRO:HG3	41:BB:44:LEU:HD13	2.00	0.42
23:4R:27:PRO:O	23:4R:28:LEU:C	2.57	0.42
23:4R:184:MET:SD	40:CI:79:ARG:HD3	2.60	0.42
25:4T:329:PRO:HA	25:4T:330:PRO:HD3	1.91	0.42
26:4V:283:GLU:O	26:4V:287:GLU:HB2	2.19	0.42
27:4Y:92:LEU:HD11	27:4Y:246:VAL:HG11	2.02	0.42
31:5I:344:ARG:HH21	41:HN:48:ASN:HB3	1.84	0.42
31:5I:386:GLN:NE2	41:IB:360:GLY:O	2.52	0.42
31:5I:677:LYS:HG2	41:IQ:56:GLY:HA3	2.01	0.42
31:5J:798:LEU:HD23	31:5J:798:LEU:HA	1.90	0.42
31:5J:823:ILE:HD13	31:5J:826:ILE:HG13	2.01	0.42
33:5N:373:GLU:O	33:5N:377:LYS:HG2	2.18	0.42
36:5Y:77:PRO:HD2	40:OG:282:TYR:CE2	2.54	0.42
39:6J:99:LEU:HG	39:6J:103:LYS:HE2	2.01	0.42
40:AA:334:ALA:O	40:AA:338:LYS:HG3	2.18	0.42
40:AA:433:GLU:HA	40:AA:436:MET:HG2	2.01	0.42
41:AB:117:LEU:HD11	41:AB:154:LYS:HD3	2.02	0.42
41:AM:2:ARG:NH1	41:AM:249:ASP:OD2	2.52	0.42
41:AM:316:VAL:HB	41:AM:366:THR:HG22	2.01	0.42
41:AO:61:PRO:HG2	41:AO:84:ILE:HG23	2.01	0.42
41:AO:427:ALA:O	41:AO:428:CYS:C	2.57	0.42
41:AP:307:HIS:ND1	41:AP:376:GLU:OE2	2.50	0.42
40:BF:33:ASP:OD2	40:BF:34:GLY:N	2.52	0.42
40:BF:101:ASN:HD22	41:BM:256:ASN:ND2	2.17	0.42
40:BF:171:ILE:HG21	42:BF:501:GTP:H1'	2.01	0.42
41:BN:318:ARG:HE	41:BN:358:PRO:HD3	1.84	0.42
40:CA:252:LEU:HD12	40:CA:252:LEU:HA	1.75	0.42
40:CI:88:HIS:HB3	40:CI:91:GLN:OE1	2.19	0.42
41:CM:218:THR:C	41:CM:220:PRO:HD3	2.39	0.42
40:DA:177:VAL:O	40:DA:178:SER:C	2.57	0.42
40:DA:190:THR:O	40:DA:193:THR:N	2.51	0.42
41:DB:7:LEU:HB3	41:DB:135:LEU:HG	2.01	0.42
41:DB:285:THR:O	41:DB:286:VAL:C	2.57	0.42

Continued on next page...

Continued from previous page...

Atom-1	Atom-2	Interatomic distance (Å)	Clash overlap (Å)
40:DF:21:TRP:HA	40:DF:24:TYR:CD2	2.55	0.42
40:DH:180:ALA:HB3	40:DH:183:GLU:HB2	2.02	0.42
40:DH:259:LEU:HD11	40:DH:377:LEU:HB2	2.01	0.42
40:DH:416:GLU:O	40:DH:417:PHE:C	2.58	0.42
40:DI:168:GLU:OE2	40:DI:198:SER:HB2	2.18	0.42
40:DI:324:VAL:HG13	40:DI:327:ASP:HB2	2.00	0.42
41:DL:154:LYS:HA	41:DL:154:LYS:HD2	1.71	0.42
41:DN:123:GLU:O	41:DN:125:GLU:N	2.52	0.42
41:DO:15:GLN:HE22	41:DO:226:ASN:HD22	1.68	0.42
41:DP:350:LYS:HA	41:DP:350:LYS:HD2	1.71	0.42
40:EF:395:ASP:OD1	40:EF:421:ARG:NE	2.40	0.42
40:EH:236:SER:O	40:EH:237:SER:C	2.57	0.42
40:EI:114:LEU:O	40:EI:115:ILE:C	2.56	0.42
41:EL:289:LEU:HD13	41:EL:365:ALA:HB2	2.01	0.42
41:EM:58:LYS:HA	41:EM:58:LYS:HD2	1.64	0.42
41:EM:186:THR:HG21	41:EM:385:PHE:CD2	2.54	0.42
41:EO:176:SER:OG	41:EO:178:THR:O	2.38	0.42
41:EP:11:GLN:O	41:EP:12:CYS:C	2.58	0.42
41:EP:95:SER:OG	41:EP:96:GLY:N	2.51	0.42
41:EP:295:ASP:C	41:EP:297:LYS:H	2.21	0.42
40:FA:217:LEU:HG	40:FA:219:ILE:HD11	2.01	0.42
40:FA:311:LYS:N	40:FA:381:THR:OG1	2.40	0.42
40:FA:319:TYR:N	40:FA:354:GLY:O	2.51	0.42
40:FI:297:GLU:HA	40:FI:298:PRO:HD3	1.78	0.42
41:FM:273:LEU:HD23	41:FM:273:LEU:HA	1.85	0.42
41:FP:134:GLN:HA	41:FP:165:ASN:O	2.20	0.42
40:GE:115:ILE:HG21	40:GE:156:ARG:HH22	1.84	0.42
40:GE:133:GLN:HG3	40:GE:242:LEU:HD11	2.01	0.42
40:GE:401:ARG:HD3	40:GE:401:ARG:HA	1.74	0.42
40:GH:6:SER:O	40:GH:65:ALA:HA	2.19	0.42
40:GH:118:VAL:O	40:GH:122:ILE:HG13	2.20	0.42
40:GI:104:ALA:O	40:GI:106:GLY:N	2.49	0.42
41:GM:316:VAL:HB	41:GM:366:THR:HB	2.02	0.42
41:GO:314:ALA:HA	41:GO:350:LYS:HB3	2.01	0.42
40:HE:188:ILE:HD12	40:HE:424:MET:HG2	2.00	0.42
40:HF:356:ASN:OD1	40:HF:357:TYR:N	2.53	0.42
40:HG:269:LEU:HD22	40:HG:303:VAL:HG11	2.01	0.42
41:HM:21:TRP:HA	41:HM:24:ILE:HG22	2.01	0.42
41:HM:99:ASN:HB2	41:HM:141:GLY:HA2	2.00	0.42
41:HM:376:GLU:O	41:HM:380:ARG:HG3	2.19	0.42
41:HM:404:ASP:N	41:HM:404:ASP:OD1	2.52	0.42

Continued on next page...

Continued from previous page...

Atom-1	Atom-2	Interatomic distance (Å)	Clash overlap (Å)
41:HN:106:TYR:HD2	41:HN:403:MET:HG2	1.84	0.42
41:HN:292:GLN:O	41:HN:295:ASP:HB2	2.19	0.42
41:HN:376:GLU:O	41:HN:380:ARG:HG3	2.20	0.42
41:HO:362:LYS:HE2	41:HO:362:LYS:HB2	1.90	0.42
41:HP:362:LYS:HD2	41:HP:363:MET:HB2	2.01	0.42
41:IM:107:THR:O	41:IM:109:GLY:N	2.52	0.42
41:IM:183:TYR:OH	41:IM:388:MET:O	2.33	0.42
41:IQ:87:PRO:HB2	40:JH:280:LYS:NZ	2.35	0.42
41:IQ:362:LYS:HA	41:IQ:362:LYS:HD3	1.74	0.42
41:JB:101:TRP:HZ3	41:JB:106:TYR:HE2	1.67	0.42
41:JB:190:HIS:HE1	41:JB:410:GLU:HG2	1.85	0.42
40:JD:174:ALA:HB3	40:JD:178:SER:H	1.85	0.42
40:JE:271:THR:OG1	40:JE:301:GLN:OE1	2.37	0.42
40:JE:326:LYS:HA	40:JE:326:LYS:HD3	1.78	0.42
40:JF:429:LYS:O	40:JF:432:GLU:HG2	2.20	0.42
40:JH:312:TYR:HD1	40:JH:341:ILE:HG23	1.84	0.42
41:JL:142:GLY:O	41:JL:144:GLY:N	2.52	0.42
40:KA:385:GLU:O	40:KA:389:ARG:HG2	2.20	0.42
40:KF:405:HIS:HA	40:KF:408:VAL:HG12	1.99	0.42
40:KG:261:PRO:O	41:KO:396:HIS:NE2	2.47	0.42
40:KG:320:ARG:HG2	40:KG:356:ASN:HB2	2.01	0.42
40:KH:252:LEU:HA	40:KH:255:PHE:HD2	1.83	0.42
41:KL:29:GLY:O	41:KL:30:ILE:C	2.56	0.42
41:KL:36:TYR:CE1	41:KL:38:GLY:HA3	2.54	0.42
41:KL:152:ILE:H	41:KL:152:ILE:HG13	1.61	0.42
41:KL:418:LEU:HD12	41:KL:418:LEU:HA	1.80	0.42
40:LA:188:ILE:HG22	40:LA:420:ALA:HB1	2.00	0.42
40:LH:274:PRO:HG3	40:LH:286:LEU:HD23	2.01	0.42
40:LH:404:VAL:HA	40:LH:407:TYR:HD1	1.83	0.42
41:LL:207:LEU:HB3	41:LL:225:LEU:HG	2.01	0.42
41:LM:139:LEU:HD12	41:LM:170:VAL:HG22	2.02	0.42
41:LN:263:LEU:HD21	41:LN:421:PRO:HB2	2.01	0.42
40:MA:287:SER:O	40:MA:291:ILE:HG23	2.20	0.42
40:MA:348:PRO:CB	41:MB:384:GLN:HG2	2.49	0.42
40:MD:169:PHE:CE2	40:MD:235:VAL:HG22	2.54	0.42
40:MF:127:ASP:C	40:MF:129:CYS:H	2.23	0.42
40:MF:228:ASN:CB	42:MM:501:GTP:HN21	2.32	0.42
40:MF:424:MET:HE2	40:MF:424:MET:HB3	1.94	0.42
40:MH:206:ASN:ND2	42:MH:501:GTP:O2'	2.53	0.42
41:MO:196:THR:HG21	41:MO:199:THR:OG1	2.19	0.42
41:MO:222:TYR:O	41:MO:226:ASN:ND2	2.53	0.42

Continued on next page...

Continued from previous page...

Atom-1	Atom-2	Interatomic distance (Å)	Clash overlap (Å)
41:MO:393:ALA:O	41:MO:394:PHE:C	2.57	0.42
40:ND:383:ILE:O	40:ND:384:ALA:C	2.57	0.42
40:NF:67:PHE:HB3	40:NF:75:ILE:HD12	2.00	0.42
40:NF:333:ALA:O	40:NF:337:THR:HG23	2.19	0.42
40:NG:88:HIS:HA	40:NG:89:PRO:HD3	1.85	0.42
40:NH:96:LYS:HA	40:NH:96:LYS:HD2	1.79	0.42
41:NL:257:MET:HA	41:NL:312:THR:HG21	2.00	0.42
41:NN:148:GLY:O	41:NN:152:ILE:HG12	2.19	0.42
41:NN:309:ARG:N	41:NN:372:THR:OG1	2.43	0.42
41:NP:191:GLN:O	41:NP:195:ASN:CB	2.58	0.42
41:NP:331:LEU:HA	41:NP:334:GLN:HE21	1.85	0.42
41:OB:388:MET:HE2	41:OB:388:MET:HB3	1.96	0.42
40:OE:320:ARG:NH2	40:OE:360:PRO:HA	2.34	0.42
40:OH:209:ILE:HG12	40:OH:227:LEU:HB3	2.00	0.42
41:ON:202:ILE:HD13	41:ON:229:VAL:HG13	2.00	0.42
41:PB:286:VAL:HG23	41:PB:287:PRO:HD3	2.00	0.42
40:PD:31:GLN:HA	40:PD:32:PRO:HD3	1.79	0.42
40:PG:8:HIS:HD2	40:PG:67:PHE:CE1	2.38	0.42
40:PG:108:TYR:O	40:PG:112:LYS:NZ	2.47	0.42
40:PH:73:THR:HA	40:PH:76:ASP:HB3	2.02	0.42
41:PP:50:TYR:OH	41:PP:237:THR:OG1	2.36	0.42
41:PP:105:HIS:HA	41:PP:150:LEU:HD22	2.01	0.42
41:PP:208:TYR:CE1	41:PP:225:LEU:HD21	2.54	0.42
41:PP:228:LEU:O	41:PP:232:THR:HG23	2.19	0.42
40:QA:391:ASP:HB3	40:QA:421:ARG:NH2	2.34	0.42
41:QB:5:VAL:HG13	41:QB:63:ALA:HA	2.00	0.42
41:QB:265:PHE:CB	41:QB:374:ILE:HG12	2.49	0.42
41:QB:280:GLN:H	41:QB:280:GLN:HG3	1.48	0.42
41:QB:284:LEU:HD12	41:QB:284:LEU:HA	1.87	0.42
41:QB:421:PRO:O	41:QB:425:ARG:HG2	2.20	0.42
40:QF:118:VAL:O	40:QF:122:ILE:HG12	2.19	0.42
40:QF:405:HIS:CG	41:QM:261:PRO:HG3	2.54	0.42
40:QF:416:GLU:OE2	40:QF:416:GLU:N	2.46	0.42
40:QG:133:GLN:HB3	40:QG:252:LEU:HD12	2.02	0.42
40:QG:210:TYR:CE1	40:QG:227:LEU:HD11	2.53	0.42
41:QP:98:GLY:O	41:QP:99:ASN:C	2.58	0.42
41:QP:286:VAL:HB	41:QP:325:GLU:HG2	2.00	0.42
41:QP:415:MET:H	41:QP:415:MET:HG2	1.72	0.42
40:RE:21:TRP:CZ3	40:RE:63:PRO:HB3	2.55	0.42
40:RE:223:THR:OG1	40:RE:224:TYR:N	2.52	0.42
40:RG:323:VAL:HA	40:RG:372:ARG:NH2	2.34	0.42

Continued on next page...

Continued from previous page...

Atom-1	Atom-2	Interatomic distance (Å)	Clash overlap (Å)
40:RI:255:PHE:HZ	40:RI:318:LEU:HD21	1.84	0.42
41:RP:239:CYS:HB3	41:RP:248:ALA:H	1.83	0.42
40:SA:225:THR:O	40:SA:229:ARG:HB2	2.19	0.42
40:SA:258:ASN:HD21	41:SB:99:ASN:HB2	1.84	0.42
41:SN:226:ASN:ND2	43:SN:502:GDP:O6	2.52	0.42
41:SO:81:PHE:HD1	41:SO:84:ILE:HG12	1.83	0.42
41:SO:339:SER:O	41:SO:341:PHE:N	2.46	0.42
41:SO:397:TRP:O	41:SO:398:TYR:C	2.57	0.42
40:TA:234:ILE:HD11	40:TA:272:TYR:HB2	2.02	0.42
40:TE:185:TYR:HE2	40:TE:403:PHE:HB2	1.84	0.42
40:TF:71:GLU:HA	40:TF:72:PRO:HD3	1.86	0.42
40:TF:231:ILE:HA	40:TF:234:ILE:HG22	2.01	0.42
40:TG:401:ARG:HD3	40:TG:404:VAL:HG11	2.02	0.42
40:TH:69:ASP:OD2	40:TH:70:LEU:N	2.52	0.42
40:TH:421:ARG:HH12	40:TH:425:ALA:HB2	1.83	0.42
41:TP:287:PRO:HA	41:TP:329:GLN:OE1	2.19	0.42
40:UE:276:ILE:H	40:UE:276:ILE:HG12	1.62	0.42
40:VA:231:ILE:O	40:VA:235:VAL:HG23	2.19	0.42
41:VB:183:TYR:OH	41:VB:388:MET:O	2.38	0.42
41:VB:304:ASP:HA	41:VB:305:PRO:HD3	1.93	0.42
40:VF:276:ILE:HG23	40:VF:280:LYS:HE3	2.01	0.42
40:VG:76:ASP:HA	40:VG:79:ARG:HG2	2.01	0.42
40:VG:139:HIS:ND1	40:VG:146:GLY:O	2.49	0.42
40:VI:2:ARG:HE	40:VI:2:ARG:HB2	1.72	0.42
40:VJ:316:CYS:SG	40:VJ:377:LEU:HB2	2.60	0.42
41:VQ:139:LEU:HD21	41:VQ:192:LEU:HD11	2.02	0.42
41:WB:20:PHE:HA	41:WB:230:SER:OG	2.19	0.42
41:WB:209:ASP:HA	41:WB:213:ARG:NH2	2.34	0.42
40:WE:425:ALA:HB1	40:WE:429:LYS:HZ1	1.83	0.42
40:WG:68:VAL:HG11	40:WG:149:PHE:CE2	2.54	0.42
40:WG:141:PHE:CE2	40:WG:191:THR:HB	2.54	0.42
40:WI:402:ALA:HB2	41:WP:344:TRP:HZ3	1.84	0.42
41:WQ:204:ASN:OD1	43:WQ:501:GDP:O2'	2.35	0.42
7:1T:72:ILE:HG22	7:1T:79:ILE:HG13	2.01	0.42
7:1U:185:TRP:CZ3	7:1U:196:PRO:HB3	2.55	0.42
11:2I:177:GLN:HG2	11:2I:178:GLU:N	2.33	0.42
12:2N:109:LEU:HD23	12:2N:145:VAL:HG11	2.01	0.42
12:2P:183:GLY:O	12:2P:187:VAL:HG23	2.20	0.42
13:2V:37:ILE:HG22	13:2V:161:ARG:HH22	1.85	0.42
13:2V:51:GLY:HA3	13:2V:57:THR:HG21	2.00	0.42
13:2V:129:TRP:HB3	13:2V:183:LEU:HD21	2.01	0.42

Continued on next page...

Continued from previous page...

Atom-1	Atom-2	Interatomic distance (Å)	Clash overlap (Å)
15:3F:188:CYS:SG	15:3G:320:ARG:HG3	2.60	0.42
16:3J:122:CYS:O	16:3J:124:ARG:NH1	2.53	0.42
16:3J:145:GLU:HA	16:3J:148:LYS:HD3	2.00	0.42
17:3P:337:TRP:HZ3	17:3P:480:PHE:HB2	1.85	0.42
17:3R:97:ASP:O	17:3R:100:TYR:N	2.51	0.42
17:3R:188:THR:O	17:3R:191:PRO:HD2	2.20	0.42
17:3R:339:GLN:OE1	17:3R:339:GLN:HA	2.19	0.42
18:3T:236:THR:OG1	18:3T:237:ASP:N	2.52	0.42
18:3T:307:ARG:NH1	18:3T:310:GLU:OE2	2.52	0.42
18:3T:311:LEU:HD23	18:3T:423:LEU:HD23	2.01	0.42
18:3U:120:HIS:CE1	18:3U:265:LEU:HG	2.55	0.42
18:3U:168:VAL:HG11	18:3V:56:TRP:HB2	2.00	0.42
21:4D:288:PHE:CD2	41:CB:77:ARG:HG3	2.54	0.42
21:4D:410:ILE:H	21:4D:410:ILE:HG12	1.44	0.42
21:4E:477:SER:O	21:4E:478:SER:C	2.58	0.42
21:4F:87:PRO:HB3	40:ME:58:ALA:HB2	2.01	0.42
21:4F:134:ILE:HD12	21:4F:147:LYS:HA	2.02	0.42
22:4I:79:LEU:HB3	22:4I:174:THR:HG23	2.02	0.42
22:4J:282:ARG:HH22	41:CN:80:PRO:CD	2.33	0.42
22:4J:558:LYS:HB3	22:4J:561:GLU:OE1	2.19	0.42
23:4M:186:GLY:O	23:4M:188:THR:N	2.52	0.42
23:4P:253:TYR:O	23:4P:254:LYS:C	2.58	0.42
23:4Q:193:ARG:HH11	41:CO:56:GLY:H	1.67	0.42
23:4R:173:SER:HB2	23:4R:181:LYS:CA	2.45	0.42
26:4V:61:PHE:HE1	26:4V:93:LYS:HZ1	1.66	0.42
26:4V:369:GLN:O	26:4V:374:ILE:HG12	2.18	0.42
26:4W:181:SER:HB2	26:4W:203:ASN:HB3	2.02	0.42
26:4W:311:MET:HE3	26:4W:311:MET:HB2	1.90	0.42
33:5N:302:LEU:HD12	33:5N:302:LEU:HA	1.93	0.42
34:5R:403:GLU:O	34:5R:406:GLN:HG3	2.19	0.42
38:6C:124:PHE:HD1	40:VH:308:ARG:HD3	1.84	0.42
39:6F:131:GLU:O	39:6F:136:TYR:N	2.53	0.42
41:AB:325:GLU:OE1	40:AG:221:ARG:NH1	2.40	0.42
40:AF:112:LYS:HA	40:AF:115:ILE:HG22	2.01	0.42
40:AF:346:TRP:CD1	41:AN:391:ARG:HD3	2.54	0.42
40:AH:228:ASN:OD1	42:AH:501:GTP:N1	2.48	0.42
41:AL:316:VAL:HG23	41:AL:366:THR:HB	2.00	0.42
41:AN:34:GLY:C	41:AN:58:LYS:HD3	2.39	0.42
41:AN:137:HIS:O	41:AN:168:SER:HA	2.19	0.42
40:BE:40:LYS:HB3	40:BE:40:LYS:HE2	1.50	0.42
40:BE:118:VAL:O	40:BE:122:ILE:HG13	2.19	0.42

Continued on next page...

Continued from previous page...

Atom-1	Atom-2	Interatomic distance (Å)	Clash overlap (Å)
40:BE:279:GLU:H	40:BE:279:GLU:HG2	1.45	0.42
40:BG:11:GLN:HA	40:BG:74:VAL:HG11	2.01	0.42
40:BG:102:ASN:HB3	40:BG:105:ARG:H	1.84	0.42
40:BG:175:PRO:HG3	40:BG:304:LYS:HB2	2.01	0.42
40:BH:215:ARG:HE	40:BH:215:ARG:HB2	1.44	0.42
41:BL:139:LEU:N	41:BL:169:VAL:O	2.49	0.42
41:BN:383:GLU:HA	41:BN:386:THR:HG22	2.02	0.42
41:BO:358:PRO:CG	41:BO:364:SER:HB3	2.40	0.42
41:BP:153:SER:OG	41:BP:154:LYS:N	2.52	0.42
40:CA:240:ALA:HA	40:CA:243:ARG:HH11	1.84	0.42
40:CA:431:TYR:HA	40:CA:434:VAL:HG12	2.01	0.42
40:CF:398:TYR:OH	40:CF:414:GLU:OE2	2.33	0.42
41:CL:162:ARG:HD3	41:CL:162:ARG:HA	1.36	0.42
41:CL:239:CYS:C	41:CL:241:ARG:H	2.23	0.42
41:CM:53:GLU:HG3	41:CM:59:TYR:CZ	2.55	0.42
41:CM:101:TRP:CE3	41:CM:187:LEU:HB3	2.55	0.42
41:CN:398:TYR:C	41:CN:400:GLY:H	2.21	0.42
41:CO:167:PHE:CE1	41:CO:233:MET:HG2	2.55	0.42
41:CP:273:LEU:HD12	41:CP:273:LEU:HA	1.71	0.42
40:DA:324:VAL:HG21	41:DB:219:THR:HG22	2.00	0.42
41:DB:200:TYR:O	41:DB:201:CYS:C	2.57	0.42
41:DB:276:ARG:HE	41:DB:276:ARG:HB2	1.62	0.42
40:DE:185:TYR:HA	40:DE:394:PHE:CE1	2.55	0.42
40:DF:3:GLU:HB3	40:DF:4:CYS:H	1.63	0.42
40:DF:70:LEU:H	40:DF:145:THR:HG21	1.85	0.42
40:DF:337:THR:O	40:DF:339:ARG:N	2.52	0.42
40:DF:403:PHE:HZ	41:DM:312:THR:HG21	1.84	0.42
40:DG:21:TRP:CH2	40:DG:52:PHE:HB3	2.54	0.42
40:DH:51:THR:OG1	40:DH:243:ARG:HD3	2.20	0.42
40:DH:101:ASN:ND2	40:DH:142:GLY:O	2.52	0.42
40:DI:23:LEU:O	40:DI:27:GLU:HG2	2.18	0.42
40:DI:337:THR:O	40:DI:339:ARG:N	2.52	0.42
40:DI:421:ARG:HD2	40:DI:421:ARG:HA	1.32	0.42
41:DL:183:TYR:HB2	41:DL:398:TYR:CZ	2.54	0.42
41:DL:216:LYS:HD2	41:DL:216:LYS:HA	1.37	0.42
41:DM:73:MET:O	41:DM:74:ASP:C	2.57	0.42
41:DM:130:LEU:O	41:DM:162:ARG:HD2	2.19	0.42
41:DM:257:MET:HA	41:DM:312:THR:HB	2.00	0.42
41:DN:193:VAL:HA	41:DN:264:HIS:CE1	2.55	0.42
40:EA:185:TYR:OH	40:EA:397:MET:O	2.36	0.42
40:EH:104:ALA:O	40:EH:105:ARG:C	2.58	0.42

Continued on next page...

Continued from previous page...

Atom-1	Atom-2	Interatomic distance (Å)	Clash overlap (Å)
40:EI:21:TRP:CZ3	40:EI:52:PHE:HB3	2.55	0.42
40:EI:109:THR:O	40:EI:110:ILE:C	2.56	0.42
40:EI:116:ASP:OD1	40:EI:116:ASP:N	2.50	0.42
40:EI:210:TYR:CE1	41:EP:324:LYS:HG2	2.55	0.42
41:EM:61:PRO:HD2	41:EM:84:ILE:O	2.19	0.42
41:EM:254:ALA:O	41:EM:256:ASN:N	2.52	0.42
41:EP:295:ASP:N	41:EP:295:ASP:OD1	2.51	0.42
40:FA:117:LEU:O	40:FA:118:VAL:C	2.55	0.42
40:FF:255:PHE:CZ	40:FF:318:LEU:HD21	2.55	0.42
40:FI:181:VAL:HG23	40:FI:182:VAL:HG13	2.02	0.42
41:FM:240:LEU:HD22	41:FM:249:ASP:HA	2.02	0.42
41:FP:421:PRO:O	41:FP:425:ARG:HG2	2.20	0.42
40:GF:139:HIS:HE1	40:GF:168:GLU:HB3	1.84	0.42
40:GG:276:ILE:HD12	40:GG:276:ILE:HA	1.77	0.42
40:GH:94:THR:HB	40:GH:95:GLY:H	1.58	0.42
40:GH:152:LEU:HD12	40:GH:152:LEU:HA	1.77	0.42
40:GH:168:GLU:HG2	40:GH:169:PHE:N	2.35	0.42
40:GH:285:GLN:O	40:GH:285:GLN:HG3	2.20	0.42
40:HE:269:LEU:HB3	40:HE:270:ALA:H	1.74	0.42
40:HE:281:ALA:O	40:HE:282:TYR:C	2.58	0.42
40:HE:429:LYS:HD2	40:HE:429:LYS:HA	1.64	0.42
40:HF:254:GLU:HG3	41:HN:98:GLY:HA2	2.01	0.42
40:HG:105:ARG:HE	40:HG:105:ARG:HB3	1.49	0.42
41:HN:51:TYR:CZ	41:HN:61:PRO:HG3	2.54	0.42
41:HN:143:THR:O	41:HN:144:GLY:C	2.57	0.42
41:HN:226:ASN:ND2	43:HN:501:GDP:HN1	2.18	0.42
41:HP:77:ARG:NH2	41:HP:83:GLN:OE1	2.53	0.42
41:HQ:238:THR:HG21	41:HQ:318:ARG:HD2	2.01	0.42
40:IF:260:VAL:HG12	40:IF:266:HIS:HA	2.01	0.42
40:IH:288:VAL:HG22	40:IH:372:ARG:HD3	2.00	0.42
40:II:269:LEU:HD22	40:II:303:VAL:HG22	2.01	0.42
40:II:319:TYR:CD2	40:II:323:VAL:HG11	2.55	0.42
41:IM:139:LEU:HG	41:IM:168:SER:HB3	2.02	0.42
41:IO:21:TRP:CZ3	41:IO:24:ILE:HD11	2.54	0.42
41:IQ:257:MET:HE3	41:IQ:266:PHE:CE1	2.54	0.42
40:JA:291:ILE:HG22	40:JA:374:VAL:HG12	2.00	0.42
40:JD:153:LEU:HG	40:JD:157:LEU:HD23	2.01	0.42
40:JF:205:ASP:HB3	40:JF:303:VAL:HA	2.00	0.42
40:JF:282:TYR:OH	40:JF:369:LYS:HB2	2.19	0.42
40:JG:26:LEU:HD21	40:JG:363:VAL:HG12	2.01	0.42
40:JH:71:GLU:HG2	40:JH:98:ASP:OD1	2.20	0.42

Continued on next page...

Continued from previous page...

Atom-1	Atom-2	Interatomic distance (Å)	Clash overlap (Å)
41:JL:311:LEU:HD23	41:JL:311:LEU:HA	1.91	0.42
41:KB:191:GLN:O	41:KB:195:ASN:ND2	2.51	0.42
41:KB:256:ASN:ND2	41:KB:350:LYS:HD3	2.34	0.42
41:KB:313:VAL:HB	41:KB:349:VAL:HG22	1.99	0.42
40:KD:276:ILE:HG23	40:KD:281:ALA:HB2	2.01	0.42
40:KE:179:THR:HA	41:KL:351:THR:HG23	2.01	0.42
40:KE:231:ILE:HA	40:KE:234:ILE:HD12	2.01	0.42
40:KG:204:VAL:HG12	40:KG:209:ILE:HD11	2.01	0.42
41:KL:335:ASN:O	41:KL:338:SER:HB2	2.20	0.42
41:KP:232:THR:HG21	41:KP:268:PRO:HB2	2.02	0.42
40:LE:177:VAL:HG22	41:LL:331:LEU:HD22	2.01	0.42
40:LG:180:ALA:HB3	40:LG:183:GLU:HG3	2.01	0.42
40:MA:192:HIS:O	40:MA:192:HIS:CG	2.72	0.42
40:MA:252:LEU:HD23	40:MA:255:PHE:CE2	2.53	0.42
40:MF:101:ASN:O	40:MF:182:VAL:HG21	2.20	0.42
40:MG:376:MET:HB2	40:MG:376:MET:HE3	1.65	0.42
40:MH:203:MET:HE1	40:MH:267:PHE:HB3	2.01	0.42
40:MH:327:ASP:OD1	40:MH:328:VAL:N	2.52	0.42
41:MO:260:PHE:O	41:MO:261:PRO:C	2.58	0.42
41:MP:125:GLU:HA	41:MP:127:CYS:HB2	2.01	0.42
40:NA:265:ILE:HG21	40:NA:313:MET:HE1	2.01	0.42
40:ND:140:SER:C	40:ND:142:GLY:H	2.21	0.42
40:NE:297:GLU:HA	40:NE:298:PRO:HD3	1.84	0.42
40:NH:177:VAL:HB	41:NO:327:ASP:HB3	2.01	0.42
41:NM:174:LYS:HB2	41:NM:205:GLU:OE1	2.19	0.42
41:NP:143:THR:OG1	41:NP:144:GLY:N	2.52	0.42
40:OA:258:ASN:ND2	40:OA:352:LYS:HE3	2.33	0.42
42:OB:502:GTP:O2B	40:OG:145:THR:OG1	2.27	0.42
40:OE:370:VAL:HG23	40:OE:372:ARG:H	1.84	0.42
40:OF:188:ILE:HG13	40:OF:420:ALA:HB1	2.01	0.42
40:OH:224:TYR:HD1	40:OH:227:LEU:HD12	1.83	0.42
40:OH:369:LYS:H	40:OH:369:LYS:HG3	1.71	0.42
40:PA:15:GLN:HB3	40:PA:228:ASN:ND2	2.35	0.42
40:PA:194:THR:O	40:PA:198:SER:OG	2.30	0.42
41:PB:9:ALA:HA	41:PB:66:VAL:O	2.19	0.42
41:PB:142:GLY:O	41:PB:144:GLY:N	2.53	0.42
41:PB:221:THR:HG23	41:PB:224:ASP:H	1.84	0.42
41:PB:362:LYS:HG3	41:PB:363:MET:HE3	2.00	0.42
40:PH:79:ARG:HG2	40:PH:92:LEU:HD13	1.99	0.42
40:PH:139:HIS:NE2	40:PH:168:GLU:OE1	2.46	0.42
41:PN:21:TRP:CE3	41:PN:24:ILE:HD11	2.55	0.42

Continued on next page...

Continued from previous page...

Atom-1	Atom-2	Interatomic distance (Å)	Clash overlap (Å)
41:PN:318:ARG:O	41:PN:363:MET:HA	2.20	0.42
41:PP:95:SER:OG	41:PP:96:GLY:N	2.52	0.42
41:PP:183:TYR:HD2	41:PP:398:TYR:HE2	1.68	0.42
40:QA:263:PRO:HA	41:QB:396:HIS:CE1	2.54	0.42
41:QB:142:GLY:O	41:QB:145:SER:N	2.52	0.42
41:QB:202:ILE:CG2	41:QB:229:VAL:HG11	2.46	0.42
40:QE:70:LEU:H	40:QE:145:THR:HG21	1.85	0.42
40:QH:210:TYR:CZ	40:QH:227:LEU:HD11	2.54	0.42
41:QL:313:VAL:HA	41:QL:368:ILE:O	2.20	0.42
41:QN:263:LEU:HD23	41:QN:263:LEU:HA	1.91	0.42
40:RA:329:ASN:ND2	41:RB:175:VAL:HG21	2.35	0.42
41:RB:232:THR:HG21	41:RB:300:MET:HE1	2.01	0.42
41:RB:291:GLN:NE2	41:RB:292:GLN:OE1	2.43	0.42
40:RE:75:ILE:HG22	40:RE:79:ARG:HH11	1.84	0.42
40:RE:255:PHE:HZ	40:RE:318:LEU:HD21	1.84	0.42
40:RH:232:SER:HA	40:RH:235:VAL:HG12	2.00	0.42
40:RI:89:PRO:HD3	40:SI:283:HIS:HD2	1.84	0.42
40:RI:229:ARG:HH22	40:RI:365:GLY:HA3	1.85	0.42
41:RL:5:VAL:HB	41:RL:133:PHE:CD1	2.54	0.42
41:RL:345:ILE:HB	41:RL:348:ASN:HB3	2.01	0.42
41:RO:12:CYS:SG	41:RO:138:SER:HB3	2.59	0.42
40:SF:36:MET:N	40:SF:36:MET:SD	2.92	0.42
40:SF:121:ARG:HD3	40:SF:125:LEU:HG	2.01	0.42
40:SG:5:ILE:O	40:SG:135:PHE:HA	2.19	0.42
40:SG:36:MET:HG2	40:SG:61:HIS:NE2	2.34	0.42
40:SH:221:ARG:CZ	41:SO:325:GLU:HB2	2.49	0.42
40:SI:209:ILE:HG23	40:SI:230:LEU:HD23	2.02	0.42
41:SL:158:GLU:HG3	41:SL:159:TYR:CD2	2.54	0.42
41:SL:196:THR:OG1	41:SL:197:ASP:N	2.53	0.42
41:SN:314:ALA:HA	41:SN:350:LYS:O	2.19	0.42
41:SO:165:ASN:ND2	41:SO:200:TYR:OH	2.52	0.42
41:SO:172:SER:HA	41:SO:203:ASP:OD1	2.19	0.42
41:SO:173:PRO:HB3	41:SO:380:ARG:HD2	2.02	0.42
41:SO:403:MET:HE2	41:SO:403:MET:HB2	1.86	0.42
41:TB:12:CYS:O	41:TB:16:ILE:HG22	2.20	0.42
40:TH:21:TRP:CZ3	40:TH:52:PHE:HB3	2.55	0.42
41:TN:87:PRO:HD3	41:UN:281:TYR:CD2	2.54	0.42
41:TO:379:LYS:O	41:TO:382:SER:N	2.52	0.42
40:UA:101:ASN:HD22	41:UN:256:ASN:HD21	1.65	0.42
40:UA:136:LEU:HD23	40:UA:167:LEU:HB2	2.01	0.42
40:UF:305:CYS:O	40:UF:307:PRO:HD3	2.19	0.42

Continued on next page...

Continued from previous page...

Atom-1	Atom-2	Interatomic distance (Å)	Clash overlap (Å)
40:UH:320:ARG:HG3	40:UH:360:PRO:HD3	2.00	0.42
40:UI:5:ILE:HD13	40:UI:125:LEU:HB3	2.00	0.42
40:UI:11:GLN:HE21	40:UI:15:GLN:HE21	1.67	0.42
40:UI:27:GLU:H	40:UI:27:GLU:HG3	1.69	0.42
40:UI:162:GLY:O	40:UI:164:LYS:N	2.52	0.42
41:UP:40:SER:O	41:UP:42:LEU:N	2.52	0.42
41:UP:313:VAL:HG13	41:UP:367:PHE:HD1	1.85	0.42
40:VA:177:VAL:HG13	40:VA:178:SER:H	1.83	0.42
40:VF:121:ARG:HE	40:VF:121:ARG:HB3	1.60	0.42
40:VI:239:THR:HB	40:VI:242:LEU:HD11	2.01	0.42
40:VI:320:ARG:HH21	40:VI:360:PRO:HA	1.83	0.42
40:VJ:175:PRO:HG3	40:VJ:304:LYS:HG2	2.01	0.42
41:VO:11:GLN:HA	41:VO:72:THR:HG21	2.01	0.42
41:VP:134:GLN:HA	41:VP:165:ASN:O	2.20	0.42
41:VP:262:ARG:HE	41:VP:262:ARG:HB3	1.71	0.42
41:VQ:189:VAL:HA	41:VQ:192:LEU:HB2	2.01	0.42
41:VQ:226:ASN:ND2	43:VQ:502:GDP:O6	2.40	0.42
41:VQ:271:ALA:HB1	41:VQ:292:GLN:HB3	2.01	0.42
41:WB:8:GLN:HG3	41:WB:14:ASN:HA	2.01	0.42
40:WF:100:ALA:O	41:WM:255:VAL:HG11	2.20	0.42
40:WH:119:LEU:HD11	40:WH:156:ARG:HB3	2.01	0.42
40:WH:258:ASN:HD22	40:WH:352:LYS:HB2	1.85	0.42
41:WM:398:TYR:C	41:WM:400:GLY:H	2.22	0.42
41:WO:138:SER:OG	43:WO:502:GDP:O1A	2.35	0.42
2:1D:22:ARG:NH2	40:GH:405:HIS:O	2.51	0.42
7:1S:453:LEU:HD21	7:1S:456:ALA:HB2	2.02	0.42
7:1S:474:GLU:O	7:1S:490:LEU:N	2.51	0.42
7:1S:586:HIS:NE2	7:1S:612:LEU:HB2	2.34	0.42
7:1T:124:LEU:HD13	7:1T:124:LEU:HA	1.77	0.42
7:1T:136:SER:HB2	40:VF:41:THR:HG21	2.02	0.42
7:1U:257:LYS:HG2	7:1U:298:LEU:HD21	2.00	0.42
7:1U:548:ILE:HA	7:1U:564:GLY:HA3	2.01	0.42
10:2E:75:ARG:NH2	40:AE:340:SER:OG	2.43	0.42
12:2M:73:ARG:NH2	12:2M:118:GLU:OE2	2.52	0.42
12:2O:49:LYS:HB3	12:2O:50:ASN:H	1.63	0.42
12:2O:135:LEU:HD23	12:2O:135:LEU:HA	1.91	0.42
12:2R:254:CYS:SG	12:2R:255:LEU:N	2.89	0.42
13:2U:15:TYR:HD2	13:2U:164:ARG:HB2	1.83	0.42
13:2U:69:LEU:HD11	13:2U:151:THR:HG22	2.02	0.42
13:2W:183:LEU:HD12	13:2W:183:LEU:HA	1.83	0.42
13:2X:170:ARG:HB2	13:2X:171:LEU:H	1.66	0.42

Continued on next page...

Continued from previous page...

Atom-1	Atom-2	Interatomic distance (Å)	Clash overlap (Å)
14:3A:59:SER:OG	14:3A:61:TRP:O	2.28	0.42
15:3F:111:ILE:HD12	15:3F:393:MET:HG2	2.02	0.42
15:3H:392:HIS:CD2	17:3Q:459:LEU:HB3	2.54	0.42
16:3J:131:ASP:OD2	16:3J:268:ARG:NE	2.52	0.42
17:3R:204:LYS:HE2	17:3R:204:LYS:HB2	1.76	0.42
19:3Y:193:ARG:HH22	41:KN:55:THR:HG21	1.83	0.42
21:4D:34:ARG:O	21:4D:36:GLY:N	2.50	0.42
21:4D:426:LEU:HB2	21:4D:438:PHE:CE2	2.52	0.42
21:4D:435:GLY:O	21:4D:437:ARG:N	2.53	0.42
21:4E:243:LEU:O	21:4E:265:HIS:HA	2.20	0.42
21:4F:474:LYS:HD3	21:4F:497:GLU:HB2	2.01	0.42
22:4I:125:LEU:HD23	41:BO:277:GLY:HA2	2.01	0.42
22:4I:619:VAL:HG21	22:4I:680:LYS:HG3	2.00	0.42
22:4I:629:LYS:HG3	22:4I:629:LYS:H	1.54	0.42
22:4I:653:LEU:HD23	22:4I:653:LEU:HA	1.91	0.42
22:4J:621:ALA:O	22:4J:622:GLN:C	2.58	0.42
23:4M:91:ILE:O	23:4M:92:PRO:C	2.58	0.42
23:4M:196:PHE:CE2	41:CB:53:GLU:HG3	2.55	0.42
23:4M:215:GLN:HE21	23:4M:216:MET:HB3	1.85	0.42
23:4N:253:TYR:O	23:4N:254:LYS:C	2.58	0.42
23:4R:190:TYR:HB2	41:CP:48:ASN:HD22	1.84	0.42
34:5Q:204:LEU:HD21	41:GN:360:GLY:HA2	2.01	0.42
34:5R:361:ASP:C	34:5R:363:ILE:N	2.73	0.42
34:5R:418:GLU:H	34:5R:418:GLU:HG3	1.63	0.42
34:5R:432:GLU:O	34:5R:435:GLU:HB2	2.19	0.42
36:5Y:72:ARG:HD3	36:5Y:76:LEU:HD12	2.02	0.42
36:5Y:176:THR:HG23	36:5Y:178:PHE:H	1.82	0.42
39:6G:78:LEU:HD13	39:6G:146:VAL:HG11	2.02	0.42
40:AA:295:CYS:O	40:AA:301:GLN:NE2	2.50	0.42
40:AH:7:VAL:O	40:AH:137:ILE:HA	2.19	0.42
41:AL:303:CYS:SG	41:AL:380:ARG:NH2	2.93	0.42
41:AM:311:LEU:HD21	41:AM:425:ARG:HB3	2.00	0.42
41:AM:375:GLN:HB3	41:AM:422:VAL:HG23	2.00	0.42
41:AO:149:THR:HB	41:AO:191:GLN:HE21	1.84	0.42
40:BE:344:VAL:HG23	40:BE:347:CYS:HB3	2.01	0.42
40:BH:129:CYS:O	40:BH:129:CYS:SG	2.78	0.42
40:BI:210:TYR:CE2	41:BP:324:LYS:HG2	2.55	0.42
40:BI:273:ALA:HB3	40:BI:374:VAL:N	2.35	0.42
41:BM:318:ARG:N	41:BM:321:MET:HE3	2.35	0.42
41:BP:270:PHE:HB3	41:BP:273:LEU:HD11	2.02	0.42
40:CE:206:ASN:OD1	42:CE:501:GTP:O2'	2.23	0.42

Continued on next page...

Continued from previous page...

Atom-1	Atom-2	Interatomic distance (Å)	Clash overlap (Å)
40:CE:245:ASP:OD2	40:CE:245:ASP:N	2.52	0.42
40:CG:210:TYR:HD1	40:CG:222:PRO:HG2	1.84	0.42
40:CH:33:ASP:O	40:CH:35:GLN:N	2.52	0.42
40:CH:260:VAL:HG22	41:CP:396:HIS:CE1	2.54	0.42
40:CH:274:PRO:HG2	40:CH:372:ARG:O	2.19	0.42
40:CH:390:LEU:HD12	40:CH:390:LEU:HA	1.88	0.42
40:CI:241:SER:HB3	40:CI:249:ASN:HD22	1.84	0.42
41:CL:174:LYS:HB3	41:CL:174:LYS:HE2	1.57	0.42
41:CN:86:ARG:HG2	41:CN:89:ASN:H	1.85	0.42
41:CN:249:ASP:H	41:CN:252:LYS:HB3	1.83	0.42
41:CO:412:GLU:HG3	41:CO:416:ASN:HD21	1.85	0.42
41:CP:270:PHE:H	41:CP:300:MET:HE3	1.85	0.42
41:CP:358:PRO:HD3	41:CP:364:SER:CB	2.48	0.42
40:DE:28:HIS:CE1	40:DE:243:ARG:HD2	2.54	0.42
40:DE:128:GLN:H	40:DE:128:GLN:HG2	1.44	0.42
40:DF:11:GLN:HB3	42:DF:501:GTP:O1B	2.20	0.42
40:DF:53:PHE:HB3	40:DF:61:HIS:HB3	2.01	0.42
40:DF:405:HIS:NE2	41:DM:259:PRO:O	2.52	0.42
40:DF:415:GLY:O	40:DF:416:GLU:C	2.58	0.42
41:DL:238:THR:O	41:DL:240:LEU:N	2.52	0.42
41:DL:272:PRO:HG3	41:DL:364:SER:CB	2.49	0.42
41:DL:293:MET:HA	41:DL:298:ASN:ND2	2.35	0.42
41:DM:115:SER:O	41:DM:118:ASP:HB2	2.19	0.42
41:DM:418:LEU:O	41:DM:419:GLY:C	2.57	0.42
41:DN:6:HIS:O	41:DN:64:VAL:HG22	2.20	0.42
41:DN:119:VAL:O	41:DN:120:VAL:C	2.58	0.42
41:DN:388:MET:O	41:DN:389:PHE:C	2.57	0.42
40:EE:332:ILE:O	40:EE:336:LYS:HG3	2.19	0.42
40:EE:371:GLN:HG2	40:EE:372:ARG:NE	2.34	0.42
40:EF:90:GLU:HG2	40:EF:121:ARG:NH2	2.35	0.42
40:EG:23:LEU:HD11	40:EG:233:GLN:NE2	2.34	0.42
40:EH:14:VAL:HG13	40:EH:67:PHE:CD2	2.53	0.42
40:EH:407:TYR:O	40:EH:408:VAL:C	2.56	0.42
40:EH:429:LYS:HE2	40:EH:429:LYS:HB3	1.58	0.42
40:EI:424:MET:O	40:EI:428:GLU:HG2	2.20	0.42
41:EM:150:LEU:HD22	41:EM:150:LEU:HA	1.84	0.42
41:EM:193:VAL:HG22	41:EM:265:PHE:CZ	2.54	0.42
41:EM:233:MET:O	41:EM:236:VAL:HG12	2.20	0.42
41:EM:272:PRO:HG3	41:EM:364:SER:CB	2.49	0.42
41:EM:296:ALA:O	41:EM:297:LYS:C	2.57	0.42
41:EP:21:TRP:CD2	41:EP:61:PRO:HB3	2.55	0.42

Continued on next page...

Continued from previous page...

Atom-1	Atom-2	Interatomic distance (Å)	Clash overlap (Å)
41:EP:54:ALA:HA	41:FP:283:ALA:HA	2.01	0.42
40:FA:101:ASN:HB3	40:FA:182:VAL:CG2	2.50	0.42
40:FA:115:ILE:HG12	40:FA:152:LEU:HG	2.02	0.42
40:FA:188:ILE:H	40:FA:188:ILE:HG12	1.64	0.42
40:FE:376:MET:SD	40:FE:378:SER:HB3	2.59	0.42
40:FG:274:PRO:HB3	40:FG:370:VAL:HG11	2.02	0.42
40:FH:176:GLN:N	40:FH:176:GLN:OE1	2.53	0.42
40:FH:288:VAL:HA	40:FH:291:ILE:HG12	2.00	0.42
41:FP:60:VAL:HG11	41:FP:86:ARG:HH21	1.85	0.42
41:FP:227:HIS:O	41:FP:230:SER:OG	2.37	0.42
40:GE:37:PRO:O	40:GE:39:ASP:N	2.52	0.42
40:GE:104:ALA:HB1	40:GE:411:GLY:H	1.83	0.42
40:GE:274:PRO:HG3	40:GE:291:ILE:HG21	2.00	0.42
40:GG:136:LEU:HD23	40:GG:167:LEU:HB2	2.02	0.42
40:GH:206:ASN:O	40:GH:207:GLU:C	2.58	0.42
40:GI:390:LEU:HD12	40:GI:390:LEU:HA	1.74	0.42
41:GM:5:VAL:HB	41:GM:133:PHE:CD1	2.55	0.42
41:GN:189:VAL:O	41:GN:193:VAL:HG23	2.20	0.42
41:GN:202:ILE:H	41:GN:202:ILE:HG13	1.64	0.42
41:GN:357:PRO:HB2	41:GN:358:PRO:HD2	2.02	0.42
41:GO:296:ALA:O	41:GO:297:LYS:HD3	2.18	0.42
41:HB:87:PRO:HA	41:HB:90:PHE:HD2	1.85	0.42
40:HE:108:TYR:CD2	40:HE:412:MET:HG2	2.55	0.42
40:HE:194:THR:HA	40:HE:197:HIS:HD2	1.85	0.42
40:HH:12:ALA:O	40:HH:16:ILE:HG12	2.20	0.42
41:HM:36:TYR:CZ	41:HM:44:LEU:HB2	2.55	0.42
41:HO:316:VAL:HA	41:HO:352:ALA:O	2.20	0.42
41:HP:207:LEU:HB3	41:HP:225:LEU:HD12	2.01	0.42
41:HQ:26:ASP:N	41:HQ:26:ASP:OD1	2.52	0.42
41:HQ:156:ARG:HH11	41:HQ:164:MET:HE1	1.85	0.42
41:HQ:407:GLU:OE2	41:HQ:407:GLU:N	2.52	0.42
41:IB:27:GLU:OE1	41:IB:234:SER:OG	2.37	0.42
40:IE:228:ASN:ND2	42:IE:501:GTP:HN1	2.12	0.42
40:IF:228:ASN:ND2	42:IF:501:GTP:HN1	2.11	0.42
40:II:65:ALA:O	40:II:91:GLN:HG3	2.20	0.42
41:IM:171:PRO:HB3	41:IM:181:GLU:HB3	2.02	0.42
41:IQ:167:PHE:CD1	41:IQ:233:MET:HE3	2.54	0.42
41:IQ:206:ALA:O	41:IQ:210:ILE:HG12	2.19	0.42
41:JB:318:ARG:HG2	41:JB:354:CYS:HB3	2.00	0.42
40:JH:20:CYS:HA	40:JH:232:SER:HB2	2.01	0.42
40:JH:153:LEU:HA	40:JH:153:LEU:HD12	1.81	0.42

Continued on next page...

Continued from previous page...

Atom-1	Atom-2	Interatomic distance (Å)	Clash overlap (Å)
41:JM:140:GLY:CA	41:JM:181:GLU:HG2	2.49	0.42
41:JM:261:PRO:O	41:JM:262:ARG:C	2.58	0.42
41:JM:289:LEU:HD11	41:JM:364:SER:N	2.34	0.42
41:JM:350:LYS:HA	41:JM:350:LYS:HD2	1.76	0.42
41:KB:285:THR:OG1	41:KB:288:GLU:OE2	2.37	0.42
41:KB:286:VAL:H	41:KB:286:VAL:HG22	1.61	0.42
41:KB:326:VAL:O	41:KB:330:MET:HG3	2.19	0.42
40:KE:332:ILE:HA	40:KE:335:ILE:HG22	2.01	0.42
40:KF:2:ARG:NH2	41:KN:69:GLU:HB3	2.31	0.42
40:KG:166:LYS:HB3	40:KG:166:LYS:HE3	1.86	0.42
40:KG:180:ALA:HB3	40:KG:183:GLU:HB2	2.00	0.42
40:KH:6:SER:O	40:KH:65:ALA:HA	2.20	0.42
40:KH:125:LEU:HD23	40:KH:125:LEU:HA	1.87	0.42
40:KH:254:GLU:HG2	41:KP:98:GLY:HA2	2.01	0.42
41:KL:30:ILE:HG23	41:KL:34:GLY:HA2	2.02	0.42
41:KL:297:LYS:HE2	41:KL:297:LYS:HB3	1.38	0.42
40:LF:102:ASN:O	40:LF:104:ALA:N	2.53	0.42
40:LF:228:ASN:CG	42:LM:501:GTP:HN21	2.23	0.42
40:LF:271:THR:HG23	40:LF:376:MET:HB3	2.01	0.42
40:LH:298:PRO:HB3	40:LH:307:PRO:HD2	2.01	0.42
41:LN:19:LYS:HD2	41:LN:227:HIS:HD2	1.84	0.42
41:LN:334:GLN:HE21	41:LN:349:VAL:HG23	1.85	0.42
41:LO:262:ARG:NH2	41:LO:414:ASN:OD1	2.52	0.42
40:MA:248:LEU:HD22	40:MA:248:LEU:HA	1.73	0.42
40:MG:411:GLY:O	40:MG:413:GLU:N	2.52	0.42
40:MH:264:ARG:HE	40:MH:264:ARG:HB3	1.56	0.42
40:MH:348:PRO:HD2	41:MP:388:MET:CG	2.49	0.42
41:ML:318:ARG:HG2	41:ML:354:CYS:HB3	2.01	0.42
41:MN:230:SER:HA	41:MN:233:MET:HB2	2.01	0.42
41:MO:158:GLU:O	41:MO:160:PRO:HD3	2.20	0.42
40:NE:27:GLU:HA	40:NE:361:THR:HG21	2.01	0.42
40:NF:180:ALA:N	40:NF:183:GLU:OE2	2.51	0.42
40:NG:319:TYR:HB3	40:NG:323:VAL:HG11	2.02	0.42
41:NM:296:ALA:HB1	41:NM:305:PRO:HD2	2.01	0.42
41:OB:139:LEU:HD13	41:OB:170:VAL:HG22	2.02	0.42
40:OE:97:GLU:HB3	41:OL:129:CYS:SG	2.59	0.42
40:OF:205:ASP:HB3	40:OF:303:VAL:HA	2.01	0.42
40:OH:206:ASN:O	40:OH:209:ILE:HG22	2.19	0.42
41:OM:392:LYS:HG3	41:OM:395:LEU:HD13	2.00	0.42
41:ON:309:ARG:N	41:ON:372:THR:OG1	2.52	0.42
41:OO:152:ILE:HD13	41:OO:192:LEU:HD21	2.01	0.42

Continued on next page...

Continued from previous page...

Atom-1	Atom-2	Interatomic distance (Å)	Clash overlap (Å)
40:PA:69:ASP:N	40:PA:69:ASP:OD1	2.52	0.42
40:PE:134:GLY:HA2	40:PE:165:SER:O	2.20	0.42
40:PF:329:ASN:ND2	41:PN:175:VAL:HG11	2.35	0.42
40:PG:4:CYS:SG	40:PG:136:LEU:HD23	2.59	0.42
40:PH:352:LYS:NZ	41:PP:178:THR:O	2.49	0.42
41:PL:2:ARG:HE	41:PL:131:GLN:HB2	1.84	0.42
41:PL:379:LYS:O	41:PL:383:GLU:HG2	2.20	0.42
41:PM:73:MET:HA	41:PM:76:VAL:HG12	2.00	0.42
41:PO:209:ASP:O	41:PO:213:ARG:HB2	2.19	0.42
41:PP:113:VAL:HA	41:PP:116:VAL:HB	2.02	0.42
41:PP:208:TYR:HE1	41:PP:225:LEU:HD21	1.85	0.42
41:QB:14:ASN:HD21	41:QB:65:LEU:HG	1.83	0.42
40:QE:322:ASP:OD1	40:QE:322:ASP:N	2.51	0.42
40:QE:404:VAL:HG13	40:QE:417:PHE:HE2	1.84	0.42
40:QF:73:THR:HA	40:QF:76:ASP:HB3	2.02	0.42
40:QF:318:LEU:O	40:QF:374:VAL:HA	2.19	0.42
41:QN:134:GLN:HE22	41:QN:233:MET:HG3	1.85	0.42
41:QO:3:GLU:HG2	41:QO:62:ARG:HH12	1.85	0.42
41:QP:31:ASP:O	41:QP:33:THR:N	2.53	0.42
41:QP:46:ARG:HA	41:QP:46:ARG:HD3	1.37	0.42
41:QP:114:ASP:OD1	41:QP:115:SER:N	2.47	0.42
41:QP:296:ALA:O	41:QP:297:LYS:C	2.58	0.42
41:RB:34:GLY:HA3	41:RB:58:LYS:HZ3	1.85	0.42
41:RB:137:HIS:HE1	41:RB:139:LEU:HD23	1.85	0.42
40:RF:421:ARG:NH1	40:RF:421:ARG:O	2.52	0.42
40:RF:440:GLU:HB2	41:RN:390:ARG:HH12	1.85	0.42
40:RH:75:ILE:HD11	40:RH:92:LEU:HB3	2.02	0.42
40:RH:235:VAL:O	40:RH:239:THR:HG22	2.19	0.42
40:RI:20:CYS:HA	40:RI:232:SER:HB2	2.01	0.42
41:RO:14:ASN:HD21	41:RO:67:ASP:HB2	1.83	0.42
41:SB:50:TYR:O	41:SB:62:ARG:HG2	2.19	0.42
40:SF:172:TYR:CD1	40:SF:173:PRO:HD2	2.55	0.42
40:SG:33:ASP:O	40:SG:60:LYS:NZ	2.41	0.42
40:SI:177:VAL:HG22	41:SP:331:LEU:HB2	2.01	0.42
40:SI:225:THR:O	40:SI:229:ARG:CB	2.67	0.42
41:SO:202:ILE:O	41:SO:203:ASP:C	2.57	0.42
41:SO:323:MET:O	41:SO:324:LYS:C	2.58	0.42
40:TA:101:ASN:HA	40:TA:144:GLY:H	1.84	0.42
40:TG:238:ILE:HA	40:TG:318:LEU:HD22	2.01	0.42
40:TH:287:SER:O	40:TH:291:ILE:HG12	2.20	0.42
40:TI:167:LEU:HD13	40:TI:200:CYS:HB3	2.00	0.42

Continued on next page...

Continued from previous page...

Atom-1	Atom-2	Interatomic distance (Å)	Clash overlap (Å)
41:TN:73:MET:HG3	41:TN:90:PHE:CZ	2.55	0.42
41:TN:109:GLY:O	41:TN:113:VAL:HG13	2.20	0.42
41:TO:173:PRO:HA	41:TO:380:ARG:NH2	2.33	0.42
40:UA:88:HIS:HB3	40:UA:91:GLN:OE1	2.19	0.42
40:UF:25:CYS:SG	40:UF:30:ILE:HB	2.60	0.42
40:UF:203:MET:HE2	40:UF:203:MET:HB3	1.91	0.42
40:UG:242:LEU:HD23	40:UG:242:LEU:H	1.85	0.42
40:UG:429:LYS:HD2	40:UG:429:LYS:HA	1.84	0.42
40:UI:201:ALA:O	40:UI:203:MET:N	2.52	0.42
41:UM:396:HIS:HA	41:UM:399:THR:HG22	2.01	0.42
41:UO:25:SER:HB3	41:UO:81:PHE:HE2	1.84	0.42
41:UO:112:LEU:O	41:UO:116:VAL:HG23	2.20	0.42
41:UP:332:ASN:O	41:UP:333:VAL:C	2.58	0.42
40:VA:34:GLY:O	40:VA:61:HIS:N	2.46	0.42
40:VA:359:PRO:HA	40:VA:360:PRO:HD3	1.92	0.42
40:VF:245:ASP:OD2	40:VF:245:ASP:N	2.52	0.42
40:VF:269:LEU:HD23	40:VF:383:ILE:HD11	2.01	0.42
40:VI:102:ASN:HB3	40:VI:105:ARG:HB2	2.01	0.42
40:VJ:277:SER:O	40:VJ:279:GLU:N	2.52	0.42
40:WA:98:ASP:OD2	41:WN:252:LYS:HE2	2.20	0.42
40:WE:50:ASN:O	40:WE:64:ARG:NH1	2.53	0.42
40:WF:324:VAL:O	40:WF:328:VAL:HG23	2.19	0.42
40:WF:349:THR:O	41:WN:179:VAL:HA	2.19	0.42
40:WH:181:VAL:HG22	41:WO:256:ASN:OD1	2.20	0.42
41:WM:138:SER:O	41:WM:139:LEU:C	2.58	0.42
41:WM:293:MET:HG2	41:WM:367:PHE:HB2	2.00	0.42
41:WN:252:LYS:HE2	41:WN:252:LYS:HB2	1.73	0.42
41:WN:267:MET:HE2	41:WN:301:ALA:HB3	2.01	0.42
41:WN:398:TYR:C	41:WN:400:GLY:H	2.23	0.42
41:WP:58:LYS:HA	41:WP:58:LYS:HD2	1.94	0.42
7:1T:374:ASN:ND2	41:WM:39:ASP:O	2.52	0.42
7:1T:460:HIS:CD2	7:1T:486:ILE:HG13	2.55	0.42
7:1U:231:LYS:HB3	7:1U:231:LYS:HE2	1.70	0.42
8:1X:117:PRO:O	8:1X:118:THR:C	2.56	0.42
8:1X:278:GLU:O	8:1X:281:LYS:HB2	2.19	0.42
12:2Q:212:ASP:HB2	13:2V:37:ILE:HD11	2.01	0.42
13:2U:2:PHE:CZ	13:2U:11:LEU:HD11	2.53	0.42
13:2U:183:LEU:HB3	13:2U:184:TYR:H	1.55	0.42
14:3C:80:THR:HA	14:3C:114:LEU:O	2.20	0.42
16:3J:200:SER:OG	18:3T:212:GLU:OE1	2.34	0.42
16:3L:286:THR:HG23	16:3L:366:LEU:HD12	2.00	0.42

Continued on next page...

Continued from previous page...

Atom-1	Atom-2	Interatomic distance (Å)	Clash overlap (Å)
16:3L:315:HIS:CE1	16:3M:205:PRO:HG3	2.55	0.42
17:3P:197:GLU:O	17:3P:200:PHE:HB3	2.19	0.42
21:4D:501:HIS:C	21:4D:502:ARG:HG3	2.39	0.42
21:4E:103:PHE:HB3	21:4E:181:PHE:HD1	1.84	0.42
21:4F:407:LYS:HZ3	21:4F:407:LYS:HG2	1.66	0.42
22:4H:232:PHE:HE2	22:4H:360:THR:HG21	1.85	0.42
22:4I:658:ILE:H	22:4I:658:ILE:HG12	1.39	0.42
22:4J:286:LYS:HB2	22:4J:331:GLU:HG2	2.00	0.42
22:4K:670:ASN:O	22:4K:673:LEU:N	2.53	0.42
23:4N:253:TYR:O	23:4N:255:PHE:N	2.53	0.42
23:4Q:260:THR:O	23:4Q:261:TYR:C	2.57	0.42
23:4R:97:PHE:CE2	41:AP:59:TYR:HE1	2.37	0.42
23:4R:108:ASN:HD21	23:4R:110:ASN:HB2	1.85	0.42
25:4T:344:MET:CE	26:4W:374:ILE:HB	2.49	0.42
26:4V:118:PHE:HD1	26:4V:165:ARG:HB2	1.84	0.42
26:4W:22:ARG:HB3	26:4W:24:TYR:HE1	1.85	0.42
31:5I:482:LYS:HE3	31:5I:482:LYS:HA	2.02	0.42
31:5I:613:LEU:O	31:5I:617:ARG:HG2	2.20	0.42
39:6K:25:PHE:HD2	39:6K:28:ILE:HD12	1.85	0.42
40:AE:154:MET:HE3	40:AE:197:HIS:HB2	2.02	0.42
40:AE:376:MET:SD	40:AE:378:SER:HB3	2.59	0.42
41:AL:139:LEU:HG	41:AL:168:SER:HB2	2.02	0.42
41:AN:6:HIS:O	41:AN:63:ALA:HA	2.19	0.42
41:AO:245:GLN:O	41:AO:246:LEU:C	2.57	0.42
41:AO:294:PHE:CZ	41:AO:313:VAL:HG11	2.55	0.42
41:AP:242:PHE:HB3	41:AP:356:ILE:HD13	2.00	0.42
41:BB:93:GLY:O	41:BB:95:SER:N	2.53	0.42
41:BB:379:LYS:HB3	41:BB:379:LYS:HE2	1.79	0.42
41:BM:102:ALA:HB1	41:BM:401:GLU:HB2	2.01	0.42
41:BM:321:MET:HE1	41:BM:363:MET:HG2	2.00	0.42
41:BN:87:PRO:HD3	41:CN:281:TYR:HD1	1.84	0.42
41:BN:372:THR:HA	41:BN:422:VAL:HG22	2.01	0.42
41:BO:3:GLU:H	41:BO:3:GLU:HG2	1.49	0.42
41:BO:206:ALA:O	41:BO:210:ILE:HG13	2.20	0.42
41:BP:262:ARG:O	41:BP:264:HIS:N	2.53	0.42
40:CA:102:ASN:HB3	40:CA:105:ARG:HG3	2.01	0.42
40:CA:239:THR:O	40:CA:243:ARG:NH1	2.52	0.42
40:CA:248:LEU:HD23	40:CA:248:LEU:HA	1.82	0.42
40:CF:14:VAL:HG11	40:CF:74:VAL:HB	2.01	0.42
40:CG:319:TYR:CE2	40:CG:328:VAL:HG22	2.54	0.42
40:CH:156:ARG:HD2	40:CH:156:ARG:HA	1.77	0.42

Continued on next page...

Continued from previous page...

Atom-1	Atom-2	Interatomic distance (Å)	Clash overlap (Å)
40:CI:103:TYR:CE2	40:CI:189:LEU:HB3	2.55	0.42
41:CL:425:ARG:H	41:CL:425:ARG:HG2	1.63	0.42
41:CM:7:LEU:O	41:CM:135:LEU:HD12	2.19	0.42
41:CM:372:THR:HA	41:CM:422:VAL:HG12	2.02	0.42
41:CM:418:LEU:O	41:CM:422:VAL:HG23	2.20	0.42
41:CO:244:GLY:HA3	41:CO:354:CYS:HA	2.01	0.42
41:CO:415:MET:HE2	41:CO:415:MET:HB3	1.84	0.42
40:DA:12:ALA:HB2	42:DA:501:GTP:C8	2.54	0.42
40:DA:63:PRO:HD3	40:DA:86:LEU:HG	2.01	0.42
40:DA:186:ASN:H	40:DA:186:ASN:HD22	1.68	0.42
40:DA:224:TYR:HB3	42:DA:501:GTP:C6	2.55	0.42
40:DA:263:PRO:O	40:DA:264:ARG:C	2.57	0.42
40:DE:57:GLY:O	40:DE:58:ALA:HB3	2.19	0.42
40:DE:405:HIS:ND1	40:DE:405:HIS:N	2.67	0.42
40:DF:98:ASP:HB3	40:DF:99:ALA:H	1.51	0.42
40:DH:3:GLU:HB3	40:DH:64:ARG:NH1	2.35	0.42
40:DH:74:VAL:O	40:DH:75:ILE:C	2.58	0.42
40:DH:139:HIS:ND1	40:DH:140:SER:O	2.53	0.42
40:DI:189:LEU:HD22	40:DI:416:GLU:HG2	2.02	0.42
40:DI:236:SER:HA	40:DI:243:ARG:NH2	2.34	0.42
41:DL:5:VAL:HG12	41:DL:64:VAL:HG22	2.02	0.42
41:DL:92:PHE:HB2	41:DL:93:GLY:H	1.64	0.42
41:DN:163:ILE:H	41:DN:163:ILE:HG13	1.65	0.42
41:DO:210:ILE:HG12	41:DO:298:ASN:HA	2.02	0.42
41:DP:252:LYS:O	41:DP:255:VAL:HG12	2.20	0.42
40:EF:341:ILE:HD12	40:EF:341:ILE:HA	1.94	0.42
40:EH:25:CYS:HA	40:EH:30:ILE:HG13	2.01	0.42
40:EH:63:PRO:CG	40:EH:86:LEU:HG	2.50	0.42
40:EI:232:SER:O	40:EI:236:SER:N	2.42	0.42
41:EN:7:LEU:HD23	41:EN:64:VAL:HB	2.02	0.42
40:FA:387:TRP:CE3	40:FA:387:TRP:HA	2.55	0.42
42:FB:502:GTP:O2'	40:FG:206:ASN:ND2	2.52	0.42
40:FH:105:ARG:HH21	40:FH:110:ILE:HG13	1.84	0.42
40:FI:5:ILE:O	40:FI:135:PHE:HA	2.20	0.42
40:FI:56:THR:HB	40:GI:283:HIS:O	2.20	0.42
41:FP:245:GLN:N	41:FP:245:GLN:OE1	2.52	0.42
41:GB:324:LYS:HA	40:GG:210:TYR:CE1	2.54	0.42
40:GE:49:PHE:O	40:GE:53:PHE:N	2.53	0.42
40:GG:90:GLU:HG2	40:GG:121:ARG:NH1	2.35	0.42
40:GH:29:GLY:O	40:GH:30:ILE:C	2.58	0.42
40:GH:73:THR:O	40:GH:74:VAL:C	2.58	0.42

Continued on next page...

Continued from previous page...

Atom-1	Atom-2	Interatomic distance (Å)	Clash overlap (Å)
40:GH:260:VAL:HG23	41:GP:397:TRP:HZ2	1.83	0.42
40:GH:307:PRO:C	40:GH:309:HIS:H	2.23	0.42
41:GM:69:GLU:HA	41:GM:70:PRO:HD3	1.88	0.42
41:GN:147:MET:O	41:GN:148:GLY:C	2.57	0.42
41:GN:169:VAL:HA	41:GN:202:ILE:O	2.20	0.42
41:GN:191:GLN:O	41:GN:192:LEU:C	2.57	0.42
40:HA:100:ALA:HA	41:HN:252:LYS:HG3	2.02	0.42
41:HB:127:CYS:SG	41:HB:128:ASP:N	2.93	0.42
40:HE:118:VAL:O	40:HE:119:LEU:C	2.58	0.42
41:HM:5:VAL:HG22	41:HM:62:ARG:HD3	2.02	0.42
41:HM:107:THR:O	41:HM:109:GLY:N	2.52	0.42
41:HN:62:ARG:H	41:HN:62:ARG:HG3	1.62	0.42
41:HQ:299:MET:HE2	41:HQ:305:PRO:HG2	2.01	0.42
40:IA:173:PRO:HB3	40:IA:183:GLU:HB3	2.00	0.42
41:IB:167:PHE:CE2	41:IB:233:MET:HG2	2.54	0.42
41:IM:130:LEU:HD21	41:IM:133:PHE:CZ	2.55	0.42
41:IM:131:GLN:HE22	41:IM:249:ASP:HB2	1.84	0.42
41:IO:170:VAL:HG21	41:IO:377:LEU:HD11	2.02	0.42
41:IP:43:GLN:OE1	41:IP:359:ARG:NH2	2.52	0.42
41:IP:53:GLU:N	41:IP:53:GLU:OE1	2.53	0.42
40:JA:119:LEU:HD11	40:JA:156:ARG:HG2	2.02	0.42
40:JA:207:GLU:HA	40:JA:210:TYR:CD2	2.54	0.42
40:JE:298:PRO:HB3	40:JE:307:PRO:HD2	2.01	0.42
40:JH:113:GLU:HG2	40:JH:114:LEU:HD12	2.02	0.42
41:JL:74:ASP:O	41:JL:78:SER:HB3	2.19	0.42
41:JM:131:GLN:HE21	41:JM:131:GLN:HB3	1.54	0.42
41:JM:357:PRO:HB3	41:JM:362:LYS:O	2.20	0.42
40:KA:16:ILE:HG12	40:KA:228:ASN:HD22	1.85	0.42
40:KH:271:THR:HG22	40:KH:301:GLN:HA	2.00	0.42
40:KH:277:SER:O	40:KH:279:GLU:N	2.52	0.42
41:KL:267:MET:HE2	41:KL:267:MET:HB2	1.86	0.42
41:KL:393:ALA:O	41:KL:395:LEU:N	2.53	0.42
41:KO:77:ARG:HB2	41:KO:90:PHE:HE2	1.84	0.42
41:KO:165:ASN:HA	41:KO:198:GLU:O	2.18	0.42
41:KP:7:LEU:HG	41:KP:135:LEU:HD13	2.02	0.42
40:LA:3:GLU:HA	40:LA:51:THR:HA	2.02	0.42
40:LA:273:ALA:HB1	40:LA:291:ILE:HB	2.01	0.42
41:LB:10:GLY:O	41:LB:14:ASN:ND2	2.53	0.42
40:LD:310:GLY:HA3	40:LD:382:ALA:HB2	2.02	0.42
40:LE:331:ALA:O	40:LE:335:ILE:HG12	2.20	0.42
40:LF:274:PRO:HG3	40:LF:373:ALA:HA	2.01	0.42

Continued on next page...

Continued from previous page...

Atom-1	Atom-2	Interatomic distance (Å)	Clash overlap (Å)
40:LG:337:THR:O	40:LG:338:LYS:C	2.58	0.42
41:MB:246:LEU:HD21	42:MB:502:GTP:H5''	2.01	0.42
40:ME:172:TYR:CE2	40:ME:386:ALA:HB1	2.54	0.42
40:MF:248:LEU:HD21	43:MN:502:GDP:H2'	2.01	0.42
40:MF:252:LEU:HA	40:MF:255:PHE:CD2	2.54	0.42
40:MG:71:GLU:O	40:MG:94:THR:HG22	2.19	0.42
40:MG:76:ASP:HA	40:MG:79:ARG:HD2	2.02	0.42
40:MG:157:LEU:HD12	40:MG:157:LEU:HA	1.91	0.42
40:MG:397:MET:C	40:MG:399:ALA:N	2.73	0.42
40:MH:96:LYS:HB3	40:MH:96:LYS:HE3	1.68	0.42
40:MH:337:THR:O	40:MH:338:LYS:C	2.58	0.42
41:ML:383:GLU:HA	41:ML:386:THR:HG22	2.02	0.42
41:MN:279:GLN:NE2	41:MN:279:GLN:O	2.53	0.42
41:MO:296:ALA:CB	41:MO:305:PRO:HD2	2.50	0.42
40:NA:190:THR:O	40:NA:194:THR:CB	2.67	0.42
40:ND:152:LEU:HD12	40:ND:152:LEU:HA	1.78	0.42
40:ND:338:LYS:HB3	40:ND:338:LYS:HE3	1.60	0.42
40:NG:177:VAL:HG23	40:NG:178:SER:H	1.85	0.42
41:NM:42:LEU:HA	41:NM:45:GLU:HB2	2.00	0.42
41:NO:132:GLY:HA3	41:NO:163:ILE:O	2.20	0.42
41:NO:149:THR:HG21	41:NO:188:SER:HA	2.01	0.42
41:NP:189:VAL:HA	41:NP:192:LEU:HB2	2.00	0.42
41:NP:209:ASP:O	41:NP:213:ARG:HB3	2.20	0.42
40:OG:88:HIS:HA	40:OG:89:PRO:HD3	1.90	0.42
40:OH:105:ARG:HA	40:OH:109:THR:HB	2.01	0.42
40:OH:118:VAL:HG11	40:OH:153:LEU:HD11	2.01	0.42
40:OH:144:GLY:O	40:OH:145:THR:C	2.58	0.42
41:OL:204:ASN:OD1	43:OL:502:GDP:O2'	2.38	0.42
41:OP:44:LEU:HD12	41:OP:47:ILE:HG21	2.01	0.42
41:OP:143:THR:O	41:OP:147:MET:N	2.52	0.42
40:PE:329:ASN:ND2	41:PM:175:VAL:HG21	2.34	0.42
41:PO:31:ASP:OD1	41:PO:35:THR:N	2.52	0.42
41:PO:183:TYR:HD2	41:PO:398:TYR:HE2	1.66	0.42
40:QA:68:VAL:HG12	40:QA:93:ILE:HB	2.01	0.42
40:QA:404:VAL:HG12	40:QA:417:PHE:HE2	1.84	0.42
41:QB:42:LEU:H	41:QB:42:LEU:HG	1.50	0.42
41:QB:251:ARG:HB3	40:QG:100:ALA:HB2	2.01	0.42
41:QB:289:LEU:HD22	41:QB:364:SER:HA	2.02	0.42
41:QB:350:LYS:HZ3	40:QG:180:ALA:HB1	1.84	0.42
41:QB:424:THR:C	41:QB:426:GLY:H	2.22	0.42
40:QF:49:PHE:HE2	40:QF:55:GLU:HB2	1.85	0.42

Continued on next page...

Continued from previous page...

Atom-1	Atom-2	Interatomic distance (Å)	Clash overlap (Å)
40:QF:143:GLY:N	42:QF:501:GTP:O2A	2.37	0.42
40:QH:401:ARG:NH2	40:QH:414:GLU:OE2	2.52	0.42
41:QN:137:HIS:HE1	41:QN:139:LEU:CD2	2.32	0.42
41:QN:139:LEU:HD21	41:QN:192:LEU:HD11	2.02	0.42
41:QP:142:GLY:O	41:QP:144:GLY:N	2.53	0.42
40:RE:427:LEU:HG	40:RE:431:TYR:CE2	2.55	0.42
40:RH:326:LYS:HG2	41:RP:208:TYR:CE1	2.55	0.42
41:RL:122:LYS:HE3	41:SL:291:GLN:HE22	1.85	0.42
41:RO:326:VAL:O	41:RO:330:MET:HB2	2.20	0.42
41:RP:4:ILE:HG13	41:RP:131:GLN:HE21	1.85	0.42
41:SB:417:ASP:O	41:SB:420:ASN:N	2.48	0.42
40:SE:16:ILE:O	40:SE:20:CYS:CB	2.64	0.42
40:SF:100:ALA:O	41:SM:255:VAL:HG11	2.19	0.42
40:SF:212:ILE:HD13	40:SF:300:ASN:HA	2.01	0.42
41:SN:280:GLN:OE1	41:SN:280:GLN:N	2.45	0.42
41:SO:297:LYS:O	41:SO:298:ASN:C	2.57	0.42
41:SP:180:VAL:HG23	41:SP:184:ASN:HD21	1.85	0.42
41:TB:100:ASN:HD22	41:TB:398:TYR:HE2	1.67	0.42
41:TB:149:THR:HB	41:TB:191:GLN:HG2	2.01	0.42
40:TF:238:ILE:HG23	40:TF:255:PHE:CE2	2.55	0.42
40:TI:386:ALA:HA	40:TI:389:ARG:HG2	2.01	0.42
41:TM:21:TRP:CZ3	41:TM:24:ILE:HD11	2.55	0.42
41:TO:6:HIS:HD2	41:TO:21:TRP:HE1	1.67	0.42
41:TO:210:ILE:O	41:TO:214:THR:OG1	2.35	0.42
41:TO:342:VAL:HB	41:TO:344:TRP:CD1	2.54	0.42
41:TP:165:ASN:HA	41:TP:198:GLU:O	2.19	0.42
41:TP:198:GLU:HG2	41:TP:266:PHE:HE2	1.85	0.42
41:TP:210:ILE:HD12	41:TP:298:ASN:HA	2.02	0.42
40:UA:9:VAL:HG22	40:UA:68:VAL:HB	2.01	0.42
40:UA:228:ASN:ND2	42:UA:501:GTP:C2	2.85	0.42
41:UB:193:VAL:HG11	41:UB:262:ARG:HH21	1.84	0.42
40:UF:101:ASN:O	40:UF:182:VAL:HG21	2.20	0.42
40:UI:35:GLN:HE21	40:UI:35:GLN:HB2	1.53	0.42
40:UI:71:GLU:HB2	40:UI:98:ASP:CA	2.48	0.42
40:UI:281:ALA:O	40:UI:282:TYR:C	2.58	0.42
40:UI:312:TYR:O	40:UI:343:PHE:HA	2.19	0.42
41:UM:173:PRO:HA	41:UM:380:ARG:NH1	2.34	0.42
41:UN:248:ALA:HA	41:UN:252:LYS:HD3	2.02	0.42
41:UP:143:THR:HB	41:UP:144:GLY:H	1.63	0.42
40:VF:390:LEU:HD23	40:VF:390:LEU:HA	1.89	0.42
40:VH:68:VAL:HG22	40:VH:93:ILE:HB	2.01	0.42

Continued on next page...

Continued from previous page...

Atom-1	Atom-2	Interatomic distance (Å)	Clash overlap (Å)
40:VI:326:LYS:HZ1	41:VQ:225:LEU:HD21	1.83	0.42
41:VN:268:PRO:HG2	41:VN:300:MET:HB2	2.02	0.42
41:VN:330:MET:HB3	41:VN:349:VAL:HG11	2.01	0.42
41:VO:1:MET:SD	41:VO:48:ASN:ND2	2.90	0.42
41:VP:27:GLU:CD	41:VP:241:ARG:HH12	2.23	0.42
41:VP:77:ARG:HD2	41:VP:90:PHE:HE2	1.85	0.42
40:WA:3:GLU:N	40:WA:3:GLU:OE2	2.51	0.42
40:WA:217:LEU:HA	40:WA:277:SER:HB3	2.02	0.42
41:WB:318:ARG:CZ	41:WB:358:PRO:HD3	2.50	0.42
40:WH:362:VAL:HG11	40:WH:369:LYS:HA	2.02	0.42
41:WM:42:LEU:HD22	41:WM:243:PRO:HG3	2.01	0.42
41:WM:61:PRO:HD2	41:WM:84:ILE:O	2.20	0.42
41:WM:107:THR:HB	41:WM:108:GLU:H	1.62	0.42
41:WM:183:TYR:CZ	41:WM:388:MET:HB3	2.54	0.42
41:WN:273:LEU:H	41:WN:292:GLN:NE2	2.05	0.42
41:WN:290:THR:HG22	41:WN:317:PHE:CZ	2.55	0.42
41:WN:317:PHE:HB3	41:WN:321:MET:SD	2.60	0.42
41:WN:418:LEU:C	41:WN:420:ASN:H	2.23	0.42
7:1T:95:LEU:O	7:1T:96:TRP:C	2.58	0.42
7:1U:569:VAL:CG2	7:1U:586:HIS:HE1	2.32	0.42
12:2Q:65:ARG:HA	12:2Q:65:ARG:HD3	1.90	0.42
12:2R:105:TYR:CD1	12:2R:141:LYS:HG2	2.55	0.42
13:2T:6:PHE:CE2	13:2T:8:SER:HB3	2.55	0.42
13:2V:94:LEU:HB2	13:2V:152:LEU:HD11	2.02	0.42
13:2W:7:GLN:NE2	13:2W:70:GLY:O	2.42	0.42
13:2W:101:ARG:H	13:2W:101:ARG:HG2	1.55	0.42
15:3H:398:PRO:HA	15:3H:399:PRO:HD3	1.94	0.42
16:3K:349:ILE:HG22	16:3K:353:LYS:NZ	2.35	0.42
16:3L:123:ARG:NH1	16:3L:131:ASP:OD2	2.49	0.42
17:3O:222:GLU:O	17:3O:226:ILE:HG12	2.20	0.42
20:4A:225:VAL:HG12	20:4A:229:GLN:HE21	1.85	0.42
22:4J:91:ASP:H	41:BN:281:TYR:N	2.01	0.42
22:4J:626:GLN:H	22:4J:626:GLN:HG2	1.60	0.42
22:4K:560:ARG:O	22:4K:563:LYS:N	2.53	0.42
23:4P:253:TYR:O	23:4P:255:PHE:N	2.53	0.42
23:4Q:235:THR:HG21	23:4Q:242:LEU:HD23	2.02	0.42
23:4R:60:LEU:H	23:4R:60:LEU:HG	1.54	0.42
23:4R:244:PRO:HD2	40:DI:89:PRO:CG	2.49	0.42
27:4Z:236:LEU:HD23	27:4Z:245:GLU:HB3	2.01	0.42
31:5I:498:THR:OG1	40:IH:322:ASP:OD2	2.31	0.42
33:5N:405:LYS:HE3	40:GF:59:GLY:HA3	2.02	0.42

Continued on next page...

Continued from previous page...

Atom-1	Atom-2	Interatomic distance (Å)	Clash overlap (Å)
36:5X:164:PRO:O	36:5X:166:MET:HG2	2.20	0.42
36:5X:218:ARG:HA	36:5X:221:GLN:HG2	2.02	0.42
39:6J:117:ALA:HB1	39:6J:121:HIS:HD2	1.83	0.42
39:6L:118:LYS:HG2	39:6L:121:HIS:CG	2.55	0.42
39:6L:135:HIS:O	39:6L:137:GLY:N	2.52	0.42
40:AA:112:LYS:HA	40:AA:115:ILE:HG22	2.01	0.42
40:AE:88:HIS:HE2	40:BE:280:LYS:HG2	1.83	0.42
40:AF:239:THR:O	40:AF:243:ARG:NE	2.41	0.42
40:AG:203:MET:HE3	40:AG:267:PHE:HB3	2.02	0.42
40:AH:78:VAL:HG23	40:AH:92:LEU:HD13	2.01	0.42
41:AM:107:THR:O	41:AM:109:GLY:N	2.53	0.42
41:AO:11:GLN:HA	41:AO:72:THR:HG21	2.02	0.42
41:AO:89:ASN:HA	41:AO:119:VAL:HG11	2.01	0.42
40:BA:245:ASP:OD1	40:BA:245:ASP:N	2.50	0.42
41:BB:21:TRP:O	41:BB:25:SER:HB2	2.20	0.42
41:BB:143:THR:HB	41:BB:144:GLY:H	1.70	0.42
40:BE:167:LEU:HD12	40:BE:167:LEU:H	1.84	0.42
40:BF:175:PRO:HB3	40:BF:389:ARG:CZ	2.49	0.42
40:BH:31:GLN:O	40:BH:34:GLY:N	2.48	0.42
40:BH:75:ILE:CG2	40:BH:94:THR:HG23	2.50	0.42
40:BH:183:GLU:HB3	40:BH:184:PRO:HD3	2.01	0.42
40:BH:258:ASN:HA	41:BP:179:VAL:HG22	2.02	0.42
40:BH:266:HIS:ND1	40:BH:266:HIS:O	2.52	0.42
41:BM:425:ARG:C	41:BM:427:ALA:H	2.23	0.42
41:BN:207:LEU:HB3	41:BN:225:LEU:HD22	2.00	0.42
41:BN:282:ARG:HB3	41:BN:283:ALA:H	1.52	0.42
41:BO:382:SER:O	41:BO:386:THR:HG23	2.20	0.42
41:BP:263:LEU:H	41:BP:263:LEU:HG	1.64	0.42
40:CA:36:MET:O	40:CA:37:PRO:C	2.58	0.42
41:CB:11:GLN:HA	41:CB:72:THR:HG21	2.01	0.42
40:CE:397:MET:CG	41:CL:346:PRO:HD2	2.50	0.42
40:CH:299:ALA:O	40:CH:301:GLN:N	2.52	0.42
40:CH:319:TYR:O	40:CH:355:ILE:HA	2.20	0.42
40:CH:326:LYS:NZ	41:CP:208:TYR:HB2	2.35	0.42
40:CH:377:LEU:H	40:CH:377:LEU:HG	1.61	0.42
40:CI:205:ASP:HB2	40:CI:303:VAL:HA	2.01	0.42
41:CL:273:LEU:HD23	41:CL:273:LEU:HA	1.79	0.42
41:CN:101:TRP:CE3	41:CN:145:SER:HB3	2.55	0.42
41:CN:245:GLN:NE2	41:CN:323:MET:SD	2.93	0.42
41:CO:12:CYS:HB2	43:CO:501:GDP:C8	2.55	0.42
41:CP:280:GLN:H	41:CP:280:GLN:HG2	1.67	0.42

Continued on next page...

Continued from previous page...

Atom-1	Atom-2	Interatomic distance (Å)	Clash overlap (Å)
41:CP:316:VAL:HG23	41:CP:366:THR:O	2.20	0.42
41:CP:328:GLU:O	41:CP:329:GLN:C	2.58	0.42
40:DA:2:ARG:HA	40:DA:133:GLN:HG3	2.01	0.42
40:DA:103:TYR:CD1	40:DA:190:THR:HG22	2.55	0.42
41:DB:290:THR:C	41:DB:292:GLN:H	2.23	0.42
40:DE:261:PRO:HD2	40:DE:265:ILE:HG23	2.01	0.42
40:DE:440:GLU:H	40:DE:440:GLU:HG2	1.61	0.42
40:DG:230:LEU:HA	40:DG:230:LEU:HD12	1.84	0.42
40:DG:270:ALA:HB3	40:DG:302:MET:HG3	2.00	0.42
40:DG:326:LYS:HD3	40:DG:326:LYS:HA	1.84	0.42
40:DI:294:ALA:O	40:DI:297:GLU:HB3	2.20	0.42
41:DM:420:ASN:HB2	41:DM:421:PRO:HD3	2.02	0.42
41:DN:222:TYR:HA	41:DN:225:LEU:HD12	2.01	0.42
41:DO:139:LEU:HG	41:DO:168:SER:HB2	2.01	0.42
41:DP:80:PRO:HB2	41:DP:81:PHE:H	1.66	0.42
41:DP:326:VAL:O	41:DP:327:ASP:C	2.58	0.42
40:EG:401:ARG:HB3	40:EG:404:VAL:HG11	2.02	0.42
40:EH:300:ASN:O	40:EH:301:GLN:C	2.58	0.42
40:EH:312:TYR:CG	40:EH:341:ILE:HD11	2.55	0.42
40:EI:398:TYR:HE1	40:EI:417:PHE:HB3	1.84	0.42
41:EM:122:LYS:HA	41:EM:122:LYS:HD3	1.63	0.42
41:EP:259:PRO:HG2	41:EP:263:LEU:HD12	2.02	0.42
40:FE:39:ASP:N	40:FE:39:ASP:OD1	2.52	0.42
40:FG:318:LEU:O	40:FG:374:VAL:HA	2.19	0.42
41:GB:91:VAL:HG11	41:GB:116:VAL:HG22	2.01	0.42
40:GE:204:VAL:HG22	40:GE:302:MET:HE3	1.84	0.42
40:GE:289:ALA:O	40:GE:290:GLU:C	2.57	0.42
40:GF:177:VAL:HG12	41:GM:331:LEU:HD12	2.02	0.42
40:GF:408:VAL:HG23	40:GF:413:GLU:HA	2.02	0.42
40:GI:106:GLY:O	40:GI:148:GLY:C	2.58	0.42
41:GM:214:THR:HG22	41:GM:297:LYS:HE2	2.02	0.42
41:GM:375:GLN:HB3	41:GM:422:VAL:HG13	2.02	0.42
41:GN:139:LEU:HD12	41:GN:139:LEU:HA	1.75	0.42
41:GO:178:THR:O	41:GO:180:VAL:N	2.53	0.42
41:GP:183:TYR:OH	41:GP:388:MET:O	2.38	0.42
40:HA:133:GLN:HB3	40:HA:252:LEU:HD12	2.01	0.42
41:HB:68:LEU:HD23	41:HB:143:THR:HG23	2.02	0.42
40:HE:139:HIS:ND1	40:HE:140:SER:O	2.53	0.42
40:HE:273:ALA:HB3	40:HE:274:PRO:HD3	2.01	0.42
40:HE:337:THR:O	40:HE:338:LYS:C	2.58	0.42
40:HG:68:VAL:HG11	40:HG:149:PHE:CE2	2.55	0.42

Continued on next page...

Continued from previous page...

Atom-1	Atom-2	Interatomic distance (Å)	Clash overlap (Å)
40:HG:315:CYS:HB2	40:HG:351:PHE:HD1	1.84	0.42
40:HH:288:VAL:HA	40:HH:291:ILE:HG12	2.01	0.42
40:HI:132:LEU:HD23	40:HI:164:LYS:HE3	2.00	0.42
41:HO:138:SER:HA	41:HO:169:VAL:HG22	2.02	0.42
41:HO:148:GLY:O	41:HO:152:ILE:HG12	2.19	0.42
41:HO:305:PRO:HB3	41:HO:310:TYR:HE1	1.84	0.42
41:HP:304:ASP:OD1	41:HP:304:ASP:N	2.49	0.42
40:IA:147:SER:OG	40:IA:148:GLY:N	2.53	0.42
41:IB:42:LEU:HD23	41:IB:356:ILE:HD11	2.00	0.42
40:IE:247:ALA:HB3	40:IE:355:ILE:HB	2.01	0.42
40:IF:415:GLY:O	40:IF:419:GLU:HG3	2.19	0.42
40:II:238:ILE:HD12	40:II:377:LEU:HD11	2.01	0.42
41:IM:247:ASN:O	41:IM:252:LYS:NZ	2.49	0.42
41:IN:22:GLU:HA	41:IN:81:PHE:CD1	2.55	0.42
41:IO:49:VAL:HG21	41:IO:241:ARG:HG2	2.01	0.42
41:IP:133:PHE:HB2	41:IP:164:MET:SD	2.60	0.42
41:IP:305:PRO:HB3	41:IP:310:TYR:CE2	2.55	0.42
40:JA:116:ASP:N	40:JA:116:ASP:OD1	2.52	0.42
40:JA:366:ASP:OD1	40:JA:367:LEU:N	2.52	0.42
41:JB:151:LEU:O	41:JB:155:ILE:HG12	2.20	0.42
40:JD:167:LEU:HA	40:JD:200:CYS:O	2.20	0.42
40:JE:136:LEU:HD23	40:JE:167:LEU:HB2	2.02	0.42
40:JH:251:ASP:OD1	40:JH:252:LEU:N	2.50	0.42
40:JH:255:PHE:O	40:JH:259:LEU:HB2	2.19	0.42
41:JM:193:VAL:HG12	41:JM:265:PHE:CE1	2.55	0.42
41:JM:242:PHE:HB3	41:JM:356:ILE:HD13	2.01	0.42
40:KG:88:HIS:CE1	40:KG:90:GLU:HG2	2.55	0.42
41:KM:150:LEU:O	41:KM:154:LYS:HG2	2.20	0.42
41:KO:318:ARG:HG2	41:KO:357:PRO:HA	2.00	0.42
41:LB:8:GLN:NE2	41:LB:65:LEU:HD22	2.32	0.42
40:LE:421:ARG:HD2	40:LE:421:ARG:HA	1.79	0.42
40:LG:217:LEU:O	40:LG:219:ILE:HG13	2.19	0.42
40:LH:254:GLU:HG3	41:LP:98:GLY:HA2	2.00	0.42
40:LH:295:CYS:HB3	40:LH:376:MET:HE2	2.02	0.42
41:LM:101:TRP:HE3	41:LM:403:MET:HE1	1.84	0.42
41:LO:114:ASP:N	41:LO:114:ASP:OD1	2.52	0.42
41:LO:282:ARG:HA	41:LO:282:ARG:HD3	1.87	0.42
41:LP:46:ARG:HA	41:LP:46:ARG:HD3	1.93	0.42
40:ME:225:THR:O	40:ME:229:ARG:HB2	2.19	0.42
40:ME:274:PRO:HD2	40:ME:373:ALA:HA	2.01	0.42
40:MF:407:TYR:O	40:MF:410:GLU:HG3	2.19	0.42

Continued on next page...

Continued from previous page...

Atom-1	Atom-2	Interatomic distance (Å)	Clash overlap (Å)
40:MG:103:TYR:OH	40:MG:193:THR:HG21	2.20	0.42
40:MG:136:LEU:HD22	40:MG:169:PHE:HE1	1.85	0.42
40:MG:242:LEU:HD21	40:MG:251:ASP:HA	2.01	0.42
41:MM:20:PHE:HA	41:MM:230:SER:HB3	2.01	0.42
41:MN:139:LEU:HD22	41:MN:170:VAL:HG12	2.01	0.42
41:MO:111:GLU:H	41:MO:111:GLU:HG3	1.36	0.42
41:MO:396:HIS:C	41:MO:398:TYR:H	2.24	0.42
40:NG:217:LEU:HD21	40:NG:275:VAL:HG22	2.01	0.42
40:NG:231:ILE:O	40:NG:234:ILE:HG22	2.20	0.42
41:OB:212:PHE:O	41:OB:216:LYS:HD2	2.20	0.42
41:OB:275:SER:OG	41:OB:276:ARG:N	2.52	0.42
41:OB:293:MET:HB2	41:OB:293:MET:HE3	1.97	0.42
40:OF:121:ARG:HH21	40:OF:124:LYS:HE2	1.84	0.42
40:OH:225:THR:HA	40:OH:228:ASN:HD21	1.84	0.42
40:OH:298:PRO:HB3	40:OH:307:PRO:HD2	2.00	0.42
40:OH:355:ILE:H	40:OH:355:ILE:HG13	1.60	0.42
40:OH:405:HIS:HE1	41:OO:258:VAL:O	2.03	0.42
41:OM:10:GLY:O	41:OM:14:ASN:ND2	2.53	0.42
41:ON:237:THR:HA	41:ON:240:LEU:HD13	2.02	0.42
41:OP:121:ARG:O	41:OP:124:ALA:N	2.51	0.42
41:OP:269:GLY:HA3	41:OP:367:PHE:HB3	2.01	0.42
40:PE:71:GLU:HA	40:PE:72:PRO:HD3	1.88	0.42
40:PE:213:CYS:HA	40:PE:217:LEU:HB2	2.01	0.42
41:PN:20:PHE:HA	41:PN:230:SER:HB3	2.01	0.42
41:PO:105:HIS:CD2	41:PO:150:LEU:HB2	2.54	0.42
40:QA:76:ASP:HA	40:QA:79:ARG:HH21	1.84	0.42
40:QA:107:HIS:ND1	40:QA:151:SER:OG	2.41	0.42
41:QB:139:LEU:O	41:QB:141:GLY:N	2.53	0.42
40:QE:89:PRO:HG2	40:RE:280:LYS:HZ2	1.83	0.42
40:QF:181:VAL:HG12	41:QM:348:ASN:HA	2.01	0.42
41:QN:131:GLN:HE22	41:QN:250:LEU:H	1.67	0.42
41:QP:250:LEU:H	41:QP:250:LEU:HD22	1.85	0.42
41:QP:263:LEU:HB2	41:QP:425:ARG:HH21	1.85	0.42
40:RE:153:LEU:HG	40:RE:157:LEU:HD23	2.01	0.42
40:RF:101:ASN:HA	40:RF:143:GLY:HA2	2.01	0.42
40:RH:2:ARG:NH2	41:RP:69:GLU:OE2	2.42	0.42
40:RH:150:THR:O	40:RH:154:MET:HG2	2.19	0.42
40:RH:320:ARG:HG2	40:RH:356:ASN:HD21	1.85	0.42
40:RI:31:GLN:NE2	40:RI:33:ASP:OD1	2.52	0.42
41:RM:314:ALA:HA	41:RM:350:LYS:O	2.19	0.42
41:RO:130:LEU:O	41:RO:162:ARG:NH1	2.48	0.42

Continued on next page...

Continued from previous page...

Atom-1	Atom-2	Interatomic distance (Å)	Clash overlap (Å)
40:SA:311:LYS:N	40:SA:381:THR:OG1	2.46	0.42
40:SA:389:ARG:O	40:SA:393:LYS:HG2	2.20	0.42
40:SE:315:CYS:HA	40:SE:377:LEU:O	2.20	0.42
40:SF:276:ILE:HD12	40:SF:276:ILE:H	1.84	0.42
41:SN:25:SER:OG	41:SN:51:TYR:OH	2.36	0.42
41:SN:105:HIS:CD2	41:SN:150:LEU:HB2	2.55	0.42
40:TA:20:CYS:HA	40:TA:232:SER:HB2	2.02	0.42
40:TH:332:ILE:HA	40:TH:335:ILE:HG22	2.01	0.42
40:TI:20:CYS:HA	40:TI:232:SER:HB2	2.01	0.42
40:TI:230:LEU:O	40:TI:234:ILE:HG12	2.20	0.42
41:TN:198:GLU:HG2	41:TN:266:PHE:HE2	1.84	0.42
41:TO:180:VAL:O	41:TO:184:ASN:ND2	2.52	0.42
41:TP:58:LYS:HZ3	41:UP:280:GLN:CB	2.21	0.42
40:UE:332:ILE:HG21	41:UM:175:VAL:HG23	2.02	0.42
40:UE:387:TRP:CD1	40:UE:431:TYR:HE2	2.38	0.42
40:UF:301:GLN:HG3	40:UF:303:VAL:HG23	2.01	0.42
40:UF:326:LYS:HD2	40:UF:326:LYS:HA	1.65	0.42
40:UG:157:LEU:HD23	40:UG:157:LEU:HA	1.88	0.42
40:UH:60:LYS:NZ	40:VI:282:TYR:O	2.42	0.42
40:UH:174:ALA:HB3	40:UH:178:SER:H	1.85	0.42
40:UH:350:GLY:HA2	41:UP:179:VAL:HG13	2.01	0.42
40:UI:139:HIS:CG	40:UI:140:SER:N	2.86	0.42
40:UI:398:TYR:O	40:UI:401:ARG:NH1	2.52	0.42
41:UO:163:ILE:HG21	41:UO:250:LEU:HB3	2.01	0.42
41:UP:271:ALA:HB3	41:UP:272:PRO:CD	2.49	0.42
40:VA:217:LEU:HA	40:VA:277:SER:HB2	2.01	0.42
40:VA:332:ILE:HG23	40:VA:351:PHE:CD2	2.55	0.42
40:VG:269:LEU:HD21	40:VG:302:MET:H	1.84	0.42
40:VI:255:PHE:HA	40:VI:259:LEU:HD23	2.02	0.42
41:VO:118:ASP:O	41:VO:122:LYS:HG2	2.20	0.42
40:WA:103:TYR:CE1	40:WA:148:GLY:HA2	2.54	0.42
40:WA:242:LEU:H	40:WA:242:LEU:HD23	1.85	0.42
40:WE:168:GLU:OE1	40:WE:194:THR:OG1	2.29	0.42
40:WE:242:LEU:HD23	40:WE:242:LEU:H	1.84	0.42
40:WE:288:VAL:HA	40:WE:291:ILE:HG12	2.00	0.42
40:WG:64:ARG:NE	40:WG:129:CYS:SG	2.92	0.42
40:WH:406:TRP:CE2	41:WO:255:VAL:HA	2.54	0.42
41:WM:61:PRO:HG2	41:WM:84:ILE:HG23	2.02	0.42
41:WM:170:VAL:HG11	41:WM:377:LEU:HD21	2.01	0.42
41:WM:226:ASN:N	41:WM:226:ASN:OD1	2.50	0.42
41:WO:21:TRP:CE3	41:WO:24:ILE:HD11	2.55	0.42

Continued on next page...

Continued from previous page...

Atom-1	Atom-2	Interatomic distance (Å)	Clash overlap (Å)
41:WO:142:GLY:O	41:WO:144:GLY:N	2.53	0.42
41:WP:105:HIS:CD2	41:WP:150:LEU:HB2	2.54	0.42
7:1S:528:TYR:CD2	7:1S:538:ARG:HB3	2.54	0.42
8:1Z:472:HIS:HE2	40:UG:369:LYS:HB2	1.84	0.42
9:2B:49:ILE:H	9:2B:49:ILE:HG12	1.36	0.42
10:2F:47:LEU:HD11	40:MA:434:VAL:CG1	2.50	0.42
11:2I:249:ILE:H	11:2I:249:ILE:HG12	1.49	0.42
12:2M:113:PHE:HB3	12:2M:152:PRO:HB2	2.02	0.42
12:2Q:183:GLY:HA3	12:2Q:235:TYR:O	2.20	0.42
13:2T:46:VAL:HG11	13:2T:129:TRP:CH2	2.55	0.42
13:2U:183:LEU:HA	13:2U:183:LEU:HD12	1.82	0.42
13:2V:115:LYS:HE3	13:2V:116:PRO:HG2	2.02	0.42
13:2W:45:LEU:HD22	41:WN:125:GLU:HB2	2.01	0.42
14:3A:42:ILE:HG22	41:MN:390:ARG:O	2.20	0.42
15:3F:116:LEU:HD23	15:3F:116:LEU:HA	1.93	0.42
15:3H:4:LEU:HB3	15:3H:5:LEU:H	1.55	0.42
15:3H:253:LEU:HD23	15:3H:253:LEU:HA	1.89	0.42
16:3K:370:LEU:O	16:3K:374:GLN:HG2	2.20	0.42
16:3L:120:ARG:HH12	16:3L:133:VAL:HG13	1.84	0.42
17:3O:400:LEU:HB3	17:3R:287:VAL:HB	2.02	0.42
17:3P:227:LEU:HD23	17:3P:227:LEU:HA	1.85	0.42
17:3Q:367:LYS:HB2	17:3Q:367:LYS:HE2	1.74	0.42
17:3Q:421:VAL:HG13	17:3Q:425:TYR:CE2	2.55	0.42
17:3R:264:ALA:O	17:3R:266:ARG:N	2.52	0.42
18:3T:120:HIS:CE1	18:3T:265:LEU:HB3	2.55	0.42
19:3Y:176:LYS:HE3	19:3Y:176:LYS:HB3	1.63	0.42
20:4B:229:GLN:HB3	20:4B:230:ARG:H	1.72	0.42
20:4B:331:LEU:H	20:4B:331:LEU:HG	1.68	0.42
21:4E:434:LYS:HE2	21:4E:434:LYS:HB2	1.95	0.42
21:4F:50:ASP:N	21:4F:50:ASP:OD1	2.53	0.42
22:4K:633:GLU:O	22:4K:634:ASN:C	2.57	0.42
23:4M:113:TRP:O	23:4M:114:ALA:C	2.57	0.42
23:4M:208:GLN:H	23:4M:208:GLN:HG2	1.65	0.42
23:4M:217:LYS:HD2	23:4M:217:LYS:HA	1.42	0.42
24:4O:202:PHE:O	24:4O:203:PRO:C	2.58	0.42
26:4W:68:VAL:HG12	26:4W:73:LEU:HD13	2.01	0.42
27:4Y:235:PHE:HB3	27:4Y:242:LYS:HD3	2.02	0.42
31:5I:380:LYS:HG2	41:IB:224:ASP:HA	2.02	0.42
31:5I:498:THR:HB	41:IP:219:THR:HG21	2.02	0.42
31:5I:503:ASP:OD1	31:5I:503:ASP:N	2.53	0.42
33:5N:176:THR:O	33:5N:179:LYS:HG3	2.20	0.42

Continued on next page...

Continued from previous page...

Atom-1	Atom-2	Interatomic distance (Å)	Clash overlap (Å)
33:5N:238:MET:O	33:5N:241:THR:OG1	2.26	0.42
33:5O:109:LYS:HZ2	41:HM:80:PRO:HA	1.84	0.42
34:5Q:131:LYS:HD3	34:5Q:131:LYS:HA	1.76	0.42
34:5Q:288:LEU:HD12	40:GE:282:TYR:CE2	2.54	0.42
36:5X:97:ALA:HB3	36:5X:98:ILE:HD12	2.02	0.42
40:AA:191:THR:O	40:AA:195:LEU:HB2	2.20	0.42
41:AB:156:ARG:NE	41:AB:195:ASN:O	2.53	0.42
40:AE:180:ALA:N	40:AE:183:GLU:OE1	2.34	0.42
40:AF:133:GLN:HB3	40:AF:252:LEU:HD12	2.02	0.42
40:AH:287:SER:HA	40:AH:372:ARG:HH11	1.84	0.42
41:AL:163:ILE:HD11	41:AL:251:ARG:HG3	2.02	0.42
41:AM:253:LEU:O	41:AM:257:MET:HB3	2.19	0.42
41:AO:374:ILE:O	41:AO:375:GLN:C	2.57	0.42
41:AP:128:ASP:OD1	41:AP:128:ASP:N	2.53	0.42
41:AP:189:VAL:O	41:AP:193:VAL:HG23	2.19	0.42
40:BH:214:ARG:NH2	40:BH:220:GLU:O	2.52	0.42
41:BM:174:LYS:HB2	41:BM:174:LYS:HE3	1.69	0.42
41:BN:22:GLU:HG3	41:BN:81:PHE:HB2	2.01	0.42
41:BN:275:SER:C	41:BN:278:SER:H	2.23	0.42
40:CA:146:GLY:O	40:CA:147:SER:C	2.58	0.42
41:CB:203:ASP:N	41:CB:300:MET:O	2.46	0.42
41:CB:263:LEU:HD23	41:CB:263:LEU:HA	1.94	0.42
40:CG:150:THR:O	40:CG:154:MET:HG2	2.20	0.42
41:CN:254:ALA:O	41:CN:258:VAL:HG12	2.19	0.42
41:CO:169:VAL:HA	41:CO:202:ILE:O	2.20	0.42
40:DA:62:VAL:CG1	40:EA:283:HIS:HB3	2.48	0.42
40:DA:139:HIS:CG	40:DA:150:THR:HG21	2.55	0.42
41:DB:58:LYS:HE3	41:DB:58:LYS:HB3	1.61	0.42
41:DB:82:GLY:O	41:DB:84:ILE:N	2.53	0.42
41:DB:329:GLN:O	41:DB:330:MET:C	2.58	0.42
41:DB:331:LEU:HG	40:DG:177:VAL:HA	2.02	0.42
40:DE:199:ASP:O	40:DE:266:HIS:ND1	2.53	0.42
40:DE:346:TRP:CG	41:DM:391:ARG:HD2	2.54	0.42
40:DF:4:CYS:O	40:DF:4:CYS:SG	2.77	0.42
40:DF:194:THR:C	40:DF:196:GLU:H	2.22	0.42
40:DF:230:LEU:HG	40:DF:367:LEU:HD11	2.01	0.42
40:DF:271:THR:HG1	40:DF:301:GLN:HA	1.85	0.42
40:DF:298:PRO:HB3	40:DF:307:PRO:HD2	2.02	0.42
40:DF:326:LYS:NZ	41:DN:211:CYS:HB2	2.34	0.42
40:DF:336:LYS:HB2	40:DF:336:LYS:HE3	1.68	0.42
40:DF:363:VAL:O	40:DF:364:PRO:C	2.57	0.42

Continued on next page...

Continued from previous page...

Atom-1	Atom-2	Interatomic distance (Å)	Clash overlap (Å)
40:DH:1:GLN:HB3	40:DH:2:ARG:H	1.65	0.42
40:DH:217:LEU:C	40:DH:219:ILE:H	2.19	0.42
40:DH:223:THR:HG22	40:DH:226:ASN:HB2	2.01	0.42
40:DH:286:LEU:HD23	40:DH:286:LEU:HA	1.93	0.42
41:DL:388:MET:O	41:DL:392:LYS:N	2.53	0.42
41:DM:386:THR:O	41:DM:390:ARG:HB2	2.20	0.42
41:DN:292:GLN:O	41:DN:294:PHE:N	2.53	0.42
41:DN:359:ARG:CZ	41:DN:359:ARG:HB2	2.49	0.42
41:DP:324:LYS:HE2	41:DP:324:LYS:HA	2.02	0.42
40:EA:123:ARG:HH11	40:FA:338:LYS:HE3	1.85	0.42
41:EB:258:VAL:HG23	40:EG:406:TRP:HE1	1.84	0.42
40:EE:205:ASP:O	40:EE:209:ILE:HG13	2.20	0.42
40:EF:2:ARG:HG3	40:EF:51:THR:HG22	2.02	0.42
40:EG:264:ARG:HG2	40:EG:427:LEU:HD13	2.02	0.42
40:EH:172:TYR:O	40:EH:173:PRO:C	2.58	0.42
40:EI:102:ASN:O	40:EI:103:TYR:C	2.57	0.42
40:EI:123:ARG:HA	40:EI:161:TYR:CE2	2.53	0.42
40:EI:250:VAL:HG11	40:EI:318:LEU:HD11	2.02	0.42
41:EM:263:LEU:HD13	41:EM:263:LEU:HA	1.77	0.42
41:EO:69:GLU:HA	41:EO:70:PRO:HD3	1.82	0.42
40:FA:63:PRO:HG2	40:FA:91:GLN:HE22	1.85	0.42
40:FA:273:ALA:HB3	40:FA:374:VAL:H	1.84	0.42
41:FB:282:ARG:HD3	41:FB:283:ALA:H	1.85	0.42
40:FH:263:PRO:HG3	41:FP:396:HIS:CD2	2.55	0.42
40:FI:57:GLY:O	40:FI:58:ALA:HB3	2.20	0.42
41:FM:139:LEU:HB2	41:FM:170:VAL:HA	2.00	0.42
41:FP:148:GLY:O	41:FP:152:ILE:HG12	2.20	0.42
41:FP:346:PRO:O	41:FP:347:ASN:ND2	2.53	0.42
40:GA:393:LYS:HD2	41:GN:346:PRO:HB2	2.01	0.42
40:GE:234:ILE:O	40:GE:238:ILE:HG23	2.20	0.42
40:GF:224:TYR:HD1	40:GF:227:LEU:HD12	1.85	0.42
40:GF:319:TYR:HB3	40:GF:323:VAL:HG21	2.01	0.42
40:GF:331:ALA:O	40:GF:335:ILE:HG12	2.20	0.42
40:GG:273:ALA:HB1	40:GG:274:PRO:CD	2.49	0.42
40:GH:88:HIS:C	40:GH:90:GLU:H	2.23	0.42
40:GI:86:LEU:HB3	40:GI:87:PHE:H	1.73	0.42
40:GI:189:LEU:HD21	40:GI:417:PHE:HA	2.01	0.42
40:GI:319:TYR:HB2	40:GI:355:ILE:HD13	2.02	0.42
41:GN:233:MET:HE2	41:GN:233:MET:HB2	1.83	0.42
41:GO:238:THR:HG1	41:GO:354:CYS:HG	1.67	0.42
41:GP:276:ARG:HD2	41:GP:276:ARG:HA	1.86	0.42

Continued on next page...

Continued from previous page...

Atom-1	Atom-2	Interatomic distance (Å)	Clash overlap (Å)
40:HE:329:ASN:O	40:HE:332:ILE:HG12	2.20	0.42
40:HH:27:GLU:OE2	40:HH:236:SER:OG	2.38	0.42
40:HH:208:ALA:HA	40:HH:211:ASP:HB2	2.02	0.42
40:HI:181:VAL:HG23	40:HI:182:VAL:HG13	2.02	0.42
40:HI:315:CYS:HA	40:HI:377:LEU:O	2.20	0.42
41:HM:87:PRO:HD3	41:IM:281:TYR:HD2	1.85	0.42
41:HN:103:LYS:HB2	41:HN:103:LYS:HE2	1.48	0.42
41:HN:198:GLU:HG3	41:HN:266:PHE:CE2	2.54	0.42
41:HQ:198:GLU:OE1	41:HQ:200:TYR:OH	2.31	0.42
40:IA:326:LYS:HE3	41:IB:208:TYR:HB2	2.01	0.42
40:IE:258:ASN:N	40:IE:258:ASN:ND2	2.68	0.42
41:IP:387:ALA:HA	41:IP:390:ARG:NH1	2.35	0.42
41:IQ:139:LEU:HG	41:IQ:168:SER:HB2	2.01	0.42
41:JB:13:GLY:HA2	41:JB:16:ILE:HG22	2.02	0.42
40:JF:177:VAL:HB	41:JM:331:LEU:HD22	2.00	0.42
40:JF:191:THR:O	40:JF:195:LEU:HB2	2.19	0.42
40:JF:318:LEU:O	40:JF:374:VAL:HA	2.19	0.42
40:JH:405:HIS:HA	40:JH:408:VAL:HG12	2.01	0.42
41:JM:70:PRO:HB3	41:JM:92:PHE:CD2	2.55	0.42
41:JM:103:LYS:HE2	41:JM:103:LYS:HB3	1.44	0.42
41:JM:137:HIS:CD2	41:JM:137:HIS:N	2.88	0.42
41:JO:21:TRP:HA	41:JO:24:ILE:HG22	2.02	0.42
40:KH:366:ASP:OD1	40:KH:366:ASP:N	2.50	0.42
41:KM:121:ARG:HD2	41:KM:158:GLU:OE2	2.20	0.42
41:KN:161:ASP:N	41:KN:161:ASP:OD2	2.52	0.42
41:KO:210:ILE:O	41:KO:214:THR:OG1	2.27	0.42
40:LD:164:LYS:HA	40:LD:164:LYS:HD3	1.79	0.42
40:LD:260:VAL:HG23	40:LD:265:ILE:O	2.19	0.42
40:LE:167:LEU:HD11	40:LE:252:LEU:HD22	2.00	0.42
40:LG:35:GLN:HA	40:LG:59:GLY:O	2.19	0.42
40:LG:124:LYS:H	40:LG:124:LYS:HG2	1.59	0.42
41:LM:6:HIS:O	41:LM:63:ALA:HA	2.20	0.42
40:MA:256:GLN:O	40:MA:257:THR:C	2.58	0.42
40:MH:12:ALA:CB	40:MH:140:SER:HB3	2.49	0.42
41:ML:31:ASP:OD1	41:ML:34:GLY:N	2.52	0.42
41:MN:317:PHE:HA	41:MN:365:ALA:HA	2.02	0.42
40:NA:199:ASP:HB3	40:NA:256:GLN:NE2	2.23	0.42
40:ND:423:ASP:O	40:ND:426:ALA:HB3	2.20	0.42
40:NE:419:GLU:HA	40:NE:422:GLU:HG3	2.01	0.42
40:NH:438:SER:HB2	41:NP:391:ARG:NH1	2.35	0.42
41:NL:137:HIS:NE2	41:NL:166:THR:OG1	2.53	0.42

Continued on next page...

Continued from previous page...

Atom-1	Atom-2	Interatomic distance (Å)	Clash overlap (Å)
41:NO:189:VAL:HA	41:NO:192:LEU:HB2	2.02	0.42
41:OB:187:LEU:HD23	41:OB:187:LEU:HA	1.92	0.42
41:OB:350:LYS:HZ3	40:OG:181:VAL:N	2.15	0.42
41:OB:350:LYS:NZ	40:OG:181:VAL:H	2.17	0.42
40:OD:28:HIS:HB2	40:OD:30:ILE:HG12	2.02	0.42
40:OD:120:ASP:OD2	40:OD:124:LYS:NZ	2.39	0.42
40:OE:389:ARG:O	40:OE:393:LYS:HG3	2.20	0.42
40:OF:264:ARG:O	40:OF:266:HIS:ND1	2.42	0.42
40:OH:142:GLY:O	40:OH:143:GLY:C	2.57	0.42
40:OH:157:LEU:HD23	40:OH:157:LEU:HA	1.89	0.42
40:OH:408:VAL:O	40:OH:409:GLY:C	2.57	0.42
41:OL:87:PRO:HA	41:OL:90:PHE:HD2	1.85	0.42
41:OL:107:THR:O	41:OL:109:GLY:N	2.52	0.42
41:OL:282:ARG:NH2	41:OL:284:LEU:HD21	2.34	0.42
41:ON:140:GLY:HA3	41:ON:181:GLU:OE1	2.20	0.42
40:PA:199:ASP:HB3	40:PA:256:GLN:HG2	2.02	0.42
41:PB:5:VAL:HB	41:PB:133:PHE:CD1	2.54	0.42
40:PE:187:SER:O	40:PE:191:THR:OG1	2.31	0.42
40:PG:277:SER:OG	40:PG:277:SER:O	2.34	0.42
41:PN:306:ARG:HG3	41:PN:340:TYR:CE1	2.54	0.42
41:QB:21:TRP:CH2	41:QB:50:TYR:HB3	2.55	0.42
41:QB:192:LEU:O	41:QB:195:ASN:N	2.53	0.42
40:QF:14:VAL:HG21	40:QF:75:ILE:HD13	2.01	0.42
40:QF:200:CYS:HA	40:QF:266:HIS:HB2	2.01	0.42
41:QL:63:ALA:O	41:QL:89:ASN:ND2	2.52	0.42
41:QM:21:TRP:HZ2	41:QM:63:ALA:HB2	1.85	0.42
41:QM:207:LEU:HD21	41:QM:229:VAL:HG13	2.01	0.42
41:QN:2:ARG:H	41:QN:2:ARG:HG2	1.68	0.42
41:QN:12:CYS:SG	41:QN:169:VAL:HG21	2.60	0.42
41:QN:117:LEU:HD13	41:QN:155:ILE:HG12	2.01	0.42
41:QN:134:GLN:HA	41:QN:165:ASN:HB2	2.02	0.42
41:QP:236:VAL:HG23	41:QP:368:ILE:HG21	2.01	0.42
41:QP:426:GLY:O	41:QP:428:CYS:SG	2.76	0.42
40:RE:224:TYR:H	41:RL:323:MET:HE1	1.84	0.42
40:RH:205:ASP:O	40:RH:209:ILE:HG13	2.20	0.42
40:RH:297:GLU:HA	40:RH:298:PRO:HD3	1.86	0.42
41:RL:189:VAL:O	41:RL:193:VAL:HG23	2.20	0.42
41:RN:46:ARG:HA	41:RN:46:ARG:HD3	1.68	0.42
41:RP:16:ILE:HG12	43:RP:502:GDP:N2	2.35	0.42
40:SA:290:GLU:OE2	40:SA:290:GLU:N	2.42	0.42
40:SE:260:VAL:HG21	40:SE:266:HIS:HB3	2.02	0.42

Continued on next page...

Continued from previous page...

Atom-1	Atom-2	Interatomic distance (Å)	Clash overlap (Å)
40:SI:234:ILE:O	40:SI:238:ILE:HD12	2.19	0.42
40:SI:311:LYS:N	40:SI:381:THR:OG1	2.46	0.42
41:SM:229:VAL:O	41:SM:232:THR:HG22	2.20	0.42
41:SN:128:ASP:OD2	41:SN:129:CYS:N	2.53	0.42
41:SN:207:LEU:HB3	41:SN:225:LEU:HD22	2.00	0.42
41:SO:240:LEU:HD23	41:SO:249:ASP:HA	2.02	0.42
41:SO:397:TRP:O	41:SO:400:GLY:N	2.53	0.42
41:SO:415:MET:HA	41:SO:418:LEU:HD12	2.01	0.42
41:TB:187:LEU:HD21	41:TB:408:PHE:CD1	2.54	0.42
41:TB:324:LYS:NZ	40:TG:222:PRO:HG2	2.35	0.42
40:TE:28:HIS:CE1	40:TE:243:ARG:HH21	2.38	0.42
40:TG:27:GLU:OE1	40:TG:243:ARG:NH2	2.50	0.42
40:TH:178:SER:OG	40:TH:179:THR:N	2.53	0.42
40:TH:291:ILE:HG22	40:TH:374:VAL:HG12	2.01	0.42
41:TL:318:ARG:HG2	41:TL:358:PRO:HD3	2.02	0.42
41:TN:154:LYS:HA	41:TN:157:GLU:HG3	2.02	0.42
41:TO:163:ILE:HD11	41:TO:251:ARG:HB2	2.02	0.42
41:TO:193:VAL:HG21	41:TO:418:LEU:HD21	2.02	0.42
41:TP:100:ASN:HB2	41:TP:103:LYS:HB2	2.01	0.42
40:UA:2:ARG:HB2	40:UA:133:GLN:HE22	1.85	0.42
40:UA:222:PRO:O	41:UN:322:SER:OG	2.37	0.42
42:UB:502:GTP:HN1	40:UG:228:ASN:ND2	2.18	0.42
40:UE:383:ILE:HG23	40:UE:383:ILE:HD12	1.85	0.42
40:UF:265:ILE:HD11	40:UF:379:ASN:HD21	1.84	0.42
40:UF:273:ALA:HB1	40:UF:291:ILE:HB	2.01	0.42
40:UI:224:TYR:O	40:UI:225:THR:C	2.58	0.42
41:UM:215:LEU:HG	41:UM:217:LEU:HD23	2.02	0.42
41:UM:237:THR:O	41:UM:241:ARG:NE	2.52	0.42
41:UN:226:ASN:ND2	43:UN:501:GDP:O6	2.53	0.42
41:UN:263:LEU:HD22	41:UN:422:VAL:HB	2.01	0.42
41:UP:131:GLN:HE22	41:UP:240:LEU:HD13	1.85	0.42
41:UP:204:ASN:O	41:UP:205:GLU:C	2.57	0.42
41:UP:250:LEU:HA	41:UP:250:LEU:HD23	1.93	0.42
41:VB:1:MET:HB3	41:VB:48:ASN:HD21	1.84	0.42
40:WF:263:PRO:HG3	41:WN:396:HIS:CG	2.54	0.42
40:WF:326:LYS:HE3	41:WN:208:TYR:CD1	2.55	0.42
40:WG:7:VAL:O	40:WG:137:ILE:HA	2.19	0.42
40:WG:332:ILE:O	40:WG:336:LYS:HG3	2.18	0.42
40:WI:240:ALA:HA	40:WI:243:ARG:HH11	1.85	0.42
40:WI:273:ALA:HB2	40:WI:295:CYS:SG	2.60	0.42
41:WM:51:TYR:HB3	41:WM:59:TYR:HB3	2.02	0.42

Continued on next page...

Continued from previous page...

Atom-1	Atom-2	Interatomic distance (Å)	Clash overlap (Å)
41:WM:260:PHE:HB3	41:WM:261:PRO:HD2	2.02	0.42
41:WN:245:GLN:O	41:WN:247:ASN:N	2.53	0.42
41:WN:395:LEU:C	41:WN:397:TRP:H	2.23	0.42
41:WO:306:ARG:HA	41:WO:340:TYR:HE2	1.84	0.42
41:WP:316:VAL:HA	41:WP:352:ALA:HB3	2.02	0.42
7:1T:89:PHE:CZ	41:VN:33:THR:HG22	2.54	0.42
7:1U:299:ARG:HD2	7:1U:304:GLN:HB2	2.02	0.42
8:1X:104:PRO:O	8:1X:105:GLU:C	2.59	0.42
10:2E:150:PRO:CD	40:WF:221:ARG:HH12	2.32	0.42
11:2K:95:PRO:HG2	41:LP:405:GLU:HB3	2.02	0.42
12:2N:158:ASN:O	12:2N:160:ARG:NH1	2.50	0.42
12:2Q:216:GLN:HE22	41:WP:119:VAL:HG23	1.85	0.42
13:2U:40:ASN:HA	13:2U:43:GLN:HE21	1.85	0.42
13:2V:88:THR:O	13:2V:157:HIS:HB2	2.20	0.42
13:2V:170:ARG:HB2	13:2V:171:LEU:H	1.61	0.42
16:3J:139:LYS:HA	16:3J:142:GLU:HG2	2.01	0.42
17:3P:185:LEU:HD12	17:3P:237:LEU:HD13	2.01	0.42
17:3P:342:LYS:HB2	17:3P:342:LYS:HE3	1.63	0.42
17:3Q:406:ARG:HD2	17:3Q:410:GLU:HG3	2.01	0.42
18:3T:332:GLN:HB3	18:3T:402:LEU:HD13	2.02	0.42
20:4A:160:PHE:O	20:4A:164:LEU:HG	2.20	0.42
22:4I:340:ILE:HD13	22:4I:353:LEU:HD23	2.02	0.42
22:4J:626:GLN:C	22:4J:628:LYS:H	2.23	0.42
23:4M:51:LEU:HB2	23:4M:52:ALA:H	1.71	0.42
23:4M:216:MET:HE2	23:4M:216:MET:HB2	1.88	0.42
23:4M:240:LEU:HB2	23:4M:241:GLY:H	1.74	0.42
23:4Q:267:ASP:O	23:4Q:268:ALA:C	2.59	0.42
23:4R:172:TYR:O	23:4R:174:MET:N	2.48	0.42
23:4R:202:PHE:N	23:4R:203:PRO:HD2	2.35	0.42
26:4W:237:THR:O	26:4W:239:CYS:N	2.53	0.42
27:4Z:42:LYS:HE3	27:4Z:102:TYR:O	2.20	0.42
27:4Z:61:ASP:OD1	27:4Z:62:GLY:N	2.53	0.42
29:5E:108:VAL:CG1	40:GE:114:LEU:HD21	2.49	0.42
33:5N:444:ILE:HD13	33:5O:114:VAL:HG13	2.01	0.42
35:5T:81:HIS:O	35:5T:85:HIS:CB	2.68	0.42
36:5W:101:TRP:HD1	36:5W:103:VAL:HG22	1.85	0.42
36:5Y:74:SER:HB3	40:NG:84:ARG:HD2	2.01	0.42
41:AB:192:LEU:HA	41:AB:196:THR:HG22	2.02	0.42
40:AG:21:TRP:HA	40:AG:24:TYR:HD1	1.85	0.42
40:AG:204:VAL:HG11	40:AG:231:ILE:HG12	2.01	0.42
41:AN:152:ILE:HG22	41:AN:195:ASN:HB3	2.02	0.42

Continued on next page...

Continued from previous page...

Atom-1	Atom-2	Interatomic distance (Å)	Clash overlap (Å)
41:AO:260:PHE:HB2	41:AO:263:LEU:HD13	2.00	0.42
40:BA:241:SER:HA	40:BA:356:ASN:HD22	1.85	0.42
40:BA:253:THR:HG23	41:BB:98:GLY:HA2	2.02	0.42
40:BA:271:THR:HG22	40:BA:301:GLN:HA	2.02	0.42
40:BE:300:ASN:OD1	40:BE:300:ASN:N	2.53	0.42
40:BF:293:ASN:O	40:BF:297:GLU:HG3	2.20	0.42
40:BH:363:VAL:O	40:BH:364:PRO:C	2.58	0.42
40:BI:313:MET:HB3	40:BI:379:ASN:O	2.20	0.42
41:BL:311:LEU:HD23	41:BL:342:VAL:HG11	2.02	0.42
41:BM:19:LYS:HA	41:BM:19:LYS:HD3	1.74	0.42
41:BN:1:MET:SD	41:BN:48:ASN:ND2	2.92	0.42
41:BN:424:THR:HG23	41:BN:425:ARG:HD2	2.02	0.42
40:CA:31:GLN:O	40:CA:33:ASP:N	2.43	0.42
40:CA:112:LYS:O	40:CA:113:GLU:C	2.57	0.42
40:CE:156:ARG:H	40:CE:156:ARG:HG2	1.69	0.42
40:CG:171:ILE:HG21	42:CG:501:GTP:H1'	2.02	0.42
40:CH:107:HIS:ND1	40:CH:152:LEU:HG	2.35	0.42
41:CM:44:LEU:HA	41:CM:44:LEU:HD12	1.92	0.42
41:CM:68:LEU:HD12	41:CM:68:LEU:HA	1.81	0.42
41:CM:183:TYR:O	41:CM:184:ASN:C	2.58	0.42
41:CP:174:LYS:HD3	41:CP:205:GLU:HB2	2.01	0.42
41:CP:204:ASN:HD22	41:CP:204:ASN:HA	1.43	0.42
41:CP:245:GLN:O	41:CP:246:LEU:C	2.59	0.42
41:CP:401:GLU:HB3	41:CP:402:GLY:H	1.72	0.42
40:DA:269:LEU:HD23	40:DA:380:THR:OG1	2.19	0.42
40:DA:326:LYS:HG3	41:DB:212:PHE:CE1	2.55	0.42
41:DB:69:GLU:HA	41:DB:93:GLY:O	2.20	0.42
41:DB:324:LYS:O	41:DB:328:GLU:N	2.42	0.42
40:DF:73:THR:O	40:DF:76:ASP:HB2	2.20	0.42
40:DF:131:GLY:C	40:DF:133:GLN:H	2.23	0.42
40:DF:176:GLN:HB3	40:DF:177:VAL:H	1.55	0.42
40:DF:359:PRO:O	40:DF:360:PRO:C	2.58	0.42
40:DH:396:LEU:HD12	40:DH:396:LEU:HA	1.84	0.42
41:DL:252:LYS:HB2	41:DL:252:LYS:HE2	1.61	0.42
41:DN:143:THR:O	41:DN:144:GLY:C	2.58	0.42
41:DN:204:ASN:ND2	41:DN:222:TYR:HE1	2.17	0.42
41:DN:239:CYS:C	41:DN:241:ARG:N	2.72	0.42
41:DP:89:ASN:O	41:DP:91:VAL:HG22	2.20	0.42
41:DP:155:ILE:C	41:DP:157:GLU:H	2.23	0.42
41:DP:165:ASN:OD1	41:DP:165:ASN:N	2.50	0.42
41:DP:226:ASN:HD22	41:DP:226:ASN:HA	1.58	0.42

Continued on next page...

Continued from previous page...

Atom-1	Atom-2	Interatomic distance (Å)	Clash overlap (Å)
41:EB:255:VAL:HG11	40:EG:100:ALA:O	2.19	0.42
40:EE:7:VAL:HG11	40:EE:153:LEU:HD21	2.01	0.42
40:EH:123:ARG:HE	40:EH:123:ARG:HB3	1.40	0.42
40:EH:319:TYR:HA	40:EH:374:VAL:HA	2.02	0.42
40:EI:50:ASN:C	40:EI:52:PHE:H	2.24	0.42
40:EI:183:GLU:O	40:EI:184:PRO:C	2.58	0.42
40:EI:261:PRO:HD2	40:EI:265:ILE:HD11	2.01	0.42
41:EM:257:MET:HE2	41:EM:257:MET:HB3	1.72	0.42
41:EM:416:ASN:C	41:EM:418:LEU:H	2.23	0.42
41:EN:313:VAL:O	41:EN:349:VAL:HA	2.20	0.42
41:EP:45:GLU:HG3	41:EP:46:ARG:N	2.33	0.42
41:EP:67:ASP:O	41:EP:92:PHE:HA	2.20	0.42
41:EP:226:ASN:ND2	43:EP:501:GDP:HN1	2.18	0.42
40:FA:101:ASN:H	41:FN:252:LYS:CE	2.32	0.42
40:FA:269:LEU:HD22	40:FA:303:VAL:HG21	2.02	0.42
40:FE:297:GLU:HA	40:FE:298:PRO:HD3	1.86	0.42
40:FF:325:PRO:HB2	41:FN:222:TYR:HE2	1.84	0.42
40:FG:229:ARG:HH11	40:FG:363:VAL:HG11	1.83	0.42
40:FH:147:SER:HB2	40:FH:190:THR:HG21	2.02	0.42
40:FI:216:ASN:ND2	40:FI:216:ASN:O	2.53	0.42
40:GE:1:GLN:HB3	40:GE:2:ARG:H	1.55	0.42
40:GE:254:GLU:OE1	41:GM:99:ASN:ND2	2.53	0.42
40:GH:121:ARG:HD2	40:GH:124:LYS:HD3	2.00	0.42
40:GH:144:GLY:O	40:GH:145:THR:C	2.58	0.42
40:GH:171:ILE:H	40:GH:171:ILE:HG12	1.48	0.42
40:GH:326:LYS:HD2	40:GH:326:LYS:HA	1.90	0.42
40:GI:139:HIS:CE1	40:GI:141:PHE:HE1	2.38	0.42
40:GI:217:LEU:HA	40:GI:217:LEU:HD12	1.82	0.42
40:GI:222:PRO:HG2	41:GP:324:LYS:HZ2	1.85	0.42
40:GI:333:ALA:O	40:GI:334:ALA:C	2.57	0.42
40:GI:356:ASN:HD22	40:GI:356:ASN:HA	1.64	0.42
41:GN:103:LYS:HB2	41:GN:103:LYS:HE3	1.89	0.42
41:GN:328:GLU:O	41:GN:329:GLN:C	2.58	0.42
41:GN:385:PHE:CZ	41:GN:408:PHE:HB3	2.49	0.42
41:GP:326:VAL:O	41:GP:330:MET:HG2	2.20	0.42
41:HB:22:GLU:HG3	41:HB:81:PHE:CD2	2.55	0.42
40:HI:62:VAL:HG11	40:II:283:HIS:HA	2.02	0.42
41:HN:138:SER:O	41:HN:139:LEU:C	2.58	0.42
41:HN:218:THR:O	41:HN:220:PRO:HD3	2.20	0.42
41:HN:398:TYR:HB3	41:HN:408:PHE:CZ	2.54	0.42
41:HQ:16:ILE:HD11	41:HQ:229:VAL:HB	2.02	0.42

Continued on next page...

Continued from previous page...

Atom-1	Atom-2	Interatomic distance (Å)	Clash overlap (Å)
41:HQ:105:HIS:ND1	41:HQ:150:LEU:HB2	2.34	0.42
41:HQ:318:ARG:NE	41:HQ:358:PRO:HD3	2.35	0.42
40:II:223:THR:HG23	40:II:225:THR:HG22	2.02	0.42
41:IO:138:SER:HA	41:IO:169:VAL:HG22	2.02	0.42
40:JA:70:LEU:HD12	40:JA:145:THR:HA	2.01	0.42
41:JB:273:LEU:HD23	41:JB:273:LEU:HA	1.94	0.42
40:JD:7:VAL:HG11	40:JD:153:LEU:HD21	2.02	0.42
40:JD:102:ASN:H	40:JD:144:GLY:HA3	1.85	0.42
40:JE:36:MET:O	40:JE:38:SER:N	2.53	0.42
40:JG:26:LEU:HD11	40:JG:363:VAL:HG12	2.02	0.42
41:JM:47:ILE:H	41:JM:47:ILE:HG13	1.69	0.42
41:JM:380:ARG:HA	41:JM:383:GLU:CD	2.40	0.42
41:JN:121:ARG:O	41:JN:124:ALA:N	2.53	0.42
41:JO:8:GLN:HE21	41:JO:65:LEU:HD13	1.85	0.42
40:KA:11:GLN:O	40:KA:15:GLN:HG3	2.20	0.42
40:KA:210:TYR:CZ	40:KA:227:LEU:HD11	2.55	0.42
40:KD:231:ILE:HA	40:KD:234:ILE:HD12	2.02	0.42
41:KL:289:LEU:H	41:KL:289:LEU:HG	1.65	0.42
41:KN:142:GLY:O	41:KN:144:GLY:N	2.53	0.42
41:KP:211:CYS:HA	41:KP:215:LEU:HD12	2.02	0.42
41:KP:272:PRO:HD3	41:KP:365:ALA:H	1.85	0.42
40:LF:187:SER:HB2	40:LF:390:LEU:HD21	2.02	0.42
40:LF:224:TYR:HA	40:LF:227:LEU:HD12	2.02	0.42
40:MA:173:PRO:HG2	40:MA:187:SER:CB	2.50	0.42
40:MA:223:THR:OG1	40:MA:224:TYR:N	2.52	0.42
40:MF:163:LYS:H	40:MF:163:LYS:HG3	1.70	0.42
40:MF:236:SER:O	40:MF:240:ALA:HB2	2.19	0.42
40:MG:172:TYR:HE1	40:MG:386:ALA:HB1	1.85	0.42
40:MG:266:HIS:O	40:MG:266:HIS:ND1	2.50	0.42
40:MH:429:LYS:HE2	40:MH:429:LYS:HB2	1.65	0.42
41:MN:181:GLU:HG2	41:MN:182:PRO:HD3	2.02	0.42
41:MO:278:SER:C	41:MO:280:GLN:H	2.23	0.42
41:NB:87:PRO:HD3	41:OB:281:TYR:CD2	2.55	0.42
41:NM:143:THR:OG1	41:NM:144:GLY:N	2.53	0.42
41:NO:197:ASP:OD1	41:NO:197:ASP:N	2.45	0.42
40:OA:140:SER:OG	40:OA:141:PHE:N	2.52	0.42
41:OB:318:ARG:HE	41:OB:318:ARG:HB3	1.62	0.42
40:OF:113:GLU:N	40:OF:113:GLU:OE2	2.53	0.42
40:OG:211:ASP:HB3	40:OG:215:ARG:HH12	1.85	0.42
40:OH:16:ILE:HA	40:OH:228:ASN:HB2	2.02	0.42
41:OL:113:VAL:HG21	41:OL:150:LEU:HD23	2.02	0.42

Continued on next page...

Continued from previous page...

Atom-1	Atom-2	Interatomic distance (Å)	Clash overlap (Å)
41:OO:225:LEU:HA	41:OO:225:LEU:HD12	1.79	0.42
41:OO:241:ARG:HG3	41:OO:242:PHE:CD2	2.55	0.42
41:OP:167:PHE:HZ	41:OP:236:VAL:HG11	1.85	0.42
40:PE:23:LEU:HD12	40:PE:26:LEU:HD11	2.00	0.42
40:PG:288:VAL:HG21	40:PG:327:ASP:HB3	2.02	0.42
41:PL:16:ILE:HG13	41:PL:226:ASN:HB3	2.02	0.42
41:PM:24:ILE:HG12	41:PM:28:HIS:HD2	1.85	0.42
41:PM:197:ASP:OD1	41:PM:197:ASP:N	2.51	0.42
41:PM:332:ASN:O	41:PM:336:LYS:HB2	2.19	0.42
41:PP:195:ASN:HB3	41:PP:196:THR:H	1.71	0.42
41:PP:309:ARG:H	41:PP:372:THR:HG1	1.66	0.42
41:QB:121:ARG:O	41:QB:123:GLU:N	2.53	0.42
41:QB:420:ASN:O	41:QB:421:PRO:C	2.57	0.42
40:QG:276:ILE:HG23	40:QG:280:LYS:NZ	2.35	0.42
40:QH:211:ASP:OD1	40:QH:212:ILE:N	2.52	0.42
41:QL:6:HIS:HD2	41:QL:21:TRP:HE1	1.68	0.42
41:QL:24:ILE:HD12	41:QL:241:ARG:NH1	2.35	0.42
41:QL:299:MET:HG3	41:QL:301:ALA:H	1.84	0.42
41:QL:379:LYS:O	41:QL:382:SER:OG	2.23	0.42
41:QM:199:THR:OG1	41:QM:265:PHE:HA	2.20	0.42
41:QP:278:SER:HA	41:QP:281:TYR:HD2	1.85	0.42
40:RF:183:GLU:OE2	42:RF:501:GTP:O3'	2.38	0.42
40:RG:238:ILE:HG23	40:RG:255:PHE:CE2	2.55	0.42
40:RG:316:CYS:O	40:RG:376:MET:HA	2.20	0.42
40:RH:156:ARG:HD2	40:RH:156:ARG:HA	1.85	0.42
40:RI:366:ASP:OD1	40:RI:366:ASP:N	2.52	0.42
41:RP:172:SER:HB2	41:RP:205:GLU:HB3	2.02	0.42
41:RP:362:LYS:HE2	41:RP:362:LYS:HB2	1.98	0.42
40:SA:139:HIS:HE1	40:SA:141:PHE:CE1	2.38	0.42
41:SB:148:GLY:O	41:SB:152:ILE:HG12	2.20	0.42
40:SF:7:VAL:O	40:SF:137:ILE:HA	2.19	0.42
40:SF:386:ALA:HA	40:SF:389:ARG:HE	1.85	0.42
40:SH:167:LEU:HD11	40:SH:202:PHE:HE2	1.84	0.42
40:SH:221:ARG:HA	41:SO:324:LYS:HZ3	1.84	0.42
40:SH:421:ARG:NH1	40:SH:421:ARG:O	2.53	0.42
41:SL:238:THR:HA	41:SL:241:ARG:HG2	2.02	0.42
41:SM:204:ASN:H	41:SM:204:ASN:HD22	1.67	0.42
41:SO:305:PRO:O	41:SO:306:ARG:C	2.59	0.42
41:SP:296:ALA:HB1	41:SP:305:PRO:HD2	2.02	0.42
41:TB:46:ARG:HD3	41:TB:46:ARG:HA	1.87	0.42
40:TE:62:VAL:HG21	40:UE:283:HIS:HB3	2.02	0.42

Continued on next page...

Continued from previous page...

Atom-1	Atom-2	Interatomic distance (Å)	Clash overlap (Å)
40:TG:316:CYS:HA	40:TG:352:LYS:HB2	2.02	0.42
40:TI:54:SER:O	40:TI:61:HIS:HA	2.20	0.42
41:TL:202:ILE:HG21	41:TL:229:VAL:HG22	2.01	0.42
41:TO:22:GLU:HG3	41:TO:81:PHE:CG	2.55	0.42
40:UF:298:PRO:HA	40:UF:307:PRO:HG2	2.01	0.42
41:UM:181:GLU:HG2	41:UM:182:PRO:HD3	2.01	0.42
41:UP:44:LEU:O	41:UP:47:ILE:HG13	2.20	0.42
41:UP:324:LYS:NZ	41:UP:324:LYS:HB2	2.34	0.42
41:VB:336:LYS:HB3	41:VB:336:LYS:HE2	1.87	0.42
40:VG:210:TYR:CE1	40:VG:227:LEU:HD21	2.55	0.42
40:VG:356:ASN:OD1	40:VG:357:TYR:N	2.53	0.42
40:VG:438:SER:HB2	41:VO:391:ARG:HD2	2.02	0.42
40:VH:141:PHE:HB2	40:VH:173:PRO:HD3	2.02	0.42
40:VI:49:PHE:HE2	40:VI:55:GLU:HB2	1.84	0.42
40:VI:89:PRO:HD3	40:WH:283:HIS:HD2	1.85	0.42
40:VI:118:VAL:HG11	40:VI:149:PHE:CZ	2.55	0.42
41:VQ:278:SER:O	41:VQ:278:SER:OG	2.36	0.42
40:WA:150:THR:O	40:WA:154:MET:HG2	2.19	0.42
40:WG:416:GLU:HA	40:WG:419:GLU:HB2	2.02	0.42
40:WH:51:THR:HG21	40:WH:243:ARG:HG2	2.02	0.42
40:WH:69:ASP:OD2	40:WH:70:LEU:N	2.52	0.42
41:WM:44:LEU:HD12	41:WM:44:LEU:HA	1.89	0.42
41:WM:215:LEU:O	41:WM:216:LYS:C	2.59	0.42
41:WN:271:ALA:HB3	41:WN:272:PRO:CD	2.49	0.42
6:1P:217:ARG:NH1	41:ML:417:ASP:OD1	2.52	0.41
7:1T:45:CYS:HB3	7:1T:65:ASN:O	2.19	0.41
7:1T:236:THR:HG21	40:WE:39:ASP:OD2	2.20	0.41
7:1T:340:PHE:CE1	7:1T:348:PHE:HB3	2.55	0.41
7:1T:372:VAL:HB	7:1T:393:TRP:CH2	2.55	0.41
8:1Y:201:CYS:SG	8:1Y:205:ARG:HD2	2.60	0.41
8:1Z:434:ALA:HA	8:1Z:437:VAL:HG12	2.02	0.41
11:2J:110:ALA:O	11:2J:114:ILE:HD12	2.19	0.41
11:2J:250:ILE:O	11:2J:251:TYR:C	2.58	0.41
11:2K:252:ILE:HD12	11:2K:252:ILE:HA	1.69	0.41
13:2T:91:VAL:HG13	13:2T:151:THR:HG23	2.02	0.41
13:2T:185:LEU:HD13	13:2T:185:LEU:HA	1.80	0.41
13:2V:90:GLU:HA	13:2V:103:PHE:O	2.20	0.41
14:3B:76:PRO:HG3	40:LD:196:GLU:HB3	2.02	0.41
14:3C:61:TRP:HD1	40:MG:310:GLY:HA2	1.85	0.41
15:3F:187:ILE:H	15:3F:187:ILE:HG13	1.75	0.41
15:3H:262:THR:HG21	16:3K:80:LYS:HE3	2.02	0.41

Continued on next page...

Continued from previous page...

Atom-1	Atom-2	Interatomic distance (Å)	Clash overlap (Å)
17:3O:351:ILE:CG1	17:3O:469:ASP:HB3	2.50	0.41
17:3Q:399:ARG:HB3	17:3Q:420:LEU:HD21	2.01	0.41
17:3R:181:LEU:O	17:3R:185:LEU:HD12	2.19	0.41
17:3R:256:LYS:HE2	17:3R:256:LYS:HB2	1.84	0.41
20:4A:181:ALA:O	20:4A:184:LEU:N	2.53	0.41
20:4A:182:ASP:O	20:4A:186:ASN:HB2	2.19	0.41
22:4J:282:ARG:HH12	41:CN:80:PRO:HB3	1.85	0.41
22:4J:495:LYS:HA	22:4J:495:LYS:HD2	1.75	0.41
24:4O:210:LEU:HD12	24:4O:210:LEU:HA	1.90	0.41
23:4P:198:PHE:HD2	41:DN:322:SER:HB3	1.84	0.41
23:4P:259:ARG:HB2	23:4P:264:LEU:HG	2.02	0.41
23:4R:235:THR:O	23:4R:236:TYR:C	2.58	0.41
26:4W:269:ILE:HD11	26:4W:272:MET:HG2	2.02	0.41
26:4W:343:ARG:HE	26:4W:353:ASN:HD21	1.68	0.41
27:4Z:75:PRO:HG3	27:4Z:265:MET:HE2	2.00	0.41
27:4Z:93:CYS:HB3	27:4Z:95:THR:HG23	2.01	0.41
31:5I:728:LYS:HD2	31:5I:728:LYS:HA	1.97	0.41
34:5Q:164:LEU:HD21	34:5R:490:ILE:HG21	2.01	0.41
38:6C:203:PHE:CZ	41:VQ:328:GLU:HG3	2.55	0.41
40:AA:68:VAL:HG22	40:AA:93:ILE:HB	2.01	0.41
40:AA:188:ILE:HA	40:AA:191:THR:HG22	2.01	0.41
41:AB:261:PRO:HG3	40:AG:405:HIS:CD2	2.55	0.41
40:AG:352:LYS:NZ	41:AO:178:THR:C	2.73	0.41
40:BE:38:SER:O	40:BE:40:LYS:N	2.53	0.41
40:BF:32:PRO:HB3	40:BF:83:TYR:HE1	1.84	0.41
40:BH:413:GLU:N	40:BH:416:GLU:OE1	2.52	0.41
40:BI:73:THR:O	40:BI:74:VAL:C	2.58	0.41
40:BI:148:GLY:O	40:BI:149:PHE:C	2.58	0.41
41:BO:147:MET:HE3	41:BO:147:MET:HB3	1.88	0.41
41:BP:358:PRO:HG2	41:BP:361:LEU:HB2	2.01	0.41
40:CA:119:LEU:CD1	40:CA:156:ARG:HG2	2.50	0.41
40:CA:157:LEU:HD23	40:CA:157:LEU:HA	1.81	0.41
40:CE:228:ASN:HA	40:CE:231:ILE:HD12	2.02	0.41
40:CE:254:GLU:HG2	41:CM:98:GLY:HA2	2.02	0.41
41:CL:4:ILE:HD11	41:CL:49:VAL:HG12	2.02	0.41
41:CL:189:VAL:O	41:CL:193:VAL:HG23	2.20	0.41
41:CL:309:ARG:O	41:CL:372:THR:HB	2.19	0.41
41:CL:420:ASN:H	41:CL:421:PRO:HD2	1.85	0.41
41:CN:28:HIS:HA	41:CN:43:GLN:HB3	2.02	0.41
41:CN:155:ILE:C	41:CN:157:GLU:N	2.73	0.41
41:CN:239:CYS:O	41:CN:241:ARG:N	2.42	0.41

Continued on next page...

Continued from previous page...

Atom-1	Atom-2	Interatomic distance (Å)	Clash overlap (Å)
41:CO:174:LYS:HE2	41:CO:175:VAL:N	2.34	0.41
40:DA:2:ARG:H	40:DA:2:ARG:HG3	1.53	0.41
40:DA:169:PHE:HA	40:DA:202:PHE:O	2.20	0.41
40:DA:249:ASN:HD22	40:DA:249:ASN:HA	1.52	0.41
41:DB:121:ARG:O	41:DB:122:LYS:C	2.59	0.41
40:DF:177:VAL:HG21	40:DF:207:GLU:HB2	2.00	0.41
40:DF:188:ILE:HG12	40:DF:390:LEU:HD13	2.02	0.41
40:DH:70:LEU:HG	40:DH:145:THR:HG23	2.02	0.41
40:DI:273:ALA:O	40:DI:275:VAL:N	2.53	0.41
41:DL:401:GLU:HG2	41:DL:401:GLU:H	1.58	0.41
41:DM:8:GLN:OE1	41:DM:14:ASN:HA	2.20	0.41
41:DN:129:CYS:O	41:DN:131:GLN:N	2.53	0.41
41:DN:178:THR:HG22	41:DN:180:VAL:H	1.84	0.41
41:DN:318:ARG:HD3	41:DN:358:PRO:HD3	2.01	0.41
41:DO:237:THR:O	41:DO:241:ARG:NH1	2.53	0.41
41:DP:67:ASP:O	41:DP:92:PHE:HA	2.20	0.41
41:DP:104:GLY:C	41:DP:109:GLY:HA3	2.39	0.41
40:EA:406:TRP:HE1	41:EN:258:VAL:HB	1.84	0.41
41:EB:316:VAL:HA	41:EB:352:ALA:HB3	2.02	0.41
40:EE:297:GLU:HA	40:EE:298:PRO:HD3	1.81	0.41
40:EG:141:PHE:HB2	40:EG:173:PRO:HD3	2.02	0.41
40:EI:60:LYS:HG2	40:FI:282:TYR:O	2.20	0.41
40:EI:205:ASP:O	40:EI:208:ALA:N	2.52	0.41
40:EI:276:ILE:H	40:EI:276:ILE:HG13	1.57	0.41
40:EI:286:LEU:H	40:EI:286:LEU:HG	1.64	0.41
41:EM:25:SER:HA	41:EM:51:TYR:OH	2.20	0.41
41:EM:50:TYR:CE1	41:EM:237:THR:HG21	2.54	0.41
41:EM:311:LEU:HD12	41:EM:311:LEU:HA	1.74	0.41
41:EP:260:PHE:O	41:EP:261:PRO:C	2.58	0.41
40:FA:208:ALA:O	40:FA:209:ILE:C	2.58	0.41
41:FB:252:LYS:HG2	41:FB:350:LYS:HZ1	1.85	0.41
40:FH:171:ILE:HD13	40:FH:204:VAL:HG23	2.02	0.41
40:FH:301:GLN:OE1	40:FH:301:GLN:N	2.47	0.41
41:FO:226:ASN:ND2	43:FO:502:GDP:O6	2.44	0.41
40:GA:139:HIS:O	40:GA:170:SER:HA	2.19	0.41
40:GE:76:ASP:O	40:GE:77:GLU:C	2.59	0.41
40:GE:256:GLN:HG3	41:GM:397:TRP:CZ2	2.54	0.41
40:GH:205:ASP:O	40:GH:209:ILE:HG13	2.20	0.41
40:GH:213:CYS:HB3	40:GH:219:ILE:HD12	2.02	0.41
41:GM:102:ALA:HB2	41:GM:403:MET:HG2	2.01	0.41
41:GM:404:ASP:OD2	41:GM:405:GLU:N	2.53	0.41

Continued on next page...

Continued from previous page...

Atom-1	Atom-2	Interatomic distance (Å)	Clash overlap (Å)
41:GN:63:ALA:O	41:GN:89:ASN:HB3	2.20	0.41
41:GP:12:CYS:HB2	43:GP:502:GDP:O4'	2.20	0.41
40:HA:230:LEU:O	40:HA:234:ILE:HG12	2.20	0.41
40:HE:269:LEU:HD21	40:HE:305:CYS:SG	2.60	0.41
40:HG:287:SER:HA	40:HG:372:ARG:HH12	1.85	0.41
40:HH:328:VAL:O	40:HH:332:ILE:HG12	2.19	0.41
40:HI:313:MET:SD	40:HI:379:ASN:ND2	2.93	0.41
41:HO:337:ASN:HB2	41:HO:340:TYR:HB2	2.01	0.41
41:HP:25:SER:OG	41:HP:30:ILE:O	2.38	0.41
41:HQ:134:GLN:HG2	41:HQ:165:ASN:HB2	2.02	0.41
41:HQ:252:LYS:HB2	41:HQ:252:LYS:HE2	1.93	0.41
40:IE:116:ASP:OD1	40:IE:116:ASP:N	2.51	0.41
40:IF:60:LYS:HD3	41:JL:281:TYR:CE2	2.54	0.41
40:IG:2:ARG:NH1	41:IO:69:GLU:OE2	2.53	0.41
41:IN:139:LEU:HD22	41:IN:170:VAL:HG12	2.03	0.41
41:IO:150:LEU:O	41:IO:154:LYS:HG2	2.20	0.41
41:IP:172:SER:HB2	41:IP:205:GLU:HG2	2.02	0.41
41:IQ:42:LEU:HD11	41:IQ:243:PRO:HG3	2.02	0.41
40:JF:21:TRP:CZ3	40:JF:52:PHE:HB3	2.55	0.41
40:JF:73:THR:O	40:JF:77:GLU:HB2	2.20	0.41
41:JM:152:ILE:HD13	41:JM:196:THR:HG22	2.02	0.41
41:JM:226:ASN:HD22	41:JM:226:ASN:HA	1.49	0.41
41:JM:233:MET:HE2	41:JM:233:MET:HB2	1.78	0.41
41:JO:3:GLU:O	41:JO:131:GLN:N	2.48	0.41
40:KA:238:ILE:HD12	40:KA:377:LEU:HD11	2.01	0.41
41:KB:186:THR:HG21	41:KB:385:PHE:CD1	2.55	0.41
40:KD:412:MET:HG2	40:KD:413:GLU:O	2.20	0.41
41:KM:275:SER:O	41:KM:279:GLN:HB2	2.20	0.41
41:LL:262:ARG:NH2	41:LL:414:ASN:OD1	2.53	0.41
40:MA:72:PRO:O	40:MA:74:VAL:N	2.52	0.41
40:MA:224:TYR:HD1	40:MA:224:TYR:HA	1.76	0.41
40:MD:186:ASN:OD1	40:MD:407:TYR:OH	2.28	0.41
40:ME:167:LEU:HD11	40:ME:252:LEU:HD22	2.02	0.41
40:MF:172:TYR:CE2	40:MF:386:ALA:HB1	2.50	0.41
40:MG:319:TYR:CD2	40:MG:323:VAL:HG11	2.56	0.41
41:ML:193:VAL:HG12	41:ML:194:GLU:HG2	2.02	0.41
41:MN:61:PRO:HD3	41:MN:84:ILE:HG12	2.02	0.41
41:MO:417:ASP:O	41:MO:418:LEU:C	2.59	0.41
41:MP:328:GLU:O	41:MP:332:ASN:HB2	2.20	0.41
40:ND:68:VAL:HG11	40:ND:118:VAL:HG21	2.02	0.41
40:ND:323:VAL:HG23	40:ND:355:ILE:HG23	2.02	0.41

Continued on next page...

Continued from previous page...

Atom-1	Atom-2	Interatomic distance (Å)	Clash overlap (Å)
40:ND:433:GLU:O	40:ND:434:VAL:C	2.58	0.41
40:NG:304:LYS:HE2	40:NG:304:LYS:HB2	1.65	0.41
40:NH:70:LEU:HD23	40:NH:145:THR:HG22	2.02	0.41
40:NH:404:VAL:HG13	40:NH:417:PHE:HE2	1.85	0.41
41:NN:268:PRO:HG2	41:NN:300:MET:HB2	2.02	0.41
41:NO:154:LYS:HD3	41:NO:154:LYS:HA	1.86	0.41
41:NP:152:ILE:HA	41:NP:155:ILE:HG22	2.01	0.41
41:NP:236:VAL:HG12	41:NP:368:ILE:HD11	2.01	0.41
40:OA:5:ILE:HD12	40:OA:135:PHE:HE2	1.83	0.41
40:OA:328:VAL:O	40:OA:332:ILE:HG12	2.20	0.41
41:OB:128:ASP:OD2	41:OB:129:CYS:N	2.50	0.41
41:OB:141:GLY:H	41:OB:184:ASN:HB2	1.85	0.41
40:OD:105:ARG:NH1	40:OD:410:GLU:OE2	2.53	0.41
40:OE:3:GLU:OE2	40:OE:130:THR:N	2.52	0.41
40:OF:137:ILE:HG22	40:OF:139:HIS:HD2	1.84	0.41
40:OH:116:ASP:O	40:OH:117:LEU:C	2.57	0.41
41:OP:7:LEU:O	41:OP:135:LEU:HA	2.19	0.41
40:PA:103:TYR:HD2	40:PA:189:LEU:HD13	1.85	0.41
41:PB:2:ARG:NH2	41:PB:131:GLN:OE1	2.46	0.41
40:PH:24:TYR:HE1	40:PH:236:SER:HB2	1.85	0.41
41:QB:85:PHE:HB2	41:QB:90:PHE:HE2	1.85	0.41
41:QB:228:LEU:O	41:QB:231:ALA:HB3	2.20	0.41
41:QB:359:ARG:H	41:QB:359:ARG:HG3	1.54	0.41
41:QB:371:SER:C	41:QB:373:ALA:H	2.23	0.41
40:QG:262:TYR:HE1	41:QO:393:ALA:HA	1.85	0.41
41:QL:242:PHE:CG	41:QL:356:ILE:HD11	2.55	0.41
41:QM:83:GLN:O	41:RM:281:TYR:OH	2.21	0.41
41:QM:412:GLU:HA	41:QM:415:MET:SD	2.60	0.41
41:QN:46:ARG:HA	41:QN:46:ARG:HD3	1.88	0.41
41:QN:137:HIS:CE1	41:QN:139:LEU:CD2	3.03	0.41
41:QO:19:LYS:O	41:QO:22:GLU:HG3	2.20	0.41
41:QO:237:THR:O	41:QO:241:ARG:NH1	2.53	0.41
40:RA:11:GLN:OE1	41:RN:246:LEU:N	2.52	0.41
40:RA:264:ARG:HE	40:RA:427:LEU:HD21	1.85	0.41
40:RA:405:HIS:CD2	41:RN:261:PRO:HG3	2.55	0.41
41:RB:100:ASN:HB2	41:RB:398:TYR:HE1	1.85	0.41
41:RB:294:PHE:HD2	41:RB:333:VAL:HG21	1.85	0.41
40:RE:88:HIS:ND1	40:RE:91:GLN:HG2	2.35	0.41
40:RE:277:SER:O	40:RE:279:GLU:N	2.52	0.41
40:RG:280:LYS:HD2	40:RG:280:LYS:HA	1.91	0.41
40:RI:211:ASP:OD1	40:RI:212:ILE:HD12	2.20	0.41

Continued on next page...

Continued from previous page...

Atom-1	Atom-2	Interatomic distance (Å)	Clash overlap (Å)
40:SA:278:ALA:H	40:SA:368:ALA:HB2	1.85	0.41
40:SE:328:VAL:O	40:SE:332:ILE:HG12	2.18	0.41
40:SF:398:TYR:O	40:SF:401:ARG:NH1	2.53	0.41
40:SI:102:ASN:ND2	40:SI:105:ARG:HG3	2.35	0.41
40:SI:115:ILE:HA	40:SI:118:VAL:HG12	2.02	0.41
40:SI:269:LEU:HD11	40:SI:302:MET:H	1.84	0.41
41:SL:257:MET:HG3	41:SL:266:PHE:CE2	2.50	0.41
41:SO:70:PRO:HD3	41:SO:93:GLY:O	2.20	0.41
41:SO:139:LEU:HB2	41:SO:170:VAL:HA	2.01	0.41
41:SO:318:ARG:HD3	41:SO:354:CYS:SG	2.59	0.41
41:SP:86:ARG:NH2	41:TP:281:TYR:HB2	2.35	0.41
41:TB:324:LYS:HE3	40:TG:222:PRO:HD2	2.01	0.41
40:TE:224:TYR:HD1	40:TE:227:LEU:HD12	1.85	0.41
40:TH:167:LEU:HA	40:TH:200:CYS:O	2.20	0.41
40:TH:228:ASN:HA	40:TH:231:ILE:HD12	2.02	0.41
41:TL:27:GLU:OE1	41:TL:241:ARG:NH1	2.50	0.41
41:TM:183:TYR:OH	41:TM:393:ALA:O	2.33	0.41
40:UA:12:ALA:O	40:UA:16:ILE:HG12	2.20	0.41
40:UE:3:GLU:OE2	40:UE:130:THR:N	2.53	0.41
40:UF:105:ARG:HB3	40:UF:110:ILE:HG23	2.02	0.41
40:UG:88:HIS:HB3	40:UG:91:GLN:NE2	2.35	0.41
40:UI:172:TYR:CD2	40:UI:173:PRO:HD2	2.55	0.41
40:UI:323:VAL:HB	40:UI:355:ILE:HD13	2.01	0.41
41:UP:30:ILE:H	41:UP:30:ILE:HG12	1.44	0.41
41:UP:107:THR:O	41:UP:109:GLY:N	2.52	0.41
41:UP:236:VAL:HG13	41:UP:237:THR:HG23	2.02	0.41
40:VA:91:GLN:HG3	40:VA:121:ARG:HH21	1.85	0.41
41:VB:117:LEU:HA	41:VB:117:LEU:HD23	1.93	0.41
40:VF:155:GLU:HA	40:VF:197:HIS:CE1	2.55	0.41
40:VH:28:HIS:NE2	40:VH:243:ARG:HD2	2.35	0.41
40:VI:67:PHE:HB3	40:VI:75:ILE:HD12	2.02	0.41
40:VI:212:ILE:HD13	40:VI:212:ILE:HA	1.85	0.41
40:VJ:8:HIS:HB2	40:VJ:67:PHE:HA	2.02	0.41
41:WB:22:GLU:HA	41:WB:81:PHE:CD2	2.55	0.41
40:WH:319:TYR:CD1	40:WH:374:VAL:HB	2.54	0.41
41:WM:7:LEU:O	41:WM:135:LEU:HA	2.20	0.41
41:WN:9:ALA:HB1	41:WN:143:THR:HG22	2.01	0.41
7:1T:93:ILE:HG23	7:1T:117:LEU:HD11	2.00	0.41
7:1T:511:HIS:HA	7:1T:553:ILE:HD12	2.02	0.41
7:1U:33:HIS:CD2	7:1U:34:PRO:HD2	2.55	0.41
7:1U:109:LEU:HD11	40:VI:42:ILE:HA	2.02	0.41

Continued on next page...

Continued from previous page...

Atom-1	Atom-2	Interatomic distance (Å)	Clash overlap (Å)
7:1U:201:THR:HG22	7:1U:239:LEU:HB2	2.01	0.41
7:1U:559:HIS:CE1	7:1U:573:ASP:CG	2.94	0.41
10:2E:159:TYR:HD1	10:2E:159:TYR:HA	1.76	0.41
10:2F:39:GLN:HE21	41:MB:392:LYS:HD3	1.86	0.41
10:2G:158:GLY:N	41:VQ:53:GLU:OE2	2.53	0.41
12:2O:143:LEU:HB3	12:2O:144:PRO:HD3	2.02	0.41
13:2T:182:LYS:HB2	13:2T:182:LYS:HE3	1.89	0.41
13:2U:156:ILE:H	13:2U:156:ILE:HG13	1.60	0.41
13:2W:15:TYR:HD1	13:2W:164:ARG:HB2	1.85	0.41
13:2X:29:VAL:HG12	13:2X:57:THR:HG22	2.01	0.41
15:3G:323:ARG:NE	15:3G:327:GLU:O	2.49	0.41
16:3J:286:THR:HG23	16:3J:366:LEU:HD12	2.03	0.41
16:3L:6:VAL:HG23	16:3L:7:LYS:H	1.83	0.41
16:3L:149:LYS:HA	16:3L:149:LYS:HD2	1.89	0.41
16:3L:305:ARG:HH22	18:3U:362:HIS:CD2	2.38	0.41
17:3O:184:ALA:HA	17:3O:187:GLU:HG3	2.01	0.41
17:3O:199:LEU:HD22	17:3O:219:LEU:HD13	2.02	0.41
20:4A:149:ARG:HA	20:4A:152:HIS:HD2	1.85	0.41
20:4A:210:MET:H	20:4A:210:MET:HG3	1.67	0.41
21:4D:407:LYS:O	21:4D:408:ASP:C	2.58	0.41
21:4E:54:VAL:HG13	41:LO:33:THR:HG22	2.03	0.41
21:4F:491:PHE:CD2	21:4F:494:ALA:HB2	2.53	0.41
22:4H:324:LYS:HB3	22:4H:324:LYS:HE2	1.73	0.41
22:4I:633:GLU:HB3	22:4I:634:ASN:H	1.73	0.41
22:4J:33:ARG:NH1	41:MN:92:PHE:O	2.49	0.41
22:4J:357:ASP:O	22:4J:361:LYS:HG3	2.20	0.41
22:4K:583:ARG:HA	22:4K:599:LEU:HD21	2.01	0.41
23:4M:20:PRO:HG2	40:BG:89:PRO:CB	2.50	0.41
23:4N:255:PHE:O	23:4N:256:GLN:NE2	2.54	0.41
23:4N:259:ARG:HB2	23:4N:264:LEU:HG	2.02	0.41
23:4Q:20:PRO:HG2	40:CH:280:LYS:HG2	2.02	0.41
23:4Q:201:SER:HA	40:DH:219:ILE:HG22	2.02	0.41
23:4Q:240:LEU:CA	23:4Q:266:HIS:HA	2.46	0.41
26:4V:65:LYS:HE3	26:4V:72:GLN:NE2	2.35	0.41
27:4Z:23:GLU:O	27:4Z:27:ARG:HB2	2.20	0.41
28:5B:29:ARG:NH2	28:5B:33:LEU:O	2.48	0.41
34:5R:405:LEU:HD13	34:5R:405:LEU:HA	1.78	0.41
36:5Y:28:PRO:HA	36:5Y:29:PRO:HD3	1.87	0.41
38:6D:231:LYS:HA	38:6D:231:LYS:HD2	1.89	0.41
39:6J:113:SER:O	39:6J:116:ARG:NH1	2.50	0.41
39:6K:52:GLN:HB2	39:6K:72:LEU:HD11	2.02	0.41

Continued on next page...

Continued from previous page...

Atom-1	Atom-2	Interatomic distance (Å)	Clash overlap (Å)
39:6L:135:HIS:HB2	39:6L:136:TYR:H	1.69	0.41
40:AA:24:TYR:HE2	40:AA:236:SER:HB2	1.85	0.41
41:AB:46:ARG:HD3	41:AB:46:ARG:HA	1.90	0.41
41:AO:103:LYS:HA	41:AO:107:THR:OG1	2.20	0.41
40:BE:8:HIS:CD2	40:BE:8:HIS:N	2.88	0.41
40:BE:293:ASN:HA	40:BE:335:ILE:HD11	2.01	0.41
40:BG:205:ASP:HB3	40:BG:303:VAL:HA	2.02	0.41
40:BI:5:ILE:HG13	40:BI:132:LEU:CD1	2.51	0.41
40:BI:240:ALA:HA	40:BI:243:ARG:HB2	2.03	0.41
41:BM:113:VAL:O	41:BM:117:LEU:HG	2.19	0.41
41:BO:21:TRP:HA	41:BO:24:ILE:HG12	2.01	0.41
41:BP:377:LEU:HD13	41:BP:377:LEU:HA	1.89	0.41
40:CA:350:GLY:CA	41:CB:179:VAL:HG22	2.48	0.41
41:CB:237:THR:HG23	41:CB:241:ARG:HE	1.84	0.41
40:CE:26:LEU:HD21	40:CE:363:VAL:HG22	2.01	0.41
40:CE:345:ASP:N	40:CE:345:ASP:OD1	2.52	0.41
40:CF:154:MET:HG3	40:CF:194:THR:HG23	2.02	0.41
41:CL:48:ASN:HD22	41:CL:48:ASN:HA	1.50	0.41
41:CL:193:VAL:HG13	41:CL:265:PHE:HE1	1.86	0.41
41:CM:14:ASN:HB3	41:CM:76:VAL:HG21	2.02	0.41
41:CM:239:CYS:CB	41:CM:248:ALA:H	2.33	0.41
41:CO:121:ARG:O	41:CO:125:GLU:HG2	2.20	0.41
41:CO:266:PHE:CD1	41:CO:370:ASN:HB2	2.55	0.41
41:CO:366:THR:HG22	41:CO:368:ILE:HD13	2.01	0.41
40:DA:210:TYR:HD1	40:DA:210:TYR:HA	1.67	0.41
40:DA:252:LEU:HA	40:DA:255:PHE:CE2	2.55	0.41
40:DA:421:ARG:NH1	40:DA:421:ARG:O	2.53	0.41
41:DB:189:VAL:O	41:DB:192:LEU:HB2	2.20	0.41
41:DB:222:TYR:HD1	41:DB:222:TYR:HA	1.78	0.41
41:DB:288:GLU:HA	41:DB:291:GLN:HG3	2.02	0.41
40:DF:153:LEU:HD12	40:DF:153:LEU:HA	1.73	0.41
40:DF:326:LYS:HE2	41:DN:208:TYR:HD1	1.85	0.41
40:DG:258:ASN:ND2	40:DG:352:LYS:HE3	2.35	0.41
40:DG:407:TYR:HB3	40:DG:412:MET:SD	2.60	0.41
40:DH:140:SER:OG	40:DH:146:GLY:HA3	2.21	0.41
40:DH:237:SER:O	40:DH:318:LEU:HG	2.20	0.41
40:DH:433:GLU:O	40:DH:434:VAL:C	2.58	0.41
40:DI:236:SER:OG	40:DI:237:SER:N	2.53	0.41
40:DI:262:TYR:HD2	40:DI:434:VAL:HG23	1.84	0.41
40:DI:334:ALA:O	40:DI:335:ILE:C	2.57	0.41
41:DM:382:SER:O	41:DM:386:THR:HG23	2.19	0.41

Continued on next page...

Continued from previous page...

Atom-1	Atom-2	Interatomic distance (Å)	Clash overlap (Å)
41:DO:274:THR:HG21	41:DO:282:ARG:HD3	2.02	0.41
41:DP:4:ILE:HD12	41:DP:131:GLN:HB3	2.01	0.41
40:EA:169:PHE:CE1	40:EA:235:VAL:HG22	2.55	0.41
41:EB:183:TYR:OH	41:EB:388:MET:O	2.38	0.41
40:EE:88:HIS:CE1	40:EE:90:GLU:CB	3.04	0.41
40:EE:205:ASP:N	40:EE:302:MET:O	2.36	0.41
40:EF:326:LYS:NZ	41:EN:204:ASN:O	2.50	0.41
40:EH:206:ASN:O	40:EH:207:GLU:C	2.57	0.41
40:EH:270:ALA:O	40:EH:302:MET:HB2	2.20	0.41
40:EH:280:LYS:H	40:EH:280:LYS:HG3	1.74	0.41
40:EI:177:VAL:HA	41:EP:331:LEU:HD13	2.02	0.41
40:EI:323:VAL:HG23	40:EI:355:ILE:HG23	2.02	0.41
40:EI:388:ALA:O	40:EI:389:ARG:C	2.59	0.41
40:EI:414:GLU:O	40:EI:415:GLY:C	2.57	0.41
41:EM:7:LEU:HD12	41:EM:135:LEU:HB2	2.02	0.41
41:EM:101:TRP:O	41:EM:102:ALA:C	2.58	0.41
41:EM:234:SER:OG	41:EM:235:GLY:N	2.54	0.41
41:EM:250:LEU:HD23	41:EM:250:LEU:HA	1.74	0.41
41:EM:318:ARG:HD3	41:EM:358:PRO:HG3	2.02	0.41
41:EN:151:LEU:HD12	41:EN:151:LEU:HA	1.90	0.41
41:EN:318:ARG:NE	41:EN:358:PRO:HD3	2.35	0.41
41:EO:113:VAL:HG22	41:EO:117:LEU:HD23	2.02	0.41
41:EP:1:MET:HE2	41:EP:1:MET:HB2	1.94	0.41
40:FA:100:ALA:O	40:FA:102:ASN:HB2	2.20	0.41
40:FH:370:VAL:HG12	40:FH:372:ARG:H	1.85	0.41
41:FN:290:THR:HA	41:FN:293:MET:HB3	2.02	0.41
41:FP:52:ASN:OD1	41:FP:53:GLU:N	2.53	0.41
41:FP:239:CYS:HB3	41:FP:248:ALA:H	1.85	0.41
41:FP:322:SER:OG	41:FP:323:MET:N	2.53	0.41
40:GH:24:TYR:HE2	40:GH:236:SER:HA	1.85	0.41
40:GH:261:PRO:HA	41:GP:394:PHE:CD2	2.55	0.41
40:GH:392:HIS:O	40:GH:395:ASP:HB2	2.19	0.41
40:GI:311:LYS:HE3	40:GI:344:VAL:HG12	2.02	0.41
41:GN:189:VAL:O	41:GN:190:HIS:C	2.58	0.41
40:HA:21:TRP:CZ2	40:HA:65:ALA:HB2	2.55	0.41
41:HB:395:LEU:HD12	41:HB:398:TYR:HB2	2.02	0.41
40:HE:125:LEU:HD23	40:HE:125:LEU:HA	1.86	0.41
40:HE:163:LYS:O	40:HE:164:LYS:C	2.58	0.41
40:HE:238:ILE:H	40:HE:238:ILE:HG12	1.39	0.41
40:HF:277:SER:O	40:HF:279:GLU:N	2.53	0.41
40:HH:20:CYS:HA	40:HH:232:SER:HB2	2.02	0.41

Continued on next page...

Continued from previous page...

Atom-1	Atom-2	Interatomic distance (Å)	Clash overlap (Å)
40:HH:116:ASP:OD1	40:HH:117:LEU:N	2.51	0.41
40:HI:20:CYS:HA	40:HI:232:SER:HB2	2.02	0.41
40:HI:67:PHE:HB2	40:HI:92:LEU:HD23	2.02	0.41
41:HO:52:ASN:OD1	41:HO:62:ARG:NH2	2.53	0.41
41:HO:60:VAL:HG11	41:HO:86:ARG:HB2	2.01	0.41
40:IH:206:ASN:OD1	42:IH:501:GTP:O2'	2.38	0.41
40:IH:224:TYR:HA	40:IH:227:LEU:HG	2.02	0.41
41:IM:207:LEU:HD11	41:IM:300:MET:HE3	2.01	0.41
41:IN:135:LEU:HD21	41:IN:148:GLY:HA2	2.02	0.41
41:IO:16:ILE:HA	41:IO:226:ASN:HB3	2.02	0.41
41:IP:189:VAL:O	41:IP:193:VAL:HG23	2.20	0.41
41:JB:39:ASP:N	41:JB:39:ASP:OD1	2.53	0.41
40:JE:254:GLU:O	40:JE:258:ASN:HB2	2.20	0.41
40:JE:352:LYS:NZ	41:JM:178:THR:C	2.72	0.41
40:JH:277:SER:O	40:JH:279:GLU:N	2.53	0.41
41:JL:52:ASN:OD1	41:JL:62:ARG:NH2	2.54	0.41
41:JM:8:GLN:O	41:JM:8:GLN:HG2	2.20	0.41
41:JM:226:ASN:CG	43:JM:501:GDP:HN1	2.23	0.41
41:JO:256:ASN:ND2	41:JO:350:LYS:HE2	2.35	0.41
40:KA:16:ILE:CG1	40:KA:228:ASN:HD22	2.33	0.41
40:KD:371:GLN:OE1	40:KD:371:GLN:N	2.52	0.41
40:KF:16:ILE:HG12	40:KF:228:ASN:HD22	1.85	0.41
40:KH:269:LEU:HD21	40:KH:383:ILE:HD12	2.01	0.41
41:KL:358:PRO:HB2	41:KL:361:LEU:HD12	2.02	0.41
41:KM:73:MET:HB3	41:KM:90:PHE:CE1	2.54	0.41
41:LB:2:ARG:HH12	40:LG:72:PRO:CD	2.34	0.41
40:LD:136:LEU:HD22	40:LD:169:PHE:HE2	1.85	0.41
40:LE:359:PRO:HA	40:LE:360:PRO:HD3	1.93	0.41
40:LG:23:LEU:O	40:LG:27:GLU:HG3	2.19	0.41
40:LG:301:GLN:HG3	40:LG:307:PRO:CG	2.50	0.41
40:LH:181:VAL:HG12	41:LO:348:ASN:HA	2.02	0.41
41:LL:91:VAL:HG11	41:LL:116:VAL:HG22	2.02	0.41
41:LN:137:HIS:CE1	41:LN:168:SER:HB3	2.55	0.41
40:MA:71:GLU:HB2	40:MA:98:ASP:HA	2.01	0.41
40:MF:11:GLN:HA	40:MF:74:VAL:HG21	2.02	0.41
40:MH:60:LYS:O	40:MH:62:VAL:N	2.53	0.41
41:MP:180:VAL:O	41:MP:184:ASN:ND2	2.53	0.41
40:ND:73:THR:O	40:ND:74:VAL:C	2.58	0.41
40:ND:155:GLU:H	40:ND:155:GLU:HG3	1.68	0.41
40:ND:262:TYR:O	40:ND:263:PRO:C	2.58	0.41
40:ND:382:ALA:O	40:ND:384:ALA:N	2.52	0.41

Continued on next page...

Continued from previous page...

Atom-1	Atom-2	Interatomic distance (Å)	Clash overlap (Å)
40:NF:261:PRO:HA	41:NN:394:PHE:CE1	2.55	0.41
41:NL:266:PHE:CE1	41:NL:370:ASN:HB2	2.55	0.41
41:NO:6:HIS:HE1	41:NO:8:GLN:HG2	1.85	0.41
40:OE:88:HIS:HB3	40:OE:91:GLN:HG2	2.02	0.41
40:OF:73:THR:HA	40:OF:76:ASP:HB2	2.02	0.41
40:OG:328:VAL:O	40:OG:332:ILE:HG12	2.20	0.41
40:OH:326:LYS:HG3	41:OP:208:TYR:CD1	2.55	0.41
41:OO:3:GLU:HB2	41:OO:62:ARG:NH2	2.35	0.41
40:PA:70:LEU:HD12	40:PA:99:ALA:HB2	2.01	0.41
40:PF:135:PHE:CE2	40:PF:157:LEU:HD23	2.55	0.41
40:PH:55:GLU:HG3	40:PH:57:GLY:H	1.84	0.41
41:PL:260:PHE:HE2	41:PL:425:ARG:HD3	1.85	0.41
41:PO:21:TRP:CZ2	41:PO:63:ALA:HB2	2.56	0.41
40:QA:239:THR:O	40:QA:243:ARG:NE	2.43	0.41
41:QB:138:SER:HA	41:QB:169:VAL:HB	2.02	0.41
41:QB:182:PRO:O	41:QB:183:TYR:C	2.58	0.41
40:QE:12:ALA:O	40:QE:15:GLN:HG3	2.21	0.41
40:QE:311:LYS:H	40:QE:381:THR:HB	1.85	0.41
41:QL:375:GLN:NE2	41:QL:379:LYS:HB3	2.32	0.41
41:QM:8:GLN:HG3	41:QM:17:GLY:HA3	2.02	0.41
41:QP:24:ILE:HG23	41:QP:28:HIS:CE1	2.55	0.41
41:QP:146:GLY:O	41:QP:149:THR:OG1	2.37	0.41
41:QP:164:MET:O	41:QP:166:THR:HG23	2.20	0.41
41:QP:195:ASN:O	41:QP:196:THR:C	2.57	0.41
41:QP:343:GLU:O	41:QP:344:TRP:C	2.59	0.41
40:RE:105:ARG:NH1	40:RE:410:GLU:OE1	2.52	0.41
40:RE:263:PRO:HG3	41:RM:396:HIS:CG	2.55	0.41
40:RF:36:MET:HG2	40:RF:61:HIS:CE1	2.56	0.41
40:RF:325:PRO:HA	40:RF:328:VAL:HB	2.01	0.41
40:RG:30:ILE:HA	40:RG:36:MET:HE1	2.02	0.41
40:RG:189:LEU:HD11	40:RG:417:PHE:CE1	2.55	0.41
41:RL:324:LYS:O	41:RL:328:GLU:HG3	2.20	0.41
41:RL:342:VAL:HB	41:RL:344:TRP:CD1	2.55	0.41
41:RM:58:LYS:HA	41:RM:58:LYS:HD3	1.87	0.41
41:RN:234:SER:O	41:RN:238:THR:HB	2.20	0.41
41:RO:19:LYS:HA	41:RO:19:LYS:HD3	1.77	0.41
41:RO:285:THR:HB	41:RO:287:PRO:HD2	2.02	0.41
41:RP:176:SER:OG	41:RP:178:THR:O	2.38	0.41
41:SB:149:THR:HB	41:SB:191:GLN:HG2	2.01	0.41
40:SE:172:TYR:CD1	40:SE:173:PRO:HD2	2.55	0.41
40:SF:223:THR:OG1	40:SF:226:ASN:OD1	2.31	0.41

Continued on next page...

Continued from previous page...

Atom-1	Atom-2	Interatomic distance (Å)	Clash overlap (Å)
40:SG:324:VAL:HA	40:SG:325:PRO:HD3	1.89	0.41
40:SH:139:HIS:CD2	40:SH:150:THR:HG21	2.55	0.41
40:SH:156:ARG:HA	40:SH:156:ARG:HD2	1.97	0.41
41:SN:178:THR:HG22	41:SN:180:VAL:H	1.84	0.41
41:SN:192:LEU:HD23	41:SN:199:THR:HG21	2.01	0.41
41:SO:2:ARG:O	41:SO:49:VAL:HA	2.20	0.41
41:SO:33:THR:OG1	41:SO:34:GLY:N	2.53	0.41
41:SO:250:LEU:HD12	41:SO:250:LEU:HA	1.70	0.41
41:SP:296:ALA:HB3	41:SP:306:ARG:CZ	2.50	0.41
40:TA:263:PRO:HG3	41:TB:396:HIS:CD2	2.55	0.41
40:TA:352:LYS:HD2	41:TB:179:VAL:HG13	2.03	0.41
40:TA:380:THR:OG1	40:TA:381:THR:N	2.54	0.41
41:TB:261:PRO:HG3	40:TG:405:HIS:CD2	2.55	0.41
41:TM:208:TYR:HA	41:TM:211:CYS:SG	2.60	0.41
40:UE:343:PHE:HZ	40:UE:350:GLY:HA3	1.85	0.41
40:UF:155:GLU:HG2	40:UF:156:ARG:N	2.35	0.41
40:UH:177:VAL:HA	41:UO:331:LEU:HD13	2.02	0.41
40:UI:429:LYS:HA	40:UI:429:LYS:HD2	1.42	0.41
40:VH:318:LEU:O	40:VH:374:VAL:HA	2.20	0.41
40:VJ:221:ARG:NH2	41:VQ:325:GLU:HG3	2.35	0.41
41:VP:377:LEU:HD13	41:VP:380:ARG:HH12	1.85	0.41
40:WF:288:VAL:HA	40:WF:291:ILE:HG12	2.02	0.41
40:WG:292:THR:HG22	40:WG:335:ILE:HD11	2.02	0.41
40:WH:387:TRP:CD1	40:WH:431:TYR:HE2	2.37	0.41
41:WN:5:VAL:HG23	41:WN:130:LEU:HD11	2.02	0.41
41:WN:9:ALA:HA	41:WN:66:VAL:O	2.20	0.41
41:WN:182:PRO:O	41:WN:186:THR:HG23	2.20	0.41
41:WN:333:VAL:HG13	41:WN:337:ASN:HD21	1.85	0.41
41:WP:107:THR:O	41:WP:110:ALA:N	2.38	0.41
41:WQ:198:GLU:HG2	41:WQ:266:PHE:HE2	1.86	0.41
4:1J:182:LEU:HG	40:HF:308:ARG:HH12	1.85	0.41
7:1T:336:GLU:HB2	7:1T:351:CYS:SG	2.60	0.41
7:1T:407:ARG:H	7:1T:407:ARG:HG3	1.60	0.41
7:1U:14:LEU:HG	7:1U:617:PRO:HG3	2.02	0.41
8:1W:333:LEU:HA	8:1W:336:GLN:HB2	2.02	0.41
9:2B:221:ILE:HD13	9:2B:221:ILE:HA	1.84	0.41
10:2E:80:TYR:O	40:AE:308:ARG:NH2	2.53	0.41
11:2K:184:ALA:O	11:2K:185:MET:C	2.59	0.41
12:2P:213:TYR:HD2	41:WM:86:ARG:HD2	1.86	0.41
12:2P:216:GLN:HE21	41:WM:118:ASP:HB2	1.85	0.41
12:2P:250:THR:HG22	40:AE:401:ARG:HG2	2.03	0.41

Continued on next page...

Continued from previous page...

Atom-1	Atom-2	Interatomic distance (Å)	Clash overlap (Å)
13:2V:37:ILE:HD12	13:2V:37:ILE:HA	1.93	0.41
13:2X:61:CYS:HB3	13:2X:62:PRO:HD3	2.02	0.41
14:3A:9:GLN:H	14:3A:9:GLN:HG2	1.72	0.41
14:3B:79:VAL:HG23	14:3B:113:ILE:HA	2.01	0.41
15:3F:191:LEU:HD23	15:3G:316:ARG:HG3	2.01	0.41
16:3J:183:LEU:O	16:3J:187:ARG:HB2	2.20	0.41
16:3L:365:ALA:O	16:3L:368:LYS:HG3	2.21	0.41
17:3O:209:ASP:OD2	17:3O:465:SER:OG	2.33	0.41
17:3R:215:VAL:HG22	17:3R:346:ALA:HB1	2.02	0.41
17:3R:215:VAL:HG22	17:3R:346:ALA:C	2.41	0.41
17:3R:340:PHE:O	17:3R:341:ASN:C	2.59	0.41
21:4D:309:PRO:HB3	41:CB:361:LEU:HG	2.01	0.41
22:4H:79:LEU:HD22	22:4H:174:THR:HA	2.01	0.41
22:4H:112:THR:HG21	22:4H:133:ARG:HG3	2.02	0.41
22:4J:261:GLU:N	22:4J:261:GLU:OE1	2.53	0.41
23:4Q:260:THR:HG23	23:4Q:263:HIS:CE1	2.55	0.41
25:4T:326:SER:HB2	40:JF:225:THR:HG21	2.01	0.41
26:4W:7:PHE:O	26:4W:27:LEU:HA	2.20	0.41
26:4W:95:LEU:HB2	26:4W:218:MET:SD	2.60	0.41
27:4Z:113:LEU:HD12	27:4Z:183:LEU:HD11	2.02	0.41
29:5D:24:THR:O	29:5D:27:TYR:C	2.58	0.41
30:5G:56:MET:CE	41:GN:39:ASP:HB2	2.49	0.41
31:5I:367:LEU:HD21	40:IA:282:TYR:CE1	2.54	0.41
31:5I:374:LYS:O	31:5I:376:SER:N	2.42	0.41
33:5N:194:GLN:NE2	40:HI:367:LEU:O	2.53	0.41
33:5N:234:LYS:O	33:5N:238:MET:HG2	2.20	0.41
33:5N:344:LEU:HD23	33:5N:344:LEU:HA	1.89	0.41
33:5O:57:LEU:O	33:5O:61:GLN:HG2	2.20	0.41
34:5R:442:SER:OG	34:5R:443:LEU:N	2.53	0.41
36:5W:121:MET:HB3	36:5W:140:HIS:CD2	2.55	0.41
36:5Y:167:THR:O	40:OH:371:GLN:NE2	2.53	0.41
39:6I:129:CYS:SG	39:6I:133:ARG:NH2	2.94	0.41
40:AF:21:TRP:CZ2	40:AF:65:ALA:HB2	2.56	0.41
40:AG:117:LEU:O	40:AG:121:ARG:HG2	2.20	0.41
40:AG:178:SER:OG	40:AG:179:THR:N	2.53	0.41
41:AM:304:ASP:HB3	41:AM:307:HIS:ND1	2.35	0.41
41:AN:311:LEU:HD23	41:AN:311:LEU:HA	1.92	0.41
41:AO:299:MET:HB3	41:AO:299:MET:HE2	1.87	0.41
40:BA:222:PRO:HD2	41:BN:324:LYS:NZ	2.35	0.41
40:BA:242:LEU:H	40:BA:242:LEU:HD23	1.85	0.41
41:BB:7:LEU:HD13	41:BB:135:LEU:HD12	2.02	0.41

Continued on next page...

Continued from previous page...

Atom-1	Atom-2	Interatomic distance (Å)	Clash overlap (Å)
41:BB:213:ARG:O	41:BB:216:LYS:HG2	2.20	0.41
41:BB:267:MET:HG3	41:BB:369:GLY:O	2.19	0.41
41:BB:306:ARG:HE	41:BB:306:ARG:HB2	1.59	0.41
40:BE:20:CYS:HA	40:BE:232:SER:HB2	2.01	0.41
40:BF:286:LEU:HD13	40:BF:370:VAL:HG13	2.01	0.41
40:BH:119:LEU:HD21	40:BH:156:ARG:HB2	2.01	0.41
40:BI:117:LEU:HD13	40:BI:117:LEU:HA	1.82	0.41
40:BI:172:TYR:CE2	40:BI:386:ALA:HB1	2.55	0.41
40:BI:227:LEU:HD22	40:BI:227:LEU:HA	1.81	0.41
40:BI:288:VAL:HA	40:BI:291:ILE:HD13	2.02	0.41
41:BL:309:ARG:N	41:BL:372:THR:OG1	2.53	0.41
41:BM:188:SER:O	41:BM:189:VAL:C	2.59	0.41
41:BO:383:GLU:O	41:BO:386:THR:OG1	2.34	0.41
41:BO:420:ASN:HB2	41:BO:421:PRO:HD3	2.02	0.41
41:BP:51:TYR:HD1	41:BP:61:PRO:HA	1.85	0.41
41:BP:149:THR:HB	41:BP:191:GLN:HB2	2.01	0.41
41:BP:163:ILE:HD11	41:BP:251:ARG:HE	1.84	0.41
41:BP:191:GLN:HE21	41:BP:191:GLN:HB3	1.51	0.41
41:BP:284:LEU:H	41:BP:284:LEU:HG	1.33	0.41
40:CA:265:ILE:HD11	40:CA:430:ASP:HB3	2.01	0.41
40:CE:222:PRO:HD2	41:CL:324:LYS:CB	2.50	0.41
40:CF:336:LYS:HE2	40:CF:343:PHE:HE2	1.85	0.41
40:CG:166:LYS:HE2	40:CG:166:LYS:HB3	1.92	0.41
40:CH:48:SER:O	40:CH:51:THR:HG22	2.20	0.41
40:CH:70:LEU:HD12	40:CH:70:LEU:HA	1.83	0.41
40:CH:427:LEU:HD12	40:CH:427:LEU:HA	1.93	0.41
41:CL:6:HIS:HB2	41:CL:134:GLN:NE2	2.36	0.41
41:CL:316:VAL:HG13	41:CL:366:THR:HB	2.02	0.41
41:CL:412:GLU:HG3	41:CL:416:ASN:HD21	1.86	0.41
41:CM:237:THR:O	41:CM:237:THR:OG1	2.37	0.41
41:CM:241:ARG:O	41:CM:242:PHE:C	2.59	0.41
41:CM:363:MET:HE3	41:CM:363:MET:HB3	1.88	0.41
41:CN:303:CYS:O	41:CN:304:ASP:C	2.58	0.41
41:CP:174:LYS:HB2	41:CP:174:LYS:HE2	1.47	0.41
41:CP:192:LEU:O	41:CP:193:VAL:C	2.58	0.41
41:CP:289:LEU:HD22	41:CP:289:LEU:HA	1.83	0.41
40:DE:23:LEU:HD23	40:DE:23:LEU:HA	1.81	0.41
40:DE:408:VAL:O	40:DE:409:GLY:C	2.58	0.41
40:DF:379:ASN:O	40:DF:380:THR:C	2.59	0.41
40:DH:63:PRO:HG3	40:DH:86:LEU:HG	2.01	0.41
40:DH:204:VAL:HA	40:DH:302:MET:O	2.20	0.41

Continued on next page...

Continued from previous page...

Atom-1	Atom-2	Interatomic distance (Å)	Clash overlap (Å)
40:DI:104:ALA:O	40:DI:106:GLY:N	2.48	0.41
40:DI:435:GLY:O	40:DI:436:MET:C	2.58	0.41
41:DL:44:LEU:HD23	41:DL:44:LEU:HA	1.84	0.41
41:DL:54:ALA:HA	41:EL:283:ALA:HB2	2.01	0.41
41:DN:110:ALA:O	41:DN:113:VAL:HG22	2.20	0.41
41:DN:257:MET:HE1	41:DN:312:THR:HB	2.01	0.41
41:DN:313:VAL:HA	41:DN:369:GLY:HA3	2.01	0.41
41:DN:389:PHE:O	41:DN:392:LYS:N	2.52	0.41
40:EA:150:THR:O	40:EA:154:MET:HG2	2.20	0.41
41:EB:151:LEU:O	41:EB:155:ILE:HG12	2.20	0.41
40:EH:102:ASN:O	40:EH:103:TYR:C	2.59	0.41
40:EH:238:ILE:HG22	40:EH:255:PHE:CE2	2.55	0.41
40:EI:3:GLU:H	40:EI:3:GLU:HG2	1.62	0.41
40:EI:316:CYS:HB2	40:EI:377:LEU:O	2.20	0.41
41:EM:288:GLU:HG3	41:EM:289:LEU:N	2.35	0.41
41:EN:24:ILE:HG21	41:EN:50:TYR:HD1	1.85	0.41
41:EN:176:SER:OG	41:EN:178:THR:O	2.38	0.41
41:EP:30:ILE:HG21	41:EP:84:ILE:HD11	2.01	0.41
41:EP:207:LEU:O	41:EP:210:ILE:HG12	2.20	0.41
40:FA:189:LEU:HD13	40:FA:189:LEU:HA	1.90	0.41
41:FB:125:GLU:OE1	41:GB:291:GLN:NE2	2.52	0.41
40:FE:125:LEU:HD23	40:FE:125:LEU:HA	1.96	0.41
40:FG:3:GLU:HG2	40:FG:131:GLY:O	2.20	0.41
40:FG:7:VAL:HG13	40:FG:66:VAL:HG23	2.02	0.41
40:FI:107:HIS:ND1	40:FI:152:LEU:HB2	2.35	0.41
40:GE:48:SER:O	40:GE:49:PHE:C	2.59	0.41
40:GE:110:ILE:H	40:GE:110:ILE:HG13	1.42	0.41
40:GF:431:TYR:HA	40:GF:434:VAL:HG22	2.02	0.41
41:GN:267:MET:O	41:GN:368:ILE:HA	2.20	0.41
41:GN:275:SER:OG	41:GN:276:ARG:N	2.51	0.41
41:GP:11:GLN:HA	41:GP:72:THR:HG21	2.01	0.41
40:HE:13:GLY:HA2	40:HE:16:ILE:HD12	2.03	0.41
40:HE:105:ARG:HG3	40:HE:105:ARG:H	1.59	0.41
40:HE:112:LYS:H	40:HE:112:LYS:HG3	1.54	0.41
40:HE:114:LEU:HB3	40:HE:149:PHE:CZ	2.55	0.41
40:HH:232:SER:HA	40:HH:235:VAL:HG22	2.02	0.41
40:HI:297:GLU:HA	40:HI:298:PRO:HD3	1.90	0.41
41:HM:155:ILE:HD13	41:HM:155:ILE:HA	1.93	0.41
41:HO:109:GLY:O	41:HO:113:VAL:HG23	2.20	0.41
41:HO:310:TYR:N	41:HO:340:TYR:O	2.39	0.41
41:IB:137:HIS:ND1	41:IB:144:GLY:O	2.53	0.41

Continued on next page...

Continued from previous page...

Atom-1	Atom-2	Interatomic distance (Å)	Clash overlap (Å)
40:IE:88:HIS:CD2	40:IE:90:GLU:H	2.38	0.41
40:IF:404:VAL:HG13	40:IF:417:PHE:HE2	1.84	0.41
40:IG:89:PRO:HD3	41:JN:281:TYR:CE1	2.55	0.41
40:II:234:ILE:HD11	40:II:272:TYR:HB2	2.01	0.41
41:IO:165:ASN:ND2	41:IO:198:GLU:OE1	2.53	0.41
41:IP:217:LEU:HB3	41:IP:220:PRO:HG3	2.01	0.41
41:IQ:311:LEU:HD23	41:IQ:342:VAL:HG11	2.02	0.41
40:JA:278:ALA:HA	40:JA:368:ALA:HB2	2.02	0.41
40:JE:241:SER:HA	40:JE:356:ASN:HD22	1.86	0.41
41:JN:105:HIS:HB3	41:JN:106:TYR:HD1	1.85	0.41
41:JO:214:THR:HG21	41:JO:298:ASN:ND2	2.35	0.41
40:KA:185:TYR:HE1	40:KA:397:MET:HB3	1.85	0.41
41:KN:186:THR:HG22	41:KN:415:MET:SD	2.60	0.41
41:KO:134:GLN:HA	41:KO:165:ASN:O	2.20	0.41
41:KO:321:MET:HB2	41:KO:321:MET:HE2	1.93	0.41
41:KO:345:ILE:O	41:KO:348:ASN:HB3	2.20	0.41
40:LE:73:THR:HA	41:LL:46:ARG:HH21	1.85	0.41
40:LF:51:THR:HG21	40:LF:243:ARG:HD3	2.01	0.41
40:LF:328:VAL:CG1	40:LF:353:VAL:HG11	2.50	0.41
40:LG:63:PRO:HD3	40:LG:86:LEU:HG	2.01	0.41
40:LG:204:VAL:HG13	40:LG:270:ALA:HB3	2.02	0.41
40:LG:220:GLU:HG2	40:LG:221:ARG:N	2.33	0.41
40:LG:277:SER:O	40:LG:278:ALA:C	2.59	0.41
40:LH:182:VAL:HG12	40:LH:186:ASN:ND2	2.36	0.41
41:LL:273:LEU:HD23	41:LL:273:LEU:HA	1.90	0.41
41:LM:398:TYR:HB3	41:LM:403:MET:HG3	2.01	0.41
40:MA:11:GLN:O	40:MA:12:ALA:C	2.57	0.41
40:MA:72:PRO:HB2	40:MA:73:THR:H	1.61	0.41
41:MB:19:LYS:HA	41:MB:19:LYS:HD3	1.87	0.41
41:MB:67:ASP:HA	41:MB:143:THR:HG21	2.03	0.41
41:MB:268:PRO:HG2	41:MB:300:MET:HB2	2.01	0.41
41:MB:314:ALA:HB3	41:MB:368:ILE:HB	2.01	0.41
41:MB:317:PHE:HB2	41:MB:353:VAL:HG22	2.01	0.41
40:MF:2:ARG:O	40:MF:51:THR:HA	2.20	0.41
40:MF:3:GLU:H	40:MF:3:GLU:HG2	1.72	0.41
40:MH:56:THR:O	40:MH:57:GLY:C	2.58	0.41
40:MH:277:SER:O	40:MH:278:ALA:C	2.59	0.41
40:MH:324:VAL:O	40:MH:326:LYS:N	2.53	0.41
40:MH:438:SER:HA	41:MP:391:ARG:HH21	1.85	0.41
41:ML:47:ILE:HG12	41:ML:51:TYR:HB2	2.02	0.41
41:MO:271:ALA:HB3	41:MO:272:PRO:CD	2.50	0.41

Continued on next page...

Continued from previous page...

Atom-1	Atom-2	Interatomic distance (Å)	Clash overlap (Å)
41:NB:113:VAL:HG21	41:NB:150:LEU:HG	2.02	0.41
41:NB:267:MET:HE1	41:NB:371:SER:HB3	2.02	0.41
41:NB:310:TYR:HD1	41:NB:313:VAL:HG22	1.86	0.41
40:NE:185:TYR:HE2	40:NE:403:PHE:HB2	1.84	0.41
40:NG:228:ASN:ND2	42:NG:501:GTP:HN1	2.17	0.41
41:NM:2:ARG:HD2	41:NM:131:GLN:HE22	1.84	0.41
40:OA:212:ILE:HD12	40:OA:300:ASN:HA	2.01	0.41
40:OD:84:ARG:NH2	40:OD:85:GLN:HB2	2.35	0.41
40:OG:115:ILE:HA	40:OG:118:VAL:HG12	2.02	0.41
40:OH:115:ILE:HG23	40:OH:119:LEU:HD13	2.01	0.41
40:OH:164:LYS:HA	40:OH:164:LYS:HD3	1.62	0.41
40:OH:429:LYS:HA	40:OH:429:LYS:HD3	1.46	0.41
41:OL:273:LEU:O	41:OL:292:GLN:NE2	2.53	0.41
41:OM:142:GLY:O	41:OM:144:GLY:N	2.53	0.41
41:ON:250:LEU:HD23	41:ON:250:LEU:HA	1.87	0.41
41:OO:257:MET:SD	41:OO:314:ALA:HB2	2.60	0.41
41:OO:280:GLN:HB3	41:OO:281:TYR:CD1	2.55	0.41
41:OO:314:ALA:HB3	41:OO:368:ILE:HB	2.02	0.41
40:PA:212:ILE:HD13	40:PA:215:ARG:HH22	1.85	0.41
40:PA:267:PHE:HB3	40:PA:383:ILE:HD13	2.02	0.41
40:PD:295:CYS:HA	40:PD:300:ASN:HD21	1.86	0.41
40:PF:50:ASN:O	40:PF:64:ARG:NH2	2.53	0.41
40:PF:268:PRO:HB3	40:PF:379:ASN:HB3	2.02	0.41
40:PH:230:LEU:O	40:PH:234:ILE:HG12	2.20	0.41
41:PM:145:SER:O	41:PM:149:THR:CB	2.69	0.41
41:PM:186:THR:HG23	41:PM:381:ILE:HG12	2.02	0.41
41:PP:8:GLN:HB3	41:PP:14:ASN:HA	2.02	0.41
41:QB:143:THR:O	41:QB:144:GLY:C	2.59	0.41
41:QB:336:LYS:HD2	41:QB:336:LYS:HA	1.83	0.41
41:QB:410:GLU:O	41:QB:413:SER:HB3	2.20	0.41
40:QE:274:PRO:HG2	40:QE:291:ILE:HD12	2.01	0.41
40:QH:136:LEU:HD13	40:QH:167:LEU:HB2	2.01	0.41
41:QL:6:HIS:ND1	41:QL:134:GLN:O	2.42	0.41
41:QL:7:LEU:O	41:QL:135:LEU:HA	2.20	0.41
41:QN:130:LEU:HD21	41:QN:133:PHE:CE2	2.55	0.41
41:QO:7:LEU:HD12	41:QO:135:LEU:HB2	2.02	0.41
41:QO:276:ARG:HD2	41:QO:276:ARG:HA	1.85	0.41
41:QP:146:GLY:O	41:QP:147:MET:C	2.58	0.41
41:QP:192:LEU:O	41:QP:194:GLU:N	2.52	0.41
41:QP:238:THR:O	41:QP:241:ARG:N	2.45	0.41
41:QP:314:ALA:CB	41:QP:350:LYS:H	2.34	0.41

Continued on next page...

Continued from previous page...

Atom-1	Atom-2	Interatomic distance (Å)	Clash overlap (Å)
41:QP:376:GLU:HG3	41:QP:377:LEU:N	2.35	0.41
40:RA:73:THR:HA	40:RA:76:ASP:HB2	2.02	0.41
41:RB:137:HIS:CE1	41:RB:139:LEU:HD23	2.56	0.41
40:RE:3:GLU:HA	40:RE:51:THR:HA	2.03	0.41
40:RG:308:ARG:HE	40:RG:308:ARG:HB2	1.62	0.41
41:RM:318:ARG:HB2	41:RM:364:SER:OG	2.20	0.41
41:RM:412:GLU:HA	41:RM:415:MET:HB3	2.03	0.41
40:SF:387:TRP:HA	40:SF:390:LEU:HB2	2.02	0.41
40:SH:222:PRO:HB3	40:SH:226:ASN:HD22	1.86	0.41
41:SO:151:LEU:O	41:SO:152:ILE:C	2.58	0.41
41:SO:311:LEU:HA	41:SO:342:VAL:HG21	2.02	0.41
40:TE:319:TYR:HB2	40:TE:355:ILE:HD13	2.02	0.41
40:TF:6:SER:O	40:TF:65:ALA:HA	2.20	0.41
40:TF:277:SER:H	40:TF:280:LYS:HB3	1.85	0.41
40:TI:188:ILE:HD11	40:TI:421:ARG:HA	2.01	0.41
40:TI:286:LEU:N	40:TI:290:GLU:OE2	2.52	0.41
41:TN:285:THR:HG23	41:TN:287:PRO:HD2	2.01	0.41
41:TO:184:ASN:O	41:TO:188:SER:HB3	2.20	0.41
40:UE:207:GLU:HA	40:UE:210:TYR:CD2	2.47	0.41
40:UF:70:LEU:HD12	40:UF:70:LEU:HA	1.75	0.41
40:UG:262:TYR:HB2	40:UG:265:ILE:HG12	2.01	0.41
40:UI:123:ARG:HA	40:UI:161:TYR:OH	2.20	0.41
41:UP:4:ILE:HA	41:UP:132:GLY:O	2.20	0.41
41:UP:174:LYS:HB3	41:UP:174:LYS:HE2	1.62	0.41
41:UP:223:GLY:O	41:UP:226:ASN:HB2	2.20	0.41
41:UP:285:THR:O	41:UP:286:VAL:C	2.58	0.41
41:UP:346:PRO:O	41:UP:347:ASN:C	2.58	0.41
41:VB:86:ARG:HA	41:WB:281:TYR:HD2	1.85	0.41
40:VF:69:ASP:OD1	40:VF:70:LEU:N	2.53	0.41
40:VG:100:ALA:HA	41:VN:252:LYS:HB3	2.01	0.41
40:VG:228:ASN:ND2	42:VN:501:GTP:HN1	2.10	0.41
40:VI:204:VAL:HG11	40:VI:231:ILE:HD12	2.02	0.41
40:VI:210:TYR:CG	41:VP:324:LYS:HD3	2.55	0.41
40:VI:240:ALA:HB1	40:VI:356:ASN:HD22	1.85	0.41
40:VI:326:LYS:NZ	41:VQ:225:LEU:HD21	2.35	0.41
40:VI:326:LYS:HD3	41:VQ:208:TYR:CD1	2.56	0.41
40:VJ:107:HIS:CD2	40:VJ:152:LEU:HD13	2.55	0.41
41:VN:42:LEU:HD11	41:VN:243:PRO:HG3	2.02	0.41
41:VP:206:ALA:O	41:VP:210:ILE:HD12	2.20	0.41
41:VQ:8:GLN:NE2	41:VQ:65:LEU:HG	2.35	0.41
41:WB:165:ASN:HD21	41:WB:250:LEU:HD13	1.85	0.41

Continued on next page...

Continued from previous page...

Atom-1	Atom-2	Interatomic distance (Å)	Clash overlap (Å)
40:WE:167:LEU:HD22	40:WE:200:CYS:HB3	2.02	0.41
40:WG:143:GLY:N	42:WG:501:GTP:O2A	2.38	0.41
40:WG:296:PHE:HD1	40:WG:341:ILE:HD13	1.85	0.41
40:WH:185:TYR:CE1	40:WH:403:PHE:HB2	2.55	0.41
41:WM:2:ARG:HD2	41:WM:240:LEU:HD11	2.00	0.41
41:WM:117:LEU:HD11	41:WM:154:LYS:CB	2.50	0.41
41:WM:260:PHE:HB3	41:WM:261:PRO:CD	2.49	0.41
41:WN:279:GLN:C	41:WN:281:TYR:H	2.24	0.41
41:WN:427:ALA:O	41:WN:428:CYS:C	2.58	0.41
41:WO:74:ASP:OD1	41:WO:77:ARG:NH1	2.53	0.41
41:WO:318:ARG:NE	41:WO:358:PRO:HD3	2.34	0.41
41:WO:354:CYS:SG	41:WO:355:ASP:N	2.93	0.41
4:1H:160:ASP:OD1	41:HO:306:ARG:HG2	2.20	0.41
7:1T:241:ASP:CG	7:1T:279:PRO:HD3	2.41	0.41
8:1X:131:LYS:HB2	8:1X:131:LYS:HE2	1.61	0.41
10:2G:81:ASN:HB3	10:2G:84:SER:HB2	2.02	0.41
11:2I:215:SER:N	41:VP:77:ARG:HH12	2.18	0.41
12:2Q:211:ILE:HG12	13:2V:36:ARG:HB2	2.03	0.41
12:2R:85:LEU:HD13	12:2R:125:PHE:CE2	2.55	0.41
13:2T:28:LYS:HB2	13:2T:28:LYS:HE2	1.53	0.41
13:2T:157:HIS:HB3	13:2T:158:ALA:H	1.58	0.41
13:2U:77:VAL:HA	13:2U:132:ILE:O	2.20	0.41
13:2U:101:ARG:HE	13:2U:101:ARG:HB3	1.57	0.41
13:2X:115:LYS:HG3	13:2X:118:ILE:HD12	2.02	0.41
14:3B:118:HIS:ND1	36:5Z:248:ASP:OD1	2.53	0.41
16:3J:387:ASP:O	16:3J:391:MET:HG2	2.20	0.41
17:3P:129:GLN:HE21	17:3P:133:GLN:HG2	1.85	0.41
17:3P:438:LEU:HD12	17:3P:438:LEU:HA	1.83	0.41
17:3R:108:LEU:HA	17:3R:108:LEU:HD22	1.74	0.41
17:3R:181:LEU:HA	17:3R:329:LEU:HD21	2.01	0.41
17:3R:193:GLN:HE21	17:3R:197:GLU:HB2	1.86	0.41
17:3R:199:LEU:HD21	17:3R:219:LEU:HB3	2.03	0.41
19:3Y:159:PHE:HZ	25:4T:392:ARG:HH11	1.69	0.41
21:4E:439:VAL:O	21:4E:440:LEU:C	2.58	0.41
22:4J:92:LYS:HB2	41:BN:279:GLN:C	2.41	0.41
22:4J:327:ASN:O	22:4J:330:GLN:NE2	2.49	0.41
22:4K:696:ALA:O	22:4K:698:ASN:N	2.43	0.41
23:4N:233:SER:O	23:4N:234:ARG:HB2	2.19	0.41
24:4O:269:LEU:H	24:4O:269:LEU:HG	1.49	0.41
23:4P:255:PHE:O	23:4P:256:GLN:NE2	2.54	0.41
26:4W:295:GLU:O	26:4W:298:GLU:HG3	2.21	0.41

Continued on next page...

Continued from previous page...

Atom-1	Atom-2	Interatomic distance (Å)	Clash overlap (Å)
26:4W:343:ARG:NE	26:4W:353:ASN:HD21	2.19	0.41
26:4W:374:ILE:HG12	26:4W:374:ILE:H	1.77	0.41
27:4Y:253:ASP:HB3	27:4Y:257:VAL:HG23	2.02	0.41
28:5B:210:TYR:C	28:5B:212:ASN:H	2.23	0.41
31:5I:380:LYS:HE2	41:IB:215:LEU:HD13	2.01	0.41
34:5Q:238:ILE:HG23	34:5Q:242:GLN:HE21	1.84	0.41
36:5W:62:VAL:HG11	36:5W:71:GLU:HB2	2.01	0.41
37:6A:119:THR:HA	37:6A:122:LYS:HB3	2.02	0.41
38:6C:105:LYS:CD	38:6C:115:GLY:HA3	2.49	0.41
38:6C:170:TYR:HB2	40:UH:161:TYR:CD1	2.55	0.41
41:AB:52:ASN:OD1	41:AB:62:ARG:NH2	2.39	0.41
40:AH:200:CYS:HA	40:AH:266:HIS:HB2	2.00	0.41
41:AN:107:THR:O	41:AN:110:ALA:N	2.33	0.41
41:AN:271:ALA:HB1	41:AN:292:GLN:HB3	2.02	0.41
41:AO:131:GLN:HE22	41:AO:249:ASP:HB2	1.85	0.41
40:BA:2:ARG:HD3	40:BA:242:LEU:HB2	2.01	0.41
40:BE:263:PRO:HG3	41:BM:396:HIS:CG	2.56	0.41
40:BE:402:ALA:O	40:BE:403:PHE:C	2.58	0.41
40:BF:12:ALA:O	40:BF:16:ILE:HG12	2.20	0.41
40:BH:59:GLY:O	40:BH:61:HIS:ND1	2.53	0.41
40:BI:36:MET:HE2	40:BI:36:MET:HB2	1.85	0.41
40:BI:390:LEU:HA	40:BI:390:LEU:HD23	1.85	0.41
41:BL:182:PRO:HG3	41:BL:384:GLN:HG2	2.02	0.41
41:BL:248:ALA:HA	41:BL:252:LYS:HD3	2.02	0.41
41:BM:215:LEU:HA	41:BM:215:LEU:HD13	1.75	0.41
40:CA:54:SER:HA	40:CA:64:ARG:HH21	1.85	0.41
40:CA:245:ASP:OD2	40:CA:245:ASP:N	2.53	0.41
40:CH:60:LYS:HE3	40:CH:86:LEU:HA	2.00	0.41
40:CH:105:ARG:HG2	40:CH:410:GLU:HG2	2.01	0.41
40:CH:183:GLU:O	40:CH:184:PRO:C	2.58	0.41
40:CH:258:ASN:HA	41:CP:179:VAL:HG11	2.01	0.41
40:CI:25:CYS:HA	40:CI:30:ILE:HB	2.02	0.41
40:CI:278:ALA:H	40:CI:368:ALA:HB2	1.85	0.41
41:CL:22:GLU:O	41:CL:26:ASP:N	2.53	0.41
41:CM:137:HIS:O	41:CM:168:SER:HA	2.21	0.41
41:CO:269:GLY:O	41:CO:367:PHE:N	2.49	0.41
40:DA:181:VAL:HG12	41:DN:348:ASN:HA	2.02	0.41
40:DE:225:THR:HG23	40:DE:228:ASN:HD21	1.85	0.41
40:DE:390:LEU:HD23	40:DE:390:LEU:HA	1.83	0.41
40:DF:31:GLN:C	40:DF:33:ASP:N	2.72	0.41
40:DF:93:ILE:HD11	40:DF:114:LEU:HG	2.02	0.41

Continued on next page...

Continued from previous page...

Atom-1	Atom-2	Interatomic distance (Å)	Clash overlap (Å)
40:DF:335:ILE:O	40:DF:338:LYS:HB2	2.20	0.41
40:DF:432:GLU:H	40:DF:432:GLU:HG3	1.62	0.41
40:DH:102:ASN:HD21	40:DH:406:TRP:HB3	1.86	0.41
40:DH:133:GLN:HB3	40:DH:252:LEU:CD1	2.50	0.41
40:DH:153:LEU:HD12	40:DH:153:LEU:HA	1.84	0.41
40:DH:419:GLU:H	40:DH:419:GLU:HG3	1.60	0.41
40:DI:115:ILE:HD12	40:DI:115:ILE:HA	1.93	0.41
40:DI:253:THR:O	40:DI:254:GLU:C	2.59	0.41
41:DL:144:GLY:O	41:DL:148:GLY:N	2.52	0.41
41:DM:287:PRO:HA	41:DM:329:GLN:HG3	2.03	0.41
41:DN:238:THR:O	41:DN:241:ARG:N	2.49	0.41
41:DO:305:PRO:HB3	41:DO:310:TYR:CE1	2.55	0.41
41:DO:313:VAL:HB	41:DO:349:VAL:HG22	2.02	0.41
40:EA:56:THR:HG23	40:FA:284:GLU:O	2.20	0.41
40:EA:376:MET:SD	40:EA:378:SER:HB3	2.60	0.41
41:EB:192:LEU:HD13	41:EB:199:THR:HG21	2.01	0.41
40:EF:130:THR:OG1	40:EF:131:GLY:N	2.53	0.41
40:EG:167:LEU:HD22	40:EG:200:CYS:HB2	2.03	0.41
40:EI:88:HIS:O	40:EI:89:PRO:C	2.59	0.41
40:EI:112:LYS:HA	40:EI:112:LYS:HD3	1.84	0.41
40:EI:139:HIS:CD2	40:EI:170:SER:HB3	2.54	0.41
40:EI:259:LEU:HD11	40:EI:377:LEU:O	2.20	0.41
41:EL:19:LYS:HE2	41:EL:223:GLY:HA2	2.01	0.41
41:EM:132:GLY:HA3	41:EM:163:ILE:O	2.20	0.41
41:EM:181:GLU:HB3	41:EM:182:PRO:HD3	2.01	0.41
41:EP:151:LEU:O	41:EP:152:ILE:C	2.59	0.41
41:EP:192:LEU:O	41:EP:193:VAL:C	2.58	0.41
40:FA:73:THR:OG1	40:FA:74:VAL:N	2.53	0.41
41:FB:32:PRO:HG3	41:FB:81:PHE:HE1	1.85	0.41
40:FG:18:ASN:O	40:FG:22:GLU:HG2	2.20	0.41
40:FG:272:TYR:HE1	40:FG:367:LEU:HD11	1.85	0.41
41:FM:183:TYR:O	41:FM:187:LEU:HG	2.20	0.41
41:FN:240:LEU:H	41:FN:240:LEU:HD23	1.85	0.41
40:GA:37:PRO:O	40:GA:39:ASP:N	2.54	0.41
41:GB:204:ASN:HD22	41:GB:207:LEU:HD12	1.85	0.41
40:GF:136:LEU:HB3	40:GF:138:PHE:HE1	1.85	0.41
40:GG:133:GLN:NE2	40:GG:251:ASP:OD2	2.54	0.41
40:GG:405:HIS:HA	40:GG:408:VAL:HG22	2.01	0.41
40:GI:284:GLU:HG3	40:GI:285:GLN:N	2.35	0.41
40:GI:429:LYS:HZ2	40:GI:432:GLU:HB2	1.85	0.41
41:GM:7:LEU:HD23	41:GM:133:PHE:HB3	2.03	0.41

Continued on next page...

Continued from previous page...

Atom-1	Atom-2	Interatomic distance (Å)	Clash overlap (Å)
41:GM:21:TRP:CZ3	41:GM:61:PRO:HB3	2.54	0.41
41:GM:257:MET:O	41:GM:312:THR:OG1	2.28	0.41
41:GN:262:ARG:HH12	41:GN:414:ASN:HD21	1.69	0.41
40:HA:394:PHE:HE1	40:HA:421:ARG:HB2	1.85	0.41
40:HE:3:GLU:HG2	40:HE:132:LEU:HA	2.03	0.41
40:HE:51:THR:HG21	40:HE:243:ARG:HG2	2.03	0.41
40:HE:128:GLN:HE21	40:HE:128:GLN:HB2	1.62	0.41
40:HG:8:HIS:HD1	40:HG:17:GLY:HA3	1.84	0.41
40:HG:169:PHE:HE2	40:HG:235:VAL:HG13	1.85	0.41
40:HI:100:ALA:O	41:HP:255:VAL:HG11	2.20	0.41
40:HI:274:PRO:HG3	40:HI:286:LEU:HD12	2.02	0.41
41:HN:228:LEU:H	41:HN:228:LEU:HG	1.61	0.41
41:HN:297:LYS:HB3	41:HN:297:LYS:HE2	1.54	0.41
40:IA:240:ALA:HB1	40:IA:356:ASN:HD22	1.85	0.41
40:IE:230:LEU:HD23	40:IE:230:LEU:HA	1.91	0.41
40:IF:54:SER:HB3	40:IF:64:ARG:HE	1.85	0.41
40:IG:116:ASP:OD1	40:IG:117:LEU:N	2.53	0.41
40:IG:122:ILE:HG21	40:IG:157:LEU:HD21	2.02	0.41
40:II:139:HIS:HE1	40:II:141:PHE:HE1	1.69	0.41
40:II:223:THR:OG1	40:II:224:TYR:N	2.53	0.41
40:II:292:THR:HG1	40:II:319:TYR:HH	1.61	0.41
41:IM:312:THR:H	41:IM:370:ASN:HB2	1.85	0.41
41:IN:138:SER:OG	41:IN:140:GLY:O	2.39	0.41
41:IP:21:TRP:CZ3	41:IP:50:TYR:HB3	2.56	0.41
41:IP:159:TYR:HB3	41:IP:162:ARG:HD3	2.02	0.41
41:IQ:134:GLN:HA	41:IQ:165:ASN:O	2.20	0.41
40:JA:71:GLU:HB3	40:JA:98:ASP:HA	2.02	0.41
41:JB:91:VAL:HG11	41:JB:116:VAL:HG22	2.02	0.41
40:JD:306:ASP:HA	40:JD:307:PRO:HD3	1.86	0.41
40:JH:108:TYR:CE2	40:JH:412:MET:HB2	2.55	0.41
41:JM:42:LEU:HD13	41:JM:42:LEU:HA	1.84	0.41
41:JM:192:LEU:HD22	41:JM:192:LEU:HA	1.93	0.41
41:JM:201:CYS:O	41:JM:268:PRO:HD2	2.21	0.41
41:JN:239:CYS:HB3	41:JN:247:ASN:HB2	2.01	0.41
40:KF:16:ILE:HD13	40:KF:228:ASN:HB2	2.02	0.41
40:KG:264:ARG:NH2	40:KG:423:ASP:OD2	2.53	0.41
40:KH:28:HIS:HD1	40:KH:49:PHE:HA	1.85	0.41
40:KH:122:ILE:HD13	40:KH:122:ILE:HA	1.86	0.41
40:KH:298:PRO:HB3	40:KH:307:PRO:HD2	2.01	0.41
41:KP:221:THR:OG1	41:KP:224:ASP:OD2	2.26	0.41
40:LF:306:ASP:HB3	40:LF:309:HIS:CD2	2.54	0.41

Continued on next page...

Continued from previous page...

Atom-1	Atom-2	Interatomic distance (Å)	Clash overlap (Å)
40:LG:35:GLN:HE21	40:LG:35:GLN:HB3	1.67	0.41
40:LG:288:VAL:O	40:LG:291:ILE:HG12	2.20	0.41
41:LL:398:TYR:HB3	41:LL:408:PHE:HZ	1.84	0.41
41:LP:25:SER:HG	41:LP:51:TYR:HH	1.63	0.41
40:MA:177:VAL:CG1	41:MN:327:ASP:HB3	2.49	0.41
40:MD:263:PRO:HG3	41:ML:396:HIS:CG	2.55	0.41
40:MF:153:LEU:O	40:MF:154:MET:C	2.57	0.41
40:MF:242:LEU:H	40:MF:242:LEU:HG	1.69	0.41
40:MF:436:MET:O	41:MN:391:ARG:NH2	2.44	0.41
40:MG:139:HIS:HE1	40:MG:141:PHE:HE1	1.69	0.41
40:MG:172:TYR:CE1	40:MG:386:ALA:HB1	2.56	0.41
40:MG:269:LEU:HD23	40:MG:303:VAL:HG11	2.02	0.41
40:MH:76:ASP:N	40:MH:76:ASP:OD2	2.53	0.41
40:MH:187:SER:O	40:MH:190:THR:HG22	2.20	0.41
41:ML:274:THR:HG23	41:ML:279:GLN:OE1	2.21	0.41
41:NB:306:ARG:HG3	41:NB:340:TYR:HE1	1.85	0.41
40:ND:217:LEU:O	40:ND:219:ILE:HG12	2.21	0.41
40:NE:3:GLU:OE2	40:NE:130:THR:N	2.53	0.41
40:NG:25:CYS:SG	40:NG:86:LEU:HD11	2.61	0.41
40:NG:313:MET:HG2	40:NG:344:VAL:HG11	2.02	0.41
40:NH:139:HIS:O	40:NH:170:SER:HA	2.20	0.41
41:NN:142:GLY:O	41:NN:144:GLY:N	2.53	0.41
41:NN:198:GLU:HG2	41:NN:266:PHE:HE2	1.86	0.41
41:NN:285:THR:N	41:NN:288:GLU:OE2	2.53	0.41
40:OE:101:ASN:HD21	40:OE:180:ALA:HB1	1.85	0.41
40:OF:356:ASN:OD1	40:OF:357:TYR:N	2.53	0.41
40:OH:353:VAL:H	40:OH:353:VAL:HG23	1.59	0.41
41:OL:19:LYS:HA	41:OL:19:LYS:HD3	1.89	0.41
41:OM:7:LEU:O	41:OM:135:LEU:HA	2.21	0.41
41:OM:21:TRP:CZ2	41:OM:63:ALA:HB2	2.56	0.41
41:OO:100:ASN:HB3	41:OO:103:LYS:HB2	2.02	0.41
40:PD:265:ILE:HG22	40:PD:379:ASN:HD21	1.85	0.41
40:PF:73:THR:HA	40:PF:76:ASP:OD1	2.20	0.41
41:PM:105:HIS:CG	41:PM:150:LEU:HD12	2.55	0.41
41:PM:266:PHE:HD1	41:PM:370:ASN:HB3	1.85	0.41
40:QA:395:ASP:OD1	40:QA:421:ARG:NE	2.51	0.41
41:QB:28:HIS:O	41:QB:29:GLY:C	2.58	0.41
41:QB:286:VAL:O	41:QB:290:THR:HG23	2.21	0.41
41:QB:337:ASN:O	41:QB:340:TYR:N	2.53	0.41
40:QE:428:GLU:HA	40:QE:431:TYR:HB2	2.02	0.41
40:QG:195:LEU:HD21	40:QG:427:LEU:HD11	2.01	0.41

Continued on next page...

Continued from previous page...

Atom-1	Atom-2	Interatomic distance (Å)	Clash overlap (Å)
41:QO:134:GLN:HG3	41:QO:165:ASN:HB2	2.03	0.41
40:RA:210:TYR:HE1	40:RA:227:LEU:HG	1.86	0.41
40:RF:54:SER:OG	40:RF:62:VAL:HG22	2.19	0.41
40:RH:175:PRO:HB2	40:RH:389:ARG:HH11	1.84	0.41
40:SE:176:GLN:O	41:SL:347:ASN:ND2	2.54	0.41
40:SE:277:SER:H	40:SE:280:LYS:HB3	1.85	0.41
40:SE:384:ALA:HB2	40:SE:431:TYR:CD1	2.55	0.41
40:SG:305:CYS:HB3	40:SG:386:ALA:HB2	2.03	0.41
40:SI:265:ILE:HD12	40:SI:431:TYR:HD1	1.86	0.41
41:SM:21:TRP:CZ3	41:SM:61:PRO:HB3	2.55	0.41
41:SO:235:GLY:O	41:SO:236:VAL:C	2.59	0.41
41:SP:148:GLY:O	41:SP:152:ILE:HG12	2.21	0.41
40:TA:3:GLU:OE1	40:TA:130:THR:N	2.54	0.41
40:TE:242:LEU:H	40:TE:242:LEU:HD23	1.85	0.41
40:TF:205:ASP:HB3	40:TF:303:VAL:HA	2.03	0.41
40:TF:210:TYR:HE1	40:TF:227:LEU:HD12	1.85	0.41
40:TF:257:THR:HA	41:TN:397:TRP:CH2	2.55	0.41
41:TM:3:GLU:OE2	41:TM:127:CYS:HB3	2.20	0.41
41:TM:100:ASN:HB2	41:TM:103:LYS:HB2	2.01	0.41
41:TN:52:ASN:OD1	41:TN:62:ARG:NH2	2.53	0.41
41:TP:116:VAL:HA	41:TP:119:VAL:HG22	2.01	0.41
41:TP:240:LEU:H	41:TP:240:LEU:HD23	1.85	0.41
40:UA:326:LYS:HA	40:UA:326:LYS:HD2	1.80	0.41
41:UB:21:TRP:HZ3	41:UB:50:TYR:HB3	1.86	0.41
41:UB:222:TYR:HA	41:UB:225:LEU:HB2	2.03	0.41
40:UF:8:HIS:CD2	40:UF:8:HIS:H	2.37	0.41
40:UF:383:ILE:HD12	40:UF:383:ILE:HA	1.92	0.41
40:UF:397:MET:O	40:UF:398:TYR:C	2.58	0.41
40:UH:429:LYS:HA	40:UH:432:GLU:HG2	2.01	0.41
40:UI:160:ASP:O	40:UI:162:GLY:N	2.54	0.41
40:UI:207:GLU:HA	40:UI:210:TYR:HD2	1.85	0.41
41:UM:6:HIS:O	41:UM:63:ALA:HA	2.19	0.41
41:UM:7:LEU:HD23	41:UM:64:VAL:HB	2.02	0.41
41:UM:290:THR:HG23	41:UM:329:GLN:HE21	1.84	0.41
41:UO:100:ASN:OD1	41:UO:101:TRP:N	2.53	0.41
41:UO:375:GLN:NE2	41:UO:422:VAL:HG13	2.36	0.41
41:UP:127:CYS:O	41:UP:128:ASP:C	2.59	0.41
41:UP:279:GLN:O	41:UP:282:ARG:HB2	2.20	0.41
40:VF:88:HIS:NE2	40:VF:90:GLU:HB2	2.36	0.41
40:VJ:67:PHE:HB2	40:VJ:92:LEU:HD23	2.02	0.41
40:VJ:390:LEU:HD23	40:VJ:390:LEU:HA	1.85	0.41

Continued on next page...

Continued from previous page...

Atom-1	Atom-2	Interatomic distance (Å)	Clash overlap (Å)
41:VN:237:THR:HG22	41:VN:250:LEU:HD21	2.02	0.41
41:VO:290:THR:HB	41:VO:329:GLN:NE2	2.36	0.41
41:VP:41:ASP:OD1	41:VP:41:ASP:N	2.51	0.41
40:WE:171:ILE:HG21	42:WE:501:GTP:H1'	2.02	0.41
40:WF:3:GLU:HB3	40:WF:51:THR:HA	2.02	0.41
41:WM:113:VAL:HG13	41:WM:117:LEU:HD12	2.02	0.41
5:1N:161:LYS:HD2	41:HQ:336:LYS:HZ3	1.81	0.41
7:1T:50:GLN:HB3	7:1T:51:ALA:H	1.67	0.41
7:1T:211:ILE:HD11	7:1T:220:PHE:HD2	1.84	0.41
12:2O:69:PRO:HB3	12:2O:74:LYS:HZ1	1.85	0.41
12:2O:197:LEU:HD22	12:2O:225:ILE:HG12	2.03	0.41
16:3J:69:ASP:O	16:3J:73:ARG:HG2	2.20	0.41
17:3Q:360:LYS:HA	17:3Q:360:LYS:HD3	1.80	0.41
18:3U:167:LEU:HD23	18:3U:167:LEU:HA	1.94	0.41
19:3Y:264:ALA:HB1	19:3Y:273:VAL:HB	2.01	0.41
20:4B:228:ARG:HA	20:4B:231:ARG:HE	1.86	0.41
21:4E:277:GLU:OE1	21:4E:289:PRO:HA	2.20	0.41
21:4E:452:PHE:HE1	21:4E:465:LYS:HE2	1.85	0.41
21:4F:107:VAL:HB	21:4F:116:ARG:HD2	2.03	0.41
22:4H:138:LEU:HA	22:4H:147:TYR:CE1	2.55	0.41
22:4I:542:ARG:O	22:4I:542:ARG:HD3	2.21	0.41
22:4K:594:LEU:HD23	22:4K:594:LEU:HA	1.93	0.41
23:4M:36:THR:O	23:4M:37:TYR:C	2.58	0.41
23:4M:171:PRO:C	23:4M:173:SER:H	2.23	0.41
24:4O:242:LEU:HD23	24:4O:242:LEU:HA	1.73	0.41
23:4P:233:SER:O	23:4P:234:ARG:HB2	2.19	0.41
23:4Q:178:ASP:O	23:4Q:179:PRO:C	2.58	0.41
23:4R:250:VAL:O	23:4R:251:PRO:C	2.59	0.41
25:4T:289:VAL:H	25:4T:290:PRO:CD	2.34	0.41
33:5N:449:LEU:HB3	33:5N:453:LYS:NZ	2.36	0.41
36:5W:258:ARG:HH21	40:LG:440:GLU:HA	1.85	0.41
36:5X:63:LYS:H	36:5X:63:LYS:HG2	1.69	0.41
36:5X:162:LEU:HA	36:5X:163:PRO:HD3	1.87	0.41
38:6C:105:LYS:HE3	38:6C:105:LYS:HB3	1.85	0.41
38:6C:210:PHE:CE2	38:6C:215:PRO:HD3	2.56	0.41
39:6K:74:ILE:HG21	39:6K:143:ILE:HD13	2.01	0.41
41:AB:67:ASP:OD1	41:AB:68:LEU:N	2.53	0.41
40:AE:16:ILE:HD12	40:AE:231:ILE:HG21	2.03	0.41
40:AE:88:HIS:CD2	40:AE:89:PRO:HD2	2.56	0.41
40:AE:150:THR:O	40:AE:154:MET:HG2	2.20	0.41
41:AM:417:ASP:O	41:AM:421:PRO:HD2	2.21	0.41

Continued on next page...

Continued from previous page...

Atom-1	Atom-2	Interatomic distance (Å)	Clash overlap (Å)
41:AN:19:LYS:HD2	41:AN:19:LYS:HA	1.85	0.41
41:AO:70:PRO:HD3	41:AO:94:GLN:HA	2.01	0.41
41:AO:286:VAL:HG22	41:AO:321:MET:HE2	2.02	0.41
41:BB:1:MET:HE3	41:BB:1:MET:HB2	1.91	0.41
41:BB:2:ARG:HA	41:BB:129:CYS:O	2.21	0.41
40:BE:216:ASN:ND2	40:BE:275:VAL:O	2.51	0.41
40:BE:326:LYS:HG3	41:BM:208:TYR:CD1	2.56	0.41
40:BF:224:TYR:CE2	41:BM:323:MET:HG3	2.55	0.41
40:BG:105:ARG:HA	40:BG:109:THR:HG22	2.03	0.41
40:BI:177:VAL:HG13	41:BP:327:ASP:HB3	2.02	0.41
40:BI:394:PHE:O	40:BI:395:ASP:C	2.58	0.41
41:BM:142:GLY:O	41:BM:144:GLY:N	2.53	0.41
41:BM:203:ASP:HB2	41:BM:302:ALA:H	1.85	0.41
41:BM:204:ASN:HD22	41:BM:207:LEU:HD12	1.84	0.41
41:BN:87:PRO:HA	41:BN:90:PHE:HD2	1.84	0.41
41:BO:87:PRO:CD	41:CO:281:TYR:HD2	2.33	0.41
41:BO:284:LEU:HA	41:BO:284:LEU:HD23	1.78	0.41
41:BP:164:MET:H	41:BP:164:MET:HG2	1.38	0.41
40:CA:16:ILE:H	40:CA:16:ILE:HG13	1.76	0.41
40:CA:183:GLU:HA	40:CA:186:ASN:HD22	1.86	0.41
40:CA:398:TYR:O	40:CA:399:ALA:C	2.59	0.41
41:CB:61:PRO:HD2	41:CB:85:PHE:HA	2.02	0.41
41:CB:116:VAL:HA	41:CB:119:VAL:HG22	2.01	0.41
40:CF:213:CYS:HA	40:CF:217:LEU:HB2	2.01	0.41
40:CF:426:ALA:HA	40:CF:429:LYS:HG2	2.02	0.41
40:CG:224:TYR:CD1	40:CG:227:LEU:HD12	2.55	0.41
40:CH:72:PRO:O	40:CH:74:VAL:N	2.53	0.41
40:CH:184:PRO:O	40:CH:188:ILE:HG23	2.21	0.41
41:CL:279:GLN:H	41:CL:279:GLN:HG3	1.59	0.41
41:CL:286:VAL:HG12	41:CL:329:GLN:HG3	2.03	0.41
41:CM:46:ARG:HG3	41:CM:241:ARG:HA	2.01	0.41
41:CM:357:PRO:HB2	41:CM:358:PRO:HD2	2.01	0.41
41:CM:395:LEU:HD13	41:CM:395:LEU:HA	1.80	0.41
41:CO:67:ASP:HB3	41:CO:73:MET:HE1	2.01	0.41
41:CO:158:GLU:HB3	41:CO:159:TYR:H	1.61	0.41
41:CP:1:MET:N	41:CP:1:MET:SD	2.93	0.41
40:DA:184:PRO:HB3	40:DA:393:LYS:HB3	2.03	0.41
40:DA:266:HIS:O	40:DA:266:HIS:ND1	2.53	0.41
40:DE:24:TYR:HA	40:DE:27:GLU:HB2	2.02	0.41
40:DG:207:GLU:HA	40:DG:210:TYR:CD2	2.56	0.41
40:DG:317:LEU:HD12	40:DG:374:VAL:HG21	2.03	0.41

Continued on next page...

Continued from previous page...

Atom-1	Atom-2	Interatomic distance (Å)	Clash overlap (Å)
40:DH:105:ARG:O	40:DH:110:ILE:N	2.53	0.41
40:DI:166:LYS:H	40:DI:199:ASP:HB2	1.85	0.41
41:DL:233:MET:O	41:DL:234:SER:C	2.59	0.41
41:DM:23:VAL:HG23	41:DM:227:HIS:CE1	2.55	0.41
41:DM:82:GLY:C	41:DM:84:ILE:N	2.74	0.41
41:DM:254:ALA:C	41:DM:256:ASN:H	2.23	0.41
41:DM:362:LYS:H	41:DM:362:LYS:HZ2	1.67	0.41
41:DM:375:GLN:NE2	41:DM:419:GLY:O	2.36	0.41
41:DN:64:VAL:O	41:DN:66:VAL:HG13	2.21	0.41
41:DN:161:ASP:O	41:DN:162:ARG:C	2.59	0.41
41:DN:394:PHE:O	41:DN:395:LEU:C	2.58	0.41
41:DP:268:PRO:HG2	41:DP:300:MET:HB2	2.03	0.41
41:EB:285:THR:H	41:EB:288:GLU:HB3	1.84	0.41
41:EB:331:LEU:HG	41:EB:334:GLN:HG3	2.03	0.41
41:EB:395:LEU:HD12	41:EB:398:TYR:HB2	2.03	0.41
40:EE:112:LYS:HA	40:EE:115:ILE:HG22	2.02	0.41
40:EH:12:ALA:O	40:EH:16:ILE:HG23	2.20	0.41
40:EH:157:LEU:HD13	40:EH:157:LEU:HA	1.71	0.41
40:EH:168:GLU:CD	40:EH:198:SER:HB2	2.40	0.41
40:EH:320:ARG:HE	40:EH:360:PRO:HG3	1.85	0.41
40:EI:274:PRO:CB	40:EI:370:VAL:HG21	2.50	0.41
41:EL:27:GLU:HA	41:EL:359:ARG:HH12	1.86	0.41
41:EL:163:ILE:HD11	41:EL:250:LEU:HG	2.02	0.41
41:EO:132:GLY:HA3	41:EO:163:ILE:O	2.21	0.41
41:EP:154:LYS:H	41:EP:154:LYS:HG2	1.64	0.41
40:FA:51:THR:HG21	40:FA:243:ARG:CB	2.50	0.41
40:FA:51:THR:HG21	40:FA:243:ARG:HB3	2.03	0.41
40:FA:51:THR:HG23	40:FA:52:PHE:H	1.86	0.41
40:FA:203:MET:HE2	40:FA:203:MET:HB2	1.78	0.41
40:FA:270:ALA:HA	40:FA:376:MET:O	2.21	0.41
40:FH:98:ASP:OD1	40:FH:98:ASP:N	2.54	0.41
40:FH:231:ILE:O	40:FH:235:VAL:HG23	2.21	0.41
40:GE:49:PHE:O	40:GE:53:PHE:HB2	2.21	0.41
40:GE:291:ILE:O	40:GE:292:THR:C	2.59	0.41
40:GH:366:ASP:OD2	40:GH:366:ASP:N	2.52	0.41
40:GI:15:GLN:O	40:GI:16:ILE:C	2.58	0.41
41:GN:284:LEU:HD13	41:GN:284:LEU:HA	1.86	0.41
41:GP:6:HIS:O	41:GP:63:ALA:HA	2.21	0.41
40:HA:97:GLU:OE2	40:HA:105:ARG:NH1	2.54	0.41
41:HB:255:VAL:HG11	40:HG:100:ALA:O	2.20	0.41
40:HG:136:LEU:HA	40:HG:136:LEU:HD23	1.80	0.41

Continued on next page...

Continued from previous page...

Atom-1	Atom-2	Interatomic distance (Å)	Clash overlap (Å)
40:HH:143:GLY:N	42:HH:501:GTP:O2A	2.47	0.41
40:HH:156:ARG:HA	40:HH:159:VAL:HG12	2.02	0.41
40:HI:234:ILE:HD11	40:HI:272:TYR:HB2	2.02	0.41
40:HI:252:LEU:O	40:HI:256:GLN:HG2	2.21	0.41
41:HM:61:PRO:HD3	41:HM:84:ILE:HG12	2.00	0.41
41:HN:186:THR:O	41:HN:189:VAL:HG22	2.20	0.41
41:HQ:297:LYS:HD2	41:HQ:297:LYS:HA	1.85	0.41
41:HQ:299:MET:HE1	41:HQ:367:PHE:HE2	1.85	0.41
41:HQ:372:THR:HG22	41:HQ:375:GLN:HE22	1.85	0.41
40:IA:202:PHE:HE1	40:IA:377:LEU:HD13	1.86	0.41
40:IE:337:THR:O	40:IE:339:ARG:NH1	2.54	0.41
40:IF:406:TRP:CG	41:IM:255:VAL:HG23	2.55	0.41
40:IG:269:LEU:HD23	40:IG:303:VAL:HB	2.02	0.41
40:II:182:VAL:HA	40:II:185:TYR:HD2	1.84	0.41
41:IN:163:ILE:HG13	41:IN:251:ARG:HB2	2.03	0.41
41:IN:222:TYR:HD1	41:IN:225:LEU:HD22	1.86	0.41
41:IN:267:MET:HG3	41:IN:374:ILE:HD11	2.02	0.41
41:IO:178:THR:HG22	41:IO:180:VAL:H	1.84	0.41
41:JB:222:TYR:O	41:JB:226:ASN:ND2	2.53	0.41
41:JB:270:PHE:O	41:JB:298:ASN:ND2	2.51	0.41
40:JF:53:PHE:HB3	40:JF:61:HIS:HB3	2.02	0.41
40:JF:195:LEU:HD23	40:JF:264:ARG:HH21	1.86	0.41
40:JF:239:THR:O	40:JF:243:ARG:NE	2.47	0.41
41:JL:257:MET:HE3	41:JL:314:ALA:HB2	2.03	0.41
41:JM:56:GLY:C	41:JM:58:LYS:H	2.23	0.41
41:JM:112:LEU:O	41:JM:113:VAL:C	2.58	0.41
41:JM:137:HIS:NE2	41:JM:168:SER:HB3	2.34	0.41
41:JN:154:LYS:HE2	41:JN:154:LYS:HB2	1.82	0.41
41:JN:256:ASN:ND2	41:JN:350:LYS:HE2	2.36	0.41
41:JO:176:SER:OG	41:JO:178:THR:O	2.37	0.41
41:KB:62:ARG:NH1	41:KB:127:CYS:SG	2.93	0.41
40:KF:181:VAL:HG23	40:KF:182:VAL:HG13	2.02	0.41
40:KG:296:PHE:CE2	40:KG:335:ILE:HG21	2.55	0.41
41:KL:208:TYR:O	41:KL:209:ASP:C	2.56	0.41
41:KM:213:ARG:HD2	41:KM:297:LYS:HD2	2.02	0.41
41:KO:8:GLN:NE2	41:KO:14:ASN:HA	2.35	0.41
40:LF:255:PHE:CE1	40:LF:318:LEU:HD11	2.55	0.41
41:LM:39:ASP:OD2	41:LM:40:SER:N	2.53	0.41
41:LM:122:LYS:HE3	41:MM:291:GLN:HG2	2.03	0.41
41:LN:19:LYS:HD2	41:LN:227:HIS:CD2	2.56	0.41
41:LO:254:ALA:O	41:LO:258:VAL:HG22	2.20	0.41

Continued on next page...

Continued from previous page...

Atom-1	Atom-2	Interatomic distance (Å)	Clash overlap (Å)
40:MA:167:LEU:HD23	40:MA:202:PHE:HE2	1.83	0.41
40:MA:182:VAL:HG23	40:MA:186:ASN:HD21	1.86	0.41
40:MD:7:VAL:O	40:MD:137:ILE:HA	2.20	0.41
40:MF:99:ALA:HA	40:MF:110:ILE:CD1	2.47	0.41
40:MF:320:ARG:HE	40:MF:360:PRO:HA	1.84	0.41
40:MG:256:GLN:O	40:MG:257:THR:C	2.59	0.41
41:MN:216:LYS:HB2	41:MN:275:SER:HB2	2.01	0.41
41:MP:205:GLU:HA	41:MP:208:TYR:HB2	2.03	0.41
40:ND:273:ALA:O	40:ND:275:VAL:N	2.53	0.41
40:NH:331:ALA:O	40:NH:335:ILE:HG12	2.19	0.41
41:NL:39:ASP:OD1	41:NL:39:ASP:N	2.50	0.41
41:NM:226:ASN:ND2	43:NM:502:GDP:O6	2.45	0.41
41:NN:221:THR:HG23	41:NN:224:ASP:H	1.85	0.41
41:NO:87:PRO:HA	41:NO:90:PHE:CD2	2.56	0.41
41:NP:198:GLU:OE1	41:NP:200:TYR:OH	2.31	0.41
40:OA:51:THR:HG23	40:OA:52:PHE:CD2	2.56	0.41
40:OA:172:TYR:HB2	40:OA:203:MET:SD	2.61	0.41
41:OB:156:ARG:HA	41:OB:156:ARG:HD2	1.88	0.41
41:OB:165:ASN:HA	41:OB:198:GLU:O	2.20	0.41
42:OB:502:GTP:O2'	40:OG:206:ASN:OD1	2.24	0.41
40:OF:205:ASP:O	40:OF:209:ILE:HG12	2.20	0.41
40:OG:112:LYS:HA	40:OG:115:ILE:HG22	2.02	0.41
40:OG:325:PRO:HG2	41:OO:221:THR:HA	2.01	0.41
40:OH:36:MET:HG2	40:OH:37:PRO:N	2.36	0.41
41:ON:238:THR:HG21	41:ON:318:ARG:HD2	2.03	0.41
41:OO:183:TYR:OH	41:OO:388:MET:O	2.32	0.41
41:OP:44:LEU:HA	41:OP:47:ILE:HG23	2.02	0.41
40:PA:129:CYS:SG	40:PA:132:LEU:N	2.91	0.41
40:PA:266:HIS:ND1	40:PA:266:HIS:O	2.54	0.41
41:PB:324:LYS:NZ	40:PG:222:PRO:HD2	2.32	0.41
40:PE:244:PHE:HD2	40:PE:356:ASN:HD21	1.68	0.41
40:PE:255:PHE:O	40:PE:259:LEU:HB2	2.20	0.41
40:PF:185:TYR:OH	40:PF:402:ALA:O	2.31	0.41
40:PG:235:VAL:HA	40:PG:238:ILE:HG22	2.02	0.41
41:PM:51:TYR:HB3	41:PM:59:TYR:HB3	2.03	0.41
41:PN:21:TRP:CZ3	41:PN:61:PRO:HB3	2.56	0.41
41:PP:210:ILE:O	41:PP:214:THR:OG1	2.37	0.41
40:QA:101:ASN:HB2	41:QN:252:LYS:NZ	2.35	0.41
40:QA:222:PRO:HG2	41:QN:324:LYS:HE2	2.02	0.41
40:QA:271:THR:HB	40:QA:376:MET:HE3	2.02	0.41
40:QA:316:CYS:SG	40:QA:377:LEU:HB2	2.61	0.41

Continued on next page...

Continued from previous page...

Atom-1	Atom-2	Interatomic distance (Å)	Clash overlap (Å)
41:QB:103:LYS:HA	41:QB:107:THR:OG1	2.21	0.41
41:QB:147:MET:HE3	41:QB:147:MET:HB3	1.96	0.41
40:QF:105:ARG:HG2	40:QF:410:GLU:HG2	2.02	0.41
40:QG:89:PRO:HG2	40:RG:280:LYS:NZ	2.35	0.41
41:QM:8:GLN:NE2	41:QM:65:LEU:HG	2.35	0.41
41:QP:375:GLN:H	41:QP:375:GLN:HG3	1.48	0.41
41:QP:382:SER:O	41:QP:383:GLU:C	2.59	0.41
41:QP:415:MET:O	41:QP:416:ASN:C	2.59	0.41
40:RA:230:LEU:O	40:RA:234:ILE:HG12	2.20	0.41
40:RH:13:GLY:HA2	40:RH:16:ILE:HG22	2.03	0.41
40:RH:208:ALA:O	40:RH:212:ILE:HG12	2.20	0.41
40:RI:91:GLN:HA	40:RI:121:ARG:HH22	1.85	0.41
41:RL:193:VAL:HG22	41:RL:418:LEU:HD21	2.02	0.41
41:RN:87:PRO:HA	41:RN:90:PHE:HD2	1.86	0.41
41:RN:314:ALA:HB3	41:RN:368:ILE:HB	2.01	0.41
41:RO:100:ASN:HD22	41:RO:103:LYS:HE2	1.85	0.41
40:SH:120:ASP:O	40:SH:124:LYS:HG2	2.20	0.41
40:SH:139:HIS:CG	40:SH:150:THR:HG21	2.55	0.41
40:SI:107:HIS:HA	40:SI:152:LEU:HD22	2.01	0.41
41:SL:309:ARG:NH1	41:SL:339:SER:O	2.52	0.41
41:SM:3:GLU:HG3	41:SM:127:CYS:SG	2.61	0.41
41:SM:240:LEU:HD23	41:SM:240:LEU:H	1.85	0.41
40:TE:115:ILE:HG13	40:TE:119:LEU:HD12	2.03	0.41
40:TH:440:GLU:O	41:TP:390:ARG:NH2	2.46	0.41
41:TM:148:GLY:O	41:TM:152:ILE:HG12	2.21	0.41
41:TN:318:ARG:CZ	41:TN:358:PRO:HG3	2.50	0.41
40:UE:233:GLN:OE1	40:UE:320:ARG:NH1	2.54	0.41
40:UF:251:ASP:H	40:UF:254:GLU:HG3	1.85	0.41
40:UF:421:ARG:HD2	40:UF:421:ARG:HA	1.50	0.41
40:UG:20:CYS:HA	40:UG:232:SER:HB2	2.02	0.41
40:UI:2:ARG:HE	40:UI:2:ARG:HB2	1.72	0.41
40:UI:198:SER:HB2	40:UI:266:HIS:CE1	2.56	0.41
41:UN:170:VAL:HG21	41:UN:377:LEU:HD21	2.03	0.41
41:UP:64:VAL:O	41:UP:66:VAL:HG23	2.20	0.41
41:UP:317:PHE:HB3	41:UP:321:MET:SD	2.60	0.41
41:UP:321:MET:HG3	41:UP:353:VAL:CG2	2.50	0.41
40:VA:164:LYS:HD3	40:VA:164:LYS:HA	1.78	0.41
40:VA:325:PRO:O	40:VA:329:ASN:ND2	2.54	0.41
40:VA:328:VAL:O	40:VA:332:ILE:HG12	2.20	0.41
40:VF:40:LYS:NZ	40:VF:46:ASP:HB3	2.36	0.41
40:VH:181:VAL:HG23	40:VH:182:VAL:HG13	2.02	0.41

Continued on next page...

Continued from previous page...

Atom-1	Atom-2	Interatomic distance (Å)	Clash overlap (Å)
40:VH:264:ARG:HA	40:VH:264:ARG:HD2	1.88	0.41
40:VI:231:ILE:O	40:VI:235:VAL:HG23	2.20	0.41
40:VJ:405:HIS:HA	40:VJ:408:VAL:HG12	2.02	0.41
41:VO:305:PRO:HB3	41:VO:310:TYR:CE2	2.56	0.41
41:VP:104:GLY:HA3	41:VP:146:GLY:HA3	2.02	0.41
41:VQ:236:VAL:HG22	41:VQ:368:ILE:HD11	2.03	0.41
41:WB:332:ASN:OD1	41:WB:336:LYS:NZ	2.40	0.41
40:WG:88:HIS:HB3	40:WG:91:GLN:HG3	2.02	0.41
40:WH:168:GLU:HB3	40:WH:201:ALA:HA	2.02	0.41
40:WI:164:LYS:HD3	40:WI:164:LYS:HA	1.90	0.41
41:WM:47:ILE:HD12	41:WM:47:ILE:HA	1.84	0.41
41:WM:279:GLN:C	41:WM:281:TYR:H	2.24	0.41
41:WM:415:MET:HE3	41:WM:415:MET:HB3	1.83	0.41
41:WO:20:PHE:HE1	41:WO:234:SER:HB2	1.85	0.41
41:WP:42:LEU:HD22	41:WP:243:PRO:HG3	2.03	0.41
41:WQ:292:GLN:O	41:WQ:298:ASN:ND2	2.53	0.41
2:1C:14:PRO:HB2	41:GM:262:ARG:NH1	2.35	0.41
2:1D:10:ARG:CZ	40:GH:401:ARG:HG3	2.50	0.41
7:1T:20:ILE:O	7:1T:610:ALA:HA	2.20	0.41
7:1T:148:ILE:HG13	7:1T:148:ILE:H	1.50	0.41
7:1T:216:ASP:O	7:1T:217:ASP:C	2.58	0.41
7:1T:343:GLY:O	7:1T:597:PRO:HB2	2.20	0.41
7:1U:479:ALA:HB2	7:1U:508:VAL:HB	2.01	0.41
7:1U:569:VAL:CG2	7:1U:586:HIS:CE1	3.02	0.41
11:2J:32:LYS:HE2	11:2J:32:LYS:HB2	1.88	0.41
11:2J:190:ASP:N	11:2J:190:ASP:OD1	2.53	0.41
11:2K:48:THR:HG1	11:2K:49:MET:H	1.68	0.41
12:2N:65:ARG:HD3	12:2N:65:ARG:HA	1.81	0.41
12:2O:109:LEU:HD12	12:2O:109:LEU:HA	1.78	0.41
12:2R:76:TYR:HE2	12:2R:83:ILE:HD11	1.86	0.41
13:2T:10:PHE:CZ	13:2T:178:PRO:HD3	2.56	0.41
13:2T:102:ARG:HB2	13:2T:118:ILE:HA	2.02	0.41
13:2X:28:LYS:HG2	13:2X:58:TYR:CZ	2.56	0.41
16:3K:268:ARG:HA	16:3K:268:ARG:HD2	1.91	0.41
16:3L:23:LEU:HD23	16:3L:23:LEU:HA	1.88	0.41
16:3L:154:LYS:HG3	16:3L:246:THR:HG21	2.02	0.41
16:3L:270:ARG:NH2	16:3L:274:LYS:HE3	2.36	0.41
17:3O:185:LEU:HD21	17:3O:237:LEU:HD22	2.01	0.41
17:3Q:409:ILE:H	17:3Q:409:ILE:HG12	1.41	0.41
20:4B:321:ALA:O	20:4B:324:LEU:HG	2.21	0.41
21:4E:466:TYR:O	21:4E:467:LEU:C	2.58	0.41

Continued on next page...

Continued from previous page...

Atom-1	Atom-2	Interatomic distance (Å)	Clash overlap (Å)
21:4F:348:ASP:N	21:4F:348:ASP:OD1	2.51	0.41
21:4F:529:LEU:O	21:4F:530:SER:C	2.58	0.41
22:4H:85:LEU:HD12	22:4H:102:TYR:HE2	1.84	0.41
22:4H:117:GLU:OE2	22:4H:127:LYS:NZ	2.47	0.41
22:4H:230:LEU:HB2	22:4H:253:TYR:HB3	2.02	0.41
22:4H:370:ILE:HB	22:4H:372:ASN:HD21	1.86	0.41
22:4I:23:SER:OG	40:MG:46:ASP:HB3	2.21	0.41
22:4I:33:ARG:HG3	41:MO:92:PHE:CZ	2.55	0.41
22:4J:15:ILE:HD12	22:4J:17:LYS:HD3	2.02	0.41
22:4J:91:ASP:HB3	41:BN:281:TYR:CB	2.50	0.41
22:4J:92:LYS:HB2	41:BN:279:GLN:CA	2.50	0.41
23:4M:98:VAL:HG21	23:4M:113:TRP:CD1	2.55	0.41
23:4M:109:CYS:SG	40:BG:218:ASP:OD2	2.79	0.41
23:4M:212:GLU:HG3	23:4M:213:PHE:N	2.35	0.41
23:4N:170:SER:C	23:4N:172:TYR:H	2.24	0.41
23:4Q:205:LEU:HD22	23:4Q:205:LEU:HA	1.82	0.41
23:4R:59:THR:O	23:4R:61:LEU:N	2.54	0.41
26:4W:59:ASP:O	26:4W:64:ASN:ND2	2.51	0.41
28:5B:113:ALA:HB1	32:5L:63:ASN:HD21	1.86	0.41
28:5B:217:ARG:HA	28:5B:217:ARG:HD3	1.66	0.41
29:5D:27:TYR:HD1	29:5D:70:VAL:HG21	1.85	0.41
30:5G:105:THR:O	41:HB:332:ASN:ND2	2.43	0.41
31:5J:803:ILE:HG23	31:5J:804:PHE:CD1	2.55	0.41
33:5O:109:LYS:NZ	33:5O:112:GLN:OE1	2.45	0.41
34:5R:432:GLU:HA	34:5R:435:GLU:HB2	2.02	0.41
36:5W:52:ARG:HH22	41:NM:40:SER:C	2.23	0.41
38:6C:197:LEU:HA	41:UP:125:GLU:OE1	2.21	0.41
39:6I:48:ILE:HD11	39:6I:142:LEU:HD21	2.03	0.41
40:AE:168:GLU:N	40:AE:168:GLU:OE2	2.54	0.41
40:AE:273:ALA:HB1	40:AE:291:ILE:HB	2.03	0.41
40:AF:36:MET:HA	40:AF:37:PRO:HD3	1.95	0.41
40:AG:103:TYR:HB2	40:AG:186:ASN:HD22	1.85	0.41
40:AH:251:ASP:OD1	40:AH:252:LEU:N	2.48	0.41
41:AP:178:THR:HB	41:AP:181:GLU:HG3	2.02	0.41
41:BB:24:ILE:HD13	41:BB:24:ILE:HA	1.98	0.41
40:BH:195:LEU:HD12	40:BH:266:HIS:CE1	2.56	0.41
40:BH:224:TYR:HD1	40:BH:224:TYR:HA	1.75	0.41
40:BI:201:ALA:O	40:BI:203:MET:N	2.54	0.41
41:BL:244:GLY:O	41:BL:247:ASN:ND2	2.53	0.41
41:BL:312:THR:HA	41:BL:348:ASN:HB2	2.03	0.41
41:BM:20:PHE:HZ	41:BM:50:TYR:CE2	2.39	0.41

Continued on next page...

Continued from previous page...

Atom-1	Atom-2	Interatomic distance (Å)	Clash overlap (Å)
41:BN:51:TYR:HA	41:BN:61:PRO:HA	2.03	0.41
41:BO:107:THR:HB	41:BO:108:GLU:H	1.64	0.41
41:BO:252:LYS:O	41:BO:253:LEU:C	2.58	0.41
41:CB:137:HIS:HE1	41:CB:139:LEU:HD23	1.85	0.41
40:CF:1:GLN:OE1	41:CN:94:GLN:NE2	2.54	0.41
40:CF:118:VAL:O	40:CF:122:ILE:HG12	2.21	0.41
40:CH:153:LEU:HD12	40:CH:153:LEU:HA	1.77	0.41
40:CH:177:VAL:O	40:CH:178:SER:HB3	2.21	0.41
40:CH:191:THR:O	40:CH:191:THR:OG1	2.39	0.41
41:CL:105:HIS:CE1	41:CL:191:GLN:HE22	2.39	0.41
41:CM:311:LEU:HA	41:CM:342:VAL:HG22	2.03	0.41
41:CN:123:GLU:O	41:CN:124:ALA:C	2.58	0.41
41:CO:8:GLN:HG2	41:CO:14:ASN:HA	2.03	0.41
41:CO:208:TYR:O	41:CO:209:ASP:C	2.59	0.41
41:CP:104:GLY:CA	41:CP:109:GLY:HA3	2.50	0.41
41:CP:112:LEU:O	41:CP:113:VAL:C	2.58	0.41
41:CP:214:THR:HG21	41:CP:298:ASN:HD21	1.86	0.41
41:CP:325:GLU:H	41:CP:325:GLU:HG3	1.54	0.41
41:DB:109:GLY:O	41:DB:112:LEU:N	2.41	0.41
41:DB:317:PHE:HB3	41:DB:321:MET:SD	2.61	0.41
40:DE:117:LEU:H	40:DE:117:LEU:HG	1.49	0.41
40:DE:189:LEU:HA	40:DE:189:LEU:HD23	1.86	0.41
40:DE:278:ALA:O	40:DE:279:GLU:C	2.59	0.41
40:DF:123:ARG:HA	40:DF:123:ARG:HD3	1.53	0.41
40:DF:363:VAL:O	40:DF:365:GLY:N	2.54	0.41
40:DG:97:GLU:OE1	40:DG:105:ARG:NH2	2.54	0.41
40:DI:209:ILE:HG22	40:DI:227:LEU:HD22	2.02	0.41
40:DI:297:GLU:O	40:DI:299:ALA:N	2.50	0.41
41:DL:45:GLU:C	41:DL:47:ILE:H	2.20	0.41
41:DL:167:PHE:HD1	41:DL:200:TYR:CD2	2.38	0.41
41:DL:173:PRO:HD2	41:DL:205:GLU:HB2	2.02	0.41
41:DL:276:ARG:C	41:DL:279:GLN:HG2	2.41	0.41
41:DM:51:TYR:HB3	41:DM:59:TYR:HB3	2.03	0.41
41:DM:100:ASN:HD22	41:DM:103:LYS:HB2	1.86	0.41
41:DM:222:TYR:HD1	41:DM:222:TYR:HA	1.75	0.41
41:DN:90:PHE:O	41:DN:91:VAL:C	2.59	0.41
41:DN:315:ALA:HA	41:DN:366:THR:O	2.20	0.41
41:DO:375:GLN:HB2	41:DO:422:VAL:HG13	2.01	0.41
41:DP:73:MET:O	41:DP:76:VAL:HB	2.21	0.41
40:EA:71:GLU:OE1	40:EA:98:ASP:HB3	2.20	0.41
40:EE:306:ASP:OD2	40:EE:308:ARG:NH2	2.52	0.41

Continued on next page...

Continued from previous page...

Atom-1	Atom-2	Interatomic distance (Å)	Clash overlap (Å)
40:EG:175:PRO:O	40:EG:389:ARG:NH2	2.53	0.41
40:EH:158:SER:OG	40:EH:159:VAL:N	2.54	0.41
40:EH:230:LEU:HD11	40:EH:275:VAL:HG11	2.03	0.41
40:EI:399:ALA:O	40:EI:401:ARG:N	2.50	0.41
41:EM:193:VAL:CG1	41:EM:418:LEU:HD21	2.50	0.41
41:EM:419:GLY:O	41:EM:423:VAL:HG13	2.21	0.41
41:EP:163:ILE:H	41:EP:163:ILE:HG13	1.42	0.41
41:EP:284:LEU:HA	41:EP:284:LEU:HD13	1.79	0.41
40:FA:366:ASP:O	40:FA:367:LEU:C	2.58	0.41
40:FF:170:SER:HB2	40:FF:203:MET:SD	2.60	0.41
40:FF:407:TYR:O	40:FF:412:MET:HG3	2.20	0.41
40:FG:70:LEU:HD23	40:FG:114:LEU:HD12	2.02	0.41
40:FG:351:PHE:C	40:FG:352:LYS:HE2	2.40	0.41
40:FH:115:ILE:HG13	40:FH:119:LEU:HD23	2.03	0.41
40:FI:101:ASN:OD1	41:FP:252:LYS:NZ	2.49	0.41
41:FM:7:LEU:HD23	41:FM:151:LEU:HD11	2.03	0.41
41:FM:105:HIS:HB3	41:FM:106:TYR:HD1	1.86	0.41
41:FO:186:THR:HG21	41:FO:385:PHE:CE2	2.56	0.41
41:FO:380:ARG:HG3	41:FO:384:GLN:HE22	1.85	0.41
40:GA:223:THR:HB	40:GA:225:THR:HG22	2.02	0.41
40:GA:319:TYR:HB3	40:GA:323:VAL:HG11	2.01	0.41
41:GB:255:VAL:HG11	40:GG:100:ALA:O	2.21	0.41
40:GE:17:GLY:O	40:GE:18:ASN:C	2.59	0.41
40:GE:172:TYR:HE1	40:GE:390:LEU:HD11	1.85	0.41
40:GE:266:HIS:O	40:GE:268:PRO:HD3	2.20	0.41
40:GF:210:TYR:HE2	40:GF:227:LEU:HD11	1.85	0.41
40:GG:189:LEU:HD11	40:GG:417:PHE:HE1	1.84	0.41
40:GG:278:ALA:HA	40:GG:368:ALA:CB	2.51	0.41
40:GI:162:GLY:O	40:GI:164:LYS:N	2.54	0.41
40:GI:261:PRO:HD3	40:GI:379:ASN:ND2	2.36	0.41
40:GI:305:CYS:SG	40:GI:305:CYS:O	2.78	0.41
41:GO:316:VAL:HA	41:GO:352:ALA:HB3	2.03	0.41
40:HA:107:HIS:ND1	40:HA:151:SER:OG	2.52	0.41
40:HF:169:PHE:HZ	40:HF:238:ILE:HG21	1.86	0.41
40:HG:319:TYR:HB3	40:HG:323:VAL:HG21	2.02	0.41
40:HH:181:VAL:HG13	40:HH:182:VAL:HG13	2.03	0.41
40:HH:256:GLN:HG2	40:HH:260:VAL:HG21	2.01	0.41
41:HN:71:GLY:O	41:HN:74:ASP:N	2.53	0.41
40:IA:251:ASP:H	40:IA:254:GLU:HB2	1.85	0.41
41:IB:131:GLN:HE21	41:IB:251:ARG:HG2	1.86	0.41
40:IH:12:ALA:HB1	40:IH:171:ILE:HD13	2.03	0.41

Continued on next page...

Continued from previous page...

Atom-1	Atom-2	Interatomic distance (Å)	Clash overlap (Å)
41:IM:121:ARG:NH1	41:IM:158:GLU:OE2	2.54	0.41
41:IQ:282:ARG:NH2	41:IQ:288:GLU:OE2	2.53	0.41
41:JB:270:PHE:CE2	41:JB:272:PRO:HD2	2.56	0.41
40:JE:319:TYR:CD1	40:JE:374:VAL:HB	2.55	0.41
40:JH:178:SER:OG	40:JH:179:THR:N	2.53	0.41
41:JM:363:MET:HE3	41:JM:363:MET:HB3	1.94	0.41
40:KG:88:HIS:ND1	40:KG:90:GLU:HG2	2.36	0.41
40:KH:62:VAL:HA	40:KH:63:PRO:HD3	1.93	0.41
40:KH:71:GLU:HA	40:KH:72:PRO:HD3	1.90	0.41
41:KM:303:CYS:SG	41:KM:377:LEU:HB2	2.60	0.41
40:LF:157:LEU:HD12	40:LF:157:LEU:HA	1.72	0.41
41:LO:222:TYR:CD1	41:LO:225:LEU:HD12	2.56	0.41
41:LP:209:ASP:CG	41:LP:213:ARG:HH12	2.23	0.41
40:MA:91:GLN:HG2	40:MA:125:LEU:HD11	2.02	0.41
40:MA:111:GLY:C	40:MA:113:GLU:H	2.22	0.41
40:MG:29:GLY:O	40:MG:30:ILE:C	2.58	0.41
40:MG:75:ILE:HB	40:MG:94:THR:HG23	2.02	0.41
40:MH:231:ILE:O	40:MH:235:VAL:HG23	2.20	0.41
41:MO:357:PRO:HB2	41:MO:361:LEU:O	2.20	0.41
40:NA:8:HIS:CE1	40:NA:21:TRP:HE1	2.38	0.41
40:NA:132:LEU:C	40:NA:164:LYS:HZ1	2.24	0.41
41:NB:44:LEU:HA	41:NB:47:ILE:HB	2.01	0.41
41:NB:107:THR:HB	41:NB:108:GLU:H	1.74	0.41
40:NE:195:LEU:HD21	40:NE:264:ARG:HE	1.85	0.41
40:NF:247:ALA:HB3	40:NF:355:ILE:HB	2.02	0.41
41:NL:309:ARG:H	41:NL:372:THR:HG1	1.64	0.41
41:NM:42:LEU:HD21	41:NM:243:PRO:HD2	2.02	0.41
41:NM:68:LEU:HD21	41:NM:109:GLY:HA2	2.02	0.41
41:NP:305:PRO:HB3	41:NP:310:TYR:CE1	2.56	0.41
40:OA:238:ILE:HA	40:OA:318:LEU:HD22	2.01	0.41
40:OA:393:LYS:HE3	40:OA:393:LYS:HB2	1.76	0.41
40:OD:329:ASN:HD21	41:OL:175:VAL:HG21	1.85	0.41
40:OF:248:LEU:HB2	40:OF:354:GLY:HA2	2.02	0.41
40:OH:413:GLU:H	40:OH:413:GLU:CD	2.24	0.41
41:ON:3:GLU:OE2	41:ON:129:CYS:N	2.54	0.41
41:ON:23:VAL:HG11	41:ON:230:SER:HB3	2.03	0.41
41:OO:105:HIS:CD2	41:OO:150:LEU:HB2	2.55	0.41
41:PB:44:LEU:HD12	41:PB:47:ILE:HG21	2.01	0.41
41:PB:139:LEU:HD12	41:PB:170:VAL:HG12	2.02	0.41
40:PH:240:ALA:HB1	40:PH:356:ASN:HD22	1.84	0.41
41:PL:167:PHE:HZ	41:PL:236:VAL:HG11	1.86	0.41

Continued on next page...

Continued from previous page...

Atom-1	Atom-2	Interatomic distance (Å)	Clash overlap (Å)
41:PL:326:VAL:HG11	41:PL:351:THR:HG21	2.02	0.41
41:PM:105:HIS:CD2	41:PM:150:LEU:HD12	2.55	0.41
41:PM:152:ILE:HG13	41:PM:195:ASN:ND2	2.35	0.41
40:QA:226:ASN:ND2	40:QA:366:ASP:OD2	2.53	0.41
40:QA:248:LEU:HD11	43:QB:501:GDP:H5''	2.03	0.41
40:QA:405:HIS:CG	41:QN:261:PRO:HG3	2.56	0.41
41:QB:221:THR:O	41:QB:224:ASP:N	2.52	0.41
41:QB:359:ARG:HB2	41:QB:359:ARG:HH11	1.85	0.41
40:QE:138:PHE:HE2	40:QE:235:VAL:HG21	1.84	0.41
40:QF:103:TYR:CD2	40:QF:189:LEU:HB3	2.56	0.41
40:QH:75:ILE:HG23	40:QH:92:LEU:HD12	2.01	0.41
40:QH:133:GLN:HB3	40:QH:252:LEU:HD13	2.03	0.41
41:QP:269:GLY:O	41:QP:366:THR:HG23	2.20	0.41
41:QP:325:GLU:O	41:QP:326:VAL:C	2.59	0.41
40:RA:236:SER:O	40:RA:240:ALA:HB2	2.20	0.41
40:RE:135:PHE:HE2	40:RE:164:LYS:HD2	1.86	0.41
40:RF:107:HIS:CD2	40:RF:152:LEU:HB2	2.55	0.41
40:RG:24:TYR:HA	40:RG:27:GLU:HG2	2.02	0.41
41:RN:288:GLU:HA	41:RN:291:GLN:HG3	2.02	0.41
40:SA:167:LEU:HD21	40:SA:256:GLN:HE22	1.85	0.41
40:SA:247:ALA:O	40:SA:249:ASN:N	2.54	0.41
40:SA:376:MET:SD	40:SA:378:SER:HB3	2.60	0.41
41:SB:324:LYS:HG2	40:SG:222:PRO:HD2	2.02	0.41
40:SE:326:LYS:HG3	40:SE:329:ASN:HB2	2.02	0.41
40:SF:25:CYS:HA	40:SF:30:ILE:HB	2.03	0.41
40:SF:67:PHE:HB2	40:SF:92:LEU:HD13	2.02	0.41
40:SF:172:TYR:HE2	40:SF:389:ARG:HH22	1.69	0.41
40:SH:230:LEU:O	40:SH:234:ILE:HD12	2.20	0.41
41:SO:19:LYS:HA	41:SO:19:LYS:HD2	1.29	0.41
41:SO:72:THR:O	41:SO:73:MET:C	2.59	0.41
40:TA:255:PHE:CE1	40:TA:318:LEU:HD11	2.55	0.41
40:TE:260:VAL:HG23	40:TE:265:ILE:O	2.21	0.41
40:TG:256:GLN:O	40:TG:260:VAL:HB	2.21	0.41
40:TH:70:LEU:HD11	40:TH:149:PHE:HB2	2.03	0.41
40:TI:405:HIS:CD2	41:TP:261:PRO:HG3	2.56	0.41
41:TL:164:MET:HB2	41:TL:196:THR:HG1	1.86	0.41
41:TP:282:ARG:HD3	41:TP:283:ALA:N	2.36	0.41
41:UB:142:GLY:O	41:UB:144:GLY:N	2.54	0.41
40:UE:186:ASN:ND2	40:UE:407:TYR:OH	2.54	0.41
40:UF:1:GLN:HE21	41:UN:70:PRO:HG2	1.85	0.41
40:UF:156:ARG:C	40:UF:158:SER:N	2.72	0.41

Continued on next page...

Continued from previous page...

Atom-1	Atom-2	Interatomic distance (Å)	Clash overlap (Å)
40:UF:177:VAL:HG13	40:UF:178:SER:H	1.85	0.41
40:UF:177:VAL:HG22	40:UF:178:SER:N	2.36	0.41
40:UF:415:GLY:O	40:UF:416:GLU:C	2.58	0.41
40:UG:150:THR:O	40:UG:154:MET:HG2	2.20	0.41
40:UH:1:GLN:HE22	41:UP:94:GLN:HE22	1.67	0.41
40:UH:25:CYS:SG	40:UH:86:LEU:HD11	2.61	0.41
40:UH:280:LYS:HE2	40:UH:280:LYS:HB3	1.75	0.41
41:UM:385:PHE:O	41:UM:389:PHE:CB	2.69	0.41
41:UP:173:PRO:HG2	41:UP:302:ALA:HB1	2.02	0.41
41:VB:226:ASN:ND2	43:VB:501:GDP:O6	2.52	0.41
40:VI:277:SER:O	40:VI:279:GLU:N	2.53	0.41
40:VJ:332:ILE:HG22	40:VJ:336:LYS:HD2	2.01	0.41
41:VO:7:LEU:O	41:VO:135:LEU:HA	2.21	0.41
41:VO:263:LEU:HD23	41:VO:263:LEU:HA	1.85	0.41
41:VP:149:THR:HB	41:VP:191:GLN:HG3	2.02	0.41
41:VP:262:ARG:NH2	41:VP:414:ASN:OD1	2.50	0.41
40:WE:140:SER:OG	42:WE:501:GTP:O2A	2.28	0.41
40:WE:153:LEU:O	40:WE:157:LEU:HB2	2.20	0.41
40:WE:261:PRO:HG3	41:WM:394:PHE:CZ	2.56	0.41
40:WG:28:HIS:CE1	40:WG:243:ARG:HD2	2.55	0.41
40:WG:167:LEU:HD22	40:WG:200:CYS:HB3	2.03	0.41
41:WM:151:LEU:HD13	41:WM:151:LEU:HA	1.70	0.41
41:WM:420:ASN:HD22	41:WM:420:ASN:HA	1.63	0.41
7:1T:205:LYS:H	7:1T:205:LYS:HG2	1.61	0.41
7:1T:272:LEU:HD12	7:1T:272:LEU:HA	1.82	0.41
7:1T:558:VAL:HG21	7:1T:620:SER:HB2	2.02	0.41
7:1U:503:THR:HB	7:1U:523:ASP:HB3	2.03	0.41
7:1U:553:ILE:HD12	7:1U:560:PHE:HB3	2.03	0.41
8:1W:401:ARG:HA	8:1W:404:GLU:HG3	2.03	0.41
8:1X:150:LYS:HB2	8:1X:150:LYS:HE2	1.75	0.41
10:2F:75:ARG:NH1	40:AA:296:PHE:HB3	2.36	0.41
10:2F:161:ARG:NH1	10:2F:166:GLY:H	2.18	0.41
12:2O:230:GLU:OE2	12:2O:234:ARG:NH2	2.54	0.41
13:2V:163:ARG:HE	13:2V:163:ARG:HB2	1.53	0.41
13:2V:183:LEU:HD12	13:2V:183:LEU:HA	1.90	0.41
13:2W:39:ASP:HB2	13:2W:46:VAL:HG11	2.02	0.41
16:3J:205:PRO:HG3	16:3K:315:HIS:CE1	2.56	0.41
17:3P:95:THR:HB	17:3P:96:PRO:HD2	2.01	0.41
17:3R:205:ARG:HB3	17:3R:209:ASP:OD2	2.21	0.41
18:3T:332:GLN:HE21	18:3T:401:SER:HB3	1.86	0.41
18:3T:376:ARG:HH22	18:3U:95:THR:HG23	1.85	0.41

Continued on next page...

Continued from previous page...

Atom-1	Atom-2	Interatomic distance (Å)	Clash overlap (Å)
18:3W:142:LEU:HA	18:3W:145:THR:HG22	2.02	0.41
19:3Y:144:GLN:OE1	41:LB:279:GLN:NE2	2.32	0.41
21:4D:437:ARG:HD3	21:4D:437:ARG:HA	1.43	0.41
21:4D:502:ARG:HD3	22:4I:644:TYR:CE1	2.56	0.41
21:4F:519:ASN:HB3	21:4F:522:GLN:HB2	2.02	0.41
22:4I:280:GLN:HE21	22:4I:282:ARG:HH11	1.69	0.41
22:4J:92:LYS:CE	41:BN:280:GLN:HB2	2.49	0.41
23:4M:198:PHE:CD1	40:DG:221:ARG:HD2	2.55	0.41
24:4O:178:ASP:OD1	24:4O:180:ARG:HB2	2.21	0.41
23:4P:235:THR:CG2	23:4P:240:LEU:HA	2.51	0.41
23:4Q:197:LEU:HD12	23:4Q:197:LEU:HA	1.86	0.41
23:4R:260:THR:O	23:4R:262:GLY:N	2.48	0.41
23:4R:269:LEU:H	23:4R:269:LEU:HG	1.62	0.41
25:4T:323:GLN:O	25:4T:327:TYR:HB2	2.20	0.41
26:4V:193:ARG:NE	26:4V:203:ASN:HD22	2.18	0.41
26:4W:258:ILE:O	26:4W:262:ILE:HG12	2.21	0.41
34:5R:340:LYS:HB3	34:5R:340:LYS:HE3	1.63	0.41
34:5R:445:GLN:O	34:5R:449:LYS:HG2	2.21	0.41
36:5W:47:ARG:NH1	41:NM:59:TYR:OH	2.41	0.41
39:6F:152:GLU:HG3	39:6F:156:HIS:HE1	1.86	0.41
39:6L:8:GLU:HG3	39:6L:11:ARG:HH21	1.85	0.41
41:AB:226:ASN:ND2	43:AB:501:GDP:O6	2.42	0.41
41:AB:313:VAL:HG13	41:AB:367:PHE:HE1	1.85	0.41
40:AE:306:ASP:HB3	40:AE:309:HIS:ND1	2.36	0.41
40:AG:156:ARG:HD3	40:AG:156:ARG:HA	1.85	0.41
40:AH:28:HIS:HD1	40:AH:49:PHE:HA	1.86	0.41
41:AL:172:SER:HB3	41:AL:203:ASP:OD1	2.21	0.41
41:AL:173:PRO:HD3	41:AL:380:ARG:HH11	1.85	0.41
41:AO:44:LEU:HD23	41:AO:44:LEU:HA	1.83	0.41
41:AP:404:ASP:HB3	41:AP:407:GLU:HG3	2.03	0.41
41:BB:165:ASN:OD1	41:BB:165:ASN:N	2.54	0.41
40:BE:204:VAL:HG12	40:BE:302:MET:HB2	2.01	0.41
40:BE:273:ALA:HB1	40:BE:291:ILE:HB	2.03	0.41
40:BG:265:ILE:HD11	40:BG:430:ASP:HB3	2.02	0.41
40:BG:386:ALA:HA	40:BG:389:ARG:HG2	2.02	0.41
40:BH:10:GLY:O	40:BH:14:VAL:HG23	2.21	0.41
40:BH:141:PHE:O	40:BH:142:GLY:C	2.59	0.41
40:BI:50:ASN:O	40:BI:51:THR:C	2.57	0.41
40:BI:84:ARG:O	40:BI:86:LEU:N	2.53	0.41
41:BO:271:ALA:HB3	41:BO:272:PRO:HD3	2.02	0.41
40:CA:303:VAL:O	40:CA:304:LYS:C	2.59	0.41

Continued on next page...

Continued from previous page...

Atom-1	Atom-2	Interatomic distance (Å)	Clash overlap (Å)
40:CH:6:SER:HA	40:CH:136:LEU:O	2.21	0.41
40:CH:174:ALA:HB3	40:CH:177:VAL:HG23	2.02	0.41
40:CI:178:SER:OG	40:CI:179:THR:N	2.54	0.41
41:CL:114:ASP:C	41:CL:116:VAL:H	2.23	0.41
41:CL:166:THR:HG23	41:CL:199:THR:HA	2.03	0.41
41:CL:237:THR:O	41:CL:237:THR:OG1	2.37	0.41
41:CL:289:LEU:HD11	41:CL:363:MET:HG3	2.02	0.41
41:CL:420:ASN:HD22	41:CL:420:ASN:HA	1.73	0.41
41:CN:277:GLY:C	41:CN:279:GLN:H	2.24	0.41
40:DA:35:GLN:O	40:DA:36:MET:C	2.58	0.41
40:DA:72:PRO:O	40:DA:73:THR:C	2.59	0.41
40:DA:91:GLN:O	40:DA:93:ILE:HG12	2.20	0.41
40:DA:191:THR:OG1	40:DA:192:HIS:N	2.53	0.41
40:DE:20:CYS:HA	40:DE:232:SER:HB2	2.03	0.41
40:DE:195:LEU:HA	40:DE:266:HIS:NE2	2.36	0.41
40:DE:396:LEU:HG	41:DL:344:TRP:O	2.20	0.41
40:DE:409:GLY:O	40:DE:411:GLY:N	2.53	0.41
40:DF:207:GLU:O	40:DF:210:TYR:HB2	2.21	0.41
40:DF:221:ARG:HB3	41:DM:322:SER:CB	2.51	0.41
40:DG:143:GLY:N	42:DG:501:GTP:O2A	2.39	0.41
40:DH:90:GLU:O	40:DH:91:GLN:C	2.59	0.41
40:DH:129:CYS:SG	40:DH:132:LEU:HG	2.60	0.41
40:DH:397:MET:O	40:DH:400:LYS:N	2.53	0.41
40:DI:9:VAL:O	40:DI:13:GLY:HA3	2.21	0.41
40:DI:248:LEU:O	40:DI:355:ILE:N	2.54	0.41
41:DL:156:ARG:HH11	41:DL:164:MET:HB2	1.85	0.41
41:DM:151:LEU:HD13	41:DM:151:LEU:HA	1.77	0.41
41:DM:199:THR:HG23	41:DM:264:HIS:HD2	1.86	0.41
41:DN:7:LEU:HA	41:DN:64:VAL:HG23	2.02	0.41
41:DO:190:HIS:CG	41:DO:414:ASN:HD22	2.38	0.41
40:EF:241:SER:HB2	40:EF:250:VAL:H	1.85	0.41
40:EF:255:PHE:HE1	40:EF:318:LEU:HD11	1.85	0.41
40:EG:217:LEU:HD23	40:EG:277:SER:HB3	2.02	0.41
41:EL:135:LEU:HD23	41:EL:152:ILE:HD11	2.03	0.41
41:EM:171:PRO:HB3	41:EM:181:GLU:HG3	2.01	0.41
41:EM:271:ALA:O	41:EM:273:LEU:N	2.44	0.41
41:EN:122:LYS:HD3	41:FN:291:GLN:HE22	1.85	0.41
41:EP:98:GLY:O	41:EP:100:ASN:N	2.53	0.41
40:FA:131:GLY:O	40:FA:132:LEU:C	2.59	0.41
40:FA:142:GLY:O	40:FA:143:GLY:C	2.58	0.41
40:FA:273:ALA:CB	40:FA:274:PRO:CD	2.93	0.41

Continued on next page...

Continued from previous page...

Atom-1	Atom-2	Interatomic distance (Å)	Clash overlap (Å)
40:FA:319:TYR:HA	40:FA:374:VAL:HA	2.03	0.41
40:FA:427:LEU:HD12	40:FA:427:LEU:HA	1.87	0.41
41:FM:12:CYS:SG	41:FM:138:SER:OG	2.58	0.41
41:FN:119:VAL:O	41:FN:123:GLU:HG2	2.21	0.41
41:FN:183:TYR:OH	41:FN:388:MET:O	2.39	0.41
40:GA:121:ARG:HD3	40:GA:121:ARG:HA	1.88	0.41
40:GA:257:THR:HG21	41:GB:98:GLY:O	2.20	0.41
41:GB:261:PRO:HG3	40:GG:405:HIS:CD2	2.56	0.41
40:GG:72:PRO:HD3	40:GG:96:LYS:HA	2.01	0.41
40:GH:311:LYS:HE3	40:GH:344:VAL:HG12	2.02	0.41
40:GH:346:TRP:HB3	41:GP:391:ARG:HG3	2.02	0.41
41:GN:153:SER:OG	41:GN:154:LYS:N	2.54	0.41
41:GN:234:SER:O	41:GN:235:GLY:C	2.58	0.41
41:GN:395:LEU:O	41:GN:396:HIS:C	2.58	0.41
41:GP:282:ARG:NH1	41:GP:288:GLU:OE2	2.54	0.41
40:HE:258:ASN:ND2	41:HM:99:ASN:HD21	2.17	0.41
40:HE:376:MET:HE3	40:HE:376:MET:HB3	1.95	0.41
40:HF:376:MET:SD	40:HF:378:SER:HB3	2.61	0.41
41:HN:16:ILE:HG13	41:HN:226:ASN:OD1	2.21	0.41
41:HN:107:THR:OG1	41:HN:108:GLU:N	2.51	0.41
41:HN:147:MET:O	41:HN:148:GLY:C	2.59	0.41
41:HO:318:ARG:HB3	41:HO:357:PRO:HA	2.03	0.41
40:IA:234:ILE:O	40:IA:238:ILE:HG12	2.21	0.41
40:IA:257:THR:HG23	40:IA:258:ASN:OD1	2.21	0.41
40:IF:263:PRO:HG3	41:IN:396:HIS:CG	2.56	0.41
40:IH:274:PRO:HB3	40:IH:370:VAL:HG11	2.01	0.41
40:II:105:ARG:NH1	41:IP:251:ARG:HH12	2.19	0.41
40:II:292:THR:OG1	40:II:319:TYR:OH	2.33	0.41
40:II:294:ALA:O	40:II:300:ASN:ND2	2.39	0.41
41:IM:421:PRO:O	41:IM:425:ARG:HG2	2.21	0.41
41:IN:200:TYR:HE2	41:IN:368:ILE:HD12	1.85	0.41
41:IN:215:LEU:HD21	41:IN:273:LEU:HD22	2.03	0.41
41:IN:262:ARG:NH2	41:IN:414:ASN:OD1	2.54	0.41
41:IP:421:PRO:O	41:IP:425:ARG:HG3	2.20	0.41
40:JA:204:VAL:HG21	40:JA:231:ILE:HD11	2.01	0.41
40:JE:294:ALA:O	40:JE:300:ASN:ND2	2.41	0.41
40:JF:329:ASN:OD1	41:JN:175:VAL:HG21	2.21	0.41
41:JM:389:PHE:O	41:JM:392:LYS:HD3	2.20	0.41
41:JM:418:LEU:C	41:JM:420:ASN:H	2.24	0.41
41:JO:226:ASN:ND2	43:JO:502:GDP:O6	2.53	0.41
41:KB:248:ALA:HA	41:KB:252:LYS:HD3	2.02	0.41

Continued on next page...

Continued from previous page...

Atom-1	Atom-2	Interatomic distance (Å)	Clash overlap (Å)
40:KD:366:ASP:OD1	40:KD:367:LEU:N	2.54	0.41
40:KF:119:LEU:HA	40:KF:122:ILE:HB	2.03	0.41
41:KL:217:LEU:HD12	41:KL:217:LEU:HA	1.89	0.41
41:KM:181:GLU:HG2	41:KM:182:PRO:HD3	2.02	0.41
41:KN:99:ASN:HA	41:KN:142:GLY:N	2.36	0.41
41:KO:254:ALA:O	41:KO:258:VAL:HG22	2.21	0.41
40:LA:221:ARG:NH1	41:LN:325:GLU:OE1	2.53	0.41
41:LB:290:THR:HG21	41:LB:329:GLN:HB3	2.03	0.41
40:LG:157:LEU:HD22	40:LG:161:TYR:CD1	2.56	0.41
40:LH:71:GLU:HB3	40:LH:98:ASP:HA	2.02	0.41
41:LO:170:VAL:HG21	41:LO:377:LEU:HD11	2.03	0.41
40:MA:228:ASN:HB3	42:MN:501:GTP:N2	2.36	0.41
40:MA:288:VAL:O	40:MA:291:ILE:HG12	2.21	0.41
40:ME:101:ASN:ND2	40:ME:143:GLY:HA2	2.36	0.41
40:MF:174:ALA:HB1	40:MF:175:PRO:HD2	2.01	0.41
40:MG:324:VAL:HG11	41:MO:220:PRO:HD2	2.02	0.41
40:MH:279:GLU:H	40:MH:279:GLU:HG2	1.50	0.41
42:MN:501:GTP:HO2'	42:MN:501:GTP:HO3'	1.62	0.41
41:MO:139:LEU:HA	41:MO:139:LEU:HD12	1.72	0.41
41:MP:139:LEU:HD23	41:MP:170:VAL:HG13	2.02	0.41
40:NA:143:GLY:H	42:NN:501:GTP:PA	2.44	0.41
41:NB:167:PHE:CE2	41:NB:200:TYR:HD2	2.38	0.41
40:ND:133:GLN:H	40:ND:133:GLN:HG2	1.36	0.41
40:ND:137:ILE:HG13	40:ND:168:GLU:HG2	2.03	0.41
40:ND:210:TYR:HD1	40:ND:222:PRO:HG2	1.85	0.41
40:ND:276:ILE:HG22	40:ND:280:LYS:HD2	2.03	0.41
40:ND:435:GLY:O	40:ND:437:ASP:N	2.54	0.41
40:NE:167:LEU:HG	40:NE:252:LEU:HD12	2.03	0.41
40:NF:255:PHE:CZ	40:NF:318:LEU:HD21	2.55	0.41
40:NG:390:LEU:HD23	40:NG:390:LEU:HA	1.93	0.41
41:NL:183:TYR:HD2	41:NL:398:TYR:HE2	1.68	0.41
41:NL:385:PHE:O	41:NL:389:PHE:HB3	2.21	0.41
41:NM:21:TRP:CZ3	41:NM:24:ILE:HD11	2.55	0.41
40:OA:217:LEU:HA	40:OA:277:SER:HB3	2.03	0.41
40:OD:136:LEU:HD11	40:OD:239:THR:HG21	2.02	0.41
40:OD:298:PRO:HB3	40:OD:307:PRO:HD2	2.03	0.41
40:OF:139:HIS:ND1	40:OF:140:SER:O	2.43	0.41
40:OH:34:GLY:O	40:OH:35:GLN:C	2.59	0.41
40:OH:125:LEU:O	40:OH:126:ALA:C	2.59	0.41
41:OL:341:PHE:HB3	41:OL:348:ASN:HD21	1.85	0.41
41:OM:42:LEU:HG	41:OM:356:ILE:HD11	2.02	0.41

Continued on next page...

Continued from previous page...

Atom-1	Atom-2	Interatomic distance (Å)	Clash overlap (Å)
41:PB:328:GLU:O	41:PB:332:ASN:HB2	2.20	0.41
40:PH:20:CYS:HA	40:PH:232:SER:HB2	2.02	0.41
40:PH:316:CYS:O	40:PH:376:MET:HA	2.21	0.41
41:PM:112:LEU:O	41:PM:116:VAL:HG23	2.21	0.41
41:PP:7:LEU:HB2	41:PP:135:LEU:HA	2.01	0.41
40:QG:205:ASP:N	40:QG:302:MET:O	2.48	0.41
40:QH:229:ARG:HD3	40:QH:363:VAL:HG21	2.02	0.41
41:QO:103:LYS:HA	41:QO:107:THR:OG1	2.20	0.41
41:QP:116:VAL:O	41:QP:119:VAL:HG13	2.20	0.41
41:QP:268:PRO:HG2	41:QP:300:MET:HB3	2.02	0.41
40:RA:336:LYS:O	40:RA:339:ARG:NH2	2.52	0.41
41:RB:100:ASN:HD21	41:RB:103:LYS:HG3	1.86	0.41
40:RE:141:PHE:HB2	40:RE:173:PRO:HD3	2.03	0.41
40:RE:262:TYR:OH	41:RM:391:ARG:O	2.29	0.41
40:RI:5:ILE:O	40:RI:135:PHE:HA	2.21	0.41
41:RM:7:LEU:O	41:RM:135:LEU:HA	2.20	0.41
41:RP:4:ILE:HG13	41:RP:131:GLN:NE2	2.36	0.41
41:RP:51:TYR:HA	41:RP:60:VAL:O	2.20	0.41
40:SA:261:PRO:O	40:SA:262:TYR:C	2.59	0.41
40:SA:326:LYS:HD2	41:SB:225:LEU:HD11	2.03	0.41
40:SF:293:ASN:O	40:SF:297:GLU:HG3	2.21	0.41
40:SG:6:SER:OG	40:SG:8:HIS:NE2	2.38	0.41
41:SL:11:GLN:HG3	41:SL:72:THR:HG21	2.02	0.41
41:SL:342:VAL:HG22	41:SL:348:ASN:HD22	1.86	0.41
40:TA:273:ALA:HB1	40:TA:291:ILE:HB	2.01	0.41
41:TB:130:LEU:O	41:TB:162:ARG:NE	2.54	0.41
41:TB:245:GLN:HG2	42:TG:501:GTP:C5	2.56	0.41
40:TE:97:GLU:HG2	41:TL:251:ARG:HH22	1.85	0.41
40:TF:54:SER:OG	40:TF:64:ARG:NE	2.52	0.41
40:TF:231:ILE:O	40:TF:234:ILE:HG22	2.21	0.41
40:TI:271:THR:HG22	40:TI:376:MET:HB3	2.02	0.41
41:TN:19:LYS:HZ1	41:TN:227:HIS:HB2	1.84	0.41
41:TN:300:MET:N	41:TN:300:MET:SD	2.94	0.41
40:UA:73:THR:HG22	41:UN:46:ARG:HH11	1.85	0.41
40:UE:325:PRO:HG2	41:UM:221:THR:HA	2.03	0.41
40:UF:100:ALA:O	41:UM:255:VAL:HG11	2.21	0.41
40:UF:186:ASN:O	40:UF:187:SER:C	2.59	0.41
40:UI:35:GLN:O	40:UI:36:MET:C	2.59	0.41
40:UI:376:MET:HE3	40:UI:376:MET:HB3	1.92	0.41
40:UI:398:TYR:O	40:UI:399:ALA:C	2.59	0.41
40:UI:402:ALA:O	40:UI:404:VAL:HG13	2.20	0.41

Continued on next page...

Continued from previous page...

Atom-1	Atom-2	Interatomic distance (Å)	Clash overlap (Å)
41:UM:331:LEU:HD12	41:UM:331:LEU:HA	1.88	0.41
41:UO:55:THR:H	41:VP:283:ALA:HA	1.85	0.41
41:UP:379:LYS:HB2	41:UP:379:LYS:HE2	1.75	0.41
41:UP:399:THR:O	41:UP:402:GLY:N	2.51	0.41
40:VA:3:GLU:HG3	40:VA:64:ARG:HH22	1.86	0.41
40:VF:301:GLN:OE1	40:VF:307:PRO:HG3	2.21	0.41
40:VF:324:VAL:O	40:VF:328:VAL:HG23	2.21	0.41
40:VJ:262:TYR:HB2	40:VJ:265:ILE:HG12	2.03	0.41
41:VO:297:LYS:HE3	41:VO:297:LYS:HB2	1.90	0.41
41:VP:324:LYS:NZ	41:VP:325:GLU:OE2	2.54	0.41
41:VQ:217:LEU:HD23	41:VQ:217:LEU:HA	1.93	0.41
40:WA:139:HIS:O	40:WA:170:SER:HA	2.21	0.41
40:WA:256:GLN:HB2	41:WB:397:TRP:CH2	2.56	0.41
40:WA:431:TYR:HA	40:WA:434:VAL:HG12	2.02	0.41
40:WE:5:ILE:HD13	40:WE:64:ARG:HB3	2.03	0.41
40:WE:366:ASP:OD1	40:WE:366:ASP:N	2.42	0.41
40:WF:359:PRO:HA	40:WF:360:PRO:HD3	1.93	0.41
40:WG:394:PHE:CD1	40:WG:421:ARG:HD3	2.55	0.41
41:WN:213:ARG:O	41:WN:214:THR:C	2.59	0.41
7:1T:74:LYS:H	7:1T:74:LYS:HG2	1.64	0.41
7:1T:235:ARG:HG3	7:1T:236:THR:HG23	2.01	0.41
7:1T:373:PRO:CB	10:2E:137:LYS:HG3	2.49	0.41
7:1T:485:CYS:HB3	7:1T:499:ILE:HB	2.03	0.41
7:1U:77:VAL:HG23	7:1U:78:TYR:CD1	2.56	0.41
7:1U:248:LYS:HB3	7:1U:248:LYS:HE3	1.64	0.41
8:1X:121:GLU:O	8:1X:122:LEU:C	2.57	0.41
8:1X:147:MET:O	8:1X:148:LYS:C	2.59	0.41
8:1X:163:LEU:O	8:1X:164:GLU:C	2.58	0.41
9:2B:214:ALA:HB2	40:SG:58:ALA:HB2	2.02	0.41
9:2B:405:ILE:O	9:2B:409:ASP:HB2	2.21	0.41
12:2Q:158:ASN:O	12:2Q:160:ARG:NH1	2.49	0.41
12:2R:89:SER:OG	41:WQ:108:GLU:OE2	2.34	0.41
13:2U:136:LEU:O	13:2U:140:THR:HG22	2.20	0.41
13:2W:77:VAL:HA	13:2W:132:ILE:O	2.21	0.41
15:3F:30:GLN:HE21	15:3F:30:GLN:HA	1.86	0.41
15:3G:273:ASP:OD1	15:3G:277:LYS:NZ	2.53	0.41
15:3G:359:GLN:O	15:3G:363:LYS:HG2	2.21	0.41
17:3P:254:LEU:HD13	17:3P:307:ASN:HB3	2.02	0.41
17:3R:232:ARG:HE	17:3R:328:LEU:HD12	1.85	0.41
17:3R:326:GLN:HA	17:3R:329:LEU:HD12	2.02	0.41
20:4A:204:GLU:HA	20:4A:207:ARG:HE	1.85	0.41

Continued on next page...

Continued from previous page...

Atom-1	Atom-2	Interatomic distance (Å)	Clash overlap (Å)
20:4A:233:HIS:O	20:4A:234:GLN:C	2.59	0.41
21:4D:307:ASN:O	41:CB:279:GLN:NE2	2.54	0.41
21:4F:222:LYS:HD2	40:BE:41:THR:CG2	2.42	0.41
21:4F:480:GLU:O	21:4F:481:ASN:C	2.59	0.41
21:4F:531:ILE:O	21:4F:535:ILE:HB	2.20	0.41
22:4J:686:LYS:HB2	22:4J:686:LYS:HE2	1.71	0.41
22:4K:565:VAL:HA	22:4K:568:ALA:HB3	2.01	0.41
23:4N:235:THR:CG2	23:4N:240:LEU:HA	2.51	0.41
23:4P:172:TYR:C	23:4P:174:MET:H	2.23	0.41
23:4Q:190:TYR:O	23:4Q:192:PRO:N	2.54	0.41
23:4R:240:LEU:CB	23:4R:266:HIS:HA	2.50	0.41
23:4R:243:LEU:HD13	40:DI:79:ARG:HG3	2.02	0.41
25:4T:326:SER:O	40:JF:229:ARG:NH2	2.53	0.41
28:5B:219:LEU:O	28:5B:223:THR:HG23	2.21	0.41
34:5Q:176:VAL:O	34:5Q:180:ARG:HG3	2.21	0.41
36:5W:184:HIS:HA	41:OB:279:GLN:NE2	2.36	0.41
37:6A:39:VAL:HG11	41:TO:36:TYR:HB3	2.02	0.41
37:6A:122:LYS:HD3	41:TP:94:GLN:HE21	1.86	0.41
39:6H:16:LYS:NZ	39:6H:73:ASP:OD1	2.43	0.41
39:6I:103:LYS:HA	39:6I:106:VAL:HG12	2.02	0.41
39:6L:80:LYS:HA	39:6L:80:LYS:HD3	1.94	0.41
40:AE:167:LEU:HA	40:AE:200:CYS:O	2.20	0.41
41:BB:128:ASP:OD1	41:BB:128:ASP:N	2.54	0.41
41:BB:174:LYS:HG2	41:BB:205:GLU:HG3	2.02	0.41
40:BE:301:GLN:H	40:BE:301:GLN:HG2	1.63	0.41
40:BE:413:GLU:O	40:BE:414:GLU:C	2.58	0.41
40:BH:72:PRO:HA	40:BH:94:THR:CG2	2.51	0.41
40:BH:348:PRO:HB2	41:BP:384:GLN:OE1	2.20	0.41
40:BI:87:PHE:O	40:BI:88:HIS:C	2.58	0.41
40:BI:185:TYR:CD2	40:BI:417:PHE:HE1	2.38	0.41
40:BI:199:ASP:OD2	40:BI:199:ASP:N	2.53	0.41
41:BM:167:PHE:CE2	41:BM:233:MET:HG2	2.56	0.41
41:BO:16:ILE:HG13	41:BO:226:ASN:OD1	2.21	0.41
41:BO:21:TRP:CZ3	41:BO:61:PRO:HB3	2.55	0.41
41:BP:385:PHE:HZ	41:BP:408:PHE:HD2	1.68	0.41
40:CA:23:LEU:O	40:CA:27:GLU:HG3	2.21	0.41
40:CA:215:ARG:HE	40:CA:215:ARG:HB2	1.61	0.41
40:CA:382:ALA:C	40:CA:384:ALA:H	2.24	0.41
41:CB:26:ASP:OD1	41:CB:359:ARG:NH1	2.54	0.41
41:CN:180:VAL:HG13	41:CN:184:ASN:HB2	2.03	0.41
41:CO:218:THR:C	41:CO:220:PRO:HD3	2.40	0.41

Continued on next page...

Continued from previous page...

Atom-1	Atom-2	Interatomic distance (Å)	Clash overlap (Å)
41:CO:258:VAL:HG12	41:CO:264:HIS:HA	2.03	0.41
41:CP:84:ILE:O	41:CP:85:PHE:C	2.59	0.41
40:DA:124:LYS:HE3	40:DA:124:LYS:HB2	1.38	0.41
40:DA:220:GLU:HB3	40:DA:221:ARG:H	1.74	0.41
40:DA:235:VAL:O	40:DA:239:THR:HG22	2.20	0.41
40:DA:273:ALA:HB3	40:DA:274:PRO:CD	2.51	0.41
41:DB:42:LEU:HG	41:DB:42:LEU:H	1.53	0.41
40:DE:120:ASP:O	40:DE:123:ARG:HB2	2.21	0.41
40:DF:110:ILE:HG23	40:DF:110:ILE:O	2.21	0.41
40:DF:326:LYS:HE2	41:DN:208:TYR:CD1	2.55	0.41
40:DF:332:ILE:O	40:DF:335:ILE:HB	2.21	0.41
40:DH:68:VAL:HG21	40:DH:149:PHE:CE2	2.56	0.41
40:DH:250:VAL:HG23	40:DH:254:GLU:CB	2.47	0.41
40:DH:258:ASN:HB3	41:DP:179:VAL:CG1	2.51	0.41
40:DH:259:LEU:HD21	40:DH:377:LEU:O	2.21	0.41
40:DH:332:ILE:O	40:DH:335:ILE:HB	2.20	0.41
40:DI:160:ASP:O	40:DI:162:GLY:N	2.54	0.41
41:DM:388:MET:HE2	41:DM:388:MET:HB2	1.82	0.41
41:DP:257:MET:HE1	41:DP:314:ALA:HB2	2.02	0.41
41:DP:425:ARG:H	41:DP:425:ARG:HG2	1.63	0.41
40:EA:326:LYS:HE3	41:EB:208:TYR:HB2	2.03	0.41
41:EB:138:SER:HA	41:EB:169:VAL:HB	2.02	0.41
40:EF:217:LEU:HA	40:EF:277:SER:HB2	2.02	0.41
40:EF:238:ILE:HD11	40:EF:377:LEU:HD11	2.03	0.41
40:EI:291:ILE:HD11	40:EI:319:TYR:HD1	1.86	0.41
41:EL:260:PHE:HE2	41:EL:425:ARG:HD3	1.86	0.41
41:EM:183:TYR:CZ	41:EM:388:MET:HB3	2.55	0.41
40:FA:105:ARG:HA	40:FA:109:THR:HG23	2.02	0.41
40:FA:304:LYS:O	40:FA:305:CYS:C	2.59	0.41
41:FB:246:LEU:HD11	40:FG:179:THR:HG21	2.03	0.41
40:FF:222:PRO:O	41:FM:322:SER:HB2	2.20	0.41
40:FG:405:HIS:HA	40:FG:408:VAL:HG12	2.02	0.41
41:FM:246:LEU:HD21	42:FM:501:GTP:H8	1.85	0.41
41:FO:61:PRO:HD3	41:FO:84:ILE:HG12	2.01	0.41
40:GE:171:ILE:HG12	40:GE:171:ILE:H	1.75	0.41
40:GE:393:LYS:O	40:GE:396:LEU:HB2	2.21	0.41
40:GE:432:GLU:O	40:GE:433:GLU:C	2.59	0.41
40:GF:316:CYS:SG	40:GF:377:LEU:HB2	2.61	0.41
40:GH:70:LEU:HD13	40:GH:110:ILE:HD12	2.01	0.41
40:GH:126:ALA:O	40:GH:127:ASP:C	2.58	0.41
40:GI:56:THR:HG22	40:GI:60:LYS:H	1.84	0.41

Continued on next page...

Continued from previous page...

Atom-1	Atom-2	Interatomic distance (Å)	Clash overlap (Å)
40:GI:85:GLN:H	40:GI:85:GLN:HG2	1.65	0.41
40:GI:172:TYR:CE2	40:GI:386:ALA:HB1	2.56	0.41
41:GM:87:PRO:HD3	41:HM:281:TYR:HD2	1.85	0.41
41:GM:396:HIS:HA	41:GM:399:THR:HG22	2.02	0.41
41:GN:12:CYS:O	41:GN:16:ILE:HG13	2.21	0.41
41:GN:217:LEU:HA	41:GN:217:LEU:HD22	1.63	0.41
41:GP:324:LYS:HE2	41:GP:324:LYS:HB2	1.51	0.41
40:HE:57:GLY:O	40:HE:59:GLY:N	2.53	0.41
40:HE:400:LYS:H	40:HE:400:LYS:HG2	1.68	0.41
40:HF:107:HIS:ND1	40:HF:151:SER:OG	2.39	0.41
40:HF:312:TYR:CE2	40:HF:341:ILE:HG23	2.56	0.41
40:HG:97:GLU:HG2	40:HG:105:ARG:HH22	1.86	0.41
40:HG:157:LEU:HD23	40:HG:157:LEU:HA	1.94	0.41
41:HN:273:LEU:HD12	41:HN:273:LEU:HA	1.71	0.41
41:HO:20:PHE:HA	41:HO:230:SER:OG	2.21	0.41
41:HO:294:PHE:CG	41:HO:333:VAL:HG21	2.56	0.41
41:HP:211:CYS:HA	41:HP:215:LEU:HD12	2.03	0.41
40:IA:209:ILE:HA	40:IA:212:ILE:HG22	2.02	0.41
40:IE:7:VAL:HG13	40:IE:66:VAL:HG13	2.02	0.41
40:IE:286:LEU:HD23	40:IE:370:VAL:HG13	2.02	0.41
40:IF:407:TYR:CD1	40:IF:412:MET:HG3	2.54	0.41
40:IG:7:VAL:HG13	40:IG:66:VAL:HG23	2.02	0.41
40:IG:109:THR:HG21	40:IG:410:GLU:OE2	2.20	0.41
40:IH:297:GLU:HA	40:IH:298:PRO:HD3	1.86	0.41
40:JA:274:PRO:HD2	40:JA:291:ILE:HG23	2.03	0.41
41:JB:318:ARG:HB2	41:JB:364:SER:OG	2.21	0.41
40:JD:151:SER:HB2	40:JD:193:THR:HG21	2.03	0.41
40:JD:202:PHE:CE1	40:JD:377:LEU:HD13	2.56	0.41
40:JD:376:MET:SD	40:JD:378:SER:HB3	2.61	0.41
40:JF:224:TYR:HE2	41:JM:323:MET:HB2	1.86	0.41
40:JF:261:PRO:HG3	41:JN:394:PHE:HE1	1.86	0.41
40:JH:366:ASP:OD1	40:JH:367:LEU:N	2.54	0.41
41:JM:174:LYS:HB2	41:JM:174:LYS:HE3	1.77	0.41
41:JM:388:MET:O	41:JM:391:ARG:N	2.54	0.41
41:JM:393:ALA:O	41:JM:395:LEU:N	2.54	0.41
41:JN:21:TRP:CD1	41:JN:85:PHE:HE1	2.39	0.41
41:KB:42:LEU:HD22	41:KB:243:PRO:HG3	2.03	0.41
40:KH:185:TYR:HE2	40:KH:404:VAL:HG22	1.86	0.41
40:KH:326:LYS:HD3	41:KP:208:TYR:CD1	2.56	0.41
41:KL:31:ASP:HB2	41:KL:32:PRO:CD	2.42	0.41
41:KL:317:PHE:HB3	41:KL:321:MET:SD	2.60	0.41

Continued on next page...

Continued from previous page...

Atom-1	Atom-2	Interatomic distance (Å)	Clash overlap (Å)
41:KN:254:ALA:O	41:KN:258:VAL:HG12	2.20	0.41
40:LA:100:ALA:O	41:LN:255:VAL:HG11	2.21	0.41
40:LE:167:LEU:HD22	40:LE:200:CYS:HB3	2.03	0.41
40:LE:345:ASP:OD1	40:LE:345:ASP:N	2.54	0.41
40:LF:114:LEU:HD23	40:LF:114:LEU:HA	1.86	0.41
41:LO:198:GLU:OE1	41:LO:200:TYR:OH	2.32	0.41
41:LP:413:SER:O	41:LP:417:ASP:HB2	2.20	0.41
41:MB:105:HIS:CD2	41:MB:150:LEU:HB2	2.55	0.41
40:MF:324:VAL:HG12	40:MF:326:LYS:H	1.86	0.41
40:MG:185:TYR:O	40:MG:186:ASN:C	2.59	0.41
40:MH:36:MET:O	40:MH:37:PRO:C	2.59	0.41
40:MH:37:PRO:O	40:MH:38:SER:C	2.59	0.41
40:MH:249:ASN:HD22	40:MH:249:ASN:HA	1.59	0.41
41:ML:183:TYR:HE2	41:ML:394:PHE:HB2	1.85	0.41
40:ND:269:LEU:CD2	40:ND:380:THR:HG22	2.50	0.41
40:ND:363:VAL:O	40:ND:365:GLY:N	2.54	0.41
40:NG:107:HIS:ND1	40:NG:152:LEU:HB2	2.36	0.41
40:NG:141:PHE:O	40:NG:187:SER:OG	2.39	0.41
40:NH:115:ILE:HA	40:NH:118:VAL:HG22	2.01	0.41
41:NL:270:PHE:CE2	41:NL:272:PRO:HD2	2.56	0.41
41:NM:7:LEU:O	41:NM:135:LEU:HA	2.20	0.41
41:NN:392:LYS:HD3	41:NN:395:LEU:HD23	2.03	0.41
41:NO:39:ASP:N	41:NO:39:ASP:OD1	2.53	0.41
41:NP:139:LEU:HG	41:NP:168:SER:HB2	2.01	0.41
41:NP:172:SER:OG	41:NP:175:VAL:O	2.39	0.41
41:NP:318:ARG:HB2	41:NP:354:CYS:HB3	2.03	0.41
40:OA:336:LYS:HD3	40:OA:343:PHE:HE2	1.85	0.41
40:OD:260:VAL:HG12	40:OD:266:HIS:HA	2.03	0.41
40:OD:384:ALA:HA	40:OD:387:TRP:CD1	2.55	0.41
40:OF:286:LEU:N	40:OF:290:GLU:OE2	2.54	0.41
40:OG:137:ILE:HB	40:OG:168:GLU:HG2	2.03	0.41
40:OH:385:GLU:O	40:OH:388:ALA:HB3	2.21	0.41
40:OH:401:ARG:O	40:OH:404:VAL:HB	2.21	0.41
41:OO:309:ARG:H	41:OO:372:THR:HG1	1.61	0.41
41:PB:287:PRO:O	41:PB:291:GLN:HG2	2.20	0.41
40:PG:234:ILE:HD11	40:PG:272:TYR:HB2	2.03	0.41
40:PH:260:VAL:HG13	41:PP:397:TRP:NE1	2.35	0.41
41:PL:5:VAL:HG22	41:PL:62:ARG:HD2	2.02	0.41
41:PM:163:ILE:HG13	41:PM:251:ARG:HG3	2.02	0.41
41:PM:398:TYR:HB3	41:PM:403:MET:HG3	2.01	0.41
41:QB:46:ARG:HD3	41:QB:46:ARG:HA	1.82	0.41

Continued on next page...

Continued from previous page...

Atom-1	Atom-2	Interatomic distance (Å)	Clash overlap (Å)
40:QE:11:GLN:OE1	41:QL:246:LEU:N	2.54	0.41
40:QE:114:LEU:O	40:QE:118:VAL:HG23	2.20	0.41
40:QH:2:ARG:NH2	41:QP:69:GLU:OE2	2.54	0.41
41:QM:331:LEU:HD13	41:QM:334:GLN:HG3	2.02	0.41
41:QN:108:GLU:O	41:QN:111:GLU:HG3	2.20	0.41
41:QP:67:ASP:HB3	41:QP:73:MET:CE	2.51	0.41
41:QP:363:MET:HE3	41:QP:363:MET:HB3	1.91	0.41
40:RA:324:VAL:HA	40:RA:325:PRO:HD3	1.97	0.41
40:RE:85:GLN:O	40:SE:283:HIS:CE1	2.73	0.41
40:RG:21:TRP:CH2	40:RG:63:PRO:HB3	2.56	0.41
40:RG:172:TYR:OH	40:RG:386:ALA:O	2.39	0.41
40:RG:215:ARG:NH2	40:RG:300:ASN:OD1	2.46	0.41
41:RP:19:LYS:O	41:RP:22:GLU:HG3	2.21	0.41
40:SA:100:ALA:O	41:SN:255:VAL:HG21	2.20	0.41
40:SA:265:ILE:HG13	40:SA:379:ASN:HD21	1.85	0.41
40:SE:88:HIS:HA	40:SE:89:PRO:HD3	1.93	0.41
40:SE:418:SER:O	40:SE:421:ARG:N	2.54	0.41
40:SI:70:LEU:HG	40:SI:145:THR:HG23	2.02	0.41
40:SI:231:ILE:HA	40:SI:234:ILE:HD12	2.03	0.41
41:SN:153:SER:HB3	41:SN:191:GLN:HE21	1.85	0.41
41:SN:316:VAL:HB	41:SN:366:THR:HB	2.02	0.41
41:SO:97:ALA:HB1	41:SO:143:THR:H	1.86	0.41
40:TA:224:TYR:HB3	42:TN:501:GTP:N1	2.36	0.41
40:TA:412:MET:HE3	40:TA:412:MET:HB3	1.98	0.41
41:TB:313:VAL:HG13	41:TB:367:PHE:HE1	1.86	0.41
40:TE:140:SER:OG	42:TL:501:GTP:O2A	2.33	0.41
40:TI:273:ALA:HB1	40:TI:291:ILE:HG23	2.03	0.41
41:TP:21:TRP:O	41:TP:25:SER:OG	2.31	0.41
40:UF:212:ILE:H	40:UF:212:ILE:HG12	1.42	0.41
40:UF:436:MET:H	40:UF:436:MET:HG2	1.58	0.41
40:UI:96:LYS:HG3	41:UP:1:MET:H3	1.86	0.41
40:UI:149:PHE:HD1	40:UI:149:PHE:HA	1.72	0.41
40:UI:359:PRO:O	40:UI:360:PRO:C	2.58	0.41
41:UM:16:ILE:HD11	41:UM:136:THR:HB	2.01	0.41
41:UO:270:PHE:CE2	41:UO:272:PRO:HD2	2.56	0.41
41:UP:47:ILE:C	41:UP:49:VAL:H	2.24	0.41
41:UP:51:TYR:HB3	41:UP:59:TYR:HB3	2.02	0.41
40:VA:172:TYR:CD1	40:VA:173:PRO:HD2	2.56	0.41
40:VA:387:TRP:HB3	40:VA:424:MET:HE2	2.02	0.41
40:WF:11:GLN:NE2	41:WM:246:LEU:H	2.18	0.41
40:WF:235:VAL:HA	40:WF:238:ILE:HG12	2.01	0.41

Continued on next page...

Continued from previous page...

Atom-1	Atom-2	Interatomic distance (Å)	Clash overlap (Å)
40:WF:258:ASN:HB3	40:WF:352:LYS:HD2	2.03	0.41
40:WG:10:GLY:HA2	40:WG:145:THR:HG23	2.02	0.41
40:WG:188:ILE:HG21	40:WG:394:PHE:CD2	2.56	0.41
40:WH:96:LYS:HD2	40:WH:96:LYS:HA	1.77	0.41
40:WH:401:ARG:HA	40:WH:401:ARG:HD3	1.74	0.41
40:WI:132:LEU:HD23	40:WI:164:LYS:HE2	2.02	0.41
40:WI:245:ASP:OD1	40:WI:245:ASP:N	2.53	0.41
41:WM:112:LEU:HD12	41:WM:112:LEU:HA	1.91	0.41
41:WM:422:VAL:O	41:WM:426:GLY:N	2.53	0.41
41:WN:89:ASN:HD22	41:WN:89:ASN:N	2.19	0.41
41:WN:100:ASN:HB3	41:WN:103:LYS:HG3	2.03	0.41
41:WO:326:VAL:O	41:WO:330:MET:HG2	2.20	0.41
41:WP:132:GLY:HA2	41:WP:162:ARG:HB3	2.02	0.41
41:WQ:7:LEU:O	41:WQ:135:LEU:HA	2.21	0.41
4:1H:33:ARG:HG2	41:GN:404:ASP:CG	2.41	0.41
6:1P:263:ASP:HB3	7:1T:303:HIS:CE1	2.56	0.41
7:1T:13:LYS:HZ1	7:1T:614:TRP:HZ3	1.69	0.41
7:1T:413:SER:O	7:1T:414:ASN:C	2.59	0.41
7:1T:552:ASP:HB3	7:1T:595:ILE:HD12	2.03	0.41
7:1U:167:SER:OG	7:1U:168:GLN:N	2.54	0.41
7:1U:442:ARG:HH11	7:1U:453:LEU:HD11	1.85	0.41
8:1W:420:LYS:O	8:1W:424:GLU:HG2	2.21	0.41
8:1Z:451:GLN:O	8:1Z:455:ILE:HG12	2.20	0.41
9:2B:66:ARG:HA	9:2B:66:ARG:NH1	2.35	0.41
9:2B:154:PHE:CG	9:2C:475:ARG:HD3	2.55	0.41
9:2B:184:TRP:CZ2	41:TO:362:LYS:HG2	2.55	0.41
9:2B:303:LYS:HG2	41:TN:359:ARG:NH2	2.36	0.41
9:2B:394:ARG:NH2	41:TL:362:LYS:HG2	2.36	0.41
10:2G:162:LYS:HE3	10:2G:168:PHE:CE1	2.56	0.41
11:2K:209:LYS:HA	11:2K:209:LYS:HD2	1.42	0.41
12:2O:108:TYR:O	12:2O:109:LEU:C	2.59	0.41
12:2R:197:LEU:HD12	12:2R:225:ILE:HG12	2.02	0.41
13:2U:54:VAL:HA	13:2U:158:ALA:HB3	2.03	0.41
13:2U:178:PRO:O	13:2U:181:PHE:N	2.44	0.41
13:2V:83:LEU:O	13:2V:84:LYS:C	2.59	0.41
13:2V:169:ASP:OD1	13:2V:169:ASP:N	2.54	0.41
13:2W:95:ASP:HB3	13:2W:146:THR:HB	2.02	0.41
13:2X:134:PHE:HE1	13:2X:139:PHE:CG	2.37	0.41
13:2X:169:ASP:OD1	13:2X:169:ASP:N	2.54	0.41
14:3C:24:LEU:O	40:MG:339:ARG:NE	2.54	0.41
15:3F:138:LYS:HA	15:3F:138:LYS:HD3	1.81	0.41

Continued on next page...

Continued from previous page...

Atom-1	Atom-2	Interatomic distance (Å)	Clash overlap (Å)
15:3H:180:THR:HA	15:3H:183:THR:HG22	2.03	0.41
17:3Q:351:ILE:HD13	17:3Q:474:MET:HE2	2.03	0.41
17:3R:150:VAL:HG13	17:3R:269:ASP:OD2	2.20	0.41
17:3R:253:GLU:O	17:3R:254:LEU:C	2.59	0.41
18:3T:51:TYR:N	18:3W:167:LEU:O	2.49	0.41
18:3T:411:ASN:HA	18:3T:414:LYS:HB2	2.02	0.41
18:3W:135:LYS:HZ1	18:3W:198:VAL:N	2.19	0.41
21:4D:244:ARG:HB2	40:CA:41:THR:HG21	2.02	0.41
21:4D:439:VAL:O	21:4D:440:LEU:C	2.60	0.41
21:4D:477:SER:O	21:4D:478:SER:C	2.59	0.41
21:4E:255:MET:H	21:4E:255:MET:CE	2.34	0.41
22:4H:126:PRO:HD3	41:BL:277:GLY:HA3	2.02	0.41
22:4H:236:TRP:CE3	22:4H:247:ARG:HD2	2.56	0.41
22:4I:95:GLU:HB2	22:4I:195:PRO:HG2	2.02	0.41
22:4I:122:ASN:HB2	22:4I:200:ARG:HD3	2.02	0.41
22:4I:638:LEU:HA	22:4I:638:LEU:HD13	1.77	0.41
22:4I:686:LYS:HA	22:4I:686:LYS:HD3	1.78	0.41
22:4I:698:ASN:HD22	22:4I:698:ASN:HA	1.58	0.41
22:4J:663:LYS:O	22:4J:664:SER:C	2.59	0.41
22:4K:548:ALA:HA	22:4K:598:GLU:OE2	2.20	0.41
22:4K:615:ASP:O	22:4K:617:CYS:N	2.54	0.41
22:4K:649:LYS:HD3	22:4K:649:LYS:HA	1.46	0.41
23:4M:38:GLY:O	23:4M:39:GLN:C	2.59	0.41
23:4M:109:CYS:O	23:4M:110:ASN:C	2.60	0.41
23:4M:187:PHE:CZ	23:4M:189:GLY:HA3	2.56	0.41
23:4N:15:ASN:O	23:4N:16:PRO:C	2.59	0.41
23:4N:257:PHE:HB3	41:EM:322:SER:HB2	2.01	0.41
24:4O:236:TYR:HA	24:4O:267:ASP:HA	2.03	0.41
24:4O:259:ARG:HB3	24:4O:260:THR:H	1.75	0.41
23:4P:197:LEU:HA	23:4P:197:LEU:HD12	1.76	0.41
23:4Q:237:PRO:O	23:4Q:239:ASN:N	2.54	0.41
25:4T:299:PHE:O	25:4T:302:ARG:NH1	2.52	0.41
26:4V:299:MET:HA	26:4V:351:ILE:HG23	2.03	0.41
26:4W:140:HIS:HE1	26:4W:146:LEU:HA	1.86	0.41
26:4W:337:LEU:HD21	26:4W:338:ARG:HH21	1.86	0.41
28:5B:198:PHE:CE2	40:KH:44:GLY:HA3	2.56	0.41
31:5I:496:VAL:O	40:IH:372:ARG:NH2	2.42	0.41
33:5N:244:TYR:HB3	40:HH:369:LYS:NZ	2.36	0.41
36:5W:72:ARG:HD3	40:OF:279:GLU:HG2	2.02	0.41
37:6A:92:ILE:HG13	40:TH:22:GLU:HG3	2.02	0.41
38:6C:44:ARG:HD3	38:6C:45:GLN:H	1.86	0.41

Continued on next page...

Continued from previous page...

Atom-1	Atom-2	Interatomic distance (Å)	Clash overlap (Å)
38:6D:258:TYR:HB2	40:UE:161:TYR:CE1	2.56	0.41
40:AA:261:PRO:HG3	40:AA:313:MET:SD	2.61	0.41
41:AB:292:GLN:NE2	41:AB:298:ASN:HD21	2.19	0.41
40:AF:26:LEU:HD21	40:AF:363:VAL:HG12	2.03	0.41
40:AF:298:PRO:HB2	40:AF:308:ARG:HH21	1.86	0.41
40:AG:88:HIS:HB2	40:BG:283:HIS:HB3	2.02	0.41
40:AG:138:PHE:HZ	40:AG:235:VAL:HG11	1.86	0.41
40:AH:42:ILE:HG23	40:AH:43:GLY:H	1.86	0.41
40:AH:72:PRO:O	40:AH:73:THR:OG1	2.35	0.41
40:AH:239:THR:O	40:AH:243:ARG:NE	2.50	0.41
41:AM:20:PHE:HA	41:AM:230:SER:HB2	2.02	0.41
41:AN:6:HIS:HD2	41:AN:134:GLN:NE2	2.19	0.41
41:AO:3:GLU:HB3	41:AO:62:ARG:NH1	2.36	0.41
41:AO:33:THR:OG1	41:AO:34:GLY:N	2.54	0.41
41:AO:252:LYS:HE3	41:AO:350:LYS:NZ	2.35	0.41
41:AO:321:MET:HE3	41:AO:321:MET:HB3	1.95	0.41
40:BA:294:ALA:O	40:BA:300:ASN:ND2	2.54	0.41
41:BB:6:HIS:HB3	41:BB:21:TRP:HZ2	1.86	0.41
41:BB:19:LYS:HD2	41:BB:19:LYS:HA	1.34	0.41
41:BB:117:LEU:O	41:BB:120:VAL:HG12	2.20	0.41
41:BB:150:LEU:O	41:BB:151:LEU:C	2.58	0.41
41:BB:174:LYS:HB2	41:BB:175:VAL:H	1.65	0.41
41:BB:362:LYS:O	41:BB:363:MET:HB2	2.20	0.41
40:BE:9:VAL:HG13	40:BE:68:VAL:HG13	2.03	0.41
40:BE:109:THR:HG23	40:BE:110:ILE:H	1.84	0.41
40:BE:129:CYS:SG	40:BE:132:LEU:HB2	2.60	0.41
40:BE:252:LEU:HD23	40:BE:252:LEU:HA	1.85	0.41
40:BE:333:ALA:O	40:BE:337:THR:HG23	2.20	0.41
40:BF:115:ILE:HG13	40:BF:119:LEU:HD23	2.01	0.41
40:BF:370:VAL:HG12	40:BF:372:ARG:H	1.85	0.41
40:BG:51:THR:HG21	40:BG:243:ARG:HG2	2.03	0.41
40:BG:79:ARG:HG2	40:BG:92:LEU:HD13	2.02	0.41
40:BG:208:ALA:HA	40:BG:304:LYS:HZ3	1.83	0.41
40:BG:255:PHE:CZ	40:BG:318:LEU:HD21	2.55	0.41
40:BH:72:PRO:O	40:BH:74:VAL:N	2.54	0.41
40:BH:221:ARG:HB2	41:BO:322:SER:CB	2.51	0.41
40:BH:329:ASN:ND2	41:BP:175:VAL:HG22	2.36	0.41
40:BI:36:MET:HG2	40:BI:61:HIS:CE1	2.56	0.41
40:BI:195:LEU:HD12	40:BI:266:HIS:HE1	1.86	0.41
41:BL:257:MET:HE3	41:BL:312:THR:HG23	2.03	0.41
41:BM:173:PRO:HD3	41:BM:380:ARG:NH1	2.35	0.41

Continued on next page...

Continued from previous page...

Atom-1	Atom-2	Interatomic distance (Å)	Clash overlap (Å)
41:BO:132:GLY:HA3	41:BO:163:ILE:O	2.20	0.41
41:BO:211:CYS:HA	41:BO:215:LEU:HB2	2.02	0.41
41:BO:258:VAL:HG22	41:BO:266:PHE:CZ	2.42	0.41
41:BO:293:MET:HG2	41:BO:294:PHE:CD1	2.56	0.41
41:BO:320:ARG:HD2	41:BO:320:ARG:HA	1.31	0.41
40:CA:144:GLY:O	40:CA:145:THR:C	2.58	0.41
40:CA:226:ASN:N	40:CA:226:ASN:OD1	2.54	0.41
41:CB:21:TRP:CE3	41:CB:24:ILE:HD11	2.56	0.41
41:CB:258:VAL:HG23	40:CG:406:TRP:HE1	1.85	0.41
40:CE:102:ASN:HB3	40:CE:105:ARG:HB2	2.03	0.41
40:CE:195:LEU:HD21	40:CE:264:ARG:HE	1.84	0.41
40:CF:132:LEU:HD22	40:CF:164:LYS:HE3	2.02	0.41
40:CF:228:ASN:ND2	42:CF:501:GTP:HN1	2.08	0.41
40:CH:222:PRO:HD2	41:CO:324:LYS:CG	2.50	0.41
40:CH:400:LYS:O	40:CH:402:ALA:N	2.54	0.41
41:CL:40:SER:HB2	41:CL:43:GLN:HG3	2.01	0.41
41:CL:165:ASN:CA	41:CL:198:GLU:HB3	2.50	0.41
41:CM:54:ALA:O	41:CM:55:THR:C	2.59	0.41
41:CM:257:MET:CE	41:CM:314:ALA:HB2	2.50	0.41
41:CN:19:LYS:C	41:CN:21:TRP:H	2.23	0.41
41:CO:373:ALA:C	41:CO:375:GLN:N	2.73	0.41
41:CP:36:TYR:CE2	41:CP:44:LEU:HD11	2.56	0.41
41:CP:322:SER:O	41:CP:325:GLU:HG3	2.21	0.41
40:DA:5:ILE:HD11	40:DA:129:CYS:SG	2.61	0.41
40:DA:49:PHE:O	40:DA:50:ASN:C	2.59	0.41
40:DA:274:PRO:HG3	40:DA:373:ALA:HB2	2.02	0.41
40:DA:416:GLU:O	40:DA:417:PHE:C	2.59	0.41
41:DB:21:TRP:HZ2	41:DB:63:ALA:HB2	1.86	0.41
41:DB:87:PRO:HB2	41:DB:88:ASP:H	1.63	0.41
40:DE:12:ALA:HB2	42:DE:501:GTP:N9	2.36	0.41
40:DE:129:CYS:O	40:DE:131:GLY:N	2.53	0.41
40:DE:139:HIS:CE1	40:DE:168:GLU:HB3	2.56	0.41
40:DE:164:LYS:O	40:DE:165:SER:C	2.58	0.41
40:DE:213:CYS:C	40:DE:215:ARG:N	2.75	0.41
40:DE:307:PRO:O	40:DE:310:GLY:N	2.48	0.41
40:DE:421:ARG:HA	40:DE:421:ARG:HD2	1.45	0.41
40:DF:26:LEU:HD12	40:DF:26:LEU:HA	1.90	0.41
40:DF:195:LEU:HD11	40:DF:427:LEU:HD22	2.02	0.41
40:DF:255:PHE:HE1	40:DF:318:LEU:HD21	1.86	0.41
40:DF:395:ASP:C	40:DF:397:MET:N	2.75	0.41
40:DG:352:LYS:HE2	41:DO:178:THR:HA	2.02	0.41

Continued on next page...

Continued from previous page...

Atom-1	Atom-2	Interatomic distance (Å)	Clash overlap (Å)
40:DH:254:GLU:O	40:DH:255:PHE:C	2.59	0.41
40:DI:140:SER:OG	40:DI:146:GLY:HA3	2.21	0.41
40:DI:152:LEU:HG	40:DI:156:ARG:HH22	1.86	0.41
40:DI:187:SER:O	40:DI:191:THR:HG23	2.21	0.41
40:DI:352:LYS:H	40:DI:352:LYS:HG2	1.67	0.41
41:DL:192:LEU:HD22	41:DL:192:LEU:HA	1.83	0.41
41:DL:252:LYS:HD3	41:DL:350:LYS:HE2	2.03	0.41
41:DL:263:LEU:HD22	41:DL:422:VAL:HG23	2.03	0.41
41:DL:323:MET:O	41:DL:326:VAL:HB	2.21	0.41
41:DM:31:ASP:C	41:DM:33:THR:H	2.24	0.41
41:DN:42:LEU:H	41:DN:42:LEU:HG	1.51	0.41
41:DN:165:ASN:HD21	41:DN:250:LEU:HB3	1.85	0.41
41:DP:68:LEU:HD12	41:DP:143:THR:HA	2.03	0.41
41:DP:83:GLN:H	41:DP:83:GLN:HG2	1.55	0.41
41:DP:174:LYS:HB2	41:DP:174:LYS:HE2	1.54	0.41
41:DP:278:SER:O	41:DP:280:GLN:N	2.54	0.41
41:DP:313:VAL:HB	41:DP:367:PHE:CE2	2.55	0.41
40:EA:235:VAL:O	40:EA:239:THR:HG22	2.21	0.41
41:EB:156:ARG:HD2	41:EB:156:ARG:HA	1.77	0.41
41:EB:248:ALA:HB1	41:EB:350:LYS:HZ2	1.84	0.41
40:EH:27:GLU:C	40:EH:29:GLY:N	2.74	0.41
40:EH:195:LEU:HD21	40:EH:427:LEU:HD13	2.03	0.41
40:EH:258:ASN:ND2	41:EP:179:VAL:HG13	2.35	0.41
40:EH:259:LEU:HD12	40:EH:259:LEU:HA	1.90	0.41
40:EH:332:ILE:HG12	40:EH:351:PHE:CD2	2.56	0.41
40:EI:51:THR:HG21	40:EI:243:ARG:HB3	2.03	0.41
40:EI:209:ILE:H	40:EI:209:ILE:HG13	1.69	0.41
41:EL:262:ARG:O	41:EL:264:HIS:ND1	2.53	0.41
41:EM:274:THR:HG23	41:EM:279:GLN:HG3	2.03	0.41
41:EM:335:ASN:O	41:EM:336:LYS:C	2.59	0.41
41:EN:242:PHE:HD2	41:EN:356:ILE:HB	1.86	0.41
41:EO:28:HIS:ND1	41:EO:47:ILE:HG13	2.36	0.41
41:EO:42:LEU:HD13	41:EO:356:ILE:HD11	2.01	0.41
41:EO:58:LYS:NZ	41:FO:280:GLN:HG3	2.36	0.41
41:EP:5:VAL:HA	41:EP:62:ARG:HG2	2.03	0.41
41:EP:7:LEU:HD21	41:EP:151:LEU:HG	2.03	0.41
41:EP:8:GLN:H	41:EP:8:GLN:HG2	1.64	0.41
41:EP:193:VAL:HA	41:EP:264:HIS:NE2	2.36	0.41
41:EP:200:TYR:N	41:EP:200:TYR:HD2	2.19	0.41
40:FA:106:GLY:C	40:FA:108:TYR:N	2.74	0.41
40:FA:175:PRO:HD3	40:FA:205:ASP:OD2	2.21	0.41

Continued on next page...

Continued from previous page...

Atom-1	Atom-2	Interatomic distance (Å)	Clash overlap (Å)
40:FA:222:PRO:O	41:FN:324:LYS:HE3	2.21	0.41
40:FA:325:PRO:HB2	41:FB:222:TYR:OH	2.20	0.41
40:FA:328:VAL:HG11	40:FA:353:VAL:HG21	2.02	0.41
41:FB:295:ASP:OD2	41:FB:297:LYS:HG2	2.20	0.41
40:FE:174:ALA:HB3	40:FE:178:SER:H	1.85	0.41
40:FE:336:LYS:HA	40:FE:336:LYS:HD2	1.91	0.41
40:FF:188:ILE:HG23	40:FF:424:MET:HG3	2.01	0.41
40:FH:206:ASN:HD22	40:FH:206:ASN:HA	1.69	0.41
40:FH:224:TYR:HE2	41:FO:245:GLN:HG3	1.85	0.41
40:FI:21:TRP:CZ2	40:FI:65:ALA:HB2	2.56	0.41
40:FI:252:LEU:O	40:FI:256:GLN:NE2	2.49	0.41
40:FI:320:ARG:HG3	40:FI:360:PRO:HD3	2.03	0.41
41:FM:354:CYS:SG	41:FM:355:ASP:N	2.94	0.41
41:FO:27:GLU:OE2	41:FO:318:ARG:NH2	2.52	0.41
41:FO:134:GLN:HA	41:FO:165:ASN:O	2.21	0.41
40:GA:104:ALA:HB1	40:GA:108:TYR:HD2	1.85	0.41
40:GA:215:ARG:HA	40:GA:215:ARG:HD3	1.86	0.41
40:GA:224:TYR:HD1	42:GA:501:GTP:C2	2.39	0.41
40:GA:265:ILE:HG22	40:GA:379:ASN:HD21	1.85	0.41
40:GA:297:GLU:HA	40:GA:298:PRO:HD3	1.89	0.41
40:GA:317:LEU:HD23	40:GA:376:MET:HB2	2.02	0.41
41:GB:252:LYS:O	41:GB:256:ASN:HB2	2.20	0.41
41:GB:258:VAL:HG13	40:GG:406:TRP:HE1	1.86	0.41
40:GE:104:ALA:HB1	40:GE:412:MET:H	1.86	0.41
40:GE:185:TYR:O	40:GE:186:ASN:C	2.59	0.41
40:GE:311:LYS:HE2	40:GE:311:LYS:HB2	1.92	0.41
40:GE:428:GLU:O	40:GE:429:LYS:C	2.59	0.41
40:GF:194:THR:OG1	40:GF:198:SER:HB2	2.20	0.41
40:GG:6:SER:O	40:GG:65:ALA:HA	2.20	0.41
40:GG:346:TRP:CE3	40:GG:347:CYS:HB2	2.56	0.41
40:GG:363:VAL:O	40:GG:364:PRO:C	2.60	0.41
40:GI:288:VAL:HA	40:GI:291:ILE:CD1	2.51	0.41
40:GI:394:PHE:HZ	40:GI:417:PHE:HB3	1.84	0.41
40:GI:418:SER:O	40:GI:419:GLU:C	2.59	0.41
41:GN:101:TRP:HD1	41:GN:145:SER:HB2	1.84	0.41
41:GN:213:ARG:HD3	41:GN:213:ARG:HA	1.49	0.41
41:GN:297:LYS:HE2	41:GN:297:LYS:HB3	1.51	0.41
41:GO:39:ASP:OD1	41:GO:40:SER:N	2.54	0.41
41:GP:186:THR:HG21	41:GP:385:PHE:CD1	2.56	0.41
41:GP:324:LYS:O	41:GP:328:GLU:HG3	2.21	0.41
40:HA:21:TRP:CH2	40:HA:63:PRO:HB3	2.56	0.41

Continued on next page...

Continued from previous page...

Atom-1	Atom-2	Interatomic distance (Å)	Clash overlap (Å)
40:HA:362:VAL:HG12	40:HA:369:LYS:HE2	2.02	0.41
41:HB:148:GLY:O	41:HB:152:ILE:HG12	2.20	0.41
40:HE:6:SER:HB2	40:HE:8:HIS:CE1	2.56	0.41
40:HE:96:LYS:HA	40:HE:96:LYS:HD3	1.71	0.41
40:HE:252:LEU:HA	40:HE:255:PHE:HD2	1.86	0.41
40:HF:210:TYR:CD1	41:HM:324:LYS:HE3	2.56	0.41
40:HF:235:VAL:HA	40:HF:238:ILE:HG22	2.02	0.41
40:HF:262:TYR:HB2	40:HF:265:ILE:HG12	2.01	0.41
40:HH:172:TYR:CD1	40:HH:173:PRO:HD2	2.55	0.41
40:HH:319:TYR:HB3	40:HH:323:VAL:HG21	2.03	0.41
40:HI:88:HIS:CE1	40:HI:90:GLU:HB2	2.55	0.41
41:HM:12:CYS:SG	41:HM:138:SER:HB2	2.61	0.41
41:HN:87:PRO:HD3	41:IN:281:TYR:HE2	1.76	0.41
41:HN:260:PHE:HE2	41:HN:344:TRP:HZ3	1.69	0.41
41:HN:339:SER:O	41:HN:341:PHE:N	2.50	0.41
41:HN:391:ARG:O	41:HN:393:ALA:N	2.54	0.41
41:HP:105:HIS:CD2	41:HP:150:LEU:HD13	2.56	0.41
40:IA:14:VAL:HG22	40:IA:67:PHE:HD2	1.86	0.41
40:IA:54:SER:HB3	40:IA:64:ARG:NE	2.35	0.41
40:IA:56:THR:HG21	41:JM:281:TYR:HA	2.02	0.41
40:IA:139:HIS:CE1	40:IA:150:THR:HG21	2.56	0.41
40:IF:232:SER:HA	40:IF:235:VAL:HG22	2.02	0.41
40:IG:219:ILE:HG22	40:IG:221:ARG:H	1.86	0.41
40:IH:217:LEU:HA	40:IH:277:SER:HB3	2.03	0.41
40:IH:264:ARG:NH2	40:IH:423:ASP:OD1	2.53	0.41
40:IH:406:TRP:CG	41:IO:255:VAL:HG23	2.55	0.41
40:II:231:ILE:O	40:II:235:VAL:HG23	2.21	0.41
41:IM:109:GLY:O	41:IM:113:VAL:HG23	2.21	0.41
41:IO:137:HIS:O	41:IO:168:SER:HA	2.21	0.41
40:JA:123:ARG:NH1	40:JA:123:ARG:HA	2.35	0.41
40:JA:228:ASN:ND2	42:JA:501:GTP:HN1	2.16	0.41
40:JA:288:VAL:HB	40:JA:327:ASP:HB3	2.01	0.41
40:JA:352:LYS:HD2	40:JA:353:VAL:H	1.86	0.41
41:JB:114:ASP:N	41:JB:114:ASP:OD1	2.54	0.41
41:JB:142:GLY:O	41:JB:144:GLY:N	2.54	0.41
41:JB:186:THR:HG22	41:JB:415:MET:SD	2.60	0.41
41:JB:284:LEU:HD21	41:JB:363:MET:HB2	2.02	0.41
40:JD:271:THR:OG1	40:JD:301:GLN:OE1	2.38	0.41
40:JD:433:GLU:HA	40:JD:436:MET:SD	2.61	0.41
40:JE:31:GLN:HG3	40:JE:34:GLY:H	1.86	0.41
40:JE:102:ASN:HB3	40:JE:105:ARG:HB2	2.01	0.41

Continued on next page...

Continued from previous page...

Atom-1	Atom-2	Interatomic distance (Å)	Clash overlap (Å)
40:JE:245:ASP:OD2	40:JE:246:GLY:N	2.53	0.41
40:JF:263:PRO:HD3	41:JN:396:HIS:CE1	2.56	0.41
40:JG:205:ASP:HB2	40:JG:303:VAL:HA	2.02	0.41
40:JH:288:VAL:HB	40:JH:327:ASP:HB3	2.03	0.41
41:JL:117:LEU:HA	41:JL:120:VAL:HG12	2.03	0.41
41:JM:182:PRO:O	41:JM:186:THR:HG23	2.21	0.41
41:JM:427:ALA:O	41:JM:428:CYS:C	2.59	0.41
41:JO:313:VAL:O	41:JO:349:VAL:HA	2.21	0.41
40:KA:185:TYR:HE2	40:KA:404:VAL:HG22	1.86	0.41
40:KA:256:GLN:HB3	41:KB:397:TRP:CZ3	2.56	0.41
41:KB:207:LEU:HB3	41:KB:225:LEU:HG	2.03	0.41
40:KD:274:PRO:HG3	40:KD:286:LEU:HD11	2.03	0.41
40:KD:394:PHE:CD1	40:KD:421:ARG:HD3	2.56	0.41
40:KE:230:LEU:HD12	40:KE:230:LEU:HA	1.90	0.41
40:KF:132:LEU:HD22	40:KF:164:LYS:HG3	2.02	0.41
40:KG:7:VAL:HG23	40:KG:137:ILE:HA	2.03	0.41
40:KG:308:ARG:HB3	40:NG:282:TYR:HE2	1.86	0.41
40:KG:311:LYS:H	40:KG:381:THR:HG22	1.86	0.41
40:KH:182:VAL:HG23	40:KH:186:ASN:HD21	1.86	0.41
41:KL:4:ILE:HG13	41:KL:49:VAL:HG13	2.03	0.41
41:KL:233:MET:HE2	41:KL:233:MET:HB2	1.86	0.41
41:KN:133:PHE:HB2	41:KN:164:MET:SD	2.61	0.41
41:KO:133:PHE:O	41:KO:164:MET:HA	2.21	0.41
41:KO:216:LYS:HA	41:KO:216:LYS:HE3	2.03	0.41
40:LA:98:ASP:OD1	40:LA:99:ALA:N	2.54	0.41
40:LA:228:ASN:ND2	42:LA:501:GTP:HN1	2.17	0.41
40:LA:396:LEU:HD23	41:LN:346:PRO:HD3	2.03	0.41
41:LB:2:ARG:HH12	40:LG:72:PRO:CG	2.34	0.41
40:LD:152:LEU:O	40:LD:155:GLU:HB3	2.21	0.41
40:LD:335:ILE:HD13	40:LD:335:ILE:HA	1.94	0.41
40:LD:376:MET:SD	40:LD:378:SER:HB3	2.61	0.41
40:LF:115:ILE:HG12	40:LF:156:ARG:HG3	2.02	0.41
40:LF:139:HIS:CG	40:LF:150:THR:HG21	2.55	0.41
40:LF:238:ILE:HG22	40:LF:239:THR:HG23	2.03	0.41
40:LF:363:VAL:O	40:LF:364:PRO:C	2.59	0.41
40:LG:99:ALA:HA	40:LG:105:ARG:HE	1.86	0.41
40:LG:102:ASN:HB3	40:LG:105:ARG:CG	2.51	0.41
40:LG:174:ALA:HA	40:LG:205:ASP:OD2	2.21	0.41
40:LG:191:THR:HG23	40:LG:267:PHE:CZ	2.56	0.41
40:LH:14:VAL:HG22	40:LH:67:PHE:HD2	1.86	0.41
40:LH:287:SER:O	40:LH:291:ILE:HG23	2.21	0.41

Continued on next page...

Continued from previous page...

Atom-1	Atom-2	Interatomic distance (Å)	Clash overlap (Å)
41:LN:240:LEU:HD12	41:LN:241:ARG:HG3	2.03	0.41
40:MA:36:MET:HE3	40:MA:36:MET:HB3	1.81	0.41
40:MA:56:THR:O	40:MA:57:GLY:C	2.59	0.41
40:MA:291:ILE:HD13	40:MA:372:ARG:HG3	2.02	0.41
40:MA:346:TRP:O	41:MB:388:MET:HG2	2.21	0.41
41:MB:11:GLN:HA	41:MB:72:THR:HG21	2.03	0.41
40:MD:51:THR:HG21	40:MD:243:ARG:HD3	2.03	0.41
40:MG:110:ILE:H	40:MG:110:ILE:HG12	1.35	0.41
40:MG:168:GLU:CD	40:MG:198:SER:HB2	2.41	0.41
40:MG:188:ILE:HD11	40:MG:391:ASP:HA	2.02	0.41
40:MG:305:CYS:O	40:MG:305:CYS:SG	2.79	0.41
40:MG:319:TYR:HB3	40:MG:323:VAL:HG11	2.02	0.41
40:MG:335:ILE:C	40:MG:337:THR:H	2.24	0.41
41:ML:134:GLN:NE2	41:ML:233:MET:SD	2.94	0.41
41:ML:139:LEU:HA	41:ML:139:LEU:HD12	1.86	0.41
41:MM:173:PRO:HG3	41:MM:380:ARG:HD3	2.02	0.41
41:MN:358:PRO:HG2	41:MN:361:LEU:HB2	2.03	0.41
41:MO:263:LEU:HD11	41:MO:425:ARG:HD3	2.02	0.41
41:MO:420:ASN:HB2	41:MO:421:PRO:CD	2.50	0.41
41:MP:137:HIS:NE2	41:MP:168:SER:OG	2.41	0.41
41:MP:173:PRO:HD2	41:MP:205:GLU:OE1	2.21	0.41
40:NA:50:ASN:HB3	40:NA:51:THR:H	1.75	0.41
40:NA:238:ILE:HD12	40:NA:377:LEU:HD11	2.03	0.41
40:NA:349:THR:HB	41:NB:176:SER:HB3	2.02	0.41
41:NB:6:HIS:HD2	41:NB:134:GLN:O	2.04	0.41
41:NB:239:CYS:SG	41:NB:248:ALA:N	2.93	0.41
40:ND:102:ASN:O	40:ND:105:ARG:N	2.50	0.41
40:ND:106:GLY:O	40:ND:149:PHE:N	2.54	0.41
40:ND:277:SER:O	40:ND:278:ALA:C	2.59	0.41
40:NE:8:HIS:ND1	40:NE:17:GLY:HA3	2.35	0.41
40:NF:33:ASP:HB2	40:NF:85:GLN:HG2	2.03	0.41
40:NF:134:GLY:HA2	40:NF:165:SER:O	2.21	0.41
40:NG:261:PRO:HD3	40:NG:379:ASN:ND2	2.35	0.41
40:NH:166:LYS:H	40:NH:199:ASP:HB2	1.86	0.41
40:NH:238:ILE:HD12	40:NH:377:LEU:HD21	2.01	0.41
40:NH:352:LYS:HZ2	41:NP:178:THR:C	2.24	0.41
41:NL:165:ASN:ND2	41:NL:250:LEU:HD13	2.35	0.41
41:NL:271:ALA:HB1	41:NL:292:GLN:HG2	2.02	0.41
41:NM:45:GLU:OE1	41:NM:46:ARG:HG2	2.21	0.41
41:NN:12:CYS:O	41:NN:16:ILE:HG12	2.21	0.41
41:NN:64:VAL:HA	41:NN:89:ASN:HB3	2.03	0.41

Continued on next page...

Continued from previous page...

Atom-1	Atom-2	Interatomic distance (Å)	Clash overlap (Å)
41:NN:262:ARG:O	41:NN:264:HIS:ND1	2.53	0.41
41:NO:137:HIS:O	41:NO:168:SER:HA	2.21	0.41
41:NP:101:TRP:O	41:NP:104:GLY:N	2.50	0.41
41:NP:152:ILE:HG23	41:NP:164:MET:HG2	2.03	0.41
40:OA:296:PHE:CD2	40:OA:335:ILE:HG12	2.56	0.41
40:OA:319:TYR:HB3	40:OA:323:VAL:HG21	2.02	0.41
41:OB:107:THR:O	41:OB:110:ALA:N	2.33	0.41
41:OB:309:ARG:HD3	41:OB:342:VAL:HA	2.02	0.41
40:OE:273:ALA:HB1	40:OE:291:ILE:HG23	2.03	0.41
40:OF:174:ALA:HB3	40:OF:178:SER:H	1.85	0.41
40:OH:195:LEU:HD11	40:OH:427:LEU:HD13	2.02	0.41
40:OH:369:LYS:HB2	40:OH:369:LYS:HE3	1.62	0.41
41:OM:398:TYR:HB3	41:OM:403:MET:HB2	2.02	0.41
41:ON:276:ARG:NH1	41:ON:276:ARG:O	2.54	0.41
41:OO:232:THR:HG21	41:OO:268:PRO:HB2	2.03	0.41
41:OP:318:ARG:HH22	41:OP:358:PRO:HB3	1.86	0.41
40:PA:7:VAL:HB	40:PA:66:VAL:HG22	2.03	0.41
40:PA:68:VAL:HG12	40:PA:93:ILE:HB	2.02	0.41
40:PA:352:LYS:HD2	41:PB:178:THR:HA	2.02	0.41
40:PD:436:MET:O	41:PL:391:ARG:NH2	2.48	0.41
40:PF:105:ARG:HH12	41:PM:251:ARG:HH11	1.69	0.41
40:PF:251:ASP:H	40:PF:254:GLU:HB2	1.86	0.41
40:PG:172:TYR:HB2	40:PG:203:MET:SD	2.60	0.41
41:PL:210:ILE:O	41:PL:214:THR:OG1	2.31	0.41
41:PM:6:HIS:O	41:PM:63:ALA:HA	2.21	0.41
41:PO:21:TRP:CZ3	41:PO:24:ILE:HD11	2.56	0.41
41:PO:189:VAL:O	41:PO:193:VAL:HG23	2.20	0.41
41:PP:13:GLY:HA2	41:PP:136:THR:HG22	2.02	0.41
40:QA:121:ARG:HA	40:QA:121:ARG:HD3	1.85	0.41
40:QA:346:TRP:HA	41:QB:390:ARG:NH1	2.35	0.41
41:QB:1:MET:O	41:QB:3:GLU:N	2.54	0.41
41:QB:15:GLN:HB3	43:QB:501:GDP:O6	2.20	0.41
41:QB:256:ASN:HB3	40:QG:181:VAL:HG22	2.02	0.41
41:QB:394:PHE:O	41:QB:395:LEU:C	2.59	0.41
40:QE:51:THR:HG23	40:QE:52:PHE:CD1	2.56	0.41
40:QE:195:LEU:HD23	40:QE:195:LEU:HA	1.95	0.41
40:QE:274:PRO:HD2	40:QE:291:ILE:HG13	2.03	0.41
41:QL:263:LEU:HD21	41:QL:422:VAL:HB	2.03	0.41
41:QM:139:LEU:HD22	41:QM:188:SER:OG	2.21	0.41
41:QN:202:ILE:HD13	41:QN:229:VAL:HG21	2.02	0.41
41:QN:375:GLN:NE2	41:QN:379:LYS:HB2	2.36	0.41

Continued on next page...

Continued from previous page...

Atom-1	Atom-2	Interatomic distance (Å)	Clash overlap (Å)
41:QO:3:GLU:HB2	41:QO:130:LEU:HD23	2.03	0.41
41:QP:103:LYS:HB3	41:QP:104:GLY:H	1.69	0.41
41:QP:161:ASP:HB3	41:QP:162:ARG:HH12	1.85	0.41
41:QP:203:ASP:HB3	41:QP:206:ALA:HB3	2.02	0.41
41:QP:285:THR:HB	41:QP:287:PRO:HD2	2.03	0.41
41:QP:336:LYS:HA	41:QP:336:LYS:HD2	1.81	0.41
40:RA:97:GLU:OE2	41:RN:251:ARG:NE	2.54	0.41
40:RA:100:ALA:HA	41:RN:252:LYS:HG3	2.01	0.41
41:RB:199:THR:OG1	41:RB:265:PHE:HA	2.20	0.41
40:RE:5:ILE:HD11	40:RE:129:CYS:SG	2.60	0.41
40:RE:11:GLN:HG2	40:RE:15:GLN:NE2	2.36	0.41
42:RF:501:GTP:C8	41:RM:246:LEU:HD12	2.55	0.41
40:RG:207:GLU:HA	40:RG:210:TYR:HD1	1.86	0.41
40:RG:277:SER:O	40:RG:279:GLU:N	2.54	0.41
40:RI:360:PRO:HG2	40:RI:370:VAL:HG23	2.03	0.41
41:RL:86:ARG:HB2	41:RL:89:ASN:HB2	2.02	0.41
41:RM:19:LYS:O	41:RM:22:GLU:HG3	2.21	0.41
41:RM:122:LYS:NZ	41:SM:291:GLN:HG3	2.35	0.41
41:RM:141:GLY:O	41:RM:145:SER:OG	2.30	0.41
41:RP:58:LYS:HD3	41:RP:58:LYS:HA	1.89	0.41
40:SA:109:THR:HG23	40:SA:110:ILE:HD12	2.02	0.41
40:SA:236:SER:O	40:SA:240:ALA:HB2	2.20	0.41
40:SA:259:LEU:HD12	40:SA:259:LEU:HA	1.79	0.41
40:SA:328:VAL:O	40:SA:332:ILE:HG12	2.20	0.41
40:SA:329:ASN:HB2	41:SB:175:VAL:HG11	2.03	0.41
40:SE:174:ALA:HB3	40:SE:178:SER:HA	2.03	0.41
40:SE:207:GLU:HB2	40:SE:304:LYS:HE2	2.01	0.41
40:SE:405:HIS:NE2	41:SL:259:PRO:O	2.54	0.41
40:SF:88:HIS:HB3	40:SF:91:GLN:HG2	2.01	0.41
40:SF:166:LYS:H	40:SF:199:ASP:HB2	1.85	0.41
40:SF:386:ALA:HA	40:SF:389:ARG:NE	2.36	0.41
40:SG:56:THR:OG1	40:SG:57:GLY:N	2.51	0.41
40:SH:145:THR:HG1	42:SH:501:GTP:PB	2.44	0.41
40:SH:387:TRP:HZ3	40:SH:431:TYR:CE2	2.39	0.41
40:SI:140:SER:HA	40:SI:171:ILE:H	1.86	0.41
41:SM:359:ARG:H	41:SM:359:ARG:HG2	1.73	0.41
41:SO:3:GLU:H	41:SO:131:GLN:H	1.69	0.41
41:SO:151:LEU:HD12	41:SO:151:LEU:HA	1.89	0.41
41:SO:306:ARG:O	41:SO:308:GLY:N	2.46	0.41
41:SO:325:GLU:O	41:SO:326:VAL:C	2.59	0.41
41:SO:369:GLY:O	41:SO:370:ASN:C	2.59	0.41

Continued on next page...

Continued from previous page...

Atom-1	Atom-2	Interatomic distance (Å)	Clash overlap (Å)
41:SP:89:ASN:ND2	41:SP:123:GLU:OE2	2.53	0.41
41:SP:152:ILE:HA	41:SP:155:ILE:HG12	2.02	0.41
41:SP:323:MET:HE2	41:SP:353:VAL:HG21	2.02	0.41
41:SP:377:LEU:HA	41:SP:380:ARG:HE	1.86	0.41
41:SP:407:GLU:HA	41:SP:410:GLU:HG3	2.03	0.41
40:TA:1:GLN:N	40:TA:3:GLU:OE2	2.44	0.41
41:TB:42:LEU:HD23	41:TB:356:ILE:HD11	2.03	0.41
41:TB:167:PHE:CE2	41:TB:233:MET:HG3	2.56	0.41
41:TB:274:THR:HG22	41:TB:282:ARG:NH1	2.35	0.41
40:TE:72:PRO:HD2	41:TL:2:ARG:CZ	2.51	0.41
40:TE:75:ILE:HG23	40:TE:92:LEU:HD22	2.02	0.41
40:TF:73:THR:HG22	41:TM:46:ARG:NE	2.36	0.41
40:TG:6:SER:O	40:TG:65:ALA:HA	2.21	0.41
40:TG:120:ASP:OD1	40:TG:123:ARG:NH2	2.52	0.41
40:TG:229:ARG:HH11	40:TG:363:VAL:HG11	1.85	0.41
40:TH:270:ALA:HA	40:TH:376:MET:O	2.21	0.41
40:TI:240:ALA:HB1	40:TI:356:ASN:HD22	1.85	0.41
41:TL:41:ASP:N	41:TL:41:ASP:OD1	2.46	0.41
41:TL:117:LEU:HA	41:TL:120:VAL:HG22	2.02	0.41
41:TM:21:TRP:HZ2	41:TM:63:ALA:HB2	1.85	0.41
41:TN:150:LEU:O	41:TN:154:LYS:HG2	2.21	0.41
41:TN:271:ALA:HB2	41:TN:298:ASN:ND2	2.35	0.41
41:TO:267:MET:N	41:TO:369:GLY:O	2.54	0.41
41:TP:27:GLU:OE1	41:TP:241:ARG:NH1	2.35	0.41
41:TP:417:ASP:O	41:TP:421:PRO:HD3	2.21	0.41
40:UA:328:VAL:O	40:UA:332:ILE:HG12	2.20	0.41
40:UF:88:HIS:O	40:UF:89:PRO:C	2.59	0.41
40:UF:99:ALA:HB3	40:UF:145:THR:CA	2.50	0.41
40:UF:188:ILE:HG22	40:UF:420:ALA:HB1	2.03	0.41
40:UF:207:GLU:H	40:UF:207:GLU:HG3	1.54	0.41
40:UF:346:TRP:HE3	41:UN:393:ALA:HB2	1.85	0.41
40:UG:274:PRO:HG2	40:UG:372:ARG:O	2.21	0.41
40:UH:35:GLN:NE2	40:UH:36:MET:O	2.54	0.41
40:UH:326:LYS:HD2	40:UH:329:ASN:HD21	1.86	0.41
40:UH:384:ALA:HB2	40:UH:431:TYR:HD2	1.85	0.41
40:UI:136:LEU:HB3	40:UI:169:PHE:HE1	1.86	0.41
40:UI:201:ALA:HB3	40:UI:267:PHE:CD1	2.56	0.41
40:UI:295:CYS:HB3	40:UI:376:MET:HE2	2.02	0.41
40:UI:328:VAL:HG11	40:UI:353:VAL:CG1	2.43	0.41
41:UN:5:VAL:HG22	41:UN:62:ARG:HD2	2.03	0.41
41:UN:64:VAL:HA	41:UN:89:ASN:HB3	2.03	0.41

Continued on next page...

Continued from previous page...

Atom-1	Atom-2	Interatomic distance (Å)	Clash overlap (Å)
41:UN:230:SER:HA	41:UN:233:MET:HB2	2.03	0.41
41:UO:30:ILE:HD12	41:UO:51:TYR:CE2	2.55	0.41
41:UP:44:LEU:O	41:UP:46:ARG:N	2.54	0.41
41:UP:90:PHE:O	41:UP:91:VAL:C	2.59	0.41
41:UP:129:CYS:SG	41:UP:129:CYS:O	2.79	0.41
41:UP:362:LYS:H	41:UP:362:LYS:HG3	1.71	0.41
41:UP:364:SER:OG	41:UP:365:ALA:N	2.54	0.41
40:VA:66:VAL:HG12	40:VA:68:VAL:HG23	2.02	0.41
40:VA:229:ARG:NH1	40:VA:364:PRO:O	2.54	0.41
40:VA:262:TYR:OH	41:VB:391:ARG:O	2.32	0.41
41:VB:41:ASP:N	41:VB:41:ASP:OD1	2.54	0.41
41:VB:103:LYS:HA	41:VB:107:THR:HB	2.03	0.41
40:VG:189:LEU:HD11	40:VG:417:PHE:HE1	1.85	0.41
40:VI:221:ARG:HH21	41:VP:325:GLU:HG3	1.85	0.41
41:VN:25:SER:HB3	41:VN:81:PHE:CE2	2.56	0.41
41:VN:122:LYS:HE2	41:WM:291:GLN:HG3	2.03	0.41
41:VN:149:THR:HG21	41:VN:188:SER:HA	2.02	0.41
41:VN:215:LEU:HD21	41:VN:273:LEU:HD22	2.03	0.41
41:VO:375:GLN:OE1	41:VO:419:GLY:HA2	2.21	0.41
41:VP:152:ILE:HD12	41:VP:164:MET:SD	2.61	0.41
41:VP:210:ILE:HG13	41:VP:298:ASN:HA	2.03	0.41
41:VQ:122:LYS:HG2	41:WP:291:GLN:NE2	2.35	0.41
41:VQ:305:PRO:HB3	41:VQ:310:TYR:CE1	2.56	0.41
40:WA:70:LEU:HD12	40:WA:145:THR:HG22	2.02	0.41
40:WA:397:MET:SD	41:WN:345:ILE:HD12	2.61	0.41
41:WB:30:ILE:HD13	41:WB:36:TYR:HA	2.03	0.41
40:WE:245:ASP:OD1	40:WE:245:ASP:N	2.54	0.41
40:WF:49:PHE:HE2	40:WF:55:GLU:HB2	1.86	0.41
40:WG:209:ILE:HA	40:WG:212:ILE:HG22	2.02	0.41
40:WG:224:TYR:HA	40:WG:227:LEU:HB3	2.03	0.41
40:WG:346:TRP:CD1	41:WO:391:ARG:HD3	2.56	0.41
40:WI:97:GLU:HB3	40:WI:110:ILE:HD13	2.02	0.41
41:WM:66:VAL:HG13	41:WM:147:MET:CE	2.50	0.41
41:WM:101:TRP:O	41:WM:102:ALA:C	2.59	0.41
41:WM:224:ASP:OD1	41:WM:224:ASP:N	2.54	0.41
41:WM:317:PHE:O	41:WM:353:VAL:HA	2.20	0.41
41:WN:103:LYS:HE2	41:WN:103:LYS:HB3	1.55	0.41
41:WN:116:VAL:O	41:WN:120:VAL:HG23	2.21	0.41
41:WN:240:LEU:HD13	41:WN:249:ASP:HB2	2.02	0.41
41:WP:47:ILE:HD12	41:WP:47:ILE:HA	1.97	0.41
41:WP:273:LEU:HD23	41:WP:273:LEU:HA	1.88	0.41

Continued on next page...

Continued from previous page...

Atom-1	Atom-2	Interatomic distance (Å)	Clash overlap (Å)
7:1T:579:VAL:HG23	8:1Y:160:LEU:HD22	2.03	0.41
7:1U:538:ARG:HD2	7:1U:540:LEU:HD23	2.03	0.41
8:1W:232:VAL:O	8:1W:236:LYS:HG2	2.21	0.41
8:1W:517:LYS:HA	8:1W:520:ILE:HG22	2.02	0.41
8:1X:103:SER:HB2	8:1X:107:PHE:CB	2.47	0.41
8:1X:274:ALA:O	8:1X:277:ARG:HG3	2.21	0.41
10:2F:47:LEU:HA	10:2F:47:LEU:HD23	1.87	0.41
13:2V:102:ARG:HB3	13:2V:118:ILE:HG13	2.03	0.41
15:3F:275:ARG:NH2	15:3F:276:ASP:OD1	2.46	0.41
16:3K:144:ILE:HG12	16:3K:254:LEU:HD11	2.03	0.41
16:3K:293:LEU:HD22	16:3K:363:LEU:HD13	2.03	0.41
17:3P:215:VAL:HG21	17:3P:350:ARG:HB2	2.04	0.41
17:3P:320:LYS:HB2	17:3P:320:LYS:HE2	1.75	0.41
17:3P:406:ARG:CZ	17:3P:412:CYS:H	2.34	0.41
17:3P:410:GLU:O	17:3P:412:CYS:N	2.54	0.41
17:3Q:471:GLU:O	17:3Q:472:LYS:HB2	2.21	0.41
17:3R:191:PRO:O	17:3R:194:VAL:HG12	2.21	0.41
17:3R:230:GLN:O	17:3R:234:LYS:HG3	2.21	0.41
17:3R:320:LYS:HZ3	17:3R:321:LEU:H	1.69	0.41
18:3U:184:ARG:O	18:3U:188:GLU:HG2	2.21	0.41
20:4A:38:MET:H	20:4A:38:MET:HG2	1.69	0.41
20:4A:175:ARG:O	20:4A:176:ILE:C	2.59	0.41
20:4B:347:ALA:HB2	40:MG:278:ALA:O	2.21	0.41
21:4D:427:GLU:HB2	21:4D:502:ARG:HB2	2.04	0.41
21:4D:430:ILE:H	21:4D:430:ILE:HG12	1.61	0.41
21:4E:34:ARG:HB3	21:4E:35:ASN:H	1.75	0.41
22:4J:78:VAL:HG12	22:4J:107:TYR:HA	2.02	0.41
22:4K:619:VAL:O	22:4K:620:MET:C	2.58	0.41
23:4M:253:TYR:O	23:4M:255:PHE:N	2.54	0.41
23:4P:250:VAL:O	23:4P:253:TYR:HB2	2.21	0.41
23:4Q:253:TYR:OH	40:EH:220:GLU:HB2	2.21	0.41
23:4R:203:PRO:HB3	40:DI:279:GLU:CD	2.41	0.41
26:4V:166:ASP:OD1	26:4V:166:ASP:N	2.54	0.41
31:5I:588:ASP:N	31:5I:588:ASP:OD1	2.54	0.41
33:5N:424:GLN:O	33:5N:427:LEU:HG	2.21	0.41
34:5Q:158:ARG:CZ	34:5R:490:ILE:HD11	2.51	0.41
36:5Y:205:LYS:HE2	36:5Y:205:LYS:HB2	1.91	0.41
38:6C:170:TYR:HB2	40:UH:161:TYR:CE1	2.56	0.41
40:AA:202:PHE:CE1	40:AA:377:LEU:HD13	2.56	0.41
40:AA:335:ILE:HG23	40:AA:341:ILE:HD13	2.03	0.41
40:AE:259:LEU:HD23	40:AE:259:LEU:HA	1.94	0.41

Continued on next page...

Continued from previous page...

Atom-1	Atom-2	Interatomic distance (Å)	Clash overlap (Å)
40:AG:68:VAL:HG11	40:AG:149:PHE:CE2	2.56	0.41
40:AG:224:TYR:CD1	40:AG:227:LEU:HD12	2.56	0.41
40:AG:231:ILE:O	40:AG:235:VAL:HG23	2.21	0.41
41:AN:385:PHE:HZ	41:AN:408:PHE:HB3	1.84	0.41
40:BA:255:PHE:O	40:BA:259:LEU:HB2	2.21	0.41
40:BE:35:GLN:HA	40:BE:60:LYS:HA	2.03	0.41
40:BE:209:ILE:H	40:BE:209:ILE:HG13	1.74	0.41
40:BI:86:LEU:O	40:BI:87:PHE:C	2.59	0.41
40:BI:171:ILE:HD13	40:BI:171:ILE:HA	1.84	0.41
40:BI:224:TYR:HE2	41:BP:246:LEU:HD23	1.86	0.41
40:BI:398:TYR:O	40:BI:401:ARG:N	2.54	0.41
41:BL:137:HIS:O	41:BL:168:SER:HA	2.21	0.41
41:BL:293:MET:HE3	41:BL:293:MET:HB2	1.84	0.41
41:BL:375:GLN:HB3	41:BL:422:VAL:HG13	2.03	0.41
41:BM:16:ILE:HG12	41:BM:226:ASN:OD1	2.21	0.41
41:BM:44:LEU:O	41:BM:46:ARG:N	2.54	0.41
41:BM:250:LEU:HA	41:BM:250:LEU:HD12	1.79	0.41
41:BP:142:GLY:O	41:BP:144:GLY:N	2.54	0.41
41:BP:233:MET:C	41:BP:235:GLY:H	2.24	0.41
40:CA:103:TYR:O	40:CA:106:GLY:N	2.53	0.41
40:CA:222:PRO:HD2	41:CN:324:LYS:CG	2.51	0.41
40:CF:6:SER:HA	40:CF:136:LEU:O	2.21	0.41
40:CG:143:GLY:N	42:CG:501:GTP:O2A	2.50	0.41
40:CH:335:ILE:HD13	40:CH:335:ILE:HA	1.88	0.41
40:CI:384:ALA:HA	40:CI:387:TRP:HD1	1.86	0.41
41:CL:293:MET:HE2	41:CL:293:MET:HB2	1.81	0.41
41:CM:75:SER:O	41:CM:79:GLY:N	2.53	0.41
41:CM:373:ALA:C	41:CM:375:GLN:N	2.74	0.41
41:CN:2:ARG:HD2	41:CN:240:LEU:HD23	2.03	0.41
41:CO:292:GLN:HG3	41:CO:298:ASN:CG	2.41	0.41
40:DA:186:ASN:O	40:DA:187:SER:C	2.60	0.41
40:DA:407:TYR:O	40:DA:410:GLU:HB2	2.21	0.41
40:DE:183:GLU:O	40:DE:184:PRO:C	2.58	0.41
40:DE:224:TYR:HB3	42:DE:501:GTP:N1	2.36	0.41
40:DE:259:LEU:O	40:DE:261:PRO:HD3	2.20	0.41
40:DF:190:THR:O	40:DF:191:THR:C	2.59	0.41
40:DH:199:ASP:O	40:DH:200:CYS:C	2.59	0.41
40:DH:258:ASN:HB3	41:DP:179:VAL:HG13	2.02	0.41
40:DI:320:ARG:HG2	40:DI:356:ASN:HB2	2.03	0.41
41:DL:34:GLY:O	41:DL:36:TYR:N	2.54	0.41
41:DL:56:GLY:O	41:DL:58:LYS:N	2.54	0.41

Continued on next page...

Continued from previous page...

Atom-1	Atom-2	Interatomic distance (Å)	Clash overlap (Å)
41:DL:62:ARG:HB2	41:DL:62:ARG:NH1	2.36	0.41
41:DL:135:LEU:HG	41:DL:137:HIS:CD2	2.56	0.41
41:DM:8:GLN:NE2	41:DM:65:LEU:HD23	2.36	0.41
41:DM:8:GLN:NE2	41:DM:14:ASN:HA	2.36	0.41
41:DM:107:THR:O	41:DM:108:GLU:C	2.60	0.41
41:DN:202:ILE:H	41:DN:202:ILE:HG12	1.78	0.41
41:DN:391:ARG:HE	41:DN:391:ARG:HB3	1.49	0.41
41:DP:389:PHE:O	41:DP:390:ARG:C	2.59	0.41
41:EB:140:GLY:HA3	41:EB:171:PRO:HG3	2.03	0.41
40:EE:401:ARG:HD3	40:EE:401:ARG:HA	1.83	0.41
40:EG:328:VAL:O	40:EG:332:ILE:HG12	2.21	0.41
40:EH:224:TYR:HD2	40:EH:224:TYR:HA	1.66	0.41
40:EH:276:ILE:H	40:EH:276:ILE:HG12	1.42	0.41
40:EI:139:HIS:ND1	40:EI:170:SER:HB3	2.36	0.41
41:EM:186:THR:HG23	41:EM:415:MET:HE3	2.03	0.41
41:EM:318:ARG:HG2	41:EM:358:PRO:HD3	2.02	0.41
41:EP:139:LEU:HB2	41:EP:170:VAL:HA	2.03	0.41
40:FA:228:ASN:OD1	40:FA:228:ASN:N	2.52	0.41
40:FA:304:LYS:HD2	40:FA:304:LYS:HA	1.85	0.41
40:FA:403:PHE:CZ	41:FN:345:ILE:HD13	2.55	0.41
41:FB:178:THR:O	41:FB:180:VAL:N	2.53	0.41
40:FE:53:PHE:HA	40:FE:62:VAL:O	2.21	0.41
40:FE:277:SER:O	40:FE:279:GLU:N	2.54	0.41
40:FE:324:VAL:HB	40:FE:327:ASP:HB2	2.02	0.41
40:FH:324:VAL:HB	40:FH:327:ASP:HB2	2.03	0.41
40:FI:97:GLU:OE2	41:FP:251:ARG:NH1	2.54	0.41
41:FM:246:LEU:HD23	41:FM:246:LEU:HA	1.87	0.41
41:FN:177:ASP:OD1	41:FN:178:THR:N	2.54	0.41
41:FN:310:TYR:CD1	41:FN:371:SER:HB3	2.55	0.41
40:GA:352:LYS:HE3	40:GA:352:LYS:HB3	1.59	0.41
40:GE:326:LYS:H	40:GE:326:LYS:HG2	1.74	0.41
40:GE:435:GLY:O	40:GE:436:MET:C	2.58	0.41
40:GF:255:PHE:CZ	40:GF:318:LEU:HD21	2.56	0.41
41:GM:183:TYR:OH	41:GM:393:ALA:O	2.32	0.41
41:GN:107:THR:O	41:GN:109:GLY:N	2.54	0.41
41:GN:128:ASP:O	41:GN:129:CYS:HB2	2.20	0.41
41:GP:21:TRP:HA	41:GP:24:ILE:HG22	2.02	0.41
40:HE:86:LEU:O	40:HE:87:PHE:C	2.59	0.41
40:HE:163:LYS:H	40:HE:163:LYS:HG3	1.58	0.41
40:HE:421:ARG:HA	40:HE:421:ARG:HD2	1.19	0.41
40:HG:205:ASP:HB3	40:HG:303:VAL:HA	2.01	0.41

Continued on next page...

Continued from previous page...

Atom-1	Atom-2	Interatomic distance (Å)	Clash overlap (Å)
40:HH:369:LYS:HE3	40:HH:369:LYS:HB3	1.91	0.41
41:HM:24:ILE:HD12	41:HM:24:ILE:HA	1.91	0.41
41:HN:28:HIS:NE2	41:HN:241:ARG:HD2	2.36	0.41
41:HN:39:ASP:N	41:HN:39:ASP:OD2	2.54	0.41
41:HN:178:THR:HG23	41:HN:181:GLU:HG3	2.01	0.41
41:HN:200:TYR:CD1	41:HN:266:PHE:HB2	2.56	0.41
41:HO:112:LEU:O	41:HO:116:VAL:HG23	2.21	0.41
40:IF:319:TYR:HB2	40:IF:355:ILE:HG22	2.03	0.41
40:IH:130:THR:HG22	41:IP:94:GLN:HG2	2.03	0.41
40:II:314:ALA:N	40:II:379:ASN:OD1	2.53	0.41
41:IO:68:LEU:HG	41:IO:97:ALA:HB2	2.02	0.41
40:JD:137:ILE:HD11	40:JD:168:GLU:HG3	2.03	0.41
40:JF:192:HIS:ND1	40:JF:423:ASP:OD1	2.36	0.41
40:JF:217:LEU:HD11	40:JF:366:ASP:HB3	2.03	0.41
40:JF:253:THR:HA	40:JF:256:GLN:HG2	2.02	0.41
40:JF:359:PRO:HA	40:JF:360:PRO:HD3	1.94	0.41
41:JM:85:PHE:HB2	41:JM:90:PHE:CE2	2.56	0.41
41:JM:421:PRO:C	41:JM:423:VAL:H	2.24	0.41
41:JN:1:MET:SD	41:JN:128:ASP:HB2	2.61	0.41
40:KH:311:LYS:HG2	40:KH:342:GLN:HG2	2.02	0.41
41:KL:67:ASP:O	41:KL:92:PHE:HA	2.21	0.41
41:KO:136:THR:HG22	41:KO:167:PHE:HB2	2.03	0.41
41:KO:170:VAL:HG11	41:KO:377:LEU:HD11	2.02	0.41
41:LB:114:ASP:N	41:LB:114:ASP:OD1	2.54	0.41
40:LD:285:GLN:HB2	40:LD:287:SER:HB2	2.03	0.41
40:LE:273:ALA:HB1	40:LE:274:PRO:HD2	2.03	0.41
40:LG:401:ARG:HA	40:LG:401:ARG:HD3	1.85	0.41
41:LO:132:GLY:HA2	41:LO:162:ARG:HB3	2.03	0.41
40:MA:421:ARG:HH12	40:MA:425:ALA:HB2	1.85	0.41
40:MD:55:GLU:OE1	40:MD:61:HIS:NE2	2.54	0.41
40:MF:140:SER:O	40:MF:142:GLY:N	2.54	0.41
40:MF:316:CYS:SG	40:MF:352:LYS:HB3	2.61	0.41
40:MF:407:TYR:HB3	40:MF:412:MET:SD	2.61	0.41
40:MG:206:ASN:O	40:MG:207:GLU:C	2.58	0.41
40:MH:181:VAL:HG11	41:MO:312:THR:HG22	2.02	0.41
40:MH:324:VAL:O	40:MH:325:PRO:C	2.58	0.41
40:MH:326:LYS:HG3	40:MH:327:ASP:N	2.36	0.41
40:MH:422:GLU:O	40:MH:425:ALA:HB3	2.21	0.41
41:MM:328:GLU:OE2	41:MM:329:GLN:NE2	2.47	0.41
41:MP:131:GLN:HE21	41:MP:250:LEU:HB2	1.86	0.41
40:NA:177:VAL:O	41:NN:347:ASN:ND2	2.51	0.41

Continued on next page...

Continued from previous page...

Atom-1	Atom-2	Interatomic distance (Å)	Clash overlap (Å)
40:NA:219:ILE:HD11	40:NA:222:PRO:HB3	2.02	0.41
40:NA:346:TRP:CD1	41:NB:391:ARG:HG2	2.56	0.41
41:NB:207:LEU:HB3	41:NB:225:LEU:HD12	2.03	0.41
40:ND:104:ALA:CB	40:ND:410:GLU:HB3	2.51	0.41
40:ND:217:LEU:HD12	40:ND:217:LEU:HA	1.91	0.41
40:ND:265:ILE:HG23	40:ND:431:TYR:CZ	2.56	0.41
40:NE:38:SER:OG	40:NE:39:ASP:N	2.54	0.41
40:NE:115:ILE:HA	40:NE:118:VAL:HG22	2.01	0.41
40:NF:257:THR:HG21	41:NN:98:GLY:O	2.21	0.41
40:NH:6:SER:O	40:NH:65:ALA:HA	2.20	0.41
40:OF:245:ASP:OD1	40:OF:245:ASP:N	2.44	0.41
40:OH:74:VAL:HG13	40:OH:75:ILE:H	1.86	0.41
40:OH:177:VAL:O	40:OH:178:SER:HB3	2.20	0.41
40:OH:324:VAL:HG21	41:OP:219:THR:HB	2.03	0.41
40:OH:391:ASP:OD1	40:OH:421:ARG:NE	2.54	0.41
40:PA:210:TYR:CE1	40:PA:227:LEU:HD11	2.55	0.41
40:PD:21:TRP:HA	40:PD:24:TYR:HD2	1.86	0.41
40:PG:121:ARG:HA	40:PG:124:LYS:HG2	2.02	0.41
40:PH:6:SER:HA	40:PH:136:LEU:O	2.21	0.41
40:PH:51:THR:O	40:PH:64:ARG:NH1	2.54	0.41
40:PH:88:HIS:HE1	40:PH:90:GLU:HB2	1.86	0.41
41:PL:16:ILE:HD11	43:PL:501:GDP:C2	2.56	0.41
41:PP:189:VAL:O	41:PP:193:VAL:HG23	2.21	0.41
41:QB:137:HIS:HD2	41:QB:168:SER:HA	1.86	0.41
41:QB:213:ARG:HE	41:QB:213:ARG:HB2	1.57	0.41
41:QB:248:ALA:HB2	41:QB:352:ALA:HB2	2.03	0.41
41:QB:290:THR:HG22	41:QB:317:PHE:HZ	1.84	0.41
40:QE:60:LYS:HZ1	40:RE:283:HIS:HA	1.83	0.41
40:QE:213:CYS:HA	40:QE:217:LEU:HB2	2.03	0.41
40:QE:304:LYS:HD3	40:QE:304:LYS:HA	1.59	0.41
40:QF:56:THR:OG1	40:QF:60:LYS:O	2.30	0.41
40:QG:200:CYS:HA	40:QG:266:HIS:HB2	2.02	0.41
41:QM:253:LEU:HD21	41:QM:368:ILE:HG21	2.03	0.41
41:QN:39:ASP:N	41:QN:39:ASP:OD1	2.54	0.41
41:QN:226:ASN:ND2	43:QN:502:GDP:O6	2.44	0.41
41:QP:267:MET:HE1	41:QP:367:PHE:CE2	2.52	0.41
40:RA:311:LYS:HE3	40:RA:344:VAL:HA	2.02	0.41
40:RG:54:SER:OG	40:RG:62:VAL:HG12	2.21	0.41
40:RG:176:GLN:NE2	40:RG:207:GLU:OE1	2.54	0.41
40:RH:31:GLN:HG2	40:RH:34:GLY:O	2.21	0.41
40:RI:221:ARG:HG2	41:RP:322:SER:HB3	2.02	0.41

Continued on next page...

Continued from previous page...

Atom-1	Atom-2	Interatomic distance (Å)	Clash overlap (Å)
41:RM:39:ASP:N	41:RM:39:ASP:OD1	2.54	0.41
41:SB:346:PRO:HG2	40:SG:393:LYS:NZ	2.36	0.41
41:SL:226:ASN:N	43:SL:502:GDP:HN21	2.19	0.41
41:SP:12:CYS:O	41:SP:16:ILE:HD12	2.20	0.41
40:TE:179:THR:HG21	41:TL:246:LEU:HD11	2.02	0.41
40:TG:167:LEU:HD11	40:TG:252:LEU:HD22	2.03	0.41
40:TG:236:SER:O	40:TG:240:ALA:HB2	2.21	0.41
41:TN:226:ASN:ND2	43:TN:502:GDP:O6	2.53	0.41
41:TN:271:ALA:HB1	41:TN:292:GLN:HG2	2.03	0.41
41:TO:8:GLN:HG2	41:TO:14:ASN:HA	2.03	0.41
41:TP:406:MET:O	41:TP:409:THR:OG1	2.24	0.41
40:UA:316:CYS:O	40:UA:376:MET:HA	2.21	0.41
41:UB:293:MET:HE3	41:UB:367:PHE:HD1	1.85	0.41
40:UE:277:SER:O	40:UE:279:GLU:N	2.52	0.41
40:UF:125:LEU:HD23	40:UF:125:LEU:HA	1.82	0.41
40:UF:136:LEU:HD13	40:UF:138:PHE:HZ	1.87	0.41
40:UF:146:GLY:O	40:UF:150:THR:HG23	2.21	0.41
40:UF:430:ASP:O	40:UF:431:TYR:C	2.59	0.41
40:UH:245:ASP:OD2	40:UH:245:ASP:N	2.50	0.41
40:UI:49:PHE:O	40:UI:51:THR:N	2.53	0.41
40:UI:152:LEU:O	40:UI:153:LEU:C	2.58	0.41
40:UI:153:LEU:HD12	40:UI:153:LEU:HA	1.91	0.41
40:UI:228:ASN:O	40:UI:231:ILE:N	2.54	0.41
40:UI:272:TYR:HD1	40:UI:272:TYR:HA	1.81	0.41
41:UM:99:ASN:HA	41:UM:142:GLY:HA3	2.02	0.41
41:UO:286:VAL:HB	41:UO:325:GLU:HB3	2.01	0.41
41:UP:392:LYS:HB3	41:UP:392:LYS:HE3	1.50	0.41
40:VA:235:VAL:HA	40:VA:238:ILE:HG22	2.02	0.41
41:VB:58:LYS:HA	41:VB:58:LYS:HD3	1.80	0.41
41:VB:133:PHE:HB2	41:VB:164:MET:SD	2.61	0.41
41:VB:245:GLN:HE22	41:VB:320:ARG:HH12	1.69	0.41
40:VG:79:ARG:NH2	40:VG:92:LEU:O	2.54	0.41
40:VG:88:HIS:HA	40:VG:89:PRO:HD3	1.88	0.41
40:VH:224:TYR:O	40:VH:228:ASN:ND2	2.54	0.41
40:VI:118:VAL:HG11	40:VI:149:PHE:HZ	1.85	0.41
40:VJ:112:LYS:HA	40:VJ:115:ILE:HG22	2.03	0.41
41:VO:22:GLU:HG3	41:VO:81:PHE:HB2	2.03	0.41
41:WB:36:TYR:CZ	41:WB:44:LEU:HB2	2.56	0.41
41:WB:155:ILE:HD13	41:WB:155:ILE:HA	1.90	0.41
41:WB:324:LYS:HG2	40:WG:222:PRO:HD2	2.02	0.41
40:WG:31:GLN:HE21	40:WG:37:PRO:HG3	1.85	0.41

Continued on next page...

Continued from previous page...

Atom-1	Atom-2	Interatomic distance (Å)	Clash overlap (Å)
40:WG:271:THR:OG1	40:WG:376:MET:HB3	2.21	0.41
40:WG:328:VAL:O	40:WG:332:ILE:HG12	2.22	0.41
41:WM:9:ALA:HA	41:WM:66:VAL:O	2.21	0.41
41:WM:245:GLN:O	41:WM:246:LEU:HB2	2.22	0.41
41:WN:146:GLY:O	41:WN:147:MET:C	2.60	0.41
41:WN:197:ASP:OD1	41:WN:197:ASP:N	2.54	0.41
41:WN:239:CYS:C	41:WN:241:ARG:H	2.25	0.41
41:WP:240:LEU:HD12	41:WP:240:LEU:HA	1.93	0.41
7:1T:264:LEU:HD12	7:1T:264:LEU:HA	1.75	0.40
7:1U:187:LEU:HD23	7:1U:194:ILE:HG12	2.03	0.40
7:1U:254:SER:OG	7:1U:293:ILE:O	2.39	0.40
7:1U:282:LYS:HE2	7:1U:282:LYS:HB2	1.93	0.40
8:1W:228:GLN:HA	8:1W:231:GLU:HG3	2.03	0.40
10:2F:47:LEU:HD22	40:MA:265:ILE:HD11	2.03	0.40
11:2I:151:TYR:OH	40:MG:384:ALA:HB1	2.22	0.40
11:2I:186:LYS:HG3	11:2I:251:TYR:HD2	1.85	0.40
11:2J:123:PRO:HB2	11:2J:136:LEU:HB3	2.03	0.40
12:2R:41:GLY:HA3	41:AP:306:ARG:HH11	1.86	0.40
13:2U:70:GLY:O	13:2U:71:ILE:C	2.59	0.40
13:2V:39:ASP:HB2	13:2V:46:VAL:HG21	2.03	0.40
14:3B:74:VAL:HG22	40:LD:155:GLU:OE2	2.21	0.40
15:3E:392:HIS:HA	15:3E:395:ARG:CZ	2.51	0.40
16:3K:110:LEU:HB2	16:3K:144:ILE:HG21	2.02	0.40
16:3L:138:HIS:HD2	16:3M:4:LEU:HD13	1.84	0.40
16:3L:290:ILE:O	16:3L:294:GLN:HG2	2.22	0.40
17:3P:274:LEU:HD12	17:3P:274:LEU:HA	1.89	0.40
17:3Q:347:PHE:O	17:3Q:348:THR:C	2.59	0.40
18:3T:360:ARG:HH21	18:3T:374:GLN:HG3	1.86	0.40
20:4B:230:ARG:HB2	20:4B:234:GLN:HE22	1.87	0.40
21:4E:125:TYR:CE1	21:4E:151:ARG:HG3	2.56	0.40
21:4E:232:LEU:HD12	21:4E:232:LEU:HA	1.96	0.40
22:4H:273:ASP:HB2	22:4H:275:MET:SD	2.62	0.40
22:4J:263:LYS:NZ	40:CF:46:ASP:OD2	2.41	0.40
22:4J:285:PRO:HA	22:4J:332:PHE:HD1	1.85	0.40
22:4K:677:LEU:CA	22:4K:680:LYS:HB2	2.47	0.40
23:4M:91:ILE:HD11	40:AG:79:ARG:CG	2.51	0.40
23:4M:178:ASP:HB2	23:4M:179:PRO:HD2	2.03	0.40
23:4M:193:ARG:HE	23:4M:196:PHE:HD2	1.68	0.40
23:4N:33:MET:HG2	41:CM:320:ARG:HH22	1.83	0.40
23:4N:250:VAL:O	23:4N:253:TYR:HB2	2.21	0.40
23:4Q:19:ILE:O	23:4Q:20:PRO:C	2.59	0.40

Continued on next page...

Continued from previous page...

Atom-1	Atom-2	Interatomic distance (Å)	Clash overlap (Å)
23:4Q:269:LEU:H	23:4Q:269:LEU:HG	1.62	0.40
25:4T:422:ASP:OD1	25:4T:423:THR:N	2.49	0.40
26:4V:140:HIS:HD2	26:4V:146:LEU:HD22	1.86	0.40
27:4Y:229:VAL:O	27:4Y:246:VAL:HA	2.21	0.40
30:5G:55:LYS:HB3	30:5G:60:LYS:HD3	2.02	0.40
31:5I:577:ARG:HA	31:5I:577:ARG:HD3	1.82	0.40
33:5N:267:ASN:OD1	41:HO:362:LYS:NZ	2.38	0.40
33:5O:135:LYS:HA	33:5O:135:LYS:HE3	2.02	0.40
34:5R:375:LYS:H	34:5R:375:LYS:HG3	1.49	0.40
36:5X:35:THR:O	36:5X:37:ALA:N	2.53	0.40
36:5X:248:ASP:OD1	36:5X:256:ARG:NH2	2.54	0.40
39:6H:30:ALA:HB2	39:6H:67:ILE:HD11	2.03	0.40
40:AA:115:ILE:HA	40:AA:118:VAL:HG12	2.03	0.40
41:AB:100:ASN:HB3	41:AB:103:LYS:HB2	2.03	0.40
40:AH:215:ARG:NH2	40:AH:299:ALA:O	2.54	0.40
41:AM:139:LEU:HD12	41:AM:139:LEU:HA	1.90	0.40
41:BB:7:LEU:HA	41:BB:64:VAL:HG13	2.03	0.40
41:BB:26:ASP:HB2	41:BB:359:ARG:HH21	1.86	0.40
41:BB:130:LEU:HD12	41:BB:130:LEU:HA	1.95	0.40
41:BB:259:PRO:O	40:BG:405:HIS:HE1	2.04	0.40
40:BI:72:PRO:HD2	41:BP:2:ARG:HH11	1.86	0.40
41:BM:216:LYS:HE2	41:BM:216:LYS:HB2	1.78	0.40
41:BM:393:ALA:O	41:BM:395:LEU:N	2.54	0.40
41:BN:139:LEU:HD12	41:BN:139:LEU:HA	1.90	0.40
41:BP:211:CYS:HA	41:BP:215:LEU:HD12	2.03	0.40
41:BP:271:ALA:HB3	41:BP:272:PRO:CD	2.51	0.40
41:BP:271:ALA:O	41:BP:273:LEU:N	2.52	0.40
41:BP:331:LEU:HD12	41:BP:331:LEU:HA	1.89	0.40
40:CA:280:LYS:H	40:CA:280:LYS:HG2	1.50	0.40
41:CB:7:LEU:HB3	41:CB:135:LEU:HD13	2.04	0.40
41:CB:87:PRO:HA	41:CB:90:PHE:HD1	1.86	0.40
40:CE:7:VAL:HG12	40:CE:9:VAL:HG23	2.04	0.40
40:CF:138:PHE:CE1	40:CF:235:VAL:HG11	2.56	0.40
40:CF:176:GLN:HG2	41:CM:331:LEU:HD11	2.03	0.40
40:CI:88:HIS:HA	40:CI:89:PRO:HD3	1.90	0.40
41:CL:323:MET:SD	41:CL:353:VAL:HG21	2.61	0.40
41:CM:24:ILE:HG23	41:CM:234:SER:HB2	2.03	0.40
41:CM:86:ARG:HH12	41:DM:282:ARG:HA	1.86	0.40
41:CN:49:VAL:HG21	41:CN:240:LEU:O	2.21	0.40
41:CO:284:LEU:HD12	41:CO:284:LEU:HA	1.99	0.40
41:CO:285:THR:O	41:CO:286:VAL:C	2.60	0.40

Continued on next page...

Continued from previous page...

Atom-1	Atom-2	Interatomic distance (Å)	Clash overlap (Å)
41:CP:313:VAL:HB	41:CP:367:PHE:CE1	2.50	0.40
40:DA:51:THR:O	40:DA:64:ARG:HD2	2.20	0.40
40:DA:163:LYS:O	40:DA:165:SER:N	2.54	0.40
40:DA:216:ASN:ND2	40:DA:275:VAL:HG13	2.36	0.40
40:DA:313:MET:O	40:DA:314:ALA:HB2	2.21	0.40
40:DA:406:TRP:CE3	40:DA:406:TRP:HA	2.55	0.40
40:DA:412:MET:O	40:DA:413:GLU:C	2.58	0.40
40:DA:435:GLY:O	40:DA:436:MET:C	2.59	0.40
41:DB:61:PRO:HG2	41:DB:84:ILE:CG2	2.44	0.40
41:DB:174:LYS:HD2	41:DB:175:VAL:HG12	2.02	0.40
41:DB:182:PRO:HG3	41:DB:384:GLN:HB3	2.02	0.40
40:DE:168:GLU:O	40:DE:201:ALA:HA	2.21	0.40
40:DE:216:ASN:CB	40:DE:275:VAL:HB	2.45	0.40
40:DF:98:ASP:O	40:DF:110:ILE:HG12	2.21	0.40
40:DG:35:GLN:OE1	40:DG:35:GLN:N	2.40	0.40
40:DG:315:CYS:HA	40:DG:377:LEU:O	2.21	0.40
40:DH:209:ILE:HB	40:DH:227:LEU:HD12	2.03	0.40
40:DI:65:ALA:O	40:DI:91:GLN:HG2	2.21	0.40
40:DI:288:VAL:HG22	40:DI:372:ARG:HD2	2.03	0.40
41:DM:27:GLU:HB3	41:DM:28:HIS:H	1.73	0.40
41:DM:170:VAL:HB	41:DM:171:PRO:HD2	2.02	0.40
41:DN:21:TRP:HZ2	41:DN:63:ALA:HB2	1.86	0.40
41:DN:290:THR:OG1	41:DN:291:GLN:N	2.54	0.40
41:DN:334:GLN:HE22	41:DN:348:ASN:H	1.69	0.40
41:DP:136:THR:HG23	41:DP:167:PHE:O	2.20	0.40
40:EA:255:PHE:CZ	40:EA:318:LEU:HD21	2.55	0.40
40:EA:311:LYS:N	40:EA:381:THR:OG1	2.46	0.40
41:EB:260:PHE:HE2	41:EB:344:TRP:HH2	1.69	0.40
40:EF:10:GLY:HA2	40:EF:145:THR:HG23	2.02	0.40
40:EH:131:GLY:O	40:EH:133:GLN:N	2.54	0.40
40:EI:219:ILE:HD12	40:EI:221:ARG:H	1.86	0.40
41:EL:309:ARG:N	41:EL:372:THR:OG1	2.54	0.40
41:EM:103:LYS:O	41:EM:105:HIS:N	2.54	0.40
41:EM:342:VAL:HB	41:EM:344:TRP:HD1	1.86	0.40
41:EM:397:TRP:O	41:EM:400:GLY:N	2.54	0.40
41:EN:3:GLU:HA	41:EN:49:VAL:HA	2.03	0.40
41:EN:28:HIS:ND1	41:EN:47:ILE:HG13	2.36	0.40
41:EN:167:PHE:CZ	41:EN:233:MET:HG2	2.56	0.40
41:EO:101:TRP:HD1	41:EO:146:GLY:HA2	1.86	0.40
40:FA:115:ILE:HG13	40:FA:119:LEU:HD23	2.04	0.40
41:FB:100:ASN:HB2	41:FB:103:LYS:HB2	2.03	0.40

Continued on next page...

Continued from previous page...

Atom-1	Atom-2	Interatomic distance (Å)	Clash overlap (Å)
41:FB:257:MET:CE	41:FB:314:ALA:HB2	2.51	0.40
41:FB:286:VAL:HG22	41:FB:321:MET:HE2	2.02	0.40
40:FE:115:ILE:HA	40:FE:118:VAL:HG12	2.03	0.40
40:FE:210:TYR:HE1	40:FE:227:LEU:HD11	1.86	0.40
40:FI:164:LYS:HE2	40:FI:164:LYS:HB2	1.88	0.40
41:FO:12:CYS:SG	41:FO:138:SER:HB3	2.62	0.40
41:FP:149:THR:HG21	41:FP:188:SER:HA	2.02	0.40
40:GA:171:ILE:HD12	42:GA:501:GTP:H1'	2.03	0.40
41:GB:145:SER:HB2	41:GB:188:SER:HB3	2.02	0.40
40:GE:174:ALA:CB	40:GE:178:SER:H	2.34	0.40
40:GE:338:LYS:HE3	40:GE:338:LYS:HB3	1.77	0.40
40:GG:326:LYS:HA	40:GG:329:ASN:HB2	2.02	0.40
40:GI:259:LEU:HD23	40:GI:259:LEU:HA	1.90	0.40
41:GM:345:ILE:HG22	41:GM:348:ASN:HB3	2.03	0.40
41:GN:262:ARG:O	41:GN:264:HIS:N	2.54	0.40
40:HE:116:ASP:O	40:HE:117:LEU:C	2.59	0.40
40:HE:248:LEU:HD22	40:HE:248:LEU:HA	1.76	0.40
40:HF:11:GLN:HG3	40:HF:74:VAL:HG11	2.03	0.40
40:HI:71:GLU:HB3	40:HI:98:ASP:HA	2.03	0.40
40:HI:421:ARG:HD2	40:HI:421:ARG:HA	1.63	0.40
41:HN:239:CYS:HB2	41:HN:248:ALA:H	1.86	0.40
40:IF:224:TYR:CZ	41:IM:323:MET:HG2	2.56	0.40
40:II:71:GLU:HB3	40:II:98:ASP:HA	2.03	0.40
41:IN:159:TYR:HB3	41:IN:162:ARG:HD3	2.02	0.40
41:IP:87:PRO:HA	41:IP:90:PHE:CD2	2.56	0.40
40:JA:254:GLU:O	40:JA:258:ASN:HB2	2.21	0.40
41:JB:294:PHE:HZ	41:JB:313:VAL:HG11	1.86	0.40
40:JD:391:ASP:HB3	40:JD:421:ARG:CZ	2.51	0.40
40:JE:137:ILE:HG21	40:JE:137:ILE:HD13	1.89	0.40
40:JE:297:GLU:HA	40:JE:298:PRO:HD3	1.95	0.40
40:JF:70:LEU:HD12	40:JF:99:ALA:HB2	2.02	0.40
40:JH:234:ILE:HG23	40:JH:375:CYS:SG	2.61	0.40
41:JL:202:ILE:HD13	41:JL:229:VAL:HG13	2.03	0.40
41:JL:320:ARG:HE	41:JL:320:ARG:HB3	1.77	0.40
41:JM:2:ARG:HA	41:JM:129:CYS:O	2.20	0.40
41:JM:24:ILE:O	41:JM:27:GLU:HG3	2.21	0.40
41:JM:103:LYS:HA	41:JM:107:THR:OG1	2.21	0.40
41:JM:167:PHE:HB3	41:JM:202:ILE:HD11	2.03	0.40
41:JO:274:THR:OG1	41:JO:282:ARG:NH1	2.54	0.40
40:KA:217:LEU:HA	40:KA:277:SER:HB2	2.01	0.40
40:KE:349:THR:HG23	41:KM:176:SER:HB3	2.02	0.40

Continued on next page...

Continued from previous page...

Atom-1	Atom-2	Interatomic distance (Å)	Clash overlap (Å)
40:KF:210:TYR:CE1	40:KF:227:LEU:HD11	2.56	0.40
40:KG:60:LYS:HG2	40:LG:282:TYR:O	2.21	0.40
40:KG:326:LYS:NZ	41:KO:208:TYR:HB2	2.36	0.40
40:KH:370:VAL:HG22	40:KH:372:ARG:H	1.86	0.40
40:KH:424:MET:O	40:KH:428:GLU:HG2	2.22	0.40
41:KL:111:GLU:H	41:KL:111:GLU:HG2	1.30	0.40
41:KL:294:PHE:CZ	41:KL:313:VAL:HG11	2.56	0.40
41:LB:273:LEU:O	41:LB:292:GLN:NE2	2.39	0.40
40:LD:28:HIS:NE2	40:LD:243:ARG:HD2	2.36	0.40
40:LE:70:LEU:HB2	40:LE:145:THR:HG22	2.03	0.40
40:LF:11:GLN:HG3	40:LF:15:GLN:HE21	1.86	0.40
40:LF:22:GLU:HG2	40:LF:26:LEU:HD23	2.03	0.40
40:LF:323:VAL:CG1	40:LF:355:ILE:HG23	2.51	0.40
40:LG:72:PRO:HB2	40:LG:73:THR:H	1.76	0.40
40:LH:335:ILE:HD13	40:LH:335:ILE:HA	1.90	0.40
41:LM:372:THR:O	41:LM:375:GLN:HG3	2.21	0.40
41:LO:318:ARG:HG2	41:LO:358:PRO:HD3	2.02	0.40
40:MA:99:ALA:HB2	40:MA:110:ILE:HD11	2.02	0.40
40:MA:99:ALA:CB	40:MA:144:GLY:HA3	2.51	0.40
40:MG:96:LYS:HB3	40:MG:96:LYS:HE3	1.67	0.40
40:MH:190:THR:O	40:MH:194:THR:HG23	2.22	0.40
41:ML:202:ILE:HD13	41:ML:229:VAL:HG13	2.03	0.40
41:ML:344:TRP:HD1	41:ML:428:CYS:HG	1.68	0.40
41:MO:147:MET:HE2	41:MO:147:MET:HB2	1.90	0.40
41:MO:245:GLN:H	41:MO:245:GLN:HG2	1.63	0.40
40:NA:67:PHE:HB3	40:NA:75:ILE:HD12	2.03	0.40
40:NA:179:THR:HG23	41:NN:351:THR:HB	2.03	0.40
40:NA:401:ARG:HA	40:NA:401:ARG:HD3	1.95	0.40
40:ND:130:THR:O	40:ND:130:THR:OG1	2.35	0.40
40:ND:290:GLU:O	40:ND:294:ALA:N	2.47	0.40
40:ND:431:TYR:O	40:ND:434:VAL:HB	2.21	0.40
40:NE:276:ILE:HD12	40:NE:281:ALA:HA	2.03	0.40
40:NE:390:LEU:HD23	40:NE:390:LEU:HA	1.94	0.40
40:NH:123:ARG:NH2	40:OH:293:ASN:OD1	2.51	0.40
41:OB:180:VAL:HG23	41:OB:184:ASN:HD21	1.86	0.40
40:OD:121:ARG:HD2	40:OD:124:LYS:NZ	2.35	0.40
40:OD:145:THR:OG1	42:OD:501:GTP:O3B	2.39	0.40
40:OE:270:ALA:HA	40:OE:377:LEU:HD13	2.03	0.40
40:OG:9:VAL:HG23	40:OG:139:HIS:HB3	2.04	0.40
40:OH:69:ASP:O	40:OH:70:LEU:C	2.58	0.40
41:OM:122:LYS:NZ	41:PM:291:GLN:HB3	2.36	0.40

Continued on next page...

Continued from previous page...

Atom-1	Atom-2	Interatomic distance (Å)	Clash overlap (Å)
41:ON:273:LEU:HD23	41:ON:273:LEU:HA	1.96	0.40
41:OP:40:SER:HB3	41:OP:43:GLN:HB2	2.02	0.40
41:OP:392:LYS:HD2	41:OP:395:LEU:HD22	2.03	0.40
40:PA:319:TYR:HB3	40:PA:323:VAL:HG11	2.02	0.40
41:PB:19:LYS:HZ1	41:PB:227:HIS:CA	2.29	0.40
41:PB:255:VAL:HG22	40:PG:406:TRP:CE3	2.56	0.40
40:PD:205:ASP:HB2	40:PD:303:VAL:HG22	2.02	0.40
40:PD:320:ARG:NH1	40:PD:358:GLN:O	2.54	0.40
40:PF:28:HIS:HB2	40:PF:30:ILE:HD12	2.03	0.40
40:PF:239:THR:OG1	40:PF:243:ARG:NH2	2.53	0.40
41:PM:199:THR:OG1	41:PM:265:PHE:HA	2.21	0.40
41:QB:9:ALA:HA	41:QB:66:VAL:H	1.85	0.40
41:QB:337:ASN:O	41:QB:338:SER:C	2.60	0.40
41:QB:347:ASN:HB3	40:QG:178:SER:OG	2.20	0.40
41:QB:406:MET:O	41:QB:407:GLU:C	2.60	0.40
40:QF:191:THR:O	40:QF:195:LEU:HG	2.21	0.40
40:QF:278:ALA:HA	40:QF:368:ALA:HB2	2.02	0.40
40:QH:345:ASP:N	40:QH:345:ASP:OD1	2.55	0.40
41:QL:240:LEU:H	41:QL:240:LEU:HD23	1.87	0.40
41:QM:2:ARG:HE	41:QM:240:LEU:HD12	1.86	0.40
41:QP:70:PRO:HD3	41:QP:95:SER:O	2.21	0.40
41:QP:79:GLY:O	41:QP:80:PRO:C	2.59	0.40
41:QP:139:LEU:HD12	41:QP:170:VAL:HA	2.02	0.40
40:RA:205:ASP:HB3	40:RA:303:VAL:HA	2.04	0.40
41:RB:330:MET:O	41:RB:334:GLN:HG2	2.21	0.40
40:RG:261:PRO:HB2	40:RG:346:TRP:HH2	1.86	0.40
40:RH:88:HIS:HA	40:RH:89:PRO:HD3	1.95	0.40
40:RH:181:VAL:HG23	40:RH:182:VAL:HG13	2.02	0.40
41:RM:41:ASP:N	41:RM:41:ASP:OD1	2.48	0.40
41:RM:215:LEU:HD11	41:RM:228:LEU:HD11	2.04	0.40
41:RN:407:GLU:HA	41:RN:410:GLU:OE2	2.22	0.40
41:RP:31:ASP:OD1	41:RP:34:GLY:N	2.52	0.40
41:RP:217:LEU:HD22	41:RP:224:ASP:OD2	2.21	0.40
40:SA:91:GLN:HE22	40:SA:125:LEU:HD11	1.85	0.40
41:SB:229:VAL:O	41:SB:233:MET:HG2	2.21	0.40
41:SB:256:ASN:HD21	40:SG:182:VAL:HG12	1.85	0.40
41:SB:413:SER:OG	41:SB:414:ASN:N	2.52	0.40
41:SM:26:ASP:N	41:SM:26:ASP:OD1	2.44	0.40
41:SM:139:LEU:HD23	41:SM:139:LEU:HA	1.91	0.40
41:SM:322:SER:OG	41:SM:323:MET:N	2.54	0.40
41:SO:1:MET:HB2	41:SO:2:ARG:H	1.46	0.40

Continued on next page...

Continued from previous page...

Atom-1	Atom-2	Interatomic distance (Å)	Clash overlap (Å)
41:SO:68:LEU:HA	41:SO:68:LEU:HD13	1.68	0.40
41:SO:152:ILE:H	41:SO:152:ILE:HG13	1.71	0.40
41:SO:192:LEU:HD13	41:SO:196:THR:HG21	2.02	0.40
41:SO:303:CYS:SG	41:SO:303:CYS:O	2.79	0.40
41:TB:51:TYR:HB3	41:TB:59:TYR:HB3	2.02	0.40
40:TF:244:PHE:HD2	40:TF:356:ASN:HD21	1.67	0.40
40:TF:320:ARG:HG2	40:TF:373:ALA:HB3	2.02	0.40
41:TL:116:VAL:HA	41:TL:119:VAL:HG12	2.03	0.40
41:TM:332:ASN:HA	41:TM:335:ASN:HD22	1.85	0.40
41:UB:255:VAL:HA	40:UG:406:TRP:CZ3	2.56	0.40
40:UG:207:GLU:HA	40:UG:210:TYR:CD2	2.56	0.40
40:UH:115:ILE:HA	40:UH:118:VAL:HG12	2.03	0.40
40:UI:162:GLY:C	40:UI:164:LYS:N	2.75	0.40
40:UI:208:ALA:HB3	40:UI:302:MET:O	2.21	0.40
41:UN:121:ARG:NH2	41:UN:158:GLU:OE1	2.54	0.40
41:UN:134:GLN:HA	41:UN:165:ASN:HB2	2.02	0.40
41:UN:318:ARG:O	41:UN:363:MET:HA	2.20	0.40
41:UO:70:PRO:HA	41:UO:73:MET:HE1	2.03	0.40
41:UP:242:PHE:HB3	41:UP:356:ILE:HB	2.01	0.40
40:VH:169:PHE:CE2	40:VH:235:VAL:HG22	2.56	0.40
40:VI:231:ILE:HA	40:VI:234:ILE:HG22	2.03	0.40
40:VI:332:ILE:HG23	40:VI:351:PHE:HD2	1.86	0.40
41:VN:250:LEU:HD23	41:VN:250:LEU:HA	1.91	0.40
40:WA:28:HIS:CE1	40:WA:243:ARG:HD2	2.56	0.40
40:WA:55:GLU:CD	40:WA:57:GLY:H	2.24	0.40
40:WE:21:TRP:CZ2	40:WE:65:ALA:HB2	2.56	0.40
40:WF:226:ASN:ND2	40:WF:366:ASP:OD2	2.54	0.40
40:WH:141:PHE:HB2	40:WH:173:PRO:HG3	2.02	0.40
40:WH:319:TYR:HD1	40:WH:374:VAL:HB	1.86	0.40
41:WM:247:ASN:OD1	41:WM:247:ASN:N	2.54	0.40
41:WN:310:TYR:CE1	41:WN:371:SER:HB3	2.57	0.40
41:WO:261:PRO:O	41:WO:264:HIS:ND1	2.54	0.40
41:WP:132:GLY:HA3	41:WP:163:ILE:O	2.21	0.40
41:WQ:267:MET:SD	41:WQ:303:CYS:HB2	2.61	0.40
7:1S:398:ILE:HD11	7:1S:434:SER:HB3	2.02	0.40
7:1T:83:GLN:HE21	7:1T:91:ALA:HA	1.86	0.40
7:1T:398:ILE:H	7:1T:398:ILE:HG12	1.64	0.40
7:1U:115:GLU:OE2	7:1U:162:THR:HA	2.21	0.40
8:1X:142:THR:O	8:1X:146:ILE:HG13	2.21	0.40
8:1Y:191:ASP:O	8:1Y:195:ILE:HG12	2.21	0.40
9:2B:213:LEU:HD21	40:TG:371:GLN:NE2	2.36	0.40

Continued on next page...

Continued from previous page...

Atom-1	Atom-2	Interatomic distance (Å)	Clash overlap (Å)
11:2I:182:LYS:HD2	11:2I:182:LYS:HA	1.49	0.40
11:2K:50:GLY:HA3	41:LO:121:ARG:NH1	2.36	0.40
11:2K:224:LYS:HZ3	11:2K:224:LYS:HG3	1.69	0.40
12:2P:254:CYS:SG	12:2P:255:LEU:N	2.90	0.40
12:2Q:174:HIS:HA	12:2Q:177:VAL:HG12	2.03	0.40
13:2T:71:ILE:HG22	13:2T:151:THR:HB	2.02	0.40
13:2X:24:ILE:HG13	13:2X:25:TRP:CD1	2.57	0.40
17:3P:453:ALA:O	17:3P:454:THR:C	2.60	0.40
17:3R:205:ARG:HB2	17:3R:210:LEU:CD1	2.50	0.40
18:3T:192:ARG:O	18:3T:196:GLN:HG3	2.21	0.40
18:3V:67:ALA:O	18:3V:71:ARG:HG2	2.21	0.40
20:4A:94:LYS:HD2	20:4A:94:LYS:HA	1.32	0.40
20:4A:169:GLN:O	20:4A:171:GLN:N	2.55	0.40
21:4D:514:LYS:O	21:4D:517:GLU:HG2	2.21	0.40
21:4E:478:SER:O	21:4E:481:ASN:N	2.54	0.40
21:4F:222:LYS:HA	21:4F:222:LYS:HD3	1.90	0.40
22:4H:37:SER:HB3	22:4H:40:LYS:HZ2	1.86	0.40
22:4I:650:LYS:HB2	22:4I:652:VAL:CG2	2.52	0.40
22:4I:676:ALA:O	22:4I:680:LYS:N	2.55	0.40
22:4J:529:THR:O	22:4J:533:MET:HG2	2.21	0.40
23:4R:19:ILE:HD13	23:4R:19:ILE:H	1.84	0.40
26:4V:102:ALA:HB1	26:4V:105:LYS:HB2	2.03	0.40
28:5B:87:THR:O	28:5B:89:TRP:N	2.53	0.40
31:5J:798:LEU:HD13	41:IM:215:LEU:HD12	2.03	0.40
37:6A:33:LEU:HA	41:UO:280:GLN:HE22	1.85	0.40
39:6G:78:LEU:HD23	39:6G:78:LEU:HA	1.97	0.40
39:6G:124:VAL:HA	39:6G:127:LEU:HD12	2.02	0.40
40:AA:6:SER:O	40:AA:65:ALA:HA	2.21	0.40
41:AL:107:THR:OG1	41:AL:108:GLU:N	2.54	0.40
40:BA:24:TYR:HE1	40:BA:236:SER:HB2	1.86	0.40
41:BB:12:CYS:HB2	43:BB:501:GDP:O4'	2.21	0.40
40:BE:221:ARG:HA	41:BL:324:LYS:HE2	2.03	0.40
40:BG:217:LEU:HA	40:BG:277:SER:HB3	2.02	0.40
40:BH:21:TRP:CZ2	40:BH:65:ALA:HB2	2.57	0.40
40:BH:252:LEU:HA	40:BH:255:PHE:CD2	2.50	0.40
40:BH:363:VAL:O	40:BH:365:GLY:N	2.54	0.40
40:BI:279:GLU:HG2	40:BI:280:LYS:HG3	2.03	0.40
40:BI:400:LYS:HB3	40:BI:400:LYS:HE2	1.55	0.40
41:BL:152:ILE:HG23	41:BL:164:MET:SD	2.60	0.40
41:BM:183:TYR:O	41:BM:184:ASN:C	2.59	0.40
41:BM:331:LEU:HD11	41:BM:335:ASN:HD21	1.86	0.40

Continued on next page...

Continued from previous page...

Atom-1	Atom-2	Interatomic distance (Å)	Clash overlap (Å)
41:BN:270:PHE:HD1	41:BN:273:LEU:HG	1.86	0.40
41:BO:97:ALA:O	41:BO:98:GLY:C	2.60	0.40
41:BO:216:LYS:HD3	41:BO:216:LYS:HA	1.77	0.40
41:BO:221:THR:HG23	41:BO:224:ASP:H	1.87	0.40
41:BP:102:ALA:HB2	41:BP:403:MET:HG3	2.02	0.40
41:BP:183:TYR:CE2	41:BP:395:LEU:HD12	2.56	0.40
40:CA:265:ILE:H	40:CA:265:ILE:HG12	1.68	0.40
40:CA:312:TYR:CG	40:CA:341:ILE:HD11	2.55	0.40
40:CG:195:LEU:HG	40:CG:266:HIS:NE2	2.37	0.40
40:CH:57:GLY:O	40:CH:58:ALA:HB3	2.21	0.40
40:CH:109:THR:CG2	40:CH:410:GLU:HG3	2.50	0.40
40:CI:217:LEU:HA	40:CI:277:SER:HB3	2.03	0.40
41:CL:58:LYS:HA	41:CL:58:LYS:HD3	1.35	0.40
41:CM:202:ILE:HD13	41:CM:229:VAL:HG11	2.03	0.40
41:CP:332:ASN:HA	41:CP:335:ASN:ND2	2.36	0.40
41:CP:425:ARG:O	41:CP:428:CYS:N	2.54	0.40
40:DA:195:LEU:HD13	40:DA:195:LEU:HA	1.84	0.40
40:DA:418:SER:O	40:DA:419:GLU:C	2.59	0.40
41:DB:215:LEU:O	41:DB:216:LYS:C	2.59	0.40
40:DE:15:GLN:H	40:DE:15:GLN:HG2	1.56	0.40
40:DE:159:VAL:HB	40:DE:160:ASP:H	1.74	0.40
40:DE:255:PHE:O	40:DE:256:GLN:C	2.58	0.40
40:DF:416:GLU:O	40:DF:417:PHE:C	2.60	0.40
40:DG:232:SER:HA	40:DG:235:VAL:HG12	2.03	0.40
40:DH:86:LEU:HD12	40:DH:86:LEU:HA	1.92	0.40
40:DH:305:CYS:O	40:DH:305:CYS:SG	2.79	0.40
40:DI:119:LEU:HG	40:DI:120:ASP:N	2.35	0.40
41:DL:86:ARG:HH12	41:EL:282:ARG:HA	1.86	0.40
41:DL:119:VAL:O	41:DL:120:VAL:C	2.59	0.40
41:DL:273:LEU:H	41:DL:292:GLN:HE22	1.69	0.40
41:DM:101:TRP:CD1	41:DM:187:LEU:HD13	2.56	0.40
41:DN:193:VAL:HG12	41:DN:194:GLU:H	1.85	0.40
41:DN:292:GLN:O	41:DN:295:ASP:HB2	2.20	0.40
40:EA:48:SER:O	40:EA:51:THR:HG22	2.20	0.40
41:EB:190:HIS:CE1	41:EB:414:ASN:HD22	2.39	0.40
40:EF:121:ARG:HD3	40:EF:121:ARG:HA	1.82	0.40
40:EF:238:ILE:HD12	40:EF:238:ILE:HA	1.89	0.40
40:EG:23:LEU:HD11	40:EG:233:GLN:HE21	1.86	0.40
40:EG:310:GLY:HA3	40:EG:382:ALA:HB2	2.03	0.40
40:EH:124:LYS:HE2	40:EH:124:LYS:HB2	1.33	0.40
40:EH:359:PRO:O	40:EH:360:PRO:C	2.59	0.40

Continued on next page...

Continued from previous page...

Atom-1	Atom-2	Interatomic distance (Å)	Clash overlap (Å)
40:EI:278:ALA:O	40:EI:280:LYS:N	2.54	0.40
41:EM:46:ARG:HE	41:EM:46:ARG:HB2	1.74	0.40
41:EM:104:GLY:O	41:EM:147:MET:N	2.54	0.40
41:EM:337:ASN:OD1	41:EM:337:ASN:N	2.54	0.40
41:EO:117:LEU:HB3	41:EO:121:ARG:NH1	2.36	0.40
41:EO:255:VAL:HG13	41:EO:256:ASN:OD1	2.21	0.40
41:EP:201:CYS:O	41:EP:268:PRO:HD3	2.21	0.40
40:FA:218:ASP:O	40:FA:219:ILE:C	2.59	0.40
40:FA:255:PHE:CE1	40:FA:318:LEU:HD21	2.56	0.40
40:FA:418:SER:OG	40:FA:419:GLU:N	2.54	0.40
41:FB:67:ASP:OD1	41:FB:68:LEU:N	2.53	0.40
41:FB:247:ASN:OD1	41:FB:247:ASN:N	2.54	0.40
40:FE:242:LEU:H	40:FE:242:LEU:HD23	1.86	0.40
40:FF:255:PHE:HZ	40:FF:318:LEU:HD21	1.86	0.40
40:FF:264:ARG:NH2	40:FF:423:ASP:OD1	2.54	0.40
40:FG:336:LYS:NZ	41:FO:174:LYS:O	2.50	0.40
40:FI:238:ILE:HG23	40:FI:239:THR:HG23	2.03	0.40
40:GA:273:ALA:HB2	40:GA:295:CYS:SG	2.61	0.40
40:GA:393:LYS:HD3	41:GN:346:PRO:HG2	2.04	0.40
40:GE:288:VAL:O	40:GE:289:ALA:C	2.59	0.40
40:GF:212:ILE:HD13	40:GF:300:ASN:HA	2.02	0.40
40:GH:13:GLY:O	40:GH:14:VAL:C	2.59	0.40
40:GI:188:ILE:HG13	40:GI:394:PHE:CB	2.50	0.40
40:GI:326:LYS:HA	40:GI:329:ASN:ND2	2.36	0.40
41:GN:100:ASN:O	41:GN:103:LYS:N	2.54	0.40
41:GN:221:THR:C	41:GN:223:GLY:H	2.24	0.40
41:GN:285:THR:HB	41:GN:287:PRO:HD2	2.02	0.40
40:HA:265:ILE:HG23	40:HA:431:TYR:HE1	1.86	0.40
40:HE:261:PRO:HA	41:HM:394:PHE:HE2	1.84	0.40
40:HE:316:CYS:SG	40:HE:377:LEU:HB2	2.61	0.40
40:HF:51:THR:HG23	40:HF:52:PHE:CD2	2.56	0.40
40:HG:97:GLU:HG3	40:HG:98:ASP:H	1.86	0.40
40:HG:227:LEU:O	40:HG:231:ILE:HG12	2.21	0.40
40:HI:60:LYS:HE2	40:II:283:HIS:HD2	1.86	0.40
41:HN:2:ARG:H	41:HN:2:ARG:HG2	1.65	0.40
41:HQ:271:ALA:HB1	41:HQ:292:GLN:HB3	2.03	0.40
40:IA:405:HIS:CG	41:IN:261:PRO:HG3	2.56	0.40
41:IB:41:ASP:OD1	41:IB:41:ASP:N	2.51	0.40
41:IB:273:LEU:HD23	41:IB:273:LEU:HA	1.90	0.40
41:IB:323:MET:SD	41:IB:353:VAL:HG21	2.61	0.40
40:IE:75:ILE:HG12	40:IE:92:LEU:HB3	2.03	0.40

Continued on next page...

Continued from previous page...

Atom-1	Atom-2	Interatomic distance (Å)	Clash overlap (Å)
40:IF:390:LEU:HD23	40:IF:390:LEU:HA	1.88	0.40
40:IH:210:TYR:HE1	40:IH:227:LEU:HD11	1.86	0.40
41:IN:44:LEU:HD12	41:IN:47:ILE:HG21	2.03	0.40
41:IN:317:PHE:HB2	41:IN:353:VAL:HG12	2.03	0.40
41:IP:26:ASP:O	41:IP:359:ARG:NE	2.54	0.40
41:IQ:142:GLY:O	41:IQ:144:GLY:N	2.53	0.40
40:JD:112:LYS:HA	40:JD:115:ILE:HG22	2.02	0.40
40:JD:217:LEU:HB3	40:JD:219:ILE:HG13	2.03	0.40
40:JE:254:GLU:OE2	41:JM:98:GLY:HA2	2.21	0.40
40:JF:224:TYR:HD2	41:JM:323:MET:HG3	1.82	0.40
40:JG:219:ILE:HG13	40:JG:222:PRO:HG3	2.03	0.40
41:JL:146:GLY:O	41:JL:149:THR:OG1	2.28	0.40
41:JL:296:ALA:HB1	41:JL:305:PRO:HD2	2.04	0.40
41:JM:375:GLN:O	41:JM:376:GLU:C	2.59	0.40
41:JN:116:VAL:HG11	41:JN:151:LEU:HD11	2.03	0.40
41:JO:102:ALA:HB1	41:JO:401:GLU:HB2	2.02	0.40
41:KB:383:GLU:HA	41:KB:386:THR:HG22	2.03	0.40
40:KD:153:LEU:HD23	40:KD:153:LEU:HA	1.90	0.40
40:KD:202:PHE:CE1	40:KD:377:LEU:HD13	2.56	0.40
40:KD:206:ASN:OD1	42:KD:501:GTP:O2'	2.26	0.40
40:KD:254:GLU:HA	40:KD:257:THR:HG22	2.03	0.40
40:KF:13:GLY:O	40:KF:16:ILE:HB	2.21	0.40
40:KH:207:GLU:O	40:KH:210:TYR:HB2	2.20	0.40
41:KL:39:ASP:HB2	41:KL:40:SER:H	1.65	0.40
40:LA:217:LEU:HD21	40:LA:367:LEU:HD12	2.03	0.40
40:LF:397:MET:HB3	40:LF:402:ALA:HB3	2.04	0.40
40:LG:50:ASN:O	40:LG:64:ARG:NH1	2.55	0.40
40:LG:71:GLU:HG2	40:LG:72:PRO:HD2	2.02	0.40
40:LG:352:LYS:HG2	41:LO:179:VAL:CG2	2.52	0.40
41:LL:32:PRO:HG3	41:LL:81:PHE:CE1	2.56	0.40
41:LO:138:SER:OG	43:LO:502:GDP:O1A	2.39	0.40
40:MA:88:HIS:ND1	40:MA:89:PRO:HD2	2.37	0.40
40:MA:107:HIS:HB2	40:MA:148:GLY:HA2	2.02	0.40
40:MA:228:ASN:ND2	42:MN:501:GTP:HN21	2.19	0.40
40:MD:371:GLN:HG3	40:MD:372:ARG:HH11	1.86	0.40
40:MF:349:THR:HB	41:MN:176:SER:CB	2.51	0.40
40:MG:273:ALA:HB3	40:MG:374:VAL:H	1.87	0.40
40:NA:209:ILE:HA	40:NA:212:ILE:HG12	2.04	0.40
41:NB:2:ARG:HG2	41:NB:131:GLN:HE21	1.87	0.40
40:NE:204:VAL:HG11	40:NE:231:ILE:HG12	2.04	0.40
40:NF:7:VAL:HG13	40:NF:66:VAL:HB	2.02	0.40

Continued on next page...

Continued from previous page...

Atom-1	Atom-2	Interatomic distance (Å)	Clash overlap (Å)
40:NF:251:ASP:OD1	40:NF:252:LEU:N	2.53	0.40
41:NP:107:THR:OG1	41:NP:108:GLU:N	2.54	0.40
41:OB:46:ARG:NE	40:OG:73:THR:OG1	2.45	0.40
40:OF:7:VAL:HG23	40:OF:66:VAL:HG13	2.03	0.40
40:OF:209:ILE:HA	40:OF:212:ILE:HG22	2.03	0.40
40:OH:121:ARG:HD2	40:OH:121:ARG:HA	1.76	0.40
40:OH:412:MET:H	40:OH:412:MET:HG2	1.72	0.40
41:OM:21:TRP:HZ3	41:OM:50:TYR:HB3	1.85	0.40
41:OM:267:MET:SD	41:OM:299:MET:HE2	2.61	0.40
41:OM:291:GLN:O	41:OM:295:ASP:HB2	2.22	0.40
41:OO:39:ASP:OD1	41:OO:39:ASP:N	2.54	0.40
41:OP:92:PHE:HE2	41:OP:94:GLN:HE22	1.69	0.40
40:PE:169:PHE:HE1	40:PE:202:PHE:HD2	1.69	0.40
40:PF:326:LYS:HD3	40:PF:326:LYS:HA	1.80	0.40
40:PG:413:GLU:HG2	40:PG:416:GLU:HG3	2.04	0.40
40:PH:191:THR:HA	40:PH:194:THR:HG1	1.87	0.40
41:PL:19:LYS:HA	41:PL:19:LYS:HD3	1.91	0.40
40:QA:103:TYR:N	40:QA:186:ASN:OD1	2.54	0.40
41:QB:194:GLU:H	41:QB:194:GLU:HG2	1.47	0.40
40:QE:56:THR:HB	40:RE:285:GLN:HA	2.03	0.40
40:QE:394:PHE:HD2	40:QE:421:ARG:HD3	1.85	0.40
40:QF:117:LEU:HD23	40:QF:117:LEU:HA	1.90	0.40
40:QF:177:VAL:HG12	41:QM:331:LEU:HG	2.03	0.40
40:QG:54:SER:OG	40:QG:64:ARG:NE	2.44	0.40
41:QL:167:PHE:HD2	41:QL:202:ILE:HD11	1.86	0.40
41:QP:183:TYR:O	41:QP:186:THR:OG1	2.37	0.40
41:QP:375:GLN:O	41:QP:376:GLU:C	2.59	0.40
40:RA:88:HIS:HD2	40:RA:89:PRO:HD2	1.86	0.40
40:RF:169:PHE:HZ	40:RF:238:ILE:HG13	1.87	0.40
40:RH:118:VAL:O	40:RH:122:ILE:HG12	2.22	0.40
40:RH:278:ALA:H	40:RH:368:ALA:HB2	1.86	0.40
40:RI:367:LEU:HD23	40:RI:367:LEU:HA	1.91	0.40
41:RM:148:GLY:O	41:RM:152:ILE:HG12	2.21	0.40
41:RO:211:CYS:HA	41:RO:215:LEU:HB2	2.03	0.40
40:SA:247:ALA:O	40:SA:248:LEU:C	2.58	0.40
41:SB:31:ASP:OD1	41:SB:35:THR:N	2.55	0.40
41:SB:102:ALA:HB2	41:SB:398:TYR:HA	2.03	0.40
40:SF:30:ILE:HG13	40:SF:53:PHE:CE2	2.56	0.40
40:SF:53:PHE:HE1	40:SF:63:PRO:HG3	1.86	0.40
40:SG:258:ASN:HA	41:SO:179:VAL:HG22	2.03	0.40
40:SI:405:HIS:CG	41:SP:261:PRO:HG3	2.56	0.40

Continued on next page...

Continued from previous page...

Atom-1	Atom-2	Interatomic distance (Å)	Clash overlap (Å)
41:SM:178:THR:OG1	41:SM:181:GLU:HG3	2.21	0.40
41:SN:45:GLU:OE1	41:SN:46:ARG:HG2	2.22	0.40
41:SO:8:GLN:NE2	41:SO:14:ASN:HA	2.36	0.40
41:SO:102:ALA:O	41:SO:104:GLY:N	2.49	0.40
41:TB:101:TRP:CE2	41:TB:187:LEU:HB3	2.56	0.40
40:TE:212:ILE:HD11	40:TE:216:ASN:HD21	1.86	0.40
40:TF:6:SER:HB3	40:TF:8:HIS:NE2	2.37	0.40
40:TF:30:ILE:HD13	40:TF:61:HIS:HD2	1.84	0.40
41:TO:221:THR:OG1	41:TO:222:TYR:N	2.54	0.40
40:UA:71:GLU:HG2	40:UA:98:ASP:HB2	2.03	0.40
40:UA:265:ILE:HG22	40:UA:379:ASN:HD21	1.86	0.40
40:UA:273:ALA:HB3	40:UA:374:VAL:HG12	2.03	0.40
40:UE:62:VAL:HA	40:UE:63:PRO:HD3	1.94	0.40
40:UF:48:SER:O	40:UF:49:PHE:C	2.59	0.40
40:UF:307:PRO:O	40:UF:308:ARG:C	2.60	0.40
40:UF:400:LYS:HB3	40:UF:400:LYS:HE3	1.60	0.40
40:UH:413:GLU:CD	40:UH:415:GLY:H	2.25	0.40
40:UI:7:VAL:HA	40:UI:66:VAL:HG13	2.03	0.40
40:UI:177:VAL:HG13	41:UP:327:ASP:HB3	2.04	0.40
41:UM:23:VAL:HG23	41:UM:359:ARG:HH22	1.86	0.40
41:UN:206:ALA:O	41:UN:210:ILE:HD12	2.20	0.40
41:UN:341:PHE:HD2	41:UN:348:ASN:HD21	1.69	0.40
41:UP:12:CYS:HB2	43:UP:501:GDP:O4'	2.21	0.40
41:UP:206:ALA:O	41:UP:207:LEU:C	2.59	0.40
41:UP:228:LEU:HD12	41:UP:228:LEU:HA	1.89	0.40
41:UP:294:PHE:HE1	41:UP:313:VAL:HG11	1.86	0.40
40:VA:111:GLY:O	40:VA:115:ILE:HB	2.21	0.40
40:VF:116:ASP:N	40:VF:116:ASP:OD1	2.54	0.40
40:VF:349:THR:HG23	41:VN:179:VAL:HA	2.03	0.40
40:VG:406:TRP:CG	41:VN:255:VAL:HG23	2.56	0.40
40:VI:69:ASP:OD1	40:VI:70:LEU:N	2.53	0.40
41:VN:77:ARG:HD2	41:VN:77:ARG:HA	1.80	0.40
40:WA:3:GLU:HG2	40:WA:64:ARG:CZ	2.52	0.40
40:WE:138:PHE:HE1	40:WE:235:VAL:HG21	1.86	0.40
40:WF:298:PRO:HG2	40:WF:308:ARG:HH21	1.86	0.40
40:WG:136:LEU:HD23	40:WG:169:PHE:HE1	1.86	0.40
41:WM:1:MET:HE2	41:WM:48:ASN:HB2	2.02	0.40
41:WM:19:LYS:HA	41:WM:22:GLU:HB2	2.02	0.40
41:WM:36:TYR:CD1	41:WM:44:LEU:HD22	2.56	0.40
41:WM:101:TRP:O	41:WM:103:LYS:N	2.54	0.40
41:WM:303:CYS:O	41:WM:304:ASP:C	2.60	0.40

Continued on next page...

Continued from previous page...

Atom-1	Atom-2	Interatomic distance (Å)	Clash overlap (Å)
41:WN:188:SER:O	41:WN:189:VAL:C	2.59	0.40
41:WO:165:ASN:HA	41:WO:198:GLU:O	2.21	0.40
41:WO:186:THR:HG22	41:WO:415:MET:SD	2.62	0.40
41:WO:226:ASN:ND2	43:WO:502:GDP:O6	2.42	0.40
7:1S:523:ASP:OD2	7:1S:525:LYS:N	2.53	0.40
7:1T:111:LYS:H	7:1T:111:LYS:NZ	2.19	0.40
7:1T:166:PHE:HD2	7:1T:167:SER:H	1.69	0.40
7:1T:341:PRO:HB2	7:1T:344:THR:CG2	2.51	0.40
7:1T:564:GLY:C	7:1T:566:ASP:H	2.25	0.40
7:1U:54:THR:OG1	7:1U:56:GLU:OE1	2.27	0.40
8:1W:367:ILE:HD13	40:VH:371:GLN:NE2	2.36	0.40
8:1X:77:ILE:O	8:1X:87:GLU:HA	2.21	0.40
11:2J:193:ARG:HD3	11:2J:250:ILE:HG13	2.02	0.40
12:2N:75:PHE:CD2	12:2N:111:LEU:HD11	2.56	0.40
12:2N:85:LEU:HD22	12:2N:87:HIS:CD2	2.56	0.40
13:2U:119:CYS:O	13:2U:120:THR:C	2.59	0.40
13:2V:125:LEU:HD12	13:2V:125:LEU:HA	1.77	0.40
14:3C:9:GLN:HE21	41:MO:304:ASP:N	2.19	0.40
15:3F:151:THR:O	15:3F:155:GLU:HG2	2.21	0.40
15:3F:208:GLU:HB2	15:3F:211:SER:HB3	2.02	0.40
15:3F:348:VAL:O	15:3F:352:LYS:HG2	2.21	0.40
17:3P:278:SER:HB3	17:3P:281:ILE:HD11	2.04	0.40
17:3R:190:ALA:HB3	17:3R:191:PRO:CD	2.48	0.40
20:4A:28:SER:OG	20:4A:29:ARG:N	2.54	0.40
21:4D:81:PRO:HG2	40:MA:32:PRO:HG3	2.03	0.40
21:4D:425:ALA:HB2	21:4D:506:LEU:HD11	2.03	0.40
21:4E:414:MET:HB2	21:4E:415:ASN:H	1.63	0.40
21:4E:487:PRO:C	21:4E:489:ASP:H	2.24	0.40
21:4F:283:ASP:OD1	21:4F:283:ASP:N	2.54	0.40
21:4F:355:TYR:HB3	21:4F:361:ILE:HD11	2.03	0.40
22:4H:91:ASP:CG	41:BL:279:GLN:HE22	2.21	0.40
22:4H:155:ASN:HA	22:4H:167:ILE:O	2.20	0.40
22:4J:637:ARG:HD2	41:EM:56:GLY:HA3	2.03	0.40
22:4K:636:GLU:HA	22:4K:639:ILE:HD12	2.03	0.40
22:4K:676:ALA:HB1	22:4K:680:LYS:HG2	2.04	0.40
23:4N:178:ASP:O	23:4N:179:PRO:C	2.60	0.40
23:4N:250:VAL:O	23:4N:250:VAL:HG22	2.21	0.40
23:4N:261:TYR:CE1	23:4N:265:THR:HG21	2.56	0.40
23:4P:250:VAL:O	23:4P:250:VAL:HG22	2.21	0.40
27:4Y:50:LEU:HD23	27:4Y:50:LEU:HA	1.92	0.40
27:4Z:75:PRO:HD2	27:4Z:77:HIS:HE1	1.86	0.40

Continued on next page...

Continued from previous page...

Atom-1	Atom-2	Interatomic distance (Å)	Clash overlap (Å)
29:5D:44:PHE:HD2	40:GI:31:GLN:HG2	1.86	0.40
31:5I:466:TYR:O	31:5I:469:SER:C	2.60	0.40
33:5O:106:LYS:HZ2	41:HM:31:ASP:HB2	1.87	0.40
34:5Q:289:GLN:HA	40:GE:282:TYR:OH	2.21	0.40
34:5R:361:ASP:O	34:5R:363:ILE:N	2.54	0.40
34:5R:387:LYS:HB3	34:5R:387:LYS:HE3	1.35	0.40
37:6A:46:HIS:NE2	40:UH:221:ARG:HG2	2.35	0.40
41:AB:347:ASN:ND2	40:AG:178:SER:HB3	2.35	0.40
41:AP:7:LEU:O	41:AP:135:LEU:HA	2.21	0.40
40:BA:60:LYS:HE3	40:CA:283:HIS:CD2	2.55	0.40
41:BB:196:THR:HG21	41:BB:199:THR:HG23	2.03	0.40
40:BH:333:ALA:O	40:BH:337:THR:HG23	2.20	0.40
40:BH:344:VAL:HG21	40:BH:346:TRP:CE2	2.56	0.40
40:BH:414:GLU:O	40:BH:415:GLY:C	2.59	0.40
40:BI:259:LEU:HD11	40:BI:377:LEU:HB3	2.03	0.40
41:BN:19:LYS:HE2	41:BN:227:HIS:HB2	2.03	0.40
41:BN:304:ASP:HB3	41:BN:307:HIS:ND1	2.36	0.40
41:BO:33:THR:OG1	41:BO:34:GLY:N	2.54	0.40
41:BO:103:LYS:O	41:BO:108:GLU:HG3	2.21	0.40
41:BO:134:GLN:HB3	41:BO:167:PHE:HE2	1.87	0.40
41:BO:217:LEU:HA	41:BO:217:LEU:HD22	1.68	0.40
41:BO:271:ALA:HB1	41:BO:289:LEU:HD22	2.04	0.40
41:BP:320:ARG:HA	41:BP:320:ARG:HD2	1.57	0.40
40:CA:114:LEU:HB3	40:CA:149:PHE:HZ	1.83	0.40
40:CA:126:ALA:O	40:CA:127:ASP:C	2.59	0.40
40:CE:238:ILE:HA	40:CE:318:LEU:HD22	2.03	0.40
40:CF:9:VAL:HG12	40:CF:146:GLY:HA2	2.03	0.40
40:CF:235:VAL:O	40:CF:239:THR:HG22	2.21	0.40
40:CF:254:GLU:HB3	41:CN:98:GLY:HA3	1.97	0.40
40:CF:254:GLU:O	40:CF:258:ASN:ND2	2.32	0.40
40:CG:274:PRO:HB3	40:CG:370:VAL:HG11	2.03	0.40
40:CH:207:GLU:OE1	40:CH:304:LYS:HG3	2.22	0.40
40:CH:401:ARG:HD3	40:CH:404:VAL:HG11	2.02	0.40
40:CI:3:GLU:HG2	40:CI:64:ARG:CZ	2.50	0.40
40:CI:21:TRP:CZ2	40:CI:65:ALA:HB2	2.56	0.40
41:CL:97:ALA:HA	41:CL:103:LYS:HD2	2.03	0.40
41:CL:379:LYS:HZ3	41:CL:379:LYS:HG2	1.78	0.40
41:CM:233:MET:HE2	41:CM:233:MET:HB3	1.48	0.40
41:CM:394:PHE:HD1	41:CM:397:TRP:CH2	2.39	0.40
41:CN:13:GLY:HA3	41:CN:136:THR:O	2.21	0.40
41:CN:270:PHE:CD2	41:CN:272:PRO:HD2	2.56	0.40

Continued on next page...

Continued from previous page...

Atom-1	Atom-2	Interatomic distance (Å)	Clash overlap (Å)
41:CO:115:SER:O	41:CO:118:ASP:HB2	2.21	0.40
41:CO:252:LYS:HB2	41:CO:252:LYS:HE3	1.18	0.40
41:CO:256:ASN:ND2	41:CO:350:LYS:HB2	2.36	0.40
41:CO:368:ILE:HD12	41:CO:368:ILE:HA	1.88	0.40
41:CP:116:VAL:O	41:CP:120:VAL:HG23	2.22	0.40
40:DA:126:ALA:O	40:DA:127:ASP:C	2.60	0.40
40:DA:153:LEU:HD12	40:DA:153:LEU:HA	1.80	0.40
40:DA:245:ASP:O	40:DA:357:TYR:HB2	2.21	0.40
40:DE:7:VAL:HG11	40:DE:153:LEU:HD11	2.02	0.40
40:DE:269:LEU:HG	40:DE:378:SER:O	2.21	0.40
40:DF:8:HIS:CD2	40:DF:8:HIS:H	2.37	0.40
40:DF:9:VAL:HA	40:DF:68:VAL:HG13	2.03	0.40
40:DF:69:ASP:O	40:DF:94:THR:HA	2.22	0.40
40:DF:287:SER:O	40:DF:290:GLU:N	2.54	0.40
40:DG:21:TRP:CZ3	40:DG:52:PHE:HB3	2.57	0.40
40:DI:14:VAL:C	40:DI:16:ILE:N	2.75	0.40
40:DI:31:GLN:C	40:DI:33:ASP:N	2.74	0.40
41:DM:254:ALA:C	41:DM:256:ASN:N	2.75	0.40
41:DM:263:LEU:HD11	41:DM:422:VAL:HG23	2.03	0.40
41:DM:296:ALA:HB2	41:DM:306:ARG:HH12	1.86	0.40
41:DM:322:SER:O	41:DM:323:MET:C	2.59	0.40
41:DN:54:ALA:O	41:DN:55:THR:C	2.59	0.40
40:EA:51:THR:HG23	40:EA:52:PHE:HD1	1.86	0.40
41:EB:7:LEU:HG	41:EB:135:LEU:HD12	2.03	0.40
41:EB:122:LYS:HE3	41:FB:291:GLN:HE22	1.86	0.40
41:EB:313:VAL:HG13	41:EB:367:PHE:HE1	1.87	0.40
40:EE:105:ARG:NE	40:EE:410:GLU:OE1	2.33	0.40
40:EE:371:GLN:HG2	40:EE:372:ARG:HE	1.85	0.40
40:EF:393:LYS:HD2	41:EM:346:PRO:CG	2.51	0.40
40:EG:190:THR:HA	40:EG:193:THR:HG22	2.03	0.40
40:EG:297:GLU:HA	40:EG:298:PRO:HD3	1.88	0.40
40:EH:100:ALA:C	40:EH:102:ASN:H	2.25	0.40
40:EI:23:LEU:O	40:EI:27:GLU:HG3	2.21	0.40
41:EN:7:LEU:O	41:EN:135:LEU:HA	2.22	0.40
41:EN:113:VAL:HG22	41:EN:117:LEU:HD23	2.04	0.40
41:EO:330:MET:SD	41:EO:349:VAL:HG11	2.62	0.40
41:EP:21:TRP:CE3	41:EP:24:ILE:HD11	2.57	0.40
41:EP:253:LEU:HD13	41:EP:253:LEU:HA	1.83	0.40
40:FA:88:HIS:O	40:FA:91:GLN:N	2.47	0.40
40:FA:254:GLU:O	40:FA:258:ASN:HB2	2.22	0.40
40:FE:247:ALA:O	41:FM:11:GLN:NE2	2.53	0.40

Continued on next page...

Continued from previous page...

Atom-1	Atom-2	Interatomic distance (Å)	Clash overlap (Å)
40:FF:139:HIS:CE1	40:FF:150:THR:HG21	2.57	0.40
40:FG:273:ALA:HB1	40:FG:274:PRO:HD2	2.02	0.40
40:FI:93:ILE:HD13	40:FI:118:VAL:HG12	2.04	0.40
41:FM:253:LEU:O	41:FM:257:MET:HG3	2.21	0.40
41:FN:6:HIS:O	41:FN:63:ALA:HA	2.20	0.40
40:GA:177:VAL:HG23	41:GN:331:LEU:HB2	2.04	0.40
41:GB:70:PRO:HG2	41:GB:94:GLN:HG3	2.02	0.40
40:GH:278:ALA:HA	40:GH:368:ALA:CB	2.45	0.40
40:GI:20:CYS:HA	40:GI:232:SER:HB2	2.03	0.40
40:GI:203:MET:HE2	40:GI:203:MET:HB2	1.73	0.40
41:GN:425:ARG:CZ	41:GN:425:ARG:HB2	2.52	0.40
41:GP:272:PRO:HG3	41:GP:364:SER:HA	2.03	0.40
40:HE:88:HIS:NE2	40:IE:283:HIS:HB2	2.36	0.40
40:HE:280:LYS:HB3	40:HE:280:LYS:HE3	1.66	0.40
40:HE:284:GLU:H	40:HE:284:GLU:HG2	1.66	0.40
40:HE:297:GLU:C	40:HE:299:ALA:H	2.25	0.40
40:HF:21:TRP:CZ3	40:HF:52:PHE:HB3	2.56	0.40
40:HG:69:ASP:OD2	40:HG:71:GLU:HG2	2.22	0.40
40:HG:294:ALA:O	40:HG:300:ASN:ND2	2.46	0.40
41:HO:134:GLN:HA	41:HO:165:ASN:O	2.21	0.40
41:HQ:102:ALA:HB2	41:HQ:403:MET:HE2	2.04	0.40
41:HQ:289:LEU:HD13	41:HQ:365:ALA:HB2	2.03	0.40
40:IA:261:PRO:HG2	40:IA:265:ILE:HD11	2.03	0.40
40:IH:391:ASP:OD2	40:IH:421:ARG:NE	2.54	0.40
40:II:291:ILE:HD13	40:II:291:ILE:HG21	1.92	0.40
41:IM:170:VAL:HG21	41:IM:377:LEU:HD21	2.03	0.40
41:IN:395:LEU:HD12	41:IN:398:TYR:HD1	1.87	0.40
41:IP:211:CYS:HA	41:IP:215:LEU:HB2	2.04	0.40
40:JA:376:MET:SD	40:JA:378:SER:HB3	2.61	0.40
40:JD:88:HIS:CE1	40:JD:90:GLU:HB2	2.56	0.40
40:JF:174:ALA:HB3	40:JF:178:SER:H	1.86	0.40
40:JG:181:VAL:O	40:JG:184:PRO:HD2	2.21	0.40
40:JH:119:LEU:HD23	40:JH:119:LEU:HA	1.89	0.40
40:JH:205:ASP:HB3	40:JH:303:VAL:HA	2.03	0.40
40:JH:212:ILE:HD13	40:JH:212:ILE:HA	1.87	0.40
41:JM:239:CYS:C	41:JM:241:ARG:N	2.74	0.40
40:KA:171:ILE:HD13	40:KA:204:VAL:HG13	2.03	0.40
40:KA:224:TYR:CE2	42:KN:501:GTP:H2'	2.57	0.40
41:KB:322:SER:O	41:KB:326:VAL:HG23	2.21	0.40
40:KD:401:ARG:HB3	40:KD:404:VAL:HG11	2.03	0.40
40:KE:405:HIS:CG	41:KL:261:PRO:HG3	2.56	0.40

Continued on next page...

Continued from previous page...

Atom-1	Atom-2	Interatomic distance (Å)	Clash overlap (Å)
40:KH:239:THR:O	40:KH:243:ARG:NH1	2.54	0.40
41:KO:313:VAL:HG13	41:KO:367:PHE:CE1	2.57	0.40
41:KO:420:ASN:HA	41:KO:423:VAL:HG12	2.02	0.40
41:KP:42:LEU:HD23	41:KP:356:ILE:HD11	2.02	0.40
41:KP:51:TYR:HB3	41:KP:59:TYR:HB3	2.03	0.40
40:LF:372:ARG:HE	40:LF:372:ARG:HB2	1.51	0.40
40:LG:261:PRO:HG2	40:LG:262:TYR:H	1.86	0.40
40:LG:286:LEU:HD13	40:LG:370:VAL:HG12	2.02	0.40
40:LG:287:SER:O	40:LG:288:VAL:C	2.59	0.40
41:LM:322:SER:OG	41:LM:325:GLU:HB2	2.22	0.40
40:MA:136:LEU:HB3	40:MA:169:PHE:HE1	1.86	0.40
41:MB:21:TRP:CZ3	41:MB:50:TYR:HB3	2.57	0.40
41:MB:176:SER:OG	41:MB:181:GLU:OE1	2.32	0.40
40:MD:169:PHE:HE1	40:MD:202:PHE:CD1	2.39	0.40
40:MF:139:HIS:CD2	40:MF:139:HIS:N	2.87	0.40
40:MF:324:VAL:HG21	41:MN:219:THR:HB	2.03	0.40
40:MH:259:LEU:O	40:MH:261:PRO:N	2.55	0.40
41:MO:16:ILE:HA	41:MO:226:ASN:OD1	2.20	0.40
41:MO:29:GLY:O	41:MO:30:ILE:C	2.60	0.40
41:MO:222:TYR:HD1	41:MO:222:TYR:HA	1.77	0.40
40:NA:88:HIS:NE2	40:NA:90:GLU:HB2	2.36	0.40
40:NA:234:ILE:O	40:NA:238:ILE:HG12	2.22	0.40
41:NB:266:PHE:CD1	41:NB:370:ASN:HB2	2.57	0.40
40:NE:7:VAL:HG22	40:NE:66:VAL:HB	2.02	0.40
40:NF:231:ILE:HD13	40:NF:231:ILE:HA	1.86	0.40
41:NL:16:ILE:HG22	41:NL:20:PHE:CZ	2.56	0.40
41:NL:322:SER:OG	41:NL:323:MET:N	2.54	0.40
41:NO:318:ARG:HE	41:NO:358:PRO:HD3	1.87	0.40
40:OD:81:GLY:O	40:OD:83:TYR:N	2.55	0.40
40:OG:66:VAL:HG23	40:OG:91:GLN:HB2	2.04	0.40
40:OG:199:ASP:OD1	40:OG:200:CYS:N	2.54	0.40
40:OG:360:PRO:HG3	40:OG:373:ALA:HB2	2.02	0.40
40:OH:84:ARG:C	40:OH:86:LEU:H	2.25	0.40
41:ON:133:PHE:CE1	41:ON:155:ILE:HG12	2.56	0.40
40:PA:188:ILE:HD11	40:PA:390:LEU:HB3	2.03	0.40
40:PA:298:PRO:HB3	40:PA:307:PRO:HD2	2.03	0.40
41:PB:305:PRO:HB3	41:PB:310:TYR:CE1	2.55	0.40
40:PE:101:ASN:O	40:PE:407:TYR:OH	2.39	0.40
40:PE:139:HIS:HE1	40:PE:141:PHE:HE1	1.70	0.40
40:PG:21:TRP:CZ2	40:PG:65:ALA:HB2	2.57	0.40
41:PL:171:PRO:HB3	41:PL:181:GLU:HG2	2.03	0.40

Continued on next page...

Continued from previous page...

Atom-1	Atom-2	Interatomic distance (Å)	Clash overlap (Å)
41:PP:134:GLN:HA	41:PP:165:ASN:O	2.21	0.40
40:QA:221:ARG:HB3	41:QN:322:SER:HB2	2.02	0.40
41:QB:31:ASP:H	41:QB:36:TYR:HA	1.87	0.40
41:QB:290:THR:C	41:QB:292:GLN:N	2.75	0.40
40:QE:211:ASP:OD1	40:QE:212:ILE:N	2.55	0.40
40:QG:6:SER:O	40:QG:65:ALA:HA	2.21	0.40
40:QG:224:TYR:HA	40:QG:227:LEU:HD12	2.03	0.40
41:QN:145:SER:OG	41:QN:188:SER:OG	2.32	0.40
41:QN:178:THR:HB	41:QN:181:GLU:HG3	2.04	0.40
41:QP:7:LEU:N	41:QP:134:GLN:O	2.54	0.40
41:QP:55:THR:O	41:QP:58:LYS:HB3	2.21	0.40
41:QP:420:ASN:HB2	41:QP:421:PRO:CD	2.52	0.40
40:RA:396:LEU:HD21	41:RN:343:GLU:O	2.22	0.40
40:RF:172:TYR:N	40:RF:204:VAL:O	2.54	0.40
40:RF:229:ARG:HH22	40:RF:365:GLY:HA3	1.86	0.40
40:RG:428:GLU:HA	40:RG:431:TYR:HB3	2.03	0.40
40:RH:75:ILE:HG21	40:RH:94:THR:HB	2.03	0.40
41:RL:31:ASP:OD1	41:RL:35:THR:N	2.54	0.40
41:RL:306:ARG:HA	41:RL:340:TYR:HE2	1.85	0.40
41:RL:314:ALA:HA	41:RL:350:LYS:HB3	2.04	0.40
40:SA:169:PHE:CZ	40:SA:238:ILE:HD13	2.57	0.40
40:SA:206:ASN:HD22	40:SA:206:ASN:HA	1.68	0.40
40:SE:180:ALA:HB3	40:SE:183:GLU:HG3	2.02	0.40
40:SF:322:ASP:O	40:SF:372:ARG:NH1	2.54	0.40
40:SH:248:LEU:HB2	40:SH:354:GLY:HA2	2.03	0.40
40:SH:396:LEU:HD22	41:SO:346:PRO:HD3	2.03	0.40
40:SI:12:ALA:O	40:SI:16:ILE:HD12	2.22	0.40
40:SI:391:ASP:HB3	40:SI:421:ARG:NH1	2.37	0.40
41:SM:135:LEU:O	41:SM:166:THR:HA	2.21	0.40
41:SO:142:GLY:O	41:SO:145:SER:N	2.53	0.40
41:SO:216:LYS:HE2	41:SO:216:LYS:HB2	1.83	0.40
41:SO:419:GLY:O	41:SO:422:VAL:HG12	2.21	0.40
41:SP:12:CYS:SG	41:SP:138:SER:HB3	2.62	0.40
40:TA:168:GLU:OE1	40:TA:198:SER:OG	2.34	0.40
40:TE:326:LYS:HD3	41:TM:208:TYR:CD1	2.56	0.40
40:TF:288:VAL:HG23	40:TF:319:TYR:CE2	2.56	0.40
40:TF:316:CYS:HA	40:TF:352:LYS:HB2	2.04	0.40
40:TH:53:PHE:HB3	40:TH:61:HIS:HB3	2.03	0.40
40:TH:104:ALA:O	40:TH:108:TYR:HB2	2.21	0.40
40:TI:31:GLN:HE21	40:TI:37:PRO:HD3	1.85	0.40
41:TL:21:TRP:CZ3	41:TL:50:TYR:HB3	2.56	0.40

Continued on next page...

Continued from previous page...

Atom-1	Atom-2	Interatomic distance (Å)	Clash overlap (Å)
41:TL:202:ILE:HG23	41:TL:300:MET:HB3	2.02	0.40
41:TM:193:VAL:HG22	41:TM:418:LEU:HD21	2.03	0.40
41:TO:5:VAL:HB	41:TO:133:PHE:CD2	2.57	0.40
41:TP:309:ARG:N	41:TP:372:THR:HG1	2.20	0.40
40:UE:171:ILE:HG21	42:UE:501:GTP:H1'	2.03	0.40
40:UE:262:TYR:HE1	41:UM:393:ALA:HA	1.87	0.40
40:UG:136:LEU:HD22	40:UG:169:PHE:HE2	1.85	0.40
40:UG:274:PRO:HG3	40:UG:286:LEU:HD12	2.03	0.40
40:UI:2:ARG:CZ	40:UI:242:LEU:HA	2.51	0.40
40:UI:20:CYS:HA	40:UI:232:SER:HB2	2.02	0.40
40:UI:273:ALA:HB3	40:UI:274:PRO:HD3	2.04	0.40
40:UI:427:LEU:HG	40:UI:431:TYR:CE2	2.56	0.40
41:UN:257:MET:HG3	41:UN:312:THR:HG23	2.02	0.40
41:UO:323:MET:HG2	41:UO:323:MET:O	2.21	0.40
41:UP:137:HIS:HD2	41:UP:168:SER:HB3	1.86	0.40
40:VF:115:ILE:HA	40:VF:118:VAL:HG12	2.02	0.40
40:VF:167:LEU:HD23	40:VF:200:CYS:HB3	2.03	0.40
40:VG:236:SER:HG	40:VG:243:ARG:HH22	1.69	0.40
40:VJ:231:ILE:O	40:VJ:235:VAL:HG23	2.21	0.40
41:VN:280:GLN:H	41:VN:280:GLN:HG2	1.74	0.40
41:VO:156:ARG:HD3	41:VO:160:PRO:HA	2.03	0.40
41:VP:163:ILE:HG12	41:VP:250:LEU:HB3	2.02	0.40
41:VQ:286:VAL:HG13	41:VQ:329:GLN:NE2	2.36	0.40
40:WE:319:TYR:CE2	40:WE:328:VAL:HG13	2.53	0.40
40:WE:346:TRP:CD1	41:WM:391:ARG:HD3	2.56	0.40
40:WF:319:TYR:HE2	40:WF:328:VAL:HG22	1.86	0.40
40:WG:96:LYS:HA	40:WG:96:LYS:HD2	1.78	0.40
40:WH:71:GLU:N	40:WH:71:GLU:OE1	2.54	0.40
40:WI:189:LEU:HD21	40:WI:417:PHE:HD1	1.86	0.40
41:WM:292:GLN:O	41:WM:298:ASN:HB2	2.21	0.40
41:WN:12:CYS:CB	41:WN:138:SER:HB3	2.51	0.40
6:1P:263:ASP:HB3	7:1T:303:HIS:HE1	1.87	0.40
7:1T:99:LYS:HE3	7:1T:100:LYS:HZ2	1.87	0.40
7:1U:433:ILE:HG22	7:1U:467:ILE:HD13	2.04	0.40
7:1U:504:LEU:HD12	7:1U:522:THR:HG21	2.02	0.40
8:1W:399:GLU:O	8:1W:403:LYS:HG2	2.21	0.40
8:1Z:477:ARG:HH22	40:TG:60:LYS:CE	2.34	0.40
9:2B:210:ARG:NH2	40:SG:59:GLY:H	2.20	0.40
10:2E:157:ARG:O	41:VN:48:ASN:ND2	2.52	0.40
11:2J:229:LYS:HE3	11:2J:229:LYS:HB3	1.94	0.40
11:2K:185:MET:HB3	11:2K:186:LYS:H	1.47	0.40

Continued on next page...

Continued from previous page...

Atom-1	Atom-2	Interatomic distance (Å)	Clash overlap (Å)
12:2Q:89:SER:OG	41:WP:108:GLU:OE2	2.27	0.40
13:2T:71:ILE:HG21	13:2T:167:PHE:CD2	2.56	0.40
13:2U:35:LYS:HB3	13:2U:35:LYS:HE3	1.48	0.40
13:2V:82:ASN:HB2	13:2V:130:ASN:HD21	1.86	0.40
13:2W:134:PHE:HE1	13:2W:139:PHE:CG	2.39	0.40
14:3A:8:ASN:HB2	14:3A:9:GLN:H	1.76	0.40
15:3E:296:MET:O	15:3E:299:LEU:N	2.55	0.40
15:3F:16:TRP:NE1	15:3G:126:ASP:OD1	2.33	0.40
16:3J:350:ALA:C	16:3J:352:LEU:N	2.75	0.40
16:3L:75:LYS:HD3	16:3L:183:LEU:HD12	2.03	0.40
16:3L:166:GLN:HE21	16:3L:166:GLN:HB3	1.72	0.40
17:3O:393:LEU:HD13	17:3O:427:VAL:HB	2.03	0.40
21:4D:474:LYS:HB2	21:4D:485:TYR:CE1	2.56	0.40
21:4D:528:LEU:O	21:4D:532:GLN:HB3	2.21	0.40
21:4E:357:GLU:HG3	21:4E:358:LYS:HE3	2.04	0.40
21:4E:508:SER:OG	21:4E:509:ASP:N	2.54	0.40
21:4F:169:ASN:H	21:4F:172:ILE:HD13	1.86	0.40
21:4F:453:GLU:HB3	21:4F:464:GLY:H	1.86	0.40
22:4I:680:LYS:HB3	22:4I:681:PHE:CD1	2.57	0.40
22:4J:82:ASP:HA	22:4J:102:TYR:O	2.22	0.40
23:4N:109:CYS:C	23:4N:111:GLN:H	2.25	0.40
23:4P:261:TYR:CE1	23:4P:265:THR:HG21	2.56	0.40
26:4V:207:GLY:HA2	26:4V:208:PRO:HD3	1.93	0.40
26:4V:244:ILE:HD11	26:4V:371:PHE:HD2	1.85	0.40
26:4V:318:PRO:O	26:4V:320:MET:N	2.54	0.40
27:4Y:136:VAL:HG22	27:4Y:139:GLN:HG3	2.03	0.40
29:5D:36:ALA:O	29:5D:38:PHE:N	2.55	0.40
29:5D:50:LYS:HB2	29:5D:50:LYS:HE2	1.84	0.40
34:5R:438:ALA:O	34:5R:442:SER:N	2.47	0.40
38:6C:114:TYR:CD1	40:UG:96:LYS:HE2	2.55	0.40
39:6J:44:PRO:HB3	39:6J:135:HIS:HA	2.04	0.40
41:AB:246:LEU:HD21	42:AG:501:GTP:H3'	2.03	0.40
40:AF:88:HIS:HA	40:AF:89:PRO:HD3	1.97	0.40
41:AM:207:LEU:HB3	41:AM:225:LEU:HG	2.04	0.40
41:AM:271:ALA:HB1	41:AM:292:GLN:HB3	2.03	0.40
41:AN:207:LEU:HB3	41:AN:225:LEU:HG	2.02	0.40
41:BB:289:LEU:HD11	41:BB:363:MET:O	2.21	0.40
40:BG:164:LYS:HD3	40:BG:164:LYS:HA	1.73	0.40
40:BH:75:ILE:HG22	40:BH:94:THR:HG23	2.04	0.40
40:BH:173:PRO:HG2	40:BH:390:LEU:HD11	2.04	0.40
41:BO:68:LEU:HB2	41:BO:143:THR:HG23	2.03	0.40

Continued on next page...

Continued from previous page...

Atom-1	Atom-2	Interatomic distance (Å)	Clash overlap (Å)
41:BP:343:GLU:C	41:BP:345:ILE:H	2.25	0.40
40:CA:222:PRO:HD2	41:CN:324:LYS:HB2	2.04	0.40
40:CE:400:LYS:HB3	40:CE:400:LYS:HE3	1.77	0.40
40:CG:376:MET:SD	40:CG:378:SER:HB3	2.61	0.40
40:CH:174:ALA:CB	40:CH:177:VAL:HG23	2.52	0.40
40:CH:179:THR:HG21	41:CO:246:LEU:HD21	2.02	0.40
40:CH:333:ALA:O	40:CH:337:THR:HG23	2.22	0.40
41:CL:3:GLU:O	41:CL:131:GLN:HG3	2.22	0.40
41:CM:117:LEU:HD23	41:CM:117:LEU:HA	1.81	0.40
41:CM:233:MET:C	41:CM:235:GLY:H	2.25	0.40
41:CN:226:ASN:O	41:CN:227:HIS:C	2.60	0.40
41:CO:178:THR:O	41:CO:181:GLU:HB2	2.21	0.40
41:CO:257:MET:HE3	41:CO:314:ALA:HB2	2.02	0.40
41:CO:297:LYS:HB3	41:CO:297:LYS:HE3	1.27	0.40
41:CO:308:GLY:O	41:CO:309:ARG:C	2.60	0.40
41:CO:389:PHE:O	41:CO:392:LYS:N	2.55	0.40
41:CP:149:THR:HG21	41:CP:188:SER:HB3	2.03	0.40
40:DA:12:ALA:O	40:DA:15:GLN:NE2	2.54	0.40
40:DA:121:ARG:HD2	40:DA:121:ARG:HA	1.46	0.40
40:DA:138:PHE:CD1	40:DA:138:PHE:N	2.90	0.40
40:DA:175:PRO:O	40:DA:177:VAL:HG12	2.22	0.40
40:DA:307:PRO:O	40:DA:308:ARG:C	2.60	0.40
40:DE:9:VAL:HG13	40:DE:68:VAL:HG13	2.03	0.40
40:DE:129:CYS:HB3	40:DE:132:LEU:HB2	2.03	0.40
40:DF:96:LYS:HA	40:DF:96:LYS:HD3	1.80	0.40
40:DG:17:GLY:HA2	40:DG:20:CYS:HB2	2.04	0.40
40:DH:217:LEU:HB2	40:DH:219:ILE:CG1	2.51	0.40
40:DH:291:ILE:H	40:DH:291:ILE:HG12	1.71	0.40
40:DI:88:HIS:O	40:DI:91:GLN:N	2.52	0.40
40:DI:150:THR:O	40:DI:154:MET:N	2.49	0.40
40:DI:216:ASN:CG	40:DI:275:VAL:HB	2.42	0.40
40:DI:271:THR:OG1	40:DI:272:TYR:N	2.53	0.40
41:DL:19:LYS:HD3	41:DL:227:HIS:HB2	2.03	0.40
41:DL:276:ARG:HD3	41:DL:276:ARG:HA	1.49	0.40
41:DM:30:ILE:HG12	41:DM:84:ILE:HD11	2.03	0.40
41:DM:80:PRO:HB2	41:DM:81:PHE:H	1.64	0.40
41:DM:188:SER:O	41:DM:192:LEU:HB2	2.22	0.40
41:DM:338:SER:O	41:DM:339:SER:C	2.59	0.40
41:DM:371:SER:C	41:DM:373:ALA:H	2.23	0.40
41:DO:64:VAL:HG21	41:DO:120:VAL:HG22	2.03	0.40
40:EG:136:LEU:HD23	40:EG:167:LEU:HB2	2.04	0.40

Continued on next page...

Continued from previous page...

Atom-1	Atom-2	Interatomic distance (Å)	Clash overlap (Å)
40:EH:209:ILE:O	40:EH:212:ILE:HG12	2.21	0.40
40:EI:124:LYS:H	40:EI:124:LYS:HG3	1.66	0.40
40:EI:198:SER:O	40:EI:199:ASP:C	2.60	0.40
41:EM:321:MET:HE3	41:EM:321:MET:HB3	1.85	0.40
41:EM:355:ASP:O	41:EM:356:ILE:C	2.58	0.40
41:EM:415:MET:HA	41:EM:418:LEU:HD12	2.03	0.40
40:FA:49:PHE:O	40:FA:51:THR:N	2.54	0.40
40:FE:7:VAL:O	40:FE:137:ILE:HA	2.22	0.40
40:FF:56:THR:OG1	40:FF:57:GLY:N	2.53	0.40
40:FG:155:GLU:HG2	40:FG:197:HIS:CD2	2.56	0.40
40:FI:28:HIS:HD1	40:FI:53:PHE:HD1	1.69	0.40
41:FM:87:PRO:HG2	41:GM:278:SER:HB3	2.04	0.40
41:FM:95:SER:OG	41:FM:96:GLY:N	2.54	0.40
41:FM:404:ASP:N	41:FM:404:ASP:OD1	2.54	0.40
41:GB:323:MET:HA	41:GB:326:VAL:HG12	2.02	0.40
40:GE:243:ARG:HB2	40:GE:244:PHE:H	1.55	0.40
40:GE:324:VAL:O	40:GE:325:PRO:C	2.60	0.40
40:GE:326:LYS:O	40:GE:327:ASP:C	2.59	0.40
40:GG:79:ARG:HG3	40:GG:92:LEU:HD12	2.04	0.40
40:GG:188:ILE:HD12	40:GG:424:MET:HG3	2.03	0.40
40:GH:119:LEU:HD13	40:GH:119:LEU:HA	1.74	0.40
40:GI:315:CYS:SG	40:GI:376:MET:SD	3.20	0.40
40:GI:406:TRP:CD1	41:GP:255:VAL:HA	2.56	0.40
41:GN:263:LEU:HD13	41:GN:263:LEU:HA	1.73	0.40
41:GO:273:LEU:HD23	41:GO:273:LEU:HA	1.86	0.40
41:GP:316:VAL:HG23	41:GP:366:THR:HB	2.02	0.40
41:HB:189:VAL:O	41:HB:193:VAL:HG23	2.22	0.40
40:HE:173:PRO:HD2	40:HE:390:LEU:HD11	2.04	0.40
40:HE:177:VAL:HG12	40:HE:178:SER:N	2.37	0.40
40:HE:239:THR:OG1	40:HE:243:ARG:NH2	2.54	0.40
40:HE:274:PRO:HD3	40:HE:373:ALA:HA	2.02	0.40
40:HE:339:ARG:O	40:HE:340:SER:C	2.60	0.40
40:HH:73:THR:HA	40:HH:76:ASP:HB2	2.03	0.40
40:HH:219:ILE:HD12	40:HH:222:PRO:HB3	2.03	0.40
40:HI:6:SER:O	40:HI:65:ALA:HA	2.21	0.40
41:HN:380:ARG:HG3	41:HN:380:ARG:H	1.69	0.40
41:HO:7:LEU:HD12	41:HO:151:LEU:HD21	2.02	0.40
41:HP:237:THR:HG22	41:HP:250:LEU:HD21	2.02	0.40
41:HP:270:PHE:CE2	41:HP:272:PRO:HD2	2.57	0.40
40:IG:188:ILE:HG21	40:IG:394:PHE:CE1	2.57	0.40
40:IG:228:ASN:ND2	42:IG:501:GTP:HN1	2.08	0.40

Continued on next page...

Continued from previous page...

Atom-1	Atom-2	Interatomic distance (Å)	Clash overlap (Å)
40:IH:119:LEU:O	40:IH:123:ARG:HG2	2.21	0.40
40:II:236:SER:OG	40:II:243:ARG:NH2	2.54	0.40
40:II:274:PRO:HG3	40:II:286:LEU:HD22	2.03	0.40
40:II:401:ARG:HD3	40:II:401:ARG:HA	1.91	0.40
41:IO:289:LEU:HD11	41:IO:363:MET:HB3	2.04	0.40
41:IP:289:LEU:HD11	41:IP:363:MET:HG3	2.03	0.40
40:JF:20:CYS:HA	40:JF:232:SER:HB2	2.04	0.40
40:JH:21:TRP:CZ2	40:JH:65:ALA:HB2	2.56	0.40
40:JH:27:GLU:OE2	40:JH:243:ARG:NH2	2.43	0.40
41:JL:13:GLY:HA2	41:JL:16:ILE:HG22	2.03	0.40
40:KA:226:ASN:HD22	40:KA:366:ASP:HB3	1.87	0.40
41:KB:257:MET:HE3	41:KB:370:ASN:HB2	2.03	0.40
40:KD:124:LYS:HE2	40:KD:124:LYS:HB2	1.95	0.40
40:KD:254:GLU:HG2	41:KL:98:GLY:HA2	2.03	0.40
40:KF:26:LEU:HD23	40:KF:26:LEU:HA	1.93	0.40
40:KG:215:ARG:HH21	40:KG:299:ALA:HB1	1.86	0.40
40:KH:175:PRO:HB3	40:KH:389:ARG:HE	1.86	0.40
41:KO:375:GLN:HG3	41:KO:379:LYS:HG3	2.01	0.40
41:KP:122:LYS:HD2	41:LP:291:GLN:HE22	1.87	0.40
40:LA:384:ALA:HA	40:LA:387:TRP:HD1	1.87	0.40
40:LD:53:PHE:HB3	40:LD:61:HIS:HB3	2.04	0.40
40:LF:204:VAL:HG12	40:LF:302:MET:HG2	2.04	0.40
40:LG:279:GLU:H	40:LG:279:GLU:HG2	1.60	0.40
40:MA:247:ALA:O	40:MA:249:ASN:N	2.54	0.40
40:MD:393:LYS:HD2	40:MD:393:LYS:HA	1.79	0.40
40:MF:75:ILE:HG21	40:MF:92:LEU:HB3	2.04	0.40
40:MF:123:ARG:HE	40:MF:123:ARG:HB3	1.63	0.40
40:MF:288:VAL:HB	40:MF:327:ASP:HB3	2.04	0.40
40:MH:262:TYR:OH	41:MP:391:ARG:HB3	2.21	0.40
41:MN:52:ASN:OD1	41:MN:62:ARG:NH1	2.53	0.40
41:MN:176:SER:OG	41:MN:178:THR:O	2.39	0.40
41:NB:139:LEU:HB2	41:NB:168:SER:HB2	2.03	0.40
41:NB:203:ASP:HB2	41:NB:302:ALA:H	1.86	0.40
40:ND:17:GLY:HA2	40:ND:20:CYS:HB2	2.03	0.40
40:ND:96:LYS:HA	40:ND:96:LYS:HD3	1.78	0.40
40:ND:374:VAL:HG22	40:ND:375:CYS:N	2.37	0.40
40:NF:393:LYS:HE2	41:NM:346:PRO:HB2	2.04	0.40
41:NL:142:GLY:O	41:NL:144:GLY:N	2.54	0.40
41:NN:113:VAL:HG22	41:NN:117:LEU:HD23	2.04	0.40
41:NO:47:ILE:HG12	41:NO:59:TYR:CD2	2.56	0.40
41:NP:10:GLY:O	41:NP:14:ASN:HB2	2.21	0.40

Continued on next page...

Continued from previous page...

Atom-1	Atom-2	Interatomic distance (Å)	Clash overlap (Å)
41:NP:54:ALA:HB3	41:NP:58:LYS:HB3	2.03	0.40
40:OA:88:HIS:CE1	40:PA:280:LYS:HB2	2.57	0.40
40:OD:190:THR:O	40:OD:194:THR:HG23	2.21	0.40
40:OD:320:ARG:HH21	40:OD:360:PRO:HA	1.86	0.40
40:OG:150:THR:O	40:OG:154:MET:HB2	2.21	0.40
40:OG:395:ASP:OD2	40:OG:421:ARG:NH2	2.50	0.40
40:OH:22:GLU:O	40:OH:25:CYS:N	2.51	0.40
40:OH:155:GLU:HG2	40:OH:197:HIS:HD1	1.85	0.40
41:OM:103:LYS:HB2	41:OM:103:LYS:HE2	1.83	0.40
41:ON:19:LYS:HZ1	41:ON:227:HIS:CA	2.35	0.40
41:ON:222:TYR:O	41:ON:226:ASN:ND2	2.54	0.40
41:OO:209:ASP:O	41:OO:213:ARG:HB2	2.21	0.40
41:OP:313:VAL:O	41:OP:349:VAL:HA	2.21	0.40
40:PA:313:MET:HE3	40:PA:379:ASN:HB3	2.04	0.40
40:PD:88:HIS:CE1	40:PD:90:GLU:HB2	2.56	0.40
40:PF:319:TYR:HE2	40:PF:328:VAL:HG13	1.86	0.40
40:PG:326:LYS:HE3	41:PO:208:TYR:HB2	2.03	0.40
40:PG:352:LYS:HD2	41:PO:179:VAL:HG13	2.03	0.40
40:PH:28:HIS:NE2	40:PH:243:ARG:HD2	2.36	0.40
41:PL:421:PRO:O	41:PL:425:ARG:HG2	2.21	0.40
41:PM:18:ALA:HB2	41:PM:76:VAL:HG23	2.04	0.40
41:PO:21:TRP:CZ3	41:PO:61:PRO:HB3	2.57	0.40
41:PP:260:PHE:HA	41:PP:261:PRO:HD3	1.98	0.40
40:QA:62:VAL:HA	40:QA:63:PRO:HD3	1.94	0.40
40:QA:228:ASN:ND2	42:QN:501:GTP:HN1	2.19	0.40
41:QB:137:HIS:O	41:QB:169:VAL:HG23	2.22	0.40
41:QB:290:THR:HG22	41:QB:317:PHE:CZ	2.57	0.40
40:QF:230:LEU:HD23	40:QF:230:LEU:HA	1.93	0.40
40:QG:191:THR:O	40:QG:195:LEU:HG	2.21	0.40
40:QH:405:HIS:CD2	41:QO:261:PRO:HG3	2.56	0.40
41:QL:189:VAL:O	41:QL:193:VAL:HG23	2.22	0.40
41:QM:226:ASN:ND2	43:QM:501:GDP:O6	2.44	0.40
40:RA:103:TYR:CD1	40:RA:189:LEU:HB3	2.57	0.40
40:RA:405:HIS:CG	41:RN:261:PRO:HG3	2.57	0.40
41:RB:107:THR:O	41:RB:109:GLY:N	2.54	0.40
41:RB:299:MET:HE3	41:RB:305:PRO:HG2	2.04	0.40
40:RE:67:PHE:HB2	40:RE:92:LEU:HA	2.03	0.40
40:RE:177:VAL:HA	41:RL:331:LEU:HD11	2.03	0.40
40:RF:68:VAL:HG22	40:RF:93:ILE:HB	2.04	0.40
40:RF:118:VAL:O	40:RF:122:ILE:HG12	2.21	0.40
40:RF:332:ILE:HD12	40:RF:351:PHE:CD2	2.56	0.40

Continued on next page...

Continued from previous page...

Atom-1	Atom-2	Interatomic distance (Å)	Clash overlap (Å)
40:RG:99:ALA:HA	40:RG:110:ILE:HD11	2.03	0.40
40:RI:100:ALA:HA	41:RP:252:LYS:HE2	2.03	0.40
40:RI:123:ARG:HH22	40:RI:124:LYS:NZ	2.19	0.40
40:RI:188:ILE:HD12	40:RI:424:MET:HG3	2.03	0.40
41:RM:174:LYS:HB3	41:RM:174:LYS:HE3	1.82	0.40
41:RM:309:ARG:NH1	41:RM:339:SER:O	2.55	0.40
41:RN:315:ALA:HB1	41:RN:317:PHE:CE2	2.56	0.40
41:RO:241:ARG:HG3	41:RO:242:PHE:CD1	2.55	0.40
41:RP:63:ALA:O	41:RP:89:ASN:ND2	2.54	0.40
40:SA:139:HIS:HE1	40:SA:141:PHE:HE1	1.69	0.40
40:SA:255:PHE:CZ	40:SA:318:LEU:HD21	2.56	0.40
41:SB:103:LYS:HA	41:SB:107:THR:HG21	2.04	0.40
41:SB:330:MET:HE1	41:SB:349:VAL:HG11	2.04	0.40
40:SH:132:LEU:HB3	40:SH:164:LYS:HZ1	1.85	0.40
40:SH:188:ILE:HD12	40:SH:424:MET:HG3	2.04	0.40
40:SI:26:LEU:HD21	40:SI:363:VAL:HG23	2.03	0.40
41:SL:15:GLN:HB2	41:SL:19:LYS:HZ3	1.85	0.40
41:SM:204:ASN:HD22	41:SM:204:ASN:N	2.20	0.40
41:SO:271:ALA:HB3	41:SO:272:PRO:CD	2.45	0.40
41:SO:362:LYS:HA	41:SO:362:LYS:HD3	1.44	0.40
41:TB:131:GLN:NE2	41:TB:240:LEU:HD22	2.35	0.40
40:TF:229:ARG:NH1	40:TF:363:VAL:HG11	2.37	0.40
40:TH:271:THR:HG22	40:TH:376:MET:HB3	2.02	0.40
40:TI:112:LYS:HA	40:TI:115:ILE:HG22	2.03	0.40
40:TI:115:ILE:HA	40:TI:118:VAL:HG22	2.03	0.40
41:TL:288:GLU:O	41:TL:292:GLN:HB3	2.22	0.40
41:TP:32:PRO:HG3	41:TP:81:PHE:CE1	2.57	0.40
41:TP:196:THR:HG23	41:TP:264:HIS:CE1	2.56	0.40
40:UA:2:ARG:HH22	41:UB:71:GLY:HA2	1.86	0.40
40:UE:102:ASN:HD22	40:UE:105:ARG:HG3	1.85	0.40
40:UF:248:LEU:HD13	40:UF:248:LEU:HA	1.91	0.40
40:UF:361:THR:OG1	40:UF:362:VAL:N	2.55	0.40
40:UF:440:GLU:H	40:UF:440:GLU:HG2	1.69	0.40
40:UG:139:HIS:NE2	40:UG:168:GLU:OE1	2.47	0.40
40:UG:191:THR:HA	40:UG:194:THR:HG22	2.03	0.40
40:UI:106:GLY:C	40:UI:148:GLY:HA3	2.41	0.40
40:UI:217:LEU:O	40:UI:218:ASP:C	2.59	0.40
40:UI:418:SER:OG	40:UI:419:GLU:N	2.55	0.40
41:UM:142:GLY:O	41:UM:144:GLY:N	2.54	0.40
41:UM:319:GLY:HA2	41:UM:357:PRO:HD3	2.04	0.40
41:UN:138:SER:HB2	41:UN:169:VAL:HB	2.02	0.40

Continued on next page...

Continued from previous page...

Atom-1	Atom-2	Interatomic distance (Å)	Clash overlap (Å)
41:UN:260:PHE:HE2	41:UN:425:ARG:HD2	1.87	0.40
41:UP:207:LEU:HD12	41:UP:207:LEU:HA	1.88	0.40
40:VA:261:PRO:HG2	40:VA:265:ILE:HD11	2.02	0.40
40:VA:326:LYS:HD3	41:VB:208:TYR:CD1	2.56	0.40
40:VF:210:TYR:HE1	40:VF:227:LEU:HD21	1.87	0.40
40:VH:3:GLU:HG3	40:VH:64:ARG:NH2	2.37	0.40
40:VJ:70:LEU:HD12	40:VJ:110:ILE:HG22	2.03	0.40
40:VJ:169:PHE:CZ	40:VJ:238:ILE:HG21	2.57	0.40
41:VO:314:ALA:HB3	41:VO:368:ILE:HB	2.03	0.40
41:WB:30:ILE:HG13	41:WB:51:TYR:CE2	2.57	0.40
41:WB:95:SER:OG	41:WB:96:GLY:N	2.54	0.40
41:WB:165:ASN:ND2	41:WB:250:LEU:HD13	2.37	0.40
41:WB:226:ASN:ND2	43:WB:501:GDP:O6	2.47	0.40
41:WB:344:TRP:HZ3	40:WG:402:ALA:HB2	1.87	0.40
40:WE:228:ASN:ND2	42:WE:501:GTP:HN1	2.13	0.40
40:WF:265:ILE:HG21	40:WF:313:MET:HE1	2.04	0.40
40:WF:394:PHE:CD2	40:WF:421:ARG:HD3	2.56	0.40
40:WH:112:LYS:HB3	40:WH:112:LYS:HE3	1.83	0.40
40:WI:112:LYS:HA	40:WI:115:ILE:HG22	2.03	0.40
41:WN:245:GLN:H	41:WN:245:GLN:HG2	1.65	0.40
41:WP:20:PHE:HZ	41:WP:50:TYR:CZ	2.39	0.40
41:WQ:4:ILE:HG22	41:WQ:49:VAL:HG12	2.03	0.40
41:WQ:273:LEU:HB2	41:WQ:292:GLN:NE2	2.37	0.40
41:WQ:289:LEU:HD11	41:WQ:363:MET:HG3	2.03	0.40
7:1T:362:LEU:HD13	7:1T:362:LEU:HA	1.81	0.40
7:1T:507:CYS:HB2	7:1T:551:MET:HB2	2.04	0.40
8:1W:260:VAL:HA	40:VJ:282:TYR:OH	2.20	0.40
9:2B:389:GLU:CG	9:2B:392:ARG:HE	2.33	0.40
11:2I:195:ALA:O	11:2I:196:VAL:C	2.59	0.40
12:2P:215:GLN:HE21	12:2P:215:GLN:HB3	1.67	0.40
14:3A:73:LYS:HB3	14:3A:73:LYS:HE2	1.78	0.40
15:3E:66:ARG:O	15:3E:70:VAL:HG23	2.22	0.40
16:3J:321:ARG:HD2	16:3L:64:LEU:HD21	2.03	0.40
16:3L:297:ILE:HD13	16:3L:360:GLN:HG2	2.04	0.40
17:3P:97:ASP:O	17:3P:98:ASP:C	2.60	0.40
17:3R:199:LEU:O	17:3R:200:PHE:C	2.60	0.40
17:3R:205:ARG:HB2	17:3R:205:ARG:HE	1.60	0.40
18:3U:414:LYS:HA	18:3U:414:LYS:HD3	1.73	0.40
18:3W:429:LYS:HE2	18:3W:429:LYS:HB2	1.80	0.40
19:3Y:207:GLU:HA	19:3Y:210:THR:HG22	2.02	0.40
20:4B:292:GLN:O	20:4B:296:LYS:HG2	2.22	0.40

Continued on next page...

Continued from previous page...

Atom-1	Atom-2	Interatomic distance (Å)	Clash overlap (Å)
21:4D:81:PRO:HA	21:4D:82:PRO:HD3	1.90	0.40
21:4D:258:GLU:OE2	21:4D:285:ARG:NH2	2.51	0.40
21:4D:299:LYS:HG2	21:4D:300:VAL:H	1.86	0.40
21:4E:280:GLU:HG2	21:4E:283:ASP:HB3	2.04	0.40
21:4F:171:GLY:HA2	21:4F:183:ILE:O	2.22	0.40
22:4I:292:VAL:HB	41:CO:227:HIS:HE1	1.87	0.40
22:4I:594:LEU:HD23	22:4I:594:LEU:HA	1.82	0.40
22:4J:90:PRO:C	41:BN:282:ARG:HB2	2.41	0.40
22:4J:659:LYS:HD3	22:4J:678:LEU:HG	2.02	0.40
22:4K:580:ASN:OD1	22:4K:581:THR:N	2.55	0.40
23:4M:19:ILE:O	23:4M:20:PRO:C	2.60	0.40
24:4O:213:PHE:O	24:4O:214:ASP:C	2.59	0.40
27:4Y:198:PRO:HB3	27:4Y:263:HIS:CD2	2.57	0.40
27:4Z:73:VAL:HG21	27:4Z:119:LYS:NZ	2.37	0.40
30:5G:43:ARG:O	30:5G:46:HIS:ND1	2.54	0.40
31:5I:489:HIS:CE1	31:5I:491:PHE:H	2.39	0.40
34:5R:309:LEU:HD12	34:5R:310:ASN:ND2	2.37	0.40
36:5W:60:LEU:HD11	41:NM:45:GLU:HG2	2.04	0.40
36:5Y:48:LEU:HD23	41:NB:56:GLY:O	2.21	0.40
38:6C:15:LEU:HD22	40:VG:211:ASP:HB2	2.03	0.40
38:6C:54:MET:HE1	40:VA:218:ASP:HA	2.03	0.40
38:6D:238:LYS:HA	38:6D:238:LYS:HD2	1.86	0.40
39:6G:115:LEU:HD12	39:6G:115:LEU:HA	1.92	0.40
39:6L:13:VAL:HG21	39:6L:81:LEU:HD11	2.03	0.40
40:AE:402:ALA:HB2	41:AL:344:TRP:HZ3	1.87	0.40
40:AG:228:ASN:OD1	42:AG:501:GTP:N1	2.50	0.40
40:AG:293:ASN:O	40:AG:297:GLU:HG3	2.22	0.40
41:AM:309:ARG:H	41:AM:309:ARG:HG2	1.73	0.40
40:BA:325:PRO:O	40:BA:328:VAL:HB	2.21	0.40
41:BB:101:TRP:NE1	41:BB:145:SER:O	2.54	0.40
40:BE:109:THR:OG1	40:BE:110:ILE:N	2.53	0.40
40:BE:401:ARG:H	40:BE:401:ARG:HG2	1.81	0.40
40:BH:152:LEU:HD12	40:BH:152:LEU:HA	1.90	0.40
40:BH:180:ALA:O	41:BO:347:ASN:ND2	2.54	0.40
41:BL:101:TRP:HB3	41:BL:398:TYR:HE1	1.87	0.40
41:BM:130:LEU:HB3	41:BM:162:ARG:HD2	2.04	0.40
41:BM:202:ILE:CD1	41:BM:268:PRO:HG3	2.51	0.40
41:BO:170:VAL:HB	41:BO:377:LEU:HD11	2.02	0.40
41:BO:221:THR:OG1	41:BO:222:TYR:N	2.54	0.40
41:BO:293:MET:HE3	41:BO:293:MET:HB3	1.95	0.40
41:BP:151:LEU:HG	41:BP:155:ILE:HD12	2.04	0.40

Continued on next page...

Continued from previous page...

Atom-1	Atom-2	Interatomic distance (Å)	Clash overlap (Å)
41:BP:183:TYR:HA	41:BP:385:PHE:CE2	2.57	0.40
41:BP:303:CYS:O	41:BP:304:ASP:C	2.59	0.40
40:CA:177:VAL:O	40:CA:178:SER:HB2	2.21	0.40
40:CA:244:PHE:HB2	40:CA:356:ASN:OD1	2.21	0.40
40:CA:262:TYR:CZ	41:CB:393:ALA:HB2	2.57	0.40
40:CA:385:GLU:H	40:CA:385:GLU:HG3	1.55	0.40
40:CA:404:VAL:O	40:CA:408:VAL:HG12	2.22	0.40
40:CE:62:VAL:HG21	40:DE:283:HIS:HB3	2.02	0.40
40:CF:254:GLU:HA	40:CF:257:THR:HB	2.03	0.40
40:CG:167:LEU:HD13	40:CG:200:CYS:HB3	2.02	0.40
40:CI:73:THR:O	40:CI:77:GLU:HG3	2.21	0.40
40:CI:258:ASN:HD22	40:CI:352:LYS:HG2	1.85	0.40
40:CI:390:LEU:HD23	40:CI:390:LEU:HA	1.90	0.40
41:CM:7:LEU:HB2	41:CM:135:LEU:HD13	2.02	0.40
41:CM:12:CYS:HB3	41:CM:138:SER:HB3	2.03	0.40
41:CM:263:LEU:H	41:CM:263:LEU:HG	1.65	0.40
41:CM:303:CYS:SG	41:CM:374:ILE:HA	2.61	0.40
41:CN:32:PRO:HG3	41:CN:81:PHE:CZ	2.57	0.40
41:CN:47:ILE:H	41:CN:47:ILE:HG13	1.27	0.40
41:CN:263:LEU:HD23	41:CN:263:LEU:HA	1.85	0.40
41:CO:9:ALA:HB2	41:CO:66:VAL:HG13	2.02	0.40
41:CO:253:LEU:HD22	41:CO:253:LEU:HA	1.90	0.40
41:CP:102:ALA:C	41:CP:104:GLY:H	2.25	0.40
41:CP:170:VAL:HG21	41:CP:377:LEU:HD21	2.04	0.40
40:DA:171:ILE:HA	40:DA:204:VAL:HG12	2.03	0.40
40:DA:416:GLU:H	40:DA:416:GLU:HG2	1.39	0.40
41:DB:84:ILE:HD12	41:DB:84:ILE:HA	1.65	0.40
40:DF:62:VAL:HG21	40:EF:283:HIS:O	2.22	0.40
40:DF:84:ARG:C	40:DF:86:LEU:H	2.25	0.40
40:DG:142:GLY:HA2	40:DG:183:GLU:HG2	2.04	0.40
40:DG:196:GLU:N	40:DG:196:GLU:OE2	2.54	0.40
40:DH:5:ILE:HD13	40:DH:64:ARG:HD2	2.04	0.40
40:DH:157:LEU:O	40:DH:158:SER:C	2.60	0.40
41:DL:77:ARG:NH2	41:DL:85:PHE:O	2.54	0.40
41:DL:80:PRO:HB2	41:DL:81:PHE:H	1.75	0.40
41:DL:121:ARG:HG2	41:DL:121:ARG:H	1.76	0.40
41:DL:135:LEU:HB3	41:DL:166:THR:HG22	2.02	0.40
41:DL:165:ASN:ND2	41:DL:198:GLU:HG2	2.37	0.40
41:DL:233:MET:HE2	41:DL:233:MET:HB2	1.85	0.40
41:DL:387:ALA:HA	41:DL:390:ARG:HH21	1.87	0.40
41:DM:137:HIS:HD2	41:DM:168:SER:HB3	1.86	0.40

Continued on next page...

Continued from previous page...

Atom-1	Atom-2	Interatomic distance (Å)	Clash overlap (Å)
41:DM:257:MET:HA	41:DM:312:THR:CB	2.51	0.40
41:DP:2:ARG:H	41:DP:2:ARG:HG3	1.36	0.40
41:DP:171:PRO:HB3	41:DP:181:GLU:HG2	2.03	0.40
41:DP:417:ASP:O	41:DP:421:PRO:HD2	2.21	0.40
40:EA:9:VAL:HG12	40:EA:68:VAL:HG13	2.03	0.40
40:EA:242:LEU:H	40:EA:242:LEU:HD23	1.87	0.40
40:EA:262:TYR:HB2	40:EA:265:ILE:HG12	2.03	0.40
40:EE:223:THR:HG23	40:EE:225:THR:HG22	2.02	0.40
40:EF:195:LEU:HD21	40:EF:264:ARG:HG3	2.03	0.40
40:EF:406:TRP:HE1	41:EM:258:VAL:HB	1.86	0.40
40:EH:90:GLU:O	40:EH:92:LEU:N	2.55	0.40
40:EH:403:PHE:HA	40:EH:405:HIS:CE1	2.56	0.40
40:EI:103:TYR:OH	40:EI:193:THR:HG21	2.21	0.40
40:EI:415:GLY:O	40:EI:417:PHE:N	2.53	0.40
40:EI:429:LYS:HD2	40:EI:429:LYS:HA	1.54	0.40
41:EM:160:PRO:O	41:EM:161:ASP:HB2	2.22	0.40
41:EM:386:THR:C	41:EM:388:MET:H	2.25	0.40
41:EN:63:ALA:O	41:EN:89:ASN:ND2	2.55	0.40
41:EN:386:THR:O	41:EN:390:ARG:NH2	2.54	0.40
41:EP:285:THR:HB	41:EP:287:PRO:HD2	2.03	0.40
40:FA:88:HIS:O	40:FA:90:GLU:N	2.55	0.40
40:FA:124:LYS:H	40:FA:124:LYS:HG2	1.56	0.40
40:FA:390:LEU:HD23	40:FA:390:LEU:HA	1.82	0.40
40:FG:124:LYS:HA	40:FG:124:LYS:HD3	1.85	0.40
40:FH:7:VAL:O	40:FH:137:ILE:HA	2.21	0.40
40:FH:224:TYR:O	40:FH:228:ASN:HB2	2.22	0.40
41:FO:105:HIS:CD2	41:FO:150:LEU:HD13	2.57	0.40
40:GA:26:LEU:O	40:GA:27:GLU:C	2.60	0.40
40:GA:235:VAL:O	40:GA:239:THR:HG22	2.21	0.40
41:GB:68:LEU:HB2	41:GB:97:ALA:HB2	2.03	0.40
40:GE:299:ALA:C	40:GE:301:GLN:H	2.25	0.40
40:GE:359:PRO:HB2	40:GE:360:PRO:CD	2.52	0.40
40:GF:294:ALA:O	40:GF:300:ASN:ND2	2.47	0.40
40:GI:288:VAL:O	40:GI:289:ALA:C	2.58	0.40
41:GN:141:GLY:HA3	43:GN:501:GDP:O1A	2.22	0.40
41:GN:216:LYS:HA	41:GN:216:LYS:HD3	1.87	0.40
41:GO:105:HIS:HB3	41:GO:106:TYR:HD1	1.86	0.40
41:GO:269:GLY:O	41:GO:367:PHE:N	2.46	0.40
40:HA:107:HIS:CE1	40:HA:151:SER:HG	2.39	0.40
40:HA:255:PHE:O	40:HA:259:LEU:HB2	2.21	0.40
40:HE:128:GLN:O	40:HE:129:CYS:C	2.60	0.40

Continued on next page...

Continued from previous page...

Atom-1	Atom-2	Interatomic distance (Å)	Clash overlap (Å)
40:HE:281:ALA:HA	40:HE:284:GLU:HG2	2.03	0.40
40:HG:14:VAL:HG22	40:HG:67:PHE:HD1	1.87	0.40
40:HG:276:ILE:HD12	40:HG:276:ILE:HG23	1.93	0.40
40:HI:8:HIS:HD1	40:HI:17:GLY:HA3	1.85	0.40
40:HI:287:SER:N	40:HI:290:GLU:OE2	2.54	0.40
41:HN:46:ARG:C	41:HN:48:ASN:N	2.72	0.40
41:HN:93:GLY:O	41:HN:94:GLN:C	2.60	0.40
41:HN:94:GLN:O	41:HN:95:SER:HB2	2.21	0.40
40:IA:79:ARG:HG2	40:IA:92:LEU:HD13	2.02	0.40
40:IA:181:VAL:HG23	40:IA:182:VAL:HG13	2.03	0.40
40:IE:117:LEU:O	40:IE:121:ARG:HG2	2.22	0.40
40:IE:278:ALA:H	40:IE:368:ALA:HB2	1.87	0.40
40:IF:28:HIS:CE1	40:IF:243:ARG:HD2	2.55	0.40
40:IG:254:GLU:HB3	40:IG:352:LYS:NZ	2.37	0.40
40:IG:260:VAL:HG23	40:IG:265:ILE:O	2.22	0.40
40:IH:297:GLU:OE2	40:IH:300:ASN:ND2	2.54	0.40
40:II:242:LEU:HD23	40:II:242:LEU:H	1.87	0.40
41:IN:361:LEU:HD23	41:IN:361:LEU:HA	1.92	0.40
40:JA:88:HIS:HB3	40:JA:91:GLN:HG2	2.03	0.40
41:JB:226:ASN:ND2	43:JB:501:GDP:O6	2.54	0.40
40:JE:48:SER:O	40:JE:51:THR:HG22	2.21	0.40
40:JE:352:LYS:HZ3	41:JM:178:THR:CA	2.34	0.40
40:JG:343:PHE:HE2	40:JG:350:GLY:HA3	1.87	0.40
41:JL:189:VAL:HG21	41:JL:378:PHE:HE2	1.87	0.40
41:JM:3:GLU:O	41:JM:131:GLN:N	2.55	0.40
41:JM:72:THR:O	41:JM:73:MET:C	2.60	0.40
41:JN:7:LEU:HD13	41:JN:151:LEU:HD13	2.03	0.40
41:JN:306:ARG:HG3	41:JN:340:TYR:CZ	2.56	0.40
41:JN:309:ARG:NH1	41:JN:339:SER:O	2.53	0.40
41:KB:156:ARG:HD3	41:KB:164:MET:HG3	2.03	0.40
40:KD:88:HIS:HB3	40:KD:91:GLN:HG3	2.03	0.40
40:KD:234:ILE:HD11	40:KD:302:MET:SD	2.62	0.40
40:KE:207:GLU:HA	40:KE:210:TYR:CD2	2.57	0.40
40:KE:400:LYS:HZ3	41:KL:344:TRP:HB2	1.86	0.40
41:KL:183:TYR:O	41:KL:184:ASN:C	2.60	0.40
41:KP:134:GLN:HE21	41:KP:167:PHE:HE1	1.69	0.40
41:KP:192:LEU:O	41:KP:196:THR:OG1	2.28	0.40
40:LF:144:GLY:O	40:LF:148:GLY:N	2.51	0.40
40:LF:212:ILE:HD13	40:LF:212:ILE:HA	1.82	0.40
40:LG:21:TRP:CE3	40:LG:24:TYR:HD1	2.38	0.40
40:LG:256:GLN:HG3	41:LO:397:TRP:CZ2	2.57	0.40

Continued on next page...

Continued from previous page...

Atom-1	Atom-2	Interatomic distance (Å)	Clash overlap (Å)
41:LL:53:GLU:HG3	41:LL:59:TYR:HE1	1.87	0.40
41:LN:31:ASP:OD1	41:LN:31:ASP:N	2.55	0.40
41:LO:274:THR:HG21	41:LO:279:GLN:HG3	2.03	0.40
41:LP:7:LEU:HD23	41:LP:151:LEU:HD21	2.02	0.40
40:MA:143:GLY:HA3	42:MN:501:GTP:O1A	2.22	0.40
40:MG:274:PRO:HD2	40:MG:291:ILE:HB	2.04	0.40
40:MH:49:PHE:HE1	40:MH:55:GLU:HB2	1.86	0.40
40:MH:413:GLU:O	40:MH:414:GLU:C	2.60	0.40
41:MO:363:MET:HE2	41:MO:363:MET:HB2	1.63	0.40
41:MP:163:ILE:HG21	41:MP:250:LEU:HB3	2.03	0.40
40:NF:311:LYS:N	40:NF:381:THR:OG1	2.44	0.40
41:NM:143:THR:OG1	43:NM:502:GDP:O1B	2.39	0.40
41:NP:7:LEU:HD22	41:NP:64:VAL:HB	2.03	0.40
40:OA:234:ILE:HD13	40:OA:272:TYR:HB2	2.04	0.40
40:OD:66:VAL:HG12	40:OD:68:VAL:HG13	2.02	0.40
40:OG:317:LEU:HD12	40:OG:353:VAL:HG12	2.04	0.40
41:OL:323:MET:HE3	41:OL:323:MET:HB3	1.84	0.40
41:OM:210:ILE:HG22	41:OM:215:LEU:HD23	2.04	0.40
41:ON:32:PRO:HD3	41:ON:81:PHE:CZ	2.57	0.40
41:OP:21:TRP:CZ3	41:OP:24:ILE:HD11	2.57	0.40
40:PE:180:ALA:HA	41:PL:256:ASN:HD21	1.85	0.40
40:PF:139:HIS:ND1	40:PF:140:SER:O	2.55	0.40
40:PF:212:ILE:HG23	40:PF:216:ASN:ND2	2.36	0.40
40:PG:68:VAL:HG11	40:PG:149:PHE:CE2	2.57	0.40
40:PG:88:HIS:CE1	40:QG:280:LYS:HE2	2.56	0.40
40:PG:317:LEU:HD23	40:PG:376:MET:HB2	2.04	0.40
40:PH:18:ASN:OD1	40:PH:19:ALA:N	2.55	0.40
40:PH:75:ILE:O	40:PH:79:ARG:HG3	2.20	0.40
40:PH:320:ARG:HG2	40:PH:358:GLN:O	2.22	0.40
41:PL:137:HIS:ND1	41:PL:144:GLY:O	2.54	0.40
40:QA:268:PRO:HA	40:QA:379:ASN:HA	2.03	0.40
41:QB:16:ILE:HA	41:QB:226:ASN:HB3	2.03	0.40
41:QB:31:ASP:HB3	41:QB:35:THR:O	2.22	0.40
41:QB:393:ALA:C	41:QB:395:LEU:N	2.74	0.40
40:QE:15:GLN:NE2	40:QE:228:ASN:HD21	2.19	0.40
40:QF:33:ASP:OD1	40:QF:34:GLY:N	2.55	0.40
40:QG:135:PHE:HD1	40:QG:157:LEU:HD21	1.86	0.40
40:QG:216:ASN:OD1	40:QG:275:VAL:HG13	2.20	0.40
40:QG:416:GLU:OE2	40:QG:416:GLU:N	2.54	0.40
41:QP:225:LEU:HB3	43:QP:501:GDP:N2	2.36	0.40
40:RA:53:PHE:HB3	40:RA:61:HIS:HB3	2.04	0.40

Continued on next page...

Continued from previous page...

Atom-1	Atom-2	Interatomic distance (Å)	Clash overlap (Å)
40:RA:100:ALA:O	41:RN:255:VAL:HG11	2.22	0.40
40:RA:223:THR:HA	41:RN:323:MET:SD	2.60	0.40
40:RG:178:SER:OG	40:RG:179:THR:N	2.53	0.40
41:RL:12:CYS:O	41:RL:16:ILE:HD12	2.21	0.40
41:RN:232:THR:HG22	41:RN:270:PHE:HB2	2.02	0.40
41:RP:87:PRO:HD3	41:SP:281:TYR:HD1	1.86	0.40
41:RP:211:CYS:HA	41:RP:215:LEU:HD12	2.03	0.40
40:SE:242:LEU:HD23	40:SE:242:LEU:H	1.87	0.40
40:SF:121:ARG:HH21	40:SF:124:LYS:HG2	1.86	0.40
40:SG:16:ILE:O	40:SG:20:CYS:HB2	2.21	0.40
41:SN:385:PHE:HA	41:SN:388:MET:HG3	2.03	0.40
40:TA:73:THR:HG22	41:TN:46:ARG:HE	1.86	0.40
40:TA:347:CYS:HA	41:TB:388:MET:HE2	2.04	0.40
40:TE:80:THR:HA	40:TE:84:ARG:HD3	2.03	0.40
40:TG:33:ASP:OD1	40:TG:34:GLY:N	2.55	0.40
40:TH:273:ALA:HB2	40:TH:295:CYS:SG	2.61	0.40
40:TH:351:PHE:C	40:TH:352:LYS:HE2	2.42	0.40
40:TI:33:ASP:O	40:TI:60:LYS:NZ	2.48	0.40
41:TM:253:LEU:O	41:TM:257:MET:HG2	2.21	0.40
40:UA:298:PRO:HB3	40:UA:307:PRO:HD2	2.03	0.40
40:UF:88:HIS:CD2	40:VG:283:HIS:HB2	2.57	0.40
40:UF:183:GLU:HB3	40:UF:184:PRO:CD	2.48	0.40
40:VA:295:CYS:O	40:VA:301:GLN:NE2	2.40	0.40
41:VB:156:ARG:HD2	41:VB:156:ARG:HA	1.92	0.40
41:VB:178:THR:OG1	41:VB:181:GLU:HG3	2.22	0.40
40:VF:75:ILE:HD12	40:VF:94:THR:HG22	2.04	0.40
40:VF:189:LEU:HD11	40:VF:417:PHE:CE1	2.56	0.40
40:VG:7:VAL:HG11	40:VG:153:LEU:HD21	2.04	0.40
40:WA:180:ALA:HA	41:WN:256:ASN:ND2	2.36	0.40
40:WA:291:ILE:HD13	40:WA:372:ARG:HB3	2.03	0.40
40:WG:431:TYR:HA	40:WG:434:VAL:HG12	2.04	0.40
41:WM:158:GLU:O	41:WM:160:PRO:HD3	2.21	0.40
41:WO:149:THR:HA	41:WO:152:ILE:HD12	2.04	0.40
41:WP:36:TYR:CZ	41:WP:44:LEU:HB2	2.57	0.40
41:WQ:133:PHE:HB2	41:WQ:164:MET:SD	2.62	0.40
41:WQ:240:LEU:HA	41:WQ:240:LEU:HD23	1.81	0.40

There are no symmetry-related clashes.

5.3 Torsion angles

5.3.1 Protein backbone

In the following table, the Percentiles column shows the percent Ramachandran outliers of the chain as a percentile score with respect to all PDB entries followed by that with respect to all EM entries.

The Analysed column shows the number of residues for which the backbone conformation was analysed, and the total number of residues.

Mol	Chain	Analysed	Favoured	Allowed	Outliers	Percentiles	
1	1A	583/1048 (56%)	561 (96%)	20 (3%)	2 (0%)	37	67
1	1B	147/1048 (14%)	145 (99%)	2 (1%)	0	100	100
2	1C	207/685 (30%)	189 (91%)	16 (8%)	2 (1%)	13	44
2	1D	207/685 (30%)	193 (93%)	12 (6%)	2 (1%)	13	44
3	1F	163/262 (62%)	145 (89%)	16 (10%)	2 (1%)	11	40
3	1G	163/262 (62%)	76 (47%)	61 (37%)	26 (16%)	0	2
4	1H	191/711 (27%)	187 (98%)	3 (2%)	1 (0%)	25	57
4	1I	86/711 (12%)	82 (95%)	3 (4%)	1 (1%)	11	40
4	1J	111/711 (16%)	108 (97%)	3 (3%)	0	100	100
5	1L	153/620 (25%)	143 (94%)	6 (4%)	4 (3%)	4	27
5	1M	246/620 (40%)	235 (96%)	7 (3%)	4 (2%)	8	35
5	1N	101/620 (16%)	98 (97%)	3 (3%)	0	100	100
6	1P	82/1456 (6%)	77 (94%)	5 (6%)	0	100	100
6	1Q	79/1456 (5%)	69 (87%)	10 (13%)	0	100	100
7	1S	609/620 (98%)	537 (88%)	64 (10%)	8 (1%)	10	39
7	1T	609/620 (98%)	427 (70%)	148 (24%)	34 (6%)	1	15
7	1U	609/620 (98%)	533 (88%)	75 (12%)	1 (0%)	44	72
8	1W	314/549 (57%)	307 (98%)	7 (2%)	0	100	100
8	1X	273/549 (50%)	234 (86%)	33 (12%)	6 (2%)	5	30
8	1Y	160/549 (29%)	149 (93%)	11 (7%)	0	100	100
8	1Z	194/549 (35%)	189 (97%)	4 (2%)	1 (0%)	25	57
9	2B	371/552 (67%)	353 (95%)	16 (4%)	2 (0%)	25	57
9	2C	78/552 (14%)	73 (94%)	4 (5%)	1 (1%)	10	39
10	2E	111/170 (65%)	93 (84%)	17 (15%)	1 (1%)	14	46
10	2F	111/170 (65%)	95 (86%)	15 (14%)	1 (1%)	14	46

Continued on next page...

Continued from previous page...

Mol	Chain	Analysed	Favoured	Allowed	Outliers	Percentiles	
10	2G	111/170 (65%)	97 (87%)	13 (12%)	1 (1%)	14	46
11	2I	243/256 (95%)	191 (79%)	51 (21%)	1 (0%)	30	62
11	2J	243/256 (95%)	217 (89%)	21 (9%)	5 (2%)	5	31
11	2K	225/256 (88%)	189 (84%)	31 (14%)	5 (2%)	5	30
12	2M	217/257 (84%)	194 (89%)	23 (11%)	0	100	100
12	2N	217/257 (84%)	196 (90%)	21 (10%)	0	100	100
12	2O	217/257 (84%)	184 (85%)	29 (13%)	4 (2%)	7	33
12	2P	217/257 (84%)	195 (90%)	22 (10%)	0	100	100
12	2Q	217/257 (84%)	197 (91%)	20 (9%)	0	100	100
12	2R	217/257 (84%)	189 (87%)	28 (13%)	0	100	100
13	2T	183/193 (95%)	146 (80%)	28 (15%)	9 (5%)	2	17
13	2U	183/193 (95%)	137 (75%)	38 (21%)	8 (4%)	2	19
13	2V	183/193 (95%)	140 (76%)	37 (20%)	6 (3%)	3	24
13	2W	183/193 (95%)	132 (72%)	39 (21%)	12 (7%)	1	13
13	2X	183/193 (95%)	130 (71%)	42 (23%)	11 (6%)	1	14
14	3A	116/177 (66%)	107 (92%)	9 (8%)	0	100	100
14	3B	116/177 (66%)	102 (88%)	14 (12%)	0	100	100
14	3C	116/177 (66%)	100 (86%)	16 (14%)	0	100	100
15	3E	392/418 (94%)	381 (97%)	10 (3%)	1 (0%)	37	67
15	3F	395/418 (94%)	375 (95%)	19 (5%)	1 (0%)	37	67
15	3G	132/418 (32%)	127 (96%)	5 (4%)	0	100	100
15	3H	294/418 (70%)	280 (95%)	13 (4%)	1 (0%)	37	67
16	3J	395/430 (92%)	377 (95%)	15 (4%)	3 (1%)	16	48
16	3K	312/430 (73%)	304 (97%)	7 (2%)	1 (0%)	37	67
16	3L	395/430 (92%)	377 (95%)	16 (4%)	2 (0%)	25	57
16	3M	110/430 (26%)	106 (96%)	4 (4%)	0	100	100
17	3O	389/490 (79%)	366 (94%)	22 (6%)	1 (0%)	37	67
17	3P	389/490 (79%)	334 (86%)	50 (13%)	5 (1%)	10	39
17	3Q	129/490 (26%)	107 (83%)	15 (12%)	7 (5%)	1	16
17	3R	262/490 (54%)	164 (63%)	80 (30%)	18 (7%)	1	12
18	3T	396/447 (89%)	381 (96%)	15 (4%)	0	100	100

Continued on next page...

Continued from previous page...

Mol	Chain	Analysed	Favoured	Allowed	Outliers	Percentiles	
18	3U	397/447 (89%)	381 (96%)	16 (4%)	0	100	100
18	3V	166/447 (37%)	162 (98%)	4 (2%)	0	100	100
18	3W	255/447 (57%)	241 (94%)	14 (6%)	0	100	100
19	3Y	354/377 (94%)	344 (97%)	10 (3%)	0	100	100
19	3Z	20/377 (5%)	19 (95%)	1 (5%)	0	100	100
20	4A	177/379 (47%)	145 (82%)	26 (15%)	6 (3%)	3	24
20	4B	111/379 (29%)	87 (78%)	19 (17%)	5 (4%)	2	18
21	4D	462/640 (72%)	373 (81%)	67 (14%)	22 (5%)	2	17
21	4E	462/640 (72%)	373 (81%)	73 (16%)	16 (4%)	3	23
21	4F	462/640 (72%)	379 (82%)	67 (14%)	16 (4%)	3	23
22	4H	348/748 (46%)	296 (85%)	50 (14%)	2 (1%)	22	54
22	4I	600/748 (80%)	500 (83%)	90 (15%)	10 (2%)	7	34
22	4J	605/748 (81%)	471 (78%)	115 (19%)	19 (3%)	3	25
22	4K	234/748 (31%)	160 (68%)	65 (28%)	9 (4%)	2	21
23	4M	162/272 (60%)	84 (52%)	58 (36%)	20 (12%)	0	3
23	4N	162/272 (60%)	84 (52%)	51 (32%)	27 (17%)	0	2
23	4P	83/272 (30%)	44 (53%)	24 (29%)	15 (18%)	0	1
23	4Q	128/272 (47%)	71 (56%)	41 (32%)	16 (12%)	0	3
23	4R	157/272 (58%)	83 (53%)	55 (35%)	19 (12%)	0	4
24	4O	83/252 (33%)	37 (45%)	42 (51%)	4 (5%)	2	17
25	4T	158/469 (34%)	122 (77%)	31 (20%)	5 (3%)	3	24
26	4V	371/377 (98%)	312 (84%)	57 (15%)	2 (0%)	25	57
26	4W	371/377 (98%)	317 (85%)	47 (13%)	7 (2%)	6	33
27	4Y	263/314 (84%)	236 (90%)	25 (10%)	2 (1%)	16	48
27	4Z	268/314 (85%)	230 (86%)	35 (13%)	3 (1%)	12	42
28	5B	196/230 (85%)	165 (84%)	30 (15%)	1 (0%)	25	57
29	5D	82/136 (60%)	68 (83%)	13 (16%)	1 (1%)	11	40
29	5E	31/136 (23%)	24 (77%)	6 (19%)	1 (3%)	3	24
30	5G	91/121 (75%)	71 (78%)	19 (21%)	1 (1%)	12	42
31	5I	437/879 (50%)	366 (84%)	65 (15%)	6 (1%)	9	37
31	5J	108/879 (12%)	101 (94%)	6 (6%)	1 (1%)	14	46

Continued on next page...

Continued from previous page...

Mol	Chain	Analysed	Favoured	Allowed	Outliers	Percentiles	
32	5L	90/101 (89%)	90 (100%)	0	0	100	100
33	5N	332/495 (67%)	324 (98%)	8 (2%)	0	100	100
33	5O	149/495 (30%)	147 (99%)	2 (1%)	0	100	100
34	5Q	260/514 (51%)	250 (96%)	9 (4%)	1 (0%)	30	62
34	5R	194/514 (38%)	155 (80%)	36 (19%)	3 (2%)	8	36
35	5T	125/196 (64%)	109 (87%)	15 (12%)	1 (1%)	16	48
35	5U	26/196 (13%)	19 (73%)	7 (27%)	0	100	100
36	5W	225/282 (80%)	190 (84%)	27 (12%)	8 (4%)	3	22
36	5X	225/282 (80%)	189 (84%)	29 (13%)	7 (3%)	3	25
36	5Y	179/282 (64%)	151 (84%)	22 (12%)	6 (3%)	3	24
36	5Z	57/282 (20%)	52 (91%)	5 (9%)	0	100	100
37	6A	114/135 (84%)	96 (84%)	17 (15%)	1 (1%)	14	46
38	6C	210/310 (68%)	168 (80%)	34 (16%)	8 (4%)	2	21
38	6D	61/310 (20%)	51 (84%)	9 (15%)	1 (2%)	8	35
39	6F	155/223 (70%)	148 (96%)	6 (4%)	1 (1%)	22	54
39	6G	155/223 (70%)	147 (95%)	7 (4%)	1 (1%)	22	54
39	6H	133/223 (60%)	120 (90%)	13 (10%)	0	100	100
39	6I	155/223 (70%)	149 (96%)	6 (4%)	0	100	100
39	6J	155/223 (70%)	150 (97%)	5 (3%)	0	100	100
39	6K	155/223 (70%)	150 (97%)	5 (3%)	0	100	100
39	6L	131/223 (59%)	117 (89%)	12 (9%)	2 (2%)	8	36
40	AA	438/447 (98%)	402 (92%)	36 (8%)	0	100	100
40	AE	438/447 (98%)	402 (92%)	33 (8%)	3 (1%)	19	51
40	AF	438/447 (98%)	408 (93%)	29 (7%)	1 (0%)	44	72
40	AG	438/447 (98%)	412 (94%)	24 (6%)	2 (0%)	25	57
40	AH	438/447 (98%)	401 (92%)	35 (8%)	2 (0%)	25	57
40	BA	438/447 (98%)	410 (94%)	27 (6%)	1 (0%)	44	72
40	BE	438/447 (98%)	324 (74%)	82 (19%)	32 (7%)	1	11
40	BF	429/447 (96%)	400 (93%)	26 (6%)	3 (1%)	19	51
40	BG	428/447 (96%)	393 (92%)	34 (8%)	1 (0%)	44	72
40	BH	438/447 (98%)	323 (74%)	82 (19%)	33 (8%)	1	10

Continued on next page...

Continued from previous page...

Mol	Chain	Analysed	Favoured	Allowed	Outliers	Percentiles	
40	BI	365/447 (82%)	249 (68%)	84 (23%)	32 (9%)	0	7
40	CA	438/447 (98%)	301 (69%)	101 (23%)	36 (8%)	1	8
40	CE	438/447 (98%)	402 (92%)	34 (8%)	2 (0%)	25	57
40	CF	438/447 (98%)	404 (92%)	31 (7%)	3 (1%)	19	51
40	CG	438/447 (98%)	404 (92%)	32 (7%)	2 (0%)	25	57
40	CH	438/447 (98%)	313 (72%)	87 (20%)	38 (9%)	0	7
40	CI	438/447 (98%)	409 (93%)	27 (6%)	2 (0%)	25	57
40	DA	428/447 (96%)	245 (57%)	130 (30%)	53 (12%)	0	3
40	DE	431/447 (96%)	276 (64%)	112 (26%)	43 (10%)	0	6
40	DF	428/447 (96%)	271 (63%)	126 (29%)	31 (7%)	1	11
40	DG	429/447 (96%)	391 (91%)	37 (9%)	1 (0%)	44	72
40	DH	429/447 (96%)	273 (64%)	123 (29%)	33 (8%)	1	9
40	DI	428/447 (96%)	252 (59%)	131 (31%)	45 (10%)	0	5
40	EA	430/447 (96%)	399 (93%)	29 (7%)	2 (0%)	25	57
40	EE	431/447 (96%)	398 (92%)	31 (7%)	2 (0%)	25	57
40	EF	431/447 (96%)	397 (92%)	33 (8%)	1 (0%)	44	72
40	EG	430/447 (96%)	393 (91%)	35 (8%)	2 (0%)	25	57
40	EH	429/447 (96%)	279 (65%)	108 (25%)	42 (10%)	0	6
40	EI	430/447 (96%)	257 (60%)	137 (32%)	36 (8%)	0	8
40	FA	430/447 (96%)	280 (65%)	114 (26%)	36 (8%)	0	8
40	FE	430/447 (96%)	394 (92%)	36 (8%)	0	100	100
40	FF	430/447 (96%)	389 (90%)	39 (9%)	2 (0%)	25	57
40	FG	429/447 (96%)	392 (91%)	36 (8%)	1 (0%)	44	72
40	FH	430/447 (96%)	393 (91%)	37 (9%)	0	100	100
40	FI	430/447 (96%)	384 (89%)	45 (10%)	1 (0%)	44	72
40	GA	430/447 (96%)	399 (93%)	28 (6%)	3 (1%)	19	51
40	GE	430/447 (96%)	261 (61%)	135 (31%)	34 (8%)	1	9
40	GF	429/447 (96%)	390 (91%)	36 (8%)	3 (1%)	19	51
40	GG	429/447 (96%)	390 (91%)	34 (8%)	5 (1%)	11	40
40	GH	429/447 (96%)	289 (67%)	107 (25%)	33 (8%)	1	9
40	GI	430/447 (96%)	278 (65%)	117 (27%)	35 (8%)	1	8

Continued on next page...

Continued from previous page...

Mol	Chain	Analysed	Favoured	Allowed	Outliers	Percentiles	
40	HA	431/447 (96%)	386 (90%)	42 (10%)	3 (1%)	19	51
40	HE	429/447 (96%)	261 (61%)	127 (30%)	41 (10%)	0	6
40	HF	428/447 (96%)	391 (91%)	36 (8%)	1 (0%)	44	72
40	HG	430/447 (96%)	383 (89%)	44 (10%)	3 (1%)	19	51
40	HH	430/447 (96%)	401 (93%)	27 (6%)	2 (0%)	25	57
40	HI	431/447 (96%)	397 (92%)	33 (8%)	1 (0%)	44	72
40	IA	430/447 (96%)	388 (90%)	41 (10%)	1 (0%)	44	72
40	IE	414/447 (93%)	387 (94%)	25 (6%)	2 (0%)	25	57
40	IF	430/447 (96%)	390 (91%)	38 (9%)	2 (0%)	25	57
40	IG	429/447 (96%)	391 (91%)	37 (9%)	1 (0%)	44	72
40	IH	430/447 (96%)	401 (93%)	27 (6%)	2 (0%)	25	57
40	II	430/447 (96%)	394 (92%)	34 (8%)	2 (0%)	25	57
40	JA	430/447 (96%)	391 (91%)	38 (9%)	1 (0%)	44	72
40	JD	430/447 (96%)	397 (92%)	31 (7%)	2 (0%)	25	57
40	JE	430/447 (96%)	399 (93%)	29 (7%)	2 (0%)	25	57
40	JF	429/447 (96%)	395 (92%)	33 (8%)	1 (0%)	44	72
40	JG	438/447 (98%)	407 (93%)	30 (7%)	1 (0%)	44	72
40	JH	429/447 (96%)	392 (91%)	36 (8%)	1 (0%)	44	72
40	KA	430/447 (96%)	397 (92%)	31 (7%)	2 (0%)	25	57
40	KD	429/447 (96%)	394 (92%)	32 (8%)	3 (1%)	19	51
40	KE	430/447 (96%)	392 (91%)	36 (8%)	2 (0%)	25	57
40	KF	430/447 (96%)	397 (92%)	32 (7%)	1 (0%)	44	72
40	KG	438/447 (98%)	409 (93%)	28 (6%)	1 (0%)	44	72
40	KH	438/447 (98%)	395 (90%)	42 (10%)	1 (0%)	44	72
40	LA	438/447 (98%)	408 (93%)	29 (7%)	1 (0%)	44	72
40	LD	429/447 (96%)	400 (93%)	28 (6%)	1 (0%)	44	72
40	LE	438/447 (98%)	400 (91%)	36 (8%)	2 (0%)	25	57
40	LF	429/447 (96%)	333 (78%)	72 (17%)	24 (6%)	1	15
40	LG	430/447 (96%)	335 (78%)	67 (16%)	28 (6%)	1	13
40	LH	430/447 (96%)	400 (93%)	29 (7%)	1 (0%)	44	72
40	MA	428/447 (96%)	329 (77%)	74 (17%)	25 (6%)	1	14

Continued on next page...

Continued from previous page...

Mol	Chain	Analysed	Favoured	Allowed	Outliers	Percentiles	
40	MD	430/447 (96%)	393 (91%)	33 (8%)	4 (1%)	14	46
40	ME	430/447 (96%)	396 (92%)	32 (7%)	2 (0%)	25	57
40	MF	429/447 (96%)	325 (76%)	77 (18%)	27 (6%)	1	13
40	MG	429/447 (96%)	316 (74%)	94 (22%)	19 (4%)	2	19
40	MH	429/447 (96%)	323 (75%)	82 (19%)	24 (6%)	1	15
40	NA	428/447 (96%)	396 (92%)	31 (7%)	1 (0%)	44	72
40	ND	429/447 (96%)	289 (67%)	103 (24%)	37 (9%)	0	8
40	NE	430/447 (96%)	392 (91%)	35 (8%)	3 (1%)	19	51
40	NF	429/447 (96%)	397 (92%)	32 (8%)	0	100	100
40	NG	428/447 (96%)	391 (91%)	36 (8%)	1 (0%)	44	72
40	NH	429/447 (96%)	398 (93%)	29 (7%)	2 (0%)	25	57
40	OA	432/447 (97%)	387 (90%)	45 (10%)	0	100	100
40	OD	430/447 (96%)	390 (91%)	34 (8%)	6 (1%)	9	37
40	OE	430/447 (96%)	393 (91%)	35 (8%)	2 (0%)	25	57
40	OF	432/447 (97%)	397 (92%)	34 (8%)	1 (0%)	44	72
40	OG	432/447 (97%)	398 (92%)	33 (8%)	1 (0%)	44	72
40	OH	432/447 (97%)	275 (64%)	120 (28%)	37 (9%)	0	8
40	PA	428/447 (96%)	384 (90%)	41 (10%)	3 (1%)	19	51
40	PD	400/447 (90%)	364 (91%)	35 (9%)	1 (0%)	37	67
40	PE	429/447 (96%)	388 (90%)	41 (10%)	0	100	100
40	PF	429/447 (96%)	393 (92%)	36 (8%)	0	100	100
40	PG	427/447 (96%)	386 (90%)	39 (9%)	2 (0%)	25	57
40	PH	427/447 (96%)	401 (94%)	26 (6%)	0	100	100
40	QA	428/447 (96%)	393 (92%)	34 (8%)	1 (0%)	44	72
40	QE	427/447 (96%)	391 (92%)	35 (8%)	1 (0%)	44	72
40	QF	427/447 (96%)	395 (92%)	31 (7%)	1 (0%)	44	72
40	QG	428/447 (96%)	396 (92%)	31 (7%)	1 (0%)	44	72
40	QH	429/447 (96%)	399 (93%)	28 (6%)	2 (0%)	25	57
40	RA	428/447 (96%)	391 (91%)	36 (8%)	1 (0%)	44	72
40	RE	427/447 (96%)	388 (91%)	37 (9%)	2 (0%)	25	57
40	RF	427/447 (96%)	384 (90%)	42 (10%)	1 (0%)	44	72

Continued on next page...

Continued from previous page...

Mol	Chain	Analysed	Favoured	Allowed	Outliers	Percentiles	
40	RG	428/447 (96%)	384 (90%)	44 (10%)	0	100	100
40	RH	427/447 (96%)	387 (91%)	37 (9%)	3 (1%)	19	51
40	RI	368/447 (82%)	343 (93%)	24 (6%)	1 (0%)	37	67
40	SA	428/447 (96%)	381 (89%)	40 (9%)	7 (2%)	8	35
40	SE	430/447 (96%)	392 (91%)	36 (8%)	2 (0%)	25	57
40	SF	428/447 (96%)	392 (92%)	35 (8%)	1 (0%)	44	72
40	SG	430/447 (96%)	380 (88%)	48 (11%)	2 (0%)	25	57
40	SH	429/447 (96%)	392 (91%)	36 (8%)	1 (0%)	44	72
40	SI	429/447 (96%)	394 (92%)	34 (8%)	1 (0%)	44	72
40	TA	428/447 (96%)	397 (93%)	31 (7%)	0	100	100
40	TE	428/447 (96%)	394 (92%)	33 (8%)	1 (0%)	44	72
40	TF	428/447 (96%)	392 (92%)	34 (8%)	2 (0%)	25	57
40	TG	430/447 (96%)	383 (89%)	46 (11%)	1 (0%)	44	72
40	TH	429/447 (96%)	394 (92%)	33 (8%)	2 (0%)	25	57
40	TI	429/447 (96%)	398 (93%)	29 (7%)	2 (0%)	25	57
40	UA	429/447 (96%)	384 (90%)	43 (10%)	2 (0%)	25	57
40	UE	430/447 (96%)	397 (92%)	31 (7%)	2 (0%)	25	57
40	UF	430/447 (96%)	276 (64%)	119 (28%)	35 (8%)	1	8
40	UG	430/447 (96%)	389 (90%)	39 (9%)	2 (0%)	25	57
40	UH	429/447 (96%)	389 (91%)	38 (9%)	2 (0%)	25	57
40	UI	429/447 (96%)	274 (64%)	119 (28%)	36 (8%)	0	8
40	VA	438/447 (98%)	393 (90%)	41 (9%)	4 (1%)	14	46
40	VF	438/447 (98%)	403 (92%)	31 (7%)	4 (1%)	14	46
40	VG	429/447 (96%)	393 (92%)	33 (8%)	3 (1%)	19	51
40	VH	430/447 (96%)	387 (90%)	41 (10%)	2 (0%)	25	57
40	VI	438/447 (98%)	401 (92%)	36 (8%)	1 (0%)	44	72
40	VJ	429/447 (96%)	388 (90%)	40 (9%)	1 (0%)	44	72
40	WA	438/447 (98%)	410 (94%)	26 (6%)	2 (0%)	25	57
40	WE	438/447 (98%)	404 (92%)	33 (8%)	1 (0%)	44	72
40	WF	429/447 (96%)	385 (90%)	43 (10%)	1 (0%)	44	72
40	WG	428/447 (96%)	393 (92%)	33 (8%)	2 (0%)	25	57

Continued on next page...

Continued from previous page...

Mol	Chain	Analysed	Favoured	Allowed	Outliers	Percentiles	
40	WH	438/447 (98%)	403 (92%)	34 (8%)	1 (0%)	44	72
40	WI	429/447 (96%)	398 (93%)	31 (7%)	0	100	100
41	AB	426/449 (95%)	400 (94%)	25 (6%)	1 (0%)	44	72
41	AL	426/449 (95%)	393 (92%)	30 (7%)	3 (1%)	19	51
41	AM	426/449 (95%)	398 (93%)	25 (6%)	3 (1%)	19	51
41	AN	426/449 (95%)	398 (93%)	25 (6%)	3 (1%)	19	51
41	AO	426/449 (95%)	335 (79%)	70 (16%)	21 (5%)	2	17
41	AP	426/449 (95%)	396 (93%)	28 (7%)	2 (0%)	25	57
41	BB	426/449 (95%)	326 (76%)	75 (18%)	25 (6%)	1	14
41	BL	426/449 (95%)	397 (93%)	27 (6%)	2 (0%)	25	57
41	BM	426/449 (95%)	312 (73%)	84 (20%)	30 (7%)	1	11
41	BN	426/449 (95%)	388 (91%)	35 (8%)	3 (1%)	19	51
41	BO	426/449 (95%)	322 (76%)	81 (19%)	23 (5%)	1	16
41	BP	426/449 (95%)	322 (76%)	75 (18%)	29 (7%)	1	12
41	CB	426/449 (95%)	398 (93%)	27 (6%)	1 (0%)	44	72
41	CL	426/449 (95%)	306 (72%)	84 (20%)	36 (8%)	0	8
41	CM	426/449 (95%)	305 (72%)	93 (22%)	28 (7%)	1	13
41	CN	426/449 (95%)	298 (70%)	98 (23%)	30 (7%)	1	11
41	CO	426/449 (95%)	279 (66%)	110 (26%)	37 (9%)	0	7
41	CP	426/449 (95%)	276 (65%)	112 (26%)	38 (9%)	0	7
41	DB	426/449 (95%)	260 (61%)	125 (29%)	41 (10%)	0	6
41	DL	426/449 (95%)	252 (59%)	126 (30%)	48 (11%)	0	4
41	DM	426/449 (95%)	268 (63%)	121 (28%)	37 (9%)	0	7
41	DN	426/449 (95%)	257 (60%)	120 (28%)	49 (12%)	0	4
41	DO	426/449 (95%)	396 (93%)	28 (7%)	2 (0%)	25	57
41	DP	426/449 (95%)	272 (64%)	121 (28%)	33 (8%)	1	9
41	EB	426/449 (95%)	400 (94%)	23 (5%)	3 (1%)	19	51
41	EL	356/449 (79%)	329 (92%)	26 (7%)	1 (0%)	37	67
41	EM	426/449 (95%)	270 (63%)	116 (27%)	40 (9%)	0	7
41	EN	426/449 (95%)	399 (94%)	26 (6%)	1 (0%)	44	72
41	EO	426/449 (95%)	396 (93%)	28 (7%)	2 (0%)	25	57

Continued on next page...

Continued from previous page...

Mol	Chain	Analysed	Favoured	Allowed	Outliers	Percentiles	
41	EP	426/449 (95%)	276 (65%)	123 (29%)	27 (6%)	1	13
41	FB	426/449 (95%)	393 (92%)	31 (7%)	2 (0%)	25	57
41	FM	426/449 (95%)	393 (92%)	30 (7%)	3 (1%)	19	51
41	FN	426/449 (95%)	391 (92%)	34 (8%)	1 (0%)	44	72
41	FO	426/449 (95%)	393 (92%)	31 (7%)	2 (0%)	25	57
41	FP	426/449 (95%)	393 (92%)	31 (7%)	2 (0%)	25	57
41	GB	426/449 (95%)	398 (93%)	26 (6%)	2 (0%)	25	57
41	GM	426/449 (95%)	399 (94%)	25 (6%)	2 (0%)	25	57
41	GN	426/449 (95%)	277 (65%)	118 (28%)	31 (7%)	1	11
41	GO	426/449 (95%)	401 (94%)	23 (5%)	2 (0%)	25	57
41	GP	426/449 (95%)	393 (92%)	32 (8%)	1 (0%)	44	72
41	HB	426/449 (95%)	397 (93%)	26 (6%)	3 (1%)	19	51
41	HM	426/449 (95%)	399 (94%)	25 (6%)	2 (0%)	25	57
41	HN	426/449 (95%)	289 (68%)	110 (26%)	27 (6%)	1	13
41	HO	426/449 (95%)	401 (94%)	24 (6%)	1 (0%)	44	72
41	HP	426/449 (95%)	392 (92%)	32 (8%)	2 (0%)	25	57
41	HQ	426/449 (95%)	397 (93%)	27 (6%)	2 (0%)	25	57
41	IB	426/449 (95%)	401 (94%)	23 (5%)	2 (0%)	25	57
41	IM	426/449 (95%)	398 (93%)	26 (6%)	2 (0%)	25	57
41	IN	426/449 (95%)	398 (93%)	26 (6%)	2 (0%)	25	57
41	IO	426/449 (95%)	399 (94%)	25 (6%)	2 (0%)	25	57
41	IP	426/449 (95%)	397 (93%)	27 (6%)	2 (0%)	25	57
41	IQ	426/449 (95%)	389 (91%)	35 (8%)	2 (0%)	25	57
41	JB	426/449 (95%)	395 (93%)	29 (7%)	2 (0%)	25	57
41	JL	426/449 (95%)	394 (92%)	30 (7%)	2 (0%)	25	57
41	JM	426/449 (95%)	286 (67%)	110 (26%)	30 (7%)	1	11
41	JN	426/449 (95%)	393 (92%)	31 (7%)	2 (0%)	25	57
41	JO	426/449 (95%)	396 (93%)	28 (7%)	2 (0%)	25	57
41	KB	426/449 (95%)	397 (93%)	27 (6%)	2 (0%)	25	57
41	KL	426/449 (95%)	305 (72%)	100 (24%)	21 (5%)	2	17
41	KM	426/449 (95%)	399 (94%)	26 (6%)	1 (0%)	44	72

Continued on next page...

Continued from previous page...

Mol	Chain	Analysed	Favoured	Allowed	Outliers	Percentiles	
41	KN	426/449 (95%)	403 (95%)	21 (5%)	2 (0%)	25	57
41	KO	426/449 (95%)	389 (91%)	35 (8%)	2 (0%)	25	57
41	KP	380/449 (85%)	356 (94%)	22 (6%)	2 (0%)	25	57
41	LB	426/449 (95%)	393 (92%)	32 (8%)	1 (0%)	44	72
41	LL	426/449 (95%)	392 (92%)	32 (8%)	2 (0%)	25	57
41	LM	426/449 (95%)	393 (92%)	31 (7%)	2 (0%)	25	57
41	LN	426/449 (95%)	403 (95%)	22 (5%)	1 (0%)	44	72
41	LO	426/449 (95%)	399 (94%)	24 (6%)	3 (1%)	19	51
41	LP	426/449 (95%)	403 (95%)	22 (5%)	1 (0%)	44	72
41	MB	426/449 (95%)	402 (94%)	23 (5%)	1 (0%)	44	72
41	ML	426/449 (95%)	392 (92%)	32 (8%)	2 (0%)	25	57
41	MM	426/449 (95%)	396 (93%)	27 (6%)	3 (1%)	19	51
41	MN	426/449 (95%)	400 (94%)	25 (6%)	1 (0%)	44	72
41	MO	426/449 (95%)	334 (78%)	71 (17%)	21 (5%)	2	17
41	MP	426/449 (95%)	401 (94%)	23 (5%)	2 (0%)	25	57
41	NB	426/449 (95%)	392 (92%)	32 (8%)	2 (0%)	25	57
41	NL	426/449 (95%)	398 (93%)	25 (6%)	3 (1%)	19	51
41	NM	426/449 (95%)	390 (92%)	35 (8%)	1 (0%)	44	72
41	NN	426/449 (95%)	397 (93%)	27 (6%)	2 (0%)	25	57
41	NO	426/449 (95%)	394 (92%)	30 (7%)	2 (0%)	25	57
41	NP	412/449 (92%)	382 (93%)	27 (7%)	3 (1%)	19	51
41	OB	426/449 (95%)	404 (95%)	20 (5%)	2 (0%)	25	57
41	OL	426/449 (95%)	396 (93%)	27 (6%)	3 (1%)	19	51
41	OM	426/449 (95%)	383 (90%)	42 (10%)	1 (0%)	44	72
41	ON	426/449 (95%)	389 (91%)	35 (8%)	2 (0%)	25	57
41	OO	426/449 (95%)	390 (92%)	33 (8%)	3 (1%)	19	51
41	OP	426/449 (95%)	391 (92%)	33 (8%)	2 (0%)	25	57
41	PB	426/449 (95%)	392 (92%)	32 (8%)	2 (0%)	25	57
41	PL	426/449 (95%)	399 (94%)	25 (6%)	2 (0%)	25	57
41	PM	426/449 (95%)	395 (93%)	29 (7%)	2 (0%)	25	57
41	PN	426/449 (95%)	394 (92%)	30 (7%)	2 (0%)	25	57

Continued on next page...

Continued from previous page...

Mol	Chain	Analysed	Favoured	Allowed	Outliers	Percentiles	
41	PO	426/449 (95%)	397 (93%)	27 (6%)	2 (0%)	25	57
41	PP	426/449 (95%)	392 (92%)	32 (8%)	2 (0%)	25	57
41	QB	426/449 (95%)	244 (57%)	127 (30%)	55 (13%)	0	3
41	QL	426/449 (95%)	389 (91%)	34 (8%)	3 (1%)	19	51
41	QM	426/449 (95%)	391 (92%)	32 (8%)	3 (1%)	19	51
41	QN	426/449 (95%)	393 (92%)	30 (7%)	3 (1%)	19	51
41	QO	426/449 (95%)	391 (92%)	32 (8%)	3 (1%)	19	51
41	QP	426/449 (95%)	233 (55%)	133 (31%)	60 (14%)	0	3
41	RB	426/449 (95%)	396 (93%)	28 (7%)	2 (0%)	25	57
41	RL	426/449 (95%)	397 (93%)	28 (7%)	1 (0%)	44	72
41	RM	426/449 (95%)	398 (93%)	27 (6%)	1 (0%)	44	72
41	RN	426/449 (95%)	389 (91%)	35 (8%)	2 (0%)	25	57
41	RO	426/449 (95%)	392 (92%)	31 (7%)	3 (1%)	19	51
41	RP	426/449 (95%)	385 (90%)	39 (9%)	2 (0%)	25	57
41	SB	426/449 (95%)	376 (88%)	45 (11%)	5 (1%)	11	40
41	SL	373/449 (83%)	347 (93%)	24 (6%)	2 (0%)	25	57
41	SM	426/449 (95%)	391 (92%)	32 (8%)	3 (1%)	19	51
41	SN	426/449 (95%)	393 (92%)	31 (7%)	2 (0%)	25	57
41	SO	426/449 (95%)	243 (57%)	146 (34%)	37 (9%)	0	7
41	SP	426/449 (95%)	388 (91%)	36 (8%)	2 (0%)	25	57
41	TB	426/449 (95%)	391 (92%)	32 (8%)	3 (1%)	19	51
41	TL	381/449 (85%)	350 (92%)	29 (8%)	2 (0%)	25	57
41	TM	426/449 (95%)	398 (93%)	27 (6%)	1 (0%)	44	72
41	TN	426/449 (95%)	396 (93%)	28 (7%)	2 (0%)	25	57
41	TO	426/449 (95%)	394 (92%)	31 (7%)	1 (0%)	44	72
41	TP	426/449 (95%)	399 (94%)	26 (6%)	1 (0%)	44	72
41	UB	426/449 (95%)	400 (94%)	25 (6%)	1 (0%)	44	72
41	UM	426/449 (95%)	397 (93%)	27 (6%)	2 (0%)	25	57
41	UN	426/449 (95%)	391 (92%)	34 (8%)	1 (0%)	44	72
41	UO	426/449 (95%)	396 (93%)	28 (7%)	2 (0%)	25	57
41	UP	426/449 (95%)	277 (65%)	116 (27%)	33 (8%)	1	9

Continued on next page...

Continued from previous page...

Mol	Chain	Analysed	Favoured	Allowed	Outliers	Percentiles	
41	VB	426/449 (95%)	393 (92%)	31 (7%)	2 (0%)	25	57
41	VN	426/449 (95%)	392 (92%)	32 (8%)	2 (0%)	25	57
41	VO	426/449 (95%)	398 (93%)	27 (6%)	1 (0%)	44	72
41	VP	426/449 (95%)	390 (92%)	34 (8%)	2 (0%)	25	57
41	VQ	426/449 (95%)	390 (92%)	35 (8%)	1 (0%)	44	72
41	WB	426/449 (95%)	400 (94%)	25 (6%)	1 (0%)	44	72
41	WM	426/449 (95%)	316 (74%)	91 (21%)	19 (4%)	2	18
41	WN	426/449 (95%)	298 (70%)	102 (24%)	26 (6%)	1	14
41	WO	426/449 (95%)	392 (92%)	33 (8%)	1 (0%)	44	72
41	WP	426/449 (95%)	397 (93%)	27 (6%)	2 (0%)	25	57
41	WQ	417/449 (93%)	385 (92%)	31 (7%)	1 (0%)	44	72
All	All	139272/166243 (84%)	121168 (87%)	15381 (11%)	2723 (2%)	8	32

All (2723) Ramachandran outliers are listed below:

Mol	Chain	Res	Type
2	1C	133	SER
2	1C	256	GLN
2	1D	256	GLN
3	1F	240	PRO
3	1G	65	ILE
3	1G	103	ALA
3	1G	135	VAL
3	1G	158	TYR
3	1G	239	LEU
3	1G	240	PRO
3	1G	242	PRO
4	1H	32	GLN
4	1I	32	GLN
5	1M	122	ASP
7	1S	279	PRO
7	1T	15	GLU
7	1T	22	PHE
7	1T	163	SER
7	1T	279	PRO
7	1T	280	SER
7	1T	354	LYS
7	1T	384	ARG

Continued on next page...

Continued from previous page...

Mol	Chain	Res	Type
7	1T	404	GLU
7	1T	415	ALA
9	2B	328	ILE
10	2E	42	GLU
10	2F	42	GLU
10	2G	42	GLU
11	2I	252	ILE
11	2J	216	VAL
11	2K	185	MET
11	2K	218	ILE
13	2W	70	GLY
13	2W	174	GLU
13	2X	55	SER
13	2X	174	GLU
15	3E	204	ALA
15	3F	204	ALA
15	3H	204	ALA
16	3J	195	LYS
17	3Q	410	GLU
17	3Q	411	LEU
20	4A	37	VAL
21	4D	292	MET
21	4D	474	LYS
21	4D	477	SER
21	4D	520	PRO
21	4D	521	ALA
21	4E	475	PRO
21	4F	462	ILE
21	4F	477	SER
21	4F	485	TYR
21	4F	520	PRO
21	4F	533	ASN
22	4H	36	VAL
22	4I	36	VAL
22	4J	36	VAL
22	4J	90	PRO
22	4J	650	LYS
22	4J	651	LYS
22	4K	557	SER
22	4K	617	CYS
23	4M	92	PRO
23	4M	116	ALA

Continued on next page...

Continued from previous page...

Mol	Chain	Res	Type
23	4M	235	THR
23	4M	266	HIS
23	4N	35	GLN
23	4N	185	SER
23	4N	235	THR
23	4N	266	HIS
24	4O	181	LYS
23	4P	187	PHE
23	4P	235	THR
23	4P	266	HIS
23	4R	20	PRO
23	4R	235	THR
25	4T	289	VAL
25	4T	383	VAL
27	4Y	102	TYR
27	4Z	42	LYS
27	4Z	44	ARG
29	5D	50	LYS
31	5I	725	SER
31	5J	851	HIS
34	5R	493	THR
36	5W	39	ILE
36	5W	50	VAL
36	5X	131	VAL
36	5X	269	VAL
36	5Y	26	ILE
36	5Y	50	VAL
36	5Y	166	MET
36	5Y	178	PHE
38	6C	157	ILE
38	6C	172	ALA
40	AF	274	PRO
40	AG	274	PRO
40	AH	42	ILE
40	AH	274	PRO
41	AL	143	THR
41	AO	160	PRO
41	AO	216	LYS
41	AP	143	THR
40	BA	274	PRO
41	BB	259	PRO
40	BE	73	THR

Continued on next page...

Continued from previous page...

Mol	Chain	Res	Type
40	BE	177	VAL
40	BE	401	ARG
40	BF	274	PRO
40	BG	274	PRO
40	BH	30	ILE
40	BH	51	THR
40	BH	110	ILE
40	BH	403	PHE
40	BI	72	PRO
40	BI	73	THR
40	BI	161	TYR
40	BI	261	PRO
40	BI	265	ILE
40	BI	274	PRO
40	BI	303	VAL
41	BL	143	THR
41	BM	108	GLU
41	BM	161	ASP
41	BM	246	LEU
41	BN	143	THR
41	BO	80	PRO
41	BP	55	THR
41	BP	57	GLY
41	BP	91	VAL
41	BP	139	LEU
41	BP	143	THR
41	BP	174	LYS
41	BP	355	ASP
41	BP	361	LEU
40	CA	72	PRO
40	CA	101	ASN
40	CA	141	PHE
40	CA	220	GLU
40	CA	279	GLU
40	CA	364	PRO
40	CA	403	PHE
41	CB	143	THR
40	CF	274	PRO
40	CG	274	PRO
40	CH	40	LYS
40	CH	46	ASP
40	CH	60	LYS

Continued on next page...

Continued from previous page...

Mol	Chain	Res	Type
40	CH	101	ASN
40	CH	110	ILE
40	CH	177	VAL
40	CH	199	ASP
40	CI	274	PRO
41	CL	57	GLY
41	CL	59	TYR
41	CL	95	SER
41	CL	174	LYS
41	CL	195	ASN
41	CL	278	SER
41	CM	94	GLN
41	CM	198	GLU
41	CM	213	ARG
41	CM	214	THR
41	CN	2	ARG
41	CN	129	CYS
41	CN	173	PRO
41	CO	143	THR
41	CO	423	VAL
41	CP	58	LYS
41	CP	95	SER
41	CP	127	CYS
41	CP	173	PRO
41	CP	238	THR
41	CP	284	LEU
40	DA	2	ARG
40	DA	37	PRO
40	DA	74	VAL
40	DA	91	GLN
40	DA	165	SER
40	DA	177	VAL
40	DA	220	GLU
40	DA	280	LYS
40	DA	344	VAL
41	DB	87	PRO
41	DB	89	ASN
41	DB	90	PHE
41	DB	110	ALA
41	DB	129	CYS
41	DB	246	LEU
41	DB	338	SER

Continued on next page...

Continued from previous page...

Mol	Chain	Res	Type
41	DB	392	LYS
40	DE	84	ARG
40	DE	142	GLY
40	DE	160	ASP
40	DE	202	PHE
40	DE	241	SER
40	DE	282	TYR
40	DF	37	PRO
40	DF	73	THR
40	DF	74	VAL
40	DF	133	GLN
40	DF	177	VAL
40	DF	263	PRO
40	DF	299	ALA
40	DG	274	PRO
40	DH	74	VAL
40	DH	91	GLN
40	DH	103	TYR
40	DH	303	VAL
40	DI	74	VAL
40	DI	84	ARG
40	DI	110	ILE
40	DI	112	LYS
40	DI	177	VAL
40	DI	261	PRO
40	DI	304	LYS
41	DL	161	ASP
41	DL	284	LEU
41	DL	322	SER
41	DM	143	THR
41	DM	174	LYS
41	DM	259	PRO
41	DN	42	LEU
41	DN	69	GLU
41	DN	80	PRO
41	DN	101	TRP
41	DN	124	ALA
41	DN	194	GLU
41	DN	195	ASN
41	DN	216	LYS
41	DN	259	PRO
41	DN	271	ALA

Continued on next page...

Continued from previous page...

Mol	Chain	Res	Type
41	DN	293	MET
41	DO	108	GLU
41	DO	143	THR
41	DP	80	PRO
40	EA	274	PRO
40	EE	274	PRO
40	EF	274	PRO
40	EG	274	PRO
40	EH	37	PRO
40	EH	38	SER
40	EH	58	ALA
40	EH	100	ALA
40	EH	165	SER
40	EH	175	PRO
40	EH	177	VAL
40	EH	191	THR
40	EH	248	LEU
40	EH	274	PRO
40	EH	401	ARG
40	EI	91	GLN
40	EI	175	PRO
40	EI	177	VAL
40	EI	218	ASP
40	EI	364	PRO
40	EI	414	GLU
41	EL	143	THR
41	EM	39	ASP
41	EM	80	PRO
41	EM	87	PRO
41	EM	113	VAL
41	EM	161	ASP
41	EM	173	PRO
41	EM	174	LYS
41	EM	236	VAL
41	EN	143	THR
41	EO	143	THR
41	EO	195	ASN
41	EP	103	LYS
41	EP	129	CYS
41	EP	161	ASP
41	EP	173	PRO
40	FA	73	THR

Continued on next page...

Continued from previous page...

Mol	Chain	Res	Type
40	FA	82	THR
40	FA	89	PRO
40	FA	110	ILE
40	FA	144	GLY
40	FA	261	PRO
40	FA	274	PRO
40	FA	278	ALA
40	FA	280	LYS
40	FA	401	ARG
41	FB	143	THR
40	FF	274	PRO
40	FG	274	PRO
40	FI	274	PRO
41	FM	143	THR
41	FO	195	ASN
41	FP	143	THR
40	GA	274	PRO
40	GE	73	THR
40	GE	219	ILE
40	GE	288	VAL
40	GF	274	PRO
40	GG	274	PRO
40	GH	30	ILE
40	GH	32	PRO
40	GH	33	ASP
40	GH	58	ALA
40	GH	67	PHE
40	GH	72	PRO
40	GH	85	GLN
40	GH	341	ILE
40	GH	358	GLN
40	GH	403	PHE
40	GI	38	SER
40	GI	110	ILE
40	GI	161	TYR
40	GI	177	VAL
40	GI	264	ARG
40	GI	274	PRO
40	GI	279	GLU
40	GI	283	HIS
41	GN	129	CYS
41	GO	143	THR

Continued on next page...

Continued from previous page...

Mol	Chain	Res	Type
41	GP	143	THR
40	HA	30	ILE
40	HA	274	PRO
40	HE	48	SER
40	HE	72	PRO
40	HE	86	LEU
40	HE	261	PRO
40	HF	274	PRO
40	HG	51	THR
40	HG	82	THR
40	HG	274	PRO
40	HH	274	PRO
40	HI	274	PRO
41	HN	158	GLU
41	HN	161	ASP
41	HN	162	ARG
41	HN	302	ALA
41	HO	143	THR
41	HP	143	THR
40	IA	274	PRO
41	IB	143	THR
40	IE	274	PRO
40	IF	30	ILE
40	IF	274	PRO
40	IG	274	PRO
40	IH	178	SER
40	IH	274	PRO
40	II	178	SER
40	II	274	PRO
41	IM	143	THR
41	IN	143	THR
41	IO	143	THR
41	IP	143	THR
41	IQ	143	THR
40	JA	274	PRO
41	JB	143	THR
40	JD	30	ILE
40	JD	274	PRO
40	JE	274	PRO
40	JF	274	PRO
40	JG	274	PRO
40	JH	274	PRO

Continued on next page...

Continued from previous page...

Mol	Chain	Res	Type
41	JL	143	THR
41	JL	195	ASN
41	JM	80	PRO
41	JM	95	SER
41	JM	173	PRO
41	JM	174	LYS
41	JN	143	THR
41	JO	195	ASN
40	KA	48	SER
40	KA	274	PRO
40	KD	274	PRO
40	KE	274	PRO
40	KF	274	PRO
40	KG	274	PRO
40	KH	274	PRO
41	KL	80	PRO
41	KL	173	PRO
41	KL	392	LYS
41	KM	143	THR
41	KN	143	THR
41	KO	195	ASN
41	KP	143	THR
40	LA	274	PRO
41	LB	143	THR
40	LD	274	PRO
40	LE	274	PRO
40	LF	263	PRO
40	LG	72	PRO
40	LG	263	PRO
40	LG	274	PRO
40	LH	274	PRO
41	LL	143	THR
41	LM	143	THR
41	LN	143	THR
41	LO	143	THR
41	LP	143	THR
40	MA	72	PRO
40	MA	200	CYS
40	MA	278	ALA
40	MA	304	LYS
41	MB	143	THR
40	MD	274	PRO

Continued on next page...

Continued from previous page...

Mol	Chain	Res	Type
40	ME	274	PRO
40	MF	73	THR
40	MF	163	LYS
40	MF	261	PRO
40	MG	110	ILE
40	MG	274	PRO
40	MG	412	MET
40	MH	59	GLY
40	MH	61	HIS
40	MH	273	ALA
41	ML	143	THR
41	MM	143	THR
41	MN	143	THR
41	MO	261	PRO
41	MP	143	THR
40	NA	274	PRO
41	NB	143	THR
40	ND	107	HIS
40	ND	110	ILE
40	ND	264	ARG
40	ND	265	ILE
40	ND	274	PRO
40	NE	274	PRO
40	NH	274	PRO
41	NL	143	THR
41	NN	143	THR
41	NO	143	THR
41	NP	143	THR
41	OB	143	THR
40	OD	85	GLN
40	OD	274	PRO
40	OH	313	MET
40	OH	355	ILE
41	OL	195	ASN
41	OM	143	THR
41	OO	143	THR
41	OO	195	ASN
41	OP	143	THR
41	PB	143	THR
40	PG	274	PRO
41	PL	143	THR
41	PM	143	THR

Continued on next page...

Continued from previous page...

Mol	Chain	Res	Type
41	PO	143	THR
41	QB	80	PRO
41	QB	94	GLN
41	QB	100	ASN
41	QB	114	ASP
41	QB	174	LYS
41	QB	216	LYS
41	QB	297	LYS
41	QB	298	ASN
41	QB	396	HIS
40	QE	274	PRO
40	QH	274	PRO
41	QL	108	GLU
41	QL	143	THR
41	QM	143	THR
41	QM	195	ASN
41	QN	143	THR
41	QO	143	THR
41	QO	195	ASN
41	QP	2	ARG
41	QP	41	ASP
41	QP	80	PRO
41	QP	125	GLU
41	QP	174	LYS
41	QP	270	PHE
41	QP	323	MET
41	QP	336	LYS
41	QP	342	VAL
41	QP	346	PRO
40	RA	274	PRO
41	RB	195	ASN
40	RE	48	SER
40	RE	274	PRO
40	RF	274	PRO
40	RH	48	SER
40	RH	274	PRO
41	RM	143	THR
41	RN	143	THR
41	RO	195	ASN
41	SB	143	THR
40	SE	274	PRO
40	SF	274	PRO

Continued on next page...

Continued from previous page...

Mol	Chain	Res	Type
40	SG	274	PRO
40	SI	274	PRO
41	SL	143	THR
41	SM	143	THR
41	SM	195	ASN
41	SN	143	THR
41	SO	90	PHE
41	SO	143	THR
41	SO	173	PRO
41	SO	259	PRO
41	SO	271	ALA
41	SO	303	CYS
41	SO	323	MET
41	SO	342	VAL
41	SP	143	THR
40	TE	274	PRO
40	TF	274	PRO
40	TH	274	PRO
40	TI	274	PRO
41	TL	143	THR
41	TM	143	THR
41	TN	195	ASN
41	TO	143	THR
41	TP	143	THR
40	UA	274	PRO
41	UB	143	THR
40	UE	48	SER
40	UE	274	PRO
40	UF	261	PRO
40	UF	275	VAL
40	UG	274	PRO
40	UH	48	SER
40	UH	58	ALA
40	UI	29	GLY
40	UI	50	ASN
40	UI	51	THR
40	UI	278	ALA
40	UI	355	ILE
41	UM	143	THR
41	UN	143	THR
41	UP	59	TYR
41	UP	91	VAL

Continued on next page...

Continued from previous page...

Mol	Chain	Res	Type
41	UP	101	TRP
41	UP	108	GLU
40	VA	274	PRO
41	VB	143	THR
40	VF	38	SER
40	VF	274	PRO
40	VG	274	PRO
40	VI	274	PRO
40	VJ	274	PRO
41	VN	143	THR
41	VO	143	THR
41	VP	143	THR
41	VQ	143	THR
40	WA	51	THR
40	WA	274	PRO
41	WB	143	THR
40	WE	274	PRO
40	WF	274	PRO
40	WG	274	PRO
40	WH	178	SER
41	WM	101	TRP
41	WM	271	ALA
41	WM	303	CYS
41	WM	311	LEU
41	WO	143	THR
41	WQ	143	THR
1	1A	854	PRO
3	1G	108	LEU
3	1G	110	VAL
3	1G	114	MET
3	1G	164	ASP
3	1G	177	VAL
5	1L	284	ASP
5	1L	286	GLU
7	1T	14	LEU
7	1T	109	LEU
7	1T	123	ASP
7	1T	179	ASN
7	1T	322	PHE
7	1T	362	LEU
7	1T	374	ASN
7	1T	484	THR

Continued on next page...

Continued from previous page...

Mol	Chain	Res	Type
7	1T	493	LEU
7	1T	526	ILE
8	1X	115	HIS
9	2B	46	VAL
11	2K	253	ALA
12	2O	149	LEU
13	2T	55	SER
13	2T	63	ALA
13	2T	120	THR
13	2T	132	ILE
13	2U	63	ALA
13	2W	74	PRO
13	2W	143	ALA
13	2W	145	GLY
13	2W	172	TYR
13	2X	70	GLY
13	2X	145	GLY
17	3P	472	LYS
17	3Q	409	ILE
17	3Q	472	LYS
17	3R	94	TYR
17	3R	208	ILE
17	3R	331	VAL
20	4A	150	SER
20	4B	254	THR
20	4B	258	GLN
21	4D	338	LEU
21	4D	409	VAL
21	4D	431	PRO
21	4D	436	ARG
21	4D	462	ILE
21	4D	478	SER
21	4D	485	TYR
21	4D	492	ILE
21	4E	463	GLY
21	4E	477	SER
21	4E	478	SER
21	4E	499	PHE
21	4E	501	HIS
21	4F	408	ASP
21	4F	436	ARG
22	4I	458	LEU

Continued on next page...

Continued from previous page...

Mol	Chain	Res	Type
22	4I	649	LYS
22	4I	681	PHE
22	4J	631	ALA
22	4J	648	GLU
22	4K	559	SER
22	4K	616	THR
22	4K	618	ILE
23	4M	103	PHE
23	4M	262	GLY
23	4N	94	TYR
23	4N	177	ARG
23	4N	184	MET
23	4N	261	TYR
24	4O	187	PHE
23	4P	180	ARG
23	4P	184	MET
23	4P	185	SER
23	4P	261	TYR
23	4Q	238	HIS
23	4Q	239	ASN
23	4R	60	LEU
23	4R	181	LYS
23	4R	185	SER
23	4R	187	PHE
25	4T	291	SER
26	4V	319	THR
26	4W	228	CYS
26	4W	363	ASP
26	4W	373	LYS
27	4Y	132	ALA
28	5B	209	ILE
29	5E	108	VAL
31	5I	461	ALA
36	5W	26	ILE
38	6C	26	ASP
38	6C	41	SER
41	AB	143	THR
40	AE	46	ASP
41	AL	108	GLU
41	AL	195	ASN
41	AM	108	GLU
41	AM	143	THR

Continued on next page...

Continued from previous page...

Mol	Chain	Res	Type
41	AM	195	ASN
41	AN	108	GLU
41	AN	143	THR
41	AN	195	ASN
41	AO	80	PRO
41	AO	142	GLY
41	AO	195	ASN
41	AO	271	ALA
41	AO	347	ASN
41	AO	359	ARG
41	AP	195	ASN
41	BB	45	GLU
41	BB	83	GLN
41	BB	94	GLN
41	BB	99	ASN
41	BB	143	THR
41	BB	195	ASN
41	BB	355	ASP
41	BB	363	MET
41	BB	394	PHE
40	BE	12	ALA
40	BE	39	ASP
40	BE	45	GLY
40	BE	46	ASP
40	BE	74	VAL
40	BE	160	ASP
40	BE	265	ILE
40	BE	280	LYS
40	BE	299	ALA
40	BE	305	CYS
40	BH	96	LYS
40	BH	142	GLY
40	BH	162	GLY
40	BH	177	VAL
40	BH	243	ARG
40	BH	261	PRO
40	BH	364	PRO
40	BI	37	PRO
40	BI	53	PHE
40	BI	64	ARG
40	BI	66	VAL
40	BI	86	LEU

Continued on next page...

Continued from previous page...

Mol	Chain	Res	Type
40	BI	101	ASN
40	BI	110	ILE
40	BI	141	PHE
40	BI	160	ASP
40	BI	163	LYS
40	BI	177	VAL
40	BI	202	PHE
40	BI	219	ILE
40	BI	412	MET
41	BM	45	GLU
41	BM	91	VAL
41	BM	99	ASN
41	BM	144	GLY
41	BM	195	ASN
41	BM	259	PRO
41	BM	336	LYS
41	BM	392	LYS
41	BM	394	PHE
41	BN	108	GLU
41	BO	59	TYR
41	BO	94	GLN
41	BO	143	THR
41	BO	144	GLY
41	BO	145	SER
41	BO	195	ASN
41	BO	315	ALA
41	BP	59	TYR
41	BP	95	SER
41	BP	99	ASN
41	BP	112	LEU
41	BP	144	GLY
41	BP	263	LEU
40	CA	46	ASP
40	CA	110	ILE
40	CA	132	LEU
40	CA	177	VAL
40	CA	258	ASN
40	CA	261	PRO
40	CA	340	SER
40	CF	72	PRO
40	CG	178	SER
40	CH	34	GLY

Continued on next page...

Continued from previous page...

Mol	Chain	Res	Type
40	CH	47	ASP
40	CH	72	PRO
40	CH	73	THR
40	CH	212	ILE
40	CH	261	PRO
40	CH	304	LYS
40	CH	319	TYR
40	CH	322	ASP
40	CH	364	PRO
40	CH	401	ARG
40	CH	406	TRP
41	CL	2	ARG
41	CL	80	PRO
41	CL	98	GLY
41	CL	99	ASN
41	CL	130	LEU
41	CL	143	THR
41	CL	144	GLY
41	CL	198	GLU
41	CL	246	LEU
41	CL	272	PRO
41	CL	320	ARG
41	CM	127	CYS
41	CM	143	THR
41	CM	259	PRO
41	CM	303	CYS
41	CM	392	LYS
41	CM	422	VAL
41	CN	47	ILE
41	CN	80	PRO
41	CN	95	SER
41	CN	98	GLY
41	CN	99	ASN
41	CN	101	TRP
41	CN	139	LEU
41	CN	140	GLY
41	CN	195	ASN
41	CN	259	PRO
41	CN	263	LEU
41	CN	307	HIS
41	CN	362	LYS
41	CO	98	GLY

Continued on next page...

Continued from previous page...

Mol	Chain	Res	Type
41	CO	99	ASN
41	CO	112	LEU
41	CO	146	GLY
41	CO	246	LEU
41	CO	255	VAL
41	CO	256	ASN
41	CO	293	MET
41	CO	315	ALA
41	CO	392	LYS
41	CP	29	GLY
41	CP	55	THR
41	CP	80	PRO
41	CP	146	GLY
41	CP	158	GLU
41	CP	241	ARG
41	CP	255	VAL
41	CP	300	MET
41	CP	426	GLY
40	DA	60	LYS
40	DA	72	PRO
40	DA	90	GLU
40	DA	101	ASN
40	DA	142	GLY
40	DA	159	VAL
40	DA	164	LYS
40	DA	217	LEU
40	DA	218	ASP
40	DA	263	PRO
40	DA	299	ALA
40	DA	364	PRO
40	DA	414	GLU
40	DA	415	GLY
41	DB	80	PRO
41	DB	109	GLY
41	DB	128	ASP
41	DB	140	GLY
41	DB	163	ILE
41	DB	183	TYR
41	DB	193	VAL
41	DB	315	ALA
40	DE	2	ARG
40	DE	60	LYS

Continued on next page...

Continued from previous page...

Mol	Chain	Res	Type
40	DE	107	HIS
40	DE	109	THR
40	DE	130	THR
40	DE	147	SER
40	DE	163	LYS
40	DE	164	LYS
40	DE	175	PRO
40	DE	184	PRO
40	DE	261	PRO
40	DE	264	ARG
40	DE	265	ILE
40	DE	299	ALA
40	DE	408	VAL
40	DF	99	ALA
40	DF	160	ASP
40	DF	261	PRO
40	DF	338	LYS
40	DH	52	PHE
40	DH	72	PRO
40	DH	83	TYR
40	DH	90	GLU
40	DH	176	GLN
40	DH	219	ILE
40	DH	304	LYS
40	DI	66	VAL
40	DI	98	ASP
40	DI	99	ALA
40	DI	113	GLU
40	DI	141	PHE
40	DI	179	THR
40	DI	217	LEU
40	DI	273	ALA
40	DI	296	PHE
40	DI	299	ALA
40	DI	323	VAL
40	DI	338	LYS
40	DI	356	ASN
40	DI	357	TYR
40	DI	364	PRO
40	DI	438	SER
41	DL	35	THR
41	DL	80	PRO

Continued on next page...

Continued from previous page...

Mol	Chain	Res	Type
41	DL	90	PHE
41	DL	94	GLN
41	DL	138	SER
41	DL	173	PRO
41	DL	193	VAL
41	DL	320	ARG
41	DL	323	MET
41	DL	363	MET
41	DL	402	GLY
41	DM	48	ASN
41	DM	49	VAL
41	DM	76	VAL
41	DM	80	PRO
41	DM	129	CYS
41	DM	130	LEU
41	DM	140	GLY
41	DM	161	ASP
41	DM	193	VAL
41	DM	194	GLU
41	DM	201	CYS
41	DM	246	LEU
41	DM	326	VAL
41	DN	83	GLN
41	DN	90	PHE
41	DN	94	GLN
41	DN	97	ALA
41	DN	98	GLY
41	DN	130	LEU
41	DN	146	GLY
41	DN	246	LEU
41	DN	263	LEU
41	DN	336	LYS
41	DN	392	LYS
41	DN	396	HIS
41	DP	44	LEU
41	DP	45	GLU
41	DP	129	CYS
41	DP	140	GLY
41	DP	173	PRO
41	DP	174	LYS
41	DP	214	THR
41	DP	246	LEU

Continued on next page...

Continued from previous page...

Mol	Chain	Res	Type
41	EB	143	THR
41	EB	195	ASN
40	EH	89	PRO
40	EH	91	GLN
40	EH	110	ILE
40	EH	132	LEU
40	EH	136	LEU
40	EH	176	GLN
40	EH	244	PHE
40	EH	364	PRO
40	EH	434	VAL
40	EI	92	LEU
40	EI	101	ASN
40	EI	109	THR
40	EI	141	PHE
40	EI	184	PRO
40	EI	247	ALA
40	EI	415	GLY
40	EI	416	GLU
40	EI	438	SER
41	EM	65	LEU
41	EM	202	ILE
41	EM	245	GLN
41	EM	255	VAL
41	EM	257	MET
41	EM	259	PRO
41	EM	262	ARG
41	EP	99	ASN
41	EP	130	LEU
41	EP	163	ILE
41	EP	216	LYS
41	EP	339	SER
41	EP	377	LEU
40	FA	49	PHE
40	FA	100	ALA
40	FA	101	ASN
40	FA	107	HIS
40	FA	145	THR
40	FA	177	VAL
40	FA	273	ALA
40	FA	364	PRO
40	FA	412	MET

Continued on next page...

Continued from previous page...

Mol	Chain	Res	Type
41	FB	195	ASN
41	FM	108	GLU
41	FM	195	ASN
41	FN	195	ASN
41	FO	143	THR
41	FP	195	ASN
40	GA	38	SER
41	GB	143	THR
40	GE	38	SER
40	GE	50	ASN
40	GE	51	THR
40	GE	160	ASP
40	GE	161	TYR
40	GE	202	PHE
40	GE	261	PRO
40	GE	264	ARG
40	GE	348	PRO
40	GG	362	VAL
40	GH	57	GLY
40	GH	86	LEU
40	GH	110	ILE
40	GH	175	PRO
40	GH	177	VAL
40	GH	261	PRO
40	GH	286	LEU
40	GH	340	SER
40	GH	364	PRO
40	GI	51	THR
40	GI	61	HIS
40	GI	72	PRO
40	GI	86	LEU
40	GI	163	LYS
40	GI	248	LEU
40	GI	261	PRO
40	GI	282	TYR
40	GI	304	LYS
40	GI	401	ARG
41	GM	143	THR
41	GN	55	THR
41	GN	59	TYR
41	GN	95	SER
41	GN	195	ASN

Continued on next page...

Continued from previous page...

Mol	Chain	Res	Type
41	GN	246	LEU
41	GN	262	ARG
41	GN	299	MET
41	GN	302	ALA
40	HA	38	SER
41	HB	143	THR
41	HB	195	ASN
40	HE	29	GLY
40	HE	49	PHE
40	HE	54	SER
40	HE	56	THR
40	HE	58	ALA
40	HE	73	THR
40	HE	85	GLN
40	HE	110	ILE
40	HE	160	ASP
40	HE	364	PRO
40	HE	436	MET
41	HM	143	THR
41	HN	93	GLY
41	HN	95	SER
41	HN	143	THR
41	HP	108	GLU
41	HQ	143	THR
41	IO	195	ASN
41	IP	195	ASN
40	JE	38	SER
41	JM	49	VAL
41	JM	195	ASN
41	JM	259	PRO
41	JM	263	LEU
41	JM	392	LYS
41	JO	143	THR
41	KB	143	THR
41	KL	103	LYS
41	KL	143	THR
41	KL	336	LYS
41	KN	108	GLU
41	KO	143	THR
41	KP	195	ASN
40	LE	58	ALA
40	LF	30	ILE

Continued on next page...

Continued from previous page...

Mol	Chain	Res	Type
40	LF	58	ALA
40	LF	162	GLY
40	LF	177	VAL
40	LF	261	PRO
40	LF	304	LYS
40	LF	348	PRO
40	LF	364	PRO
40	LG	142	GLY
40	LG	160	ASP
40	LG	176	GLN
40	LG	261	PRO
40	LG	278	ALA
40	LG	286	LEU
41	LL	195	ASN
41	LO	108	GLU
41	LO	195	ASN
40	MA	29	GLY
40	MA	58	ALA
40	MA	73	THR
40	MA	161	TYR
40	MA	176	GLN
40	MA	177	VAL
40	MA	248	LEU
40	MA	279	GLU
40	MA	348	PRO
40	MA	364	PRO
40	ME	38	SER
40	MF	74	VAL
40	MF	101	ASN
40	MF	159	VAL
40	MF	164	LYS
40	MF	199	ASP
40	MF	273	ALA
40	MF	327	ASP
40	MF	364	PRO
40	MF	401	ARG
40	MG	47	ASP
40	MG	72	PRO
40	MG	160	ASP
40	MG	261	PRO
40	MG	265	ILE
40	MG	364	PRO

Continued on next page...

Continued from previous page...

Mol	Chain	Res	Type
40	MH	49	PHE
40	MH	72	PRO
40	MH	74	VAL
40	MH	110	ILE
40	MH	160	ASP
40	MH	177	VAL
40	MH	434	VAL
41	ML	195	ASN
41	MM	195	ASN
41	MO	95	SER
41	MO	112	LEU
41	MO	173	PRO
41	MO	195	ASN
41	MO	262	ARG
41	MO	263	LEU
41	MO	271	ALA
41	MO	392	LYS
41	MP	195	ASN
41	NB	195	ASN
40	ND	73	THR
40	ND	160	ASP
40	ND	176	GLN
40	ND	177	VAL
40	ND	247	ALA
40	ND	261	PRO
40	ND	280	LYS
40	ND	304	LYS
40	ND	341	ILE
40	ND	436	MET
40	NE	38	SER
40	NG	178	SER
40	NH	178	SER
41	NL	108	GLU
41	NL	195	ASN
41	NM	143	THR
41	NN	195	ASN
41	NP	108	GLU
41	NP	284	LEU
40	OD	86	LEU
40	OE	38	SER
40	OF	46	ASP
40	OH	73	THR

Continued on next page...

Continued from previous page...

Mol	Chain	Res	Type
40	OH	100	ALA
40	OH	101	ASN
40	OH	261	PRO
40	OH	263	PRO
40	OH	276	ILE
40	OH	299	ALA
40	OH	309	HIS
40	OH	412	MET
41	OL	143	THR
41	ON	143	THR
41	ON	195	ASN
41	OP	195	ASN
41	PL	195	ASN
41	PM	195	ASN
41	PN	143	THR
41	PN	195	ASN
41	PO	195	ASN
41	PP	143	THR
41	QB	54	ALA
41	QB	56	GLY
41	QB	57	GLY
41	QB	68	LEU
41	QB	109	GLY
41	QB	123	GLU
41	QB	126	SER
41	QB	128	ASP
41	QB	130	LEU
41	QB	140	GLY
41	QB	146	GLY
41	QB	173	PRO
41	QB	190	HIS
41	QB	236	VAL
41	QB	259	PRO
41	QB	317	PHE
41	QB	323	MET
41	QB	392	LYS
41	QB	417	ASP
41	QN	195	ASN
41	QP	18	ALA
41	QP	35	THR
41	QP	36	TYR
41	QP	42	LEU

Continued on next page...

Continued from previous page...

Mol	Chain	Res	Type
41	QP	49	VAL
41	QP	98	GLY
41	QP	101	TRP
41	QP	127	CYS
41	QP	139	LEU
41	QP	140	GLY
41	QP	143	THR
41	QP	173	PRO
41	QP	193	VAL
41	QP	222	TYR
41	QP	259	PRO
41	QP	299	MET
41	QP	321	MET
41	QP	322	SER
41	QP	387	ALA
41	QP	402	GLY
41	QP	417	ASP
41	RO	108	GLU
41	RO	143	THR
40	SA	247	ALA
40	SA	261	PRO
41	SB	377	LEU
41	SB	396	HIS
41	SL	195	ASN
41	SN	108	GLU
41	SO	80	PRO
41	SO	83	GLN
41	SO	162	ARG
41	SO	210	ILE
41	SO	320	ARG
41	SP	195	ASN
41	TB	143	THR
41	TB	195	ASN
41	TN	143	THR
40	UF	38	SER
40	UF	164	LYS
40	UF	177	VAL
40	UF	202	PHE
40	UF	364	PRO
40	UF	367	LEU
40	UG	48	SER
40	UI	26	LEU

Continued on next page...

Continued from previous page...

Mol	Chain	Res	Type
40	UI	27	GLU
40	UI	66	VAL
40	UI	72	PRO
40	UI	110	ILE
40	UI	177	VAL
40	UI	202	PHE
40	UI	247	ALA
40	UI	263	PRO
40	UI	265	ILE
40	UI	357	TYR
40	UI	438	SER
41	UM	108	GLU
41	UO	143	THR
41	UO	195	ASN
41	UP	83	GLN
41	UP	98	GLY
41	UP	99	ASN
41	UP	143	THR
41	UP	161	ASP
41	UP	173	PRO
41	UP	182	PRO
41	UP	261	PRO
41	UP	265	PHE
41	UP	271	ALA
41	VN	195	ASN
41	VP	195	ASN
40	WG	178	SER
41	WM	129	CYS
41	WM	161	ASP
41	WM	173	PRO
41	WM	195	ASN
41	WM	300	MET
41	WM	427	ALA
41	WN	30	ILE
41	WN	95	SER
41	WN	143	THR
41	WN	197	ASP
41	WN	216	LYS
41	WN	246	LEU
41	WN	271	ALA
41	WN	311	LEU
41	WN	392	LYS

Continued on next page...

Continued from previous page...

Mol	Chain	Res	Type
41	WP	143	THR
41	WP	195	ASN
1	1A	853	ASN
2	1D	133	SER
3	1F	239	LEU
3	1G	76	LYS
3	1G	109	HIS
3	1G	138	SER
3	1G	208	MET
3	1G	227	GLU
5	1L	285	LEU
5	1M	93	ASN
7	1S	586	HIS
7	1T	101	ARG
7	1T	133	ASP
7	1T	217	ASP
7	1T	245	ALA
7	1T	364	ASN
7	1T	414	ASN
7	1T	524	ARG
7	1T	575	ASN
8	1X	84	MET
8	1X	100	LEU
8	1X	113	ALA
9	2C	490	HIS
11	2J	251	TYR
11	2K	215	SER
12	2O	141	LYS
13	2T	98	ASN
13	2U	127	ASP
13	2U	171	LEU
13	2V	63	ALA
13	2V	98	ASN
13	2V	143	ALA
13	2V	172	TYR
13	2W	63	ALA
13	2W	127	ASP
13	2W	175	ASP
13	2X	74	PRO
13	2X	109	GLN
13	2X	143	ALA
16	3J	325	PRO

Continued on next page...

Continued from previous page...

Mol	Chain	Res	Type
17	3P	411	LEU
17	3Q	408	ASN
17	3Q	471	GLU
17	3R	96	PRO
17	3R	217	THR
17	3R	218	GLU
20	4A	233	HIS
20	4B	229	GLN
20	4B	251	ASP
20	4B	358	ASN
21	4D	499	PHE
21	4E	436	ARG
21	4E	474	LYS
21	4F	474	LYS
22	4I	633	GLU
22	4I	676	ALA
22	4I	701	ALA
22	4J	54	LYS
22	4J	677	LEU
23	4M	55	PRO
23	4M	109	CYS
23	4M	181	LYS
23	4M	187	PHE
23	4M	242	LEU
23	4N	50	GLY
23	4N	180	ARG
23	4N	196	PHE
23	4N	245	LYS
23	4N	256	GLN
24	4O	192	PRO
23	4P	245	LYS
23	4P	256	GLN
23	4Q	187	PHE
23	4R	35	GLN
23	4R	101	ALA
23	4R	107	LYS
23	4R	237	PRO
23	4R	262	GLY
25	4T	308	LEU
26	4W	203	ASN
26	4W	361	PRO
26	4W	364	GLY

Continued on next page...

Continued from previous page...

Mol	Chain	Res	Type
30	5G	97	TYR
31	5I	387	PRO
36	5W	108	PRO
36	5W	234	LEU
36	5X	167	THR
38	6C	205	ALA
39	6L	120	PRO
40	AE	299	ALA
41	AO	71	GLY
41	AO	95	SER
41	AO	173	PRO
41	AO	261	PRO
41	AO	262	ARG
41	BB	29	GLY
41	BB	59	TYR
41	BB	80	PRO
41	BB	93	GLY
41	BB	271	ALA
40	BE	38	SER
40	BE	72	PRO
40	BE	101	ASN
40	BE	131	GLY
40	BE	155	GLU
40	BE	161	TYR
40	BE	261	PRO
40	BE	273	ALA
40	BE	322	ASP
40	BE	348	PRO
40	BE	364	PRO
40	BE	438	SER
40	BH	38	SER
40	BH	39	ASP
40	BH	41	THR
40	BH	52	PHE
40	BH	72	PRO
40	BH	73	THR
40	BH	101	ASN
40	BH	163	LYS
40	BH	265	ILE
40	BH	309	HIS
40	BH	349	THR
40	BH	412	MET

Continued on next page...

Continued from previous page...

Mol	Chain	Res	Type
40	BI	74	VAL
40	BI	85	GLN
40	BI	96	LYS
40	BI	114	LEU
40	BI	264	ARG
41	BM	98	GLY
41	BM	104	GLY
41	BM	111	GLU
41	BM	143	THR
41	BM	216	LYS
41	BM	271	ALA
41	BO	139	LEU
41	BO	271	ALA
41	BO	361	LEU
41	BP	67	ASP
41	BP	80	PRO
41	BP	92	PHE
41	BP	140	GLY
41	BP	158	GLU
41	BP	173	PRO
41	BP	259	PRO
41	BP	261	PRO
41	BP	262	ARG
41	BP	271	ALA
41	BP	394	PHE
40	CA	40	LYS
40	CA	61	HIS
40	CA	73	THR
40	CA	109	THR
40	CA	148	GLY
40	CA	160	ASP
40	CA	263	PRO
40	CA	265	ILE
40	CA	273	ALA
40	CA	438	SER
40	CE	51	THR
40	CF	73	THR
40	CH	51	THR
40	CH	59	GLY
40	CH	148	GLY
40	CH	242	LEU
40	CH	243	ARG

Continued on next page...

Continued from previous page...

Mol	Chain	Res	Type
40	CH	265	ILE
40	CH	367	LEU
41	CL	146	GLY
41	CL	173	PRO
41	CL	197	ASP
41	CL	271	ALA
41	CM	107	THR
41	CM	162	ARG
41	CM	173	PRO
41	CM	271	ALA
41	CN	240	LEU
41	CN	241	ARG
41	CN	261	PRO
41	CN	271	ALA
41	CO	58	LYS
41	CO	82	GLY
41	CO	107	THR
41	CO	158	GLU
41	CO	173	PRO
41	CO	402	GLY
41	CP	97	ALA
41	CP	271	ALA
41	CP	293	MET
41	CP	302	ALA
41	CP	310	TYR
41	CP	323	MET
40	DA	83	TYR
40	DA	130	THR
40	DA	178	SER
40	DA	213	CYS
40	DA	216	ASN
40	DA	261	PRO
40	DA	265	ILE
40	DA	273	ALA
40	DA	357	TYR
40	DA	401	ARG
41	DB	97	ALA
41	DB	108	GLU
41	DB	130	LEU
41	DB	167	PHE
41	DB	174	LYS
41	DB	240	LEU

Continued on next page...

Continued from previous page...

Mol	Chain	Res	Type
41	DB	339	SER
41	DB	347	ASN
40	DE	219	ILE
40	DE	240	ALA
40	DE	255	PHE
40	DE	281	ALA
40	DE	364	PRO
40	DE	406	TRP
40	DE	410	GLU
40	DE	411	GLY
40	DF	265	ILE
40	DF	364	PRO
40	DH	33	ASP
40	DH	38	SER
40	DH	87	PHE
40	DH	132	LEU
40	DH	160	ASP
40	DH	261	PRO
40	DH	365	GLY
40	DI	61	HIS
40	DI	72	PRO
40	DI	125	LEU
40	DI	161	TYR
40	DI	164	LYS
40	DI	248	LEU
40	DI	303	VAL
41	DL	95	SER
41	DL	144	GLY
41	DL	158	GLU
41	DL	182	PRO
41	DL	211	CYS
41	DL	213	ARG
41	DL	246	LEU
41	DL	311	LEU
41	DL	362	LYS
41	DM	173	PRO
41	DM	336	LYS
41	DM	347	ASN
41	DM	417	ASP
41	DN	29	GLY
41	DN	71	GLY
41	DN	99	ASN

Continued on next page...

Continued from previous page...

Mol	Chain	Res	Type
41	DN	107	THR
41	DN	126	SER
41	DN	193	VAL
41	DN	294	PHE
41	DP	83	GLN
41	DP	99	ASN
41	DP	124	ALA
41	DP	139	LEU
41	DP	143	THR
41	DP	241	ARG
41	DP	259	PRO
41	DP	279	GLN
41	DP	283	ALA
41	DP	326	VAL
41	DP	347	ASN
41	DP	400	GLY
40	EG	73	THR
40	EH	105	ARG
40	EH	160	ASP
40	EH	162	GLY
40	EH	163	LYS
40	EH	258	ASN
40	EH	299	ALA
40	EH	348	PRO
40	EH	399	ALA
40	EH	411	GLY
40	EI	32	PRO
40	EI	37	PRO
40	EI	51	THR
40	EI	84	ARG
40	EI	90	GLU
40	EI	244	PHE
40	EI	248	LEU
40	EI	279	GLU
41	EM	88	ASP
41	EM	95	SER
41	EM	97	ALA
41	EM	99	ASN
41	EM	143	THR
41	EM	182	PRO
41	EM	184	ASN
41	EM	203	ASP

Continued on next page...

Continued from previous page...

Mol	Chain	Res	Type
41	EM	271	ALA
41	EM	359	ARG
41	EM	377	LEU
41	EM	392	LYS
41	EP	160	PRO
41	EP	246	LEU
41	EP	271	ALA
41	EP	284	LEU
41	EP	299	MET
41	EP	320	ARG
41	EP	359	ARG
41	EP	419	GLY
40	FA	50	ASN
40	FA	143	GLY
40	FA	175	PRO
40	FA	322	ASP
40	FA	348	PRO
40	GE	128	GLN
40	GE	178	SER
40	GE	273	ALA
40	GE	278	ALA
40	GE	286	LEU
40	GE	304	LYS
40	GE	305	CYS
40	GE	323	VAL
40	GE	360	PRO
40	GE	364	PRO
40	GE	411	GLY
40	GH	73	THR
40	GH	197	HIS
40	GH	264	ARG
40	GH	265	ILE
40	GH	289	ALA
40	GH	304	LYS
40	GH	339	ARG
40	GH	371	GLN
40	GI	73	THR
40	GI	259	LEU
40	GI	263	PRO
40	GI	286	LEU
41	GM	108	GLU
41	GN	50	TYR

Continued on next page...

Continued from previous page...

Mol	Chain	Res	Type
41	GN	70	PRO
41	GN	94	GLN
41	GN	107	THR
41	GN	112	LEU
41	GN	158	GLU
41	GN	201	CYS
41	GN	271	ALA
41	GN	394	PHE
40	HE	50	ASN
40	HE	201	ALA
40	HE	247	ALA
40	HE	278	ALA
40	HE	327	ASP
40	HE	381	THR
40	HE	382	ALA
41	HN	59	TYR
41	HN	94	GLN
41	HN	108	GLU
41	HN	173	PRO
41	HN	263	LEU
41	HN	271	ALA
41	HN	362	LYS
41	HN	392	LYS
41	HN	417	ASP
41	IM	108	GLU
41	IN	108	GLU
41	JB	195	ASN
41	JM	2	ARG
41	JM	130	LEU
41	JM	182	PRO
41	JM	271	ALA
41	JM	294	PHE
41	JM	303	CYS
41	JM	355	ASP
41	JM	427	ALA
41	KB	195	ASN
41	KL	174	LYS
41	KL	259	PRO
41	KL	271	ALA
41	KL	293	MET
41	KL	417	ASP
40	LF	111	GLY

Continued on next page...

Continued from previous page...

Mol	Chain	Res	Type
40	LF	160	ASP
40	LF	161	TYR
40	LF	280	LYS
40	LG	100	ALA
40	LG	101	ASN
40	LG	110	ILE
40	LG	161	TYR
40	LG	177	VAL
40	LG	302	MET
40	LG	304	LYS
40	LG	364	PRO
40	MA	49	PHE
40	MA	259	LEU
40	MD	279	GLU
40	MD	280	LYS
40	MF	72	PRO
40	MF	141	PHE
40	MF	403	PHE
40	MG	59	GLY
40	MG	161	TYR
40	MG	259	LEU
40	MG	304	LYS
40	MG	348	PRO
40	MH	109	THR
40	MH	161	TYR
40	MH	348	PRO
40	MH	364	PRO
41	MO	70	PRO
41	MO	80	PRO
41	MO	143	THR
41	MO	174	LYS
41	MO	259	PRO
41	MO	302	ALA
40	ND	12	ALA
40	ND	61	HIS
40	ND	64	ARG
40	ND	96	LYS
40	ND	132	LEU
40	ND	141	PHE
40	ND	194	THR
40	ND	364	PRO
40	ND	411	GLY

Continued on next page...

Continued from previous page...

Mol	Chain	Res	Type
40	OD	82	THR
40	OD	84	ARG
40	OH	61	HIS
40	OH	63	PRO
40	OH	97	GLU
40	OH	148	GLY
40	OH	364	PRO
40	OH	407	TYR
40	PA	103	TYR
40	PG	178	SER
41	PP	195	ASN
41	QB	2	ARG
41	QB	88	ASP
41	QB	121	ARG
41	QB	129	CYS
41	QB	271	ALA
41	QB	277	GLY
41	QB	326	VAL
41	QB	400	GLY
41	QB	402	GLY
41	QL	195	ASN
41	QP	11	GLN
41	QP	37	HIS
41	QP	50	TYR
41	QP	124	ALA
41	QP	126	SER
41	QP	151	LEU
41	QP	183	TYR
41	QP	303	CYS
41	QP	335	ASN
41	QP	384	GLN
41	QP	385	PHE
41	RB	108	GLU
40	RI	178	SER
41	RL	143	THR
41	RP	143	THR
41	RP	195	ASN
40	SA	248	LEU
40	SA	256	GLN
40	SG	278	ALA
41	SO	49	VAL
41	SO	87	PRO

Continued on next page...

Continued from previous page...

Mol	Chain	Res	Type
41	SO	99	ASN
41	SO	104	GLY
41	SO	174	LYS
41	SO	198	GLU
41	SO	252	LYS
41	SO	255	VAL
41	SO	299	MET
41	SO	359	ARG
40	TI	58	ALA
40	UA	27	GLU
40	UF	106	GLY
40	UF	109	THR
40	UF	130	THR
40	UF	192	HIS
40	UF	214	ARG
40	UF	220	GLU
40	UF	256	GLN
40	UF	263	PRO
40	UF	273	ALA
40	UF	338	LYS
40	UF	403	PHE
40	UI	49	PHE
40	UI	160	ASP
40	UI	161	TYR
40	UI	168	GLU
40	UI	273	ALA
40	UI	350	GLY
41	UP	80	PRO
41	UP	126	SER
41	UP	144	GLY
41	UP	184	ASN
41	UP	259	PRO
41	UP	323	MET
41	UP	417	ASP
40	VA	41	THR
40	VF	40	LYS
40	VH	38	SER
41	WM	80	PRO
41	WM	102	ALA
41	WM	301	ALA
41	WN	80	PRO
41	WN	94	GLN

Continued on next page...

Continued from previous page...

Mol	Chain	Res	Type
41	WN	129	CYS
41	WN	297	LYS
41	WN	347	ASN
3	1G	219	PRO
3	1G	244	SER
3	1G	252	VAL
7	1S	577	GLY
7	1T	62	GLY
7	1T	227	GLY
7	1T	448	HIS
7	1T	501	ALA
7	1T	574	TYR
11	2J	248	LYS
11	2K	216	VAL
13	2T	74	PRO
13	2T	103	PHE
13	2T	169	ASP
13	2U	75	PHE
13	2U	116	PRO
13	2U	120	THR
13	2U	126	ASP
13	2V	52	THR
13	2W	41	ASP
13	2X	54	VAL
16	3J	351	ALA
17	3O	408	ASN
17	3P	212	HIS
17	3Q	470	GLN
17	3R	253	GLU
17	3R	279	ASP
17	3R	320	LYS
17	3R	350	ARG
21	4D	414	MET
21	4D	427	GLU
21	4D	428	SER
21	4D	458	ASN
21	4D	475	PRO
21	4E	338	LEU
21	4E	414	MET
21	4F	428	SER
21	4F	429	PRO
22	4I	616	THR

Continued on next page...

Continued from previous page...

Mol	Chain	Res	Type
22	4I	648	GLU
22	4J	56	LYS
22	4J	571	CYS
22	4J	643	VAL
22	4J	672	ASP
22	4J	676	ALA
22	4K	555	GLU
22	4K	633	GLU
22	4K	634	ASN
23	4M	35	GLN
23	4M	261	TYR
23	4N	20	PRO
23	4N	216	MET
23	4N	242	LEU
24	4O	243	LEU
23	4P	242	LEU
23	4Q	176	ASP
23	4Q	184	MET
23	4Q	235	THR
23	4Q	242	LEU
23	4R	103	PHE
23	4R	105	PHE
23	4R	243	LEU
26	4W	238	ASN
31	5I	683	TYR
34	5R	361	ASP
36	5W	166	MET
36	5X	26	ILE
36	5X	36	VAL
36	5Y	39	ILE
38	6D	288	VAL
39	6F	118	LYS
39	6L	136	TYR
41	AO	83	GLN
41	AO	161	ASP
41	AO	241	ARG
41	AO	254	ALA
41	BB	174	LYS
41	BB	402	GLY
40	BE	341	ILE
40	BH	114	LEU
40	BH	273	ALA

Continued on next page...

Continued from previous page...

Mol	Chain	Res	Type
40	BH	325	PRO
40	BI	84	ARG
40	BI	364	PRO
41	BL	195	ASN
41	BM	92	PHE
41	BM	356	ILE
41	BO	95	SER
41	BO	108	GLU
41	BO	214	THR
41	BO	259	PRO
41	BP	292	GLN
40	CA	60	LYS
40	CA	140	SER
40	CA	202	PHE
40	CA	281	ALA
40	CH	58	ALA
40	CH	278	ALA
40	CH	300	ASN
40	CH	438	SER
41	CL	106	TYR
41	CL	160	PRO
41	CL	183	TYR
41	CL	240	LEU
41	CL	259	PRO
41	CL	385	PHE
41	CM	34	GLY
41	CM	39	ASP
41	CM	80	PRO
41	CM	174	LYS
41	CN	268	PRO
41	CN	392	LYS
41	CN	394	PHE
41	CO	89	ASN
41	CO	97	ALA
41	CO	181	GLU
41	CO	241	ARG
41	CO	243	PRO
41	CO	363	MET
41	CP	239	CYS
41	CP	256	ASN
41	CP	259	PRO
41	CP	294	PHE

Continued on next page...

Continued from previous page...

Mol	Chain	Res	Type
41	CP	301	ALA
41	CP	303	CYS
41	CP	392	LYS
41	CP	420	ASN
40	DA	82	THR
40	DA	100	ALA
40	DA	109	THR
40	DA	279	GLU
40	DA	305	CYS
40	DA	438	SER
41	DB	46	ARG
41	DB	88	ASP
41	DB	104	GLY
41	DB	162	ARG
41	DB	173	PRO
41	DB	211	CYS
40	DE	64	ARG
40	DE	100	ALA
40	DE	159	VAL
40	DE	242	LEU
40	DF	91	GLN
40	DF	116	ASP
40	DH	100	ALA
40	DH	335	ILE
40	DH	339	ARG
40	DH	438	SER
40	DI	15	GLN
40	DI	155	GLU
40	DI	270	ALA
40	DI	350	GLY
41	DL	59	TYR
41	DL	121	ARG
41	DL	131	GLN
41	DL	195	ASN
41	DL	262	ARG
41	DL	293	MET
41	DL	307	HIS
41	DL	347	ASN
41	DM	311	LEU
41	DM	335	ASN
41	DM	339	SER
41	DM	422	VAL

Continued on next page...

Continued from previous page...

Mol	Chain	Res	Type
41	DN	123	GLU
41	DN	127	CYS
41	DN	128	ASP
41	DN	162	ARG
41	DN	182	PRO
41	DN	212	PHE
41	DN	240	LEU
41	DN	292	GLN
41	DP	87	PRO
41	DP	238	THR
40	EH	90	GLU
40	EH	99	ALA
40	EH	178	SER
40	EH	195	LEU
40	EH	326	LYS
40	EH	438	SER
40	EI	38	SER
40	EI	130	THR
40	EI	187	SER
40	EI	278	ALA
40	EI	301	GLN
40	EI	400	LYS
41	EM	27	GLU
41	EM	126	SER
41	EM	134	GLN
41	EM	248	ALA
41	EM	299	MET
41	EP	96	GLY
41	EP	402	GLY
40	FA	109	THR
40	FA	169	PHE
40	FA	403	PHE
40	GE	27	GLU
40	GE	72	PRO
40	GE	176	GLN
40	GE	215	ARG
40	GH	37	PRO
40	GH	259	LEU
40	GI	32	PRO
40	GI	106	GLY
40	GI	175	PRO
40	GI	367	LEU

Continued on next page...

Continued from previous page...

Mol	Chain	Res	Type
40	GI	412	MET
41	GN	71	GLY
41	GN	108	GLU
41	GN	160	PRO
41	GN	249	ASP
41	GN	259	PRO
41	GN	277	GLY
41	GN	355	ASP
41	HB	108	GLU
40	HE	27	GLU
40	HE	47	ASP
40	HE	100	ALA
40	HE	142	GLY
40	HE	248	LEU
40	HE	304	LYS
40	HE	367	LEU
41	HN	70	PRO
41	HN	90	PHE
41	HN	160	PRO
41	HN	261	PRO
41	HN	284	LEU
41	IB	195	ASN
40	IE	178	SER
41	IQ	195	ASN
41	JM	29	GLY
41	JM	102	ALA
41	JM	124	ALA
41	JM	128	ASP
41	JM	143	THR
41	JM	158	GLU
41	JN	195	ASN
41	KL	71	GLY
41	KL	195	ASN
41	KL	306	ARG
41	KL	394	PHE
40	LF	73	THR
40	LF	105	ARG
40	LF	131	GLY
40	LF	349	THR
40	LG	73	THR
40	LG	265	ILE
40	LG	306	ASP

Continued on next page...

Continued from previous page...

Mol	Chain	Res	Type
40	LG	414	GLU
41	LM	195	ASN
40	MA	247	ALA
40	MA	412	MET
40	MD	278	ALA
40	MF	257	THR
40	MF	278	ALA
40	MG	73	THR
40	MG	273	ALA
40	MG	434	VAL
40	MH	261	PRO
40	MH	322	ASP
41	MO	34	GLY
41	MO	40	SER
41	MO	71	GLY
41	MO	347	ASN
40	ND	72	PRO
40	ND	133	GLN
40	ND	282	TYR
40	ND	283	HIS
40	ND	357	TYR
40	ND	367	LEU
41	NO	108	GLU
40	OH	60	LYS
40	OH	83	TYR
40	OH	144	GLY
40	OH	195	LEU
40	OH	317	LEU
40	OH	437	ASP
41	OL	108	GLU
41	PB	196	THR
41	QB	49	VAL
41	QB	108	GLU
41	QB	193	VAL
41	QB	195	ASN
41	QB	291	GLN
41	QB	296	ALA
41	QB	359	ARG
41	QP	129	CYS
41	QP	152	ILE
41	QP	189	VAL
41	QP	291	GLN

Continued on next page...

Continued from previous page...

Mol	Chain	Res	Type
41	QP	313	VAL
41	QP	424	THR
41	SO	92	PHE
41	SO	107	THR
41	SO	226	ASN
41	SO	340	TYR
41	SO	377	LEU
41	SO	417	ASP
40	TG	38	SER
40	UF	50	ASN
40	UF	72	PRO
40	UF	73	THR
40	UF	160	ASP
40	UF	176	GLN
40	UF	184	PRO
40	UF	243	ARG
40	UF	433	GLU
40	UF	437	ASP
40	UI	56	THR
40	UI	74	VAL
40	UI	364	PRO
41	UP	41	ASP
41	UP	146	GLY
41	UP	275	SER
41	VB	195	ASN
40	VF	46	ASP
41	WM	174	LYS
41	WM	212	PHE
41	WM	246	LEU
41	WN	90	PHE
41	WN	104	GLY
41	WN	130	LEU
41	WN	160	PRO
41	WN	174	LYS
41	WN	259	PRO
41	WN	420	ASN
3	1G	74	GLU
3	1G	107	ILE
3	1G	160	PHE
3	1G	174	GLU
3	1G	243	LYS
5	1L	280	ASN

Continued on next page...

Continued from previous page...

Mol	Chain	Res	Type
5	1M	134	LYS
7	1S	240	ALA
7	1S	576	GLU
7	1S	579	VAL
8	1X	83	ASP
8	1Z	528	LEU
12	2O	98	VAL
13	2U	41	ASP
13	2V	126	ASP
13	2W	52	THR
13	2X	172	TYR
16	3K	325	PRO
17	3P	297	PRO
17	3R	165	ASP
17	3R	265	TYR
20	4A	177	ASP
21	4D	466	TYR
21	4E	429	PRO
21	4E	445	ALA
21	4E	481	ASN
21	4E	496	ILE
21	4F	414	MET
21	4F	415	ASN
21	4F	458	ASN
21	4F	478	SER
21	4F	531	ILE
22	4H	17	LYS
22	4I	677	LEU
22	4J	668	PRO
22	4J	684	SER
22	4K	556	GLU
23	4M	117	LEU
23	4M	254	LYS
23	4N	55	PRO
23	4N	60	LEU
23	4N	92	PRO
23	4N	116	ALA
23	4N	179	PRO
23	4N	203	PRO
23	4N	262	GLY
23	4P	262	GLY
23	4Q	175	ASP

Continued on next page...

Continued from previous page...

Mol	Chain	Res	Type
23	4Q	185	SER
23	4R	16	PRO
23	4R	100	GLN
23	4R	112	VAL
23	4R	251	PRO
27	4Z	106	GLU
31	5I	687	ILE
35	5T	103	ASN
36	5X	166	MET
37	6A	81	LYS
39	6G	118	LYS
41	AO	84	ILE
41	BB	263	LEU
41	BB	361	LEU
41	BB	420	ASN
40	BE	109	THR
40	BE	142	GLY
40	BF	178	SER
40	BH	178	SER
40	BH	263	PRO
40	BH	326	LYS
40	BH	436	MET
40	BI	100	ALA
40	BI	309	HIS
41	BM	80	PRO
41	BM	96	GLY
41	BM	304	ASP
41	BO	210	ILE
41	BO	268	PRO
41	BO	394	PHE
40	CA	178	SER
40	CE	52	PHE
40	CH	100	ALA
40	CH	109	THR
40	CH	273	ALA
40	CH	436	MET
41	CL	108	GLU
41	CL	145	SER
41	CL	353	VAL
41	CM	87	PRO
41	CM	99	ASN
41	CM	263	LEU

Continued on next page...

Continued from previous page...

Mol	Chain	Res	Type
41	CM	304	ASP
41	CM	347	ASN
41	CM	358	PRO
41	CN	320	ARG
41	CO	29	GLY
41	CO	68	LEU
41	CO	75	SER
41	CO	124	ALA
41	CO	183	TYR
41	CO	316	VAL
41	CO	421	PRO
41	CP	225	LEU
40	DA	191	THR
40	DA	252	LEU
40	DA	255	PHE
40	DA	283	HIS
40	DA	328	VAL
40	DA	403	PHE
41	DB	123	GLU
41	DB	216	LYS
41	DB	259	PRO
41	DB	272	PRO
41	DB	340	TYR
40	DE	74	VAL
40	DE	89	PRO
40	DE	105	ARG
40	DE	139	HIS
40	DE	185	TYR
40	DE	248	LEU
40	DE	283	HIS
40	DE	401	ARG
40	DE	405	HIS
40	DF	4	CYS
40	DF	109	THR
40	DF	243	ARG
40	DF	253	THR
40	DF	259	LEU
40	DF	264	ARG
40	DF	358	GLN
40	DF	359	PRO
40	DF	408	VAL
40	DH	37	PRO

Continued on next page...

Continued from previous page...

Mol	Chain	Res	Type
40	DH	66	VAL
40	DH	110	ILE
40	DH	188	ILE
40	DH	364	PRO
40	DH	436	MET
40	DI	175	PRO
40	DI	185	TYR
40	DI	274	PRO
40	DI	365	GLY
41	DL	42	LEU
41	DL	83	GLN
41	DL	123	GLU
41	DL	271	ALA
41	DL	272	PRO
41	DL	287	PRO
41	DL	294	PHE
41	DM	83	GLN
41	DM	195	ASN
41	DM	342	VAL
41	DM	392	LYS
41	DM	421	PRO
41	DN	95	SER
41	DN	129	CYS
41	DN	183	TYR
41	DN	197	ASP
41	DN	211	CYS
41	DN	347	ASN
41	DP	49	VAL
41	DP	88	ASP
41	DP	107	THR
41	DP	271	ALA
40	EH	29	GLY
40	EH	256	GLN
40	EH	386	ALA
40	EH	410	GLU
40	EI	52	PHE
40	EI	116	ASP
40	EI	216	ASN
41	EM	89	ASN
41	EM	96	GLY
41	EM	254	ALA
41	EP	80	PRO

Continued on next page...

Continued from previous page...

Mol	Chain	Res	Type
41	EP	87	PRO
41	EP	90	PHE
41	EP	210	ILE
40	FA	178	SER
40	FA	279	GLU
40	FF	178	SER
40	GE	265	ILE
40	GE	280	LYS
40	GG	278	ALA
40	GH	89	PRO
40	GH	273	ALA
40	GH	280	LYS
40	GH	312	TYR
40	GI	333	ALA
40	GI	364	PRO
41	GN	57	GLY
41	GN	287	PRO
40	HE	37	PRO
40	HE	263	PRO
40	HE	273	ALA
40	HE	411	GLY
40	HH	178	SER
41	HM	108	GLU
41	HN	92	PHE
41	HN	304	ASP
41	JM	70	PRO
41	JM	420	ASN
40	KD	33	ASP
41	KL	163	ILE
41	KL	182	PRO
41	KL	214	THR
41	KL	401	GLU
40	LF	37	PRO
40	LF	103	TYR
40	LG	38	SER
40	LG	411	GLY
40	MF	160	ASP
40	MF	178	SER
40	MF	439	VAL
40	MH	281	ALA
41	MO	241	ARG
40	ND	32	PRO

Continued on next page...

Continued from previous page...

Mol	Chain	Res	Type
40	ND	287	SER
40	ND	398	TYR
40	ND	414	GLU
40	NE	178	SER
40	OD	93	ILE
40	OE	178	SER
40	OG	178	SER
40	OH	52	PHE
40	OH	70	LEU
40	OH	218	ASP
40	OH	277	SER
40	PA	72	PRO
40	PA	110	ILE
41	QB	61	PRO
41	QB	158	GLU
41	QB	218	THR
41	QB	246	LEU
41	QB	253	LEU
41	QB	263	LEU
41	QB	362	LYS
41	QM	108	GLU
41	QO	108	GLU
41	QP	43	GLN
41	QP	51	TYR
41	QP	83	GLN
41	QP	114	ASP
41	QP	156	ARG
41	QP	377	LEU
41	RN	195	ASN
40	SA	178	SER
40	SA	259	LEU
40	SA	263	PRO
41	SB	394	PHE
41	SB	397	TRP
41	SO	261	PRO
41	SO	322	SER
41	SO	344	TRP
41	TB	108	GLU
40	TF	178	SER
41	TL	195	ASN
40	UF	49	PHE
40	UF	178	SER

Continued on next page...

Continued from previous page...

Mol	Chain	Res	Type
40	UI	12	ALA
40	UI	190	THR
40	UI	268	PRO
40	UI	271	THR
40	UI	353	VAL
40	UI	370	VAL
41	UP	192	LEU
41	UP	377	LEU
41	UP	379	LYS
40	VA	39	ASP
40	VG	178	SER
41	WM	139	LEU
41	WM	338	SER
41	WN	35	THR
7	1T	76	GLY
7	1U	244	PRO
12	2O	49	LYS
17	3R	113	SER
17	3R	324	ASP
20	4A	42	VAL
21	4D	500	GLY
21	4E	488	SER
22	4J	276	SER
22	4J	633	GLU
22	4J	681	PHE
22	4J	697	LEU
23	4M	243	LEU
23	4N	254	LYS
23	4P	198	PHE
23	4P	254	LYS
23	4Q	179	PRO
23	4Q	181	LYS
26	4V	374	ILE
31	5I	386	GLN
34	5Q	119	LYS
36	5X	108	PRO
36	5Y	131	VAL
38	6C	156	ASN
40	AE	178	SER
40	AG	178	SER
41	AO	259	PRO
41	BB	182	PRO

Continued on next page...

Continued from previous page...

Mol	Chain	Res	Type
40	BE	288	VAL
40	BE	298	PRO
40	BE	306	ASP
40	BH	338	LYS
40	BI	370	VAL
41	BM	47	ILE
41	BM	53	GLU
41	BM	95	SER
41	BM	355	ASP
41	BO	99	ASN
41	BO	175	VAL
41	BO	352	ALA
41	BO	422	VAL
40	CA	304	LYS
40	CA	399	ALA
40	CH	405	HIS
41	CL	107	THR
41	CL	182	PRO
41	CL	347	ASN
41	CM	29	GLY
41	CM	55	THR
41	CM	268	PRO
41	CM	417	ASP
41	CN	29	GLY
41	CN	146	GLY
41	CN	171	PRO
41	CN	212	PHE
41	CO	271	ALA
41	CP	91	VAL
41	CP	107	THR
40	DA	141	PHE
40	DA	176	GLN
40	DA	179	THR
40	DA	298	PRO
41	DB	139	LEU
41	DB	182	PRO
40	DF	159	VAL
40	DF	328	VAL
40	DH	184	PRO
40	DH	185	TYR
40	DH	222	PRO
40	DH	273	ALA

Continued on next page...

Continued from previous page...

Mol	Chain	Res	Type
40	DI	222	PRO
41	DL	46	ARG
41	DL	57	GLY
41	DL	184	ASN
41	DL	189	VAL
41	DL	239	CYS
41	DL	335	ASN
41	DL	344	TRP
41	DM	57	GLY
41	DM	271	ALA
41	DM	297	LYS
41	DM	420	ASN
41	DN	174	LYS
41	DN	311	LEU
41	DP	81	PHE
41	DP	127	CYS
41	DP	128	ASP
40	EA	178	SER
41	EB	108	GLU
40	EE	178	SER
40	EH	49	PHE
40	EH	125	LEU
40	EH	325	PRO
40	EI	142	GLY
40	EI	178	SER
41	EM	180	VAL
41	EM	284	LEU
40	FA	153	LEU
40	GA	32	PRO
41	GB	347	ASN
40	GE	37	PRO
40	GE	89	PRO
40	GE	197	HIS
40	GF	178	SER
40	GF	278	ALA
40	GG	178	SER
40	GG	364	PRO
40	GI	85	GLN
40	GI	438	SER
41	GN	173	PRO
41	GN	182	PRO
41	HN	212	PHE

Continued on next page...

Continued from previous page...

Mol	Chain	Res	Type
41	JM	261	PRO
41	JM	295	ASP
41	KL	54	ALA
40	LF	80	THR
40	LF	178	SER
40	LG	365	GLY
40	MA	273	ALA
40	MA	340	SER
40	MA	431	TYR
40	MH	141	PHE
40	MH	259	LEU
40	MH	412	MET
41	MM	108	GLU
41	OB	108	GLU
40	OH	29	GLY
40	OH	308	ARG
41	OO	108	GLU
41	QB	32	PRO
41	QB	182	PRO
41	QB	420	ASN
41	QN	108	GLU
41	QP	32	PRO
40	RH	29	GLY
40	SE	178	SER
41	SO	248	ALA
41	SO	421	PRO
40	TH	178	SER
40	UF	101	ASN
40	UF	350	GLY
40	UI	82	THR
41	UP	29	GLY
41	UP	316	VAL
41	UP	338	SER
40	VA	178	SER
41	WN	326	VAL
13	2X	21	PRO
20	4A	176	ILE
23	4N	243	LEU
23	4P	243	LEU
23	4Q	16	PRO
34	5R	336	ILE
36	5W	131	VAL

Continued on next page...

Continued from previous page...

Mol	Chain	Res	Type
38	6C	29	VAL
40	BE	144	GLY
41	BP	146	GLY
40	CA	348	PRO
40	CA	408	VAL
40	CH	146	GLY
40	CH	184	PRO
41	CL	189	VAL
41	CO	259	PRO
41	CO	422	VAL
41	CP	84	ILE
41	CP	104	GLY
40	DA	32	PRO
41	DB	349	VAL
40	DF	32	PRO
40	DI	358	GLN
41	DP	193	VAL
40	EI	72	PRO
40	FA	74	VAL
40	GE	74	VAL
40	GI	66	VAL
41	GO	272	PRO
40	HE	106	GLY
40	HE	177	VAL
41	HN	104	GLY
41	HN	163	ILE
40	LF	34	GLY
40	LF	74	VAL
40	LF	411	GLY
40	LG	30	ILE
40	MA	341	ILE
40	MF	250	VAL
40	MH	89	PRO
40	MH	325	PRO
40	ND	365	GLY
40	OH	106	GLY
40	OH	238	ILE
40	QG	274	PRO
41	QP	271	ALA
41	SO	98	GLY
41	SO	268	PRO
40	UF	131	GLY

Continued on next page...

Continued from previous page...

Mol	Chain	Res	Type
41	UP	287	PRO
5	1M	94	ILE
11	2J	249	ILE
13	2W	116	PRO
17	3R	281	ILE
17	3R	319	VAL
17	3R	330	VAL
23	4N	104	ILE
23	4Q	20	PRO
23	4Q	243	LEU
41	AO	255	VAL
41	BB	84	ILE
41	BB	104	GLY
41	BB	146	GLY
41	BB	316	VAL
40	BF	29	GLY
40	BH	106	GLY
40	BH	370	VAL
41	BN	272	PRO
40	CA	303	VAL
40	CI	42	ILE
41	CL	109	GLY
41	CN	426	GLY
41	CO	160	PRO
41	CO	268	PRO
41	CP	49	VAL
41	CP	175	VAL
41	CP	272	PRO
40	DA	358	GLN
41	DB	189	VAL
40	DF	63	PRO
40	DF	175	PRO
40	DI	106	GLY
40	EI	263	PRO
40	FA	30	ILE
40	FA	250	VAL
40	GI	212	ILE
40	GI	219	ILE
41	GN	104	GLY
40	HE	439	VAL
41	KL	160	PRO
40	LG	131	GLY

Continued on next page...

Continued from previous page...

Mol	Chain	Res	Type
40	MA	261	PRO
40	MF	66	VAL
40	MF	177	VAL
40	MF	328	VAL
40	ND	298	PRO
40	OH	37	PRO
40	OH	146	GLY
41	QP	71	GLY
40	SH	274	PRO
41	SO	109	GLY
40	UF	347	CYS
40	UI	354	GLY
40	UI	411	GLY
41	UP	140	GLY
41	UP	268	PRO
41	WN	182	PRO
7	1S	244	PRO
7	1T	293	ILE
13	2T	116	PRO
13	2X	132	ILE
16	3L	325	PRO
23	4M	50	GLY
23	4M	54	PRO
23	4Q	171	PRO
40	BI	273	ALA
41	BM	173	PRO
41	BP	71	GLY
40	CA	306	ASP
41	CL	304	ASP
41	CN	144	GLY
40	DA	34	GLY
40	DA	148	GLY
41	DB	120	VAL
41	DB	326	VAL
40	DH	177	VAL
40	DI	162	GLY
40	DI	173	PRO
40	DI	298	PRO
41	DM	181	GLU
41	DP	181	GLU
41	EM	342	VAL
41	EP	287	PRO

Continued on next page...

Continued from previous page...

Mol	Chain	Res	Type
41	EP	319	GLY
40	FA	36	MET
40	FA	66	VAL
40	FA	131	GLY
40	GE	246	GLY
41	GN	80	PRO
40	HE	291	ILE
40	HE	348	PRO
41	HN	259	PRO
40	KD	34	GLY
40	LG	273	ALA
40	MA	303	VAL
40	MF	265	ILE
40	MG	89	PRO
40	MH	111	GLY
40	OH	143	GLY
40	OH	347	CYS
40	QA	274	PRO
41	QP	57	GLY
41	QP	400	GLY
40	UF	288	VAL
40	UI	275	VAL
40	VG	57	GLY
41	WM	236	VAL
41	WN	223	GLY
41	WN	268	PRO
7	1S	585	GLY
8	1X	110	ILE
16	3L	126	ILE
17	3P	281	ILE
17	3R	215	VAL
21	4D	461	ILE
21	4E	492	ILE
21	4F	464	GLY
23	4M	251	PRO
23	4P	179	PRO
23	4Q	244	PRO
23	4R	104	ILE
25	4T	401	PRO
38	6C	64	PRO
41	AO	140	GLY
41	BM	109	GLY

Continued on next page...

Continued from previous page...

Mol	Chain	Res	Type
41	BM	260	PHE
41	BP	243	PRO
40	CA	37	PRO
41	CO	400	GLY
40	DE	66	VAL
40	DF	298	PRO
40	DF	360	PRO
41	DL	49	VAL
41	DL	64	VAL
41	DL	268	PRO
41	DM	160	PRO
41	DM	272	PRO
41	DM	423	VAL
41	DN	32	PRO
41	DN	70	PRO
41	DN	326	VAL
41	DP	422	VAL
41	EM	70	PRO
41	EM	193	VAL
41	EP	261	PRO
40	HE	159	VAL
40	HE	265	ILE
40	HE	415	GLY
41	JM	140	GLY
41	JM	402	GLY
40	KE	72	PRO
40	LG	111	GLY
40	MA	57	GLY
40	MG	142	GLY
40	ND	142	GLY
40	PD	274	PRO
40	QH	57	GLY
41	QP	223	GLY
41	SM	272	PRO
40	VH	274	PRO
3	1G	237	PRO
11	2J	252	ILE
23	4M	20	PRO
23	4N	48	SER
36	5W	251	PRO
41	BO	61	PRO
40	CH	204	VAL

Continued on next page...

Continued from previous page...

Mol	Chain	Res	Type
41	CP	189	VAL
40	DI	14	VAL
40	GI	273	ALA
41	HQ	272	PRO
41	JM	79	GLY
40	MF	131	GLY
40	MF	275	VAL
40	MH	275	VAL
41	MO	304	ASP
40	OH	221	ARG
40	OH	415	GLY
41	QB	29	GLY
40	QF	274	PRO

5.3.2 Protein sidechains [i](#)

In the following table, the Percentiles column shows the percent sidechain outliers of the chain as a percentile score with respect to all PDB entries followed by that with respect to all EM entries.

The Analysed column shows the number of residues for which the sidechain conformation was analysed, and the total number of residues.

Mol	Chain	Analysed	Rotameric	Outliers	Percentiles	
1	1A	489/903 (54%)	488 (100%)	1 (0%)	92	96
1	1B	121/903 (13%)	121 (100%)	0	100	100
2	1C	181/588 (31%)	180 (99%)	1 (1%)	84	90
2	1D	181/588 (31%)	181 (100%)	0	100	100
3	1F	153/229 (67%)	151 (99%)	2 (1%)	65	77
3	1G	153/229 (67%)	82 (54%)	71 (46%)	0	0
4	1H	181/623 (29%)	180 (99%)	1 (1%)	84	90
4	1I	80/623 (13%)	79 (99%)	1 (1%)	65	77
4	1J	108/623 (17%)	107 (99%)	1 (1%)	75	84
5	1L	141/547 (26%)	127 (90%)	14 (10%)	6	26
5	1M	226/547 (41%)	224 (99%)	2 (1%)	75	84
5	1N	94/547 (17%)	92 (98%)	2 (2%)	48	67
6	1P	74/1287 (6%)	74 (100%)	0	100	100
6	1Q	71/1287 (6%)	71 (100%)	0	100	100

Continued on next page...

Continued from previous page...

Mol	Chain	Analysed	Rotameric	Outliers	Percentiles	
7	1S	517/525 (98%)	505 (98%)	12 (2%)	45	64
7	1T	517/525 (98%)	357 (69%)	160 (31%)	0	1
7	1U	517/525 (98%)	510 (99%)	7 (1%)	62	77
8	1W	287/498 (58%)	284 (99%)	3 (1%)	73	82
8	1X	251/498 (50%)	199 (79%)	52 (21%)	1	6
8	1Y	149/498 (30%)	146 (98%)	3 (2%)	50	68
8	1Z	173/498 (35%)	171 (99%)	2 (1%)	67	79
9	2B	338/493 (69%)	327 (97%)	11 (3%)	33	56
9	2C	71/493 (14%)	70 (99%)	1 (1%)	62	77
10	2E	104/154 (68%)	104 (100%)	0	100	100
10	2F	104/154 (68%)	104 (100%)	0	100	100
10	2G	104/154 (68%)	104 (100%)	0	100	100
11	2I	227/237 (96%)	186 (82%)	41 (18%)	1	8
11	2J	228/237 (96%)	221 (97%)	7 (3%)	35	57
11	2K	219/237 (92%)	194 (89%)	25 (11%)	4	21
12	2M	192/228 (84%)	192 (100%)	0	100	100
12	2N	192/228 (84%)	192 (100%)	0	100	100
12	2O	192/228 (84%)	182 (95%)	10 (5%)	19	45
12	2P	192/228 (84%)	191 (100%)	1 (0%)	86	92
12	2Q	192/228 (84%)	191 (100%)	1 (0%)	86	92
12	2R	192/228 (84%)	192 (100%)	0	100	100
13	2T	173/180 (96%)	116 (67%)	57 (33%)	0	1
13	2U	173/180 (96%)	117 (68%)	56 (32%)	0	1
13	2V	173/180 (96%)	114 (66%)	59 (34%)	0	1
13	2W	173/180 (96%)	121 (70%)	52 (30%)	0	2
13	2X	173/180 (96%)	110 (64%)	63 (36%)	0	0
14	3A	99/150 (66%)	98 (99%)	1 (1%)	73	82
14	3B	99/150 (66%)	98 (99%)	1 (1%)	73	82
14	3C	99/150 (66%)	99 (100%)	0	100	100
15	3E	358/375 (96%)	357 (100%)	1 (0%)	91	94
15	3F	361/375 (96%)	356 (99%)	5 (1%)	62	77

Continued on next page...

Continued from previous page...

Mol	Chain	Analysed	Rotameric	Outliers	Percentiles	
15	3G	117/375 (31%)	117 (100%)	0	100	100
15	3H	278/375 (74%)	276 (99%)	2 (1%)	81	88
16	3J	356/387 (92%)	348 (98%)	8 (2%)	47	65
16	3K	278/387 (72%)	276 (99%)	2 (1%)	81	88
16	3L	356/387 (92%)	354 (99%)	2 (1%)	84	90
16	3M	107/387 (28%)	107 (100%)	0	100	100
17	3O	354/442 (80%)	331 (94%)	23 (6%)	14	39
17	3P	354/442 (80%)	249 (70%)	105 (30%)	0	2
17	3Q	117/442 (26%)	72 (62%)	45 (38%)	0	0
17	3R	238/442 (54%)	144 (60%)	94 (40%)	0	0
18	3T	358/396 (90%)	356 (99%)	2 (1%)	84	90
18	3U	358/396 (90%)	356 (99%)	2 (1%)	84	90
18	3V	149/396 (38%)	149 (100%)	0	100	100
18	3W	235/396 (59%)	234 (100%)	1 (0%)	89	93
19	3Y	317/337 (94%)	310 (98%)	7 (2%)	47	65
19	3Z	22/337 (6%)	20 (91%)	2 (9%)	7	29
20	4A	155/331 (47%)	96 (62%)	59 (38%)	0	0
20	4B	98/331 (30%)	60 (61%)	38 (39%)	0	0
21	4D	424/580 (73%)	375 (88%)	49 (12%)	4	21
21	4E	424/580 (73%)	379 (89%)	45 (11%)	5	24
21	4F	424/580 (73%)	378 (89%)	46 (11%)	5	23
22	4H	319/683 (47%)	311 (98%)	8 (2%)	42	61
22	4I	556/683 (81%)	515 (93%)	41 (7%)	11	35
22	4J	559/683 (82%)	519 (93%)	40 (7%)	12	36
22	4K	218/683 (32%)	173 (79%)	45 (21%)	1	6
23	4M	139/230 (60%)	80 (58%)	59 (42%)	0	0
23	4N	136/230 (59%)	78 (57%)	58 (43%)	0	0
23	4P	74/230 (32%)	38 (51%)	36 (49%)	0	0
23	4Q	107/230 (46%)	60 (56%)	47 (44%)	0	0
23	4R	139/230 (60%)	84 (60%)	55 (40%)	0	0
24	4O	73/213 (34%)	37 (51%)	36 (49%)	0	0

Continued on next page...

Continued from previous page...

Mol	Chain	Analysed	Rotameric	Outliers	Percentiles	
25	4T	148/394 (38%)	143 (97%)	5 (3%)	32	55
26	4V	319/323 (99%)	317 (99%)	2 (1%)	84	90
26	4W	319/323 (99%)	312 (98%)	7 (2%)	47	65
27	4Y	231/268 (86%)	231 (100%)	0	100	100
27	4Z	231/268 (86%)	229 (99%)	2 (1%)	75	84
28	5B	177/209 (85%)	171 (97%)	6 (3%)	32	55
29	5D	74/122 (61%)	74 (100%)	0	100	100
29	5E	32/122 (26%)	32 (100%)	0	100	100
30	5G	75/114 (66%)	73 (97%)	2 (3%)	40	60
31	5I	386/760 (51%)	382 (99%)	4 (1%)	73	82
31	5J	99/760 (13%)	97 (98%)	2 (2%)	50	68
32	5L	72/92 (78%)	71 (99%)	1 (1%)	62	77
33	5N	310/456 (68%)	306 (99%)	4 (1%)	65	77
33	5O	137/456 (30%)	137 (100%)	0	100	100
34	5Q	239/469 (51%)	238 (100%)	1 (0%)	89	93
34	5R	177/469 (38%)	101 (57%)	76 (43%)	0	0
35	5T	118/182 (65%)	117 (99%)	1 (1%)	79	86
35	5U	22/182 (12%)	20 (91%)	2 (9%)	7	29
36	5W	201/251 (80%)	200 (100%)	1 (0%)	86	92
36	5X	201/251 (80%)	198 (98%)	3 (2%)	60	75
36	5Y	162/251 (64%)	160 (99%)	2 (1%)	67	79
36	5Z	51/251 (20%)	51 (100%)	0	100	100
37	6A	108/124 (87%)	107 (99%)	1 (1%)	75	84
38	6C	178/260 (68%)	171 (96%)	7 (4%)	27	52
38	6D	55/260 (21%)	55 (100%)	0	100	100
39	6F	144/196 (74%)	139 (96%)	5 (4%)	31	55
39	6G	144/196 (74%)	141 (98%)	3 (2%)	48	67
39	6H	129/196 (66%)	127 (98%)	2 (2%)	58	74
39	6I	144/196 (74%)	144 (100%)	0	100	100
39	6J	144/196 (74%)	144 (100%)	0	100	100
39	6K	144/196 (74%)	144 (100%)	0	100	100

Continued on next page...

Continued from previous page...

Mol	Chain	Analysed	Rotameric	Outliers	Percentiles	
39	6L	126/196 (64%)	120 (95%)	6 (5%)	21	47
40	AA	371/376 (99%)	371 (100%)	0	100	100
40	AE	371/376 (99%)	368 (99%)	3 (1%)	79	86
40	AF	371/376 (99%)	370 (100%)	1 (0%)	91	94
40	AG	371/376 (99%)	371 (100%)	0	100	100
40	AH	371/376 (99%)	371 (100%)	0	100	100
40	BA	371/376 (99%)	371 (100%)	0	100	100
40	BE	371/376 (99%)	241 (65%)	130 (35%)	0	0
40	BF	367/376 (98%)	367 (100%)	0	100	100
40	BG	366/376 (97%)	364 (100%)	2 (0%)	86	92
40	BH	371/376 (99%)	273 (74%)	98 (26%)	0	3
40	BI	316/376 (84%)	201 (64%)	115 (36%)	0	0
40	CA	371/376 (99%)	244 (66%)	127 (34%)	0	1
40	CE	370/376 (98%)	367 (99%)	3 (1%)	79	86
40	CF	371/376 (99%)	364 (98%)	7 (2%)	52	69
40	CG	371/376 (99%)	368 (99%)	3 (1%)	79	86
40	CH	371/376 (99%)	236 (64%)	135 (36%)	0	0
40	CI	371/376 (99%)	371 (100%)	0	100	100
40	DA	366/376 (97%)	245 (67%)	121 (33%)	0	1
40	DE	368/376 (98%)	238 (65%)	130 (35%)	0	0
40	DF	366/376 (97%)	231 (63%)	135 (37%)	0	0
40	DG	367/376 (98%)	366 (100%)	1 (0%)	91	94
40	DH	367/376 (98%)	241 (66%)	126 (34%)	0	1
40	DI	366/376 (97%)	241 (66%)	125 (34%)	0	1
40	EA	368/376 (98%)	366 (100%)	2 (0%)	86	92
40	EE	369/376 (98%)	363 (98%)	6 (2%)	58	74
40	EF	369/376 (98%)	368 (100%)	1 (0%)	91	94
40	EG	368/376 (98%)	365 (99%)	3 (1%)	79	86
40	EH	367/376 (98%)	245 (67%)	122 (33%)	0	1
40	EI	368/376 (98%)	223 (61%)	145 (39%)	0	0
40	FA	368/376 (98%)	244 (66%)	124 (34%)	0	1

Continued on next page...

Continued from previous page...

Mol	Chain	Analysed	Rotameric	Outliers	Percentiles	
40	FE	368/376 (98%)	368 (100%)	0	100	100
40	FF	368/376 (98%)	368 (100%)	0	100	100
40	FG	367/376 (98%)	366 (100%)	1 (0%)	91	94
40	FH	368/376 (98%)	368 (100%)	0	100	100
40	FI	367/376 (98%)	363 (99%)	4 (1%)	70	81
40	GA	368/376 (98%)	365 (99%)	3 (1%)	79	86
40	GE	368/376 (98%)	235 (64%)	133 (36%)	0	0
40	GF	367/376 (98%)	367 (100%)	0	100	100
40	GG	367/376 (98%)	356 (97%)	11 (3%)	36	58
40	GH	367/376 (98%)	254 (69%)	113 (31%)	0	1
40	GI	368/376 (98%)	241 (66%)	127 (34%)	0	1
40	HA	368/376 (98%)	366 (100%)	2 (0%)	86	92
40	HE	367/376 (98%)	235 (64%)	132 (36%)	0	0
40	HF	366/376 (97%)	365 (100%)	1 (0%)	91	94
40	HG	367/376 (98%)	367 (100%)	0	100	100
40	HH	368/376 (98%)	368 (100%)	0	100	100
40	HI	369/376 (98%)	369 (100%)	0	100	100
40	IA	368/376 (98%)	367 (100%)	1 (0%)	91	94
40	IE	358/376 (95%)	356 (99%)	2 (1%)	84	90
40	IF	368/376 (98%)	367 (100%)	1 (0%)	91	94
40	IG	367/376 (98%)	367 (100%)	0	100	100
40	IH	368/376 (98%)	366 (100%)	2 (0%)	86	92
40	II	368/376 (98%)	367 (100%)	1 (0%)	91	94
40	JA	368/376 (98%)	368 (100%)	0	100	100
40	JD	368/376 (98%)	365 (99%)	3 (1%)	79	86
40	JE	368/376 (98%)	368 (100%)	0	100	100
40	JF	367/376 (98%)	365 (100%)	2 (0%)	86	92
40	JG	371/376 (99%)	367 (99%)	4 (1%)	70	81
40	JH	367/376 (98%)	367 (100%)	0	100	100
40	KA	368/376 (98%)	366 (100%)	2 (0%)	86	92
40	KD	367/376 (98%)	365 (100%)	2 (0%)	86	92

Continued on next page...

Continued from previous page...

Mol	Chain	Analysed	Rotameric	Outliers	Percentiles	
40	KE	367/376 (98%)	366 (100%)	1 (0%)	91	94
40	KF	368/376 (98%)	367 (100%)	1 (0%)	91	94
40	KG	371/376 (99%)	371 (100%)	0	100	100
40	KH	371/376 (99%)	370 (100%)	1 (0%)	91	94
40	LA	371/376 (99%)	369 (100%)	2 (0%)	86	92
40	LD	367/376 (98%)	367 (100%)	0	100	100
40	LE	371/376 (99%)	364 (98%)	7 (2%)	52	69
40	LF	367/376 (98%)	276 (75%)	91 (25%)	0	4
40	LG	368/376 (98%)	268 (73%)	100 (27%)	0	2
40	LH	368/376 (98%)	367 (100%)	1 (0%)	91	94
40	MA	366/376 (97%)	279 (76%)	87 (24%)	0	4
40	MD	368/376 (98%)	365 (99%)	3 (1%)	79	86
40	ME	368/376 (98%)	366 (100%)	2 (0%)	86	92
40	MF	367/376 (98%)	277 (76%)	90 (24%)	0	4
40	MG	367/376 (98%)	272 (74%)	95 (26%)	0	3
40	MH	367/376 (98%)	276 (75%)	91 (25%)	0	4
40	NA	366/376 (97%)	366 (100%)	0	100	100
40	ND	367/376 (98%)	239 (65%)	128 (35%)	0	0
40	NE	367/376 (98%)	367 (100%)	0	100	100
40	NF	367/376 (98%)	366 (100%)	1 (0%)	91	94
40	NG	366/376 (97%)	364 (100%)	2 (0%)	86	92
40	NH	367/376 (98%)	367 (100%)	0	100	100
40	OA	370/376 (98%)	369 (100%)	1 (0%)	91	94
40	OD	368/376 (98%)	360 (98%)	8 (2%)	47	65
40	OE	368/376 (98%)	365 (99%)	3 (1%)	79	86
40	OF	369/376 (98%)	367 (100%)	2 (0%)	86	92
40	OG	368/376 (98%)	366 (100%)	2 (0%)	86	92
40	OH	369/376 (98%)	224 (61%)	145 (39%)	0	0
40	PA	366/376 (97%)	366 (100%)	0	100	100
40	PD	349/376 (93%)	348 (100%)	1 (0%)	91	94
40	PE	367/376 (98%)	364 (99%)	3 (1%)	79	86

Continued on next page...

Continued from previous page...

Mol	Chain	Analysed	Rotameric	Outliers	Percentiles	
40	PF	367/376 (98%)	367 (100%)	0	100	100
40	PG	365/376 (97%)	365 (100%)	0	100	100
40	PH	365/376 (97%)	365 (100%)	0	100	100
40	QA	366/376 (97%)	363 (99%)	3 (1%)	79	86
40	QE	365/376 (97%)	363 (100%)	2 (0%)	86	92
40	QF	365/376 (97%)	364 (100%)	1 (0%)	91	94
40	QG	366/376 (97%)	366 (100%)	0	100	100
40	QH	367/376 (98%)	366 (100%)	1 (0%)	91	94
40	RA	366/376 (97%)	363 (99%)	3 (1%)	79	86
40	RE	365/376 (97%)	364 (100%)	1 (0%)	91	94
40	RF	365/376 (97%)	364 (100%)	1 (0%)	91	94
40	RG	366/376 (97%)	365 (100%)	1 (0%)	91	94
40	RH	365/376 (97%)	363 (100%)	2 (0%)	86	92
40	RI	320/376 (85%)	318 (99%)	2 (1%)	84	90
40	SA	366/376 (97%)	355 (97%)	11 (3%)	36	58
40	SE	368/376 (98%)	365 (99%)	3 (1%)	79	86
40	SF	366/376 (97%)	363 (99%)	3 (1%)	79	86
40	SG	368/376 (98%)	365 (99%)	3 (1%)	79	86
40	SH	367/376 (98%)	366 (100%)	1 (0%)	91	94
40	SI	367/376 (98%)	367 (100%)	0	100	100
40	TA	366/376 (97%)	365 (100%)	1 (0%)	91	94
40	TE	366/376 (97%)	366 (100%)	0	100	100
40	TF	366/376 (97%)	363 (99%)	3 (1%)	79	86
40	TG	368/376 (98%)	366 (100%)	2 (0%)	86	92
40	TH	367/376 (98%)	367 (100%)	0	100	100
40	TI	367/376 (98%)	365 (100%)	2 (0%)	86	92
40	UA	367/376 (98%)	366 (100%)	1 (0%)	91	94
40	UE	368/376 (98%)	365 (99%)	3 (1%)	79	86
40	UF	368/376 (98%)	250 (68%)	118 (32%)	0	1
40	UG	368/376 (98%)	365 (99%)	3 (1%)	79	86
40	UH	367/376 (98%)	367 (100%)	0	100	100

Continued on next page...

Continued from previous page...

Mol	Chain	Analysed	Rotameric	Outliers	Percentiles	
40	UI	367/376 (98%)	239 (65%)	128 (35%)	0	0
40	VA	371/376 (99%)	370 (100%)	1 (0%)	91	94
40	VF	371/376 (99%)	370 (100%)	1 (0%)	91	94
40	VG	367/376 (98%)	367 (100%)	0	100	100
40	VH	368/376 (98%)	367 (100%)	1 (0%)	91	94
40	VI	371/376 (99%)	368 (99%)	3 (1%)	79	86
40	VJ	367/376 (98%)	366 (100%)	1 (0%)	91	94
40	WA	371/376 (99%)	369 (100%)	2 (0%)	86	92
40	WE	371/376 (99%)	369 (100%)	2 (0%)	86	92
40	WF	367/376 (98%)	366 (100%)	1 (0%)	91	94
40	WG	366/376 (97%)	366 (100%)	0	100	100
40	WH	371/376 (99%)	370 (100%)	1 (0%)	91	94
40	WI	367/376 (98%)	365 (100%)	2 (0%)	86	92
41	AB	365/381 (96%)	365 (100%)	0	100	100
41	AL	365/381 (96%)	365 (100%)	0	100	100
41	AM	365/381 (96%)	364 (100%)	1 (0%)	91	94
41	AN	365/381 (96%)	361 (99%)	4 (1%)	70	81
41	AO	365/381 (96%)	266 (73%)	99 (27%)	0	2
41	AP	365/381 (96%)	364 (100%)	1 (0%)	91	94
41	BB	365/381 (96%)	252 (69%)	113 (31%)	0	1
41	BL	365/381 (96%)	363 (100%)	2 (0%)	86	92
41	BM	365/381 (96%)	251 (69%)	114 (31%)	0	1
41	BN	365/381 (96%)	364 (100%)	1 (0%)	91	94
41	BO	365/381 (96%)	251 (69%)	114 (31%)	0	1
41	BP	365/381 (96%)	253 (69%)	112 (31%)	0	1
41	CB	365/381 (96%)	362 (99%)	3 (1%)	79	86
41	CL	365/381 (96%)	217 (60%)	148 (40%)	0	0
41	CM	365/381 (96%)	263 (72%)	102 (28%)	0	2
41	CN	365/381 (96%)	236 (65%)	129 (35%)	0	0
41	CO	365/381 (96%)	248 (68%)	117 (32%)	0	1
41	CP	365/381 (96%)	225 (62%)	140 (38%)	0	0

Continued on next page...

Continued from previous page...

Mol	Chain	Analysed	Rotameric	Outliers	Percentiles	
41	DB	365/381 (96%)	234 (64%)	131 (36%)	0	0
41	DL	365/381 (96%)	227 (62%)	138 (38%)	0	0
41	DM	365/381 (96%)	219 (60%)	146 (40%)	0	0
41	DN	365/381 (96%)	222 (61%)	143 (39%)	0	0
41	DO	365/381 (96%)	362 (99%)	3 (1%)	79	86
41	DP	364/381 (96%)	241 (66%)	123 (34%)	0	1
41	EB	365/381 (96%)	364 (100%)	1 (0%)	91	94
41	EL	312/381 (82%)	311 (100%)	1 (0%)	91	94
41	EM	365/381 (96%)	237 (65%)	128 (35%)	0	0
41	EN	365/381 (96%)	365 (100%)	0	100	100
41	EO	365/381 (96%)	364 (100%)	1 (0%)	91	94
41	EP	365/381 (96%)	252 (69%)	113 (31%)	0	1
41	FB	365/381 (96%)	363 (100%)	2 (0%)	86	92
41	FM	365/381 (96%)	364 (100%)	1 (0%)	91	94
41	FN	365/381 (96%)	361 (99%)	4 (1%)	70	81
41	FO	365/381 (96%)	364 (100%)	1 (0%)	91	94
41	FP	365/381 (96%)	362 (99%)	3 (1%)	79	86
41	GB	365/381 (96%)	365 (100%)	0	100	100
41	GM	365/381 (96%)	365 (100%)	0	100	100
41	GN	365/381 (96%)	249 (68%)	116 (32%)	0	1
41	GO	364/381 (96%)	361 (99%)	3 (1%)	79	86
41	GP	365/381 (96%)	365 (100%)	0	100	100
41	HB	365/381 (96%)	365 (100%)	0	100	100
41	HM	365/381 (96%)	363 (100%)	2 (0%)	86	92
41	HN	365/381 (96%)	238 (65%)	127 (35%)	0	0
41	HO	365/381 (96%)	364 (100%)	1 (0%)	91	94
41	HP	365/381 (96%)	365 (100%)	0	100	100
41	HQ	365/381 (96%)	364 (100%)	1 (0%)	91	94
41	IB	365/381 (96%)	363 (100%)	2 (0%)	86	92
41	IM	365/381 (96%)	365 (100%)	0	100	100
41	IN	365/381 (96%)	363 (100%)	2 (0%)	86	92

Continued on next page...

Continued from previous page...

Mol	Chain	Analysed	Rotameric	Outliers	Percentiles	
41	IO	365/381 (96%)	365 (100%)	0	100	100
41	IP	365/381 (96%)	364 (100%)	1 (0%)	91	94
41	IQ	365/381 (96%)	363 (100%)	2 (0%)	86	92
41	JB	365/381 (96%)	365 (100%)	0	100	100
41	JL	365/381 (96%)	365 (100%)	0	100	100
41	JM	365/381 (96%)	235 (64%)	130 (36%)	0	0
41	JN	365/381 (96%)	363 (100%)	2 (0%)	86	92
41	JO	365/381 (96%)	365 (100%)	0	100	100
41	KB	365/381 (96%)	365 (100%)	0	100	100
41	KL	365/381 (96%)	256 (70%)	109 (30%)	0	2
41	KM	365/381 (96%)	365 (100%)	0	100	100
41	KN	365/381 (96%)	364 (100%)	1 (0%)	91	94
41	KO	365/381 (96%)	364 (100%)	1 (0%)	91	94
41	KP	326/381 (86%)	326 (100%)	0	100	100
41	LB	365/381 (96%)	364 (100%)	1 (0%)	91	94
41	LL	365/381 (96%)	363 (100%)	2 (0%)	86	92
41	LM	365/381 (96%)	364 (100%)	1 (0%)	91	94
41	LN	365/381 (96%)	364 (100%)	1 (0%)	91	94
41	LO	365/381 (96%)	364 (100%)	1 (0%)	91	94
41	LP	365/381 (96%)	365 (100%)	0	100	100
41	MB	365/381 (96%)	364 (100%)	1 (0%)	91	94
41	ML	365/381 (96%)	365 (100%)	0	100	100
41	MM	365/381 (96%)	365 (100%)	0	100	100
41	MN	365/381 (96%)	360 (99%)	5 (1%)	62	77
41	MO	365/381 (96%)	270 (74%)	95 (26%)	0	3
41	MP	365/381 (96%)	363 (100%)	2 (0%)	86	92
41	NB	365/381 (96%)	362 (99%)	3 (1%)	79	86
41	NL	365/381 (96%)	362 (99%)	3 (1%)	79	86
41	NM	365/381 (96%)	363 (100%)	2 (0%)	86	92
41	NN	365/381 (96%)	364 (100%)	1 (0%)	91	94
41	NO	365/381 (96%)	364 (100%)	1 (0%)	91	94

Continued on next page...

Continued from previous page...

Mol	Chain	Analysed	Rotameric	Outliers	Percentiles	
41	NP	356/381 (93%)	352 (99%)	4 (1%)	70	81
41	OB	365/381 (96%)	365 (100%)	0	100	100
41	OL	365/381 (96%)	365 (100%)	0	100	100
41	OM	365/381 (96%)	362 (99%)	3 (1%)	79	86
41	ON	365/381 (96%)	361 (99%)	4 (1%)	70	81
41	OO	365/381 (96%)	365 (100%)	0	100	100
41	OP	365/381 (96%)	364 (100%)	1 (0%)	91	94
41	PB	365/381 (96%)	361 (99%)	4 (1%)	70	81
41	PL	365/381 (96%)	364 (100%)	1 (0%)	91	94
41	PM	365/381 (96%)	365 (100%)	0	100	100
41	PN	365/381 (96%)	363 (100%)	2 (0%)	86	92
41	PO	365/381 (96%)	365 (100%)	0	100	100
41	PP	365/381 (96%)	365 (100%)	0	100	100
41	QB	365/381 (96%)	223 (61%)	142 (39%)	0	0
41	QL	365/381 (96%)	361 (99%)	4 (1%)	70	81
41	QM	365/381 (96%)	364 (100%)	1 (0%)	91	94
41	QN	365/381 (96%)	364 (100%)	1 (0%)	91	94
41	QO	365/381 (96%)	365 (100%)	0	100	100
41	QP	361/381 (95%)	223 (62%)	138 (38%)	0	0
41	RB	365/381 (96%)	362 (99%)	3 (1%)	79	86
41	RL	365/381 (96%)	361 (99%)	4 (1%)	70	81
41	RM	365/381 (96%)	365 (100%)	0	100	100
41	RN	365/381 (96%)	364 (100%)	1 (0%)	91	94
41	RO	365/381 (96%)	365 (100%)	0	100	100
41	RP	365/381 (96%)	363 (100%)	2 (0%)	86	92
41	SB	365/381 (96%)	349 (96%)	16 (4%)	24	49
41	SL	328/381 (86%)	326 (99%)	2 (1%)	84	90
41	SM	365/381 (96%)	364 (100%)	1 (0%)	91	94
41	SN	365/381 (96%)	364 (100%)	1 (0%)	91	94
41	SO	365/381 (96%)	252 (69%)	113 (31%)	0	1
41	SP	365/381 (96%)	363 (100%)	2 (0%)	86	92

Continued on next page...

Continued from previous page...

Mol	Chain	Analysed	Rotameric	Outliers	Percentiles	
41	TB	365/381 (96%)	363 (100%)	2 (0%)	86	92
41	TL	335/381 (88%)	333 (99%)	2 (1%)	84	90
41	TM	365/381 (96%)	361 (99%)	4 (1%)	70	81
41	TN	365/381 (96%)	361 (99%)	4 (1%)	70	81
41	TO	365/381 (96%)	364 (100%)	1 (0%)	91	94
41	TP	365/381 (96%)	365 (100%)	0	100	100
41	UB	365/381 (96%)	365 (100%)	0	100	100
41	UM	365/381 (96%)	363 (100%)	2 (0%)	86	92
41	UN	365/381 (96%)	365 (100%)	0	100	100
41	UO	365/381 (96%)	364 (100%)	1 (0%)	91	94
41	UP	365/381 (96%)	232 (64%)	133 (36%)	0	0
41	VB	365/381 (96%)	364 (100%)	1 (0%)	91	94
41	VN	365/381 (96%)	362 (99%)	3 (1%)	79	86
41	VO	365/381 (96%)	364 (100%)	1 (0%)	91	94
41	VP	365/381 (96%)	364 (100%)	1 (0%)	91	94
41	VQ	365/381 (96%)	364 (100%)	1 (0%)	91	94
41	WB	365/381 (96%)	363 (100%)	2 (0%)	86	92
41	WM	365/381 (96%)	241 (66%)	124 (34%)	0	1
41	WN	365/381 (96%)	225 (62%)	140 (38%)	0	0
41	WO	365/381 (96%)	364 (100%)	1 (0%)	91	94
41	WP	365/381 (96%)	363 (100%)	2 (0%)	86	92
41	WQ	358/381 (94%)	357 (100%)	1 (0%)	91	94
All	All	120294/142337 (84%)	111437 (93%)	8857 (7%)	14	35

All (8857) residues with a non-rotameric sidechain are listed below:

Mol	Chain	Res	Type
1	1A	941	LYS
2	1C	117	LYS
3	1F	58	ASN
3	1F	173	LYS
3	1G	54	LYS
3	1G	57	LEU
3	1G	65	ILE

Continued on next page...

Continued from previous page...

Mol	Chain	Res	Type
3	1G	66	PHE
3	1G	70	VAL
3	1G	71	ASN
3	1G	75	VAL
3	1G	76	LYS
3	1G	77	CYS
3	1G	78	LEU
3	1G	80	SER
3	1G	81	LEU
3	1G	85	LEU
3	1G	86	VAL
3	1G	106	ASN
3	1G	109	HIS
3	1G	111	THR
3	1G	114	MET
3	1G	115	THR
3	1G	118	MET
3	1G	120	MET
3	1G	121	ASP
3	1G	122	ARG
3	1G	127	PHE
3	1G	129	LYS
3	1G	131	ASN
3	1G	132	ASP
3	1G	134	CYS
3	1G	138	SER
3	1G	142	TYR
3	1G	144	LEU
3	1G	145	SER
3	1G	148	LEU
3	1G	149	ARG
3	1G	151	THR
3	1G	152	LEU
3	1G	155	LYS
3	1G	156	MET
3	1G	165	LEU
3	1G	168	ASP
3	1G	170	PHE
3	1G	171	ILE
3	1G	173	LYS
3	1G	174	GLU
3	1G	175	GLU

Continued on next page...

Continued from previous page...

Mol	Chain	Res	Type
3	1G	178	HIS
3	1G	181	LYS
3	1G	184	LEU
3	1G	185	LEU
3	1G	186	LYS
3	1G	204	THR
3	1G	206	LYS
3	1G	207	LYS
3	1G	209	ASP
3	1G	216	LEU
3	1G	217	SER
3	1G	220	ASP
3	1G	221	TYR
3	1G	222	GLU
3	1G	230	LEU
3	1G	239	LEU
3	1G	240	PRO
3	1G	243	LYS
3	1G	245	GLN
3	1G	246	LYS
3	1G	247	GLU
3	1G	248	PHE
3	1G	249	GLU
3	1G	251	GLN
3	1G	254	LYS
3	1G	255	ASP
4	1H	222	ARG
4	1I	62	ARG
4	1J	127	ARG
5	1L	272	LEU
5	1L	273	ASN
5	1L	275	ARG
5	1L	279	LYS
5	1L	282	LEU
5	1L	285	LEU
5	1L	287	GLU
5	1L	290	LEU
5	1L	291	ARG
5	1L	292	GLU
5	1L	293	ARG
5	1L	296	ARG
5	1L	310	ARG

Continued on next page...

Continued from previous page...

Mol	Chain	Res	Type
5	1L	311	LYS
5	1M	68	GLN
5	1M	310	ARG
5	1N	68	GLN
5	1N	84	LYS
7	1S	239	LEU
7	1S	246	LYS
7	1S	278	SER
7	1S	285	LYS
7	1S	458	LYS
7	1S	569	VAL
7	1S	570	LYS
7	1S	575	ASN
7	1S	579	VAL
7	1S	580	THR
7	1S	582	VAL
7	1S	584	VAL
7	1T	10	GLU
7	1T	11	VAL
7	1T	14	LEU
7	1T	16	LEU
7	1T	19	VAL
7	1T	20	ILE
7	1T	35	ASP
7	1T	37	GLU
7	1T	38	HIS
7	1T	40	ILE
7	1T	53	LYS
7	1T	54	THR
7	1T	57	GLN
7	1T	60	LEU
7	1T	70	VAL
7	1T	72	ILE
7	1T	73	SER
7	1T	74	LYS
7	1T	84	VAL
7	1T	85	THR
7	1T	95	LEU
7	1T	97	ASP
7	1T	99	LYS
7	1T	100	LYS
7	1T	101	ARG

Continued on next page...

Continued from previous page...

Mol	Chain	Res	Type
7	1T	102	GLU
7	1T	103	LEU
7	1T	104	MET
7	1T	106	ARG
7	1T	111	LYS
7	1T	113	LYS
7	1T	120	SER
7	1T	124	LEU
7	1T	125	TYR
7	1T	126	LEU
7	1T	127	VAL
7	1T	139	VAL
7	1T	141	SER
7	1T	142	ILE
7	1T	144	LYS
7	1T	146	GLU
7	1T	148	ILE
7	1T	151	SER
7	1T	156	LEU
7	1T	163	SER
7	1T	166	PHE
7	1T	167	SER
7	1T	170	HIS
7	1T	174	PHE
7	1T	181	THR
7	1T	183	ARG
7	1T	192	ARG
7	1T	193	LYS
7	1T	201	THR
7	1T	205	LYS
7	1T	208	VAL
7	1T	211	ILE
7	1T	215	SER
7	1T	222	LEU
7	1T	228	ASP
7	1T	235	ARG
7	1T	237	LYS
7	1T	238	LEU
7	1T	241	ASP
7	1T	246	LYS
7	1T	258	CYS
7	1T	260	LYS

Continued on next page...

Continued from previous page...

Mol	Chain	Res	Type
7	1T	264	LEU
7	1T	277	ARG
7	1T	278	SER
7	1T	279	PRO
7	1T	280	SER
7	1T	286	LYS
7	1T	287	ILE
7	1T	294	THR
7	1T	297	SER
7	1T	305	PHE
7	1T	307	VAL
7	1T	312	SER
7	1T	316	ARG
7	1T	321	ASP
7	1T	323	LYS
7	1T	327	VAL
7	1T	328	THR
7	1T	330	CYS
7	1T	332	PHE
7	1T	336	GLU
7	1T	346	GLU
7	1T	347	LEU
7	1T	351	CYS
7	1T	353	LYS
7	1T	354	LYS
7	1T	362	LEU
7	1T	365	ARG
7	1T	367	LEU
7	1T	374	ASN
7	1T	380	ILE
7	1T	383	MET
7	1T	384	ARG
7	1T	394	ASP
7	1T	397	LYS
7	1T	398	ILE
7	1T	407	ARG
7	1T	408	LEU
7	1T	411	VAL
7	1T	413	SER
7	1T	414	ASN
7	1T	418	ILE
7	1T	428	ASP

Continued on next page...

Continued from previous page...

Mol	Chain	Res	Type
7	1T	430	THR
7	1T	433	ILE
7	1T	441	VAL
7	1T	442	ARG
7	1T	443	VAL
7	1T	445	GLN
7	1T	450	THR
7	1T	452	LYS
7	1T	455	GLU
7	1T	458	LYS
7	1T	461	LYS
7	1T	464	VAL
7	1T	468	ARG
7	1T	471	LYS
7	1T	476	CYS
7	1T	482	ASP
7	1T	486	ILE
7	1T	493	LEU
7	1T	494	ARG
7	1T	496	ASN
7	1T	497	GLN
7	1T	500	LEU
7	1T	506	GLN
7	1T	507	CYS
7	1T	509	CYS
7	1T	513	GLU
7	1T	514	GLU
7	1T	515	PHE
7	1T	517	ILE
7	1T	520	SER
7	1T	523	ASP
7	1T	524	ARG
7	1T	525	LYS
7	1T	530	GLU
7	1T	537	ILE
7	1T	538	ARG
7	1T	541	ASP
7	1T	543	SER
7	1T	544	LEU
7	1T	549	ASN
7	1T	551	MET
7	1T	553	ILE

Continued on next page...

Continued from previous page...

Mol	Chain	Res	Type
7	1T	558	VAL
7	1T	560	PHE
7	1T	568	LEU
7	1T	569	VAL
7	1T	570	LYS
7	1T	575	ASN
7	1T	576	GLU
7	1T	579	VAL
7	1T	584	VAL
7	1U	231	LYS
7	1U	232	MET
7	1U	237	LYS
7	1U	246	LYS
7	1U	247	ASP
7	1U	248	LYS
7	1U	458	LYS
8	1W	240	ARG
8	1W	247	LYS
8	1W	531	LYS
8	1X	75	GLU
8	1X	76	THR
8	1X	77	ILE
8	1X	79	LEU
8	1X	80	ILE
8	1X	81	THR
8	1X	82	ARG
8	1X	83	ASP
8	1X	86	ARG
8	1X	89	ILE
8	1X	90	ILE
8	1X	93	LYS
8	1X	98	GLU
8	1X	99	SER
8	1X	100	LEU
8	1X	101	ILE
8	1X	103	SER
8	1X	108	GLU
8	1X	109	ARG
8	1X	116	VAL
8	1X	118	THR
8	1X	119	ARG
8	1X	120	GLU

Continued on next page...

Continued from previous page...

Mol	Chain	Res	Type
8	1X	121	GLU
8	1X	125	LYS
8	1X	126	GLU
8	1X	127	GLN
8	1X	129	CYS
8	1X	130	LYS
8	1X	131	LYS
8	1X	133	LYS
8	1X	134	GLU
8	1X	140	VAL
8	1X	148	LYS
8	1X	152	MET
8	1X	155	ARG
8	1X	157	ASN
8	1X	158	GLN
8	1X	159	LYS
8	1X	161	SER
8	1X	164	GLU
8	1X	168	LYS
8	1X	175	LEU
8	1X	176	GLN
8	1X	180	GLN
8	1X	181	LEU
8	1X	182	ARG
8	1X	186	GLU
8	1X	187	GLU
8	1X	224	LYS
8	1X	252	ARG
8	1X	262	GLN
8	1Y	125	LYS
8	1Y	224	LYS
8	1Y	225	ARG
8	1Z	401	ARG
8	1Z	507	LYS
9	2B	43	LEU
9	2B	44	ARG
9	2B	49	ILE
9	2B	52	ASN
9	2B	57	ILE
9	2B	59	ASP
9	2B	61	LEU
9	2B	62	ASP

Continued on next page...

Continued from previous page...

Mol	Chain	Res	Type
9	2B	289	GLN
9	2B	311	LYS
9	2B	327	ARG
9	2C	421	ARG
11	2I	91	ARG
11	2I	158	ILE
11	2I	160	LYS
11	2I	164	GLU
11	2I	165	VAL
11	2I	166	LYS
11	2I	167	LYS
11	2I	175	TYR
11	2I	177	GLN
11	2I	178	GLU
11	2I	180	LEU
11	2I	181	ARG
11	2I	182	LYS
11	2I	186	LYS
11	2I	187	ARG
11	2I	188	LEU
11	2I	189	SER
11	2I	193	ARG
11	2I	194	GLU
11	2I	200	LEU
11	2I	201	LYS
11	2I	203	ASN
11	2I	207	VAL
11	2I	209	LYS
11	2I	215	SER
11	2I	224	LYS
11	2I	226	ARG
11	2I	229	LYS
11	2I	230	LEU
11	2I	231	GLU
11	2I	234	MET
11	2I	238	GLU
11	2I	239	HIS
11	2I	241	ILE
11	2I	243	VAL
11	2I	244	LEU
11	2I	246	LYS
11	2I	249	ILE

Continued on next page...

Continued from previous page...

Mol	Chain	Res	Type
11	2I	250	ILE
11	2I	251	TYR
11	2I	255	LYS
11	2J	91	ARG
11	2J	120	LYS
11	2J	129	ARG
11	2J	247	HIS
11	2J	248	LYS
11	2J	250	ILE
11	2J	252	ILE
11	2K	185	MET
11	2K	186	LYS
11	2K	189	SER
11	2K	197	LEU
11	2K	200	LEU
11	2K	201	LYS
11	2K	202	LYS
11	2K	209	LYS
11	2K	212	GLN
11	2K	214	LEU
11	2K	216	VAL
11	2K	218	ILE
11	2K	221	ILE
11	2K	223	LYS
11	2K	229	LYS
11	2K	231	GLU
11	2K	234	MET
11	2K	235	LYS
11	2K	239	HIS
11	2K	243	VAL
11	2K	244	LEU
11	2K	246	LYS
11	2K	252	ILE
11	2K	254	ASN
11	2K	255	LYS
12	2O	99	GLU
12	2O	100	ILE
12	2O	102	LYS
12	2O	107	HIS
12	2O	114	ASP
12	2O	120	THR
12	2O	140	ASN

Continued on next page...

Continued from previous page...

Mol	Chain	Res	Type
12	2O	141	LYS
12	2O	143	LEU
12	2O	148	GLN
12	2P	215	GLN
12	2Q	206	ASN
13	2T	20	LYS
13	2T	23	GLN
13	2T	24	ILE
13	2T	26	ASP
13	2T	27	LYS
13	2T	28	LYS
13	2T	29	VAL
13	2T	35	LYS
13	2T	37	ILE
13	2T	46	VAL
13	2T	47	LEU
13	2T	48	GLU
13	2T	49	ILE
13	2T	57	THR
13	2T	59	ILE
13	2T	66	LYS
13	2T	68	THR
13	2T	71	ILE
13	2T	72	LYS
13	2T	77	VAL
13	2T	78	MET
13	2T	79	ILE
13	2T	81	LYS
13	2T	83	LEU
13	2T	85	LYS
13	2T	88	THR
13	2T	89	PHE
13	2T	93	VAL
13	2T	95	ASP
13	2T	97	LYS
13	2T	99	VAL
13	2T	100	ARG
13	2T	101	ARG
13	2T	102	ARG
13	2T	103	PHE
13	2T	104	ARG
13	2T	106	SER

Continued on next page...

Continued from previous page...

Mol	Chain	Res	Type
13	2T	113	ARG
13	2T	114	VAL
13	2T	118	ILE
13	2T	121	MET
13	2T	123	MET
13	2T	124	ARG
13	2T	125	LEU
13	2T	130	ASN
13	2T	138	ASP
13	2T	141	ARG
13	2T	153	ARG
13	2T	154	VAL
13	2T	162	ILE
13	2T	171	LEU
13	2T	173	SER
13	2T	175	ASP
13	2T	176	GLU
13	2T	180	GLU
13	2T	182	LYS
13	2T	185	LEU
13	2U	35	LYS
13	2U	37	ILE
13	2U	43	GLN
13	2U	44	SER
13	2U	47	LEU
13	2U	48	GLU
13	2U	50	GLU
13	2U	57	THR
13	2U	59	ILE
13	2U	64	ASP
13	2U	66	LYS
13	2U	67	LYS
13	2U	71	ILE
13	2U	73	LEU
13	2U	75	PHE
13	2U	78	MET
13	2U	80	ILE
13	2U	83	LEU
13	2U	84	LYS
13	2U	88	THR
13	2U	89	PHE
13	2U	91	VAL

Continued on next page...

Continued from previous page...

Mol	Chain	Res	Type
13	2U	93	VAL
13	2U	97	LYS
13	2U	100	ARG
13	2U	101	ARG
13	2U	102	ARG
13	2U	111	THR
13	2U	112	THR
13	2U	115	LYS
13	2U	117	PHE
13	2U	118	ILE
13	2U	120	THR
13	2U	121	MET
13	2U	124	ARG
13	2U	127	ASP
13	2U	130	ASN
13	2U	138	ASP
13	2U	141	ARG
13	2U	142	ARG
13	2U	146	THR
13	2U	152	LEU
13	2U	154	VAL
13	2U	160	CYS
13	2U	161	ARG
13	2U	162	ILE
13	2U	163	ARG
13	2U	169	ASP
13	2U	170	ARG
13	2U	171	LEU
13	2U	174	GLU
13	2U	176	GLU
13	2U	177	LEU
13	2U	180	GLU
13	2U	184	TYR
13	2U	185	LEU
13	2V	36	ARG
13	2V	37	ILE
13	2V	40	ASN
13	2V	46	VAL
13	2V	47	LEU
13	2V	52	THR
13	2V	57	THR
13	2V	59	ILE

Continued on next page...

Continued from previous page...

Mol	Chain	Res	Type
13	2V	64	ASP
13	2V	66	LYS
13	2V	67	LYS
13	2V	68	THR
13	2V	72	LYS
13	2V	73	LEU
13	2V	78	MET
13	2V	80	ILE
13	2V	84	LYS
13	2V	85	LYS
13	2V	88	THR
13	2V	94	LEU
13	2V	97	LYS
13	2V	99	VAL
13	2V	100	ARG
13	2V	101	ARG
13	2V	102	ARG
13	2V	112	THR
13	2V	115	LYS
13	2V	118	ILE
13	2V	121	MET
13	2V	124	ARG
13	2V	125	LEU
13	2V	126	ASP
13	2V	127	ASP
13	2V	130	ASN
13	2V	131	GLN
13	2V	133	GLN
13	2V	134	PHE
13	2V	135	ASN
13	2V	137	SER
13	2V	138	ASP
13	2V	140	THR
13	2V	141	ARG
13	2V	144	TYR
13	2V	146	THR
13	2V	150	GLU
13	2V	151	THR
13	2V	153	ARG
13	2V	154	VAL
13	2V	156	ILE
13	2V	162	ILE

Continued on next page...

Continued from previous page...

Mol	Chain	Res	Type
13	2V	163	ARG
13	2V	168	SER
13	2V	170	ARG
13	2V	171	LEU
13	2V	173	SER
13	2V	175	ASP
13	2V	176	GLU
13	2V	180	GLU
13	2V	185	LEU
13	2W	35	LYS
13	2W	37	ILE
13	2W	40	ASN
13	2W	43	GLN
13	2W	46	VAL
13	2W	48	GLU
13	2W	50	GLU
13	2W	57	THR
13	2W	64	ASP
13	2W	66	LYS
13	2W	67	LYS
13	2W	72	LYS
13	2W	73	LEU
13	2W	78	MET
13	2W	85	LYS
13	2W	88	THR
13	2W	91	VAL
13	2W	93	VAL
13	2W	97	LYS
13	2W	99	VAL
13	2W	101	ARG
13	2W	104	ARG
13	2W	109	GLN
13	2W	111	THR
13	2W	113	ARG
13	2W	115	LYS
13	2W	118	ILE
13	2W	120	THR
13	2W	121	MET
13	2W	123	MET
13	2W	124	ARG
13	2W	126	ASP
13	2W	130	ASN

Continued on next page...

Continued from previous page...

Mol	Chain	Res	Type
13	2W	131	GLN
13	2W	134	PHE
13	2W	140	THR
13	2W	141	ARG
13	2W	142	ARG
13	2W	144	TYR
13	2W	150	GLU
13	2W	152	LEU
13	2W	153	ARG
13	2W	156	ILE
13	2W	157	HIS
13	2W	161	ARG
13	2W	168	SER
13	2W	170	ARG
13	2W	171	LEU
13	2W	173	SER
13	2W	175	ASP
13	2W	180	GLU
13	2W	184	TYR
13	2X	1	MET
13	2X	3	LYS
13	2X	6	PHE
13	2X	10	PHE
13	2X	11	LEU
13	2X	13	ILE
13	2X	20	LYS
13	2X	24	ILE
13	2X	26	ASP
13	2X	29	VAL
13	2X	30	ARG
13	2X	35	LYS
13	2X	37	ILE
13	2X	40	ASN
13	2X	43	GLN
13	2X	47	LEU
13	2X	48	GLU
13	2X	56	THR
13	2X	57	THR
13	2X	64	ASP
13	2X	66	LYS
13	2X	67	LYS
13	2X	69	LEU

Continued on next page...

Continued from previous page...

Mol	Chain	Res	Type
13	2X	72	LYS
13	2X	73	LEU
13	2X	78	MET
13	2X	80	ILE
13	2X	85	LYS
13	2X	89	PHE
13	2X	91	VAL
13	2X	94	LEU
13	2X	97	LYS
13	2X	99	VAL
13	2X	100	ARG
13	2X	106	SER
13	2X	107	ASN
13	2X	111	THR
13	2X	115	LYS
13	2X	116	PRO
13	2X	118	ILE
13	2X	121	MET
13	2X	124	ARG
13	2X	126	ASP
13	2X	127	ASP
13	2X	130	ASN
13	2X	131	GLN
13	2X	134	PHE
13	2X	140	THR
13	2X	141	ARG
13	2X	142	ARG
13	2X	144	TYR
13	2X	154	VAL
13	2X	160	CYS
13	2X	162	ILE
13	2X	163	ARG
13	2X	168	SER
13	2X	170	ARG
13	2X	171	LEU
13	2X	175	ASP
13	2X	176	GLU
13	2X	180	GLU
13	2X	182	LYS
13	2X	183	LEU
14	3A	110	ARG
14	3B	104	LYS

Continued on next page...

Continued from previous page...

Mol	Chain	Res	Type
15	3E	395	ARG
15	3F	30	GLN
15	3F	172	GLU
15	3F	173	LYS
15	3F	180	THR
15	3F	186	ASP
15	3H	54	LYS
15	3H	206	ARG
16	3J	63	ARG
16	3J	332	ASP
16	3J	333	GLN
16	3J	335	GLN
16	3J	340	ASP
16	3J	341	GLU
16	3J	344	GLN
16	3J	345	LEU
16	3K	73	ARG
16	3K	124	ARG
16	3L	166	GLN
16	3L	368	LYS
17	3O	350	ARG
17	3O	356	ASP
17	3O	361	MET
17	3O	362	GLN
17	3O	363	ILE
17	3O	367	LYS
17	3O	372	ILE
17	3O	376	GLU
17	3O	383	LYS
17	3O	384	LYS
17	3O	389	LYS
17	3O	393	LEU
17	3O	400	LEU
17	3O	401	ASP
17	3O	405	ARG
17	3O	408	ASN
17	3O	409	ILE
17	3O	415	MET
17	3O	418	LEU
17	3O	426	GLU
17	3O	429	ASP
17	3O	431	ILE

Continued on next page...

Continued from previous page...

Mol	Chain	Res	Type
17	3O	457	HIS
17	3P	93	ARG
17	3P	104	LEU
17	3P	107	TYR
17	3P	110	SER
17	3P	117	SER
17	3P	126	ARG
17	3P	130	ASP
17	3P	131	LYS
17	3P	135	THR
17	3P	136	ARG
17	3P	137	LYS
17	3P	139	GLN
17	3P	141	ASP
17	3P	142	SER
17	3P	157	LYS
17	3P	162	HIS
17	3P	174	LEU
17	3P	175	THR
17	3P	176	ASP
17	3P	178	LYS
17	3P	179	LYS
17	3P	182	GLU
17	3P	186	MET
17	3P	189	GLU
17	3P	192	LEU
17	3P	196	ARG
17	3P	198	CYS
17	3P	199	LEU
17	3P	203	GLU
17	3P	204	LYS
17	3P	205	ARG
17	3P	206	MET
17	3P	211	VAL
17	3P	218	GLU
17	3P	220	LEU
17	3P	222	GLU
17	3P	226	ILE
17	3P	228	CYS
17	3P	231	GLU
17	3P	235	LEU
17	3P	237	LEU

Continued on next page...

Continued from previous page...

Mol	Chain	Res	Type
17	3P	239	LYS
17	3P	243	GLN
17	3P	248	ARG
17	3P	251	GLN
17	3P	252	HIS
17	3P	254	LEU
17	3P	256	LYS
17	3P	258	LEU
17	3P	269	ASP
17	3P	275	ARG
17	3P	276	ASN
17	3P	278	SER
17	3P	279	ASP
17	3P	282	SER
17	3P	285	ARG
17	3P	288	GLU
17	3P	289	ARG
17	3P	293	THR
17	3P	296	VAL
17	3P	302	LYS
17	3P	303	PHE
17	3P	304	THR
17	3P	305	ASP
17	3P	310	ARG
17	3P	311	SER
17	3P	312	GLN
17	3P	322	ARG
17	3P	323	ASP
17	3P	328	LEU
17	3P	329	LEU
17	3P	342	LYS
17	3P	345	LEU
17	3P	347	PHE
17	3P	350	ARG
17	3P	353	GLU
17	3P	360	LYS
17	3P	361	MET
17	3P	369	LEU
17	3P	372	ILE
17	3P	384	LYS
17	3P	387	ARG
17	3P	388	ASP

Continued on next page...

Continued from previous page...

Mol	Chain	Res	Type
17	3P	395	VAL
17	3P	405	ARG
17	3P	408	ASN
17	3P	409	ILE
17	3P	415	MET
17	3P	419	ARG
17	3P	420	LEU
17	3P	421	VAL
17	3P	429	ASP
17	3P	434	LEU
17	3P	435	GLN
17	3P	437	ARG
17	3P	438	LEU
17	3P	440	ASP
17	3P	444	THR
17	3P	452	LYS
17	3P	455	LEU
17	3P	465	SER
17	3P	468	ILE
17	3P	472	LYS
17	3P	478	LYS
17	3P	483	THR
17	3Q	345	LEU
17	3Q	347	PHE
17	3Q	350	ARG
17	3Q	351	ILE
17	3Q	353	GLU
17	3Q	356	ASP
17	3Q	358	LYS
17	3Q	360	LYS
17	3Q	364	HIS
17	3Q	371	GLU
17	3Q	379	ILE
17	3Q	383	LYS
17	3Q	384	LYS
17	3Q	387	ARG
17	3Q	388	ASP
17	3Q	389	LYS
17	3Q	398	THR
17	3Q	401	ASP
17	3Q	409	ILE
17	3Q	410	GLU

Continued on next page...

Continued from previous page...

Mol	Chain	Res	Type
17	3Q	412	CYS
17	3Q	413	ARG
17	3Q	414	ASP
17	3Q	415	MET
17	3Q	418	LEU
17	3Q	419	ARG
17	3Q	420	LEU
17	3Q	421	VAL
17	3Q	429	ASP
17	3Q	431	ILE
17	3Q	434	LEU
17	3Q	435	GLN
17	3Q	437	ARG
17	3Q	438	LEU
17	3Q	444	THR
17	3Q	446	GLN
17	3Q	452	LYS
17	3Q	458	ASP
17	3Q	459	LEU
17	3Q	462	LYS
17	3Q	465	SER
17	3Q	466	LEU
17	3Q	470	GLN
17	3Q	471	GLU
17	3Q	472	LYS
17	3R	93	ARG
17	3R	95	THR
17	3R	97	ASP
17	3R	98	ASP
17	3R	101	ARG
17	3R	104	LEU
17	3R	106	ASN
17	3R	108	LEU
17	3R	109	GLU
17	3R	110	SER
17	3R	117	SER
17	3R	119	ARG
17	3R	120	LEU
17	3R	126	ARG
17	3R	130	ASP
17	3R	133	GLN
17	3R	134	GLN

Continued on next page...

Continued from previous page...

Mol	Chain	Res	Type
17	3R	135	THR
17	3R	136	ARG
17	3R	143	THR
17	3R	144	GLN
17	3R	146	LEU
17	3R	151	ASN
17	3R	156	TRP
17	3R	157	LYS
17	3R	159	GLU
17	3R	162	HIS
17	3R	165	ASP
17	3R	172	ASN
17	3R	176	ASP
17	3R	178	LYS
17	3R	179	LYS
17	3R	183	ARG
17	3R	185	LEU
17	3R	189	GLU
17	3R	193	GLN
17	3R	204	LYS
17	3R	206	MET
17	3R	208	ILE
17	3R	210	LEU
17	3R	211	VAL
17	3R	213	ASP
17	3R	214	GLU
17	3R	216	GLU
17	3R	217	THR
17	3R	220	LEU
17	3R	223	VAL
17	3R	225	ILE
17	3R	228	CYS
17	3R	232	ARG
17	3R	234	LYS
17	3R	235	LEU
17	3R	236	HIS
17	3R	237	LEU
17	3R	238	ASP
17	3R	239	LYS
17	3R	253	GLU
17	3R	254	LEU
17	3R	258	LEU

Continued on next page...

Continued from previous page...

Mol	Chain	Res	Type
17	3R	260	ASP
17	3R	261	LYS
17	3R	266	ARG
17	3R	269	ASP
17	3R	270	LYS
17	3R	275	ARG
17	3R	279	ASP
17	3R	282	SER
17	3R	283	TYR
17	3R	285	ARG
17	3R	289	ARG
17	3R	290	VAL
17	3R	291	ASP
17	3R	298	GLU
17	3R	302	LYS
17	3R	305	ASP
17	3R	307	ASN
17	3R	309	LEU
17	3R	310	ARG
17	3R	311	SER
17	3R	313	SER
17	3R	320	LYS
17	3R	321	LEU
17	3R	323	ASP
17	3R	324	ASP
17	3R	328	LEU
17	3R	331	VAL
17	3R	334	ASN
17	3R	339	GLN
17	3R	342	LYS
17	3R	345	LEU
17	3R	347	PHE
17	3R	349	ASN
17	3R	350	ARG
17	3R	353	GLU
18	3T	421	ASN
18	3T	426	ASN
18	3U	136	GLN
18	3U	307	ARG
18	3W	306	ARG
19	3Y	166	GLU
19	3Y	176	LYS

Continued on next page...

Continued from previous page...

Mol	Chain	Res	Type
19	3Y	180	GLU
19	3Y	182	GLN
19	3Y	215	CYS
19	3Y	220	GLU
19	3Y	223	LYS
19	3Z	380	ARG
19	3Z	382	ARG
20	4A	11	LYS
20	4A	16	ILE
20	4A	20	ARG
20	4A	23	GLU
20	4A	25	GLU
20	4A	26	ARG
20	4A	27	GLN
20	4A	29	ARG
20	4A	31	LEU
20	4A	32	ASN
20	4A	34	ARG
20	4A	36	ARG
20	4A	38	MET
20	4A	41	ASP
20	4A	42	VAL
20	4A	45	LEU
20	4A	51	GLU
20	4A	52	ARG
20	4A	54	LEU
20	4A	56	GLU
20	4A	69	ASN
20	4A	70	GLN
20	4A	74	ASP
20	4A	82	LYS
20	4A	84	GLN
20	4A	93	LYS
20	4A	94	LYS
20	4A	97	GLU
20	4A	100	GLU
20	4A	149	ARG
20	4A	155	MET
20	4A	158	GLU
20	4A	160	PHE
20	4A	167	GLN
20	4A	168	LEU

Continued on next page...

Continued from previous page...

Mol	Chain	Res	Type
20	4A	170	GLU
20	4A	173	GLN
20	4A	178	TYR
20	4A	183	MET
20	4A	185	ASN
20	4A	189	ARG
20	4A	192	MET
20	4A	194	MET
20	4A	195	ARG
20	4A	198	GLN
20	4A	199	MET
20	4A	202	LEU
20	4A	203	GLU
20	4A	204	GLU
20	4A	207	ARG
20	4A	208	MET
20	4A	214	MET
20	4A	216	ASN
20	4A	219	LYS
20	4A	228	ARG
20	4A	230	ARG
20	4A	232	GLU
20	4A	233	HIS
20	4A	234	GLN
20	4B	228	ARG
20	4B	230	ARG
20	4B	231	ARG
20	4B	232	GLU
20	4B	233	HIS
20	4B	234	GLN
20	4B	241	LEU
20	4B	243	GLU
20	4B	246	ASN
20	4B	247	GLN
20	4B	248	ILE
20	4B	254	THR
20	4B	258	GLN
20	4B	259	VAL
20	4B	277	MET
20	4B	280	GLU
20	4B	282	ARG
20	4B	285	ILE

Continued on next page...

Continued from previous page...

Mol	Chain	Res	Type
20	4B	286	ARG
20	4B	287	LYS
20	4B	290	GLU
20	4B	294	HIS
20	4B	311	GLU
20	4B	312	SER
20	4B	319	ARG
20	4B	323	GLU
20	4B	324	LEU
20	4B	325	GLU
20	4B	329	ARG
20	4B	331	LEU
20	4B	339	LEU
20	4B	344	GLN
20	4B	349	GLU
20	4B	351	LYS
20	4B	353	GLN
20	4B	356	TYR
20	4B	357	LEU
20	4B	358	ASN
21	4D	34	ARG
21	4D	407	LYS
21	4D	408	ASP
21	4D	410	ILE
21	4D	411	LYS
21	4D	412	MET
21	4D	415	ASN
21	4D	416	ASP
21	4D	417	ASN
21	4D	418	LYS
21	4D	421	ARG
21	4D	426	LEU
21	4D	430	ILE
21	4D	432	GLU
21	4D	434	LYS
21	4D	436	ARG
21	4D	437	ARG
21	4D	439	VAL
21	4D	440	LEU
21	4D	448	MET
21	4D	449	ILE
21	4D	450	SER

Continued on next page...

Continued from previous page...

Mol	Chain	Res	Type
21	4D	456	VAL
21	4D	457	ARG
21	4D	458	ASN
21	4D	461	ILE
21	4D	465	LYS
21	4D	466	TYR
21	4D	469	ARG
21	4D	471	LYS
21	4D	474	LYS
21	4D	479	MET
21	4D	483	ILE
21	4D	492	ILE
21	4D	501	HIS
21	4D	502	ARG
21	4D	504	VAL
21	4D	505	ILE
21	4D	506	LEU
21	4D	509	ASP
21	4D	510	ASP
21	4D	513	LEU
21	4D	516	MET
21	4D	517	GLU
21	4D	528	LEU
21	4D	531	ILE
21	4D	532	GLN
21	4D	533	ASN
21	4D	535	ILE
21	4E	407	LYS
21	4E	408	ASP
21	4E	411	LYS
21	4E	412	MET
21	4E	417	ASN
21	4E	419	VAL
21	4E	421	ARG
21	4E	427	GLU
21	4E	428	SER
21	4E	430	ILE
21	4E	434	LYS
21	4E	437	ARG
21	4E	439	VAL
21	4E	440	LEU
21	4E	442	TYR

Continued on next page...

Continued from previous page...

Mol	Chain	Res	Type
21	4E	444	LEU
21	4E	446	THR
21	4E	447	ASP
21	4E	449	ILE
21	4E	451	ILE
21	4E	453	GLU
21	4E	456	VAL
21	4E	461	ILE
21	4E	462	ILE
21	4E	465	LYS
21	4E	466	TYR
21	4E	467	LEU
21	4E	469	ARG
21	4E	472	VAL
21	4E	474	LYS
21	4E	477	SER
21	4E	480	GLU
21	4E	481	ASN
21	4E	485	TYR
21	4E	488	SER
21	4E	496	ILE
21	4E	497	GLU
21	4E	501	HIS
21	4E	506	LEU
21	4E	509	ASP
21	4E	517	GLU
21	4E	526	GLU
21	4E	530	SER
21	4E	531	ILE
21	4E	532	GLN
21	4F	281	ARG
21	4F	407	LYS
21	4F	408	ASP
21	4F	411	LYS
21	4F	413	LEU
21	4F	414	MET
21	4F	415	ASN
21	4F	418	LYS
21	4F	419	VAL
21	4F	421	ARG
21	4F	422	TYR
21	4F	430	ILE

Continued on next page...

Continued from previous page...

Mol	Chain	Res	Type
21	4F	433	ASP
21	4F	434	LYS
21	4F	436	ARG
21	4F	437	ARG
21	4F	439	VAL
21	4F	446	THR
21	4F	450	SER
21	4F	453	GLU
21	4F	456	VAL
21	4F	461	ILE
21	4F	462	ILE
21	4F	465	LYS
21	4F	467	LEU
21	4F	471	LYS
21	4F	472	VAL
21	4F	474	LYS
21	4F	476	ASP
21	4F	483	ILE
21	4F	489	ASP
21	4F	498	VAL
21	4F	502	ARG
21	4F	504	VAL
21	4F	505	ILE
21	4F	506	LEU
21	4F	508	SER
21	4F	510	ASP
21	4F	513	LEU
21	4F	514	LYS
21	4F	519	ASN
21	4F	520	PRO
21	4F	522	GLN
21	4F	526	GLU
21	4F	534	HIS
21	4F	535	ILE
22	4H	6	LEU
22	4H	9	ASN
22	4H	10	SER
22	4H	12	ASN
22	4H	14	ASN
22	4H	17	LYS
22	4H	19	LYS
22	4H	21	HIS

Continued on next page...

Continued from previous page...

Mol	Chain	Res	Type
22	4I	272	ARG
22	4I	615	ASP
22	4I	617	CYS
22	4I	618	ILE
22	4I	619	VAL
22	4I	624	HIS
22	4I	628	LYS
22	4I	629	LYS
22	4I	633	GLU
22	4I	635	PHE
22	4I	637	ARG
22	4I	638	LEU
22	4I	642	CYS
22	4I	643	VAL
22	4I	644	TYR
22	4I	646	ASP
22	4I	649	LYS
22	4I	650	LYS
22	4I	651	LYS
22	4I	652	VAL
22	4I	653	LEU
22	4I	655	SER
22	4I	656	LYS
22	4I	658	ILE
22	4I	659	LYS
22	4I	660	ARG
22	4I	663	LYS
22	4I	664	SER
22	4I	665	SER
22	4I	667	LEU
22	4I	670	ASN
22	4I	673	LEU
22	4I	677	LEU
22	4I	680	LYS
22	4I	685	GLU
22	4I	690	TYR
22	4I	691	GLU
22	4I	695	CYS
22	4I	698	ASN
22	4I	700	ARG
22	4I	702	ASN
22	4J	31	ASN

Continued on next page...

Continued from previous page...

Mol	Chain	Res	Type
22	4J	615	ASP
22	4J	618	ILE
22	4J	620	MET
22	4J	626	GLN
22	4J	627	LEU
22	4J	628	LYS
22	4J	629	LYS
22	4J	630	HIS
22	4J	633	GLU
22	4J	635	PHE
22	4J	637	ARG
22	4J	639	ILE
22	4J	646	ASP
22	4J	649	LYS
22	4J	650	LYS
22	4J	651	LYS
22	4J	652	VAL
22	4J	656	LYS
22	4J	659	LYS
22	4J	660	ARG
22	4J	663	LYS
22	4J	666	ARG
22	4J	667	LEU
22	4J	669	PHE
22	4J	670	ASN
22	4J	671	ASP
22	4J	672	ASP
22	4J	674	LEU
22	4J	677	LEU
22	4J	678	LEU
22	4J	680	LYS
22	4J	685	GLU
22	4J	686	LYS
22	4J	688	ILE
22	4J	690	TYR
22	4J	695	CYS
22	4J	699	TRP
22	4J	700	ARG
22	4J	702	ASN
22	4K	435	ARG
22	4K	551	LYS
22	4K	553	LYS

Continued on next page...

Continued from previous page...

Mol	Chain	Res	Type
22	4K	555	GLU
22	4K	558	LYS
22	4K	560	ARG
22	4K	561	GLU
22	4K	562	LEU
22	4K	615	ASP
22	4K	617	CYS
22	4K	618	ILE
22	4K	619	VAL
22	4K	620	MET
22	4K	628	LYS
22	4K	629	LYS
22	4K	633	GLU
22	4K	635	PHE
22	4K	636	GLU
22	4K	637	ARG
22	4K	638	LEU
22	4K	646	ASP
22	4K	647	ARG
22	4K	649	LYS
22	4K	650	LYS
22	4K	651	LYS
22	4K	652	VAL
22	4K	653	LEU
22	4K	656	LYS
22	4K	657	ASP
22	4K	659	LYS
22	4K	660	ARG
22	4K	663	LYS
22	4K	670	ASN
22	4K	672	ASP
22	4K	673	LEU
22	4K	678	LEU
22	4K	680	LYS
22	4K	686	LYS
22	4K	690	TYR
22	4K	695	CYS
22	4K	697	LEU
22	4K	698	ASN
22	4K	699	TRP
22	4K	700	ARG
22	4K	702	ASN

Continued on next page...

Continued from previous page...

Mol	Chain	Res	Type
23	4M	17	HIS
23	4M	19	ILE
23	4M	20	PRO
23	4M	30	ARG
23	4M	33	MET
23	4M	35	GLN
23	4M	36	THR
23	4M	40	THR
23	4M	43	GLN
23	4M	45	LEU
23	4M	51	LEU
23	4M	61	LEU
23	4M	86	LEU
23	4M	90	MET
23	4M	100	GLN
23	4M	102	GLN
23	4M	103	PHE
23	4M	104	ILE
23	4M	110	ASN
23	4M	115	GLU
23	4M	118	ASN
23	4M	174	MET
23	4M	176	ASP
23	4M	177	ARG
23	4M	180	ARG
23	4M	183	PHE
23	4M	184	MET
23	4M	190	TYR
23	4M	191	VAL
23	4M	195	ARG
23	4M	197	LEU
23	4M	198	PHE
23	4M	201	SER
23	4M	204	VAL
23	4M	208	GLN
23	4M	210	LEU
23	4M	211	GLN
23	4M	212	GLU
23	4M	215	GLN
23	4M	216	MET
23	4M	217	LYS
23	4M	219	GLN

Continued on next page...

Continued from previous page...

Mol	Chain	Res	Type
23	4M	233	SER
23	4M	234	ARG
23	4M	239	ASN
23	4M	240	LEU
23	4M	242	LEU
23	4M	243	LEU
23	4M	245	LYS
23	4M	249	TYR
23	4M	250	VAL
23	4M	254	LYS
23	4M	255	PHE
23	4M	256	GLN
23	4M	260	THR
23	4M	261	TYR
23	4M	263	HIS
23	4M	267	ASP
23	4M	269	LEU
23	4N	17	HIS
23	4N	19	ILE
23	4N	20	PRO
23	4N	26	CYS
23	4N	33	MET
23	4N	40	THR
23	4N	45	LEU
23	4N	46	ARG
23	4N	48	SER
23	4N	58	ARG
23	4N	61	LEU
23	4N	86	LEU
23	4N	87	SER
23	4N	90	MET
23	4N	91	ILE
23	4N	102	GLN
23	4N	104	ILE
23	4N	107	LYS
23	4N	111	GLN
23	4N	118	ASN
23	4N	173	SER
23	4N	174	MET
23	4N	175	ASP
23	4N	177	ARG
23	4N	180	ARG

Continued on next page...

Continued from previous page...

Mol	Chain	Res	Type
23	4N	181	LYS
23	4N	182	PHE
23	4N	183	PHE
23	4N	195	ARG
23	4N	196	PHE
23	4N	197	LEU
23	4N	198	PHE
23	4N	201	SER
23	4N	204	VAL
23	4N	205	LEU
23	4N	206	SER
23	4N	208	GLN
23	4N	210	LEU
23	4N	211	GLN
23	4N	212	GLU
23	4N	215	GLN
23	4N	233	SER
23	4N	236	TYR
23	4N	239	ASN
23	4N	240	LEU
23	4N	242	LEU
23	4N	245	LYS
23	4N	246	TYR
23	4N	250	VAL
23	4N	254	LYS
23	4N	255	PHE
23	4N	256	GLN
23	4N	257	PHE
23	4N	260	THR
23	4N	261	TYR
23	4N	263	HIS
23	4N	267	ASP
23	4N	269	LEU
24	4O	170	SER
24	4O	172	TYR
24	4O	176	ASP
24	4O	177	ARG
24	4O	178	ASP
24	4O	180	ARG
24	4O	181	LYS
24	4O	182	PHE
24	4O	184	MET

Continued on next page...

Continued from previous page...

Mol	Chain	Res	Type
24	4O	185	SER
24	4O	191	VAL
24	4O	192	PRO
24	4O	196	PHE
24	4O	197	LEU
24	4O	202	PHE
24	4O	208	GLN
24	4O	210	LEU
24	4O	211	GLN
24	4O	213	PHE
24	4O	214	ASP
24	4O	217	LYS
24	4O	218	SER
24	4O	234	ARG
24	4O	235	THR
24	4O	239	ASN
24	4O	240	LEU
24	4O	242	LEU
24	4O	243	LEU
24	4O	245	LYS
24	4O	250	VAL
24	4O	255	PHE
24	4O	257	PHE
24	4O	259	ARG
24	4O	266	HIS
24	4O	267	ASP
24	4O	269	LEU
23	4P	177	ARG
23	4P	180	ARG
23	4P	181	LYS
23	4P	183	PHE
23	4P	184	MET
23	4P	185	SER
23	4P	191	VAL
23	4P	193	ARG
23	4P	195	ARG
23	4P	196	PHE
23	4P	197	LEU
23	4P	198	PHE
23	4P	200	SER
23	4P	206	SER
23	4P	210	LEU

Continued on next page...

Continued from previous page...

Mol	Chain	Res	Type
23	4P	211	GLN
23	4P	215	GLN
23	4P	216	MET
23	4P	217	LYS
23	4P	233	SER
23	4P	236	TYR
23	4P	239	ASN
23	4P	240	LEU
23	4P	242	LEU
23	4P	245	LYS
23	4P	246	TYR
23	4P	250	VAL
23	4P	254	LYS
23	4P	255	PHE
23	4P	256	GLN
23	4P	257	PHE
23	4P	260	THR
23	4P	261	TYR
23	4P	263	HIS
23	4P	267	ASP
23	4P	269	LEU
23	4Q	15	ASN
23	4Q	17	HIS
23	4Q	19	ILE
23	4Q	20	PRO
23	4Q	32	SER
23	4Q	100	GLN
23	4Q	102	GLN
23	4Q	107	LYS
23	4Q	110	ASN
23	4Q	115	GLU
23	4Q	174	MET
23	4Q	175	ASP
23	4Q	177	ARG
23	4Q	180	ARG
23	4Q	182	PHE
23	4Q	183	PHE
23	4Q	184	MET
23	4Q	191	VAL
23	4Q	195	ARG
23	4Q	196	PHE
23	4Q	200	SER

Continued on next page...

Continued from previous page...

Mol	Chain	Res	Type
23	4Q	201	SER
23	4Q	204	VAL
23	4Q	205	LEU
23	4Q	208	GLN
23	4Q	210	LEU
23	4Q	214	ASP
23	4Q	215	GLN
23	4Q	217	LYS
23	4Q	219	GLN
23	4Q	234	ARG
23	4Q	239	ASN
23	4Q	240	LEU
23	4Q	242	LEU
23	4Q	243	LEU
23	4Q	246	TYR
23	4Q	250	VAL
23	4Q	254	LYS
23	4Q	255	PHE
23	4Q	257	PHE
23	4Q	259	ARG
23	4Q	260	THR
23	4Q	261	TYR
23	4Q	263	HIS
23	4Q	266	HIS
23	4Q	267	ASP
23	4Q	269	LEU
23	4R	15	ASN
23	4R	17	HIS
23	4R	18	TYR
23	4R	19	ILE
23	4R	26	CYS
23	4R	30	ARG
23	4R	33	MET
23	4R	40	THR
23	4R	43	GLN
23	4R	45	LEU
23	4R	60	LEU
23	4R	61	LEU
23	4R	86	LEU
23	4R	90	MET
23	4R	102	GLN
23	4R	104	ILE

Continued on next page...

Continued from previous page...

Mol	Chain	Res	Type
23	4R	105	PHE
23	4R	107	LYS
23	4R	108	ASN
23	4R	113	TRP
23	4R	117	LEU
23	4R	174	MET
23	4R	176	ASP
23	4R	177	ARG
23	4R	182	PHE
23	4R	183	PHE
23	4R	184	MET
23	4R	185	SER
23	4R	191	VAL
23	4R	195	ARG
23	4R	198	PHE
23	4R	201	SER
23	4R	204	VAL
23	4R	206	SER
23	4R	210	LEU
23	4R	211	GLN
23	4R	215	GLN
23	4R	216	MET
23	4R	217	LYS
23	4R	219	GLN
23	4R	233	SER
23	4R	234	ARG
23	4R	239	ASN
23	4R	240	LEU
23	4R	242	LEU
23	4R	243	LEU
23	4R	245	LYS
23	4R	250	VAL
23	4R	253	TYR
23	4R	254	LYS
23	4R	257	PHE
23	4R	263	HIS
23	4R	266	HIS
23	4R	267	ASP
23	4R	269	LEU
25	4T	269	ARG
25	4T	397	ARG
25	4T	399	GLU

Continued on next page...

Continued from previous page...

Mol	Chain	Res	Type
25	4T	401	PRO
25	4T	428	ASN
26	4V	373	LYS
26	4V	376	ASP
26	4W	42	ASN
26	4W	165	ARG
26	4W	290	LYS
26	4W	365	LEU
26	4W	373	LYS
26	4W	374	ILE
26	4W	376	ASP
27	4Z	125	ASN
27	4Z	167	ARG
28	5B	209	ILE
28	5B	212	ASN
28	5B	214	TYR
28	5B	217	ARG
28	5B	218	LYS
28	5B	219	LEU
30	5G	65	ASN
30	5G	110	ARG
31	5I	589	ARG
31	5I	622	LYS
31	5I	675	LYS
31	5I	686	ARG
31	5J	779	ARG
31	5J	807	LYS
32	5L	42	ARG
33	5N	179	LYS
33	5N	287	LYS
33	5N	353	ASN
33	5N	450	LYS
34	5Q	192	ARG
34	5R	309	LEU
34	5R	311	MET
34	5R	312	LYS
34	5R	320	ASN
34	5R	322	GLN
34	5R	323	GLU
34	5R	327	LYS
34	5R	328	LYS
34	5R	329	LYS

Continued on next page...

Continued from previous page...

Mol	Chain	Res	Type
34	5R	330	GLN
34	5R	331	LYS
34	5R	334	ASP
34	5R	337	ARG
34	5R	338	GLU
34	5R	339	GLN
34	5R	340	LYS
34	5R	348	GLN
34	5R	349	ARG
34	5R	351	GLU
34	5R	352	GLU
34	5R	353	GLU
34	5R	356	GLN
34	5R	359	GLU
34	5R	360	LEU
34	5R	362	ARG
34	5R	363	ILE
34	5R	364	LEU
34	5R	365	GLU
34	5R	366	LYS
34	5R	368	LYS
34	5R	370	LYS
34	5R	371	LYS
34	5R	374	GLU
34	5R	375	LYS
34	5R	376	ASP
34	5R	380	ARG
34	5R	386	ARG
34	5R	387	LYS
34	5R	388	GLN
34	5R	389	LEU
34	5R	396	THR
34	5R	397	ARG
34	5R	398	LYS
34	5R	399	LEU
34	5R	400	GLN
34	5R	403	GLU
34	5R	405	LEU
34	5R	407	ARG
34	5R	410	LYS
34	5R	417	MET
34	5R	418	GLU

Continued on next page...

Continued from previous page...

Mol	Chain	Res	Type
34	5R	419	GLN
34	5R	422	ILE
34	5R	426	LEU
34	5R	427	LYS
34	5R	428	GLU
34	5R	430	ASN
34	5R	431	ARG
34	5R	432	GLU
34	5R	435	GLU
34	5R	440	ARG
34	5R	445	GLN
34	5R	449	LYS
34	5R	450	GLN
34	5R	451	LEU
34	5R	452	GLN
34	5R	453	MET
34	5R	459	GLN
34	5R	460	GLN
34	5R	462	ARG
34	5R	463	GLU
34	5R	466	LYS
34	5R	497	LEU
34	5R	499	ARG
34	5R	501	ILE
34	5R	502	HIS
35	5T	159	ARG
35	5U	26	ARG
35	5U	38	LYS
36	5W	105	LYS
36	5X	123	ARG
36	5X	134	ARG
36	5X	264	ARG
36	5Y	32	ARG
36	5Y	171	ARG
37	6A	53	MET
38	6C	47	LEU
38	6C	83	ARG
38	6C	92	LYS
38	6C	105	LYS
38	6C	187	LEU
38	6C	188	LEU
38	6C	189	LYS

Continued on next page...

Continued from previous page...

Mol	Chain	Res	Type
39	6F	116	ARG
39	6F	118	LYS
39	6F	119	TYR
39	6F	121	HIS
39	6F	124	VAL
39	6G	24	GLN
39	6G	116	ARG
39	6G	118	LYS
39	6H	11	ARG
39	6H	43	ARG
39	6L	115	LEU
39	6L	118	LYS
39	6L	119	TYR
39	6L	124	VAL
39	6L	127	LEU
39	6L	128	SER
40	AE	297	GLU
40	AE	302	MET
40	AE	305	CYS
40	AF	2	ARG
41	AM	306	ARG
41	AN	2	ARG
41	AN	58	LYS
41	AN	162	ARG
41	AN	306	ARG
41	AO	1	MET
41	AO	2	ARG
41	AO	19	LYS
41	AO	39	ASP
41	AO	40	SER
41	AO	42	LEU
41	AO	44	LEU
41	AO	45	GLU
41	AO	47	ILE
41	AO	52	ASN
41	AO	58	LYS
41	AO	67	ASP
41	AO	77	ARG
41	AO	88	ASP
41	AO	90	PHE
41	AO	103	LYS
41	AO	107	THR

Continued on next page...

Continued from previous page...

Mol	Chain	Res	Type
41	AO	114	ASP
41	AO	120	VAL
41	AO	121	ARG
41	AO	122	LYS
41	AO	126	SER
41	AO	128	ASP
41	AO	131	GLN
41	AO	135	LEU
41	AO	136	THR
41	AO	138	SER
41	AO	139	LEU
41	AO	154	LYS
41	AO	162	ARG
41	AO	164	MET
41	AO	166	THR
41	AO	170	VAL
41	AO	172	SER
41	AO	174	LYS
41	AO	177	ASP
41	AO	179	VAL
41	AO	180	VAL
41	AO	191	GLN
41	AO	194	GLU
41	AO	197	ASP
41	AO	199	THR
41	AO	202	ILE
41	AO	205	GLU
41	AO	209	ASP
41	AO	213	ARG
41	AO	216	LYS
41	AO	219	THR
41	AO	222	TYR
41	AO	228	LEU
41	AO	234	SER
41	AO	239	CYS
41	AO	240	LEU
41	AO	241	ARG
41	AO	245	GLN
41	AO	246	LEU
41	AO	252	LYS
41	AO	262	ARG
41	AO	264	HIS

Continued on next page...

Continued from previous page...

Mol	Chain	Res	Type
41	AO	267	MET
41	AO	274	THR
41	AO	275	SER
41	AO	276	ARG
41	AO	280	GLN
41	AO	284	LEU
41	AO	285	THR
41	AO	292	GLN
41	AO	293	MET
41	AO	297	LYS
41	AO	298	ASN
41	AO	306	ARG
41	AO	311	LEU
41	AO	316	VAL
41	AO	320	ARG
41	AO	321	MET
41	AO	322	SER
41	AO	324	LYS
41	AO	330	MET
41	AO	337	ASN
41	AO	348	ASN
41	AO	350	LYS
41	AO	351	THR
41	AO	354	CYS
41	AO	362	LYS
41	AO	364	SER
41	AO	368	ILE
41	AO	372	THR
41	AO	379	LYS
41	AO	380	ARG
41	AO	382	SER
41	AO	392	LYS
41	AO	397	TRP
41	AO	404	ASP
41	AO	405	GLU
41	AO	406	MET
41	AO	416	ASN
41	AO	423	VAL
41	AO	425	ARG
41	AO	428	CYS
41	AP	306	ARG
41	BB	1	MET

Continued on next page...

Continued from previous page...

Mol	Chain	Res	Type
41	BB	2	ARG
41	BB	3	GLU
41	BB	4	ILE
41	BB	7	LEU
41	BB	12	CYS
41	BB	19	LYS
41	BB	22	GLU
41	BB	25	SER
41	BB	26	ASP
41	BB	31	ASP
41	BB	40	SER
41	BB	41	ASP
41	BB	42	LEU
41	BB	46	ARG
41	BB	47	ILE
41	BB	55	THR
41	BB	58	LYS
41	BB	64	VAL
41	BB	66	VAL
41	BB	68	LEU
41	BB	69	GLU
41	BB	77	ARG
41	BB	88	ASP
41	BB	90	PHE
41	BB	91	VAL
41	BB	100	ASN
41	BB	103	LYS
41	BB	108	GLU
41	BB	111	GLU
41	BB	114	ASP
41	BB	117	LEU
41	BB	119	VAL
41	BB	120	VAL
41	BB	121	ARG
41	BB	125	GLU
41	BB	128	ASP
41	BB	129	CYS
41	BB	131	GLN
41	BB	135	LEU
41	BB	143	THR
41	BB	145	SER
41	BB	147	MET

Continued on next page...

Continued from previous page...

Mol	Chain	Res	Type
41	BB	151	LEU
41	BB	154	LYS
41	BB	159	TYR
41	BB	161	ASP
41	BB	162	ARG
41	BB	170	VAL
41	BB	174	LYS
41	BB	175	VAL
41	BB	178	THR
41	BB	180	VAL
41	BB	189	VAL
41	BB	191	GLN
41	BB	194	GLU
41	BB	195	ASN
41	BB	199	THR
41	BB	201	CYS
41	BB	203	ASP
41	BB	204	ASN
41	BB	207	LEU
41	BB	215	LEU
41	BB	217	LEU
41	BB	221	THR
41	BB	222	TYR
41	BB	224	ASP
41	BB	232	THR
41	BB	233	MET
41	BB	245	GLN
41	BB	251	ARG
41	BB	252	LYS
41	BB	253	LEU
41	BB	264	HIS
41	BB	267	MET
41	BB	270	PHE
41	BB	275	SER
41	BB	276	ARG
41	BB	280	GLN
41	BB	282	ARG
41	BB	288	GLU
41	BB	289	LEU
41	BB	290	THR
41	BB	292	GLN
41	BB	293	MET

Continued on next page...

Continued from previous page...

Mol	Chain	Res	Type
41	BB	297	LYS
41	BB	299	MET
41	BB	306	ARG
41	BB	310	TYR
41	BB	312	THR
41	BB	313	VAL
41	BB	316	VAL
41	BB	318	ARG
41	BB	322	SER
41	BB	327	ASP
41	BB	331	LEU
41	BB	337	ASN
41	BB	350	LYS
41	BB	351	THR
41	BB	359	ARG
41	BB	362	LYS
41	BB	364	SER
41	BB	374	ILE
41	BB	375	GLN
41	BB	376	GLU
41	BB	379	LYS
41	BB	391	ARG
41	BB	395	LEU
41	BB	396	HIS
41	BB	404	ASP
41	BB	405	GLU
41	BB	416	ASN
41	BB	423	VAL
40	BE	1	GLN
40	BE	2	ARG
40	BE	3	GLU
40	BE	6	SER
40	BE	9	VAL
40	BE	11	GLN
40	BE	16	ILE
40	BE	22	GLU
40	BE	25	CYS
40	BE	26	LEU
40	BE	30	ILE
40	BE	33	ASP
40	BE	39	ASP
40	BE	40	LYS

Continued on next page...

Continued from previous page...

Mol	Chain	Res	Type
40	BE	41	THR
40	BE	42	ILE
40	BE	46	ASP
40	BE	47	ASP
40	BE	51	THR
40	BE	60	LYS
40	BE	68	VAL
40	BE	70	LEU
40	BE	75	ILE
40	BE	76	ASP
40	BE	77	GLU
40	BE	79	ARG
40	BE	80	THR
40	BE	82	THR
40	BE	90	GLU
40	BE	94	THR
40	BE	96	LYS
40	BE	101	ASN
40	BE	105	ARG
40	BE	109	THR
40	BE	114	LEU
40	BE	116	ASP
40	BE	119	LEU
40	BE	120	ASP
40	BE	123	ARG
40	BE	124	LYS
40	BE	128	GLN
40	BE	129	CYS
40	BE	141	PHE
40	BE	145	THR
40	BE	147	SER
40	BE	153	LEU
40	BE	156	ARG
40	BE	157	LEU
40	BE	158	SER
40	BE	161	TYR
40	BE	163	LYS
40	BE	164	LYS
40	BE	166	LYS
40	BE	167	LEU
40	BE	178	SER
40	BE	179	THR

Continued on next page...

Continued from previous page...

Mol	Chain	Res	Type
40	BE	184	PRO
40	BE	186	ASN
40	BE	187	SER
40	BE	188	ILE
40	BE	190	THR
40	BE	191	THR
40	BE	192	HIS
40	BE	195	LEU
40	BE	200	CYS
40	BE	203	MET
40	BE	204	VAL
40	BE	205	ASP
40	BE	206	ASN
40	BE	212	ILE
40	BE	214	ARG
40	BE	215	ARG
40	BE	216	ASN
40	BE	218	ASP
40	BE	221	ARG
40	BE	223	THR
40	BE	224	TYR
40	BE	225	THR
40	BE	230	LEU
40	BE	237	SER
40	BE	239	THR
40	BE	241	SER
40	BE	242	LEU
40	BE	243	ARG
40	BE	248	LEU
40	BE	259	LEU
40	BE	264	ARG
40	BE	265	ILE
40	BE	269	LEU
40	BE	271	THR
40	BE	272	TYR
40	BE	276	ILE
40	BE	277	SER
40	BE	279	GLU
40	BE	280	LYS
40	BE	284	GLU
40	BE	290	GLU
40	BE	291	ILE

Continued on next page...

Continued from previous page...

Mol	Chain	Res	Type
40	BE	300	ASN
40	BE	302	MET
40	BE	308	ARG
40	BE	311	LYS
40	BE	315	CYS
40	BE	318	LEU
40	BE	326	LYS
40	BE	339	ARG
40	BE	341	ILE
40	BE	349	THR
40	BE	356	ASN
40	BE	361	THR
40	BE	362	VAL
40	BE	369	LYS
40	BE	372	ARG
40	BE	376	MET
40	BE	378	SER
40	BE	389	ARG
40	BE	393	LYS
40	BE	396	LEU
40	BE	400	LYS
40	BE	401	ARG
40	BE	412	MET
40	BE	414	GLU
40	BE	419	GLU
40	BE	429	LYS
40	BE	431	TYR
40	BE	434	VAL
40	BE	436	MET
40	BE	437	ASP
40	BE	438	SER
40	BE	439	VAL
40	BG	128	GLN
40	BG	256	GLN
40	BH	2	ARG
40	BH	3	GLU
40	BH	6	SER
40	BH	9	VAL
40	BH	22	GLU
40	BH	26	LEU
40	BH	46	ASP
40	BH	47	ASP

Continued on next page...

Continued from previous page...

Mol	Chain	Res	Type
40	BH	52	PHE
40	BH	53	PHE
40	BH	60	LYS
40	BH	66	VAL
40	BH	70	LEU
40	BH	71	GLU
40	BH	75	ILE
40	BH	84	ARG
40	BH	92	LEU
40	BH	94	THR
40	BH	110	ILE
40	BH	112	LYS
40	BH	113	GLU
40	BH	114	LEU
40	BH	116	ASP
40	BH	117	LEU
40	BH	122	ILE
40	BH	124	LYS
40	BH	128	GLN
40	BH	129	CYS
40	BH	130	THR
40	BH	132	LEU
40	BH	135	PHE
40	BH	137	ILE
40	BH	139	HIS
40	BH	151	SER
40	BH	154	MET
40	BH	155	GLU
40	BH	159	VAL
40	BH	160	ASP
40	BH	163	LYS
40	BH	164	LYS
40	BH	167	LEU
40	BH	176	GLN
40	BH	181	VAL
40	BH	192	HIS
40	BH	198	SER
40	BH	200	CYS
40	BH	206	ASN
40	BH	214	ARG
40	BH	215	ARG
40	BH	220	GLU

Continued on next page...

Continued from previous page...

Mol	Chain	Res	Type
40	BH	224	TYR
40	BH	234	ILE
40	BH	238	ILE
40	BH	241	SER
40	BH	242	LEU
40	BH	250	VAL
40	BH	254	GLU
40	BH	257	THR
40	BH	264	ARG
40	BH	266	HIS
40	BH	272	TYR
40	BH	275	VAL
40	BH	276	ILE
40	BH	279	GLU
40	BH	285	GLN
40	BH	286	LEU
40	BH	293	ASN
40	BH	297	GLU
40	BH	304	LYS
40	BH	308	ARG
40	BH	311	LYS
40	BH	315	CYS
40	BH	318	LEU
40	BH	324	VAL
40	BH	326	LYS
40	BH	339	ARG
40	BH	361	THR
40	BH	362	VAL
40	BH	363	VAL
40	BH	367	LEU
40	BH	369	LYS
40	BH	371	GLN
40	BH	374	VAL
40	BH	375	CYS
40	BH	379	ASN
40	BH	389	ARG
40	BH	390	LEU
40	BH	396	LEU
40	BH	397	MET
40	BH	400	LYS
40	BH	401	ARG
40	BH	412	MET

Continued on next page...

Continued from previous page...

Mol	Chain	Res	Type
40	BH	421	ARG
40	BH	423	ASP
40	BH	428	GLU
40	BH	436	MET
40	BH	437	ASP
40	BH	439	VAL
40	BI	7	VAL
40	BI	9	VAL
40	BI	14	VAL
40	BI	16	ILE
40	BI	26	LEU
40	BI	28	HIS
40	BI	36	MET
40	BI	37	PRO
40	BI	50	ASN
40	BI	51	THR
40	BI	52	PHE
40	BI	53	PHE
40	BI	54	SER
40	BI	56	THR
40	BI	60	LYS
40	BI	66	VAL
40	BI	68	VAL
40	BI	70	LEU
40	BI	71	GLU
40	BI	73	THR
40	BI	74	VAL
40	BI	76	ASP
40	BI	82	THR
40	BI	84	ARG
40	BI	89	PRO
40	BI	93	ILE
40	BI	94	THR
40	BI	96	LYS
40	BI	102	ASN
40	BI	107	HIS
40	BI	112	LYS
40	BI	114	LEU
40	BI	117	LEU
40	BI	119	LEU
40	BI	123	ARG
40	BI	124	LYS

Continued on next page...

Continued from previous page...

Mol	Chain	Res	Type
40	BI	128	GLN
40	BI	133	GLN
40	BI	145	THR
40	BI	153	LEU
40	BI	155	GLU
40	BI	156	ARG
40	BI	157	LEU
40	BI	159	VAL
40	BI	161	TYR
40	BI	163	LYS
40	BI	168	GLU
40	BI	170	SER
40	BI	171	ILE
40	BI	176	GLN
40	BI	179	THR
40	BI	186	ASN
40	BI	191	THR
40	BI	192	HIS
40	BI	193	THR
40	BI	196	GLU
40	BI	199	ASP
40	BI	200	CYS
40	BI	204	VAL
40	BI	209	ILE
40	BI	211	ASP
40	BI	212	ILE
40	BI	214	ARG
40	BI	219	ILE
40	BI	220	GLU
40	BI	224	TYR
40	BI	227	LEU
40	BI	229	ARG
40	BI	242	LEU
40	BI	264	ARG
40	BI	265	ILE
40	BI	269	LEU
40	BI	271	THR
40	BI	274	PRO
40	BI	275	VAL
40	BI	277	SER
40	BI	282	TYR
40	BI	288	VAL

Continued on next page...

Continued from previous page...

Mol	Chain	Res	Type
40	BI	291	ILE
40	BI	295	CYS
40	BI	297	GLU
40	BI	301	GLN
40	BI	303	VAL
40	BI	304	LYS
40	BI	305	CYS
40	BI	308	ARG
40	BI	311	LYS
40	BI	313	MET
40	BI	316	CYS
40	BI	358	GLN
40	BI	361	THR
40	BI	362	VAL
40	BI	363	VAL
40	BI	366	ASP
40	BI	367	LEU
40	BI	369	LYS
40	BI	374	VAL
40	BI	376	MET
40	BI	377	LEU
40	BI	380	THR
40	BI	389	ARG
40	BI	391	ASP
40	BI	397	MET
40	BI	400	LYS
40	BI	401	ARG
40	BI	406	TRP
40	BI	412	MET
40	BI	413	GLU
40	BI	416	GLU
40	BI	421	ARG
40	BI	423	ASP
40	BI	427	LEU
40	BI	428	GLU
40	BI	429	LYS
40	BI	434	VAL
41	BL	174	LYS
41	BL	306	ARG
41	BM	1	MET
41	BM	2	ARG
41	BM	3	GLU

Continued on next page...

Continued from previous page...

Mol	Chain	Res	Type
41	BM	7	LEU
41	BM	12	CYS
41	BM	16	ILE
41	BM	19	LYS
41	BM	24	ILE
41	BM	26	ASP
41	BM	31	ASP
41	BM	39	ASP
41	BM	40	SER
41	BM	42	LEU
41	BM	58	LYS
41	BM	60	VAL
41	BM	62	ARG
41	BM	66	VAL
41	BM	68	LEU
41	BM	72	THR
41	BM	73	MET
41	BM	74	ASP
41	BM	84	ILE
41	BM	91	VAL
41	BM	100	ASN
41	BM	103	LYS
41	BM	115	SER
41	BM	119	VAL
41	BM	121	ARG
41	BM	122	LYS
41	BM	128	ASP
41	BM	129	CYS
41	BM	130	LEU
41	BM	135	LEU
41	BM	138	SER
41	BM	139	LEU
41	BM	143	THR
41	BM	147	MET
41	BM	151	LEU
41	BM	153	SER
41	BM	154	LYS
41	BM	162	ARG
41	BM	163	ILE
41	BM	164	MET
41	BM	168	SER
41	BM	170	VAL

Continued on next page...

Continued from previous page...

Mol	Chain	Res	Type
41	BM	172	SER
41	BM	174	LYS
41	BM	175	VAL
41	BM	180	VAL
41	BM	194	GLU
41	BM	195	ASN
41	BM	196	THR
41	BM	204	ASN
41	BM	205	GLU
41	BM	209	ASP
41	BM	212	PHE
41	BM	215	LEU
41	BM	216	LYS
41	BM	221	THR
41	BM	222	TYR
41	BM	225	LEU
41	BM	227	HIS
41	BM	228	LEU
41	BM	238	THR
41	BM	246	LEU
41	BM	252	LYS
41	BM	258	VAL
41	BM	263	LEU
41	BM	264	HIS
41	BM	270	PHE
41	BM	275	SER
41	BM	279	GLN
41	BM	280	GLN
41	BM	282	ARG
41	BM	289	LEU
41	BM	291	GLN
41	BM	292	GLN
41	BM	293	MET
41	BM	297	LYS
41	BM	298	ASN
41	BM	300	MET
41	BM	303	CYS
41	BM	306	ARG
41	BM	309	ARG
41	BM	313	VAL
41	BM	320	ARG
41	BM	321	MET

Continued on next page...

Continued from previous page...

Mol	Chain	Res	Type
41	BM	329	GLN
41	BM	331	LEU
41	BM	337	ASN
41	BM	338	SER
41	BM	343	GLU
41	BM	347	ASN
41	BM	350	LYS
41	BM	353	VAL
41	BM	354	CYS
41	BM	359	ARG
41	BM	361	LEU
41	BM	363	MET
41	BM	364	SER
41	BM	368	ILE
41	BM	375	GLN
41	BM	380	ARG
41	BM	382	SER
41	BM	383	GLU
41	BM	390	ARG
41	BM	391	ARG
41	BM	392	LYS
41	BM	403	MET
41	BM	406	MET
41	BM	416	ASN
41	BM	423	VAL
41	BM	425	ARG
41	BM	428	CYS
41	BN	2	ARG
41	BO	1	MET
41	BO	2	ARG
41	BO	3	GLU
41	BO	7	LEU
41	BO	12	CYS
41	BO	19	LYS
41	BO	22	GLU
41	BO	27	GLU
41	BO	45	GLU
41	BO	53	GLU
41	BO	60	VAL
41	BO	61	PRO
41	BO	62	ARG
41	BO	65	LEU

Continued on next page...

Continued from previous page...

Mol	Chain	Res	Type
41	BO	68	LEU
41	BO	72	THR
41	BO	75	SER
41	BO	86	ARG
41	BO	100	ASN
41	BO	103	LYS
41	BO	107	THR
41	BO	108	GLU
41	BO	114	ASP
41	BO	120	VAL
41	BO	125	GLU
41	BO	130	LEU
41	BO	131	GLN
41	BO	135	LEU
41	BO	143	THR
41	BO	147	MET
41	BO	151	LEU
41	BO	155	ILE
41	BO	157	GLU
41	BO	161	ASP
41	BO	162	ARG
41	BO	163	ILE
41	BO	164	MET
41	BO	165	ASN
41	BO	166	THR
41	BO	170	VAL
41	BO	172	SER
41	BO	174	LYS
41	BO	180	VAL
41	BO	188	SER
41	BO	191	GLN
41	BO	193	VAL
41	BO	194	GLU
41	BO	196	THR
41	BO	198	GLU
41	BO	201	CYS
41	BO	202	ILE
41	BO	205	GLU
41	BO	208	TYR
41	BO	209	ASP
41	BO	210	ILE
41	BO	213	ARG

Continued on next page...

Continued from previous page...

Mol	Chain	Res	Type
41	BO	214	THR
41	BO	216	LYS
41	BO	217	LEU
41	BO	222	TYR
41	BO	238	THR
41	BO	240	LEU
41	BO	241	ARG
41	BO	245	GLN
41	BO	246	LEU
41	BO	252	LYS
41	BO	255	VAL
41	BO	257	MET
41	BO	264	HIS
41	BO	270	PHE
41	BO	274	THR
41	BO	275	SER
41	BO	276	ARG
41	BO	279	GLN
41	BO	284	LEU
41	BO	285	THR
41	BO	288	GLU
41	BO	290	THR
41	BO	293	MET
41	BO	297	LYS
41	BO	299	MET
41	BO	303	CYS
41	BO	306	ARG
41	BO	312	THR
41	BO	313	VAL
41	BO	318	ARG
41	BO	320	ARG
41	BO	321	MET
41	BO	322	SER
41	BO	324	LYS
41	BO	326	VAL
41	BO	331	LEU
41	BO	334	GLN
41	BO	336	LYS
41	BO	337	ASN
41	BO	338	SER
41	BO	344	TRP
41	BO	348	ASN

Continued on next page...

Continued from previous page...

Mol	Chain	Res	Type
41	BO	350	LYS
41	BO	354	CYS
41	BO	356	ILE
41	BO	359	ARG
41	BO	372	THR
41	BO	374	ILE
41	BO	375	GLN
41	BO	379	LYS
41	BO	380	ARG
41	BO	392	LYS
41	BO	394	PHE
41	BO	395	LEU
41	BO	403	MET
41	BO	405	GLU
41	BO	413	SER
41	BO	428	CYS
41	BP	1	MET
41	BP	7	LEU
41	BP	16	ILE
41	BP	19	LYS
41	BP	20	PHE
41	BP	22	GLU
41	BP	24	ILE
41	BP	25	SER
41	BP	26	ASP
41	BP	31	ASP
41	BP	39	ASP
41	BP	41	ASP
41	BP	42	LEU
41	BP	44	LEU
41	BP	47	ILE
41	BP	48	ASN
41	BP	53	GLU
41	BP	55	THR
41	BP	58	LYS
41	BP	62	ARG
41	BP	64	VAL
41	BP	66	VAL
41	BP	68	LEU
41	BP	69	GLU
41	BP	72	THR
41	BP	86	ARG

Continued on next page...

Continued from previous page...

Mol	Chain	Res	Type
41	BP	91	VAL
41	BP	94	GLN
41	BP	99	ASN
41	BP	103	LYS
41	BP	107	THR
41	BP	111	GLU
41	BP	112	LEU
41	BP	114	ASP
41	BP	117	LEU
41	BP	118	ASP
41	BP	119	VAL
41	BP	121	ARG
41	BP	125	GLU
41	BP	131	GLN
41	BP	137	HIS
41	BP	139	LEU
41	BP	145	SER
41	BP	147	MET
41	BP	151	LEU
41	BP	154	LYS
41	BP	155	ILE
41	BP	159	TYR
41	BP	162	ARG
41	BP	164	MET
41	BP	170	VAL
41	BP	172	SER
41	BP	174	LYS
41	BP	191	GLN
41	BP	192	LEU
41	BP	193	VAL
41	BP	194	GLU
41	BP	199	THR
41	BP	203	ASP
41	BP	204	ASN
41	BP	209	ASP
41	BP	211	CYS
41	BP	212	PHE
41	BP	213	ARG
41	BP	214	THR
41	BP	217	LEU
41	BP	222	TYR
41	BP	240	LEU

Continued on next page...

Continued from previous page...

Mol	Chain	Res	Type
41	BP	241	ARG
41	BP	245	GLN
41	BP	246	LEU
41	BP	249	ASP
41	BP	252	LYS
41	BP	263	LEU
41	BP	264	HIS
41	BP	276	ARG
41	BP	278	SER
41	BP	284	LEU
41	BP	288	GLU
41	BP	292	GLN
41	BP	293	MET
41	BP	297	LYS
41	BP	306	ARG
41	BP	310	TYR
41	BP	316	VAL
41	BP	320	ARG
41	BP	321	MET
41	BP	322	SER
41	BP	337	ASN
41	BP	348	ASN
41	BP	349	VAL
41	BP	350	LYS
41	BP	351	THR
41	BP	359	ARG
41	BP	362	LYS
41	BP	363	MET
41	BP	364	SER
41	BP	370	ASN
41	BP	377	LEU
41	BP	380	ARG
41	BP	382	SER
41	BP	383	GLU
41	BP	395	LEU
41	BP	397	TRP
41	BP	404	ASP
41	BP	406	MET
41	BP	407	GLU
41	BP	409	THR
41	BP	414	ASN
41	BP	422	VAL

Continued on next page...

Continued from previous page...

Mol	Chain	Res	Type
41	BP	423	VAL
41	BP	425	ARG
40	CA	3	GLU
40	CA	4	CYS
40	CA	9	VAL
40	CA	22	GLU
40	CA	23	LEU
40	CA	30	ILE
40	CA	36	MET
40	CA	38	SER
40	CA	39	ASP
40	CA	40	LYS
40	CA	41	THR
40	CA	42	ILE
40	CA	51	THR
40	CA	52	PHE
40	CA	62	VAL
40	CA	66	VAL
40	CA	67	PHE
40	CA	70	LEU
40	CA	73	THR
40	CA	74	VAL
40	CA	79	ARG
40	CA	82	THR
40	CA	90	GLU
40	CA	96	LYS
40	CA	105	ARG
40	CA	110	ILE
40	CA	112	LYS
40	CA	114	LEU
40	CA	115	ILE
40	CA	120	ASP
40	CA	122	ILE
40	CA	123	ARG
40	CA	125	LEU
40	CA	132	LEU
40	CA	133	GLN
40	CA	137	ILE
40	CA	139	HIS
40	CA	141	PHE
40	CA	149	PHE
40	CA	151	SER

Continued on next page...

Continued from previous page...

Mol	Chain	Res	Type
40	CA	152	LEU
40	CA	156	ARG
40	CA	163	LYS
40	CA	164	LYS
40	CA	166	LYS
40	CA	170	SER
40	CA	171	ILE
40	CA	177	VAL
40	CA	183	GLU
40	CA	187	SER
40	CA	190	THR
40	CA	191	THR
40	CA	193	THR
40	CA	195	LEU
40	CA	196	GLU
40	CA	200	CYS
40	CA	203	MET
40	CA	204	VAL
40	CA	209	ILE
40	CA	211	ASP
40	CA	213	CYS
40	CA	214	ARG
40	CA	215	ARG
40	CA	220	GLU
40	CA	221	ARG
40	CA	223	THR
40	CA	226	ASN
40	CA	227	LEU
40	CA	229	ARG
40	CA	231	ILE
40	CA	232	SER
40	CA	234	ILE
40	CA	235	VAL
40	CA	242	LEU
40	CA	252	LEU
40	CA	253	THR
40	CA	256	GLN
40	CA	258	ASN
40	CA	259	LEU
40	CA	266	HIS
40	CA	269	LEU
40	CA	272	TYR

Continued on next page...

Continued from previous page...

Mol	Chain	Res	Type
40	CA	275	VAL
40	CA	276	ILE
40	CA	279	GLU
40	CA	280	LYS
40	CA	284	GLU
40	CA	285	GLN
40	CA	293	ASN
40	CA	295	CYS
40	CA	302	MET
40	CA	303	VAL
40	CA	304	LYS
40	CA	308	ARG
40	CA	311	LYS
40	CA	316	CYS
40	CA	317	LEU
40	CA	318	LEU
40	CA	320	ARG
40	CA	335	ILE
40	CA	339	ARG
40	CA	344	VAL
40	CA	349	THR
40	CA	363	VAL
40	CA	367	LEU
40	CA	369	LYS
40	CA	370	VAL
40	CA	372	ARG
40	CA	374	VAL
40	CA	376	MET
40	CA	378	SER
40	CA	385	GLU
40	CA	390	LEU
40	CA	395	ASP
40	CA	400	LYS
40	CA	401	ARG
40	CA	408	VAL
40	CA	414	GLU
40	CA	416	GLU
40	CA	421	ARG
40	CA	424	MET
40	CA	429	LYS
40	CA	432	GLU
40	CA	436	MET

Continued on next page...

Continued from previous page...

Mol	Chain	Res	Type
40	CA	437	ASP
40	CA	438	SER
40	CA	439	VAL
41	CB	213	ARG
41	CB	306	ARG
41	CB	347	ASN
40	CE	2	ARG
40	CE	256	GLN
40	CE	379	ASN
40	CF	74	VAL
40	CF	75	ILE
40	CF	76	ASP
40	CF	84	ARG
40	CF	163	LYS
40	CF	206	ASN
40	CF	256	GLN
40	CG	2	ARG
40	CG	256	GLN
40	CG	285	GLN
40	CH	2	ARG
40	CH	3	GLU
40	CH	4	CYS
40	CH	9	VAL
40	CH	20	CYS
40	CH	22	GLU
40	CH	23	LEU
40	CH	27	GLU
40	CH	30	ILE
40	CH	35	GLN
40	CH	36	MET
40	CH	38	SER
40	CH	40	LYS
40	CH	50	ASN
40	CH	51	THR
40	CH	52	PHE
40	CH	53	PHE
40	CH	56	THR
40	CH	60	LYS
40	CH	70	LEU
40	CH	73	THR
40	CH	78	VAL
40	CH	90	GLU

Continued on next page...

Continued from previous page...

Mol	Chain	Res	Type
40	CH	92	LEU
40	CH	94	THR
40	CH	96	LYS
40	CH	101	ASN
40	CH	109	THR
40	CH	110	ILE
40	CH	113	GLU
40	CH	114	LEU
40	CH	115	ILE
40	CH	116	ASP
40	CH	120	ASP
40	CH	121	ARG
40	CH	123	ARG
40	CH	124	LYS
40	CH	128	GLN
40	CH	129	CYS
40	CH	136	LEU
40	CH	137	ILE
40	CH	145	THR
40	CH	149	PHE
40	CH	153	LEU
40	CH	154	MET
40	CH	155	GLU
40	CH	161	TYR
40	CH	163	LYS
40	CH	164	LYS
40	CH	166	LYS
40	CH	170	SER
40	CH	177	VAL
40	CH	182	VAL
40	CH	184	PRO
40	CH	187	SER
40	CH	188	ILE
40	CH	189	LEU
40	CH	191	THR
40	CH	195	LEU
40	CH	196	GLU
40	CH	198	SER
40	CH	199	ASP
40	CH	200	CYS
40	CH	203	MET
40	CH	204	VAL

Continued on next page...

Continued from previous page...

Mol	Chain	Res	Type
40	CH	205	ASP
40	CH	206	ASN
40	CH	209	ILE
40	CH	211	ASP
40	CH	212	ILE
40	CH	213	CYS
40	CH	214	ARG
40	CH	215	ARG
40	CH	217	LEU
40	CH	218	ASP
40	CH	221	ARG
40	CH	229	ARG
40	CH	232	SER
40	CH	237	SER
40	CH	238	ILE
40	CH	248	LEU
40	CH	250	VAL
40	CH	253	THR
40	CH	254	GLU
40	CH	257	THR
40	CH	259	LEU
40	CH	260	VAL
40	CH	269	LEU
40	CH	275	VAL
40	CH	276	ILE
40	CH	279	GLU
40	CH	280	LYS
40	CH	284	GLU
40	CH	286	LEU
40	CH	287	SER
40	CH	295	CYS
40	CH	300	ASN
40	CH	302	MET
40	CH	303	VAL
40	CH	304	LYS
40	CH	305	CYS
40	CH	311	LYS
40	CH	315	CYS
40	CH	317	LEU
40	CH	318	LEU
40	CH	320	ARG
40	CH	326	LYS

Continued on next page...

Continued from previous page...

Mol	Chain	Res	Type
40	CH	332	ILE
40	CH	339	ARG
40	CH	340	SER
40	CH	342	GLN
40	CH	343	PHE
40	CH	345	ASP
40	CH	347	CYS
40	CH	362	VAL
40	CH	363	VAL
40	CH	366	ASP
40	CH	371	GLN
40	CH	377	LEU
40	CH	381	THR
40	CH	385	GLU
40	CH	389	ARG
40	CH	395	ASP
40	CH	400	LYS
40	CH	403	PHE
40	CH	404	VAL
40	CH	414	GLU
40	CH	416	GLU
40	CH	419	GLU
40	CH	424	MET
40	CH	429	LYS
40	CH	434	VAL
40	CH	436	MET
40	CH	438	SER
40	CH	439	VAL
41	CL	1	MET
41	CL	2	ARG
41	CL	4	ILE
41	CL	8	GLN
41	CL	11	GLN
41	CL	16	ILE
41	CL	19	LYS
41	CL	24	ILE
41	CL	25	SER
41	CL	26	ASP
41	CL	31	ASP
41	CL	33	THR
41	CL	36	TYR
41	CL	39	ASP

Continued on next page...

Continued from previous page...

Mol	Chain	Res	Type
41	CL	40	SER
41	CL	47	ILE
41	CL	48	ASN
41	CL	53	GLU
41	CL	55	THR
41	CL	58	LYS
41	CL	64	VAL
41	CL	65	LEU
41	CL	66	VAL
41	CL	67	ASP
41	CL	73	MET
41	CL	74	ASP
41	CL	75	SER
41	CL	88	ASP
41	CL	90	PHE
41	CL	91	VAL
41	CL	92	PHE
41	CL	99	ASN
41	CL	105	HIS
41	CL	107	THR
41	CL	108	GLU
41	CL	111	GLU
41	CL	112	LEU
41	CL	114	ASP
41	CL	115	SER
41	CL	117	LEU
41	CL	119	VAL
41	CL	121	ARG
41	CL	122	LYS
41	CL	128	ASP
41	CL	129	CYS
41	CL	130	LEU
41	CL	131	GLN
41	CL	134	GLN
41	CL	143	THR
41	CL	145	SER
41	CL	147	MET
41	CL	150	LEU
41	CL	156	ARG
41	CL	158	GLU
41	CL	159	TYR
41	CL	162	ARG

Continued on next page...

Continued from previous page...

Mol	Chain	Res	Type
41	CL	163	ILE
41	CL	165	ASN
41	CL	166	THR
41	CL	168	SER
41	CL	169	VAL
41	CL	170	VAL
41	CL	174	LYS
41	CL	175	VAL
41	CL	177	ASP
41	CL	178	THR
41	CL	179	VAL
41	CL	180	VAL
41	CL	181	GLU
41	CL	187	LEU
41	CL	192	LEU
41	CL	193	VAL
41	CL	194	GLU
41	CL	195	ASN
41	CL	201	CYS
41	CL	202	ILE
41	CL	205	GLU
41	CL	209	ASP
41	CL	211	CYS
41	CL	217	LEU
41	CL	221	THR
41	CL	224	ASP
41	CL	230	SER
41	CL	233	MET
41	CL	245	GLN
41	CL	249	ASP
41	CL	250	LEU
41	CL	251	ARG
41	CL	252	LYS
41	CL	253	LEU
41	CL	256	ASN
41	CL	257	MET
41	CL	262	ARG
41	CL	264	HIS
41	CL	276	ARG
41	CL	279	GLN
41	CL	280	GLN
41	CL	282	ARG

Continued on next page...

Continued from previous page...

Mol	Chain	Res	Type
41	CL	285	THR
41	CL	288	GLU
41	CL	289	LEU
41	CL	290	THR
41	CL	297	LYS
41	CL	299	MET
41	CL	300	MET
41	CL	306	ARG
41	CL	312	THR
41	CL	316	VAL
41	CL	318	ARG
41	CL	320	ARG
41	CL	322	SER
41	CL	324	LYS
41	CL	325	GLU
41	CL	330	MET
41	CL	332	ASN
41	CL	336	LYS
41	CL	337	ASN
41	CL	339	SER
41	CL	341	PHE
41	CL	347	ASN
41	CL	350	LYS
41	CL	351	THR
41	CL	353	VAL
41	CL	359	ARG
41	CL	362	LYS
41	CL	363	MET
41	CL	371	SER
41	CL	372	THR
41	CL	374	ILE
41	CL	375	GLN
41	CL	377	LEU
41	CL	379	LYS
41	CL	380	ARG
41	CL	383	GLU
41	CL	385	PHE
41	CL	388	MET
41	CL	391	ARG
41	CL	392	LYS
41	CL	395	LEU
41	CL	397	TRP

Continued on next page...

Continued from previous page...

Mol	Chain	Res	Type
41	CL	399	THR
41	CL	401	GLU
41	CL	403	MET
41	CL	406	MET
41	CL	413	SER
41	CL	415	MET
41	CL	420	ASN
41	CL	425	ARG
41	CM	7	LEU
41	CM	12	CYS
41	CM	19	LYS
41	CM	20	PHE
41	CM	30	ILE
41	CM	31	ASP
41	CM	33	THR
41	CM	35	THR
41	CM	40	SER
41	CM	43	GLN
41	CM	47	ILE
41	CM	50	TYR
41	CM	53	GLU
41	CM	55	THR
41	CM	60	VAL
41	CM	64	VAL
41	CM	65	LEU
41	CM	66	VAL
41	CM	68	LEU
41	CM	73	MET
41	CM	83	GLN
41	CM	88	ASP
41	CM	89	ASN
41	CM	91	VAL
41	CM	94	GLN
41	CM	106	TYR
41	CM	108	GLU
41	CM	113	VAL
41	CM	115	SER
41	CM	121	ARG
41	CM	122	LYS
41	CM	128	ASP
41	CM	136	THR
41	CM	139	LEU

Continued on next page...

Continued from previous page...

Mol	Chain	Res	Type
41	CM	151	LEU
41	CM	156	ARG
41	CM	161	ASP
41	CM	162	ARG
41	CM	165	ASN
41	CM	166	THR
41	CM	168	SER
41	CM	174	LYS
41	CM	180	VAL
41	CM	199	THR
41	CM	202	ILE
41	CM	211	CYS
41	CM	215	LEU
41	CM	216	LYS
41	CM	227	HIS
41	CM	228	LEU
41	CM	232	THR
41	CM	241	ARG
41	CM	245	GLN
41	CM	246	LEU
41	CM	249	ASP
41	CM	253	LEU
41	CM	256	ASN
41	CM	258	VAL
41	CM	262	ARG
41	CM	263	LEU
41	CM	270	PHE
41	CM	274	THR
41	CM	279	GLN
41	CM	280	GLN
41	CM	282	ARG
41	CM	284	LEU
41	CM	289	LEU
41	CM	293	MET
41	CM	295	ASP
41	CM	297	LYS
41	CM	298	ASN
41	CM	299	MET
41	CM	303	CYS
41	CM	306	ARG
41	CM	309	ARG
41	CM	310	TYR

Continued on next page...

Continued from previous page...

Mol	Chain	Res	Type
41	CM	313	VAL
41	CM	316	VAL
41	CM	318	ARG
41	CM	321	MET
41	CM	322	SER
41	CM	324	LYS
41	CM	326	VAL
41	CM	329	GLN
41	CM	330	MET
41	CM	335	ASN
41	CM	337	ASN
41	CM	348	ASN
41	CM	353	VAL
41	CM	354	CYS
41	CM	359	ARG
41	CM	363	MET
41	CM	374	ILE
41	CM	375	GLN
41	CM	379	LYS
41	CM	388	MET
41	CM	390	ARG
41	CM	392	LYS
41	CM	395	LEU
41	CM	404	ASP
41	CM	422	VAL
41	CM	423	VAL
41	CN	1	MET
41	CN	7	LEU
41	CN	8	GLN
41	CN	12	CYS
41	CN	19	LYS
41	CN	22	GLU
41	CN	26	ASP
41	CN	31	ASP
41	CN	33	THR
41	CN	35	THR
41	CN	40	SER
41	CN	41	ASP
41	CN	45	GLU
41	CN	47	ILE
41	CN	50	TYR
41	CN	53	GLU

Continued on next page...

Continued from previous page...

Mol	Chain	Res	Type
41	CN	58	LYS
41	CN	60	VAL
41	CN	64	VAL
41	CN	65	LEU
41	CN	69	GLU
41	CN	72	THR
41	CN	77	ARG
41	CN	83	GLN
41	CN	86	ARG
41	CN	88	ASP
41	CN	99	ASN
41	CN	108	GLU
41	CN	112	LEU
41	CN	114	ASP
41	CN	115	SER
41	CN	122	LYS
41	CN	125	GLU
41	CN	128	ASP
41	CN	130	LEU
41	CN	131	GLN
41	CN	134	GLN
41	CN	135	LEU
41	CN	137	HIS
41	CN	145	SER
41	CN	147	MET
41	CN	151	LEU
41	CN	154	LYS
41	CN	162	ARG
41	CN	165	ASN
41	CN	166	THR
41	CN	168	SER
41	CN	170	VAL
41	CN	172	SER
41	CN	174	LYS
41	CN	175	VAL
41	CN	177	ASP
41	CN	180	VAL
41	CN	181	GLU
41	CN	186	THR
41	CN	191	GLN
41	CN	194	GLU
41	CN	196	THR

Continued on next page...

Continued from previous page...

Mol	Chain	Res	Type
41	CN	197	ASP
41	CN	199	THR
41	CN	202	ILE
41	CN	204	ASN
41	CN	211	CYS
41	CN	214	THR
41	CN	215	LEU
41	CN	218	THR
41	CN	222	TYR
41	CN	230	SER
41	CN	233	MET
41	CN	238	THR
41	CN	240	LEU
41	CN	241	ARG
41	CN	245	GLN
41	CN	246	LEU
41	CN	249	ASP
41	CN	252	LYS
41	CN	263	LEU
41	CN	267	MET
41	CN	270	PHE
41	CN	275	SER
41	CN	279	GLN
41	CN	280	GLN
41	CN	284	LEU
41	CN	285	THR
41	CN	288	GLU
41	CN	289	LEU
41	CN	293	MET
41	CN	297	LYS
41	CN	299	MET
41	CN	303	CYS
41	CN	306	ARG
41	CN	309	ARG
41	CN	313	VAL
41	CN	316	VAL
41	CN	318	ARG
41	CN	320	ARG
41	CN	322	SER
41	CN	324	LYS
41	CN	325	GLU
41	CN	327	ASP

Continued on next page...

Continued from previous page...

Mol	Chain	Res	Type
41	CN	329	GLN
41	CN	331	LEU
41	CN	342	VAL
41	CN	343	GLU
41	CN	347	ASN
41	CN	348	ASN
41	CN	350	LYS
41	CN	353	VAL
41	CN	354	CYS
41	CN	359	ARG
41	CN	362	LYS
41	CN	363	MET
41	CN	371	SER
41	CN	372	THR
41	CN	374	ILE
41	CN	376	GLU
41	CN	379	LYS
41	CN	381	ILE
41	CN	382	SER
41	CN	390	ARG
41	CN	395	LEU
41	CN	403	MET
41	CN	404	ASP
41	CN	409	THR
41	CN	413	SER
41	CN	415	MET
41	CN	423	VAL
41	CN	425	ARG
41	CN	428	CYS
41	CO	1	MET
41	CO	2	ARG
41	CO	3	GLU
41	CO	4	ILE
41	CO	6	HIS
41	CO	7	LEU
41	CO	12	CYS
41	CO	16	ILE
41	CO	19	LYS
41	CO	22	GLU
41	CO	26	ASP
41	CO	30	ILE
41	CO	31	ASP

Continued on next page...

Continued from previous page...

Mol	Chain	Res	Type
41	CO	35	THR
41	CO	37	HIS
41	CO	39	ASP
41	CO	40	SER
41	CO	41	ASP
41	CO	47	ILE
41	CO	50	TYR
41	CO	55	THR
41	CO	62	ARG
41	CO	65	LEU
41	CO	66	VAL
41	CO	72	THR
41	CO	73	MET
41	CO	74	ASP
41	CO	75	SER
41	CO	77	ARG
41	CO	83	GLN
41	CO	86	ARG
41	CO	88	ASP
41	CO	99	ASN
41	CO	103	LYS
41	CO	106	TYR
41	CO	111	GLU
41	CO	112	LEU
41	CO	113	VAL
41	CO	115	SER
41	CO	119	VAL
41	CO	121	ARG
41	CO	128	ASP
41	CO	130	LEU
41	CO	131	GLN
41	CO	134	GLN
41	CO	136	THR
41	CO	139	LEU
41	CO	147	MET
41	CO	151	LEU
41	CO	154	LYS
41	CO	162	ARG
41	CO	163	ILE
41	CO	166	THR
41	CO	170	VAL
41	CO	172	SER

Continued on next page...

Continued from previous page...

Mol	Chain	Res	Type
41	CO	174	LYS
41	CO	176	SER
41	CO	178	THR
41	CO	180	VAL
41	CO	188	SER
41	CO	190	HIS
41	CO	191	GLN
41	CO	192	LEU
41	CO	194	GLU
41	CO	199	THR
41	CO	204	ASN
41	CO	209	ASP
41	CO	213	ARG
41	CO	218	THR
41	CO	222	TYR
41	CO	225	LEU
41	CO	232	THR
41	CO	236	VAL
41	CO	240	LEU
41	CO	249	ASP
41	CO	252	LYS
41	CO	253	LEU
41	CO	267	MET
41	CO	275	SER
41	CO	280	GLN
41	CO	282	ARG
41	CO	288	GLU
41	CO	292	GLN
41	CO	297	LYS
41	CO	299	MET
41	CO	303	CYS
41	CO	306	ARG
41	CO	310	TYR
41	CO	313	VAL
41	CO	316	VAL
41	CO	318	ARG
41	CO	320	ARG
41	CO	322	SER
41	CO	324	LYS
41	CO	328	GLU
41	CO	331	LEU
41	CO	341	PHE

Continued on next page...

Continued from previous page...

Mol	Chain	Res	Type
41	CO	343	GLU
41	CO	347	ASN
41	CO	359	ARG
41	CO	362	LYS
41	CO	364	SER
41	CO	368	ILE
41	CO	374	ILE
41	CO	375	GLN
41	CO	376	GLU
41	CO	380	ARG
41	CO	381	ILE
41	CO	388	MET
41	CO	391	ARG
41	CO	395	LEU
41	CO	406	MET
41	CO	413	SER
41	CO	415	MET
41	CO	418	LEU
41	CO	422	VAL
41	CO	425	ARG
41	CP	1	MET
41	CP	2	ARG
41	CP	4	ILE
41	CP	6	HIS
41	CP	7	LEU
41	CP	8	GLN
41	CP	11	GLN
41	CP	12	CYS
41	CP	19	LYS
41	CP	20	PHE
41	CP	22	GLU
41	CP	27	GLU
41	CP	30	ILE
41	CP	31	ASP
41	CP	35	THR
41	CP	39	ASP
41	CP	40	SER
41	CP	42	LEU
41	CP	44	LEU
41	CP	45	GLU
41	CP	47	ILE
41	CP	50	TYR

Continued on next page...

Continued from previous page...

Mol	Chain	Res	Type
41	CP	53	GLU
41	CP	55	THR
41	CP	59	TYR
41	CP	65	LEU
41	CP	69	GLU
41	CP	73	MET
41	CP	75	SER
41	CP	77	ARG
41	CP	86	ARG
41	CP	99	ASN
41	CP	103	LYS
41	CP	107	THR
41	CP	114	ASP
41	CP	122	LYS
41	CP	128	ASP
41	CP	129	CYS
41	CP	130	LEU
41	CP	135	LEU
41	CP	137	HIS
41	CP	139	LEU
41	CP	147	MET
41	CP	151	LEU
41	CP	158	GLU
41	CP	159	TYR
41	CP	162	ARG
41	CP	163	ILE
41	CP	164	MET
41	CP	165	ASN
41	CP	166	THR
41	CP	168	SER
41	CP	170	VAL
41	CP	172	SER
41	CP	174	LYS
41	CP	175	VAL
41	CP	176	SER
41	CP	178	THR
41	CP	179	VAL
41	CP	180	VAL
41	CP	188	SER
41	CP	197	ASP
41	CP	198	GLU
41	CP	199	THR

Continued on next page...

Continued from previous page...

Mol	Chain	Res	Type
41	CP	201	CYS
41	CP	202	ILE
41	CP	203	ASP
41	CP	204	ASN
41	CP	208	TYR
41	CP	212	PHE
41	CP	213	ARG
41	CP	216	LYS
41	CP	218	THR
41	CP	219	THR
41	CP	224	ASP
41	CP	227	HIS
41	CP	232	THR
41	CP	233	MET
41	CP	238	THR
41	CP	240	LEU
41	CP	241	ARG
41	CP	245	GLN
41	CP	251	ARG
41	CP	252	LYS
41	CP	256	ASN
41	CP	258	VAL
41	CP	262	ARG
41	CP	267	MET
41	CP	273	LEU
41	CP	274	THR
41	CP	278	SER
41	CP	280	GLN
41	CP	282	ARG
41	CP	284	LEU
41	CP	288	GLU
41	CP	289	LEU
41	CP	293	MET
41	CP	297	LYS
41	CP	300	MET
41	CP	303	CYS
41	CP	306	ARG
41	CP	309	ARG
41	CP	312	THR
41	CP	313	VAL
41	CP	316	VAL
41	CP	318	ARG

Continued on next page...

Continued from previous page...

Mol	Chain	Res	Type
41	CP	320	ARG
41	CP	321	MET
41	CP	322	SER
41	CP	323	MET
41	CP	324	LYS
41	CP	325	GLU
41	CP	326	VAL
41	CP	327	ASP
41	CP	330	MET
41	CP	335	ASN
41	CP	336	LYS
41	CP	337	ASN
41	CP	342	VAL
41	CP	347	ASN
41	CP	350	LYS
41	CP	353	VAL
41	CP	356	ILE
41	CP	359	ARG
41	CP	362	LYS
41	CP	363	MET
41	CP	374	ILE
41	CP	375	GLN
41	CP	377	LEU
41	CP	380	ARG
41	CP	386	THR
41	CP	388	MET
41	CP	390	ARG
41	CP	392	LYS
41	CP	395	LEU
41	CP	409	THR
41	CP	418	LEU
41	CP	420	ASN
41	CP	423	VAL
41	CP	428	CYS
40	DA	2	ARG
40	DA	4	CYS
40	DA	6	SER
40	DA	11	GLN
40	DA	16	ILE
40	DA	23	LEU
40	DA	26	LEU
40	DA	27	GLU

Continued on next page...

Continued from previous page...

Mol	Chain	Res	Type
40	DA	33	ASP
40	DA	35	GLN
40	DA	36	MET
40	DA	38	SER
40	DA	48	SER
40	DA	51	THR
40	DA	54	SER
40	DA	66	VAL
40	DA	71	GLU
40	DA	73	THR
40	DA	75	ILE
40	DA	80	THR
40	DA	84	ARG
40	DA	94	THR
40	DA	96	LYS
40	DA	97	GLU
40	DA	109	THR
40	DA	110	ILE
40	DA	112	LYS
40	DA	114	LEU
40	DA	116	ASP
40	DA	117	LEU
40	DA	119	LEU
40	DA	120	ASP
40	DA	121	ARG
40	DA	122	ILE
40	DA	123	ARG
40	DA	124	LYS
40	DA	132	LEU
40	DA	137	ILE
40	DA	138	PHE
40	DA	140	SER
40	DA	156	ARG
40	DA	160	ASP
40	DA	163	LYS
40	DA	164	LYS
40	DA	165	SER
40	DA	166	LYS
40	DA	168	GLU
40	DA	169	PHE
40	DA	170	SER
40	DA	172	TYR

Continued on next page...

Continued from previous page...

Mol	Chain	Res	Type
40	DA	179	THR
40	DA	182	VAL
40	DA	187	SER
40	DA	188	ILE
40	DA	195	LEU
40	DA	198	SER
40	DA	199	ASP
40	DA	202	PHE
40	DA	203	MET
40	DA	204	VAL
40	DA	206	ASN
40	DA	210	TYR
40	DA	211	ASP
40	DA	214	ARG
40	DA	217	LEU
40	DA	221	ARG
40	DA	224	TYR
40	DA	227	LEU
40	DA	232	SER
40	DA	235	VAL
40	DA	238	ILE
40	DA	242	LEU
40	DA	243	ARG
40	DA	248	LEU
40	DA	249	ASN
40	DA	250	VAL
40	DA	255	PHE
40	DA	259	LEU
40	DA	264	ARG
40	DA	265	ILE
40	DA	277	SER
40	DA	287	SER
40	DA	291	ILE
40	DA	302	MET
40	DA	303	VAL
40	DA	304	LYS
40	DA	311	LYS
40	DA	315	CYS
40	DA	316	CYS
40	DA	318	LEU
40	DA	323	VAL
40	DA	326	LYS

Continued on next page...

Continued from previous page...

Mol	Chain	Res	Type
40	DA	332	ILE
40	DA	335	ILE
40	DA	339	ARG
40	DA	342	GLN
40	DA	343	PHE
40	DA	352	LYS
40	DA	357	TYR
40	DA	362	VAL
40	DA	369	LYS
40	DA	370	VAL
40	DA	371	GLN
40	DA	376	MET
40	DA	380	THR
40	DA	383	ILE
40	DA	385	GLU
40	DA	389	ARG
40	DA	390	LEU
40	DA	397	MET
40	DA	400	LYS
40	DA	412	MET
40	DA	416	GLU
40	DA	421	ARG
40	DA	423	ASP
40	DA	424	MET
40	DA	427	LEU
40	DA	429	LYS
40	DA	430	ASP
40	DA	436	MET
40	DA	438	SER
41	DB	1	MET
41	DB	4	ILE
41	DB	7	LEU
41	DB	12	CYS
41	DB	14	ASN
41	DB	15	GLN
41	DB	16	ILE
41	DB	19	LYS
41	DB	22	GLU
41	DB	26	ASP
41	DB	27	GLU
41	DB	31	ASP
41	DB	33	THR

Continued on next page...

Continued from previous page...

Mol	Chain	Res	Type
41	DB	35	THR
41	DB	37	HIS
41	DB	40	SER
41	DB	42	LEU
41	DB	43	GLN
41	DB	55	THR
41	DB	58	LYS
41	DB	62	ARG
41	DB	64	VAL
41	DB	69	GLU
41	DB	73	MET
41	DB	75	SER
41	DB	77	ARG
41	DB	81	PHE
41	DB	83	GLN
41	DB	84	ILE
41	DB	86	ARG
41	DB	88	ASP
41	DB	90	PHE
41	DB	94	GLN
41	DB	99	ASN
41	DB	101	TRP
41	DB	111	GLU
41	DB	114	ASP
41	DB	115	SER
41	DB	122	LYS
41	DB	123	GLU
41	DB	125	GLU
41	DB	128	ASP
41	DB	134	GLN
41	DB	135	LEU
41	DB	151	LEU
41	DB	153	SER
41	DB	155	ILE
41	DB	158	GLU
41	DB	161	ASP
41	DB	162	ARG
41	DB	163	ILE
41	DB	164	MET
41	DB	166	THR
41	DB	167	PHE
41	DB	168	SER

Continued on next page...

Continued from previous page...

Mol	Chain	Res	Type
41	DB	172	SER
41	DB	174	LYS
41	DB	175	VAL
41	DB	176	SER
41	DB	180	VAL
41	DB	181	GLU
41	DB	188	SER
41	DB	192	LEU
41	DB	196	THR
41	DB	202	ILE
41	DB	204	ASN
41	DB	205	GLU
41	DB	208	TYR
41	DB	216	LYS
41	DB	222	TYR
41	DB	224	ASP
41	DB	226	ASN
41	DB	227	HIS
41	DB	228	LEU
41	DB	233	MET
41	DB	236	VAL
41	DB	238	THR
41	DB	240	LEU
41	DB	245	GLN
41	DB	246	LEU
41	DB	253	LEU
41	DB	262	ARG
41	DB	263	LEU
41	DB	266	PHE
41	DB	276	ARG
41	DB	279	GLN
41	DB	292	GLN
41	DB	293	MET
41	DB	300	MET
41	DB	306	ARG
41	DB	309	ARG
41	DB	310	TYR
41	DB	311	LEU
41	DB	318	ARG
41	DB	320	ARG
41	DB	322	SER
41	DB	324	LYS

Continued on next page...

Continued from previous page...

Mol	Chain	Res	Type
41	DB	331	LEU
41	DB	332	ASN
41	DB	334	GLN
41	DB	336	LYS
41	DB	338	SER
41	DB	342	VAL
41	DB	347	ASN
41	DB	349	VAL
41	DB	350	LYS
41	DB	353	VAL
41	DB	354	CYS
41	DB	361	LEU
41	DB	362	LYS
41	DB	363	MET
41	DB	366	THR
41	DB	367	PHE
41	DB	376	GLU
41	DB	379	LYS
41	DB	381	ILE
41	DB	382	SER
41	DB	389	PHE
41	DB	390	ARG
41	DB	392	LYS
41	DB	395	LEU
41	DB	396	HIS
41	DB	403	MET
41	DB	404	ASP
41	DB	406	MET
41	DB	409	THR
41	DB	410	GLU
41	DB	415	MET
41	DB	416	ASN
41	DB	423	VAL
41	DB	425	ARG
40	DE	2	ARG
40	DE	5	ILE
40	DE	14	VAL
40	DE	15	GLN
40	DE	22	GLU
40	DE	23	LEU
40	DE	25	CYS
40	DE	26	LEU

Continued on next page...

Continued from previous page...

Mol	Chain	Res	Type
40	DE	30	ILE
40	DE	31	GLN
40	DE	33	ASP
40	DE	36	MET
40	DE	48	SER
40	DE	51	THR
40	DE	64	ARG
40	DE	66	VAL
40	DE	68	VAL
40	DE	74	VAL
40	DE	75	ILE
40	DE	78	VAL
40	DE	80	THR
40	DE	84	ARG
40	DE	88	HIS
40	DE	93	ILE
40	DE	96	LYS
40	DE	107	HIS
40	DE	108	TYR
40	DE	109	THR
40	DE	110	ILE
40	DE	112	LYS
40	DE	113	GLU
40	DE	115	ILE
40	DE	116	ASP
40	DE	117	LEU
40	DE	120	ASP
40	DE	123	ARG
40	DE	128	GLN
40	DE	129	CYS
40	DE	136	LEU
40	DE	138	PHE
40	DE	139	HIS
40	DE	140	SER
40	DE	141	PHE
40	DE	152	LEU
40	DE	153	LEU
40	DE	155	GLU
40	DE	157	LEU
40	DE	159	VAL
40	DE	163	LYS
40	DE	164	LYS

Continued on next page...

Continued from previous page...

Mol	Chain	Res	Type
40	DE	170	SER
40	DE	171	ILE
40	DE	181	VAL
40	DE	182	VAL
40	DE	184	PRO
40	DE	195	LEU
40	DE	199	ASP
40	DE	200	CYS
40	DE	205	ASP
40	DE	206	ASN
40	DE	209	ILE
40	DE	211	ASP
40	DE	219	ILE
40	DE	220	GLU
40	DE	221	ARG
40	DE	229	ARG
40	DE	230	LEU
40	DE	235	VAL
40	DE	242	LEU
40	DE	249	ASN
40	DE	250	VAL
40	DE	254	GLU
40	DE	256	GLN
40	DE	257	THR
40	DE	258	ASN
40	DE	262	TYR
40	DE	264	ARG
40	DE	267	PHE
40	DE	275	VAL
40	DE	276	ILE
40	DE	280	LYS
40	DE	283	HIS
40	DE	284	GLU
40	DE	286	LEU
40	DE	291	ILE
40	DE	293	ASN
40	DE	295	CYS
40	DE	296	PHE
40	DE	302	MET
40	DE	303	VAL
40	DE	308	ARG
40	DE	311	LYS

Continued on next page...

Continued from previous page...

Mol	Chain	Res	Type
40	DE	313	MET
40	DE	315	CYS
40	DE	320	ARG
40	DE	322	ASP
40	DE	323	VAL
40	DE	324	VAL
40	DE	326	LYS
40	DE	327	ASP
40	DE	335	ILE
40	DE	336	LYS
40	DE	339	ARG
40	DE	341	ILE
40	DE	343	PHE
40	DE	349	THR
40	DE	352	LYS
40	DE	355	ILE
40	DE	358	GLN
40	DE	363	VAL
40	DE	366	ASP
40	DE	367	LEU
40	DE	371	GLN
40	DE	378	SER
40	DE	380	THR
40	DE	381	THR
40	DE	383	ILE
40	DE	387	TRP
40	DE	389	ARG
40	DE	390	LEU
40	DE	400	LYS
40	DE	401	ARG
40	DE	405	HIS
40	DE	421	ARG
40	DE	423	ASP
40	DE	429	LYS
40	DE	436	MET
40	DE	437	ASP
40	DE	439	VAL
40	DE	440	GLU
40	DF	2	ARG
40	DF	3	GLU
40	DF	6	SER
40	DF	11	GLN

Continued on next page...

Continued from previous page...

Mol	Chain	Res	Type
40	DF	15	GLN
40	DF	16	ILE
40	DF	22	GLU
40	DF	23	LEU
40	DF	26	LEU
40	DF	27	GLU
40	DF	33	ASP
40	DF	36	MET
40	DF	55	GLU
40	DF	60	LYS
40	DF	62	VAL
40	DF	66	VAL
40	DF	68	VAL
40	DF	74	VAL
40	DF	75	ILE
40	DF	79	ARG
40	DF	84	ARG
40	DF	92	LEU
40	DF	93	ILE
40	DF	94	THR
40	DF	97	GLU
40	DF	98	ASP
40	DF	105	ARG
40	DF	112	LYS
40	DF	116	ASP
40	DF	120	ASP
40	DF	122	ILE
40	DF	123	ARG
40	DF	128	GLN
40	DF	132	LEU
40	DF	133	GLN
40	DF	138	PHE
40	DF	141	PHE
40	DF	145	THR
40	DF	147	SER
40	DF	153	LEU
40	DF	157	LEU
40	DF	159	VAL
40	DF	160	ASP
40	DF	161	TYR
40	DF	163	LYS
40	DF	164	LYS

Continued on next page...

Continued from previous page...

Mol	Chain	Res	Type
40	DF	169	PHE
40	DF	171	ILE
40	DF	182	VAL
40	DF	187	SER
40	DF	188	ILE
40	DF	195	LEU
40	DF	198	SER
40	DF	199	ASP
40	DF	203	MET
40	DF	204	VAL
40	DF	205	ASP
40	DF	207	GLU
40	DF	209	ILE
40	DF	212	ILE
40	DF	213	CYS
40	DF	214	ARG
40	DF	215	ARG
40	DF	217	LEU
40	DF	220	GLU
40	DF	221	ARG
40	DF	226	ASN
40	DF	227	LEU
40	DF	231	ILE
40	DF	239	THR
40	DF	241	SER
40	DF	242	LEU
40	DF	244	PHE
40	DF	245	ASP
40	DF	248	LEU
40	DF	249	ASN
40	DF	250	VAL
40	DF	251	ASP
40	DF	253	THR
40	DF	256	GLN
40	DF	257	THR
40	DF	259	LEU
40	DF	275	VAL
40	DF	276	ILE
40	DF	277	SER
40	DF	284	GLU
40	DF	286	LEU
40	DF	287	SER

Continued on next page...

Continued from previous page...

Mol	Chain	Res	Type
40	DF	291	ILE
40	DF	300	ASN
40	DF	302	MET
40	DF	303	VAL
40	DF	308	ARG
40	DF	311	LYS
40	DF	315	CYS
40	DF	316	CYS
40	DF	318	LEU
40	DF	323	VAL
40	DF	324	VAL
40	DF	327	ASP
40	DF	329	ASN
40	DF	336	LYS
40	DF	338	LYS
40	DF	339	ARG
40	DF	340	SER
40	DF	349	THR
40	DF	359	PRO
40	DF	363	VAL
40	DF	366	ASP
40	DF	367	LEU
40	DF	370	VAL
40	DF	372	ARG
40	DF	376	MET
40	DF	377	LEU
40	DF	379	ASN
40	DF	383	ILE
40	DF	385	GLU
40	DF	390	LEU
40	DF	397	MET
40	DF	401	ARG
40	DF	404	VAL
40	DF	405	HIS
40	DF	408	VAL
40	DF	410	GLU
40	DF	413	GLU
40	DF	418	SER
40	DF	419	GLU
40	DF	421	ARG
40	DF	423	ASP
40	DF	432	GLU

Continued on next page...

Continued from previous page...

Mol	Chain	Res	Type
40	DF	436	MET
40	DF	437	ASP
40	DF	438	SER
40	DF	439	VAL
40	DF	440	GLU
40	DG	308	ARG
40	DH	2	ARG
40	DH	5	ILE
40	DH	6	SER
40	DH	7	VAL
40	DH	11	GLN
40	DH	15	GLN
40	DH	20	CYS
40	DH	23	LEU
40	DH	26	LEU
40	DH	51	THR
40	DH	52	PHE
40	DH	54	SER
40	DH	62	VAL
40	DH	64	ARG
40	DH	66	VAL
40	DH	68	VAL
40	DH	71	GLU
40	DH	74	VAL
40	DH	75	ILE
40	DH	80	THR
40	DH	85	GLN
40	DH	92	LEU
40	DH	96	LYS
40	DH	112	LYS
40	DH	113	GLU
40	DH	114	LEU
40	DH	116	ASP
40	DH	121	ARG
40	DH	123	ARG
40	DH	128	GLN
40	DH	140	SER
40	DH	141	PHE
40	DH	158	SER
40	DH	164	LYS
40	DH	165	SER
40	DH	166	LYS

Continued on next page...

Continued from previous page...

Mol	Chain	Res	Type
40	DH	168	GLU
40	DH	169	PHE
40	DH	171	ILE
40	DH	172	TYR
40	DH	177	VAL
40	DH	187	SER
40	DH	188	ILE
40	DH	191	THR
40	DH	192	HIS
40	DH	195	LEU
40	DH	196	GLU
40	DH	198	SER
40	DH	199	ASP
40	DH	200	CYS
40	DH	203	MET
40	DH	204	VAL
40	DH	205	ASP
40	DH	206	ASN
40	DH	209	ILE
40	DH	214	ARG
40	DH	215	ARG
40	DH	220	GLU
40	DH	221	ARG
40	DH	224	TYR
40	DH	226	ASN
40	DH	229	ARG
40	DH	230	LEU
40	DH	231	ILE
40	DH	239	THR
40	DH	241	SER
40	DH	242	LEU
40	DH	243	ARG
40	DH	245	ASP
40	DH	248	LEU
40	DH	264	ARG
40	DH	269	LEU
40	DH	275	VAL
40	DH	276	ILE
40	DH	279	GLU
40	DH	282	TYR
40	DH	283	HIS
40	DH	285	GLN

Continued on next page...

Continued from previous page...

Mol	Chain	Res	Type
40	DH	291	ILE
40	DH	295	CYS
40	DH	302	MET
40	DH	304	LYS
40	DH	306	ASP
40	DH	308	ARG
40	DH	311	LYS
40	DH	313	MET
40	DH	316	CYS
40	DH	317	LEU
40	DH	318	LEU
40	DH	320	ARG
40	DH	322	ASP
40	DH	324	VAL
40	DH	326	LYS
40	DH	328	VAL
40	DH	336	LYS
40	DH	337	THR
40	DH	339	ARG
40	DH	342	GLN
40	DH	343	PHE
40	DH	344	VAL
40	DH	356	ASN
40	DH	357	TYR
40	DH	361	THR
40	DH	362	VAL
40	DH	363	VAL
40	DH	367	LEU
40	DH	369	LYS
40	DH	372	ARG
40	DH	383	ILE
40	DH	385	GLU
40	DH	389	ARG
40	DH	390	LEU
40	DH	395	ASP
40	DH	398	TYR
40	DH	400	LYS
40	DH	401	ARG
40	DH	414	GLU
40	DH	418	SER
40	DH	419	GLU
40	DH	423	ASP

Continued on next page...

Continued from previous page...

Mol	Chain	Res	Type
40	DH	424	MET
40	DH	427	LEU
40	DH	429	LYS
40	DH	436	MET
40	DH	439	VAL
40	DH	440	GLU
40	DI	2	ARG
40	DI	3	GLU
40	DI	4	CYS
40	DI	6	SER
40	DI	11	GLN
40	DI	22	GLU
40	DI	25	CYS
40	DI	26	LEU
40	DI	33	ASP
40	DI	38	SER
40	DI	60	LYS
40	DI	62	VAL
40	DI	66	VAL
40	DI	68	VAL
40	DI	71	GLU
40	DI	75	ILE
40	DI	79	ARG
40	DI	85	GLN
40	DI	91	GLN
40	DI	92	LEU
40	DI	93	ILE
40	DI	94	THR
40	DI	96	LYS
40	DI	101	ASN
40	DI	109	THR
40	DI	112	LYS
40	DI	113	GLU
40	DI	114	LEU
40	DI	116	ASP
40	DI	117	LEU
40	DI	119	LEU
40	DI	120	ASP
40	DI	123	ARG
40	DI	124	LYS
40	DI	128	GLN
40	DI	130	THR

Continued on next page...

Continued from previous page...

Mol	Chain	Res	Type
40	DI	133	GLN
40	DI	138	PHE
40	DI	139	HIS
40	DI	152	LEU
40	DI	153	LEU
40	DI	156	ARG
40	DI	163	LYS
40	DI	164	LYS
40	DI	166	LYS
40	DI	167	LEU
40	DI	169	PHE
40	DI	171	ILE
40	DI	176	GLN
40	DI	179	THR
40	DI	181	VAL
40	DI	182	VAL
40	DI	190	THR
40	DI	192	HIS
40	DI	195	LEU
40	DI	199	ASP
40	DI	203	MET
40	DI	204	VAL
40	DI	206	ASN
40	DI	207	GLU
40	DI	209	ILE
40	DI	211	ASP
40	DI	212	ILE
40	DI	214	ARG
40	DI	215	ARG
40	DI	216	ASN
40	DI	218	ASP
40	DI	220	GLU
40	DI	224	TYR
40	DI	226	ASN
40	DI	234	ILE
40	DI	236	SER
40	DI	237	SER
40	DI	242	LEU
40	DI	243	ARG
40	DI	249	ASN
40	DI	250	VAL
40	DI	256	GLN

Continued on next page...

Continued from previous page...

Mol	Chain	Res	Type
40	DI	257	THR
40	DI	259	LEU
40	DI	269	LEU
40	DI	275	VAL
40	DI	276	ILE
40	DI	277	SER
40	DI	280	LYS
40	DI	283	HIS
40	DI	284	GLU
40	DI	287	SER
40	DI	301	GLN
40	DI	304	LYS
40	DI	306	ASP
40	DI	313	MET
40	DI	315	CYS
40	DI	316	CYS
40	DI	317	LEU
40	DI	320	ARG
40	DI	322	ASP
40	DI	324	VAL
40	DI	326	LYS
40	DI	332	ILE
40	DI	338	LYS
40	DI	340	SER
40	DI	341	ILE
40	DI	347	CYS
40	DI	355	ILE
40	DI	357	TYR
40	DI	363	VAL
40	DI	366	ASP
40	DI	367	LEU
40	DI	369	LYS
40	DI	376	MET
40	DI	377	LEU
40	DI	380	THR
40	DI	385	GLU
40	DI	390	LEU
40	DI	391	ASP
40	DI	397	MET
40	DI	400	LYS
40	DI	404	VAL
40	DI	412	MET

Continued on next page...

Continued from previous page...

Mol	Chain	Res	Type
40	DI	414	GLU
40	DI	421	ARG
40	DI	423	ASP
40	DI	424	MET
40	DI	436	MET
41	DL	1	MET
41	DL	2	ARG
41	DL	3	GLU
41	DL	4	ILE
41	DL	5	VAL
41	DL	7	LEU
41	DL	15	GLN
41	DL	22	GLU
41	DL	26	ASP
41	DL	30	ILE
41	DL	31	ASP
41	DL	35	THR
41	DL	36	TYR
41	DL	39	ASP
41	DL	40	SER
41	DL	45	GLU
41	DL	46	ARG
41	DL	49	VAL
41	DL	58	LYS
41	DL	60	VAL
41	DL	62	ARG
41	DL	64	VAL
41	DL	65	LEU
41	DL	66	VAL
41	DL	68	LEU
41	DL	69	GLU
41	DL	72	THR
41	DL	73	MET
41	DL	77	ARG
41	DL	78	SER
41	DL	81	PHE
41	DL	84	ILE
41	DL	88	ASP
41	DL	89	ASN
41	DL	92	PHE
41	DL	101	TRP
41	DL	108	GLU

Continued on next page...

Continued from previous page...

Mol	Chain	Res	Type
41	DL	114	ASP
41	DL	115	SER
41	DL	122	LYS
41	DL	125	GLU
41	DL	128	ASP
41	DL	131	GLN
41	DL	133	PHE
41	DL	134	GLN
41	DL	135	LEU
41	DL	137	HIS
41	DL	147	MET
41	DL	154	LYS
41	DL	155	ILE
41	DL	156	ARG
41	DL	162	ARG
41	DL	166	THR
41	DL	167	PHE
41	DL	169	VAL
41	DL	172	SER
41	DL	177	ASP
41	DL	180	VAL
41	DL	181	GLU
41	DL	190	HIS
41	DL	192	LEU
41	DL	194	GLU
41	DL	197	ASP
41	DL	198	GLU
41	DL	199	THR
41	DL	202	ILE
41	DL	208	TYR
41	DL	209	ASP
41	DL	210	ILE
41	DL	211	CYS
41	DL	212	PHE
41	DL	213	ARG
41	DL	214	THR
41	DL	215	LEU
41	DL	216	LYS
41	DL	221	THR
41	DL	224	ASP
41	DL	226	ASN
41	DL	228	LEU

Continued on next page...

Continued from previous page...

Mol	Chain	Res	Type
41	DL	233	MET
41	DL	234	SER
41	DL	237	THR
41	DL	238	THR
41	DL	240	LEU
41	DL	245	GLN
41	DL	246	LEU
41	DL	247	ASN
41	DL	252	LYS
41	DL	262	ARG
41	DL	267	MET
41	DL	270	PHE
41	DL	273	LEU
41	DL	274	THR
41	DL	276	ARG
41	DL	279	GLN
41	DL	282	ARG
41	DL	284	LEU
41	DL	291	GLN
41	DL	293	MET
41	DL	297	LYS
41	DL	298	ASN
41	DL	300	MET
41	DL	309	ARG
41	DL	311	LEU
41	DL	317	PHE
41	DL	318	ARG
41	DL	321	MET
41	DL	323	MET
41	DL	330	MET
41	DL	331	LEU
41	DL	333	VAL
41	DL	334	GLN
41	DL	341	PHE
41	DL	344	TRP
41	DL	348	ASN
41	DL	349	VAL
41	DL	350	LYS
41	DL	351	THR
41	DL	354	CYS
41	DL	355	ASP
41	DL	359	ARG

Continued on next page...

Continued from previous page...

Mol	Chain	Res	Type
41	DL	362	LYS
41	DL	366	THR
41	DL	371	SER
41	DL	372	THR
41	DL	377	LEU
41	DL	380	ARG
41	DL	382	SER
41	DL	388	MET
41	DL	390	ARG
41	DL	395	LEU
41	DL	401	GLU
41	DL	406	MET
41	DL	415	MET
41	DL	417	ASP
41	DL	418	LEU
41	DL	422	VAL
41	DL	425	ARG
41	DM	1	MET
41	DM	2	ARG
41	DM	7	LEU
41	DM	8	GLN
41	DM	15	GLN
41	DM	19	LYS
41	DM	20	PHE
41	DM	22	GLU
41	DM	26	ASP
41	DM	30	ILE
41	DM	33	THR
41	DM	35	THR
41	DM	39	ASP
41	DM	41	ASP
41	DM	42	LEU
41	DM	43	GLN
41	DM	44	LEU
41	DM	46	ARG
41	DM	47	ILE
41	DM	48	ASN
41	DM	49	VAL
41	DM	53	GLU
41	DM	58	LYS
41	DM	62	ARG
41	DM	65	LEU

Continued on next page...

Continued from previous page...

Mol	Chain	Res	Type
41	DM	72	THR
41	DM	73	MET
41	DM	83	GLN
41	DM	86	ARG
41	DM	88	ASP
41	DM	90	PHE
41	DM	91	VAL
41	DM	99	ASN
41	DM	100	ASN
41	DM	103	LYS
41	DM	108	GLU
41	DM	112	LEU
41	DM	114	ASP
41	DM	115	SER
41	DM	119	VAL
41	DM	121	ARG
41	DM	122	LYS
41	DM	123	GLU
41	DM	125	GLU
41	DM	128	ASP
41	DM	131	GLN
41	DM	135	LEU
41	DM	137	HIS
41	DM	151	LEU
41	DM	154	LYS
41	DM	156	ARG
41	DM	162	ARG
41	DM	163	ILE
41	DM	166	THR
41	DM	168	SER
41	DM	169	VAL
41	DM	174	LYS
41	DM	175	VAL
41	DM	176	SER
41	DM	177	ASP
41	DM	179	VAL
41	DM	180	VAL
41	DM	181	GLU
41	DM	183	TYR
41	DM	192	LEU
41	DM	194	GLU
41	DM	196	THR

Continued on next page...

Continued from previous page...

Mol	Chain	Res	Type
41	DM	197	ASP
41	DM	203	ASP
41	DM	205	GLU
41	DM	207	LEU
41	DM	212	PHE
41	DM	213	ARG
41	DM	214	THR
41	DM	215	LEU
41	DM	216	LYS
41	DM	218	THR
41	DM	219	THR
41	DM	222	TYR
41	DM	224	ASP
41	DM	226	ASN
41	DM	227	HIS
41	DM	229	VAL
41	DM	232	THR
41	DM	233	MET
41	DM	236	VAL
41	DM	238	THR
41	DM	241	ARG
41	DM	245	GLN
41	DM	246	LEU
41	DM	249	ASP
41	DM	250	LEU
41	DM	252	LYS
41	DM	253	LEU
41	DM	263	LEU
41	DM	267	MET
41	DM	274	THR
41	DM	282	ARG
41	DM	284	LEU
41	DM	291	GLN
41	DM	297	LYS
41	DM	300	MET
41	DM	306	ARG
41	DM	307	HIS
41	DM	311	LEU
41	DM	318	ARG
41	DM	320	ARG
41	DM	321	MET
41	DM	323	MET

Continued on next page...

Continued from previous page...

Mol	Chain	Res	Type
41	DM	324	LYS
41	DM	327	ASP
41	DM	334	GLN
41	DM	336	LYS
41	DM	338	SER
41	DM	341	PHE
41	DM	342	VAL
41	DM	345	ILE
41	DM	347	ASN
41	DM	348	ASN
41	DM	350	LYS
41	DM	354	CYS
41	DM	355	ASP
41	DM	359	ARG
41	DM	362	LYS
41	DM	366	THR
41	DM	367	PHE
41	DM	374	ILE
41	DM	377	LEU
41	DM	381	ILE
41	DM	382	SER
41	DM	383	GLU
41	DM	388	MET
41	DM	389	PHE
41	DM	390	ARG
41	DM	391	ARG
41	DM	392	LYS
41	DM	399	THR
41	DM	401	GLU
41	DM	404	ASP
41	DM	405	GLU
41	DM	406	MET
41	DM	418	LEU
41	DM	423	VAL
41	DM	424	THR
41	DM	425	ARG
41	DM	428	CYS
41	DN	1	MET
41	DN	6	HIS
41	DN	7	LEU
41	DN	12	CYS
41	DN	19	LYS

Continued on next page...

Continued from previous page...

Mol	Chain	Res	Type
41	DN	22	GLU
41	DN	25	SER
41	DN	26	ASP
41	DN	31	ASP
41	DN	33	THR
41	DN	35	THR
41	DN	39	ASP
41	DN	40	SER
41	DN	41	ASP
41	DN	42	LEU
41	DN	44	LEU
41	DN	46	ARG
41	DN	53	GLU
41	DN	55	THR
41	DN	58	LYS
41	DN	62	ARG
41	DN	68	LEU
41	DN	73	MET
41	DN	74	ASP
41	DN	75	SER
41	DN	83	GLN
41	DN	88	ASP
41	DN	90	PHE
41	DN	99	ASN
41	DN	101	TRP
41	DN	105	HIS
41	DN	114	ASP
41	DN	115	SER
41	DN	117	LEU
41	DN	118	ASP
41	DN	121	ARG
41	DN	128	ASP
41	DN	129	CYS
41	DN	131	GLN
41	DN	138	SER
41	DN	139	LEU
41	DN	150	LEU
41	DN	156	ARG
41	DN	157	GLU
41	DN	159	TYR
41	DN	162	ARG
41	DN	164	MET

Continued on next page...

Continued from previous page...

Mol	Chain	Res	Type
41	DN	166	THR
41	DN	168	SER
41	DN	170	VAL
41	DN	172	SER
41	DN	174	LYS
41	DN	175	VAL
41	DN	179	VAL
41	DN	181	GLU
41	DN	182	PRO
41	DN	191	GLN
41	DN	192	LEU
41	DN	194	GLU
41	DN	197	ASP
41	DN	200	TYR
41	DN	202	ILE
41	DN	204	ASN
41	DN	205	GLU
41	DN	209	ASP
41	DN	212	PHE
41	DN	213	ARG
41	DN	214	THR
41	DN	215	LEU
41	DN	216	LYS
41	DN	218	THR
41	DN	219	THR
41	DN	222	TYR
41	DN	224	ASP
41	DN	227	HIS
41	DN	228	LEU
41	DN	229	VAL
41	DN	236	VAL
41	DN	238	THR
41	DN	240	LEU
41	DN	241	ARG
41	DN	245	GLN
41	DN	250	LEU
41	DN	252	LYS
41	DN	253	LEU
41	DN	256	ASN
41	DN	262	ARG
41	DN	263	LEU
41	DN	266	PHE

Continued on next page...

Continued from previous page...

Mol	Chain	Res	Type
41	DN	267	MET
41	DN	273	LEU
41	DN	274	THR
41	DN	278	SER
41	DN	282	ARG
41	DN	288	GLU
41	DN	293	MET
41	DN	297	LYS
41	DN	300	MET
41	DN	303	CYS
41	DN	306	ARG
41	DN	309	ARG
41	DN	313	VAL
41	DN	317	PHE
41	DN	318	ARG
41	DN	321	MET
41	DN	323	MET
41	DN	333	VAL
41	DN	337	ASN
41	DN	338	SER
41	DN	340	TYR
41	DN	341	PHE
41	DN	345	ILE
41	DN	347	ASN
41	DN	348	ASN
41	DN	354	CYS
41	DN	359	ARG
41	DN	361	LEU
41	DN	362	LYS
41	DN	363	MET
41	DN	366	THR
41	DN	367	PHE
41	DN	368	ILE
41	DN	372	THR
41	DN	374	ILE
41	DN	375	GLN
41	DN	380	ARG
41	DN	381	ILE
41	DN	383	GLU
41	DN	384	GLN
41	DN	385	PHE
41	DN	388	MET

Continued on next page...

Continued from previous page...

Mol	Chain	Res	Type
41	DN	390	ARG
41	DN	391	ARG
41	DN	392	LYS
41	DN	395	LEU
41	DN	401	GLU
41	DN	407	GLU
41	DN	410	GLU
41	DN	412	GLU
41	DN	415	MET
41	DN	423	VAL
41	DN	425	ARG
41	DN	428	CYS
41	DO	2	ARG
41	DO	99	ASN
41	DO	216	LYS
41	DP	2	ARG
41	DP	4	ILE
41	DP	7	LEU
41	DP	11	GLN
41	DP	12	CYS
41	DP	19	LYS
41	DP	22	GLU
41	DP	24	ILE
41	DP	26	ASP
41	DP	33	THR
41	DP	35	THR
41	DP	41	ASP
41	DP	42	LEU
41	DP	46	ARG
41	DP	55	THR
41	DP	62	ARG
41	DP	65	LEU
41	DP	68	LEU
41	DP	69	GLU
41	DP	73	MET
41	DP	75	SER
41	DP	77	ARG
41	DP	86	ARG
41	DP	88	ASP
41	DP	90	PHE
41	DP	91	VAL
41	DP	94	GLN

Continued on next page...

Continued from previous page...

Mol	Chain	Res	Type
41	DP	103	LYS
41	DP	111	GLU
41	DP	118	ASP
41	DP	121	ARG
41	DP	125	GLU
41	DP	130	LEU
41	DP	135	LEU
41	DP	147	MET
41	DP	149	THR
41	DP	151	LEU
41	DP	154	LYS
41	DP	159	TYR
41	DP	170	VAL
41	DP	172	SER
41	DP	174	LYS
41	DP	177	ASP
41	DP	178	THR
41	DP	179	VAL
41	DP	193	VAL
41	DP	194	GLU
41	DP	196	THR
41	DP	197	ASP
41	DP	202	ILE
41	DP	203	ASP
41	DP	208	TYR
41	DP	213	ARG
41	DP	214	THR
41	DP	216	LYS
41	DP	228	LEU
41	DP	233	MET
41	DP	234	SER
41	DP	236	VAL
41	DP	240	LEU
41	DP	246	LEU
41	DP	249	ASP
41	DP	250	LEU
41	DP	251	ARG
41	DP	252	LYS
41	DP	253	LEU
41	DP	257	MET
41	DP	262	ARG
41	DP	266	PHE

Continued on next page...

Continued from previous page...

Mol	Chain	Res	Type
41	DP	267	MET
41	DP	270	PHE
41	DP	273	LEU
41	DP	275	SER
41	DP	276	ARG
41	DP	279	GLN
41	DP	284	LEU
41	DP	292	GLN
41	DP	293	MET
41	DP	297	LYS
41	DP	298	ASN
41	DP	299	MET
41	DP	300	MET
41	DP	309	ARG
41	DP	311	LEU
41	DP	312	THR
41	DP	313	VAL
41	DP	316	VAL
41	DP	318	ARG
41	DP	320	ARG
41	DP	323	MET
41	DP	328	GLU
41	DP	330	MET
41	DP	336	LYS
41	DP	337	ASN
41	DP	347	ASN
41	DP	348	ASN
41	DP	350	LYS
41	DP	351	THR
41	DP	353	VAL
41	DP	354	CYS
41	DP	359	ARG
41	DP	361	LEU
41	DP	362	LYS
41	DP	372	THR
41	DP	376	GLU
41	DP	377	LEU
41	DP	379	LYS
41	DP	380	ARG
41	DP	383	GLU
41	DP	388	MET
41	DP	389	PHE

Continued on next page...

Continued from previous page...

Mol	Chain	Res	Type
41	DP	391	ARG
41	DP	396	HIS
41	DP	399	THR
41	DP	401	GLU
41	DP	403	MET
41	DP	406	MET
41	DP	407	GLU
41	DP	409	THR
41	DP	413	SER
41	DP	422	VAL
41	DP	425	ARG
41	DP	428	CYS
40	EA	84	ARG
40	EA	308	ARG
41	EB	334	GLN
40	EE	88	HIS
40	EE	221	ARG
40	EE	308	ARG
40	EE	369	LYS
40	EE	372	ARG
40	EE	379	ASN
40	EF	308	ARG
40	EG	221	ARG
40	EG	308	ARG
40	EG	329	ASN
40	EH	2	ARG
40	EH	3	GLU
40	EH	5	ILE
40	EH	7	VAL
40	EH	8	HIS
40	EH	9	VAL
40	EH	11	GLN
40	EH	26	LEU
40	EH	28	HIS
40	EH	30	ILE
40	EH	36	MET
40	EH	38	SER
40	EH	52	PHE
40	EH	55	GLU
40	EH	62	VAL
40	EH	68	VAL
40	EH	75	ILE

Continued on next page...

Continued from previous page...

Mol	Chain	Res	Type
40	EH	84	ARG
40	EH	96	LYS
40	EH	103	TYR
40	EH	105	ARG
40	EH	109	THR
40	EH	110	ILE
40	EH	112	LYS
40	EH	114	LEU
40	EH	119	LEU
40	EH	121	ARG
40	EH	122	ILE
40	EH	123	ARG
40	EH	124	LYS
40	EH	125	LEU
40	EH	129	CYS
40	EH	132	LEU
40	EH	137	ILE
40	EH	151	SER
40	EH	156	ARG
40	EH	157	LEU
40	EH	163	LYS
40	EH	167	LEU
40	EH	171	ILE
40	EH	176	GLN
40	EH	177	VAL
40	EH	186	ASN
40	EH	187	SER
40	EH	189	LEU
40	EH	195	LEU
40	EH	198	SER
40	EH	199	ASP
40	EH	207	GLU
40	EH	209	ILE
40	EH	211	ASP
40	EH	214	ARG
40	EH	223	THR
40	EH	224	TYR
40	EH	227	LEU
40	EH	229	ARG
40	EH	230	LEU
40	EH	234	ILE
40	EH	236	SER

Continued on next page...

Continued from previous page...

Mol	Chain	Res	Type
40	EH	237	SER
40	EH	238	ILE
40	EH	242	LEU
40	EH	245	ASP
40	EH	250	VAL
40	EH	256	GLN
40	EH	257	THR
40	EH	258	ASN
40	EH	265	ILE
40	EH	269	LEU
40	EH	272	TYR
40	EH	274	PRO
40	EH	276	ILE
40	EH	277	SER
40	EH	279	GLU
40	EH	280	LYS
40	EH	285	GLN
40	EH	286	LEU
40	EH	287	SER
40	EH	291	ILE
40	EH	293	ASN
40	EH	295	CYS
40	EH	300	ASN
40	EH	301	GLN
40	EH	308	ARG
40	EH	311	LYS
40	EH	315	CYS
40	EH	318	LEU
40	EH	320	ARG
40	EH	326	LYS
40	EH	328	VAL
40	EH	338	LYS
40	EH	339	ARG
40	EH	340	SER
40	EH	352	LYS
40	EH	353	VAL
40	EH	361	THR
40	EH	362	VAL
40	EH	363	VAL
40	EH	369	LYS
40	EH	371	GLN
40	EH	372	ARG

Continued on next page...

Continued from previous page...

Mol	Chain	Res	Type
40	EH	375	CYS
40	EH	376	MET
40	EH	378	SER
40	EH	385	GLU
40	EH	390	LEU
40	EH	392	HIS
40	EH	395	ASP
40	EH	396	LEU
40	EH	400	LYS
40	EH	401	ARG
40	EH	410	GLU
40	EH	413	GLU
40	EH	419	GLU
40	EH	421	ARG
40	EH	423	ASP
40	EH	429	LYS
40	EH	430	ASP
40	EH	432	GLU
40	EH	436	MET
40	EH	439	VAL
40	EH	440	GLU
40	EI	2	ARG
40	EI	3	GLU
40	EI	4	CYS
40	EI	7	VAL
40	EI	9	VAL
40	EI	11	GLN
40	EI	16	ILE
40	EI	20	CYS
40	EI	22	GLU
40	EI	23	LEU
40	EI	25	CYS
40	EI	26	LEU
40	EI	30	ILE
40	EI	39	ASP
40	EI	47	ASP
40	EI	54	SER
40	EI	55	GLU
40	EI	68	VAL
40	EI	70	LEU
40	EI	71	GLU
40	EI	75	ILE

Continued on next page...

Continued from previous page...

Mol	Chain	Res	Type
40	EI	76	ASP
40	EI	77	GLU
40	EI	84	ARG
40	EI	90	GLU
40	EI	92	LEU
40	EI	94	THR
40	EI	97	GLU
40	EI	105	ARG
40	EI	110	ILE
40	EI	112	LYS
40	EI	114	LEU
40	EI	116	ASP
40	EI	119	LEU
40	EI	120	ASP
40	EI	122	ILE
40	EI	124	LYS
40	EI	130	THR
40	EI	132	LEU
40	EI	137	ILE
40	EI	139	HIS
40	EI	140	SER
40	EI	151	SER
40	EI	152	LEU
40	EI	154	MET
40	EI	156	ARG
40	EI	157	LEU
40	EI	158	SER
40	EI	161	TYR
40	EI	163	LYS
40	EI	164	LYS
40	EI	166	LYS
40	EI	171	ILE
40	EI	178	SER
40	EI	179	THR
40	EI	181	VAL
40	EI	183	GLU
40	EI	184	PRO
40	EI	187	SER
40	EI	189	LEU
40	EI	192	HIS
40	EI	194	THR
40	EI	195	LEU

Continued on next page...

Continued from previous page...

Mol	Chain	Res	Type
40	EI	196	GLU
40	EI	199	ASP
40	EI	200	CYS
40	EI	203	MET
40	EI	204	VAL
40	EI	206	ASN
40	EI	212	ILE
40	EI	214	ARG
40	EI	215	ARG
40	EI	217	LEU
40	EI	219	ILE
40	EI	220	GLU
40	EI	224	TYR
40	EI	226	ASN
40	EI	230	LEU
40	EI	237	SER
40	EI	238	ILE
40	EI	243	ARG
40	EI	244	PHE
40	EI	245	ASP
40	EI	248	LEU
40	EI	250	VAL
40	EI	259	LEU
40	EI	264	ARG
40	EI	269	LEU
40	EI	271	THR
40	EI	272	TYR
40	EI	276	ILE
40	EI	279	GLU
40	EI	280	LYS
40	EI	285	GLN
40	EI	286	LEU
40	EI	287	SER
40	EI	288	VAL
40	EI	291	ILE
40	EI	293	ASN
40	EI	304	LYS
40	EI	308	ARG
40	EI	312	TYR
40	EI	315	CYS
40	EI	316	CYS
40	EI	317	LEU

Continued on next page...

Continued from previous page...

Mol	Chain	Res	Type
40	EI	318	LEU
40	EI	320	ARG
40	EI	323	VAL
40	EI	324	VAL
40	EI	326	LYS
40	EI	329	ASN
40	EI	332	ILE
40	EI	336	LYS
40	EI	338	LYS
40	EI	341	ILE
40	EI	342	GLN
40	EI	352	LYS
40	EI	358	GLN
40	EI	363	VAL
40	EI	367	LEU
40	EI	372	ARG
40	EI	375	CYS
40	EI	380	THR
40	EI	383	ILE
40	EI	385	GLU
40	EI	389	ARG
40	EI	390	LEU
40	EI	391	ASP
40	EI	395	ASP
40	EI	397	MET
40	EI	400	LYS
40	EI	401	ARG
40	EI	404	VAL
40	EI	405	HIS
40	EI	410	GLU
40	EI	413	GLU
40	EI	421	ARG
40	EI	422	GLU
40	EI	424	MET
40	EI	427	LEU
40	EI	429	LYS
40	EI	430	ASP
40	EI	432	GLU
40	EI	436	MET
40	EI	439	VAL
41	EL	306	ARG
41	EM	2	ARG

Continued on next page...

Continued from previous page...

Mol	Chain	Res	Type
41	EM	4	ILE
41	EM	6	HIS
41	EM	7	LEU
41	EM	12	CYS
41	EM	19	LYS
41	EM	22	GLU
41	EM	24	ILE
41	EM	30	ILE
41	EM	39	ASP
41	EM	42	LEU
41	EM	46	ARG
41	EM	47	ILE
41	EM	49	VAL
41	EM	58	LYS
41	EM	60	VAL
41	EM	62	ARG
41	EM	65	LEU
41	EM	67	ASP
41	EM	68	LEU
41	EM	69	GLU
41	EM	73	MET
41	EM	77	ARG
41	EM	86	ARG
41	EM	88	ASP
41	EM	94	GLN
41	EM	100	ASN
41	EM	105	HIS
41	EM	106	TYR
41	EM	108	GLU
41	EM	114	ASP
41	EM	121	ARG
41	EM	122	LYS
41	EM	128	ASP
41	EM	129	CYS
41	EM	131	GLN
41	EM	135	LEU
41	EM	145	SER
41	EM	147	MET
41	EM	149	THR
41	EM	150	LEU
41	EM	151	LEU
41	EM	152	ILE

Continued on next page...

Continued from previous page...

Mol	Chain	Res	Type
41	EM	153	SER
41	EM	156	ARG
41	EM	157	GLU
41	EM	162	ARG
41	EM	165	ASN
41	EM	168	SER
41	EM	170	VAL
41	EM	172	SER
41	EM	176	SER
41	EM	180	VAL
41	EM	187	LEU
41	EM	188	SER
41	EM	192	LEU
41	EM	196	THR
41	EM	203	ASP
41	EM	207	LEU
41	EM	210	ILE
41	EM	212	PHE
41	EM	216	LYS
41	EM	217	LEU
41	EM	218	THR
41	EM	221	THR
41	EM	222	TYR
41	EM	224	ASP
41	EM	225	LEU
41	EM	228	LEU
41	EM	230	SER
41	EM	236	VAL
41	EM	239	CYS
41	EM	245	GLN
41	EM	250	LEU
41	EM	252	LYS
41	EM	253	LEU
41	EM	257	MET
41	EM	262	ARG
41	EM	263	LEU
41	EM	273	LEU
41	EM	274	THR
41	EM	276	ARG
41	EM	280	GLN
41	EM	282	ARG
41	EM	284	LEU

Continued on next page...

Continued from previous page...

Mol	Chain	Res	Type
41	EM	288	GLU
41	EM	289	LEU
41	EM	291	GLN
41	EM	292	GLN
41	EM	293	MET
41	EM	295	ASP
41	EM	299	MET
41	EM	300	MET
41	EM	310	TYR
41	EM	311	LEU
41	EM	312	THR
41	EM	313	VAL
41	EM	321	MET
41	EM	323	MET
41	EM	330	MET
41	EM	331	LEU
41	EM	332	ASN
41	EM	336	LYS
41	EM	337	ASN
41	EM	347	ASN
41	EM	348	ASN
41	EM	350	LYS
41	EM	353	VAL
41	EM	359	ARG
41	EM	361	LEU
41	EM	362	LYS
41	EM	366	THR
41	EM	367	PHE
41	EM	374	ILE
41	EM	378	PHE
41	EM	379	LYS
41	EM	381	ILE
41	EM	382	SER
41	EM	383	GLU
41	EM	390	ARG
41	EM	392	LYS
41	EM	395	LEU
41	EM	399	THR
41	EM	403	MET
41	EM	412	GLU
41	EM	415	MET
41	EM	421	PRO

Continued on next page...

Continued from previous page...

Mol	Chain	Res	Type
41	EM	425	ARG
41	EO	306	ARG
41	EP	1	MET
41	EP	2	ARG
41	EP	7	LEU
41	EP	16	ILE
41	EP	19	LYS
41	EP	30	ILE
41	EP	31	ASP
41	EP	35	THR
41	EP	39	ASP
41	EP	42	LEU
41	EP	45	GLU
41	EP	47	ILE
41	EP	48	ASN
41	EP	60	VAL
41	EP	65	LEU
41	EP	66	VAL
41	EP	68	LEU
41	EP	73	MET
41	EP	77	ARG
41	EP	83	GLN
41	EP	86	ARG
41	EP	94	GLN
41	EP	108	GLU
41	EP	111	GLU
41	EP	113	VAL
41	EP	115	SER
41	EP	117	LEU
41	EP	119	VAL
41	EP	120	VAL
41	EP	129	CYS
41	EP	130	LEU
41	EP	131	GLN
41	EP	137	HIS
41	EP	147	MET
41	EP	151	LEU
41	EP	154	LYS
41	EP	156	ARG
41	EP	162	ARG
41	EP	163	ILE
41	EP	164	MET

Continued on next page...

Continued from previous page...

Mol	Chain	Res	Type
41	EP	166	THR
41	EP	170	VAL
41	EP	172	SER
41	EP	175	VAL
41	EP	176	SER
41	EP	192	LEU
41	EP	194	GLU
41	EP	196	THR
41	EP	197	ASP
41	EP	202	ILE
41	EP	215	LEU
41	EP	216	LYS
41	EP	217	LEU
41	EP	219	THR
41	EP	221	THR
41	EP	228	LEU
41	EP	230	SER
41	EP	232	THR
41	EP	238	THR
41	EP	240	LEU
41	EP	245	GLN
41	EP	246	LEU
41	EP	252	LYS
41	EP	262	ARG
41	EP	267	MET
41	EP	273	LEU
41	EP	275	SER
41	EP	279	GLN
41	EP	280	GLN
41	EP	284	LEU
41	EP	290	THR
41	EP	298	ASN
41	EP	303	CYS
41	EP	304	ASP
41	EP	309	ARG
41	EP	311	LEU
41	EP	312	THR
41	EP	322	SER
41	EP	323	MET
41	EP	326	VAL
41	EP	328	GLU
41	EP	330	MET

Continued on next page...

Continued from previous page...

Mol	Chain	Res	Type
41	EP	332	ASN
41	EP	336	LYS
41	EP	337	ASN
41	EP	350	LYS
41	EP	351	THR
41	EP	353	VAL
41	EP	354	CYS
41	EP	356	ILE
41	EP	359	ARG
41	EP	361	LEU
41	EP	362	LYS
41	EP	367	PHE
41	EP	372	THR
41	EP	375	GLN
41	EP	377	LEU
41	EP	379	LYS
41	EP	381	ILE
41	EP	383	GLU
41	EP	386	THR
41	EP	391	ARG
41	EP	395	LEU
41	EP	397	TRP
41	EP	398	TYR
41	EP	399	THR
41	EP	405	GLU
41	EP	406	MET
41	EP	409	THR
41	EP	413	SER
41	EP	422	VAL
41	EP	423	VAL
41	EP	425	ARG
40	FA	1	GLN
40	FA	2	ARG
40	FA	3	GLU
40	FA	5	ILE
40	FA	9	VAL
40	FA	22	GLU
40	FA	23	LEU
40	FA	26	LEU
40	FA	30	ILE
40	FA	33	ASP
40	FA	39	ASP

Continued on next page...

Continued from previous page...

Mol	Chain	Res	Type
40	FA	46	ASP
40	FA	51	THR
40	FA	52	PHE
40	FA	54	SER
40	FA	56	THR
40	FA	62	VAL
40	FA	66	VAL
40	FA	74	VAL
40	FA	75	ILE
40	FA	76	ASP
40	FA	92	LEU
40	FA	93	ILE
40	FA	102	ASN
40	FA	105	ARG
40	FA	107	HIS
40	FA	110	ILE
40	FA	112	LYS
40	FA	113	GLU
40	FA	114	LEU
40	FA	119	LEU
40	FA	122	ILE
40	FA	124	LYS
40	FA	125	LEU
40	FA	130	THR
40	FA	132	LEU
40	FA	136	LEU
40	FA	140	SER
40	FA	141	PHE
40	FA	152	LEU
40	FA	154	MET
40	FA	156	ARG
40	FA	163	LYS
40	FA	165	SER
40	FA	166	LYS
40	FA	170	SER
40	FA	176	GLN
40	FA	178	SER
40	FA	183	GLU
40	FA	188	ILE
40	FA	196	GLU
40	FA	199	ASP
40	FA	200	CYS

Continued on next page...

Continued from previous page...

Mol	Chain	Res	Type
40	FA	203	MET
40	FA	204	VAL
40	FA	209	ILE
40	FA	211	ASP
40	FA	214	ARG
40	FA	216	ASN
40	FA	217	LEU
40	FA	219	ILE
40	FA	220	GLU
40	FA	221	ARG
40	FA	228	ASN
40	FA	238	ILE
40	FA	239	THR
40	FA	241	SER
40	FA	242	LEU
40	FA	245	ASP
40	FA	251	ASP
40	FA	256	GLN
40	FA	258	ASN
40	FA	260	VAL
40	FA	262	TYR
40	FA	265	ILE
40	FA	271	THR
40	FA	274	PRO
40	FA	275	VAL
40	FA	276	ILE
40	FA	280	LYS
40	FA	284	GLU
40	FA	285	GLN
40	FA	287	SER
40	FA	288	VAL
40	FA	291	ILE
40	FA	295	CYS
40	FA	297	GLU
40	FA	300	ASN
40	FA	304	LYS
40	FA	305	CYS
40	FA	308	ARG
40	FA	311	LYS
40	FA	315	CYS
40	FA	316	CYS
40	FA	326	LYS

Continued on next page...

Continued from previous page...

Mol	Chain	Res	Type
40	FA	328	VAL
40	FA	329	ASN
40	FA	332	ILE
40	FA	335	ILE
40	FA	339	ARG
40	FA	341	ILE
40	FA	351	PHE
40	FA	363	VAL
40	FA	366	ASP
40	FA	367	LEU
40	FA	372	ARG
40	FA	380	THR
40	FA	383	ILE
40	FA	387	TRP
40	FA	398	TYR
40	FA	400	LYS
40	FA	404	VAL
40	FA	412	MET
40	FA	419	GLU
40	FA	421	ARG
40	FA	423	ASP
40	FA	424	MET
40	FA	428	GLU
40	FA	429	LYS
40	FA	432	GLU
40	FA	436	MET
40	FA	437	ASP
40	FA	438	SER
40	FA	439	VAL
41	FB	2	ARG
41	FB	174	LYS
40	FG	372	ARG
40	FI	2	ARG
40	FI	54	SER
40	FI	62	VAL
40	FI	379	ASN
41	FM	280	GLN
41	FN	297	LYS
41	FN	298	ASN
41	FN	307	HIS
41	FN	334	GLN
41	FO	291	GLN

Continued on next page...

Continued from previous page...

Mol	Chain	Res	Type
41	FP	2	ARG
41	FP	291	GLN
41	FP	347	ASN
40	GA	15	GLN
40	GA	23	LEU
40	GA	36	MET
40	GE	2	ARG
40	GE	3	GLU
40	GE	6	SER
40	GE	7	VAL
40	GE	14	VAL
40	GE	16	ILE
40	GE	23	LEU
40	GE	25	CYS
40	GE	26	LEU
40	GE	27	GLU
40	GE	30	ILE
40	GE	35	GLN
40	GE	39	ASP
40	GE	48	SER
40	GE	52	PHE
40	GE	54	SER
40	GE	55	GLU
40	GE	60	LYS
40	GE	66	VAL
40	GE	68	VAL
40	GE	69	ASP
40	GE	70	LEU
40	GE	71	GLU
40	GE	74	VAL
40	GE	78	VAL
40	GE	79	ARG
40	GE	80	THR
40	GE	84	ARG
40	GE	87	PHE
40	GE	94	THR
40	GE	96	LYS
40	GE	105	ARG
40	GE	109	THR
40	GE	110	ILE
40	GE	112	LYS
40	GE	114	LEU

Continued on next page...

Continued from previous page...

Mol	Chain	Res	Type
40	GE	116	ASP
40	GE	118	VAL
40	GE	119	LEU
40	GE	121	ARG
40	GE	122	ILE
40	GE	123	ARG
40	GE	124	LYS
40	GE	135	PHE
40	GE	139	HIS
40	GE	141	PHE
40	GE	145	THR
40	GE	149	PHE
40	GE	151	SER
40	GE	152	LEU
40	GE	153	LEU
40	GE	154	MET
40	GE	157	LEU
40	GE	160	ASP
40	GE	161	TYR
40	GE	163	LYS
40	GE	165	SER
40	GE	171	ILE
40	GE	183	GLU
40	GE	193	THR
40	GE	196	GLU
40	GE	200	CYS
40	GE	203	MET
40	GE	211	ASP
40	GE	212	ILE
40	GE	214	ARG
40	GE	215	ARG
40	GE	218	ASP
40	GE	220	GLU
40	GE	221	ARG
40	GE	223	THR
40	GE	224	TYR
40	GE	225	THR
40	GE	228	ASN
40	GE	229	ARG
40	GE	234	ILE
40	GE	235	VAL
40	GE	238	ILE

Continued on next page...

Continued from previous page...

Mol	Chain	Res	Type
40	GE	241	SER
40	GE	243	ARG
40	GE	244	PHE
40	GE	248	LEU
40	GE	250	VAL
40	GE	251	ASP
40	GE	255	PHE
40	GE	256	GLN
40	GE	260	VAL
40	GE	264	ARG
40	GE	265	ILE
40	GE	271	THR
40	GE	275	VAL
40	GE	283	HIS
40	GE	286	LEU
40	GE	291	ILE
40	GE	295	CYS
40	GE	296	PHE
40	GE	303	VAL
40	GE	304	LYS
40	GE	315	CYS
40	GE	316	CYS
40	GE	320	ARG
40	GE	322	ASP
40	GE	328	VAL
40	GE	336	LYS
40	GE	339	ARG
40	GE	341	ILE
40	GE	345	ASP
40	GE	347	CYS
40	GE	349	THR
40	GE	358	GLN
40	GE	362	VAL
40	GE	367	LEU
40	GE	369	LYS
40	GE	372	ARG
40	GE	377	LEU
40	GE	381	THR
40	GE	383	ILE
40	GE	397	MET
40	GE	400	LYS
40	GE	401	ARG

Continued on next page...

Continued from previous page...

Mol	Chain	Res	Type
40	GE	403	PHE
40	GE	412	MET
40	GE	416	GLU
40	GE	417	PHE
40	GE	421	ARG
40	GE	423	ASP
40	GE	424	MET
40	GE	427	LEU
40	GE	429	LYS
40	GE	434	VAL
40	GE	436	MET
40	GE	437	ASP
40	GE	439	VAL
40	GG	18	ASN
40	GG	274	PRO
40	GG	275	VAL
40	GG	276	ILE
40	GG	286	LEU
40	GG	361	THR
40	GG	362	VAL
40	GG	363	VAL
40	GG	366	ASP
40	GG	369	LYS
40	GG	371	GLN
40	GH	2	ARG
40	GH	3	GLU
40	GH	6	SER
40	GH	11	GLN
40	GH	22	GLU
40	GH	23	LEU
40	GH	26	LEU
40	GH	30	ILE
40	GH	33	ASP
40	GH	36	MET
40	GH	38	SER
40	GH	51	THR
40	GH	52	PHE
40	GH	55	GLU
40	GH	60	LYS
40	GH	62	VAL
40	GH	64	ARG
40	GH	66	VAL

Continued on next page...

Continued from previous page...

Mol	Chain	Res	Type
40	GH	90	GLU
40	GH	92	LEU
40	GH	93	ILE
40	GH	94	THR
40	GH	97	GLU
40	GH	105	ARG
40	GH	109	THR
40	GH	110	ILE
40	GH	114	LEU
40	GH	116	ASP
40	GH	117	LEU
40	GH	119	LEU
40	GH	120	ASP
40	GH	123	ARG
40	GH	125	LEU
40	GH	132	LEU
40	GH	137	ILE
40	GH	141	PHE
40	GH	151	SER
40	GH	152	LEU
40	GH	156	ARG
40	GH	157	LEU
40	GH	160	ASP
40	GH	161	TYR
40	GH	164	LYS
40	GH	166	LYS
40	GH	168	GLU
40	GH	171	ILE
40	GH	176	GLN
40	GH	179	THR
40	GH	189	LEU
40	GH	190	THR
40	GH	192	HIS
40	GH	193	THR
40	GH	196	GLU
40	GH	200	CYS
40	GH	203	MET
40	GH	205	ASP
40	GH	210	TYR
40	GH	212	ILE
40	GH	214	ARG
40	GH	215	ARG

Continued on next page...

Continued from previous page...

Mol	Chain	Res	Type
40	GH	221	ARG
40	GH	228	ASN
40	GH	229	ARG
40	GH	241	SER
40	GH	242	LEU
40	GH	243	ARG
40	GH	248	LEU
40	GH	250	VAL
40	GH	251	ASP
40	GH	256	GLN
40	GH	271	THR
40	GH	272	TYR
40	GH	277	SER
40	GH	279	GLU
40	GH	280	LYS
40	GH	284	GLU
40	GH	286	LEU
40	GH	287	SER
40	GH	295	CYS
40	GH	304	LYS
40	GH	305	CYS
40	GH	318	LEU
40	GH	320	ARG
40	GH	328	VAL
40	GH	335	ILE
40	GH	337	THR
40	GH	341	ILE
40	GH	342	GLN
40	GH	343	PHE
40	GH	349	THR
40	GH	351	PHE
40	GH	352	LYS
40	GH	355	ILE
40	GH	362	VAL
40	GH	363	VAL
40	GH	369	LYS
40	GH	370	VAL
40	GH	372	ARG
40	GH	377	LEU
40	GH	381	THR
40	GH	396	LEU
40	GH	400	LYS

Continued on next page...

Continued from previous page...

Mol	Chain	Res	Type
40	GH	403	PHE
40	GH	410	GLU
40	GH	412	MET
40	GH	417	PHE
40	GH	423	ASP
40	GH	424	MET
40	GH	429	LYS
40	GH	434	VAL
40	GH	436	MET
40	GH	437	ASP
40	GH	439	VAL
40	GI	1	GLN
40	GI	2	ARG
40	GI	4	CYS
40	GI	7	VAL
40	GI	9	VAL
40	GI	20	CYS
40	GI	26	LEU
40	GI	33	ASP
40	GI	36	MET
40	GI	39	ASP
40	GI	47	ASP
40	GI	52	PHE
40	GI	55	GLU
40	GI	60	LYS
40	GI	66	VAL
40	GI	71	GLU
40	GI	75	ILE
40	GI	79	ARG
40	GI	85	GLN
40	GI	94	THR
40	GI	96	LYS
40	GI	110	ILE
40	GI	116	ASP
40	GI	120	ASP
40	GI	123	ARG
40	GI	124	LYS
40	GI	128	GLN
40	GI	129	CYS
40	GI	130	THR
40	GI	132	LEU
40	GI	133	GLN

Continued on next page...

Continued from previous page...

Mol	Chain	Res	Type
40	GI	137	ILE
40	GI	139	HIS
40	GI	145	THR
40	GI	149	PHE
40	GI	152	LEU
40	GI	153	LEU
40	GI	154	MET
40	GI	160	ASP
40	GI	161	TYR
40	GI	163	LYS
40	GI	164	LYS
40	GI	166	LYS
40	GI	170	SER
40	GI	176	GLN
40	GI	177	VAL
40	GI	179	THR
40	GI	181	VAL
40	GI	188	ILE
40	GI	190	THR
40	GI	192	HIS
40	GI	203	MET
40	GI	205	ASP
40	GI	207	GLU
40	GI	209	ILE
40	GI	210	TYR
40	GI	214	ARG
40	GI	215	ARG
40	GI	216	ASN
40	GI	221	ARG
40	GI	223	THR
40	GI	225	THR
40	GI	229	ARG
40	GI	230	LEU
40	GI	233	GLN
40	GI	234	ILE
40	GI	236	SER
40	GI	239	THR
40	GI	242	LEU
40	GI	243	ARG
40	GI	248	LEU
40	GI	250	VAL
40	GI	253	THR

Continued on next page...

Continued from previous page...

Mol	Chain	Res	Type
40	GI	254	GLU
40	GI	258	ASN
40	GI	259	LEU
40	GI	264	ARG
40	GI	271	THR
40	GI	272	TYR
40	GI	275	VAL
40	GI	276	ILE
40	GI	280	LYS
40	GI	282	TYR
40	GI	285	GLN
40	GI	287	SER
40	GI	291	ILE
40	GI	293	ASN
40	GI	304	LYS
40	GI	311	LYS
40	GI	313	MET
40	GI	318	LEU
40	GI	323	VAL
40	GI	326	LYS
40	GI	328	VAL
40	GI	332	ILE
40	GI	339	ARG
40	GI	341	ILE
40	GI	345	ASP
40	GI	349	THR
40	GI	351	PHE
40	GI	352	LYS
40	GI	353	VAL
40	GI	356	ASN
40	GI	357	TYR
40	GI	358	GLN
40	GI	362	VAL
40	GI	363	VAL
40	GI	366	ASP
40	GI	367	LEU
40	GI	369	LYS
40	GI	370	VAL
40	GI	372	ARG
40	GI	376	MET
40	GI	383	ILE
40	GI	389	ARG

Continued on next page...

Continued from previous page...

Mol	Chain	Res	Type
40	GI	410	GLU
40	GI	412	MET
40	GI	413	GLU
40	GI	416	GLU
40	GI	419	GLU
40	GI	421	ARG
40	GI	422	GLU
40	GI	424	MET
40	GI	428	GLU
40	GI	429	LYS
40	GI	433	GLU
40	GI	439	VAL
41	GN	2	ARG
41	GN	3	GLU
41	GN	5	VAL
41	GN	7	LEU
41	GN	12	CYS
41	GN	19	LYS
41	GN	24	ILE
41	GN	31	ASP
41	GN	39	ASP
41	GN	45	GLU
41	GN	46	ARG
41	GN	47	ILE
41	GN	48	ASN
41	GN	49	VAL
41	GN	55	THR
41	GN	58	LYS
41	GN	64	VAL
41	GN	67	ASP
41	GN	77	ARG
41	GN	83	GLN
41	GN	86	ARG
41	GN	88	ASP
41	GN	100	ASN
41	GN	103	LYS
41	GN	107	THR
41	GN	108	GLU
41	GN	114	ASP
41	GN	117	LEU
41	GN	122	LYS
41	GN	136	THR

Continued on next page...

Continued from previous page...

Mol	Chain	Res	Type
41	GN	137	HIS
41	GN	139	LEU
41	GN	143	THR
41	GN	147	MET
41	GN	150	LEU
41	GN	152	ILE
41	GN	155	ILE
41	GN	157	GLU
41	GN	162	ARG
41	GN	163	ILE
41	GN	164	MET
41	GN	166	THR
41	GN	168	SER
41	GN	170	VAL
41	GN	172	SER
41	GN	174	LYS
41	GN	175	VAL
41	GN	176	SER
41	GN	177	ASP
41	GN	180	VAL
41	GN	187	LEU
41	GN	202	ILE
41	GN	205	GLU
41	GN	209	ASP
41	GN	213	ARG
41	GN	214	THR
41	GN	217	LEU
41	GN	224	ASP
41	GN	227	HIS
41	GN	228	LEU
41	GN	230	SER
41	GN	233	MET
41	GN	240	LEU
41	GN	249	ASP
41	GN	251	ARG
41	GN	252	LYS
41	GN	253	LEU
41	GN	262	ARG
41	GN	263	LEU
41	GN	275	SER
41	GN	276	ARG
41	GN	279	GLN

Continued on next page...

Continued from previous page...

Mol	Chain	Res	Type
41	GN	282	ARG
41	GN	284	LEU
41	GN	285	THR
41	GN	290	THR
41	GN	293	MET
41	GN	297	LYS
41	GN	299	MET
41	GN	300	MET
41	GN	307	HIS
41	GN	309	ARG
41	GN	310	TYR
41	GN	313	VAL
41	GN	318	ARG
41	GN	322	SER
41	GN	327	ASP
41	GN	328	GLU
41	GN	330	MET
41	GN	334	GLN
41	GN	338	SER
41	GN	345	ILE
41	GN	347	ASN
41	GN	348	ASN
41	GN	350	LYS
41	GN	353	VAL
41	GN	354	CYS
41	GN	355	ASP
41	GN	362	LYS
41	GN	366	THR
41	GN	374	ILE
41	GN	376	GLU
41	GN	377	LEU
41	GN	379	LYS
41	GN	384	GLN
41	GN	392	LYS
41	GN	395	LEU
41	GN	396	HIS
41	GN	397	TRP
41	GN	406	MET
41	GN	410	GLU
41	GN	414	ASN
41	GN	415	MET
41	GN	422	VAL

Continued on next page...

Continued from previous page...

Mol	Chain	Res	Type
41	GN	425	ARG
41	GN	428	CYS
41	GO	251	ARG
41	GO	274	THR
41	GO	279	GLN
40	HA	2	ARG
40	HA	206	ASN
40	HE	1	GLN
40	HE	2	ARG
40	HE	3	GLU
40	HE	4	CYS
40	HE	6	SER
40	HE	7	VAL
40	HE	9	VAL
40	HE	20	CYS
40	HE	22	GLU
40	HE	28	HIS
40	HE	31	GLN
40	HE	38	SER
40	HE	46	ASP
40	HE	50	ASN
40	HE	52	PHE
40	HE	56	THR
40	HE	60	LYS
40	HE	66	VAL
40	HE	68	VAL
40	HE	71	GLU
40	HE	74	VAL
40	HE	75	ILE
40	HE	79	ARG
40	HE	80	THR
40	HE	84	ARG
40	HE	94	THR
40	HE	96	LYS
40	HE	98	ASP
40	HE	105	ARG
40	HE	109	THR
40	HE	110	ILE
40	HE	112	LYS
40	HE	113	GLU
40	HE	114	LEU
40	HE	116	ASP

Continued on next page...

Continued from previous page...

Mol	Chain	Res	Type
40	HE	117	LEU
40	HE	120	ASP
40	HE	122	ILE
40	HE	123	ARG
40	HE	128	GLN
40	HE	129	CYS
40	HE	137	ILE
40	HE	138	PHE
40	HE	145	THR
40	HE	149	PHE
40	HE	151	SER
40	HE	152	LEU
40	HE	153	LEU
40	HE	154	MET
40	HE	160	ASP
40	HE	161	TYR
40	HE	163	LYS
40	HE	164	LYS
40	HE	165	SER
40	HE	166	LYS
40	HE	167	LEU
40	HE	170	SER
40	HE	171	ILE
40	HE	182	VAL
40	HE	183	GLU
40	HE	194	THR
40	HE	195	LEU
40	HE	200	CYS
40	HE	204	VAL
40	HE	205	ASP
40	HE	209	ILE
40	HE	210	TYR
40	HE	212	ILE
40	HE	214	ARG
40	HE	215	ARG
40	HE	218	ASP
40	HE	219	ILE
40	HE	220	GLU
40	HE	226	ASN
40	HE	232	SER
40	HE	234	ILE
40	HE	238	ILE

Continued on next page...

Continued from previous page...

Mol	Chain	Res	Type
40	HE	241	SER
40	HE	242	LEU
40	HE	243	ARG
40	HE	244	PHE
40	HE	248	LEU
40	HE	253	THR
40	HE	256	GLN
40	HE	264	ARG
40	HE	271	THR
40	HE	272	TYR
40	HE	275	VAL
40	HE	277	SER
40	HE	280	LYS
40	HE	284	GLU
40	HE	290	GLU
40	HE	291	ILE
40	HE	304	LYS
40	HE	308	ARG
40	HE	309	HIS
40	HE	311	LYS
40	HE	313	MET
40	HE	317	LEU
40	HE	318	LEU
40	HE	323	VAL
40	HE	324	VAL
40	HE	326	LYS
40	HE	329	ASN
40	HE	338	LYS
40	HE	340	SER
40	HE	342	GLN
40	HE	363	VAL
40	HE	366	ASP
40	HE	367	LEU
40	HE	369	LYS
40	HE	370	VAL
40	HE	374	VAL
40	HE	376	MET
40	HE	377	LEU
40	HE	378	SER
40	HE	380	THR
40	HE	381	THR
40	HE	383	ILE

Continued on next page...

Continued from previous page...

Mol	Chain	Res	Type
40	HE	385	GLU
40	HE	391	ASP
40	HE	396	LEU
40	HE	400	LYS
40	HE	401	ARG
40	HE	403	PHE
40	HE	410	GLU
40	HE	421	ARG
40	HE	427	LEU
40	HE	429	LYS
40	HE	430	ASP
40	HE	434	VAL
40	HE	439	VAL
40	HF	329	ASN
41	HM	2	ARG
41	HM	359	ARG
41	HN	1	MET
41	HN	2	ARG
41	HN	3	GLU
41	HN	4	ILE
41	HN	7	LEU
41	HN	8	GLN
41	HN	12	CYS
41	HN	15	GLN
41	HN	16	ILE
41	HN	19	LYS
41	HN	23	VAL
41	HN	27	GLU
41	HN	31	ASP
41	HN	35	THR
41	HN	40	SER
41	HN	41	ASP
41	HN	53	GLU
41	HN	58	LYS
41	HN	62	ARG
41	HN	65	LEU
41	HN	66	VAL
41	HN	68	LEU
41	HN	69	GLU
41	HN	72	THR
41	HN	74	ASP
41	HN	75	SER

Continued on next page...

Continued from previous page...

Mol	Chain	Res	Type
41	HN	84	ILE
41	HN	91	VAL
41	HN	103	LYS
41	HN	108	GLU
41	HN	111	GLU
41	HN	114	ASP
41	HN	115	SER
41	HN	117	LEU
41	HN	121	ARG
41	HN	123	GLU
41	HN	128	ASP
41	HN	130	LEU
41	HN	131	GLN
41	HN	135	LEU
41	HN	139	LEU
41	HN	147	MET
41	HN	149	THR
41	HN	153	SER
41	HN	156	ARG
41	HN	158	GLU
41	HN	161	ASP
41	HN	162	ARG
41	HN	163	ILE
41	HN	165	ASN
41	HN	166	THR
41	HN	172	SER
41	HN	174	LYS
41	HN	176	SER
41	HN	178	THR
41	HN	180	VAL
41	HN	192	LEU
41	HN	198	GLU
41	HN	199	THR
41	HN	201	CYS
41	HN	205	GLU
41	HN	209	ASP
41	HN	210	ILE
41	HN	213	ARG
41	HN	217	LEU
41	HN	218	THR
41	HN	221	THR
41	HN	222	TYR

Continued on next page...

Continued from previous page...

Mol	Chain	Res	Type
41	HN	224	ASP
41	HN	228	LEU
41	HN	232	THR
41	HN	233	MET
41	HN	234	SER
41	HN	237	THR
41	HN	239	CYS
41	HN	240	LEU
41	HN	241	ARG
41	HN	246	LEU
41	HN	252	LYS
41	HN	255	VAL
41	HN	256	ASN
41	HN	257	MET
41	HN	258	VAL
41	HN	263	LEU
41	HN	267	MET
41	HN	270	PHE
41	HN	273	LEU
41	HN	274	THR
41	HN	276	ARG
41	HN	280	GLN
41	HN	282	ARG
41	HN	284	LEU
41	HN	288	GLU
41	HN	290	THR
41	HN	297	LYS
41	HN	299	MET
41	HN	316	VAL
41	HN	320	ARG
41	HN	322	SER
41	HN	324	LYS
41	HN	329	GLN
41	HN	330	MET
41	HN	334	GLN
41	HN	336	LYS
41	HN	337	ASN
41	HN	341	PHE
41	HN	344	TRP
41	HN	347	ASN
41	HN	350	LYS
41	HN	355	ASP

Continued on next page...

Continued from previous page...

Mol	Chain	Res	Type
41	HN	359	ARG
41	HN	361	LEU
41	HN	362	LYS
41	HN	364	SER
41	HN	367	PHE
41	HN	368	ILE
41	HN	379	LYS
41	HN	380	ARG
41	HN	388	MET
41	HN	391	ARG
41	HN	392	LYS
41	HN	395	LEU
41	HN	409	THR
41	HN	413	SER
41	HN	415	MET
41	HN	423	VAL
41	HN	424	THR
41	HO	306	ARG
41	HQ	306	ARG
40	IA	256	GLN
41	IB	2	ARG
41	IB	162	ARG
40	IE	2	ARG
40	IE	258	ASN
40	IF	308	ARG
40	IH	256	GLN
40	IH	329	ASN
40	II	308	ARG
41	IN	122	LYS
41	IN	359	ARG
41	IP	291	GLN
41	IQ	174	LYS
41	IQ	256	ASN
40	JD	128	GLN
40	JD	342	GLN
40	JD	372	ARG
40	JF	308	ARG
40	JF	429	LYS
40	JG	308	ARG
40	JG	329	ASN
40	JG	338	LYS
40	JG	392	HIS

Continued on next page...

Continued from previous page...

Mol	Chain	Res	Type
41	JM	1	MET
41	JM	7	LEU
41	JM	8	GLN
41	JM	12	CYS
41	JM	19	LYS
41	JM	26	ASP
41	JM	27	GLU
41	JM	28	HIS
41	JM	31	ASP
41	JM	33	THR
41	JM	40	SER
41	JM	42	LEU
41	JM	43	GLN
41	JM	44	LEU
41	JM	46	ARG
41	JM	50	TYR
41	JM	52	ASN
41	JM	53	GLU
41	JM	55	THR
41	JM	58	LYS
41	JM	60	VAL
41	JM	74	ASP
41	JM	78	SER
41	JM	84	ILE
41	JM	86	ARG
41	JM	88	ASP
41	JM	91	VAL
41	JM	100	ASN
41	JM	103	LYS
41	JM	108	GLU
41	JM	114	ASP
41	JM	117	LEU
41	JM	121	ARG
41	JM	131	GLN
41	JM	134	GLN
41	JM	137	HIS
41	JM	145	SER
41	JM	147	MET
41	JM	151	LEU
41	JM	153	SER
41	JM	154	LYS
41	JM	156	ARG

Continued on next page...

Continued from previous page...

Mol	Chain	Res	Type
41	JM	157	GLU
41	JM	158	GLU
41	JM	162	ARG
41	JM	164	MET
41	JM	165	ASN
41	JM	166	THR
41	JM	174	LYS
41	JM	180	VAL
41	JM	182	PRO
41	JM	187	LEU
41	JM	192	LEU
41	JM	194	GLU
41	JM	195	ASN
41	JM	197	ASP
41	JM	198	GLU
41	JM	199	THR
41	JM	200	TYR
41	JM	202	ILE
41	JM	208	TYR
41	JM	209	ASP
41	JM	211	CYS
41	JM	214	THR
41	JM	216	LYS
41	JM	217	LEU
41	JM	218	THR
41	JM	221	THR
41	JM	226	ASN
41	JM	233	MET
41	JM	237	THR
41	JM	249	ASP
41	JM	253	LEU
41	JM	255	VAL
41	JM	257	MET
41	JM	258	VAL
41	JM	273	LEU
41	JM	274	THR
41	JM	275	SER
41	JM	276	ARG
41	JM	279	GLN
41	JM	288	GLU
41	JM	289	LEU
41	JM	290	THR

Continued on next page...

Continued from previous page...

Mol	Chain	Res	Type
41	JM	297	LYS
41	JM	299	MET
41	JM	300	MET
41	JM	306	ARG
41	JM	309	ARG
41	JM	310	TYR
41	JM	311	LEU
41	JM	312	THR
41	JM	316	VAL
41	JM	318	ARG
41	JM	320	ARG
41	JM	322	SER
41	JM	325	GLU
41	JM	329	GLN
41	JM	338	SER
41	JM	345	ILE
41	JM	347	ASN
41	JM	348	ASN
41	JM	349	VAL
41	JM	350	LYS
41	JM	353	VAL
41	JM	355	ASP
41	JM	356	ILE
41	JM	362	LYS
41	JM	363	MET
41	JM	372	THR
41	JM	374	ILE
41	JM	375	GLN
41	JM	376	GLU
41	JM	377	LEU
41	JM	381	ILE
41	JM	388	MET
41	JM	389	PHE
41	JM	391	ARG
41	JM	392	LYS
41	JM	395	LEU
41	JM	399	THR
41	JM	401	GLU
41	JM	403	MET
41	JM	406	MET
41	JM	410	GLU
41	JM	415	MET

Continued on next page...

Continued from previous page...

Mol	Chain	Res	Type
41	JM	418	LEU
41	JM	422	VAL
41	JM	425	ARG
41	JM	428	CYS
41	JN	2	ARG
41	JN	99	ASN
40	KA	50	ASN
40	KA	308	ARG
40	KD	221	ARG
40	KD	326	LYS
40	KE	221	ARG
40	KF	372	ARG
40	KH	88	HIS
41	KL	1	MET
41	KL	2	ARG
41	KL	7	LEU
41	KL	12	CYS
41	KL	16	ILE
41	KL	19	LYS
41	KL	22	GLU
41	KL	33	THR
41	KL	39	ASP
41	KL	40	SER
41	KL	46	ARG
41	KL	47	ILE
41	KL	48	ASN
41	KL	53	GLU
41	KL	62	ARG
41	KL	68	LEU
41	KL	74	ASP
41	KL	77	ARG
41	KL	83	GLN
41	KL	88	ASP
41	KL	91	VAL
41	KL	103	LYS
41	KL	107	THR
41	KL	111	GLU
41	KL	114	ASP
41	KL	115	SER
41	KL	117	LEU
41	KL	128	ASP
41	KL	129	CYS

Continued on next page...

Continued from previous page...

Mol	Chain	Res	Type
41	KL	131	GLN
41	KL	139	LEU
41	KL	145	SER
41	KL	147	MET
41	KL	156	ARG
41	KL	157	GLU
41	KL	164	MET
41	KL	166	THR
41	KL	172	SER
41	KL	178	THR
41	KL	179	VAL
41	KL	181	GLU
41	KL	182	PRO
41	KL	186	THR
41	KL	188	SER
41	KL	194	GLU
41	KL	199	THR
41	KL	213	ARG
41	KL	214	THR
41	KL	216	LYS
41	KL	217	LEU
41	KL	218	THR
41	KL	221	THR
41	KL	222	TYR
41	KL	224	ASP
41	KL	233	MET
41	KL	236	VAL
41	KL	240	LEU
41	KL	241	ARG
41	KL	245	GLN
41	KL	252	LYS
41	KL	257	MET
41	KL	262	ARG
41	KL	264	HIS
41	KL	267	MET
41	KL	273	LEU
41	KL	275	SER
41	KL	282	ARG
41	KL	289	LEU
41	KL	291	GLN
41	KL	292	GLN
41	KL	297	LYS

Continued on next page...

Continued from previous page...

Mol	Chain	Res	Type
41	KL	303	CYS
41	KL	304	ASP
41	KL	306	ARG
41	KL	309	ARG
41	KL	311	LEU
41	KL	312	THR
41	KL	321	MET
41	KL	328	GLU
41	KL	333	VAL
41	KL	336	LYS
41	KL	343	GLU
41	KL	345	ILE
41	KL	347	ASN
41	KL	348	ASN
41	KL	349	VAL
41	KL	350	LYS
41	KL	351	THR
41	KL	353	VAL
41	KL	354	CYS
41	KL	361	LEU
41	KL	362	LYS
41	KL	364	SER
41	KL	372	THR
41	KL	375	GLN
41	KL	380	ARG
41	KL	382	SER
41	KL	383	GLU
41	KL	386	THR
41	KL	390	ARG
41	KL	391	ARG
41	KL	396	HIS
41	KL	409	THR
41	KL	410	GLU
41	KL	413	SER
41	KL	415	MET
41	KL	422	VAL
41	KL	423	VAL
41	KL	424	THR
41	KN	347	ASN
41	KO	348	ASN
40	LA	308	ARG
40	LA	339	ARG

Continued on next page...

Continued from previous page...

Mol	Chain	Res	Type
41	LB	306	ARG
40	LE	2	ARG
40	LE	52	PHE
40	LE	54	SER
40	LE	55	GLU
40	LE	56	THR
40	LE	60	LYS
40	LE	62	VAL
40	LF	3	GLU
40	LF	4	CYS
40	LF	9	VAL
40	LF	30	ILE
40	LF	31	GLN
40	LF	33	ASP
40	LF	38	SER
40	LF	52	PHE
40	LF	70	LEU
40	LF	73	THR
40	LF	75	ILE
40	LF	78	VAL
40	LF	82	THR
40	LF	84	ARG
40	LF	109	THR
40	LF	110	ILE
40	LF	112	LYS
40	LF	116	ASP
40	LF	119	LEU
40	LF	120	ASP
40	LF	128	GLN
40	LF	130	THR
40	LF	137	ILE
40	LF	138	PHE
40	LF	140	SER
40	LF	157	LEU
40	LF	160	ASP
40	LF	163	LYS
40	LF	164	LYS
40	LF	166	LYS
40	LF	171	ILE
40	LF	177	VAL
40	LF	187	SER
40	LF	188	ILE

Continued on next page...

Continued from previous page...

Mol	Chain	Res	Type
40	LF	196	GLU
40	LF	200	CYS
40	LF	203	MET
40	LF	204	VAL
40	LF	212	ILE
40	LF	225	THR
40	LF	227	LEU
40	LF	230	LEU
40	LF	238	ILE
40	LF	241	SER
40	LF	251	ASP
40	LF	252	LEU
40	LF	254	GLU
40	LF	256	GLN
40	LF	259	LEU
40	LF	264	ARG
40	LF	269	LEU
40	LF	271	THR
40	LF	276	ILE
40	LF	279	GLU
40	LF	280	LYS
40	LF	284	GLU
40	LF	285	GLN
40	LF	295	CYS
40	LF	300	ASN
40	LF	302	MET
40	LF	305	CYS
40	LF	308	ARG
40	LF	311	LYS
40	LF	318	LEU
40	LF	320	ARG
40	LF	323	VAL
40	LF	326	LYS
40	LF	327	ASP
40	LF	328	VAL
40	LF	339	ARG
40	LF	340	SER
40	LF	342	GLN
40	LF	352	LYS
40	LF	353	VAL
40	LF	362	VAL
40	LF	363	VAL

Continued on next page...

Continued from previous page...

Mol	Chain	Res	Type
40	LF	366	ASP
40	LF	369	LYS
40	LF	372	ARG
40	LF	374	VAL
40	LF	383	ILE
40	LF	393	LYS
40	LF	400	LYS
40	LF	401	ARG
40	LF	405	HIS
40	LF	414	GLU
40	LF	416	GLU
40	LF	421	ARG
40	LF	424	MET
40	LF	438	SER
40	LF	440	GLU
40	LG	1	GLN
40	LG	4	CYS
40	LG	6	SER
40	LG	9	VAL
40	LG	22	GLU
40	LG	35	GLN
40	LG	38	SER
40	LG	54	SER
40	LG	60	LYS
40	LG	68	VAL
40	LG	74	VAL
40	LG	75	ILE
40	LG	80	THR
40	LG	84	ARG
40	LG	94	THR
40	LG	105	ARG
40	LG	110	ILE
40	LG	112	LYS
40	LG	113	GLU
40	LG	116	ASP
40	LG	119	LEU
40	LG	122	ILE
40	LG	123	ARG
40	LG	124	LYS
40	LG	130	THR
40	LG	139	HIS
40	LG	140	SER

Continued on next page...

Continued from previous page...

Mol	Chain	Res	Type
40	LG	154	MET
40	LG	160	ASP
40	LG	163	LYS
40	LG	164	LYS
40	LG	166	LYS
40	LG	170	SER
40	LG	177	VAL
40	LG	178	SER
40	LG	181	VAL
40	LG	190	THR
40	LG	193	THR
40	LG	195	LEU
40	LG	200	CYS
40	LG	204	VAL
40	LG	209	ILE
40	LG	211	ASP
40	LG	214	ARG
40	LG	215	ARG
40	LG	217	LEU
40	LG	235	VAL
40	LG	238	ILE
40	LG	241	SER
40	LG	242	LEU
40	LG	245	ASP
40	LG	250	VAL
40	LG	254	GLU
40	LG	264	ARG
40	LG	265	ILE
40	LG	271	THR
40	LG	274	PRO
40	LG	275	VAL
40	LG	276	ILE
40	LG	279	GLU
40	LG	280	LYS
40	LG	283	HIS
40	LG	284	GLU
40	LG	285	GLN
40	LG	286	LEU
40	LG	291	ILE
40	LG	295	CYS
40	LG	301	GLN
40	LG	303	VAL

Continued on next page...

Continued from previous page...

Mol	Chain	Res	Type
40	LG	304	LYS
40	LG	306	ASP
40	LG	323	VAL
40	LG	326	LYS
40	LG	329	ASN
40	LG	339	ARG
40	LG	340	SER
40	LG	342	GLN
40	LG	343	PHE
40	LG	349	THR
40	LG	352	LYS
40	LG	361	THR
40	LG	362	VAL
40	LG	363	VAL
40	LG	366	ASP
40	LG	367	LEU
40	LG	369	LYS
40	LG	371	GLN
40	LG	375	CYS
40	LG	376	MET
40	LG	389	ARG
40	LG	395	ASP
40	LG	396	LEU
40	LG	400	LYS
40	LG	410	GLU
40	LG	412	MET
40	LG	417	PHE
40	LG	418	SER
40	LG	429	LYS
40	LG	436	MET
40	LG	438	SER
40	LH	2	ARG
41	LL	37	HIS
41	LL	292	GLN
41	LM	306	ARG
41	LN	19	LYS
41	LO	100	ASN
40	MA	1	GLN
40	MA	2	ARG
40	MA	4	CYS
40	MA	7	VAL
40	MA	15	GLN

Continued on next page...

Continued from previous page...

Mol	Chain	Res	Type
40	MA	27	GLU
40	MA	28	HIS
40	MA	36	MET
40	MA	46	ASP
40	MA	54	SER
40	MA	68	VAL
40	MA	82	THR
40	MA	93	ILE
40	MA	94	THR
40	MA	96	LYS
40	MA	105	ARG
40	MA	114	LEU
40	MA	120	ASP
40	MA	121	ARG
40	MA	123	ARG
40	MA	130	THR
40	MA	139	HIS
40	MA	140	SER
40	MA	141	PHE
40	MA	145	THR
40	MA	151	SER
40	MA	153	LEU
40	MA	156	ARG
40	MA	163	LYS
40	MA	170	SER
40	MA	171	ILE
40	MA	187	SER
40	MA	188	ILE
40	MA	193	THR
40	MA	200	CYS
40	MA	209	ILE
40	MA	211	ASP
40	MA	219	ILE
40	MA	221	ARG
40	MA	224	TYR
40	MA	230	LEU
40	MA	238	ILE
40	MA	241	SER
40	MA	242	LEU
40	MA	248	LEU
40	MA	249	ASN
40	MA	253	THR

Continued on next page...

Continued from previous page...

Mol	Chain	Res	Type
40	MA	257	THR
40	MA	264	ARG
40	MA	265	ILE
40	MA	269	LEU
40	MA	271	THR
40	MA	276	ILE
40	MA	284	GLU
40	MA	302	MET
40	MA	303	VAL
40	MA	304	LYS
40	MA	311	LYS
40	MA	315	CYS
40	MA	316	CYS
40	MA	318	LEU
40	MA	320	ARG
40	MA	324	VAL
40	MA	329	ASN
40	MA	339	ARG
40	MA	340	SER
40	MA	361	THR
40	MA	362	VAL
40	MA	363	VAL
40	MA	366	ASP
40	MA	369	LYS
40	MA	370	VAL
40	MA	372	ARG
40	MA	375	CYS
40	MA	380	THR
40	MA	381	THR
40	MA	385	GLU
40	MA	391	ASP
40	MA	396	LEU
40	MA	400	LYS
40	MA	401	ARG
40	MA	418	SER
40	MA	421	ARG
40	MA	424	MET
40	MA	431	TYR
40	MA	438	SER
40	MA	439	VAL
41	MB	306	ARG
40	MD	274	PRO

Continued on next page...

Continued from previous page...

Mol	Chain	Res	Type
40	MD	276	ILE
40	MD	280	LYS
40	ME	2	ARG
40	ME	308	ARG
40	MF	2	ARG
40	MF	3	GLU
40	MF	4	CYS
40	MF	6	SER
40	MF	9	VAL
40	MF	11	GLN
40	MF	23	LEU
40	MF	26	LEU
40	MF	51	THR
40	MF	54	SER
40	MF	60	LYS
40	MF	62	VAL
40	MF	66	VAL
40	MF	68	VAL
40	MF	71	GLU
40	MF	76	ASP
40	MF	80	THR
40	MF	84	ARG
40	MF	94	THR
40	MF	109	THR
40	MF	110	ILE
40	MF	112	LYS
40	MF	116	ASP
40	MF	117	LEU
40	MF	120	ASP
40	MF	123	ARG
40	MF	124	LYS
40	MF	128	GLN
40	MF	129	CYS
40	MF	130	THR
40	MF	137	ILE
40	MF	139	HIS
40	MF	145	THR
40	MF	152	LEU
40	MF	153	LEU
40	MF	154	MET
40	MF	160	ASP
40	MF	163	LYS

Continued on next page...

Continued from previous page...

Mol	Chain	Res	Type
40	MF	164	LYS
40	MF	165	SER
40	MF	166	LYS
40	MF	171	ILE
40	MF	177	VAL
40	MF	179	THR
40	MF	187	SER
40	MF	196	GLU
40	MF	199	ASP
40	MF	204	VAL
40	MF	205	ASP
40	MF	209	ILE
40	MF	210	TYR
40	MF	221	ARG
40	MF	225	THR
40	MF	231	ILE
40	MF	234	ILE
40	MF	242	LEU
40	MF	243	ARG
40	MF	245	ASP
40	MF	251	ASP
40	MF	256	GLN
40	MF	257	THR
40	MF	259	LEU
40	MF	271	THR
40	MF	275	VAL
40	MF	276	ILE
40	MF	279	GLU
40	MF	285	GLN
40	MF	295	CYS
40	MF	305	CYS
40	MF	308	ARG
40	MF	311	LYS
40	MF	317	LEU
40	MF	318	LEU
40	MF	320	ARG
40	MF	327	ASP
40	MF	340	SER
40	MF	352	LYS
40	MF	355	ILE
40	MF	363	VAL
40	MF	366	ASP

Continued on next page...

Continued from previous page...

Mol	Chain	Res	Type
40	MF	367	LEU
40	MF	374	VAL
40	MF	375	CYS
40	MF	378	SER
40	MF	400	LYS
40	MF	401	ARG
40	MF	408	VAL
40	MF	424	MET
40	MF	436	MET
40	MF	438	SER
40	MG	1	GLN
40	MG	6	SER
40	MG	7	VAL
40	MG	11	GLN
40	MG	15	GLN
40	MG	23	LEU
40	MG	26	LEU
40	MG	35	GLN
40	MG	68	VAL
40	MG	71	GLU
40	MG	75	ILE
40	MG	77	GLU
40	MG	80	THR
40	MG	84	ARG
40	MG	85	GLN
40	MG	92	LEU
40	MG	94	THR
40	MG	96	LYS
40	MG	97	GLU
40	MG	98	ASP
40	MG	109	THR
40	MG	110	ILE
40	MG	113	GLU
40	MG	114	LEU
40	MG	116	ASP
40	MG	123	ARG
40	MG	124	LYS
40	MG	141	PHE
40	MG	158	SER
40	MG	160	ASP
40	MG	163	LYS
40	MG	165	SER

Continued on next page...

Continued from previous page...

Mol	Chain	Res	Type
40	MG	166	LYS
40	MG	170	SER
40	MG	181	VAL
40	MG	187	SER
40	MG	188	ILE
40	MG	191	THR
40	MG	193	THR
40	MG	198	SER
40	MG	200	CYS
40	MG	205	ASP
40	MG	217	LEU
40	MG	218	ASP
40	MG	238	ILE
40	MG	245	ASP
40	MG	249	ASN
40	MG	250	VAL
40	MG	256	GLN
40	MG	258	ASN
40	MG	259	LEU
40	MG	264	ARG
40	MG	271	THR
40	MG	274	PRO
40	MG	275	VAL
40	MG	276	ILE
40	MG	279	GLU
40	MG	280	LYS
40	MG	287	SER
40	MG	295	CYS
40	MG	302	MET
40	MG	303	VAL
40	MG	304	LYS
40	MG	305	CYS
40	MG	308	ARG
40	MG	315	CYS
40	MG	317	LEU
40	MG	323	VAL
40	MG	324	VAL
40	MG	326	LYS
40	MG	332	ILE
40	MG	340	SER
40	MG	341	ILE
40	MG	343	PHE

Continued on next page...

Continued from previous page...

Mol	Chain	Res	Type
40	MG	352	LYS
40	MG	356	ASN
40	MG	362	VAL
40	MG	363	VAL
40	MG	366	ASP
40	MG	369	LYS
40	MG	375	CYS
40	MG	381	THR
40	MG	385	GLU
40	MG	390	LEU
40	MG	391	ASP
40	MG	400	LYS
40	MG	401	ARG
40	MG	412	MET
40	MG	416	GLU
40	MG	419	GLU
40	MG	423	ASP
40	MG	428	GLU
40	MG	429	LYS
40	MG	438	SER
40	MG	439	VAL
40	MH	2	ARG
40	MH	4	CYS
40	MH	7	VAL
40	MH	9	VAL
40	MH	22	GLU
40	MH	26	LEU
40	MH	36	MET
40	MH	54	SER
40	MH	56	THR
40	MH	60	LYS
40	MH	62	VAL
40	MH	68	VAL
40	MH	71	GLU
40	MH	73	THR
40	MH	74	VAL
40	MH	76	ASP
40	MH	80	THR
40	MH	82	THR
40	MH	84	ARG
40	MH	94	THR
40	MH	96	LYS

Continued on next page...

Continued from previous page...

Mol	Chain	Res	Type
40	MH	97	GLU
40	MH	105	ARG
40	MH	112	LYS
40	MH	113	GLU
40	MH	117	LEU
40	MH	120	ASP
40	MH	121	ARG
40	MH	123	ARG
40	MH	133	GLN
40	MH	137	ILE
40	MH	139	HIS
40	MH	145	THR
40	MH	153	LEU
40	MH	157	LEU
40	MH	165	SER
40	MH	166	LYS
40	MH	168	GLU
40	MH	170	SER
40	MH	171	ILE
40	MH	181	VAL
40	MH	182	VAL
40	MH	187	SER
40	MH	193	THR
40	MH	200	CYS
40	MH	203	MET
40	MH	205	ASP
40	MH	209	ILE
40	MH	227	LEU
40	MH	228	ASN
40	MH	231	ILE
40	MH	248	LEU
40	MH	249	ASN
40	MH	251	ASP
40	MH	256	GLN
40	MH	257	THR
40	MH	259	LEU
40	MH	264	ARG
40	MH	271	THR
40	MH	276	ILE
40	MH	279	GLU
40	MH	280	LYS
40	MH	282	TYR

Continued on next page...

Continued from previous page...

Mol	Chain	Res	Type
40	MH	285	GLN
40	MH	288	VAL
40	MH	295	CYS
40	MH	297	GLU
40	MH	302	MET
40	MH	303	VAL
40	MH	305	CYS
40	MH	320	ARG
40	MH	338	LYS
40	MH	339	ARG
40	MH	341	ILE
40	MH	358	GLN
40	MH	366	ASP
40	MH	367	LEU
40	MH	369	LYS
40	MH	374	VAL
40	MH	381	THR
40	MH	383	ILE
40	MH	389	ARG
40	MH	391	ASP
40	MH	401	ARG
40	MH	410	GLU
40	MH	418	SER
40	MH	419	GLU
40	MH	421	ARG
40	MH	429	LYS
40	MH	432	GLU
40	MH	437	ASP
41	MN	354	CYS
41	MN	359	ARG
41	MN	362	LYS
41	MN	363	MET
41	MN	364	SER
41	MO	4	ILE
41	MO	7	LEU
41	MO	19	LYS
41	MO	22	GLU
41	MO	26	ASP
41	MO	31	ASP
41	MO	35	THR
41	MO	39	ASP
41	MO	40	SER

Continued on next page...

Continued from previous page...

Mol	Chain	Res	Type
41	MO	47	ILE
41	MO	53	GLU
41	MO	55	THR
41	MO	58	LYS
41	MO	67	ASP
41	MO	70	PRO
41	MO	83	GLN
41	MO	88	ASP
41	MO	91	VAL
41	MO	103	LYS
41	MO	107	THR
41	MO	111	GLU
41	MO	112	LEU
41	MO	114	ASP
41	MO	115	SER
41	MO	122	LYS
41	MO	129	CYS
41	MO	135	LEU
41	MO	137	HIS
41	MO	139	LEU
41	MO	153	SER
41	MO	154	LYS
41	MO	156	ARG
41	MO	159	TYR
41	MO	161	ASP
41	MO	162	ARG
41	MO	163	ILE
41	MO	166	THR
41	MO	168	SER
41	MO	170	VAL
41	MO	180	VAL
41	MO	188	SER
41	MO	202	ILE
41	MO	203	ASP
41	MO	205	GLU
41	MO	212	PHE
41	MO	213	ARG
41	MO	217	LEU
41	MO	219	THR
41	MO	222	TYR
41	MO	228	LEU
41	MO	233	MET

Continued on next page...

Continued from previous page...

Mol	Chain	Res	Type
41	MO	237	THR
41	MO	240	LEU
41	MO	241	ARG
41	MO	245	GLN
41	MO	252	LYS
41	MO	253	LEU
41	MO	261	PRO
41	MO	262	ARG
41	MO	264	HIS
41	MO	270	PHE
41	MO	273	LEU
41	MO	275	SER
41	MO	276	ARG
41	MO	282	ARG
41	MO	286	VAL
41	MO	288	GLU
41	MO	291	GLN
41	MO	295	ASP
41	MO	309	ARG
41	MO	311	LEU
41	MO	312	THR
41	MO	321	MET
41	MO	322	SER
41	MO	324	LYS
41	MO	333	VAL
41	MO	336	LYS
41	MO	348	ASN
41	MO	350	LYS
41	MO	353	VAL
41	MO	362	LYS
41	MO	363	MET
41	MO	364	SER
41	MO	370	ASN
41	MO	371	SER
41	MO	372	THR
41	MO	391	ARG
41	MO	397	TRP
41	MO	401	GLU
41	MO	403	MET
41	MO	404	ASP
41	MO	406	MET
41	MO	415	MET

Continued on next page...

Continued from previous page...

Mol	Chain	Res	Type
41	MO	425	ARG
41	MO	428	CYS
41	MP	52	ASN
41	MP	262	ARG
41	NB	2	ARG
41	NB	83	GLN
41	NB	306	ARG
40	ND	1	GLN
40	ND	2	ARG
40	ND	3	GLU
40	ND	7	VAL
40	ND	11	GLN
40	ND	22	GLU
40	ND	25	CYS
40	ND	26	LEU
40	ND	31	GLN
40	ND	33	ASP
40	ND	36	MET
40	ND	48	SER
40	ND	51	THR
40	ND	52	PHE
40	ND	54	SER
40	ND	56	THR
40	ND	61	HIS
40	ND	62	VAL
40	ND	66	VAL
40	ND	75	ILE
40	ND	79	ARG
40	ND	84	ARG
40	ND	87	PHE
40	ND	92	LEU
40	ND	93	ILE
40	ND	96	LYS
40	ND	105	ARG
40	ND	109	THR
40	ND	110	ILE
40	ND	112	LYS
40	ND	114	LEU
40	ND	116	ASP
40	ND	119	LEU
40	ND	120	ASP
40	ND	124	LYS

Continued on next page...

Continued from previous page...

Mol	Chain	Res	Type
40	ND	127	ASP
40	ND	128	GLN
40	ND	129	CYS
40	ND	132	LEU
40	ND	133	GLN
40	ND	136	LEU
40	ND	137	ILE
40	ND	139	HIS
40	ND	140	SER
40	ND	157	LEU
40	ND	163	LYS
40	ND	164	LYS
40	ND	166	LYS
40	ND	172	TYR
40	ND	179	THR
40	ND	181	VAL
40	ND	183	GLU
40	ND	186	ASN
40	ND	190	THR
40	ND	195	LEU
40	ND	199	ASP
40	ND	200	CYS
40	ND	203	MET
40	ND	205	ASP
40	ND	206	ASN
40	ND	209	ILE
40	ND	211	ASP
40	ND	220	GLU
40	ND	221	ARG
40	ND	223	THR
40	ND	224	TYR
40	ND	225	THR
40	ND	226	ASN
40	ND	229	ARG
40	ND	231	ILE
40	ND	238	ILE
40	ND	248	LEU
40	ND	252	LEU
40	ND	256	GLN
40	ND	265	ILE
40	ND	269	LEU
40	ND	274	PRO

Continued on next page...

Continued from previous page...

Mol	Chain	Res	Type
40	ND	275	VAL
40	ND	276	ILE
40	ND	284	GLU
40	ND	285	GLN
40	ND	286	LEU
40	ND	290	GLU
40	ND	295	CYS
40	ND	303	VAL
40	ND	305	CYS
40	ND	308	ARG
40	ND	311	LYS
40	ND	315	CYS
40	ND	316	CYS
40	ND	320	ARG
40	ND	323	VAL
40	ND	324	VAL
40	ND	326	LYS
40	ND	338	LYS
40	ND	339	ARG
40	ND	347	CYS
40	ND	349	THR
40	ND	352	LYS
40	ND	356	ASN
40	ND	358	GLN
40	ND	362	VAL
40	ND	363	VAL
40	ND	367	LEU
40	ND	369	LYS
40	ND	370	VAL
40	ND	375	CYS
40	ND	376	MET
40	ND	377	LEU
40	ND	378	SER
40	ND	379	ASN
40	ND	385	GLU
40	ND	395	ASP
40	ND	397	MET
40	ND	398	TYR
40	ND	401	ARG
40	ND	404	VAL
40	ND	413	GLU
40	ND	416	GLU

Continued on next page...

Continued from previous page...

Mol	Chain	Res	Type
40	ND	418	SER
40	ND	421	ARG
40	ND	422	GLU
40	ND	428	GLU
40	ND	429	LYS
40	ND	436	MET
40	ND	438	SER
40	ND	439	VAL
40	ND	440	GLU
40	NF	226	ASN
40	NG	11	GLN
40	NG	326	LYS
41	NL	174	LYS
41	NL	306	ARG
41	NL	359	ARG
41	NM	105	HIS
41	NM	359	ARG
41	NN	2	ARG
41	NO	122	LYS
41	NP	282	ARG
41	NP	306	ARG
41	NP	359	ARG
41	NP	388	MET
40	OA	214	ARG
40	OD	76	ASP
40	OD	77	GLU
40	OD	79	ARG
40	OD	82	THR
40	OD	84	ARG
40	OD	86	LEU
40	OD	166	LYS
40	OD	429	LYS
40	OE	3	GLU
40	OE	6	SER
40	OE	369	LYS
40	OF	2	ARG
40	OF	285	GLN
40	OG	308	ARG
40	OG	369	LYS
40	OH	2	ARG
40	OH	3	GLU
40	OH	4	CYS

Continued on next page...

Continued from previous page...

Mol	Chain	Res	Type
40	OH	11	GLN
40	OH	15	GLN
40	OH	20	CYS
40	OH	23	LEU
40	OH	26	LEU
40	OH	27	GLU
40	OH	33	ASP
40	OH	36	MET
40	OH	38	SER
40	OH	40	LYS
40	OH	51	THR
40	OH	55	GLU
40	OH	60	LYS
40	OH	62	VAL
40	OH	66	VAL
40	OH	68	VAL
40	OH	69	ASP
40	OH	70	LEU
40	OH	73	THR
40	OH	79	ARG
40	OH	84	ARG
40	OH	85	GLN
40	OH	86	LEU
40	OH	90	GLU
40	OH	91	GLN
40	OH	92	LEU
40	OH	93	ILE
40	OH	94	THR
40	OH	96	LYS
40	OH	97	GLU
40	OH	105	ARG
40	OH	108	TYR
40	OH	110	ILE
40	OH	112	LYS
40	OH	113	GLU
40	OH	114	LEU
40	OH	119	LEU
40	OH	120	ASP
40	OH	128	GLN
40	OH	129	CYS
40	OH	133	GLN
40	OH	151	SER

Continued on next page...

Continued from previous page...

Mol	Chain	Res	Type
40	OH	152	LEU
40	OH	154	MET
40	OH	156	ARG
40	OH	164	LYS
40	OH	166	LYS
40	OH	167	LEU
40	OH	168	GLU
40	OH	170	SER
40	OH	176	GLN
40	OH	177	VAL
40	OH	178	SER
40	OH	183	GLU
40	OH	186	ASN
40	OH	187	SER
40	OH	190	THR
40	OH	192	HIS
40	OH	194	THR
40	OH	195	LEU
40	OH	204	VAL
40	OH	206	ASN
40	OH	209	ILE
40	OH	212	ILE
40	OH	214	ARG
40	OH	217	LEU
40	OH	218	ASP
40	OH	219	ILE
40	OH	220	GLU
40	OH	222	PRO
40	OH	223	THR
40	OH	224	TYR
40	OH	228	ASN
40	OH	234	ILE
40	OH	241	SER
40	OH	242	LEU
40	OH	243	ARG
40	OH	248	LEU
40	OH	251	ASP
40	OH	252	LEU
40	OH	253	THR
40	OH	254	GLU
40	OH	256	GLN
40	OH	265	ILE

Continued on next page...

Continued from previous page...

Mol	Chain	Res	Type
40	OH	272	TYR
40	OH	275	VAL
40	OH	276	ILE
40	OH	279	GLU
40	OH	284	GLU
40	OH	285	GLN
40	OH	286	LEU
40	OH	287	SER
40	OH	288	VAL
40	OH	300	ASN
40	OH	301	GLN
40	OH	303	VAL
40	OH	304	LYS
40	OH	305	CYS
40	OH	311	LYS
40	OH	313	MET
40	OH	315	CYS
40	OH	316	CYS
40	OH	317	LEU
40	OH	318	LEU
40	OH	320	ARG
40	OH	323	VAL
40	OH	326	LYS
40	OH	327	ASP
40	OH	339	ARG
40	OH	344	VAL
40	OH	345	ASP
40	OH	355	ILE
40	OH	358	GLN
40	OH	362	VAL
40	OH	363	VAL
40	OH	367	LEU
40	OH	369	LYS
40	OH	370	VAL
40	OH	372	ARG
40	OH	374	VAL
40	OH	383	ILE
40	OH	389	ARG
40	OH	390	LEU
40	OH	391	ASP
40	OH	393	LYS
40	OH	396	LEU

Continued on next page...

Continued from previous page...

Mol	Chain	Res	Type
40	OH	398	TYR
40	OH	400	LYS
40	OH	401	ARG
40	OH	404	VAL
40	OH	408	VAL
40	OH	410	GLU
40	OH	412	MET
40	OH	422	GLU
40	OH	423	ASP
40	OH	429	LYS
40	OH	432	GLU
40	OH	434	VAL
40	OH	436	MET
40	OH	438	SER
40	OH	439	VAL
40	OH	440	GLU
41	OM	162	ARG
41	OM	306	ARG
41	OM	414	ASN
41	ON	99	ASN
41	ON	204	ASN
41	ON	306	ARG
41	ON	321	MET
41	OP	291	GLN
41	PB	7	LEU
41	PB	8	GLN
41	PB	337	ASN
41	PB	347	ASN
40	PD	320	ARG
40	PE	226	ASN
40	PE	264	ARG
40	PE	392	HIS
41	PL	306	ARG
41	PN	276	ARG
41	PN	362	LYS
40	QA	2	ARG
40	QA	79	ARG
40	QA	389	ARG
41	QB	1	MET
41	QB	2	ARG
41	QB	4	ILE
41	QB	7	LEU

Continued on next page...

Continued from previous page...

Mol	Chain	Res	Type
41	QB	8	GLN
41	QB	12	CYS
41	QB	14	ASN
41	QB	16	ILE
41	QB	19	LYS
41	QB	20	PHE
41	QB	21	TRP
41	QB	22	GLU
41	QB	24	ILE
41	QB	26	ASP
41	QB	27	GLU
41	QB	31	ASP
41	QB	36	TYR
41	QB	39	ASP
41	QB	40	SER
41	QB	42	LEU
41	QB	44	LEU
41	QB	47	ILE
41	QB	49	VAL
41	QB	62	ARG
41	QB	64	VAL
41	QB	65	LEU
41	QB	72	THR
41	QB	73	MET
41	QB	74	ASP
41	QB	75	SER
41	QB	77	ARG
41	QB	78	SER
41	QB	91	VAL
41	QB	92	PHE
41	QB	94	GLN
41	QB	101	TRP
41	QB	103	LYS
41	QB	108	GLU
41	QB	111	GLU
41	QB	112	LEU
41	QB	113	VAL
41	QB	115	SER
41	QB	118	ASP
41	QB	121	ARG
41	QB	122	LYS
41	QB	125	GLU

Continued on next page...

Continued from previous page...

Mol	Chain	Res	Type
41	QB	126	SER
41	QB	128	ASP
41	QB	131	GLN
41	QB	135	LEU
41	QB	137	HIS
41	QB	147	MET
41	QB	149	THR
41	QB	150	LEU
41	QB	156	ARG
41	QB	161	ASP
41	QB	162	ARG
41	QB	163	ILE
41	QB	164	MET
41	QB	166	THR
41	QB	174	LYS
41	QB	179	VAL
41	QB	182	PRO
41	QB	192	LEU
41	QB	194	GLU
41	QB	198	GLU
41	QB	200	TYR
41	QB	211	CYS
41	QB	212	PHE
41	QB	213	ARG
41	QB	216	LYS
41	QB	221	THR
41	QB	224	ASP
41	QB	226	ASN
41	QB	227	HIS
41	QB	229	VAL
41	QB	232	THR
41	QB	233	MET
41	QB	238	THR
41	QB	240	LEU
41	QB	241	ARG
41	QB	246	LEU
41	QB	249	ASP
41	QB	251	ARG
41	QB	252	LYS
41	QB	253	LEU
41	QB	262	ARG
41	QB	263	LEU

Continued on next page...

Continued from previous page...

Mol	Chain	Res	Type
41	QB	264	HIS
41	QB	266	PHE
41	QB	270	PHE
41	QB	273	LEU
41	QB	275	SER
41	QB	279	GLN
41	QB	280	GLN
41	QB	291	GLN
41	QB	292	GLN
41	QB	293	MET
41	QB	294	PHE
41	QB	295	ASP
41	QB	300	MET
41	QB	304	ASP
41	QB	306	ARG
41	QB	309	ARG
41	QB	311	LEU
41	QB	312	THR
41	QB	316	VAL
41	QB	320	ARG
41	QB	321	MET
41	QB	324	LYS
41	QB	330	MET
41	QB	331	LEU
41	QB	336	LYS
41	QB	337	ASN
41	QB	343	GLU
41	QB	345	ILE
41	QB	347	ASN
41	QB	349	VAL
41	QB	350	LYS
41	QB	351	THR
41	QB	359	ARG
41	QB	362	LYS
41	QB	366	THR
41	QB	368	ILE
41	QB	375	GLN
41	QB	377	LEU
41	QB	379	LYS
41	QB	380	ARG
41	QB	383	GLU
41	QB	388	MET

Continued on next page...

Continued from previous page...

Mol	Chain	Res	Type
41	QB	389	PHE
41	QB	390	ARG
41	QB	391	ARG
41	QB	392	LYS
41	QB	397	TRP
41	QB	398	TYR
41	QB	406	MET
41	QB	407	GLU
41	QB	415	MET
41	QB	418	LEU
41	QB	425	ARG
41	QB	428	CYS
40	QE	2	ARG
40	QE	226	ASN
40	QF	214	ARG
40	QH	221	ARG
41	QL	58	LYS
41	QL	256	ASN
41	QL	348	ASN
41	QL	359	ARG
41	QM	390	ARG
41	QN	334	GLN
41	QP	1	MET
41	QP	4	ILE
41	QP	7	LEU
41	QP	16	ILE
41	QP	19	LYS
41	QP	22	GLU
41	QP	25	SER
41	QP	33	THR
41	QP	40	SER
41	QP	42	LEU
41	QP	46	ARG
41	QP	47	ILE
41	QP	50	TYR
41	QP	53	GLU
41	QP	58	LYS
41	QP	62	ARG
41	QP	65	LEU
41	QP	68	LEU
41	QP	69	GLU
41	QP	73	MET

Continued on next page...

Continued from previous page...

Mol	Chain	Res	Type
41	QP	74	ASP
41	QP	84	ILE
41	QP	86	ARG
41	QP	88	ASP
41	QP	90	PHE
41	QP	91	VAL
41	QP	92	PHE
41	QP	99	ASN
41	QP	103	LYS
41	QP	106	TYR
41	QP	115	SER
41	QP	118	ASP
41	QP	121	ARG
41	QP	123	GLU
41	QP	125	GLU
41	QP	131	GLN
41	QP	135	LEU
41	QP	138	SER
41	QP	139	LEU
41	QP	147	MET
41	QP	149	THR
41	QP	150	LEU
41	QP	151	LEU
41	QP	152	ILE
41	QP	154	LYS
41	QP	158	GLU
41	QP	159	TYR
41	QP	162	ARG
41	QP	165	ASN
41	QP	167	PHE
41	QP	170	VAL
41	QP	172	SER
41	QP	174	LYS
41	QP	179	VAL
41	QP	180	VAL
41	QP	181	GLU
41	QP	183	TYR
41	QP	184	ASN
41	QP	188	SER
41	QP	192	LEU
41	QP	194	GLU
41	QP	199	THR

Continued on next page...

Continued from previous page...

Mol	Chain	Res	Type
41	QP	204	ASN
41	QP	207	LEU
41	QP	211	CYS
41	QP	213	ARG
41	QP	216	LYS
41	QP	225	LEU
41	QP	227	HIS
41	QP	232	THR
41	QP	236	VAL
41	QP	237	THR
41	QP	238	THR
41	QP	239	CYS
41	QP	240	LEU
41	QP	242	PHE
41	QP	250	LEU
41	QP	262	ARG
41	QP	263	LEU
41	QP	264	HIS
41	QP	266	PHE
41	QP	267	MET
41	QP	275	SER
41	QP	276	ARG
41	QP	279	GLN
41	QP	282	ARG
41	QP	284	LEU
41	QP	285	THR
41	QP	289	LEU
41	QP	290	THR
41	QP	291	GLN
41	QP	293	MET
41	QP	295	ASP
41	QP	297	LYS
41	QP	298	ASN
41	QP	300	MET
41	QP	303	CYS
41	QP	306	ARG
41	QP	311	LEU
41	QP	312	THR
41	QP	313	VAL
41	QP	318	ARG
41	QP	320	ARG
41	QP	323	MET

Continued on next page...

Continued from previous page...

Mol	Chain	Res	Type
41	QP	324	LYS
41	QP	327	ASP
41	QP	330	MET
41	QP	331	LEU
41	QP	335	ASN
41	QP	336	LYS
41	QP	337	ASN
41	QP	342	VAL
41	QP	343	GLU
41	QP	345	ILE
41	QP	350	LYS
41	QP	353	VAL
41	QP	356	ILE
41	QP	359	ARG
41	QP	361	LEU
41	QP	362	LYS
41	QP	363	MET
41	QP	368	ILE
41	QP	372	THR
41	QP	374	ILE
41	QP	375	GLN
41	QP	376	GLU
41	QP	377	LEU
41	QP	379	LYS
41	QP	380	ARG
41	QP	381	ILE
41	QP	383	GLU
41	QP	388	MET
41	QP	391	ARG
41	QP	392	LYS
41	QP	406	MET
41	QP	410	GLU
41	QP	418	LEU
41	QP	425	ARG
40	RA	84	ARG
40	RA	233	GLN
40	RA	389	ARG
41	RB	121	ARG
41	RB	122	LYS
41	RB	359	ARG
40	RE	308	ARG
40	RF	2	ARG

Continued on next page...

Continued from previous page...

Mol	Chain	Res	Type
40	RG	214	ARG
40	RH	308	ARG
40	RH	339	ARG
40	RI	264	ARG
40	RI	371	GLN
41	RL	2	ARG
41	RL	216	LYS
41	RL	306	ARG
41	RL	359	ARG
41	RN	131	GLN
41	RP	306	ARG
41	RP	334	GLN
40	SA	239	THR
40	SA	242	LEU
40	SA	243	ARG
40	SA	244	PHE
40	SA	248	LEU
40	SA	249	ASN
40	SA	250	VAL
40	SA	256	GLN
40	SA	258	ASN
40	SA	260	VAL
40	SA	262	TYR
41	SB	276	ARG
41	SB	299	MET
41	SB	375	GLN
41	SB	377	LEU
41	SB	379	LYS
41	SB	383	GLU
41	SB	389	PHE
41	SB	391	ARG
41	SB	395	LEU
41	SB	401	GLU
41	SB	403	MET
41	SB	407	GLU
41	SB	409	THR
41	SB	410	GLU
41	SB	412	GLU
41	SB	415	MET
40	SE	342	GLN
40	SE	369	LYS
40	SE	372	ARG

Continued on next page...

Continued from previous page...

Mol	Chain	Res	Type
40	SF	2	ARG
40	SF	128	GLN
40	SF	308	ARG
40	SG	249	ASN
40	SG	320	ARG
40	SG	372	ARG
40	SH	372	ARG
41	SL	2	ARG
41	SL	276	ARG
41	SM	2	ARG
41	SN	337	ASN
41	SO	1	MET
41	SO	2	ARG
41	SO	3	GLU
41	SO	4	ILE
41	SO	5	VAL
41	SO	7	LEU
41	SO	12	CYS
41	SO	19	LYS
41	SO	35	THR
41	SO	40	SER
41	SO	42	LEU
41	SO	46	ARG
41	SO	49	VAL
41	SO	50	TYR
41	SO	53	GLU
41	SO	68	LEU
41	SO	73	MET
41	SO	74	ASP
41	SO	75	SER
41	SO	83	GLN
41	SO	86	ARG
41	SO	90	PHE
41	SO	91	VAL
41	SO	92	PHE
41	SO	103	LYS
41	SO	106	TYR
41	SO	107	THR
41	SO	108	GLU
41	SO	111	GLU
41	SO	117	LEU
41	SO	119	VAL

Continued on next page...

Continued from previous page...

Mol	Chain	Res	Type
41	SO	121	ARG
41	SO	122	LYS
41	SO	138	SER
41	SO	143	THR
41	SO	145	SER
41	SO	154	LYS
41	SO	156	ARG
41	SO	158	GLU
41	SO	164	MET
41	SO	170	VAL
41	SO	174	LYS
41	SO	176	SER
41	SO	177	ASP
41	SO	179	VAL
41	SO	180	VAL
41	SO	187	LEU
41	SO	192	LEU
41	SO	199	THR
41	SO	202	ILE
41	SO	203	ASP
41	SO	205	GLU
41	SO	208	TYR
41	SO	212	PHE
41	SO	213	ARG
41	SO	216	LYS
41	SO	217	LEU
41	SO	219	THR
41	SO	221	THR
41	SO	228	LEU
41	SO	233	MET
41	SO	238	THR
41	SO	240	LEU
41	SO	245	GLN
41	SO	246	LEU
41	SO	251	ARG
41	SO	252	LYS
41	SO	255	VAL
41	SO	258	VAL
41	SO	262	ARG
41	SO	267	MET
41	SO	274	THR
41	SO	275	SER

Continued on next page...

Continued from previous page...

Mol	Chain	Res	Type
41	SO	276	ARG
41	SO	280	GLN
41	SO	288	GLU
41	SO	293	MET
41	SO	297	LYS
41	SO	299	MET
41	SO	306	ARG
41	SO	309	ARG
41	SO	310	TYR
41	SO	312	THR
41	SO	318	ARG
41	SO	320	ARG
41	SO	321	MET
41	SO	323	MET
41	SO	324	LYS
41	SO	331	LEU
41	SO	332	ASN
41	SO	334	GLN
41	SO	338	SER
41	SO	340	TYR
41	SO	341	PHE
41	SO	348	ASN
41	SO	349	VAL
41	SO	351	THR
41	SO	359	ARG
41	SO	362	LYS
41	SO	364	SER
41	SO	367	PHE
41	SO	380	ARG
41	SO	388	MET
41	SO	392	LYS
41	SO	396	HIS
41	SO	401	GLU
41	SO	404	ASP
41	SO	405	GLU
41	SO	406	MET
41	SO	409	THR
41	SO	410	GLU
41	SO	420	ASN
41	SO	425	ARG
41	SP	122	LYS
41	SP	359	ARG

Continued on next page...

Continued from previous page...

Mol	Chain	Res	Type
40	TA	326	LYS
41	TB	52	ASN
41	TB	359	ARG
40	TF	2	ARG
40	TF	101	ASN
40	TF	429	LYS
40	TG	124	LYS
40	TG	342	GLN
40	TI	2	ARG
40	TI	369	LYS
41	TL	306	ARG
41	TL	320	ARG
41	TM	2	ARG
41	TM	15	GLN
41	TM	280	GLN
41	TM	359	ARG
41	TN	2	ARG
41	TN	174	LYS
41	TN	329	GLN
41	TN	359	ARG
41	TO	2	ARG
40	UA	372	ARG
40	UE	326	LYS
40	UE	339	ARG
40	UE	372	ARG
40	UF	2	ARG
40	UF	7	VAL
40	UF	22	GLU
40	UF	23	LEU
40	UF	25	CYS
40	UF	26	LEU
40	UF	27	GLU
40	UF	30	ILE
40	UF	31	GLN
40	UF	33	ASP
40	UF	39	ASP
40	UF	46	ASP
40	UF	62	VAL
40	UF	64	ARG
40	UF	66	VAL
40	UF	70	LEU
40	UF	77	GLU

Continued on next page...

Continued from previous page...

Mol	Chain	Res	Type
40	UF	79	ARG
40	UF	82	THR
40	UF	84	ARG
40	UF	92	LEU
40	UF	93	ILE
40	UF	96	LYS
40	UF	97	GLU
40	UF	102	ASN
40	UF	110	ILE
40	UF	112	LYS
40	UF	114	LEU
40	UF	122	ILE
40	UF	133	GLN
40	UF	136	LEU
40	UF	137	ILE
40	UF	140	SER
40	UF	141	PHE
40	UF	145	THR
40	UF	149	PHE
40	UF	155	GLU
40	UF	156	ARG
40	UF	159	VAL
40	UF	160	ASP
40	UF	163	LYS
40	UF	164	LYS
40	UF	165	SER
40	UF	166	LYS
40	UF	171	ILE
40	UF	176	GLN
40	UF	177	VAL
40	UF	186	ASN
40	UF	190	THR
40	UF	195	LEU
40	UF	200	CYS
40	UF	203	MET
40	UF	204	VAL
40	UF	207	GLU
40	UF	212	ILE
40	UF	214	ARG
40	UF	215	ARG
40	UF	216	ASN
40	UF	217	LEU

Continued on next page...

Continued from previous page...

Mol	Chain	Res	Type
40	UF	218	ASP
40	UF	219	ILE
40	UF	221	ARG
40	UF	228	ASN
40	UF	229	ARG
40	UF	232	SER
40	UF	238	ILE
40	UF	241	SER
40	UF	242	LEU
40	UF	248	LEU
40	UF	250	VAL
40	UF	257	THR
40	UF	264	ARG
40	UF	272	TYR
40	UF	275	VAL
40	UF	276	ILE
40	UF	277	SER
40	UF	279	GLU
40	UF	280	LYS
40	UF	286	LEU
40	UF	288	VAL
40	UF	291	ILE
40	UF	297	GLU
40	UF	303	VAL
40	UF	304	LYS
40	UF	311	LYS
40	UF	315	CYS
40	UF	316	CYS
40	UF	323	VAL
40	UF	326	LYS
40	UF	339	ARG
40	UF	344	VAL
40	UF	345	ASP
40	UF	347	CYS
40	UF	352	LYS
40	UF	358	GLN
40	UF	361	THR
40	UF	363	VAL
40	UF	366	ASP
40	UF	367	LEU
40	UF	372	ARG
40	UF	374	VAL

Continued on next page...

Continued from previous page...

Mol	Chain	Res	Type
40	UF	376	MET
40	UF	380	THR
40	UF	389	ARG
40	UF	400	LYS
40	UF	404	VAL
40	UF	406	TRP
40	UF	408	VAL
40	UF	412	MET
40	UF	421	ARG
40	UF	423	ASP
40	UF	424	MET
40	UF	429	LYS
40	UF	433	GLU
40	UF	434	VAL
40	UF	436	MET
40	UF	439	VAL
40	UF	440	GLU
40	UG	2	ARG
40	UG	308	ARG
40	UG	329	ASN
40	UI	2	ARG
40	UI	4	CYS
40	UI	20	CYS
40	UI	22	GLU
40	UI	23	LEU
40	UI	28	HIS
40	UI	31	GLN
40	UI	35	GLN
40	UI	36	MET
40	UI	39	ASP
40	UI	62	VAL
40	UI	70	LEU
40	UI	79	ARG
40	UI	92	LEU
40	UI	93	ILE
40	UI	96	LYS
40	UI	109	THR
40	UI	112	LYS
40	UI	113	GLU
40	UI	114	LEU
40	UI	115	ILE
40	UI	116	ASP

Continued on next page...

Continued from previous page...

Mol	Chain	Res	Type
40	UI	117	LEU
40	UI	119	LEU
40	UI	120	ASP
40	UI	121	ARG
40	UI	122	ILE
40	UI	123	ARG
40	UI	125	LEU
40	UI	129	CYS
40	UI	132	LEU
40	UI	133	GLN
40	UI	136	LEU
40	UI	137	ILE
40	UI	140	SER
40	UI	141	PHE
40	UI	145	THR
40	UI	149	PHE
40	UI	152	LEU
40	UI	153	LEU
40	UI	155	GLU
40	UI	156	ARG
40	UI	158	SER
40	UI	160	ASP
40	UI	163	LYS
40	UI	165	SER
40	UI	166	LYS
40	UI	167	LEU
40	UI	170	SER
40	UI	171	ILE
40	UI	176	GLN
40	UI	182	VAL
40	UI	187	SER
40	UI	188	ILE
40	UI	189	LEU
40	UI	196	GLU
40	UI	198	SER
40	UI	199	ASP
40	UI	200	CYS
40	UI	205	ASP
40	UI	211	ASP
40	UI	214	ARG
40	UI	217	LEU
40	UI	219	ILE

Continued on next page...

Continued from previous page...

Mol	Chain	Res	Type
40	UI	221	ARG
40	UI	229	ARG
40	UI	231	ILE
40	UI	237	SER
40	UI	238	ILE
40	UI	241	SER
40	UI	243	ARG
40	UI	248	LEU
40	UI	250	VAL
40	UI	252	LEU
40	UI	256	GLN
40	UI	259	LEU
40	UI	264	ARG
40	UI	266	HIS
40	UI	269	LEU
40	UI	271	THR
40	UI	272	TYR
40	UI	275	VAL
40	UI	276	ILE
40	UI	279	GLU
40	UI	284	GLU
40	UI	285	GLN
40	UI	286	LEU
40	UI	304	LYS
40	UI	308	ARG
40	UI	309	HIS
40	UI	312	TYR
40	UI	316	CYS
40	UI	317	LEU
40	UI	318	LEU
40	UI	323	VAL
40	UI	327	ASP
40	UI	332	ILE
40	UI	338	LYS
40	UI	339	ARG
40	UI	341	ILE
40	UI	347	CYS
40	UI	357	TYR
40	UI	362	VAL
40	UI	363	VAL
40	UI	366	ASP
40	UI	367	LEU

Continued on next page...

Continued from previous page...

Mol	Chain	Res	Type
40	UI	369	LYS
40	UI	371	GLN
40	UI	372	ARG
40	UI	375	CYS
40	UI	376	MET
40	UI	378	SER
40	UI	383	ILE
40	UI	389	ARG
40	UI	397	MET
40	UI	400	LYS
40	UI	401	ARG
40	UI	404	VAL
40	UI	413	GLU
40	UI	416	GLU
40	UI	421	ARG
40	UI	427	LEU
40	UI	428	GLU
40	UI	429	LYS
40	UI	433	GLU
40	UI	436	MET
40	UI	437	ASP
40	UI	439	VAL
41	UM	306	ARG
41	UM	359	ARG
41	UO	306	ARG
41	UP	1	MET
41	UP	2	ARG
41	UP	7	LEU
41	UP	8	GLN
41	UP	12	CYS
41	UP	19	LYS
41	UP	24	ILE
41	UP	30	ILE
41	UP	31	ASP
41	UP	40	SER
41	UP	41	ASP
41	UP	42	LEU
41	UP	44	LEU
41	UP	45	GLU
41	UP	52	ASN
41	UP	60	VAL
41	UP	62	ARG

Continued on next page...

Continued from previous page...

Mol	Chain	Res	Type
41	UP	65	LEU
41	UP	68	LEU
41	UP	69	GLU
41	UP	73	MET
41	UP	75	SER
41	UP	78	SER
41	UP	84	ILE
41	UP	88	ASP
41	UP	90	PHE
41	UP	91	VAL
41	UP	92	PHE
41	UP	94	GLN
41	UP	105	HIS
41	UP	111	GLU
41	UP	113	VAL
41	UP	119	VAL
41	UP	121	ARG
41	UP	130	LEU
41	UP	131	GLN
41	UP	135	LEU
41	UP	137	HIS
41	UP	139	LEU
41	UP	143	THR
41	UP	147	MET
41	UP	155	ILE
41	UP	156	ARG
41	UP	162	ARG
41	UP	163	ILE
41	UP	166	THR
41	UP	170	VAL
41	UP	172	SER
41	UP	174	LYS
41	UP	175	VAL
41	UP	177	ASP
41	UP	178	THR
41	UP	191	GLN
41	UP	192	LEU
41	UP	194	GLU
41	UP	199	THR
41	UP	202	ILE
41	UP	203	ASP
41	UP	204	ASN

Continued on next page...

Continued from previous page...

Mol	Chain	Res	Type
41	UP	207	LEU
41	UP	211	CYS
41	UP	213	ARG
41	UP	214	THR
41	UP	215	LEU
41	UP	217	LEU
41	UP	218	THR
41	UP	222	TYR
41	UP	224	ASP
41	UP	225	LEU
41	UP	228	LEU
41	UP	236	VAL
41	UP	241	ARG
41	UP	242	PHE
41	UP	249	ASP
41	UP	256	ASN
41	UP	262	ARG
41	UP	263	LEU
41	UP	264	HIS
41	UP	267	MET
41	UP	274	THR
41	UP	276	ARG
41	UP	279	GLN
41	UP	282	ARG
41	UP	286	VAL
41	UP	288	GLU
41	UP	289	LEU
41	UP	291	GLN
41	UP	292	GLN
41	UP	293	MET
41	UP	295	ASP
41	UP	297	LYS
41	UP	298	ASN
41	UP	299	MET
41	UP	300	MET
41	UP	303	CYS
41	UP	304	ASP
41	UP	309	ARG
41	UP	312	THR
41	UP	316	VAL
41	UP	318	ARG
41	UP	320	ARG

Continued on next page...

Continued from previous page...

Mol	Chain	Res	Type
41	UP	321	MET
41	UP	324	LYS
41	UP	330	MET
41	UP	336	LYS
41	UP	337	ASN
41	UP	338	SER
41	UP	339	SER
41	UP	347	ASN
41	UP	350	LYS
41	UP	351	THR
41	UP	356	ILE
41	UP	359	ARG
41	UP	361	LEU
41	UP	362	LYS
41	UP	364	SER
41	UP	367	PHE
41	UP	372	THR
41	UP	375	GLN
41	UP	377	LEU
41	UP	379	LYS
41	UP	380	ARG
41	UP	383	GLU
41	UP	390	ARG
41	UP	391	ARG
41	UP	392	LYS
41	UP	395	LEU
41	UP	396	HIS
41	UP	403	MET
41	UP	409	THR
41	UP	422	VAL
41	UP	423	VAL
41	UP	425	ARG
40	VA	339	ARG
41	VB	332	ASN
40	VF	133	GLN
40	VH	369	LYS
40	VI	214	ARG
40	VI	256	GLN
40	VI	369	LYS
40	VJ	369	LYS
41	VN	2	ARG
41	VN	306	ARG

Continued on next page...

Continued from previous page...

Mol	Chain	Res	Type
41	VN	359	ARG
41	VO	307	HIS
41	VP	83	GLN
41	VQ	306	ARG
40	WA	2	ARG
40	WA	308	ARG
41	WB	204	ASN
41	WB	306	ARG
40	WE	308	ARG
40	WE	339	ARG
40	WF	372	ARG
40	WH	2	ARG
40	WI	163	LYS
40	WI	308	ARG
41	WM	1	MET
41	WM	2	ARG
41	WM	7	LEU
41	WM	8	GLN
41	WM	11	GLN
41	WM	12	CYS
41	WM	19	LYS
41	WM	22	GLU
41	WM	25	SER
41	WM	30	ILE
41	WM	35	THR
41	WM	40	SER
41	WM	46	ARG
41	WM	65	LEU
41	WM	66	VAL
41	WM	77	ARG
41	WM	78	SER
41	WM	83	GLN
41	WM	86	ARG
41	WM	88	ASP
41	WM	99	ASN
41	WM	101	TRP
41	WM	103	LYS
41	WM	107	THR
41	WM	111	GLU
41	WM	113	VAL
41	WM	114	ASP
41	WM	117	LEU

Continued on next page...

Continued from previous page...

Mol	Chain	Res	Type
41	WM	129	CYS
41	WM	130	LEU
41	WM	135	LEU
41	WM	136	THR
41	WM	139	LEU
41	WM	147	MET
41	WM	151	LEU
41	WM	152	ILE
41	WM	153	SER
41	WM	155	ILE
41	WM	156	ARG
41	WM	159	TYR
41	WM	160	PRO
41	WM	162	ARG
41	WM	168	SER
41	WM	169	VAL
41	WM	170	VAL
41	WM	172	SER
41	WM	174	LYS
41	WM	177	ASP
41	WM	180	VAL
41	WM	191	GLN
41	WM	193	VAL
41	WM	194	GLU
41	WM	195	ASN
41	WM	199	THR
41	WM	202	ILE
41	WM	207	LEU
41	WM	211	CYS
41	WM	212	PHE
41	WM	213	ARG
41	WM	214	THR
41	WM	215	LEU
41	WM	216	LYS
41	WM	218	THR
41	WM	221	THR
41	WM	224	ASP
41	WM	225	LEU
41	WM	226	ASN
41	WM	227	HIS
41	WM	232	THR
41	WM	237	THR

Continued on next page...

Continued from previous page...

Mol	Chain	Res	Type
41	WM	241	ARG
41	WM	242	PHE
41	WM	245	GLN
41	WM	246	LEU
41	WM	252	LYS
41	WM	255	VAL
41	WM	257	MET
41	WM	258	VAL
41	WM	262	ARG
41	WM	263	LEU
41	WM	274	THR
41	WM	275	SER
41	WM	278	SER
41	WM	280	GLN
41	WM	282	ARG
41	WM	289	LEU
41	WM	293	MET
41	WM	295	ASP
41	WM	297	LYS
41	WM	299	MET
41	WM	300	MET
41	WM	303	CYS
41	WM	309	ARG
41	WM	310	TYR
41	WM	311	LEU
41	WM	316	VAL
41	WM	324	LYS
41	WM	327	ASP
41	WM	330	MET
41	WM	331	LEU
41	WM	342	VAL
41	WM	345	ILE
41	WM	348	ASN
41	WM	350	LYS
41	WM	364	SER
41	WM	372	THR
41	WM	374	ILE
41	WM	376	GLU
41	WM	377	LEU
41	WM	379	LYS
41	WM	380	ARG
41	WM	388	MET

Continued on next page...

Continued from previous page...

Mol	Chain	Res	Type
41	WM	389	PHE
41	WM	390	ARG
41	WM	391	ARG
41	WM	392	LYS
41	WM	395	LEU
41	WM	396	HIS
41	WM	404	ASP
41	WM	406	MET
41	WM	415	MET
41	WM	423	VAL
41	WM	424	THR
41	WM	425	ARG
41	WN	1	MET
41	WN	7	LEU
41	WN	11	GLN
41	WN	12	CYS
41	WN	19	LYS
41	WN	22	GLU
41	WN	30	ILE
41	WN	31	ASP
41	WN	33	THR
41	WN	37	HIS
41	WN	39	ASP
41	WN	40	SER
41	WN	42	LEU
41	WN	44	LEU
41	WN	46	ARG
41	WN	47	ILE
41	WN	48	ASN
41	WN	49	VAL
41	WN	50	TYR
41	WN	51	TYR
41	WN	58	LYS
41	WN	60	VAL
41	WN	65	LEU
41	WN	66	VAL
41	WN	68	LEU
41	WN	74	ASP
41	WN	78	SER
41	WN	84	ILE
41	WN	86	ARG
41	WN	89	ASN

Continued on next page...

Continued from previous page...

Mol	Chain	Res	Type
41	WN	90	PHE
41	WN	91	VAL
41	WN	94	GLN
41	WN	101	TRP
41	WN	103	LYS
41	WN	107	THR
41	WN	108	GLU
41	WN	111	GLU
41	WN	112	LEU
41	WN	113	VAL
41	WN	114	ASP
41	WN	117	LEU
41	WN	118	ASP
41	WN	119	VAL
41	WN	122	LYS
41	WN	131	GLN
41	WN	135	LEU
41	WN	136	THR
41	WN	139	LEU
41	WN	147	MET
41	WN	153	SER
41	WN	154	LYS
41	WN	155	ILE
41	WN	157	GLU
41	WN	162	ARG
41	WN	166	THR
41	WN	168	SER
41	WN	170	VAL
41	WN	174	LYS
41	WN	175	VAL
41	WN	176	SER
41	WN	180	VAL
41	WN	193	VAL
41	WN	194	GLU
41	WN	197	ASP
41	WN	199	THR
41	WN	202	ILE
41	WN	204	ASN
41	WN	205	GLU
41	WN	211	CYS
41	WN	213	ARG
41	WN	217	LEU

Continued on next page...

Continued from previous page...

Mol	Chain	Res	Type
41	WN	218	THR
41	WN	221	THR
41	WN	224	ASP
41	WN	226	ASN
41	WN	227	HIS
41	WN	228	LEU
41	WN	236	VAL
41	WN	245	GLN
41	WN	249	ASP
41	WN	251	ARG
41	WN	253	LEU
41	WN	255	VAL
41	WN	262	ARG
41	WN	267	MET
41	WN	274	THR
41	WN	275	SER
41	WN	276	ARG
41	WN	282	ARG
41	WN	292	GLN
41	WN	293	MET
41	WN	297	LYS
41	WN	298	ASN
41	WN	299	MET
41	WN	300	MET
41	WN	303	CYS
41	WN	304	ASP
41	WN	309	ARG
41	WN	310	TYR
41	WN	316	VAL
41	WN	318	ARG
41	WN	320	ARG
41	WN	321	MET
41	WN	324	LYS
41	WN	325	GLU
41	WN	326	VAL
41	WN	328	GLU
41	WN	331	LEU
41	WN	337	ASN
41	WN	338	SER
41	WN	342	VAL
41	WN	345	ILE
41	WN	347	ASN

Continued on next page...

Continued from previous page...

Mol	Chain	Res	Type
41	WN	348	ASN
41	WN	350	LYS
41	WN	351	THR
41	WN	355	ASP
41	WN	359	ARG
41	WN	361	LEU
41	WN	362	LYS
41	WN	364	SER
41	WN	366	THR
41	WN	372	THR
41	WN	374	ILE
41	WN	376	GLU
41	WN	377	LEU
41	WN	379	LYS
41	WN	380	ARG
41	WN	386	THR
41	WN	388	MET
41	WN	392	LYS
41	WN	395	LEU
41	WN	397	TRP
41	WN	403	MET
41	WN	404	ASP
41	WN	406	MET
41	WN	410	GLU
41	WN	413	SER
41	WN	423	VAL
41	WO	306	ARG
41	WP	195	ASN
41	WP	306	ARG
41	WQ	204	ASN

Sometimes sidechains can be flipped to improve hydrogen bonding and reduce clashes. All (942) such sidechains are listed below:

Mol	Chain	Res	Type
1	1A	534	ASN
1	1A	650	GLN
1	1A	918	ASN
1	1A	1025	GLN
3	1G	71	ASN
3	1G	109	HIS
3	1G	245	GLN
4	1H	173	ASN

Continued on next page...

Continued from previous page...

Mol	Chain	Res	Type
4	1I	73	GLN
5	1L	281	GLN
5	1M	98	GLN
5	1M	269	GLN
7	1S	567	HIS
7	1T	55	GLN
7	1T	58	ASN
7	1T	61	HIS
7	1T	191	ASN
7	1T	290	GLN
7	1T	303	HIS
7	1T	304	GLN
7	1T	378	HIS
7	1T	445	GLN
7	1T	451	GLN
7	1T	506	GLN
7	1T	586	HIS
7	1U	65	ASN
8	1W	320	ASN
8	1X	149	GLN
8	1X	180	GLN
8	1X	185	GLN
9	2B	245	GLN
9	2B	369	ASN
9	2C	447	GLN
10	2E	104	HIS
10	2F	41	GLN
11	2I	104	ASN
11	2I	174	ASN
11	2I	179	ASN
11	2K	112	ASN
12	2O	158	ASN
12	2P	220	ASN
12	2Q	215	GLN
12	2R	192	GLN
13	2U	33	HIS
13	2U	43	GLN
13	2U	131	GLN
13	2U	133	GLN
13	2V	82	ASN
13	2V	130	ASN
13	2V	131	GLN

Continued on next page...

Continued from previous page...

Mol	Chain	Res	Type
13	2V	133	GLN
13	2W	31	ASN
13	2W	43	GLN
13	2W	109	GLN
13	2W	131	GLN
13	2W	133	GLN
13	2X	7	GLN
13	2X	109	GLN
13	2X	130	ASN
13	2X	131	GLN
13	2X	133	GLN
13	2X	159	ASN
14	3B	8	ASN
14	3B	9	GLN
14	3C	9	GLN
14	3C	20	GLN
15	3H	194	ASN
16	3J	10	GLN
16	3J	31	GLN
16	3J	333	GLN
16	3K	107	ASN
16	3K	344	GLN
16	3M	217	GLN
17	3O	349	ASN
17	3O	397	GLN
17	3P	129	GLN
17	3P	134	GLN
17	3P	243	GLN
17	3P	326	GLN
17	3P	470	GLN
17	3Q	435	GLN
17	3Q	446	GLN
17	3Q	470	GLN
17	3R	129	GLN
17	3R	133	GLN
17	3R	145	ASN
17	3R	151	ASN
17	3R	172	ASN
17	3R	193	GLN
17	3R	243	GLN
17	3R	251	GLN
17	3R	334	ASN

Continued on next page...

Continued from previous page...

Mol	Chain	Res	Type
17	3R	338	ASN
17	3R	341	ASN
19	3Z	378	ASN
20	4A	70	GLN
20	4A	152	HIS
20	4A	157	GLN
20	4A	167	GLN
20	4A	173	GLN
20	4A	198	GLN
20	4A	234	GLN
20	4B	237	GLN
20	4B	258	GLN
20	4B	289	GLN
20	4B	344	GLN
20	4B	345	GLN
20	4B	354	HIS
21	4D	26	HIS
21	4D	458	ASN
21	4D	532	GLN
21	4D	533	ASN
21	4E	458	ASN
21	4F	119	GLN
21	4F	307	ASN
21	4F	415	ASN
21	4F	481	ASN
21	4F	532	GLN
22	4H	9	ASN
22	4H	14	ASN
22	4H	297	GLN
22	4I	698	ASN
22	4J	670	ASN
22	4J	687	GLN
23	4M	25	HIS
23	4M	39	GLN
23	4M	102	GLN
23	4M	110	ASN
23	4M	111	GLN
23	4M	207	ASN
23	4M	208	GLN
23	4M	211	GLN
23	4M	215	GLN
23	4M	256	GLN

Continued on next page...

Continued from previous page...

Mol	Chain	Res	Type
23	4N	35	GLN
23	4N	43	GLN
23	4N	57	HIS
23	4N	102	GLN
23	4N	110	ASN
23	4N	208	GLN
23	4N	211	GLN
23	4N	239	ASN
23	4N	256	GLN
24	4O	208	GLN
24	4O	256	GLN
23	4P	208	GLN
23	4P	239	ASN
23	4P	256	GLN
23	4Q	17	HIS
23	4Q	35	GLN
23	4Q	39	GLN
23	4Q	43	GLN
23	4Q	256	GLN
23	4R	39	GLN
23	4R	102	GLN
23	4R	110	ASN
23	4R	208	GLN
26	4V	140	HIS
26	4W	336	HIS
26	4W	353	ASN
28	5B	212	ASN
30	5G	33	ASN
30	5G	85	GLN
33	5O	41	GLN
34	5Q	183	GLN
34	5R	310	ASN
34	5R	322	GLN
34	5R	391	ASN
34	5R	402	GLN
34	5R	460	GLN
34	5R	502	HIS
36	5W	122	ASN
36	5X	192	GLN
36	5X	198	GLN
36	5X	221	GLN
39	6F	121	HIS

Continued on next page...

Continued from previous page...

Mol	Chain	Res	Type
39	6G	24	GLN
40	AA	1	GLN
40	AA	258	ASN
41	AB	100	ASN
41	AB	184	ASN
41	AB	292	GLN
41	AB	298	ASN
41	AB	334	GLN
41	AB	347	ASN
40	AG	186	ASN
40	AH	11	GLN
40	AH	101	ASN
40	AH	283	HIS
41	AL	347	ASN
41	AM	334	GLN
41	AN	6	HIS
41	AN	14	ASN
41	AN	134	GLN
41	AN	347	ASN
41	AO	83	GLN
41	AO	100	ASN
41	AO	131	GLN
41	AO	165	ASN
41	AO	335	ASN
41	AO	347	ASN
41	AO	370	ASN
41	AP	134	GLN
40	BA	258	ASN
40	BA	358	GLN
41	BB	131	GLN
41	BB	134	GLN
41	BB	165	ASN
41	BB	190	HIS
41	BB	245	GLN
41	BB	329	GLN
41	BB	334	GLN
41	BB	348	ASN
41	BB	384	GLN
41	BB	396	HIS
40	BE	15	GLN
40	BE	206	ASN
40	BE	301	GLN

Continued on next page...

Continued from previous page...

Mol	Chain	Res	Type
40	BF	11	GLN
40	BF	18	ASN
40	BF	101	ASN
40	BG	256	GLN
40	BG	405	HIS
40	BH	15	GLN
40	BH	128	GLN
40	BH	133	GLN
40	BH	206	ASN
40	BH	256	GLN
40	BH	392	HIS
40	BI	91	GLN
40	BI	102	ASN
40	BI	133	GLN
40	BI	206	ASN
40	BI	226	ASN
40	BI	256	GLN
40	BI	300	ASN
40	BI	371	GLN
41	BL	131	GLN
41	BL	204	ASN
41	BL	334	GLN
41	BL	347	ASN
41	BM	11	GLN
41	BM	14	ASN
41	BM	191	GLN
41	BM	195	ASN
41	BM	204	ASN
41	BM	245	GLN
41	BM	247	ASN
41	BM	329	GLN
41	BM	384	GLN
41	BM	414	ASN
41	BM	420	ASN
41	BN	48	ASN
41	BN	131	GLN
41	BN	347	ASN
41	BO	6	HIS
41	BO	184	ASN
41	BO	190	HIS
41	BO	247	ASN
41	BO	279	GLN

Continued on next page...

Continued from previous page...

Mol	Chain	Res	Type
41	BO	298	ASN
41	BO	370	ASN
41	BO	375	GLN
41	BP	94	GLN
41	BP	131	GLN
41	BP	134	GLN
41	BP	191	GLN
41	BP	334	GLN
41	BP	335	ASN
41	BP	370	ASN
41	BP	420	ASN
40	CA	301	GLN
41	CB	6	HIS
41	CB	256	ASN
41	CB	375	GLN
40	CE	128	GLN
40	CE	176	GLN
40	CF	1	GLN
40	CF	206	ASN
40	CG	101	ASN
40	CG	293	ASN
40	CH	85	GLN
40	CH	206	ASN
40	CH	285	GLN
40	CH	293	ASN
40	CH	329	ASN
40	CI	228	ASN
41	CL	8	GLN
41	CL	14	ASN
41	CL	48	ASN
41	CL	100	ASN
41	CL	191	GLN
41	CL	256	ASN
41	CL	279	GLN
41	CL	291	GLN
41	CL	329	GLN
41	CL	335	ASN
41	CL	375	GLN
41	CL	416	ASN
41	CL	420	ASN
41	CM	8	GLN
41	CM	11	GLN

Continued on next page...

Continued from previous page...

Mol	Chain	Res	Type
41	CM	43	GLN
41	CM	94	GLN
41	CM	105	HIS
41	CM	131	GLN
41	CM	184	ASN
41	CM	280	GLN
41	CM	334	GLN
41	CM	335	ASN
41	CM	347	ASN
41	CM	396	HIS
41	CN	6	HIS
41	CN	8	GLN
41	CN	94	GLN
41	CN	134	GLN
41	CN	184	ASN
41	CN	191	GLN
41	CN	204	ASN
41	CN	307	HIS
41	CN	347	ASN
41	CN	420	ASN
41	CO	15	GLN
41	CO	184	ASN
41	CO	191	GLN
41	CO	204	ASN
41	CO	292	GLN
41	CO	329	GLN
41	CO	334	GLN
41	CO	337	ASN
41	CO	416	ASN
41	CO	420	ASN
41	CP	8	GLN
41	CP	11	GLN
41	CP	14	ASN
41	CP	48	ASN
41	CP	89	ASN
41	CP	99	ASN
41	CP	204	ASN
41	CP	256	ASN
41	CP	298	ASN
41	CP	335	ASN
41	CP	347	ASN
41	CP	420	ASN

Continued on next page...

Continued from previous page...

Mol	Chain	Res	Type
40	DA	1	GLN
40	DA	35	GLN
40	DA	101	ASN
40	DA	226	ASN
40	DA	249	ASN
40	DA	256	GLN
40	DA	342	GLN
40	DA	356	ASN
40	DA	371	GLN
41	DB	11	GLN
41	DB	48	ASN
41	DB	131	GLN
41	DB	134	GLN
41	DB	226	ASN
41	DB	420	ASN
40	DE	1	GLN
40	DE	11	GLN
40	DE	85	GLN
40	DE	176	GLN
40	DE	206	ASN
40	DE	226	ASN
40	DE	285	GLN
40	DE	358	GLN
40	DE	392	HIS
40	DF	61	HIS
40	DF	128	GLN
40	DF	133	GLN
40	DF	206	ASN
40	DF	293	ASN
40	DG	101	ASN
40	DG	258	ASN
40	DH	15	GLN
40	DH	102	ASN
40	DH	107	HIS
40	DH	128	GLN
40	DH	197	HIS
40	DH	206	ASN
40	DH	216	ASN
40	DH	233	GLN
40	DH	285	GLN
40	DI	11	GLN
40	DI	85	GLN

Continued on next page...

Continued from previous page...

Mol	Chain	Res	Type
40	DI	139	HIS
40	DI	176	GLN
40	DI	206	ASN
40	DI	249	ASN
40	DI	356	ASN
41	DL	15	GLN
41	DL	43	GLN
41	DL	184	ASN
41	DL	247	ASN
41	DL	347	ASN
41	DL	420	ASN
41	DM	15	GLN
41	DM	48	ASN
41	DM	99	ASN
41	DM	100	ASN
41	DM	131	GLN
41	DM	134	GLN
41	DM	165	ASN
41	DM	226	ASN
41	DM	227	HIS
41	DM	332	ASN
41	DM	337	ASN
41	DM	416	ASN
41	DN	8	GLN
41	DN	14	ASN
41	DN	15	GLN
41	DN	83	GLN
41	DN	105	HIS
41	DN	131	GLN
41	DN	165	ASN
41	DN	190	HIS
41	DN	247	ASN
41	DN	256	ASN
41	DN	292	GLN
41	DN	298	ASN
41	DN	414	ASN
41	DO	99	ASN
41	DO	131	GLN
41	DO	134	GLN
41	DO	190	HIS
41	DO	375	GLN
41	DO	414	ASN

Continued on next page...

Continued from previous page...

Mol	Chain	Res	Type
41	DP	6	HIS
41	DP	8	GLN
41	DP	43	GLN
41	DP	99	ASN
41	DP	131	GLN
41	DP	134	GLN
41	DP	190	HIS
41	DP	226	ASN
41	DP	247	ASN
41	DP	292	GLN
41	DP	298	ASN
41	DP	416	ASN
40	EA	61	HIS
40	EA	101	ASN
41	EB	6	HIS
41	EB	8	GLN
41	EB	256	ASN
40	EE	256	GLN
40	EH	197	HIS
40	EH	258	ASN
40	EH	329	ASN
40	EI	18	ASN
40	EI	197	HIS
40	EI	342	GLN
40	EI	358	GLN
41	EL	165	ASN
41	EL	256	ASN
41	EM	43	GLN
41	EM	94	GLN
41	EM	165	ASN
41	EM	245	GLN
41	EM	280	GLN
41	EM	335	ASN
41	EN	256	ASN
41	EO	165	ASN
41	EP	8	GLN
41	EP	191	GLN
41	EP	195	ASN
41	EP	204	ASN
41	EP	280	GLN
41	EP	420	ASN
40	FA	107	HIS

Continued on next page...

Continued from previous page...

Mol	Chain	Res	Type
40	FA	258	ASN
40	FA	293	ASN
40	FA	358	GLN
41	FB	396	HIS
40	FG	31	GLN
41	FM	334	GLN
41	FN	8	GLN
41	FN	247	ASN
41	FP	131	GLN
41	FP	334	GLN
41	FP	347	ASN
40	GA	11	GLN
40	GA	15	GLN
40	GA	61	HIS
40	GA	101	ASN
40	GA	102	ASN
40	GA	228	ASN
41	GB	131	GLN
41	GB	247	ASN
40	GE	18	ASN
40	GE	91	GLN
40	GE	139	HIS
40	GE	206	ASN
40	GF	15	GLN
40	GF	371	GLN
40	GG	258	ASN
40	GH	283	HIS
40	GI	31	GLN
40	GI	186	ASN
40	GI	216	ASN
40	GI	228	ASN
40	GI	356	ASN
40	GI	405	HIS
41	GM	6	HIS
41	GM	8	GLN
41	GM	191	GLN
41	GM	195	ASN
41	GM	384	GLN
41	GM	396	HIS
41	GN	6	HIS
41	GN	8	GLN
41	GN	83	GLN

Continued on next page...

Continued from previous page...

Mol	Chain	Res	Type
41	GN	94	GLN
41	GN	105	HIS
41	GN	134	GLN
41	GN	204	ASN
41	GN	227	HIS
41	GN	245	GLN
41	GN	264	HIS
41	GN	307	HIS
41	GN	334	GLN
41	GN	370	ASN
41	GN	375	GLN
41	GN	384	GLN
41	GN	414	ASN
41	GO	6	HIS
41	GO	8	GLN
41	GO	131	GLN
41	GP	247	ASN
41	GP	329	GLN
41	GP	334	GLN
41	GP	347	ASN
40	HA	11	GLN
40	HA	342	GLN
41	HB	337	ASN
40	HE	8	HIS
40	HE	50	ASN
40	HE	85	GLN
40	HE	128	GLN
40	HE	249	ASN
40	HE	371	GLN
40	HG	88	HIS
41	HM	8	GLN
41	HM	99	ASN
41	HM	105	HIS
41	HN	89	ASN
41	HN	134	GLN
41	HN	279	GLN
41	HN	334	GLN
41	HN	337	ASN
41	HO	14	ASN
41	HO	131	GLN
41	HO	184	ASN
41	HO	256	ASN

Continued on next page...

Continued from previous page...

Mol	Chain	Res	Type
41	HP	298	ASN
41	HQ	131	GLN
41	HQ	334	GLN
41	HQ	335	ASN
40	IE	88	HIS
40	IE	285	GLN
40	IF	11	GLN
40	IH	11	GLN
40	IH	15	GLN
40	IH	91	GLN
40	IH	256	GLN
40	IH	283	HIS
40	II	101	ASN
41	IM	83	GLN
41	IN	184	ASN
41	IO	8	GLN
41	IO	14	ASN
41	IO	247	ASN
41	IO	347	ASN
41	IP	11	GLN
41	IP	184	ASN
41	IP	256	ASN
41	IP	347	ASN
41	IQ	6	HIS
41	IQ	14	ASN
41	IQ	191	GLN
41	IQ	334	GLN
40	JA	91	GLN
40	JA	101	ASN
40	JA	329	ASN
41	JB	99	ASN
41	JB	204	ASN
40	JD	256	GLN
40	JF	11	GLN
40	JF	15	GLN
40	JF	18	ASN
40	JF	258	ASN
40	JG	91	GLN
40	JG	228	ASN
40	JG	329	ASN
41	JL	99	ASN
41	JM	99	ASN

Continued on next page...

Continued from previous page...

Mol	Chain	Res	Type
41	JM	131	GLN
41	JM	190	HIS
41	JM	226	ASN
41	JM	329	GLN
41	JM	420	ASN
41	JN	83	GLN
41	JN	256	ASN
41	JO	8	GLN
41	JO	131	GLN
41	JO	298	ASN
41	KB	184	ASN
41	KB	375	GLN
40	KD	258	ASN
40	KF	139	HIS
40	KF	228	ASN
40	KH	285	GLN
41	KL	105	HIS
41	KL	131	GLN
41	KL	279	GLN
41	KM	14	ASN
41	KM	256	ASN
41	KM	334	GLN
41	KM	348	ASN
41	KN	165	ASN
41	KN	291	GLN
41	KO	184	ASN
41	KO	256	ASN
41	KO	334	GLN
41	KO	348	ASN
41	LB	94	GLN
41	LB	184	ASN
40	LD	31	GLN
40	LD	88	HIS
40	LE	15	GLN
40	LE	258	ASN
40	LF	15	GLN
40	LF	226	ASN
40	LF	233	GLN
40	LF	309	HIS
40	LF	371	GLN
40	LG	15	GLN
40	LG	206	ASN

Continued on next page...

Continued from previous page...

Mol	Chain	Res	Type
40	LG	301	GLN
40	LG	342	GLN
41	LL	291	GLN
41	LL	334	GLN
41	LL	347	ASN
41	LM	8	GLN
41	LM	14	ASN
41	LM	134	GLN
41	LO	43	GLN
41	LO	347	ASN
41	LP	334	GLN
40	MA	18	ASN
40	MA	133	GLN
40	MA	206	ASN
40	MA	249	ASN
40	MA	283	HIS
40	MA	356	ASN
41	MB	184	ASN
41	MB	292	GLN
41	MB	298	ASN
41	MB	347	ASN
40	MD	258	ASN
40	MF	91	GLN
40	MF	139	HIS
40	MF	256	GLN
40	MF	356	ASN
40	MG	206	ASN
40	MG	249	ASN
40	MG	342	GLN
40	MG	356	ASN
40	MH	101	ASN
40	MH	102	ASN
40	MH	206	ASN
40	MH	249	ASN
40	MH	256	GLN
40	MH	258	ASN
40	MH	285	GLN
40	MH	358	GLN
41	ML	334	GLN
41	ML	396	HIS
41	MM	256	ASN
41	MM	298	ASN

Continued on next page...

Continued from previous page...

Mol	Chain	Res	Type
41	MM	334	GLN
41	MN	256	ASN
41	MO	11	GLN
41	MO	99	ASN
41	MO	292	GLN
41	MO	334	GLN
41	MO	348	ASN
41	MO	370	ASN
41	MO	375	GLN
41	MP	99	ASN
41	MP	298	ASN
41	MP	334	GLN
40	NA	8	HIS
40	NA	258	ASN
41	NB	332	ASN
40	ND	8	HIS
40	ND	88	HIS
40	ND	206	ASN
40	ND	300	ASN
40	NE	91	GLN
40	NF	358	GLN
40	NG	8	HIS
40	NH	91	GLN
40	NH	139	HIS
41	NL	99	ASN
41	NL	245	GLN
41	NL	334	GLN
41	NL	347	ASN
41	NM	292	GLN
41	NM	334	GLN
41	NM	348	ASN
41	NN	6	HIS
41	NN	105	HIS
41	NN	334	GLN
41	NN	347	ASN
41	NO	347	ASN
41	NP	195	ASN
41	NP	291	GLN
40	OA	85	GLN
40	OA	186	ASN
41	OB	43	GLN
41	OB	131	GLN

Continued on next page...

Continued from previous page...

Mol	Chain	Res	Type
40	OD	300	ASN
40	OD	379	ASN
40	OF	228	ASN
40	OF	258	ASN
40	OF	285	GLN
40	OH	31	GLN
40	OH	101	ASN
40	OH	176	GLN
40	OH	226	ASN
40	OH	300	ASN
41	OL	334	GLN
41	OM	94	GLN
41	OM	99	ASN
41	ON	99	ASN
41	ON	137	HIS
41	ON	256	ASN
41	ON	348	ASN
41	OO	256	ASN
41	OO	334	GLN
41	OP	8	GLN
40	PA	128	GLN
40	PA	258	ASN
41	PB	165	ASN
41	PB	348	ASN
40	PD	293	ASN
40	PE	139	HIS
40	PF	293	ASN
40	PG	128	GLN
40	PG	197	HIS
40	PH	285	GLN
41	PL	8	GLN
41	PL	14	ASN
41	PL	334	GLN
41	PM	137	HIS
41	PN	131	GLN
41	PN	190	HIS
41	PN	332	ASN
41	PN	348	ASN
41	PO	6	HIS
41	PO	8	GLN
41	PO	11	GLN
41	PO	190	HIS

Continued on next page...

Continued from previous page...

Mol	Chain	Res	Type
41	PO	298	ASN
41	PO	329	GLN
41	PP	15	GLN
41	PP	204	ASN
41	QB	14	ASN
41	QB	94	GLN
41	QB	99	ASN
41	QB	245	GLN
41	QB	280	GLN
41	QB	298	ASN
41	QB	414	ASN
41	QB	416	ASN
41	QB	420	ASN
40	QE	31	GLN
40	QE	35	GLN
40	QE	91	GLN
40	QE	228	ASN
40	QF	228	ASN
40	QF	258	ASN
40	QG	233	GLN
41	QL	348	ASN
41	QM	165	ASN
41	QN	137	HIS
41	QN	292	GLN
41	QN	375	GLN
41	QO	137	HIS
41	QP	28	HIS
41	QP	89	ASN
41	QP	204	ASN
41	QP	414	ASN
41	RB	137	HIS
40	RE	15	GLN
40	RF	15	GLN
40	RF	228	ASN
40	RF	233	GLN
40	RG	206	ASN
40	RH	15	GLN
40	RI	88	HIS
41	RM	6	HIS
41	RM	191	GLN
41	RM	195	ASN
41	RM	292	GLN

Continued on next page...

Continued from previous page...

Mol	Chain	Res	Type
41	RN	165	ASN
41	RN	190	HIS
41	RO	8	GLN
41	RO	14	ASN
41	RP	8	GLN
41	RP	131	GLN
40	SA	15	GLN
40	SA	228	ASN
41	SB	191	GLN
41	SB	195	ASN
41	SB	347	ASN
40	SE	228	ASN
40	SE	283	HIS
40	SF	379	ASN
40	SG	11	GLN
40	SG	15	GLN
40	SG	249	ASN
40	SH	11	GLN
40	SH	128	GLN
40	SI	11	GLN
41	SL	334	GLN
41	SL	347	ASN
41	SO	8	GLN
41	SO	43	GLN
41	SO	131	GLN
41	SO	165	ASN
41	SO	280	GLN
41	SO	370	ASN
41	SO	416	ASN
41	SP	43	GLN
41	SP	256	ASN
41	SP	416	ASN
41	TB	131	GLN
41	TB	195	ASN
41	TB	226	ASN
41	TB	256	ASN
40	TE	379	ASN
40	TF	228	ASN
40	TF	342	GLN
40	TH	15	GLN
40	TH	206	ASN
40	TH	285	GLN

Continued on next page...

Continued from previous page...

Mol	Chain	Res	Type
41	TL	6	HIS
41	TL	14	ASN
41	TL	184	ASN
41	TM	184	ASN
41	TM	335	ASN
41	TN	131	GLN
41	TO	190	HIS
41	TO	245	GLN
41	TO	414	ASN
41	TP	6	HIS
41	TP	245	GLN
40	UA	101	ASN
40	UA	228	ASN
41	UB	99	ASN
41	UB	131	GLN
41	UB	329	GLN
40	UF	31	GLN
40	UF	35	GLN
40	UF	102	ASN
40	UF	228	ASN
40	UF	233	GLN
40	UF	293	ASN
40	UF	392	HIS
40	UF	405	HIS
40	UG	88	HIS
40	UG	101	ASN
40	UH	1	GLN
40	UH	88	HIS
40	UI	15	GLN
40	UI	35	GLN
40	UI	176	GLN
40	UI	256	GLN
41	UM	165	ASN
41	UM	329	GLN
41	UM	375	GLN
41	UO	256	ASN
41	UO	375	GLN
41	UP	52	ASN
41	UP	131	GLN
41	UP	134	GLN
41	UP	184	ASN
41	UP	190	HIS

Continued on next page...

Continued from previous page...

Mol	Chain	Res	Type
41	UP	191	GLN
41	UP	329	GLN
41	UP	335	ASN
41	UP	347	ASN
41	UP	375	GLN
41	UP	420	ASN
40	VA	133	GLN
40	VA	329	ASN
41	VB	8	GLN
41	VB	131	GLN
40	VF	371	GLN
40	VH	11	GLN
40	VH	256	GLN
40	VI	11	GLN
41	VN	28	HIS
41	VO	256	ASN
41	VP	99	ASN
41	VP	256	ASN
41	VP	375	GLN
41	VQ	8	GLN
41	VQ	256	ASN
40	WA	8	HIS
40	WA	11	GLN
40	WA	258	ASN
41	WB	11	GLN
41	WB	204	ASN
40	WF	101	ASN
40	WH	228	ASN
40	WI	258	ASN
41	WM	184	ASN
41	WM	204	ASN
41	WM	245	GLN
41	WM	280	GLN
41	WM	370	ASN
41	WM	384	GLN
41	WM	396	HIS
41	WM	414	ASN
41	WM	420	ASN
41	WN	14	ASN
41	WN	89	ASN
41	WN	134	GLN
41	WN	292	GLN

Continued on next page...

Continued from previous page...

Mol	Chain	Res	Type
41	WN	298	ASN
41	WN	384	GLN
41	WO	165	ASN
41	WO	190	HIS
41	WO	334	GLN
41	WP	204	ASN
41	WP	256	ASN
41	WQ	99	ASN
41	WQ	105	HIS
41	WQ	191	GLN

5.3.3 RNA [i](#)

There are no RNA molecules in this entry.

5.4 Non-standard residues in protein, DNA, RNA chains [i](#)

There are no non-standard protein/DNA/RNA residues in this entry.

5.5 Carbohydrates [i](#)

There are no oligosaccharides in this entry.

5.6 Ligand geometry [i](#)

269 ligands are modelled in this entry.

In the following table, the Counts columns list the number of bonds (or angles) for which Mogul statistics could be retrieved, the number of bonds (or angles) that are observed in the model and the number of bonds (or angles) that are defined in the Chemical Component Dictionary. The Link column lists molecule types, if any, to which the group is linked. The Z score for a bond length (or angle) is the number of standard deviations the observed value is removed from the expected value. A bond length (or angle) with $|Z| > 2$ is considered an outlier worth inspection. RMSZ is the root-mean-square of all Z scores of the bond lengths (or angles).

Mol	Type	Chain	Res	Link	Bond lengths			Bond angles		
					Counts	RMSZ	# $ Z > 2$	Counts	RMSZ	# $ Z > 2$
42	GTP	HE	501	-	29,34,34	1.36	2 (6%)	35,54,54	1.39	7 (20%)
42	GTP	MM	501	-	29,34,34	1.41	3 (10%)	35,54,54	1.63	8 (22%)
42	GTP	SP	501	-	29,34,34	1.29	4 (13%)	35,54,54	1.35	5 (14%)

Mol	Type	Chain	Res	Link	Bond lengths			Bond angles		
					Counts	RMSZ	# Z > 2	Counts	RMSZ	# Z > 2
43	GDP	SO	501	-	25,30,30	0.84	0	30,47,47	1.66	5 (16%)
42	GTP	PB	502	-	29,34,34	1.34	4 (13%)	35,54,54	1.34	7 (20%)
42	GTP	NG	501	-	29,34,34	1.36	2 (6%)	35,54,54	1.34	5 (14%)
43	GDP	VB	501	-	25,30,30	0.88	0	30,47,47	1.27	4 (13%)
42	GTP	DA	501	-	29,34,34	1.35	4 (13%)	35,54,54	1.43	8 (22%)
42	GTP	IG	501	-	29,34,34	1.36	2 (6%)	35,54,54	1.35	7 (20%)
43	GDP	WO	502	-	25,30,30	0.91	0	30,47,47	1.41	5 (16%)
42	GTP	FO	501	-	29,34,34	1.42	4 (13%)	35,54,54	1.54	7 (20%)
43	GDP	TP	501	-	25,30,30	0.91	1 (4%)	30,47,47	2.44	6 (20%)
42	GTP	DG	501	-	29,34,34	1.47	4 (13%)	35,54,54	1.47	8 (22%)
43	GDP	IP	501	-	25,30,30	0.94	0	30,47,47	1.26	4 (13%)
42	GTP	GF	501	-	29,34,34	1.46	5 (17%)	35,54,54	1.47	8 (22%)
43	GDP	LO	502	-	25,30,30	0.89	0	30,47,47	1.31	4 (13%)
43	GDP	BO	501	-	25,30,30	0.91	0	30,47,47	1.25	4 (13%)
42	GTP	DI	501	-	29,34,34	1.48	3 (10%)	35,54,54	1.79	7 (20%)
43	GDP	GB	501	-	25,30,30	0.91	0	30,47,47	1.28	4 (13%)
42	GTP	FM	501	-	29,34,34	1.45	4 (13%)	35,54,54	1.43	8 (22%)
43	GDP	OP	501	-	25,30,30	0.92	1 (4%)	30,47,47	1.17	4 (13%)
42	GTP	JF	501	-	29,34,34	1.31	2 (6%)	35,54,54	1.42	8 (22%)
42	GTP	DH	501	-	29,34,34	1.70	5 (17%)	35,54,54	1.99	8 (22%)
43	GDP	FM	502	-	25,30,30	0.90	0	30,47,47	1.20	4 (13%)
43	GDP	UB	501	-	25,30,30	0.86	0	30,47,47	1.32	4 (13%)
42	GTP	TH	501	-	29,34,34	1.36	3 (10%)	35,54,54	1.25	5 (14%)
42	GTP	WI	501	-	29,34,34	1.30	2 (6%)	35,54,54	1.48	7 (20%)
43	GDP	CL	501	-	25,30,30	0.90	0	30,47,47	1.30	4 (13%)
42	GTP	AG	501	-	29,34,34	1.23	2 (6%)	35,54,54	1.37	6 (17%)
42	GTP	IF	501	-	29,34,34	1.28	2 (6%)	35,54,54	1.35	7 (20%)
42	GTP	BL	501	-	29,34,34	1.29	2 (6%)	35,54,54	1.40	5 (14%)
42	GTP	UE	501	-	29,34,34	1.37	5 (17%)	35,54,54	1.28	6 (17%)
43	GDP	JN	501	-	25,30,30	0.90	0	30,47,47	1.27	4 (13%)
43	GDP	MP	501	-	25,30,30	0.90	1 (4%)	30,47,47	1.49	4 (13%)
43	GDP	MM	502	-	25,30,30	0.87	0	30,47,47	1.32	4 (13%)
42	GTP	UM	501	-	29,34,34	1.30	2 (6%)	35,54,54	1.43	6 (17%)
42	GTP	QN	501	-	29,34,34	1.53	5 (17%)	35,54,54	1.42	6 (17%)
43	GDP	HO	501	-	25,30,30	0.89	0	30,47,47	1.24	4 (13%)

Mol	Type	Chain	Res	Link	Bond lengths			Bond angles		
					Counts	RMSZ	# Z > 2	Counts	RMSZ	# Z > 2
43	GDP	OO	502	-	25,30,30	0.92	0	30,47,47	1.23	4 (13%)
43	GDP	JB	501	-	25,30,30	0.88	0	30,47,47	1.44	4 (13%)
42	GTP	SN	501	-	29,34,34	1.46	4 (13%)	35,54,54	1.46	8 (22%)
42	GTP	SL	501	-	29,34,34	1.40	4 (13%)	35,54,54	1.52	8 (22%)
43	GDP	GP	502	-	25,30,30	1.06	2 (8%)	30,47,47	2.27	8 (26%)
42	GTP	TN	501	-	29,34,34	1.38	4 (13%)	35,54,54	1.32	5 (14%)
42	GTP	QO	501	-	29,34,34	1.28	2 (6%)	35,54,54	1.32	5 (14%)
43	GDP	PL	501	-	25,30,30	0.93	0	30,47,47	1.30	4 (13%)
42	GTP	CH	501	-	29,34,34	1.31	2 (6%)	35,54,54	1.33	6 (17%)
42	GTP	KD	501	-	29,34,34	1.36	2 (6%)	35,54,54	1.40	5 (14%)
43	GDP	RB	501	-	25,30,30	0.90	0	30,47,47	1.39	5 (16%)
42	GTP	PO	501	-	29,34,34	1.39	2 (6%)	35,54,54	1.40	8 (22%)
42	GTP	II	501	-	29,34,34	1.35	2 (6%)	35,54,54	1.43	7 (20%)
42	GTP	EI	501	-	29,34,34	1.37	4 (13%)	35,54,54	1.45	6 (17%)
43	GDP	QL	502	-	25,30,30	0.93	0	30,47,47	1.22	4 (13%)
42	GTP	MN	501	-	29,34,34	1.34	4 (13%)	35,54,54	1.34	5 (14%)
42	GTP	UI	501	-	29,34,34	1.39	4 (13%)	35,54,54	1.45	7 (20%)
42	GTP	KN	501	-	29,34,34	1.40	5 (17%)	35,54,54	1.79	8 (22%)
43	GDP	IB	501	-	25,30,30	0.91	0	30,47,47	1.35	5 (16%)
42	GTP	LL	501	-	29,34,34	1.46	3 (10%)	35,54,54	1.64	6 (17%)
43	GDP	EM	501	-	25,30,30	0.91	2 (8%)	30,47,47	1.99	7 (23%)
43	GDP	KN	502	-	25,30,30	0.85	0	30,47,47	1.39	4 (13%)
42	GTP	QG	501	-	29,34,34	1.36	3 (10%)	35,54,54	1.39	7 (20%)
43	GDP	VN	502	-	25,30,30	0.91	0	30,47,47	1.27	4 (13%)
43	GDP	HB	501	-	25,30,30	0.89	0	30,47,47	1.29	4 (13%)
43	GDP	OB	501	-	25,30,30	0.92	0	30,47,47	1.34	4 (13%)
42	GTP	AE	501	-	29,34,34	1.25	2 (6%)	35,54,54	1.28	3 (8%)
43	GDP	LP	501	-	25,30,30	0.87	0	30,47,47	1.26	4 (13%)
42	GTP	BG	501	-	29,34,34	1.25	2 (6%)	35,54,54	1.35	4 (11%)
43	GDP	DN	501	-	25,30,30	0.91	0	30,47,47	1.39	4 (13%)
43	GDP	EO	501	-	25,30,30	0.91	0	30,47,47	1.23	4 (13%)
43	GDP	OL	502	-	25,30,30	0.93	0	30,47,47	1.24	4 (13%)
43	GDP	QB	501	-	25,30,30	0.90	0	30,47,47	1.21	4 (13%)
43	GDP	PM	502	-	25,30,30	0.93	0	30,47,47	1.23	4 (13%)
43	GDP	AP	501	-	25,30,30	0.94	1 (4%)	30,47,47	1.05	2 (6%)

Mol	Type	Chain	Res	Link	Bond lengths			Bond angles		
					Counts	RMSZ	# Z > 2	Counts	RMSZ	# Z > 2
42	GTP	PM	501	-	29,34,34	1.29	2 (6%)	35,54,54	1.37	5 (14%)
42	GTP	GP	501	-	29,34,34	1.48	4 (13%)	35,54,54	1.71	7 (20%)
43	GDP	QM	501	-	25,30,30	0.91	1 (4%)	30,47,47	1.53	4 (13%)
42	GTP	VA	501	-	29,34,34	1.38	3 (10%)	35,54,54	1.40	9 (25%)
42	GTP	WO	501	-	29,34,34	1.28	2 (6%)	35,54,54	1.42	7 (20%)
43	GDP	HQ	501	-	25,30,30	0.89	0	30,47,47	1.19	4 (13%)
42	GTP	RF	501	-	29,34,34	1.27	2 (6%)	35,54,54	1.31	6 (17%)
43	GDP	SM	502	-	25,30,30	0.90	0	30,47,47	1.40	6 (20%)
43	GDP	AM	501	-	25,30,30	0.87	1 (4%)	30,47,47	1.54	4 (13%)
43	GDP	DO	501	-	25,30,30	0.86	0	30,47,47	1.40	4 (13%)
42	GTP	IE	501	-	29,34,34	1.31	3 (10%)	35,54,54	1.28	5 (14%)
42	GTP	VQ	501	-	29,34,34	1.31	3 (10%)	35,54,54	1.32	7 (20%)
42	GTP	HB	502	-	29,34,34	1.30	3 (10%)	35,54,54	1.36	5 (14%)
42	GTP	EF	501	-	29,34,34	1.32	2 (6%)	35,54,54	1.38	6 (17%)
42	GTP	FB	502	-	29,34,34	1.26	2 (6%)	35,54,54	1.43	7 (20%)
42	GTP	SM	501	-	29,34,34	1.29	2 (6%)	35,54,54	1.38	7 (20%)
42	GTP	EH	501	-	29,34,34	1.25	2 (6%)	35,54,54	1.28	5 (14%)
43	GDP	HN	501	-	25,30,30	0.88	0	30,47,47	1.30	4 (13%)
42	GTP	VP	501	-	29,34,34	1.30	3 (10%)	35,54,54	1.44	7 (20%)
43	GDP	KL	501	-	25,30,30	0.89	0	30,47,47	1.28	4 (13%)
43	GDP	CB	501	-	25,30,30	0.91	1 (4%)	30,47,47	1.40	4 (13%)
42	GTP	JO	501	-	29,34,34	1.42	2 (6%)	35,54,54	1.41	7 (20%)
43	GDP	RL	501	-	25,30,30	0.99	1 (4%)	30,47,47	1.23	4 (13%)
43	GDP	IQ	501	-	25,30,30	0.93	0	30,47,47	1.16	4 (13%)
42	GTP	OO	501	-	29,34,34	1.28	2 (6%)	35,54,54	1.36	6 (17%)
42	GTP	TF	501	-	29,34,34	1.43	3 (10%)	35,54,54	1.59	8 (22%)
43	GDP	IM	501	-	25,30,30	0.90	0	30,47,47	1.31	4 (13%)
42	GTP	IA	501	-	29,34,34	1.32	2 (6%)	35,54,54	1.32	6 (17%)
43	GDP	BL	502	-	25,30,30	0.90	0	30,47,47	1.32	4 (13%)
43	GDP	SN	502	-	25,30,30	0.94	2 (8%)	30,47,47	2.74	7 (23%)
43	GDP	PB	501	-	25,30,30	0.91	0	30,47,47	1.34	4 (13%)
43	GDP	HM	502	-	25,30,30	0.87	0	30,47,47	1.51	4 (13%)
42	GTP	AA	501	-	29,34,34	1.33	5 (17%)	35,54,54	1.35	5 (14%)
43	GDP	NM	502	-	25,30,30	0.89	0	30,47,47	1.46	5 (16%)
42	GTP	UA	501	-	29,34,34	1.74	6 (20%)	35,54,54	2.01	9 (25%)

Mol	Type	Chain	Res	Link	Bond lengths			Bond angles		
					Counts	RMSZ	# Z > 2	Counts	RMSZ	# Z > 2
42	GTP	RO	501	-	29,34,34	1.25	2 (6%)	35,54,54	1.40	7 (20%)
43	GDP	LB	501	-	25,30,30	0.89	0	30,47,47	1.28	4 (13%)
42	GTP	BI	501	-	29,34,34	1.22	2 (6%)	35,54,54	1.45	6 (17%)
42	GTP	JA	501	-	29,34,34	1.59	4 (13%)	35,54,54	1.42	8 (22%)
43	GDP	VQ	502	-	25,30,30	0.89	0	30,47,47	1.48	4 (13%)
42	GTP	JE	501	-	29,34,34	1.27	2 (6%)	35,54,54	1.27	7 (20%)
43	GDP	DL	501	-	25,30,30	1.12	3 (12%)	30,47,47	2.61	7 (23%)
43	GDP	GN	501	-	25,30,30	0.88	1 (4%)	30,47,47	1.63	6 (20%)
42	GTP	GB	502	-	29,34,34	1.28	2 (6%)	35,54,54	1.43	7 (20%)
43	GDP	NN	502	-	25,30,30	1.01	1 (4%)	30,47,47	2.21	6 (20%)
43	GDP	WP	501	-	25,30,30	0.90	0	30,47,47	1.25	4 (13%)
42	GTP	OM	501	-	29,34,34	1.28	4 (13%)	35,54,54	1.29	4 (11%)
43	GDP	QN	502	-	25,30,30	0.88	0	30,47,47	1.42	5 (16%)
43	GDP	ON	502	-	25,30,30	0.90	0	30,47,47	1.43	4 (13%)
43	GDP	SB	501	-	25,30,30	0.86	1 (4%)	30,47,47	2.02	6 (20%)
43	GDP	DM	501	-	25,30,30	0.82	0	30,47,47	1.70	6 (20%)
42	GTP	FN	501	-	29,34,34	1.36	5 (17%)	35,54,54	1.33	7 (20%)
42	GTP	WA	501	-	29,34,34	1.31	3 (10%)	35,54,54	1.37	7 (20%)
42	GTP	PN	501	-	29,34,34	1.27	2 (6%)	35,54,54	1.34	5 (14%)
43	GDP	IO	501	-	25,30,30	0.91	0	30,47,47	1.27	4 (13%)
43	GDP	LN	501	-	25,30,30	0.88	0	30,47,47	1.26	4 (13%)
42	GTP	WF	501	-	29,34,34	1.37	4 (13%)	35,54,54	1.37	7 (20%)
42	GTP	OL	501	-	29,34,34	1.28	2 (6%)	35,54,54	1.40	7 (20%)
43	GDP	JL	501	-	25,30,30	0.95	2 (8%)	30,47,47	2.36	7 (23%)
43	GDP	PN	502	-	25,30,30	0.90	0	30,47,47	1.35	4 (13%)
43	GDP	TB	501	-	25,30,30	0.89	0	30,47,47	2.07	9 (30%)
42	GTP	JB	502	-	29,34,34	1.64	3 (10%)	35,54,54	2.00	9 (25%)
42	GTP	CA	501	-	29,34,34	1.28	2 (6%)	35,54,54	1.32	6 (17%)
43	GDP	QO	502	-	25,30,30	0.91	0	30,47,47	1.35	4 (13%)
42	GTP	HM	501	-	29,34,34	1.38	3 (10%)	35,54,54	1.42	7 (20%)
42	GTP	SG	501	-	29,34,34	1.26	2 (6%)	35,54,54	1.39	7 (20%)
42	GTP	NN	501	-	29,34,34	1.34	2 (6%)	35,54,54	1.37	4 (11%)
42	GTP	UB	502	-	29,34,34	1.34	2 (6%)	35,54,54	1.38	6 (17%)
42	GTP	GH	501	-	29,34,34	1.31	2 (6%)	35,54,54	1.47	8 (22%)
42	GTP	KM	501	-	29,34,34	1.57	3 (10%)	35,54,54	1.67	8 (22%)

Mol	Type	Chain	Res	Link	Bond lengths			Bond angles		
					Counts	RMSZ	# Z > 2	Counts	RMSZ	# Z > 2
42	GTP	NO	501	-	29,34,34	1.30	2 (6%)	35,54,54	1.29	6 (17%)
43	GDP	BB	501	-	25,30,30	0.91	1 (4%)	30,47,47	1.35	4 (13%)
42	GTP	DF	501	-	29,34,34	1.40	4 (13%)	35,54,54	1.47	6 (17%)
43	GDP	KB	501	-	25,30,30	0.88	0	30,47,47	1.25	4 (13%)
43	GDP	UN	501	-	25,30,30	0.91	0	30,47,47	1.23	4 (13%)
43	GDP	NO	502	-	25,30,30	0.92	0	30,47,47	1.30	4 (13%)
43	GDP	UP	501	-	25,30,30	0.89	0	30,47,47	1.26	5 (16%)
43	GDP	TO	501	-	25,30,30	0.83	0	30,47,47	1.86	6 (20%)
43	GDP	GO	501	-	25,30,30	0.89	0	30,47,47	1.31	4 (13%)
43	GDP	PO	502	-	25,30,30	0.92	0	30,47,47	1.34	4 (13%)
42	GTP	ND	501	-	29,34,34	1.26	3 (10%)	35,54,54	1.24	3 (8%)
43	GDP	LL	502	-	25,30,30	0.90	1 (4%)	30,47,47	1.23	3 (10%)
42	GTP	BA	501	-	29,34,34	1.26	2 (6%)	35,54,54	1.35	5 (14%)
42	GTP	FI	501	-	29,34,34	1.32	2 (6%)	35,54,54	1.49	7 (20%)
42	GTP	HA	501	-	29,34,34	1.31	3 (10%)	35,54,54	1.39	7 (20%)
43	GDP	HP	502	-	25,30,30	0.89	0	30,47,47	1.22	4 (13%)
42	GTP	BH	501	-	29,34,34	1.28	3 (10%)	35,54,54	1.38	6 (17%)
43	GDP	MN	502	-	25,30,30	0.88	0	30,47,47	1.32	4 (13%)
42	GTP	GA	501	-	29,34,34	1.65	5 (17%)	35,54,54	1.55	8 (22%)
43	GDP	BM	501	-	25,30,30	0.88	0	30,47,47	1.38	4 (13%)
42	GTP	PD	501	-	29,34,34	1.29	2 (6%)	35,54,54	1.28	5 (14%)
43	GDP	CM	501	-	25,30,30	0.90	0	30,47,47	1.36	4 (13%)
42	GTP	MD	501	-	29,34,34	1.43	4 (13%)	35,54,54	1.55	8 (22%)
42	GTP	RE	501	-	29,34,34	1.26	2 (6%)	35,54,54	1.40	6 (17%)
43	GDP	NP	501	-	25,30,30	0.89	0	30,47,47	1.21	4 (13%)
43	GDP	SP	502	-	25,30,30	0.95	1 (4%)	30,47,47	1.11	1 (3%)
43	GDP	TN	502	-	25,30,30	0.90	1 (4%)	30,47,47	1.31	4 (13%)
43	GDP	PP	501	-	25,30,30	0.90	0	30,47,47	1.35	4 (13%)
43	GDP	RP	502	-	25,30,30	0.80	2 (8%)	30,47,47	2.69	8 (26%)
42	GTP	TI	501	-	29,34,34	1.66	2 (6%)	35,54,54	1.72	6 (17%)
42	GTP	PE	501	-	29,34,34	1.36	2 (6%)	35,54,54	1.40	7 (20%)
42	GTP	CG	501	-	29,34,34	1.39	3 (10%)	35,54,54	1.45	7 (20%)
42	GTP	JD	501	-	29,34,34	1.39	4 (13%)	35,54,54	1.37	6 (17%)
43	GDP	IN	501	-	25,30,30	0.90	0	30,47,47	1.24	4 (13%)
42	GTP	CI	501	-	29,34,34	1.26	1 (3%)	35,54,54	1.33	5 (14%)

Mol	Type	Chain	Res	Link	Bond lengths			Bond angles		
					Counts	RMSZ	# Z > 2	Counts	RMSZ	# Z > 2
43	GDP	CP	501	-	25,30,30	0.93	0	30,47,47	1.31	4 (13%)
43	GDP	AN	501	-	25,30,30	0.89	1 (4%)	30,47,47	1.45	4 (13%)
43	GDP	BN	501	-	25,30,30	0.87	0	30,47,47	1.50	4 (13%)
43	GDP	VO	501	-	25,30,30	0.88	0	30,47,47	1.37	4 (13%)
42	GTP	TG	501	-	29,34,34	1.30	4 (13%)	35,54,54	1.52	5 (14%)
43	GDP	FB	501	-	25,30,30	0.90	0	30,47,47	1.35	4 (13%)
43	GDP	ML	502	-	25,30,30	0.90	0	30,47,47	1.32	4 (13%)
43	GDP	RN	502	-	25,30,30	0.94	1 (4%)	30,47,47	2.58	6 (20%)
43	GDP	CO	501	-	25,30,30	0.90	1 (4%)	30,47,47	1.51	4 (13%)
43	GDP	RM	501	-	25,30,30	0.89	1 (4%)	30,47,47	1.78	8 (26%)
42	GTP	EA	501	-	29,34,34	1.36	3 (10%)	35,54,54	1.38	7 (20%)
43	GDP	UO	502	-	25,30,30	0.87	0	30,47,47	1.39	5 (16%)
43	GDP	JO	502	-	25,30,30	0.89	0	30,47,47	1.26	4 (13%)
42	GTP	HP	501	-	29,34,34	1.38	5 (17%)	35,54,54	1.39	6 (17%)
42	GTP	VB	502	-	29,34,34	1.35	2 (6%)	35,54,54	1.32	7 (20%)
42	GTP	ML	501	-	29,34,34	1.44	3 (10%)	35,54,54	1.52	7 (20%)
42	GTP	CF	501	-	29,34,34	1.36	4 (13%)	35,54,54	1.34	6 (17%)
43	GDP	BP	501	-	25,30,30	0.90	1 (4%)	30,47,47	1.46	4 (13%)
42	GTP	ON	501	-	29,34,34	1.28	2 (6%)	35,54,54	1.37	7 (20%)
42	GTP	QL	501	-	29,34,34	1.75	7 (24%)	35,54,54	1.86	12 (34%)
42	GTP	AH	501	-	29,34,34	1.31	3 (10%)	35,54,54	1.34	5 (14%)
43	GDP	AB	501	-	25,30,30	0.88	1 (4%)	30,47,47	1.45	4 (13%)
42	GTP	LA	501	-	29,34,34	1.29	2 (6%)	35,54,54	1.38	6 (17%)
42	GTP	VF	501	-	29,34,34	1.30	4 (13%)	35,54,54	1.31	6 (17%)
43	GDP	NB	501	-	25,30,30	0.90	0	30,47,47	1.29	4 (13%)
43	GDP	GM	501	-	25,30,30	0.90	1 (4%)	30,47,47	1.46	4 (13%)
43	GDP	RO	502	-	25,30,30	0.88	0	30,47,47	1.35	4 (13%)
43	GDP	MB	501	-	25,30,30	0.89	1 (4%)	30,47,47	1.41	4 (13%)
43	GDP	SL	502	-	25,30,30	0.95	0	30,47,47	1.92	6 (20%)
42	GTP	IH	501	-	29,34,34	1.42	3 (10%)	35,54,54	1.50	8 (22%)
43	GDP	FO	502	-	25,30,30	0.87	0	30,47,47	1.34	4 (13%)
42	GTP	RN	501	-	29,34,34	1.27	3 (10%)	35,54,54	1.36	6 (17%)
42	GTP	HH	501	-	29,34,34	1.32	3 (10%)	35,54,54	1.46	6 (17%)
43	GDP	AO	501	-	25,30,30	0.90	0	30,47,47	1.32	4 (13%)
42	GTP	TL	501	-	29,34,34	1.43	4 (13%)	35,54,54	1.42	7 (20%)

Mol	Type	Chain	Res	Link	Bond lengths			Bond angles		
					Counts	RMSZ	# Z > 2	Counts	RMSZ	# Z > 2
43	GDP	UM	502	-	25,30,30	0.91	1 (4%)	30,47,47	1.15	2 (6%)
43	GDP	JM	501	-	25,30,30	0.89	0	30,47,47	1.34	4 (13%)
42	GTP	SH	501	-	29,34,34	1.28	2 (6%)	35,54,54	1.46	7 (20%)
42	GTP	WG	501	-	29,34,34	1.33	3 (10%)	35,54,54	1.38	7 (20%)
43	GDP	EP	501	-	25,30,30	0.85	1 (4%)	30,47,47	2.41	8 (26%)
43	GDP	NL	501	-	25,30,30	0.90	0	30,47,47	1.20	4 (13%)
42	GTP	RP	501	-	29,34,34	1.18	2 (6%)	35,54,54	1.38	5 (14%)
43	GDP	MO	501	-	25,30,30	0.89	0	30,47,47	1.33	4 (13%)
43	GDP	TM	501	-	25,30,30	0.90	0	30,47,47	1.34	4 (13%)
42	GTP	LM	501	-	29,34,34	1.38	2 (6%)	35,54,54	1.34	7 (20%)
42	GTP	UO	501	-	29,34,34	1.31	2 (6%)	35,54,54	1.36	6 (17%)
42	GTP	WE	501	-	29,34,34	1.28	2 (6%)	35,54,54	1.42	6 (17%)
42	GTP	AF	501	-	29,34,34	1.26	2 (6%)	35,54,54	1.36	6 (17%)
43	GDP	EB	501	-	25,30,30	0.88	0	30,47,47	1.37	4 (13%)
42	GTP	KE	501	-	29,34,34	1.33	4 (13%)	35,54,54	1.35	5 (14%)
42	GTP	LB	502	-	29,34,34	1.35	2 (6%)	35,54,54	1.37	7 (20%)
43	GDP	AL	501	-	25,30,30	0.88	0	30,47,47	1.19	4 (13%)
43	GDP	EL	502	-	25,30,30	0.93	0	30,47,47	1.16	4 (13%)
42	GTP	LO	501	-	29,34,34	1.35	3 (10%)	35,54,54	1.40	6 (17%)
43	GDP	WM	501	-	25,30,30	0.89	1 (4%)	30,47,47	1.50	4 (13%)
42	GTP	MB	502	-	29,34,34	1.54	5 (17%)	35,54,54	1.40	5 (14%)
42	GTP	KB	502	-	29,34,34	1.37	2 (6%)	35,54,54	1.44	8 (22%)
43	GDP	KO	502	-	25,30,30	0.89	2 (8%)	30,47,47	2.05	7 (23%)
43	GDP	VP	502	-	25,30,30	0.89	0	30,47,47	1.39	4 (13%)
43	GDP	KM	502	-	25,30,30	0.89	0	30,47,47	1.33	4 (13%)
43	GDP	WN	501	-	25,30,30	0.88	0	30,47,47	1.34	4 (13%)
42	GTP	DE	501	-	29,34,34	1.27	3 (10%)	35,54,54	1.37	5 (14%)
43	GDP	QP	501	-	25,30,30	1.03	1 (4%)	30,47,47	2.42	7 (23%)
43	GDP	DB	501	-	25,30,30	0.86	0	30,47,47	1.64	6 (20%)
42	GTP	OD	501	-	29,34,34	1.33	4 (13%)	35,54,54	1.37	6 (17%)
42	GTP	LD	501	-	29,34,34	1.24	2 (6%)	35,54,54	1.29	5 (14%)
43	GDP	OM	502	-	25,30,30	0.93	0	30,47,47	1.23	4 (13%)
43	GDP	DP	501	-	25,30,30	0.90	0	30,47,47	1.21	4 (13%)
42	GTP	KO	501	-	29,34,34	1.77	5 (17%)	35,54,54	1.80	7 (20%)
43	GDP	EN	501	-	25,30,30	0.88	2 (8%)	30,47,47	2.07	7 (23%)

Mol	Type	Chain	Res	Link	Bond lengths			Bond angles		
					Counts	RMSZ	# Z > 2	Counts	RMSZ	# Z > 2
42	GTP	BF	501	-	29,34,34	1.33	3 (10%)	35,54,54	1.36	7 (20%)
43	GDP	FN	502	-	25,30,30	0.85	1 (4%)	30,47,47	2.07	6 (20%)
42	GTP	EG	501	-	29,34,34	1.66	4 (13%)	35,54,54	1.71	9 (25%)
42	GTP	MH	501	-	29,34,34	1.38	3 (10%)	35,54,54	1.38	7 (20%)
42	GTP	FE	501	-	29,34,34	1.26	2 (6%)	35,54,54	1.34	5 (14%)
42	GTP	GE	501	-	29,34,34	1.28	3 (10%)	35,54,54	1.27	4 (11%)
42	GTP	NE	501	-	29,34,34	1.32	2 (6%)	35,54,54	1.44	7 (20%)
42	GTP	RG	501	-	29,34,34	1.27	2 (6%)	35,54,54	1.38	5 (14%)
42	GTP	VN	501	-	29,34,34	1.27	2 (6%)	35,54,54	1.37	7 (20%)
43	GDP	TL	502	-	25,30,30	0.97	2 (8%)	30,47,47	2.69	6 (20%)
43	GDP	WB	501	-	25,30,30	0.90	0	30,47,47	1.28	4 (13%)
43	GDP	WQ	501	-	25,30,30	0.90	0	30,47,47	1.21	4 (13%)
42	GTP	NM	501	-	29,34,34	1.32	3 (10%)	35,54,54	1.27	5 (14%)
43	GDP	FP	501	-	25,30,30	0.97	1 (4%)	30,47,47	2.43	7 (23%)
42	GTP	QF	501	-	29,34,34	1.36	4 (13%)	35,54,54	1.42	7 (20%)
43	GDP	CN	501	-	25,30,30	0.87	1 (4%)	30,47,47	1.50	4 (13%)
42	GTP	OB	502	-	29,34,34	1.36	3 (10%)	35,54,54	1.45	7 (20%)
42	GTP	CE	501	-	29,34,34	1.45	3 (10%)	35,54,54	1.33	7 (20%)
43	GDP	KP	501	-	25,30,30	0.86	0	30,47,47	1.47	4 (13%)
43	GDP	LM	502	-	25,30,30	0.88	1 (4%)	30,47,47	1.50	4 (13%)
42	GTP	EL	501	-	29,34,34	1.32	3 (10%)	35,54,54	1.30	7 (20%)

In the following table, the Chirals column lists the number of chiral outliers, the number of chiral centers analysed, the number of these observed in the model and the number defined in the Chemical Component Dictionary. Similar counts are reported in the Torsion and Rings columns. '-' means no outliers of that kind were identified.

Mol	Type	Chain	Res	Link	Chirals	Torsions	Rings
42	GTP	HE	501	-	-	5/18/38/38	0/3/3/3
42	GTP	MM	501	-	-	7/18/38/38	0/3/3/3
42	GTP	SP	501	-	-	4/18/38/38	0/3/3/3
43	GDP	SO	501	-	-	2/12/32/32	0/3/3/3
42	GTP	PB	502	-	-	6/18/38/38	0/3/3/3
42	GTP	NG	501	-	-	2/18/38/38	0/3/3/3
43	GDP	VB	501	-	-	3/12/32/32	0/3/3/3
42	GTP	DA	501	-	-	8/18/38/38	0/3/3/3

Continued on next page...

Continued from previous page...

Mol	Type	Chain	Res	Link	Chirals	Torsions	Rings
42	GTP	IG	501	-	-	6/18/38/38	0/3/3/3
43	GDP	WO	502	-	-	4/12/32/32	0/3/3/3
42	GTP	FO	501	-	-	2/18/38/38	0/3/3/3
43	GDP	TP	501	-	-	3/12/32/32	0/3/3/3
42	GTP	DG	501	-	-	8/18/38/38	0/3/3/3
43	GDP	IP	501	-	-	4/12/32/32	0/3/3/3
42	GTP	GF	501	-	-	7/18/38/38	0/3/3/3
43	GDP	LO	502	-	-	4/12/32/32	0/3/3/3
43	GDP	BO	501	-	-	4/12/32/32	0/3/3/3
42	GTP	DI	501	-	-	6/18/38/38	0/3/3/3
43	GDP	GB	501	-	-	4/12/32/32	0/3/3/3
42	GTP	FM	501	-	-	9/18/38/38	0/3/3/3
43	GDP	OP	501	-	-	4/12/32/32	0/3/3/3
42	GTP	JF	501	-	-	2/18/38/38	0/3/3/3
42	GTP	DH	501	-	-	7/18/38/38	0/3/3/3
43	GDP	FM	502	-	-	2/12/32/32	0/3/3/3
43	GDP	UB	501	-	-	4/12/32/32	0/3/3/3
42	GTP	TH	501	-	-	4/18/38/38	0/3/3/3
42	GTP	WI	501	-	-	6/18/38/38	0/3/3/3
43	GDP	CL	501	-	-	3/12/32/32	0/3/3/3
42	GTP	AG	501	-	-	6/18/38/38	0/3/3/3
42	GTP	IF	501	-	-	6/18/38/38	0/3/3/3
42	GTP	BL	501	-	-	2/18/38/38	0/3/3/3
42	GTP	UE	501	-	-	7/18/38/38	0/3/3/3
43	GDP	JN	501	-	-	4/12/32/32	0/3/3/3
43	GDP	MP	501	-	-	2/12/32/32	0/3/3/3
43	GDP	MM	502	-	-	4/12/32/32	0/3/3/3
42	GTP	UM	501	-	-	2/18/38/38	0/3/3/3
42	GTP	QN	501	-	-	5/18/38/38	0/3/3/3
43	GDP	HO	501	-	-	4/12/32/32	0/3/3/3
43	GDP	OO	502	-	-	4/12/32/32	0/3/3/3
43	GDP	JB	501	-	-	4/12/32/32	0/3/3/3
42	GTP	SN	501	-	-	8/18/38/38	0/3/3/3
42	GTP	SL	501	-	-	5/18/38/38	0/3/3/3

Continued on next page...

Continued from previous page...

Mol	Type	Chain	Res	Link	Chirals	Torsions	Rings
43	GDP	GP	502	-	-	4/12/32/32	0/3/3/3
42	GTP	TN	501	-	-	5/18/38/38	0/3/3/3
42	GTP	QO	501	-	-	2/18/38/38	0/3/3/3
43	GDP	PL	501	-	-	4/12/32/32	0/3/3/3
42	GTP	CH	501	-	-	6/18/38/38	0/3/3/3
42	GTP	KD	501	-	-	7/18/38/38	0/3/3/3
43	GDP	RB	501	-	-	3/12/32/32	0/3/3/3
42	GTP	PO	501	-	-	4/18/38/38	0/3/3/3
42	GTP	II	501	-	-	6/18/38/38	0/3/3/3
42	GTP	EI	501	-	-	3/18/38/38	0/3/3/3
43	GDP	QL	502	-	-	4/12/32/32	0/3/3/3
42	GTP	MN	501	-	-	5/18/38/38	0/3/3/3
42	GTP	UI	501	-	-	8/18/38/38	0/3/3/3
42	GTP	KN	501	-	-	4/18/38/38	0/3/3/3
43	GDP	IB	501	-	-	4/12/32/32	0/3/3/3
42	GTP	LL	501	-	-	6/18/38/38	0/3/3/3
43	GDP	EM	501	-	-	2/12/32/32	0/3/3/3
43	GDP	KN	502	-	-	4/12/32/32	0/3/3/3
42	GTP	QG	501	-	-	8/18/38/38	0/3/3/3
43	GDP	VN	502	-	-	4/12/32/32	0/3/3/3
43	GDP	HB	501	-	-	4/12/32/32	0/3/3/3
43	GDP	OB	501	-	-	4/12/32/32	0/3/3/3
42	GTP	AE	501	-	-	5/18/38/38	0/3/3/3
43	GDP	LP	501	-	-	4/12/32/32	0/3/3/3
42	GTP	BG	501	-	-	7/18/38/38	0/3/3/3
43	GDP	DN	501	-	-	3/12/32/32	0/3/3/3
43	GDP	EO	501	-	-	3/12/32/32	0/3/3/3
43	GDP	OL	502	-	-	4/12/32/32	0/3/3/3
43	GDP	QB	501	-	-	3/12/32/32	0/3/3/3
43	GDP	PM	502	-	-	5/12/32/32	0/3/3/3
43	GDP	AP	501	-	-	4/12/32/32	0/3/3/3
42	GTP	PM	501	-	-	6/18/38/38	0/3/3/3
42	GTP	GP	501	-	-	6/18/38/38	0/3/3/3
43	GDP	QM	501	-	-	4/12/32/32	0/3/3/3

Continued on next page...

Continued from previous page...

Mol	Type	Chain	Res	Link	Chirals	Torsions	Rings
42	GTP	VA	501	-	-	7/18/38/38	0/3/3/3
42	GTP	WO	501	-	-	7/18/38/38	0/3/3/3
43	GDP	HQ	501	-	-	3/12/32/32	0/3/3/3
42	GTP	RF	501	-	-	7/18/38/38	0/3/3/3
43	GDP	SM	502	-	-	3/12/32/32	0/3/3/3
43	GDP	AM	501	-	-	4/12/32/32	0/3/3/3
43	GDP	DO	501	-	-	3/12/32/32	0/3/3/3
42	GTP	IE	501	-	-	7/18/38/38	0/3/3/3
42	GTP	VQ	501	-	-	9/18/38/38	0/3/3/3
42	GTP	HB	502	-	-	5/18/38/38	0/3/3/3
42	GTP	EF	501	-	-	8/18/38/38	0/3/3/3
42	GTP	FB	502	-	-	6/18/38/38	0/3/3/3
42	GTP	SM	501	-	-	4/18/38/38	0/3/3/3
42	GTP	EH	501	-	-	7/18/38/38	0/3/3/3
43	GDP	HN	501	-	-	5/12/32/32	0/3/3/3
42	GTP	VP	501	-	-	3/18/38/38	0/3/3/3
43	GDP	KL	501	-	-	4/12/32/32	0/3/3/3
43	GDP	CB	501	-	-	2/12/32/32	0/3/3/3
42	GTP	JO	501	-	-	6/18/38/38	0/3/3/3
43	GDP	RL	501	-	-	4/12/32/32	0/3/3/3
43	GDP	IQ	501	-	-	4/12/32/32	0/3/3/3
42	GTP	OO	501	-	-	6/18/38/38	0/3/3/3
42	GTP	TF	501	-	-	6/18/38/38	0/3/3/3
43	GDP	IM	501	-	-	4/12/32/32	0/3/3/3
42	GTP	IA	501	-	-	4/18/38/38	0/3/3/3
43	GDP	BL	502	-	-	3/12/32/32	0/3/3/3
43	GDP	SN	502	-	-	3/12/32/32	0/3/3/3
43	GDP	PB	501	-	-	4/12/32/32	0/3/3/3
43	GDP	HM	502	-	-	4/12/32/32	0/3/3/3
42	GTP	AA	501	-	-	3/18/38/38	0/3/3/3
43	GDP	NM	502	-	-	3/12/32/32	0/3/3/3
42	GTP	UA	501	-	-	4/18/38/38	0/3/3/3
42	GTP	RO	501	-	-	7/18/38/38	0/3/3/3
43	GDP	LB	501	-	-	4/12/32/32	0/3/3/3

Continued on next page...

Continued from previous page...

Mol	Type	Chain	Res	Link	Chirals	Torsions	Rings
42	GTP	BI	501	-	-	6/18/38/38	0/3/3/3
42	GTP	JA	501	-	-	4/18/38/38	0/3/3/3
43	GDP	VQ	502	-	-	4/12/32/32	0/3/3/3
42	GTP	JE	501	-	-	6/18/38/38	0/3/3/3
43	GDP	DL	501	-	-	4/12/32/32	0/3/3/3
43	GDP	GN	501	-	-	3/12/32/32	0/3/3/3
42	GTP	GB	502	-	-	9/18/38/38	0/3/3/3
43	GDP	NN	502	-	-	3/12/32/32	0/3/3/3
43	GDP	WP	501	-	-	4/12/32/32	0/3/3/3
42	GTP	OM	501	-	-	6/18/38/38	0/3/3/3
43	GDP	QN	502	-	-	4/12/32/32	0/3/3/3
43	GDP	ON	502	-	-	4/12/32/32	0/3/3/3
43	GDP	SB	501	-	-	2/12/32/32	0/3/3/3
43	GDP	DM	501	-	-	2/12/32/32	0/3/3/3
42	GTP	FN	501	-	-	8/18/38/38	0/3/3/3
42	GTP	WA	501	-	-	9/18/38/38	0/3/3/3
42	GTP	PN	501	-	-	8/18/38/38	0/3/3/3
43	GDP	IO	501	-	-	4/12/32/32	0/3/3/3
43	GDP	LN	501	-	-	4/12/32/32	0/3/3/3
42	GTP	WF	501	-	-	6/18/38/38	0/3/3/3
42	GTP	OL	501	-	-	10/18/38/38	0/3/3/3
43	GDP	JL	501	-	-	4/12/32/32	0/3/3/3
43	GDP	PN	502	-	-	4/12/32/32	0/3/3/3
43	GDP	TB	501	-	-	3/12/32/32	0/3/3/3
42	GTP	JB	502	-	-	6/18/38/38	0/3/3/3
42	GTP	CA	501	-	-	8/18/38/38	0/3/3/3
43	GDP	QO	502	-	-	4/12/32/32	0/3/3/3
42	GTP	HM	501	-	-	6/18/38/38	0/3/3/3
42	GTP	SG	501	-	-	6/18/38/38	0/3/3/3
42	GTP	NN	501	-	-	5/18/38/38	0/3/3/3
42	GTP	UB	502	-	-	3/18/38/38	0/3/3/3
42	GTP	GH	501	-	-	6/18/38/38	0/3/3/3
42	GTP	KM	501	-	-	5/18/38/38	0/3/3/3
42	GTP	NO	501	-	-	5/18/38/38	0/3/3/3

Continued on next page...

Continued from previous page...

Mol	Type	Chain	Res	Link	Chirals	Torsions	Rings
43	GDP	BB	501	-	-	4/12/32/32	0/3/3/3
42	GTP	DF	501	-	-	3/18/38/38	0/3/3/3
43	GDP	KB	501	-	-	3/12/32/32	0/3/3/3
43	GDP	UN	501	-	-	4/12/32/32	0/3/3/3
43	GDP	NO	502	-	-	4/12/32/32	0/3/3/3
43	GDP	UP	501	-	-	3/12/32/32	0/3/3/3
43	GDP	TO	501	-	-	3/12/32/32	0/3/3/3
43	GDP	GO	501	-	-	4/12/32/32	0/3/3/3
43	GDP	PO	502	-	-	4/12/32/32	0/3/3/3
42	GTP	ND	501	-	-	6/18/38/38	0/3/3/3
43	GDP	LL	502	-	-	4/12/32/32	0/3/3/3
42	GTP	BA	501	-	-	8/18/38/38	0/3/3/3
42	GTP	FI	501	-	-	6/18/38/38	0/3/3/3
42	GTP	HA	501	-	-	9/18/38/38	0/3/3/3
43	GDP	HP	502	-	-	4/12/32/32	0/3/3/3
42	GTP	BH	501	-	-	8/18/38/38	0/3/3/3
43	GDP	MN	502	-	-	4/12/32/32	0/3/3/3
42	GTP	GA	501	-	-	3/18/38/38	0/3/3/3
43	GDP	BM	501	-	-	4/12/32/32	0/3/3/3
42	GTP	PD	501	-	-	3/18/38/38	0/3/3/3
43	GDP	CM	501	-	-	2/12/32/32	0/3/3/3
42	GTP	MD	501	-	-	6/18/38/38	0/3/3/3
42	GTP	RE	501	-	-	7/18/38/38	0/3/3/3
43	GDP	NP	501	-	-	5/12/32/32	0/3/3/3
43	GDP	SP	502	-	-	4/12/32/32	0/3/3/3
43	GDP	TN	502	-	-	3/12/32/32	0/3/3/3
43	GDP	PP	501	-	-	3/12/32/32	0/3/3/3
43	GDP	RP	502	-	-	1/12/32/32	0/3/3/3
42	GTP	TI	501	-	-	7/18/38/38	0/3/3/3
42	GTP	PE	501	-	-	6/18/38/38	0/3/3/3
42	GTP	CG	501	-	-	8/18/38/38	0/3/3/3
42	GTP	JD	501	-	-	5/18/38/38	0/3/3/3
43	GDP	IN	501	-	-	4/12/32/32	0/3/3/3
42	GTP	CI	501	-	-	7/18/38/38	0/3/3/3

Continued on next page...

Continued from previous page...

Mol	Type	Chain	Res	Link	Chirals	Torsions	Rings
43	GDP	CP	501	-	-	4/12/32/32	0/3/3/3
43	GDP	AN	501	-	-	4/12/32/32	0/3/3/3
43	GDP	BN	501	-	-	4/12/32/32	0/3/3/3
43	GDP	VO	501	-	-	4/12/32/32	0/3/3/3
42	GTP	TG	501	-	-	6/18/38/38	0/3/3/3
43	GDP	FB	501	-	-	5/12/32/32	0/3/3/3
43	GDP	ML	502	-	-	4/12/32/32	0/3/3/3
43	GDP	RN	502	-	-	2/12/32/32	0/3/3/3
43	GDP	CO	501	-	-	3/12/32/32	0/3/3/3
43	GDP	RM	501	-	-	2/12/32/32	0/3/3/3
42	GTP	EA	501	-	-	5/18/38/38	0/3/3/3
43	GDP	UO	502	-	-	4/12/32/32	0/3/3/3
43	GDP	JO	502	-	-	4/12/32/32	0/3/3/3
42	GTP	HP	501	-	-	8/18/38/38	0/3/3/3
42	GTP	VB	502	-	-	4/18/38/38	0/3/3/3
42	GTP	ML	501	-	-	6/18/38/38	0/3/3/3
42	GTP	CF	501	-	-	8/18/38/38	0/3/3/3
43	GDP	BP	501	-	-	4/12/32/32	0/3/3/3
42	GTP	ON	501	-	-	6/18/38/38	0/3/3/3
42	GTP	QL	501	-	-	7/18/38/38	0/3/3/3
42	GTP	AH	501	-	-	4/18/38/38	0/3/3/3
43	GDP	AB	501	-	-	4/12/32/32	0/3/3/3
42	GTP	LA	501	-	-	4/18/38/38	0/3/3/3
42	GTP	VF	501	-	-	10/18/38/38	0/3/3/3
43	GDP	NB	501	-	-	4/12/32/32	0/3/3/3
43	GDP	GM	501	-	-	3/12/32/32	0/3/3/3
43	GDP	RO	502	-	-	3/12/32/32	0/3/3/3
43	GDP	MB	501	-	-	4/12/32/32	0/3/3/3
43	GDP	SL	502	-	-	2/12/32/32	0/3/3/3
42	GTP	IH	501	-	-	7/18/38/38	0/3/3/3
43	GDP	FO	502	-	-	3/12/32/32	0/3/3/3
42	GTP	RN	501	-	-	9/18/38/38	0/3/3/3
42	GTP	HH	501	-	-	4/18/38/38	0/3/3/3
43	GDP	AO	501	-	-	4/12/32/32	0/3/3/3

Continued on next page...

Continued from previous page...

Mol	Type	Chain	Res	Link	Chirals	Torsions	Rings
42	GTP	TL	501	-	-	2/18/38/38	0/3/3/3
43	GDP	UM	502	-	-	3/12/32/32	0/3/3/3
43	GDP	JM	501	-	-	4/12/32/32	0/3/3/3
42	GTP	SH	501	-	-	5/18/38/38	0/3/3/3
42	GTP	WG	501	-	-	8/18/38/38	0/3/3/3
43	GDP	EP	501	-	-	2/12/32/32	0/3/3/3
43	GDP	NL	501	-	-	4/12/32/32	0/3/3/3
42	GTP	RP	501	-	-	4/18/38/38	0/3/3/3
43	GDP	MO	501	-	-	4/12/32/32	0/3/3/3
43	GDP	TM	501	-	-	4/12/32/32	0/3/3/3
42	GTP	LM	501	-	-	2/18/38/38	0/3/3/3
42	GTP	UO	501	-	-	7/18/38/38	0/3/3/3
42	GTP	WE	501	-	-	6/18/38/38	0/3/3/3
42	GTP	AF	501	-	-	7/18/38/38	0/3/3/3
43	GDP	EB	501	-	-	3/12/32/32	0/3/3/3
42	GTP	KE	501	-	-	8/18/38/38	0/3/3/3
42	GTP	LB	502	-	-	4/18/38/38	0/3/3/3
43	GDP	AL	501	-	-	4/12/32/32	0/3/3/3
43	GDP	EL	502	-	-	4/12/32/32	0/3/3/3
42	GTP	LO	501	-	-	9/18/38/38	0/3/3/3
43	GDP	WM	501	-	-	4/12/32/32	0/3/3/3
42	GTP	MB	502	-	-	7/18/38/38	0/3/3/3
42	GTP	KB	502	-	-	7/18/38/38	0/3/3/3
43	GDP	KO	502	-	-	2/12/32/32	0/3/3/3
43	GDP	VP	502	-	-	4/12/32/32	0/3/3/3
43	GDP	KM	502	-	-	4/12/32/32	0/3/3/3
43	GDP	WN	501	-	-	4/12/32/32	0/3/3/3
42	GTP	DE	501	-	-	9/18/38/38	0/3/3/3
43	GDP	QP	501	-	-	2/12/32/32	0/3/3/3
43	GDP	DB	501	-	-	3/12/32/32	0/3/3/3
42	GTP	OD	501	-	-	8/18/38/38	0/3/3/3
42	GTP	LD	501	-	-	8/18/38/38	0/3/3/3
43	GDP	OM	502	-	-	4/12/32/32	0/3/3/3
43	GDP	DP	501	-	-	2/12/32/32	0/3/3/3

Continued on next page...

Continued from previous page...

Mol	Type	Chain	Res	Link	Chirals	Torsions	Rings
42	GTP	KO	501	-	-	10/18/38/38	0/3/3/3
43	GDP	EN	501	-	-	2/12/32/32	0/3/3/3
42	GTP	BF	501	-	-	7/18/38/38	0/3/3/3
43	GDP	FN	502	-	-	2/12/32/32	0/3/3/3
42	GTP	EG	501	-	-	8/18/38/38	0/3/3/3
42	GTP	MH	501	-	-	8/18/38/38	0/3/3/3
42	GTP	FE	501	-	-	5/18/38/38	0/3/3/3
42	GTP	GE	501	-	-	4/18/38/38	0/3/3/3
42	GTP	NE	501	-	-	6/18/38/38	0/3/3/3
42	GTP	RG	501	-	-	8/18/38/38	0/3/3/3
42	GTP	VN	501	-	-	6/18/38/38	0/3/3/3
43	GDP	TL	502	-	-	4/12/32/32	0/3/3/3
43	GDP	WB	501	-	-	4/12/32/32	0/3/3/3
43	GDP	WQ	501	-	-	4/12/32/32	0/3/3/3
42	GTP	NM	501	-	-	5/18/38/38	0/3/3/3
43	GDP	FP	501	-	-	2/12/32/32	0/3/3/3
42	GTP	QF	501	-	-	9/18/38/38	0/3/3/3
43	GDP	CN	501	-	-	3/12/32/32	0/3/3/3
42	GTP	OB	502	-	-	8/18/38/38	0/3/3/3
42	GTP	CE	501	-	-	8/18/38/38	0/3/3/3
43	GDP	KP	501	-	-	3/12/32/32	0/3/3/3
43	GDP	LM	502	-	-	3/12/32/32	0/3/3/3
42	GTP	EL	501	-	-	5/18/38/38	0/3/3/3

All (452) bond length outliers are listed below:

Mol	Chain	Res	Type	Atoms	Z	Observed(Å)	Ideal(Å)
42	TI	501	GTP	C5-C6	-5.97	1.35	1.47
42	JB	502	GTP	C5-C6	-5.87	1.35	1.47
42	KO	501	GTP	C5-C6	-5.67	1.36	1.47
42	EG	501	GTP	C5-C6	-5.64	1.36	1.47
42	UA	501	GTP	C5-C6	-5.47	1.36	1.47
42	DH	501	GTP	C5-C6	-5.39	1.36	1.47
42	FM	501	GTP	C5-C6	-5.19	1.37	1.47
42	PO	501	GTP	C5-C6	-5.17	1.37	1.47
42	KM	501	GTP	C5-C6	-5.16	1.37	1.47
42	DG	501	GTP	C5-C6	-5.14	1.37	1.47

Continued on next page...

Continued from previous page...

Mol	Chain	Res	Type	Atoms	Z	Observed(Å)	Ideal(Å)
42	FO	501	GTP	C5-C6	-5.12	1.37	1.47
42	JO	501	GTP	C5-C6	-5.10	1.37	1.47
42	ML	501	GTP	C5-C6	-5.09	1.37	1.47
42	TF	501	GTP	C5-C6	-5.05	1.37	1.47
42	GP	501	GTP	C5-C6	-5.05	1.37	1.47
42	QL	501	GTP	C5-C6	-5.04	1.37	1.47
42	EA	501	GTP	C5-C6	-5.03	1.37	1.47
42	DI	501	GTP	C5-C6	-5.03	1.37	1.47
42	LL	501	GTP	C5-C6	-5.02	1.37	1.47
42	LB	502	GTP	C5-C6	-5.01	1.37	1.47
42	IG	501	GTP	C5-C6	-5.00	1.37	1.47
42	CG	501	GTP	C5-C6	-4.99	1.37	1.47
42	CE	501	GTP	C5-C6	-4.99	1.37	1.47
42	GF	501	GTP	C5-C6	-4.98	1.37	1.47
42	VB	502	GTP	C5-C6	-4.95	1.37	1.47
42	DF	501	GTP	C5-C6	-4.94	1.37	1.47
42	HE	501	GTP	C5-C6	-4.94	1.37	1.47
42	KB	502	GTP	C5-C6	-4.93	1.37	1.47
42	FI	501	GTP	C5-C6	-4.91	1.37	1.47
42	JF	501	GTP	C5-C6	-4.90	1.37	1.47
42	PE	501	GTP	C5-C6	-4.90	1.37	1.47
42	IH	501	GTP	C5-C6	-4.90	1.37	1.47
42	LM	501	GTP	C5-C6	-4.89	1.37	1.47
42	II	501	GTP	C5-C6	-4.88	1.37	1.47
42	KD	501	GTP	C5-C6	-4.88	1.37	1.47
42	HH	501	GTP	C5-C6	-4.87	1.37	1.47
42	GH	501	GTP	C5-C6	-4.86	1.37	1.47
42	UO	501	GTP	C5-C6	-4.84	1.37	1.47
42	LO	501	GTP	C5-C6	-4.84	1.37	1.47
42	UB	502	GTP	C5-C6	-4.83	1.37	1.47
42	JA	501	GTP	C5-C6	-4.82	1.37	1.47
42	HM	501	GTP	C5-C6	-4.82	1.37	1.47
42	UI	501	GTP	C5-C6	-4.81	1.37	1.47
42	WF	501	GTP	C5-C6	-4.80	1.37	1.47
42	CF	501	GTP	C5-C6	-4.80	1.38	1.47
42	EF	501	GTP	C5-C6	-4.80	1.38	1.47
42	SL	501	GTP	C5-C6	-4.79	1.38	1.47
42	WG	501	GTP	C5-C6	-4.78	1.38	1.47
42	EI	501	GTP	C5-C6	-4.78	1.38	1.47
42	QG	501	GTP	C5-C6	-4.77	1.38	1.47
42	QF	501	GTP	C5-C6	-4.77	1.38	1.47
42	MH	501	GTP	C5-C6	-4.76	1.38	1.47

Continued on next page...

Continued from previous page...

Mol	Chain	Res	Type	Atoms	Z	Observed(Å)	Ideal(Å)
42	CH	501	GTP	C5-C6	-4.76	1.38	1.47
42	WA	501	GTP	C5-C6	-4.75	1.38	1.47
42	GB	502	GTP	C5-C6	-4.74	1.38	1.47
42	RF	501	GTP	C5-C6	-4.74	1.38	1.47
42	NG	501	GTP	C5-C6	-4.73	1.38	1.47
42	NE	501	GTP	C5-C6	-4.72	1.38	1.47
42	IA	501	GTP	C5-C6	-4.70	1.38	1.47
42	QN	501	GTP	C5-C6	-4.70	1.38	1.47
42	CA	501	GTP	C5-C6	-4.68	1.38	1.47
42	VA	501	GTP	C5-C6	-4.67	1.38	1.47
42	JA	501	GTP	PB-O3B	4.67	1.64	1.59
42	GA	501	GTP	C5-C6	-4.67	1.38	1.47
42	PB	502	GTP	C5-C6	-4.66	1.38	1.47
42	KE	501	GTP	C5-C6	-4.65	1.38	1.47
42	TH	501	GTP	C5-C6	-4.65	1.38	1.47
42	WE	501	GTP	C5-C6	-4.64	1.38	1.47
42	LA	501	GTP	C5-C6	-4.64	1.38	1.47
42	BF	501	GTP	C5-C6	-4.63	1.38	1.47
42	SH	501	GTP	C5-C6	-4.63	1.38	1.47
42	WI	501	GTP	C5-C6	-4.62	1.38	1.47
42	UM	501	GTP	C5-C6	-4.61	1.38	1.47
42	OO	501	GTP	C5-C6	-4.60	1.38	1.47
42	OB	502	GTP	C5-C6	-4.60	1.38	1.47
42	EL	501	GTP	C5-C6	-4.59	1.38	1.47
42	NN	501	GTP	C5-C6	-4.59	1.38	1.47
42	WO	501	GTP	C5-C6	-4.59	1.38	1.47
42	ON	501	GTP	C5-C6	-4.58	1.38	1.47
42	TL	501	GTP	C5-C6	-4.57	1.38	1.47
42	SN	501	GTP	C5-C6	-4.57	1.38	1.47
42	MD	501	GTP	C5-C6	-4.57	1.38	1.47
42	SM	501	GTP	C5-C6	-4.56	1.38	1.47
42	NM	501	GTP	C5-C6	-4.56	1.38	1.47
42	VN	501	GTP	C5-C6	-4.55	1.38	1.47
42	IF	501	GTP	C5-C6	-4.55	1.38	1.47
42	HP	501	GTP	C5-C6	-4.55	1.38	1.47
42	OD	501	GTP	C5-C6	-4.55	1.38	1.47
42	IE	501	GTP	C5-C6	-4.55	1.38	1.47
42	RO	501	GTP	C5-C6	-4.54	1.38	1.47
42	RG	501	GTP	C5-C6	-4.54	1.38	1.47
42	JE	501	GTP	C5-C6	-4.54	1.38	1.47
42	MB	502	GTP	C5-C6	-4.53	1.38	1.47
42	SG	501	GTP	C5-C6	-4.52	1.38	1.47

Continued on next page...

Continued from previous page...

Mol	Chain	Res	Type	Atoms	Z	Observed(Å)	Ideal(Å)
42	NO	501	GTP	C5-C6	-4.50	1.38	1.47
42	QO	501	GTP	C5-C6	-4.49	1.38	1.47
42	FE	501	GTP	C5-C6	-4.48	1.38	1.47
42	FN	501	GTP	C5-C6	-4.48	1.38	1.47
42	VQ	501	GTP	C5-C6	-4.48	1.38	1.47
42	VP	501	GTP	C5-C6	-4.46	1.38	1.47
42	OL	501	GTP	C5-C6	-4.45	1.38	1.47
42	HA	501	GTP	C5-C6	-4.44	1.38	1.47
42	PM	501	GTP	C5-C6	-4.44	1.38	1.47
42	VF	501	GTP	C5-C6	-4.43	1.38	1.47
42	TN	501	GTP	C5-C6	-4.43	1.38	1.47
42	UE	501	GTP	C5-C6	-4.42	1.38	1.47
42	PD	501	GTP	C5-C6	-4.41	1.38	1.47
42	MM	501	GTP	C5-C6	-4.41	1.38	1.47
42	MN	501	GTP	C5-C6	-4.41	1.38	1.47
42	BI	501	GTP	C5-C6	-4.40	1.38	1.47
42	RE	501	GTP	C5-C6	-4.40	1.38	1.47
42	HB	502	GTP	C5-C6	-4.40	1.38	1.47
42	FB	502	GTP	C5-C6	-4.40	1.38	1.47
42	BL	501	GTP	C5-C6	-4.36	1.38	1.47
42	RN	501	GTP	C5-C6	-4.36	1.38	1.47
42	EH	501	GTP	C5-C6	-4.36	1.38	1.47
42	DE	501	GTP	C5-C6	-4.35	1.38	1.47
42	AA	501	GTP	C5-C6	-4.35	1.38	1.47
42	KO	501	GTP	C2-N3	4.31	1.43	1.33
42	LD	501	GTP	C5-C6	-4.30	1.38	1.47
42	PN	501	GTP	C5-C6	-4.30	1.38	1.47
42	DA	501	GTP	C5-C6	-4.29	1.39	1.47
42	AH	501	GTP	C5-C6	-4.29	1.39	1.47
42	CI	501	GTP	C5-C6	-4.29	1.39	1.47
42	AG	501	GTP	C5-C6	-4.29	1.39	1.47
42	GE	501	GTP	C5-C6	-4.28	1.39	1.47
42	BG	501	GTP	C5-C6	-4.27	1.39	1.47
42	BH	501	GTP	C5-C6	-4.26	1.39	1.47
42	EG	501	GTP	PB-O3B	4.25	1.64	1.59
42	BA	501	GTP	C5-C6	-4.24	1.39	1.47
42	ND	501	GTP	C5-C6	-4.23	1.39	1.47
42	SP	501	GTP	C5-C6	-4.21	1.39	1.47
42	AF	501	GTP	C5-C6	-4.20	1.39	1.47
42	RP	501	GTP	C5-C6	-4.18	1.39	1.47
42	AE	501	GTP	C5-C6	-4.17	1.39	1.47
42	KN	501	GTP	C5-C6	-4.15	1.39	1.47

Continued on next page...

Continued from previous page...

Mol	Chain	Res	Type	Atoms	Z	Observed(Å)	Ideal(Å)
42	DH	501	GTP	C2-N3	4.14	1.43	1.33
42	JD	501	GTP	C5-C6	-4.12	1.39	1.47
42	QL	501	GTP	C2-N3	4.12	1.43	1.33
42	UA	501	GTP	C2-N3	4.07	1.43	1.33
42	OM	501	GTP	C5-C6	-4.06	1.39	1.47
42	GA	501	GTP	PB-O3B	4.05	1.63	1.59
42	TI	501	GTP	C2-N3	3.83	1.42	1.33
42	KM	501	GTP	C2-N3	3.75	1.42	1.33
42	JB	502	GTP	C2-N3	3.71	1.42	1.33
42	SN	501	GTP	C2-N3	3.63	1.42	1.33
42	DI	501	GTP	C2-N3	3.37	1.41	1.33
42	GA	501	GTP	C2-N3	3.35	1.41	1.33
42	GA	501	GTP	PB-O3A	3.33	1.63	1.59
42	QN	501	GTP	PB-O3B	3.32	1.63	1.59
42	MD	501	GTP	C2-N3	3.32	1.41	1.33
42	TF	501	GTP	C2-N3	3.31	1.41	1.33
42	MM	501	GTP	C2-N3	3.30	1.41	1.33
42	GP	501	GTP	C2-N3	3.30	1.41	1.33
42	ML	501	GTP	C2-N3	3.26	1.41	1.33
42	KN	501	GTP	C2-N3	3.26	1.41	1.33
42	LL	501	GTP	C2-N3	3.20	1.41	1.33
42	MB	502	GTP	PB-O3A	3.19	1.62	1.59
42	DA	501	GTP	C2-N3	3.13	1.40	1.33
42	JD	501	GTP	C2-N3	3.12	1.40	1.33
42	MB	502	GTP	C2-N3	3.11	1.40	1.33
42	FO	501	GTP	C2-N3	3.07	1.40	1.33
42	SL	501	GTP	C2-N3	3.06	1.40	1.33
42	QL	501	GTP	PA-O3A	3.00	1.62	1.59
42	FM	501	GTP	C2-N3	2.99	1.40	1.33
42	QL	501	GTP	PB-O3A	2.96	1.62	1.59
42	MH	501	GTP	C2-N3	2.95	1.40	1.33
42	MB	502	GTP	PB-O3B	2.94	1.62	1.59
42	QN	501	GTP	PB-O3A	2.92	1.62	1.59
42	JO	501	GTP	C2-N3	2.88	1.40	1.33
42	CE	501	GTP	PB-O3B	2.85	1.62	1.59
42	KD	501	GTP	C2-N3	2.85	1.40	1.33
42	FI	501	GTP	C2-N3	2.85	1.40	1.33
42	CG	501	GTP	C2-N3	2.82	1.40	1.33
42	KB	502	GTP	C2-N3	2.81	1.40	1.33
42	TL	501	GTP	C2-N3	2.81	1.40	1.33
42	QN	501	GTP	PA-O3A	2.79	1.62	1.59
42	PE	501	GTP	C2-N3	2.77	1.39	1.33

Continued on next page...

Continued from previous page...

Mol	Chain	Res	Type	Atoms	Z	Observed(Å)	Ideal(Å)
42	TL	501	GTP	PA-O3A	2.76	1.62	1.59
42	EG	501	GTP	C2-N3	2.75	1.39	1.33
42	JA	501	GTP	C2-N3	2.74	1.39	1.33
42	NE	501	GTP	C2-N3	2.74	1.39	1.33
42	GB	502	GTP	C2-N3	2.74	1.39	1.33
42	TG	501	GTP	C2-N3	2.74	1.39	1.33
42	CE	501	GTP	C2-N3	2.74	1.39	1.33
42	AH	501	GTP	PB-O3B	2.74	1.62	1.59
42	TN	501	GTP	C2-N3	2.74	1.39	1.33
42	GH	501	GTP	C2-N3	2.74	1.39	1.33
42	WF	501	GTP	C2-N3	2.73	1.39	1.33
42	JF	501	GTP	C2-N3	2.72	1.39	1.33
42	TG	501	GTP	C5-C6	-2.71	1.42	1.47
42	PB	502	GTP	C2-N3	2.71	1.39	1.33
42	UA	501	GTP	C2-N2	2.71	1.40	1.34
42	PO	501	GTP	C2-N3	2.71	1.39	1.33
42	DG	501	GTP	PB-O3A	2.71	1.62	1.59
42	DG	501	GTP	C2-N3	2.70	1.39	1.33
42	SM	501	GTP	C2-N3	2.70	1.39	1.33
42	TG	501	GTP	PB-O3A	2.70	1.62	1.59
42	II	501	GTP	C2-N3	2.70	1.39	1.33
42	LM	501	GTP	C2-N3	2.70	1.39	1.33
42	VA	501	GTP	PB-O3B	2.69	1.62	1.59
42	HM	501	GTP	C2-N3	2.69	1.39	1.33
43	RL	501	GDP	C6-N1	-2.68	1.33	1.37
43	GP	502	GDP	O4'-C1'	2.68	1.44	1.40
42	GF	501	GTP	C2-N3	2.67	1.39	1.33
42	DH	501	GTP	PB-O3A	2.67	1.62	1.59
42	MN	501	GTP	C2-N3	2.66	1.39	1.33
42	TG	501	GTP	PA-O3A	2.65	1.62	1.59
42	UI	501	GTP	C2-N3	2.65	1.39	1.33
42	JD	501	GTP	PB-O3A	2.65	1.62	1.59
42	IG	501	GTP	C2-N3	2.65	1.39	1.33
42	EG	501	GTP	PB-O3A	2.65	1.62	1.59
42	CF	501	GTP	C2-N3	2.64	1.39	1.33
42	BF	501	GTP	C2-N3	2.63	1.39	1.33
42	JA	501	GTP	PB-O3A	2.62	1.62	1.59
42	CH	501	GTP	C2-N3	2.62	1.39	1.33
42	KO	501	GTP	PB-O3A	2.62	1.62	1.59
42	OL	501	GTP	C2-N3	2.62	1.39	1.33
42	VP	501	GTP	C2-N3	2.62	1.39	1.33
42	OB	502	GTP	C2-N3	2.61	1.39	1.33

Continued on next page...

Continued from previous page...

Mol	Chain	Res	Type	Atoms	Z	Observed(Å)	Ideal(Å)
42	UO	501	GTP	C2-N3	2.61	1.39	1.33
42	IE	501	GTP	C2-N3	2.60	1.39	1.33
42	QG	501	GTP	PB-O3B	2.60	1.62	1.59
42	HP	501	GTP	C2-N3	2.59	1.39	1.33
42	LO	501	GTP	C2-N3	2.59	1.39	1.33
42	UA	501	GTP	PB-O3B	2.59	1.62	1.59
42	PM	501	GTP	C2-N3	2.59	1.39	1.33
42	HA	501	GTP	PG-O1G	2.58	1.58	1.50
42	EI	501	GTP	C2-N3	2.58	1.39	1.33
42	EF	501	GTP	C2-N3	2.58	1.39	1.33
42	JB	502	GTP	PB-O3B	2.58	1.62	1.59
42	TH	501	GTP	C2-N3	2.58	1.39	1.33
42	RE	501	GTP	C2-N3	2.57	1.39	1.33
42	DE	501	GTP	C2-N3	2.57	1.39	1.33
42	NG	501	GTP	C2-N3	2.57	1.39	1.33
42	OO	501	GTP	C2-N3	2.57	1.39	1.33
42	TL	501	GTP	PB-O3A	2.57	1.62	1.59
42	JD	501	GTP	PA-O3A	2.57	1.62	1.59
42	VB	502	GTP	C2-N3	2.56	1.39	1.33
42	DF	501	GTP	C2-N3	2.56	1.39	1.33
42	LB	502	GTP	C2-N3	2.56	1.39	1.33
42	IH	501	GTP	PB-O3B	2.56	1.62	1.59
42	HE	501	GTP	C2-N3	2.56	1.39	1.33
42	QN	501	GTP	C2-N3	2.56	1.39	1.33
42	SH	501	GTP	C2-N3	2.55	1.39	1.33
42	QO	501	GTP	C2-N3	2.55	1.39	1.33
42	IH	501	GTP	C2-N3	2.55	1.39	1.33
42	JE	501	GTP	C2-N3	2.55	1.39	1.33
42	DH	501	GTP	PA-O3A	2.54	1.62	1.59
42	RO	501	GTP	C2-N3	2.53	1.39	1.33
42	DI	501	GTP	PB-O3A	2.53	1.62	1.59
42	SP	501	GTP	C2-N3	2.53	1.39	1.33
42	WI	501	GTP	C2-N3	2.53	1.39	1.33
42	UB	502	GTP	C2-N3	2.53	1.39	1.33
42	NM	501	GTP	C2-N3	2.53	1.39	1.33
43	RN	502	GDP	C2-N3	2.52	1.39	1.33
42	CA	501	GTP	C2-N3	2.51	1.39	1.33
42	EL	501	GTP	C2-N3	2.50	1.39	1.33
42	UE	501	GTP	PA-O3A	2.50	1.62	1.59
42	OD	501	GTP	C2-N3	2.49	1.39	1.33
42	DG	501	GTP	PA-O3A	2.49	1.62	1.59
42	ON	501	GTP	C2-N3	2.48	1.39	1.33

Continued on next page...

Continued from previous page...

Mol	Chain	Res	Type	Atoms	Z	Observed(Å)	Ideal(Å)
42	IF	501	GTP	C2-N3	2.48	1.39	1.33
42	TH	501	GTP	PB-O3B	2.48	1.62	1.59
42	NN	501	GTP	C2-N3	2.48	1.39	1.33
42	RP	501	GTP	C2-N3	2.48	1.39	1.33
42	HP	501	GTP	PB-O3A	2.48	1.62	1.59
42	SG	501	GTP	C2-N3	2.47	1.39	1.33
42	LA	501	GTP	C2-N3	2.47	1.39	1.33
42	MM	501	GTP	PB-O3A	2.46	1.62	1.59
42	WO	501	GTP	C2-N3	2.45	1.39	1.33
42	WG	501	GTP	C2-N3	2.45	1.39	1.33
42	TN	501	GTP	PB-O3A	2.45	1.62	1.59
42	DH	501	GTP	C2-N2	2.44	1.39	1.34
42	NO	501	GTP	C2-N3	2.44	1.39	1.33
42	IA	501	GTP	C2-N3	2.44	1.39	1.33
42	EA	501	GTP	C2-N3	2.44	1.39	1.33
42	KE	501	GTP	C2-N3	2.44	1.39	1.33
43	JL	501	GDP	O4'-C1'	2.44	1.44	1.40
42	LD	501	GTP	C2-N3	2.43	1.39	1.33
42	UI	501	GTP	PB-O3A	2.43	1.62	1.59
42	FN	501	GTP	C2-N3	2.43	1.39	1.33
42	GF	501	GTP	PA-O3A	2.43	1.62	1.59
42	WA	501	GTP	C2-N3	2.42	1.39	1.33
42	HH	501	GTP	C2-N3	2.41	1.39	1.33
42	SL	501	GTP	PB-O3A	2.40	1.62	1.59
42	UA	501	GTP	PB-O3A	2.40	1.62	1.59
42	VQ	501	GTP	C2-N3	2.40	1.39	1.33
42	PD	501	GTP	C2-N3	2.40	1.39	1.33
43	TL	502	GDP	C2-N3	2.40	1.39	1.33
42	GP	501	GTP	PB-O3A	2.39	1.62	1.59
42	UE	501	GTP	PB-O3A	2.39	1.62	1.59
42	QG	501	GTP	C2-N3	2.39	1.39	1.33
42	KM	501	GTP	PB-O3A	2.38	1.62	1.59
43	TP	501	GDP	C2-N3	2.38	1.39	1.33
42	MB	502	GTP	PA-O3A	2.38	1.62	1.59
43	SN	502	GDP	C2-N3	2.37	1.39	1.33
42	VF	501	GTP	C2-N3	2.37	1.39	1.33
42	UE	501	GTP	C2-N3	2.37	1.39	1.33
42	WE	501	GTP	C2-N3	2.37	1.39	1.33
42	QF	501	GTP	PB-O3A	2.36	1.62	1.59
42	RN	501	GTP	C2-N3	2.36	1.38	1.33
43	AP	501	GDP	C6-N1	-2.36	1.34	1.37
42	RG	501	GTP	C2-N3	2.35	1.38	1.33

Continued on next page...

Continued from previous page...

Mol	Chain	Res	Type	Atoms	Z	Observed(Å)	Ideal(Å)
42	QF	501	GTP	PA-O3A	2.35	1.62	1.59
43	SN	502	GDP	O4'-C1'	2.35	1.44	1.40
42	VN	501	GTP	C2-N3	2.35	1.38	1.33
42	VA	501	GTP	C2-N3	2.34	1.38	1.33
42	MD	501	GTP	PA-O3A	2.32	1.62	1.59
42	QL	501	GTP	O4'-C1'	2.31	1.43	1.40
43	JL	501	GDP	C2-N3	2.31	1.38	1.33
43	EM	501	GDP	O4'-C1'	2.31	1.43	1.40
42	GF	501	GTP	PB-O3A	2.31	1.62	1.59
42	OM	501	GTP	C2-N3	2.31	1.38	1.33
43	KO	502	GDP	O4'-C1'	2.30	1.43	1.40
42	QF	501	GTP	C2-N3	2.30	1.38	1.33
43	DL	501	GDP	C5-C6	2.29	1.52	1.47
42	UM	501	GTP	C2-N3	2.29	1.38	1.33
42	DA	501	GTP	PB-O3A	2.29	1.62	1.59
42	QL	501	GTP	PB-O3B	2.28	1.62	1.59
42	HA	501	GTP	C2-N3	2.28	1.38	1.33
42	TN	501	GTP	PA-O3A	2.27	1.61	1.59
42	EI	501	GTP	PB-O3A	2.27	1.61	1.59
42	FB	502	GTP	C2-N3	2.27	1.38	1.33
42	WF	501	GTP	PB-O3A	2.27	1.61	1.59
42	GF	501	GTP	PB-O3B	2.26	1.61	1.59
42	SN	501	GTP	PA-O3A	2.26	1.61	1.59
42	VF	501	GTP	PB-O3A	2.26	1.61	1.59
43	TL	502	GDP	O4'-C1'	2.26	1.43	1.40
42	FN	501	GTP	PB-O3B	2.26	1.61	1.59
42	CF	501	GTP	PB-O3A	2.25	1.61	1.59
42	HP	501	GTP	PA-O3A	2.25	1.61	1.59
42	RF	501	GTP	C2-N3	2.25	1.38	1.33
42	AA	501	GTP	PB-O3A	2.25	1.61	1.59
42	GP	501	GTP	PA-O3A	2.24	1.61	1.59
42	UI	501	GTP	PA-O3A	2.24	1.61	1.59
42	DF	501	GTP	PB-O3B	2.24	1.61	1.59
42	EL	501	GTP	PB-O3A	2.23	1.61	1.59
42	LL	501	GTP	PB-O3A	2.23	1.61	1.59
42	FN	501	GTP	PB-O3A	2.23	1.61	1.59
42	MH	501	GTP	PB-O3A	2.23	1.61	1.59
42	GE	501	GTP	PA-O3A	2.23	1.61	1.59
42	SL	501	GTP	PA-O3A	2.23	1.61	1.59
42	FM	501	GTP	PB-O3A	2.22	1.61	1.59
42	FM	501	GTP	PA-O3A	2.22	1.61	1.59
42	DE	501	GTP	PB-O3A	2.22	1.61	1.59

Continued on next page...

Continued from previous page...

Mol	Chain	Res	Type	Atoms	Z	Observed(Å)	Ideal(Å)
42	KN	501	GTP	PB-O3A	2.22	1.61	1.59
43	MP	501	GDP	O4'-C1'	2.21	1.43	1.40
42	QL	501	GTP	C2-N2	2.20	1.39	1.34
43	QP	501	GDP	O4'-C1'	2.20	1.43	1.40
42	KO	501	GTP	PA-O3A	2.20	1.61	1.59
43	SP	502	GDP	O4'-C1'	2.20	1.43	1.40
42	EA	501	GTP	PB-O3B	2.20	1.61	1.59
43	LM	502	GDP	O4'-C1'	2.19	1.43	1.40
43	DL	501	GDP	C4-N3	-2.19	1.32	1.37
42	MD	501	GTP	PB-O3A	2.19	1.61	1.59
42	KN	501	GTP	PB-O3B	2.18	1.61	1.59
42	SN	501	GTP	PB-O3A	2.18	1.61	1.59
42	UA	501	GTP	PA-O3A	2.17	1.61	1.59
42	BI	501	GTP	C2-N3	2.17	1.38	1.33
43	UM	502	GDP	C6-N1	-2.17	1.34	1.37
42	BH	501	GTP	C2-N3	2.17	1.38	1.33
43	CO	501	GDP	O4'-C1'	2.17	1.43	1.40
43	GP	502	GDP	C5-C6	2.16	1.51	1.47
42	KN	501	GTP	PA-O3A	2.15	1.61	1.59
42	FN	501	GTP	PA-O3A	2.15	1.61	1.59
43	GM	501	GDP	O4'-C1'	2.15	1.43	1.40
42	GA	501	GTP	PA-O3A	2.14	1.61	1.59
42	BH	501	GTP	PB-O3A	2.14	1.61	1.59
42	FO	501	GTP	PB-O3A	2.13	1.61	1.59
42	AF	501	GTP	C2-N3	2.13	1.38	1.33
43	MB	501	GDP	O4'-C1'	2.13	1.43	1.40
42	AG	501	GTP	C2-N3	2.13	1.38	1.33
43	RP	502	GDP	C2-N3	2.13	1.38	1.33
42	DA	501	GTP	PA-O3A	2.13	1.61	1.59
42	OD	501	GTP	PA-O3A	2.13	1.61	1.59
42	FE	501	GTP	C2-N3	2.12	1.38	1.33
43	EM	501	GDP	C2-N3	2.12	1.38	1.33
42	AH	501	GTP	C2-N3	2.12	1.38	1.33
43	SB	501	GDP	O4'-C1'	2.12	1.43	1.40
42	CF	501	GTP	PA-O3A	2.12	1.61	1.59
42	EH	501	GTP	C2-N3	2.12	1.38	1.33
42	HB	502	GTP	C2-N3	2.11	1.38	1.33
42	UE	501	GTP	PB-O3B	2.11	1.61	1.59
43	QM	501	GDP	O4'-C1'	2.11	1.43	1.40
42	ND	501	GTP	C2-N3	2.11	1.38	1.33
42	LO	501	GTP	PB-O3A	2.10	1.61	1.59
42	MN	501	GTP	PB-O3A	2.10	1.61	1.59

Continued on next page...

Continued from previous page...

Mol	Chain	Res	Type	Atoms	Z	Observed(Å)	Ideal(Å)
42	AA	501	GTP	C2-N3	2.10	1.38	1.33
43	TN	502	GDP	C6-N1	-2.10	1.34	1.37
43	BP	501	GDP	O4'-C1'	2.10	1.43	1.40
42	VQ	501	GTP	PB-O3A	2.10	1.61	1.59
42	BF	501	GTP	PB-O3A	2.10	1.61	1.59
42	BL	501	GTP	C2-N3	2.10	1.38	1.33
43	FN	502	GDP	C2-N3	2.10	1.38	1.33
43	NN	502	GDP	O4'-C1'	2.09	1.43	1.40
42	PB	502	GTP	PB-O3A	2.09	1.61	1.59
42	EI	501	GTP	PA-O3A	2.09	1.61	1.59
43	RM	501	GDP	O4'-C1'	2.09	1.43	1.40
42	KE	501	GTP	PB-O3A	2.08	1.61	1.59
43	KO	502	GDP	C2-N3	2.08	1.38	1.33
42	OM	501	GTP	PB-O3A	2.08	1.61	1.59
43	LL	502	GDP	C6-N1	-2.07	1.34	1.37
42	PN	501	GTP	C2-N3	2.07	1.38	1.33
42	WA	501	GTP	PB-O3A	2.07	1.61	1.59
42	HB	502	GTP	PB-O3A	2.07	1.61	1.59
42	KO	501	GTP	C2-N2	2.07	1.39	1.34
43	FP	501	GDP	O4'-C1'	2.07	1.43	1.40
42	DF	501	GTP	PB-O3A	2.06	1.61	1.59
43	EP	501	GDP	O4'-C1'	2.06	1.43	1.40
42	HP	501	GTP	PB-O3B	2.06	1.61	1.59
42	OD	501	GTP	PB-O3A	2.06	1.61	1.59
42	WG	501	GTP	PB-O3A	2.06	1.61	1.59
42	BA	501	GTP	C2-N3	2.05	1.38	1.33
42	AA	501	GTP	PA-O3A	2.05	1.61	1.59
42	BG	501	GTP	C2-N3	2.05	1.38	1.33
43	AM	501	GDP	O4'-C1'	2.05	1.43	1.40
43	CB	501	GDP	O4'-C1'	2.05	1.43	1.40
43	CN	501	GDP	O4'-C1'	2.05	1.43	1.40
42	TF	501	GTP	PG-O1G	2.05	1.56	1.50
42	AE	501	GTP	C2-N3	2.04	1.38	1.33
42	AA	501	GTP	PB-O3B	2.04	1.61	1.59
42	HM	501	GTP	PB-O3B	2.04	1.61	1.59
42	SP	501	GTP	PB-O3A	2.04	1.61	1.59
42	ML	501	GTP	PB-O3A	2.04	1.61	1.59
43	BB	501	GDP	O4'-C1'	2.04	1.43	1.40
43	AN	501	GDP	O4'-C1'	2.04	1.43	1.40
42	OB	502	GTP	PB-O3B	2.04	1.61	1.59
42	IE	501	GTP	PA-O3A	2.03	1.61	1.59
42	NM	501	GTP	PB-O3B	2.03	1.61	1.59

Continued on next page...

Continued from previous page...

Mol	Chain	Res	Type	Atoms	Z	Observed(Å)	Ideal(Å)
42	WF	501	GTP	PA-O3A	2.03	1.61	1.59
42	KE	501	GTP	PA-O3A	2.03	1.61	1.59
42	ND	501	GTP	PA-O3A	2.03	1.61	1.59
43	EN	501	GDP	C2-N3	2.03	1.38	1.33
42	VP	501	GTP	PB-O3B	2.03	1.61	1.59
42	CG	501	GTP	PB-O3A	2.02	1.61	1.59
42	PB	502	GTP	PA-O3A	2.02	1.61	1.59
43	WM	501	GDP	O4'-C1'	2.02	1.43	1.40
43	AB	501	GDP	O4'-C1'	2.02	1.43	1.40
42	RN	501	GTP	PA-O3A	2.02	1.61	1.59
42	MN	501	GTP	PB-O3B	2.02	1.61	1.59
42	SP	501	GTP	PA-O3A	2.02	1.61	1.59
43	RP	502	GDP	O4'-C1'	2.02	1.43	1.40
42	OM	501	GTP	PA-O3A	2.01	1.61	1.59
43	OP	501	GDP	C6-N1	-2.01	1.34	1.37
43	DL	501	GDP	C2-N1	2.01	1.42	1.37
42	FO	501	GTP	PA-O3A	2.01	1.61	1.59
43	GN	501	GDP	O4'-C1'	2.01	1.43	1.40
42	GE	501	GTP	C2-N3	2.01	1.38	1.33
43	EN	501	GDP	O4'-C1'	2.01	1.43	1.40
42	HH	501	GTP	PB-O3B	2.00	1.61	1.59
42	VF	501	GTP	PA-O3A	2.00	1.61	1.59

All (1480) bond angle outliers are listed below:

Mol	Chain	Res	Type	Atoms	Z	Observed(°)	Ideal(°)
43	SN	502	GDP	O6-C6-C5	-8.40	107.66	124.32
43	DL	501	GDP	N2-C2-N3	-8.23	103.62	119.67
43	TL	502	GDP	O6-C6-C5	-8.08	108.31	124.32
43	RN	502	GDP	O6-C6-C5	-7.61	109.23	124.32
43	RP	502	GDP	C2-N1-C6	-7.58	111.25	125.11
43	RP	502	GDP	O6-C6-C5	-7.28	109.90	124.32
43	RN	502	GDP	O6-C6-N1	7.16	129.12	120.62
43	TP	501	GDP	O6-C6-C5	-7.00	110.45	124.32
43	QP	501	GDP	C2-N1-C6	-6.89	112.49	125.11
43	FP	501	GDP	N2-C2-N3	-6.85	106.31	119.67
43	JL	501	GDP	C2-N1-C6	-6.82	112.62	125.11
43	SN	502	GDP	C2-N1-C6	-6.79	112.68	125.11
43	DL	501	GDP	C2-N1-C6	-6.77	112.72	125.11
43	TL	502	GDP	C2-N1-C6	-6.55	113.12	125.11
43	TL	502	GDP	O6-C6-N1	6.53	128.37	120.62
43	TP	501	GDP	C2-N1-C6	-6.48	113.26	125.11

Continued on next page...

Continued from previous page...

Mol	Chain	Res	Type	Atoms	Z	Observed(°)	Ideal(°)
42	DH	501	GTP	C4'-O4'-C1'	6.38	115.77	109.92
43	EP	501	GDP	C2-N1-C6	-6.36	113.47	125.11
43	EP	501	GDP	O6-C6-C5	-6.24	111.95	124.32
43	NN	502	GDP	N2-C2-N3	-6.20	107.58	119.67
43	TB	501	GDP	O4'-C1'-N9	6.16	116.92	108.75
42	UA	501	GTP	C4'-O4'-C1'	6.10	115.51	109.92
42	TG	501	GTP	C8-N7-C5	6.05	112.85	102.55
43	QP	501	GDP	N2-C2-N3	-6.03	107.91	119.67
43	FN	502	GDP	O6-C6-C5	-5.94	112.54	124.32
43	GP	502	GDP	N2-C2-N3	-5.92	108.12	119.67
43	RN	502	GDP	C2-N1-C6	-5.89	114.33	125.11
43	SN	502	GDP	O6-C6-N1	5.83	127.54	120.62
43	EN	501	GDP	O6-C6-C5	-5.81	112.79	124.32
43	JL	501	GDP	O6-C6-C5	-5.78	112.87	124.32
43	SB	501	GDP	O6-C6-C5	-5.73	112.96	124.32
43	FP	501	GDP	C2-N1-C6	-5.66	114.75	125.11
43	KO	502	GDP	O6-C6-C5	-5.63	113.17	124.32
43	SN	502	GDP	C5-C6-N1	5.62	124.80	114.07
43	NN	502	GDP	C2-N1-C6	-5.60	114.85	125.11
42	DI	501	GTP	C4'-O4'-C1'	5.55	115.01	109.92
43	RP	502	GDP	C5-C6-N1	5.53	124.63	114.07
43	JL	501	GDP	C5-C6-N1	5.45	124.48	114.07
42	JB	502	GTP	C4'-O4'-C1'	5.34	114.81	109.92
43	EM	501	GDP	O6-C6-C5	-5.34	113.74	124.32
42	KO	501	GTP	N2-C2-N3	5.28	129.98	119.67
43	FN	502	GDP	C2-N1-C6	-5.23	115.54	125.11
43	TO	501	GDP	O6-C6-C5	-5.19	114.04	124.32
43	SL	502	GDP	N2-C2-N3	-5.16	109.60	119.67
43	DL	501	GDP	N2-C2-N1	5.16	127.64	116.76
43	TB	501	GDP	C8-N7-C5	5.13	111.29	102.55
43	GP	502	GDP	C2-N1-C6	-5.12	115.74	125.11
43	TP	501	GDP	O6-C6-N1	5.10	126.67	120.62
43	FP	501	GDP	N2-C2-N1	5.10	127.52	116.76
43	SB	501	GDP	C2-N1-C6	-5.06	115.84	125.11
43	DL	501	GDP	C8-N7-C5	5.05	111.15	102.55
43	EN	501	GDP	C2-N1-C6	-5.03	115.90	125.11
43	GP	502	GDP	C8-N7-C5	5.02	111.10	102.55
43	KO	502	GDP	C2-N1-C6	-5.00	115.97	125.11
42	KO	501	GTP	N1-C2-N3	-4.99	114.18	123.32
42	UA	501	GTP	O6-C6-C5	-4.96	114.50	124.32
43	TL	502	GDP	C5-C6-N1	4.84	123.31	114.07
43	FP	501	GDP	C8-N7-C5	4.81	110.73	102.55

Continued on next page...

Continued from previous page...

Mol	Chain	Res	Type	Atoms	Z	Observed(°)	Ideal(°)
43	EM	501	GDP	C2-N1-C6	-4.80	116.32	125.11
42	JB	502	GTP	O6-C6-C5	-4.79	114.83	124.32
43	GP	502	GDP	N2-C2-N1	4.78	126.86	116.76
43	RM	501	GDP	O6-C6-C5	-4.68	115.04	124.32
43	TP	501	GDP	C5-C6-N1	4.61	122.87	114.07
43	SL	502	GDP	C2-N1-C6	-4.55	116.77	125.11
42	TI	501	GTP	N1-C2-N3	-4.55	114.98	123.32
43	QP	501	GDP	C8-N7-C5	4.55	110.30	102.55
42	GP	501	GTP	C4'-O4'-C1'	4.52	114.07	109.92
43	EP	501	GDP	C5-C6-N1	4.52	122.69	114.07
43	TO	501	GDP	C2-N1-C6	-4.49	116.89	125.11
43	DM	501	GDP	O6-C6-C5	-4.48	115.43	124.32
43	SO	501	GDP	O6-C6-C5	-4.47	115.45	124.32
43	NN	502	GDP	N2-C2-N1	4.47	126.20	116.76
42	KN	501	GTP	C4'-O4'-C1'	4.45	114.00	109.92
43	SB	501	GDP	O6-C6-N1	4.43	125.88	120.62
43	DB	501	GDP	N2-C2-N3	-4.43	111.03	119.67
42	FO	501	GTP	C4'-O4'-C1'	4.43	113.98	109.92
43	NN	502	GDP	C8-N7-C5	4.37	110.00	102.55
42	KN	501	GTP	N2-C2-N3	4.36	128.18	119.67
42	QL	501	GTP	C4'-O4'-C1'	4.32	113.88	109.92
43	QP	501	GDP	C5-C6-N1	4.30	122.27	114.07
43	DM	501	GDP	C2-N1-C6	-4.29	117.25	125.11
42	TI	501	GTP	N2-C2-N3	4.19	127.85	119.67
43	FN	502	GDP	O6-C6-N1	4.14	125.53	120.62
43	FN	502	GDP	C5-C6-N1	4.11	121.92	114.07
43	RP	502	GDP	O6-C6-N1	4.09	125.47	120.62
43	EN	501	GDP	O6-C6-N1	4.08	125.45	120.62
43	TO	501	GDP	O6-C6-N1	4.06	125.44	120.62
43	KO	502	GDP	O6-C6-N1	4.06	125.43	120.62
42	OM	501	GTP	C8-N7-C5	4.05	109.45	102.55
43	AM	501	GDP	C2-N1-C6	-4.05	117.70	125.11
42	MM	501	GTP	N2-C2-N3	4.03	127.54	119.67
43	EN	501	GDP	C5-C6-N1	4.02	121.75	114.07
42	GP	501	GTP	O6-C6-C5	-4.02	116.36	124.32
43	BN	501	GDP	C2-N1-C6	-4.01	117.76	125.11
42	QL	501	GTP	N2-C2-N3	4.00	127.49	119.67
43	EP	501	GDP	O6-C6-N1	4.00	125.36	120.62
42	DH	501	GTP	N2-C2-N3	4.00	127.47	119.67
43	GN	501	GDP	O6-C6-C5	-4.00	116.40	124.32
42	DG	501	GTP	C4'-O4'-C1'	3.98	113.57	109.92
43	RN	502	GDP	C5-C6-N1	3.97	121.65	114.07

Continued on next page...

Continued from previous page...

Mol	Chain	Res	Type	Atoms	Z	Observed(°)	Ideal(°)
43	QP	501	GDP	N2-C2-N1	3.97	125.13	116.76
43	SL	502	GDP	N2-C2-N1	3.95	125.09	116.76
42	TF	501	GTP	C4'-O4'-C1'	3.94	113.53	109.92
42	EG	501	GTP	O6-C6-C5	-3.93	116.53	124.32
43	SL	502	GDP	C8-N7-C5	3.91	109.20	102.55
43	VQ	502	GDP	C2-N1-C6	-3.91	117.96	125.11
42	KO	501	GTP	C4'-O4'-C1'	3.88	113.48	109.92
43	WM	501	GDP	C2-N1-C6	-3.88	118.01	125.11
42	LL	501	GTP	C4'-O4'-C1'	3.87	113.47	109.92
43	KO	502	GDP	C5-C6-N1	3.84	121.40	114.07
42	KM	501	GTP	C4'-O4'-C1'	3.84	113.44	109.92
43	EP	501	GDP	N2-C2-N3	-3.84	112.19	119.67
43	LM	502	GDP	C2-N1-C6	-3.83	118.11	125.11
42	FI	501	GTP	C4'-O4'-C1'	3.82	113.42	109.92
43	BN	501	GDP	C5-C6-N1	3.81	121.34	114.07
42	KM	501	GTP	O6-C6-C5	-3.81	116.77	124.32
43	AM	501	GDP	C5-C6-N1	3.80	121.33	114.07
42	LL	501	GTP	C5-C6-N1	3.80	121.32	114.07
43	CN	501	GDP	C2-N1-C6	-3.79	118.17	125.11
43	QM	501	GDP	C2-N1-C6	-3.78	118.18	125.11
42	DH	501	GTP	C5-C6-N1	3.78	121.28	114.07
42	TI	501	GTP	C4'-O4'-C1'	3.77	113.38	109.92
43	HM	502	GDP	C2-N1-C6	-3.77	118.22	125.11
43	CO	501	GDP	C2-N1-C6	-3.77	118.22	125.11
43	AM	501	GDP	O6-C6-C5	-3.76	116.87	124.32
43	EM	501	GDP	C5-C6-N1	3.75	121.23	114.07
43	ON	502	GDP	C2-N1-C6	-3.74	118.27	125.11
42	KN	501	GTP	O6-C6-N1	-3.74	116.19	120.62
42	JB	502	GTP	C5-C6-N1	3.74	121.20	114.07
43	KP	501	GDP	C2-N1-C6	-3.74	118.27	125.11
43	FP	501	GDP	O6-C6-C5	-3.73	116.92	124.32
43	HM	502	GDP	C5-C6-N1	3.73	121.18	114.07
42	MM	501	GTP	C4'-O4'-C1'	3.72	113.33	109.92
43	SB	501	GDP	C5-C6-N1	3.72	121.16	114.07
43	EM	501	GDP	O6-C6-N1	3.71	125.03	120.62
43	RM	501	GDP	C2-N1-C6	-3.71	118.32	125.11
43	SO	501	GDP	O6-C6-N1	3.70	125.01	120.62
43	TB	501	GDP	N2-C2-N1	3.66	124.49	116.76
42	AE	501	GTP	C8-N7-C5	3.66	108.79	102.55
43	LM	502	GDP	O6-C6-C5	-3.66	117.06	124.32
43	MP	501	GDP	C2-N1-C6	-3.65	118.42	125.11
42	BA	501	GTP	C8-N7-C5	3.64	108.75	102.55

Continued on next page...

Continued from previous page...

Mol	Chain	Res	Type	Atoms	Z	Observed(°)	Ideal(°)
42	DH	501	GTP	O6-C6-C5	-3.64	117.10	124.32
42	JD	501	GTP	C8-N7-C5	3.64	108.74	102.55
43	GM	501	GDP	C5-C6-N1	3.64	121.01	114.07
43	RP	502	GDP	C8-N7-C5	3.63	108.73	102.55
43	GM	501	GDP	C2-N1-C6	-3.63	118.47	125.11
42	DI	501	GTP	N2-C2-N3	3.63	126.75	119.67
43	DM	501	GDP	C5-C6-N1	3.62	120.98	114.07
43	CO	501	GDP	O6-C6-C5	-3.62	117.15	124.32
43	CN	501	GDP	O6-C6-C5	-3.62	117.15	124.32
43	CO	501	GDP	C5-C6-N1	3.62	120.97	114.07
43	VQ	502	GDP	C5-C6-N1	3.62	120.97	114.07
42	WI	501	GTP	C4'-O4'-C1'	3.61	113.23	109.92
42	HM	501	GTP	C4'-O4'-C1'	3.61	113.23	109.92
42	AG	501	GTP	C8-N7-C5	3.61	108.69	102.55
42	AH	501	GTP	C8-N7-C5	3.61	108.69	102.55
43	KP	501	GDP	O6-C6-C5	-3.60	117.17	124.32
42	BH	501	GTP	C8-N7-C5	3.60	108.68	102.55
42	NE	501	GTP	C4'-O4'-C1'	3.59	113.22	109.92
42	AF	501	GTP	C8-N7-C5	3.59	108.66	102.55
43	BP	501	GDP	O6-C6-C5	-3.58	117.21	124.32
42	II	501	GTP	C4'-O4'-C1'	3.58	113.20	109.92
42	SN	501	GTP	C8-N7-C5	3.58	108.64	102.55
42	DI	501	GTP	C5-C6-N1	3.58	120.90	114.07
42	UA	501	GTP	C5-C6-N1	3.57	120.89	114.07
43	AB	501	GDP	C2-N1-C6	-3.56	118.59	125.11
42	CI	501	GTP	C8-N7-C5	3.56	108.61	102.55
43	TP	501	GDP	C8-N7-C5	3.56	108.61	102.55
42	SP	501	GTP	C8-N7-C5	3.56	108.61	102.55
43	LM	502	GDP	C5-C6-N1	3.56	120.86	114.07
43	AN	501	GDP	C2-N1-C6	-3.54	118.62	125.11
42	SL	501	GTP	C5-C6-N1	3.54	120.83	114.07
42	BI	501	GTP	C8-N7-C5	3.54	108.58	102.55
42	BL	501	GTP	C8-N7-C5	3.54	108.57	102.55
42	ND	501	GTP	C8-N7-C5	3.54	108.57	102.55
42	GA	501	GTP	C5-C6-N1	3.54	120.82	114.07
42	UE	501	GTP	C8-N7-C5	3.54	108.57	102.55
42	BG	501	GTP	C8-N7-C5	3.53	108.57	102.55
43	MP	501	GDP	C5-C6-N1	3.53	120.81	114.07
43	CN	501	GDP	C5-C6-N1	3.53	120.81	114.07
43	QM	501	GDP	C5-C6-N1	3.53	120.81	114.07
42	TF	501	GTP	C8-N7-C5	3.53	108.56	102.55
42	ML	501	GTP	C5-C6-N1	3.53	120.81	114.07

Continued on next page...

Continued from previous page...

Mol	Chain	Res	Type	Atoms	Z	Observed(°)	Ideal(°)
42	PN	501	GTP	C8-N7-C5	3.52	108.55	102.55
43	KP	501	GDP	C5-C6-N1	3.52	120.78	114.07
43	JB	501	GDP	O6-C6-C5	-3.51	117.36	124.32
43	BN	501	GDP	O6-C6-C5	-3.51	117.36	124.32
42	ML	501	GTP	N2-C2-N3	3.51	126.52	119.67
42	VF	501	GTP	C8-N7-C5	3.51	108.52	102.55
42	EI	501	GTP	C4'-O4'-C1'	3.50	113.13	109.92
43	BP	501	GDP	C2-N1-C6	-3.50	118.70	125.11
42	RP	501	GTP	C8-N7-C5	3.50	108.51	102.55
42	AA	501	GTP	C8-N7-C5	3.50	108.50	102.55
43	WM	501	GDP	C5-C6-N1	3.50	120.74	114.07
42	MB	502	GTP	C8-N7-C5	3.50	108.50	102.55
42	KN	501	GTP	C8-N7-C5	3.49	108.50	102.55
43	QM	501	GDP	O6-C6-C5	-3.49	117.40	124.32
42	EH	501	GTP	C8-N7-C5	3.49	108.49	102.55
43	WM	501	GDP	O6-C6-C5	-3.48	117.42	124.32
42	GE	501	GTP	C8-N7-C5	3.48	108.48	102.55
43	MB	501	GDP	C2-N1-C6	-3.48	118.74	125.11
42	EG	501	GTP	O2B-PB-O3B	3.48	116.67	107.27
42	FN	501	GTP	C8-N7-C5	3.47	108.46	102.55
43	VQ	502	GDP	O6-C6-C5	-3.47	117.44	124.32
42	MD	501	GTP	N2-C2-N3	3.47	126.44	119.67
42	QN	501	GTP	C4'-O4'-C1'	3.46	113.10	109.92
42	SL	501	GTP	C4'-O4'-C1'	3.46	113.09	109.92
42	GH	501	GTP	C4'-O4'-C1'	3.46	113.09	109.92
42	VP	501	GTP	C8-N7-C5	3.46	108.43	102.55
43	RM	501	GDP	C5-C6-N1	3.45	120.66	114.07
43	JB	501	GDP	C2-N1-C6	-3.45	118.80	125.11
42	FE	501	GTP	C8-N7-C5	3.45	108.42	102.55
42	DA	501	GTP	C8-N7-C5	3.44	108.41	102.55
42	NO	501	GTP	C8-N7-C5	3.44	108.41	102.55
42	UM	501	GTP	C8-N7-C5	3.43	108.39	102.55
42	HB	502	GTP	C8-N7-C5	3.43	108.39	102.55
43	AN	501	GDP	C5-C6-N1	3.43	120.61	114.07
43	VP	502	GDP	C2-N1-C6	-3.42	118.85	125.11
42	LD	501	GTP	C8-N7-C5	3.41	108.36	102.55
42	TH	501	GTP	C8-N7-C5	3.40	108.34	102.55
42	FB	502	GTP	C8-N7-C5	3.40	108.34	102.55
42	MN	501	GTP	C8-N7-C5	3.40	108.34	102.55
42	SG	501	GTP	C8-N7-C5	3.40	108.33	102.55
43	JL	501	GDP	O4'-C1'-N9	-3.40	104.24	108.75
43	HM	502	GDP	O6-C6-C5	-3.39	117.59	124.32

Continued on next page...

Continued from previous page...

Mol	Chain	Res	Type	Atoms	Z	Observed(°)	Ideal(°)
42	DE	501	GTP	C8-N7-C5	3.39	108.32	102.55
42	MM	501	GTP	C8-N7-C5	3.38	108.31	102.55
42	NM	501	GTP	C8-N7-C5	3.38	108.31	102.55
42	HA	501	GTP	C8-N7-C5	3.38	108.31	102.55
43	TO	501	GDP	C5-C6-N1	3.38	120.51	114.07
42	BF	501	GTP	C8-N7-C5	3.37	108.30	102.55
42	VQ	501	GTP	C8-N7-C5	3.37	108.30	102.55
43	DB	501	GDP	N2-C2-N1	3.37	123.88	116.76
42	PD	501	GTP	C8-N7-C5	3.37	108.29	102.55
43	GM	501	GDP	O6-C6-C5	-3.37	117.64	124.32
42	SM	501	GTP	C8-N7-C5	3.37	108.29	102.55
42	RE	501	GTP	C8-N7-C5	3.37	108.28	102.55
42	UA	501	GTP	O6-C6-N1	3.36	124.61	120.62
42	OL	501	GTP	C8-N7-C5	3.36	108.27	102.55
42	TI	501	GTP	C8-N7-C5	3.36	108.27	102.55
42	KN	501	GTP	C5-C6-N1	3.35	120.47	114.07
43	MP	501	GDP	O6-C6-C5	-3.35	117.67	124.32
42	WE	501	GTP	C4'-O4'-C1'	3.35	112.99	109.92
42	EG	501	GTP	C5-C6-N1	3.35	120.46	114.07
43	JL	501	GDP	C8-N7-C5	3.35	108.25	102.55
42	PM	501	GTP	C8-N7-C5	3.35	108.25	102.55
42	TN	501	GTP	C8-N7-C5	3.35	108.25	102.55
42	MD	501	GTP	C8-N7-C5	3.35	108.25	102.55
43	GN	501	GDP	C2-N1-C6	-3.34	118.99	125.11
42	HE	501	GTP	C4'-O4'-C1'	3.34	112.99	109.92
42	MD	501	GTP	C4'-O4'-C1'	3.34	112.98	109.92
43	KN	502	GDP	C2-N1-C6	-3.34	119.00	125.11
42	ML	501	GTP	O6-C6-C5	-3.34	117.70	124.32
43	JB	501	GDP	C5-C6-N1	3.34	120.44	114.07
42	NN	501	GTP	C8-N7-C5	3.33	108.23	102.55
42	HH	501	GTP	C4'-O4'-C1'	3.33	112.98	109.92
42	ON	501	GTP	C4'-O4'-C1'	3.33	112.97	109.92
43	SO	501	GDP	C2-N1-C6	-3.33	119.02	125.11
42	OO	501	GTP	C8-N7-C5	3.33	108.21	102.55
43	AB	501	GDP	C5-C6-N1	3.33	120.42	114.07
42	PM	501	GTP	C4'-O4'-C1'	3.32	112.97	109.92
42	IE	501	GTP	C8-N7-C5	3.32	108.21	102.55
42	QL	501	GTP	C8-N7-C5	3.32	108.21	102.55
42	LL	501	GTP	O6-C6-C5	-3.32	117.73	124.32
42	CA	501	GTP	C4'-O4'-C1'	3.32	112.97	109.92
42	JB	502	GTP	C2-N1-C6	-3.32	119.03	125.11
42	SL	501	GTP	C8-N7-C5	3.32	108.20	102.55

Continued on next page...

Continued from previous page...

Mol	Chain	Res	Type	Atoms	Z	Observed(°)	Ideal(°)
43	AB	501	GDP	O6-C6-C5	-3.32	117.74	124.32
42	IH	501	GTP	C4'-O4'-C1'	3.32	112.96	109.92
43	CM	501	GDP	C2-N1-C6	-3.31	119.05	125.11
42	VN	501	GTP	C8-N7-C5	3.31	108.18	102.55
42	GH	501	GTP	C8-N7-C5	3.30	108.17	102.55
42	KE	501	GTP	C8-N7-C5	3.30	108.17	102.55
42	JE	501	GTP	C8-N7-C5	3.30	108.17	102.55
43	MB	501	GDP	O6-C6-C5	-3.30	117.78	124.32
42	GF	501	GTP	C5-C6-N1	3.30	120.37	114.07
42	RG	501	GTP	C8-N7-C5	3.30	108.17	102.55
43	PP	501	GDP	O6-C6-C5	-3.30	117.78	124.32
42	IA	501	GTP	C8-N7-C5	3.30	108.17	102.55
43	VO	501	GDP	C5-C6-N1	3.30	120.37	114.07
42	QO	501	GTP	C4'-O4'-C1'	3.30	112.95	109.92
42	LA	501	GTP	C8-N7-C5	3.30	108.16	102.55
43	GP	502	GDP	O6-C6-C5	-3.29	117.80	124.32
42	NN	501	GTP	C5-C6-N1	3.29	120.34	114.07
42	UO	501	GTP	C4'-O4'-C1'	3.28	112.93	109.92
42	HP	501	GTP	C8-N7-C5	3.28	108.14	102.55
43	MB	501	GDP	C5-C6-N1	3.28	120.33	114.07
42	QO	501	GTP	C8-N7-C5	3.28	108.13	102.55
42	EL	501	GTP	C8-N7-C5	3.28	108.13	102.55
42	TL	501	GTP	C8-N7-C5	3.28	108.13	102.55
42	WI	501	GTP	C8-N7-C5	3.28	108.13	102.55
42	IF	501	GTP	C8-N7-C5	3.28	108.13	102.55
42	WF	501	GTP	C4'-O4'-C1'	3.27	112.92	109.92
43	DB	501	GDP	C2-N1-C6	-3.27	119.12	125.11
42	BI	501	GTP	C4'-O4'-C1'	3.27	112.92	109.92
42	VP	501	GTP	C4'-O4'-C1'	3.27	112.92	109.92
42	QN	501	GTP	C8-N7-C5	3.27	108.11	102.55
42	GP	501	GTP	O2B-PB-O3A	3.26	116.10	107.27
43	CB	501	GDP	C2-N1-C6	-3.26	119.14	125.11
43	BM	501	GDP	C5-C6-N1	3.26	120.30	114.07
42	ON	501	GTP	C8-N7-C5	3.26	108.10	102.55
42	SH	501	GTP	C8-N7-C5	3.26	108.10	102.55
42	GF	501	GTP	C4'-O4'-C1'	3.26	112.91	109.92
43	EM	501	GDP	C4'-O4'-C1'	3.26	112.91	109.92
43	PO	502	GDP	C2-N1-C6	-3.26	119.14	125.11
43	CM	501	GDP	O6-C6-C5	-3.26	117.86	124.32
42	GA	501	GTP	C8-N7-C5	3.26	108.10	102.55
42	OD	501	GTP	C8-N7-C5	3.26	108.10	102.55
42	DE	501	GTP	C4'-O4'-C1'	3.26	112.91	109.92

Continued on next page...

Continued from previous page...

Mol	Chain	Res	Type	Atoms	Z	Observed(°)	Ideal(°)
43	ON	502	GDP	C5-C6-N1	3.25	120.28	114.07
43	RN	502	GDP	C8-N7-C5	3.25	108.09	102.55
42	DF	501	GTP	N1-C2-N3	-3.25	117.36	123.32
42	FM	501	GTP	C4'-O4'-C1'	3.25	112.90	109.92
42	MH	501	GTP	C8-N7-C5	3.25	108.08	102.55
43	NM	502	GDP	C5-C6-N1	3.25	120.27	114.07
43	UO	502	GDP	C5-C6-N1	3.25	120.27	114.07
43	BM	501	GDP	C2-N1-C6	-3.25	119.17	125.11
43	QP	501	GDP	O6-C6-C5	-3.25	117.88	124.32
43	WO	502	GDP	C2-N1-C6	-3.25	119.17	125.11
42	WO	501	GTP	C8-N7-C5	3.24	108.07	102.55
42	RN	501	GTP	C8-N7-C5	3.24	108.07	102.55
42	FO	501	GTP	C5-C6-N1	3.24	120.26	114.07
42	CG	501	GTP	C4'-O4'-C1'	3.24	112.89	109.92
42	NG	501	GTP	C8-N7-C5	3.24	108.06	102.55
43	CB	501	GDP	O6-C6-C5	-3.24	117.90	124.32
43	TM	501	GDP	C2-N1-C6	-3.24	119.18	125.11
42	GB	502	GTP	C5-C6-N1	3.24	120.25	114.07
42	DG	501	GTP	C5-C6-N1	3.24	120.25	114.07
43	WN	501	GDP	C5-C6-N1	3.24	120.25	114.07
42	CH	501	GTP	C8-N7-C5	3.23	108.05	102.55
42	DF	501	GTP	O4'-C1'-N9	-3.23	104.46	108.75
42	CF	501	GTP	C8-N7-C5	3.23	108.04	102.55
43	PN	502	GDP	C2-N1-C6	-3.23	119.21	125.11
43	VP	502	GDP	C5-C6-N1	3.22	120.22	114.07
42	JO	501	GTP	C4'-O4'-C1'	3.22	112.88	109.92
43	WO	502	GDP	O6-C6-C5	-3.22	117.94	124.32
43	TO	501	GDP	C8-N7-C5	3.22	108.03	102.55
43	WN	501	GDP	C2-N1-C6	-3.22	119.22	125.11
42	KD	501	GTP	N2-C2-N3	3.22	125.95	119.67
42	WE	501	GTP	C8-N7-C5	3.22	108.03	102.55
42	CA	501	GTP	C8-N7-C5	3.22	108.02	102.55
43	AN	501	GDP	O6-C6-C5	-3.21	117.95	124.32
42	CE	501	GTP	C4'-O4'-C1'	3.21	112.87	109.92
43	VO	501	GDP	C2-N1-C6	-3.21	119.23	125.11
42	UI	501	GTP	C8-N7-C5	3.21	108.02	102.55
42	KD	501	GTP	C4'-O4'-C1'	3.21	112.86	109.92
42	OB	502	GTP	C8-N7-C5	3.21	108.01	102.55
42	BI	501	GTP	C5-C6-N1	3.21	120.19	114.07
42	KB	502	GTP	C5-C6-N1	3.21	120.19	114.07
43	NM	502	GDP	C2-N1-C6	-3.20	119.25	125.11
43	PP	501	GDP	C5-C6-N1	3.20	120.17	114.07

Continued on next page...

Continued from previous page...

Mol	Chain	Res	Type	Atoms	Z	Observed(°)	Ideal(°)
42	VA	501	GTP	C8-N7-C5	3.20	107.99	102.55
43	CM	501	GDP	C5-C6-N1	3.20	120.17	114.07
42	QL	501	GTP	N1-C2-N3	-3.19	117.47	123.32
43	WO	502	GDP	C5-C6-N1	3.19	120.16	114.07
42	HM	501	GTP	C8-N7-C5	3.19	107.98	102.55
42	QG	501	GTP	C8-N7-C5	3.19	107.98	102.55
43	LO	502	GDP	C2-N1-C6	-3.19	119.27	125.11
42	TF	501	GTP	O6-C6-C5	-3.19	118.00	124.32
42	GA	501	GTP	C4'-O4'-C1'	3.19	112.84	109.92
42	EF	501	GTP	C8-N7-C5	3.19	107.97	102.55
43	JM	501	GDP	O6-C6-C5	-3.19	118.00	124.32
42	EI	501	GTP	C8-N7-C5	3.19	107.97	102.55
42	KB	502	GTP	C8-N7-C5	3.18	107.97	102.55
42	UA	501	GTP	N2-C2-N3	3.18	125.89	119.67
42	GP	501	GTP	C5-C6-N1	3.18	120.14	114.07
42	NE	501	GTP	C8-N7-C5	3.18	107.97	102.55
42	MD	501	GTP	C5-C6-N1	3.18	120.14	114.07
42	LO	501	GTP	C8-N7-C5	3.18	107.96	102.55
42	LL	501	GTP	C2-N1-C6	-3.18	119.29	125.11
42	KO	501	GTP	C8-N7-C5	3.18	107.96	102.55
43	BP	501	GDP	C5-C6-N1	3.17	120.12	114.07
42	OB	502	GTP	C5-C6-N1	3.17	120.12	114.07
42	GB	502	GTP	C8-N7-C5	3.17	107.94	102.55
42	UI	501	GTP	C5-C6-N1	3.16	120.11	114.07
42	PB	502	GTP	C8-N7-C5	3.16	107.94	102.55
42	WF	501	GTP	C8-N7-C5	3.16	107.93	102.55
42	JB	502	GTP	O4'-C1'-N9	-3.16	104.56	108.75
42	BL	501	GTP	C5-C6-N1	3.16	120.09	114.07
42	IH	501	GTP	C8-N7-C5	3.16	107.92	102.55
43	OB	501	GDP	C2-N1-C6	-3.16	119.33	125.11
42	MM	501	GTP	C5-C6-N1	3.15	120.09	114.07
42	FI	501	GTP	C8-N7-C5	3.15	107.92	102.55
43	SP	502	GDP	C8-N7-C5	3.15	107.92	102.55
42	RO	501	GTP	C8-N7-C5	3.15	107.92	102.55
42	DI	501	GTP	C8-N7-C5	3.15	107.92	102.55
43	OB	501	GDP	C5-C6-N1	3.15	120.08	114.07
42	JF	501	GTP	C8-N7-C5	3.15	107.91	102.55
43	GO	501	GDP	C2-N1-C6	-3.15	119.35	125.11
43	BB	501	GDP	C2-N1-C6	-3.14	119.35	125.11
43	MO	501	GDP	C2-N1-C6	-3.14	119.36	125.11
43	ON	502	GDP	O6-C6-C5	-3.14	118.09	124.32
42	CG	501	GTP	C5-C6-N1	3.14	120.06	114.07

Continued on next page...

Continued from previous page...

Mol	Chain	Res	Type	Atoms	Z	Observed(°)	Ideal(°)
42	LB	502	GTP	C4'-O4'-C1'	3.14	112.80	109.92
42	VB	502	GTP	C8-N7-C5	3.14	107.89	102.55
43	PB	501	GDP	C2-N1-C6	-3.14	119.37	125.11
42	QF	501	GTP	C4'-O4'-C1'	3.14	112.80	109.92
42	MB	502	GTP	C5-C6-N1	3.14	120.06	114.07
42	SN	501	GTP	C4'-O4'-C1'	3.14	112.80	109.92
43	VP	502	GDP	O6-C6-C5	-3.14	118.11	124.32
42	OL	501	GTP	C4'-O4'-C1'	3.13	112.80	109.92
43	BB	501	GDP	C5-C6-N1	3.13	120.05	114.07
42	MH	501	GTP	C5-C6-N1	3.13	120.05	114.07
43	CB	501	GDP	C5-C6-N1	3.13	120.05	114.07
42	KM	501	GTP	C8-N7-C5	3.13	107.88	102.55
42	WA	501	GTP	C8-N7-C5	3.13	107.88	102.55
42	JF	501	GTP	C4'-O4'-C1'	3.13	112.79	109.92
42	JD	501	GTP	C5-C6-N1	3.13	120.04	114.07
43	KN	502	GDP	C5-C6-N1	3.12	120.03	114.07
43	MM	502	GDP	C2-N1-C6	-3.12	119.39	125.11
43	TB	501	GDP	N2-C2-N3	-3.12	113.59	119.67
42	DI	501	GTP	C2-N1-C6	-3.12	119.40	125.11
42	JA	501	GTP	C8-N7-C5	3.12	107.86	102.55
43	FB	501	GDP	C2-N1-C6	-3.12	119.40	125.11
42	QG	501	GTP	C4'-O4'-C1'	3.12	112.78	109.92
43	PN	502	GDP	C5-C6-N1	3.12	120.02	114.07
42	MB	502	GTP	C2-N1-C6	-3.11	119.41	125.11
43	RP	502	GDP	O4'-C1'-N9	-3.11	104.62	108.75
42	DH	501	GTP	C8-N7-C5	3.11	107.84	102.55
42	LO	501	GTP	C5-C6-N1	3.11	120.00	114.07
42	SH	501	GTP	C5-C6-N1	3.11	120.00	114.07
42	VB	502	GTP	C5-C6-N1	3.11	120.00	114.07
43	RM	501	GDP	O6-C6-N1	3.11	124.31	120.62
42	BI	501	GTP	C2-N1-C6	-3.10	119.43	125.11
42	UB	502	GTP	C8-N7-C5	3.10	107.83	102.55
42	WG	501	GTP	C8-N7-C5	3.10	107.83	102.55
42	WO	501	GTP	C4'-O4'-C1'	3.10	112.76	109.92
42	DA	501	GTP	C5-C6-N1	3.10	119.98	114.07
42	GF	501	GTP	C8-N7-C5	3.10	107.83	102.55
42	RF	501	GTP	C8-N7-C5	3.09	107.81	102.55
42	BL	501	GTP	C2-N1-C6	-3.09	119.45	125.11
42	AA	501	GTP	C5-C6-N1	3.09	119.96	114.07
42	TL	501	GTP	C5-C6-N1	3.09	119.96	114.07
42	QF	501	GTP	C8-N7-C5	3.08	107.80	102.55
43	PB	501	GDP	C5-C6-N1	3.08	119.95	114.07

Continued on next page...

Continued from previous page...

Mol	Chain	Res	Type	Atoms	Z	Observed(°)	Ideal(°)
43	IB	501	GDP	C2-N1-C6	-3.08	119.47	125.11
43	GO	501	GDP	C5-C6-N1	3.08	119.95	114.07
43	DO	501	GDP	C5-C6-N1	3.08	119.94	114.07
43	PP	501	GDP	C2-N1-C6	-3.08	119.48	125.11
42	KM	501	GTP	C5-C6-N1	3.08	119.94	114.07
42	RG	501	GTP	C4'-O4'-C1'	3.07	112.74	109.92
43	MN	502	GDP	O6-C6-C5	-3.07	118.23	124.32
42	CG	501	GTP	O6-C6-C5	-3.07	118.23	124.32
43	TM	501	GDP	C5-C6-N1	3.07	119.93	114.07
43	PO	502	GDP	C5-C6-N1	3.07	119.93	114.07
42	PB	502	GTP	C4'-O4'-C1'	3.07	112.74	109.92
42	RO	501	GTP	C4'-O4'-C1'	3.07	112.73	109.92
42	UM	501	GTP	C5-C6-N1	3.07	119.92	114.07
42	EA	501	GTP	C4'-O4'-C1'	3.07	112.73	109.92
42	WG	501	GTP	C4'-O4'-C1'	3.07	112.73	109.92
42	PE	501	GTP	C8-N7-C5	3.06	107.77	102.55
42	GP	501	GTP	C8-N7-C5	3.06	107.77	102.55
43	RB	501	GDP	O6-C6-C5	-3.06	118.25	124.32
43	TM	501	GDP	O6-C6-C5	-3.06	118.25	124.32
43	NM	502	GDP	O6-C6-C5	-3.06	118.25	124.32
43	IB	501	GDP	C5-C6-N1	3.06	119.91	114.07
43	CL	501	GDP	C5-C6-N1	3.06	119.91	114.07
43	CP	501	GDP	C5-C6-N1	3.06	119.91	114.07
43	FB	501	GDP	C5-C6-N1	3.06	119.91	114.07
42	LA	501	GTP	C5-C6-N1	3.06	119.91	114.07
43	MO	501	GDP	C5-C6-N1	3.06	119.90	114.07
43	NN	502	GDP	C5-C6-N1	3.06	119.90	114.07
43	KN	502	GDP	O6-C6-C5	-3.06	118.26	124.32
42	ML	501	GTP	C8-N7-C5	3.06	107.75	102.55
42	GH	501	GTP	C5-C6-N1	3.06	119.90	114.07
42	SM	501	GTP	C5-C6-N1	3.05	119.90	114.07
42	CG	501	GTP	C8-N7-C5	3.05	107.75	102.55
42	HB	502	GTP	C2-N1-C6	-3.05	119.52	125.11
42	SH	501	GTP	C4'-O4'-C1'	3.05	112.72	109.92
43	JM	501	GDP	C5-C6-N1	3.05	119.89	114.07
42	GP	501	GTP	C2-N1-C6	-3.05	119.53	125.11
43	QN	502	GDP	O6-C6-C5	-3.05	118.28	124.32
43	ON	502	GDP	C8-N7-C5	3.05	107.74	102.55
42	MB	502	GTP	C4'-O4'-C1'	3.05	112.72	109.92
42	UA	501	GTP	C8-N7-C5	3.05	107.74	102.55
42	CF	501	GTP	C4'-O4'-C1'	3.05	112.72	109.92
43	BB	501	GDP	O6-C6-C5	-3.05	118.28	124.32

Continued on next page...

Continued from previous page...

Mol	Chain	Res	Type	Atoms	Z	Observed(°)	Ideal(°)
42	HB	502	GTP	C5-C6-N1	3.04	119.88	114.07
43	UO	502	GDP	O6-C6-C5	-3.04	118.29	124.32
42	KD	501	GTP	C8-N7-C5	3.04	107.72	102.55
42	UB	502	GTP	C4'-O4'-C1'	3.04	112.71	109.92
43	QN	502	GDP	C5-C6-N1	3.04	119.87	114.07
43	TL	502	GDP	C8-N7-C5	3.04	107.72	102.55
43	CP	501	GDP	C2-N1-C6	-3.04	119.55	125.11
42	TI	501	GTP	O6-C6-C5	-3.04	118.30	124.32
42	OL	501	GTP	O2B-PB-O3A	3.04	115.48	107.27
42	EF	501	GTP	C5-C6-N1	3.04	119.86	114.07
43	LO	502	GDP	C5-C6-N1	3.04	119.86	114.07
43	UO	502	GDP	C2-N1-C6	-3.04	119.55	125.11
43	TN	502	GDP	C8-N7-C5	3.03	107.71	102.55
43	QN	502	GDP	C2-N1-C6	-3.03	119.56	125.11
43	EP	501	GDP	C4'-O4'-C1'	3.03	112.70	109.92
42	RE	501	GTP	O4'-C1'-N9	-3.03	104.73	108.75
42	AE	501	GTP	C5-C6-N1	3.03	119.85	114.07
42	LM	501	GTP	C8-N7-C5	3.03	107.71	102.55
42	FO	501	GTP	O6-C6-C5	-3.03	118.32	124.32
42	HP	501	GTP	C5-C6-N1	3.03	119.85	114.07
43	GP	502	GDP	C5-C6-N1	3.03	119.85	114.07
42	AA	501	GTP	C2-N1-C6	-3.03	119.57	125.11
43	NO	502	GDP	C8-N7-C5	3.03	107.70	102.55
42	JA	501	GTP	C5-C6-N1	3.03	119.85	114.07
42	OO	501	GTP	C4'-O4'-C1'	3.03	112.70	109.92
42	MN	501	GTP	C5-C6-N1	3.03	119.84	114.07
43	FO	502	GDP	O6-C6-C5	-3.03	118.32	124.32
42	AG	501	GTP	C5-C6-N1	3.02	119.83	114.07
42	BH	501	GTP	C5-C6-N1	3.02	119.83	114.07
42	UO	501	GTP	C8-N7-C5	3.02	107.69	102.55
43	FO	502	GDP	C5-C6-N1	3.02	119.83	114.07
43	EP	501	GDP	C8-N7-C5	3.02	107.69	102.55
42	FI	501	GTP	C5-C6-N1	3.02	119.83	114.07
43	OB	501	GDP	C8-N7-C5	3.02	107.68	102.55
42	LL	501	GTP	C8-N7-C5	3.01	107.68	102.55
42	JO	501	GTP	C8-N7-C5	3.01	107.68	102.55
43	DN	501	GDP	O6-C6-C5	-3.01	118.35	124.32
43	BO	501	GDP	C8-N7-C5	3.01	107.67	102.55
43	LL	502	GDP	C8-N7-C5	3.01	107.67	102.55
43	MM	502	GDP	C5-C6-N1	3.01	119.81	114.07
42	HH	501	GTP	C8-N7-C5	3.01	107.67	102.55
43	PN	502	GDP	O6-C6-C5	-3.01	118.36	124.32

Continued on next page...

Continued from previous page...

Mol	Chain	Res	Type	Atoms	Z	Observed(°)	Ideal(°)
42	DE	501	GTP	C5-C6-N1	3.01	119.81	114.07
43	AO	501	GDP	C2-N1-C6	-3.01	119.61	125.11
42	FM	501	GTP	O6-C6-C5	-3.01	118.36	124.32
43	KO	502	GDP	C4'-O4'-C1'	3.00	112.68	109.92
43	HN	501	GDP	C5-C6-N1	3.00	119.80	114.07
42	AF	501	GTP	C2-N1-C6	-3.00	119.61	125.11
43	WB	501	GDP	C5-C6-N1	3.00	119.80	114.07
43	WN	501	GDP	O6-C6-C5	-3.00	118.37	124.32
43	ML	502	GDP	C2-N1-C6	-3.00	119.62	125.11
42	AF	501	GTP	C5-C6-N1	3.00	119.79	114.07
42	BF	501	GTP	C4'-O4'-C1'	3.00	112.67	109.92
42	BH	501	GTP	C2-N1-C6	-2.99	119.63	125.11
43	DO	501	GDP	O6-C6-C5	-2.99	118.39	124.32
43	NB	501	GDP	C2-N1-C6	-2.99	119.64	125.11
42	GA	501	GTP	N2-C2-N3	2.99	125.51	119.67
43	AO	501	GDP	C5-C6-N1	2.99	119.77	114.07
42	ML	501	GTP	C4'-O4'-C1'	2.99	112.66	109.92
43	EB	501	GDP	C5-C6-N1	2.99	119.77	114.07
43	IM	501	GDP	O6-C6-C5	-2.99	118.40	124.32
43	EO	501	GDP	C8-N7-C5	2.98	107.63	102.55
43	OM	502	GDP	C8-N7-C5	2.98	107.63	102.55
43	FO	502	GDP	C2-N1-C6	-2.98	119.65	125.11
43	MN	502	GDP	C2-N1-C6	-2.98	119.66	125.11
43	MM	502	GDP	O6-C6-C5	-2.98	118.41	124.32
42	BA	501	GTP	C2-N1-C6	-2.98	119.66	125.11
43	SM	502	GDP	O6-C6-C5	-2.98	118.42	124.32
42	PN	501	GTP	C2-N1-C6	-2.98	119.66	125.11
42	FB	502	GTP	C4'-O4'-C1'	2.98	112.65	109.92
42	GB	502	GTP	C4'-O4'-C1'	2.97	112.65	109.92
43	TB	501	GDP	O6-C6-C5	-2.97	118.42	124.32
42	FB	502	GTP	C5-C6-N1	2.97	119.75	114.07
42	LB	502	GTP	C8-N7-C5	2.97	107.61	102.55
42	OO	501	GTP	C5-C6-N1	2.97	119.74	114.07
42	SP	501	GTP	C5-C6-N1	2.97	119.74	114.07
42	SP	501	GTP	C2-N1-C6	-2.97	119.67	125.11
42	SL	501	GTP	O2B-PB-O3A	2.97	115.31	107.27
43	OL	502	GDP	C8-N7-C5	2.97	107.60	102.55
42	GB	502	GTP	O6-C6-C5	-2.97	118.44	124.32
42	KB	502	GTP	C4'-O4'-C1'	2.97	112.64	109.92
42	CE	501	GTP	C8-N7-C5	2.96	107.59	102.55
43	EB	501	GDP	O6-C6-C5	-2.96	118.45	124.32
43	OP	501	GDP	C8-N7-C5	2.96	107.59	102.55

Continued on next page...

Continued from previous page...

Mol	Chain	Res	Type	Atoms	Z	Observed(°)	Ideal(°)
42	HH	501	GTP	O4'-C1'-N9	-2.96	104.82	108.75
43	GN	501	GDP	O4'-C1'-N9	2.96	112.67	108.75
42	LM	501	GTP	C5-C6-N1	2.96	119.72	114.07
42	AG	501	GTP	C2-N1-C6	-2.96	119.70	125.11
42	II	501	GTP	C8-N7-C5	2.96	107.58	102.55
43	BM	501	GDP	O6-C6-C5	-2.96	118.46	124.32
42	JF	501	GTP	C5-C6-N1	2.96	119.71	114.07
42	CH	501	GTP	C4'-O4'-C1'	2.95	112.63	109.92
42	BA	501	GTP	C5-C6-N1	2.95	119.71	114.07
43	VB	501	GDP	C5-C6-N1	2.95	119.70	114.07
43	BL	502	GDP	C8-N7-C5	2.95	107.58	102.55
43	BP	501	GDP	C8-N7-C5	2.95	107.58	102.55
42	PO	501	GTP	C8-N7-C5	2.95	107.57	102.55
43	OO	502	GDP	C8-N7-C5	2.95	107.57	102.55
43	SB	501	GDP	C8-N7-C5	2.95	107.57	102.55
43	WP	501	GDP	C8-N7-C5	2.95	107.56	102.55
43	WB	501	GDP	C2-N1-C6	-2.94	119.72	125.11
43	RO	502	GDP	O6-C6-C5	-2.94	118.48	124.32
43	DN	501	GDP	C2-N1-C6	-2.94	119.72	125.11
43	AO	501	GDP	O6-C6-C5	-2.94	118.49	124.32
42	NN	501	GTP	C2-N1-C6	-2.94	119.73	125.11
43	GO	501	GDP	O6-C6-C5	-2.94	118.50	124.32
43	VQ	502	GDP	C8-N7-C5	2.94	107.55	102.55
43	JM	501	GDP	C2-N1-C6	-2.94	119.73	125.11
43	KM	502	GDP	C2-N1-C6	-2.94	119.73	125.11
42	FN	501	GTP	C5-C6-N1	2.94	119.67	114.07
42	WI	501	GTP	C5-C6-N1	2.94	119.67	114.07
43	FP	501	GDP	C5-C6-N1	2.93	119.67	114.07
42	BG	501	GTP	C4'-O4'-C1'	2.93	112.61	109.92
43	PL	501	GDP	C2-N1-C6	-2.93	119.74	125.11
42	FM	501	GTP	C5-C6-N1	2.93	119.67	114.07
42	SN	501	GTP	C5-C6-N1	2.93	119.67	114.07
43	KM	502	GDP	O6-C6-C5	-2.93	118.51	124.32
42	PO	501	GTP	C5-C6-N1	2.93	119.67	114.07
43	BM	501	GDP	C8-N7-C5	2.93	107.54	102.55
43	UP	501	GDP	C8-N7-C5	2.93	107.54	102.55
42	KM	501	GTP	C2-N1-C6	-2.93	119.75	125.11
43	MO	501	GDP	O6-C6-C5	-2.93	118.51	124.32
43	NB	501	GDP	C8-N7-C5	2.93	107.54	102.55
42	AH	501	GTP	C5-C6-N1	2.93	119.66	114.07
43	WQ	501	GDP	C8-N7-C5	2.93	107.54	102.55
43	GN	501	GDP	C8-N7-C5	2.93	107.53	102.55

Continued on next page...

Continued from previous page...

Mol	Chain	Res	Type	Atoms	Z	Observed(°)	Ideal(°)
42	QF	501	GTP	O2B-PB-O3A	2.92	115.18	107.27
43	ML	502	GDP	C5-C6-N1	2.92	119.65	114.07
43	NN	502	GDP	O6-C6-C5	-2.92	118.53	124.32
42	HH	501	GTP	C5-C6-N1	2.92	119.64	114.07
42	NO	501	GTP	C5-C6-N1	2.92	119.64	114.07
43	TN	502	GDP	C5-C6-N1	2.92	119.64	114.07
42	VN	501	GTP	C4'-O4'-C1'	2.92	112.60	109.92
43	MM	502	GDP	C8-N7-C5	2.92	107.52	102.55
42	PO	501	GTP	C4'-O4'-C1'	2.92	112.60	109.92
43	HP	502	GDP	C8-N7-C5	2.92	107.51	102.55
43	RP	502	GDP	N2-C2-N3	-2.92	113.99	119.67
42	WA	501	GTP	C5-C6-N1	2.92	119.63	114.07
42	DF	501	GTP	C8-N7-C5	2.91	107.51	102.55
43	TM	501	GDP	C8-N7-C5	2.91	107.51	102.55
42	QL	501	GTP	O4'-C4'-C5'	2.91	118.67	109.33
42	GA	501	GTP	O6-C6-C5	-2.91	118.55	124.32
43	SN	502	GDP	C4'-O4'-C1'	2.91	112.59	109.92
43	DB	501	GDP	C8-N7-C5	2.91	107.51	102.55
42	QL	501	GTP	C5-C6-N1	2.91	119.63	114.07
43	NL	501	GDP	C8-N7-C5	2.91	107.51	102.55
43	WM	501	GDP	C8-N7-C5	2.91	107.50	102.55
43	MB	501	GDP	C8-N7-C5	2.91	107.50	102.55
43	IM	501	GDP	C2-N1-C6	-2.91	119.79	125.11
42	HE	501	GTP	C5-C6-N1	2.91	119.62	114.07
43	KM	502	GDP	C5-C6-N1	2.91	119.62	114.07
42	SG	501	GTP	C4'-O4'-C1'	2.91	112.59	109.92
43	IP	501	GDP	C8-N7-C5	2.91	107.50	102.55
43	UP	501	GDP	C2-N1-C6	-2.91	119.79	125.11
42	ML	501	GTP	C2-N1-C6	-2.91	119.79	125.11
42	PE	501	GTP	C5-C6-N1	2.91	119.61	114.07
43	CM	501	GDP	C8-N7-C5	2.91	107.50	102.55
42	GE	501	GTP	C2-N1-C6	-2.90	119.79	125.11
43	PL	501	GDP	C5-C6-N1	2.90	119.61	114.07
42	TN	501	GTP	C5-C6-N1	2.90	119.61	114.07
42	TH	501	GTP	C5-C6-N1	2.90	119.61	114.07
43	NB	501	GDP	C5-C6-N1	2.90	119.61	114.07
43	RB	501	GDP	C5-C6-N1	2.90	119.60	114.07
42	DF	501	GTP	C4'-O4'-C1'	2.90	112.58	109.92
42	DE	501	GTP	C2-N1-C6	-2.90	119.80	125.11
42	JO	501	GTP	C5-C6-N1	2.90	119.60	114.07
42	HE	501	GTP	C8-N7-C5	2.90	107.48	102.55
42	NE	501	GTP	C5-C6-N1	2.90	119.60	114.07

Continued on next page...

Continued from previous page...

Mol	Chain	Res	Type	Atoms	Z	Observed(°)	Ideal(°)
42	UB	502	GTP	C5-C6-N1	2.90	119.60	114.07
43	PO	502	GDP	C8-N7-C5	2.90	107.48	102.55
42	EA	501	GTP	C8-N7-C5	2.90	107.48	102.55
43	HB	501	GDP	O6-C6-C5	-2.90	118.58	124.32
43	IM	501	GDP	C5-C6-N1	2.90	119.60	114.07
43	NM	502	GDP	C8-N7-C5	2.90	107.48	102.55
43	IN	501	GDP	C8-N7-C5	2.90	107.48	102.55
43	TN	502	GDP	C2-N1-C6	-2.89	119.81	125.11
42	IG	501	GTP	C8-N7-C5	2.89	107.47	102.55
42	EH	501	GTP	C2-N1-C6	-2.89	119.81	125.11
43	HB	501	GDP	C5-C6-N1	2.89	119.59	114.07
43	VP	502	GDP	C8-N7-C5	2.89	107.47	102.55
43	PB	501	GDP	O6-C6-C5	-2.89	118.59	124.32
43	NP	501	GDP	C8-N7-C5	2.89	107.47	102.55
43	PB	501	GDP	C8-N7-C5	2.89	107.46	102.55
42	QL	501	GTP	O4'-C1'-N9	-2.89	104.92	108.75
43	BL	502	GDP	C5-C6-N1	2.89	119.58	114.07
43	IB	501	GDP	C8-N7-C5	2.89	107.46	102.55
43	LB	501	GDP	C5-C6-N1	2.89	119.58	114.07
43	HN	501	GDP	C2-N1-C6	-2.88	119.83	125.11
42	VP	501	GTP	C5-C6-N1	2.88	119.57	114.07
42	JB	502	GTP	N2-C2-N3	2.88	125.30	119.67
42	GE	501	GTP	C5-C6-N1	2.88	119.57	114.07
43	GN	501	GDP	C5-C6-N1	2.88	119.57	114.07
43	DL	501	GDP	C5-C6-N1	2.88	119.57	114.07
42	SG	501	GTP	C5-C6-N1	2.88	119.57	114.07
42	VA	501	GTP	C5-C6-N1	2.88	119.57	114.07
42	RP	501	GTP	C4'-O4'-C1'	2.88	112.56	109.92
43	ML	502	GDP	C8-N7-C5	2.88	107.45	102.55
43	LB	501	GDP	C8-N7-C5	2.88	107.45	102.55
43	MN	502	GDP	C5-C6-N1	2.88	119.56	114.07
42	UA	501	GTP	C2-N1-C6	-2.88	119.84	125.11
43	QO	502	GDP	O6-C6-C5	-2.88	118.62	124.32
42	UO	501	GTP	C5-C6-N1	2.88	119.56	114.07
42	UM	501	GTP	C4'-O4'-C1'	2.88	112.56	109.92
43	UB	501	GDP	C8-N7-C5	2.87	107.44	102.55
42	VP	501	GTP	O4'-C1'-N9	-2.87	104.94	108.75
42	RE	501	GTP	C5-C6-N1	2.87	119.55	114.07
43	GN	501	GDP	O6-C6-N1	2.87	124.03	120.62
43	RO	502	GDP	C5-C6-N1	2.87	119.55	114.07
42	HP	501	GTP	C4'-O4'-C1'	2.87	112.55	109.92
42	AE	501	GTP	C2-N1-C6	-2.87	119.86	125.11

Continued on next page...

Continued from previous page...

Mol	Chain	Res	Type	Atoms	Z	Observed(°)	Ideal(°)
42	AH	501	GTP	C2-N1-C6	-2.87	119.86	125.11
43	AP	501	GDP	C8-N7-C5	2.87	107.44	102.55
43	VO	501	GDP	O6-C6-C5	-2.87	118.63	124.32
43	SO	501	GDP	C8-N7-C5	2.87	107.44	102.55
42	EH	501	GTP	C5-C6-N1	2.87	119.55	114.07
43	IB	501	GDP	O6-C6-C5	-2.87	118.63	124.32
43	PO	502	GDP	O6-C6-C5	-2.87	118.63	124.32
43	FN	502	GDP	C8-N7-C5	2.87	107.43	102.55
43	PL	501	GDP	C8-N7-C5	2.87	107.43	102.55
43	LO	502	GDP	C8-N7-C5	2.87	107.43	102.55
43	SO	501	GDP	C5-C6-N1	2.87	119.54	114.07
43	BL	502	GDP	C2-N1-C6	-2.87	119.86	125.11
43	HB	501	GDP	C2-N1-C6	-2.87	119.86	125.11
43	BB	501	GDP	C8-N7-C5	2.86	107.42	102.55
43	KO	502	GDP	C8-N7-C5	2.86	107.42	102.55
42	MH	501	GTP	N2-C2-N3	2.86	125.25	119.67
42	NG	501	GTP	C5-C6-N1	2.86	119.52	114.07
43	AN	501	GDP	C8-N7-C5	2.86	107.41	102.55
43	CL	501	GDP	O6-C6-C5	-2.85	118.66	124.32
42	GF	501	GTP	O6-C6-C5	-2.85	118.66	124.32
43	CB	501	GDP	C8-N7-C5	2.85	107.41	102.55
43	AL	501	GDP	C8-N7-C5	2.85	107.41	102.55
42	OD	501	GTP	C4'-O4'-C1'	2.85	112.54	109.92
42	PM	501	GTP	C5-C6-N1	2.85	119.51	114.07
43	CL	501	GDP	C2-N1-C6	-2.85	119.89	125.11
43	RO	502	GDP	C2-N1-C6	-2.85	119.89	125.11
43	AB	501	GDP	C8-N7-C5	2.85	107.40	102.55
43	BN	501	GDP	C8-N7-C5	2.85	107.40	102.55
43	CN	501	GDP	C8-N7-C5	2.85	107.40	102.55
43	LB	501	GDP	C2-N1-C6	-2.85	119.89	125.11
43	BO	501	GDP	C5-C6-N1	2.85	119.50	114.07
43	GB	501	GDP	C5-C6-N1	2.85	119.50	114.07
42	NM	501	GTP	C5-C6-N1	2.85	119.50	114.07
43	HB	501	GDP	C8-N7-C5	2.85	107.40	102.55
43	ML	502	GDP	O6-C6-C5	-2.85	118.68	124.32
42	IH	501	GTP	C5-C6-N1	2.85	119.50	114.07
43	UM	502	GDP	C8-N7-C5	2.85	107.39	102.55
43	VO	501	GDP	C8-N7-C5	2.85	107.39	102.55
42	CI	501	GTP	C5-C6-N1	2.85	119.50	114.07
43	HQ	501	GDP	C8-N7-C5	2.85	107.39	102.55
43	DN	501	GDP	C5-C6-N1	2.85	119.50	114.07
43	EL	502	GDP	C8-N7-C5	2.84	107.39	102.55

Continued on next page...

Continued from previous page...

Mol	Chain	Res	Type	Atoms	Z	Observed(°)	Ideal(°)
42	LA	501	GTP	C4'-O4'-C1'	2.84	112.53	109.92
42	NG	501	GTP	C4'-O4'-C1'	2.84	112.53	109.92
43	KP	501	GDP	C8-N7-C5	2.84	107.39	102.55
42	PE	501	GTP	C4'-O4'-C1'	2.84	112.53	109.92
43	KB	501	GDP	C2-N1-C6	-2.84	119.91	125.11
42	IF	501	GTP	C4'-O4'-C1'	2.84	112.53	109.92
43	SL	502	GDP	C5-C6-N1	2.84	119.49	114.07
42	EG	501	GTP	C2-N1-C6	-2.84	119.91	125.11
43	DO	501	GDP	C2-N1-C6	-2.84	119.91	125.11
42	UI	501	GTP	C4'-O4'-C1'	2.84	112.52	109.92
42	OL	501	GTP	C5-C6-N1	2.84	119.48	114.07
42	CH	501	GTP	C5-C6-N1	2.84	119.48	114.07
43	DP	501	GDP	C8-N7-C5	2.84	107.38	102.55
42	MN	501	GTP	C2-N1-C6	-2.84	119.92	125.11
43	JN	501	GDP	C8-N7-C5	2.84	107.38	102.55
43	MP	501	GDP	C8-N7-C5	2.84	107.38	102.55
42	LD	501	GTP	C5-C6-N1	2.83	119.48	114.07
43	KM	502	GDP	C8-N7-C5	2.83	107.37	102.55
43	TN	502	GDP	O6-C6-C5	-2.83	118.70	124.32
42	OB	502	GTP	N2-C2-N3	2.83	125.20	119.67
42	HM	501	GTP	C5-C6-N1	2.83	119.47	114.07
43	AO	501	GDP	C8-N7-C5	2.83	107.37	102.55
43	JO	502	GDP	C5-C6-N1	2.83	119.47	114.07
43	GO	501	GDP	C8-N7-C5	2.83	107.36	102.55
43	QL	502	GDP	C8-N7-C5	2.83	107.36	102.55
43	IQ	501	GDP	C8-N7-C5	2.83	107.36	102.55
43	WB	501	GDP	C8-N7-C5	2.83	107.36	102.55
42	CE	501	GTP	C5-C6-N1	2.83	119.46	114.07
43	GB	501	GDP	C8-N7-C5	2.83	107.36	102.55
43	NO	502	GDP	C5-C6-N1	2.82	119.46	114.07
43	PL	501	GDP	O6-C6-C5	-2.82	118.73	124.32
43	WB	501	GDP	O6-C6-C5	-2.82	118.73	124.32
43	QO	502	GDP	C2-N1-C6	-2.82	119.94	125.11
43	CO	501	GDP	C8-N7-C5	2.82	107.35	102.55
42	DG	501	GTP	N2-C2-N3	2.82	125.18	119.67
42	LO	501	GTP	C4'-O4'-C1'	2.82	112.51	109.92
43	FB	501	GDP	O6-C6-C5	-2.82	118.73	124.32
43	EB	501	GDP	C2-N1-C6	-2.82	119.95	125.11
42	WE	501	GTP	C5-C6-N1	2.82	119.45	114.07
43	JO	502	GDP	C8-N7-C5	2.82	107.34	102.55
42	IA	501	GTP	C5-C6-N1	2.82	119.44	114.07
43	KB	501	GDP	C5-C6-N1	2.82	119.44	114.07

Continued on next page...

Continued from previous page...

Mol	Chain	Res	Type	Atoms	Z	Observed(°)	Ideal(°)
42	FB	502	GTP	C2-N1-C6	-2.82	119.95	125.11
43	IM	501	GDP	C8-N7-C5	2.82	107.34	102.55
42	CF	501	GTP	C5-C6-N1	2.81	119.44	114.07
42	HA	501	GTP	C4'-O4'-C1'	2.81	112.50	109.92
43	JN	501	GDP	C5-C6-N1	2.81	119.44	114.07
42	IG	501	GTP	C4'-O4'-C1'	2.81	112.50	109.92
43	MO	501	GDP	C8-N7-C5	2.81	107.33	102.55
43	UN	501	GDP	C8-N7-C5	2.81	107.33	102.55
42	BF	501	GTP	C5-C6-N1	2.81	119.43	114.07
43	EM	501	GDP	C8-N7-C5	2.81	107.33	102.55
43	IN	501	GDP	C2-N1-C6	-2.81	119.97	125.11
42	RN	501	GTP	C5-C6-N1	2.81	119.42	114.07
42	ON	501	GTP	C5-C6-N1	2.81	119.42	114.07
43	CP	501	GDP	C8-N7-C5	2.81	107.33	102.55
42	SL	501	GTP	C2-N1-C6	-2.80	119.98	125.11
43	HO	501	GDP	C8-N7-C5	2.80	107.32	102.55
43	HN	501	GDP	O6-C6-C5	-2.80	118.77	124.32
42	UM	501	GTP	C2-N1-C6	-2.80	119.98	125.11
43	PN	502	GDP	C8-N7-C5	2.80	107.32	102.55
42	VF	501	GTP	C5-C6-N1	2.80	119.41	114.07
42	DH	501	GTP	N1-C2-N3	-2.80	118.19	123.32
43	LP	501	GDP	C5-C6-N1	2.80	119.41	114.07
43	CL	501	GDP	C8-N7-C5	2.80	107.31	102.55
43	UP	501	GDP	C5-C6-N1	2.80	119.41	114.07
43	LP	501	GDP	C8-N7-C5	2.80	107.31	102.55
43	UB	501	GDP	O6-C6-C5	-2.80	118.78	124.32
42	VN	501	GTP	C5-C6-N1	2.80	119.41	114.07
42	RN	501	GTP	C2-N1-C6	-2.80	119.99	125.11
43	KL	501	GDP	C8-N7-C5	2.80	107.31	102.55
43	LP	501	GDP	C2-N1-C6	-2.80	119.99	125.11
42	UE	501	GTP	C5-C6-N1	2.79	119.40	114.07
42	DA	501	GTP	C4'-O4'-C1'	2.79	112.48	109.92
42	UA	501	GTP	N1-C2-N3	-2.79	118.21	123.32
43	KB	501	GDP	C8-N7-C5	2.79	107.30	102.55
43	LO	502	GDP	O6-C6-C5	-2.79	118.79	124.32
43	KN	502	GDP	C8-N7-C5	2.79	107.30	102.55
42	GF	501	GTP	C2-N1-C6	-2.79	120.01	125.11
43	FM	502	GDP	C8-N7-C5	2.79	107.30	102.55
43	HM	502	GDP	C8-N7-C5	2.79	107.29	102.55
43	RB	501	GDP	C2-N1-C6	-2.79	120.01	125.11
42	WO	501	GTP	C5-C6-N1	2.78	119.38	114.07
43	LB	501	GDP	O6-C6-C5	-2.78	118.80	124.32

Continued on next page...

Continued from previous page...

Mol	Chain	Res	Type	Atoms	Z	Observed(°)	Ideal(°)
43	IO	501	GDP	C8-N7-C5	2.78	107.28	102.55
43	PM	502	GDP	C8-N7-C5	2.78	107.28	102.55
43	FB	501	GDP	C8-N7-C5	2.78	107.28	102.55
43	QO	502	GDP	C8-N7-C5	2.78	107.28	102.55
42	FE	501	GTP	C5-C6-N1	2.78	119.37	114.07
43	CP	501	GDP	O6-C6-C5	-2.78	118.82	124.32
43	IO	501	GDP	C5-C6-N1	2.78	119.37	114.07
42	EG	501	GTP	C4'-O4'-C1'	2.77	112.46	109.92
43	NO	502	GDP	C2-N1-C6	-2.77	120.03	125.11
42	WG	501	GTP	C5-C6-N1	2.77	119.36	114.07
43	TL	502	GDP	N2-C2-N3	-2.77	114.27	119.67
43	OO	502	GDP	C5-C6-N1	2.77	119.35	114.07
43	KL	501	GDP	C2-N1-C6	-2.77	120.04	125.11
43	IN	501	GDP	C5-C6-N1	2.77	119.35	114.07
43	SL	502	GDP	O6-C6-C5	-2.77	118.83	124.32
42	OB	502	GTP	N1-C2-N3	-2.77	118.25	123.32
43	QB	501	GDP	C8-N7-C5	2.77	107.26	102.55
42	IG	501	GTP	C5-C6-N1	2.77	119.35	114.07
42	EA	501	GTP	C5-C6-N1	2.76	119.34	114.07
43	RO	502	GDP	C8-N7-C5	2.76	107.25	102.55
43	UO	502	GDP	C8-N7-C5	2.76	107.25	102.55
42	EI	501	GTP	C5-C6-N1	2.76	119.34	114.07
42	KD	501	GTP	C5-C6-N1	2.76	119.33	114.07
42	PD	501	GTP	C5-C6-N1	2.76	119.33	114.07
42	PN	501	GTP	C5-C6-N1	2.76	119.33	114.07
43	GM	501	GDP	C8-N7-C5	2.76	107.24	102.55
42	JB	502	GTP	C8-N7-C5	2.76	107.24	102.55
43	QO	502	GDP	C5-C6-N1	2.76	119.33	114.07
42	PB	502	GTP	C5-C6-N1	2.75	119.33	114.07
43	LM	502	GDP	C8-N7-C5	2.75	107.24	102.55
42	UI	501	GTP	O6-C6-C5	-2.75	118.86	124.32
43	SM	502	GDP	C2-N1-C6	-2.75	120.07	125.11
42	EI	501	GTP	O4'-C1'-N9	-2.75	105.09	108.75
43	KB	501	GDP	O6-C6-C5	-2.75	118.86	124.32
42	RF	501	GTP	C4'-O4'-C1'	2.75	112.44	109.92
43	WN	501	GDP	C8-N7-C5	2.75	107.23	102.55
42	SL	501	GTP	O6-C6-C5	-2.75	118.87	124.32
42	DA	501	GTP	N2-C2-N3	2.75	125.04	119.67
43	BO	501	GDP	C2-N1-C6	-2.75	120.08	125.11
42	TN	501	GTP	C2-N1-C6	-2.75	120.08	125.11
43	GB	501	GDP	O6-C6-C5	-2.74	118.88	124.32
42	KO	501	GTP	C5-C6-N1	2.74	119.31	114.07

Continued on next page...

Continued from previous page...

Mol	Chain	Res	Type	Atoms	Z	Observed(°)	Ideal(°)
43	UN	501	GDP	C5-C6-N1	2.74	119.31	114.07
42	PN	501	GTP	C4'-O4'-C1'	2.74	112.44	109.92
43	SM	502	GDP	C8-N7-C5	2.74	107.21	102.55
43	IO	501	GDP	C2-N1-C6	-2.74	120.10	125.11
43	JB	501	GDP	C8-N7-C5	2.74	107.21	102.55
42	ND	501	GTP	C5-C6-N1	2.74	119.29	114.07
43	VB	501	GDP	O6-C6-C5	-2.74	118.89	124.32
42	VQ	501	GTP	C5-C6-N1	2.73	119.29	114.07
43	LP	501	GDP	O6-C6-C5	-2.73	118.90	124.32
42	EL	501	GTP	C5-C6-N1	2.73	119.29	114.07
43	VN	502	GDP	C8-N7-C5	2.73	107.20	102.55
43	SM	502	GDP	C5-C6-N1	2.73	119.28	114.07
42	CA	501	GTP	C5-C6-N1	2.73	119.28	114.07
42	KN	501	GTP	C2-N1-C6	-2.73	120.11	125.11
42	QO	501	GTP	C5-C6-N1	2.73	119.28	114.07
43	HN	501	GDP	C8-N7-C5	2.73	107.20	102.55
42	OD	501	GTP	C5-C6-N1	2.73	119.28	114.07
42	LM	501	GTP	C4'-O4'-C1'	2.73	112.42	109.92
42	BG	501	GTP	C5-C6-N1	2.73	119.27	114.07
43	FM	502	GDP	C5-C6-N1	2.73	119.27	114.07
42	JB	502	GTP	O6-C6-N1	2.73	123.85	120.62
42	FI	501	GTP	N2-C2-N3	2.72	124.99	119.67
42	IH	501	GTP	O3G-PG-O3B	2.72	113.76	104.64
43	WP	501	GDP	C5-C6-N1	2.72	119.26	114.07
43	OL	502	GDP	C5-C6-N1	2.72	119.26	114.07
43	WO	502	GDP	C8-N7-C5	2.72	107.18	102.55
42	FO	501	GTP	N2-C2-N3	2.72	124.98	119.67
42	HP	501	GTP	C2-N1-C6	-2.72	120.13	125.11
43	UB	501	GDP	C2-N1-C6	-2.72	120.14	125.11
43	NP	501	GDP	C5-C6-N1	2.72	119.25	114.07
43	DN	501	GDP	C8-N7-C5	2.72	107.17	102.55
43	IO	501	GDP	O6-C6-C5	-2.71	118.94	124.32
42	FO	501	GTP	C8-N7-C5	2.71	107.17	102.55
42	JE	501	GTP	C5-C6-N1	2.71	119.25	114.07
43	KL	501	GDP	C5-C6-N1	2.71	119.24	114.07
43	LN	501	GDP	C5-C6-N1	2.71	119.24	114.07
43	TB	501	GDP	C2-N1-C6	-2.71	120.15	125.11
42	TF	501	GTP	C5-C6-N1	2.71	119.24	114.07
42	KE	501	GTP	C4'-O4'-C1'	2.71	112.41	109.92
43	QN	502	GDP	C8-N7-C5	2.71	107.16	102.55
43	DL	501	GDP	N1-C2-N3	2.71	128.28	123.32
43	LN	501	GDP	O6-C6-C5	-2.71	118.96	124.32

Continued on next page...

Continued from previous page...

Mol	Chain	Res	Type	Atoms	Z	Observed(°)	Ideal(°)
42	RO	501	GTP	C5-C6-N1	2.70	119.23	114.07
42	KM	501	GTP	N2-C2-N3	2.70	124.95	119.67
43	HO	501	GDP	C5-C6-N1	2.70	119.23	114.07
43	RB	501	GDP	C8-N7-C5	2.70	107.15	102.55
43	QM	501	GDP	C8-N7-C5	2.70	107.15	102.55
42	IE	501	GTP	C5-C6-N1	2.70	119.22	114.07
43	PP	501	GDP	C8-N7-C5	2.70	107.14	102.55
42	WF	501	GTP	C5-C6-N1	2.70	119.22	114.07
42	HA	501	GTP	C5-C6-N1	2.70	119.21	114.07
42	JO	501	GTP	N2-C2-N3	2.69	124.93	119.67
43	OL	502	GDP	C2-N1-C6	-2.69	120.18	125.11
43	AM	501	GDP	C8-N7-C5	2.69	107.13	102.55
43	LN	501	GDP	C8-N7-C5	2.69	107.13	102.55
43	BL	502	GDP	O6-C6-C5	-2.69	118.99	124.32
42	JA	501	GTP	C4'-O4'-C1'	2.69	112.39	109.92
43	IP	501	GDP	C5-C6-N1	2.69	119.20	114.07
43	WQ	501	GDP	C5-C6-N1	2.69	119.20	114.07
43	JN	501	GDP	O6-C6-C5	-2.69	118.99	124.32
43	OB	501	GDP	O6-C6-C5	-2.69	119.00	124.32
42	WA	501	GTP	C4'-O4'-C1'	2.68	112.38	109.92
43	VN	502	GDP	C5-C6-N1	2.68	119.19	114.07
43	VN	502	GDP	O6-C6-C5	-2.68	119.00	124.32
43	NB	501	GDP	O6-C6-C5	-2.68	119.00	124.32
42	RN	501	GTP	C4'-O4'-C1'	2.68	112.38	109.92
43	QB	501	GDP	O6-C6-C5	-2.68	119.01	124.32
43	EN	501	GDP	C8-N7-C5	2.68	107.11	102.55
42	LB	502	GTP	C5-C6-N1	2.67	119.17	114.07
42	TL	501	GTP	C2-N1-C6	-2.67	120.22	125.11
42	UM	501	GTP	O4'-C1'-N9	-2.67	105.20	108.75
42	KD	501	GTP	N1-C2-N3	-2.67	118.43	123.32
43	GB	501	GDP	C2-N1-C6	-2.67	120.22	125.11
42	GA	501	GTP	C2-N1-C6	-2.67	120.22	125.11
43	JO	502	GDP	C2-N1-C6	-2.67	120.22	125.11
42	FM	501	GTP	C8-N7-C5	2.67	107.09	102.55
42	SN	501	GTP	O6-C6-C5	-2.67	119.03	124.32
43	JN	501	GDP	C2-N1-C6	-2.67	120.22	125.11
42	TL	501	GTP	C4'-O4'-C1'	2.67	112.37	109.92
42	WA	501	GTP	O6-C6-C5	-2.67	119.03	124.32
43	OO	502	GDP	C2-N1-C6	-2.66	120.23	125.11
43	IP	501	GDP	C2-N1-C6	-2.66	120.23	125.11
42	BH	501	GTP	C4'-O4'-C1'	2.66	112.36	109.92
42	SH	501	GTP	O6-C6-C5	-2.66	119.05	124.32

Continued on next page...

Continued from previous page...

Mol	Chain	Res	Type	Atoms	Z	Observed(°)	Ideal(°)
42	KN	501	GTP	N2-C2-N1	-2.66	111.15	116.76
43	DL	501	GDP	O6-C6-C5	-2.66	119.05	124.32
42	EF	501	GTP	C4'-O4'-C1'	2.66	112.36	109.92
43	RL	501	GDP	C5-C6-N1	2.65	119.13	114.07
43	KL	501	GDP	O6-C6-C5	-2.65	119.07	124.32
43	DP	501	GDP	C5-C6-N1	2.65	119.12	114.07
42	SH	501	GTP	C2-N1-C6	-2.65	120.26	125.11
42	II	501	GTP	C5-C6-N1	2.65	119.12	114.07
42	LL	501	GTP	N2-C2-N3	2.65	124.84	119.67
42	GB	502	GTP	C2-N1-C6	-2.65	120.27	125.11
42	TL	501	GTP	O6-C6-C5	-2.64	119.08	124.32
42	UI	501	GTP	O2B-PB-O3A	2.64	114.42	107.27
42	HH	501	GTP	O6-C6-C5	-2.64	119.09	124.32
43	HP	502	GDP	C5-C6-N1	2.64	119.11	114.07
42	LO	501	GTP	O6-C6-C5	-2.64	119.09	124.32
42	UI	501	GTP	C2-N1-C6	-2.64	120.28	125.11
42	JA	501	GTP	O2B-PB-O3B	2.64	114.40	107.27
42	EF	501	GTP	O6-C6-C5	-2.64	119.10	124.32
43	OP	501	GDP	C5-C6-N1	2.63	119.09	114.07
43	JO	502	GDP	O6-C6-C5	-2.63	119.10	124.32
43	SN	502	GDP	N2-C2-N3	-2.63	114.54	119.67
43	PM	502	GDP	C5-C6-N1	2.63	119.09	114.07
43	JM	501	GDP	C8-N7-C5	2.63	107.02	102.55
42	IF	501	GTP	C5-C6-N1	2.63	119.08	114.07
42	ND	501	GTP	C2-N1-C6	-2.63	120.30	125.11
42	CI	501	GTP	C2-N1-C6	-2.62	120.31	125.11
42	MM	501	GTP	C2-N1-C6	-2.62	120.31	125.11
43	DO	501	GDP	C8-N7-C5	2.62	107.01	102.55
43	FO	502	GDP	C8-N7-C5	2.62	107.01	102.55
42	CG	501	GTP	C2-N1-C6	-2.62	120.32	125.11
42	DH	501	GTP	C2-N1-C6	-2.62	120.32	125.11
42	MN	501	GTP	C4'-O4'-C1'	2.62	112.32	109.92
42	RN	501	GTP	O2B-PB-O3A	2.62	114.34	107.27
42	JD	501	GTP	C2-N1-C6	-2.61	120.32	125.11
43	DM	501	GDP	C8-N7-C5	2.61	107.00	102.55
43	RL	501	GDP	C8-N7-C5	2.61	107.00	102.55
43	WP	501	GDP	C2-N1-C6	-2.61	120.33	125.11
42	MD	501	GTP	C2-N1-C6	-2.61	120.33	125.11
43	WQ	501	GDP	C2-N1-C6	-2.61	120.33	125.11
43	GP	502	GDP	O5'-C5'-C4'	2.61	117.88	108.99
42	WI	501	GTP	O4'-C1'-N9	-2.61	105.29	108.75
42	RF	501	GTP	O4'-C1'-N9	-2.60	105.29	108.75

Continued on next page...

Continued from previous page...

Mol	Chain	Res	Type	Atoms	Z	Observed(°)	Ideal(°)
43	EB	501	GDP	C8-N7-C5	2.60	106.98	102.55
43	UB	501	GDP	C5-C6-N1	2.60	119.04	114.07
43	OL	502	GDP	O6-C6-C5	-2.60	119.16	124.32
43	AL	501	GDP	C5-C6-N1	2.60	119.03	114.07
43	OM	502	GDP	C5-C6-N1	2.60	119.03	114.07
42	IA	501	GTP	C4'-O4'-C1'	2.60	112.31	109.92
42	KE	501	GTP	C5-C6-N1	2.60	119.02	114.07
43	UN	501	GDP	C2-N1-C6	-2.59	120.36	125.11
43	MN	502	GDP	C8-N7-C5	2.59	106.96	102.55
42	GF	501	GTP	O4'-C1'-N9	-2.59	105.31	108.75
42	PM	501	GTP	C2-N1-C6	-2.59	120.37	125.11
43	EN	501	GDP	C4'-O4'-C1'	2.59	112.30	109.92
42	VA	501	GTP	O3G-PG-O3B	2.59	113.31	104.64
42	QG	501	GTP	C5-C6-N1	2.58	119.00	114.07
42	FO	501	GTP	N1-C2-N3	-2.58	118.59	123.32
43	LN	501	GDP	C2-N1-C6	-2.58	120.38	125.11
42	RP	501	GTP	C5-C6-N1	2.58	118.99	114.07
42	HH	501	GTP	C2-N1-C6	-2.57	120.40	125.11
42	KB	502	GTP	N2-C2-N3	2.57	124.69	119.67
42	EG	501	GTP	C8-N7-C5	2.57	106.93	102.55
42	TF	501	GTP	N2-C2-N3	2.57	124.69	119.67
43	VN	502	GDP	C2-N1-C6	-2.57	120.40	125.11
43	SM	502	GDP	C4'-O4'-C1'	2.57	112.28	109.92
43	VB	501	GDP	C8-N7-C5	2.57	106.92	102.55
43	IP	501	GDP	O6-C6-C5	-2.57	119.23	124.32
42	TG	501	GTP	O2B-PB-O3A	2.57	114.22	107.27
43	EL	502	GDP	C5-C6-N1	2.57	118.97	114.07
42	OM	501	GTP	C4'-O4'-C1'	2.56	112.27	109.92
43	IN	501	GDP	O6-C6-C5	-2.56	119.24	124.32
42	VB	502	GTP	O6-C6-C5	-2.56	119.25	124.32
43	HQ	501	GDP	C5-C6-N1	2.56	118.95	114.07
42	QF	501	GTP	C5-C6-N1	2.56	118.95	114.07
43	PM	502	GDP	O6-C6-C5	-2.56	119.25	124.32
42	VQ	501	GTP	C4'-O4'-C1'	2.55	112.26	109.92
43	UM	502	GDP	C5-C6-N1	2.55	118.93	114.07
42	UO	501	GTP	O6-C6-C5	-2.55	119.27	124.32
42	PD	501	GTP	C4'-O4'-C1'	2.55	112.26	109.92
42	LA	501	GTP	C2-N1-C6	-2.55	120.45	125.11
43	RM	501	GDP	C8-N7-C5	2.54	106.88	102.55
42	BG	501	GTP	C2-N1-C6	-2.54	120.45	125.11
43	RB	501	GDP	C4'-O4'-C1'	2.54	112.25	109.92
43	HO	501	GDP	C2-N1-C6	-2.54	120.45	125.11

Continued on next page...

Continued from previous page...

Mol	Chain	Res	Type	Atoms	Z	Observed(°)	Ideal(°)
42	GH	501	GTP	O6-C6-C5	-2.54	119.28	124.32
42	UB	502	GTP	O6-C6-C5	-2.54	119.28	124.32
42	RE	501	GTP	C4'-O4'-C1'	2.54	112.25	109.92
42	EF	501	GTP	C2-N1-C6	-2.54	120.46	125.11
42	WO	501	GTP	O6-C6-C5	-2.54	119.28	124.32
42	UO	501	GTP	N1-C2-N3	-2.54	118.67	123.32
42	PO	501	GTP	O6-C6-C5	-2.54	119.28	124.32
42	EL	501	GTP	C4'-O4'-C1'	2.54	112.25	109.92
42	IG	501	GTP	O6-C6-C5	-2.54	119.29	124.32
43	BO	501	GDP	O6-C6-C5	-2.54	119.29	124.32
42	FN	501	GTP	C2-N1-C6	-2.54	120.47	125.11
43	DP	501	GDP	C2-N1-C6	-2.54	120.47	125.11
42	LD	501	GTP	C2-N1-C6	-2.53	120.47	125.11
43	NO	502	GDP	O6-C6-C5	-2.53	119.30	124.32
42	LA	501	GTP	O6-C6-C5	-2.53	119.31	124.32
43	HO	501	GDP	O6-C6-C5	-2.53	119.31	124.32
42	FM	501	GTP	N1-C2-N3	-2.53	118.69	123.32
43	UN	501	GDP	O6-C6-C5	-2.53	119.31	124.32
43	NL	501	GDP	C5-C6-N1	2.53	118.89	114.07
42	WE	501	GTP	O4'-C1'-N9	-2.52	105.40	108.75
42	QL	501	GTP	O6-C6-C5	-2.52	119.32	124.32
43	WP	501	GDP	O6-C6-C5	-2.52	119.32	124.32
43	QB	501	GDP	C5-C6-N1	2.52	118.88	114.07
42	WE	501	GTP	C2-N1-C6	-2.52	120.50	125.11
42	OO	501	GTP	C2-N1-C6	-2.52	120.50	125.11
43	PM	502	GDP	C2-N1-C6	-2.51	120.51	125.11
42	RG	501	GTP	O4'-C1'-N9	-2.51	105.42	108.75
43	QP	501	GDP	O4'-C1'-N9	2.51	112.08	108.75
42	SN	501	GTP	N2-C2-N3	2.51	124.57	119.67
42	DA	501	GTP	C2-N1-C6	-2.51	120.52	125.11
42	FE	501	GTP	C2-N1-C6	-2.51	120.52	125.11
43	FN	502	GDP	C4'-O4'-C1'	2.50	112.22	109.92
42	JF	501	GTP	N1-C2-N3	-2.50	118.74	123.32
42	TG	501	GTP	C2-N1-C6	-2.50	120.53	125.11
42	JF	501	GTP	O6-C6-C5	-2.50	119.36	124.32
43	RM	501	GDP	C4'-O4'-C1'	2.50	112.22	109.92
43	DM	501	GDP	O6-C6-N1	2.50	123.58	120.62
43	TP	501	GDP	N2-C2-N3	-2.50	114.80	119.67
43	DP	501	GDP	O6-C6-C5	-2.50	119.37	124.32
43	OO	502	GDP	O6-C6-C5	-2.50	119.37	124.32
42	IH	501	GTP	O4'-C1'-N9	-2.50	105.44	108.75
42	RP	501	GTP	C2-N1-C6	-2.49	120.54	125.11

Continued on next page...

Continued from previous page...

Mol	Chain	Res	Type	Atoms	Z	Observed(°)	Ideal(°)
42	TI	501	GTP	C5-C6-N1	2.49	118.82	114.07
42	RG	501	GTP	C5-C6-N1	2.49	118.82	114.07
42	OB	502	GTP	C4'-O4'-C1'	2.49	112.20	109.92
42	SG	501	GTP	C2-N1-C6	-2.49	120.55	125.11
43	FM	502	GDP	C2-N1-C6	-2.49	120.56	125.11
42	GA	501	GTP	N1-C2-N3	-2.48	118.77	123.32
42	PE	501	GTP	N1-C2-N3	-2.48	118.77	123.32
43	QL	502	GDP	O6-C6-C5	-2.48	119.40	124.32
42	NG	501	GTP	O6-C6-C5	-2.48	119.41	124.32
42	BI	501	GTP	O6-C6-C5	-2.48	119.41	124.32
42	HB	502	GTP	O6-C6-C5	-2.48	119.41	124.32
43	HP	502	GDP	C2-N1-C6	-2.48	120.58	125.11
42	VP	501	GTP	C2-N1-C6	-2.48	120.58	125.11
42	DI	501	GTP	O6-C6-C5	-2.47	119.42	124.32
43	DB	501	GDP	O6-C6-C5	-2.47	119.42	124.32
43	NP	501	GDP	C2-N1-C6	-2.47	120.59	125.11
42	TF	501	GTP	C2-N1-C6	-2.47	120.59	125.11
42	RF	501	GTP	N1-C2-N3	-2.47	118.80	123.32
42	WG	501	GTP	O6-C6-C5	-2.47	119.43	124.32
43	HP	502	GDP	O6-C6-C5	-2.47	119.43	124.32
42	VA	501	GTP	C4'-O4'-C1'	2.47	112.18	109.92
43	WQ	501	GDP	O6-C6-C5	-2.46	119.43	124.32
42	SN	501	GTP	N1-C2-N3	-2.46	118.81	123.32
42	UB	502	GTP	C2-N1-C6	-2.46	120.60	125.11
42	IE	501	GTP	C4'-O4'-C1'	2.46	112.18	109.92
42	HE	501	GTP	O6-C6-C5	-2.46	119.44	124.32
42	FE	501	GTP	C4'-O4'-C1'	2.46	112.18	109.92
42	MH	501	GTP	N1-C2-N3	-2.46	118.82	123.32
42	NG	501	GTP	C2-N1-C6	-2.46	120.61	125.11
42	LD	501	GTP	C4'-O4'-C1'	2.45	112.17	109.92
43	NM	502	GDP	O4'-C1'-N9	2.45	112.00	108.75
42	SM	501	GTP	O6-C6-C5	-2.45	119.46	124.32
42	HP	501	GTP	O6-C6-C5	-2.45	119.46	124.32
43	EL	502	GDP	O6-C6-C5	-2.45	119.46	124.32
42	MH	501	GTP	O6-C6-C5	-2.45	119.47	124.32
43	QL	502	GDP	C5-C6-N1	2.45	118.74	114.07
42	FB	502	GTP	O4'-C1'-N9	-2.45	105.50	108.75
43	NP	501	GDP	O6-C6-C5	-2.45	119.47	124.32
42	FM	501	GTP	N2-C2-N3	2.45	124.45	119.67
42	JO	501	GTP	N1-C2-N3	-2.44	118.84	123.32
42	OB	502	GTP	O3G-PG-O3B	2.44	112.83	104.64
43	NL	501	GDP	O6-C6-C5	-2.44	119.48	124.32

Continued on next page...

Continued from previous page...

Mol	Chain	Res	Type	Atoms	Z	Observed(°)	Ideal(°)
42	PO	501	GTP	N2-C2-N3	2.44	124.44	119.67
42	SM	501	GTP	C2-N1-C6	-2.44	120.64	125.11
43	FM	502	GDP	O6-C6-C5	-2.44	119.49	124.32
42	WF	501	GTP	N1-C2-N3	-2.44	118.86	123.32
42	II	501	GTP	O6-C6-C5	-2.43	119.49	124.32
42	KB	502	GTP	O6-C6-C5	-2.43	119.50	124.32
42	JO	501	GTP	O6-C6-C5	-2.43	119.50	124.32
42	MD	501	GTP	O6-C6-C5	-2.43	119.50	124.32
42	DF	501	GTP	C5-C6-N1	2.43	118.70	114.07
42	NM	501	GTP	C2-N1-C6	-2.43	120.67	125.11
42	GP	501	GTP	O6-C6-N1	2.42	123.50	120.62
42	BL	501	GTP	C4'-O4'-C1'	2.42	112.14	109.92
43	IQ	501	GDP	C5-C6-N1	2.42	118.69	114.07
42	VA	501	GTP	N1-C2-N3	-2.42	118.89	123.32
42	TN	501	GTP	N2-C2-N3	2.42	124.39	119.67
42	EA	501	GTP	O6-C6-C5	-2.42	119.53	124.32
42	MN	501	GTP	O6-C6-C5	-2.42	119.53	124.32
42	LB	502	GTP	N1-C2-N3	-2.42	118.89	123.32
42	QN	501	GTP	C5-C6-N1	2.42	118.68	114.07
42	SN	501	GTP	O2B-PB-O3A	2.41	113.80	107.27
42	IH	501	GTP	O6-C6-C5	-2.41	119.53	124.32
42	CE	501	GTP	N2-C2-N3	2.41	124.38	119.67
42	WO	501	GTP	O4'-C1'-N9	-2.41	105.55	108.75
42	LO	501	GTP	N1-C2-N3	-2.41	118.90	123.32
42	LM	501	GTP	O6-C6-C5	-2.41	119.55	124.32
42	PD	501	GTP	C2-N1-C6	-2.41	120.71	125.11
43	AL	501	GDP	C2-N1-C6	-2.40	120.71	125.11
42	EI	501	GTP	C2-N1-C6	-2.40	120.71	125.11
42	UE	501	GTP	C4'-O4'-C1'	2.40	112.12	109.92
42	PE	501	GTP	N2-C2-N3	2.40	124.36	119.67
42	NN	501	GTP	O6-C6-C5	-2.40	119.56	124.32
42	HB	502	GTP	C4'-O4'-C1'	2.39	112.12	109.92
42	RF	501	GTP	C5-C6-N1	2.39	118.63	114.07
42	QL	501	GTP	O5'-C5'-C4'	2.39	117.13	108.99
42	GH	501	GTP	N1-C2-N3	-2.39	118.94	123.32
43	DB	501	GDP	C5-C6-N1	2.39	118.63	114.07
43	EO	501	GDP	C2-N1-C6	-2.39	120.74	125.11
42	CE	501	GTP	O6-C6-C5	-2.39	119.59	124.32
42	LO	501	GTP	C2-N1-C6	-2.39	120.74	125.11
42	HP	501	GTP	O4'-C1'-N9	-2.39	105.58	108.75
42	UE	501	GTP	C2-N1-C6	-2.38	120.75	125.11
42	VB	502	GTP	N1-C2-N3	-2.38	118.96	123.32

Continued on next page...

Continued from previous page...

Mol	Chain	Res	Type	Atoms	Z	Observed(°)	Ideal(°)
42	LB	502	GTP	O3G-PG-O3B	2.38	112.62	104.64
42	DG	501	GTP	O2B-PB-O3A	2.38	113.70	107.27
42	VF	501	GTP	C2-N1-C6	-2.38	120.76	125.11
42	PB	502	GTP	N1-C2-N3	-2.37	118.97	123.32
42	VN	501	GTP	O4'-C1'-N9	-2.37	105.60	108.75
42	MH	501	GTP	C4'-O4'-C1'	2.37	112.10	109.92
42	DF	501	GTP	N2-C2-N3	2.37	124.30	119.67
42	FI	501	GTP	N1-C2-N3	-2.37	118.98	123.32
42	FB	502	GTP	O6-C6-C5	-2.37	119.62	124.32
42	WG	501	GTP	C2-N1-C6	-2.37	120.77	125.11
42	TH	501	GTP	N1-C2-N3	-2.37	118.99	123.32
42	KB	502	GTP	O4'-C1'-N9	-2.36	105.61	108.75
42	WI	501	GTP	C2-N1-C6	-2.36	120.78	125.11
42	WA	501	GTP	C2-N1-C6	-2.36	120.78	125.11
42	BL	501	GTP	O6-C6-C5	-2.36	119.64	124.32
43	RN	502	GDP	O4'-C1'-N9	-2.36	105.61	108.75
42	BA	501	GTP	C4'-O4'-C1'	2.36	112.09	109.92
42	JA	501	GTP	N1-C2-N3	-2.36	119.00	123.32
42	JA	501	GTP	O6-C6-C5	-2.36	119.64	124.32
42	II	501	GTP	N1-C2-N3	-2.36	119.00	123.32
42	OD	501	GTP	O2B-PB-O3A	2.36	113.64	107.27
43	OP	501	GDP	C2-N1-C6	-2.36	120.80	125.11
42	KB	502	GTP	N1-C2-N3	-2.36	119.00	123.32
42	HM	501	GTP	N2-C2-N3	2.36	124.27	119.67
42	FN	501	GTP	C4'-O4'-C1'	2.35	112.08	109.92
42	MM	501	GTP	O2B-PB-O3A	2.35	113.64	107.27
42	OL	501	GTP	C2-N1-C6	-2.35	120.80	125.11
43	EL	502	GDP	C2-N1-C6	-2.35	120.80	125.11
42	SH	501	GTP	O4'-C1'-N9	-2.35	105.63	108.75
43	OM	502	GDP	O6-C6-C5	-2.35	119.66	124.32
42	DG	501	GTP	C8-N7-C5	2.35	106.55	102.55
42	IG	501	GTP	N1-C2-N3	-2.35	119.01	123.32
42	NO	501	GTP	C2-N1-C6	-2.35	120.81	125.11
42	VF	501	GTP	O2B-PB-O3A	2.35	113.62	107.27
42	KB	502	GTP	C2-N1-C6	-2.35	120.81	125.11
42	SN	501	GTP	C2-N1-C6	-2.35	120.81	125.11
42	PO	501	GTP	N1-C2-N3	-2.35	119.02	123.32
42	PE	501	GTP	O4'-C1'-N9	-2.35	105.63	108.75
42	WO	501	GTP	N1-C2-N3	-2.34	119.03	123.32
42	PE	501	GTP	O6-C6-C5	-2.34	119.67	124.32
42	SM	501	GTP	O2B-PB-O3A	2.34	113.61	107.27
42	GB	502	GTP	O2B-PB-O3A	2.34	113.60	107.27

Continued on next page...

Continued from previous page...

Mol	Chain	Res	Type	Atoms	Z	Observed(°)	Ideal(°)
42	SM	501	GTP	C4'-O4'-C1'	2.34	112.07	109.92
42	SM	501	GTP	N1-C2-N3	-2.34	119.04	123.32
42	EI	501	GTP	O6-C6-C5	-2.33	119.69	124.32
42	MM	501	GTP	O4'-C1'-N9	-2.33	105.65	108.75
42	BF	501	GTP	N1-C2-N3	-2.33	119.05	123.32
42	OO	501	GTP	O6-C6-C5	-2.33	119.70	124.32
42	WF	501	GTP	N2-C2-N3	2.33	124.21	119.67
42	DG	501	GTP	N1-C2-N3	-2.32	119.06	123.32
43	UP	501	GDP	O6-C6-C5	-2.32	119.71	124.32
42	OD	501	GTP	C2-N1-C6	-2.32	120.86	125.11
43	AL	501	GDP	O6-C6-C5	-2.32	119.72	124.32
42	IH	501	GTP	C2-N1-C6	-2.32	120.86	125.11
43	VB	501	GDP	C2-N1-C6	-2.32	120.86	125.11
42	JA	501	GTP	N2-C2-N3	2.32	124.20	119.67
42	II	501	GTP	O4'-C1'-N9	-2.32	105.67	108.75
42	SP	501	GTP	O2B-PB-O3A	2.32	113.53	107.27
42	CE	501	GTP	N1-C2-N3	-2.31	119.08	123.32
42	IE	501	GTP	N1-C2-N3	-2.31	119.08	123.32
43	JL	501	GDP	N2-C2-N3	-2.31	115.16	119.67
42	NO	501	GTP	C4'-O4'-C1'	2.31	112.04	109.92
43	NL	501	GDP	C2-N1-C6	-2.31	120.88	125.11
42	SL	501	GTP	N2-C2-N3	2.31	124.18	119.67
42	JD	501	GTP	O6-C6-C5	-2.31	119.74	124.32
42	EH	501	GTP	O6-C6-C5	-2.31	119.74	124.32
42	WE	501	GTP	O6-C6-C5	-2.31	119.74	124.32
43	LL	502	GDP	C5-C6-N1	2.31	118.47	114.07
42	VN	501	GTP	C2-N1-C6	-2.31	120.89	125.11
42	FO	501	GTP	C2-N1-C6	-2.30	120.89	125.11
43	LL	502	GDP	C2-N1-C6	-2.30	120.89	125.11
42	VB	502	GTP	C2-N1-C6	-2.30	120.90	125.11
42	IF	501	GTP	O4'-C1'-N9	-2.30	105.69	108.75
42	WI	501	GTP	O6-C6-C5	-2.30	119.76	124.32
42	IA	501	GTP	C2-N1-C6	-2.30	120.90	125.11
42	GH	501	GTP	C2-N1-C6	-2.30	120.90	125.11
42	CH	501	GTP	N1-C2-N3	-2.30	119.11	123.32
42	NM	501	GTP	C4'-O4'-C1'	2.30	112.03	109.92
42	CH	501	GTP	O6-C6-C5	-2.30	119.77	124.32
42	ON	501	GTP	C2-N1-C6	-2.30	120.91	125.11
42	RG	501	GTP	N1-C2-N3	-2.30	119.12	123.32
42	AA	501	GTP	O6-C6-C5	-2.29	119.77	124.32
42	AG	501	GTP	C4'-O4'-C1'	2.29	112.03	109.92
42	WA	501	GTP	N1-C2-N3	-2.29	119.12	123.32

Continued on next page...

Continued from previous page...

Mol	Chain	Res	Type	Atoms	Z	Observed(°)	Ideal(°)
42	QG	501	GTP	O3G-PG-O3B	2.29	112.32	104.64
42	NE	501	GTP	N2-C2-N3	2.29	124.14	119.67
42	LM	501	GTP	N1-C2-N3	-2.29	119.13	123.32
42	RO	501	GTP	N1-C2-N3	-2.29	119.13	123.32
42	SG	501	GTP	O4'-C1'-N9	-2.29	105.71	108.75
42	JE	501	GTP	C2-N1-C6	-2.28	120.93	125.11
42	WO	501	GTP	C2-N1-C6	-2.28	120.94	125.11
42	HM	501	GTP	O4'-C1'-N9	-2.28	105.72	108.75
42	MB	502	GTP	O6-C6-C5	-2.28	119.80	124.32
42	VA	501	GTP	O6-C6-C5	-2.28	119.81	124.32
43	SN	502	GDP	C8-N7-C5	2.28	106.42	102.55
42	CF	501	GTP	O6-C6-C5	-2.27	119.81	124.32
42	AH	501	GTP	C4'-O4'-C1'	2.27	112.01	109.92
42	RO	501	GTP	O6-C6-C5	-2.27	119.82	124.32
42	HA	501	GTP	C2-N1-C6	-2.27	120.95	125.11
42	SL	501	GTP	N1-C2-N3	-2.27	119.16	123.32
42	VQ	501	GTP	C2-N1-C6	-2.27	120.95	125.11
43	QL	502	GDP	C2-N1-C6	-2.27	120.95	125.11
42	VB	502	GTP	C4'-O4'-C1'	2.27	112.00	109.92
42	JE	501	GTP	O6-C6-C5	-2.27	119.83	124.32
42	KE	501	GTP	N1-C2-N3	-2.27	119.17	123.32
43	HQ	501	GDP	O6-C6-C5	-2.26	119.83	124.32
42	WA	501	GTP	O2B-PB-O3A	2.26	113.39	107.27
42	GB	502	GTP	N1-C2-N3	-2.26	119.17	123.32
43	IQ	501	GDP	O6-C6-C5	-2.26	119.84	124.32
42	DH	501	GTP	O4'-C1'-N9	-2.26	105.75	108.75
43	OP	501	GDP	O6-C6-C5	-2.25	119.85	124.32
42	VF	501	GTP	C4'-O4'-C1'	2.25	111.99	109.92
42	NE	501	GTP	N1-C2-N3	-2.25	119.19	123.32
42	QN	501	GTP	O2B-PB-O3A	2.25	113.36	107.27
43	OM	502	GDP	C2-N1-C6	-2.25	120.99	125.11
43	RL	501	GDP	C2-N1-C6	-2.25	120.99	125.11
42	KM	501	GTP	O6-C6-N1	2.25	123.29	120.62
43	TB	501	GDP	C5-C6-N1	2.25	118.36	114.07
43	TB	501	GDP	C4'-O4'-C1'	-2.25	107.87	109.92
43	EO	501	GDP	C5-C6-N1	2.25	118.35	114.07
42	HE	501	GTP	N1-C2-N3	-2.24	119.22	123.32
42	QO	501	GTP	C2-N1-C6	-2.24	121.01	125.11
42	VA	501	GTP	C2-N1-C6	-2.24	121.01	125.11
43	RP	502	GDP	C4'-O4'-C1'	2.24	111.97	109.92
42	VN	501	GTP	O6-C6-C5	-2.23	119.89	124.32
42	RP	501	GTP	O4'-C1'-N9	-2.23	105.79	108.75

Continued on next page...

Continued from previous page...

Mol	Chain	Res	Type	Atoms	Z	Observed(°)	Ideal(°)
42	DG	501	GTP	C2-N1-C6	-2.23	121.03	125.11
42	UM	501	GTP	O6-C6-C5	-2.23	119.90	124.32
42	JE	501	GTP	C4'-O4'-C1'	2.23	111.97	109.92
42	LB	502	GTP	N2-C2-N3	2.23	124.03	119.67
42	EA	501	GTP	C2-N1-C6	-2.22	121.04	125.11
42	HM	501	GTP	N1-C2-N3	-2.22	119.25	123.32
43	UO	502	GDP	O4'-C1'-N9	2.22	111.69	108.75
42	HA	501	GTP	O2A-PA-O3A	2.22	113.27	107.27
42	TF	501	GTP	O2B-PB-O3A	2.22	113.27	107.27
43	EP	501	GDP	N2-C2-N1	2.22	121.44	116.76
42	CA	501	GTP	N1-C2-N3	-2.22	119.26	123.32
42	MH	501	GTP	C2-N1-C6	-2.21	121.06	125.11
43	RL	501	GDP	O6-C6-C5	-2.21	119.94	124.32
42	CF	501	GTP	N1-C2-N3	-2.21	119.27	123.32
43	FP	501	GDP	O6-C6-N1	2.21	123.24	120.62
42	TG	501	GTP	C4'-O4'-C1'	2.21	111.95	109.92
42	EL	501	GTP	C2-N1-C6	-2.21	121.07	125.11
43	SB	501	GDP	N2-C2-N3	-2.20	115.37	119.67
43	QB	501	GDP	C2-N1-C6	-2.20	121.07	125.11
42	DA	501	GTP	N1-C2-N3	-2.20	119.28	123.32
42	IF	501	GTP	N1-C2-N3	-2.20	119.28	123.32
42	VQ	501	GTP	O4'-C1'-N9	-2.20	105.82	108.75
42	CI	501	GTP	C4'-O4'-C1'	2.20	111.94	109.92
42	OM	501	GTP	C5-C6-N1	2.20	118.27	114.07
42	LM	501	GTP	C2-N1-C6	-2.20	121.08	125.11
42	NO	501	GTP	N1-C2-N3	-2.20	119.30	123.32
42	RE	501	GTP	N1-C2-N3	-2.19	119.30	123.32
42	JD	501	GTP	C4'-O4'-C1'	2.19	111.93	109.92
42	WF	501	GTP	O6-C6-C5	-2.19	119.97	124.32
42	BH	501	GTP	O6-C6-C5	-2.19	119.98	124.32
42	DA	501	GTP	O3G-PG-O3B	2.19	111.98	104.64
43	TB	501	GDP	O6-C6-N1	2.19	123.22	120.62
43	HQ	501	GDP	C2-N1-C6	-2.19	121.10	125.11
42	KE	501	GTP	O2B-PB-O3A	2.19	113.19	107.27
42	II	501	GTP	N2-C2-N3	2.19	123.95	119.67
42	GH	501	GTP	O4'-C1'-N9	-2.18	105.85	108.75
42	TH	501	GTP	C2-N1-C6	-2.18	121.11	125.11
42	GE	501	GTP	O6-C6-C5	-2.18	119.99	124.32
43	JL	501	GDP	O4'-C4'-C5'	2.18	116.32	109.33
42	CF	501	GTP	C2-N1-C6	-2.18	121.12	125.11
42	WF	501	GTP	O4'-C1'-N9	-2.18	105.85	108.75
42	DG	501	GTP	O6-C6-C5	-2.18	120.00	124.32

Continued on next page...

Continued from previous page...

Mol	Chain	Res	Type	Atoms	Z	Observed(°)	Ideal(°)
42	ON	501	GTP	O6-C6-C5	-2.18	120.00	124.32
42	SH	501	GTP	N1-C2-N3	-2.18	119.33	123.32
42	AF	501	GTP	O6-C6-C5	-2.17	120.01	124.32
42	JD	501	GTP	N1-C2-N3	-2.17	119.34	123.32
42	QN	501	GTP	N1-C2-N3	-2.17	119.34	123.32
42	LB	502	GTP	O6-C6-C5	-2.17	120.02	124.32
42	AH	501	GTP	O6-C6-C5	-2.17	120.03	124.32
42	TG	501	GTP	O4'-C1'-N9	-2.17	105.87	108.75
42	HA	501	GTP	N1-C2-N3	-2.16	119.36	123.32
42	IA	501	GTP	O6-C6-C5	-2.16	120.03	124.32
42	VF	501	GTP	N1-C2-N3	-2.16	119.36	123.32
43	EN	501	GDP	C2'-C3'-C4'	2.16	106.79	102.61
42	OM	501	GTP	C2-N1-C6	-2.16	121.15	125.11
42	DE	501	GTP	O6-C6-C5	-2.16	120.04	124.32
42	QF	501	GTP	N1-C2-N3	-2.16	119.36	123.32
42	JA	501	GTP	C2-N1-C6	-2.16	121.16	125.11
42	CG	501	GTP	N1-C2-N3	-2.16	119.37	123.32
42	EF	501	GTP	N1-C2-N3	-2.16	119.37	123.32
42	AG	501	GTP	O6-C6-C5	-2.16	120.04	124.32
42	UI	501	GTP	N1-C2-N3	-2.16	119.37	123.32
42	RE	501	GTP	C2-N1-C6	-2.16	121.16	125.11
42	QF	501	GTP	O6-C6-C5	-2.16	120.05	124.32
42	EL	501	GTP	O6-C6-C5	-2.15	120.05	124.32
42	BF	501	GTP	C2-N1-C6	-2.15	121.17	125.11
42	EA	501	GTP	O4'-C1'-N9	-2.15	105.89	108.75
42	SP	501	GTP	O6-C6-C5	-2.15	120.05	124.32
42	CH	501	GTP	C2-N1-C6	-2.15	121.17	125.11
42	KO	501	GTP	O6-C6-C5	-2.15	120.06	124.32
42	RN	501	GTP	O6-C6-C5	-2.15	120.06	124.32
42	HE	501	GTP	C2-N1-C6	-2.15	121.17	125.11
42	ON	501	GTP	O4'-C1'-N9	-2.15	105.90	108.75
42	AF	501	GTP	C4'-O4'-C1'	2.15	111.89	109.92
42	OB	502	GTP	O4'-C1'-N9	-2.15	105.90	108.75
42	NE	501	GTP	C2-N1-C6	-2.14	121.19	125.11
43	IQ	501	GDP	C2-N1-C6	-2.14	121.19	125.11
42	JF	501	GTP	C2-N1-C6	-2.14	121.19	125.11
42	NO	501	GTP	O6-C6-C5	-2.14	120.08	124.32
42	PN	501	GTP	O6-C6-C5	-2.14	120.08	124.32
42	CA	501	GTP	C2-N1-C6	-2.14	121.20	125.11
42	FM	501	GTP	C2-N1-C6	-2.14	121.20	125.11
42	TN	501	GTP	O4'-C1'-N9	-2.14	105.91	108.75
42	TF	501	GTP	O3G-PG-O3B	2.13	111.79	104.64

Continued on next page...

Continued from previous page...

Mol	Chain	Res	Type	Atoms	Z	Observed(°)	Ideal(°)
43	QN	502	GDP	C4'-O4'-C1'	2.13	111.88	109.92
42	AG	501	GTP	O2A-PA-O3A	2.13	113.04	107.27
42	LM	501	GTP	N2-C2-N3	2.13	123.84	119.67
42	CA	501	GTP	O6-C6-C5	-2.13	120.09	124.32
42	WI	501	GTP	N1-C2-N3	-2.13	119.42	123.32
42	JO	501	GTP	O4'-C1'-N9	-2.13	105.92	108.75
42	TH	501	GTP	O6-C6-C5	-2.12	120.11	124.32
42	EL	501	GTP	N1-C2-N3	-2.12	119.43	123.32
43	IB	501	GDP	O2B-PB-O3A	2.12	111.76	104.64
42	ON	501	GTP	N1-C2-N3	-2.12	119.43	123.32
42	UA	501	GTP	O3G-PG-O3B	2.12	111.75	104.64
42	FN	501	GTP	O6-C6-C5	-2.12	120.11	124.32
42	LD	501	GTP	O6-C6-C5	-2.12	120.11	124.32
42	RO	501	GTP	C2-N1-C6	-2.12	121.23	125.11
42	OL	501	GTP	N1-C2-N3	-2.12	119.44	123.32
42	EG	501	GTP	O2A-PA-O3A	2.12	113.00	107.27
42	JE	501	GTP	N1-C2-N3	-2.12	119.44	123.32
42	LA	501	GTP	N1-C2-N3	-2.12	119.44	123.32
42	KO	501	GTP	O4'-C4'-C5'	2.12	116.11	109.33
42	VN	501	GTP	N1-C2-N3	-2.12	119.44	123.32
42	DI	501	GTP	O4'-C1'-N9	-2.11	105.94	108.75
42	FI	501	GTP	C2-N1-C6	-2.11	121.24	125.11
42	IG	501	GTP	O4'-C1'-N9	-2.11	105.94	108.75
42	EL	501	GTP	O2B-PB-O3A	2.11	112.98	107.27
42	WG	501	GTP	O2B-PB-O3A	2.11	112.96	107.27
42	QF	501	GTP	C2-N1-C6	-2.10	121.26	125.11
42	IH	501	GTP	N1-C2-N3	-2.10	119.47	123.32
42	PB	502	GTP	O6-C6-C5	-2.10	120.15	124.32
42	NE	501	GTP	O4'-C1'-N9	-2.10	105.96	108.75
42	VB	502	GTP	N2-C2-N3	2.10	123.78	119.67
42	QG	501	GTP	N1-C2-N3	-2.10	119.47	123.32
42	SG	501	GTP	O6-C6-C5	-2.10	120.16	124.32
43	WO	502	GDP	C2'-C3'-C4'	2.10	106.67	102.61
42	HM	501	GTP	C2-N1-C6	-2.10	121.27	125.11
42	QL	501	GTP	O3G-PG-O3B	2.10	111.67	104.64
42	GH	501	GTP	N2-C2-N3	2.10	123.77	119.67
42	FN	501	GTP	N1-C2-N3	-2.10	119.48	123.32
42	IA	501	GTP	N1-C2-N3	-2.10	119.48	123.32
42	QG	501	GTP	O6-C6-C5	-2.10	120.16	124.32
42	AF	501	GTP	O2B-PB-O3A	2.10	112.94	107.27
42	MM	501	GTP	N2-C2-N1	-2.10	112.34	116.76
43	RM	501	GDP	O4'-C1'-N9	-2.10	105.97	108.75

Continued on next page...

Continued from previous page...

Mol	Chain	Res	Type	Atoms	Z	Observed(°)	Ideal(°)
42	BF	501	GTP	O6-C6-C5	-2.10	120.17	124.32
42	PM	501	GTP	O6-C6-C5	-2.09	120.17	124.32
42	AA	501	GTP	C4'-O4'-C1'	2.09	111.84	109.92
42	QN	501	GTP	O4'-C1'-N9	-2.09	105.97	108.75
42	OO	501	GTP	N1-C2-N3	-2.09	119.49	123.32
43	EO	501	GDP	O6-C6-C5	-2.09	120.18	124.32
42	FB	502	GTP	C2'-C3'-C4'	2.09	106.64	102.61
42	DA	501	GTP	O6-C6-C5	-2.09	120.19	124.32
42	FM	501	GTP	O2B-PB-O3A	2.09	112.91	107.27
42	EA	501	GTP	N1-C2-N3	-2.08	119.50	123.32
42	FI	501	GTP	O6-C6-C5	-2.08	120.19	124.32
42	IG	501	GTP	C2-N1-C6	-2.08	121.30	125.11
43	GP	502	GDP	O4'-C4'-C5'	2.08	116.00	109.33
42	EH	501	GTP	C4'-O4'-C1'	2.08	111.83	109.92
42	QL	501	GTP	O2'-C2'-C3'	-2.08	105.15	111.82
42	QG	501	GTP	O4'-C1'-N9	-2.08	105.99	108.75
42	CE	501	GTP	C2-N1-C6	-2.08	121.31	125.11
43	AP	501	GDP	C5-C6-N1	2.08	118.03	114.07
42	PB	502	GTP	N2-C2-N3	2.08	123.73	119.67
42	VQ	501	GTP	N1-C2-N3	-2.08	119.52	123.32
42	WG	501	GTP	N1-C2-N3	-2.07	119.52	123.32
42	PO	501	GTP	C2-N1-C6	-2.07	121.31	125.11
42	QO	501	GTP	N1-C2-N3	-2.07	119.52	123.32
42	VP	501	GTP	N1-C2-N3	-2.07	119.52	123.32
42	CG	501	GTP	N2-C2-N3	2.07	123.72	119.67
42	VP	501	GTP	O6-C6-C5	-2.07	120.21	124.32
42	UO	501	GTP	N2-C2-N3	2.07	123.72	119.67
42	HA	501	GTP	O6-C6-C5	-2.07	120.23	124.32
42	UE	501	GTP	N1-C2-N3	-2.07	119.54	123.32
42	FN	501	GTP	O2B-PB-O3A	2.06	112.85	107.27
42	MD	501	GTP	N1-C2-N3	-2.06	119.54	123.32
43	KO	502	GDP	O3B-PB-O3A	2.06	111.55	104.64
42	OL	501	GTP	O6-C6-C5	-2.06	120.23	124.32
42	ML	501	GTP	N1-C2-N3	-2.06	119.54	123.32
42	CI	501	GTP	O2B-PB-O3A	2.06	112.85	107.27
42	EG	501	GTP	O3G-PG-O3B	2.06	111.55	104.64
42	UB	502	GTP	N1-C2-N3	-2.06	119.55	123.32
42	BF	501	GTP	O4'-C1'-N9	-2.06	106.01	108.75
42	NM	501	GTP	O6-C6-C5	-2.06	120.24	124.32
42	GA	501	GTP	O2A-PA-O3A	2.06	112.83	107.27
43	DM	501	GDP	N2-C2-N3	-2.06	115.67	119.67
42	BA	501	GTP	O6-C6-C5	-2.05	120.25	124.32

Continued on next page...

Continued from previous page...

Mol	Chain	Res	Type	Atoms	Z	Observed(°)	Ideal(°)
42	KM	501	GTP	N1-C2-N3	-2.05	119.56	123.32
42	JE	501	GTP	O3G-PG-O3B	2.05	111.52	104.64
42	GF	501	GTP	O3G-PG-O3B	2.05	111.51	104.64
42	SG	501	GTP	N1-C2-N3	-2.05	119.57	123.32
43	UP	501	GDP	O2B-PB-O3A	2.04	111.49	104.64
42	FE	501	GTP	O6-C6-C5	-2.04	120.28	124.32
43	SM	502	GDP	C2'-C3'-C4'	2.04	106.54	102.61
42	VA	501	GTP	O2A-PA-O3A	2.03	112.77	107.27
42	BI	501	GTP	C2'-C3'-C4'	2.03	106.54	102.61
43	EM	501	GDP	C2'-C3'-C4'	2.03	106.54	102.61
42	VA	501	GTP	O2B-PB-O3B	2.03	112.77	107.27
42	HE	501	GTP	N2-C2-N3	2.03	123.64	119.67
42	IF	501	GTP	C2-N1-C6	-2.03	121.39	125.11
42	JF	501	GTP	N2-C2-N3	2.03	123.63	119.67
42	RO	501	GTP	O3G-PG-O3B	2.03	111.43	104.64
42	BH	501	GTP	O2B-PB-O3A	2.03	112.75	107.27
42	KN	501	GTP	O3G-PG-O3B	2.03	111.43	104.64
43	TO	501	GDP	N2-C2-N3	-2.02	115.73	119.67
42	JF	501	GTP	O3G-PG-O3B	2.02	111.40	104.64
42	PD	501	GTP	O6-C6-C5	-2.02	120.32	124.32
42	OD	501	GTP	N1-C2-N3	-2.01	119.63	123.32
42	MD	501	GTP	O4'-C1'-N9	-2.01	106.08	108.75
42	IE	501	GTP	C2-N1-C6	-2.01	121.43	125.11
42	EG	501	GTP	O6-C6-N1	2.01	123.01	120.62
42	JB	502	GTP	O3G-PG-O3B	2.01	111.38	104.64
42	UE	501	GTP	O6-C6-C5	-2.01	120.34	124.32
42	GF	501	GTP	N1-C2-N3	-2.01	119.64	123.32
42	QL	501	GTP	O2B-PB-O3A	2.01	112.70	107.27
42	TL	501	GTP	O2B-PB-O3A	2.01	112.70	107.27
42	TL	501	GTP	N1-C2-N3	-2.01	119.64	123.32
42	PB	502	GTP	C2-N1-C6	-2.01	121.44	125.11
42	VQ	501	GTP	O6-C6-C5	-2.00	120.35	124.32
42	RF	501	GTP	N2-C2-N3	2.00	123.59	119.67
43	RM	501	GDP	C2'-C3'-C4'	2.00	106.48	102.61
42	PO	501	GTP	O3G-PG-O3B	2.00	111.35	104.64
42	IF	501	GTP	O6-C6-C5	-2.00	120.35	124.32

There are no chirality outliers.

All (1290) torsion outliers are listed below:

Mol	Chain	Res	Type	Atoms
42	AA	501	GTP	O4'-C4'-C5'-O5'

Continued on next page...

Continued from previous page...

Mol	Chain	Res	Type	Atoms
42	AE	501	GTP	C5'-O5'-PA-O3A
42	AE	501	GTP	C5'-O5'-PA-O1A
42	AE	501	GTP	C5'-O5'-PA-O2A
42	AF	501	GTP	C5'-O5'-PA-O3A
42	AF	501	GTP	C5'-O5'-PA-O1A
42	AF	501	GTP	C5'-O5'-PA-O2A
42	AF	501	GTP	O4'-C4'-C5'-O5'
42	AG	501	GTP	C5'-O5'-PA-O3A
42	AG	501	GTP	C5'-O5'-PA-O1A
42	AG	501	GTP	C5'-O5'-PA-O2A
42	AG	501	GTP	O4'-C4'-C5'-O5'
42	AH	501	GTP	O4'-C4'-C5'-O5'
42	BA	501	GTP	C5'-O5'-PA-O3A
42	BA	501	GTP	C5'-O5'-PA-O1A
42	BA	501	GTP	C5'-O5'-PA-O2A
42	BA	501	GTP	O4'-C4'-C5'-O5'
42	BA	501	GTP	C3'-C4'-C5'-O5'
42	BF	501	GTP	C5'-O5'-PA-O3A
42	BF	501	GTP	C5'-O5'-PA-O1A
42	BF	501	GTP	C5'-O5'-PA-O2A
42	BF	501	GTP	O4'-C4'-C5'-O5'
42	BG	501	GTP	C5'-O5'-PA-O3A
42	BG	501	GTP	C5'-O5'-PA-O2A
42	BG	501	GTP	O4'-C4'-C5'-O5'
42	BG	501	GTP	C3'-C4'-C5'-O5'
42	BH	501	GTP	C5'-O5'-PA-O3A
42	BH	501	GTP	C5'-O5'-PA-O2A
42	BH	501	GTP	O4'-C4'-C5'-O5'
42	BI	501	GTP	C5'-O5'-PA-O3A
42	BI	501	GTP	C5'-O5'-PA-O1A
42	BI	501	GTP	C5'-O5'-PA-O2A
42	BI	501	GTP	O4'-C4'-C5'-O5'
42	BL	501	GTP	O4'-C4'-C5'-O5'
42	CA	501	GTP	C5'-O5'-PA-O3A
42	CA	501	GTP	C5'-O5'-PA-O1A
42	CA	501	GTP	C5'-O5'-PA-O2A
42	CA	501	GTP	O4'-C4'-C5'-O5'
42	CA	501	GTP	C3'-C4'-C5'-O5'
42	CE	501	GTP	C5'-O5'-PA-O2A
42	CE	501	GTP	O4'-C4'-C5'-O5'
42	CF	501	GTP	C5'-O5'-PA-O3A
42	CF	501	GTP	C5'-O5'-PA-O1A

Continued on next page...

Continued from previous page...

Mol	Chain	Res	Type	Atoms
42	CF	501	GTP	C5'-O5'-PA-O2A
42	CF	501	GTP	O4'-C4'-C5'-O5'
42	CG	501	GTP	C5'-O5'-PA-O3A
42	CG	501	GTP	C5'-O5'-PA-O1A
42	CG	501	GTP	C5'-O5'-PA-O2A
42	CG	501	GTP	O4'-C4'-C5'-O5'
42	CG	501	GTP	C3'-C4'-C5'-O5'
42	CH	501	GTP	C5'-O5'-PA-O3A
42	CH	501	GTP	C5'-O5'-PA-O2A
42	CH	501	GTP	O4'-C4'-C5'-O5'
42	CI	501	GTP	C5'-O5'-PA-O3A
42	CI	501	GTP	O4'-C4'-C5'-O5'
42	CI	501	GTP	C3'-C4'-C5'-O5'
42	DA	501	GTP	C5'-O5'-PA-O3A
42	DA	501	GTP	C5'-O5'-PA-O1A
42	DA	501	GTP	C5'-O5'-PA-O2A
42	DA	501	GTP	O4'-C4'-C5'-O5'
42	DF	501	GTP	O4'-C4'-C5'-O5'
42	DG	501	GTP	C5'-O5'-PA-O3A
42	DG	501	GTP	C5'-O5'-PA-O1A
42	DG	501	GTP	C5'-O5'-PA-O2A
42	DH	501	GTP	C5'-O5'-PA-O3A
42	DH	501	GTP	C5'-O5'-PA-O1A
42	DH	501	GTP	C5'-O5'-PA-O2A
42	DH	501	GTP	O4'-C4'-C5'-O5'
42	DI	501	GTP	C5'-O5'-PA-O3A
42	DI	501	GTP	C5'-O5'-PA-O1A
42	DI	501	GTP	C5'-O5'-PA-O2A
42	EA	501	GTP	O4'-C4'-C5'-O5'
42	EF	501	GTP	C5'-O5'-PA-O3A
42	EF	501	GTP	C5'-O5'-PA-O1A
42	EF	501	GTP	C5'-O5'-PA-O2A
42	EG	501	GTP	PB-O3B-PG-O3G
42	EG	501	GTP	C5'-O5'-PA-O3A
42	EG	501	GTP	C5'-O5'-PA-O1A
42	EG	501	GTP	C5'-O5'-PA-O2A
42	EI	501	GTP	O4'-C4'-C5'-O5'
42	EI	501	GTP	C3'-C4'-C5'-O5'
42	EL	501	GTP	O4'-C4'-C5'-O5'
42	FB	502	GTP	C5'-O5'-PA-O3A
42	FB	502	GTP	C5'-O5'-PA-O2A
42	FB	502	GTP	O4'-C4'-C5'-O5'

Continued on next page...

Continued from previous page...

Mol	Chain	Res	Type	Atoms
42	FB	502	GTP	C3'-C4'-C5'-O5'
42	FE	501	GTP	O4'-C4'-C5'-O5'
42	FI	501	GTP	C5'-O5'-PA-O3A
42	FI	501	GTP	C5'-O5'-PA-O2A
42	FI	501	GTP	O4'-C4'-C5'-O5'
42	FI	501	GTP	C3'-C4'-C5'-O5'
42	FM	501	GTP	C5'-O5'-PA-O3A
42	FM	501	GTP	C5'-O5'-PA-O1A
42	FM	501	GTP	C5'-O5'-PA-O2A
42	FM	501	GTP	O4'-C4'-C5'-O5'
42	FN	501	GTP	C5'-O5'-PA-O3A
42	FN	501	GTP	C5'-O5'-PA-O2A
42	FN	501	GTP	O4'-C4'-C5'-O5'
42	FO	501	GTP	O4'-C4'-C5'-O5'
42	GA	501	GTP	PB-O3B-PG-O2G
42	GB	502	GTP	C5'-O5'-PA-O2A
42	GB	502	GTP	O4'-C4'-C5'-O5'
42	GE	501	GTP	O4'-C4'-C5'-O5'
42	GF	501	GTP	C5'-O5'-PA-O3A
42	GF	501	GTP	C5'-O5'-PA-O1A
42	GF	501	GTP	C5'-O5'-PA-O2A
42	GF	501	GTP	O4'-C4'-C5'-O5'
42	GH	501	GTP	C5'-O5'-PA-O3A
42	GH	501	GTP	C5'-O5'-PA-O1A
42	GH	501	GTP	C5'-O5'-PA-O2A
42	GH	501	GTP	O4'-C4'-C5'-O5'
42	GH	501	GTP	C3'-C4'-C5'-O5'
42	GP	501	GTP	O4'-C4'-C5'-O5'
42	GP	501	GTP	C3'-C4'-C5'-O5'
42	HA	501	GTP	C5'-O5'-PA-O3A
42	HA	501	GTP	C5'-O5'-PA-O2A
42	HA	501	GTP	O4'-C4'-C5'-O5'
42	HA	501	GTP	C3'-C4'-C5'-O5'
42	HB	502	GTP	O4'-C4'-C5'-O5'
42	HE	501	GTP	C5'-O5'-PA-O3A
42	HE	501	GTP	O4'-C4'-C5'-O5'
42	HE	501	GTP	C3'-C4'-C5'-O5'
42	HH	501	GTP	O4'-C4'-C5'-O5'
42	HM	501	GTP	O4'-C4'-C5'-O5'
42	HM	501	GTP	C3'-C4'-C5'-O5'
42	HP	501	GTP	C5'-O5'-PA-O3A
42	HP	501	GTP	C5'-O5'-PA-O1A

Continued on next page...

Continued from previous page...

Mol	Chain	Res	Type	Atoms
42	HP	501	GTP	C5'-O5'-PA-O2A
42	HP	501	GTP	O4'-C4'-C5'-O5'
42	HP	501	GTP	C3'-C4'-C5'-O5'
42	IA	501	GTP	O4'-C4'-C5'-O5'
42	IE	501	GTP	O4'-C4'-C5'-O5'
42	IE	501	GTP	C3'-C4'-C5'-O5'
42	IF	501	GTP	C5'-O5'-PA-O3A
42	IF	501	GTP	C5'-O5'-PA-O1A
42	IF	501	GTP	C5'-O5'-PA-O2A
42	IF	501	GTP	O4'-C4'-C5'-O5'
42	IG	501	GTP	C5'-O5'-PA-O3A
42	IG	501	GTP	C5'-O5'-PA-O1A
42	IG	501	GTP	C5'-O5'-PA-O2A
42	IG	501	GTP	O4'-C4'-C5'-O5'
42	IG	501	GTP	C3'-C4'-C5'-O5'
42	IH	501	GTP	PB-O3B-PG-O3G
42	IH	501	GTP	O4'-C4'-C5'-O5'
42	II	501	GTP	C5'-O5'-PA-O3A
42	II	501	GTP	C5'-O5'-PA-O1A
42	II	501	GTP	C5'-O5'-PA-O2A
42	II	501	GTP	O4'-C4'-C5'-O5'
42	JA	501	GTP	PB-O3B-PG-O3G
42	JA	501	GTP	O4'-C4'-C5'-O5'
42	JB	502	GTP	PB-O3B-PG-O3G
42	JB	502	GTP	O4'-C4'-C5'-O5'
42	JB	502	GTP	C3'-C4'-C5'-O5'
42	JD	501	GTP	C5'-O5'-PA-O3A
42	JD	501	GTP	C5'-O5'-PA-O1A
42	JD	501	GTP	C5'-O5'-PA-O2A
42	JE	501	GTP	C5'-O5'-PA-O3A
42	JE	501	GTP	C5'-O5'-PA-O1A
42	JE	501	GTP	C5'-O5'-PA-O2A
42	JE	501	GTP	O4'-C4'-C5'-O5'
42	JF	501	GTP	O4'-C4'-C5'-O5'
42	JO	501	GTP	C5'-O5'-PA-O3A
42	JO	501	GTP	C5'-O5'-PA-O2A
42	JO	501	GTP	O4'-C4'-C5'-O5'
42	KB	502	GTP	C5'-O5'-PA-O3A
42	KB	502	GTP	C5'-O5'-PA-O2A
42	KB	502	GTP	O4'-C4'-C5'-O5'
42	KD	501	GTP	C5'-O5'-PA-O3A
42	KD	501	GTP	C5'-O5'-PA-O2A

Continued on next page...

Continued from previous page...

Mol	Chain	Res	Type	Atoms
42	KD	501	GTP	O4'-C4'-C5'-O5'
42	KD	501	GTP	C3'-C4'-C5'-O5'
42	KE	501	GTP	C5'-O5'-PA-O3A
42	KE	501	GTP	C5'-O5'-PA-O1A
42	KE	501	GTP	C5'-O5'-PA-O2A
42	KE	501	GTP	O4'-C4'-C5'-O5'
42	KM	501	GTP	C5'-O5'-PA-O3A
42	KM	501	GTP	C5'-O5'-PA-O1A
42	KM	501	GTP	C5'-O5'-PA-O2A
42	KN	501	GTP	C5'-O5'-PA-O3A
42	KN	501	GTP	C5'-O5'-PA-O2A
42	KO	501	GTP	C5'-O5'-PA-O3A
42	KO	501	GTP	C5'-O5'-PA-O1A
42	KO	501	GTP	C5'-O5'-PA-O2A
42	KO	501	GTP	O4'-C4'-C5'-O5'
42	LA	501	GTP	O4'-C4'-C5'-O5'
42	LB	502	GTP	PB-O3B-PG-O3G
42	LB	502	GTP	O4'-C4'-C5'-O5'
42	LD	501	GTP	C5'-O5'-PA-O3A
42	LD	501	GTP	C5'-O5'-PA-O2A
42	LD	501	GTP	O4'-C4'-C5'-O5'
42	LD	501	GTP	C3'-C4'-C5'-O5'
42	LL	501	GTP	C5'-O5'-PA-O3A
42	LL	501	GTP	C5'-O5'-PA-O1A
42	LL	501	GTP	C5'-O5'-PA-O2A
42	LO	501	GTP	C5'-O5'-PA-O3A
42	LO	501	GTP	C5'-O5'-PA-O2A
42	MB	502	GTP	C5'-O5'-PA-O3A
42	MB	502	GTP	C5'-O5'-PA-O1A
42	MB	502	GTP	C5'-O5'-PA-O2A
42	MD	501	GTP	C5'-O5'-PA-O3A
42	MD	501	GTP	C5'-O5'-PA-O1A
42	MD	501	GTP	C5'-O5'-PA-O2A
42	MD	501	GTP	O4'-C4'-C5'-O5'
42	MH	501	GTP	C5'-O5'-PA-O3A
42	MH	501	GTP	C5'-O5'-PA-O1A
42	MH	501	GTP	C5'-O5'-PA-O2A
42	MH	501	GTP	O4'-C4'-C5'-O5'
42	ML	501	GTP	C5'-O5'-PA-O3A
42	ML	501	GTP	C5'-O5'-PA-O1A
42	ML	501	GTP	C5'-O5'-PA-O2A
42	MM	501	GTP	C5'-O5'-PA-O3A

Continued on next page...

Continued from previous page...

Mol	Chain	Res	Type	Atoms
42	MM	501	GTP	C5'-O5'-PA-O1A
42	MM	501	GTP	C5'-O5'-PA-O2A
42	MN	501	GTP	C5'-O5'-PA-O3A
42	MN	501	GTP	C5'-O5'-PA-O1A
42	MN	501	GTP	C5'-O5'-PA-O2A
42	ND	501	GTP	C5'-O5'-PA-O3A
42	ND	501	GTP	C5'-O5'-PA-O1A
42	ND	501	GTP	C5'-O5'-PA-O2A
42	ND	501	GTP	O4'-C4'-C5'-O5'
42	NE	501	GTP	O4'-C4'-C5'-O5'
42	NG	501	GTP	O4'-C4'-C5'-O5'
42	NM	501	GTP	O4'-C4'-C5'-O5'
42	NO	501	GTP	C5'-O5'-PA-O3A
42	NO	501	GTP	C5'-O5'-PA-O1A
42	NO	501	GTP	C5'-O5'-PA-O2A
42	NO	501	GTP	O4'-C4'-C5'-O5'
42	OB	502	GTP	PB-O3B-PG-O2G
42	OB	502	GTP	PB-O3B-PG-O3G
42	OB	502	GTP	O4'-C4'-C5'-O5'
42	OB	502	GTP	C3'-C4'-C5'-O5'
42	OD	501	GTP	C5'-O5'-PA-O3A
42	OD	501	GTP	C5'-O5'-PA-O1A
42	OD	501	GTP	C5'-O5'-PA-O2A
42	OD	501	GTP	O4'-C4'-C5'-O5'
42	OL	501	GTP	C5'-O5'-PA-O3A
42	OL	501	GTP	C5'-O5'-PA-O1A
42	OL	501	GTP	C5'-O5'-PA-O2A
42	OL	501	GTP	O4'-C4'-C5'-O5'
42	OM	501	GTP	C5'-O5'-PA-O3A
42	OM	501	GTP	C5'-O5'-PA-O1A
42	OM	501	GTP	C5'-O5'-PA-O2A
42	OM	501	GTP	O4'-C4'-C5'-O5'
42	ON	501	GTP	C5'-O5'-PA-O3A
42	ON	501	GTP	C5'-O5'-PA-O1A
42	ON	501	GTP	C5'-O5'-PA-O2A
42	ON	501	GTP	O4'-C4'-C5'-O5'
42	ON	501	GTP	C3'-C4'-C5'-O5'
42	OO	501	GTP	C5'-O5'-PA-O3A
42	OO	501	GTP	C5'-O5'-PA-O2A
42	OO	501	GTP	O4'-C4'-C5'-O5'
42	PB	502	GTP	C5'-O5'-PA-O3A
42	PB	502	GTP	C5'-O5'-PA-O1A

Continued on next page...

Continued from previous page...

Mol	Chain	Res	Type	Atoms
42	PB	502	GTP	C5'-O5'-PA-O2A
42	PB	502	GTP	O4'-C4'-C5'-O5'
42	PD	501	GTP	O4'-C4'-C5'-O5'
42	PD	501	GTP	C3'-C4'-C5'-O5'
42	PE	501	GTP	C5'-O5'-PA-O3A
42	PE	501	GTP	C5'-O5'-PA-O1A
42	PE	501	GTP	C5'-O5'-PA-O2A
42	PE	501	GTP	O4'-C4'-C5'-O5'
42	PE	501	GTP	C3'-C4'-C5'-O5'
42	PM	501	GTP	C5'-O5'-PA-O3A
42	PM	501	GTP	C5'-O5'-PA-O1A
42	PM	501	GTP	C5'-O5'-PA-O2A
42	PM	501	GTP	O4'-C4'-C5'-O5'
42	PM	501	GTP	C3'-C4'-C5'-O5'
42	PN	501	GTP	C5'-O5'-PA-O3A
42	PN	501	GTP	C5'-O5'-PA-O1A
42	PN	501	GTP	C5'-O5'-PA-O2A
42	PN	501	GTP	O4'-C4'-C5'-O5'
42	PN	501	GTP	C3'-C4'-C5'-O5'
42	PO	501	GTP	O4'-C4'-C5'-O5'
42	QF	501	GTP	C5'-O5'-PA-O3A
42	QF	501	GTP	C5'-O5'-PA-O1A
42	QF	501	GTP	C5'-O5'-PA-O2A
42	QF	501	GTP	O4'-C4'-C5'-O5'
42	QG	501	GTP	PB-O3B-PG-O3G
42	QG	501	GTP	O4'-C4'-C5'-O5'
42	QG	501	GTP	C3'-C4'-C5'-O5'
42	QL	501	GTP	C5'-O5'-PA-O3A
42	QL	501	GTP	C5'-O5'-PA-O1A
42	QL	501	GTP	C5'-O5'-PA-O2A
42	QL	501	GTP	O4'-C4'-C5'-O5'
42	QN	501	GTP	O4'-C4'-C5'-O5'
42	QN	501	GTP	C3'-C4'-C5'-O5'
42	QO	501	GTP	O4'-C4'-C5'-O5'
42	RE	501	GTP	C5'-O5'-PA-O3A
42	RE	501	GTP	C5'-O5'-PA-O2A
42	RE	501	GTP	O4'-C4'-C5'-O5'
42	RF	501	GTP	C5'-O5'-PA-O3A
42	RF	501	GTP	C5'-O5'-PA-O1A
42	RF	501	GTP	C5'-O5'-PA-O2A
42	RF	501	GTP	O4'-C4'-C5'-O5'
42	RG	501	GTP	C5'-O5'-PA-O3A

Continued on next page...

Continued from previous page...

Mol	Chain	Res	Type	Atoms
42	RG	501	GTP	C5'-O5'-PA-O2A
42	RG	501	GTP	O4'-C4'-C5'-O5'
42	RN	501	GTP	C5'-O5'-PA-O2A
42	RN	501	GTP	O4'-C4'-C5'-O5'
42	RO	501	GTP	O4'-C4'-C5'-O5'
42	RO	501	GTP	C3'-C4'-C5'-O5'
42	RP	501	GTP	O4'-C4'-C5'-O5'
42	SG	501	GTP	C5'-O5'-PA-O3A
42	SG	501	GTP	C5'-O5'-PA-O1A
42	SG	501	GTP	C5'-O5'-PA-O2A
42	SG	501	GTP	O4'-C4'-C5'-O5'
42	SH	501	GTP	O4'-C4'-C5'-O5'
42	SH	501	GTP	C3'-C4'-C5'-O5'
42	SL	501	GTP	O4'-C4'-C5'-O5'
42	SL	501	GTP	C3'-C4'-C5'-O5'
42	SM	501	GTP	O4'-C4'-C5'-O5'
42	SN	501	GTP	C5'-O5'-PA-O3A
42	SN	501	GTP	C5'-O5'-PA-O2A
42	SN	501	GTP	O4'-C4'-C5'-O5'
42	TF	501	GTP	PB-O3B-PG-O3G
42	TF	501	GTP	O4'-C4'-C5'-O5'
42	TF	501	GTP	C3'-C4'-C5'-O5'
42	TG	501	GTP	C5'-O5'-PA-O3A
42	TG	501	GTP	C5'-O5'-PA-O1A
42	TG	501	GTP	C5'-O5'-PA-O2A
42	TH	501	GTP	O4'-C4'-C5'-O5'
42	TI	501	GTP	C5'-O5'-PA-O3A
42	TI	501	GTP	C5'-O5'-PA-O1A
42	TI	501	GTP	C5'-O5'-PA-O2A
42	TN	501	GTP	C5'-O5'-PA-O3A
42	TN	501	GTP	C5'-O5'-PA-O1A
42	TN	501	GTP	C5'-O5'-PA-O2A
42	UA	501	GTP	O4'-C4'-C5'-O5'
42	UB	502	GTP	O4'-C4'-C5'-O5'
42	UB	502	GTP	C3'-C4'-C5'-O5'
42	UE	501	GTP	C5'-O5'-PA-O3A
42	UE	501	GTP	C5'-O5'-PA-O1A
42	UE	501	GTP	C5'-O5'-PA-O2A
42	UE	501	GTP	O4'-C4'-C5'-O5'
42	UI	501	GTP	C5'-O5'-PA-O3A
42	UI	501	GTP	C5'-O5'-PA-O1A
42	UI	501	GTP	C5'-O5'-PA-O2A

Continued on next page...

Continued from previous page...

Mol	Chain	Res	Type	Atoms
42	UI	501	GTP	O4'-C4'-C5'-O5'
42	UM	501	GTP	O4'-C4'-C5'-O5'
42	UO	501	GTP	C5'-O5'-PA-O3A
42	UO	501	GTP	C5'-O5'-PA-O1A
42	UO	501	GTP	C5'-O5'-PA-O2A
42	UO	501	GTP	O4'-C4'-C5'-O5'
42	VA	501	GTP	PB-O3B-PG-O3G
42	VA	501	GTP	C5'-O5'-PA-O3A
42	VA	501	GTP	C5'-O5'-PA-O2A
42	VA	501	GTP	O4'-C4'-C5'-O5'
42	VB	502	GTP	O4'-C4'-C5'-O5'
42	VF	501	GTP	C5'-O5'-PA-O3A
42	VF	501	GTP	C5'-O5'-PA-O1A
42	VF	501	GTP	C5'-O5'-PA-O2A
42	VF	501	GTP	O4'-C4'-C5'-O5'
42	VN	501	GTP	C5'-O5'-PA-O3A
42	VN	501	GTP	C5'-O5'-PA-O2A
42	VN	501	GTP	O4'-C4'-C5'-O5'
42	VN	501	GTP	C3'-C4'-C5'-O5'
42	VP	501	GTP	O4'-C4'-C5'-O5'
42	VQ	501	GTP	C5'-O5'-PA-O3A
42	VQ	501	GTP	C5'-O5'-PA-O2A
42	VQ	501	GTP	O4'-C4'-C5'-O5'
42	WA	501	GTP	C5'-O5'-PA-O3A
42	WA	501	GTP	C5'-O5'-PA-O2A
42	WA	501	GTP	O4'-C4'-C5'-O5'
42	WE	501	GTP	O4'-C4'-C5'-O5'
42	WE	501	GTP	C3'-C4'-C5'-O5'
42	WF	501	GTP	C5'-O5'-PA-O3A
42	WF	501	GTP	C5'-O5'-PA-O1A
42	WF	501	GTP	C5'-O5'-PA-O2A
42	WF	501	GTP	O4'-C4'-C5'-O5'
42	WF	501	GTP	C3'-C4'-C5'-O5'
42	WG	501	GTP	C5'-O5'-PA-O3A
42	WG	501	GTP	C5'-O5'-PA-O1A
42	WG	501	GTP	C5'-O5'-PA-O2A
42	WG	501	GTP	O4'-C4'-C5'-O5'
42	WI	501	GTP	C5'-O5'-PA-O3A
42	WI	501	GTP	C5'-O5'-PA-O1A
42	WI	501	GTP	C5'-O5'-PA-O2A
42	WI	501	GTP	O4'-C4'-C5'-O5'
42	WI	501	GTP	C3'-C4'-C5'-O5'

Continued on next page...

Continued from previous page...

Mol	Chain	Res	Type	Atoms
42	WO	501	GTP	C5'-O5'-PA-O3A
42	WO	501	GTP	C5'-O5'-PA-O1A
42	WO	501	GTP	C5'-O5'-PA-O2A
42	WO	501	GTP	O4'-C4'-C5'-O5'
42	WO	501	GTP	C3'-C4'-C5'-O5'
43	AB	501	GDP	C5'-O5'-PA-O3A
43	AB	501	GDP	C5'-O5'-PA-O1A
43	AL	501	GDP	C5'-O5'-PA-O3A
43	AL	501	GDP	C5'-O5'-PA-O1A
43	AM	501	GDP	C5'-O5'-PA-O3A
43	AN	501	GDP	C5'-O5'-PA-O3A
43	AN	501	GDP	C5'-O5'-PA-O1A
43	AN	501	GDP	O4'-C4'-C5'-O5'
43	AN	501	GDP	C3'-C4'-C5'-O5'
43	AO	501	GDP	C5'-O5'-PA-O3A
43	AP	501	GDP	C5'-O5'-PA-O3A
43	AP	501	GDP	C5'-O5'-PA-O1A
43	AP	501	GDP	O4'-C4'-C5'-O5'
43	BB	501	GDP	C5'-O5'-PA-O3A
43	BL	502	GDP	C5'-O5'-PA-O1A
43	BL	502	GDP	O4'-C4'-C5'-O5'
43	BM	501	GDP	C5'-O5'-PA-O3A
43	BN	501	GDP	C5'-O5'-PA-O3A
43	BO	501	GDP	C5'-O5'-PA-O3A
43	BO	501	GDP	C5'-O5'-PA-O1A
43	BP	501	GDP	C5'-O5'-PA-O3A
43	CB	501	GDP	O4'-C4'-C5'-O5'
43	CL	501	GDP	C5'-O5'-PA-O1A
43	CL	501	GDP	O4'-C4'-C5'-O5'
43	CL	501	GDP	C3'-C4'-C5'-O5'
43	CM	501	GDP	C5'-O5'-PA-O3A
43	CM	501	GDP	C5'-O5'-PA-O2A
43	CN	501	GDP	C5'-O5'-PA-O1A
43	CN	501	GDP	O4'-C4'-C5'-O5'
43	CO	501	GDP	O4'-C4'-C5'-O5'
43	CP	501	GDP	C5'-O5'-PA-O3A
43	DB	501	GDP	C5'-O5'-PA-O1A
43	DB	501	GDP	O4'-C4'-C5'-O5'
43	DL	501	GDP	C5'-O5'-PA-O3A
43	DL	501	GDP	C5'-O5'-PA-O1A
43	DN	501	GDP	C5'-O5'-PA-O1A
43	DO	501	GDP	C5'-O5'-PA-O3A

Continued on next page...

Continued from previous page...

Mol	Chain	Res	Type	Atoms
43	DO	501	GDP	C5'-O5'-PA-O1A
43	EB	501	GDP	C5'-O5'-PA-O1A
43	EL	502	GDP	C5'-O5'-PA-O3A
43	EL	502	GDP	C5'-O5'-PA-O1A
43	EM	501	GDP	C5'-O5'-PA-O3A
43	EM	501	GDP	C5'-O5'-PA-O1A
43	EN	501	GDP	C5'-O5'-PA-O3A
43	EO	501	GDP	C5'-O5'-PA-O1A
43	EP	501	GDP	C5'-O5'-PA-O3A
43	EP	501	GDP	C5'-O5'-PA-O1A
43	FB	501	GDP	C5'-O5'-PA-O3A
43	FB	501	GDP	C5'-O5'-PA-O2A
43	FM	502	GDP	C5'-O5'-PA-O3A
43	FN	502	GDP	C5'-O5'-PA-O3A
43	FN	502	GDP	C5'-O5'-PA-O1A
43	FO	502	GDP	C5'-O5'-PA-O1A
43	FP	501	GDP	C5'-O5'-PA-O3A
43	GB	501	GDP	C5'-O5'-PA-O3A
43	GB	501	GDP	C5'-O5'-PA-O1A
43	GB	501	GDP	O4'-C4'-C5'-O5'
43	GB	501	GDP	C3'-C4'-C5'-O5'
43	GM	501	GDP	C5'-O5'-PA-O1A
43	GM	501	GDP	O4'-C4'-C5'-O5'
43	GM	501	GDP	C3'-C4'-C5'-O5'
43	GN	501	GDP	C5'-O5'-PA-O3A
43	GN	501	GDP	C5'-O5'-PA-O1A
43	GN	501	GDP	C5'-O5'-PA-O2A
43	GO	501	GDP	C5'-O5'-PA-O1A
43	GP	502	GDP	C5'-O5'-PA-O3A
43	GP	502	GDP	C5'-O5'-PA-O1A
43	GP	502	GDP	O4'-C4'-C5'-O5'
43	HB	501	GDP	C5'-O5'-PA-O3A
43	HB	501	GDP	C5'-O5'-PA-O1A
43	HB	501	GDP	O4'-C4'-C5'-O5'
43	HB	501	GDP	C3'-C4'-C5'-O5'
43	HM	502	GDP	C5'-O5'-PA-O3A
43	HM	502	GDP	O4'-C4'-C5'-O5'
43	HN	501	GDP	C5'-O5'-PA-O3A
43	HN	501	GDP	C5'-O5'-PA-O2A
43	HN	501	GDP	O4'-C4'-C5'-O5'
43	HO	501	GDP	C5'-O5'-PA-O3A
43	HO	501	GDP	C5'-O5'-PA-O1A

Continued on next page...

Continued from previous page...

Mol	Chain	Res	Type	Atoms
43	HO	501	GDP	O4'-C4'-C5'-O5'
43	HP	502	GDP	C5'-O5'-PA-O3A
43	HP	502	GDP	C5'-O5'-PA-O1A
43	HQ	501	GDP	O4'-C4'-C5'-O5'
43	IB	501	GDP	C5'-O5'-PA-O3A
43	IB	501	GDP	C5'-O5'-PA-O1A
43	IM	501	GDP	C5'-O5'-PA-O3A
43	IM	501	GDP	O4'-C4'-C5'-O5'
43	IN	501	GDP	C5'-O5'-PA-O3A
43	IO	501	GDP	C5'-O5'-PA-O3A
43	IO	501	GDP	C5'-O5'-PA-O1A
43	IP	501	GDP	C5'-O5'-PA-O3A
43	IQ	501	GDP	C5'-O5'-PA-O3A
43	IQ	501	GDP	C5'-O5'-PA-O1A
43	JB	501	GDP	C5'-O5'-PA-O3A
43	JB	501	GDP	C5'-O5'-PA-O1A
43	JB	501	GDP	O4'-C4'-C5'-O5'
43	JL	501	GDP	C5'-O5'-PA-O3A
43	JL	501	GDP	C5'-O5'-PA-O1A
43	JL	501	GDP	O4'-C4'-C5'-O5'
43	JM	501	GDP	C5'-O5'-PA-O1A
43	JM	501	GDP	O4'-C4'-C5'-O5'
43	JN	501	GDP	C5'-O5'-PA-O3A
43	JN	501	GDP	C5'-O5'-PA-O1A
43	JN	501	GDP	O4'-C4'-C5'-O5'
43	JO	502	GDP	C5'-O5'-PA-O3A
43	JO	502	GDP	C5'-O5'-PA-O1A
43	KB	501	GDP	C5'-O5'-PA-O1A
43	KL	501	GDP	C5'-O5'-PA-O1A
43	KM	502	GDP	C5'-O5'-PA-O1A
43	KN	502	GDP	C5'-O5'-PA-O3A
43	KN	502	GDP	C5'-O5'-PA-O1A
43	KO	502	GDP	C5'-O5'-PA-O3A
43	KO	502	GDP	C5'-O5'-PA-O1A
43	KP	501	GDP	C5'-O5'-PA-O1A
43	KP	501	GDP	O4'-C4'-C5'-O5'
43	LB	501	GDP	C5'-O5'-PA-O3A
43	LB	501	GDP	C5'-O5'-PA-O1A
43	LB	501	GDP	O4'-C4'-C5'-O5'
43	LL	502	GDP	C5'-O5'-PA-O1A
43	LM	502	GDP	O4'-C4'-C5'-O5'
43	LM	502	GDP	C3'-C4'-C5'-O5'

Continued on next page...

Continued from previous page...

Mol	Chain	Res	Type	Atoms
43	LN	501	GDP	C5'-O5'-PA-O3A
43	LO	502	GDP	C5'-O5'-PA-O3A
43	LP	501	GDP	C5'-O5'-PA-O3A
43	LP	501	GDP	O4'-C4'-C5'-O5'
43	MB	501	GDP	C5'-O5'-PA-O3A
43	MB	501	GDP	C5'-O5'-PA-O1A
43	MB	501	GDP	O4'-C4'-C5'-O5'
43	ML	502	GDP	C5'-O5'-PA-O3A
43	ML	502	GDP	C5'-O5'-PA-O1A
43	MM	502	GDP	C5'-O5'-PA-O3A
43	MM	502	GDP	C5'-O5'-PA-O1A
43	MM	502	GDP	O4'-C4'-C5'-O5'
43	MM	502	GDP	C3'-C4'-C5'-O5'
43	MN	502	GDP	C5'-O5'-PA-O3A
43	MN	502	GDP	C5'-O5'-PA-O1A
43	MO	501	GDP	C5'-O5'-PA-O3A
43	MO	501	GDP	C5'-O5'-PA-O1A
43	MP	501	GDP	O4'-C4'-C5'-O5'
43	NB	501	GDP	C5'-O5'-PA-O3A
43	NB	501	GDP	C5'-O5'-PA-O1A
43	NL	501	GDP	C5'-O5'-PA-O3A
43	NL	501	GDP	O4'-C4'-C5'-O5'
43	NM	502	GDP	O4'-C4'-C5'-O5'
43	NN	502	GDP	C5'-O5'-PA-O3A
43	NN	502	GDP	C5'-O5'-PA-O1A
43	NN	502	GDP	C5'-O5'-PA-O2A
43	NO	502	GDP	C5'-O5'-PA-O3A
43	NO	502	GDP	C5'-O5'-PA-O1A
43	NO	502	GDP	O4'-C4'-C5'-O5'
43	NO	502	GDP	C3'-C4'-C5'-O5'
43	NP	501	GDP	C5'-O5'-PA-O3A
43	NP	501	GDP	C5'-O5'-PA-O2A
43	OB	501	GDP	C5'-O5'-PA-O3A
43	OB	501	GDP	C5'-O5'-PA-O1A
43	OL	502	GDP	C5'-O5'-PA-O3A
43	OL	502	GDP	C5'-O5'-PA-O1A
43	OL	502	GDP	O4'-C4'-C5'-O5'
43	OM	502	GDP	C5'-O5'-PA-O3A
43	OM	502	GDP	O4'-C4'-C5'-O5'
43	OM	502	GDP	C3'-C4'-C5'-O5'
43	ON	502	GDP	C5'-O5'-PA-O3A
43	ON	502	GDP	O4'-C4'-C5'-O5'

Continued on next page...

Continued from previous page...

Mol	Chain	Res	Type	Atoms
43	OO	502	GDP	C5'-O5'-PA-O3A
43	OO	502	GDP	O4'-C4'-C5'-O5'
43	OP	501	GDP	C5'-O5'-PA-O3A
43	OP	501	GDP	C5'-O5'-PA-O1A
43	PB	501	GDP	C5'-O5'-PA-O3A
43	PB	501	GDP	O4'-C4'-C5'-O5'
43	PL	501	GDP	C5'-O5'-PA-O3A
43	PM	502	GDP	C5'-O5'-PA-O3A
43	PM	502	GDP	C5'-O5'-PA-O2A
43	PN	502	GDP	C5'-O5'-PA-O3A
43	PN	502	GDP	O4'-C4'-C5'-O5'
43	PO	502	GDP	C5'-O5'-PA-O3A
43	PO	502	GDP	C5'-O5'-PA-O1A
43	PP	501	GDP	C5'-O5'-PA-O1A
43	QB	501	GDP	O4'-C4'-C5'-O5'
43	QL	502	GDP	C5'-O5'-PA-O3A
43	QM	501	GDP	C5'-O5'-PA-O3A
43	QN	502	GDP	C5'-O5'-PA-O3A
43	QN	502	GDP	C5'-O5'-PA-O1A
43	QO	502	GDP	C5'-O5'-PA-O1A
43	QO	502	GDP	O4'-C4'-C5'-O5'
43	QP	501	GDP	C5'-O5'-PA-O3A
43	QP	501	GDP	C5'-O5'-PA-O1A
43	RB	501	GDP	PA-O3A-PB-O2B
43	RB	501	GDP	PA-O3A-PB-O3B
43	RB	501	GDP	C5'-O5'-PA-O1A
43	RL	501	GDP	C5'-O5'-PA-O3A
43	RM	501	GDP	C5'-O5'-PA-O3A
43	RN	502	GDP	C5'-O5'-PA-O3A
43	RO	502	GDP	C5'-O5'-PA-O1A
43	RP	502	GDP	C5'-O5'-PA-O1A
43	SB	501	GDP	C5'-O5'-PA-O3A
43	SB	501	GDP	C5'-O5'-PA-O1A
43	SL	502	GDP	C5'-O5'-PA-O3A
43	SM	502	GDP	C5'-O5'-PA-O3A
43	SM	502	GDP	C5'-O5'-PA-O2A
43	SN	502	GDP	C5'-O5'-PA-O3A
43	SO	501	GDP	C5'-O5'-PA-O3A
43	SO	501	GDP	C5'-O5'-PA-O1A
43	SP	502	GDP	C5'-O5'-PA-O3A
43	TB	501	GDP	C5'-O5'-PA-O3A
43	TL	502	GDP	C5'-O5'-PA-O3A

Continued on next page...

Continued from previous page...

Mol	Chain	Res	Type	Atoms
43	TL	502	GDP	C5'-O5'-PA-O2A
43	TM	501	GDP	C5'-O5'-PA-O3A
43	TM	501	GDP	C5'-O5'-PA-O2A
43	TN	502	GDP	C5'-O5'-PA-O1A
43	TN	502	GDP	O4'-C4'-C5'-O5'
43	TO	501	GDP	C5'-O5'-PA-O3A
43	TO	501	GDP	C5'-O5'-PA-O2A
43	TP	501	GDP	C5'-O5'-PA-O3A
43	TP	501	GDP	C5'-O5'-PA-O1A
43	TP	501	GDP	C5'-O5'-PA-O2A
43	UB	501	GDP	C5'-O5'-PA-O3A
43	UB	501	GDP	O4'-C4'-C5'-O5'
43	UM	502	GDP	O4'-C4'-C5'-O5'
43	UN	501	GDP	C5'-O5'-PA-O3A
43	UN	501	GDP	C5'-O5'-PA-O1A
43	UN	501	GDP	O4'-C4'-C5'-O5'
43	UO	502	GDP	C5'-O5'-PA-O3A
43	UO	502	GDP	O4'-C4'-C5'-O5'
43	UO	502	GDP	C3'-C4'-C5'-O5'
43	UP	501	GDP	C5'-O5'-PA-O1A
43	VB	501	GDP	O4'-C4'-C5'-O5'
43	VB	501	GDP	C3'-C4'-C5'-O5'
43	VN	502	GDP	C5'-O5'-PA-O3A
43	VN	502	GDP	C5'-O5'-PA-O1A
43	VN	502	GDP	O4'-C4'-C5'-O5'
43	VN	502	GDP	C3'-C4'-C5'-O5'
43	VO	501	GDP	C5'-O5'-PA-O3A
43	VO	501	GDP	C5'-O5'-PA-O1A
43	VO	501	GDP	O4'-C4'-C5'-O5'
43	VP	502	GDP	C5'-O5'-PA-O3A
43	VP	502	GDP	C5'-O5'-PA-O1A
43	VQ	502	GDP	C5'-O5'-PA-O3A
43	VQ	502	GDP	O4'-C4'-C5'-O5'
43	WB	501	GDP	C5'-O5'-PA-O3A
43	WM	501	GDP	C5'-O5'-PA-O3A
43	WM	501	GDP	C5'-O5'-PA-O1A
43	WM	501	GDP	O4'-C4'-C5'-O5'
43	WM	501	GDP	C3'-C4'-C5'-O5'
43	WN	501	GDP	C5'-O5'-PA-O3A
43	WN	501	GDP	O4'-C4'-C5'-O5'
43	WO	502	GDP	C5'-O5'-PA-O3A
43	WP	501	GDP	C5'-O5'-PA-O3A

Continued on next page...

Continued from previous page...

Mol	Chain	Res	Type	Atoms
43	WP	501	GDP	C5'-O5'-PA-O1A
43	WP	501	GDP	O4'-C4'-C5'-O5'
43	WQ	501	GDP	C5'-O5'-PA-O3A
43	WQ	501	GDP	C5'-O5'-PA-O1A
42	AA	501	GTP	C3'-C4'-C5'-O5'
42	AF	501	GTP	C3'-C4'-C5'-O5'
42	AG	501	GTP	C3'-C4'-C5'-O5'
42	AH	501	GTP	C3'-C4'-C5'-O5'
42	BF	501	GTP	C3'-C4'-C5'-O5'
42	BH	501	GTP	C3'-C4'-C5'-O5'
42	BI	501	GTP	C3'-C4'-C5'-O5'
42	CE	501	GTP	C3'-C4'-C5'-O5'
42	CH	501	GTP	C3'-C4'-C5'-O5'
42	DA	501	GTP	C3'-C4'-C5'-O5'
42	DE	501	GTP	O4'-C4'-C5'-O5'
42	DE	501	GTP	C3'-C4'-C5'-O5'
42	DF	501	GTP	C3'-C4'-C5'-O5'
42	DH	501	GTP	C3'-C4'-C5'-O5'
42	DI	501	GTP	O4'-C4'-C5'-O5'
42	DI	501	GTP	C3'-C4'-C5'-O5'
42	EF	501	GTP	O4'-C4'-C5'-O5'
42	FE	501	GTP	C3'-C4'-C5'-O5'
42	FN	501	GTP	C3'-C4'-C5'-O5'
42	FO	501	GTP	C3'-C4'-C5'-O5'
42	GB	502	GTP	C3'-C4'-C5'-O5'
42	GE	501	GTP	C3'-C4'-C5'-O5'
42	GF	501	GTP	C3'-C4'-C5'-O5'
42	HH	501	GTP	C3'-C4'-C5'-O5'
42	IA	501	GTP	C3'-C4'-C5'-O5'
42	IF	501	GTP	C3'-C4'-C5'-O5'
42	IH	501	GTP	C3'-C4'-C5'-O5'
42	II	501	GTP	C3'-C4'-C5'-O5'
42	JA	501	GTP	C3'-C4'-C5'-O5'
42	KB	502	GTP	C3'-C4'-C5'-O5'
42	KE	501	GTP	C3'-C4'-C5'-O5'
42	LB	502	GTP	C3'-C4'-C5'-O5'
42	LM	501	GTP	O4'-C4'-C5'-O5'
42	LO	501	GTP	O4'-C4'-C5'-O5'
42	MD	501	GTP	C3'-C4'-C5'-O5'
42	ND	501	GTP	C3'-C4'-C5'-O5'
42	NE	501	GTP	C3'-C4'-C5'-O5'
42	NN	501	GTP	O4'-C4'-C5'-O5'

Continued on next page...

Continued from previous page...

Mol	Chain	Res	Type	Atoms
42	NN	501	GTP	C3'-C4'-C5'-O5'
42	NO	501	GTP	C3'-C4'-C5'-O5'
42	OD	501	GTP	C3'-C4'-C5'-O5'
42	OL	501	GTP	C3'-C4'-C5'-O5'
42	OM	501	GTP	C3'-C4'-C5'-O5'
42	OO	501	GTP	C3'-C4'-C5'-O5'
42	PB	502	GTP	C3'-C4'-C5'-O5'
42	PO	501	GTP	C3'-C4'-C5'-O5'
42	QF	501	GTP	C3'-C4'-C5'-O5'
42	QL	501	GTP	C3'-C4'-C5'-O5'
42	QO	501	GTP	C3'-C4'-C5'-O5'
42	RE	501	GTP	C3'-C4'-C5'-O5'
42	RF	501	GTP	C3'-C4'-C5'-O5'
42	RG	501	GTP	C3'-C4'-C5'-O5'
42	RN	501	GTP	C3'-C4'-C5'-O5'
42	RP	501	GTP	C3'-C4'-C5'-O5'
42	SG	501	GTP	C3'-C4'-C5'-O5'
42	SN	501	GTP	C3'-C4'-C5'-O5'
42	TL	501	GTP	O4'-C4'-C5'-O5'
42	TL	501	GTP	C3'-C4'-C5'-O5'
42	UA	501	GTP	C3'-C4'-C5'-O5'
42	UE	501	GTP	C3'-C4'-C5'-O5'
42	UM	501	GTP	C3'-C4'-C5'-O5'
42	UO	501	GTP	C3'-C4'-C5'-O5'
42	VP	501	GTP	C3'-C4'-C5'-O5'
42	WA	501	GTP	C3'-C4'-C5'-O5'
43	AO	501	GDP	O4'-C4'-C5'-O5'
43	AP	501	GDP	C3'-C4'-C5'-O5'
43	BB	501	GDP	O4'-C4'-C5'-O5'
43	BB	501	GDP	C3'-C4'-C5'-O5'
43	BL	502	GDP	C3'-C4'-C5'-O5'
43	BM	501	GDP	O4'-C4'-C5'-O5'
43	BM	501	GDP	C3'-C4'-C5'-O5'
43	BO	501	GDP	O4'-C4'-C5'-O5'
43	BO	501	GDP	C3'-C4'-C5'-O5'
43	CB	501	GDP	C3'-C4'-C5'-O5'
43	CN	501	GDP	C3'-C4'-C5'-O5'
43	CO	501	GDP	C3'-C4'-C5'-O5'
43	DB	501	GDP	C3'-C4'-C5'-O5'
43	DP	501	GDP	O4'-C4'-C5'-O5'
43	DP	501	GDP	C3'-C4'-C5'-O5'
43	EB	501	GDP	O4'-C4'-C5'-O5'

Continued on next page...

Continued from previous page...

Mol	Chain	Res	Type	Atoms
43	EO	501	GDP	C3'-C4'-C5'-O5'
43	GP	502	GDP	C3'-C4'-C5'-O5'
43	HM	502	GDP	C3'-C4'-C5'-O5'
43	HN	501	GDP	C3'-C4'-C5'-O5'
43	HO	501	GDP	C3'-C4'-C5'-O5'
43	HP	502	GDP	O4'-C4'-C5'-O5'
43	HP	502	GDP	C3'-C4'-C5'-O5'
43	HQ	501	GDP	C3'-C4'-C5'-O5'
43	IB	501	GDP	O4'-C4'-C5'-O5'
43	IB	501	GDP	C3'-C4'-C5'-O5'
43	IM	501	GDP	C3'-C4'-C5'-O5'
43	IO	501	GDP	O4'-C4'-C5'-O5'
43	IO	501	GDP	C3'-C4'-C5'-O5'
43	IP	501	GDP	O4'-C4'-C5'-O5'
43	IP	501	GDP	C3'-C4'-C5'-O5'
43	IQ	501	GDP	O4'-C4'-C5'-O5'
43	IQ	501	GDP	C3'-C4'-C5'-O5'
43	JB	501	GDP	C3'-C4'-C5'-O5'
43	JL	501	GDP	C3'-C4'-C5'-O5'
43	JM	501	GDP	C3'-C4'-C5'-O5'
43	JN	501	GDP	C3'-C4'-C5'-O5'
43	JO	502	GDP	O4'-C4'-C5'-O5'
43	JO	502	GDP	C3'-C4'-C5'-O5'
43	KB	501	GDP	O4'-C4'-C5'-O5'
43	KB	501	GDP	C3'-C4'-C5'-O5'
43	KL	501	GDP	O4'-C4'-C5'-O5'
43	KP	501	GDP	C3'-C4'-C5'-O5'
43	LB	501	GDP	C3'-C4'-C5'-O5'
43	LO	502	GDP	O4'-C4'-C5'-O5'
43	LP	501	GDP	C3'-C4'-C5'-O5'
43	MB	501	GDP	C3'-C4'-C5'-O5'
43	MO	501	GDP	C3'-C4'-C5'-O5'
43	NL	501	GDP	C3'-C4'-C5'-O5'
43	OB	501	GDP	O4'-C4'-C5'-O5'
43	OB	501	GDP	C3'-C4'-C5'-O5'
43	OL	502	GDP	C3'-C4'-C5'-O5'
43	ON	502	GDP	C3'-C4'-C5'-O5'
43	OO	502	GDP	C3'-C4'-C5'-O5'
43	OP	501	GDP	C3'-C4'-C5'-O5'
43	PB	501	GDP	C3'-C4'-C5'-O5'
43	PL	501	GDP	O4'-C4'-C5'-O5'
43	PL	501	GDP	C3'-C4'-C5'-O5'

Continued on next page...

Continued from previous page...

Mol	Chain	Res	Type	Atoms
43	PM	502	GDP	O4'-C4'-C5'-O5'
43	PM	502	GDP	C3'-C4'-C5'-O5'
43	PN	502	GDP	C3'-C4'-C5'-O5'
43	PO	502	GDP	O4'-C4'-C5'-O5'
43	PO	502	GDP	C3'-C4'-C5'-O5'
43	QB	501	GDP	C3'-C4'-C5'-O5'
43	QL	502	GDP	O4'-C4'-C5'-O5'
43	QL	502	GDP	C3'-C4'-C5'-O5'
43	QM	501	GDP	O4'-C4'-C5'-O5'
43	QM	501	GDP	C3'-C4'-C5'-O5'
43	QN	502	GDP	C3'-C4'-C5'-O5'
43	QO	502	GDP	C3'-C4'-C5'-O5'
43	RL	501	GDP	O4'-C4'-C5'-O5'
43	RL	501	GDP	C3'-C4'-C5'-O5'
43	RO	502	GDP	C3'-C4'-C5'-O5'
43	SP	502	GDP	C3'-C4'-C5'-O5'
43	TN	502	GDP	C3'-C4'-C5'-O5'
43	UB	501	GDP	C3'-C4'-C5'-O5'
43	UM	502	GDP	C3'-C4'-C5'-O5'
43	UN	501	GDP	C3'-C4'-C5'-O5'
43	VO	501	GDP	C3'-C4'-C5'-O5'
43	VP	502	GDP	O4'-C4'-C5'-O5'
43	VP	502	GDP	C3'-C4'-C5'-O5'
43	VQ	502	GDP	C3'-C4'-C5'-O5'
43	WB	501	GDP	O4'-C4'-C5'-O5'
43	WB	501	GDP	C3'-C4'-C5'-O5'
43	WN	501	GDP	C3'-C4'-C5'-O5'
43	WP	501	GDP	C3'-C4'-C5'-O5'
43	WQ	501	GDP	O4'-C4'-C5'-O5'
43	WQ	501	GDP	C3'-C4'-C5'-O5'
42	BL	501	GTP	C3'-C4'-C5'-O5'
42	CF	501	GTP	C3'-C4'-C5'-O5'
42	HB	502	GTP	C3'-C4'-C5'-O5'
42	JF	501	GTP	C3'-C4'-C5'-O5'
42	LA	501	GTP	C3'-C4'-C5'-O5'
42	MM	501	GTP	O4'-C4'-C5'-O5'
42	MM	501	GTP	C3'-C4'-C5'-O5'
42	MN	501	GTP	C3'-C4'-C5'-O5'
42	TH	501	GTP	C3'-C4'-C5'-O5'
42	VF	501	GTP	C3'-C4'-C5'-O5'
42	WG	501	GTP	C3'-C4'-C5'-O5'
43	AB	501	GDP	O4'-C4'-C5'-O5'

Continued on next page...

Continued from previous page...

Mol	Chain	Res	Type	Atoms
43	AL	501	GDP	O4'-C4'-C5'-O5'
43	AO	501	GDP	C3'-C4'-C5'-O5'
43	BP	501	GDP	O4'-C4'-C5'-O5'
43	BP	501	GDP	C3'-C4'-C5'-O5'
43	CP	501	GDP	O4'-C4'-C5'-O5'
43	CP	501	GDP	C3'-C4'-C5'-O5'
43	DM	501	GDP	O4'-C4'-C5'-O5'
43	DM	501	GDP	C3'-C4'-C5'-O5'
43	EB	501	GDP	C3'-C4'-C5'-O5'
43	EO	501	GDP	O4'-C4'-C5'-O5'
43	KL	501	GDP	C3'-C4'-C5'-O5'
43	KN	502	GDP	O4'-C4'-C5'-O5'
43	KN	502	GDP	C3'-C4'-C5'-O5'
43	LL	502	GDP	O4'-C4'-C5'-O5'
43	LO	502	GDP	C3'-C4'-C5'-O5'
43	MN	502	GDP	O4'-C4'-C5'-O5'
43	MN	502	GDP	C3'-C4'-C5'-O5'
43	MO	501	GDP	O4'-C4'-C5'-O5'
43	NB	501	GDP	C3'-C4'-C5'-O5'
43	NP	501	GDP	O4'-C4'-C5'-O5'
43	NP	501	GDP	C3'-C4'-C5'-O5'
43	OP	501	GDP	O4'-C4'-C5'-O5'
43	PP	501	GDP	O4'-C4'-C5'-O5'
43	PP	501	GDP	C3'-C4'-C5'-O5'
43	QN	502	GDP	O4'-C4'-C5'-O5'
43	RO	502	GDP	O4'-C4'-C5'-O5'
43	SP	502	GDP	O4'-C4'-C5'-O5'
43	UP	501	GDP	C3'-C4'-C5'-O5'
42	EA	501	GTP	C3'-C4'-C5'-O5'
42	EL	501	GTP	C3'-C4'-C5'-O5'
42	FM	501	GTP	C3'-C4'-C5'-O5'
42	JE	501	GTP	C3'-C4'-C5'-O5'
42	JO	501	GTP	C3'-C4'-C5'-O5'
42	KO	501	GTP	C3'-C4'-C5'-O5'
42	MN	501	GTP	O4'-C4'-C5'-O5'
42	NG	501	GTP	C3'-C4'-C5'-O5'
42	NM	501	GTP	C3'-C4'-C5'-O5'
42	SM	501	GTP	C3'-C4'-C5'-O5'
42	UI	501	GTP	C3'-C4'-C5'-O5'
42	VA	501	GTP	C3'-C4'-C5'-O5'
42	VB	502	GTP	C3'-C4'-C5'-O5'
42	VQ	501	GTP	C3'-C4'-C5'-O5'

Continued on next page...

Continued from previous page...

Mol	Chain	Res	Type	Atoms
43	AB	501	GDP	C3'-C4'-C5'-O5'
43	AL	501	GDP	C3'-C4'-C5'-O5'
43	LL	502	GDP	C3'-C4'-C5'-O5'
43	MP	501	GDP	C3'-C4'-C5'-O5'
43	NB	501	GDP	O4'-C4'-C5'-O5'
43	NM	502	GDP	C3'-C4'-C5'-O5'
43	WO	502	GDP	C3'-C4'-C5'-O5'
42	LL	501	GTP	C3'-C4'-C5'-O5'
42	LO	501	GTP	C3'-C4'-C5'-O5'
42	MB	502	GTP	C3'-C4'-C5'-O5'
42	MH	501	GTP	C3'-C4'-C5'-O5'
43	AM	501	GDP	C3'-C4'-C5'-O5'
43	BN	501	GDP	C3'-C4'-C5'-O5'
43	IN	501	GDP	C3'-C4'-C5'-O5'
43	KM	502	GDP	C3'-C4'-C5'-O5'
43	ML	502	GDP	C3'-C4'-C5'-O5'
42	EF	501	GTP	C3'-C4'-C5'-O5'
42	EH	501	GTP	O4'-C4'-C5'-O5'
42	LM	501	GTP	C3'-C4'-C5'-O5'
43	DN	501	GDP	C3'-C4'-C5'-O5'
43	EL	502	GDP	C3'-C4'-C5'-O5'
43	GO	501	GDP	C3'-C4'-C5'-O5'
43	IN	501	GDP	O4'-C4'-C5'-O5'
43	LN	501	GDP	C3'-C4'-C5'-O5'
43	ML	502	GDP	O4'-C4'-C5'-O5'
43	UP	501	GDP	O4'-C4'-C5'-O5'
43	WO	502	GDP	O4'-C4'-C5'-O5'
42	OM	501	GTP	C4'-C5'-O5'-PA
43	AM	501	GDP	O4'-C4'-C5'-O5'
43	FO	502	GDP	C3'-C4'-C5'-O5'
43	KM	502	GDP	O4'-C4'-C5'-O5'
42	DF	501	GTP	PB-O3B-PG-O1G
42	IA	501	GTP	PB-O3B-PG-O1G
42	MB	502	GTP	O4'-C4'-C5'-O5'
43	FB	501	GDP	C3'-C4'-C5'-O5'
42	CG	501	GTP	C4'-C5'-O5'-PA
42	CI	501	GTP	C4'-C5'-O5'-PA
42	ON	501	GTP	C4'-C5'-O5'-PA
42	PN	501	GTP	C4'-C5'-O5'-PA
42	RE	501	GTP	C4'-C5'-O5'-PA
42	RF	501	GTP	C4'-C5'-O5'-PA
42	WI	501	GTP	C4'-C5'-O5'-PA

Continued on next page...

Continued from previous page...

Mol	Chain	Res	Type	Atoms
42	DG	501	GTP	O4'-C4'-C5'-O5'
42	LL	501	GTP	O4'-C4'-C5'-O5'
43	BN	501	GDP	O4'-C4'-C5'-O5'
43	EL	502	GDP	O4'-C4'-C5'-O5'
42	BH	501	GTP	C4'-C5'-O5'-PA
42	BI	501	GTP	C4'-C5'-O5'-PA
42	CA	501	GTP	C4'-C5'-O5'-PA
42	GH	501	GTP	C4'-C5'-O5'-PA
42	IF	501	GTP	C4'-C5'-O5'-PA
42	IG	501	GTP	C4'-C5'-O5'-PA
42	WF	501	GTP	C4'-C5'-O5'-PA
42	KM	501	GTP	O4'-C4'-C5'-O5'
43	DN	501	GDP	O4'-C4'-C5'-O5'
43	LN	501	GDP	O4'-C4'-C5'-O5'
42	HE	501	GTP	C4'-C5'-O5'-PA
42	PM	501	GTP	C4'-C5'-O5'-PA
42	DA	501	GTP	PB-O3B-PG-O3G
42	IA	501	GTP	PB-O3B-PG-O3G
42	GA	501	GTP	C3'-C4'-C5'-O5'
43	DL	501	GDP	C3'-C4'-C5'-O5'
43	GO	501	GDP	O4'-C4'-C5'-O5'
42	EI	501	GTP	C4'-C5'-O5'-PA
42	FI	501	GTP	C4'-C5'-O5'-PA
42	OO	501	GTP	C4'-C5'-O5'-PA
42	AF	501	GTP	PA-O3A-PB-O2B
42	CE	501	GTP	PG-O3B-PB-O1B
42	DA	501	GTP	PA-O3A-PB-O2B
42	DE	501	GTP	PA-O3A-PB-O2B
42	EG	501	GTP	PG-O3B-PB-O1B
42	FM	501	GTP	PG-O3B-PB-O1B
42	FN	501	GTP	PA-O3A-PB-O2B
42	GP	501	GTP	PB-O3A-PA-O1A
42	LO	501	GTP	PG-O3B-PB-O1B
42	LO	501	GTP	PA-O3A-PB-O2B
42	OL	501	GTP	PB-O3A-PA-O1A
42	QN	501	GTP	PA-O3A-PB-O2B
42	UI	501	GTP	PA-O3A-PB-O2B
42	VQ	501	GTP	PG-O3B-PB-O1B
42	VQ	501	GTP	PA-O3A-PB-O2B
42	WA	501	GTP	PG-O3B-PB-O1B
42	BF	501	GTP	C4'-C5'-O5'-PA
42	CF	501	GTP	C4'-C5'-O5'-PA

Continued on next page...

Continued from previous page...

Mol	Chain	Res	Type	Atoms
42	CH	501	GTP	C4'-C5'-O5'-PA
42	DI	501	GTP	C4'-C5'-O5'-PA
42	FB	502	GTP	C4'-C5'-O5'-PA
42	GF	501	GTP	C4'-C5'-O5'-PA
42	HP	501	GTP	C4'-C5'-O5'-PA
42	KD	501	GTP	C4'-C5'-O5'-PA
42	KE	501	GTP	C4'-C5'-O5'-PA
42	RG	501	GTP	C4'-C5'-O5'-PA
42	UI	501	GTP	C4'-C5'-O5'-PA
42	VN	501	GTP	C4'-C5'-O5'-PA
42	VP	501	GTP	C4'-C5'-O5'-PA
42	WG	501	GTP	C4'-C5'-O5'-PA
42	BG	501	GTP	C5'-O5'-PA-O1A
42	BH	501	GTP	C5'-O5'-PA-O1A
42	CE	501	GTP	C5'-O5'-PA-O3A
42	CE	501	GTP	C5'-O5'-PA-O1A
42	CH	501	GTP	C5'-O5'-PA-O1A
42	CI	501	GTP	C5'-O5'-PA-O1A
42	DE	501	GTP	C5'-O5'-PA-O3A
42	DE	501	GTP	C5'-O5'-PA-O1A
42	DE	501	GTP	C5'-O5'-PA-O2A
42	EH	501	GTP	C5'-O5'-PA-O3A
42	EH	501	GTP	C5'-O5'-PA-O1A
42	FB	502	GTP	C5'-O5'-PA-O1A
42	FE	501	GTP	C5'-O5'-PA-O3A
42	FE	501	GTP	C5'-O5'-PA-O1A
42	FI	501	GTP	C5'-O5'-PA-O1A
42	FN	501	GTP	C5'-O5'-PA-O1A
42	GB	502	GTP	C5'-O5'-PA-O3A
42	GB	502	GTP	C5'-O5'-PA-O1A
42	GE	501	GTP	C5'-O5'-PA-O3A
42	GE	501	GTP	C5'-O5'-PA-O1A
42	HA	501	GTP	C5'-O5'-PA-O1A
42	HE	501	GTP	C5'-O5'-PA-O1A
42	HH	501	GTP	C5'-O5'-PA-O3A
42	HM	501	GTP	C5'-O5'-PA-O3A
42	HM	501	GTP	C5'-O5'-PA-O1A
42	HM	501	GTP	C5'-O5'-PA-O2A
42	IE	501	GTP	C5'-O5'-PA-O3A
42	IE	501	GTP	C5'-O5'-PA-O1A
42	JO	501	GTP	C5'-O5'-PA-O1A
42	KB	502	GTP	C5'-O5'-PA-O1A

Continued on next page...

Continued from previous page...

Mol	Chain	Res	Type	Atoms
42	KD	501	GTP	C5'-O5'-PA-O1A
42	KN	501	GTP	C5'-O5'-PA-O1A
42	LD	501	GTP	C5'-O5'-PA-O1A
42	LO	501	GTP	C5'-O5'-PA-O1A
42	NE	501	GTP	C5'-O5'-PA-O3A
42	NE	501	GTP	C5'-O5'-PA-O1A
42	NM	501	GTP	C5'-O5'-PA-O3A
42	NM	501	GTP	C5'-O5'-PA-O1A
42	NN	501	GTP	C5'-O5'-PA-O1A
42	OO	501	GTP	C5'-O5'-PA-O1A
42	QN	501	GTP	C5'-O5'-PA-O1A
42	RE	501	GTP	C5'-O5'-PA-O1A
42	RG	501	GTP	C5'-O5'-PA-O1A
42	RN	501	GTP	C5'-O5'-PA-O3A
42	RN	501	GTP	C5'-O5'-PA-O1A
42	RO	501	GTP	C5'-O5'-PA-O3A
42	RO	501	GTP	C5'-O5'-PA-O1A
42	SH	501	GTP	C5'-O5'-PA-O3A
42	SH	501	GTP	C5'-O5'-PA-O1A
42	SN	501	GTP	C5'-O5'-PA-O1A
42	VA	501	GTP	C5'-O5'-PA-O1A
42	VB	502	GTP	C5'-O5'-PA-O1A
42	VN	501	GTP	C5'-O5'-PA-O1A
42	VQ	501	GTP	C5'-O5'-PA-O1A
42	WA	501	GTP	C5'-O5'-PA-O1A
42	WE	501	GTP	C5'-O5'-PA-O3A
42	WE	501	GTP	C5'-O5'-PA-O1A
43	AM	501	GDP	C5'-O5'-PA-O1A
43	AO	501	GDP	C5'-O5'-PA-O1A
43	BB	501	GDP	C5'-O5'-PA-O1A
43	BM	501	GDP	C5'-O5'-PA-O1A
43	BN	501	GDP	C5'-O5'-PA-O1A
43	BP	501	GDP	C5'-O5'-PA-O1A
43	CO	501	GDP	C5'-O5'-PA-O1A
43	CP	501	GDP	C5'-O5'-PA-O1A
43	EN	501	GDP	C5'-O5'-PA-O1A
43	FB	501	GDP	C5'-O5'-PA-O1A
43	FM	502	GDP	C5'-O5'-PA-O1A
43	FP	501	GDP	C5'-O5'-PA-O1A
43	GO	501	GDP	C5'-O5'-PA-O3A
43	HM	502	GDP	C5'-O5'-PA-O1A
43	HN	501	GDP	C5'-O5'-PA-O1A

Continued on next page...

Continued from previous page...

Mol	Chain	Res	Type	Atoms
43	HQ	501	GDP	C5'-O5'-PA-O1A
43	IM	501	GDP	C5'-O5'-PA-O1A
43	IN	501	GDP	C5'-O5'-PA-O1A
43	IP	501	GDP	C5'-O5'-PA-O1A
43	JM	501	GDP	C5'-O5'-PA-O3A
43	KL	501	GDP	C5'-O5'-PA-O3A
43	KM	502	GDP	C5'-O5'-PA-O3A
43	LM	502	GDP	C5'-O5'-PA-O1A
43	LN	501	GDP	C5'-O5'-PA-O1A
43	LO	502	GDP	C5'-O5'-PA-O1A
43	LP	501	GDP	C5'-O5'-PA-O1A
43	NL	501	GDP	C5'-O5'-PA-O1A
43	NM	502	GDP	C5'-O5'-PA-O1A
43	NP	501	GDP	C5'-O5'-PA-O1A
43	OM	502	GDP	C5'-O5'-PA-O1A
43	ON	502	GDP	C5'-O5'-PA-O1A
43	OO	502	GDP	C5'-O5'-PA-O1A
43	PB	501	GDP	C5'-O5'-PA-O1A
43	PL	501	GDP	C5'-O5'-PA-O1A
43	PM	502	GDP	C5'-O5'-PA-O1A
43	PN	502	GDP	C5'-O5'-PA-O1A
43	QB	501	GDP	C5'-O5'-PA-O1A
43	QL	502	GDP	C5'-O5'-PA-O1A
43	QM	501	GDP	C5'-O5'-PA-O1A
43	QO	502	GDP	C5'-O5'-PA-O3A
43	RL	501	GDP	C5'-O5'-PA-O1A
43	RM	501	GDP	C5'-O5'-PA-O1A
43	RN	502	GDP	C5'-O5'-PA-O1A
43	SL	502	GDP	C5'-O5'-PA-O1A
43	SM	502	GDP	C5'-O5'-PA-O1A
43	SN	502	GDP	C5'-O5'-PA-O1A
43	SN	502	GDP	C5'-O5'-PA-O2A
43	SP	502	GDP	C5'-O5'-PA-O1A
43	TB	501	GDP	C5'-O5'-PA-O1A
43	TL	502	GDP	C5'-O5'-PA-O1A
43	TM	501	GDP	C5'-O5'-PA-O1A
43	TO	501	GDP	C5'-O5'-PA-O1A
43	UB	501	GDP	C5'-O5'-PA-O1A
43	UM	502	GDP	C5'-O5'-PA-O1A
43	UO	502	GDP	C5'-O5'-PA-O1A
43	VB	501	GDP	C5'-O5'-PA-O1A
43	VQ	502	GDP	C5'-O5'-PA-O1A

Continued on next page...

Continued from previous page...

Mol	Chain	Res	Type	Atoms
43	WB	501	GDP	C5'-O5'-PA-O1A
43	WN	501	GDP	C5'-O5'-PA-O1A
43	WO	502	GDP	C5'-O5'-PA-O1A
42	AG	501	GTP	C4'-C5'-O5'-PA
42	BG	501	GTP	C4'-C5'-O5'-PA
42	CE	501	GTP	C4'-C5'-O5'-PA
42	FE	501	GTP	C4'-C5'-O5'-PA
42	GB	502	GTP	C4'-C5'-O5'-PA
42	HM	501	GTP	C4'-C5'-O5'-PA
42	II	501	GTP	C4'-C5'-O5'-PA
42	KB	502	GTP	C4'-C5'-O5'-PA
42	KO	501	GTP	C4'-C5'-O5'-PA
42	MD	501	GTP	C4'-C5'-O5'-PA
42	ND	501	GTP	C4'-C5'-O5'-PA
42	OL	501	GTP	C4'-C5'-O5'-PA
42	PB	502	GTP	C4'-C5'-O5'-PA
42	PE	501	GTP	C4'-C5'-O5'-PA
42	QF	501	GTP	C4'-C5'-O5'-PA
42	RN	501	GTP	C4'-C5'-O5'-PA
42	SG	501	GTP	C4'-C5'-O5'-PA
42	SH	501	GTP	C4'-C5'-O5'-PA
42	TI	501	GTP	C4'-C5'-O5'-PA
42	UE	501	GTP	C4'-C5'-O5'-PA
42	UO	501	GTP	C4'-C5'-O5'-PA
42	VF	501	GTP	C4'-C5'-O5'-PA
42	WE	501	GTP	C4'-C5'-O5'-PA
42	WO	501	GTP	C4'-C5'-O5'-PA
42	JA	501	GTP	PB-O3B-PG-O1G
43	DL	501	GDP	O4'-C4'-C5'-O5'
43	FB	501	GDP	O4'-C4'-C5'-O5'
42	HA	501	GTP	C4'-C5'-O5'-PA
42	OD	501	GTP	C4'-C5'-O5'-PA
42	AE	501	GTP	PB-O3A-PA-O1A
42	AH	501	GTP	PA-O3A-PB-O2B
42	BA	501	GTP	PA-O3A-PB-O2B
42	BH	501	GTP	PA-O3A-PB-O2B
42	CF	501	GTP	PA-O3A-PB-O2B
42	CG	501	GTP	PA-O3A-PB-O2B
42	CI	501	GTP	PA-O3A-PB-O2B
42	DG	501	GTP	PA-O3A-PB-O2B
42	EA	501	GTP	PA-O3A-PB-O2B
42	EF	501	GTP	PA-O3A-PB-O2B

Continued on next page...

Continued from previous page...

Mol	Chain	Res	Type	Atoms
42	EG	501	GTP	PA-O3A-PB-O2B
42	EH	501	GTP	PA-O3A-PB-O2B
42	EL	501	GTP	PA-O3A-PB-O2B
42	HA	501	GTP	PA-O3A-PB-O2B
42	HP	501	GTP	PA-O3A-PB-O2B
42	KE	501	GTP	PA-O3A-PB-O2B
42	OD	501	GTP	PA-O3A-PB-O1B
42	PN	501	GTP	PA-O3A-PB-O2B
42	QF	501	GTP	PA-O3A-PB-O2B
42	QG	501	GTP	PA-O3A-PB-O2B
42	RN	501	GTP	PA-O3A-PB-O2B
42	RO	501	GTP	PA-O3A-PB-O2B
42	RP	501	GTP	PA-O3A-PB-O2B
42	SM	501	GTP	PA-O3A-PB-O2B
42	SN	501	GTP	PA-O3A-PB-O2B
42	SP	501	GTP	PA-O3A-PB-O2B
42	TI	501	GTP	PA-O3A-PB-O1B
42	UA	501	GTP	PA-O3A-PB-O2B
42	WA	501	GTP	PA-O3A-PB-O2B
42	WG	501	GTP	PA-O3A-PB-O2B
42	KM	501	GTP	C3'-C4'-C5'-O5'
42	SP	501	GTP	C3'-C4'-C5'-O5'
42	EF	501	GTP	C4'-C5'-O5'-PA
42	HH	501	GTP	C4'-C5'-O5'-PA
42	FN	501	GTP	C4'-C5'-O5'-PA
42	HB	502	GTP	C4'-C5'-O5'-PA
42	IE	501	GTP	C4'-C5'-O5'-PA
42	PO	501	GTP	C4'-C5'-O5'-PA
42	UB	502	GTP	C4'-C5'-O5'-PA
42	GA	501	GTP	O4'-C4'-C5'-O5'
43	FO	502	GDP	O4'-C4'-C5'-O5'
42	BA	501	GTP	PA-O3A-PB-O1B
42	CI	501	GTP	PA-O3A-PB-O1B
42	EH	501	GTP	PA-O3A-PB-O1B
42	FM	501	GTP	PA-O3A-PB-O2B
42	GP	501	GTP	PA-O3A-PB-O2B
42	HA	501	GTP	PA-O3A-PB-O1B
42	JB	502	GTP	PG-O3B-PB-O2B
42	KD	501	GTP	PA-O3A-PB-O2B
42	KO	501	GTP	PG-O3B-PB-O1B
42	KO	501	GTP	PA-O3A-PB-O2B
42	LD	501	GTP	PA-O3A-PB-O2B

Continued on next page...

Continued from previous page...

Mol	Chain	Res	Type	Atoms
42	MB	502	GTP	PA-O3A-PB-O1B
42	MH	501	GTP	PA-O3A-PB-O2B
42	NE	501	GTP	PA-O3A-PB-O2B
42	NN	501	GTP	PG-O3B-PB-O1B
42	QF	501	GTP	PA-O3A-PB-O1B
42	QL	501	GTP	PA-O3A-PB-O2B
42	TF	501	GTP	PA-O3A-PB-O2B
42	VB	502	GTP	PA-O3A-PB-O2B
42	WG	501	GTP	PA-O3A-PB-O1B
42	EL	501	GTP	C4'-C5'-O5'-PA
42	MM	501	GTP	C4'-C5'-O5'-PA
42	NE	501	GTP	C4'-C5'-O5'-PA
42	PD	501	GTP	C4'-C5'-O5'-PA
42	KN	501	GTP	C3'-C4'-C5'-O5'
43	DO	501	GDP	C3'-C4'-C5'-O5'
43	TM	501	GDP	C3'-C4'-C5'-O5'
42	AF	501	GTP	C4'-C5'-O5'-PA
42	BA	501	GTP	C4'-C5'-O5'-PA
42	EH	501	GTP	C3'-C4'-C5'-O5'
42	DA	501	GTP	PB-O3B-PG-O2G
42	EG	501	GTP	PB-O3B-PG-O2G
42	HA	501	GTP	PB-O3B-PG-O2G
42	IH	501	GTP	PB-O3B-PG-O2G
42	JB	502	GTP	PB-O3B-PG-O2G
42	LB	502	GTP	PB-O3B-PG-O2G
42	QG	501	GTP	PB-O3B-PG-O2G
42	TF	501	GTP	PB-O3B-PG-O2G
42	VA	501	GTP	PB-O3B-PG-O2G
43	LL	502	GDP	PA-O3A-PB-O2B
42	LD	501	GTP	C4'-C5'-O5'-PA
43	TB	501	GDP	C3'-C4'-C5'-O5'
42	AE	501	GTP	C3'-C4'-C5'-O5'
42	ML	501	GTP	O4'-C4'-C5'-O5'
42	AA	501	GTP	PG-O3B-PB-O2B
42	AH	501	GTP	PA-O3A-PB-O1B
42	BG	501	GTP	PA-O3A-PB-O2B
42	BH	501	GTP	PA-O3A-PB-O1B
42	CA	501	GTP	PA-O3A-PB-O2B
42	CF	501	GTP	PA-O3A-PB-O1B
42	CG	501	GTP	PA-O3A-PB-O1B
42	DE	501	GTP	PG-O3B-PB-O2B
42	DE	501	GTP	PA-O3A-PB-O1B

Continued on next page...

Continued from previous page...

Mol	Chain	Res	Type	Atoms
42	DG	501	GTP	PG-O3B-PB-O2B
42	DG	501	GTP	PA-O3A-PB-O1B
42	DH	501	GTP	PA-O3A-PB-O2B
42	EA	501	GTP	PA-O3A-PB-O1B
42	EH	501	GTP	PG-O3B-PB-O2B
42	FM	501	GTP	PA-O3A-PB-O1B
42	FN	501	GTP	PG-O3B-PB-O2B
42	GB	502	GTP	PB-O3A-PA-O1A
42	GB	502	GTP	PB-O3A-PA-O2A
42	GP	501	GTP	PA-O3A-PB-O1B
42	HB	502	GTP	PA-O3A-PB-O1B
42	HB	502	GTP	PA-O3A-PB-O2B
42	IE	501	GTP	PA-O3A-PB-O1B
42	IE	501	GTP	PA-O3A-PB-O2B
42	IH	501	GTP	PG-O3B-PB-O1B
42	IH	501	GTP	PA-O3A-PB-O2B
42	JD	501	GTP	PA-O3A-PB-O2B
42	JE	501	GTP	PA-O3A-PB-O2B
42	KO	501	GTP	PA-O3A-PB-O1B
42	LA	501	GTP	PG-O3B-PB-O2B
42	LD	501	GTP	PA-O3A-PB-O1B
42	LO	501	GTP	PA-O3A-PB-O1B
42	MH	501	GTP	PA-O3A-PB-O1B
42	ML	501	GTP	PG-O3B-PB-O1B
42	MM	501	GTP	PA-O3A-PB-O2B
42	NM	501	GTP	PA-O3A-PB-O2B
42	NN	501	GTP	PB-O3A-PA-O2A
42	OB	502	GTP	PG-O3B-PB-O1B
42	OD	501	GTP	PB-O3A-PA-O2A
42	OL	501	GTP	PG-O3B-PB-O2B
42	QG	501	GTP	PG-O3B-PB-O2B
42	QN	501	GTP	PG-O3B-PB-O2B
42	RF	501	GTP	PA-O3A-PB-O2B
42	RG	501	GTP	PA-O3A-PB-O1B
42	RG	501	GTP	PA-O3A-PB-O2B
42	RN	501	GTP	PG-O3B-PB-O2B
42	SL	501	GTP	PA-O3A-PB-O1B
42	SL	501	GTP	PA-O3A-PB-O2B
42	SM	501	GTP	PG-O3B-PB-O2B
42	SN	501	GTP	PG-O3B-PB-O2B
42	SN	501	GTP	PA-O3A-PB-O1B
42	TH	501	GTP	PA-O3A-PB-O1B

Continued on next page...

Continued from previous page...

Mol	Chain	Res	Type	Atoms
42	TH	501	GTP	PA-O3A-PB-O2B
42	TI	501	GTP	PA-O3A-PB-O2B
42	UE	501	GTP	PG-O3B-PB-O1B
42	UI	501	GTP	PG-O3B-PB-O2B
42	VF	501	GTP	PG-O3B-PB-O1B
42	VF	501	GTP	PG-O3B-PB-O2B
42	VF	501	GTP	PA-O3A-PB-O1B
42	VF	501	GTP	PA-O3A-PB-O2B
43	TL	502	GDP	C3'-C4'-C5'-O5'
42	OB	502	GTP	PB-O3B-PG-O1G
42	QG	501	GTP	PB-O3B-PG-O1G
42	DG	501	GTP	C3'-C4'-C5'-O5'
42	SP	501	GTP	O4'-C4'-C5'-O5'
42	JO	501	GTP	C4'-C5'-O5'-PA
42	QL	501	GTP	C4'-C5'-O5'-PA
42	RO	501	GTP	C4'-C5'-O5'-PA
42	VQ	501	GTP	C4'-C5'-O5'-PA
42	DE	501	GTP	C4'-C5'-O5'-PA
42	JD	501	GTP	C4'-C5'-O5'-PA
42	LA	501	GTP	C4'-C5'-O5'-PA
42	OB	502	GTP	C4'-C5'-O5'-PA
42	BF	501	GTP	PG-O3B-PB-O2B
42	CA	501	GTP	PA-O3A-PB-O1B
42	CE	501	GTP	PG-O3B-PB-O2B
42	DH	501	GTP	PA-O3A-PB-O1B
42	EA	501	GTP	PG-O3B-PB-O2B
42	EF	501	GTP	PA-O3A-PB-O1B
42	EG	501	GTP	PG-O3B-PB-O2B
42	EL	501	GTP	PA-O3A-PB-O1B
42	FM	501	GTP	PG-O3B-PB-O2B
42	GB	502	GTP	PG-O3B-PB-O2B
42	GF	501	GTP	PG-O3B-PB-O2B
42	GP	501	GTP	PB-O3A-PA-O2A
42	HP	501	GTP	PA-O3A-PB-O1B
42	IH	501	GTP	PA-O3A-PB-O1B
42	JB	502	GTP	PA-O3A-PB-O2B
42	KB	502	GTP	PA-O3A-PB-O2B
42	KE	501	GTP	PG-O3B-PB-O2B
42	KO	501	GTP	PG-O3B-PB-O2B
42	LL	501	GTP	PG-O3B-PB-O2B
42	LO	501	GTP	PG-O3B-PB-O2B
42	MB	502	GTP	PG-O3B-PB-O2B

Continued on next page...

Continued from previous page...

Mol	Chain	Res	Type	Atoms
42	MH	501	GTP	PG-O3B-PB-O2B
42	ML	501	GTP	PA-O3A-PB-O2B
42	OB	502	GTP	PG-O3B-PB-O2B
42	OL	501	GTP	PA-O3A-PB-O2B
42	OL	501	GTP	PB-O3A-PA-O2A
42	PN	501	GTP	PA-O3A-PB-O1B
42	PO	501	GTP	PA-O3A-PB-O1B
42	QF	501	GTP	PB-O3A-PA-O2A
42	QG	501	GTP	PA-O3A-PB-O1B
42	RE	501	GTP	PA-O3A-PB-O2B
42	RN	501	GTP	PA-O3A-PB-O1B
42	RO	501	GTP	PA-O3A-PB-O1B
42	RP	501	GTP	PA-O3A-PB-O1B
42	SL	501	GTP	PG-O3B-PB-O2B
42	SP	501	GTP	PA-O3A-PB-O1B
42	TF	501	GTP	PA-O3A-PB-O1B
42	TG	501	GTP	PG-O3B-PB-O2B
42	TG	501	GTP	PA-O3A-PB-O1B
42	TG	501	GTP	PA-O3A-PB-O2B
42	TI	501	GTP	PG-O3B-PB-O2B
42	TN	501	GTP	PG-O3B-PB-O1B
42	TN	501	GTP	PB-O3A-PA-O2A
42	UA	501	GTP	PA-O3A-PB-O1B
42	UO	501	GTP	PA-O3A-PB-O1B
42	VQ	501	GTP	PG-O3B-PB-O2B
42	WA	501	GTP	PG-O3B-PB-O2B
42	WA	501	GTP	PA-O3A-PB-O1B
42	WE	501	GTP	PA-O3A-PB-O2B
42	WO	501	GTP	PA-O3A-PB-O2B

There are no ring outliers.

219 monomers are involved in 527 short contacts:

Mol	Chain	Res	Type	Clashes	Symm-Clashes
42	MM	501	GTP	8	0
42	SP	501	GTP	1	0
43	SO	501	GDP	3	0
42	NG	501	GTP	5	0
43	VB	501	GDP	1	0
42	DA	501	GTP	7	0
42	IG	501	GTP	4	0
43	WO	502	GDP	2	0

Continued on next page...

Continued from previous page...

Mol	Chain	Res	Type	Clashes	Symm-Clashes
42	FO	501	GTP	1	0
43	TP	501	GDP	1	0
42	DG	501	GTP	4	0
42	GF	501	GTP	1	0
43	LO	502	GDP	2	0
42	DI	501	GTP	8	0
43	GB	501	GDP	1	0
42	FM	501	GTP	3	0
42	JF	501	GTP	2	0
42	DH	501	GTP	2	0
43	UB	501	GDP	1	0
42	TH	501	GTP	2	0
42	WI	501	GTP	4	0
43	CL	501	GDP	1	0
42	AG	501	GTP	3	0
42	IF	501	GTP	2	0
42	BL	501	GTP	1	0
42	UE	501	GTP	3	0
43	JN	501	GDP	1	0
43	MP	501	GDP	1	0
43	MM	502	GDP	1	0
42	UM	501	GTP	1	0
42	QN	501	GTP	2	0
43	HO	501	GDP	1	0
43	JB	501	GDP	2	0
42	SN	501	GTP	3	0
42	SL	501	GTP	1	0
43	GP	502	GDP	2	0
42	TN	501	GTP	1	0
42	QO	501	GTP	1	0
43	PL	501	GDP	4	0
42	CH	501	GTP	1	0
42	KD	501	GTP	3	0
42	PO	501	GTP	2	0
42	II	501	GTP	3	0
42	MN	501	GTP	9	0
42	UI	501	GTP	5	0
42	KN	501	GTP	3	0
42	LL	501	GTP	3	0
43	EM	501	GDP	4	0
43	KN	502	GDP	3	0
42	QG	501	GTP	2	0

Continued on next page...

Continued from previous page...

Mol	Chain	Res	Type	Clashes	Symm-Clashes
43	OB	501	GDP	1	0
42	AE	501	GTP	2	0
43	LP	501	GDP	1	0
42	BG	501	GTP	2	0
43	DN	501	GDP	3	0
43	OL	502	GDP	2	0
43	QB	501	GDP	5	0
42	GP	501	GTP	3	0
43	QM	501	GDP	2	0
42	VA	501	GTP	3	0
42	WO	501	GTP	1	0
42	RF	501	GTP	4	0
43	AM	501	GDP	1	0
43	DO	501	GDP	1	0
42	IE	501	GTP	3	0
42	VQ	501	GTP	1	0
42	HB	502	GTP	1	0
42	EF	501	GTP	2	0
42	FB	502	GTP	3	0
42	SM	501	GTP	2	0
42	EH	501	GTP	1	0
43	HN	501	GDP	2	0
42	VP	501	GTP	1	0
43	KL	501	GDP	2	0
43	CB	501	GDP	1	0
42	JO	501	GTP	5	0
43	RL	501	GDP	1	0
42	OO	501	GTP	3	0
42	IA	501	GTP	2	0
43	BL	502	GDP	2	0
43	SN	502	GDP	1	0
43	PB	501	GDP	2	0
43	HM	502	GDP	1	0
42	AA	501	GTP	1	0
43	NM	502	GDP	2	0
42	UA	501	GTP	2	0
42	RO	501	GTP	1	0
43	LB	501	GDP	2	0
42	BI	501	GTP	1	0
42	JA	501	GTP	4	0
43	VQ	502	GDP	1	0
42	JE	501	GTP	3	0

Continued on next page...

Continued from previous page...

Mol	Chain	Res	Type	Clashes	Symm-Clashes
43	DL	501	GDP	3	0
43	GN	501	GDP	2	0
42	GB	502	GTP	3	0
43	NN	502	GDP	2	0
43	WP	501	GDP	1	0
42	OM	501	GTP	2	0
43	QN	502	GDP	1	0
43	ON	502	GDP	1	0
43	SB	501	GDP	1	0
43	DM	501	GDP	2	0
42	FN	501	GTP	2	0
42	WA	501	GTP	3	0
42	PN	501	GTP	2	0
43	IO	501	GDP	1	0
43	LN	501	GDP	1	0
42	WF	501	GTP	2	0
42	OL	501	GTP	2	0
43	JL	501	GDP	1	0
43	PN	502	GDP	1	0
42	JB	502	GTP	3	0
42	CA	501	GTP	1	0
43	QO	502	GDP	1	0
42	HM	501	GTP	2	0
42	NN	501	GTP	4	0
42	UB	502	GTP	3	0
42	GH	501	GTP	2	0
42	KM	501	GTP	2	0
42	NO	501	GTP	3	0
43	BB	501	GDP	3	0
42	DF	501	GTP	4	0
43	UN	501	GDP	1	0
43	NO	502	GDP	1	0
43	UP	501	GDP	2	0
43	TO	501	GDP	1	0
42	ND	501	GTP	1	0
42	FI	501	GTP	2	0
42	HA	501	GTP	4	0
42	BH	501	GTP	1	0
43	MN	502	GDP	2	0
42	GA	501	GTP	4	0
43	BM	501	GDP	2	0
43	CM	501	GDP	2	0

Continued on next page...

Continued from previous page...

Mol	Chain	Res	Type	Clashes	Symm-Clashes
42	MD	501	GTP	2	0
43	SP	502	GDP	1	0
43	TN	502	GDP	2	0
43	PP	501	GDP	3	0
43	RP	502	GDP	2	0
42	TI	501	GTP	4	0
42	PE	501	GTP	2	0
42	CG	501	GTP	3	0
42	CI	501	GTP	4	0
43	CP	501	GDP	4	0
43	AN	501	GDP	1	0
43	BN	501	GDP	1	0
43	VO	501	GDP	1	0
42	TG	501	GTP	5	0
43	ML	502	GDP	2	0
43	RN	502	GDP	1	0
43	CO	501	GDP	5	0
43	RM	501	GDP	1	0
42	EA	501	GTP	5	0
43	UO	502	GDP	2	0
43	JO	502	GDP	1	0
42	HP	501	GTP	2	0
42	VB	502	GTP	4	0
42	ML	501	GTP	2	0
42	CF	501	GTP	2	0
43	BP	501	GDP	1	0
42	ON	501	GTP	2	0
42	QL	501	GTP	2	0
42	AH	501	GTP	2	0
43	AB	501	GDP	1	0
42	LA	501	GTP	4	0
42	VF	501	GTP	1	0
43	GM	501	GDP	2	0
43	RO	502	GDP	1	0
43	MB	501	GDP	1	0
43	SL	502	GDP	2	0
42	IH	501	GTP	3	0
43	FO	502	GDP	2	0
42	HH	501	GTP	2	0
42	TL	501	GTP	3	0
43	UM	502	GDP	1	0
43	JM	501	GDP	6	0

Continued on next page...

Continued from previous page...

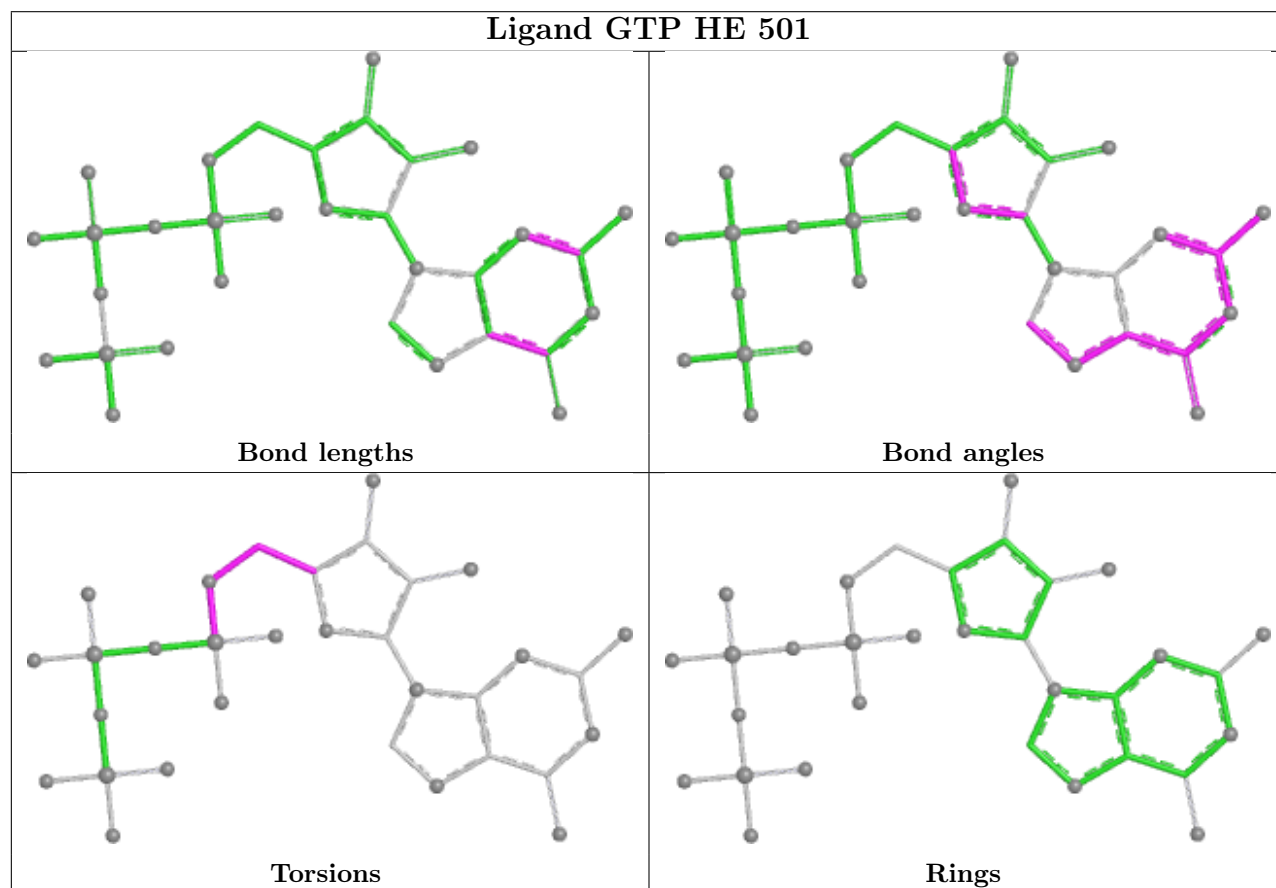
Mol	Chain	Res	Type	Clashes	Symm-Clashes
42	SH	501	GTP	3	0
42	WG	501	GTP	5	0
43	EP	501	GDP	5	0
42	RP	501	GTP	4	0
43	MO	501	GDP	1	0
42	LM	501	GTP	5	0
42	UO	501	GTP	3	0
42	WE	501	GTP	4	0
43	EB	501	GDP	1	0
42	KE	501	GTP	3	0
42	LB	502	GTP	3	0
42	LO	501	GTP	4	0
43	WM	501	GDP	1	0
42	MB	502	GTP	9	0
42	KB	502	GTP	3	0
43	VP	502	GDP	1	0
43	KM	502	GDP	1	0
43	WN	501	GDP	1	0
42	DE	501	GTP	6	0
43	QP	501	GDP	6	0
43	DB	501	GDP	4	0
42	OD	501	GTP	5	0
42	LD	501	GTP	2	0
43	DP	501	GDP	5	0
42	KO	501	GTP	2	0
42	BF	501	GTP	2	0
42	EG	501	GTP	1	0
42	MH	501	GTP	1	0
42	FE	501	GTP	1	0
42	NE	501	GTP	3	0
42	RG	501	GTP	3	0
42	VN	501	GTP	2	0
43	WB	501	GDP	1	0
43	WQ	501	GDP	1	0
42	NM	501	GTP	4	0
43	FP	501	GDP	3	0
42	QF	501	GTP	2	0
43	CN	501	GDP	4	0
42	OB	502	GTP	4	0
42	CE	501	GTP	5	0
43	KP	501	GDP	2	0
43	LM	502	GDP	1	0

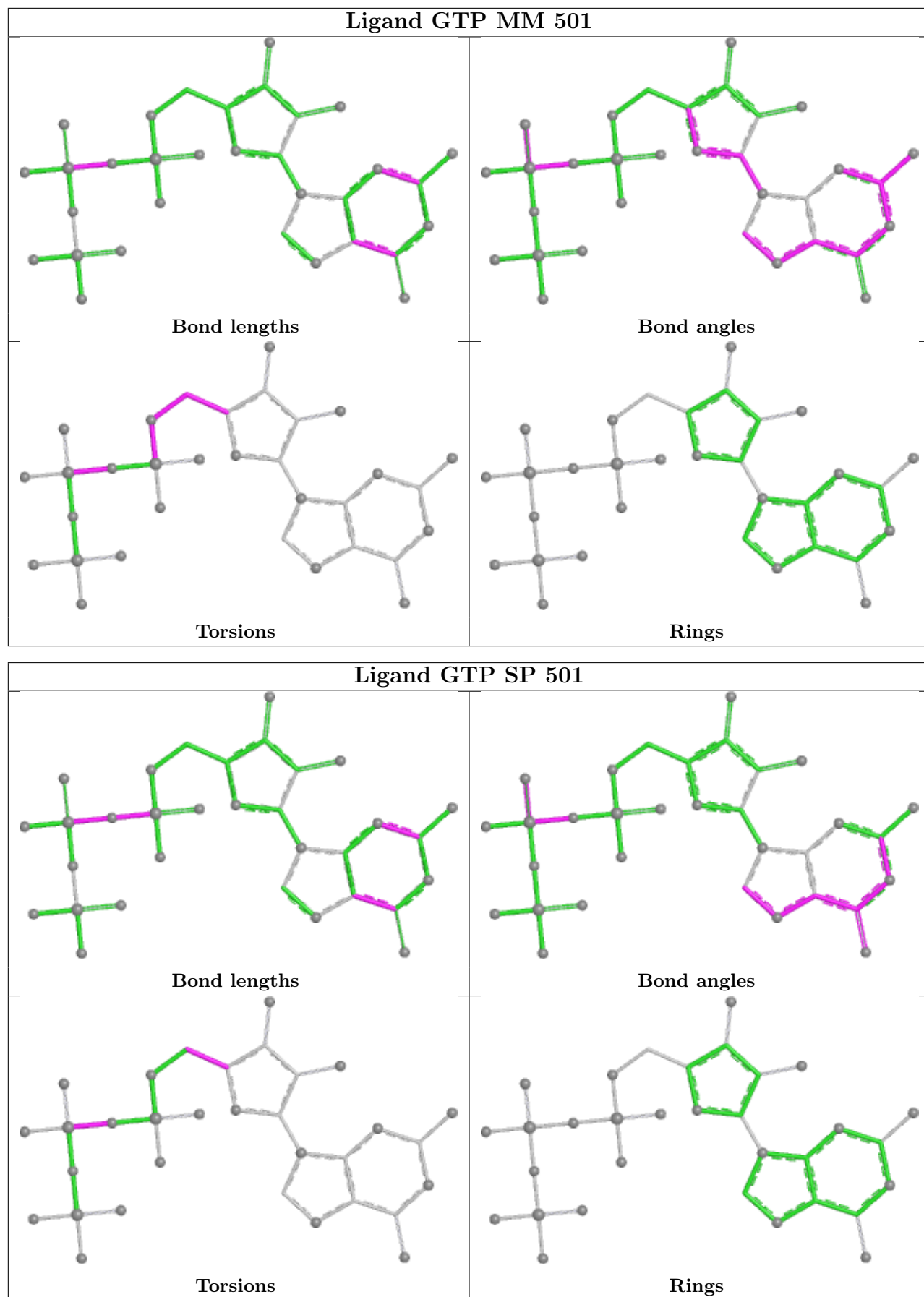
Continued on next page...

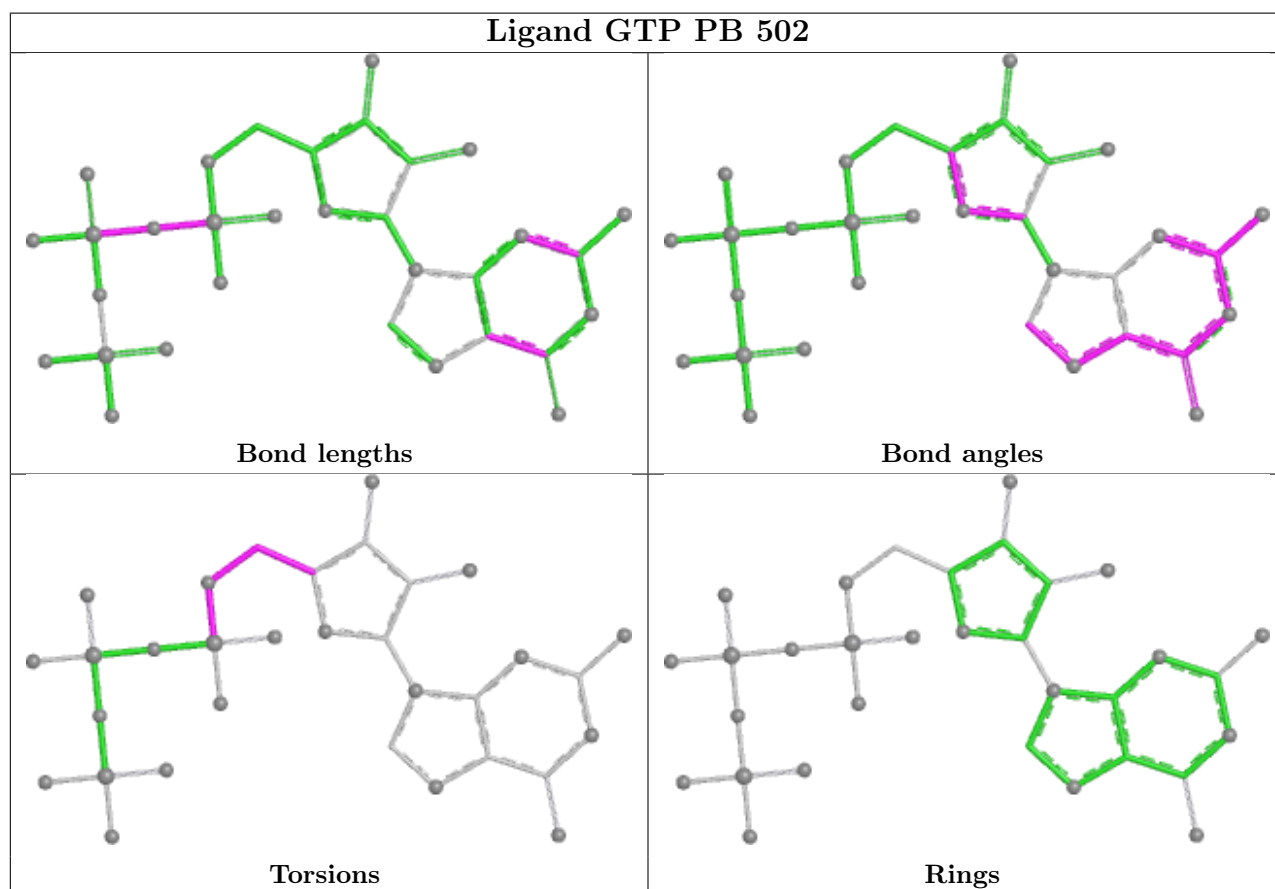
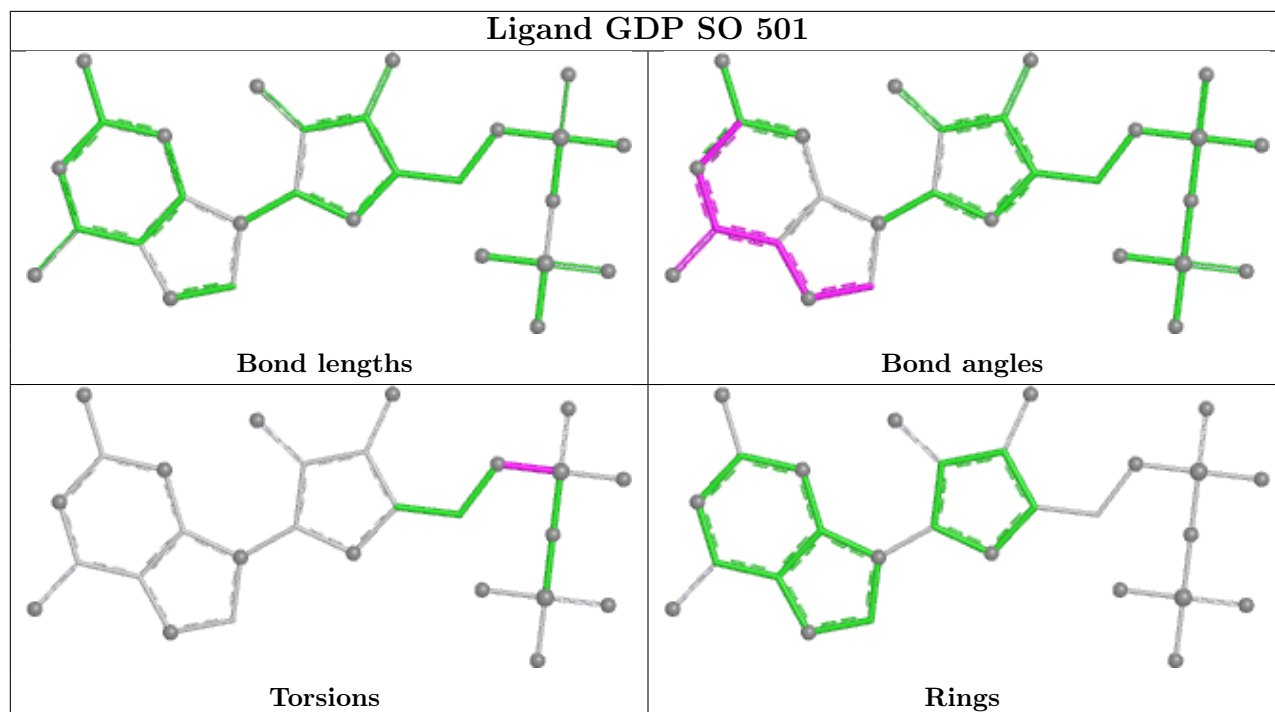
Continued from previous page...

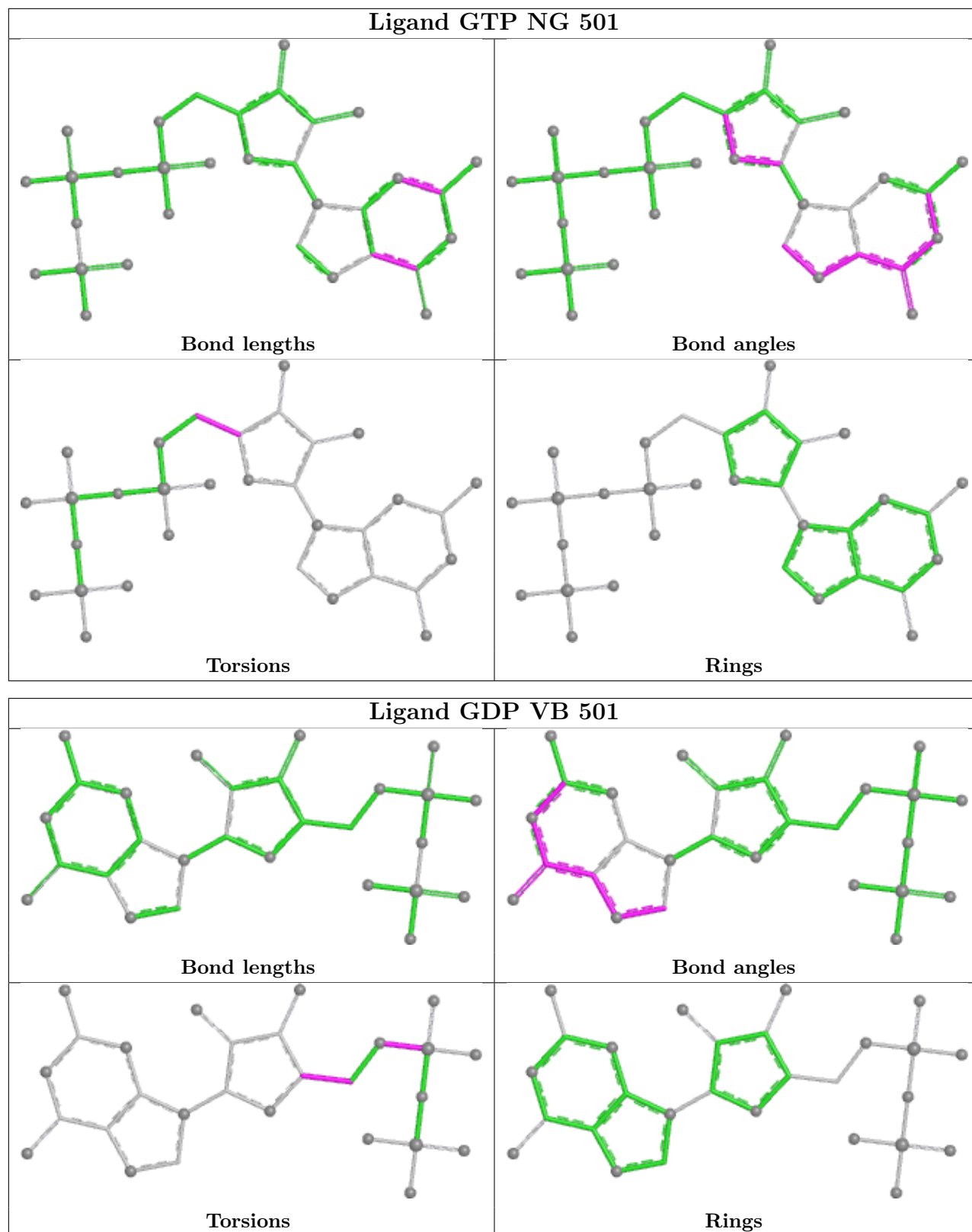
Mol	Chain	Res	Type	Clashes	Symm-Clashes
42	EL	501	GTP	2	0

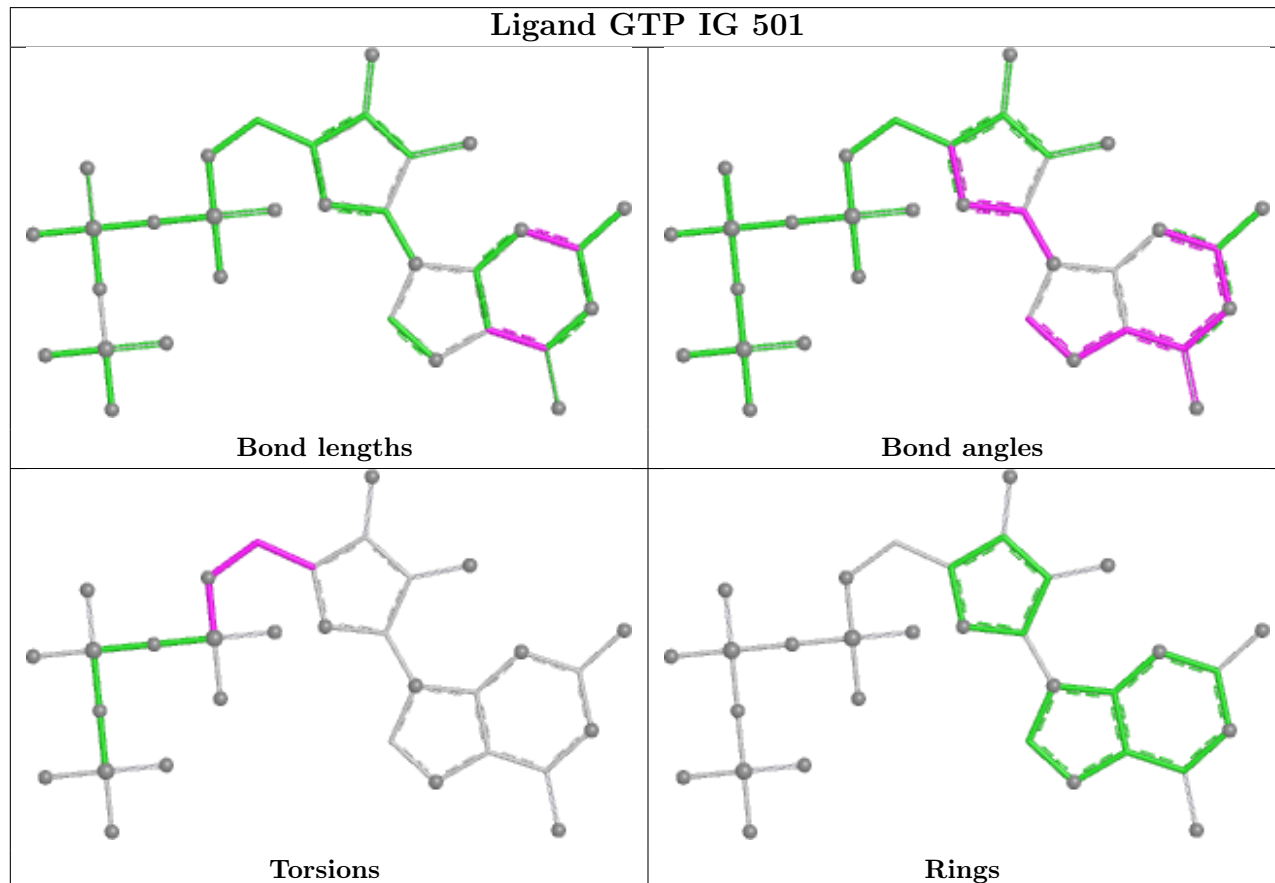
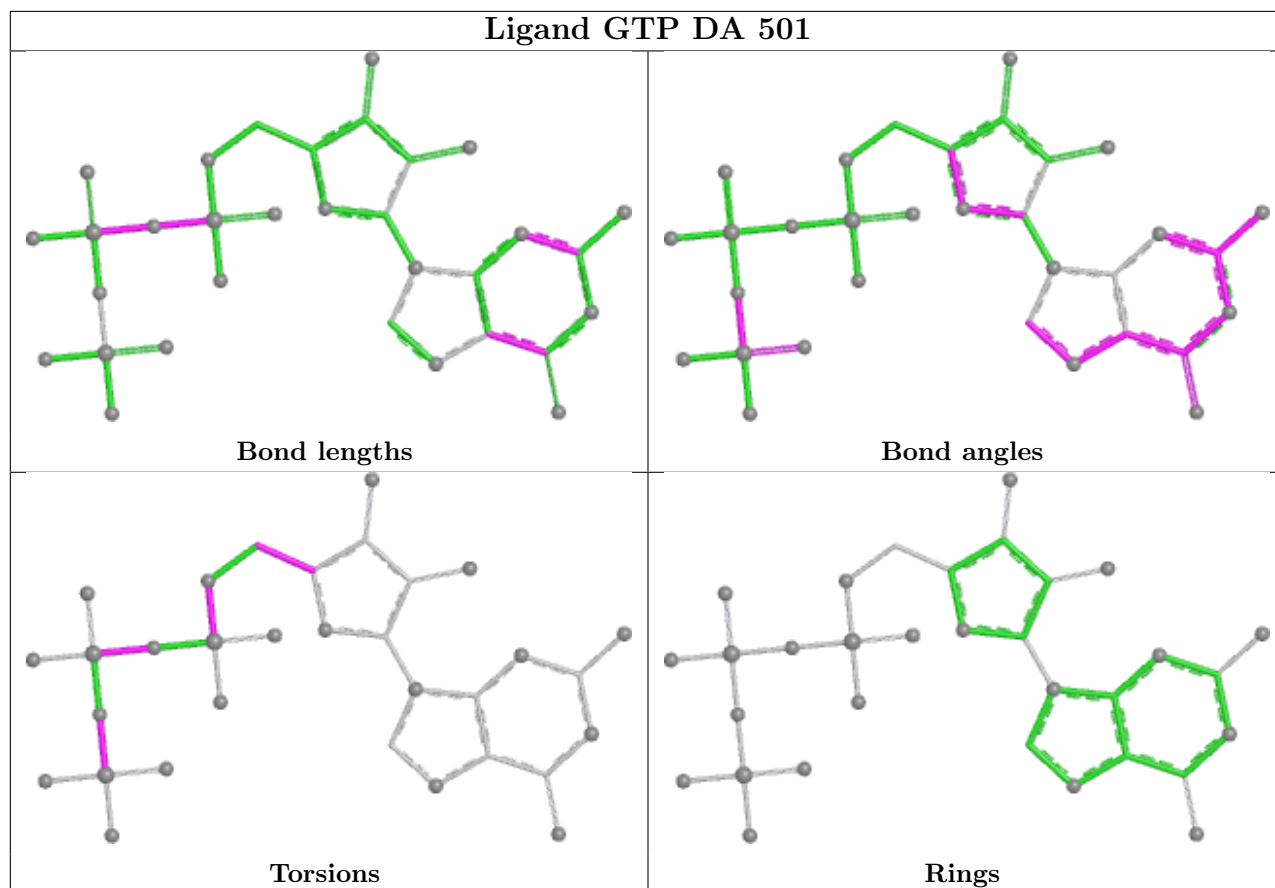
The following is a two-dimensional graphical depiction of Mogul quality analysis of bond lengths, bond angles, torsion angles, and ring geometry for all instances of the Ligand of Interest. In addition, ligands with molecular weight > 250 and outliers as shown on the validation Tables will also be included. For torsion angles, if less than 5% of the Mogul distribution of torsion angles is within 10 degrees of the torsion angle in question, then that torsion angle is considered an outlier. Any bond that is central to one or more torsion angles identified as an outlier by Mogul will be highlighted in the graph. For rings, the root-mean-square deviation (RMSD) between the ring in question and similar rings identified by Mogul is calculated over all ring torsion angles. If the average RMSD is greater than 60 degrees and the minimal RMSD between the ring in question and any Mogul-identified rings is also greater than 60 degrees, then that ring is considered an outlier. The outliers are highlighted in purple. The color gray indicates Mogul did not find sufficient equivalents in the CSD to analyse the geometry.

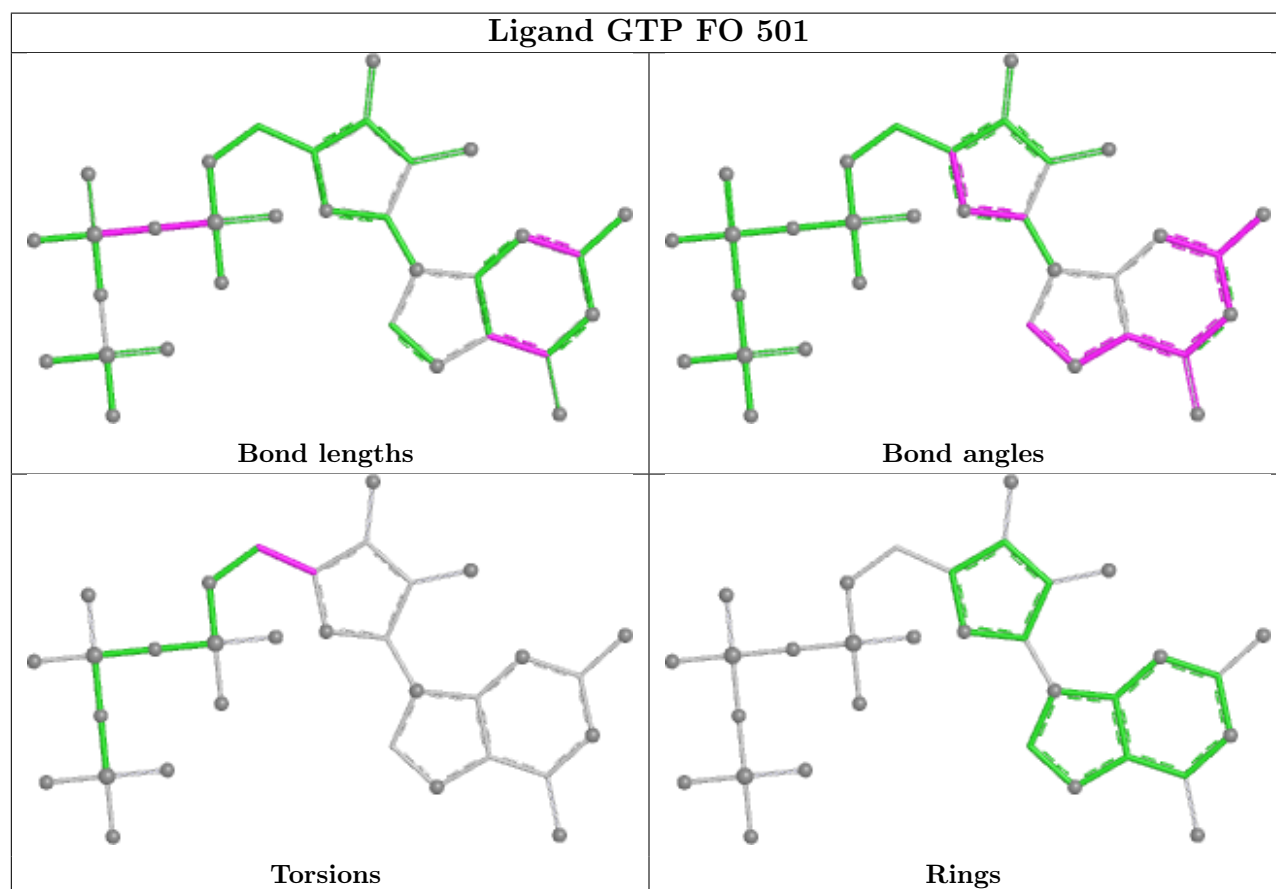
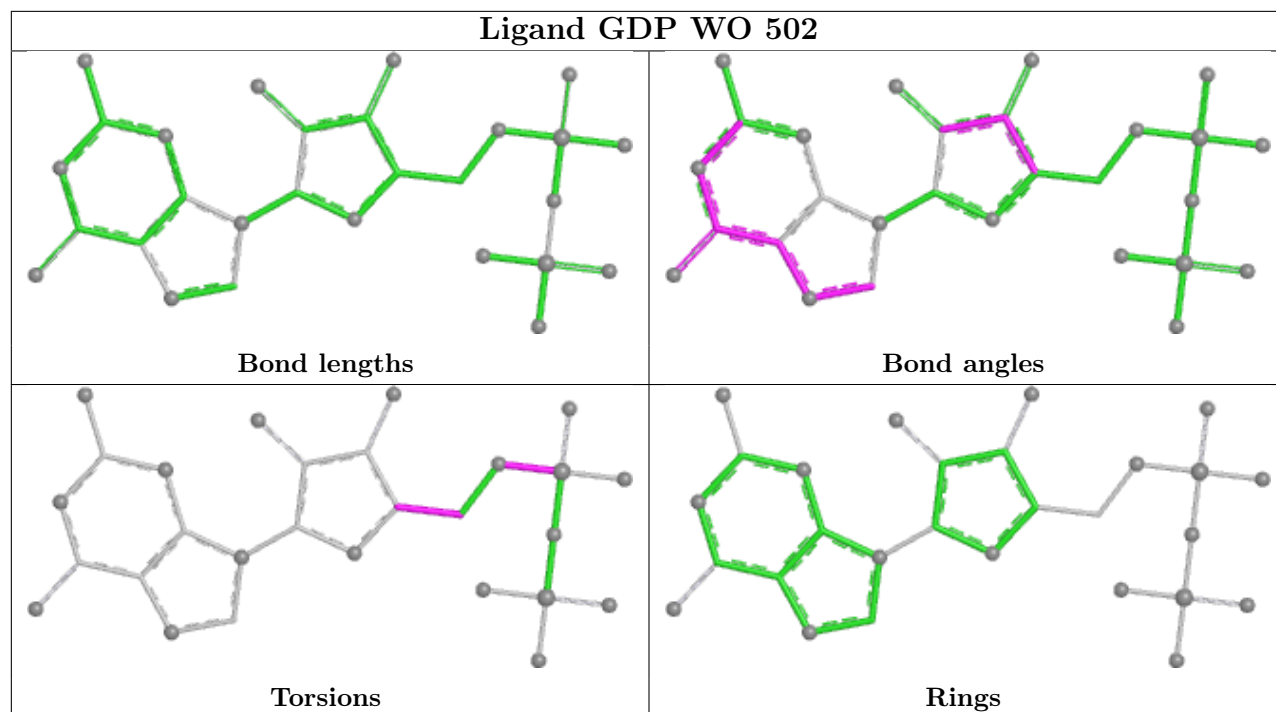


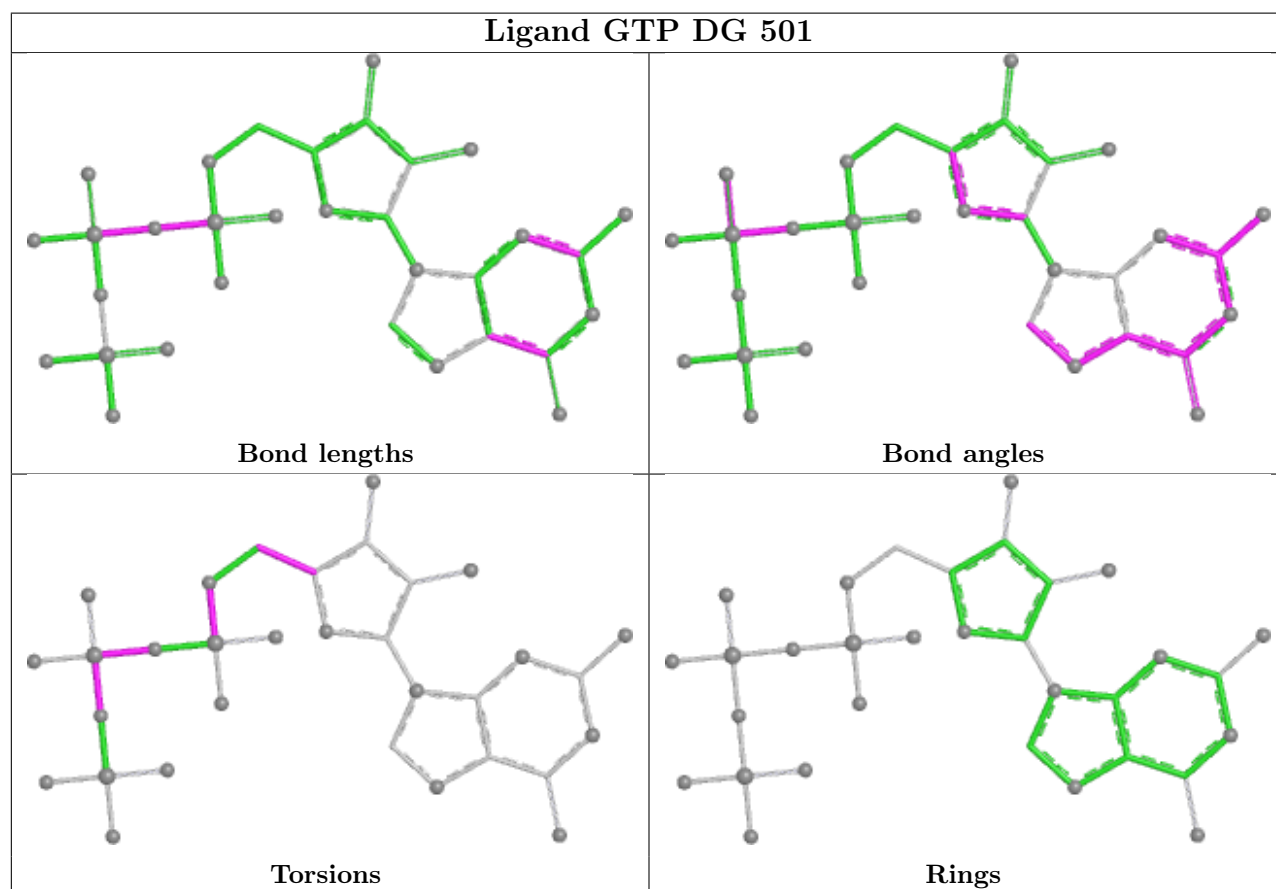
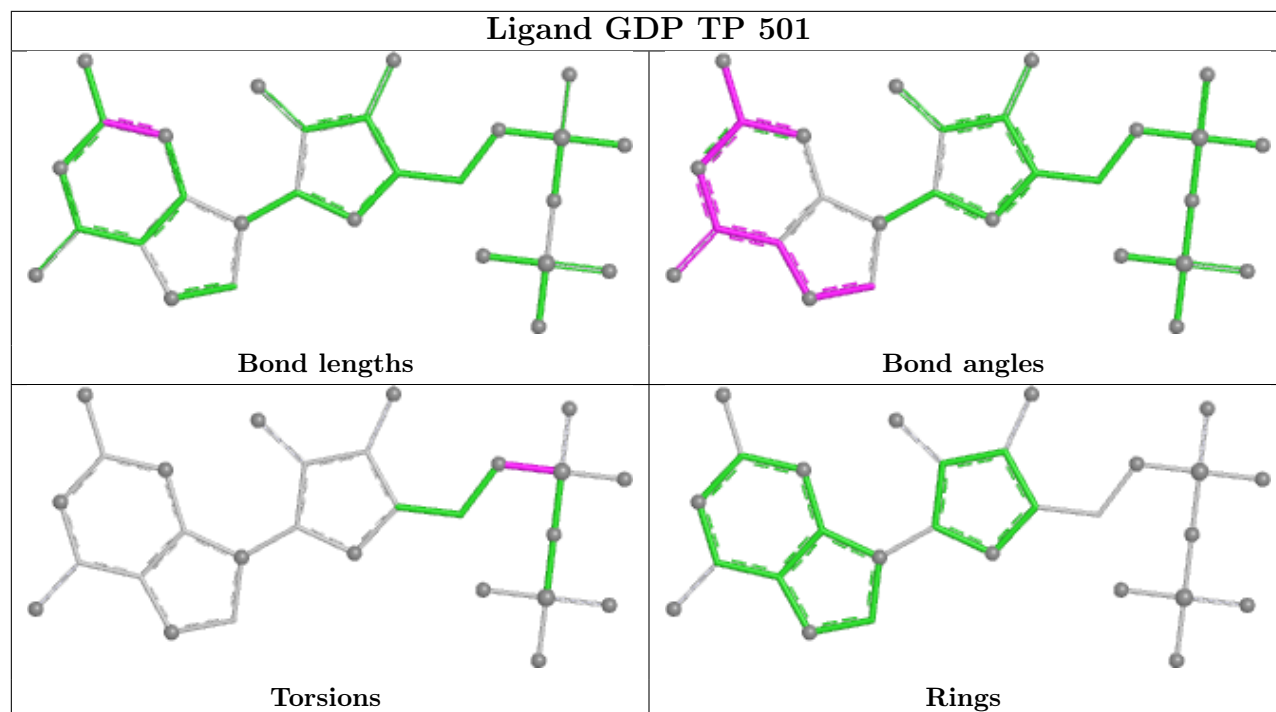


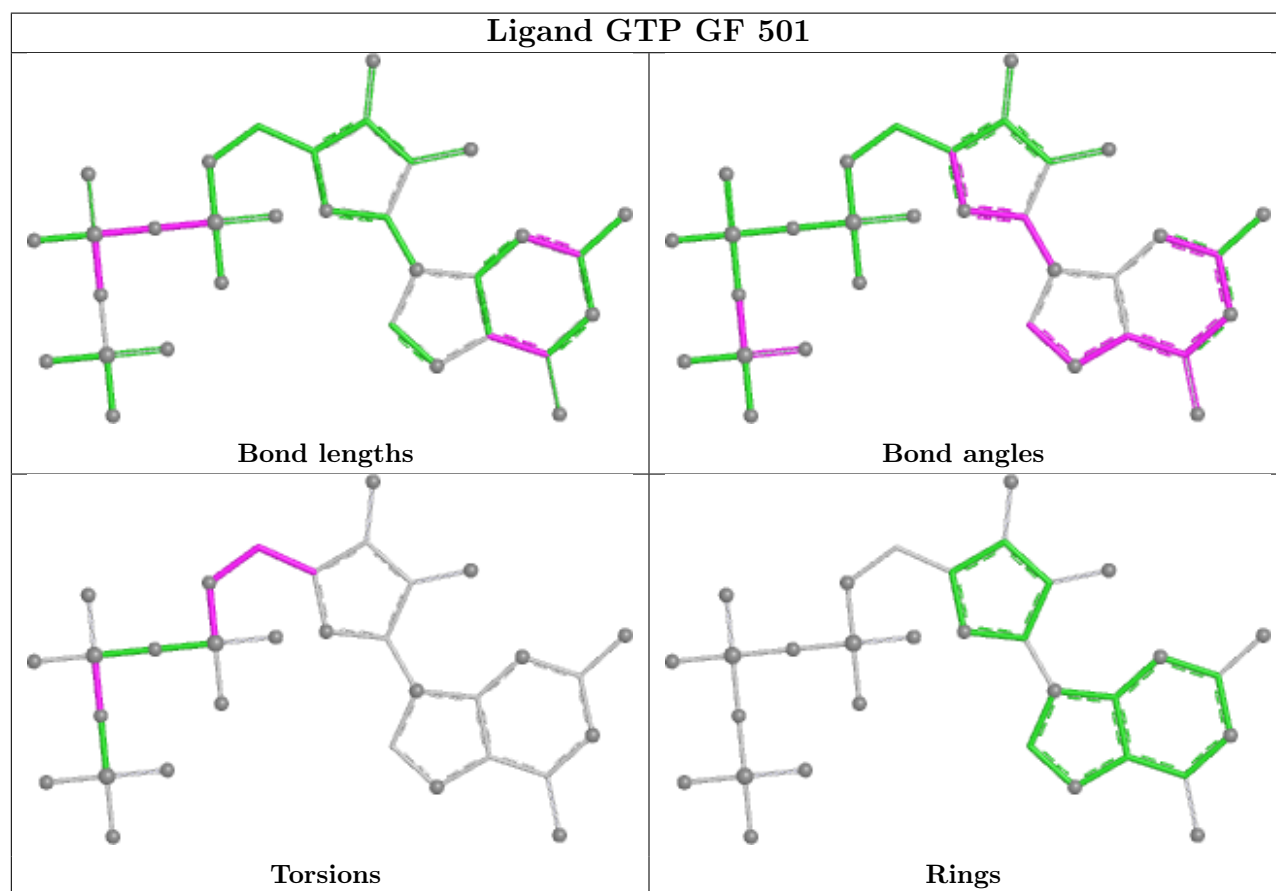
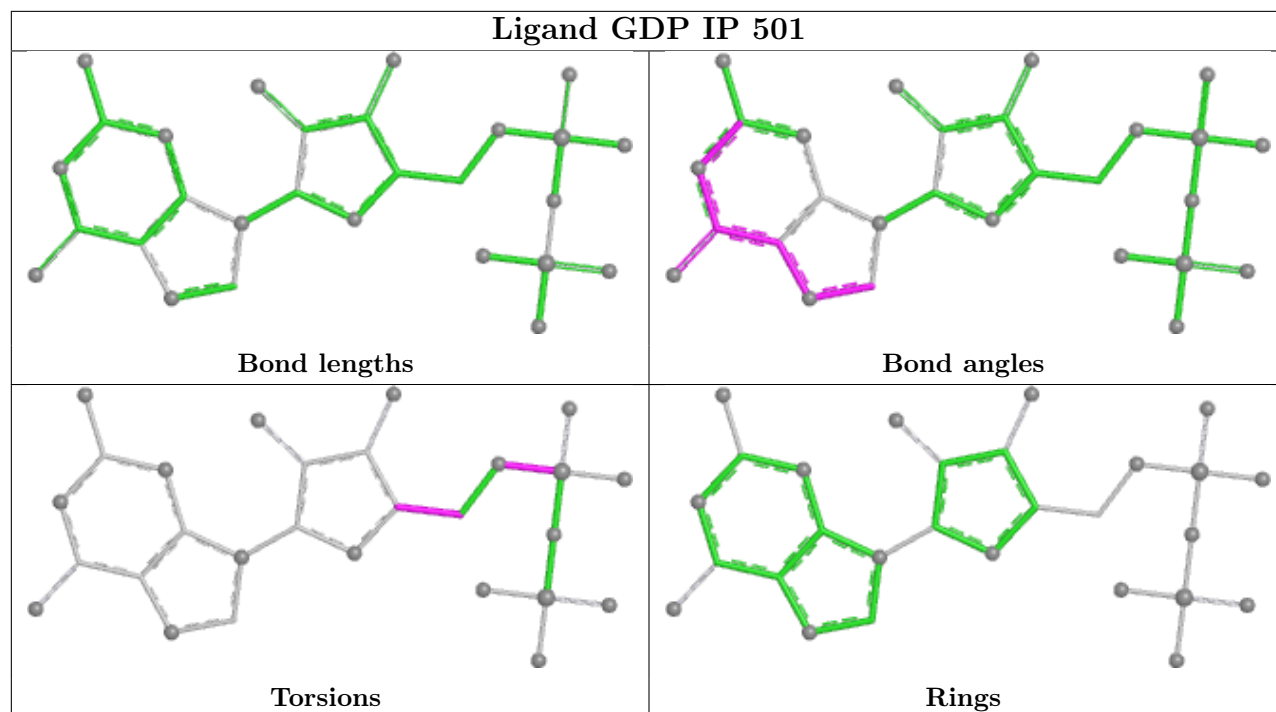


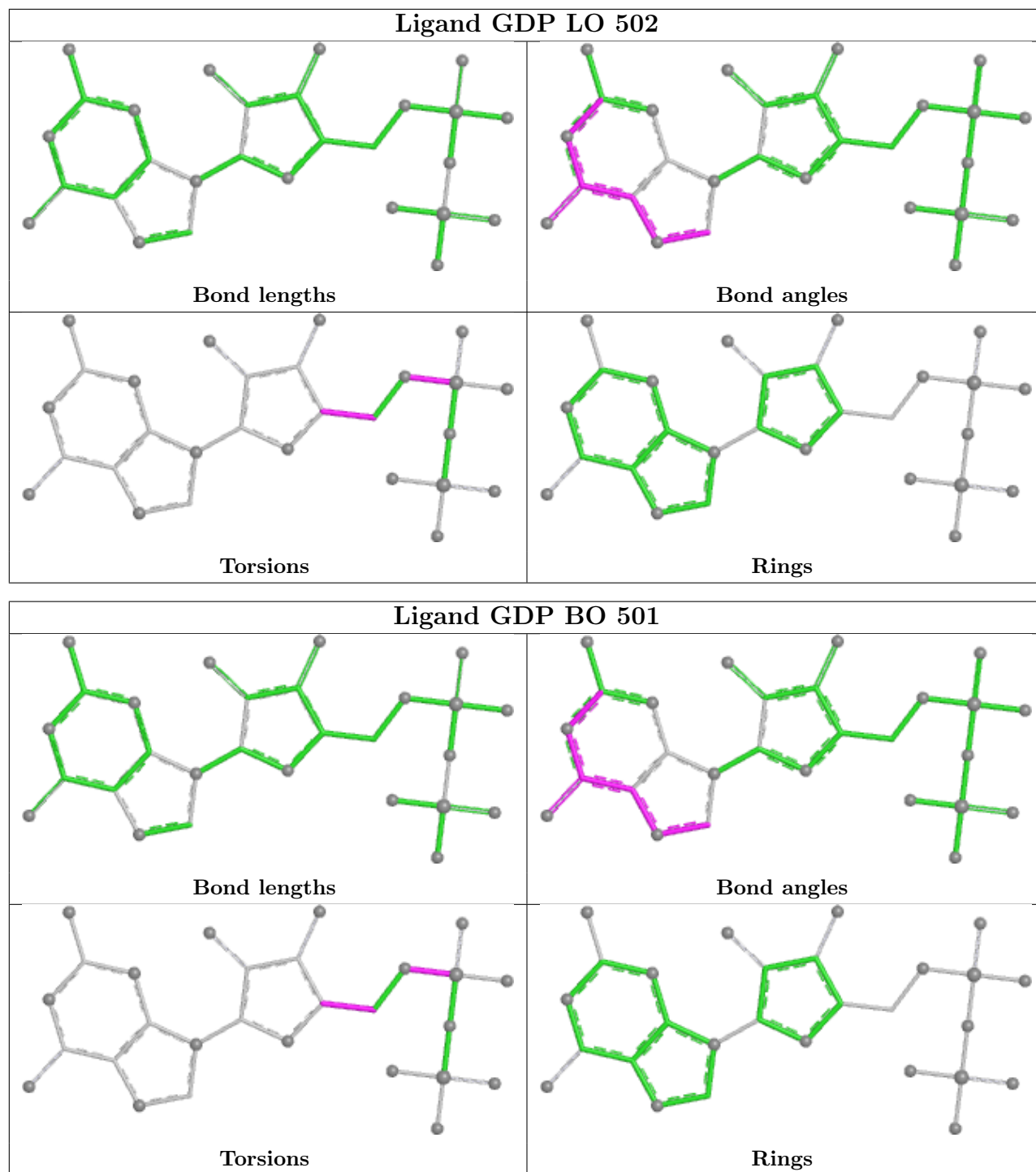


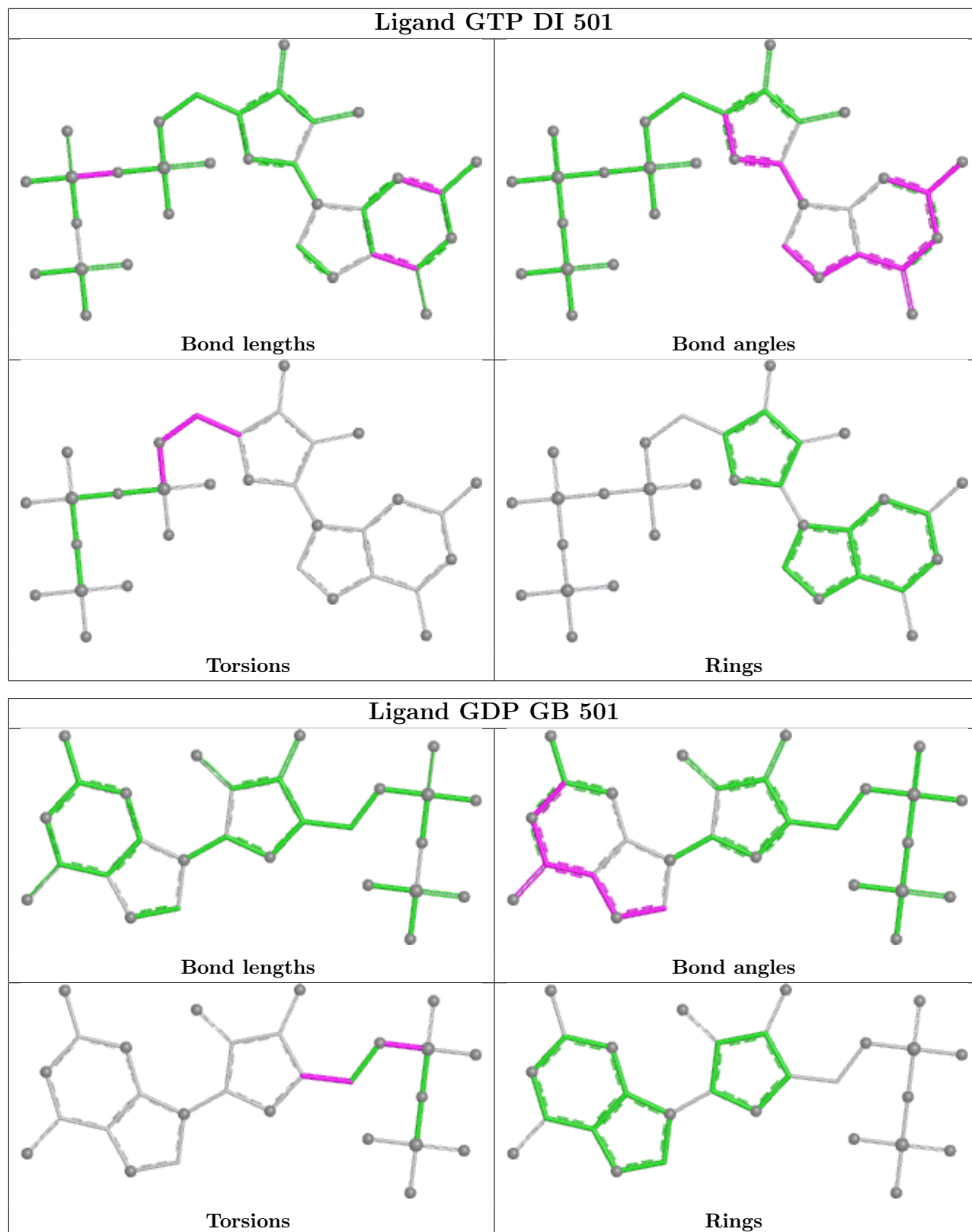


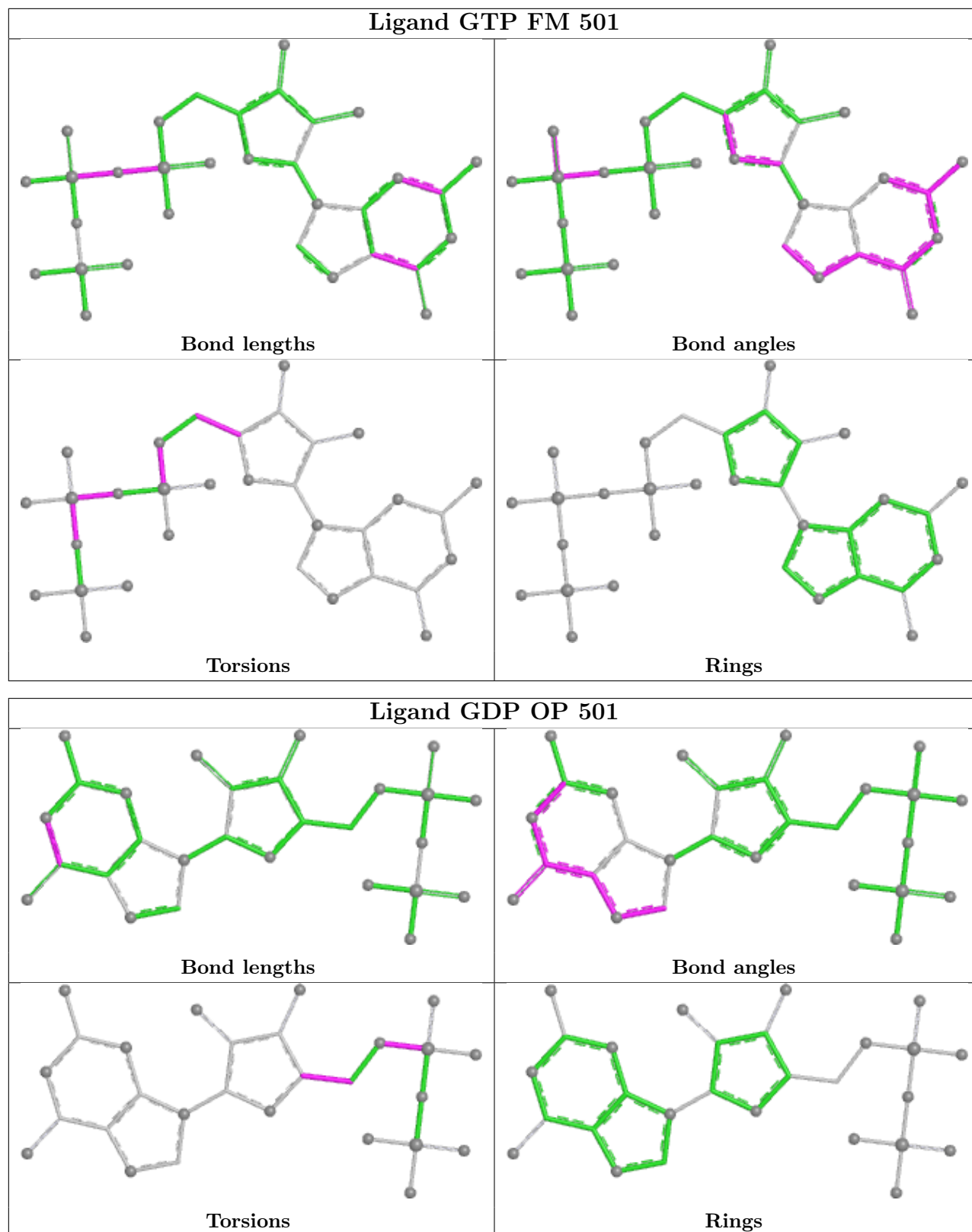


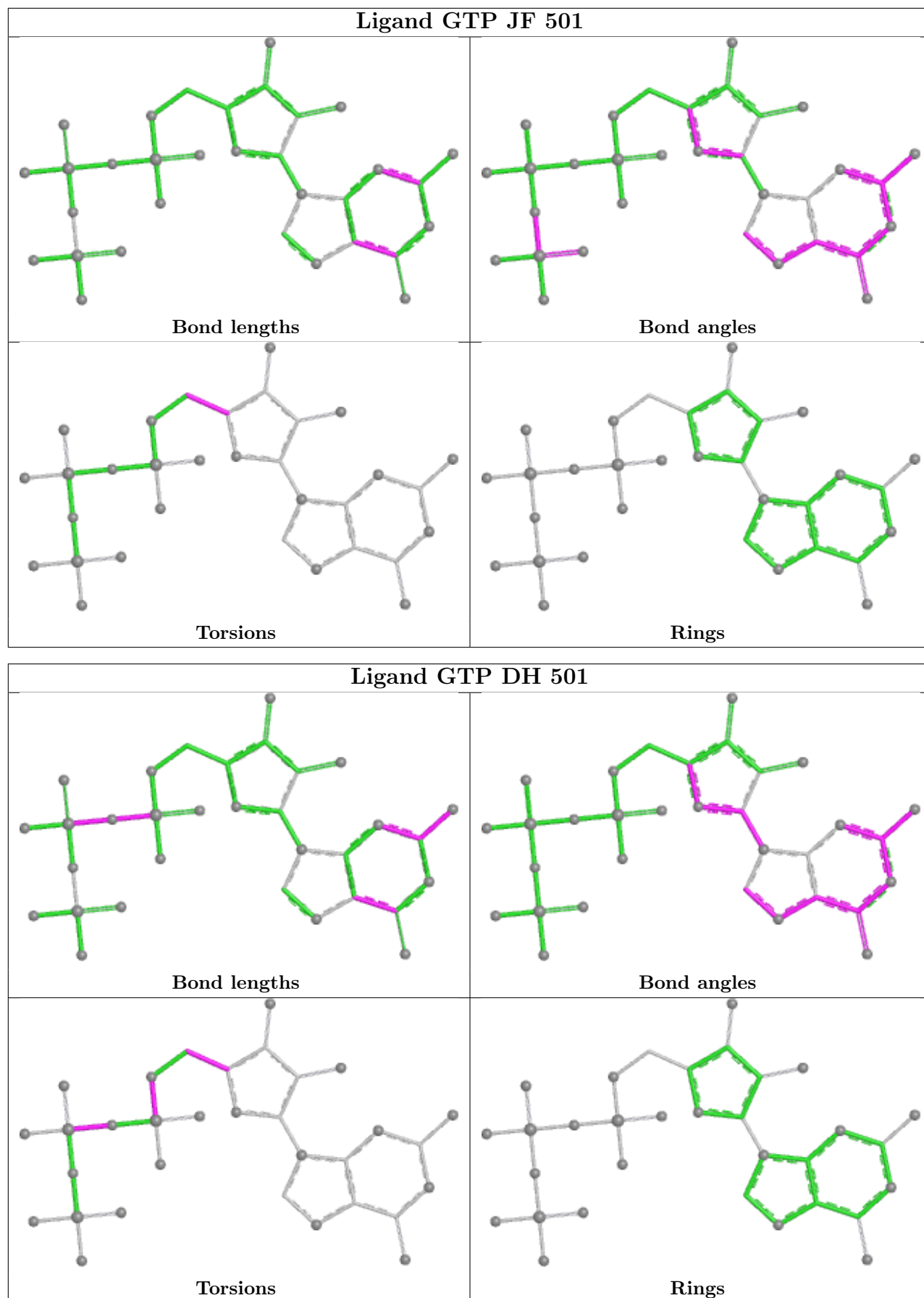


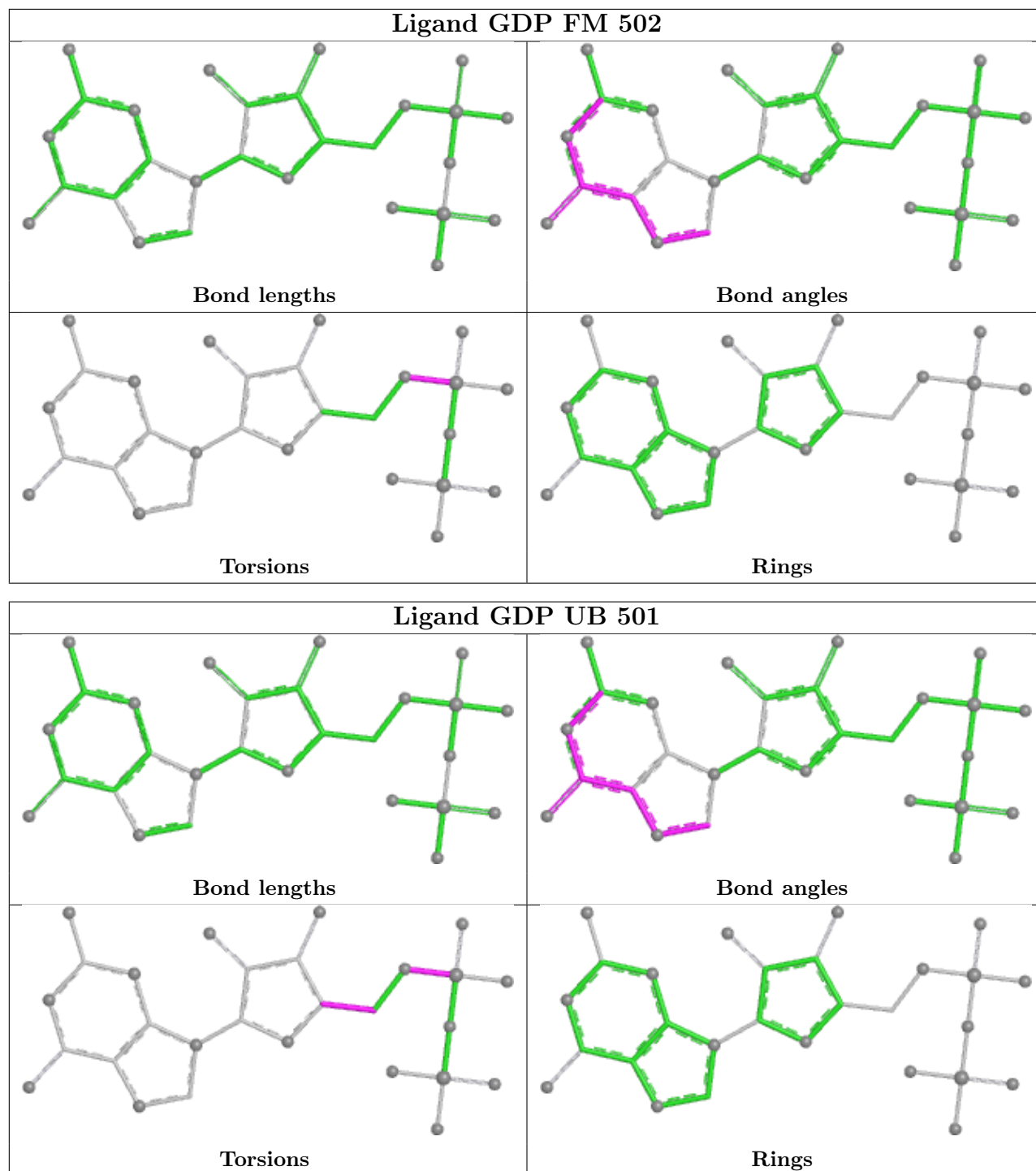


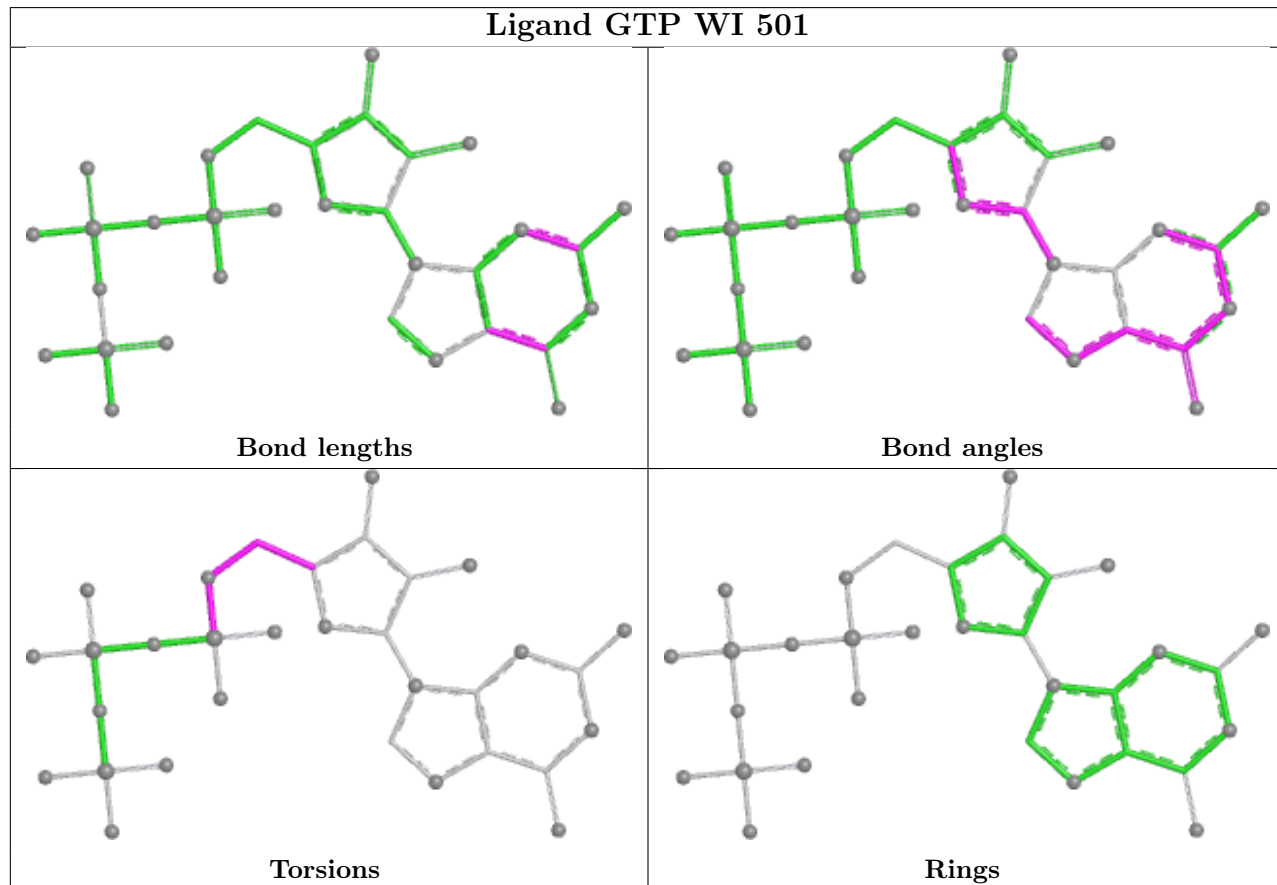
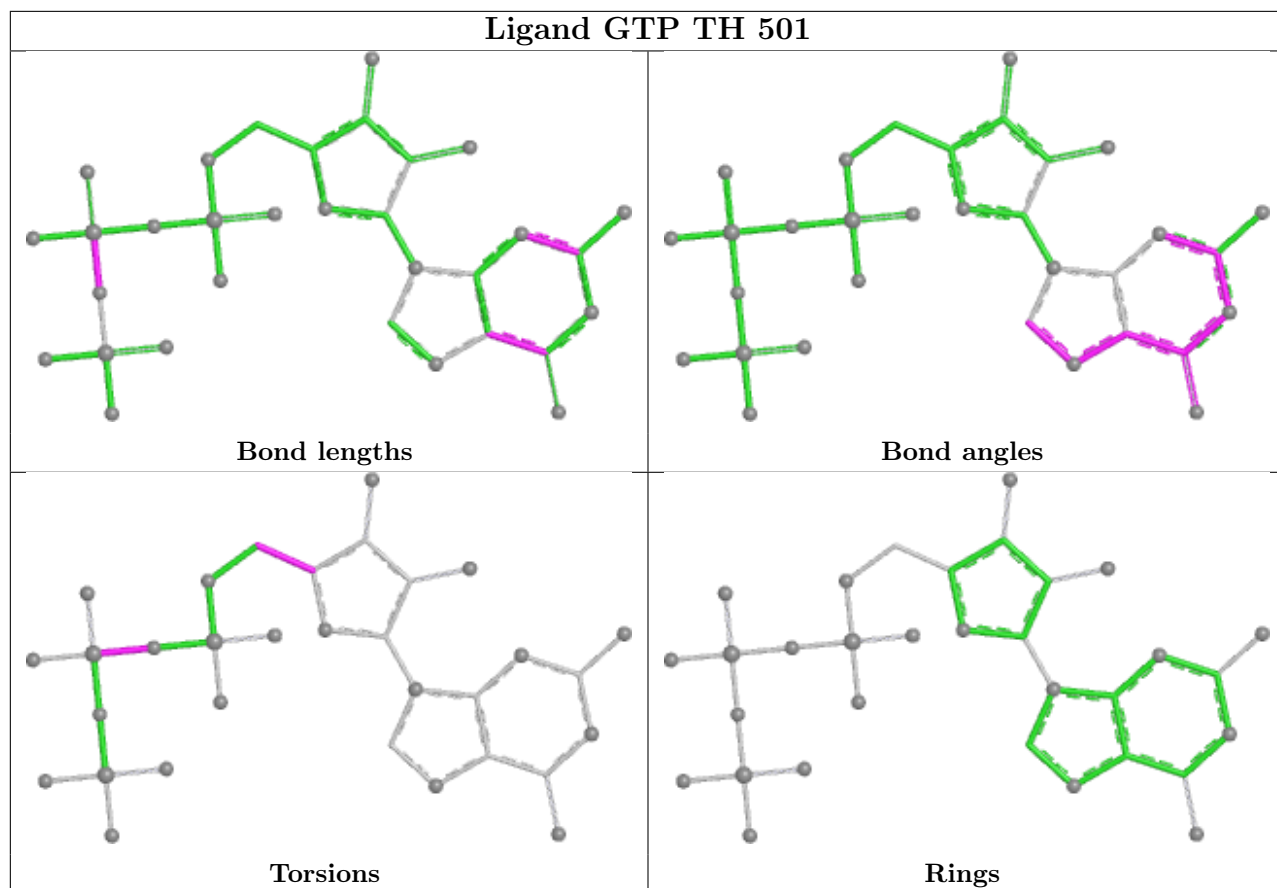


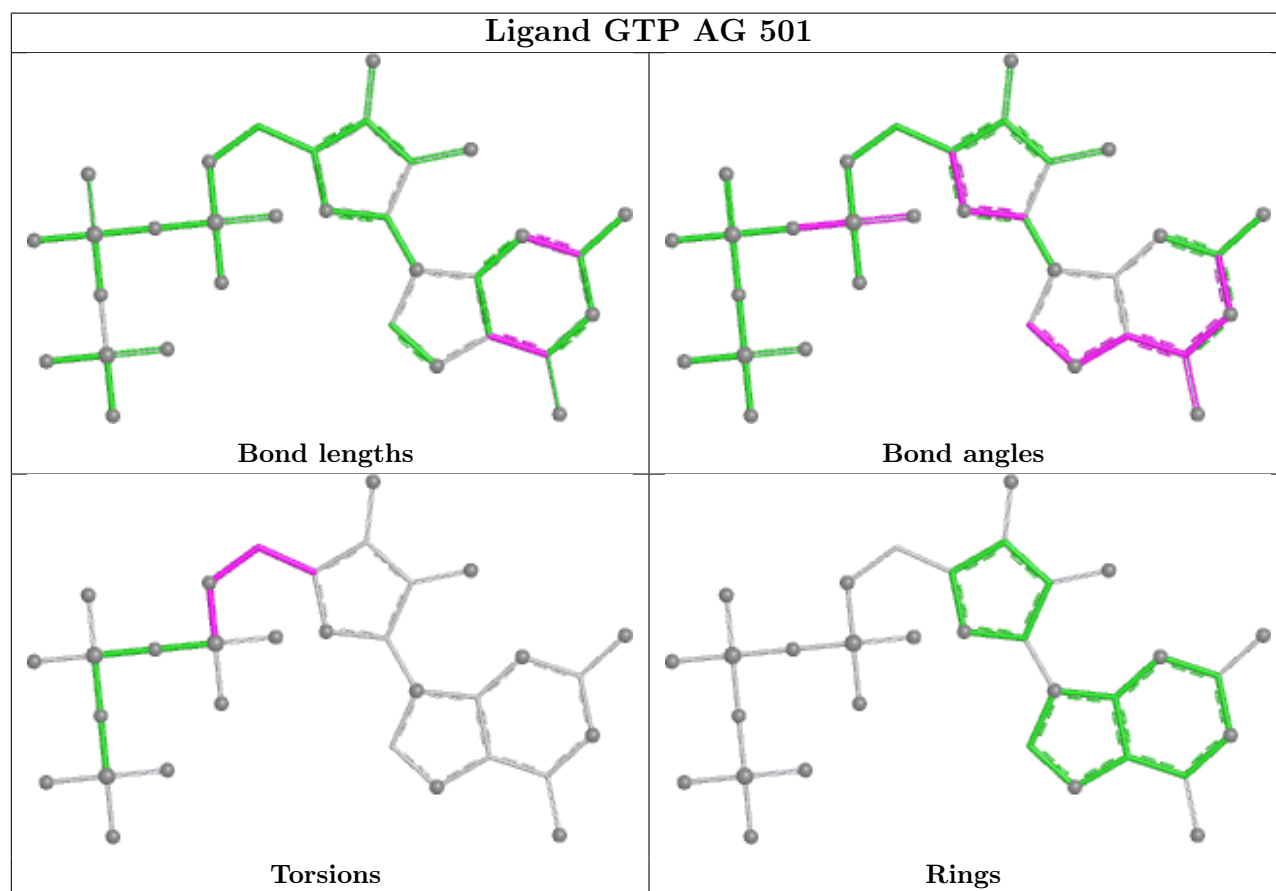
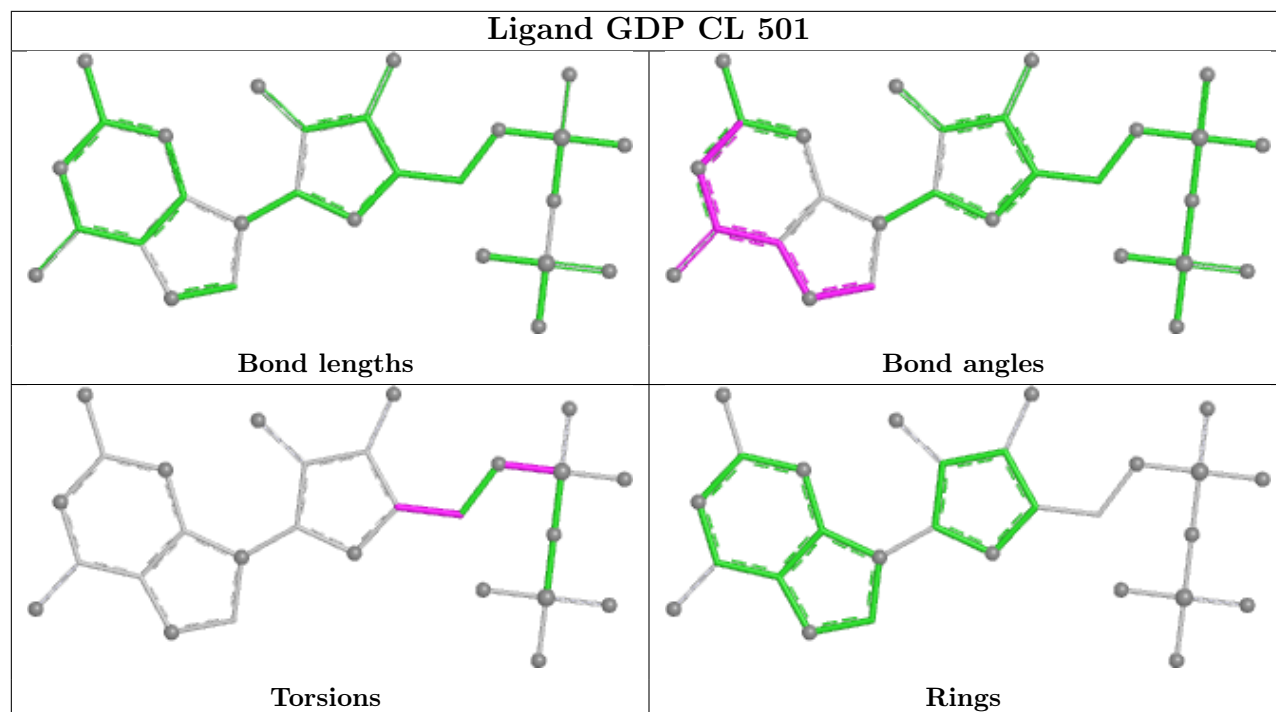


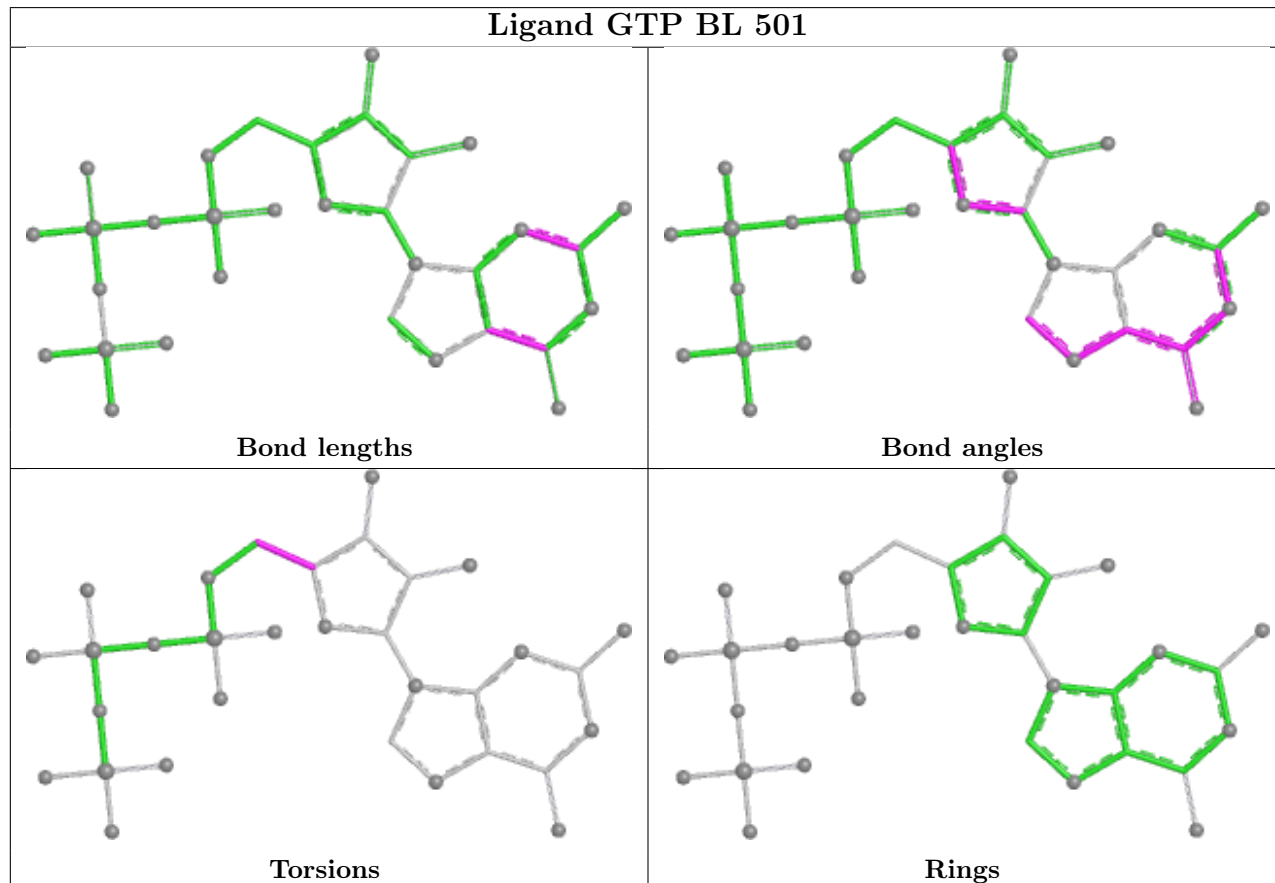
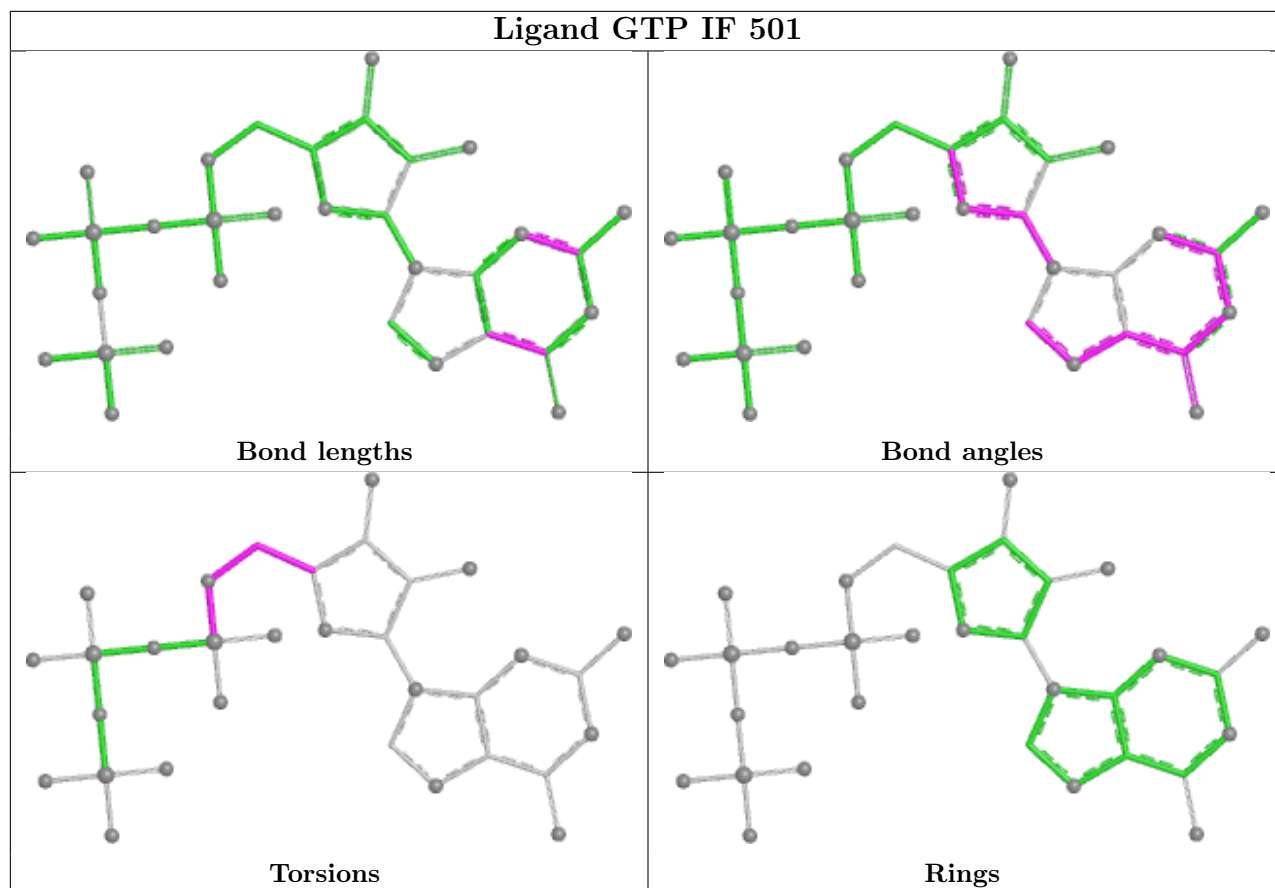


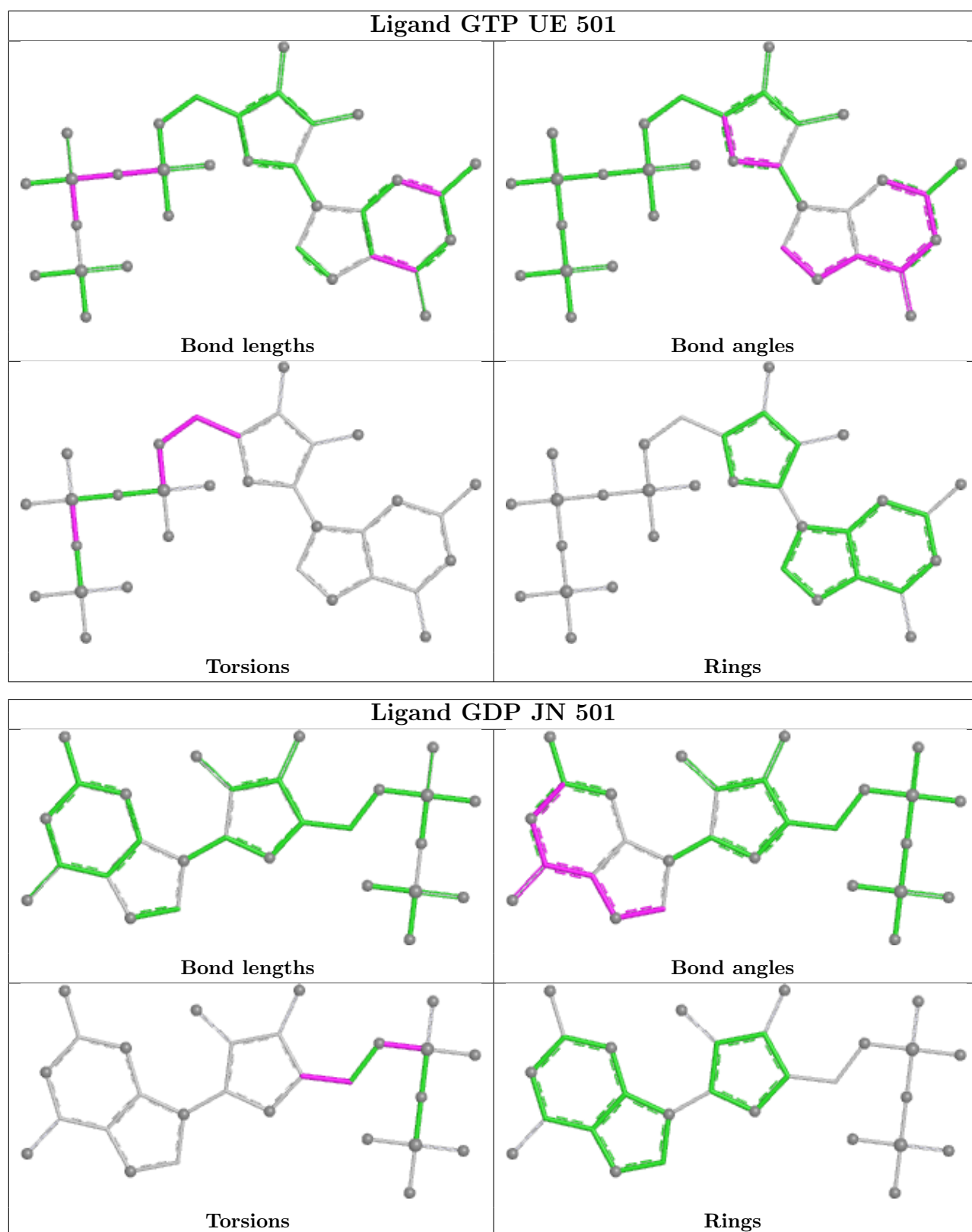


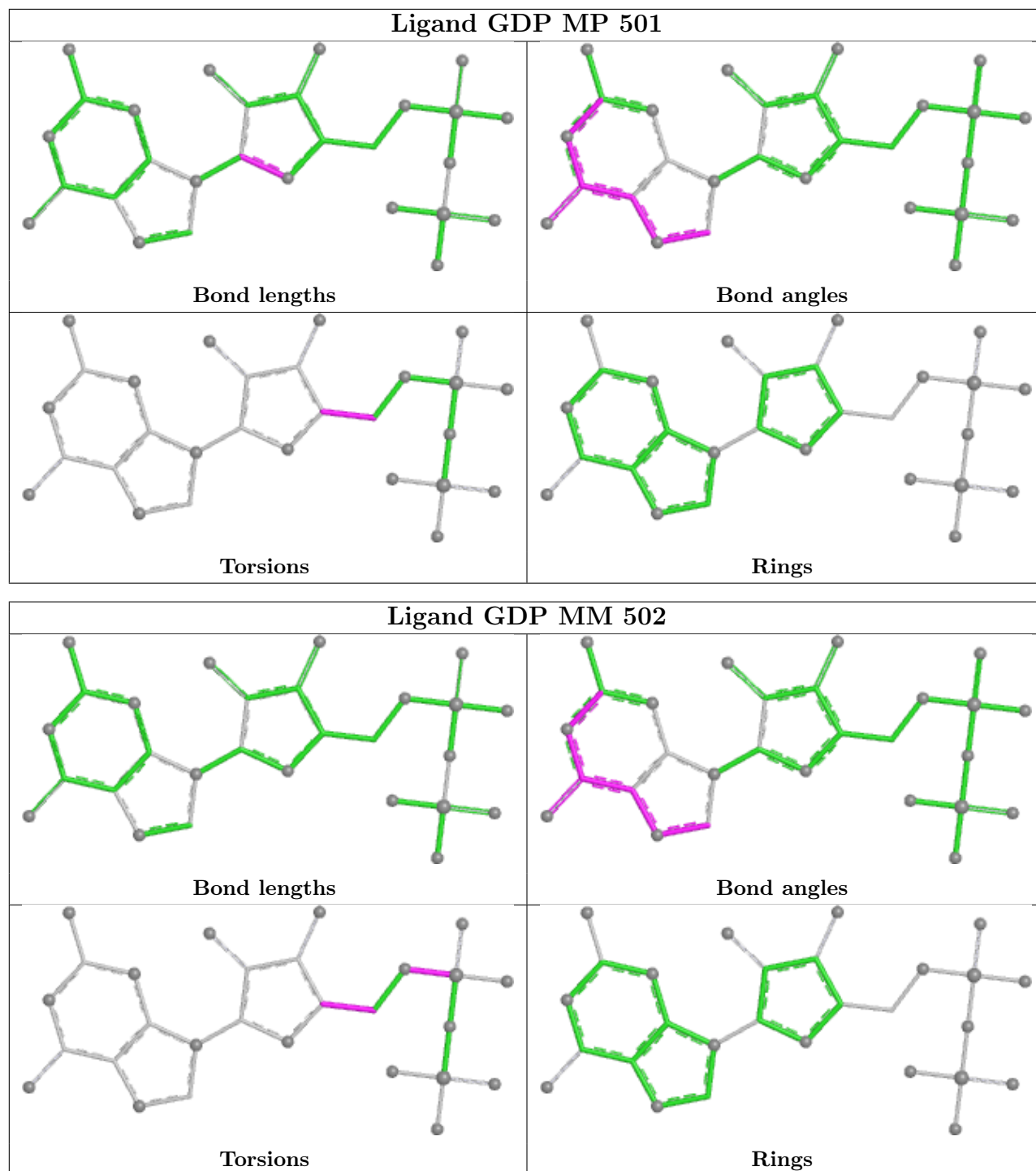


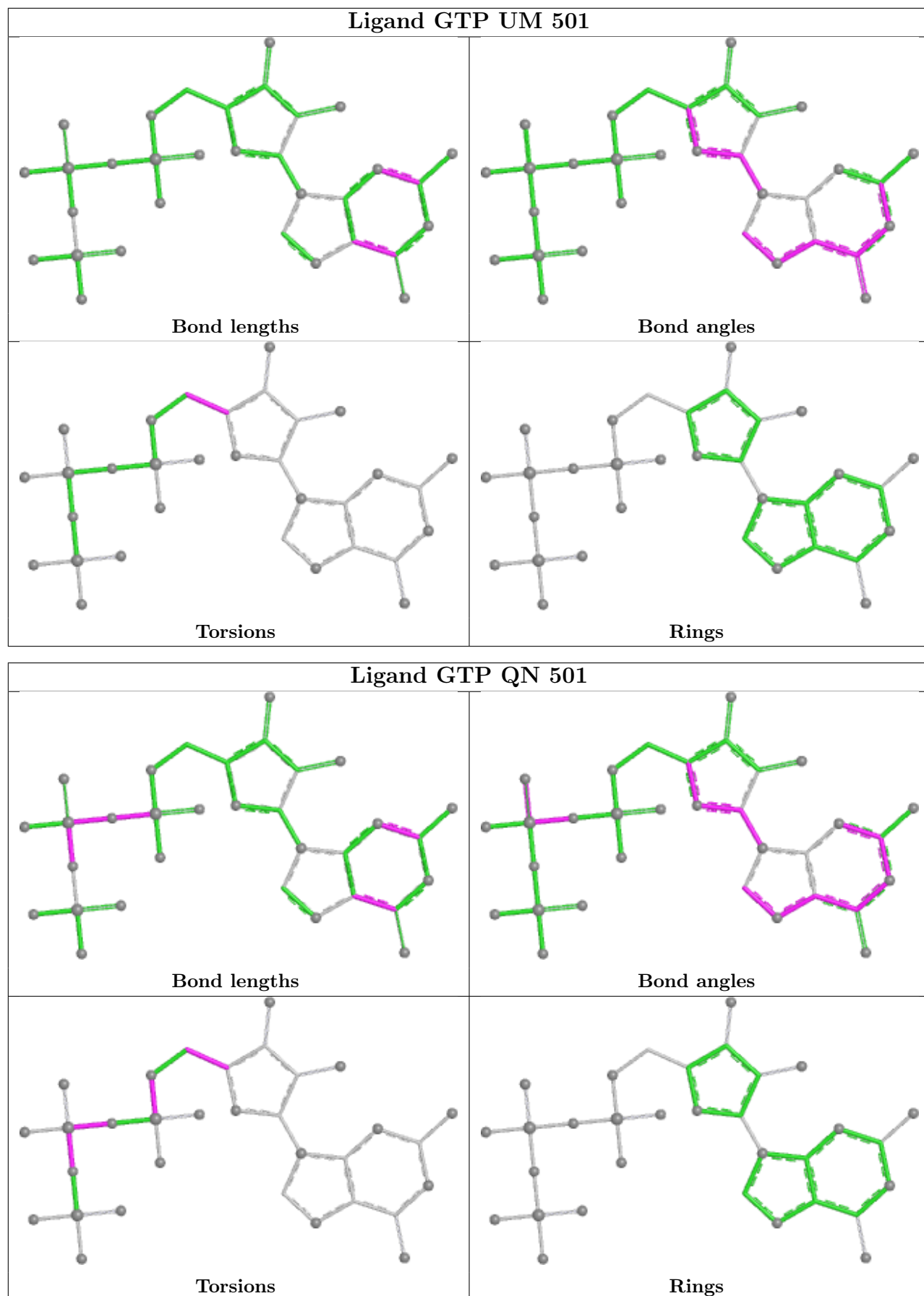


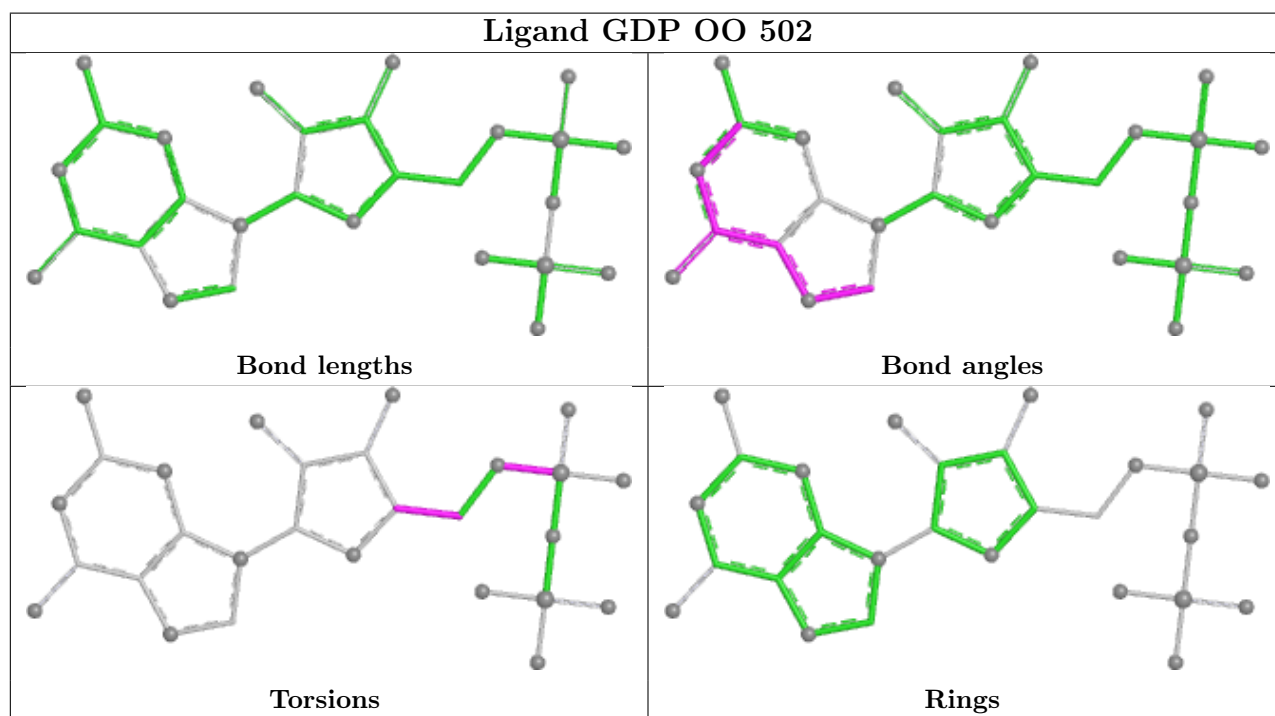
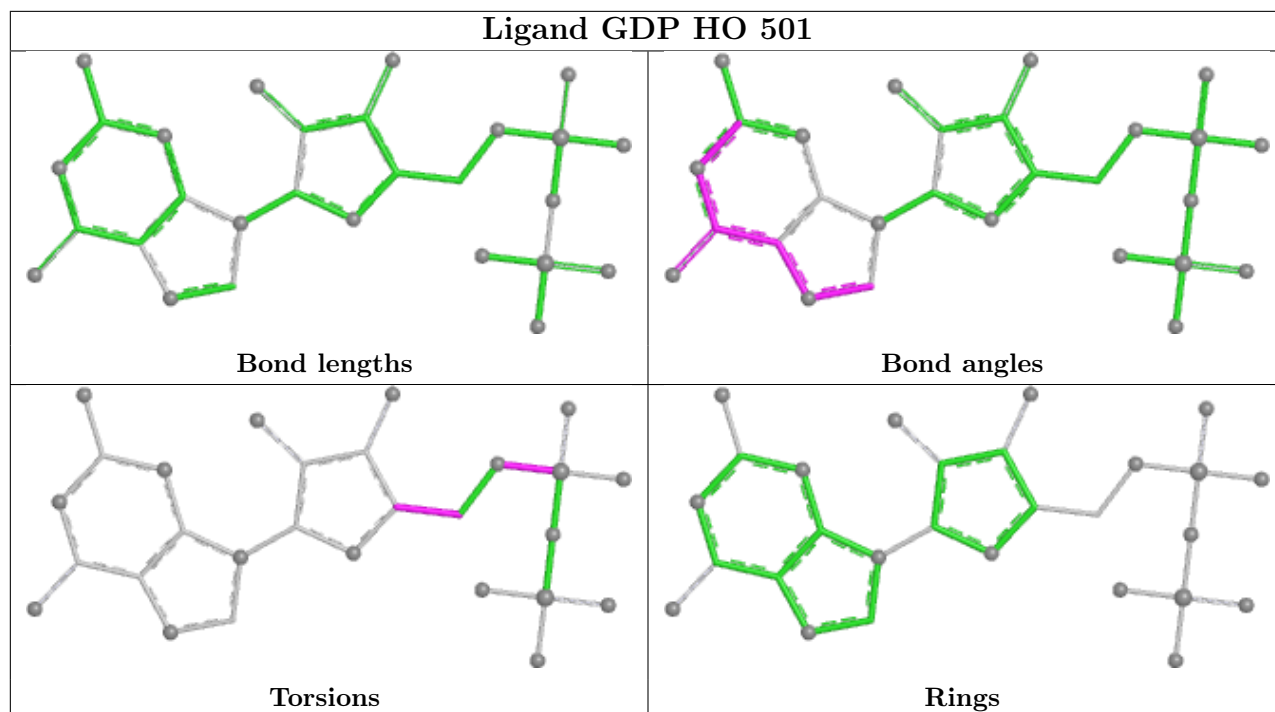


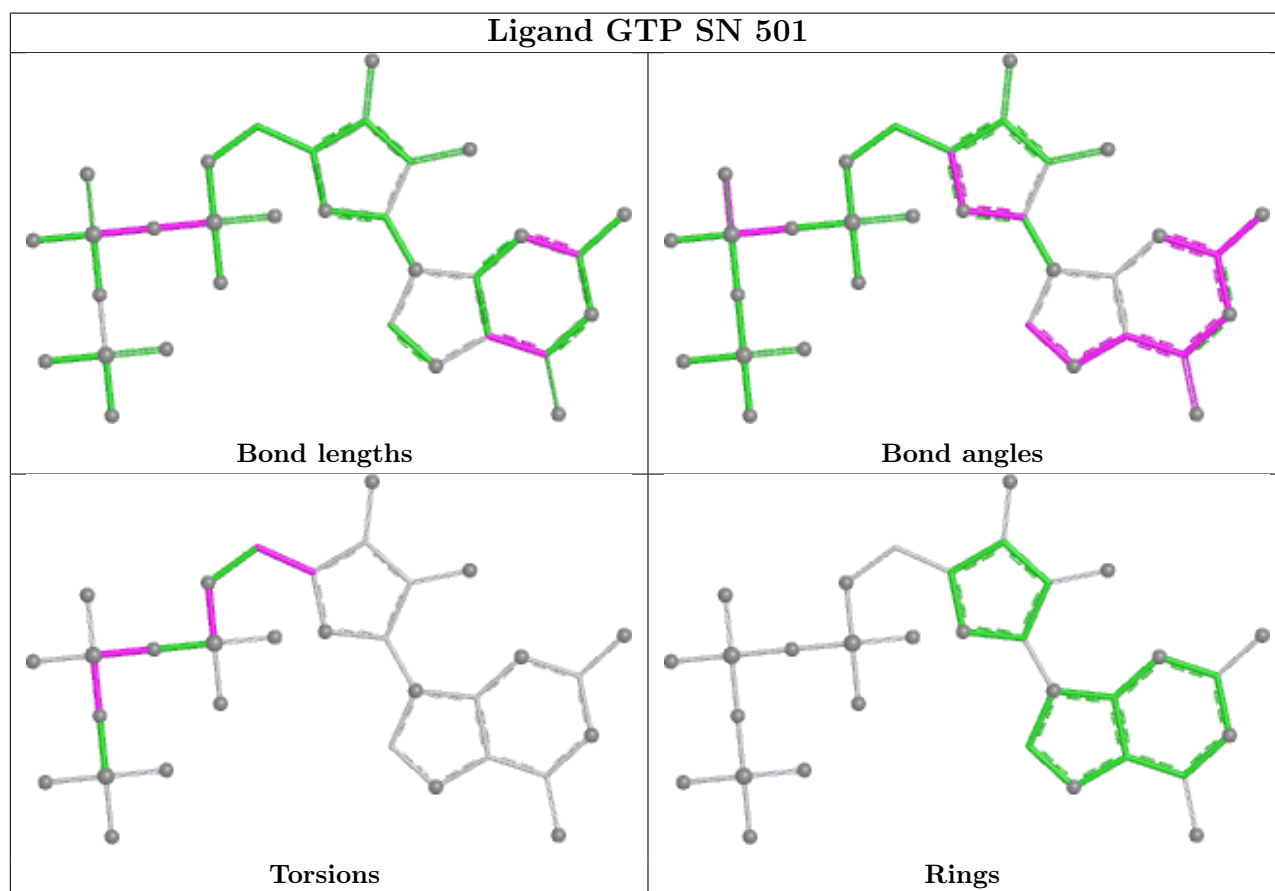
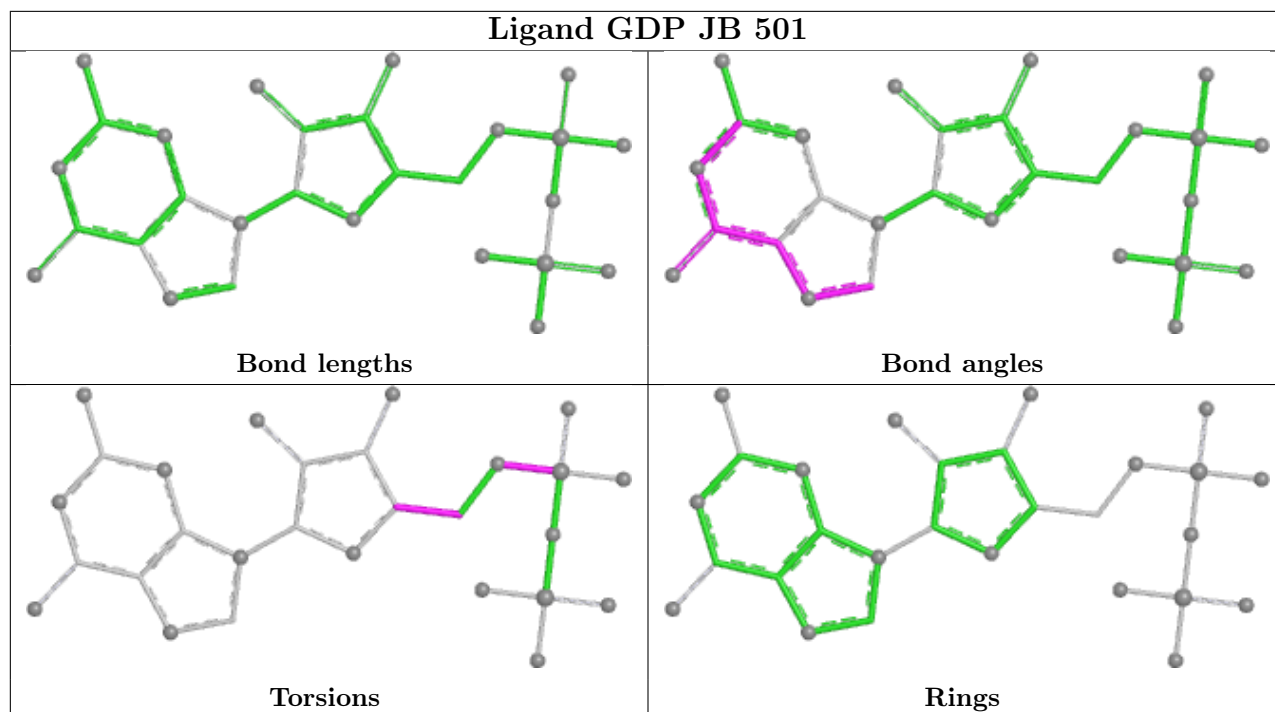


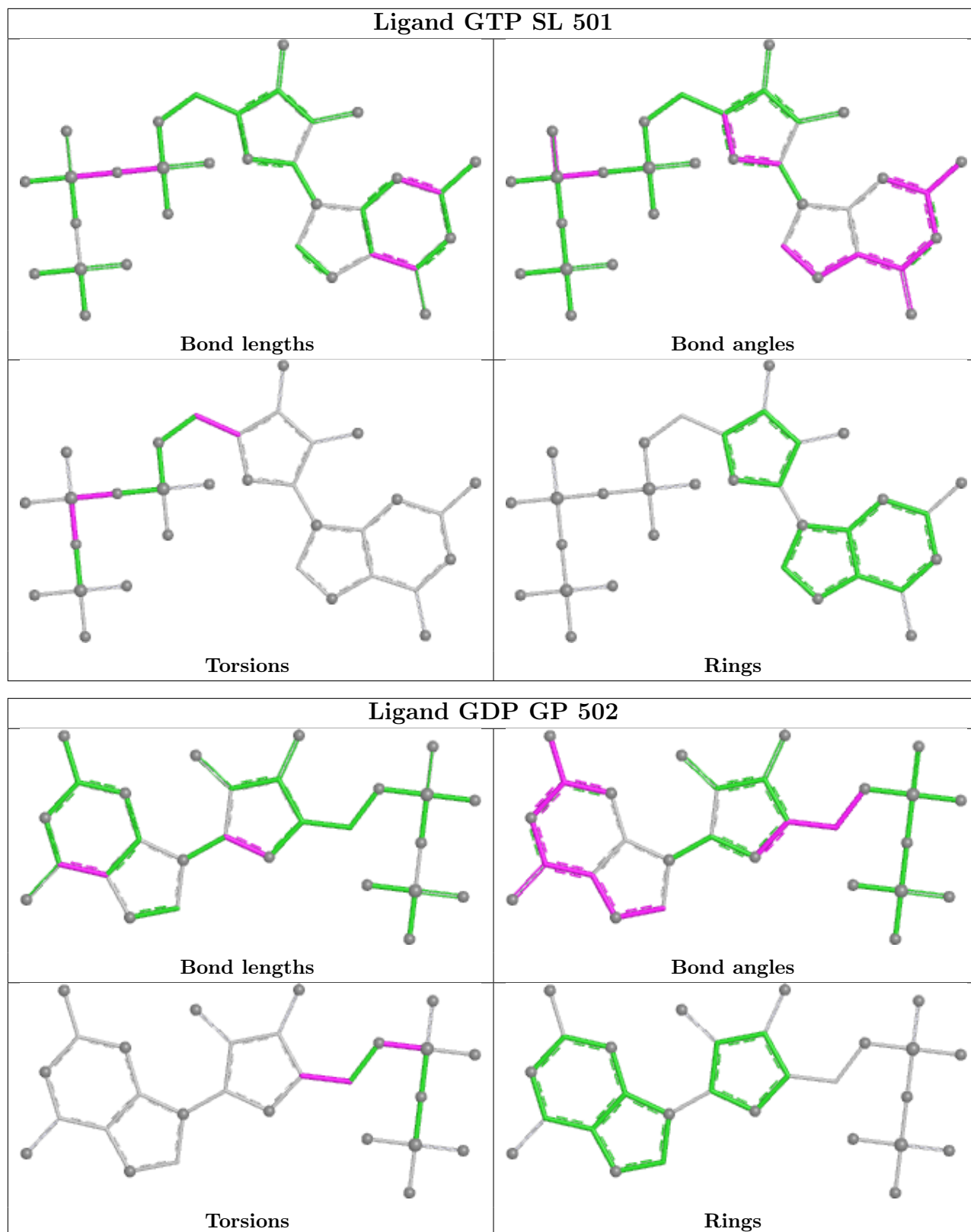


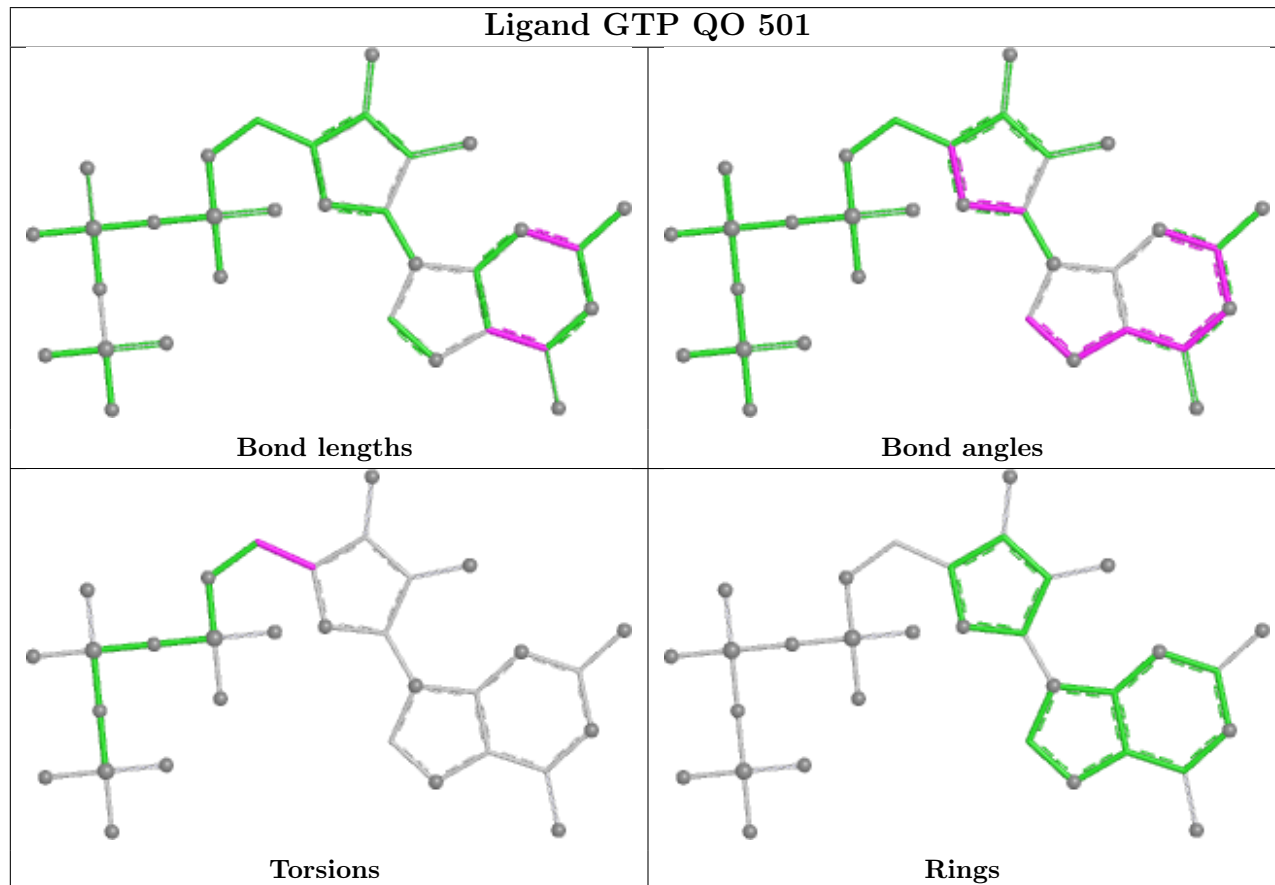
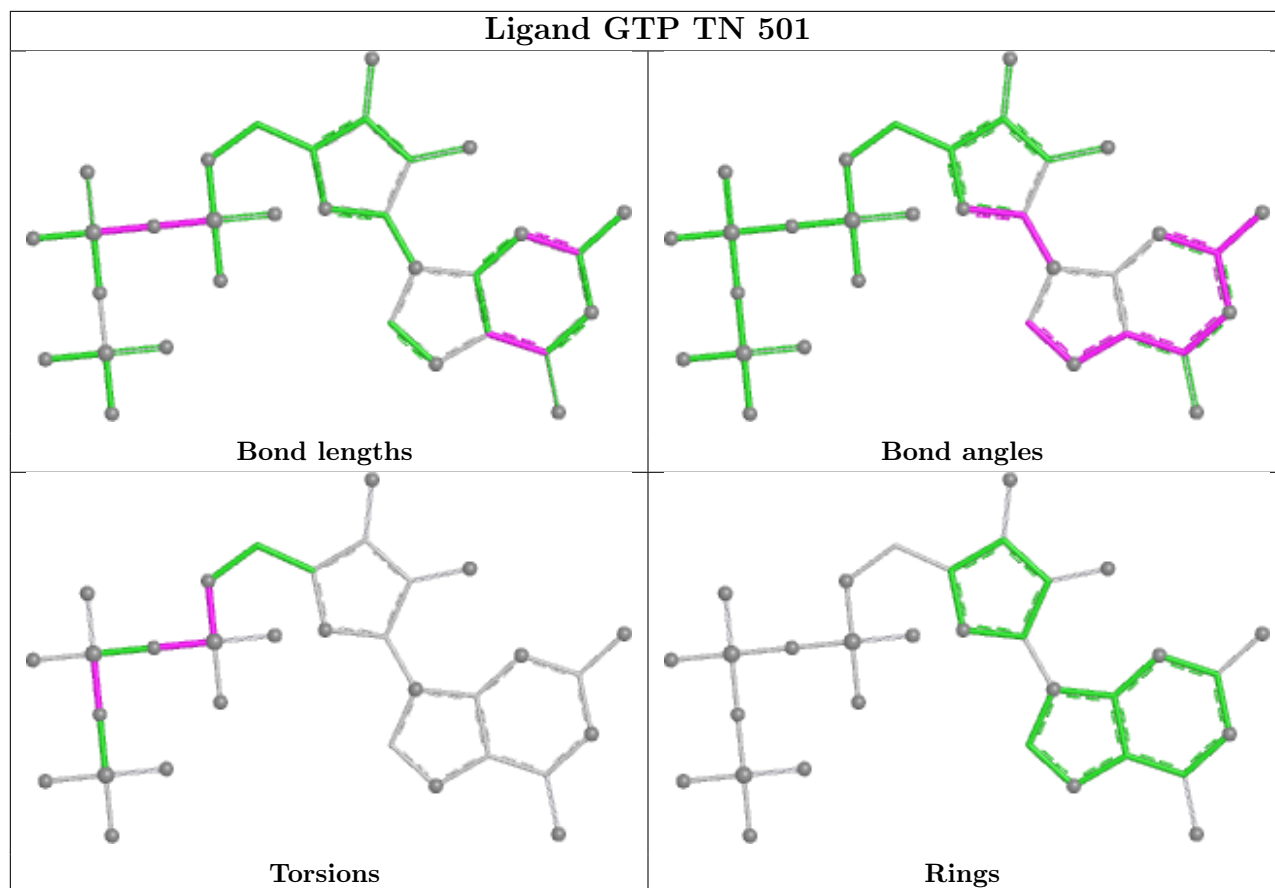


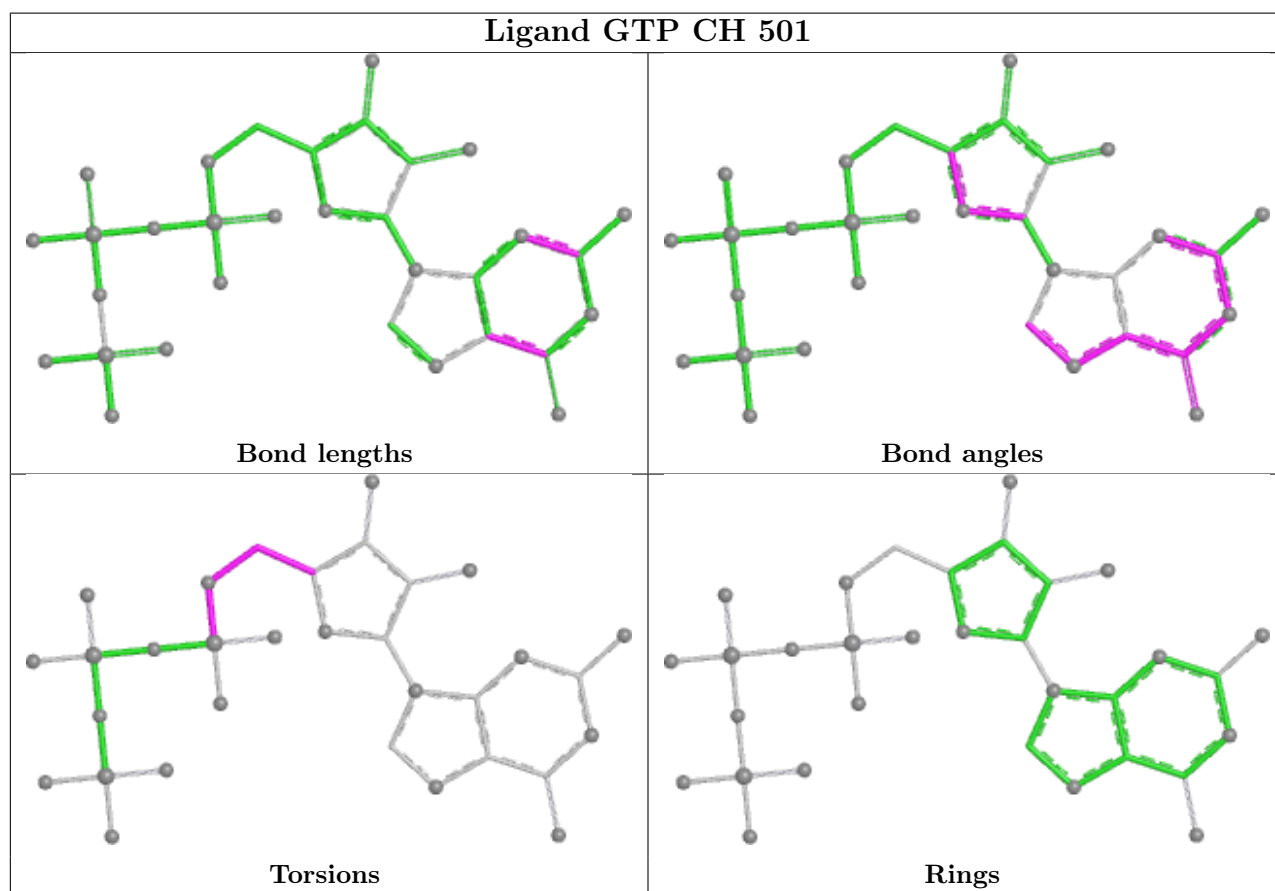
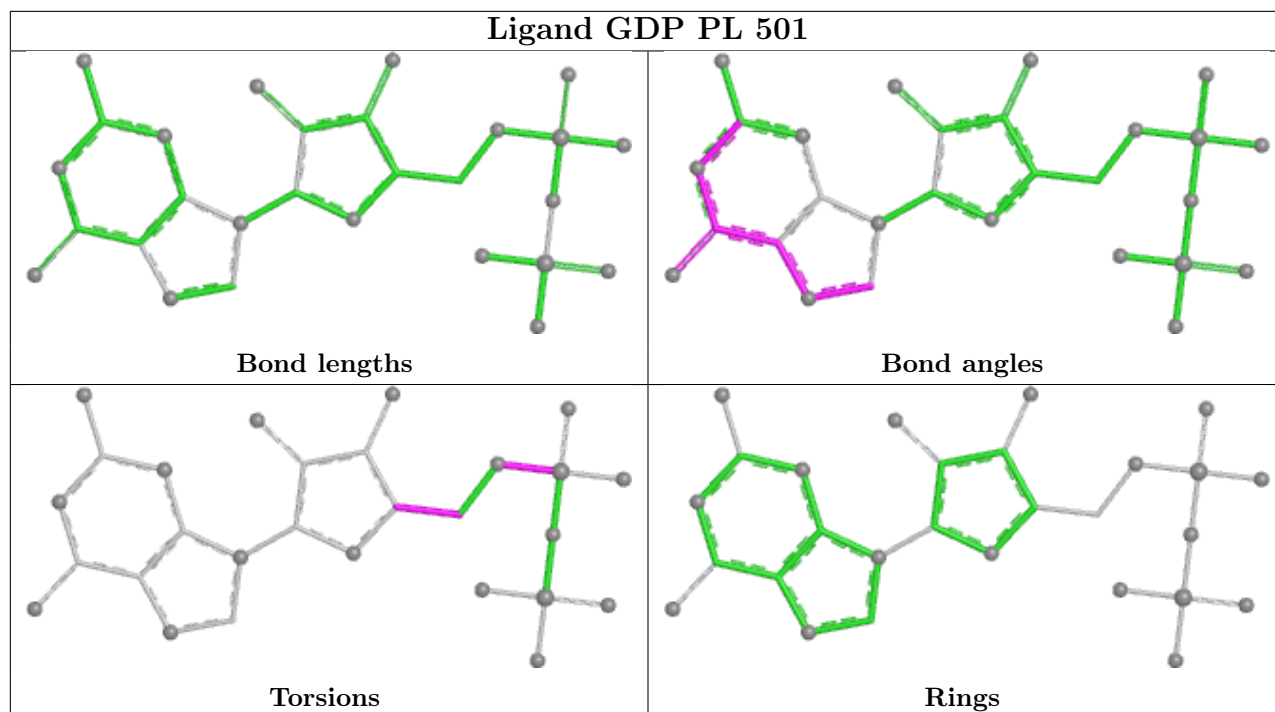


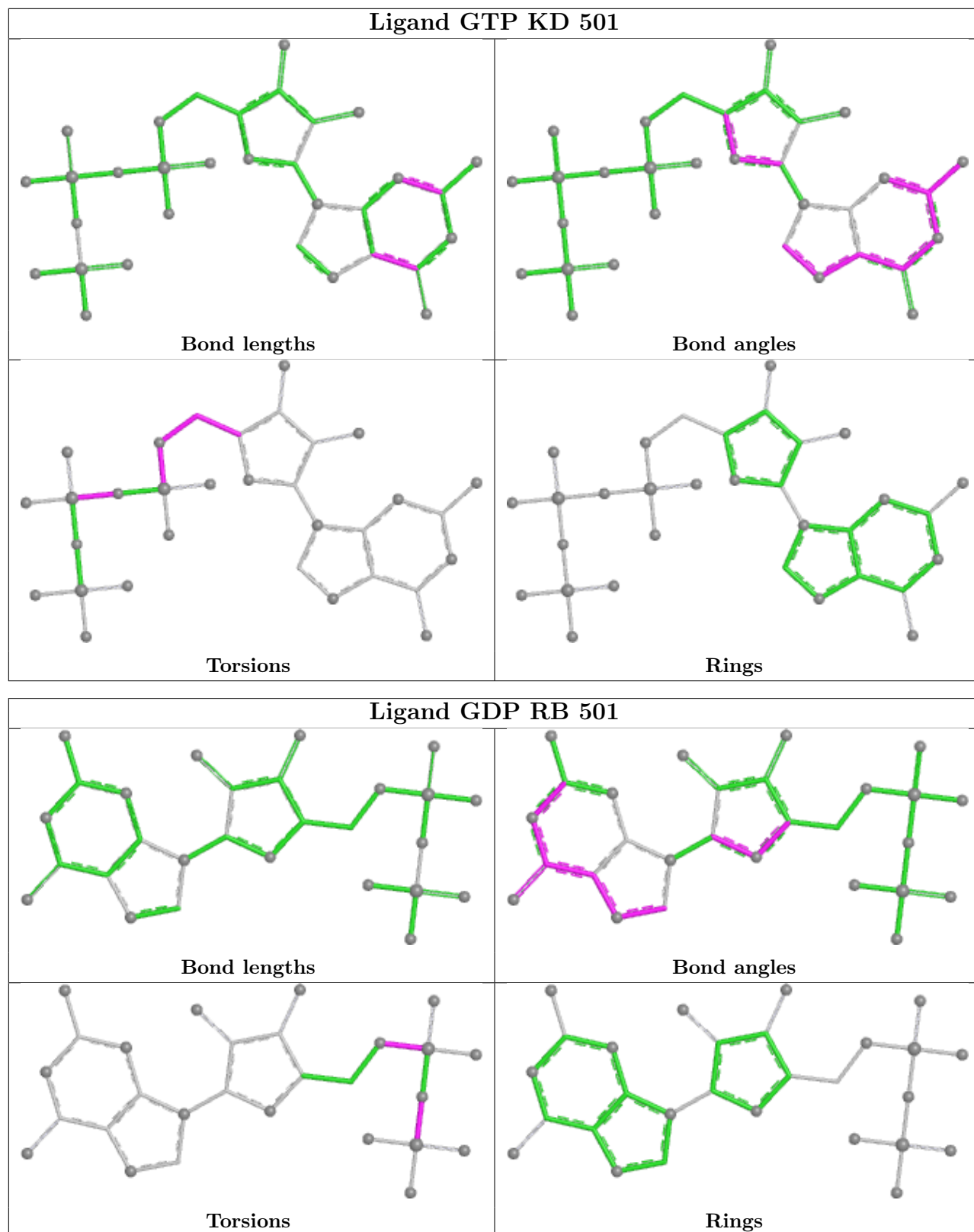


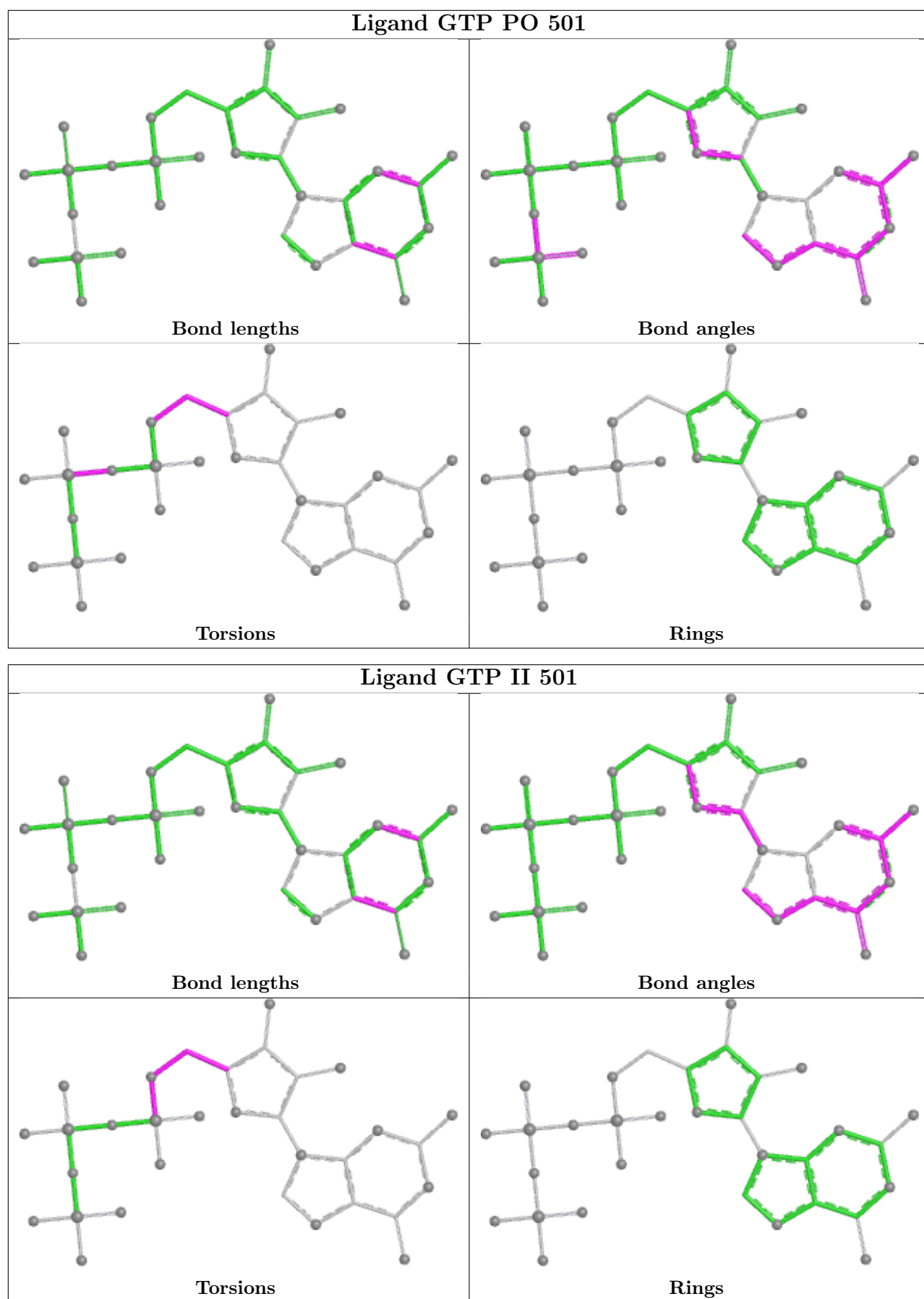


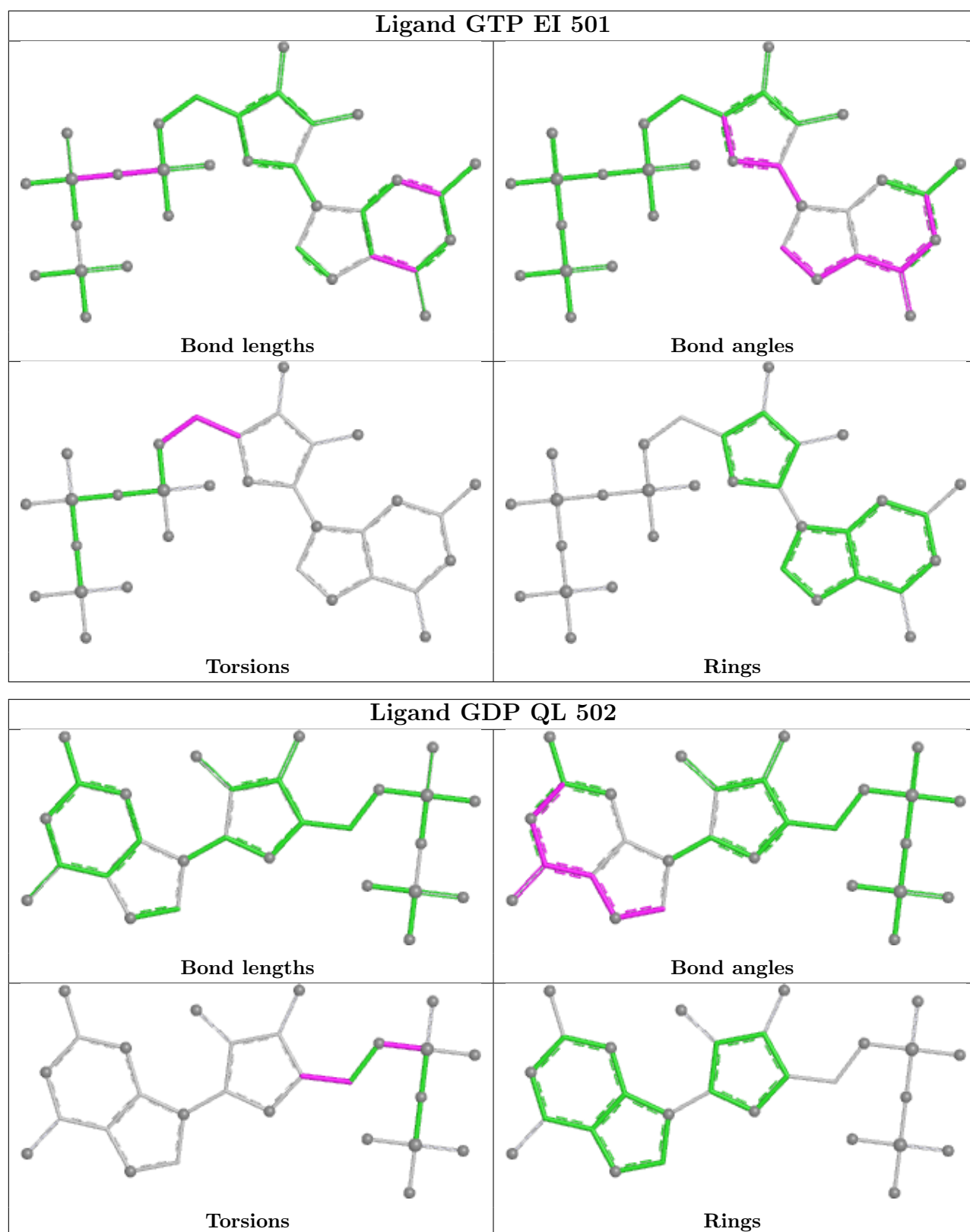


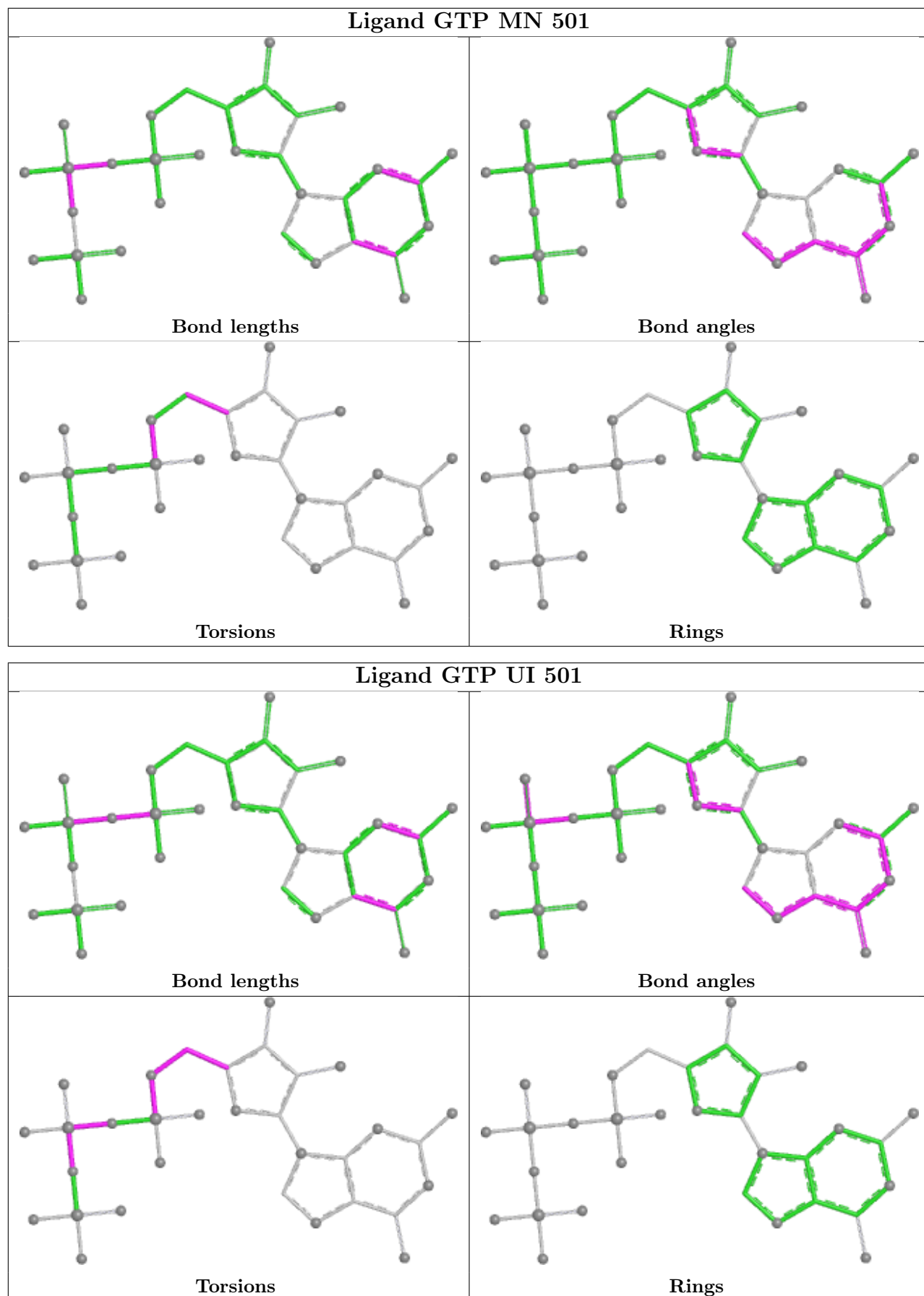


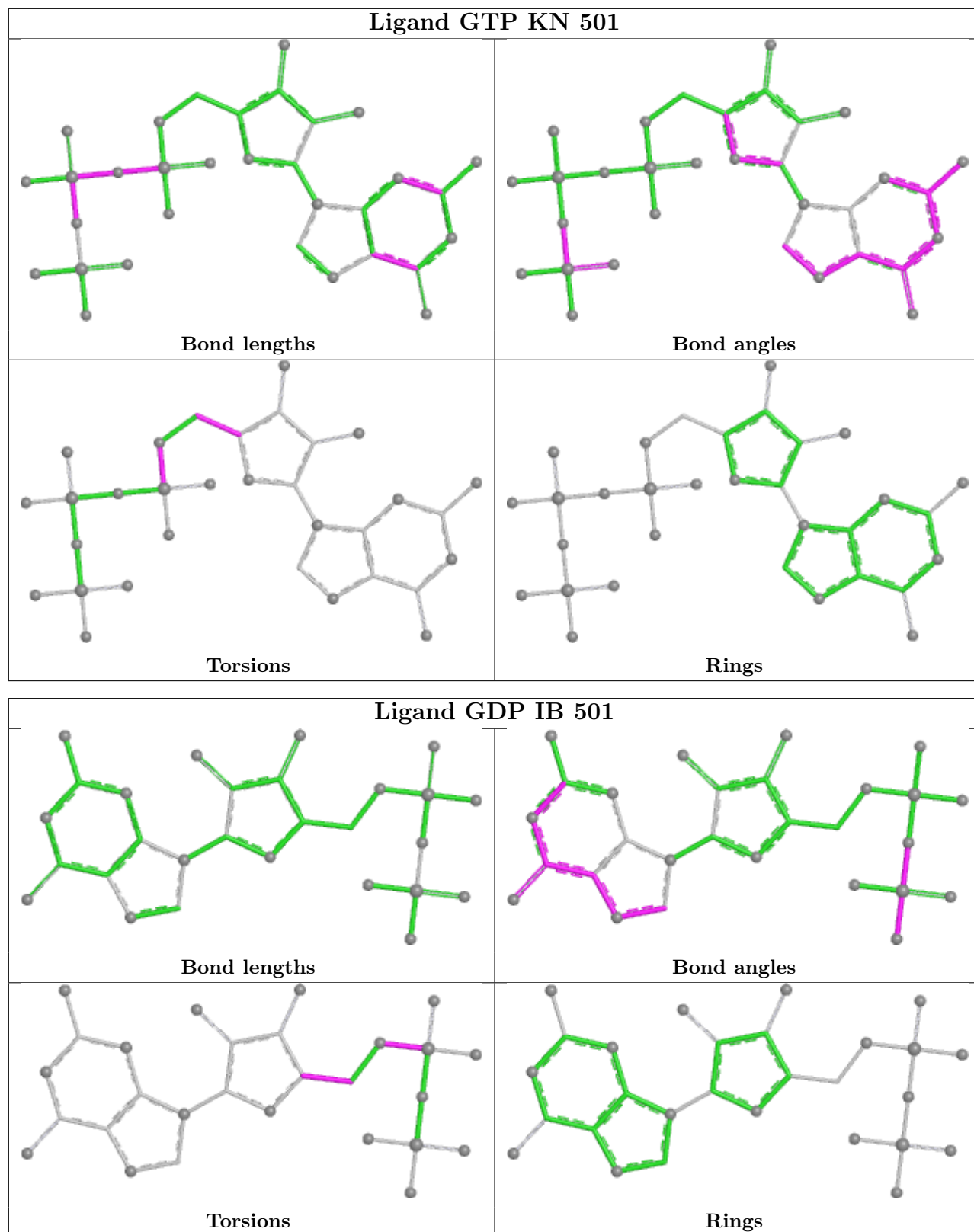


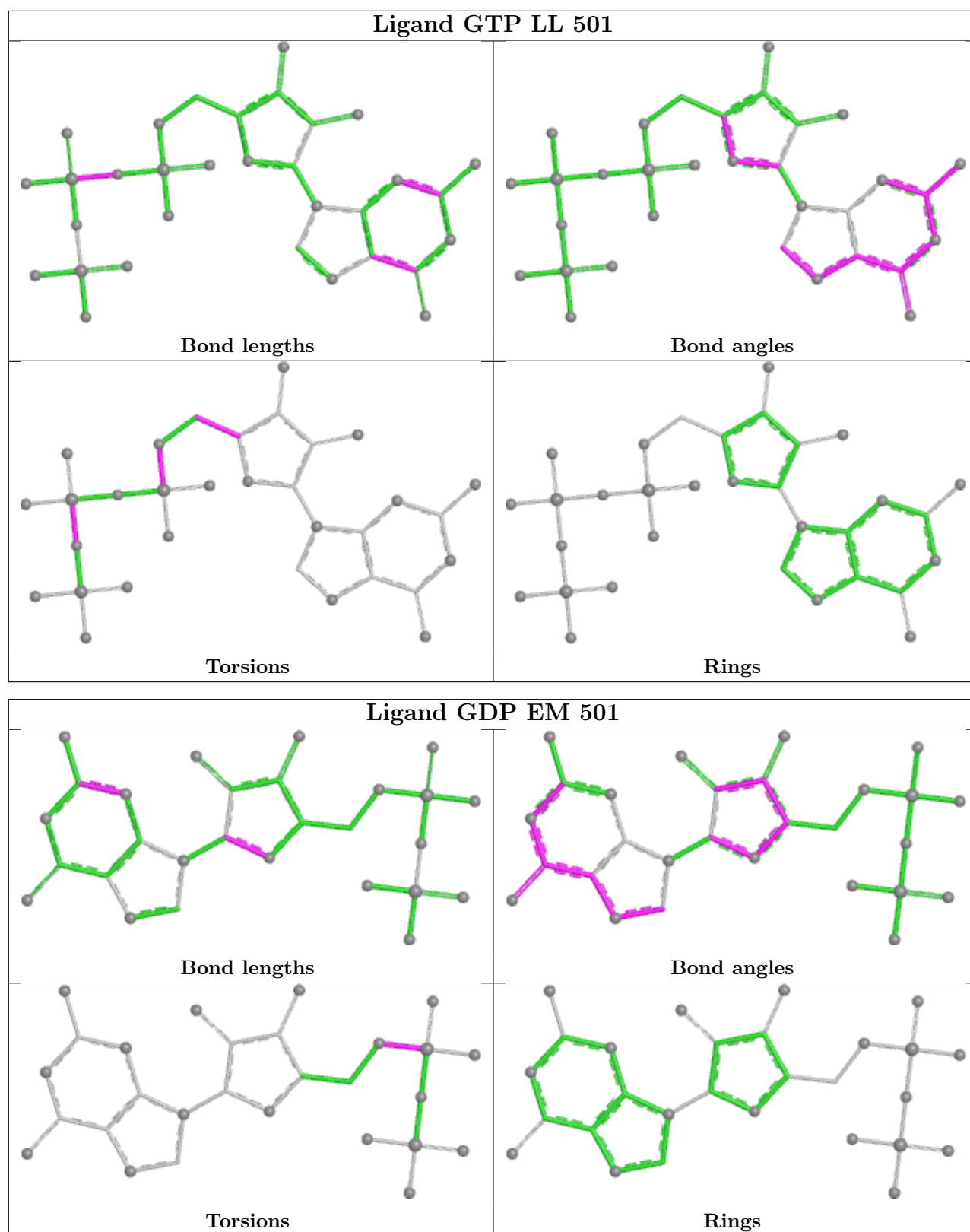


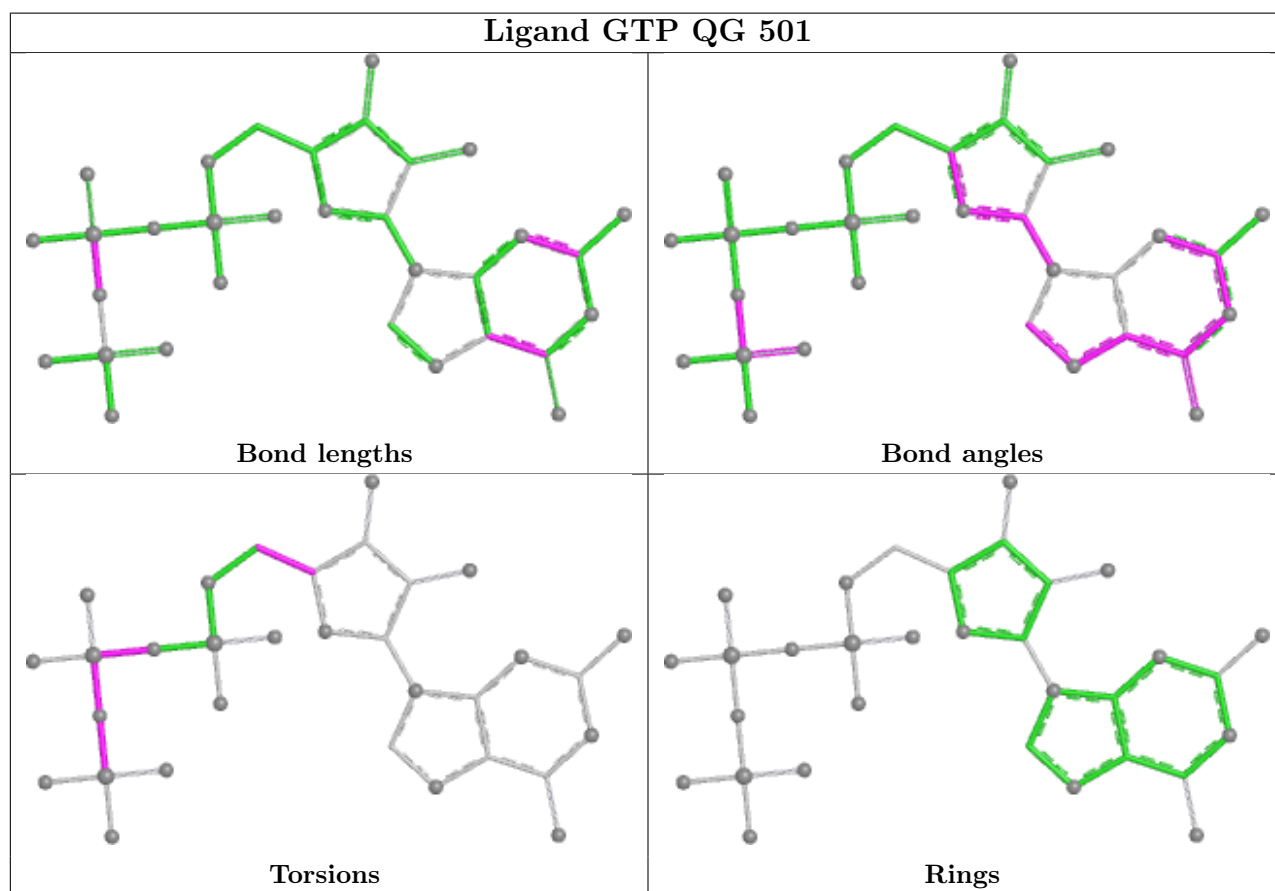
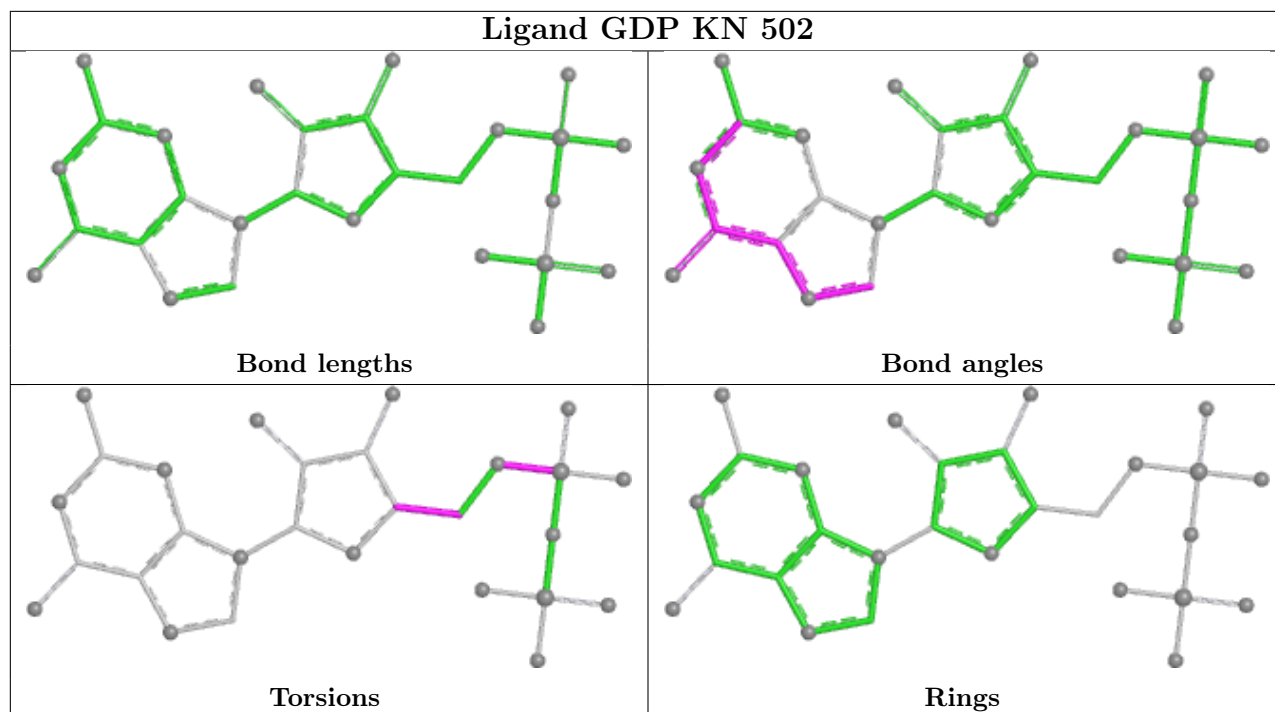


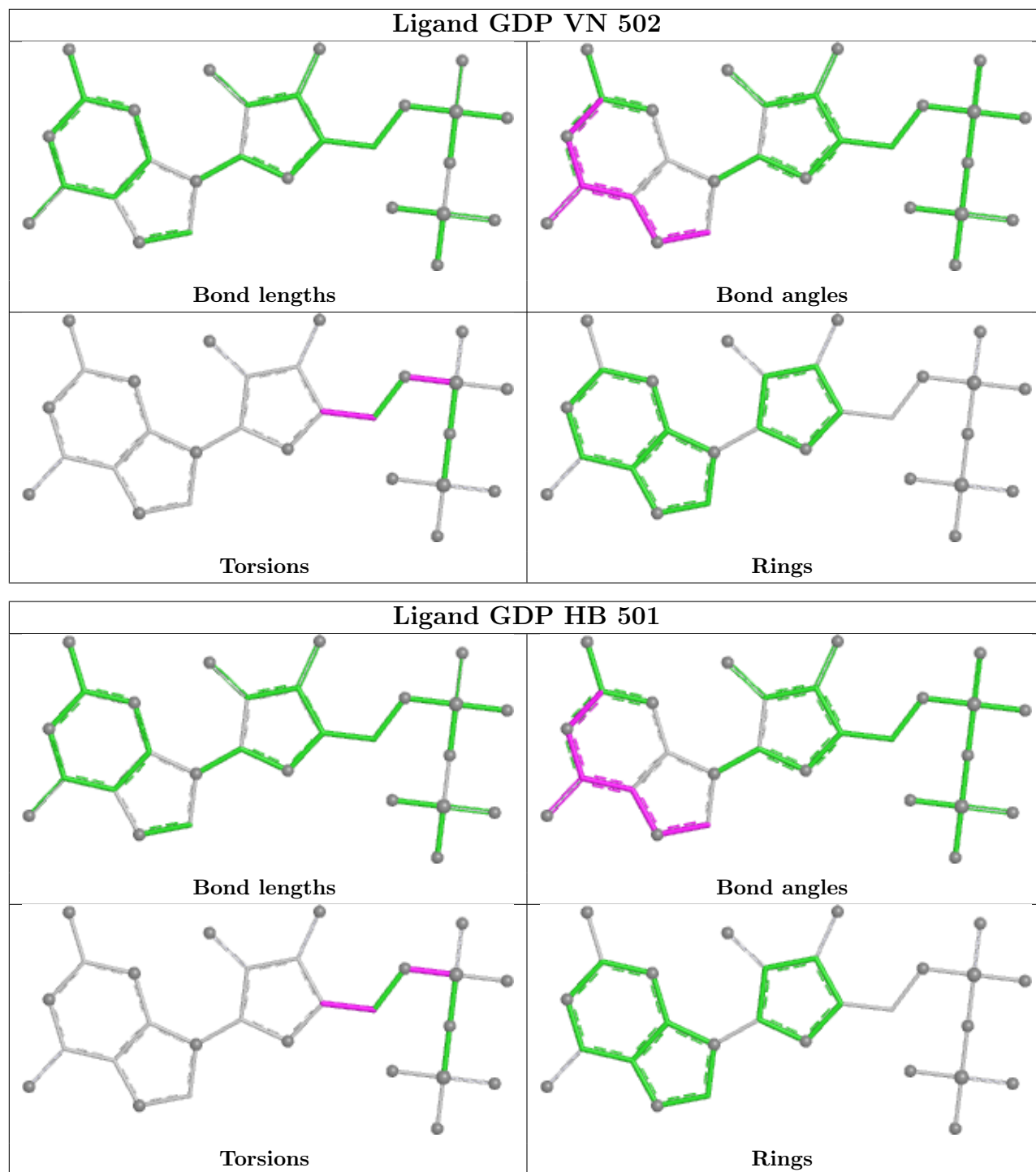


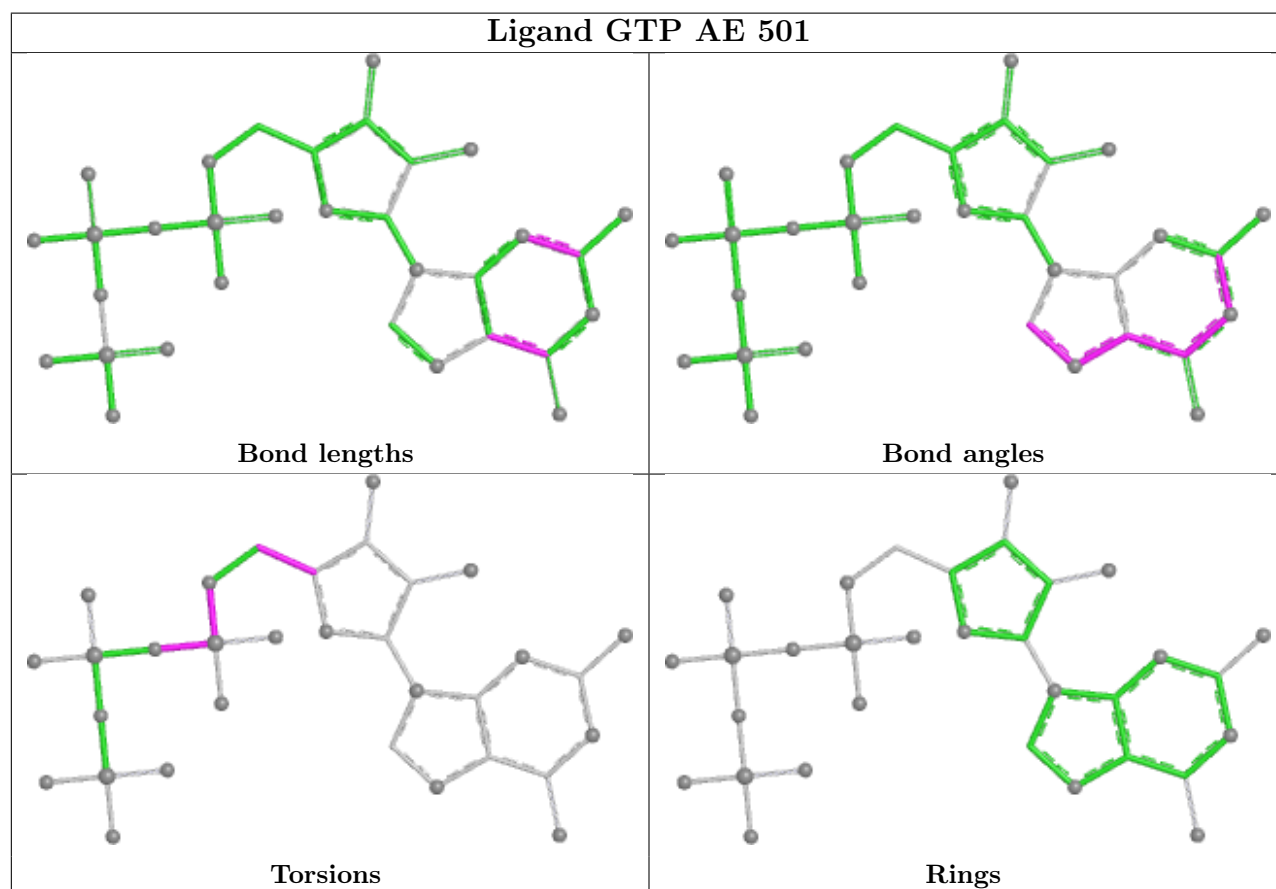
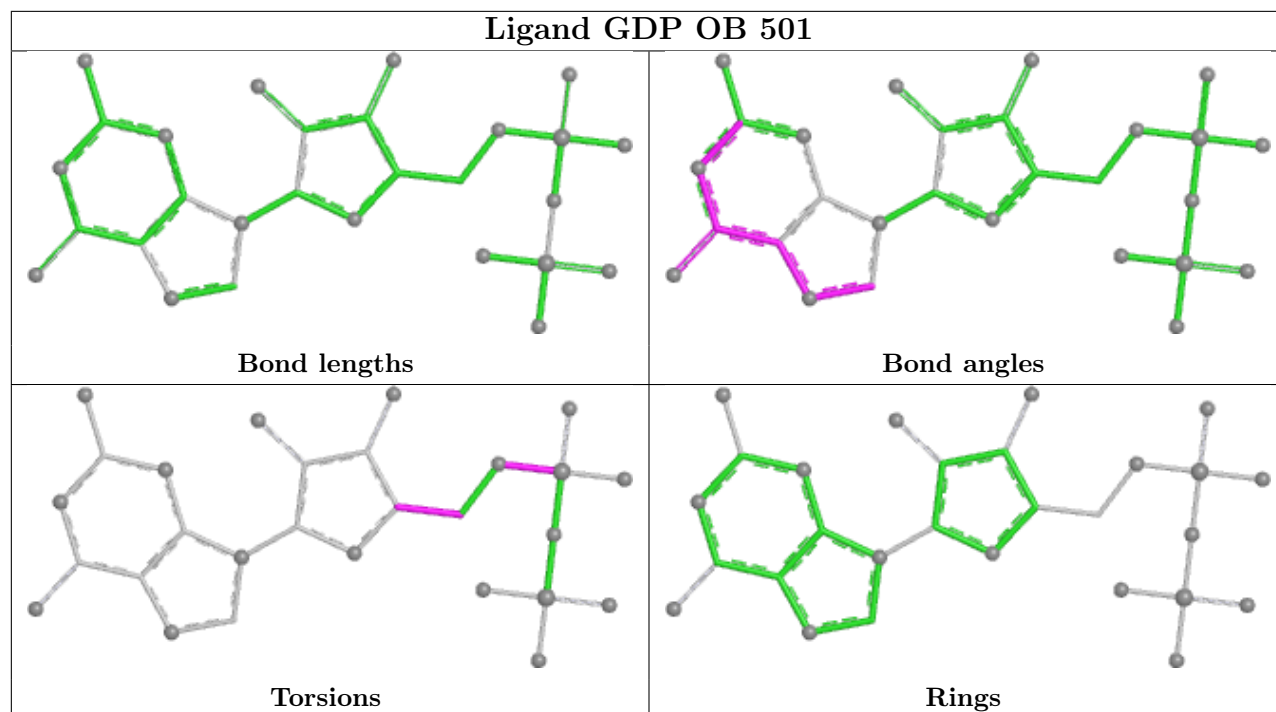


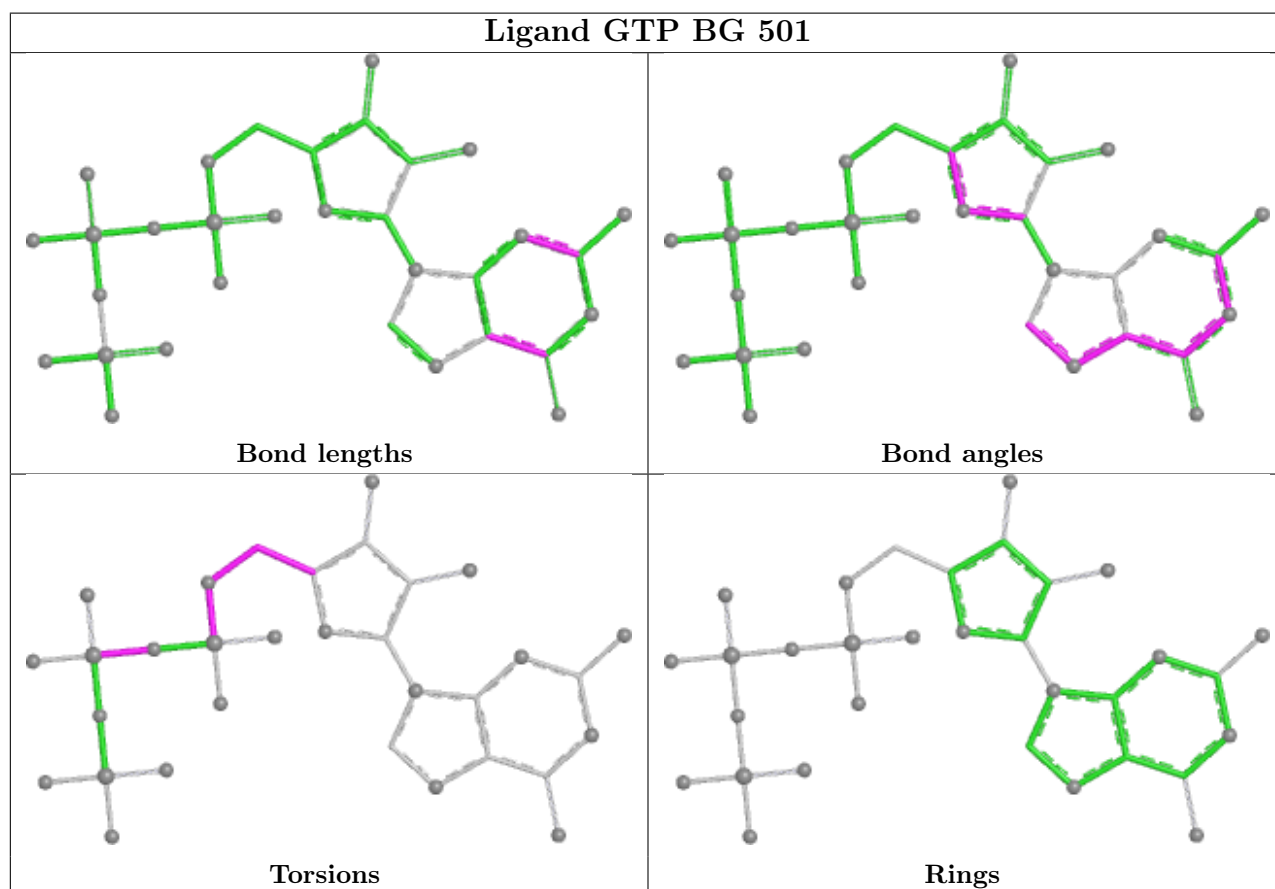
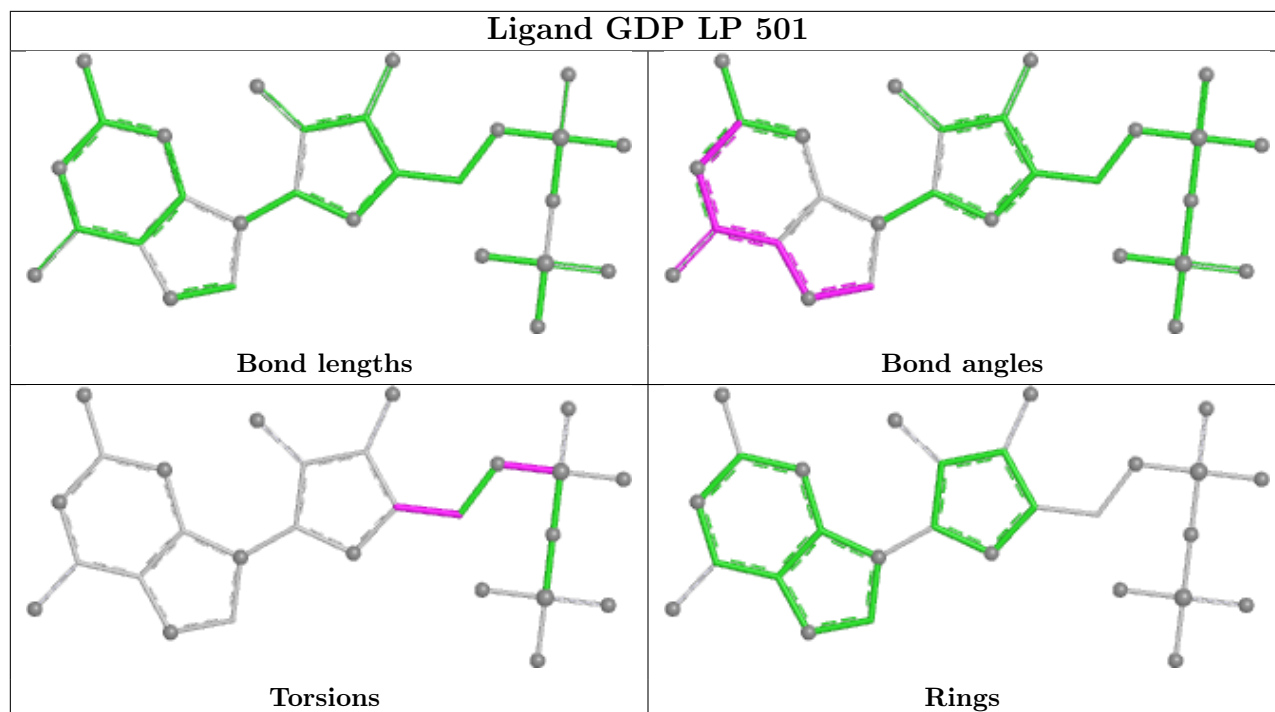


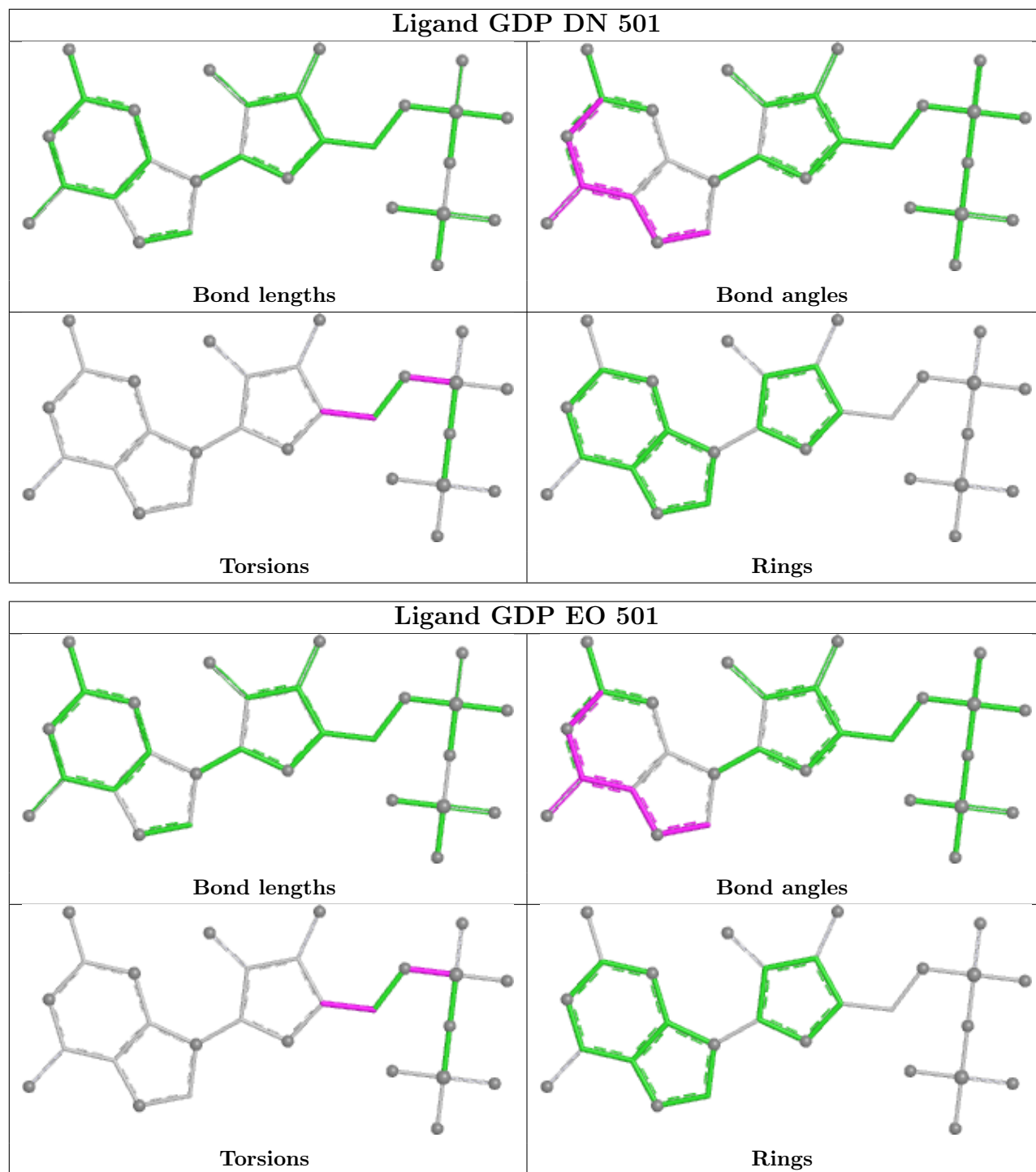


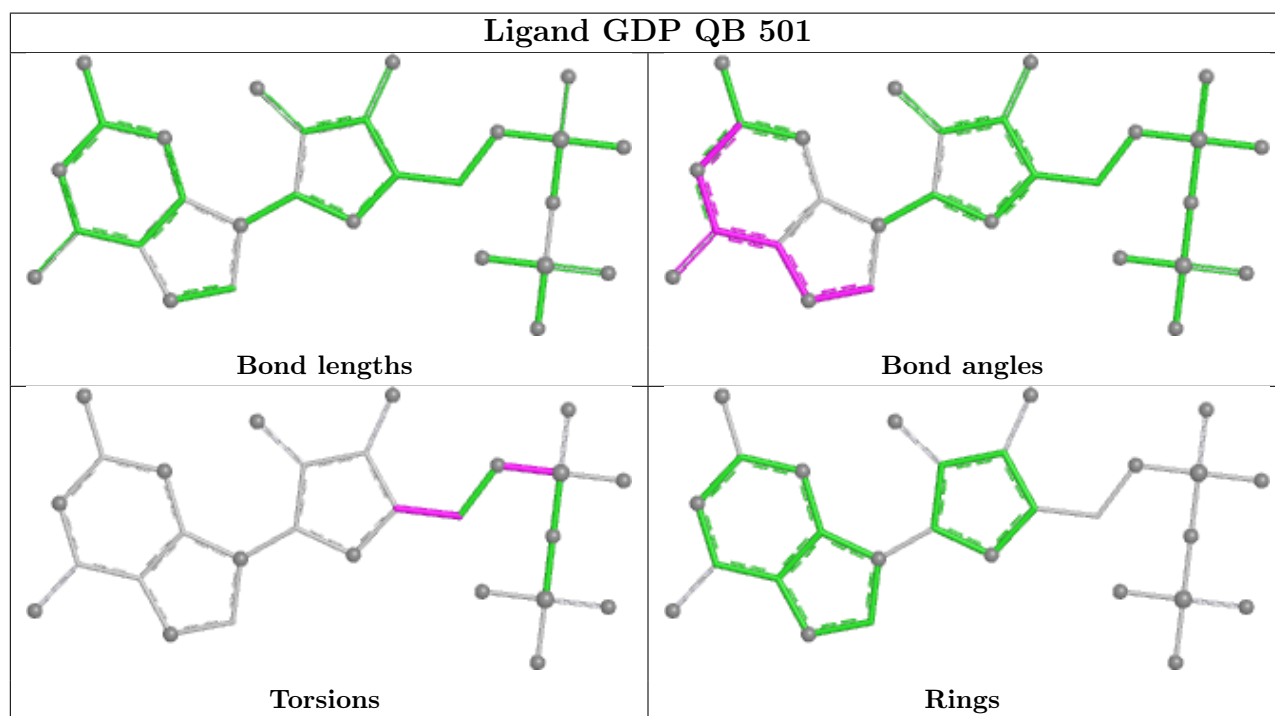
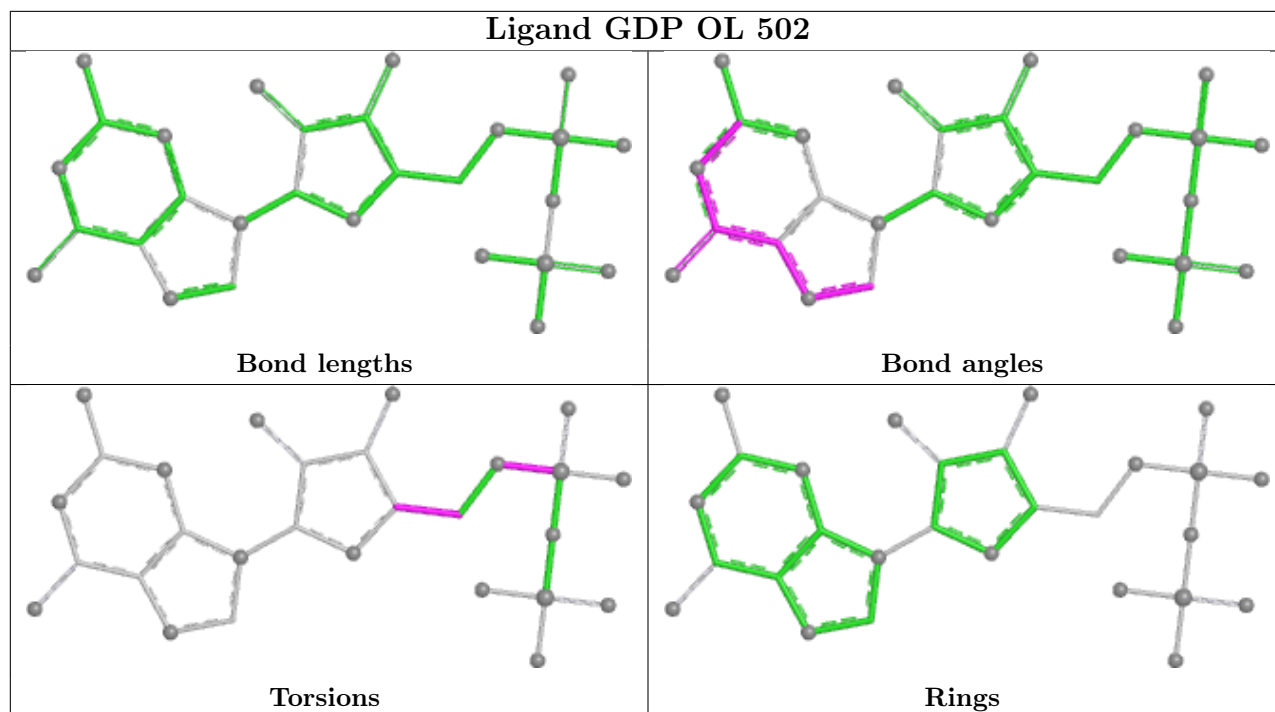


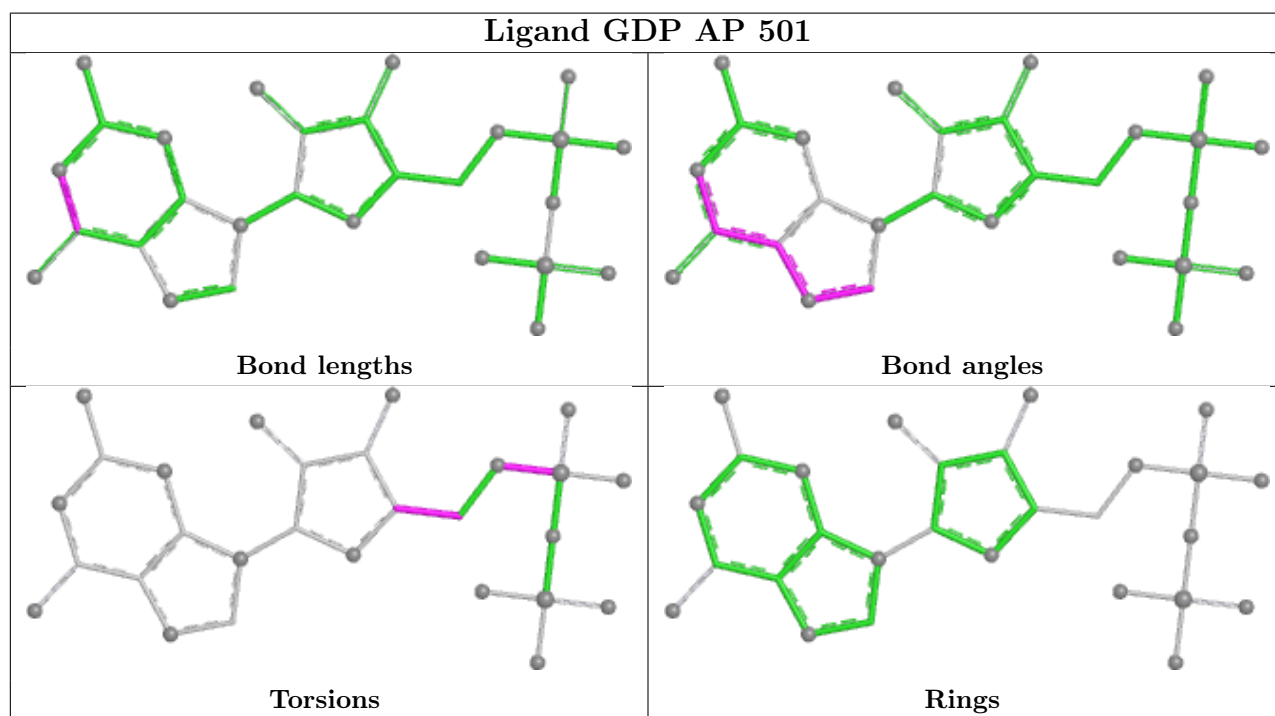
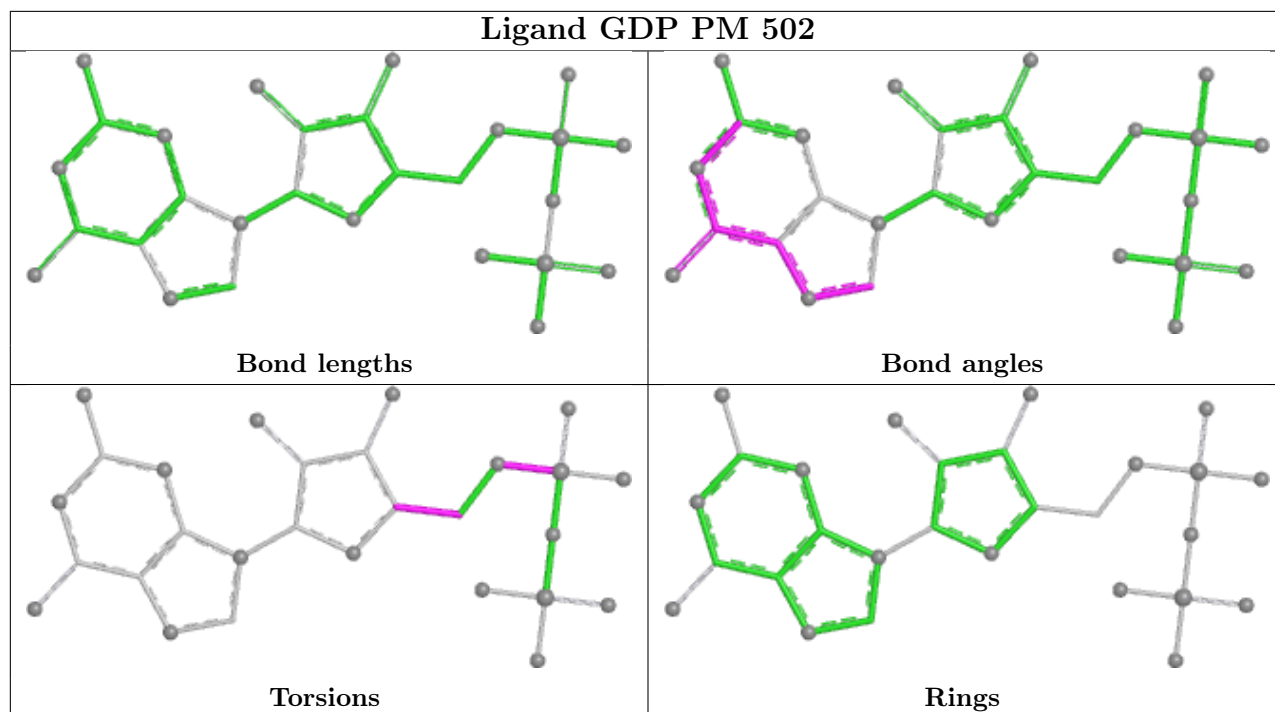


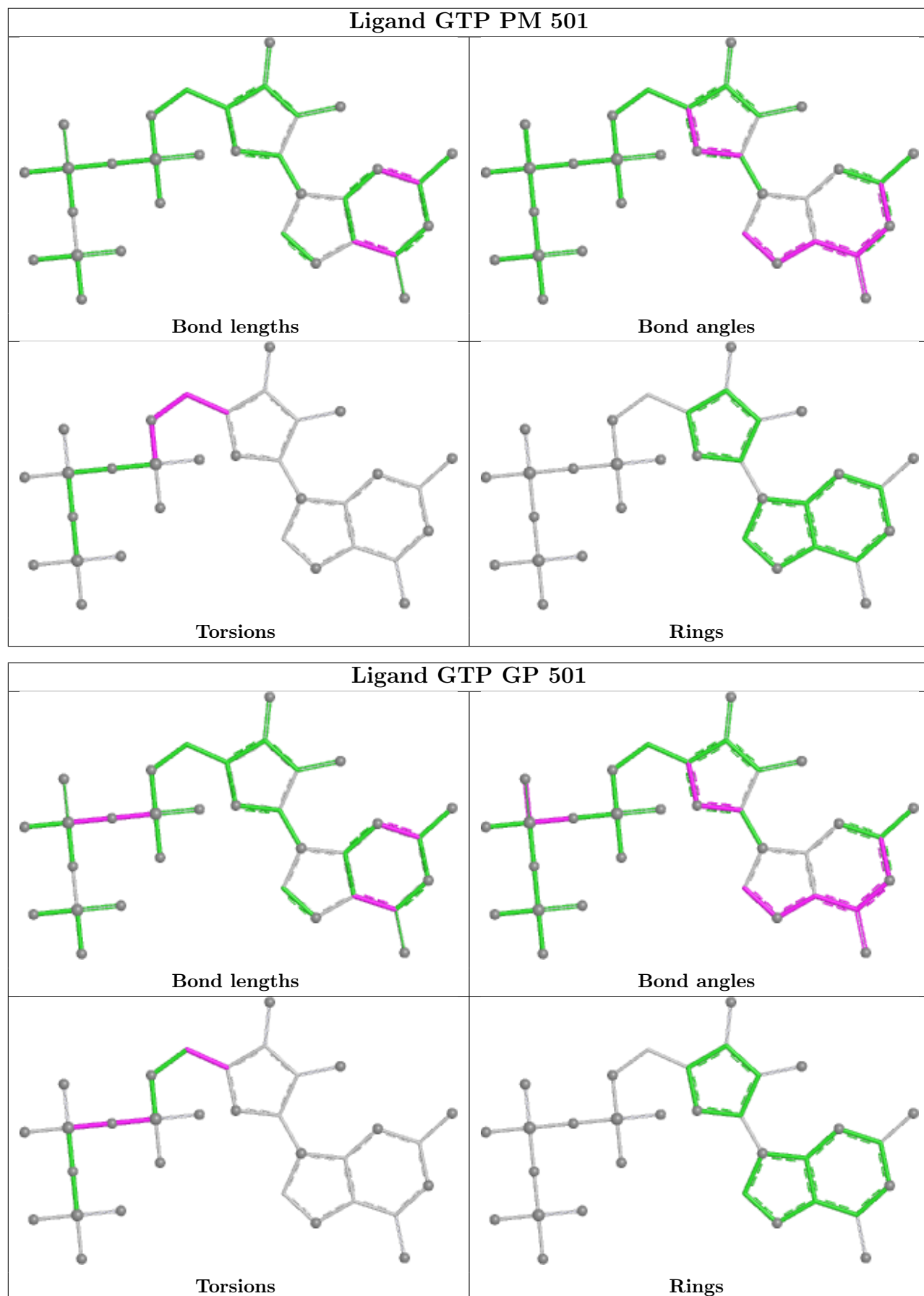


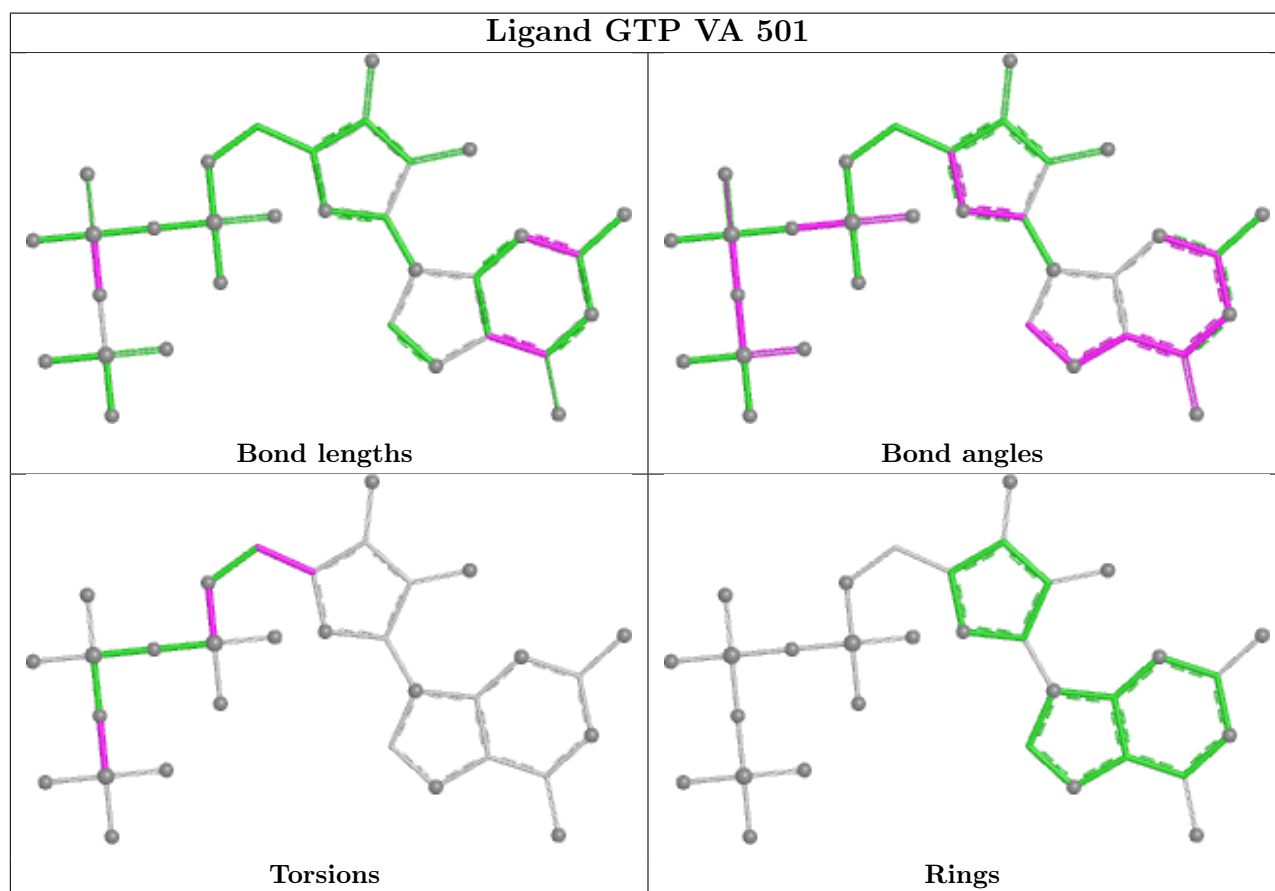
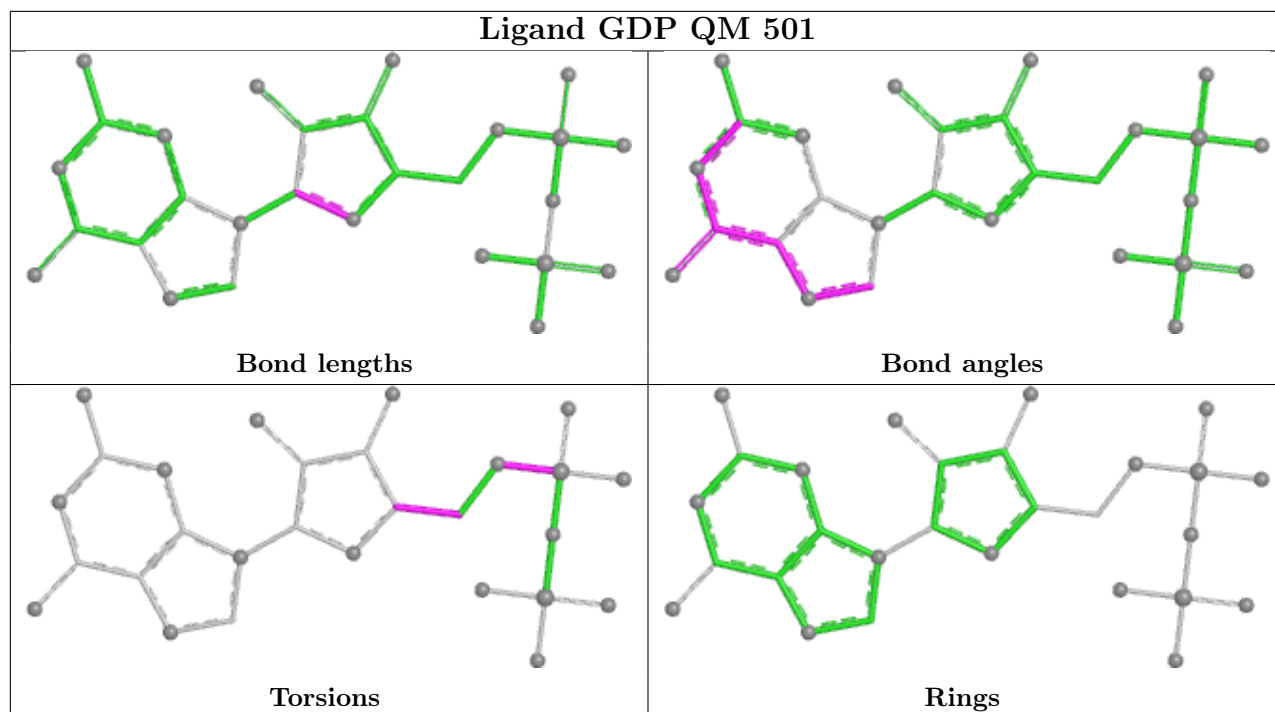


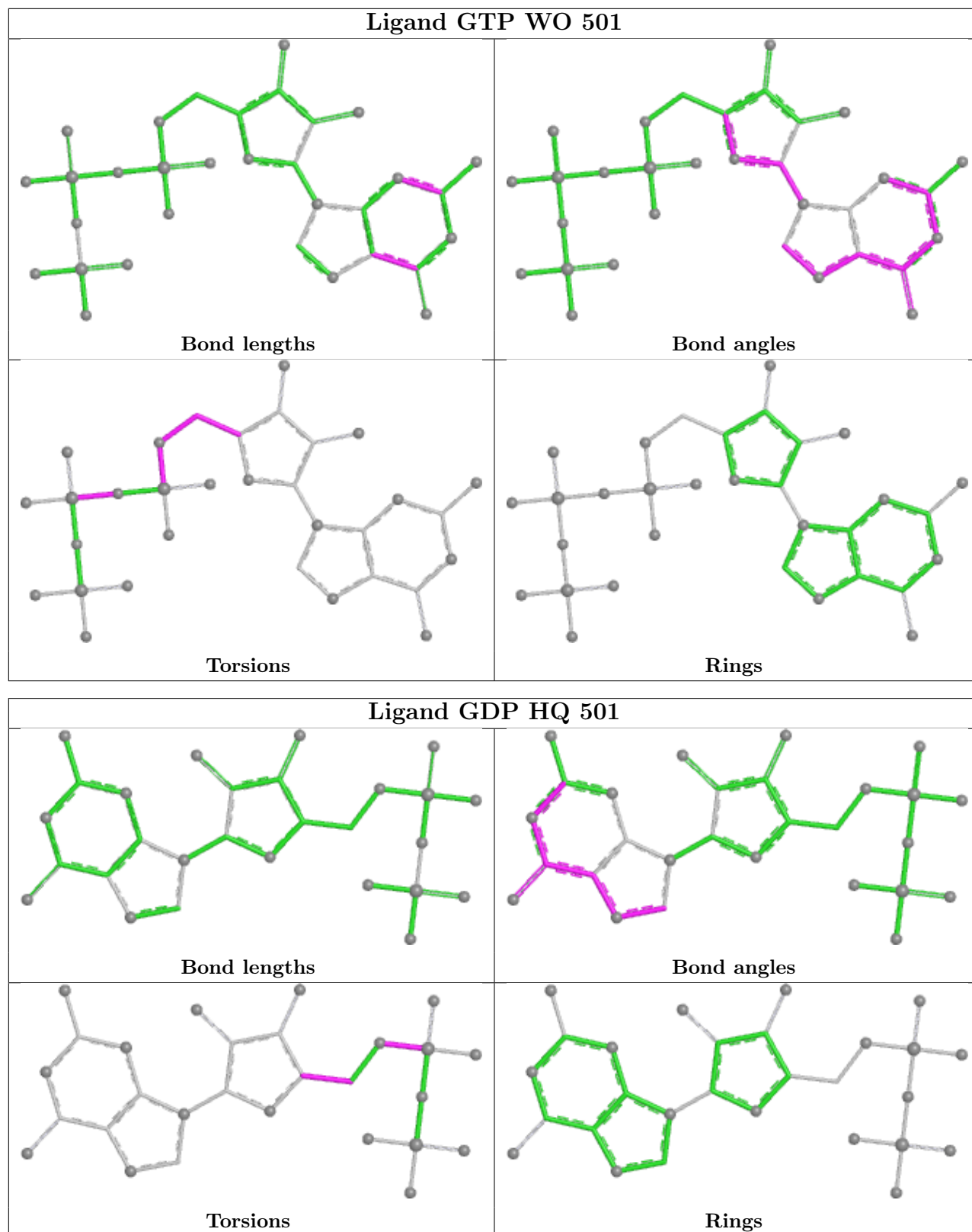


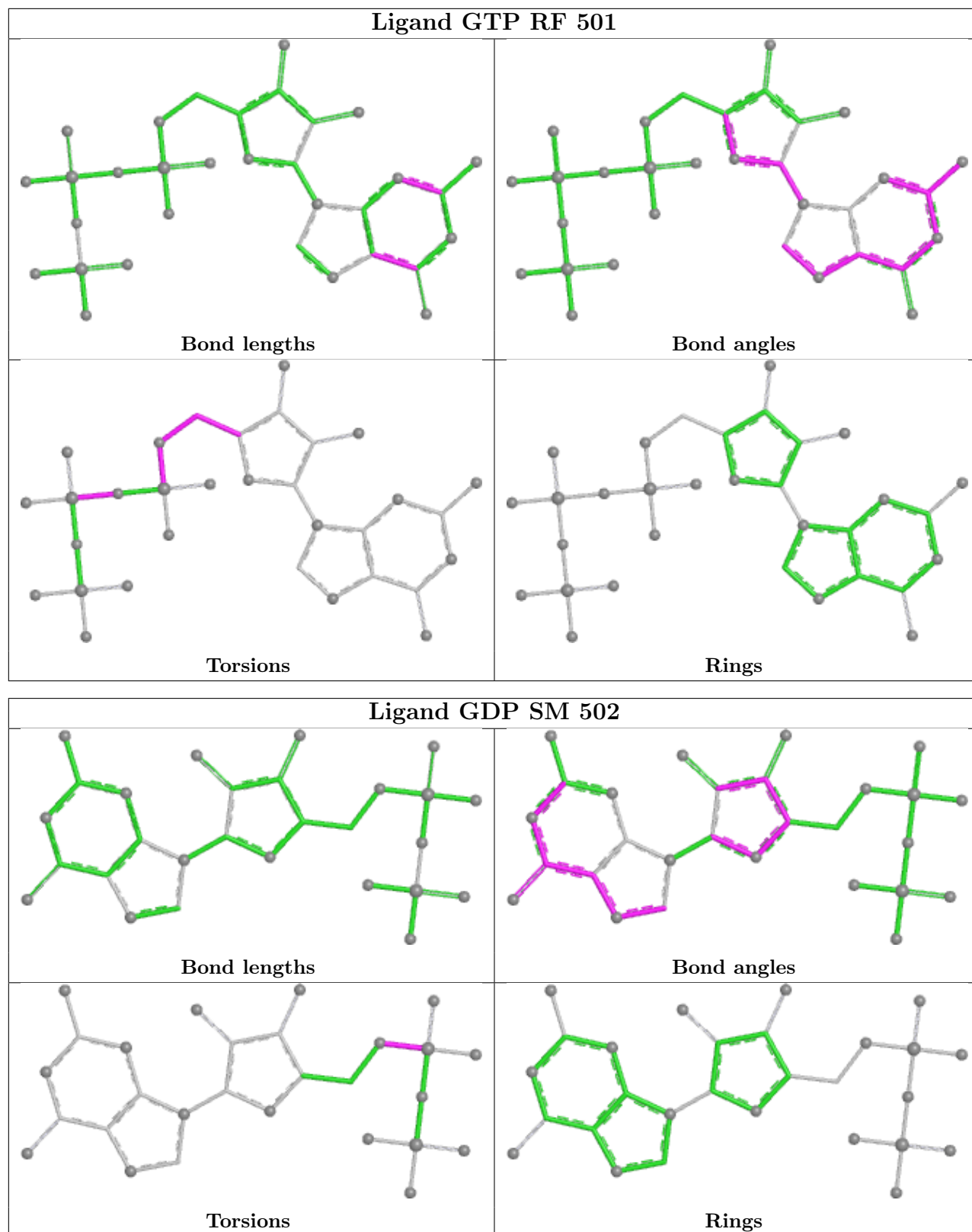


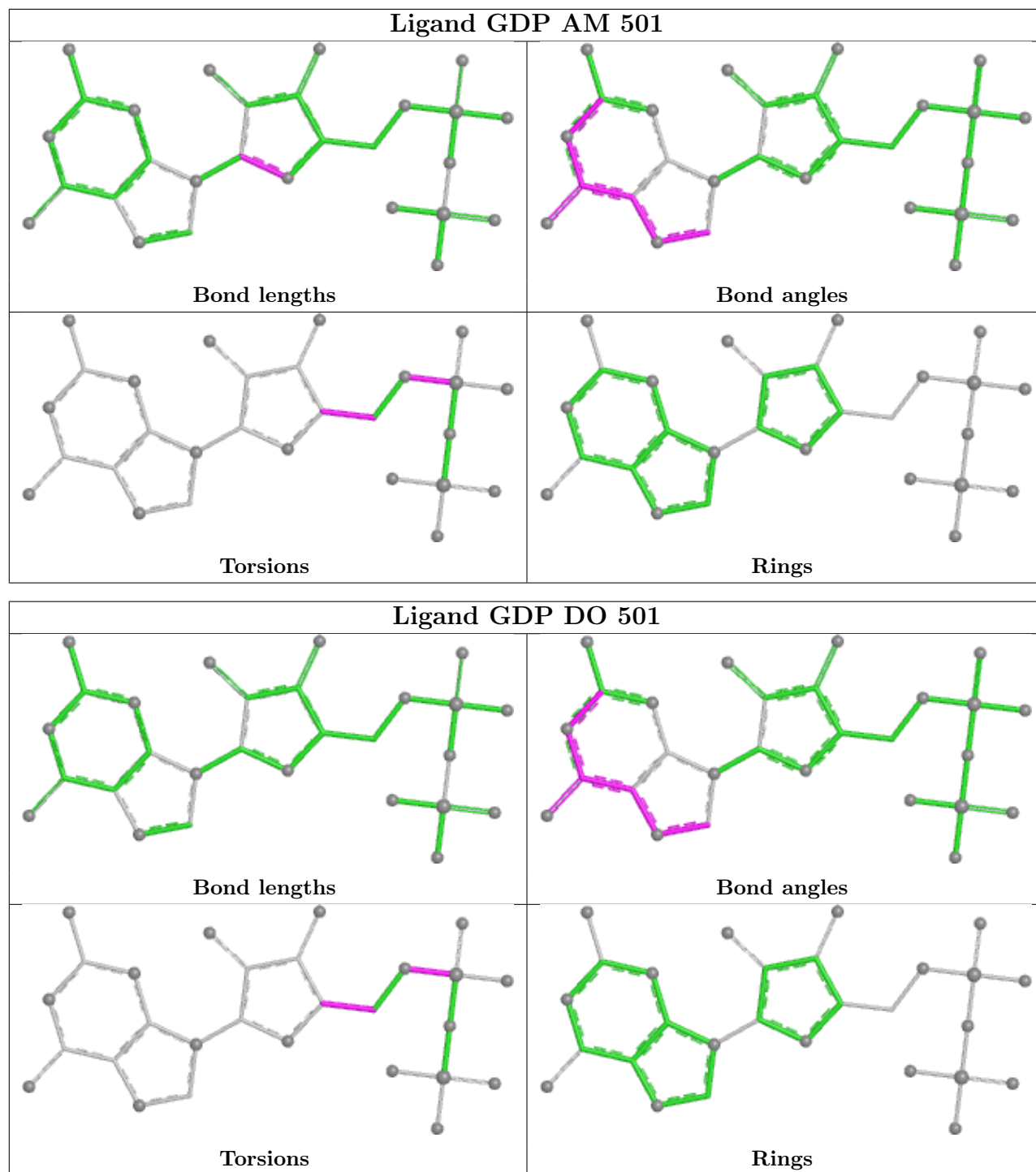


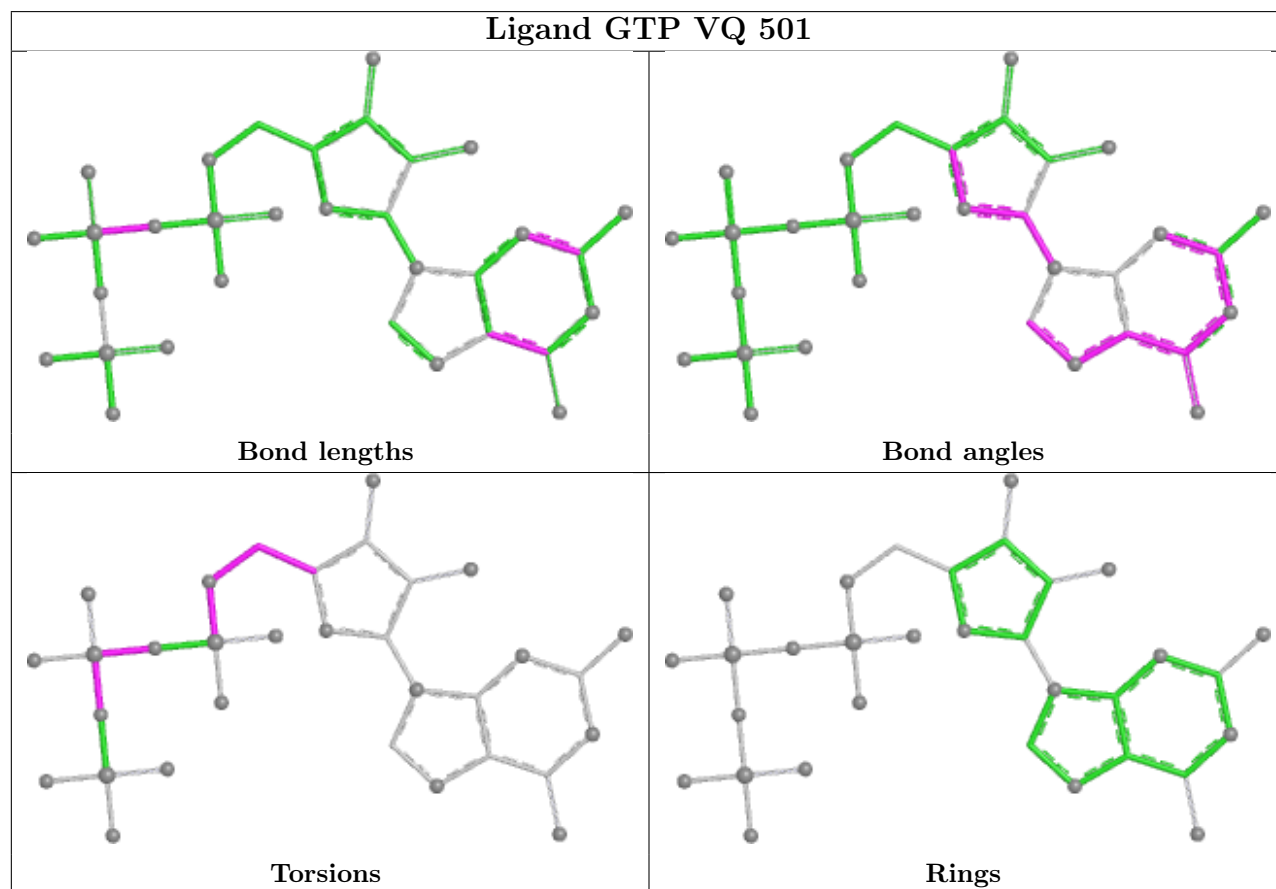
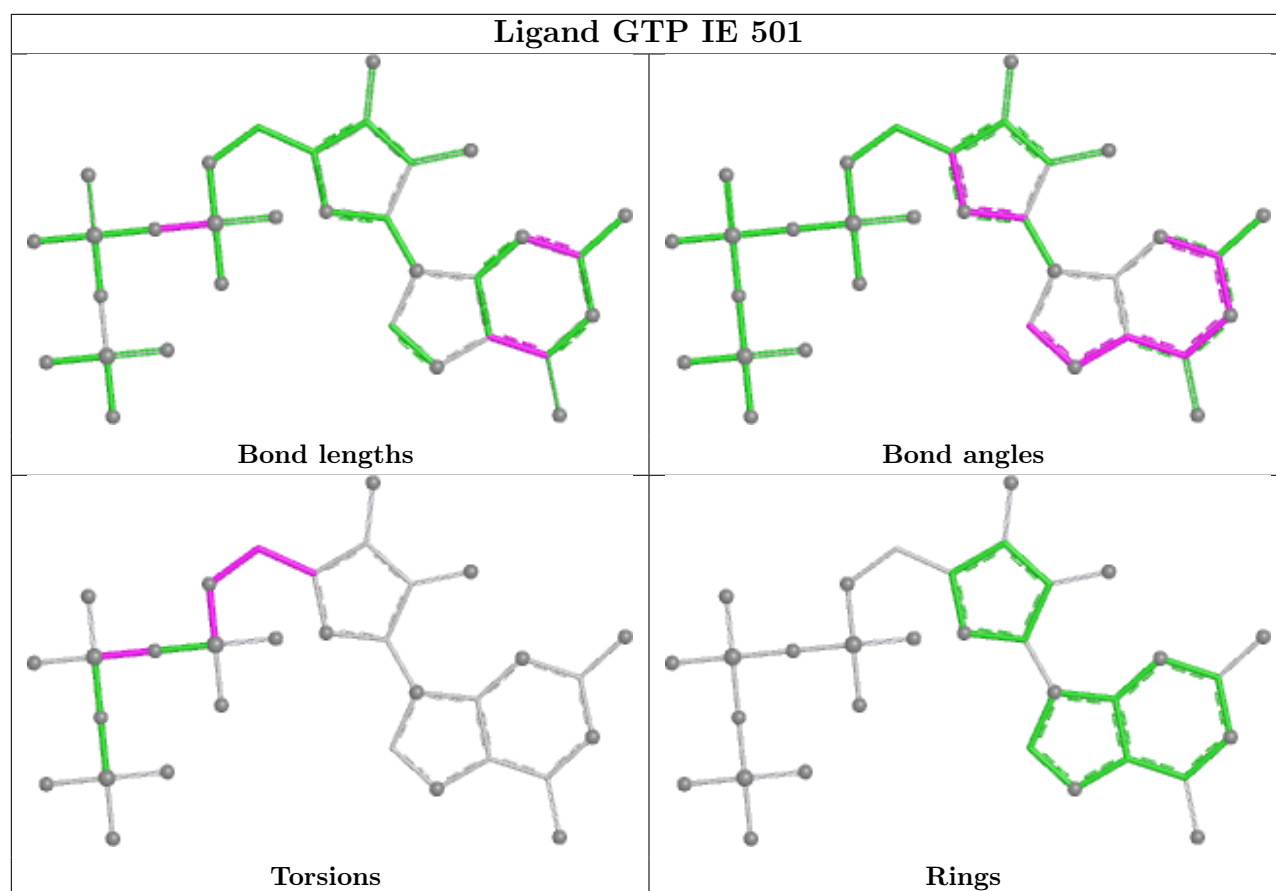


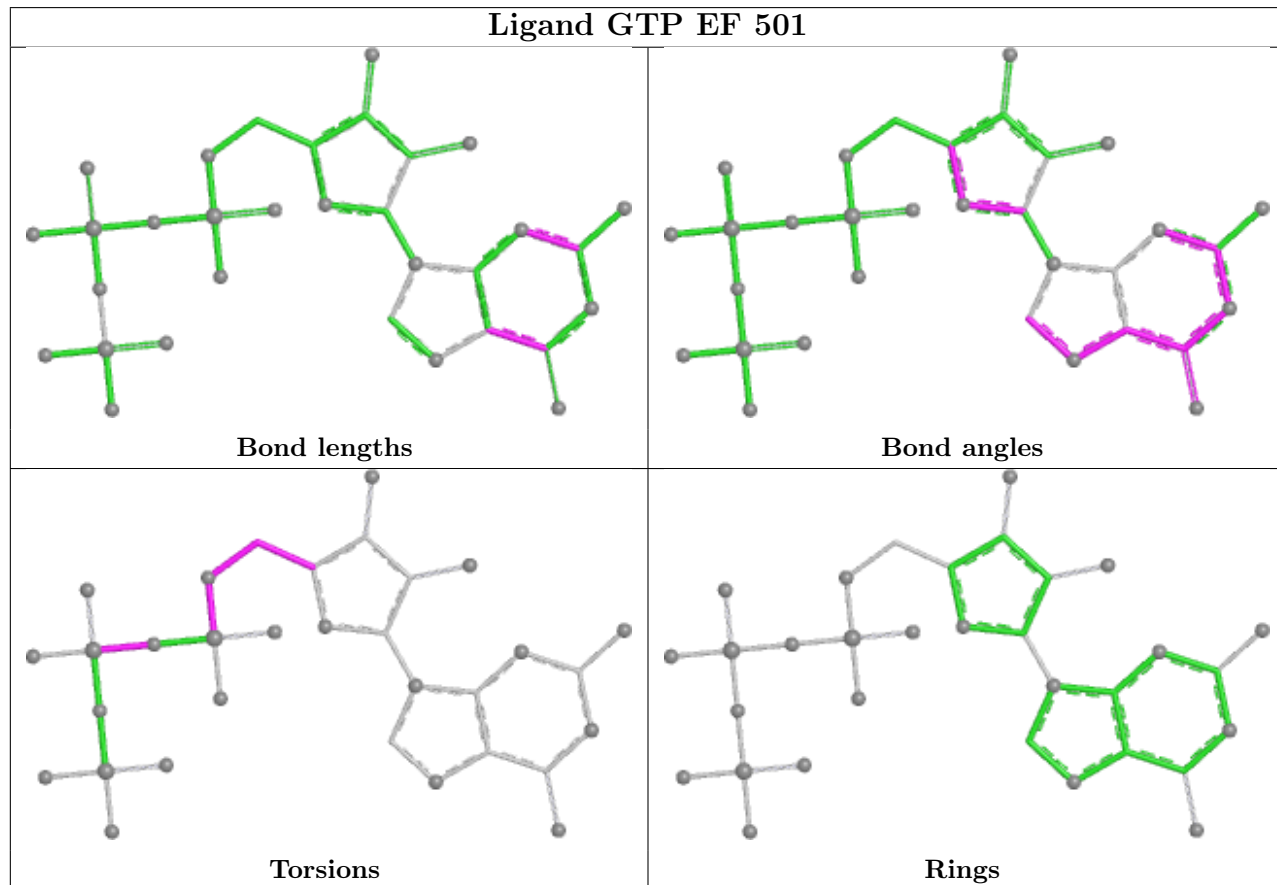
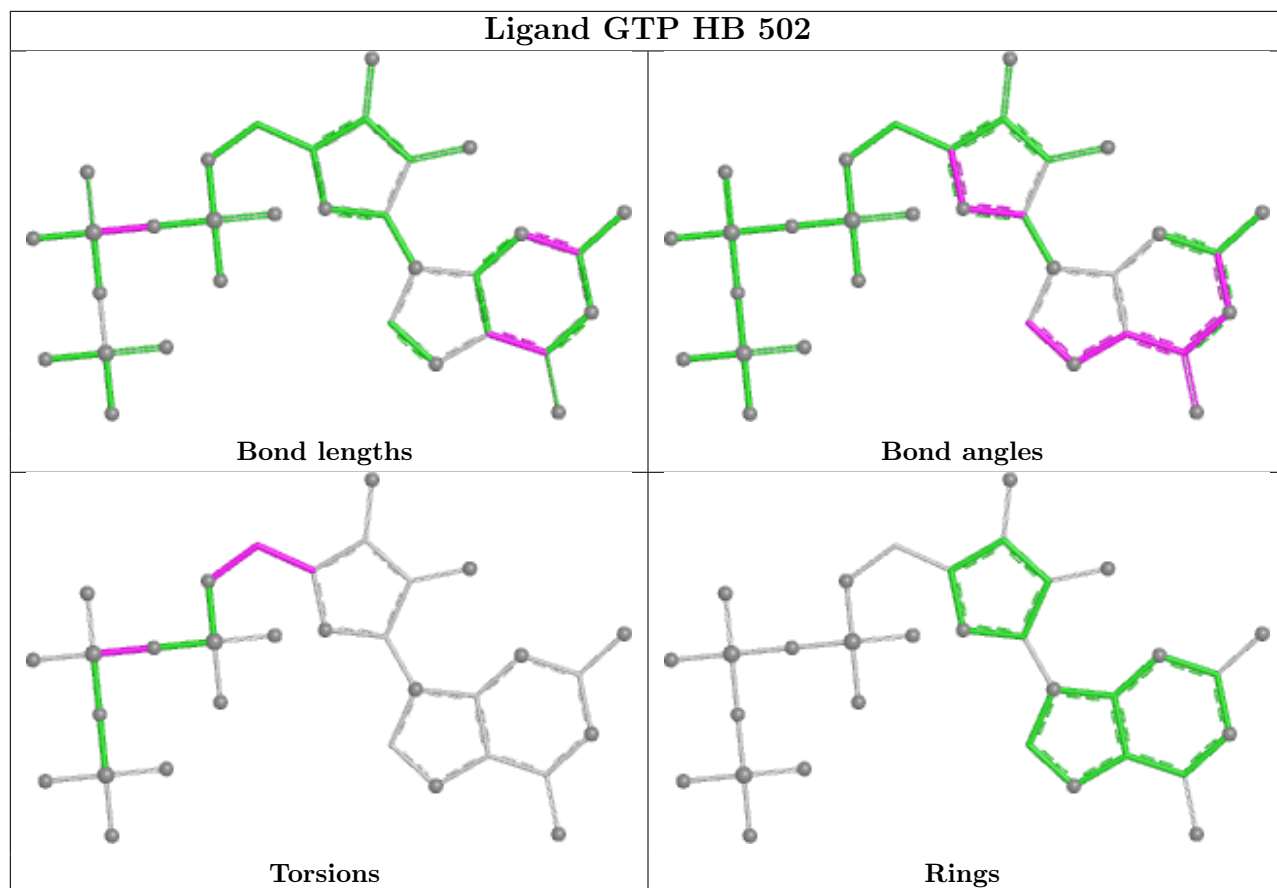


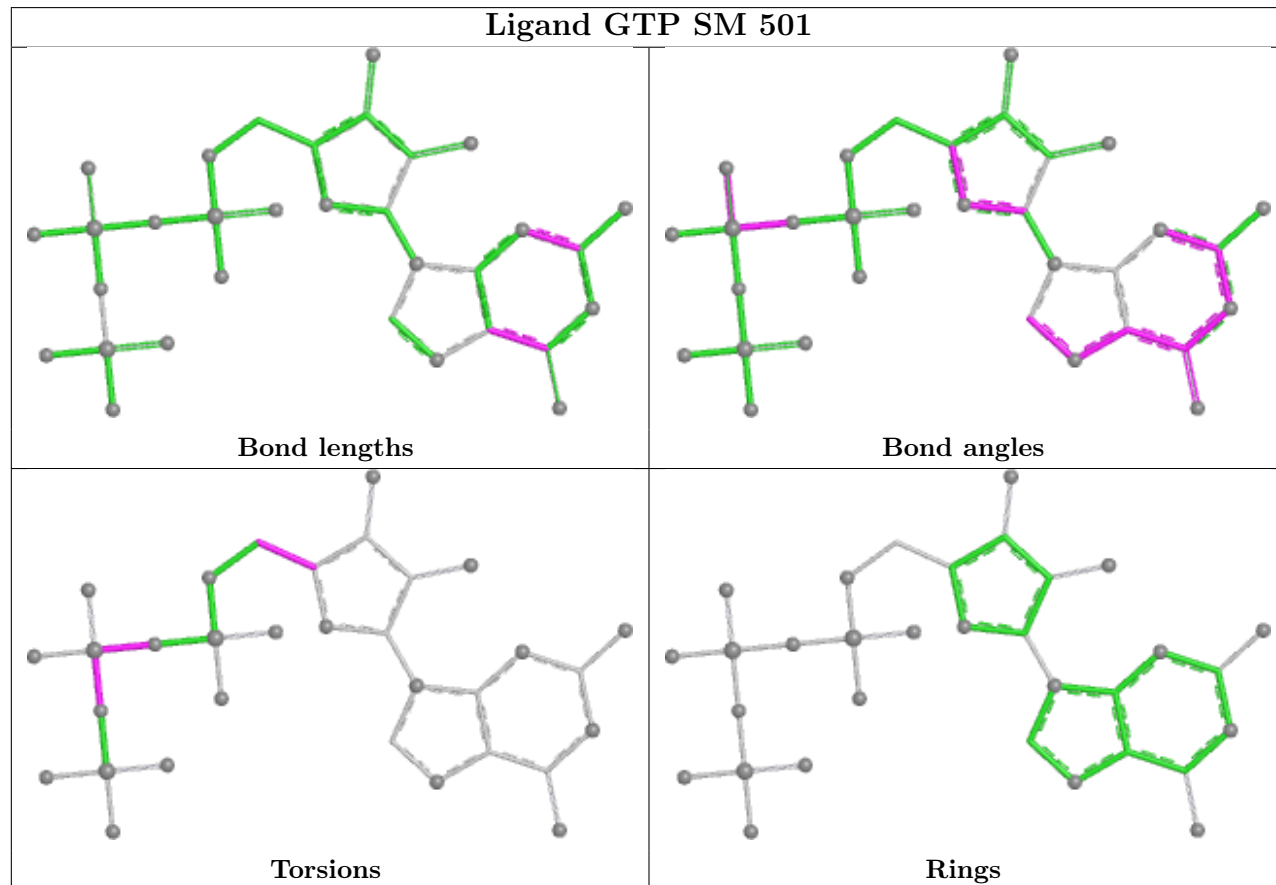
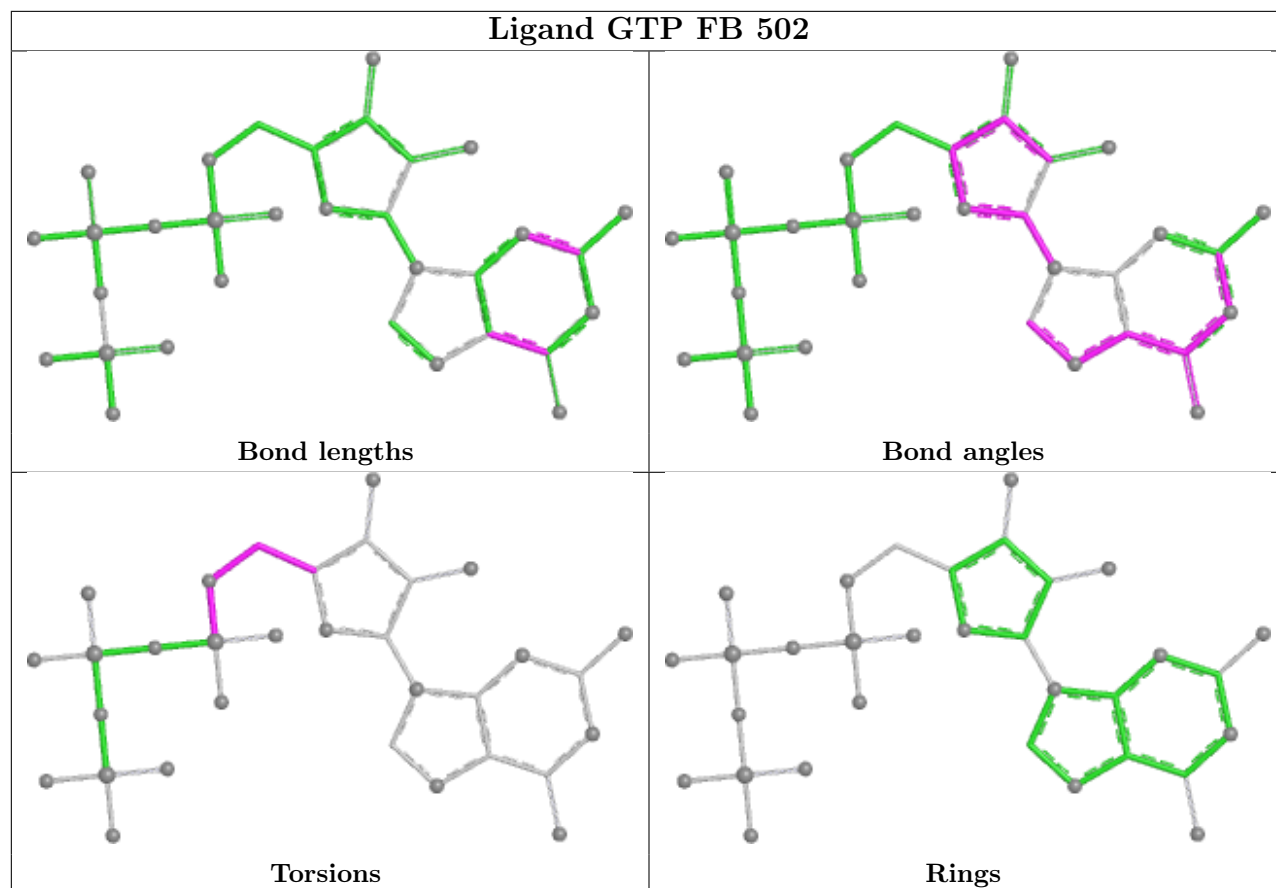


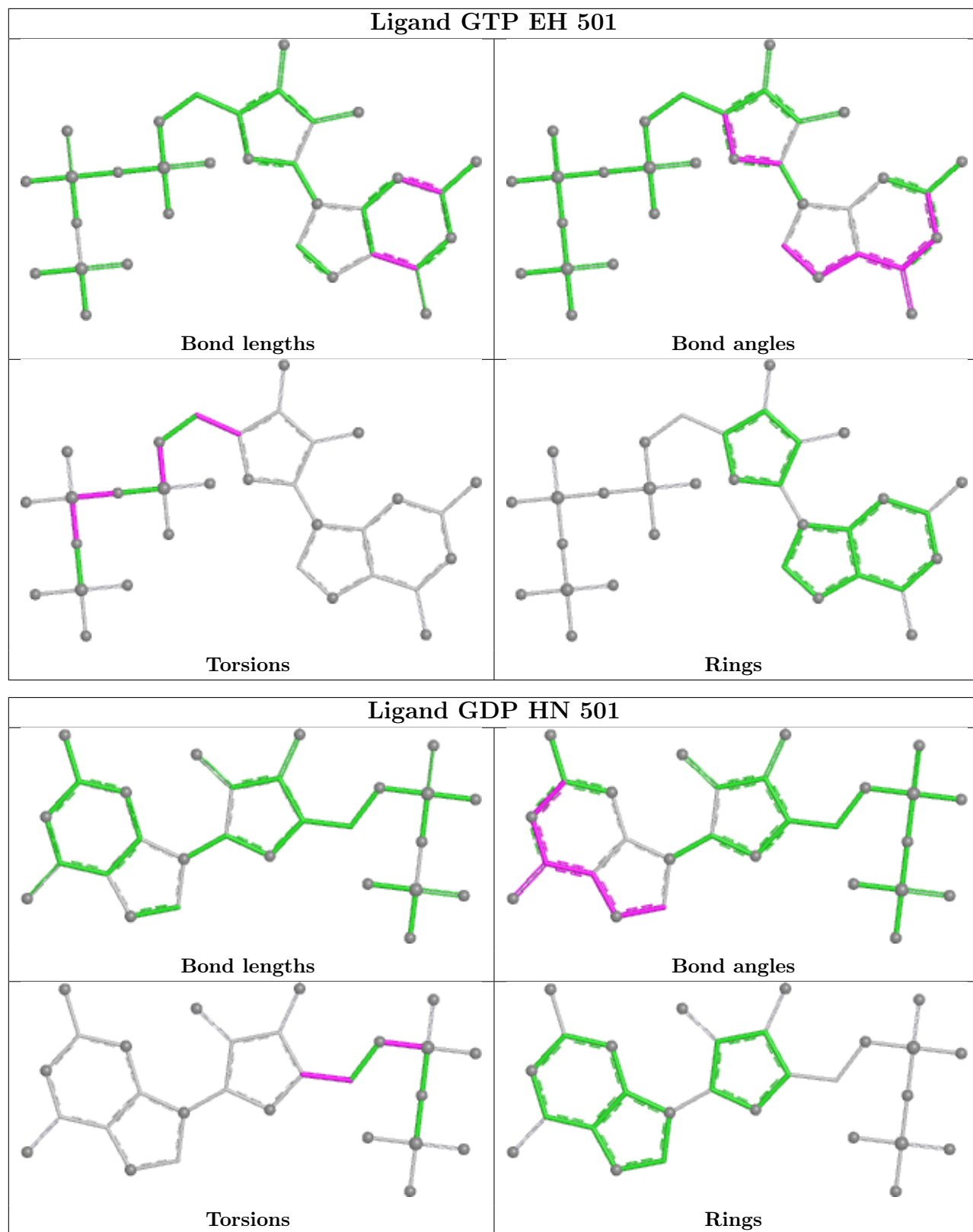


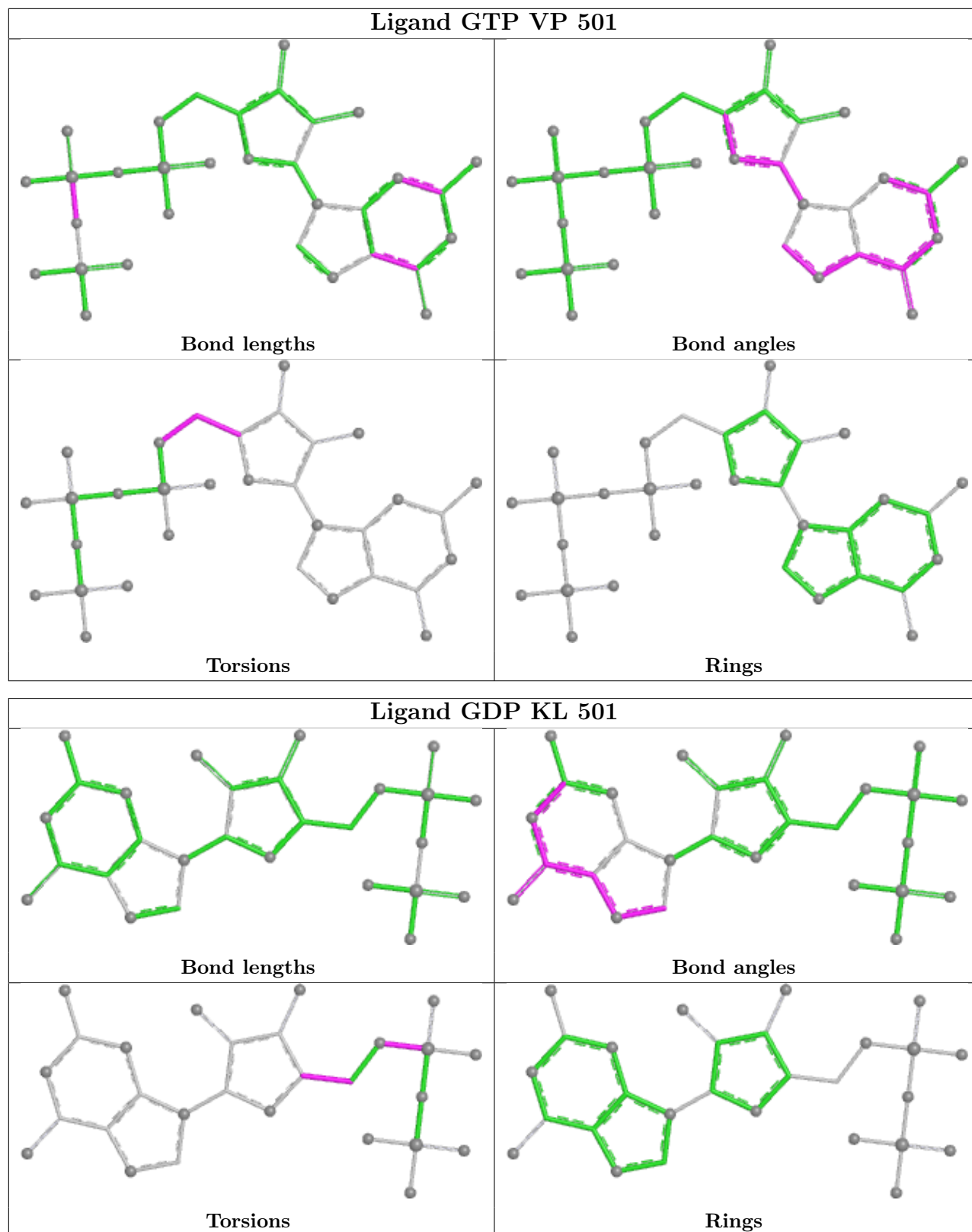


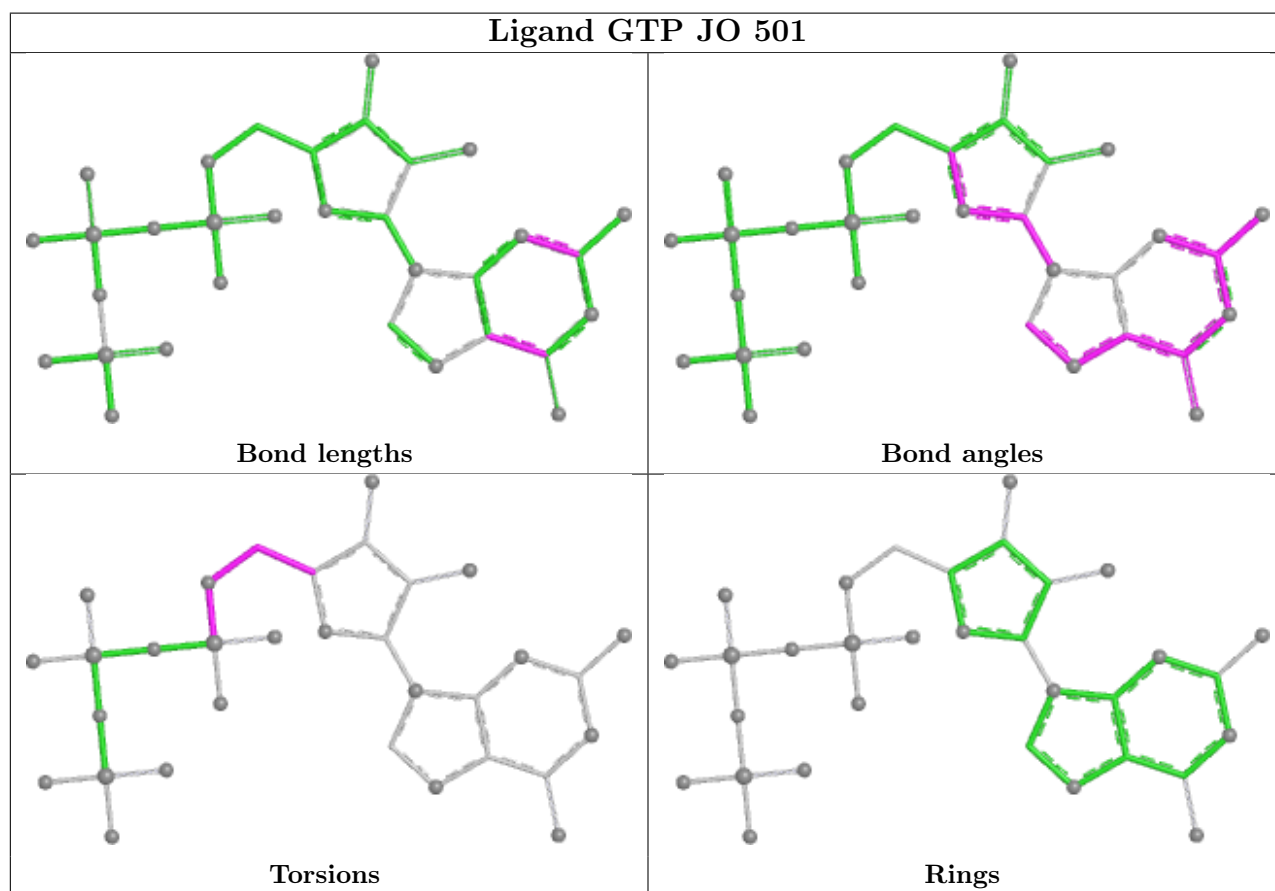
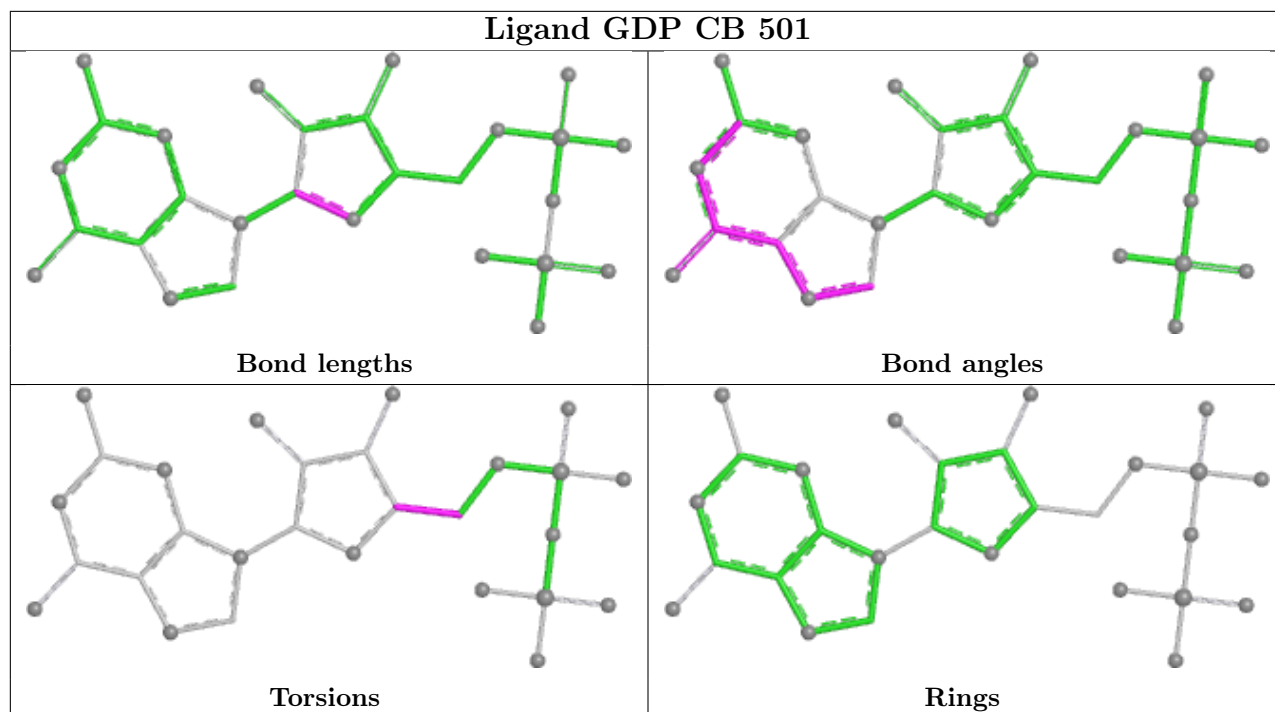


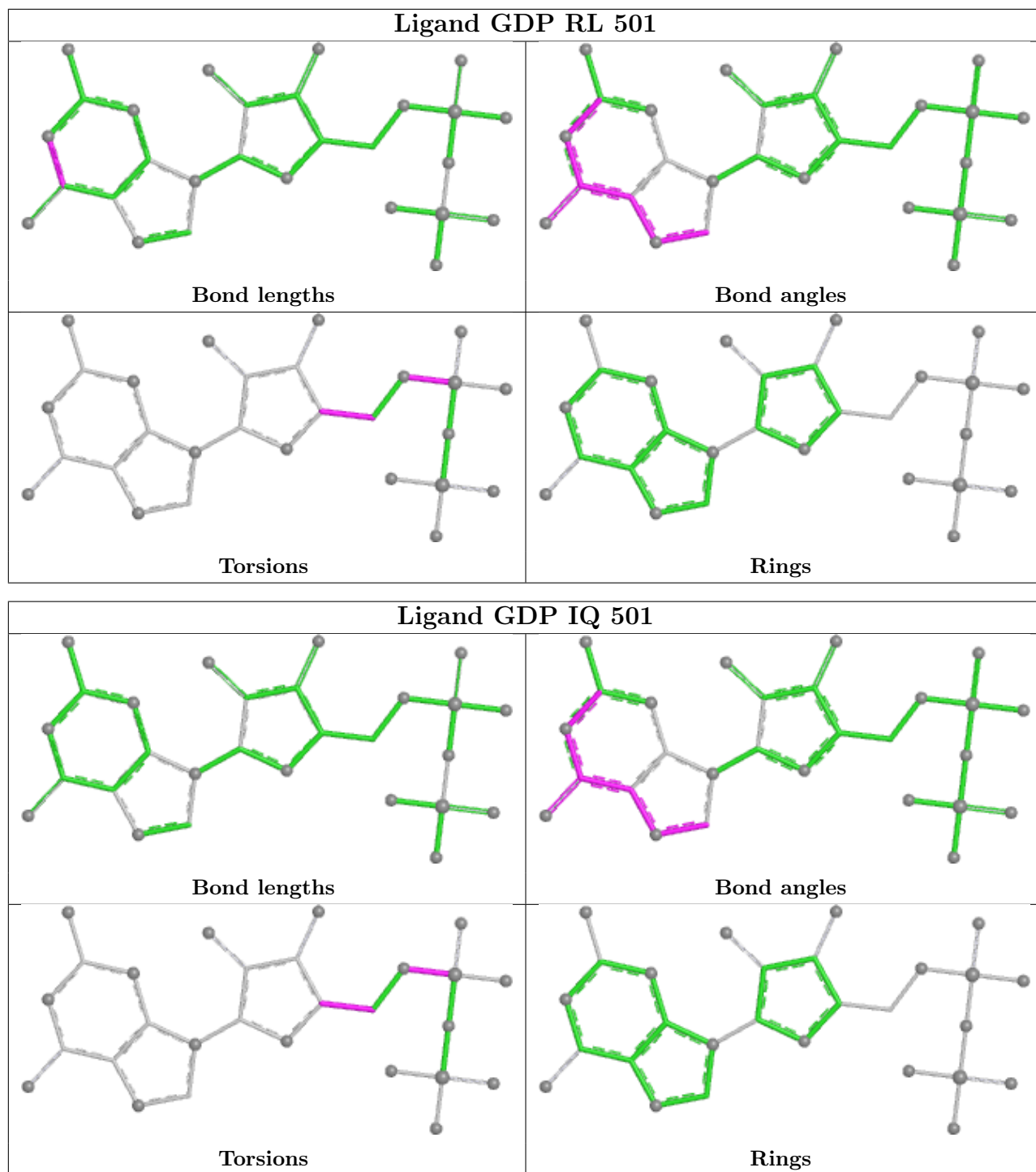


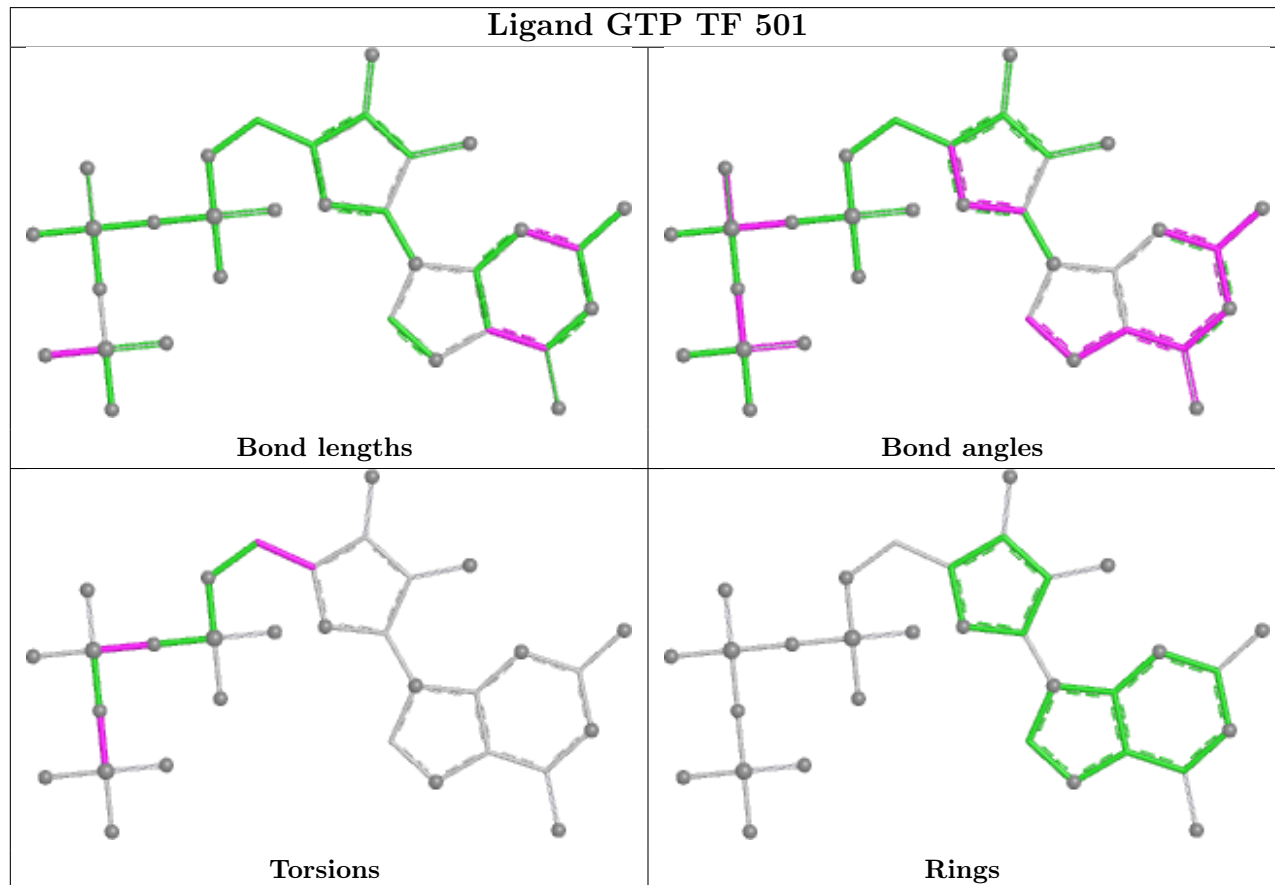
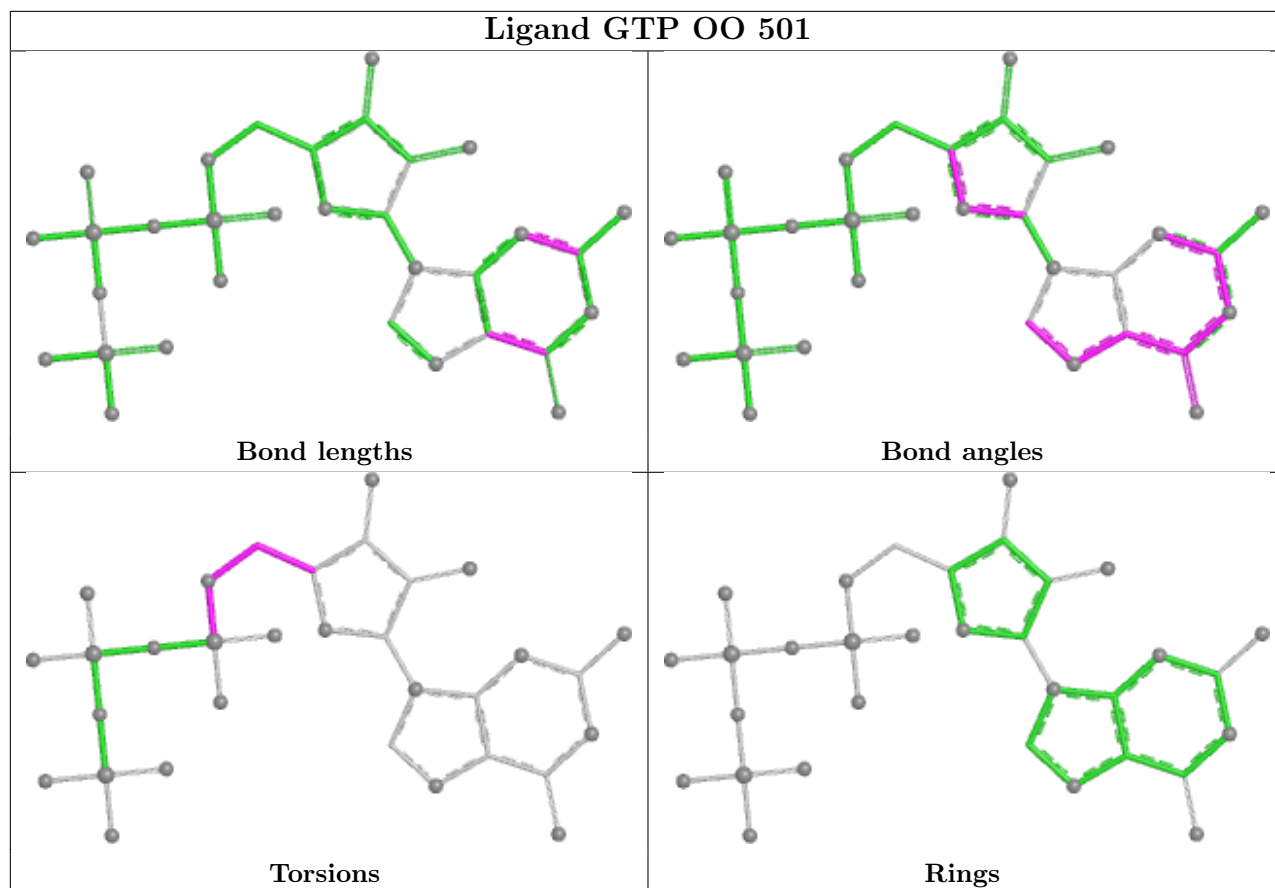


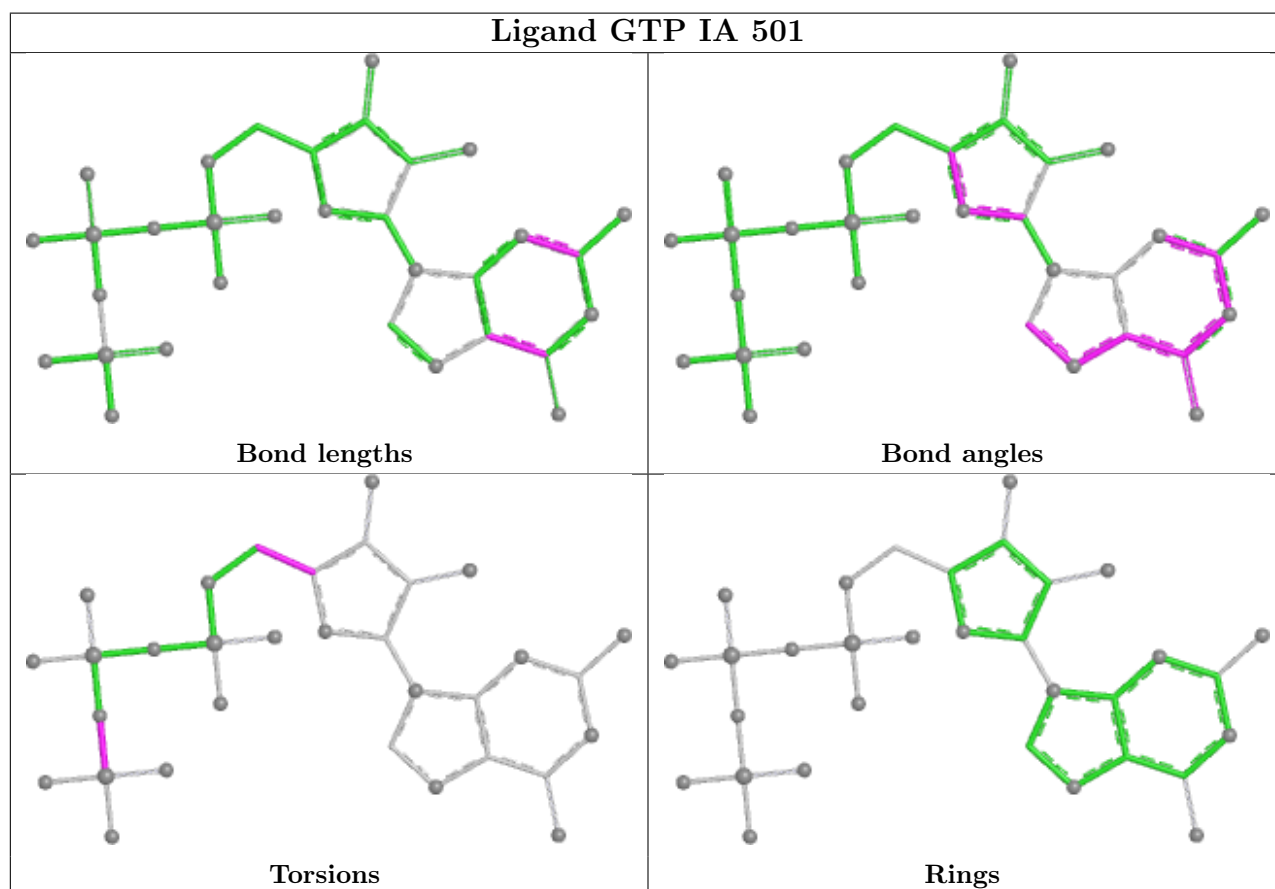
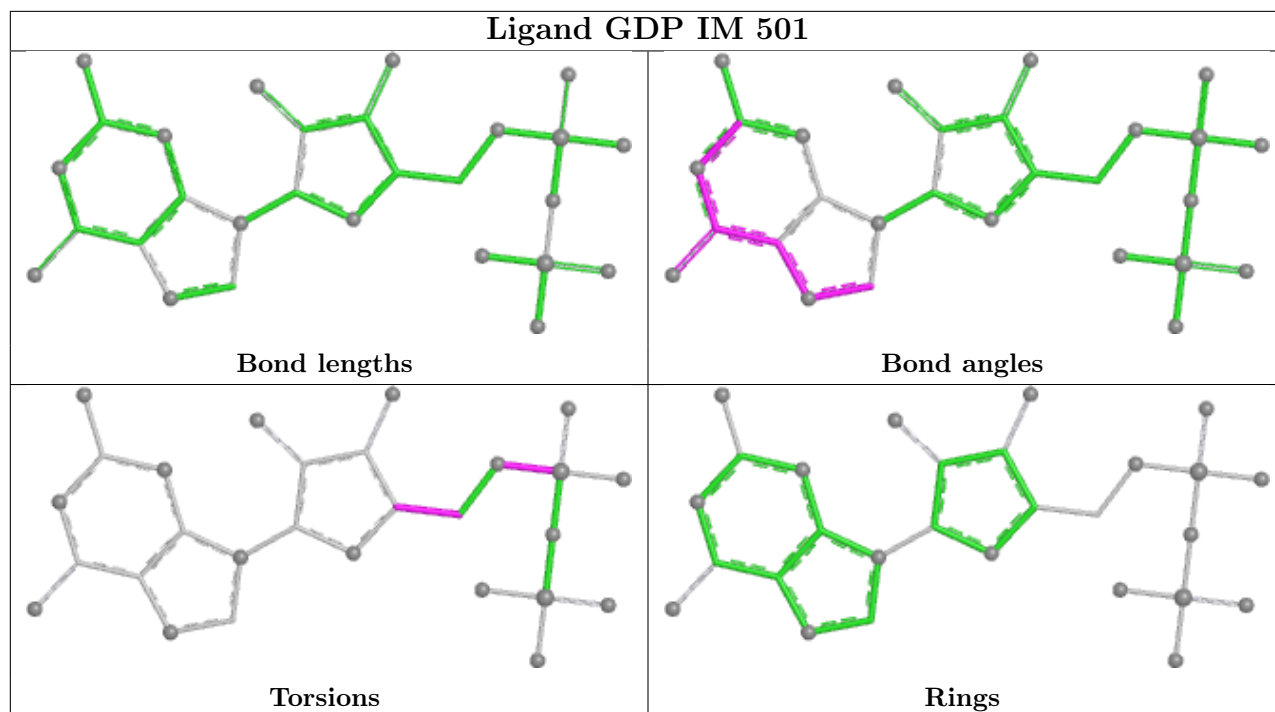


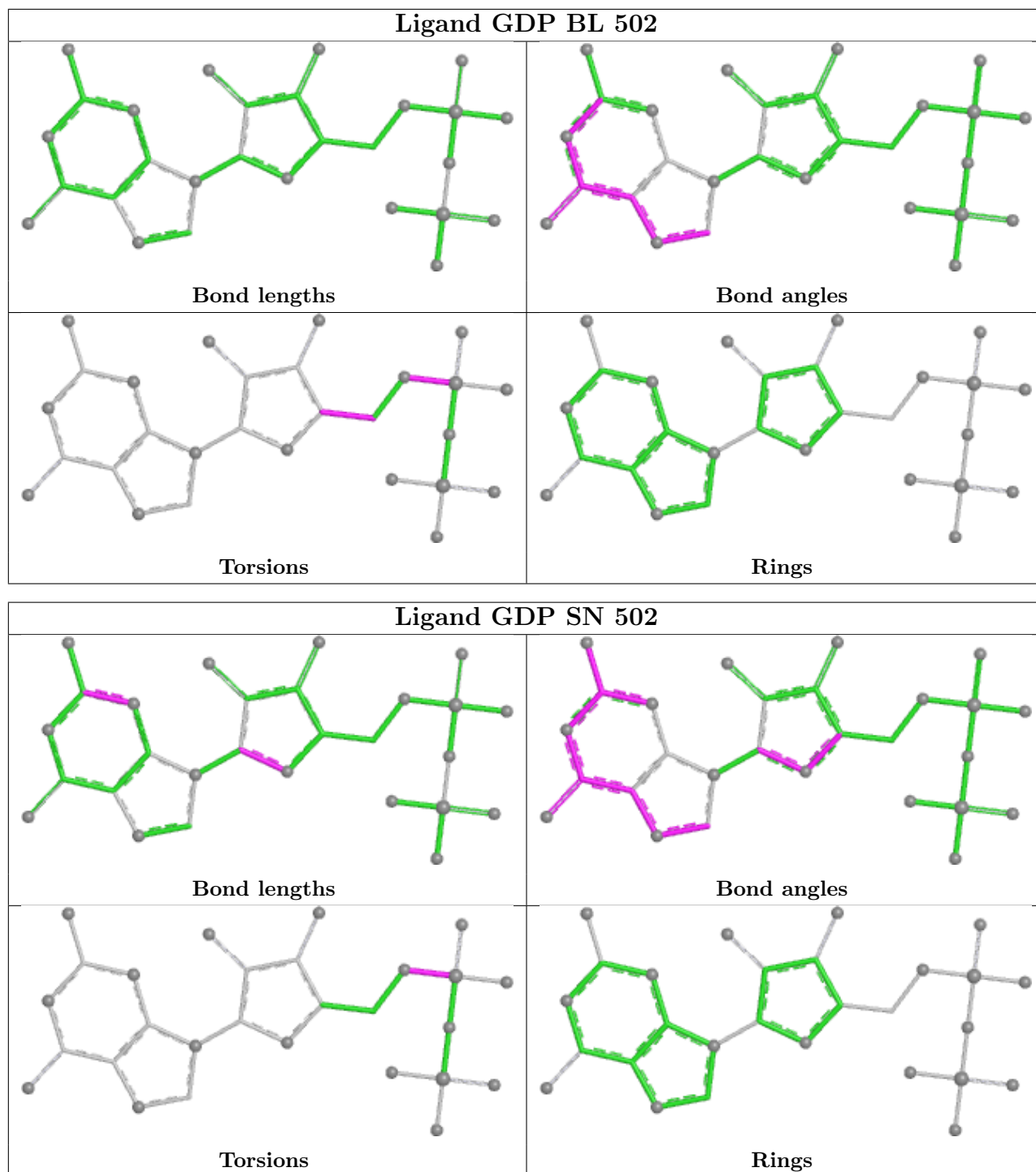


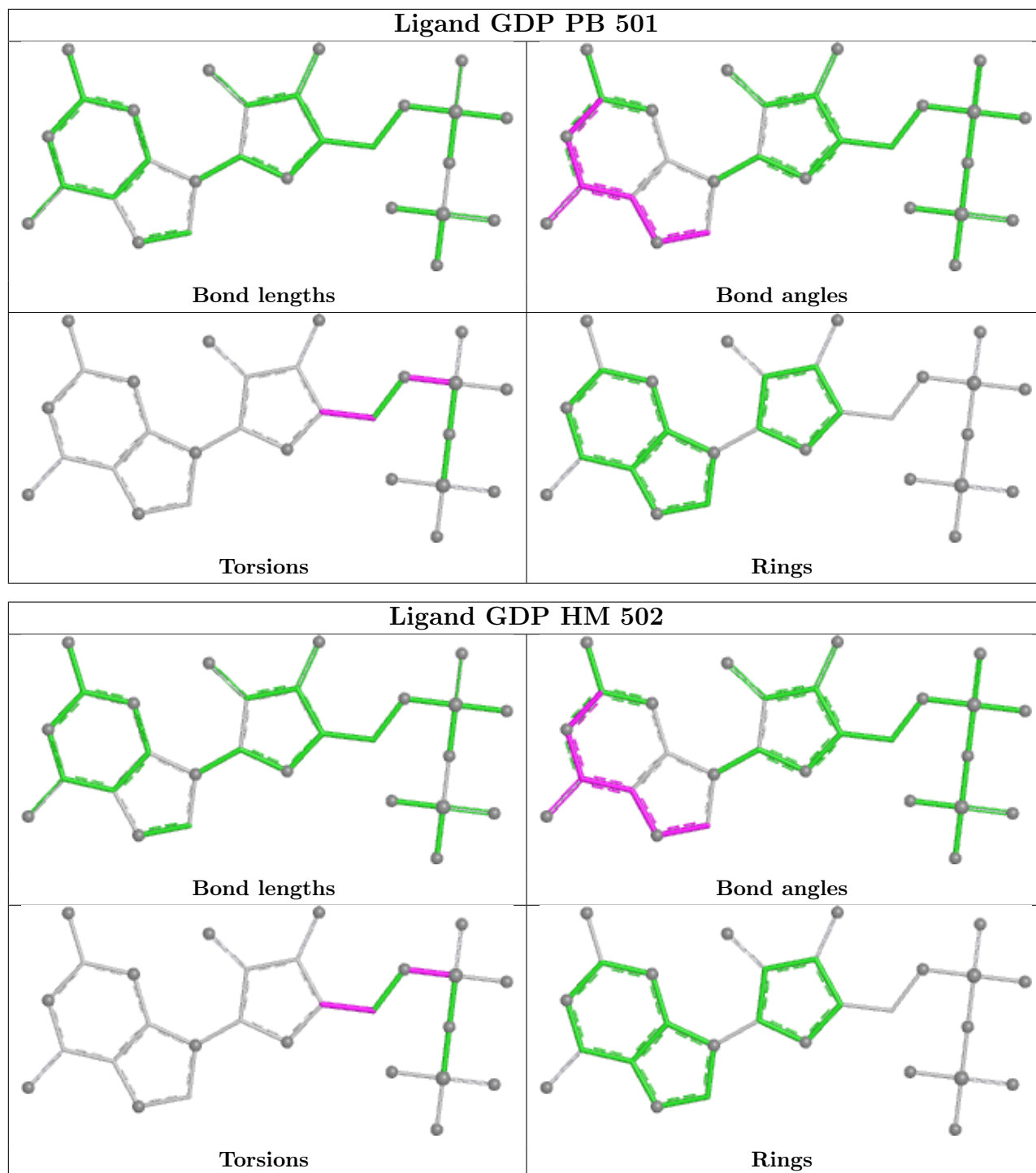


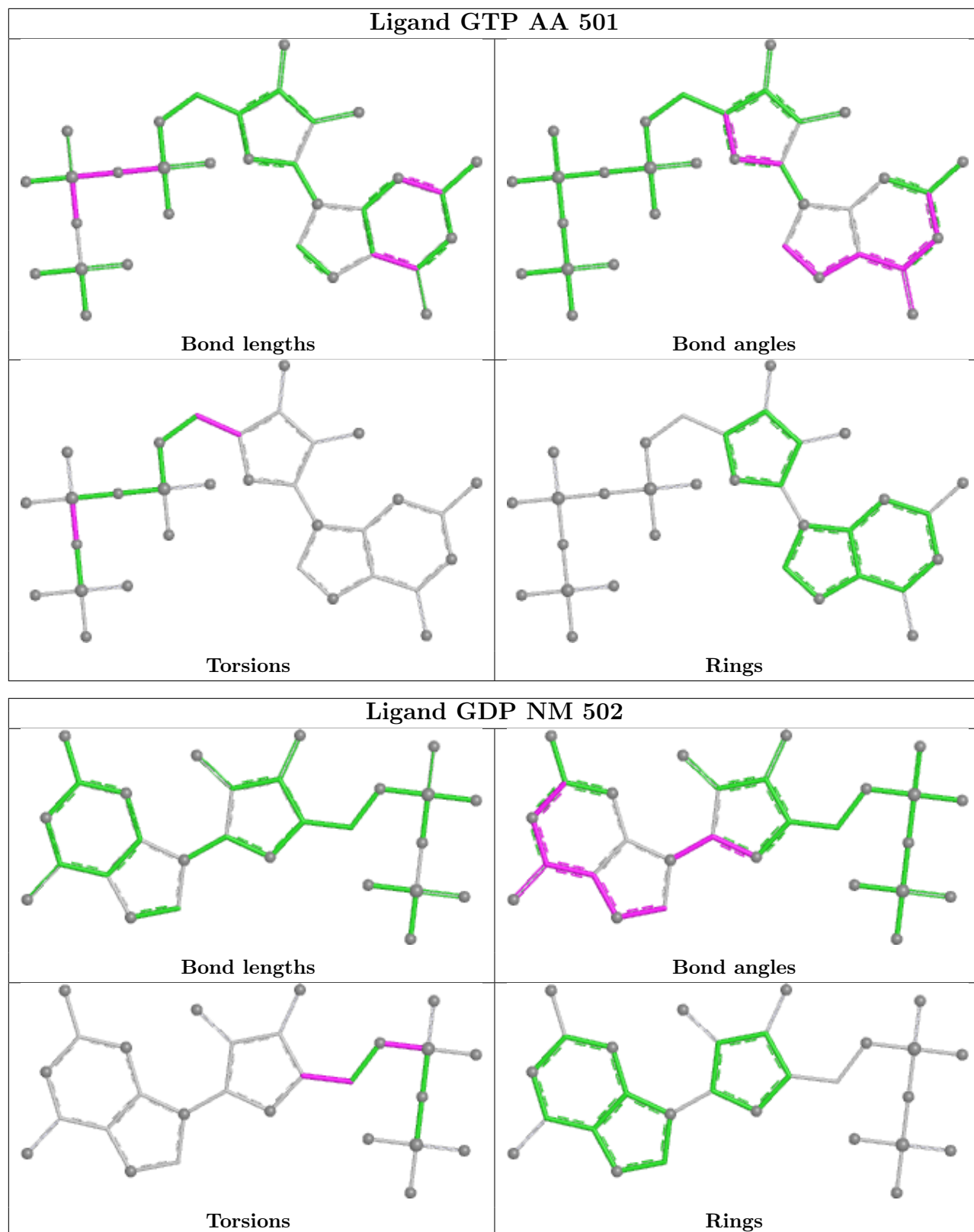


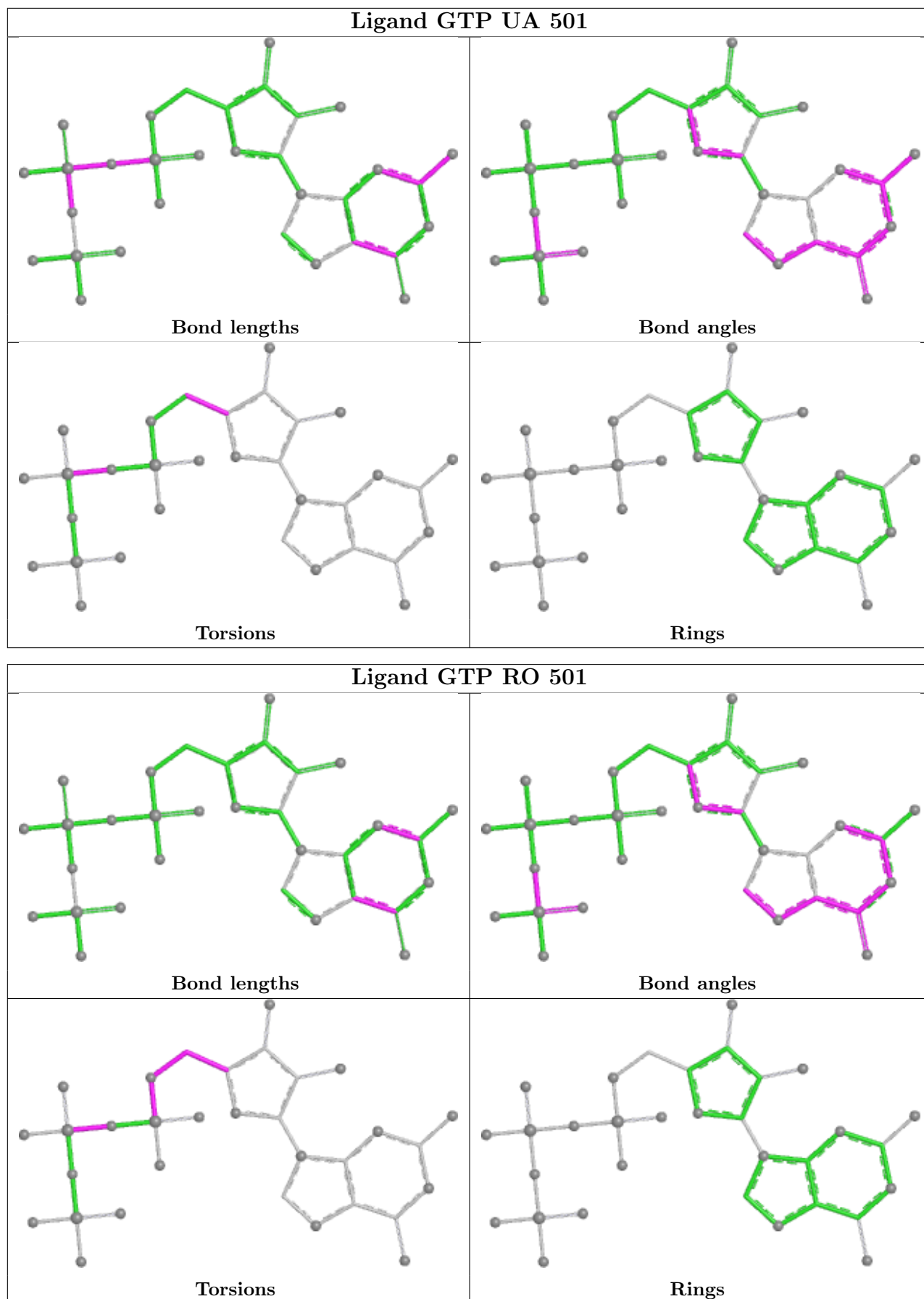


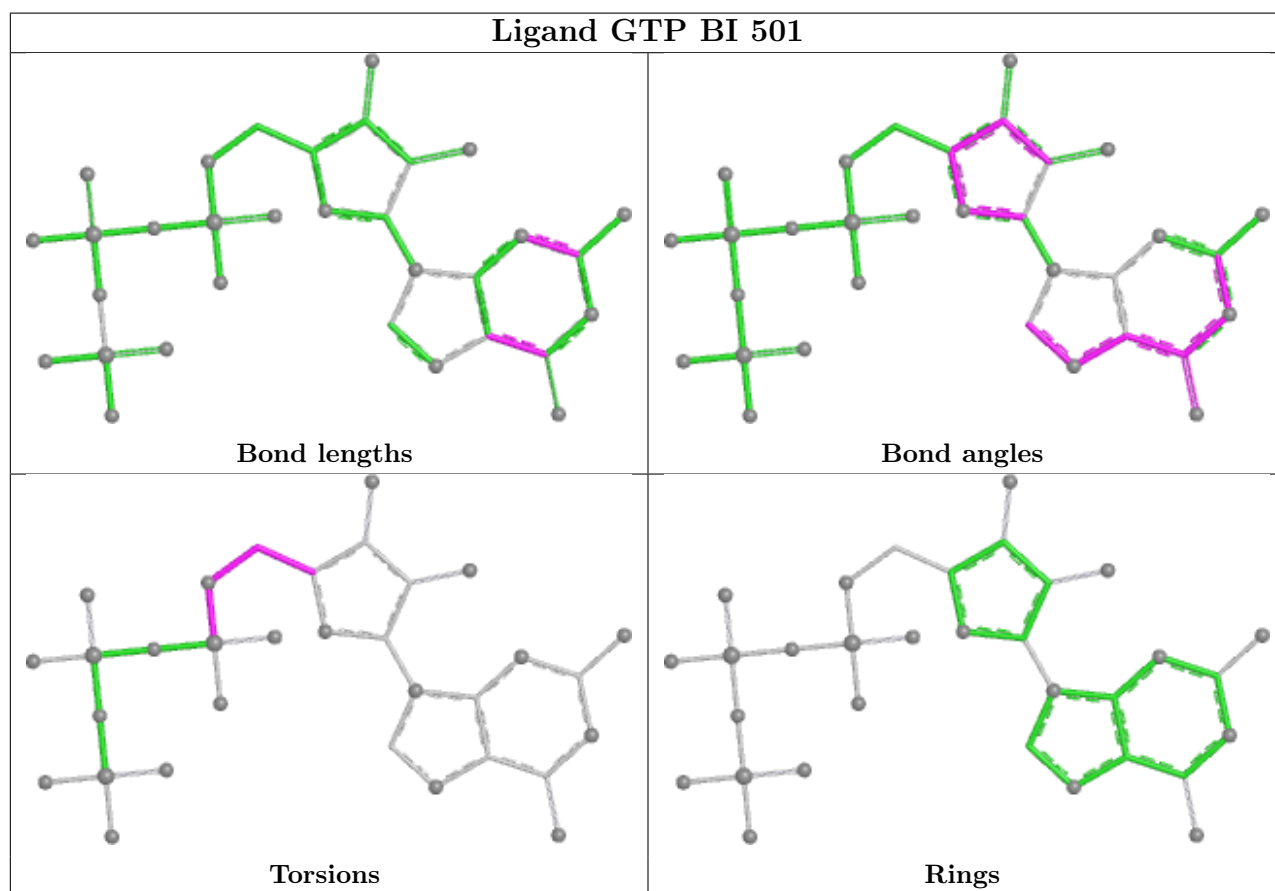
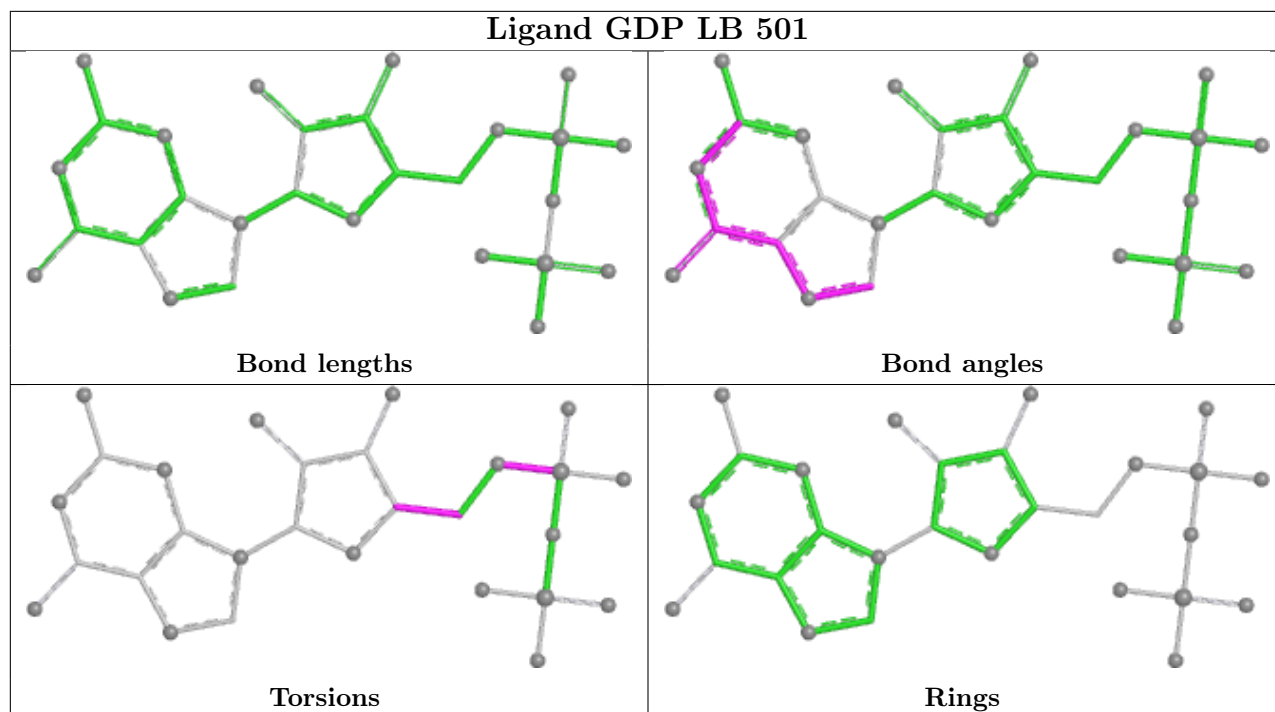


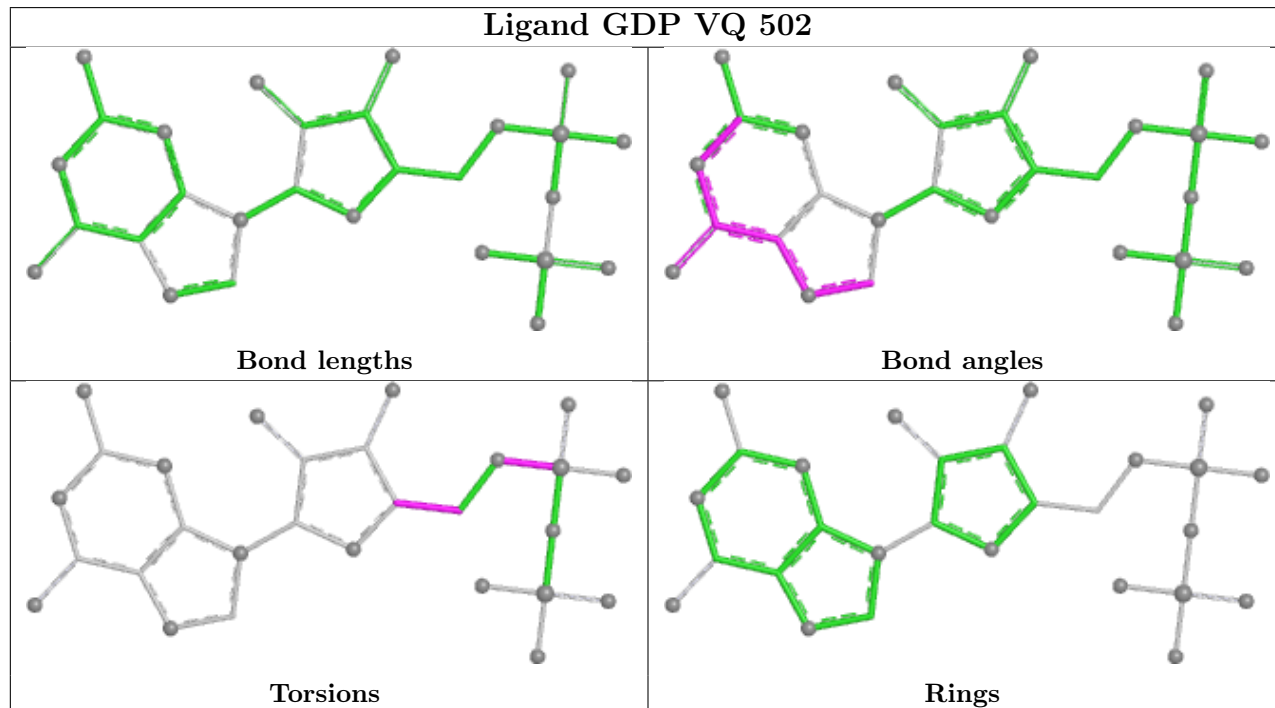
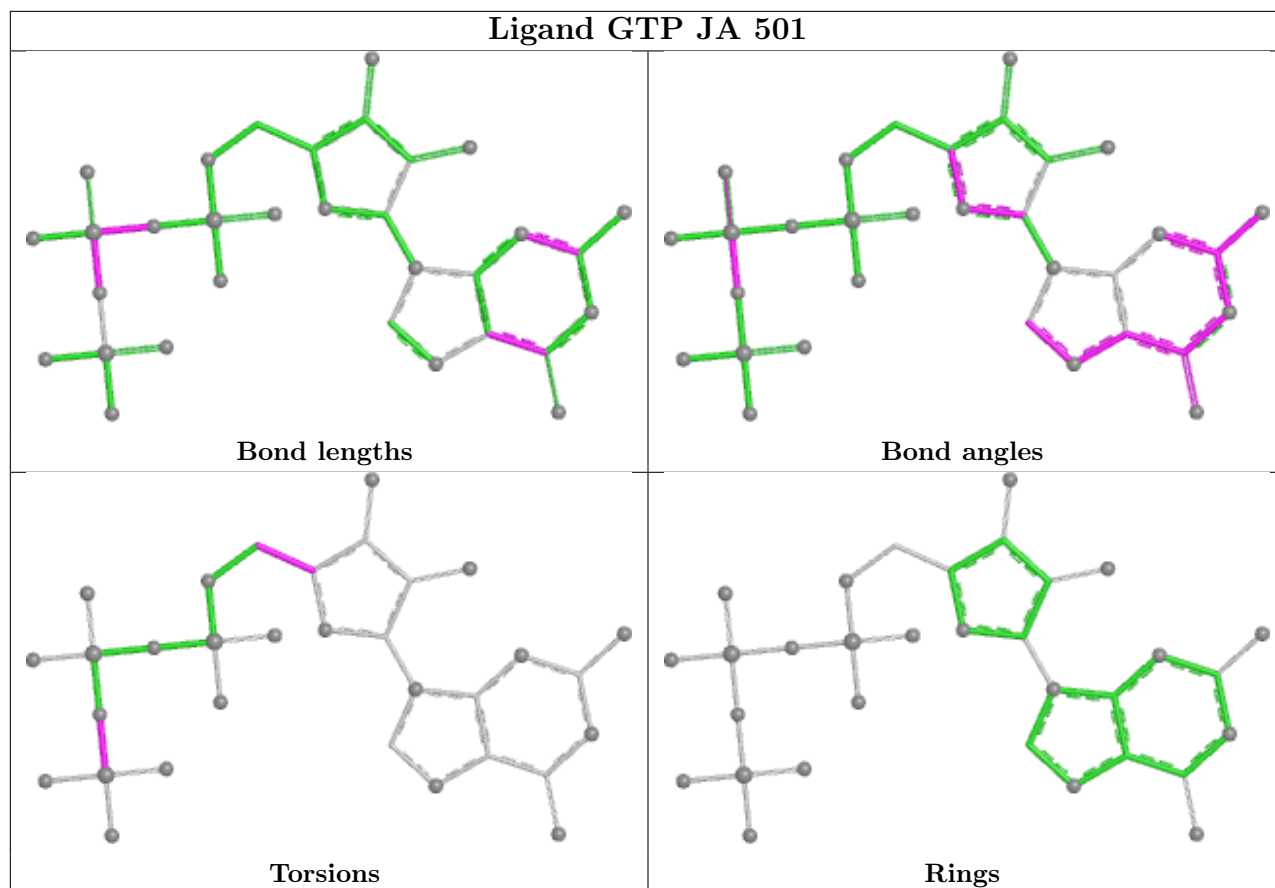


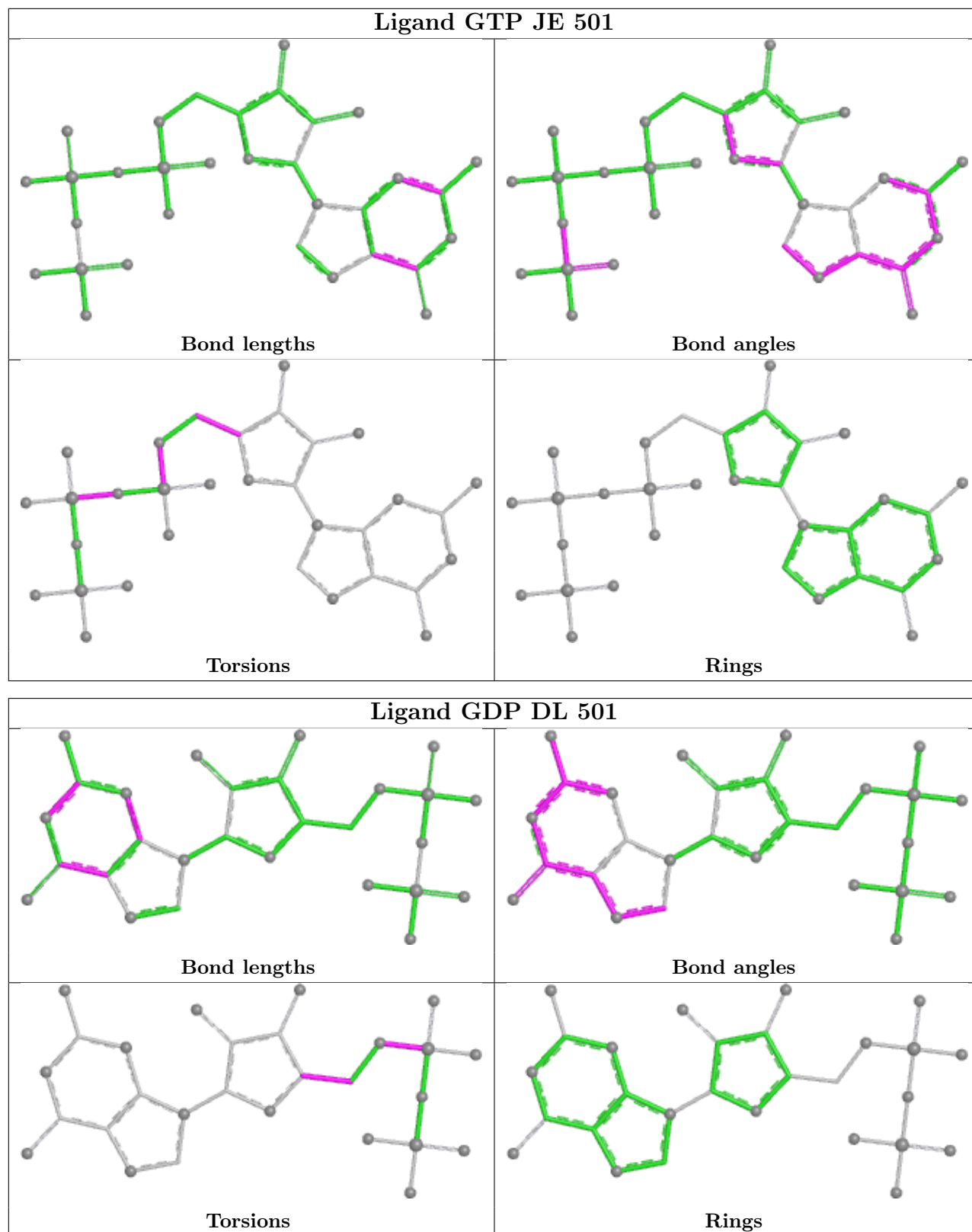


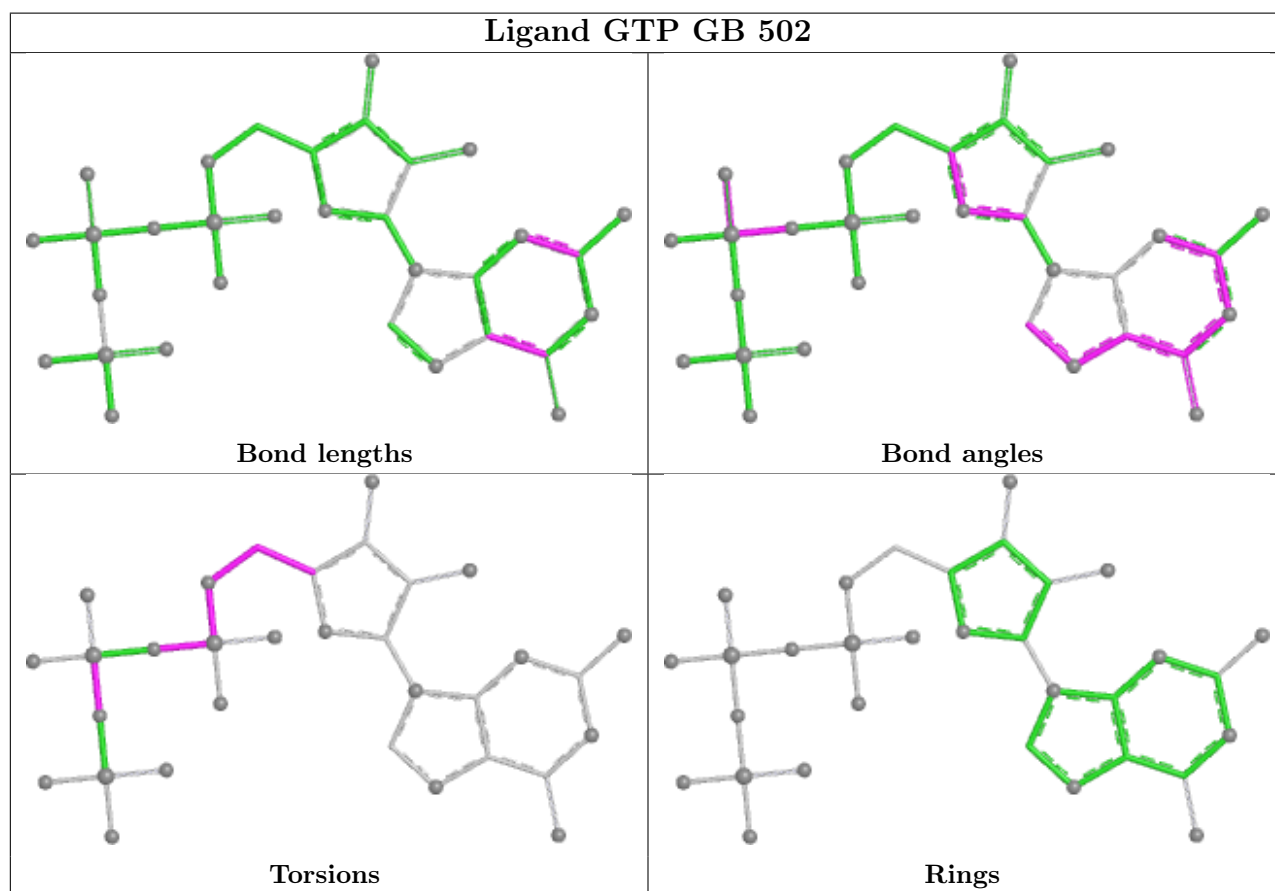
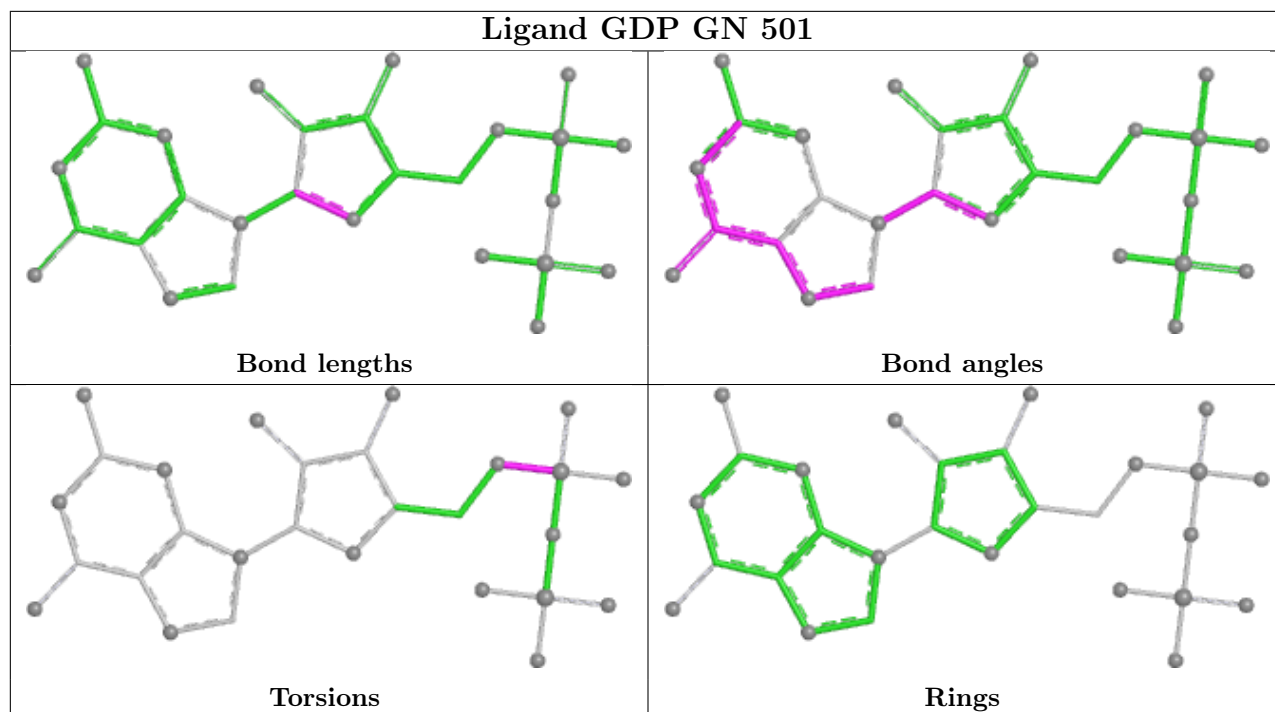


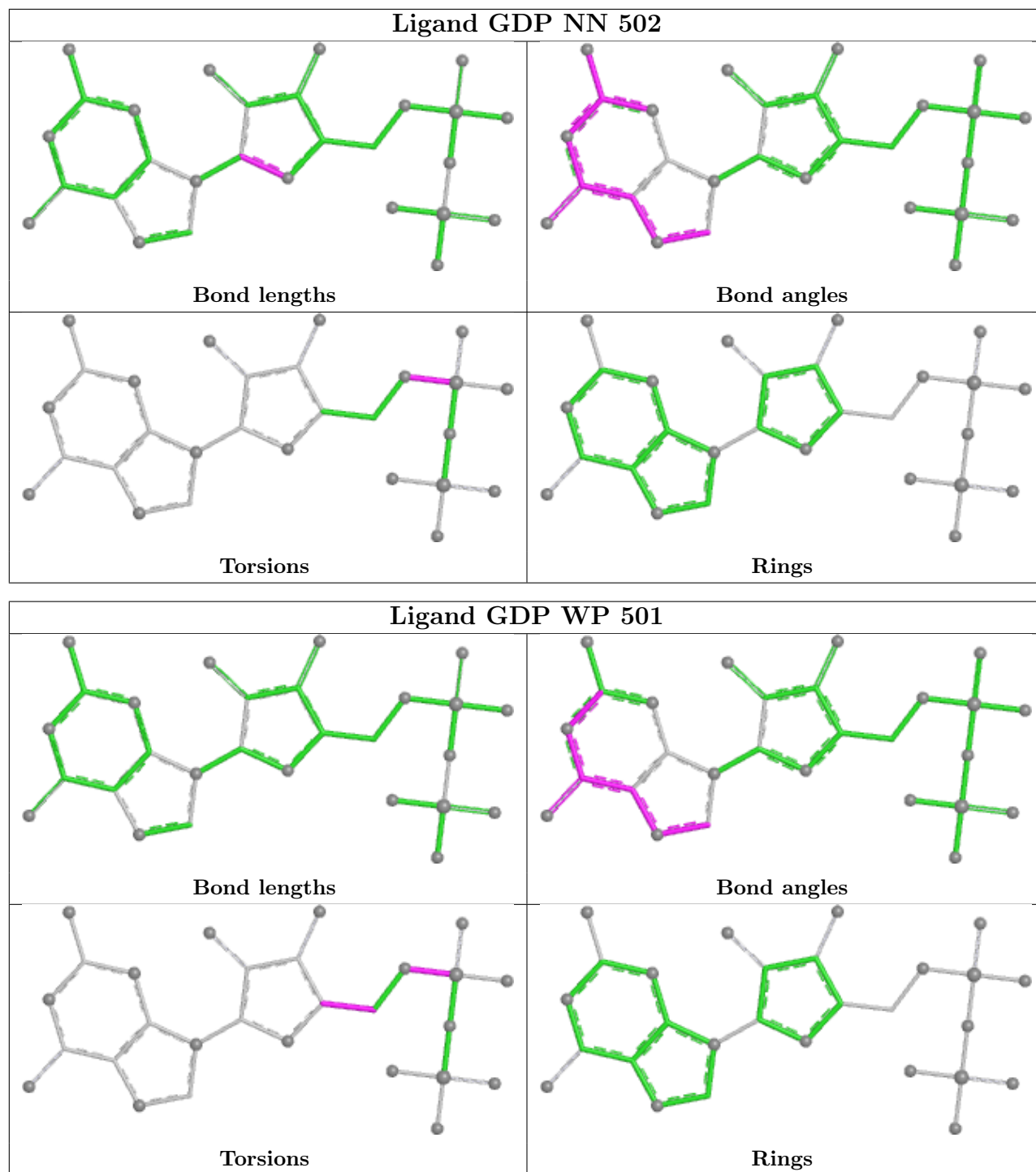


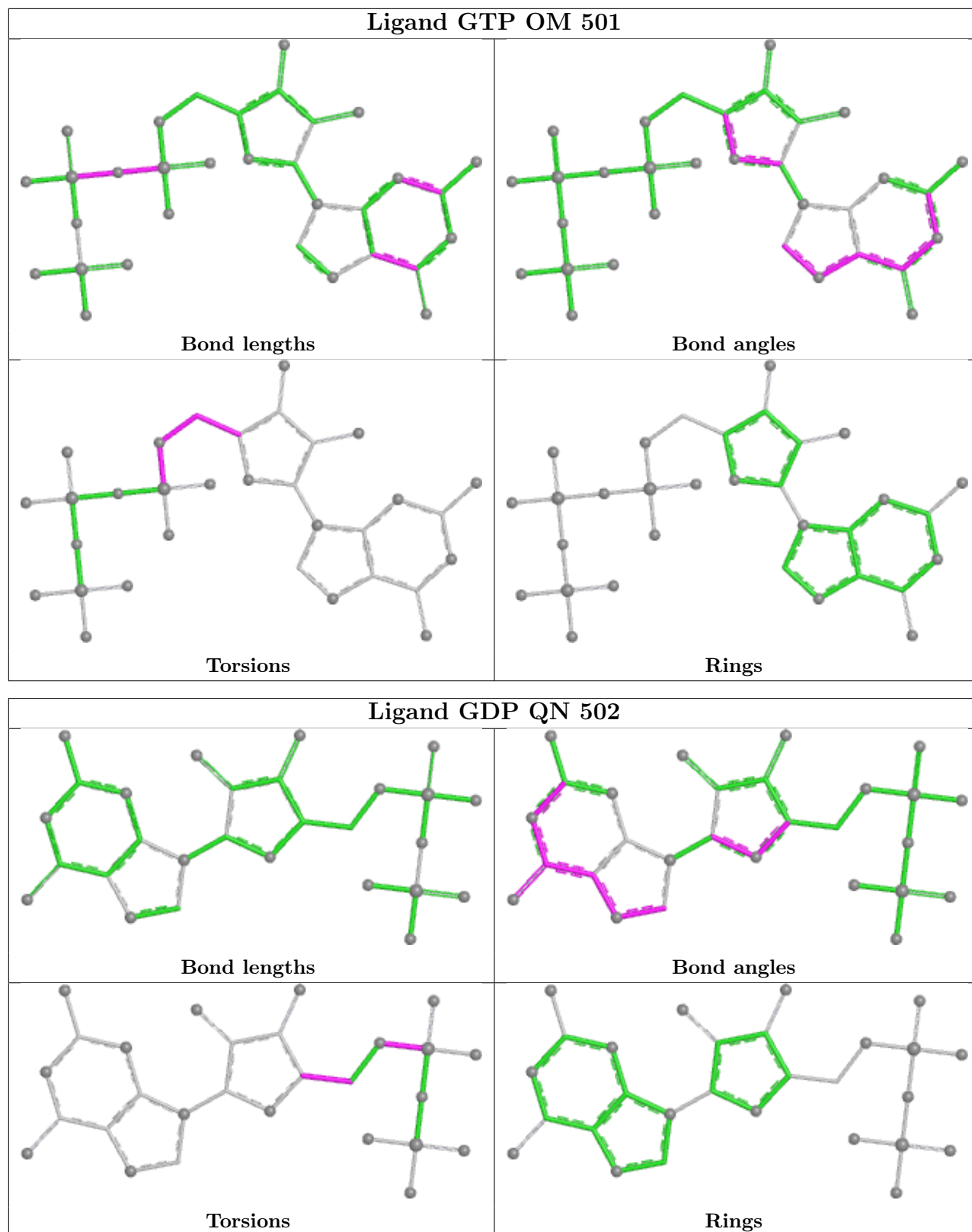


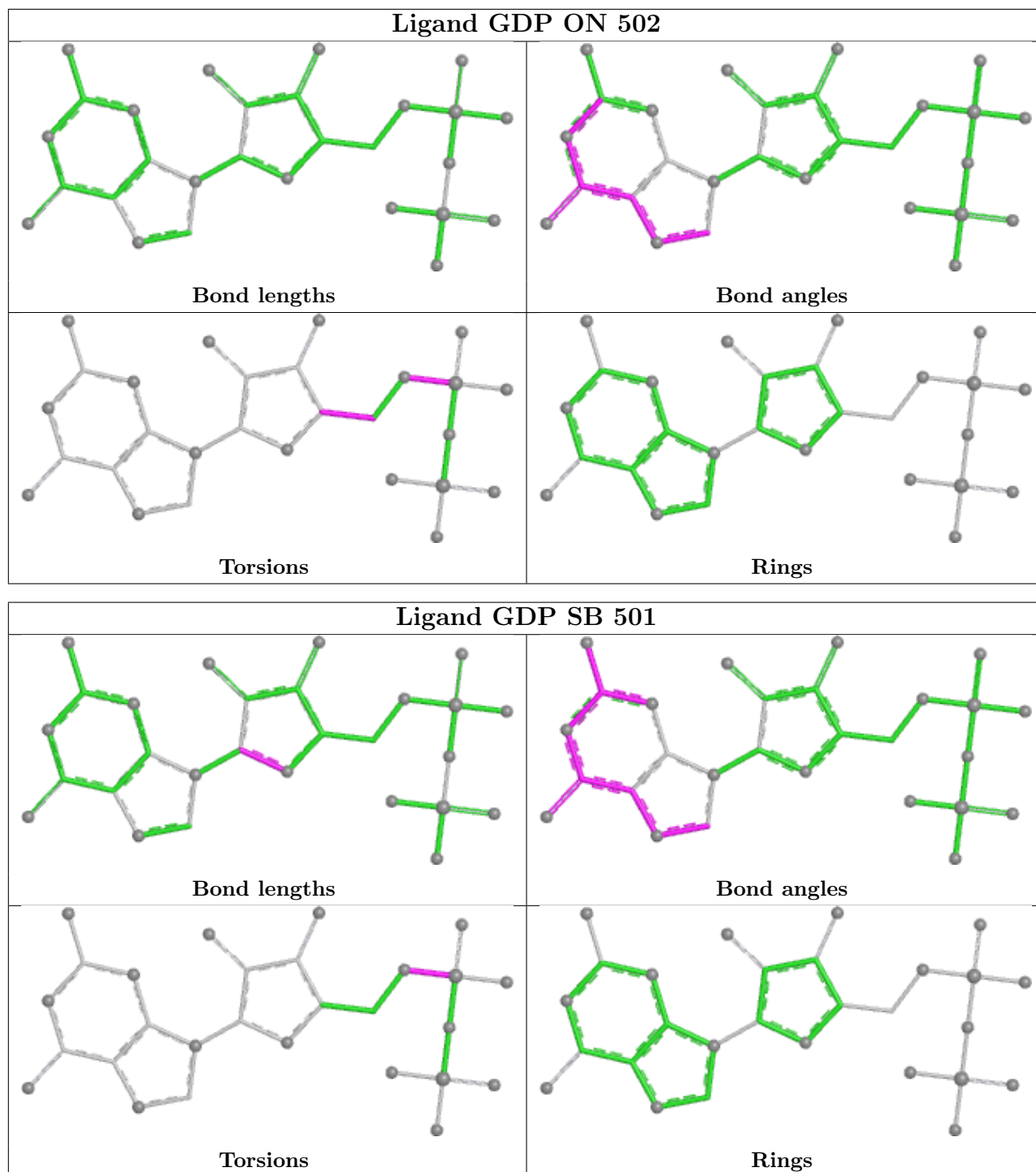


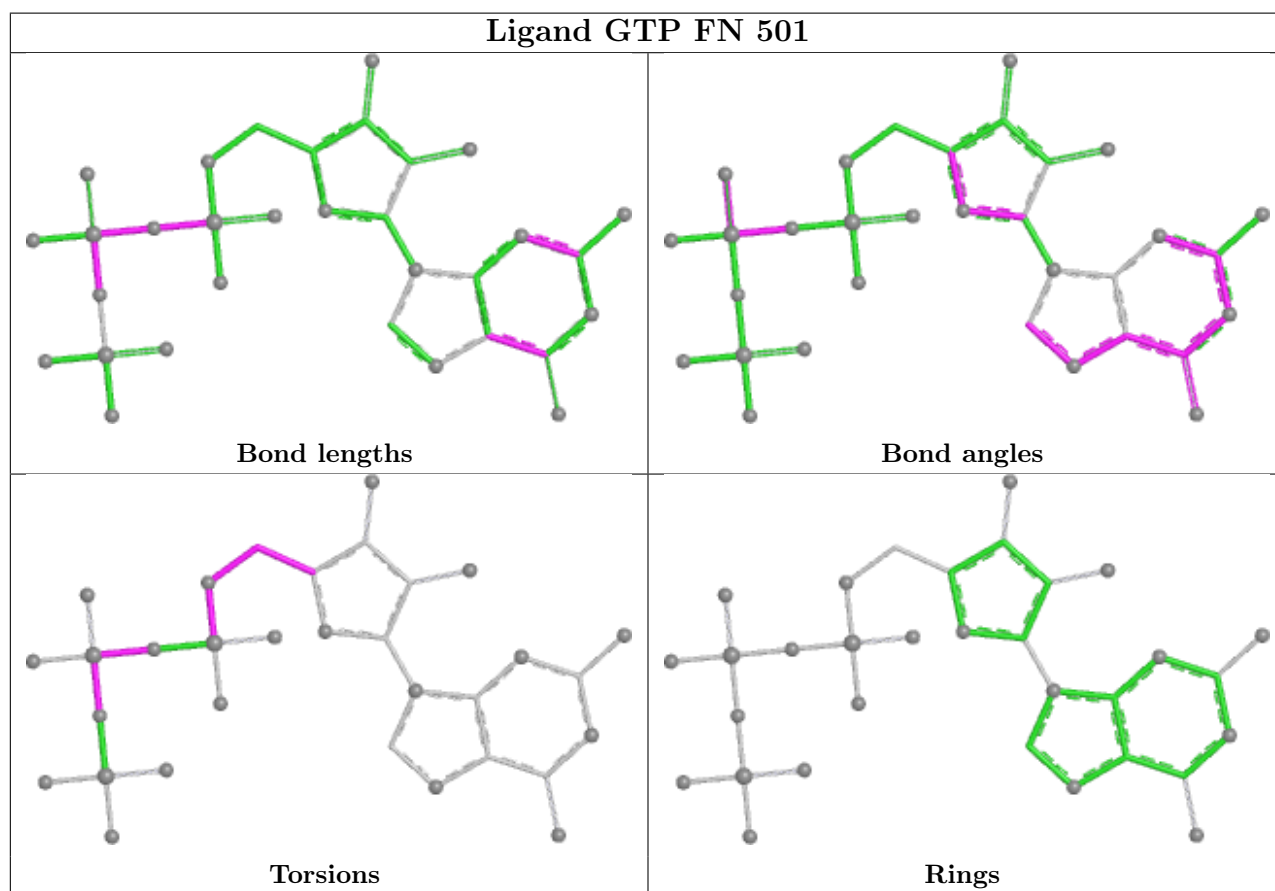
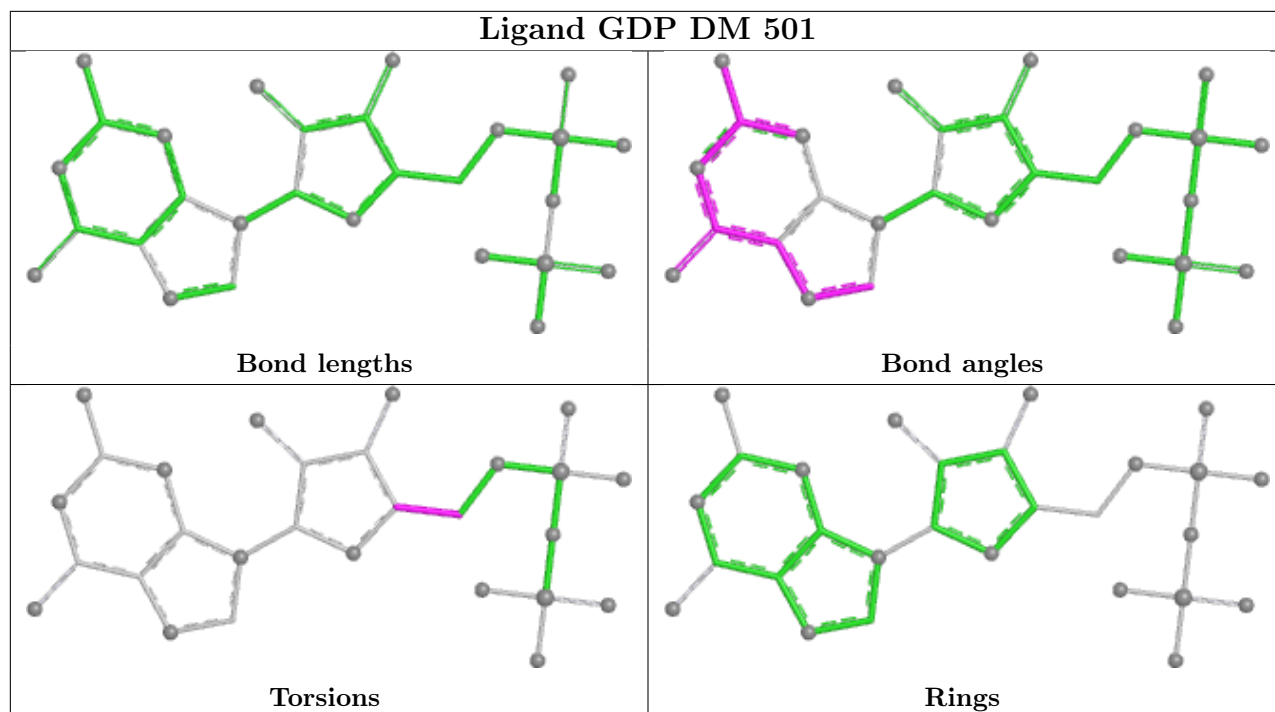


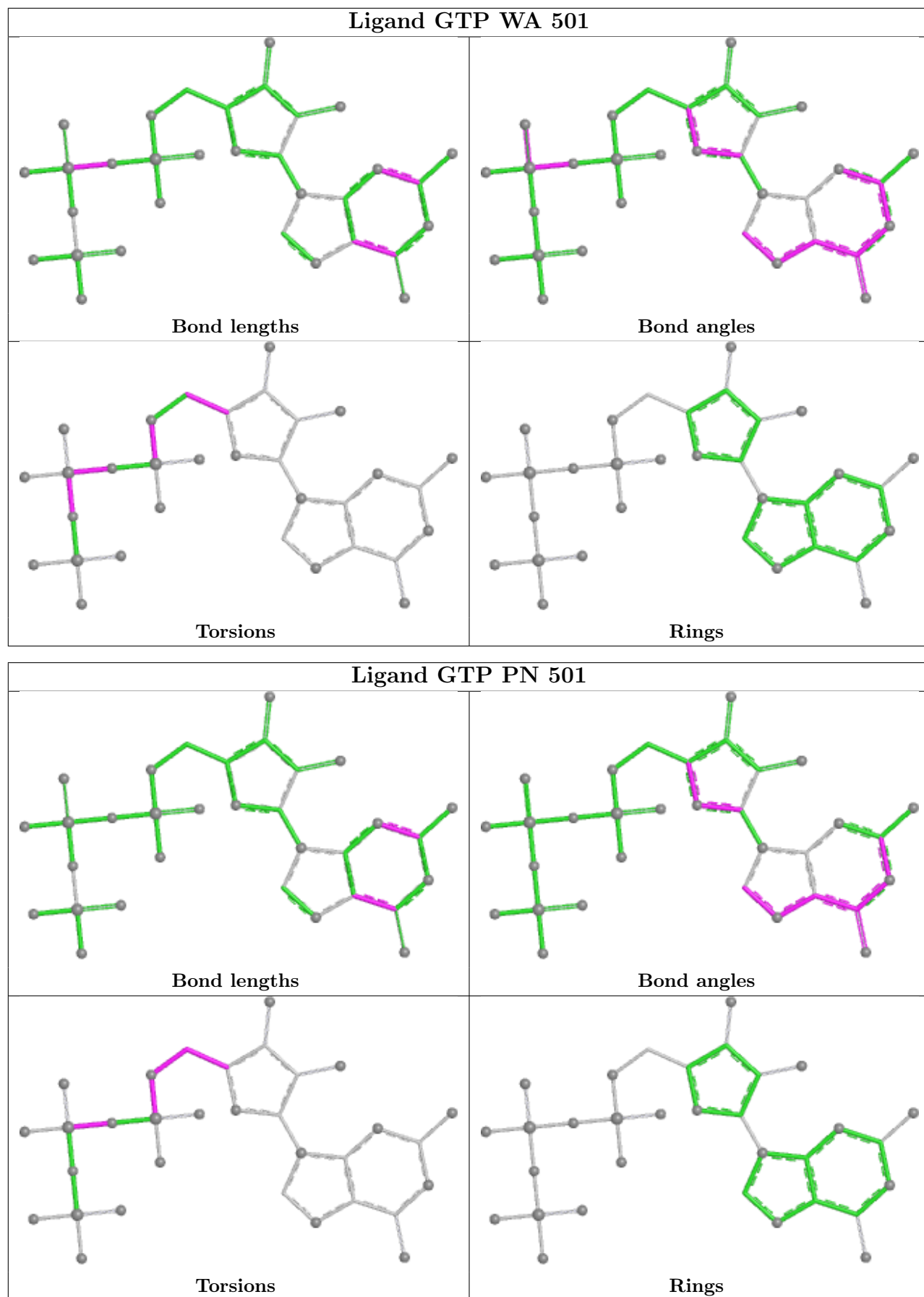


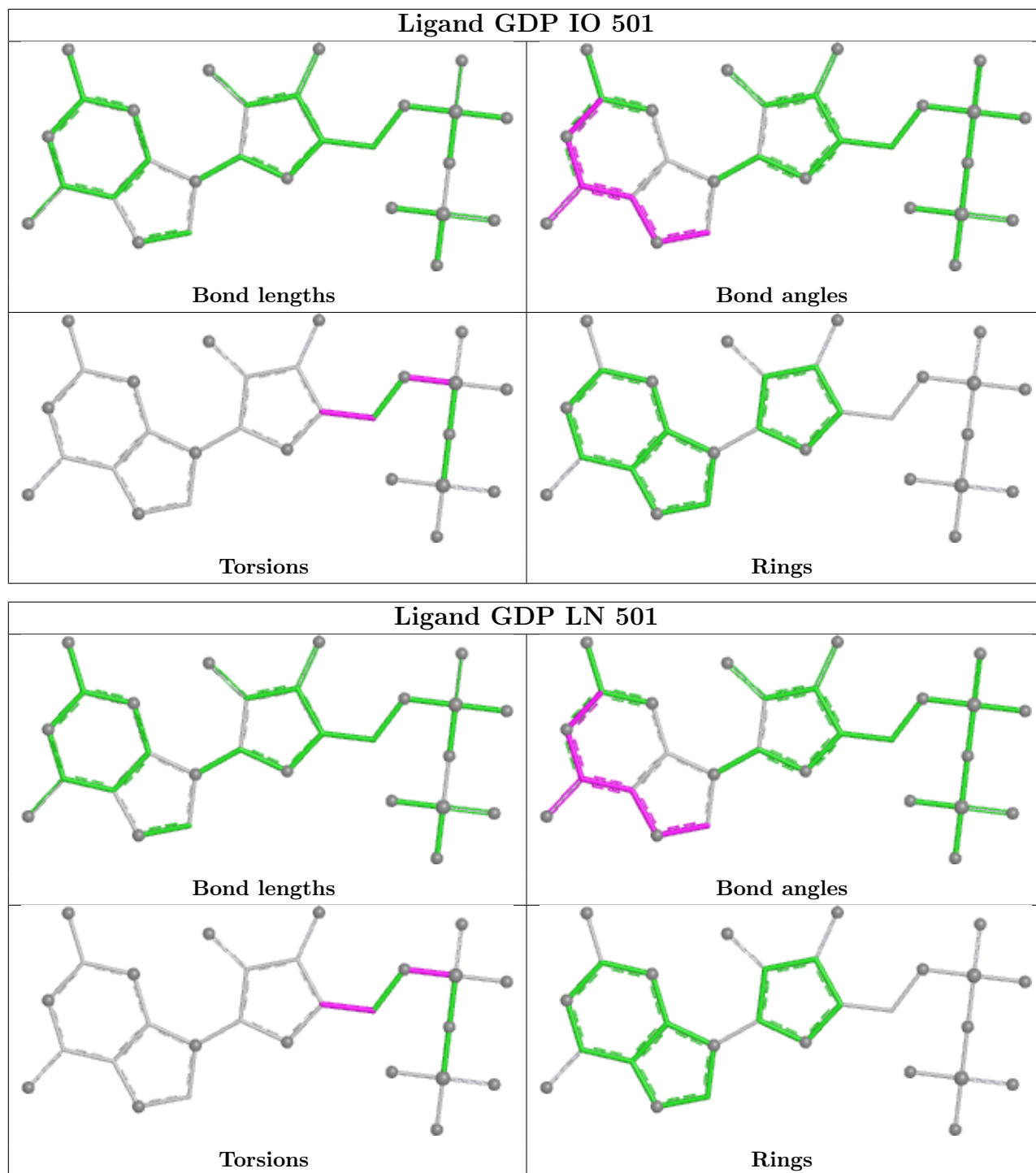


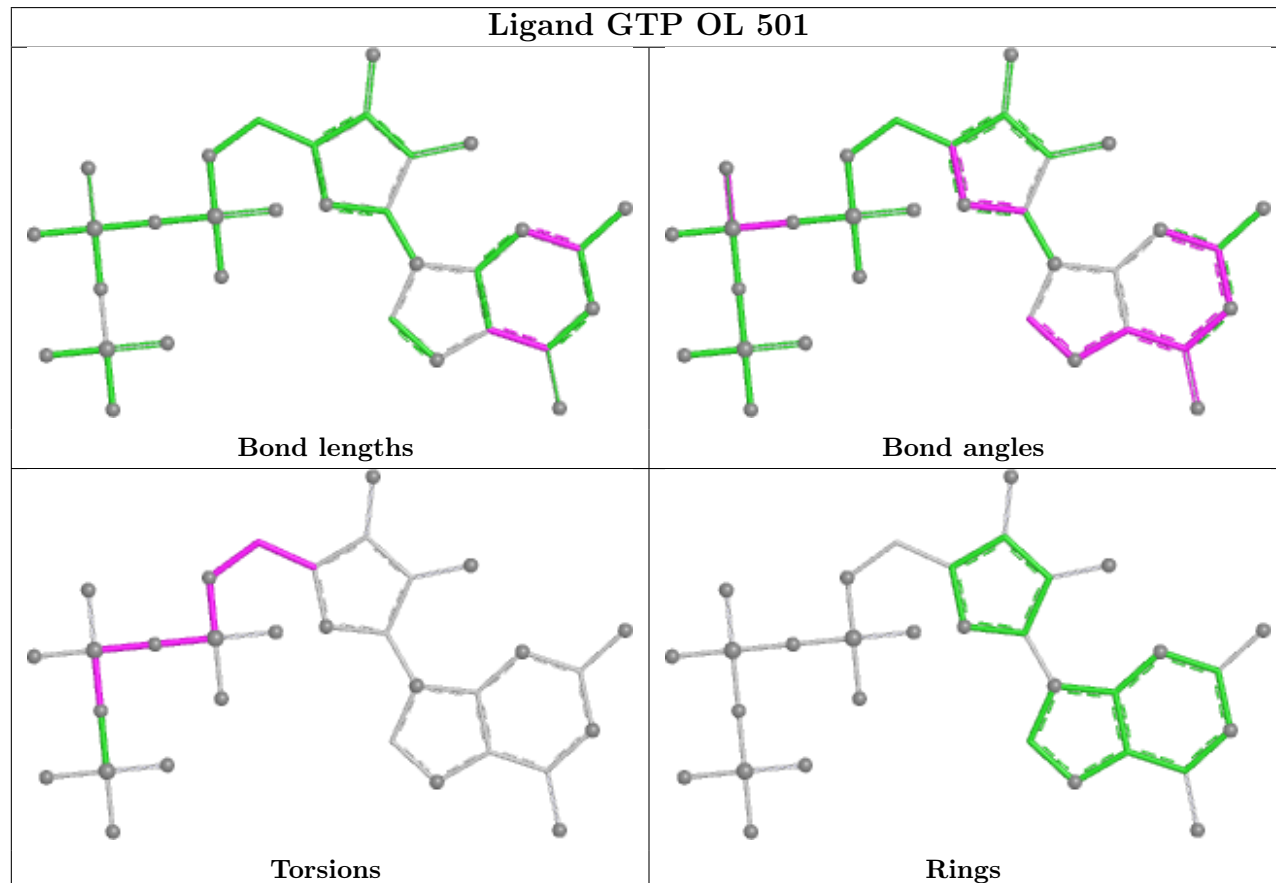
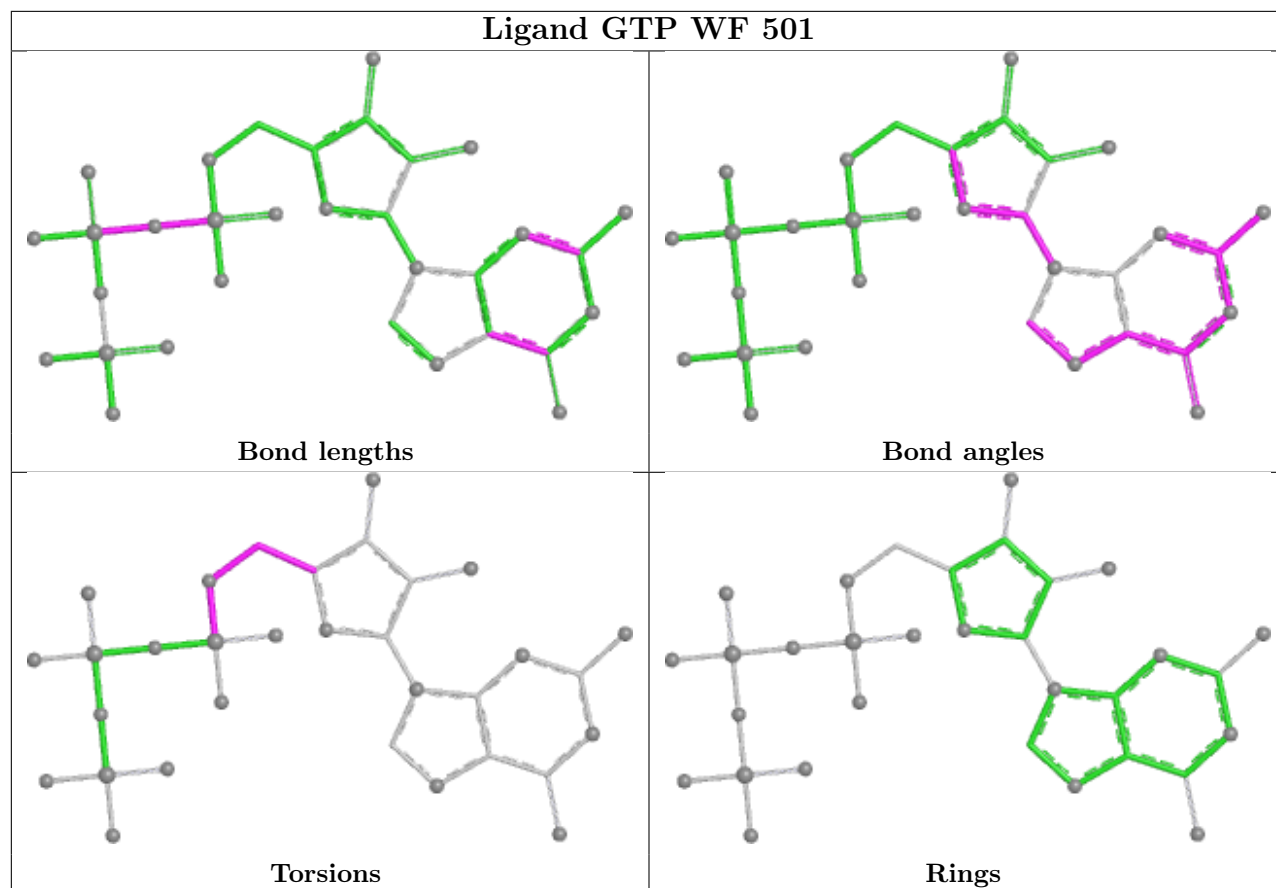


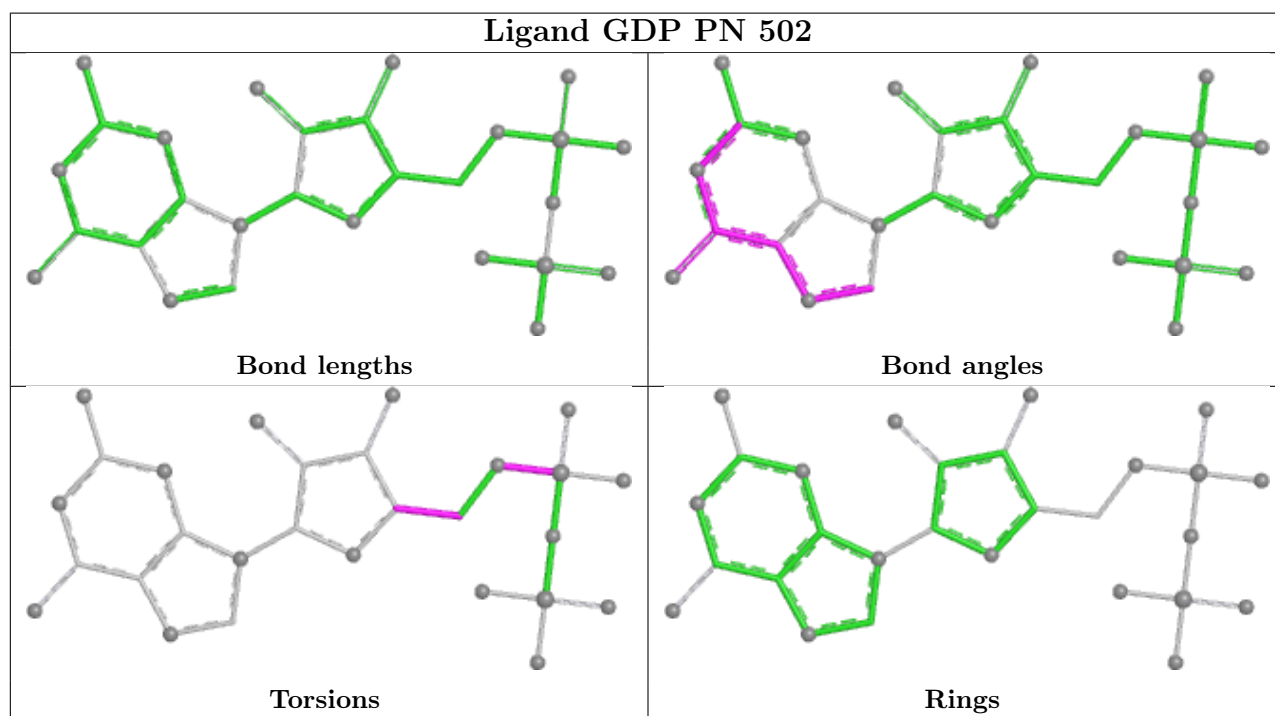
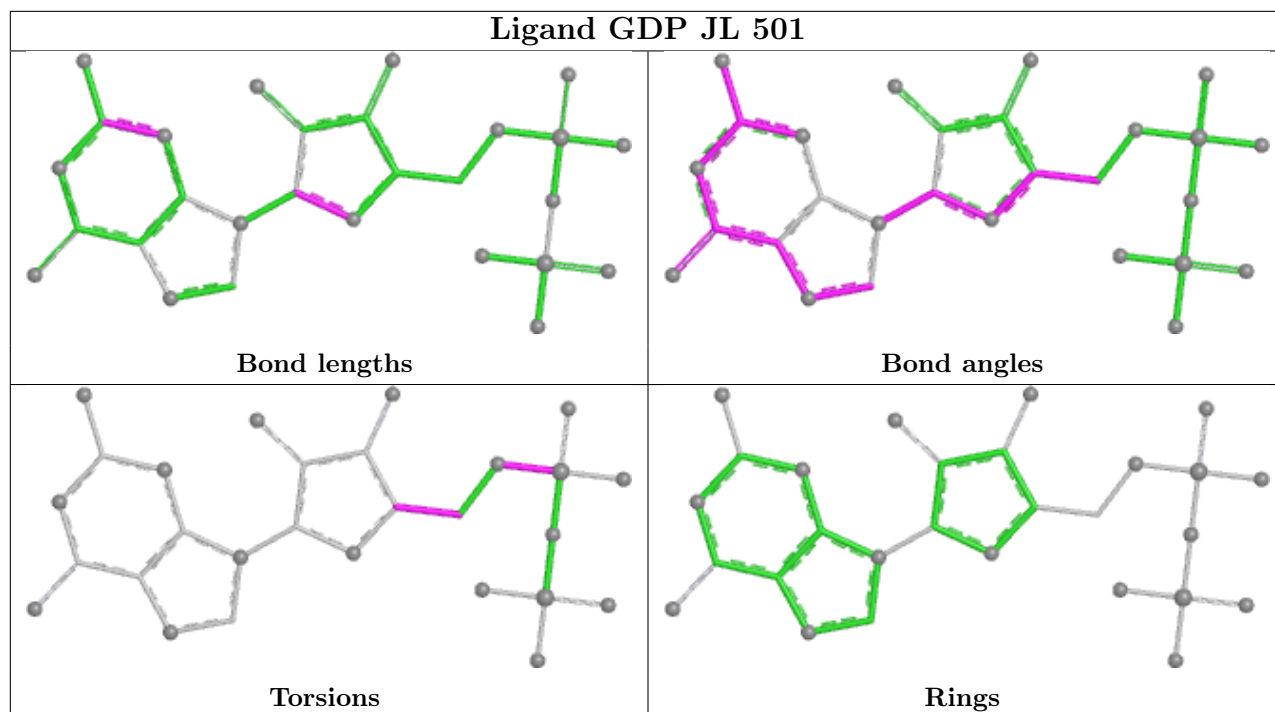


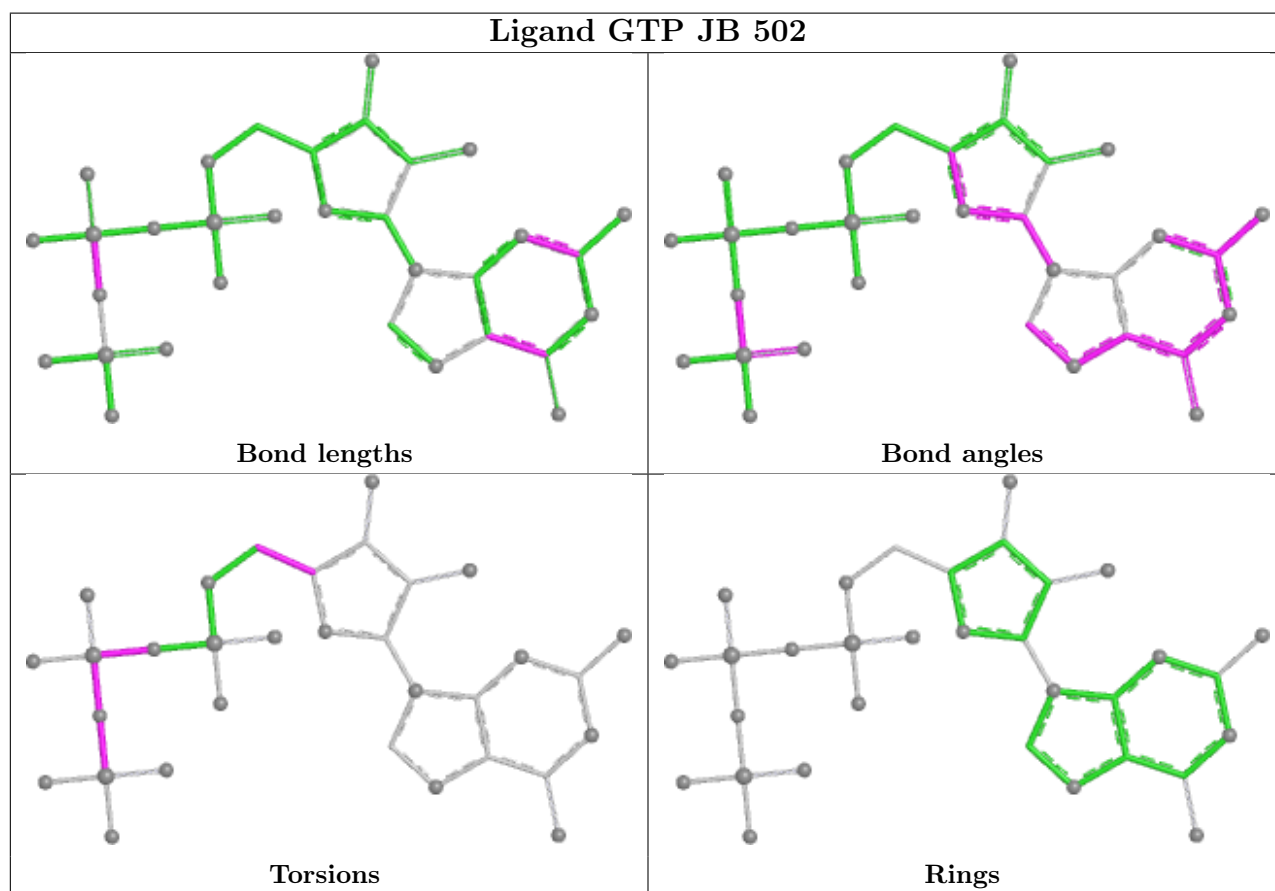
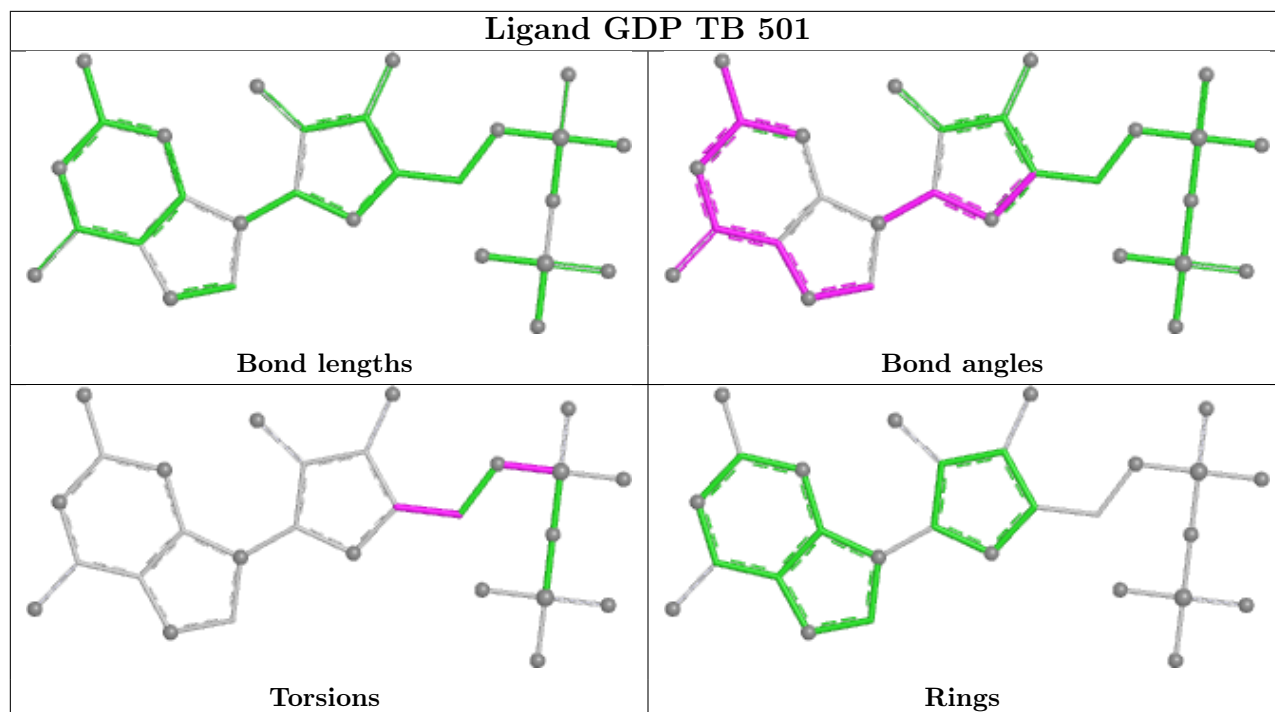


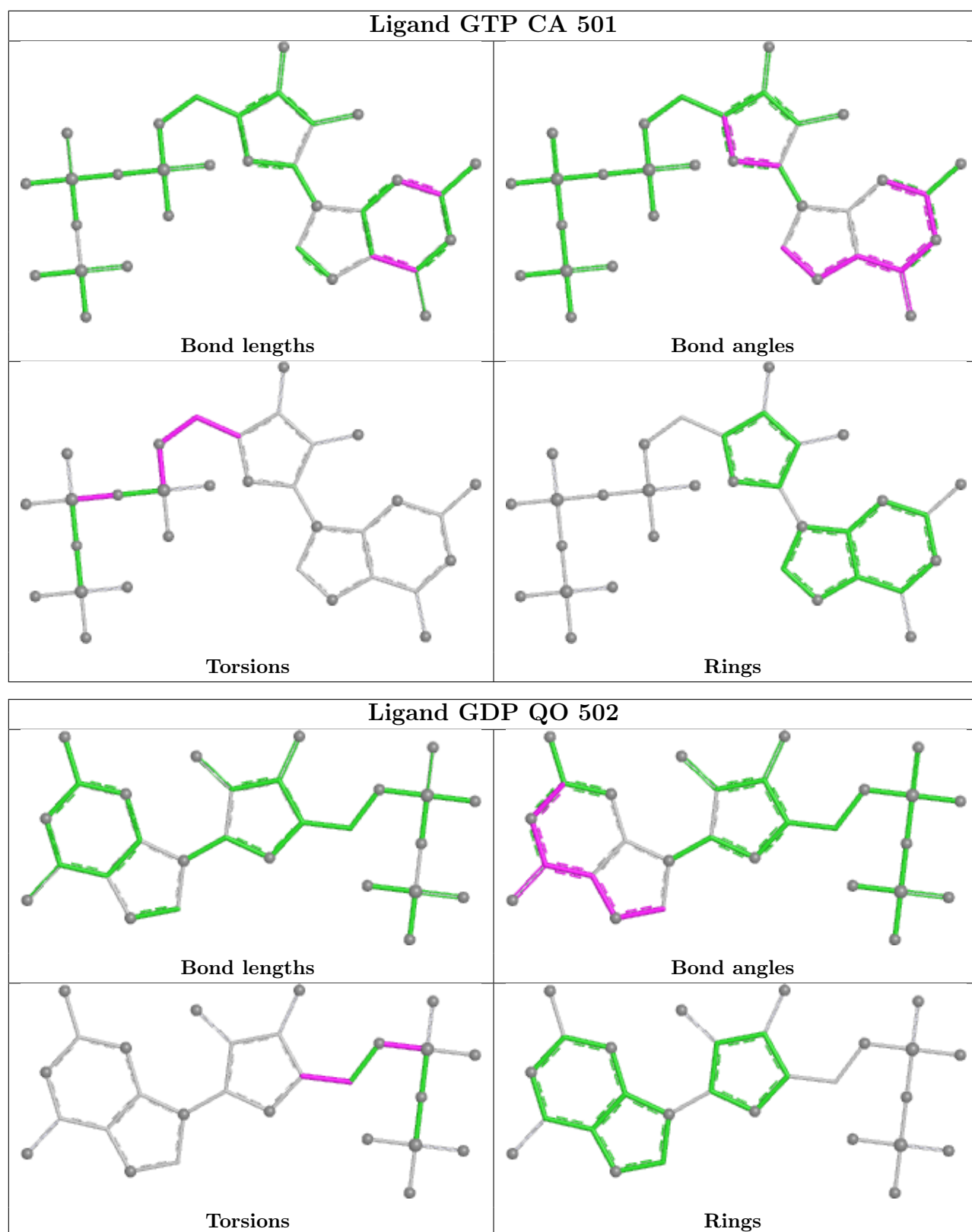


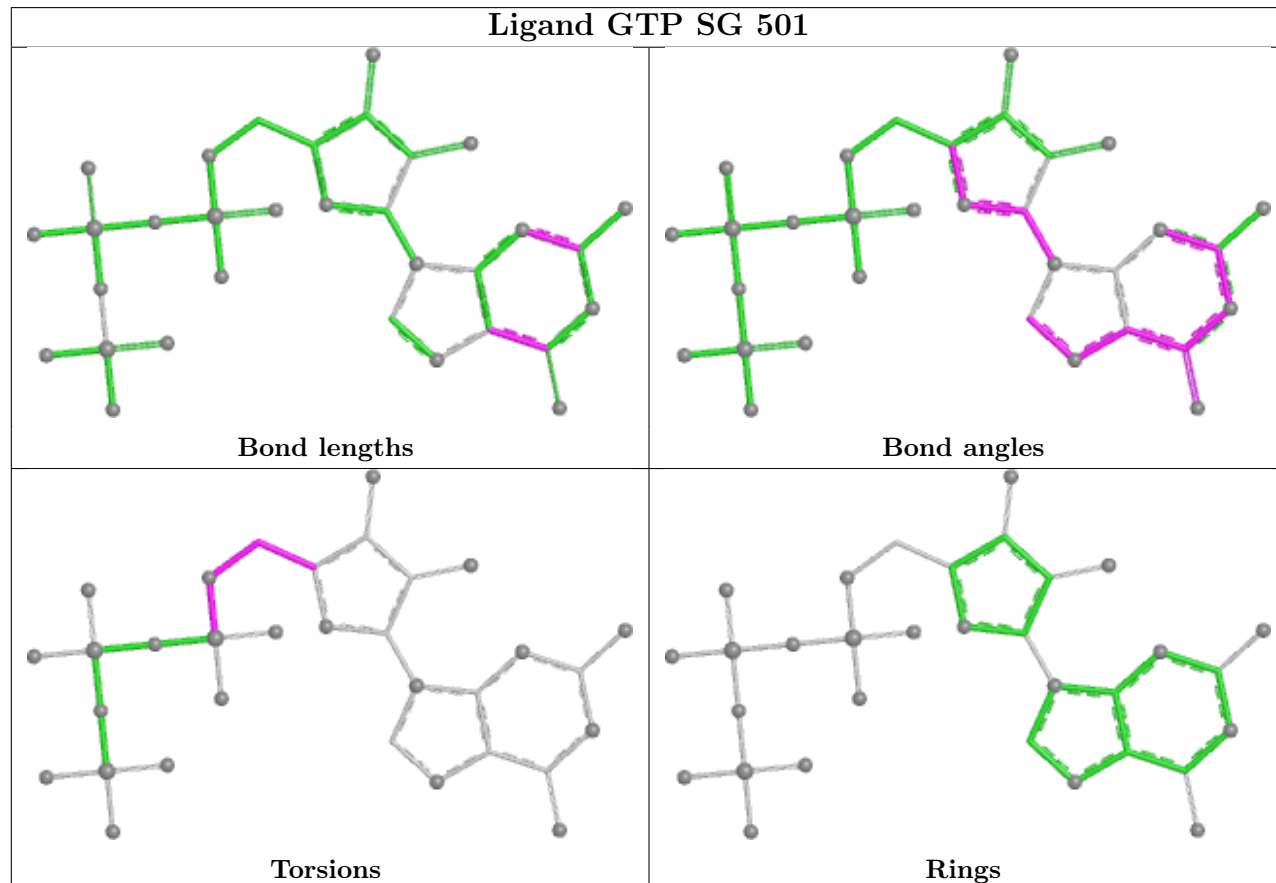
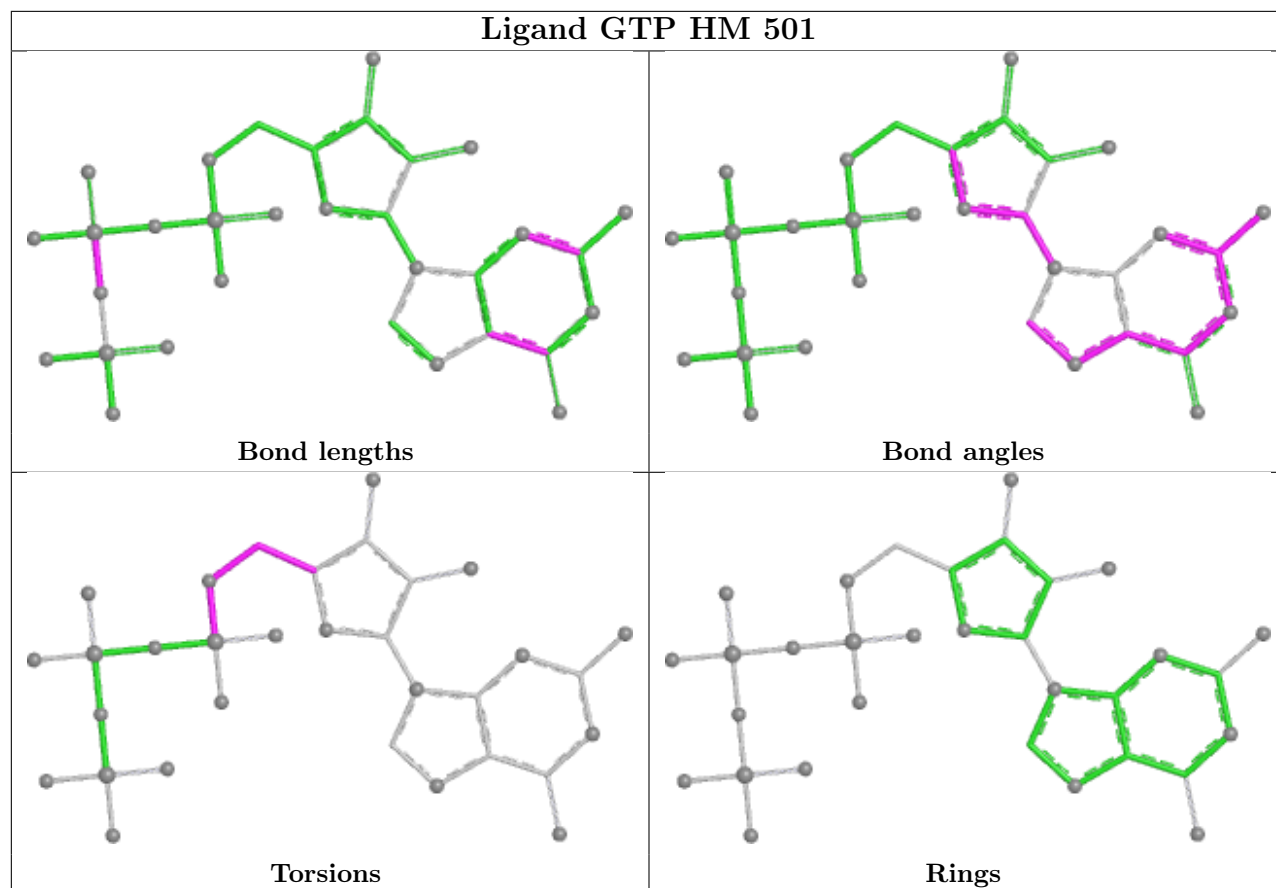


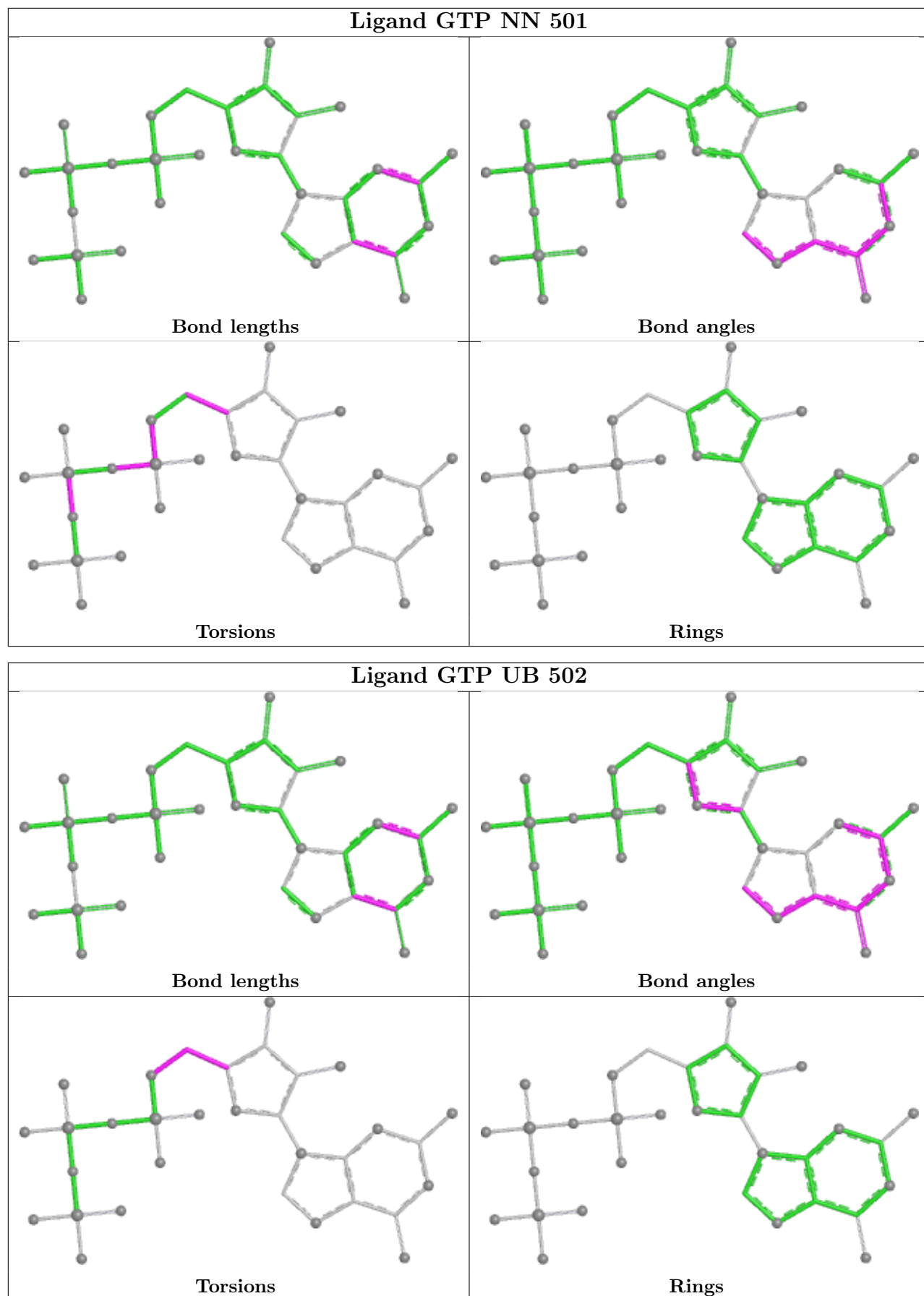


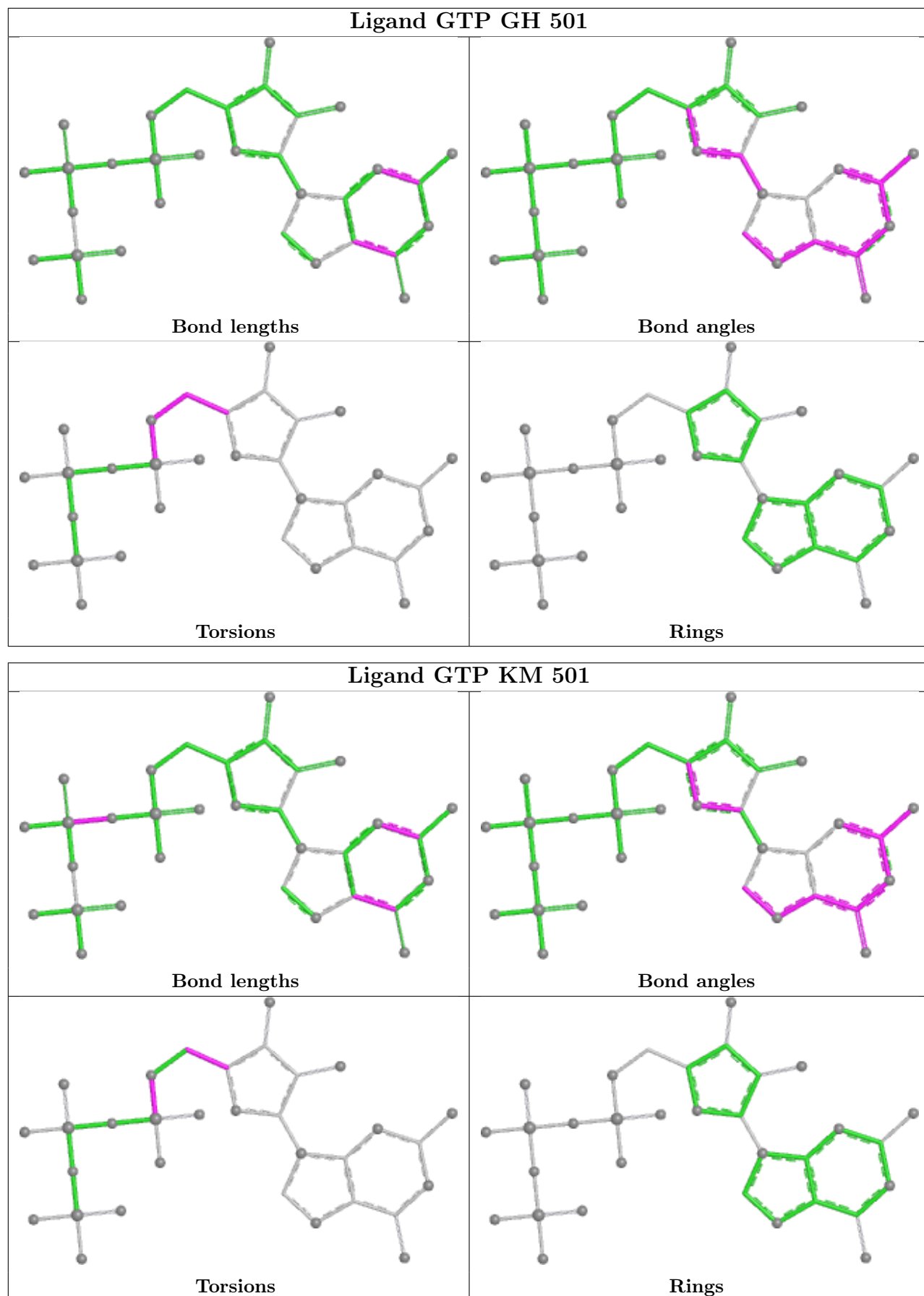


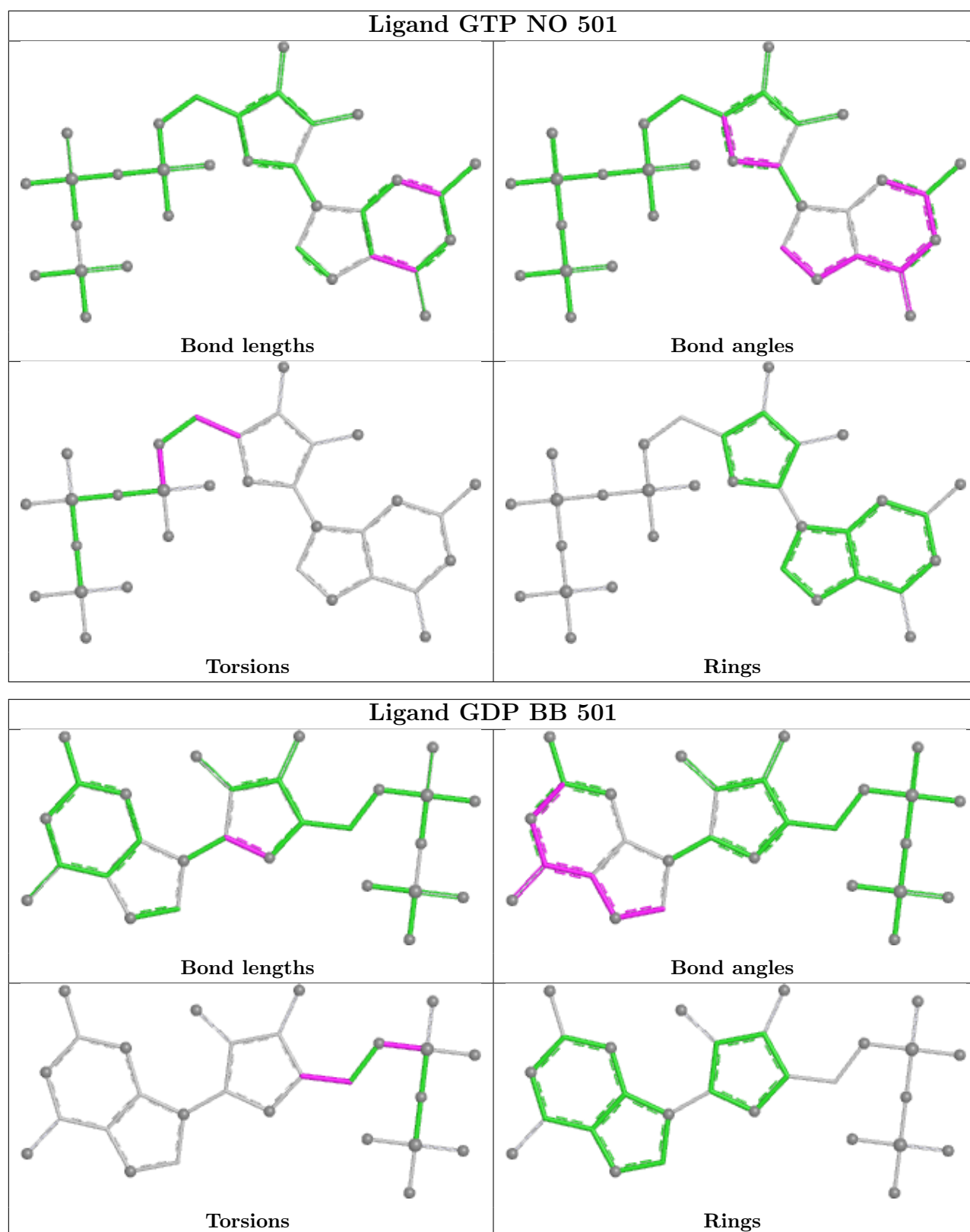


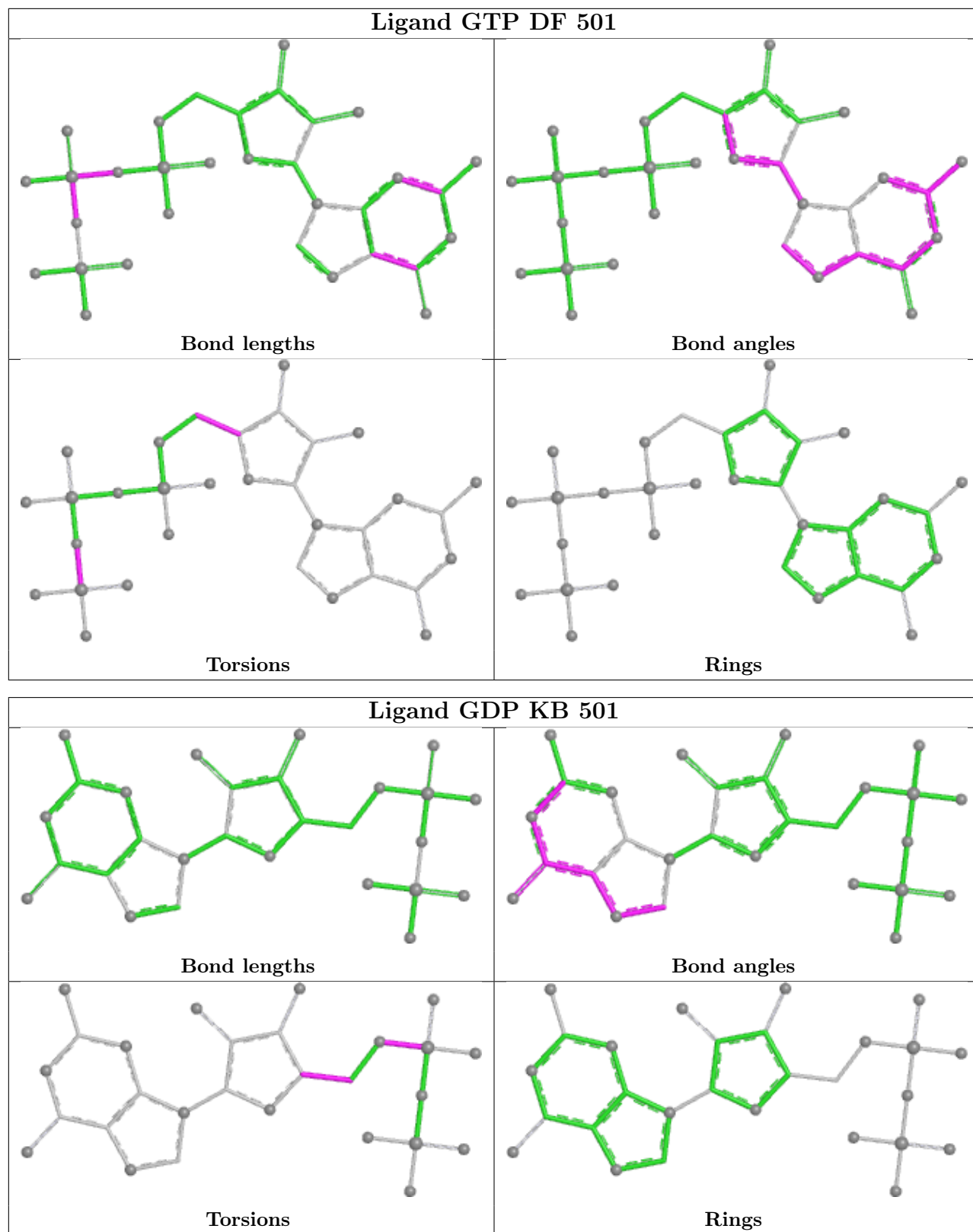


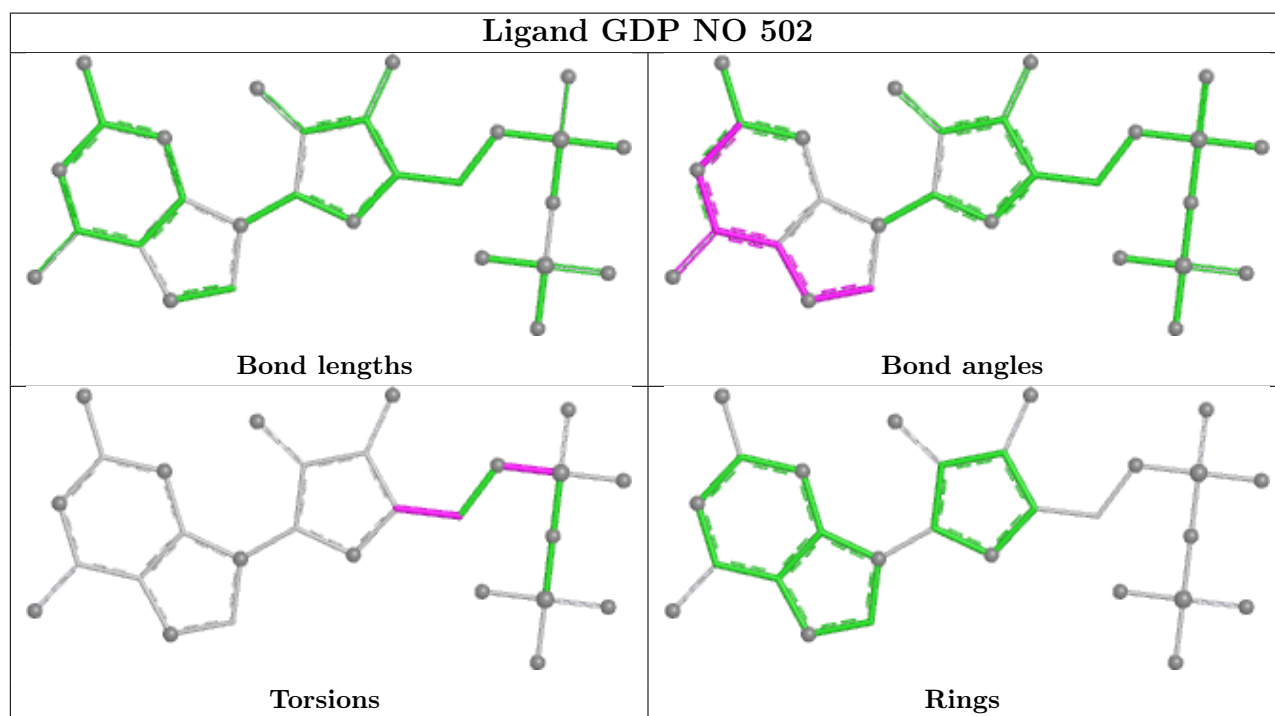
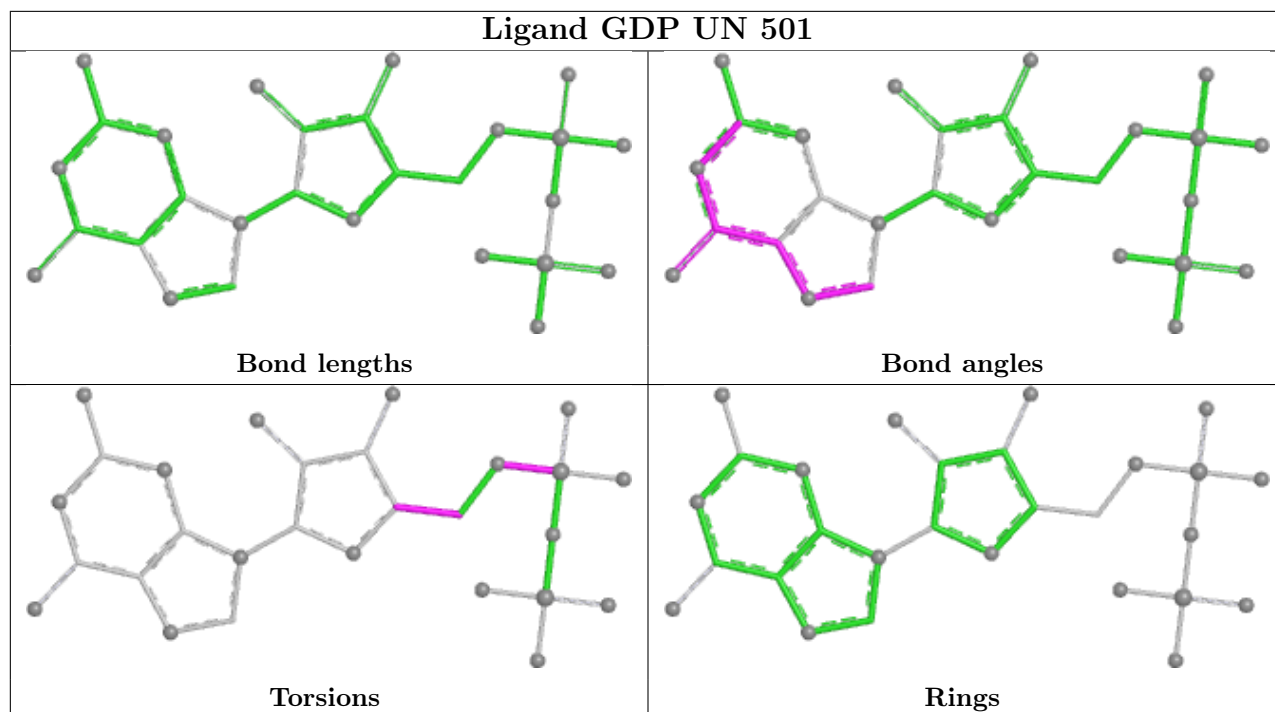


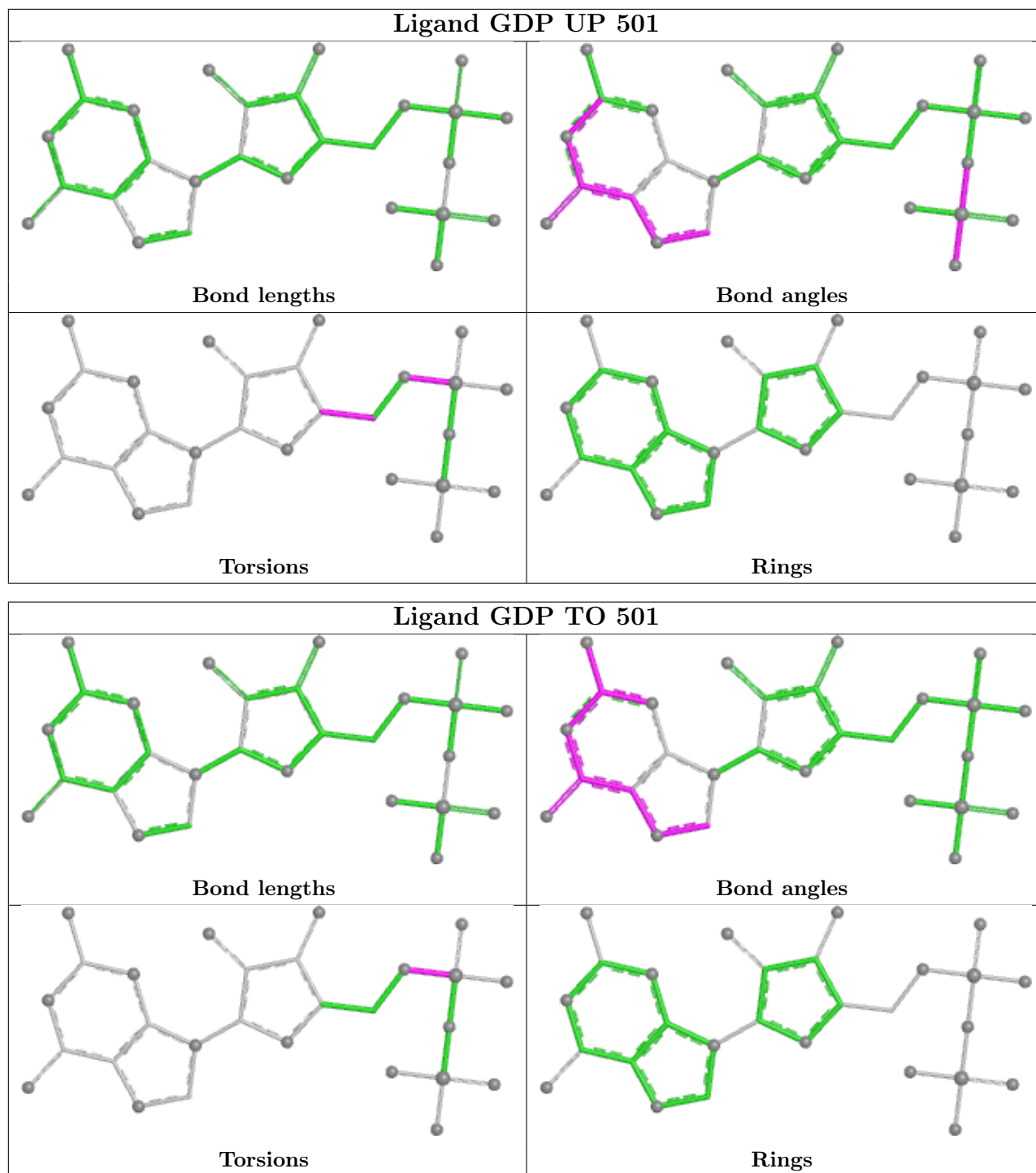


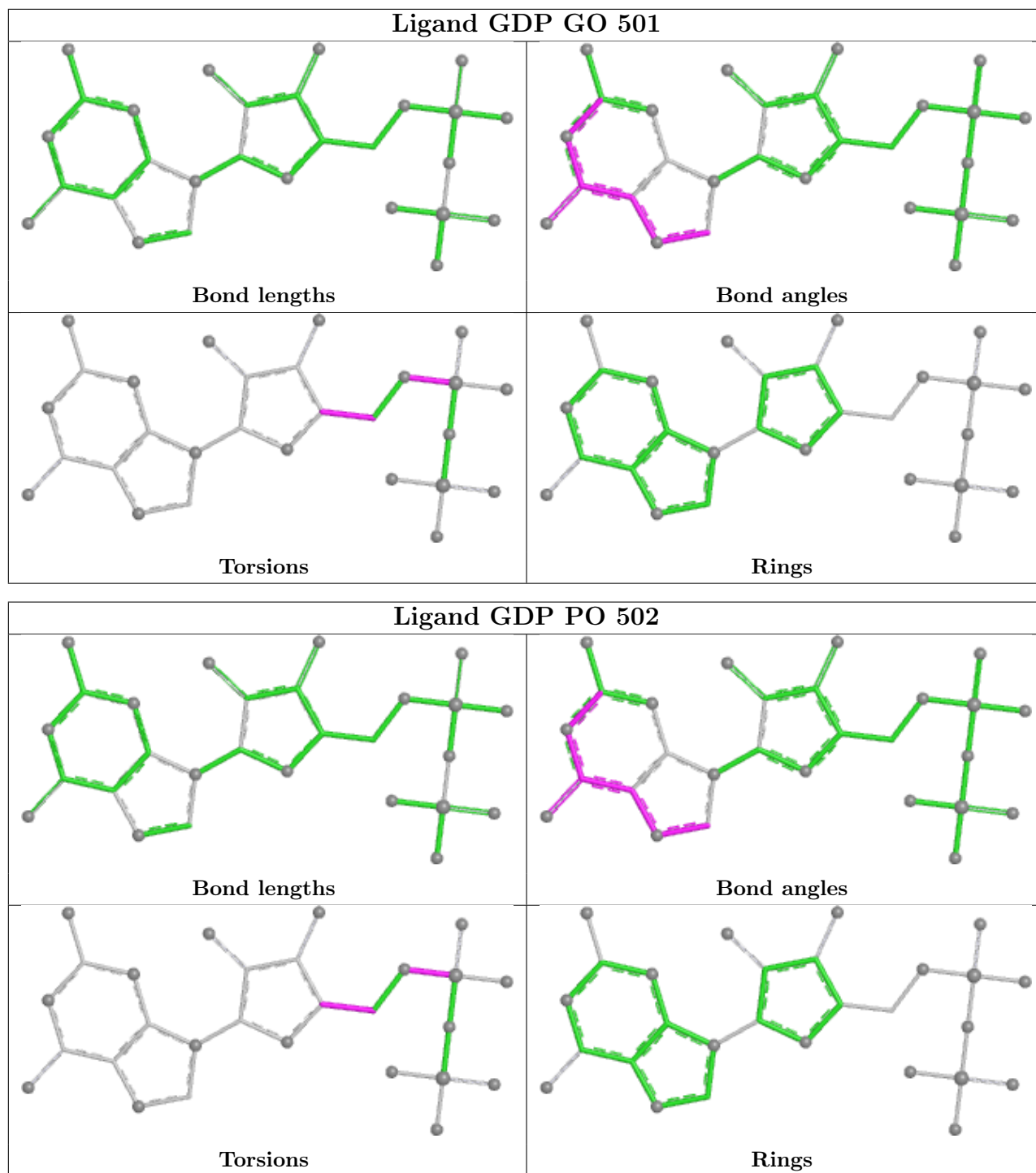


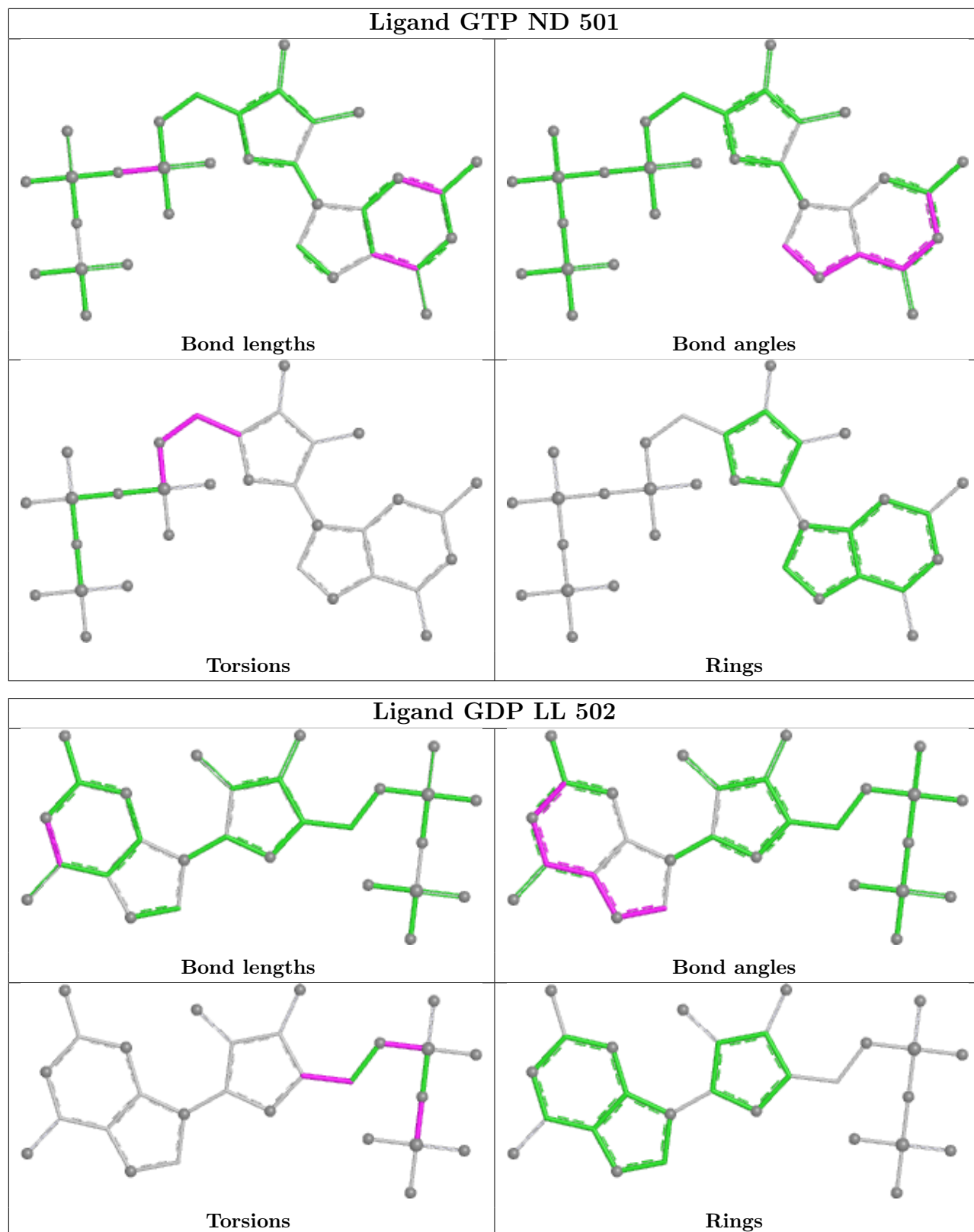


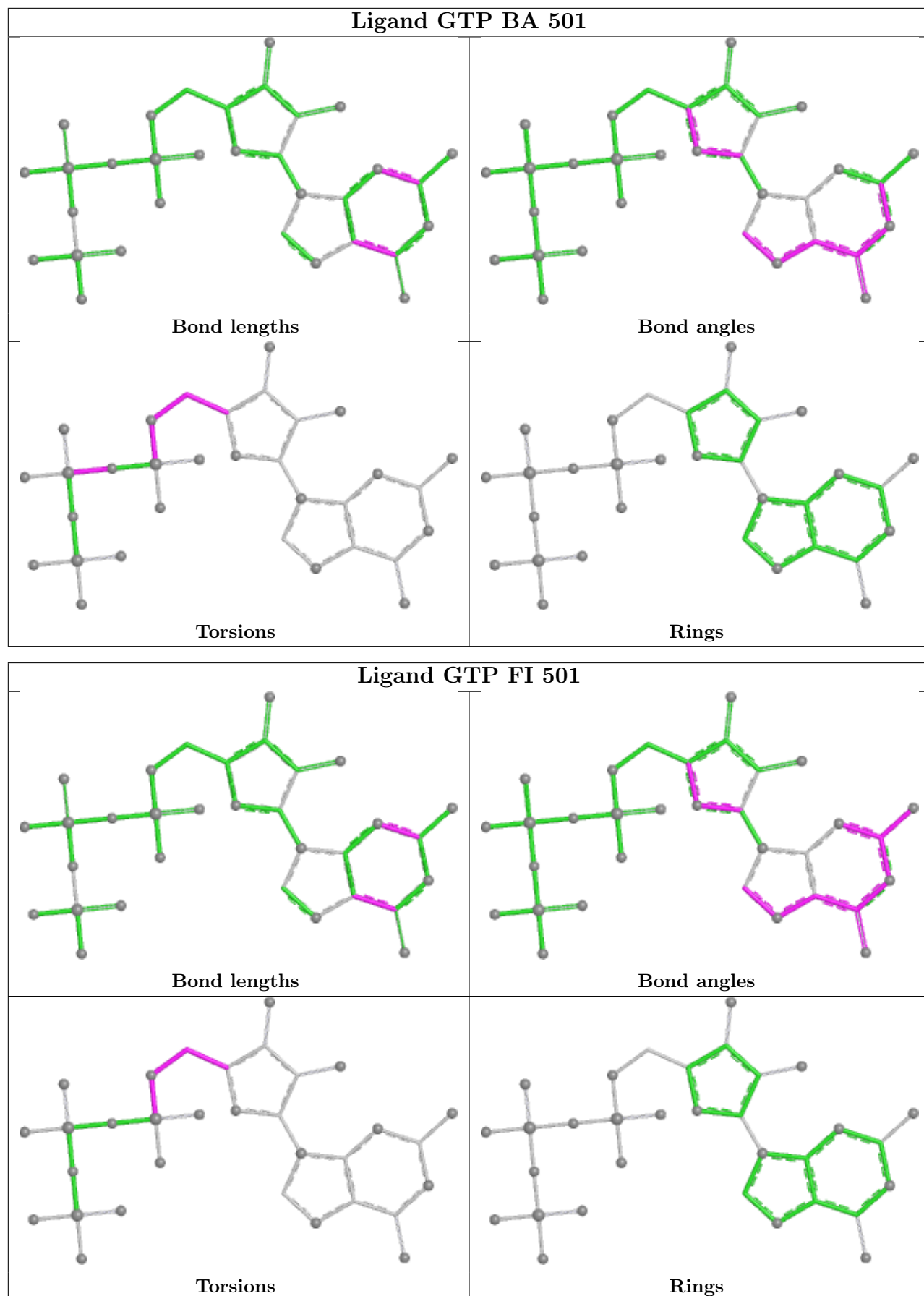


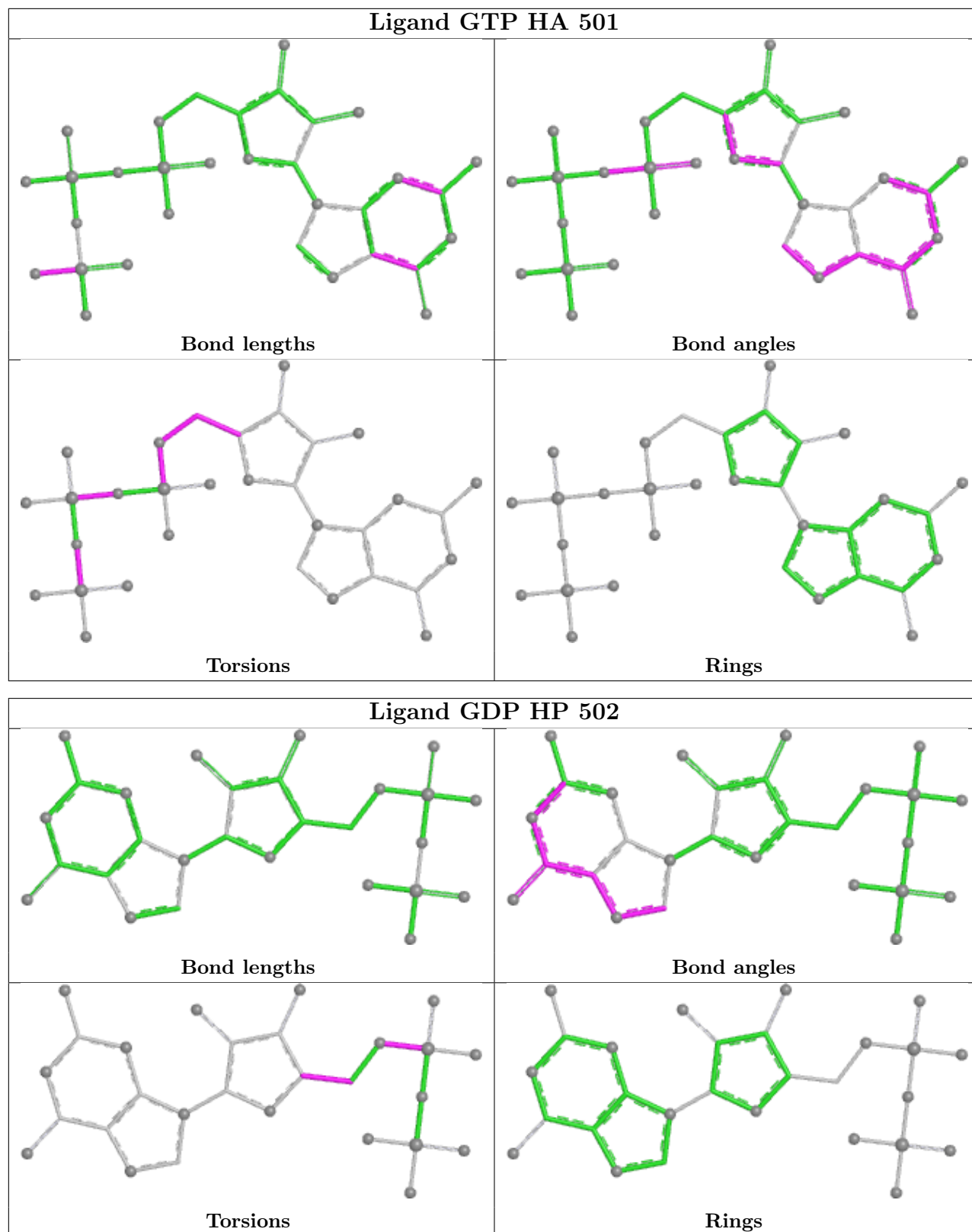


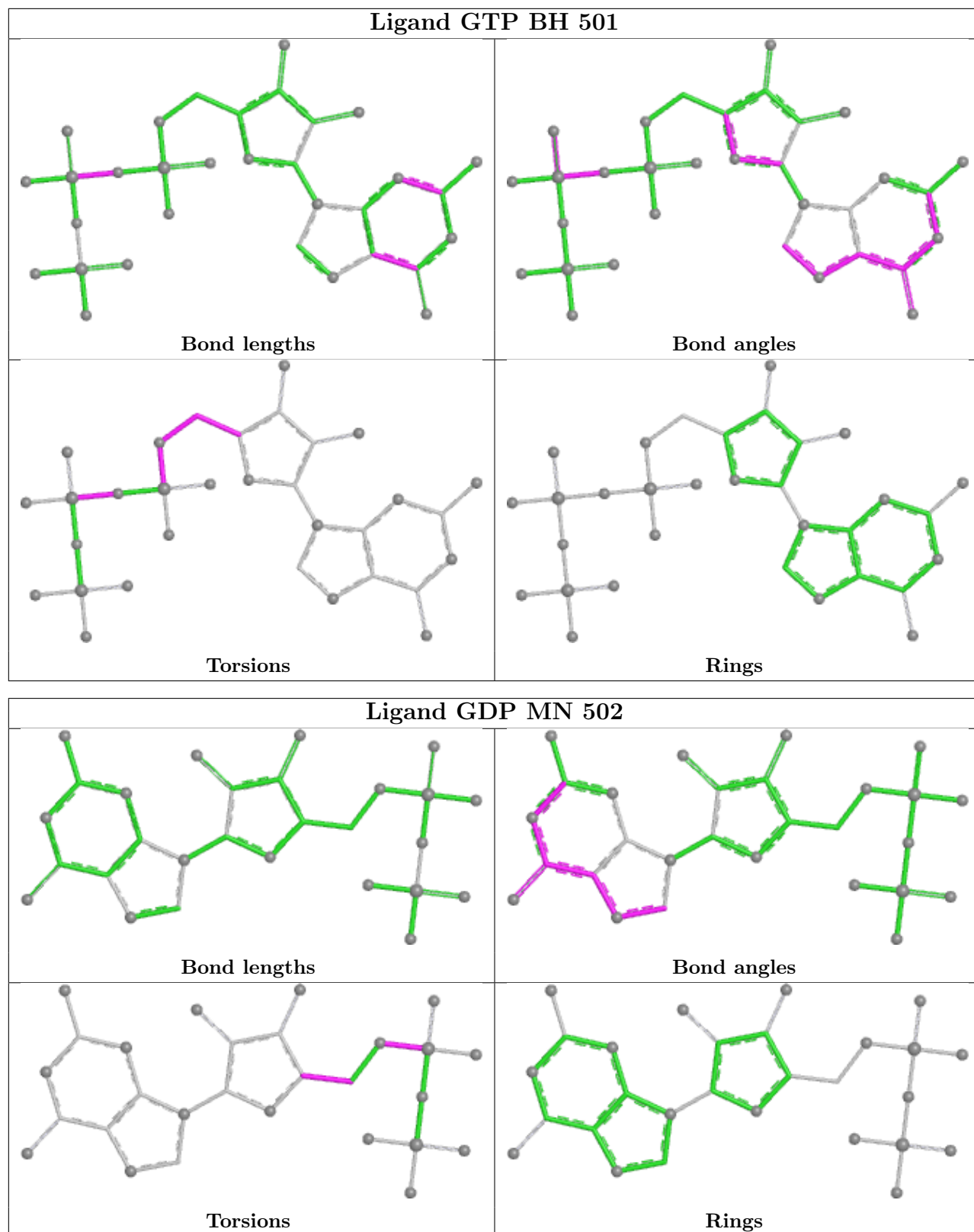


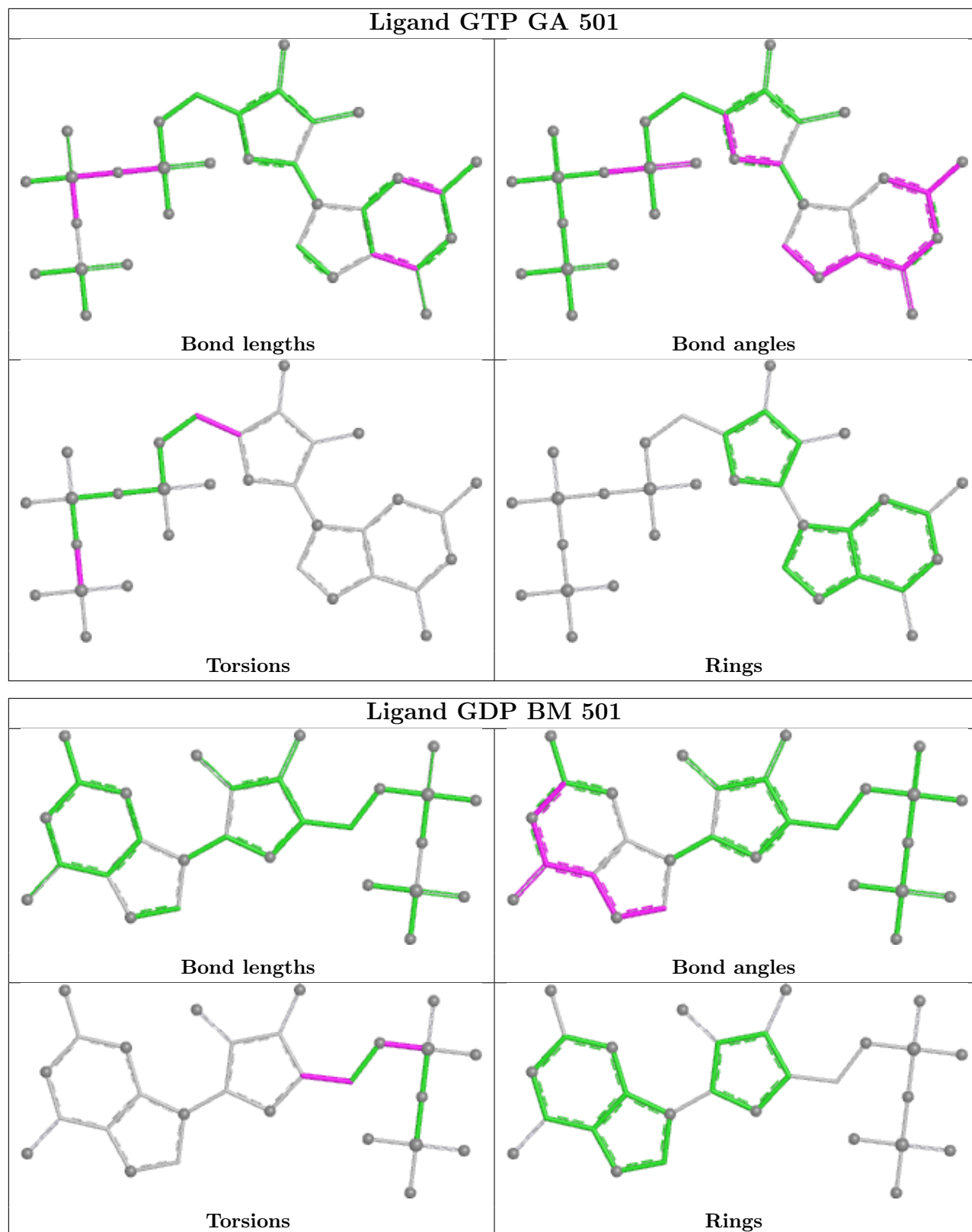


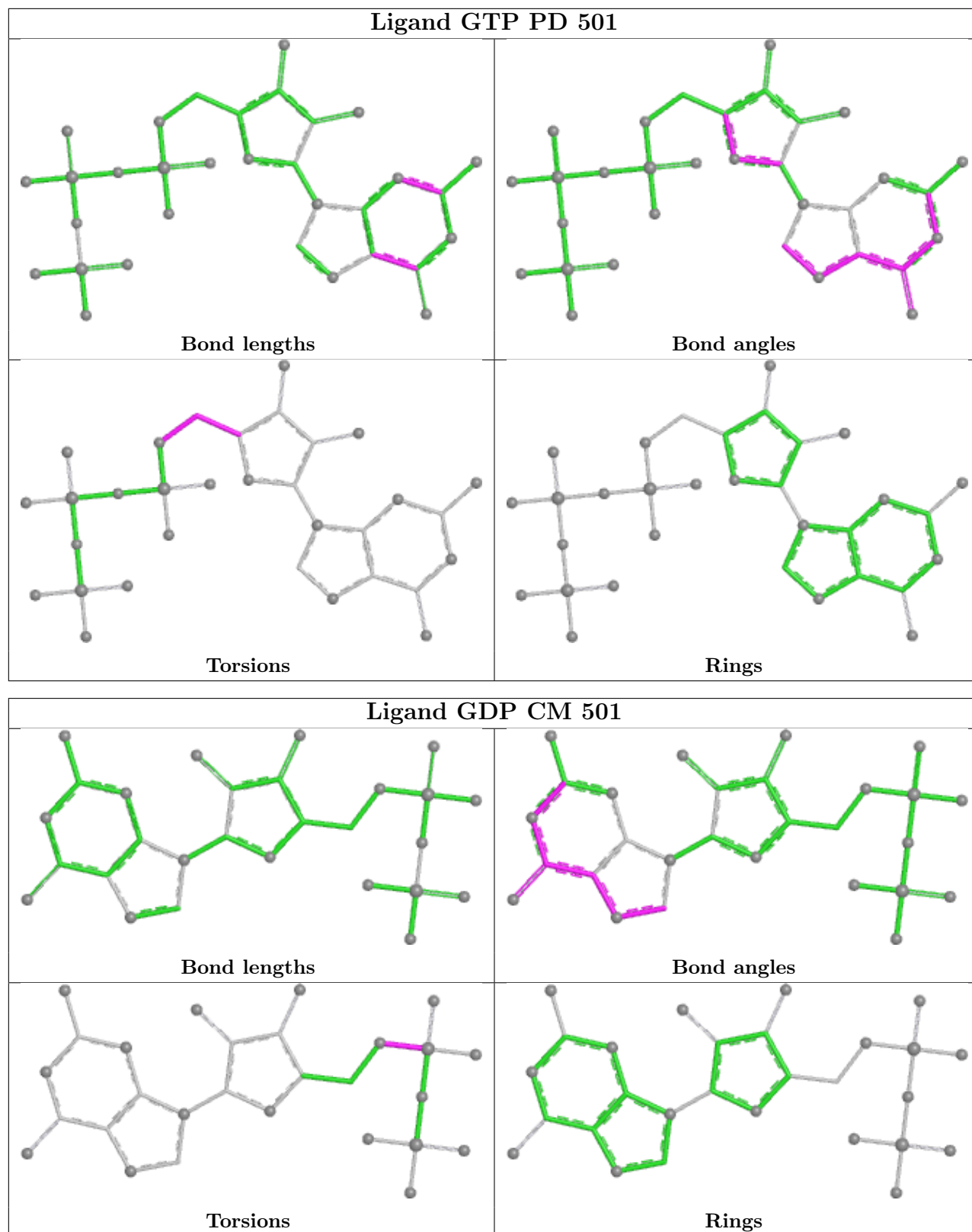


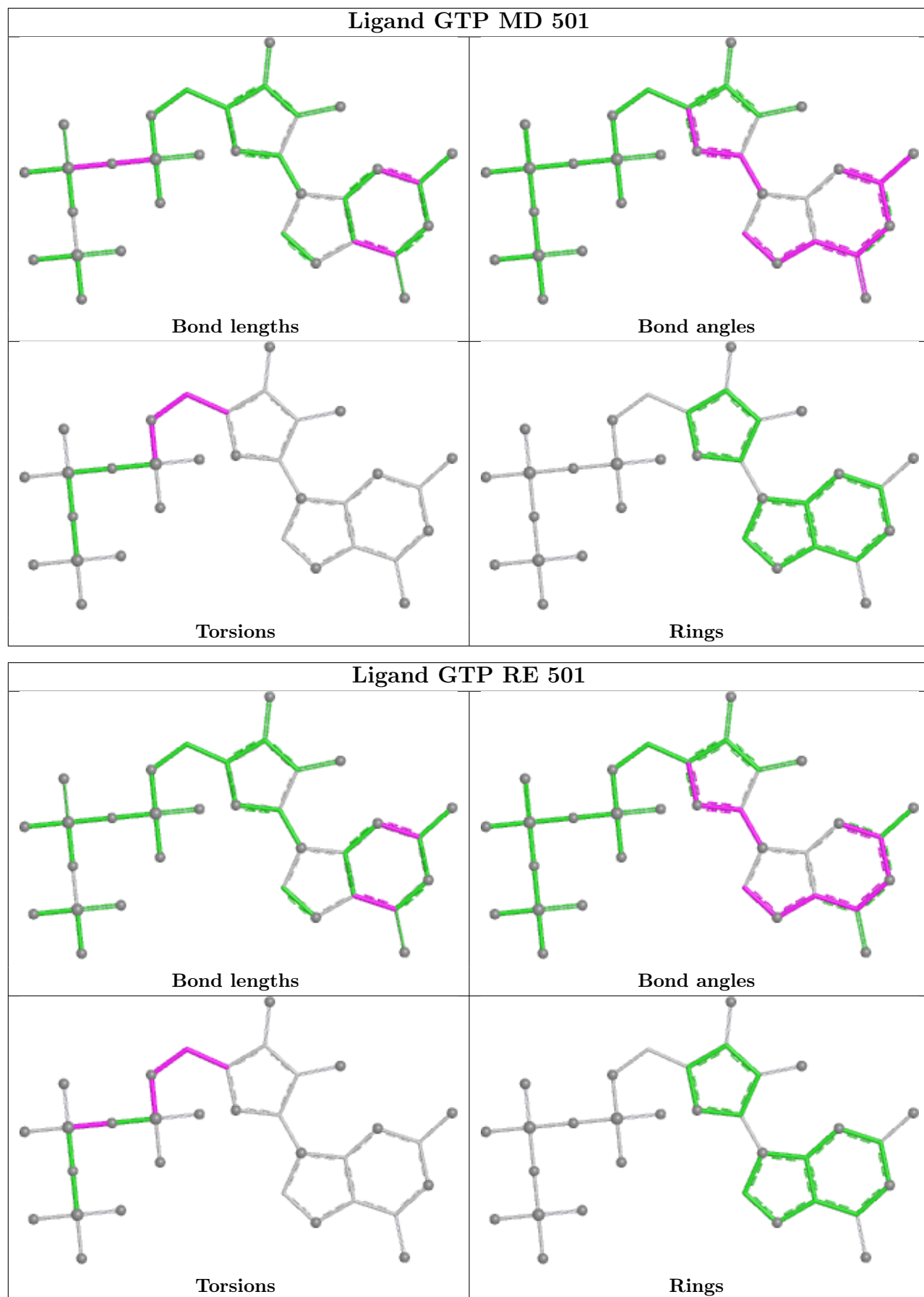


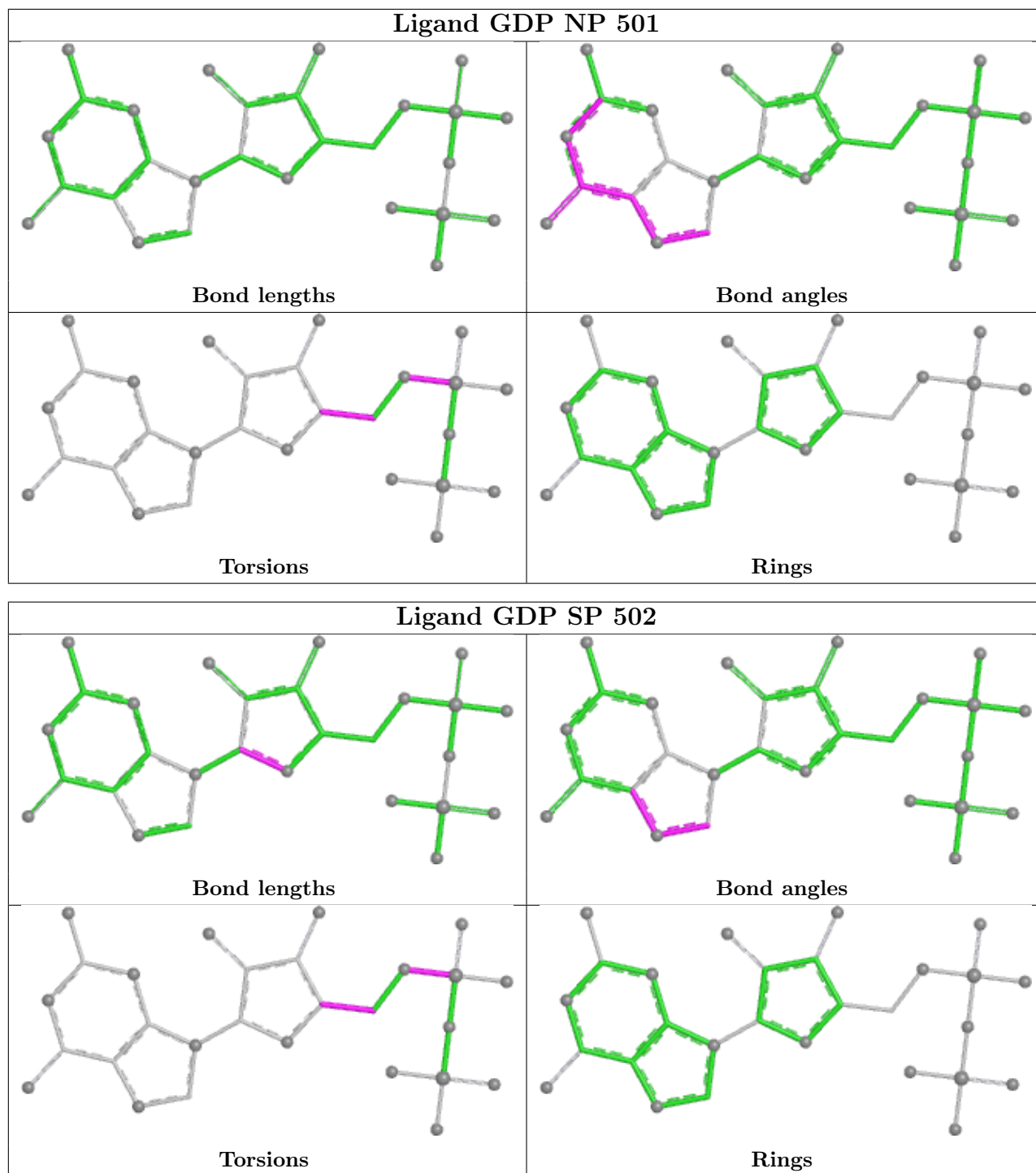


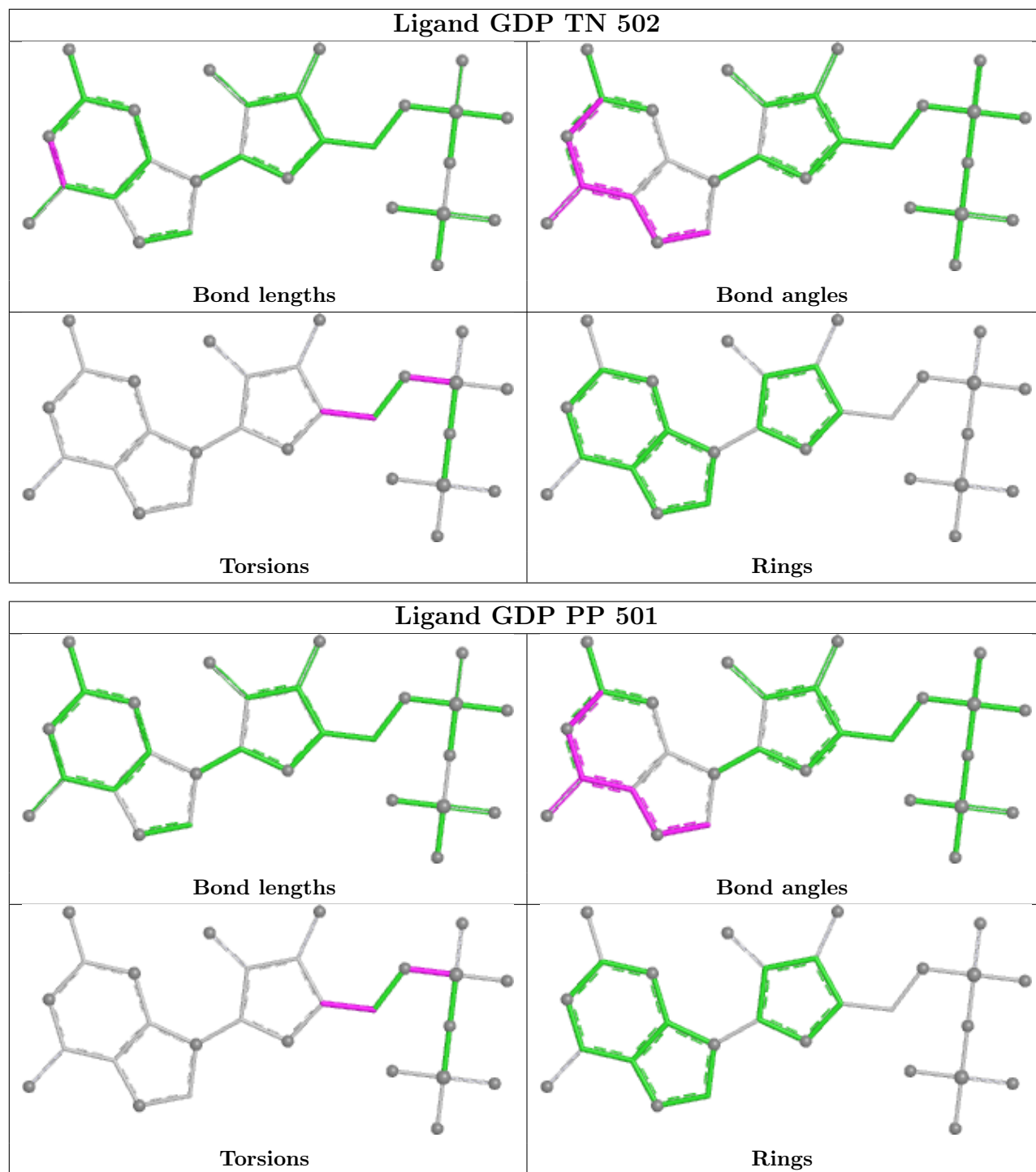


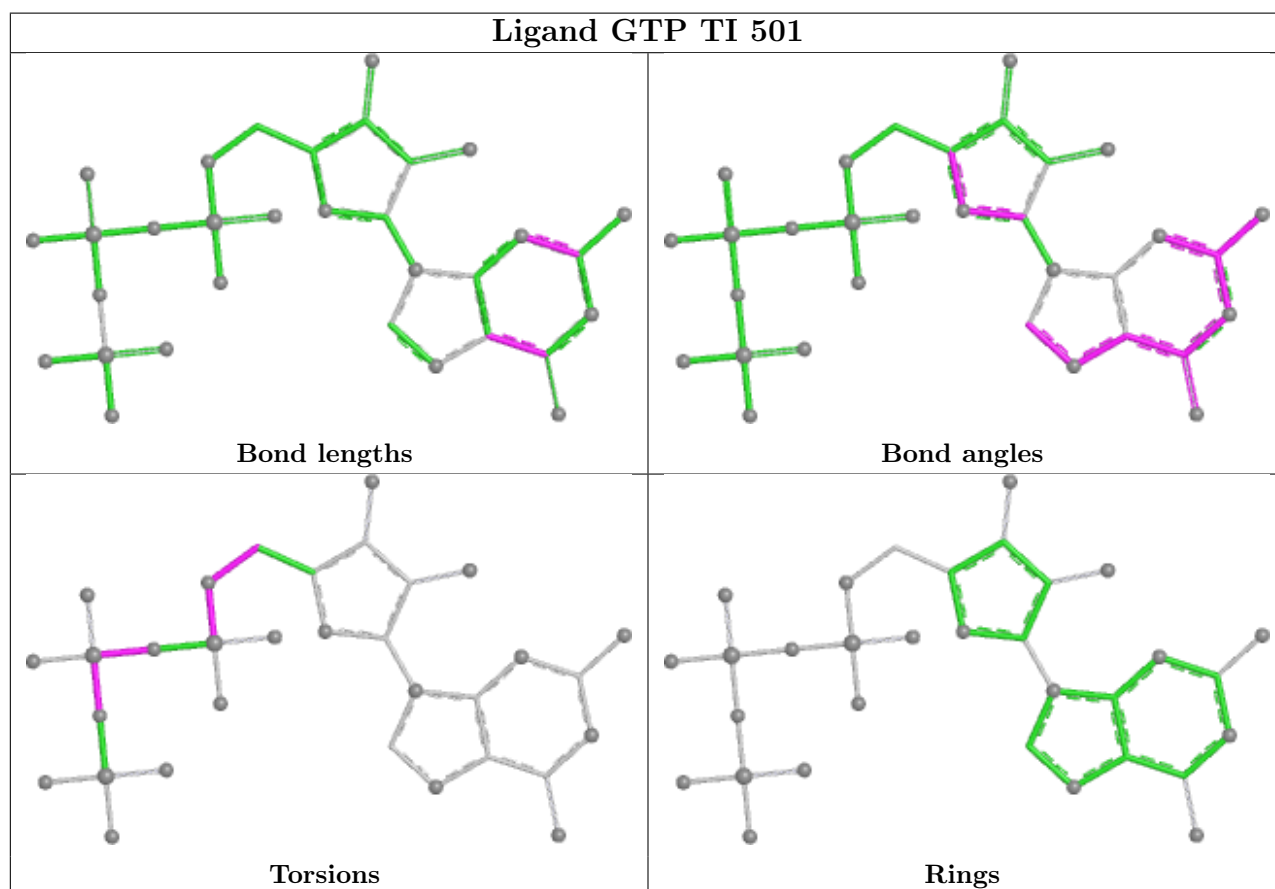
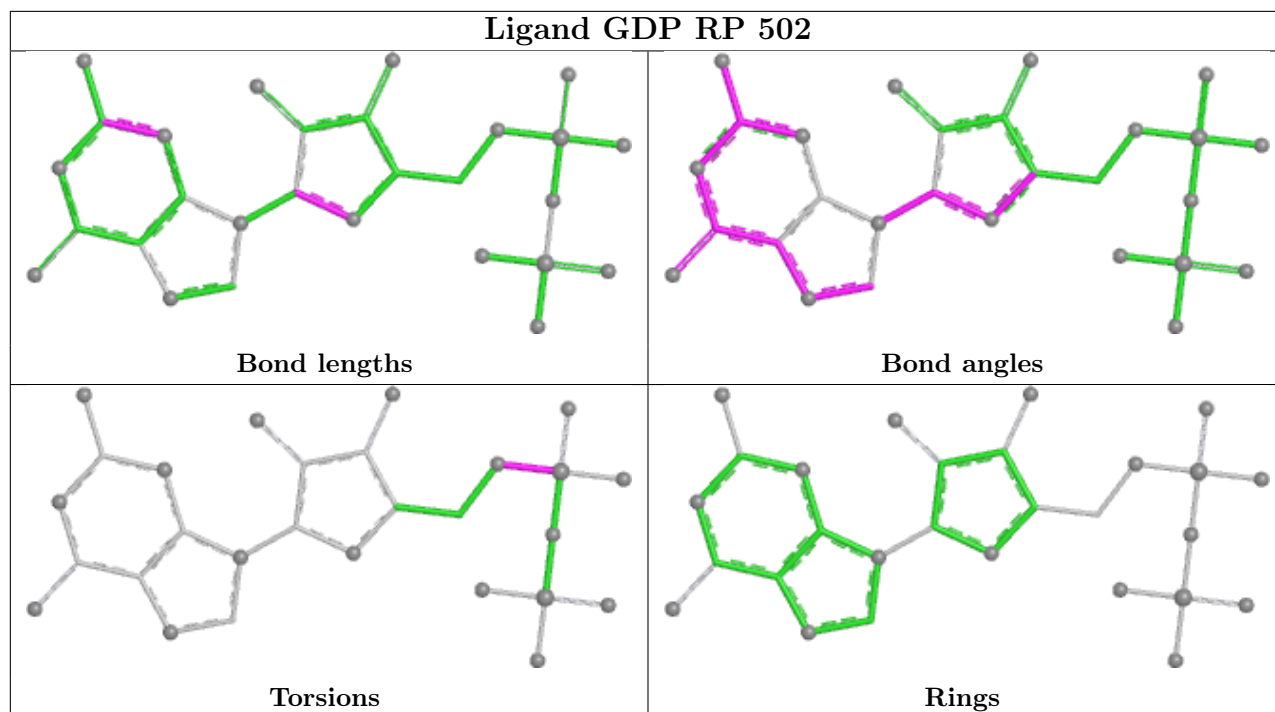


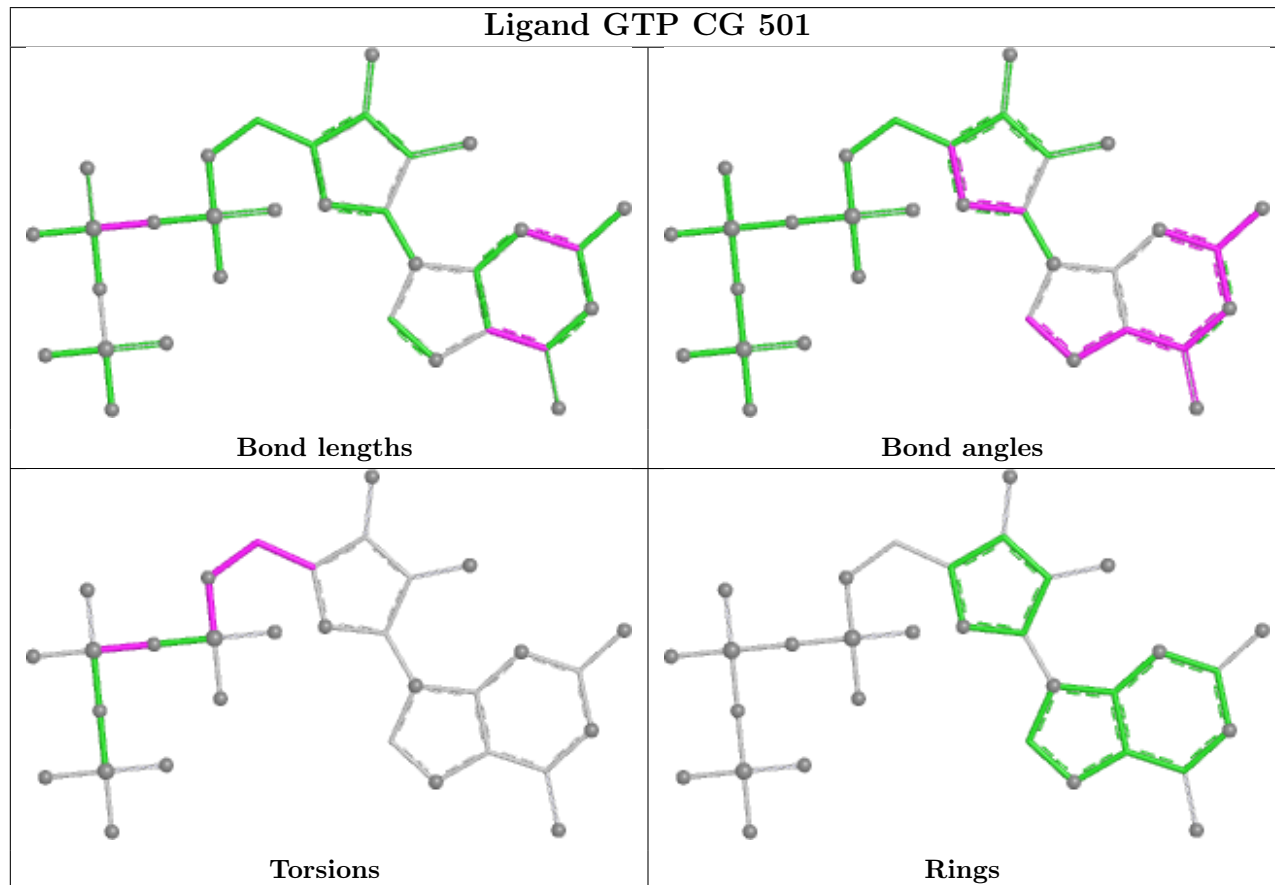
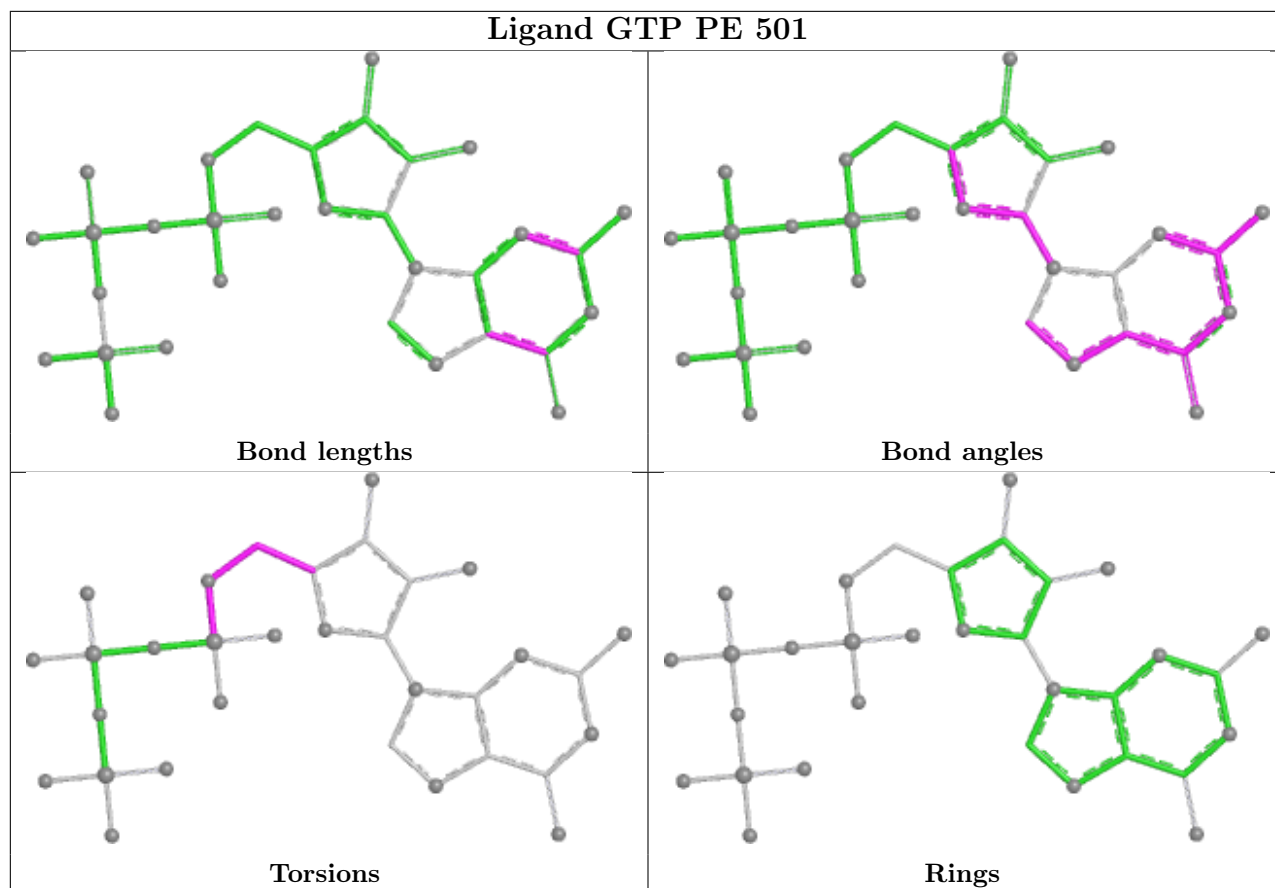


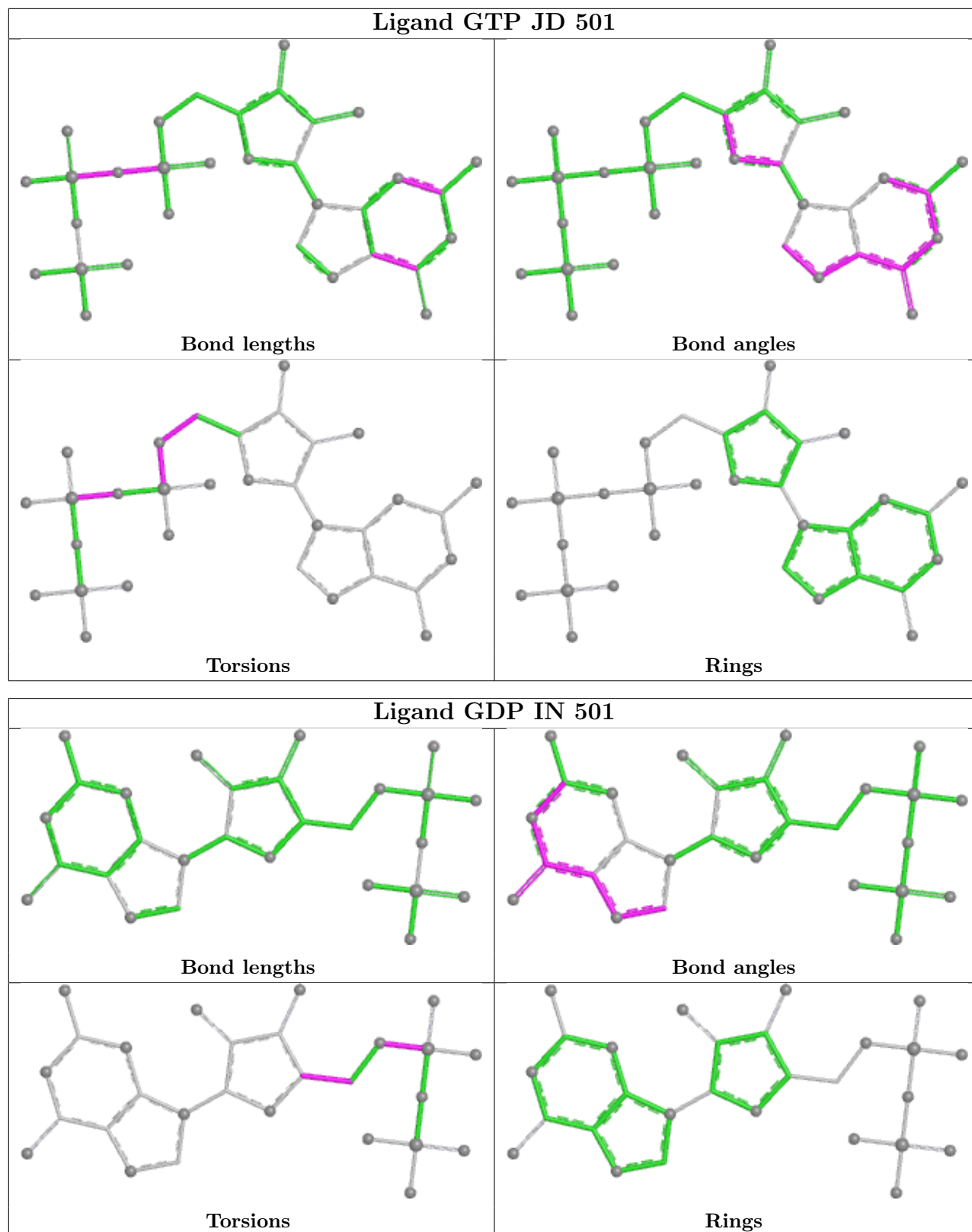


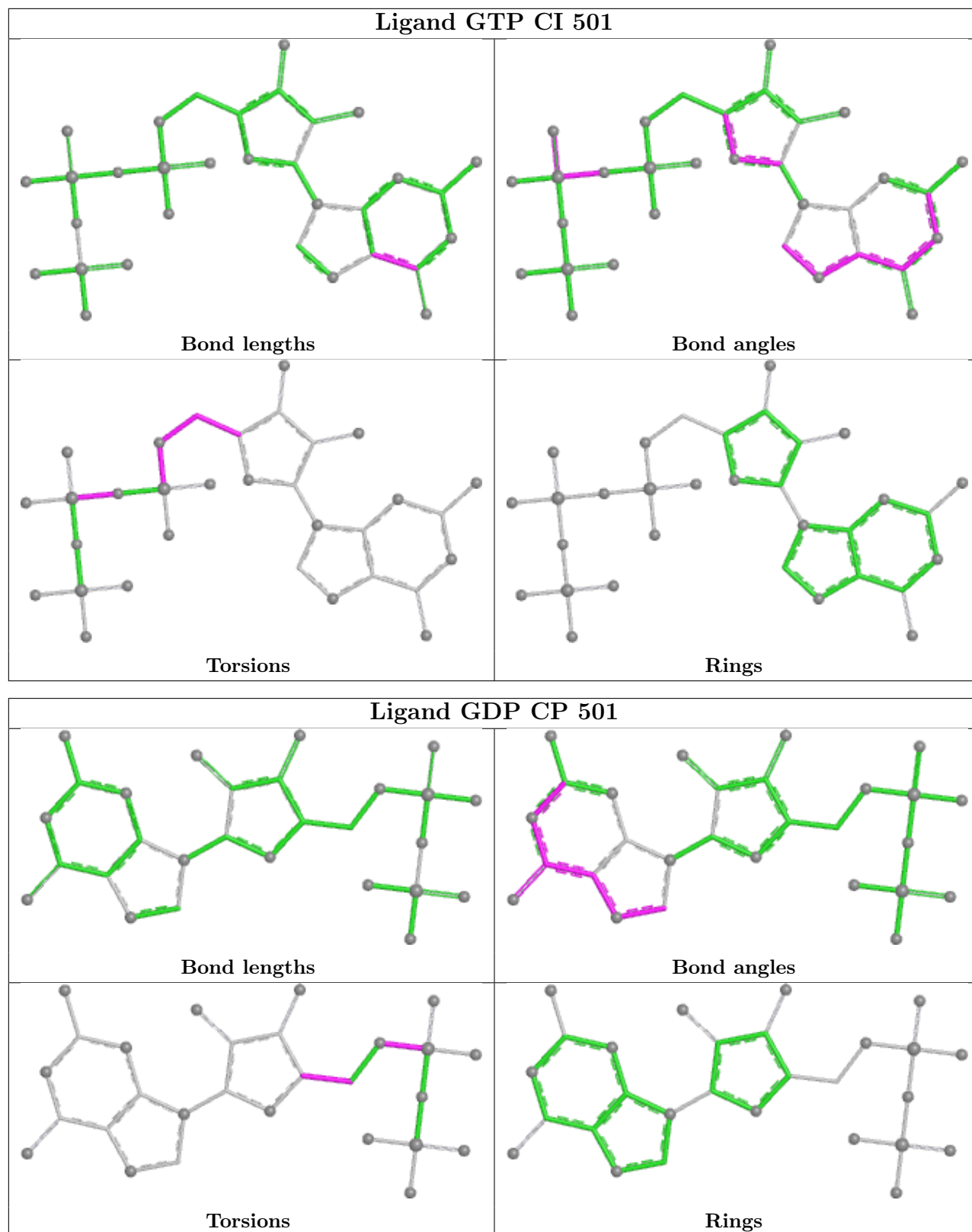


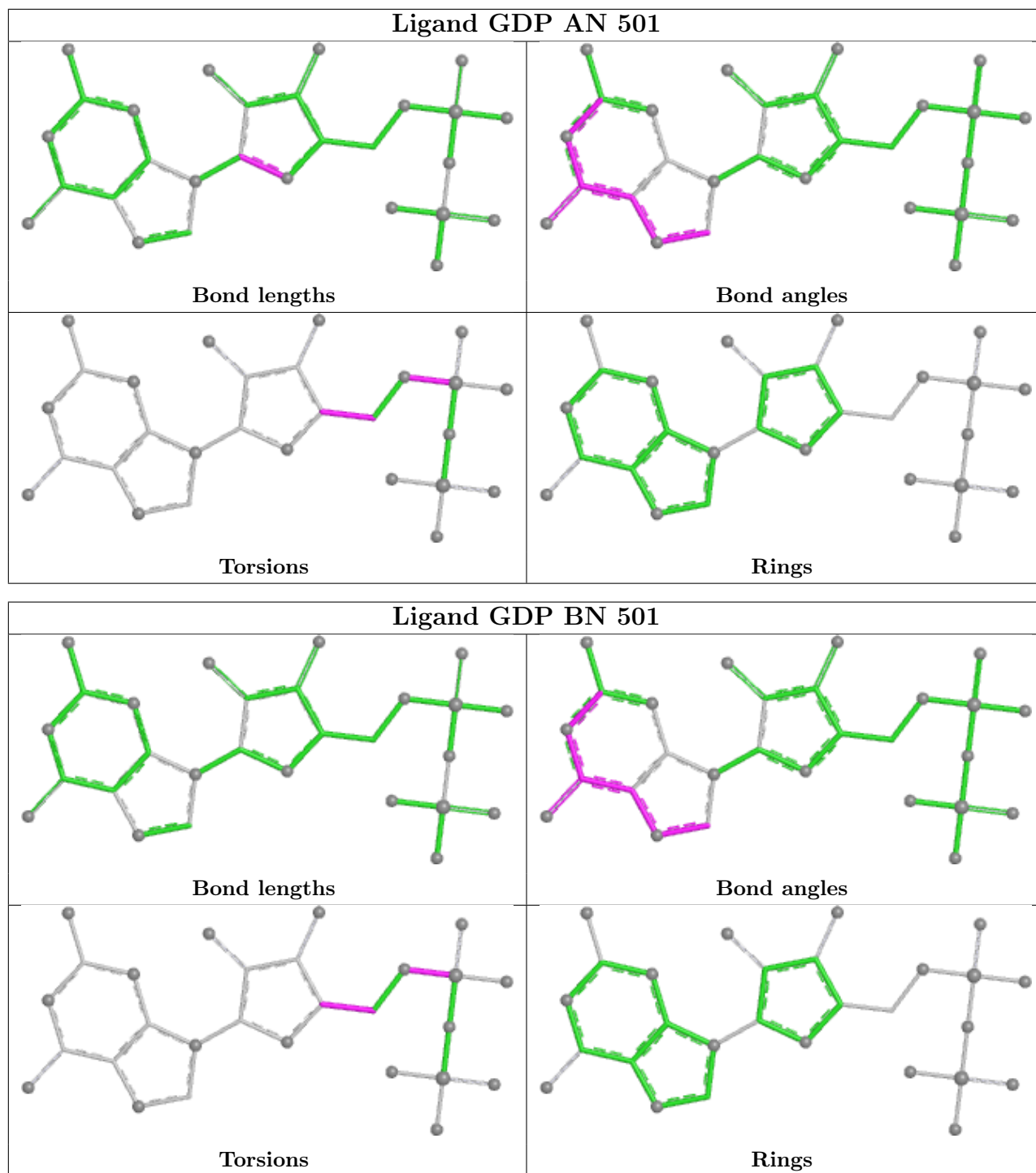


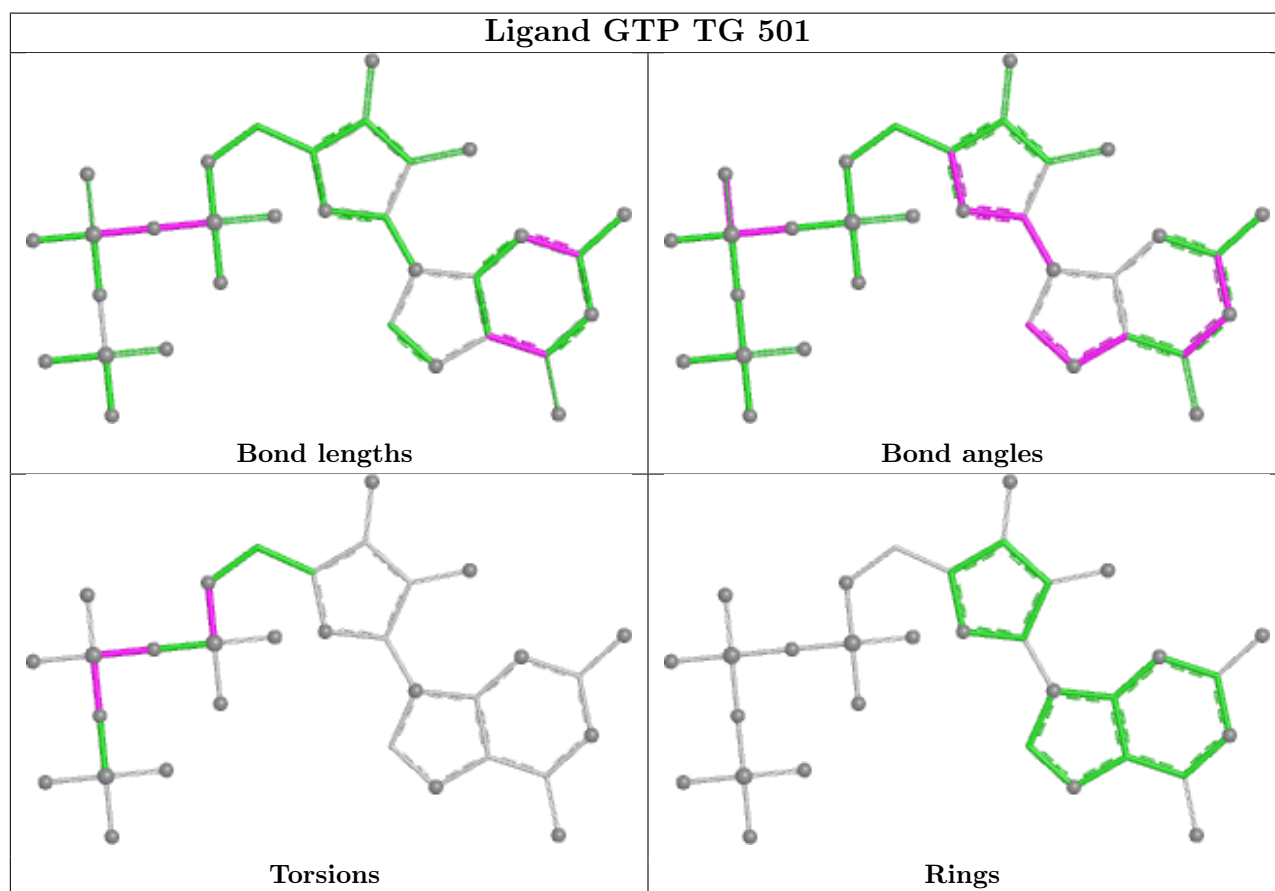
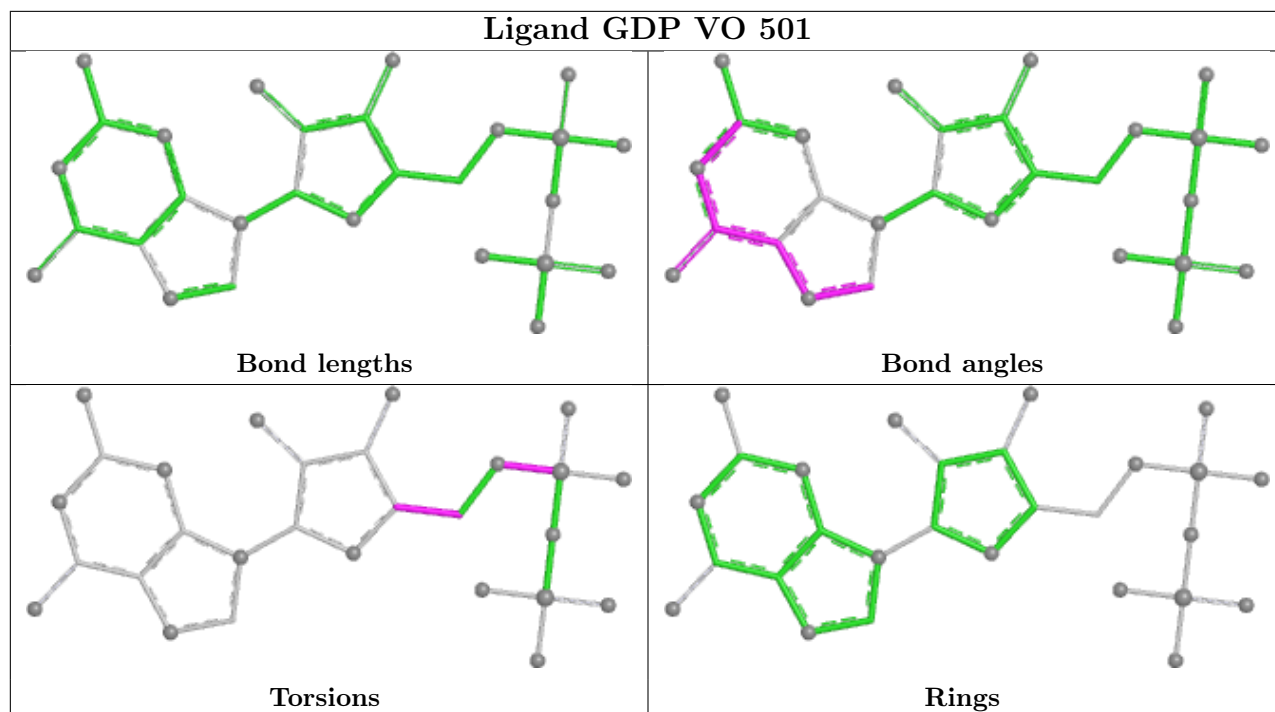


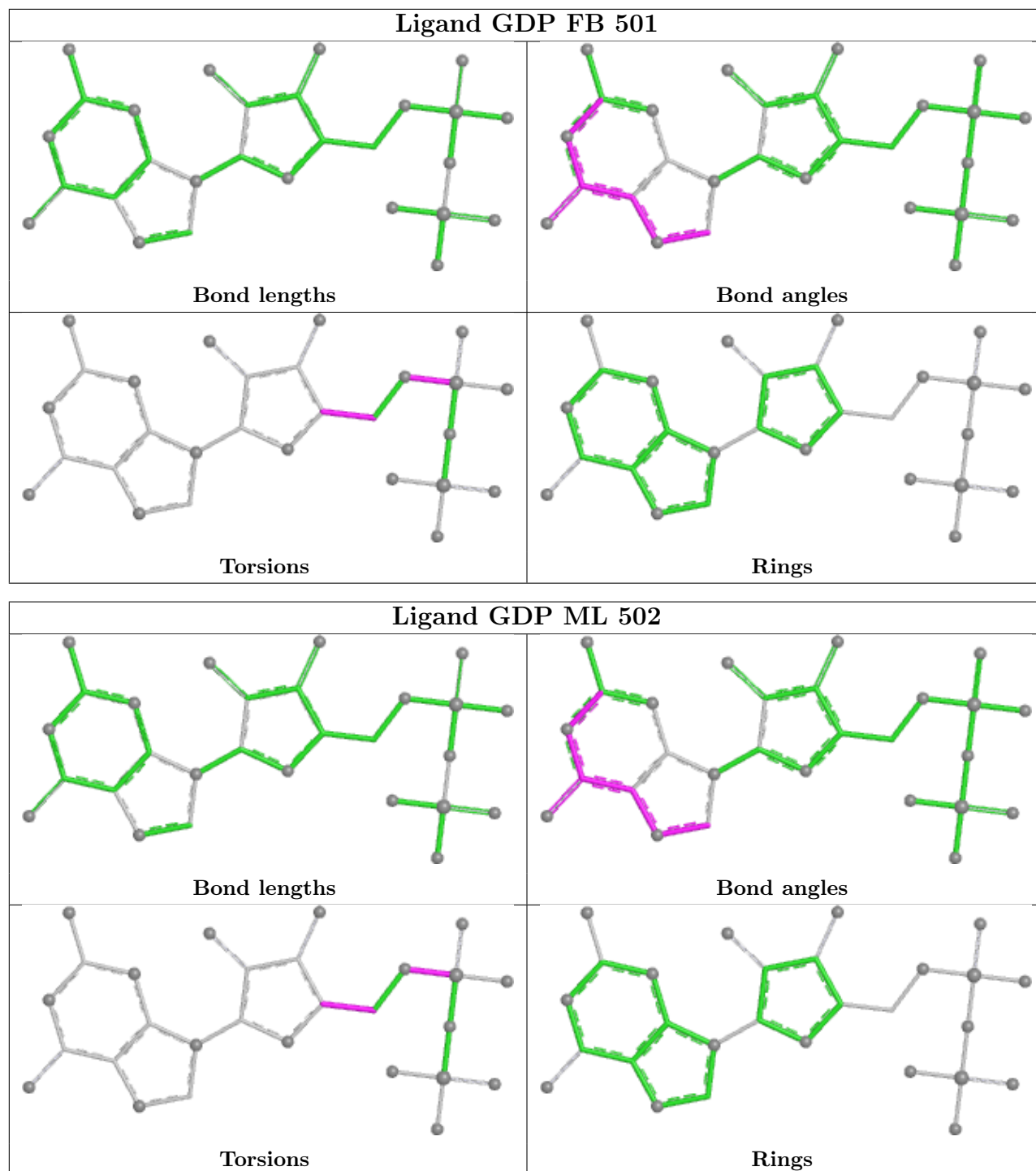


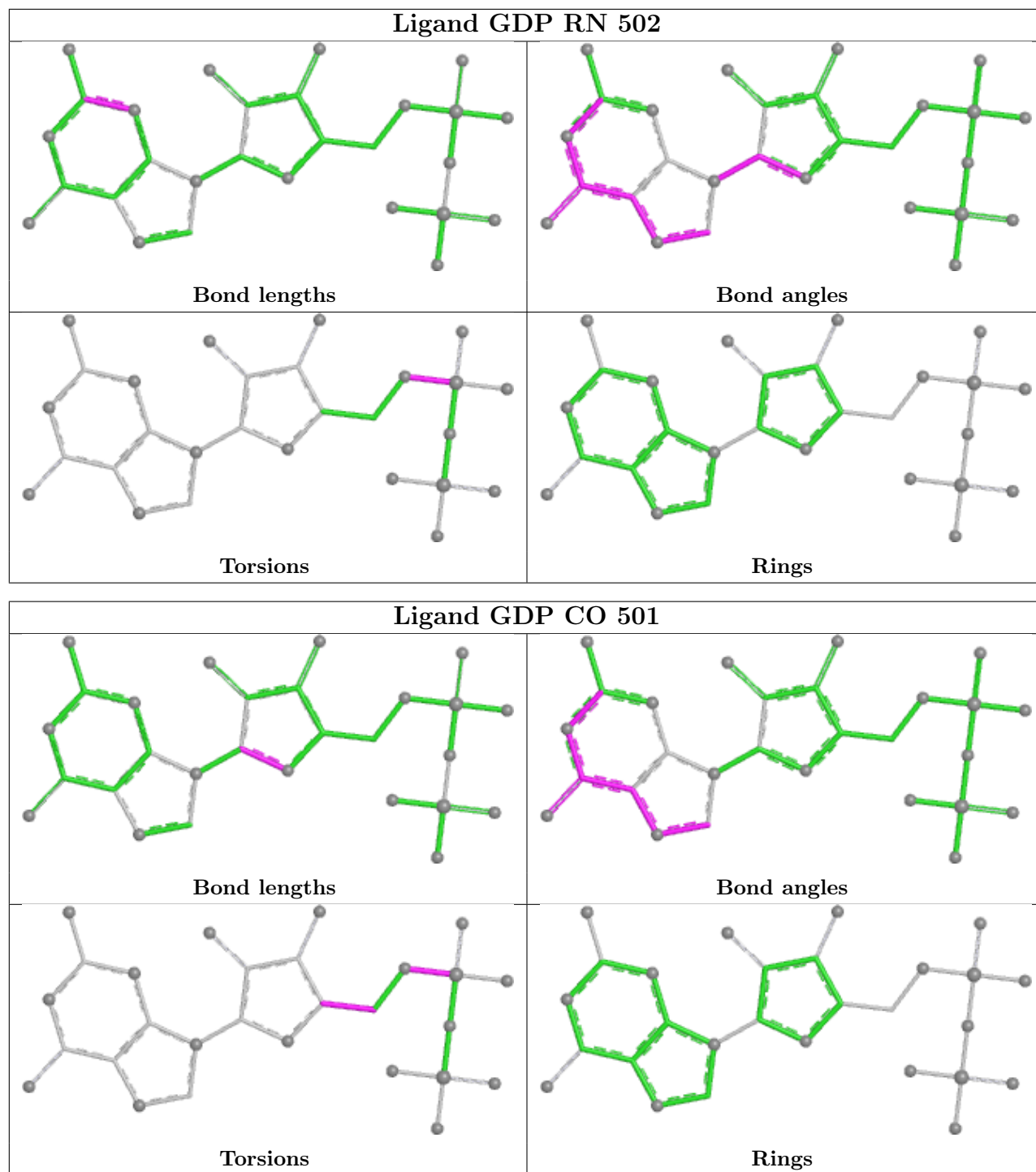


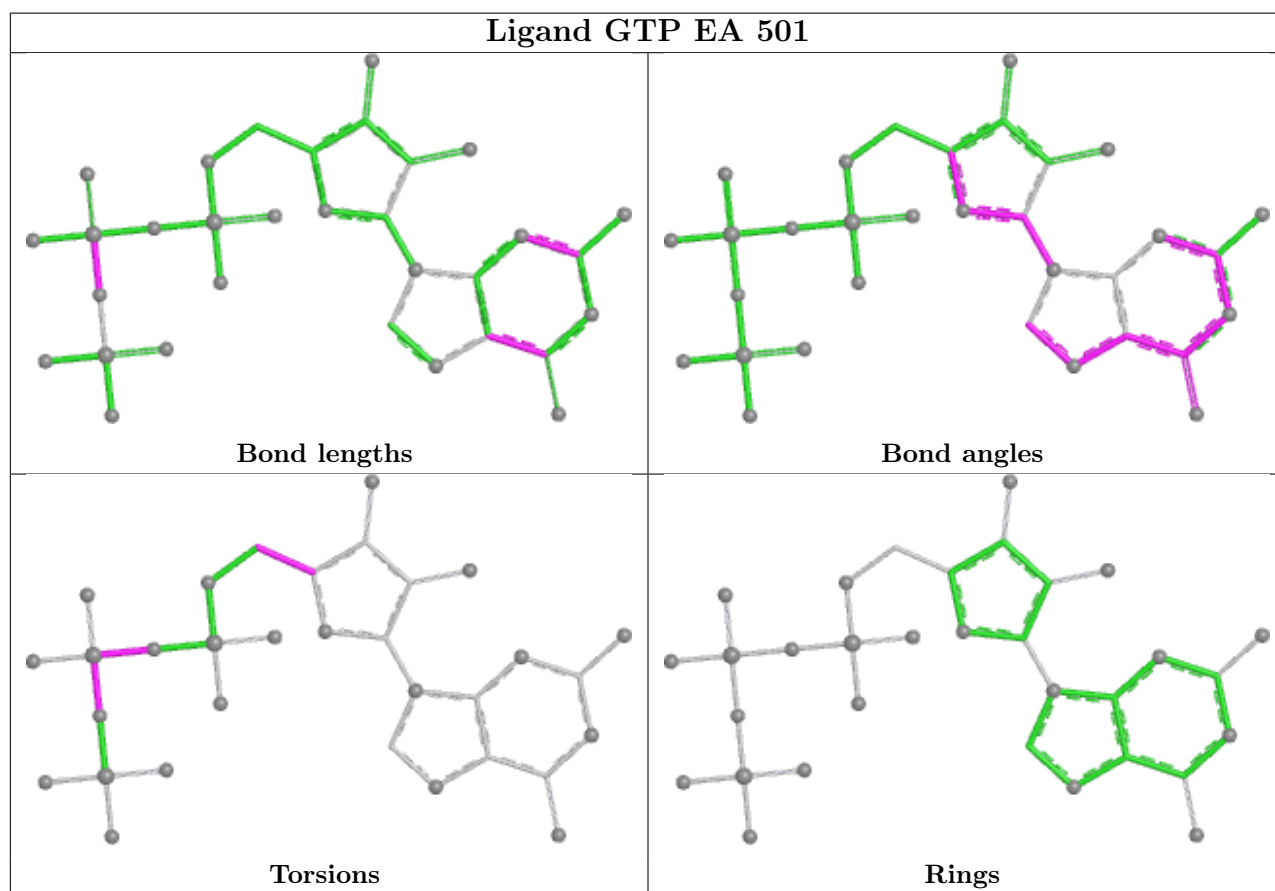
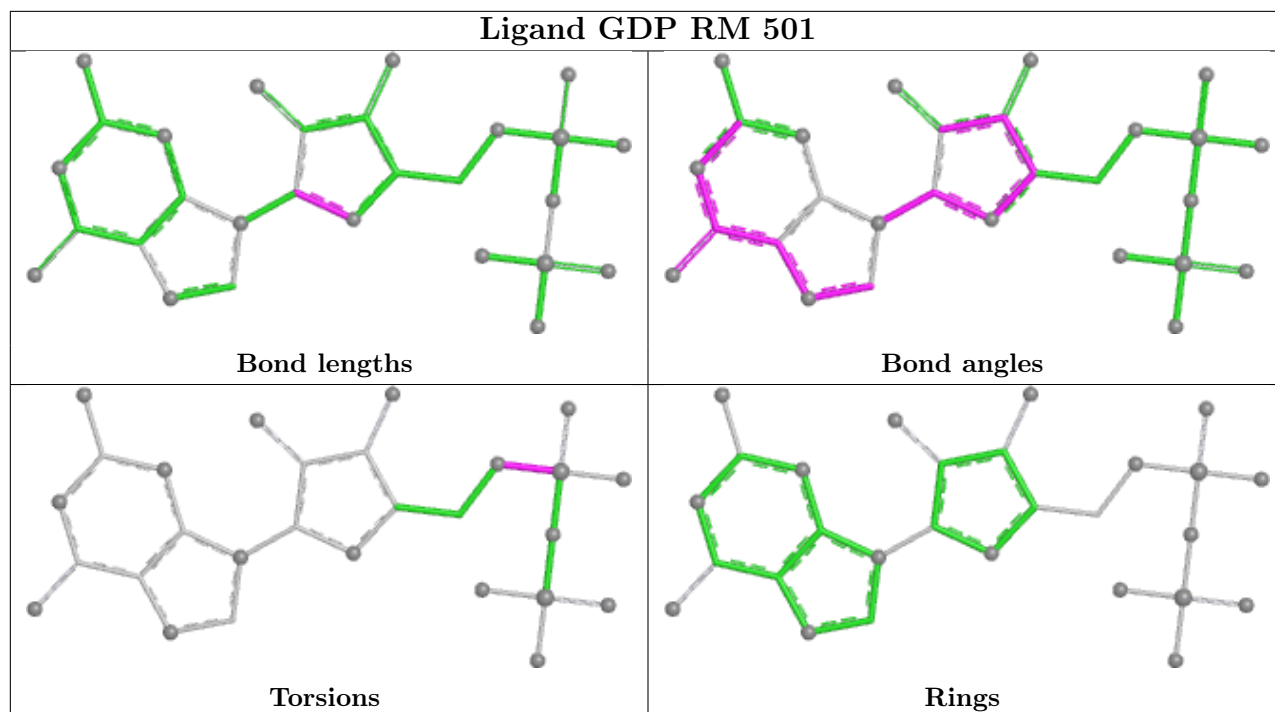


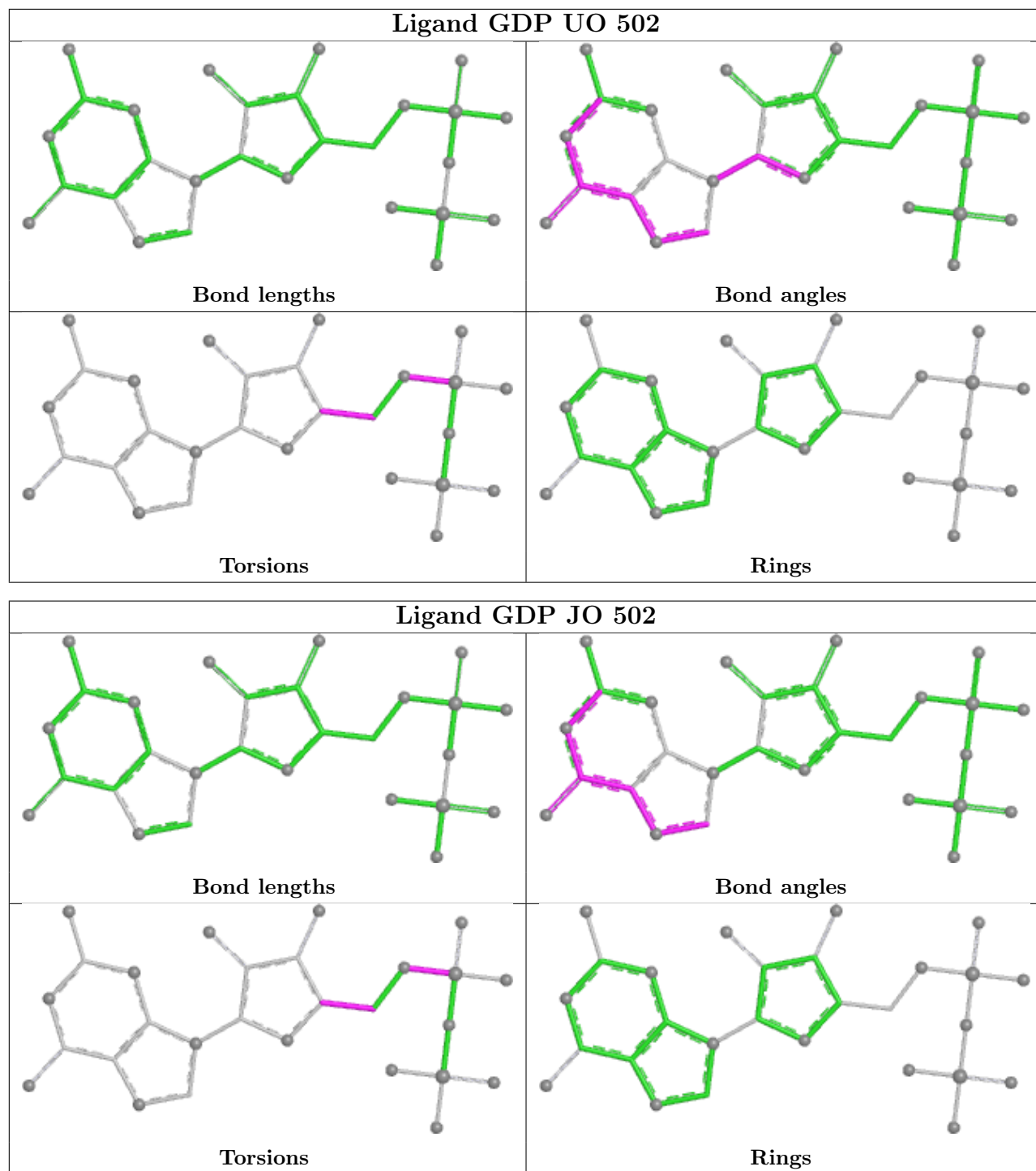


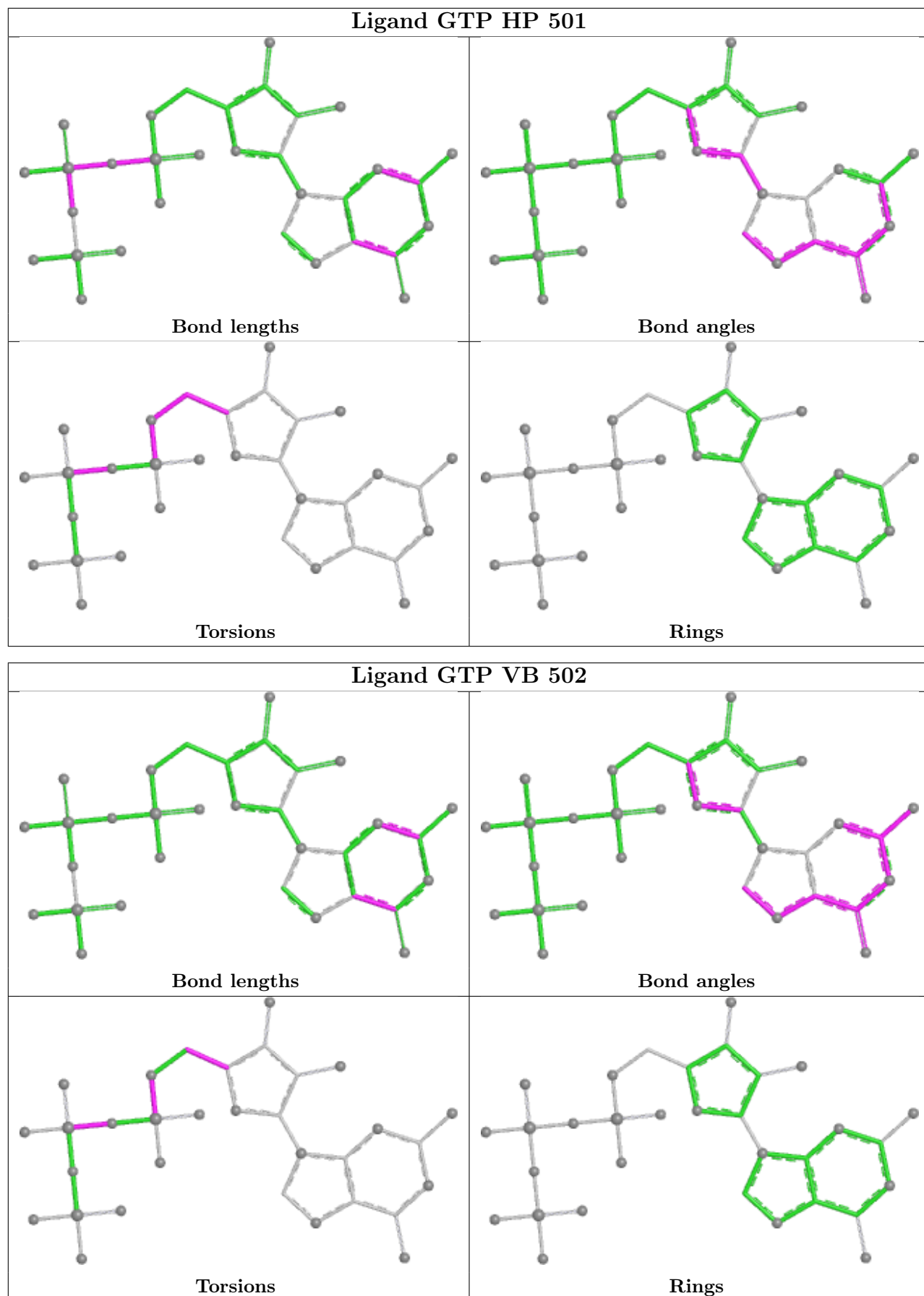


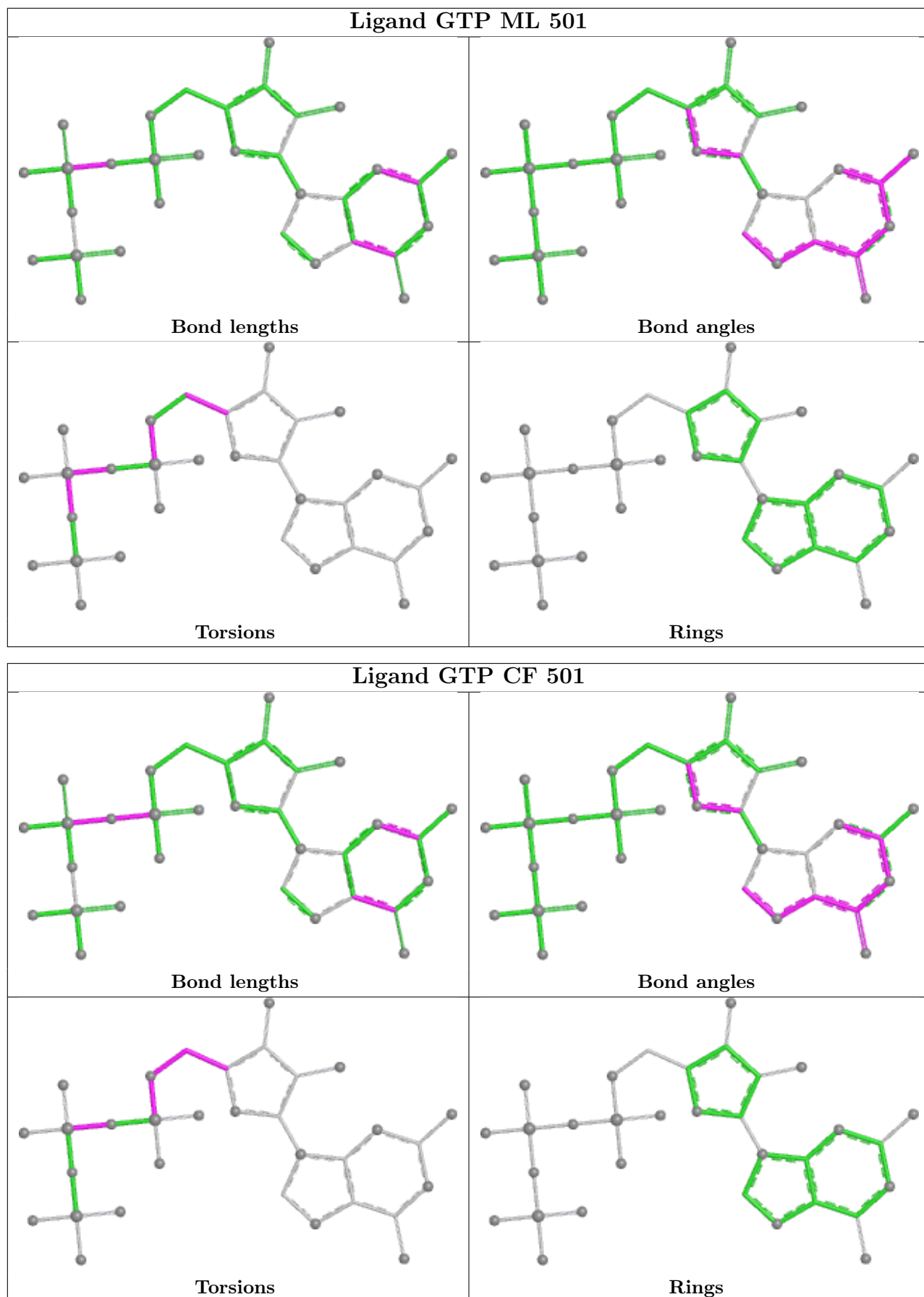


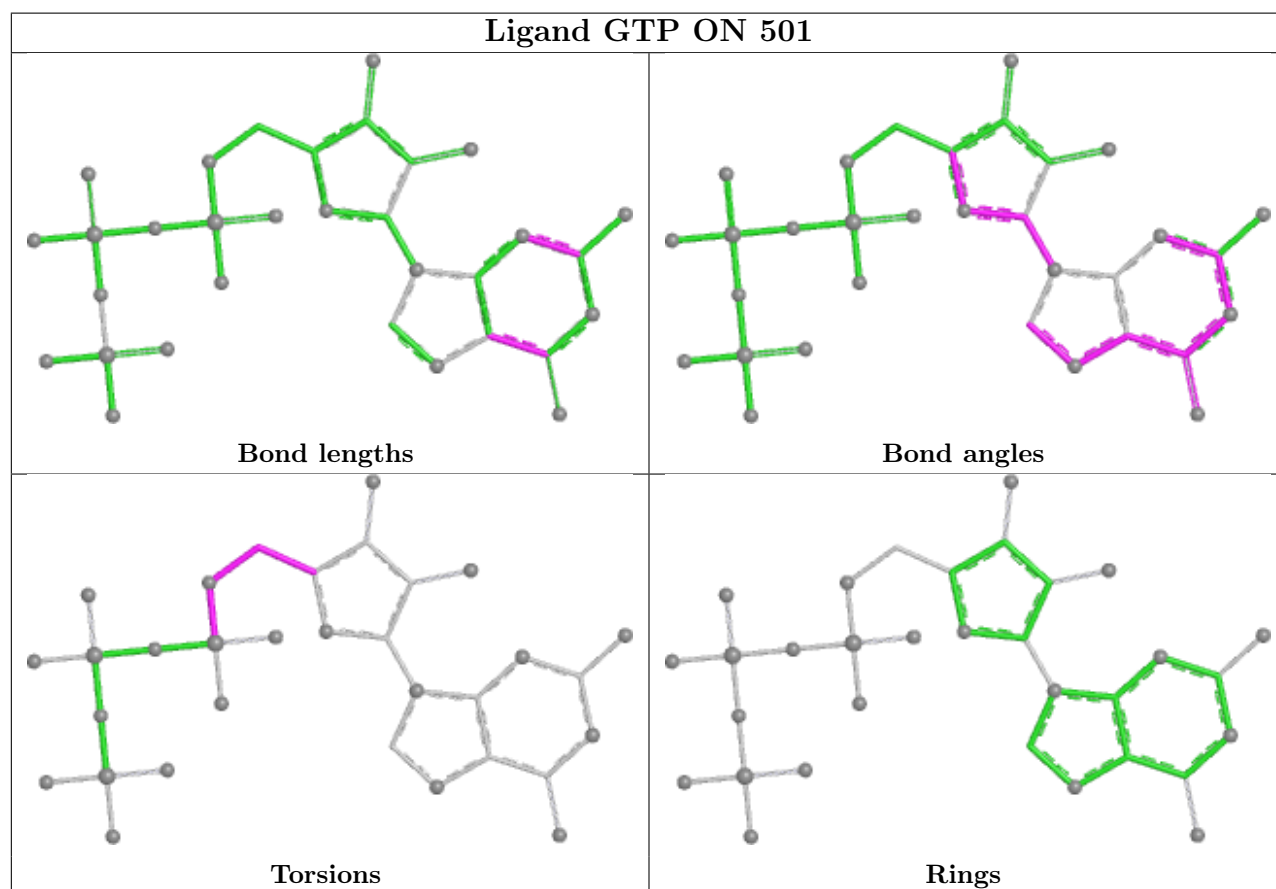
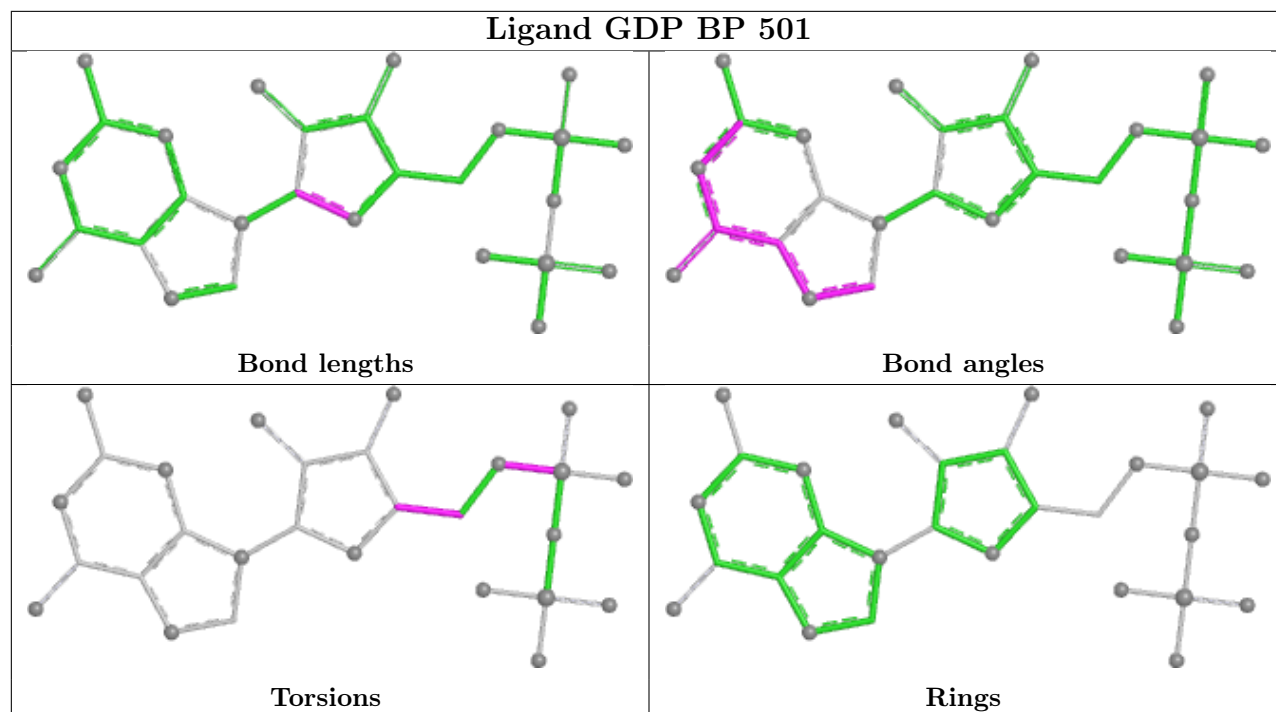


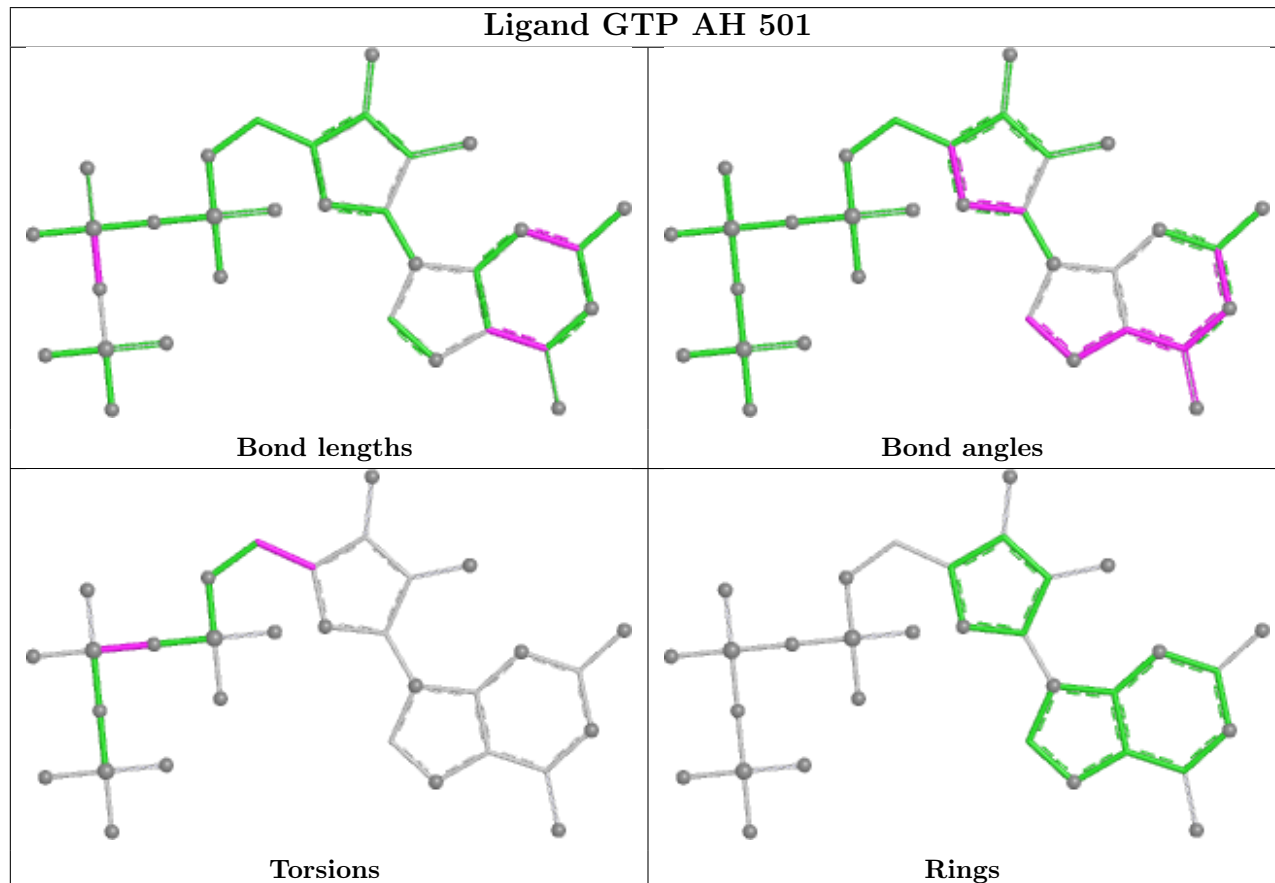
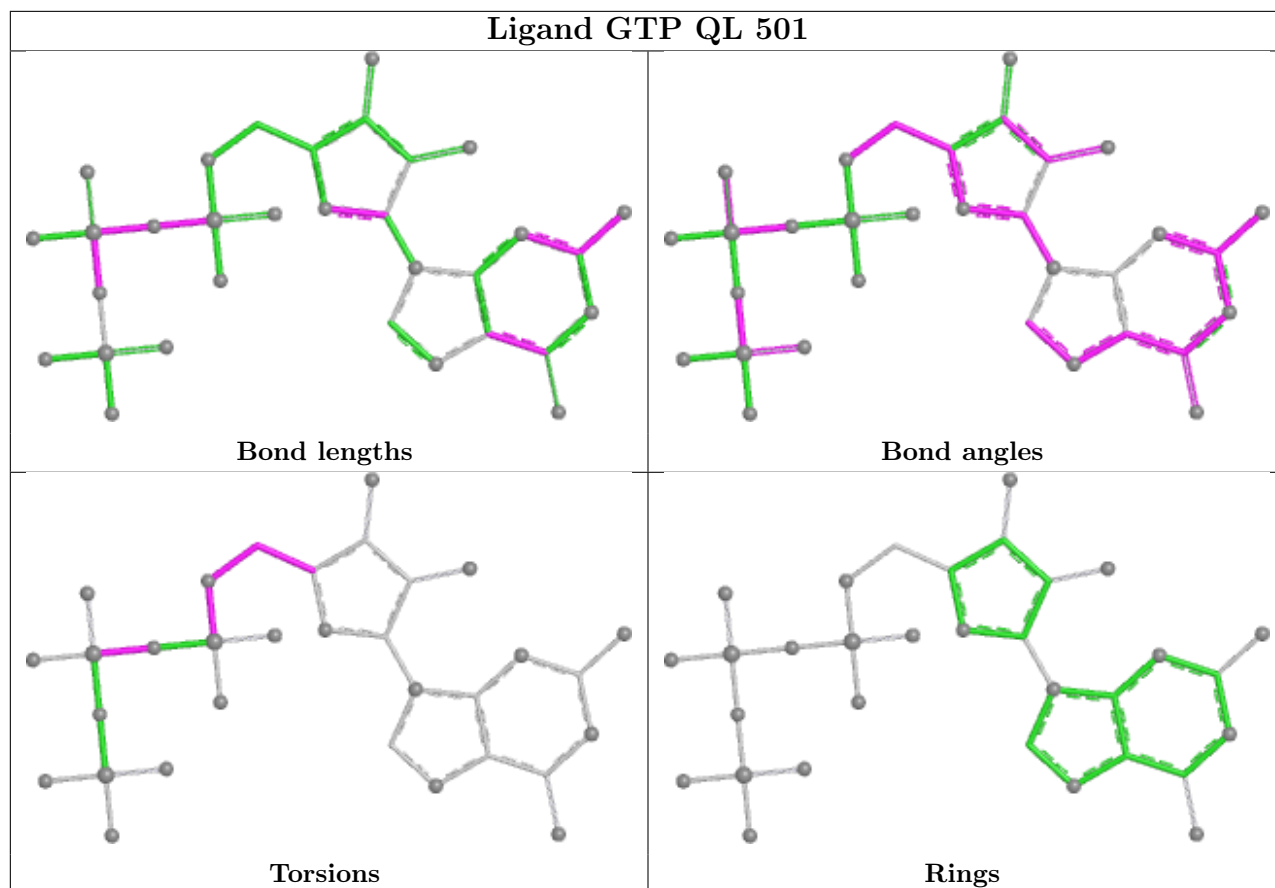


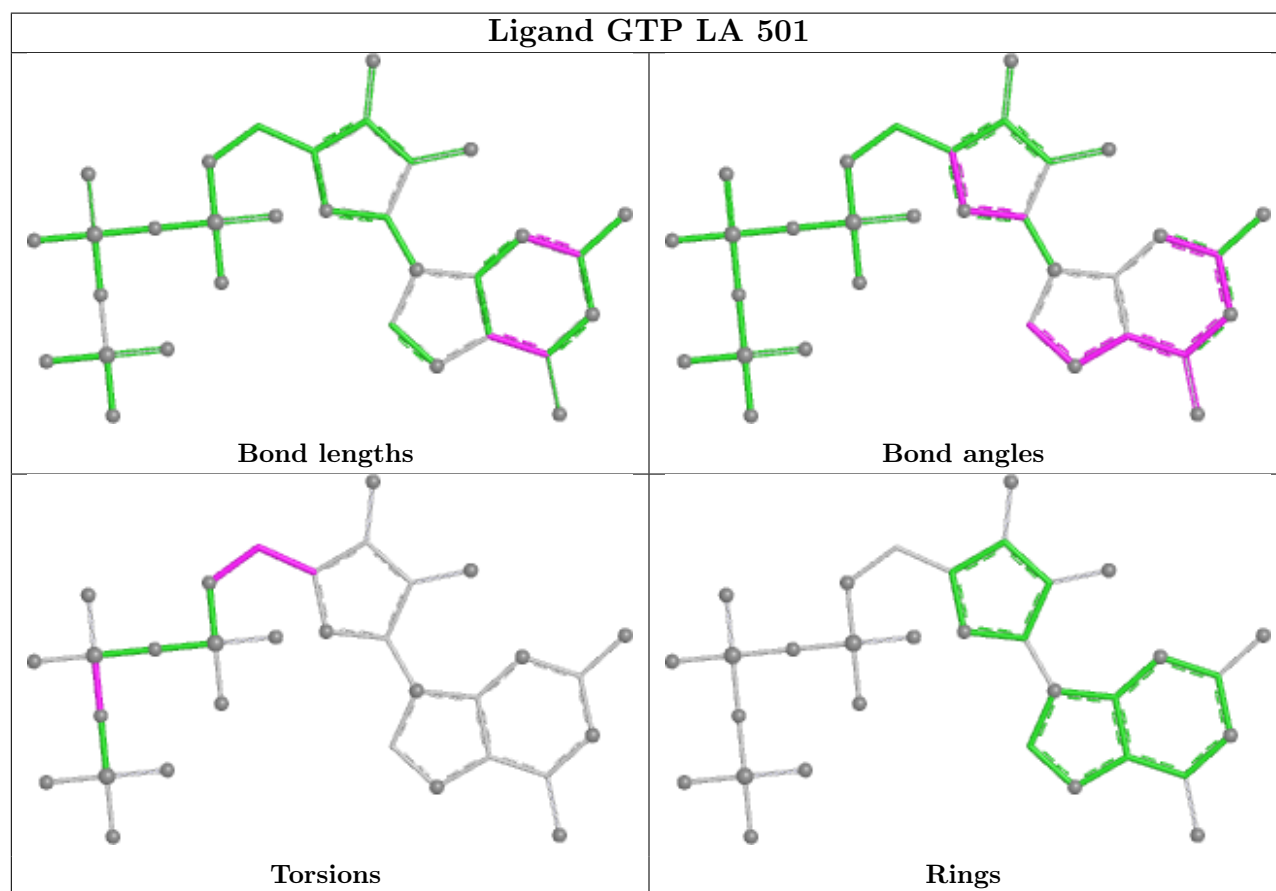
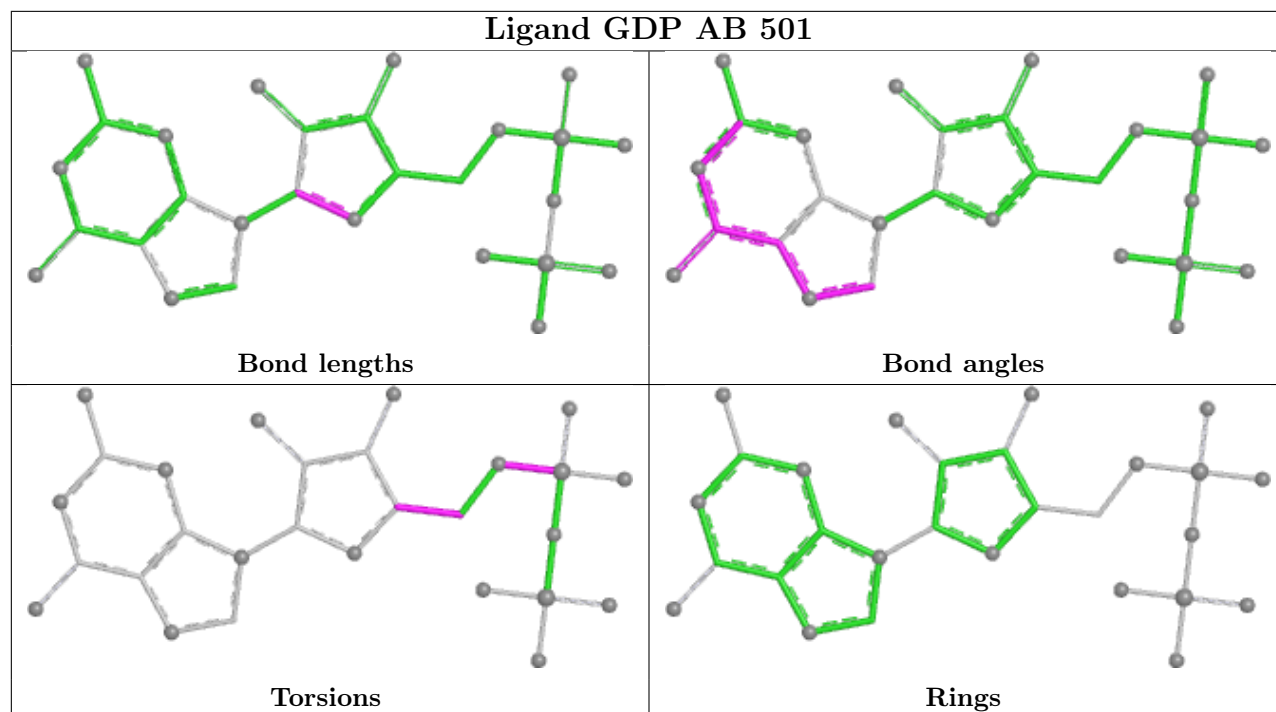


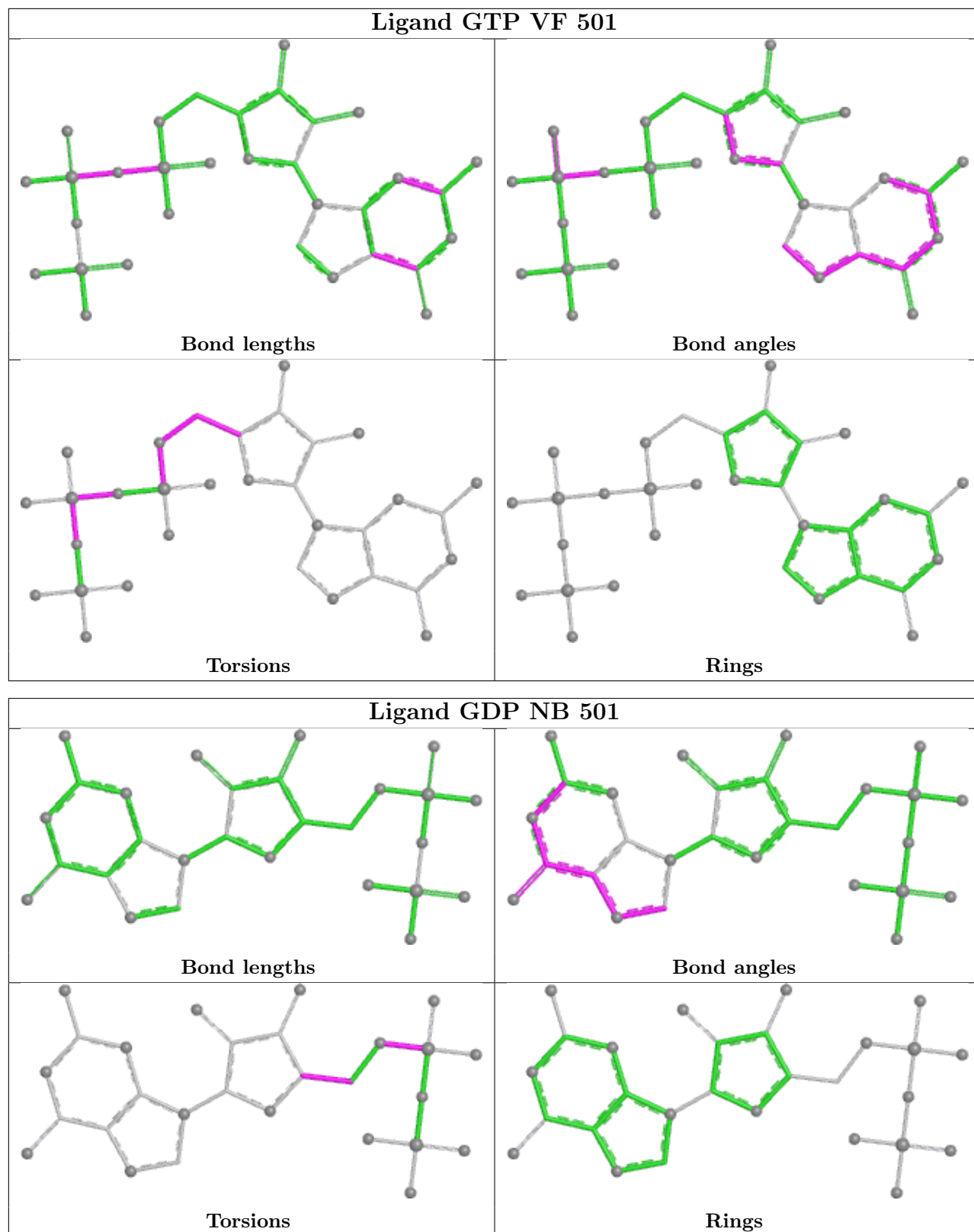


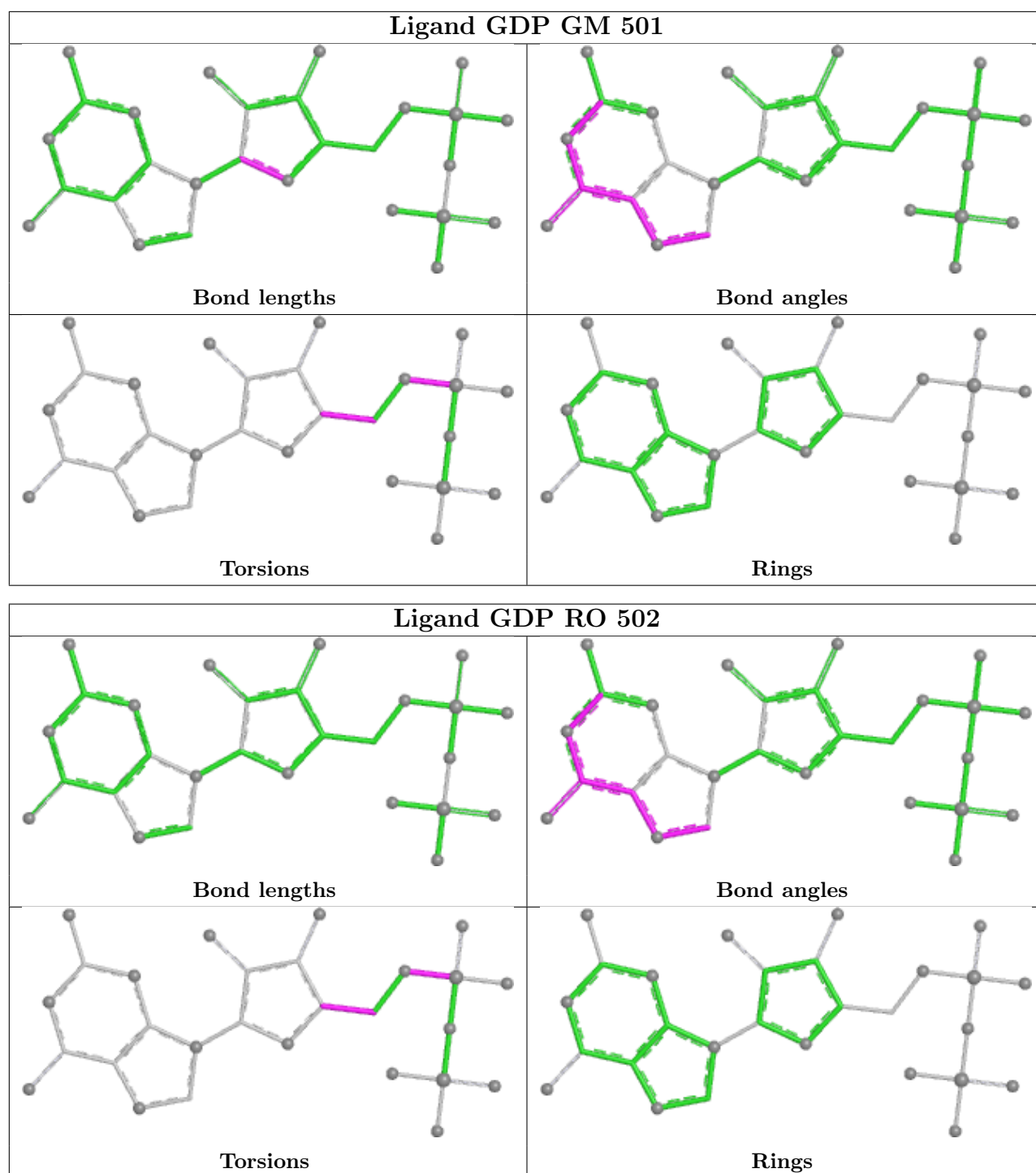


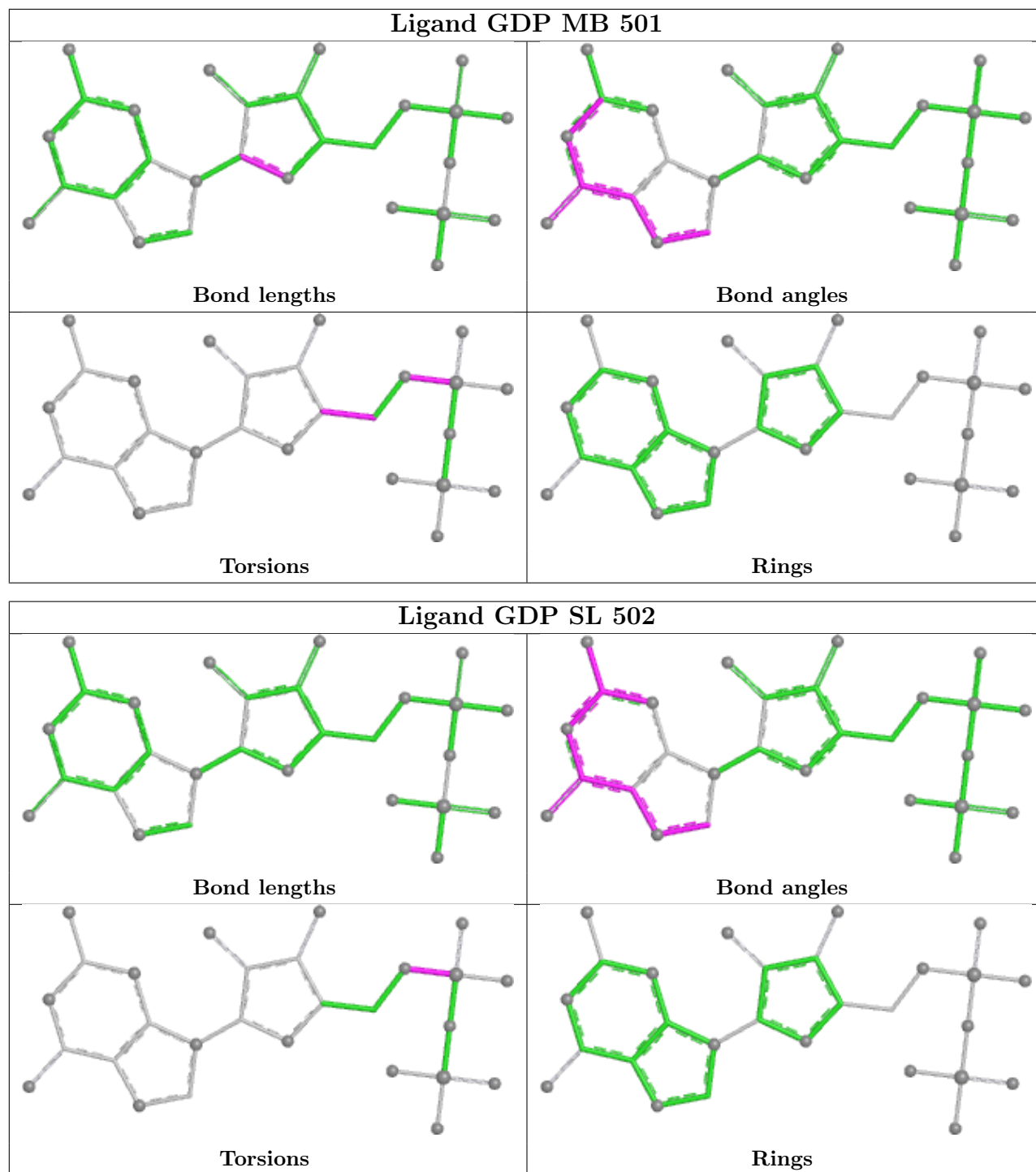


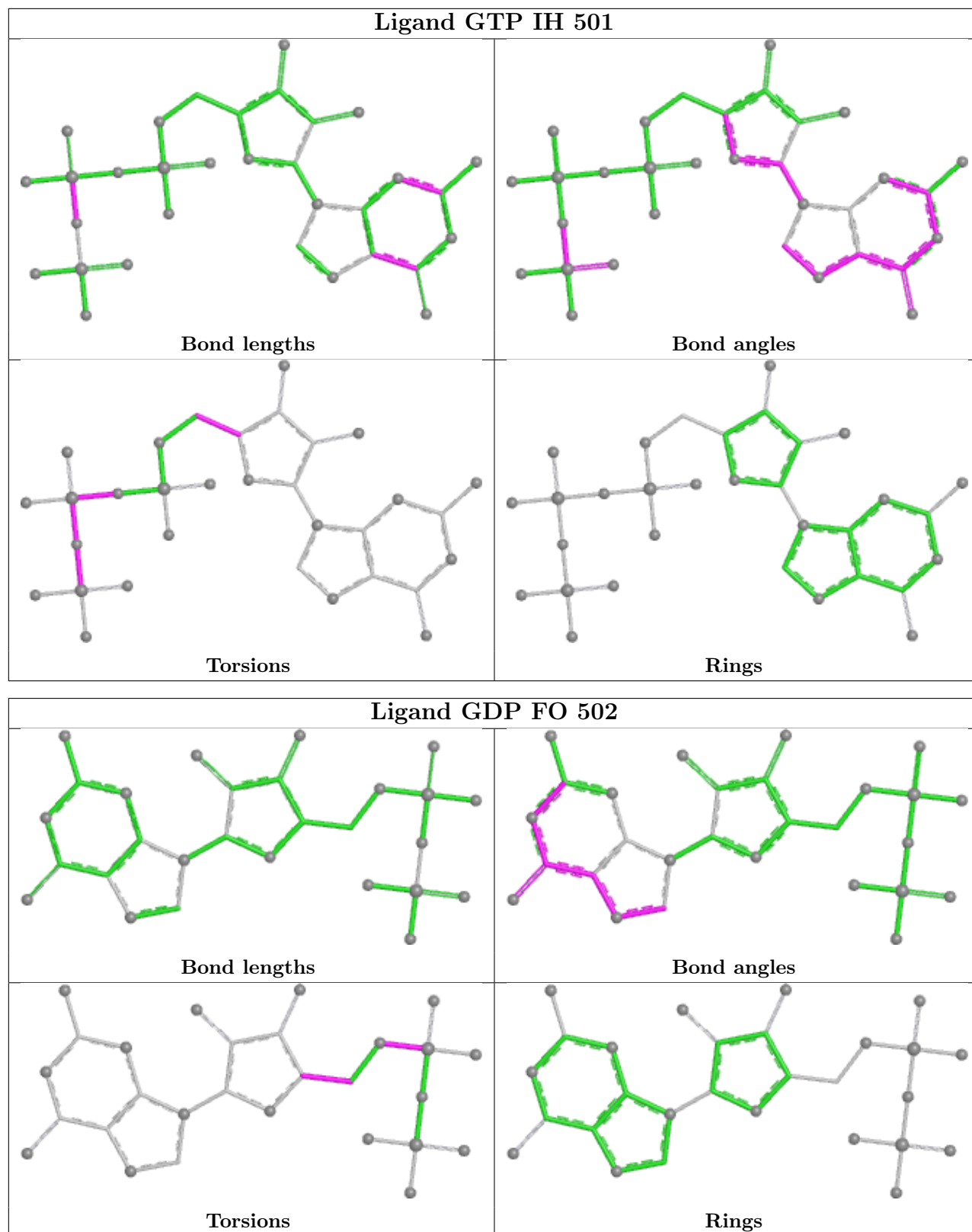


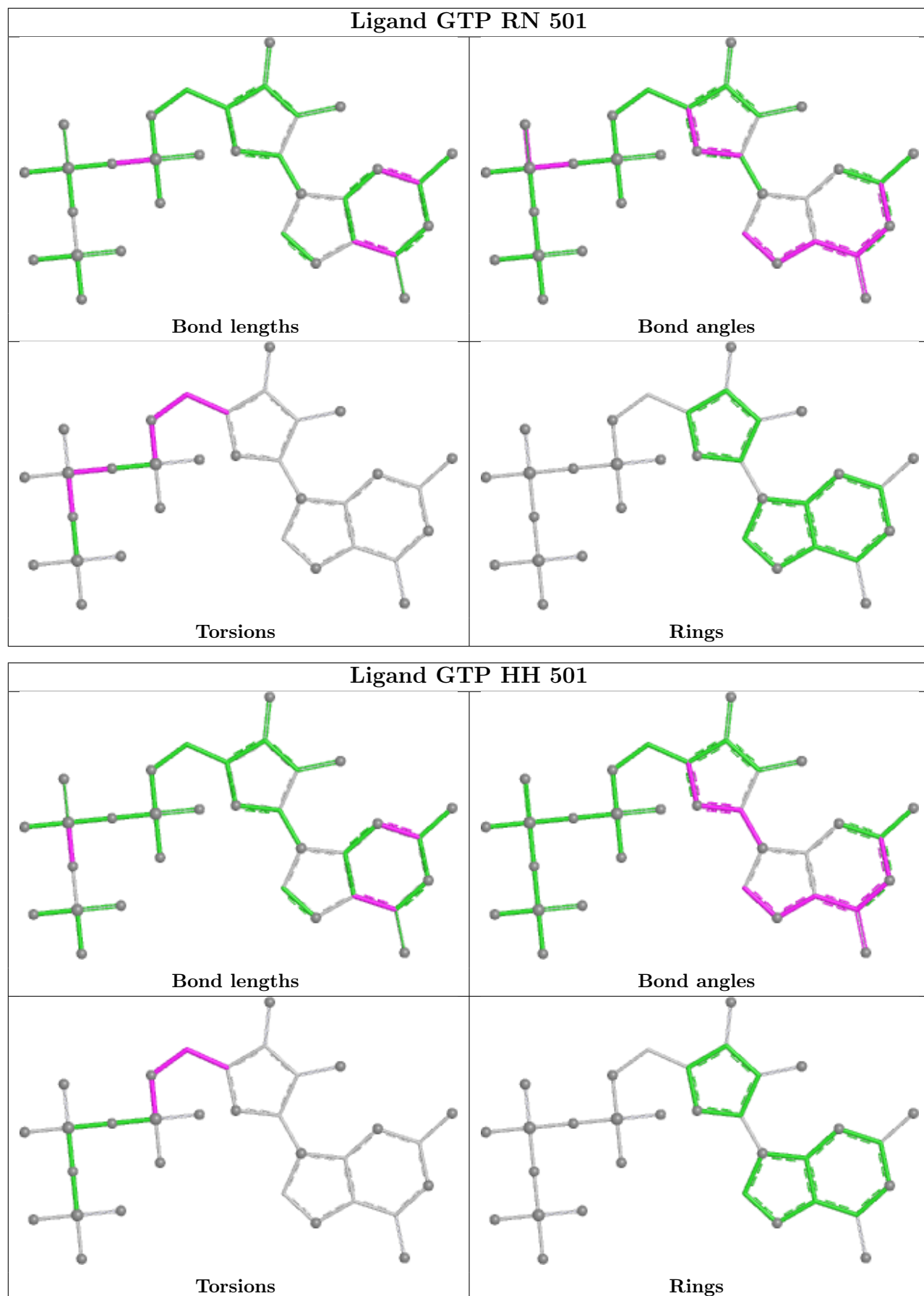


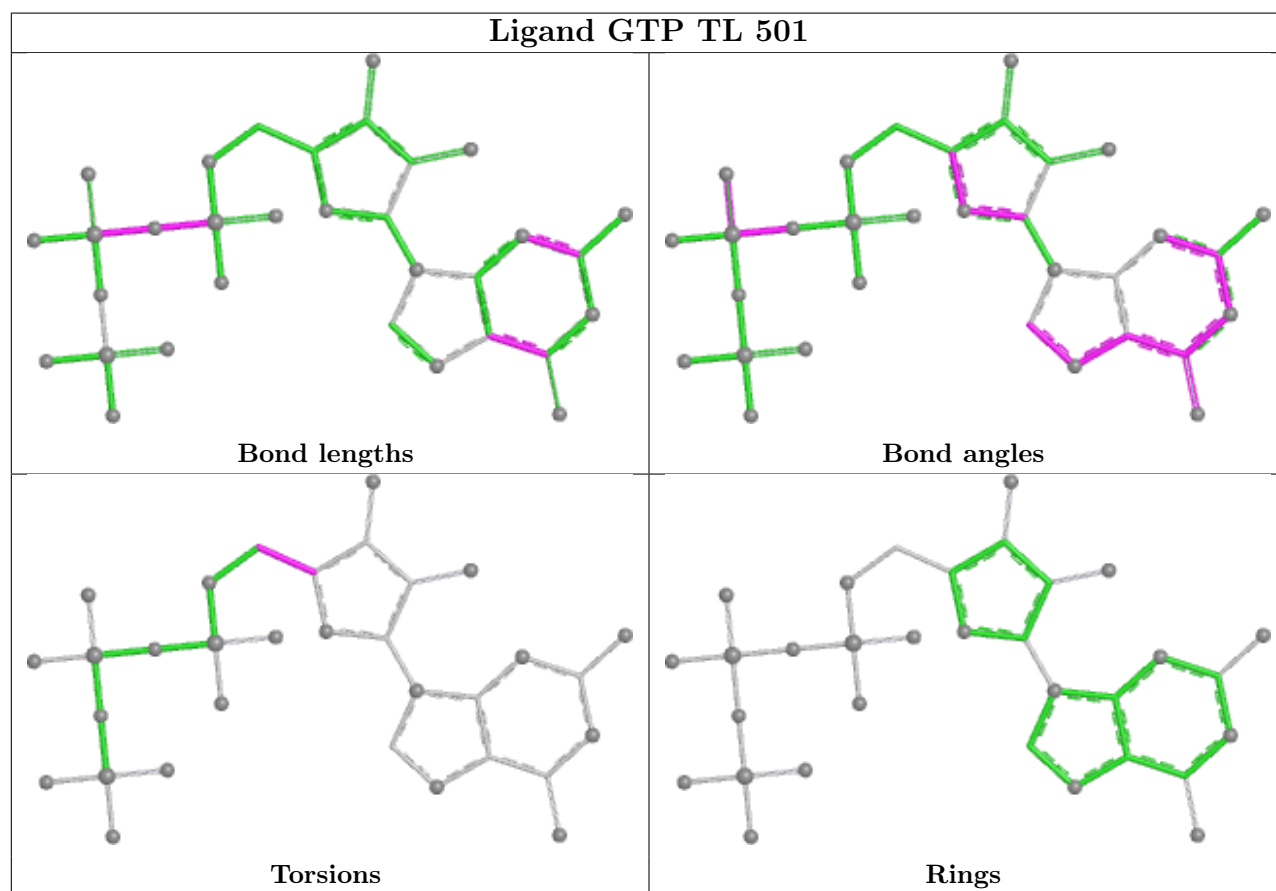
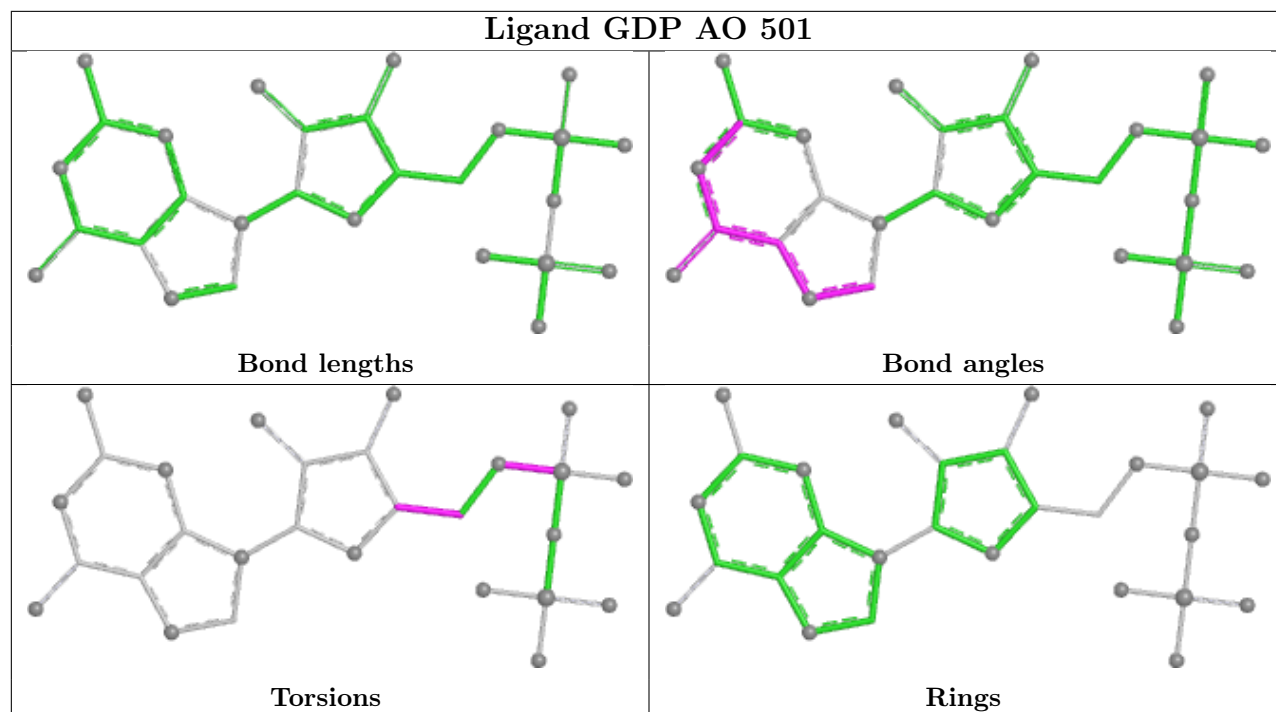


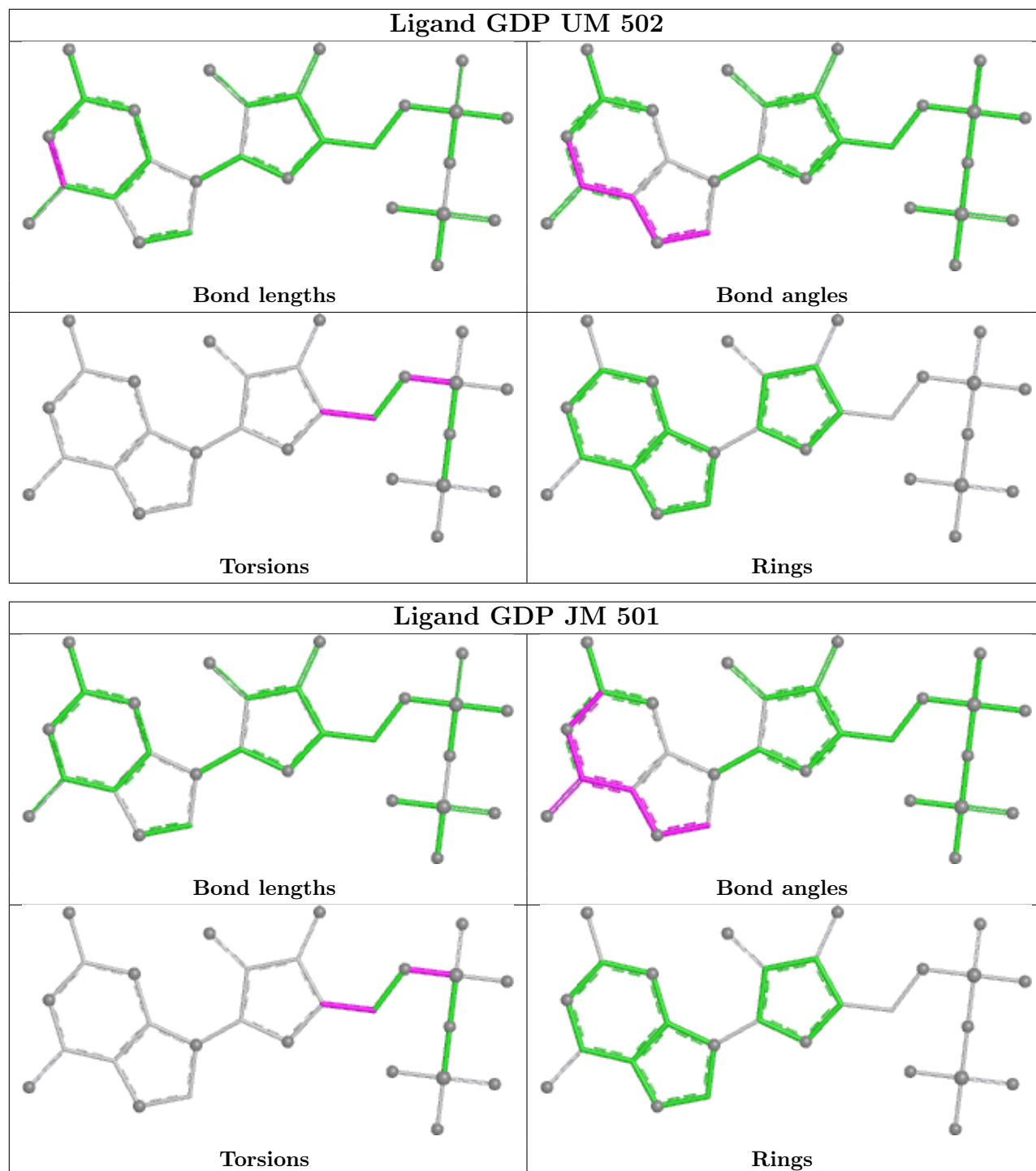


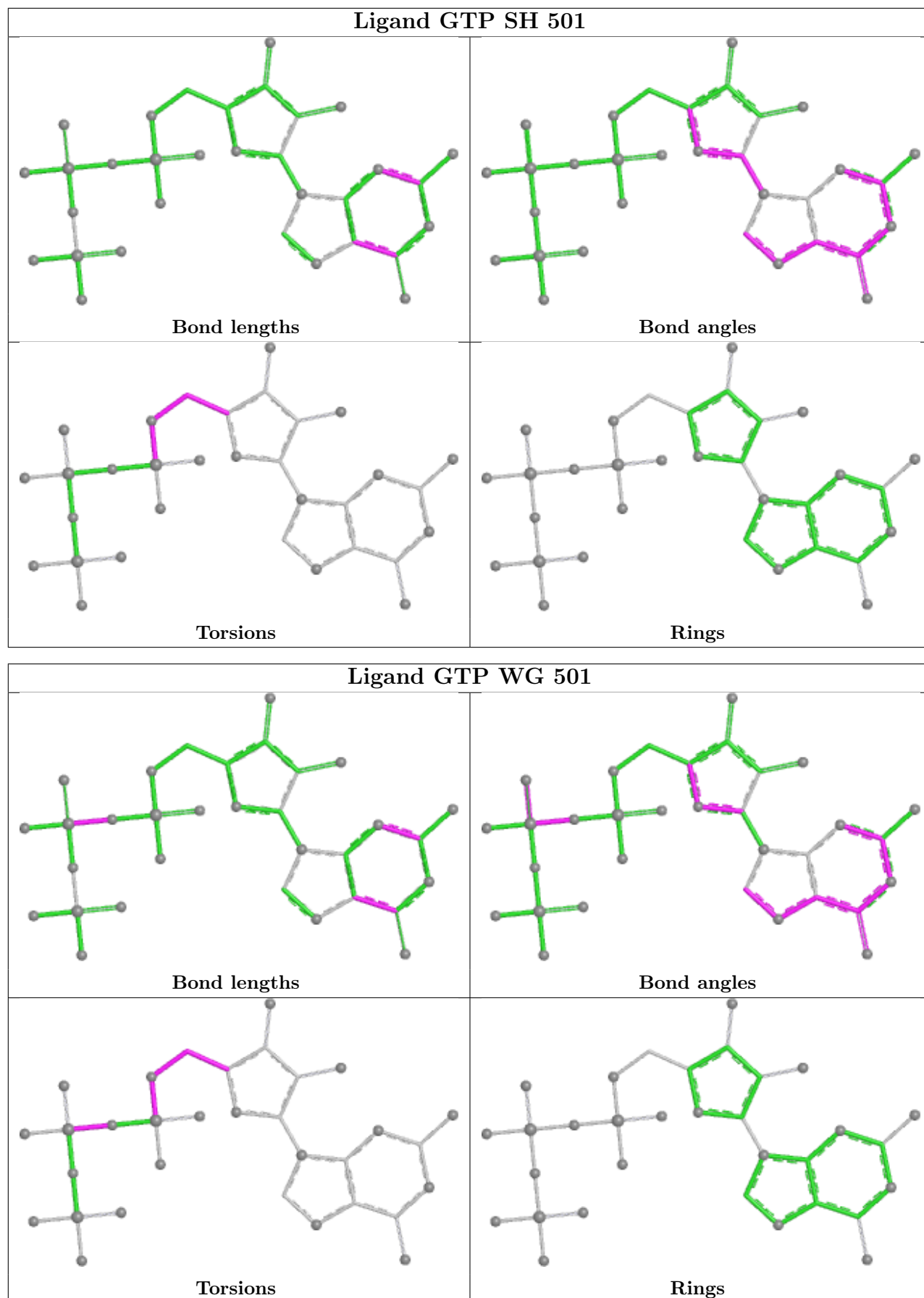


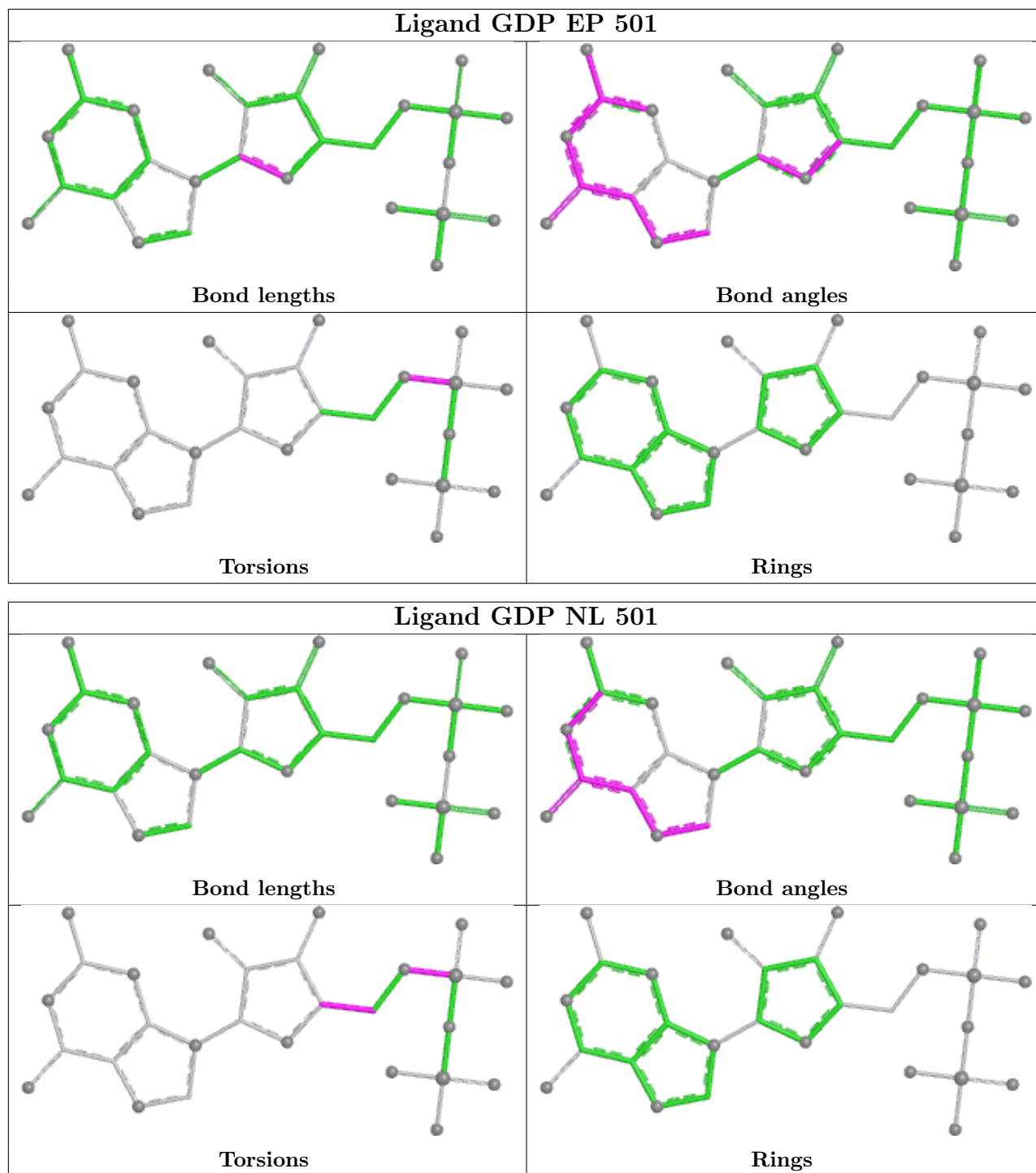


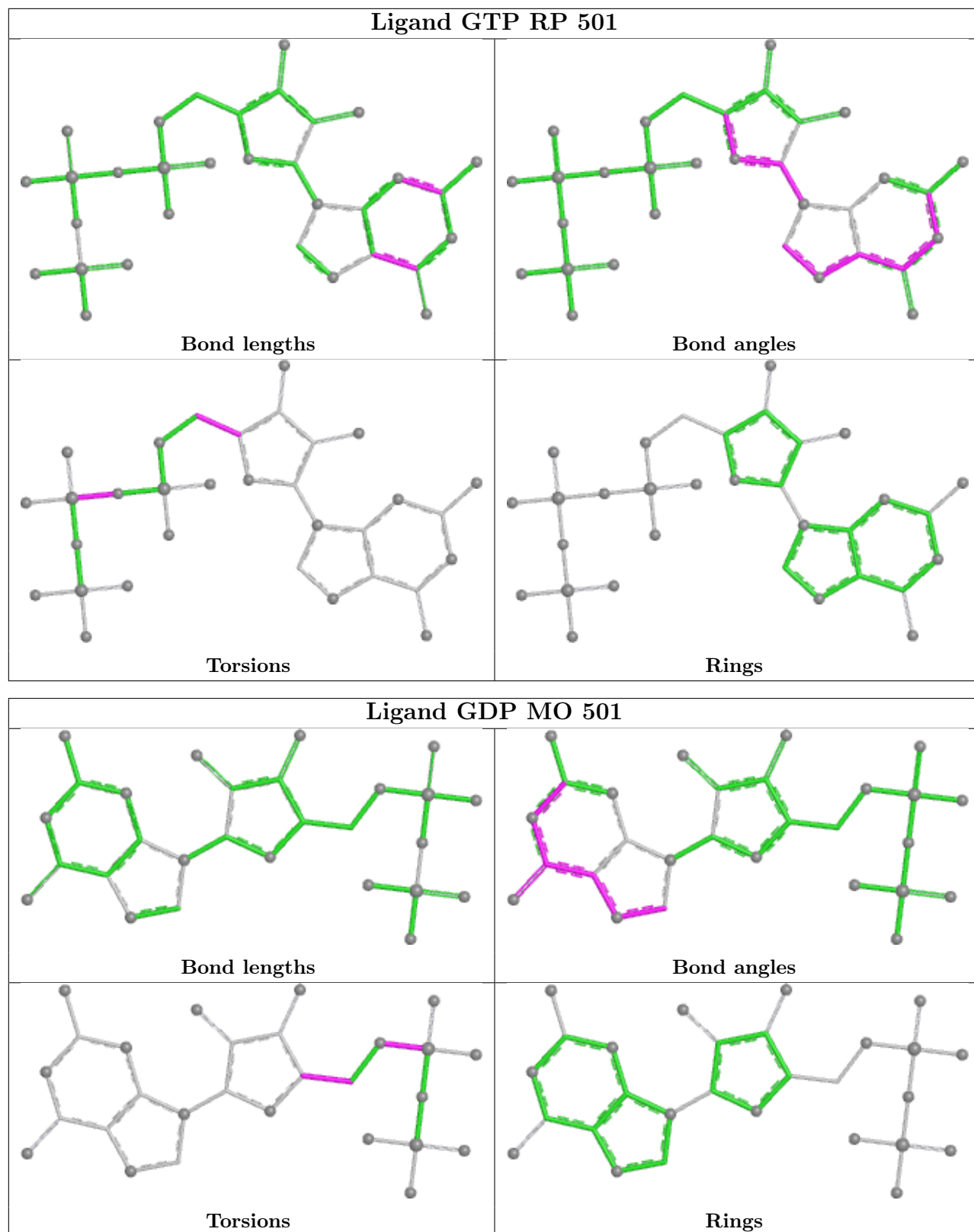


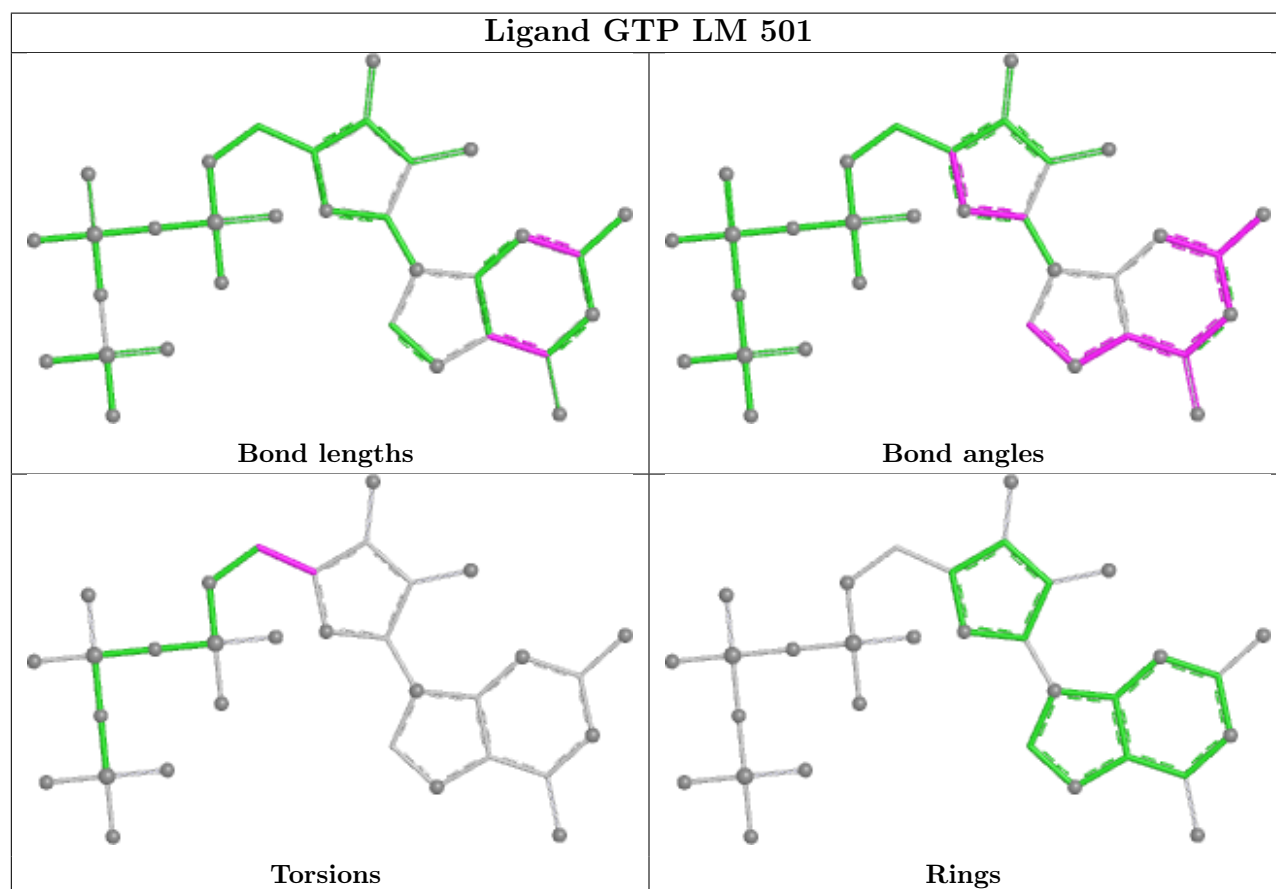
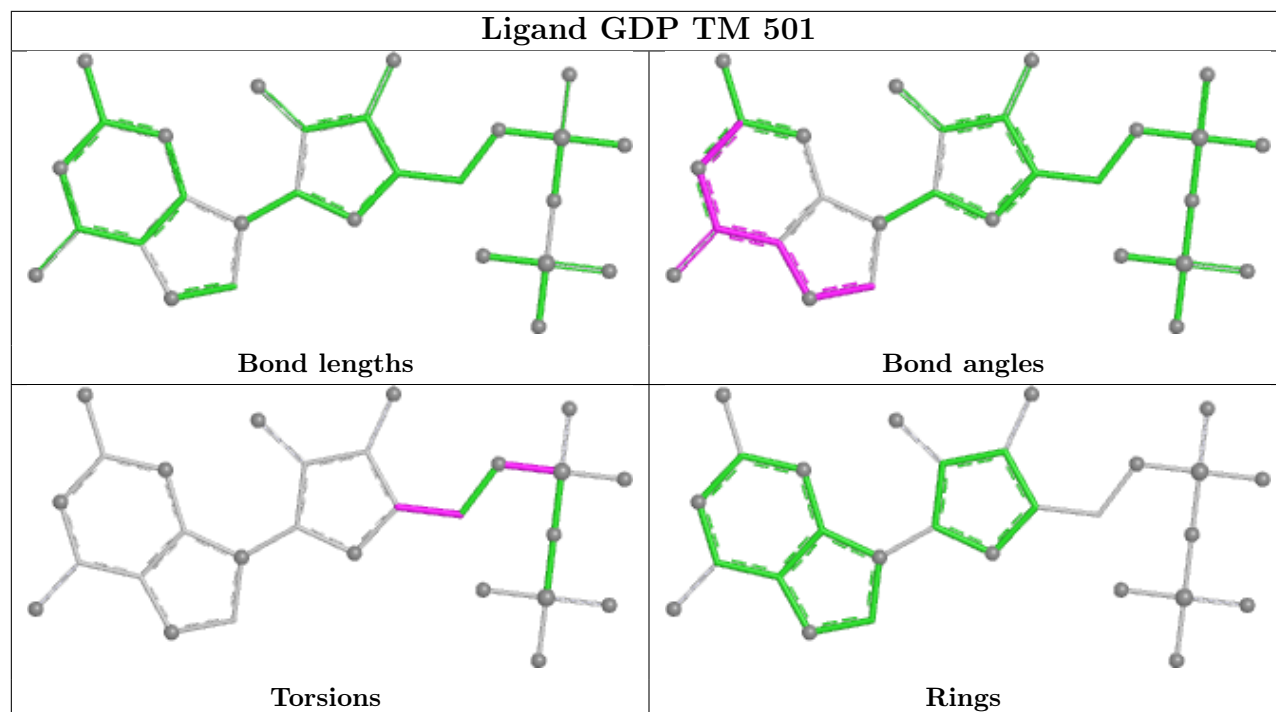


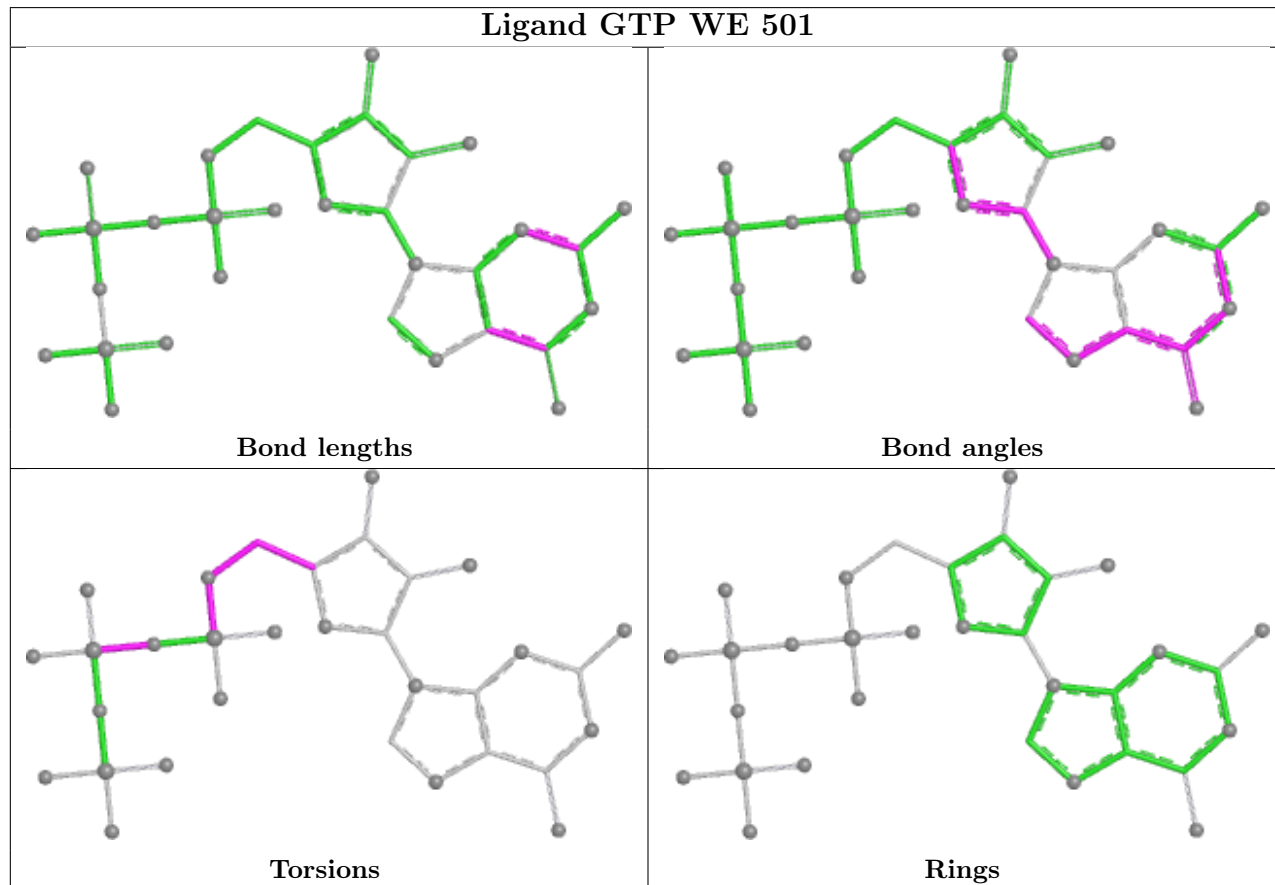
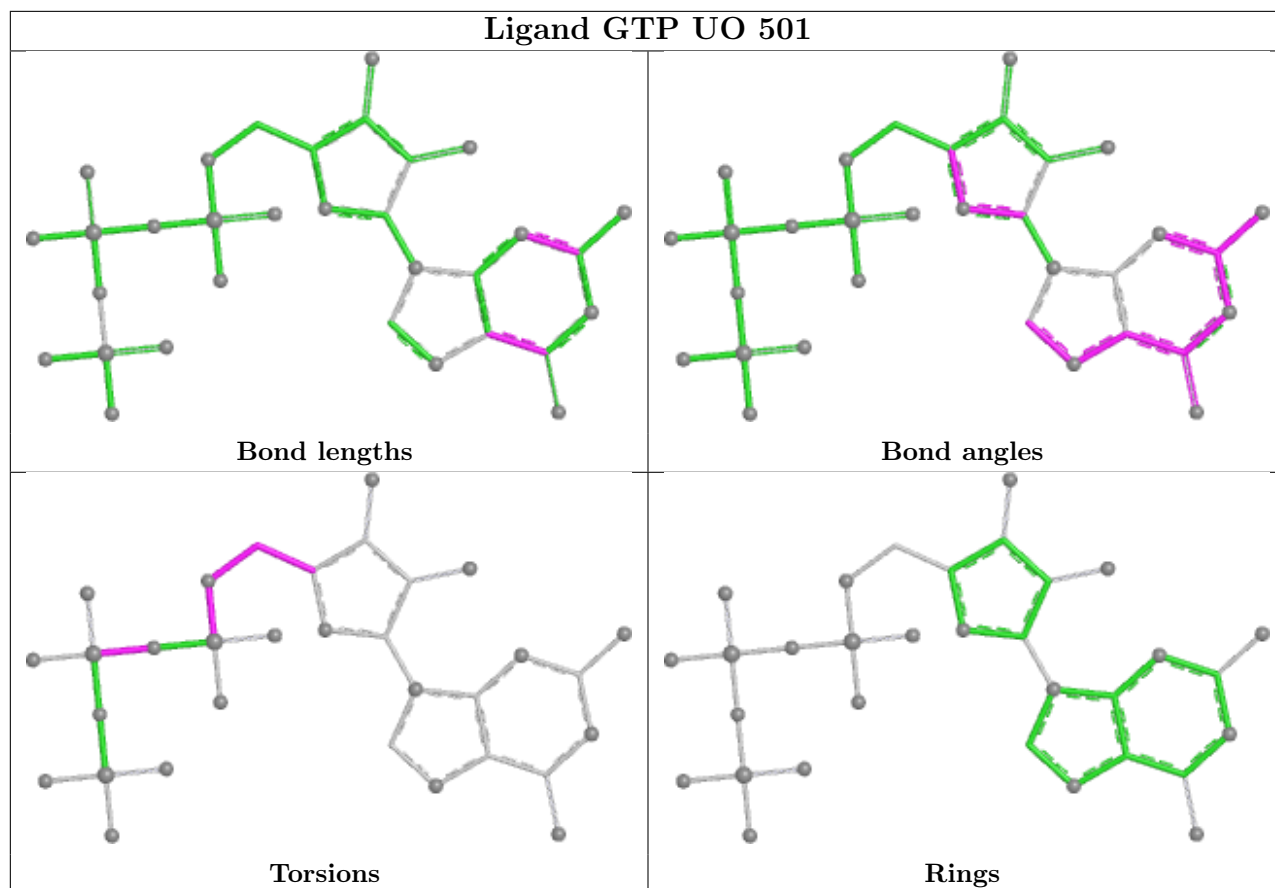


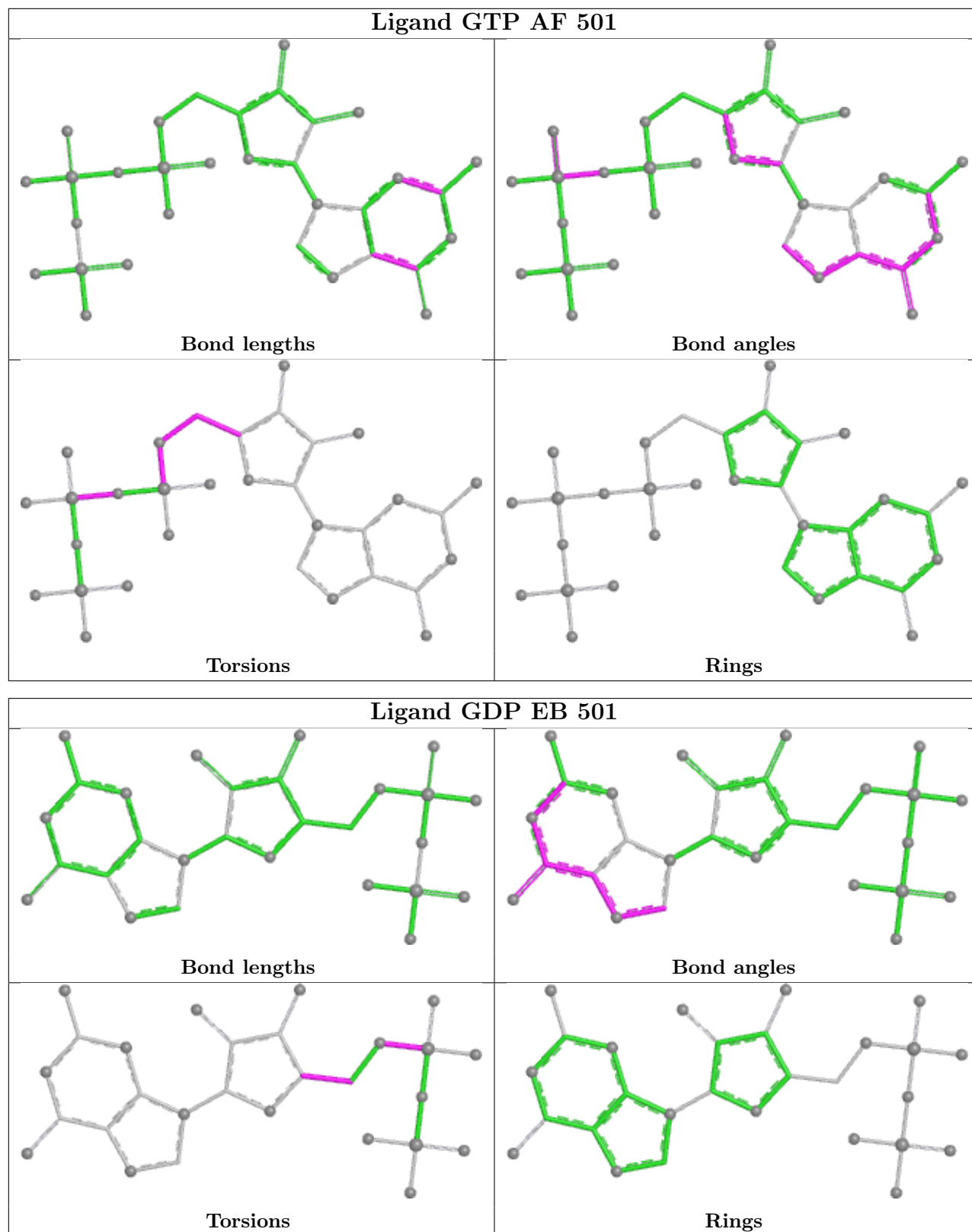


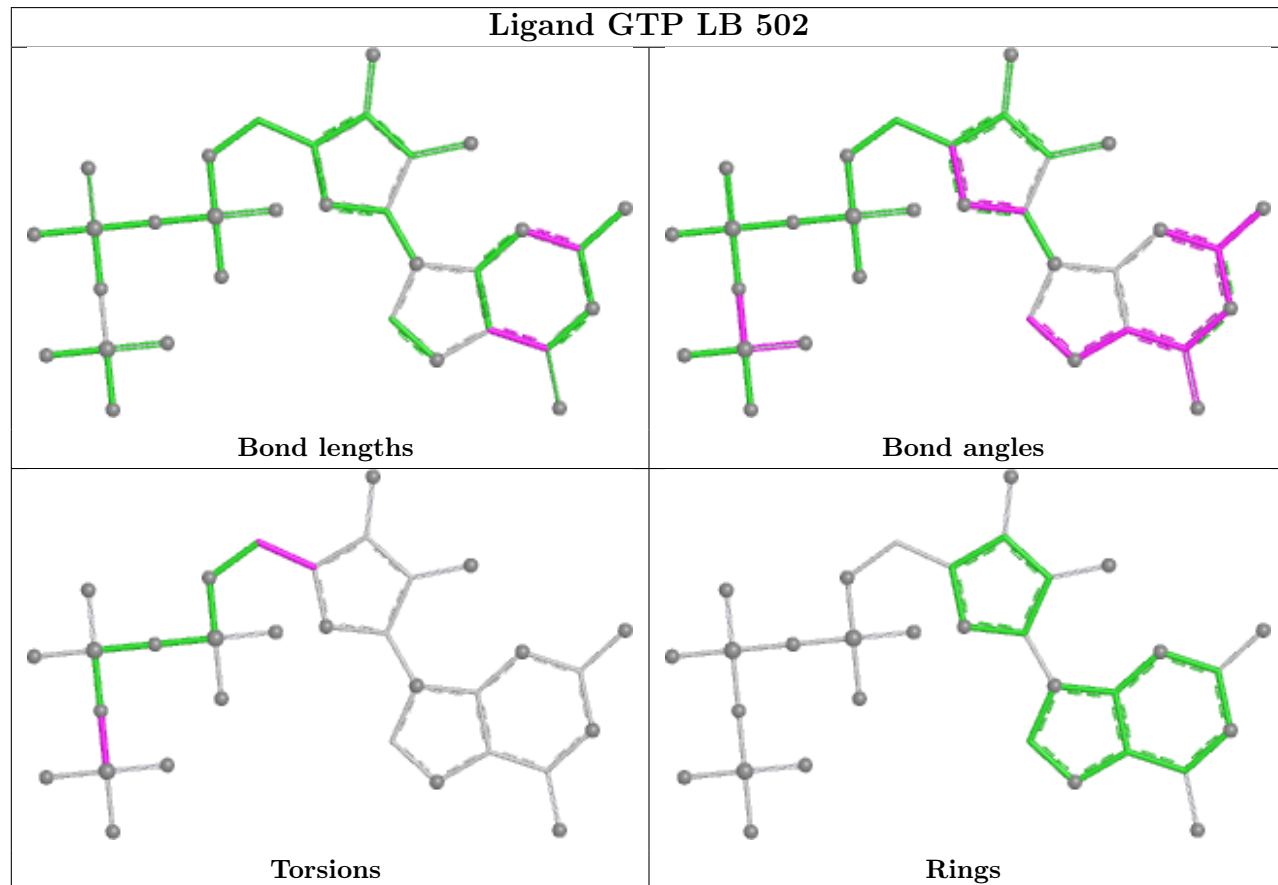
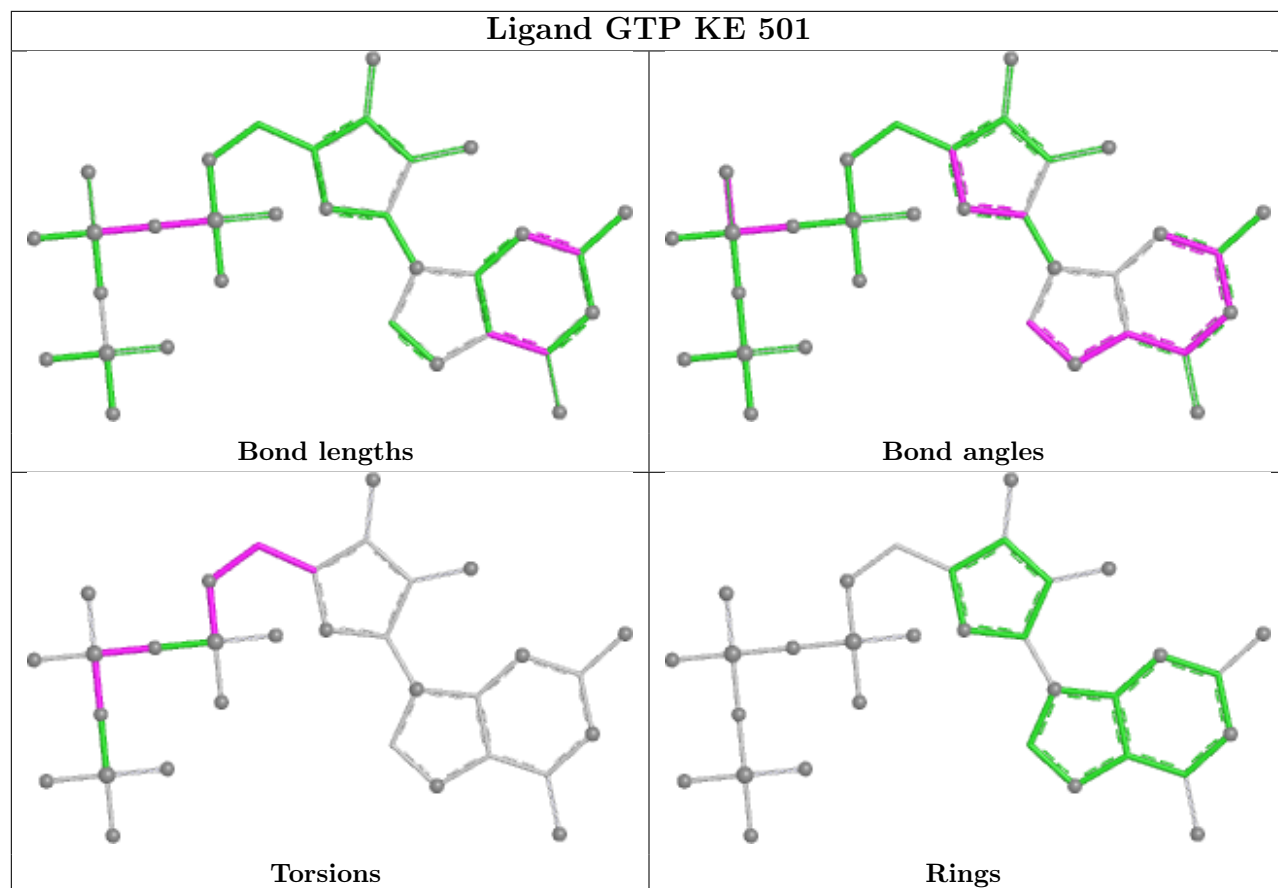


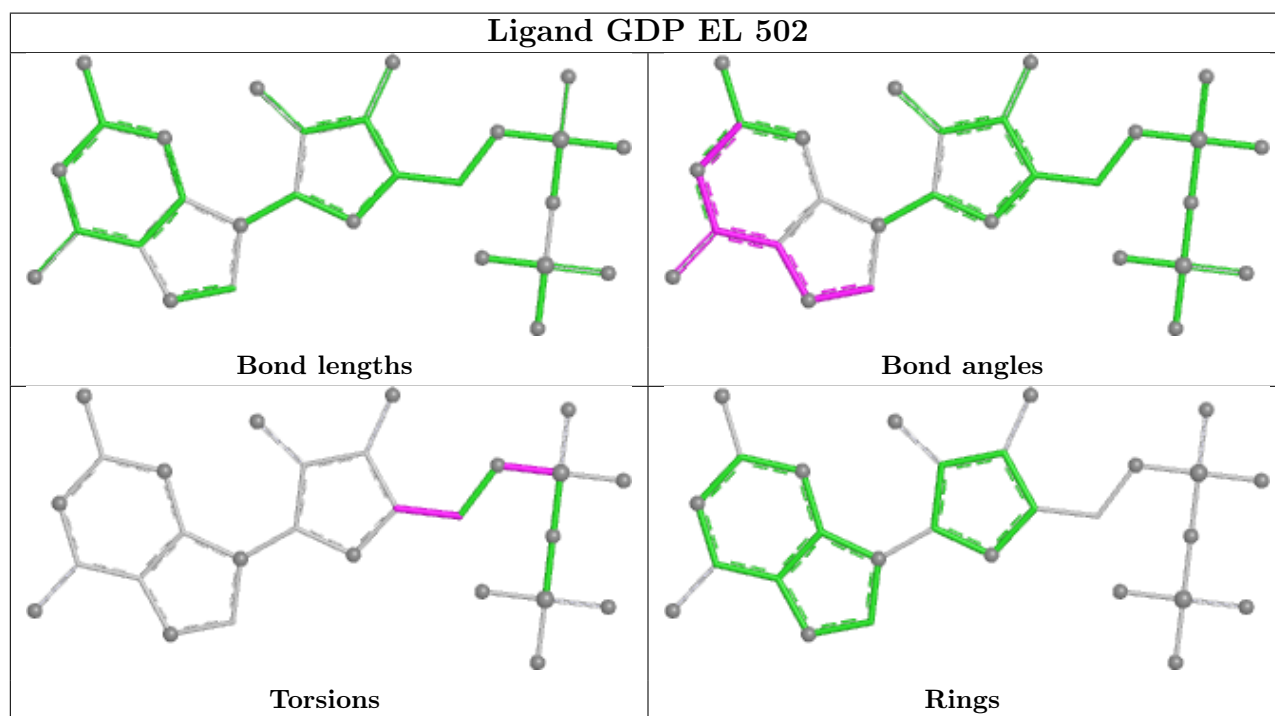
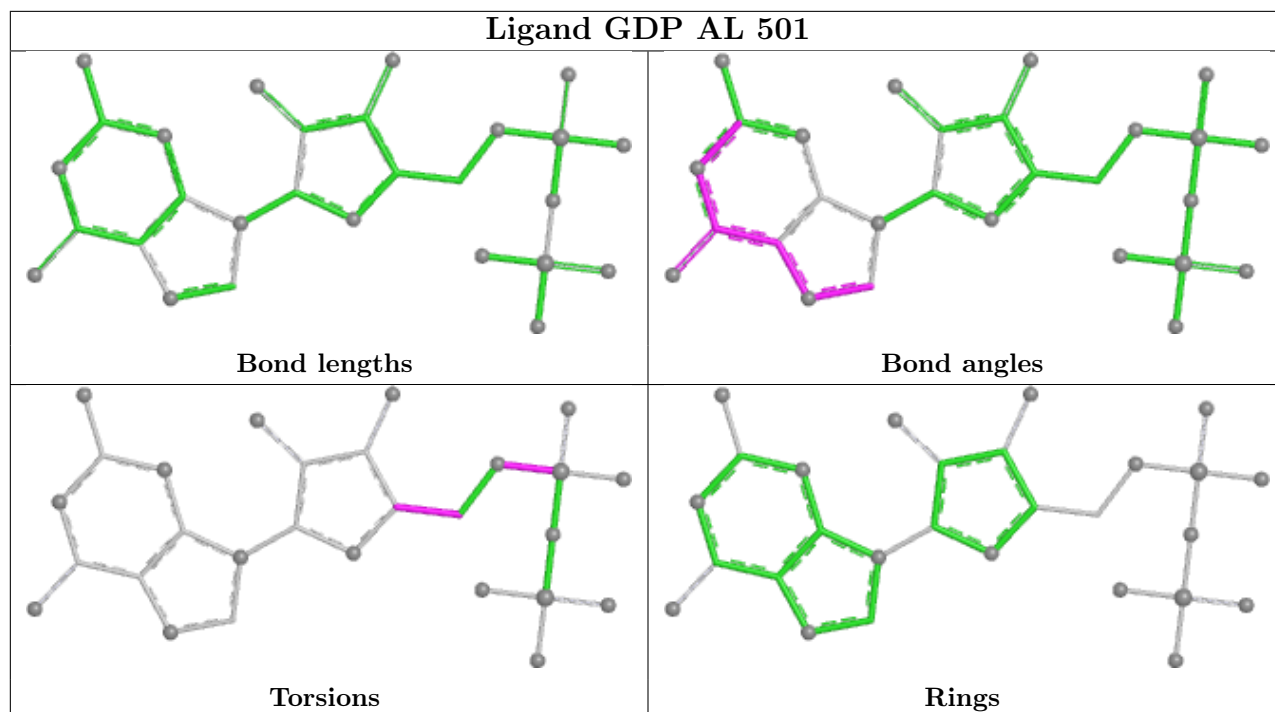


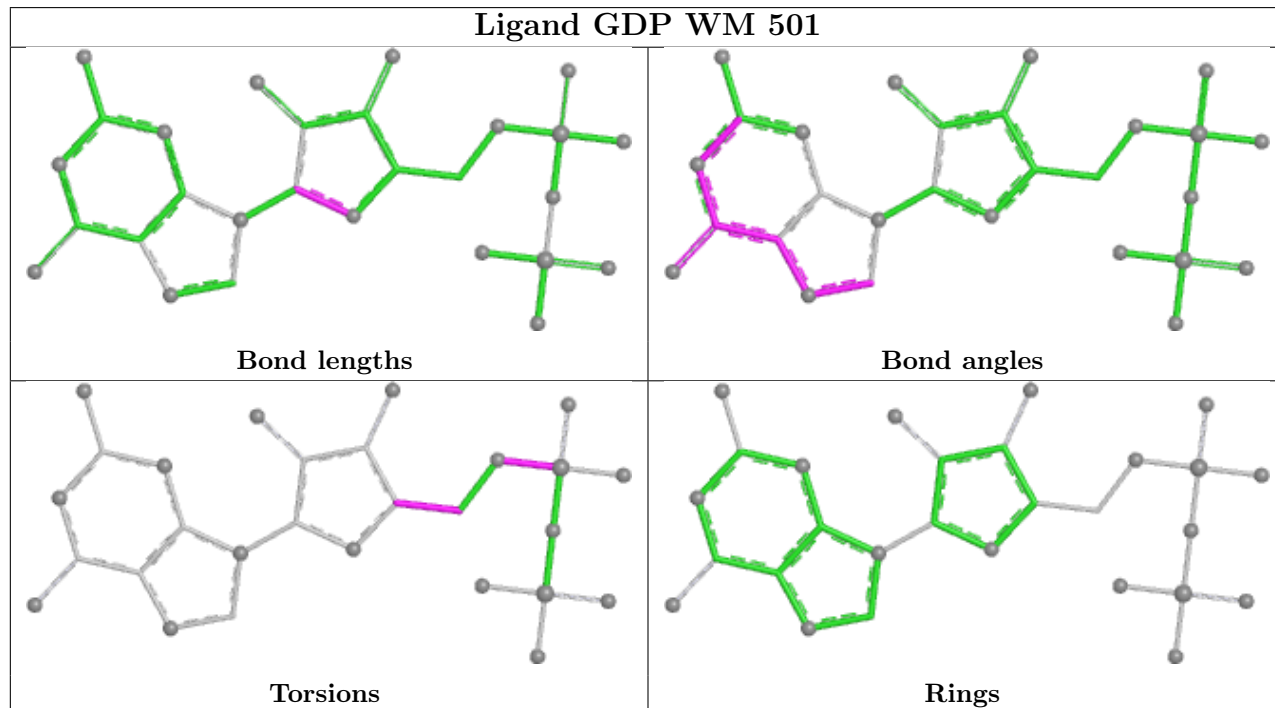
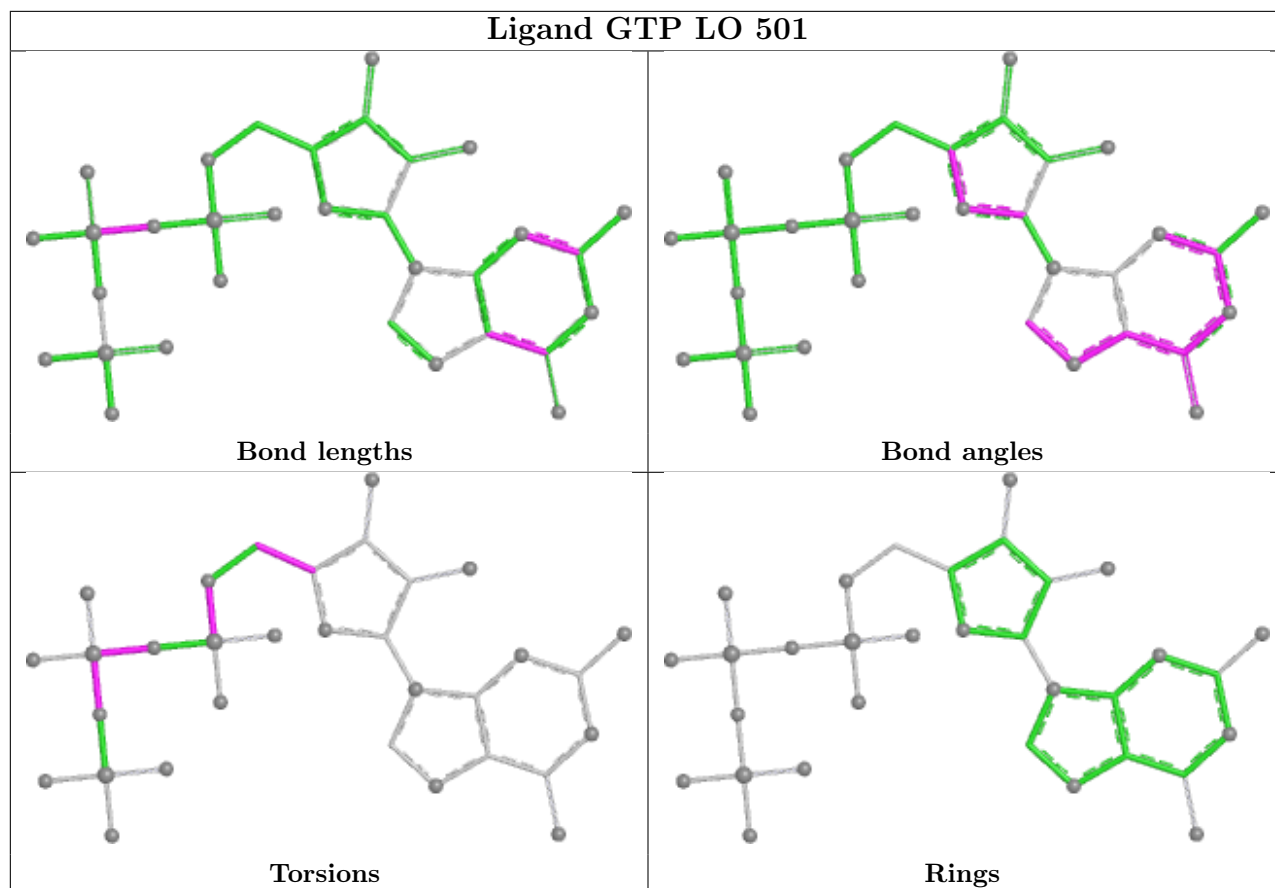


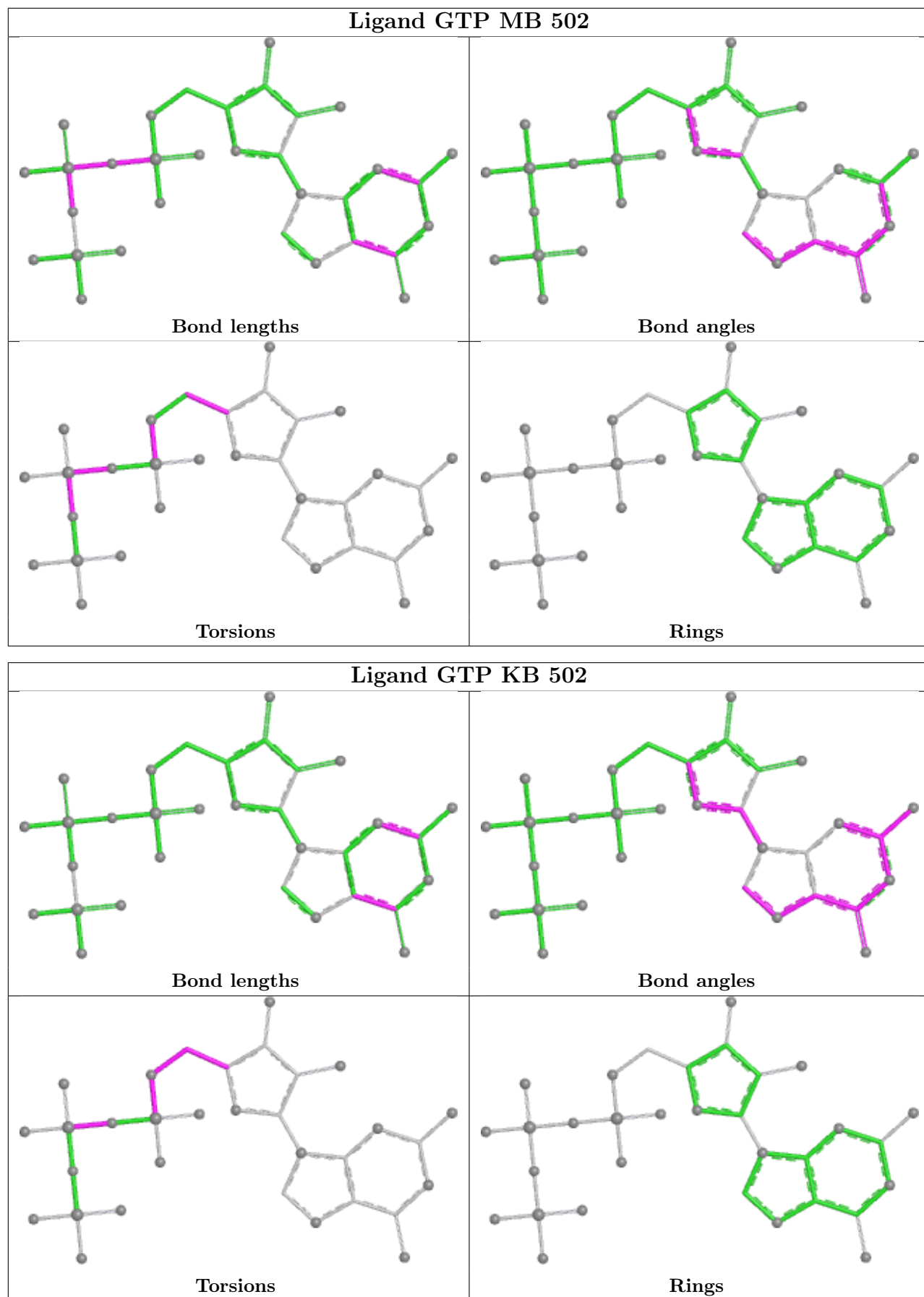


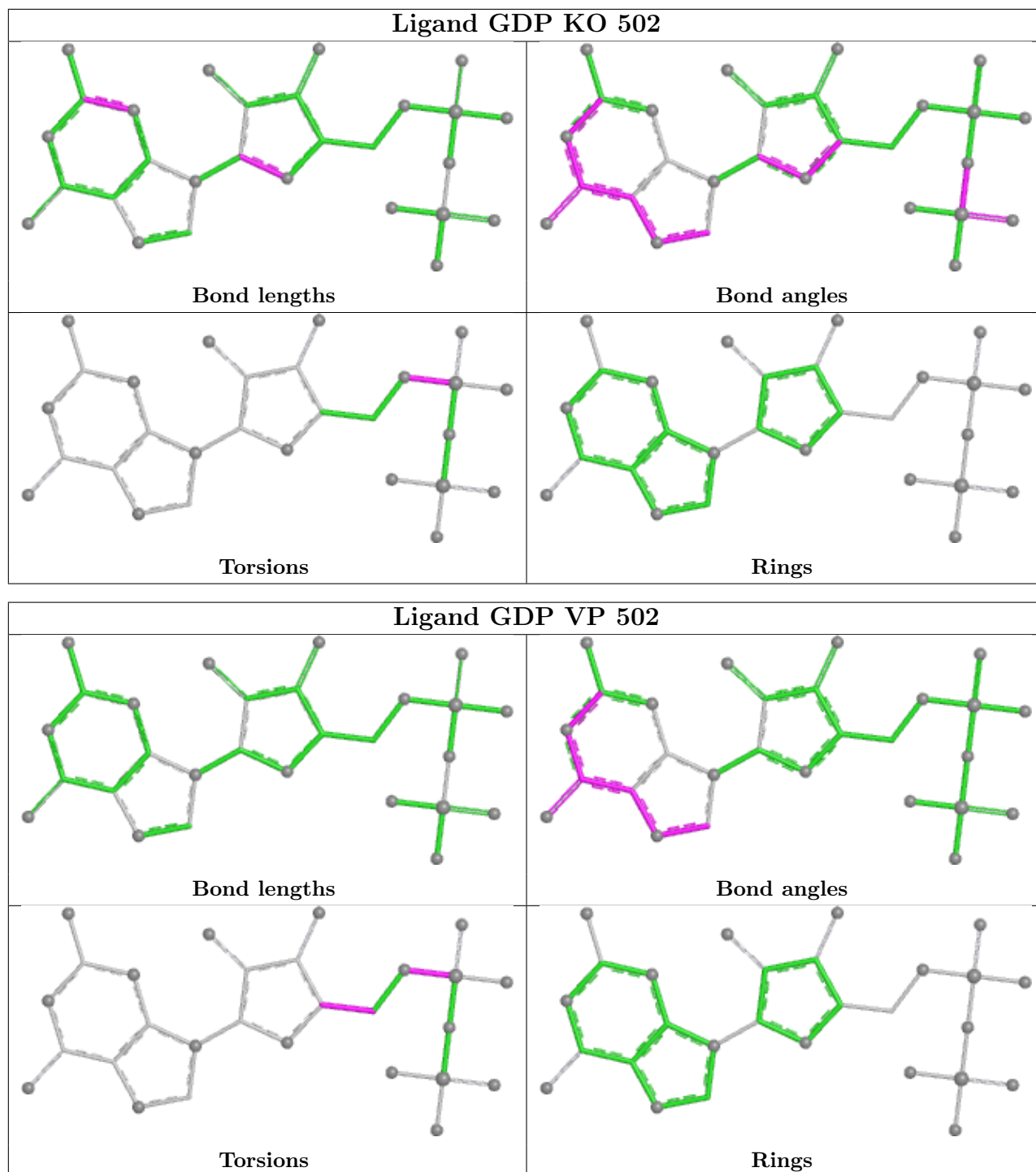


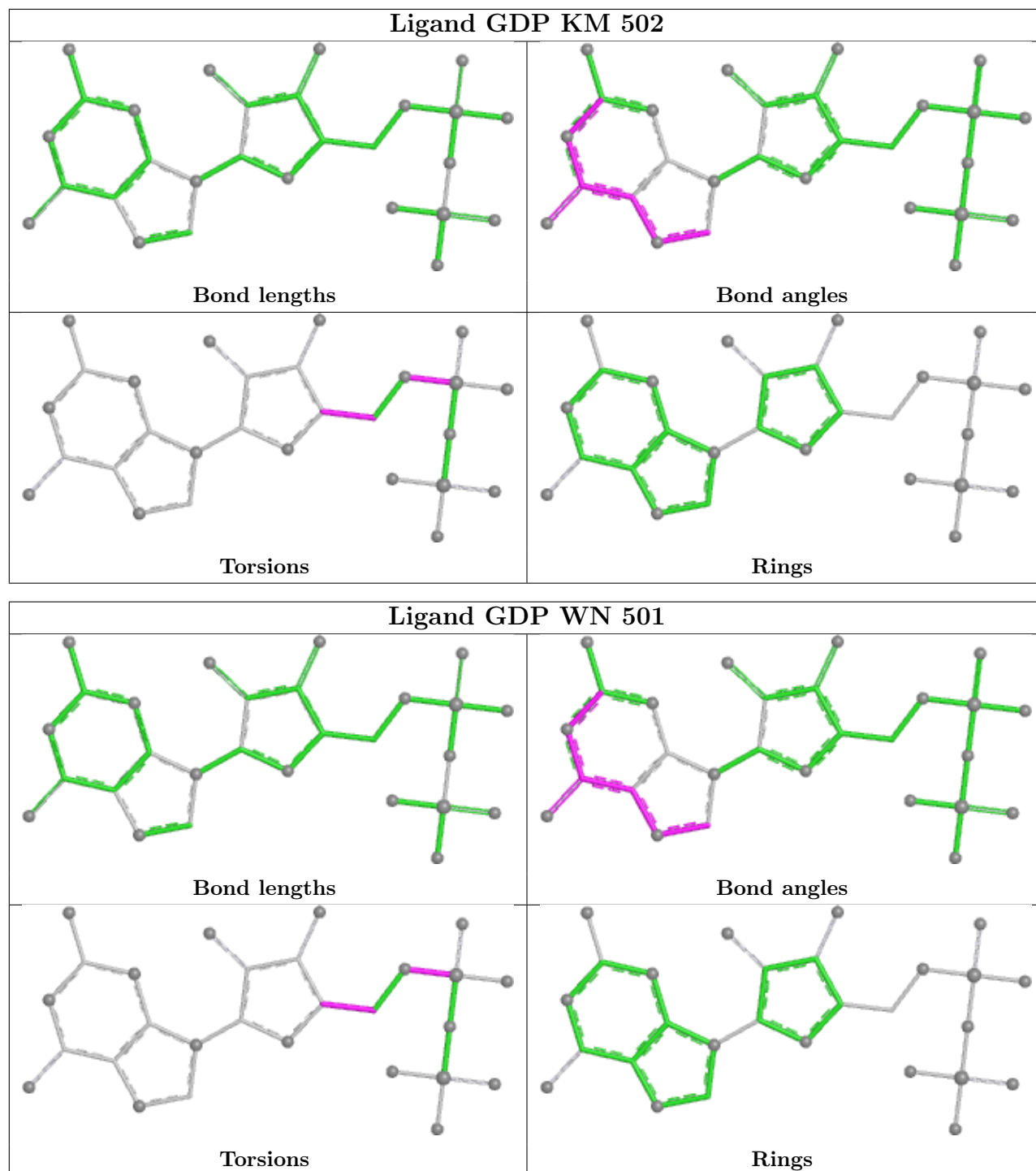


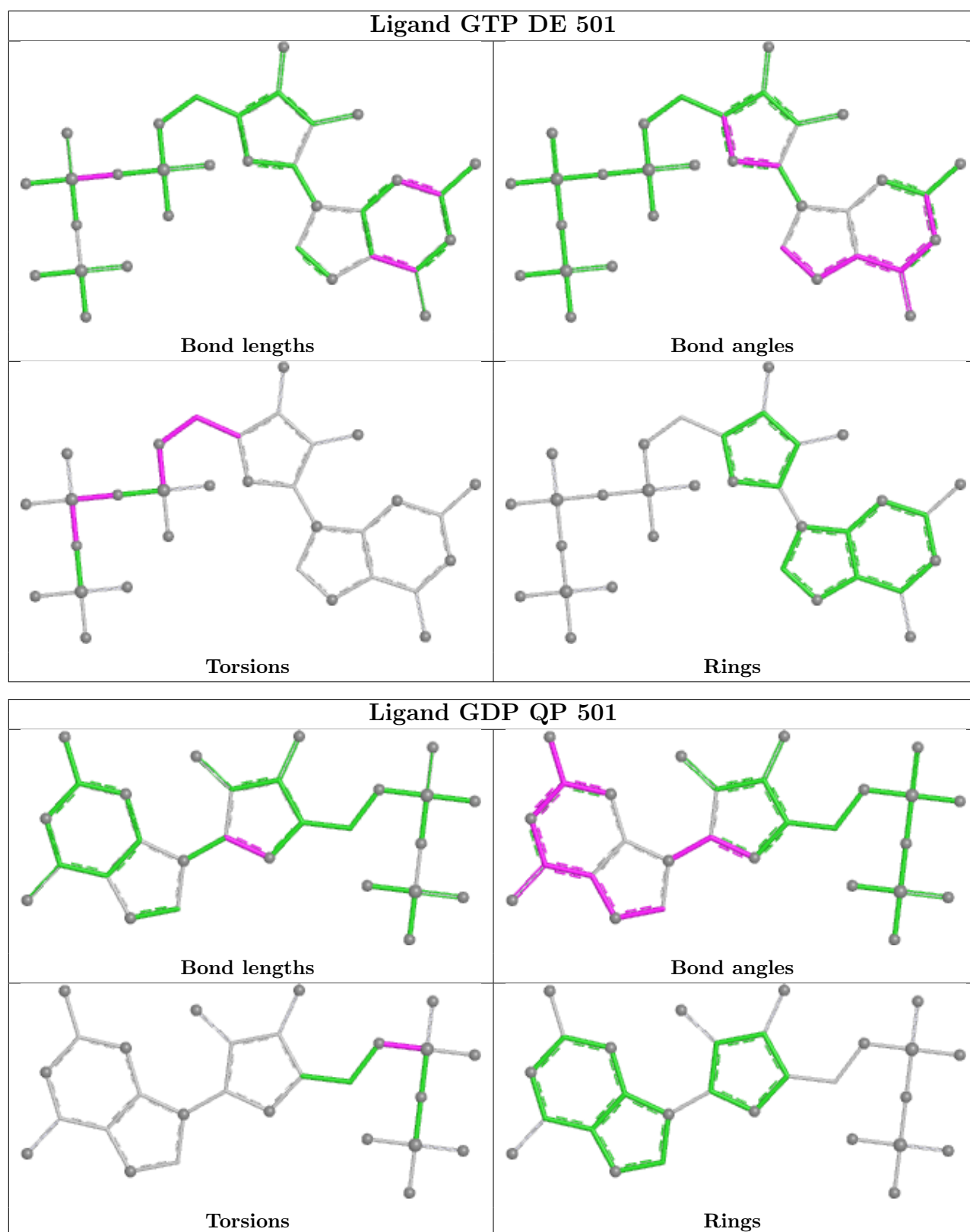


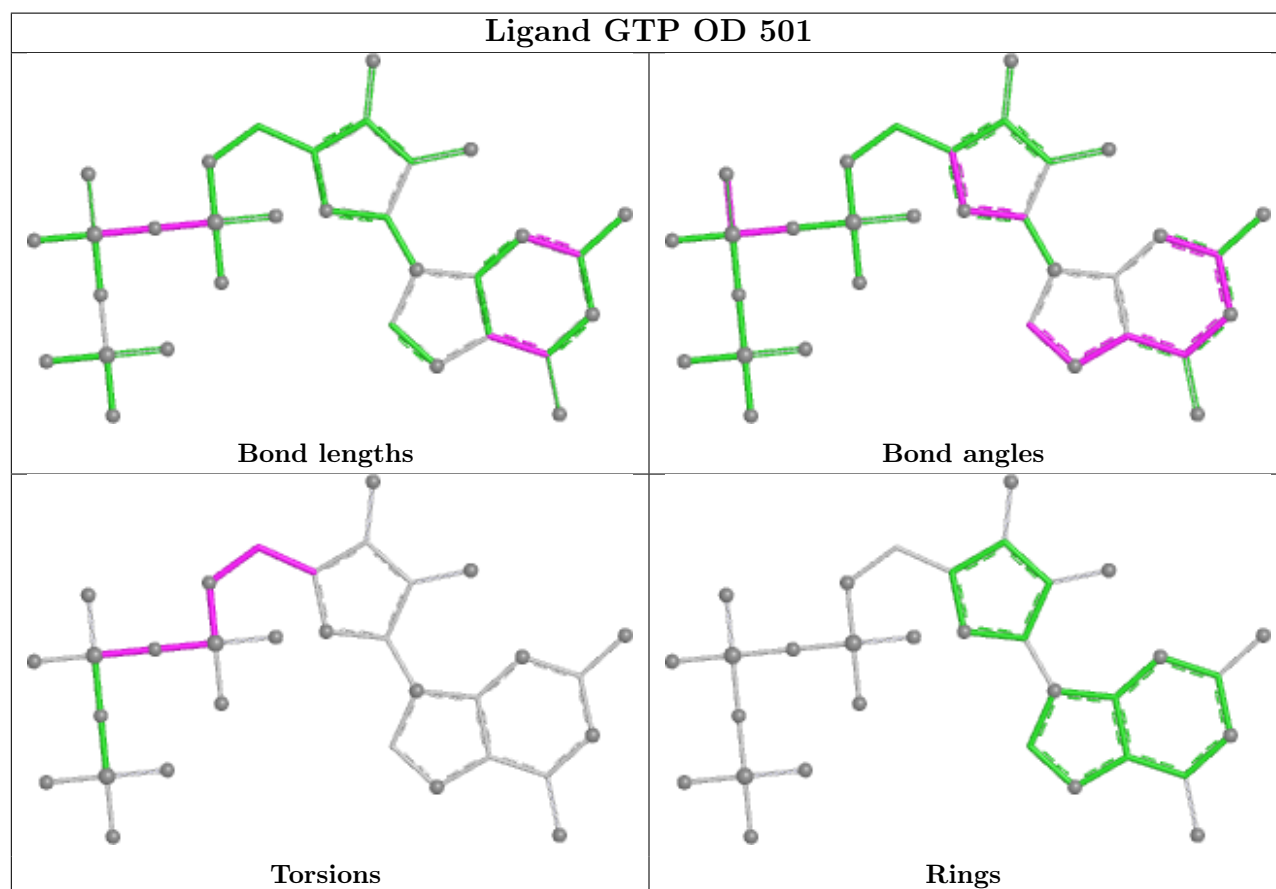
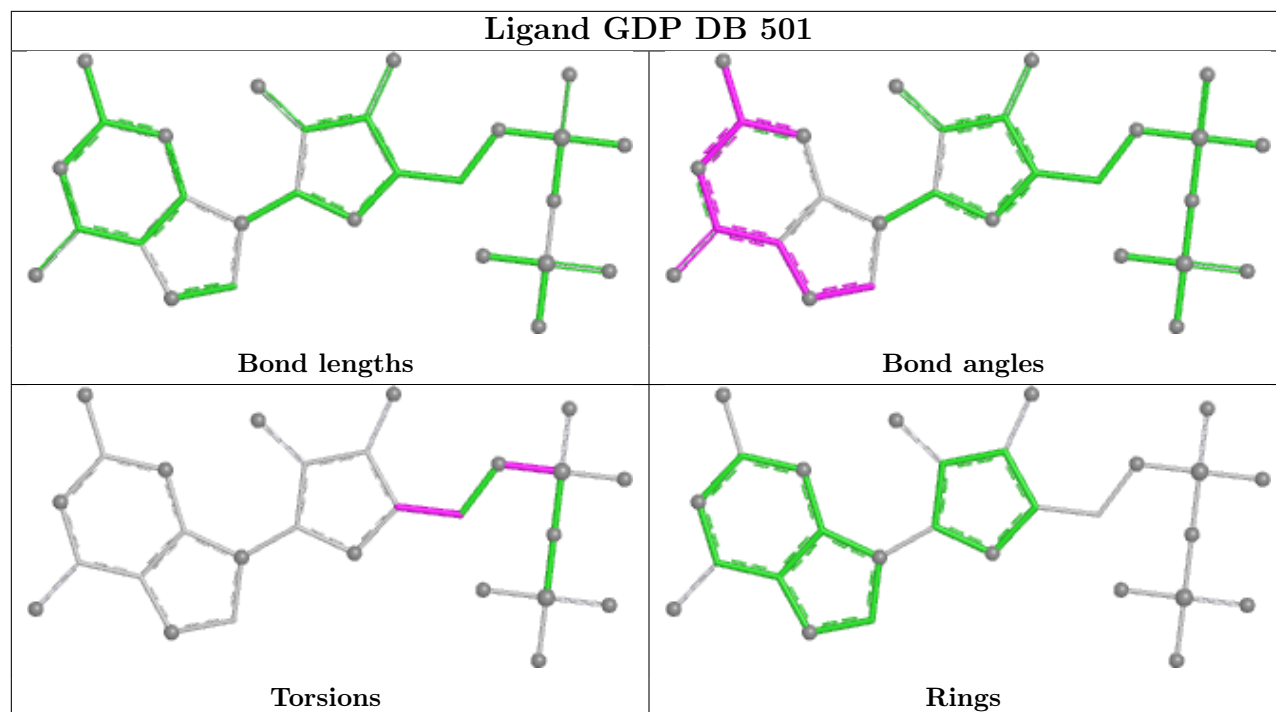


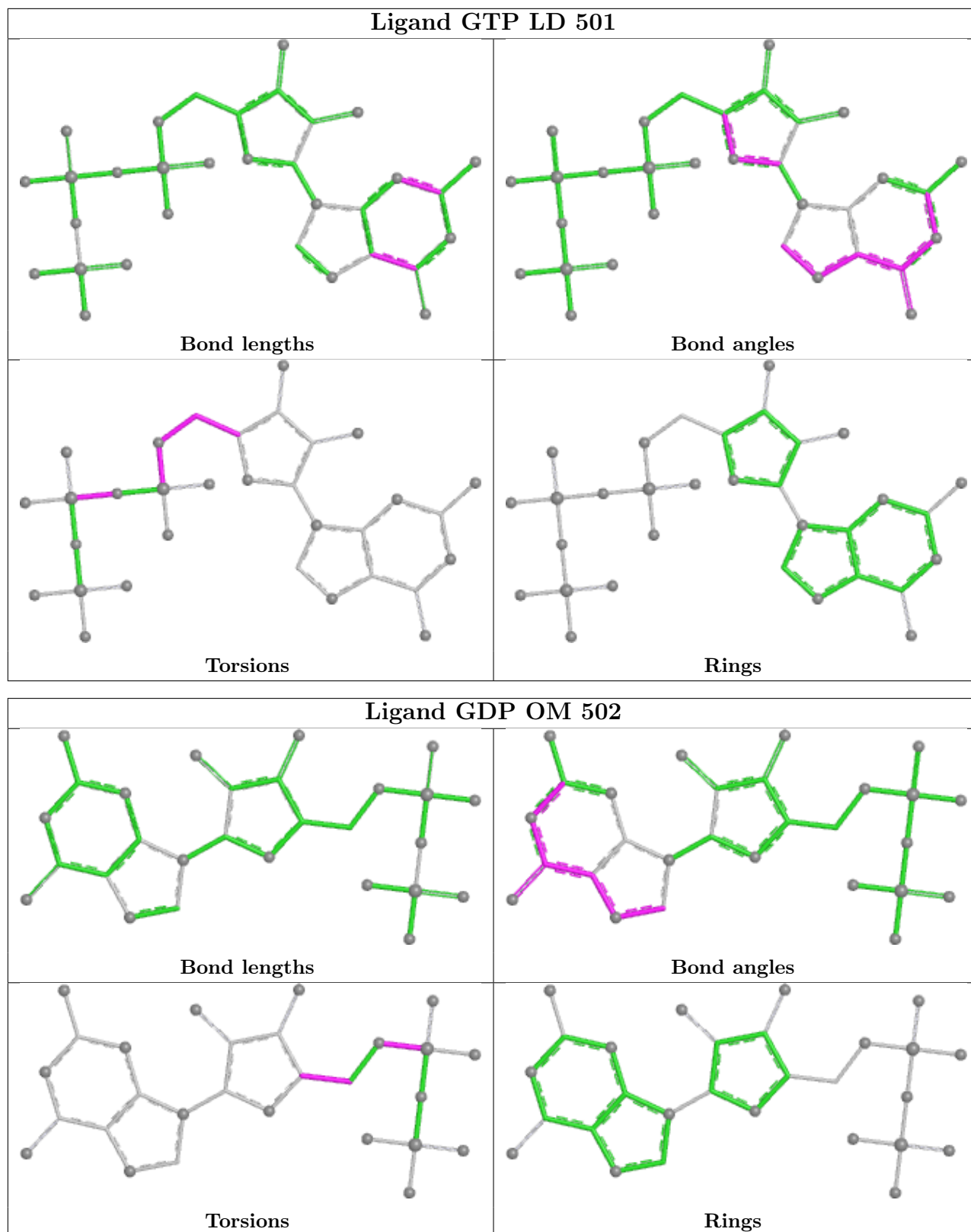


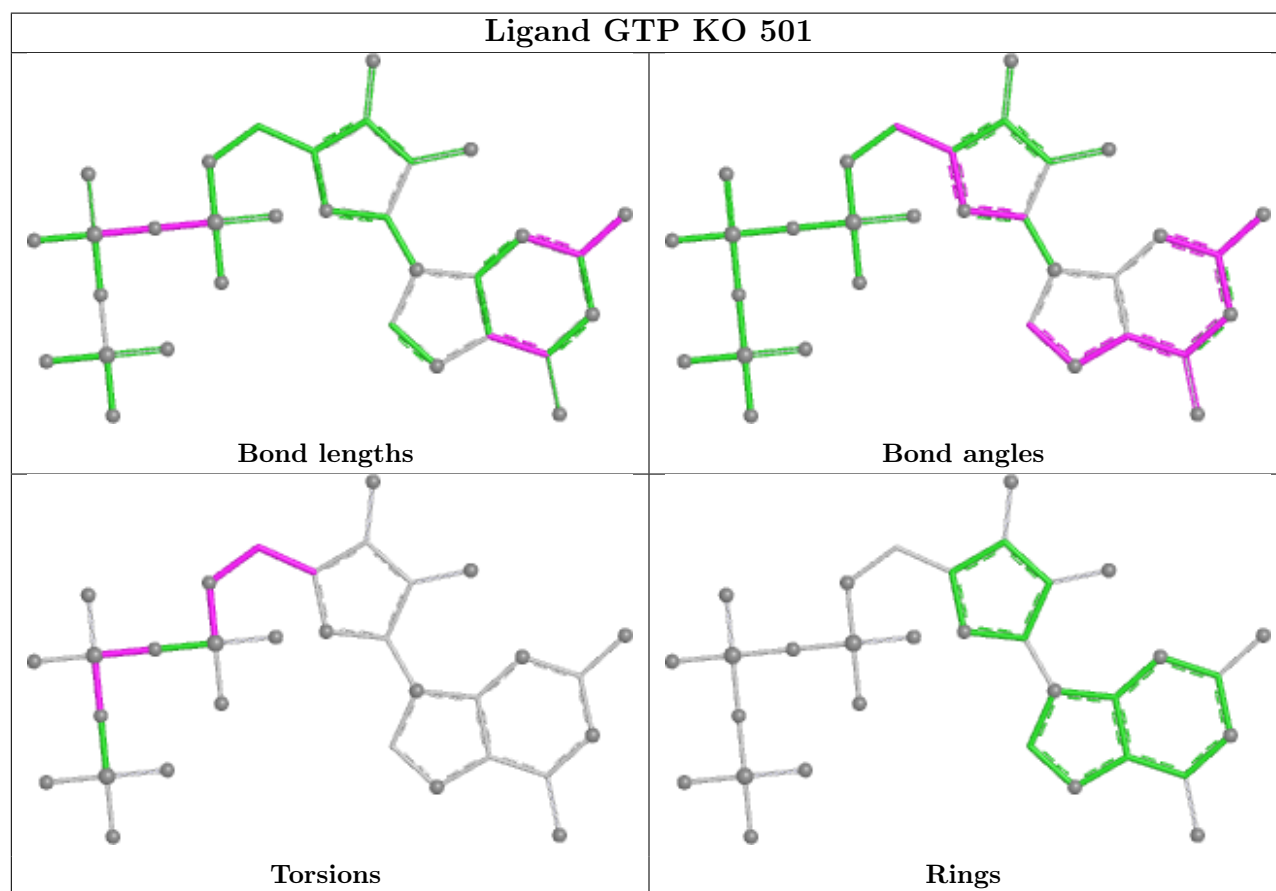
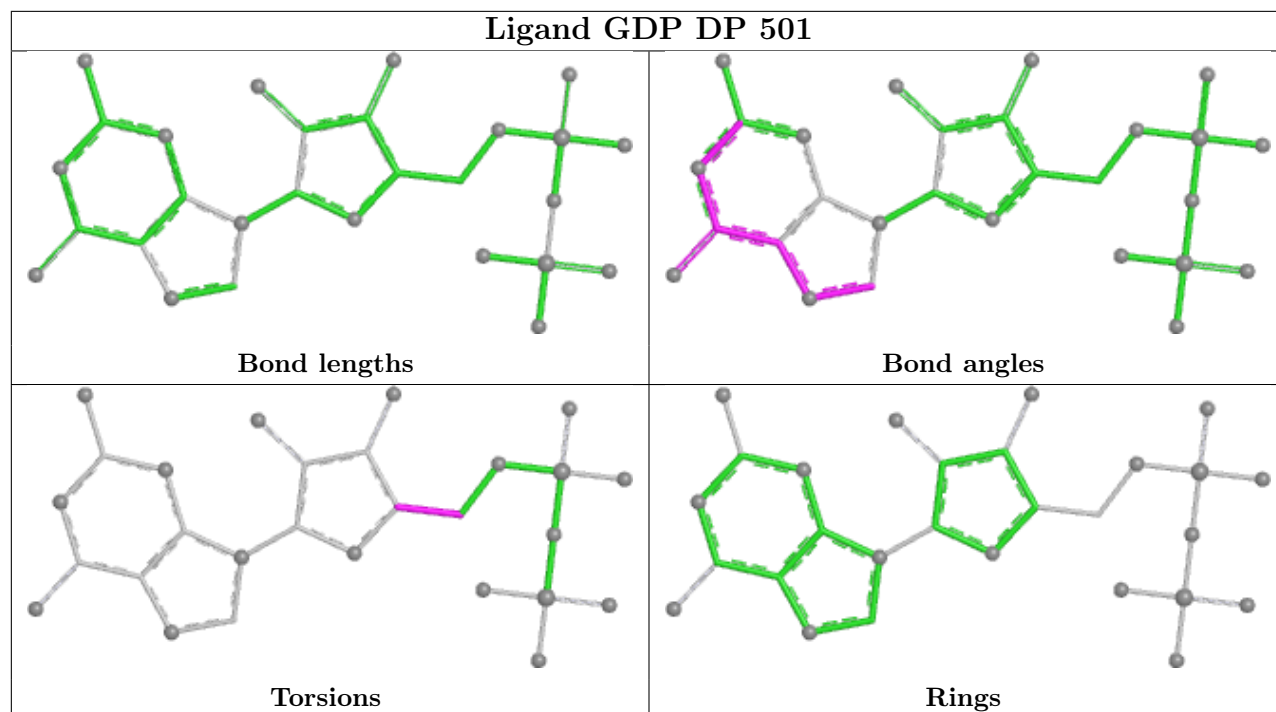


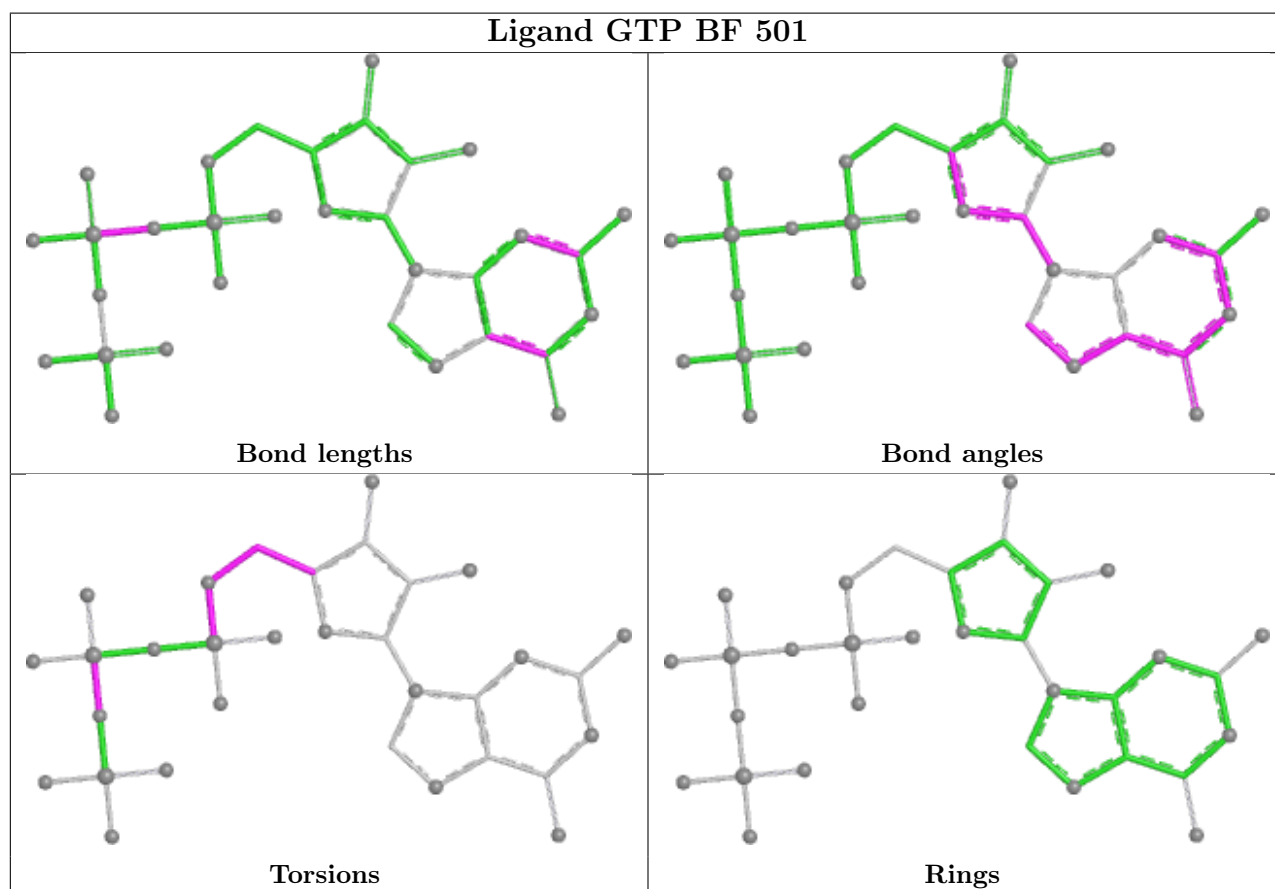
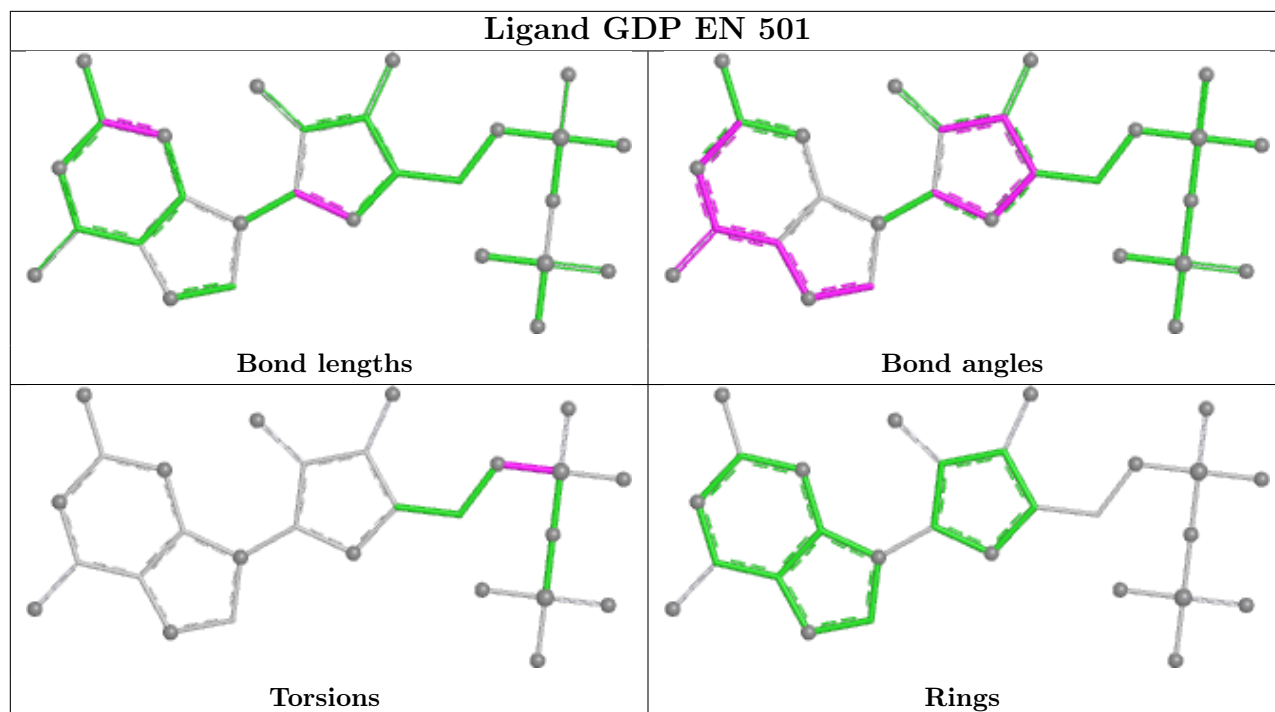


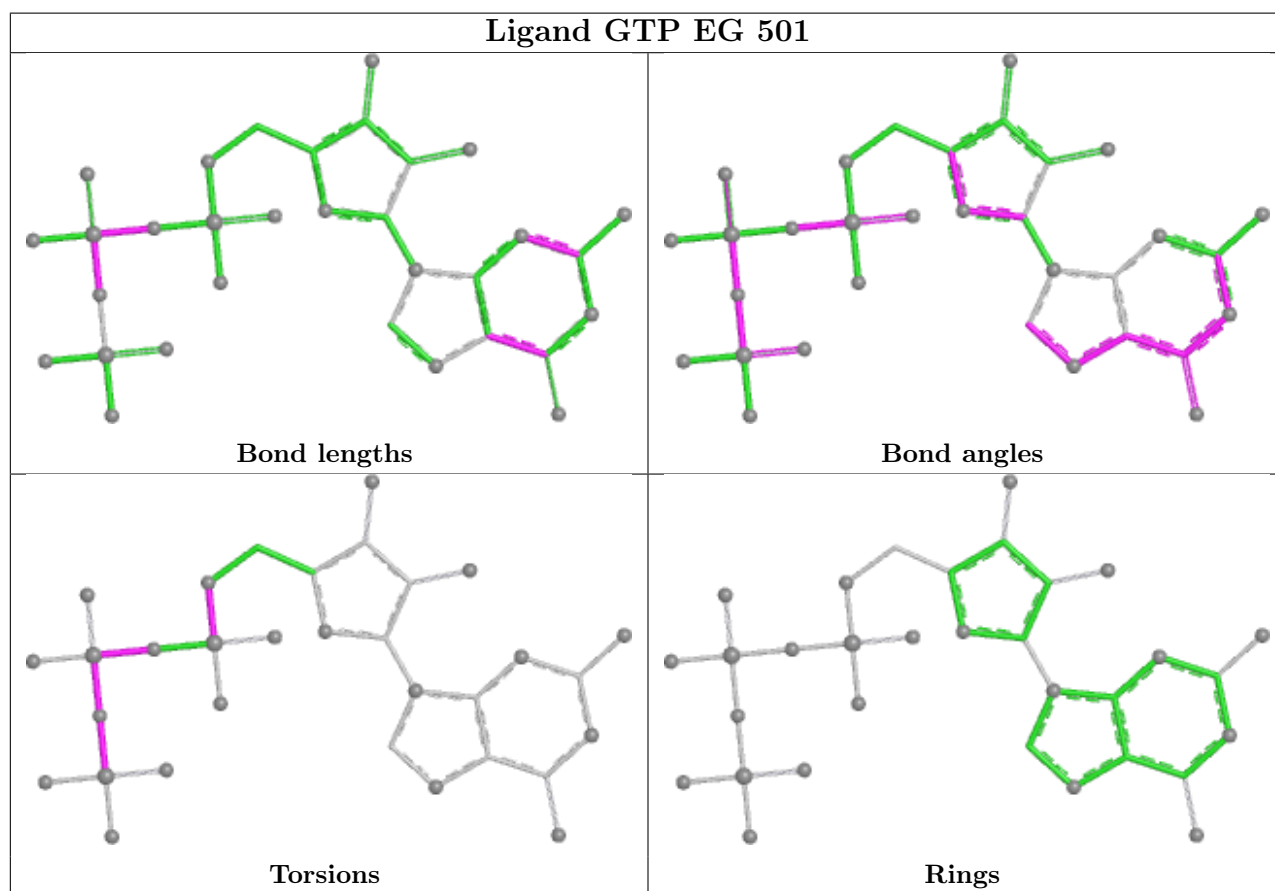
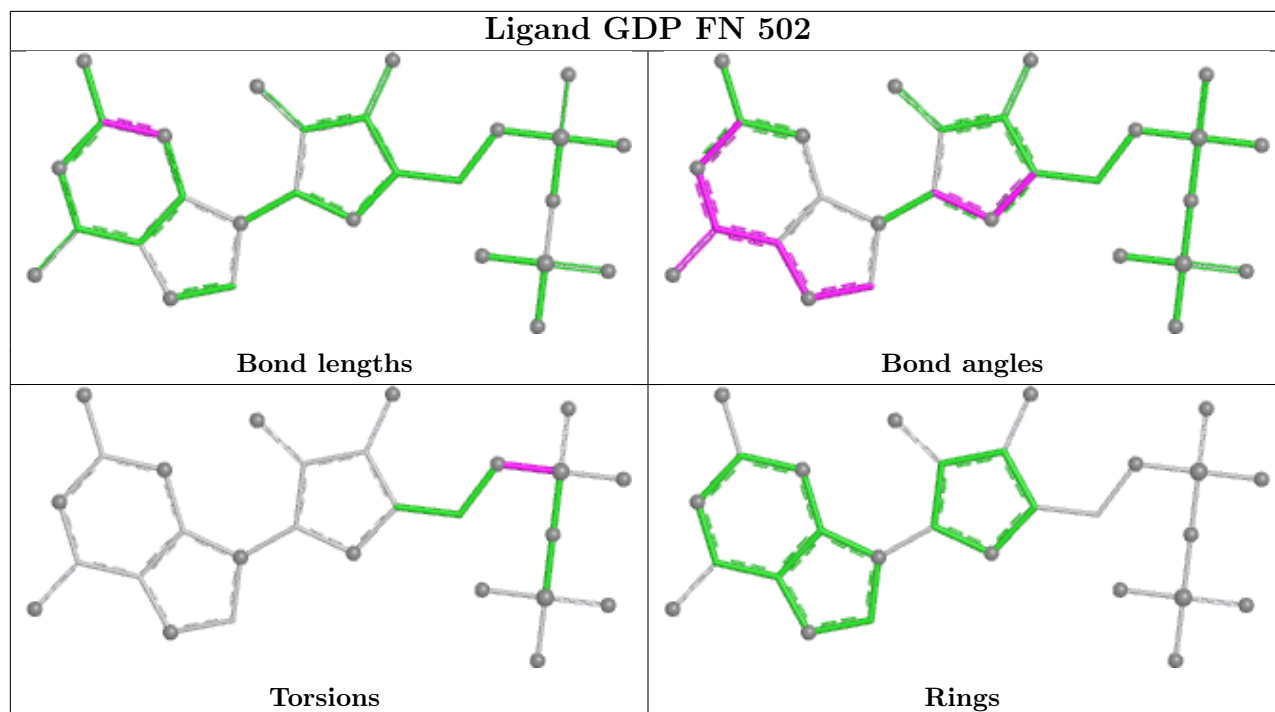


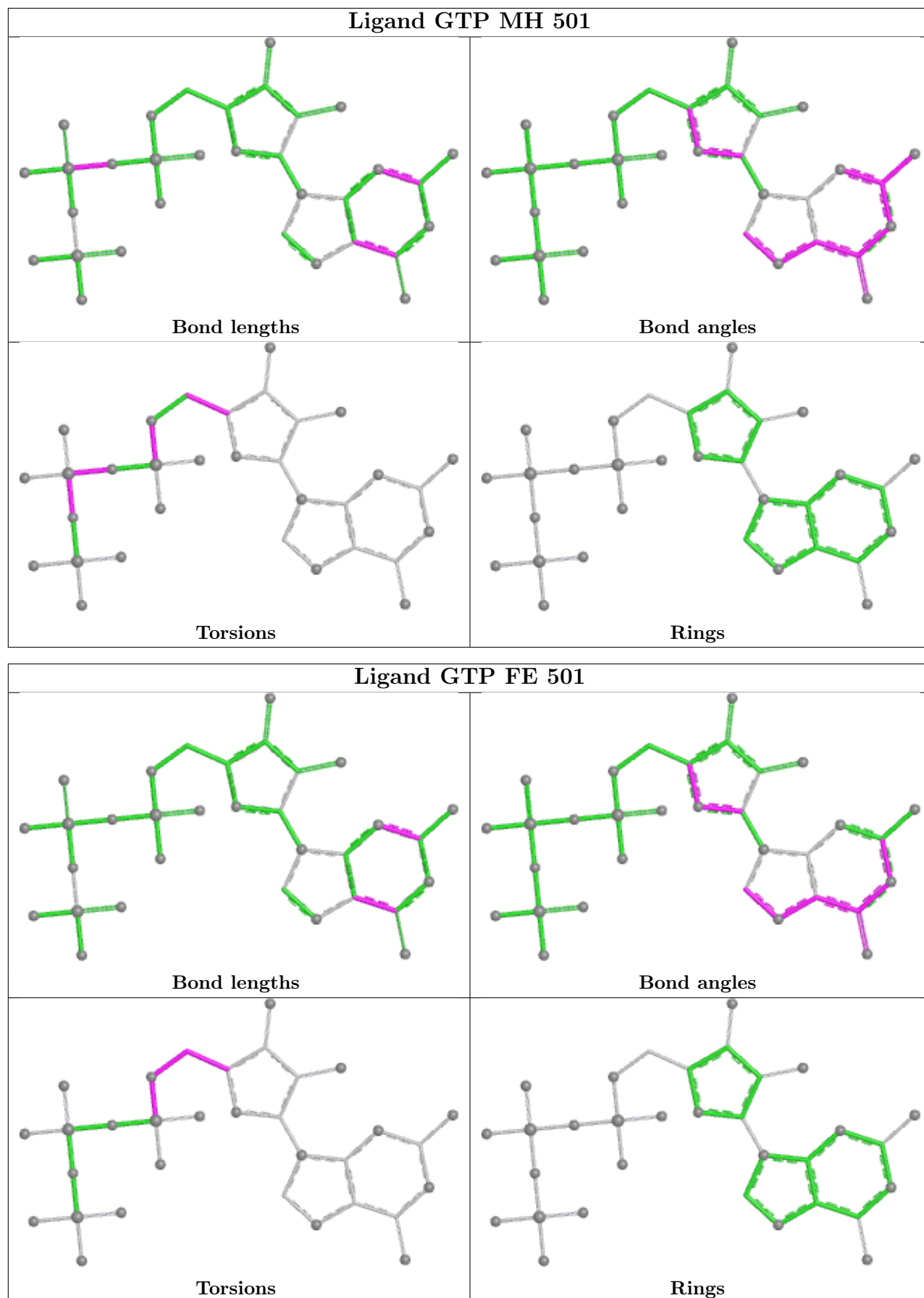


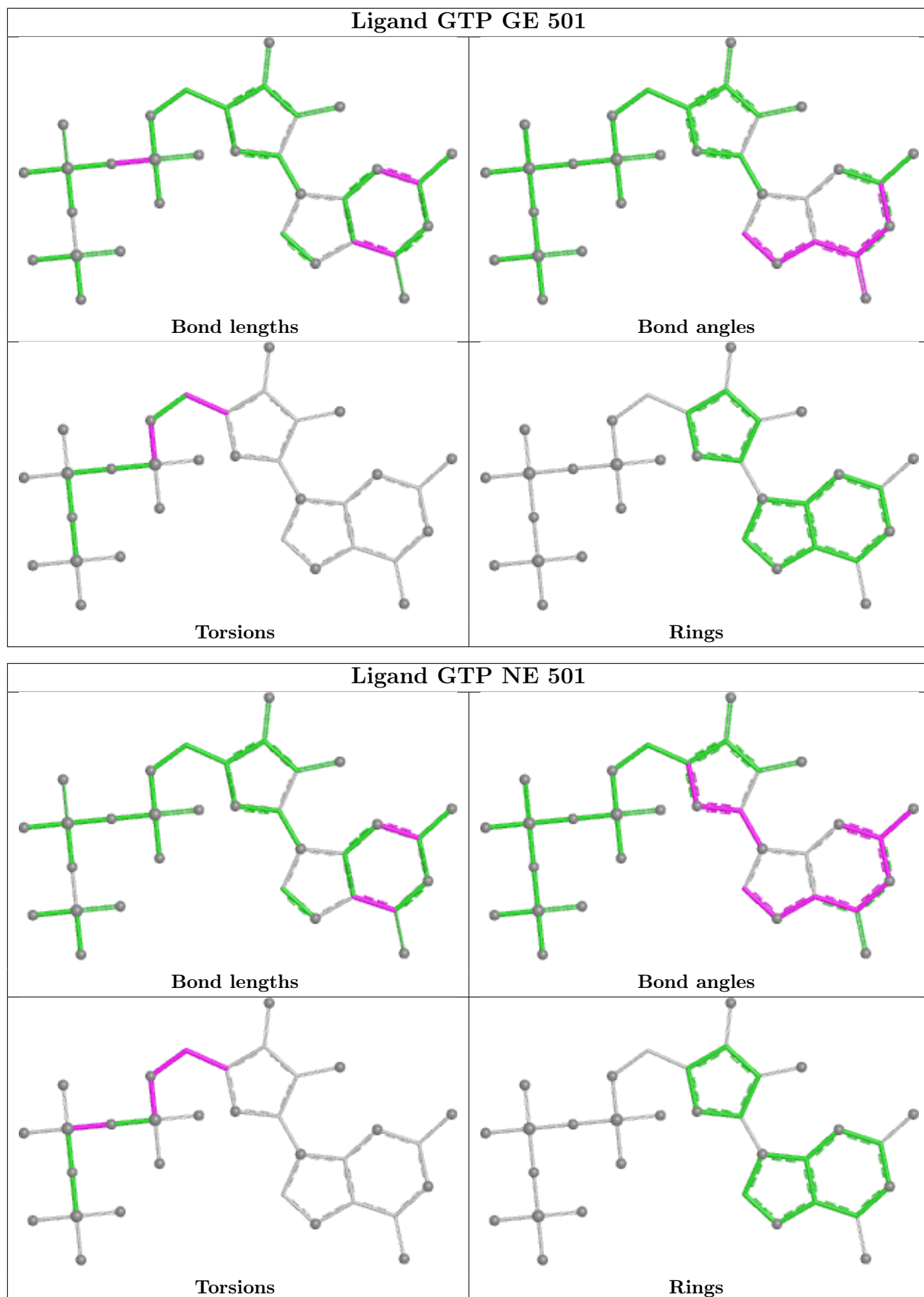


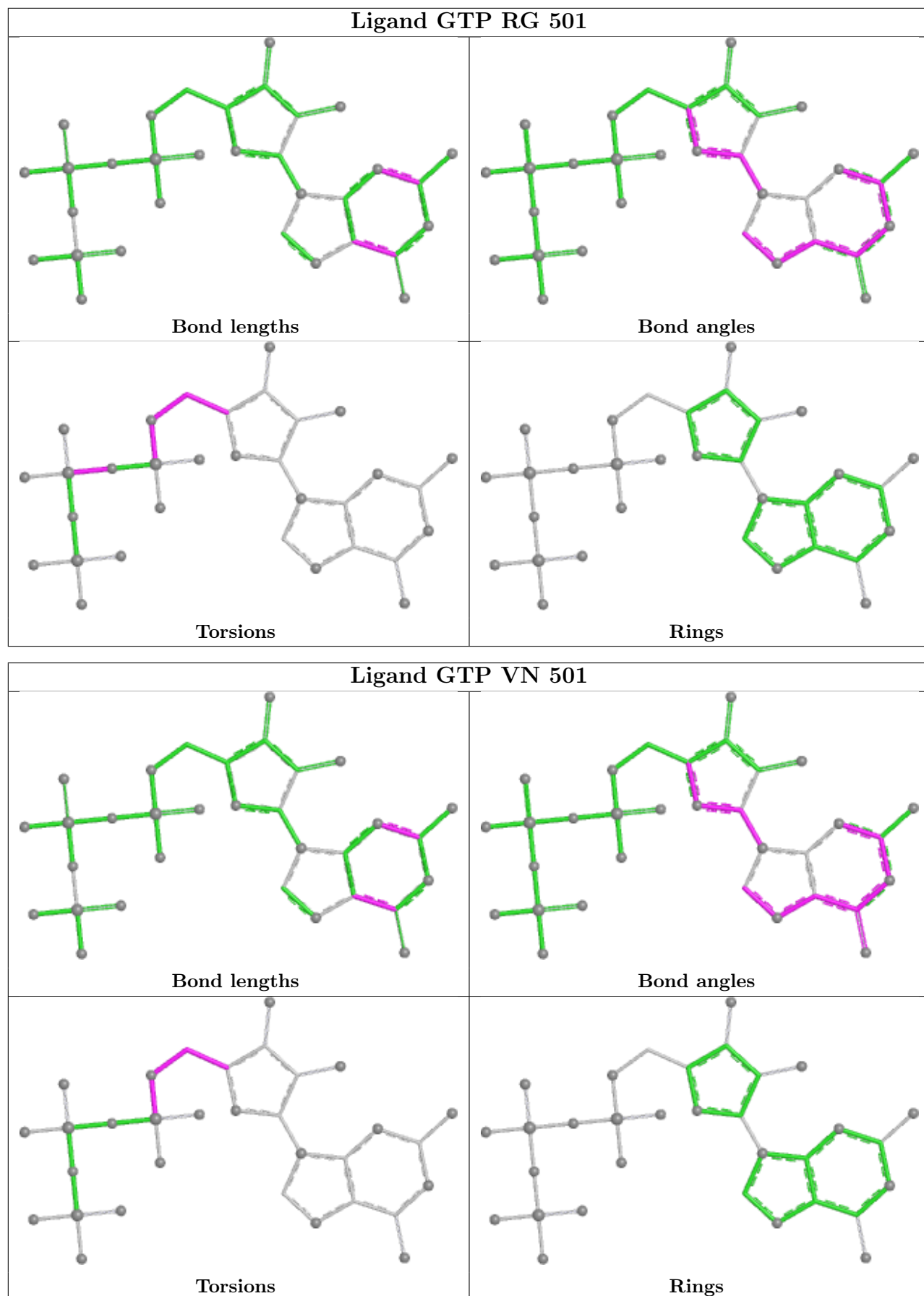


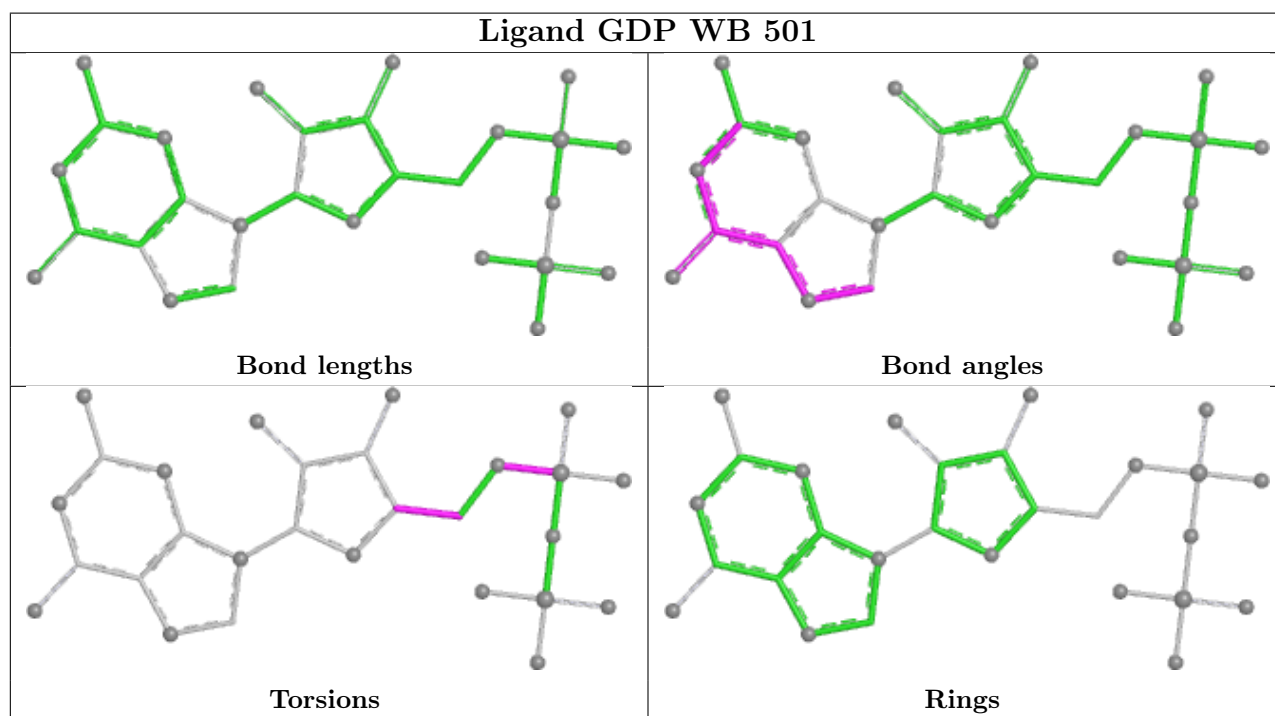
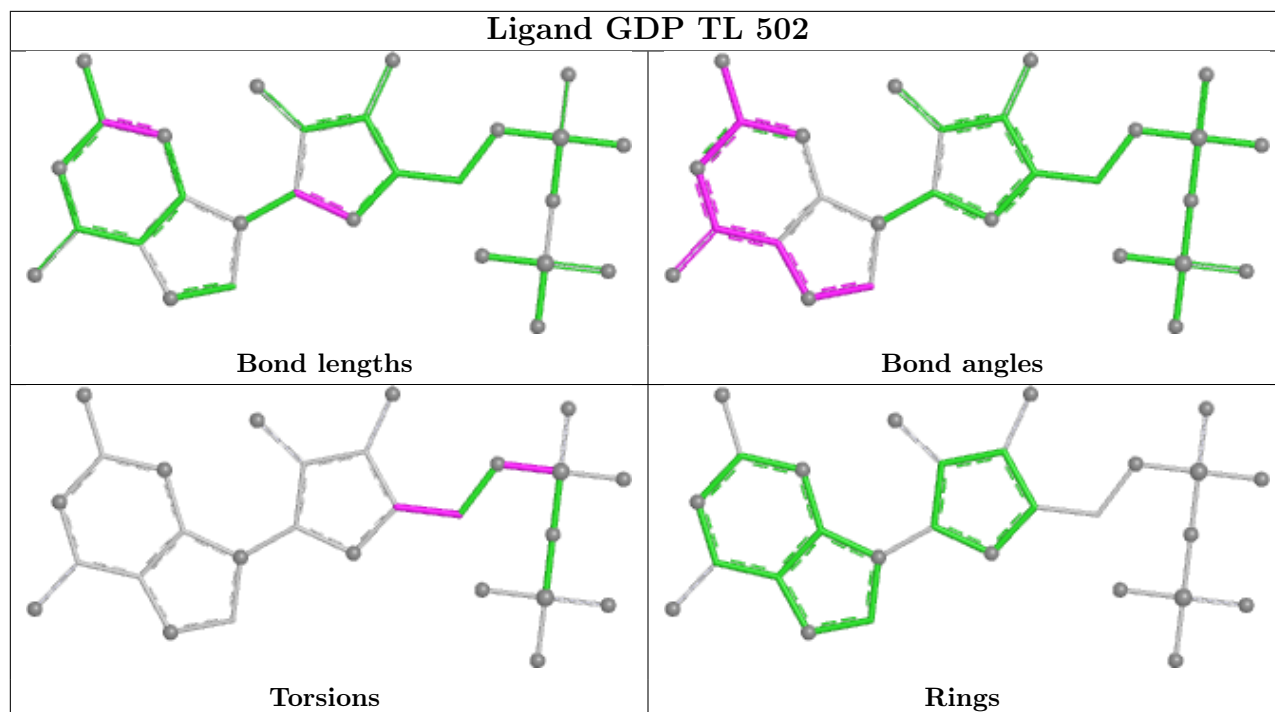


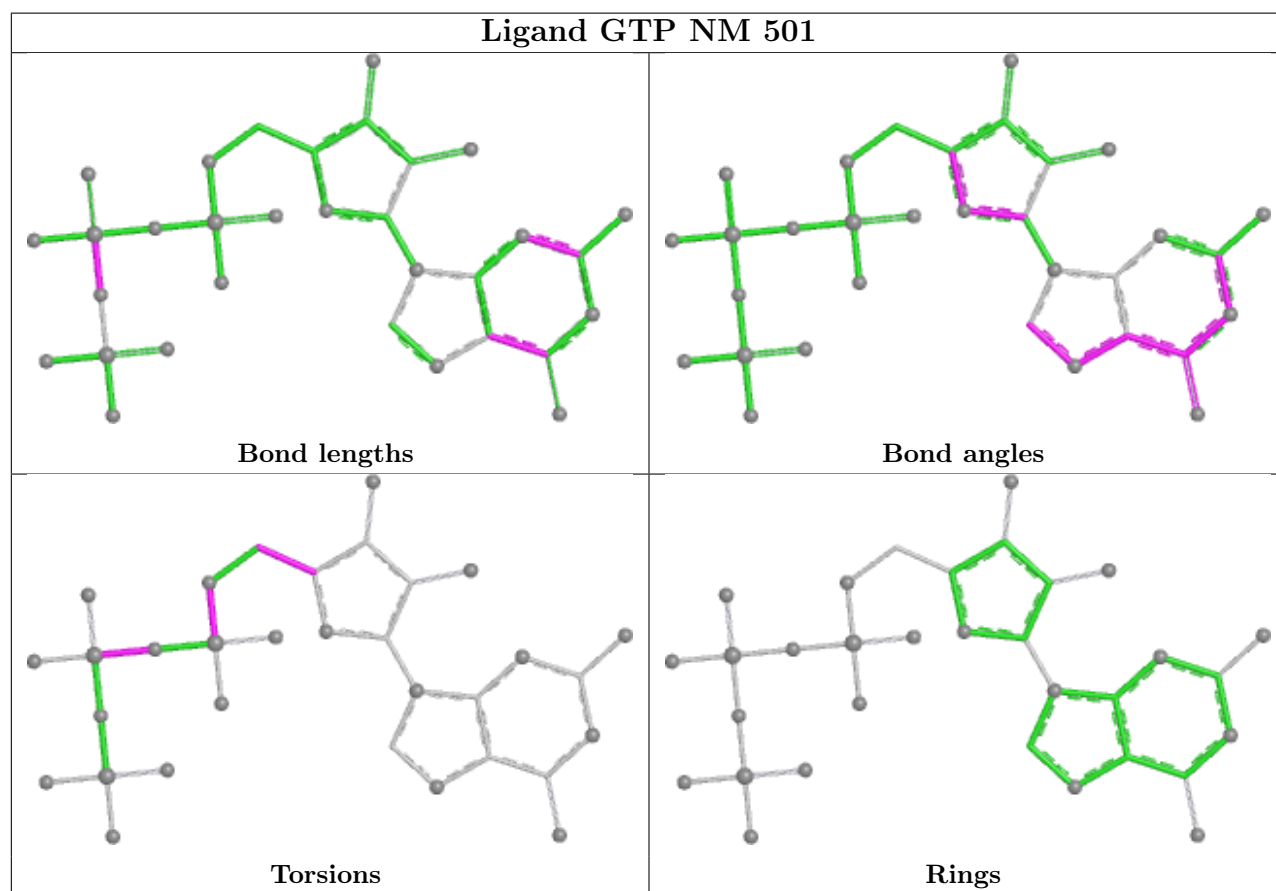
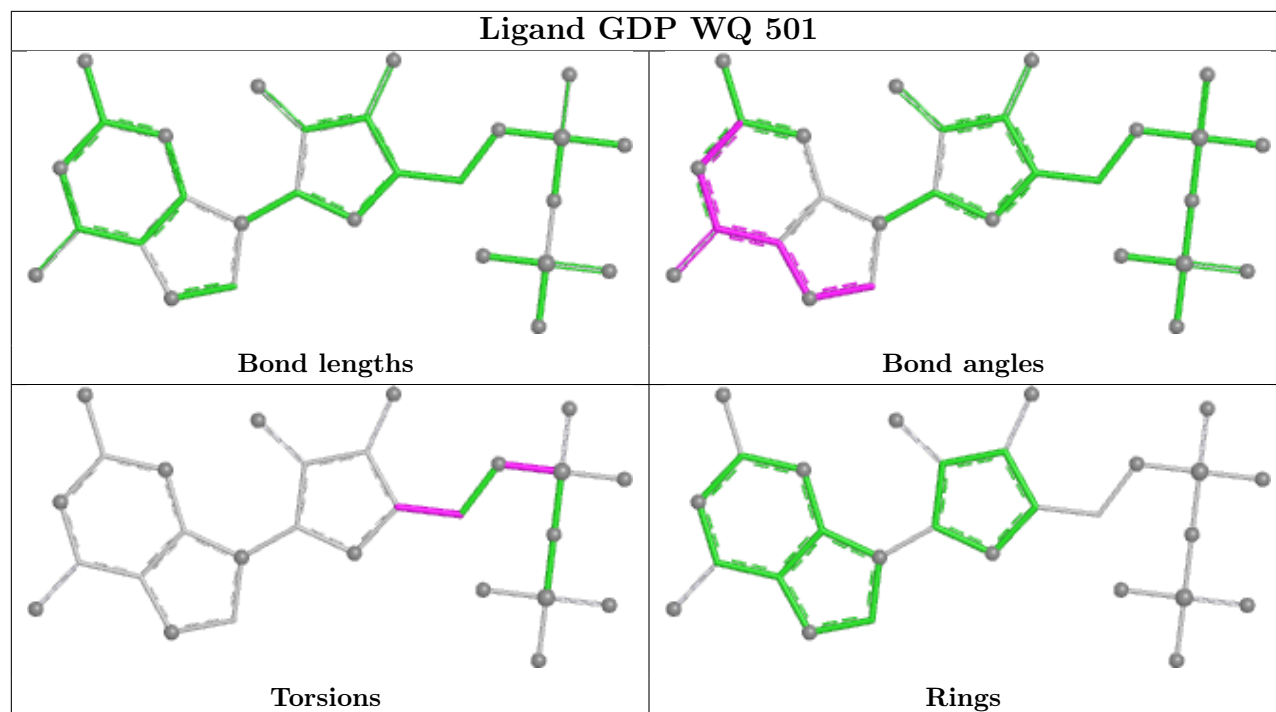


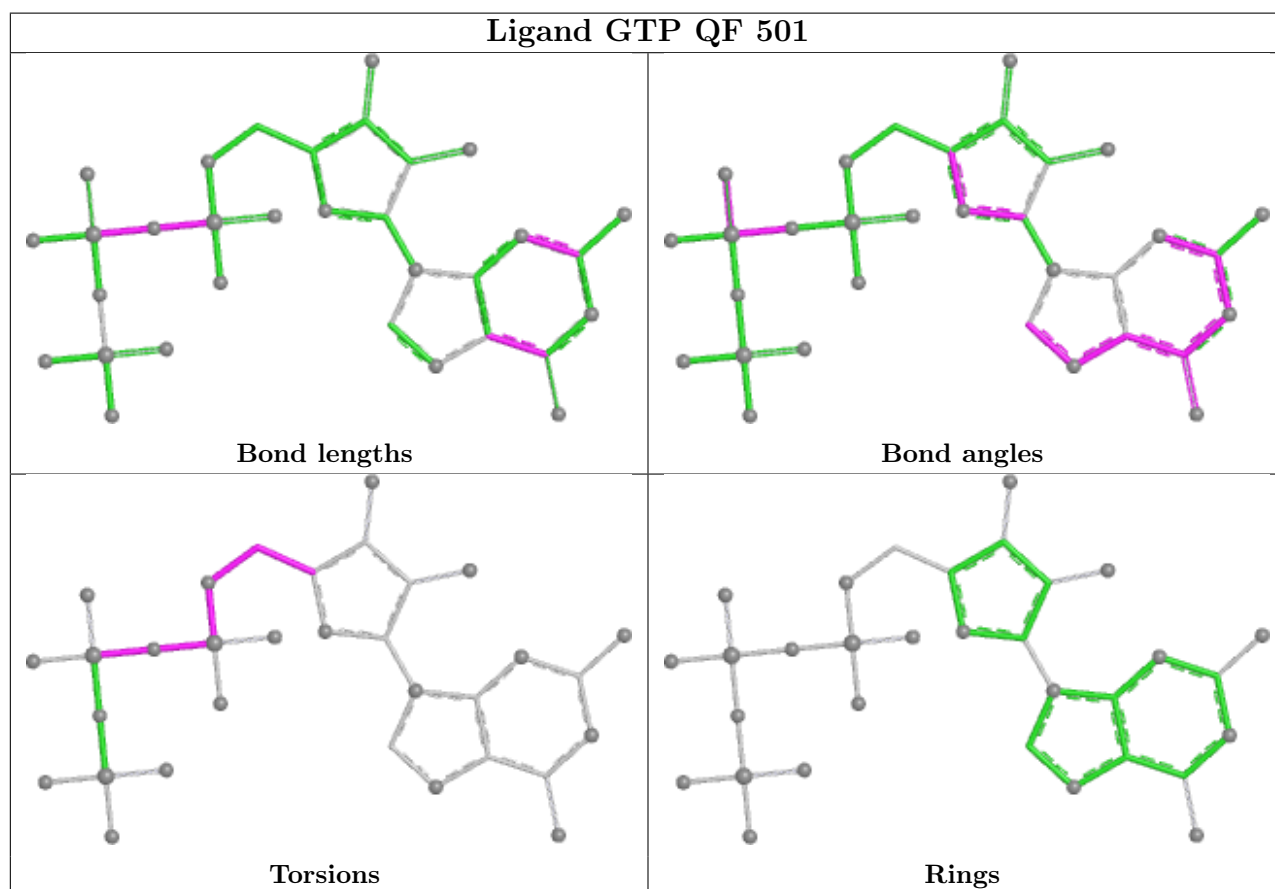
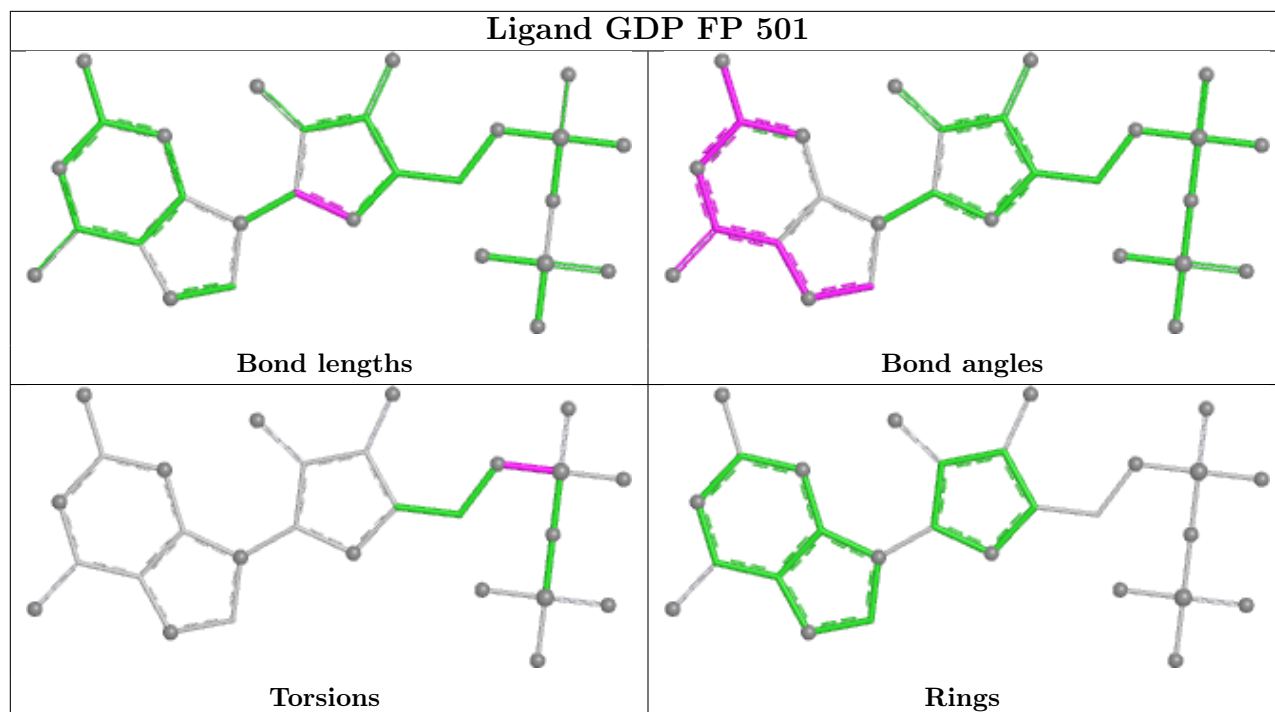


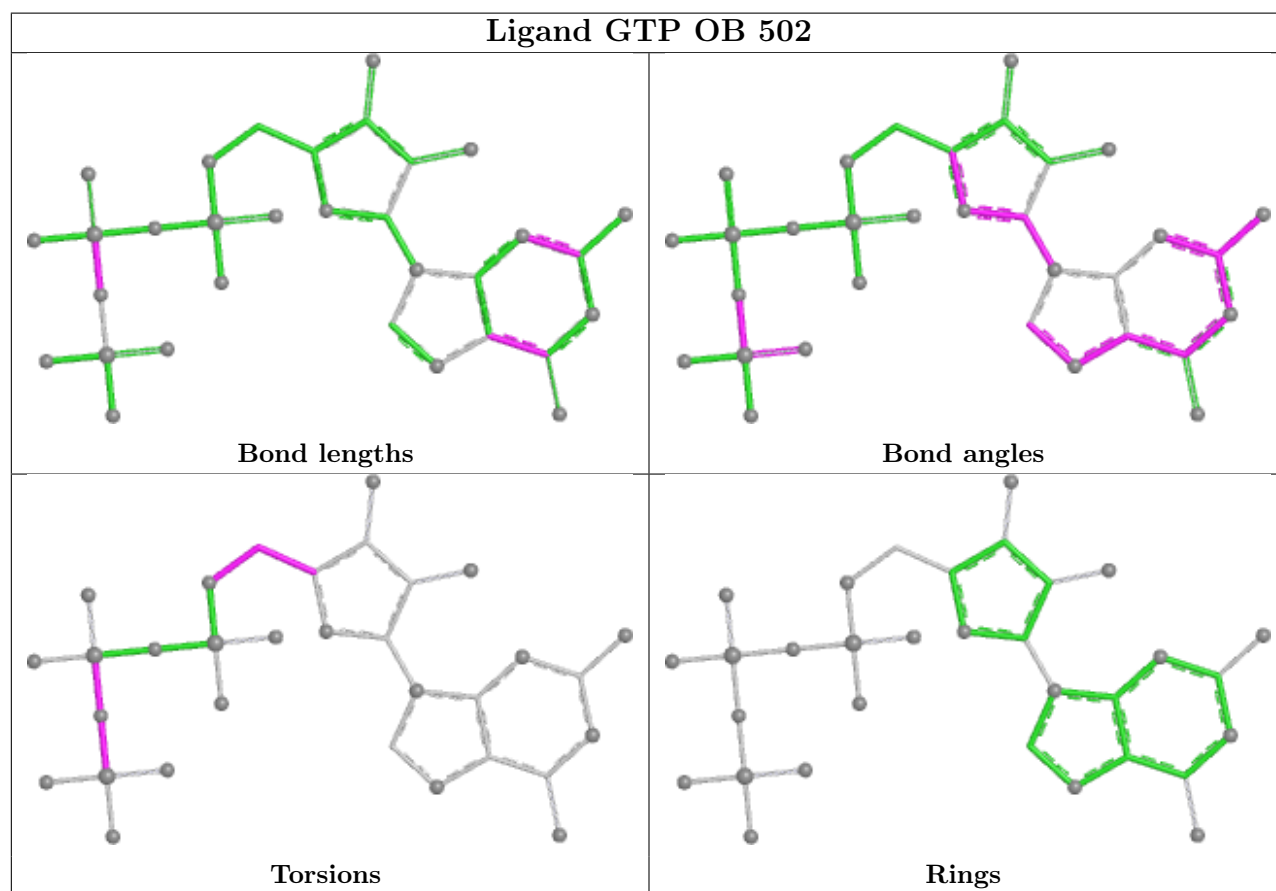
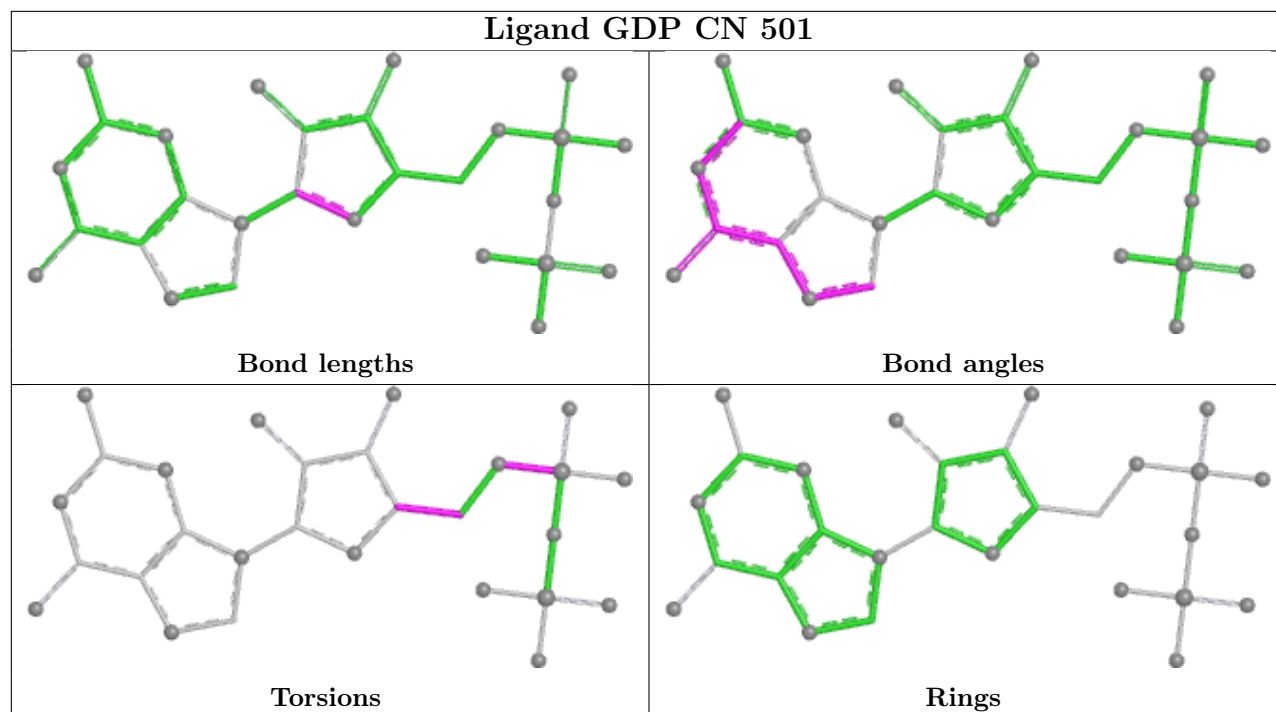


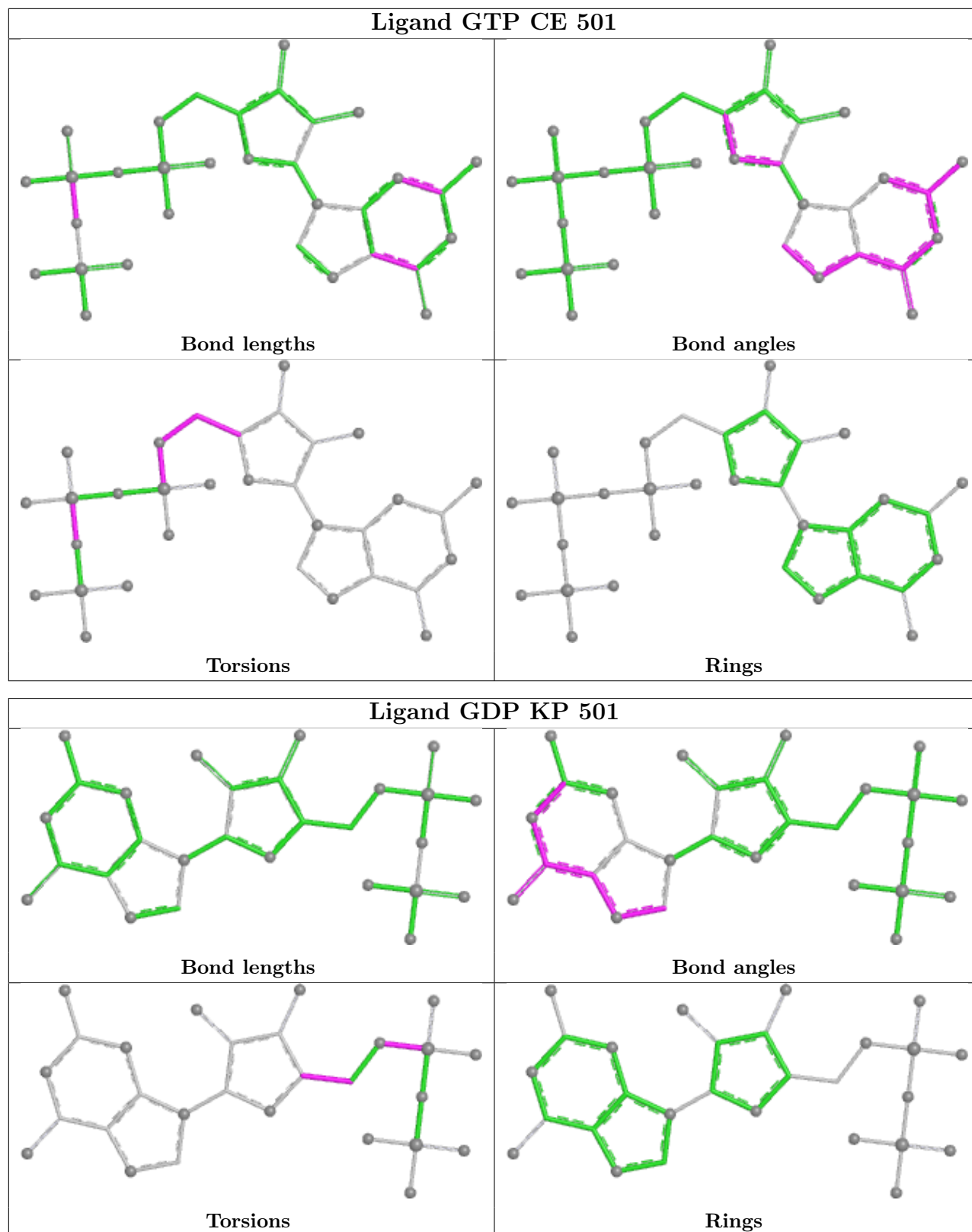


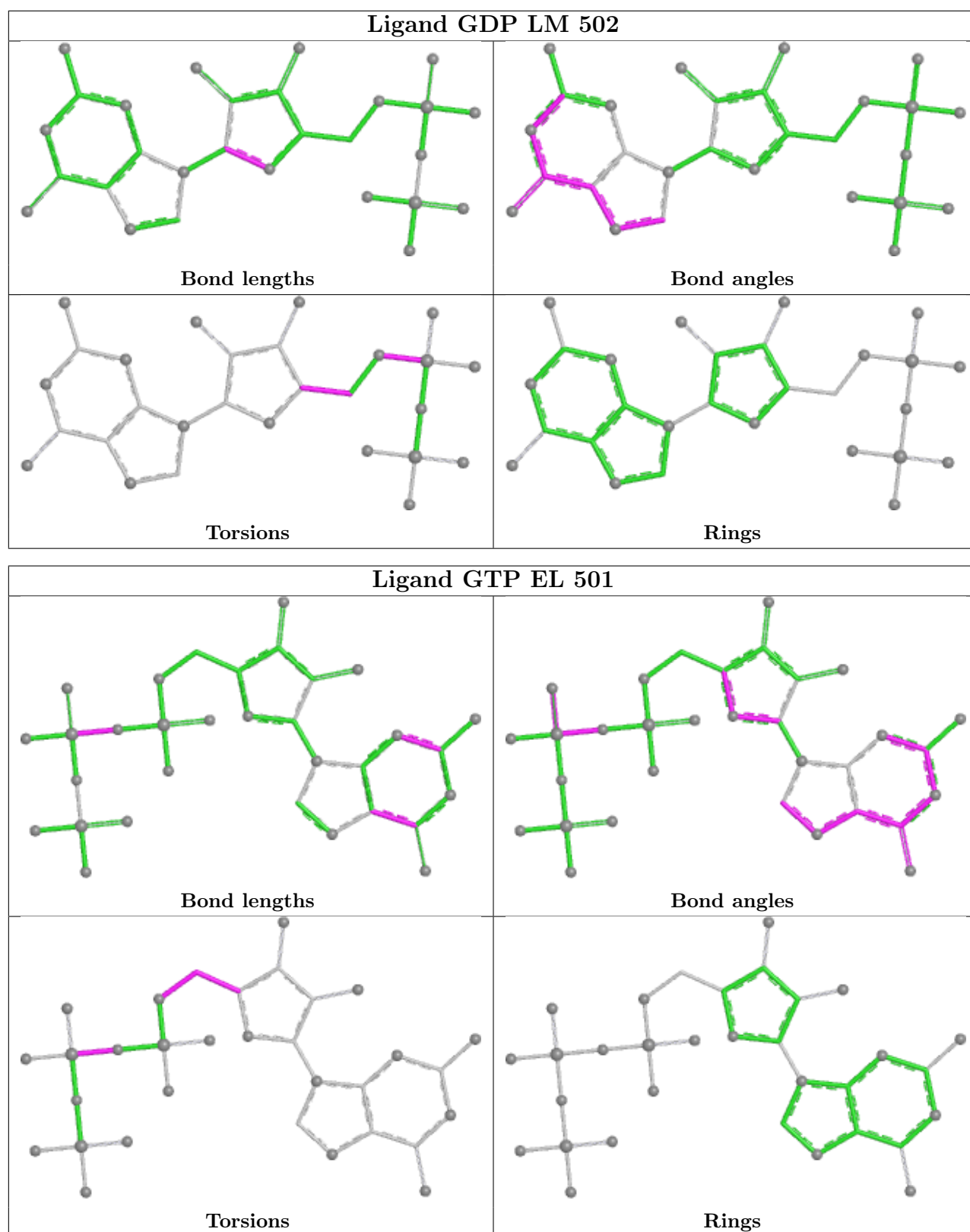












5.7 Other polymers [i](#)

There are no such residues in this entry.

5.8 Polymer linkage issues

There are no chain breaks in this entry.

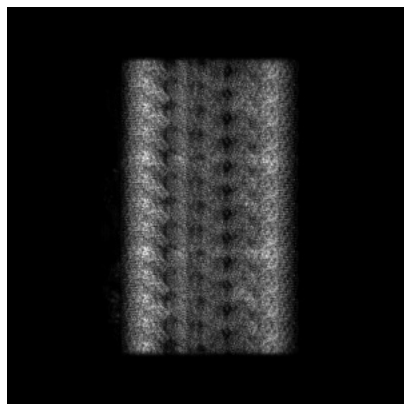
6 Map visualisation [i](#)

This section contains visualisations of the EMDB entry EMD-45802. These allow visual inspection of the internal detail of the map and identification of artifacts.


Images derived from a raw map, generated by summing the deposited half-maps, are presented below the corresponding image components of the primary map to allow further visual inspection and comparison with those of the primary map.

6.1 Orthogonal projections [i](#)

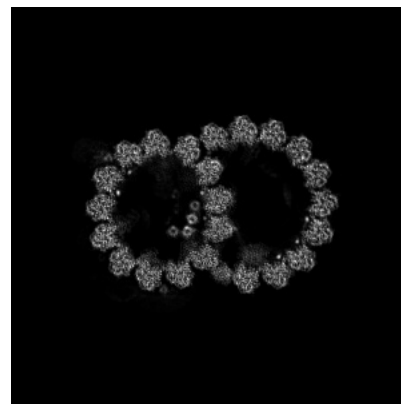
6.1.1 Primary map



X

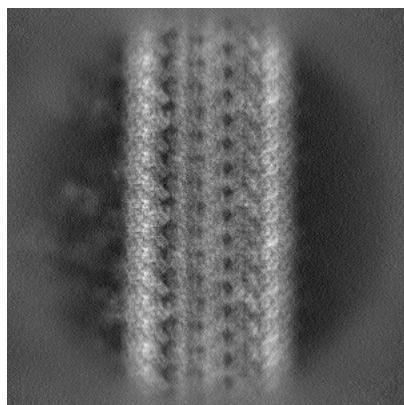


Y




Z

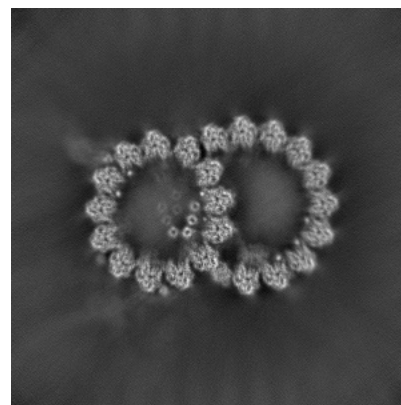
6.1.2 Raw map



X



Y




Z

The images above show the map projected in three orthogonal directions.

6.2 Central slices [i](#)


6.2.1 Primary map



X Index: 256




Y Index: 256




Z Index: 256

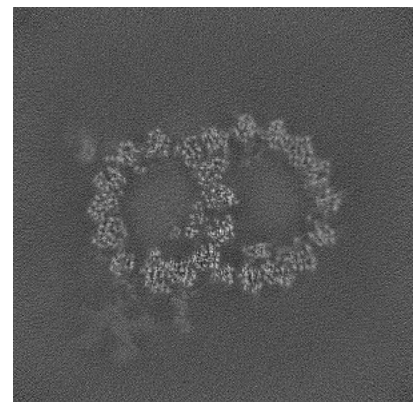
6.2.2 Raw map



X Index: 256



Y Index: 256




Z Index: 256


The images above show central slices of the map in three orthogonal directions.

6.3 Largest variance slices [i](#)

6.3.1 Primary map



X Index: 256




Y Index: 177




Z Index: 197

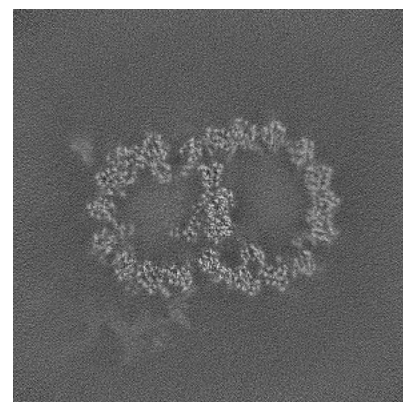
6.3.2 Raw map



X Index: 261



Y Index: 177




Z Index: 266


The images above show the largest variance slices of the map in three orthogonal directions.

6.4 Orthogonal standard-deviation projections (False-color) [i](#)


6.4.1 Primary map



X




Y




Z

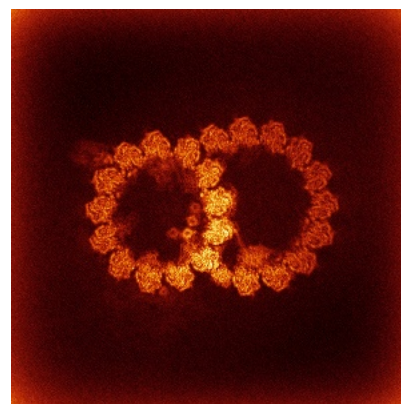
6.4.2 Raw map



X



Y




Z

The images above show the map standard deviation projections with false color in three orthogonal directions. Minimum values are shown in green, max in blue, and dark to light orange shades represent small to large values respectively.


6.5 Orthogonal surface views [i](#)

6.5.1 Primary map



The images above show the 3D surface view of the map at the recommended contour level 0.35. These images, in conjunction with the slice images, may facilitate assessment of whether an appropriate contour level has been provided.

6.5.2 Raw map



These images show the 3D surface of the raw map. The raw map's contour level was selected so that its surface encloses the same volume as the primary map does at its recommended contour level.


6.6 Mask visualisation [i](#)

This section shows the 3D surface view of the primary map at 50% transparency overlaid with the specified mask at 0% transparency


A mask typically either:

- Encompasses the whole structure
- Separates out a domain, a functional unit, a monomer or an area of interest from a larger structure

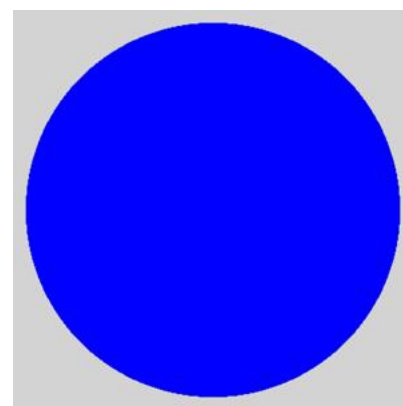
6.6.1 emd_45802_msk_1.map [i](#)



X



Y

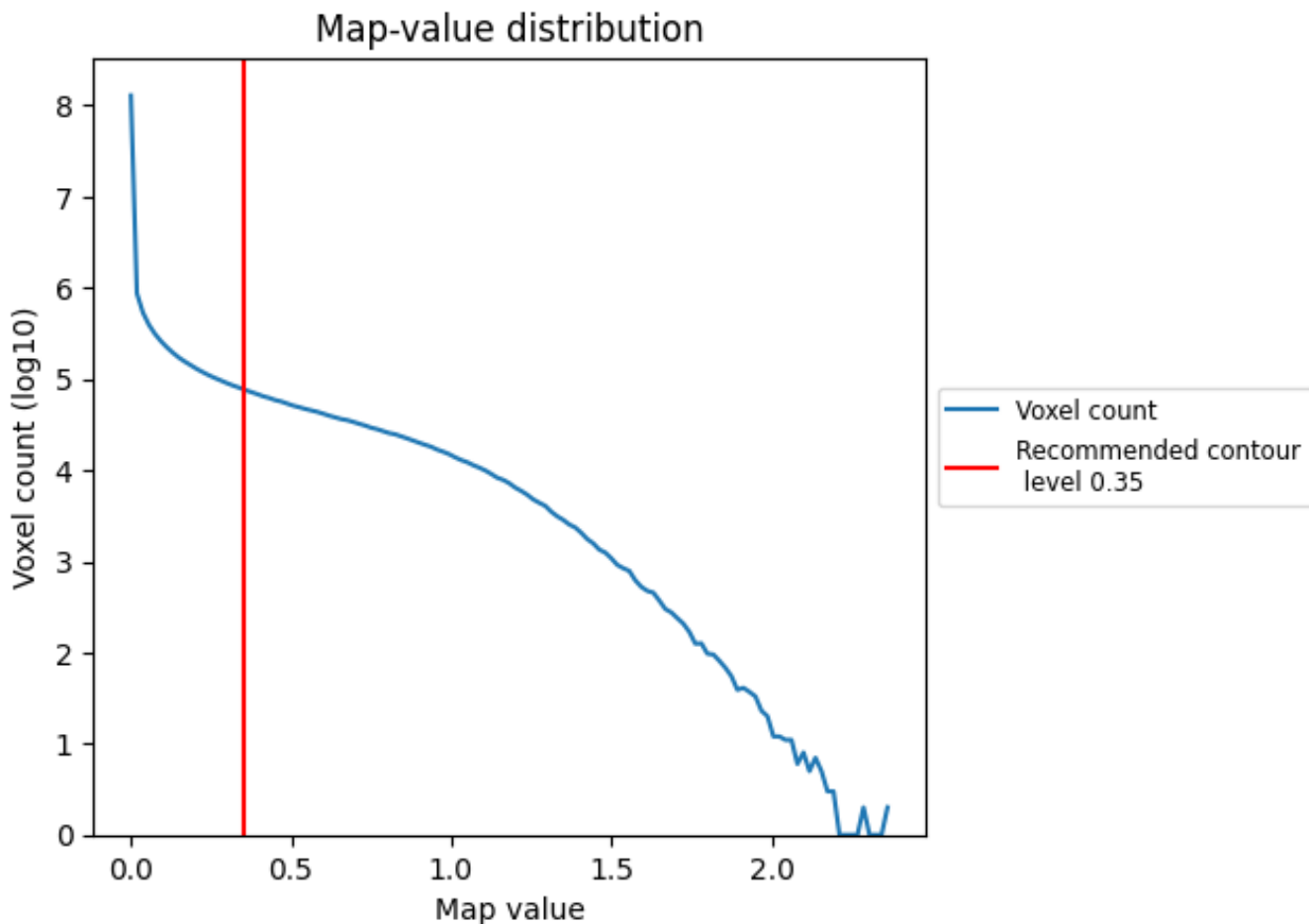


Z

7 Map analysis [i](#)

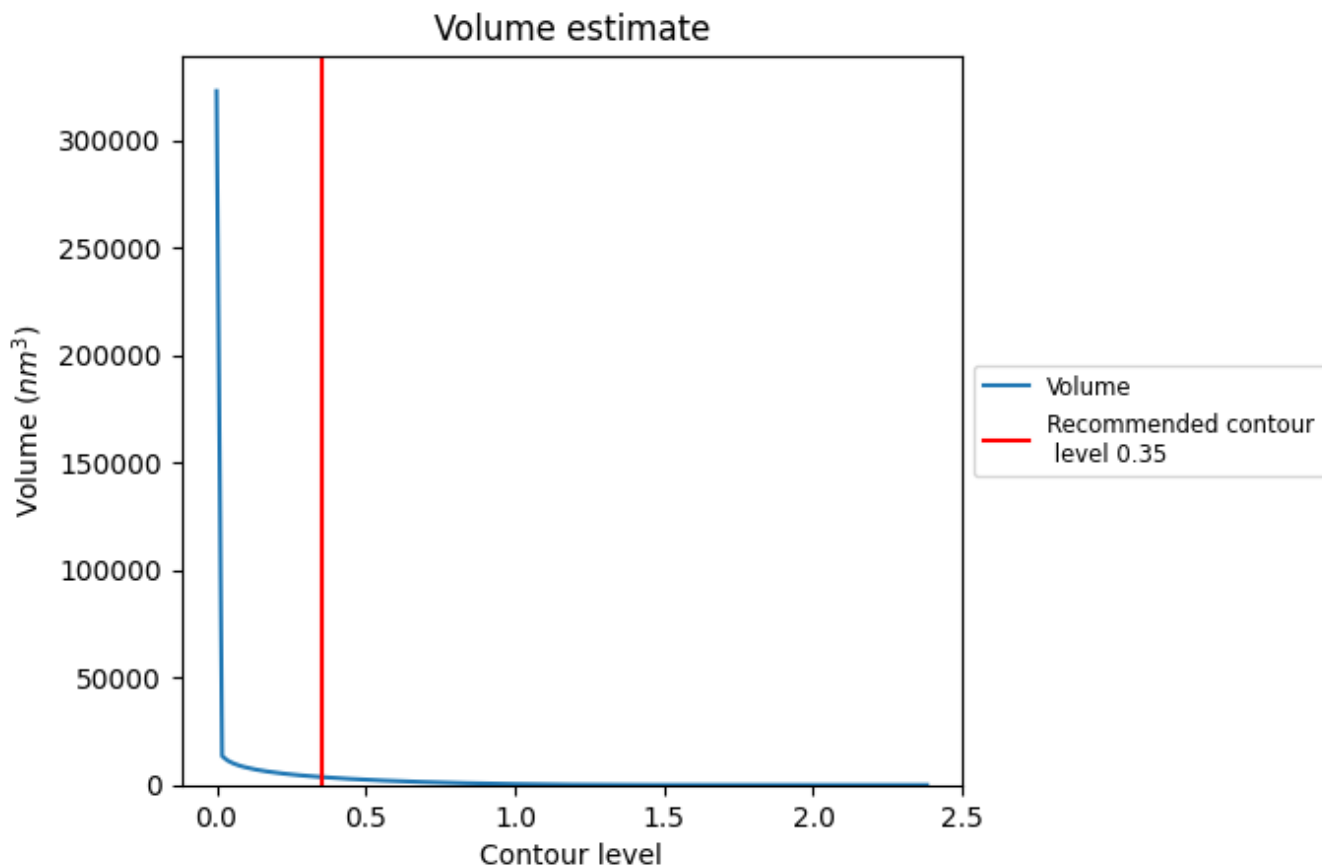
This section contains the results of statistical analysis of the map.

7.1 Map-value distribution [i](#)



The map-value distribution is plotted in 128 intervals along the x-axis. The y-axis is logarithmic. A spike in this graph at zero usually indicates that the volume has been masked.

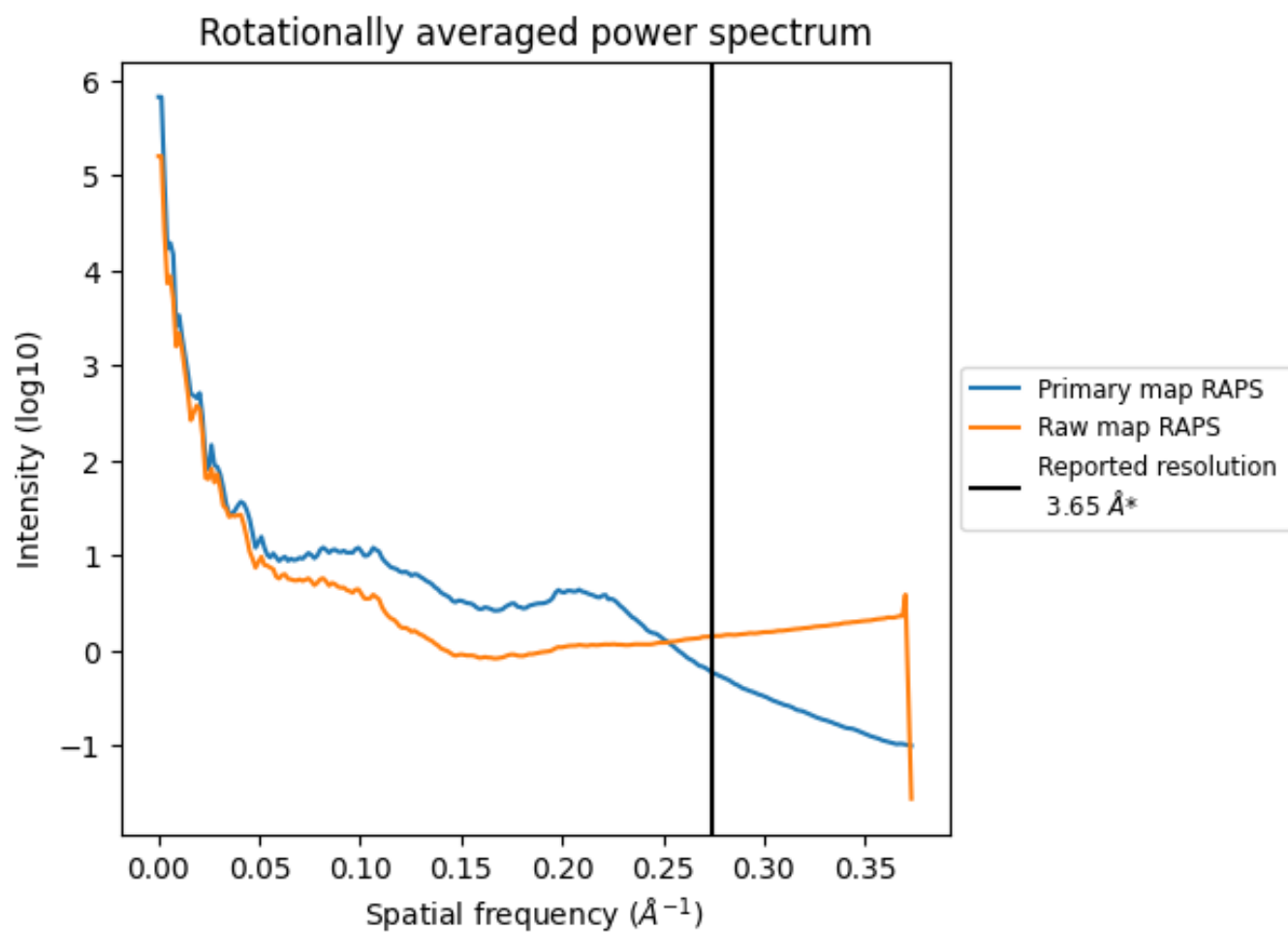
7.2 Volume estimate [i](#)



The volume at the recommended contour level is 3691 nm^3 ; this corresponds to an approximate mass of 3334 kDa.

The volume estimate graph shows how the enclosed volume varies with the contour level. The recommended contour level is shown as a vertical line and the intersection between the line and the curve gives the volume of the enclosed surface at the given level.

7.3 Rotationally averaged power spectrum i

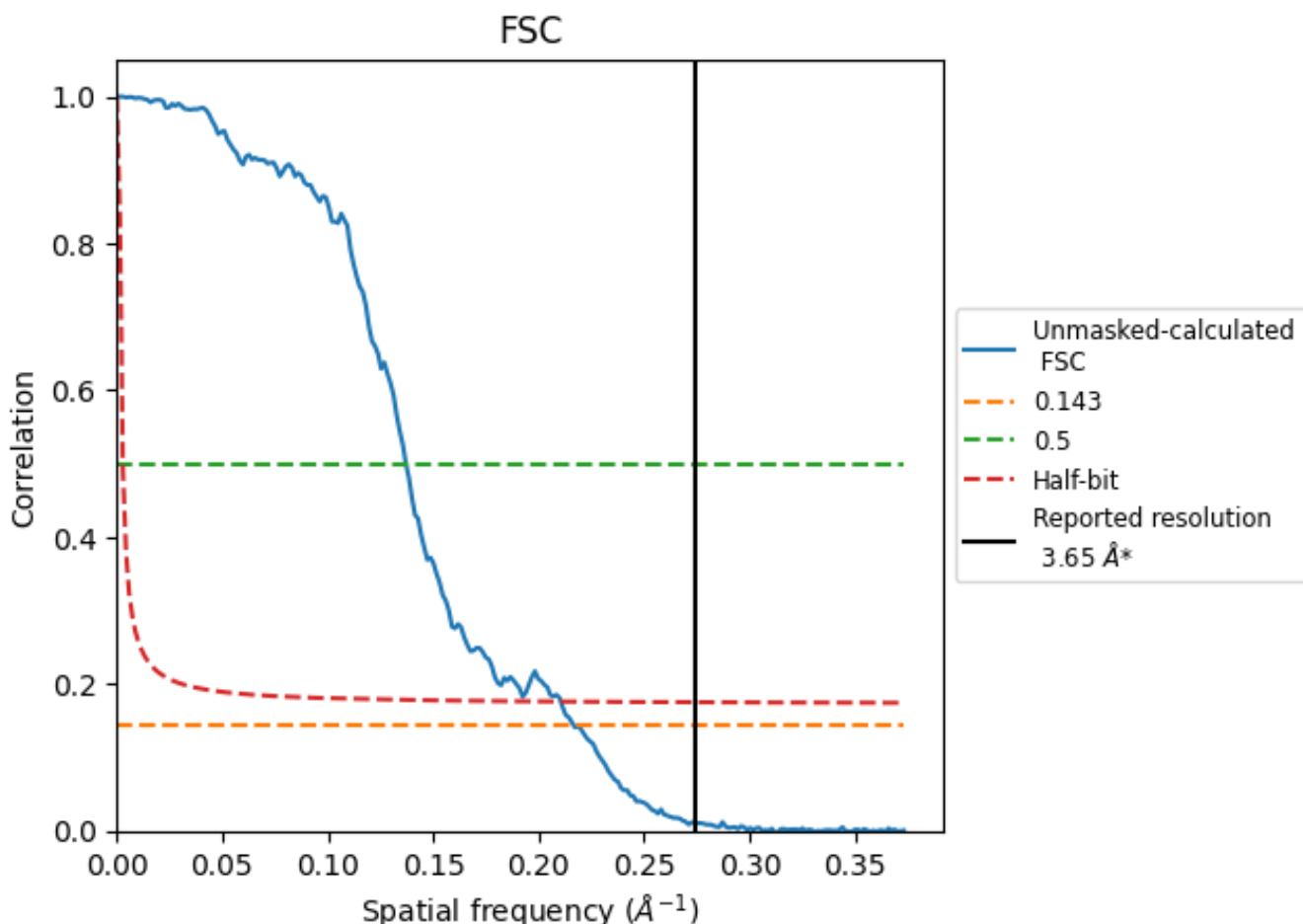


*Reported resolution corresponds to spatial frequency of 0.274 \AA^{-1}

8 Fourier-Shell correlation [i](#)

Fourier-Shell Correlation (FSC) is the most commonly used method to estimate the resolution of single-particle and subtomogram-averaged maps. The shape of the curve depends on the imposed symmetry, mask and whether or not the two 3D reconstructions used were processed from a common reference. The reported resolution is shown as a black line. A curve is displayed for the half-bit criterion in addition to lines showing the 0.143 gold standard cut-off and 0.5 cut-off.

8.1 FSC [i](#)



*Reported resolution corresponds to spatial frequency of 0.274 Å⁻¹

8.2 Resolution estimates [i](#)


Resolution estimate (Å)	Estimation criterion (FSC cut-off)		
	0.143	0.5	Half-bit
Reported by author	3.65	-	-
Author-provided FSC curve	-	-	-
Unmasked-calculated*	4.62	7.30	4.75

*Resolution estimate based on FSC curve calculated by comparison of deposited half-maps. The value from deposited half-maps intersecting FSC 0.143 CUT-OFF 4.62 differs from the reported value 3.65 by more than 10 %

9 Map-model fit [i](#)


This section contains information regarding the fit between EMDB map EMD-45802 and PDB model 9CPC. Per-residue inclusion information can be found in section 3 on page 56.

9.1 Map-model overlay [i](#)




The images above show the 3D surface view of the map at the recommended contour level 0.35 at 50% transparency in yellow overlaid with a ribbon representation of the model coloured in blue. These images allow for the visual assessment of the quality of fit between the atomic model and the map.

9.2 Q-score mapped to coordinate model [i](#)



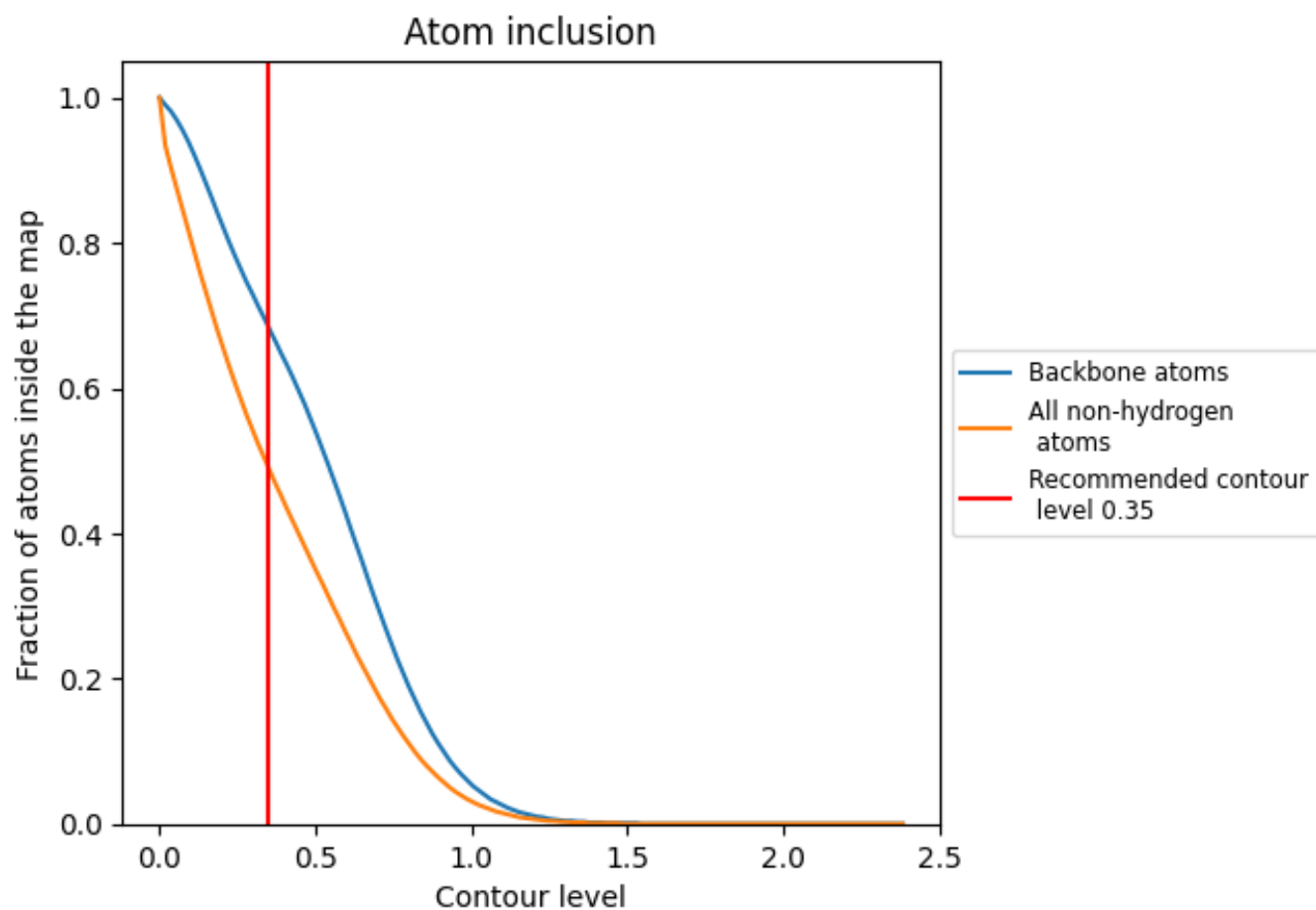
The images above show the model with each residue coloured according its Q-score. This shows their resolvability in the map with higher Q-score values reflecting better resolvability. Please note: Q-score is calculating the resolvability of atoms, and thus high values are only expected at resolutions at which atoms can be resolved. Low Q-score values may therefore be expected for many entries.

9.3 Atom inclusion mapped to coordinate model [i](#)



The images above show the model with each residue coloured according to its atom inclusion. This shows to what extent they are inside the map at the recommended contour level (0.35).







































































9.4 Atom inclusion [i](#)



At the recommended contour level, 68% of all backbone atoms, 49% of all non-hydrogen atoms, are inside the map.

9.5 Map-model fit summary

The table lists the average atom inclusion at the recommended contour level (0.35) and Q-score for the entire model and for each chain.

Chain	Atom inclusion	Q-score
All	 0.4900	 0.3780
1A	 0.0730	 0.0860
1B	 0.0630	 0.1520
1C	 0.2910	 0.2880
1D	 0.3500	 0.2990
1F	 0.0070	 0.0710
1G	 0.0000	 -0.0110
1H	 0.3100	 0.3130
1I	 0.1710	 0.2420
1J	 0.2620	 0.2890
1L	 0.2220	 0.2360
1M	 0.2940	 0.2650
1N	 0.1930	 0.2080
1P	 0.1300	 0.3070
1Q	 0.0110	 0.1820
1S	 0.5180	 0.4400
1T	 0.5280	 0.4460
1U	 0.5340	 0.4410
1W	 0.3090	 0.2320
1X	 0.2830	 0.2480
1Y	 0.2890	 0.2670
1Z	 0.2870	 0.2150
2B	 0.3750	 0.2300
2C	 0.4330	 0.2440
2E	 0.4630	 0.3970
2F	 0.4240	 0.3860
2G	 0.4500	 0.3830
2I	 0.4350	 0.3860
2J	 0.4120	 0.3660
2K	 0.4110	 0.3890
2M	 0.4280	 0.4350
2N	 0.5240	 0.4490
2O	 0.5070	 0.4500
2P	 0.5450	 0.4500
2Q	 0.5370	 0.4550



Continued on next page...

Continued from previous page...

Chain	Atom inclusion	Q-score
2R	0.1760	0.3480
2T	0.5600	0.4740
2U	0.5580	0.4550
2V	0.5540	0.4770
2W	0.5730	0.4740
2X	0.5600	0.4710
3A	0.5670	0.4520
3B	0.5620	0.4420
3C	0.5640	0.4650
3E	0.5440	0.4600
3F	0.5360	0.4560
3G	0.4730	0.4520
3H	0.5210	0.4400
3J	0.5240	0.4470
3K	0.5000	0.4260
3L	0.5370	0.4390
3M	0.4660	0.4220
3O	0.3050	0.3780
3P	0.3370	0.3810
3Q	0.3360	0.3640
3R	0.2840	0.3220
3T	0.2770	0.3520
3U	0.2980	0.3680
3V	0.1410	0.2510
3W	0.2030	0.3110
3Y	0.5140	0.4460
3Z	0.4790	0.4300
4A	0.1910	0.3050
4B	0.2790	0.3260
4D	0.4750	0.4210
4E	0.4810	0.3980
4F	0.4660	0.3800
4H	0.3990	0.3710
4I	0.4030	0.3690
4J	0.4010	0.3520
4K	0.0980	0.2030
4M	0.3630	0.3850
4N	0.3990	0.3680
4O	0.2340	0.2680
4P	0.1590	0.2620
4Q	0.1800	0.3250
4R	0.2890	0.3370





















































































Continued on next page...

Continued from previous page...

Chain	Atom inclusion	Q-score
4T	0.3790	0.3560
4V	0.4440	0.3870
4W	0.3460	0.3280
4Y	0.4880	0.4110
4Z	0.5130	0.4140
5B	0.3820	0.3630
5D	0.4460	0.3890
5E	0.3090	0.2930
5G	0.0790	0.2220
5I	0.4110	0.3740
5J	0.2560	0.2900
5L	0.4270	0.3700
5N	0.3500	0.2920
5O	0.3890	0.2990
5Q	0.3820	0.3020
5R	0.4030	0.3080
5T	0.0660	0.2300
5U	0.0470	0.1580
5W	0.3770	0.3360
5X	0.3650	0.3300
5Y	0.3720	0.3050
5Z	0.3570	0.3570
6A	0.4110	0.3070
6C	0.3790	0.3170
6D	0.4490	0.3790
6F	0.0740	0.1900
6G	0.0470	0.1490
6H	0.0320	0.1080
6I	0.0790	0.1960
6J	0.0220	0.1330
6K	0.0560	0.1620
6L	0.0110	0.0900
AA	0.5760	0.4780
AB	0.5620	0.4740
AE	0.5820	0.4890
AF	0.6020	0.4800
AG	0.5920	0.4820
AH	0.5860	0.4820
AL	0.5960	0.4760
AM	0.5910	0.4810
AN	0.5810	0.4770
AO	0.5960	0.4970





















































































Continued on next page...

Continued from previous page...

Chain	Atom inclusion	Q-score
AP	 0.5780	 0.4730
BA	 0.5610	 0.4460
BB	 0.5600	 0.4630
BE	 0.5560	 0.4510
BF	 0.5780	 0.4310
BG	 0.5810	 0.4390
BH	 0.5670	 0.4600
BI	 0.4730	 0.4150
BL	 0.5320	 0.4160
BM	 0.5540	 0.4490
BN	 0.5470	 0.4280
BO	 0.5570	 0.4580
BP	 0.5680	 0.4520
CA	 0.5370	 0.4330
CB	 0.5300	 0.4050
CE	 0.5200	 0.3900
CF	 0.5390	 0.4010
CG	 0.5490	 0.4120
CH	 0.5480	 0.4430
CI	 0.4540	 0.3620
CL	 0.5000	 0.3930
CM	 0.5430	 0.4340
CN	 0.5610	 0.4310
CO	 0.5520	 0.4350
CP	 0.5510	 0.4240
DA	 0.5230	 0.3970
DB	 0.5370	 0.3940
DE	 0.4890	 0.3530
DF	 0.5150	 0.3800
DG	 0.5060	 0.3590
DH	 0.5150	 0.3880
DI	 0.4360	 0.3410
DL	 0.3490	 0.2960
DM	 0.5160	 0.3820
DN	 0.5440	 0.3920
DO	 0.5140	 0.3600
DP	 0.5280	 0.3800
EA	 0.5410	 0.3700
EB	 0.5520	 0.3760
EE	 0.4810	 0.3210
EF	 0.5380	 0.3670
EG	 0.5540	 0.3800

Continued on next page...

Continued from previous page...

Chain	Atom inclusion	Q-score
EH	 0.5610	 0.4080
EI	 0.4740	 0.3570
EL	 0.2490	 0.2560
EM	 0.5500	 0.4020
EN	 0.5480	 0.3600
EO	 0.5570	 0.3730
EP	 0.5400	 0.3920
FA	 0.5460	 0.4140
FB	 0.5470	 0.4050
FE	 0.4320	 0.3320
FF	 0.5290	 0.3890
FG	 0.5360	 0.4010
FH	 0.5220	 0.3970
FI	 0.4700	 0.3560
FM	 0.5210	 0.3820
FN	 0.5380	 0.3840
FO	 0.5550	 0.3950
FP	 0.5060	 0.3800
GA	 0.5330	 0.3940
GB	 0.5620	 0.4110
GE	 0.4500	 0.3690
GF	 0.5340	 0.4070
GG	 0.5520	 0.4180
GH	 0.5540	 0.4280
GI	 0.5260	 0.4040
GM	 0.5310	 0.3920
GN	 0.5660	 0.4160
GO	 0.5680	 0.3990
GP	 0.5380	 0.3990
HA	 0.5620	 0.4040
HB	 0.5640	 0.4220
HE	 0.4660	 0.3820
HF	 0.5480	 0.4160
HG	 0.5630	 0.4280
HH	 0.5550	 0.4200
HI	 0.5330	 0.3960
HM	 0.5470	 0.4050
HN	 0.5620	 0.4280
HO	 0.5650	 0.4160
HP	 0.5470	 0.4160
HQ	 0.4410	 0.3480
IA	 0.5510	 0.4050





















































































Continued on next page...

Continued from previous page...

Chain	Atom inclusion	Q-score
IB	0.5530	0.4180
IE	0.4250	0.3490
IF	0.5270	0.4150
IG	0.5460	0.4180
IH	0.5630	0.4260
II	0.5410	0.4160
IM	0.5310	0.4080
IN	0.5330	0.4130
IO	0.5530	0.4190
IP	0.5590	0.4380
IQ	0.5160	0.4010
JA	0.5480	0.4040
JB	0.5690	0.4090
JD	0.5190	0.3820
JE	0.5330	0.4000
JF	0.5510	0.4120
JG	0.5510	0.4200
JH	0.5480	0.4070
JL	0.5400	0.4000
JM	0.5780	0.4280
JN	0.5410	0.4020
JO	0.5660	0.4230
KA	0.5840	0.4490
KB	0.6030	0.4490
KD	0.5780	0.4260
KE	0.5840	0.4430
KF	0.5750	0.4410
KG	0.5810	0.4420
KH	0.5810	0.4430
KL	0.5980	0.4610
KM	0.5950	0.4330
KN	0.5780	0.4450
KO	0.5810	0.4370
KP	0.5080	0.4090
LA	0.5960	0.4730
LB	0.6310	0.4820
LD	0.6100	0.4730
LE	0.5960	0.4710
LF	0.6190	0.5070
LG	0.6170	0.5000
LH	0.6040	0.4730
LL	0.6070	0.4780

Continued on next page...

Continued from previous page...

Chain	Atom inclusion	Q-score
LM	 0.6080	 0.4750
LN	 0.6110	 0.4880
LO	 0.6180	 0.4830
LP	 0.5880	 0.4670
MA	 0.6150	 0.5070
MB	 0.6100	 0.4820
MD	 0.5980	 0.4810
ME	 0.6050	 0.4790
MF	 0.6350	 0.5100
MG	 0.6300	 0.5130
MH	 0.6150	 0.5060
ML	 0.6240	 0.4920
MM	 0.6040	 0.4750
MN	 0.6130	 0.4920
MO	 0.6250	 0.5070
MP	 0.6050	 0.4720
NA	 0.5090	 0.3890
NB	 0.5210	 0.3810
ND	 0.4920	 0.3850
NE	 0.4920	 0.3830
NF	 0.5050	 0.3840
NG	 0.5000	 0.3810
NH	 0.4870	 0.3700
NL	 0.4920	 0.3800
NM	 0.5140	 0.3850
NN	 0.4920	 0.3810
NO	 0.4950	 0.3800
NP	 0.4230	 0.3260
OA	 0.5140	 0.3740
OB	 0.5190	 0.3580
OD	 0.4180	 0.3120
OE	 0.5060	 0.3710
OF	 0.5010	 0.3540
OG	 0.5050	 0.3600
OH	 0.5040	 0.3830
OL	 0.4930	 0.3560
OM	 0.5100	 0.3580
ON	 0.5130	 0.3730
OO	 0.5040	 0.3670
OP	 0.4400	 0.3000
PA	 0.4710	 0.3240
PB	 0.4550	 0.3050

Continued on next page...

Continued from previous page...

Chain	Atom inclusion	Q-score
PD	0.2750	0.1850
PE	0.4470	0.2930
PF	0.4570	0.2930
PG	0.4600	0.2910
PH	0.4440	0.2930
PL	0.4270	0.2790
PM	0.4440	0.2990
PN	0.4790	0.3150
PO	0.4370	0.2890
PP	0.3980	0.2380
QA	0.4210	0.2830
QB	0.4740	0.3250
QE	0.3910	0.2390
QF	0.4510	0.2710
QG	0.4450	0.2660
QH	0.4010	0.2650
QL	0.3510	0.2060
QM	0.4210	0.2700
QN	0.4300	0.2770
QO	0.4100	0.2730
QP	0.4150	0.2620
RA	0.4340	0.3000
RB	0.4440	0.2870
RE	0.3900	0.2440
RF	0.4510	0.2740
RG	0.4580	0.2840
RH	0.4230	0.2820
RI	0.1670	0.1800
RL	0.3030	0.2020
RM	0.4270	0.2730
RN	0.4430	0.2920
RO	0.4390	0.3000
RP	0.3860	0.2420
SA	0.4680	0.3240
SB	0.4620	0.3120
SE	0.4080	0.2640
SF	0.4500	0.2920
SG	0.4690	0.3070
SH	0.4600	0.3160
SI	0.2480	0.2280
SL	0.2910	0.2130
SM	0.4470	0.2910















Continued on next page...

Continued from previous page...

Chain	Atom inclusion	Q-score
SN	█ 0.4660	█ 0.2990
SO	█ 0.5010	█ 0.3430
SP	█ 0.4280	█ 0.2870
TA	█ 0.4800	█ 0.3310
TB	█ 0.4860	█ 0.3400
TE	█ 0.4050	█ 0.2780
TF	█ 0.4680	█ 0.3230
TG	█ 0.4760	█ 0.3270
TH	█ 0.5110	█ 0.3640
TI	█ 0.3740	█ 0.3020
TL	█ 0.2390	█ 0.2220
TM	█ 0.4740	█ 0.3270
TN	█ 0.5090	█ 0.3290
TO	█ 0.5200	█ 0.3530
TP	█ 0.4860	█ 0.3390
UA	█ 0.4940	█ 0.3600
UB	█ 0.5000	█ 0.3570
UE	█ 0.4290	█ 0.3000
UF	█ 0.4930	█ 0.3790
UG	█ 0.4750	█ 0.3500
UH	█ 0.5060	█ 0.3800
UI	█ 0.4810	█ 0.3670
UM	█ 0.4780	█ 0.3390
UN	█ 0.4950	█ 0.3340
UO	█ 0.5300	█ 0.3640
UP	█ 0.5190	█ 0.3870
VA	█ 0.5230	█ 0.4090
VB	█ 0.5440	█ 0.4240
VF	█ 0.5070	█ 0.4030
VG	█ 0.5510	█ 0.4280
VH	█ 0.5380	█ 0.4200
VI	█ 0.5300	█ 0.4260
VJ	█ 0.5150	█ 0.4000
VN	█ 0.5460	█ 0.4230
VO	█ 0.5430	█ 0.4090
VP	█ 0.5310	█ 0.3970
VQ	█ 0.5380	█ 0.4150
WA	█ 0.5270	█ 0.4180
WB	█ 0.5580	█ 0.4260
WE	█ 0.5240	█ 0.4130
WF	█ 0.5610	█ 0.4330
WG	█ 0.5570	█ 0.4360

Continued on next page...

Continued from previous page...

Chain	Atom inclusion	Q-score
WH	 0.5430	 0.4290
WI	 0.5440	 0.4330
WM	 0.5670	 0.4560
WN	 0.5700	 0.4460
WO	 0.5420	 0.4090
WP	 0.5590	 0.4400
WQ	 0.4940	 0.3860