



Full wwPDB X-ray Structure Validation Report ⓘ

Aug 30, 2018 – 05:02 PM EDT

PDB ID : 3CZJ
Title : E. COLI (lacZ) BETA-GALACTOSIDASE (N460T) IN COMPLEX WITH D
-GALCTOPYRANOSYL-1-ONE
Authors : Huber, R.E.; Dugdale, M.L.; Fraser, M.E.; Tammam, S.D.
Deposited on : 2008-04-29
Resolution : 2.05 Å(reported)

This is a Full wwPDB X-ray Structure Validation Report for a publicly released PDB entry.

We welcome your comments at validation@mail.wwpdb.org

A user guide is available at

<https://www.wwpdb.org/validation/2017/XrayValidationReportHelp>

with specific help available everywhere you see the ⓘ symbol.

The following versions of software and data (see [references ⓘ](#)) were used in the production of this report:

MolProbity : 4.02b-467
Mogul : 1.7.3 (157068), CSD as539be (2018)
Xtriage (Phenix) : 1.13
EDS : rb-20031172
Percentile statistics : 20171227.v01 (using entries in the PDB archive December 27th 2017)
Refmac : 5.8.0158
CCP4 : 7.0 (Gargrove)
Ideal geometry (proteins) : Engh & Huber (2001)
Ideal geometry (DNA, RNA) : Parkinson et al. (1996)
Validation Pipeline (wwPDB-VP) : rb-20031172

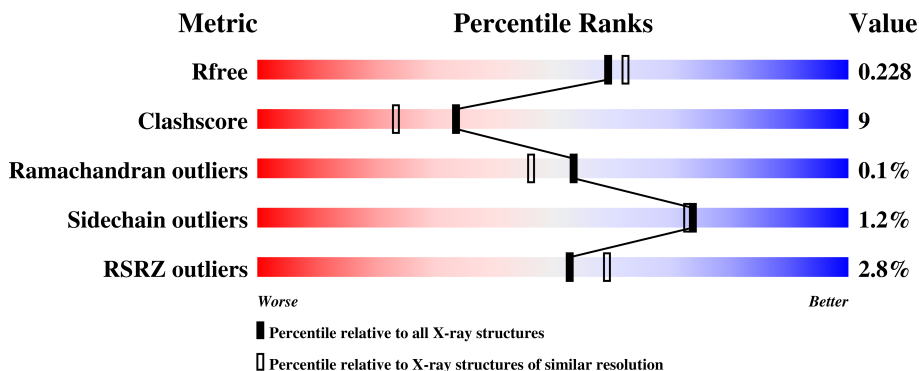
1 Overall quality at a glance

The following experimental techniques were used to determine the structure:

X-RAY DIFFRACTION

The reported resolution of this entry is 2.05 Å.

Percentile scores (ranging between 0-100) for global validation metrics of the entry are shown in the following graphic. The table shows the number of entries on which the scores are based.



Metric	Whole archive (#Entries)	Similar resolution (#Entries, resolution range(Å))
R_{free}	111664	1449 (2.04-2.04)
Clashscore	122126	1524 (2.04-2.04)
Ramachandran outliers	120053	1512 (2.04-2.04)
Sidechain outliers	120020	1512 (2.04-2.04)
RSRZ outliers	108989	1429 (2.04-2.04)

The table below summarises the geometric issues observed across the polymeric chains and their fit to the electron density. The red, orange, yellow and green segments on the lower bar indicate the fraction of residues that contain outliers for ≥ 3 , 2, 1 and 0 types of geometric quality criteria. A grey segment represents the fraction of residues that are not modelled. The numeric value for each fraction is indicated below the corresponding segment, with a dot representing fractions $\leq 5\%$. The upper red bar (where present) indicates the fraction of residues that have poor fit to the electron density. The numeric value is given above the bar.

Mol	Chain	Length	Quality of chain
1	A	1023	 2% 80% 18%
1	B	1023	 2% 79% 19%
1	C	1023	 3% 80% 18%
1	D	1023	 4% 80% 19%

The following table lists non-polymeric compounds, carbohydrate monomers and non-standard

residues in protein, DNA, RNA chains that are outliers for geometric or electron-density-fit criteria:

Mol	Type	Chain	Res	Chirality	Geometry	Clashes	Electron density
5	DMS	B	8509	-	-	-	X
5	DMS	C	8415	-	-	-	X
5	DMS	C	8507	-	-	-	X

2 Entry composition

There are 6 unique types of molecules in this entry. The entry contains 35552 atoms, of which 0 are hydrogens and 0 are deuteriums.

In the tables below, the ZeroOcc column contains the number of atoms modelled with zero occupancy, the AltConf column contains the number of residues with at least one atom in alternate conformation and the Trace column contains the number of residues modelled with at most 2 atoms.

- Molecule 1 is a protein called Beta-galactosidase.

Mol	Chain	Residues	Atoms					ZeroOcc	AltConf	Trace
			Total	C	N	O	S			
1	A	1011	8124	5138	1439	1509	38	0	0	0
1	B	1011	8124	5138	1439	1509	38	0	0	0
1	C	1011	8124	5138	1439	1509	38	0	0	0
1	D	1011	8124	5138	1439	1509	38	0	0	0

There are 36 discrepancies between the modelled and reference sequences:

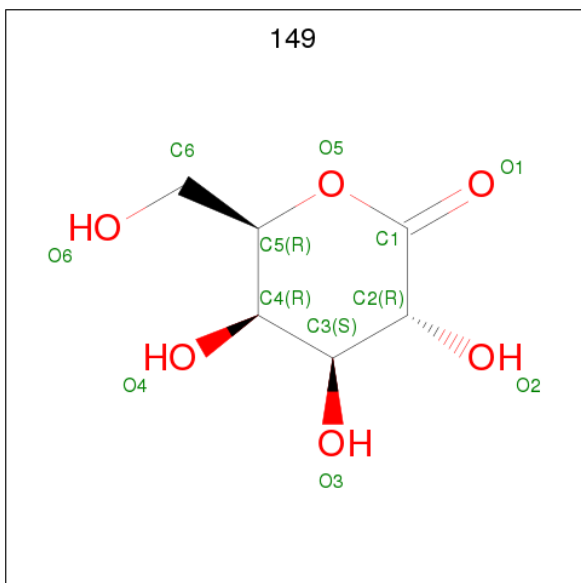
Chain	Residue	Modelled	Actual	Comment	Reference
A	1	GLY	-	expression tag	UNP P00722
A	2	SER	-	expression tag	UNP P00722
A	3	HIS	-	expression tag	UNP P00722
A	4	MET	-	expression tag	UNP P00722
A	5	LEU	-	expression tag	UNP P00722
A	6	GLU	-	expression tag	UNP P00722
A	7	ASP	-	expression tag	UNP P00722
A	8	PRO	-	expression tag	UNP P00722
A	460	THR	ASN	engineered	UNP P00722
B	1	GLY	-	expression tag	UNP P00722
B	2	SER	-	expression tag	UNP P00722
B	3	HIS	-	expression tag	UNP P00722
B	4	MET	-	expression tag	UNP P00722
B	5	LEU	-	expression tag	UNP P00722
B	6	GLU	-	expression tag	UNP P00722
B	7	ASP	-	expression tag	UNP P00722
B	8	PRO	-	expression tag	UNP P00722
B	460	THR	ASN	engineered	UNP P00722
C	1	GLY	-	expression tag	UNP P00722
C	2	SER	-	expression tag	UNP P00722
C	3	HIS	-	expression tag	UNP P00722

Continued on next page...

Continued from previous page...

Chain	Residue	Modelled	Actual	Comment	Reference
C	4	MET	-	expression tag	UNP P00722
C	5	LEU	-	expression tag	UNP P00722
C	6	GLU	-	expression tag	UNP P00722
C	7	ASP	-	expression tag	UNP P00722
C	8	PRO	-	expression tag	UNP P00722
C	460	THR	ASN	engineered	UNP P00722
D	1	GLY	-	expression tag	UNP P00722
D	2	SER	-	expression tag	UNP P00722
D	3	HIS	-	expression tag	UNP P00722
D	4	MET	-	expression tag	UNP P00722
D	5	LEU	-	expression tag	UNP P00722
D	6	GLU	-	expression tag	UNP P00722
D	7	ASP	-	expression tag	UNP P00722
D	8	PRO	-	expression tag	UNP P00722
D	460	THR	ASN	engineered	UNP P00722

- Molecule 2 is D-galactonolactone (three-letter code: 149) (formula: $C_6H_{10}O_6$).



Mol	Chain	Residues	Atoms			ZeroOcc	AltConf
2	A	1	Total	C	O	0	0
			12	6	6		
2	B	1	Total	C	O	0	0
			12	6	6		
2	C	1	Total	C	O	0	0
			12	6	6		
2	D	1	Total	C	O	0	0
			12	6	6		

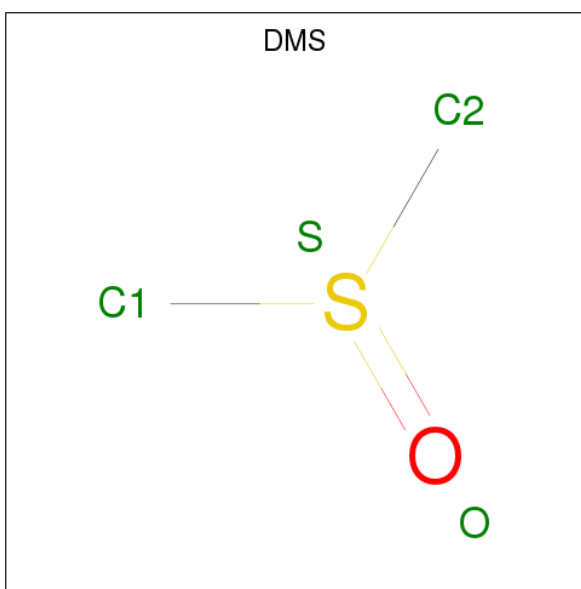
- Molecule 3 is MAGNESIUM ION (three-letter code: MG) (formula: Mg).

Mol	Chain	Residues	Atoms		ZeroOcc	AltConf
3	B	3	Total	Mg	0	0
			3	3		
3	A	2	Total	Mg	0	0
			2	2		
3	D	2	Total	Mg	0	0
			2	2		
3	C	2	Total	Mg	0	0
			2	2		

- Molecule 4 is SODIUM ION (three-letter code: NA) (formula: Na).

Mol	Chain	Residues	Atoms		ZeroOcc	AltConf
4	B	4	Total	Na	0	0
			4	4		
4	A	4	Total	Na	0	0
			4	4		
4	D	4	Total	Na	0	0
			4	4		
4	C	4	Total	Na	0	0
			4	4		

- Molecule 5 is DIMETHYL SULFOXIDE (three-letter code: DMS) (formula: C₂H₆OS).



Mol	Chain	Residues	Atoms				ZeroOcc	AltConf
5	A	1	Total	C	O	S	0	0
			4	2	1	1		

Continued on next page...

Continued from previous page...

Mol	Chain	Residues	Atoms				ZeroOcc	AltConf
5	A	1	Total	C	O	S	0	0
			4	2	1	1		
5	A	1	Total	C	O	S	0	0
			4	2	1	1		
5	A	1	Total	C	O	S	0	0
			4	2	1	1		
5	A	1	Total	C	O	S	0	0
			4	2	1	1		
5	A	1	Total	C	O	S	0	0
			4	2	1	1		
5	A	1	Total	C	O	S	0	0
			4	2	1	1		
5	A	1	Total	C	O	S	0	0
			4	2	1	1		
5	A	1	Total	C	O	S	0	0
			4	2	1	1		
5	A	1	Total	C	O	S	0	0
			4	2	1	1		
5	A	1	Total	C	O	S	0	0
			4	2	1	1		
5	A	1	Total	C	O	S	0	0
			4	2	1	1		
5	A	1	Total	C	O	S	0	0
			4	2	1	1		
5	A	1	Total	C	O	S	0	0
			4	2	1	1		
5	A	1	Total	C	O	S	0	0
			4	2	1	1		
5	A	1	Total	C	O	S	0	0
			4	2	1	1		
5	A	1	Total	C	O	S	0	0
			4	2	1	1		

Continued on next page...

Continued from previous page...

Mol	Chain	Residues	Atoms				ZeroOcc	AltConf
5	A	1	Total 4	C 2	O 1	S 1	0	0
5	A	1	Total 4	C 2	O 1	S 1	0	0
5	B	1	Total 4	C 2	O 1	S 1	0	0
5	B	1	Total 4	C 2	O 1	S 1	0	0
5	B	1	Total 4	C 2	O 1	S 1	0	0
5	B	1	Total 4	C 2	O 1	S 1	0	0
5	B	1	Total 4	C 2	O 1	S 1	0	0
5	B	1	Total 4	C 2	O 1	S 1	0	0
5	B	1	Total 4	C 2	O 1	S 1	0	0
5	B	1	Total 4	C 2	O 1	S 1	0	0
5	B	1	Total 4	C 2	O 1	S 1	0	0
5	B	1	Total 4	C 2	O 1	S 1	0	0
5	B	1	Total 4	C 2	O 1	S 1	0	0
5	B	1	Total 4	C 2	O 1	S 1	0	0
5	B	1	Total 4	C 2	O 1	S 1	0	0
5	B	1	Total 4	C 2	O 1	S 1	0	0
5	B	1	Total 4	C 2	O 1	S 1	0	0
5	B	1	Total 4	C 2	O 1	S 1	0	0
5	B	1	Total 4	C 2	O 1	S 1	0	0
5	B	1	Total 4	C 2	O 1	S 1	0	0
5	B	1	Total 4	C 2	O 1	S 1	0	0
5	B	1	Total 4	C 2	O 1	S 1	0	0

Continued on next page...

Continued from previous page...

Mol	Chain	Residues	Atoms				ZeroOcc	AltConf
5	B	1	Total 4	C 2	O 1	S 1	0	0
5	B	1	Total 4	C 2	O 1	S 1	0	0
5	B	1	Total 4	C 2	O 1	S 1	0	0
5	B	1	Total 4	C 2	O 1	S 1	0	0
5	B	1	Total 4	C 2	O 1	S 1	0	0
5	B	1	Total 4	C 2	O 1	S 1	0	0
5	B	1	Total 4	C 2	O 1	S 1	0	0
5	C	1	Total 4	C 2	O 1	S 1	0	0
5	C	1	Total 4	C 2	O 1	S 1	0	0
5	C	1	Total 4	C 2	O 1	S 1	0	0
5	C	1	Total 4	C 2	O 1	S 1	0	0
5	C	1	Total 4	C 2	O 1	S 1	0	0
5	C	1	Total 4	C 2	O 1	S 1	0	0
5	C	1	Total 4	C 2	O 1	S 1	0	0
5	C	1	Total 4	C 2	O 1	S 1	0	0
5	C	1	Total 4	C 2	O 1	S 1	0	0
5	C	1	Total 4	C 2	O 1	S 1	0	0
5	C	1	Total 4	C 2	O 1	S 1	0	0
5	C	1	Total 4	C 2	O 1	S 1	0	0
5	C	1	Total 4	C 2	O 1	S 1	0	0
5	C	1	Total 4	C 2	O 1	S 1	0	0
5	C	1	Total 4	C 2	O 1	S 1	0	0
5	C	1	Total 4	C 2	O 1	S 1	0	0
5	C	1	Total 4	C 2	O 1	S 1	0	0
5	C	1	Total 4	C 2	O 1	S 1	0	0
5	C	1	Total 4	C 2	O 1	S 1	0	0

Continued on next page...

Continued from previous page...

Mol	Chain	Residues	Atoms				ZeroOcc	AltConf
5	C	1	Total 4	C 2	O 1	S 1	0	0
5	C	1	Total 4	C 2	O 1	S 1	0	0
5	C	1	Total 4	C 2	O 1	S 1	0	0
5	C	1	Total 4	C 2	O 1	S 1	0	0
5	C	1	Total 4	C 2	O 1	S 1	0	0
5	C	1	Total 4	C 2	O 1	S 1	0	0
5	C	1	Total 4	C 2	O 1	S 1	0	0
5	C	1	Total 4	C 2	O 1	S 1	0	0
5	C	1	Total 4	C 2	O 1	S 1	0	0
5	C	1	Total 4	C 2	O 1	S 1	0	0
5	C	1	Total 4	C 2	O 1	S 1	0	0
5	C	1	Total 4	C 2	O 1	S 1	0	0
5	D	1	Total 4	C 2	O 1	S 1	0	0
5	D	1	Total 4	C 2	O 1	S 1	0	0
5	D	1	Total 4	C 2	O 1	S 1	0	0
5	D	1	Total 4	C 2	O 1	S 1	0	0
5	D	1	Total 4	C 2	O 1	S 1	0	0
5	D	1	Total 4	C 2	O 1	S 1	0	0
5	D	1	Total 4	C 2	O 1	S 1	0	0
5	D	1	Total 4	C 2	O 1	S 1	0	0
5	D	1	Total 4	C 2	O 1	S 1	0	0

Continued on next page...

Continued from previous page...

Mol	Chain	Residues	Atoms				ZeroOcc	AltConf
5	D	1	Total 4	C 2	O 1	S 1	0	0
5	D	1	Total 4	C 2	O 1	S 1	0	0
5	D	1	Total 4	C 2	O 1	S 1	0	0
5	D	1	Total 4	C 2	O 1	S 1	0	0
5	D	1	Total 4	C 2	O 1	S 1	0	0
5	D	1	Total 4	C 2	O 1	S 1	0	0
5	D	1	Total 4	C 2	O 1	S 1	0	0
5	D	1	Total 4	C 2	O 1	S 1	0	0
5	D	1	Total 4	C 2	O 1	S 1	0	0
5	D	1	Total 4	C 2	O 1	S 1	0	0

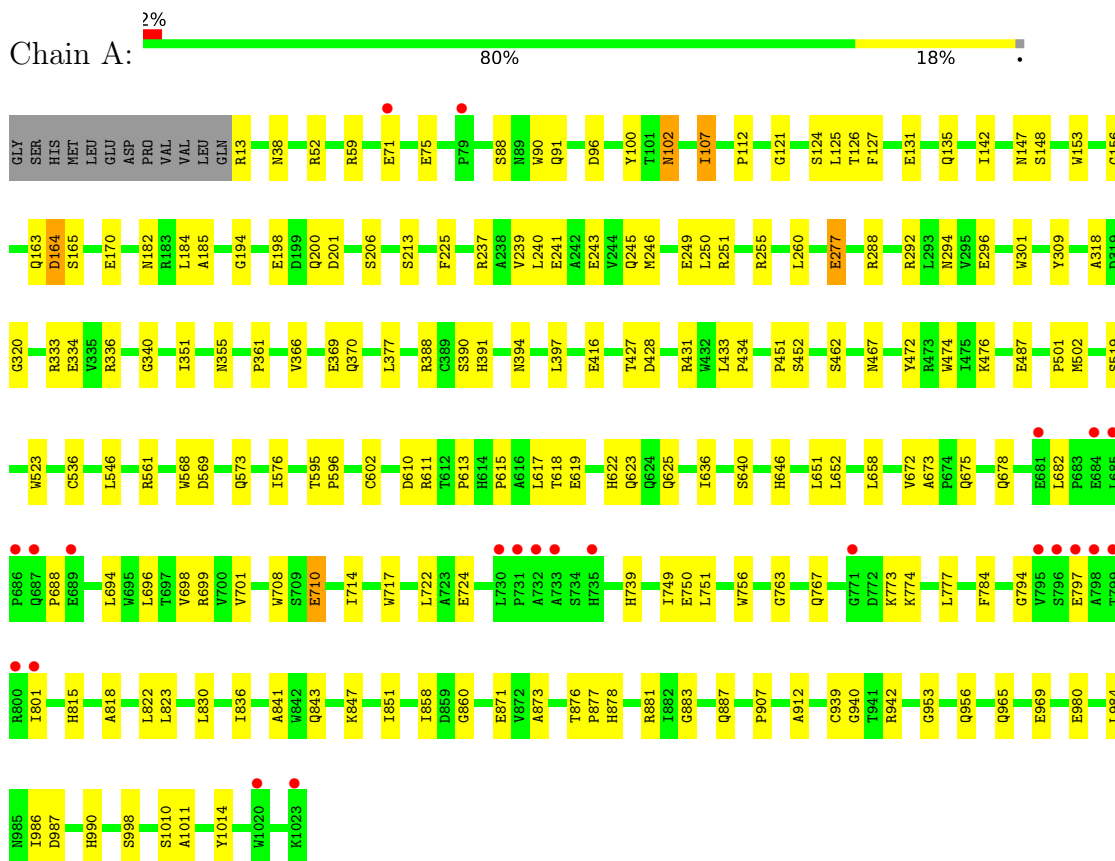
- Molecule 6 is water.

Mol	Chain	Residues	Atoms		ZeroOcc	AltConf
6	A	639	Total 639	O 639	0	0
6	B	662	Total 662	O 662	0	0
6	C	695	Total 695	O 695	0	0
6	D	611	Total 611	O 611	0	0

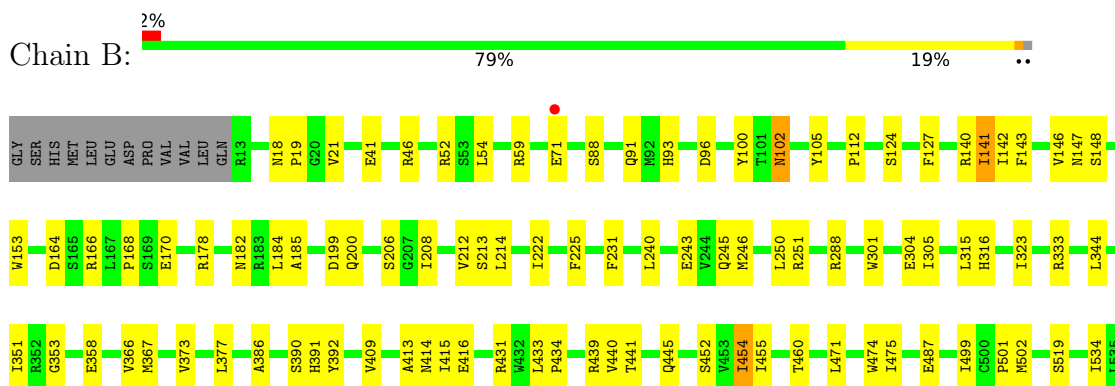
3 Residue-property plots [i](#)

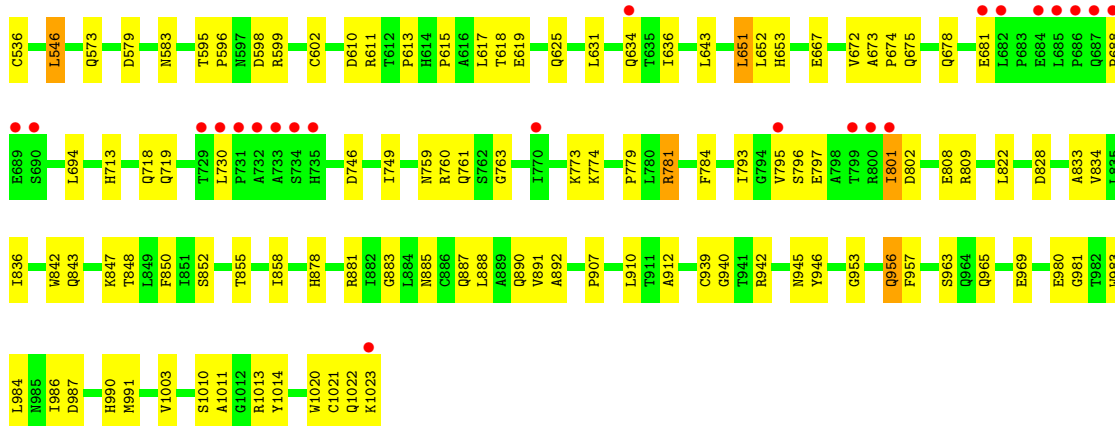
These plots are drawn for all protein, RNA and DNA chains in the entry. The first graphic for a chain summarises the proportions of the various outlier classes displayed in the second graphic. The second graphic shows the sequence view annotated by issues in geometry and electron density. Residues are color-coded according to the number of geometric quality criteria for which they contain at least one outlier: green = 0, yellow = 1, orange = 2 and red = 3 or more. A red dot above a residue indicates a poor fit to the electron density ($RSRZ > 2$). Stretches of 2 or more consecutive residues without any outlier are shown as a green connector. Residues present in the sample, but not in the model, are shown in grey.

- Molecule 1: Beta-galactosidase

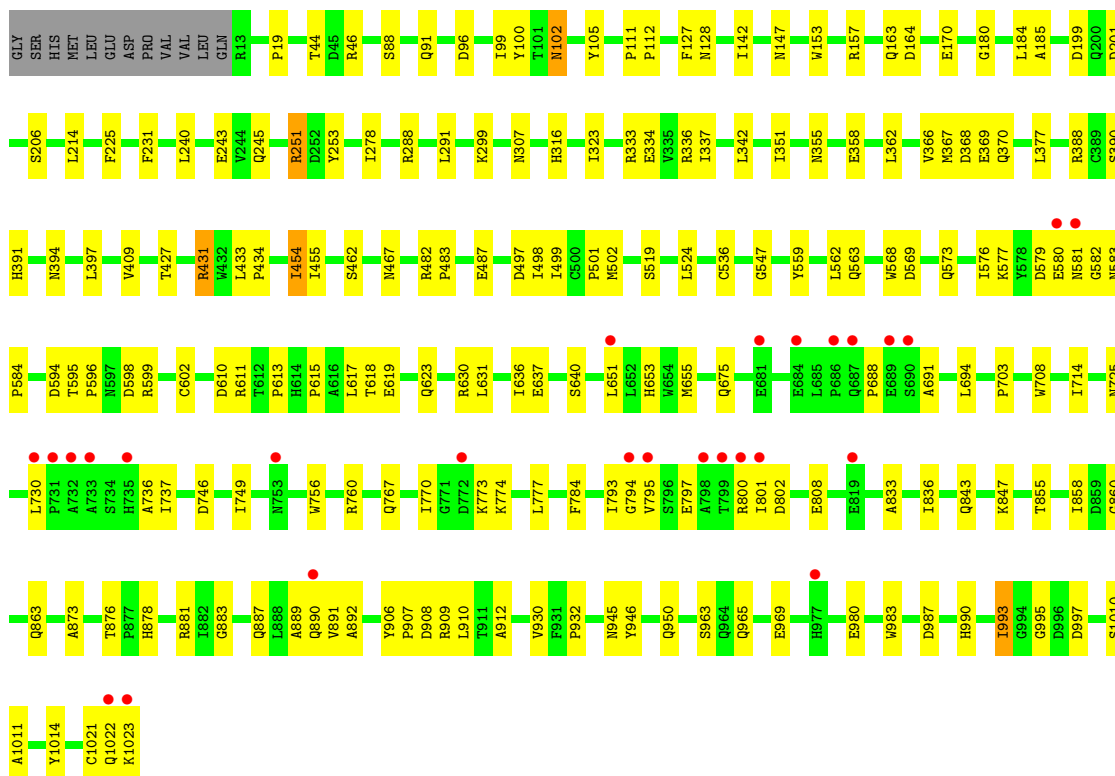
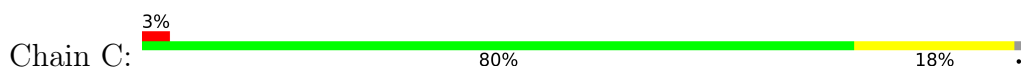


- Molecule 1: Beta-galactosidase

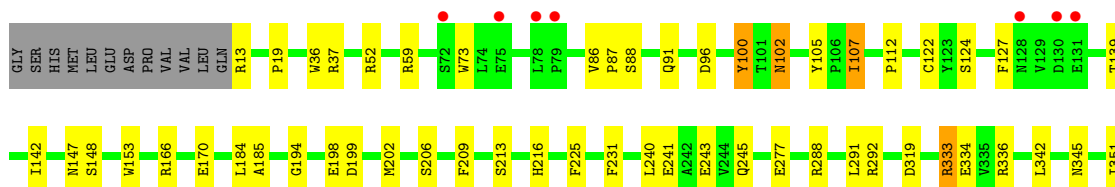
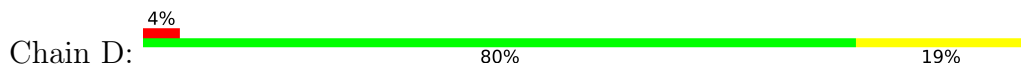


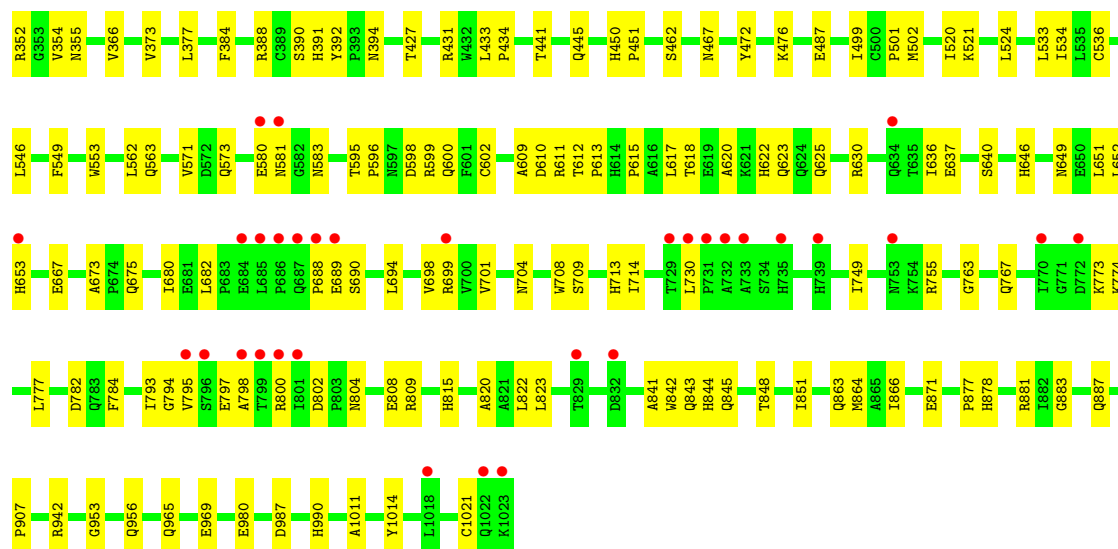


● Molecule 1: Beta-galactosidase



● Molecule 1: Beta-galactosidase





4 Data and refinement statistics

Property	Value	Source
Space group	P 21 21 21	Depositor
Cell constants a, b, c, α , β , γ	151.44Å 161.64Å 202.16Å 90.00° 90.00° 90.00°	Depositor
Resolution (Å)	75.05 – 2.05 75.05 – 2.05	Depositor EDS
% Data completeness (in resolution range)	80.7 (75.05-2.05) 80.7 (75.05-2.05)	Depositor EDS
R_{merge}	(Not available)	Depositor
R_{sym}	(Not available)	Depositor
$\langle I/\sigma(I) \rangle$ ¹	4.55 (at 2.05Å)	Xtrriage
Refinement program	CNS 1.2	Depositor
R, R_{free}	0.193 , 0.231 0.190 , 0.228	Depositor DCC
R_{free} test set	3564 reflections (1.43%)	wwPDB-VP
Wilson B-factor (Å ²)	16.6	Xtrriage
Anisotropy	0.187	Xtrriage
Bulk solvent k_{sol} (e/Å ³), B_{sol} (Å ²)	0.34 , 53.7	EDS
L-test for twinning ²	$\langle L \rangle = 0.49$, $\langle L^2 \rangle = 0.32$	Xtrriage
Estimated twinning fraction	No twinning to report.	Xtrriage
F_o, F_c correlation	0.94	EDS
Total number of atoms	35552	wwPDB-VP
Average B, all atoms (Å ²)	18.0	wwPDB-VP

Xtrriage's analysis on translational NCS is as follows: *The analyses of the Patterson function reveals a significant off-origin peak that is 38.07 % of the origin peak, indicating pseudo-translational symmetry. The chance of finding a peak of this or larger height randomly in a structure without pseudo-translational symmetry is equal to 3.8952e-04. The detected translational NCS is most likely also responsible for the elevated intensity ratio.*

¹Intensities estimated from amplitudes.

²Theoretical values of $\langle |L| \rangle$, $\langle L^2 \rangle$ for acentric reflections are 0.5, 0.333 respectively for untwinned datasets, and 0.375, 0.2 for perfectly twinned datasets.

5 Model quality [i](#)

5.1 Standard geometry [i](#)

Bond lengths and bond angles in the following residue types are not validated in this section: NA, MG, DMS, 149

The Z score for a bond length (or angle) is the number of standard deviations the observed value is removed from the expected value. A bond length (or angle) with $|Z| > 5$ is considered an outlier worth inspection. RMSZ is the root-mean-square of all Z scores of the bond lengths (or angles).

Mol	Chain	Bond lengths		Bond angles	
		RMSZ	# Z >5	RMSZ	# Z >5
1	A	0.31	0/8366	0.61	0/11414
1	B	0.31	0/8366	0.62	0/11414
1	C	0.32	0/8366	0.62	0/11414
1	D	0.30	0/8366	0.60	0/11414
All	All	0.31	0/33464	0.61	0/45656

Chiral center outliers are detected by calculating the chiral volume of a chiral center and verifying if the center is modelled as a planar moiety or with the opposite hand. A planarity outlier is detected by checking planarity of atoms in a peptide group, atoms in a mainchain group or atoms of a sidechain that are expected to be planar.

Mol	Chain	#Chirality outliers	#Planarity outliers
1	D	0	1

There are no bond length outliers.

There are no bond angle outliers.

There are no chirality outliers.

All (1) planarity outliers are listed below:

Mol	Chain	Res	Type	Group
1	D	100	TYR	Sidechain

5.2 Too-close contacts [i](#)

In the following table, the Non-H and H(model) columns list the number of non-hydrogen atoms and hydrogen atoms in the chain respectively. The H(added) column lists the number of hydrogen atoms added and optimized by MolProbity. The Clashes column lists the number of clashes within the asymmetric unit, whereas Symm-Clashes lists symmetry related clashes.

Mol	Chain	Non-H	H(model)	H(added)	Clashes	Symm-Clashes
1	A	8124	0	7717	143	0
1	B	8124	0	7717	153	0
1	C	8124	0	7717	151	0
1	D	8124	0	7717	150	0
2	A	12	0	9	0	0
2	B	12	0	9	0	0
2	C	12	0	9	0	0
2	D	12	0	9	0	0
3	A	2	0	0	0	0
3	B	3	0	0	0	0
3	C	2	0	0	0	0
3	D	2	0	0	0	0
4	A	4	0	0	0	0
4	B	4	0	0	0	0
4	C	4	0	0	0	0
4	D	4	0	0	0	0
5	A	96	0	144	5	0
5	B	104	0	156	3	0
5	C	100	0	150	3	0
5	D	76	0	114	3	0
6	A	639	0	0	10	0
6	B	662	0	0	7	0
6	C	695	0	0	7	0
6	D	611	0	0	4	0
All	All	35552	0	31468	590	0

The all-atom clashscore is defined as the number of clashes found per 1000 atoms (including hydrogen atoms). The all-atom clashscore for this structure is 9.

All (590) close contacts within the same asymmetric unit are listed below, sorted by their clash magnitude.

Atom-1	Atom-2	Interatomic distance (Å)	Clash overlap (Å)
1:B:599:ARG:HH12	1:B:795:VAL:HG21	1.27	0.99
1:D:342:LEU:H	1:D:563:GLN:HE22	1.09	0.95
1:D:599:ARG:HH12	1:D:795:VAL:HG21	1.31	0.94
1:A:749:ILE:HD11	1:A:836:ILE:HD11	1.50	0.94
1:C:431:ARG:HB2	1:C:431:ARG:HH11	1.33	0.93
1:D:520:ILE:HD12	1:D:521:LYS:N	1.85	0.92
1:C:342:LEU:H	1:C:563:GLN:HE22	0.97	0.92
1:A:361:PRO:HB2	1:A:576:ILE:HD13	1.53	0.91
1:C:599:ARG:HH12	1:C:795:VAL:HG21	1.37	0.90
1:A:142:ILE:HG13	1:A:170:GLU:HG2	1.54	0.89

Continued on next page...

Continued from previous page...

Atom-1	Atom-2	Interatomic distance (Å)	Clash overlap (Å)
1:B:801:ILE:HG22	1:B:802:ASP:H	1.37	0.89
1:B:801:ILE:H	1:B:801:ILE:HD12	1.39	0.87
1:D:351:ILE:HD12	1:D:534:ILE:HD13	1.57	0.86
1:B:599:ARG:HH12	1:B:795:VAL:CG2	1.88	0.86
1:C:993:ILE:HG13	6:C:9133:HOH:O	1.75	0.84
1:B:749:ILE:HD12	1:B:834:VAL:HG11	1.61	0.81
1:D:153:TRP:HB2	1:D:185:ALA:HB3	1.62	0.81
1:D:245:GLN:HG2	1:D:288:ARG:HG2	1.63	0.80
1:C:142:ILE:HG12	1:C:170:GLU:HG2	1.63	0.80
1:C:599:ARG:HH12	1:C:795:VAL:CG2	1.94	0.80
1:C:730:LEU:H	1:C:730:LEU:HD23	1.47	0.79
1:C:454:ILE:HD13	1:C:454:ILE:H	1.47	0.79
1:B:454:ILE:HD13	1:B:454:ILE:H	1.47	0.78
1:B:141:ILE:HD13	1:B:142:ILE:N	1.98	0.77
1:C:749:ILE:HD12	1:C:858:ILE:HD12	1.66	0.77
1:B:351:ILE:HD12	1:B:534:ILE:HD13	1.66	0.76
1:D:107:ILE:H	1:D:107:ILE:HD13	1.52	0.75
1:D:142:ILE:HG12	1:D:170:GLU:HG2	1.69	0.74
1:A:361:PRO:HB2	1:A:576:ILE:CD1	2.17	0.74
1:B:779:PRO:HB2	1:B:781:ARG:HD2	1.68	0.73
1:D:599:ARG:NH1	1:D:795:VAL:HG21	2.02	0.73
1:C:342:LEU:N	1:C:563:GLN:HE22	1.82	0.72
1:A:767:GLN:NE2	1:A:774:LYS:HE2	2.04	0.72
1:B:945:ASN:HB3	1:B:1023:LYS:HE3	1.71	0.71
1:B:142:ILE:HD12	1:B:170:GLU:HG2	1.73	0.71
1:D:730:LEU:H	1:D:730:LEU:HD23	1.55	0.70
1:C:599:ARG:NH1	1:C:795:VAL:HG21	2.06	0.69
1:D:767:GLN:NE2	1:D:774:LYS:HE2	2.08	0.69
1:D:88:SER:HA	1:D:366:VAL:HG21	1.74	0.69
1:D:520:ILE:HD12	1:D:521:LYS:H	1.56	0.68
1:C:770:ILE:HD13	1:C:1022:GLN:NE2	2.07	0.68
1:A:739:HIS:HD2	1:A:750:GLU:OE1	1.76	0.68
1:D:241:GLU:HG3	1:D:292:ARG:HG2	1.75	0.68
1:A:277:GLU:H	1:A:277:GLU:CD	1.97	0.67
1:C:993:ILE:HD13	1:C:993:ILE:H	1.59	0.67
1:D:615:PRO:O	1:D:618:THR:HG22	1.94	0.67
1:A:245:GLN:HG2	1:A:288:ARG:HG2	1.76	0.67
1:A:836:ILE:N	1:A:836:ILE:HD12	2.10	0.67
1:D:651:LEU:HD11	1:D:701:VAL:HB	1.77	0.67
1:C:377:LEU:HD22	1:C:708:TRP:HA	1.76	0.67
1:B:141:ILE:HD12	1:B:143:PHE:CE1	2.30	0.66

Continued on next page...

Continued from previous page...

Atom-1	Atom-2	Interatomic distance (Å)	Clash overlap (Å)
1:B:440:VAL:CG1	1:B:475:ILE:HD11	2.24	0.66
1:D:649:ASN:HD21	1:D:704:ASN:H	1.43	0.66
1:B:599:ARG:NH1	1:B:795:VAL:HG21	2.06	0.66
1:C:615:PRO:O	1:C:618:THR:HG22	1.95	0.66
1:D:965:GLN:O	1:D:969:GLU:HG3	1.96	0.66
1:B:749:ILE:CD1	1:B:834:VAL:HG11	2.26	0.66
1:B:153:TRP:HB2	1:B:185:ALA:HB3	1.79	0.65
1:A:107:ILE:H	1:A:107:ILE:HD13	1.61	0.65
1:C:873:ALA:O	1:C:876:THR:HG22	1.95	0.65
1:D:147:ASN:HB3	1:D:206:SER:HA	1.79	0.64
1:A:699:ARG:HD3	1:A:717:TRP:HB3	1.80	0.64
1:A:749:ILE:CD1	1:A:836:ILE:HD11	2.26	0.64
1:B:222:ILE:HD11	1:B:315:LEU:HB2	1.80	0.64
1:A:887:GLN:NE2	1:A:980:GLU:O	2.30	0.64
1:B:415:ILE:HD11	1:B:439:ARG:CB	2.28	0.64
1:D:599:ARG:HD2	1:D:600:GLN:OE1	1.98	0.63
1:A:487:GLU:HG3	1:A:502:MET:HG3	1.80	0.63
1:B:801:ILE:HD12	1:B:801:ILE:N	2.13	0.63
1:D:520:ILE:HD13	1:D:562:LEU:CD1	2.28	0.63
1:D:487:GLU:HG3	1:D:502:MET:HG3	1.79	0.63
1:B:245:GLN:HG2	1:B:288:ARG:HG2	1.81	0.62
1:A:749:ILE:HD12	1:A:858:ILE:HD12	1.82	0.62
1:D:91:GLN:HG3	1:D:96:ASP:OD1	1.99	0.62
1:B:127:PHE:CE1	1:B:184:LEU:HG	2.34	0.62
1:C:362:LEU:CD2	1:C:576:ILE:HG13	2.30	0.62
1:A:52:ARG:O	1:A:213:SER:HB2	2.00	0.62
1:A:127:PHE:HE1	1:A:184:LEU:HG	1.64	0.62
1:A:615:PRO:O	1:A:618:THR:HG22	2.00	0.62
1:A:91:GLN:HG3	1:A:96:ASP:OD1	2.00	0.61
1:A:613:PRO:HB3	1:A:617:LEU:HD23	1.80	0.61
1:D:688:PRO:HD3	1:D:694:LEU:HD11	1.82	0.61
1:B:454:ILE:HG12	1:B:455:ILE:HG13	1.81	0.61
1:C:342:LEU:H	1:C:563:GLN:NE2	1.83	0.61
1:C:336:ARG:HB2	6:C:8793:HOH:O	2.01	0.61
1:C:801:ILE:HG22	1:C:802:ASP:H	1.67	0.60
1:D:377:LEU:HD22	1:D:708:TRP:HA	1.84	0.60
1:B:940:GLY:H	1:B:956:GLN:HE22	1.50	0.60
1:A:246:MET:HG2	6:A:9300:HOH:O	1.99	0.60
1:C:801:ILE:HG22	1:C:802:ASP:N	2.16	0.60
1:B:416:GLU:HG3	1:B:460:THR:O	2.02	0.60
1:B:672:VAL:HG22	1:B:678:GLN:HB2	1.82	0.60

Continued on next page...

Continued from previous page...

Atom-1	Atom-2	Interatomic distance (Å)	Clash overlap (Å)
1:B:440:VAL:HG11	1:B:475:ILE:HD11	1.84	0.60
1:C:497:ASP:C	1:C:498:ILE:HD12	2.22	0.60
1:D:599:ARG:HH11	1:D:798:ALA:HA	1.67	0.59
1:B:304:GLU:O	1:B:305:ILE:HD13	2.01	0.59
1:B:634:GLN:HG3	1:B:681:GLU:OE1	2.02	0.59
1:B:773:LYS:HE2	1:B:774:LYS:O	2.02	0.59
1:D:793:ILE:HG22	1:D:795:VAL:HG22	1.85	0.59
1:A:767:GLN:HE21	1:A:774:LYS:HE2	1.67	0.59
1:C:337:ILE:HD11	1:C:498:ILE:HD11	1.83	0.59
1:B:414:ASN:C	1:B:415:ILE:HD12	2.22	0.59
1:A:965:GLN:O	1:A:969:GLU:HG3	2.03	0.59
1:D:651:LEU:HD12	1:D:651:LEU:O	2.02	0.59
1:D:520:ILE:HD13	1:D:562:LEU:HD11	1.84	0.59
1:D:599:ARG:HG2	1:D:798:ALA:HB2	1.83	0.58
1:B:88:SER:HA	1:B:366:VAL:HG21	1.84	0.58
1:B:615:PRO:O	1:B:618:THR:HG22	2.03	0.58
1:B:801:ILE:HG22	1:B:802:ASP:N	2.14	0.58
1:C:431:ARG:CB	1:C:431:ARG:HH11	2.12	0.58
1:C:355:ASN:OD1	1:C:388:ARG:HD3	2.04	0.58
1:C:362:LEU:HD23	1:C:576:ILE:HG13	1.84	0.58
1:A:127:PHE:CE1	1:A:184:LEU:HG	2.38	0.58
1:C:487:GLU:HG3	1:C:502:MET:HG3	1.85	0.58
1:D:427:THR:HG21	1:D:462:SER:HB3	1.85	0.58
1:B:415:ILE:HD11	1:B:439:ARG:HB3	1.84	0.58
1:B:625:GLN:HB2	5:B:8402:DMS:H23	1.85	0.58
1:C:102:ASN:HD22	1:C:102:ASN:C	2.07	0.57
1:B:127:PHE:HE1	1:B:184:LEU:HG	1.68	0.57
1:C:147:ASN:HB3	1:C:206:SER:HA	1.86	0.57
1:C:777:LEU:HD13	1:C:980:GLU:HG3	1.86	0.57
1:B:965:GLN:O	1:B:969:GLU:HG3	2.04	0.57
1:C:730:LEU:CD2	1:C:730:LEU:H	2.15	0.57
1:A:377:LEU:HD22	1:A:708:TRP:HA	1.87	0.56
1:C:88:SER:HA	1:C:366:VAL:HG21	1.86	0.56
1:C:777:LEU:CD1	1:C:980:GLU:HG3	2.35	0.56
1:D:502:MET:HG2	1:D:536:CYS:SG	2.45	0.56
1:A:672:VAL:HG22	1:A:678:GLN:HB2	1.88	0.56
1:C:613:PRO:HB3	1:C:617:LEU:HD23	1.88	0.56
1:D:524:LEU:HD11	1:D:562:LEU:HG	1.87	0.56
1:C:651:LEU:HD11	1:C:653:HIS:CD2	2.40	0.56
1:D:139:THR:OG1	1:D:216:HIS:HD2	1.87	0.56
1:B:409:VAL:O	1:B:454:ILE:HD13	2.06	0.56

Continued on next page...

Continued from previous page...

Atom-1	Atom-2	Interatomic distance (Å)	Clash overlap (Å)
1:B:793:ILE:HG22	1:B:795:VAL:HG22	1.85	0.56
1:B:984:LEU:HD11	1:B:986:ILE:HD11	1.87	0.56
1:B:801:ILE:CD1	1:B:801:ILE:H	2.15	0.56
1:A:502:MET:HG2	1:A:536:CYS:SG	2.46	0.55
1:A:773:LYS:HD2	6:A:9155:HOH:O	2.05	0.55
1:B:499:ILE:HG22	1:B:501:PRO:HD3	1.89	0.55
1:B:598:ASP:OD1	1:B:797:GLU:HA	2.07	0.55
1:A:636:ILE:N	1:A:636:ILE:HD12	2.21	0.55
1:A:13:ARG:NH1	1:D:13:ARG:HH11	2.04	0.55
1:A:984:LEU:HD11	1:A:986:ILE:HD11	1.89	0.55
1:B:651:LEU:HD11	1:B:653:HIS:CE1	2.41	0.55
1:D:102:ASN:HD22	1:D:102:ASN:C	2.10	0.55
1:D:499:ILE:HG22	1:D:501:PRO:HD3	1.88	0.55
1:C:316:HIS:HA	1:C:323:ILE:HG12	1.88	0.55
1:B:142:ILE:CD1	1:B:170:GLU:HG2	2.37	0.55
1:B:471:LEU:O	1:B:475:ILE:HD13	2.06	0.55
1:D:866:ILE:HD12	1:D:866:ILE:N	2.22	0.55
1:A:701:VAL:HG22	1:A:714:ILE:HD13	1.88	0.55
1:B:579:ASP:OD2	1:B:583:ASN:HB2	2.07	0.55
1:A:688:PRO:HD3	1:A:694:LEU:HD11	1.89	0.55
1:A:749:ILE:CD1	1:A:858:ILE:HD12	2.37	0.55
1:C:499:ILE:HG22	1:C:501:PRO:HD3	1.88	0.55
1:D:777:LEU:CD1	1:D:980:GLU:HG2	2.37	0.55
1:C:299:LYS:NZ	1:C:307:ASN:OD1	2.40	0.55
1:D:749:ILE:O	1:D:755:ARG:HG3	2.07	0.54
1:C:409:VAL:O	1:C:454:ILE:HD13	2.08	0.54
1:C:746:ASP:HA	1:C:760:ARG:HG3	1.88	0.54
1:A:696:LEU:HB2	1:A:722:LEU:HD11	1.89	0.54
1:B:141:ILE:HD13	1:B:142:ILE:H	1.71	0.54
1:D:636:ILE:HD13	1:D:682:LEU:HG	1.87	0.54
1:C:767:GLN:NE2	1:C:774:LYS:HE2	2.22	0.54
1:D:36:TRP:O	1:D:37:ARG:HD3	2.07	0.54
1:C:127:PHE:CE1	1:C:184:LEU:HG	2.42	0.54
1:B:351:ILE:CD1	1:B:534:ILE:HD13	2.35	0.54
1:A:320:GLY:HA2	5:A:8604:DMS:O	2.07	0.54
1:B:147:ASN:HB3	1:B:206:SER:HA	1.90	0.54
1:C:580:GLU:HG3	1:C:581:ASN:N	2.23	0.54
1:C:573:GLN:HB2	1:C:602:CYS:O	2.08	0.54
1:A:767:GLN:HG2	1:A:774:LYS:HE2	1.89	0.54
1:B:142:ILE:HD12	1:B:170:GLU:CG	2.37	0.54
1:A:830:LEU:HB3	1:B:828:ASP:OD2	2.08	0.54

Continued on next page...

Continued from previous page...

Atom-1	Atom-2	Interatomic distance (Å)	Clash overlap (Å)
1:C:651:LEU:C	1:C:651:LEU:HD12	2.29	0.53
1:D:651:LEU:CD1	1:D:701:VAL:HB	2.37	0.53
1:D:887:GLN:NE2	1:D:980:GLU:O	2.41	0.53
1:A:88:SER:HA	1:A:366:VAL:HG21	1.89	0.53
1:C:351:ILE:N	1:C:351:ILE:HD12	2.23	0.53
1:A:701:VAL:HG22	1:A:714:ILE:CD1	2.38	0.53
1:C:631:LEU:HD13	1:C:636:ILE:HD13	1.89	0.53
1:D:782:ASP:HB2	1:D:842:TRP:CH2	2.43	0.53
1:D:194:GLY:O	1:D:198:GLU:HG3	2.08	0.53
1:D:581:ASN:HB2	1:D:583:ASN:ND2	2.24	0.53
1:A:636:ILE:HD13	1:A:682:LEU:HG	1.90	0.53
1:B:102:ASN:C	1:B:102:ASN:HD22	2.11	0.53
1:B:487:GLU:HG3	1:B:502:MET:HG3	1.89	0.53
1:B:502:MET:HG2	1:B:536:CYS:SG	2.49	0.53
1:A:102:ASN:C	1:A:102:ASN:HD22	2.12	0.53
1:D:52:ARG:O	1:D:213:SER:HB2	2.09	0.53
1:A:724:GLU:O	1:B:847:LYS:NZ	2.41	0.53
1:C:730:LEU:N	1:C:730:LEU:HD23	2.19	0.53
1:B:415:ILE:HD11	1:B:439:ARG:HB2	1.91	0.52
1:B:939:CYS:HA	1:B:956:GLN:HE21	1.74	0.52
1:C:909:ARG:NH1	6:C:9133:HOH:O	2.42	0.52
1:D:636:ILE:HD12	1:D:636:ILE:N	2.24	0.52
1:D:749:ILE:N	1:D:749:ILE:HD12	2.24	0.52
1:A:124:SER:HA	1:A:184:LEU:O	2.08	0.52
1:A:610:ASP:O	1:A:611:ARG:HB2	2.10	0.52
1:D:730:LEU:CD2	1:D:730:LEU:H	2.22	0.52
1:A:241:GLU:HG3	1:A:292:ARG:HG2	1.91	0.52
1:B:718:GLN:HE21	1:B:719:GLN:H	1.57	0.52
1:D:794:GLY:HA3	6:D:8949:HOH:O	2.09	0.52
1:A:640:SER:O	1:A:675:GLN:HA	2.09	0.52
1:B:316:HIS:HA	1:B:323:ILE:HG12	1.91	0.52
1:B:907:PRO:HG3	1:B:990:HIS:O	2.09	0.52
1:C:369:GLU:HG3	1:C:397:LEU:HD21	1.92	0.52
1:C:454:ILE:N	1:C:454:ILE:HD13	2.21	0.52
1:D:202:MET:HB2	1:D:573:GLN:HE22	1.73	0.52
1:D:651:LEU:HD13	1:D:653:HIS:CD2	2.44	0.52
1:D:640:SER:O	1:D:675:GLN:HA	2.09	0.52
1:A:125:LEU:HD12	5:A:8502:DMS:O	2.09	0.52
1:B:146:VAL:HG13	1:B:208:ILE:HD13	1.91	0.52
1:C:714:ILE:HD12	1:C:714:ILE:N	2.24	0.52
1:D:107:ILE:N	1:D:107:ILE:HD13	2.23	0.52

Continued on next page...

Continued from previous page...

Atom-1	Atom-2	Interatomic distance (Å)	Clash overlap (Å)
1:B:351:ILE:HD12	1:B:534:ILE:HG21	1.90	0.52
1:C:631:LEU:HD13	1:C:636:ILE:CD1	2.40	0.52
1:D:851:ILE:HB	1:D:871:GLU:HB2	1.92	0.52
1:C:736:ALA:O	1:C:860:GLY:HA3	2.10	0.51
1:C:908:ASP:OD1	1:C:993:ILE:HD13	2.09	0.51
1:D:653:HIS:CD2	1:D:667:GLU:HG2	2.45	0.51
1:A:351:ILE:N	1:A:351:ILE:HD12	2.25	0.51
1:A:942:ARG:HA	1:A:953:GLY:O	2.10	0.51
1:D:599:ARG:HE	1:D:798:ALA:HA	1.75	0.51
1:A:194:GLY:O	1:A:198:GLU:HG3	2.10	0.51
1:B:802:ASP:O	1:B:808:GLU:HG3	2.11	0.51
1:C:579:ASP:OD2	1:C:583:ASN:HB3	2.10	0.51
1:C:128:ASN:HA	1:C:180:GLY:O	2.11	0.51
1:D:680:ILE:HD12	1:D:680:ILE:N	2.26	0.51
1:A:249:GLU:HG2	1:A:251:ARG:NH2	2.26	0.51
1:A:301:TRP:CH2	1:A:452:SER:HA	2.46	0.51
1:A:907:PRO:HG3	1:A:990:HIS:O	2.10	0.51
1:D:127:PHE:CE1	1:D:184:LEU:HG	2.45	0.51
1:A:818:ALA:HB3	6:A:9326:HOH:O	2.10	0.51
1:D:472:TYR:O	1:D:476:LYS:HG2	2.11	0.51
1:A:38:ASN:HA	6:A:9194:HOH:O	2.11	0.51
1:D:599:ARG:NH1	1:D:795:VAL:CG2	2.73	0.51
1:B:651:LEU:HD12	1:B:651:LEU:C	2.31	0.50
1:C:619:GLU:HA	1:C:912:ALA:HB2	1.93	0.50
1:D:1011:ALA:HB3	1:D:1014:TYR:CZ	2.46	0.50
1:D:59:ARG:HB2	1:D:124:SER:OG	2.11	0.50
1:A:112:PRO:HG3	1:A:431:ARG:HH12	1.76	0.50
1:A:619:GLU:HA	1:A:912:ALA:HB2	1.93	0.50
1:C:749:ILE:CD1	1:C:858:ILE:HD12	2.39	0.50
1:A:472:TYR:O	1:A:476:LYS:HG2	2.12	0.50
1:D:520:ILE:HD12	1:D:521:LYS:HG3	1.93	0.50
1:A:573:GLN:HB2	1:A:602:CYS:O	2.12	0.50
1:C:610:ASP:O	1:C:611:ARG:HB2	2.11	0.50
1:D:598:ASP:C	1:D:599:ARG:HG3	2.32	0.50
1:A:658:LEU:HD22	1:A:688:PRO:HB2	1.92	0.50
1:B:46:ARG:NH1	6:B:9767:HOH:O	2.45	0.50
1:A:246:MET:SD	1:A:246:MET:C	2.90	0.50
1:D:291:LEU:HD22	1:D:291:LEU:N	2.27	0.50
1:D:646:HIS:ND1	1:D:673:ALA:HA	2.27	0.50
1:A:13:ARG:NH1	1:D:13:ARG:NH1	2.59	0.49
1:A:148:SER:HA	1:A:165:SER:OG	2.11	0.49

Continued on next page...

Continued from previous page...

Atom-1	Atom-2	Interatomic distance (Å)	Clash overlap (Å)
1:C:577:LYS:O	1:C:584:PRO:HA	2.12	0.49
1:C:91:GLN:HG3	1:C:96:ASP:OD1	2.13	0.49
1:C:102:ASN:ND2	1:C:102:ASN:C	2.64	0.49
1:D:599:ARG:HH12	1:D:795:VAL:CG2	2.14	0.49
1:D:571:VAL:CG2	1:D:609:ALA:HA	2.42	0.49
1:D:610:ASP:O	1:D:611:ARG:HB2	2.10	0.49
1:D:351:ILE:CD1	1:D:534:ILE:HD13	2.36	0.49
1:D:730:LEU:N	1:D:730:LEU:HD23	2.25	0.49
1:A:142:ILE:N	1:A:142:ILE:HD12	2.28	0.49
1:B:595:THR:HA	1:B:596:PRO:C	2.32	0.49
1:C:892:ALA:HB3	1:C:946:TYR:CE1	2.48	0.49
1:C:1011:ALA:HB3	1:C:1014:TYR:CZ	2.48	0.49
1:D:549:PHE:CE2	1:D:620:ALA:HA	2.48	0.49
1:D:433:LEU:HB3	1:D:434:PRO:HD3	1.95	0.49
1:D:942:ARG:HA	1:D:953:GLY:O	2.12	0.49
1:C:793:ILE:HG22	1:C:795:VAL:HG22	1.94	0.49
1:D:240:LEU:HD23	1:D:240:LEU:C	2.34	0.49
1:D:802:ASP:O	1:D:808:GLU:HG3	2.13	0.49
1:A:651:LEU:HD12	1:A:651:LEU:C	2.33	0.49
1:D:19:PRO:HD3	1:D:112:PRO:HB3	1.95	0.49
1:D:823:LEU:HD11	1:D:841:ALA:HB2	1.95	0.49
1:C:800:ARG:HG2	1:C:800:ARG:HH11	1.77	0.48
1:C:887:GLN:NE2	1:C:980:GLU:O	2.43	0.48
1:A:102:ASN:ND2	1:A:102:ASN:C	2.66	0.48
1:A:200:GLN:HA	1:A:416:GLU:OE1	2.13	0.48
1:B:1022:GLN:HG2	1:B:1023:LYS:N	2.27	0.48
1:B:651:LEU:HD11	1:B:653:HIS:ND1	2.28	0.48
1:B:809:ARG:HD3	6:B:9662:HOH:O	2.12	0.48
1:B:963:SER:HB3	1:B:983:TRP:CE2	2.48	0.48
1:B:730:LEU:H	1:B:730:LEU:HD23	1.78	0.48
1:C:547:GLY:CA	1:C:993:ILE:HD11	2.43	0.48
1:A:773:LYS:HE2	1:A:774:LYS:O	2.13	0.48
1:C:498:ILE:N	1:C:498:ILE:HD12	2.28	0.48
1:A:451:PRO:HB3	5:A:8401:DMS:O	2.13	0.48
1:A:107:ILE:HD13	1:A:107:ILE:N	2.28	0.48
1:B:102:ASN:C	1:B:102:ASN:ND2	2.66	0.48
1:D:863:GLN:HG2	1:D:1021:CYS:HB3	1.95	0.48
1:A:13:ARG:HG3	1:D:13:ARG:NH1	2.29	0.48
1:A:873:ALA:O	1:A:876:THR:HG22	2.14	0.48
1:C:691:ALA:HB1	1:C:725:ASN:O	2.14	0.48
1:C:802:ASP:O	1:C:808:GLU:HG3	2.14	0.48

Continued on next page...

Continued from previous page...

Atom-1	Atom-2	Interatomic distance (Å)	Clash overlap (Å)
1:D:623:GLN:HA	5:D:8402:DMS:O	2.14	0.48
1:D:333:ARG:HA	1:D:345:ASN:OD1	2.14	0.48
1:C:524:LEU:HD11	1:C:562:LEU:HG	1.95	0.47
1:B:231:PHE:N	1:B:231:PHE:CD1	2.82	0.47
1:C:945:ASN:OD1	1:C:950:GLN:HG3	2.13	0.47
1:A:334:GLU:OE1	1:A:336:ARG:NH1	2.47	0.47
1:A:763:GLY:HA3	1:A:822:LEU:HD13	1.95	0.47
1:C:863:GLN:HG2	1:C:1021:CYS:HB3	1.95	0.47
1:D:19:PRO:HD3	1:D:112:PRO:CB	2.44	0.47
1:B:746:ASP:HA	1:B:760:ARG:HG3	1.96	0.47
1:D:102:ASN:ND2	1:D:102:ASN:C	2.67	0.47
1:D:225:PHE:HA	1:D:243:GLU:O	2.15	0.47
1:A:652:LEU:HD11	1:A:698:VAL:HB	1.95	0.47
1:A:878:HIS:CE1	1:A:1010:SER:HB3	2.50	0.47
1:B:796:SER:HB2	5:B:8503:DMS:H22	1.96	0.47
1:A:830:LEU:HD22	1:B:828:ASP:HB3	1.96	0.47
1:C:431:ARG:NH1	1:C:431:ARG:HB2	2.15	0.47
1:D:713:HIS:HE1	6:D:8981:HOH:O	1.96	0.47
1:D:883:GLY:HA3	1:D:987:ASP:HA	1.97	0.47
1:A:427:THR:HG21	1:A:462:SER:HB3	1.96	0.47
1:D:630:ARG:NH1	1:D:637:GLU:OE1	2.47	0.47
1:A:147:ASN:HB3	1:A:206:SER:HA	1.97	0.47
1:A:246:MET:HE3	6:A:9300:HOH:O	2.15	0.47
1:A:237:ARG:NH1	1:A:296:GLU:HG2	2.29	0.47
1:C:630:ARG:NH1	1:C:637:GLU:OE1	2.48	0.47
1:D:598:ASP:O	1:D:599:ARG:HG3	2.14	0.47
1:B:546:LEU:HA	6:B:9331:HOH:O	2.15	0.47
1:B:833:ALA:HB1	1:B:858:ILE:O	2.15	0.47
1:A:355:ASN:OD1	1:A:388:ARG:HD3	2.15	0.47
1:B:143:PHE:O	1:B:168:PRO:HA	2.13	0.47
1:B:643:LEU:HD23	1:B:675:GLN:NE2	2.30	0.47
1:D:342:LEU:H	1:D:563:GLN:NE2	1.93	0.47
1:D:166:ARG:HG3	1:D:392:TYR:HB2	1.97	0.47
1:A:102:ASN:ND2	1:A:201:ASP:HB2	2.29	0.46
1:A:751:LEU:HD21	1:A:860:GLY:O	2.15	0.46
1:A:883:GLY:HA3	1:A:987:ASP:HA	1.96	0.46
1:C:19:PRO:HD3	1:C:112:PRO:CB	2.45	0.46
1:C:278:ILE:HD12	1:C:278:ILE:N	2.29	0.46
1:C:245:GLN:HG2	1:C:288:ARG:HG2	1.97	0.46
1:D:245:GLN:HG2	1:D:288:ARG:CG	2.40	0.46
1:A:163:GLN:O	1:A:164:ASP:HB3	2.15	0.46

Continued on next page...

Continued from previous page...

Atom-1	Atom-2	Interatomic distance (Å)	Clash overlap (Å)
1:B:892:ALA:HB3	1:B:946:TYR:CE1	2.50	0.46
1:C:231:PHE:CD1	1:C:231:PHE:N	2.83	0.46
1:C:833:ALA:HB1	1:C:858:ILE:O	2.15	0.46
1:B:631:LEU:HD13	1:B:636:ILE:HD13	1.96	0.46
1:B:653:HIS:NE2	1:B:667:GLU:OE2	2.48	0.46
1:D:202:MET:CB	1:D:573:GLN:HE22	2.28	0.46
1:D:613:PRO:HB3	1:D:617:LEU:HD23	1.98	0.46
1:A:250:LEU:O	1:A:251:ARG:HD3	2.15	0.46
1:B:730:LEU:HD23	1:B:730:LEU:N	2.30	0.46
1:A:797:GLU:O	1:A:801:ILE:HD13	2.16	0.46
1:B:141:ILE:HD11	1:B:212:VAL:HG13	1.97	0.46
1:B:52:ARG:O	1:B:213:SER:HB2	2.14	0.46
1:B:413:ALA:HB1	1:B:415:ILE:CD1	2.45	0.46
1:C:770:ILE:HG21	1:C:1022:GLN:HE22	1.80	0.46
1:A:794:GLY:HA2	1:A:998:SER:O	2.16	0.46
1:B:373:VAL:O	1:B:377:LEU:HG	2.15	0.46
1:B:41:GLU:OE2	5:B:8509:DMS:S	2.74	0.46
1:D:777:LEU:HD13	1:D:980:GLU:HG2	1.98	0.46
1:B:54:LEU:HD11	1:B:214:LEU:HG	1.98	0.46
1:C:881:ARG:HE	1:C:987:ASP:CG	2.19	0.46
1:D:784:PHE:HA	1:D:881:ARG:O	2.16	0.46
1:A:431:ARG:O	1:A:431:ARG:HG2	2.15	0.45
1:B:358:GLU:HB3	1:B:367:MET:CG	2.46	0.45
1:C:99:ILE:HD13	1:C:594:ASP:HB3	1.97	0.45
1:A:710:GLU:HG2	6:A:9296:HOH:O	2.16	0.45
1:B:1011:ALA:HB3	1:B:1014:TYR:CZ	2.51	0.45
1:B:474:TRP:HE3	1:B:475:ILE:HD12	1.81	0.45
1:B:890:GLN:HE21	1:B:891:VAL:C	2.19	0.45
1:D:595:THR:HA	1:D:596:PRO:C	2.36	0.45
1:D:815:HIS:HE1	1:D:877:PRO:O	1.99	0.45
1:C:878:HIS:CE1	1:C:1010:SER:HB3	2.52	0.45
1:C:907:PRO:HG3	1:C:990:HIS:O	2.15	0.45
1:C:965:GLN:O	1:C:969:GLU:HG3	2.15	0.45
1:D:622:HIS:O	1:D:625:GLN:HG3	2.16	0.45
1:D:354:VAL:HB	1:D:384:PHE:CE2	2.51	0.45
1:A:100:TYR:CE1	1:A:602:CYS:HB3	2.50	0.45
1:A:651:LEU:O	1:A:651:LEU:HD12	2.16	0.45
1:B:59:ARG:HB2	1:B:124:SER:OG	2.16	0.45
1:B:613:PRO:HB3	1:B:617:LEU:HD23	1.98	0.45
1:B:688:PRO:HG3	1:B:694:LEU:HD21	1.97	0.45
1:A:1011:ALA:HB3	1:A:1014:TYR:CZ	2.52	0.45

Continued on next page...

Continued from previous page...

Atom-1	Atom-2	Interatomic distance (Å)	Clash overlap (Å)
1:B:836:ILE:O	1:B:855:THR:HA	2.16	0.45
1:C:568:TRP:CD2	1:C:569:ASP:HB3	2.52	0.45
1:B:957:PHE:HB2	1:B:986:ILE:HD13	1.98	0.45
1:C:584:PRO:C	5:C:8411:DMS:H21	2.37	0.45
1:D:610:ASP:CG	1:D:612:THR:HG1	2.20	0.45
1:D:878:HIS:HD2	6:D:8802:HOH:O	2.00	0.45
1:B:842:TRP:HZ3	1:B:852:SER:HB3	1.81	0.45
1:A:225:PHE:HA	1:A:243:GLU:O	2.17	0.45
1:C:1022:GLN:HG2	1:C:1023:LYS:N	2.32	0.45
1:B:140:ARG:CD	1:B:142:ILE:HD11	2.47	0.45
1:C:390:SER:HA	1:C:391:HIS:HA	1.75	0.45
1:C:598:ASP:C	1:C:599:ARG:HG2	2.38	0.45
1:C:100:TYR:CE1	1:C:602:CYS:HB3	2.51	0.45
1:D:843:GLN:HG2	1:D:848:THR:HA	1.98	0.45
1:A:240:LEU:HD23	1:A:240:LEU:C	2.37	0.44
1:B:415:ILE:HD12	1:B:415:ILE:N	2.32	0.44
1:B:431:ARG:HB2	6:B:9680:HOH:O	2.17	0.44
1:C:225:PHE:HA	1:C:243:GLU:O	2.17	0.44
1:C:299:LYS:HB3	1:C:299:LYS:NZ	2.32	0.44
1:C:736:ALA:C	1:C:737:ILE:HD12	2.38	0.44
1:D:105:TYR:CE1	1:D:199:ASP:HB2	2.52	0.44
1:D:73:TRP:CE2	1:D:122:CYS:HB3	2.52	0.44
1:A:595:THR:HA	1:A:596:PRO:C	2.37	0.44
1:D:390:SER:HA	1:D:391:HIS:HA	1.75	0.44
1:D:767:GLN:HE21	1:D:774:LYS:HE2	1.82	0.44
1:A:131:GLU:O	1:A:135:GLN:HG3	2.17	0.44
1:C:454:ILE:HG12	1:C:455:ILE:HG13	2.00	0.44
1:A:147:ASN:HA	1:A:148:SER:HA	1.60	0.44
1:A:623:GLN:HA	5:A:8402:DMS:O	2.18	0.44
1:A:851:ILE:HB	1:A:871:GLU:HB2	1.98	0.44
1:B:200:GLN:HA	1:B:416:GLU:OE1	2.17	0.44
1:B:353:GLY:HA2	1:B:386:ALA:O	2.18	0.44
1:B:651:LEU:HD12	1:B:652:LEU:N	2.33	0.44
1:A:370:GLN:HG3	6:A:9068:HOH:O	2.17	0.44
1:B:18:ASN:ND2	1:B:21:VAL:HG23	2.33	0.44
1:B:433:LEU:HB3	1:B:434:PRO:HD3	2.00	0.44
1:B:651:LEU:HD13	1:B:667:GLU:HB3	1.98	0.44
1:B:942:ARG:HA	1:B:953:GLY:O	2.17	0.44
1:C:580:GLU:C	1:C:582:GLY:H	2.21	0.44
1:A:576:ILE:HD11	6:A:9279:HOH:O	2.16	0.44
1:A:767:GLN:HE21	1:A:774:LYS:CE	2.30	0.44

Continued on next page...

Continued from previous page...

Atom-1	Atom-2	Interatomic distance (Å)	Clash overlap (Å)
1:B:147:ASN:HA	1:B:148:SER:HA	1.68	0.44
1:C:334:GLU:OE1	1:C:336:ARG:NH1	2.46	0.44
1:C:580:GLU:HG3	1:C:581:ASN:H	1.82	0.44
1:D:352:ARG:HG2	1:D:553:TRP:CH2	2.53	0.44
1:D:86:VAL:HG13	1:D:87:PRO:HA	1.99	0.44
1:C:127:PHE:CE2	1:C:214:LEU:HD11	2.53	0.44
1:C:157:ARG:HD3	6:C:9173:HOH:O	2.16	0.44
1:C:358:GLU:HB3	1:C:367:MET:HG2	1.99	0.44
1:D:520:ILE:HD13	1:D:562:LEU:HD13	2.00	0.44
1:D:520:ILE:CD1	1:D:521:LYS:HG3	2.47	0.44
1:D:88:SER:HA	1:D:366:VAL:CG2	2.47	0.44
1:A:622:HIS:O	1:A:625:GLN:HG3	2.18	0.44
1:A:881:ARG:HE	1:A:987:ASP:CG	2.22	0.44
1:C:502:MET:HG2	1:C:536:CYS:SG	2.58	0.44
1:D:820:ALA:HB2	1:D:842:TRP:CE2	2.52	0.44
1:A:428:ASP:O	5:D:8420:DMS:H13	2.18	0.44
1:B:730:LEU:H	1:B:730:LEU:CD2	2.30	0.44
1:C:688:PRO:HD3	1:C:694:LEU:HD11	1.99	0.44
1:C:651:LEU:HD23	1:C:703:PRO:HG3	1.99	0.44
1:C:993:ILE:CD1	1:C:993:ILE:H	2.29	0.44
1:D:231:PHE:N	1:D:231:PHE:CD1	2.86	0.44
1:D:533:LEU:C	1:D:533:LEU:HD23	2.38	0.44
1:B:240:LEU:C	1:B:240:LEU:HD23	2.39	0.43
1:B:93:HIS:HE1	6:B:9337:HOH:O	2.01	0.43
1:A:427:THR:O	1:A:467:ASN:HB2	2.18	0.43
1:A:474:TRP:HZ2	5:A:8708:DMS:H12	1.82	0.43
1:A:940:GLY:H	1:A:956:GLN:NE2	2.15	0.43
1:C:576:ILE:HD12	5:C:8411:DMS:C2	2.48	0.43
1:D:763:GLY:HA3	1:D:822:LEU:HD13	1.99	0.43
1:B:246:MET:C	1:B:246:MET:SD	2.96	0.43
1:D:773:LYS:HE2	1:D:774:LYS:O	2.19	0.43
1:D:907:PRO:HG3	1:D:990:HIS:O	2.18	0.43
1:A:836:ILE:CD1	1:A:836:ILE:N	2.81	0.43
1:B:673:ALA:HB1	1:B:674:PRO:HD2	2.00	0.43
1:D:652:LEU:HD11	1:D:698:VAL:HB	1.99	0.43
1:A:939:CYS:SG	1:A:956:GLN:HG3	2.58	0.43
1:B:166:ARG:HG3	1:B:392:TYR:HB2	1.99	0.43
1:B:858:ILE:HD12	1:B:858:ILE:N	2.34	0.43
1:B:784:PHE:HA	1:B:881:ARG:O	2.18	0.43
1:A:756:TRP:CD2	1:A:858:ILE:HD13	2.54	0.43
1:B:713:HIS:HE1	6:B:9469:HOH:O	2.02	0.43

Continued on next page...

Continued from previous page...

Atom-1	Atom-2	Interatomic distance (Å)	Clash overlap (Å)
1:B:619:GLU:HA	1:B:912:ALA:HB2	2.00	0.43
1:C:240:LEU:HD23	1:C:240:LEU:C	2.39	0.43
1:C:906:TYR:HB3	1:C:907:PRO:HD2	2.01	0.43
1:A:239:VAL:HG22	1:A:294:ASN:HD22	1.84	0.43
1:A:843:GLN:HA	1:A:847:LYS:O	2.18	0.43
1:B:888:LEU:O	1:B:981:GLY:HA3	2.19	0.43
1:C:773:LYS:HE2	1:C:774:LYS:O	2.18	0.43
1:C:598:ASP:OD1	1:C:797:GLU:HA	2.18	0.43
1:B:878:HIS:CE1	1:B:1010:SER:HB3	2.53	0.43
1:B:454:ILE:HD13	1:B:454:ILE:N	2.23	0.43
1:C:784:PHE:HA	1:C:881:ARG:O	2.18	0.43
1:C:623:GLN:HA	5:C:8402:DMS:O	2.19	0.43
1:C:878:HIS:HD2	6:C:8588:HOH:O	2.00	0.43
1:D:598:ASP:OD1	1:D:797:GLU:HA	2.18	0.43
1:B:431:ARG:HD3	6:B:9745:HOH:O	2.19	0.43
1:C:358:GLU:HB3	1:C:367:MET:CG	2.49	0.43
1:C:497:ASP:HB2	1:C:498:ILE:HD12	2.01	0.42
1:C:777:LEU:HG	1:C:889:ALA:HA	2.01	0.42
1:B:178:ARG:HG2	1:B:182:ASN:OD1	2.20	0.42
1:C:111:PRO:HA	1:C:112:PRO:HA	1.89	0.42
1:C:251:ARG:HG2	1:C:253:TYR:CE2	2.54	0.42
1:C:163:GLN:O	1:C:164:ASP:HB3	2.19	0.42
1:C:127:PHE:HE1	1:C:184:LEU:HG	1.84	0.42
1:D:334:GLU:OE1	1:D:336:ARG:NH1	2.51	0.42
1:A:126:THR:HA	1:A:182:ASN:O	2.19	0.42
1:A:646:HIS:ND1	1:A:673:ALA:HA	2.34	0.42
1:B:991:MET:CE	1:B:1003:VAL:HG21	2.49	0.42
1:C:433:LEU:HB3	1:C:434:PRO:HD3	2.01	0.42
1:C:44:THR:OG1	1:C:46:ARG:HG3	2.19	0.42
1:D:373:VAL:O	1:D:377:LEU:HG	2.19	0.42
1:D:573:GLN:HB2	1:D:602:CYS:O	2.19	0.42
1:D:708:TRP:CE3	1:D:709:SER:HB3	2.54	0.42
1:A:340:GLY:O	1:A:561:ARG:HG2	2.20	0.42
1:B:105:TYR:CE1	1:B:199:ASP:HB2	2.55	0.42
1:B:441:THR:O	1:B:445:GLN:HG3	2.20	0.42
1:D:864:MET:HE2	1:D:866:ILE:HD11	2.01	0.42
1:A:568:TRP:CD2	1:A:569:ASP:HB3	2.55	0.42
1:B:887:GLN:NE2	1:B:980:GLU:O	2.52	0.42
1:C:576:ILE:HD11	6:C:8531:HOH:O	2.18	0.42
1:C:908:ASP:OD1	1:C:993:ILE:CD1	2.67	0.42
1:C:930:VAL:O	1:C:932:PRO:HD3	2.20	0.42

Continued on next page...

Continued from previous page...

Atom-1	Atom-2	Interatomic distance (Å)	Clash overlap (Å)
1:D:580:GLU:HG3	1:D:581:ASN:N	2.35	0.42
1:D:689:GLU:HG3	1:D:690:SER:N	2.35	0.42
1:A:260:LEU:HD11	1:A:309:TYR:HB3	2.01	0.42
1:B:100:TYR:CE1	1:B:602:CYS:HB3	2.54	0.42
1:C:102:ASN:ND2	1:C:201:ASP:HB2	2.35	0.42
1:C:640:SER:O	1:C:675:GLN:HA	2.20	0.42
1:C:794:GLY:HA3	6:C:9103:HOH:O	2.19	0.42
1:A:390:SER:HA	1:A:391:HIS:HA	1.79	0.42
1:A:433:LEU:N	1:A:434:PRO:CD	2.83	0.42
1:C:105:TYR:CE1	1:C:199:ASP:HB2	2.54	0.42
1:D:441:THR:O	1:D:445:GLN:HG3	2.19	0.42
1:B:674:PRO:O	1:B:675:GLN:HB2	2.19	0.42
1:C:427:THR:O	1:C:467:ASN:HB2	2.20	0.42
1:D:450:HIS:HE1	6:D:9310:HOH:O	2.02	0.42
1:D:844:HIS:CE1	1:D:845:GLN:HE21	2.37	0.42
1:B:141:ILE:HD11	1:B:212:VAL:CG1	2.50	0.41
1:C:599:ARG:HH12	1:C:795:VAL:HG23	1.83	0.41
1:D:355:ASN:OD1	1:D:388:ARG:HD3	2.19	0.41
1:D:451:PRO:HB3	5:D:8401:DMS:O	2.20	0.41
1:D:100:TYR:CE1	1:D:602:CYS:HB3	2.55	0.41
1:A:100:TYR:CZ	1:A:602:CYS:HB3	2.56	0.41
1:B:573:GLN:HB2	1:B:602:CYS:O	2.19	0.41
1:B:801:ILE:O	1:B:802:ASP:HB2	2.20	0.41
1:C:299:LYS:HZ3	1:C:299:LYS:HB3	1.84	0.41
1:C:559:TYR:HB2	1:C:562:LEU:HD12	2.02	0.41
1:D:147:ASN:HA	1:D:148:SER:HA	1.61	0.41
1:A:153:TRP:HB2	1:A:185:ALA:HB3	2.02	0.41
1:A:784:PHE:HA	1:A:881:ARG:O	2.20	0.41
1:B:250:LEU:O	1:B:251:ARG:HD2	2.20	0.41
1:C:291:LEU:HD22	1:C:291:LEU:N	2.36	0.41
1:C:368:ASP:OD2	1:C:370:GLN:HG2	2.20	0.41
1:C:963:SER:HB3	1:C:983:TRP:CE2	2.56	0.41
1:A:237:ARG:NH1	1:A:237:ARG:HG2	2.35	0.41
1:A:815:HIS:HE1	1:A:877:PRO:O	2.02	0.41
1:B:142:ILE:HD12	1:B:170:GLU:CD	2.41	0.41
1:C:595:THR:HA	1:C:596:PRO:C	2.41	0.41
1:A:13:ARG:HH11	1:D:13:ARG:NH1	2.17	0.41
1:D:427:THR:O	1:D:467:ASN:HB2	2.21	0.41
1:A:433:LEU:HB3	1:A:434:PRO:HD3	2.02	0.41
1:A:75:GLU:HG2	1:A:156:GLY:HA3	2.03	0.41
1:B:843:GLN:HG2	1:B:848:THR:HA	2.01	0.41

Continued on next page...

Continued from previous page...

Atom-1	Atom-2	Interatomic distance (Å)	Clash overlap (Å)
1:D:800:ARG:HG2	1:D:800:ARG:HH11	1.85	0.41
1:D:87:PRO:HB2	1:D:209:PHE:C	2.40	0.41
1:B:225:PHE:HA	1:B:243:GLU:O	2.21	0.41
1:B:390:SER:HA	1:B:391:HIS:HA	1.80	0.41
1:B:91:GLN:HG3	1:B:96:ASP:OD1	2.19	0.41
1:C:153:TRP:HB2	1:C:185:ALA:HB3	2.02	0.41
1:C:427:THR:HG21	1:C:462:SER:HB3	2.03	0.41
1:D:127:PHE:N	1:D:127:PHE:CD1	2.89	0.41
1:A:237:ARG:HH11	1:A:237:ARG:HG2	1.86	0.41
1:A:277:GLU:N	1:A:277:GLU:CD	2.69	0.41
1:A:878:HIS:HD2	6:A:8766:HOH:O	2.02	0.41
1:B:881:ARG:HE	1:B:987:ASP:CG	2.24	0.41
1:C:995:GLY:C	1:C:997:ASP:N	2.74	0.41
1:A:90:TRP:CZ3	1:A:121:GLY:HA3	2.55	0.41
1:A:794:GLY:HA3	6:A:9302:HOH:O	2.19	0.41
1:B:1020:TRP:HD1	1:B:1021:CYS:N	2.19	0.41
1:C:756:TRP:CD2	1:C:858:ILE:HD13	2.56	0.41
1:B:19:PRO:HD3	1:B:112:PRO:CB	2.51	0.41
1:B:413:ALA:HB1	1:B:415:ILE:HD13	2.01	0.41
1:D:433:LEU:N	1:D:434:PRO:CD	2.84	0.41
1:D:351:ILE:HD12	1:D:534:ILE:HG21	2.03	0.41
1:C:482:ARG:HA	1:C:483:PRO:HD3	1.96	0.41
1:D:699:ARG:HH11	1:D:714:ILE:HD13	1.86	0.41
1:A:369:GLU:HG3	1:A:397:LEU:HD21	2.03	0.41
1:A:636:ILE:CD1	1:A:682:LEU:HG	2.50	0.41
1:A:823:LEU:HD11	1:A:841:ALA:HB2	2.02	0.41
1:B:883:GLY:HA3	1:B:987:ASP:HA	2.03	0.41
1:C:433:LEU:N	1:C:434:PRO:CD	2.84	0.41
1:C:836:ILE:O	1:C:855:THR:HA	2.21	0.41
1:D:599:ARG:HE	1:D:798:ALA:CA	2.34	0.41
1:A:255:ARG:HG3	1:A:318:ALA:HA	2.03	0.40
1:A:777:LEU:HD12	1:A:887:GLN:HG2	2.03	0.40
1:B:1013:ARG:HH11	1:B:1013:ARG:HG3	1.85	0.40
1:C:843:GLN:HA	1:C:847:LYS:O	2.20	0.40
1:B:471:LEU:O	1:B:475:ILE:CD1	2.69	0.40
1:B:610:ASP:O	1:B:611:ARG:HB2	2.20	0.40
1:C:737:ILE:HD12	1:C:737:ILE:N	2.36	0.40
1:D:100:TYR:CZ	1:D:602:CYS:HB3	2.57	0.40
1:A:59:ARG:HB2	1:A:124:SER:OG	2.21	0.40
1:B:759:ASN:OD1	1:B:761:GLN:N	2.52	0.40
1:B:763:GLY:HA3	1:B:822:LEU:HD13	2.02	0.40

Continued on next page...

Continued from previous page...

Atom-1	Atom-2	Interatomic distance (Å)	Clash overlap (Å)
1:C:890:GLN:HE21	1:C:891:VAL:H	1.70	0.40
1:D:804:ASN:OD1	1:D:809:ARG:NH2	2.52	0.40
1:A:501:PRO:HB3	1:A:523:TRP:CZ3	2.56	0.40
1:B:301:TRP:CH2	1:B:452:SER:HA	2.56	0.40
1:C:883:GLY:HA3	1:C:987:ASP:HA	2.02	0.40
1:D:342:LEU:N	1:D:563:GLN:HE22	1.92	0.40

There are no symmetry-related clashes.

5.3 Torsion angles [i](#)

5.3.1 Protein backbone [i](#)

In the following table, the Percentiles column shows the percent Ramachandran outliers of the chain as a percentile score with respect to all X-ray entries followed by that with respect to entries of similar resolution.

The Analysed column shows the number of residues for which the backbone conformation was analysed, and the total number of residues.

Mol	Chain	Analysed	Favoured	Allowed	Outliers	Percentiles	
1	A	1009/1023 (99%)	962 (95%)	46 (5%)	1 (0%)	53	46
1	B	1009/1023 (99%)	962 (95%)	45 (4%)	2 (0%)	49	41
1	C	1009/1023 (99%)	965 (96%)	44 (4%)	0	100	100
1	D	1009/1023 (99%)	959 (95%)	50 (5%)	0	100	100
All	All	4036/4092 (99%)	3848 (95%)	185 (5%)	3 (0%)	53	46

All (3) Ramachandran outliers are listed below:

Mol	Chain	Res	Type
1	A	164	ASP
1	B	164	ASP
1	B	801	ILE

5.3.2 Protein sidechains [i](#)

In the following table, the Percentiles column shows the percent sidechain outliers of the chain as a percentile score with respect to all X-ray entries followed by that with respect to entries of similar resolution.

The Analysed column shows the number of residues for which the sidechain conformation was analysed, and the total number of residues.

Mol	Chain	Analysed	Rotameric	Outliers	Percentiles	
1	A	864/875 (99%)	855 (99%)	9 (1%)	78	78
1	B	864/875 (99%)	850 (98%)	14 (2%)	65	62
1	C	864/875 (99%)	854 (99%)	10 (1%)	74	73
1	D	864/875 (99%)	855 (99%)	9 (1%)	78	78
All	All	3456/3500 (99%)	3414 (99%)	42 (1%)	74	73

All (42) residues with a non-rotameric sidechain are listed below:

Mol	Chain	Res	Type
1	A	71	GLU
1	A	102	ASN
1	A	107	ILE
1	A	277	GLU
1	A	333	ARG
1	A	394	ASN
1	A	519	SER
1	A	546	LEU
1	A	710	GLU
1	B	71	GLU
1	B	102	ASN
1	B	141	ILE
1	B	333	ARG
1	B	344	LEU
1	B	454	ILE
1	B	519	SER
1	B	546	LEU
1	B	651	LEU
1	B	781	ARG
1	B	850	PHE
1	B	885	ASN
1	B	910	LEU
1	B	956	GLN
1	C	102	ASN
1	C	251	ARG
1	C	333	ARG
1	C	394	ASN
1	C	431	ARG
1	C	454	ILE
1	C	519	SER

Continued on next page...

Continued from previous page...

Mol	Chain	Res	Type
1	C	655	MET
1	C	910	LEU
1	C	993	ILE
1	D	102	ASN
1	D	107	ILE
1	D	277	GLU
1	D	319	ASP
1	D	333	ARG
1	D	394	ASN
1	D	431	ARG
1	D	546	LEU
1	D	956	GLN

Some sidechains can be flipped to improve hydrogen bonding and reduce clashes. All (71) such sidechains are listed below:

Mol	Chain	Res	Type
1	A	93	HIS
1	A	102	ASN
1	A	135	GLN
1	A	163	GLN
1	A	294	ASN
1	A	394	ASN
1	A	628	GLN
1	A	634	GLN
1	A	704	ASN
1	A	713	HIS
1	A	718	GLN
1	A	739	HIS
1	A	817	GLN
1	A	824	GLN
1	A	844	HIS
1	A	845	GLN
1	A	863	GLN
1	A	878	HIS
1	A	956	GLN
1	B	93	HIS
1	B	135	GLN
1	B	163	GLN
1	B	294	ASN
1	B	394	ASN
1	B	634	GLN
1	B	713	HIS

Continued on next page...

Continued from previous page...

Mol	Chain	Res	Type
1	B	718	GLN
1	B	817	GLN
1	B	824	GLN
1	B	845	GLN
1	B	863	GLN
1	B	885	ASN
1	B	890	GLN
1	B	956	GLN
1	C	49	GLN
1	C	93	HIS
1	C	102	ASN
1	C	135	GLN
1	C	163	GLN
1	C	245	GLN
1	C	294	ASN
1	C	563	GLN
1	C	653	HIS
1	C	713	HIS
1	C	718	GLN
1	C	725	ASN
1	C	735	HIS
1	C	824	GLN
1	C	878	HIS
1	C	890	GLN
1	C	1022	GLN
1	D	93	HIS
1	D	102	ASN
1	D	135	GLN
1	D	163	GLN
1	D	216	HIS
1	D	294	ASN
1	D	297	ASN
1	D	563	GLN
1	D	573	GLN
1	D	583	ASN
1	D	628	GLN
1	D	634	GLN
1	D	649	ASN
1	D	713	HIS
1	D	718	GLN
1	D	725	ASN
1	D	824	GLN

Continued on next page...

Continued from previous page...

Mol	Chain	Res	Type
1	D	845	GLN
1	D	878	HIS
1	D	956	GLN

5.3.3 RNA [i](#)

There are no RNA molecules in this entry.

5.4 Non-standard residues in protein, DNA, RNA chains [i](#)

There are no non-standard protein/DNA/RNA residues in this entry.

5.5 Carbohydrates [i](#)

There are no carbohydrates in this entry.

5.6 Ligand geometry [i](#)

Of 123 ligands modelled in this entry, 25 are monoatomic - leaving 98 for Mogul analysis.

In the following table, the Counts columns list the number of bonds (or angles) for which Mogul statistics could be retrieved, the number of bonds (or angles) that are observed in the model and the number of bonds (or angles) that are defined in the Chemical Component Dictionary. The Link column lists molecule types, if any, to which the group is linked. The Z score for a bond length (or angle) is the number of standard deviations the observed value is removed from the expected value. A bond length (or angle) with $|Z| > 2$ is considered an outlier worth inspection. RMSZ is the root-mean-square of all Z scores of the bond lengths (or angles).

Mol	Type	Chain	Res	Link	Bond lengths			Bond angles		
					Counts	RMSZ	# $ Z > 2$	Counts	RMSZ	# $ Z > 2$
2	149	A	2001	4	12,12,12	1.19	2 (16%)	15,17,17	0.77	0
5	DMS	A	8401	-	3,3,3	0.29	0	3,3,3	0.72	0
5	DMS	A	8402	-	3,3,3	0.29	0	3,3,3	0.56	0
5	DMS	A	8403	-	3,3,3	0.24	0	3,3,3	0.61	0
5	DMS	A	8404	-	3,3,3	0.28	0	3,3,3	0.63	0
5	DMS	A	8405	-	3,3,3	0.24	0	3,3,3	0.56	0
5	DMS	A	8407	-	3,3,3	0.23	0	3,3,3	0.60	0
5	DMS	A	8408	-	3,3,3	0.23	0	3,3,3	0.61	0
5	DMS	A	8409	-	3,3,3	0.28	0	3,3,3	0.65	0
5	DMS	A	8410	-	3,3,3	0.24	0	3,3,3	0.62	0
5	DMS	A	8411	-	3,3,3	0.27	0	3,3,3	0.59	0

Mol	Type	Chain	Res	Link	Bond lengths			Bond angles		
					Counts	RMSZ	# Z > 2	Counts	RMSZ	# Z > 2
5	DMS	A	8412	-	3,3,3	0.22	0	3,3,3	0.59	0
5	DMS	A	8413	-	3,3,3	0.23	0	3,3,3	0.61	0
5	DMS	A	8415	-	3,3,3	0.24	0	3,3,3	0.61	0
5	DMS	A	8421	-	3,3,3	0.24	0	3,3,3	0.60	0
5	DMS	A	8501	-	3,3,3	0.25	0	3,3,3	0.64	0
5	DMS	A	8502	-	3,3,3	0.27	0	3,3,3	0.65	0
5	DMS	A	8602	-	3,3,3	0.25	0	3,3,3	0.62	0
5	DMS	A	8603	-	3,3,3	0.21	0	3,3,3	0.58	0
5	DMS	A	8604	-	3,3,3	0.25	0	3,3,3	0.61	0
5	DMS	A	8605	-	3,3,3	0.23	0	3,3,3	0.59	0
5	DMS	A	8606	-	3,3,3	0.20	0	3,3,3	0.59	0
5	DMS	A	8607	-	3,3,3	0.23	0	3,3,3	0.60	0
5	DMS	A	8704	-	3,3,3	0.27	0	3,3,3	0.63	0
5	DMS	A	8708	-	3,3,3	0.24	0	3,3,3	0.62	0
2	149	B	2001	4	12,12,12	1.30	2 (16%)	15,17,17	0.76	0
5	DMS	B	8401	-	3,3,3	0.31	0	3,3,3	0.65	0
5	DMS	B	8402	-	3,3,3	0.17	0	3,3,3	0.60	0
5	DMS	B	8403	-	3,3,3	0.25	0	3,3,3	0.59	0
5	DMS	B	8404	-	3,3,3	0.30	0	3,3,3	0.64	0
5	DMS	B	8405	-	3,3,3	0.26	0	3,3,3	0.59	0
5	DMS	B	8406	-	3,3,3	0.23	0	3,3,3	0.61	0
5	DMS	B	8407	-	3,3,3	0.23	0	3,3,3	0.61	0
5	DMS	B	8408	-	3,3,3	0.26	0	3,3,3	0.61	0
5	DMS	B	8409	-	3,3,3	0.23	0	3,3,3	0.57	0
5	DMS	B	8410	-	3,3,3	0.25	0	3,3,3	0.60	0
5	DMS	B	8411	-	3,3,3	0.24	0	3,3,3	0.58	0
5	DMS	B	8412	-	3,3,3	0.21	0	3,3,3	0.56	0
5	DMS	B	8413	-	3,3,3	0.23	0	3,3,3	0.60	0
5	DMS	B	8420	-	3,3,3	0.24	0	3,3,3	0.61	0
5	DMS	B	8421	-	3,3,3	0.23	0	3,3,3	0.61	0
5	DMS	B	8425	4	3,3,3	0.24	0	3,3,3	0.61	0
5	DMS	B	8501	-	3,3,3	0.31	0	3,3,3	0.57	0
5	DMS	B	8502	-	3,3,3	0.25	0	3,3,3	0.61	0
5	DMS	B	8503	-	3,3,3	0.12	0	3,3,3	0.61	0
5	DMS	B	8504	-	3,3,3	0.21	0	3,3,3	0.57	0
5	DMS	B	8505	-	3,3,3	0.21	0	3,3,3	0.60	0
5	DMS	B	8506	-	3,3,3	0.25	0	3,3,3	0.60	0
5	DMS	B	8507	-	3,3,3	0.24	0	3,3,3	0.61	0
5	DMS	B	8508	-	3,3,3	0.25	0	3,3,3	0.60	0
5	DMS	B	8509	-	3,3,3	0.27	0	3,3,3	0.71	0
5	DMS	B	8510	-	3,3,3	0.23	0	3,3,3	0.56	0
2	149	C	2001	4	12,12,12	1.12	2 (16%)	15,17,17	0.77	0

Mol	Type	Chain	Res	Link	Bond lengths			Bond angles		
					Counts	RMSZ	# Z > 2	Counts	RMSZ	# Z > 2
5	DMS	C	8401	-	3,3,3	0.27	0	3,3,3	0.70	0
5	DMS	C	8402	-	3,3,3	0.25	0	3,3,3	0.59	0
5	DMS	C	8403	-	3,3,3	0.26	0	3,3,3	0.61	0
5	DMS	C	8404	-	3,3,3	0.27	0	3,3,3	0.61	0
5	DMS	C	8405	-	3,3,3	0.25	0	3,3,3	0.61	0
5	DMS	C	8406	-	3,3,3	0.20	0	3,3,3	0.58	0
5	DMS	C	8407	-	3,3,3	0.24	0	3,3,3	0.59	0
5	DMS	C	8408	-	3,3,3	0.26	0	3,3,3	0.65	0
5	DMS	C	8409	-	3,3,3	0.32	0	3,3,3	0.61	0
5	DMS	C	8410	-	3,3,3	0.24	0	3,3,3	0.61	0
5	DMS	C	8411	-	3,3,3	0.19	0	3,3,3	0.60	0
5	DMS	C	8412	-	3,3,3	0.16	0	3,3,3	0.55	0
5	DMS	C	8414	-	3,3,3	0.27	0	3,3,3	0.63	0
5	DMS	C	8415	-	3,3,3	0.23	0	3,3,3	0.61	0
5	DMS	C	8420	-	3,3,3	0.27	0	3,3,3	0.60	0
5	DMS	C	8421	-	3,3,3	0.24	0	3,3,3	0.61	0
5	DMS	C	8422	-	3,3,3	0.22	0	3,3,3	0.60	0
5	DMS	C	8425	4	3,3,3	0.25	0	3,3,3	0.61	0
5	DMS	C	8501	-	3,3,3	0.24	0	3,3,3	0.61	0
5	DMS	C	8503	-	3,3,3	0.24	0	3,3,3	0.59	0
5	DMS	C	8504	-	3,3,3	0.26	0	3,3,3	0.65	0
5	DMS	C	8505	-	3,3,3	0.25	0	3,3,3	0.60	0
5	DMS	C	8506	-	3,3,3	0.24	0	3,3,3	0.62	0
5	DMS	C	8507	-	3,3,3	0.26	0	3,3,3	0.64	0
5	DMS	C	8508	-	3,3,3	0.26	0	3,3,3	0.60	0
2	149	D	2001	4	12,12,12	1.16	2 (16%)	15,17,17	0.80	0
5	DMS	D	8401	-	3,3,3	0.24	0	3,3,3	0.70	0
5	DMS	D	8402	-	3,3,3	0.27	0	3,3,3	0.57	0
5	DMS	D	8403	-	3,3,3	0.23	0	3,3,3	0.57	0
5	DMS	D	8404	-	3,3,3	0.25	0	3,3,3	0.64	0
5	DMS	D	8405	-	3,3,3	0.27	0	3,3,3	0.57	0
5	DMS	D	8407	-	3,3,3	0.23	0	3,3,3	0.61	0
5	DMS	D	8408	-	3,3,3	0.22	0	3,3,3	0.62	0
5	DMS	D	8409	-	3,3,3	0.27	0	3,3,3	0.65	0
5	DMS	D	8410	-	3,3,3	0.24	0	3,3,3	0.60	0
5	DMS	D	8411	-	3,3,3	0.27	0	3,3,3	0.60	0
5	DMS	D	8412	-	3,3,3	0.21	0	3,3,3	0.59	0
5	DMS	D	8414	-	3,3,3	0.25	0	3,3,3	0.61	0
5	DMS	D	8415	-	3,3,3	0.24	0	3,3,3	0.61	0
5	DMS	D	8417	-	3,3,3	0.23	0	3,3,3	0.59	0
5	DMS	D	8420	-	3,3,3	0.22	0	3,3,3	0.62	0
5	DMS	D	8501	-	3,3,3	0.22	0	3,3,3	0.62	0
5	DMS	D	8705	-	3,3,3	0.21	0	3,3,3	0.53	0

Mol	Type	Chain	Res	Link	Bond lengths			Bond angles		
					Counts	RMSZ	# Z > 2	Counts	RMSZ	# Z > 2
5	DMS	D	8706	-	3,3,3	0.23	0	3,3,3	0.61	0
5	DMS	D	8709	-	3,3,3	0.23	0	3,3,3	0.59	0

In the following table, the Chirals column lists the number of chiral outliers, the number of chiral centers analysed, the number of these observed in the model and the number defined in the Chemical Component Dictionary. Similar counts are reported in the Torsion and Rings columns. '-' means no outliers of that kind were identified.

Mol	Type	Chain	Res	Link	Chirals	Torsions	Rings
2	149	A	2001	4	-	0/2/22/22	0/1/1/1
5	DMS	A	8401	-	-	0/0/0/0	0/0/0/0
5	DMS	A	8402	-	-	0/0/0/0	0/0/0/0
5	DMS	A	8403	-	-	0/0/0/0	0/0/0/0
5	DMS	A	8404	-	-	0/0/0/0	0/0/0/0
5	DMS	A	8405	-	-	0/0/0/0	0/0/0/0
5	DMS	A	8407	-	-	0/0/0/0	0/0/0/0
5	DMS	A	8408	-	-	0/0/0/0	0/0/0/0
5	DMS	A	8409	-	-	0/0/0/0	0/0/0/0
5	DMS	A	8410	-	-	0/0/0/0	0/0/0/0
5	DMS	A	8411	-	-	0/0/0/0	0/0/0/0
5	DMS	A	8412	-	-	0/0/0/0	0/0/0/0
5	DMS	A	8413	-	-	0/0/0/0	0/0/0/0
5	DMS	A	8415	-	-	0/0/0/0	0/0/0/0
5	DMS	A	8421	-	-	0/0/0/0	0/0/0/0
5	DMS	A	8501	-	-	0/0/0/0	0/0/0/0
5	DMS	A	8502	-	-	0/0/0/0	0/0/0/0
5	DMS	A	8602	-	-	0/0/0/0	0/0/0/0
5	DMS	A	8603	-	-	0/0/0/0	0/0/0/0
5	DMS	A	8604	-	-	0/0/0/0	0/0/0/0
5	DMS	A	8605	-	-	0/0/0/0	0/0/0/0
5	DMS	A	8606	-	-	0/0/0/0	0/0/0/0
5	DMS	A	8607	-	-	0/0/0/0	0/0/0/0
5	DMS	A	8704	-	-	0/0/0/0	0/0/0/0
5	DMS	A	8708	-	-	0/0/0/0	0/0/0/0
2	149	B	2001	4	-	0/2/22/22	0/1/1/1
5	DMS	B	8401	-	-	0/0/0/0	0/0/0/0
5	DMS	B	8402	-	-	0/0/0/0	0/0/0/0
5	DMS	B	8403	-	-	0/0/0/0	0/0/0/0
5	DMS	B	8404	-	-	0/0/0/0	0/0/0/0
5	DMS	B	8405	-	-	0/0/0/0	0/0/0/0
5	DMS	B	8406	-	-	0/0/0/0	0/0/0/0
5	DMS	B	8407	-	-	0/0/0/0	0/0/0/0
5	DMS	B	8408	-	-	0/0/0/0	0/0/0/0

Continued on next page...

Continued from previous page...

Mol	Type	Chain	Res	Link	Chirals	Torsions	Rings
5	DMS	B	8409	-	-	0/0/0/0	0/0/0/0
5	DMS	B	8410	-	-	0/0/0/0	0/0/0/0
5	DMS	B	8411	-	-	0/0/0/0	0/0/0/0
5	DMS	B	8412	-	-	0/0/0/0	0/0/0/0
5	DMS	B	8413	-	-	0/0/0/0	0/0/0/0
5	DMS	B	8420	-	-	0/0/0/0	0/0/0/0
5	DMS	B	8421	-	-	0/0/0/0	0/0/0/0
5	DMS	B	8425	4	-	0/0/0/0	0/0/0/0
5	DMS	B	8501	-	-	0/0/0/0	0/0/0/0
5	DMS	B	8502	-	-	0/0/0/0	0/0/0/0
5	DMS	B	8503	-	-	0/0/0/0	0/0/0/0
5	DMS	B	8504	-	-	0/0/0/0	0/0/0/0
5	DMS	B	8505	-	-	0/0/0/0	0/0/0/0
5	DMS	B	8506	-	-	0/0/0/0	0/0/0/0
5	DMS	B	8507	-	-	0/0/0/0	0/0/0/0
5	DMS	B	8508	-	-	0/0/0/0	0/0/0/0
5	DMS	B	8509	-	-	0/0/0/0	0/0/0/0
5	DMS	B	8510	-	-	0/0/0/0	0/0/0/0
2	149	C	2001	4	-	0/2/22/22	0/1/1/1
5	DMS	C	8401	-	-	0/0/0/0	0/0/0/0
5	DMS	C	8402	-	-	0/0/0/0	0/0/0/0
5	DMS	C	8403	-	-	0/0/0/0	0/0/0/0
5	DMS	C	8404	-	-	0/0/0/0	0/0/0/0
5	DMS	C	8405	-	-	0/0/0/0	0/0/0/0
5	DMS	C	8406	-	-	0/0/0/0	0/0/0/0
5	DMS	C	8407	-	-	0/0/0/0	0/0/0/0
5	DMS	C	8408	-	-	0/0/0/0	0/0/0/0
5	DMS	C	8409	-	-	0/0/0/0	0/0/0/0
5	DMS	C	8410	-	-	0/0/0/0	0/0/0/0
5	DMS	C	8411	-	-	0/0/0/0	0/0/0/0
5	DMS	C	8412	-	-	0/0/0/0	0/0/0/0
5	DMS	C	8414	-	-	0/0/0/0	0/0/0/0
5	DMS	C	8415	-	-	0/0/0/0	0/0/0/0
5	DMS	C	8420	-	-	0/0/0/0	0/0/0/0
5	DMS	C	8421	-	-	0/0/0/0	0/0/0/0
5	DMS	C	8422	-	-	0/0/0/0	0/0/0/0
5	DMS	C	8425	4	-	0/0/0/0	0/0/0/0
5	DMS	C	8501	-	-	0/0/0/0	0/0/0/0
5	DMS	C	8503	-	-	0/0/0/0	0/0/0/0
5	DMS	C	8504	-	-	0/0/0/0	0/0/0/0
5	DMS	C	8505	-	-	0/0/0/0	0/0/0/0
5	DMS	C	8506	-	-	0/0/0/0	0/0/0/0

Continued on next page...

Continued from previous page...

Mol	Type	Chain	Res	Link	Chirals	Torsions	Rings
5	DMS	C	8507	-	-	0/0/0/0	0/0/0/0
5	DMS	C	8508	-	-	0/0/0/0	0/0/0/0
2	149	D	2001	4	-	0/2/22/22	0/1/1/1
5	DMS	D	8401	-	-	0/0/0/0	0/0/0/0
5	DMS	D	8402	-	-	0/0/0/0	0/0/0/0
5	DMS	D	8403	-	-	0/0/0/0	0/0/0/0
5	DMS	D	8404	-	-	0/0/0/0	0/0/0/0
5	DMS	D	8405	-	-	0/0/0/0	0/0/0/0
5	DMS	D	8407	-	-	0/0/0/0	0/0/0/0
5	DMS	D	8408	-	-	0/0/0/0	0/0/0/0
5	DMS	D	8409	-	-	0/0/0/0	0/0/0/0
5	DMS	D	8410	-	-	0/0/0/0	0/0/0/0
5	DMS	D	8411	-	-	0/0/0/0	0/0/0/0
5	DMS	D	8412	-	-	0/0/0/0	0/0/0/0
5	DMS	D	8414	-	-	0/0/0/0	0/0/0/0
5	DMS	D	8415	-	-	0/0/0/0	0/0/0/0
5	DMS	D	8417	-	-	0/0/0/0	0/0/0/0
5	DMS	D	8420	-	-	0/0/0/0	0/0/0/0
5	DMS	D	8501	-	-	0/0/0/0	0/0/0/0
5	DMS	D	8705	-	-	0/0/0/0	0/0/0/0
5	DMS	D	8706	-	-	0/0/0/0	0/0/0/0
5	DMS	D	8709	-	-	0/0/0/0	0/0/0/0

All (8) bond length outliers are listed below:

Mol	Chain	Res	Type	Atoms	Z	Observed(Å)	Ideal(Å)
2	C	2001	149	O5-C5	2.10	1.49	1.46
2	D	2001	149	O5-C5	2.24	1.49	1.46
2	A	2001	149	O5-C5	2.32	1.49	1.46
2	B	2001	149	O5-C5	2.60	1.49	1.46
2	C	2001	149	O5-C1	2.70	1.38	1.34
2	D	2001	149	O5-C1	2.77	1.39	1.34
2	A	2001	149	O5-C1	2.83	1.39	1.34
2	B	2001	149	O5-C1	3.23	1.39	1.34

There are no bond angle outliers.

There are no chirality outliers.

There are no torsion outliers.

There are no ring outliers.

13 monomers are involved in 14 short contacts:

Mol	Chain	Res	Type	Clashes	Symm-Clashes
5	A	8401	DMS	1	0
5	A	8402	DMS	1	0
5	A	8502	DMS	1	0
5	A	8604	DMS	1	0
5	A	8708	DMS	1	0
5	B	8402	DMS	1	0
5	B	8503	DMS	1	0
5	B	8509	DMS	1	0
5	C	8402	DMS	1	0
5	C	8411	DMS	2	0
5	D	8401	DMS	1	0
5	D	8402	DMS	1	0
5	D	8420	DMS	1	0

5.7 Other polymers [i](#)

There are no such residues in this entry.

5.8 Polymer linkage issues [i](#)

There are no chain breaks in this entry.

6 Fit of model and data

6.1 Protein, DNA and RNA chains

In the following table, the column labelled ‘#RSRZ > 2’ contains the number (and percentage) of RSRZ outliers, followed by percent RSRZ outliers for the chain as percentile scores relative to all X-ray entries and entries of similar resolution. The OWAB column contains the minimum, median, 95th percentile and maximum values of the occupancy-weighted average B-factor per residue. The column labelled ‘Q < 0.9’ lists the number of (and percentage) of residues with an average occupancy less than 0.9.

Mol	Chain	Analysed	<RSRZ>	#RSRZ>2	OWAB(Å ²)	Q<0.9
1	A	1011/1023 (98%)	-0.00	23 (2%) 60 65	4, 16, 34, 63	0
1	B	1011/1023 (98%)	-0.01	24 (2%) 59 64	4, 14, 33, 62	0
1	C	1011/1023 (98%)	-0.02	27 (2%) 54 60	4, 13, 34, 63	0
1	D	1011/1023 (98%)	0.11	39 (3%) 39 43	6, 17, 38, 64	0
All	All	4044/4092 (98%)	0.02	113 (2%) 53 59	4, 15, 35, 64	0

All (113) RSRZ outliers are listed below:

Mol	Chain	Res	Type	RSRZ
1	A	800	ARG	7.3
1	C	801	ILE	7.2
1	D	800	ARG	7.0
1	B	800	ARG	6.8
1	A	685	LEU	6.7
1	B	731	PRO	6.5
1	A	798	ALA	6.5
1	D	799	THR	6.4
1	B	799	THR	6.1
1	A	735	HIS	6.0
1	B	801	ILE	5.8
1	A	801	ILE	5.6
1	D	735	HIS	5.4
1	D	689	GLU	5.4
1	C	800	ARG	5.3
1	D	687	GLN	5.1
1	D	686	PRO	5.1
1	A	796	SER	5.1
1	A	799	THR	5.0
1	D	730	LEU	4.9
1	B	730	LEU	4.9

Continued on next page...

Continued from previous page...

Mol	Chain	Res	Type	RSRZ
1	C	799	THR	4.9
1	A	732	ALA	4.8
1	B	689	GLU	4.6
1	C	731	PRO	4.5
1	A	686	PRO	4.4
1	B	1023	LYS	4.2
1	B	770	ILE	4.1
1	B	732	ALA	4.1
1	A	730	LEU	4.0
1	C	689	GLU	4.0
1	D	795	VAL	3.9
1	D	731	PRO	3.9
1	B	733	ALA	3.8
1	D	801	ILE	3.8
1	C	753	ASN	3.8
1	B	686	PRO	3.7
1	A	797	GLU	3.6
1	B	795	VAL	3.6
1	A	689	GLU	3.5
1	A	733	ALA	3.5
1	D	684	GLU	3.5
1	D	770	ILE	3.5
1	C	730	LEU	3.5
1	B	634	GLN	3.5
1	C	733	ALA	3.5
1	D	829	THR	3.4
1	D	685	LEU	3.4
1	A	731	PRO	3.4
1	C	977	HIS	3.4
1	C	580	GLU	3.4
1	C	795	VAL	3.4
1	D	130	ASP	3.3
1	D	732	ALA	3.3
1	B	685	LEU	3.2
1	D	753	ASN	3.2
1	B	681	GLU	3.1
1	D	772	ASP	3.1
1	C	581	ASN	3.1
1	A	684	GLU	3.1
1	C	735	HIS	3.1
1	B	684	GLU	3.0
1	D	75	GLU	3.0

Continued on next page...

Continued from previous page...

Mol	Chain	Res	Type	RSRZ
1	C	1022	GLN	3.0
1	D	131	GLU	2.9
1	A	795	VAL	2.9
1	A	79	PRO	2.8
1	B	690	SER	2.8
1	B	735	HIS	2.8
1	A	687	GLN	2.8
1	C	684	GLU	2.7
1	D	1018	LEU	2.7
1	C	686	PRO	2.7
1	B	687	GLN	2.7
1	C	687	GLN	2.7
1	D	739	HIS	2.7
1	A	681	GLU	2.7
1	B	734	SER	2.6
1	C	651	LEU	2.6
1	D	634	GLN	2.6
1	D	1022	GLN	2.6
1	D	798	ALA	2.5
1	A	771	GLY	2.5
1	D	733	ALA	2.5
1	C	798	ALA	2.5
1	C	819	GLU	2.5
1	D	653	HIS	2.4
1	C	794	GLY	2.4
1	D	79	PRO	2.4
1	D	128	ASN	2.4
1	C	681	GLU	2.3
1	B	729	THR	2.3
1	C	1023	LYS	2.3
1	B	688	PRO	2.3
1	D	832	ASP	2.3
1	B	71	GLU	2.3
1	D	581	ASN	2.3
1	C	772	ASP	2.3
1	D	688	PRO	2.2
1	D	796	SER	2.2
1	A	1023	LYS	2.2
1	D	78	LEU	2.1
1	B	682	LEU	2.1
1	C	732	ALA	2.1
1	A	1020	TRP	2.1

Continued on next page...

Continued from previous page...

Mol	Chain	Res	Type	RSRZ
1	D	580	GLU	2.0
1	C	890	GLN	2.0
1	D	729	THR	2.0
1	A	71	GLU	2.0
1	D	72	SER	2.0
1	D	699	ARG	2.0
1	C	690	SER	2.0
1	D	1023	LYS	2.0

6.2 Non-standard residues in protein, DNA, RNA chains [i](#)

There are no non-standard protein/DNA/RNA residues in this entry.

6.3 Carbohydrates [i](#)

There are no carbohydrates in this entry.

6.4 Ligands [i](#)

In the following table, the Atoms column lists the number of modelled atoms in the group and the number defined in the chemical component dictionary. The B-factors column lists the minimum, median, 95th percentile and maximum values of B factors of atoms in the group. The column labelled 'Q< 0.9' lists the number of atoms with occupancy less than 0.9.

Mol	Type	Chain	Res	Atoms	RSCC	RSR	B-factors(\AA^2)	Q<0.9
5	DMS	B	8509	4/4	0.28	0.90	93,93,94,95	0
5	DMS	C	8507	4/4	0.53	0.60	79,79,80,80	0
5	DMS	C	8415	4/4	0.66	0.45	107,107,107,108	0
5	DMS	D	8417	4/4	0.74	0.32	87,88,88,88	0
4	NA	D	3103	1/1	0.74	0.15	32,32,32,32	0
5	DMS	A	8407	4/4	0.75	0.26	85,85,86,86	0
5	DMS	B	8413	4/4	0.75	0.31	100,100,100,100	0
5	DMS	C	8503	4/4	0.77	0.31	94,94,94,94	0
5	DMS	C	8410	4/4	0.80	0.22	87,87,88,88	0
5	DMS	C	8407	4/4	0.81	0.23	57,58,58,58	0
5	DMS	D	8407	4/4	0.82	0.18	58,58,58,60	0
5	DMS	B	8410	4/4	0.83	0.22	56,56,56,57	0
5	DMS	C	8508	4/4	0.83	0.16	61,61,61,62	0
5	DMS	A	8415	4/4	0.83	0.24	77,77,77,78	0
5	DMS	D	8410	4/4	0.84	0.33	74,75,75,75	0

Continued on next page...

Continued from previous page...

Mol	Type	Chain	Res	Atoms	RSCC	RSR	B-factors(\AA^2)	Q<0.9
5	DMS	A	8410	4/4	0.85	0.26	67,67,67,68	0
5	DMS	A	8603	4/4	0.85	0.26	50,51,52,53	0
5	DMS	A	8502	4/4	0.85	0.25	58,58,58,59	0
5	DMS	D	8415	4/4	0.85	0.22	58,58,59,59	0
5	DMS	C	8501	4/4	0.87	0.21	47,48,48,49	0
5	DMS	D	8709	4/4	0.87	0.21	53,53,53,54	0
5	DMS	A	8421	4/4	0.88	0.27	66,66,66,67	0
5	DMS	B	8408	4/4	0.88	0.19	47,48,48,49	0
5	DMS	B	8407	4/4	0.88	0.23	52,53,53,53	0
5	DMS	A	8413	4/4	0.88	0.37	70,70,71,71	0
5	DMS	A	8501	4/4	0.88	0.19	40,42,43,44	0
5	DMS	B	8504	4/4	0.88	0.28	56,57,57,58	0
5	DMS	B	8425	4/4	0.89	0.25	76,76,76,77	0
5	DMS	A	8602	4/4	0.89	0.19	55,56,56,56	0
5	DMS	C	8505	4/4	0.90	0.17	44,46,46,46	0
5	DMS	B	8501	4/4	0.90	0.20	31,32,32,34	0
5	DMS	B	8506	4/4	0.90	0.22	66,67,67,68	0
5	DMS	B	8420	4/4	0.91	0.24	71,71,71,72	0
5	DMS	B	8405	4/4	0.91	0.21	35,35,36,39	0
5	DMS	C	8404	4/4	0.91	0.21	47,47,48,49	0
5	DMS	C	8408	4/4	0.91	0.21	38,39,40,41	0
5	DMS	A	8708	4/4	0.91	0.20	52,52,53,53	0
5	DMS	D	8420	4/4	0.92	0.20	50,50,51,51	0
5	DMS	A	8704	4/4	0.92	0.25	50,51,51,52	0
5	DMS	B	8508	4/4	0.92	0.21	60,60,60,61	0
5	DMS	A	8409	4/4	0.92	0.22	46,46,47,48	0
5	DMS	C	8506	4/4	0.92	0.20	30,34,34,34	0
5	DMS	B	8503	4/4	0.92	0.17	30,31,33,33	0
5	DMS	B	8406	4/4	0.93	0.22	48,48,49,49	0
5	DMS	D	8409	4/4	0.93	0.21	44,44,45,46	0
5	DMS	C	8425	4/4	0.93	0.33	68,68,68,68	0
5	DMS	B	8421	4/4	0.93	0.15	56,56,56,57	0
5	DMS	A	8402	4/4	0.93	0.25	30,32,32,35	0
5	DMS	B	8505	4/4	0.93	0.25	69,69,69,70	0
2	149	D	2001	12/12	0.93	0.12	14,18,22,23	0
5	DMS	D	8404	4/4	0.93	0.20	39,40,41,43	0
5	DMS	C	8421	4/4	0.93	0.14	71,71,71,72	0
5	DMS	A	8604	4/4	0.93	0.18	54,54,54,55	0
3	MG	B	3007	1/1	0.93	0.09	36,36,36,36	0
2	149	A	2001	12/12	0.94	0.12	16,18,21,22	0
5	DMS	B	8507	4/4	0.94	0.13	44,45,45,45	0
5	DMS	C	8420	4/4	0.94	0.21	51,52,52,53	0

Continued on next page...

Continued from previous page...

Mol	Type	Chain	Res	Atoms	RSCC	RSR	B-factors(\AA^2)	Q<0.9
4	NA	D	3104	1/1	0.94	0.11	23,23,23,23	0
5	DMS	A	8411	4/4	0.94	0.21	32,33,34,34	0
5	DMS	B	8502	4/4	0.94	0.14	41,41,43,44	0
5	DMS	D	8705	4/4	0.94	0.23	40,41,42,43	0
5	DMS	B	8404	4/4	0.94	0.17	33,34,35,37	0
2	149	B	2001	12/12	0.94	0.13	14,17,17,18	0
5	DMS	C	8504	4/4	0.94	0.16	32,34,35,35	0
5	DMS	D	8501	4/4	0.94	0.19	46,47,48,48	0
5	DMS	A	8607	4/4	0.94	0.12	62,63,63,63	0
5	DMS	B	8409	4/4	0.94	0.19	35,35,35,37	0
5	DMS	D	8402	4/4	0.94	0.21	29,31,32,33	0
5	DMS	C	8409	4/4	0.94	0.26	42,43,43,43	0
5	DMS	D	8405	4/4	0.94	0.19	30,31,32,34	0
5	DMS	C	8422	4/4	0.95	0.15	71,71,71,72	0
5	DMS	A	8605	4/4	0.95	0.13	64,65,65,65	0
5	DMS	A	8403	4/4	0.95	0.17	26,26,30,30	0
3	MG	D	3002	1/1	0.95	0.15	22,22,22,22	0
5	DMS	C	8414	4/4	0.95	0.17	40,41,41,41	0
4	NA	A	3104	1/1	0.95	0.12	27,27,27,27	0
5	DMS	C	8402	4/4	0.95	0.16	27,27,29,30	0
5	DMS	A	8405	4/4	0.95	0.18	35,35,36,37	0
5	DMS	A	8408	4/4	0.95	0.17	57,57,58,58	0
5	DMS	B	8510	4/4	0.95	0.14	44,44,44,44	0
5	DMS	C	8406	4/4	0.95	0.18	42,43,43,43	0
5	DMS	C	8411	4/4	0.95	0.17	27,29,29,30	0
5	DMS	B	8412	4/4	0.95	0.20	38,39,39,41	0
5	DMS	D	8414	4/4	0.95	0.27	54,55,56,57	0
5	DMS	A	8404	4/4	0.95	0.17	42,42,43,44	0
5	DMS	B	8411	4/4	0.96	0.17	36,37,38,38	0
5	DMS	B	8403	4/4	0.96	0.15	28,29,31,31	0
5	DMS	D	8411	4/4	0.96	0.27	43,44,44,46	0
5	DMS	D	8408	4/4	0.96	0.19	47,47,48,48	0
5	DMS	D	8706	4/4	0.96	0.17	57,57,57,57	0
2	149	C	2001	12/12	0.96	0.12	11,15,16,16	0
5	DMS	D	8401	4/4	0.96	0.20	32,32,34,35	0
5	DMS	A	8606	4/4	0.96	0.20	43,43,44,45	0
5	DMS	D	8403	4/4	0.96	0.19	29,30,31,32	0
4	NA	C	3104	1/1	0.97	0.17	29,29,29,29	0
5	DMS	B	8401	4/4	0.97	0.21	19,20,23,26	0
5	DMS	C	8401	4/4	0.97	0.19	23,24,27,29	0
5	DMS	A	8401	4/4	0.97	0.17	25,26,27,29	0
4	NA	D	3101	1/1	0.97	0.05	15,15,15,15	0

Continued on next page...

Continued from previous page...

Mol	Type	Chain	Res	Atoms	RSCC	RSR	B-factors(\AA^2)	Q<0.9
5	DMS	C	8403	4/4	0.97	0.16	28,30,31,31	0
5	DMS	B	8402	4/4	0.97	0.14	19,22,25,25	0
5	DMS	C	8412	4/4	0.98	0.14	24,25,26,26	0
4	NA	A	3103	1/1	0.98	0.10	20,20,20,20	0
4	NA	A	3102	1/1	0.98	0.13	9,9,9,9	0
3	MG	A	3001	1/1	0.98	0.08	19,19,19,19	0
4	NA	B	3102	1/1	0.98	0.10	11,11,11,11	0
3	MG	D	3001	1/1	0.98	0.06	15,15,15,15	0
4	NA	C	3103	1/1	0.98	0.11	23,23,23,23	0
4	NA	B	3103	1/1	0.98	0.14	27,27,27,27	0
5	DMS	D	8412	4/4	0.98	0.14	31,32,32,33	0
5	DMS	A	8412	4/4	0.98	0.14	32,32,34,34	0
4	NA	B	3101	1/1	0.98	0.07	14,14,14,14	0
4	NA	C	3102	1/1	0.98	0.11	10,10,10,10	0
5	DMS	C	8405	4/4	0.98	0.11	25,25,26,28	0
4	NA	A	3101	1/1	0.99	0.06	12,12,12,12	0
4	NA	D	3102	1/1	0.99	0.09	12,12,12,12	0
3	MG	B	3001	1/1	0.99	0.08	13,13,13,13	0
3	MG	C	3002	1/1	0.99	0.11	10,10,10,10	0
4	NA	C	3101	1/1	0.99	0.10	12,12,12,12	0
4	NA	B	3104	1/1	0.99	0.13	19,19,19,19	0
3	MG	A	3002	1/1	0.99	0.08	19,19,19,19	0
3	MG	C	3001	1/1	0.99	0.07	14,14,14,14	0
3	MG	B	3002	1/1	0.99	0.08	22,22,22,22	0

6.5 Other polymers [\(i\)](#)

There are no such residues in this entry.