



Full wwPDB X-ray Structure Validation Report ⓘ

Jun 11, 2024 – 11:13 PM EDT

PDB ID : 2D2I
Title : Crystal Structure of NADP-Dependent Glyceraldehyde-3-Phosphate Dehydrogenase from Synechococcus Sp. complexed with Nadp+
Authors : Kitatani, T.; Nakamura, Y.; Wada, K.; Kinoshita, T.; Tamoi, M.; Shigeoka, S.; Tada, T.
Deposited on : 2005-09-09
Resolution : 2.50 Å(reported)

This is a Full wwPDB X-ray Structure Validation Report for a publicly released PDB entry.

We welcome your comments at validation@mail.wwpdb.org

A user guide is available at

<https://www.wwpdb.org/validation/2017/XrayValidationReportHelp>

with specific help available everywhere you see the ⓘ symbol.

The types of validation reports are described at

<http://www.wwpdb.org/validation/2017/FAQs#types>.

The following versions of software and data (see [references ⓘ](#)) were used in the production of this report:

MolProbity : 4.02b-467
Mogul : 2022.3.0, CSD as543be (2022)
Xtriage (Phenix) : 1.20.1
EDS : 2.36.2
buster-report : 1.1.7 (2018)
Percentile statistics : 20191225.v01 (using entries in the PDB archive December 25th 2019)
Refmac : 5.8.0158
CCP4 : 7.0.044 (Gargrove)
Ideal geometry (proteins) : Engh & Huber (2001)
Ideal geometry (DNA, RNA) : Parkinson et al. (1996)
Validation Pipeline (wwPDB-VP) : 2.36.2

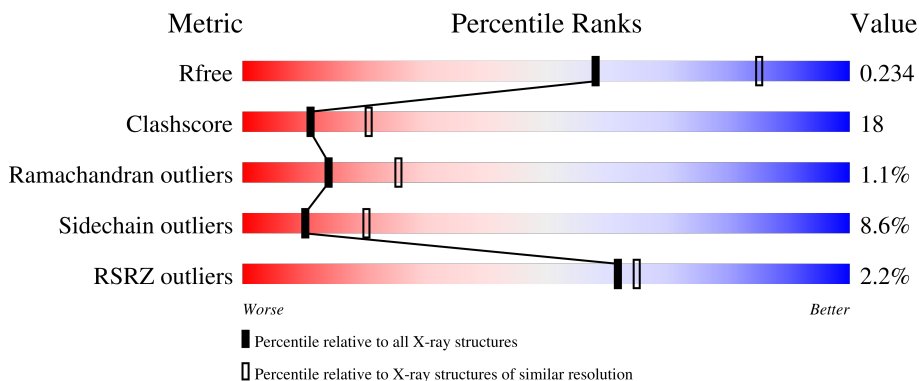
1 Overall quality at a glance

The following experimental techniques were used to determine the structure:

X-RAY DIFFRACTION

The reported resolution of this entry is 2.50 Å.

Percentile scores (ranging between 0-100) for global validation metrics of the entry are shown in the following graphic. The table shows the number of entries on which the scores are based.



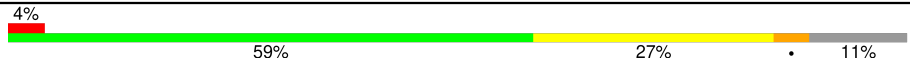

Metric	Whole archive (#Entries)	Similar resolution (#Entries, resolution range(Å))
R_{free}	130704	4661 (2.50-2.50)
Clashscore	141614	5346 (2.50-2.50)
Ramachandran outliers	138981	5231 (2.50-2.50)
Sidechain outliers	138945	5233 (2.50-2.50)
RSRZ outliers	127900	4559 (2.50-2.50)

The table below summarises the geometric issues observed across the polymeric chains and their fit to the electron density. The red, orange, yellow and green segments of the lower bar indicate the fraction of residues that contain outliers for ≥ 3 , 2, 1 and 0 types of geometric quality criteria respectively. A grey segment represents the fraction of residues that are not modelled. The numeric value for each fraction is indicated below the corresponding segment, with a dot representing fractions $\leq 5\%$. The upper red bar (where present) indicates the fraction of residues that have poor fit to the electron density. The numeric value is given above the bar.

Mol	Chain	Length	Quality of chain
1	A	380	
1	B	380	
1	O	380	
1	P	380	

Continued on next page...

Continued from previous page...

Mol	Chain	Length	Quality of chain
1	Q	380	
1	R	380	

2 Entry composition [i](#)

There are 4 unique types of molecules in this entry. The entry contains 16415 atoms, of which 0 are hydrogens and 0 are deuteriums.

In the tables below, the ZeroOcc column contains the number of atoms modelled with zero occupancy, the AltConf column contains the number of residues with at least one atom in alternate conformation and the Trace column contains the number of residues modelled with at most 2 atoms.

- Molecule 1 is a protein called glyceraldehyde 3-phosphate dehydrogenase.

Mol	Chain	Residues	Atoms					ZeroOcc	AltConf	Trace
			Total	C	N	O	S			
1	A	338	Total 2588	C 1625	N 454	O 500	S 9	0	0	0
1	B	338	Total 2588	C 1625	N 454	O 500	S 9	0	0	0
1	O	338	Total 2588	C 1625	N 454	O 500	S 9	0	0	0
1	P	338	Total 2588	C 1625	N 454	O 500	S 9	0	0	0
1	Q	338	Total 2588	C 1625	N 454	O 500	S 9	0	0	0
1	R	338	Total 2588	C 1625	N 454	O 500	S 9	0	0	0

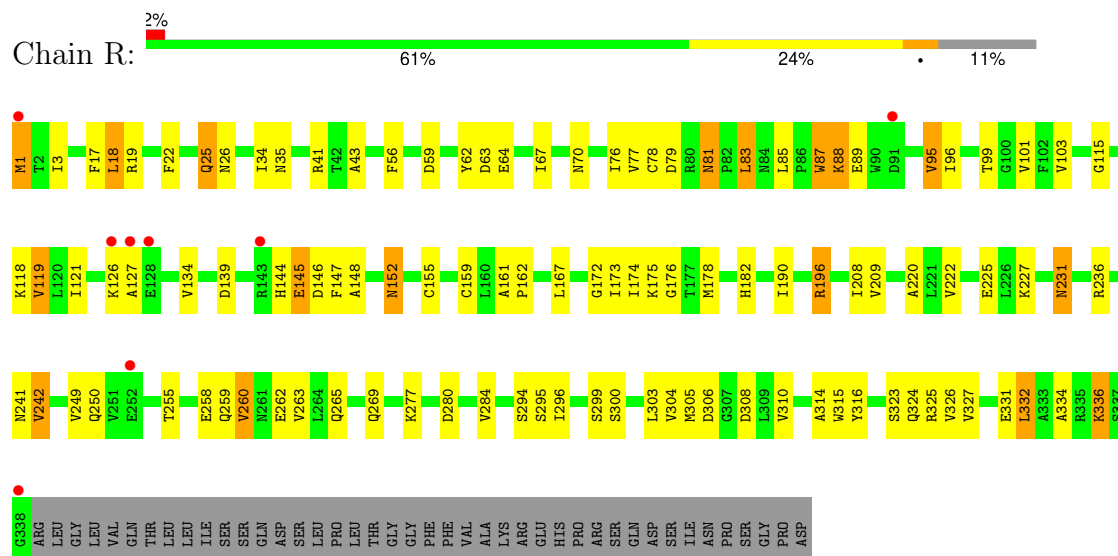
- Molecule 2 is SULFATE ION (three-letter code: SO4) (formula: O₄S).



Mol	Chain	Residues	Atoms					ZeroOcc	AltConf
3	A	1	Total	C	N	O	P	0	0
			48	21	7	17	3		
3	B	1	Total	C	N	O	P	0	0
			48	21	7	17	3		
3	O	1	Total	C	N	O	P	0	0
			48	21	7	17	3		
3	P	1	Total	C	N	O	P	0	0
			48	21	7	17	3		
3	Q	1	Total	C	N	O	P	0	0
			48	21	7	17	3		
3	R	1	Total	C	N	O	P	0	0
			48	21	7	17	3		

- Molecule 4 is water.

Mol	Chain	Residues	Atoms		ZeroOcc	AltConf
4	A	107	Total	O	0	0
			107	107		
4	B	142	Total	O	0	0
			142	142		
4	O	86	Total	O	0	0
			86	86		
4	P	82	Total	O	0	0
			82	82		
4	Q	47	Total	O	0	0
			47	47		
4	R	75	Total	O	0	0
			75	75		



4 Data and refinement statistics

Property	Value	Source
Space group	C 1 2 1	Depositor
Cell constants a, b, c, α , β , γ	150.01Å 79.59Å 206.16Å 90.00° 101.31° 90.00°	Depositor
Resolution (Å)	19.96 – 2.50 19.95 – 2.50	Depositor EDS
% Data completeness (in resolution range)	85.9 (19.96-2.50) 86.0 (19.95-2.50)	Depositor EDS
R_{merge}	0.07	Depositor
R_{sym}	0.07	Depositor
$\langle I/\sigma(I) \rangle$ ¹	3.85 (at 2.50Å)	Xtrriage
Refinement program	CNS 1.0	Depositor
R, R_{free}	0.191 , 0.240 0.185 , 0.234	Depositor DCC
R_{free} test set	7199 reflections (10.13%)	wwPDB-VP
Wilson B-factor (Å ²)	34.3	Xtrriage
Anisotropy	0.536	Xtrriage
Bulk solvent k_{sol} (e/Å ³), B_{sol} (Å ²)	0.36 , 54.2	EDS
L-test for twinning ²	$\langle L \rangle = 0.48$, $\langle L^2 \rangle = 0.31$	Xtrriage
Estimated twinning fraction	No twinning to report.	Xtrriage
F_o, F_c correlation	0.94	EDS
Total number of atoms	16415	wwPDB-VP
Average B, all atoms (Å ²)	32.0	wwPDB-VP

Xtrriage's analysis on translational NCS is as follows: *The largest off-origin peak in the Patterson function is 3.06% of the height of the origin peak. No significant pseudotranslation is detected.*

¹Intensities estimated from amplitudes.

²Theoretical values of $\langle |L| \rangle$, $\langle L^2 \rangle$ for acentric reflections are 0.5, 0.333 respectively for untwinned datasets, and 0.375, 0.2 for perfectly twinned datasets.

5 Model quality i

5.1 Standard geometry i

Bond lengths and bond angles in the following residue types are not validated in this section: SO4, NAP

The Z score for a bond length (or angle) is the number of standard deviations the observed value is removed from the expected value. A bond length (or angle) with $|Z| > 5$ is considered an outlier worth inspection. RMSZ is the root-mean-square of all Z scores of the bond lengths (or angles).

Mol	Chain	Bond lengths		Bond angles	
		RMSZ	# Z >5	RMSZ	# Z >5
1	A	0.61	0/2629	0.87	4/3575 (0.1%)
1	B	0.63	0/2629	0.88	1/3575 (0.0%)
1	O	0.61	0/2629	0.81	3/3575 (0.1%)
1	P	0.73	7/2629 (0.3%)	0.80	2/3575 (0.1%)
1	Q	0.50	0/2629	0.72	1/3575 (0.0%)
1	R	0.60	5/2629 (0.2%)	0.75	1/3575 (0.0%)
All	All	0.62	12/15774 (0.1%)	0.81	12/21450 (0.1%)

All (12) bond length outliers are listed below:

Mol	Chain	Res	Type	Atoms	Z	Observed(Å)	Ideal(Å)
1	P	25	GLN	C-O	11.80	1.45	1.23
1	P	25	GLN	CB-CG	9.79	1.78	1.52
1	R	89	GLU	CB-CG	-8.74	1.35	1.52
1	R	89	GLU	CG-CD	-7.77	1.40	1.51
1	P	25	GLN	CA-CB	-7.67	1.37	1.53
1	P	252	GLU	CG-CD	-7.01	1.41	1.51
1	P	262	GLU	CB-CG	-6.91	1.39	1.52
1	R	89	GLU	CD-OE2	-5.85	1.19	1.25
1	P	1	MET	CG-SD	-5.66	1.66	1.81
1	R	88	LYS	CE-NZ	-5.61	1.35	1.49
1	P	252	GLU	CD-OE2	-5.56	1.19	1.25
1	R	1	MET	SD-CE	-5.21	1.48	1.77

All (12) bond angle outliers are listed below:

Mol	Chain	Res	Type	Atoms	Z	Observed(°)	Ideal(°)
1	P	25	GLN	CB-CA-C	-8.27	93.85	110.40
1	A	208	ILE	N-CA-C	-7.20	91.56	111.00
1	A	335	ARG	NE-CZ-NH1	-6.65	116.97	120.30

Continued on next page...

Continued from previous page...

Mol	Chain	Res	Type	Atoms	Z	Observed(°)	Ideal(°)
1	A	335	ARG	NE-CZ-NH2	6.62	123.61	120.30
1	B	208	ILE	N-CA-C	-6.50	93.44	111.00
1	P	25	GLN	N-CA-CB	-6.37	99.14	110.60
1	O	289	ARG	NE-CZ-NH1	-6.00	117.30	120.30
1	O	208	ILE	N-CA-C	-5.92	95.02	111.00
1	R	208	ILE	N-CA-C	-5.71	95.59	111.00
1	A	1	MET	CA-CB-CG	5.66	122.91	113.30
1	Q	208	ILE	N-CA-C	-5.53	96.08	111.00
1	O	72	LYS	CD-CE-NZ	5.30	123.88	111.70

There are no chirality outliers.

There are no planarity outliers.

5.2 Too-close contacts [i](#)

In the following table, the Non-H and H(model) columns list the number of non-hydrogen atoms and hydrogen atoms in the chain respectively. The H(added) column lists the number of hydrogen atoms added and optimized by MolProbity. The Clashes column lists the number of clashes within the asymmetric unit, whereas Symm-Clashes lists symmetry-related clashes.

Mol	Chain	Non-H	H(model)	H(added)	Clashes	Symm-Clashes
1	A	2588	0	2615	114	0
1	B	2588	0	2615	97	0
1	O	2588	0	2615	83	0
1	P	2588	0	2615	121	0
1	Q	2588	0	2615	102	0
1	R	2588	0	2615	84	0
2	A	10	0	0	0	0
2	B	10	0	0	0	0
2	O	10	0	0	0	0
2	P	10	0	0	1	0
2	Q	10	0	0	0	0
2	R	10	0	0	0	0
3	A	48	0	25	2	0
3	B	48	0	25	0	0
3	O	48	0	25	0	0
3	P	48	0	25	3	0
3	Q	48	0	25	1	0
3	R	48	0	25	0	0
4	A	107	0	0	13	0
4	B	142	0	0	7	0

Continued on next page...

Continued from previous page...

Mol	Chain	Non-H	H(model)	H(added)	Clashes	Symm-Clashes
4	O	86	0	0	5	0
4	P	82	0	0	5	0
4	Q	47	0	0	3	0
4	R	75	0	0	2	0
All	All	16415	0	15840	568	0

The all-atom clashscore is defined as the number of clashes found per 1000 atoms (including hydrogen atoms). The all-atom clashscore for this structure is 18.

All (568) close contacts within the same asymmetric unit are listed below, sorted by their clash magnitude.

Atom-1	Atom-2	Interatomic distance (Å)	Clash overlap (Å)
1:P:25:GLN:CG	1:P:25:GLN:CB	1.79	1.61
1:A:324:GLN:HE21	1:A:324:GLN:HA	1.11	1.14
1:P:25:GLN:H	1:P:25:GLN:HG3	1.14	1.08
1:O:1:MET:HE2	1:O:1:MET:O	1.52	1.08
1:A:80:ARG:HH11	1:A:80:ARG:HG2	1.13	1.07
1:O:1:MET:HE3	1:O:1:MET:HA	1.42	1.01
1:A:160:LEU:HD22	1:A:178:MET:HE3	1.43	1.00
1:B:189:ARG:HG2	1:B:193:ALA:HB3	1.44	0.99
1:Q:196:ARG:NE	1:Q:196:ARG:H	1.61	0.98
1:B:160:LEU:HD22	1:B:178:MET:HE2	1.43	0.98
1:P:196:ARG:H	1:P:196:ARG:HE	1.02	0.98
1:Q:196:ARG:N	1:Q:196:ARG:HE	1.62	0.97
1:R:196:ARG:HE	1:R:196:ARG:N	1.63	0.96
1:R:196:ARG:H	1:R:196:ARG:NE	1.61	0.96
1:B:324:GLN:HE21	1:B:324:GLN:HA	1.27	0.95
1:Q:196:ARG:H	1:Q:196:ARG:HE	0.95	0.95
1:Q:1:MET:HE2	1:Q:1:MET:N	1.80	0.94
1:P:25:GLN:CG	1:P:25:GLN:H	1.81	0.94
1:O:196:ARG:H	1:O:196:ARG:HE	1.04	0.93
1:O:196:ARG:H	1:O:196:ARG:NE	1.68	0.92
1:O:196:ARG:HE	1:O:196:ARG:N	1.66	0.92
1:A:231:ASN:C	1:A:231:ASN:HD22	1.73	0.92
1:Q:1:MET:HE2	1:Q:1:MET:H3	1.31	0.90
1:O:304:VAL:HG22	1:O:310:VAL:HG12	1.52	0.90
1:Q:175:LYS:HD3	1:R:306:ASP:HB3	1.54	0.89
1:R:196:ARG:HE	1:R:196:ARG:H	0.91	0.88
1:B:209:VAL:HG22	1:B:236:ARG:HB2	1.55	0.87
1:B:231:ASN:HD22	1:B:232:GLY:H	1.21	0.87
1:P:1:MET:N	1:P:1:MET:HE2	1.89	0.87

Continued on next page...

Continued from previous page...

Atom-1	Atom-2	Interatomic distance (Å)	Clash overlap (Å)
1:P:196:ARG:HE	1:P:196:ARG:N	1.71	0.87
1:P:196:ARG:H	1:P:196:ARG:NE	1.73	0.86
1:O:1:MET:HA	1:O:1:MET:CE	2.06	0.86
1:P:25:GLN:CG	1:P:25:GLN:N	2.39	0.85
1:A:196:ARG:H	1:A:196:ARG:NE	1.74	0.85
1:A:231:ASN:OD1	1:B:303:LEU:HD21	1.77	0.85
1:Q:304:VAL:HG22	1:Q:310:VAL:HG12	1.58	0.84
1:A:324:GLN:HA	1:A:324:GLN:NE2	1.94	0.83
1:R:118:LYS:HE3	1:R:147:PHE:O	1.78	0.82
1:A:80:ARG:HG2	1:A:80:ARG:NH1	1.78	0.82
1:O:175:LYS:HE2	1:O:250:GLN:NE2	1.95	0.81
1:O:1:MET:CE	1:O:1:MET:CA	2.58	0.81
1:P:25:GLN:HG3	1:P:25:GLN:N	1.94	0.80
1:B:196:ARG:H	1:B:196:ARG:NE	1.80	0.80
1:P:331:GLU:HG3	4:P:6865:HOH:O	1.82	0.79
1:A:1:MET:HG2	1:A:2:THR:H	1.47	0.79
1:B:196:ARG:H	1:B:196:ARG:CD	1.96	0.79
1:A:59:ASP:H	1:A:70:ASN:ND2	1.82	0.78
1:O:1:MET:HE2	1:O:1:MET:C	2.03	0.77
1:B:231:ASN:HD22	1:B:232:GLY:N	1.80	0.77
1:Q:25:GLN:HE21	1:Q:26:ASN:H	1.33	0.77
1:A:1:MET:HE2	1:A:2:THR:N	1.99	0.77
1:P:25:GLN:CG	1:P:25:GLN:CA	2.63	0.76
1:Q:148:ALA:HA	4:Q:6627:HOH:O	1.85	0.76
1:P:118:LYS:HE3	1:P:147:PHE:O	1.87	0.75
1:B:25:GLN:HG2	1:B:26:ASN:H	1.52	0.75
1:A:175:LYS:HE2	1:B:306:ASP:HB3	1.68	0.74
1:Q:175:LYS:HE2	1:Q:250:GLN:NE2	2.03	0.73
1:Q:67:ILE:HD12	1:Q:76:ILE:HD11	1.69	0.73
1:R:304:VAL:HG22	1:R:310:VAL:HG12	1.70	0.73
1:A:196:ARG:H	1:A:196:ARG:HE	1.36	0.73
1:Q:209:VAL:HG22	1:Q:236:ARG:HB2	1.70	0.72
1:R:303:LEU:HD11	1:R:305:MET:HG2	1.71	0.72
1:A:231:ASN:HB2	4:A:6611:HOH:O	1.88	0.72
1:O:128:GLU:HG2	4:O:6461:HOH:O	1.89	0.71
1:O:59:ASP:H	1:O:70:ASN:HD21	1.36	0.71
1:A:323:SER:HA	1:A:326:VAL:HG13	1.72	0.71
1:R:182:HIS:HB3	1:R:236:ARG:HD3	1.72	0.71
1:O:41:ARG:HG3	1:O:62:TYR:OH	1.90	0.71
1:O:59:ASP:H	1:O:70:ASN:ND2	1.86	0.71
1:B:143:ARG:HD2	1:B:145:GLU:OE2	1.91	0.70

Continued on next page...

Continued from previous page...

Atom-1	Atom-2	Interatomic distance (Å)	Clash overlap (Å)
1:Q:1:MET:HE3	1:Q:1:MET:C	2.12	0.70
1:A:306:ASP:HB3	1:B:175:LYS:HE2	1.74	0.70
1:B:59:ASP:H	1:B:70:ASN:ND2	1.91	0.69
1:B:171:PHE:HB3	1:B:251:VAL:CG1	2.22	0.69
1:B:171:PHE:HB3	1:B:251:VAL:HG11	1.75	0.69
1:A:324:GLN:HE21	1:A:324:GLN:CA	1.97	0.69
1:O:118:LYS:HE3	1:O:147:PHE:O	1.92	0.69
1:Q:43:ALA:HB3	1:Q:67:ILE:HD11	1.75	0.69
1:A:209:VAL:HG22	1:A:236:ARG:HB2	1.74	0.68
1:P:304:VAL:HG22	1:P:310:VAL:HG12	1.73	0.68
1:B:231:ASN:ND2	1:B:232:GLY:H	1.91	0.67
1:A:196:ARG:HD3	4:A:6769:HOH:O	1.94	0.67
1:R:78:CYS:O	1:R:78:CYS:SG	2.52	0.67
1:B:85:LEU:HD13	1:B:87:TRP:CZ2	2.30	0.66
1:P:99:THR:OG1	1:P:101:VAL:HG12	1.96	0.65
1:Q:25:GLN:NE2	1:Q:26:ASN:H	1.94	0.65
1:O:182:HIS:HB3	1:O:236:ARG:HD3	1.78	0.65
1:B:260:VAL:CG2	1:B:302:THR:HG21	2.27	0.65
1:P:182:HIS:HB3	1:P:236:ARG:HD3	1.76	0.65
1:P:209:VAL:HG22	1:P:236:ARG:HB2	1.78	0.65
1:P:1:MET:HE2	1:P:1:MET:H3	1.62	0.65
1:A:171:PHE:HB3	1:A:251:VAL:CG1	2.27	0.64
1:A:231:ASN:C	1:A:231:ASN:ND2	2.49	0.64
1:R:41:ARG:HG3	1:R:62:TYR:OH	1.98	0.64
1:P:25:GLN:CB	1:P:25:GLN:CD	2.62	0.64
1:A:171:PHE:HB3	1:A:251:VAL:HG11	1.81	0.63
1:P:1:MET:C	1:P:1:MET:HE3	2.19	0.63
1:P:141:GLU:HG3	4:P:6869:HOH:O	1.99	0.63
1:B:324:GLN:HA	1:B:324:GLN:NE2	2.08	0.63
1:Q:41:ARG:HG3	1:Q:62:TYR:OH	1.99	0.63
1:Q:99:THR:OG1	1:Q:101:VAL:HG12	1.99	0.63
1:A:59:ASP:H	1:A:70:ASN:HD21	1.45	0.62
1:A:24:ARG:HH12	1:A:324:GLN:NE2	1.98	0.62
1:P:175:LYS:CE	1:P:250:GLN:NE2	2.62	0.62
1:P:175:LYS:HE3	1:P:250:GLN:NE2	2.14	0.62
1:A:144:HIS:CD2	1:A:337:SER:HA	2.34	0.62
1:B:160:LEU:HD22	1:B:178:MET:CE	2.25	0.62
1:O:67:ILE:HD12	1:O:76:ILE:HD11	1.81	0.62
1:Q:41:ARG:HG3	1:Q:62:TYR:CZ	2.35	0.62
1:A:142:TYR:HD2	1:A:336:LYS:HD2	1.65	0.61
1:Q:85:LEU:HD13	1:Q:87:TRP:CZ2	2.34	0.61

Continued on next page...

Continued from previous page...

Atom-1	Atom-2	Interatomic distance (Å)	Clash overlap (Å)
1:Q:306:ASP:HB3	1:R:175:LYS:HD3	1.81	0.61
1:Q:303:LEU:HD11	1:Q:305:MET:HG2	1.81	0.61
1:A:126:LYS:HD2	4:A:6787:HOH:O	2.01	0.61
1:R:323:SER:HA	1:R:326:VAL:HG13	1.83	0.61
1:Q:210:PRO:HG2	1:R:315:TRP:HZ2	1.65	0.60
1:O:112:ILE:CD1	1:O:148:ALA:HB1	2.31	0.60
1:P:1:MET:HE2	1:P:1:MET:H2	1.66	0.60
1:P:25:GLN:HB2	1:P:25:GLN:HE21	1.64	0.60
1:P:87:TRP:CE3	1:P:92:ILE:HG13	2.36	0.60
1:B:189:ARG:CG	1:B:193:ALA:HB3	2.26	0.60
1:O:126:LYS:O	1:O:127:ALA:HB3	2.01	0.60
1:A:160:LEU:HD22	1:A:178:MET:CE	2.25	0.60
1:A:196:ARG:HE	1:A:196:ARG:N	1.99	0.60
1:A:306:ASP:HB3	1:B:175:LYS:CE	2.31	0.60
1:B:59:ASP:H	1:B:70:ASN:HD21	1.49	0.59
1:A:80:ARG:HH11	1:A:80:ARG:CG	1.97	0.59
1:P:174:ILE:HD12	1:P:250:GLN:HG2	1.83	0.59
1:R:103:VAL:HG23	1:R:126:LYS:HB2	1.83	0.59
1:O:1:MET:HE2	1:O:1:MET:CA	2.31	0.59
1:P:41:ARG:HG3	1:P:62:TYR:OH	2.02	0.59
1:P:59:ASP:H	1:P:70:ASN:ND2	2.00	0.59
1:R:59:ASP:H	1:R:70:ASN:ND2	2.01	0.59
1:P:327:VAL:O	1:P:331:GLU:HB2	2.02	0.59
1:A:87:TRP:CE3	1:A:92:ILE:HG13	2.37	0.59
1:A:196:ARG:H	1:A:196:ARG:CD	2.14	0.59
1:Q:182:HIS:HB3	1:Q:236:ARG:HD3	1.83	0.59
1:O:43:ALA:HB3	1:O:67:ILE:HD11	1.85	0.58
1:Q:324:GLN:HA	1:Q:324:GLN:OE1	2.03	0.58
1:R:303:LEU:CD1	1:R:305:MET:HG2	2.34	0.58
1:P:190:ILE:HD11	1:Q:204:ALA:HB3	1.86	0.58
1:A:1:MET:HE2	1:A:1:MET:C	2.23	0.58
1:Q:265:GLN:O	1:Q:269:GLN:HG3	2.03	0.58
1:A:199:ARG:NH2	1:B:298:ASP:OD1	2.37	0.58
1:A:309:LEU:HD13	1:A:309:LEU:C	2.23	0.58
1:P:1:MET:N	1:P:1:MET:CE	2.66	0.57
1:Q:152:ASN:OD1	1:Q:326:VAL:HA	2.03	0.57
1:A:285:SER:HB3	1:B:208:ILE:HB	1.86	0.57
1:P:216:ALA:HB3	4:P:6866:HOH:O	2.03	0.57
1:R:126:LYS:O	1:R:127:ALA:HB3	2.03	0.57
1:Q:308:ASP:OD2	1:R:175:LYS:NZ	2.36	0.57
1:R:99:THR:OG1	1:R:101:VAL:HG12	2.04	0.57

Continued on next page...

Continued from previous page...

Atom-1	Atom-2	Interatomic distance (Å)	Clash overlap (Å)
1:Q:126:LYS:O	1:Q:127:ALA:HB3	2.04	0.57
1:O:41:ARG:HG3	1:O:62:TYR:CZ	2.39	0.57
1:A:195:HIS:CE1	1:A:196:ARG:HD2	2.40	0.57
1:O:306:ASP:HB3	1:P:175:LYS:HD3	1.87	0.56
1:R:81:ASN:HD21	1:R:83:LEU:CD2	2.18	0.56
1:A:178:MET:O	1:A:232:GLY:HA3	2.04	0.56
1:B:88:LYS:HB3	1:B:89:GLU:OE1	2.06	0.56
1:Q:143:ARG:HB2	1:Q:146:ASP:OD2	2.05	0.56
1:Q:258:GLU:O	1:Q:262:GLU:HG3	2.05	0.56
1:A:1:MET:CE	1:A:2:THR:N	2.69	0.56
1:B:1:MET:HE2	1:B:2:THR:H	1.70	0.56
1:O:145:GLU:CD	1:O:145:GLU:H	2.06	0.56
1:R:145:GLU:H	1:R:145:GLU:CD	2.08	0.56
1:A:126:LYS:O	1:A:127:ALA:HB3	2.06	0.56
1:Q:303:LEU:CD1	1:Q:305:MET:HG2	2.35	0.56
1:B:24:ARG:HH21	1:B:24:ARG:CG	2.18	0.56
1:P:59:ASP:H	1:P:70:ASN:HD21	1.52	0.56
1:Q:59:ASP:H	1:Q:70:ASN:ND2	2.04	0.56
1:P:126:LYS:O	1:P:127:ALA:HB3	2.06	0.56
1:P:17:PHE:HD2	1:P:326:VAL:HG22	1.69	0.56
1:R:174:ILE:HD12	1:R:250:GLN:HG2	1.86	0.56
1:B:36:ASN:HB3	4:B:6538:HOH:O	2.06	0.56
1:B:145:GLU:CD	1:B:145:GLU:H	2.08	0.56
1:A:175:LYS:CE	1:B:306:ASP:HB3	2.35	0.56
1:A:260:VAL:CG2	1:A:302:THR:HG21	2.36	0.56
1:R:25:GLN:HE21	1:R:26:ASN:H	1.52	0.56
1:A:78:CYS:O	1:A:78:CYS:SG	2.64	0.55
1:O:324:GLN:OE1	1:O:324:GLN:HA	2.06	0.55
1:A:118:LYS:NZ	1:A:147:PHE:O	2.37	0.55
1:Q:1:MET:CE	1:Q:1:MET:CA	2.85	0.55
1:Q:145:GLU:CD	1:Q:145:GLU:H	2.10	0.55
1:R:59:ASP:H	1:R:70:ASN:HD21	1.55	0.55
1:Q:175:LYS:HD3	1:R:306:ASP:CB	2.33	0.55
1:A:138:ASN:ND2	1:A:222:VAL:HG12	2.22	0.55
1:P:143:ARG:HB2	1:P:146:ASP:OD2	2.07	0.55
1:A:1:MET:HE2	1:A:1:MET:CA	2.37	0.55
1:B:246:ASP:HA	1:B:313:ILE:HD13	1.89	0.54
1:B:144:HIS:HB2	1:B:336:LYS:O	2.07	0.54
1:O:112:ILE:HD13	1:O:148:ALA:HB1	1.89	0.54
1:Q:1:MET:HE2	1:Q:1:MET:CA	2.36	0.54
1:Q:280:ASP:HA	1:Q:299:SER:HB3	1.88	0.54

Continued on next page...

Continued from previous page...

Atom-1	Atom-2	Interatomic distance (Å)	Clash overlap (Å)
1:A:144:HIS:HB2	1:A:336:LYS:O	2.07	0.54
1:A:335:ARG:C	1:A:336:LYS:HG2	2.28	0.54
1:B:87:TRP:CE3	1:B:92:ILE:HG13	2.42	0.54
1:B:182:HIS:HB3	1:B:236:ARG:HD3	1.90	0.54
1:Q:59:ASP:H	1:Q:70:ASN:HD21	1.55	0.54
1:Q:175:LYS:CE	1:Q:250:GLN:NE2	2.70	0.54
1:O:175:LYS:CE	1:O:250:GLN:NE2	2.68	0.54
1:O:209:VAL:HG22	1:O:236:ARG:HB2	1.89	0.54
1:P:87:TRP:HE3	1:P:87:TRP:HA	1.73	0.54
1:A:87:TRP:CE3	1:A:87:TRP:HA	2.43	0.54
1:A:87:TRP:HA	1:A:87:TRP:HE3	1.73	0.54
1:B:95:VAL:HG13	1:B:119:VAL:HB	1.90	0.53
1:R:175:LYS:HE3	1:R:250:GLN:NE2	2.23	0.53
1:O:106:GLU:O	1:O:109:SER:HB2	2.08	0.53
1:B:1:MET:CE	1:B:2:THR:H	2.22	0.53
1:B:231:ASN:ND2	1:B:232:GLY:N	2.52	0.53
1:Q:1:MET:C	1:Q:1:MET:CE	2.76	0.53
1:R:41:ARG:HG3	1:R:62:TYR:CZ	2.43	0.53
1:O:85:LEU:HD13	1:O:87:TRP:CZ2	2.44	0.53
1:Q:303:LEU:HD22	1:Q:304:VAL:N	2.23	0.53
1:R:85:LEU:HD13	1:R:87:TRP:CZ2	2.44	0.53
1:A:144:HIS:HD2	4:A:6343:HOH:O	1.91	0.53
1:A:298:ASP:OD1	1:B:199:ARG:NH2	2.42	0.53
1:P:87:TRP:CE3	1:P:87:TRP:HA	2.43	0.53
1:Q:175:LYS:NZ	1:R:308:ASP:OD2	2.36	0.53
1:A:142:TYR:CD2	1:A:336:LYS:HD2	2.44	0.52
1:Q:1:MET:HE3	1:Q:2:THR:N	2.24	0.52
1:P:190:ILE:CD1	1:Q:204:ALA:HB3	2.40	0.52
1:Q:134:VAL:HG23	1:Q:222:VAL:HG11	1.92	0.52
1:B:144:HIS:CD2	1:B:337:SER:HA	2.45	0.52
1:Q:89:GLU:HG2	4:Q:6781:HOH:O	2.10	0.52
1:R:152:ASN:OD1	1:R:326:VAL:HA	2.10	0.52
1:A:334:ALA:C	1:A:336:LYS:H	2.13	0.52
1:O:34:ILE:HB	1:O:76:ILE:HD13	1.91	0.52
1:Q:17:PHE:HD2	1:Q:326:VAL:HG22	1.75	0.52
1:Q:118:LYS:HE3	1:Q:147:PHE:O	2.09	0.52
1:P:82:PRO:HA	1:P:85:LEU:HD12	1.91	0.52
1:B:2:THR:HA	1:B:28:ASP:O	2.10	0.52
1:O:196:ARG:H	1:O:196:ARG:CD	2.22	0.52
1:B:25:GLN:HG2	1:B:26:ASN:N	2.21	0.52
1:R:17:PHE:HD2	1:R:326:VAL:HG22	1.75	0.52

Continued on next page...

Continued from previous page...

Atom-1	Atom-2	Interatomic distance (Å)	Clash overlap (Å)
1:R:118:LYS:HG3	1:R:148:ALA:O	2.09	0.52
1:B:24:ARG:NH2	1:B:24:ARG:HG2	2.25	0.51
1:B:193:ALA:O	1:B:201:ALA:HB1	2.10	0.51
1:O:308:ASP:OD2	1:P:175:LYS:NZ	2.43	0.51
1:O:87:TRP:CE3	1:O:92:ILE:HG13	2.46	0.51
1:R:34:ILE:HB	1:R:76:ILE:HD13	1.92	0.51
1:A:17:PHE:HD2	1:A:326:VAL:HG22	1.75	0.51
1:P:81:ASN:ND2	1:P:83:LEU:H	2.08	0.51
1:P:141:GLU:CG	4:P:6869:HOH:O	2.57	0.51
1:R:225:GLU:HG3	4:R:6773:HOH:O	2.09	0.51
1:P:41:ARG:HG3	1:P:62:TYR:CZ	2.45	0.51
1:P:323:SER:HA	1:P:326:VAL:HG13	1.92	0.51
1:A:265:GLN:O	1:A:269:GLN:HG3	2.10	0.51
1:O:146:ASP:HB3	1:O:147:PHE:CD1	2.46	0.51
1:P:25:GLN:HB2	1:P:25:GLN:NE2	2.24	0.51
1:P:213:THR:HA	2:P:4339:SO4:O2	2.11	0.51
1:A:85:LEU:HD13	1:A:87:TRP:CZ2	2.45	0.51
1:B:335:ARG:C	1:B:336:LYS:HG2	2.30	0.51
1:Q:175:LYS:HE2	1:Q:250:GLN:HE22	1.76	0.51
1:A:77:VAL:HG12	1:A:78:CYS:N	2.26	0.51
1:Q:25:GLN:HE21	1:Q:26:ASN:N	2.04	0.51
1:A:92:ILE:O	1:A:116:ALA:HA	2.11	0.50
1:A:17:PHE:CD2	1:A:326:VAL:HG22	2.46	0.50
1:Q:210:PRO:CG	1:R:315:TRP:HZ2	2.24	0.50
1:B:171:PHE:HB3	1:B:251:VAL:HG13	1.92	0.50
1:B:196:ARG:H	1:B:196:ARG:HD2	1.75	0.50
1:P:1:MET:CE	1:P:1:MET:CA	2.89	0.50
1:B:87:TRP:CE3	1:B:87:TRP:HA	2.46	0.50
1:O:204:ALA:HB3	1:R:190:ILE:HD11	1.94	0.50
1:B:87:TRP:HA	1:B:87:TRP:HE3	1.76	0.50
1:Q:199:ARG:HD2	1:Q:210:PRO:O	2.12	0.50
1:O:280:ASP:HA	1:O:299:SER:HB3	1.93	0.50
1:P:17:PHE:CD2	1:P:326:VAL:HG22	2.47	0.50
1:R:324:GLN:OE1	1:R:324:GLN:HA	2.11	0.50
1:A:134:VAL:HA	4:A:6356:HOH:O	2.11	0.50
1:P:63:ASP:OD1	1:P:64:GLU:N	2.44	0.50
1:O:247:LEU:O	1:O:311:LYS:HA	2.12	0.50
1:P:190:ILE:HG22	1:Q:186:LEU:HD23	1.93	0.49
1:O:8:ASN:OD1	1:O:35:ASN:HB3	2.11	0.49
1:B:144:HIS:HD2	4:B:6353:HOH:O	1.94	0.49
1:P:176:GLY:HA3	1:P:249:VAL:HG12	1.94	0.49

Continued on next page...

Continued from previous page...

Atom-1	Atom-2	Interatomic distance (Å)	Clash overlap (Å)
1:Q:241:ASN:O	1:Q:242:VAL:HB	2.13	0.49
1:Q:323:SER:HA	1:Q:326:VAL:HG13	1.93	0.49
1:R:25:GLN:NE2	1:R:26:ASN:H	2.11	0.49
1:R:241:ASN:O	1:R:242:VAL:HB	2.12	0.49
1:A:241:ASN:ND2	1:A:242:VAL:H	2.10	0.49
1:Q:152:ASN:ND2	4:Q:6751:HOH:O	2.45	0.49
1:R:260:VAL:O	1:R:263:VAL:HG22	2.12	0.49
1:A:1:MET:CE	1:A:2:THR:H	2.24	0.49
1:Q:89:GLU:CD	1:Q:89:GLU:H	2.16	0.49
1:R:43:ALA:HB3	1:R:67:ILE:HD11	1.95	0.49
1:B:241:ASN:ND2	1:B:242:VAL:H	2.11	0.49
1:R:196:ARG:H	1:R:196:ARG:CD	2.24	0.49
1:B:242:VAL:CG2	1:B:285:SER:HB2	2.43	0.49
1:P:11:GLY:O	1:P:15:ARG:HG3	2.12	0.49
1:A:1:MET:CG	1:A:2:THR:H	2.23	0.49
1:B:196:ARG:NE	1:B:196:ARG:N	2.57	0.49
1:O:258:GLU:O	1:O:262:GLU:HG3	2.13	0.49
1:Q:103:VAL:HA	1:Q:121:ILE:HD13	1.95	0.49
1:R:88:LYS:N	1:R:115:GLY:HA3	2.28	0.49
1:P:25:GLN:CB	1:P:25:GLN:NE2	2.76	0.48
1:O:175:LYS:HD3	1:P:306:ASP:HB3	1.94	0.48
1:P:145:GLU:H	1:P:145:GLU:CD	2.17	0.48
1:B:126:LYS:O	1:B:127:ALA:HB3	2.14	0.48
1:B:196:ARG:H	1:B:196:ARG:HE	1.57	0.48
1:O:291:THR:HG21	1:O:296:ILE:HD11	1.95	0.48
1:A:24:ARG:NH2	1:A:328:ASP:OD1	2.46	0.48
1:P:1:MET:C	1:P:1:MET:CE	2.81	0.48
1:P:67:ILE:HD12	1:P:76:ILE:HD11	1.94	0.48
1:A:270:THR:OG1	1:A:271:THR:N	2.45	0.48
1:O:110:LYS:HG2	4:O:6701:HOH:O	2.13	0.48
1:O:255:THR:OG1	1:O:259:GLN:NE2	2.46	0.48
1:Q:161:ALA:HB3	1:Q:162:PRO:HD3	1.95	0.48
1:O:11:GLY:O	1:O:15:ARG:HG3	2.14	0.48
1:O:220:ALA:HB2	1:O:227:LYS:HA	1.96	0.48
1:P:280:ASP:HA	1:P:299:SER:HB3	1.94	0.48
1:O:144:HIS:CD2	4:O:6548:HOH:O	2.67	0.48
1:A:1:MET:HG2	1:A:2:THR:N	2.21	0.47
1:A:24:ARG:NH1	1:A:324:GLN:NE2	2.61	0.47
1:O:323:SER:HA	1:O:326:VAL:HG13	1.94	0.47
1:P:43:ALA:HB3	1:P:67:ILE:HD11	1.95	0.47
1:A:101:VAL:HG22	1:A:101:VAL:O	2.13	0.47

Continued on next page...

Continued from previous page...

Atom-1	Atom-2	Interatomic distance (Å)	Clash overlap (Å)
1:Q:139:ASP:OD2	1:Q:139:ASP:N	2.47	0.47
1:B:95:VAL:CG1	1:B:119:VAL:HB	2.44	0.47
1:P:303:LEU:HD22	1:P:304:VAL:N	2.29	0.47
1:Q:11:GLY:HA3	3:Q:5341:NAP:O5B	2.13	0.47
1:O:152:ASN:O	1:O:153:ALA:HB3	2.14	0.47
1:O:265:GLN:O	1:O:269:GLN:HG3	2.15	0.47
1:Q:152:ASN:O	1:Q:153:ALA:HB3	2.15	0.47
1:R:167:LEU:HB3	1:R:173:ILE:HD11	1.97	0.47
1:B:196:ARG:N	1:B:196:ARG:HE	2.13	0.47
1:O:109:SER:O	1:O:113:GLN:HG3	2.15	0.47
1:P:244:VAL:HG13	1:P:244:VAL:O	2.14	0.47
1:R:265:GLN:O	1:R:269:GLN:HG3	2.14	0.47
1:A:311:LYS:NZ	4:A:6732:HOH:O	2.47	0.47
1:O:152:ASN:OD1	1:O:326:VAL:HA	2.14	0.47
1:O:286:SER:O	1:O:289:ARG:HD3	2.15	0.47
1:P:255:THR:OG1	1:P:259:GLN:NE2	2.47	0.47
1:R:81:ASN:HD21	1:R:83:LEU:HD23	1.80	0.47
1:R:255:THR:OG1	1:R:259:GLN:NE2	2.48	0.47
1:B:24:ARG:CG	1:B:24:ARG:NH2	2.75	0.47
1:B:175:LYS:NZ	1:B:250:GLN:OE1	2.48	0.47
1:B:270:THR:OG1	1:B:271:THR:N	2.46	0.47
1:O:25:GLN:NE2	1:O:26:ASN:H	2.13	0.47
1:A:24:ARG:HD2	4:A:6798:HOH:O	2.15	0.47
1:A:95:VAL:HG13	1:A:119:VAL:HB	1.97	0.47
1:A:334:ALA:O	1:A:336:LYS:N	2.46	0.47
1:A:216:ALA:HB3	1:A:231:ASN:HA	1.97	0.46
1:P:4:ARG:HD3	1:P:91:ASP:O	2.15	0.46
1:P:175:LYS:HE2	1:P:250:GLN:NE2	2.30	0.46
1:A:25:GLN:CD	1:A:25:GLN:H	2.19	0.46
1:B:191:LEU:HA	1:B:203:ALA:HB2	1.97	0.46
1:O:335:ARG:NH1	4:O:6426:HOH:O	2.48	0.46
1:P:99:THR:OG1	1:P:101:VAL:CG1	2.63	0.46
1:B:309:LEU:C	1:B:309:LEU:HD13	2.36	0.46
1:O:21:TRP:CH2	1:O:72:LYS:HE2	2.50	0.46
1:P:81:ASN:ND2	1:P:83:LEU:HB2	2.29	0.46
1:Q:176:GLY:HA3	1:Q:249:VAL:HG12	1.98	0.46
1:B:323:SER:HA	1:B:326:VAL:HG13	1.97	0.46
1:O:294:SER:HG	1:O:325:ARG:HD2	1.80	0.46
1:A:209:VAL:CG2	1:A:209:VAL:O	2.64	0.46
1:Q:87:TRP:HE3	1:Q:87:TRP:HA	1.79	0.46
1:Q:220:ALA:HB2	1:Q:227:LYS:HA	1.97	0.46

Continued on next page...

Continued from previous page...

Atom-1	Atom-2	Interatomic distance (Å)	Clash overlap (Å)
1:Q:277:LYS:HD3	1:Q:296:ILE:HG23	1.97	0.46
1:R:19:ARG:HD3	1:R:56:PHE:CD1	2.50	0.46
1:P:112:ILE:HA	1:P:116:ALA:O	2.16	0.46
1:P:261:ASN:HD22	1:P:261:ASN:HA	1.57	0.46
1:Q:87:TRP:HA	1:Q:87:TRP:CE3	2.50	0.46
1:R:17:PHE:CD2	1:R:326:VAL:HG22	2.50	0.46
1:A:22:PHE:CZ	1:A:69:VAL:HB	2.51	0.46
1:O:101:VAL:CG2	1:O:101:VAL:O	2.63	0.46
1:R:159:CYS:HA	1:R:295:SER:HB3	1.97	0.46
1:A:25:GLN:H	1:A:25:GLN:NE2	2.13	0.46
1:B:106:GLU:HG3	4:B:6605:HOH:O	2.15	0.46
1:P:45:HIS:CD2	1:Q:198:LEU:HG	2.50	0.46
1:P:294:SER:OG	1:P:325:ARG:HD2	2.16	0.46
1:Q:209:VAL:HA	1:Q:210:PRO:HD3	1.77	0.46
1:R:3:ILE:CD1	1:R:334:ALA:HB2	2.46	0.46
1:A:241:ASN:O	1:A:242:VAL:HG13	2.15	0.46
1:B:11:GLY:O	1:B:15:ARG:HG3	2.16	0.46
1:O:303:LEU:CD1	1:O:305:MET:HG2	2.46	0.46
1:P:18:LEU:HD22	1:P:22:PHE:CD1	2.51	0.46
1:Q:247:LEU:O	1:Q:311:LYS:HA	2.15	0.46
1:O:327:VAL:O	1:O:331:GLU:HG2	2.16	0.45
1:Q:165:LYS:HB2	1:Q:223:ILE:HD11	1.98	0.45
1:R:118:LYS:NZ	1:R:144:HIS:O	2.49	0.45
1:B:34:ILE:HB	1:B:76:ILE:HD13	1.97	0.45
1:B:77:VAL:HG12	1:B:78:CYS:N	2.32	0.45
1:O:139:ASP:OD2	1:O:139:ASP:N	2.49	0.45
1:R:18:LEU:HD22	1:R:22:PHE:CE1	2.51	0.45
1:O:294:SER:OG	1:O:325:ARG:HD2	2.15	0.45
1:O:25:GLN:HE21	1:O:26:ASN:H	1.64	0.45
1:P:35:ASN:ND2	3:P:4341:NAP:H2A	2.32	0.45
1:R:139:ASP:OD2	1:R:139:ASP:N	2.50	0.45
1:R:280:ASP:HA	1:R:299:SER:HB3	1.98	0.45
1:B:107:GLY:O	1:B:110:LYS:HG3	2.16	0.45
1:O:231:ASN:HB2	1:P:305:MET:SD	2.56	0.45
1:A:24:ARG:NH1	1:A:324:GLN:HE22	2.15	0.45
1:B:1:MET:HB3	1:B:2:THR:H	1.44	0.45
1:P:19:ARG:CZ	1:P:56:PHE:HB2	2.46	0.45
1:P:184:TYR:CE1	1:Q:191:LEU:HD21	2.52	0.45
1:P:184:TYR:HE1	1:Q:191:LEU:HD21	1.80	0.45
1:O:261:ASN:HD22	1:O:261:ASN:HA	1.59	0.45
1:P:209:VAL:HA	1:P:210:PRO:HD3	1.68	0.45

Continued on next page...

Continued from previous page...

Atom-1	Atom-2	Interatomic distance (Å)	Clash overlap (Å)
1:R:87:TRP:HA	1:R:87:TRP:HE3	1.82	0.45
1:A:34:ILE:HB	1:A:76:ILE:HD13	1.99	0.45
1:A:123:ALA:HB2	3:A:1341:NAP:H1D	1.98	0.45
1:B:127:ALA:HB3	4:B:6696:HOH:O	2.17	0.45
1:P:81:ASN:C	1:P:81:ASN:HD22	2.20	0.45
1:P:94:LEU:HA	1:P:118:LYS:O	2.17	0.45
1:P:303:LEU:HD11	1:P:305:MET:HG2	1.99	0.45
1:A:94:LEU:HD12	1:A:118:LYS:O	2.17	0.45
1:A:199:ARG:HH22	1:B:298:ASP:CG	2.21	0.45
1:O:103:VAL:HA	1:O:121:ILE:HD13	1.99	0.45
1:O:134:VAL:HG23	1:O:222:VAL:HG11	1.99	0.45
1:P:249:VAL:HG23	1:P:310:VAL:HG22	1.99	0.45
1:R:81:ASN:HD21	1:R:83:LEU:HD22	1.82	0.45
1:A:144:HIS:CD2	4:A:6343:HOH:O	2.68	0.44
1:B:89:GLU:OE1	1:B:89:GLU:N	2.43	0.44
1:R:161:ALA:HB3	1:R:162:PRO:HD3	1.99	0.44
1:P:220:ALA:HB2	1:P:227:LYS:HA	1.99	0.44
1:B:56:PHE:CD2	1:B:60:ILE:HD11	2.53	0.44
1:B:78:CYS:O	1:B:78:CYS:SG	2.76	0.44
1:Q:17:PHE:CD2	1:Q:326:VAL:HG22	2.51	0.44
1:A:184:TYR:HA	1:A:188:GLN:OE1	2.18	0.44
1:Q:112:ILE:CD1	1:Q:148:ALA:HB1	2.48	0.44
1:A:101:VAL:O	1:A:101:VAL:CG2	2.65	0.44
1:O:81:ASN:C	1:O:81:ASN:HD22	2.21	0.44
1:P:191:LEU:HD21	1:Q:184:TYR:CE1	2.53	0.44
1:B:17:PHE:HD2	1:B:326:VAL:HG22	1.83	0.44
1:O:103:VAL:HG23	1:O:126:LYS:HB2	1.98	0.44
1:P:168:HIS:HB2	1:P:173:ILE:HG12	2.00	0.44
1:Q:261:ASN:HD22	1:Q:261:ASN:HA	1.60	0.44
1:R:95:VAL:HG13	1:R:119:VAL:HB	1.99	0.44
1:B:25:GLN:H	1:B:25:GLN:NE2	2.16	0.44
1:Q:255:THR:OG1	1:Q:256:ILE:N	2.50	0.44
1:R:99:THR:OG1	1:R:101:VAL:CG1	2.66	0.44
1:R:332:LEU:CD2	1:R:336:LYS:HD3	2.48	0.44
1:O:231:ASN:HD22	1:O:231:ASN:HA	1.47	0.44
1:P:88:LYS:N	1:P:115:GLY:HA3	2.33	0.44
1:A:106:GLU:HG3	4:A:6718:HOH:O	2.16	0.43
1:B:36:ASN:CB	4:B:6538:HOH:O	2.65	0.43
1:B:332:LEU:HD22	1:B:336:LYS:HD2	1.99	0.43
1:O:303:LEU:HD11	1:O:305:MET:HG2	2.00	0.43
1:P:1:MET:H3	1:P:1:MET:CE	2.27	0.43

Continued on next page...

Continued from previous page...

Atom-1	Atom-2	Interatomic distance (Å)	Clash overlap (Å)
1:P:11:GLY:HA3	3:P:4341:NAP:O5B	2.18	0.43
1:R:87:TRP:HA	1:R:87:TRP:CE3	2.53	0.43
1:P:10:PHE:CZ	1:P:18:LEU:HD12	2.53	0.43
1:R:159:CYS:O	1:R:162:PRO:HD2	2.18	0.43
1:R:294:SER:OG	1:R:325:ARG:HD2	2.18	0.43
1:A:260:VAL:HG22	1:A:302:THR:HG21	1.99	0.43
1:B:209:VAL:O	1:B:209:VAL:CG2	2.67	0.43
1:O:126:LYS:O	1:O:127:ALA:CB	2.66	0.43
1:P:265:GLN:O	1:P:269:GLN:HG3	2.18	0.43
1:B:24:ARG:HE	1:B:324:GLN:HE22	1.67	0.43
1:P:103:VAL:HA	1:P:121:ILE:HD13	2.00	0.43
1:P:255:THR:OG1	1:P:256:ILE:N	2.51	0.43
1:R:64:GLU:HB2	4:R:6713:HOH:O	2.18	0.43
1:A:168:HIS:HA	1:A:173:ILE:HG13	1.98	0.43
1:A:196:ARG:CD	4:A:6769:HOH:O	2.60	0.43
1:B:94:LEU:HD12	1:B:118:LYS:O	2.19	0.43
1:P:270:THR:OG1	1:P:271:THR:N	2.51	0.43
1:A:99:THR:OG1	1:A:101:VAL:HG12	2.18	0.43
1:P:225:GLU:HG3	4:P:6458:HOH:O	2.18	0.43
1:A:261:ASN:HD22	1:A:261:ASN:HA	1.63	0.43
1:Q:34:ILE:HB	1:Q:76:ILE:HD13	2.00	0.43
1:P:231:ASN:HD22	1:P:231:ASN:HA	1.54	0.43
1:R:209:VAL:HG22	1:R:236:ARG:HB2	2.00	0.43
1:B:41:ARG:HG3	1:B:62:TYR:CZ	2.54	0.43
1:B:139:ASP:OD2	1:B:139:ASP:N	2.47	0.43
1:Q:99:THR:OG1	1:Q:101:VAL:CG1	2.65	0.43
1:B:22:PHE:CZ	1:B:69:VAL:HB	2.54	0.43
1:P:190:ILE:O	1:P:191:LEU:HD23	2.19	0.43
1:A:190:ILE:H	1:A:190:ILE:HG13	1.55	0.42
1:O:17:PHE:HD2	1:O:326:VAL:HG22	1.84	0.42
1:O:99:THR:OG1	1:O:101:VAL:HG12	2.19	0.42
1:P:82:PRO:HA	1:P:85:LEU:CD1	2.49	0.42
1:P:94:LEU:HD12	1:P:118:LYS:O	2.18	0.42
1:P:100:GLY:HA2	3:P:4341:NAP:O3D	2.19	0.42
1:A:174:ILE:HD12	1:A:250:GLN:HG2	2.00	0.42
1:Q:5:VAL:CG1	1:Q:96:ILE:HD13	2.49	0.42
1:R:19:ARG:CZ	1:R:56:PHE:HB2	2.50	0.42
1:R:134:VAL:HG23	1:R:222:VAL:HG11	2.01	0.42
1:R:176:GLY:HA3	1:R:249:VAL:HG12	2.00	0.42
1:R:241:ASN:O	1:R:242:VAL:CB	2.67	0.42
1:A:100:GLY:HA2	3:A:1341:NAP:O3D	2.19	0.42

Continued on next page...

Continued from previous page...

Atom-1	Atom-2	Interatomic distance (Å)	Clash overlap (Å)
1:O:174:ILE:HD12	1:O:250:GLN:HG2	2.00	0.42
1:P:18:LEU:HD22	1:P:22:PHE:CE1	2.54	0.42
1:P:303:LEU:CD1	1:P:305:MET:HG2	2.48	0.42
1:Q:87:TRP:CE3	1:Q:92:ILE:HG13	2.55	0.42
1:Q:210:PRO:CG	1:R:315:TRP:CZ2	3.02	0.42
1:R:81:ASN:C	1:R:81:ASN:HD22	2.22	0.42
1:A:63:ASP:OD2	1:A:63:ASP:C	2.57	0.42
1:P:191:LEU:HD21	1:Q:184:TYR:HE1	1.83	0.42
1:Q:243:SER:HB2	1:Q:316:TYR:CZ	2.54	0.42
1:A:171:PHE:HB3	1:A:251:VAL:HG13	1.98	0.42
1:B:334:ALA:C	1:B:336:LYS:H	2.23	0.42
1:P:139:ASP:N	1:P:139:ASP:OD2	2.53	0.42
1:A:24:ARG:CD	4:A:6798:HOH:O	2.68	0.42
1:A:242:VAL:HG21	1:A:285:SER:O	2.20	0.42
1:P:247:LEU:O	1:P:311:LYS:HA	2.20	0.42
1:Q:78:CYS:SG	1:Q:78:CYS:O	2.78	0.42
1:B:209:VAL:HA	1:B:210:PRO:HD3	1.77	0.42
1:P:152:ASN:OD1	1:P:326:VAL:HA	2.20	0.42
1:A:158:ASN:ND2	4:A:6507:HOH:O	2.53	0.42
1:O:10:PHE:CZ	1:O:18:LEU:HD12	2.55	0.42
1:O:81:ASN:ND2	1:O:83:LEU:H	2.18	0.42
1:P:291:THR:HG21	1:P:296:ILE:HD11	2.02	0.42
1:Q:112:ILE:HD13	1:Q:148:ALA:HB1	2.01	0.42
1:Q:209:VAL:HB	1:R:284:VAL:HG12	2.02	0.42
1:A:251:VAL:CG1	1:A:252:GLU:N	2.82	0.42
1:Q:88:LYS:HE2	1:Q:115:GLY:HA2	2.02	0.42
1:Q:89:GLU:CD	1:Q:89:GLU:N	2.74	0.42
1:R:175:LYS:CE	1:R:250:GLN:NE2	2.83	0.42
1:R:296:ILE:O	1:R:314:ALA:HA	2.20	0.42
1:R:325:ARG:HA	1:R:325:ARG:NE	2.35	0.42
1:A:48:GLU:O	1:A:55:ARG:HA	2.20	0.41
1:A:242:VAL:CG2	1:A:285:SER:HB2	2.50	0.41
1:B:135:ILE:HG12	4:B:6368:HOH:O	2.20	0.41
1:B:199:ARG:HH21	1:B:210:PRO:HG2	1.85	0.41
1:R:103:VAL:HA	1:R:121:ILE:HD13	2.02	0.41
1:R:258:GLU:O	1:R:262:GLU:HG3	2.20	0.41
1:R:327:VAL:O	1:R:331:GLU:HG2	2.20	0.41
1:B:63:ASP:C	1:B:63:ASP:OD2	2.58	0.41
1:Q:260:VAL:HG22	1:Q:302:THR:HG21	2.01	0.41
1:A:303:LEU:HD23	1:A:304:VAL:N	2.34	0.41
1:O:118:LYS:NZ	1:O:144:HIS:O	2.53	0.41

Continued on next page...

Continued from previous page...

Atom-1	Atom-2	Interatomic distance (Å)	Clash overlap (Å)
1:P:277:LYS:HD3	1:P:296:ILE:HG23	2.03	0.41
1:B:158:ASN:ND2	4:B:6431:HOH:O	2.53	0.41
1:B:260:VAL:HG21	1:B:302:THR:HG21	1.98	0.41
1:Q:97:GLU:OE2	1:Q:99:THR:HG23	2.20	0.41
1:R:220:ALA:HB2	1:R:227:LYS:HA	2.03	0.41
1:O:39:ASP:OD1	1:O:41:ARG:HB3	2.20	0.41
1:O:95:VAL:HG13	1:O:119:VAL:HB	2.03	0.41
1:P:190:ILE:HD11	1:Q:204:ALA:CB	2.49	0.41
1:Q:18:LEU:HD22	1:Q:22:PHE:CE1	2.55	0.41
1:R:277:LYS:HD3	1:R:296:ILE:HG23	2.01	0.41
1:P:85:LEU:HD13	1:P:87:TRP:CZ2	2.56	0.41
1:Q:178:MET:HE3	1:Q:178:MET:O	2.21	0.41
1:A:119:VAL:HG13	1:A:149:VAL:HG22	2.01	0.41
1:A:335:ARG:O	1:A:336:LYS:CB	2.68	0.41
1:B:41:ARG:HG3	1:B:62:TYR:OH	2.20	0.41
1:P:81:ASN:HD22	1:P:83:LEU:H	1.67	0.41
1:P:175:LYS:CE	1:P:250:GLN:HE22	2.33	0.41
1:A:323:SER:HA	1:A:326:VAL:CG1	2.46	0.41
1:A:209:VAL:HA	1:A:210:PRO:HD3	1.79	0.41
1:O:205:ALA:HB3	4:O:6640:HOH:O	2.19	0.41
1:P:1:MET:HE2	1:P:1:MET:CA	2.51	0.41
1:P:159:CYS:SG	1:P:295:SER:HB3	2.61	0.41
1:P:209:VAL:O	1:P:209:VAL:CG2	2.69	0.41
1:Q:11:GLY:O	1:Q:15:ARG:HG3	2.19	0.41
1:Q:19:ARG:HD3	1:Q:56:PHE:CD1	2.55	0.41
1:A:20:CYS:HB3	1:A:324:GLN:NE2	2.36	0.41
1:O:209:VAL:HA	1:O:210:PRO:HD3	1.81	0.41
1:O:241:ASN:O	1:O:242:VAL:HB	2.21	0.41
1:P:161:ALA:HB3	1:P:162:PRO:HD3	2.02	0.41
1:R:231:ASN:HD22	1:R:231:ASN:HA	1.53	0.41
4:A:6732:HOH:O	1:B:177:THR:HG23	2.19	0.40
1:Q:305:MET:HB2	1:Q:309:LEU:HB3	2.03	0.40
1:A:59:ASP:O	1:A:69:VAL:HA	2.20	0.40
1:A:315:TRP:HZ2	1:B:210:PRO:CG	2.35	0.40
1:B:260:VAL:HG22	1:B:302:THR:HG21	2.03	0.40
1:P:184:TYR:HA	1:P:188:GLN:OE1	2.21	0.40
1:P:291:THR:HG21	1:P:296:ILE:CD1	2.52	0.40
1:P:34:ILE:HB	1:P:76:ILE:HD13	2.03	0.40
1:P:260:VAL:HG22	1:P:302:THR:HG21	2.01	0.40
1:Q:124:PRO:HG3	1:Q:154:SER:HB3	2.02	0.40
1:A:309:LEU:C	1:A:309:LEU:CD1	2.89	0.40

Continued on next page...

Continued from previous page...

Atom-1	Atom-2	Interatomic distance (Å)	Clash overlap (Å)
1:B:242:VAL:HG21	1:B:285:SER:HB2	2.04	0.40
1:P:112:ILE:HG23	1:P:116:ALA:O	2.21	0.40
1:Q:35:ASN:HA	1:Q:77:VAL:O	2.22	0.40
1:R:146:ASP:HB3	1:R:147:PHE:CD1	2.57	0.40
1:Q:167:LEU:HB3	1:Q:173:ILE:HD11	2.03	0.40
1:R:35:ASN:HA	1:R:77:VAL:O	2.22	0.40

There are no symmetry-related clashes.

5.3 Torsion angles [i](#)

5.3.1 Protein backbone [i](#)

In the following table, the Percentiles column shows the percent Ramachandran outliers of the chain as a percentile score with respect to all X-ray entries followed by that with respect to entries of similar resolution.

The Analysed column shows the number of residues for which the backbone conformation was analysed, and the total number of residues.

Mol	Chain	Analysed	Favoured	Allowed	Outliers	Percentiles	
1	A	336/380 (88%)	308 (92%)	22 (6%)	6 (2%)	8	14
1	B	336/380 (88%)	308 (92%)	22 (6%)	6 (2%)	8	14
1	O	336/380 (88%)	313 (93%)	20 (6%)	3 (1%)	17	31
1	P	336/380 (88%)	318 (95%)	16 (5%)	2 (1%)	25	43
1	Q	336/380 (88%)	314 (94%)	18 (5%)	4 (1%)	13	24
1	R	336/380 (88%)	313 (93%)	21 (6%)	2 (1%)	25	43
All	All	2016/2280 (88%)	1874 (93%)	119 (6%)	23 (1%)	14	26

All (23) Ramachandran outliers are listed below:

Mol	Chain	Res	Type
1	A	336	LYS
1	A	242	VAL
1	B	242	VAL
1	B	336	LYS
1	O	242	VAL
1	P	242	VAL

Continued on next page...

Continued from previous page...

Mol	Chain	Res	Type
1	Q	242	VAL
1	R	242	VAL
1	A	203	ALA
1	B	127	ALA
1	O	172	GLY
1	Q	172	GLY
1	A	127	ALA
1	A	335	ARG
1	O	127	ALA
1	R	172	GLY
1	B	335	ARG
1	Q	127	ALA
1	P	172	GLY
1	Q	186	LEU
1	B	238	PRO
1	B	172	GLY
1	A	172	GLY

5.3.2 Protein sidechains [i](#)

In the following table, the Percentiles column shows the percent sidechain outliers of the chain as a percentile score with respect to all X-ray entries followed by that with respect to entries of similar resolution.

The Analysed column shows the number of residues for which the sidechain conformation was analysed, and the total number of residues.

Mol	Chain	Analysed	Rotameric	Outliers	Percentiles	
1	A	284/321 (88%)	254 (89%)	30 (11%)	6	13
1	B	284/321 (88%)	256 (90%)	28 (10%)	8	15
1	O	284/321 (88%)	262 (92%)	22 (8%)	13	25
1	P	284/321 (88%)	260 (92%)	24 (8%)	10	21
1	Q	284/321 (88%)	264 (93%)	20 (7%)	15	29
1	R	284/321 (88%)	262 (92%)	22 (8%)	13	25
All	All	1704/1926 (88%)	1558 (91%)	146 (9%)	10	20

All (146) residues with a non-rotameric sidechain are listed below:

Mol	Chain	Res	Type
1	A	1	MET

Continued on next page...

Continued from previous page...

Mol	Chain	Res	Type
1	A	18	LEU
1	A	25	GLN
1	A	36	ASN
1	A	37	THR
1	A	39	ASP
1	A	57	ASN
1	A	80	ARG
1	A	87	TRP
1	A	89	GLU
1	A	97	GLU
1	A	119	VAL
1	A	130	VAL
1	A	145	GLU
1	A	167	LEU
1	A	190	ILE
1	A	196	ARG
1	A	198	LEU
1	A	209	VAL
1	A	219	VAL
1	A	231	ASN
1	A	242	VAL
1	A	260	VAL
1	A	305	MET
1	A	310	VAL
1	A	312	VAL
1	A	324	GLN
1	A	326	VAL
1	A	332	LEU
1	A	336	LYS
1	B	18	LEU
1	B	24	ARG
1	B	25	GLN
1	B	36	ASN
1	B	87	TRP
1	B	89	GLU
1	B	119	VAL
1	B	120	LEU
1	B	130	VAL
1	B	143	ARG
1	B	145	GLU
1	B	155	CYS
1	B	167	LEU

Continued on next page...

Continued from previous page...

Mol	Chain	Res	Type
1	B	178	MET
1	B	189	ARG
1	B	190	ILE
1	B	196	ARG
1	B	198	LEU
1	B	209	VAL
1	B	219	VAL
1	B	231	ASN
1	B	242	VAL
1	B	300	SER
1	B	305	MET
1	B	312	VAL
1	B	324	GLN
1	B	332	LEU
1	B	336	LYS
1	O	1	MET
1	O	18	LEU
1	O	25	GLN
1	O	63	ASP
1	O	72	LYS
1	O	79	ASP
1	O	81	ASN
1	O	83	LEU
1	O	87	TRP
1	O	95	VAL
1	O	117	LYS
1	O	119	VAL
1	O	126	LYS
1	O	145	GLU
1	O	152	ASN
1	O	178	MET
1	O	196	ARG
1	O	231	ASN
1	O	240	PRO
1	O	260	VAL
1	O	324	GLN
1	O	332	LEU
1	P	1	MET
1	P	2	THR
1	P	18	LEU
1	P	25	GLN
1	P	39	ASP

Continued on next page...

Continued from previous page...

Mol	Chain	Res	Type
1	P	63	ASP
1	P	79	ASP
1	P	81	ASN
1	P	83	LEU
1	P	87	TRP
1	P	95	VAL
1	P	96	ILE
1	P	119	VAL
1	P	145	GLU
1	P	152	ASN
1	P	178	MET
1	P	196	ARG
1	P	198	LEU
1	P	209	VAL
1	P	231	ASN
1	P	252	GLU
1	P	261	ASN
1	P	332	LEU
1	P	336	LYS
1	Q	1	MET
1	Q	18	LEU
1	Q	25	GLN
1	Q	63	ASP
1	Q	79	ASP
1	Q	81	ASN
1	Q	83	LEU
1	Q	87	TRP
1	Q	95	VAL
1	Q	119	VAL
1	Q	145	GLU
1	Q	152	ASN
1	Q	178	MET
1	Q	196	ARG
1	Q	198	LEU
1	Q	209	VAL
1	Q	231	ASN
1	Q	240	PRO
1	Q	260	VAL
1	Q	332	LEU
1	R	1	MET
1	R	18	LEU
1	R	25	GLN

Continued on next page...

Continued from previous page...

Mol	Chain	Res	Type
1	R	63	ASP
1	R	79	ASP
1	R	81	ASN
1	R	83	LEU
1	R	87	TRP
1	R	95	VAL
1	R	96	ILE
1	R	119	VAL
1	R	145	GLU
1	R	152	ASN
1	R	155	CYS
1	R	178	MET
1	R	196	ARG
1	R	231	ASN
1	R	260	VAL
1	R	300	SER
1	R	316	TYR
1	R	332	LEU
1	R	336	LYS

Sometimes sidechains can be flipped to improve hydrogen bonding and reduce clashes. All (72) such sidechains are listed below:

Mol	Chain	Res	Type
1	A	25	GLN
1	A	26	ASN
1	A	36	ASN
1	A	57	ASN
1	A	70	ASN
1	A	144	HIS
1	A	158	ASN
1	A	231	ASN
1	A	241	ASN
1	A	261	ASN
1	A	324	GLN
1	B	25	GLN
1	B	36	ASN
1	B	57	ASN
1	B	70	ASN
1	B	84	ASN
1	B	144	HIS
1	B	158	ASN
1	B	231	ASN

Continued on next page...

Continued from previous page...

Mol	Chain	Res	Type
1	B	241	ASN
1	B	261	ASN
1	B	324	GLN
1	O	25	GLN
1	O	57	ASN
1	O	70	ASN
1	O	81	ASN
1	O	84	ASN
1	O	144	HIS
1	O	158	ASN
1	O	231	ASN
1	O	259	GLN
1	O	261	ASN
1	O	265	GLN
1	P	25	GLN
1	P	26	ASN
1	P	45	HIS
1	P	57	ASN
1	P	70	ASN
1	P	81	ASN
1	P	84	ASN
1	P	113	GLN
1	P	144	HIS
1	P	158	ASN
1	P	231	ASN
1	P	250	GLN
1	P	259	GLN
1	P	261	ASN
1	P	265	GLN
1	Q	25	GLN
1	Q	57	ASN
1	Q	70	ASN
1	Q	81	ASN
1	Q	113	GLN
1	Q	144	HIS
1	Q	152	ASN
1	Q	158	ASN
1	Q	250	GLN
1	Q	259	GLN
1	Q	261	ASN
1	Q	265	GLN
1	R	25	GLN

Continued on next page...

Continued from previous page...

Mol	Chain	Res	Type
1	R	57	ASN
1	R	70	ASN
1	R	81	ASN
1	R	84	ASN
1	R	113	GLN
1	R	144	HIS
1	R	158	ASN
1	R	231	ASN
1	R	259	GLN
1	R	261	ASN
1	R	265	GLN

5.3.3 RNA [i](#)

There are no RNA molecules in this entry.

5.4 Non-standard residues in protein, DNA, RNA chains [i](#)

There are no non-standard protein/DNA/RNA residues in this entry.

5.5 Carbohydrates [i](#)

There are no monosaccharides in this entry.

5.6 Ligand geometry [i](#)

18 ligands are modelled in this entry.

In the following table, the Counts columns list the number of bonds (or angles) for which Mogul statistics could be retrieved, the number of bonds (or angles) that are observed in the model and the number of bonds (or angles) that are defined in the Chemical Component Dictionary. The Link column lists molecule types, if any, to which the group is linked. The Z score for a bond length (or angle) is the number of standard deviations the observed value is removed from the expected value. A bond length (or angle) with $|Z| > 2$ is considered an outlier worth inspection. RMSZ is the root-mean-square of all Z scores of the bond lengths (or angles).

Mol	Type	Chain	Res	Link	Bond lengths			Bond angles		
					Counts	RMSZ	# Z > 2	Counts	RMSZ	# Z > 2
3	NAP	A	1341	-	46,52,52	2.39	18 (39%)	61,80,80	1.72	14 (22%)
2	SO4	A	1340	-	4,4,4	0.25	0	6,6,6	0.19	0
2	SO4	B	2340	-	4,4,4	0.22	0	6,6,6	0.31	0

Mol	Type	Chain	Res	Link	Bond lengths			Bond angles		
					Counts	RMSZ	# Z > 2	Counts	RMSZ	# Z > 2
2	SO4	B	2339	-	4,4,4	0.31	0	6,6,6	0.25	0
2	SO4	O	3340	-	4,4,4	0.39	0	6,6,6	0.27	0
2	SO4	P	4339	-	4,4,4	0.25	0	6,6,6	0.39	0
3	NAP	O	3341	-	46,52,52	2.25	13 (28%)	61,80,80	1.63	14 (22%)
3	NAP	R	6341	-	46,52,52	2.10	12 (26%)	61,80,80	1.66	15 (24%)
2	SO4	Q	5340	-	4,4,4	0.27	0	6,6,6	0.22	0
3	NAP	Q	5341	-	46,52,52	2.21	11 (23%)	61,80,80	1.61	13 (21%)
2	SO4	R	6339	-	4,4,4	0.39	0	6,6,6	0.15	0
2	SO4	A	1339	-	4,4,4	0.39	0	6,6,6	0.37	0
2	SO4	P	4340	-	4,4,4	0.29	0	6,6,6	0.24	0
2	SO4	Q	5339	-	4,4,4	0.33	0	6,6,6	0.17	0
3	NAP	P	4341	-	46,52,52	2.29	12 (26%)	61,80,80	1.51	13 (21%)
2	SO4	R	6340	-	4,4,4	0.27	0	6,6,6	0.29	0
3	NAP	B	2341	-	46,52,52	2.04	9 (19%)	61,80,80	1.66	11 (18%)
2	SO4	O	3339	-	4,4,4	0.40	0	6,6,6	0.25	0

In the following table, the Chirals column lists the number of chiral outliers, the number of chiral centers analysed, the number of these observed in the model and the number defined in the Chemical Component Dictionary. Similar counts are reported in the Torsion and Rings columns. '-' means no outliers of that kind were identified.

Mol	Type	Chain	Res	Link	Chirals	Torsions	Rings
3	NAP	A	1341	-	-	7/31/67/67	0/5/5/5
3	NAP	O	3341	-	-	10/31/67/67	0/5/5/5
3	NAP	R	6341	-	-	6/31/67/67	0/5/5/5
3	NAP	Q	5341	-	-	8/31/67/67	0/5/5/5
3	NAP	P	4341	-	-	8/31/67/67	0/5/5/5
3	NAP	B	2341	-	-	12/31/67/67	0/5/5/5

All (75) bond length outliers are listed below:

Mol	Chain	Res	Type	Atoms	Z	Observed(Å)	Ideal(Å)
3	A	1341	NAP	C2N-N1N	7.63	1.43	1.35
3	P	4341	NAP	C2N-N1N	7.24	1.42	1.35
3	Q	5341	NAP	C2N-N1N	6.94	1.42	1.35
3	O	3341	NAP	C2N-N1N	6.81	1.42	1.35
3	R	6341	NAP	C2N-N1N	6.17	1.41	1.35
3	B	2341	NAP	C2N-N1N	6.17	1.41	1.35
3	O	3341	NAP	C4N-C3N	5.95	1.48	1.39
3	A	1341	NAP	O4D-C1D	5.54	1.48	1.40

Continued on next page...

Continued from previous page...

Mol	Chain	Res	Type	Atoms	Z	Observed(Å)	Ideal(Å)
3	P	4341	NAP	C4N-C3N	5.47	1.47	1.39
3	A	1341	NAP	C4N-C3N	5.40	1.47	1.39
3	Q	5341	NAP	O4D-C1D	5.17	1.47	1.40
3	R	6341	NAP	C4N-C3N	5.16	1.47	1.39
3	B	2341	NAP	C2A-N3A	5.06	1.39	1.32
3	P	4341	NAP	C2A-N3A	5.06	1.39	1.32
3	Q	5341	NAP	C4N-C3N	4.95	1.46	1.39
3	O	3341	NAP	C2A-N3A	4.89	1.39	1.32
3	R	6341	NAP	O4D-C1D	4.86	1.47	1.40
3	A	1341	NAP	C2A-N3A	4.84	1.39	1.32
3	P	4341	NAP	O4D-C1D	4.75	1.47	1.40
3	B	2341	NAP	C4N-C3N	4.69	1.46	1.39
3	R	6341	NAP	C2A-N3A	4.50	1.39	1.32
3	R	6341	NAP	C2A-N1A	4.33	1.41	1.33
3	O	3341	NAP	C2A-N1A	4.29	1.41	1.33
3	B	2341	NAP	C4A-N3A	4.13	1.41	1.35
3	P	4341	NAP	C2A-N1A	4.08	1.41	1.33
3	O	3341	NAP	O4D-C1D	4.00	1.46	1.40
3	O	3341	NAP	C6N-N1N	4.00	1.44	1.35
3	Q	5341	NAP	C2A-N1A	4.00	1.41	1.33
3	Q	5341	NAP	C2A-N3A	3.95	1.38	1.32
3	P	4341	NAP	C6N-N1N	3.95	1.44	1.35
3	A	1341	NAP	C6N-N1N	3.69	1.43	1.35
3	B	2341	NAP	O4D-C1D	3.59	1.45	1.40
3	R	6341	NAP	C6N-N1N	3.56	1.43	1.35
3	A	1341	NAP	PA-O1A	-3.54	1.38	1.50
3	Q	5341	NAP	C6N-N1N	3.53	1.43	1.35
3	B	2341	NAP	C2A-N1A	3.51	1.40	1.33
3	A	1341	NAP	C2A-N1A	3.46	1.40	1.33
3	O	3341	NAP	P2B-O2B	3.32	1.65	1.59
3	Q	5341	NAP	P2B-O2B	3.25	1.65	1.59
3	O	3341	NAP	C4A-N3A	3.23	1.40	1.35
3	Q	5341	NAP	C4A-N3A	3.14	1.39	1.35
3	Q	5341	NAP	C3N-C7N	3.14	1.55	1.50
3	P	4341	NAP	C4A-N3A	3.11	1.39	1.35
3	B	2341	NAP	C6N-N1N	3.08	1.42	1.35
3	P	4341	NAP	PA-O1A	-2.98	1.40	1.50
3	A	1341	NAP	C5N-C4N	2.98	1.44	1.38
3	Q	5341	NAP	PA-O1A	-2.94	1.40	1.50
3	P	4341	NAP	C3N-C7N	2.79	1.54	1.50
3	Q	5341	NAP	C5N-C4N	2.66	1.43	1.38
3	A	1341	NAP	C4A-N3A	2.65	1.39	1.35

Continued on next page...

Continued from previous page...

Mol	Chain	Res	Type	Atoms	Z	Observed(Å)	Ideal(Å)
3	P	4341	NAP	C5N-C4N	2.65	1.43	1.38
3	R	6341	NAP	PA-O1A	-2.58	1.41	1.50
3	R	6341	NAP	C4A-N3A	2.56	1.39	1.35
3	A	1341	NAP	PA-O3	-2.50	1.56	1.59
3	R	6341	NAP	O4B-C4B	2.48	1.50	1.45
3	A	1341	NAP	P2B-O2B	2.42	1.63	1.59
3	O	3341	NAP	PA-O1A	-2.41	1.42	1.50
3	P	4341	NAP	O4B-C4B	2.39	1.50	1.45
3	A	1341	NAP	C3D-C4D	2.38	1.59	1.53
3	A	1341	NAP	C3B-C4B	2.37	1.59	1.53
3	O	3341	NAP	O4B-C4B	2.33	1.50	1.45
3	O	3341	NAP	C6N-C5N	2.28	1.43	1.38
3	A	1341	NAP	PN-O3	-2.24	1.57	1.59
3	B	2341	NAP	PA-O1A	-2.23	1.43	1.50
3	P	4341	NAP	P2B-O2B	2.22	1.63	1.59
3	A	1341	NAP	C1B-N9A	-2.19	1.44	1.49
3	B	2341	NAP	P2B-O2B	2.16	1.63	1.59
3	R	6341	NAP	C5B-C4B	2.13	1.58	1.51
3	R	6341	NAP	C3N-C7N	2.08	1.53	1.50
3	A	1341	NAP	C5B-C4B	2.06	1.57	1.51
3	A	1341	NAP	O7N-C7N	-2.05	1.20	1.24
3	R	6341	NAP	C5N-C4N	2.02	1.42	1.38
3	O	3341	NAP	O7N-C7N	-2.01	1.20	1.24
3	O	3341	NAP	C5B-C4B	2.01	1.57	1.51
3	A	1341	NAP	O4B-C4B	2.00	1.49	1.45

All (80) bond angle outliers are listed below:

Mol	Chain	Res	Type	Atoms	Z	Observed(°)	Ideal(°)
3	R	6341	NAP	C5A-C6A-N6A	4.70	127.47	120.31
3	Q	5341	NAP	C5A-C6A-N6A	4.66	127.41	120.31
3	A	1341	NAP	N3A-C2A-N1A	-4.39	122.71	128.67
3	O	3341	NAP	C5A-C6A-N6A	4.29	126.84	120.31
3	B	2341	NAP	N3A-C2A-N1A	-4.24	122.91	128.67
3	P	4341	NAP	N3A-C2A-N1A	-4.23	122.93	128.67
3	Q	5341	NAP	N3A-C2A-N1A	-4.20	122.97	128.67
3	B	2341	NAP	C6N-N1N-C1D	-4.16	111.56	119.73
3	B	2341	NAP	C5A-C6A-N6A	4.13	126.60	120.31
3	O	3341	NAP	N3A-C2A-N1A	-4.11	123.09	128.67
3	R	6341	NAP	N3A-C2A-N1A	-4.07	123.15	128.67
3	P	4341	NAP	C5A-C6A-N6A	3.93	126.30	120.31
3	A	1341	NAP	C5A-C6A-N6A	3.89	126.23	120.31

Continued on next page...

Continued from previous page...

Mol	Chain	Res	Type	Atoms	Z	Observed(°)	Ideal(°)
3	A	1341	NAP	C6N-N1N-C1D	-3.62	112.62	119.73
3	O	3341	NAP	C6N-N1N-C1D	-3.60	112.66	119.73
3	B	2341	NAP	C1B-N9A-C4A	-3.53	120.43	126.64
3	R	6341	NAP	C6N-N1N-C1D	-3.49	112.87	119.73
3	O	3341	NAP	C2N-C3N-C4N	3.43	122.25	118.26
3	A	1341	NAP	O2A-PA-O1A	3.38	128.17	112.44
3	A	1341	NAP	C1B-N9A-C4A	-3.34	120.77	126.64
3	P	4341	NAP	C6N-N1N-C1D	-3.27	113.32	119.73
3	A	1341	NAP	C3N-C7N-N7N	3.22	121.70	117.74
3	B	2341	NAP	C4B-O4B-C1B	3.21	112.86	109.92
3	O	3341	NAP	O7N-C7N-C3N	-3.21	115.68	119.60
3	Q	5341	NAP	C6N-N1N-C1D	-3.20	113.45	119.73
3	A	1341	NAP	C4B-O4B-C1B	3.20	112.85	109.92
3	B	2341	NAP	O7N-C7N-C3N	-3.16	115.74	119.60
3	A	1341	NAP	O7N-C7N-C3N	-3.12	115.79	119.60
3	Q	5341	NAP	O2A-PA-O1A	3.09	126.80	112.44
3	O	3341	NAP	C3N-C7N-N7N	3.03	121.47	117.74
3	B	2341	NAP	C3N-C7N-N7N	3.03	121.47	117.74
3	R	6341	NAP	C4B-O4B-C1B	3.02	112.69	109.92
3	P	4341	NAP	O2A-PA-O1A	3.01	126.44	112.44
3	B	2341	NAP	C2N-C3N-C4N	2.99	121.73	118.26
3	A	1341	NAP	C2N-C3N-C4N	2.94	121.68	118.26
3	O	3341	NAP	O2A-PA-O1A	2.93	126.07	112.44
3	R	6341	NAP	O4B-C1B-N9A	2.90	112.60	108.75
3	Q	5341	NAP	C3N-C7N-N7N	2.89	121.30	117.74
3	B	2341	NAP	O2A-PA-O1A	2.89	125.89	112.44
3	R	6341	NAP	C1B-N9A-C4A	-2.88	121.59	126.64
3	R	6341	NAP	C3N-C7N-N7N	2.87	121.28	117.74
3	Q	5341	NAP	C1B-N9A-C4A	-2.86	121.61	126.64
3	R	6341	NAP	C2N-C3N-C4N	2.86	121.58	118.26
3	R	6341	NAP	O2A-PA-O1A	2.85	125.70	112.44
3	Q	5341	NAP	O5B-C5B-C4B	-2.82	99.41	108.99
3	B	2341	NAP	C2N-N1N-C1D	2.81	125.34	119.13
3	O	3341	NAP	C4B-O4B-C1B	2.69	112.38	109.92
3	O	3341	NAP	O5B-C5B-C4B	-2.68	99.86	108.99
3	Q	5341	NAP	C4B-O4B-C1B	2.60	112.31	109.92
3	P	4341	NAP	C1B-N9A-C4A	-2.57	122.13	126.64
3	R	6341	NAP	O7N-C7N-C3N	-2.55	116.47	119.60
3	P	4341	NAP	O5B-C5B-C4B	-2.55	100.32	108.99
3	O	3341	NAP	C2N-N1N-C1D	2.52	124.70	119.13
3	A	1341	NAP	O5B-C5B-C4B	-2.52	100.41	108.99
3	B	2341	NAP	O5B-C5B-C4B	-2.51	100.43	108.99

Continued on next page...

Continued from previous page...

Mol	Chain	Res	Type	Atoms	Z	Observed(°)	Ideal(°)
3	Q	5341	NAP	C5N-C6N-N1N	-2.46	117.03	120.38
3	Q	5341	NAP	C2N-C3N-C4N	2.45	121.11	118.26
3	P	4341	NAP	O3X-P2B-O2X	2.44	116.94	107.80
3	O	3341	NAP	C1B-N9A-C4A	-2.42	122.40	126.64
3	P	4341	NAP	C2N-C3N-C4N	2.40	121.05	118.26
3	R	6341	NAP	O3X-P2B-O2X	2.40	116.80	107.80
3	P	4341	NAP	O4B-C1B-C2B	-2.37	102.56	106.61
3	Q	5341	NAP	O7N-C7N-C3N	-2.35	116.72	119.60
3	O	3341	NAP	O3X-P2B-O2X	2.31	116.48	107.80
3	A	1341	NAP	C2N-N1N-C1D	2.30	124.20	119.13
3	R	6341	NAP	C5N-C4N-C3N	-2.29	118.11	120.36
3	P	4341	NAP	C4B-O4B-C1B	2.27	112.00	109.92
3	O	3341	NAP	O4B-C1B-C2B	-2.23	102.80	106.61
3	Q	5341	NAP	O4B-C1B-C2B	-2.21	102.84	106.61
3	R	6341	NAP	O5B-C5B-C4B	-2.20	101.50	108.99
3	R	6341	NAP	C2N-N1N-C1D	2.19	123.97	119.13
3	A	1341	NAP	C5N-C4N-C3N	-2.17	118.23	120.36
3	P	4341	NAP	O3B-C3B-C4B	-2.17	104.84	111.08
3	A	1341	NAP	O3X-P2B-O2X	2.16	115.88	107.80
3	P	4341	NAP	C2N-N1N-C1D	2.15	123.87	119.13
3	Q	5341	NAP	O3X-P2B-O2X	2.14	115.83	107.80
3	O	3341	NAP	C5N-C4N-C3N	-2.13	118.27	120.36
3	A	1341	NAP	O4B-C4B-C3B	-2.09	101.01	105.15
3	R	6341	NAP	O4B-C1B-C2B	-2.08	103.05	106.61
3	P	4341	NAP	C3N-C7N-N7N	2.06	120.28	117.74

There are no chirality outliers.

All (51) torsion outliers are listed below:

Mol	Chain	Res	Type	Atoms
3	A	1341	NAP	C5B-O5B-PA-O1A
3	A	1341	NAP	PN-O3-PA-O5B
3	A	1341	NAP	O4D-C1D-N1N-C2N
3	B	2341	NAP	C5B-O5B-PA-O1A
3	B	2341	NAP	C5B-O5B-PA-O3
3	B	2341	NAP	O4D-C1D-N1N-C2N
3	B	2341	NAP	O4D-C1D-N1N-C6N
3	B	2341	NAP	C2D-C1D-N1N-C2N
3	B	2341	NAP	C2D-C1D-N1N-C6N
3	O	3341	NAP	C5D-O5D-PN-O3
3	O	3341	NAP	C5D-O5D-PN-O1N
3	O	3341	NAP	C5D-O5D-PN-O2N

Continued on next page...

Continued from previous page...

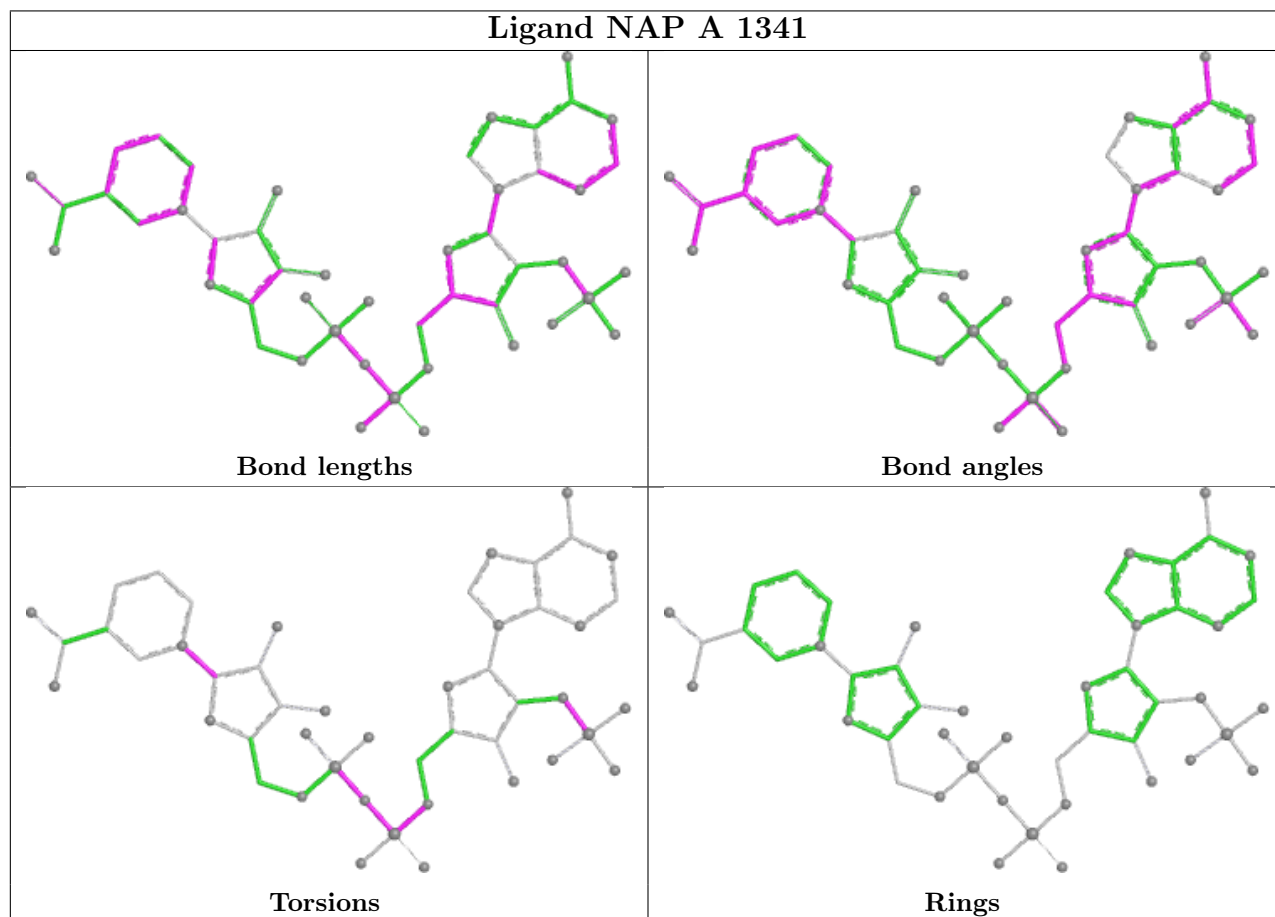
Mol	Chain	Res	Type	Atoms
3	O	3341	NAP	O4D-C1D-N1N-C2N
3	O	3341	NAP	O4D-C1D-N1N-C6N
3	O	3341	NAP	C2D-C1D-N1N-C2N
3	O	3341	NAP	C2D-C1D-N1N-C6N
3	P	4341	NAP	C5B-O5B-PA-O1A
3	P	4341	NAP	O4D-C1D-N1N-C2N
3	P	4341	NAP	O4D-C1D-N1N-C6N
3	P	4341	NAP	C2D-C1D-N1N-C2N
3	P	4341	NAP	C2D-C1D-N1N-C6N
3	Q	5341	NAP	C5D-O5D-PN-O3
3	Q	5341	NAP	C5D-O5D-PN-O1N
3	Q	5341	NAP	C5D-O5D-PN-O2N
3	Q	5341	NAP	O4D-C1D-N1N-C2N
3	Q	5341	NAP	O4D-C1D-N1N-C6N
3	Q	5341	NAP	C2D-C1D-N1N-C2N
3	Q	5341	NAP	C2D-C1D-N1N-C6N
3	R	6341	NAP	C5D-O5D-PN-O2N
3	R	6341	NAP	O4D-C1D-N1N-C2N
3	R	6341	NAP	O4D-C1D-N1N-C6N
3	R	6341	NAP	C2D-C1D-N1N-C2N
3	R	6341	NAP	C2D-C1D-N1N-C6N
3	B	2341	NAP	PN-O3-PA-O5B
3	O	3341	NAP	PN-O3-PA-O5B
3	P	4341	NAP	PN-O3-PA-O5B
3	A	1341	NAP	PA-O3-PN-O2N
3	B	2341	NAP	PA-O3-PN-O2N
3	O	3341	NAP	PA-O3-PN-O2N
3	P	4341	NAP	PA-O3-PN-O2N
3	B	2341	NAP	C5D-O5D-PN-O2N
3	Q	5341	NAP	PA-O3-PN-O2N
3	A	1341	NAP	O4D-C1D-N1N-C6N
3	A	1341	NAP	C2B-O2B-P2B-O1X
3	A	1341	NAP	PA-O3-PN-O1N
3	B	2341	NAP	PA-O3-PN-O1N
3	O	3341	NAP	PA-O3-PN-O1N
3	B	2341	NAP	C2B-O2B-P2B-O2X
3	P	4341	NAP	C2B-O2B-P2B-O2X
3	R	6341	NAP	C3B-C2B-O2B-P2B
3	B	2341	NAP	C4B-C5B-O5B-PA

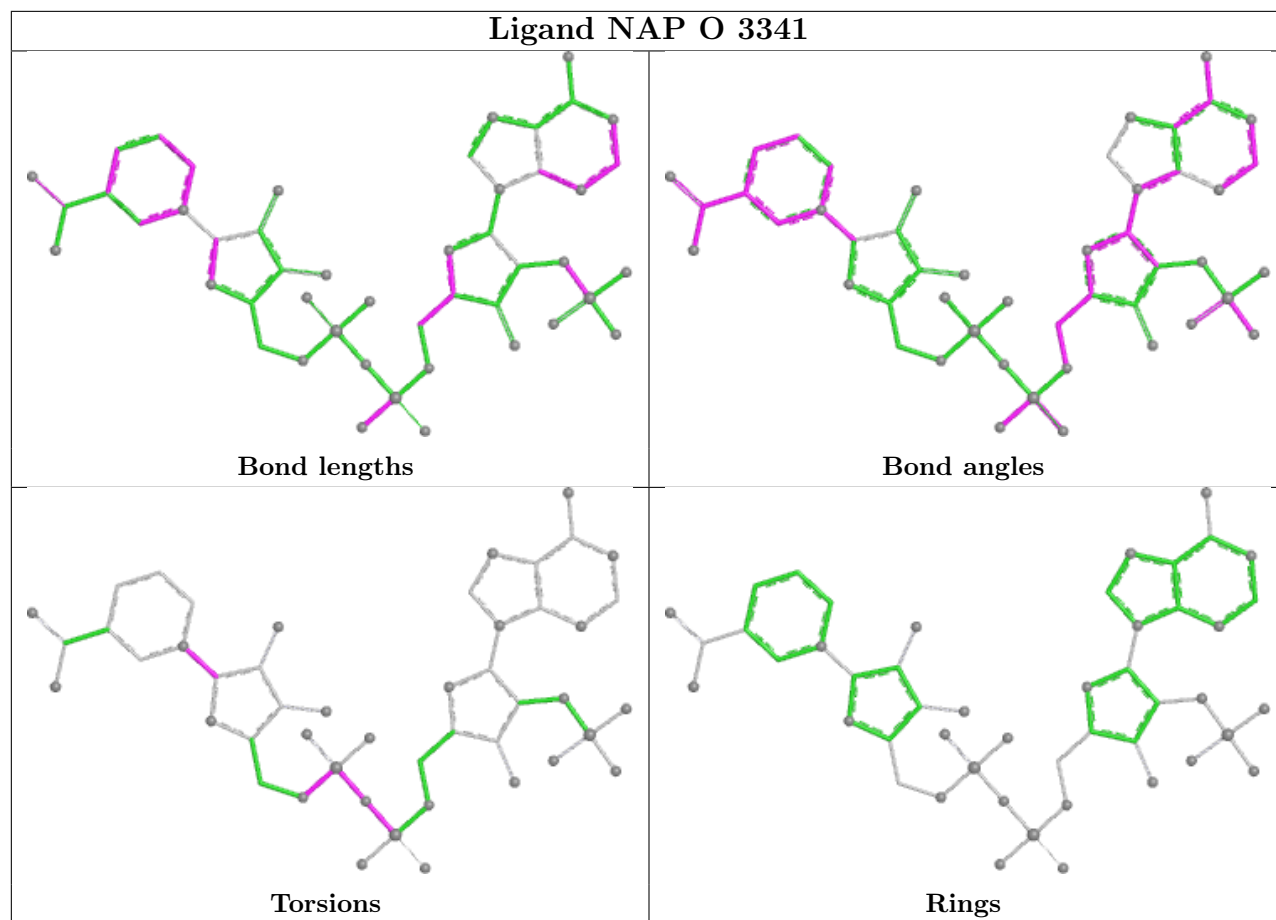
There are no ring outliers.

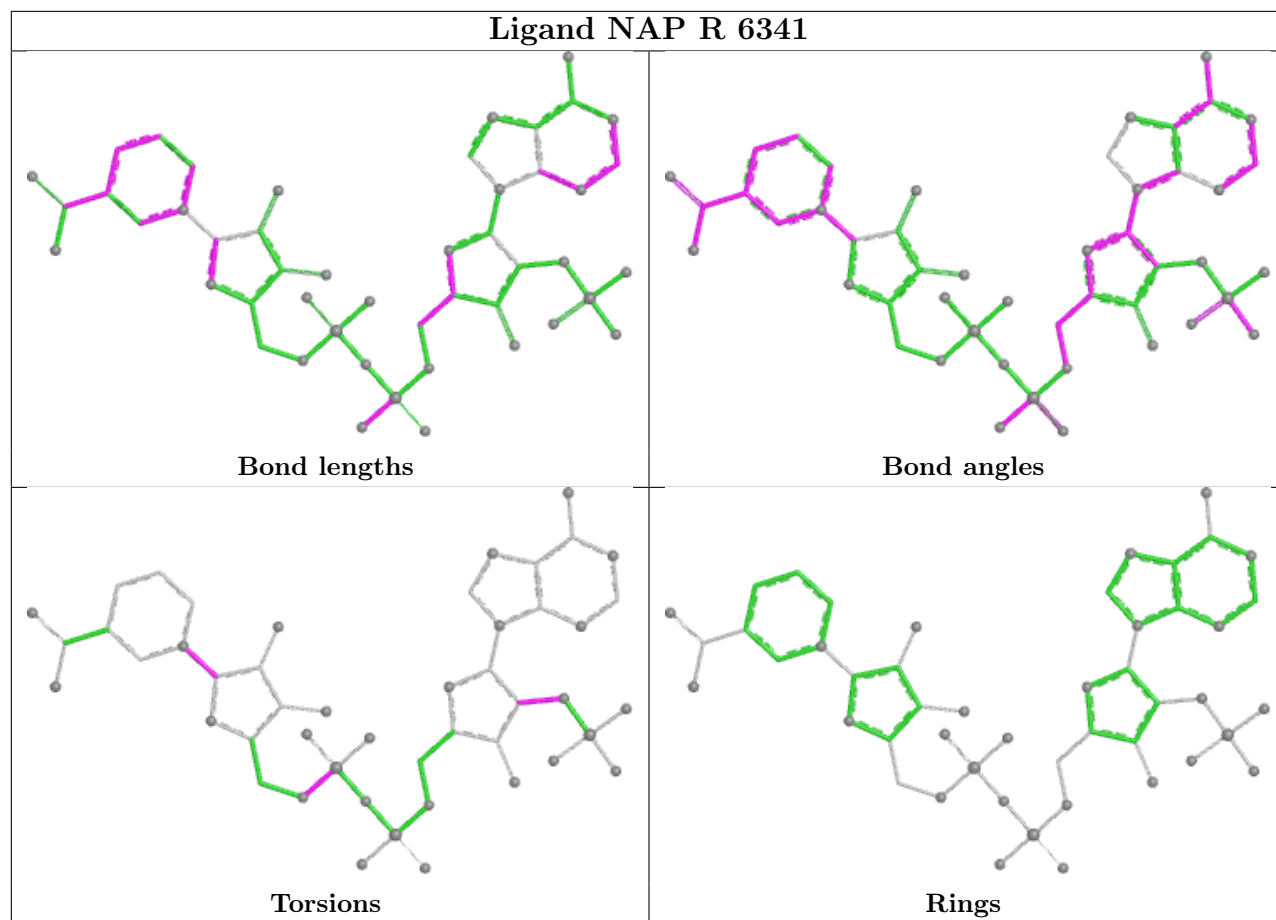
4 monomers are involved in 7 short contacts:

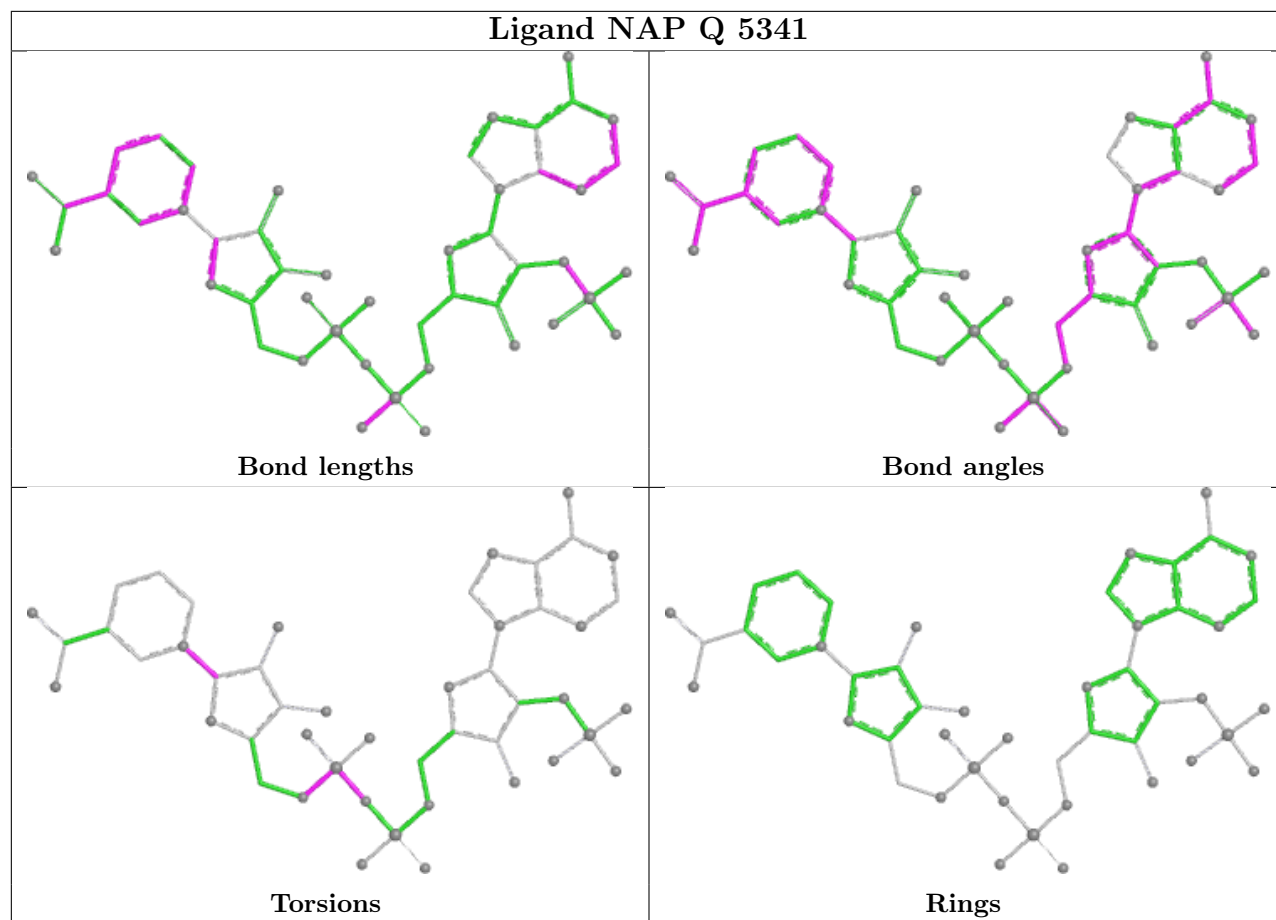
Mol	Chain	Res	Type	Clashes	Symm-Clashes
3	A	1341	NAP	2	0
2	P	4339	SO4	1	0
3	Q	5341	NAP	1	0
3	P	4341	NAP	3	0

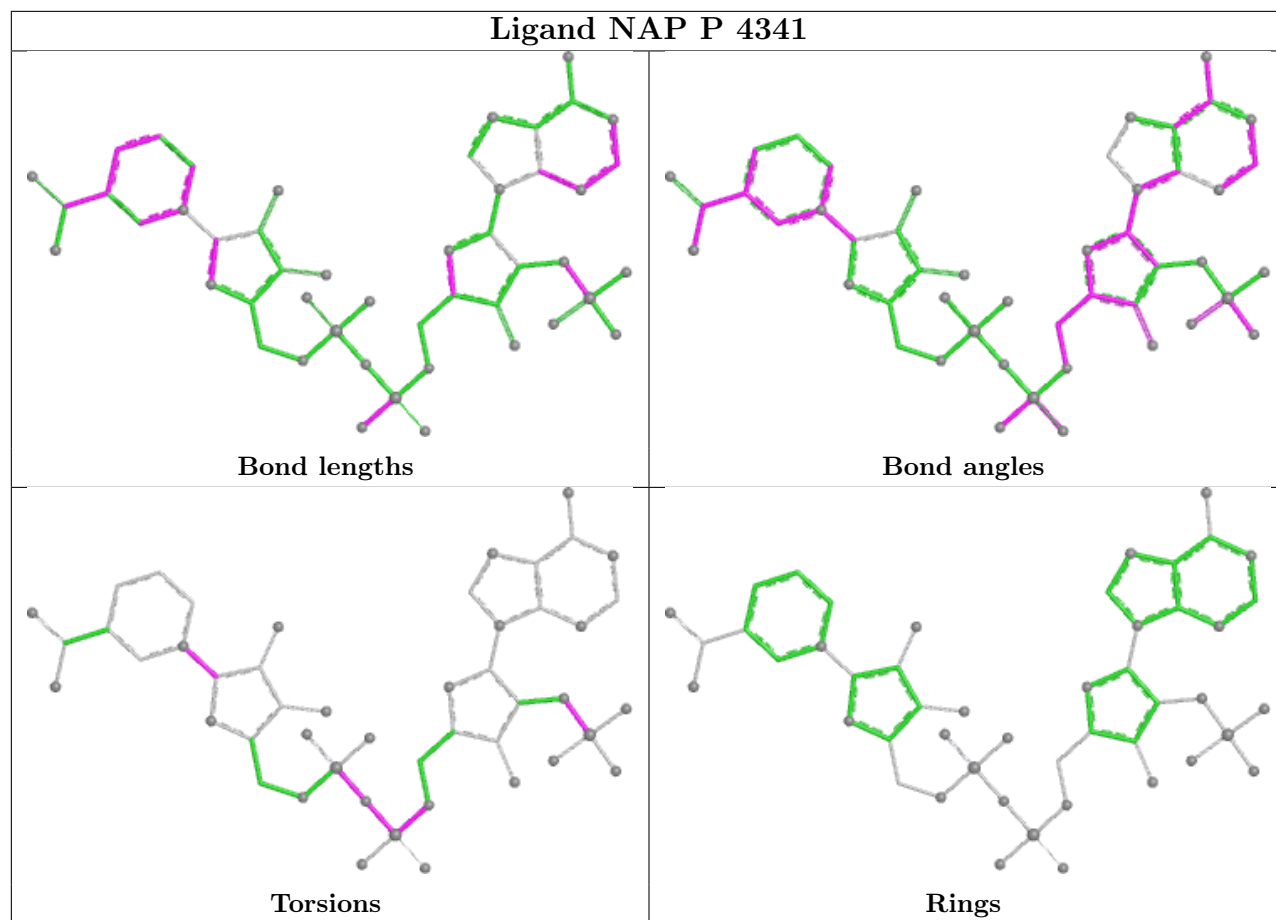
The following is a two-dimensional graphical depiction of Mogul quality analysis of bond lengths, bond angles, torsion angles, and ring geometry for all instances of the Ligand of Interest. In addition, ligands with molecular weight > 250 and outliers as shown on the validation Tables will also be included. For torsion angles, if less than 5% of the Mogul distribution of torsion angles is within 10 degrees of the torsion angle in question, then that torsion angle is considered an outlier. Any bond that is central to one or more torsion angles identified as an outlier by Mogul will be highlighted in the graph. For rings, the root-mean-square deviation (RMSD) between the ring in question and similar rings identified by Mogul is calculated over all ring torsion angles. If the average RMSD is greater than 60 degrees and the minimal RMSD between the ring in question and any Mogul-identified rings is also greater than 60 degrees, then that ring is considered an outlier. The outliers are highlighted in purple. The color gray indicates Mogul did not find sufficient equivalents in the CSD to analyse the geometry.

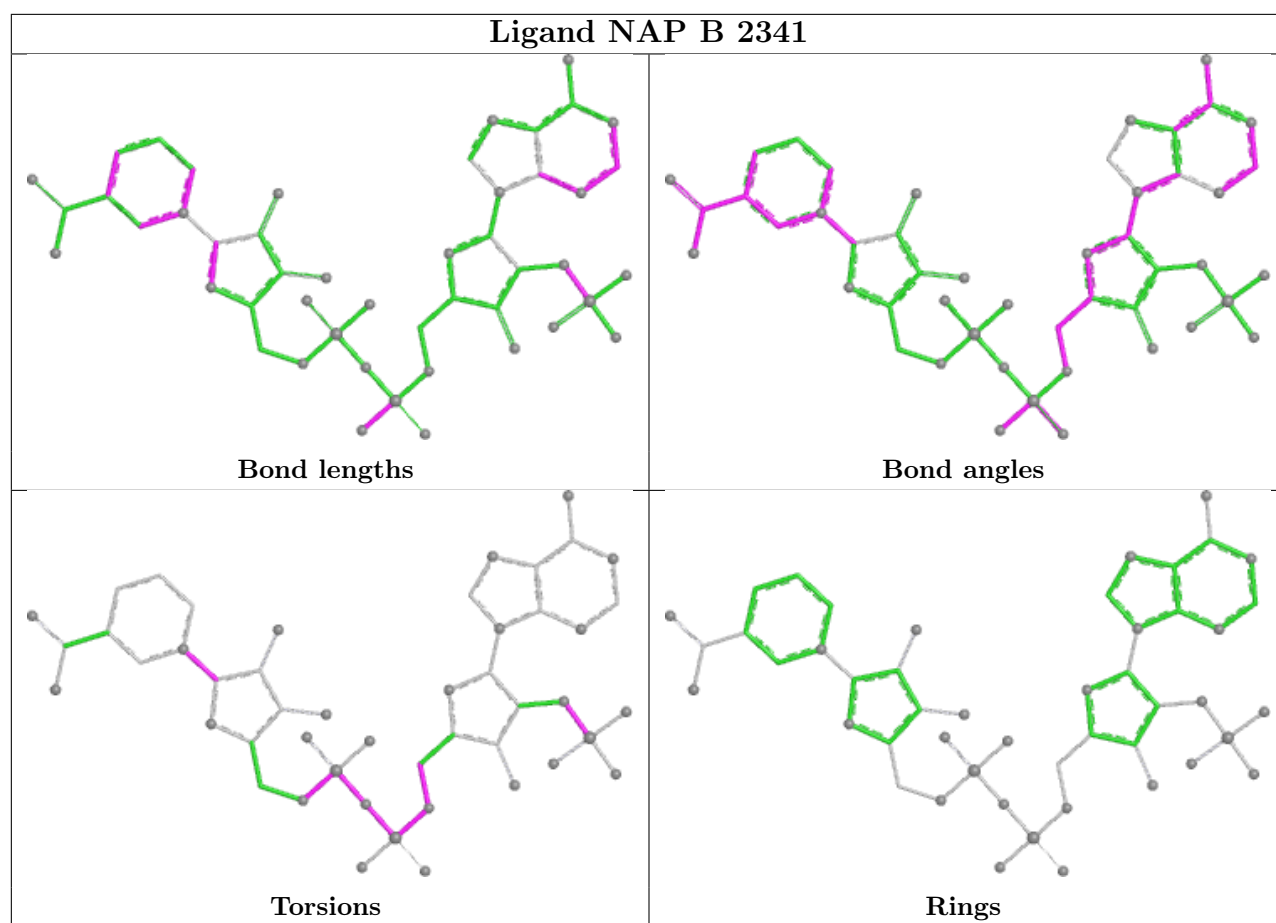












5.7 Other polymers [\(i\)](#)

There are no such residues in this entry.

5.8 Polymer linkage issues [\(i\)](#)

There are no chain breaks in this entry.

6 Fit of model and data

6.1 Protein, DNA and RNA chains

In the following table, the column labelled ‘#RSRZ > 2’ contains the number (and percentage) of RSRZ outliers, followed by percent RSRZ outliers for the chain as percentile scores relative to all X-ray entries and entries of similar resolution. The OWAB column contains the minimum, median, 95th percentile and maximum values of the occupancy-weighted average B-factor per residue. The column labelled ‘Q < 0.9’ lists the number of (and percentage) of residues with an average occupancy less than 0.9.

Mol	Chain	Analysed	<RSRZ>	#RSRZ>2	OWAB(Å ²)	Q<0.9
1	A	338/380 (88%)	-0.46	3 (0%) 84 86	11, 25, 45, 77	0
1	B	338/380 (88%)	-0.60	3 (0%) 84 86	11, 21, 39, 81	0
1	O	338/380 (88%)	-0.45	3 (0%) 84 86	13, 27, 47, 81	0
1	P	338/380 (88%)	-0.31	10 (2%) 50 53	16, 31, 57, 89	0
1	Q	338/380 (88%)	-0.08	17 (5%) 28 30	22, 40, 62, 83	0
1	R	338/380 (88%)	-0.24	8 (2%) 59 62	19, 36, 56, 84	0
All	All	2028/2280 (88%)	-0.36	44 (2%) 62 65	11, 30, 55, 89	0

All (44) RSRZ outliers are listed below:

Mol	Chain	Res	Type	RSRZ
1	R	1	MET	11.2
1	B	1	MET	10.6
1	P	1	MET	8.9
1	A	1	MET	8.4
1	Q	1	MET	6.0
1	O	1	MET	5.6
1	R	127	ALA	4.0
1	R	252	GLU	3.8
1	P	338	GLY	3.6
1	R	338	GLY	3.6
1	Q	128	GLU	3.5
1	P	127	ALA	3.5
1	Q	127	ALA	3.3
1	O	338	GLY	3.1
1	A	64	GLU	3.1
1	R	126	LYS	3.1
1	Q	253	LYS	3.0
1	P	64	GLU	3.0
1	Q	63	ASP	3.0

Continued on next page...

Continued from previous page...

Mol	Chain	Res	Type	RSRZ
1	Q	26	ASN	2.9
1	Q	254	PRO	2.7
1	P	128	GLU	2.7
1	Q	252	GLU	2.6
1	P	2	THR	2.6
1	Q	338	GLY	2.6
1	Q	101	VAL	2.5
1	R	91	ASP	2.5
1	P	80	ARG	2.5
1	Q	38	SER	2.4
1	A	80	ARG	2.4
1	R	143	ARG	2.4
1	B	338	GLY	2.3
1	B	140	SER	2.2
1	Q	64	GLU	2.2
1	P	57	ASN	2.2
1	Q	90	TRP	2.1
1	R	128	GLU	2.1
1	Q	143	ARG	2.1
1	O	127	ALA	2.0
1	P	58	ALA	2.0
1	P	65	ASN	2.0
1	Q	140	SER	2.0
1	Q	80	ARG	2.0
1	Q	196	ARG	2.0

6.2 Non-standard residues in protein, DNA, RNA chains [i](#)

There are no non-standard protein/DNA/RNA residues in this entry.

6.3 Carbohydrates [i](#)

There are no monosaccharides in this entry.

6.4 Ligands [i](#)

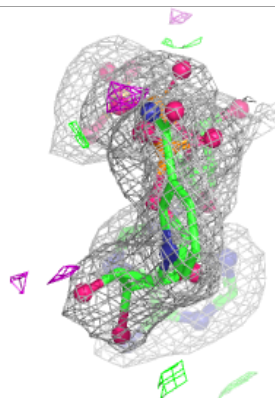
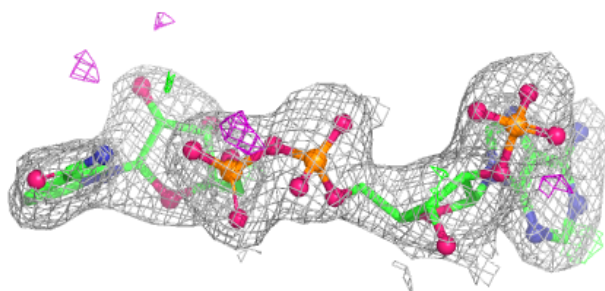
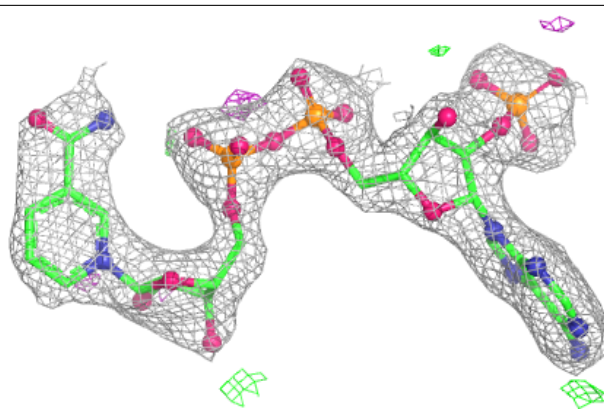
In the following table, the Atoms column lists the number of modelled atoms in the group and the number defined in the chemical component dictionary. The B-factors column lists the minimum, median, 95th percentile and maximum values of B factors of atoms in the group. The column labelled 'Q< 0.9' lists the number of atoms with occupancy less than 0.9.

Mol	Type	Chain	Res	Atoms	RSCC	RSR	B-factors(\AA^2)	Q<0.9
2	SO4	P	4339	5/5	0.88	0.23	39,41,44,44	5
3	NAP	Q	5341	48/48	0.95	0.14	36,43,53,58	0
3	NAP	R	6341	48/48	0.95	0.13	31,43,51,56	0
2	SO4	R	6339	5/5	0.96	0.16	35,36,37,40	5
3	NAP	O	3341	48/48	0.96	0.12	19,38,56,58	0
3	NAP	P	4341	48/48	0.96	0.13	25,39,48,52	0
2	SO4	O	3340	5/5	0.96	0.19	22,26,30,30	5
2	SO4	O	3339	5/5	0.96	0.18	33,35,36,37	5
2	SO4	Q	5339	5/5	0.97	0.12	45,45,47,49	5
2	SO4	R	6340	5/5	0.97	0.17	25,27,33,35	5
3	NAP	A	1341	48/48	0.97	0.11	16,27,42,47	0
3	NAP	B	2341	48/48	0.97	0.10	11,25,42,45	0
2	SO4	A	1339	5/5	0.98	0.12	14,16,19,23	5
2	SO4	Q	5340	5/5	0.98	0.13	27,29,34,34	5
2	SO4	B	2339	5/5	0.98	0.12	17,21,22,25	5
2	SO4	B	2340	5/5	0.98	0.16	16,22,23,24	5
2	SO4	P	4340	5/5	0.98	0.11	28,31,34,36	5
2	SO4	A	1340	5/5	0.99	0.13	24,27,29,31	5

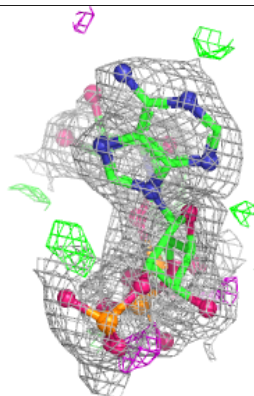
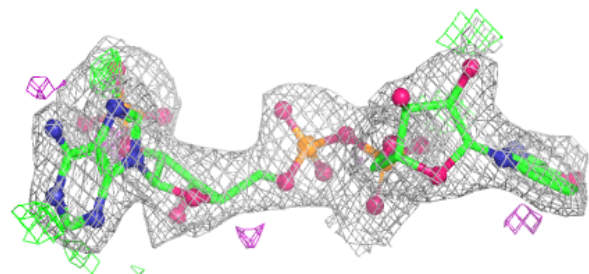
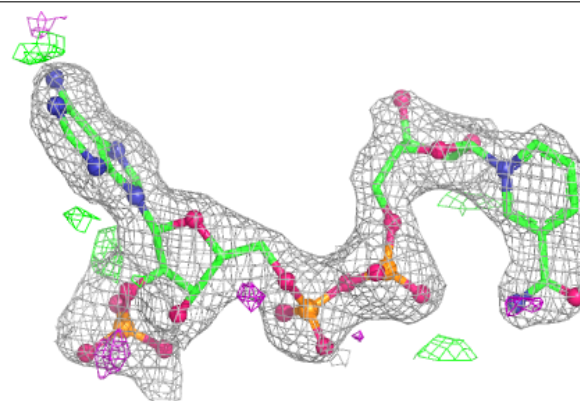
The following is a graphical depiction of the model fit to experimental electron density of all instances of the Ligand of Interest. In addition, ligands with molecular weight > 250 and outliers as shown on the geometry validation Tables will also be included. Each fit is shown from different orientation to approximate a three-dimensional view.

Electron density around NAP Q 5341:

$2mF_o-DF_c$ (at 0.7 rmsd) in gray
 mF_o-DF_c (at 3 rmsd) in purple (negative)
and green (positive)

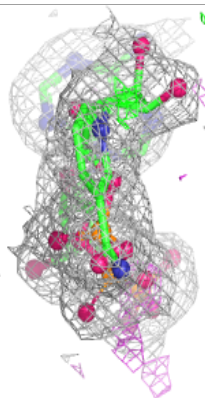
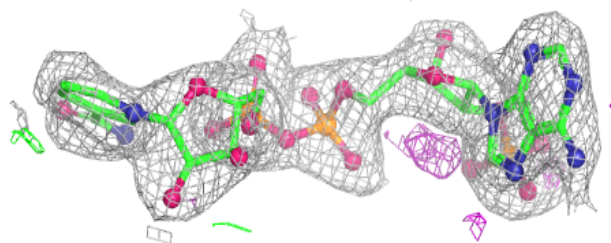
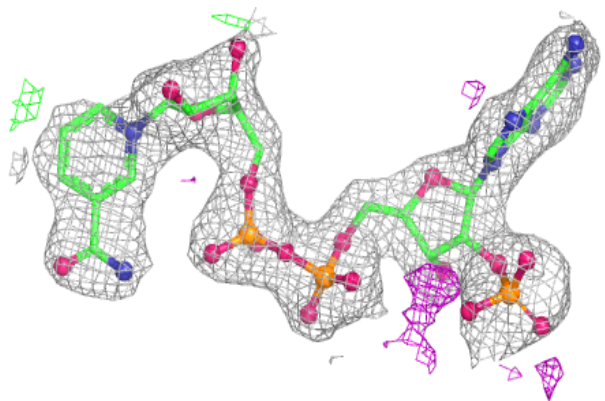
**Electron density around NAP R 6341:**

$2mF_o-DF_c$ (at 0.7 rmsd) in gray
 mF_o-DF_c (at 3 rmsd) in purple (negative)
and green (positive)

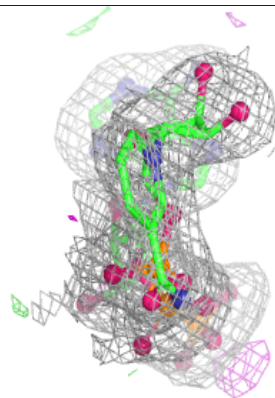
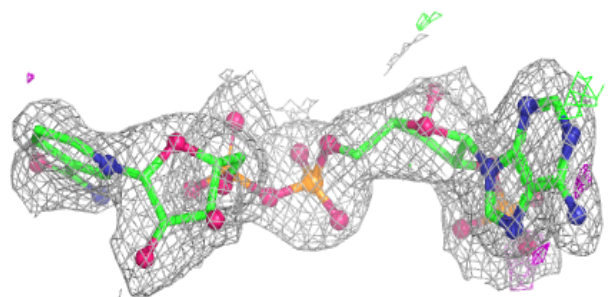
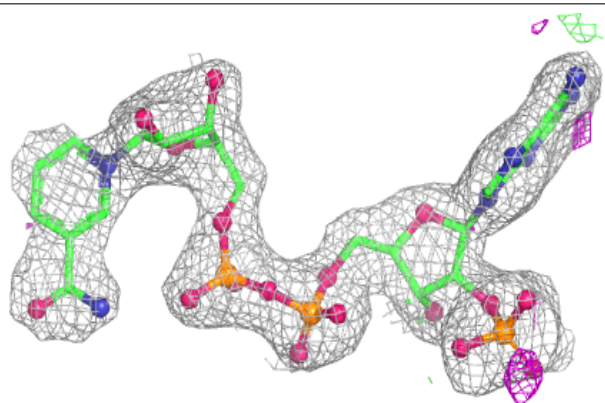


Electron density around NAP O 3341:

$2mF_o-DF_c$ (at 0.7 rmsd) in gray
 mF_o-DF_c (at 3 rmsd) in purple (negative)
and green (positive)

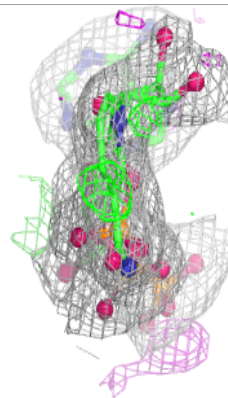
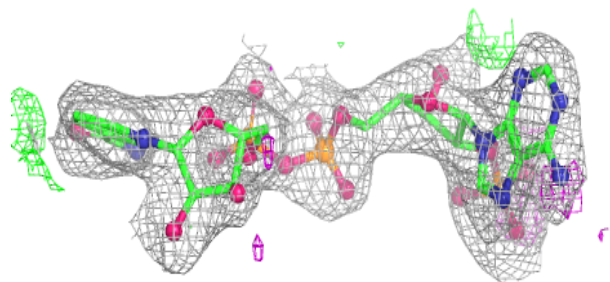
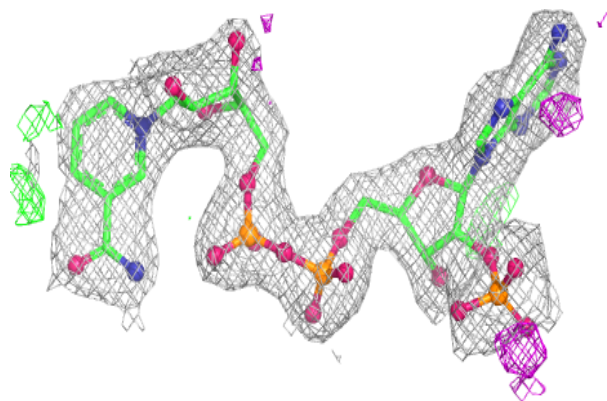
**Electron density around NAP P 4341:**

$2mF_o-DF_c$ (at 0.7 rmsd) in gray
 mF_o-DF_c (at 3 rmsd) in purple (negative)
and green (positive)

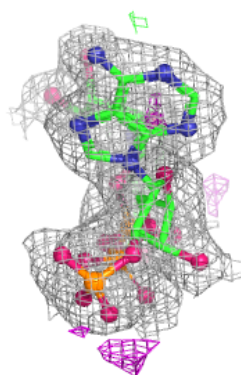
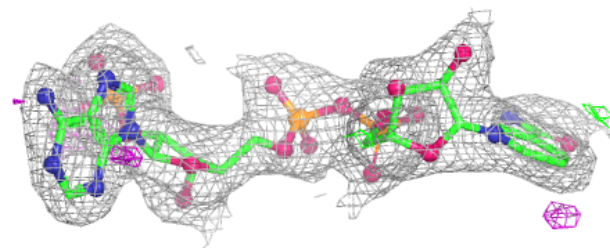
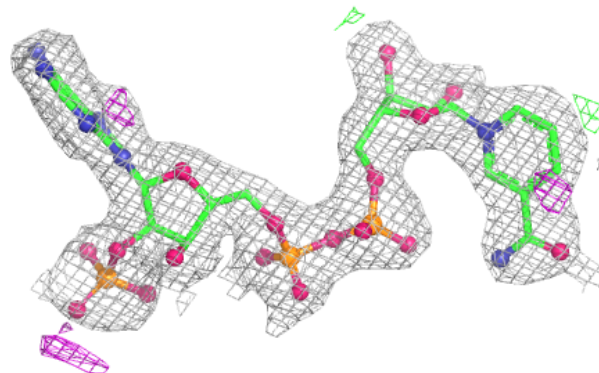


Electron density around NAP A 1341:

$2mF_o-DF_c$ (at 0.7 rmsd) in gray
 mF_o-DF_c (at 3 rmsd) in purple (negative)
and green (positive)

**Electron density around NAP B 2341:**

$2mF_o-DF_c$ (at 0.7 rmsd) in gray
 mF_o-DF_c (at 3 rmsd) in purple (negative)
and green (positive)



6.5 Other polymers [i](#)

There are no such residues in this entry.