



Full wwPDB EM Validation Report ⓘ

Oct 21, 2024 – 02:18 PM EDT

PDB ID : 9D6C
EMDB ID : EMD-46593
Title : Gag CA-SP1 immature lattice bound with Lenacapavir and Bevirimat from enveloped virus like particles
Authors : Wu, C.; Meuser, M.E.; Xiong, Y.
Deposited on : 2024-08-14
Resolution : 2.10 Å(reported)
Based on initial model : 9CWV

This is a Full wwPDB EM Validation Report for a publicly released PDB entry.

We welcome your comments at validation@mail.wwpdb.org

A user guide is available at

<https://www.wwpdb.org/validation/2017/EMValidationReportHelp>

with specific help available everywhere you see the ⓘ symbol.

The types of validation reports are described at

<http://www.wwpdb.org/validation/2017/FAQs#types>.

The following versions of software and data (see [references ⓘ](#)) were used in the production of this report:

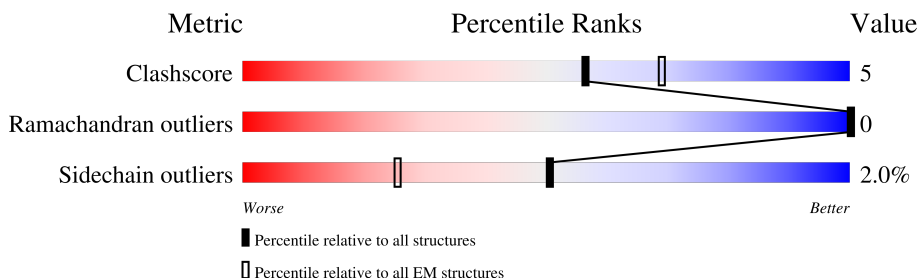
EMDB validation analysis : 0.0.1.dev113
Mogul : 2022.3.0, CSD as543be (2022)
MolProbity : 4.02b-467
buster-report : 1.1.7 (2018)
Percentile statistics : 20231227.v01 (using entries in the PDB archive December 27th 2023)
MapQ : 1.9.13
Ideal geometry (proteins) : Engh & Huber (2001)
Ideal geometry (DNA, RNA) : Parkinson et al. (1996)
Validation Pipeline (wwPDB-VP) : 2.39

1 Overall quality at a glance

The following experimental techniques were used to determine the structure:
ELECTRON MICROSCOPY

The reported resolution of this entry is 2.10 Å.

Percentile scores (ranging between 0-100) for global validation metrics of the entry are shown in the following graphic. The table shows the number of entries on which the scores are based.



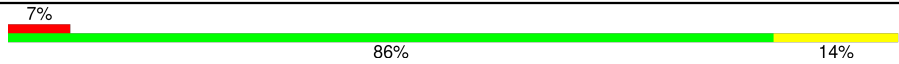

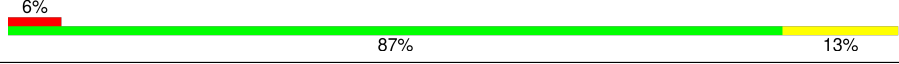
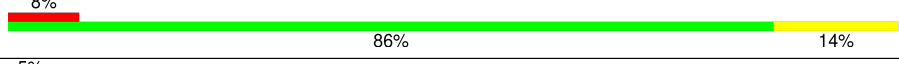

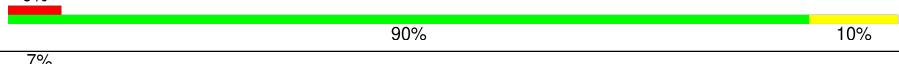
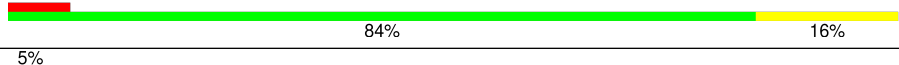

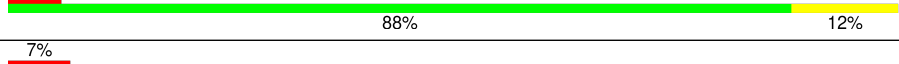

Metric	Whole archive (#Entries)	EM structures (#Entries)
Clashscore	210492	15764
Ramachandran outliers	207382	16835
Sidechain outliers	206894	16415

The table below summarises the geometric issues observed across the polymeric chains and their fit to the map. The red, orange, yellow and green segments of the bar indicate the fraction of residues that contain outliers for ≥ 3 , 2, 1 and 0 types of geometric quality criteria respectively. A grey segment represents the fraction of residues that are not modelled. The numeric value for each fraction is indicated below the corresponding segment, with a dot representing fractions $\leq 5\%$. The upper red bar (where present) indicates the fraction of residues that have poor fit to the EM map (all-atom inclusion $< 40\%$). The numeric value is given above the bar.

Mol	Chain	Length	Quality of chain
1	A	232	5% (red), 85% (green), 15% (yellow)
1	B	232	6% (red), 87% (green), 12% (yellow)
1	C	232	8% (red), 85% (green), 15% (yellow)
1	D	232	5% (red), 88% (green), 12% (yellow)
1	E	232	6% (red), 88% (green), 12% (yellow)
1	F	232	8% (red), 86% (green), 14% (yellow)
1	G	232	5% (red), 86% (green), 14% (yellow)
1	H	232	6% (red), 87% (green), 13% (yellow)

Continued on next page...

Continued from previous page...

Mol	Chain	Length	Quality of chain
1	I	232	 7% 86% 14%
1	J	232	 5% 85% 15%
1	K	232	 6% 87% 13%
1	L	232	 8% 86% 14%
1	M	232	 5% 85% 15%
1	N	232	 6% 90% 10%
1	O	232	 7% 84% 16%
1	P	232	 5% 84% 16%
1	Q	232	 6% 88% 12%
1	R	232	 7% 84% 15%

2 Entry composition [i](#)

There are 5 unique types of molecules in this entry. The entry contains 34620 atoms, of which 0 are hydrogens and 0 are deuteriums.

In the tables below, the AltConf column contains the number of residues with at least one atom in alternate conformation and the Trace column contains the number of residues modelled with at most 2 atoms.

- Molecule 1 is a protein called Gag.

Mol	Chain	Residues	Atoms					AltConf	Trace
			Total	C	N	O	S		
1	A	232	1821	1144	322	340	15	3	0
1	B	232	1810	1138	318	339	15	2	0
1	C	232	1793	1128	315	336	14	0	0
1	D	232	1821	1144	322	340	15	3	0
1	E	232	1810	1138	318	339	15	2	0
1	F	232	1793	1128	315	336	14	0	0
1	G	232	1821	1144	322	340	15	3	0
1	H	232	1810	1138	318	339	15	2	0
1	I	232	1793	1128	315	336	14	0	0
1	J	232	1821	1144	322	340	15	3	0
1	K	232	1810	1138	318	339	15	2	0
1	L	232	1793	1128	315	336	14	0	0
1	M	232	1821	1144	322	340	15	3	0
1	N	232	1810	1138	318	339	15	2	0
1	O	232	1793	1128	315	336	14	0	0
1	P	232	1821	1144	322	340	15	3	0
1	Q	232	1810	1138	318	339	15	2	0

Continued on next page...

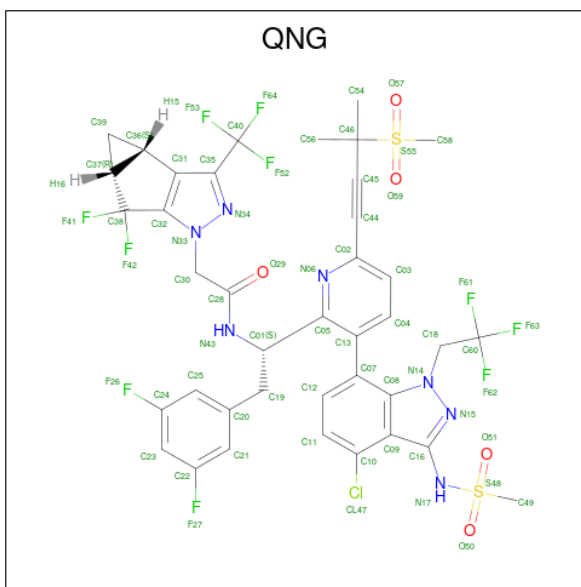
Continued from previous page...

Mol	Chain	Residues	Atoms					AltConf	Trace
			Total	C	N	O	S		
1	R	232	1793	1128	315	336	14	0	0

There are 18 discrepancies between the modelled and reference sequences:

Chain	Residue	Modelled	Actual	Comment	Reference
A	239	ILE	THR	engineered mutation	UNP P04591
B	239	ILE	THR	engineered mutation	UNP P04591
C	239	ILE	THR	engineered mutation	UNP P04591
D	239	ILE	THR	engineered mutation	UNP P04591
E	239	ILE	THR	engineered mutation	UNP P04591
F	239	ILE	THR	engineered mutation	UNP P04591
G	239	ILE	THR	engineered mutation	UNP P04591
H	239	ILE	THR	engineered mutation	UNP P04591
I	239	ILE	THR	engineered mutation	UNP P04591
J	239	ILE	THR	engineered mutation	UNP P04591
K	239	ILE	THR	engineered mutation	UNP P04591
L	239	ILE	THR	engineered mutation	UNP P04591
M	239	ILE	THR	engineered mutation	UNP P04591
N	239	ILE	THR	engineered mutation	UNP P04591
O	239	ILE	THR	engineered mutation	UNP P04591
P	239	ILE	THR	engineered mutation	UNP P04591
Q	239	ILE	THR	engineered mutation	UNP P04591
R	239	ILE	THR	engineered mutation	UNP P04591

- Molecule 2 is N-[(1S)-1-(3-{4-chloro-3-[(methylsulfonyl)amino]-1-(2,2,2-trifluoroethyl)-1H-indazol-7-yl}-6-[3-methyl-3-(methylsulfonyl)but-1-yn-1-yl]pyridin-2-yl)-2-(3,5-difluorophenyl)ethyl]-2-[(3bS,4aR)-5,5-difluoro-3-(trifluoromethyl)-3b,4,4a,5-tetrahydro-1H-cyclopropa[3,4]cyclopenta[1,2-c]pyrazol-1-yl]acetamide (three-letter code: QNG) (formula: C₃₉H₃₂ClF₁₀N₇O₅S₂) (labeled as "Ligand of Interest" by depositor).



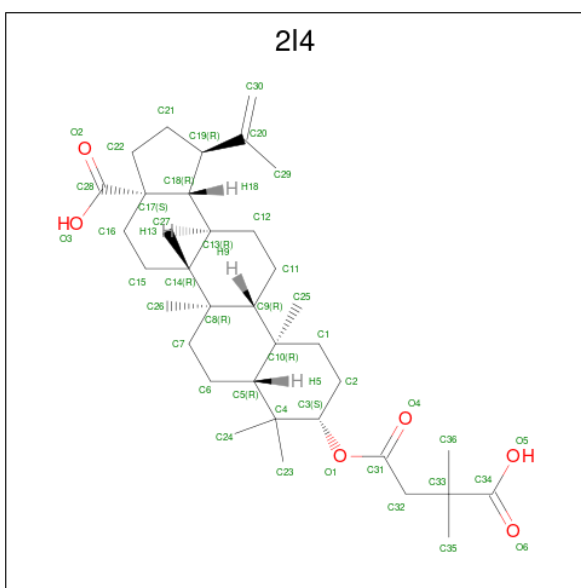
Mol	Chain	Residues	Atoms						AltConf	
			Total	C	Cl	F	N	O		S
2	A	1	Total	C	Cl	F	N	O	S	0
			64	39	1	10	7	5	2	
2	B	1	Total	C	Cl	F	N	O	S	0
			64	39	1	10	7	5	2	
2	C	1	Total	C	Cl	F	N	O	S	0
			64	39	1	10	7	5	2	
2	D	1	Total	C	Cl	F	N	O	S	0
			64	39	1	10	7	5	2	
2	E	1	Total	C	Cl	F	N	O	S	0
			64	39	1	10	7	5	2	
2	F	1	Total	C	Cl	F	N	O	S	0
			64	39	1	10	7	5	2	
2	G	1	Total	C	Cl	F	N	O	S	0
			64	39	1	10	7	5	2	
2	H	1	Total	C	Cl	F	N	O	S	0
			64	39	1	10	7	5	2	
2	I	1	Total	C	Cl	F	N	O	S	0
			64	39	1	10	7	5	2	
2	J	1	Total	C	Cl	F	N	O	S	0
			64	39	1	10	7	5	2	
2	K	1	Total	C	Cl	F	N	O	S	0
			64	39	1	10	7	5	2	
2	L	1	Total	C	Cl	F	N	O	S	0
			64	39	1	10	7	5	2	
2	M	1	Total	C	Cl	F	N	O	S	0
			64	39	1	10	7	5	2	
2	N	1	Total	C	Cl	F	N	O	S	0
			64	39	1	10	7	5	2	

Continued on next page...

Continued from previous page...

Mol	Chain	Residues	Atoms						AltConf	
2	O	1	Total	C	Cl	F	N	O	S	0
			64	39	1	10	7	5	2	
2	P	1	Total	C	Cl	F	N	O	S	0
			64	39	1	10	7	5	2	
2	Q	1	Total	C	Cl	F	N	O	S	0
			64	39	1	10	7	5	2	
2	R	1	Total	C	Cl	F	N	O	S	0
			64	39	1	10	7	5	2	

- Molecule 3 is 3alpha-[(3-carboxy-3-methylbutanoyl)oxy]-8alpha,9beta,10alpha,13alpha,17alpha,19beta-lup-20(29)-en-28-oic acid (three-letter code: 2I4) (formula: C₃₆H₅₆O₆) (labeled as "Ligand of Interest" by depositor).



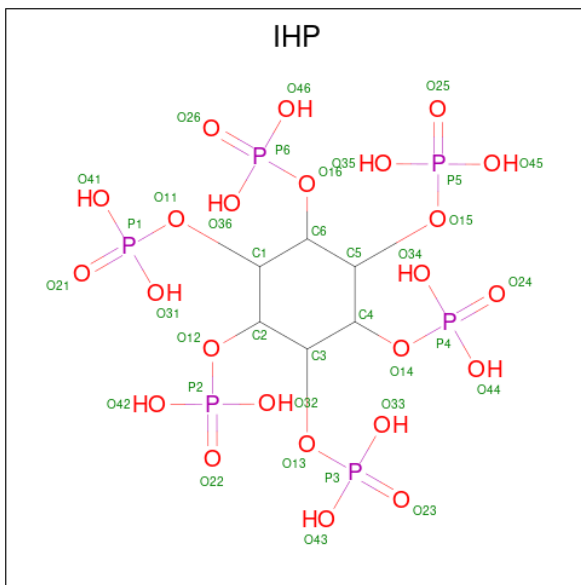
Mol	Chain	Residues	Atoms		AltConf
3	B	1	Total	C O	0
			42	36 6	
3	D	1	Total	C O	0
			42	36 6	
3	E	1	Total	C O	0
			42	36 6	
3	H	1	Total	C O	0
			42	36 6	
3	K	1	Total	C O	0
			42	36 6	
3	N	1	Total	C O	0
			42	36 6	

Continued on next page...

Continued from previous page...

Mol	Chain	Residues	Atoms			AltConf
			Total	C	O	
3	Q	1	42	36	6	0

- Molecule 4 is INOSITOL HEXAKISPHOSPHATE (three-letter code: IHP) (formula: $C_6H_{18}O_{24}P_6$) (labeled as "Ligand of Interest" by depositor).



Mol	Chain	Residues	Atoms				AltConf
			Total	C	O	P	
4	B	1	36	6	24	6	0
4	E	1	36	6	24	6	0
4	H	1	36	6	24	6	0
4	K	1	36	6	24	6	0
4	M	1	36	6	24	6	0
4	N	1	36	6	24	6	0
4	R	1	36	6	24	6	0

- Molecule 5 is water.

Mol	Chain	Residues	Atoms		AltConf
			Total	O	
5	A	25	25	25	0

Continued on next page...

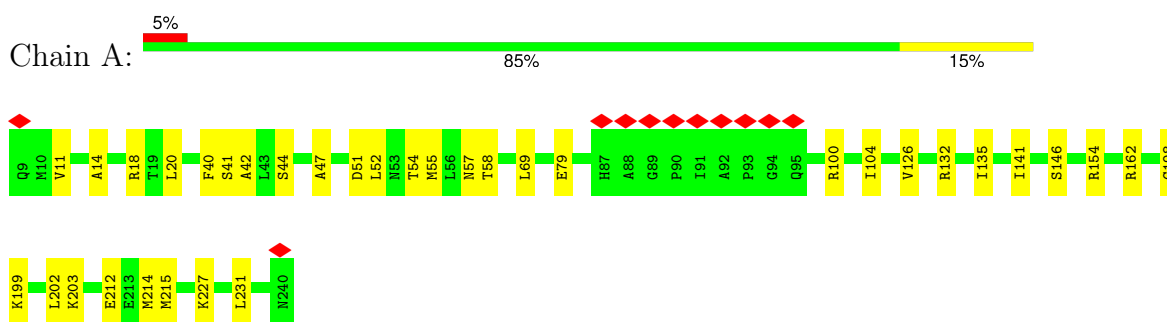
Continued from previous page...

Mol	Chain	Residues	Atoms		AltConf
5	B	20	Total 20	O 20	0
5	C	19	Total 19	O 19	0
5	D	23	Total 23	O 23	0
5	E	21	Total 21	O 21	0
5	F	19	Total 19	O 19	0
5	G	23	Total 23	O 23	0
5	H	21	Total 21	O 21	0
5	I	19	Total 19	O 19	0
5	J	25	Total 25	O 25	0
5	K	20	Total 20	O 20	0
5	L	18	Total 18	O 18	0
5	M	23	Total 23	O 23	0
5	N	21	Total 21	O 21	0
5	O	19	Total 19	O 19	0
5	P	23	Total 23	O 23	0
5	Q	20	Total 20	O 20	0
5	R	19	Total 19	O 19	0

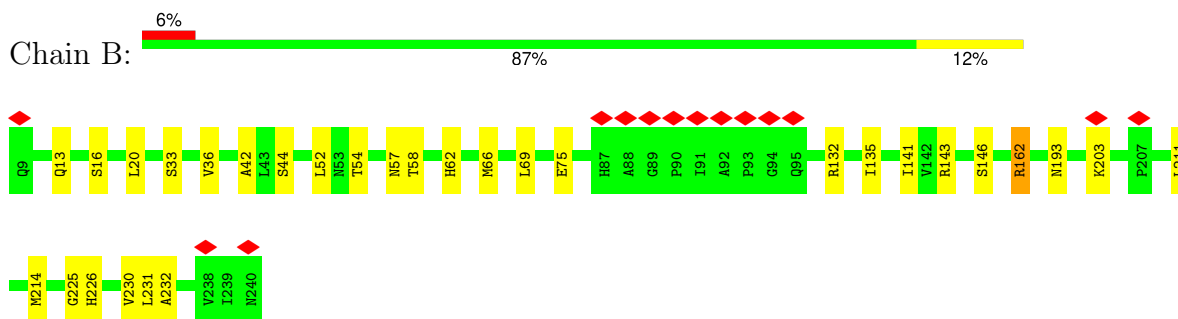
3 Residue-property plots [i](#)

These plots are drawn for all protein, RNA, DNA and oligosaccharide chains in the entry. The first graphic for a chain summarises the proportions of the various outlier classes displayed in the second graphic. The second graphic shows the sequence view annotated by issues in geometry and atom inclusion in map density. Residues are color-coded according to the number of geometric quality criteria for which they contain at least one outlier: green = 0, yellow = 1, orange = 2 and red = 3 or more. A red diamond above a residue indicates a poor fit to the EM map for this residue (all-atom inclusion < 40%). Stretches of 2 or more consecutive residues without any outlier are shown as a green connector. Residues present in the sample, but not in the model, are shown in grey.

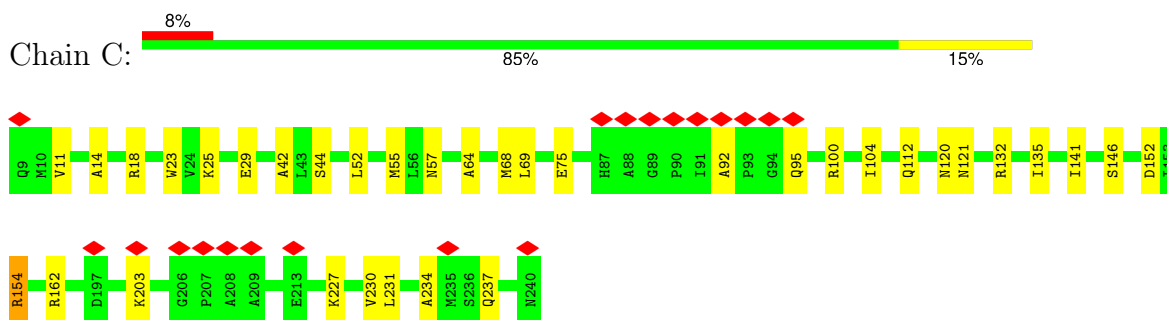
- Molecule 1: Gag



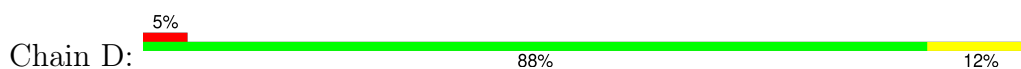
- Molecule 1: Gag

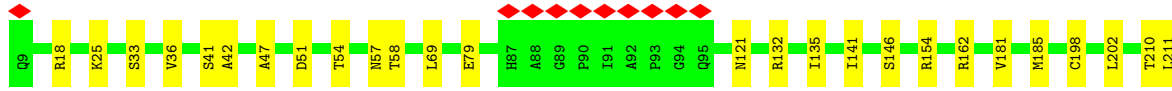


- Molecule 1: Gag

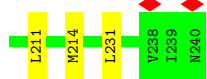
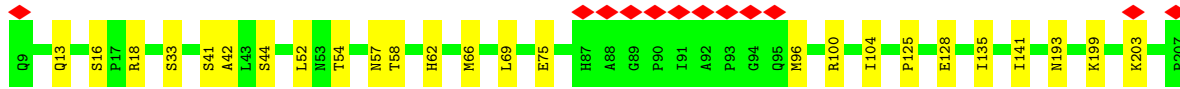
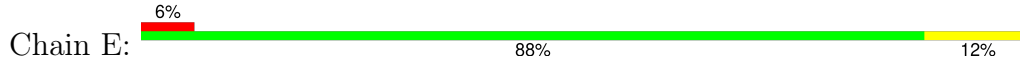


- Molecule 1: Gag

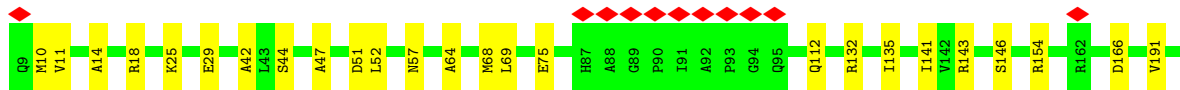
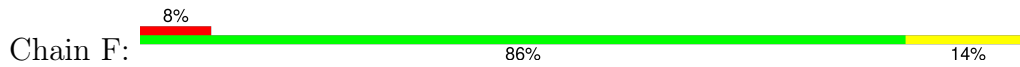




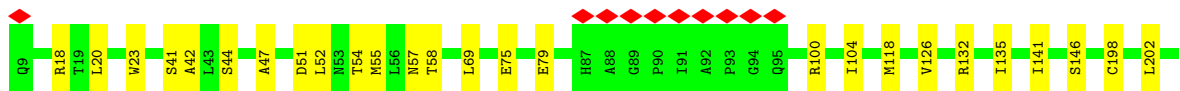
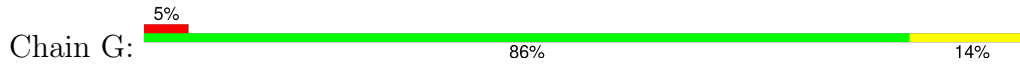
• Molecule 1: Gag



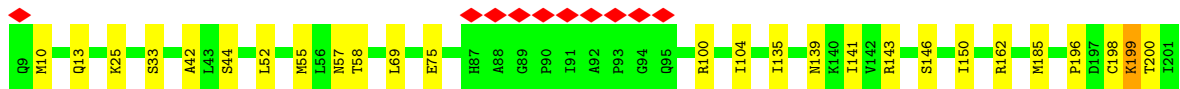
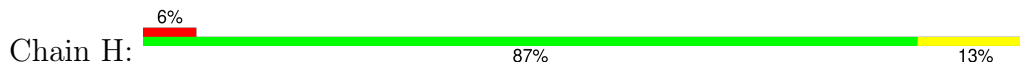
• Molecule 1: Gag



• Molecule 1: Gag

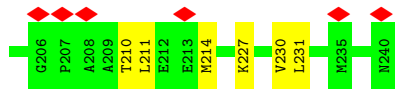
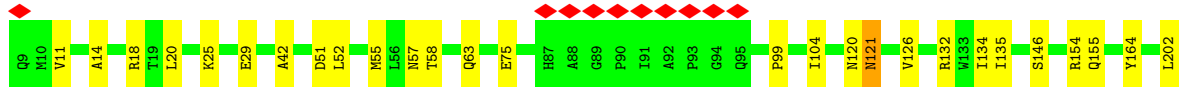
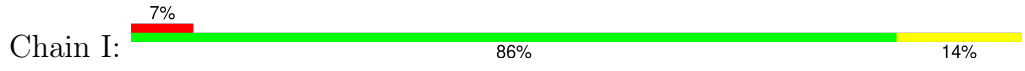


• Molecule 1: Gag

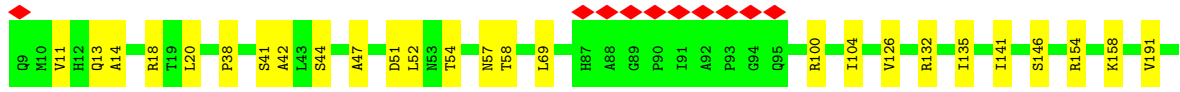
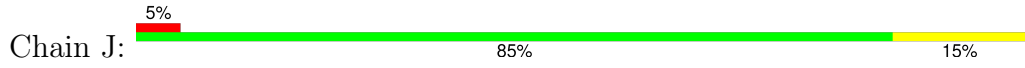




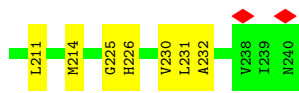
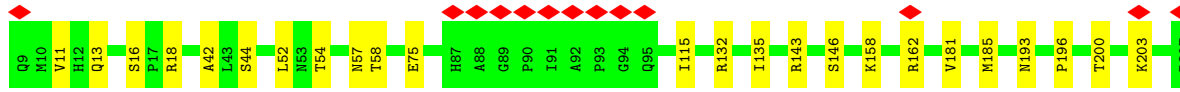
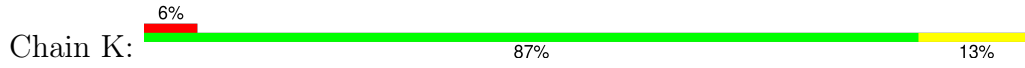
• Molecule 1: Gag



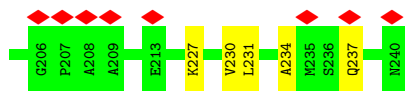
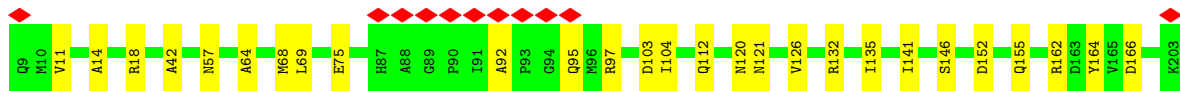
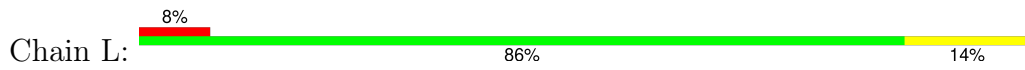
• Molecule 1: Gag



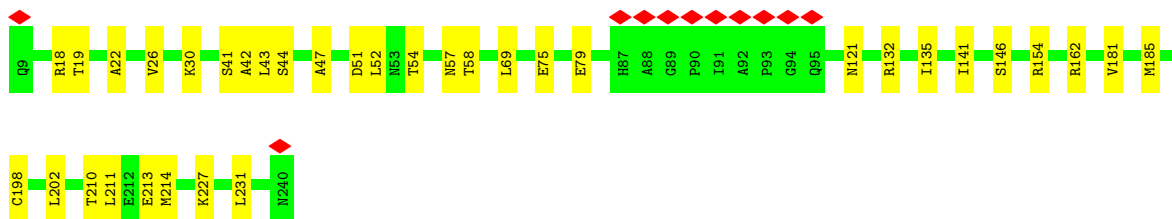
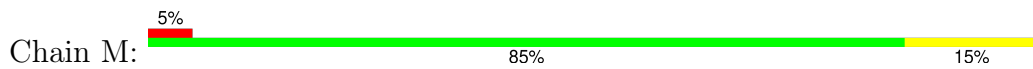
• Molecule 1: Gag



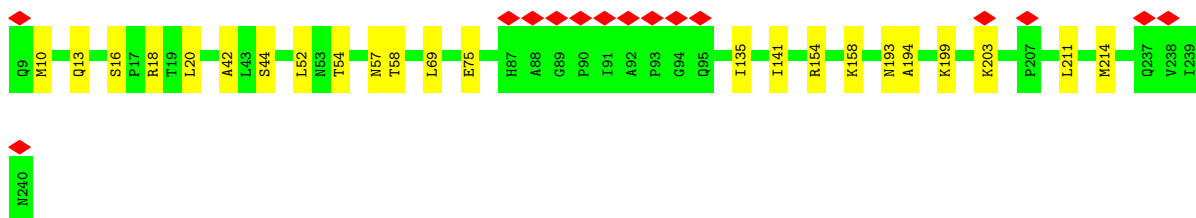
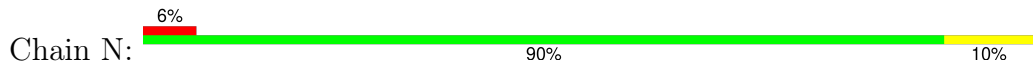
• Molecule 1: Gag



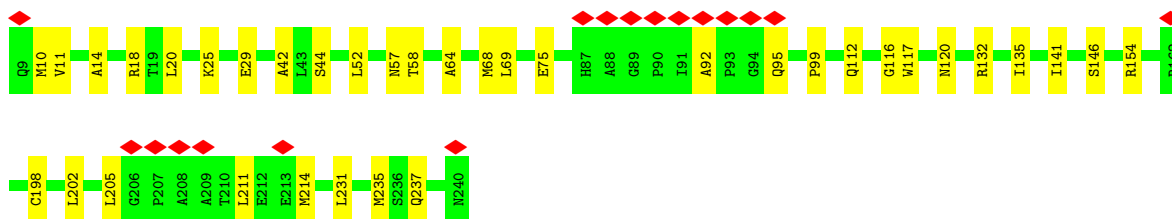
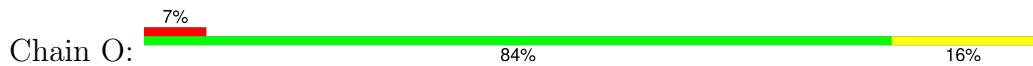
• Molecule 1: Gag



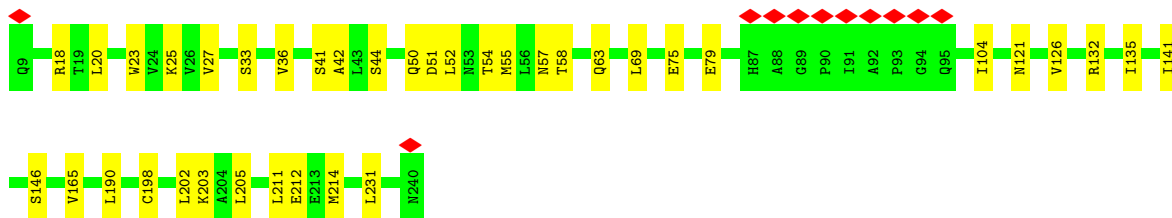
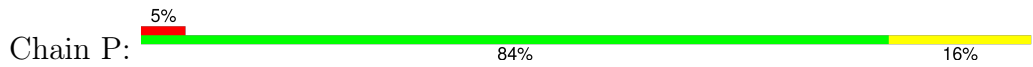
• Molecule 1: Gag



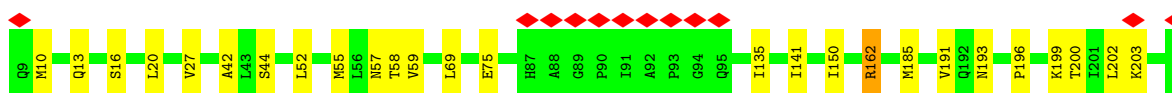
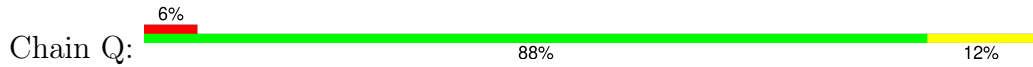
• Molecule 1: Gag



• Molecule 1: Gag

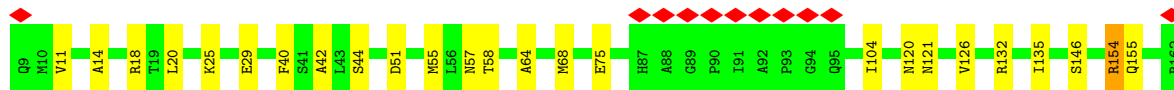
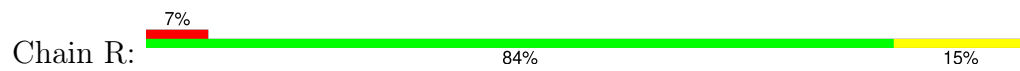


• Molecule 1: Gag





- Molecule 1: Gag



4 Experimental information

Property	Value	Source
EM reconstruction method	SINGLE PARTICLE	Depositor
Imposed symmetry	POINT, C6	Depositor
Number of particles used	1323040	Depositor
Resolution determination method	FSC 0.143 CUT-OFF	Depositor
CTF correction method	PHASE FLIPPING AND AMPLITUDE CORRECTION	Depositor
Microscope	FEI TITAN KRIOS	Depositor
Voltage (kV)	300	Depositor
Electron dose ($e^-/\text{\AA}^2$)	50	Depositor
Minimum defocus (nm)	1200	Depositor
Maximum defocus (nm)	2200	Depositor
Magnification	81000	Depositor
Image detector	GATAN K3 BIOQUANTUM (6k x 4k)	Depositor
Maximum map value	0.198	Depositor
Minimum map value	-0.065	Depositor
Average map value	0.005	Depositor
Map value standard deviation	0.012	Depositor
Recommended contour level	0.05	Depositor
Map size (\AA)	300.384, 300.384, 300.384	wwPDB
Map dimensions	336, 336, 336	wwPDB
Map angles ($^\circ$)	90.0, 90.0, 90.0	wwPDB
Pixel spacing (\AA)	0.894, 0.894, 0.894	Depositor

5 Model quality [i](#)

5.1 Standard geometry [i](#)

Bond lengths and bond angles in the following residue types are not validated in this section: 2I4, QNG, IHP

The Z score for a bond length (or angle) is the number of standard deviations the observed value is removed from the expected value. A bond length (or angle) with $|Z| > 5$ is considered an outlier worth inspection. RMSZ is the root-mean-square of all Z scores of the bond lengths (or angles).

Mol	Chain	Bond lengths		Bond angles	
		RMSZ	# Z >5	RMSZ	# Z >5
1	A	0.28	0/1860	0.46	0/2526
1	B	0.27	0/1849	0.46	0/2512
1	C	0.28	0/1832	0.47	0/2490
1	D	0.28	0/1860	0.47	0/2526
1	E	0.27	0/1849	0.47	0/2512
1	F	0.27	0/1832	0.47	0/2490
1	G	0.28	0/1860	0.47	0/2526
1	H	0.27	0/1849	0.46	0/2512
1	I	0.27	0/1832	0.46	0/2490
1	J	0.28	0/1860	0.46	0/2526
1	K	0.27	0/1849	0.46	0/2512
1	L	0.28	0/1832	0.47	0/2490
1	M	0.28	0/1860	0.47	0/2526
1	N	0.27	0/1849	0.47	0/2512
1	O	0.27	0/1832	0.46	0/2490
1	P	0.28	0/1860	0.47	0/2526
1	Q	0.27	0/1849	0.46	0/2512
1	R	0.28	0/1832	0.47	0/2490
All	All	0.28	0/33246	0.47	0/45168

There are no bond length outliers.

There are no bond angle outliers.

There are no chirality outliers.

There are no planarity outliers.

5.2 Too-close contacts [i](#)

In the following table, the Non-H and H(model) columns list the number of non-hydrogen atoms and hydrogen atoms in the chain respectively. The H(added) column lists the number of hydrogen

atoms added and optimized by MolProbity. The Clashes column lists the number of clashes within the asymmetric unit, whereas Symm-Clashes lists symmetry-related clashes.

Mol	Chain	Non-H	H(model)	H(added)	Clashes	Symm-Clashes
1	A	1821	0	1819	24	0
1	B	1810	0	1807	23	0
1	C	1793	0	1792	22	0
1	D	1821	0	1819	18	0
1	E	1810	0	1807	20	0
1	F	1793	0	1792	19	0
1	G	1821	0	1819	26	0
1	H	1810	0	1807	20	0
1	I	1793	0	1792	24	0
1	J	1821	0	1819	27	0
1	K	1810	0	1807	24	0
1	L	1793	0	1792	21	0
1	M	1821	0	1819	22	0
1	N	1810	0	1807	20	0
1	O	1793	0	1792	21	0
1	P	1821	0	1819	27	0
1	Q	1810	0	1807	20	0
1	R	1793	0	1792	25	0
2	A	64	0	0	1	0
2	B	64	0	0	1	0
2	C	64	0	0	1	0
2	D	64	0	0	1	0
2	E	64	0	0	1	0
2	F	64	0	0	1	0
2	G	64	0	0	1	0
2	H	64	0	0	1	0
2	I	64	0	0	1	0
2	J	64	0	0	1	0
2	K	64	0	0	1	0
2	L	64	0	0	1	0
2	M	64	0	0	1	0
2	N	64	0	0	1	0
2	O	64	0	0	1	0
2	P	64	0	0	1	0
2	Q	64	0	0	1	0
2	R	64	0	0	1	0
3	B	42	0	0	0	0
3	D	42	0	0	0	0
3	E	42	0	0	0	0
3	H	42	0	0	0	0
3	K	42	0	0	0	0

Continued on next page...

Continued from previous page...

Mol	Chain	Non-H	H(model)	H(added)	Clashes	Symm-Clashes
3	N	42	0	0	0	0
3	Q	42	0	0	0	0
4	B	36	0	6	1	0
4	E	36	0	6	0	0
4	H	36	0	6	1	0
4	K	36	0	6	2	0
4	M	36	0	6	2	0
4	N	36	0	6	0	0
4	R	36	0	6	1	0
5	A	25	0	0	0	0
5	B	20	0	0	1	0
5	C	19	0	0	0	0
5	D	23	0	0	0	0
5	E	21	0	0	1	0
5	F	19	0	0	0	0
5	G	23	0	0	0	0
5	H	21	0	0	0	0
5	I	19	0	0	0	0
5	J	25	0	0	0	0
5	K	20	0	0	1	0
5	L	18	0	0	0	0
5	M	23	0	0	0	0
5	N	21	0	0	1	0
5	O	19	0	0	0	0
5	P	23	0	0	0	0
5	Q	20	0	0	1	0
5	R	19	0	0	0	0
All	All	34620	0	32550	317	0

The all-atom clashscore is defined as the number of clashes found per 1000 atoms (including hydrogen atoms). The all-atom clashscore for this structure is 5.

All (317) close contacts within the same asymmetric unit are listed below, sorted by their clash magnitude.

Atom-1	Atom-2	Interatomic distance (Å)	Clash overlap (Å)
1:H:162:ARG:HH22	1:I:154:ARG:HH11	1.34	0.74
1:E:211:LEU:HA	1:E:214:MET:HE2	1.73	0.71
1:A:202:LEU:HD22	1:A:214:MET:HG2	1.71	0.71
1:N:211:LEU:HA	1:N:214:MET:HE2	1.73	0.70
1:G:211:LEU:HA	1:G:214:MET:HE2	1.74	0.69
1:E:18:ARG:NE	1:G:75:GLU:OE1	2.26	0.69

Continued on next page...

Continued from previous page...

Atom-1	Atom-2	Interatomic distance (Å)	Clash overlap (Å)
1:H:42:ALA:HB1	1:J:135:ILE:HG21	1.74	0.68
1:J:202:LEU:HD22	1:J:214:MET:HG2	1.75	0.68
1:J:227:LYS:NZ	4:M:401:IHP:O45	2.27	0.68
1:A:212:GLU:OE1	1:D:154:ARG:NH2	2.25	0.67
1:J:212:GLU:OE1	1:M:154:ARG:NH2	2.24	0.67
1:K:158:LYS:NZ	4:K:303:IHP:O21	2.28	0.67
1:C:18:ARG:NE	1:Q:75:GLU:OE1	2.29	0.66
1:A:135:ILE:HG21	1:Q:42:ALA:HB1	1.77	0.65
1:H:135:ILE:HG21	1:L:42:ALA:HB1	1.79	0.65
1:J:18:ARG:NE	1:L:75:GLU:OE2	2.29	0.65
1:B:135:ILE:HG21	1:F:42:ALA:HB1	1.79	0.65
1:N:75:GLU:OE1	1:R:18:ARG:NE	2.30	0.64
1:N:18:ARG:NE	1:P:75:GLU:OE1	2.29	0.64
1:B:13:GLN:O	1:D:132:ARG:NH2	2.29	0.64
1:E:75:GLU:OE1	1:I:18:ARG:NE	2.30	0.63
1:P:211:LEU:HA	1:P:214:MET:HE2	1.81	0.63
1:O:211:LEU:HA	1:O:214:MET:HE2	1.80	0.62
1:Q:57:ASN:OD1	2:Q:301:QNG:N43	2.32	0.62
1:F:211:LEU:HA	1:F:214:MET:HE2	1.82	0.62
1:M:202:LEU:HD22	1:M:214:MET:HG2	1.82	0.61
1:C:42:ALA:HB1	1:Q:135:ILE:HG21	1.83	0.61
1:P:69:LEU:HB2	1:P:141:ILE:HD11	1.83	0.61
1:K:162:ARG:HH12	1:L:152:ASP:HB2	1.66	0.61
1:G:211:LEU:O	1:G:215:MET:HG2	2.01	0.61
1:R:210:THR:O	1:R:214:MET:HG3	2.01	0.61
1:P:18:ARG:NE	1:R:75:GLU:OE2	2.34	0.60
1:R:104:ILE:HD13	1:R:126:VAL:HG12	1.83	0.60
1:K:135:ILE:HG21	1:O:42:ALA:HB1	1.84	0.60
1:G:18:ARG:NE	1:I:75:GLU:OE2	2.32	0.60
1:B:75:GLU:OE1	1:F:18:ARG:NE	2.35	0.60
1:L:104:ILE:HD13	1:L:126:VAL:HG12	1.83	0.60
1:A:154:ARG:NH2	1:P:212:GLU:OE1	2.31	0.60
1:D:211:LEU:HA	1:D:214:MET:HE2	1.83	0.60
1:H:57:ASN:OD1	2:H:301:QNG:N43	2.35	0.60
1:N:57:ASN:OD1	2:N:301:QNG:N43	2.34	0.60
1:P:44:SER:HB2	1:P:52:LEU:HD22	1.83	0.60
1:A:18:ARG:NE	1:C:75:GLU:OE2	2.35	0.59
1:K:75:GLU:OE1	1:O:18:ARG:NE	2.36	0.59
1:M:211:LEU:HA	1:M:214:MET:HE2	1.82	0.59
1:P:20:LEU:HD11	1:P:58:THR:HG21	1.84	0.59
1:G:212:GLU:OE1	1:J:154:ARG:NH2	2.32	0.58

Continued on next page...

Continued from previous page...

Atom-1	Atom-2	Interatomic distance (Å)	Clash overlap (Å)
1:K:13:GLN:O	1:M:132:ARG:NH2	2.29	0.58
1:E:42:ALA:HB1	1:G:135:ILE:HG21	1.86	0.58
1:E:57:ASN:OD1	2:E:301:QNG:N43	2.36	0.58
1:G:69:LEU:HB2	1:G:141:ILE:HD11	1.85	0.58
1:K:57:ASN:OD1	2:K:301:QNG:N43	2.36	0.57
1:K:18:ARG:NE	1:M:75:GLU:OE2	2.38	0.57
1:Q:196:PRO:O	1:Q:200:THR:HG23	2.04	0.57
1:M:181:VAL:O	1:M:185:MET:HG3	2.04	0.57
1:N:42:ALA:HB1	1:P:135:ILE:HG21	1.87	0.57
1:R:154:ARG:HG3	1:R:193:ASN:HB3	1.85	0.57
1:J:69:LEU:HB2	1:J:141:ILE:HD11	1.87	0.57
1:K:54:THR:O	1:K:58:THR:HG23	2.05	0.57
1:H:196:PRO:O	1:H:200:THR:HG23	2.05	0.56
1:B:54:THR:O	1:B:58:THR:HG23	2.04	0.56
1:H:162:ARG:NH2	1:I:154:ARG:HD2	2.20	0.56
1:A:42:ALA:HB1	1:C:135:ILE:HG21	1.87	0.56
1:I:51:ASP:O	1:I:55:MET:HG3	2.06	0.56
1:A:231:LEU:HD11	1:P:231:LEU:HD23	1.88	0.56
1:B:57:ASN:OD1	2:B:301:QNG:N43	2.38	0.56
1:J:42:ALA:HB1	1:L:135:ILE:HG21	1.87	0.55
1:N:193:ASN:ND2	5:N:403:HOH:O	2.38	0.55
1:R:51:ASP:O	1:R:55:MET:HG3	2.07	0.55
1:A:69:LEU:HB2	1:A:141:ILE:HD11	1.88	0.55
1:D:18:ARG:NE	1:F:75:GLU:OE2	2.32	0.55
1:J:13:GLN:O	1:L:132:ARG:NH2	2.33	0.55
1:J:104:ILE:HD13	1:J:126:VAL:HG12	1.87	0.55
1:M:57:ASN:OD1	2:M:402:QNG:N43	2.40	0.55
1:O:64:ALA:O	1:O:68:MET:HG3	2.07	0.55
1:R:57:ASN:OD1	2:R:402:QNG:N43	2.40	0.55
1:N:154:ARG:HG2	1:N:193:ASN:HB3	1.89	0.55
1:G:54:THR:O	1:G:58:THR:HG23	2.07	0.55
1:A:57:ASN:OD1	2:A:301:QNG:N43	2.40	0.54
1:G:42:ALA:HB1	1:I:135:ILE:HG21	1.88	0.54
1:J:57:ASN:OD1	2:J:301:QNG:N43	2.40	0.54
1:M:18:ARG:NE	1:O:75:GLU:OE2	2.36	0.54
1:O:11:VAL:HG13	1:O:14:ALA:HB2	1.88	0.54
1:Q:20:LEU:HD11	1:Q:58:THR:HG21	1.88	0.54
1:R:20:LEU:HD11	1:R:58:THR:HG21	1.89	0.54
1:K:181:VAL:O	1:K:185:MET:HG3	2.08	0.54
1:N:13:GLN:O	1:P:132:ARG:NH2	2.30	0.54
1:P:54:THR:O	1:P:58:THR:HG23	2.08	0.54

Continued on next page...

Continued from previous page...

Atom-1	Atom-2	Interatomic distance (Å)	Clash overlap (Å)
1:I:57:ASN:OD1	2:I:301:QNG:N43	2.40	0.54
1:I:210:THR:O	1:I:214:MET:HG3	2.08	0.54
1:P:42:ALA:HB1	1:R:135:ILE:HG21	1.89	0.54
1:L:120:ASN:OD1	1:L:121:ASN:N	2.41	0.53
1:D:57:ASN:OD1	2:D:302:QNG:N43	2.41	0.53
1:J:44:SER:HB2	1:J:52:LEU:HD22	1.89	0.53
1:L:92:ALA:HB3	1:L:95:GLN:HB2	1.91	0.53
1:C:120:ASN:OD1	1:C:121:ASN:N	2.41	0.53
1:Q:231:LEU:HD23	1:R:231:LEU:HD11	1.90	0.53
1:B:162:ARG:HH12	1:C:152:ASP:HB2	1.73	0.53
1:D:181:VAL:O	1:D:185:MET:HG3	2.08	0.53
1:F:11:VAL:HG13	1:F:14:ALA:HB2	1.91	0.53
1:P:51:ASP:O	1:P:55:MET:HG3	2.08	0.53
1:C:69:LEU:HB2	1:C:141:ILE:HD11	1.90	0.52
1:F:64:ALA:O	1:F:68:MET:HG3	2.09	0.52
1:K:211:LEU:HA	1:K:214:MET:HE2	1.90	0.52
1:G:44:SER:HB2	1:G:52:LEU:HD22	1.91	0.52
1:A:44:SER:HB2	1:A:52:LEU:HD22	1.91	0.52
1:J:199:LYS:O	1:J:203:LYS:HG2	2.09	0.52
1:M:69:LEU:HB2	1:M:141:ILE:HD11	1.92	0.52
1:N:54:THR:O	1:N:58:THR:HG23	2.10	0.52
1:B:231:LEU:HD23	1:C:231:LEU:HD11	1.92	0.52
1:A:199:LYS:O	1:A:203:LYS:HG2	2.09	0.51
1:N:199:LYS:O	1:N:203:LYS:HG2	2.11	0.51
1:Q:162:ARG:NH2	1:R:154:ARG:HD3	2.25	0.51
1:N:69:LEU:HB2	1:N:141:ILE:HD11	1.93	0.51
1:A:132:ARG:NH2	1:Q:13:GLN:O	2.30	0.51
1:N:135:ILE:HG21	1:R:42:ALA:HB1	1.92	0.51
1:L:69:LEU:HB2	1:L:141:ILE:HD11	1.91	0.51
1:G:20:LEU:HD11	1:G:58:THR:HG21	1.92	0.51
1:Q:69:LEU:HB2	1:Q:141:ILE:HD11	1.93	0.51
4:H:303:IHP:O12	1:I:227:LYS:NZ	2.43	0.51
1:R:227:LYS:NZ	4:R:401:IHP:O12	2.44	0.51
4:B:303:IHP:O12	1:C:227:LYS:NZ	2.45	0.50
1:E:193:ASN:ND2	5:E:402:HOH:O	2.34	0.50
1:D:69:LEU:HB2	1:D:141:ILE:HD11	1.93	0.50
4:K:303:IHP:O12	1:L:227:LYS:NZ	2.43	0.50
1:E:13:GLN:O	1:G:132:ARG:NH2	2.34	0.50
1:E:54:THR:O	1:E:58:THR:HG23	2.11	0.50
1:L:11:VAL:HG13	1:L:14:ALA:HB2	1.93	0.50
1:Q:55:MET:O	1:Q:58:THR:OG1	2.28	0.50

Continued on next page...

Continued from previous page...

Atom-1	Atom-2	Interatomic distance (Å)	Clash overlap (Å)
1:E:135:ILE:HG21	1:I:42:ALA:HB1	1.93	0.50
1:L:64:ALA:O	1:L:68:MET:HG3	2.11	0.49
1:A:54:THR:O	1:A:58:THR:HG23	2.12	0.49
1:C:64:ALA:O	1:C:68:MET:HG3	2.12	0.49
1:E:69:LEU:HB2	1:E:141:ILE:HD11	1.92	0.49
1:A:20:LEU:HD11	1:A:58:THR:HG21	1.94	0.49
1:G:51:ASP:O	1:G:55:MET:HG3	2.13	0.49
1:R:120:ASN:OD1	1:R:121:ASN:N	2.46	0.49
1:H:150:ILE:HG21	1:H:185:MET:SD	2.53	0.49
1:K:42:ALA:HB1	1:M:135:ILE:HG21	1.93	0.49
1:K:143:ARG:NH1	1:O:29:GLU:OE1	2.46	0.49
1:B:42:ALA:HB1	1:D:135:ILE:HG21	1.94	0.49
1:I:120:ASN:OD1	1:I:121:ASN:N	2.46	0.49
1:K:193:ASN:ND2	5:K:402:HOH:O	2.36	0.49
1:E:199:LYS:O	1:E:203:LYS:HG2	2.12	0.48
1:F:69:LEU:HB2	1:F:141:ILE:HD11	1.95	0.48
1:C:112:GLN:OE1	1:C:112:GLN:N	2.39	0.48
1:D:42:ALA:HB1	1:F:135:ILE:HG21	1.96	0.48
1:H:55:MET:O	1:H:58:THR:OG1	2.31	0.48
1:J:158:LYS:HE2	4:M:401:IHP:O24	2.13	0.47
1:K:203:LYS:HA	1:K:203:LYS:HD2	1.72	0.47
1:O:92:ALA:HB3	1:O:95:GLN:HB2	1.97	0.47
1:P:202:LEU:HD22	1:P:214:MET:HG2	1.96	0.47
1:B:162:ARG:NH2	1:C:154:ARG:HG3	2.29	0.47
1:O:69:LEU:HB2	1:O:141:ILE:HD11	1.96	0.47
1:A:11:VAL:HG13	1:A:14:ALA:HB2	1.97	0.47
1:G:227:LYS:HB2	1:G:227:LYS:HE3	1.65	0.47
1:J:54:THR:O	1:J:58:THR:HG23	2.15	0.47
1:K:44:SER:HB2	1:K:52:LEU:HD21	1.97	0.47
1:D:33:SER:O	1:D:36:VAL:HG12	2.14	0.47
1:Q:44:SER:HB2	1:Q:52:LEU:HD21	1.97	0.47
1:H:44:SER:HB2	1:H:52:LEU:HD21	1.97	0.46
1:B:211:LEU:HA	1:B:214:MET:HE2	1.98	0.46
1:M:42:ALA:HB1	1:O:135:ILE:HG21	1.96	0.46
1:P:57:ASN:OD1	2:P:301:QNG:N43	2.48	0.46
1:D:47:ALA:HB1	1:D:51:ASP:HB2	1.96	0.46
1:I:202:LEU:CD2	1:I:214:MET:HB3	2.45	0.46
1:H:13:GLN:O	1:J:132:ARG:NH2	2.40	0.46
1:Q:150:ILE:HG21	1:Q:185:MET:SD	2.54	0.46
1:J:191:VAL:HG22	1:J:202:LEU:HD13	1.98	0.46
1:A:40:PHE:O	1:A:44:SER:OG	2.26	0.46

Continued on next page...

Continued from previous page...

Atom-1	Atom-2	Interatomic distance (Å)	Clash overlap (Å)
1:C:44:SER:HB2	1:C:52:LEU:HD11	1.97	0.46
1:I:11:VAL:HG13	1:I:14:ALA:HB2	1.97	0.45
1:I:52:LEU:HD23	1:I:134:ILE:HD12	1.98	0.45
1:A:47:ALA:HB1	1:A:51:ASP:HB2	1.98	0.45
1:J:100:ARG:O	1:J:104:ILE:HG12	2.16	0.45
1:N:20:LEU:HD11	1:N:58:THR:HG21	1.98	0.45
1:B:44:SER:HB2	1:B:52:LEU:HD21	1.99	0.45
1:G:23:TRP:CD1	1:G:55:MET:HB3	2.51	0.45
1:Q:212:GLU:OE1	1:R:154:ARG:NH2	2.50	0.45
1:F:44:SER:HB2	1:F:52:LEU:HD21	1.98	0.45
1:N:44:SER:HB2	1:N:52:LEU:CD2	2.45	0.45
1:R:155:GLN:HG3	1:R:164:TYR:HB2	1.98	0.45
1:A:42:ALA:CB	1:C:135:ILE:HG21	2.46	0.45
1:D:202:LEU:HD22	1:D:214:MET:HG2	1.99	0.45
1:K:232:ALA:HB2	1:L:234:ALA:HB1	1.99	0.45
1:Q:191:VAL:HG22	1:Q:202:LEU:HD13	1.98	0.45
1:G:57:ASN:OD1	2:G:301:QNG:N43	2.50	0.45
1:D:54:THR:O	1:D:58:THR:HG23	2.17	0.44
1:H:199:LYS:O	1:H:203:LYS:HG2	2.17	0.44
1:J:47:ALA:HB1	1:J:51:ASP:HB2	1.98	0.44
1:O:198:CYS:O	1:O:202:LEU:HG	2.17	0.44
1:H:69:LEU:HB2	1:H:141:ILE:HD11	2.00	0.44
1:M:44:SER:HB2	1:M:52:LEU:HD22	1.98	0.44
1:M:54:THR:O	1:M:58:THR:HG23	2.18	0.44
1:C:11:VAL:HG13	1:C:14:ALA:HB2	2.00	0.44
1:F:198:CYS:O	1:F:202:LEU:HG	2.16	0.44
1:K:231:LEU:HD23	1:L:231:LEU:HD11	2.00	0.44
1:M:210:THR:OG1	1:M:213:GLU:HG3	2.17	0.44
1:G:202:LEU:HD22	1:G:214:MET:HG2	2.00	0.44
1:H:225:GLY:HA2	1:I:230:VAL:HG11	2.00	0.44
1:M:22:ALA:O	1:M:26:VAL:HG23	2.16	0.44
1:R:11:VAL:HG13	1:R:14:ALA:HB2	1.98	0.44
1:K:225:GLY:HA2	1:L:230:VAL:HG11	1.99	0.44
1:M:198:CYS:O	1:M:202:LEU:HG	2.17	0.44
1:A:51:ASP:O	1:A:55:MET:HG3	2.17	0.44
1:J:11:VAL:HG13	1:J:14:ALA:HB2	1.99	0.44
1:B:16:SER:HB2	1:D:79:GLU:HG2	2.00	0.44
1:N:16:SER:HB2	1:P:79:GLU:HG2	1.98	0.44
1:B:143:ARG:NH1	1:F:29:GLU:OE2	2.50	0.44
1:N:44:SER:HB2	1:N:52:LEU:HD21	2.00	0.44
1:J:42:ALA:CB	1:L:135:ILE:HG21	2.48	0.44

Continued on next page...

Continued from previous page...

Atom-1	Atom-2	Interatomic distance (Å)	Clash overlap (Å)
1:P:104:ILE:HD13	1:P:126:VAL:HG12	1.99	0.44
1:M:47:ALA:HB1	1:M:51:ASP:HB2	1.99	0.43
1:H:231:LEU:HD23	1:I:231:LEU:HD11	2.00	0.43
1:I:211:LEU:HA	1:I:214:MET:HE2	2.00	0.43
1:P:23:TRP:O	1:P:27:VAL:HG23	2.18	0.43
1:H:100:ARG:O	1:H:104:ILE:HD12	2.17	0.43
1:L:57:ASN:OD1	2:L:301:QNG:N43	2.52	0.43
1:B:193:ASN:ND2	5:B:403:HOH:O	2.35	0.43
1:P:33:SER:O	1:P:36:VAL:HG12	2.18	0.43
1:F:191:VAL:HG22	1:F:202:LEU:HD13	2.00	0.43
1:L:112:GLN:OE1	1:L:112:GLN:N	2.44	0.43
1:O:231:LEU:O	1:O:235:MET:HG2	2.19	0.43
1:E:44:SER:HB2	1:E:52:LEU:CD2	2.48	0.43
1:H:44:SER:HB2	1:H:52:LEU:CD2	2.48	0.43
1:I:20:LEU:HD11	1:I:58:THR:HG21	2.01	0.43
1:J:20:LEU:HD11	1:J:58:THR:HG21	2.00	0.43
1:R:25:LYS:HE3	1:R:29:GLU:OE2	2.18	0.43
1:E:42:ALA:CB	1:G:135:ILE:HG21	2.48	0.43
1:F:57:ASN:OD1	2:F:301:QNG:N43	2.52	0.43
1:O:44:SER:HB2	1:O:52:LEU:HD21	1.99	0.43
1:C:57:ASN:OD1	2:C:301:QNG:N43	2.51	0.43
1:D:25:LYS:HE3	1:F:143:ARG:NH2	2.33	0.43
1:G:42:ALA:CB	1:I:135:ILE:HG21	2.49	0.43
1:R:198:CYS:O	1:R:202:LEU:HG	2.19	0.43
1:D:210:THR:OG1	1:D:213:GLU:HG3	2.18	0.43
1:P:42:ALA:CB	1:R:135:ILE:HG21	2.49	0.43
1:B:225:GLY:HA2	1:C:230:VAL:HG11	2.01	0.43
1:P:203:LYS:HA	1:P:203:LYS:HD2	1.78	0.42
1:A:100:ARG:O	1:A:104:ILE:HG12	2.19	0.42
1:K:226:HIS:O	1:K:230:VAL:HG22	2.19	0.42
1:P:121:ASN:HD21	1:R:121:ASN:HD21	1.68	0.42
1:B:226:HIS:O	1:B:230:VAL:HG22	2.19	0.42
1:C:100:ARG:O	1:C:104:ILE:HG12	2.19	0.42
1:L:97:ARG:NH1	1:L:103:ASP:OD2	2.45	0.42
1:A:227:LYS:HB2	1:A:227:LYS:HE3	1.68	0.42
1:H:212:GLU:OE1	1:I:154:ARG:NH2	2.52	0.42
1:J:231:LEU:HD23	1:M:231:LEU:HD11	2.02	0.42
1:B:232:ALA:HB2	1:C:234:ALA:HB1	2.00	0.42
1:C:25:LYS:HE3	1:C:29:GLU:OE2	2.19	0.42
1:K:16:SER:HB2	1:M:79:GLU:HG2	2.02	0.42
1:G:100:ARG:O	1:G:104:ILE:HG12	2.20	0.42

Continued on next page...

Continued from previous page...

Atom-1	Atom-2	Interatomic distance (Å)	Clash overlap (Å)
1:K:196:PRO:O	1:K:200:THR:HG22	2.19	0.42
1:C:23:TRP:CG	1:C:55:MET:HE3	2.54	0.42
1:H:139:ASN:O	1:H:143:ARG:HG3	2.20	0.42
1:B:203:LYS:HA	1:B:203:LYS:HD2	1.71	0.42
1:H:75:GLU:OE2	1:L:18:ARG:NE	2.53	0.42
1:E:16:SER:HB2	1:G:79:GLU:HG2	2.02	0.42
1:E:100:ARG:O	1:E:104:ILE:HD12	2.19	0.42
1:E:231:LEU:HD23	1:F:231:LEU:HD11	2.01	0.42
1:D:198:CYS:O	1:D:202:LEU:HG	2.20	0.41
1:I:25:LYS:HE3	1:I:29:GLU:OE2	2.20	0.41
1:O:57:ASN:OD1	2:O:301:QNG:N43	2.53	0.41
1:P:198:CYS:O	1:P:202:LEU:HG	2.20	0.41
1:C:92:ALA:HB3	1:C:95:GLN:HB2	2.01	0.41
1:F:47:ALA:HB1	1:F:51:ASP:HB2	2.03	0.41
1:B:33:SER:O	1:B:36:VAL:HG12	2.20	0.41
1:B:132:ARG:NH2	1:F:14:ALA:O	2.52	0.41
1:M:227:LYS:HE3	1:M:227:LYS:HB2	1.85	0.41
1:O:112:GLN:H	1:O:112:GLN:CD	2.24	0.41
1:R:64:ALA:O	1:R:68:MET:HG3	2.21	0.41
1:E:62:HIS:O	1:E:66:MET:HG2	2.20	0.41
1:E:125:PRO:HB2	1:E:128:GLU:HB2	2.01	0.41
1:J:198:CYS:O	1:J:202:LEU:HG	2.20	0.41
1:K:44:SER:HB2	1:K:52:LEU:CD2	2.50	0.41
1:M:42:ALA:CB	1:O:135:ILE:HG21	2.50	0.41
1:N:203:LYS:HA	1:N:203:LYS:HD2	1.89	0.41
1:G:231:LEU:HD23	1:J:231:LEU:HD11	2.01	0.41
1:H:198:CYS:O	1:H:202:LEU:HG	2.21	0.41
1:N:194:ALA:HB3	1:N:199:LYS:HG3	2.03	0.41
1:O:99:PRO:HD3	1:O:117:TRP:NE1	2.35	0.41
1:F:112:GLN:H	1:F:112:GLN:CD	2.24	0.41
1:J:227:LYS:HE3	1:J:227:LYS:HB2	1.86	0.41
1:B:20:LEU:HD11	1:B:58:THR:HG21	2.02	0.41
1:D:42:ALA:CB	1:F:135:ILE:HG21	2.50	0.41
1:Q:202:LEU:HD22	1:Q:214:MET:HG2	2.02	0.41
1:A:79:GLU:HG2	1:Q:16:SER:HB2	2.01	0.41
1:E:203:LYS:HA	1:E:203:LYS:HD2	1.88	0.41
1:R:40:PHE:O	1:R:44:SER:OG	2.26	0.41
1:A:198:CYS:O	1:A:202:LEU:HG	2.20	0.41
1:B:62:HIS:O	1:B:66:MET:HG2	2.21	0.41
1:E:96:MET:H	1:E:96:MET:HG2	1.76	0.41
1:I:99:PRO:HB2	1:I:104:ILE:HD12	2.02	0.41

Continued on next page...

Continued from previous page...

Atom-1	Atom-2	Interatomic distance (Å)	Clash overlap (Å)
1:K:132:ARG:NH2	1:O:14:ALA:O	2.50	0.41
1:N:42:ALA:CB	1:P:135:ILE:HG21	2.50	0.41
1:N:135:ILE:HG21	1:R:42:ALA:CB	2.51	0.41
1:P:165:VAL:HG22	1:P:190:LEU:HD11	2.03	0.41
1:P:205:LEU:HD12	1:P:205:LEU:HA	1.94	0.41
1:R:211:LEU:O	1:R:215:MET:HB2	2.21	0.41
1:G:198:CYS:O	1:G:202:LEU:HG	2.21	0.41
1:K:11:VAL:HG23	1:K:115:ILE:HG12	2.03	0.41
1:I:104:ILE:HG13	1:I:126:VAL:HG12	2.02	0.40
1:O:116:GLY:O	1:O:120:ASN:HB2	2.21	0.40
1:O:205:LEU:HD23	1:O:205:LEU:HA	1.79	0.40
1:B:69:LEU:HB2	1:B:141:ILE:HD11	2.02	0.40
1:G:47:ALA:HB1	1:G:51:ASP:HB2	2.04	0.40
1:L:155:GLN:HG3	1:L:164:TYR:HB2	2.04	0.40
1:M:19:THR:HG23	1:M:43:LEU:HD22	2.03	0.40
1:P:23:TRP:CD1	1:P:55:MET:HB3	2.56	0.40
1:Q:27:VAL:HG11	1:Q:59:VAL:HG13	2.03	0.40
1:Q:199:LYS:O	1:Q:203:LYS:HG2	2.21	0.40
1:G:222:GLY:O	1:J:158:LYS:HE3	2.21	0.40
1:I:155:GLN:HG3	1:I:164:TYR:HB2	2.04	0.40
1:Q:193:ASN:ND2	5:Q:402:HOH:O	2.36	0.40
1:A:104:ILE:HD13	1:A:126:VAL:HG12	2.04	0.40
1:G:118:MET:HG3	1:G:126:VAL:HG22	2.04	0.40
1:O:20:LEU:HD11	1:O:58:THR:HG21	2.03	0.40

There are no symmetry-related clashes.

5.3 Torsion angles [i](#)

5.3.1 Protein backbone [i](#)

In the following table, the Percentiles column shows the percent Ramachandran outliers of the chain as a percentile score with respect to all PDB entries followed by that with respect to all EM entries.

The Analysed column shows the number of residues for which the backbone conformation was analysed, and the total number of residues.

Mol	Chain	Analysed	Favoured	Allowed	Outliers	Percentiles
1	A	233/232 (100%)	231 (99%)	2 (1%)	0	100 100

Continued on next page...

Continued from previous page...

Mol	Chain	Analysed	Favoured	Allowed	Outliers	Percentiles	
1	B	232/232 (100%)	231 (100%)	1 (0%)	0	100	100
1	C	230/232 (99%)	227 (99%)	3 (1%)	0	100	100
1	D	233/232 (100%)	230 (99%)	3 (1%)	0	100	100
1	E	232/232 (100%)	230 (99%)	2 (1%)	0	100	100
1	F	230/232 (99%)	228 (99%)	2 (1%)	0	100	100
1	G	233/232 (100%)	231 (99%)	2 (1%)	0	100	100
1	H	232/232 (100%)	231 (100%)	1 (0%)	0	100	100
1	I	230/232 (99%)	227 (99%)	3 (1%)	0	100	100
1	J	233/232 (100%)	231 (99%)	2 (1%)	0	100	100
1	K	232/232 (100%)	230 (99%)	2 (1%)	0	100	100
1	L	230/232 (99%)	227 (99%)	3 (1%)	0	100	100
1	M	233/232 (100%)	231 (99%)	2 (1%)	0	100	100
1	N	232/232 (100%)	231 (100%)	1 (0%)	0	100	100
1	O	230/232 (99%)	227 (99%)	3 (1%)	0	100	100
1	P	233/232 (100%)	231 (99%)	2 (1%)	0	100	100
1	Q	232/232 (100%)	230 (99%)	2 (1%)	0	100	100
1	R	230/232 (99%)	227 (99%)	3 (1%)	0	100	100
All	All	4170/4176 (100%)	4131 (99%)	39 (1%)	0	100	100

There are no Ramachandran outliers to report.

5.3.2 Protein sidechains [i](#)

In the following table, the Percentiles column shows the percent sidechain outliers of the chain as a percentile score with respect to all PDB entries followed by that with respect to all EM entries.

The Analysed column shows the number of residues for which the sidechain conformation was analysed, and the total number of residues.

Mol	Chain	Analysed	Rotameric	Outliers	Percentiles	
1	A	196/194 (101%)	192 (98%)	4 (2%)	50	57
1	B	195/194 (100%)	193 (99%)	2 (1%)	73	79
1	C	193/194 (100%)	187 (97%)	6 (3%)	35	39
1	D	196/194 (101%)	192 (98%)	4 (2%)	50	57

Continued on next page...

Continued from previous page...

Mol	Chain	Analysed	Rotameric	Outliers	Percentiles	
1	E	195/194 (100%)	193 (99%)	2 (1%)	73	79
1	F	193/194 (100%)	185 (96%)	8 (4%)	26	27
1	G	196/194 (101%)	194 (99%)	2 (1%)	73	79
1	H	195/194 (100%)	190 (97%)	5 (3%)	41	46
1	I	193/194 (100%)	189 (98%)	4 (2%)	48	55
1	J	196/194 (101%)	192 (98%)	4 (2%)	50	57
1	K	195/194 (100%)	194 (100%)	1 (0%)	86	91
1	L	193/194 (100%)	189 (98%)	4 (2%)	48	55
1	M	196/194 (101%)	191 (97%)	5 (3%)	41	46
1	N	195/194 (100%)	193 (99%)	2 (1%)	73	79
1	O	193/194 (100%)	187 (97%)	6 (3%)	35	39
1	P	196/194 (101%)	191 (97%)	5 (3%)	41	46
1	Q	195/194 (100%)	193 (99%)	2 (1%)	73	79
1	R	193/194 (100%)	189 (98%)	4 (2%)	48	55
All	All	3504/3492 (100%)	3434 (98%)	70 (2%)	50	57

All (70) residues with a non-rotameric sidechain are listed below:

Mol	Chain	Res	Type
1	A	41	SER
1	A	146	SER
1	A	162	ARG
1	A	215	MET
1	B	146	SER
1	B	162	ARG
1	C	132	ARG
1	C	146	SER
1	C	154	ARG
1	C	162	ARG
1	C	203	LYS
1	C	237	GLN
1	D	41	SER
1	D	121	ASN
1	D	146	SER
1	D	162	ARG
1	E	33	SER
1	E	41	SER

Continued on next page...

Continued from previous page...

Mol	Chain	Res	Type
1	F	10	MET
1	F	25	LYS
1	F	132	ARG
1	F	146	SER
1	F	154	ARG
1	F	166	ASP
1	F	203	LYS
1	F	237	GLN
1	G	41	SER
1	G	146	SER
1	H	10	MET
1	H	25	LYS
1	H	33	SER
1	H	146	SER
1	H	199	LYS
1	I	63	GLN
1	I	121	ASN
1	I	132	ARG
1	I	146	SER
1	J	38	PRO
1	J	41	SER
1	J	146	SER
1	J	215	MET
1	K	146	SER
1	L	146	SER
1	L	162	ARG
1	L	166	ASP
1	L	237	GLN
1	M	30	LYS
1	M	41	SER
1	M	121	ASN
1	M	146	SER
1	M	162	ARG
1	N	10	MET
1	N	158	LYS
1	O	10	MET
1	O	25	LYS
1	O	132	ARG
1	O	146	SER
1	O	154	ARG
1	O	237	GLN
1	P	25	LYS

Continued on next page...

Continued from previous page...

Mol	Chain	Res	Type
1	P	41	SER
1	P	50	GLN
1	P	63	GLN
1	P	146	SER
1	Q	10	MET
1	Q	162	ARG
1	R	132	ARG
1	R	146	SER
1	R	154	ARG
1	R	237	GLN

Sometimes sidechains can be flipped to improve hydrogen bonding and reduce clashes. All (6) such sidechains are listed below:

Mol	Chain	Res	Type
1	A	50	GLN
1	D	50	GLN
1	J	21	ASN
1	J	50	GLN
1	P	21	ASN
1	R	121	ASN

5.3.3 RNA [i](#)

There are no RNA molecules in this entry.

5.4 Non-standard residues in protein, DNA, RNA chains [i](#)

There are no non-standard protein/DNA/RNA residues in this entry.

5.5 Carbohydrates [i](#)

There are no oligosaccharides in this entry.

5.6 Ligand geometry [i](#)

32 ligands are modelled in this entry.

In the following table, the Counts columns list the number of bonds (or angles) for which Mogul statistics could be retrieved, the number of bonds (or angles) that are observed in the model and

the number of bonds (or angles) that are defined in the Chemical Component Dictionary. The Link column lists molecule types, if any, to which the group is linked. The Z score for a bond length (or angle) is the number of standard deviations the observed value is removed from the expected value. A bond length (or angle) with $|Z| > 2$ is considered an outlier worth inspection. RMSZ is the root-mean-square of all Z scores of the bond lengths (or angles).

Mol	Type	Chain	Res	Link	Bond lengths			Bond angles		
					Counts	RMSZ	# Z > 2	Counts	RMSZ	# Z > 2
4	IHP	K	303	-	36,36,36	1.58	6 (16%)	60,60,60	1.05	5 (8%)
4	IHP	E	303	-	36,36,36	1.58	6 (16%)	60,60,60	1.05	5 (8%)
2	QNG	D	302	-	60,70,70	2.56	19 (31%)	70,114,114	4.61	33 (47%)
2	QNG	A	301	-	60,70,70	2.55	18 (30%)	70,114,114	4.60	32 (45%)
2	QNG	E	301	-	60,70,70	2.56	19 (31%)	70,114,114	4.59	31 (44%)
3	2I4	N	302	-	46,46,46	1.09	3 (6%)	76,78,78	1.58	15 (19%)
4	IHP	R	401	-	36,36,36	1.59	6 (16%)	60,60,60	1.02	4 (6%)
2	QNG	R	402	-	60,70,70	2.57	19 (31%)	70,114,114	4.61	30 (42%)
2	QNG	K	301	-	60,70,70	2.56	19 (31%)	70,114,114	4.62	30 (42%)
4	IHP	N	303	-	36,36,36	1.59	6 (16%)	60,60,60	1.04	3 (5%)
4	IHP	H	303	-	36,36,36	1.58	6 (16%)	60,60,60	1.00	4 (6%)
2	QNG	I	301	-	60,70,70	2.57	19 (31%)	70,114,114	4.61	30 (42%)
3	2I4	B	302	-	46,46,46	1.09	3 (6%)	76,78,78	1.59	15 (19%)
2	QNG	O	301	-	60,70,70	2.57	19 (31%)	70,114,114	4.61	30 (42%)
2	QNG	B	301	-	60,70,70	2.56	19 (31%)	70,114,114	4.61	29 (41%)
2	QNG	N	301	-	60,70,70	2.56	19 (31%)	70,114,114	4.60	30 (42%)
2	QNG	H	301	-	60,70,70	2.56	19 (31%)	70,114,114	4.57	31 (44%)
2	QNG	M	402	-	60,70,70	2.56	18 (30%)	70,114,114	4.62	33 (47%)
2	QNG	L	301	-	60,70,70	2.58	19 (31%)	70,114,114	4.59	31 (44%)
2	QNG	C	301	-	60,70,70	2.58	19 (31%)	70,114,114	4.60	32 (45%)
2	QNG	J	301	-	60,70,70	2.55	18 (30%)	70,114,114	4.60	32 (45%)
2	QNG	P	301	-	60,70,70	2.54	18 (30%)	70,114,114	4.61	33 (47%)
3	2I4	Q	302	-	46,46,46	1.09	3 (6%)	76,78,78	1.60	15 (19%)
3	2I4	E	302	-	46,46,46	1.08	3 (6%)	76,78,78	1.57	15 (19%)
2	QNG	Q	301	-	60,70,70	2.57	18 (30%)	70,114,114	4.58	31 (44%)
3	2I4	D	301	-	46,46,46	1.30	4 (8%)	76,78,78	1.66	16 (21%)
4	IHP	M	401	-	36,36,36	1.54	6 (16%)	60,60,60	1.03	5 (8%)
3	2I4	K	302	-	46,46,46	1.09	3 (6%)	76,78,78	1.58	15 (19%)
2	QNG	F	301	-	60,70,70	2.58	19 (31%)	70,114,114	4.61	30 (42%)
3	2I4	H	302	-	46,46,46	1.08	3 (6%)	76,78,78	1.61	15 (19%)

Mol	Type	Chain	Res	Link	Bond lengths			Bond angles		
					Counts	RMSZ	# Z > 2	Counts	RMSZ	# Z > 2
2	QNG	G	301	-	60,70,70	2.57	19 (31%)	70,114,114	4.61	33 (47%)
4	IHP	B	303	-	36,36,36	1.59	6 (16%)	60,60,60	1.02	5 (8%)

In the following table, the Chirals column lists the number of chiral outliers, the number of chiral centers analysed, the number of these observed in the model and the number defined in the Chemical Component Dictionary. Similar counts are reported in the Torsion and Rings columns. '-' means no outliers of that kind were identified.

Mol	Type	Chain	Res	Link	Chirals	Torsions	Rings
4	IHP	K	303	-	-	8/30/54/54	0/1/1/1
4	IHP	E	303	-	-	6/30/54/54	0/1/1/1
2	QNG	D	302	-	-	10/41/72/72	0/7/7/7
2	QNG	A	301	-	-	11/41/72/72	0/7/7/7
2	QNG	E	301	-	-	8/41/72/72	0/7/7/7
3	2I4	N	302	-	-	9/25/114/114	0/5/5/5
4	IHP	R	401	-	-	7/30/54/54	0/1/1/1
2	QNG	R	402	-	-	7/41/72/72	0/7/7/7
2	QNG	K	301	-	-	9/41/72/72	0/7/7/7
4	IHP	N	303	-	-	9/30/54/54	0/1/1/1
4	IHP	H	303	-	-	7/30/54/54	0/1/1/1
2	QNG	I	301	-	-	7/41/72/72	0/7/7/7
3	2I4	B	302	-	-	9/25/114/114	0/5/5/5
2	QNG	O	301	-	-	7/41/72/72	0/7/7/7
2	QNG	B	301	-	-	6/41/72/72	0/7/7/7
2	QNG	N	301	-	-	8/41/72/72	0/7/7/7
2	QNG	H	301	-	-	8/41/72/72	0/7/7/7
2	QNG	M	402	-	-	11/41/72/72	0/7/7/7
2	QNG	L	301	-	-	7/41/72/72	0/7/7/7
2	QNG	C	301	-	-	7/41/72/72	0/7/7/7
2	QNG	J	301	-	-	9/41/72/72	0/7/7/7
2	QNG	P	301	-	-	9/41/72/72	0/7/7/7
3	2I4	Q	302	-	-	9/25/114/114	0/5/5/5
3	2I4	E	302	-	-	9/25/114/114	0/5/5/5
2	QNG	Q	301	-	-	8/41/72/72	0/7/7/7
3	2I4	D	301	-	-	13/25/114/114	0/5/5/5
4	IHP	M	401	-	-	6/30/54/54	0/1/1/1

Continued on next page...

Continued from previous page...

Mol	Type	Chain	Res	Link	Chirals	Torsions	Rings
3	2I4	K	302	-	-	9/25/114/114	0/5/5/5
2	QNG	F	301	-	-	7/41/72/72	0/7/7/7
3	2I4	H	302	-	-	9/25/114/114	0/5/5/5
2	QNG	G	301	-	-	9/41/72/72	0/7/7/7
4	IHP	B	303	-	-	8/30/54/54	0/1/1/1

All (401) bond length outliers are listed below:

Mol	Chain	Res	Type	Atoms	Z	Observed(Å)	Ideal(Å)
2	B	301	QNG	C38-C32	7.54	1.58	1.49
2	Q	301	QNG	C38-C32	7.54	1.58	1.49
2	H	301	QNG	C38-C32	7.53	1.58	1.49
2	C	301	QNG	C38-C32	7.52	1.58	1.49
2	L	301	QNG	C38-C32	7.52	1.58	1.49
2	D	302	QNG	C38-C32	7.50	1.58	1.49
2	K	301	QNG	C38-C32	7.50	1.58	1.49
2	N	301	QNG	C38-C32	7.49	1.58	1.49
2	E	301	QNG	C38-C32	7.48	1.58	1.49
2	M	402	QNG	C38-C32	7.48	1.58	1.49
2	A	301	QNG	C38-C32	7.48	1.58	1.49
2	F	301	QNG	C38-C32	7.46	1.58	1.49
2	J	301	QNG	C38-C32	7.44	1.58	1.49
2	O	301	QNG	C38-C32	7.44	1.58	1.49
2	I	301	QNG	C38-C32	7.42	1.58	1.49
2	R	402	QNG	C38-C32	7.41	1.58	1.49
2	G	301	QNG	C38-C32	7.41	1.58	1.49
2	P	301	QNG	C38-C32	7.40	1.58	1.49
2	L	301	QNG	S48-N17	6.51	1.71	1.63
2	I	301	QNG	S48-N17	6.51	1.71	1.63
2	R	402	QNG	S48-N17	6.49	1.71	1.63
2	C	301	QNG	S48-N17	6.49	1.71	1.63
2	O	301	QNG	S48-N17	6.49	1.71	1.63
2	K	301	QNG	S48-N17	6.46	1.71	1.63
2	F	301	QNG	S48-N17	6.45	1.71	1.63
2	B	301	QNG	S48-N17	6.44	1.71	1.63
2	H	301	QNG	S48-N17	6.42	1.71	1.63
2	Q	301	QNG	S48-N17	6.41	1.71	1.63
2	R	402	QNG	C28-N43	6.41	1.47	1.34
2	L	301	QNG	C28-N43	6.40	1.47	1.34
2	I	301	QNG	C28-N43	6.40	1.47	1.34
2	C	301	QNG	C28-N43	6.39	1.47	1.34

Continued on next page...

Continued from previous page...

Mol	Chain	Res	Type	Atoms	Z	Observed(Å)	Ideal(Å)
2	N	301	QNG	S48-N17	6.39	1.71	1.63
2	O	301	QNG	C28-N43	6.35	1.47	1.34
2	E	301	QNG	S48-N17	6.35	1.71	1.63
2	F	301	QNG	C28-N43	6.35	1.47	1.34
2	K	301	QNG	C28-N43	6.34	1.47	1.34
2	B	301	QNG	C28-N43	6.33	1.47	1.34
2	P	301	QNG	C28-N43	6.33	1.47	1.34
2	E	301	QNG	C28-N43	6.32	1.47	1.34
2	N	301	QNG	C28-N43	6.32	1.47	1.34
2	G	301	QNG	C28-N43	6.32	1.47	1.34
2	H	301	QNG	C28-N43	6.32	1.47	1.34
2	Q	301	QNG	C28-N43	6.31	1.47	1.34
2	G	301	QNG	C58-S55	6.30	1.83	1.76
2	J	301	QNG	C28-N43	6.27	1.47	1.34
2	A	301	QNG	C28-N43	6.27	1.47	1.34
2	M	402	QNG	S48-N17	6.27	1.71	1.63
2	J	301	QNG	S48-N17	6.26	1.71	1.63
2	M	402	QNG	C28-N43	6.26	1.47	1.34
2	P	301	QNG	S48-N17	6.26	1.71	1.63
2	D	302	QNG	C28-N43	6.25	1.47	1.34
2	A	301	QNG	S48-N17	6.25	1.71	1.63
2	D	302	QNG	S48-N17	6.25	1.71	1.63
2	G	301	QNG	S48-N17	6.20	1.71	1.63
2	D	302	QNG	C58-S55	6.18	1.83	1.76
2	A	301	QNG	C58-S55	6.18	1.83	1.76
2	M	402	QNG	C58-S55	6.18	1.83	1.76
2	Q	301	QNG	C58-S55	6.18	1.83	1.76
2	K	301	QNG	C58-S55	6.18	1.83	1.76
2	B	301	QNG	C58-S55	6.17	1.83	1.76
2	J	301	QNG	C58-S55	6.17	1.83	1.76
2	N	301	QNG	C58-S55	6.15	1.83	1.76
2	E	301	QNG	C58-S55	6.15	1.83	1.76
2	H	301	QNG	C58-S55	6.11	1.83	1.76
2	P	301	QNG	C58-S55	6.10	1.83	1.76
2	I	301	QNG	C58-S55	5.98	1.83	1.76
2	R	402	QNG	C58-S55	5.97	1.83	1.76
2	C	301	QNG	C58-S55	5.97	1.83	1.76
2	O	301	QNG	C58-S55	5.97	1.83	1.76
2	L	301	QNG	C58-S55	5.96	1.83	1.76
2	F	301	QNG	C58-S55	5.96	1.83	1.76
2	G	301	QNG	C09-C08	-5.59	1.35	1.42
2	M	402	QNG	C09-C08	-5.50	1.35	1.42

Continued on next page...

Continued from previous page...

Mol	Chain	Res	Type	Atoms	Z	Observed(Å)	Ideal(Å)
2	P	301	QNG	C09-C08	-5.49	1.35	1.42
2	P	301	QNG	C46-C45	5.49	1.54	1.46
2	D	302	QNG	C09-C08	-5.48	1.35	1.42
2	J	301	QNG	C09-C08	-5.47	1.35	1.42
2	A	301	QNG	C09-C08	-5.46	1.35	1.42
2	E	301	QNG	C09-C08	-5.45	1.35	1.42
2	L	301	QNG	C09-C08	-5.44	1.35	1.42
2	F	301	QNG	C09-C08	-5.44	1.35	1.42
2	C	301	QNG	C09-C08	-5.43	1.35	1.42
2	Q	301	QNG	C09-C08	-5.43	1.35	1.42
2	H	301	QNG	C09-C08	-5.43	1.35	1.42
2	A	301	QNG	C46-C45	5.42	1.54	1.46
2	I	301	QNG	C46-C45	5.42	1.54	1.46
2	J	301	QNG	C46-C45	5.41	1.54	1.46
2	R	402	QNG	C46-C45	5.41	1.54	1.46
2	D	302	QNG	C46-C45	5.40	1.54	1.46
2	G	301	QNG	C46-C45	5.40	1.54	1.46
2	H	301	QNG	C46-C45	5.40	1.54	1.46
2	O	301	QNG	C46-C45	5.40	1.54	1.46
2	M	402	QNG	C46-C45	5.39	1.54	1.46
2	Q	301	QNG	C46-C45	5.38	1.54	1.46
2	N	301	QNG	C09-C08	-5.38	1.35	1.42
2	C	301	QNG	C46-C45	5.38	1.54	1.46
2	F	301	QNG	C46-C45	5.38	1.54	1.46
2	L	301	QNG	C46-C45	5.38	1.54	1.46
2	O	301	QNG	C09-C08	-5.35	1.35	1.42
2	B	301	QNG	C09-C08	-5.35	1.35	1.42
2	K	301	QNG	C09-C08	-5.35	1.35	1.42
2	N	301	QNG	C46-C45	5.34	1.54	1.46
2	E	301	QNG	C46-C45	5.34	1.54	1.46
2	R	402	QNG	C09-C08	-5.33	1.35	1.42
2	I	301	QNG	C09-C08	-5.30	1.35	1.42
2	K	301	QNG	C46-C45	5.27	1.54	1.46
2	B	301	QNG	C46-C45	5.27	1.54	1.46
2	I	301	QNG	C02-C44	5.06	1.54	1.44
2	R	402	QNG	C02-C44	5.05	1.54	1.44
2	O	301	QNG	C02-C44	5.04	1.54	1.44
2	F	301	QNG	C02-C44	5.03	1.54	1.44
2	C	301	QNG	C02-C44	5.03	1.54	1.44
2	L	301	QNG	C02-C44	5.03	1.54	1.44
2	M	402	QNG	C02-C44	4.99	1.54	1.44
2	D	302	QNG	C02-C44	4.98	1.54	1.44

Continued on next page...

Continued from previous page...

Mol	Chain	Res	Type	Atoms	Z	Observed(Å)	Ideal(Å)
2	Q	301	QNG	C02-C44	4.98	1.54	1.44
2	H	301	QNG	C02-C44	4.97	1.54	1.44
2	J	301	QNG	C02-C44	4.96	1.54	1.44
2	A	301	QNG	C02-C44	4.96	1.54	1.44
2	N	301	QNG	C02-C44	4.95	1.54	1.44
2	E	301	QNG	C02-C44	4.95	1.53	1.44
2	G	301	QNG	C02-C44	4.94	1.53	1.44
2	P	301	QNG	C02-C44	4.93	1.53	1.44
2	K	301	QNG	C02-C44	4.90	1.53	1.44
2	B	301	QNG	C02-C44	4.90	1.53	1.44
2	R	402	QNG	O57-S55	4.15	1.47	1.44
2	I	301	QNG	O57-S55	4.13	1.47	1.44
2	G	301	QNG	O59-S55	4.12	1.47	1.44
3	D	301	2I4	C17-C28	4.11	1.59	1.52
2	C	301	QNG	O57-S55	4.06	1.47	1.44
2	L	301	QNG	O57-S55	4.06	1.47	1.44
2	F	301	QNG	O57-S55	4.03	1.47	1.44
2	O	301	QNG	O57-S55	4.03	1.47	1.44
2	D	302	QNG	O59-S55	3.88	1.47	1.44
2	M	402	QNG	O59-S55	3.87	1.47	1.44
2	A	301	QNG	O59-S55	3.85	1.47	1.44
3	D	301	2I4	O1-C3	-3.84	1.40	1.46
2	J	301	QNG	O59-S55	3.83	1.47	1.44
2	Q	301	QNG	O57-S55	3.83	1.47	1.44
2	G	301	QNG	O57-S55	3.82	1.47	1.44
2	Q	301	QNG	O59-S55	3.82	1.47	1.44
2	O	301	QNG	O59-S55	3.81	1.47	1.44
2	K	301	QNG	O59-S55	3.80	1.47	1.44
2	F	301	QNG	O59-S55	3.80	1.47	1.44
2	L	301	QNG	O59-S55	3.80	1.47	1.44
2	B	301	QNG	O59-S55	3.79	1.47	1.44
2	C	301	QNG	O59-S55	3.78	1.47	1.44
3	B	302	2I4	O1-C3	-3.78	1.40	1.46
2	K	301	QNG	O57-S55	3.77	1.47	1.44
3	Q	302	2I4	O1-C3	-3.77	1.40	1.46
2	B	301	QNG	O57-S55	3.77	1.47	1.44
2	M	402	QNG	O57-S55	3.76	1.47	1.44
2	E	301	QNG	O57-S55	3.76	1.47	1.44
2	N	301	QNG	O57-S55	3.76	1.47	1.44
2	E	301	QNG	O59-S55	3.76	1.47	1.44
2	R	402	QNG	O59-S55	3.76	1.47	1.44
2	I	301	QNG	O59-S55	3.75	1.47	1.44

Continued on next page...

Continued from previous page...

Mol	Chain	Res	Type	Atoms	Z	Observed(Å)	Ideal(Å)
2	N	301	QNG	O59-S55	3.75	1.47	1.44
3	H	302	2I4	O1-C3	-3.75	1.40	1.46
2	J	301	QNG	O57-S55	3.74	1.47	1.44
3	N	302	2I4	O1-C3	-3.74	1.40	1.46
2	D	302	QNG	O57-S55	3.74	1.47	1.44
2	H	301	QNG	O57-S55	3.74	1.47	1.44
3	E	302	2I4	O1-C3	-3.73	1.40	1.46
2	P	301	QNG	O59-S55	3.73	1.47	1.44
2	A	301	QNG	O57-S55	3.70	1.46	1.44
2	H	301	QNG	O59-S55	3.65	1.46	1.44
4	K	303	IHP	P5-O15	3.65	1.65	1.59
4	B	303	IHP	P5-O15	3.65	1.65	1.59
4	E	303	IHP	P5-O15	3.64	1.65	1.59
4	H	303	IHP	P5-O15	3.64	1.65	1.59
4	R	401	IHP	P5-O15	3.64	1.65	1.59
4	N	303	IHP	P2-O12	3.64	1.65	1.59
3	K	302	2I4	O1-C3	-3.64	1.40	1.46
4	H	303	IHP	P2-O12	3.58	1.65	1.59
4	E	303	IHP	P2-O12	3.57	1.65	1.59
4	N	303	IHP	P5-O15	3.57	1.65	1.59
4	R	401	IHP	P2-O12	3.56	1.65	1.59
4	K	303	IHP	P2-O12	3.56	1.65	1.59
4	B	303	IHP	P2-O12	3.55	1.65	1.59
4	M	401	IHP	P4-O14	3.54	1.65	1.59
4	H	303	IHP	P4-O14	3.51	1.65	1.59
4	N	303	IHP	P4-O14	3.49	1.65	1.59
4	R	401	IHP	P4-O14	3.49	1.65	1.59
4	B	303	IHP	P4-O14	3.49	1.65	1.59
4	K	303	IHP	P4-O14	3.48	1.65	1.59
4	E	303	IHP	P4-O14	3.48	1.65	1.59
4	M	401	IHP	P1-O11	3.46	1.65	1.59
2	P	301	QNG	O57-S55	3.45	1.46	1.44
4	M	401	IHP	P5-O15	3.43	1.65	1.59
4	N	303	IHP	P6-O16	3.36	1.65	1.59
2	I	301	QNG	C49-S48	3.36	1.83	1.75
2	L	301	QNG	C49-S48	3.36	1.83	1.75
2	O	301	QNG	C49-S48	3.36	1.83	1.75
2	C	301	QNG	C49-S48	3.36	1.83	1.75
2	R	402	QNG	C49-S48	3.36	1.83	1.75
2	F	301	QNG	C49-S48	3.35	1.83	1.75
2	N	301	QNG	C49-S48	3.35	1.83	1.75
2	E	301	QNG	C49-S48	3.34	1.83	1.75

Continued on next page...

Continued from previous page...

Mol	Chain	Res	Type	Atoms	Z	Observed(Å)	Ideal(Å)
2	H	301	QNG	C49-S48	3.34	1.83	1.75
2	Q	301	QNG	C49-S48	3.34	1.83	1.75
2	K	301	QNG	C49-S48	3.33	1.83	1.75
2	B	301	QNG	C49-S48	3.32	1.83	1.75
2	A	301	QNG	C49-S48	3.31	1.83	1.75
2	D	302	QNG	C49-S48	3.31	1.83	1.75
2	J	301	QNG	C49-S48	3.31	1.83	1.75
2	M	402	QNG	C49-S48	3.30	1.83	1.75
2	P	301	QNG	C49-S48	3.30	1.83	1.75
4	R	401	IHP	P1-O11	3.30	1.65	1.59
2	G	301	QNG	C49-S48	3.30	1.83	1.75
4	B	303	IHP	P1-O11	3.30	1.65	1.59
2	B	301	QNG	C07-C13	3.29	1.55	1.50
4	K	303	IHP	P1-O11	3.28	1.65	1.59
2	K	301	QNG	C07-C13	3.28	1.55	1.50
4	K	303	IHP	P3-O13	3.27	1.65	1.59
4	B	303	IHP	P3-O13	3.26	1.65	1.59
4	H	303	IHP	P1-O11	3.26	1.65	1.59
4	N	303	IHP	P1-O11	3.26	1.65	1.59
4	R	401	IHP	P3-O13	3.25	1.65	1.59
4	H	303	IHP	P3-O13	3.24	1.65	1.59
4	E	303	IHP	P3-O13	3.23	1.65	1.59
4	N	303	IHP	P3-O13	3.23	1.65	1.59
4	R	401	IHP	P6-O16	3.23	1.65	1.59
4	B	303	IHP	P6-O16	3.22	1.65	1.59
4	E	303	IHP	P1-O11	3.22	1.65	1.59
4	H	303	IHP	P6-O16	3.22	1.65	1.59
4	K	303	IHP	P6-O16	3.21	1.65	1.59
2	J	301	QNG	C07-C13	3.21	1.55	1.50
2	A	301	QNG	C07-C13	3.21	1.55	1.50
4	E	303	IHP	P6-O16	3.20	1.65	1.59
2	Q	301	QNG	C07-C13	3.19	1.55	1.50
2	O	301	QNG	C07-C13	3.19	1.55	1.50
2	R	402	QNG	C07-C13	3.18	1.55	1.50
2	D	302	QNG	C07-C13	3.18	1.54	1.50
2	G	301	QNG	C07-C13	3.17	1.54	1.50
4	M	401	IHP	P3-O13	3.17	1.65	1.59
2	I	301	QNG	C07-C13	3.17	1.54	1.50
2	H	301	QNG	C07-C13	3.17	1.54	1.50
2	M	402	QNG	C07-C13	3.16	1.54	1.50
2	E	301	QNG	C07-C13	3.16	1.54	1.50
3	K	302	2I4	C17-C28	3.16	1.58	1.52

Continued on next page...

Continued from previous page...

Mol	Chain	Res	Type	Atoms	Z	Observed(Å)	Ideal(Å)
2	P	301	QNG	C07-C13	3.15	1.54	1.50
2	N	301	QNG	C07-C13	3.15	1.54	1.50
2	F	301	QNG	C07-C13	3.15	1.54	1.50
3	B	302	2I4	C17-C28	3.11	1.58	1.52
4	M	401	IHP	P6-O16	3.11	1.65	1.59
3	H	302	2I4	C17-C28	3.11	1.58	1.52
3	Q	302	2I4	C17-C28	3.11	1.58	1.52
3	N	302	2I4	C17-C28	3.10	1.58	1.52
2	C	301	QNG	C07-C13	3.10	1.54	1.50
2	L	301	QNG	C07-C13	3.10	1.54	1.50
3	E	302	2I4	C17-C28	3.09	1.58	1.52
4	M	401	IHP	P2-O12	3.08	1.64	1.59
2	P	301	QNG	C32-N33	-3.02	1.33	1.37
2	L	301	QNG	C16-N17	3.02	1.46	1.39
2	G	301	QNG	C32-N33	-3.01	1.33	1.37
2	C	301	QNG	C16-N17	3.01	1.46	1.39
2	I	301	QNG	C16-N17	3.00	1.46	1.39
2	R	402	QNG	C16-N17	3.00	1.46	1.39
2	M	402	QNG	C32-N33	-3.00	1.33	1.37
2	D	302	QNG	C32-N33	-3.00	1.33	1.37
2	H	301	QNG	C16-N17	2.99	1.46	1.39
2	F	301	QNG	C16-N17	2.99	1.46	1.39
2	J	301	QNG	C32-N33	-2.98	1.33	1.37
2	Q	301	QNG	C16-N17	2.98	1.46	1.39
2	O	301	QNG	C16-N17	2.98	1.46	1.39
2	A	301	QNG	C32-N33	-2.97	1.33	1.37
2	B	301	QNG	C16-N17	2.96	1.46	1.39
2	K	301	QNG	C16-N17	2.96	1.46	1.39
2	N	301	QNG	C16-N17	2.96	1.46	1.39
2	E	301	QNG	C16-N17	2.94	1.46	1.39
2	D	302	QNG	C16-N17	2.92	1.46	1.39
2	M	402	QNG	C16-N17	2.92	1.46	1.39
2	J	301	QNG	C16-N17	2.89	1.46	1.39
2	A	301	QNG	C16-N17	2.87	1.46	1.39
2	G	301	QNG	C16-N17	2.87	1.46	1.39
2	P	301	QNG	C16-N17	2.87	1.46	1.39
2	O	301	QNG	C32-N33	-2.85	1.33	1.37
2	F	301	QNG	C32-N33	-2.84	1.33	1.37
2	I	301	QNG	C32-N33	-2.84	1.33	1.37
2	E	301	QNG	C32-N33	-2.82	1.33	1.37
2	N	301	QNG	C32-N33	-2.82	1.33	1.37
2	R	402	QNG	C32-N33	-2.82	1.33	1.37

Continued on next page...

Continued from previous page...

Mol	Chain	Res	Type	Atoms	Z	Observed(Å)	Ideal(Å)
2	K	301	QNG	C32-N33	-2.81	1.33	1.37
2	B	301	QNG	C32-N33	-2.81	1.33	1.37
2	C	301	QNG	C32-N33	-2.80	1.33	1.37
2	L	301	QNG	C32-N33	-2.79	1.33	1.37
2	H	301	QNG	C32-N33	-2.77	1.33	1.37
2	Q	301	QNG	C32-N33	-2.77	1.33	1.37
3	D	301	2I4	C10-C5	-2.73	1.52	1.56
2	R	402	QNG	C04-C13	-2.45	1.36	1.40
2	I	301	QNG	C04-C13	-2.44	1.36	1.40
2	A	301	QNG	C04-C13	-2.43	1.36	1.40
2	C	301	QNG	C04-C13	-2.43	1.36	1.40
2	L	301	QNG	C04-C13	-2.42	1.36	1.40
2	J	301	QNG	C04-C13	-2.42	1.36	1.40
2	F	301	QNG	C04-C13	-2.41	1.36	1.40
2	M	402	QNG	C04-C13	-2.40	1.36	1.40
2	G	301	QNG	C04-C13	-2.40	1.36	1.40
2	I	301	QNG	C31-C36	2.40	1.56	1.51
2	F	301	QNG	C31-C36	2.40	1.56	1.51
2	R	402	QNG	C31-C36	2.40	1.56	1.51
2	C	301	QNG	C31-C36	2.40	1.56	1.51
2	D	302	QNG	C04-C13	-2.39	1.36	1.40
2	L	301	QNG	C31-C36	2.39	1.56	1.51
2	P	301	QNG	C04-C13	-2.39	1.36	1.40
2	O	301	QNG	C04-C13	-2.39	1.36	1.40
2	O	301	QNG	C31-C36	2.38	1.56	1.51
2	E	301	QNG	C04-C13	-2.37	1.36	1.40
2	H	301	QNG	C04-C13	-2.37	1.36	1.40
2	N	301	QNG	C04-C13	-2.36	1.36	1.40
2	Q	301	QNG	C04-C13	-2.36	1.36	1.40
2	K	301	QNG	C04-C13	-2.36	1.36	1.40
2	B	301	QNG	C04-C13	-2.35	1.36	1.40
3	B	302	2I4	C16-C17	-2.35	1.50	1.54
3	N	302	2I4	C16-C17	-2.35	1.50	1.54
3	H	302	2I4	C16-C17	-2.33	1.50	1.54
3	K	302	2I4	C16-C17	-2.30	1.50	1.54
3	Q	302	2I4	C16-C17	-2.30	1.50	1.54
2	B	301	QNG	C31-C36	2.29	1.55	1.51
2	K	301	QNG	C31-C36	2.28	1.55	1.51
3	E	302	2I4	C16-C17	-2.28	1.50	1.54
2	N	301	QNG	C31-C36	2.26	1.55	1.51
2	J	301	QNG	O29-C28	-2.25	1.18	1.23
2	A	301	QNG	O29-C28	-2.24	1.18	1.23

Continued on next page...

Continued from previous page...

Mol	Chain	Res	Type	Atoms	Z	Observed(Å)	Ideal(Å)
2	E	301	QNG	C31-C36	2.24	1.55	1.51
2	P	301	QNG	C31-C36	2.24	1.55	1.51
2	D	302	QNG	O29-C28	-2.24	1.18	1.23
2	M	402	QNG	O29-C28	-2.23	1.18	1.23
2	G	301	QNG	C31-C36	2.23	1.55	1.51
2	G	301	QNG	O29-C28	-2.23	1.18	1.23
2	Q	301	QNG	C31-C36	2.22	1.55	1.51
2	P	301	QNG	O29-C28	-2.21	1.18	1.23
2	D	302	QNG	C31-C36	2.21	1.55	1.51
2	N	301	QNG	O29-C28	-2.21	1.18	1.23
2	H	301	QNG	O29-C28	-2.21	1.18	1.23
2	H	301	QNG	C31-C36	2.21	1.55	1.51
2	J	301	QNG	C31-C36	2.21	1.55	1.51
2	E	301	QNG	O29-C28	-2.21	1.18	1.23
2	M	402	QNG	C31-C36	2.21	1.55	1.51
2	O	301	QNG	C18-C60	2.20	1.54	1.50
2	K	301	QNG	O29-C28	-2.20	1.18	1.23
2	B	301	QNG	O29-C28	-2.20	1.18	1.23
2	C	301	QNG	C18-C60	2.19	1.54	1.50
2	F	301	QNG	C18-C60	2.19	1.54	1.50
2	L	301	QNG	C18-C60	2.19	1.54	1.50
2	Q	301	QNG	O29-C28	-2.18	1.18	1.23
2	A	301	QNG	C31-C36	2.18	1.55	1.51
2	I	301	QNG	C18-C60	2.17	1.54	1.50
2	R	402	QNG	C18-C60	2.17	1.54	1.50
2	L	301	QNG	O51-S48	2.15	1.47	1.43
2	C	301	QNG	O51-S48	2.15	1.47	1.43
2	O	301	QNG	O29-C28	-2.14	1.19	1.23
2	R	402	QNG	O29-C28	-2.14	1.19	1.23
2	I	301	QNG	O29-C28	-2.14	1.19	1.23
2	L	301	QNG	O29-C28	-2.14	1.19	1.23
2	F	301	QNG	O29-C28	-2.14	1.19	1.23
2	Q	301	QNG	O51-S48	2.14	1.47	1.43
2	C	301	QNG	O29-C28	-2.13	1.19	1.23
2	R	402	QNG	O51-S48	2.13	1.47	1.43
2	O	301	QNG	O51-S48	2.12	1.47	1.43
2	F	301	QNG	O51-S48	2.12	1.47	1.43
2	I	301	QNG	O51-S48	2.12	1.47	1.43
2	H	301	QNG	O51-S48	2.11	1.47	1.43
2	I	301	QNG	O50-S48	2.09	1.47	1.43
2	Q	301	QNG	C18-C60	2.09	1.54	1.50
2	F	301	QNG	O50-S48	2.09	1.47	1.43

Continued on next page...

Continued from previous page...

Mol	Chain	Res	Type	Atoms	Z	Observed(Å)	Ideal(Å)
2	R	402	QNG	O50-S48	2.09	1.47	1.43
2	H	301	QNG	C18-C60	2.09	1.54	1.50
2	O	301	QNG	O50-S48	2.09	1.46	1.43
2	C	301	QNG	O50-S48	2.08	1.46	1.43
2	B	301	QNG	C18-C60	2.08	1.54	1.50
2	L	301	QNG	O50-S48	2.07	1.46	1.43
2	A	301	QNG	C18-C60	2.07	1.54	1.50
2	G	301	QNG	O51-S48	2.06	1.46	1.43
2	P	301	QNG	O51-S48	2.06	1.46	1.43
2	B	301	QNG	O51-S48	2.06	1.46	1.43
2	J	301	QNG	C18-C60	2.06	1.54	1.50
2	K	301	QNG	O51-S48	2.06	1.46	1.43
2	E	301	QNG	O51-S48	2.06	1.46	1.43
2	J	301	QNG	O51-S48	2.05	1.46	1.43
2	A	301	QNG	O51-S48	2.05	1.46	1.43
2	K	301	QNG	C18-C60	2.05	1.54	1.50
2	P	301	QNG	C18-C60	2.04	1.54	1.50
2	E	301	QNG	O50-S48	2.04	1.46	1.43
2	N	301	QNG	O51-S48	2.04	1.46	1.43
2	M	402	QNG	O51-S48	2.04	1.46	1.43
2	N	301	QNG	C18-C60	2.04	1.54	1.50
2	D	302	QNG	O51-S48	2.04	1.46	1.43
2	D	302	QNG	C18-C60	2.04	1.54	1.50
2	G	301	QNG	C18-C60	2.03	1.54	1.50
3	D	301	2I4	C11-C9	-2.03	1.50	1.53
2	E	301	QNG	C18-C60	2.03	1.54	1.50
2	M	402	QNG	C18-C60	2.03	1.54	1.50
2	N	301	QNG	O50-S48	2.01	1.46	1.43
2	B	301	QNG	O50-S48	2.01	1.46	1.43
2	G	301	QNG	O50-S48	2.01	1.46	1.43
2	H	301	QNG	O50-S48	2.01	1.46	1.43
2	K	301	QNG	O50-S48	2.01	1.46	1.43
2	D	302	QNG	O50-S48	2.01	1.46	1.43

All (698) bond angle outliers are listed below:

Mol	Chain	Res	Type	Atoms	Z	Observed(°)	Ideal(°)
2	G	301	QNG	O59-S55-O57	-21.35	100.46	118.01
2	M	402	QNG	O59-S55-O57	-21.34	100.47	118.01
2	D	302	QNG	O59-S55-O57	-21.27	100.53	118.01
2	P	301	QNG	O59-S55-O57	-21.14	100.64	118.01
2	A	301	QNG	O59-S55-O57	-21.10	100.67	118.01

Continued on next page...

Continued from previous page...

Mol	Chain	Res	Type	Atoms	Z	Observed(°)	Ideal(°)
2	J	301	QNG	O59-S55-O57	-21.06	100.70	118.01
2	N	301	QNG	O59-S55-O57	-20.98	100.77	118.01
2	E	301	QNG	O59-S55-O57	-20.98	100.77	118.01
2	K	301	QNG	O59-S55-O57	-20.97	100.78	118.01
2	B	301	QNG	O59-S55-O57	-20.94	100.80	118.01
2	Q	301	QNG	O59-S55-O57	-20.72	100.99	118.01
2	H	301	QNG	O59-S55-O57	-20.65	101.04	118.01
2	F	301	QNG	O59-S55-O57	-20.50	101.16	118.01
2	O	301	QNG	O59-S55-O57	-20.50	101.16	118.01
2	C	301	QNG	O59-S55-O57	-20.48	101.18	118.01
2	L	301	QNG	O59-S55-O57	-20.44	101.21	118.01
2	R	402	QNG	O59-S55-O57	-20.42	101.23	118.01
2	I	301	QNG	O59-S55-O57	-20.42	101.23	118.01
2	F	301	QNG	C39-C36-C31	19.92	140.32	115.54
2	O	301	QNG	C39-C36-C31	19.85	140.23	115.54
2	C	301	QNG	C39-C36-C31	19.84	140.22	115.54
2	R	402	QNG	C39-C36-C31	19.83	140.20	115.54
2	B	301	QNG	C39-C36-C31	19.82	140.19	115.54
2	L	301	QNG	C39-C36-C31	19.81	140.18	115.54
2	K	301	QNG	C39-C36-C31	19.81	140.18	115.54
2	I	301	QNG	C39-C36-C31	19.81	140.18	115.54
2	N	301	QNG	C39-C36-C31	19.67	140.01	115.54
2	E	301	QNG	C39-C36-C31	19.64	139.97	115.54
2	D	302	QNG	C39-C36-C31	19.48	139.77	115.54
2	M	402	QNG	C39-C36-C31	19.47	139.76	115.54
2	Q	301	QNG	C39-C36-C31	19.47	139.76	115.54
2	H	301	QNG	C39-C36-C31	19.44	139.72	115.54
2	P	301	QNG	C39-C36-C31	19.35	139.61	115.54
2	G	301	QNG	C39-C36-C31	19.32	139.57	115.54
2	J	301	QNG	C39-C36-C31	19.28	139.52	115.54
2	A	301	QNG	C39-C36-C31	19.24	139.48	115.54
2	M	402	QNG	O51-S48-O50	-13.18	101.20	118.87
2	D	302	QNG	O51-S48-O50	-13.18	101.20	118.87
2	R	402	QNG	O51-S48-O50	-13.15	101.25	118.87
2	K	301	QNG	O51-S48-O50	-13.13	101.27	118.87
2	O	301	QNG	O51-S48-O50	-13.12	101.28	118.87
2	I	301	QNG	O51-S48-O50	-13.12	101.28	118.87
2	B	301	QNG	O51-S48-O50	-13.10	101.32	118.87
2	F	301	QNG	O51-S48-O50	-13.09	101.32	118.87
2	P	301	QNG	O51-S48-O50	-13.09	101.33	118.87
2	N	301	QNG	O51-S48-O50	-13.08	101.33	118.87
2	L	301	QNG	O51-S48-O50	-13.08	101.34	118.87

Continued on next page...

Continued from previous page...

Mol	Chain	Res	Type	Atoms	Z	Observed(°)	Ideal(°)
2	A	301	QNG	O51-S48-O50	-13.07	101.36	118.87
2	J	301	QNG	O51-S48-O50	-13.05	101.37	118.87
2	G	301	QNG	O51-S48-O50	-13.04	101.39	118.87
2	C	301	QNG	O51-S48-O50	-13.04	101.39	118.87
2	E	301	QNG	O51-S48-O50	-13.03	101.41	118.87
2	H	301	QNG	O51-S48-O50	-12.95	101.51	118.87
2	Q	301	QNG	O51-S48-O50	-12.95	101.51	118.87
2	L	301	QNG	C04-C13-C07	-9.36	103.98	119.31
2	C	301	QNG	C04-C13-C07	-9.32	104.05	119.31
2	F	301	QNG	C04-C13-C07	-9.27	104.12	119.31
2	I	301	QNG	C04-C13-C07	-9.24	104.18	119.31
2	R	402	QNG	C04-C13-C07	-9.24	104.18	119.31
2	O	301	QNG	C04-C13-C07	-9.15	104.32	119.31
2	Q	301	QNG	C04-C13-C07	-8.90	104.73	119.31
2	H	301	QNG	C04-C13-C07	-8.90	104.73	119.31
2	K	301	QNG	C04-C13-C07	-8.89	104.74	119.31
2	E	301	QNG	C04-C13-C07	-8.87	104.78	119.31
2	N	301	QNG	C04-C13-C07	-8.83	104.85	119.31
2	B	301	QNG	C04-C13-C07	-8.82	104.86	119.31
2	J	301	QNG	C04-C13-C07	-8.71	105.05	119.31
2	A	301	QNG	C04-C13-C07	-8.70	105.06	119.31
2	G	301	QNG	C04-C13-C07	-8.67	105.11	119.31
2	P	301	QNG	C04-C13-C07	-8.59	105.23	119.31
2	M	402	QNG	C04-C13-C07	-8.49	105.41	119.31
2	D	302	QNG	C04-C13-C07	-8.40	105.55	119.31
2	G	301	QNG	C18-N14-N15	-6.18	106.64	117.25
2	P	301	QNG	C18-N14-N15	-6.14	106.71	117.25
2	O	301	QNG	C18-N14-N15	-6.09	106.79	117.25
2	J	301	QNG	C18-N14-N15	-6.07	106.83	117.25
2	A	301	QNG	C18-N14-N15	-6.06	106.84	117.25
2	F	301	QNG	C18-N14-N15	-6.05	106.87	117.25
2	B	301	QNG	C18-N14-N15	-6.02	106.92	117.25
2	K	301	QNG	C18-N14-N15	-6.02	106.92	117.25
2	D	302	QNG	C18-N14-N15	-5.99	106.97	117.25
2	I	301	QNG	C18-N14-N15	-5.98	106.98	117.25
2	R	402	QNG	C18-N14-N15	-5.98	106.98	117.25
2	M	402	QNG	C18-N14-N15	-5.98	106.99	117.25
2	E	301	QNG	C18-N14-N15	-5.97	107.01	117.25
2	N	301	QNG	C18-N14-N15	-5.96	107.01	117.25
2	I	301	QNG	C09-C10-CL47	5.90	135.32	122.78
2	Q	301	QNG	C18-N14-N15	-5.88	107.16	117.25
2	L	301	QNG	C18-N14-N15	-5.87	107.18	117.25

Continued on next page...

Continued from previous page...

Mol	Chain	Res	Type	Atoms	Z	Observed(°)	Ideal(°)
2	I	301	QNG	C11-C10-CL47	-5.86	104.72	118.53
2	C	301	QNG	C18-N14-N15	-5.86	107.19	117.25
2	H	301	QNG	C18-N14-N15	-5.85	107.21	117.25
2	R	402	QNG	C09-C10-CL47	5.84	135.20	122.78
2	R	402	QNG	C11-C10-CL47	-5.83	104.80	118.53
2	O	301	QNG	C09-C10-CL47	5.78	135.06	122.78
2	C	301	QNG	C09-C10-CL47	5.77	135.05	122.78
2	K	301	QNG	C09-C10-CL47	5.76	135.03	122.78
2	L	301	QNG	C09-C10-CL47	5.76	135.02	122.78
2	C	301	QNG	C11-C10-CL47	-5.76	104.96	118.53
2	N	301	QNG	C09-C10-CL47	5.76	135.02	122.78
2	L	301	QNG	C11-C10-CL47	-5.76	104.97	118.53
2	A	301	QNG	C09-C10-CL47	5.76	135.01	122.78
2	O	301	QNG	C11-C10-CL47	-5.73	105.02	118.53
2	B	301	QNG	C09-C10-CL47	5.72	134.94	122.78
2	N	301	QNG	C11-C10-CL47	-5.71	105.08	118.53
2	J	301	QNG	C09-C10-CL47	5.71	134.91	122.78
2	K	301	QNG	C11-C10-CL47	-5.70	105.10	118.53
2	H	301	QNG	C09-C10-CL47	5.70	134.89	122.78
2	Q	301	QNG	C40-C35-N34	5.69	126.49	119.69
2	H	301	QNG	C40-C35-N34	5.68	126.47	119.69
2	Q	301	QNG	C09-C10-CL47	5.68	134.84	122.78
2	A	301	QNG	C11-C10-CL47	-5.67	105.18	118.53
2	B	301	QNG	C11-C10-CL47	-5.66	105.19	118.53
2	Q	301	QNG	C11-C10-CL47	-5.64	105.25	118.53
2	H	301	QNG	C11-C10-CL47	-5.64	105.25	118.53
2	J	301	QNG	C11-C10-CL47	-5.64	105.25	118.53
2	D	302	QNG	C09-C10-CL47	5.62	134.73	122.78
2	F	301	QNG	C09-C10-CL47	5.62	134.73	122.78
2	M	402	QNG	C09-C10-CL47	5.61	134.71	122.78
2	F	301	QNG	C11-C10-CL47	-5.61	105.31	118.53
2	E	301	QNG	C09-C10-CL47	5.61	134.70	122.78
2	E	301	QNG	C11-C10-CL47	-5.59	105.37	118.53
2	I	301	QNG	C12-C07-C13	-5.58	108.01	118.90
2	R	402	QNG	C12-C07-C13	-5.58	108.01	118.90
2	D	302	QNG	C11-C10-CL47	-5.57	105.40	118.53
2	P	301	QNG	C09-C10-CL47	5.57	134.62	122.78
2	M	402	QNG	C11-C10-CL47	-5.57	105.41	118.53
2	D	302	QNG	C40-C35-N34	5.56	126.33	119.69
2	A	301	QNG	C40-C35-N34	5.56	126.33	119.69
2	M	402	QNG	C40-C35-N34	5.56	126.33	119.69
2	H	301	QNG	C12-C07-C13	-5.52	108.12	118.90

Continued on next page...

Continued from previous page...

Mol	Chain	Res	Type	Atoms	Z	Observed(°)	Ideal(°)
2	E	301	QNG	C40-C35-N34	5.52	126.28	119.69
2	Q	301	QNG	C12-C07-C13	-5.51	108.14	118.90
2	P	301	QNG	C11-C10-CL47	-5.49	105.59	118.53
2	J	301	QNG	C40-C35-N34	5.49	126.25	119.69
2	N	301	QNG	C12-C07-C13	-5.49	108.19	118.90
2	N	301	QNG	C40-C35-N34	5.48	126.24	119.69
2	B	301	QNG	C12-C07-C13	-5.46	108.23	118.90
2	K	301	QNG	C12-C07-C13	-5.45	108.26	118.90
2	G	301	QNG	C40-C35-N34	5.45	126.20	119.69
2	E	301	QNG	C12-C07-C13	-5.42	108.32	118.90
2	C	301	QNG	C12-C07-C13	-5.42	108.32	118.90
2	O	301	QNG	C12-C07-C13	-5.42	108.33	118.90
2	O	301	QNG	C40-C35-N34	5.40	126.14	119.69
2	L	301	QNG	C12-C07-C13	-5.39	108.38	118.90
2	G	301	QNG	C11-C10-CL47	-5.35	105.92	118.53
2	F	301	QNG	C12-C07-C13	-5.35	108.46	118.90
2	G	301	QNG	C09-C10-CL47	5.35	134.14	122.78
2	P	301	QNG	C40-C35-N34	5.34	126.07	119.69
2	R	402	QNG	C40-C35-N34	5.33	126.06	119.69
2	F	301	QNG	C40-C35-N34	5.30	126.02	119.69
2	I	301	QNG	C40-C35-N34	5.28	126.00	119.69
2	D	302	QNG	C12-C07-C13	-5.25	108.65	118.90
2	B	301	QNG	C40-C35-N34	5.24	125.95	119.69
2	K	301	QNG	C40-C35-N34	5.23	125.94	119.69
2	M	402	QNG	C12-C07-C13	-5.20	108.74	118.90
2	H	301	QNG	C20-C19-C01	-5.17	104.67	112.94
2	Q	301	QNG	C20-C19-C01	-5.16	104.67	112.94
2	P	301	QNG	C12-C07-C13	-5.15	108.84	118.90
2	C	301	QNG	C40-C35-N34	5.14	125.83	119.69
2	J	301	QNG	C12-C07-C13	-5.13	108.88	118.90
2	L	301	QNG	C40-C35-N34	5.10	125.79	119.69
2	A	301	QNG	C12-C07-C13	-5.10	108.94	118.90
2	G	301	QNG	C12-C07-C13	-5.06	109.03	118.90
2	B	301	QNG	C20-C19-C01	-5.02	104.90	112.94
2	K	301	QNG	C20-C19-C01	-4.94	105.04	112.94
2	D	302	QNG	C01-N43-C28	-4.90	116.13	123.44
2	M	402	QNG	C01-N43-C28	-4.83	116.22	123.44
2	P	301	QNG	C01-N43-C28	-4.82	116.25	123.44
2	G	301	QNG	C01-N43-C28	-4.81	116.26	123.44
2	O	301	QNG	C01-N43-C28	-4.80	116.28	123.44
2	J	301	QNG	C16-N17-S48	-4.77	116.06	124.44
2	F	301	QNG	C01-N43-C28	-4.77	116.32	123.44

Continued on next page...

Continued from previous page...

Mol	Chain	Res	Type	Atoms	Z	Observed(°)	Ideal(°)
2	A	301	QNG	C16-N17-S48	-4.74	116.13	124.44
2	C	301	QNG	C01-N43-C28	-4.66	116.48	123.44
2	J	301	QNG	C01-N43-C28	-4.65	116.49	123.44
2	A	301	QNG	C01-N43-C28	-4.65	116.50	123.44
2	P	301	QNG	C16-N17-S48	-4.63	116.32	124.44
2	G	301	QNG	C20-C19-C01	-4.58	105.61	112.94
2	J	301	QNG	C20-C19-C01	-4.57	105.63	112.94
2	A	301	QNG	C20-C19-C01	-4.56	105.63	112.94
2	L	301	QNG	C01-N43-C28	-4.56	116.63	123.44
2	G	301	QNG	C16-N17-S48	-4.55	116.45	124.44
2	R	402	QNG	C20-C19-C01	-4.54	105.68	112.94
2	P	301	QNG	C20-C19-C01	-4.51	105.72	112.94
3	D	301	2I4	C26-C8-C9	4.42	118.27	111.93
2	I	301	QNG	C20-C19-C01	-4.42	105.86	112.94
2	C	301	QNG	C20-C19-C01	-4.37	105.94	112.94
2	O	301	QNG	C16-N17-S48	-4.36	116.79	124.44
2	E	301	QNG	C20-C19-C01	-4.35	105.98	112.94
2	I	301	QNG	C01-N43-C28	-4.34	116.97	123.44
2	R	402	QNG	C01-N43-C28	-4.33	116.98	123.44
2	N	301	QNG	C16-N17-S48	-4.30	116.89	124.44
2	L	301	QNG	C20-C19-C01	-4.30	106.06	112.94
2	N	301	QNG	C20-C19-C01	-4.30	106.06	112.94
2	B	301	QNG	C01-N43-C28	-4.28	117.05	123.44
2	D	302	QNG	C16-N17-S48	-4.26	116.96	124.44
2	E	301	QNG	C16-N17-S48	-4.26	116.96	124.44
2	Q	301	QNG	C16-N17-S48	-4.25	116.98	124.44
2	K	301	QNG	C16-N17-S48	-4.25	116.99	124.44
2	F	301	QNG	C16-N17-S48	-4.24	117.01	124.44
2	H	301	QNG	C16-N17-S48	-4.22	117.03	124.44
2	M	402	QNG	C16-N17-S48	-4.22	117.04	124.44
3	B	302	2I4	C26-C8-C9	4.22	117.97	111.93
3	Q	302	2I4	C26-C8-C9	4.22	117.97	111.93
3	E	302	2I4	C26-C8-C9	4.21	117.96	111.93
3	N	302	2I4	C26-C8-C9	4.20	117.95	111.93
3	H	302	2I4	C26-C8-C9	4.19	117.94	111.93
2	F	301	QNG	C20-C19-C01	-4.18	106.24	112.94
2	B	301	QNG	C16-N17-S48	-4.18	117.11	124.44
3	K	302	2I4	C26-C8-C9	4.17	117.90	111.93
2	I	301	QNG	C16-N17-S48	-4.17	117.13	124.44
2	K	301	QNG	C01-N43-C28	-4.16	117.22	123.44
2	R	402	QNG	C16-N17-S48	-4.15	117.17	124.44
2	O	301	QNG	C20-C19-C01	-4.06	106.43	112.94

Continued on next page...

Continued from previous page...

Mol	Chain	Res	Type	Atoms	Z	Observed(°)	Ideal(°)
2	D	302	QNG	C20-C19-C01	-4.06	106.44	112.94
2	H	301	QNG	C01-N43-C28	-4.00	117.47	123.44
2	M	402	QNG	C20-C19-C01	-4.00	106.54	112.94
2	C	301	QNG	C16-N17-S48	-3.97	117.47	124.44
2	Q	301	QNG	C01-N43-C28	-3.90	117.62	123.44
2	L	301	QNG	C16-N17-S48	-3.87	117.65	124.44
2	E	301	QNG	C01-N43-C28	-3.82	117.73	123.44
2	N	301	QNG	C01-N43-C28	-3.78	117.80	123.44
3	H	302	2I4	C7-C8-C14	3.77	114.03	110.78
3	Q	302	2I4	C7-C8-C14	3.66	113.94	110.78
3	B	302	2I4	C7-C8-C14	3.64	113.92	110.78
2	R	402	QNG	C32-N33-N34	-3.63	107.93	112.10
2	I	301	QNG	C32-N33-N34	-3.62	107.94	112.10
2	P	301	QNG	C32-N33-N34	-3.60	107.96	112.10
2	G	301	QNG	C32-N33-N34	-3.60	107.96	112.10
3	K	302	2I4	C7-C8-C14	3.60	113.89	110.78
3	N	302	2I4	C7-C8-C14	3.60	113.89	110.78
2	O	301	QNG	C32-N33-N34	-3.59	107.97	112.10
2	K	301	QNG	C32-N33-N34	-3.58	107.98	112.10
2	L	301	QNG	C32-N33-N34	-3.58	107.99	112.10
2	A	301	QNG	C32-N33-N34	-3.58	107.99	112.10
2	F	301	QNG	C32-N33-N34	-3.58	107.99	112.10
2	H	301	QNG	C32-N33-N34	-3.58	107.99	112.10
2	J	301	QNG	C32-N33-N34	-3.58	107.99	112.10
2	R	402	QNG	C31-C32-N33	3.57	108.10	106.61
2	Q	301	QNG	C32-N33-N34	-3.56	108.01	112.10
2	E	301	QNG	C32-N33-N34	-3.56	108.01	112.10
2	I	301	QNG	C31-C32-N33	3.55	108.10	106.61
2	M	402	QNG	C32-N33-N34	-3.55	108.03	112.10
2	N	301	QNG	C32-N33-N34	-3.55	108.03	112.10
3	D	301	2I4	C12-C13-C14	3.54	114.63	110.99
3	E	302	2I4	C7-C8-C14	3.52	113.82	110.78
2	B	301	QNG	C32-N33-N34	-3.52	108.06	112.10
2	C	301	QNG	C32-N33-N34	-3.52	108.06	112.10
2	D	302	QNG	C32-N33-N34	-3.50	108.08	112.10
2	I	301	QNG	C38-C37-C36	-3.41	105.83	108.40
2	R	402	QNG	C38-C37-C36	-3.41	105.83	108.40
2	I	301	QNG	C04-C13-C05	3.37	121.35	117.94
2	O	301	QNG	C38-C37-C36	-3.36	105.87	108.40
2	O	301	QNG	C31-C32-N33	3.35	108.01	106.61
2	C	301	QNG	C38-C37-C36	-3.34	105.88	108.40
2	F	301	QNG	C31-C32-N33	3.34	108.01	106.61

Continued on next page...

Continued from previous page...

Mol	Chain	Res	Type	Atoms	Z	Observed(°)	Ideal(°)
2	F	301	QNG	C38-C37-C36	-3.34	105.88	108.40
2	L	301	QNG	C38-C37-C36	-3.34	105.88	108.40
2	R	402	QNG	C04-C13-C05	3.34	121.32	117.94
2	L	301	QNG	C31-C32-N33	3.33	108.00	106.61
2	B	301	QNG	C38-C37-C36	-3.33	105.89	108.40
2	E	301	QNG	C38-C37-C36	-3.32	105.89	108.40
2	L	301	QNG	C04-C13-C05	3.32	121.30	117.94
2	H	301	QNG	C38-C37-C36	-3.31	105.90	108.40
2	C	301	QNG	C04-C13-C05	3.31	121.29	117.94
2	N	301	QNG	C38-C37-C36	-3.31	105.91	108.40
2	G	301	QNG	C38-C37-C36	-3.31	105.91	108.40
2	P	301	QNG	C38-C37-C36	-3.30	105.91	108.40
2	K	301	QNG	C38-C37-C36	-3.29	105.92	108.40
2	C	301	QNG	C31-C32-N33	3.28	107.98	106.61
2	Q	301	QNG	C38-C37-C36	-3.27	105.94	108.40
2	A	301	QNG	C38-C37-C36	-3.26	105.94	108.40
2	J	301	QNG	C38-C37-C36	-3.24	105.95	108.40
2	P	301	QNG	C31-C32-N33	3.22	107.96	106.61
2	F	301	QNG	C04-C13-C05	3.21	121.19	117.94
2	D	302	QNG	C38-C37-C36	-3.20	105.99	108.40
2	G	301	QNG	C31-C32-N33	3.18	107.94	106.61
2	M	402	QNG	C38-C37-C36	-3.18	106.00	108.40
3	D	301	2I4	C11-C9-C10	-3.18	110.05	114.31
2	O	301	QNG	C04-C13-C05	3.18	121.16	117.94
3	D	301	2I4	C14-C13-C18	-3.17	107.41	111.50
2	N	301	QNG	C04-C13-C05	3.16	121.14	117.94
2	M	402	QNG	C04-C13-C05	3.16	121.14	117.94
2	J	301	QNG	C04-C13-C05	3.14	121.12	117.94
2	A	301	QNG	C04-C13-C05	3.14	121.12	117.94
2	Q	301	QNG	C32-C31-C35	3.14	108.04	104.43
2	M	402	QNG	C32-C31-C35	3.13	108.03	104.43
2	E	301	QNG	C04-C13-C05	3.13	121.11	117.94
2	D	302	QNG	C04-C13-C05	3.13	121.11	117.94
2	H	301	QNG	C32-C31-C35	3.13	108.03	104.43
2	D	302	QNG	C32-C31-C35	3.12	108.03	104.43
2	P	301	QNG	C04-C13-C05	3.12	121.09	117.94
2	A	301	QNG	C32-C31-C35	3.11	108.01	104.43
2	G	301	QNG	C04-C13-C05	3.11	121.09	117.94
2	J	301	QNG	C32-C31-C35	3.09	107.99	104.43
2	K	301	QNG	C04-C13-C05	3.09	121.07	117.94
2	Q	301	QNG	C04-C13-C05	3.09	121.07	117.94
2	B	301	QNG	C04-C13-C05	3.08	121.06	117.94

Continued on next page...

Continued from previous page...

Mol	Chain	Res	Type	Atoms	Z	Observed(°)	Ideal(°)
2	E	301	QNG	C32-C31-C35	3.08	107.97	104.43
2	H	301	QNG	C04-C13-C05	3.08	121.06	117.94
2	N	301	QNG	C32-C31-C35	3.07	107.97	104.43
3	Q	302	2I4	C12-C13-C18	-3.07	108.37	113.49
4	M	401	IHP	C4-C3-C2	3.06	117.14	110.43
3	E	302	2I4	C12-C13-C18	-3.06	108.39	113.49
3	H	302	2I4	C12-C13-C18	-3.05	108.40	113.49
2	G	301	QNG	C32-C31-C35	3.04	107.93	104.43
3	B	302	2I4	C12-C13-C18	-3.04	108.42	113.49
4	K	303	IHP	C5-C6-C1	3.04	117.10	110.43
2	P	301	QNG	C32-C31-C35	3.03	107.91	104.43
3	D	301	2I4	C19-C18-C13	3.03	123.26	120.11
3	N	302	2I4	C12-C13-C18	-3.02	108.45	113.49
2	B	301	QNG	C32-C31-C35	3.02	107.90	104.43
4	N	303	IHP	O12-C2-C1	3.02	115.18	108.76
2	K	301	QNG	C32-C31-C35	3.02	107.90	104.43
2	J	301	QNG	C31-C32-N33	3.02	107.87	106.61
3	K	302	2I4	C1-C10-C5	-3.00	104.46	108.02
2	O	301	QNG	C32-C31-C35	3.00	107.88	104.43
2	K	301	QNG	C31-C32-N33	2.98	107.86	106.61
3	K	302	2I4	C12-C13-C18	-2.98	108.51	113.49
2	A	301	QNG	C31-C32-N33	2.98	107.86	106.61
2	F	301	QNG	C32-C31-C35	2.98	107.86	104.43
2	G	301	QNG	O51-S48-C49	2.94	112.91	108.26
2	L	301	QNG	C32-C31-C35	2.94	107.81	104.43
3	K	302	2I4	C26-C8-C14	-2.94	106.75	110.83
2	C	301	QNG	C32-C31-C35	2.93	107.80	104.43
2	B	301	QNG	C31-C32-N33	2.92	107.83	106.61
2	R	402	QNG	C32-C31-C35	2.91	107.78	104.43
4	E	303	IHP	C5-C6-C1	2.91	116.81	110.43
2	P	301	QNG	O51-S48-C49	2.91	112.86	108.26
2	I	301	QNG	C32-C31-C35	2.91	107.78	104.43
2	M	402	QNG	C31-C32-N33	2.90	107.82	106.61
2	J	301	QNG	O51-S48-C49	2.90	112.85	108.26
2	A	301	QNG	O51-S48-C49	2.89	112.84	108.26
2	E	301	QNG	C31-C32-N33	2.89	107.82	106.61
2	E	301	QNG	F42-C38-C32	-2.89	108.90	112.87
3	H	302	2I4	C11-C9-C10	-2.88	110.45	114.31
2	D	302	QNG	C31-C32-N33	2.88	107.81	106.61
3	D	301	2I4	C18-C17-C28	2.87	117.38	113.98
3	H	302	2I4	C1-C10-C5	-2.87	104.62	108.02
2	N	301	QNG	C31-C32-N33	2.86	107.81	106.61

Continued on next page...

Continued from previous page...

Mol	Chain	Res	Type	Atoms	Z	Observed(°)	Ideal(°)
3	Q	302	2I4	C11-C9-C10	-2.86	110.47	114.31
2	N	301	QNG	F42-C38-C32	-2.85	108.95	112.87
4	N	303	IHP	O11-C1-C6	2.85	114.83	108.76
3	D	301	2I4	C17-C18-C13	-2.85	108.74	112.30
2	M	402	QNG	F42-C38-C32	-2.84	108.96	112.87
3	D	301	2I4	C12-C13-C18	-2.84	108.75	113.49
3	Q	302	2I4	C1-C10-C5	-2.84	104.66	108.02
2	P	301	QNG	C23-C22-C21	-2.84	120.06	123.50
3	B	302	2I4	C11-C9-C10	-2.83	110.52	114.31
2	I	301	QNG	C23-C22-C21	-2.83	120.06	123.50
2	D	302	QNG	F42-C38-C32	-2.82	108.99	112.87
2	M	402	QNG	O51-S48-C49	2.82	112.72	108.26
4	B	303	IHP	C5-C6-C1	2.81	116.58	110.43
2	R	402	QNG	C23-C22-C21	-2.80	120.09	123.50
3	K	302	2I4	C11-C9-C10	-2.80	110.55	114.31
2	D	302	QNG	O51-S48-C49	2.80	112.69	108.26
3	D	301	2I4	C26-C8-C14	-2.80	106.94	110.83
2	G	301	QNG	C23-C22-C21	-2.79	120.11	123.50
2	Q	301	QNG	C23-C22-C21	-2.79	120.11	123.50
2	R	402	QNG	C30-N33-N34	2.79	125.62	117.77
2	O	301	QNG	C23-C22-C21	-2.79	120.11	123.50
2	H	301	QNG	C31-C32-N33	2.79	107.78	106.61
2	M	402	QNG	C23-C22-C21	-2.79	120.12	123.50
2	P	301	QNG	F42-C38-C32	-2.78	109.04	112.87
2	F	301	QNG	C23-C22-C21	-2.78	120.12	123.50
2	H	301	QNG	C23-C22-C21	-2.78	120.12	123.50
2	G	301	QNG	F42-C38-C32	-2.78	109.05	112.87
2	J	301	QNG	C30-N33-N34	2.78	125.58	117.77
2	D	302	QNG	C23-C22-C21	-2.78	120.13	123.50
3	N	302	2I4	C11-C9-C10	-2.78	110.59	114.31
2	G	301	QNG	C30-N33-N34	2.77	125.58	117.77
2	L	301	QNG	C23-C22-C21	-2.77	120.13	123.50
2	P	301	QNG	C30-N33-N34	2.77	125.57	117.77
2	I	301	QNG	C30-N33-N34	2.77	125.57	117.77
2	A	301	QNG	C30-N33-N34	2.77	125.56	117.77
2	N	301	QNG	C23-C22-C21	-2.77	120.14	123.50
2	O	301	QNG	C30-N33-N34	2.76	125.54	117.77
3	H	302	2I4	C26-C8-C14	-2.76	107.00	110.83
3	Q	302	2I4	C26-C8-C14	-2.76	107.00	110.83
2	C	301	QNG	O51-S48-C49	2.76	112.62	108.26
2	D	302	QNG	C30-N33-N34	2.75	125.51	117.77
3	N	302	2I4	C1-C10-C5	-2.75	104.76	108.02

Continued on next page...

Continued from previous page...

Mol	Chain	Res	Type	Atoms	Z	Observed(°)	Ideal(°)
3	B	302	2I4	C26-C8-C14	-2.75	107.01	110.83
2	C	301	QNG	C23-C22-C21	-2.75	120.16	123.50
2	E	301	QNG	C23-C22-C21	-2.75	120.16	123.50
2	F	301	QNG	C30-N33-N34	2.75	125.50	117.77
2	M	402	QNG	C30-N33-N34	2.75	125.49	117.77
3	E	302	2I4	C11-C9-C10	-2.74	110.63	114.31
2	B	301	QNG	C23-C22-C21	-2.74	120.17	123.50
3	E	302	2I4	C26-C8-C14	-2.74	107.02	110.83
2	L	301	QNG	O51-S48-C49	2.74	112.59	108.26
2	C	301	QNG	C30-N33-N34	2.74	125.47	117.77
2	L	301	QNG	C30-N33-N34	2.74	125.46	117.77
2	K	301	QNG	C23-C22-C21	-2.73	120.18	123.50
3	N	302	2I4	C26-C8-C14	-2.73	107.04	110.83
2	Q	301	QNG	C31-C32-N33	2.73	107.75	106.61
3	B	302	2I4	C1-C10-C5	-2.72	104.79	108.02
2	J	301	QNG	C23-C22-C21	-2.72	120.19	123.50
4	R	401	IHP	C5-C6-C1	2.72	116.39	110.43
2	A	301	QNG	C23-C22-C21	-2.71	120.20	123.50
2	F	301	QNG	C25-C24-C23	-2.71	120.21	123.50
2	C	301	QNG	C25-C24-C23	-2.71	120.21	123.50
2	O	301	QNG	O51-S48-C49	2.70	112.54	108.26
4	K	303	IHP	C6-C1-C2	2.70	116.35	110.43
2	R	402	QNG	F42-C38-C32	-2.70	109.16	112.87
4	E	303	IHP	C6-C1-C2	2.69	116.33	110.43
2	I	301	QNG	F42-C38-C32	-2.69	109.17	112.87
2	J	301	QNG	C25-C24-C23	-2.69	120.23	123.50
3	E	302	2I4	C1-C10-C5	-2.69	104.83	108.02
2	L	301	QNG	C49-S48-N17	2.69	109.59	106.56
2	O	301	QNG	C25-C24-C23	-2.68	120.24	123.50
3	H	302	2I4	O1-C3-C2	-2.68	104.06	108.53
3	Q	302	2I4	O1-C3-C2	-2.68	104.06	108.53
2	O	301	QNG	C49-S48-N17	2.68	109.58	106.56
2	L	301	QNG	C25-C24-C23	-2.67	120.25	123.50
3	N	302	2I4	C18-C17-C28	2.67	117.14	113.98
2	F	301	QNG	C24-C23-C22	2.67	119.97	116.08
2	F	301	QNG	O51-S48-C49	2.67	112.48	108.26
2	I	301	QNG	C25-C24-C23	-2.66	120.26	123.50
2	A	301	QNG	C25-C24-C23	-2.66	120.27	123.50
2	O	301	QNG	C24-C23-C22	2.66	119.95	116.08
2	I	301	QNG	C24-C23-C22	2.65	119.95	116.08
3	H	302	2I4	C18-C17-C28	2.65	117.12	113.98
2	L	301	QNG	C24-C23-C22	2.65	119.95	116.08

Continued on next page...

Continued from previous page...

Mol	Chain	Res	Type	Atoms	Z	Observed(°)	Ideal(°)
3	B	302	2I4	C18-C17-C28	2.65	117.12	113.98
3	D	301	2I4	C7-C8-C14	2.65	113.07	110.78
2	J	301	QNG	C24-C23-C22	2.65	119.94	116.08
2	F	301	QNG	C49-S48-N17	2.65	109.55	106.56
2	C	301	QNG	C24-C23-C22	2.65	119.94	116.08
2	R	402	QNG	C49-S48-N17	2.65	109.54	106.56
3	Q	302	2I4	C18-C17-C28	2.65	117.12	113.98
2	I	301	QNG	O51-S48-C49	2.65	112.45	108.26
2	R	402	QNG	C25-C24-C23	-2.64	120.29	123.50
2	I	301	QNG	C49-S48-N17	2.64	109.54	106.56
2	F	301	QNG	F42-C38-C32	-2.64	109.24	112.87
2	R	402	QNG	C24-C23-C22	2.64	119.92	116.08
3	E	302	2I4	C18-C17-C28	2.63	117.10	113.98
2	C	301	QNG	C49-S48-N17	2.63	109.52	106.56
2	R	402	QNG	O51-S48-C49	2.63	112.42	108.26
2	A	301	QNG	C24-C23-C22	2.63	119.91	116.08
2	K	301	QNG	F42-C38-C32	-2.63	109.26	112.87
2	Q	301	QNG	O51-S48-C49	2.62	112.40	108.26
2	G	301	QNG	C25-C24-C23	-2.61	120.32	123.50
2	E	301	QNG	C25-C24-C23	-2.61	120.33	123.50
2	P	301	QNG	C24-C23-C22	2.61	119.89	116.08
2	O	301	QNG	F42-C38-C32	-2.61	109.28	112.87
2	B	301	QNG	F42-C38-C32	-2.60	109.30	112.87
2	N	301	QNG	C25-C24-C23	-2.59	120.35	123.50
2	P	301	QNG	C25-C24-C23	-2.59	120.35	123.50
2	H	301	QNG	O51-S48-C49	2.59	112.36	108.26
2	K	301	QNG	C25-C24-C23	-2.59	120.35	123.50
2	G	301	QNG	C24-C23-C22	2.59	119.86	116.08
2	K	301	QNG	C49-S48-N17	2.59	109.48	106.56
3	E	302	2I4	O1-C3-C2	-2.59	104.21	108.53
2	B	301	QNG	C25-C24-C23	-2.58	120.37	123.50
3	B	302	2I4	O1-C3-C2	-2.58	104.23	108.53
3	K	302	2I4	C18-C17-C28	2.57	117.03	113.98
2	Q	301	QNG	F42-C38-C32	-2.57	109.33	112.87
2	K	301	QNG	O51-S48-C49	2.57	112.33	108.26
2	D	302	QNG	C25-C24-C23	-2.57	120.38	123.50
2	J	301	QNG	F41-C38-C32	-2.57	109.34	112.87
2	H	301	QNG	C24-C23-C22	2.57	119.82	116.08
2	A	301	QNG	F41-C38-C32	-2.56	109.34	112.87
2	H	301	QNG	C25-C24-C23	-2.56	120.39	123.50
2	H	301	QNG	F42-C38-C32	-2.56	109.34	112.87
2	Q	301	QNG	C24-C23-C22	2.56	119.82	116.08

Continued on next page...

Continued from previous page...

Mol	Chain	Res	Type	Atoms	Z	Observed(°)	Ideal(°)
3	N	302	2I4	O1-C3-C2	-2.56	104.26	108.53
3	D	301	2I4	O1-C3-C2	-2.56	104.27	108.53
2	N	301	QNG	C24-C23-C22	2.55	119.80	116.08
2	D	302	QNG	C24-C23-C22	2.55	119.80	116.08
2	M	402	QNG	C24-C23-C22	2.55	119.80	116.08
3	K	302	2I4	O1-C3-C2	-2.55	104.27	108.53
2	Q	301	QNG	C25-C24-C23	-2.55	120.40	123.50
2	E	301	QNG	C24-C23-C22	2.55	119.79	116.08
2	M	402	QNG	C25-C24-C23	-2.55	120.41	123.50
2	K	301	QNG	C24-C23-C22	2.54	119.79	116.08
2	E	301	QNG	C30-N33-N34	2.54	124.92	117.77
2	N	301	QNG	C30-N33-N34	2.54	124.92	117.77
2	B	301	QNG	C30-N33-N34	2.53	124.89	117.77
2	B	301	QNG	C24-C23-C22	2.53	119.77	116.08
2	I	301	QNG	F41-C38-C32	-2.53	109.40	112.87
2	E	301	QNG	O51-S48-C49	2.53	112.25	108.26
2	H	301	QNG	C30-N33-N34	2.52	124.86	117.77
2	N	301	QNG	O51-S48-C49	2.52	112.24	108.26
2	K	301	QNG	C30-N33-N34	2.51	124.84	117.77
2	H	301	QNG	C49-S48-N17	2.51	109.39	106.56
2	Q	301	QNG	C30-N33-N34	2.51	124.83	117.77
2	N	301	QNG	C49-S48-N17	2.51	109.39	106.56
2	Q	301	QNG	C49-S48-N17	2.51	109.39	106.56
2	L	301	QNG	F41-C38-C32	-2.51	109.42	112.87
2	L	301	QNG	F42-C38-C32	-2.51	109.42	112.87
2	O	301	QNG	F41-C38-C32	-2.51	109.42	112.87
3	K	302	2I4	C25-C10-C5	2.50	117.56	112.94
2	E	301	QNG	C49-S48-N17	2.50	109.38	106.56
2	L	301	QNG	C12-C07-C08	2.50	120.72	117.57
2	C	301	QNG	F42-C38-C32	-2.49	109.44	112.87
2	R	402	QNG	F41-C38-C32	-2.49	109.44	112.87
2	B	301	QNG	O51-S48-C49	2.49	112.19	108.26
2	C	301	QNG	C12-C07-C08	2.48	120.71	117.57
2	C	301	QNG	F41-C38-C32	-2.48	109.46	112.87
3	K	302	2I4	C11-C9-C8	2.48	113.72	110.85
4	B	303	IHP	O14-C4-C5	2.47	114.02	108.76
4	R	401	IHP	C6-C1-C2	2.47	115.84	110.43
3	H	302	2I4	C25-C10-C5	2.47	117.50	112.94
4	H	303	IHP	C5-C6-C1	2.46	115.83	110.43
3	E	302	2I4	C25-C10-C5	2.46	117.49	112.94
2	J	301	QNG	F42-C38-C32	-2.46	109.49	112.87
4	K	303	IHP	O14-C4-C5	2.46	113.99	108.76

Continued on next page...

Continued from previous page...

Mol	Chain	Res	Type	Atoms	Z	Observed(°)	Ideal(°)
3	N	302	2I4	C25-C10-C5	2.46	117.48	112.94
3	Q	302	2I4	C25-C10-C5	2.46	117.48	112.94
4	M	401	IHP	O15-C5-C4	2.45	113.98	108.76
4	H	303	IHP	O14-C4-C5	2.45	113.97	108.76
2	B	301	QNG	O51-S48-N17	2.45	111.99	107.10
2	H	301	QNG	F41-C38-C32	-2.44	109.52	112.87
3	B	302	2I4	C25-C10-C5	2.44	117.45	112.94
2	A	301	QNG	F42-C38-C32	-2.44	109.52	112.87
2	B	301	QNG	C49-S48-N17	2.44	109.31	106.56
3	H	302	2I4	C11-C9-C8	2.43	113.67	110.85
3	N	302	2I4	C18-C19-C20	2.43	121.40	116.92
3	H	302	2I4	C18-C19-C20	2.42	121.39	116.92
3	Q	302	2I4	C11-C9-C8	2.42	113.65	110.85
2	P	301	QNG	F41-C38-C32	-2.41	109.55	112.87
2	E	301	QNG	O51-S48-N17	2.41	111.92	107.10
2	N	301	QNG	O51-S48-N17	2.41	111.91	107.10
4	B	303	IHP	C6-C1-C2	2.41	115.71	110.43
2	F	301	QNG	F41-C38-C32	-2.41	109.56	112.87
2	G	301	QNG	F41-C38-C32	-2.41	109.56	112.87
4	E	303	IHP	O14-C4-C5	2.41	113.88	108.76
3	Q	302	2I4	C18-C19-C20	2.40	121.35	116.92
2	K	301	QNG	O51-S48-N17	2.40	111.90	107.10
3	B	302	2I4	C18-C19-C20	2.40	121.35	116.92
2	B	301	QNG	O57-S55-C58	2.40	111.44	108.42
2	F	301	QNG	C12-C07-C08	2.40	120.60	117.57
2	K	301	QNG	O57-S55-C58	2.40	111.44	108.42
3	B	302	2I4	C11-C9-C8	2.40	113.63	110.85
3	D	301	2I4	C25-C10-C5	2.39	117.36	112.94
4	R	401	IHP	O14-C4-C5	2.38	113.83	108.76
3	H	302	2I4	C2-C3-C4	2.38	117.53	114.32
3	Q	302	2I4	C2-C3-C4	2.38	117.53	114.32
2	A	301	QNG	O51-S48-N17	2.37	111.84	107.10
2	P	301	QNG	O51-S48-N17	2.37	111.83	107.10
2	Q	301	QNG	O51-S48-N17	2.37	111.83	107.10
2	O	301	QNG	C12-C07-C08	2.37	120.56	117.57
2	H	301	QNG	O51-S48-N17	2.37	111.83	107.10
2	D	302	QNG	O51-S48-N17	2.36	111.82	107.10
4	M	401	IHP	P6-O16-C6	-2.36	117.12	123.43
3	E	302	2I4	C18-C19-C20	2.36	121.27	116.92
2	J	301	QNG	O51-S48-N17	2.36	111.81	107.10
3	N	302	2I4	C11-C9-C8	2.35	113.58	110.85
2	I	301	QNG	C12-C07-C08	2.34	120.53	117.57

Continued on next page...

Continued from previous page...

Mol	Chain	Res	Type	Atoms	Z	Observed(°)	Ideal(°)
2	M	402	QNG	O51-S48-N17	2.34	111.77	107.10
2	R	402	QNG	C12-C07-C08	2.34	120.52	117.57
2	N	301	QNG	C12-C07-C08	2.33	120.52	117.57
2	Q	301	QNG	F41-C38-C32	-2.33	109.66	112.87
3	E	302	2I4	C11-C9-C8	2.33	113.55	110.85
2	G	301	QNG	O51-S48-N17	2.33	111.75	107.10
2	R	402	QNG	O51-S48-N17	2.32	111.74	107.10
2	C	301	QNG	O59-S55-C58	2.32	111.35	108.42
3	K	302	2I4	C17-C18-C13	-2.32	109.40	112.30
4	H	303	IHP	C6-C1-C2	2.32	115.52	110.43
2	A	301	QNG	C49-S48-N17	2.32	109.17	106.56
2	J	301	QNG	C49-S48-N17	2.32	109.17	106.56
3	K	302	2I4	C18-C19-C20	2.31	121.17	116.92
2	E	301	QNG	C12-C07-C08	2.31	120.48	117.57
2	I	301	QNG	O51-S48-N17	2.30	111.70	107.10
2	E	301	QNG	O57-S55-C58	2.30	111.32	108.42
2	L	301	QNG	O59-S55-C58	2.30	111.32	108.42
2	M	402	QNG	O59-S55-C58	2.30	111.32	108.42
2	N	301	QNG	O57-S55-C58	2.30	111.31	108.42
2	I	301	QNG	O59-S55-C58	2.30	111.31	108.42
2	D	302	QNG	O59-S55-C58	2.29	111.31	108.42
2	O	301	QNG	O51-S48-N17	2.29	111.67	107.10
2	F	301	QNG	O57-S55-C58	2.29	111.30	108.42
2	M	402	QNG	C12-C07-C08	2.28	120.45	117.57
2	J	301	QNG	O57-S55-C58	2.28	111.29	108.42
2	O	301	QNG	O57-S55-C58	2.28	111.29	108.42
2	H	301	QNG	C12-C07-C08	2.28	120.45	117.57
2	F	301	QNG	O51-S48-N17	2.28	111.65	107.10
4	N	303	IHP	O11-C1-C2	2.28	113.60	108.76
2	A	301	QNG	O57-S55-C58	2.27	111.28	108.42
2	J	301	QNG	F53-C40-C35	-2.27	108.75	112.36
2	A	301	QNG	F53-C40-C35	-2.27	108.75	112.36
2	D	302	QNG	C12-C07-C08	2.27	120.44	117.57
4	E	303	IHP	C3-C2-C1	2.26	115.39	110.43
2	O	301	QNG	O59-S55-C58	2.26	111.27	108.42
2	Q	301	QNG	C12-C07-C08	2.26	120.43	117.57
2	G	301	QNG	C12-C07-C08	2.26	120.42	117.57
2	R	402	QNG	O59-S55-C58	2.26	111.27	108.42
3	D	301	2I4	C2-C3-C4	2.25	117.37	114.32
2	C	301	QNG	O51-S48-N17	2.25	111.60	107.10
2	P	301	QNG	F53-C40-C35	-2.25	108.78	112.36
2	D	302	QNG	O57-S55-C58	2.25	111.25	108.42

Continued on next page...

Continued from previous page...

Mol	Chain	Res	Type	Atoms	Z	Observed(°)	Ideal(°)
2	L	301	QNG	O57-S55-C58	2.25	111.25	108.42
2	C	301	QNG	O57-S55-C58	2.24	111.24	108.42
2	G	301	QNG	F53-C40-C35	-2.24	108.80	112.36
2	M	402	QNG	C49-S48-N17	2.24	109.08	106.56
2	K	301	QNG	F41-C38-C32	-2.24	109.80	112.87
2	P	301	QNG	O57-S55-C58	2.23	111.23	108.42
2	P	301	QNG	C12-C07-C08	2.23	120.39	117.57
3	K	302	2I4	C2-C3-C4	2.23	117.34	114.32
2	A	301	QNG	C12-C07-C08	2.23	120.39	117.57
2	M	402	QNG	F53-C40-C35	-2.23	108.82	112.36
2	M	402	QNG	O57-S55-C58	2.23	111.23	108.42
2	L	301	QNG	O51-S48-N17	2.23	111.55	107.10
4	H	303	IHP	C3-C2-C1	2.23	115.31	110.43
2	D	302	QNG	F53-C40-C35	-2.22	108.83	112.36
2	J	301	QNG	C12-C07-C08	2.22	120.37	117.57
2	F	301	QNG	O59-S55-C58	2.22	111.21	108.42
4	R	401	IHP	C3-C2-C1	2.21	115.28	110.43
2	B	301	QNG	F41-C38-C32	-2.21	109.83	112.87
2	A	301	QNG	O59-S55-C58	2.21	111.20	108.42
2	H	301	QNG	O57-S55-C58	2.21	111.20	108.42
2	P	301	QNG	O59-S55-C58	2.20	111.19	108.42
2	P	301	QNG	C49-S48-N17	2.19	109.03	106.56
2	J	301	QNG	O59-S55-C58	2.19	111.18	108.42
3	D	301	2I4	C1-C10-C5	-2.19	105.42	108.02
2	I	301	QNG	O57-S55-C58	2.18	111.17	108.42
4	M	401	IHP	O11-C1-C2	2.18	113.40	108.76
2	Q	301	QNG	O57-S55-C58	2.18	111.16	108.42
2	N	301	QNG	O59-S55-C58	2.17	111.16	108.42
3	B	302	2I4	C2-C3-C4	2.17	117.25	114.32
2	E	301	QNG	O59-S55-C58	2.17	111.15	108.42
2	D	302	QNG	C49-S48-N17	2.16	109.00	106.56
2	R	402	QNG	O57-S55-C58	2.16	111.14	108.42
2	G	301	QNG	C49-S48-N17	2.15	108.99	106.56
2	M	402	QNG	F41-C38-C32	-2.15	109.92	112.87
2	D	302	QNG	O29-C28-N43	-2.14	119.32	122.95
2	N	301	QNG	F41-C38-C32	-2.14	109.92	112.87
2	M	402	QNG	O29-C28-N43	-2.14	119.33	122.95
3	D	301	2I4	C18-C19-C20	2.14	120.86	116.92
2	D	302	QNG	F41-C38-C32	-2.14	109.93	112.87
4	K	303	IHP	C3-C2-C1	2.14	115.11	110.43
4	M	401	IHP	C3-C2-C1	2.13	115.11	110.43
2	E	301	QNG	F41-C38-C32	-2.12	109.95	112.87

Continued on next page...

Continued from previous page...

Mol	Chain	Res	Type	Atoms	Z	Observed(°)	Ideal(°)
3	Q	302	2I4	C23-C4-C3	-2.12	104.82	109.40
2	H	301	QNG	O59-S55-C58	2.12	111.09	108.42
2	A	301	QNG	O29-C28-N43	-2.12	119.36	122.95
2	J	301	QNG	O29-C28-N43	-2.12	119.36	122.95
2	Q	301	QNG	O59-S55-C58	2.12	111.09	108.42
4	E	303	IHP	P3-O13-C3	-2.12	117.78	123.43
3	H	302	2I4	C23-C4-C3	-2.11	104.83	109.40
3	E	302	2I4	C17-C18-C13	-2.11	109.66	112.30
2	G	301	QNG	O59-S55-C58	2.11	111.08	108.42
2	M	402	QNG	O50-S48-N17	2.11	111.31	107.10
2	G	301	QNG	O29-C28-N43	-2.11	119.38	122.95
2	N	301	QNG	F52-C40-C35	-2.10	109.02	112.36
3	B	302	2I4	C23-C4-C3	-2.10	104.86	109.40
2	E	301	QNG	F52-C40-C35	-2.10	109.03	112.36
4	B	303	IHP	C3-C2-C1	2.10	115.03	110.43
2	Q	301	QNG	F52-C40-C35	-2.10	109.03	112.36
2	H	301	QNG	F52-C40-C35	-2.10	109.03	112.36
2	L	301	QNG	C11-C12-C07	-2.10	118.33	121.70
2	P	301	QNG	O29-C28-N43	-2.09	119.41	122.95
2	B	301	QNG	C12-C07-C08	2.09	120.21	117.57
4	K	303	IHP	P3-O13-C3	-2.09	117.85	123.43
2	K	301	QNG	C12-C07-C08	2.09	120.21	117.57
2	K	301	QNG	O59-S55-C58	2.09	111.05	108.42
2	J	301	QNG	C30-C28-N43	2.09	120.88	115.66
2	D	302	QNG	O50-S48-N17	2.09	111.27	107.10
3	D	301	2I4	C23-C4-C3	-2.08	104.90	109.40
2	B	301	QNG	O59-S55-C58	2.08	111.05	108.42
3	N	302	2I4	C2-C3-C4	2.08	117.14	114.32
2	D	302	QNG	C30-C28-N43	2.08	120.87	115.66
2	A	301	QNG	C30-C28-N43	2.08	120.87	115.66
2	G	301	QNG	O57-S55-C58	2.08	111.04	108.42
2	M	402	QNG	C30-C28-N43	2.08	120.87	115.66
2	G	301	QNG	C30-C28-N43	2.07	120.84	115.66
2	C	301	QNG	C11-C12-C07	-2.07	118.37	121.70
2	L	301	QNG	F53-C40-C35	-2.07	109.07	112.36
3	E	302	2I4	C2-C3-C4	2.07	117.12	114.32
2	C	301	QNG	F53-C40-C35	-2.07	109.08	112.36
3	N	302	2I4	C23-C4-C3	-2.06	104.95	109.40
2	H	301	QNG	F53-C40-C35	-2.06	109.09	112.36
2	P	301	QNG	C30-C28-N43	2.06	120.81	115.66
2	P	301	QNG	O50-S48-N17	2.05	111.20	107.10
3	Q	302	2I4	C17-C18-C13	-2.05	109.73	112.30

Continued on next page...

Continued from previous page...

Mol	Chain	Res	Type	Atoms	Z	Observed(°)	Ideal(°)
3	Q	302	2I4	O4-C31-C32	2.05	130.31	124.47
3	H	302	2I4	O4-C31-C32	2.05	130.30	124.47
3	N	302	2I4	O4-C31-C32	2.05	130.30	124.47
3	E	302	2I4	O4-C31-C32	2.05	130.30	124.47
3	E	302	2I4	C23-C4-C3	-2.05	104.98	109.40
3	B	302	2I4	C17-C18-C13	-2.04	109.75	112.30
2	Q	301	QNG	F53-C40-C35	-2.04	109.11	112.36
3	K	302	2I4	O4-C31-C32	2.04	130.28	124.47
3	B	302	2I4	O4-C31-C32	2.04	130.27	124.47
4	B	303	IHP	P3-O13-C3	-2.04	117.98	123.43
3	H	302	2I4	C17-C18-C13	-2.04	109.75	112.30
2	I	301	QNG	O50-S48-N17	2.03	111.16	107.10
2	G	301	QNG	O50-S48-N17	2.03	111.16	107.10
3	K	302	2I4	C23-C4-C3	-2.03	105.01	109.40
2	O	301	QNG	C11-C12-C07	-2.02	118.45	121.70
2	F	301	QNG	C11-C12-C07	-2.02	118.45	121.70
2	E	301	QNG	F53-C40-C35	-2.02	109.15	112.36
2	C	301	QNG	O29-C28-N43	-2.00	119.56	122.95
2	K	301	QNG	F53-C40-C35	-2.00	109.18	112.36
3	N	302	2I4	C29-C20-C19	-2.00	113.10	117.47
2	R	402	QNG	O50-S48-N17	2.00	111.10	107.10

There are no chirality outliers.

All (266) torsion outliers are listed below:

Mol	Chain	Res	Type	Atoms
2	A	301	QNG	C45-C46-S55-O57
2	A	301	QNG	C45-C46-S55-O59
2	B	301	QNG	N43-C28-C30-N33
2	B	301	QNG	O29-C28-C30-N33
2	B	301	QNG	C45-C46-S55-O57
2	C	301	QNG	N43-C28-C30-N33
2	D	302	QNG	C45-C46-S55-O57
2	D	302	QNG	C45-C46-S55-O59
2	D	302	QNG	C54-C46-S55-O59
2	E	301	QNG	N43-C28-C30-N33
2	E	301	QNG	O29-C28-C30-N33
2	E	301	QNG	C45-C46-S55-O57
2	E	301	QNG	C45-C46-S55-O59
2	F	301	QNG	C02-C44-C45-C46
2	G	301	QNG	C02-C44-C45-C46
2	G	301	QNG	C45-C46-S55-O57

Continued on next page...

Continued from previous page...

Mol	Chain	Res	Type	Atoms
2	H	301	QNG	N43-C28-C30-N33
2	H	301	QNG	O29-C28-C30-N33
2	H	301	QNG	C45-C46-S55-O57
2	H	301	QNG	C45-C46-S55-O59
2	H	301	QNG	C54-C46-S55-O59
2	I	301	QNG	N43-C28-C30-N33
2	J	301	QNG	C45-C46-S55-O57
2	K	301	QNG	N43-C28-C30-N33
2	K	301	QNG	O29-C28-C30-N33
2	K	301	QNG	C45-C46-S55-O57
2	L	301	QNG	N43-C28-C30-N33
2	M	402	QNG	C02-C44-C45-C46
2	M	402	QNG	C45-C46-S55-O57
2	M	402	QNG	C45-C46-S55-O59
2	M	402	QNG	C54-C46-S55-O59
2	N	301	QNG	N43-C28-C30-N33
2	N	301	QNG	O29-C28-C30-N33
2	N	301	QNG	C45-C46-S55-O57
2	N	301	QNG	C45-C46-S55-O59
2	O	301	QNG	N14-C18-C60-F61
2	O	301	QNG	N14-C18-C60-F62
2	O	301	QNG	N14-C18-C60-F63
2	O	301	QNG	C02-C44-C45-C46
2	P	301	QNG	C02-C44-C45-C46
2	P	301	QNG	C45-C46-S55-O57
2	Q	301	QNG	N43-C28-C30-N33
2	Q	301	QNG	O29-C28-C30-N33
2	Q	301	QNG	C45-C46-S55-O57
2	Q	301	QNG	C45-C46-S55-O59
2	Q	301	QNG	C54-C46-S55-O59
2	R	402	QNG	N43-C28-C30-N33
3	B	302	2I4	C32-C33-C34-O5
3	B	302	2I4	C32-C33-C34-O6
3	B	302	2I4	C31-C32-C33-C35
3	E	302	2I4	C32-C33-C34-O5
3	E	302	2I4	C32-C33-C34-O6
3	E	302	2I4	C31-C32-C33-C35
3	H	302	2I4	C32-C33-C34-O5
3	H	302	2I4	C32-C33-C34-O6
3	H	302	2I4	C31-C32-C33-C35
3	K	302	2I4	C32-C33-C34-O5
3	K	302	2I4	C32-C33-C34-O6

Continued on next page...

Continued from previous page...

Mol	Chain	Res	Type	Atoms
3	K	302	2I4	C31-C32-C33-C35
3	N	302	2I4	C32-C33-C34-O5
3	N	302	2I4	C32-C33-C34-O6
3	N	302	2I4	C31-C32-C33-C35
3	Q	302	2I4	C32-C33-C34-O5
3	Q	302	2I4	C32-C33-C34-O6
3	Q	302	2I4	C31-C32-C33-C35
4	B	303	IHP	C1-C2-O12-P2
4	B	303	IHP	C5-C4-O14-P4
4	B	303	IHP	C4-C5-O15-P5
4	E	303	IHP	C1-C2-O12-P2
4	E	303	IHP	C5-C4-O14-P4
4	E	303	IHP	C4-C5-O15-P5
4	H	303	IHP	C1-C2-O12-P2
4	H	303	IHP	C5-C4-O14-P4
4	H	303	IHP	C4-C5-O15-P5
4	K	303	IHP	C1-C2-O12-P2
4	K	303	IHP	C5-C4-O14-P4
4	K	303	IHP	C4-C5-O15-P5
4	M	401	IHP	C2-C1-O11-P1
4	M	401	IHP	C5-C4-O14-P4
4	M	401	IHP	C4-C5-O15-P5
4	N	303	IHP	C6-C1-O11-P1
4	N	303	IHP	C1-C2-O12-P2
4	N	303	IHP	C5-C4-O14-P4
4	N	303	IHP	C4-C5-O15-P5
4	R	401	IHP	C1-C2-O12-P2
4	R	401	IHP	C5-C4-O14-P4
4	R	401	IHP	C4-C5-O15-P5
3	D	301	2I4	C21-C19-C20-C30
3	D	301	2I4	C21-C19-C20-C29
2	C	301	QNG	O29-C28-C30-N33
2	F	301	QNG	O29-C28-C30-N33
2	I	301	QNG	O29-C28-C30-N33
2	L	301	QNG	O29-C28-C30-N33
2	R	402	QNG	O29-C28-C30-N33
3	D	301	2I4	C32-C31-O1-C3
2	F	301	QNG	N43-C28-C30-N33
2	O	301	QNG	N43-C28-C30-N33
3	D	301	2I4	O4-C31-O1-C3
2	A	301	QNG	N14-C18-C60-F61
2	A	301	QNG	N14-C18-C60-F62

Continued on next page...

Continued from previous page...

Mol	Chain	Res	Type	Atoms
2	A	301	QNG	N14-C18-C60-F63
2	C	301	QNG	N14-C18-C60-F61
2	C	301	QNG	N14-C18-C60-F63
2	D	302	QNG	N14-C18-C60-F61
2	D	302	QNG	N14-C18-C60-F62
2	D	302	QNG	N14-C18-C60-F63
2	F	301	QNG	N14-C18-C60-F61
2	F	301	QNG	N14-C18-C60-F62
2	F	301	QNG	N14-C18-C60-F63
2	G	301	QNG	N14-C18-C60-F61
2	G	301	QNG	N14-C18-C60-F62
2	G	301	QNG	N14-C18-C60-F63
2	I	301	QNG	N14-C18-C60-F61
2	I	301	QNG	N14-C18-C60-F62
2	I	301	QNG	N14-C18-C60-F63
2	J	301	QNG	N14-C18-C60-F61
2	J	301	QNG	N14-C18-C60-F62
2	J	301	QNG	N14-C18-C60-F63
2	L	301	QNG	N14-C18-C60-F61
2	L	301	QNG	N14-C18-C60-F63
2	M	402	QNG	N14-C18-C60-F61
2	M	402	QNG	N14-C18-C60-F62
2	M	402	QNG	N14-C18-C60-F63
2	P	301	QNG	N14-C18-C60-F61
2	P	301	QNG	N14-C18-C60-F62
2	P	301	QNG	N14-C18-C60-F63
2	R	402	QNG	N14-C18-C60-F61
2	R	402	QNG	N14-C18-C60-F62
2	R	402	QNG	N14-C18-C60-F63
4	H	303	IHP	C6-O16-P6-O26
4	N	303	IHP	C6-O16-P6-O26
2	A	301	QNG	O29-C28-C30-N33
2	D	302	QNG	O29-C28-C30-N33
2	G	301	QNG	O29-C28-C30-N33
2	J	301	QNG	O29-C28-C30-N33
2	M	402	QNG	O29-C28-C30-N33
2	O	301	QNG	O29-C28-C30-N33
2	P	301	QNG	O29-C28-C30-N33
3	B	302	2I4	C31-C32-C33-C36
3	E	302	2I4	C31-C32-C33-C36
3	H	302	2I4	C31-C32-C33-C36
3	K	302	2I4	C31-C32-C33-C36

Continued on next page...

Continued from previous page...

Mol	Chain	Res	Type	Atoms
3	N	302	2I4	C31-C32-C33-C36
3	Q	302	2I4	C31-C32-C33-C36
3	B	302	2I4	C36-C33-C34-O5
3	D	301	2I4	C36-C33-C34-O5
3	H	302	2I4	C36-C33-C34-O6
3	K	302	2I4	C36-C33-C34-O5
3	Q	302	2I4	C36-C33-C34-O6
2	B	301	QNG	C16-N17-S48-O51
2	E	301	QNG	C16-N17-S48-O51
2	F	301	QNG	C16-N17-S48-O51
2	I	301	QNG	C16-N17-S48-O51
2	K	301	QNG	C16-N17-S48-O51
2	L	301	QNG	C16-N17-S48-O51
2	O	301	QNG	C16-N17-S48-O51
2	Q	301	QNG	C16-N17-S48-O51
2	R	402	QNG	C16-N17-S48-O51
4	N	303	IHP	C2-C1-O11-P1
2	A	301	QNG	N43-C28-C30-N33
2	D	302	QNG	N43-C28-C30-N33
2	G	301	QNG	N43-C28-C30-N33
2	J	301	QNG	N43-C28-C30-N33
2	M	402	QNG	N43-C28-C30-N33
2	P	301	QNG	N43-C28-C30-N33
2	A	301	QNG	C02-C44-C45-C46
2	B	301	QNG	C02-C44-C45-C46
2	C	301	QNG	C02-C44-C45-C46
2	D	302	QNG	C02-C44-C45-C46
2	E	301	QNG	C02-C44-C45-C46
2	H	301	QNG	C02-C44-C45-C46
2	I	301	QNG	C02-C44-C45-C46
2	J	301	QNG	C02-C44-C45-C46
2	K	301	QNG	C02-C44-C45-C46
2	L	301	QNG	C02-C44-C45-C46
2	N	301	QNG	C02-C44-C45-C46
2	Q	301	QNG	C02-C44-C45-C46
2	R	402	QNG	C02-C44-C45-C46
2	C	301	QNG	C16-N17-S48-O51
2	H	301	QNG	C16-N17-S48-O51
2	N	301	QNG	C16-N17-S48-O51
3	B	302	2I4	C35-C33-C34-O5
3	B	302	2I4	C36-C33-C34-O6
3	D	301	2I4	C36-C33-C34-O6

Continued on next page...

Continued from previous page...

Mol	Chain	Res	Type	Atoms
3	E	302	2I4	C35-C33-C34-O5
3	E	302	2I4	C36-C33-C34-O5
3	E	302	2I4	C36-C33-C34-O6
3	H	302	2I4	C35-C33-C34-O5
3	H	302	2I4	C36-C33-C34-O5
3	K	302	2I4	C35-C33-C34-O5
3	K	302	2I4	C36-C33-C34-O6
3	N	302	2I4	C35-C33-C34-O5
3	N	302	2I4	C36-C33-C34-O5
3	N	302	2I4	C36-C33-C34-O6
3	Q	302	2I4	C35-C33-C34-O5
3	Q	302	2I4	C36-C33-C34-O5
3	D	301	2I4	C18-C19-C20-C30
2	C	301	QNG	N14-C18-C60-F62
2	K	301	QNG	N14-C18-C60-F61
2	K	301	QNG	N14-C18-C60-F62
2	L	301	QNG	N14-C18-C60-F62
3	B	302	2I4	C31-C32-C33-C34
3	E	302	2I4	C31-C32-C33-C34
3	H	302	2I4	C31-C32-C33-C34
3	K	302	2I4	C31-C32-C33-C34
3	N	302	2I4	C31-C32-C33-C34
3	Q	302	2I4	C31-C32-C33-C34
4	E	303	IHP	C3-O13-P3-O23
4	E	303	IHP	C6-O16-P6-O26
4	K	303	IHP	C3-O13-P3-O23
4	M	401	IHP	C6-O16-P6-O26
4	N	303	IHP	C3-O13-P3-O23
2	A	301	QNG	C54-C46-S55-O59
2	A	301	QNG	C56-C46-S55-O59
2	B	301	QNG	C54-C46-S55-O59
2	D	302	QNG	C56-C46-S55-O59
2	E	301	QNG	C54-C46-S55-O59
2	E	301	QNG	C56-C46-S55-O59
2	G	301	QNG	C54-C46-S55-O59
2	H	301	QNG	C56-C46-S55-O59
2	J	301	QNG	C54-C46-S55-O59
2	K	301	QNG	C54-C46-S55-O59
2	M	402	QNG	C56-C46-S55-O59
2	N	301	QNG	C54-C46-S55-O59
2	N	301	QNG	C56-C46-S55-O59
2	P	301	QNG	C54-C46-S55-O59

Continued on next page...

Continued from previous page...

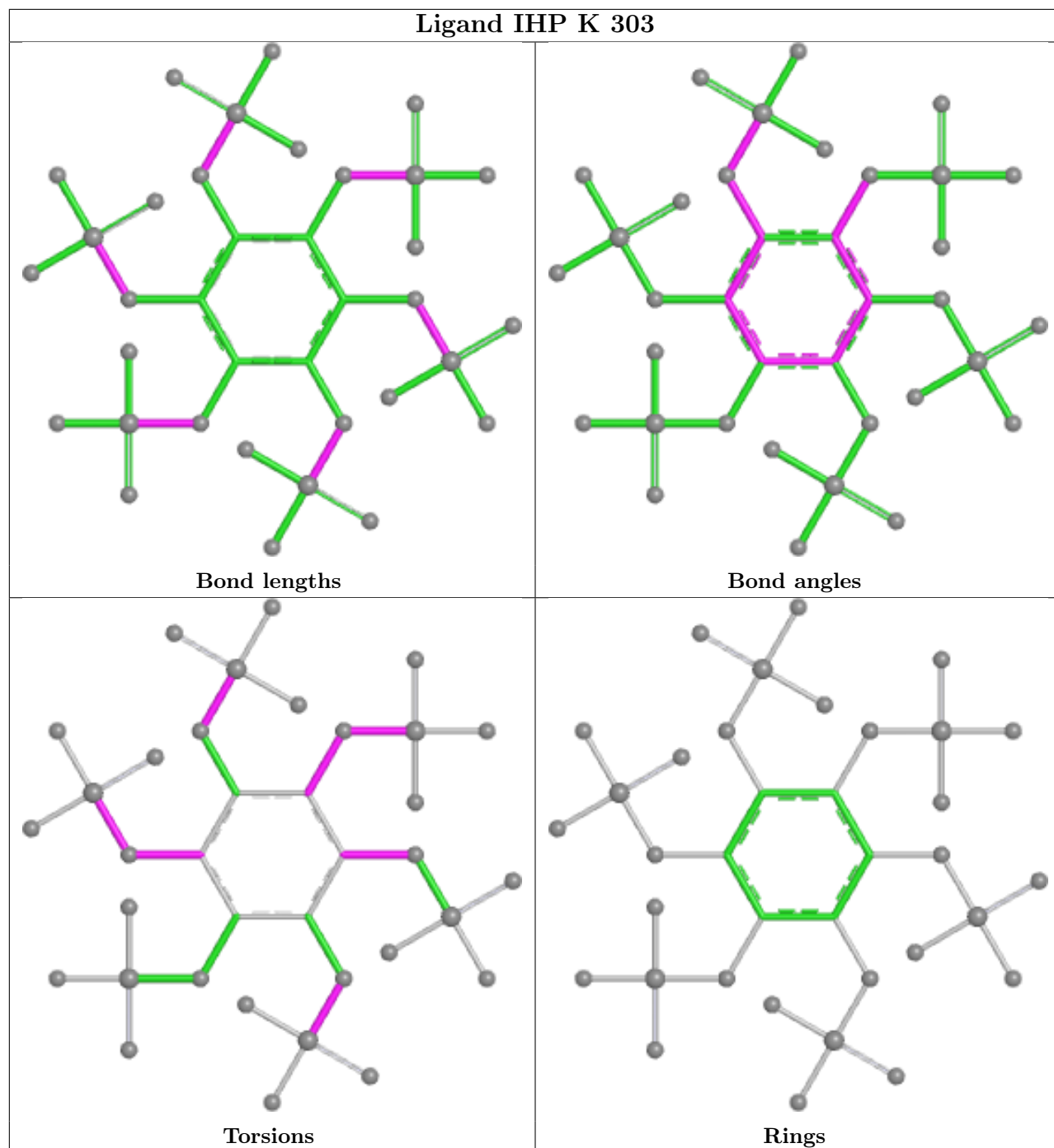
Mol	Chain	Res	Type	Atoms
2	Q	301	QNG	C56-C46-S55-O59
3	D	301	2I4	C18-C17-C28-O2
3	D	301	2I4	C18-C17-C28-O3
4	B	303	IHP	C4-O14-P4-O44
4	E	303	IHP	C4-O14-P4-O44
4	H	303	IHP	C4-O14-P4-O44
4	K	303	IHP	C2-O12-P2-O32
4	K	303	IHP	C4-O14-P4-O44
4	M	401	IHP	C5-O15-P5-O35
4	N	303	IHP	C4-O14-P4-O44
4	R	401	IHP	C4-O14-P4-O44
3	B	302	2I4	C35-C33-C34-O6
3	D	301	2I4	C35-C33-C34-O5
3	E	302	2I4	C35-C33-C34-O6
3	K	302	2I4	C35-C33-C34-O6
3	N	302	2I4	C35-C33-C34-O6
3	D	301	2I4	C18-C19-C20-C29
2	K	301	QNG	N14-C18-C60-F63
4	B	303	IHP	C3-O13-P3-O23
4	B	303	IHP	C6-O16-P6-O26
4	H	303	IHP	C3-O13-P3-O23
4	K	303	IHP	C6-O16-P6-O26
4	R	401	IHP	C3-O13-P3-O23
4	R	401	IHP	C6-O16-P6-O26
3	Q	302	2I4	C35-C33-C34-O6
3	D	301	2I4	C32-C33-C34-O5
4	B	303	IHP	C3-O13-P3-O33
4	B	303	IHP	C3-O13-P3-O43
4	H	303	IHP	C3-O13-P3-O33
4	K	303	IHP	C6-O16-P6-O36
4	N	303	IHP	C1-O11-P1-O41
4	R	401	IHP	C3-O13-P3-O33
2	A	301	QNG	C16-N17-S48-O51
2	G	301	QNG	C16-N17-S48-O51
2	J	301	QNG	C16-N17-S48-O51
2	M	402	QNG	C16-N17-S48-O51
2	P	301	QNG	C16-N17-S48-O51
3	D	301	2I4	C35-C33-C34-O6
3	H	302	2I4	C35-C33-C34-O6
4	M	401	IHP	C3-O13-P3-O23

There are no ring outliers.

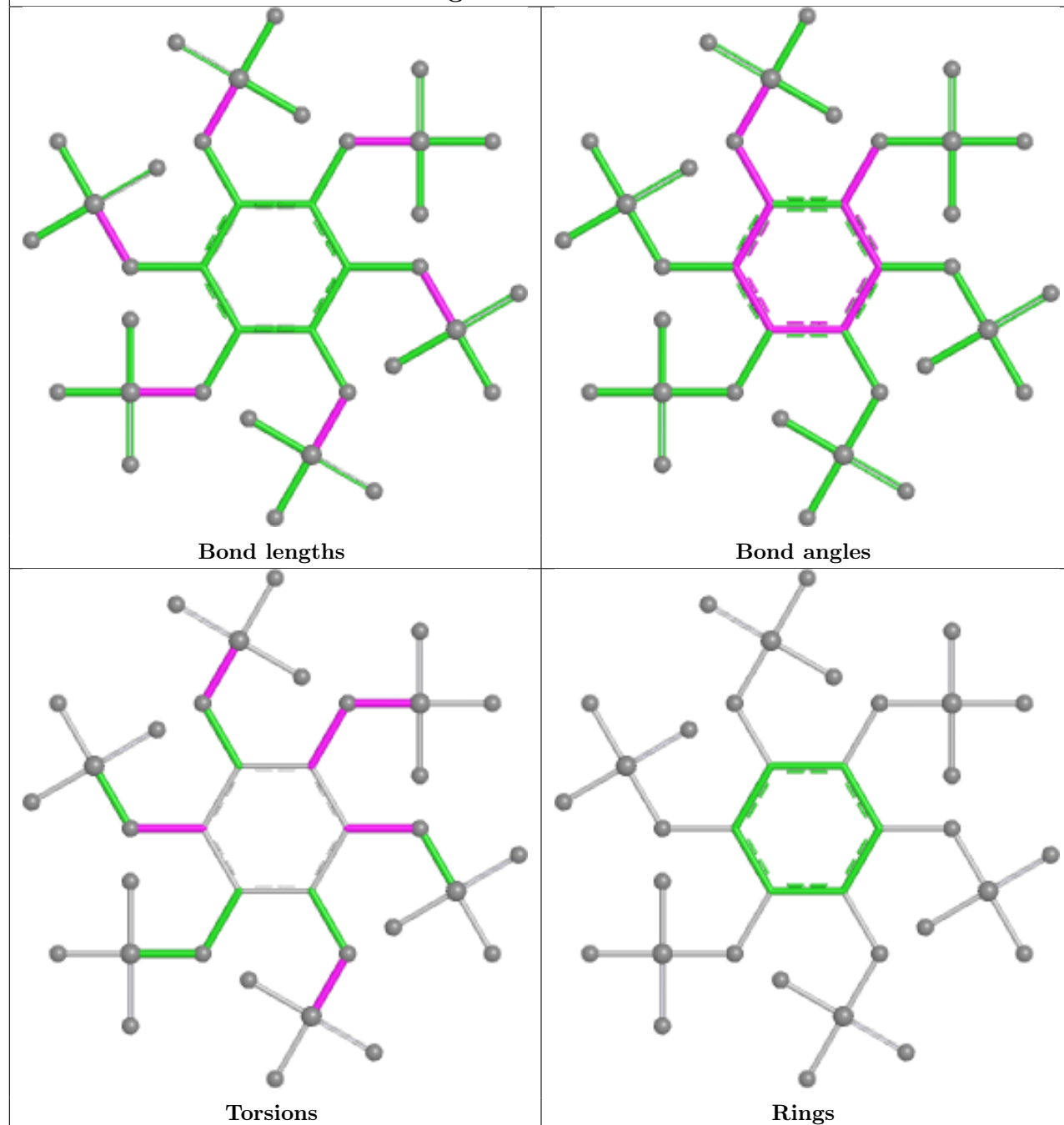
23 monomers are involved in 25 short contacts:

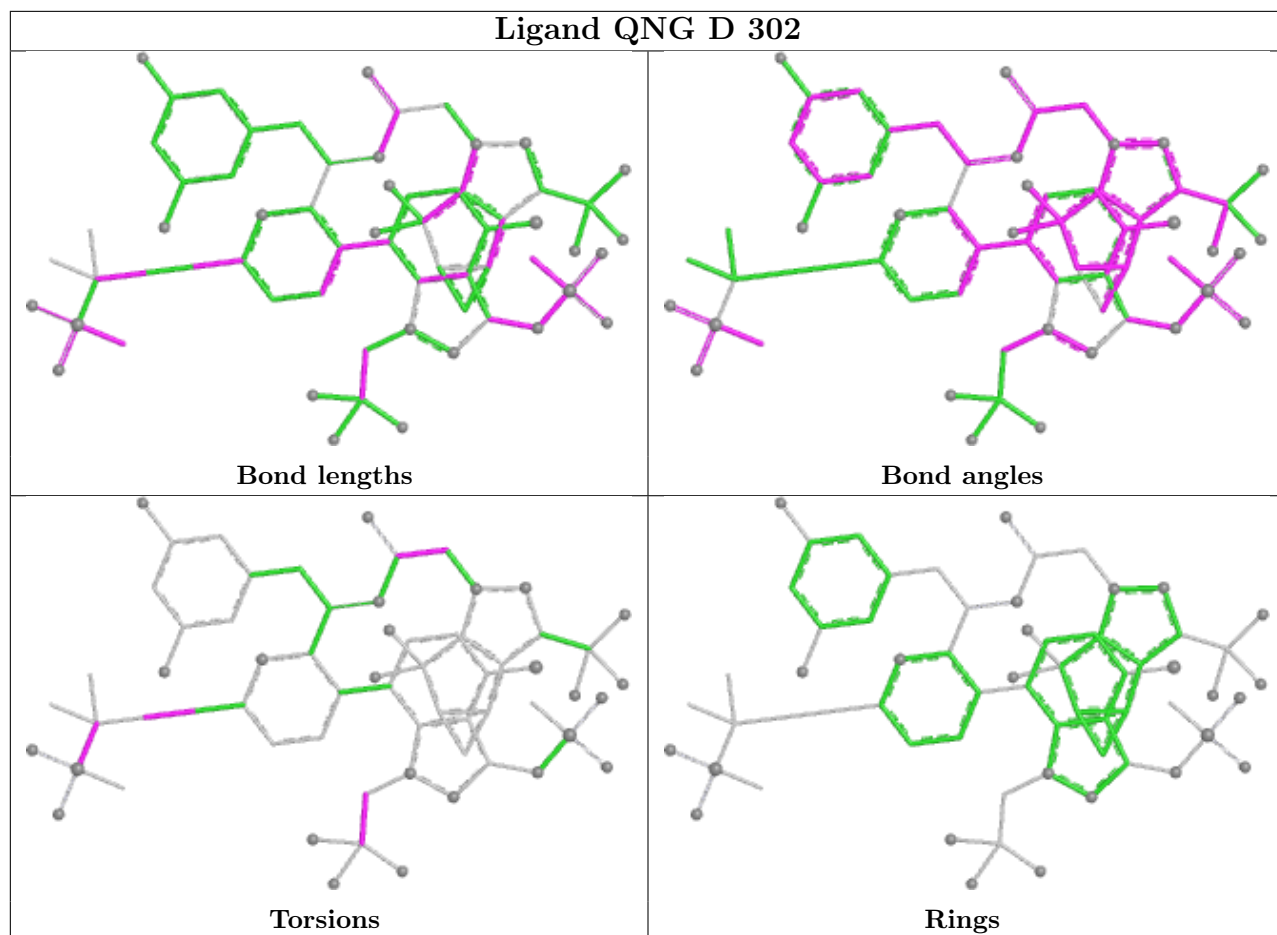
Mol	Chain	Res	Type	Clashes	Symm-Clashes
4	K	303	IHP	2	0
2	D	302	QNG	1	0
2	A	301	QNG	1	0
2	E	301	QNG	1	0
4	R	401	IHP	1	0
2	R	402	QNG	1	0
2	K	301	QNG	1	0
4	H	303	IHP	1	0
2	I	301	QNG	1	0
2	O	301	QNG	1	0
2	B	301	QNG	1	0
2	N	301	QNG	1	0
2	H	301	QNG	1	0
2	M	402	QNG	1	0
2	L	301	QNG	1	0
2	C	301	QNG	1	0
2	J	301	QNG	1	0
2	P	301	QNG	1	0
2	Q	301	QNG	1	0
4	M	401	IHP	2	0
2	F	301	QNG	1	0
2	G	301	QNG	1	0
4	B	303	IHP	1	0

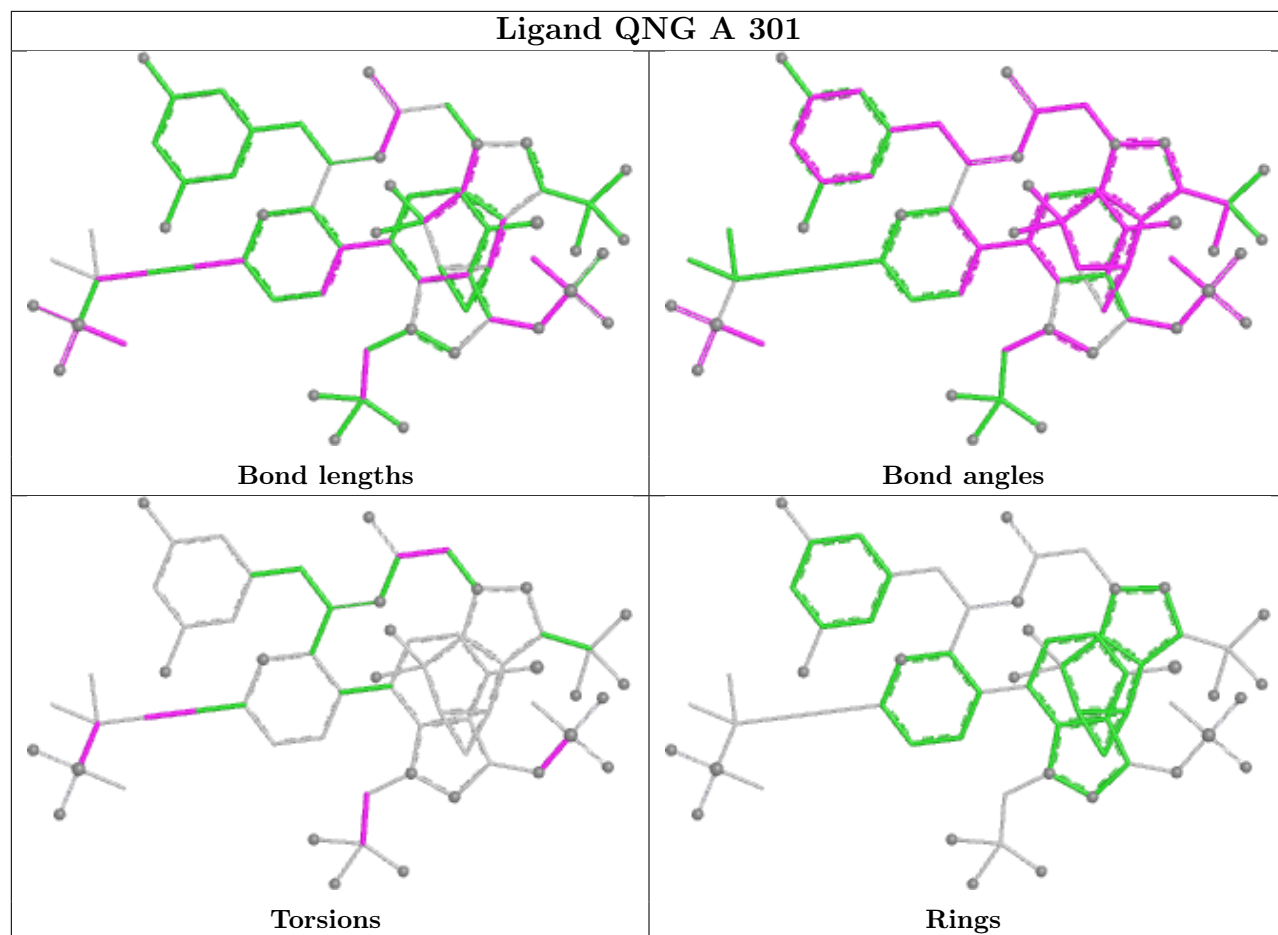
The following is a two-dimensional graphical depiction of Mogul quality analysis of bond lengths, bond angles, torsion angles, and ring geometry for all instances of the Ligand of Interest. In addition, ligands with molecular weight > 250 and outliers as shown on the validation Tables will also be included. For torsion angles, if less than 5% of the Mogul distribution of torsion angles is within 10 degrees of the torsion angle in question, then that torsion angle is considered an outlier. Any bond that is central to one or more torsion angles identified as an outlier by Mogul will be highlighted in the graph. For rings, the root-mean-square deviation (RMSD) between the ring in question and similar rings identified by Mogul is calculated over all ring torsion angles. If the average RMSD is greater than 60 degrees and the minimal RMSD between the ring in question and any Mogul-identified rings is also greater than 60 degrees, then that ring is considered an outlier. The outliers are highlighted in purple. The color gray indicates Mogul did not find sufficient equivalents in the CSD to analyse the geometry.

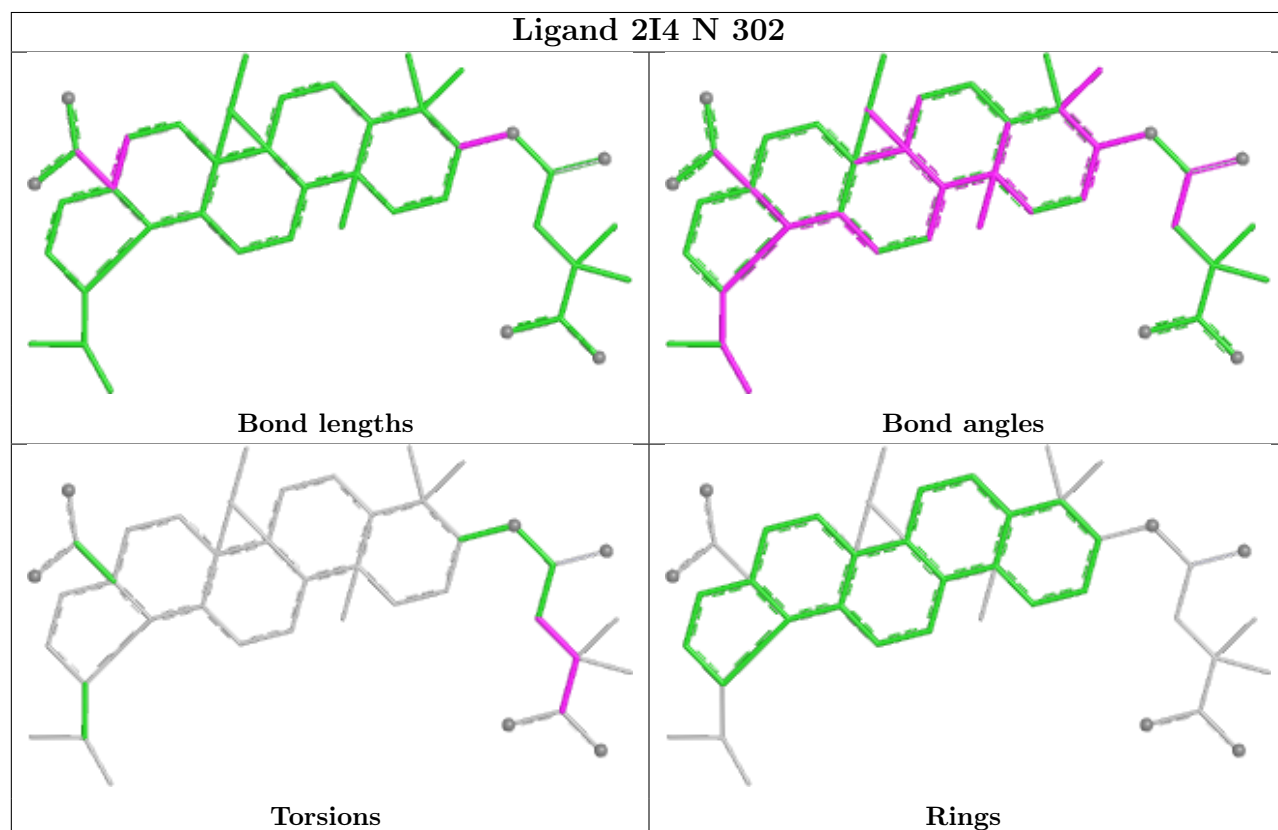
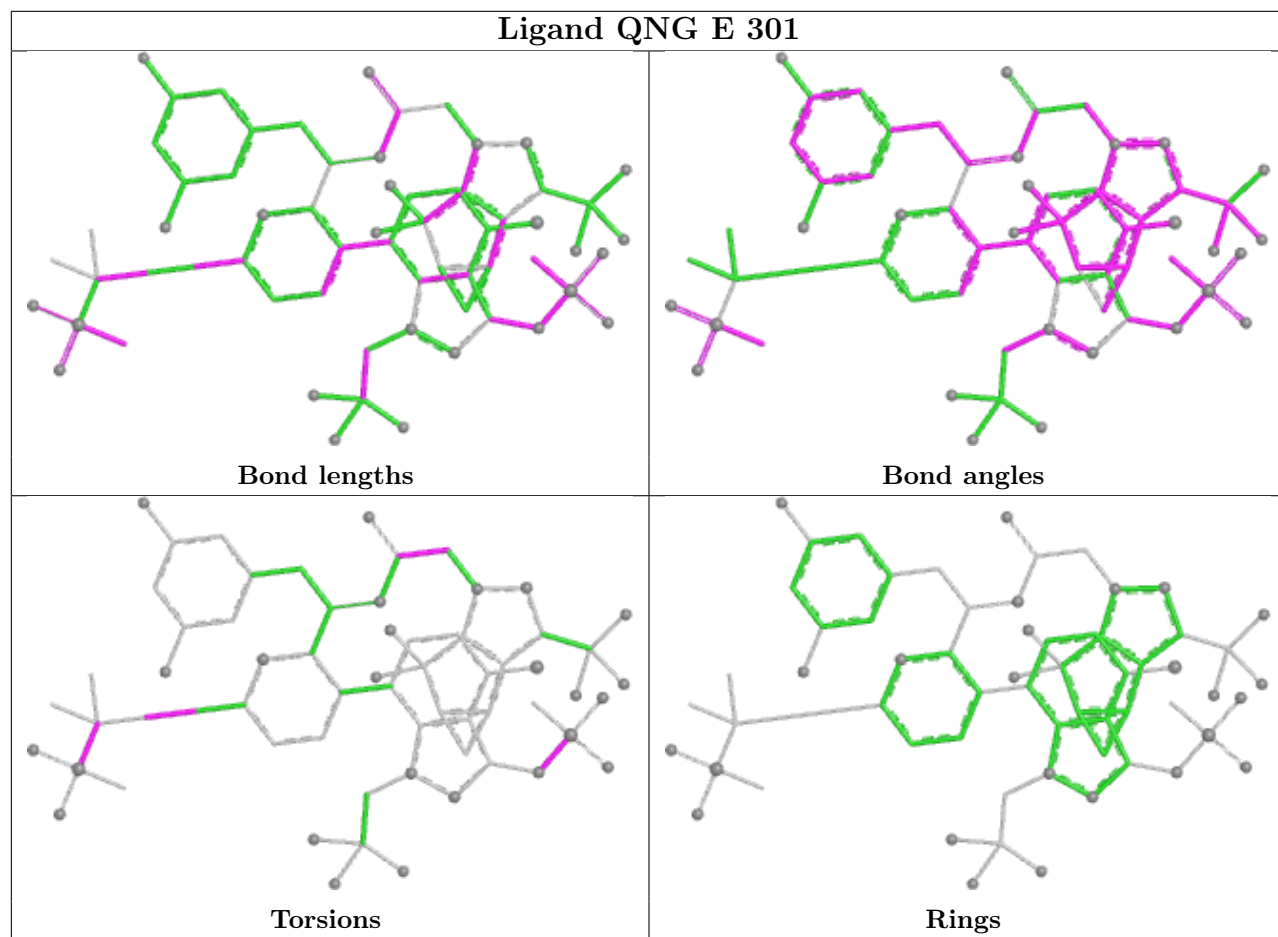


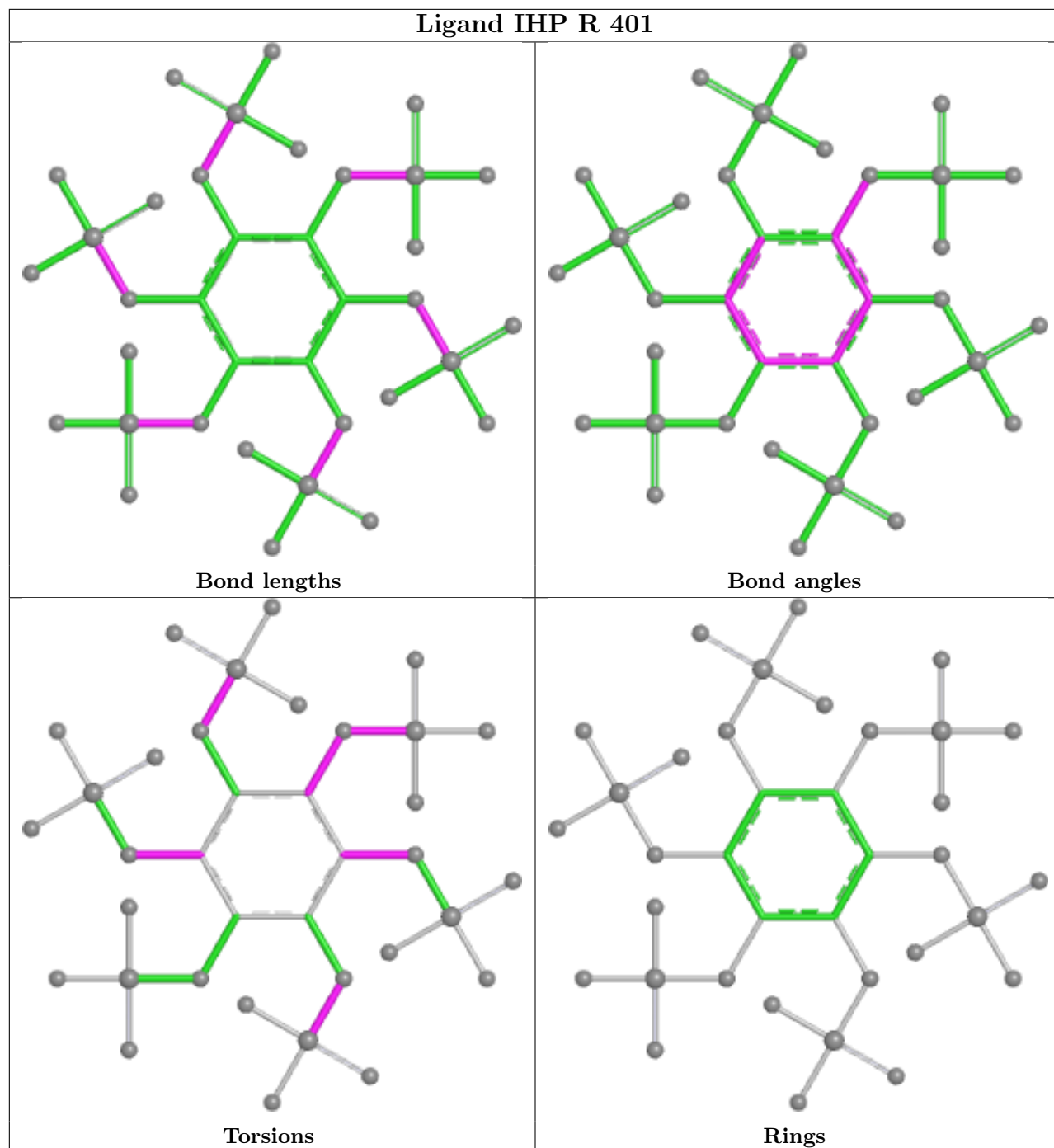
Ligand IHP E 303

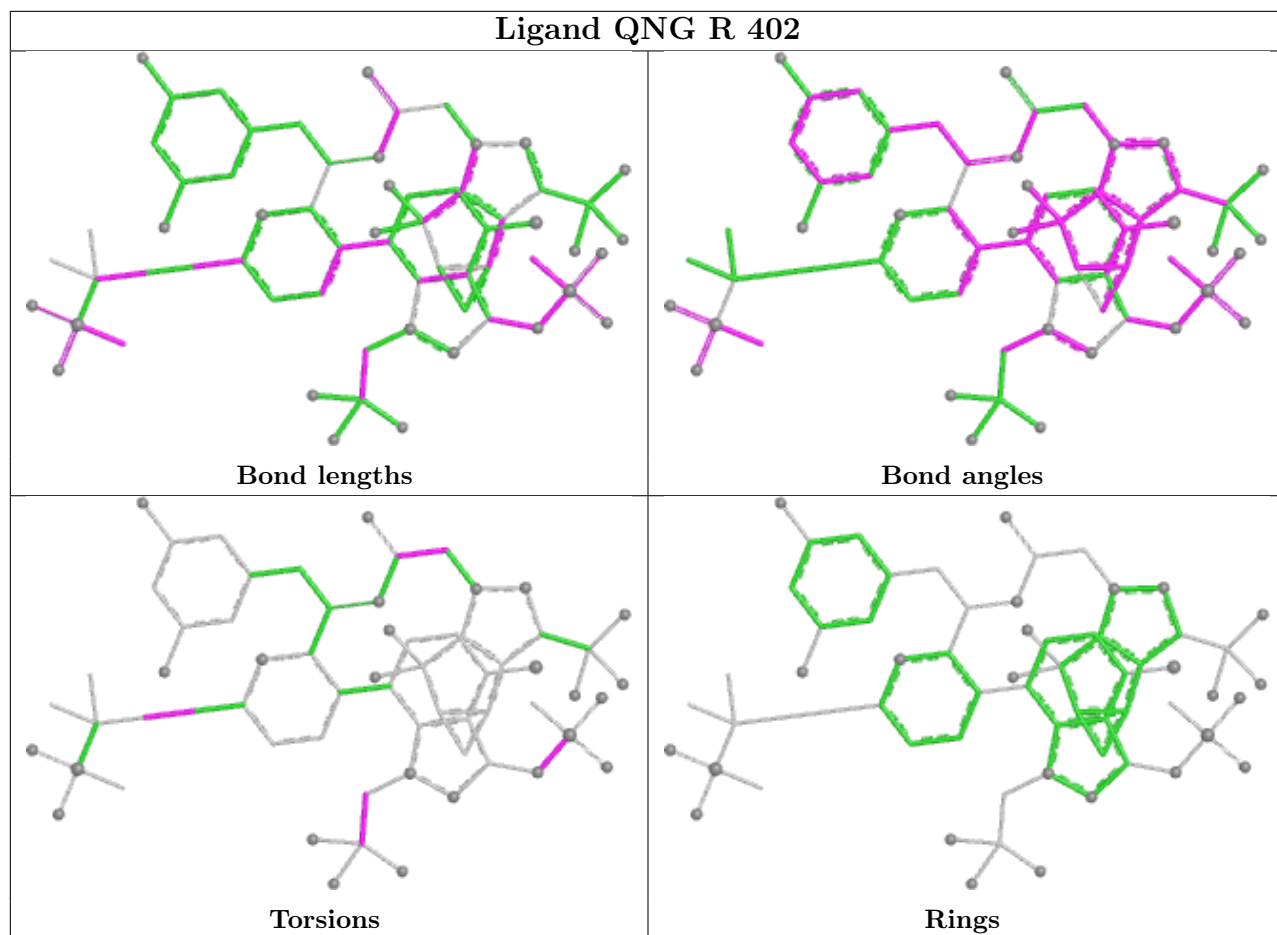


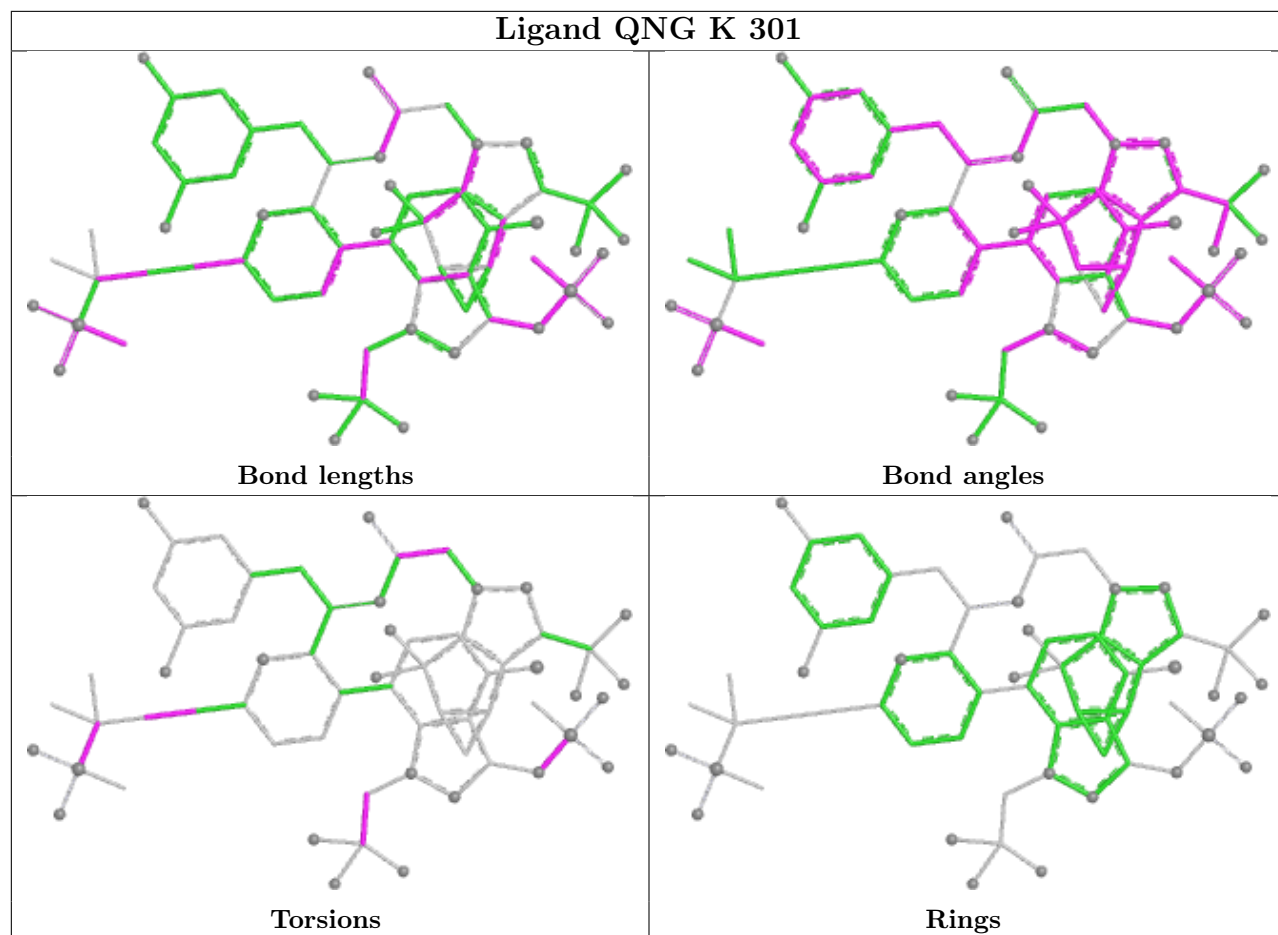


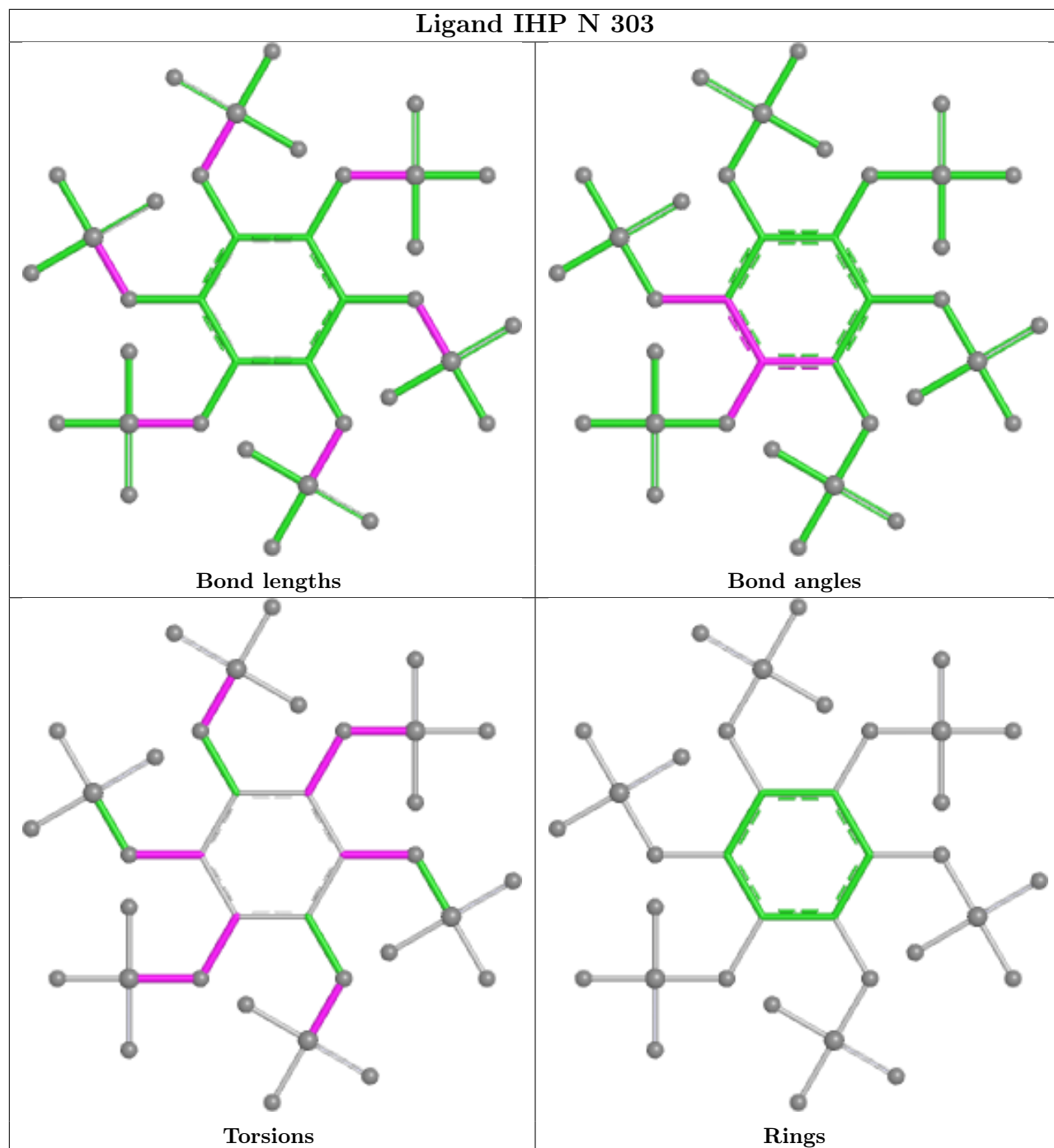


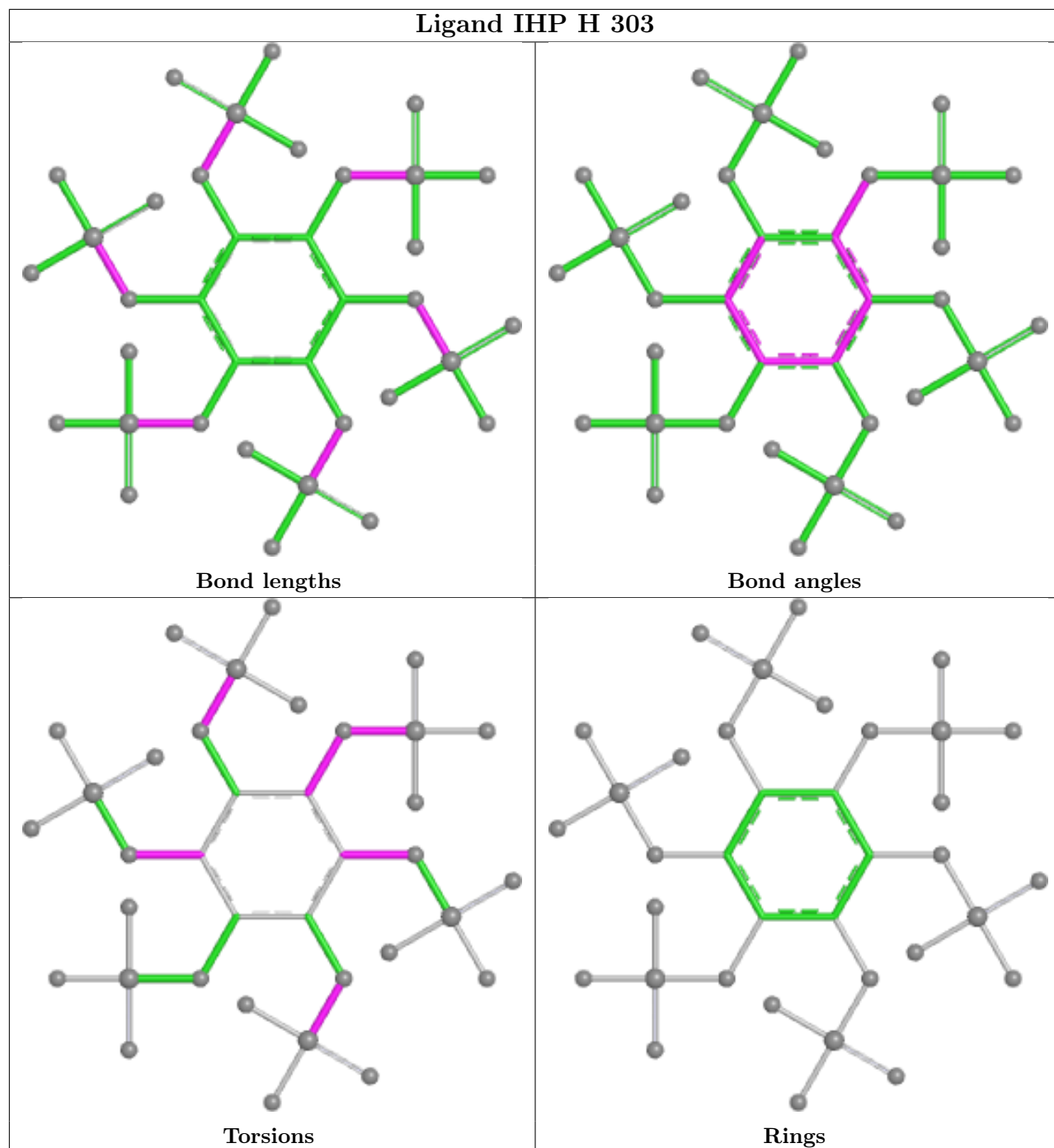


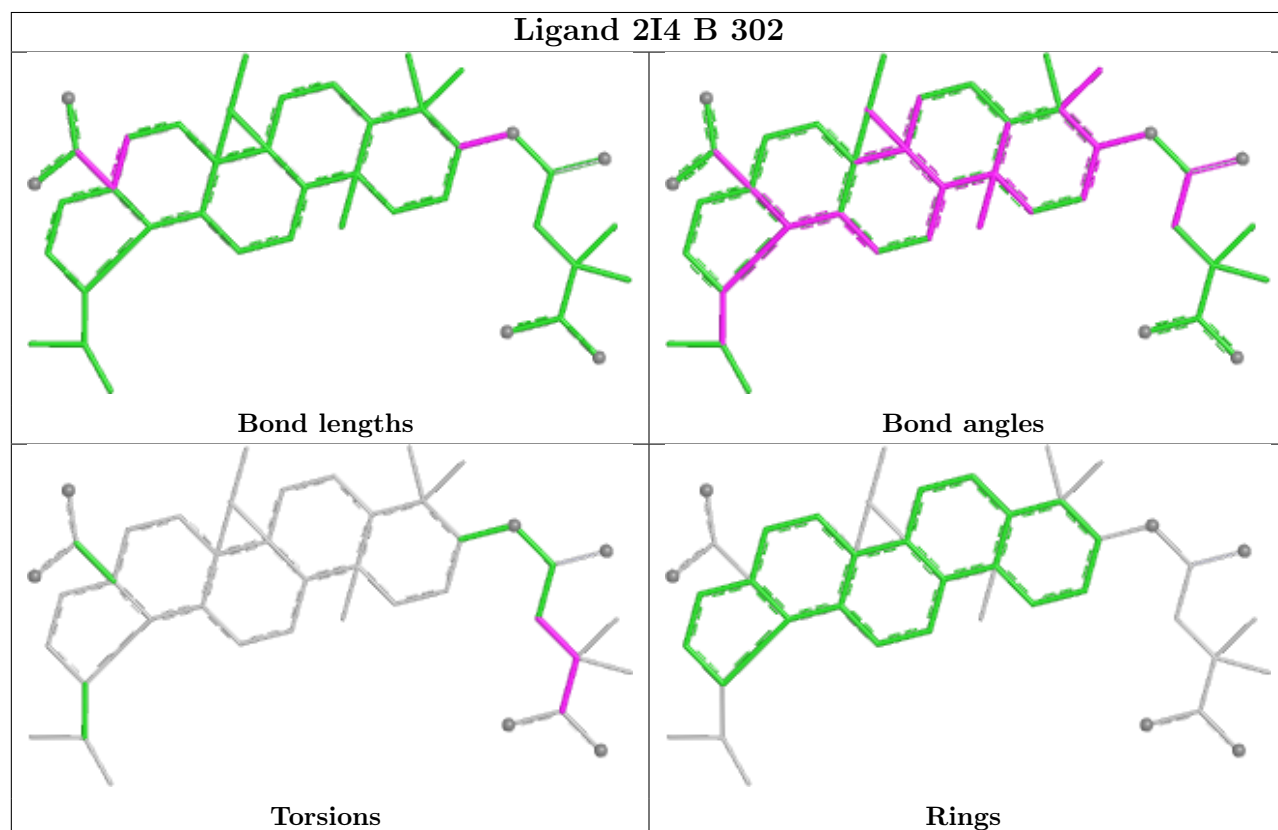
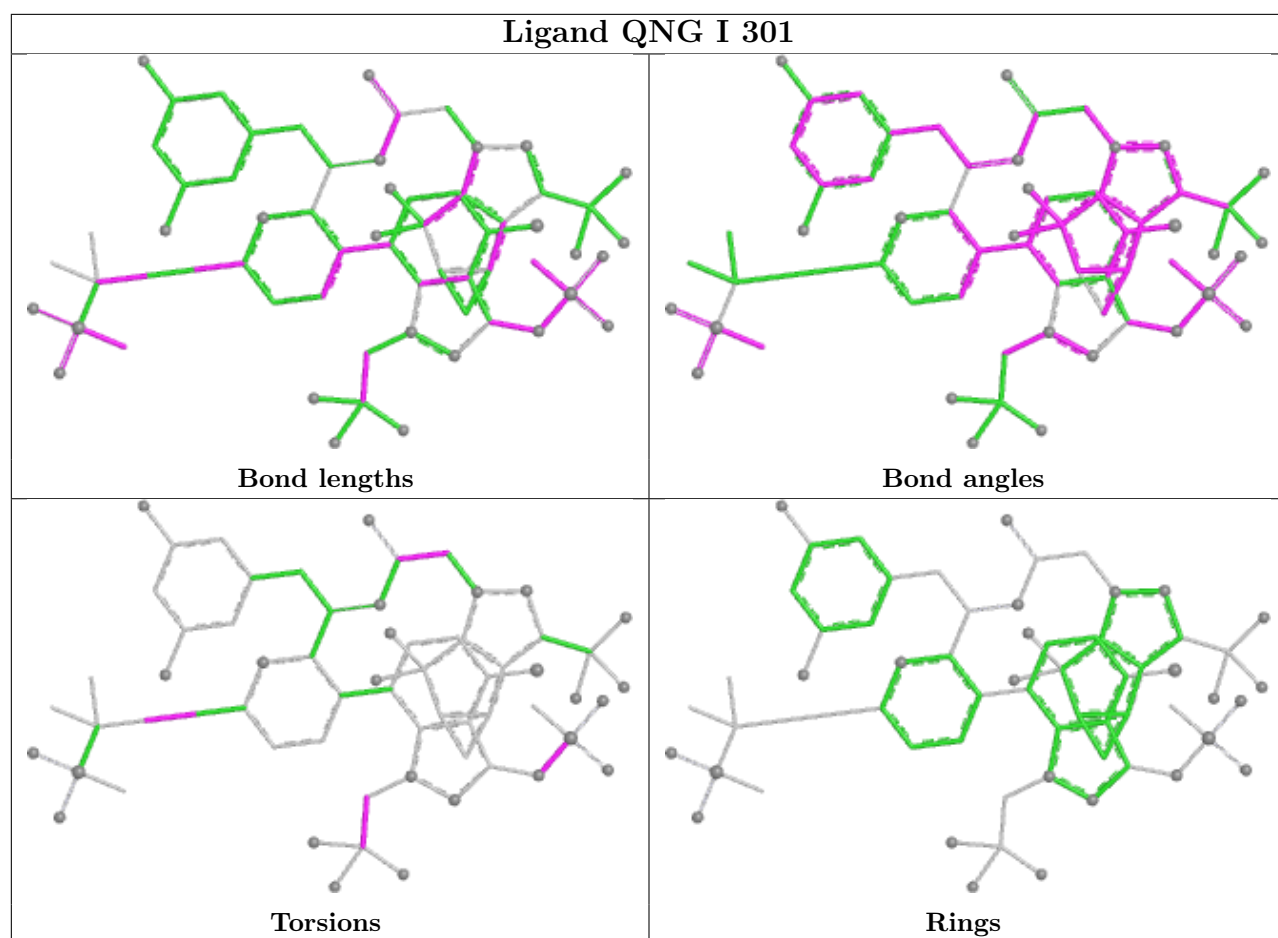


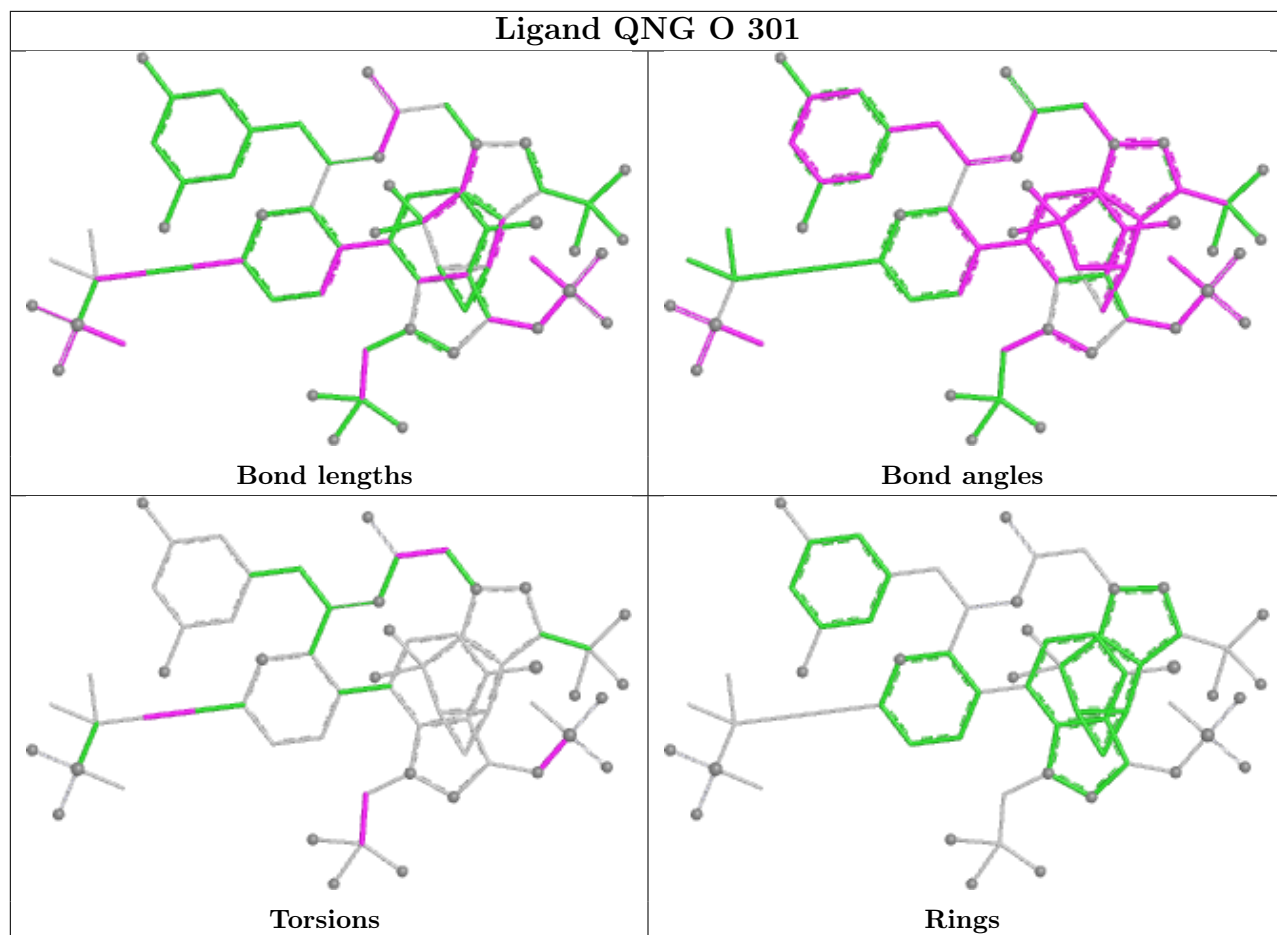


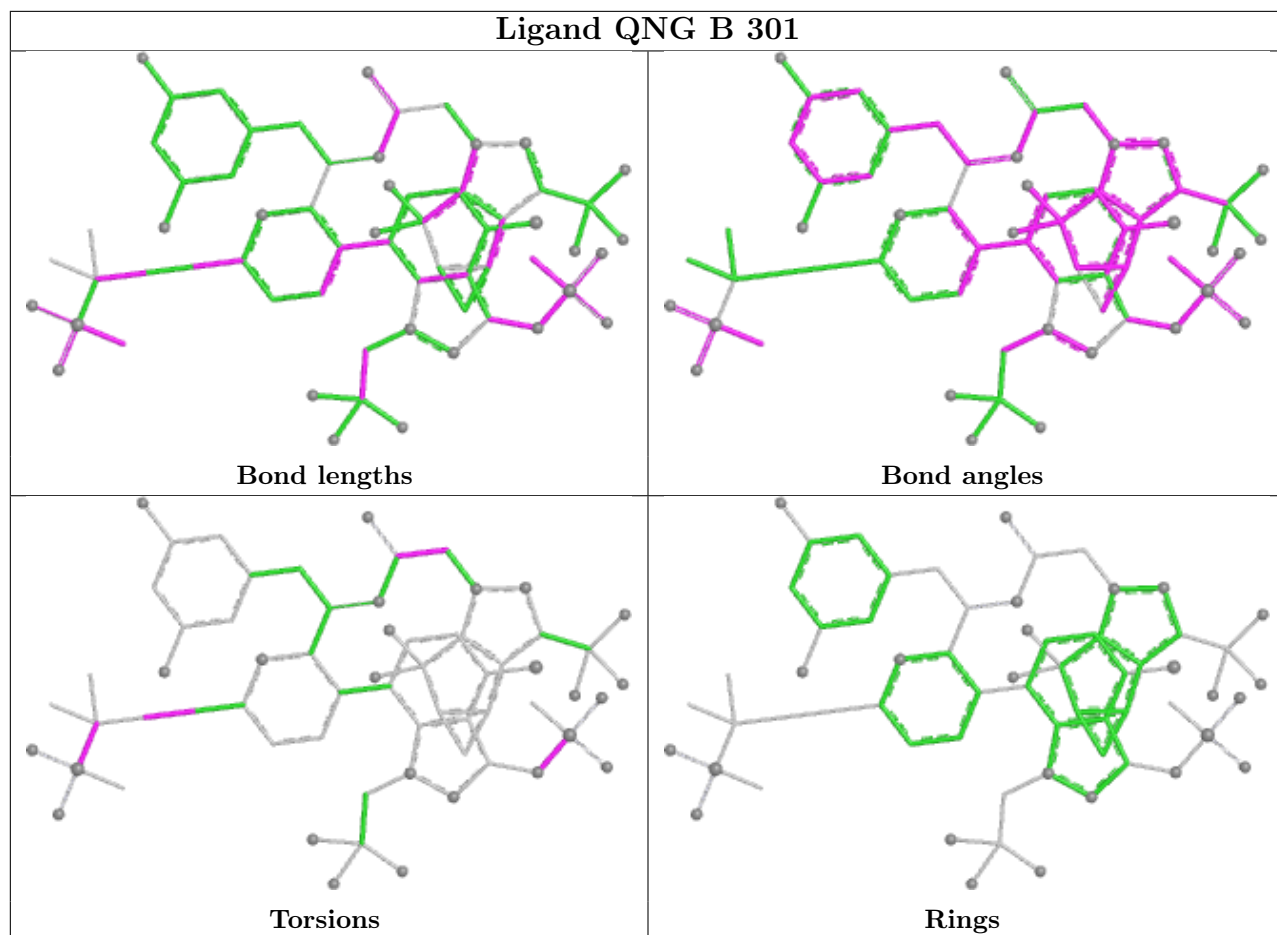


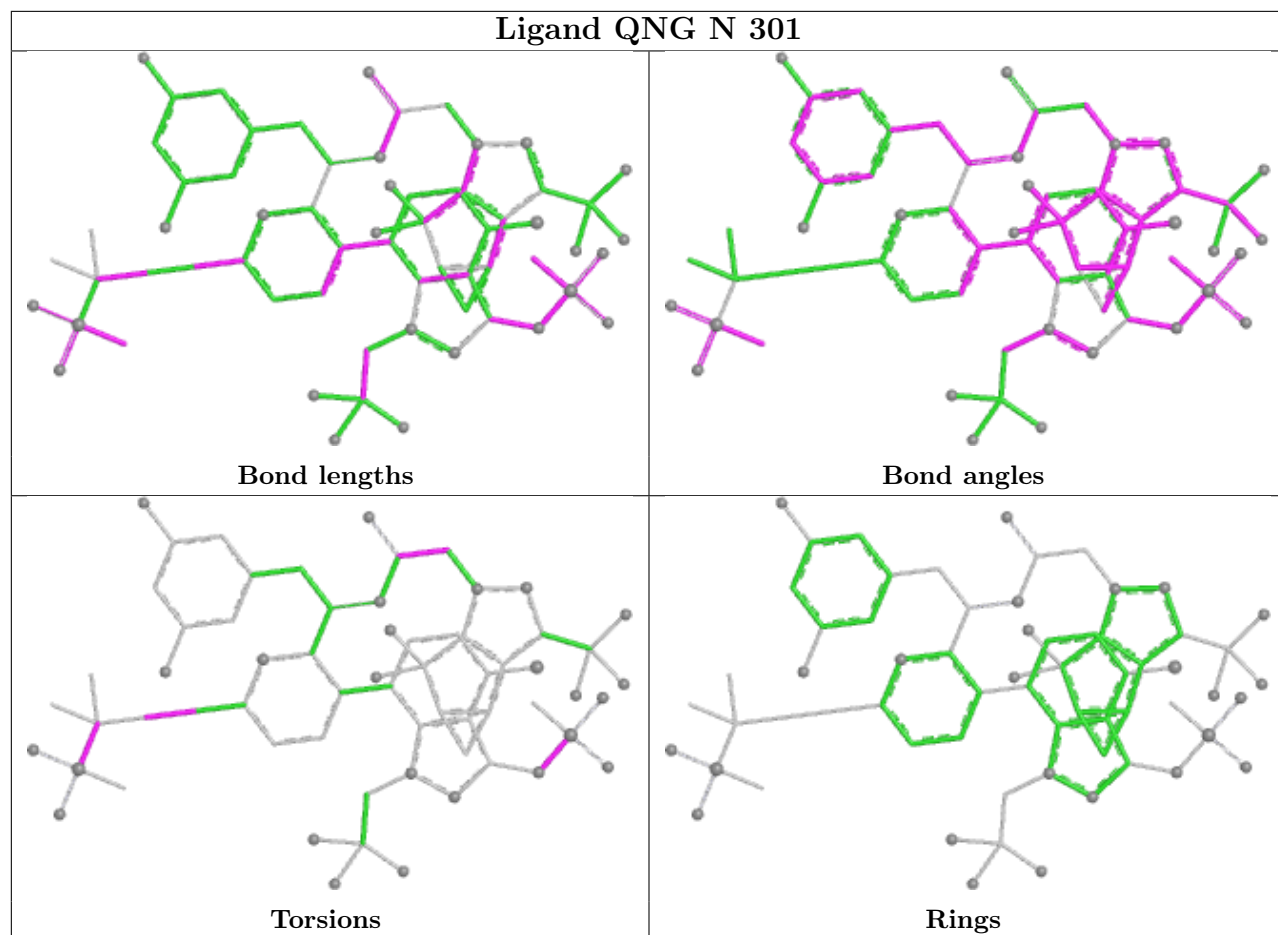


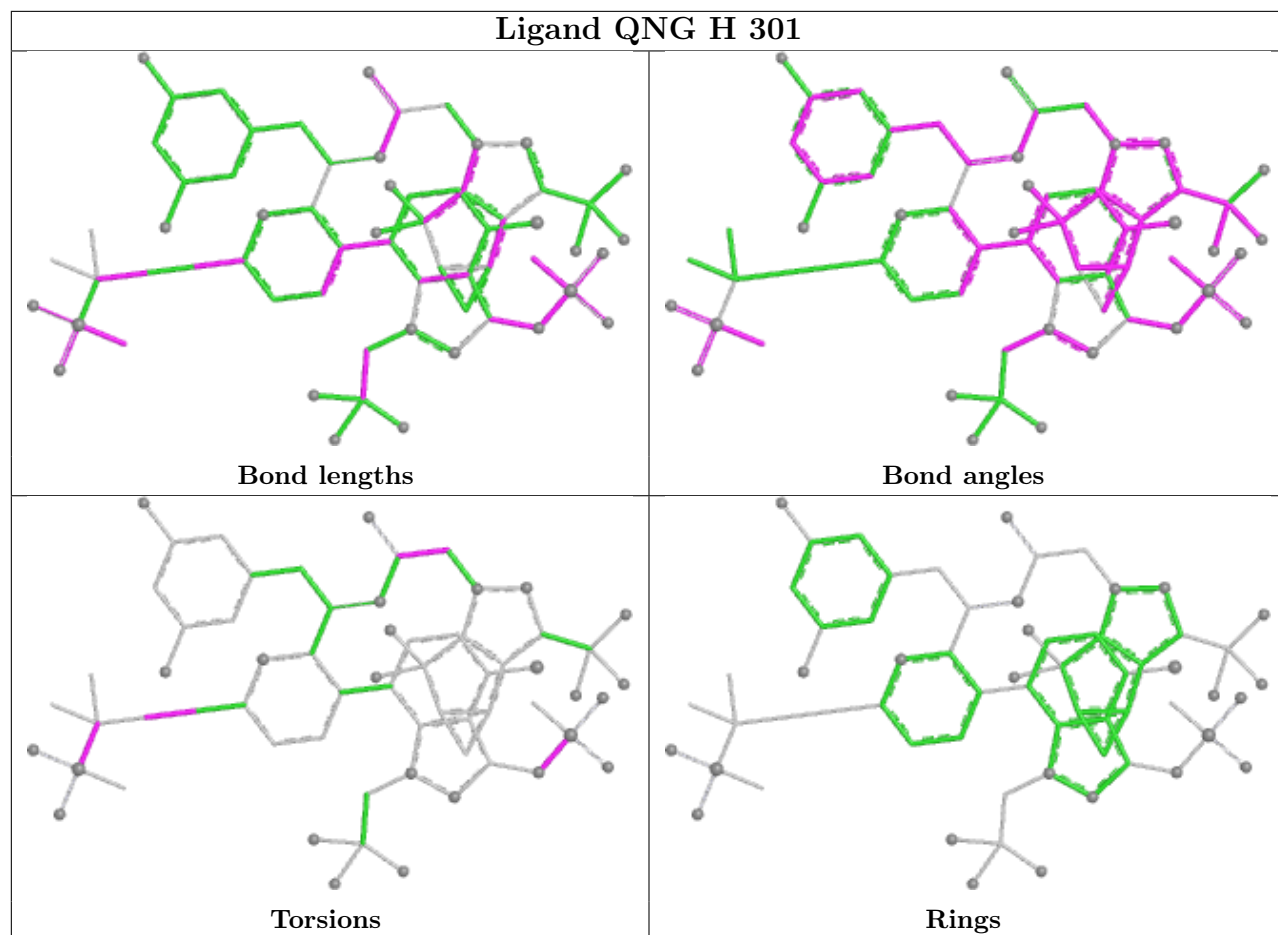


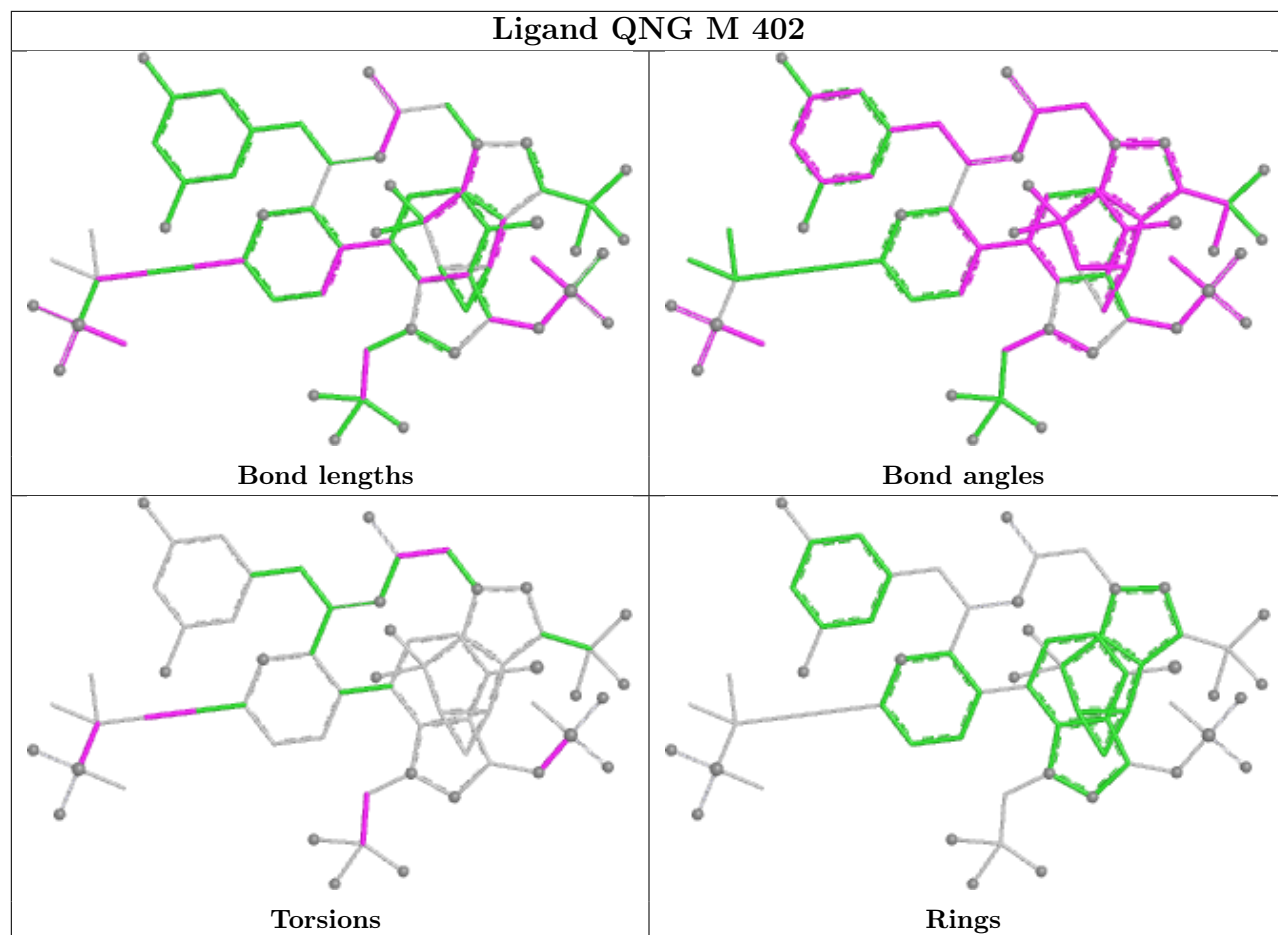


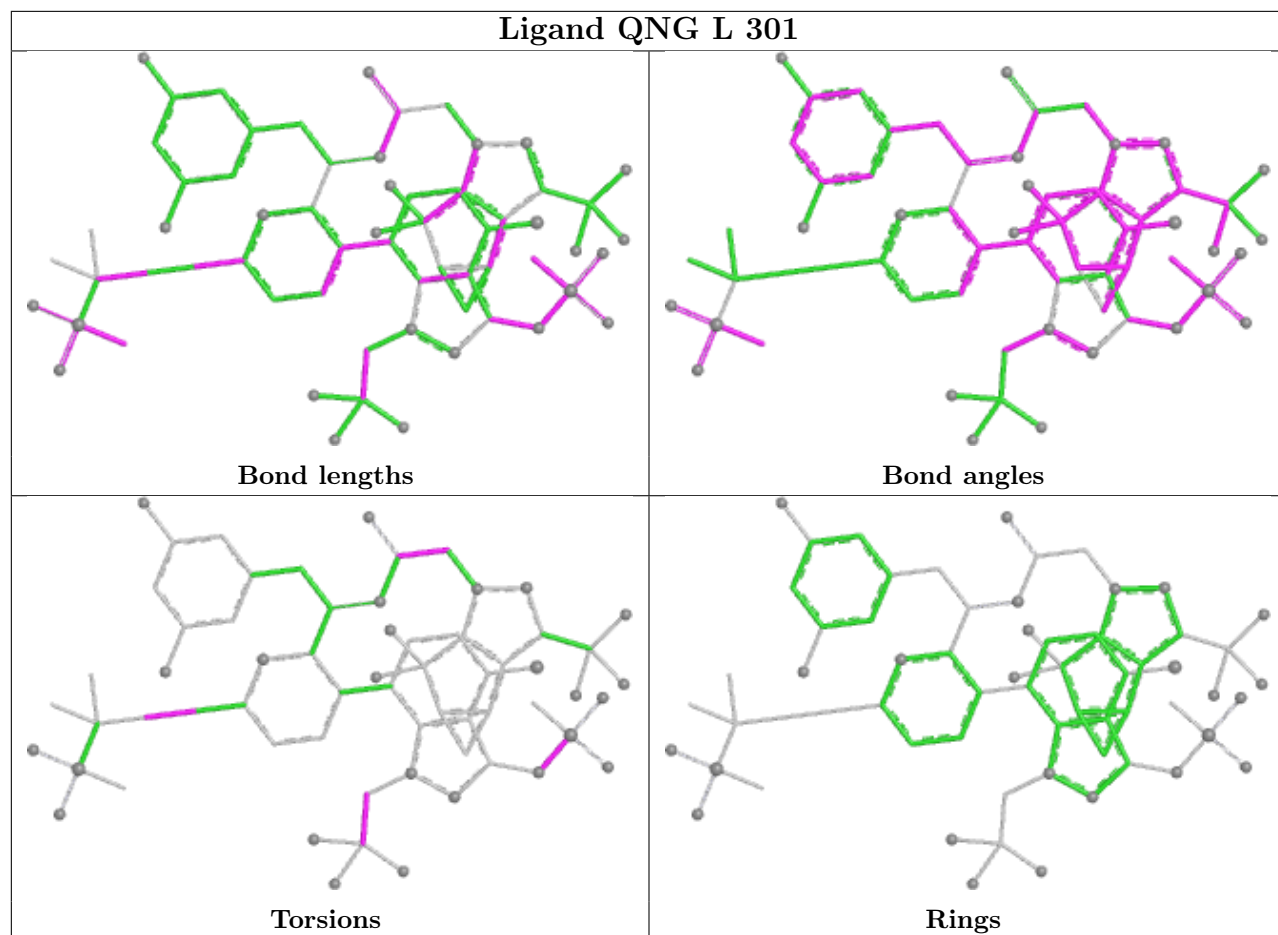


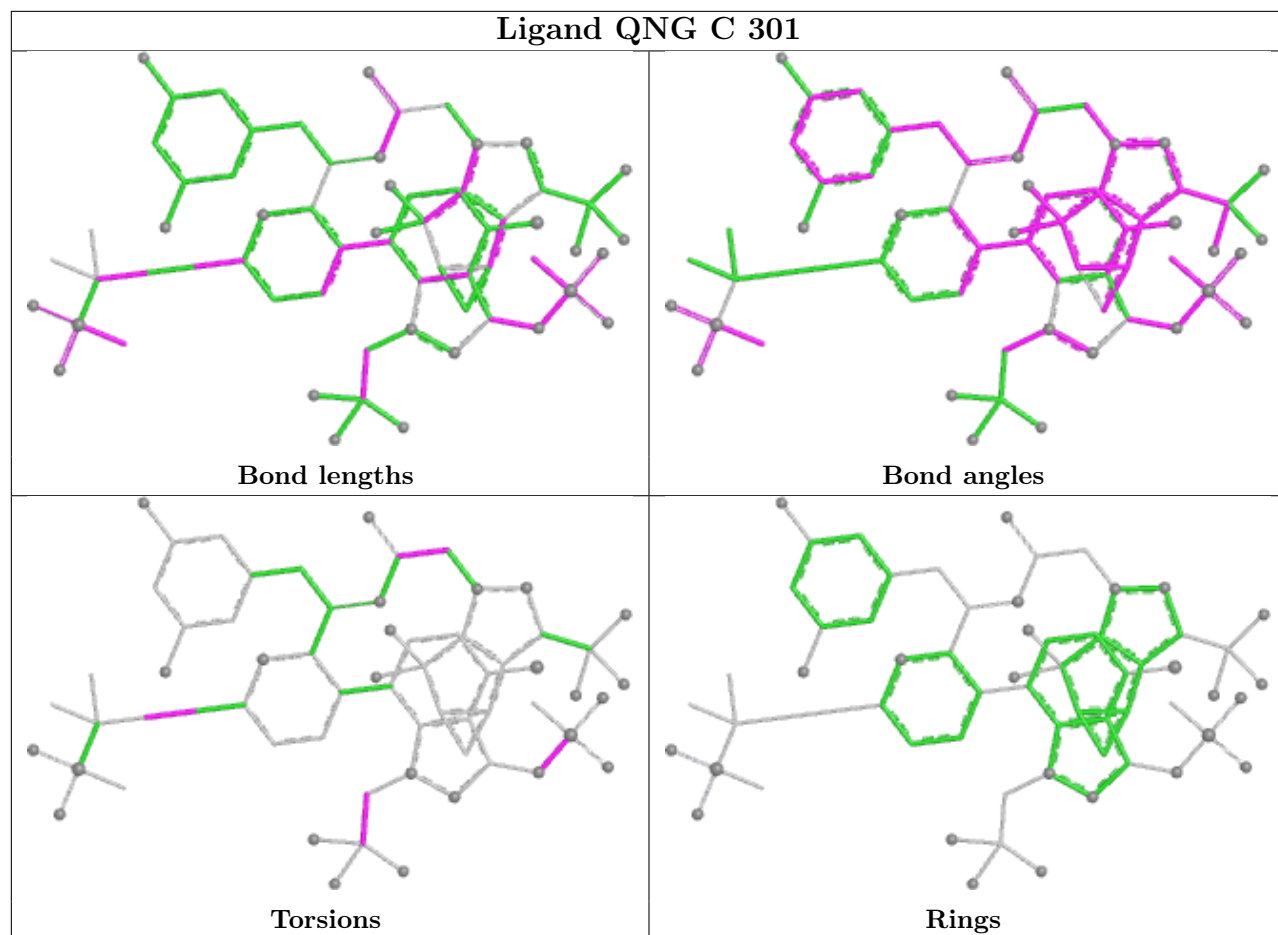


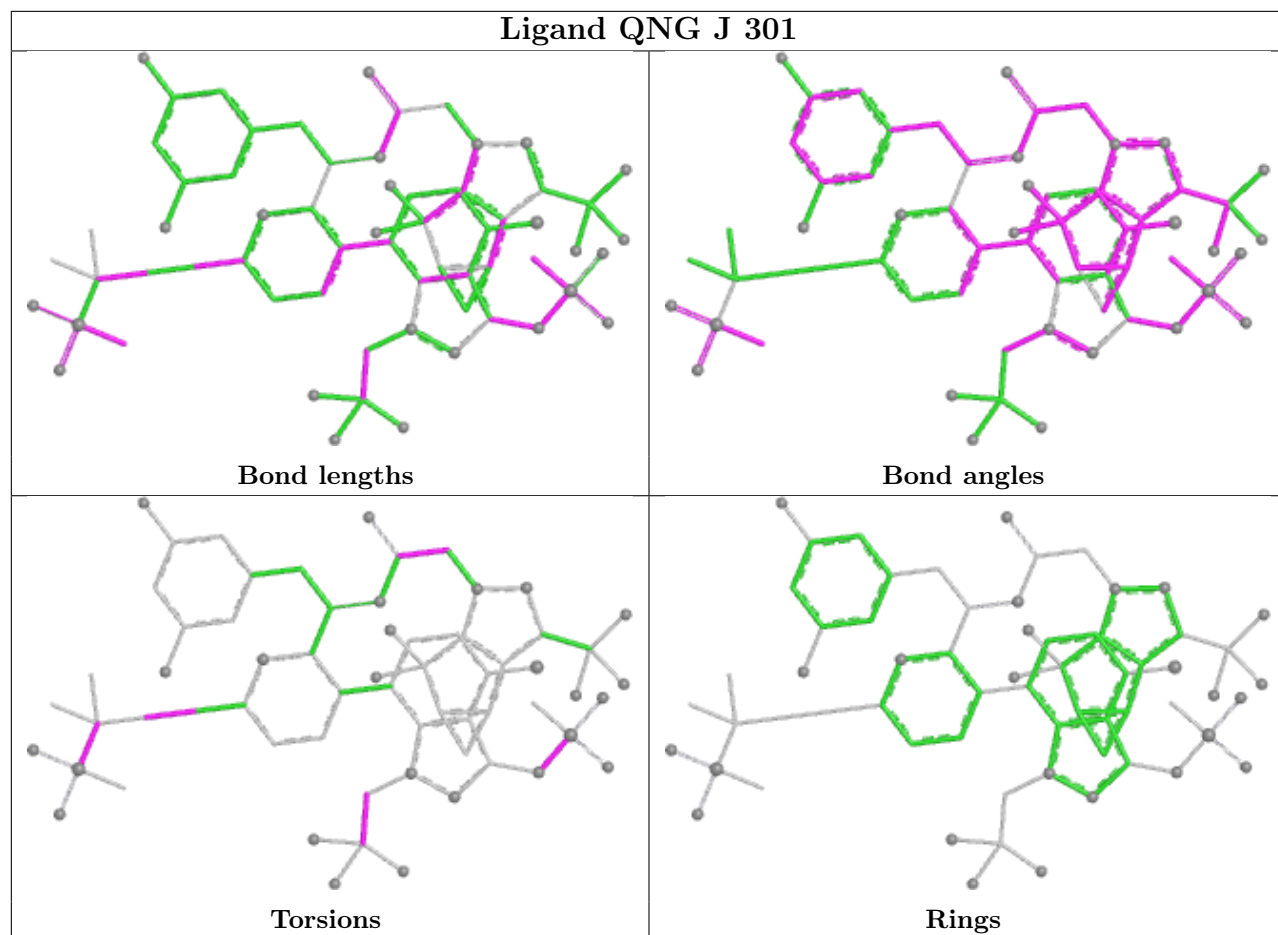


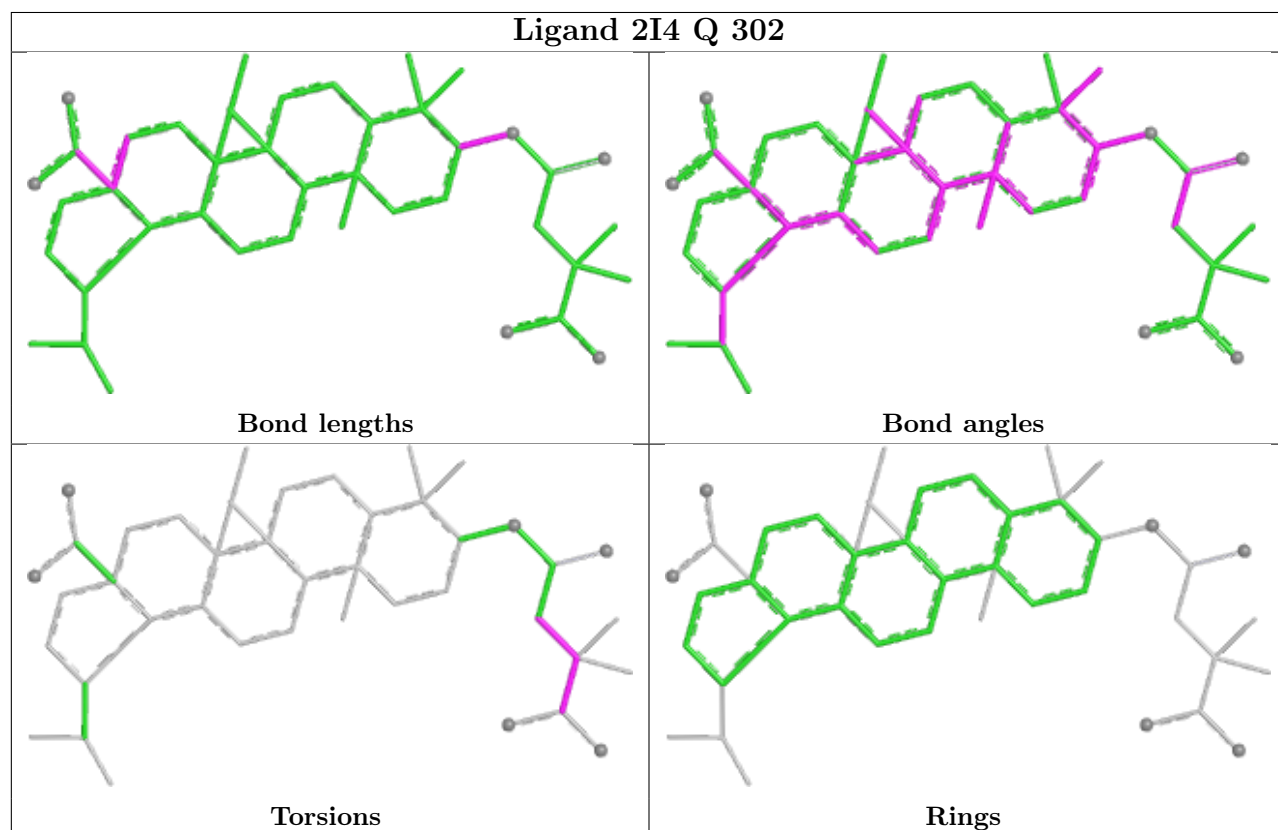
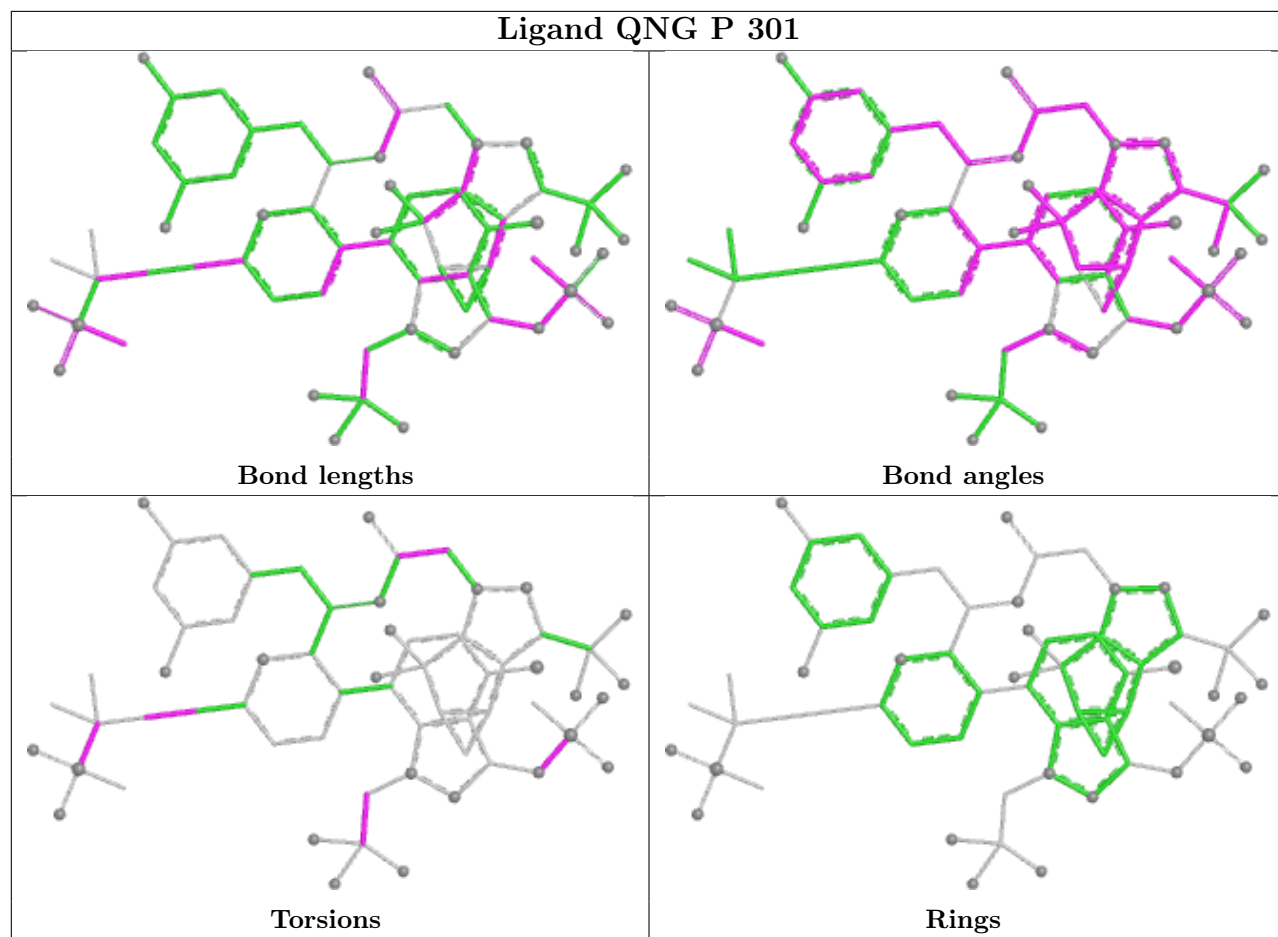


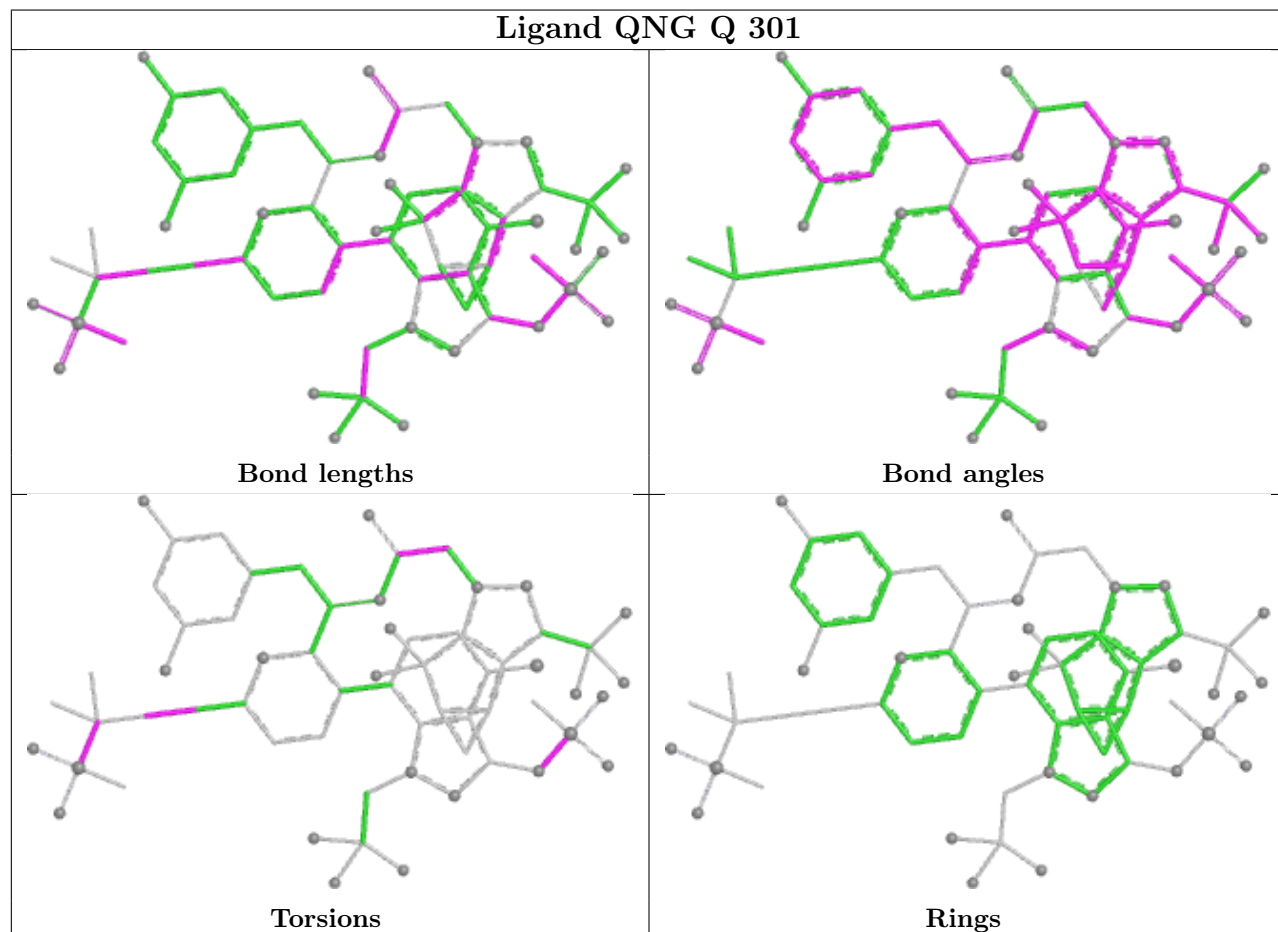
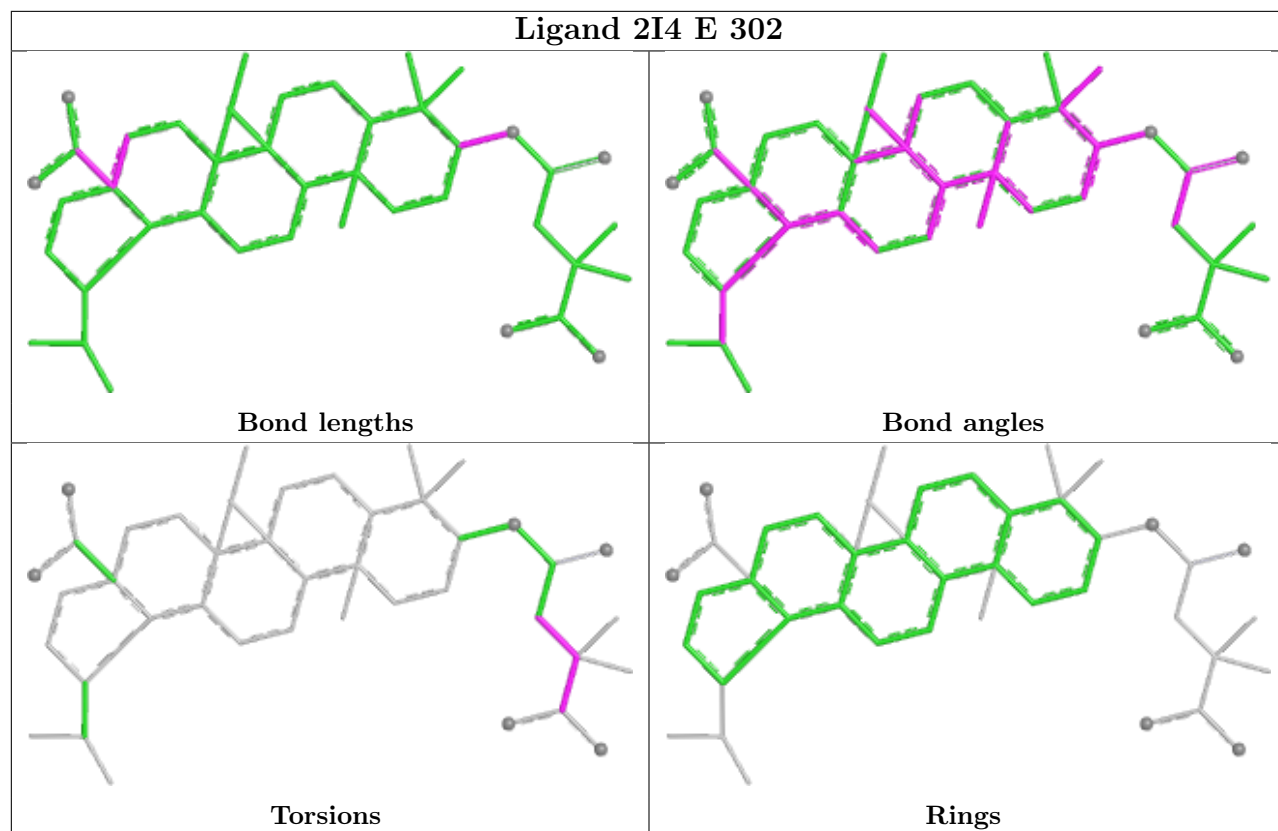


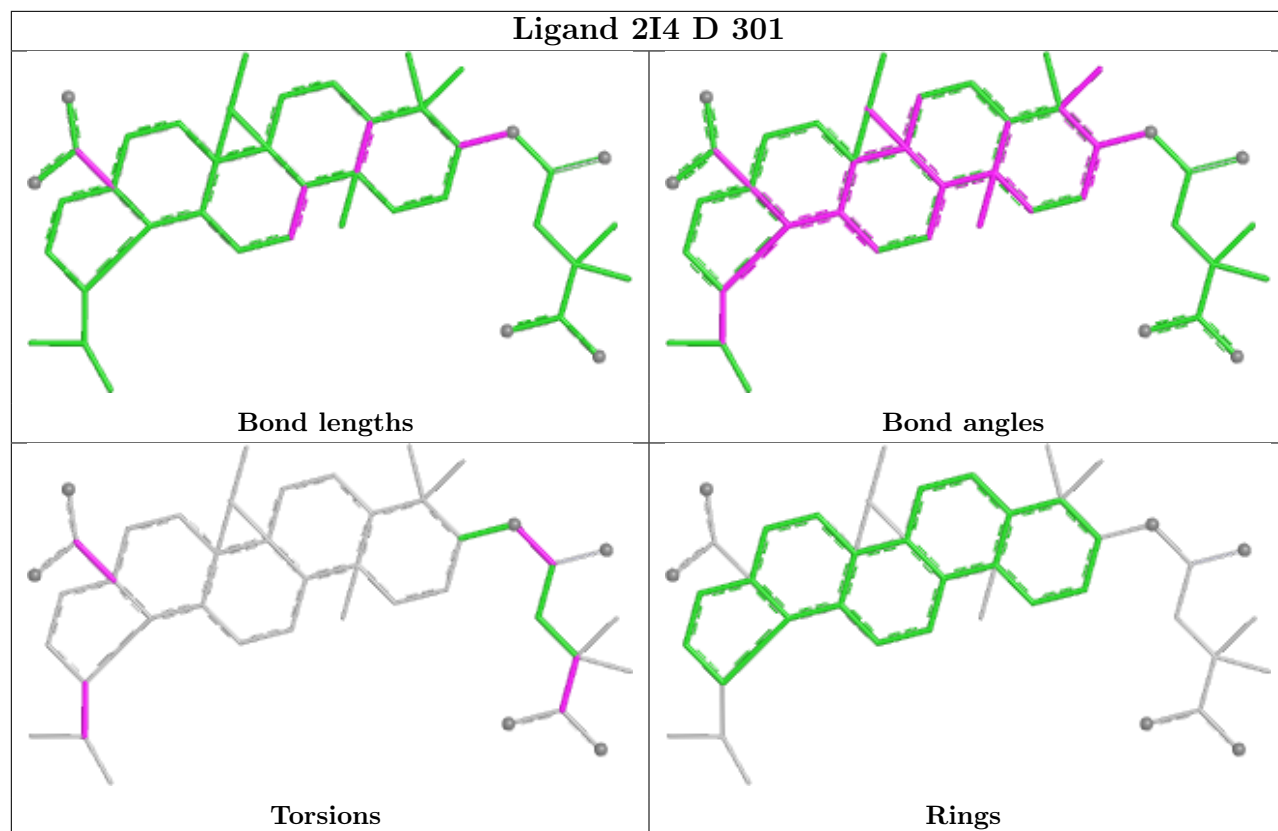


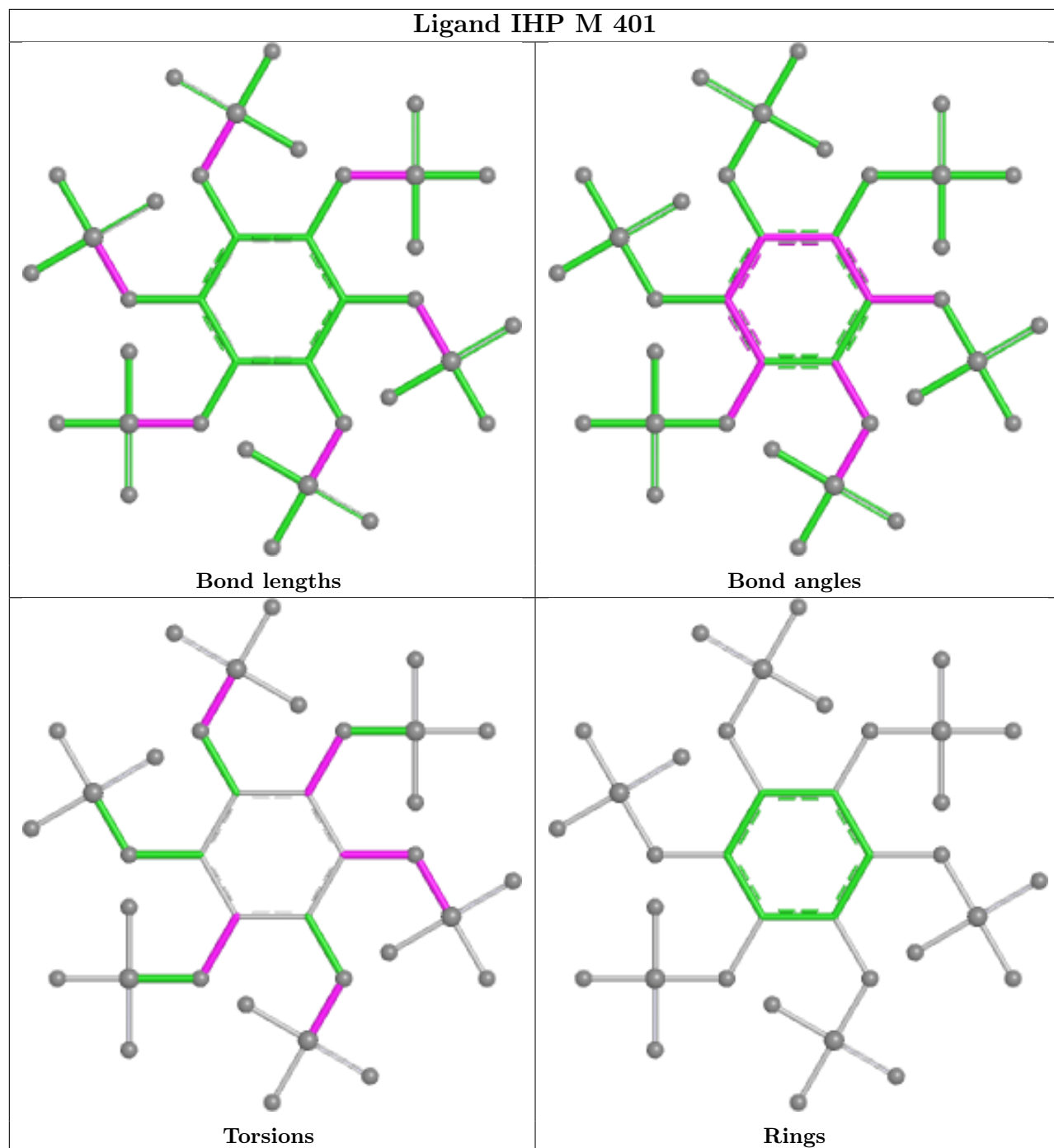


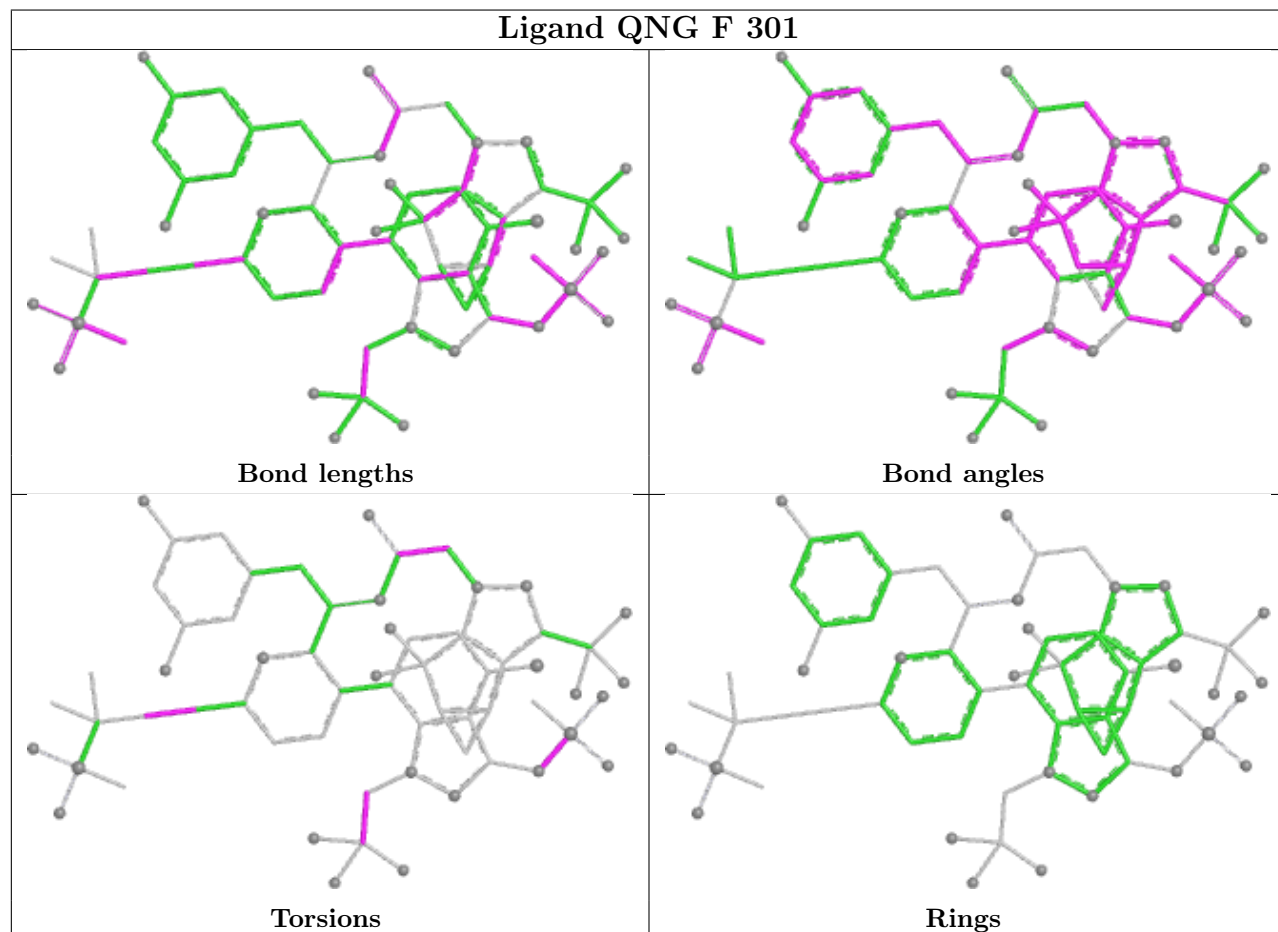
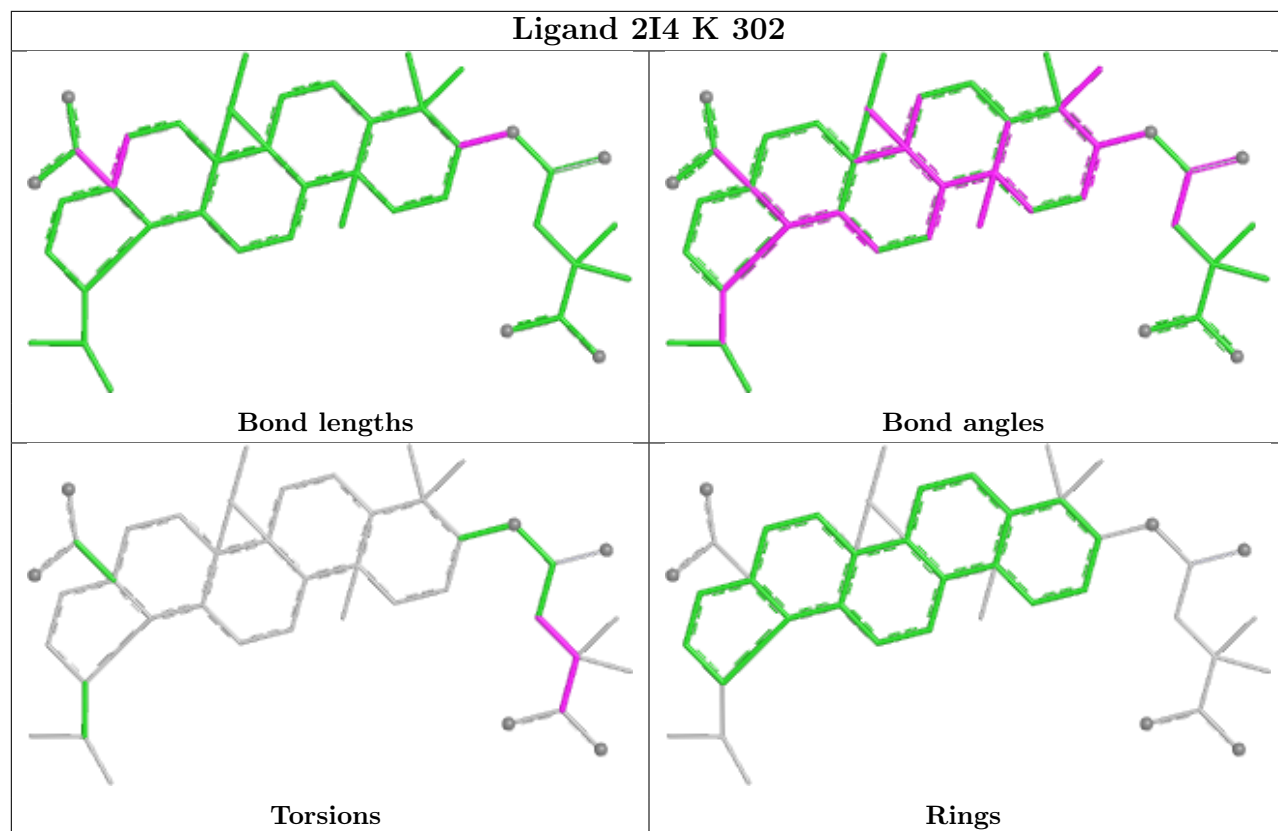


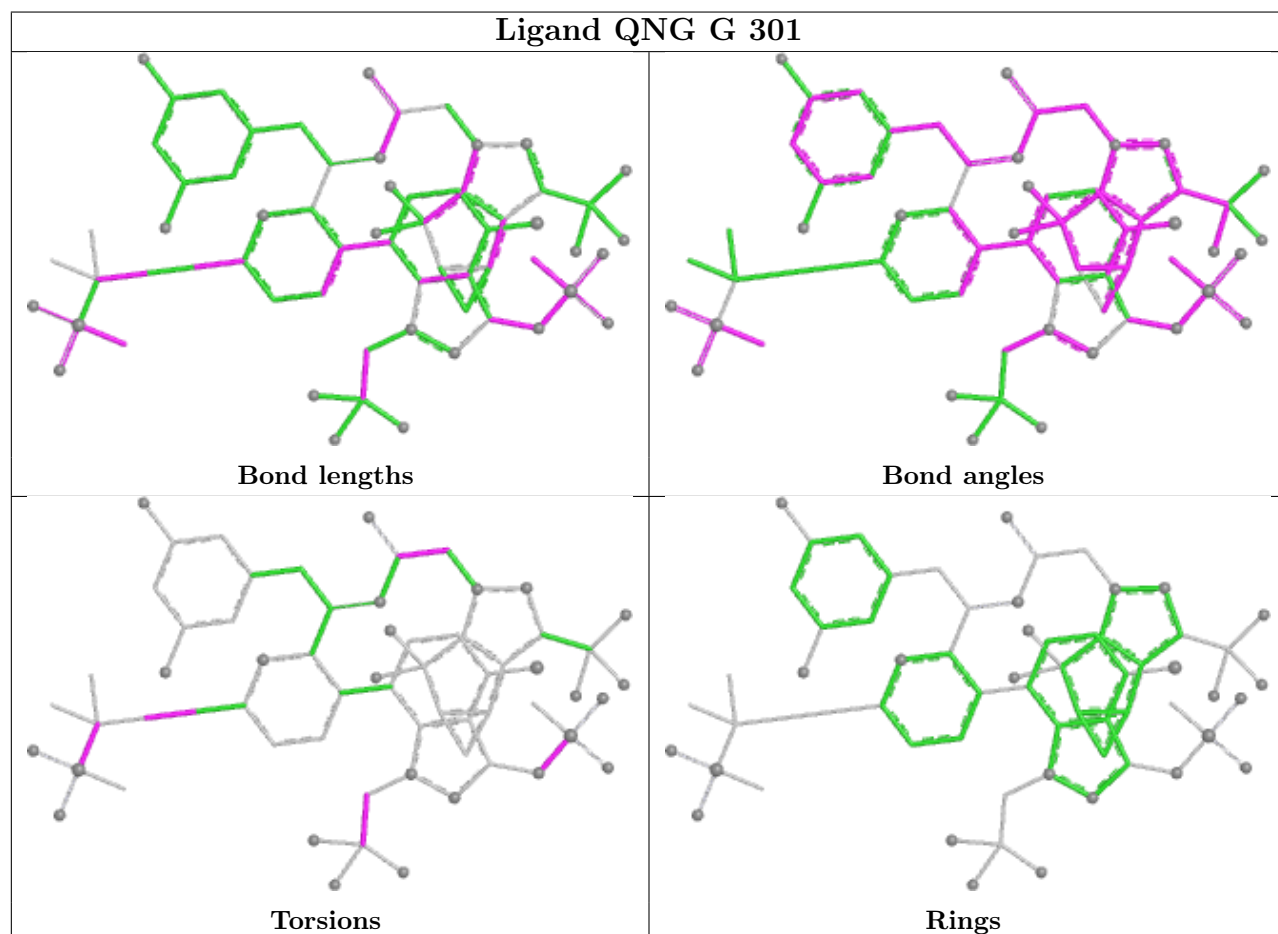
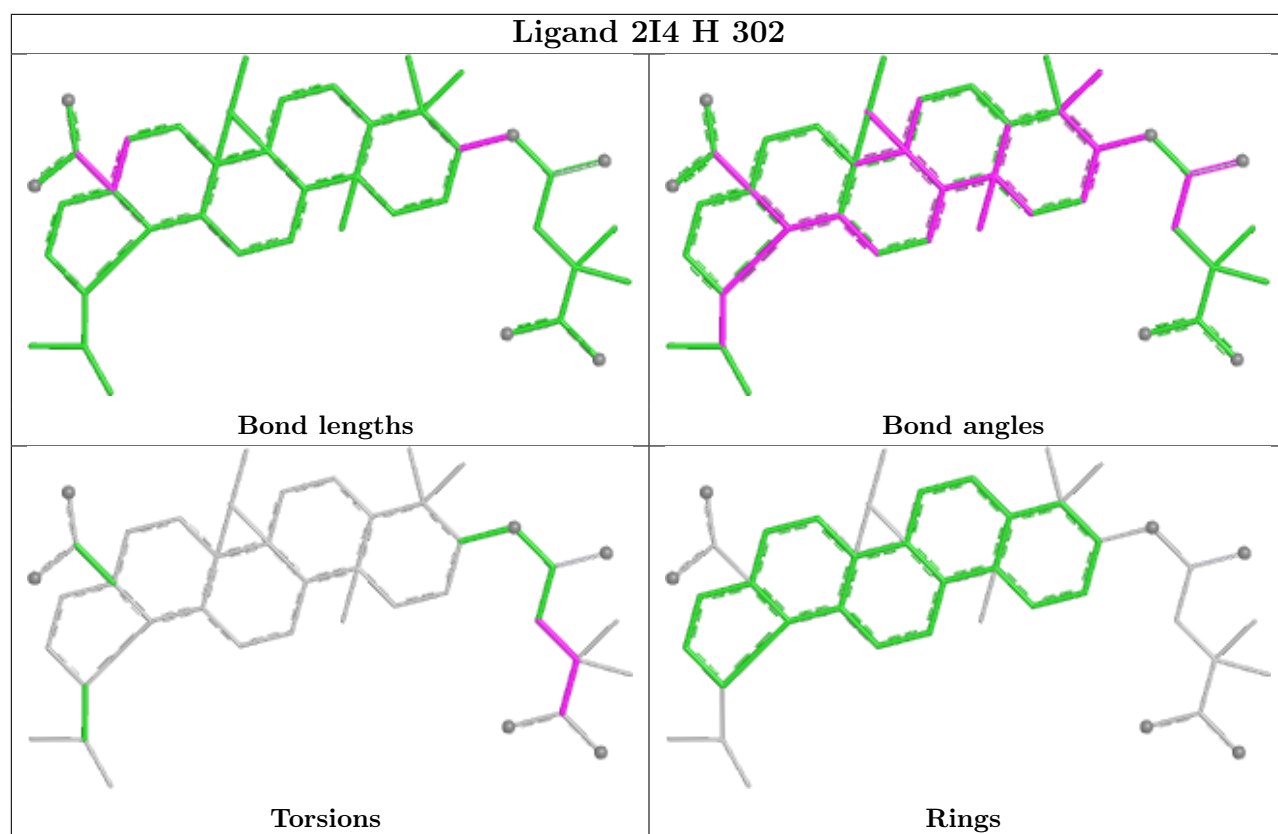


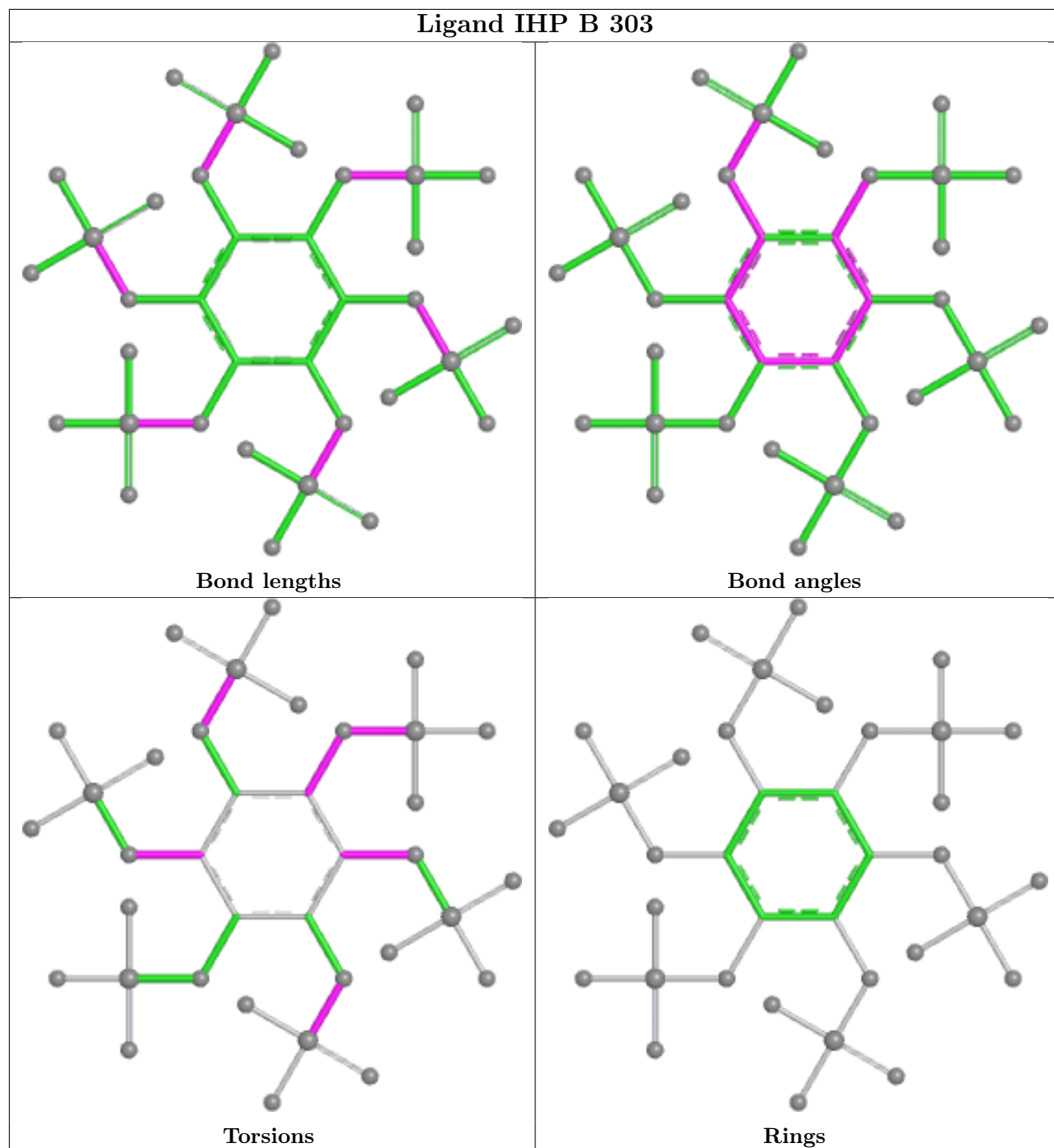












5.7 Other polymers [i](#)

There are no such residues in this entry.

5.8 Polymer linkage issues [i](#)

There are no chain breaks in this entry.


6 Map visualisation [i](#)

This section contains visualisations of the EMDB entry EMD-46593. These allow visual inspection of the internal detail of the map and identification of artifacts.

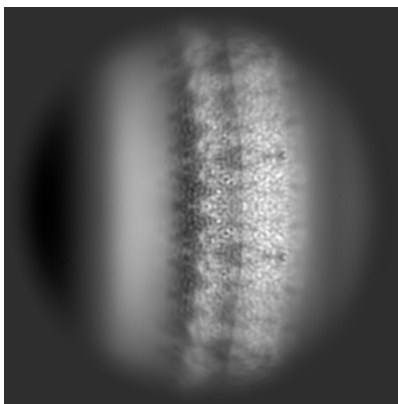
Images derived from a raw map, generated by summing the deposited half-maps, are presented below the corresponding image components of the primary map to allow further visual inspection and comparison with those of the primary map.

6.1 Orthogonal projections [i](#)

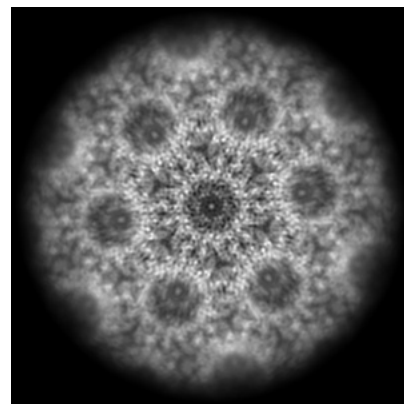
6.1.1 Primary map



X




Y

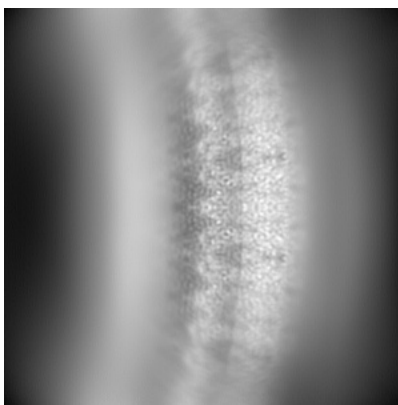


Z

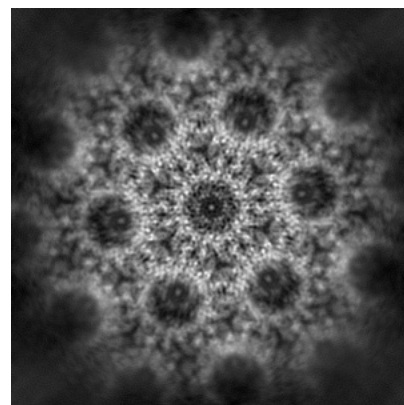
6.1.2 Raw map



X



Y

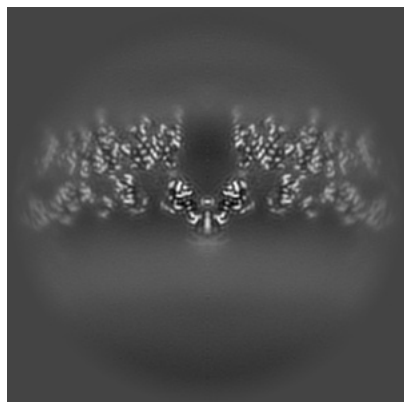


Z

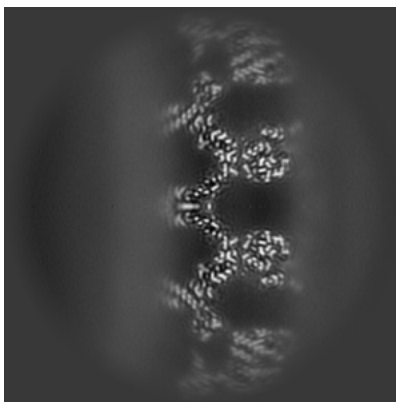
The images above show the map projected in three orthogonal directions.

6.2 Central slices [i](#)


6.2.1 Primary map



X Index: 168




Y Index: 168

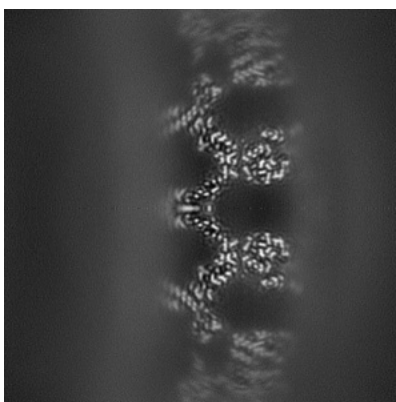


Z Index: 168


6.2.2 Raw map



X Index: 168



Y Index: 168




Z Index: 168

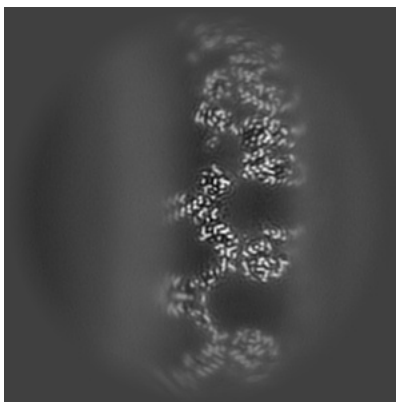
The images above show central slices of the map in three orthogonal directions.

6.3 Largest variance slices [i](#)


6.3.1 Primary map



X Index: 146




Y Index: 156

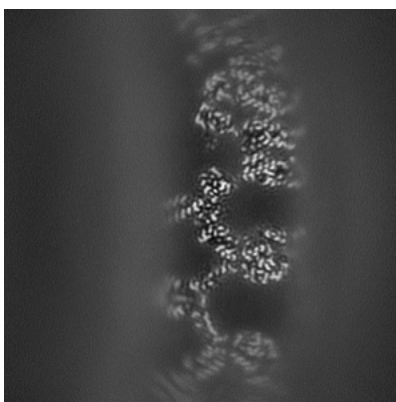


Z Index: 215

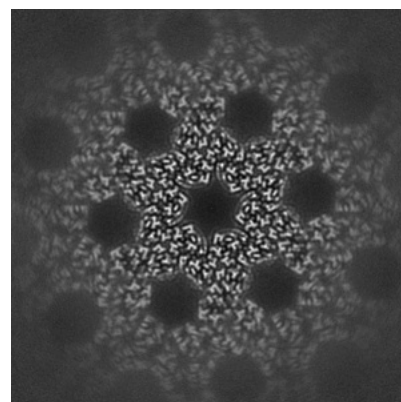
6.3.2 Raw map



X Index: 190



Y Index: 155




Z Index: 215


The images above show the largest variance slices of the map in three orthogonal directions.

6.4 Orthogonal standard-deviation projections (False-color) [i](#)


6.4.1 Primary map



X

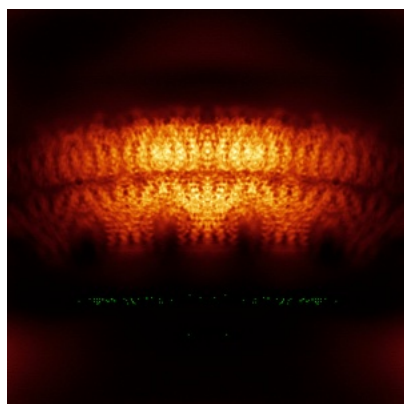


Y

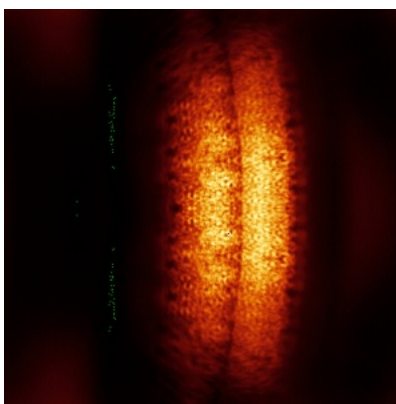


Z


6.4.2 Raw map



X



Y



Z

The images above show the map standard deviation projections with false color in three orthogonal directions. Minimum values are shown in green, max in blue, and dark to light orange shades represent small to large values respectively.


6.5 Orthogonal surface views [i](#)

6.5.1 Primary map



The images above show the 3D surface view of the map at the recommended contour level 0.05. These images, in conjunction with the slice images, may facilitate assessment of whether an appropriate contour level has been provided.

6.5.2 Raw map



These images show the 3D surface of the raw map. The raw map's contour level was selected so that its surface encloses the same volume as the primary map does at its recommended contour level.


6.6 Mask visualisation [i](#)

This section shows the 3D surface view of the primary map at 50% transparency overlaid with the specified mask at 0% transparency

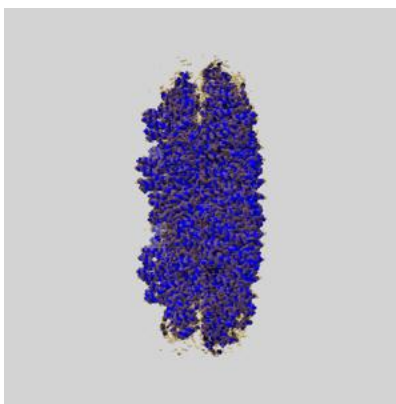
A mask typically either:

- Encompasses the whole structure
- Separates out a domain, a functional unit, a monomer or an area of interest from a larger structure

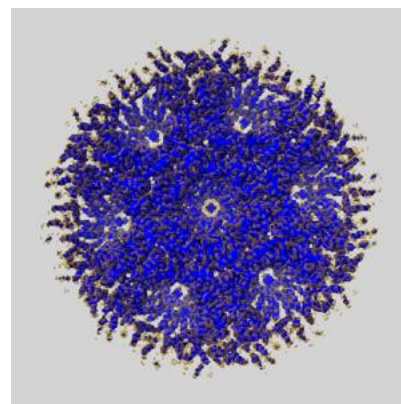
6.6.1 emd_46593_msk_1.map [i](#)



X



Y

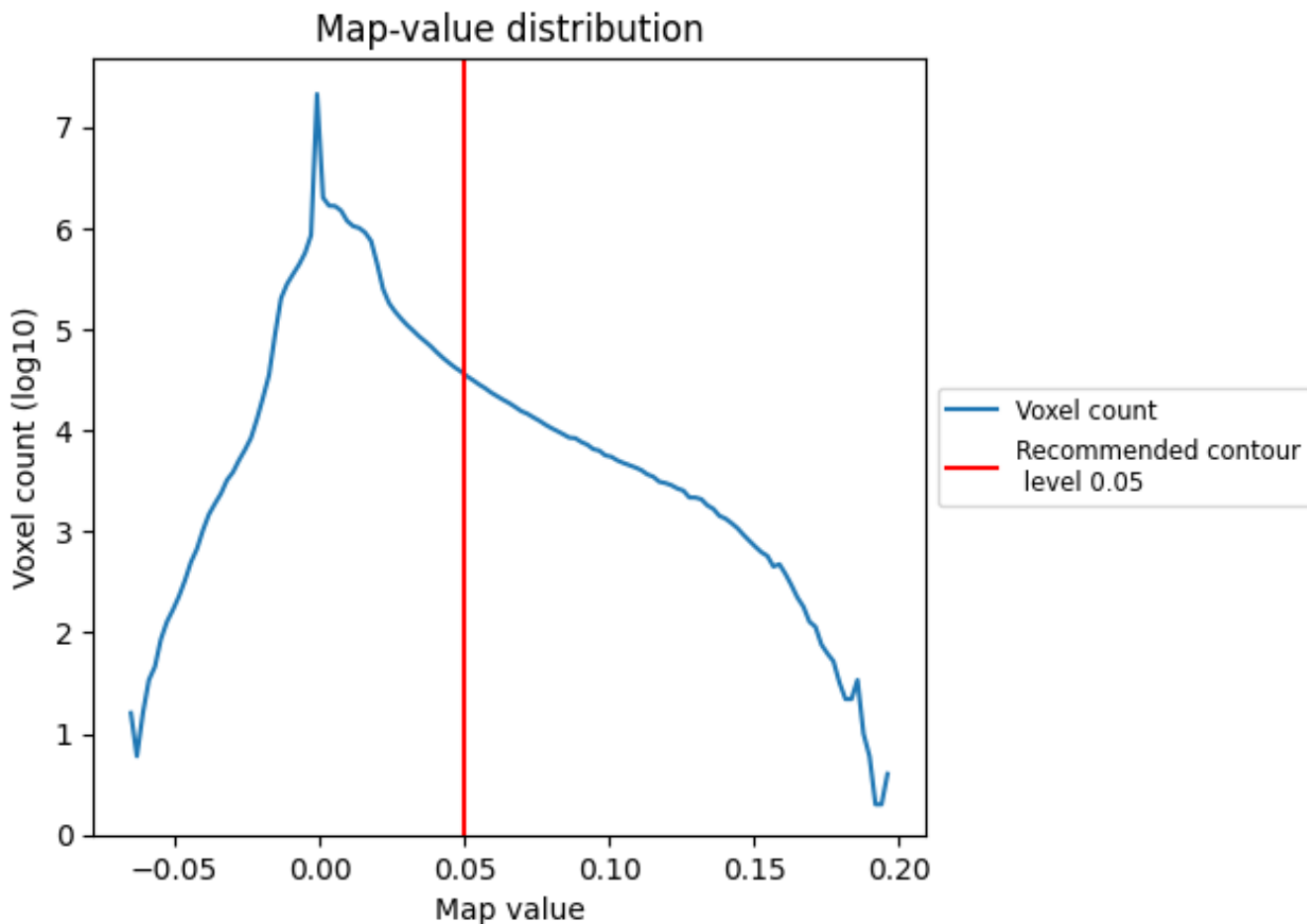


Z

7 Map analysis [i](#)

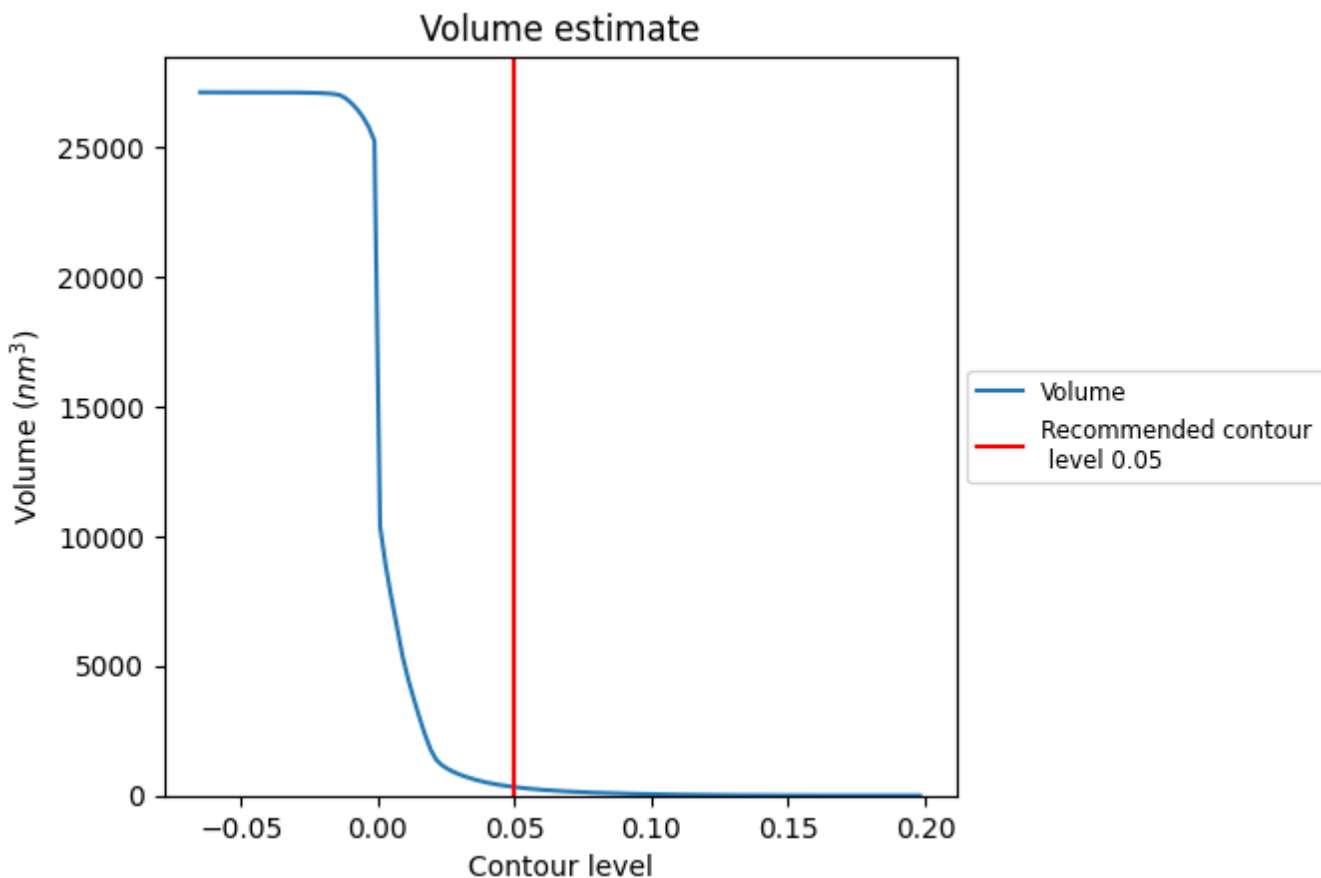
This section contains the results of statistical analysis of the map.

7.1 Map-value distribution [i](#)



The map-value distribution is plotted in 128 intervals along the x-axis. The y-axis is logarithmic. A spike in this graph at zero usually indicates that the volume has been masked.

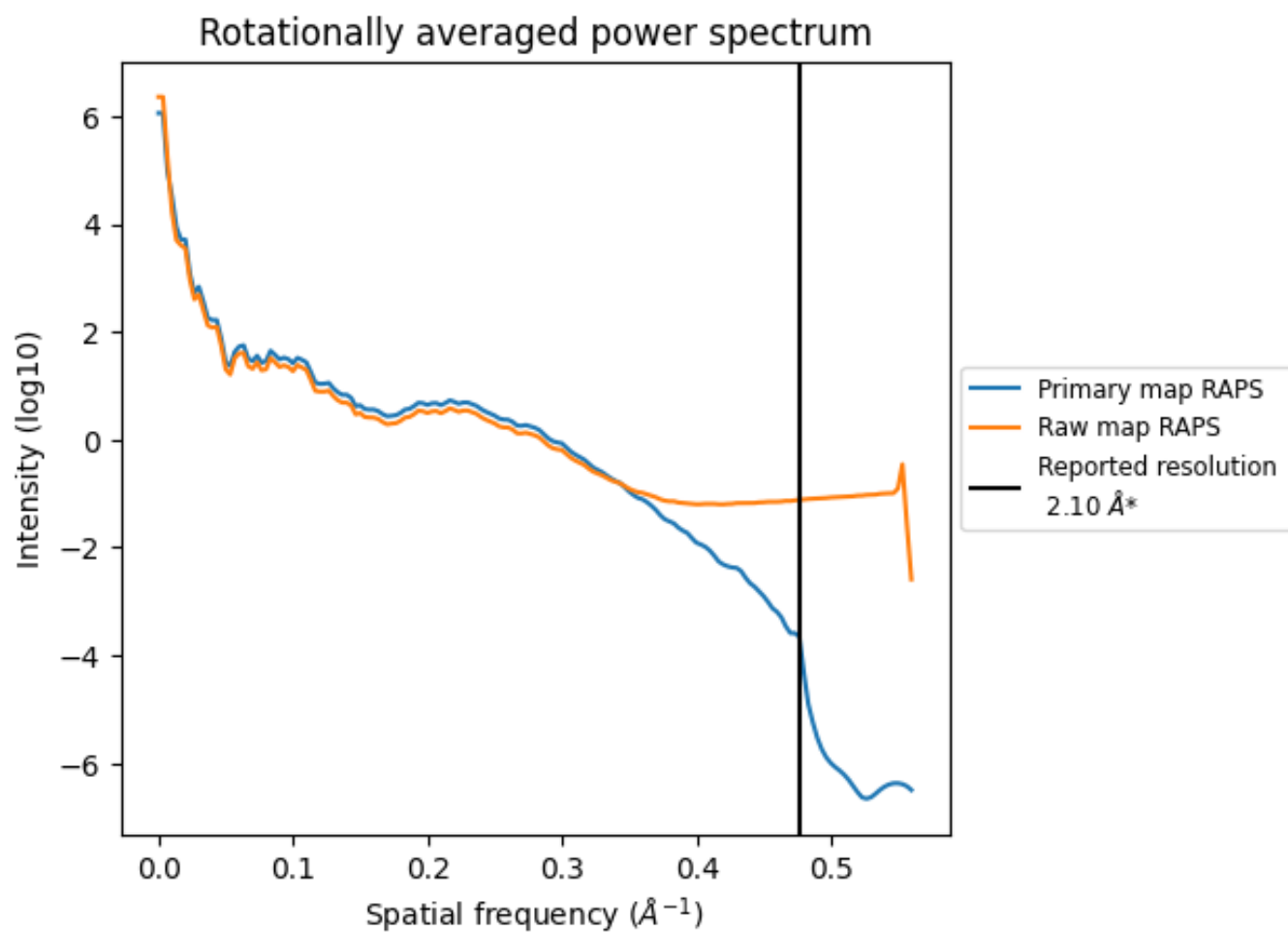
7.2 Volume estimate [i](#)



The volume at the recommended contour level is 327 nm^3 ; this corresponds to an approximate mass of 295 kDa.

The volume estimate graph shows how the enclosed volume varies with the contour level. The recommended contour level is shown as a vertical line and the intersection between the line and the curve gives the volume of the enclosed surface at the given level.

7.3 Rotationally averaged power spectrum i

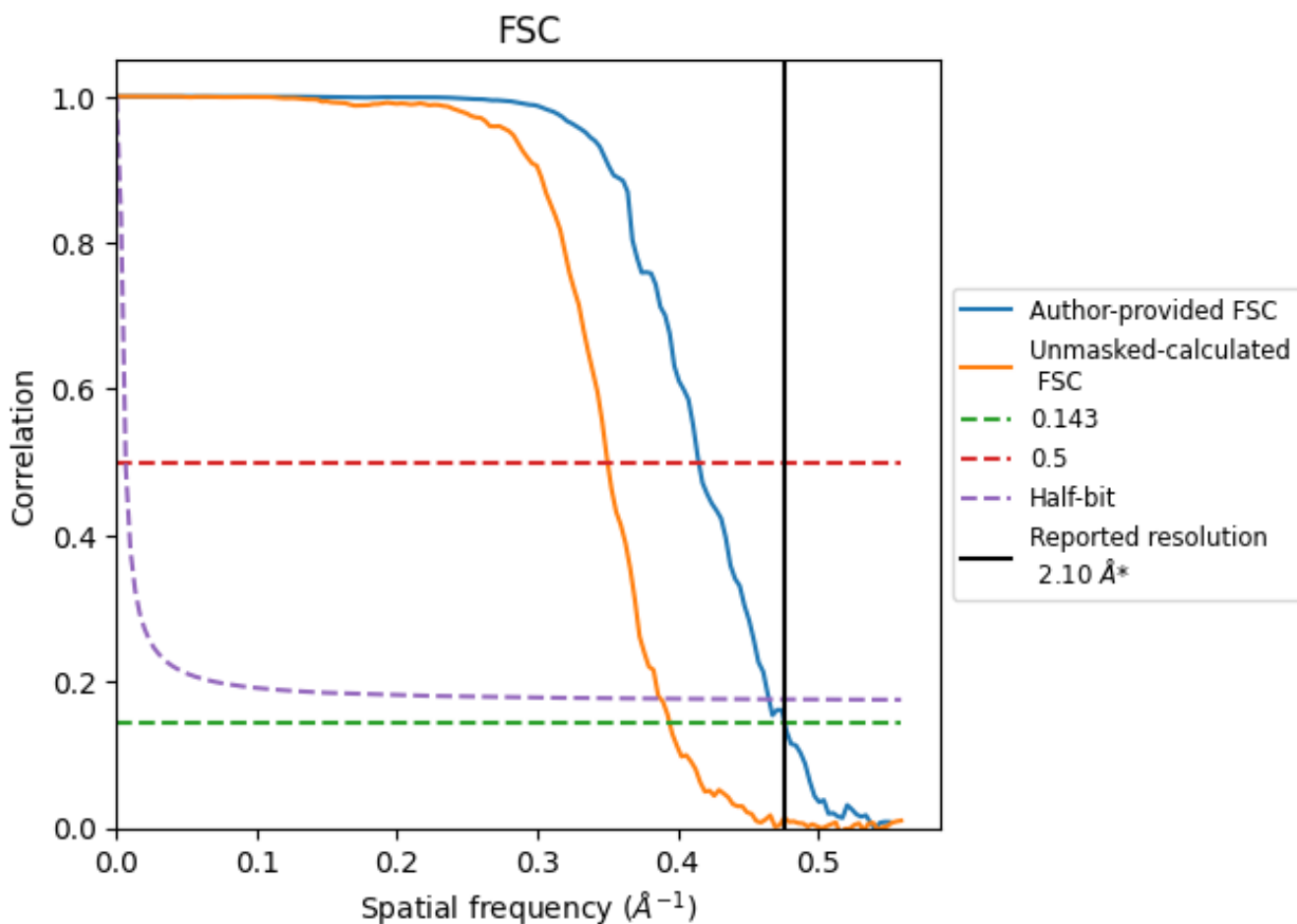


*Reported resolution corresponds to spatial frequency of 0.476 Å⁻¹

8 Fourier-Shell correlation [i](#)

Fourier-Shell Correlation (FSC) is the most commonly used method to estimate the resolution of single-particle and subtomogram-averaged maps. The shape of the curve depends on the imposed symmetry, mask and whether or not the two 3D reconstructions used were processed from a common reference. The reported resolution is shown as a black line. A curve is displayed for the half-bit criterion in addition to lines showing the 0.143 gold standard cut-off and 0.5 cut-off.

8.1 FSC [i](#)



*Reported resolution corresponds to spatial frequency of 0.476 Å⁻¹

8.2 Resolution estimates [i](#)

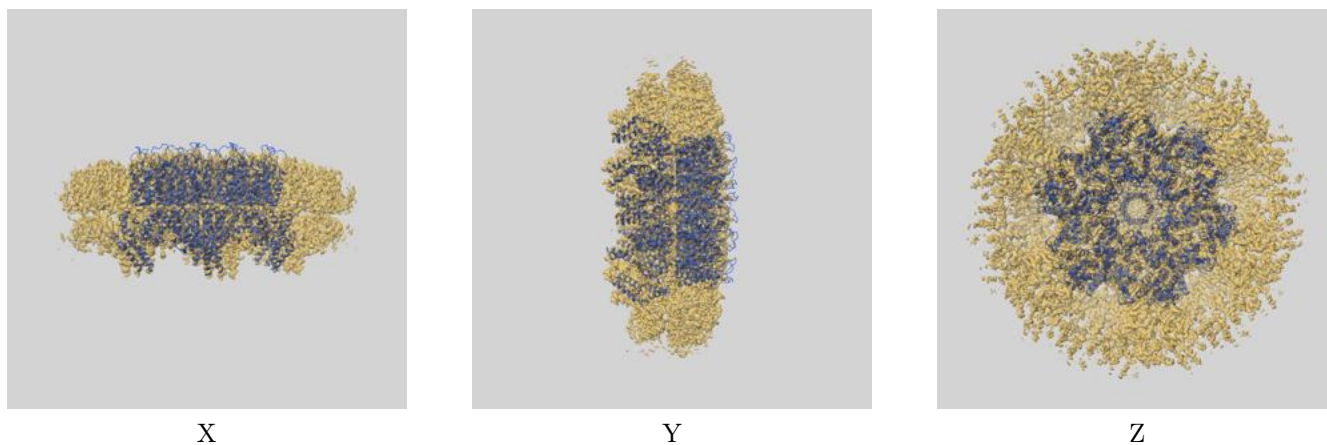
Resolution estimate (Å)	Estimation criterion (FSC cut-off)		
	0.143	0.5	Half-bit
Reported by author	2.10	-	-
Author-provided FSC curve	2.10	2.41	2.15
Unmasked-calculated*	2.54	2.86	2.58

*Resolution estimate based on FSC curve calculated by comparison of deposited half-maps. The value from deposited half-maps intersecting FSC 0.143 CUT-OFF 2.54 differs from the reported value 2.1 by more than 10 %

9 Map-model fit [i](#)

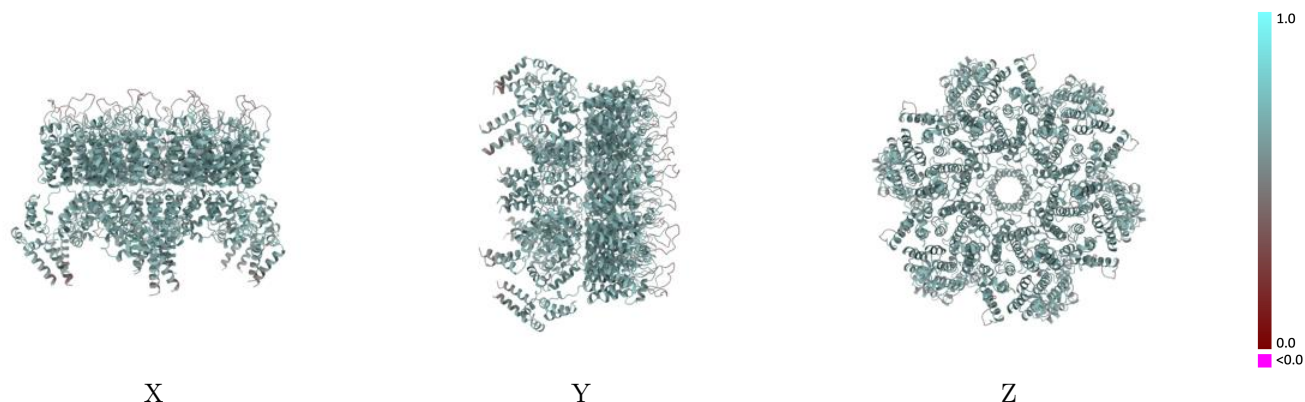
This section contains information regarding the fit between EMDB map EMD-46593 and PDB model 9D6C. Per-residue inclusion information can be found in section 3 on page 10.

9.1 Map-model overlay [i](#)



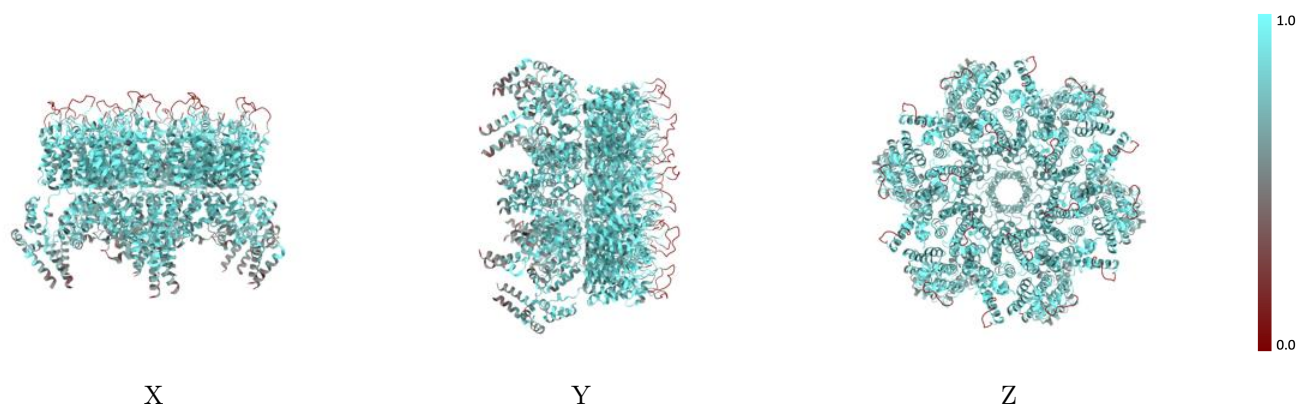
The images above show the 3D surface view of the map at the recommended contour level 0.05 at 50% transparency in yellow overlaid with a ribbon representation of the model coloured in blue. These images allow for the visual assessment of the quality of fit between the atomic model and the map.

9.2 Q-score mapped to coordinate model [i](#)



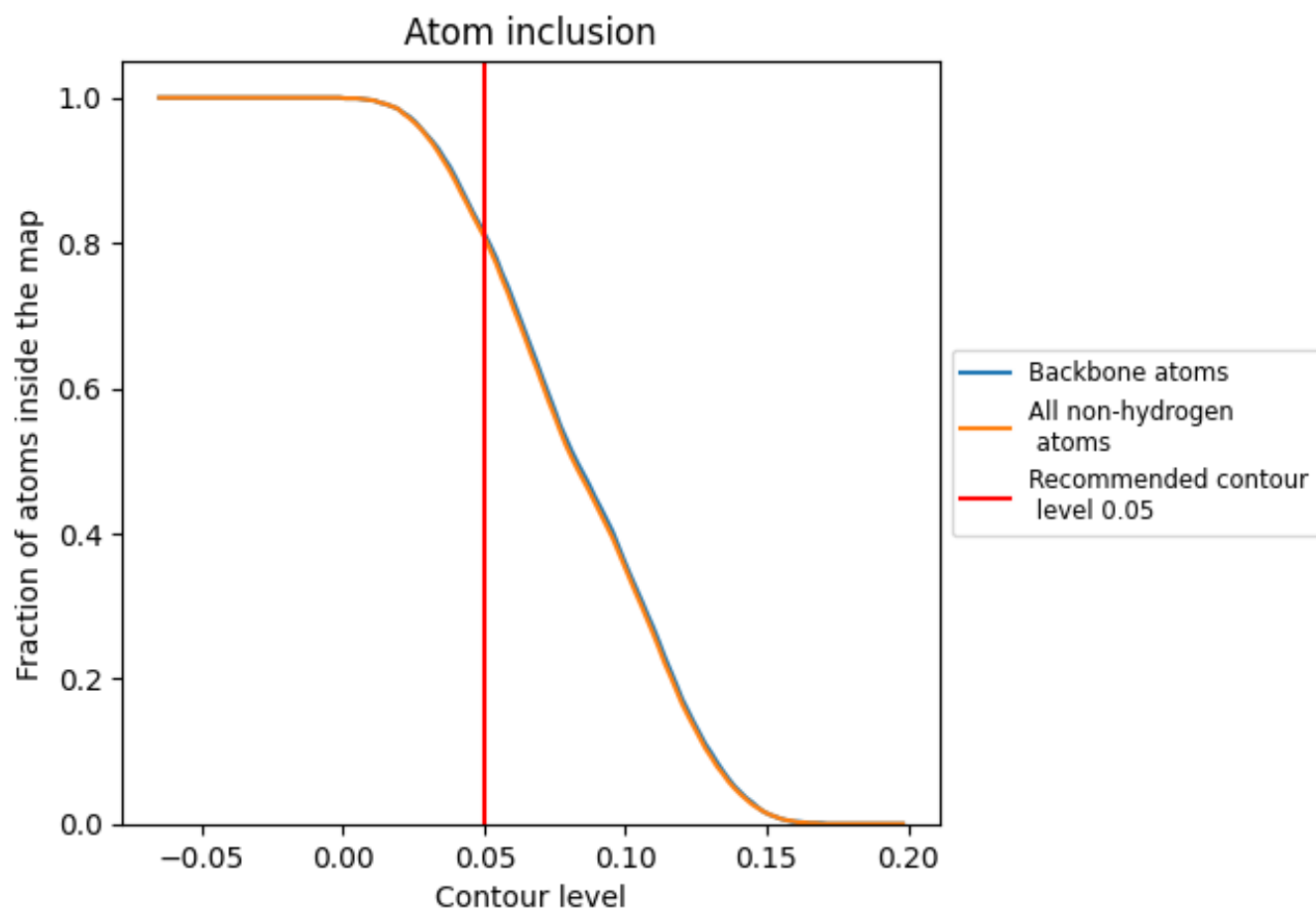
The images above show the model with each residue coloured according to its Q-score. This shows their resolvability in the map with higher Q-score values reflecting better resolvability. Please note: Q-score is calculating the resolvability of atoms, and thus high values are only expected at resolutions at which atoms can be resolved. Low Q-score values may therefore be expected for many entries.

9.3 Atom inclusion mapped to coordinate model [i](#)



The images above show the model with each residue coloured according to its atom inclusion. This shows to what extent they are inside the map at the recommended contour level (0.05).







































9.4 Atom inclusion [i](#)



At the recommended contour level, 81% of all backbone atoms, 81% of all non-hydrogen atoms, are inside the map.

9.5 Map-model fit summary

The table lists the average atom inclusion at the recommended contour level (0.05) and Q-score for the entire model and for each chain.

Chain	Atom inclusion	Q-score
All	 0.8080	 0.6120
A	 0.8490	 0.6270
B	 0.8010	 0.6060
C	 0.7910	 0.6030
D	 0.8410	 0.6230
E	 0.8020	 0.6060
F	 0.7870	 0.6030
G	 0.8520	 0.6290
H	 0.8000	 0.6050
I	 0.7860	 0.6020
J	 0.8520	 0.6280
K	 0.8000	 0.6050
L	 0.7890	 0.6050
M	 0.8440	 0.6250
N	 0.8020	 0.6060
O	 0.7880	 0.6050
P	 0.8520	 0.6280
Q	 0.8120	 0.6080
R	 0.7800	 0.6000

