



Full wwPDB EM Validation Report ⓘ

Nov 5, 2024 – 10:09 AM EST

PDB ID : 9E1F
EMDB ID : EMD-47392
Title : Structure of RyR1 in the primed state in the presence of allopurinol
Authors : Miotto, M.C.; Marks, A.R.
Deposited on : 2024-10-21
Resolution : 3.03 Å (reported)
Based on initial model : 7TZC

This is a Full wwPDB EM Validation Report for a publicly released PDB entry.

We welcome your comments at validation@mail.wwpdb.org

A user guide is available at

<https://www.wwpdb.org/validation/2017/EMValidationReportHelp>

with specific help available everywhere you see the ⓘ symbol.

The types of validation reports are described at

<http://www.wwpdb.org/validation/2017/FAQs#types>.

The following versions of software and data (see [references ⓘ](#)) were used in the production of this report:

EMDB validation analysis : 0.0.1.dev113
Mogul : 2022.3.0, CSD as543be (2022)
MolProbity : 4.02b-467
buster-report : 1.1.7 (2018)
Percentile statistics : 20231227.v01 (using entries in the PDB archive December 27th 2023)
MapQ : 1.9.13
Ideal geometry (proteins) : Engh & Huber (2001)
Ideal geometry (DNA, RNA) : Parkinson et al. (1996)
Validation Pipeline (wwPDB-VP) : 2.39

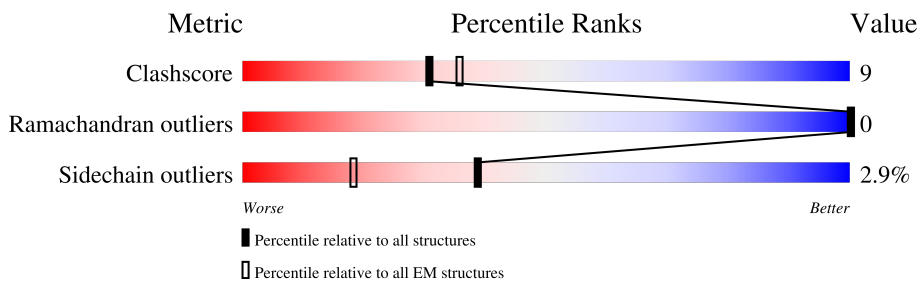
1 Overall quality at a glance i

The following experimental techniques were used to determine the structure:

ELECTRON MICROSCOPY

The reported resolution of this entry is 3.03 Å.

Percentile scores (ranging between 0-100) for global validation metrics of the entry are shown in the following graphic. The table shows the number of entries on which the scores are based.



Metric	Whole archive (#Entries)	EM structures (#Entries)
Clashscore	210492	15764
Ramachandran outliers	207382	16835
Sidechain outliers	206894	16415

The table below summarises the geometric issues observed across the polymeric chains and their fit to the map. The red, orange, yellow and green segments of the bar indicate the fraction of residues that contain outliers for ≥ 3 , 2, 1 and 0 types of geometric quality criteria respectively. A grey segment represents the fraction of residues that are not modelled. The numeric value for each fraction is indicated below the corresponding segment, with a dot representing fractions $\leq 5\%$. The upper red bar (where present) indicates the fraction of residues that have poor fit to the EM map (all-atom inclusion $< 40\%$). The numeric value is given above the bar.

Mol	Chain	Length	Quality of chain
1	A	5037	<p>44% (Poor fit), 69% (0 outliers), 17% (1 outlier), 13% (2+ outliers), 1% (Not modelled)</p>
1	B	5037	<p>44% (Poor fit), 69% (0 outliers), 17% (1 outlier), 13% (2+ outliers), 1% (Not modelled)</p>
1	C	5037	<p>44% (Poor fit), 69% (0 outliers), 17% (1 outlier), 13% (2+ outliers), 1% (Not modelled)</p>
1	D	5037	<p>44% (Poor fit), 69% (0 outliers), 17% (1 outlier), 13% (2+ outliers), 1% (Not modelled)</p>
2	E	108	<p>79% (Poor fit), 76% (0 outliers), 22% (1 outlier), 1% (2+ outliers), 1% (Not modelled)</p>
2	F	108	<p>78% (Poor fit), 76% (0 outliers), 21% (1 outlier), 1% (2+ outliers), 1% (Not modelled)</p>
2	G	108	<p>79% (Poor fit), 73% (0 outliers), 25% (1 outlier), 1% (2+ outliers), 1% (Not modelled)</p>
2	H	108	<p>78% (Poor fit), 77% (0 outliers), 20% (1 outlier), 1% (2+ outliers), 1% (Not modelled)</p>

2 Entry composition

There are 7 unique types of molecules in this entry. The entry contains 144104 atoms, of which 0 are hydrogens and 0 are deuteriums.

In the tables below, the AltConf column contains the number of residues with at least one atom in alternate conformation and the Trace column contains the number of residues modelled with at most 2 atoms.

- Molecule 1 is a protein called Ryanodine receptor 1.

Mol	Chain	Residues	Atoms					AltConf	Trace
			Total	C	N	O	S		
1	A	4404	35150	22365	6063	6485	237	9	0
1	B	4404	35150	22365	6063	6485	237	9	0
1	D	4404	35150	22365	6063	6485	237	9	0
1	C	4404	35150	22365	6063	6485	237	9	0

- Molecule 2 is a protein called Peptidyl-prolyl cis-trans isomerase FKBP1A.

Mol	Chain	Residues	Atoms					AltConf	Trace
			Total	C	N	O	S		
2	E	107	831	527	146	154	4	0	0
2	H	107	831	527	146	154	4	0	0
2	G	107	831	527	146	154	4	0	0
2	F	107	831	527	146	154	4	0	0

- Molecule 3 is ADENOSINE-5'-TRIPHOSPHATE (three-letter code: ATP) (formula: $C_{10}H_{16}N_5O_{13}P_3$).



Mol	Chain	Residues	Atoms					AltConf
3	A	1	Total	C	N	O	P	0
			31	10	5	13	3	
3	B	1	Total	C	N	O	P	0
			31	10	5	13	3	
3	D	1	Total	C	N	O	P	0
			31	10	5	13	3	
3	C	1	Total	C	N	O	P	0
			31	10	5	13	3	

- Molecule 4 is CALCIUM ION (three-letter code: CA) (formula: Ca).

Mol	Chain	Residues	Atoms		AltConf
4	A	1	Total	Ca	0
			1	1	
4	B	1	Total	Ca	0
			1	1	
4	D	1	Total	Ca	0
			1	1	
4	C	1	Total	Ca	0
			1	1	

- Molecule 5 is ZINC ION (three-letter code: ZN) (formula: Zn).

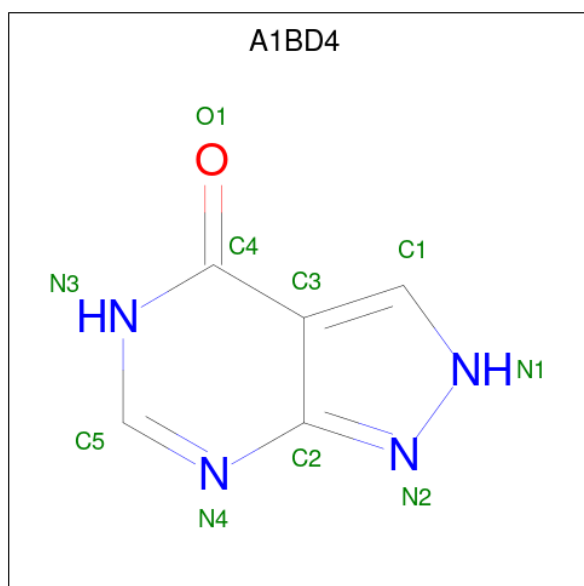
Mol	Chain	Residues	Atoms		AltConf
5	A	1	Total	Zn	0
			1	1	

Continued on next page...

Continued from previous page...

Mol	Chain	Residues	Atoms		AltConf
5	B	1	Total	Zn	0
			1	1	
5	D	1	Total	Zn	0
			1	1	
5	C	1	Total	Zn	0
			1	1	

- Molecule 6 is allopurinol (three-letter code: A1BD4) (formula: C₅H₄N₄O) (labeled as "Ligand of Interest" by depositor).



Mol	Chain	Residues	Atoms				AltConf
6	A	1	Total	C	N	O	0
			10	5	4	1	
6	B	1	Total	C	N	O	0
			10	5	4	1	
6	D	1	Total	C	N	O	0
			10	5	4	1	
6	C	1	Total	C	N	O	0
			10	5	4	1	

- Molecule 7 is water.

Mol	Chain	Residues	Atoms		AltConf
7	A	2	Total	O	0
			2	2	
7	B	2	Total	O	0
			2	2	

Continued on next page...


Continued from previous page...


Mol	Chain	Residues	Atoms	AltConf
7	D	2	Total O 2 2	0
7	C	2	Total O 2 2	0

3 Residue-property plots [i](#)


These plots are drawn for all protein, RNA, DNA and oligosaccharide chains in the entry. The first graphic for a chain summarises the proportions of the various outlier classes displayed in the second graphic. The second graphic shows the sequence view annotated by issues in geometry and atom inclusion in map density. Residues are color-coded according to the number of geometric quality criteria for which they contain at least one outlier: green = 0, yellow = 1, orange = 2 and red = 3 or more. A red diamond above a residue indicates a poor fit to the EM map for this residue (all-atom inclusion < 40%). Stretches of 2 or more consecutive residues without any outlier are shown as a green connector. Residues present in the sample, but not in the model, are shown in grey.

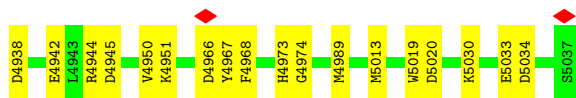
- Molecule 1: Ryanodine receptor 1




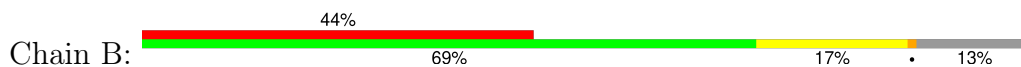


E3455	R3395	M3335	P3275	A3215	D3155	F3095	E3035	A2975	E2915	Y2855	K2795	F2735
D3456	D3396	K3336	M3276	C3216	V3156	F3096	K3036	H2976	K2916	M2856	T2796	D2736
N3457	E3397	R3337	M3277	S3217	L3157	F3097	E3037	L2977	A2917	P2857	F2797	D2737
F3458	F3398	L3338	C3278	V3218	L3158	S3098	M3038	E2978	R2918	Q2858	S2798	R2738
V3459	S3399	A3339	S3279	V3219	D3159	A3099	T3039	A2979	A2919	P2859	E2799	P2739
V3460	V3400	V3340	Y3280	T3220	D3160	S3100	T3040	V2980	R2920	K2860	K2800	V2740
Q3461	L3401	F3341	L3281	T3221	V3161	E3101	S3041	V2981	E2921	D2861	D2801	E2741
N3462	C3402	A3342	P3282	K3222	Q3162	D3102	L3042	S2982	K2922	L2862	K2802	T2742
E3463	R3403	Q3343	R3283	S3223	V3163	I3103	F3043	S2983	S2923	S2863	E2803	L2743
I3464	D3404	P3344	W3284	R3224	S3164	E3104	C3044	Q2984	Q2924	Q2864	I2804	N2744
N3465	L3405	I3345	W3285	R3225	C3165	K3105	K3045	R2985	E2925	V2865	Y2805	V2745
N3466	Y3406	V3346	E3286	E3226	Y3166	M3106	L3046	V2986	L2926	T2866	R2806	I2746
N3467	A3407	S3347	R3287	R3227	R3167	V3107	A3047	E2987	L2927	L2867	W2807	I2747
F3468	L3408	R3348	G3288	A3228	T3168	E3108	A3048	K2988	K2928	S2868	P2808	P2748
F3469	Y3409	A3349	P3289	T3229	L3169	M3109	L3049	S2989	F2929	S2869	I2809	E2749
L3470	P3410	R3350	E3290	L3230	C3170	L3110	V3050	P2990	L2930	E2870	K2810	K2750
T3471	L3411	P3351	A3291	G3231	S3171	R3111	H3051	H2991	Q2931	L2871	E2811	L2751
A3472	L3412	P3352	P3292	L3232	I3172	L3112	Q2932	E2992	M2932	Q2872	S2812	D2752
D3473	I3413	L3353	P3293	P3233	Y3173	G3113	M2933	Q2993	M2933	A2873	L2813	S2753
S3474	R3414	L3354	P3294	N3234	S3174	K3114	Y2934	E2994	G2934	M2874	K2814	F2754
Y3415	Y3415	H3355	A3295	S3235	L3175	V3115	S3055	L2995	Y2935	A2875	A2815	I2755
S3476	Y3416	S3356	L3296	V3236	G3176	S3116	L2936	K2936	A2936	E2876	M2816	N2756
K3477	D3417	H3357	P3297	E3237	T3177	GLN	F3057	F2997	V2937	Q2877	I2817	K2757
N3478	N3418	F3358	A3298	E3238	T3178	ALA	G3058	F2998	T2938	L2878	A2818	F2758
A3479	N3419	I3359	G3299	M3239	K3179	ARG	T3059	A2999	R2939	A2879	W2819	A2759
ALA	R3420	P3360	A3300	C3240	M3180	THR	D3060	K3000	GLY	E2880	E2820	E2760
GLY	A3421	T3361	P3301	P3241	T3181	VAL	A3061	I3001	LVS	M2881	W2821	Y2761
ASP	H3422	I3362	P3302	D3242	Y3182	K123	P3062	L3002	ASP	Y2882	T2822	T2762
ALA	W3423	G3363	P3303	I3243	V3183	G3124	A3063	L3003	MET	H2883	I2823	H2763
GLN	L3424	R3364	R3304	P3244	E3184	V3125	V3064	P3004	GLU	M2884	E2824	E2764
GLY	T3425	L3365	T3305	V3245	K3185	G3126	V3065	L3005	L2946	T2885	K2825	K2765
GLY	E3426	R3366	A3306	L3246	L3186	Q3127	N3066	I3006	D2947	W2886	K2826	W2766
ASP	P3427	K3367	V3307	D3247	R3187	L3129	C3067	N3007	T2948	E2887	A2827	A2767
GLN	N3428	R3368	T3308	R3248	P3188	L3130	H3068	Y3009	S2950	K2888	E2828	F2768
GLU	A3429	A3369	S3309	L3249	A3189	T3130	H3069	F3010	S2951	K2889	G2829	D2769
ARG	N3430	G3370	D3310	M3250	L3190	Y3131	I3070	F3011	I2952	K2890	E2830	K2770
LYS	A3431	K3371	H3311	A3251	G3191	T3133	L3071	T3011	E2952	K2891	GLU	I2771
LYS	E3432	V3372	L3312	D3252	E3192	T3134	N3012	N3012	K2963	Q2892	GLU	Q2772
LYS	E3433	V3373	N3313	I3253	V3134	V3134	R3073	R2954	R2954	E2893	THR	R2773
L3434	L3434	A3374	S3314	G3254	A3135	A3135	S3074	C3014	F2955	L2894	GLU	N2774
R3435	F3435	E3375	L3315	G3255	L3136	L3136	L3075	L3015	A2956	E2895	LYS	W2775
R3436	R3436	E3376	L3316	L3256	L3137	L3137	D3076	F2957	F2957	E2896	LYS	W2776
M3437	M3437	G3377	G3317	A3257	P3138	P3138	A3077	F3017	G2958	K2897	THR	Y2777
V3438	V3438	E3378	N3318	E3258	V3139	V3139	R3078	L3018	F2959	Q2898	ARG	G2778
G3439	G3439	L3379	I3319	S3259	L3140	L3140	R3079	S3019	L2960	G2899	LYS	E2779
E3440	E3440	R3380	L3320	S3260	A3199	L3141	T3079	S3019	Q2961	Q2900	SER	I2780
I3441	I3441	L3381	R3321	A3261	M3201	T3142	V3080	T3020	Q2962	T2901	GLN	W2781
F3442	F3442	I3382	I3322	R3262	P3202	T3143	K3082	A3022	L2963	H2902	THR	D2782
I3443	I3443	A3383	V3263	V3263	V3203	F3144	S3083	K3023	L2964	P2903	ALA	E2783
W3444	W3444	K3384	T3264	A3204	Q3145	Q3145	G3084	V3024	R2965	L2904	GLN	E2784
S3445	S3445	A3385	E3265	E3265	H3146	H3146	P3085	L3025	W2966	L2905	THR	E2785
K3447	K3447	M3266	M3266	M3266	I3147	I3147	E3086	G3026	M2967	V2906	ASP	L2785
S3448	S3448	L3327	F3267	F3267	E3207	A3148	I3087	S3027	D2968	P2907	ARG	K2786
H3449	H3449	P3268	H3268	H3268	Q3149	Q3149	V3088	G3028	I2969	P2908	ARG	T2787
N3450	N3450	I3329	I3329	V3269	H3150	H3150	K3089	G3029	S2970	V2908	GLU	H2788
F3451	F3451	D3330	L3270	V3269	Q3151	Q3151	A3090	G3029	Q2971	D2909	GLU	P2789
R3452	R3452	E3331	E3271	E3271	F3152	F3152	G3091	A3031	E2972	T2910	THR	H2790
K3453	K3453	I3322	I3272	I3272	G3153	G3153	S3032	S3032	F2973	L2911	LYS	L2791
E3454	E3454	T3273	T3273	T3273	D3154	D3154	R3093	N3033	I2974	A2913	GLY	F2793
		V3394	N3214	N3214			S3094	K3034		K2914		Y2794





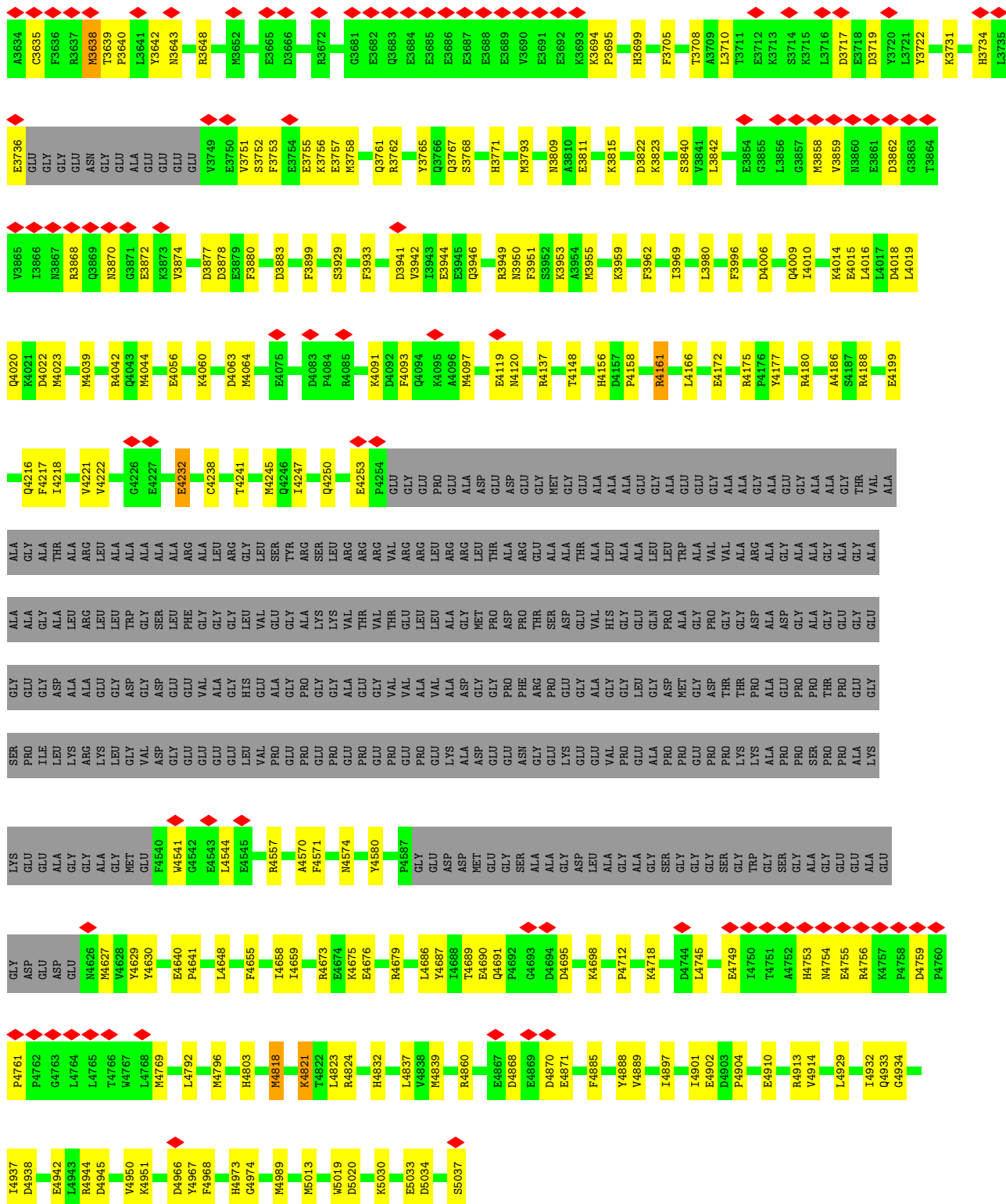
• Molecule 1: Ryanodine receptor 1



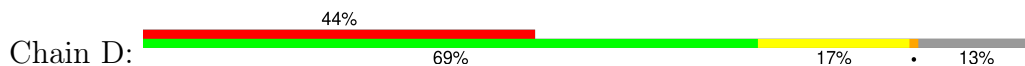
R897	D898	D899	N900	K901	R902	L903	H904	P905	C906	L907	V908	N909	H910	S911	L912	P913	E914	E915	P916	E917	R918	N919	Y920	N921	L922	Q923	M924	S925	G926	E927	T928	L929	K930	T931	L932	L933	A934	L935	G936	C937	H938	V939	G940	M941	A942	D943	E944	K945	A946	E947	D948	N949	L950	K951	K952	T953	L954	L955	P956
K957	T958	Y959	N960	M961	S962	N963	G964	K966	P967	A968	P969	D970	D971	L972	S973	H974	Y975	R976	L977	T978	P979	A980	G981	T982	T983	L984	V985	D986	R987	L988	A989	E990	N991	S992	H993	H994	A997	R998	D999	R1000	V1001	A1002	Q1003	G1004	W1005	S1006	Y1007	S1008	A1009	V1010	Q1011	D1012	I1013	P1014	A1015	R1016	R1017		
W1018	P1019	R1020	L1021	V1022	P1023	Y1024	R1025	L1026	L1027	D1028	A1029	A1030	T1031	K1032	R1033	S973	M1035	R1036	D1037	S1038	L1039	C1040	Q1041	A1042	V1043	R1044	T1045	L1046	L1047	G1048	Y1049	G1050	Y1051	N1052	H993	P1055	P1056	D1057	E1058	P1060	S1061	Q1062	V1063	E1064	W1065	M1066	Y1067	S1068	R1068	W1069	R1070	R1071	V1072	A1073	E1077	G1078			
G1086	R1087	W1088	Y1089	E1093	A1094	V1095	E1099	M1100	H1101	V1102	G1103	P1107	E1108	D1112	V1113	E1114	L1115	G1116	D1118	E1119	L1120	F1124	M1125	R1128	R1131	W1132	G1135	S1136	E1137	W1143	Q1144	S1145	G1146	D1147	G1150	G1151	M1152	D1154	L1155	T1156	E1157	T1163	R1068	M1165	V1168														
S1171	D1172	S1173	G1174	S1175	E1176	T1177	A1178	F1179	R1180	E1181	I1182	E1183	I1184	D1186	G1187	F1188	S1193	L1204	G1205	Q1206	D1207	V1208	S1209	S1210	L1211	R1212	F1213	F1214	A1215	I1216	C1217	Q1220	E1221	G1222	F1223	A1227	Q1231	R1232	E1251	H1252	E1256	R1259	M1260	L1261	G1262	T1263	V1264	D1265											
P1266	R1271	L1272	A1273	H1274	R1275	W1276	W1277	G1278	S1279	Q1280	M1281	S1282	L1283	V1284	E1285	M1286	L1287	F1288	L1289	R1290	L1291	S1292	P1294	V1295	Q1296	F1297	H1298	Q1299	H1300	F1301	R1302	C1303	T1304	ALA	GLY	ALA	ASN	GLU	THR	PRO	LEU	ALA	ALA	PRO	GLY	ASN	GLU	THR	ASP	PRO	ALA	ALA	ALA	ALA	ASP	GLY			
PHE	LEU	PHE	LYS	ALA	GLN	LYS	ALA	ALA	MET	THR	GLN	PRO	PRO	THR	ALA	THR	GLU	VAL	VAL	ASP	VAL	PRO	PRO	ALA	D1419	N1420	R1421	D1422	D1423	P1424	E1425	I1426	I1427	L1428	N1429	Y1433	Y1434	Y1435	R1436	V1439	F1440	A1441	G1442	Q1443	E1444	C1447	V1448	T1454	P1455	D1456									
Y1457	H1458	Q1459	H1460	L1461	M1462	N1463	F1464	L1465	L1466	S1467	K1468	V1469	R1470	A1471	V1472	T1473	V1474	T1475	M1476	F1477	D1478	E1479	Q1480	G1481	N1482	V1483	H1484	S1485	F1486	L1487	K1488	C1489	S1490	N1491	C1492	Y1493	M1494	V1495	W1496	G1497	G1498	D1499	F1500	V1501	S1502	F1503	G1504	Q1505	Q1506	G1507	R1508	I1509	S1510	H1511	L1512	D1513	L1514	V1515	I1516
G1517	C1518	L1519	V1520	D1521	L1522	G1525	L1526	F1529	T1530	A1531	M1532	G1533	K1534	M1537	T1538	F1539	F1540	Q1541	V1542	E1543	P1544	M1545	T1546	K1547	L1548	F1549	P1550	A1551	V1552	F1553	V1554	L1555	Q1559	N1560	V1561	I1562	Q1563	F1564	E1565	L1566	G1567	K1568	Q1569	G1570	M1571	I1572	M1573	P1574	L1575	S1576	M1579	F1580	E1583						
R1584	K1585	M1586	P1587	A1588	P1589	Q1590	C1591	E1596	M1599	L1600	M1601	M1610	H1611	F1612	L1613	Q1614	V1615	E1616	T1617	R1618	R1619	A1620	G1621	E1622	R1623	L1624	G1625	W1626	A1627	V1628	Q1629	C1630	Q1631	D1632	M1636	M1637	A1638	L1639	P1642	E1643	E1644	I1650	L1653	S1654	E1655	R1656	L1657	D1658	R1661	R1668									
R1671	L1676	G1677	M1678	M1679	R1680	L1685	L1694	L1695	L1698	E1699	D1700	A1701	H1702	S1726	R1727	R1728	S1729	E1733	T1739	P1740	E1741	T1742	R1743	A1744	I1745	T1746	L1747	P1750	G1751	R1752	K1753	G1754	G1755	M1756	M1757	R1758	R1759	H1760	G1764	V1765	G1766	V1767	L1771	R1772	P1773	P1774	H1775	H1776											
F1782	V1783	A1784	A1785	L1786	P1787	A1788	A1789	G1790	V1791	A1792	E1793	A1794	P1795	A1796	R1808	D1809	K1810	R1813	M1814	L1815	G1816	E1817	R1820	D1821	G1822	G1823	Q1824	R1827	D1828	Q1837	L1844	T1847	M1851	G1852	I1853	D1856	E1857	K1864	F1871	L1872	E1873	E1874	GLU	GLU	GLU	GLU	GLU												


F2793	Y2794	K2795	T2796	F2797	S2798	E2799	K2800	D2801	K2802	L2804	Y2805	R2806	W2807	P2808	K2810	E2811	S2812	L2813	K2814	A2815	M2816	L2817	A2818	W2819	E2820	W2821	L2822	L2823	E2824	A2825	R2827	E2828	G2829	E2830	GLU	ARG	THR	GLU	LYS	LYS	THR	THR	ALA	ALA	THR	TVR	ASP	PRO	ARG											
H2673	L2674	T2675	R2676	K2677	F2678	Y2679	W2680	G2681	L2682	F2683	D2684	S2685	L2686	A2687	H2688	K2689	K2690	Y2691	D2692	Q2693	E2694	L2695	Y2696	R2697	A2698	W2699	M2700	P2701	L2702	L2703	C2704	A2705	L2706	A2707	G2708	A2709	L2710	P2711	P2712	D2713	Y2714	Y2715	D2716	A2717	S2718	Y2719	S2720	S2721	K2722	A2723	E2724	K2725	LYS	ALA	THR	THR	VAL	ASP	ALA	GLU
C2611	R2612	Y2613	I2614	R2615	P2616	S2617	M2618	L2619	Q2620	H2621	L2622	L2623	R2624	H2625	L2626	V2627	F2628	D2629	V2630	P2631	I2632	L2633	M2634	E2635	N2636	R2637	F2638	A2637	K2638	P2640	L2641	K2642	L2643	L2644	T2645	N2646	H2647	E2648	E2649	R2650	C2651	Y2655	C2656	L2657	P2658	T2659	G2660	W2661	A2662	L2663	F2664	M2665	G2666	V2666	T2667	H2668	E2669	E2670	E2671	L2672
M2546	A2547	L2548	A2549	L2550	M2551	R2552	Y2553	L2554	C2555	L2556	T2562	K2563	K2564	C2565	A2566	F2569	A2570	G2571	T2572	E2573	H2574	R2575	A2576	I2577	M2578	V2579	D2580	S2581	M2582	L2583	H2584	V2585	T2586	Y2587	R2588	L2589	S2590	R2591	G2592	R2593	S2594	L2595	T2596	K2597	A2598	Q2599	R2600	D2601	V2602	I2603	E2604	D2605	C2606	L2607	W2608	A2609	L2610			
K2481	D2482	G2483	A2484	L2485	V2486	Q2487	P2488	K2489	M2490	S2491	A2492	S2493	F2494	V2495	P2496	D2497	H2498	K2499	M2502	L2504	F2505	L2506	G2511	I2512	E2513	N2514	Q2515	D2516	F2517	L2518	L2519	H2520	V2521	L2522	D2523	V2524	G2525	F2526	L2527	P2528	D2529	M2530	R2531	A2532	A2533	A2534	S2535	L2536	T2537	D2538	A2539	T2540	F2541	S2542	E2545					
R2336	V2341	E2348	R2355	L2356	L2357	I2358	R2359	P2360	E2362	C2363	F2364	G2365	P2366	A2367	L2368	R2369	G2370	E2371	G2372	G2373	S2374	G2375	L2376	L2377	A2378	A2379	I2380	E2381	E2382	L2383	R2385	I2386	E2387	E2388	D2389	P2390	A2391	R2392	D2393	G2394	P2395	G2396	V2397	ARG	ARG	ASP	ARG	ARG	ARG	HIS	GLY	GLU								
GLU	P2410	P2411	E2412	E2413	N2414	R2415	V2416	H2417	L2418	G2419	M2423	Y2426	A2427	A2428	L2429	I2430	D2431	L2432	L2433	E2439	M2440	H2441	L2442	G2446	K2447	G2448	E2449	R2452	I2453	R2454	L2457	R2458	S2459	L2460	V2461	L2463	D2464	D2465	D2466	L2469	I2470	S2471	L2472	P2473	L2474	Q2475	I2476	P2477	T2478	L2479	G2480									
Q2127	L2155	L2166	I2167	V2168	Q2169	W2170	Q2173	E2174	W2176	L2177	M2186	V2190	F2191	Y2192	Q2193	H2194	M2198	L2201	G2202	M2203	V2210	M2211	V2212	W2213	V2214	L2215	G2216	G2217	G2218	T2220	K2221	E2222	I2223	R2224	P2225	F2226	K2227	M2228	Y2238	L2242	S2243	R2244	Y2256	L2258	E2259															
GLU	GLY	GLU	GLU	GLU	PRO	GLU	THR	SER	LEU	SER	LEU	LEU	LEU	THR	THR	VAL	ARG	LEU	VAL	LYS	LYS	GLU	LYS	PRO	GLU	ALA	GLU	PRO	GLU	ALA	E2088	K2089	K2090	P2091	Q2095	H2100	M2101	V2102	E2108	L2116	M2120	L2123																		
Q1970	Q1973	R1976	Y1977	A1978	L1979	L1980	M1981	R1982	A1983	F1984	T1985	M1986	S1987	A1988	A1989	E1990	T1991	A1992	R1993	A1994	T1995	R1996	E1997	F1998	R1999	S2000	P2001	Q2005	M2008	L2009	L2010	K2013	D2014	E2015	A2016	D2017	E2018	E2019	D2020	C2021	E2025	D2026	I2027	R2028	Q2029	D2030	D2033	D2037	Q2045	L2046										
GLU	GLU	GLU	GLU	GLU	GLU	GLU	ASP	GLU	GLU	LYS	GLU	GLU	ASP	GLU	GLU	GLU	LYS	GLU	ASP	ALA	LYS	LYS	GLU	GLU	GLU	ALA	PRO	GLU	GLY	LYS	LYS	GLU	E1922	E1923	E1924	G1925	L1926	L1927	L1931	M1939	C1947	E1956	S1957	L1958	L1969															


A3574	A3575	Y3576	R3577	G3578	L3579	P3580	G3581	R3582	E3583	E3584	D3585	A3586	D3587	D3588	P3589	E3590	K3591	V3592	R3593	R3594	V3595	V3596	K3597	E3598	V3599	S3600	A3601	L3602	Y3603	H3604	H3605	L3606	E3607	Q3608	T3609	E3610	H3611	P3612	V3613	K3614	S3615	K3616	K3617	A3618	V3619	W3620	K3621	L3622	L3623	L3624	S3625	K3626	D3627	R3628	R3629	R3630	A3631	V3632	V3633			
L3614	K3615	K3616	M3617	L3618	L3619	L3620	K3621	L3622	M3623	M3624	C3625	A3626	T3627	T3628	D3629	Q3630	D3631	L3632	I3633	M3634	L3635	A3636	K3637	T3638	R3639	Y3640	A3641	L3642	K3643	D3644	T3645	D3646	E3647	E3648	V3649	R3650	E3651	F3652	L3653	K3654	N3655	N3656	L3657	L3658	L3659	Q3660	K3661	K3662	V3663	E3664	G3665	S3666	P3667	S3668	L3669	R3670	M3671	Q3672	M3673			
E3454	E3455	Q3456	N3457	F3458	V3459	V2460	Q3461	N3462	E3463	I3464	N3465	N3466	M3467	S3468	F3469	L3470	T3471	A3472	D3473	S3474	K3475	S3476	K3477	M3478	A3479	LYS	ALA	GLY	ASP	ALA	GLN	SER	GLY	GLY	SER	ASP	GLN	GLU	ARG	THR	LYS	LYS	R3498	R3499	G3500	D3501	R3502	Y3503	S3504	V3505	V3506	T3507	S3508	L3509	L3510	V3511	A3512	T3513				
L3514	K3515	K3516	M3517	L3518	L3519	L3520	K3521	L3522	M3523	M3524	C3525	A3526	P3527	T3528	D3529	Q3530	D3531	L3532	I3533	M3534	L3535	A3536	K3537	T3538	R3539	Y3540	A3541	L3542	K3543	D3544	T3545	D3546	E3547	E3548	V3549	R3550	E3551	F3552	L3553	K3554	N3555	N3556	L3557	L3558	L3559	Q3560	K3561	K3562	V3563	E3564	G3565	S3566	P3567	S3568	L3569	R3570	M3571	Q3572	M3573			
E2913	K2914	E2915	K2916	E2917	R2918	D2919	R2920	E2921	K2922	A2923	Q2924	E2925	V2926	L2927	K2928	F2929	L2930	Q2931	M2932	N2933	G2934	Y2935	A2936	V2937	T2938	R2939	GLY	LEU	LYS	ASP	MET	GLU	L2946	D2947	T2948	S2949	R2888	S2950	I2951	E2952	Q2892	E2893	L2894	E2895	A2896	F2957	G2958	F2959	L2960	Q2961	Q2962	L2963	L2964	R2965	W2966	M2967	D2968	L2969	Q2970	H3028	Q2971	E2972
F2973	T2974	A2975	H2976	L2977	E2978	A2979	V2980	V2981	S2982	S2983	G2984	R2985	V2986	E2987	K2988	S2989	P2990	H2991	E2992	Q2993	E2994	I2995	K2996	F2997	P2998	A2999	K3000	I3001	L3002	L3003	P3004	L3005	I3006	N3007	Q3008	F3009	F3010	T3011	N3012	H3013	C3014	L3015	Y3016	F3017	A3077	R3078	T3079	S3019	T3020	P3021	A3022	K3023	V3024	R2965	W2966	S3027	G3028	G3029	H3030	A3031	S3032	
M3033	K3034	E3035	K3036	E3037	M3038	I3039	T3040	S3041	L3042	F3043	C3044	K3045	L3046	A3047	A3048	L3049	V3050	R3051	G3052	R3053	V3054	S3055	L3056	F3057	G3058	T3059	D3060	A3061	P3062	A3063	V3064	V3065	N3066	C3067	L3068	H3069	I3070	L3071	A3072	R3073	S3074	L3075	D3076	A3077	R3078	T3079	V3080	K3081	S3082	S3083	G3084	F3085	E3086	L3087	V3088	K3089	A3090	G3091	L3092			
F3095	F3096	E3097	S3098	A3099	S3100	E3101	D3102	I3103	E3104	K3105	M3106	V3107	E3108	N3109	L3110	R3111	L3112	G3113	K3114	V3115	S3116	GLN	ALA	ARG	THR	GLN	VAL	K3123	G3124	V3125	G3126	Q3127	N3128	L3129	T3130	Y3131	T3132	T3133	V3134	A3135	L3136	L3137	P3138	V3139	L3140	T3141	T3142	L3143	F3144	H3145	I3147	A3148	H3150	Q3151	F3152	G3153						
D3154	D3155	V3156	I3157	L3158	D3159	D3160	V3161	K3162	V3163	S3164	C3165	R3166	R3167	T3168	L3169	G3170	S3171	I3172	V3173	S3174	L3175	G3176	T3177	T3178	K3179	N3180	T3181	V3182	V3183	E3184	K3185	L3186	R3187	F3188	A3189	L3190	G3191	E3192	C3193	L3194	A3195	R3196	L3197	A3198	A3199	A3200	K3201	P3202	V3203	A3204	F3205	L3206	E3207	P3208	Q3209	L3210	E3211	E3212	Y3213			
N3214	A3215	C3216	S3217	R3218	Y3219	T3220	K3221	K3222	P3223	P3224	R3225	E3226	R3227	A3228	I3229	L3230	G3231	L3232	P3233	N3234	R3235	V3236	E3237	E3238	Q3239	M3240	C3241	D3242	I3243	P3244	V3245	L3246	D3247	R3248	A3249	M3250	A3251	D3252	I3253	G3254	G3255	L3256	A3257	E3258	S3259	G3260	A3261	R3262	Y3263	T3264	N3265	M3266	P3267	H3268	V3269	I3270	E3271	I3272	T3273			
L3274	P3275	M3276	L3277	K3278	S3279	Y3280	L3281	R3282	K3283	W3284	V3285	E3286	R3287	G3288	P3289	E3290	A3291	P3292	P3293	R3294	A3295	L3296	P3297	A3298	G3299	A3300	P3301	P3302	P3303	C3304	T3305	A3306	V3307	T3308	S3309	D3310	H3311	A3312	L3312	N3313	S3314	L3315	L3316	G3317	N3318	L3319	L3320	R3321	L3322	L3323	V3324	N3325	N3326	L3327	K3328	L3329	D3330	E3331	A3332	T3333		
M3334	M3335	K3336	R3337	L3338	A3339	V3340	F3341	A3342	Q3343	P3344	I3345	V3346	S3347	R3348	A3349	R3350	P3351	E3352	L3353	L3354	H3355	S3356	H3357	F3358	I3359	P3360	T3361	K3362	G3363	R3364	L3365	R3366	K3367	R3368	A3369	G3370	K3371	V3372	V3373	A3374	E3375	E3376	E3377	Q3378	G3379	R3380	L3381	E3382	A3383	K3384	A3385	E3386	A3387	E3388	E3389	G3390	E3391	L3392	L3393			
V3394	R3395	D3396	E3397	S3398	V3399	V3400	L3401	C3402	R3403	D3404	L3405	V3406	A3407	L3408	Y3409	P3410	L3411	L3412	I3413	R3414	V3415	V3416	D3417	N3418	N3419	A3420	H3421	H3422	W3423	L3424	T3425	E3426	P3427	N3428	A3429	N3430	A3431	E3432	E3433	L3434	F3435	R3436	M3437	V3438	G3439	E3440	I3441	F3442	I3443	Y3444	W3445	S3446	K3447	S3448	H3449	M3450	F3451	F3452	R3453	L3454		
E3454	E3455	Q3456	N3457	F3458	V3459	V2460	Q3461	N3462	E3463	I3464	N3465	N3466	M3467	S3468	F3469	L3470	T3471	A3472	D3473	S3474	K3475	S3476	K3477	M3478	A3479	LYS	ALA	GLY	ASP	ALA	GLN	SER	GLY	GLY	SER	ASP	GLN	GLU	ARG	THR	LYS	LYS	R3498	R3499	G3500	D3501	R3502	Y3503	S3504	V3505	V3506	T3507	S3508	L3509	L3510	V3511	A3512	T3513				



● Molecule 1: Ryanodine receptor 1

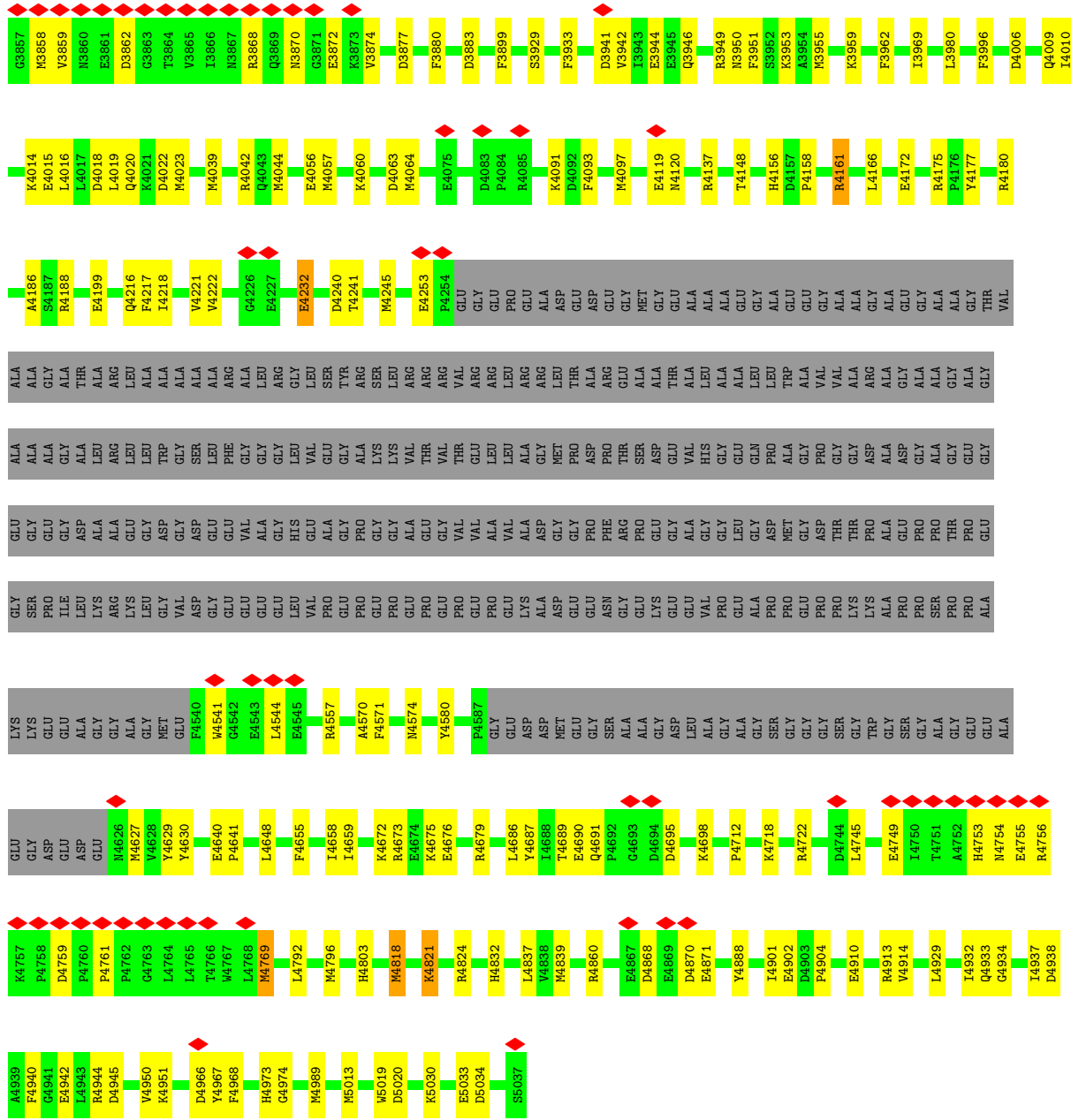




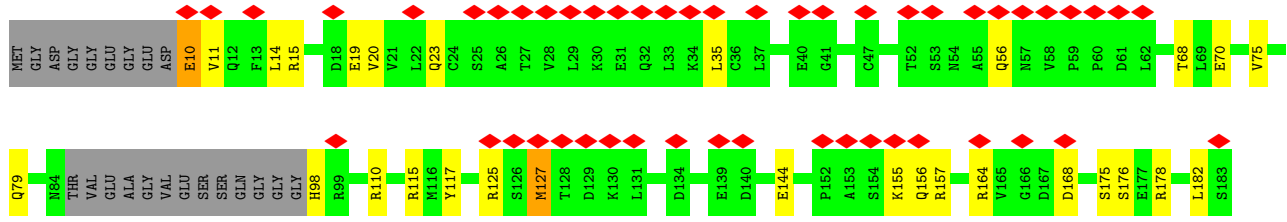
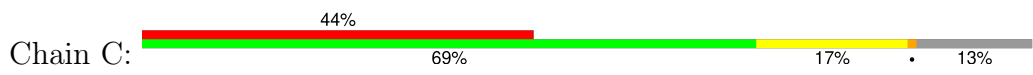


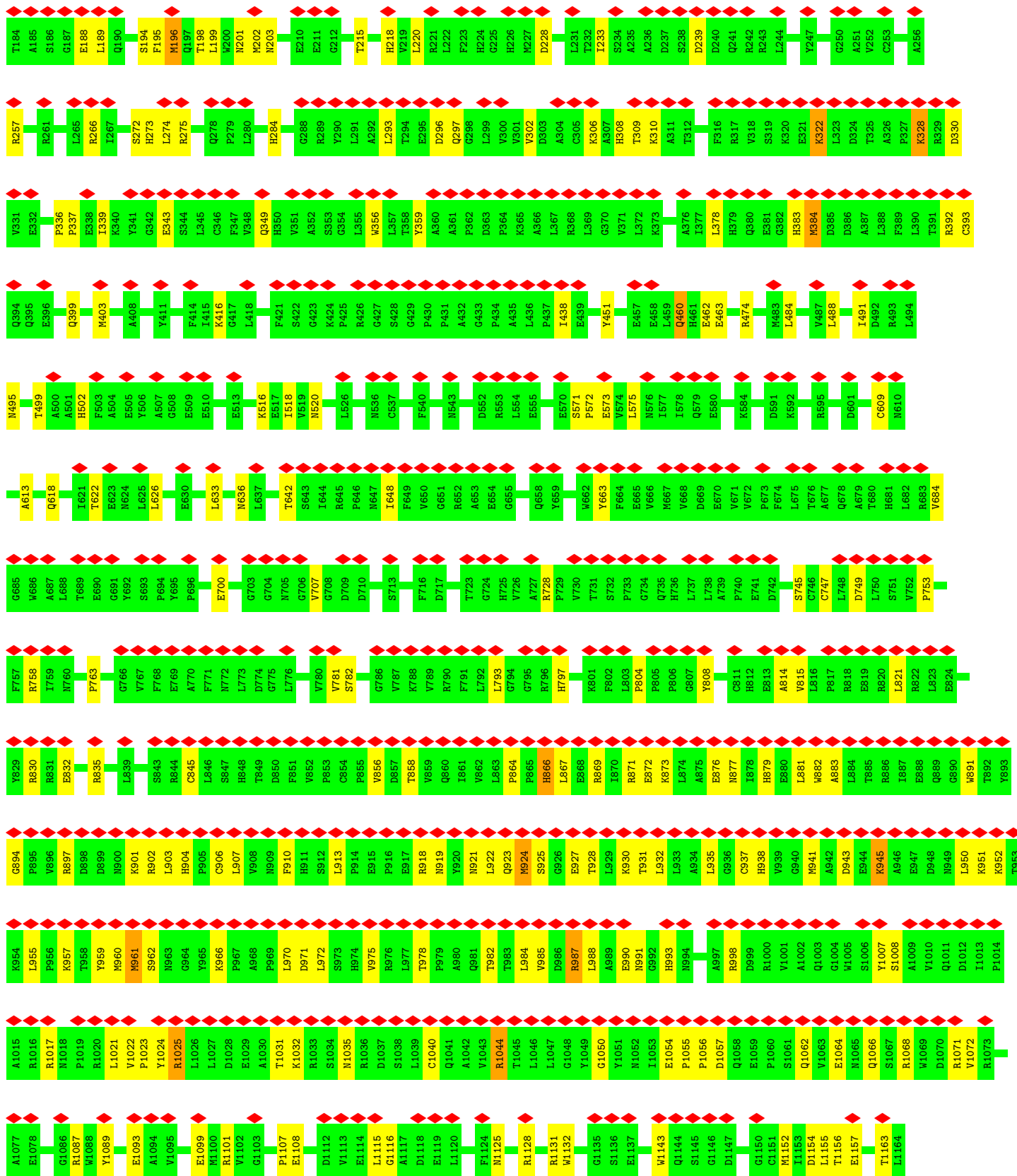
Y2908	THR	H2788	S2668	L2607	F2541	Q2475	GLU	Y2381	Y2256	Q2127	L2046
D2909	TYR	P2789	E2669	M2608	S2542	I2476	HIS	L2332	Y2256	Q2127	GLU
T2910	ASP	M2790	E2670	A2609	E2545	P2477	PHE	L2333	L2257	L2138	GLU
L2911	PRO	L2791	E2671	L2610	M2546	T2478	GLY	F2334	L2258	L2138	GLU
A2913	ARG	P2792	E2672	G2611	A2547	G2480	GLU	L2335	E2259	L2155	GLU
A2914	GLU	R2793	H2673	R2612	A2548	K2481	ALA	L2336	G2262	L2165	PRO
K2915	GLY	D2794	L2674	R2613	L2549	K2482	GLY	L2337	T2263	L2166	PRO
M2856		Y2795	T2675	L2614	R2551	D2483	GLU	L2338	G2264	L2167	GLU
P2857		K2796	R2676	R2615	R2552	G2484	THR	L2339	L2265	L2167	GLU
Q2858		F2797	R2677	F2616	R2553	A2484	THR	L2340	G2266	Q2169	THR
R2859		S2798	S2678	M2617	Y2554	L2485	LEU	L2341	M2267	M2170	LEU
P2860		E2799	L2679	M2618	R2555	V2486	LEU	L2342	Q2268	Q2173	LEU
D2861		G2800	W2680	L2619	I2562	A2487	LEU	L2343	G2269	E2174	LEU
L2862		D2801	G2681	L2620	T2563	Q2488	LEU	L2344	S2270	L2175	LEU
S2863		K2802	I2682	Q2621	A2492	P2489	LEU	L2345	T2271	N2176	LEU
G2864		E2803	F2683	H2622	K2564	K2489	LEU	L2346	P2272	L2177	LEU
V2865		L2804	D2684	L2623	S2566	K2490	LEU	L2347	L2273	M2178	LEU
T2866		I2805	R2685	R2624	C2568	M2491	LEU	L2348	D2282	M2186	LEU
L2867		Y2806	S2686	R2625	F2569	S2492	LEU	L2349	N2283	V2190	GLU
S2868		R2807	L2687	L2626	F2570	A2494	LEU	L2350	Q2290	F2191	THR
R2869		W2808	A2687	V2627	A2571	V2495	LEU	L2351	L2290	W2192	VAL
E2870		P2809	H2688	F2628	G2572	P2496	LEU	L2352	Q2291	Y2193	ARG
E2871		L2810	R2689	D2629	E2573	D2497	LEU	L2353	E2292	Q2193	VAL
Q2872		K2811	K2690	W2630	H2498	H2498	LEU	L2354	Q2293	H2194	LYS
A2873		E2812	Y2691	V2631	K2499	K2499	LEU	L2355	D2294	M2198	LYS
M2874		S2813	D2692	L2632	L2504	L2504	LEU	L2356	E2296	L2201	LYS
A2875		L2814	Q2693	L2633	F2505	F2505	LEU	L2357	K2297	G2202	GLU
E2876		K2815	E2694	L2634	L2506	L2506	LEU	L2358	W2298	M2203	GLU
Q2877		A2816	L2695	M2635	G2511	G2511	LEU	L2359	V2299	V2210	GLU
L2878		M2817	R2696	E2636	E2512	E2512	LEU	L2360	Y2301	M2211	GLU
A2879		L2818	Y2697	F2637	L2513	L2513	LEU	L2361	L2302	G2212	GLU
E2880		W2819	M2698	A2637	E2514	E2514	LEU	L2362	L2303	N2213	LEU
N2881		E2820	A2699	M2638	Q2515	Q2515	LEU	L2363	A2303	N2214	PRO
Y2882		M2821	M2700	P2640	D2516	D2516	LEU	L2364	G2304	G2215	ALA
H2883		T2822	C2702	L2641	F2517	F2517	LEU	L2365	C2305	G2216	GLU
M2884		L2823	L2703	K2642	H2518	H2518	LEU	L2366	G2306	G2217	GLU
T2885		I2824	L2704	L2643	L2519	L2519	LEU	L2367	Q2307	G2218	GLU
W2886		E2824	C2705	L2644	H2520	H2520	LEU	L2368	S2309	T2220	GLU
G2887		K2825	A2706	T2645	V2587	V2587	LEU	L2369	C2310	K2221	GLU
R2888		A2826	G2707	M2646	R2588	R2588	LEU	L2370	P2311	E2222	GLU
K2889		O2827	A2708	H2647	L2589	L2589	LEU	L2371	M2312	E2223	GLU
K2890		E2828	G2709	Y2648	S2590	S2590	LEU	L2372	L2313	I2224	GLU
L2891		G2829	L2710	E2649	R2591	R2591	LEU	L2373	L2314	F2225	GLU
Q2892		E2830	L2711	R2650	G2592	G2592	LEU	L2374	L2315	P2226	GLU
GLU		GLU	P2712	C2651	R2593	R2593	LEU	L2375	G2316	K2227	GLU
ARG		ARG	F2713	W2652	L2594	L2594	LEU	L2376	Q2317	M2228	GLU
THR		THR	D2714	Y2655	P2594	P2594	LEU	L2377	Y2318	Y2238	GLU
GLU		GLU	Y2714	C2656	L2595	L2595	LEU	L2378	P2319	Y2239	GLU
LYS		LYS	V2715	R2657	K2597	K2597	LEU	L2379	D2320	T2242	GLU
LYS		LYS	D2716	P2658	A2598	A2598	LEU	L2380	I2321	S2243	GLU
THR		THR	A2717	T2659	Q2599	Q2599	LEU	L2381	G2322	R2244	GLU
LYS		LYS	S2718	T2659	R2600	R2600	LEU	L2382	C2326	Q2327	GLU
ARG		ARG	Y2719	G2660	D2601	D2601	LEU	L2383	G2327	R2330	GLU
ILE		ILE	Y2720	W2661	L2602	L2602	LEU	L2384	ARG	ARG	GLU
GLN		GLN	S2721	A2662	I2603	I2603	LEU	L2385	ASP	ASP	GLU
L2904		L2904	K2722	E2663	E2604	E2604	LEU	L2386	ARG	ARG	GLU
L2905		L2905	A2723	F2664	D2605	D2605	LEU	L2387	ARG	ARG	GLU
V2906		V2906	E2724	G2665	C2606	C2606	LEU	L2388	ARG	ARG	GLU
K2907		K2907	K2725	V2666	T2667	T2667	LEU	L2389	ARG	ARG	GLU
			ALA				ALA	L2390			


K3723	R3629	L3569	H5449	E3389	I3329	V3269	Q3209	Q3149	V3088	G3028	D2968
K3731	R3630	R3570	N3450	G3390	D3330	I3270	L3210	H3150	K3089	G3029	I2969
H3734	A3631	W3571	F3451	E3391	E3331	E3271	N3210	Q3151	A3090	H3030	S2970
L3735	V3632	Q3572	K3452	L3392	A3332	I3272	F3212	F3152	G3091	A3031	Q2971
E3736	V3633	R3573	R3453	T3393	T3333	T3273	Y3213	G3153	L3092	S3032	E2972
GLU	A3634	A3574	E3453	V3394	W3334	L3274	N3214	D3154	F3095	N3033	F2973
GLY	C3635	L3575	R3395	R3395	M3335	P3275	A3215	D3155	F3096	K3034	I2974
GLY	F3636	Y3576	D3396	D3396	K3336	W3276	C3216	V3156	F3097	E3035	A2975
GLU	R3637	R3577	E3397	E3397	R3337	I3277	S3217	I3157	E3097	K3036	H2976
ASN	M3638	F3458	F3398	F3398	L3338	C3278	W3218	L3158	S3098	E3037	L2977
GLY	T3639	V3459	S3399	S3399	A3339	S3279	Y3219	L3158	A3099	M3038	E2978
GLU	P3640	V3460	V3400	V3400	V3340	V3280	T3220	D3160	S3100	I3039	A2979
ALA	Y3642	Q3461	L3401	L3401	F3341	L3281	K3221	E3101	T3040	T3040	V2980
GLU	N3643	N3462	C3402	C3402	A3342	P3282	Q3222	D3102	S3041	S3041	W2981
GLU	E3648	R3403	R3403	R3403	Q3343	R3283	S3223	I3103	L3042	L3042	S2982
GLU	E3652	D3404	D3404	D3404	P3344	W3284	P3224	E3104	F3043	F3043	S2983
GLU	M3652	L3405	L3405	L3405	W3285	W3285	R3225	K3105	C3044	C3044	G2984
GLU	E3665	N3466	N3466	N3466	V3346	E3286	E3226	M3106	K3045	K3045	G2985
GLU	D3666	K3467	A3407	A3407	S3347	R3287	R3227	V3107	L3046	L3046	V2986
GLU	D3672	L3408	L3408	L3408	R3348	G3288	A3228	E3108	A3047	A3047	E2987
GLU	E3590	Y3409	Y3409	Y3409	A3349	P3289	I3229	M3109	A3048	A3048	K2988
GLU	K3591	P3410	P3410	P3410	R3350	L3229	L3230	L3110	L3049	L3049	S2989
GLU	L3592	L3411	L3411	L3411	P3351	A3291	G3231	R3111	V3050	V3050	P2990
GLU	L3593	L3412	L3412	L3412	A3352	P3292	L3232	L3112	R3051	R3051	H2991
GLU	R3594	I3413	I3413	I3413	L3353	P3293	P3233	G3113	H3052	H3052	E2992
GLU	R3595	R3414	R3414	R3414	L3354	P3294	N3234	K3114	R3053	R3053	Q2993
GLU	V3596	Y3415	Y3415	Y3415	H3355	A3295	S3235	V3115	V3054	V3054	E2994
GLU	Q3597	V3416	V3416	V3416	S3356	L3296	V3236	G3176	S3055	S3055	I2995
GLU	E3598	D3417	D3417	D3417	H3357	P3297	E3237	T3177	R2996	R2996	K2996
GLU	V3599	N3419	N3419	N3419	I3359	E3298	E3238	T3178	ARG	F3056	ALA
GLU	S3600	R3420	R3420	R3420	F3360	G3299	M3239	K3179	THR	F3057	F2997
GLU	A3601	A3421	A3421	A3421	P3361	A3300	C3240	N3180	GLN	A2999	A2999
GLU	V3602	H3422	H3422	H3422	T3362	P3301	P3241	T3181	VAL	D3060	K3000
GLU	L3603	W3423	W3423	W3423	I3363	P3302	D3242	Y3182	K3123	A3061	I3001
GLU	H3605	L3424	L3424	L3424	G3363	C3304	I3243	G3124	G3124	P3062	L3002
GLU	L3606	T3425	T3425	T3425	R3364	C3304	P3244	V3125	V3125	A3063	L3003
GLU	E3607	E3426	E3426	E3426	L3365	T3305	V3245	K3185	Q3127	V3064	P3004
GLU	E3547	P3427	P3427	P3427	R3366	A3306	L3246	L3186	L3186	V3065	L3005
GLU	E3548	N3428	N3428	N3428	K3367	V3307	D3247	N3128	N3128	N3066	I3006
GLU	V3549	A3429	A3429	A3429	A3369	T3308	R3248	L3129	L3129	C3067	N3007
GLU	R3550	ARG	ARG	ARG	S3309	A3189	L3249	T3130	T3130	L3068	Q3008
GLU	E3551	THR	THR	THR	D3310	G3191	M3250	Y3131	Y3131	H3069	Y3009
GLU	F3552	LVS	LVS	LVS	H3311	H3311	A3251	T3132	T3132	I3070	F3010
GLU	L3553	E3432	E3432	E3432	L3312	L3312	D3252	T3133	T3133	L3071	T3011
GLU	Q3554	L3434	L3434	L3434	N3313	N3313	I3253	V3134	V3134	A3072	R3012
GLU	N3555	F3435	F3435	F3435	S3314	S3314	G3254	A3135	A3135	R3073	H3013
GLU	L3557	R3436	R3436	R3436	L3315	L3315	G3255	L3136	L3136	S3074	C3014
GLU	L3557	M3437	M3437	M3437	L3256	L3256	L3256	L3137	L3137	L3075	L3015
GLU	R3502	V3438	V3438	V3438	G3317	A3257	A3257	P3138	P3138	D3076	Y3016
GLU	Y3503	G3439	G3439	G3439	N3318	N3318	E3258	V3139	V3139	A3077	F3017
GLU	S3504	E3440	E3440	E3440	I3319	I3319	S3259	L3140	L3140	R3078	L3018
GLU	Q3506	F3442	F3442	F3442	L3320	L3320	G3260	T3141	T3141	T3079	S3019
GLU	T3507	I3443	I3443	I3443	R3321	R3321	A3261	T3142	T3142	V3080	T3020
GLU	S3508	T3444	T3444	T3444	T3322	T3322	R3262	L3143	L3143	M3081	P3021
GLU	R3498	W3445	W3445	W3445	I3323	I3323	Y3263	Q3145	Q3145	K3082	A3022
GLU	R3499	S3446	S3446	S3446	A3383	A3383	T3264	H3146	H3146	S3083	K3023
GLU	D3500	K3447	K3447	K3447	K3384	K3384	N3325	T3147	T3147	G3084	V3024
GLU	R3502	S3448	S3448	S3448	A3386	A3386	E3266	A3148	A3148	P3085	G3026
GLU	R3502	S3508	S3508	S3508	E3387	E3387	H3268			I3087	G3026
GLU	R3502	S3508	S3508	S3508	E3387	E3387	H3268			I3087	G3026



• Molecule 1: Ryanodine receptor 1






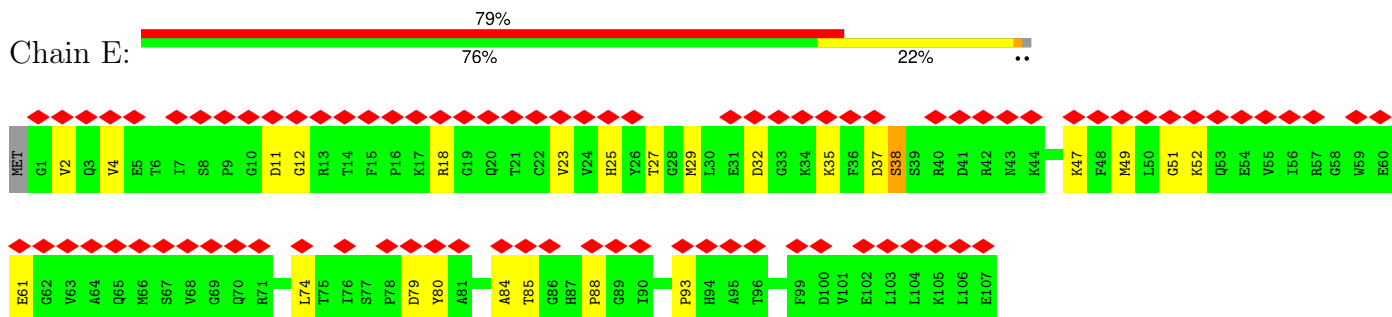


H3030	S2970	T2910	ASP	M2790	E2670	A2609	G2545	P2477	L2332	Y2256
A3031	Q2971	L2911	PRO	L2791	E2671	L2610	M2546	T2478	D2333	L2257
S3032	E2972	T2912	ARG	R2792	L2672	C2611	A2547	L2479	D2334	L2258
N3033	F2973	A2913	GLY	P2793	H2673	Y2613	L2548	G2480	F2335	E2259
K3034	L2974	K2914	M2794	Y2794	L2674	Y2614	A2549	K2481	R2336	
E3035	A2975	E2915	M2855	K2795	T2675	R2615	T2551	G2482	V2341	G2262
K3036	H2976	K2916	P2857	T2796	R2676	P2616	R2552	K2483	E2348	L2263
E3037	L2977	A2917	Q2858	F2797	K2677	S2617	L2553	L2484	R2355	G2266
I3038	E2978	R2918	P2859	R2798	L2678	M2618	L2554	L2485	M2415	L2265
V3039	A2979	E2919	P2860	V2799	F2679	L2619	L2555	V2486	R2416	G2267
T3040	V2980	R2920	D2861	K2800	W2680	Q2620	L2556	Q2487	L2417	Q2268
S3041	V2981	E2921	E2741	D2801	G2681	H2621	L2557	P2488	L2418	S2270
L3042	S2982	K2922	L2742	R2802	P2682	L2622	L2558	K2489	H2419	P2272
F3043	S2983	A2923	L2743	E2803	F2683	H2623	L2559	L2490	G2419	L2273
C3044	G2984	Q2924	M2744	L2804	L2684	L2624	L2560	M2491	M2423	
K3045	R2985	E2925	V2745	Y2805	S2685	R2625	L2561	A2492		
L3046	T2986	L2926	L2746	Y2806	L2686	R2626	L2562	S2493	C2363	D2282
A3047	E2987	L2927	I2747	W2807	L2687	V2627	L2563	F2494	F2364	N2283
A3048	K2988	K2928	P2748	P2808	H2688	Y2628	L2564	P2495	F2365	L2290
L3049	S2989	F2929	E2749	P2809	K2689	D2629	L2565	P2496	G2366	Q2291
V3050	P2990	L2930	K2750	K2810	K2690	V2630	L2566	D2497	P2367	E2292
H3051	H2991	Q2931	L2751	Y2811	Y2691	P2631	L2567	H2498	L2430	Q2293
H3052	E2992	M2932	D2752	E2812	D2692	L2632	L2568	K2499	L2432	D2294
Q3053	Q2993	N2933	F2753	S2813	Q2693	L2633	L2569	L2504	G2370	L2295
V3054	E2994	G2934	M2754	K2814	E2694	L2634	L2570	F2505	E2371	E2296
I2995	A2995	A2935	I2755	K2815	E2695	M2635	L2571	P2506	G2372	K2297
K2996	K2996	A2936	K2756	A2816	L2696	E2636	L2572	L2507	G2373	V2298
F2997	V2997	A2937	K2757	M2816	Y2696	F2637	L2573	G2511	S2374	V2299
F2998	T2998	T2938	F2758	L2817	R2697	A2638	L2574	L2512	G2375	S2300
A2999	R2999	R2939	A2759	A2818	M2698	A2639	L2575	E2513	G2376	L2302
K3000	E2999	E2939	E2760	Y2819	A2699	M2640	L2576	M2514	L2377	A2303
I3001	K3000	GLY	Y2761	E2820	M2700	P2641	L2577	Q2515	A2378	G2304
L3002	L3002	LEU	T2762	W2821	P2701	L2642	L2578	D2516	E2449	G2306
L3003	L3003	LYS	H2763	Y2822	C2702	K2643	L2579	F2517	L2452	L2307
P3004	P3004	ASP	E2764	T2823	L2703	L2644	L2580	L2518	R2453	Q2308
L3005	L3005	GLU	E2765	L2824	C2704	L2645	L2581	H2520	R2454	S2309
I3006	I3006	L2946	K2766	E2825	A2705	T2646	L2582	V2521	L2457	C2310
N3007	N3007	D2947	A2767	K2826	A2707	M2646	L2583	L2522	R2458	P2311
Q3008	Q3008	T2948	F2768	A2827	G2708	H2647	L2584	D2523	S2459	W2312
Y3009	Y3009	S2949	D2769	A2828	A2709	H2648	L2585	Y2524	S2387	L2313
F3010	F3010	S2950	K2770	G2829	A2710	E2649	L2586	G2525	G2388	L2314
T3011	T3011	E2952	I2771	E2830	L2710	R2650	L2587	V2461	L2460	L2315
N3012	N3012	K2953	Q2772	GLU	P2711	C2651	L2588	P2462	L2463	A2316
H3013	H3013	ARG	M2773	ARG	P2712	G2652	L2589	L2463	L2464	K2317
C3014	C3014	THR	L2894	THR	D2713	W2653	L2590	S2528	D2464	Y2318
C3015	C3015	GLY	W2775	GLY	Y2714	L2654	L2591	F2526	D2465	P2319
L3016	L3016	LYS	S2776	LYS	Y2715	L2655	L2592	P2527	L2466	I2320
F3017	F3017	LYS	Y2777	LYS	D2716	C2656	L2593	L2527	L2467	I2321
L3018	L3018	THR	G2778	THR	A2717	L2657	L2594	P2528	I2469	G2322
S3019	S3019	ARG	E2779	ARG	S2718	C2658	L2595	L2529	L2470	R2326
L3020	L3020	LYS	Y2780	LYS	Y2719	F2659	L2596	R2531	I2472	G2327
P3021	P3021	ILE	W2781	ILE	S2720	M2660	L2597	A2532	L2473	
A3022	A3022	THR	D2782	THR	S2721	W2661	L2598	A2533	L2474	
K3023	K3023	GLN	L2893	GLN	K2722	A2662	L2603	A2534	P2475	
V3024	V3024	ALA	E2783	ALA	A2723	N2663	L2604	S2535	Q2475	
L3025	L3025	GLN	E2784	GLN	A2724	F2664	L2605	L2536	L2476	
G3026	G3026	THR	L2785	THR	E2724	G2665	L2606	L2537		
E3027	E3027	TVR	K2786	TVR	K2725	V2666	L2607	L2538		
G3028	G3028	ALA	H2788	ALA	T2787	T2667	L2608	T2539		
K3029	K3029	VAL	P2789	VAL	E2668	E2669		S2541		

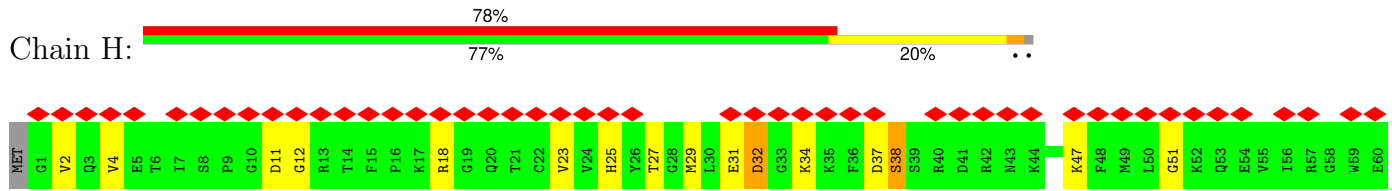
D4018	E3861	K3731	A3631	W3571	F3451	E3391	E3331	E3271	N3211	Q3151	A3090
L4019	D3862	H3734	V3632	Q3572	K3452	L3392	A3332	I3272	E3212	F3152	G3091
R4020	G3863	L3735	V3633	K3573	R3453	L3393	T3333	T3273	E3213	F3153	L3092
D4022	T3864	E3736	A3634	A3574	E3454	V3394	W3334	L3274	N3214	D3154	F3095
M4023	R3865	G3736	C3635	L3575	E3455	R3395	M3335	P3275	C3215	V3155	F3096
M4039	I3867	GLY	F3636	Y3576	N3457	D3396	K3336	M3276	A3216	D3156	E3097
R4042	R3868	GLY	F3637	R3577	R3458	R3397	R3337	L3277	S3217	I3157	S3098
Q4043	R3869	GLY	T3638	G3578	F3459	F3398	L3338	C3278	V3218	L3158	A3099
M4044	Q3869	ASN	P3640	L3579	R3459	S3399	A3339	S3279	Y3219	D3159	S3100
E4056	N3870	GLY	P3641	P3520	V3460	V3400	V3340	Y3280	T3220	D3160	E3101
R4060	G3871	ALA	L3642	G3521	Q3461	L3401	F3341	L3281	T3221	V3161	D3102
D4063	R3872	GLY	R3582	L3522	N3462	C3402	A3342	P3282	K3222	Q3162	I3103
M4064	K3873	GLY	E3583	N3523	E3463	R3403	Q3343	R3283	S3223	V3163	E3104
E4075	R3874	GLY	R3648	M3524	I3464	D3404	P3344	W3284	P3224	S3164	K3105
D4083	D3877	V3749	M3652	C3525	N3465	L3405	I3345	W3285	R3225	C3165	M3106
P4084	D3878	E3750	R3653	A3526	N3466	Y3406	V3346	E3286	E3226	Y3166	V3107
R4085	E3879	S3752	E3665	P3527	M3467	A3407	S3347	R3287	R3227	R3167	E3108
K4091	F3880	F3753	D3666	D3528	S3468	L3408	R3348	G3288	A3228	T3168	N3109
F4093	D3883	E3754	R3672	P3529	F3469	Y3409	A3349	P3289	I3229	L3169	L3110
Q4094	F3889	E3755	K3673	Q3530	L3470	P3410	R3350	E3290	L3230	C3170	R3111
K4095	S3929	K3756	G3681	D3531	T3471	L3411	P3351	A3291	G3231	S3171	L3112
M4097	F3933	E3757	E3682	L3532	A3472	L3412	E3352	P3292	P3232	I3172	G3113
E4119	Q3946	M3758	R3683	I3533	D3473	T3413	L3353	P3293	P3233	Y3173	K3114
N4120	R3949	R3759	E3684	M3534	R3474	R3414	L3354	P3294	N3234	S3174	W3115
R4137	F3951	R3761	E3685	L3535	K3475	Y3415	H3355	A3295	S3235	L3175	S3116
T4148	F3952	R3762	E3686	A3536	S3476	V3416	S3356	L3296	V3236	G3176	ALA
R4156	K3953	Q3763	E3687	T3538	K3477	D3417	H3357	P3297	E3237	T3177	ALA
D4157	S3954	R3764	E3688	R3539	M3478	N3418	F3358	A3298	E3238	R3178	ARG
P4158	F3955	S3765	E3689	Y3540	A3479	N3419	I3359	G3299	E3239	K3179	THR
R4161	F3956	H3771	S3600	A3641	GLY	R3420	P3360	A3300	C3240	N3180	GLN
L4166	Q3957	M3793	A3601	A3642	ASP	A3421	T3361	P3301	P3241	T3181	VAL
E4172	R3958	R3604	L3603	L3642	ALA	H3422	I3362	P3302	P3242	Y3182	K3123
R4175	K3959	Y3604	H3605	T3645	GLN	R3423	G3363	P3303	I3243	V3183	G3124
L4180	F3962	H3606	H3606	T3646	SER	L3424	R3364	C3304	P3244	E3184	V3125
R4175	I3969	L3606	L3606	D3646	GLY	T3425	L3365	T3305	V3245	K3185	G3126
F4176	L3966	E3607	E3607	E3647	GLY	E3426	R3366	A3306	L3246	R3186	Q3127
Y4177	T3708	Q3608	Q3608	E3648	SER	P3427	K3367	V3307	D3247	R3187	R3128
R4180	F3705	T3609	T3609	E3649	ASP	R3428	R3368	T3308	P3188	P3187	L3129
A4186	T3708	E3610	E3610	V3649	GLU	A3429	A3369	S3309	A3189	A3189	T3130
S4187	L3709	R3612	R3612	R3550	THR	N3430	G3370	D3310	G3191	G3191	Y3131
R4188	L3710	F3613	F3613	F3551	LVS	A3431	K3371	H3311	E3192	E3192	T3132
E4006	T3711	L3614	L3614	L3553	LVS	E3433	V3372	L3312	D3252	D3252	T3133
Q4009	E3712	S3615	S3615	Q3554	R3498	L3434	V3373	N3313	I3253	I3253	V3134
I4010	K3713	K3616	K3616	N3555	R3499	S3314	A3374	S3314	G3254	G3254	A3135
K4014	L3714	R3617	R3617	M3556	G3500	L3315	E3375	L3315	G3255	G3255	L3136
E4015	D3717	A3618	A3618	L3557	D3501	R3436	E3376	L3316	L3256	L3256	L3137
L4016	R3718	V3619	V3619	H3558	R3502	M3437	E3377	G3317	A3257	A3257	F3138
L4017	D3719	W3620	W3620	L3559	Y3503	G3439	Q3378	E3258	E3258	E3258	L3140
E4017	Y3720	H3621	H3621	Q3560	S3504	E3440	R3380	L3320	S3259	S3259	T3141
F4017	L3721	K3622	K3622	G3561	V3505	L3441	L3381	R3321	A3261	A3261	T3142
Q4017	Y3722	L3623	L3623	K3562	V3505	F3442	E3382	I3322	M3201	M3201	T3143
F4017	M3723	V3563	V3563	E3564	S3508	I3443	A3383	Y3263	V3202	V3202	F3144
F4017	S3625	G3564	G3564	G3565	R3508	T3444	K3384	T3264	A3204	A3204	Q3145
F4017	Q3627	S3566	S3566	S3567	L3509	W3445	A3385	F3205	F3205	F3205	H3146
F4017	R3628	P3567	P3567	S3568	L3510	R3447	E3386	M3206	M3206	M3206	T3147
F4017	R3629	R3568	R3568	L3569	I3510	S3448	A3387	E3207	E3207	E3207	A3148
F4017	R3630	L3569	L3569	R3570	I3510	H3449	E3388	P3208	P3208	P3208	Q3149
F4017	R3630	R3570	R3570			H3450	E3389	Q3209	Q3209	Q3209	H3150

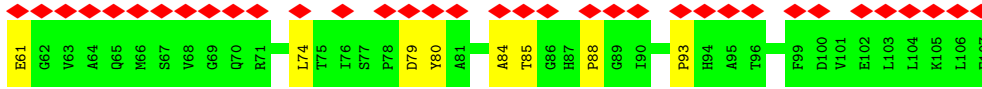


● Molecule 2: Peptidyl-prolyl cis-trans isomerase FKBP1A

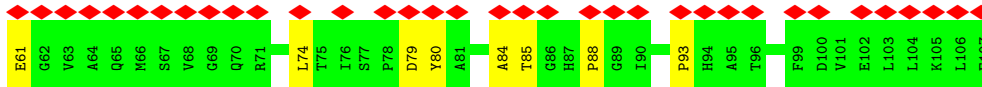
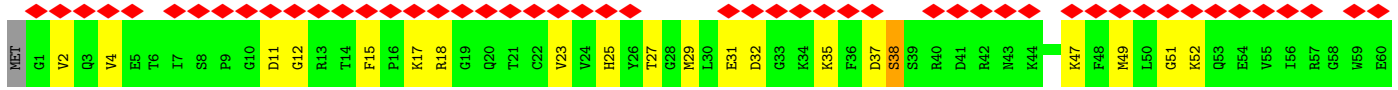
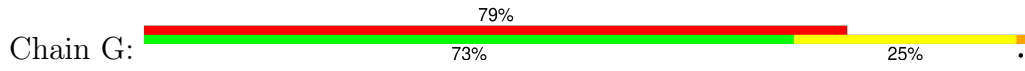


● Molecule 2: Peptidyl-prolyl cis-trans isomerase FKBP1A

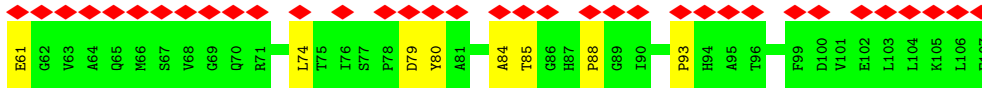
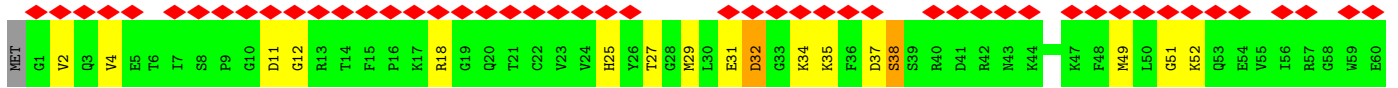
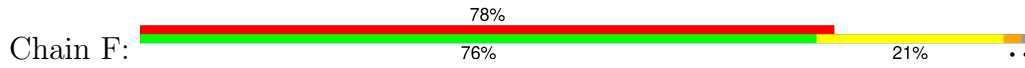




● Molecule 2: Peptidyl-prolyl cis-trans isomerase FKBP1A



● Molecule 2: Peptidyl-prolyl cis-trans isomerase FKBP1A



4 Experimental information

Property	Value	Source
EM reconstruction method	SINGLE PARTICLE	Depositor
Imposed symmetry	POINT, Not provided	
Number of particles used	41370	Depositor
Resolution determination method	FSC 0.143 CUT-OFF	Depositor
CTF correction method	PHASE FLIPPING AND AMPLITUDE CORRECTION	Depositor
Microscope	TFS KRIOS	Depositor
Voltage (kV)	300	Depositor
Electron dose ($e^-/\text{\AA}^2$)	58	Depositor
Minimum defocus (nm)	500	Depositor
Maximum defocus (nm)	1500	Depositor
Magnification	Not provided	
Image detector	GATAN K3 BIOQUANTUM (6k x 4k)	Depositor
Maximum map value	0.433	Depositor
Minimum map value	-0.213	Depositor
Average map value	0.000	Depositor
Map value standard deviation	0.016	Depositor
Recommended contour level	0.1	Depositor
Map size (\AA)	427.52, 427.52, 427.52	wwPDB
Map dimensions	512, 512, 512	wwPDB
Map angles ($^\circ$)	90.0, 90.0, 90.0	wwPDB
Pixel spacing (\AA)	0.835, 0.835, 0.835	Depositor

5 Model quality [i](#)

5.1 Standard geometry [i](#)

Bond lengths and bond angles in the following residue types are not validated in this section: ZN, CA, A1BD4, ATP

The Z score for a bond length (or angle) is the number of standard deviations the observed value is removed from the expected value. A bond length (or angle) with $|Z| > 5$ is considered an outlier worth inspection. RMSZ is the root-mean-square of all Z scores of the bond lengths (or angles).

Mol	Chain	Bond lengths		Bond angles	
		RMSZ	# Z >5	RMSZ	# Z >5
1	A	0.33	0/35977	0.52	3/48726 (0.0%)
1	B	0.33	0/35977	0.52	3/48726 (0.0%)
1	C	0.33	0/35977	0.52	3/48726 (0.0%)
1	D	0.33	0/35977	0.52	3/48726 (0.0%)
2	E	0.33	0/850	0.56	0/1146
2	F	0.33	0/850	0.57	0/1146
2	G	0.32	0/850	0.56	0/1146
2	H	0.32	0/850	0.57	0/1146
All	All	0.33	0/147308	0.52	12/199488 (0.0%)

There are no bond length outliers.

All (12) bond angle outliers are listed below:

Mol	Chain	Res	Type	Atoms	Z	Observed(°)	Ideal(°)
1	B	3603	LEU	CA-CB-CG	8.45	134.74	115.30
1	A	3603	LEU	CA-CB-CG	8.44	134.71	115.30
1	D	3603	LEU	CA-CB-CG	8.43	134.69	115.30
1	C	3603	LEU	CA-CB-CG	8.43	134.69	115.30
1	C	3393	LEU	CA-CB-CG	6.08	129.29	115.30
1	D	3393	LEU	CA-CB-CG	6.08	129.28	115.30
1	A	3393	LEU	CA-CB-CG	6.07	129.27	115.30
1	B	3393	LEU	CA-CB-CG	6.07	129.25	115.30
1	D	3478	MET	CA-CB-CG	5.61	122.84	113.30
1	C	3478	MET	CA-CB-CG	5.61	122.84	113.30
1	B	3478	MET	CA-CB-CG	5.59	122.81	113.30
1	A	3478	MET	CA-CB-CG	5.59	122.80	113.30

There are no chirality outliers.

There are no planarity outliers.

5.2 Too-close contacts

In the following table, the Non-H and H(model) columns list the number of non-hydrogen atoms and hydrogen atoms in the chain respectively. The H(added) column lists the number of hydrogen atoms added and optimized by MolProbity. The Clashes column lists the number of clashes within the asymmetric unit, whereas Symm-Clashes lists symmetry-related clashes.

Mol	Chain	Non-H	H(model)	H(added)	Clashes	Symm-Clashes
1	A	35150	0	34797	623	0
1	B	35150	0	34797	614	0
1	C	35150	0	34797	617	0
1	D	35150	0	34797	616	0
2	E	831	0	831	12	0
2	F	831	0	831	13	0
2	G	831	0	831	13	0
2	H	831	0	831	12	0
3	A	31	0	12	0	0
3	B	31	0	12	0	0
3	C	31	0	12	0	0
3	D	31	0	12	0	0
4	A	1	0	0	0	0
4	B	1	0	0	0	0
4	C	1	0	0	0	0
4	D	1	0	0	0	0
5	A	1	0	0	0	0
5	B	1	0	0	0	0
5	C	1	0	0	0	0
5	D	1	0	0	0	0
6	A	10	0	0	0	0
6	B	10	0	0	0	0
6	C	10	0	0	0	0
6	D	10	0	0	0	0
7	A	2	0	0	0	0
7	B	2	0	0	0	0
7	C	2	0	0	0	0
7	D	2	0	0	0	0
All	All	144104	0	142560	2493	0

The all-atom clashscore is defined as the number of clashes found per 1000 atoms (including hydrogen atoms). The all-atom clashscore for this structure is 9.

All (2493) close contacts within the same asymmetric unit are listed below, sorted by their clash magnitude.

Atom-1	Atom-2	Interatomic distance (Å)	Clash overlap (Å)
1:A:4860:ARG:NH1	1:D:4630:TYR:OH	1.88	1.06
1:A:4630:TYR:OH	1:B:4860:ARG:NH1	1.92	1.01
1:B:4630:TYR:OH	1:C:4860:ARG:NH1	1.97	0.96
1:D:4860:ARG:NH1	1:C:4630:TYR:OH	1.97	0.95
1:D:2765:LYS:HZ3	1:D:2857:PRO:HB2	1.38	0.89
1:A:2175:GLU:HG3	1:A:2228:MET:HB3	1.54	0.89
1:D:2175:GLU:HG3	1:D:2228:MET:HB3	1.54	0.89
1:B:2175:GLU:HG3	1:B:2228:MET:HB3	1.54	0.87
1:C:2175:GLU:HG3	1:C:2228:MET:HB3	1.54	0.87
1:C:2765:LYS:HZ3	1:C:2857:PRO:HB2	1.38	0.86
1:B:2765:LYS:HZ3	1:B:2857:PRO:HB2	1.38	0.86
1:B:876:GLU:HG2	1:B:918:ARG:HD3	1.61	0.83
1:A:876:GLU:HG2	1:A:918:ARG:HD3	1.61	0.82
1:D:876:GLU:HG2	1:D:918:ARG:HD3	1.61	0.82
1:C:876:GLU:HG2	1:C:918:ARG:HD3	1.61	0.81
1:B:460:GLN:HE22	1:B:462:GLU:HB3	1.46	0.81
1:C:460:GLN:HE22	1:C:462:GLU:HB3	1.46	0.81
1:A:460:GLN:HE22	1:A:462:GLU:HB3	1.46	0.79
1:D:460:GLN:HE22	1:D:462:GLU:HB3	1.46	0.79
1:D:3577:ARG:HH22	1:D:3582:ARG:HB3	1.48	0.78
1:B:3577:ARG:HH22	1:B:3582:ARG:HB3	1.48	0.78
1:D:2779:GLU:HG3	1:D:2792:ARG:HG2	1.66	0.78
1:C:2779:GLU:HG3	1:C:2792:ARG:HG2	1.66	0.78
1:C:3577:ARG:HH22	1:C:3582:ARG:HB3	1.48	0.77
1:A:3577:ARG:HH22	1:A:3582:ARG:HB3	1.48	0.77
1:B:1759:ARG:HE	1:B:1759:ARG:H	1.30	0.77
1:D:1759:ARG:HE	1:D:1759:ARG:H	1.30	0.77
1:C:1759:ARG:H	1:C:1759:ARG:HE	1.30	0.77
1:A:2779:GLU:HG3	1:A:2792:ARG:HG2	1.66	0.77
1:A:4934:GLY:HA3	1:D:4937:ILE:HD12	1.67	0.76
1:A:1759:ARG:HE	1:A:1759:ARG:H	1.30	0.76
1:B:2779:GLU:HG3	1:B:2792:ARG:HG2	1.66	0.76
1:A:4232:GLU:HG2	1:A:5019:TRP:HE1	1.52	0.75
1:D:2642:LYS:HE2	1:D:2642:LYS:HA	1.69	0.75
1:A:2978:GLU:OE2	1:A:3053:ARG:NH1	2.21	0.74
1:A:1280:GLN:O	1:A:1281:ASN:ND2	2.21	0.74
1:A:2642:LYS:HE2	1:A:2642:LYS:HA	1.69	0.74
1:D:2978:GLU:OE2	1:D:3053:ARG:NH1	2.21	0.74
1:C:2978:GLU:OE2	1:C:3053:ARG:NH1	2.20	0.74
1:B:4232:GLU:HG2	1:B:5019:TRP:HE1	1.52	0.74
1:C:3209:GLN:OE1	1:C:3209:GLN:N	2.19	0.74
1:B:1280:GLN:O	1:B:1281:ASN:ND2	2.21	0.74

Continued on next page...

Continued from previous page...

Atom-1	Atom-2	Interatomic distance (Å)	Clash overlap (Å)
1:C:1280:GLN:O	1:C:1281:ASN:ND2	2.21	0.74
1:A:3209:GLN:N	1:A:3209:GLN:OE1	2.19	0.73
1:D:1280:GLN:O	1:D:1281:ASN:ND2	2.21	0.73
1:C:891:TRP:HA	1:C:902:ARG:HB3	1.70	0.73
1:C:4232:GLU:HG2	1:C:5019:TRP:HE1	1.52	0.73
1:D:3209:GLN:N	1:D:3209:GLN:OE1	2.19	0.73
1:D:3457:ASN:HB3	1:D:3461:GLN:HE22	1.53	0.73
1:C:3623:LEU:HD12	1:C:3624:LEU:HG	1.71	0.73
1:A:3457:ASN:HB3	1:A:3461:GLN:HE22	1.53	0.73
1:A:188:GLU:N	1:A:188:GLU:OE2	2.22	0.73
1:B:2642:LYS:HE2	1:B:2642:LYS:HA	1.69	0.73
1:B:2978:GLU:OE2	1:B:3053:ARG:NH1	2.21	0.73
1:C:188:GLU:OE2	1:C:188:GLU:N	2.22	0.73
1:B:961:MET:HG2	1:B:962:SER:H	1.53	0.73
1:C:961:MET:HG2	1:C:962:SER:H	1.53	0.73
1:D:4232:GLU:HG2	1:D:5019:TRP:HE1	1.52	0.73
1:C:921:ASN:HB3	1:C:924:MET:HE2	1.69	0.73
1:C:3457:ASN:HB3	1:C:3461:GLN:HE22	1.54	0.73
1:A:1996:ARG:HH21	1:A:1999:ARG:HE	1.37	0.73
1:B:1996:ARG:HH21	1:B:1999:ARG:HE	1.37	0.73
1:B:3209:GLN:OE1	1:B:3209:GLN:N	2.19	0.73
1:B:3457:ASN:HB3	1:B:3461:GLN:HE22	1.53	0.72
1:D:891:TRP:HA	1:D:902:ARG:HB3	1.70	0.72
1:A:921:ASN:HB3	1:A:924:MET:HE3	1.71	0.72
1:A:961:MET:HG2	1:A:962:SER:H	1.53	0.72
1:B:3623:LEU:HD12	1:B:3624:LEU:HG	1.71	0.72
1:B:891:TRP:HA	1:B:902:ARG:HB3	1.70	0.72
1:D:3623:LEU:HD12	1:D:3624:LEU:HG	1.71	0.72
1:B:987:ARG:HH12	1:B:991:ASN:HB2	1.55	0.72
1:A:987:ARG:HH12	1:A:991:ASN:HB2	1.55	0.72
1:D:961:MET:HG2	1:D:962:SER:H	1.53	0.72
1:A:891:TRP:HA	1:A:902:ARG:HB3	1.70	0.71
1:D:1996:ARG:HH21	1:D:1999:ARG:HE	1.37	0.71
1:A:3623:LEU:HD12	1:A:3624:LEU:HG	1.71	0.71
1:C:2642:LYS:HA	1:C:2642:LYS:HE2	1.69	0.71
1:B:188:GLU:N	1:B:188:GLU:OE2	2.22	0.71
1:B:215:THR:HG22	1:B:273:HIS:HA	1.73	0.71
1:D:188:GLU:N	1:D:188:GLU:OE2	2.22	0.71
1:C:1996:ARG:HH21	1:C:1999:ARG:HE	1.37	0.71
1:A:2258:LEU:HD22	1:A:2297:LYS:HZ3	1.56	0.71
1:C:987:ARG:HH12	1:C:991:ASN:HB2	1.55	0.71

Continued on next page...

Continued from previous page...

Atom-1	Atom-2	Interatomic distance (Å)	Clash overlap (Å)
1:B:921:ASN:HB3	1:B:924:MET:HE2	1.72	0.71
1:C:215:THR:HG22	1:C:273:HIS:HA	1.73	0.71
1:B:2258:LEU:HD22	1:B:2297:LYS:HZ3	1.56	0.71
1:D:987:ARG:HH12	1:D:991:ASN:HB2	1.55	0.70
1:C:3767:GLN:OE1	1:C:3809:ASN:ND2	2.24	0.70
1:A:2513:GLU:N	1:A:2513:GLU:OE2	2.24	0.70
1:C:2258:LEU:HD22	1:C:2297:LYS:HZ3	1.55	0.70
1:A:215:THR:HG22	1:A:273:HIS:HA	1.73	0.70
1:A:858:THR:HB	1:A:930:LYS:HD2	1.73	0.70
1:D:921:ASN:HB3	1:D:924:MET:HE3	1.72	0.70
1:B:14:LEU:HD13	1:B:202:MET:HE2	1.74	0.70
1:C:2737:PRO:HD2	1:C:2891:LYS:HD3	1.74	0.70
1:B:2513:GLU:N	1:B:2513:GLU:OE2	2.24	0.70
1:D:215:THR:HG22	1:D:273:HIS:HA	1.73	0.70
1:D:3767:GLN:OE1	1:D:3809:ASN:ND2	2.24	0.70
1:B:2812:SER:OG	1:B:2882:TYR:OH	2.10	0.70
1:A:3767:GLN:OE1	1:A:3809:ASN:ND2	2.24	0.70
1:C:14:LEU:HD13	1:C:202:MET:HE2	1.74	0.70
1:D:1251:GLU:N	1:D:1251:GLU:OE2	2.24	0.70
1:D:2258:LEU:HD22	1:D:2297:LYS:HZ3	1.55	0.70
1:B:2737:PRO:HD2	1:B:2891:LYS:HD3	1.74	0.69
1:D:858:THR:HB	1:D:930:LYS:HD2	1.73	0.69
1:A:14:LEU:HD13	1:A:202:MET:HE2	1.74	0.69
1:D:14:LEU:HD13	1:D:202:MET:HE2	1.73	0.69
2:G:27:THR:HG23	2:G:38:SER:HB2	1.74	0.69
1:D:925:SER:O	1:D:928:THR:OG1	2.11	0.69
1:D:2513:GLU:N	1:D:2513:GLU:OE2	2.25	0.69
1:C:858:THR:HB	1:C:930:LYS:HD2	1.73	0.69
1:A:2812:SER:OG	1:A:2882:TYR:OH	2.10	0.69
1:D:2737:PRO:HD2	1:D:2891:LYS:HD3	1.74	0.69
1:C:3366:ARG:NH1	1:C:3440:GLU:OE1	2.25	0.69
1:A:2821:TRP:HH2	1:A:2877:GLN:HB3	1.58	0.69
1:B:858:THR:HB	1:B:930:LYS:HD2	1.73	0.69
1:A:2737:PRO:HD2	1:A:2891:LYS:HD3	1.74	0.68
1:B:2821:TRP:HH2	1:B:2877:GLN:HB3	1.58	0.68
1:B:3366:ARG:NH1	1:B:3440:GLU:OE1	2.25	0.68
1:B:3767:GLN:OE1	1:B:3809:ASN:ND2	2.24	0.68
1:C:2513:GLU:N	1:C:2513:GLU:OE2	2.24	0.68
1:B:4937:ILE:HD12	1:C:4934:GLY:HA3	1.73	0.68
1:C:1251:GLU:OE2	1:C:1251:GLU:N	2.24	0.68
1:A:2765:LYS:HZ3	1:A:2857:PRO:HB2	1.59	0.68

Continued on next page...

Continued from previous page...

Atom-1	Atom-2	Interatomic distance (Å)	Clash overlap (Å)
1:A:925:SER:O	1:A:928:THR:OG1	2.11	0.68
1:A:3366:ARG:NH1	1:A:3440:GLU:OE1	2.25	0.68
2:E:27:THR:HG23	2:E:38:SER:HB2	1.74	0.68
1:C:925:SER:O	1:C:928:THR:OG1	2.11	0.68
1:D:2821:TRP:HH2	1:D:2877:GLN:HB3	1.58	0.68
2:F:27:THR:HG23	2:F:38:SER:HB2	1.76	0.68
1:C:2821:TRP:HH2	1:C:2877:GLN:HB3	1.58	0.68
1:C:2867:LEU:HB2	1:C:2928:LYS:HZ3	1.59	0.68
2:H:27:THR:HG23	2:H:38:SER:HB2	1.75	0.67
1:D:987:ARG:NH1	1:D:991:ASN:HB2	2.09	0.67
1:D:2867:LEU:HB2	1:D:2928:LYS:HZ3	1.59	0.67
1:D:3114:LYS:HD3	1:D:3116:SER:H	1.58	0.67
1:A:4937:ILE:HD12	1:B:4934:GLY:HA3	1.76	0.67
1:B:987:ARG:NH1	1:B:991:ASN:HB2	2.09	0.67
1:B:3114:LYS:HD3	1:B:3116:SER:H	1.58	0.67
1:D:2309:SER:OG	1:D:2321:ILE:O	2.12	0.67
1:C:3114:LYS:HD3	1:C:3116:SER:H	1.58	0.67
1:A:2765:LYS:HZ2	1:A:2860:PRO:HA	1.59	0.67
1:D:3324:VAL:HG11	1:D:3361:THR:HG22	1.76	0.67
1:B:2867:LEU:HB2	1:B:2928:LYS:HZ3	1.59	0.67
1:D:1108:GLU:OE1	1:D:1108:GLU:N	2.21	0.67
1:D:4934:GLY:HA3	1:C:4937:ILE:HD12	1.74	0.67
1:A:955:LEU:O	1:A:966:LYS:NZ	2.28	0.67
1:A:987:ARG:NH1	1:A:991:ASN:HB2	2.09	0.67
1:A:2867:LEU:HB2	1:A:2928:LYS:HZ3	1.59	0.67
1:D:3366:ARG:NH1	1:D:3440:GLU:OE1	2.25	0.67
1:A:2309:SER:OG	1:A:2321:ILE:O	2.12	0.66
1:A:1251:GLU:OE2	1:A:1251:GLU:N	2.24	0.66
1:B:3324:VAL:HG11	1:B:3361:THR:HG22	1.76	0.66
1:B:4060:LYS:O	1:B:4064:MET:HG3	1.95	0.66
1:C:4060:LYS:O	1:C:4064:MET:HG3	1.95	0.66
1:D:2751:LEU:HD13	1:D:2823:ILE:HD13	1.78	0.66
1:A:3114:LYS:HD3	1:A:3116:SER:H	1.58	0.66
1:A:4060:LYS:O	1:A:4064:MET:HG3	1.95	0.66
1:D:4060:LYS:O	1:D:4064:MET:HG3	1.95	0.66
1:C:987:ARG:NH1	1:C:991:ASN:HB2	2.09	0.66
1:A:168:ASP:HB3	1:A:199:LEU:HD12	1.78	0.66
1:B:925:SER:O	1:B:928:THR:OG1	2.11	0.66
1:B:1023:PRO:HB3	1:B:1025:ARG:HH21	1.61	0.66
1:B:1251:GLU:OE2	1:B:1251:GLU:N	2.24	0.66
1:B:2309:SER:OG	1:B:2321:ILE:O	2.12	0.66

Continued on next page...

Continued from previous page...

Atom-1	Atom-2	Interatomic distance (Å)	Clash overlap (Å)
1:A:2751:LEU:HD13	1:A:2823:ILE:HD13	1.78	0.66
1:A:3324:VAL:HG11	1:A:3361:THR:HG22	1.76	0.66
1:B:955:LEU:O	1:B:966:LYS:NZ	2.28	0.66
1:D:168:ASP:HB3	1:D:199:LEU:HD12	1.78	0.66
1:D:2116:LEU:O	1:D:2120:MET:HG2	1.96	0.66
1:C:3324:VAL:HG11	1:C:3361:THR:HG22	1.77	0.66
1:C:866:HIS:HD2	1:C:867:LEU:H	1.44	0.66
1:C:955:LEU:O	1:C:966:LYS:NZ	2.28	0.65
1:C:1023:PRO:HB3	1:C:1025:ARG:HH21	1.61	0.65
1:A:2781:VAL:HA	1:A:2789:PRO:HB2	1.79	0.65
1:D:2582:MET:HE3	1:D:2610:LEU:HD13	1.78	0.65
1:C:1759:ARG:H	1:C:1759:ARG:NE	1.95	0.65
1:D:11:VAL:HG11	1:D:164:ARG:HD3	1.79	0.65
1:D:2781:VAL:HA	1:D:2789:PRO:HB2	1.79	0.65
1:C:11:VAL:HG11	1:C:164:ARG:HD3	1.79	0.65
1:A:3335:MET:SD	1:A:3403:ARG:NH1	2.70	0.65
1:B:11:VAL:HG11	1:B:164:ARG:HD3	1.79	0.65
1:B:1108:GLU:OE1	1:B:1108:GLU:N	2.21	0.65
1:B:2781:VAL:HA	1:B:2789:PRO:HB2	1.79	0.65
1:D:866:HIS:HD2	1:D:867:LEU:H	1.45	0.65
1:C:1987:SER:HB2	1:C:1994:ARG:HH22	1.62	0.65
1:A:866:HIS:HD2	1:A:867:LEU:H	1.44	0.65
1:A:1023:PRO:HB3	1:A:1025:ARG:HH21	1.61	0.65
1:A:2116:LEU:O	1:A:2120:MET:HG2	1.96	0.65
1:B:168:ASP:HB3	1:B:199:LEU:HD12	1.78	0.65
1:D:3335:MET:SD	1:D:3403:ARG:NH1	2.70	0.65
1:C:2751:LEU:HD13	1:C:2823:ILE:HD13	1.78	0.65
1:B:2970:SER:HA	1:B:2973:PHE:CE2	2.32	0.65
1:D:3222:LYS:O	1:D:3227:ARG:NH2	2.28	0.65
1:C:2309:SER:OG	1:C:2321:ILE:O	2.12	0.65
1:C:2970:SER:HA	1:C:2973:PHE:CE2	2.32	0.65
1:B:866:HIS:HD2	1:B:867:LEU:H	1.44	0.65
1:B:1759:ARG:H	1:B:1759:ARG:NE	1.95	0.65
1:D:1023:PRO:HB3	1:D:1025:ARG:HH21	1.61	0.65
1:A:11:VAL:HG11	1:A:164:ARG:HD3	1.79	0.64
1:B:2751:LEU:HD13	1:B:2823:ILE:HD13	1.78	0.64
1:D:2194:HIS:O	1:D:2198:MET:HE2	1.98	0.64
1:D:2970:SER:HA	1:D:2973:PHE:CE2	2.32	0.64
1:C:2116:LEU:O	1:C:2120:MET:HG2	1.96	0.64
1:C:3599:VAL:O	1:C:3603:LEU:HD12	1.98	0.64
1:D:3599:VAL:O	1:D:3603:LEU:HD12	1.98	0.64

Continued on next page...

Continued from previous page...

Atom-1	Atom-2	Interatomic distance (Å)	Clash overlap (Å)
1:C:2781:VAL:HA	1:C:2789:PRO:HB2	1.79	0.64
1:A:3222:LYS:O	1:A:3227:ARG:NH2	2.28	0.64
1:B:2116:LEU:O	1:B:2120:MET:HG2	1.96	0.64
1:C:1108:GLU:OE1	1:C:1108:GLU:N	2.21	0.64
1:C:3335:MET:SD	1:C:3403:ARG:NH1	2.70	0.64
1:B:3599:VAL:O	1:B:3603:LEU:HD12	1.98	0.64
1:D:1759:ARG:H	1:D:1759:ARG:NE	1.95	0.64
1:B:3335:MET:SD	1:B:3403:ARG:NH1	2.70	0.64
1:A:2970:SER:HA	1:A:2973:PHE:CE2	2.32	0.64
1:C:2194:HIS:O	1:C:2198:MET:HE2	1.97	0.64
1:A:2644:LEU:HD13	1:A:2678:LEU:HD21	1.80	0.64
1:C:168:ASP:HB3	1:C:199:LEU:HD12	1.78	0.64
1:A:3599:VAL:O	1:A:3603:LEU:HD12	1.98	0.64
1:B:4929:LEU:O	1:B:4933:GLN:HG2	1.98	0.64
1:A:1987:SER:HB2	1:A:1994:ARG:HH22	1.62	0.63
1:B:1987:SER:HB2	1:B:1994:ARG:HH22	1.62	0.63
1:B:2194:HIS:O	1:B:2198:MET:HE2	1.98	0.63
1:D:4929:LEU:O	1:D:4933:GLN:HG2	1.98	0.63
1:A:302:VAL:HB	1:A:306:LYS:HE3	1.81	0.63
1:A:4929:LEU:O	1:A:4933:GLN:HG2	1.98	0.63
1:D:955:LEU:O	1:D:966:LYS:NZ	2.28	0.63
1:D:3169:LEU:HD12	1:D:3194:LEU:HD11	1.81	0.63
1:C:4929:LEU:O	1:C:4933:GLN:HG2	1.98	0.63
1:B:3169:LEU:HD12	1:B:3194:LEU:HD11	1.81	0.63
1:D:2644:LEU:HD13	1:D:2678:LEU:HD21	1.80	0.63
1:A:3169:LEU:HD12	1:A:3194:LEU:HD11	1.81	0.63
2:H:88:PRO:HB2	1:D:1680:ARG:HH12	1.63	0.63
1:B:2108:GLU:O	1:B:3694:LYS:NZ	2.32	0.63
1:A:1108:GLU:OE1	1:A:1108:GLU:N	2.21	0.63
1:A:2194:HIS:O	1:A:2198:MET:HE2	1.98	0.63
1:D:302:VAL:HB	1:D:306:LYS:HE3	1.81	0.63
1:D:2271:THR:OG1	1:D:2330:ARG:NH2	2.32	0.63
1:C:3169:LEU:HD12	1:C:3194:LEU:HD11	1.81	0.63
1:A:2271:THR:OG1	1:A:2330:ARG:NH2	2.32	0.63
2:F:61:GLU:N	2:F:61:GLU:OE1	2.32	0.63
1:C:2271:THR:OG1	1:C:2330:ARG:NH2	2.32	0.63
1:D:1987:SER:HB2	1:D:1994:ARG:HH22	1.62	0.62
1:A:5034:ASP:OD1	1:A:5034:ASP:N	2.32	0.62
1:C:2644:LEU:HD13	1:C:2678:LEU:HD21	1.80	0.62
1:A:3569:LEU:O	1:A:3573:MET:HB2	2.00	0.62
1:A:4901:ILE:HG13	1:A:4913:ARG:NH2	2.14	0.62

Continued on next page...

Continued from previous page...

Atom-1	Atom-2	Interatomic distance (Å)	Clash overlap (Å)
1:B:2644:LEU:HD13	1:B:2678:LEU:HD21	1.80	0.62
1:B:3757:GLU:O	1:B:3761:GLN:HG2	1.99	0.62
1:B:2271:THR:OG1	1:B:2330:ARG:NH2	2.32	0.62
1:D:4901:ILE:HG13	1:D:4913:ARG:NH2	2.14	0.62
1:C:302:VAL:HB	1:C:306:LYS:HE3	1.81	0.62
1:A:19:GLU:HG2	1:A:68:THR:HG22	1.82	0.62
1:A:1099:GLU:OE2	1:A:1125:ASN:ND2	2.33	0.62
2:G:88:PRO:HB2	1:C:1680:ARG:HH12	1.64	0.62
1:B:1099:GLU:OE2	1:B:1125:ASN:ND2	2.33	0.62
1:D:275:ARG:HH21	1:D:336:PRO:HD2	1.65	0.62
1:D:3757:GLU:O	1:D:3761:GLN:HG2	1.99	0.62
1:A:1759:ARG:H	1:A:1759:ARG:NE	1.95	0.62
1:D:3811:GLU:OE1	1:D:3811:GLU:N	2.27	0.62
1:C:2108:GLU:O	1:C:3694:LYS:NZ	2.32	0.62
1:D:830:ARG:NH2	1:D:832:GLU:OE2	2.33	0.62
1:D:910:PHE:HA	1:D:913:LEU:HG	1.82	0.62
1:D:5034:ASP:OD1	1:D:5034:ASP:N	2.32	0.62
1:C:2650:ARG:NH1	1:C:2651:CYS:SG	2.73	0.62
2:F:88:PRO:HB2	1:B:1680:ARG:HH12	1.64	0.62
1:B:19:GLU:HG2	1:B:68:THR:HG22	1.82	0.62
1:B:4901:ILE:HG13	1:B:4913:ARG:NH2	2.14	0.62
1:D:19:GLU:HG2	1:D:68:THR:HG22	1.82	0.62
1:C:19:GLU:HG2	1:C:68:THR:HG22	1.82	0.62
1:C:972:LEU:HD13	1:C:1044:ARG:HB3	1.81	0.62
1:A:2650:ARG:NH1	1:A:2651:CYS:SG	2.73	0.62
1:A:3757:GLU:O	1:A:3761:GLN:HG2	1.99	0.62
1:B:2650:ARG:NH1	1:B:2651:CYS:SG	2.73	0.62
1:B:3569:LEU:O	1:B:3573:MET:HB2	2.00	0.62
1:D:2650:ARG:NH1	1:D:2651:CYS:SG	2.73	0.62
1:A:4172:GLU:OE1	1:A:4175:ARG:NH1	2.34	0.61
1:B:910:PHE:HA	1:B:913:LEU:HG	1.82	0.61
1:C:4901:ILE:HG13	1:C:4913:ARG:NH2	2.14	0.61
2:G:37:ASP:OD1	2:G:38:SER:N	2.33	0.61
1:D:972:LEU:HD13	1:D:1044:ARG:HB3	1.81	0.61
1:C:1099:GLU:OE2	1:C:1125:ASN:ND2	2.33	0.61
2:E:37:ASP:OD1	2:E:38:SER:N	2.32	0.61
1:B:275:ARG:HH21	1:B:336:PRO:HD2	1.65	0.61
1:B:302:VAL:HB	1:B:306:LYS:HE3	1.81	0.61
1:B:919:ASN:HA	1:B:922:LEU:HD23	1.82	0.61
1:B:2291:GLN:OE1	1:B:2292:GLU:N	2.31	0.61
1:B:3523:ASN:O	1:B:3582:ARG:NH2	2.33	0.61

Continued on next page...

Continued from previous page...

Atom-1	Atom-2	Interatomic distance (Å)	Clash overlap (Å)
1:D:919:ASN:HA	1:D:922:LEU:HD23	1.82	0.61
1:D:2108:GLU:O	1:D:3694:LYS:NZ	2.32	0.61
1:D:3523:ASN:O	1:D:3582:ARG:NH2	2.33	0.61
1:C:3569:LEU:O	1:C:3573:MET:HB2	2.00	0.61
1:C:3757:GLU:O	1:C:3761:GLN:HG2	1.99	0.61
1:D:4172:GLU:OE1	1:D:4175:ARG:NH1	2.34	0.61
1:C:3523:ASN:O	1:C:3582:ARG:NH2	2.33	0.61
1:A:830:ARG:NH2	1:A:832:GLU:OE2	2.33	0.61
1:A:972:LEU:HD13	1:A:1044:ARG:HB3	1.81	0.61
1:B:2582:MET:HE3	1:B:2610:LEU:HD13	1.81	0.61
1:B:4172:GLU:OE1	1:B:4175:ARG:NH1	2.33	0.61
1:C:275:ARG:HH21	1:C:336:PRO:HD2	1.65	0.61
1:A:3523:ASN:O	1:A:3582:ARG:NH2	2.33	0.61
1:C:3590:GLU:O	1:C:3594:ARG:HG2	2.01	0.61
1:C:3811:GLU:OE1	1:C:3811:GLU:N	2.27	0.61
1:A:3590:GLU:O	1:A:3594:ARG:HG2	2.01	0.61
1:B:972:LEU:HD13	1:B:1044:ARG:HB3	1.82	0.61
1:A:941:MET:SD	1:A:941:MET:N	2.74	0.61
1:D:941:MET:N	1:D:941:MET:SD	2.74	0.61
1:D:3569:LEU:O	1:D:3573:MET:HB2	2.00	0.61
1:C:3719:ASP:H	1:C:3793:MET:HE3	1.66	0.61
1:B:1676:LEU:HD22	1:B:2167:ILE:HD12	1.83	0.60
1:B:3719:ASP:H	1:B:3793:MET:HE3	1.66	0.60
1:D:1099:GLU:OE2	1:D:1125:ASN:ND2	2.33	0.60
1:D:1676:LEU:HD22	1:D:2167:ILE:HD12	1.83	0.60
1:C:2777:TYR:HB3	1:C:2791:LEU:HD23	1.83	0.60
1:A:919:ASN:HA	1:A:922:LEU:HD23	1.82	0.60
1:D:3719:ASP:H	1:D:3793:MET:HE3	1.67	0.60
1:C:1676:LEU:HD22	1:C:2167:ILE:HD12	1.83	0.60
1:B:3590:GLU:O	1:B:3594:ARG:HG2	2.01	0.60
1:C:910:PHE:HA	1:C:913:LEU:HG	1.82	0.60
1:C:4172:GLU:OE1	1:C:4175:ARG:NH1	2.34	0.60
1:A:1676:LEU:HD22	1:A:2167:ILE:HD12	1.83	0.60
1:A:275:ARG:HH21	1:A:336:PRO:HD2	1.65	0.60
1:B:3400:VAL:HG23	1:B:3403:ARG:HH21	1.67	0.60
1:D:2812:SER:OG	1:D:2882:TYR:OH	2.10	0.60
1:D:3590:GLU:O	1:D:3594:ARG:HG2	2.01	0.60
1:C:1062:GLN:NE2	1:C:1064:GLU:OE1	2.32	0.60
1:A:2777:TYR:HB3	1:A:2791:LEU:HD23	1.83	0.60
1:C:941:MET:N	1:C:941:MET:SD	2.74	0.60
1:A:233:ILE:O	1:A:257:ARG:NH1	2.35	0.60

Continued on next page...

Continued from previous page...

Atom-1	Atom-2	Interatomic distance (Å)	Clash overlap (Å)
1:C:233:ILE:O	1:C:257:ARG:NH1	2.35	0.60
1:A:3400:VAL:HG23	1:A:3403:ARG:HH21	1.67	0.60
1:D:233:ILE:O	1:D:257:ARG:NH1	2.35	0.60
1:D:2777:TYR:HB3	1:D:2791:LEU:HD23	1.83	0.60
1:D:3514:LEU:HD21	1:D:3602:VAL:HG13	1.84	0.60
1:A:2291:GLN:OE1	1:A:2292:GLU:N	2.31	0.60
1:B:2777:TYR:HB3	1:B:2791:LEU:HD23	1.83	0.60
1:C:3514:LEU:HD21	1:C:3602:VAL:HG13	1.84	0.60
1:A:910:PHE:HA	1:A:913:LEU:HG	1.82	0.59
1:D:1232:ARG:NH2	1:D:1828:ASP:O	2.35	0.59
1:B:830:ARG:NH2	1:B:832:GLU:OE2	2.33	0.59
1:C:3329:ILE:HD11	1:C:3332:ALA:HB2	1.83	0.59
1:B:1753:LYS:HB3	1:B:1758:ARG:HA	1.85	0.59
1:C:919:ASN:HA	1:C:922:LEU:HD23	1.82	0.59
1:A:3514:LEU:HD21	1:A:3602:VAL:HG13	1.84	0.59
1:B:3567:PRO:HA	1:B:3570:ARG:HH12	1.67	0.59
1:B:3329:ILE:HD11	1:B:3332:ALA:HB2	1.83	0.59
1:D:3329:ILE:HD11	1:D:3332:ALA:HB2	1.83	0.59
1:D:4712:PRO:O	1:D:4718:LYS:NZ	2.29	0.59
1:A:2506:LEU:HD21	1:A:2512:ILE:HD11	1.85	0.59
1:A:3719:ASP:H	1:A:3793:MET:HE3	1.67	0.59
1:D:3400:VAL:HG23	1:D:3403:ARG:HH21	1.67	0.59
1:C:3400:VAL:HG23	1:C:3403:ARG:HH21	1.67	0.59
1:A:1232:ARG:NH2	1:A:1828:ASP:O	2.35	0.59
1:B:10:GLU:HG2	1:B:11:VAL:H	1.68	0.59
1:B:516:LYS:O	1:B:520:ASN:ND2	2.32	0.59
1:C:1753:LYS:HB3	1:C:1758:ARG:HA	1.85	0.59
1:D:4796:MET:HE2	1:D:4796:MET:O	2.03	0.59
1:A:1531:ALA:HB3	1:A:1534:LYS:HE2	1.85	0.59
1:A:3567:PRO:HA	1:A:3570:ARG:HH12	1.67	0.59
2:F:37:ASP:OD2	2:F:38:SER:N	2.35	0.59
1:D:2506:LEU:HD21	1:D:2512:ILE:HD11	1.85	0.59
1:B:3514:LEU:HD21	1:B:3602:VAL:HG13	1.84	0.58
1:A:935:LEU:HD21	1:A:987:ARG:HE	1.68	0.58
1:C:10:GLU:HG2	1:C:11:VAL:H	1.68	0.58
1:C:2291:GLN:OE1	1:C:2292:GLU:N	2.31	0.58
1:B:1619:ARG:NH2	1:B:1622:GLU:OE1	2.37	0.58
1:B:935:LEU:HD21	1:B:987:ARG:HE	1.68	0.58
1:D:1023:PRO:HB3	1:D:1025:ARG:NH2	2.19	0.58
1:C:4712:PRO:O	1:C:4718:LYS:NZ	2.29	0.58
1:A:10:GLU:HG2	1:A:11:VAL:H	1.68	0.58

Continued on next page...

Continued from previous page...

Atom-1	Atom-2	Interatomic distance (Å)	Clash overlap (Å)
1:A:3329:ILE:HD11	1:A:3332:ALA:HB2	1.83	0.58
1:B:4676:GLU:OE2	1:B:4698:LYS:NZ	2.37	0.58
1:C:1023:PRO:HB3	1:C:1025:ARG:NH2	2.19	0.58
1:A:56:GLN:O	1:A:309:THR:OG1	2.22	0.58
1:A:2881:ASN:HA	1:A:2884:ASN:ND2	2.19	0.58
2:H:4:VAL:HG22	2:H:74:LEU:HD22	1.86	0.58
2:H:37:ASP:OD2	2:H:38:SER:N	2.36	0.58
1:D:3567:PRO:HA	1:D:3570:ARG:HH12	1.67	0.58
1:C:3567:PRO:HA	1:C:3570:ARG:HH12	1.67	0.58
1:A:1619:ARG:NH2	1:A:1622:GLU:OE1	2.37	0.58
1:A:2794:TYR:H	1:A:2855:TYR:HB2	1.68	0.58
1:B:233:ILE:O	1:B:257:ARG:NH1	2.35	0.58
1:B:941:MET:N	1:B:941:MET:SD	2.74	0.58
1:B:2881:ASN:HA	1:B:2884:ASN:ND2	2.19	0.58
1:D:1753:LYS:HB3	1:D:1758:ARG:HA	1.85	0.58
1:D:2881:ASN:HA	1:D:2884:ASN:ND2	2.19	0.58
1:C:1531:ALA:HB3	1:C:1534:LYS:HE2	1.85	0.58
1:C:1619:ARG:NH2	1:C:1622:GLU:OE1	2.37	0.58
1:C:2794:TYR:H	1:C:2855:TYR:HB2	1.68	0.58
1:C:3382:GLU:OE2	1:C:3382:GLU:N	2.34	0.58
1:A:516:LYS:O	1:A:520:ASN:ND2	2.32	0.58
1:A:4676:GLU:OE2	1:A:4698:LYS:NZ	2.37	0.58
1:B:1531:ALA:HB3	1:B:1534:LYS:HE2	1.85	0.58
1:B:3020:THR:HG23	1:B:3023:LYS:H	1.69	0.58
1:D:1031:THR:O	1:D:1035:ASN:ND2	2.36	0.58
1:D:935:LEU:HD21	1:D:987:ARG:HE	1.68	0.58
1:D:3020:THR:HG23	1:D:3023:LYS:H	1.69	0.58
1:C:1232:ARG:NH2	1:C:1828:ASP:O	2.35	0.58
1:C:2506:LEU:HD21	1:C:2512:ILE:HD11	1.85	0.58
1:A:3020:THR:HG23	1:A:3023:LYS:H	1.69	0.58
1:B:2690:LYS:HD3	1:B:2691:TYR:H	1.69	0.58
1:B:4749:GLU:O	1:B:4753:HIS:ND1	2.37	0.58
1:D:10:GLU:HG2	1:D:11:VAL:H	1.68	0.58
1:D:2794:TYR:H	1:D:2855:TYR:HB2	1.68	0.58
1:C:2690:LYS:HD3	1:C:2691:TYR:H	1.69	0.58
1:A:1448:VAL:HG22	1:A:1554:VAL:HG23	1.86	0.57
1:A:4910:GLU:O	1:A:4914:VAL:HG13	2.04	0.57
1:B:2018:GLU:OE1	1:B:2028:ARG:NH1	2.37	0.57
1:B:2506:LEU:HD21	1:B:2512:ILE:HD11	1.85	0.57
1:B:2794:TYR:H	1:B:2855:TYR:HB2	1.68	0.57
1:D:3017:PHE:O	1:D:3036:LYS:NZ	2.37	0.57

Continued on next page...

Continued from previous page...

Atom-1	Atom-2	Interatomic distance (Å)	Clash overlap (Å)
1:D:3539:ARG:NH1	1:D:3544:ASP:OD2	2.37	0.57
1:D:4676:GLU:OE2	1:D:4698:LYS:NZ	2.37	0.57
1:C:935:LEU:HD21	1:C:987:ARG:HE	1.68	0.57
1:C:2881:ASN:HA	1:C:2884:ASN:ND2	2.19	0.57
1:D:1531:ALA:HB3	1:D:1534:LYS:HE2	1.85	0.57
1:D:1619:ARG:NH2	1:D:1622:GLU:OE1	2.36	0.57
1:C:2018:GLU:OE1	1:C:2028:ARG:NH1	2.37	0.57
1:C:2812:SER:OG	1:C:2882:TYR:OH	2.10	0.57
1:A:2018:GLU:OE1	1:A:2028:ARG:NH1	2.37	0.57
1:A:4749:GLU:O	1:A:4753:HIS:ND1	2.37	0.57
1:D:2792:ARG:NH2	1:D:2798:SER:OG	2.37	0.57
1:D:4910:GLU:O	1:D:4914:VAL:HG13	2.04	0.57
1:C:2792:ARG:NH2	1:C:2798:SER:OG	2.37	0.57
1:C:3222:LYS:O	1:C:3227:ARG:NH2	2.28	0.57
1:A:1066:GLN:HB2	1:A:1071:ARG:NH1	2.20	0.57
1:A:2679:PHE:HB2	1:A:2706:ILE:HG21	1.86	0.57
1:B:1066:GLN:HB2	1:B:1071:ARG:NH1	2.20	0.57
1:B:2792:ARG:NH2	1:B:2798:SER:OG	2.37	0.57
1:C:3020:THR:HG23	1:C:3023:LYS:H	1.69	0.57
1:A:2690:LYS:HD3	1:A:2691:TYR:H	1.69	0.57
1:B:56:GLN:O	1:B:309:THR:OG1	2.22	0.57
1:B:1062:GLN:NE2	1:B:1064:GLU:OE1	2.32	0.57
1:D:4749:GLU:O	1:D:4753:HIS:ND1	2.37	0.57
1:C:830:ARG:NH2	1:C:832:GLU:OE2	2.33	0.57
1:C:3577:ARG:NH1	1:C:3577:ARG:HA	2.20	0.57
1:A:1023:PRO:HB3	1:A:1025:ARG:NH2	2.19	0.57
1:A:1753:LYS:HB3	1:A:1758:ARG:HA	1.85	0.57
1:B:4910:GLU:O	1:B:4914:VAL:HG13	2.04	0.57
1:C:56:GLN:O	1:C:309:THR:OG1	2.22	0.57
1:A:110:ARG:NH2	1:A:117:TYR:OH	2.38	0.57
1:A:1680:ARG:HH12	2:E:88:PRO:HB2	1.69	0.57
1:A:3556:ASN:HB3	1:A:3559:LEU:HD13	1.87	0.57
2:F:4:VAL:HG22	2:F:74:LEU:HD22	1.86	0.57
1:B:3271:GLU:OE2	1:B:3337:ARG:NH2	2.33	0.57
1:B:3577:ARG:NH1	1:B:3577:ARG:HA	2.20	0.57
1:D:56:GLN:O	1:D:309:THR:OG1	2.22	0.57
1:A:266:ARG:NH2	1:A:272:SER:OG	2.38	0.57
1:A:2792:ARG:NH2	1:A:2798:SER:OG	2.37	0.57
1:A:3771:HIS:O	1:A:3815:LYS:NZ	2.38	0.57
2:E:4:VAL:HG22	2:E:74:LEU:HD22	1.87	0.57
2:H:61:GLU:OE1	2:H:61:GLU:N	2.32	0.57

Continued on next page...

Continued from previous page...

Atom-1	Atom-2	Interatomic distance (Å)	Clash overlap (Å)
1:B:110:ARG:NH2	1:B:117:TYR:OH	2.38	0.57
1:B:266:ARG:NH2	1:B:272:SER:OG	2.38	0.57
1:B:2679:PHE:HB2	1:B:2706:ILE:HG21	1.86	0.57
1:B:3556:ASN:HB3	1:B:3559:LEU:HD13	1.87	0.57
1:D:110:ARG:NH2	1:D:117:TYR:OH	2.38	0.57
1:D:2018:GLU:OE1	1:D:2028:ARG:NH1	2.37	0.57
1:C:4676:GLU:OE2	1:C:4698:LYS:NZ	2.37	0.57
1:A:3017:PHE:O	1:A:3036:LYS:NZ	2.37	0.57
1:A:4938:ASP:OD1	1:D:4944:ARG:NH2	2.37	0.57
1:B:1023:PRO:HB3	1:B:1025:ARG:NH2	2.19	0.57
1:B:3017:PHE:O	1:B:3036:LYS:NZ	2.37	0.57
1:B:3771:HIS:O	1:B:3815:LYS:NZ	2.38	0.57
1:C:1163:THR:HG22	1:C:1168:VAL:HA	1.87	0.57
1:C:2679:PHE:HB2	1:C:2706:ILE:HG21	1.86	0.57
1:B:70:GLU:OE2	1:B:110:ARG:NE	2.32	0.57
1:B:1232:ARG:NH2	1:B:1828:ASP:O	2.35	0.57
1:B:1448:VAL:HG22	1:B:1554:VAL:HG23	1.86	0.57
1:B:3540:TYR:CE1	1:B:3549:VAL:HG11	2.40	0.57
1:D:2679:PHE:HB2	1:D:2706:ILE:HG21	1.86	0.57
1:C:3539:ARG:NH1	1:C:3544:ASP:OD2	2.37	0.57
1:C:3556:ASN:HB3	1:C:3559:LEU:HD13	1.87	0.57
1:A:3382:GLU:OE2	1:A:3382:GLU:N	2.34	0.56
1:D:266:ARG:NH2	1:D:272:SER:OG	2.38	0.56
1:C:622:THR:HG23	1:C:626:LEU:HD12	1.86	0.56
1:C:4910:GLU:O	1:C:4914:VAL:HG13	2.04	0.56
1:A:622:THR:HG23	1:A:626:LEU:HD12	1.86	0.56
1:A:2108:GLU:O	1:A:3694:LYS:NZ	2.32	0.56
1:B:2534:ALA:HA	1:B:2588:ARG:HH21	1.70	0.56
1:B:3539:ARG:NH1	1:B:3544:ASP:OD2	2.37	0.56
1:D:622:THR:HG23	1:D:626:LEU:HD12	1.86	0.56
1:D:1066:GLN:HB2	1:D:1071:ARG:NH1	2.20	0.56
1:C:1031:THR:O	1:C:1035:ASN:ND2	2.36	0.56
1:A:70:GLU:OE2	1:A:110:ARG:NE	2.32	0.56
1:A:2534:ALA:HA	1:A:2588:ARG:HH21	1.70	0.56
1:A:4712:PRO:O	1:A:4718:LYS:NZ	2.29	0.56
1:B:613:ALA:HB2	1:B:1676:LEU:HD12	1.87	0.56
1:B:3222:LYS:O	1:B:3227:ARG:NH2	2.28	0.56
1:D:618:GLN:OE1	1:D:1678:ASN:ND2	2.37	0.56
1:D:2449:GLU:OE1	1:D:2449:GLU:N	2.24	0.56
1:C:110:ARG:NH2	1:C:117:TYR:OH	2.38	0.56
1:C:266:ARG:NH2	1:C:272:SER:OG	2.38	0.56

Continued on next page...

Continued from previous page...

Atom-1	Atom-2	Interatomic distance (Å)	Clash overlap (Å)
1:C:613:ALA:HB2	1:C:1676:LEU:HD12	1.87	0.56
1:C:3017:PHE:O	1:C:3036:LYS:NZ	2.37	0.56
1:C:3540:TYR:CE1	1:C:3549:VAL:HG11	2.40	0.56
1:C:4186:ALA:O	1:C:4188:ARG:NH2	2.38	0.56
1:C:4749:GLU:O	1:C:4753:HIS:ND1	2.37	0.56
1:B:2021:CYS:O	1:B:2028:ARG:NH2	2.39	0.56
1:D:2690:LYS:HD3	1:D:2691:TYR:H	1.69	0.56
1:A:3107:VAL:O	1:A:3111:ARG:NH1	2.39	0.56
1:A:3539:ARG:NH1	1:A:3544:ASP:OD2	2.37	0.56
1:A:3577:ARG:NH1	1:A:3577:ARG:HA	2.20	0.56
1:D:1186:ASP:OD2	1:D:1186:ASP:N	2.35	0.56
1:D:2310:CYS:HB3	1:D:2313:LEU:HB2	1.88	0.56
1:D:3556:ASN:HB3	1:D:3559:LEU:HD13	1.87	0.56
1:D:4904:PRO:HB3	1:D:4913:ARG:HG2	1.88	0.56
1:C:3107:VAL:O	1:C:3111:ARG:NH1	2.39	0.56
1:A:1031:THR:O	1:A:1035:ASN:ND2	2.36	0.56
1:A:3540:TYR:CE1	1:A:3549:VAL:HG11	2.40	0.56
1:A:3762:ARG:NH2	1:A:4755:GLU:OE1	2.39	0.56
1:B:3414:ARG:HE	1:B:3472:ALA:HB3	1.71	0.56
1:D:1448:VAL:HG22	1:D:1554:VAL:HG23	1.86	0.56
1:D:3762:ARG:NH2	1:D:4755:GLU:OE1	2.39	0.56
1:C:516:LYS:O	1:C:520:ASN:ND2	2.32	0.56
1:C:2534:ALA:HA	1:C:2588:ARG:HH21	1.70	0.56
2:G:4:VAL:HG22	2:G:74:LEU:HD22	1.88	0.56
1:B:622:THR:HG23	1:B:626:LEU:HD12	1.86	0.56
1:B:1163:THR:HG22	1:B:1168:VAL:HA	1.87	0.56
1:B:1947:CYS:SG	1:B:2127:GLN:NE2	2.76	0.56
1:B:3382:GLU:OE2	1:B:3382:GLU:N	2.34	0.56
1:D:4186:ALA:O	1:D:4188:ARG:NH2	2.38	0.56
1:C:1066:GLN:HB2	1:C:1071:ARG:NH1	2.20	0.56
1:C:1448:VAL:HG22	1:C:1554:VAL:HG23	1.86	0.56
1:C:2021:CYS:O	1:C:2028:ARG:NH2	2.39	0.56
1:C:3414:ARG:HE	1:C:3472:ALA:HB3	1.71	0.56
1:A:1062:GLN:NE2	1:A:1064:GLU:OE1	2.32	0.56
1:D:1168:VAL:HG11	1:D:1176:GLU:HG2	1.88	0.56
1:D:3533:ILE:HD13	1:D:3596:VAL:HG13	1.88	0.56
1:D:3540:TYR:CE1	1:D:3549:VAL:HG11	2.40	0.56
1:D:3577:ARG:HA	1:D:3577:ARG:NH1	2.20	0.56
1:C:1996:ARG:NH2	1:C:1999:ARG:HE	2.03	0.56
1:C:4796:MET:HE2	1:C:4796:MET:O	2.05	0.56
1:C:4902:GLU:O	1:C:4913:ARG:NH2	2.37	0.56

Continued on next page...

Continued from previous page...

Atom-1	Atom-2	Interatomic distance (Å)	Clash overlap (Å)
1:A:950:LEU:HD12	1:A:970:LEU:HD22	1.88	0.56
1:A:1947:CYS:SG	1:A:2127:GLN:NE2	2.76	0.56
1:A:1454:THR:OG1	1:A:1456:ASP:OD1	2.18	0.56
1:A:1996:ARG:NH2	1:A:1999:ARG:HE	2.03	0.56
1:A:2812:SER:HG	1:A:2882:TYR:HH	1.42	0.56
1:A:3377:GLU:HA	1:A:3380:ARG:HG2	1.88	0.56
1:B:3107:VAL:O	1:B:3111:ARG:NH1	2.39	0.56
1:B:3762:ARG:NH2	1:B:4755:GLU:OE1	2.39	0.55
1:D:1996:ARG:NH2	1:D:1999:ARG:HE	2.03	0.55
1:D:2021:CYS:O	1:D:2028:ARG:NH2	2.39	0.55
1:C:618:GLN:OE1	1:C:1678:ASN:ND2	2.37	0.55
1:A:1156:THR:OG1	1:A:1157:GLU:OE1	2.19	0.55
1:A:1163:THR:HG22	1:A:1168:VAL:HA	1.87	0.55
1:D:2293:GLN:OE1	1:D:2293:GLN:N	2.29	0.55
1:D:2534:ALA:HA	1:D:2588:ARG:HH21	1.70	0.55
1:C:984:LEU:HD11	1:C:1055:PRO:HA	1.89	0.55
1:C:1168:VAL:HG11	1:C:1176:GLU:HG2	1.88	0.55
1:C:2310:CYS:HB3	1:C:2313:LEU:HB2	1.88	0.55
1:C:2582:MET:HE3	1:C:2610:LEU:HD13	1.87	0.55
1:C:3762:ARG:NH2	1:C:4755:GLU:OE1	2.39	0.55
1:C:4966:ASP:OD1	1:C:4967:TYR:N	2.40	0.55
1:A:2021:CYS:O	1:A:2028:ARG:NH2	2.39	0.55
1:A:2577:ILE:H	1:A:2577:ILE:HD12	1.72	0.55
1:B:1131:ARG:NH1	1:B:1178:ALA:O	2.39	0.55
1:B:2871:LEU:HD11	1:B:2937:VAL:HG23	1.88	0.55
1:D:1163:THR:HG22	1:D:1168:VAL:HA	1.87	0.55
1:D:3107:VAL:O	1:D:3111:ARG:NH1	2.39	0.55
1:D:3771:HIS:O	1:D:3815:LYS:NZ	2.38	0.55
1:A:613:ALA:HB2	1:A:1676:LEU:HD12	1.87	0.55
1:B:950:LEU:HD12	1:B:970:LEU:HD22	1.88	0.55
1:B:4712:PRO:O	1:B:4718:LYS:NZ	2.29	0.55
1:D:950:LEU:HD12	1:D:970:LEU:HD22	1.88	0.55
1:D:4821:LYS:CD	1:D:4821:LYS:H	2.20	0.55
1:C:1131:ARG:NH1	1:C:1178:ALA:O	2.39	0.55
1:C:3533:ILE:HD13	1:C:3596:VAL:HG13	1.88	0.55
1:C:4821:LYS:H	1:C:4821:LYS:CD	2.20	0.55
1:C:4904:PRO:HB3	1:C:4913:ARG:HG2	1.88	0.55
1:A:3533:ILE:HD13	1:A:3596:VAL:HG13	1.88	0.55
1:B:2577:ILE:H	1:B:2577:ILE:HD12	1.72	0.55
1:B:2626:LEU:HD22	1:B:2640:PRO:HB3	1.88	0.55
1:D:984:LEU:HD11	1:D:1055:PRO:HA	1.88	0.55

Continued on next page...

Continued from previous page...

Atom-1	Atom-2	Interatomic distance (Å)	Clash overlap (Å)
1:A:1131:ARG:NH1	1:A:1178:ALA:O	2.39	0.55
1:A:1990:GLU:OE2	1:A:1994:ARG:NH2	2.40	0.55
1:B:4186:ALA:O	1:B:4188:ARG:NH2	2.38	0.55
1:B:4821:LYS:CD	1:B:4821:LYS:H	2.20	0.55
1:B:4966:ASP:OD1	1:B:4967:TYR:N	2.39	0.55
1:D:613:ALA:HB2	1:D:1676:LEU:HD12	1.87	0.55
1:D:2902:HIS:HB3	1:D:2905:LEU:HG	1.89	0.55
1:C:2626:LEU:HD22	1:C:2640:PRO:HB3	1.88	0.55
1:A:4904:PRO:HB3	1:A:4913:ARG:HG2	1.88	0.55
1:B:1168:VAL:HG11	1:B:1176:GLU:HG2	1.88	0.55
1:D:2577:ILE:HD12	1:D:2577:ILE:H	1.72	0.55
1:A:2310:CYS:HB3	1:A:2313:LEU:HB2	1.88	0.55
1:A:3414:ARG:HE	1:A:3472:ALA:HB3	1.71	0.55
1:D:2626:LEU:HD22	1:D:2640:PRO:HB3	1.88	0.55
1:D:4966:ASP:OD1	1:D:4967:TYR:N	2.39	0.55
1:C:1154:ASP:OD1	1:C:1156:THR:OG1	2.25	0.55
1:C:2871:LEU:HD11	1:C:2937:VAL:HG23	1.88	0.55
1:C:2902:HIS:HB3	1:C:2905:LEU:HG	1.89	0.55
1:C:3531:ASP:O	1:C:3535:LEU:HG	2.07	0.55
1:A:1168:VAL:HG11	1:A:1176:GLU:HG2	1.88	0.55
1:A:2902:HIS:HB3	1:A:2905:LEU:HG	1.89	0.55
1:B:2902:HIS:HB3	1:B:2905:LEU:HG	1.89	0.55
1:D:1990:GLU:OE2	1:D:1994:ARG:NH2	2.40	0.55
1:D:3377:GLU:HA	1:D:3380:ARG:HG2	1.88	0.55
1:D:3414:ARG:HE	1:D:3472:ALA:HB3	1.71	0.55
1:C:5034:ASP:N	1:C:5034:ASP:OD1	2.32	0.55
1:A:1154:ASP:OD1	1:A:1156:THR:OG1	2.25	0.55
1:A:4796:MET:O	1:A:4796:MET:HE3	2.05	0.55
1:A:4966:ASP:OD1	1:A:4967:TYR:N	2.39	0.55
1:B:1990:GLU:OE2	1:B:1994:ARG:NH2	2.40	0.55
1:B:4796:MET:HE2	1:B:4796:MET:O	2.05	0.55
1:D:1154:ASP:OD1	1:D:1156:THR:OG1	2.25	0.55
1:C:70:GLU:OE2	1:C:110:ARG:NE	2.32	0.55
1:C:2577:ILE:H	1:C:2577:ILE:HD12	1.72	0.55
1:A:2626:LEU:HD22	1:A:2640:PRO:HB3	1.88	0.54
1:A:4006:ASP:N	1:A:4006:ASP:OD1	2.41	0.54
1:B:2210:VAL:O	1:B:2214:VAL:HG23	2.07	0.54
1:B:3533:ILE:HD13	1:B:3596:VAL:HG13	1.88	0.54
1:D:516:LYS:O	1:D:520:ASN:ND2	2.32	0.54
1:C:1990:GLU:OE2	1:C:1994:ARG:NH2	2.40	0.54
1:C:3271:GLU:OE2	1:C:3337:ARG:NH2	2.33	0.54

Continued on next page...

Continued from previous page...

Atom-1	Atom-2	Interatomic distance (Å)	Clash overlap (Å)
1:A:984:LEU:HD11	1:A:1055:PRO:HA	1.89	0.54
1:A:3271:GLU:OE2	1:A:3337:ARG:NH2	2.33	0.54
1:D:1131:ARG:NH1	1:D:1178:ALA:O	2.39	0.54
1:D:1454:THR:OG1	1:D:1456:ASP:OD1	2.18	0.54
1:B:2310:CYS:HB3	1:B:2313:LEU:HB2	1.88	0.54
1:B:3377:GLU:HA	1:B:3380:ARG:HG2	1.88	0.54
1:D:3271:GLU:OE2	1:D:3337:ARG:NH2	2.33	0.54
1:C:950:LEU:HD12	1:C:970:LEU:HD22	1.88	0.54
1:C:3377:GLU:HA	1:C:3380:ARG:HG2	1.88	0.54
1:C:3563:VAL:HA	1:C:3569:LEU:HD23	1.90	0.54
1:C:3771:HIS:O	1:C:3815:LYS:NZ	2.38	0.54
1:B:571:SER:OG	1:B:573:GLU:OE1	2.19	0.54
1:B:3550:ARG:NE	1:B:3597:GLN:OE1	2.41	0.54
1:D:1062:GLN:NE2	1:D:1064:GLU:OE1	2.32	0.54
1:C:993:HIS:NE2	1:C:1022:VAL:O	2.39	0.54
1:A:993:HIS:NE2	1:A:1022:VAL:O	2.39	0.54
1:A:2210:VAL:O	1:A:2214:VAL:HG23	2.07	0.54
1:A:4821:LYS:CD	1:A:4821:LYS:H	2.20	0.54
1:B:984:LEU:HD11	1:B:1055:PRO:HA	1.88	0.54
1:B:1154:ASP:OD1	1:B:1156:THR:OG1	2.25	0.54
1:B:2449:GLU:OE1	1:B:2449:GLU:N	2.24	0.54
1:B:2736:ASP:OD1	1:B:2736:ASP:N	2.41	0.54
1:B:4006:ASP:OD1	1:B:4006:ASP:N	2.40	0.54
1:D:3563:VAL:HA	1:D:3569:LEU:HD23	1.90	0.54
1:C:2875:ALA:HB2	1:C:2927:LEU:HD22	1.90	0.54
1:A:2871:LEU:HD11	1:A:2937:VAL:HG23	1.89	0.54
1:B:1031:THR:O	1:B:1035:ASN:ND2	2.36	0.54
1:B:2736:ASP:O	1:B:2738:ARG:NH1	2.41	0.54
1:B:5034:ASP:N	1:B:5034:ASP:OD1	2.32	0.54
1:D:293:LEU:HD13	1:D:378:LEU:HD12	1.89	0.54
1:C:4006:ASP:N	1:C:4006:ASP:OD1	2.41	0.54
1:A:2736:ASP:OD1	1:A:2736:ASP:N	2.41	0.54
1:A:3563:VAL:HA	1:A:3569:LEU:HD23	1.90	0.54
1:A:4186:ALA:O	1:A:4188:ARG:NH2	2.38	0.54
1:D:4938:ASP:OD1	1:C:4944:ARG:NH2	2.41	0.54
1:B:384:MET:SD	1:B:384:MET:N	2.75	0.54
1:B:1996:ARG:NH2	1:B:1999:ARG:HE	2.03	0.54
1:B:4904:PRO:HB3	1:B:4913:ARG:HG2	1.88	0.54
1:D:3531:ASP:O	1:D:3535:LEU:HG	2.07	0.54
1:C:4039:MET:SD	1:C:4042:ARG:NH2	2.81	0.54
1:A:3768:SER:HA	1:A:3771:HIS:CD2	2.43	0.54

Continued on next page...

Continued from previous page...

Atom-1	Atom-2	Interatomic distance (Å)	Clash overlap (Å)
1:B:993:HIS:NE2	1:B:1022:VAL:O	2.39	0.54
1:B:3531:ASP:O	1:B:3535:LEU:HG	2.07	0.54
1:D:4039:MET:SD	1:D:4042:ARG:NH2	2.81	0.54
1:A:2967:MET:O	1:A:2970:SER:OG	2.19	0.54
1:A:3550:ARG:NE	1:A:3597:GLN:OE1	2.41	0.54
1:A:4039:MET:SD	1:A:4042:ARG:NH2	2.81	0.54
1:B:3768:SER:HA	1:B:3771:HIS:CD2	2.43	0.54
1:D:2871:LEU:HD11	1:D:2937:VAL:HG23	1.88	0.54
1:A:384:MET:SD	1:A:384:MET:N	2.75	0.53
1:A:2751:LEU:O	1:A:2755:ILE:HG12	2.09	0.53
1:B:4944:ARG:NH2	1:C:4938:ASP:OD1	2.40	0.53
1:D:2291:GLN:OE1	1:D:2292:GLU:N	2.31	0.53
1:D:2751:LEU:O	1:D:2755:ILE:HG12	2.09	0.53
1:D:3768:SER:HA	1:D:3771:HIS:CD2	2.43	0.53
1:D:4241:THR:HB	1:D:4989:MET:HE1	1.89	0.53
1:C:1068:ARG:HH21	1:C:1071:ARG:HG3	1.73	0.53
1:C:1820:ARG:HA	1:C:1820:ARG:CZ	2.39	0.53
1:C:2736:ASP:O	1:C:2738:ARG:NH1	2.41	0.53
1:B:2875:ALA:HB2	1:B:2927:LEU:HD22	1.90	0.53
1:D:1116:GLY:HA3	1:D:1132:TRP:HB3	1.90	0.53
1:D:2736:ASP:O	1:D:2738:ARG:NH1	2.41	0.53
1:D:2827:ARG:NH2	1:D:2935:TYR:OH	2.42	0.53
1:D:2875:ALA:HB2	1:D:2927:LEU:HD22	1.90	0.53
1:B:293:LEU:HD13	1:B:378:LEU:HD12	1.89	0.53
1:B:618:GLN:OE1	1:B:1678:ASN:ND2	2.37	0.53
1:C:2210:VAL:O	1:C:2214:VAL:HG23	2.07	0.53
1:A:618:GLN:OE1	1:A:1678:ASN:ND2	2.37	0.53
1:A:1116:GLY:HA3	1:A:1132:TRP:HB3	1.90	0.53
1:A:2827:ARG:NH2	1:A:2935:TYR:OH	2.42	0.53
1:A:2924:GLN:O	1:A:2928:LYS:HG2	2.09	0.53
1:B:1820:ARG:CZ	1:B:1820:ARG:HA	2.38	0.53
1:B:2827:ARG:NH2	1:B:2935:TYR:OH	2.42	0.53
1:D:993:HIS:NE2	1:D:1022:VAL:O	2.39	0.53
1:D:1820:ARG:CZ	1:D:1820:ARG:HA	2.39	0.53
1:D:1947:CYS:SG	1:D:2127:GLN:NE2	2.76	0.53
1:D:2924:GLN:O	1:D:2928:LYS:HG2	2.09	0.53
1:C:23:GLN:NE2	1:C:203:ASN:OD1	2.41	0.53
1:A:2736:ASP:O	1:A:2738:ARG:NH1	2.41	0.53
1:A:3110:LEU:HD23	1:A:3183:VAL:HG22	1.91	0.53
1:A:3531:ASP:O	1:A:3535:LEU:HG	2.07	0.53
1:B:35:LEU:HD11	1:B:189:LEU:HD13	1.91	0.53

Continued on next page...

Continued from previous page...

Atom-1	Atom-2	Interatomic distance (Å)	Clash overlap (Å)
1:B:3384:LYS:HD2	1:B:3386:GLU:HB3	1.91	0.53
1:B:4039:MET:SD	1:B:4042:ARG:NH2	2.81	0.53
1:C:293:LEU:HD13	1:C:378:LEU:HD12	1.89	0.53
1:A:571:SER:OG	1:A:573:GLU:OE1	2.19	0.53
1:A:2293:GLN:H	1:A:2293:GLN:CD	2.12	0.53
1:A:3384:LYS:HD2	1:A:3386:GLU:HB3	1.91	0.53
1:B:2873:ALA:O	1:B:2876:GLU:HG3	2.09	0.53
1:D:2210:VAL:O	1:D:2214:VAL:HG23	2.07	0.53
1:D:3550:ARG:NE	1:D:3597:GLN:OE1	2.41	0.53
1:D:4006:ASP:N	1:D:4006:ASP:OD1	2.40	0.53
1:C:4686:LEU:HD12	1:C:4690:GLU:HG3	1.91	0.53
1:A:23:GLN:NE2	1:A:203:ASN:OD1	2.41	0.53
1:B:3563:VAL:HA	1:B:3569:LEU:HD23	1.90	0.53
1:B:4759:ASP:O	1:B:4761:PRO:HD3	2.08	0.53
1:C:257:ARG:O	1:C:284:HIS:NE2	2.31	0.53
1:C:2827:ARG:NH2	1:C:2935:TYR:OH	2.42	0.53
1:C:3768:SER:HA	1:C:3771:HIS:CD2	2.43	0.53
1:A:293:LEU:HD13	1:A:378:LEU:HD12	1.89	0.53
1:A:4818:MET:N	1:A:4818:MET:SD	2.82	0.53
1:B:1454:THR:OG1	1:B:1456:ASP:OD1	2.18	0.53
1:B:2751:LEU:O	1:B:2755:ILE:HG12	2.09	0.53
1:B:3110:LEU:HD23	1:B:3183:VAL:HG22	1.91	0.53
1:B:4818:MET:N	1:B:4818:MET:SD	2.82	0.53
1:D:2873:ALA:O	1:D:2876:GLU:HG3	2.09	0.53
1:D:4759:ASP:O	1:D:4761:PRO:HD3	2.08	0.53
1:C:3840:SER:OG	1:C:3877:ASP:OD1	2.24	0.53
1:A:1820:ARG:HA	1:A:1820:ARG:CZ	2.39	0.53
1:A:2293:GLN:OE1	1:A:2293:GLN:N	2.29	0.53
1:B:2661:TRP:HB3	1:B:2664:PHE:HB2	1.91	0.53
1:B:4686:LEU:HD12	1:B:4690:GLU:HG3	1.91	0.53
1:C:1116:GLY:HA3	1:C:1132:TRP:HB3	1.90	0.53
1:C:4818:MET:SD	1:C:4818:MET:N	2.82	0.53
1:A:2582:MET:HE3	1:A:2610:LEU:HD13	1.91	0.53
1:B:1116:GLY:HA3	1:B:1132:TRP:HB3	1.90	0.53
1:D:960:MET:HG3	1:D:961:MET:O	2.09	0.53
1:C:349:GLN:HB2	1:C:356:TRP:CZ3	2.44	0.53
1:C:2736:ASP:OD1	1:C:2736:ASP:N	2.41	0.53
1:C:2924:GLN:O	1:C:2928:LYS:HG2	2.09	0.53
1:C:4759:ASP:O	1:C:4761:PRO:HD3	2.08	0.53
1:A:2986:VAL:HG22	1:A:2988:LYS:H	1.74	0.52
1:A:4759:ASP:O	1:A:4761:PRO:HD3	2.08	0.52

Continued on next page...

Continued from previous page...

Atom-1	Atom-2	Interatomic distance (Å)	Clash overlap (Å)
1:D:23:GLN:NE2	1:D:203:ASN:OD1	2.41	0.52
1:D:4818:MET:N	1:D:4818:MET:SD	2.82	0.52
1:C:2751:LEU:O	1:C:2755:ILE:HG12	2.08	0.52
1:C:3110:LEU:HD23	1:C:3183:VAL:HG22	1.91	0.52
1:A:960:MET:HG3	1:A:961:MET:O	2.09	0.52
1:A:2694:GLU:HG2	1:A:2697:ARG:HH22	1.75	0.52
1:A:2875:ALA:HB2	1:A:2927:LEU:HD22	1.90	0.52
1:B:257:ARG:O	1:B:284:HIS:NE2	2.31	0.52
1:D:349:GLN:HB2	1:D:356:TRP:CZ3	2.45	0.52
1:A:684:VAL:HG22	1:A:781:VAL:HG12	1.92	0.52
1:B:1068:ARG:HH21	1:B:1071:ARG:HG3	1.73	0.52
1:B:2967:MET:O	1:B:2970:SER:OG	2.19	0.52
1:D:1068:ARG:HH21	1:D:1071:ARG:HG3	1.74	0.52
1:D:4686:LEU:HD12	1:D:4690:GLU:HG3	1.91	0.52
1:C:2873:ALA:O	1:C:2876:GLU:HG3	2.09	0.52
1:C:4689:THR:OG1	1:C:4690:GLU:OE1	2.26	0.52
1:A:35:LEU:HD11	1:A:189:LEU:HD13	1.91	0.52
1:A:3811:GLU:OE1	1:A:3811:GLU:N	2.27	0.52
1:A:4944:ARG:NH2	1:B:4938:ASP:OD1	2.42	0.52
1:B:960:MET:HG3	1:B:961:MET:O	2.09	0.52
1:D:2736:ASP:OD1	1:D:2736:ASP:N	2.41	0.52
1:D:3110:LEU:HD23	1:D:3183:VAL:HG22	1.91	0.52
1:C:960:MET:HG3	1:C:961:MET:O	2.09	0.52
1:A:349:GLN:HB2	1:A:356:TRP:CZ3	2.45	0.52
1:A:4686:LEU:HD12	1:A:4690:GLU:HG3	1.91	0.52
1:A:4745:LEU:H	1:A:4745:LEU:HD12	1.73	0.52
1:B:23:GLN:NE2	1:B:203:ASN:OD1	2.41	0.52
1:B:349:GLN:HB2	1:B:356:TRP:CZ3	2.44	0.52
1:D:684:VAL:HG22	1:D:781:VAL:HG12	1.92	0.52
1:D:2297:LYS:O	1:D:2300:SER:OG	2.24	0.52
1:B:2694:GLU:HG2	1:B:2697:ARG:HH22	1.75	0.52
1:A:2449:GLU:OE1	1:A:2449:GLU:N	2.24	0.52
1:A:2661:TRP:HB3	1:A:2664:PHE:HB2	1.91	0.52
1:A:2873:ALA:O	1:A:2876:GLU:HG3	2.09	0.52
1:B:4689:THR:OG1	1:B:4690:GLU:OE1	2.26	0.52
1:D:35:LEU:HD11	1:D:189:LEU:HD13	1.91	0.52
1:D:2986:VAL:HG22	1:D:2988:LYS:H	1.74	0.52
1:C:35:LEU:HD11	1:C:189:LEU:HD13	1.91	0.52
2:F:11:ASP:OD2	2:F:12:GLY:N	2.43	0.52
1:B:684:VAL:HG22	1:B:781:VAL:HG12	1.92	0.52
1:B:4745:LEU:H	1:B:4745:LEU:HD12	1.73	0.52

Continued on next page...

Continued from previous page...

Atom-1	Atom-2	Interatomic distance (Å)	Clash overlap (Å)
1:D:228:ASP:OD1	1:D:228:ASP:N	2.43	0.52
1:D:3384:LYS:HD2	1:D:3386:GLU:HB3	1.91	0.52
1:C:2967:MET:O	1:C:2970:SER:OG	2.19	0.52
1:C:4754:ASN:HB3	1:C:4756:ARG:HH21	1.75	0.52
1:A:1068:ARG:HH21	1:A:1071:ARG:HG3	1.73	0.52
1:B:2293:GLN:H	1:B:2293:GLN:CD	2.12	0.52
1:B:2924:GLN:O	1:B:2928:LYS:HG2	2.09	0.52
1:D:1057:ASP:OD2	1:D:1057:ASP:N	2.43	0.52
1:D:2661:TRP:HB3	1:D:2664:PHE:HB2	1.91	0.52
1:D:4754:ASN:HB3	1:D:4756:ARG:HH21	1.75	0.52
1:B:2986:VAL:HG22	1:B:2988:LYS:H	1.74	0.52
1:D:2694:GLU:HG2	1:D:2697:ARG:HH22	1.75	0.52
1:D:3382:GLU:OE2	1:D:3382:GLU:N	2.34	0.52
1:A:2587:TYR:O	1:A:2590:SER:OG	2.24	0.51
2:G:2:VAL:HG11	2:G:61:GLU:HB2	1.92	0.51
1:B:182:LEU:HB3	1:B:198:THR:HG21	1.92	0.51
1:D:3130:THR:HA	1:D:3133:THR:HG22	1.91	0.51
1:C:2739:PRO:HG3	1:C:2888:ARG:HG2	1.92	0.51
1:C:4745:LEU:HD12	1:C:4745:LEU:H	1.73	0.51
1:B:1289:LEU:HD12	1:B:1562:ILE:HD11	1.92	0.51
1:B:3811:GLU:OE1	1:B:3811:GLU:N	2.27	0.51
1:C:182:LEU:HB3	1:C:198:THR:HG21	1.92	0.51
1:C:684:VAL:HG22	1:C:781:VAL:HG12	1.92	0.51
1:C:3384:LYS:HD2	1:C:3386:GLU:HB3	1.91	0.51
1:B:2704:CYS:O	1:B:3008:GLN:NE2	2.44	0.51
1:D:359:TYR:CZ	1:D:383:HIS:HD2	2.29	0.51
1:D:1156:THR:OG1	1:D:1157:GLU:OE1	2.19	0.51
1:D:4570:ALA:O	1:D:4574:ASN:ND2	2.41	0.51
1:C:1454:THR:OG1	1:C:1456:ASP:OD1	2.18	0.51
1:C:2694:GLU:HG2	1:C:2697:ARG:HH22	1.75	0.51
1:A:4754:ASN:HB3	1:A:4756:ARG:HH21	1.75	0.51
1:B:4754:ASN:HB3	1:B:4756:ARG:HH21	1.75	0.51
1:D:961:MET:HG2	1:D:962:SER:N	2.25	0.51
1:D:2690:LYS:HD3	1:D:2691:TYR:N	2.26	0.51
1:D:2739:PRO:HG3	1:D:2888:ARG:HG2	1.92	0.51
1:C:228:ASP:OD1	1:C:228:ASP:N	2.43	0.51
1:C:2293:GLN:OE1	1:C:2293:GLN:N	2.29	0.51
1:C:3550:ARG:NE	1:C:3597:GLN:OE1	2.41	0.51
1:C:3751:VAL:HG23	1:C:3755:GLU:HG2	1.93	0.51
1:A:3235:SER:OG	1:A:3237:GLU:OE1	2.29	0.51
1:B:728:ARG:NH2	1:B:1489:CYS:SG	2.84	0.51

Continued on next page...

Continued from previous page...

Atom-1	Atom-2	Interatomic distance (Å)	Clash overlap (Å)
1:C:359:TYR:CZ	1:C:383:HIS:HD2	2.29	0.51
1:C:990:GLU:HG3	1:C:1025:ARG:NH1	2.25	0.51
1:C:3235:SER:OG	1:C:3237:GLU:OE1	2.29	0.51
1:A:1289:LEU:HD12	1:A:1562:ILE:HD11	1.92	0.51
1:B:3751:VAL:HG23	1:B:3755:GLU:HG2	1.93	0.51
1:C:1057:ASP:OD2	1:C:1057:ASP:N	2.43	0.51
1:B:1847:THR:O	1:B:1851:MET:HG3	2.11	0.51
1:D:1847:THR:O	1:D:1851:MET:HG3	2.11	0.51
1:D:4745:LEU:H	1:D:4745:LEU:HD12	1.73	0.51
1:C:728:ARG:NH2	1:C:1489:CYS:SG	2.84	0.51
1:A:3130:THR:HA	1:A:3133:THR:HG22	1.91	0.51
1:A:4902:GLU:O	1:A:4913:ARG:NH2	2.37	0.51
1:B:990:GLU:HG3	1:B:1025:ARG:NH1	2.26	0.51
1:B:3130:THR:HA	1:B:3133:THR:HG22	1.91	0.51
1:D:633:LEU:HD13	1:D:1639:LEU:HD21	1.93	0.51
1:C:1847:THR:O	1:C:1851:MET:HG3	2.11	0.51
1:C:2660:GLY:HA3	1:C:2666:VAL:HG22	1.92	0.51
1:A:228:ASP:OD1	1:A:228:ASP:N	2.43	0.51
1:A:1847:THR:O	1:A:1851:MET:HG3	2.11	0.51
1:B:228:ASP:OD1	1:B:228:ASP:N	2.43	0.51
1:B:883:ALA:HB1	1:B:907:LEU:HD12	1.93	0.51
1:B:1156:THR:OG1	1:B:1157:GLU:OE1	2.19	0.51
1:D:728:ARG:NH2	1:D:1489:CYS:SG	2.84	0.51
1:C:2690:LYS:HD3	1:C:2691:TYR:N	2.26	0.51
1:C:2986:VAL:HG22	1:C:2988:LYS:H	1.74	0.51
1:A:2173:GLN:OE1	1:A:2173:GLN:N	2.27	0.51
2:H:11:ASP:OD2	2:H:12:GLY:N	2.44	0.51
1:B:1024:TYR:HB3	1:B:1025:ARG:NH1	2.26	0.51
1:B:2660:GLY:HA3	1:B:2666:VAL:HG22	1.92	0.51
1:D:1289:LEU:HD12	1:D:1562:ILE:HD11	1.92	0.51
1:D:3235:SER:OG	1:D:3237:GLU:OE1	2.29	0.51
1:A:182:LEU:HB3	1:A:198:THR:HG21	1.92	0.50
1:A:728:ARG:NH2	1:A:1489:CYS:SG	2.84	0.50
1:A:2704:CYS:O	1:A:3008:GLN:NE2	2.44	0.50
1:A:4570:ALA:O	1:A:4574:ASN:ND2	2.41	0.50
1:B:3235:SER:OG	1:B:3237:GLU:OE1	2.29	0.50
1:D:990:GLU:HG3	1:D:1025:ARG:NH1	2.26	0.50
1:D:2660:GLY:HA3	1:D:2666:VAL:HG22	1.92	0.50
1:C:20:VAL:HG21	1:C:202:MET:HE3	1.93	0.50
1:C:2293:GLN:H	1:C:2293:GLN:CD	2.12	0.50
1:C:2704:CYS:O	1:C:3008:GLN:NE2	2.44	0.50

Continued on next page...

Continued from previous page...

Atom-1	Atom-2	Interatomic distance (Å)	Clash overlap (Å)
1:C:3130:THR:HA	1:C:3133:THR:HG22	1.91	0.50
1:A:648:ILE:HG23	1:A:814:ALA:HB3	1.93	0.50
1:A:2660:GLY:HA3	1:A:2666:VAL:HG22	1.92	0.50
1:A:2739:PRO:HG3	1:A:2888:ARG:HG2	1.92	0.50
1:A:2858:GLN:HB2	1:A:2859:PRO:HD3	1.94	0.50
1:B:359:TYR:CZ	1:B:383:HIS:HD2	2.29	0.50
1:B:4063:ASP:OD1	1:B:4064:MET:N	2.44	0.50
1:D:943:ASP:OD2	1:D:945:LYS:NZ	2.42	0.50
1:D:4902:GLU:O	1:D:4913:ARG:NH2	2.37	0.50
1:D:4967:TYR:OH	1:D:5033:GLU:OE2	2.24	0.50
1:C:1252:HIS:O	1:C:1275:ARG:NH1	2.45	0.50
1:C:2661:TRP:HB3	1:C:2664:PHE:HB2	1.91	0.50
1:C:4186:ALA:C	1:C:4188:ARG:HH22	2.14	0.50
1:C:4687:TYR:O	1:C:4691:GLN:NE2	2.45	0.50
1:A:633:LEU:HD13	1:A:1639:LEU:HD21	1.93	0.50
1:A:2690:LYS:HD3	1:A:2691:TYR:N	2.26	0.50
1:A:3765:TYR:CE2	1:A:4753:HIS:HA	2.46	0.50
1:A:4063:ASP:OD1	1:A:4064:MET:N	2.44	0.50
1:A:4934:GLY:HA3	1:D:4937:ILE:CD1	2.39	0.50
1:B:2858:GLN:HB2	1:B:2859:PRO:HD3	1.94	0.50
1:B:4968:PHE:O	1:B:4974:GLY:HA3	2.12	0.50
1:C:2858:GLN:HB2	1:C:2859:PRO:HD3	1.93	0.50
1:A:359:TYR:CZ	1:A:383:HIS:HD2	2.29	0.50
1:A:883:ALA:HB1	1:A:907:LEU:HD12	1.93	0.50
1:A:1252:HIS:O	1:A:1275:ARG:NH1	2.45	0.50
2:G:11:ASP:OD2	2:G:12:GLY:N	2.45	0.50
1:B:872:GLU:HG2	1:B:922:LEU:HD11	1.94	0.50
1:B:3840:SER:OG	1:B:3877:ASP:OD1	2.24	0.50
1:D:182:LEU:HB3	1:D:198:THR:HG21	1.92	0.50
1:D:864:PRO:HB2	1:D:866:HIS:CD2	2.47	0.50
1:A:990:GLU:HG3	1:A:1025:ARG:NH1	2.26	0.50
1:D:393:CYS:HG	1:D:398:SER:HG	1.59	0.50
1:D:3751:VAL:HG23	1:D:3755:GLU:HG2	1.93	0.50
1:D:3765:TYR:CE2	1:D:4753:HIS:HA	2.47	0.50
1:A:864:PRO:HB2	1:A:866:HIS:CD2	2.47	0.50
1:A:2102:VAL:HG13	1:A:2120:MET:HB2	1.94	0.50
1:A:3182:TYR:HA	1:A:3185:LYS:HE3	1.94	0.50
1:A:4186:ALA:C	1:A:4188:ARG:HH22	2.14	0.50
1:A:4687:TYR:O	1:A:4691:GLN:NE2	2.45	0.50
1:A:4968:PHE:O	1:A:4974:GLY:HA3	2.12	0.50
1:B:864:PRO:HB2	1:B:866:HIS:CD2	2.47	0.50

Continued on next page...

Continued from previous page...

Atom-1	Atom-2	Interatomic distance (Å)	Clash overlap (Å)
1:B:2410:PRO:HB3	1:B:2415:ARG:HB3	1.93	0.50
1:B:2739:PRO:HG3	1:B:2888:ARG:HG2	1.92	0.50
1:D:648:ILE:HG23	1:D:814:ALA:HB3	1.94	0.50
1:D:883:ALA:HB1	1:D:907:LEU:HD12	1.93	0.50
1:D:1252:HIS:O	1:D:1275:ARG:NH1	2.45	0.50
1:D:3105:LYS:O	1:D:3108:GLU:HG3	2.12	0.50
1:D:4687:TYR:O	1:D:4691:GLN:NE2	2.45	0.50
1:C:648:ILE:HG23	1:C:814:ALA:HB3	1.93	0.50
1:C:864:PRO:HB2	1:C:866:HIS:CD2	2.47	0.50
1:A:1024:TYR:HB3	1:A:1025:ARG:NH1	2.26	0.50
1:A:3105:LYS:O	1:A:3108:GLU:HG3	2.12	0.50
1:B:633:LEU:HD13	1:B:1639:LEU:HD21	1.93	0.50
1:B:648:ILE:HG23	1:B:814:ALA:HB3	1.93	0.50
1:B:3765:TYR:CE2	1:B:4753:HIS:HA	2.47	0.50
1:B:4630:TYR:HH	1:C:4860:ARG:NH1	2.08	0.50
1:D:2704:CYS:O	1:D:3008:GLN:NE2	2.44	0.50
1:D:3182:TYR:HA	1:D:3185:LYS:HE3	1.94	0.50
1:C:872:GLU:HG2	1:C:922:LEU:HD11	1.94	0.50
1:C:943:ASP:OD2	1:C:945:LYS:NZ	2.42	0.50
1:C:1031:THR:HG22	1:C:1035:ASN:HD21	1.77	0.50
1:A:2967:MET:O	1:A:2971:GLN:HG2	2.12	0.50
1:A:3751:VAL:HG23	1:A:3755:GLU:HG2	1.93	0.50
1:A:3840:SER:OG	1:A:3877:ASP:OD1	2.24	0.50
2:E:18:ARG:NE	2:E:51:GLY:HA3	2.27	0.50
1:B:2967:MET:O	1:B:2971:GLN:HG2	2.12	0.50
1:D:2587:TYR:O	1:D:2590:SER:OG	2.24	0.50
1:D:2765:LYS:NZ	1:D:2859:PRO:O	2.39	0.50
1:D:4063:ASP:OD1	1:D:4064:MET:N	2.44	0.50
1:D:4689:THR:OG1	1:D:4690:GLU:OE1	2.26	0.50
1:C:883:ALA:HB1	1:C:907:LEU:HD12	1.93	0.50
1:C:1024:TYR:HB3	1:C:1025:ARG:NH1	2.26	0.50
1:C:2102:VAL:HG13	1:C:2120:MET:HB2	1.94	0.50
1:D:2102:VAL:HG13	1:D:2120:MET:HB2	1.93	0.50
1:D:2632:ILE:HD12	1:D:2633:LEU:N	2.27	0.50
1:D:4186:ALA:C	1:D:4188:ARG:HH22	2.14	0.50
1:C:975:VAL:HG12	1:C:1044:ARG:HH11	1.77	0.50
1:C:1289:LEU:HD12	1:C:1562:ILE:HD11	1.92	0.50
1:C:2173:GLN:OE1	1:C:2173:GLN:N	2.27	0.50
1:C:2632:ILE:HD12	1:C:2633:LEU:N	2.27	0.50
1:C:4063:ASP:OD1	1:C:4064:MET:N	2.44	0.50
1:A:2765:LYS:NZ	1:A:2857:PRO:HB2	2.26	0.49

Continued on next page...

Continued from previous page...

Atom-1	Atom-2	Interatomic distance (Å)	Clash overlap (Å)
1:B:20:VAL:HG21	1:B:202:MET:HE3	1.93	0.49
1:B:1057:ASP:OD2	1:B:1057:ASP:N	2.43	0.49
1:B:3182:TYR:HA	1:B:3185:LYS:HE3	1.94	0.49
1:B:4186:ALA:C	1:B:4188:ARG:HH22	2.14	0.49
1:D:1024:TYR:HB3	1:D:1025:ARG:NH1	2.26	0.49
1:D:1031:THR:HG22	1:D:1035:ASN:HD21	1.77	0.49
1:D:2173:GLN:OE1	1:D:2173:GLN:N	2.27	0.49
1:D:3880:PHE:HA	1:D:3883:ASP:OD2	2.12	0.49
1:C:2123:LEU:O	1:C:2127:GLN:HG2	2.12	0.49
1:C:3946:GLN:OE1	1:C:3949:ARG:NH1	2.30	0.49
2:E:2:VAL:HG11	2:E:61:GLU:HB2	1.93	0.49
1:B:4821:LYS:H	1:B:4821:LYS:HD3	1.77	0.49
1:D:2588:ARG:HH21	1:D:2589:LEU:HD23	1.78	0.49
1:D:2967:MET:O	1:D:2970:SER:OG	2.19	0.49
1:D:4016:LEU:O	1:D:4020:GLN:HG3	2.13	0.49
1:C:2386:ILE:O	1:C:2393:ASP:HB2	2.12	0.49
1:C:2588:ARG:HH21	1:C:2589:LEU:HD23	1.78	0.49
1:A:961:MET:HG2	1:A:962:SER:N	2.24	0.49
1:A:975:VAL:HG12	1:A:1044:ARG:HH11	1.77	0.49
1:A:2410:PRO:HB3	1:A:2415:ARG:HB3	1.93	0.49
1:A:4818:MET:O	1:A:4824:ARG:NH1	2.46	0.49
1:B:975:VAL:HG12	1:B:1044:ARG:HH11	1.77	0.49
1:B:3880:PHE:HA	1:B:3883:ASP:OD2	2.12	0.49
1:D:2615:ARG:HB2	1:D:2618:MET:HE3	1.93	0.49
1:D:2858:GLN:HB2	1:D:2859:PRO:HD3	1.94	0.49
1:C:1947:CYS:SG	1:C:2127:GLN:NE2	2.76	0.49
1:C:2449:GLU:OE1	1:C:2449:GLU:N	2.24	0.49
1:A:3862:ASP:OD1	1:A:3862:ASP:N	2.46	0.49
2:E:49:MET:HG2	2:E:52:LYS:HG2	1.93	0.49
2:F:2:VAL:HG11	2:F:61:GLU:HB2	1.94	0.49
1:D:20:VAL:HG21	1:D:202:MET:HE3	1.93	0.49
1:D:257:ARG:O	1:D:284:HIS:NE2	2.31	0.49
1:D:1447:CYS:HB3	1:D:1555:LEU:HB3	1.94	0.49
1:D:2293:GLN:H	1:D:2293:GLN:CD	2.11	0.49
1:D:3535:LEU:O	1:D:3539:ARG:HG2	2.12	0.49
1:D:3840:SER:OG	1:D:3877:ASP:OD1	2.24	0.49
1:C:3453:ARG:NH1	1:C:3453:ARG:HA	2.28	0.49
1:A:872:GLU:HG2	1:A:922:LEU:HD11	1.94	0.49
1:A:3390:GLY:O	1:A:3393:LEU:HD12	2.12	0.49
1:B:2386:ILE:O	1:B:2393:ASP:HB2	2.12	0.49
1:B:3862:ASP:N	1:B:3862:ASP:OD1	2.46	0.49

Continued on next page...

Continued from previous page...

Atom-1	Atom-2	Interatomic distance (Å)	Clash overlap (Å)
1:C:3765:TYR:CE2	1:C:4753:HIS:HA	2.47	0.49
1:C:4016:LEU:O	1:C:4020:GLN:HG3	2.13	0.49
1:C:4821:LYS:H	1:C:4821:LYS:HD3	1.77	0.49
1:A:20:VAL:HG21	1:A:202:MET:HE3	1.93	0.49
1:A:3442:PHE:CD1	1:A:3514:LEU:HD22	2.48	0.49
1:A:3453:ARG:NH1	1:A:3453:ARG:HA	2.28	0.49
1:A:4967:TYR:OH	1:A:5033:GLU:OE2	2.24	0.49
1:B:1252:HIS:O	1:B:1275:ARG:NH1	2.45	0.49
1:B:3183:VAL:O	1:B:3187:ARG:HG3	2.13	0.49
1:D:2386:ILE:O	1:D:2393:ASP:HB2	2.12	0.49
1:D:2967:MET:O	1:D:2971:GLN:HG2	2.12	0.49
1:C:274:LEU:HB3	1:C:339:ILE:HD12	1.95	0.49
1:C:2967:MET:O	1:C:2971:GLN:HG2	2.12	0.49
1:C:3182:TYR:HA	1:C:3185:LYS:HE3	1.94	0.49
1:B:1089:TYR:HD2	1:B:1152:MET:HG2	1.78	0.49
1:B:1447:CYS:HB3	1:B:1555:LEU:HB3	1.94	0.49
1:B:1668:ARG:HG3	1:B:1671:ARG:NH2	2.28	0.49
1:B:2690:LYS:HD3	1:B:2691:TYR:N	2.26	0.49
1:B:3105:LYS:O	1:B:3108:GLU:HG3	2.12	0.49
1:B:4687:TYR:O	1:B:4691:GLN:NE2	2.45	0.49
1:D:872:GLU:HG2	1:D:922:LEU:HD11	1.94	0.49
1:D:3159:ASP:OD1	1:D:3159:ASP:N	2.45	0.49
1:D:3604:TYR:O	1:D:3607:GLU:HG3	2.13	0.49
1:D:3822:ASP:OD1	1:D:3823:LYS:NZ	2.39	0.49
1:C:633:LEU:HD13	1:C:1639:LEU:HD21	1.93	0.49
1:C:2410:PRO:HB3	1:C:2415:ARG:HB3	1.93	0.49
1:C:3105:LYS:O	1:C:3108:GLU:HG3	2.12	0.49
1:C:3183:VAL:O	1:C:3187:ARG:HG3	2.13	0.49
1:C:4818:MET:O	1:C:4824:ARG:NH1	2.46	0.49
1:A:2765:LYS:NZ	1:A:2859:PRO:O	2.39	0.49
1:A:3288:GLY:HA2	1:A:3303:PRO:HB3	1.94	0.49
1:B:1864:LYS:HE3	1:B:1872:THR:HG22	1.94	0.49
1:B:2123:LEU:O	1:B:2127:GLN:HG2	2.12	0.49
1:B:2632:ILE:HD12	1:B:2633:LEU:N	2.27	0.49
1:B:3535:LEU:O	1:B:3539:ARG:HG2	2.12	0.49
1:D:1864:LYS:HE3	1:D:1872:THR:HG22	1.94	0.49
1:D:3054:VAL:HG12	1:D:3127:GLN:HE22	1.78	0.49
1:D:3357:HIS:O	1:D:3361:THR:HG23	2.13	0.49
1:D:3453:ARG:HA	1:D:3453:ARG:NH1	2.27	0.49
1:D:4818:MET:O	1:D:4824:ARG:NH1	2.46	0.49
1:D:4868:ASP:OD1	1:D:4870:ASP:N	2.46	0.49

Continued on next page...

Continued from previous page...

Atom-1	Atom-2	Interatomic distance (Å)	Clash overlap (Å)
1:C:3880:PHE:HA	1:C:3883:ASP:OD2	2.12	0.49
1:C:4570:ALA:O	1:C:4574:ASN:ND2	2.41	0.49
1:A:1031:THR:HG22	1:A:1035:ASN:HD21	1.77	0.49
1:A:1186:ASP:OD2	1:A:1186:ASP:N	2.35	0.49
1:A:3183:VAL:O	1:A:3187:ARG:HG3	2.13	0.49
1:A:3880:PHE:HA	1:A:3883:ASP:OD2	2.12	0.49
1:A:4016:LEU:O	1:A:4020:GLN:HG3	2.13	0.49
1:B:1031:THR:HG22	1:B:1035:ASN:HD21	1.77	0.49
1:B:2102:VAL:HG13	1:B:2120:MET:HB2	1.94	0.49
1:B:3390:GLY:O	1:B:3393:LEU:HD12	2.12	0.49
1:D:975:VAL:HG12	1:D:1044:ARG:HH11	1.77	0.49
1:D:2330:ARG:HB3	1:D:2330:ARG:NH1	2.28	0.49
1:C:571:SER:OG	1:C:573:GLU:OE1	2.19	0.49
1:C:2615:ARG:HB2	1:C:2618:MET:HE3	1.95	0.49
1:A:1057:ASP:OD2	1:A:1057:ASP:N	2.43	0.49
1:A:2588:ARG:HH21	1:A:2589:LEU:HD23	1.78	0.49
1:A:3357:HIS:O	1:A:3361:THR:HG23	2.13	0.49
1:B:274:LEU:HB3	1:B:339:ILE:HD12	1.95	0.49
1:B:4570:ALA:O	1:B:4574:ASN:ND2	2.41	0.49
1:B:4818:MET:O	1:B:4824:ARG:NH1	2.46	0.49
1:D:2123:LEU:O	1:D:2127:GLN:HG2	2.12	0.49
1:D:3208:PRO:HB2	1:D:3237:GLU:HG3	1.95	0.49
1:D:3390:GLY:O	1:D:3393:LEU:HD12	2.12	0.49
1:D:4968:PHE:O	1:D:4974:GLY:HA3	2.12	0.49
1:C:2297:LYS:O	1:C:2300:SER:OG	2.24	0.49
1:C:3390:GLY:O	1:C:3393:LEU:HD12	2.12	0.49
1:C:4968:PHE:O	1:C:4974:GLY:HA3	2.12	0.49
1:A:1089:TYR:HD2	1:A:1152:MET:HG2	1.78	0.48
1:A:1668:ARG:HG3	1:A:1671:ARG:NH2	2.28	0.48
1:A:1864:LYS:HE3	1:A:1872:THR:HG22	1.94	0.48
1:A:2330:ARG:HB3	1:A:2330:ARG:NH1	2.28	0.48
1:A:2632:ILE:HD12	1:A:2633:LEU:N	2.27	0.48
1:A:3159:ASP:OD1	1:A:3159:ASP:N	2.45	0.48
1:B:2588:ARG:HH21	1:B:2589:LEU:HD23	1.78	0.48
1:D:1025:ARG:NE	1:D:1025:ARG:H	2.11	0.48
1:D:2690:LYS:HA	1:D:2690:LYS:HE2	1.95	0.48
1:D:3288:GLY:HA2	1:D:3303:PRO:HB3	1.94	0.48
1:C:1025:ARG:H	1:C:1025:ARG:NE	2.11	0.48
1:C:1447:CYS:HB3	1:C:1555:LEU:HB3	1.94	0.48
1:C:1820:ARG:HA	1:C:1820:ARG:NE	2.28	0.48
1:B:877:ASN:O	1:B:881:LEU:HG	2.13	0.48

Continued on next page...

Continued from previous page...

Atom-1	Atom-2	Interatomic distance (Å)	Clash overlap (Å)
1:B:943:ASP:OD2	1:B:945:LYS:NZ	2.42	0.48
1:B:2757:LYS:O	1:B:2761:TYR:HB2	2.13	0.48
1:D:70:GLU:OE2	1:D:110:ARG:NE	2.33	0.48
1:D:1668:ARG:HG3	1:D:1671:ARG:NH2	2.28	0.48
1:C:961:MET:HG2	1:C:962:SER:N	2.24	0.48
1:A:2123:LEU:O	1:A:2127:GLN:HG2	2.12	0.48
2:H:2:VAL:HG11	2:H:61:GLU:HB2	1.95	0.48
2:F:49:MET:HG2	2:F:52:LYS:HG2	1.95	0.48
1:D:384:MET:SD	1:D:384:MET:N	2.75	0.48
1:D:2410:PRO:HB3	1:D:2415:ARG:HB3	1.93	0.48
1:D:3412:LEU:HD11	1:D:3434:LEU:HD21	1.96	0.48
1:D:4188:ARG:HG2	1:D:4188:ARG:HH11	1.78	0.48
1:C:3357:HIS:O	1:C:3361:THR:HG23	2.13	0.48
1:C:3412:LEU:HD11	1:C:3434:LEU:HD21	1.96	0.48
1:C:4015:GLU:HA	1:C:4018:ASP:OD2	2.14	0.48
1:A:1820:ARG:HA	1:A:1820:ARG:NE	2.28	0.48
1:A:2298:VAL:HG21	1:A:2334:PHE:HE2	1.79	0.48
1:A:2386:ILE:O	1:A:2393:ASP:HB2	2.12	0.48
1:A:2757:LYS:O	1:A:2761:TYR:HB2	2.13	0.48
1:B:961:MET:HG2	1:B:962:SER:N	2.24	0.48
1:B:2293:GLN:OE1	1:B:2293:GLN:N	2.29	0.48
1:B:2298:VAL:HG21	1:B:2334:PHE:HE2	1.79	0.48
1:B:3453:ARG:NH1	1:B:3453:ARG:HA	2.28	0.48
1:B:4868:ASP:OD1	1:B:4870:ASP:N	2.46	0.48
1:D:3183:VAL:O	1:D:3187:ARG:HG3	2.13	0.48
1:D:3261:ALA:HB1	1:D:3265:GLU:HG3	1.96	0.48
1:D:3539:ARG:HH11	1:D:3539:ARG:HA	1.79	0.48
1:C:2330:ARG:HB3	1:C:2330:ARG:NH1	2.28	0.48
1:C:3955:MET:HE3	1:C:4015:GLU:HG2	1.96	0.48
1:A:943:ASP:OD2	1:A:945:LYS:NZ	2.42	0.48
1:A:4868:ASP:OD1	1:A:4870:ASP:N	2.46	0.48
2:E:11:ASP:OD2	2:E:12:GLY:N	2.46	0.48
1:B:2330:ARG:NH1	1:B:2330:ARG:HB3	2.28	0.48
1:B:3442:PHE:CD1	1:B:3514:LEU:HD22	2.48	0.48
1:D:1820:ARG:HA	1:D:1820:ARG:NE	2.28	0.48
1:D:4015:GLU:HA	1:D:4018:ASP:OD2	2.14	0.48
1:C:3288:GLY:HA2	1:C:3303:PRO:HB3	1.94	0.48
1:C:3535:LEU:O	1:C:3539:ARG:HG2	2.12	0.48
1:C:3604:TYR:O	1:C:3607:GLU:HG3	2.13	0.48
1:A:3535:LEU:O	1:A:3539:ARG:HG2	2.12	0.48
1:B:1025:ARG:H	1:B:1025:ARG:NE	2.12	0.48

Continued on next page...

Continued from previous page...

Atom-1	Atom-2	Interatomic distance (Å)	Clash overlap (Å)
1:B:3288:GLY:HA2	1:B:3303:PRO:HB3	1.94	0.48
1:B:4016:LEU:O	1:B:4020:GLN:HG3	2.13	0.48
1:B:4188:ARG:HG2	1:B:4188:ARG:HH11	1.78	0.48
1:B:4937:ILE:CD1	1:C:4934:GLY:HA3	2.43	0.48
1:D:2020:ASP:OD1	1:D:2020:ASP:N	2.46	0.48
1:D:2298:VAL:HG21	1:D:2334:PHE:HE2	1.79	0.48
1:D:3442:PHE:CD1	1:D:3514:LEU:HD22	2.48	0.48
1:C:1089:TYR:HD2	1:C:1152:MET:HG2	1.78	0.48
1:A:308:HIS:CE1	1:A:310:LYS:HB3	2.49	0.48
1:A:3371:LYS:NZ	1:A:3371:LYS:HB2	2.29	0.48
1:A:3412:LEU:HD11	1:A:3434:LEU:HD21	1.96	0.48
1:A:4188:ARG:HG2	1:A:4188:ARG:HH11	1.78	0.48
1:B:3959:LYS:NZ	1:B:4022:ASP:OD2	2.43	0.48
1:D:3734:HIS:O	1:D:3736:GLU:HG3	2.14	0.48
1:D:3862:ASP:OD1	1:D:3862:ASP:N	2.46	0.48
1:D:4821:LYS:H	1:D:4821:LYS:HD3	1.77	0.48
1:C:308:HIS:CE1	1:C:310:LYS:HB3	2.49	0.48
1:C:499:THR:HG23	1:C:502:HIS:H	1.79	0.48
1:C:3539:ARG:HA	1:C:3539:ARG:HH11	1.79	0.48
1:A:274:LEU:HB3	1:A:339:ILE:HD12	1.95	0.48
1:A:1447:CYS:HB3	1:A:1555:LEU:HB3	1.94	0.48
1:A:2273:LEU:HG	1:A:2330:ARG:HH12	1.79	0.48
1:A:3261:ALA:HB1	1:A:3265:GLU:HG3	1.95	0.48
1:A:3604:TYR:O	1:A:3607:GLU:HG3	2.13	0.48
1:B:3208:PRO:HB2	1:B:3237:GLU:HG3	1.95	0.48
1:D:2757:LYS:O	1:D:2761:TYR:HB2	2.13	0.48
1:C:1668:ARG:HG3	1:C:1671:ARG:NH2	2.28	0.48
1:C:2690:LYS:HE2	1:C:2690:LYS:HA	1.94	0.48
1:C:2757:LYS:O	1:C:2761:TYR:HB2	2.13	0.48
1:C:3054:VAL:HG12	1:C:3127:GLN:HE22	1.78	0.48
1:C:3261:ALA:HB1	1:C:3265:GLU:HG3	1.96	0.48
1:C:3442:PHE:CD1	1:C:3514:LEU:HD22	2.48	0.48
1:C:4868:ASP:OD1	1:C:4870:ASP:N	2.46	0.48
1:A:4238:CYS:HA	1:A:4989:MET:HE1	1.96	0.48
1:B:2690:LYS:HE2	1:B:2690:LYS:HA	1.95	0.48
1:B:3371:LYS:HB2	1:B:3371:LYS:NZ	2.29	0.48
1:B:3604:TYR:O	1:B:3607:GLU:HG3	2.13	0.48
1:D:308:HIS:CE1	1:D:310:LYS:HB3	2.49	0.48
1:C:2495:VAL:HG22	1:C:2498:HIS:CE1	2.49	0.48
1:C:4967:TYR:OH	1:C:5033:GLU:OE2	2.24	0.48
1:A:257:ARG:O	1:A:284:HIS:NE2	2.31	0.48

Continued on next page...

Continued from previous page...

Atom-1	Atom-2	Interatomic distance (Å)	Clash overlap (Å)
1:A:399:GLN:O	1:A:403:MET:HG3	2.14	0.48
1:A:1025:ARG:H	1:A:1025:ARG:NE	2.11	0.48
1:A:1820:ARG:NH2	1:A:1922:LEU:O	2.47	0.48
1:A:2690:LYS:HA	1:A:2690:LYS:HE2	1.95	0.48
1:A:3539:ARG:HH11	1:A:3539:ARG:HA	1.79	0.48
1:A:4821:LYS:H	1:A:4821:LYS:HD3	1.77	0.48
1:B:2587:TYR:O	1:B:2590:SER:OG	2.24	0.48
1:B:2638:LYS:HA	1:B:2698:MET:HE1	1.96	0.48
1:B:3054:VAL:HG12	1:B:3127:GLN:HE22	1.78	0.48
1:B:3260:GLY:HA2	1:B:3325:ASN:ND2	2.29	0.48
1:B:4015:GLU:HA	1:B:4018:ASP:OD2	2.14	0.48
1:D:399:GLN:O	1:D:403:MET:HG3	2.14	0.48
1:D:2224:ARG:HG2	1:D:2225:PHE:CE2	2.49	0.48
1:C:275:ARG:HD2	1:C:328:LYS:HE2	1.96	0.48
1:C:3208:PRO:HB2	1:C:3237:GLU:HG3	1.95	0.48
1:A:499:THR:HG23	1:A:502:HIS:H	1.79	0.47
1:A:745:SER:HB2	1:A:758:ARG:HB2	1.96	0.47
1:A:2538:THR:HG23	1:A:2541:PHE:H	1.79	0.47
1:A:3054:VAL:HG12	1:A:3127:GLN:HE22	1.78	0.47
1:A:3208:PRO:HB2	1:A:3237:GLU:HG3	1.95	0.47
1:A:3260:GLY:HA2	1:A:3325:ASN:ND2	2.29	0.47
1:A:3623:LEU:O	1:A:3624:LEU:HD23	2.14	0.47
1:A:3734:HIS:O	1:A:3736:GLU:HG3	2.14	0.47
1:B:2191:PHE:HA	1:B:2198:MET:HE3	1.95	0.47
1:B:2298:VAL:HG21	1:B:2334:PHE:CE2	2.50	0.47
1:D:274:LEU:HB3	1:D:339:ILE:HD12	1.95	0.47
1:D:1089:TYR:HD2	1:D:1152:MET:HG2	1.78	0.47
1:D:1820:ARG:NH2	1:D:1922:LEU:O	2.47	0.47
1:D:2495:VAL:HG22	1:D:2498:HIS:CE1	2.49	0.47
1:D:2912:THR:OG1	1:D:2913:ALA:N	2.47	0.47
1:D:3623:LEU:O	1:D:3624:LEU:HD23	2.14	0.47
1:C:3260:GLY:HA2	1:C:3325:ASN:ND2	2.29	0.47
1:C:3755:GLU:HA	1:C:3758:MET:HB2	1.96	0.47
1:A:866:HIS:CD2	1:A:867:LEU:H	2.30	0.47
1:A:2912:THR:OG1	1:A:2913:ALA:N	2.47	0.47
1:B:499:THR:HG23	1:B:502:HIS:H	1.79	0.47
1:B:1820:ARG:HA	1:B:1820:ARG:NE	2.28	0.47
1:B:2912:THR:OG1	1:B:2913:ALA:N	2.47	0.47
1:B:3705:PHE:HA	1:B:3708:THR:HG22	1.97	0.47
1:D:275:ARG:HD2	1:D:328:LYS:HE2	1.96	0.47
1:D:877:ASN:O	1:D:881:LEU:HG	2.13	0.47

Continued on next page...

Continued from previous page...

Atom-1	Atom-2	Interatomic distance (Å)	Clash overlap (Å)
1:D:3593:VAL:O	1:D:3597:GLN:HG2	2.15	0.47
1:C:877:ASN:O	1:C:881:LEU:HG	2.14	0.47
1:C:1156:THR:OG1	1:C:1157:GLU:OE1	2.19	0.47
1:A:877:ASN:O	1:A:881:LEU:HG	2.13	0.47
1:A:2495:VAL:HG22	1:A:2498:HIS:CE1	2.49	0.47
1:A:2867:LEU:HD21	1:A:2871:LEU:HB3	1.96	0.47
1:B:3539:ARG:HA	1:B:3539:ARG:HH11	1.79	0.47
1:D:1726:SER:O	1:D:1729:SER:OG	2.30	0.47
1:C:1864:LYS:HE3	1:C:1872:THR:HG22	1.94	0.47
1:C:2867:LEU:HD21	1:C:2871:LEU:HB3	1.97	0.47
1:C:4640:GLU:HB3	1:C:4641:PRO:HD3	1.96	0.47
1:A:2298:VAL:HG21	1:A:2334:PHE:CE2	2.49	0.47
1:A:4015:GLU:HA	1:A:4018:ASP:OD2	2.14	0.47
1:A:4177:TYR:CE1	1:A:4199:GLU:HG3	2.49	0.47
1:B:308:HIS:CE1	1:B:310:LYS:HB3	2.49	0.47
1:B:399:GLN:O	1:B:403:MET:HG3	2.14	0.47
1:B:835:ARG:NH1	1:B:1093:GLU:OE1	2.48	0.47
1:B:2224:ARG:HG2	1:B:2225:PHE:CE2	2.49	0.47
1:B:2297:LYS:O	1:B:2300:SER:OG	2.24	0.47
1:B:3946:GLN:OE1	1:B:3949:ARG:NH1	2.30	0.47
1:D:15:ARG:HH21	1:D:98:HIS:HB2	1.80	0.47
1:D:2302:LEU:HG	1:D:2363:CYS:HB3	1.96	0.47
1:D:3260:GLY:HA2	1:D:3325:ASN:ND2	2.29	0.47
1:D:3717:ASP:OD1	1:D:3717:ASP:N	2.47	0.47
1:D:3946:GLN:OE1	1:D:3949:ARG:NH1	2.30	0.47
1:C:745:SER:HB2	1:C:758:ARG:HB2	1.96	0.47
1:C:2273:LEU:HG	1:C:2330:ARG:HH12	1.79	0.47
1:C:3593:VAL:O	1:C:3597:GLN:HG2	2.14	0.47
1:C:3862:ASP:N	1:C:3862:ASP:OD1	2.46	0.47
1:C:4188:ARG:HH11	1:C:4188:ARG:HG2	1.78	0.47
1:A:15:ARG:HH21	1:A:98:HIS:HB2	1.80	0.47
1:A:747:CYS:HB3	1:A:808:TYR:CE2	2.49	0.47
1:A:2907:PRO:O	1:A:2910:THR:OG1	2.29	0.47
1:A:3263:TYR:N	1:A:3326:ASN:OD1	2.48	0.47
1:B:275:ARG:HD2	1:B:328:LYS:HE2	1.96	0.47
1:B:3412:LEU:HD11	1:B:3434:LEU:HD21	1.96	0.47
1:B:3955:MET:HE3	1:B:4015:GLU:HG2	1.96	0.47
1:C:1820:ARG:NH2	1:C:1922:LEU:O	2.47	0.47
1:C:2298:VAL:HG21	1:C:2334:PHE:HE2	1.79	0.47
1:A:923:GLN:O	1:A:927:GLU:HG2	2.15	0.47
2:F:35:LYS:HE2	1:B:636:ASN:HD21	1.79	0.47

Continued on next page...

Continued from previous page...

Atom-1	Atom-2	Interatomic distance (Å)	Clash overlap (Å)
1:B:745:SER:HB2	1:B:758:ARG:HB2	1.96	0.47
1:B:2273:LEU:HG	1:B:2330:ARG:HH12	1.79	0.47
1:D:2538:THR:HG23	1:D:2541:PHE:H	1.79	0.47
1:D:2867:LEU:HD21	1:D:2871:LEU:HB3	1.97	0.47
1:C:1186:ASP:OD2	1:C:1186:ASP:N	2.35	0.47
1:C:2190:VAL:O	1:C:2198:MET:HE1	2.15	0.47
1:C:4177:TYR:CE1	1:C:4199:GLU:HG3	2.50	0.47
1:A:275:ARG:HD2	1:A:328:LYS:HE2	1.96	0.47
1:A:758:ARG:HG2	1:A:763:PRO:HA	1.97	0.47
1:A:2302:LEU:HG	1:A:2363:CYS:HB3	1.96	0.47
1:A:3593:VAL:O	1:A:3597:GLN:HG2	2.14	0.47
1:A:3705:PHE:HA	1:A:3708:THR:HG22	1.97	0.47
1:B:747:CYS:HB3	1:B:808:TYR:CE2	2.49	0.47
1:B:2020:ASP:OD1	1:B:2020:ASP:N	2.46	0.47
1:B:2495:VAL:HG22	1:B:2498:HIS:CE1	2.49	0.47
1:B:3261:ALA:HB1	1:B:3265:GLU:HG3	1.96	0.47
1:B:3357:HIS:O	1:B:3361:THR:HG23	2.13	0.47
1:B:3623:LEU:O	1:B:3624:LEU:HD23	2.14	0.47
1:B:3755:GLU:HA	1:B:3758:MET:HB2	1.96	0.47
1:B:4640:GLU:HB3	1:B:4641:PRO:HD3	1.97	0.47
1:D:923:GLN:O	1:D:927:GLU:HG2	2.15	0.47
1:D:2273:LEU:HG	1:D:2330:ARG:HH12	1.79	0.47
1:D:2298:VAL:HG21	1:D:2334:PHE:CE2	2.49	0.47
1:D:3962:PHE:CZ	1:D:4023:MET:HG3	2.50	0.47
1:D:4640:GLU:HB3	1:D:4641:PRO:HD3	1.97	0.47
1:C:399:GLN:O	1:C:403:MET:HG3	2.14	0.47
1:C:835:ARG:NH1	1:C:1093:GLU:OE1	2.48	0.47
1:C:3263:TYR:N	1:C:3326:ASN:OD1	2.48	0.47
1:A:835:ARG:NH1	1:A:1093:GLU:OE1	2.48	0.47
1:A:950:LEU:HD13	1:A:951:LYS:O	2.15	0.47
1:A:2534:ALA:HA	1:A:2588:ARG:NH2	2.30	0.47
1:A:3962:PHE:CZ	1:A:4023:MET:HG3	2.50	0.47
1:B:923:GLN:O	1:B:927:GLU:HG2	2.15	0.47
1:D:984:LEU:HD21	1:D:1056:PRO:HD2	1.96	0.47
1:D:2768:PHE:O	1:D:2771:ILE:HG22	2.15	0.47
1:D:3371:LYS:HB2	1:D:3371:LYS:NZ	2.29	0.47
1:D:4177:TYR:CE1	1:D:4199:GLU:HG3	2.49	0.47
1:C:984:LEU:HD21	1:C:1056:PRO:HD2	1.97	0.47
1:C:2020:ASP:OD1	1:C:2020:ASP:N	2.46	0.47
1:C:2265:LEU:HD23	1:C:2330:ARG:HH11	1.80	0.47
1:C:2298:VAL:HG21	1:C:2334:PHE:CE2	2.50	0.47

Continued on next page...

Continued from previous page...

Atom-1	Atom-2	Interatomic distance (Å)	Clash overlap (Å)
1:C:3623:LEU:O	1:C:3624:LEU:HD23	2.14	0.47
1:B:950:LEU:HD13	1:B:951:LYS:O	2.15	0.47
1:B:2867:LEU:HD21	1:B:2871:LEU:HB3	1.97	0.47
1:B:3226:GLU:C	1:B:3228:ALA:H	2.18	0.47
1:B:3962:PHE:CZ	1:B:4023:MET:HG3	2.50	0.47
1:D:745:SER:HB2	1:D:758:ARG:HB2	1.96	0.47
1:D:747:CYS:HB3	1:D:808:TYR:CE2	2.49	0.47
1:D:758:ARG:HG2	1:D:763:PRO:HA	1.97	0.47
1:C:2302:LEU:HG	1:C:2363:CYS:HB3	1.96	0.47
1:C:3705:PHE:HA	1:C:3708:THR:HG22	1.97	0.47
1:C:3734:HIS:O	1:C:3736:GLU:HG3	2.14	0.47
1:A:1107:PRO:HD2	1:A:1186:ASP:OD1	2.14	0.47
1:A:1297:PHE:CE2	1:A:1525:GLY:HA2	2.50	0.47
1:A:2768:PHE:O	1:A:2771:ILE:HG22	2.15	0.47
2:H:32:ASP:OD1	2:H:34:LYS:HG3	2.15	0.47
1:B:1297:PHE:CE2	1:B:1525:GLY:HA2	2.50	0.47
1:B:1465:ASP:OD1	1:B:1468:LYS:HG2	2.15	0.47
1:B:2768:PHE:O	1:B:2771:ILE:HG22	2.15	0.47
1:D:950:LEU:HD13	1:D:951:LYS:O	2.15	0.47
1:C:747:CYS:HB3	1:C:808:TYR:CE2	2.49	0.47
1:C:1107:PRO:HD2	1:C:1186:ASP:OD1	2.14	0.47
1:C:2534:ALA:HA	1:C:2588:ARG:NH2	2.30	0.47
1:C:3371:LYS:HB2	1:C:3371:LYS:NZ	2.29	0.47
1:C:3545:THR:HG22	1:C:3548:GLU:HG3	1.97	0.47
1:A:2224:ARG:HG2	1:A:2225:PHE:CE2	2.49	0.46
1:A:3539:ARG:NH1	1:A:3542:LEU:HD12	2.30	0.46
1:B:758:ARG:HG2	1:B:763:PRO:HA	1.97	0.46
1:B:957:LYS:HD3	1:B:957:LYS:H	1.81	0.46
1:B:4177:TYR:CE1	1:B:4199:GLU:HG3	2.49	0.46
1:B:4902:GLU:O	1:B:4913:ARG:NH2	2.37	0.46
1:D:499:THR:HG23	1:D:502:HIS:H	1.79	0.46
1:D:3545:THR:HG22	1:D:3548:GLU:HG3	1.97	0.46
1:C:923:GLN:O	1:C:927:GLU:HG2	2.15	0.46
1:A:957:LYS:H	1:A:957:LYS:HD3	1.81	0.46
1:A:3755:GLU:HA	1:A:3758:MET:HB2	1.96	0.46
2:H:18:ARG:NE	2:H:51:GLY:HA3	2.30	0.46
1:B:1107:PRO:HD2	1:B:1186:ASP:OD1	2.14	0.46
1:B:1820:ARG:NH2	1:B:1922:LEU:O	2.47	0.46
1:B:2538:THR:HG23	1:B:2541:PHE:H	1.79	0.46
1:B:3593:VAL:O	1:B:3597:GLN:HG2	2.15	0.46
1:D:957:LYS:HD3	1:D:957:LYS:H	1.81	0.46

Continued on next page...

Continued from previous page...

Atom-1	Atom-2	Interatomic distance (Å)	Clash overlap (Å)
1:D:1107:PRO:HD2	1:D:1186:ASP:OD1	2.15	0.46
1:D:3263:TYR:N	1:D:3326:ASN:OD1	2.48	0.46
1:D:3541:ALA:HA	1:D:3604:TYR:HE1	1.80	0.46
1:D:3547:GLU:HA	1:D:3550:ARG:NH1	2.31	0.46
1:D:3638:MET:SD	1:D:3639:THR:N	2.88	0.46
1:C:758:ARG:HG2	1:C:763:PRO:HA	1.97	0.46
1:C:2224:ARG:HG2	1:C:2225:PHE:CE2	2.49	0.46
1:A:328:LYS:HE3	1:A:328:LYS:HB3	1.72	0.46
1:A:1024:TYR:CZ	1:A:1032:LYS:HG3	2.51	0.46
1:A:2297:LYS:O	1:A:2300:SER:OG	2.24	0.46
1:A:3541:ALA:HA	1:A:3604:TYR:HE1	1.80	0.46
1:B:984:LEU:HD21	1:B:1056:PRO:HD2	1.97	0.46
1:B:3541:ALA:HA	1:B:3604:TYR:HE1	1.80	0.46
1:B:3547:GLU:HA	1:B:3550:ARG:NH1	2.31	0.46
1:D:835:ARG:NH1	1:D:1093:GLU:OE1	2.48	0.46
1:D:3535:LEU:O	1:D:3538:THR:OG1	2.29	0.46
1:D:3629:ARG:HA	1:D:3632:VAL:HG22	1.98	0.46
1:D:3755:GLU:HA	1:D:3758:MET:HB2	1.96	0.46
1:D:3955:MET:HG2	1:D:4019:LEU:HD22	1.97	0.46
1:C:957:LYS:H	1:C:957:LYS:HD3	1.81	0.46
1:C:3962:PHE:CZ	1:C:4023:MET:HG3	2.50	0.46
1:A:3629:ARG:HA	1:A:3632:VAL:HG22	1.98	0.46
1:A:4640:GLU:HB3	1:A:4641:PRO:HD3	1.96	0.46
1:B:4238:CYS:HA	1:B:4989:MET:HE1	1.98	0.46
1:D:3705:PHE:HA	1:D:3708:THR:HG22	1.97	0.46
1:C:2238:TYR:HD1	1:C:2238:TYR:O	1.99	0.46
1:C:3959:LYS:NZ	1:C:4022:ASP:OD2	2.43	0.46
1:A:1465:ASP:OD1	1:A:1468:LYS:HG2	2.15	0.46
1:A:3226:GLU:C	1:A:3228:ALA:H	2.18	0.46
1:A:3547:GLU:HA	1:A:3550:ARG:NH1	2.31	0.46
1:B:1024:TYR:CZ	1:B:1032:LYS:HG3	2.51	0.46
1:D:144:GLU:HG3	1:D:175:SER:HB3	1.97	0.46
1:D:2238:TYR:O	1:D:2238:TYR:HD1	1.99	0.46
1:D:2265:LEU:HD23	1:D:2330:ARG:HH11	1.80	0.46
1:C:144:GLU:HG3	1:C:175:SER:HB3	1.97	0.46
1:C:2538:THR:HG23	1:C:2541:PHE:H	1.79	0.46
1:C:2587:TYR:O	1:C:2590:SER:OG	2.24	0.46
1:C:3638:MET:SD	1:C:3639:THR:N	2.88	0.46
1:A:877:ASN:OD1	1:A:970:LEU:HG	2.16	0.46
1:A:2238:TYR:O	1:A:2238:TYR:HD1	1.99	0.46
1:A:3638:MET:SD	1:A:3639:THR:N	2.88	0.46

Continued on next page...

Continued from previous page...

Atom-1	Atom-2	Interatomic distance (Å)	Clash overlap (Å)
1:B:2238:TYR:O	1:B:2238:TYR:HD1	1.99	0.46
1:B:2302:LEU:HG	1:B:2363:CYS:HB3	1.97	0.46
1:B:3638:MET:SD	1:B:3639:THR:N	2.88	0.46
1:B:4967:TYR:OH	1:B:5033:GLU:OE2	2.24	0.46
1:D:877:ASN:OD1	1:D:970:LEU:HG	2.16	0.46
1:C:663:TYR:CD2	1:C:804:PRO:HB3	2.51	0.46
1:C:877:ASN:OD1	1:C:970:LEU:HG	2.16	0.46
1:C:3226:GLU:C	1:C:3228:ALA:H	2.18	0.46
1:C:3547:GLU:HA	1:C:3550:ARG:NH1	2.31	0.46
1:C:3717:ASP:N	1:C:3717:ASP:OD1	2.47	0.46
1:B:2534:ALA:HA	1:B:2588:ARG:NH2	2.30	0.46
1:B:3263:TYR:N	1:B:3326:ASN:OD1	2.48	0.46
1:B:3539:ARG:NH1	1:B:3542:LEU:HD12	2.30	0.46
1:B:4241:THR:O	1:B:4245:MET:HG3	2.16	0.46
1:D:990:GLU:HG3	1:D:1025:ARG:HH11	1.80	0.46
1:D:1297:PHE:CE2	1:D:1525:GLY:HA2	2.50	0.46
1:D:1983:ALA:O	1:D:1987:SER:OG	2.22	0.46
1:D:3082:LYS:HE2	1:D:3082:LYS:HB2	1.63	0.46
1:D:4934:GLY:HA3	1:C:4937:ILE:CD1	2.44	0.46
1:C:2912:THR:OG1	1:C:2913:ALA:N	2.47	0.46
1:C:3541:ALA:HA	1:C:3604:TYR:HE1	1.80	0.46
1:A:932:LEU:HD21	1:A:988:LEU:HD11	1.98	0.46
2:F:18:ARG:NE	2:F:51:GLY:HA3	2.31	0.46
1:B:3734:HIS:O	1:B:3736:GLU:HG3	2.14	0.46
1:C:950:LEU:HD13	1:C:951:LYS:O	2.15	0.46
1:C:2992:GLU:OE2	1:C:2996:LYS:NZ	2.42	0.46
1:C:3955:MET:HG2	1:C:4019:LEU:HD22	1.97	0.46
1:A:984:LEU:HD21	1:A:1056:PRO:HD2	1.96	0.46
1:A:990:GLU:HG3	1:A:1025:ARG:HH11	1.80	0.46
1:A:2191:PHE:HA	1:A:2198:MET:HE3	1.97	0.46
2:F:32:ASP:OD1	2:F:34:LYS:HG3	2.15	0.46
1:B:3224:PRO:HA	1:B:3227:ARG:NH1	2.31	0.46
1:D:663:TYR:CD2	1:D:804:PRO:HB3	2.51	0.46
1:D:1155:LEU:HD22	1:D:1184:ILE:HG12	1.98	0.46
1:D:2191:PHE:HA	1:D:2198:MET:HE3	1.97	0.46
1:D:3959:LYS:NZ	1:D:4022:ASP:OD2	2.43	0.46
1:C:2768:PHE:O	1:C:2771:ILE:HG22	2.15	0.46
1:C:4241:THR:O	1:C:4245:MET:HG3	2.16	0.46
2:G:18:ARG:NE	2:G:51:GLY:HA3	2.31	0.46
1:B:990:GLU:HG3	1:B:1025:ARG:HH11	1.81	0.46
1:B:3765:TYR:CD2	1:B:4753:HIS:HA	2.51	0.46

Continued on next page...

Continued from previous page...

Atom-1	Atom-2	Interatomic distance (Å)	Clash overlap (Å)
1:B:3955:MET:HG2	1:B:4019:LEU:HD22	1.97	0.46
1:D:866:HIS:CD2	1:D:867:LEU:H	2.30	0.46
1:D:1423:ASP:OD1	1:D:1425:GLU:HG3	2.16	0.46
1:A:663:TYR:CD2	1:A:804:PRO:HB3	2.51	0.45
1:A:3285:TRP:HZ2	1:A:3348:ARG:HH21	1.64	0.45
1:B:144:GLU:HG3	1:B:175:SER:HB3	1.97	0.45
1:B:904:HIS:NE2	1:B:906:CYS:HB3	2.32	0.45
1:B:932:LEU:HD21	1:B:988:LEU:HD11	1.98	0.45
1:B:3003:LEU:HB2	1:B:3004:PRO:HD3	1.98	0.45
1:B:3285:TRP:HZ2	1:B:3348:ARG:HH21	1.64	0.45
1:D:932:LEU:HD21	1:D:988:LEU:HD11	1.98	0.45
1:D:3765:TYR:CD2	1:D:4753:HIS:HA	2.51	0.45
1:D:4769:MET:SD	1:D:4769:MET:N	2.79	0.45
1:C:990:GLU:HG3	1:C:1025:ARG:HH11	1.80	0.45
1:C:1475:THR:HG23	1:C:1483:VAL:HG13	1.98	0.45
1:A:2265:LEU:HD23	1:A:2330:ARG:HH11	1.80	0.45
1:A:3545:THR:HG22	1:A:3548:GLU:HG3	1.97	0.45
1:A:3717:ASP:OD1	1:A:3717:ASP:N	2.47	0.45
1:B:2265:LEU:HD23	1:B:2330:ARG:HH11	1.80	0.45
1:B:2907:PRO:O	1:B:2910:THR:OG1	2.29	0.45
1:B:3545:THR:HG22	1:B:3548:GLU:HG3	1.97	0.45
1:D:904:HIS:NE2	1:D:906:CYS:HB3	2.32	0.45
1:D:2765:LYS:HD3	1:D:2765:LYS:HA	1.81	0.45
1:D:3003:LEU:HB2	1:D:3004:PRO:HD3	1.98	0.45
1:C:460:GLN:N	1:C:463:GLU:OE2	2.41	0.45
1:C:1465:ASP:OD1	1:C:1468:LYS:HG2	2.15	0.45
1:C:3449:HIS:O	1:C:3453:ARG:HG2	2.17	0.45
1:C:3629:ARG:HA	1:C:3632:VAL:HG22	1.98	0.45
1:C:4675:LYS:HD2	1:C:4679:ARG:HH21	1.82	0.45
1:A:3003:LEU:HB2	1:A:3004:PRO:HD3	1.98	0.45
1:A:3872:GLU:HG3	1:A:3874:VAL:H	1.82	0.45
1:A:3955:MET:HG2	1:A:4019:LEU:HD22	1.97	0.45
1:A:4689:THR:OG1	1:A:4690:GLU:OE1	2.26	0.45
1:B:15:ARG:HH21	1:B:98:HIS:HB2	1.79	0.45
1:B:663:TYR:CD2	1:B:804:PRO:HB3	2.51	0.45
1:B:793:LEU:HD12	1:B:821:LEU:HD21	1.97	0.45
1:B:877:ASN:OD1	1:B:970:LEU:HG	2.16	0.45
1:B:3159:ASP:OD1	1:B:3159:ASP:N	2.45	0.45
1:B:3573:MET:CE	1:B:3577:ARG:HD3	2.46	0.45
1:B:3944:GLU:OE1	1:B:3946:GLN:N	2.48	0.45
1:D:1024:TYR:CZ	1:D:1032:LYS:HG3	2.51	0.45

Continued on next page...

Continued from previous page...

Atom-1	Atom-2	Interatomic distance (Å)	Clash overlap (Å)
1:D:1465:ASP:OD1	1:D:1468:LYS:HG2	2.15	0.45
1:D:2534:ALA:HA	1:D:2588:ARG:NH2	2.30	0.45
1:D:3285:TRP:HZ2	1:D:3348:ARG:HH21	1.64	0.45
1:C:15:ARG:HH21	1:C:98:HIS:HB2	1.80	0.45
1:C:904:HIS:NE2	1:C:906:CYS:HB3	2.32	0.45
1:C:1297:PHE:CE2	1:C:1525:GLY:HA2	2.50	0.45
1:A:144:GLU:HG3	1:A:175:SER:HB3	1.97	0.45
1:A:1423:ASP:OD1	1:A:1425:GLU:HG3	2.16	0.45
1:A:3224:PRO:HA	1:A:3227:ARG:NH1	2.31	0.45
1:B:943:ASP:HB2	1:B:1050:GLY:HA3	1.98	0.45
1:B:1726:SER:O	1:B:1729:SER:OG	2.30	0.45
1:D:985:VAL:HG11	1:D:1040:CYS:HB2	1.98	0.45
1:C:297:GLN:OE1	1:C:297:GLN:N	2.49	0.45
1:C:3722:TYR:HD2	1:C:3793:MET:HE1	1.82	0.45
1:A:127:MET:CE	1:A:127:MET:H	2.30	0.45
1:A:904:HIS:NE2	1:A:906:CYS:HB3	2.32	0.45
1:B:127:MET:CE	1:B:127:MET:H	2.30	0.45
1:B:985:VAL:HG11	1:B:1040:CYS:HB2	1.98	0.45
1:B:1155:LEU:HD22	1:B:1184:ILE:HG12	1.98	0.45
1:B:3722:TYR:HD2	1:B:3793:MET:HE1	1.82	0.45
1:B:4675:LYS:HD2	1:B:4679:ARG:HH21	1.82	0.45
1:D:2902:HIS:CE1	1:D:2904:LEU:HB2	2.52	0.45
1:D:3162:GLN:NE2	1:D:3216:CYS:O	2.48	0.45
1:C:793:LEU:HD12	1:C:821:LEU:HD21	1.97	0.45
1:C:1024:TYR:CZ	1:C:1032:LYS:HG3	2.51	0.45
1:C:1726:SER:O	1:C:1729:SER:OG	2.30	0.45
1:C:3765:TYR:CD2	1:C:4753:HIS:HA	2.51	0.45
1:A:1726:SER:O	1:A:1729:SER:OG	2.30	0.45
1:A:3071:LEU:O	1:A:3075:LEU:HG	2.17	0.45
1:A:3765:TYR:CD2	1:A:4753:HIS:HA	2.51	0.45
1:B:169:LEU:HD23	1:B:169:LEU:HA	1.82	0.45
1:B:1423:ASP:OD1	1:B:1425:GLU:HG3	2.16	0.45
1:B:3629:ARG:HA	1:B:3632:VAL:HG22	1.98	0.45
1:B:5033:GLU:O	1:B:5037:SER:OG	2.28	0.45
1:D:3539:ARG:NH1	1:D:3542:LEU:HD12	2.31	0.45
1:D:3996:PHE:CD2	1:D:4020:GLN:HG2	2.52	0.45
1:C:274:LEU:HD23	1:C:274:LEU:HA	1.72	0.45
1:C:1423:ASP:OD1	1:C:1425:GLU:HG3	2.16	0.45
1:C:2902:HIS:CE1	1:C:2904:LEU:HB2	2.52	0.45
1:C:3224:PRO:HA	1:C:3227:ARG:NH1	2.31	0.45
1:C:3573:MET:CE	1:C:3577:ARG:HD3	2.46	0.45

Continued on next page...

Continued from previous page...

Atom-1	Atom-2	Interatomic distance (Å)	Clash overlap (Å)
1:C:3822:ASP:OD1	1:C:3823:LYS:NZ	2.39	0.45
1:A:943:ASP:HB2	1:A:1050:GLY:HA3	1.98	0.45
1:A:950:LEU:HD22	1:A:951:LYS:H	1.82	0.45
1:A:3822:ASP:OD1	1:A:3823:LYS:NZ	2.39	0.45
1:A:3996:PHE:CD2	1:A:4020:GLN:HG2	2.52	0.45
1:B:460:GLN:N	1:B:463:GLU:OE2	2.41	0.45
1:B:1299:GLN:NE2	1:B:1545:ASN:OD1	2.50	0.45
1:B:1547:LYS:NZ	1:B:1642:PRO:O	2.50	0.45
1:D:1087:ARG:HB3	1:D:1223:PHE:CD2	2.52	0.45
1:D:1299:GLN:NE2	1:D:1545:ASN:OD1	2.50	0.45
1:D:3449:HIS:O	1:D:3453:ARG:HG2	2.17	0.45
1:D:3872:GLU:HG3	1:D:3874:VAL:H	1.82	0.45
1:C:2224:ARG:H	1:C:2224:ARG:HD2	1.81	0.45
1:C:2765:LYS:NZ	1:C:2859:PRO:O	2.39	0.45
1:C:3062:PRO:HA	1:C:3065:VAL:HG22	1.99	0.45
1:C:3285:TRP:HZ2	1:C:3348:ARG:HH21	1.64	0.45
1:C:4232:GLU:HG2	1:C:5019:TRP:NE1	2.28	0.45
1:A:985:VAL:HG11	1:A:1040:CYS:HB2	1.98	0.45
1:A:2224:ARG:H	1:A:2224:ARG:HD2	1.81	0.45
1:A:3449:HIS:O	1:A:3453:ARG:HG2	2.17	0.45
1:A:3573:MET:CE	1:A:3577:ARG:HD3	2.46	0.45
1:A:3695:PRO:HB3	1:A:3699:HIS:HB3	1.99	0.45
1:B:274:LEU:HA	1:B:274:LEU:HD23	1.72	0.45
1:B:1087:ARG:HB3	1:B:1223:PHE:CD2	2.52	0.45
1:B:1186:ASP:OD2	1:B:1186:ASP:N	2.35	0.45
1:B:2224:ARG:H	1:B:2224:ARG:HD2	1.82	0.45
1:B:2258:LEU:HB3	1:B:2297:LYS:NZ	2.32	0.45
1:B:5013:MET:HE2	1:B:5020:ASP:HB2	1.99	0.45
1:D:793:LEU:HD12	1:D:821:LEU:HD21	1.98	0.45
1:D:2258:LEU:HB3	1:D:2297:LYS:NZ	2.32	0.45
1:D:3573:MET:CE	1:D:3577:ARG:HD3	2.46	0.45
1:C:127:MET:CE	1:C:127:MET:H	2.30	0.45
1:C:328:LYS:HE3	1:C:328:LYS:HB3	1.72	0.45
1:C:2371:GLU:OE1	1:C:2371:GLU:HA	2.17	0.45
1:C:2577:ILE:HD12	1:C:2577:ILE:N	2.32	0.45
1:C:3003:LEU:HB2	1:C:3004:PRO:HD3	1.98	0.45
1:A:308:HIS:ND1	1:A:310:LYS:HB3	2.32	0.45
1:A:866:HIS:O	1:A:869:ARG:HG3	2.17	0.45
1:A:1808:ARG:HD3	1:A:1853:ILE:HG22	1.99	0.45
1:A:3062:PRO:HA	1:A:3065:VAL:HG22	1.99	0.45
1:A:4241:THR:O	1:A:4245:MET:HG3	2.16	0.45

Continued on next page...

Continued from previous page...

Atom-1	Atom-2	Interatomic distance (Å)	Clash overlap (Å)
1:B:451:TYR:CZ	1:B:474:ARG:HD2	2.52	0.45
1:B:866:HIS:O	1:B:869:ARG:HG3	2.17	0.45
1:B:1475:THR:HG23	1:B:1483:VAL:HG13	1.98	0.45
1:B:2902:HIS:CE1	1:B:2904:LEU:HB2	2.52	0.45
1:B:3062:PRO:HA	1:B:3065:VAL:HG22	1.99	0.45
1:B:3717:ASP:N	1:B:3717:ASP:OD1	2.47	0.45
1:B:3872:GLU:HG3	1:B:3874:VAL:H	1.82	0.45
1:B:4056:GLU:HG2	1:B:4166:LEU:HD13	1.99	0.45
1:D:1475:THR:HG23	1:D:1483:VAL:HG13	1.98	0.45
1:D:2371:GLU:OE1	1:D:2371:GLU:HA	2.17	0.45
1:D:3224:PRO:HA	1:D:3227:ARG:NH1	2.31	0.45
1:D:3226:GLU:C	1:D:3228:ALA:H	2.18	0.45
1:D:4241:THR:O	1:D:4245:MET:HG3	2.16	0.45
1:C:322:LYS:HA	1:C:322:LYS:HD2	1.77	0.45
1:C:451:TYR:CZ	1:C:474:ARG:HD2	2.52	0.45
1:C:879:HIS:NE2	1:C:921:ASN:HB2	2.32	0.45
1:C:932:LEU:HD21	1:C:988:LEU:HD11	1.98	0.45
1:C:938:HIS:H	1:C:1054:GLU:HB3	1.82	0.45
1:C:985:VAL:HG11	1:C:1040:CYS:HB2	1.98	0.45
1:C:3082:LYS:HB2	1:C:3082:LYS:HE2	1.63	0.45
1:C:3539:ARG:NH1	1:C:3542:LEU:HD12	2.30	0.45
1:A:879:HIS:NE2	1:A:921:ASN:HB2	2.32	0.45
1:A:938:HIS:H	1:A:1054:GLU:HB3	1.82	0.45
1:A:1155:LEU:HD22	1:A:1184:ILE:HG12	1.98	0.45
1:A:1475:THR:HG23	1:A:1483:VAL:HG13	1.98	0.45
1:A:1973:GLN:HG2	1:A:3642:TYR:HD2	1.82	0.45
1:A:3756:LYS:HE3	1:A:3756:LYS:HB2	1.79	0.45
1:B:938:HIS:H	1:B:1054:GLU:HB3	1.82	0.45
1:D:274:LEU:HA	1:D:274:LEU:HD23	1.73	0.45
1:D:438:ILE:HG23	1:D:518:ILE:HD11	1.99	0.45
1:D:451:TYR:CZ	1:D:474:ARG:HD2	2.52	0.45
1:D:2190:VAL:O	1:D:2198:MET:HE1	2.17	0.45
1:D:3062:PRO:HA	1:D:3065:VAL:HG22	1.99	0.45
1:D:3695:PRO:HB3	1:D:3699:HIS:HB3	1.99	0.45
1:C:438:ILE:HG23	1:C:518:ILE:HD11	1.99	0.45
1:C:1087:ARG:HB3	1:C:1223:PHE:CD2	2.52	0.45
1:C:1155:LEU:HD22	1:C:1184:ILE:HG12	1.98	0.45
1:C:1299:GLN:NE2	1:C:1545:ASN:OD1	2.50	0.45
1:C:4060:LYS:HD2	1:C:4060:LYS:HA	1.84	0.45
1:A:1087:ARG:HB3	1:A:1223:PHE:CD2	2.52	0.44
1:A:2902:HIS:CE1	1:A:2904:LEU:HB2	2.52	0.44

Continued on next page...

Continued from previous page...

Atom-1	Atom-2	Interatomic distance (Å)	Clash overlap (Å)
1:A:4217:PHE:O	1:A:4221:VAL:HG22	2.18	0.44
1:B:950:LEU:HD22	1:B:951:LYS:H	1.82	0.44
1:B:2577:ILE:HD12	1:B:2577:ILE:N	2.32	0.44
1:B:3449:HIS:O	1:B:3453:ARG:HG2	2.17	0.44
1:D:127:MET:H	1:D:127:MET:CE	2.30	0.44
1:D:950:LEU:HD22	1:D:951:LYS:H	1.82	0.44
1:C:3872:GLU:HG3	1:C:3874:VAL:H	1.82	0.44
1:A:2186:MET:O	1:A:2192:TYR:OH	2.18	0.44
1:A:3579:LEU:HB2	1:A:3582:ARG:HG2	1.99	0.44
1:B:438:ILE:HG23	1:B:518:ILE:HD11	1.99	0.44
1:B:1078:GLU:OE2	1:B:1654:SER:OG	2.28	0.44
1:B:1973:GLN:HG2	1:B:3642:TYR:HD2	1.82	0.44
1:B:2173:GLN:OE1	1:B:2173:GLN:N	2.27	0.44
1:B:3535:LEU:O	1:B:3538:THR:OG1	2.29	0.44
1:B:3996:PHE:CD2	1:B:4020:GLN:HG2	2.51	0.44
1:D:575:LEU:HD22	1:D:609:CYS:HB2	1.99	0.44
1:D:1808:ARG:HD3	1:D:1853:ILE:HG22	2.00	0.44
1:C:3264:THR:OG1	1:C:3265:GLU:OE1	2.31	0.44
1:A:935:LEU:HD21	1:A:987:ARG:NE	2.33	0.44
1:A:2371:GLU:HA	1:A:2371:GLU:OE1	2.17	0.44
1:A:2384:ILE:O	1:A:2387:SER:OG	2.30	0.44
1:A:2624:ARG:CZ	1:A:2910:THR:HA	2.48	0.44
1:B:879:HIS:NE2	1:B:921:ASN:HB2	2.32	0.44
1:B:931:THR:O	1:B:935:LEU:HD13	2.17	0.44
1:B:1066:GLN:HB2	1:B:1071:ARG:HH12	1.81	0.44
1:B:3695:PRO:HB3	1:B:3699:HIS:HB3	1.99	0.44
1:B:4188:ARG:H	1:B:4188:ARG:CZ	2.31	0.44
1:D:873:LYS:HA	1:D:873:LYS:HD2	1.82	0.44
1:D:879:HIS:NE2	1:D:921:ASN:HB2	2.32	0.44
1:D:938:HIS:H	1:D:1054:GLU:HB3	1.82	0.44
1:D:1101:ARG:NH1	1:D:1115:LEU:O	2.48	0.44
1:D:2224:ARG:H	1:D:2224:ARG:HD2	1.81	0.44
1:D:2624:ARG:CZ	1:D:2910:THR:HA	2.48	0.44
1:C:894:GLY:HA3	1:C:903:LEU:HB3	2.00	0.44
1:C:950:LEU:HD22	1:C:951:LYS:H	1.82	0.44
1:C:2258:LEU:HB3	1:C:2297:LYS:NZ	2.32	0.44
1:C:3162:GLN:NE2	1:C:3216:CYS:O	2.48	0.44
1:C:4188:ARG:H	1:C:4188:ARG:CZ	2.31	0.44
1:C:4217:PHE:O	1:C:4221:VAL:HG22	2.18	0.44
1:A:194:SER:OG	1:A:195:PHE:N	2.51	0.44
1:A:1299:GLN:NE2	1:A:1545:ASN:OD1	2.50	0.44

Continued on next page...

Continued from previous page...

Atom-1	Atom-2	Interatomic distance (Å)	Clash overlap (Å)
1:B:3110:LEU:HD21	1:B:3186:LEU:HD12	2.00	0.44
1:D:571:SER:OG	1:D:573:GLU:OE1	2.19	0.44
1:D:2577:ILE:HD12	1:D:2577:ILE:N	2.32	0.44
1:C:308:HIS:ND1	1:C:310:LYS:HB3	2.32	0.44
1:C:866:HIS:O	1:C:869:ARG:HG3	2.17	0.44
1:C:1808:ARG:HD3	1:C:1853:ILE:HG22	1.99	0.44
1:C:3996:PHE:CD2	1:C:4020:GLN:HG2	2.51	0.44
1:A:793:LEU:HD12	1:A:821:LEU:HD21	1.97	0.44
1:A:872:GLU:O	1:A:876:GLU:HG3	2.17	0.44
1:A:4156:HIS:HA	1:A:4161:ARG:HH22	1.83	0.44
1:A:4675:LYS:HD2	1:A:4679:ARG:HH21	1.81	0.44
1:B:894:GLY:HA3	1:B:903:LEU:HB3	2.00	0.44
1:D:943:ASP:HB2	1:D:1050:GLY:HA3	1.98	0.44
1:D:2165:LEU:HB2	1:D:2178:MET:HE2	2.00	0.44
1:D:3233:PRO:HB2	1:D:3238:GLU:HB2	1.99	0.44
1:D:3579:LEU:HB2	1:D:3582:ARG:HG2	1.99	0.44
1:D:4056:GLU:HG2	1:D:4166:LEU:HD13	1.99	0.44
1:C:815:VAL:O	1:C:1007:TYR:OH	2.27	0.44
1:C:2527:LEU:HD12	1:C:2527:LEU:HA	1.87	0.44
1:C:3110:LEU:HD21	1:C:3186:LEU:HD12	2.00	0.44
1:A:1206:GLN:HA	1:A:1227:ALA:O	2.18	0.44
1:A:2173:GLN:O	1:A:2177:LEU:HD22	2.18	0.44
1:A:2258:LEU:HB3	1:A:2297:LYS:NZ	2.32	0.44
1:A:3264:THR:OG1	1:A:3265:GLU:OE1	2.31	0.44
1:B:3071:LEU:O	1:B:3075:LEU:HG	2.17	0.44
1:B:3762:ARG:NH2	1:B:4755:GLU:HB2	2.33	0.44
1:D:866:HIS:O	1:D:869:ARG:HG3	2.17	0.44
1:D:2244:ARG:HH22	1:D:2283:ASN:HA	1.83	0.44
1:D:2477:PRO:HD3	1:D:2546:MET:HG2	2.00	0.44
1:D:2912:THR:HG23	1:D:2914:LYS:HG3	2.00	0.44
1:D:3110:LEU:HD21	1:D:3186:LEU:HD12	2.00	0.44
1:D:3955:MET:HE3	1:D:4015:GLU:HG2	1.99	0.44
1:D:4675:LYS:HD2	1:D:4679:ARG:HH21	1.82	0.44
1:C:168:ASP:OD1	1:C:201:ASN:ND2	2.50	0.44
1:C:931:THR:O	1:C:935:LEU:HD13	2.17	0.44
1:C:1066:GLN:HB2	1:C:1071:ARG:HH12	1.81	0.44
1:C:1547:LYS:NZ	1:C:1642:PRO:O	2.50	0.44
1:C:2186:MET:O	1:C:2192:TYR:OH	2.18	0.44
1:A:438:ILE:HG23	1:A:518:ILE:HD11	2.00	0.44
1:A:3110:LEU:HD21	1:A:3186:LEU:HD12	2.00	0.44
1:A:3762:ARG:NH2	1:A:4755:GLU:HB2	2.33	0.44

Continued on next page...

Continued from previous page...

Atom-1	Atom-2	Interatomic distance (Å)	Clash overlap (Å)
2:H:84:ALA:O	2:H:93:PRO:HB3	2.18	0.44
1:B:872:GLU:O	1:B:876:GLU:HG3	2.17	0.44
1:B:2371:GLU:OE1	1:B:2371:GLU:HA	2.17	0.44
1:B:3941:ASP:OD1	1:B:3942:VAL:N	2.51	0.44
1:D:1547:LYS:NZ	1:D:1642:PRO:O	2.50	0.44
1:D:3071:LEU:O	1:D:3075:LEU:HG	2.17	0.44
1:D:3941:ASP:OD1	1:D:3942:VAL:N	2.51	0.44
1:D:4156:HIS:HA	1:D:4161:ARG:HH22	1.83	0.44
1:C:416:LYS:HB2	1:C:416:LYS:HE3	1.83	0.44
1:C:943:ASP:HB2	1:C:1050:GLY:HA3	1.98	0.44
1:C:1206:GLN:HA	1:C:1227:ALA:O	2.18	0.44
1:C:2244:ARG:HH22	1:C:2283:ASN:HA	1.83	0.44
1:C:3941:ASP:OD1	1:C:3942:VAL:N	2.51	0.44
1:A:950:LEU:HD22	1:A:951:LYS:N	2.33	0.44
1:A:1072:VAL:HG13	1:A:1193:SER:HB2	2.00	0.44
1:A:1547:LYS:NZ	1:A:1642:PRO:O	2.50	0.44
1:A:2020:ASP:OD1	1:A:2020:ASP:N	2.46	0.44
1:A:2462:PRO:HB2	1:A:2464:ASP:OD1	2.18	0.44
1:A:2823:ILE:HA	1:A:2937:VAL:HG12	2.00	0.44
1:A:3941:ASP:OD1	1:A:3942:VAL:N	2.51	0.44
1:A:4006:ASP:OD1	1:A:4009:GLN:NE2	2.51	0.44
1:A:4056:GLU:HG2	1:A:4166:LEU:HD13	1.99	0.44
1:B:2001:PRO:O	1:B:2005:GLN:HG3	2.18	0.44
1:B:2823:ILE:HA	1:B:2937:VAL:HG12	2.00	0.44
1:B:3264:THR:OG1	1:B:3265:GLU:OE1	2.31	0.44
1:D:1072:VAL:HG13	1:D:1193:SER:HB2	2.00	0.44
1:D:2173:GLN:O	1:D:2177:LEU:HD22	2.18	0.44
1:D:2186:MET:O	1:D:2192:TYR:OH	2.18	0.44
1:C:749:ASP:O	1:C:753:PRO:HA	2.18	0.44
1:C:2477:PRO:HD3	1:C:2546:MET:HG2	2.00	0.44
1:C:3535:LEU:O	1:C:3538:THR:OG1	2.29	0.44
1:C:3695:PRO:HB3	1:C:3699:HIS:HB3	1.99	0.44
1:A:491:ILE:O	1:A:495:ASN:HB2	2.18	0.44
1:A:3852:LYS:HE3	1:A:3852:LYS:HB3	1.89	0.44
1:B:297:GLN:OE1	1:B:297:GLN:N	2.49	0.44
1:B:866:HIS:CD2	1:B:867:LEU:H	2.30	0.44
1:B:3087:ILE:HD13	1:B:3087:ILE:HA	1.88	0.44
1:B:3933:PHE:HD2	1:B:3951:PHE:CE2	2.36	0.44
1:D:297:GLN:OE1	1:D:297:GLN:N	2.49	0.44
1:D:308:HIS:ND1	1:D:310:LYS:HB3	2.32	0.44
1:D:3388:GLU:O	1:D:3392:LEU:HD22	2.18	0.44

Continued on next page...

Continued from previous page...

Atom-1	Atom-2	Interatomic distance (Å)	Clash overlap (Å)
1:D:4655:PHE:CZ	1:D:4659:ILE:HD11	2.53	0.44
1:C:1072:VAL:HG13	1:C:1193:SER:HB2	2.00	0.44
1:C:1973:GLN:HG2	1:C:3642:TYR:HD2	1.82	0.44
1:C:2173:GLN:O	1:C:2177:LEU:HD22	2.18	0.44
1:A:393:CYS:HG	1:A:398:SER:HG	1.66	0.43
1:A:636:ASN:HD21	2:E:35:LYS:HE2	1.83	0.43
1:A:931:THR:O	1:A:935:LEU:HD13	2.17	0.43
1:A:1286:MET:HE2	1:A:1286:MET:HB3	1.63	0.43
1:A:3162:GLN:NE2	1:A:3216:CYS:O	2.48	0.43
1:A:3233:PRO:HB2	1:A:3238:GLU:HB2	1.99	0.43
1:B:194:SER:OG	1:B:195:PHE:N	2.51	0.43
1:B:1808:ARG:HD3	1:B:1853:ILE:HG22	1.99	0.43
1:D:931:THR:O	1:D:935:LEU:HD13	2.17	0.43
1:D:935:LEU:HD21	1:D:987:ARG:NE	2.33	0.43
1:D:1973:GLN:HG2	1:D:3642:TYR:HD2	1.82	0.43
1:D:2462:PRO:HB2	1:D:2464:ASP:OD1	2.18	0.43
1:D:3722:TYR:HD2	1:D:3793:MET:HE1	1.83	0.43
1:C:194:SER:OG	1:C:195:PHE:N	2.51	0.43
1:C:950:LEU:HD22	1:C:951:LYS:N	2.33	0.43
1:C:1695:LEU:HB3	1:C:1810:LYS:NZ	2.33	0.43
1:C:1773:PRO:HA	1:C:1774:PRO:HD3	1.90	0.43
1:C:3388:GLU:O	1:C:3392:LEU:HD22	2.18	0.43
1:C:4241:THR:HB	1:C:4989:MET:HE1	1.99	0.43
1:A:169:LEU:HD23	1:A:169:LEU:HA	1.82	0.43
1:A:451:TYR:CZ	1:A:474:ARG:HD2	2.52	0.43
1:A:1695:LEU:HB3	1:A:1810:LYS:NZ	2.33	0.43
1:A:1986:MET:N	1:A:1986:MET:SD	2.91	0.43
1:B:873:LYS:HA	1:B:873:LYS:HD2	1.82	0.43
1:B:935:LEU:HD21	1:B:987:ARG:NE	2.33	0.43
1:B:1008:SER:HB3	1:B:1017:ARG:HB3	2.00	0.43
1:B:1986:MET:N	1:B:1986:MET:SD	2.91	0.43
1:B:2462:PRO:HB2	1:B:2464:ASP:OD1	2.18	0.43
1:D:2001:PRO:O	1:D:2005:GLN:HG3	2.18	0.43
1:D:2290:LEU:HD12	1:D:2291:GLN:N	2.33	0.43
1:D:3538:THR:O	1:D:3542:LEU:HG	2.19	0.43
1:D:3756:LYS:HE3	1:D:3756:LYS:HB2	1.79	0.43
1:D:4722:ARG:HD3	1:D:4722:ARG:HA	1.89	0.43
1:C:218:HIS:HB3	1:C:392:ARG:NH1	2.33	0.43
1:C:491:ILE:O	1:C:495:ASN:HB2	2.17	0.43
1:C:876:GLU:OE2	1:C:918:ARG:NH1	2.51	0.43
1:C:1008:SER:HB3	1:C:1017:ARG:HB3	2.00	0.43

Continued on next page...

Continued from previous page...

Atom-1	Atom-2	Interatomic distance (Å)	Clash overlap (Å)
1:C:1923:GLU:OE2	1:C:1923:GLU:N	2.46	0.43
1:C:1970:GLN:HG2	1:C:3642:TYR:HA	2.00	0.43
1:C:3112:LEU:HD23	1:C:3112:LEU:HA	1.84	0.43
1:A:75:VAL:O	1:A:79:GLN:HG2	2.19	0.43
1:A:218:HIS:HB3	1:A:392:ARG:NH1	2.33	0.43
1:A:322:LYS:HA	1:A:322:LYS:HD2	1.77	0.43
1:A:575:LEU:HD22	1:A:609:CYS:HB2	1.99	0.43
1:A:876:GLU:OE2	1:A:918:ARG:NH1	2.51	0.43
1:A:2577:ILE:HD12	1:A:2577:ILE:N	2.32	0.43
1:A:3082:LYS:HE2	1:A:3082:LYS:HB2	1.63	0.43
1:A:3538:THR:O	1:A:3542:LEU:HG	2.19	0.43
1:A:3933:PHE:HD2	1:A:3951:PHE:CE2	2.36	0.43
2:E:84:ALA:O	2:E:93:PRO:HB3	2.19	0.43
1:B:75:VAL:O	1:B:79:GLN:HG2	2.19	0.43
1:B:491:ILE:O	1:B:495:ASN:HB2	2.17	0.43
1:B:749:ASP:O	1:B:753:PRO:HA	2.18	0.43
1:B:4156:HIS:HA	1:B:4161:ARG:HH22	1.83	0.43
1:B:4232:GLU:HG2	1:B:5019:TRP:NE1	2.28	0.43
1:B:4888:TYR:OH	1:C:4917:ASP:OD2	2.27	0.43
1:D:218:HIS:HB3	1:D:392:ARG:NH1	2.33	0.43
1:D:4006:ASP:OD1	1:D:4009:GLN:NE2	2.51	0.43
1:D:4188:ARG:H	1:D:4188:ARG:CZ	2.30	0.43
1:C:1986:MET:N	1:C:1986:MET:SD	2.91	0.43
1:C:3071:LEU:O	1:C:3075:LEU:HG	2.17	0.43
1:C:3453:ARG:HA	1:C:3453:ARG:CZ	2.49	0.43
1:A:749:ASP:O	1:A:753:PRO:HA	2.18	0.43
1:A:2001:PRO:O	1:A:2005:GLN:HG3	2.18	0.43
1:A:2190:VAL:O	1:A:2198:MET:HE1	2.17	0.43
1:A:2244:ARG:HH22	1:A:2283:ASN:HA	1.83	0.43
1:A:3944:GLU:OE1	1:A:3946:GLN:N	2.48	0.43
1:B:308:HIS:ND1	1:B:310:LYS:HB3	2.32	0.43
1:B:322:LYS:HA	1:B:322:LYS:HD2	1.77	0.43
1:B:1072:VAL:HG13	1:B:1193:SER:HB2	2.00	0.43
1:B:1206:GLN:HA	1:B:1227:ALA:O	2.18	0.43
1:B:1488:LYS:HE3	1:B:1488:LYS:HB2	1.83	0.43
1:B:2477:PRO:HD3	1:B:2546:MET:HG2	2.00	0.43
1:B:2519:LEU:HD13	1:B:2575:ARG:HG3	2.00	0.43
1:D:872:GLU:O	1:D:876:GLU:HG3	2.17	0.43
1:D:876:GLU:OE2	1:D:918:ARG:NH1	2.51	0.43
1:D:950:LEU:HD22	1:D:951:LYS:N	2.33	0.43
1:D:1206:GLN:HA	1:D:1227:ALA:O	2.18	0.43

Continued on next page...

Continued from previous page...

Atom-1	Atom-2	Interatomic distance (Å)	Clash overlap (Å)
1:D:1986:MET:N	1:D:1986:MET:SD	2.91	0.43
1:C:866:HIS:CD2	1:C:867:LEU:H	2.30	0.43
1:C:872:GLU:O	1:C:876:GLU:HG3	2.17	0.43
1:C:879:HIS:HA	1:C:882:TRP:NE1	2.34	0.43
1:C:2823:ILE:HA	1:C:2937:VAL:HG12	2.00	0.43
1:C:2912:THR:HG23	1:C:2914:LYS:HG3	2.00	0.43
1:C:3233:PRO:HB2	1:C:3238:GLU:HB2	1.99	0.43
1:C:4769:MET:SD	1:C:4769:MET:N	2.79	0.43
1:A:460:GLN:N	1:A:463:GLU:OE2	2.41	0.43
1:A:1101:ARG:NH1	1:A:1115:LEU:O	2.48	0.43
1:A:1970:GLN:HG2	1:A:3642:TYR:HA	2.00	0.43
1:A:3940:LYS:O	1:A:4002:LYS:NZ	2.34	0.43
1:A:4655:PHE:CZ	1:A:4659:ILE:HD11	2.53	0.43
1:B:3233:PRO:HB2	1:B:3238:GLU:HB2	1.99	0.43
1:D:75:VAL:O	1:D:79:GLN:HG2	2.19	0.43
1:D:879:HIS:HA	1:D:882:TRP:NE1	2.34	0.43
1:D:894:GLY:HA3	1:D:903:LEU:HB3	2.00	0.43
1:D:2191:PHE:CE2	1:D:2242:ILE:HD11	2.54	0.43
1:C:1424:PRO:HA	1:C:1427:ILE:HG22	2.01	0.43
1:C:2462:PRO:HB2	1:C:2464:ASP:OD1	2.18	0.43
1:C:4056:GLU:HG2	1:C:4166:LEU:HD13	1.99	0.43
1:A:894:GLY:HA3	1:A:903:LEU:HB3	2.00	0.43
1:A:2290:LEU:HD12	1:A:2291:GLN:H	1.83	0.43
1:A:3528:THR:HG22	1:A:3569:LEU:HD21	2.00	0.43
1:A:3823:LYS:HA	1:A:3823:LYS:HD3	1.79	0.43
1:B:1983:ALA:O	1:B:1987:SER:OG	2.22	0.43
1:B:2290:LEU:HD12	1:B:2291:GLN:H	1.83	0.43
1:B:2624:ARG:CZ	1:B:2910:THR:HA	2.48	0.43
1:B:3538:THR:O	1:B:3542:LEU:HG	2.19	0.43
1:B:4006:ASP:OD1	1:B:4009:GLN:NE2	2.51	0.43
1:B:4217:PHE:O	1:B:4221:VAL:HG22	2.18	0.43
1:D:491:ILE:O	1:D:495:ASN:HB2	2.17	0.43
1:D:1695:LEU:HB3	1:D:1810:LYS:NZ	2.33	0.43
1:D:2823:ILE:HA	1:D:2937:VAL:HG12	2.00	0.43
1:D:4093:PHE:CE2	1:D:4097:MET:HG3	2.54	0.43
1:C:575:LEU:HD22	1:C:609:CYS:HB2	1.99	0.43
1:C:2290:LEU:HD12	1:C:2291:GLN:N	2.33	0.43
1:C:3233:PRO:HG2	1:C:3239:MET:HA	2.00	0.43
1:C:3762:ARG:NH2	1:C:4755:GLU:HB2	2.33	0.43
1:C:3933:PHE:HD2	1:C:3951:PHE:CE2	2.36	0.43
1:C:4156:HIS:HA	1:C:4161:ARG:HH22	1.83	0.43

Continued on next page...

Continued from previous page...

Atom-1	Atom-2	Interatomic distance (Å)	Clash overlap (Å)
1:A:1066:GLN:HB2	1:A:1071:ARG:HH12	1.81	0.43
1:A:1078:GLU:OE2	1:A:1654:SER:OG	2.28	0.43
1:A:2191:PHE:CE2	1:A:2242:ILE:HD11	2.54	0.43
1:A:3388:GLU:O	1:A:3392:LEU:HD22	2.18	0.43
1:B:1695:LEU:HB3	1:B:1810:LYS:NZ	2.33	0.43
1:B:2173:GLN:O	1:B:2177:LEU:HD22	2.18	0.43
1:B:3388:GLU:O	1:B:3392:LEU:HD22	2.18	0.43
1:D:1820:ARG:O	1:D:1824:GLN:HG2	2.19	0.43
1:D:3264:THR:OG1	1:D:3265:GLU:OE1	2.31	0.43
1:C:330:ASP:N	1:C:330:ASP:OD1	2.52	0.43
1:C:2624:ARG:CZ	1:C:2910:THR:HA	2.48	0.43
1:C:4006:ASP:OD1	1:C:4009:GLN:NE2	2.51	0.43
1:A:330:ASP:N	1:A:330:ASP:OD1	2.52	0.43
1:A:365:LYS:HE3	1:A:365:LYS:HB3	1.82	0.43
1:A:707:VAL:HG23	1:A:782:SER:HB3	2.01	0.43
1:A:2477:PRO:HD3	1:A:2546:MET:HG2	2.00	0.43
1:A:3087:ILE:HD13	1:A:3087:ILE:HA	1.88	0.43
1:B:950:LEU:HD22	1:B:951:LYS:N	2.33	0.43
1:B:2574:HIS:CD2	1:B:2574:HIS:H	2.36	0.43
1:B:2912:THR:HG23	1:B:2914:LYS:HG3	2.00	0.43
1:B:3528:THR:HG22	1:B:3569:LEU:HD21	2.00	0.43
1:B:4093:PHE:CE2	1:B:4097:MET:HG3	2.54	0.43
1:D:194:SER:OG	1:D:195:PHE:N	2.51	0.43
1:D:707:VAL:HG23	1:D:782:SER:HB3	2.01	0.43
1:D:1773:PRO:HA	1:D:1774:PRO:HD3	1.90	0.43
1:D:2519:LEU:HD13	1:D:2575:ARG:HG3	2.00	0.43
1:D:3944:GLU:OE1	1:D:3946:GLN:N	2.48	0.43
1:D:3969:ILE:HG21	1:D:3980:LEU:HD12	2.01	0.43
1:D:4217:PHE:O	1:D:4221:VAL:HG22	2.18	0.43
1:C:384:MET:H	1:C:384:MET:CE	2.32	0.43
1:C:384:MET:SD	1:C:384:MET:N	2.75	0.43
1:C:1999:ARG:HG2	1:C:3635:CYS:HB3	2.01	0.43
1:C:2519:LEU:HD13	1:C:2575:ARG:HG3	2.00	0.43
1:C:2574:HIS:CD2	1:C:2574:HIS:H	2.36	0.43
1:C:4093:PHE:CE2	1:C:4097:MET:HG3	2.54	0.43
1:A:1739:THR:O	1:A:1743[B]:ARG:HG3	2.19	0.43
1:A:2256:TYR:O	1:A:2256:TYR:HD2	2.02	0.43
1:A:2290:LEU:HD12	1:A:2291:GLN:N	2.33	0.43
1:B:218:HIS:HB3	1:B:392:ARG:NH1	2.33	0.43
1:B:876:GLU:OE2	1:B:918:ARG:NH1	2.51	0.43
1:B:1999:ARG:HG2	1:B:3635:CYS:HB3	2.01	0.43

Continued on next page...

Continued from previous page...

Atom-1	Atom-2	Interatomic distance (Å)	Clash overlap (Å)
1:D:384:MET:H	1:D:384:MET:CE	2.32	0.43
1:D:462:GLU:OE1	1:D:3710:LEU:HD22	2.19	0.43
1:D:2638:LYS:HA	1:D:2698:MET:HE1	2.01	0.43
1:D:2973:PHE:CE1	1:D:2995:ILE:HG12	2.54	0.43
1:D:3233:PRO:HG2	1:D:3239:MET:HA	2.00	0.43
1:D:3933:PHE:HD2	1:D:3951:PHE:CE2	2.36	0.43
1:C:707:VAL:HG23	1:C:782:SER:HB3	2.01	0.43
1:A:879:HIS:HA	1:A:882:TRP:NE1	2.34	0.43
1:A:3722:TYR:HD2	1:A:3793:MET:HE1	1.83	0.43
1:A:4093:PHE:CE2	1:A:4097:MET:HG3	2.54	0.43
1:A:4188:ARG:CZ	1:A:4188:ARG:H	2.31	0.43
1:B:1424:PRO:HA	1:B:1427:ILE:HG22	2.01	0.43
1:B:2757:LYS:HZ2	1:B:2929:PHE:HZ	1.67	0.43
1:B:3082:LYS:HB2	1:B:3082:LYS:HE2	1.64	0.43
1:B:3969:ILE:HG21	1:B:3980:LEU:HD12	2.01	0.43
1:D:572:PRO:HA	1:D:575:LEU:HD13	2.01	0.43
1:D:749:ASP:O	1:D:753:PRO:HA	2.18	0.43
1:D:2694:GLU:HA	1:D:2697:ARG:NH2	2.34	0.43
1:D:3762:ARG:NH2	1:D:4755:GLU:HB2	2.33	0.43
1:D:4232:GLU:HG2	1:D:5019:TRP:NE1	2.28	0.43
1:C:2191:PHE:CE2	1:C:2242:ILE:HD11	2.54	0.43
1:C:2514:ASN:OD1	1:C:2514:ASN:N	2.52	0.43
1:C:2677:LYS:HB3	1:C:2677:LYS:HE2	1.83	0.43
1:C:2757:LYS:HZ2	1:C:2929:PHE:HZ	1.67	0.43
1:C:4238:CYS:HA	1:C:4989:MET:HE1	2.00	0.43
1:A:110:ARG:NH1	1:A:115:ARG:HB3	2.34	0.42
1:A:871:ARG:CZ	1:A:922:LEU:HD12	2.49	0.42
1:A:1024:TYR:OH	1:A:1032:LYS:HG3	2.19	0.42
1:A:3246:LEU:O	1:A:3250:MET:HG2	2.19	0.42
1:A:4937:ILE:CD1	1:B:4934:GLY:HA3	2.46	0.42
1:B:707:VAL:HG23	1:B:782:SER:HB3	2.01	0.42
1:B:1101:ARG:NH1	1:B:1115:LEU:O	2.48	0.42
1:B:4655:PHE:CZ	1:B:4659:ILE:HD11	2.53	0.42
1:C:462:GLU:OE1	1:C:3710:LEU:HD22	2.19	0.42
1:C:2001:PRO:O	1:C:2005:GLN:HG3	2.18	0.42
1:C:3538:THR:O	1:C:3542:LEU:HG	2.19	0.42
1:C:3695:PRO:HB3	1:C:3699:HIS:CG	2.54	0.42
1:C:4010:ILE:O	1:C:4014:LYS:HG3	2.19	0.42
1:A:1820:ARG:O	1:A:1824:GLN:HG2	2.19	0.42
1:A:2519:LEU:HD13	1:A:2575:ARG:HG3	2.00	0.42
1:A:2538:THR:O	1:A:2542:SER:HB2	2.19	0.42

Continued on next page...

Continued from previous page...

Atom-1	Atom-2	Interatomic distance (Å)	Clash overlap (Å)
1:A:2574:HIS:CD2	1:A:2574:HIS:H	2.36	0.42
1:A:3946:GLN:OE1	1:A:3949:ARG:NH1	2.30	0.42
1:A:4091:LYS:HZ1	1:A:4092:ASP:N	2.17	0.42
2:G:15:PHE:C	2:G:17:LYS:HZ3	2.22	0.42
1:B:330:ASP:OD1	1:B:330:ASP:N	2.52	0.42
1:B:879:HIS:HA	1:B:882:TRP:NE1	2.34	0.42
1:B:1970:GLN:HG2	1:B:3642:TYR:HA	2.00	0.42
1:B:2256:TYR:HD2	1:B:2256:TYR:O	2.02	0.42
1:B:2502:MET:H	1:B:2502:MET:HG2	1.71	0.42
1:B:3246:LEU:O	1:B:3250:MET:HG2	2.19	0.42
1:D:871:ARG:CZ	1:D:922:LEU:HD12	2.49	0.42
1:D:901:LYS:HA	1:D:901:LYS:HD2	1.84	0.42
1:D:1970:GLN:HG2	1:D:3642:TYR:HA	2.00	0.42
1:C:75:VAL:O	1:C:79:GLN:HG2	2.18	0.42
1:C:176:SER:OG	1:C:178:ARG:NH1	2.48	0.42
1:C:1024:TYR:OH	1:C:1032:LYS:HG3	2.19	0.42
1:C:2538:THR:O	1:C:2542:SER:HB2	2.20	0.42
1:C:2694:GLU:HA	1:C:2697:ARG:NH2	2.35	0.42
1:C:3123:LYS:HG3	1:C:3125:VAL:H	1.84	0.42
1:C:4648:LEU:HD22	1:C:4803:HIS:CE1	2.54	0.42
1:A:572:PRO:HA	1:A:575:LEU:HD13	2.01	0.42
1:A:788:LYS:HE3	1:A:788:LYS:HB2	1.78	0.42
1:A:2256:TYR:O	1:A:2259:GLU:HG3	2.19	0.42
1:A:2912:THR:HG23	1:A:2914:LYS:HG3	2.00	0.42
1:A:3367:LYS:HE3	1:A:3367:LYS:HB2	1.85	0.42
1:A:3453:ARG:HA	1:A:3453:ARG:CZ	2.49	0.42
1:A:4010:ILE:O	1:A:4014:LYS:HG3	2.19	0.42
1:B:195:PHE:HB2	1:B:196:MET:HE3	2.01	0.42
1:B:871:ARG:CZ	1:B:922:LEU:HD12	2.50	0.42
1:B:2191:PHE:CE2	1:B:2242:ILE:HD11	2.54	0.42
1:B:2244:ARG:HH22	1:B:2283:ASN:HA	1.83	0.42
1:B:2615:ARG:HG2	1:B:2664:PHE:HE1	1.85	0.42
1:B:3453:ARG:HA	1:B:3453:ARG:CZ	2.49	0.42
1:B:3524:MET:H	1:B:3524:MET:HG3	1.69	0.42
1:B:3579:LEU:HB2	1:B:3582:ARG:HG2	1.99	0.42
1:B:4010:ILE:O	1:B:4014:LYS:HG3	2.19	0.42
1:D:110:ARG:NH1	1:D:115:ARG:HB3	2.34	0.42
1:D:856:VAL:H	1:D:991:ASN:ND2	2.17	0.42
1:D:2256:TYR:O	1:D:2259:GLU:HG3	2.19	0.42
1:D:2538:THR:O	1:D:2542:SER:HB2	2.19	0.42
1:D:3453:ARG:HA	1:D:3453:ARG:CZ	2.49	0.42

Continued on next page...

Continued from previous page...

Atom-1	Atom-2	Interatomic distance (Å)	Clash overlap (Å)
1:C:195:PHE:HB2	1:C:196:MET:HE3	2.01	0.42
1:C:871:ARG:CZ	1:C:922:LEU:HD12	2.49	0.42
1:C:1739:THR:O	1:C:1743[B]:ARG:HG3	2.19	0.42
1:C:2516:ASP:OD1	1:C:2516:ASP:N	2.52	0.42
1:C:2973:PHE:CE1	1:C:2995:ILE:HG12	2.54	0.42
1:C:3246:LEU:O	1:C:3250:MET:HG2	2.19	0.42
1:C:3579:LEU:HB2	1:C:3582:ARG:HG2	1.99	0.42
1:C:3868:ARG:HH11	1:C:3870:ASN:HB3	1.85	0.42
1:C:4655:PHE:CZ	1:C:4659:ILE:HD11	2.53	0.42
1:A:2694:GLU:HA	1:A:2697:ARG:NH2	2.34	0.42
1:A:2782:ASP:N	1:A:2782:ASP:OD1	2.52	0.42
1:A:2973:PHE:CE1	1:A:2995:ILE:HG12	2.54	0.42
1:A:3858:MET:HG3	1:A:3859:VAL:N	2.35	0.42
1:A:4161:ARG:CD	1:A:4161:ARG:H	2.33	0.42
1:A:4673:ARG:NH2	1:A:4698:LYS:HG3	2.35	0.42
2:G:84:ALA:O	2:G:93:PRO:HB3	2.18	0.42
1:B:462:GLU:OE1	1:B:3710:LEU:HD22	2.19	0.42
1:B:575:LEU:HD22	1:B:609:CYS:HB2	1.99	0.42
1:B:3137:LEU:HD23	1:B:3137:LEU:HA	1.85	0.42
1:B:3263:TYR:HD1	1:B:3270:ILE:HD12	1.84	0.42
1:B:3822:ASP:OD1	1:B:3823:LYS:NZ	2.39	0.42
1:B:4161:ARG:CD	1:B:4161:ARG:H	2.33	0.42
1:B:4673:ARG:NH2	1:B:4698:LYS:HG3	2.35	0.42
1:D:1008:SER:HB3	1:D:1017:ARG:HB3	2.00	0.42
1:D:3858:MET:HG3	1:D:3859:VAL:N	2.35	0.42
1:D:3868:ARG:HH11	1:D:3870:ASN:HB3	1.85	0.42
1:C:336:PRO:HA	1:C:337:PRO:HD3	1.90	0.42
1:C:797:HIS:CG	1:C:821:LEU:HD23	2.54	0.42
1:C:3540:TYR:CE1	1:C:3549:VAL:HG21	2.55	0.42
1:A:462:GLU:OE1	1:A:3710:LEU:HD22	2.19	0.42
1:A:1575:LEU:HD23	1:A:1575:LEU:HA	1.90	0.42
1:A:2282:ASP:HA	1:A:2341:VAL:HG13	2.01	0.42
1:A:3540:TYR:CE1	1:A:3549:VAL:HG21	2.55	0.42
1:A:3562:LYS:HE2	1:A:3562:LYS:HB2	1.92	0.42
2:F:84:ALA:O	2:F:93:PRO:HB3	2.18	0.42
1:B:110:ARG:NH1	1:B:115:ARG:HB3	2.34	0.42
1:B:384:MET:H	1:B:384:MET:CE	2.32	0.42
1:B:572:PRO:HA	1:B:575:LEU:HD13	2.01	0.42
1:B:1739:THR:O	1:B:1743[B]:ARG:HG3	2.19	0.42
1:B:2190:VAL:O	1:B:2198:MET:HE1	2.18	0.42
1:B:2538:THR:O	1:B:2542:SER:HB2	2.20	0.42

Continued on next page...

Continued from previous page...

Atom-1	Atom-2	Interatomic distance (Å)	Clash overlap (Å)
1:B:2815:ALA:HB1	1:B:2881:ASN:ND2	2.35	0.42
1:D:774:ASP:OD1	1:D:774:ASP:N	2.46	0.42
1:D:1024:TYR:OH	1:D:1032:LYS:HG3	2.19	0.42
1:D:2290:LEU:HD12	1:D:2291:GLN:H	1.83	0.42
1:D:2516:ASP:OD1	1:D:2516:ASP:N	2.52	0.42
1:D:3137:LEU:HD23	1:D:3137:LEU:HA	1.85	0.42
1:C:2290:LEU:HD12	1:C:2291:GLN:H	1.83	0.42
1:C:2318:TYR:HD2	1:C:2319:PRO:HD2	1.85	0.42
1:C:3263:TYR:HD1	1:C:3270:ILE:HD12	1.84	0.42
1:A:296:ASP:HB2	1:A:297:GLN:OE1	2.20	0.42
1:A:3695:PRO:HB3	1:A:3699:HIS:CG	2.54	0.42
1:A:4060:LYS:HD2	1:A:4060:LYS:HA	1.84	0.42
1:B:1024:TYR:OH	1:B:1032:LYS:HG3	2.19	0.42
1:B:2290:LEU:HD12	1:B:2291:GLN:N	2.33	0.42
1:D:2742:THR:HB	1:D:2814:LYS:HB3	2.01	0.42
1:D:3123:LYS:HG3	1:D:3125:VAL:H	1.84	0.42
1:D:3270:ILE:HA	1:D:3274:LEU:HD12	2.02	0.42
1:D:3695:PRO:HB3	1:D:3699:HIS:CG	2.54	0.42
1:C:1821:ASP:HB3	1:C:1837:GLN:HE22	1.85	0.42
1:C:2815:ALA:HB1	1:C:2881:ASN:ND2	2.35	0.42
1:A:950:LEU:HD11	1:A:970:LEU:HB3	2.01	0.42
2:E:79:ASP:OD1	2:E:80:TYR:HD1	2.02	0.42
1:B:1820:ARG:O	1:B:1824:GLN:HG2	2.19	0.42
1:B:2514:ASN:OD1	1:B:2514:ASN:N	2.52	0.42
1:B:3823:LYS:HA	1:B:3823:LYS:HD3	1.79	0.42
1:D:168:ASP:OD1	1:D:201:ASN:ND2	2.50	0.42
1:D:978:THR:O	1:D:982:THR:HG23	2.20	0.42
1:D:1066:GLN:HB2	1:D:1071:ARG:HH12	1.81	0.42
1:D:3540:TYR:CE1	1:D:3549:VAL:HG21	2.55	0.42
1:D:4158:PRO:HA	1:D:4161:ARG:HD3	2.01	0.42
1:D:4648:LEU:HD22	1:D:4803:HIS:CE1	2.54	0.42
1:C:937:CYS:N	1:C:1056:PRO:HG3	2.35	0.42
1:C:1820:ARG:O	1:C:1824:GLN:HG2	2.19	0.42
1:C:2256:TYR:HD2	1:C:2256:TYR:O	2.02	0.42
1:C:2615:ARG:HG2	1:C:2664:PHE:HE1	1.85	0.42
1:C:3376:GLU:OE1	1:C:3448:SER:OG	2.30	0.42
1:C:3400:VAL:HG23	1:C:3403:ARG:NH2	2.34	0.42
1:C:3823:LYS:HA	1:C:3823:LYS:HD3	1.79	0.42
1:C:4161:ARG:H	1:C:4161:ARG:CD	2.33	0.42
1:C:4541:TRP:HA	1:C:4544:LEU:HG	2.01	0.42
1:A:195:PHE:HB2	1:A:196:MET:HE3	2.01	0.42

Continued on next page...

Continued from previous page...

Atom-1	Atom-2	Interatomic distance (Å)	Clash overlap (Å)
1:A:873:LYS:NZ	1:A:877:ASN:HB2	2.35	0.42
1:A:1287:LEU:HD11	1:A:1599:MET:HE3	2.02	0.42
1:A:2990:PRO:HG2	1:A:2991:HIS:CE1	2.55	0.42
1:A:5013:MET:HE2	1:A:5020:ASP:HB2	2.02	0.42
2:G:49:MET:HG2	2:G:52:LYS:HG2	2.02	0.42
2:G:79:ASP:OD1	2:G:80:TYR:HD1	2.02	0.42
1:B:797:HIS:CG	1:B:821:LEU:HD23	2.54	0.42
1:B:2282:ASP:HA	1:B:2341:VAL:HG13	2.02	0.42
1:B:3023:LYS:HG3	1:B:3023:LYS:O	2.20	0.42
1:B:3107:VAL:HB	1:B:3111:ARG:HH22	1.85	0.42
1:B:3695:PRO:HB3	1:B:3699:HIS:CG	2.54	0.42
1:B:3756:LYS:HE3	1:B:3756:LYS:HB2	1.79	0.42
1:B:4942:GLU:HA	1:B:4945:ASP:OD2	2.20	0.42
1:D:950:LEU:HD11	1:D:970:LEU:HB3	2.01	0.42
1:D:1739:THR:O	1:D:1743[B]:ARG:HG3	2.19	0.42
1:D:2514:ASN:N	1:D:2514:ASN:OD1	2.52	0.42
1:D:3528:THR:HG22	1:D:3569:LEU:HD21	2.00	0.42
1:C:572:PRO:HA	1:C:575:LEU:HD13	2.01	0.42
1:C:1926:LEU:O	1:C:1931:LEU:HD11	2.20	0.42
1:C:4673:ARG:NH2	1:C:4698:LYS:HG3	2.35	0.42
1:A:642:THR:OG1	1:A:1613:LEU:HD12	2.20	0.42
1:A:866:HIS:HD2	1:A:867:LEU:N	2.16	0.42
1:A:1008:SER:HB3	1:A:1017:ARG:HB3	2.00	0.42
1:A:1424:PRO:HA	1:A:1427:ILE:HG22	2.01	0.42
1:A:2815:ALA:HB1	1:A:2881:ASN:ND2	2.35	0.42
1:A:3233:PRO:HG2	1:A:3239:MET:HA	2.00	0.42
1:A:3955:MET:HE3	1:A:4015:GLU:HG2	2.01	0.42
1:A:4942:GLU:HA	1:A:4945:ASP:OD2	2.20	0.42
1:B:328:LYS:HE3	1:B:328:LYS:HB3	1.72	0.42
1:B:642:THR:OG1	1:B:1613:LEU:HD12	2.20	0.42
1:B:2186:MET:O	1:B:2192:TYR:OH	2.18	0.42
1:B:2256:TYR:O	1:B:2259:GLU:HG3	2.19	0.42
1:B:3036:LYS:O	1:B:3039:ILE:HG22	2.20	0.42
1:D:197:GLN:H	1:D:197:GLN:HG3	1.74	0.42
1:D:642:THR:OG1	1:D:1613:LEU:HD12	2.20	0.42
1:D:797:HIS:CG	1:D:821:LEU:HD23	2.54	0.42
1:D:2464:ASP:OD1	1:D:2465:ASP:N	2.53	0.42
1:C:700:GLU:OE2	1:C:1458:HIS:NE2	2.33	0.42
1:C:950:LEU:HD11	1:C:970:LEU:HB3	2.01	0.42
1:C:2256:TYR:O	1:C:2259:GLU:HG3	2.19	0.42
1:C:2282:ASP:HA	1:C:2341:VAL:HG13	2.01	0.42

Continued on next page...

Continued from previous page...

Atom-1	Atom-2	Interatomic distance (Å)	Clash overlap (Å)
1:A:2871:LEU:HG	1:A:2927:LEU:HD21	2.02	0.42
1:A:3036:LYS:O	1:A:3039:ILE:HG22	2.20	0.42
1:A:3123:LYS:HG3	1:A:3125:VAL:H	1.84	0.42
1:A:3969:ILE:HG21	1:A:3980:LEU:HD12	2.01	0.42
1:A:4816:ILE:HD12	1:A:4816:ILE:HA	1.95	0.42
1:B:2782:ASP:OD1	1:B:2782:ASP:N	2.52	0.42
1:B:2973:PHE:CE1	1:B:2995:ILE:HG12	2.54	0.42
1:B:3270:ILE:HA	1:B:3274:LEU:HD12	2.01	0.42
1:D:330:ASP:N	1:D:330:ASP:OD1	2.52	0.42
1:D:937:CYS:N	1:D:1056:PRO:HG3	2.35	0.42
1:D:1231[B]:GLN:H	1:D:1231[B]:GLN:HG3	1.61	0.42
1:D:1287:LEU:HD11	1:D:1599:MET:HE3	2.02	0.42
1:D:1926:LEU:O	1:D:1931:LEU:HD11	2.20	0.42
1:D:1999:ARG:HG2	1:D:3635:CYS:HB3	2.01	0.42
1:D:2318:TYR:HD2	1:D:2319:PRO:HD2	1.85	0.42
1:D:3023:LYS:HG3	1:D:3023:LYS:O	2.20	0.42
1:C:296:ASP:HB2	1:C:297:GLN:OE1	2.20	0.42
1:C:1287:LEU:HD11	1:C:1599:MET:HE3	2.02	0.42
1:C:2782:ASP:OD1	1:C:2782:ASP:N	2.52	0.42
1:C:3291:ALA:O	1:C:3293:PRO:HD3	2.20	0.42
1:C:3528:THR:HG22	1:C:3569:LEU:HD21	2.00	0.42
1:C:3868:ARG:NH1	1:C:3870:ASN:HB3	2.35	0.42
1:C:3950:ASN:HA	1:C:3953:LYS:HG2	2.02	0.42
1:A:274:LEU:HD23	1:A:274:LEU:HA	1.72	0.41
1:A:797:HIS:CG	1:A:821:LEU:HD23	2.54	0.41
1:A:1926:LEU:O	1:A:1931:LEU:HD11	2.20	0.41
1:A:1999:ARG:HG2	1:A:3635:CYS:HB3	2.01	0.41
1:A:2228:MET:HE2	1:A:2228:MET:HB2	1.98	0.41
1:A:2318:TYR:HD2	1:A:2319:PRO:HD2	1.85	0.41
1:A:3868:ARG:HH11	1:A:3870:ASN:HB3	1.85	0.41
1:A:4648:LEU:HD22	1:A:4803:HIS:CE1	2.54	0.41
1:B:296:ASP:HB2	1:B:297:GLN:OE1	2.20	0.41
1:B:950:LEU:HD11	1:B:970:LEU:HB3	2.01	0.41
1:B:1821:ASP:HB3	1:B:1837:GLN:HE22	1.85	0.41
1:B:1923:GLU:OE2	1:B:1923:GLU:N	2.46	0.41
1:B:2318:TYR:HD2	1:B:2319:PRO:HD2	1.85	0.41
1:B:2464:ASP:OD1	1:B:2465:ASP:N	2.53	0.41
1:B:3123:LYS:HG3	1:B:3125:VAL:H	1.84	0.41
1:B:3640:PRO:HG2	1:B:3643:ASN:HB2	2.02	0.41
1:B:3950:ASN:HA	1:B:3953:LYS:HG2	2.02	0.41
1:D:296:ASP:HB2	1:D:297:GLN:OE1	2.20	0.41

Continued on next page...

Continued from previous page...

Atom-1	Atom-2	Interatomic distance (Å)	Clash overlap (Å)
1:D:2765:LYS:NZ	1:D:2860:PRO:HA	2.35	0.41
1:D:2990:PRO:HG2	1:D:2991:HIS:CE1	2.55	0.41
1:D:4161:ARG:H	1:D:4161:ARG:CD	2.33	0.41
1:D:4161:ARG:H	1:D:4161:ARG:HD2	1.85	0.41
1:D:4541:TRP:HA	1:D:4544:LEU:HG	2.01	0.41
1:D:4673:ARG:NH2	1:D:4698:LYS:HG3	2.35	0.41
1:D:4837:LEU:HD22	1:D:4932:ILE:HG23	2.02	0.41
1:C:110:ARG:NH1	1:C:115:ARG:HB3	2.34	0.41
1:C:879:HIS:HD2	1:C:882:TRP:HE1	1.68	0.41
1:C:935:LEU:HD21	1:C:987:ARG:NE	2.33	0.41
1:C:2871:LEU:HG	1:C:2927:LEU:HD21	2.02	0.41
1:C:3640:PRO:HG2	1:C:3643:ASN:HB2	2.02	0.41
1:C:4161:ARG:H	1:C:4161:ARG:HD2	1.85	0.41
1:A:937:CYS:N	1:A:1056:PRO:HG3	2.35	0.41
1:A:1690:ASP:OD2	1:A:1693:GLN:NE2	2.54	0.41
1:A:1821:ASP:HB3	1:A:1837:GLN:HE22	1.85	0.41
1:A:2615:ARG:HG2	1:A:2664:PHE:HE1	1.85	0.41
1:A:2742:THR:HB	1:A:2814:LYS:HB3	2.01	0.41
1:A:4158:PRO:HA	1:A:4161:ARG:HD3	2.01	0.41
1:A:4253:GLU:HG3	1:A:4557:ARG:NH2	2.36	0.41
2:H:79:ASP:OD1	2:H:80:TYR:HD1	2.03	0.41
2:G:35:LYS:HE2	1:C:636:ASN:HD21	1.85	0.41
1:B:856:VAL:H	1:B:991:ASN:ND2	2.17	0.41
1:B:879:HIS:HD2	1:B:882:TRP:HE1	1.68	0.41
1:B:1287:LEU:HD11	1:B:1599:MET:HE3	2.02	0.41
1:B:3868:ARG:NH1	1:B:3870:ASN:HB3	2.35	0.41
1:B:4137:ARG:NH2	1:B:4199:GLU:OE2	2.53	0.41
1:D:365:LYS:HB3	1:D:365:LYS:HE3	1.82	0.41
1:D:1658:ASP:OD1	1:D:1658:ASP:N	2.53	0.41
1:D:2256:TYR:O	1:D:2256:TYR:HD2	2.02	0.41
1:D:2782:ASP:N	1:D:2782:ASP:OD1	2.52	0.41
1:D:2871:LEU:HG	1:D:2927:LEU:HD21	2.02	0.41
1:D:3036:LYS:O	1:D:3039:ILE:HG22	2.20	0.41
1:D:3263:TYR:HD1	1:D:3270:ILE:HD12	1.84	0.41
1:C:1488:LYS:HB2	1:C:1488:LYS:HE3	1.83	0.41
1:A:1180:ARG:O	1:A:1181:GLU:HG2	2.20	0.41
1:A:2464:ASP:OD1	1:A:2465:ASP:N	2.53	0.41
1:A:2527:LEU:HD12	1:A:2527:LEU:HA	1.86	0.41
1:A:2537:ASP:OD2	1:A:2588:ARG:NH1	2.51	0.41
2:H:23:VAL:HG22	2:H:47:LYS:HG2	2.03	0.41
1:B:873:LYS:NZ	1:B:877:ASN:HB2	2.35	0.41

Continued on next page...

Continued from previous page...

Atom-1	Atom-2	Interatomic distance (Å)	Clash overlap (Å)
1:B:2326:CYS:O	1:B:2330:ARG:HG3	2.20	0.41
1:B:2871:LEU:HG	1:B:2927:LEU:HD21	2.02	0.41
1:B:3233:PRO:HG2	1:B:3239:MET:HA	2.00	0.41
1:B:3367:LYS:HB2	1:B:3367:LYS:HE3	1.85	0.41
1:B:3390:GLY:HA2	1:B:3393:LEU:HG	2.03	0.41
1:B:3540:TYR:CE1	1:B:3549:VAL:HG21	2.55	0.41
1:B:3858:MET:HG3	1:B:3859:VAL:N	2.35	0.41
1:B:4148:THR:HG21	1:B:4180:ARG:HH21	1.85	0.41
1:D:195:PHE:HB2	1:D:196:MET:HE3	2.01	0.41
1:D:873:LYS:NZ	1:D:877:ASN:HB2	2.35	0.41
1:D:1249:PRO:HA	1:D:1250:PRO:HD3	1.99	0.41
1:D:2282:ASP:HA	1:D:2341:VAL:HG13	2.01	0.41
1:D:2574:HIS:CD2	1:D:2574:HIS:H	2.36	0.41
1:D:3107:VAL:HB	1:D:3111:ARG:HH22	1.85	0.41
1:D:3950:ASN:HA	1:D:3953:LYS:HG2	2.02	0.41
1:C:239:ASP:OD1	1:C:239:ASP:N	2.53	0.41
1:C:642:THR:OG1	1:C:1613:LEU:HD12	2.20	0.41
1:C:4253:GLU:HG3	1:C:4557:ARG:NH2	2.36	0.41
1:A:197:GLN:H	1:A:197:GLN:HG3	1.74	0.41
1:A:239:ASP:N	1:A:239:ASP:OD1	2.53	0.41
1:A:2516:ASP:OD1	1:A:2516:ASP:N	2.52	0.41
1:A:2871:LEU:HD11	1:A:2937:VAL:CG2	2.51	0.41
1:A:3230:LEU:HD23	1:A:3230:LEU:H	1.86	0.41
1:A:3270:ILE:HA	1:A:3274:LEU:HD12	2.02	0.41
1:A:3868:ARG:NH1	1:A:3870:ASN:HB3	2.35	0.41
1:A:4541:TRP:HA	1:A:4544:LEU:HG	2.01	0.41
1:A:4917:ASP:OD2	1:D:4888:TYR:OH	2.28	0.41
1:B:239:ASP:OD1	1:B:239:ASP:N	2.53	0.41
1:B:2694:GLU:HA	1:B:2697:ARG:NH2	2.35	0.41
1:B:4158:PRO:HA	1:B:4161:ARG:HD3	2.01	0.41
1:B:4950:VAL:HG12	1:B:4951:LYS:HE2	2.03	0.41
1:D:1424:PRO:HA	1:D:1427:ILE:HG22	2.01	0.41
1:D:1821:ASP:HB3	1:D:1837:GLN:HE22	1.85	0.41
1:D:1939:MET:HE2	1:D:1939:MET:HB3	1.85	0.41
1:D:2615:ARG:HG2	1:D:2664:PHE:HE1	1.85	0.41
1:D:2815:ALA:HB1	1:D:2881:ASN:ND2	2.35	0.41
1:D:3114:LYS:HD2	1:D:3125:VAL:HG11	2.02	0.41
1:D:3390:GLY:HA2	1:D:3393:LEU:HG	2.03	0.41
1:D:3501:ASP:N	1:D:3501:ASP:OD1	2.54	0.41
1:D:3594:ARG:CZ	1:D:3594:ARG:HB3	2.51	0.41
1:D:4010:ILE:O	1:D:4014:LYS:HG3	2.19	0.41

Continued on next page...

Continued from previous page...

Atom-1	Atom-2	Interatomic distance (Å)	Clash overlap (Å)
1:D:4148:THR:HG21	1:D:4180:ARG:HH21	1.86	0.41
1:D:4839:MET:HA	1:D:4839:MET:CE	2.51	0.41
1:C:856:VAL:H	1:C:991:ASN:ND2	2.17	0.41
1:C:3107:VAL:HB	1:C:3111:ARG:HH22	1.85	0.41
1:C:4119:GLU:HG2	1:C:4120:ASN:OD1	2.21	0.41
1:C:4148:THR:HG21	1:C:4180:ARG:HH21	1.85	0.41
1:C:4839:MET:CE	1:C:4839:MET:HA	2.51	0.41
1:A:297:GLN:OE1	1:A:297:GLN:N	2.49	0.41
1:A:3023:LYS:HG3	1:A:3023:LYS:O	2.20	0.41
1:A:3263:TYR:HD1	1:A:3270:ILE:HD12	1.84	0.41
1:A:3291:ALA:O	1:A:3293:PRO:HD3	2.21	0.41
1:A:3762:ARG:HH21	1:A:4755:GLU:HB2	1.85	0.41
1:A:4839:MET:HA	1:A:4839:MET:CE	2.51	0.41
1:B:935:LEU:HD11	1:B:987:ARG:NH2	2.36	0.41
1:B:1575:LEU:HD23	1:B:1575:LEU:HA	1.90	0.41
1:B:2516:ASP:N	1:B:2516:ASP:OD1	2.52	0.41
1:B:2990:PRO:HG2	1:B:2991:HIS:CE1	2.55	0.41
1:B:3230:LEU:HD23	1:B:3230:LEU:H	1.86	0.41
1:B:4119:GLU:HG2	1:B:4120:ASN:OD1	2.20	0.41
1:B:4541:TRP:HA	1:B:4544:LEU:HG	2.01	0.41
1:B:4839:MET:HA	1:B:4839:MET:CE	2.51	0.41
1:B:4885:PHE:O	1:B:4889:VAL:HG22	2.21	0.41
1:D:3246:LEU:O	1:D:3250:MET:HG2	2.19	0.41
1:D:4119:GLU:HG2	1:D:4120:ASN:OD1	2.21	0.41
1:C:343:GLU:N	1:C:343:GLU:OE1	2.54	0.41
1:C:873:LYS:NZ	1:C:877:ASN:HB2	2.35	0.41
1:C:978:THR:O	1:C:982:THR:HG23	2.20	0.41
1:C:1101:ARG:NH1	1:C:1115:LEU:O	2.48	0.41
1:C:2418:LEU:HD23	1:C:2418:LEU:HA	1.92	0.41
1:C:2464:ASP:OD1	1:C:2465:ASP:N	2.53	0.41
1:C:2881:ASN:HA	1:C:2884:ASN:HD21	1.85	0.41
1:C:3023:LYS:HG3	1:C:3023:LYS:O	2.20	0.41
1:C:3501:ASP:OD1	1:C:3501:ASP:N	2.54	0.41
1:C:4158:PRO:HA	1:C:4161:ARG:HD3	2.01	0.41
1:A:924:MET:O	1:A:928:THR:HG23	2.21	0.41
1:A:935:LEU:HD11	1:A:987:ARG:NH2	2.36	0.41
1:A:2383:ALA:O	1:A:2386:ILE:HG13	2.20	0.41
1:A:3114:LYS:HD2	1:A:3125:VAL:HG11	2.02	0.41
1:A:3390:GLY:HA2	1:A:3393:LEU:HG	2.03	0.41
1:A:4137:ARG:NH2	1:A:4199:GLU:OE2	2.53	0.41
1:A:4933:GLN:HG2	1:A:4933:GLN:H	1.72	0.41

Continued on next page...

Continued from previous page...

Atom-1	Atom-2	Interatomic distance (Å)	Clash overlap (Å)
1:B:343:GLU:OE1	1:B:343:GLU:N	2.54	0.41
1:B:1180:ARG:O	1:B:1181:GLU:HG2	2.20	0.41
1:B:1469:VAL:HG13	1:B:1492:CYS:HB3	2.03	0.41
1:B:1658:ASP:N	1:B:1658:ASP:OD1	2.53	0.41
1:B:2224:ARG:H	1:B:2224:ARG:CD	2.34	0.41
1:B:2263:ILE:HD12	1:B:2263:ILE:HA	1.96	0.41
1:B:2383:ALA:O	1:B:2386:ILE:HG13	2.20	0.41
1:B:3757:GLU:N	1:B:3757:GLU:OE2	2.54	0.41
1:D:788:LYS:HE3	1:D:788:LYS:HB2	1.78	0.41
1:D:2326:CYS:O	1:D:2330:ARG:HG3	2.20	0.41
1:D:2384:ILE:O	1:D:2387:SER:OG	2.30	0.41
1:D:2668:SER:C	1:D:2670:GLU:H	2.24	0.41
1:D:4186:ALA:O	1:D:4188:ARG:NH1	2.53	0.41
1:D:4942:GLU:HA	1:D:4945:ASP:OD2	2.20	0.41
1:D:5013:MET:HE2	1:D:5020:ASP:HB2	2.02	0.41
1:C:957:LYS:HB2	1:C:957:LYS:HE2	1.90	0.41
1:C:2326:CYS:O	1:C:2330:ARG:HG3	2.20	0.41
1:C:2742:THR:HB	1:C:2814:LYS:HB3	2.01	0.41
1:C:3270:ILE:HA	1:C:3274:LEU:HD12	2.01	0.41
1:C:3547:GLU:HA	1:C:3550:ARG:HH12	1.85	0.41
1:C:3621:HIS:O	1:C:3622:LYS:HG3	2.21	0.41
1:C:3858:MET:HG3	1:C:3859:VAL:N	2.35	0.41
1:C:4137:ARG:NH2	1:C:4199:GLU:OE2	2.53	0.41
1:C:4837:LEU:HD22	1:C:4932:ILE:HG23	2.02	0.41
1:A:343:GLU:OE1	1:A:343:GLU:N	2.54	0.41
1:A:952:LYS:HD3	1:A:970:LEU:HA	2.03	0.41
1:A:978:THR:O	1:A:982:THR:HG23	2.20	0.41
1:A:2627:VAL:HG22	1:A:2678:LEU:HB2	2.02	0.41
1:A:3269:VAL:HA	1:A:3273:THR:HB	2.03	0.41
1:A:4218:ILE:O	1:A:4222:VAL:HG23	2.21	0.41
1:B:416:LYS:HE3	1:B:416:LYS:HB2	1.84	0.41
1:B:937:CYS:N	1:B:1056:PRO:HG3	2.35	0.41
1:B:2586:VAL:HG13	1:B:2607:LEU:HD13	2.03	0.41
1:B:2627:VAL:HG22	1:B:2678:LEU:HB2	2.02	0.41
1:B:2668:SER:C	1:B:2670:GLU:H	2.24	0.41
1:B:2742:THR:HB	1:B:2814:LYS:HB3	2.01	0.41
1:B:2859:PRO:HA	1:B:2860:PRO:HD3	1.95	0.41
1:B:3731:LYS:HA	1:B:3734:HIS:NE2	2.36	0.41
1:B:4253:GLU:HG3	1:B:4557:ARG:NH2	2.36	0.41
1:B:4658:ILE:HD11	1:B:4792:LEU:O	2.21	0.41
1:D:2527:LEU:HA	1:D:2527:LEU:HD12	1.87	0.41

Continued on next page...

Continued from previous page...

Atom-1	Atom-2	Interatomic distance (Å)	Clash overlap (Å)
1:D:2859:PRO:HA	1:D:2860:PRO:HD3	1.95	0.41
1:D:3621:HIS:O	1:D:3622:LYS:HG3	2.21	0.41
1:D:3823:LYS:HD3	1:D:3823:LYS:HA	1.79	0.41
1:D:3868:ARG:NH1	1:D:3870:ASN:HB3	2.35	0.41
1:C:1658:ASP:N	1:C:1658:ASP:OD1	2.53	0.41
1:C:1733:GLU:HG2	1:C:2201:LEU:HD23	2.03	0.41
1:C:2990:PRO:HG2	1:C:2991:HIS:CE1	2.55	0.41
1:C:4658:ILE:HD11	1:C:4792:LEU:O	2.21	0.41
1:C:4950:VAL:HG12	1:C:4951:LYS:HE2	2.03	0.41
1:A:545:ASP:OD1	1:A:582:HIS:NE2	2.42	0.41
1:A:796:ARG:O	1:A:1619:ARG:NH2	2.53	0.41
1:A:1658:ASP:OD1	1:A:1658:ASP:N	2.53	0.41
1:A:1999:ARG:HG3	1:A:3635:CYS:O	2.21	0.41
1:A:2677:LYS:HE2	1:A:2677:LYS:HB3	1.83	0.41
1:A:3950:ASN:HA	1:A:3953:LYS:HG2	2.02	0.41
1:A:4161:ARG:H	1:A:4161:ARG:HD2	1.85	0.41
1:A:4232:GLU:HG2	1:A:5019:TRP:NE1	2.28	0.41
1:B:2520:HIS:O	1:B:2524:VAL:HG22	2.21	0.41
1:B:2765:LYS:NZ	1:B:2860:PRO:HA	2.35	0.41
1:B:3621:HIS:O	1:B:3622:LYS:HG3	2.21	0.41
1:B:3842:LEU:HB2	1:B:3929:SER:HB2	2.03	0.41
1:B:3868:ARG:HH11	1:B:3870:ASN:HB3	1.85	0.41
1:B:4186:ALA:C	1:B:4188:ARG:NH2	2.74	0.41
1:B:4218:ILE:O	1:B:4222:VAL:HG23	2.21	0.41
1:B:4648:LEU:HD22	1:B:4803:HIS:CE1	2.54	0.41
1:B:4904:PRO:CB	1:B:4913:ARG:HG2	2.51	0.41
1:D:176:SER:OG	1:D:178:ARG:NH1	2.48	0.41
1:D:343:GLU:OE1	1:D:343:GLU:N	2.54	0.41
1:D:2586:VAL:HG13	1:D:2607:LEU:HD13	2.03	0.41
1:D:2627:VAL:HG22	1:D:2678:LEU:HB2	2.02	0.41
1:D:3230:LEU:H	1:D:3230:LEU:HD23	1.86	0.41
1:D:3547:GLU:HA	1:D:3550:ARG:HH12	1.85	0.41
1:D:3640:PRO:HG2	1:D:3643:ASN:HB2	2.02	0.41
1:D:3852:LYS:HE3	1:D:3852:LYS:HB3	1.89	0.41
1:D:4057:MET:HE2	1:D:4057:MET:HB2	1.91	0.41
1:C:951:LYS:HB3	1:C:971:ASP:HB3	2.03	0.41
1:C:2212:VAL:HG11	1:C:2256:TYR:CE2	2.56	0.41
1:C:3158:LEU:HD23	1:C:3158:LEU:HA	1.92	0.41
1:C:4885:PHE:O	1:C:4889:VAL:HG22	2.21	0.41
1:A:1469:VAL:HG13	1:A:1492:CYS:HB3	2.03	0.41
1:A:2326:CYS:O	1:A:2330:ARG:HG3	2.21	0.41

Continued on next page...

Continued from previous page...

Atom-1	Atom-2	Interatomic distance (Å)	Clash overlap (Å)
1:A:2514:ASN:OD1	1:A:2514:ASN:N	2.52	0.41
1:A:2520:HIS:O	1:A:2524:VAL:HG22	2.21	0.41
1:A:2586:VAL:HG13	1:A:2607:LEU:HD13	2.03	0.41
1:A:3158:LEU:HD23	1:A:3158:LEU:HA	1.91	0.41
1:A:3547:GLU:HA	1:A:3550:ARG:HH12	1.85	0.41
1:A:3594:ARG:CZ	1:A:3594:ARG:HB3	2.51	0.41
1:A:3842:LEU:HB2	1:A:3929:SER:HB2	2.03	0.41
1:A:4148:THR:HG21	1:A:4180:ARG:HH21	1.86	0.41
1:A:4186:ALA:O	1:A:4188:ARG:NH1	2.53	0.41
1:A:4931:ILE:HG23	1:D:4940:PHE:HE1	1.86	0.41
1:A:4950:VAL:HG12	1:A:4951:LYS:HE2	2.03	0.41
1:B:365:LYS:HB3	1:B:365:LYS:HE3	1.82	0.41
1:B:978:THR:O	1:B:982:THR:HG23	2.20	0.41
1:B:1231[B]:GLN:H	1:B:1231[B]:GLN:HG3	1.61	0.41
1:B:1926:LEU:O	1:B:1931:LEU:HD11	2.20	0.41
1:B:1939:MET:HE2	1:B:1939:MET:HB3	1.90	0.41
1:B:1999:ARG:HG3	1:B:3635:CYS:O	2.21	0.41
1:B:3501:ASP:OD1	1:B:3501:ASP:N	2.54	0.41
1:B:4241:THR:HB	1:B:4989:MET:HE1	2.02	0.41
1:B:4823:LEU:HD23	1:B:4823:LEU:HA	1.94	0.41
1:B:4897:ILE:HD12	1:B:4897:ILE:HA	1.96	0.41
1:D:156:GLN:HG2	1:D:157:ARG:NH1	2.36	0.41
1:D:460:GLN:N	1:D:463:GLU:OE2	2.41	0.41
1:D:924:MET:O	1:D:928:THR:HG23	2.21	0.41
1:D:952:LYS:HD3	1:D:970:LEU:HA	2.03	0.41
1:D:1180:ARG:O	1:D:1181:GLU:HG2	2.20	0.41
1:D:2224:ARG:H	1:D:2224:ARG:CD	2.34	0.41
1:D:2881:ASN:HA	1:D:2884:ASN:HD21	1.85	0.41
1:D:3227:ARG:O	1:D:3232:LEU:HB2	2.21	0.41
1:D:3718:GLU:HG2	1:D:3723:MET:CE	2.51	0.41
1:D:3762:ARG:HH21	1:D:4755:GLU:HB2	1.85	0.41
1:D:4240:ASP:OD2	1:D:4672:LYS:NZ	2.49	0.41
1:D:4950:VAL:HG12	1:D:4951:LYS:HE2	2.03	0.41
1:C:156:GLN:HG2	1:C:157:ARG:NH1	2.36	0.41
1:C:484:LEU:O	1:C:488:LEU:HG	2.21	0.41
1:C:901:LYS:HD2	1:C:901:LYS:HA	1.84	0.41
1:C:1055:PRO:HA	1:C:1056:PRO:HD3	1.98	0.41
1:C:1180:ARG:O	1:C:1181:GLU:HG2	2.20	0.41
1:C:1286:MET:HB3	1:C:1286:MET:HE2	1.63	0.41
1:C:1469:VAL:HG13	1:C:1492:CYS:HB3	2.03	0.41
1:C:2632:ILE:HD12	1:C:2633:LEU:H	1.86	0.41

Continued on next page...

Continued from previous page...

Atom-1	Atom-2	Interatomic distance (Å)	Clash overlap (Å)
1:C:2765:LYS:NZ	1:C:2860:PRO:HA	2.35	0.41
1:C:3114:LYS:HD2	1:C:3125:VAL:HG11	2.02	0.41
1:C:3623:LEU:HG	1:C:3624:LEU:H	1.86	0.41
1:C:3756:LYS:HE3	1:C:3756:LYS:HB2	1.79	0.41
1:C:3762:ARG:HH21	1:C:4755:GLU:HB2	1.85	0.41
1:C:4942:GLU:HA	1:C:4945:ASP:OD2	2.20	0.41
1:A:3501:ASP:N	1:A:3501:ASP:OD1	2.54	0.41
1:A:3621:HIS:O	1:A:3622:LYS:HG3	2.21	0.41
2:G:23:VAL:HG22	2:G:47:LYS:HG2	2.03	0.41
1:B:1286:MET:HE2	1:B:1286:MET:HB3	1.64	0.41
1:B:2881:ASN:HA	1:B:2884:ASN:HD21	1.85	0.41
1:B:3547:GLU:HA	1:B:3550:ARG:HH12	1.85	0.41
1:D:239:ASP:N	1:D:239:ASP:OD1	2.53	0.41
1:D:1943:LEU:HB2	1:D:2123:LEU:HD21	2.03	0.41
1:D:2212:VAL:HG11	1:D:2256:TYR:CE2	2.56	0.41
1:D:2520:HIS:O	1:D:2524:VAL:HG22	2.21	0.41
1:D:2867:LEU:CD2	1:D:2871:LEU:HB3	2.51	0.41
1:D:2871:LEU:HD11	1:D:2937:VAL:CG2	2.50	0.41
1:D:4186:ALA:C	1:D:4188:ARG:NH2	2.74	0.41
1:D:4218:ILE:O	1:D:4222:VAL:HG23	2.21	0.41
1:D:4253:GLU:HG3	1:D:4557:ARG:NH2	2.35	0.41
1:D:4658:ILE:HD11	1:D:4792:LEU:O	2.21	0.41
1:C:2224:ARG:H	1:C:2224:ARG:CD	2.34	0.41
1:C:2586:VAL:HG13	1:C:2607:LEU:HD13	2.03	0.41
1:C:3227:ARG:O	1:C:3232:LEU:HB2	2.21	0.41
1:C:3230:LEU:HD23	1:C:3230:LEU:H	1.86	0.41
1:C:3390:GLY:HA2	1:C:3393:LEU:HG	2.03	0.41
1:C:3757:GLU:N	1:C:3757:GLU:OE2	2.54	0.41
1:C:3969:ILE:HG21	1:C:3980:LEU:HD12	2.01	0.41
1:A:1634:LEU:HD23	1:A:1634:LEU:HA	1.91	0.40
1:A:2212:VAL:HG11	1:A:2256:TYR:CE2	2.56	0.40
1:A:2632:ILE:HD12	1:A:2633:LEU:H	1.86	0.40
1:A:3227:ARG:O	1:A:3232:LEU:HB2	2.21	0.40
1:A:3400:VAL:HG23	1:A:3403:ARG:NH2	2.34	0.40
1:A:3757:GLU:OE2	1:A:3757:GLU:N	2.54	0.40
1:A:4769:MET:SD	1:A:4769:MET:N	2.79	0.40
1:A:4837:LEU:HD22	1:A:4932:ILE:HG23	2.02	0.40
1:B:1733:GLU:HG2	1:B:2201:LEU:HD23	2.03	0.40
1:B:1980:LEU:O	1:B:1980:LEU:HD13	2.21	0.40
1:B:2212:VAL:HG11	1:B:2256:TYR:CE2	2.56	0.40
1:B:3277:LEU:HD23	1:B:3277:LEU:HA	1.92	0.40

Continued on next page...

Continued from previous page...

Atom-1	Atom-2	Interatomic distance (Å)	Clash overlap (Å)
1:B:3623:LEU:HG	1:B:3624:LEU:H	1.86	0.40
1:D:110:ARG:HD3	1:D:115:ARG:HH21	1.86	0.40
1:D:552:ASP:N	1:D:552:ASP:OD1	2.54	0.40
1:D:2523:ASP:HB3	1:D:2578:MET:SD	2.62	0.40
1:D:2907:PRO:O	1:D:2910:THR:OG1	2.29	0.40
1:D:3011:THR:OG1	1:D:3070:ILE:HD13	2.21	0.40
1:D:3291:ALA:O	1:D:3293:PRO:HD3	2.21	0.40
1:C:2330:ARG:HA	1:C:2333:ASP:OD2	2.22	0.40
1:C:3036:LYS:O	1:C:3039:ILE:HG22	2.20	0.40
1:C:3718:GLU:HG2	1:C:3723:MET:CE	2.51	0.40
1:A:156:GLN:HG2	1:A:157:ARG:NH1	2.36	0.40
1:A:856:VAL:H	1:A:991:ASN:ND2	2.17	0.40
1:A:1031:THR:HG22	1:A:1035:ASN:ND2	2.36	0.40
1:A:1674:CYS:HA	1:A:1678:ASN:HB3	2.04	0.40
1:A:1943:LEU:HB2	1:A:2123:LEU:HD21	2.03	0.40
1:A:1983:ALA:O	1:A:1987:SER:OG	2.22	0.40
1:A:2668:SER:C	1:A:2670:GLU:H	2.24	0.40
1:A:3107:VAL:HB	1:A:3111:ARG:HH22	1.85	0.40
1:A:3552:PHE:CD2	1:A:3552:PHE:C	2.95	0.40
1:A:3640:PRO:HG2	1:A:3643:ASN:HB2	2.02	0.40
1:A:3718:GLU:HG2	1:A:3723:MET:CE	2.51	0.40
2:F:79:ASP:OD1	2:F:80:TYR:HD1	2.04	0.40
1:B:456:SER:O	1:B:459:LEU:HD12	2.22	0.40
1:B:484:LEU:O	1:B:488:LEU:HG	2.21	0.40
1:B:1773:PRO:HA	1:B:1774:PRO:HD3	1.90	0.40
1:B:1864:LYS:NZ	1:B:1871:PHE:O	2.45	0.40
1:B:3291:ALA:O	1:B:3293:PRO:HD3	2.20	0.40
1:B:3400:VAL:HG23	1:B:3403:ARG:NH2	2.34	0.40
1:B:3878:ASP:N	1:B:3878:ASP:OD1	2.55	0.40
1:B:4837:LEU:HD22	1:B:4932:ILE:HG23	2.02	0.40
1:D:484:LEU:O	1:D:488:LEU:HG	2.21	0.40
1:D:1733:GLU:HG2	1:D:2201:LEU:HD23	2.03	0.40
1:D:2383:ALA:O	1:D:2386:ILE:HG13	2.20	0.40
1:D:3604:TYR:O	1:D:3608:GLN:HG2	2.22	0.40
1:D:3842:LEU:HB2	1:D:3929:SER:HB2	2.03	0.40
1:D:4137:ARG:NH2	1:D:4199:GLU:OE2	2.53	0.40
1:C:891:TRP:HD1	1:C:902:ARG:HE	1.69	0.40
1:C:3087:ILE:HD13	1:C:3087:ILE:HA	1.89	0.40
1:C:3731:LYS:HA	1:C:3734:HIS:NE2	2.36	0.40
1:C:4186:ALA:C	1:C:4188:ARG:NH2	2.74	0.40
1:C:4218:ILE:O	1:C:4222:VAL:HG23	2.21	0.40

Continued on next page...

Continued from previous page...

Atom-1	Atom-2	Interatomic distance (Å)	Clash overlap (Å)
1:C:4817:ALA:HB3	1:C:4818:MET:SD	2.62	0.40
1:A:62:LEU:HD12	1:A:62:LEU:HA	1.83	0.40
1:A:110:ARG:HD3	1:A:115:ARG:HH21	1.86	0.40
1:A:384:MET:H	1:A:384:MET:CE	2.32	0.40
1:A:484:LEU:O	1:A:488:LEU:HG	2.21	0.40
1:A:3535:LEU:O	1:A:3538:THR:OG1	2.29	0.40
1:A:4119:GLU:HG2	1:A:4120:ASN:OD1	2.21	0.40
1:A:4186:ALA:C	1:A:4188:ARG:NH2	2.74	0.40
1:B:879:HIS:HA	1:B:882:TRP:CE2	2.56	0.40
1:B:951:LYS:HB3	1:B:971:ASP:HB3	2.03	0.40
1:B:2523:ASP:HB3	1:B:2578:MET:SD	2.62	0.40
1:B:2527:LEU:HD12	1:B:2527:LEU:HA	1.87	0.40
1:B:4247:ILE:HA	1:B:4250:GLN:OE1	2.22	0.40
1:D:879:HIS:HA	1:D:882:TRP:CE2	2.56	0.40
1:D:935:LEU:HD11	1:D:987:ARG:NH2	2.36	0.40
1:D:1674:CYS:HA	1:D:1678:ASN:HB3	2.03	0.40
1:D:2754:PHE:HE2	1:D:2813:LEU:HD11	1.87	0.40
1:D:3552:PHE:C	1:D:3552:PHE:CD2	2.95	0.40
1:C:110:ARG:HD3	1:C:115:ARG:HH21	1.86	0.40
1:C:1031:THR:HG22	1:C:1035:ASN:ND2	2.36	0.40
1:C:2383:ALA:O	1:C:2386:ILE:HG13	2.20	0.40
1:C:2520:HIS:O	1:C:2524:VAL:HG22	2.21	0.40
1:C:2599:GLN:O	1:C:2603:ILE:HG13	2.22	0.40
1:C:2867:LEU:CD2	1:C:2871:LEU:HB3	2.51	0.40
1:C:3457:ASN:HA	1:C:3460:VAL:HG22	2.03	0.40
1:C:3842:LEU:HB2	1:C:3929:SER:HB2	2.03	0.40
1:A:456:SER:O	1:A:459:LEU:HD12	2.21	0.40
1:A:2716:ASP:N	1:A:2716:ASP:OD1	2.54	0.40
1:A:2888:ARG:O	1:A:2892:GLN:HG2	2.22	0.40
1:A:4247:ILE:HA	1:A:4250:GLN:OE1	2.22	0.40
1:A:4583:SER:HB3	1:A:4631:PHE:HE2	1.87	0.40
1:B:2867:LEU:CD2	1:B:2871:LEU:HB3	2.51	0.40
1:B:3011:THR:OG1	1:B:3070:ILE:HD13	2.21	0.40
1:D:1999:ARG:HG3	1:D:3635:CYS:O	2.21	0.40
1:D:2138:LEU:HD23	1:D:2138:LEU:HA	1.89	0.40
1:D:2330:ARG:HA	1:D:2333:ASP:OD2	2.22	0.40
1:D:2888:ARG:O	1:D:2892:GLN:HG2	2.22	0.40
1:C:952:LYS:HD3	1:C:970:LEU:HA	2.03	0.40
1:C:1943:LEU:HB2	1:C:2123:LEU:HD21	2.03	0.40
1:C:3594:ARG:HB3	1:C:3594:ARG:CZ	2.51	0.40
1:C:4247:ILE:HA	1:C:4250:GLN:OE1	2.22	0.40

Continued on next page...

Continued from previous page...

Atom-1	Atom-2	Interatomic distance (Å)	Clash overlap (Å)
1:A:879:HIS:HD2	1:A:882:TRP:HE1	1.68	0.40
1:A:3011:THR:OG1	1:A:3070:ILE:HD13	2.21	0.40
1:A:3194:LEU:HD12	1:A:3194:LEU:HA	1.93	0.40
1:A:4544:LEU:HD12	1:A:4545:GLU:N	2.37	0.40
1:A:4658:ILE:HD11	1:A:4792:LEU:O	2.21	0.40
2:E:23:VAL:HG22	2:E:47:LYS:HG2	2.03	0.40
1:B:232:THR:HG21	1:B:252:VAL:HG21	2.03	0.40
1:B:552:ASP:OD1	1:B:552:ASP:N	2.54	0.40
1:B:924:MET:O	1:B:928:THR:HG23	2.21	0.40
1:B:952:LYS:HD3	1:B:970:LEU:HA	2.03	0.40
1:B:2393:ASP:OD1	1:B:2418:LEU:N	2.55	0.40
1:B:3227:ARG:O	1:B:3232:LEU:HB2	2.21	0.40
1:D:232:THR:HG21	1:D:252:VAL:HG21	2.03	0.40
1:D:3269:VAL:HA	1:D:3273:THR:HB	2.03	0.40
1:D:3731:LYS:HA	1:D:3734:HIS:NE2	2.36	0.40
1:C:935:LEU:HD11	1:C:987:ARG:NH2	2.36	0.40
1:C:1690:ASP:OD2	1:C:1693:GLN:NE2	2.54	0.40
1:C:2627:VAL:HG22	1:C:2678:LEU:HB2	2.02	0.40
1:C:2765:LYS:HA	1:C:2765:LYS:HD3	1.81	0.40
1:C:2856:ASN:ND2	1:C:2858:GLN:OE1	2.49	0.40
1:C:2888:ARG:O	1:C:2892:GLN:HG2	2.22	0.40
1:C:3011:THR:OG1	1:C:3070:ILE:HD13	2.21	0.40
1:C:3878:ASP:OD1	1:C:3878:ASP:N	2.55	0.40
1:C:4544:LEU:HD12	1:C:4545:GLU:N	2.37	0.40

There are no symmetry-related clashes.

5.3 Torsion angles [\(i\)](#)

5.3.1 Protein backbone [\(i\)](#)

In the following table, the Percentiles column shows the percent Ramachandran outliers of the chain as a percentile score with respect to all PDB entries followed by that with respect to all EM entries.

The Analysed column shows the number of residues for which the backbone conformation was analysed, and the total number of residues.

Mol	Chain	Analysed	Favoured	Allowed	Outliers	Percentiles
1	A	4385/5037 (87%)	4235 (97%)	150 (3%)	0	100 100

Continued on next page...

Continued from previous page...

Mol	Chain	Analysed	Favoured	Allowed	Outliers	Percentiles	
1	B	4385/5037 (87%)	4235 (97%)	150 (3%)	0	100	100
1	C	4385/5037 (87%)	4236 (97%)	149 (3%)	0	100	100
1	D	4385/5037 (87%)	4235 (97%)	150 (3%)	0	100	100
2	E	105/108 (97%)	104 (99%)	1 (1%)	0	100	100
2	F	105/108 (97%)	103 (98%)	2 (2%)	0	100	100
2	G	105/108 (97%)	104 (99%)	1 (1%)	0	100	100
2	H	105/108 (97%)	103 (98%)	2 (2%)	0	100	100
All	All	17960/20580 (87%)	17355 (97%)	605 (3%)	0	100	100

There are no Ramachandran outliers to report.

5.3.2 Protein sidechains [i](#)

In the following table, the Percentiles column shows the percent sidechain outliers of the chain as a percentile score with respect to all PDB entries followed by that with respect to all EM entries.

The Analysed column shows the number of residues for which the sidechain conformation was analysed, and the total number of residues.

Mol	Chain	Analysed	Rotameric	Outliers	Percentiles	
1	A	3836/4276 (90%)	3727 (97%)	109 (3%)	38	67
1	B	3836/4276 (90%)	3727 (97%)	109 (3%)	38	67
1	C	3836/4276 (90%)	3727 (97%)	109 (3%)	38	67
1	D	3836/4276 (90%)	3727 (97%)	109 (3%)	38	67
2	E	89/90 (99%)	84 (94%)	5 (6%)	17	46
2	F	89/90 (99%)	83 (93%)	6 (7%)	13	40
2	G	89/90 (99%)	83 (93%)	6 (7%)	13	40
2	H	89/90 (99%)	83 (93%)	6 (7%)	13	40
All	All	15700/17464 (90%)	15241 (97%)	459 (3%)	39	67

All (459) residues with a non-rotameric sidechain are listed below:

Mol	Chain	Res	Type
1	A	10	GLU
1	A	125	ARG

Continued on next page...

Continued from previous page...

Mol	Chain	Res	Type
1	A	127	MET
1	A	155	LYS
1	A	196	MET
1	A	220	LEU
1	A	322	LYS
1	A	328	LYS
1	A	384	MET
1	A	393	CYS
1	A	460	GLN
1	A	845	CYS
1	A	866	HIS
1	A	897	ARG
1	A	924	MET
1	A	945	LYS
1	A	959	TYR
1	A	961	MET
1	A	987	ARG
1	A	998	ARG
1	A	1021	LEU
1	A	1025	ARG
1	A	1044	ARG
1	A	1128	ARG
1	A	1143	TRP
1	A	1172	ASP
1	A	1281	ASN
1	A	1286	MET
1	A	1435	TYR
1	A	1511	HIS
1	A	1534	LYS
1	A	1636	MET
1	A	1743[A]	ARG
1	A	1743[B]	ARG
1	A	1752	ARG
1	A	1758	ARG
1	A	1759	ARG
1	A	1931	LEU
1	A	1986	MET
1	A	2008	MET
1	A	2100[A]	HIS
1	A	2100[B]	HIS
1	A	2169	GLN
1	A	2192	TYR

Continued on next page...

Continued from previous page...

Mol	Chain	Res	Type
1	A	2198	MET
1	A	2203	MET
1	A	2221	LYS
1	A	2224	ARG
1	A	2238	TYR
1	A	2256	TYR
1	A	2336	ARG
1	A	2369[A]	ARG
1	A	2369[B]	ARG
1	A	2385	ARG
1	A	2440	MET
1	A	2482	ASP
1	A	2588	ARG
1	A	2624	ARG
1	A	2698	MET
1	A	2738	ARG
1	A	2751	LEU
1	A	2761	TYR
1	A	2786	LYS
1	A	2797	PHE
1	A	2806	ARG
1	A	2827	ARG
1	A	2862	LEU
1	A	2914	LYS
1	A	2977	LEU
1	A	3008	GLN
1	A	3014	CYS
1	A	3053	ARG
1	A	3106	MET
1	A	3111	ARG
1	A	3127	GLN
1	A	3330	ASP
1	A	3393	LEU
1	A	3395	ARG
1	A	3451	PHE
1	A	3478	MET
1	A	3524	MET
1	A	3552	PHE
1	A	3573	MET
1	A	3577	ARG
1	A	3594	ARG
1	A	3614	LYS

Continued on next page...

Continued from previous page...

Mol	Chain	Res	Type
1	A	3622	LYS
1	A	3638	MET
1	A	3648	ARG
1	A	3752	SER
1	A	3753	PHE
1	A	3899	PHE
1	A	4044	MET
1	A	4091	LYS
1	A	4161	ARG
1	A	4216	GLN
1	A	4232	GLU
1	A	4571	PHE
1	A	4580	TYR
1	A	4627	MET
1	A	4629	TYR
1	A	4695	ASP
1	A	4769	MET
1	A	4818	MET
1	A	4821	LYS
1	A	4832	HIS
1	A	4871	GLU
1	A	4973	HIS
1	A	5030	LYS
2	E	25	HIS
2	E	29	MET
2	E	32	ASP
2	E	38	SER
2	E	85	THR
2	H	25	HIS
2	H	29	MET
2	H	31	GLU
2	H	32	ASP
2	H	38	SER
2	H	85	THR
2	G	25	HIS
2	G	29	MET
2	G	31	GLU
2	G	32	ASP
2	G	38	SER
2	G	85	THR
2	F	25	HIS
2	F	29	MET

Continued on next page...

Continued from previous page...

Mol	Chain	Res	Type
2	F	31	GLU
2	F	32	ASP
2	F	38	SER
2	F	85	THR
1	B	10	GLU
1	B	125	ARG
1	B	127	MET
1	B	155	LYS
1	B	196	MET
1	B	220	LEU
1	B	322	LYS
1	B	328	LYS
1	B	384	MET
1	B	393	CYS
1	B	460	GLN
1	B	845	CYS
1	B	866	HIS
1	B	897	ARG
1	B	924	MET
1	B	945	LYS
1	B	959	TYR
1	B	961	MET
1	B	987	ARG
1	B	998	ARG
1	B	1021	LEU
1	B	1025	ARG
1	B	1044	ARG
1	B	1128	ARG
1	B	1143	TRP
1	B	1172	ASP
1	B	1281	ASN
1	B	1286	MET
1	B	1435	TYR
1	B	1511	HIS
1	B	1534	LYS
1	B	1636	MET
1	B	1743[A]	ARG
1	B	1743[B]	ARG
1	B	1752	ARG
1	B	1758	ARG
1	B	1759	ARG
1	B	1931	LEU

Continued on next page...

Continued from previous page...

Mol	Chain	Res	Type
1	B	1986	MET
1	B	2008	MET
1	B	2100[A]	HIS
1	B	2100[B]	HIS
1	B	2169	GLN
1	B	2192	TYR
1	B	2198	MET
1	B	2203	MET
1	B	2221	LYS
1	B	2224	ARG
1	B	2238	TYR
1	B	2256	TYR
1	B	2336	ARG
1	B	2369[A]	ARG
1	B	2369[B]	ARG
1	B	2385	ARG
1	B	2440	MET
1	B	2482	ASP
1	B	2588	ARG
1	B	2624	ARG
1	B	2698	MET
1	B	2738	ARG
1	B	2751	LEU
1	B	2761	TYR
1	B	2786	LYS
1	B	2797	PHE
1	B	2806	ARG
1	B	2827	ARG
1	B	2862	LEU
1	B	2914	LYS
1	B	2977	LEU
1	B	3008	GLN
1	B	3014	CYS
1	B	3053	ARG
1	B	3106	MET
1	B	3111	ARG
1	B	3127	GLN
1	B	3330	ASP
1	B	3393	LEU
1	B	3395	ARG
1	B	3451	PHE
1	B	3478	MET

Continued on next page...

Continued from previous page...

Mol	Chain	Res	Type
1	B	3524	MET
1	B	3552	PHE
1	B	3573	MET
1	B	3577	ARG
1	B	3594	ARG
1	B	3614	LYS
1	B	3622	LYS
1	B	3638	MET
1	B	3648	ARG
1	B	3752	SER
1	B	3753	PHE
1	B	3899	PHE
1	B	4044	MET
1	B	4091	LYS
1	B	4161	ARG
1	B	4216	GLN
1	B	4232	GLU
1	B	4571	PHE
1	B	4580	TYR
1	B	4627	MET
1	B	4629	TYR
1	B	4695	ASP
1	B	4769	MET
1	B	4818	MET
1	B	4821	LYS
1	B	4832	HIS
1	B	4871	GLU
1	B	4973	HIS
1	B	5030	LYS
1	D	10	GLU
1	D	125	ARG
1	D	127	MET
1	D	155	LYS
1	D	196	MET
1	D	220	LEU
1	D	322	LYS
1	D	328	LYS
1	D	384	MET
1	D	393	CYS
1	D	460	GLN
1	D	845	CYS
1	D	866	HIS

Continued on next page...

Continued from previous page...

Mol	Chain	Res	Type
1	D	897	ARG
1	D	924	MET
1	D	945	LYS
1	D	959	TYR
1	D	961	MET
1	D	987	ARG
1	D	998	ARG
1	D	1021	LEU
1	D	1025	ARG
1	D	1044	ARG
1	D	1128	ARG
1	D	1143	TRP
1	D	1172	ASP
1	D	1281	ASN
1	D	1286	MET
1	D	1435	TYR
1	D	1511	HIS
1	D	1534	LYS
1	D	1636	MET
1	D	1743[A]	ARG
1	D	1743[B]	ARG
1	D	1752	ARG
1	D	1758	ARG
1	D	1759	ARG
1	D	1931	LEU
1	D	1986	MET
1	D	2008	MET
1	D	2100[A]	HIS
1	D	2100[B]	HIS
1	D	2169	GLN
1	D	2192	TYR
1	D	2198	MET
1	D	2203	MET
1	D	2221	LYS
1	D	2224	ARG
1	D	2238	TYR
1	D	2256	TYR
1	D	2336	ARG
1	D	2369[A]	ARG
1	D	2369[B]	ARG
1	D	2385	ARG
1	D	2440	MET

Continued on next page...

Continued from previous page...

Mol	Chain	Res	Type
1	D	2482	ASP
1	D	2588	ARG
1	D	2624	ARG
1	D	2698	MET
1	D	2738	ARG
1	D	2751	LEU
1	D	2761	TYR
1	D	2786	LYS
1	D	2797	PHE
1	D	2806	ARG
1	D	2827	ARG
1	D	2862	LEU
1	D	2914	LYS
1	D	2977	LEU
1	D	3008	GLN
1	D	3014	CYS
1	D	3053	ARG
1	D	3106	MET
1	D	3111	ARG
1	D	3127	GLN
1	D	3330	ASP
1	D	3393	LEU
1	D	3395	ARG
1	D	3451	PHE
1	D	3478	MET
1	D	3524	MET
1	D	3552	PHE
1	D	3573	MET
1	D	3577	ARG
1	D	3594	ARG
1	D	3614	LYS
1	D	3622	LYS
1	D	3638	MET
1	D	3648	ARG
1	D	3752	SER
1	D	3753	PHE
1	D	3899	PHE
1	D	4044	MET
1	D	4091	LYS
1	D	4161	ARG
1	D	4216	GLN
1	D	4232	GLU

Continued on next page...

Continued from previous page...

Mol	Chain	Res	Type
1	D	4571	PHE
1	D	4580	TYR
1	D	4627	MET
1	D	4629	TYR
1	D	4695	ASP
1	D	4769	MET
1	D	4818	MET
1	D	4821	LYS
1	D	4832	HIS
1	D	4871	GLU
1	D	4973	HIS
1	D	5030	LYS
1	C	10	GLU
1	C	125	ARG
1	C	127	MET
1	C	155	LYS
1	C	196	MET
1	C	220	LEU
1	C	322	LYS
1	C	328	LYS
1	C	384	MET
1	C	393	CYS
1	C	460	GLN
1	C	845	CYS
1	C	866	HIS
1	C	897	ARG
1	C	924	MET
1	C	945	LYS
1	C	959	TYR
1	C	961	MET
1	C	987	ARG
1	C	998	ARG
1	C	1021	LEU
1	C	1025	ARG
1	C	1044	ARG
1	C	1128	ARG
1	C	1143	TRP
1	C	1172	ASP
1	C	1281	ASN
1	C	1286	MET
1	C	1435	TYR
1	C	1511	HIS

Continued on next page...

Continued from previous page...

Mol	Chain	Res	Type
1	C	1534	LYS
1	C	1636	MET
1	C	1743[A]	ARG
1	C	1743[B]	ARG
1	C	1752	ARG
1	C	1758	ARG
1	C	1759	ARG
1	C	1931	LEU
1	C	1986	MET
1	C	2008	MET
1	C	2100[A]	HIS
1	C	2100[B]	HIS
1	C	2169	GLN
1	C	2192	TYR
1	C	2198	MET
1	C	2203	MET
1	C	2221	LYS
1	C	2224	ARG
1	C	2238	TYR
1	C	2256	TYR
1	C	2336	ARG
1	C	2369[A]	ARG
1	C	2369[B]	ARG
1	C	2385	ARG
1	C	2440	MET
1	C	2482	ASP
1	C	2588	ARG
1	C	2624	ARG
1	C	2698	MET
1	C	2738	ARG
1	C	2751	LEU
1	C	2761	TYR
1	C	2786	LYS
1	C	2797	PHE
1	C	2806	ARG
1	C	2827	ARG
1	C	2862	LEU
1	C	2914	LYS
1	C	2977	LEU
1	C	3008	GLN
1	C	3014	CYS
1	C	3053	ARG

Continued on next page...

Continued from previous page...

Mol	Chain	Res	Type
1	C	3106	MET
1	C	3111	ARG
1	C	3127	GLN
1	C	3330	ASP
1	C	3393	LEU
1	C	3395	ARG
1	C	3451	PHE
1	C	3478	MET
1	C	3524	MET
1	C	3552	PHE
1	C	3573	MET
1	C	3577	ARG
1	C	3594	ARG
1	C	3614	LYS
1	C	3622	LYS
1	C	3638	MET
1	C	3648	ARG
1	C	3752	SER
1	C	3753	PHE
1	C	3899	PHE
1	C	4044	MET
1	C	4091	LYS
1	C	4161	ARG
1	C	4216	GLN
1	C	4232	GLU
1	C	4571	PHE
1	C	4580	TYR
1	C	4627	MET
1	C	4629	TYR
1	C	4695	ASP
1	C	4769	MET
1	C	4818	MET
1	C	4821	LYS
1	C	4832	HIS
1	C	4871	GLU
1	C	4973	HIS
1	C	5030	LYS

Sometimes sidechains can be flipped to improve hydrogen bonding and reduce clashes. All (25) such sidechains are listed below:

Mol	Chain	Res	Type
1	A	383	HIS

Continued on next page...

Continued from previous page...

Mol	Chain	Res	Type
1	A	866	HIS
1	A	991	ASN
1	A	3214	ASN
1	A	3461	GLN
1	A	4009	GLN
1	B	383	HIS
1	B	866	HIS
1	B	991	ASN
1	B	2342	ASN
1	B	3214	ASN
1	B	3461	GLN
1	B	4009	GLN
1	D	383	HIS
1	D	866	HIS
1	D	991	ASN
1	D	3214	ASN
1	D	3461	GLN
1	D	4009	GLN
1	C	383	HIS
1	C	866	HIS
1	C	991	ASN
1	C	3214	ASN
1	C	3461	GLN
1	C	4009	GLN

5.3.3 RNA [i](#)

There are no RNA molecules in this entry.

5.4 Non-standard residues in protein, DNA, RNA chains [i](#)

There are no non-standard protein/DNA/RNA residues in this entry.

5.5 Carbohydrates [i](#)

There are no oligosaccharides in this entry.

5.6 Ligand geometry [i](#)

Of 16 ligands modelled in this entry, 8 are monoatomic - leaving 8 for Mogul analysis.

In the following table, the Counts columns list the number of bonds (or angles) for which Mogul statistics could be retrieved, the number of bonds (or angles) that are observed in the model and the number of bonds (or angles) that are defined in the Chemical Component Dictionary. The Link column lists molecule types, if any, to which the group is linked. The Z score for a bond length (or angle) is the number of standard deviations the observed value is removed from the expected value. A bond length (or angle) with $|Z| > 2$ is considered an outlier worth inspection. RMSZ is the root-mean-square of all Z scores of the bond lengths (or angles).

Mol	Type	Chain	Res	Link	Bond lengths			Bond angles		
					Counts	RMSZ	# Z > 2	Counts	RMSZ	# Z > 2
3	ATP	D	5301	-	28,33,33	0.66	0	34,52,52	0.74	2 (5%)
6	A1BD4	D	5304	-	9,11,11	1.18	1 (11%)	6,15,15	1.31	1 (16%)
3	ATP	B	5301	-	28,33,33	0.66	0	34,52,52	0.74	2 (5%)
6	A1BD4	B	5304	-	9,11,11	1.16	1 (11%)	6,15,15	1.32	1 (16%)
3	ATP	C	5301	-	28,33,33	0.66	0	34,52,52	0.75	2 (5%)
6	A1BD4	C	5304	-	9,11,11	1.18	1 (11%)	6,15,15	1.31	1 (16%)
3	ATP	A	5301	-	28,33,33	0.66	0	34,52,52	0.74	2 (5%)
6	A1BD4	A	5304	-	9,11,11	1.17	1 (11%)	6,15,15	1.33	1 (16%)

In the following table, the Chirals column lists the number of chiral outliers, the number of chiral centers analysed, the number of these observed in the model and the number defined in the Chemical Component Dictionary. Similar counts are reported in the Torsion and Rings columns. '-' means no outliers of that kind were identified.

Mol	Type	Chain	Res	Link	Chirals	Torsions	Rings
3	ATP	D	5301	-	-	3/18/38/38	0/3/3/3
6	A1BD4	D	5304	-	-	-	0/2/2/2
3	ATP	B	5301	-	-	3/18/38/38	0/3/3/3
6	A1BD4	B	5304	-	-	-	0/2/2/2
3	ATP	C	5301	-	-	3/18/38/38	0/3/3/3
6	A1BD4	C	5304	-	-	-	0/2/2/2
3	ATP	A	5301	-	-	3/18/38/38	0/3/3/3
6	A1BD4	A	5304	-	-	-	0/2/2/2

All (4) bond length outliers are listed below:

Mol	Chain	Res	Type	Atoms	Z	Observed(Å)	Ideal(Å)
6	D	5304	A1BD4	C3-C4	-3.07	1.42	1.47
6	C	5304	A1BD4	C3-C4	-3.07	1.42	1.47
6	A	5304	A1BD4	C3-C4	-3.06	1.42	1.47
6	B	5304	A1BD4	C3-C4	-2.99	1.42	1.47

All (12) bond angle outliers are listed below:

Mol	Chain	Res	Type	Atoms	Z	Observed(°)	Ideal(°)
3	B	5301	ATP	C4'-O4'-C1'	-2.38	107.74	109.92
3	A	5301	ATP	C4'-O4'-C1'	-2.37	107.76	109.92
3	C	5301	ATP	C5-C6-N6	2.36	123.91	120.31
3	D	5301	ATP	C4'-O4'-C1'	-2.35	107.78	109.92
3	A	5301	ATP	C5-C6-N6	2.34	123.88	120.31
3	C	5301	ATP	C4'-O4'-C1'	-2.34	107.78	109.92
3	D	5301	ATP	C5-C6-N6	2.33	123.86	120.31
3	B	5301	ATP	C5-C6-N6	2.32	123.84	120.31
6	A	5304	A1BD4	O1-C4-C3	2.27	127.32	123.27
6	D	5304	A1BD4	O1-C4-C3	2.26	127.30	123.27
6	C	5304	A1BD4	O1-C4-C3	2.26	127.30	123.27
6	B	5304	A1BD4	O1-C4-C3	2.25	127.28	123.27

There are no chirality outliers.

All (12) torsion outliers are listed below:

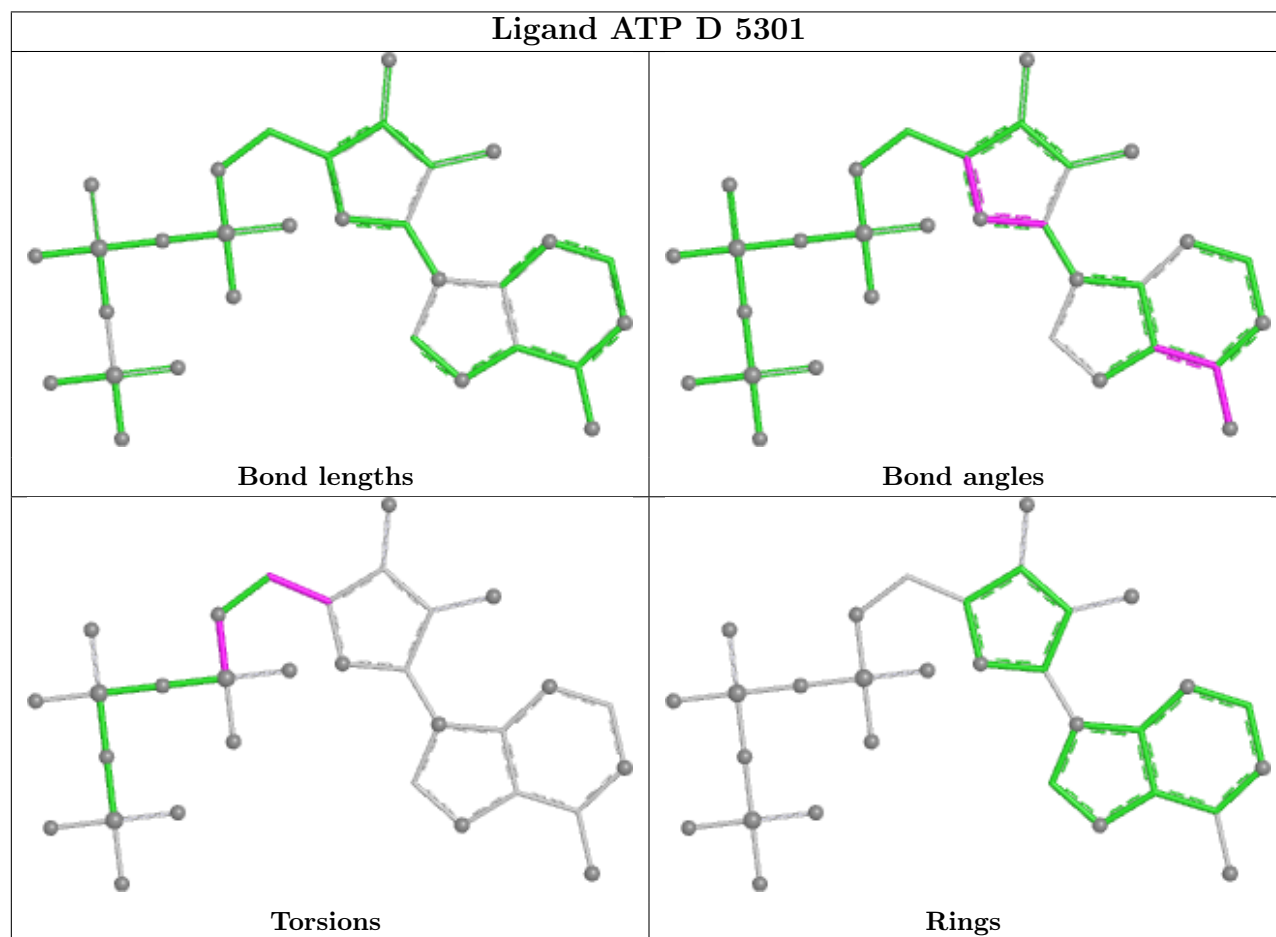
Mol	Chain	Res	Type	Atoms
3	A	5301	ATP	C5'-O5'-PA-O2A
3	A	5301	ATP	C5'-O5'-PA-O3A
3	B	5301	ATP	C5'-O5'-PA-O2A
3	B	5301	ATP	C5'-O5'-PA-O3A
3	D	5301	ATP	C5'-O5'-PA-O2A
3	D	5301	ATP	C5'-O5'-PA-O3A
3	C	5301	ATP	C5'-O5'-PA-O2A
3	C	5301	ATP	C5'-O5'-PA-O3A
3	A	5301	ATP	O4'-C4'-C5'-O5'
3	B	5301	ATP	O4'-C4'-C5'-O5'
3	D	5301	ATP	O4'-C4'-C5'-O5'
3	C	5301	ATP	O4'-C4'-C5'-O5'

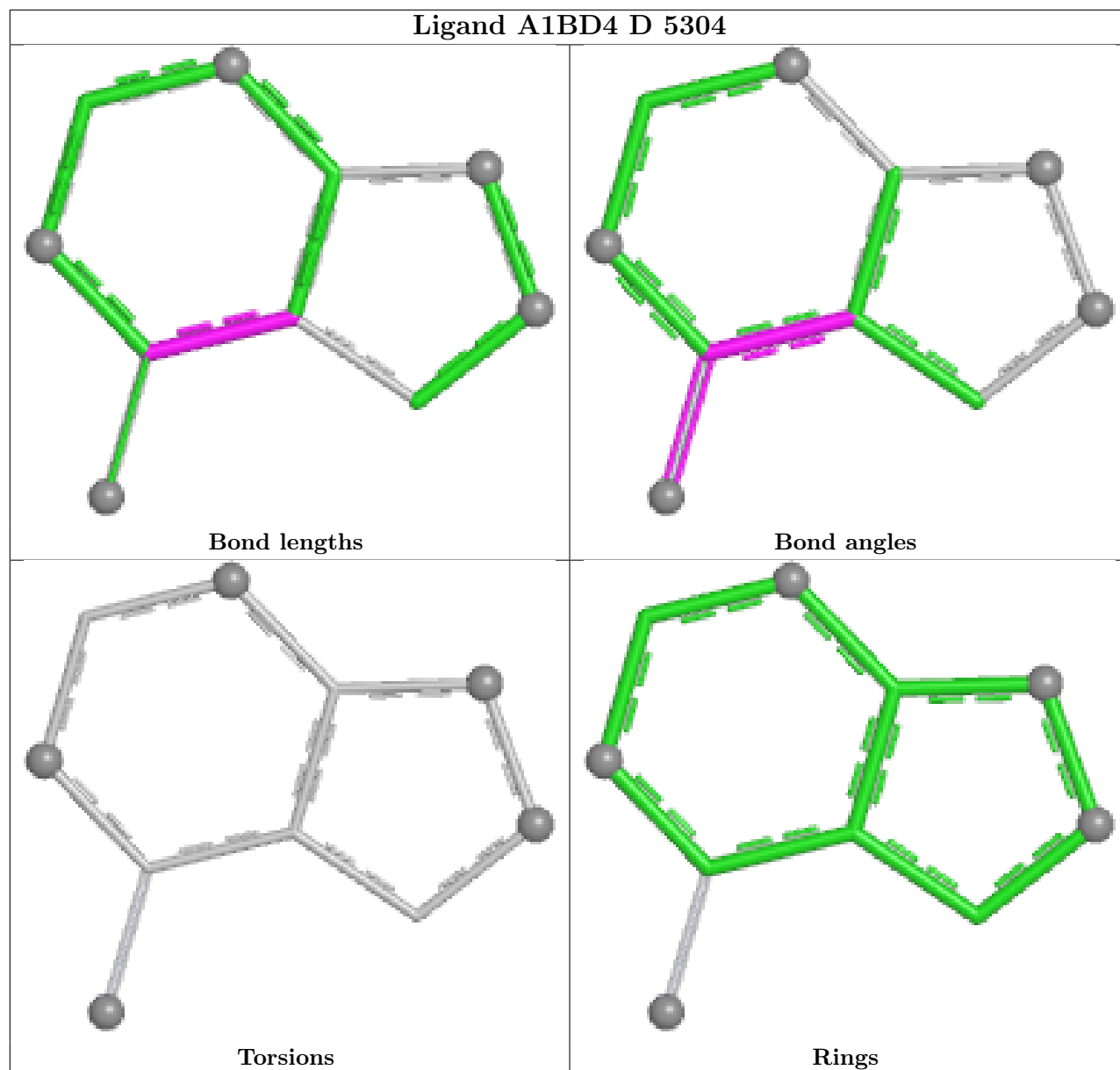
There are no ring outliers.

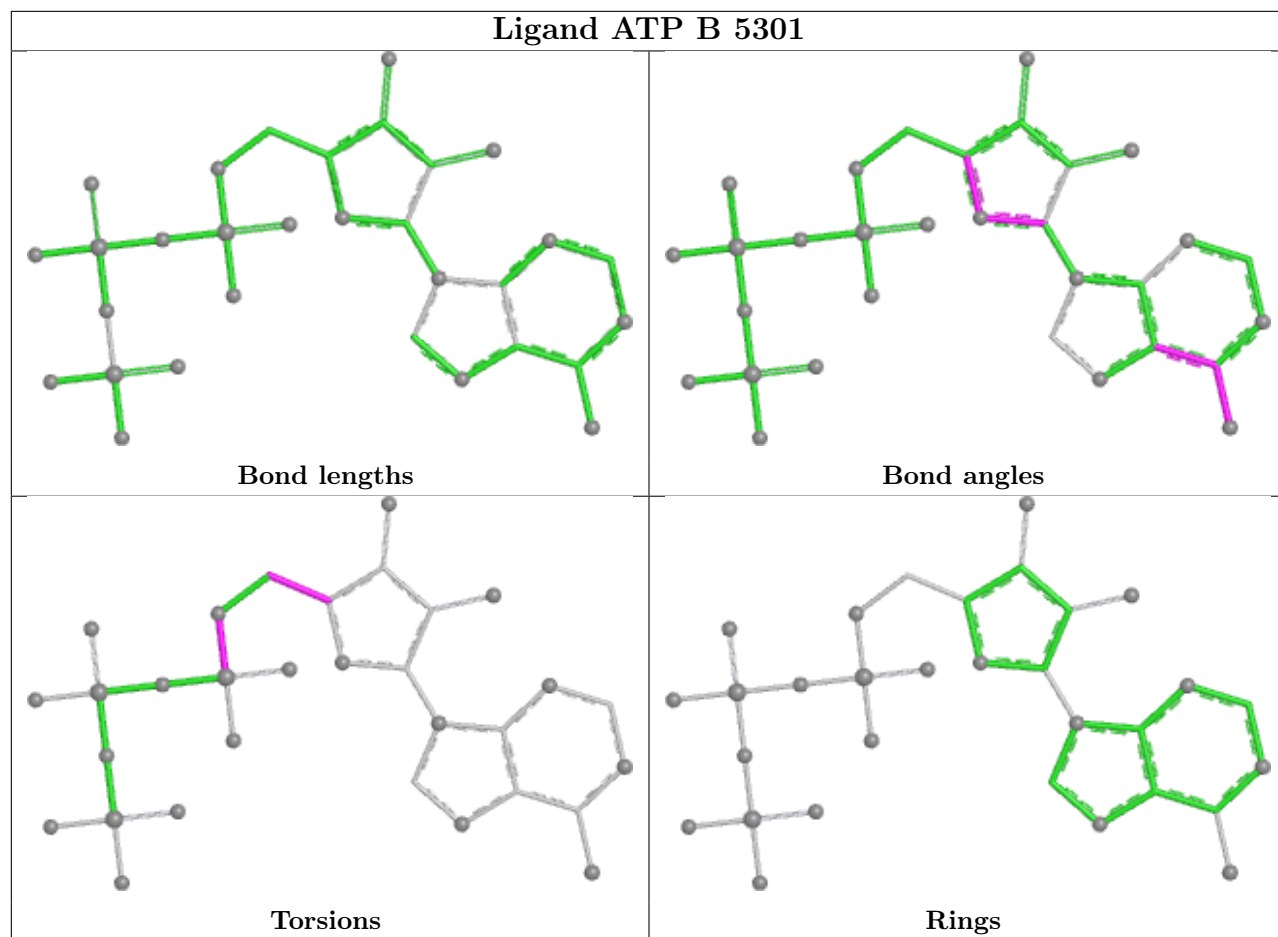
No monomer is involved in short contacts.

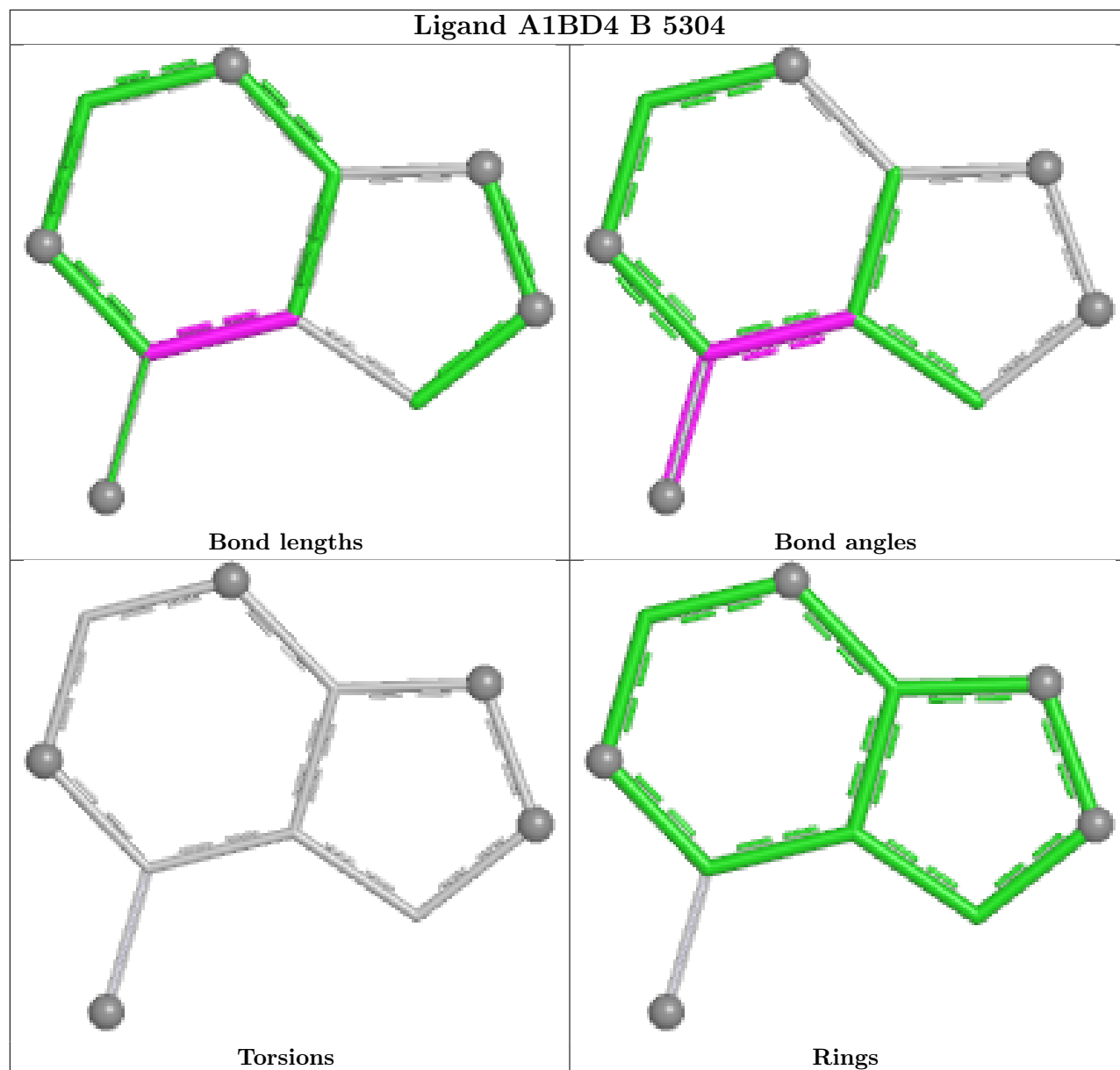
The following is a two-dimensional graphical depiction of Mogul quality analysis of bond lengths, bond angles, torsion angles, and ring geometry for all instances of the Ligand of Interest. In addition, ligands with molecular weight > 250 and outliers as shown on the validation Tables will also be included. For torsion angles, if less than 5% of the Mogul distribution of torsion angles is within 10 degrees of the torsion angle in question, then that torsion angle is considered an outlier. Any bond that is central to one or more torsion angles identified as an outlier by Mogul will be highlighted in the graph. For rings, the root-mean-square deviation (RMSD) between the ring in question and similar rings identified by Mogul is calculated over all ring torsion angles. If the

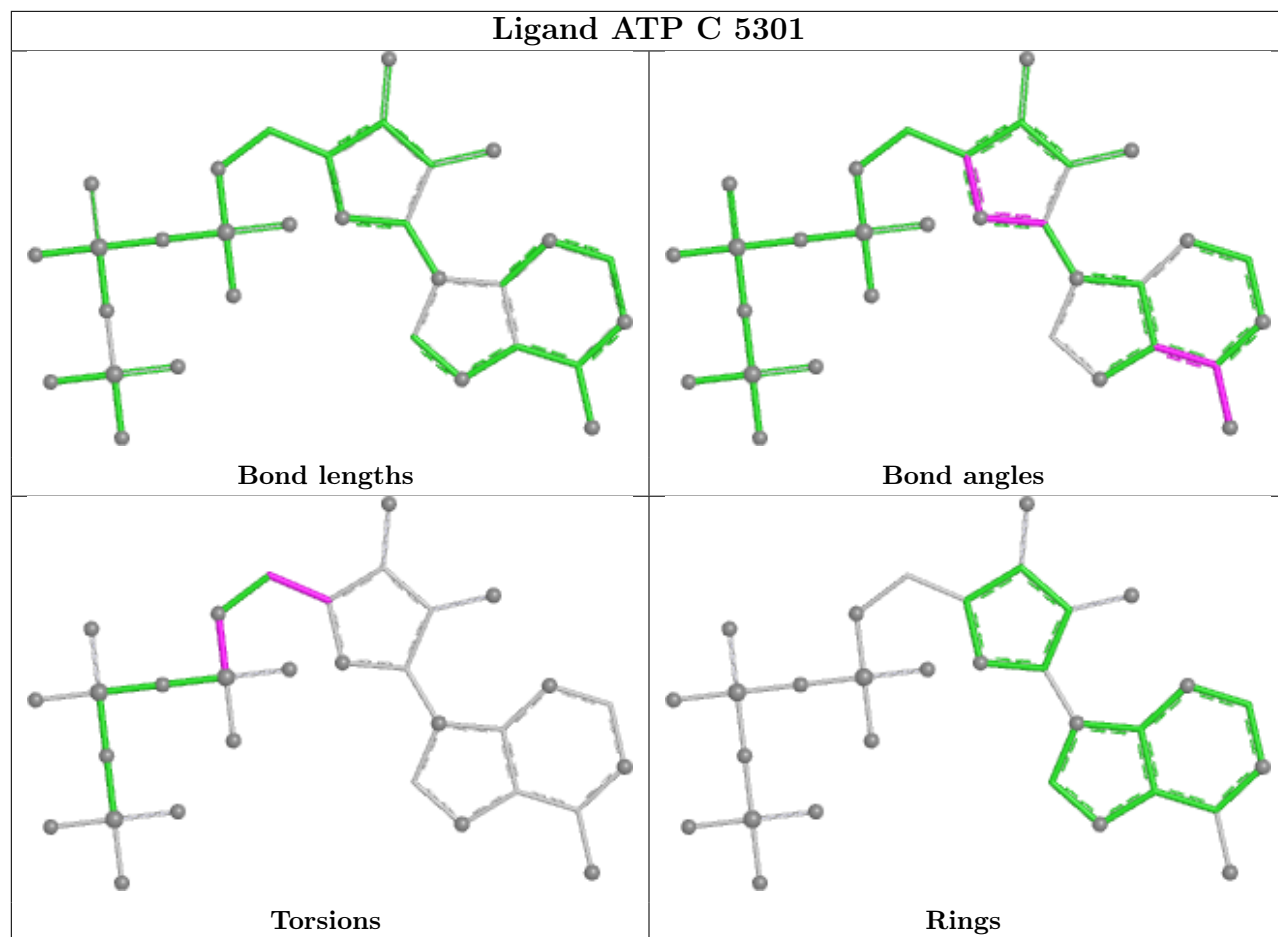
average RMSD is greater than 60 degrees and the minimal RMSD between the ring in question and any Mogul-identified rings is also greater than 60 degrees, then that ring is considered an outlier. The outliers are highlighted in purple. The color gray indicates Mogul did not find sufficient equivalents in the CSD to analyse the geometry.

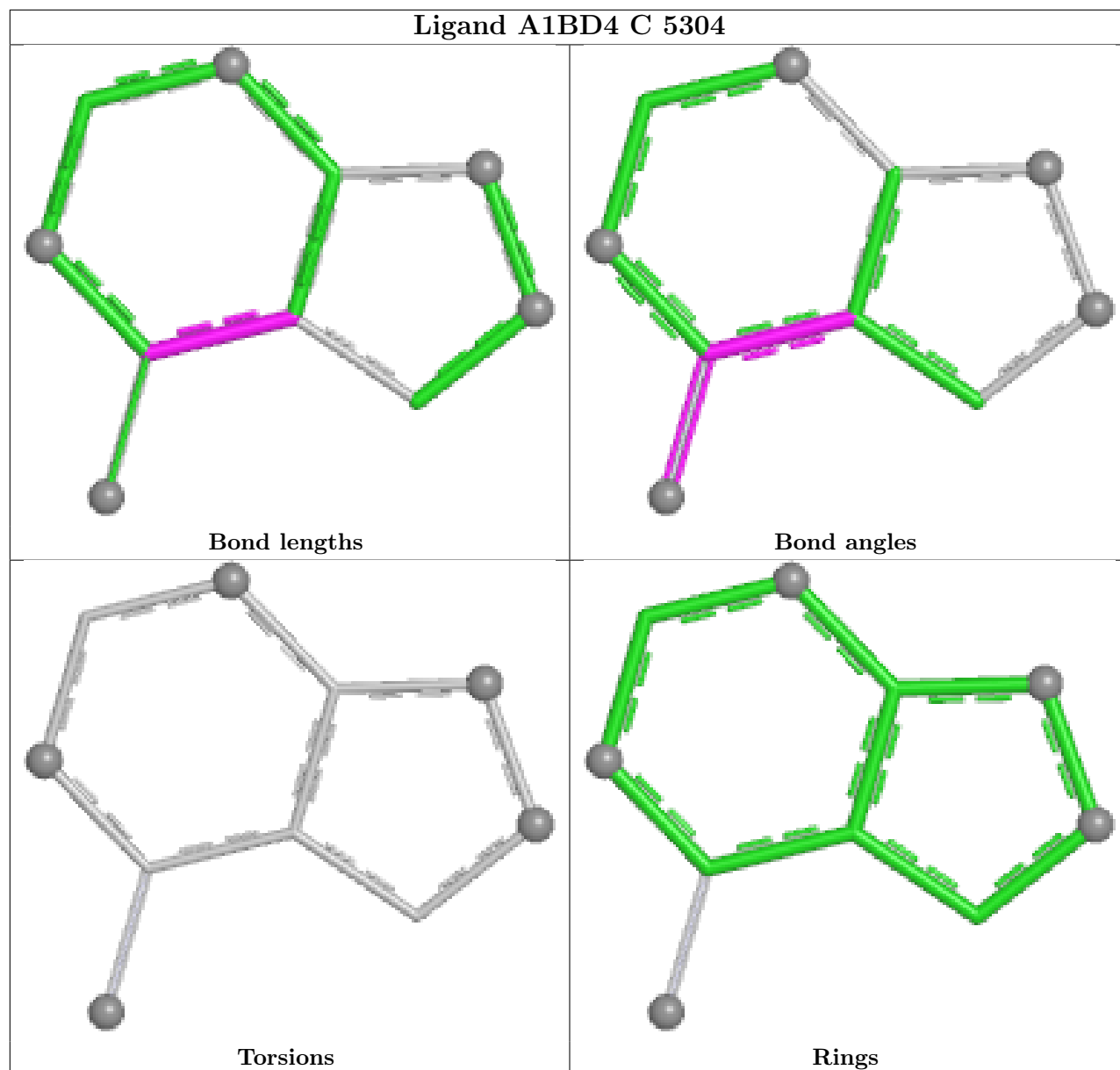


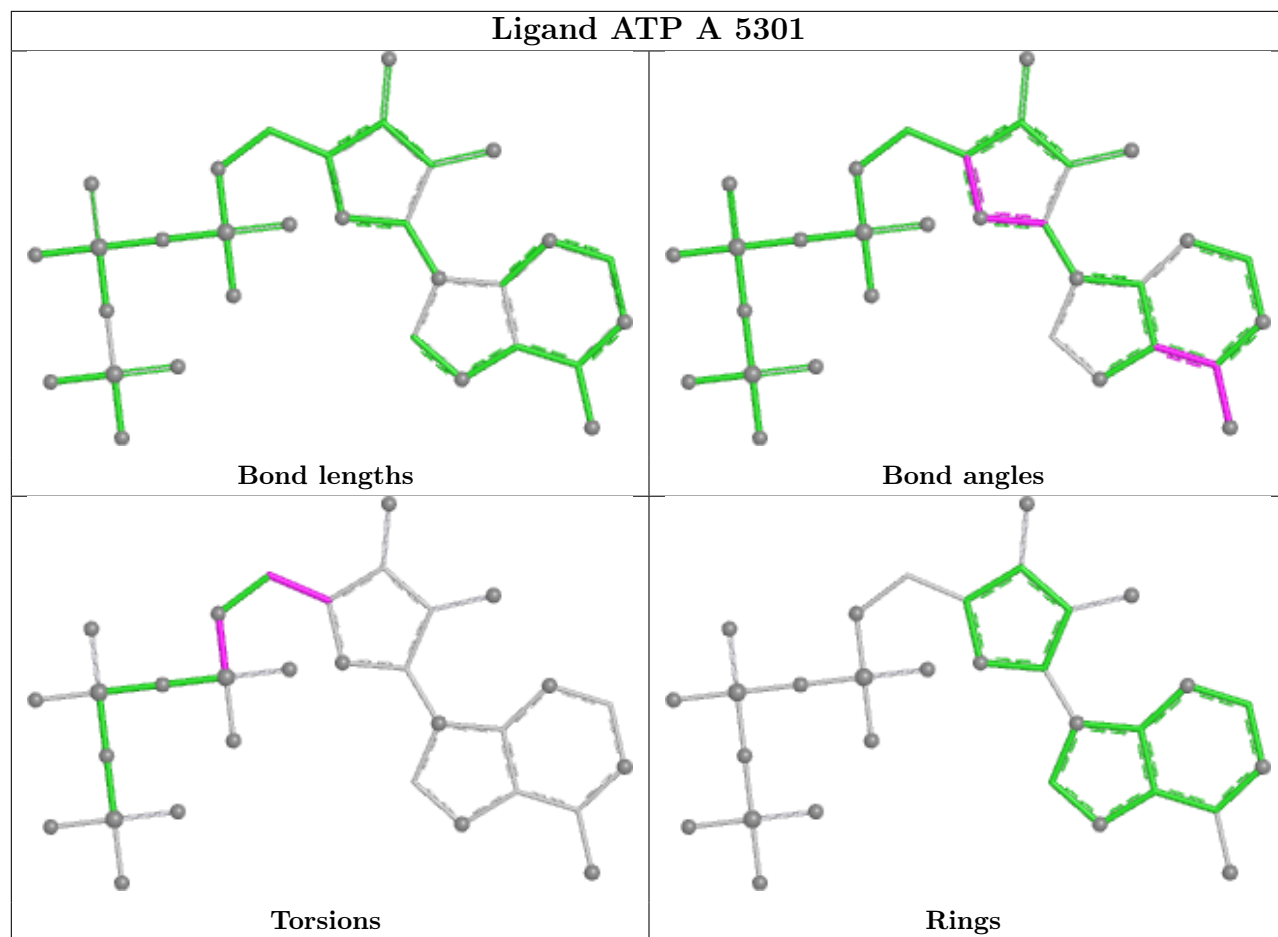


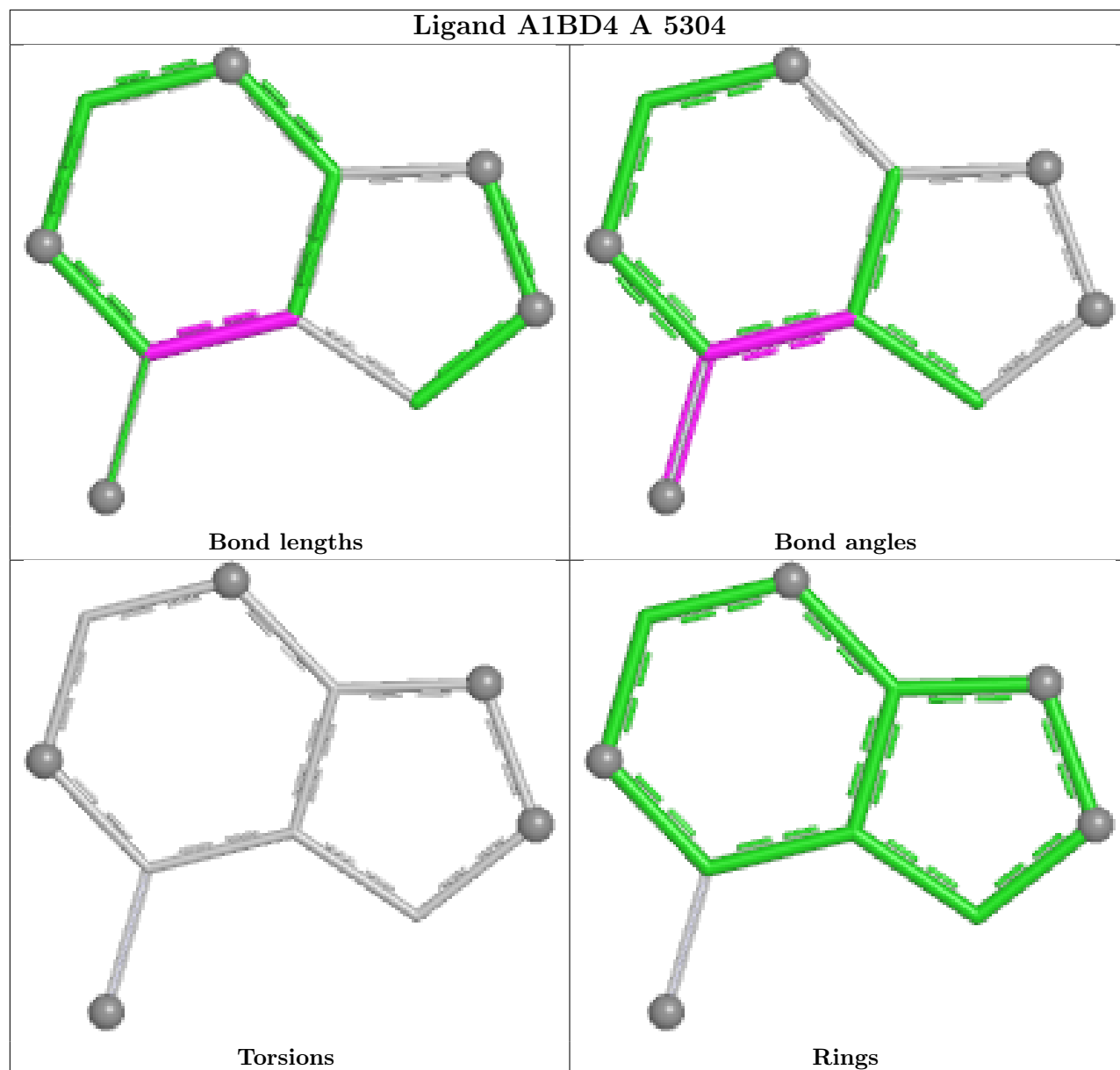












5.7 Other polymers [i](#)

There are no such residues in this entry.

5.8 Polymer linkage issues [i](#)

There are no chain breaks in this entry.

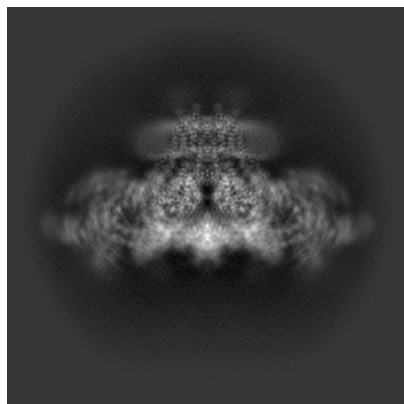
6 Map visualisation [i](#)

This section contains visualisations of the EMDB entry EMD-47392. These allow visual inspection of the internal detail of the map and identification of artifacts.

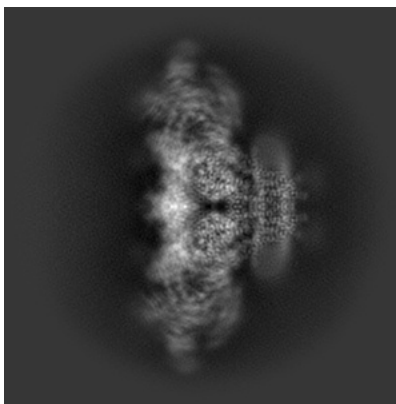
Images derived from a raw map, generated by summing the deposited half-maps, are presented below the corresponding image components of the primary map to allow further visual inspection and comparison with those of the primary map.

6.1 Orthogonal projections [i](#)

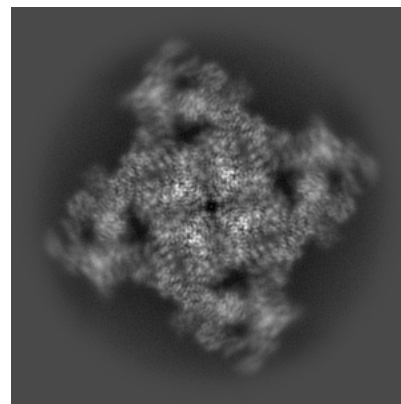
6.1.1 Primary map



X

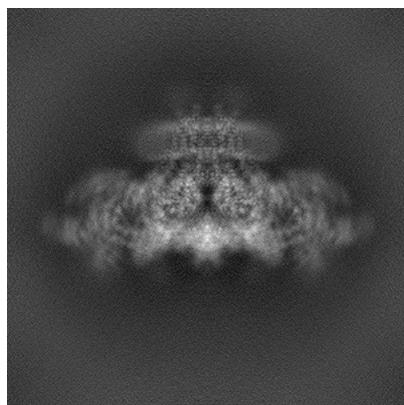


Y

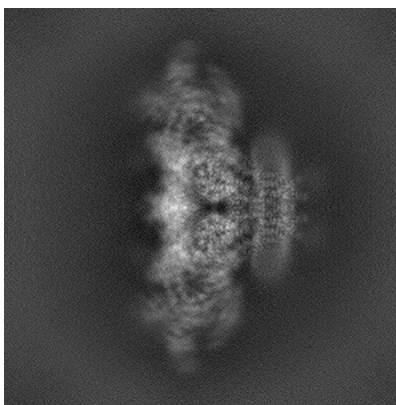


Z

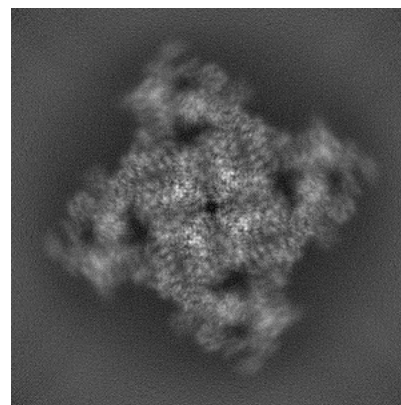
6.1.2 Raw map



X



Y

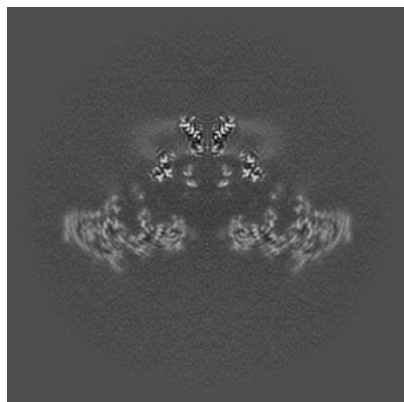


Z

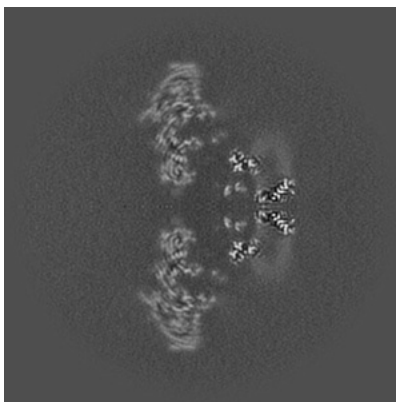
The images above show the map projected in three orthogonal directions.

6.2 Central slices [i](#)

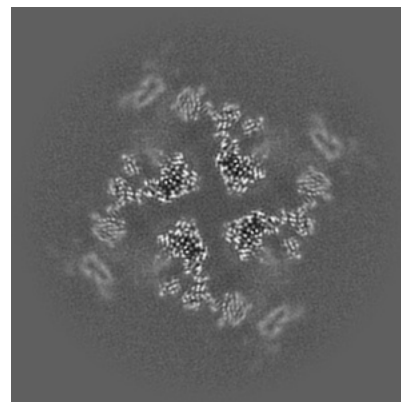
6.2.1 Primary map



X Index: 256

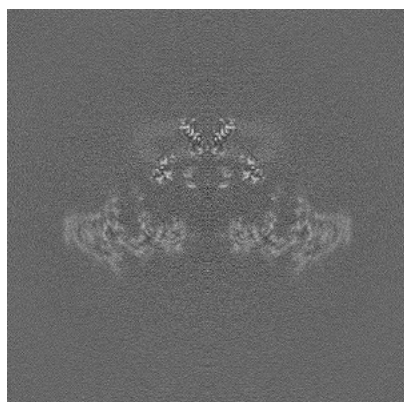


Y Index: 256

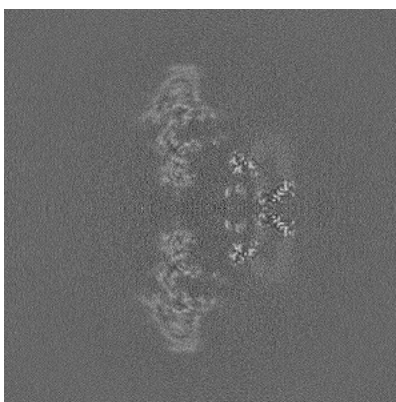


Z Index: 256

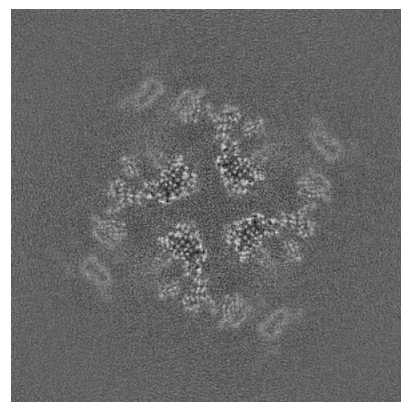
6.2.2 Raw map



X Index: 256



Y Index: 256

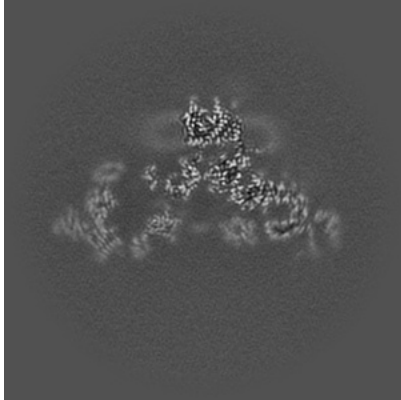


Z Index: 256

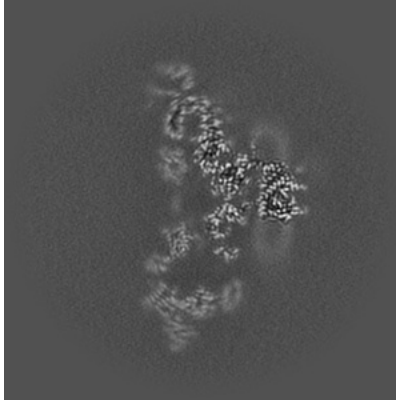
The images above show central slices of the map in three orthogonal directions.

6.3 Largest variance slices [i](#)

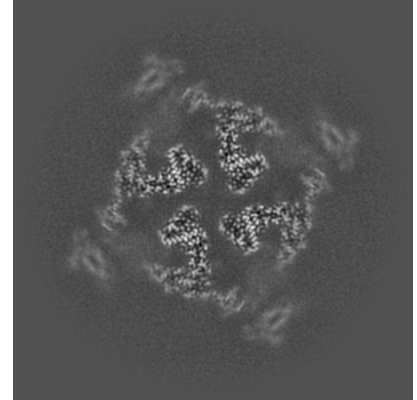
6.3.1 Primary map



X Index: 273

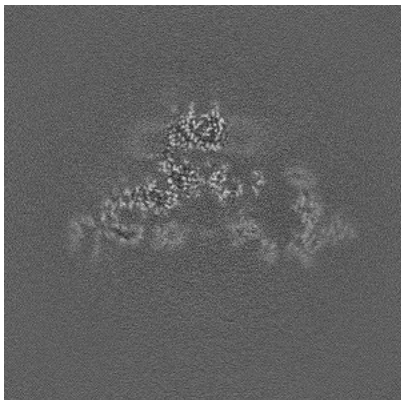


Y Index: 239

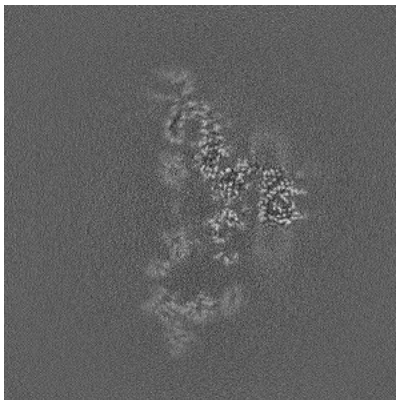


Z Index: 264

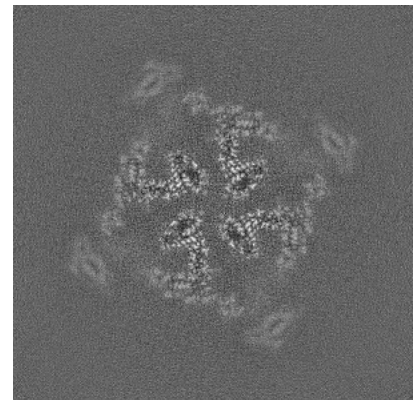
6.3.2 Raw map



X Index: 239



Y Index: 239

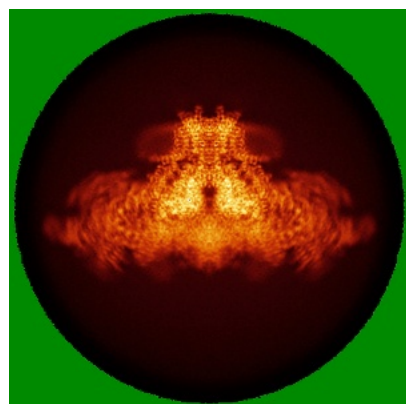


Z Index: 266


The images above show the largest variance slices of the map in three orthogonal directions.

6.4 Orthogonal standard-deviation projections (False-color) [i](#)

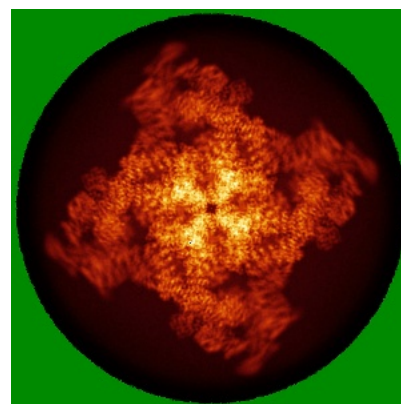
6.4.1 Primary map



X

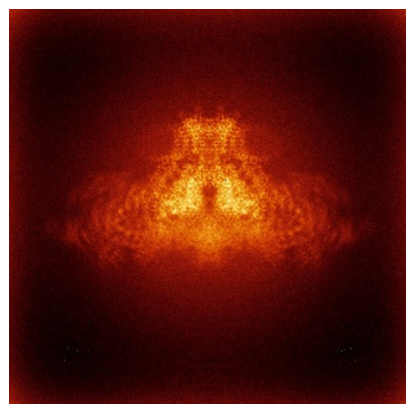


Y




Z

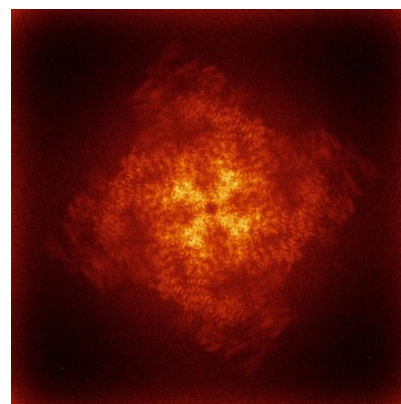
6.4.2 Raw map



X



Y




Z

The images above show the map standard deviation projections with false color in three orthogonal directions. Minimum values are shown in green, max in blue, and dark to light orange shades represent small to large values respectively.

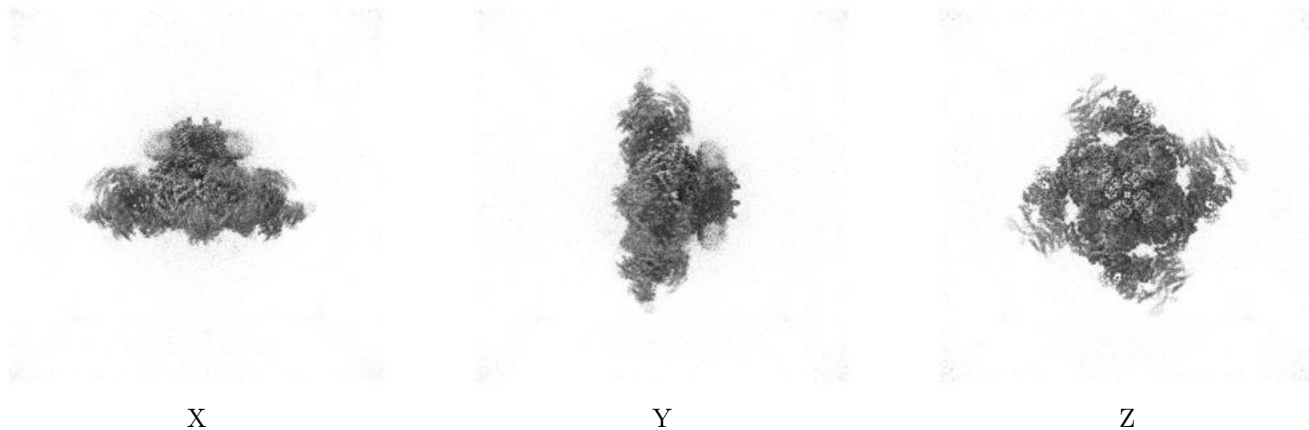
6.5 Orthogonal surface views [i](#)

6.5.1 Primary map



The images above show the 3D surface view of the map at the recommended contour level 0.1. These images, in conjunction with the slice images, may facilitate assessment of whether an appropriate contour level has been provided.

6.5.2 Raw map



These images show the 3D surface of the raw map. The raw map's contour level was selected so that its surface encloses the same volume as the primary map does at its recommended contour level.

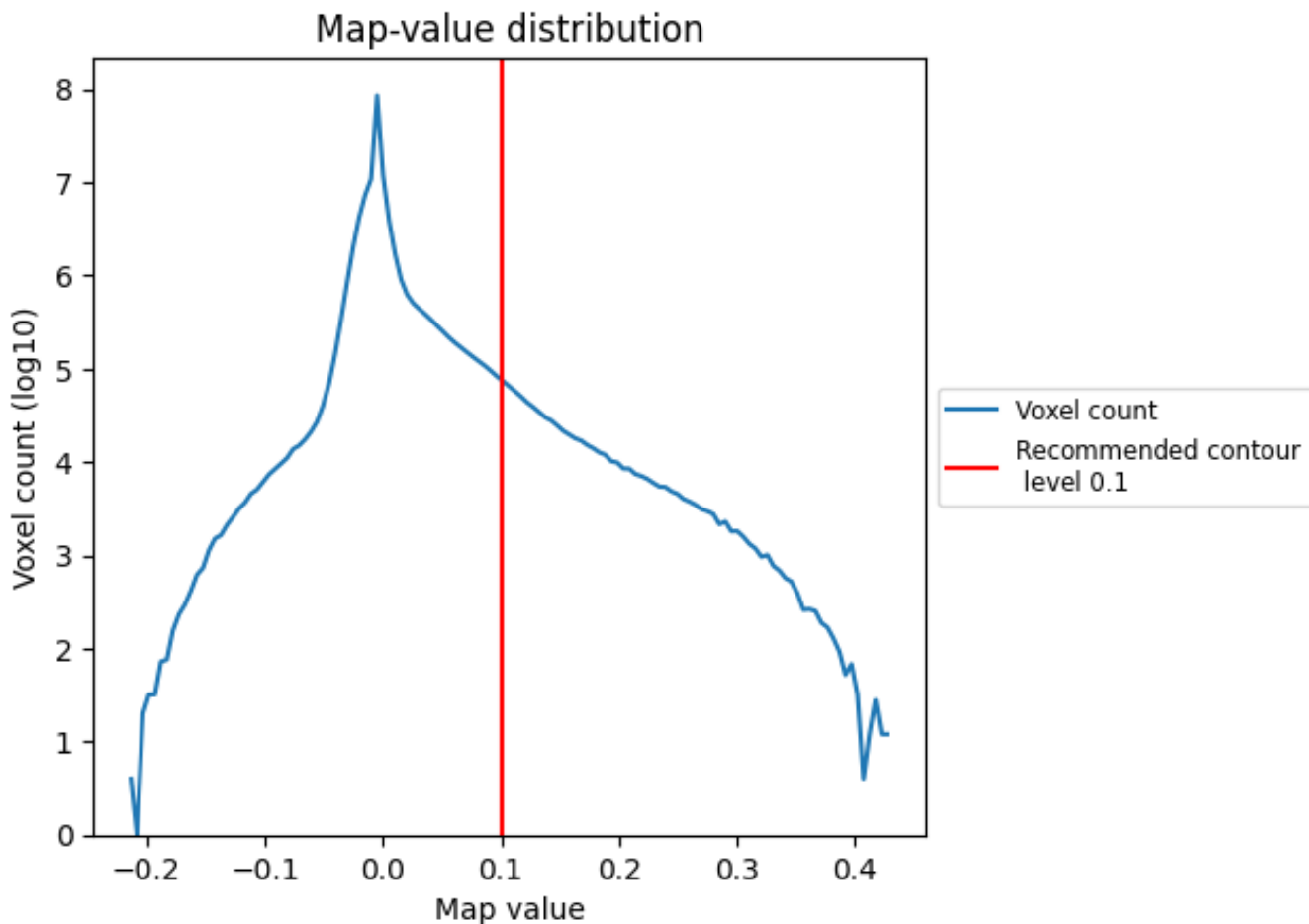
6.6 Mask visualisation [i](#)

This section was not generated. No masks/segmentation were deposited.

7 Map analysis [i](#)

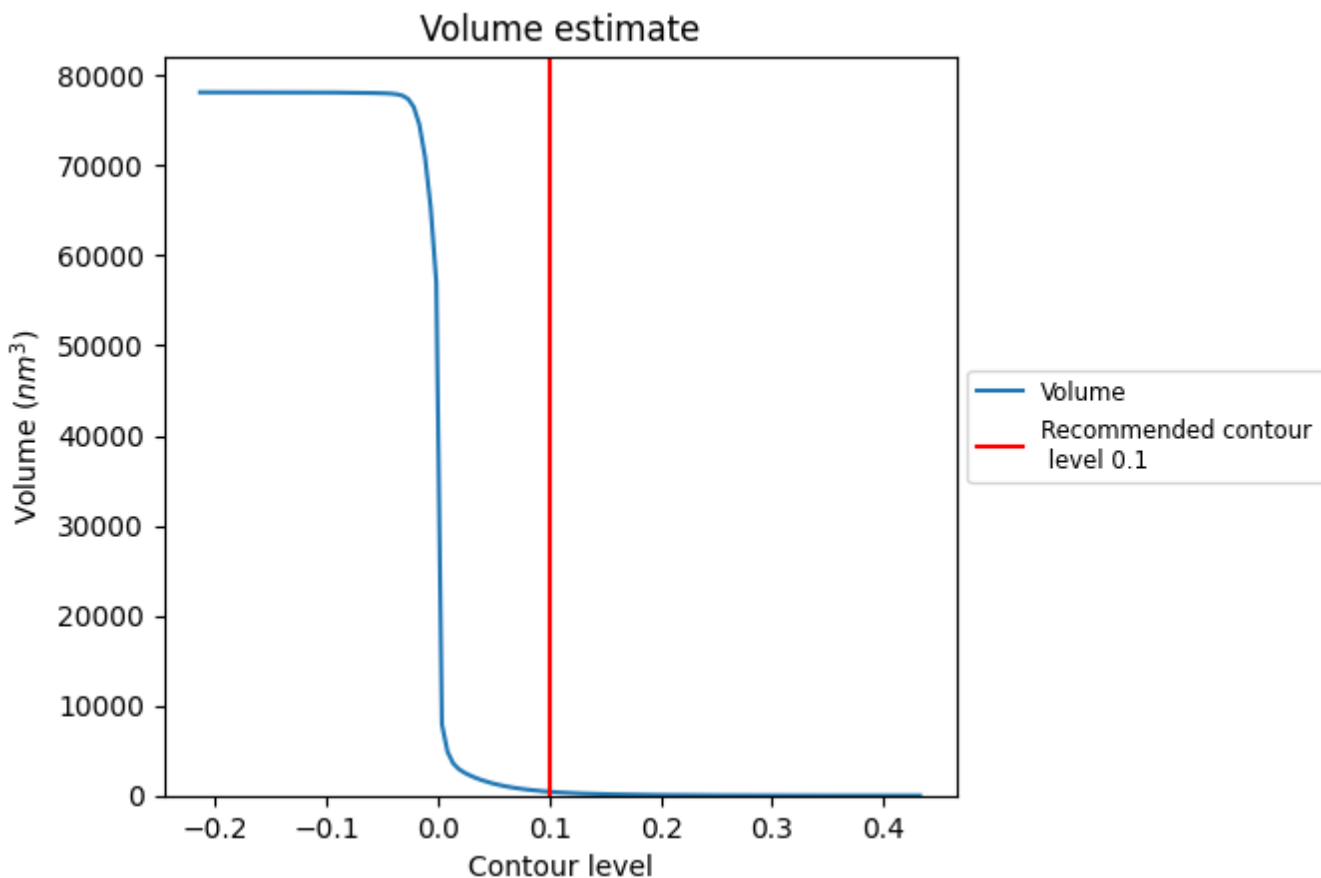
This section contains the results of statistical analysis of the map.

7.1 Map-value distribution [i](#)



The map-value distribution is plotted in 128 intervals along the x-axis. The y-axis is logarithmic. A spike in this graph at zero usually indicates that the volume has been masked.

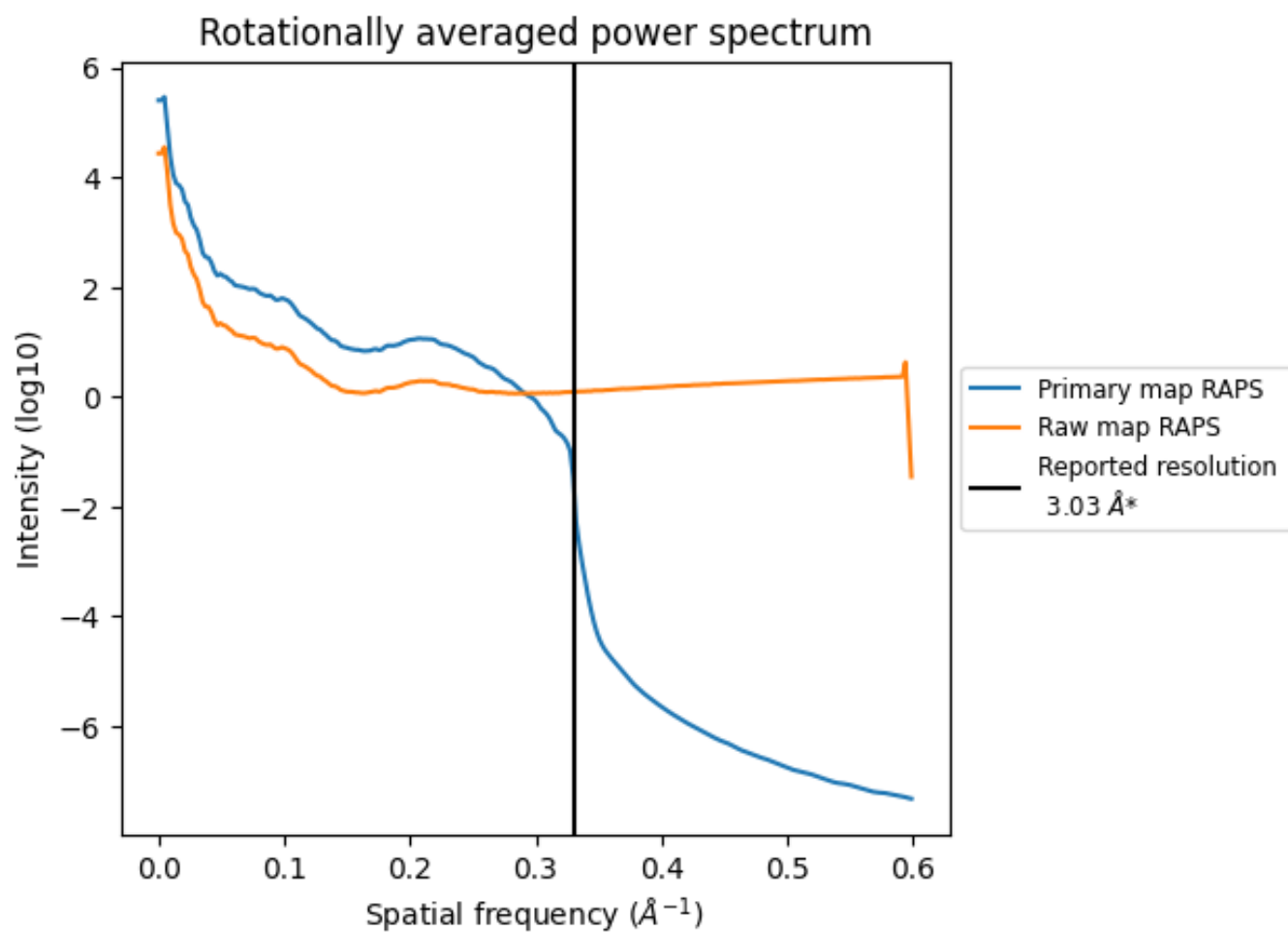
7.2 Volume estimate [i](#)



The volume at the recommended contour level is 424 nm³; this corresponds to an approximate mass of 383 kDa.

The volume estimate graph shows how the enclosed volume varies with the contour level. The recommended contour level is shown as a vertical line and the intersection between the line and the curve gives the volume of the enclosed surface at the given level.

7.3 Rotationally averaged power spectrum i

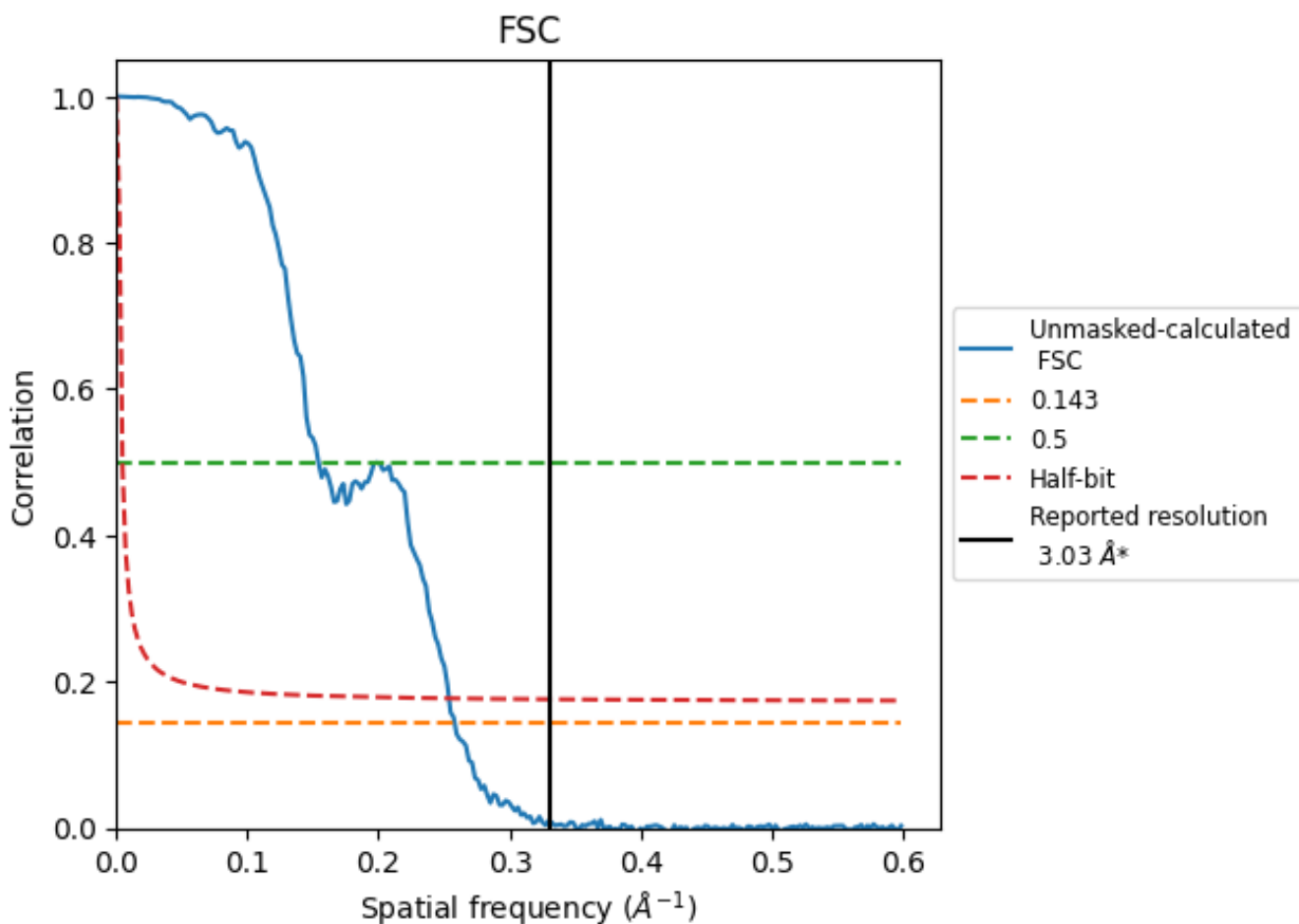


*Reported resolution corresponds to spatial frequency of 0.330 Å⁻¹

8 Fourier-Shell correlation [i](#)

Fourier-Shell Correlation (FSC) is the most commonly used method to estimate the resolution of single-particle and subtomogram-averaged maps. The shape of the curve depends on the imposed symmetry, mask and whether or not the two 3D reconstructions used were processed from a common reference. The reported resolution is shown as a black line. A curve is displayed for the half-bit criterion in addition to lines showing the 0.143 gold standard cut-off and 0.5 cut-off.

8.1 FSC [i](#)



*Reported resolution corresponds to spatial frequency of 0.330 Å⁻¹

8.2 Resolution estimates [i](#)

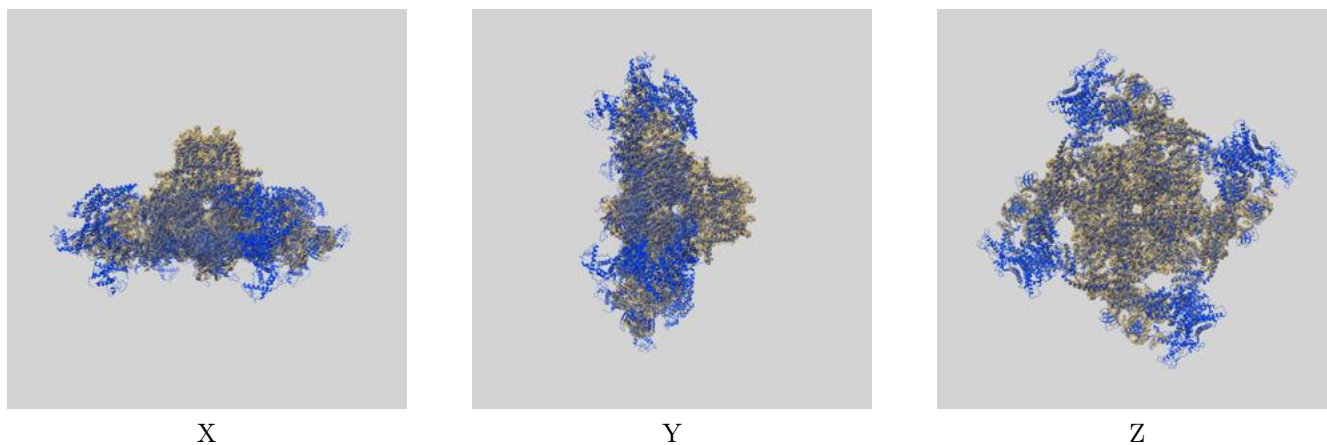
Resolution estimate (Å)	Estimation criterion (FSC cut-off)		
	0.143	0.5	Half-bit
Reported by author	3.03	-	-
Author-provided FSC curve	-	-	-
Unmasked-calculated*	3.87	6.49	3.94

*Resolution estimate based on FSC curve calculated by comparison of deposited half-maps. The value from deposited half-maps intersecting FSC 0.143 CUT-OFF 3.87 differs from the reported value 3.03 by more than 10 %

9 Map-model fit [i](#)

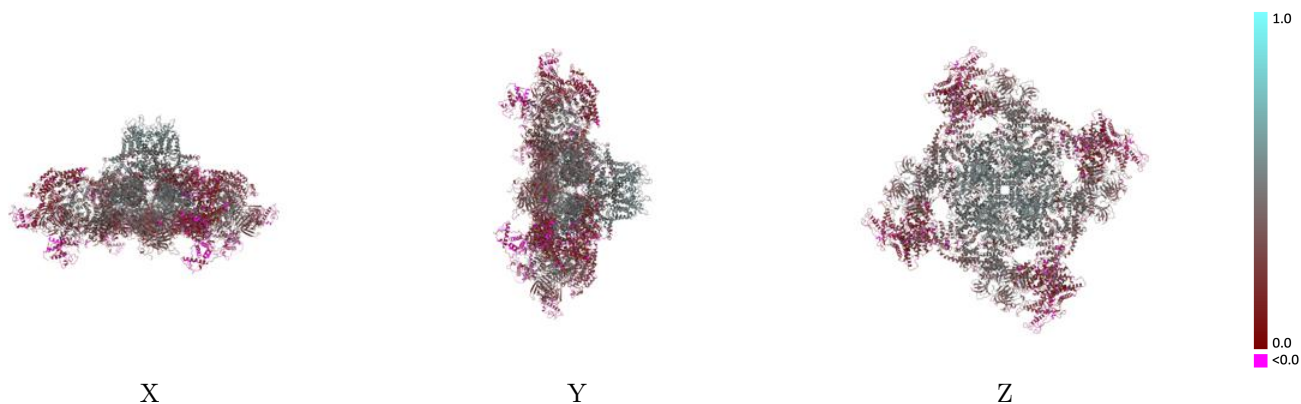
This section contains information regarding the fit between EMDB map EMD-47392 and PDB model 9E1F. Per-residue inclusion information can be found in section 3 on page 7.

9.1 Map-model overlay [i](#)



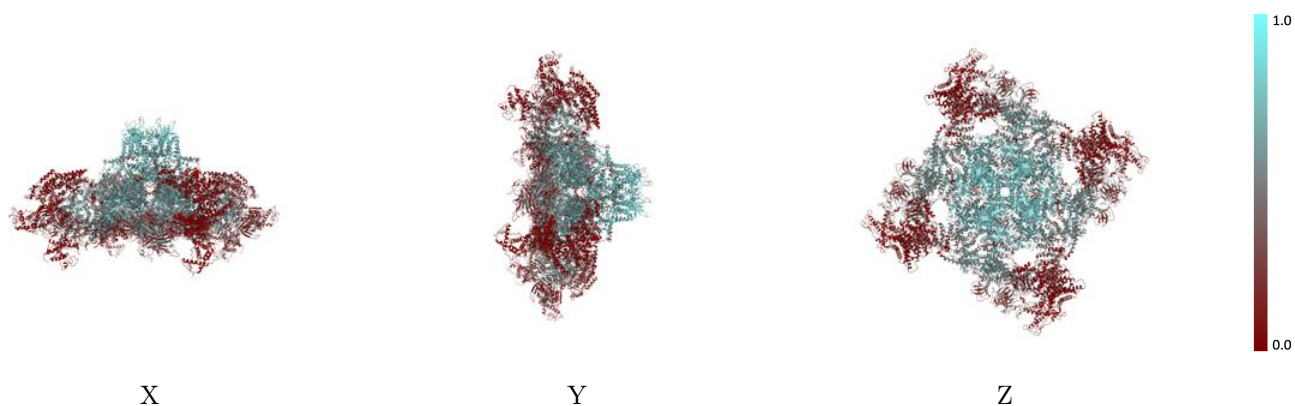
The images above show the 3D surface view of the map at the recommended contour level 0.1 at 50% transparency in yellow overlaid with a ribbon representation of the model coloured in blue. These images allow for the visual assessment of the quality of fit between the atomic model and the map.

9.2 Q-score mapped to coordinate model [i](#)



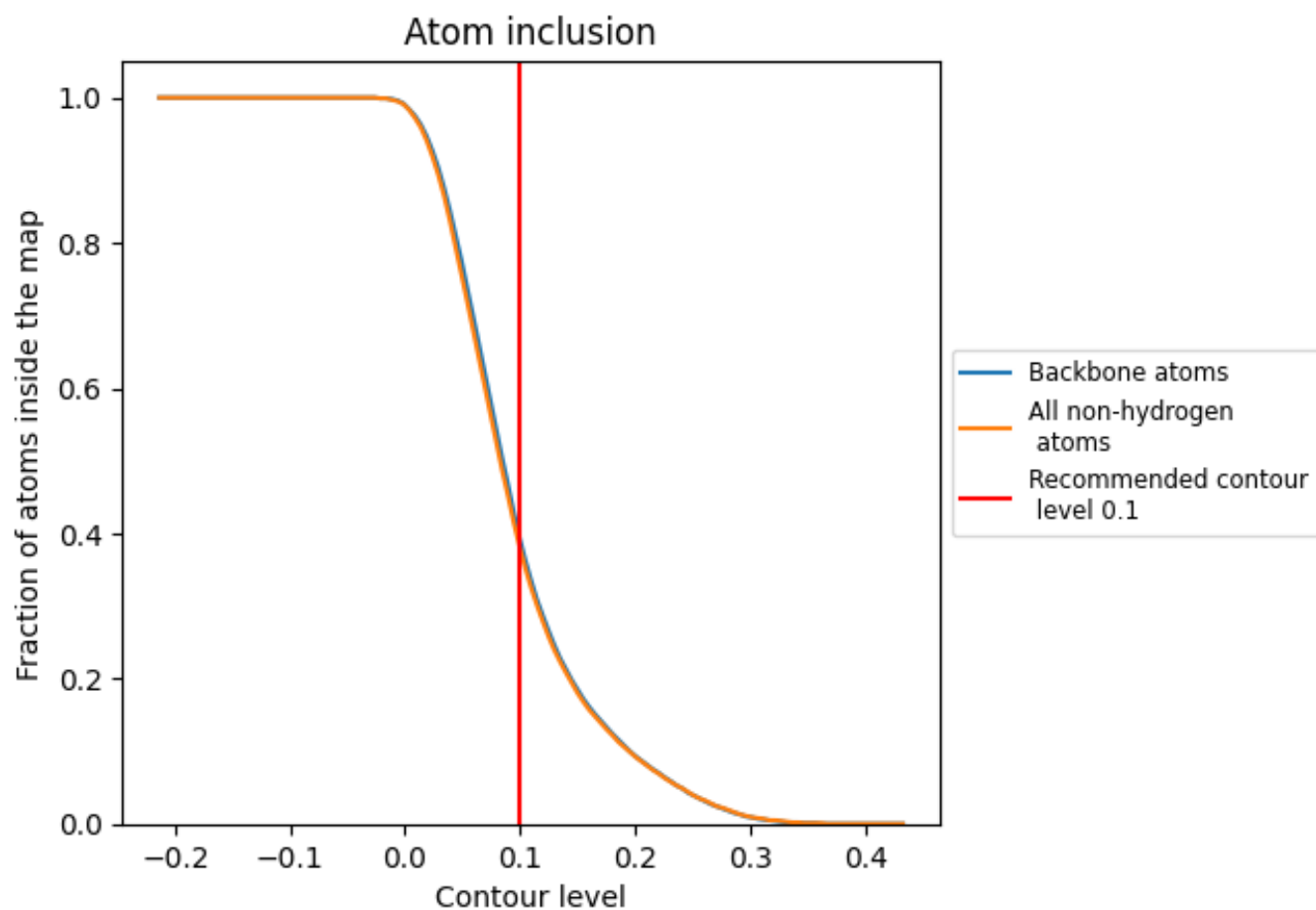
The images above show the model with each residue coloured according its Q-score. This shows their resolvability in the map with higher Q-score values reflecting better resolvability. Please note: Q-score is calculating the resolvability of atoms, and thus high values are only expected at resolutions at which atoms can be resolved. Low Q-score values may therefore be expected for many entries.

9.3 Atom inclusion mapped to coordinate model [i](#)



The images above show the model with each residue coloured according to its atom inclusion. This shows to what extent they are inside the map at the recommended contour level (0.1).



















9.4 Atom inclusion [i](#)



At the recommended contour level, 39% of all backbone atoms, 38% of all non-hydrogen atoms, are inside the map.

9.5 Map-model fit summary [i](#)

The table lists the average atom inclusion at the recommended contour level (0.1) and Q-score for the entire model and for each chain.

Chain	Atom inclusion	Q-score
All	 0.3790	 0.3300
A	 0.3890	 0.3290
B	 0.3890	 0.3290
C	 0.3890	 0.3290
D	 0.3890	 0.3290
E	 0.2370	 0.3640
F	 0.2380	 0.3570
G	 0.2380	 0.3570
H	 0.2400	 0.3580

