



## Full wwPDB EM Validation Report ⓘ

Oct 23, 2024 – 03:31 PM EDT

PDB ID : 9E1H  
EMDB ID : EMD-47394  
Title : Structure of RyR1 in the primed state in the presence of oxopyricid  
Authors : Miotto, M.C.; Marks, A.R.  
Deposited on : 2024-10-21  
Resolution : 3.26 Å (reported)  
Based on initial model : 7TZC

This is a Full wwPDB EM Validation Report for a publicly released PDB entry.

We welcome your comments at [validation@mail.wwpdb.org](mailto:validation@mail.wwpdb.org)

A user guide is available at

<https://www.wwpdb.org/validation/2017/EMValidationReportHelp>

with specific help available everywhere you see the ⓘ symbol.

The types of validation reports are described at

<http://www.wwpdb.org/validation/2017/FAQs#types>.

---

The following versions of software and data (see [references ⓘ](#)) were used in the production of this report:

EMDB validation analysis : 0.0.1.dev113  
Mogul : 2022.3.0, CSD as543be (2022)  
MolProbity : 4.02b-467  
buster-report : 1.1.7 (2018)  
Percentile statistics : 20231227.v01 (using entries in the PDB archive December 27th 2023)  
MapQ : 1.9.13  
Ideal geometry (proteins) : Engh & Huber (2001)  
Ideal geometry (DNA, RNA) : Parkinson et al. (1996)  
Validation Pipeline (wwPDB-VP) : 2.39

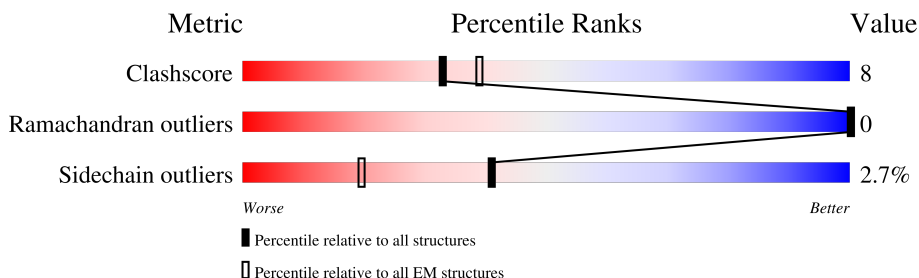
# 1 Overall quality at a glance i

The following experimental techniques were used to determine the structure:

*ELECTRON MICROSCOPY*

The reported resolution of this entry is 3.26 Å.

Percentile scores (ranging between 0-100) for global validation metrics of the entry are shown in the following graphic. The table shows the number of entries on which the scores are based.



Metric	Whole archive (#Entries)	EM structures (#Entries)
Clashscore	210492	15764
Ramachandran outliers	207382	16835
Sidechain outliers	206894	16415

The table below summarises the geometric issues observed across the polymeric chains and their fit to the map. The red, orange, yellow and green segments of the bar indicate the fraction of residues that contain outliers for  $\geq 3$ , 2, 1 and 0 types of geometric quality criteria respectively. A grey segment represents the fraction of residues that are not modelled. The numeric value for each fraction is indicated below the corresponding segment, with a dot representing fractions  $\leq 5\%$ . The upper red bar (where present) indicates the fraction of residues that have poor fit to the EM map (all-atom inclusion  $< 40\%$ ). The numeric value is given above the bar.

Mol	Chain	Length	Quality of chain
1	A	5037	38% 70% 17% • 13%
1	B	5037	38% 70% 17% • 13%
1	C	5037	38% 70% 17% • 13%
1	D	5037	38% 69% 17% • 13%
2	E	108	74% 64% 31% • •
2	F	108	73% 61% 33% 5% •
2	G	108	73% 67% 30% • •
2	H	108	75% 63% 33% • •

## 2 Entry composition

There are 7 unique types of molecules in this entry. The entry contains 144120 atoms, of which 0 are hydrogens and 0 are deuteriums.

In the tables below, the AltConf column contains the number of residues with at least one atom in alternate conformation and the Trace column contains the number of residues modelled with at most 2 atoms.

- Molecule 1 is a protein called Ryanodine receptor 1.

Mol	Chain	Residues	Atoms					AltConf	Trace
			Total	C	N	O	S		
1	A	4404	35150	22365	6063	6485	237	9	0
1	B	4404	35150	22365	6063	6485	237	9	0
1	D	4404	35150	22365	6063	6485	237	9	0
1	C	4404	35150	22365	6063	6485	237	9	0

- Molecule 2 is a protein called Peptidyl-prolyl cis-trans isomerase FKBP1A.

Mol	Chain	Residues	Atoms					AltConf	Trace
			Total	C	N	O	S		
2	E	107	831	527	146	154	4	0	0
2	H	107	831	527	146	154	4	0	0
2	G	107	831	527	146	154	4	0	0
2	F	107	831	527	146	154	4	0	0

- Molecule 3 is ADENOSINE-5'-TRIPHOSPHATE (three-letter code: ATP) (formula:  $C_{10}H_{16}N_5O_{13}P_3$ ).



Mol	Chain	Residues	Atoms					AltConf
3	A	1	Total	C	N	O	P	0
			31	10	5	13	3	
3	B	1	Total	C	N	O	P	0
			31	10	5	13	3	
3	D	1	Total	C	N	O	P	0
			31	10	5	13	3	
3	C	1	Total	C	N	O	P	0
			31	10	5	13	3	

- Molecule 4 is CALCIUM ION (three-letter code: CA) (formula: Ca).

Mol	Chain	Residues	Atoms		AltConf
4	A	1	Total	Ca	0
			1	1	
4	B	1	Total	Ca	0
			1	1	
4	D	1	Total	Ca	0
			1	1	
4	C	1	Total	Ca	0
			1	1	

- Molecule 5 is ZINC ION (three-letter code: ZN) (formula: Zn).

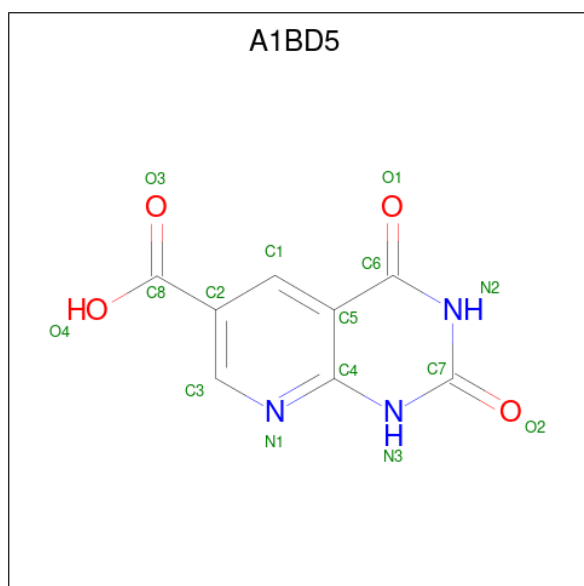
Mol	Chain	Residues	Atoms		AltConf
5	A	1	Total	Zn	0
			1	1	

*Continued on next page...*

Continued from previous page...

Mol	Chain	Residues	Atoms		AltConf
5	B	1	Total	Zn	0
			1	1	
5	D	1	Total	Zn	0
			1	1	
5	C	1	Total	Zn	0
			1	1	

- Molecule 6 is oxopyricid (three-letter code: A1BD5) (formula:  $C_8H_5N_3O_4$ ) (labeled as "Ligand of Interest" by depositor).



Mol	Chain	Residues	Atoms				AltConf
6	A	1	Total	C	N	O	0
			15	8	3	4	
6	B	1	Total	C	N	O	0
			15	8	3	4	
6	D	1	Total	C	N	O	0
			15	8	3	4	
6	C	1	Total	C	N	O	0
			15	8	3	4	

- Molecule 7 is water.

Mol	Chain	Residues	Atoms		AltConf
7	A	1	Total	O	0
			1	1	
7	B	1	Total	O	0
			1	1	

Continued on next page...


*Continued from previous page...*

Mol	Chain	Residues	Atoms	AltConf
7	D	1	Total O 1 1	0
7	C	1	Total O 1 1	0

### 3 Residue-property plots

These plots are drawn for all protein, RNA, DNA and oligosaccharide chains in the entry. The first graphic for a chain summarises the proportions of the various outlier classes displayed in the second graphic. The second graphic shows the sequence view annotated by issues in geometry and atom inclusion in map density. Residues are color-coded according to the number of geometric quality criteria for which they contain at least one outlier: green = 0, yellow = 1, orange = 2 and red = 3 or more. A red diamond above a residue indicates a poor fit to the EM map for this residue (all-atom inclusion < 40%). Stretches of 2 or more consecutive residues without any outlier are shown as a green connector. Residues present in the sample, but not in the model, are shown in grey.

#### • Molecule 1: Ryanodine receptor 1

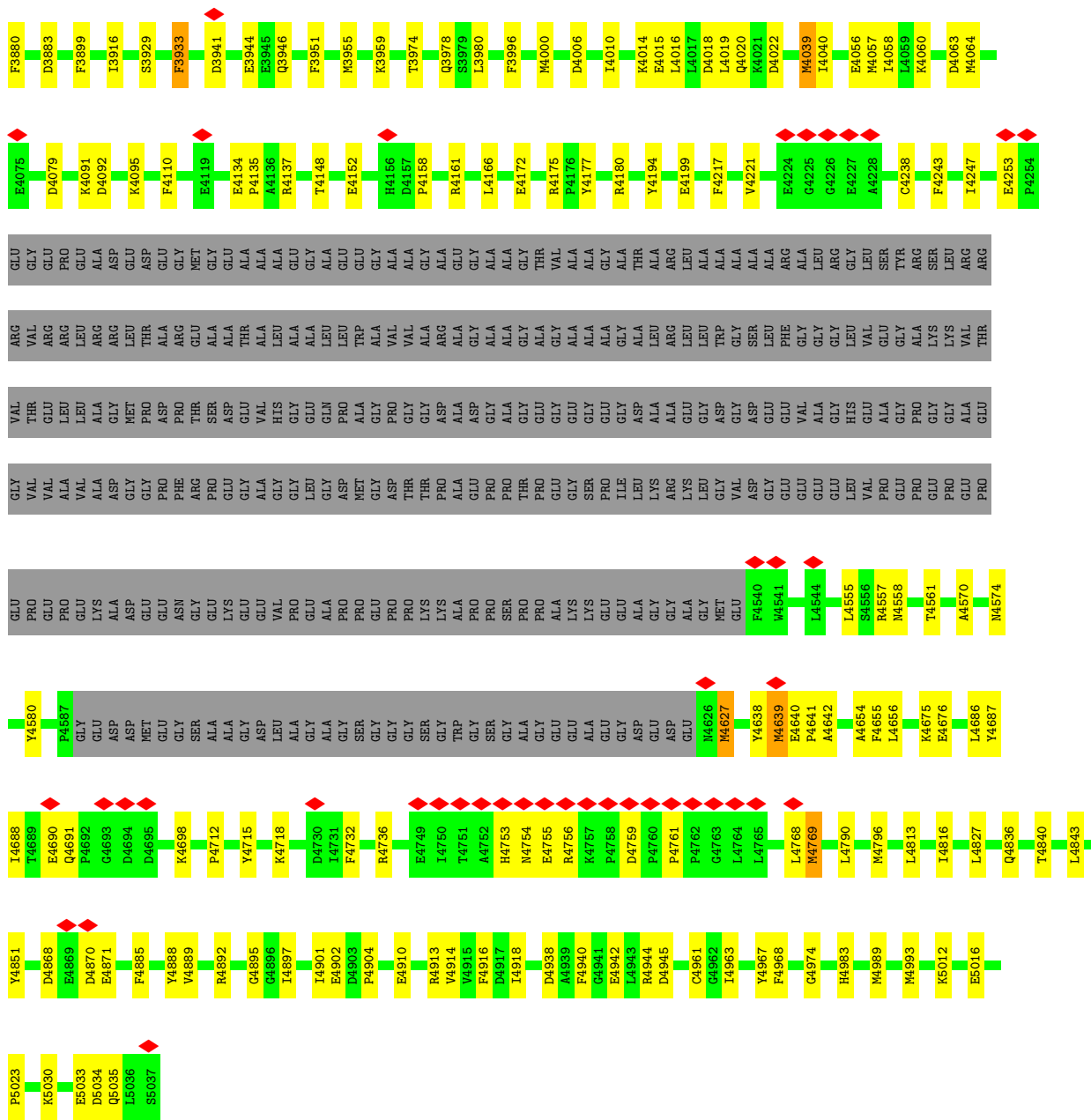


Y893	G894	P895	V896	R897	D898	D899	N900	K901	R902	L903	H904	P905	C906	L907	V908	N909	F910	H911	S912	L913	P914	E915	P916	E917	R918	N919	Y920	N921	L922	Q923	M924	S925	G926	E927	T928	L929	K930	T931	L932	L933	A934	L935	G936	C937	H938	V939	G940	M941	A942	D943	E944	K945	A946	E947	D948	N949	L950	K951
T953	K954	L955	P956	K957	T958	Y959	N960	N961	S962	N963	G964	Y965	K966	P967	A968	P969	L970	D971	L972	S973	H974	Y975	R976	L977	T978	P979	A980	Q981	T982	T983	L984	V985	D986	R987	L988	E989	E990	N991	A997	R998	P999	R1000	A1001	A1002	Q1003	G1004	W1005	S1006	Y1007	S1008	A1009	V1010	Q1011	D1012	I1013	P1014	A1015	R1016
R1017	N1018	P1019	R1020	L1021	V1022	P1023	Y1024	R1025	L1026	L1027	D1028	E1029	A1030	K1031	A1117	R1033	S1034	N1035	D1037	S1038	L1039	C1040	Q1041	A1042	N1043	R1044	T1045	L1046	L1047	G1048	Y1049	G1050	Y1051	N1052	L1053	E1054	P1055	P1056	D1057	Q1058	E1059	P1060	S1061	Q1062	V1063	E1064	N1065	Q1066	S1067	R1068	W1069	Q1070	R1071	V1072	E1078	K1079		
G1086	E1093	A1094	V1095	T1096	E1099	M1100	R1101	D1112	M1113	E1114	L1115	G1116	D1118	E1119	F1124	M1125	H1127	R1128	W1132	F1139	W1143	Q1144	S1145	G1146	D1147	G1150	D1154	L1155	L1156	E1157	T1163	L1164	N1165	G1166	E1167	V1168	L1169	M1170	S1171	L1172	N1173	G1174	S1175	T1177	A1178	F1179												
R1180	E1181	I1182	E1183	I1184	G1185	D1186	L1189	L1202	G1205	Q1206	D1207	S1210	L1211	R1212	F1213	I1216	C1217	G1218	L1219	Q1220	E1221	G1222	F1226	A1227	I1228	R1232	E1251	H1252	E1256	R1259	M1260	D1261	G1262	V1264	D1265	L1272	A1273	H1274	R1275	T1276	W1277	G1278	S1279	Q1280	M1281	S1282	L1283											
V1284	E1285	M1286	L1287	L1288	L1289	L1293	F1297	H1298	Q1299	H1300	F1301	R1302	C1303	T1304	ALA	GLY	ALA	ALA	THR	PRO	ARG	LEU	ALA	ALA	PRO	ASN	GLY	LEU	GLN	PRO	PRO	ALA	ASP	ASP	TYR	ASN	LEU	ARG	SER	ALA	GLY	TRP	GLY	ALA	GLY	ALA	GLY											
GLY	LYS	GLU	GLY	THR	LYS	GLY	PRO	GLY	THR	PRO	THR	GLN	VAL	GLU	ALA	GLU	ASN	GLY	VAL	ARG	ALA	LEU	ALA	PRO	THR	LYS	ASN	LYS	ARG	GLY	ALA	ALA	LYS	ALA	ALA	ALA	ALA	ALA	ALA	ALA	ALA	ALA	ALA	ALA	ALA	ALA	ALA											
LEU	PRO	ARG	LEU	PRO	HIS	ASP	VAL	VAL	PRO	ALA	D1419	N1420	R1421	D1422	D1423	P1424	E1425	I1426	I1427	L1428	N1429	Y1434	Y1435	S1436	A1441	C1447	V1448	G1451	T1454	P1455	D1456	Y1457	H1458	Q1459	H1460	M1462	N1463	F1464	D1465	K1466	V1469	R1470	A1471	V1472	M1476	G1477	D1478	Q1480	G1481	N1482								
V1483	H1484	S1485	S1486	L1487	K1488	C1489	S1490	N1491	C1492	Y1493	M1494	V1495	W1496	G1497	G1498	D1499	F1500	V1501	S1502	P1503	G1504	Q1505	Q1506	G1507	N1508	I1509	S1510	H1511	L1512	D1513	L1514	V1515	I1516	G1517	C1518	L1519	G1525	L1526	M1527	T1528	F1529	T1530	A1531	M1532	G1533	K1534	E1535	S1536	N1537	F1539	F1540	Q1541	V1542	E1543	P1544	M1545	T1546	
K1547	L1548	A1551	V1552	F1553	V1554	L1555	Q1559	N1560	V1561	I1562	E1565	L1566	G1567	K1568	Q1569	K1570	L1571	I1572	L1575	M1579	K1585	N1586	P1587	A1588	P1589	Q1590	C1591	R1594	L1595	E1596	M1601	Q1614	V1615	E1616	T1617	R1618	R1619	A1620	G1621	E1622	R1623	L1624	G1625	W1626	A1627	V1628	Q1629	C1630	E1631	D1632								
M1636	M1637	P1642	E1643	D1649	S1654	D1658	H1665	R1668	R1671	L1676	G1677	M1678	N1679	R1680	A1684	D1690	Q1693	H1694	L1698	E1699	D1700	E1721	M1730	E1741	T1742	R1743	F1748	P1750	G1751	R1752	K1753	G1754	G1755	M1756	A1757	R1758	R1759	P1780	C1781	F1782																		
V1783	A1784	A1785	L1786	P1787	A1788	G1789	V1791	A1792	E1793	A1794	P1795	A1796	R1797	R1808	E1817	R1820	D1821	G1822	G1823	H1824	H1825	A1826	R1827	D1828	I1853	F1884	K1884	V1870	F1871	T1872	R1873	E1874	GLU	GLU	GLU	GLU	GLU	GLU	GLU	GLU	GLU	GLU	GLU	GLU	GLU	GLU	GLU	GLU	GLU	GLU	GLU	GLU	GLU	GLU	GLU			
LYS	GLU	ASP	GLU	GLU	GLU	LYS	ASP	ALA	GLU	LYS	GLU	GLU	ALA	PRO	GLU	LYS	ASP	E1923	E1924	G1925	L1926	M1929	M1939	L1943	E1956	Q1970	R1974	S1975	R1976	L1979	M1980	M1981	A1982	A1983	F1984	T1985	M1986	S1987	A1988	A1989	E1990	T1991																

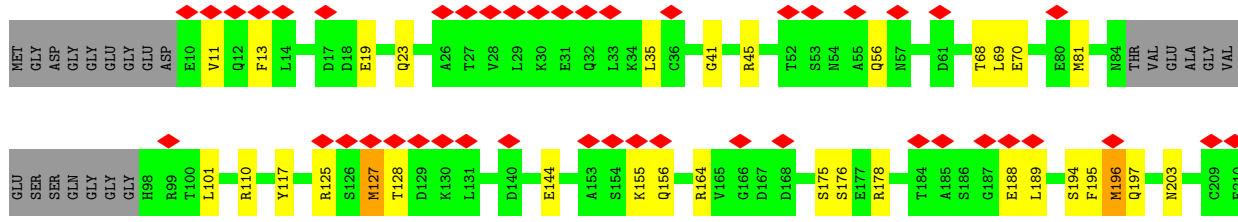


A1992	ARG	R1993	ARG	R1994	LEU	T1995	LEU	R1996	THR	E1997	VAL	F1998	ARG	R1999	LEU	S2000	VAL	F2001	LYS	F2002	LYS	Q2003	LYS	E2004	LYS	Q2005	GLU	T2006	GLU	V2209	GLU	M2210	GLU	V2211	LYS	V2212	GLU	L2215	GLU	G2216	GLU	G2217	PRU	G2218	GLU	E2219	ALA	T2220	GLU	E2221	GLU	E2222	PRU	E2223	GLU	R2224	GLU	F2225	GLU	M2228	GLU	V2229	PRU	T2230	GLU	Y2238	GLU	I2242	GLU	M2250	GLU	Y2256	GLU	E2259	GLU	N2260	GLU	S2261	GLU	G2262	GLU	I2263	GLU	G2264	GLU	L2265	GLU	G2266	GLU	M2267	GLU	Q2268	PRO	G2269	GLU	L2288	THR	D2294	LEU	L2295	SER	E2296	ARG												
A2303	GLU	G2304	GLU	C2305	GLU	G2306	GLU	L2307	GLU	S2309	GLU	P2310	GLU	P2311	GLU	M2312	GLU	L2313	GLU	L2314	GLU	A2315	GLU	K2316	GLU	G2317	GLU	D2320	GLU	I2321	GLU	G2327	GLU	R2330	GLU	Y2331	GLU	L2332	GLU	R2336	GLU	E2348	GLU	R2355	GLU	R2359	GLU	K2360	GLU	P2361	GLU	E2362	GLU	C2363	GLU	F2364	GLU	L2368	GLU	R2369	GLU	G2370	GLU	E2371	GLU	G2372	GLU	S2373	GLU	G2374	GLU	G2375	GLU	L2376	GLU	L2377	GLU	A2378	GLU	A2379	GLU	I2380	GLU	E2381	GLU	E2382	GLU	A2383	GLU	I2384	GLU	R2385	GLU	L2386	GLU	S2387	GLU	E2388	GLU	D2389	GLU														
P2390	ARG	A2391	ARG	R2392	ARG	D2393	ARG	G2394	ARG	G2396	ARG	V2397	ARG	K2481	ARG	D2482	ASP	L2483	ARG	L2484	ARG	L2485	GLU	L2486	GLU	HIS	PHE	GLY	GLU	P2410	GLU	P2411	GLU	E2412	GLU	E2413	GLU	N2414	GLU	R2415	GLU	V2416	GLU	H2417	GLU	L2418	GLU	G2419	GLU	I2422	GLU	M2423	GLU	A2427	GLU	D2431	GLU	M2440	GLU	H2441	GLU	L2442	GLU	K2447	GLU	G2448	GLU	E2449	GLU	I2456	GLU	S2459	GLU	L2460	GLU	V2461	GLU	L2462	GLU	L2463	GLU	D2464	GLU	D2465	GLU	L2466	GLU	S2471	GLU	L2472	GLU	P2473	GLU																						
L2474	GLU	Q2475	GLU	T2476	GLU	P2477	GLU	T2478	GLU	L2479	GLU	G2480	GLU	K2481	GLU	D2482	GLU	G2483	GLU	A2484	GLU	L2485	GLU	V2486	GLU	Q2487	GLU	P2488	GLU	K2489	GLU	M2490	GLU	S2493	GLU	F2494	GLU	V2495	GLU	P2496	GLU	D2497	GLU	H2498	GLU	K2499	GLU	M2502	GLU	I2512	GLU	E2513	GLU	M2514	GLU	Q2515	GLU	D2516	GLU	F2517	GLU	L2518	GLU	L2519	GLU	L2522	GLU	D2523	GLU	F2526	GLU	L2527	GLU	D2529	GLU	M2530	GLU	R2531	GLU	A2532	GLU	A2533	GLU	A2534	GLU	S2535	GLU	L2536	GLU	D2537	GLU	T2538	GLU	A2539	GLU	L2540	GLU	F2541	GLU	S2542	GLU	E2545	GLU	M2546	GLU										
A2547	GLU	R2552	GLU	T2553	GLU	L2554	GLU	C2555	GLU	L2556	GLU	L2559	GLU	P2560	GLU	L2561	GLU	L2562	GLU	T2563	GLU	K2564	GLU	C2565	GLU	A2566	GLU	F2569	GLU	A2570	GLU	G2571	GLU	E2573	GLU	H2574	GLU	R2575	GLU	A2576	GLU	I2577	GLU	M2578	GLU	V2579	GLU	D2580	GLU	S2581	GLU	M2582	GLU	L2583	GLU	H2584	GLU	T2585	GLU	V2586	GLU	Y2587	GLU	R2588	GLU	S2590	GLU	R2591	GLU	G2592	GLU	R2593	GLU	S2594	GLU	L2595	GLU	A2598	GLU	Q2599	GLU	R2600	GLU	D2601	GLU	L2602	GLU	I2603	GLU	E2604	GLU	D2605	GLU	C2606	GLU	L2607	GLU	M2608	GLU	A2609	GLU	L2610	GLU	C2611	GLU	R2612	GLU								
Y2613	GLU	I2614	GLU	R2615	GLU	F2616	GLU	S2617	GLU	M2618	GLU	L2619	GLU	H2621	GLU	L2622	GLU	L2623	GLU	R2624	GLU	R2625	GLU	V2627	GLU	F2628	GLU	D2629	GLU	V2630	GLU	P2631	GLU	L2632	GLU	L2633	GLU	M2634	GLU	E2635	GLU	F2636	GLU	A2637	GLU	K2638	GLU	M2639	GLU	P2640	GLU	L2641	GLU	K2642	GLU	L2643	GLU	L2644	GLU	T2645	GLU	M2646	GLU	H2647	GLU	F2649	GLU	R2650	GLU	C2651	GLU	Y2655	GLU	C2656	GLU	L2657	GLU	P2658	GLU	T2659	GLU	G2660	GLU	W2661	GLU	A2662	GLU	M2663	GLU	F2664	GLU	G2665	GLU	V2666	GLU	T2667	GLU	S2668	GLU	E2669	GLU	E2670	GLU	L2671	GLU	L2672	GLU	H2673	GLU						
R2676	GLU	K2677	GLU	L2678	GLU	R2679	GLU	M2680	GLU	G2681	GLU	L2682	GLU	D2684	GLU	S2685	GLU	L2686	GLU	A2687	GLU	H2688	GLU	K2689	GLU	K2690	GLU	E2692	GLU	Q2693	GLU	L2695	GLU	L2696	GLU	R2697	GLU	M2698	GLU	A2699	GLU	M2700	GLU	P2701	GLU	C2702	GLU	L2703	GLU	C2704	GLU	A2705	GLU	I2706	GLU	A2707	GLU	G2708	GLU	A2709	GLU	L2710	GLU	P2711	GLU	P2712	GLU	D2713	GLU	Y2714	GLU	V2715	GLU	D2716	GLU	A2717	GLU	S2718	GLU	Y2719	GLU	S2720	GLU	S2721	GLU	K2722	GLU	E2723	GLU	E2724	GLU	K2725	GLU	LYS	ALA	THR	VAL	ASP	ALA	GLU	GLY	N2734	GLU	M2735	GLU										
D2736	GLU	P2737	GLU	R2738	GLU	P2739	GLU	V2740	GLU	E2741	GLU	T2742	GLU	L2743	GLU	M2744	GLU	V2745	GLU	I2746	GLU	L2747	GLU	E2748	GLU	E2749	GLU	K2750	GLU	L2751	GLU	D2752	GLU	F2754	GLU	I2755	GLU	M2756	GLU	K2757	GLU	F2758	GLU	A2759	GLU	E2760	GLU	Y2761	GLU	T2762	GLU	H2763	GLU	E2764	GLU	K2765	GLU	W2766	GLU	A2767	GLU	D2768	GLU	D2769	GLU	K2770	GLU	I2771	GLU	Q2772	GLU	M2773	GLU	M2774	GLU	W2775	GLU	Y2776	GLU	G2777	GLU	E2779	GLU	M2780	GLU	V2781	GLU	D2782	GLU	E2783	GLU	E2784	GLU	L2785	GLU	K2786	GLU	T2787	GLU	H2788	GLU	P2789	GLU	M2790	GLU	L2791	GLU	R2792	GLU	Y2794	GLU	K2795	GLU		
T2796	GLU	F2797	GLU	S2798	GLU	E2799	GLU	K2800	GLU	D2801	GLU	K2802	GLU	E2803	GLU	L2804	GLU	R2806	GLU	W2807	GLU	P2808	GLU	L2809	GLU	K2810	GLU	E2811	GLU	S2812	GLU	L2813	GLU	K2814	GLU	A2815	GLU	M2816	GLU	L2817	GLU	A2818	GLU	W2819	GLU	E2820	GLU	M2821	GLU	T2822	GLU	L2823	GLU	E2824	GLU	K2825	GLU	A2826	GLU	R2827	GLU	E2828	GLU	G2829	GLU	E2830	GLU	GLU	ARG	THR	GLU	LYS	LYS	THR	THR	ARG	LYS	ILE	GLN	THR	ALA	GLN	THR	TYR	ASP	PRO	ARG	GLU	GLY	Y2855	GLU																								
N2856	GLU	P2857	GLU	Q2858	GLU	P2859	GLU	D2860	GLU	L2862	GLU	S2863	GLU	G2864	GLU	V2865	GLU	T2866	GLU	L2867	GLU	S2868	GLU	R2869	GLU	E2870	GLU	L2871	GLU	Q2872	GLU	A2873	GLU	M2874	GLU	A2875	GLU	E2876	GLU	Q2877	GLU	L2878	GLU	A2879	GLU	E2880	GLU	N2881	GLU	Y2882	GLU	H2883	GLU	N2884	GLU	T2885	GLU	L2886	GLU	Q2887	GLU	R2888	GLU	K2889	GLU	K2890	GLU	K2891	GLU	Q2892	GLU	E2893	GLU	L2894	GLU	E2895	GLU	A2896	GLU	K2897	GLU	G2898	GLU	G2899	GLU	G2900	GLU	T2901	GLU	H2902	GLU	P2903	GLU	L2904	GLU	L2905	GLU	V2906	GLU	P2907	GLU	Y2908	GLU	D2909	GLU	T2910	GLU	L2911	GLU	F2913	GLU	L2914	GLU	A2915	GLU
K2916	GLU	A2917	GLU	R2918	GLU	D2919	GLU	R2920	GLU	E2921	GLU	K2922	GLU	A2923	GLU	Q2924	GLU	E2925	GLU	L2926	GLU	L2927	GLU	K2928	GLU	F2929	GLU	L2930	GLU	Q2931	GLU	M2932	GLU	G2933	GLU	G2934	GLU	Y2935	GLU	A2936	GLU	V2937	GLU	T2938	GLU	R2939	GLU	GLU	LEU	LYS	ASP	MET	GLU	L2946	GLU	D2947	GLU	T2948	GLU	S2949	GLU	S2950	GLU	I2951	GLU	E2952	GLU	K2953	GLU	R2954	GLU	F2955	GLU	A2956	GLU	F2957	GLU	G2958	GLU	F2959	GLU	L2960	GLU	Q2961	GLU	Q2962	GLU	L2963	GLU	L2964	GLU	W2966	GLU	M2967	GLU	L2968	GLU	I2969	GLU	S2970	GLU	Q2971	GLU	E2972	GLU	L2974	GLU	A2975	GLU						

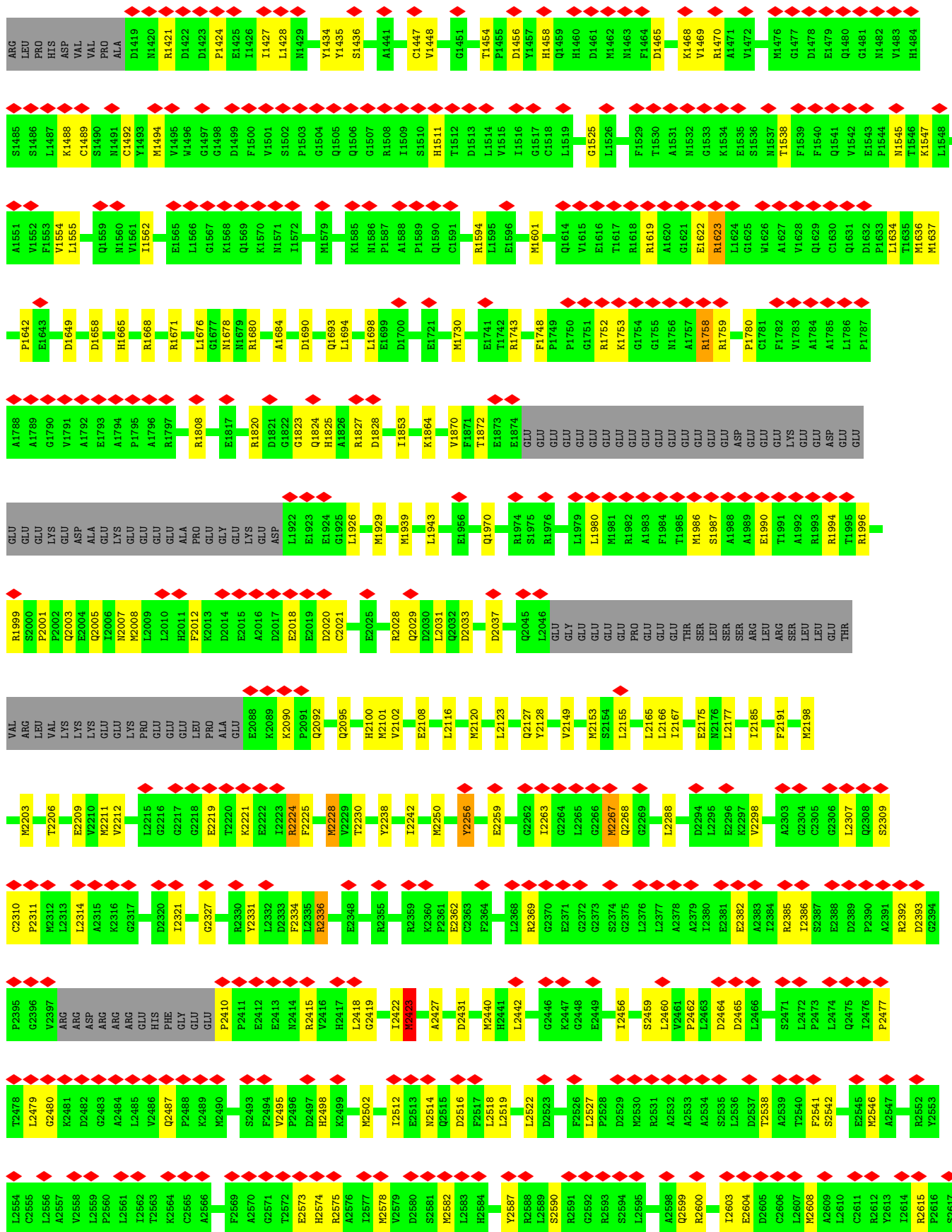
GLU	M9638	R3577	Q3456	D3396	K3336	M3276	C3216	V3156	F3096	K3036	H2976
GLU	Y3642	G3578	N3457	F3397	R3337	L3277	S3217	I3157	E3097	E3037	L2977
	D3666	L3579	F3458	F3398	L3338	C3278	V3218	L3158	E2978	M3038	E2978
		P3680	V3459	S3399	A3339	S3279	Y3219	D3159	A3099	I3039	A2979
		G3581	V3460	V3400	F3340	Y3280	T3220	V3160	V2980	T3040	V2980
		R3582	Q3461	L3401	F3341	L3281	T3221	V3161	V2981	S3041	V2981
		E3683	N3462	C3402	A3342	Q3162	K3222	Q3162	S2982	L3042	S2982
		E3684	E3463	R3403	Q3343	V3163	S3223	V3163	S2983	F3043	S2983
		D3685	I3464	D3404	Q3344	S3164	P3224	S3164	G2984	C3044	G2984
		A3686	N3465	L3405	I3345	C3165	R3225	C3165	R2985	K3045	R2985
		A3687	N3466	Y3406	V3346	Y3166	E3226	Y3166	V2986	L3046	V2986
		P3688	M3467	A3407	S3347	R3287	R3227	V3167	E2987	A3047	E2987
		P3689	S3468	L3408	R3348	G3288	A3228	E3108	R2988	A3048	R2988
		E3690	F3469	F3409	A3349	P3289	I3229	N3109	S2989	L3049	S2989
		K3691	L3470	P3410	R3350	E3290	L3230	L3110	P2990	V3050	P2990
		L3692	T3471	L3411	P3351	A3291	G3231	R3111	H2991	R3051	H2991
		Y3693	A3472	L3412	E3352	P3292	L3232	L3112	E2992	H3052	E2992
		R3694	D3473	I3413	L3353	P3293	P3233	G3113	Q2993	R3063	Q2993
		R3695	R3474	R3414	L3354	P3294	N3234	K3114	E2994	V3064	E2994
		V3696	K3475	Y3415	R3354	A3295	S3235	L3175	E2995	S3055	E2995
		Q3697	S3476	V3416	H3355	L3296	V3236	V3176	I2995	F3056	I2995
		V3698	K3477	D3417	S3356	P3297	E3237	G3176	R2996	L3056	R2996
		V3699	M3478	N3418	F3357	A3298	E3238	T3177	F2998	F3057	F2998
		V3700	A3479	N3419	F3358	A3298	E3238	ALA	A2999	G3058	A2999
		L3603	ALA	N3420	R3359	G3299	M3239	ARG	A2999	T3059	A2999
		Y3604	GLY	R3420	P3360	G3299	C3240	THR	A2999	D3060	A2999
		H3605	ASP	A3421	T3361	P3301	P3241	GLN	A2999	A3061	A2999
		L3606	ALA	H3422	I3362	P3302	D3242	VAL	A2999	K3000	A2999
		E3607	GLN	W3423	G3363	P3303	I3243	K3123	L3002	L3002	L3002
		Q3608	SER	L3424	L3364	R3304	I3243	V3125	L3003	L3003	L3003
		T3609	GLY	T3425	L3365	T3305	P3244	G3126	P3004	P3004	P3004
		E3610	GLY	E3426	R3366	A3306	V3245	Q3127	L3005	L3005	L3005
		H3611	ASP	P3427	K3367	V3307	L3246	R3128	I3006	I3006	I3006
		P3612	GLN	N3429	R3368	V3307	L3246	F3188	N3007	N3007	N3007
		T3613	ARG	A3430	A3369	R3308	R3248	L3129	Q3008	Q3008	Q3008
		S3615	THR	N3430	G3370	S3309	L3249	T3130	R3009	R3009	R3009
		K3616	LYS	A3431	D3310	D3310	M3250	Y3131	F3010	F3010	F3010
		L3617	LYS	A3432	H3311	H3311	A3251	G3191	S3011	S3011	S3011
		A3618	LYS	E3433	I3312	I3312	D3252	E3192	N3012	N3012	N3012
		W3619	LYS	L3434	N3313	N3313	I3253	C3193	H3013	H3013	H3013
		H3621	LYS	F3435	S3314	S3314	G3254	L3194	C3014	C3014	C3014
		K3622	R3498	R3436	E3376	E3376	G3255	A3195	L3015	L3015	L3015
		L3623	R3499	R3436	E3377	L3316	L3256	R3196	F3017	F3017	F3017
		L3624	G3500	M3437	Q3378	N3318	A3257	A3199	L3018	L3018	L3018
		S3625	D3501	V3438	Q3378	I3319	E3258	A3199	S3019	S3019	S3019
		R3626	R3502	G3439	G3378	L3319	E3259	A3199	T3020	T3020	T3020
		Q3627	Y3503	E3440	R3380	L3320	G3260	A3200	P3021	P3021	P3021
		R3628	S3504	I3441	L3381	L3320	A3261	M3201	A3022	A3022	A3022
		R3629	Q3506	T3442	E3382	I3322	R3262	V3202	K3023	K3023	K3023
		A3631	S3508	V3445	K3384	V3324	Y3263	A3204	V3024	V3024	V3024
		V3632	L3509	S3446	A3385	N3325	T3264	F3205	L3025	L3025	L3025
		V3633	I3510	K3447	E3386	N3326	E3265	L3206	G3026	G3026	G3026
		A3634	V3511	S3448	A3387	M3326	M3266	E3207	S3027	S3027	S3027
		C3635	H3449	H3449	E3388	L3327	P3267	A3148	G3028	G3028	G3028
		F3636	N3450	N3450	E3389	I3329	H3268	H3150	Q3029	Q3029	Q3029
		R3637	F3451	F3451	G3390	D3330	L3270	K3151	H3030	H3030	H3030
			K3515	K3515	E3391	E3331	I3271	F3152	A3031	A3031	A3031
					L3514	A3332	I3272	D3154	S3032	S3032	S3032
						T3333	T3273	D3154	H3033	H3033	H3033
						H3334	L3274	D3155	K3034	K3034	K3034
						M3335	P3275		E3035	E3035	E3035



● Molecule 1: Ryanodine receptor 1





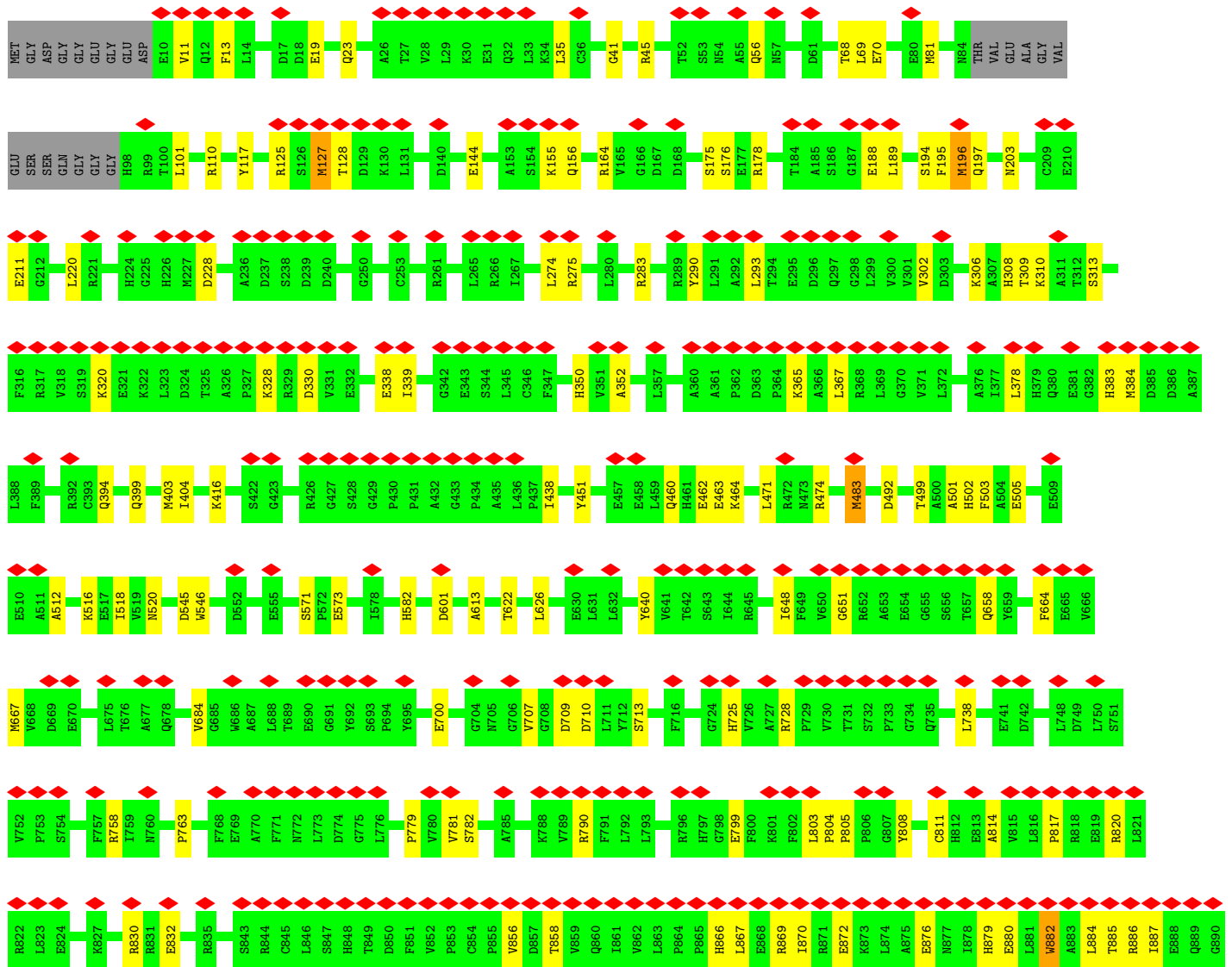


V3340	F3341	A3342	Q3343	F3344	V3345	E3286	R3287	G3288	E3290	A3291	P3292	P3293	P3294	A3295	L3296	P3297	A3298	G3299	A3300	P3301	P3302	P3303	G3304	T3305	A3306	P3307	T3308	S3309	D3310	H3311	L3312	N3313	S3314	L3315	L3316	G3317	N3318	L3319	R3320	R3321	I3322	I3323	V3324	N3325	N3326	N3327	G3328	L3329	E3330	E3331	A3332	T3333	W3334	W3335	E3336	E3337	E3338	G3339	G3390	E3391	L3392	L3393	V3394	W3395	D3396	F3397	F3398	S3399																																																			
D3160	V3161	K3162	V3163	C3164	C3165	Y3166	R3167	T3168	L3169	C3170	S3171	L3172	Y3173	S3174	L3175	G3176	T3177	T3178	K3179	N3180	T3181	Y3182	F3183	E3184	K3185	L3186	R3187	F3188	A3189	L3190	G3191	T3192	C3193	L3194	A3195	L3196	R3197	A3198	A3199	A3200	M3201	P3202	V3203	A3204	F3205	L3206	F3207	P3208	Q3209	L3210	N3211	E3212	F3213	N3214	L3215	V3216	C3217	L3218	D3219	T3220	K3221	K3222	S3223	P3224	R3225	E3226	R3227	A3228	L3229	L3230	G3231	L3232	P3233	N3234	S3235	V3236	E3237	E3238	M3239	C3240	P3241	D3242	I3243	P3244	V3245	L3246	D3247	R3248	L3249	M3250	A3251	D3252	I3253	G3254	G3255	L3256	A3257	E3258	S3259	G3260	A3261	R3262	Y3263	T3264	F3265	N3266	L3267	N3268	L3269	L3270	E3271	I3272	T3273	W3274	W3275	K3276	L3277	C3278	S3279
Y2618	L2619	Q2620	H2621	L2622	L2623	R2624	R2625	L2626	V2627	F2628	D2629	V2630	P2631	L2632	L2633	H2634	E2635	F2636	K2637	K2638	H2639	H2640	L2641	K2642	L2643	L2644	T2645	H2646	H2647	Y2648	E2649	R2650	C2651	Y2655	C2656	L2657	P2658	T2659	G2660	H2661	A2662	N2663	F2664	G2665	V2666	T2667	A2668	E2669	E2670	E2671	L2672	H2673	L2674	T2675	R2676	K2677	L2678	F2679																																																													
V2740	E2741	T2742	L2743	G2744	V2745	L2746	L2747	E2748	P2749	K2750	L2751	D2752	S2753	F2754	L2755	M2756	K2757	F2758	A2759	E2760	Y2761	T2762	H2763	E2764	K2765	M2766	G2767	A2768	D2769	K2770	I2771	D2772	T2773	M2774	W2775	S2776	Y2777	G2778	E2779	M2780	L2781	D2782	E2783	E2784	L2785	K2786	T2787	V2788	H2789	M2790	L2791	R2792	P2793	Y2794	K2795	F2796	S2797	S2798	E2799																																																												
K2800	D2801	K2802	E2803	L2804	Y2805	R2806	H2807	P2808	L2809	K2810	E2811	S2812	L2813	K2814	A2815	M2816	L2817	A2818	V2819	E2820	Y2821	T2822	L2823	E2824	K2825	A2826	R2827	R2828	G2829	E2830	GLU	ARG	THR	GLU	LYS	LYS	THR	ARG	LYS	ILE	SER	GLN	THR	ALA	GLN	THR	TYR	ALA	ASP	PRO	VAL	GLU	ALA	GLU	GLY	Y2855	N2856	P2857	Q2858	P2859																																																											
P2860	D2861	L2862	S2863	G2864	V2865	T2866	L2867	S2868	R2869	E2870	L2871	Q2872	A2873	M2874	A2875	E2876	Q2877	L2878	A2879	E2880	N2881	Y2882	H2883	N2884	T2885	W2886	G2887	R2888	K2889	K2890	K2891	Q2892	E2893	L2894	E2895	A2896	K2897	G2898	G2899	G2900	T2901	H2902	P2903	L2904	L2905	V2906	P2907	Y2908	D2909	T2910	L2911	T2912	A2913	K2914	E2915	K2916	A2917	R2918	D2919																																																												
R2920	E2921	K2922	A2923	Q2924	E2925	L2926	L2927	K2928	P2929	L2930	Q2931	M2932	W2933	G2934	Y2935	A2936	V2937	T2938	R2939	GLY	LEU	LYS	ASP	MET	GLU	L2946	D2947	L2948	S2949	S2950	I2951	E2952	K2953	R2954	F2955	A2956	F2957	G2958	F2959	L2960	Q2961	Q2962	L2963	L2964	R2965	W2966	H2967	D2968	L2969	Y2970	Q2971	E2972	F2973	L2974	A2975	H2976	L2977	E2978	A2979																																																												
V2980	V2981	S2982	S2983	G2984	R2985	V2986	E2987	K2988	S2989	P2990	H2991	E2992	Q2993	E2994	L2995	K2996	F2997	F2998	A2999	K3000	I3001	L3002	L3003	P3004	L3005	I3006	N3007	Q3008	Y3009	F3010	S3011	N3012	H3013	C3014	L3015	Y3016	F3017	S3018	S3019	S3020	P3021	A3022	K3023	V3024	L3025	G3026	S3027	G3028	G3029	H3030	A3031	G3032	N3033	K3034	E3035	E3037	M3038	I3039																																																													
T3040	S3041	L3042	F3043	C3044	K3045	L3046	A3047	A3048	L3049	V3050	R3051	H3052	R3053	V3054	S3055	L3056	F3057	G3058	T3059	D3060	A3061	P3062	A3063	V3064	V3065	N3066	C3067	L3068	H3069	I3070	L3071	A3072	R3073	S3074	L3075	D3076	A3077	R3078	T3079	V3080	M3081	K3082	S3083	G3084	P3085	E3086	I3087	V3088	K3089	A3090	G3091	L3092	R3093	S3094	F3095	F3096	E3097	S3098	A3099																																																												
S3100	E3101	D3102	I3103	E3104	K3105	M3106	V3107	E3108	N3109	L3110	R3111	G3112	L3113	K3114	V3115	S3116	GLN	ALA	ARG	THR	GLN	VAL	K3123	G3124	V3125	G3126	Q3127	N3128	L3129	T3130	Y3131	T3132	T3133	V3134	A3135	L3136	F3137	F3138	V3139	L3140	T3141	T3142	L3143	F3144	Q3145	H3146	L3147	A3148	Q3149	H3150	Q3151	F3152	G3153	D3154	L3155	V3156	L3157	L3158	D3159																																																												
D3160	V3161	K3162	V3163	C3164	C3165	Y3166	R3167	T3168	L3169	C3170	S3171	L3172	Y3173	S3174	L3175	G3176	T3177	T3178	K3179	N3180	T3181	Y3182	F3183	E3184	K3185	L3186	R3187	F3188	A3189	L3190	G3191	T3192	C3193	L3194	A3195	L3196	R3197	A3198	A3199	A3200	M3201	P3202	V3203	A3204	F3205	L3206	F3207	P3208	Q3209	L3210	N3211	E3212	F3213	N3214	L3215	V3216	C3217	L3218	D3219	T3220	K3221	K3222	S3223	P3224	R3225	E3226	R3227	A3228	L3229	L3230	G3231	L3232	P3233	N3234	S3235	V3236	E3237	E3238	M3239	C3240	P3241	D3242	I3243	P3244	V3245	L3246	D3247	R3248	L3249	M3250	A3251	D3252	I3253	G3254	G3255	L3256	A3257	E3258	S3259	G3260	A3261	R3262	Y3263	T3264	F3265	N3266	L3267	N3268	L3269	L3270	E3271	I3272	T3273	W3274	W3275	K3276	L3277	C3278	S3279
Y3280	L3281	P3282	R3283	W3284	V3285	E3286	R3287	G3288	E3290	A3291	P3292	P3293	P3294	A3295	L3296	P3297	A3298	G3299	A3300	P3301	P3302	P3303	G3304	T3305	A3306	P3307	T3308	S3309	D3310	H3311	L3312	N3313	S3314	L3315	L3316	G3317	N3318	L3319	R3320	R3321	I3322	I3323	V3324	N3325	N3326	L3327	G3328	L3329	D3330	E3331	A3332	T3333	W3334	W3335	E3336	E3337	E3338	G3339	G3390	E3391	L3392	L3393	V3394	W3395	D3396	F3397	F3398	S3399																																																			





• Molecule 1: Ryanodine receptor 1

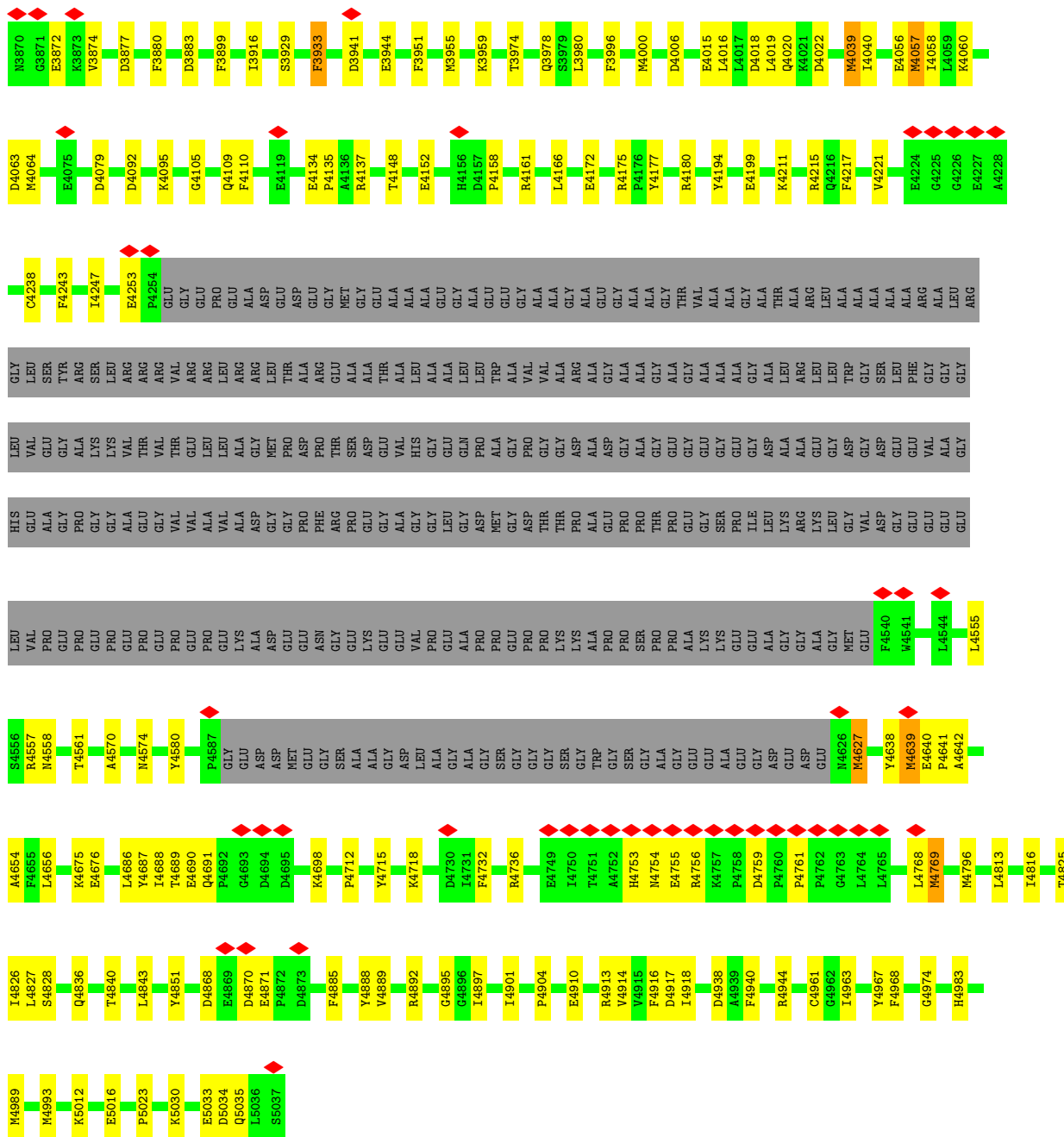




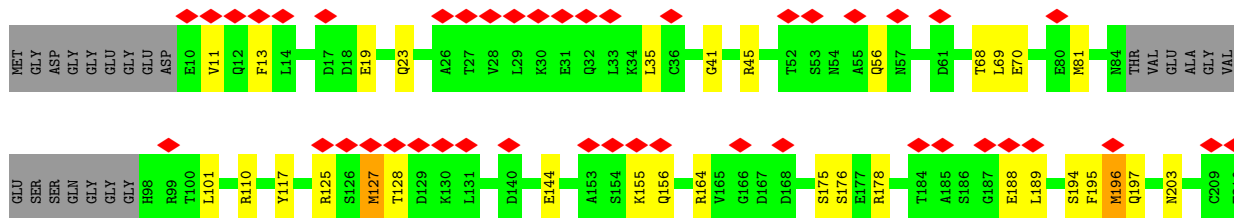
W891	T892	Y893	G894	P895	R896	R897	D898	D899	N900	K901	R902	L903	H904	P905	C906	L907	V908	N909	F910	H911	S912	L913	P914	E915	P916	E917	R918	N919	Y920	N921	L922	Q923	M924	S925	G926	E927	T928	L929	K930	T931	L932	L933	A934	L935	G936	C937	H938	V939	G940	M941	A942	D943	K945	A946	D947	N949	L950	
K951	K952	T953	K954	L955	P956	K957	T958	Y959	N960	M961	S962	N963	G964	Y965	K966	P967	A968	P969	L970	D971	L972	S973	H974	W975	R976	L977	T978	A979	Q981	T982	T983	L984	V985	D986	R987	L988	A989	E990	N991	A997	R998	P999	R1000	A1001	Q1003	G1004	W1005	S1006	Y1007	S1008	A1009	V1010	Q1011	D1012	I1013	P1014		
A1015	R1016	R1017	N1018	P1019	R1020	L1021	V1022	P1023	Y1024	R1025	L1026	L1027	D1028	E1029	A1030	T1031	K1032	R1033	S1034	N1035	R1036	D1037	S1038	L1039	C1040	Q1041	A1042	V1043	R1044	T1045	L1046	L1047	G1048	Y1049	G1050	Y1051	N1052	I1053	E1054	P1055	P1056	D1057	Q1058	E1059	P1060	S1061	A1062	Q1063	G1064	N1065	Q1066	S1067	R1068	W1069	D1070	R1071	V1072	E1078
K1079	G1086	E1093	A1094	V1095	T1096	E1099	M1100	R1101	D1112	V1113	E1114	L1115	G1116	A1117	D1118	E1119	F1124	M1125	G1126	H1127	R1128	W1132	F1139	W1143	Q1144	S1145	G1146	D1147	G1150	D1154	L1155	T1156	E1157	T1163	L1164	M1165	G1166	E1167	V1168	L1169	M1170	S1171	D1172	S1173	G1174	S1175	T1177											
A1178	F1179	R1180	E1181	I1182	E1183	I1184	L1185	D1186	L1189	L1202	G1205	Q1206	D1207	L1211	R1212	F1213	I1216	C1217	G1218	L1219	Q1220	E1221	G1222	F1226	A1227	I1228	R1232	P1249	P1250	E1251	H1252	E1256	R1259	M1260	D1261	G1262	T1263	V1264	D1265	L1272	A1273	H1274	R1275	T1276	V1277	G1278	S1279	Q1280										
M1281	S1282	L1283	V1284	M1285	M1286	L1287	F1288	L1289	L1293	F1297	H1298	Q1299	H1300	F1301	R1302	C1303	T1304	ALA	GLY	ALA	THR	PRO	VAL	THR	PRO	GLY	ALA	GLN	ASP	GLU	GLN	THR	PRO	GLY	ALA	ASN	GLU	GLY	ASP	PRO	TYR	GLU	ASN	LEU	ARG	ARG	SER	GLN	PRO	GLY	TRP	GLY	GLU					
ALA	GLU	ALA	GLY	LYS	PRO	LYS	THR	GLY	THR	PRO	GLY	THR	GLN	PRO	GLY	VAL	ALA	GLN	PRO	VAL	THR	VAL	THR	PRO	GLY	ALA	GLN	ASP	GLU	GLN	THR	PRO	GLY	ALA	ASN	GLU	GLY	ASP	PRO	TYR	GLU	ASN	LEU	ARG	ARG	SER	GLN	PRO	GLY	TRP	GLY	GLU						
THR	PRO	ALA	LEU	PRO	ARG	LEU	PRO	HIS	ASP	VAL	VAL	PRO	ALA	D1419	M1420	R1421	D1422	D1423	P1424	E1425	I1426	I1427	L1428	M1429	Y1435	S1436	A1441	C1447	V1448	G1451	T1454	P1455	D1456	Y1457	H1458	Q1459	H1460	D1461	M1462	M1463	D1465	K1468	V1469	R1470	A1471	V1472	M1476	G1477	D1478	E1479	Q1480							
G1481	N1482	V1483	H1484	S1485	S1486	L1487	K1488	C1489	S1490	M1491	C1492	Y1493	M1494	V1495	W1496	G1497	G1498	D1499	F1500	V1501	S1502	P1503	G1504	Q1505	Q1506	N1508	I1509	S1510	H1511	T1512	D1513	L1514	V1515	I1516	G1517	C1518	L1519	G1525	L1526	F1529	T1530	M1532	N1533	K1534	E1535	S1536	M1537	L1538	F1539	F1540	Q1541	V1542	E1543	P1544	M1545			
T1546	K1547	L1548	A1551	V1552	F1553	V1554	L1555	Q1559	M1560	V1561	I1562	E1565	L1566	G1567	K1568	Q1569	K1570	M1571	I1572	L1575	M1579	K1585	N1586	P1587	A1588	P1589	Q1590	C1591	L1594	R1595	E1596	M1601	Q1614	V1615	E1616	T1617	R1618	R1619	A1620	G1621	E1622	R1623	L1624	G1625	V1626	A1627	V1628	Q1629	C1630	Q1631								
D1632	M1636	M1637	P1642	E1643	D1649	S1654	D1658	H1665	R1668	R1671	L1676	R1680	A1684	D1690	Q1693	L1694	L1698	E1699	D1700	E1721	M1730	E1741	T1742	R1743	F1748	P1749	G1751	R1752	K1753	G1754	G1755	M1756	A1757	R1758	G1759	P1760	C1781	F1782	V1783																			
A1784	A1785	L1786	P1787	A1788	A1789	G1790	V1791	A1792	E1793	A1794	P1795	A1796	R1797	R1808	E1817	R1820	D1821	G1822	H1823	Q1824	H1825	A1826	R1827	D1828	I1853	F1854	D1858	T1862	L1863	K1864	V1870	F1871	T1872	E1873	E1874	GLU	GLU	GLU	GLU	GLU	GLU	GLU	GLU	GLU	GLU	GLU	GLU	ASP										
GLU	GLU	LYS	GLU	ASP	GLU	GLU	GLU	GLU	LYS	GLU	ASP	ALA	LYS	GLU	ALA	PRO	GLU	GLY	LYS	GLU	ASP	L1922	E1923	E1924	G1925	L1926	M1929	M1939	L1943	E1956	Q1970	R1974	S1975	R1976	L1979	L1980	M1981	R1982	A1983	F1984	T1985	M1986	S1987	A1988														

L2911	T2912	A2913	K2914	E2915	K2916	R2918	D2919	P2920	E2921	K2922	A2923	Q2924	E2925	L2926	L2927	K2928	R2929	F2929	L2930	Q2931	W2932	M2933	M2934	A2935	L2936	W2937	T2938	R2939	GLY	L2946	D2947	T2948	L2949	G2949	K2952	R2953	R2954	F2955	A2956	F2957	G2958	F2959	L2960	Q2961	Q2962	L2963	L2964	R2965	W2966	K2967	L2968	S2970							
PRO	ARC	GLU	GLY	Y2855	N2856	Q2858	P2859	P2860	D2861	L2862	S2863	G2864	V2865	T2866	L2867	S2868	R2869	E2870	L2871	Q2872	A2873	M2874	A2875	E2876	Q2877	L2878	A2879	E2880	N2881	Y2882	H2883	N2884	T2885	W2886	G2887	R2888	K2889	K2890	K2891	Q2892	E2893	L2894	E2895	A2896	K2897	G2898	G2899	G2900	T2901	H2902	P2903	L2904	L2905	V2906	P2907	D2908	D2909	T2910	
L2791	R2792	P2793	Y2794	K2795	T2796	F2797	S2798	E2799	K2800	D2801	K2802	E2803	L2804	Y2805	R2806	W2807	P2808	L2809	K2810	E2811	L2812	L2813	K2814	A2815	M2816	L2817	A2818	W2819	W2820	W2821	T2822	L2823	E2824	K2825	A2826	R2827	E2828	G2829	E2830	GLU	GLU	ARG	THR	GLU	LYS	LYS	THR	ARG	LYS	ILE	SER	GLM	THR	ALA	GLN	THR	TYR	ASP	
ALA	GLU	GLY	N2734	F2735	D2736	R2737	R2738	P2739	V2740	E2741	T2742	L2743	N2744	V2745	I2746	I2747	P2748	E2749	K2750	L2751	D2752	S2753	F2754	L2755	M2756	K2757	F2758	A2759	E2760	Y2761	T2762	H2763	E2764	K2765	W2766	A2767	F2768	D2769	K2770	I2771	Q2772	N2773	M2774	W2775	S2776	Y2777	G2778	E2779	M2780	L2781	K2782	E2783	E2784	L2785	K2786	T2787	H2788	P2789	
E2671	L2672	H2673	T2674	R2675	R2676	K2677	F2679	V2680	G2681	I2682	F2683	D2684	S2685	L2686	A2687	H2688	K2689	K2690	Y2691	D2692	Q2693	E2694	L2695	F2696	R2697	M2698	A2699	M2700	P2701	C2702	L2703	E2704	A2705	L2706	A2707	G2708	A2709	L2710	F2711	P2712	D2713	Y2714	V2715	D2716	A2717	S2718	L2719	Y2719	S2720	K2721	S2722	A2723	E2724	K2725	L2726	ALA	THR	VAL	ASP
A2609	L2610	C2611	R2612	L2613	L2614	R2615	S2617	M2618	L2619	Q2620	H2621	L2622	L2623	R2624	E2625	L2626	V2627	F2628	D2629	V2630	P2631	L2632	L2633	M2634	E2635	F2636	K2637	M2638	R2639	P2640	L2641	L2642	L2643	L2644	T2645	M2646	H2647	L2648	E2649	C2651	Y2655	C2656	L2657	P2658	T2659	G2660	W2661	A2662	M2663	F2664	G2665	V2666	T2667	S2668	E2669	E2670			
F2541	S2542	E2546	M2547	R2552	Y2553	L2554	L2556	A2557	L2558	L2559	P2560	L2561	L2562	T2563	V2564	C2565	A2566	F2569	A2570	G2571	Y2572	E2573	H2574	R2575	A2576	L2577	M2578	Y2579	D2580	S2581	M2582	L2583	D2584	Y2587	R2588	L2589	S2590	R2591	G2592	R2593	S2594	L2595	R2596	A2598	Q2599	R2600	L2603	E2604	D2605	C2606	L2607	M2608							
L2466	S2471	L2472	P2473	L2474	Q2475	T2476	T2477	T2478	L2479	G2480	L2481	D2482	G2483	A2484	L2485	T2486	Q2487	F2488	K2489	W2490	S2493	F2494	F2496	D2497	K2498	R2499	M2502	L2512	E2513	N2514	Q2515	D2516	F2517	L2518	L2519	L2522	D2523	F2526	G2527	F2528	D2529	M2530	R2531	A2532	A2533	A2534	S2535	L2536	D2537	T2538	A2539	L2540							
L2384	R2385	L2386	S2387	E2388	D2389	P2390	A2391	R2392	D2393	G2394	P2395	G2396	V2397	ARG	ASP	ARG	ARG	ARG	GLU	HIS	PHE	GLY	GLU	P2410	P2411	E2412	E2413	N2414	R2415	V2416	H2417	L2418	G2419	I2422	M2423	A2427	M2440	H2441	L2442	G2446	K2447	G2448	E2449	L2456	S2459	L2460	Y2461	P2462	D2464	D2465									
E2296	K2297	V2298	A2303	G2304	C2305	G2306	L2307	Q2308	S2309	C2310	P2311	M2312	L2313	L2314	A2315	ARG	K2316	G2317	D2320	I2321	G2327	R2330	Y2331	L2332	D2333	F2334	L2335	R2336	R2337	E2348	R2355	R2359	L2357	P2361	E2362	C2363	F2364	L2368	R2369	G2370	E2371	G2372	G2373	S2374	G2375	L2376	L2377	A2378	L2379	L2380	E2381	E2382	A2383						
E2175	M2176	L2177	I2185	F2191	M2198	M2203	T2206	E2209	V2210	M2211	V2212	L2215	G2216	G2217	G2218	E2219	T2220	K2221	E2222	I2223	F2225	M2228	V2229	T2230	Y2238	I2242	M2250	Y2256	L2257	L2258	E2259	M2260	S2261	G2262	L2263	G2264	L2265	G2266	M2267	Q2268	G2269	L2268	D2294	L2295															
SER	SER	ARG	LEU	ARG	SER	LEU	LEU	THR	VAL	ARG	LEU	VAL	LYS	LYS	GLU	GLU	LYS	PRO	GLU	GLU	PRO	ALA	GLU	E2088	K2089	K2090	P2091	Q2095	H2100	M2101	V2102	E2108	L2116	M2120	L2123	Q2137	Y2128	V2149	M2153	S2154	L2155	L2165	L2166	PRO	GLU	GLU	GLU	THR	SER	LEU									

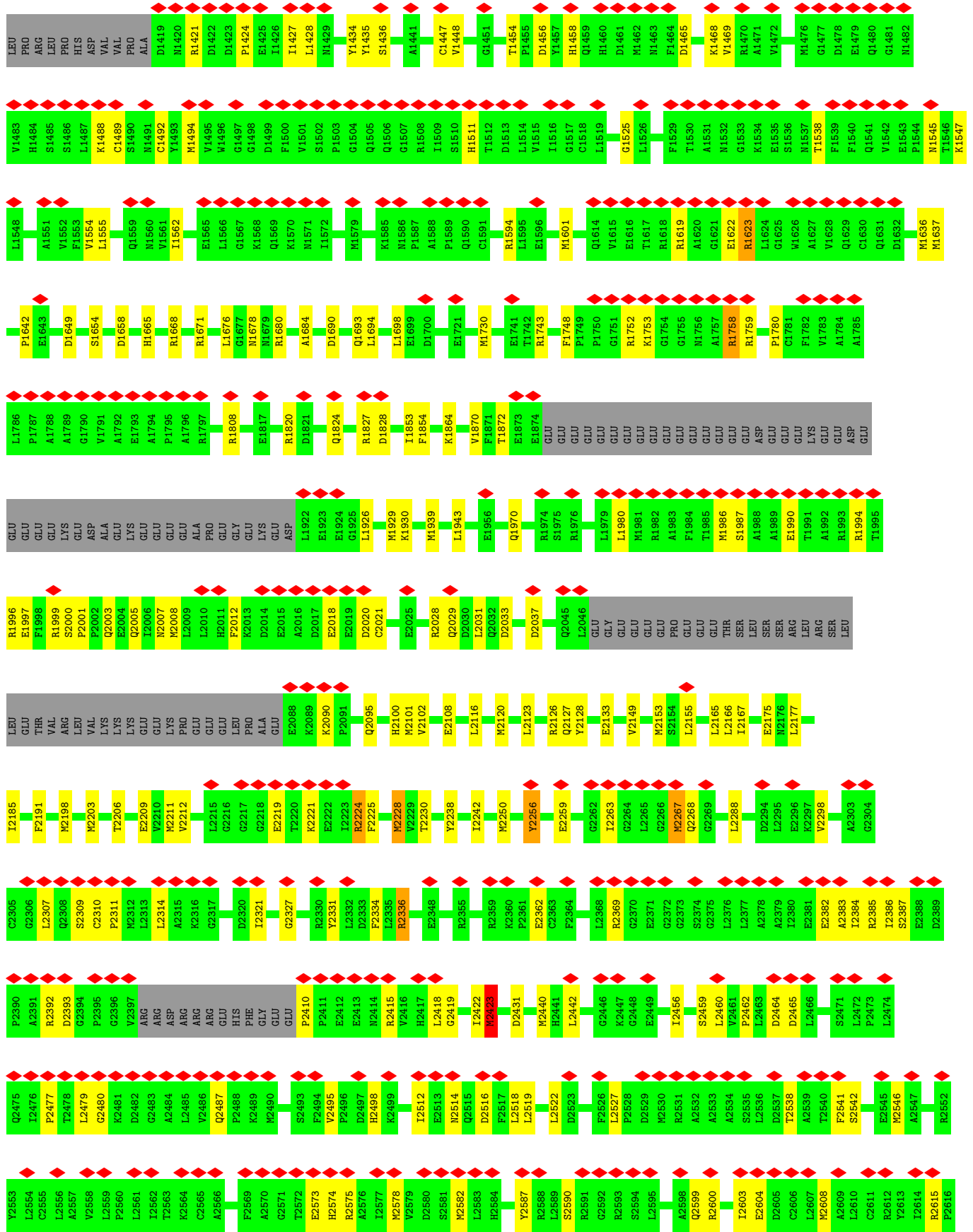
GLY	V3633	F3451	E3331	E3271	N3211	Q3151	G3091	A3031	Q2971
GLU	A3634	K3452	A3332	I3272	E3212	F3152	L3092	S3032	E2972
ALA	C3635	R3453	T3333	T3273	Y3213	G3153	R3093	N3033	F2973
GLU	F3636	E3454	W3334	L3274	N3214	D3154	S3094	K3034	I2974
GLU	R3637	E3455	M3335	P3275	C3215	D3155	F3095	E3035	A2975
GLU	M3638	Q3456	K3336	M3276	A3216	V3156	P3096	K3036	H2976
	Y3642	N3457	R3337	M3277	S3217	I3157	E3097	E3037	L2977
	D3666	F3458	L3338	C3278	V3218	L3158	S3098	M3038	E2978
	E3670	V3459	A3339	S3279	Y3219	D3159	I3039	I3039	A2979
	D3671	V3460	A3339	S3279	Y3219	D3159	S3100	T3039	V2980
	R3672	Q3461	V3340	V3280	T3220	D3160	S3100	T3040	V2981
	M3673	C3402	F3341	L3281	T3221	V3161	E3101	S3041	V2982
	D3676	R3403	A3342	Q3162	K3222	V3163	D3102	L3042	S2982
	G3681	D3404	Q3343	S3163	S3223	S3163	F3043	F3043	S2983
	D3682	D3405	P3344	V3164	P3224	S3164	E3104	C3044	O2984
	Q3683	L3405	I3345	C3165	R3225	C3165	K3105	K3045	R2985
	E3684	Y3406	V3346	V3166	E3226	V3166	M3106	L3046	V2986
	E3685	A3407	S3347	R3167	R3227	R3167	V3107	A3047	E2987
	E3686	R3408	R3348	T3168	A3228	E3108	E3108	A3048	K2988
	E3687	Y3409	A3349	L3169	I3229	N3109	N3109	L3049	S2989
	E3688	P3410	R3350	L3170	L3230	L3110	L3110	V3050	P2990
	E3689	L3411	P3351	S3171	G3231	R3111	R3111	V3051	H2991
	E3690	A3472	P3352	I3172	L3232	L3112	L3112	H3052	E2992
	E3691	D3473	I3353	Y3173	P3233	G3113	G3113	R3053	Q2993
	E3692	S3474	L3354	S3174	N3234	K3114	K3114	V3054	E2994
	E3693	K3475	H3355	L3175	S3235	V3115	S3055	S3055	I2995
	E3694	S3476	S3356	G3176	V3236	G3176	L3056	L3056	Q2996
	E3695	K3477	H3357	T3177	E3237	T3177	F3057	F3057	F2997
	E3696	R3478	F3358	A3298	E3238	ALA	ALA	G3058	F2998
	E3697	A3479	I3359	G3299	M3239	ARG	ARG	A2999	K2999
	E3698	LYS	R3360	G3299	P3239	THR	THR	T3059	R3000
	E3699	ALA	P3361	A3300	C3240	THR	THR	D3060	K3000
	E3700	GLY	T3362	P3301	P3241	VAL	VAL	A3061	I3001
	E3701	ALA	I3363	P3302	D3242	K3123	K3123	P3062	L3002
	E3702	ALA	G3363	P3303	I3243	G3124	G3124	P3062	L3002
	E3703	ALA	R3364	C3304	I3244	V3125	V3125	A3063	L3003
	E3704	SER	L3365	T3305	V3245	G3126	G3126	V3064	P3004
	E3705	GLY	R3366	T3306	V3246	Q3127	Q3127	V3065	L3005
	E3706	GLY	K3367	A3306	L3246	L3186	L3186	N3066	I3006
	E3707	GLY	R3368	V3307	D3247	R3187	R3187	C3067	R3007
	E3708	GLU	A3369	T3308	R3248	P3188	L3129	R3068	Q3008
	E3709	ARG	G3370	S3309	L3249	A3189	T3130	H3069	Y3009
	E3710	THR	N3430	D3310	M3250	L3190	L3190	I3070	F3010
	E3711	LYS	A3431	H3311	A3251	G3191	G3191	I3071	F3011
	E3712	LYS	V3372	L3312	D3252	E3192	E3192	L3072	N3012
	E3713	LYS	E3373	N3313	I3253	C3193	C3193	A3072	N3012
	E3714	LYS	V3374	S3314	I3254	L3194	L3194	R3073	H3013
	E3715	R3498	E3375	L3315	G3255	A3195	A3195	S3074	C3014
	E3716	R3499	E3376	L3316	G3256	R3196	R3196	S3074	C3014
	E3717	G3500	E3377	G3317	L3256	R3197	L3197	L3075	L3015
	E3718	D3501	Q3378	N3318	A3257	L3197	L3197	D3076	V3016
	E3719	R3502	Q3378	N3318	A3257	L3197	L3197	A3077	F3017
	E3720	R3503	L3379	I3319	E3258	A3198	A3198	R3078	L3018
	E3721	S3504	R3380	L3320	S3259	A3199	A3199	R3078	L3018
	E3722	V3505	L3381	L3320	G3260	A3200	A3200	T3079	S3019
	E3723	V3505	L3382	R3321	A3261	M3201	M3201	V3080	T3020
	E3724	T3507	E3383	I3322	R3262	V3203	V3203	P3021	P3021
	E3725	S3508	K3384	V3324	Y3263	A3204	A3204	K3022	A3022
	E3726	L3509	A3385	N3325	T3264	F2025	F2025	V3024	V3024
	E3727	L3510	E3386	I3326	E3265	L3206	L3206	L3025	L3025
	E3728	I3510	A3387	L3327	M3266	E3207	E3207	G3026	G3026
	E3729	I3510	E3388	G3328	P3267	P3208	P3208	S3027	S3027
	E3730	I3510	E3389	G3329	V3269	Q3209	Q3209	G3028	G3028
	E3731	I3510	E3390	G3330	I3270	L3210	L3210	G3029	H3030



● Molecule 1: Ryanodine receptor 1



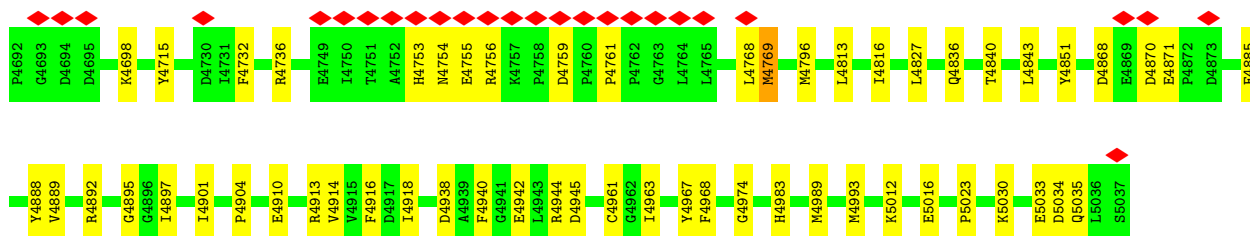




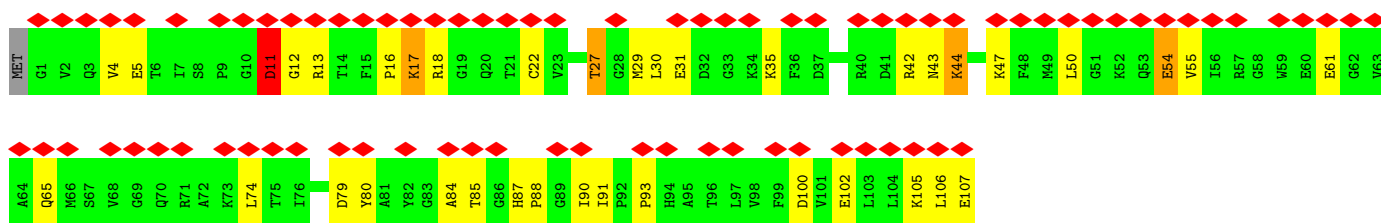
S2617	M2618	L2619	Q2620	H2621	L2622	L2623	R2624	R2625	L2626	V2627	F2628	D2629	V2630	P2631	L2632	L2633	N2634	E2635	F2636	A2637	K2638	R2639	P2640	L2641	K2642	L2643	L2644	T2645	N2646	H2647	Y2648	E2649	R2650	C2651	V2655	C2656	L2657	F2658	T2659	G2660	W2661	A2662	N2663	F2664	G2665	V2666	T2667	S2668	E2669	E2670	ALA	E2671	L2672	H2673	L2674	T2675	R2676	K2677	L2678			
F2679	W2680	G2681	L2682	F2683	D2684	S2685	L2686	A2687	H2688	K2689	K2690	Y2691	D2692	Q2693	E2694	L2695	Y2696	R2697	M2698	A2699	M2700	P2701	C2702	L2703	C2704	A2705	I2706	A2707	G2708	A2709	L2710	P2711	P2712	D2713	Y2714	W2715	D2716	A2717	S2718	Y2719	S2720	S2721	K2722	A2723	E2724	K2725	LYS	ALA	THR	VAL	ASP	ALA	GLU	GLY	N2794	F2795	D2796	P2797	R2798			
P2739	V2740	E2741	T2742	L2743	N2744	V2745	I2746	L2747	P2748	E2749	K2750	L2751	D2752	S2753	F2754	I2755	N2756	K2757	F2758	A2759	E2760	Y2761	T2762	H2763	E2764	K2765	W2766	F2767	D2768	D2769	K2770	I2771	D2772	K2773	N2774	W2775	A2776	Y2777	G2778	L2779	M2780	V2781	D2782	E2783	E2784	L2785	K2786	T2787	H2788	P2789	M2790	L2791	R2792	P2793	Y2794	K2795	L2796	F2797	S2798			
E2799	K2800	D2801	K2802	E2803	L2804	Y2805	R2806	W2807	P2808	L2809	K2810	E2811	L2812	L2813	K2814	A2815	M2816	L2817	A2818	W2819	E2820	W2821	T2822	H2823	E2824	K2825	A2826	R2827	G2828	G2829	E2830	GLU	GLU	ARG	THR	GLU	L2894	L2895	L2896	E2897	L2898	G2899	G2900	T2901	H2902	P2903	L2904	L2905	V2906	P2907	Y2908	D2909	T2910	N2855	M2856	P2857	Q2858					
P2859	P2860	D2861	L2862	S2863	G2864	V2865	T2866	L2867	S2868	R2869	E2870	L2871	Q2872	A2873	M2874	A2875	E2876	Q2877	L2878	A2879	E2880	N2881	Y2882	H2883	N2884	T2885	W2886	R2887	G2888	K2889	K2890	K2891	Q2892	E2893	L2894	E2895	F2896	F2897	G2898	G2899	G2900	T2901	H2902	P2903	L2904	L2905	V2906	P2907	Y2908	D2909	T2910	N2855	M2856	P2857	Q2858							
D2919	R2920	E2921	K2922	S2923	Q2924	E2925	L2926	L2927	K2928	F2929	L2930	Q2931	W2932	N2933	G2934	Y2935	A2936	V2937	T2938	R2939	GLY	LEU	LYS	ASP	MET	L2946	D2947	T2948	S2949	S2950	L2951	E2952	K2953	R2954	F2955	E2956	F2957	G2958	F2959	L2960	Q2961	Q2962	L2963	L2964	R2965	W2966	H2967	D2968	T2969	S2970	Q2971	E2972	F2973	T2974	A2975	H2976	L2977	E2978				
A2979	V2980	V2981	S2982	S2983	Q2984	R2985	V2986	E2987	K2988	S2989	P2990	H2991	E2992	Q2993	E2994	I2995	K2996	F2997	P2998	A2999	K3000	I3001	L3002	L3003	P3004	L3005	I3006	N3007	Q3008	S2949	S2950	F3010	F3011	N3012	H3013	C3014	L3015	Y3016	F3017	L3018	S3019	T3020	P3021	Q2962	L2963	K3022	K3023	V3024	L3025	G3026	S3027	G3028	G3029	H3030	A3031	S3032	N3033	K3034	E3035	K3036	E3037	H3038
I3039	T3040	S3041	L3042	F3043	C3044	K3045	L3046	A3047	L3048	L3049	V3050	R3051	H3052	R3053	V3054	S3055	L3056	F3057	G3058	T3059	D3060	A3061	P3062	A3063	V3064	V3065	N3066	C3067	L3068	H3069	I3070	L3071	L3072	R3073	S3074	L3075	D3076	A3077	R3078	F3079	V3080	M3081	K3082	S3083	G3084	P3085	E3086	I3087	V3088	K3089	A3090	G3091	L3092	R3093	S3094	F3095	F3096	E3097	S3098			
A3099	S3100	E3101	D3102	I3103	E3104	K3105	M3106	V3107	E3108	N3109	L3110	R3111	L3112	G3113	K3114	Y3115	S3116	GLN	ALA	ARG	THR	GLN	VAL	K3123	G3124	V3125	K3126	Q3127	N3128	L3129	T3130	Y3131	T3132	T3133	V3134	A3135	L3136	L3137	P3138	V3139	L3140	T3141	L3142	L3143	F3144	Q3145	H3146	I3147	A3148	Q3149	H3150	Q3151	F3152	G3153	R3154	D3155	V3156	I3157	L3158			
D3159	D3160	V3161	Q3162	S3163	S3164	C3165	V3166	R3167	T3168	L3169	C3170	S3171	I3172	Y3173	S3174	L3175	G3176	T3177	T3178	K3179	N3180	T3181	Y3182	V3183	K3185	L3186	R3187	F3188	A3189	L3190	G3191	E3192	C3193	L3194	A3195	R3196	L3197	A3198	A3199	A3200	M3201	P3202	V3203	A3204	F3205	L3206	E3207	P3208	Q3209	L3210	L3211	N3211	E3212	Y3213	R3214	A3215	C3216	S3217	V3218			
Y3219	T3220	T3221	K3222	S3223	P3224	R3225	E3226	R3227	A3228	L3229	L3230	G3231	L3232	P3233	N3234	S3235	V3236	E3237	E3238	M3239	C3240	P3241	D3242	I3243	E3244	V3245	L3246	D3247	R3248	L3249	M3250	A3251	L3252	I3253	G3254	G3255	L3256	L3257	E3258	S3259	G3260	A3261	R3262	Y3263	T3264	E3265	N3266	P3267	H3268	V3269	I3270	E3271	L3272	T3273	L3274	P3275	N3276	L3277	C3278			
S3279	Y3280	L3281	P3282	R3283	V3284	M3285	E3286	R3287	G3288	P3289	E3290	A3291	P3292	P3293	P3294	A3295	L3296	P3297	A3298	G3299	A3300	P3301	P3302	P3303	T3305	A3306	V3307	T3308	S3309	D3310	H3311	L3312	N3313	S3314	L3315	L3316	G3317	N3318	I3319	L3320	R3321	I3322	I3323	V3324	N3325	N3326	G3328	I3329	D3330	E3331	A3332	R3333	M3334	M3335	K3336	R3337	F3338					
A3339	V3340	F3341	A3342	Q3343	P3344	I3345	V3346	S3347	R3348	A3349	R3350	P3351	E3352	L3353	L3354	H3355	S3356	H3357	F3358	I3359	P3360	T3361	L3362	K3363	L3365	L3366	K3367	R3368	A3369	G3370	H3371	K3372	V3373	V3374	A3375	E3376	E3377	G3378	L3379	R3380	L3381	E3382	I3383	V3384	N3385	E3386	A3387	E3388	E3389	G3390	E3391	L3392	L3393	V3394	R3395	D3396	E3397	F3398				



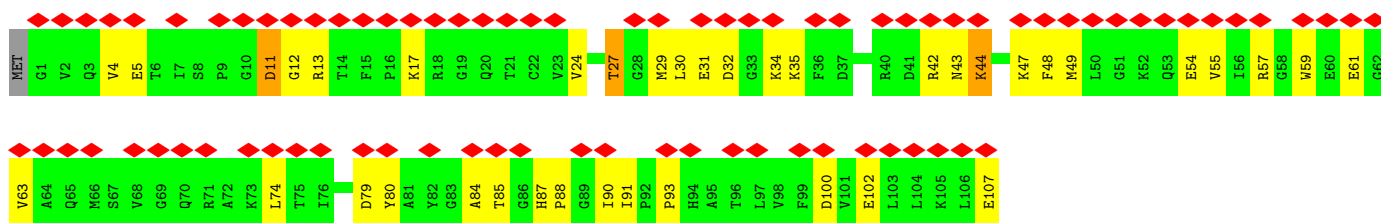
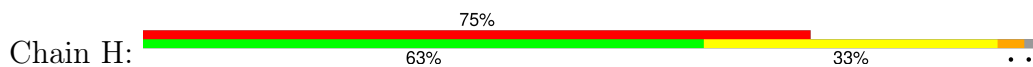




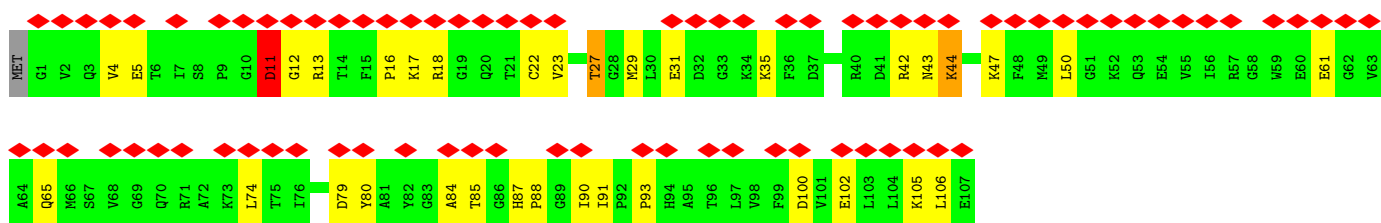
• Molecule 2: Peptidyl-prolyl cis-trans isomerase FKBP1A



• Molecule 2: Peptidyl-prolyl cis-trans isomerase FKBP1A

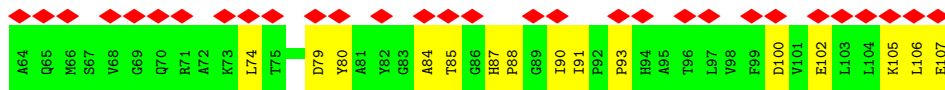


• Molecule 2: Peptidyl-prolyl cis-trans isomerase FKBP1A



• Molecule 2: Peptidyl-prolyl cis-trans isomerase FKBP1A





## 4 Experimental information

Property	Value	Source
EM reconstruction method	SINGLE PARTICLE	Depositor
Imposed symmetry	POINT, Not provided	
Number of particles used	14467	Depositor
Resolution determination method	FSC 0.143 CUT-OFF	Depositor
CTF correction method	PHASE FLIPPING AND AMPLITUDE CORRECTION	Depositor
Microscope	TFS KRIOS	Depositor
Voltage (kV)	300	Depositor
Electron dose ( $e^-/\text{\AA}^2$ )	58	Depositor
Minimum defocus (nm)	500	Depositor
Maximum defocus (nm)	1500	Depositor
Magnification	Not provided	
Image detector	GATAN K3 BIOQUANTUM (6k x 4k)	Depositor
Maximum map value	0.395	Depositor
Minimum map value	-0.215	Depositor
Average map value	0.000	Depositor
Map value standard deviation	0.019	Depositor
Recommended contour level	0.1	Depositor
Map size (Å)	423.424, 423.424, 423.424	wwPDB
Map dimensions	512, 512, 512	wwPDB
Map angles (°)	90.0, 90.0, 90.0	wwPDB
Pixel spacing (Å)	0.827, 0.827, 0.827	Depositor

## 5 Model quality i

### 5.1 Standard geometry i

Bond lengths and bond angles in the following residue types are not validated in this section: CA, ATP, ZN, A1BD5

The Z score for a bond length (or angle) is the number of standard deviations the observed value is removed from the expected value. A bond length (or angle) with  $|Z| > 5$  is considered an outlier worth inspection. RMSZ is the root-mean-square of all Z scores of the bond lengths (or angles).

Mol	Chain	Bond lengths		Bond angles	
		RMSZ	# Z  >5	RMSZ	# Z  >5
1	A	0.34	0/35977	0.51	7/48726 (0.0%)
1	B	0.34	0/35977	0.51	7/48726 (0.0%)
1	C	0.34	0/35977	0.51	7/48726 (0.0%)
1	D	0.34	0/35977	0.51	7/48726 (0.0%)
2	E	0.34	0/850	0.60	1/1146 (0.1%)
2	F	0.34	0/850	0.60	0/1146
2	G	0.34	0/850	0.60	1/1146 (0.1%)
2	H	0.34	0/850	0.59	0/1146
All	All	0.34	0/147308	0.51	30/199488 (0.0%)

There are no bond length outliers.

All (30) bond angle outliers are listed below:

Mol	Chain	Res	Type	Atoms	Z	Observed(°)	Ideal(°)
1	A	3603	LEU	CA-CB-CG	8.06	133.84	115.30
1	B	3603	LEU	CA-CB-CG	8.05	133.82	115.30
1	D	3603	LEU	CA-CB-CG	8.05	133.82	115.30
1	C	3603	LEU	CA-CB-CG	8.05	133.81	115.30
1	D	3623	LEU	CA-CB-CG	6.22	129.61	115.30
1	B	3623	LEU	CA-CB-CG	6.22	129.60	115.30
1	A	3623	LEU	CA-CB-CG	6.21	129.59	115.30
1	C	3623	LEU	CA-CB-CG	6.20	129.57	115.30
1	B	3542	LEU	CA-CB-CG	6.02	129.15	115.30
1	C	3542	LEU	CA-CB-CG	6.02	129.14	115.30
1	A	3542	LEU	CA-CB-CG	6.01	129.12	115.30
1	D	3542	LEU	CA-CB-CG	6.00	129.10	115.30
1	D	3478	MET	CA-CB-CG	5.78	123.12	113.30
1	C	3478	MET	CA-CB-CG	5.77	123.11	113.30
1	A	3478	MET	CA-CB-CG	5.77	123.11	113.30
1	B	3478	MET	CA-CB-CG	5.76	123.10	113.30

*Continued on next page...*

Continued from previous page...

Mol	Chain	Res	Type	Atoms	Z	Observed(°)	Ideal(°)
1	D	2639	MET	CB-CG-SD	5.25	128.16	112.40
1	C	2639	MET	CB-CG-SD	5.24	128.12	112.40
1	A	2639	MET	CB-CG-SD	5.24	128.11	112.40
1	C	3534	MET	CA-CB-CG	5.23	122.19	113.30
1	B	2639	MET	CB-CG-SD	5.23	128.09	112.40
1	A	3534	MET	CA-CB-CG	5.20	122.14	113.30
1	D	3534	MET	CA-CB-CG	5.18	122.11	113.30
1	B	3534	MET	CA-CB-CG	5.17	122.09	113.30
1	C	2423	MET	CA-CB-CG	5.08	121.93	113.30
1	A	2423	MET	CA-CB-CG	5.07	121.92	113.30
2	E	11	ASP	CB-CG-OD1	5.07	122.86	118.30
1	B	2423	MET	CA-CB-CG	5.07	121.92	113.30
1	D	2423	MET	CA-CB-CG	5.07	121.92	113.30
2	G	11	ASP	CB-CG-OD1	5.07	122.86	118.30

There are no chirality outliers.

There are no planarity outliers.

## 5.2 Too-close contacts [i](#)

In the following table, the Non-H and H(model) columns list the number of non-hydrogen atoms and hydrogen atoms in the chain respectively. The H(added) column lists the number of hydrogen atoms added and optimized by MolProbity. The Clashes column lists the number of clashes within the asymmetric unit, whereas Symm-Clashes lists symmetry-related clashes.

Mol	Chain	Non-H	H(model)	H(added)	Clashes	Symm-Clashes
1	A	35150	0	34797	577	0
1	B	35150	0	34797	567	0
1	C	35150	0	34797	570	0
1	D	35150	0	34797	579	0
2	E	831	0	831	28	0
2	F	831	0	831	30	0
2	G	831	0	831	25	0
2	H	831	0	831	21	0
3	A	31	0	12	0	0
3	B	31	0	12	0	0
3	C	31	0	12	0	0
3	D	31	0	12	0	0
4	A	1	0	0	0	0
4	B	1	0	0	0	0
4	C	1	0	0	0	0

Continued on next page...

Continued from previous page...

Mol	Chain	Non-H	H(model)	H(added)	Clashes	Symm-Clashes
4	D	1	0	0	0	0
5	A	1	0	0	0	0
5	B	1	0	0	0	0
5	C	1	0	0	0	0
5	D	1	0	0	0	0
6	A	15	0	0	0	0
6	B	15	0	0	0	0
6	C	15	0	0	0	0
6	D	15	0	0	0	0
7	A	1	0	0	0	0
7	B	1	0	0	0	0
7	C	1	0	0	0	0
7	D	1	0	0	0	0
All	All	144120	0	142560	2359	0

The all-atom clashscore is defined as the number of clashes found per 1000 atoms (including hydrogen atoms). The all-atom clashscore for this structure is 8.

All (2359) close contacts within the same asymmetric unit are listed below, sorted by their clash magnitude.

Atom-1	Atom-2	Interatomic distance (Å)	Clash overlap (Å)
1:C:2765:LYS:HZ3	1:C:2857:PRO:HB2	1.39	0.88
2:F:18:ARG:HH21	2:F:50:LEU:HD22	1.43	0.83
1:D:3539:ARG:HH12	1:D:3542:LEU:HD22	1.43	0.83
2:E:61:GLU:OE2	2:E:61:GLU:N	2.12	0.82
1:A:3539:ARG:HH12	1:A:3542:LEU:HD22	1.43	0.82
1:B:3539:ARG:HH12	1:B:3542:LEU:HD22	1.43	0.82
2:G:18:ARG:HH21	2:G:50:LEU:HD22	1.44	0.81
2:E:18:ARG:HH21	2:E:50:LEU:HD22	1.43	0.81
1:C:3539:ARG:HH12	1:C:3542:LEU:HD22	1.43	0.80
2:H:61:GLU:OE1	2:H:61:GLU:N	2.14	0.79
2:F:61:GLU:OE1	2:F:61:GLU:N	2.12	0.79
2:F:90:ILE:HG22	2:F:91:ILE:HG13	1.63	0.79
1:B:2765:LYS:HZ3	1:B:2857:PRO:HB2	1.47	0.78
1:D:2765:LYS:HZ3	1:D:2857:PRO:HB2	1.47	0.78
2:G:61:GLU:OE1	2:G:61:GLU:N	2.11	0.77
1:A:1280:GLN:O	1:A:1281:ASN:ND2	2.20	0.75
1:D:1280:GLN:O	1:D:1281:ASN:ND2	2.20	0.75
1:B:1280:GLN:O	1:B:1281:ASN:ND2	2.20	0.75
1:C:1280:GLN:O	1:C:1281:ASN:ND2	2.20	0.74
1:A:2765:LYS:HZ2	1:A:2860:PRO:HA	1.52	0.74

Continued on next page...

*Continued from previous page...*

Atom-1	Atom-2	Interatomic distance (Å)	Clash overlap (Å)
1:A:1684:ALA:HA	2:E:90:ILE:HD11	1.70	0.73
1:A:1996:ARG:HH21	1:A:1999:ARG:HE	1.37	0.73
1:B:1996:ARG:HH21	1:B:1999:ARG:HE	1.37	0.73
1:C:891:TRP:HA	1:C:902:ARG:HB3	1.71	0.73
1:D:891:TRP:HA	1:D:902:ARG:HB3	1.71	0.72
1:B:891:TRP:HA	1:B:902:ARG:HB3	1.71	0.72
1:A:891:TRP:HA	1:A:902:ARG:HB3	1.71	0.72
1:A:2765:LYS:HZ3	1:A:2857:PRO:HB2	1.53	0.71
1:D:1996:ARG:HH21	1:D:1999:ARG:HE	1.37	0.71
1:C:3442:PHE:HE1	1:C:3511:VAL:HG12	1.56	0.71
1:D:3442:PHE:HE1	1:D:3511:VAL:HG12	1.56	0.71
1:C:1996:ARG:HH21	1:C:1999:ARG:HE	1.37	0.71
1:B:3442:PHE:HE1	1:B:3511:VAL:HG12	1.56	0.71
1:C:972:LEU:HD13	1:C:1044:ARG:HB3	1.73	0.71
1:B:972:LEU:HD13	1:B:1044:ARG:HB3	1.73	0.70
1:A:4938:ASP:OD1	1:D:4944:ARG:NH1	2.23	0.70
1:A:972:LEU:HD13	1:A:1044:ARG:HB3	1.73	0.70
1:A:3442:PHE:HE1	1:A:3511:VAL:HG12	1.56	0.70
1:C:3324:VAL:HG11	1:C:3361:THR:HG22	1.74	0.70
2:H:90:ILE:HD11	1:D:1684:ALA:HA	1.74	0.70
1:A:3324:VAL:HG11	1:A:3361:THR:HG22	1.74	0.69
1:B:2165:LEU:HD11	1:B:2177:LEU:HD23	1.74	0.69
1:B:3324:VAL:HG11	1:B:3361:THR:HG22	1.74	0.69
1:D:3324:VAL:HG11	1:D:3361:THR:HG22	1.74	0.69
1:D:972:LEU:HD13	1:D:1044:ARG:HB3	1.73	0.69
1:D:2165:LEU:HD11	1:D:2177:LEU:HD23	1.74	0.69
1:D:3114:LYS:HD3	1:D:3116:SER:H	1.57	0.69
1:C:23:GLN:NE2	1:C:203:ASN:OD1	2.26	0.69
2:F:90:ILE:HD11	1:B:1684:ALA:HA	1.75	0.68
1:A:23:GLN:NE2	1:A:203:ASN:OD1	2.26	0.68
1:C:3114:LYS:HD3	1:C:3116:SER:H	1.57	0.68
1:A:1066:GLN:HB2	1:A:1071:ARG:HE	1.58	0.68
1:B:4944:ARG:NH1	1:C:4938:ASP:OD1	2.26	0.68
1:C:4967:TYR:OH	1:C:5033:GLU:OE2	2.12	0.68
2:G:87:HIS:HB3	2:G:90:ILE:HB	1.75	0.68
1:B:23:GLN:NE2	1:B:203:ASN:OD1	2.26	0.68
1:D:1066:GLN:HB2	1:D:1071:ARG:HE	1.58	0.68
1:D:925:SER:O	1:D:928:THR:OG1	2.12	0.68
1:B:1066:GLN:HB2	1:B:1071:ARG:HE	1.58	0.68
1:D:23:GLN:NE2	1:D:203:ASN:OD1	2.26	0.68
1:C:2165:LEU:HD11	1:C:2177:LEU:HD23	1.74	0.68

*Continued on next page...*

*Continued from previous page...*

Atom-1	Atom-2	Interatomic distance (Å)	Clash overlap (Å)
1:A:3114:LYS:HD3	1:A:3116:SER:H	1.57	0.67
1:B:925:SER:O	1:B:928:THR:OG1	2.12	0.67
1:B:3114:LYS:HD3	1:B:3116:SER:H	1.57	0.67
1:D:2754:PHE:HE2	1:D:2813:LEU:HD11	1.59	0.67
1:D:4938:ASP:OD1	1:C:4944:ARG:NH1	2.26	0.67
1:A:925:SER:O	1:A:928:THR:OG1	2.12	0.67
1:C:925:SER:O	1:C:928:THR:OG1	2.12	0.67
1:A:2165:LEU:HD11	1:A:2177:LEU:HD23	1.74	0.67
1:A:4967:TYR:OH	1:A:5033:GLU:OE2	2.12	0.67
1:C:2754:PHE:HE2	1:C:2813:LEU:HD11	1.60	0.67
1:C:3169:LEU:HD12	1:C:3194:LEU:HD11	1.77	0.67
2:G:90:ILE:HD11	1:C:1684:ALA:HA	1.76	0.67
1:C:1066:GLN:HB2	1:C:1071:ARG:HE	1.58	0.67
1:A:2742:THR:HG21	1:A:2814:LYS:HB3	1.76	0.67
1:B:2737:PRO:HD2	1:B:2891:LYS:HD3	1.76	0.67
1:B:2754:PHE:HE2	1:B:2813:LEU:HD11	1.59	0.67
1:B:2765:LYS:HZ2	1:B:2860:PRO:HA	1.59	0.67
1:D:1980:LEU:HD11	1:D:1994:ARG:HB3	1.77	0.67
1:C:2737:PRO:HD2	1:C:2891:LYS:HD3	1.76	0.67
1:C:3594:ARG:NH2	1:C:3597:GLN:OE1	2.28	0.67
1:B:3169:LEU:HD12	1:B:3194:LEU:HD11	1.77	0.67
1:B:4967:TYR:OH	1:B:5033:GLU:OE2	2.12	0.67
1:C:1980:LEU:HD11	1:C:1994:ARG:HB3	1.77	0.67
1:B:2742:THR:HG21	1:B:2814:LYS:HB3	1.76	0.66
1:A:3594:ARG:NH2	1:A:3597:GLN:OE1	2.28	0.66
1:D:2737:PRO:HD2	1:D:2891:LYS:HD3	1.76	0.66
1:D:3169:LEU:HD12	1:D:3194:LEU:HD11	1.77	0.66
1:D:3335:MET:SD	1:D:3403:ARG:NH1	2.69	0.66
1:C:2902:HIS:HB3	1:C:2905:LEU:HG	1.78	0.66
1:A:2737:PRO:HD2	1:A:2891:LYS:HD3	1.76	0.66
1:D:1232:ARG:NH2	1:D:1828:ASP:O	2.29	0.66
1:D:2902:HIS:HB3	1:D:2905:LEU:HG	1.78	0.66
1:D:1099:GLU:OE2	1:D:1125:ASN:ND2	2.29	0.66
1:D:2765:LYS:HZ2	1:D:2860:PRO:HA	1.60	0.66
1:D:4967:TYR:OH	1:D:5033:GLU:OE2	2.12	0.66
1:C:858:THR:HB	1:C:930:LYS:HD2	1.77	0.66
1:A:858:THR:HB	1:A:930:LYS:HD2	1.77	0.66
1:A:2754:PHE:HE2	1:A:2813:LEU:HD11	1.60	0.66
1:B:858:THR:HB	1:B:930:LYS:HD2	1.77	0.66
1:C:943:ASP:HB2	1:C:1050:GLY:HA3	1.77	0.66
2:G:18:ARG:HG2	2:G:18:ARG:HH11	1.61	0.66

*Continued on next page...*



*Continued from previous page...*

Atom-1	Atom-2	Interatomic distance (Å)	Clash overlap (Å)
1:C:830:ARG:NH2	1:C:832:GLU:OE2	2.29	0.66
1:A:3335:MET:SD	1:A:3403:ARG:NH1	2.69	0.65
2:E:18:ARG:HG2	2:E:18:ARG:HH11	1.61	0.65
1:B:3335:MET:SD	1:B:3403:ARG:NH1	2.69	0.65
1:B:3594:ARG:NH2	1:B:3597:GLN:OE1	2.28	0.65
1:D:3594:ARG:NH2	1:D:3597:GLN:OE1	2.28	0.65
1:A:876:GLU:HG2	1:A:918:ARG:HD3	1.78	0.65
1:A:1980:LEU:HD11	1:A:1994:ARG:HB3	1.77	0.65
1:A:2902:HIS:HB3	1:A:2905:LEU:HG	1.78	0.65
1:A:3169:LEU:HD12	1:A:3194:LEU:HD11	1.77	0.65
1:B:987:ARG:HH12	1:B:1056:PRO:HD2	1.61	0.65
1:D:830:ARG:NH2	1:D:832:GLU:OE2	2.29	0.65
1:D:858:THR:HB	1:D:930:LYS:HD2	1.77	0.65
1:C:3599:VAL:O	1:C:3603:LEU:HD12	1.97	0.65
1:A:830:ARG:NH2	1:A:832:GLU:OE2	2.30	0.65
1:D:943:ASP:HB2	1:D:1050:GLY:HA3	1.77	0.65
1:D:1454:THR:OG1	1:D:1456:ASP:OD1	2.14	0.65
1:C:2742:THR:HG21	1:C:2814:LYS:HB3	1.76	0.65
2:F:5:GLU:OE1	2:F:5:GLU:N	2.29	0.65
1:B:1980:LEU:HD11	1:B:1994:ARG:HB3	1.77	0.65
1:B:2902:HIS:HB3	1:B:2905:LEU:HG	1.78	0.65
1:C:2191:PHE:HD1	1:C:2198:MET:HE3	1.61	0.65
1:C:2779:GLU:HG3	1:C:2792:ARG:HG2	1.78	0.65
1:A:3594:ARG:CZ	1:A:3594:ARG:HA	2.27	0.65
1:B:830:ARG:NH2	1:B:832:GLU:OE2	2.30	0.65
1:B:943:ASP:HB2	1:B:1050:GLY:HA3	1.77	0.65
1:B:2191:PHE:HD1	1:B:2198:MET:HE3	1.61	0.65
1:D:2742:THR:HG21	1:D:2814:LYS:HB3	1.76	0.65
1:D:2779:GLU:HG3	1:D:2792:ARG:HG2	1.78	0.65
1:C:1099:GLU:OE2	1:C:1125:ASN:ND2	2.29	0.65
1:C:1232:ARG:NH2	1:C:1828:ASP:O	2.29	0.65
1:C:3335:MET:SD	1:C:3403:ARG:NH1	2.69	0.65
1:B:3599:VAL:O	1:B:3603:LEU:HD12	1.97	0.65
1:D:2191:PHE:HD1	1:D:2198:MET:HE3	1.62	0.65
1:D:3599:VAL:O	1:D:3603:LEU:HD12	1.97	0.65
1:C:987:ARG:HH12	1:C:1056:PRO:HD2	1.61	0.65
1:A:4944:ARG:NH1	1:B:4938:ASP:OD1	2.29	0.65
2:E:5:GLU:N	2:E:5:GLU:OE2	2.30	0.65
1:B:3594:ARG:CZ	1:B:3594:ARG:HA	2.27	0.65
1:A:987:ARG:HH12	1:A:1056:PRO:HD2	1.61	0.64
1:A:2779:GLU:HG3	1:A:2792:ARG:HG2	1.79	0.64

*Continued on next page...*

*Continued from previous page...*

Atom-1	Atom-2	Interatomic distance (Å)	Clash overlap (Å)
1:A:2812:SER:OG	1:A:2882:TYR:OH	2.15	0.64
1:D:987:ARG:HH12	1:D:1056:PRO:HD2	1.60	0.64
2:H:5:GLU:N	2:H:5:GLU:OE2	2.30	0.64
1:D:876:GLU:HG2	1:D:918:ARG:HD3	1.78	0.64
1:C:3594:ARG:HA	1:C:3594:ARG:CZ	2.27	0.64
2:G:5:GLU:N	2:G:5:GLU:OE2	2.30	0.64
2:F:18:ARG:HG2	2:F:18:ARG:HH11	1.61	0.64
1:B:3414:ARG:HE	1:B:3472:ALA:HB3	1.62	0.64
1:B:4676:GLU:OE2	1:B:4698:LYS:NZ	2.31	0.64
1:A:728:ARG:NH2	1:A:1489:CYS:SG	2.71	0.64
1:A:943:ASP:HB2	1:A:1050:GLY:HA3	1.77	0.64
1:A:4676:GLU:OE2	1:A:4698:LYS:NZ	2.31	0.64
1:C:876:GLU:HG2	1:C:918:ARG:HD3	1.78	0.64
1:A:943:ASP:OD2	1:A:945:LYS:NZ	2.31	0.64
1:A:2191:PHE:HD1	1:A:2198:MET:HE3	1.63	0.64
1:B:876:GLU:HG2	1:B:918:ARG:HD3	1.78	0.64
1:B:2779:GLU:HG3	1:B:2792:ARG:HG2	1.78	0.64
1:D:3594:ARG:CZ	1:D:3594:ARG:HA	2.27	0.64
1:A:3599:VAL:O	1:A:3603:LEU:HD12	1.97	0.64
1:B:1454:THR:OG1	1:B:1456:ASP:OD1	2.14	0.64
1:B:2644:LEU:HD13	1:B:2678:LEU:HD21	1.79	0.64
1:C:728:ARG:NH2	1:C:1489:CYS:SG	2.71	0.64
1:A:3329:ILE:HD11	1:A:3332:ALA:HB2	1.80	0.64
1:B:2624:ARG:HD3	1:B:2910:THR:HB	1.80	0.64
1:D:3959:LYS:NZ	1:D:4022:ASP:OD2	2.31	0.64
1:C:943:ASP:OD2	1:C:945:LYS:NZ	2.31	0.64
1:C:1454:THR:OG1	1:C:1456:ASP:OD1	2.14	0.64
1:C:3414:ARG:HE	1:C:3472:ALA:HB3	1.62	0.64
1:A:1232:ARG:NH2	1:A:1828:ASP:O	2.29	0.63
1:B:1232:ARG:NH2	1:B:1828:ASP:O	2.29	0.63
1:B:2777:TYR:HB3	1:B:2791:LEU:HD23	1.80	0.63
1:D:2624:ARG:HD3	1:D:2910:THR:HB	1.80	0.63
1:D:4676:GLU:OE2	1:D:4698:LYS:NZ	2.31	0.63
1:B:943:ASP:OD2	1:B:945:LYS:NZ	2.31	0.63
1:D:460:GLN:N	1:D:463:GLU:OE2	2.31	0.63
1:A:394:GLN:OE1	1:A:394:GLN:N	2.32	0.63
1:A:460:GLN:N	1:A:463:GLU:OE2	2.31	0.63
1:C:2644:LEU:HD13	1:C:2678:LEU:HD21	1.79	0.63
1:C:4676:GLU:OE2	1:C:4698:LYS:NZ	2.31	0.63
1:D:3414:ARG:HE	1:D:3472:ALA:HB3	1.62	0.63
1:B:56:GLN:O	1:B:309:THR:OG1	2.16	0.63

*Continued on next page...*

*Continued from previous page...*

Atom-1	Atom-2	Interatomic distance (Å)	Clash overlap (Å)
1:B:394:GLN:OE1	1:B:394:GLN:N	2.32	0.63
1:B:728:ARG:NH2	1:B:1489:CYS:SG	2.71	0.63
1:D:728:ARG:NH2	1:D:1489:CYS:SG	2.71	0.63
1:B:1099:GLU:OE2	1:B:1125:ASN:ND2	2.29	0.63
1:D:3329:ILE:HD11	1:D:3332:ALA:HB2	1.79	0.63
1:C:56:GLN:O	1:C:309:THR:OG1	2.16	0.63
1:A:1099:GLU:OE2	1:A:1125:ASN:ND2	2.29	0.63
2:F:27:THR:HG23	2:F:100:ASP:HB3	1.81	0.63
1:A:3959:LYS:NZ	1:A:4022:ASP:OD2	2.31	0.63
1:A:5034:ASP:OD1	1:A:5035:GLN:N	2.32	0.63
2:G:27:THR:HG23	2:G:100:ASP:HB3	1.81	0.63
1:D:56:GLN:O	1:D:309:THR:OG1	2.16	0.63
1:D:2777:TYR:HB3	1:D:2791:LEU:HD23	1.80	0.63
1:A:2644:LEU:HD13	1:A:2678:LEU:HD21	1.79	0.62
1:A:2777:TYR:HB3	1:A:2791:LEU:HD23	1.80	0.62
1:B:2650:ARG:NH1	1:B:2651:CYS:SG	2.72	0.62
1:D:5034:ASP:OD1	1:D:5035:GLN:N	2.32	0.62
1:C:5034:ASP:OD1	1:C:5035:GLN:N	2.32	0.62
1:B:2970:SER:HA	1:B:2973:PHE:CE2	2.34	0.62
1:D:2644:LEU:HD13	1:D:2678:LEU:HD21	1.79	0.62
1:A:2624:ARG:HD3	1:A:2910:THR:HB	1.80	0.62
1:A:2650:ARG:NH1	1:A:2651:CYS:SG	2.73	0.62
1:A:3020:THR:HG23	1:A:3023:LYS:H	1.64	0.62
1:A:3414:ARG:HE	1:A:3472:ALA:HB3	1.62	0.62
1:B:2812:SER:HG	1:B:2882:TYR:HH	1.45	0.62
1:D:2309:SER:HB2	1:D:2314:LEU:HD21	1.81	0.62
1:D:2650:ARG:NH1	1:D:2651:CYS:SG	2.72	0.62
1:D:876:GLU:OE2	1:D:918:ARG:NH1	2.32	0.62
1:C:188:GLU:OE2	1:C:188:GLU:N	2.33	0.62
1:C:2970:SER:HA	1:C:2973:PHE:CE2	2.34	0.62
1:C:3329:ILE:HD11	1:C:3332:ALA:HB2	1.79	0.62
1:A:188:GLU:N	1:A:188:GLU:OE2	2.33	0.62
1:D:943:ASP:OD2	1:D:945:LYS:NZ	2.31	0.62
1:C:460:GLN:N	1:C:463:GLU:OE2	2.31	0.62
1:B:3329:ILE:HD11	1:B:3332:ALA:HB2	1.79	0.62
1:A:919:ASN:HA	1:A:922:LEU:HD23	1.82	0.62
1:A:2309:SER:HB2	1:A:2314:LEU:HD21	1.81	0.62
1:B:3020:THR:HG23	1:B:3023:LYS:H	1.64	0.62
1:B:876:GLU:OE2	1:B:918:ARG:NH1	2.32	0.62
1:C:2777:TYR:HB3	1:C:2791:LEU:HD23	1.80	0.62
1:D:3020:THR:HG23	1:D:3023:LYS:H	1.64	0.62

*Continued on next page...*

*Continued from previous page...*

Atom-1	Atom-2	Interatomic distance (Å)	Clash overlap (Å)
1:C:799:GLU:OE1	1:C:1623:ARG:NH2	2.33	0.62
1:C:2288:LEU:O	1:C:3849:ARG:NH1	2.31	0.62
1:C:2650:ARG:NH1	1:C:2651:CYS:SG	2.73	0.62
1:A:2970:SER:HA	1:A:2973:PHE:CE2	2.34	0.61
1:B:176:SER:OG	1:B:178:ARG:NH1	2.30	0.61
1:D:394:GLN:OE1	1:D:394:GLN:N	2.32	0.61
1:A:876:GLU:OE2	1:A:918:ARG:NH1	2.32	0.61
1:C:3020:THR:HG23	1:C:3023:LYS:H	1.64	0.61
1:A:56:GLN:O	1:A:309:THR:OG1	2.16	0.61
1:A:4836:GLN:O	1:A:4840:THR:HG23	2.01	0.61
1:C:1427:ILE:HG23	1:C:1428:LEU:HD22	1.83	0.61
1:A:799:GLU:OE1	1:A:1623:ARG:NH2	2.33	0.61
1:B:799:GLU:OE1	1:B:1623:ARG:NH2	2.33	0.61
1:B:1427:ILE:HG23	1:B:1428:LEU:HD22	1.82	0.61
1:B:1808:ARG:HD3	1:B:1853:ILE:HG22	1.83	0.61
1:B:4836:GLN:O	1:B:4840:THR:HG23	2.01	0.61
1:B:5034:ASP:OD1	1:B:5035:GLN:N	2.32	0.61
1:C:876:GLU:OE2	1:C:918:ARG:NH1	2.32	0.61
1:C:1808:ARG:HD3	1:C:1853:ILE:HG22	1.83	0.61
1:B:3623:LEU:HD12	1:B:3624:LEU:N	2.16	0.61
1:D:176:SER:OG	1:D:178:ARG:NH1	2.30	0.61
1:D:4172:GLU:OE1	1:D:4175:ARG:NH1	2.34	0.61
1:A:4172:GLU:OE1	1:A:4175:ARG:NH1	2.34	0.61
1:B:3959:LYS:NZ	1:B:4022:ASP:OD2	2.31	0.61
1:C:176:SER:OG	1:C:178:ARG:NH1	2.30	0.61
1:C:990:GLU:OE2	1:C:1025:ARG:NH2	2.34	0.61
1:C:2309:SER:HB2	1:C:2314:LEU:HD21	1.81	0.61
1:B:1062:GLN:NE2	1:B:1064:GLU:OE1	2.30	0.61
1:C:2624:ARG:HD3	1:C:2910:THR:HB	1.80	0.61
1:A:1808:ARG:HD3	1:A:1853:ILE:HG22	1.83	0.61
1:A:2288:LEU:O	1:A:3849:ARG:NH1	2.31	0.61
1:B:919:ASN:HA	1:B:922:LEU:HD23	1.82	0.61
1:D:799:GLU:OE1	1:D:1623:ARG:NH2	2.33	0.61
1:D:1808:ARG:HD3	1:D:1853:ILE:HG22	1.83	0.61
1:D:2970:SER:HA	1:D:2973:PHE:CE2	2.34	0.61
1:C:3623:LEU:HD12	1:C:3624:LEU:N	2.16	0.61
1:C:4172:GLU:OE1	1:C:4175:ARG:NH1	2.34	0.61
1:A:990:GLU:OE2	1:A:1025:ARG:NH2	2.34	0.61
1:A:3623:LEU:HD12	1:A:3624:LEU:N	2.16	0.61
1:C:394:GLN:N	1:C:394:GLN:OE1	2.32	0.61
1:B:4172:GLU:OE1	1:B:4175:ARG:NH1	2.34	0.61

*Continued on next page...*

*Continued from previous page...*

Atom-1	Atom-2	Interatomic distance (Å)	Clash overlap (Å)
2:G:90:ILE:HG22	2:G:91:ILE:HG13	1.82	0.60
1:B:188:GLU:N	1:B:188:GLU:OE2	2.33	0.60
1:B:3400:VAL:HG23	1:B:3403:ARG:HH21	1.67	0.60
1:D:990:GLU:OE2	1:D:1025:ARG:NH2	2.34	0.60
1:D:4836:GLN:O	1:D:4840:THR:HG23	2.01	0.60
1:B:2309:SER:HB2	1:B:2314:LEU:HD21	1.81	0.60
1:D:188:GLU:N	1:D:188:GLU:OE2	2.33	0.60
1:D:1427:ILE:HG23	1:D:1428:LEU:HD22	1.82	0.60
1:D:2812:SER:OG	1:D:2882:TYR:OH	2.15	0.60
1:C:919:ASN:HA	1:C:922:LEU:HD23	1.82	0.60
2:H:87:HIS:HB3	2:H:90:ILE:HB	1.83	0.60
1:B:399:GLN:O	1:B:403:MET:HG2	2.02	0.60
1:D:3623:LEU:HD12	1:D:3624:LEU:N	2.16	0.60
1:D:4687:TYR:O	1:D:4691:GLN:NE2	2.34	0.60
1:C:399:GLN:O	1:C:403:MET:HG2	2.01	0.60
1:D:399:GLN:O	1:D:403:MET:HG2	2.02	0.60
1:C:4836:GLN:O	1:C:4840:THR:HG23	2.01	0.60
2:E:42:ARG:HE	2:E:44:LYS:HE3	1.65	0.60
1:C:156:GLN:OE1	1:C:156:GLN:N	2.34	0.60
1:B:4687:TYR:O	1:B:4691:GLN:NE2	2.35	0.60
1:D:156:GLN:OE1	1:D:156:GLN:N	2.34	0.60
1:A:3951:PHE:O	1:A:3955:MET:HG3	2.02	0.60
1:A:4687:TYR:O	1:A:4691:GLN:NE2	2.34	0.60
1:C:3400:VAL:HG23	1:C:3403:ARG:HH21	1.67	0.60
1:C:3951:PHE:O	1:C:3955:MET:HG3	2.02	0.60
1:C:4687:TYR:O	1:C:4691:GLN:NE2	2.34	0.60
1:A:1062:GLN:NE2	1:A:1064:GLU:OE1	2.30	0.60
1:A:3840:SER:OG	1:A:3877:ASP:OD1	2.19	0.60
1:C:2108:GLU:O	1:C:3694:LYS:NZ	2.35	0.60
1:A:1427:ILE:HG23	1:A:1428:LEU:HD22	1.83	0.60
1:B:990:GLU:OE2	1:B:1025:ARG:NH2	2.34	0.60
1:D:3951:PHE:O	1:D:3955:MET:HG3	2.02	0.60
1:C:302:VAL:HB	1:C:306:LYS:HE3	1.84	0.60
1:C:3959:LYS:NZ	1:C:4022:ASP:OD2	2.31	0.60
1:A:4064:MET:HE1	1:A:4110:PHE:HD2	1.67	0.59
2:H:27:THR:HG23	2:H:100:ASP:HB3	1.83	0.59
1:C:3504:SER:HG	1:C:3507:THR:HG1	1.45	0.59
1:A:3400:VAL:HG23	1:A:3403:ARG:HH21	1.67	0.59
1:D:1636:MET:HE1	1:D:1649:ASP:HA	1.84	0.59
1:C:1619:ARG:NH2	1:C:1622:GLU:OE1	2.35	0.59
1:D:919:ASN:HA	1:D:922:LEU:HD23	1.82	0.59

*Continued on next page...*

*Continued from previous page...*

Atom-1	Atom-2	Interatomic distance (Å)	Clash overlap (Å)
1:D:1619:ARG:NH2	1:D:1622:GLU:OE1	2.35	0.59
1:B:2018:GLU:OE1	1:B:2028:ARG:NH1	2.36	0.59
1:D:3412:LEU:HD11	1:D:3434:LEU:HD21	1.85	0.59
1:C:2018:GLU:OE1	1:C:2028:ARG:NH1	2.36	0.59
1:A:3412:LEU:HD11	1:A:3434:LEU:HD21	1.85	0.59
1:B:302:VAL:HB	1:B:306:LYS:HE3	1.84	0.59
1:D:545:ASP:OD1	1:D:582:HIS:NE2	2.32	0.59
1:C:2626:LEU:HD22	1:C:2640:PRO:HB3	1.85	0.59
1:C:3840:SER:OG	1:C:3877:ASP:OD1	2.19	0.59
1:A:1619:ARG:NH2	1:A:1622:GLU:OE1	2.35	0.59
1:A:2108:GLU:O	1:A:3694:LYS:NZ	2.35	0.59
1:A:2128:TYR:OH	1:A:3676:ASP:OD2	2.20	0.59
1:A:2175:GLU:HG3	1:A:2228:MET:HB3	1.85	0.59
1:B:2626:LEU:HD22	1:B:2640:PRO:HB3	1.85	0.59
1:D:2018:GLU:OE1	1:D:2028:ARG:NH1	2.36	0.59
1:D:2175:GLU:HG3	1:D:2228:MET:HB3	1.85	0.59
1:D:3840:SER:OG	1:D:3877:ASP:OD1	2.19	0.59
1:C:3412:LEU:HD11	1:C:3434:LEU:HD21	1.85	0.59
1:B:460:GLN:N	1:B:463:GLU:OE2	2.30	0.59
1:B:3951:PHE:O	1:B:3955:MET:HG3	2.02	0.59
1:B:4654:ALA:C	1:B:4796:MET:HE1	2.23	0.59
1:D:3400:VAL:HG23	1:D:3403:ARG:HH21	1.67	0.59
1:C:970:LEU:HD23	1:C:1045:THR:HG23	1.85	0.59
1:D:3296:LEU:HG	1:D:3297:PRO:HD3	1.85	0.59
1:D:3530:GLN:N	1:D:3530:GLN:OE1	2.36	0.59
1:D:4064:MET:HE1	1:D:4110:PHE:HD2	1.67	0.59
1:A:302:VAL:HB	1:A:306:LYS:HE3	1.84	0.59
1:A:1454:THR:OG1	1:A:1456:ASP:OD1	2.14	0.59
2:E:27:THR:HG23	2:E:100:ASP:HB3	1.83	0.59
2:E:87:HIS:HB3	2:E:90:ILE:HB	1.84	0.59
1:B:970:LEU:HD23	1:B:1045:THR:HG23	1.85	0.59
1:A:399:GLN:O	1:A:403:MET:HG2	2.02	0.58
1:B:1154:ASP:OD1	1:B:1156:THR:OG1	2.21	0.58
1:B:2288:LEU:O	1:B:3849:ARG:NH1	2.31	0.58
1:B:5012:LYS:NZ	1:B:5016:GLU:OE2	2.33	0.58
1:C:545:ASP:OD1	1:C:582:HIS:NE2	2.32	0.58
1:A:1154:ASP:OD1	1:A:1156:THR:OG1	2.21	0.58
1:A:4901:ILE:HG13	1:A:4913:ARG:NH2	2.18	0.58
1:B:4901:ILE:HG13	1:B:4913:ARG:NH2	2.18	0.58
1:C:4064:MET:HE1	1:C:4110:PHE:HD2	1.67	0.58
1:A:2018:GLU:OE1	1:A:2028:ARG:NH1	2.36	0.58

*Continued on next page...*

*Continued from previous page...*

Atom-1	Atom-2	Interatomic distance (Å)	Clash overlap (Å)
2:F:47:LYS:NZ	2:F:107:GLU:OE2	2.32	0.58
1:B:1619:ARG:NH2	1:B:1622:GLU:OE1	2.36	0.58
1:D:1062:GLN:NE2	1:D:1064:GLU:OE1	2.30	0.58
1:A:3530:GLN:N	1:A:3530:GLN:OE1	2.36	0.58
1:B:4064:MET:HE1	1:B:4110:PHE:HD2	1.68	0.58
1:B:2456:ILE:O	1:B:2459:SER:OG	2.17	0.58
1:D:302:VAL:HB	1:D:306:LYS:HE3	1.84	0.58
1:D:2128:TYR:OH	1:D:3676:ASP:OD2	2.20	0.58
1:B:3530:GLN:OE1	1:B:3530:GLN:N	2.36	0.58
1:C:3530:GLN:OE1	1:C:3530:GLN:N	2.36	0.58
1:A:156:GLN:OE1	1:A:156:GLN:N	2.34	0.58
1:A:2626:LEU:HD22	1:A:2640:PRO:HB3	1.85	0.58
1:B:156:GLN:N	1:B:156:GLN:OE1	2.34	0.58
1:B:3412:LEU:HD11	1:B:3434:LEU:HD21	1.85	0.58
1:B:197:GLN:OE1	1:B:197:GLN:N	2.30	0.58
1:C:1062:GLN:NE2	1:C:1064:GLU:OE1	2.30	0.58
1:C:4901:ILE:HG13	1:C:4913:ARG:NH2	2.18	0.58
1:A:3296:LEU:HG	1:A:3297:PRO:HD3	1.85	0.58
1:A:4654:ALA:C	1:A:4796:MET:HE1	2.24	0.58
1:B:2128:TYR:OH	1:B:3676:ASP:OD2	2.20	0.58
1:C:3017:PHE:O	1:C:3036:LYS:NZ	2.37	0.58
1:B:1031:THR:O	1:B:1035:ASN:ND2	2.36	0.57
1:B:3270:ILE:HA	1:B:3274:LEU:HD12	1.86	0.57
1:D:1154:ASP:OD1	1:D:1156:THR:OG1	2.21	0.57
1:D:2626:LEU:HD22	1:D:2640:PRO:HB3	1.85	0.57
1:B:3296:LEU:HG	1:B:3297:PRO:HD3	1.85	0.57
1:D:970:LEU:HD23	1:D:1045:THR:HG23	1.85	0.57
1:C:2522:LEU:HD13	1:C:2582:MET:HE1	1.86	0.57
1:C:3296:LEU:HG	1:C:3297:PRO:HD3	1.85	0.57
1:A:176:SER:OG	1:A:178:ARG:NH1	2.30	0.57
1:A:2587:TYR:O	1:A:2590:SER:OG	2.18	0.57
1:C:1870:VAL:HA	1:C:2090:LYS:HZ1	1.69	0.57
1:D:3270:ILE:HA	1:D:3274:LEU:HD12	1.86	0.57
1:D:4901:ILE:HG13	1:D:4913:ARG:NH2	2.18	0.57
1:C:309:THR:O	1:C:313:SER:OG	2.18	0.57
1:A:545:ASP:OD1	1:A:582:HIS:NE2	2.32	0.57
1:A:2410:PRO:HB3	1:A:2415:ARG:HB3	1.86	0.57
1:B:2410:PRO:HB3	1:B:2415:ARG:HB3	1.86	0.57
1:B:2456:ILE:O	1:B:2460:LEU:HD22	2.05	0.57
1:D:2456:ILE:O	1:D:2460:LEU:HD22	2.05	0.57
1:D:4654:ALA:C	1:D:4796:MET:HE1	2.25	0.57

*Continued on next page...*

*Continued from previous page...*

Atom-1	Atom-2	Interatomic distance (Å)	Clash overlap (Å)
1:C:2456:ILE:O	1:C:2460:LEU:HD22	2.05	0.57
1:A:970:LEU:HD23	1:A:1045:THR:HG23	1.85	0.57
1:A:3550:ARG:HG2	1:A:3594:ARG:NH1	2.20	0.57
1:B:3017:PHE:O	1:B:3036:LYS:NZ	2.37	0.57
1:C:2175:GLU:HG3	1:C:2228:MET:HB3	1.85	0.57
1:C:4654:ALA:C	1:C:4796:MET:HE1	2.25	0.57
1:D:1031:THR:O	1:D:1035:ASN:ND2	2.36	0.57
1:D:2108:GLU:O	1:D:3694:LYS:NZ	2.35	0.57
1:C:3550:ARG:HG2	1:C:3594:ARG:NH1	2.20	0.57
1:A:3017:PHE:O	1:A:3036:LYS:NZ	2.37	0.57
1:D:197:GLN:OE1	1:D:197:GLN:N	2.30	0.57
1:A:2881:ASN:HA	1:A:2884:ASN:ND2	2.20	0.57
1:B:1147:ASP:HB3	1:B:1164:LEU:HD11	1.87	0.57
1:B:3442:PHE:CE1	1:B:3511:VAL:HG12	2.39	0.57
1:D:2116:LEU:O	1:D:2120:MET:HG2	2.05	0.57
1:D:2410:PRO:HB3	1:D:2415:ARG:HB3	1.86	0.57
1:C:2410:PRO:HB3	1:C:2415:ARG:HB3	1.86	0.57
1:C:2881:ASN:HA	1:C:2884:ASN:ND2	2.20	0.57
1:A:2679:PHE:HB2	1:A:2706:ILE:HG21	1.87	0.57
1:D:1870:VAL:HA	1:D:2090:LYS:HZ1	1.68	0.57
1:D:1987:SER:HB2	1:D:1994:ARG:HH22	1.70	0.57
1:D:2679:PHE:HB2	1:D:2706:ILE:HG21	1.87	0.57
1:D:3752:SER:OG	1:D:3755:GLU:OE1	2.23	0.57
1:A:1147:ASP:HB3	1:A:1164:LEU:HD11	1.87	0.56
1:B:2175:GLU:HG3	1:B:2228:MET:HB3	1.85	0.56
1:B:3550:ARG:HG2	1:B:3594:ARG:NH1	2.20	0.56
1:C:2116:LEU:O	1:C:2120:MET:HG2	2.05	0.56
1:C:2128:TYR:OH	1:C:3676:ASP:OD2	2.20	0.56
1:C:4555:LEU:HD21	1:C:4656:LEU:HD22	1.87	0.56
1:A:2875:ALA:HB2	1:A:2927:LEU:HD22	1.88	0.56
1:A:4137:ARG:NH2	1:A:4199:GLU:OE2	2.38	0.56
1:B:984:LEU:O	1:B:988:LEU:HG	2.05	0.56
1:B:2108:GLU:O	1:B:3694:LYS:NZ	2.35	0.56
1:B:2679:PHE:HB2	1:B:2706:ILE:HG21	1.87	0.56
1:B:2881:ASN:HA	1:B:2884:ASN:ND2	2.20	0.56
1:D:3017:PHE:O	1:D:3036:LYS:NZ	2.37	0.56
1:C:3752:SER:OG	1:C:3755:GLU:OE1	2.23	0.56
1:C:3850:GLN:NE2	1:C:3872:GLU:OE1	2.32	0.56
1:B:545:ASP:OD1	1:B:582:HIS:NE2	2.32	0.56
1:B:856:VAL:H	1:B:991:ASN:ND2	2.03	0.56
1:B:4006:ASP:OD1	1:B:4006:ASP:N	2.38	0.56

*Continued on next page...*



*Continued from previous page...*

Atom-1	Atom-2	Interatomic distance (Å)	Clash overlap (Å)
1:D:984:LEU:O	1:D:988:LEU:HG	2.05	0.56
1:D:2875:ALA:HB2	1:D:2927:LEU:HD22	1.87	0.56
1:D:2881:ASN:HA	1:D:2884:ASN:ND2	2.20	0.56
1:D:4006:ASP:N	1:D:4006:ASP:OD1	2.38	0.56
1:C:856:VAL:H	1:C:991:ASN:ND2	2.03	0.56
1:C:3270:ILE:HA	1:C:3274:LEU:HD12	1.86	0.56
1:C:4006:ASP:N	1:C:4006:ASP:OD1	2.38	0.56
1:A:516:LYS:O	1:A:520:ASN:ND2	2.34	0.56
1:A:984:LEU:O	1:A:988:LEU:HG	2.05	0.56
1:A:3752:SER:OG	1:A:3755:GLU:OE1	2.23	0.56
1:C:2679:PHE:HB2	1:C:2706:ILE:HG21	1.87	0.56
1:C:2867:LEU:HB2	1:C:2928:LYS:HZ3	1.71	0.56
1:C:3366:ARG:NH1	1:C:3440:GLU:OE1	2.34	0.56
1:A:2116:LEU:O	1:A:2120:MET:HG2	2.05	0.56
1:A:3270:ILE:HA	1:A:3274:LEU:HD12	1.86	0.56
1:C:1101:ARG:NH1	1:C:1115:LEU:O	2.39	0.56
1:A:4639:MET:HA	1:A:4642:ALA:HB3	1.87	0.56
1:B:4152:GLU:OE1	1:B:4194:TYR:OH	2.23	0.56
1:D:4137:ARG:NH2	1:D:4199:GLU:OE2	2.38	0.56
1:C:1999:ARG:HG2	1:C:3635:CYS:HB3	1.88	0.56
1:A:1987:SER:HB2	1:A:1994:ARG:HH22	1.70	0.56
1:B:2116:LEU:O	1:B:2120:MET:HG2	2.05	0.56
1:B:2875:ALA:HB2	1:B:2927:LEU:HD22	1.87	0.56
1:B:3752:SER:OG	1:B:3755:GLU:OE1	2.23	0.56
1:D:19:GLU:HG2	1:D:68:THR:HG22	1.88	0.56
1:D:856:VAL:H	1:D:991:ASN:ND2	2.03	0.56
1:D:2867:LEU:HB2	1:D:2928:LYS:HZ3	1.71	0.56
1:D:3550:ARG:HG2	1:D:3594:ARG:NH1	2.20	0.56
1:C:983:THR:O	1:C:987:ARG:HG3	2.06	0.56
1:B:1448:VAL:HG22	1:B:1554:VAL:HG23	1.88	0.56
1:B:1990:GLU:OE1	1:B:1994:ARG:NH2	2.39	0.56
1:B:2867:LEU:HB2	1:B:2928:LYS:HZ3	1.71	0.56
1:B:4989:MET:O	1:B:4993:MET:HG3	2.06	0.56
1:C:1031:THR:O	1:C:1035:ASN:ND2	2.36	0.56
1:C:4639:MET:HA	1:C:4642:ALA:HB3	1.87	0.56
1:A:2456:ILE:O	1:A:2460:LEU:HD22	2.05	0.56
1:A:4060:LYS:O	1:A:4064:MET:HG3	2.06	0.56
1:A:4989:MET:O	1:A:4993:MET:HG3	2.06	0.56
1:B:1987:SER:HB2	1:B:1994:ARG:HH22	1.70	0.56
1:B:3768:SER:HA	1:B:3771:HIS:CD2	2.41	0.56
1:D:1990:GLU:OE1	1:D:1994:ARG:NH2	2.39	0.56

*Continued on next page...*

*Continued from previous page...*

Atom-1	Atom-2	Interatomic distance (Å)	Clash overlap (Å)
1:C:1272:LEU:HD22	1:C:1289:LEU:HD11	1.87	0.56
1:A:462:GLU:OE2	1:A:462:GLU:N	2.27	0.56
1:A:5012:LYS:NZ	1:A:5016:GLU:OE2	2.33	0.56
1:D:3413:ILE:HD12	1:D:3509:LEU:HD23	1.88	0.56
1:D:3768:SER:HA	1:D:3771:HIS:CD2	2.41	0.56
1:C:1987:SER:HB2	1:C:1994:ARG:HH22	1.70	0.56
1:C:4137:ARG:NH2	1:C:4199:GLU:OE2	2.38	0.56
1:C:5012:LYS:NZ	1:C:5016:GLU:OE2	2.33	0.56
1:A:872:GLU:HA	1:A:922:LEU:HD11	1.88	0.55
1:A:1990:GLU:OE1	1:A:1994:ARG:NH2	2.39	0.55
1:B:950:LEU:HD13	1:B:970:LEU:HD11	1.88	0.55
1:B:1636:MET:HE1	1:B:1649:ASP:HA	1.86	0.55
1:B:4137:ARG:NH2	1:B:4199:GLU:OE2	2.38	0.55
1:B:4639:MET:HA	1:B:4642:ALA:HB3	1.87	0.55
1:C:4989:MET:O	1:C:4993:MET:HG3	2.06	0.55
1:A:950:LEU:HD13	1:A:970:LEU:HD11	1.88	0.55
1:A:985:VAL:HG22	1:A:1043:VAL:HG21	1.89	0.55
1:B:4555:LEU:HD21	1:B:4656:LEU:HD22	1.87	0.55
1:C:1147:ASP:HB3	1:C:1164:LEU:HD11	1.87	0.55
1:C:4686:LEU:HD12	1:C:4690:GLU:HG3	1.89	0.55
1:A:1636:MET:HE1	1:A:1649:ASP:HA	1.87	0.55
1:A:1999:ARG:HG2	1:A:3635:CYS:HB3	1.88	0.55
2:G:18:ARG:HG2	2:G:18:ARG:NH1	2.21	0.55
1:B:2751:LEU:HD13	1:B:2823:ILE:HD13	1.87	0.55
1:B:3840:SER:OG	1:B:3877:ASP:OD1	2.19	0.55
1:D:1272:LEU:HD22	1:D:1289:LEU:HD11	1.87	0.55
1:C:1990:GLU:OE1	1:C:1994:ARG:NH2	2.39	0.55
1:C:2875:ALA:HB2	1:C:2927:LEU:HD22	1.87	0.55
1:A:983:THR:O	1:A:987:ARG:HG3	2.06	0.55
1:A:1448:VAL:HG22	1:A:1554:VAL:HG23	1.88	0.55
1:A:3768:SER:HA	1:A:3771:HIS:CD2	2.41	0.55
1:B:3261:ALA:HB1	1:B:3265:GLU:HG3	1.88	0.55
1:D:1448:VAL:HG22	1:D:1554:VAL:HG23	1.88	0.55
1:D:4989:MET:O	1:D:4993:MET:HG3	2.06	0.55
1:C:3261:ALA:HB1	1:C:3265:GLU:HG3	1.88	0.55
1:A:19:GLU:HG2	1:A:68:THR:HG22	1.88	0.55
1:A:1101:ARG:NH1	1:A:1115:LEU:O	2.39	0.55
1:A:2155:LEU:HD11	1:A:2198:MET:HE2	1.87	0.55
1:D:1101:ARG:NH1	1:D:1115:LEU:O	2.39	0.55
1:D:2751:LEU:HD13	1:D:2823:ILE:HD13	1.87	0.55
1:D:3850:GLN:NE2	1:D:3872:GLU:OE1	2.32	0.55

*Continued on next page...*

*Continued from previous page...*

Atom-1	Atom-2	Interatomic distance (Å)	Clash overlap (Å)
1:D:4060:LYS:O	1:D:4064:MET:HG3	2.06	0.55
1:D:4686:LEU:HD12	1:D:4690:GLU:HG3	1.88	0.55
1:C:3768:SER:HA	1:C:3771:HIS:CD2	2.41	0.55
1:B:983:THR:O	1:B:987:ARG:HG3	2.06	0.55
1:B:2029:GLN:NE2	1:B:2033:ASP:OD1	2.40	0.55
1:D:700:GLU:OE2	1:D:1458:HIS:NE2	2.33	0.55
1:D:1147:ASP:HB3	1:D:1164:LEU:HD11	1.87	0.55
1:C:1636:MET:HE1	1:C:1649:ASP:HA	1.88	0.55
1:A:1031:THR:O	1:A:1035:ASN:ND2	2.36	0.55
1:A:1272:LEU:HD22	1:A:1289:LEU:HD11	1.88	0.55
1:B:462:GLU:OE2	1:B:462:GLU:N	2.27	0.55
1:D:228:ASP:OD1	1:D:228:ASP:N	2.40	0.55
1:D:1999:ARG:HG2	1:D:3635:CYS:HB3	1.88	0.55
1:D:5012:LYS:NZ	1:D:5016:GLU:OE2	2.33	0.55
1:C:984:LEU:O	1:C:988:LEU:HG	2.05	0.55
1:C:2029:GLN:NE2	1:C:2033:ASP:OD1	2.40	0.55
1:A:856:VAL:H	1:A:991:ASN:ND2	2.04	0.55
2:G:50:LEU:H	2:G:50:LEU:HD12	1.71	0.55
1:B:4060:LYS:O	1:B:4064:MET:HG3	2.06	0.55
1:C:4060:LYS:O	1:C:4064:MET:HG3	2.06	0.55
1:A:2029:GLN:NE2	1:A:2033:ASP:OD1	2.40	0.55
1:A:3413:ILE:HD12	1:A:3509:LEU:HD23	1.89	0.55
1:A:4555:LEU:HD21	1:A:4656:LEU:HD22	1.87	0.55
1:B:19:GLU:HG2	1:B:68:THR:HG22	1.88	0.55
1:B:516:LYS:O	1:B:520:ASN:ND2	2.34	0.55
1:D:4904:PRO:HB3	1:D:4913:ARG:HG2	1.89	0.55
1:C:516:LYS:O	1:C:520:ASN:ND2	2.34	0.55
1:C:950:LEU:HD13	1:C:970:LEU:HD11	1.88	0.55
1:A:228:ASP:OD1	1:A:228:ASP:N	2.40	0.55
1:A:3261:ALA:HB1	1:A:3265:GLU:HG3	1.88	0.55
1:A:4006:ASP:N	1:A:4006:ASP:OD1	2.38	0.55
1:B:4056:GLU:HG2	1:B:4166:LEU:HD13	1.89	0.55
1:B:4686:LEU:HD12	1:B:4690:GLU:HG3	1.89	0.55
1:D:309:THR:O	1:D:313:SER:OG	2.18	0.55
1:C:19:GLU:HG2	1:C:68:THR:HG22	1.88	0.55
1:D:950:LEU:HD13	1:D:970:LEU:HD11	1.88	0.54
1:C:2751:LEU:HD13	1:C:2823:ILE:HD13	1.87	0.54
1:A:2456:ILE:O	1:A:2459:SER:OG	2.17	0.54
1:A:2751:LEU:HD13	1:A:2823:ILE:HD13	1.87	0.54
1:A:3623:LEU:HD12	1:A:3624:LEU:H	1.72	0.54
1:A:4056:GLU:HG2	1:A:4166:LEU:HD13	1.89	0.54

*Continued on next page...*

*Continued from previous page...*

Atom-1	Atom-2	Interatomic distance (Å)	Clash overlap (Å)
1:B:3623:LEU:HD12	1:B:3624:LEU:H	1.72	0.54
1:D:2929:PHE:HA	1:D:2932:MET:SD	2.47	0.54
1:C:872:GLU:HA	1:C:922:LEU:HD11	1.88	0.54
1:C:4152:GLU:OE1	1:C:4194:TYR:OH	2.23	0.54
1:B:2155:LEU:HD11	1:B:2198:MET:HE2	1.89	0.54
1:D:983:THR:O	1:D:987:ARG:HG3	2.06	0.54
1:D:985:VAL:HG22	1:D:1043:VAL:HG21	1.89	0.54
1:D:2029:GLN:NE2	1:D:2033:ASP:OD1	2.40	0.54
1:D:4639:MET:HA	1:D:4642:ALA:HB3	1.87	0.54
1:C:3413:ILE:HD12	1:C:3509:LEU:HD23	1.88	0.54
1:A:2867:LEU:HB2	1:A:2928:LYS:HZ3	1.71	0.54
1:B:309:THR:O	1:B:313:SER:OG	2.18	0.54
1:B:1999:ARG:HG2	1:B:3635:CYS:HB3	1.88	0.54
1:C:985:VAL:HG22	1:C:1043:VAL:HG21	1.89	0.54
1:C:3442:PHE:CE1	1:C:3511:VAL:HG12	2.39	0.54
1:D:872:GLU:HA	1:D:922:LEU:HD11	1.88	0.54
1:D:3261:ALA:HB1	1:D:3265:GLU:HG3	1.88	0.54
1:C:2456:ILE:O	1:C:2459:SER:OG	2.17	0.54
1:A:2149:VAL:O	1:A:2153:MET:HG2	2.08	0.54
1:A:2736:ASP:O	1:A:2738:ARG:NH1	2.40	0.54
1:A:2924:GLN:O	1:A:2928:LYS:HG2	2.08	0.54
1:A:2929:PHE:HA	1:A:2932:MET:SD	2.47	0.54
1:B:985:VAL:HG22	1:B:1043:VAL:HG21	1.89	0.54
1:B:1101:ARG:NH1	1:B:1115:LEU:O	2.39	0.54
1:B:1272:LEU:HD22	1:B:1289:LEU:HD11	1.87	0.54
1:B:2736:ASP:O	1:B:2738:ARG:NH1	2.40	0.54
1:D:3673:MET:HE1	1:D:3728:ILE:HD13	1.89	0.54
1:A:4152:GLU:OE1	1:A:4194:TYR:OH	2.23	0.54
1:B:2587:TYR:O	1:B:2590:SER:OG	2.18	0.54
1:B:3413:ILE:HD12	1:B:3509:LEU:HD23	1.88	0.54
1:B:3955:MET:HB3	1:B:4019:LEU:HD22	1.89	0.54
1:D:4555:LEU:HD21	1:D:4656:LEU:HD22	1.87	0.54
1:C:1996:ARG:NH2	1:C:1999:ARG:HE	2.05	0.54
1:C:2924:GLN:O	1:C:2928:LYS:HG2	2.08	0.54
1:C:4056:GLU:HG2	1:C:4166:LEU:HD13	1.89	0.54
1:A:197:GLN:OE1	1:A:197:GLN:N	2.30	0.54
1:A:1996:ARG:NH2	1:A:1999:ARG:HE	2.05	0.54
1:B:1676:LEU:HD22	1:B:2167:ILE:HD12	1.90	0.54
1:D:2924:GLN:O	1:D:2928:LYS:HG2	2.08	0.54
1:D:4688:ILE:HG23	1:D:4732:PHE:CD1	2.43	0.54
1:C:462:GLU:OE2	1:C:462:GLU:N	2.27	0.54

*Continued on next page...*

*Continued from previous page...*

Atom-1	Atom-2	Interatomic distance (Å)	Clash overlap (Å)
1:C:2929:PHE:HA	1:C:2932:MET:SD	2.47	0.54
1:C:4904:PRO:HB3	1:C:4913:ARG:HG2	1.88	0.54
1:A:4686:LEU:HD12	1:A:4690:GLU:HG3	1.89	0.54
2:F:18:ARG:HG2	2:F:18:ARG:NH1	2.21	0.54
1:D:622:THR:HG23	1:D:626:LEU:HD12	1.90	0.54
1:D:1676:LEU:HD22	1:D:2167:ILE:HD12	1.90	0.54
1:C:1448:VAL:HG22	1:C:1554:VAL:HG23	1.88	0.54
1:C:1676:LEU:HD22	1:C:2167:ILE:HD12	1.90	0.54
1:A:1289:LEU:HD12	1:A:1562:ILE:HD11	1.90	0.54
1:B:1870:VAL:HA	1:B:2090:LYS:HZ1	1.73	0.54
1:B:2149:VAL:O	1:B:2153:MET:HG2	2.08	0.54
1:D:3955:MET:HB3	1:D:4019:LEU:HD22	1.89	0.54
1:C:228:ASP:OD1	1:C:228:ASP:N	2.40	0.54
1:C:3955:MET:HB3	1:C:4019:LEU:HD22	1.89	0.54
1:A:622:THR:HG23	1:A:626:LEU:HD12	1.90	0.53
1:A:3535:LEU:O	1:A:3539:ARG:HG2	2.08	0.53
1:A:4904:PRO:HB3	1:A:4913:ARG:HG2	1.89	0.53
1:D:2155:LEU:HD11	1:D:2198:MET:HE2	1.89	0.53
1:C:275:ARG:HH21	1:C:328:LYS:HG3	1.74	0.53
1:A:2519:LEU:HD13	1:A:2575:ARG:HG3	1.90	0.53
1:A:2978:GLU:OE2	1:A:3053:ARG:NH1	2.41	0.53
1:B:2929:PHE:HA	1:B:2932:MET:SD	2.47	0.53
1:D:1996:ARG:NH2	1:D:1999:ARG:HE	2.05	0.53
1:D:2736:ASP:O	1:D:2738:ARG:NH1	2.40	0.53
1:D:4056:GLU:HG2	1:D:4166:LEU:HD13	1.89	0.53
1:A:3955:MET:HB3	1:A:4019:LEU:HD22	1.89	0.53
1:B:1289:LEU:HD12	1:B:1562:ILE:HD11	1.90	0.53
1:D:1289:LEU:HD12	1:D:1562:ILE:HD11	1.90	0.53
1:D:2149:VAL:O	1:D:2153:MET:HG2	2.08	0.53
1:D:2382:GLU:O	1:D:2386:ILE:HG23	2.09	0.53
1:C:127:MET:CE	1:C:127:MET:H	2.22	0.53
1:C:404:ILE:HG23	1:C:483:MET:HE1	1.91	0.53
1:C:2736:ASP:O	1:C:2738:ARG:NH1	2.40	0.53
1:C:3623:LEU:HD12	1:C:3624:LEU:H	1.72	0.53
1:A:3442:PHE:CE1	1:A:3511:VAL:HG12	2.39	0.53
1:B:127:MET:CE	1:B:127:MET:H	2.21	0.53
1:B:872:GLU:HA	1:B:922:LEU:HD11	1.88	0.53
1:B:2660:GLY:HA3	1:B:2666:VAL:HG22	1.91	0.53
1:B:2924:GLN:O	1:B:2928:LYS:HG2	2.08	0.53
1:D:516:LYS:O	1:D:520:ASN:ND2	2.34	0.53
1:D:3442:PHE:CE1	1:D:3511:VAL:HG12	2.39	0.53

*Continued on next page...*

*Continued from previous page...*

Atom-1	Atom-2	Interatomic distance (Å)	Clash overlap (Å)
1:C:2382:GLU:O	1:C:2386:ILE:HG23	2.09	0.53
1:A:4627:MET:H	1:A:4627:MET:CE	2.22	0.53
1:A:4759:ASP:O	1:A:4761:PRO:HD3	2.09	0.53
1:B:2736:ASP:OD1	1:B:2736:ASP:N	2.41	0.53
1:D:2519:LEU:HD13	1:D:2575:ARG:HG3	1.90	0.53
1:D:4759:ASP:O	1:D:4761:PRO:HD3	2.09	0.53
1:D:4768:LEU:HB3	1:D:4769:MET:HE3	1.90	0.53
1:C:211:GLU:CD	1:C:211:GLU:H	2.12	0.53
1:A:4910:GLU:O	1:A:4914:VAL:HG13	2.09	0.53
2:E:18:ARG:HG2	2:E:18:ARG:NH1	2.21	0.53
1:B:228:ASP:OD1	1:B:228:ASP:N	2.40	0.53
1:B:3535:LEU:O	1:B:3539:ARG:HG2	2.08	0.53
1:D:3433:GLU:HG3	1:D:3437:MET:HE2	1.91	0.53
1:C:2155:LEU:HD11	1:C:2198:MET:HE2	1.89	0.53
1:C:2660:GLY:HA3	1:C:2666:VAL:HG22	1.91	0.53
1:C:2765:LYS:NZ	1:C:2860:PRO:HA	2.23	0.53
1:C:4627:MET:CE	1:C:4627:MET:H	2.22	0.53
1:A:2660:GLY:HA3	1:A:2666:VAL:HG22	1.91	0.53
1:A:4688:ILE:HG23	1:A:4732:PHE:CD1	2.43	0.53
1:B:211:GLU:H	1:B:211:GLU:CD	2.12	0.53
1:B:4904:PRO:HB3	1:B:4913:ARG:HG2	1.89	0.53
1:D:1078:GLU:OE2	1:D:1654:SER:OG	2.19	0.53
1:D:2660:GLY:HA3	1:D:2666:VAL:HG22	1.91	0.53
1:D:2978:GLU:OE2	1:D:3053:ARG:NH1	2.41	0.53
1:B:2382:GLU:O	1:B:2386:ILE:HG23	2.09	0.53
1:B:4627:MET:CE	1:B:4627:MET:H	2.22	0.53
1:B:4910:GLU:O	1:B:4914:VAL:HG13	2.09	0.53
1:D:3623:LEU:HD12	1:D:3624:LEU:H	1.72	0.53
1:D:4910:GLU:O	1:D:4914:VAL:HG13	2.09	0.53
1:D:4963:ILE:HD13	1:D:5030:LYS:HE3	1.91	0.53
1:C:2978:GLU:OE2	1:C:3053:ARG:NH1	2.41	0.53
1:A:211:GLU:CD	1:A:211:GLU:H	2.12	0.53
1:A:1676:LEU:HD22	1:A:2167:ILE:HD12	1.90	0.53
2:H:79:ASP:OD2	2:H:80:TYR:N	2.42	0.53
2:G:16:PRO:HG3	2:G:106:LEU:HD11	1.89	0.53
1:B:2003:GLN:NE2	1:B:2007:ASN:OD1	2.42	0.53
1:B:3366:ARG:NH1	1:B:3440:GLU:OE1	2.34	0.53
1:D:127:MET:H	1:D:127:MET:CE	2.21	0.53
1:C:2812:SER:O	1:C:2816:MET:HE3	2.09	0.53
1:C:3389:GLU:N	1:C:3389:GLU:OE2	2.42	0.53
2:E:4:VAL:HG22	2:E:74:LEU:HD22	1.91	0.53

*Continued on next page...*

*Continued from previous page...*

Atom-1	Atom-2	Interatomic distance (Å)	Clash overlap (Å)
2:F:50:LEU:HD12	2:F:50:LEU:H	1.72	0.53
1:B:622:THR:HG23	1:B:626:LEU:HD12	1.90	0.53
1:B:2519:LEU:HD13	1:B:2575:ARG:HG3	1.90	0.53
1:D:2765:LYS:NZ	1:D:2860:PRO:HA	2.23	0.53
1:D:2813:LEU:HD13	1:D:2816:MET:SD	2.49	0.53
1:C:4688:ILE:HG23	1:C:4732:PHE:CD1	2.43	0.53
1:C:4759:ASP:O	1:C:4761:PRO:HD3	2.09	0.53
1:B:3389:GLU:N	1:B:3389:GLU:OE2	2.42	0.52
1:B:4759:ASP:O	1:B:4761:PRO:HD3	2.09	0.52
1:D:2288:LEU:O	1:D:3849:ARG:NH1	2.31	0.52
1:A:4769:MET:SD	1:A:4769:MET:N	2.73	0.52
1:B:275:ARG:HH21	1:B:328:LYS:HG3	1.74	0.52
1:C:2149:VAL:O	1:C:2153:MET:HG2	2.08	0.52
1:C:2792:ARG:NH2	1:C:2798:SER:OG	2.43	0.52
1:A:3389:GLU:N	1:A:3389:GLU:OE2	2.42	0.52
1:B:2978:GLU:OE2	1:B:3053:ARG:NH1	2.41	0.52
1:D:3389:GLU:N	1:D:3389:GLU:OE2	2.42	0.52
1:C:283:ARG:NH1	1:C:290:TYR:OH	2.42	0.52
1:C:4910:GLU:O	1:C:4914:VAL:HG13	2.09	0.52
1:A:283:ARG:NH1	1:A:290:TYR:OH	2.43	0.52
1:A:923:GLN:O	1:A:927:GLU:HG2	2.10	0.52
1:B:2813:LEU:HD13	1:B:2816:MET:SD	2.49	0.52
1:B:4688:ILE:HG23	1:B:4732:PHE:CD1	2.43	0.52
1:D:275:ARG:HH21	1:D:328:LYS:HG3	1.74	0.52
1:D:3366:ARG:NH1	1:D:3440:GLU:OE1	2.34	0.52
1:D:3535:LEU:O	1:D:3539:ARG:HG2	2.08	0.52
1:C:622:THR:HG23	1:C:626:LEU:HD12	1.90	0.52
1:C:2309:SER:OG	1:C:2321:ILE:O	2.20	0.52
1:C:3288:GLY:HA2	1:C:3303:PRO:HB3	1.92	0.52
1:A:293:LEU:HD13	1:A:378:LEU:HD12	1.91	0.52
1:A:492:ASP:OD1	1:A:546:TRP:NE1	2.42	0.52
1:A:913:LEU:HD11	1:A:918:ARG:HE	1.75	0.52
1:A:2813:LEU:HD13	1:A:2816:MET:SD	2.50	0.52
2:G:4:VAL:HG22	2:G:74:LEU:HD22	1.92	0.52
1:D:923:GLN:O	1:D:927:GLU:HG2	2.10	0.52
1:D:1156:THR:OG1	1:D:1157:GLU:OE1	2.27	0.52
1:D:2456:ILE:O	1:D:2459:SER:OG	2.17	0.52
1:D:3545:THR:HG22	1:D:3548:GLU:HG3	1.91	0.52
1:D:4627:MET:H	1:D:4627:MET:CE	2.22	0.52
1:C:308:HIS:CE1	1:C:310:LYS:HB3	2.45	0.52
1:A:1175:SER:OG	1:A:1180:ARG:NH1	2.43	0.52

*Continued on next page...*

*Continued from previous page...*

Atom-1	Atom-2	Interatomic distance (Å)	Clash overlap (Å)
1:A:2382:GLU:O	1:A:2386:ILE:HG23	2.09	0.52
1:A:4963:ILE:HD13	1:A:5030:LYS:HE3	1.91	0.52
2:E:44:LYS:HD2	2:E:44:LYS:O	2.10	0.52
1:B:923:GLN:O	1:B:927:GLU:HG2	2.10	0.52
1:B:1996:ARG:NH2	1:B:1999:ARG:HE	2.05	0.52
1:B:2751:LEU:O	1:B:2755:ILE:HG12	2.10	0.52
1:B:2765:LYS:NZ	1:B:2860:PRO:HA	2.23	0.52
1:D:211:GLU:CD	1:D:211:GLU:H	2.12	0.52
1:D:913:LEU:HD11	1:D:918:ARG:HE	1.75	0.52
1:D:1175:SER:OG	1:D:1180:ARG:NH1	2.43	0.52
1:D:2792:ARG:NH2	1:D:2798:SER:OG	2.43	0.52
1:C:293:LEU:HD13	1:C:378:LEU:HD12	1.91	0.52
1:A:1870:VAL:HA	1:A:2090:LYS:HZ1	1.74	0.52
2:H:44:LYS:HD2	2:H:44:LYS:O	2.10	0.52
1:B:308:HIS:CE1	1:B:310:LYS:HB3	2.45	0.52
1:B:884:LEU:O	1:B:887:ILE:HG22	2.10	0.52
1:B:913:LEU:HD11	1:B:918:ARG:HE	1.75	0.52
1:C:2003:GLN:NE2	1:C:2007:ASN:OD1	2.42	0.52
1:C:2519:LEU:HD13	1:C:2575:ARG:HG3	1.90	0.52
1:C:3535:LEU:O	1:C:3539:ARG:HG2	2.08	0.52
1:C:4640:GLU:HB3	1:C:4641:PRO:HD3	1.92	0.52
1:C:4963:ILE:HD13	1:C:5030:LYS:HE3	1.91	0.52
1:A:275:ARG:HH21	1:A:328:LYS:HG3	1.74	0.52
1:A:2736:ASP:OD1	1:A:2736:ASP:N	2.41	0.52
2:E:16:PRO:HG3	2:E:106:LEU:HD11	1.91	0.52
2:G:22:CYS:SG	2:G:50:LEU:HD11	2.50	0.52
2:F:79:ASP:OD1	2:F:80:TYR:N	2.43	0.52
1:B:4963:ILE:HD13	1:B:5030:LYS:HE3	1.91	0.52
1:D:404:ILE:HG23	1:D:483:MET:HE1	1.92	0.52
1:D:867:LEU:HG	1:D:929:LEU:HD13	1.92	0.52
1:D:2382:GLU:OE1	1:D:2385:ARG:NH1	2.38	0.52
1:C:1547:LYS:NZ	1:C:1642:PRO:O	2.43	0.52
1:C:2751:LEU:O	1:C:2755:ILE:HG12	2.10	0.52
1:C:3443:ILE:HG12	1:C:3605:HIS:CD2	2.45	0.52
1:A:127:MET:CE	1:A:127:MET:H	2.22	0.52
1:A:308:HIS:CE1	1:A:310:LYS:HB3	2.45	0.52
1:A:2765:LYS:NZ	1:A:2860:PRO:HA	2.23	0.52
1:A:3377:GLU:HA	1:A:3380:ARG:HG2	1.92	0.52
2:E:22:CYS:SG	2:E:50:LEU:HD11	2.50	0.52
1:B:1547:LYS:NZ	1:B:1642:PRO:O	2.43	0.52
1:B:2001:PRO:HB3	1:B:3864:THR:HB	1.92	0.52

*Continued on next page...*



*Continued from previous page...*

Atom-1	Atom-2	Interatomic distance (Å)	Clash overlap (Å)
1:B:2792:ARG:NH2	1:B:2798:SER:OG	2.43	0.52
1:D:283:ARG:NH1	1:D:290:TYR:OH	2.42	0.52
1:C:2382:GLU:OE1	1:C:2385:ARG:NH1	2.38	0.52
1:A:3443:ILE:HG12	1:A:3605:HIS:CD2	2.45	0.52
2:E:79:ASP:OD2	2:E:80:TYR:N	2.43	0.52
1:B:1175:SER:OG	1:B:1180:ARG:NH1	2.43	0.52
1:B:2573:GLU:OE2	1:B:2615:ARG:NE	2.42	0.52
1:C:867:LEU:HG	1:C:929:LEU:HD13	1.92	0.52
1:C:1154:ASP:OD1	1:C:1156:THR:OG1	2.21	0.52
1:C:1289:LEU:HD12	1:C:1562:ILE:HD11	1.90	0.52
1:A:309:THR:O	1:A:313:SER:OG	2.18	0.51
1:A:3455:GLU:OE2	1:A:3508:SER:OG	2.28	0.51
1:B:3377:GLU:HA	1:B:3380:ARG:HG2	1.92	0.51
1:B:3443:ILE:HG12	1:B:3605:HIS:CD2	2.45	0.51
1:D:3288:GLY:HA2	1:D:3303:PRO:HB3	1.92	0.51
1:D:3377:GLU:HA	1:D:3380:ARG:HG2	1.92	0.51
1:C:952:LYS:HD3	1:C:970:LEU:HA	1.92	0.51
1:C:2813:LEU:HD13	1:C:2816:MET:SD	2.50	0.51
1:C:3433:GLU:HG3	1:C:3437:MET:HE2	1.92	0.51
1:C:3545:THR:HG22	1:C:3548:GLU:HG3	1.91	0.51
1:A:1547:LYS:NZ	1:A:1642:PRO:O	2.43	0.51
1:A:2792:ARG:NH2	1:A:2798:SER:OG	2.43	0.51
2:F:4:VAL:HG22	2:F:74:LEU:HD22	1.92	0.51
1:B:975:VAL:HG12	1:B:1044:ARG:HH11	1.75	0.51
1:B:3916:ILE:HG22	1:B:3980:LEU:HD21	1.93	0.51
1:C:2736:ASP:OD1	1:C:2736:ASP:N	2.41	0.51
1:A:3545:THR:HG22	1:A:3548:GLU:HG3	1.91	0.51
1:A:4640:GLU:HB3	1:A:4641:PRO:HD3	1.92	0.51
2:G:79:ASP:OD2	2:G:80:TYR:N	2.42	0.51
1:B:3288:GLY:HA2	1:B:3303:PRO:HB3	1.92	0.51
1:D:293:LEU:HD13	1:D:378:LEU:HD12	1.91	0.51
1:D:1547:LYS:NZ	1:D:1642:PRO:O	2.43	0.51
1:D:2751:LEU:O	1:D:2755:ILE:HG12	2.10	0.51
1:D:4640:GLU:HB3	1:D:4641:PRO:HD3	1.92	0.51
1:C:923:GLN:O	1:C:927:GLU:HG2	2.10	0.51
1:C:1175:SER:OG	1:C:1180:ARG:NH1	2.43	0.51
1:C:3377:GLU:HA	1:C:3380:ARG:HG2	1.92	0.51
1:A:3182:TYR:HA	1:A:3185:LYS:HE3	1.93	0.51
1:B:293:LEU:HD13	1:B:378:LEU:HD12	1.91	0.51
1:D:70:GLU:OE2	1:D:110:ARG:NE	2.38	0.51
1:D:451:TYR:CZ	1:D:474:ARG:HD2	2.46	0.51

*Continued on next page...*

*Continued from previous page...*

Atom-1	Atom-2	Interatomic distance (Å)	Clash overlap (Å)
1:D:492:ASP:OD1	1:D:546:TRP:NE1	2.42	0.51
1:D:975:VAL:HG12	1:D:1044:ARG:HH11	1.75	0.51
1:D:3916:ILE:HG22	1:D:3980:LEU:HD21	1.93	0.51
1:C:913:LEU:HD11	1:C:918:ARG:HE	1.75	0.51
1:C:2001:PRO:HB3	1:C:3864:THR:HB	1.92	0.51
1:C:2327:GLY:O	1:C:2331:TYR:HD1	1.94	0.51
1:C:3916:ILE:HG22	1:C:3980:LEU:HD21	1.93	0.51
1:A:700:GLU:OE2	1:A:1458:HIS:NE2	2.33	0.51
1:B:952:LYS:HD3	1:B:970:LEU:HA	1.93	0.51
1:B:3106:MET:SD	1:B:3129:LEU:HA	2.51	0.51
1:B:3862:ASP:OD1	1:B:3862:ASP:N	2.44	0.51
1:D:3455:GLU:OE2	1:D:3508:SER:OG	2.28	0.51
1:C:975:VAL:HG12	1:C:1044:ARG:HH11	1.75	0.51
1:C:3455:GLU:OE2	1:C:3508:SER:OG	2.28	0.51
1:A:975:VAL:HG12	1:A:1044:ARG:HH11	1.75	0.51
1:A:2751:LEU:O	1:A:2755:ILE:HG12	2.10	0.51
1:B:3391:GLU:HG3	1:B:3395:ARG:HE	1.76	0.51
1:D:308:HIS:CE1	1:D:310:LYS:HB3	2.45	0.51
1:C:1156:THR:OG1	1:C:1157:GLU:OE1	2.27	0.51
1:A:451:TYR:CZ	1:A:474:ARG:HD2	2.46	0.51
1:A:884:LEU:O	1:A:887:ILE:HG22	2.10	0.51
1:A:2749:GLU:HG3	1:A:2752:ASP:HB2	1.93	0.51
1:A:3862:ASP:OD1	1:A:3862:ASP:N	2.44	0.51
1:B:451:TYR:CZ	1:B:474:ARG:HD2	2.46	0.51
1:D:3182:TYR:HA	1:D:3185:LYS:HE3	1.93	0.51
1:A:648:ILE:HG23	1:A:814:ALA:HB3	1.93	0.51
1:B:1293:LEU:HD11	1:B:1594:ARG:HD3	1.93	0.51
1:B:2327:GLY:O	1:B:2331:TYR:HD1	1.94	0.51
1:D:2749:GLU:HG3	1:D:2752:ASP:HB2	1.93	0.51
1:C:492:ASP:OD1	1:C:546:TRP:NE1	2.42	0.51
1:C:884:LEU:O	1:C:887:ILE:HG22	2.10	0.51
1:C:1293:LEU:HD11	1:C:1594:ARG:HD3	1.93	0.51
1:A:2166:LEU:HD11	1:A:2206:THR:HG23	1.93	0.51
1:A:3916:ILE:HG22	1:A:3980:LEU:HD21	1.93	0.51
1:A:4063:ASP:OD1	1:A:4064:MET:N	2.44	0.51
1:A:4843:LEU:HD21	1:D:4827:LEU:HD21	1.93	0.51
1:B:867:LEU:HG	1:B:929:LEU:HD13	1.92	0.51
1:B:2382:GLU:OE1	1:B:2385:ARG:NH1	2.38	0.51
1:B:3590:GLU:O	1:B:3594:ARG:HG2	2.11	0.51
1:D:1492:CYS:SG	1:D:1494:MET:HG3	2.51	0.51
1:D:2001:PRO:HB3	1:D:3864:THR:HB	1.92	0.51

*Continued on next page...*

*Continued from previous page...*

Atom-1	Atom-2	Interatomic distance (Å)	Clash overlap (Å)
1:D:3443:ILE:HG12	1:D:3605:HIS:CD2	2.45	0.51
1:D:4152:GLU:OE1	1:D:4194:TYR:OH	2.23	0.51
1:C:929:LEU:HA	1:C:932:LEU:HD12	1.93	0.51
1:A:2001:PRO:HB3	1:A:3864:THR:HB	1.92	0.51
1:A:2327:GLY:O	1:A:2331:TYR:HD1	1.94	0.51
2:F:44:LYS:HD2	2:F:44:LYS:O	2.11	0.51
1:B:648:ILE:HG23	1:B:814:ALA:HB3	1.93	0.51
1:B:2021:CYS:O	1:B:2028:ARG:NH2	2.44	0.51
1:B:2166:LEU:HD11	1:B:2206:THR:HG23	1.93	0.51
1:D:2311:PRO:HA	1:D:2314:LEU:HD23	1.93	0.51
1:C:648:ILE:HG23	1:C:814:ALA:HB3	1.93	0.51
1:C:2166:LEU:HD11	1:C:2206:THR:HG23	1.93	0.51
1:C:2495:VAL:HG22	1:C:2498:HIS:CE1	2.46	0.51
1:C:3260:GLY:HA2	1:C:3325:ASN:ND2	2.26	0.51
1:A:2495:VAL:HG22	1:A:2498:HIS:CE1	2.46	0.50
1:A:3202:PRO:HB2	1:A:3216:CYS:SG	2.51	0.50
1:B:2514:ASN:OD1	1:B:2514:ASN:N	2.45	0.50
1:B:3182:TYR:HA	1:B:3185:LYS:HE3	1.92	0.50
1:B:3433:GLU:HG3	1:B:3437:MET:HE2	1.93	0.50
1:B:3545:THR:HG22	1:B:3548:GLU:HG3	1.91	0.50
1:B:4063:ASP:OD1	1:B:4064:MET:N	2.44	0.50
1:B:4640:GLU:HB3	1:B:4641:PRO:HD3	1.92	0.50
1:D:884:LEU:O	1:D:887:ILE:HG22	2.10	0.50
1:D:2003:GLN:NE2	1:D:2007:ASN:OD1	2.42	0.50
1:D:2495:VAL:HG22	1:D:2498:HIS:CE1	2.46	0.50
1:D:3357:HIS:O	1:D:3361:THR:HG23	2.11	0.50
1:C:2021:CYS:O	1:C:2028:ARG:NH2	2.44	0.50
1:C:3240:CYS:HB3	1:C:3243:ILE:HG12	1.93	0.50
1:C:4768:LEU:HB3	1:C:4769:MET:HE3	1.93	0.50
1:A:2479:LEU:HB2	1:A:2541:PHE:HZ	1.77	0.50
2:H:4:VAL:HG22	2:H:74:LEU:HD22	1.93	0.50
1:B:404:ILE:HG23	1:B:483:MET:HE1	1.93	0.50
1:D:462:GLU:OE2	1:D:462:GLU:N	2.27	0.50
1:D:2166:LEU:HD11	1:D:2206:THR:HG23	1.93	0.50
1:D:3240:CYS:HB3	1:D:3243:ILE:HG12	1.93	0.50
1:C:451:TYR:CZ	1:C:474:ARG:HD2	2.46	0.50
1:C:3357:HIS:O	1:C:3361:THR:HG23	2.11	0.50
1:A:3106:MET:SD	1:A:3129:LEU:HA	2.51	0.50
1:A:3590:GLU:O	1:A:3594:ARG:HG2	2.11	0.50
1:A:3872:GLU:HG3	1:A:3874:VAL:H	1.77	0.50
2:E:50:LEU:H	2:E:50:LEU:HD12	1.75	0.50

*Continued on next page...*

*Continued from previous page...*

Atom-1	Atom-2	Interatomic distance (Å)	Clash overlap (Å)
1:D:952:LYS:HD3	1:D:970:LEU:HA	1.93	0.50
1:D:2224:ARG:HG2	1:D:2225:PHE:CD2	2.47	0.50
1:D:3872:GLU:HG3	1:D:3874:VAL:H	1.77	0.50
1:C:3106:MET:SD	1:C:3129:LEU:HA	2.51	0.50
1:C:3391:GLU:HG3	1:C:3395:ARG:HE	1.76	0.50
1:A:483:MET:HE2	1:A:483:MET:N	2.26	0.50
1:A:952:LYS:HD3	1:A:970:LEU:HA	1.93	0.50
1:A:3260:GLY:HA2	1:A:3325:ASN:ND2	2.26	0.50
1:B:2479:LEU:HB2	1:B:2541:PHE:HZ	1.76	0.50
1:B:3202:PRO:HB2	1:B:3216:CYS:SG	2.51	0.50
1:D:648:ILE:HG23	1:D:814:ALA:HB3	1.93	0.50
1:D:2514:ASN:N	1:D:2514:ASN:OD1	2.45	0.50
1:D:3202:PRO:HB2	1:D:3216:CYS:SG	2.51	0.50
1:C:1492:CYS:SG	1:C:1494:MET:HG3	2.51	0.50
1:C:2479:LEU:HB2	1:C:2541:PHE:HZ	1.77	0.50
1:C:2749:GLU:HG3	1:C:2752:ASP:HB2	1.93	0.50
1:A:1492:CYS:SG	1:A:1494:MET:HG3	2.51	0.50
1:A:2812:SER:O	1:A:2816:MET:HE3	2.11	0.50
1:A:3288:GLY:HA2	1:A:3303:PRO:HB3	1.92	0.50
1:A:3391:GLU:HG3	1:A:3395:ARG:HE	1.76	0.50
1:B:2462:PRO:HG2	1:B:2465:ASP:HB2	1.93	0.50
1:B:2812:SER:O	1:B:2816:MET:HE3	2.12	0.50
1:B:3260:GLY:HA2	1:B:3325:ASN:ND2	2.27	0.50
1:D:1252:HIS:O	1:D:1275:ARG:NH1	2.45	0.50
1:D:2538:THR:O	1:D:2542:SER:HB2	2.11	0.50
1:D:3604:TYR:O	1:D:3607:GLU:HG3	2.12	0.50
1:A:867:LEU:HG	1:A:929:LEU:HD13	1.92	0.50
1:A:2155:LEU:HD11	1:A:2198:MET:CE	2.42	0.50
2:G:44:LYS:HD2	2:G:44:LYS:O	2.12	0.50
1:B:2495:VAL:HG22	1:B:2498:HIS:CE1	2.46	0.50
1:D:2462:PRO:HG2	1:D:2465:ASP:HB2	1.93	0.50
1:D:2573:GLU:OE2	1:D:2615:ARG:NE	2.42	0.50
1:D:4063:ASP:OD1	1:D:4064:MET:N	2.44	0.50
1:C:2514:ASN:N	1:C:2514:ASN:OD1	2.44	0.50
1:A:1252:HIS:O	1:A:1275:ARG:NH1	2.45	0.50
1:A:3266:MET:O	1:A:3266:MET:HG2	2.12	0.50
1:B:929:LEU:HA	1:B:932:LEU:HD12	1.93	0.50
1:B:1252:HIS:O	1:B:1275:ARG:NH1	2.45	0.50
1:B:2749:GLU:HG3	1:B:2752:ASP:HB2	1.93	0.50
1:D:2327:GLY:O	1:D:2331:TYR:HD1	1.94	0.50
1:D:2827:ARG:NH2	1:D:2935:TYR:OH	2.45	0.50

*Continued on next page...*

*Continued from previous page...*

Atom-1	Atom-2	Interatomic distance (Å)	Clash overlap (Å)
1:D:3266:MET:O	1:D:3266:MET:HG2	2.12	0.50
1:D:3391:GLU:HG3	1:D:3395:ARG:HE	1.76	0.50
1:C:601:ASP:OD1	1:C:1665:HIS:ND1	2.41	0.50
1:C:2462:PRO:HG2	1:C:2465:ASP:HB2	1.93	0.50
1:C:3539:ARG:NH1	1:C:3542:LEU:HD22	2.21	0.50
1:C:3673:MET:HE1	1:C:3728:ILE:HD13	1.93	0.50
1:C:3862:ASP:N	1:C:3862:ASP:OD1	2.44	0.50
1:C:4063:ASP:OD1	1:C:4064:MET:N	2.44	0.50
1:A:2021:CYS:O	1:A:2028:ARG:NH2	2.44	0.50
1:A:2538:THR:O	1:A:2542:SER:HB2	2.11	0.50
1:B:2827:ARG:NH2	1:B:2935:TYR:OH	2.45	0.50
1:D:127:MET:SD	1:D:128:THR:HG23	2.52	0.50
1:D:2021:CYS:O	1:D:2028:ARG:NH2	2.44	0.50
1:D:2781:VAL:HA	1:D:2789:PRO:HB2	1.93	0.50
1:C:2224:ARG:HG2	1:C:2225:PHE:CD2	2.47	0.50
1:C:3182:TYR:HA	1:C:3185:LYS:HE3	1.92	0.50
1:C:3604:TYR:O	1:C:3607:GLU:HG3	2.12	0.50
1:C:3872:GLU:HG3	1:C:3874:VAL:H	1.77	0.50
1:A:2514:ASN:N	1:A:2514:ASN:OD1	2.44	0.50
1:A:3357:HIS:O	1:A:3361:THR:HG23	2.11	0.50
1:A:3556:ASN:HB3	1:A:3559:LEU:HD13	1.94	0.50
2:G:79:ASP:OD2	2:G:80:TYR:HD2	1.95	0.50
2:F:79:ASP:OD1	2:F:80:TYR:HD1	1.95	0.50
1:B:2102:VAL:HG13	1:B:2120:MET:HE2	1.94	0.50
1:B:2311:PRO:HA	1:B:2314:LEU:HD23	1.93	0.50
1:B:3240:CYS:HB3	1:B:3243:ILE:HG12	1.93	0.50
1:D:908:VAL:HA	1:D:961:MET:HE3	1.93	0.50
1:D:2155:LEU:HD11	1:D:2198:MET:CE	2.42	0.50
1:D:3629:ARG:HA	1:D:3632:VAL:HG22	1.94	0.50
1:C:127:MET:SD	1:C:128:THR:HG23	2.52	0.50
1:C:758:ARG:HG2	1:C:763:PRO:HA	1.94	0.50
1:C:1252:HIS:O	1:C:1275:ARG:NH1	2.45	0.50
1:C:3556:ASN:HB3	1:C:3559:LEU:HD13	1.94	0.50
1:A:127:MET:SD	1:A:128:THR:HG23	2.52	0.49
1:B:1492:CYS:SG	1:B:1494:MET:HG3	2.51	0.49
1:B:2538:THR:O	1:B:2542:SER:HB2	2.11	0.49
1:B:3872:GLU:HG3	1:B:3874:VAL:H	1.77	0.49
1:D:3590:GLU:O	1:D:3594:ARG:HG2	2.11	0.49
1:D:3604:TYR:O	1:D:3608:GLN:HG2	2.13	0.49
1:D:3862:ASP:OD1	1:D:3862:ASP:N	2.44	0.49
1:C:11:VAL:HG11	1:C:164:ARG:HD3	1.94	0.49

*Continued on next page...*

*Continued from previous page...*

Atom-1	Atom-2	Interatomic distance (Å)	Clash overlap (Å)
1:A:1293:LEU:HD11	1:A:1594:ARG:HD3	1.93	0.49
1:A:3366:ARG:NH1	1:A:3440:GLU:OE1	2.34	0.49
1:B:11:VAL:HG11	1:B:164:ARG:HD3	1.94	0.49
1:D:929:LEU:HA	1:D:932:LEU:HD12	1.93	0.49
1:D:3106:MET:SD	1:D:3129:LEU:HA	2.51	0.49
1:D:3233:PRO:HB2	1:D:3238:GLU:HB2	1.94	0.49
1:D:3556:ASN:HB3	1:D:3559:LEU:HD13	1.94	0.49
1:C:1031:THR:HG22	1:C:1035:ASN:HD21	1.78	0.49
1:C:2781:VAL:HA	1:C:2789:PRO:HB2	1.93	0.49
1:C:3590:GLU:O	1:C:3594:ARG:HG2	2.11	0.49
1:A:2311:PRO:HA	1:A:2314:LEU:HD23	1.93	0.49
1:B:283:ARG:NH1	1:B:290:TYR:OH	2.42	0.49
1:B:2155:LEU:HD11	1:B:2198:MET:CE	2.42	0.49
1:B:2781:VAL:HA	1:B:2789:PRO:HB2	1.93	0.49
1:C:2827:ARG:NH2	1:C:2935:TYR:OH	2.45	0.49
1:A:2462:PRO:HG2	1:A:2465:ASP:HB2	1.93	0.49
1:A:3332:ALA:HB3	1:A:3403:ARG:NH1	2.28	0.49
1:B:127:MET:SD	1:B:128:THR:HG23	2.52	0.49
1:B:3266:MET:HG2	1:B:3266:MET:O	2.12	0.49
1:B:3357:HIS:O	1:B:3361:THR:HG23	2.11	0.49
1:D:3260:GLY:HA2	1:D:3325:ASN:ND2	2.27	0.49
1:D:3539:ARG:NH1	1:D:3542:LEU:HD22	2.21	0.49
1:C:197:GLN:OE1	1:C:197:GLN:N	2.30	0.49
1:C:2155:LEU:HD11	1:C:2198:MET:CE	2.42	0.49
1:C:2311:PRO:HA	1:C:2314:LEU:HD23	1.93	0.49
1:C:2538:THR:O	1:C:2542:SER:HB2	2.11	0.49
1:C:3233:PRO:HB2	1:C:3238:GLU:HB2	1.94	0.49
1:C:3266:MET:O	1:C:3266:MET:HG2	2.12	0.49
1:C:3332:ALA:HB3	1:C:3403:ARG:NH1	2.28	0.49
1:A:3629:ARG:HA	1:A:3632:VAL:HG22	1.94	0.49
1:B:3604:TYR:O	1:B:3608:GLN:HG2	2.13	0.49
1:C:2477:PRO:HB3	1:C:2487:GLN:HG2	1.95	0.49
1:C:3202:PRO:HB2	1:C:3216:CYS:SG	2.51	0.49
1:A:2827:ARG:NH2	1:A:2935:TYR:OH	2.45	0.49
1:A:3240:CYS:HB3	1:A:3243:ILE:HG12	1.93	0.49
1:A:4736:ARG:NH2	1:D:4079:ASP:OD2	2.36	0.49
1:B:3604:TYR:O	1:B:3607:GLU:HG3	2.12	0.49
1:D:3332:ALA:HB3	1:D:3403:ARG:NH1	2.28	0.49
1:C:499:THR:HG23	1:C:502:HIS:H	1.77	0.49
1:C:2102:VAL:HG13	1:C:2120:MET:HE2	1.95	0.49
1:C:3604:TYR:O	1:C:3608:GLN:HG2	2.12	0.49

*Continued on next page...*

*Continued from previous page...*

Atom-1	Atom-2	Interatomic distance (Å)	Clash overlap (Å)
1:A:1163:THR:HG22	1:A:1168:VAL:HA	1.95	0.49
1:A:2781:VAL:HA	1:A:2789:PRO:HB2	1.93	0.49
1:B:492:ASP:OD1	1:B:546:TRP:NE1	2.42	0.49
1:B:758:ARG:HG2	1:B:763:PRO:HA	1.94	0.49
1:B:3332:ALA:HB3	1:B:3403:ARG:NH1	2.28	0.49
1:D:1293:LEU:HD11	1:D:1594:ARG:HD3	1.93	0.49
1:C:3629:ARG:HA	1:C:3632:VAL:HG22	1.94	0.49
1:A:684:VAL:HG22	1:A:781:VAL:HG12	1.95	0.49
1:A:2382:GLU:OE1	1:A:2385:ARG:NH1	2.38	0.49
1:A:3604:TYR:O	1:A:3607:GLU:HG3	2.12	0.49
2:H:79:ASP:OD2	2:H:80:TYR:HD1	1.96	0.49
2:F:22:CYS:SG	2:F:50:LEU:HD11	2.53	0.49
1:D:499:THR:HG23	1:D:502:HIS:H	1.77	0.49
1:D:2479:LEU:HB2	1:D:2541:PHE:HZ	1.76	0.49
1:C:2812:SER:OG	1:C:2882:TYR:OH	2.15	0.49
1:A:758:ARG:HG2	1:A:763:PRO:HA	1.94	0.49
1:A:2003:GLN:NE2	1:A:2007:ASN:OD1	2.42	0.49
1:A:3539:ARG:HH11	1:A:3539:ARG:HA	1.78	0.49
1:A:3604:TYR:O	1:A:3608:GLN:HG2	2.13	0.49
1:B:2477:PRO:HB3	1:B:2487:GLN:HG2	1.95	0.49
1:A:929:LEU:HA	1:A:932:LEU:HD12	1.93	0.49
1:A:2224:ARG:HG2	1:A:2225:PHE:CD2	2.47	0.49
1:B:700:GLU:OE2	1:B:1458:HIS:NE2	2.33	0.49
1:D:1753:LYS:HB3	1:D:1758:ARG:HA	1.95	0.49
1:D:2812:SER:O	1:D:2816:MET:HE3	2.13	0.49
1:C:1163:THR:HG22	1:C:1168:VAL:HA	1.95	0.49
1:C:2773:ASN:OD1	1:C:2786:LYS:NZ	2.37	0.49
1:B:499:THR:HG23	1:B:502:HIS:H	1.77	0.48
1:B:667:MET:SD	1:B:790:ARG:NH2	2.86	0.48
1:B:2224:ARG:HG2	1:B:2225:PHE:CD2	2.47	0.48
1:B:3556:ASN:HB3	1:B:3559:LEU:HD13	1.94	0.48
1:D:2522:LEU:HD13	1:D:2582:MET:HE1	1.95	0.48
1:C:1116:GLY:HA3	1:C:1132:TRP:HB3	1.95	0.48
1:A:601:ASP:OD1	1:A:1665:HIS:ND1	2.41	0.48
1:A:3233:PRO:HB2	1:A:3238:GLU:HB2	1.94	0.48
1:A:3433:GLU:HG3	1:A:3437:MET:HE2	1.95	0.48
1:A:3941:ASP:OD1	1:A:3941:ASP:N	2.46	0.48
1:B:4092:ASP:HA	1:B:4095:LYS:HG2	1.95	0.48
1:D:667:MET:SD	1:D:790:ARG:NH2	2.86	0.48
1:D:684:VAL:HG22	1:D:781:VAL:HG12	1.95	0.48
1:D:758:ARG:HG2	1:D:763:PRO:HA	1.94	0.48

*Continued on next page...*

*Continued from previous page...*

Atom-1	Atom-2	Interatomic distance (Å)	Clash overlap (Å)
1:D:866:HIS:CE1	1:D:941:MET:HG2	2.49	0.48
1:A:4079:ASP:OD2	1:B:4736:ARG:NH2	2.35	0.48
2:E:79:ASP:OD2	2:E:80:TYR:HD1	1.96	0.48
1:B:41:GLY:O	1:B:45:ARG:NH1	2.47	0.48
1:B:1031:THR:HG22	1:B:1035:ASN:HD21	1.78	0.48
1:B:1116:GLY:HA3	1:B:1132:TRP:HB3	1.95	0.48
1:B:3629:ARG:HA	1:B:3632:VAL:HG22	1.94	0.48
1:D:11:VAL:HG11	1:D:164:ARG:HD3	1.94	0.48
1:D:1116:GLY:HA3	1:D:1132:TRP:HB3	1.95	0.48
1:D:4015:GLU:HA	1:D:4018:ASP:OD2	2.14	0.48
1:C:667:MET:SD	1:C:790:ARG:NH2	2.86	0.48
1:C:3264:THR:OG1	1:C:3265:GLU:OE1	2.31	0.48
1:C:3539:ARG:HA	1:C:3539:ARG:HH11	1.78	0.48
1:C:4015:GLU:HA	1:C:4018:ASP:OD2	2.14	0.48
1:A:1031:THR:HG22	1:A:1035:ASN:HD21	1.78	0.48
1:A:2765:LYS:NZ	1:A:2857:PRO:HB2	2.27	0.48
1:A:3539:ARG:NH1	1:A:3542:LEU:HD22	2.21	0.48
1:B:684:VAL:HG22	1:B:781:VAL:HG12	1.95	0.48
1:B:3264:THR:OG1	1:B:3265:GLU:OE1	2.31	0.48
1:A:3850:GLN:NE2	1:A:3872:GLU:OE1	2.33	0.48
2:H:11:ASP:OD2	2:H:12:GLY:N	2.47	0.48
1:D:3105:LYS:O	1:D:3108:GLU:HG3	2.14	0.48
1:D:3159:ASP:OD1	1:D:3159:ASP:N	2.46	0.48
1:A:499:THR:HG23	1:A:502:HIS:H	1.77	0.48
1:B:3105:LYS:O	1:B:3108:GLU:HG3	2.14	0.48
1:D:1163:THR:HG22	1:D:1168:VAL:HA	1.95	0.48
1:C:3263:TYR:N	1:C:3326:ASN:OD1	2.47	0.48
1:A:2477:PRO:HB3	1:A:2487:GLN:HG2	1.95	0.48
1:B:3201:MET:SD	1:B:3202:PRO:HD2	2.54	0.48
1:B:3455:GLU:OE2	1:B:3508:SER:OG	2.28	0.48
1:B:4015:GLU:HA	1:B:4018:ASP:OD2	2.14	0.48
1:D:1024:TYR:CZ	1:D:1032:LYS:HG3	2.49	0.48
1:D:1031:THR:HG22	1:D:1035:ASN:HD21	1.78	0.48
1:D:2736:ASP:OD1	1:D:2736:ASP:N	2.41	0.48
1:D:3263:TYR:N	1:D:3326:ASN:OD1	2.47	0.48
1:A:11:VAL:HG11	1:A:164:ARG:HD3	1.94	0.48
1:A:3256:LEU:HD11	1:A:3322:ILE:HD11	1.96	0.48
1:A:4712:PRO:O	1:A:4718:LYS:NZ	2.42	0.48
2:F:11:ASP:OD2	2:F:12:GLY:N	2.47	0.48
1:B:3539:ARG:HA	1:B:3539:ARG:HH11	1.78	0.48
1:C:41:GLY:O	1:C:45:ARG:NH1	2.46	0.48

*Continued on next page...*



*Continued from previous page...*

Atom-1	Atom-2	Interatomic distance (Å)	Clash overlap (Å)
1:C:700:GLU:OE2	1:C:1458:HIS:NE2	2.33	0.48
1:C:2123:LEU:O	1:C:2127:GLN:HG2	2.14	0.48
1:A:1116:GLY:HA3	1:A:1132:TRP:HB3	1.95	0.48
1:A:2522:LEU:HD13	1:A:2582:MET:HE1	1.95	0.48
1:A:3263:TYR:N	1:A:3326:ASN:OD1	2.47	0.48
1:A:4888:TYR:HD1	1:B:4918:ILE:CD1	2.27	0.48
2:H:48:PHE:HZ	2:H:63:VAL:HG21	1.79	0.48
1:B:1163:THR:HG22	1:B:1168:VAL:HA	1.94	0.48
1:B:1753:LYS:HB3	1:B:1758:ARG:HA	1.95	0.48
1:B:3233:PRO:HB2	1:B:3238:GLU:HB2	1.94	0.48
1:B:3291:ALA:O	1:B:3293:PRO:HD3	2.14	0.48
1:B:4754:ASN:HB3	1:B:4756:ARG:HH21	1.79	0.48
1:C:1024:TYR:CZ	1:C:1032:LYS:HG3	2.49	0.48
1:C:3201:MET:SD	1:C:3202:PRO:HD2	2.54	0.48
1:A:41:GLY:O	1:A:45:ARG:NH1	2.46	0.48
1:A:667:MET:SD	1:A:790:ARG:NH2	2.86	0.48
1:A:1078:GLU:OE2	1:A:1654:SER:OG	2.19	0.48
1:A:2573:GLU:OE2	1:A:2615:ARG:NE	2.42	0.48
1:A:2773:ASN:OD1	1:A:2786:LYS:NZ	2.37	0.48
1:A:2782:ASP:N	1:A:2782:ASP:OD1	2.47	0.48
1:B:866:HIS:CE1	1:B:941:MET:HG2	2.49	0.48
1:D:1079:LYS:HA	1:D:1189:LEU:HD11	1.96	0.48
1:D:3291:ALA:O	1:D:3293:PRO:HD3	2.14	0.48
1:D:3539:ARG:HH11	1:D:3539:ARG:HA	1.78	0.48
1:D:4016:LEU:O	1:D:4020:GLN:HG3	2.14	0.48
1:D:4177:TYR:CE1	1:D:4199:GLU:HG3	2.49	0.48
1:D:4754:ASN:HB3	1:D:4756:ARG:HH21	1.79	0.48
1:C:684:VAL:HG22	1:C:781:VAL:HG12	1.95	0.48
1:C:866:HIS:CE1	1:C:941:MET:HG2	2.49	0.48
1:C:3105:LYS:O	1:C:3108:GLU:HG3	2.14	0.48
1:A:320:LYS:NZ	1:A:383:HIS:O	2.32	0.47
1:A:1024:TYR:CZ	1:A:1032:LYS:HG3	2.49	0.47
1:A:2185:ILE:HG21	1:A:2203:MET:HE1	1.96	0.47
1:A:3105:LYS:O	1:A:3108:GLU:HG3	2.14	0.47
1:A:4064:MET:HE1	1:A:4110:PHE:CD2	2.49	0.47
1:A:4092:ASP:HA	1:A:4095:LYS:HG2	1.95	0.47
1:A:4754:ASN:HB3	1:A:4756:ARG:HH21	1.79	0.47
1:B:774:ASP:OD2	1:B:1470:ARG:NH2	2.36	0.47
1:B:2755:ILE:HD12	1:B:2813:LEU:HG	1.96	0.47
1:B:3256:LEU:HD11	1:B:3322:ILE:HD11	1.96	0.47
1:B:3673:MET:HE1	1:B:3728:ILE:HD13	1.96	0.47

*Continued on next page...*

*Continued from previous page...*

Atom-1	Atom-2	Interatomic distance (Å)	Clash overlap (Å)
1:B:4177:TYR:CE1	1:B:4199:GLU:HG3	2.49	0.47
1:D:601:ASP:OD1	1:D:1665:HIS:ND1	2.41	0.47
1:D:2477:PRO:HB3	1:D:2487:GLN:HG2	1.95	0.47
1:D:3771:HIS:O	1:D:3815:LYS:NZ	2.46	0.47
1:D:4092:ASP:HA	1:D:4095:LYS:HG2	1.95	0.47
1:A:1079:LYS:HA	1:A:1189:LEU:HD11	1.95	0.47
1:A:2393:ASP:OD1	1:A:2418:LEU:N	2.47	0.47
1:A:3291:ALA:O	1:A:3293:PRO:HD3	2.14	0.47
1:A:4177:TYR:CE1	1:A:4199:GLU:HG3	2.49	0.47
1:A:4888:TYR:HD1	1:B:4918:ILE:HD11	1.79	0.47
1:D:41:GLY:O	1:D:45:ARG:NH1	2.47	0.47
1:D:2386:ILE:HG22	1:D:2392:ARG:CZ	2.45	0.47
1:D:2393:ASP:OD1	1:D:2418:LEU:N	2.47	0.47
1:D:3201:MET:SD	1:D:3202:PRO:HD2	2.54	0.47
1:C:2386:ILE:HG22	1:C:2392:ARG:CZ	2.45	0.47
1:C:2573:GLU:OE2	1:C:2615:ARG:NE	2.42	0.47
2:F:16:PRO:HG3	2:F:106:LEU:HD11	1.95	0.47
1:B:1024:TYR:CZ	1:B:1032:LYS:HG3	2.49	0.47
1:D:3442:PHE:CD2	1:D:3514:LEU:HD22	2.49	0.47
1:D:3686:GLU:N	1:D:3686:GLU:OE2	2.47	0.47
1:D:4712:PRO:O	1:D:4718:LYS:NZ	2.42	0.47
1:C:70:GLU:OE2	1:C:110:ARG:NE	2.38	0.47
1:C:1753:LYS:HB3	1:C:1758:ARG:HA	1.95	0.47
1:A:3159:ASP:OD1	1:A:3159:ASP:N	2.46	0.47
1:A:3686:GLU:N	1:A:3686:GLU:OE2	2.47	0.47
1:B:70:GLU:OE2	1:B:110:ARG:NE	2.38	0.47
1:B:2209:GLU:HA	1:B:2212:VAL:HG22	1.97	0.47
1:B:2754:PHE:CE2	1:B:2813:LEU:HD11	2.47	0.47
1:D:3535:LEU:O	1:D:3538:THR:OG1	2.28	0.47
1:D:4813:LEU:O	1:D:4816:ILE:HG12	2.15	0.47
1:C:2393:ASP:OD1	1:C:2418:LEU:N	2.47	0.47
1:C:2765:LYS:HZ2	1:C:2860:PRO:HA	1.80	0.47
1:C:3686:GLU:N	1:C:3686:GLU:OE2	2.47	0.47
1:C:4092:ASP:HA	1:C:4095:LYS:HG2	1.95	0.47
1:C:4813:LEU:O	1:C:4816:ILE:HG12	2.15	0.47
1:A:866:HIS:CE1	1:A:941:MET:HG2	2.49	0.47
1:A:2095:GLN:HG3	1:A:2127:GLN:HB3	1.97	0.47
1:B:2095:GLN:HG3	1:B:2127:GLN:HB3	1.97	0.47
1:B:3686:GLU:OE2	1:B:3686:GLU:N	2.47	0.47
1:B:3941:ASP:OD1	1:B:3941:ASP:N	2.46	0.47
1:D:2384:ILE:O	1:D:2387:SER:OG	2.28	0.47

*Continued on next page...*

*Continued from previous page...*

Atom-1	Atom-2	Interatomic distance (Å)	Clash overlap (Å)
1:D:3734:HIS:CG	1:D:3735:LEU:N	2.82	0.47
1:C:2782:ASP:OD1	1:C:2782:ASP:N	2.47	0.47
1:C:4968:PHE:O	1:C:4974:GLY:HA3	2.15	0.47
1:A:3114:LYS:HE3	1:A:3123:LYS:HD2	1.97	0.47
1:A:3362:ILE:HG22	1:A:3437:MET:HB3	1.97	0.47
1:A:4813:LEU:O	1:A:4816:ILE:HG12	2.15	0.47
1:B:3362:ILE:HG22	1:B:3437:MET:HB3	1.97	0.47
1:B:3734:HIS:CG	1:B:3735:LEU:N	2.82	0.47
1:B:4000:MET:HE1	1:B:4058:ILE:HG12	1.96	0.47
1:B:4769:MET:SD	1:B:4769:MET:N	2.73	0.47
1:C:4754:ASN:HB3	1:C:4756:ARG:HH21	1.79	0.47
1:A:70:GLU:OE2	1:A:110:ARG:NE	2.38	0.47
1:A:618:GLN:OE1	1:A:1678:ASN:ND2	2.43	0.47
1:A:1753:LYS:HB3	1:A:1758:ARG:HA	1.95	0.47
1:A:4016:LEU:O	1:A:4020:GLN:HG3	2.14	0.47
1:B:618:GLN:OE1	1:B:1678:ASN:ND2	2.43	0.47
1:B:1079:LYS:HA	1:B:1189:LEU:HD11	1.95	0.47
1:B:2123:LEU:O	1:B:2127:GLN:HG2	2.14	0.47
1:B:3114:LYS:HE3	1:B:3123:LYS:HD2	1.97	0.47
1:B:4888:TYR:HD1	1:C:4918:ILE:CD1	2.28	0.47
1:D:2095:GLN:HG3	1:D:2127:GLN:HB3	1.97	0.47
1:D:2123:LEU:O	1:D:2127:GLN:HG2	2.14	0.47
1:D:2185:ILE:HG21	1:D:2203:MET:HE1	1.96	0.47
1:D:2527:LEU:HD11	1:D:2582:MET:HA	1.97	0.47
1:D:2773:ASN:OD1	1:D:2786:LYS:NZ	2.37	0.47
1:D:3443:ILE:HG12	1:D:3605:HIS:HD2	1.80	0.47
1:D:4968:PHE:O	1:D:4974:GLY:HA3	2.15	0.47
1:C:2209:GLU:HA	1:C:2212:VAL:HG22	1.97	0.47
1:C:2637:ALA:C	1:C:2640:PRO:HD2	2.35	0.47
1:C:2755:ILE:HD12	1:C:2813:LEU:HG	1.96	0.47
1:C:3256:LEU:HD11	1:C:3322:ILE:HD11	1.96	0.47
1:C:3362:ILE:HG22	1:C:3437:MET:HB3	1.97	0.47
1:C:3442:PHE:CD2	1:C:3514:LEU:HD22	2.49	0.47
1:C:4016:LEU:O	1:C:4020:GLN:HG3	2.14	0.47
1:C:4769:MET:SD	1:C:4769:MET:N	2.73	0.47
1:A:2637:ALA:C	1:A:2640:PRO:HD2	2.35	0.47
1:A:2755:ILE:HD12	1:A:2813:LEU:HG	1.97	0.47
1:A:4015:GLU:HA	1:A:4018:ASP:OD2	2.14	0.47
1:B:2386:ILE:HG22	1:B:2392:ARG:CZ	2.45	0.47
1:B:2773:ASN:OD1	1:B:2786:LYS:NZ	2.37	0.47
1:B:2782:ASP:N	1:B:2782:ASP:OD1	2.47	0.47

*Continued on next page...*

*Continued from previous page...*

Atom-1	Atom-2	Interatomic distance (Å)	Clash overlap (Å)
1:D:2001:PRO:O	1:D:2005:GLN:HG3	2.15	0.47
1:D:2637:ALA:C	1:D:2640:PRO:HD2	2.35	0.47
1:D:3717:ASP:OD1	1:D:3717:ASP:N	2.48	0.47
1:C:35:LEU:HD11	1:C:189:LEU:HD13	1.97	0.47
1:C:2095:GLN:HG3	1:C:2127:GLN:HB3	1.97	0.47
1:C:2185:ILE:HG21	1:C:2203:MET:HE1	1.97	0.47
1:C:3291:ALA:O	1:C:3293:PRO:HD3	2.14	0.47
1:C:3734:HIS:CG	1:C:3735:LEU:N	2.82	0.47
1:A:2209:GLU:HA	1:A:2212:VAL:HG22	1.97	0.47
1:A:2464:ASP:OD1	1:A:2465:ASP:N	2.48	0.47
1:A:3201:MET:SD	1:A:3202:PRO:HD2	2.54	0.47
1:A:3734:HIS:CG	1:A:3735:LEU:N	2.82	0.47
1:A:3842:LEU:HB2	1:A:3929:SER:HB2	1.97	0.47
1:B:3842:LEU:HB2	1:B:3929:SER:HB2	1.97	0.47
1:B:3850:GLN:NE2	1:B:3872:GLU:OE1	2.33	0.47
1:B:4079:ASP:OD2	1:C:4736:ARG:NH2	2.36	0.47
1:D:950:LEU:HD23	1:D:950:LEU:HA	1.81	0.47
1:A:2123:LEU:O	1:A:2127:GLN:HG2	2.14	0.47
1:A:3579:LEU:HB2	1:A:3582:ARG:HG2	1.97	0.47
1:A:4000:MET:HE1	1:A:4058:ILE:HG12	1.97	0.47
1:B:35:LEU:HD11	1:B:189:LEU:HD13	1.97	0.47
1:B:110:ARG:NH2	1:B:117:TYR:OH	2.48	0.47
1:B:2020:ASP:OD1	1:B:2020:ASP:N	2.42	0.47
1:B:4968:PHE:O	1:B:4974:GLY:HA3	2.15	0.47
1:D:110:ARG:NH2	1:D:117:TYR:OH	2.48	0.47
1:D:4918:ILE:CD1	1:C:4888:TYR:HD1	2.27	0.47
1:C:2527:LEU:HD11	1:C:2582:MET:HA	1.97	0.47
1:C:3443:ILE:HG12	1:C:3605:HIS:HD2	1.80	0.47
1:C:3765:TYR:CD2	1:C:4753:HIS:HA	2.50	0.47
1:A:3442:PHE:CD2	1:A:3514:LEU:HD22	2.49	0.46
1:A:3717:ASP:OD1	1:A:3717:ASP:N	2.48	0.46
1:A:3996:PHE:CD2	1:A:4020:GLN:HG2	2.51	0.46
1:B:707:VAL:HG23	1:B:782:SER:HB3	1.97	0.46
1:B:3263:TYR:N	1:B:3326:ASN:OD1	2.47	0.46
1:B:3442:PHE:CD2	1:B:3514:LEU:HD22	2.49	0.46
1:D:438:ILE:HG23	1:D:518:ILE:HD11	1.98	0.46
1:D:3362:ILE:HG22	1:D:3437:MET:HB3	1.97	0.46
1:C:1079:LYS:HA	1:C:1189:LEU:HD11	1.96	0.46
1:C:4000:MET:HE1	1:C:4058:ILE:HG12	1.98	0.46
1:C:4158:PRO:HA	1:C:4161:ARG:HD3	1.97	0.46
2:H:90:ILE:HG22	2:H:91:ILE:HG13	1.97	0.46

*Continued on next page...*

*Continued from previous page...*

Atom-1	Atom-2	Interatomic distance (Å)	Clash overlap (Å)
1:B:2757:LYS:O	1:B:2761:TYR:HB2	2.15	0.46
1:B:2812:SER:OG	1:B:2882:TYR:OH	2.15	0.46
1:B:4158:PRO:HA	1:B:4161:ARG:HD3	1.97	0.46
1:B:4813:LEU:O	1:B:4816:ILE:HG12	2.15	0.46
1:D:3256:LEU:HD11	1:D:3322:ILE:HD11	1.96	0.46
1:D:4000:MET:HE1	1:D:4058:ILE:HG12	1.97	0.46
1:C:707:VAL:HG23	1:C:782:SER:HB3	1.98	0.46
1:C:2464:ASP:OD1	1:C:2465:ASP:N	2.48	0.46
1:C:2754:PHE:CE2	1:C:2813:LEU:HD11	2.47	0.46
1:A:1168:VAL:HG11	1:A:1176:GLU:HG2	1.98	0.46
1:A:3443:ILE:HG12	1:A:3605:HIS:HD2	1.80	0.46
2:F:87:HIS:HB3	2:F:90:ILE:HB	1.96	0.46
1:B:438:ILE:HG23	1:B:518:ILE:HD11	1.98	0.46
1:B:3765:TYR:CD2	1:B:4753:HIS:HA	2.50	0.46
1:B:4570:ALA:O	1:B:4574:ASN:ND2	2.44	0.46
1:D:3114:LYS:HE3	1:D:3123:LYS:HD2	1.97	0.46
1:C:438:ILE:HG23	1:C:518:ILE:HD11	1.98	0.46
1:A:1753:LYS:HD3	1:A:1759:ARG:N	2.31	0.46
1:A:2386:ILE:HG22	1:A:2392:ARG:CZ	2.45	0.46
1:B:1753:LYS:HD3	1:B:1759:ARG:N	2.31	0.46
1:B:2393:ASP:OD1	1:B:2418:LEU:N	2.47	0.46
1:B:3996:PHE:CD2	1:B:4020:GLN:HG2	2.51	0.46
1:D:1753:LYS:HD3	1:D:1759:ARG:N	2.31	0.46
1:D:2219:GLU:N	1:D:2219:GLU:OE2	2.49	0.46
1:D:4238:CYS:SG	1:D:4989:MET:HG2	2.56	0.46
1:A:707:VAL:HG23	1:A:782:SER:HB3	1.98	0.46
1:A:2512:ILE:HG21	1:A:2518:LEU:HD13	1.98	0.46
1:A:4968:PHE:O	1:A:4974:GLY:HA3	2.15	0.46
2:G:11:ASP:OD1	2:G:12:GLY:N	2.49	0.46
1:B:601:ASP:OD1	1:B:1665:HIS:ND1	2.41	0.46
1:B:1008:SER:HB3	1:B:1017:ARG:HB3	1.98	0.46
1:B:2001:PRO:O	1:B:2005:GLN:HG3	2.15	0.46
1:B:3579:LEU:HB2	1:B:3582:ARG:HG2	1.97	0.46
1:B:4016:LEU:O	1:B:4020:GLN:HG3	2.14	0.46
1:D:2755:ILE:HD12	1:D:2813:LEU:HG	1.97	0.46
1:D:4769:MET:SD	1:D:4769:MET:N	2.73	0.46
1:C:1753:LYS:HD3	1:C:1759:ARG:N	2.31	0.46
1:C:4238:CYS:SG	1:C:4989:MET:HG2	2.56	0.46
1:A:2527:LEU:HD11	1:A:2582:MET:HA	1.97	0.46
1:A:2757:LYS:O	1:A:2761:TYR:HB2	2.15	0.46
1:A:2986:VAL:HG22	1:A:2988:LYS:H	1.81	0.46

*Continued on next page...*

*Continued from previous page...*

Atom-1	Atom-2	Interatomic distance (Å)	Clash overlap (Å)
2:E:11:ASP:OD1	2:E:12:GLY:N	2.49	0.46
1:B:2185:ILE:HG21	1:B:2203:MET:HE1	1.97	0.46
1:B:2464:ASP:OD1	1:B:2465:ASP:N	2.48	0.46
1:B:2986:VAL:HG22	1:B:2988:LYS:H	1.81	0.46
1:B:4238:CYS:SG	1:B:4989:MET:HG2	2.56	0.46
1:D:3765:TYR:CD2	1:D:4753:HIS:HA	2.50	0.46
1:D:3996:PHE:CD2	1:D:4020:GLN:HG2	2.51	0.46
1:D:4064:MET:HE1	1:D:4110:PHE:CD2	2.49	0.46
1:C:110:ARG:NH2	1:C:117:TYR:OH	2.48	0.46
1:C:4064:MET:HE1	1:C:4110:PHE:CD2	2.48	0.46
1:C:4177:TYR:CE1	1:C:4199:GLU:HG3	2.49	0.46
1:A:438:ILE:HG23	1:A:518:ILE:HD11	1.98	0.46
1:A:866:HIS:CG	1:A:941:MET:HG2	2.51	0.46
1:A:2001:PRO:O	1:A:2005:GLN:HG3	2.15	0.46
1:B:194:SER:OG	1:B:195:PHE:N	2.49	0.46
1:B:1168:VAL:HG11	1:B:1176:GLU:HG2	1.98	0.46
1:B:2512:ILE:HG21	1:B:2518:LEU:HD13	1.97	0.46
1:D:2102:VAL:HG13	1:D:2120:MET:HE2	1.98	0.46
1:D:2209:GLU:HA	1:D:2212:VAL:HG22	1.97	0.46
1:D:2757:LYS:O	1:D:2761:TYR:HB2	2.15	0.46
1:C:3734:HIS:CG	1:C:3735:LEU:H	2.34	0.46
1:A:2102:VAL:HG13	1:A:2120:MET:HE2	1.97	0.46
1:A:2219:GLU:N	1:A:2219:GLU:OE2	2.49	0.46
1:A:2384:ILE:O	1:A:2387:SER:OG	2.28	0.46
1:A:2974:ILE:HG13	1:A:2975:ALA:N	2.31	0.46
1:A:3373:VAL:HG12	1:A:3398:PHE:HZ	1.81	0.46
2:F:18:ARG:NH2	2:F:50:LEU:HD22	2.22	0.46
1:B:483:MET:HE2	1:B:483:MET:N	2.30	0.46
1:D:866:HIS:O	1:D:869:ARG:HG3	2.16	0.46
1:D:2974:ILE:HG13	1:D:2975:ALA:N	2.31	0.46
1:C:1168:VAL:HG11	1:C:1176:GLU:HG2	1.98	0.46
1:C:2001:PRO:O	1:C:2005:GLN:HG3	2.15	0.46
1:C:3579:LEU:HB2	1:C:3582:ARG:HG2	1.97	0.46
1:A:110:ARG:NH2	1:A:117:TYR:OH	2.48	0.46
1:A:4238:CYS:SG	1:A:4989:MET:HG2	2.56	0.46
1:B:2219:GLU:OE2	1:B:2219:GLU:N	2.49	0.46
1:B:3003:LEU:HB2	1:B:3004:PRO:HD3	1.98	0.46
1:B:3373:VAL:HG12	1:B:3398:PHE:HZ	1.81	0.46
1:D:707:VAL:HG23	1:D:782:SER:HB3	1.97	0.46
1:D:957:LYS:O	1:D:960:MET:HG2	2.16	0.46
1:D:3842:LEU:HB2	1:D:3929:SER:HB2	1.97	0.46

*Continued on next page...*

*Continued from previous page...*

Atom-1	Atom-2	Interatomic distance (Å)	Clash overlap (Å)
1:C:866:HIS:CG	1:C:941:MET:HG2	2.51	0.46
1:C:2219:GLU:N	1:C:2219:GLU:OE2	2.49	0.46
1:C:2768:PHE:HB2	1:C:2857:PRO:HG2	1.98	0.46
1:C:3941:ASP:N	1:C:3941:ASP:OD1	2.46	0.46
1:A:894:GLY:HA3	1:A:903:LEU:HB3	1.98	0.46
1:A:3003:LEU:HB2	1:A:3004:PRO:HD3	1.98	0.46
1:A:3765:TYR:CD2	1:A:4753:HIS:HA	2.50	0.46
1:A:4686:LEU:HD23	1:A:4687:TYR:CE2	2.52	0.46
1:B:3767:GLN:OE1	1:B:3809:ASN:ND2	2.45	0.46
1:B:3856:LEU:HD12	1:B:3857:GLY:N	2.31	0.46
1:D:1168:VAL:HG11	1:D:1176:GLU:HG2	1.98	0.46
1:D:2858:GLN:HB2	1:D:2859:PRO:HD3	1.98	0.46
1:C:350:HIS:CE1	1:C:352:ALA:HB3	2.51	0.46
1:C:2522:LEU:HD13	1:C:2582:MET:CE	2.46	0.46
1:C:2757:LYS:O	1:C:2761:TYR:HB2	2.16	0.46
1:C:3734:HIS:O	1:C:3736:GLU:HG3	2.16	0.46
1:C:3842:LEU:HB2	1:C:3929:SER:HB2	1.97	0.46
1:A:2212:VAL:HG11	1:A:2256:TYR:CE2	2.52	0.45
1:B:866:HIS:O	1:B:869:ARG:HG3	2.16	0.45
1:B:2637:ALA:C	1:B:2640:PRO:HD2	2.35	0.45
1:B:3734:HIS:CG	1:B:3735:LEU:H	2.34	0.45
1:D:894:GLY:HA3	1:D:903:LEU:HB3	1.98	0.45
1:D:3269:VAL:HA	1:D:3273:THR:HB	1.98	0.45
1:D:3373:VAL:HG12	1:D:3398:PHE:HZ	1.81	0.45
1:D:3579:LEU:HB2	1:D:3582:ARG:HG2	1.97	0.45
1:D:3734:HIS:CG	1:D:3735:LEU:H	2.34	0.45
1:C:866:HIS:O	1:C:869:ARG:HG3	2.16	0.45
1:C:3996:PHE:CD2	1:C:4020:GLN:HG2	2.50	0.45
1:A:2012:PHE:CZ	1:A:2031:LEU:HD23	2.51	0.45
2:G:84:ALA:O	2:G:93:PRO:HB3	2.17	0.45
1:B:866:HIS:CG	1:B:941:MET:HG2	2.51	0.45
1:B:2527:LEU:HD11	1:B:2582:MET:HA	1.97	0.45
1:D:35:LEU:HD11	1:D:189:LEU:HD13	1.97	0.45
1:D:483:MET:HE2	1:D:483:MET:N	2.31	0.45
1:D:1226:PHE:O	1:D:1827:ARG:NH2	2.50	0.45
1:D:1469:VAL:HG13	1:D:1492:CYS:HB3	1.99	0.45
1:D:2522:LEU:HD13	1:D:2582:MET:CE	2.46	0.45
1:D:4158:PRO:HA	1:D:4161:ARG:HD3	1.97	0.45
1:C:3535:LEU:O	1:C:3538:THR:OG1	2.28	0.45
1:C:3856:LEU:HD12	1:C:3857:GLY:N	2.31	0.45
1:A:774:ASP:OD2	1:A:1470:ARG:NH2	2.36	0.45

*Continued on next page...*

*Continued from previous page...*

Atom-1	Atom-2	Interatomic distance (Å)	Clash overlap (Å)
1:A:3734:HIS:CG	1:A:3735:LEU:H	2.34	0.45
1:A:4892:ARG:NH1	1:B:4895:GLY:O	2.44	0.45
1:B:2212:VAL:HG11	1:B:2256:TYR:CE2	2.52	0.45
1:D:866:HIS:CG	1:D:941:MET:HG2	2.51	0.45
1:D:2012:PHE:CZ	1:D:2031:LEU:HD23	2.51	0.45
1:D:2464:ASP:OD1	1:D:2465:ASP:N	2.48	0.45
1:D:3003:LEU:HB2	1:D:3004:PRO:HD3	1.98	0.45
1:D:4868:ASP:OD1	1:D:4870:ASP:N	2.50	0.45
1:C:3114:LYS:HE3	1:C:3123:LYS:HD2	1.97	0.45
1:A:35:LEU:HD11	1:A:189:LEU:HD13	1.97	0.45
1:A:957:LYS:O	1:A:960:MET:HG2	2.16	0.45
1:A:4158:PRO:HA	1:A:4161:ARG:HD3	1.97	0.45
1:B:2758:PHE:CE2	1:B:2926:LEU:HD12	2.52	0.45
1:B:4686:LEU:HD23	1:B:4687:TYR:CE2	2.52	0.45
1:B:4827:LEU:HD21	1:C:4843:LEU:HD21	1.99	0.45
1:D:194:SER:OG	1:D:195:PHE:N	2.49	0.45
1:D:613:ALA:HB2	1:D:1676:LEU:HD12	1.98	0.45
1:C:1078:GLU:OE2	1:C:1654:SER:OG	2.19	0.45
1:C:2758:PHE:CE2	1:C:2926:LEU:HD12	2.52	0.45
1:A:194:SER:OG	1:A:195:PHE:N	2.49	0.45
1:A:404:ILE:HG23	1:A:483:MET:HE1	1.98	0.45
1:A:1008:SER:HB3	1:A:1017:ARG:HB3	1.98	0.45
1:A:1297:PHE:CE2	1:A:1525:GLY:HA2	2.52	0.45
1:A:1469:VAL:HG13	1:A:1492:CYS:HB3	1.99	0.45
1:A:2754:PHE:CE2	1:A:2813:LEU:HD11	2.47	0.45
1:A:2758:PHE:CE2	1:A:2926:LEU:HD12	2.52	0.45
2:E:61:GLU:O	2:E:65:GLN:HG3	2.16	0.45
2:G:18:ARG:NH2	2:G:50:LEU:HD22	2.22	0.45
2:G:88:PRO:HB2	1:C:1680:ARG:HH12	1.82	0.45
1:B:1297:PHE:CE2	1:B:1525:GLY:HA2	2.52	0.45
1:B:2012:PHE:CZ	1:B:2031:LEU:HD23	2.51	0.45
1:B:2758:PHE:HE2	1:B:2926:LEU:HD12	1.82	0.45
1:C:938:HIS:HB3	1:C:1054:GLU:HB3	1.99	0.45
1:C:1008:SER:HB3	1:C:1017:ARG:HB3	1.98	0.45
1:C:3445:TRP:NE1	1:C:3455:GLU:OE1	2.46	0.45
1:A:3130:THR:HA	1:A:3133:THR:HG22	1.98	0.45
1:B:3535:LEU:O	1:B:3538:THR:OG1	2.28	0.45
1:B:3734:HIS:O	1:B:3736:GLU:HG3	2.16	0.45
1:B:4885:PHE:O	1:B:4889:VAL:HG22	2.17	0.45
1:D:2758:PHE:HE2	1:D:2926:LEU:HD12	1.82	0.45
1:D:2782:ASP:N	1:D:2782:ASP:OD1	2.47	0.45

*Continued on next page...*



*Continued from previous page...*

Atom-1	Atom-2	Interatomic distance (Å)	Clash overlap (Å)
1:D:2986:VAL:HG22	1:D:2988:LYS:H	1.81	0.45
1:D:3856:LEU:HD12	1:D:3857:GLY:N	2.31	0.45
1:C:908:VAL:HA	1:C:961:MET:HE3	1.98	0.45
1:C:1469:VAL:HG13	1:C:1492:CYS:HB3	1.99	0.45
1:C:3762:ARG:CZ	1:C:4755:GLU:HB2	2.47	0.45
1:A:866:HIS:O	1:A:869:ARG:HG3	2.16	0.45
1:A:1226:PHE:O	1:A:1827:ARG:NH2	2.50	0.45
1:A:2758:PHE:HE2	1:A:2926:LEU:HD12	1.82	0.45
1:A:2858:GLN:HB2	1:A:2859:PRO:HD3	1.99	0.45
1:A:3856:LEU:HD12	1:A:3857:GLY:N	2.31	0.45
1:B:3539:ARG:NH1	1:B:3542:LEU:HD22	2.21	0.45
1:D:2512:ILE:HG21	1:D:2518:LEU:HD13	1.97	0.45
1:D:2587:TYR:O	1:D:2590:SER:OG	2.18	0.45
1:D:2768:PHE:HB2	1:D:2857:PRO:HG2	1.98	0.45
1:D:3767:GLN:OE1	1:D:3809:ASN:ND2	2.44	0.45
1:D:3941:ASP:OD1	1:D:3941:ASP:N	2.46	0.45
1:D:4736:ARG:NH2	1:C:4079:ASP:OD2	2.36	0.45
1:C:194:SER:OG	1:C:195:PHE:N	2.49	0.45
1:C:2986:VAL:HG22	1:C:2988:LYS:H	1.81	0.45
1:C:3373:VAL:HG12	1:C:3398:PHE:HZ	1.81	0.45
1:A:2768:PHE:HB2	1:A:2857:PRO:HG2	1.97	0.45
1:A:3762:ARG:CZ	1:A:4755:GLU:HB2	2.47	0.45
1:A:4217:PHE:O	1:A:4221:VAL:HG22	2.17	0.45
2:F:84:ALA:O	2:F:93:PRO:HB3	2.17	0.45
1:B:350:HIS:CE1	1:B:352:ALA:HB3	2.51	0.45
1:B:957:LYS:O	1:B:960:MET:HG2	2.16	0.45
1:B:2747:ILE:HD11	1:B:2814:LYS:HD3	1.99	0.45
1:B:2768:PHE:HB2	1:B:2857:PRO:HG2	1.97	0.45
1:D:1997:GLU:O	1:D:2000:SER:OG	2.27	0.45
1:D:2212:VAL:HG11	1:D:2256:TYR:CE2	2.52	0.45
1:D:3501:ASP:N	1:D:3501:ASP:OD1	2.50	0.45
1:C:1226:PHE:O	1:C:1827:ARG:NH2	2.50	0.45
1:C:2974:ILE:HG13	1:C:2975:ALA:N	2.31	0.45
1:C:3717:ASP:N	1:C:3717:ASP:OD1	2.48	0.45
1:C:4868:ASP:OD1	1:C:4870:ASP:N	2.50	0.45
1:A:350:HIS:CE1	1:A:352:ALA:HB3	2.51	0.45
2:H:84:ALA:O	2:H:93:PRO:HB3	2.17	0.45
1:B:894:GLY:HA3	1:B:903:LEU:HB3	1.98	0.45
1:B:2522:LEU:HD13	1:B:2582:MET:CE	2.46	0.45
1:D:350:HIS:CE1	1:D:352:ALA:HB3	2.52	0.45
1:D:2747:ILE:HD11	1:D:2814:LYS:HD3	1.99	0.45

*Continued on next page...*

*Continued from previous page...*

Atom-1	Atom-2	Interatomic distance (Å)	Clash overlap (Å)
1:D:4686:LEU:HD23	1:D:4687:TYR:CE2	2.52	0.45
1:D:4918:ILE:HD11	1:C:4888:TYR:HD1	1.82	0.45
1:C:2256:TYR:HD2	1:C:2256:TYR:O	2.00	0.45
1:C:2512:ILE:HG21	1:C:2518:LEU:HD13	1.97	0.45
1:C:2858:GLN:HB2	1:C:2859:PRO:HD3	1.98	0.45
1:C:3249:LEU:HD21	1:C:3273:THR:HG23	1.99	0.45
1:C:4885:PHE:O	1:C:4889:VAL:HG22	2.17	0.45
1:A:365:LYS:HE3	1:A:365:LYS:HB3	1.74	0.45
1:A:2821:TRP:HH2	1:A:2877:GLN:HB3	1.82	0.45
1:A:3628:ARG:HG3	1:A:3631:ALA:HB3	1.99	0.45
1:A:4868:ASP:OD1	1:A:4870:ASP:N	2.50	0.45
2:E:11:ASP:OD1	2:E:13:ARG:N	2.32	0.45
1:B:1469:VAL:HG13	1:B:1492:CYS:HB3	1.99	0.45
1:B:2309:SER:OG	1:B:2321:ILE:O	2.20	0.45
1:B:3628:ARG:HG3	1:B:3631:ALA:HB3	1.99	0.45
1:B:3762:ARG:CZ	1:B:4755:GLU:HB2	2.47	0.45
1:D:2867:LEU:HD21	1:D:2871:LEU:HB3	1.99	0.45
1:C:144:GLU:HG3	1:C:175:SER:HB3	1.99	0.45
1:C:894:GLY:HA3	1:C:903:LEU:HB3	1.99	0.45
1:C:4686:LEU:HD23	1:C:4687:TYR:CE2	2.52	0.45
1:A:2747:ILE:HD11	1:A:2814:LYS:HD3	1.99	0.44
1:A:3264:THR:OG1	1:A:3265:GLU:OE1	2.31	0.44
1:A:3269:VAL:HA	1:A:3273:THR:HB	1.98	0.44
1:B:144:GLU:HG3	1:B:175:SER:HB3	1.99	0.44
1:B:613:ALA:HB2	1:B:1676:LEU:HD12	1.99	0.44
1:B:3130:THR:HA	1:B:3133:THR:HG22	1.98	0.44
1:D:460:GLN:HB2	1:D:463:GLU:OE1	2.18	0.44
1:D:4825:THR:O	1:D:4828:SER:OG	2.27	0.44
1:C:1297:PHE:CE2	1:C:1525:GLY:HA2	2.52	0.44
1:C:2212:VAL:HG11	1:C:2256:TYR:CE2	2.52	0.44
1:C:2764:GLU:HG3	1:C:2857:PRO:HB3	2.00	0.44
1:C:3449:HIS:C	1:C:3449:HIS:ND1	2.71	0.44
1:C:3628:ARG:HG3	1:C:3631:ALA:HB3	1.99	0.44
1:A:1025:ARG:H	1:A:1025:ARG:HD2	1.82	0.44
1:B:1226:PHE:O	1:B:1827:ARG:NH2	2.50	0.44
1:B:2823:ILE:HA	1:B:2937:VAL:HA	2.00	0.44
1:D:275:ARG:NH1	1:D:338:GLU:OE2	2.50	0.44
1:D:1025:ARG:H	1:D:1025:ARG:HD2	1.82	0.44
1:C:275:ARG:NH1	1:C:338:GLU:OE2	2.50	0.44
1:C:3130:THR:HA	1:C:3133:THR:HG22	1.98	0.44
1:C:4217:PHE:O	1:C:4221:VAL:HG22	2.17	0.44

*Continued on next page...*

*Continued from previous page...*

Atom-1	Atom-2	Interatomic distance (Å)	Clash overlap (Å)
1:A:3734:HIS:O	1:A:3736:GLU:HG3	2.16	0.44
1:B:2821:TRP:HD1	1:B:2939:ARG:HA	1.83	0.44
1:B:4868:ASP:OD1	1:B:4870:ASP:N	2.50	0.44
1:D:938:HIS:HB3	1:D:1054:GLU:HB3	1.99	0.44
1:D:1008:SER:HB3	1:D:1017:ARG:HB3	1.98	0.44
1:D:3445:TRP:NE1	1:D:3455:GLU:OE1	2.46	0.44
1:D:3762:ARG:CZ	1:D:4755:GLU:HB2	2.47	0.44
1:D:4843:LEU:HD21	1:C:4827:LEU:HD21	1.99	0.44
1:C:2012:PHE:CZ	1:C:2031:LEU:HD23	2.51	0.44
1:C:2623:LEU:O	1:C:2627:VAL:HG23	2.18	0.44
1:C:3003:LEU:HB2	1:C:3004:PRO:HD3	1.98	0.44
1:A:2821:TRP:HD1	1:A:2939:ARG:HA	1.83	0.44
1:A:3137:LEU:HD21	1:A:3190:LEU:HD23	2.00	0.44
1:A:3226:GLU:C	1:A:3228:ALA:H	2.21	0.44
2:G:61:GLU:O	2:G:65:GLN:HG3	2.17	0.44
1:B:938:HIS:HB3	1:B:1054:GLU:HB3	1.99	0.44
1:B:961:MET:H	1:B:961:MET:HG2	1.58	0.44
1:B:2479:LEU:HD22	1:B:2480:GLY:H	1.83	0.44
1:B:2641:LEU:HD23	1:B:2641:LEU:HA	1.88	0.44
1:B:3249:LEU:HD21	1:B:3273:THR:HG23	1.99	0.44
1:B:3269:VAL:HA	1:B:3273:THR:HB	1.98	0.44
1:B:3449:HIS:ND1	1:B:3449:HIS:C	2.71	0.44
1:D:1823:GLY:O	1:D:1825:HIS:ND1	2.47	0.44
1:D:2256:TYR:O	1:D:2256:TYR:HD2	2.00	0.44
1:D:2758:PHE:CE2	1:D:2926:LEU:HD12	2.52	0.44
1:D:2793:PRO:HA	1:D:2855:TYR:CG	2.53	0.44
1:D:3130:THR:HA	1:D:3133:THR:HG22	1.98	0.44
1:D:4039:MET:HG2	1:D:4040:ILE:N	2.33	0.44
1:C:460:GLN:HB2	1:C:463:GLU:OE1	2.18	0.44
1:C:501:ALA:O	1:C:505:GLU:HG3	2.18	0.44
1:C:613:ALA:HB2	1:C:1676:LEU:HD12	1.99	0.44
1:C:2747:ILE:HD11	1:C:2814:LYS:HD3	1.99	0.44
1:C:2755:ILE:CD1	1:C:2813:LEU:HG	2.48	0.44
1:C:2758:PHE:HE2	1:C:2926:LEU:HD12	1.82	0.44
1:A:4885:PHE:O	1:A:4889:VAL:HG22	2.17	0.44
1:B:901:LYS:HA	1:B:901:LYS:HD2	1.81	0.44
1:B:908:VAL:HA	1:B:961:MET:HE3	2.00	0.44
1:B:976:ARG:HA	1:B:1044:ARG:HH12	1.83	0.44
1:B:1970:GLN:HG2	1:B:3642:TYR:HA	2.00	0.44
1:B:2755:ILE:CD1	1:B:2813:LEU:HG	2.48	0.44
1:B:3226:GLU:C	1:B:3228:ALA:H	2.21	0.44

*Continued on next page...*

*Continued from previous page...*

Atom-1	Atom-2	Interatomic distance (Å)	Clash overlap (Å)
1:B:4039:MET:HG2	1:B:4040:ILE:N	2.33	0.44
1:D:1206:GLN:HA	1:D:1227:ALA:O	2.18	0.44
1:D:1297:PHE:CE2	1:D:1525:GLY:HA2	2.52	0.44
1:D:1970:GLN:HG2	1:D:3642:TYR:HA	2.00	0.44
1:D:2755:ILE:CD1	1:D:2813:LEU:HG	2.48	0.44
1:D:3310:ASP:HA	1:D:3350:ARG:HH12	1.83	0.44
1:D:3734:HIS:O	1:D:3736:GLU:HG3	2.16	0.44
1:C:957:LYS:O	1:C:960:MET:HG2	2.16	0.44
1:C:2587:TYR:O	1:C:2590:SER:OG	2.18	0.44
1:C:4039:MET:HG2	1:C:4040:ILE:N	2.33	0.44
1:A:613:ALA:HB2	1:A:1676:LEU:HD12	1.99	0.44
1:A:2522:LEU:HD13	1:A:2582:MET:CE	2.46	0.44
1:A:2755:ILE:CD1	1:A:2813:LEU:HG	2.48	0.44
1:B:2740:VAL:HG21	1:B:2819:TRP:NE1	2.33	0.44
1:B:3376:GLU:OE2	1:B:3450:ASN:ND2	2.51	0.44
1:B:3717:ASP:N	1:B:3717:ASP:OD1	2.48	0.44
1:D:501:ALA:O	1:D:505:GLU:HG3	2.18	0.44
1:D:2623:LEU:O	1:D:2627:VAL:HG23	2.18	0.44
1:D:3249:LEU:HD21	1:D:3273:THR:HG23	1.99	0.44
1:D:3264:THR:OG1	1:D:3265:GLU:OE1	2.31	0.44
1:C:950:LEU:HD23	1:C:950:LEU:HA	1.81	0.44
1:A:460:GLN:HB2	1:A:463:GLU:OE1	2.18	0.44
1:A:2793:PRO:HA	1:A:2855:TYR:CG	2.53	0.44
2:H:88:PRO:HB2	1:D:1680:ARG:HH12	1.82	0.44
1:B:460:GLN:HB2	1:B:463:GLU:OE1	2.18	0.44
1:B:2974:ILE:HG13	1:B:2975:ALA:N	2.31	0.44
1:B:3443:ILE:HG12	1:B:3605:HIS:HD2	1.80	0.44
1:B:4892:ARG:NH1	1:C:4895:GLY:O	2.44	0.44
1:D:2716:ASP:OD1	1:D:2716:ASP:N	2.51	0.44
1:D:2754:PHE:CE2	1:D:2813:LEU:HD11	2.47	0.44
1:D:3628:ARG:HG3	1:D:3631:ALA:HB3	1.99	0.44
1:C:1970:GLN:HG2	1:C:3642:TYR:HA	2.00	0.44
1:C:2479:LEU:HD22	1:C:2480:GLY:H	1.83	0.44
1:C:2765:LYS:HD3	1:C:2765:LYS:HA	1.70	0.44
1:C:2821:TRP:HD1	1:C:2939:ARG:HA	1.82	0.44
1:C:2867:LEU:HD21	1:C:2871:LEU:HB3	1.99	0.44
1:C:3501:ASP:OD1	1:C:3501:ASP:N	2.50	0.44
1:A:144:GLU:HG3	1:A:175:SER:HB3	1.99	0.44
1:A:1780:PRO:HG2	2:E:42:ARG:HD3	2.00	0.44
1:A:2764:GLU:HG3	1:A:2857:PRO:HB3	2.00	0.44
1:A:3310:ASP:HA	1:A:3350:ARG:HH12	1.83	0.44

*Continued on next page...*

*Continued from previous page...*

Atom-1	Atom-2	Interatomic distance (Å)	Clash overlap (Å)
1:A:4039:MET:HG2	1:A:4040:ILE:N	2.33	0.44
1:A:5030:LYS:HB2	1:A:5030:LYS:HE2	1.78	0.44
1:B:835:ARG:NH2	1:B:1210:SER:O	2.35	0.44
1:B:1000:ARG:HA	1:B:1003:GLN:OE1	2.18	0.44
1:B:2858:GLN:HB2	1:B:2859:PRO:HD3	1.98	0.44
1:B:3607:GLU:OE2	1:B:3608:GLN:NE2	2.48	0.44
1:D:2821:TRP:HD1	1:D:2939:ARG:HA	1.83	0.44
1:C:1000:ARG:HA	1:C:1003:GLN:OE1	2.18	0.44
1:C:2230:THR:HB	1:C:2267:MET:HE3	2.00	0.44
1:C:3255:GLY:O	1:C:3258:GLU:HG3	2.18	0.44
1:A:3209:GLN:HG2	1:A:3210:LEU:HG	2.00	0.44
1:A:3376:GLU:OE2	1:A:3450:ASN:ND2	2.51	0.44
1:A:3835:LEU:HD22	1:A:3880:PHE:HZ	1.83	0.44
2:E:47:LYS:NZ	2:E:107:GLU:OE2	2.34	0.44
2:G:23:VAL:HG22	2:G:47:LYS:HD3	1.99	0.44
1:B:2516:ASP:N	1:B:2516:ASP:OD1	2.51	0.44
1:D:144:GLU:HG3	1:D:175:SER:HB3	2.00	0.44
1:D:2740:VAL:HG21	1:D:2819:TRP:NE1	2.33	0.44
1:D:3378:GLN:HA	1:D:3381:LEU:HD23	2.00	0.44
1:C:365:LYS:HE3	1:C:365:LYS:HB3	1.74	0.44
1:C:3269:VAL:HA	1:C:3273:THR:HB	1.98	0.44
1:C:3376:GLU:OE2	1:C:3450:ASN:ND2	2.51	0.44
1:A:908:VAL:HA	1:A:961:MET:HE3	2.00	0.43
1:A:938:HIS:HB3	1:A:1054:GLU:HB3	1.99	0.43
1:A:950:LEU:HD23	1:A:950:LEU:HA	1.81	0.43
1:A:3249:LEU:HD21	1:A:3273:THR:HG23	1.99	0.43
1:A:3255:GLY:O	1:A:3258:GLU:HG3	2.18	0.43
1:A:3449:HIS:C	1:A:3449:HIS:ND1	2.71	0.43
1:A:3673:MET:HE1	1:A:3728:ILE:HD13	1.99	0.43
1:A:4253:GLU:HG3	1:A:4557:ARG:HH21	1.83	0.43
1:B:3835:LEU:HD22	1:B:3880:PHE:HZ	1.83	0.43
1:B:4897:ILE:O	1:B:4901:ILE:HG12	2.18	0.43
1:D:1943:LEU:HB2	1:D:2123:LEU:HD21	2.00	0.43
1:C:817:PRO:O	1:C:820:ARG:NH2	2.51	0.43
1:C:2694:GLU:HA	1:C:2697:ARG:NH1	2.33	0.43
1:A:501:ALA:O	1:A:505:GLU:HG3	2.18	0.43
1:A:817:PRO:O	1:A:820:ARG:NH2	2.51	0.43
1:A:1636:MET:CE	1:A:1649:ASP:HA	2.49	0.43
1:A:2823:ILE:HA	1:A:2937:VAL:HA	2.00	0.43
1:A:3284:TRP:HB3	1:A:3305:THR:HG21	2.00	0.43
1:A:3528:THR:HG23	1:A:3573:MET:HE3	2.00	0.43

*Continued on next page...*

*Continued from previous page...*

Atom-1	Atom-2	Interatomic distance (Å)	Clash overlap (Å)
1:B:275:ARG:NH1	1:B:338:GLU:OE2	2.50	0.43
1:B:2623:LEU:O	1:B:2627:VAL:HG23	2.18	0.43
1:B:2764:GLU:HG3	1:B:2857:PRO:HB3	2.00	0.43
1:B:2765:LYS:HD3	1:B:2765:LYS:HA	1.70	0.43
1:B:2821:TRP:HB3	1:B:2937:VAL:HG22	2.01	0.43
1:B:3137:LEU:HD21	1:B:3190:LEU:HD23	2.00	0.43
1:B:4712:PRO:O	1:B:4718:LYS:NZ	2.42	0.43
1:D:1465:ASP:OD1	1:D:1468:LYS:HG2	2.18	0.43
1:C:483:MET:N	1:C:483:MET:HE2	2.32	0.43
1:C:2823:ILE:HA	1:C:2937:VAL:HA	2.00	0.43
1:C:3378:GLN:HA	1:C:3381:LEU:HD23	2.00	0.43
1:C:4253:GLU:HG3	1:C:4557:ARG:HH21	1.83	0.43
1:A:1465:ASP:OD1	1:A:1468:LYS:HG2	2.18	0.43
1:A:1943:LEU:HB2	1:A:2123:LEU:HD21	2.00	0.43
1:A:2867:LEU:HD21	1:A:2871:LEU:HB3	1.99	0.43
2:F:32:ASP:OD2	2:F:34:LYS:NZ	2.47	0.43
1:B:501:ALA:O	1:B:505:GLU:HG3	2.18	0.43
1:B:2668:SER:C	1:B:2670:GLU:H	2.22	0.43
1:B:2821:TRP:HH2	1:B:2877:GLN:HB3	1.83	0.43
1:B:3209:GLN:HG2	1:B:3210:LEU:HG	2.00	0.43
1:D:328:LYS:HE3	1:D:328:LYS:HB3	1.75	0.43
1:D:817:PRO:O	1:D:820:ARG:NH2	2.51	0.43
1:D:4217:PHE:O	1:D:4221:VAL:HG22	2.17	0.43
1:D:4813:LEU:HD23	1:D:4813:LEU:HA	1.79	0.43
1:D:4897:ILE:O	1:D:4901:ILE:HG12	2.18	0.43
1:C:1943:LEU:HB2	1:C:2123:LEU:HD21	2.00	0.43
1:C:2821:TRP:HH2	1:C:2877:GLN:HB3	1.83	0.43
1:C:2821:TRP:HB3	1:C:2937:VAL:HG22	2.01	0.43
1:C:4897:ILE:O	1:C:4901:ILE:HG12	2.18	0.43
1:A:2538:THR:HG23	1:A:2541:PHE:H	1.83	0.43
1:A:2694:GLU:HA	1:A:2697:ARG:NH1	2.33	0.43
2:E:90:ILE:HG22	2:E:91:ILE:HG13	1.99	0.43
1:B:817:PRO:O	1:B:820:ARG:NH2	2.51	0.43
1:B:870:ILE:HG12	1:B:1051:TYR:HE2	1.84	0.43
1:B:1025:ARG:H	1:B:1025:ARG:HD2	1.82	0.43
1:B:1823:GLY:O	1:B:1825:HIS:ND1	2.47	0.43
1:B:2256:TYR:HD2	1:B:2256:TYR:O	2.00	0.43
1:B:4888:TYR:HD1	1:C:4918:ILE:HD11	1.83	0.43
1:D:664:PHE:HB3	1:D:811:CYS:SG	2.59	0.43
1:D:2479:LEU:HD22	1:D:2480:GLY:H	1.83	0.43
1:D:3449:HIS:ND1	1:D:3449:HIS:C	2.71	0.43

*Continued on next page...*

*Continued from previous page...*

Atom-1	Atom-2	Interatomic distance (Å)	Clash overlap (Å)
1:C:1465:ASP:OD1	1:C:1468:LYS:HG2	2.18	0.43
1:C:3226:GLU:C	1:C:3228:ALA:H	2.21	0.43
1:A:870:ILE:HG12	1:A:1051:TYR:HE2	1.84	0.43
1:A:1206:GLN:HA	1:A:1227:ALA:O	2.18	0.43
1:A:2256:TYR:O	1:A:2256:TYR:HD2	2.00	0.43
1:A:2479:LEU:HD22	1:A:2480:GLY:H	1.83	0.43
1:A:3823:LYS:HD3	1:A:3823:LYS:HA	1.83	0.43
1:B:2867:LEU:HD21	1:B:2871:LEU:HB3	1.99	0.43
1:B:3255:GLY:O	1:B:3258:GLU:HG3	2.18	0.43
1:D:320:LYS:NZ	1:D:383:HIS:O	2.32	0.43
1:D:2821:TRP:HB3	1:D:2937:VAL:HG22	2.00	0.43
1:D:3209:GLN:HG2	1:D:3210:LEU:HG	2.00	0.43
1:D:3255:GLY:O	1:D:3258:GLU:HG3	2.18	0.43
1:D:3880:PHE:HA	1:D:3883:ASP:OD2	2.19	0.43
1:D:4885:PHE:O	1:D:4889:VAL:HG22	2.17	0.43
1:C:976:ARG:HA	1:C:1044:ARG:HH12	1.83	0.43
1:C:1025:ARG:H	1:C:1025:ARG:HD2	1.82	0.43
1:C:3284:TRP:HB3	1:C:3305:THR:HG21	2.00	0.43
1:A:2516:ASP:OD1	1:A:2516:ASP:N	2.51	0.43
1:A:2740:VAL:HG21	1:A:2819:TRP:NE1	2.33	0.43
1:A:3183:VAL:O	1:A:3187:ARG:HG3	2.19	0.43
1:A:3501:ASP:N	1:A:3501:ASP:OD1	2.50	0.43
2:F:48:PHE:HZ	2:F:63:VAL:HG21	1.84	0.43
2:F:88:PRO:HB2	1:B:1680:ARG:HH12	1.83	0.43
1:B:1231[B]:GLN:H	1:B:1231[B]:GLN:HG3	1.56	0.43
1:B:1465:ASP:OD1	1:B:1468:LYS:HG2	2.18	0.43
1:B:3310:ASP:HA	1:B:3350:ARG:HH12	1.83	0.43
1:B:3705:PHE:HA	1:B:3708:THR:HG22	2.01	0.43
1:B:3880:PHE:HA	1:B:3883:ASP:OD2	2.19	0.43
1:B:4217:PHE:O	1:B:4221:VAL:HG22	2.17	0.43
1:B:4253:GLU:HG3	1:B:4557:ARG:NH2	2.34	0.43
1:D:416:LYS:HE3	1:D:416:LYS:HB2	1.84	0.43
1:D:976:ARG:HA	1:D:1044:ARG:HH12	1.83	0.43
1:D:1636:MET:CE	1:D:1649:ASP:HA	2.48	0.43
1:D:2516:ASP:OD1	1:D:2516:ASP:N	2.51	0.43
1:D:2694:GLU:HA	1:D:2697:ARG:NH1	2.33	0.43
1:D:2764:GLU:HG3	1:D:2857:PRO:HB3	2.00	0.43
1:D:4689:THR:OG1	1:D:4690:GLU:OE1	2.34	0.43
1:D:4961:CYS:HB3	1:D:4983:HIS:CE1	2.54	0.43
1:C:664:PHE:HB3	1:C:811:CYS:SG	2.59	0.43
1:C:1206:GLN:HA	1:C:1227:ALA:O	2.18	0.43

*Continued on next page...*

*Continued from previous page...*

Atom-1	Atom-2	Interatomic distance (Å)	Clash overlap (Å)
1:C:2793:PRO:HA	1:C:2855:TYR:CG	2.53	0.43
1:C:3137:LEU:HD21	1:C:3190:LEU:HD23	2.00	0.43
1:C:4253:GLU:HG3	1:C:4557:ARG:NH2	2.34	0.43
1:A:275:ARG:NH1	1:A:338:GLU:OE2	2.50	0.43
1:A:1970:GLN:HG2	1:A:3642:TYR:HA	2.00	0.43
1:A:2462:PRO:HB2	1:A:2464:ASP:OD1	2.19	0.43
1:A:2600:ARG:O	1:A:2604:GLU:HG3	2.19	0.43
1:A:2677:LYS:HB3	1:A:2677:LYS:HE2	1.85	0.43
1:A:2821:TRP:HB3	1:A:2937:VAL:HG22	2.00	0.43
1:A:3384:LYS:HD2	1:A:3386:GLU:HB3	2.01	0.43
1:A:4768:LEU:HB3	1:A:4769:MET:HE3	2.00	0.43
1:A:4895:GLY:O	1:D:4892:ARG:NH1	2.44	0.43
1:A:4918:ILE:CD1	1:D:4888:TYR:HD1	2.31	0.43
2:G:11:ASP:OD1	2:G:13:ARG:N	2.32	0.43
1:B:1636:MET:CE	1:B:1649:ASP:HA	2.49	0.43
1:B:2600:ARG:O	1:B:2604:GLU:HG3	2.19	0.43
1:B:2793:PRO:HA	1:B:2855:TYR:CG	2.53	0.43
1:B:3378:GLN:HA	1:B:3381:LEU:HD23	2.00	0.43
1:B:4961:CYS:HB3	1:B:4983:HIS:CE1	2.54	0.43
1:D:196:MET:SD	1:D:196:MET:N	2.92	0.43
1:D:1249:PRO:HA	1:D:1250:PRO:HD3	1.95	0.43
1:D:2462:PRO:HB2	1:D:2464:ASP:OD1	2.19	0.43
1:D:3183:VAL:O	1:D:3187:ARG:HG3	2.19	0.43
1:D:3284:TRP:HB3	1:D:3305:THR:HG21	2.00	0.43
1:D:4638:TYR:O	1:D:4641:PRO:HD2	2.19	0.43
1:C:416:LYS:HE3	1:C:416:LYS:HB2	1.84	0.43
1:C:2600:ARG:O	1:C:2604:GLU:HG3	2.19	0.43
1:C:2740:VAL:HG21	1:C:2819:TRP:NE1	2.33	0.43
1:A:2238:TYR:O	1:A:2242:ILE:HG13	2.19	0.43
1:A:3880:PHE:HA	1:A:3883:ASP:OD2	2.19	0.43
2:E:84:ALA:O	2:E:93:PRO:HB3	2.17	0.43
2:H:42:ARG:HD3	1:D:1780:PRO:HG2	2.01	0.43
2:H:57:ARG:HD3	2:H:80:TYR:HA	2.00	0.43
2:F:11:ASP:OD2	2:F:13:ARG:N	2.35	0.43
1:B:664:PHE:HB3	1:B:811:CYS:SG	2.59	0.43
1:B:1424:PRO:HA	1:B:1427:ILE:HG22	2.01	0.43
1:B:1658:ASP:OD1	1:B:1658:ASP:N	2.52	0.43
1:B:1943:LEU:HB2	1:B:2123:LEU:HD21	2.00	0.43
1:B:2694:GLU:HA	1:B:2697:ARG:NH1	2.33	0.43
1:B:2768:PHE:O	1:B:2771:ILE:HG22	2.19	0.43
1:B:3462:ASN:N	1:B:3462:ASN:OD1	2.52	0.43

*Continued on next page...*



*Continued from previous page...*

Atom-1	Atom-2	Interatomic distance (Å)	Clash overlap (Å)
1:B:3501:ASP:N	1:B:3501:ASP:OD1	2.50	0.43
1:D:1447:CYS:HB3	1:D:1555:LEU:HB3	2.00	0.43
1:D:2538:THR:HG23	1:D:2541:PHE:H	1.83	0.43
1:D:3112:LEU:HA	1:D:3112:LEU:HD13	1.85	0.43
1:D:3137:LEU:HD21	1:D:3190:LEU:HD23	2.00	0.43
1:D:4253:GLU:HG3	1:D:4557:ARG:HH21	1.83	0.43
1:C:3880:PHE:HA	1:C:3883:ASP:OD2	2.19	0.43
1:A:196:MET:SD	1:A:196:MET:N	2.92	0.43
1:A:664:PHE:HB3	1:A:811:CYS:SG	2.59	0.43
1:A:924:MET:O	1:A:928:THR:HG23	2.19	0.43
1:A:3478:MET:O	1:A:3478:MET:SD	2.77	0.43
1:A:3695:PRO:HB3	1:A:3699:HIS:HB3	2.01	0.43
1:A:3771:HIS:O	1:A:3815:LYS:NZ	2.46	0.43
1:A:4840:THR:HG22	1:D:4826:ILE:HD13	2.00	0.43
2:H:32:ASP:OD2	2:H:34:LYS:NZ	2.45	0.43
1:B:196:MET:N	1:B:196:MET:SD	2.92	0.43
1:B:1206:GLN:HA	1:B:1227:ALA:O	2.18	0.43
1:B:3284:TRP:HB3	1:B:3305:THR:HG21	2.00	0.43
1:D:880:GLU:HG3	1:D:910:PHE:HB3	2.01	0.43
1:D:1658:ASP:OD1	1:D:1658:ASP:N	2.52	0.43
1:D:3226:GLU:C	1:D:3228:ALA:H	2.21	0.43
1:D:3376:GLU:OE2	1:D:3450:ASN:ND2	2.51	0.43
1:D:3835:LEU:HD22	1:D:3880:PHE:HZ	1.83	0.43
1:C:1424:PRO:HA	1:C:1427:ILE:HG22	2.01	0.43
1:C:1447:CYS:HB3	1:C:1555:LEU:HB3	2.00	0.43
1:C:1658:ASP:N	1:C:1658:ASP:OD1	2.52	0.43
1:C:1748:PHE:HB2	1:C:1758:ARG:NH2	2.34	0.43
1:C:2238:TYR:O	1:C:2242:ILE:HG13	2.19	0.43
1:C:2527:LEU:HD12	1:C:2527:LEU:HA	1.87	0.43
1:C:3382:GLU:OE1	1:C:3382:GLU:N	2.52	0.43
1:C:3525:CYS:SG	1:C:3599:VAL:HG21	2.59	0.43
1:C:3835:LEU:HD22	1:C:3880:PHE:HZ	1.83	0.43
1:C:4243:PHE:CE2	1:C:4247:ILE:HD11	2.54	0.43
1:A:738:LEU:HD23	1:A:738:LEU:HA	1.86	0.43
1:A:976:ARG:HA	1:A:1044:ARG:HH12	1.83	0.43
1:A:1000:ARG:HA	1:A:1003:GLN:OE1	2.18	0.43
1:A:1055:PRO:HA	1:A:1056:PRO:HD3	1.95	0.43
1:A:3378:GLN:HA	1:A:3381:LEU:HD23	2.00	0.43
1:B:2527:LEU:HA	1:B:2527:LEU:HD12	1.87	0.43
1:B:3384:LYS:HD2	1:B:3386:GLU:HB3	2.01	0.43
1:D:3634:ALA:HA	1:D:3637:ARG:HG2	2.01	0.43

*Continued on next page...*

*Continued from previous page...*

Atom-1	Atom-2	Interatomic distance (Å)	Clash overlap (Å)
1:C:4961:CYS:HB3	1:C:4983:HIS:CE1	2.54	0.43
1:A:664:PHE:CZ	1:A:779:PRO:HB3	2.54	0.42
1:A:880:GLU:HG3	1:A:910:PHE:HB3	2.01	0.42
1:A:1575:LEU:HD23	1:A:1575:LEU:HA	1.84	0.42
1:A:1748:PHE:HB2	1:A:1758:ARG:NH2	2.34	0.42
1:A:1997:GLU:O	1:A:2000:SER:OG	2.27	0.42
1:A:2604:GLU:HG2	1:A:2639:MET:HG3	2.01	0.42
1:A:3277:LEU:HD23	1:A:3277:LEU:HA	1.90	0.42
2:F:57:ARG:HE	2:F:57:ARG:HB2	1.56	0.42
1:B:2462:PRO:HB2	1:B:2464:ASP:OD1	2.19	0.42
1:B:2604:GLU:HG2	1:B:2639:MET:HG3	2.01	0.42
1:B:3771:HIS:O	1:B:3815:LYS:NZ	2.46	0.42
1:B:4638:TYR:O	1:B:4641:PRO:HD2	2.19	0.42
1:D:924:MET:O	1:D:928:THR:HG23	2.19	0.42
1:D:1000:ARG:HA	1:D:1003:GLN:OE1	2.18	0.42
1:D:2238:TYR:O	1:D:2242:ILE:HG13	2.19	0.42
1:D:2604:GLU:HG2	1:D:2639:MET:HG3	2.01	0.42
1:D:2641:LEU:HA	1:D:2641:LEU:HD23	1.88	0.42
1:D:4253:GLU:HG3	1:D:4557:ARG:NH2	2.34	0.42
1:D:4961:CYS:HA	1:D:5023:PRO:O	2.19	0.42
1:C:2516:ASP:OD1	1:C:2516:ASP:N	2.51	0.42
1:C:2599:GLN:O	1:C:2603:ILE:HG13	2.19	0.42
1:A:2599:GLN:O	1:A:2603:ILE:HG13	2.19	0.42
1:A:2881:ASN:HA	1:A:2884:ASN:HD21	1.83	0.42
1:A:4253:GLU:HG3	1:A:4557:ARG:NH2	2.34	0.42
1:A:4570:ALA:O	1:A:4574:ASN:ND2	2.44	0.42
1:B:1299:GLN:NE2	1:B:1545:ASN:OD1	2.53	0.42
1:B:1926:LEU:O	1:B:1929:MET:HB2	2.19	0.42
1:B:2310:CYS:O	1:B:2314:LEU:HD22	2.19	0.42
1:B:3132:THR:HG22	1:B:3137:LEU:HD13	2.01	0.42
1:B:3944:GLU:OE1	1:B:3946:GLN:N	2.50	0.42
1:D:2768:PHE:O	1:D:2771:ILE:HG22	2.19	0.42
1:D:2821:TRP:HH2	1:D:2877:GLN:HB3	1.82	0.42
1:D:2823:ILE:HA	1:D:2937:VAL:HA	2.00	0.42
1:D:4243:PHE:CE2	1:D:4247:ILE:HD11	2.54	0.42
1:C:618:GLN:OE1	1:C:1678:ASN:ND2	2.43	0.42
1:C:2604:GLU:HG2	1:C:2639:MET:HG3	2.01	0.42
1:C:3209:GLN:HG2	1:C:3210:LEU:HG	2.00	0.42
1:C:3310:ASP:HA	1:C:3350:ARG:HH12	1.83	0.42
1:C:3478:MET:O	1:C:3478:MET:SD	2.77	0.42
1:C:3634:ALA:HA	1:C:3637:ARG:HG2	2.01	0.42

*Continued on next page...*

*Continued from previous page...*

Atom-1	Atom-2	Interatomic distance (Å)	Clash overlap (Å)
1:A:328:LYS:HE3	1:A:328:LYS:HB3	1.75	0.42
1:A:2716:ASP:OD1	1:A:2716:ASP:N	2.51	0.42
1:A:4961:CYS:HB3	1:A:4983:HIS:CE1	2.54	0.42
1:B:2230:THR:HB	1:B:2267:MET:HE3	2.01	0.42
1:B:4253:GLU:HG3	1:B:4557:ARG:HH21	1.83	0.42
1:D:471:LEU:HA	1:D:474:ARG:HE	1.85	0.42
1:D:901:LYS:HD2	1:D:901:LYS:HA	1.81	0.42
1:D:1299:GLN:NE2	1:D:1545:ASN:OD1	2.53	0.42
1:D:2599:GLN:O	1:D:2603:ILE:HG13	2.19	0.42
1:D:2765:LYS:HD3	1:D:2765:LYS:HA	1.70	0.42
1:D:2990:PRO:HG2	1:D:2991:HIS:CE1	2.55	0.42
1:D:3062:PRO:HA	1:D:3065:VAL:HG22	2.02	0.42
1:D:3462:ASN:N	1:D:3462:ASN:OD1	2.52	0.42
1:D:4057:MET:HE2	1:D:4057:MET:HB2	1.81	0.42
1:C:471:LEU:HA	1:C:474:ARG:HE	1.85	0.42
1:C:2263:ILE:HD12	1:C:2263:ILE:HA	1.92	0.42
1:C:2462:PRO:HB2	1:C:2464:ASP:OD1	2.19	0.42
1:C:2768:PHE:O	1:C:2771:ILE:HG22	2.19	0.42
1:C:3462:ASN:OD1	1:C:3462:ASN:N	2.52	0.42
1:C:3767:GLN:OE1	1:C:3809:ASN:ND2	2.45	0.42
1:A:648:ILE:HD13	1:A:811:CYS:HB3	2.01	0.42
1:A:1037:ASP:O	1:A:1041:GLN:HG2	2.20	0.42
1:A:1658:ASP:N	1:A:1658:ASP:OD1	2.52	0.42
1:A:2527:LEU:HD12	1:A:2527:LEU:HA	1.87	0.42
1:A:3705:PHE:HA	1:A:3708:THR:HG22	2.01	0.42
1:A:4638:TYR:O	1:A:4641:PRO:HD2	2.19	0.42
2:H:47:LYS:NZ	2:H:107:GLU:OE2	2.30	0.42
2:F:57:ARG:HD3	2:F:80:TYR:HA	2.01	0.42
1:B:879:HIS:NE2	1:B:921:ASN:HB2	2.35	0.42
1:B:1447:CYS:HB3	1:B:1555:LEU:HB3	2.00	0.42
1:B:2238:TYR:O	1:B:2242:ILE:HG13	2.19	0.42
1:B:2998:PHE:HA	1:B:3002:LEU:HD23	2.02	0.42
1:B:3062:PRO:HA	1:B:3065:VAL:HG22	2.02	0.42
1:B:4064:MET:HE1	1:B:4110:PHE:CD2	2.51	0.42
1:D:2600:ARG:O	1:D:2604:GLU:HG3	2.19	0.42
1:D:3594:ARG:HA	1:D:3594:ARG:NH1	2.35	0.42
1:C:1930:LYS:HE2	1:C:1930:LYS:HB2	1.91	0.42
1:C:4134:GLU:HB3	1:C:4135:PRO:HD3	2.02	0.42
1:A:922:LEU:HD13	1:A:922:LEU:HA	1.89	0.42
1:A:1447:CYS:HB3	1:A:1555:LEU:HB3	2.00	0.42
1:A:2623:LEU:O	1:A:2627:VAL:HG23	2.18	0.42

*Continued on next page...*

*Continued from previous page...*

Atom-1	Atom-2	Interatomic distance (Å)	Clash overlap (Å)
1:A:2990:PRO:HG2	1:A:2991:HIS:CE1	2.55	0.42
1:A:3367:LYS:HE3	1:A:3367:LYS:HB2	1.86	0.42
1:A:4897:ILE:O	1:A:4901:ILE:HG12	2.18	0.42
2:G:42:ARG:HD3	1:C:1780:PRO:HG2	2.02	0.42
1:B:336:PRO:HA	1:B:337:PRO:HD3	1.89	0.42
1:B:1055:PRO:HA	1:B:1056:PRO:HD3	1.95	0.42
1:B:2307:LEU:HD21	1:B:2362:GLU:HB2	2.02	0.42
1:B:3183:VAL:O	1:B:3187:ARG:HG3	2.19	0.42
1:D:1601:MET:HA	1:D:1601:MET:CE	2.50	0.42
1:D:1926:LEU:O	1:D:1929:MET:HB2	2.19	0.42
1:D:2020:ASP:OD1	1:D:2020:ASP:N	2.42	0.42
1:D:3695:PRO:HB3	1:D:3699:HIS:HB3	2.01	0.42
1:C:640:TYR:CE2	1:C:1636:MET:HB3	2.55	0.42
1:C:709:ASP:OD1	1:C:725:HIS:ND1	2.48	0.42
1:C:1926:LEU:O	1:C:1929:MET:HB2	2.19	0.42
1:C:3062:PRO:HA	1:C:3065:VAL:HG22	2.02	0.42
1:C:4675:LYS:HG3	1:C:4715:TYR:CE1	2.55	0.42
1:C:4961:CYS:HA	1:C:5023:PRO:O	2.19	0.42
1:A:13:PHE:CE1	1:A:164:ARG:HG2	2.55	0.42
1:A:835:ARG:NH2	1:A:1210:SER:O	2.35	0.42
1:A:1926:LEU:O	1:A:1929:MET:HB2	2.19	0.42
1:A:4675:LYS:HG3	1:A:4715:TYR:CE1	2.55	0.42
1:B:788:LYS:HB2	1:B:788:LYS:HE3	1.82	0.42
1:B:924:MET:O	1:B:928:THR:HG23	2.19	0.42
1:B:1748:PHE:HB2	1:B:1758:ARG:NH2	2.34	0.42
1:B:3525:CYS:SG	1:B:3599:VAL:HG21	2.59	0.42
1:B:4243:PHE:CE2	1:B:4247:ILE:HD11	2.54	0.42
1:B:4675:LYS:HG3	1:B:4715:TYR:CE1	2.55	0.42
1:D:1424:PRO:HA	1:D:1427:ILE:HG22	2.01	0.42
1:D:2668:SER:C	1:D:2670:GLU:H	2.22	0.42
1:D:3478:MET:SD	1:D:3478:MET:O	2.77	0.42
1:D:3525:CYS:SG	1:D:3599:VAL:HG21	2.59	0.42
1:D:4675:LYS:HG3	1:D:4715:TYR:CE1	2.55	0.42
1:C:2668:SER:C	1:C:2670:GLU:H	2.22	0.42
1:C:3183:VAL:O	1:C:3187:ARG:HG3	2.19	0.42
1:C:3384:LYS:HD2	1:C:3386:GLU:HB3	2.01	0.42
1:C:3594:ARG:HA	1:C:3594:ARG:NH1	2.35	0.42
1:C:3944:GLU:H	1:C:3944:GLU:HG3	1.74	0.42
1:A:640:TYR:CE2	1:A:1636:MET:HB3	2.55	0.42
1:A:970:LEU:HG	1:A:972:LEU:HD21	2.02	0.42
1:A:1601:MET:HA	1:A:1601:MET:CE	2.50	0.42

*Continued on next page...*

*Continued from previous page...*

Atom-1	Atom-2	Interatomic distance (Å)	Clash overlap (Å)
1:A:2998:PHE:HA	1:A:3002:LEU:HD23	2.01	0.42
1:A:3062:PRO:HA	1:A:3065:VAL:HG22	2.02	0.42
1:A:4961:CYS:HA	1:A:5023:PRO:O	2.19	0.42
1:B:2185:ILE:HD13	1:B:2203:MET:HE1	2.01	0.42
1:B:2694:GLU:HA	1:B:2697:ARG:HH12	1.85	0.42
1:B:3478:MET:SD	1:B:3478:MET:O	2.77	0.42
1:D:1032:LYS:HE3	1:D:1032:LYS:HB2	1.88	0.42
1:D:1037:ASP:O	1:D:1041:GLN:HG2	2.20	0.42
1:D:2307:LEU:HD21	1:D:2362:GLU:HB2	2.02	0.42
1:D:2624:ARG:O	1:D:2627:VAL:HB	2.20	0.42
1:D:3384:LYS:HD2	1:D:3386:GLU:HB3	2.01	0.42
1:C:196:MET:N	1:C:196:MET:SD	2.92	0.42
1:C:664:PHE:CZ	1:C:779:PRO:HB3	2.54	0.42
1:C:870:ILE:HG12	1:C:1051:TYR:HE2	1.84	0.42
1:C:924:MET:O	1:C:928:THR:HG23	2.19	0.42
1:C:2998:PHE:HA	1:C:3002:LEU:HD23	2.01	0.42
1:C:3705:PHE:HA	1:C:3708:THR:HG22	2.01	0.42
1:C:4638:TYR:O	1:C:4641:PRO:HD2	2.19	0.42
1:A:2765:LYS:HD3	1:A:2765:LYS:HA	1.70	0.42
1:A:3462:ASN:OD1	1:A:3462:ASN:N	2.52	0.42
1:A:4902:GLU:O	1:A:4913:ARG:NH1	2.52	0.42
1:B:648:ILE:HD13	1:B:811:CYS:HB3	2.02	0.42
1:B:2538:THR:HG23	1:B:2541:PHE:H	1.83	0.42
1:D:640:TYR:CE2	1:D:1636:MET:HB3	2.55	0.42
1:D:870:ILE:HG12	1:D:1051:TYR:HE2	1.84	0.42
1:D:937:CYS:N	1:D:1056:PRO:HG3	2.35	0.42
1:D:970:LEU:HG	1:D:972:LEU:HD21	2.02	0.42
1:D:2230:THR:HB	1:D:2267:MET:HE3	2.02	0.42
1:D:2256:TYR:O	1:D:2259:GLU:HG3	2.20	0.42
1:D:4060:LYS:HD2	1:D:4060:LYS:HA	1.91	0.42
1:C:13:PHE:CE1	1:C:164:ARG:HG2	2.55	0.42
1:C:970:LEU:HG	1:C:972:LEU:HD21	2.02	0.42
1:C:1055:PRO:HA	1:C:1056:PRO:HD3	1.95	0.42
1:C:2307:LEU:HD21	1:C:2362:GLU:HB2	2.02	0.42
1:C:2310:CYS:O	1:C:2314:LEU:HD22	2.19	0.42
1:C:2538:THR:HG23	1:C:2541:PHE:H	1.83	0.42
1:C:2694:GLU:HA	1:C:2697:ARG:HH12	1.85	0.42
1:C:2907:PRO:HB2	1:C:2910:THR:HG23	2.02	0.42
1:C:4851:TYR:HD1	1:C:4916:PHE:CE1	2.38	0.42
1:A:471:LEU:HA	1:A:474:ARG:HE	1.85	0.42
1:A:901:LYS:HA	1:A:901:LYS:HD2	1.82	0.42

*Continued on next page...*

*Continued from previous page...*

Atom-1	Atom-2	Interatomic distance (Å)	Clash overlap (Å)
1:A:1424:PRO:HA	1:A:1427:ILE:HG22	2.01	0.42
1:A:1864:LYS:HE3	1:A:1872:THR:HA	2.02	0.42
1:A:2256:TYR:O	1:A:2259:GLU:HG3	2.20	0.42
1:A:2801:ASP:HA	1:A:2804:ILE:HG12	2.02	0.42
1:A:2907:PRO:HB2	1:A:2910:THR:HG23	2.02	0.42
1:A:3525:CYS:SG	1:A:3599:VAL:HG21	2.59	0.42
1:A:4790:LEU:HD23	1:A:4790:LEU:HA	1.90	0.42
2:H:54:GLU:OE1	2:H:55:VAL:HG13	2.20	0.42
1:B:664:PHE:CZ	1:B:779:PRO:HB3	2.54	0.42
1:B:2907:PRO:HB2	1:B:2910:THR:HG23	2.02	0.42
1:B:2912:THR:HG23	1:B:2914:LYS:HG3	2.02	0.42
1:B:3382:GLU:OE1	1:B:3382:GLU:N	2.52	0.42
1:B:4134:GLU:HB3	1:B:4135:PRO:HD3	2.02	0.42
1:D:879:HIS:NE2	1:D:921:ASN:HB2	2.35	0.42
1:D:1748:PHE:HB2	1:D:1758:ARG:NH2	2.34	0.42
1:D:2427:ALA:HA	1:D:2502:MET:HE1	2.02	0.42
1:D:2881:ASN:HA	1:D:2884:ASN:HD21	1.83	0.42
1:D:3852:LYS:HE3	1:D:3852:LYS:HB3	1.91	0.42
1:C:1299:GLN:NE2	1:C:1545:ASN:OD1	2.53	0.42
1:C:1636:MET:CE	1:C:1649:ASP:HA	2.49	0.42
1:A:69:LEU:HD13	1:A:101:LEU:HD11	2.02	0.42
1:A:651:GLY:N	1:A:658:GLN:OE1	2.53	0.42
1:A:2008:MET:HE3	1:A:2020:ASP:HB2	2.01	0.42
1:A:2574:HIS:CD2	1:A:2574:HIS:H	2.38	0.42
1:A:3607:GLU:OE2	1:A:3608:GLN:NE2	2.48	0.42
1:A:3621:HIS:O	1:A:3622:LYS:HG3	2.20	0.42
1:A:3762:ARG:HD3	1:A:4754:ASN:HA	2.02	0.42
1:A:4091:LYS:HE2	1:A:4091:LYS:HB2	1.89	0.42
1:A:4243:PHE:CE2	1:A:4247:ILE:HD11	2.54	0.42
1:B:13:PHE:CE1	1:B:164:ARG:HG2	2.55	0.42
1:B:471:LEU:HA	1:B:474:ARG:HE	1.85	0.42
1:B:640:TYR:CE2	1:B:1636:MET:HB3	2.55	0.42
1:B:2191:PHE:CE2	1:B:2242:ILE:HD11	2.55	0.42
1:B:3594:ARG:HA	1:B:3594:ARG:NH1	2.35	0.42
1:B:3695:PRO:HB3	1:B:3699:HIS:HB3	2.01	0.42
1:D:13:PHE:CE1	1:D:164:ARG:HG2	2.55	0.42
1:D:738:LEU:HA	1:D:738:LEU:HD23	1.86	0.42
1:D:1668:ARG:HG3	1:D:1671:ARG:NH2	2.35	0.42
1:D:2310:CYS:O	1:D:2314:LEU:HD22	2.19	0.42
1:D:4558:ASN:HB3	1:D:4561:THR:OG1	2.20	0.42
1:C:1488:LYS:HE3	1:C:1488:LYS:HB2	1.85	0.42

*Continued on next page...*

*Continued from previous page...*

Atom-1	Atom-2	Interatomic distance (Å)	Clash overlap (Å)
1:C:3132:THR:HG22	1:C:3137:LEU:HD13	2.01	0.42
1:C:3695:PRO:HB3	1:C:3699:HIS:HB3	2.01	0.42
1:C:4148:THR:HG21	1:C:4180:ARG:HH21	1.85	0.42
1:C:5030:LYS:HB2	1:C:5030:LYS:HE2	1.78	0.42
1:A:788:LYS:HE3	1:A:788:LYS:HB2	1.82	0.41
1:A:805:PRO:HG2	1:A:808:TYR:CD1	2.55	0.41
1:A:2624:ARG:O	1:A:2627:VAL:HB	2.20	0.41
1:A:2668:SER:C	1:A:2670:GLU:H	2.22	0.41
1:A:2768:PHE:O	1:A:2771:ILE:HG22	2.19	0.41
1:A:3230:LEU:HD23	1:A:3230:LEU:H	1.85	0.41
1:A:3382:GLU:OE1	1:A:3382:GLU:N	2.52	0.41
1:A:3731:LYS:HA	1:A:3734:HIS:CE1	2.55	0.41
1:B:176:SER:HG	1:B:178:ARG:HH11	1.61	0.41
1:B:3367:LYS:HE3	1:B:3367:LYS:HB2	1.86	0.41
1:B:4148:THR:HG21	1:B:4180:ARG:HH21	1.85	0.41
1:D:709:ASP:OD1	1:D:725:HIS:ND1	2.48	0.41
1:D:3006:ILE:HG23	1:D:3010:PHE:CD2	2.55	0.41
1:D:3342:ALA:O	1:D:3345:ILE:HG12	2.21	0.41
1:D:4148:THR:HG21	1:D:4180:ARG:HH21	1.85	0.41
1:D:4917:ASP:OD2	1:C:4888:TYR:OH	2.25	0.41
1:C:2793:PRO:O	1:C:2797:PHE:N	2.53	0.41
1:C:4558:ASN:HB3	1:C:4561:THR:OG1	2.20	0.41
1:A:1299:GLN:NE2	1:A:1545:ASN:OD1	2.53	0.41
1:A:3132:THR:HG22	1:A:3137:LEU:HD13	2.01	0.41
1:A:3933:PHE:HD2	1:A:3951:PHE:CE2	2.38	0.41
1:A:4558:ASN:HB3	1:A:4561:THR:OG1	2.20	0.41
2:G:13:ARG:HB2	2:G:13:ARG:CZ	2.51	0.41
2:F:42:ARG:HD3	1:B:1780:PRO:HG2	2.02	0.41
1:B:880:GLU:HG3	1:B:910:PHE:HB3	2.01	0.41
1:B:937:CYS:N	1:B:1056:PRO:HG3	2.35	0.41
1:B:970:LEU:HG	1:B:972:LEU:HD21	2.02	0.41
1:B:1690:ASP:OD2	1:B:1693:GLN:NE2	2.53	0.41
1:B:3230:LEU:HD23	1:B:3230:LEU:H	1.85	0.41
1:B:3762:ARG:HD3	1:B:4754:ASN:HA	2.02	0.41
1:B:3933:PHE:HD2	1:B:3951:PHE:CE2	2.39	0.41
1:B:4655:PHE:N	1:B:4796:MET:HE1	2.34	0.41
1:D:330:ASP:N	1:D:330:ASP:OD1	2.54	0.41
1:D:651:GLY:N	1:D:658:GLN:OE1	2.53	0.41
1:D:1694:LEU:O	1:D:1698:LEU:HG	2.21	0.41
1:D:2694:GLU:HA	1:D:2697:ARG:HH12	1.85	0.41
1:D:2907:PRO:HB2	1:D:2910:THR:HG23	2.02	0.41

*Continued on next page...*

*Continued from previous page...*

Atom-1	Atom-2	Interatomic distance (Å)	Clash overlap (Å)
1:D:3762:ARG:HD3	1:D:4754:ASN:HA	2.02	0.41
1:D:4895:GLY:O	1:C:4892:ARG:NH1	2.44	0.41
1:C:835:ARG:NH2	1:C:1210:SER:O	2.35	0.41
1:C:2624:ARG:O	1:C:2627:VAL:HB	2.20	0.41
1:C:3762:ARG:HD3	1:C:4754:ASN:HA	2.02	0.41
1:C:4570:ALA:O	1:C:4574:ASN:ND2	2.44	0.41
1:A:1694:LEU:O	1:A:1698:LEU:HG	2.21	0.41
1:A:1823:GLY:O	1:A:1825:HIS:ND1	2.47	0.41
1:A:2263:ILE:HD12	1:A:2263:ILE:HA	1.92	0.41
1:A:2427:ALA:HA	1:A:2502:MET:HE1	2.02	0.41
1:B:463:GLU:HG2	1:B:464:LYS:N	2.35	0.41
1:B:651:GLY:N	1:B:658:GLN:OE1	2.53	0.41
1:B:1601:MET:HA	1:B:1601:MET:CE	2.50	0.41
1:B:1668:ARG:HG3	1:B:1671:ARG:NH2	2.35	0.41
1:B:2599:GLN:O	1:B:2603:ILE:HG13	2.19	0.41
1:D:803:LEU:HD12	1:D:804:PRO:HD2	2.02	0.41
1:D:1864:LYS:HE3	1:D:1872:THR:HA	2.02	0.41
1:D:1926:LEU:HB3	1:D:1939:MET:SD	2.60	0.41
1:D:2677:LYS:HE2	1:D:2677:LYS:HB3	1.85	0.41
1:C:1601:MET:HA	1:C:1601:MET:CE	2.50	0.41
1:C:2191:PHE:CE2	1:C:2242:ILE:HD11	2.55	0.41
1:C:2801:ASP:HA	1:C:2804:ILE:HG12	2.02	0.41
1:C:3621:HIS:O	1:C:3622:LYS:HG3	2.20	0.41
1:C:3974:THR:O	1:C:3978:GLN:HG2	2.20	0.41
1:A:2123:LEU:HD12	1:A:2123:LEU:HA	1.95	0.41
1:A:2793:PRO:O	1:A:2797:PHE:N	2.53	0.41
1:A:3594:ARG:HA	1:A:3594:ARG:NH1	2.35	0.41
1:A:3634:ALA:HA	1:A:3637:ARG:HG2	2.01	0.41
2:F:54:GLU:OE2	2:F:55:VAL:HG13	2.20	0.41
1:B:274:LEU:HB3	1:B:339:ILE:HD12	2.03	0.41
1:B:365:LYS:HB3	1:B:365:LYS:HE3	1.74	0.41
1:B:2256:TYR:O	1:B:2259:GLU:HG3	2.20	0.41
1:B:4902:GLU:O	1:B:4913:ARG:NH1	2.52	0.41
1:D:367:LEU:HD12	1:D:367:LEU:HA	1.89	0.41
1:D:805:PRO:HG2	1:D:808:TYR:CD1	2.55	0.41
1:D:2574:HIS:CD2	1:D:2574:HIS:H	2.38	0.41
1:D:3051:ARG:HA	1:D:3131:TYR:CE1	2.56	0.41
1:D:3705:PHE:HA	1:D:3708:THR:HG22	2.01	0.41
1:C:648:ILE:HD13	1:C:811:CYS:HB3	2.01	0.41
1:C:981:GLN:O	1:C:985:VAL:HG23	2.20	0.41
1:C:1997:GLU:O	1:C:2000:SER:OG	2.27	0.41

*Continued on next page...*



*Continued from previous page...*

Atom-1	Atom-2	Interatomic distance (Å)	Clash overlap (Å)
1:C:2881:ASN:HA	1:C:2884:ASN:HD21	1.83	0.41
1:A:990:GLU:HA	1:A:1024:TYR:CG	2.56	0.41
1:A:2307:LEU:HD21	1:A:2362:GLU:HB2	2.02	0.41
1:A:2310:CYS:O	1:A:2314:LEU:HD22	2.19	0.41
1:A:2775:TRP:CD2	1:A:2786:LYS:HE3	2.56	0.41
1:A:3006:ILE:HG23	1:A:3010:PHE:CD2	2.55	0.41
1:A:3445:TRP:NE1	1:A:3455:GLU:OE1	2.46	0.41
1:A:4627:MET:H	1:A:4627:MET:HE3	1.85	0.41
1:B:2793:PRO:O	1:B:2797:PHE:N	2.53	0.41
1:B:2990:PRO:HG2	1:B:2991:HIS:CE1	2.55	0.41
1:B:3051:ARG:HA	1:B:3131:TYR:CE1	2.56	0.41
1:D:664:PHE:CZ	1:D:779:PRO:HB3	2.54	0.41
1:D:3132:THR:HG22	1:D:3137:LEU:HD13	2.01	0.41
1:D:3508:SER:HB3	1:D:3511:VAL:HG22	2.02	0.41
1:C:458:GLU:H	1:C:458:GLU:HG3	1.70	0.41
1:C:803:LEU:HD12	1:C:804:PRO:HD2	2.02	0.41
1:C:901:LYS:HG3	1:C:903:LEU:HG	2.03	0.41
1:C:961:MET:H	1:C:961:MET:HG2	1.59	0.41
1:C:1668:ARG:HG3	1:C:1671:ARG:NH2	2.35	0.41
1:C:3162:GLN:OE1	1:C:3218:VAL:HG13	2.21	0.41
1:C:3933:PHE:HD2	1:C:3951:PHE:CE2	2.38	0.41
1:A:981:GLN:O	1:A:985:VAL:HG23	2.20	0.41
1:A:3342:ALA:O	1:A:3345:ILE:HG12	2.20	0.41
1:A:4148:THR:HG21	1:A:4180:ARG:HH21	1.85	0.41
1:B:2419:GLY:O	1:B:2423:MET:SD	2.79	0.41
1:B:2624:ARG:O	1:B:2627:VAL:HB	2.20	0.41
1:B:3112:LEU:HD13	1:B:3112:LEU:HA	1.85	0.41
1:B:4851:TYR:HD1	1:B:4916:PHE:CE1	2.38	0.41
1:B:4904:PRO:CB	1:B:4913:ARG:HG2	2.51	0.41
1:D:365:LYS:HB3	1:D:365:LYS:HE3	1.74	0.41
1:D:710:ASP:OD1	1:D:713:SER:OG	2.26	0.41
1:D:2628:PHE:HZ	1:D:2910:THR:HG21	1.86	0.41
1:D:2740:VAL:HG21	1:D:2819:TRP:HE1	1.86	0.41
1:D:2871:LEU:HG	1:D:2927:LEU:HD21	2.03	0.41
1:D:3230:LEU:H	1:D:3230:LEU:HD23	1.85	0.41
1:D:3731:LYS:HA	1:D:3734:HIS:CE1	2.56	0.41
1:D:3974:THR:O	1:D:3978:GLN:HG2	2.20	0.41
1:D:4134:GLU:HB3	1:D:4135:PRO:HD3	2.01	0.41
1:C:463:GLU:HG2	1:C:464:LYS:N	2.35	0.41
1:C:1032:LYS:HE3	1:C:1032:LYS:HB2	1.88	0.41
1:C:2628:PHE:HZ	1:C:2910:THR:HG21	1.86	0.41

*Continued on next page...*

*Continued from previous page...*

Atom-1	Atom-2	Interatomic distance (Å)	Clash overlap (Å)
1:A:571:SER:OG	1:A:573:GLU:OE1	2.25	0.41
1:A:1680:ARG:HH12	2:E:88:PRO:HB2	1.84	0.41
1:A:2191:PHE:CE2	1:A:2242:ILE:HD11	2.55	0.41
1:A:2230:THR:HB	1:A:2267:MET:HE3	2.03	0.41
1:A:2383:ALA:HA	1:A:2386:ILE:HG12	2.03	0.41
1:A:2419:GLY:O	1:A:2422:ILE:N	2.54	0.41
1:A:2754:PHE:HB2	1:A:2935:TYR:CZ	2.55	0.41
1:A:3944:GLU:OE1	1:A:3946:GLN:N	2.50	0.41
1:A:4655:PHE:N	1:A:4796:MET:HE1	2.35	0.41
2:E:29:MET:HG2	2:E:30:LEU:O	2.21	0.41
1:B:981:GLN:O	1:B:985:VAL:HG23	2.20	0.41
1:B:1434:TYR:OH	1:B:1436:SER:HB3	2.21	0.41
1:B:1820:ARG:O	1:B:1824:GLN:HG2	2.20	0.41
1:B:2092:GLN:HE21	1:B:2092:GLN:HB3	1.69	0.41
1:B:3445:TRP:NE1	1:B:3455:GLU:OE1	2.46	0.41
1:B:4010:ILE:O	1:B:4014:LYS:HG3	2.21	0.41
1:D:274:LEU:HB3	1:D:339:ILE:HD12	2.03	0.41
1:D:2191:PHE:CE2	1:D:2242:ILE:HD11	2.55	0.41
1:D:2419:GLY:O	1:D:2422:ILE:N	2.54	0.41
1:D:2998:PHE:HA	1:D:3002:LEU:HD23	2.01	0.41
1:D:3933:PHE:HD2	1:D:3951:PHE:CE2	2.39	0.41
1:C:274:LEU:HB3	1:C:339:ILE:HD12	2.03	0.41
1:C:879:HIS:NE2	1:C:921:ASN:HB2	2.35	0.41
1:C:1690:ASP:OD2	1:C:1693:GLN:NE2	2.53	0.41
1:C:1820:ARG:O	1:C:1824:GLN:HG2	2.20	0.41
1:C:2384:ILE:O	1:C:2387:SER:OG	2.28	0.41
1:A:879:HIS:NE2	1:A:921:ASN:HB2	2.35	0.41
1:A:937:CYS:N	1:A:1056:PRO:HG3	2.35	0.41
1:A:1808:ARG:HB2	1:A:1854:PHE:CE1	2.56	0.41
1:A:2336:ARG:HG3	1:A:2431:ASP:OD2	2.21	0.41
1:A:4010:ILE:O	1:A:4014:LYS:HG3	2.21	0.41
2:H:24:VAL:HG21	2:H:59:TRP:HZ3	1.86	0.41
1:B:69:LEU:HD13	1:B:101:LEU:HD11	2.02	0.41
1:B:330:ASP:OD1	1:B:330:ASP:N	2.54	0.41
1:B:1037:ASP:O	1:B:1041:GLN:HG2	2.20	0.41
1:B:2419:GLY:O	1:B:2422:ILE:N	2.54	0.41
1:B:2775:TRP:CD2	1:B:2786:LYS:HE3	2.56	0.41
1:B:3634:ALA:HA	1:B:3637:ARG:HG2	2.01	0.41
1:B:3731:LYS:HA	1:B:3734:HIS:CE1	2.56	0.41
1:B:3974:THR:O	1:B:3978:GLN:HG2	2.20	0.41
1:B:4961:CYS:HA	1:B:5023:PRO:O	2.19	0.41

*Continued on next page...*

*Continued from previous page...*

Atom-1	Atom-2	Interatomic distance (Å)	Clash overlap (Å)
1:D:990:GLU:HA	1:D:1024:TYR:CG	2.56	0.41
1:D:1690:ASP:OD2	1:D:1693:GLN:NE2	2.53	0.41
1:D:2017:ASP:OD1	1:D:2017:ASP:N	2.53	0.41
1:D:2419:GLY:O	1:D:2423:MET:SD	2.79	0.41
1:D:2754:PHE:HB2	1:D:2935:TYR:CZ	2.56	0.41
1:D:2801:ASP:HA	1:D:2804:ILE:HG12	2.02	0.41
1:D:3171:SER:O	1:D:3174:SER:OG	2.33	0.41
1:D:3523:ASN:O	1:D:3582:ARG:NH2	2.54	0.41
1:D:3607:GLU:OE2	1:D:3608:GLN:NE2	2.48	0.41
1:C:69:LEU:HD13	1:C:101:LEU:HD11	2.02	0.41
1:C:328:LYS:HB3	1:C:328:LYS:HE3	1.75	0.41
1:C:651:GLY:N	1:C:658:GLN:OE1	2.53	0.41
1:C:937:CYS:N	1:C:1056:PRO:HG3	2.35	0.41
1:C:2336:ARG:HG3	1:C:2431:ASP:OD2	2.21	0.41
1:C:2641:LEU:HA	1:C:2641:LEU:HD23	1.88	0.41
1:C:2713:ASP:OD1	1:C:2713:ASP:N	2.52	0.41
1:C:3731:LYS:HA	1:C:3734:HIS:CE1	2.56	0.41
1:A:330:ASP:N	1:A:330:ASP:OD1	2.54	0.41
1:A:416:LYS:HE3	1:A:416:LYS:HB2	1.84	0.41
1:A:1690:ASP:OD2	1:A:1693:GLN:NE2	2.53	0.41
1:A:1926:LEU:HB3	1:A:1939:MET:SD	2.60	0.41
1:A:2628:PHE:HZ	1:A:2910:THR:HG21	1.86	0.41
1:A:2713:ASP:OD1	1:A:2713:ASP:N	2.52	0.41
1:A:2740:VAL:HG21	1:A:2819:TRP:HE1	1.86	0.41
1:A:2816:MET:HE3	1:A:2816:MET:HB3	1.83	0.41
1:A:3329:ILE:O	1:A:3403:ARG:NH2	2.54	0.41
1:A:3523:ASN:O	1:A:3582:ARG:NH2	2.54	0.41
1:A:4942:GLU:HA	1:A:4945:ASP:OD2	2.21	0.41
2:F:13:ARG:HB2	2:F:13:ARG:CZ	2.51	0.41
1:B:306:LYS:HE3	1:B:306:LYS:HB2	1.94	0.41
1:B:803:LEU:HD12	1:B:804:PRO:HD2	2.02	0.41
1:B:805:PRO:HG2	1:B:808:TYR:CD1	2.55	0.41
1:B:1634:LEU:HD23	1:B:1634:LEU:HA	1.90	0.41
1:B:1864:LYS:HE3	1:B:1872:THR:HA	2.02	0.41
1:B:2574:HIS:CD2	1:B:2574:HIS:H	2.38	0.41
1:B:2628:PHE:HZ	1:B:2910:THR:HG21	1.86	0.41
1:B:2754:PHE:HB2	1:B:2935:TYR:CZ	2.56	0.41
1:B:3342:ALA:O	1:B:3345:ILE:HG12	2.21	0.41
1:B:3508:SER:HB3	1:B:3511:VAL:HG22	2.02	0.41
1:B:3523:ASN:O	1:B:3582:ARG:NH2	2.54	0.41
1:B:4942:GLU:HA	1:B:4945:ASP:OD2	2.21	0.41

*Continued on next page...*

*Continued from previous page...*

Atom-1	Atom-2	Interatomic distance (Å)	Clash overlap (Å)
1:D:503:PHE:HD2	1:D:512:ALA:HA	1.86	0.41
1:D:1820:ARG:O	1:D:1824:GLN:HG2	2.20	0.41
1:D:2258:LEU:HD23	1:D:2258:LEU:HA	1.89	0.41
1:D:2912:THR:HG23	1:D:2914:LYS:HG3	2.02	0.41
1:D:3162:GLN:OE1	1:D:3218:VAL:HG13	2.21	0.41
1:D:3621:HIS:O	1:D:3622:LYS:HG3	2.20	0.41
1:D:4570:ALA:O	1:D:4574:ASN:ND2	2.44	0.41
1:D:4851:TYR:HD1	1:D:4916:PHE:CE1	2.38	0.41
1:C:1037:ASP:O	1:C:1041:GLN:HG2	2.20	0.41
1:C:1694:LEU:O	1:C:1698:LEU:HG	2.21	0.41
1:C:1808:ARG:HB2	1:C:1854:PHE:CE1	2.56	0.41
1:C:1864:LYS:HE3	1:C:1872:THR:HA	2.02	0.41
1:C:1926:LEU:HB3	1:C:1939:MET:SD	2.60	0.41
1:C:2185:ILE:HD13	1:C:2203:MET:HE1	2.02	0.41
1:C:2256:TYR:O	1:C:2259:GLU:HG3	2.20	0.41
1:C:2298:VAL:HG21	1:C:2334:PHE:CE2	2.56	0.41
1:C:2419:GLY:O	1:C:2423:MET:SD	2.79	0.41
1:C:2675:THR:HB	1:C:2710:LEU:HD21	2.03	0.41
1:C:2740:VAL:HG21	1:C:2819:TRP:HE1	1.86	0.41
1:C:2775:TRP:CD2	1:C:2786:LYS:HE3	2.56	0.41
1:C:2871:LEU:HG	1:C:2927:LEU:HD21	2.02	0.41
1:C:2912:THR:HG23	1:C:2914:LYS:HG3	2.02	0.41
1:C:3006:ILE:HG23	1:C:3010:PHE:CD2	2.55	0.41
1:C:3051:ARG:HA	1:C:3131:TYR:CE1	2.56	0.41
1:C:3230:LEU:HD23	1:C:3230:LEU:H	1.85	0.41
1:C:3342:ALA:O	1:C:3345:ILE:HG12	2.20	0.41
1:C:4010:ILE:O	1:C:4014:LYS:HG3	2.21	0.41
1:C:4057:MET:HE2	1:C:4057:MET:HB2	1.81	0.41
1:A:274:LEU:HB3	1:A:339:ILE:HD12	2.03	0.41
1:A:2479:LEU:HD22	1:A:2480:GLY:N	2.36	0.41
1:A:2531:ARG:HG2	1:A:2585:THR:HG21	2.03	0.41
1:A:2694:GLU:HA	1:A:2697:ARG:HH12	1.85	0.41
1:A:2912:THR:HG23	1:A:2914:LYS:HG3	2.02	0.41
1:A:3974:THR:O	1:A:3978:GLN:HG2	2.20	0.41
1:B:503:PHE:HD2	1:B:512:ALA:HA	1.86	0.41
1:B:1694:LEU:O	1:B:1698:LEU:HG	2.21	0.41
1:B:2675:THR:HB	1:B:2710:LEU:HD21	2.02	0.41
1:B:2740:VAL:HG21	1:B:2819:TRP:HE1	1.86	0.41
1:B:3199:ALA:HB2	1:B:3279:SER:OG	2.21	0.41
1:B:3823:LYS:HA	1:B:3823:LYS:HD3	1.83	0.41
1:D:463:GLU:HG2	1:D:464:LYS:N	2.36	0.41

*Continued on next page...*

*Continued from previous page...*

Atom-1	Atom-2	Interatomic distance (Å)	Clash overlap (Å)
1:D:648:ILE:HD13	1:D:811:CYS:HB3	2.02	0.41
1:D:981:GLN:O	1:D:985:VAL:HG23	2.20	0.41
1:D:1808:ARG:HB2	1:D:1854:PHE:CE1	2.56	0.41
1:D:1999:ARG:HG3	1:D:3635:CYS:O	2.21	0.41
1:C:367:LEU:HD12	1:C:367:LEU:HA	1.89	0.41
1:C:503:PHE:HD2	1:C:512:ALA:HA	1.86	0.41
1:C:805:PRO:HG2	1:C:808:TYR:CD1	2.55	0.41
1:C:880:GLU:HG3	1:C:910:PHE:HB3	2.01	0.41
1:C:990:GLU:HG3	1:C:1024:TYR:HB3	2.03	0.41
1:C:2383:ALA:HA	1:C:2386:ILE:HG12	2.03	0.41
1:C:2419:GLY:O	1:C:2422:ILE:N	2.54	0.41
1:C:2574:HIS:CD2	1:C:2574:HIS:H	2.38	0.41
1:C:2990:PRO:HG2	1:C:2991:HIS:CE1	2.55	0.41
1:A:990:GLU:HG3	1:A:1024:TYR:HB3	2.03	0.40
1:A:1434:TYR:OH	1:A:1436:SER:HB3	2.21	0.40
1:A:1820:ARG:O	1:A:1824:GLN:HG2	2.20	0.40
1:A:2419:GLY:O	1:A:2423:MET:SD	2.79	0.40
1:A:3199:ALA:HB2	1:A:3279:SER:OG	2.21	0.40
1:A:3508:SER:HB3	1:A:3511:VAL:HG22	2.02	0.40
1:A:3535:LEU:O	1:A:3538:THR:OG1	2.28	0.40
1:A:4904:PRO:CB	1:A:4913:ARG:HG2	2.51	0.40
1:B:1488:LYS:HE3	1:B:1488:LYS:HB2	1.85	0.40
1:B:1926:LEU:HB3	1:B:1939:MET:SD	2.60	0.40
1:B:2871:LEU:HG	1:B:2927:LEU:HD21	2.03	0.40
1:B:3329:ILE:O	1:B:3403:ARG:NH2	2.54	0.40
1:D:69:LEU:HD13	1:D:101:LEU:HD11	2.02	0.40
1:D:886:ARG:HB3	1:D:891:TRP:HB2	2.03	0.40
1:D:1575:LEU:HA	1:D:1575:LEU:HD23	1.84	0.40
1:D:2775:TRP:CD2	1:D:2786:LYS:HE3	2.56	0.40
1:D:2793:PRO:O	1:D:2797:PHE:N	2.53	0.40
1:D:3329:ILE:O	1:D:3403:ARG:NH2	2.54	0.40
1:D:3733:CYS:HB2	1:D:3803:SER:OG	2.21	0.40
1:D:4105:GLY:O	1:D:4109:GLN:HG2	2.21	0.40
1:C:1434:TYR:OH	1:C:1436:SER:HB3	2.21	0.40
1:C:4689:THR:OG1	1:C:4690:GLU:OE1	2.34	0.40
1:A:1527:MET:HE3	1:A:1527:MET:HB3	1.92	0.40
1:A:3051:ARG:HA	1:A:3131:TYR:CE1	2.55	0.40
1:A:3733:CYS:HB2	1:A:3803:SER:OG	2.21	0.40
2:F:17:LYS:HE3	2:F:17:LYS:HB3	1.81	0.40
1:B:901:LYS:HG3	1:B:903:LEU:HG	2.03	0.40
1:B:2123:LEU:HD12	1:B:2123:LEU:HA	1.95	0.40

*Continued on next page...*

*Continued from previous page...*

Atom-1	Atom-2	Interatomic distance (Å)	Clash overlap (Å)
1:B:2298:VAL:HG21	1:B:2334:PHE:CE2	2.56	0.40
1:B:3194:LEU:HD12	1:B:3194:LEU:HA	1.86	0.40
1:B:3232:LEU:HA	1:B:3233:PRO:HD3	1.89	0.40
1:B:3546:ASP:O	1:B:3550:ARG:HG3	2.22	0.40
1:D:882:TRP:O	1:D:885:THR:OG1	2.35	0.40
1:D:2867:LEU:HD21	1:D:2871:LEU:HD23	2.03	0.40
1:D:3459:VAL:HG11	1:D:3503:TYR:HD1	1.87	0.40
1:C:589:LEU:HD12	1:C:589:LEU:HA	1.92	0.40
1:C:990:GLU:HA	1:C:1024:TYR:CG	2.56	0.40
1:C:2716:ASP:OD1	1:C:2716:ASP:N	2.51	0.40
1:C:4105:GLY:O	1:C:4109:GLN:HG2	2.21	0.40
1:A:1668:ARG:HG3	1:A:1671:ARG:NH2	2.35	0.40
1:A:2017:ASP:OD1	1:A:2017:ASP:N	2.53	0.40
1:A:2759:ALA:HB1	1:A:2806:ARG:HA	2.04	0.40
1:A:3256:LEU:HD21	1:A:3269:VAL:HG11	2.04	0.40
1:A:4134:GLU:HB3	1:A:4135:PRO:HD3	2.02	0.40
2:E:54:GLU:OE2	2:E:55:VAL:HG13	2.22	0.40
1:B:2881:ASN:HA	1:B:2884:ASN:HD21	1.84	0.40
1:B:3733:CYS:HB2	1:B:3803:SER:OG	2.21	0.40
1:B:4558:ASN:HB3	1:B:4561:THR:OG1	2.20	0.40
1:D:571:SER:OG	1:D:573:GLU:OE1	2.25	0.40
1:D:1858:ASP:O	1:D:1862:ILE:HG13	2.22	0.40
1:D:2191:PHE:CD1	1:D:2198:MET:HE3	2.50	0.40
1:D:2675:THR:HB	1:D:2710:LEU:HD21	2.03	0.40
1:D:3232:LEU:HA	1:D:3233:PRO:HD3	1.90	0.40
1:D:3528:THR:HG23	1:D:3573:MET:CE	2.52	0.40
1:D:3944:GLU:H	1:D:3944:GLU:HG3	1.74	0.40
1:C:330:ASP:OD1	1:C:330:ASP:N	2.54	0.40
1:C:1999:ARG:HG3	1:C:3635:CYS:O	2.21	0.40
1:C:2479:LEU:HD22	1:C:2480:GLY:N	2.36	0.40
1:C:4060:LYS:HD2	1:C:4060:LYS:HA	1.91	0.40
1:A:463:GLU:HG2	1:A:464:LYS:N	2.36	0.40
1:A:1999:ARG:HG3	1:A:3635:CYS:O	2.21	0.40
1:A:3528:THR:HG23	1:A:3573:MET:CE	2.52	0.40
1:A:4827:LEU:HD21	1:B:4843:LEU:HD21	2.02	0.40
1:A:4851:TYR:HD1	1:A:4916:PHE:CE1	2.38	0.40
2:E:13:ARG:CZ	2:E:13:ARG:HB2	2.51	0.40
2:H:29:MET:HG2	2:H:30:LEU:O	2.21	0.40
1:B:908:VAL:HG13	1:B:909:ASN:H	1.87	0.40
1:B:990:GLU:HA	1:B:1024:TYR:CG	2.56	0.40
1:B:1118:ASP:N	1:B:1118:ASP:OD1	2.55	0.40

*Continued on next page...*

*Continued from previous page...*

Atom-1	Atom-2	Interatomic distance (Å)	Clash overlap (Å)
1:B:2263:ILE:HD12	1:B:2263:ILE:HA	1.92	0.40
1:B:2663:ASN:ND2	1:B:2663:ASN:O	2.55	0.40
1:B:2785:LEU:O	1:B:2786:LYS:HG3	2.22	0.40
1:B:3368:ARG:O	1:B:3372:VAL:HG23	2.22	0.40
1:B:3528:THR:HG23	1:B:3573:MET:CE	2.52	0.40
1:B:3621:HIS:O	1:B:3622:LYS:HG3	2.20	0.40
1:D:901:LYS:HG3	1:D:903:LEU:HG	2.03	0.40
1:D:922:LEU:HD13	1:D:922:LEU:HA	1.89	0.40
1:D:2263:ILE:HD12	1:D:2263:ILE:HA	1.92	0.40
1:D:2298:VAL:HG21	1:D:2334:PHE:CE2	2.56	0.40
1:D:2663:ASN:ND2	1:D:2663:ASN:O	2.55	0.40
1:D:2785:LEU:O	1:D:2786:LYS:HG3	2.22	0.40
1:D:3582:ARG:HD3	1:D:3582:ARG:HA	1.91	0.40
1:C:2020:ASP:OD1	1:C:2020:ASP:N	2.42	0.40
1:C:2754:PHE:HB2	1:C:2935:TYR:CZ	2.56	0.40
1:C:3171:SER:O	1:C:3174:SER:OG	2.33	0.40
1:C:3523:ASN:O	1:C:3582:ARG:NH2	2.54	0.40
1:C:3633:VAL:HG12	1:C:3637:ARG:HE	1.87	0.40
1:C:3733:CYS:HB2	1:C:3803:SER:OG	2.21	0.40
1:A:2785:LEU:O	1:A:2786:LYS:HG3	2.22	0.40
1:A:3162:GLN:OE1	1:A:3218:VAL:HG13	2.21	0.40
1:A:3240:CYS:HB3	1:A:3243:ILE:CG1	2.51	0.40
1:A:3531:ASP:HA	1:A:3534:MET:SD	2.62	0.40
2:E:17:LYS:HE3	2:E:17:LYS:HB3	1.80	0.40
1:B:950:LEU:HD23	1:B:950:LEU:HA	1.81	0.40
1:B:2336:ARG:HG3	1:B:2431:ASP:OD2	2.21	0.40
1:B:2427:ALA:HA	1:B:2502:MET:HE1	2.02	0.40
1:B:3633:VAL:HG12	1:B:3637:ARG:HE	1.87	0.40
1:B:4826:ILE:HD13	1:C:4840:THR:HG22	2.03	0.40
1:D:1118:ASP:OD1	1:D:1118:ASP:N	2.55	0.40
1:D:2750:LYS:NZ	1:D:2823:ILE:O	2.50	0.40
1:D:3693:LYS:HA	1:D:3693:LYS:HD2	1.89	0.40
1:D:4211:LYS:O	1:D:4215:ARG:HG3	2.22	0.40
1:C:886:ARG:HB3	1:C:891:TRP:HB2	2.03	0.40
1:C:2126:ARG:NH2	1:C:2133:GLU:OE2	2.52	0.40
1:C:3400:VAL:HG23	1:C:3403:ARG:NH2	2.35	0.40
1:C:3459:VAL:HG11	1:C:3503:TYR:HD1	1.87	0.40
1:C:3528:THR:HG23	1:C:3573:MET:CE	2.52	0.40
1:C:4942:GLU:HA	1:C:4945:ASP:OD2	2.21	0.40

There are no symmetry-related clashes.

## 5.3 Torsion angles [i](#)

### 5.3.1 Protein backbone [i](#)

In the following table, the Percentiles column shows the percent Ramachandran outliers of the chain as a percentile score with respect to all PDB entries followed by that with respect to all EM entries.

The Analysed column shows the number of residues for which the backbone conformation was analysed, and the total number of residues.

Mol	Chain	Analysed	Favoured	Allowed	Outliers	Percentiles	
1	A	4385/5037 (87%)	4247 (97%)	138 (3%)	0	100	100
1	B	4385/5037 (87%)	4247 (97%)	138 (3%)	0	100	100
1	C	4385/5037 (87%)	4247 (97%)	138 (3%)	0	100	100
1	D	4385/5037 (87%)	4247 (97%)	138 (3%)	0	100	100
2	E	105/108 (97%)	103 (98%)	2 (2%)	0	100	100
2	F	105/108 (97%)	103 (98%)	2 (2%)	0	100	100
2	G	105/108 (97%)	103 (98%)	2 (2%)	0	100	100
2	H	105/108 (97%)	101 (96%)	4 (4%)	0	100	100
All	All	17960/20580 (87%)	17398 (97%)	562 (3%)	0	100	100

There are no Ramachandran outliers to report.

### 5.3.2 Protein sidechains [i](#)

In the following table, the Percentiles column shows the percent sidechain outliers of the chain as a percentile score with respect to all PDB entries followed by that with respect to all EM entries.

The Analysed column shows the number of residues for which the sidechain conformation was analysed, and the total number of residues.

Mol	Chain	Analysed	Rotameric	Outliers	Percentiles	
1	A	3836/4276 (90%)	3738 (97%)	98 (3%)	41	64
1	B	3836/4276 (90%)	3738 (97%)	98 (3%)	41	64
1	C	3836/4276 (90%)	3738 (97%)	98 (3%)	41	64
1	D	3836/4276 (90%)	3738 (97%)	98 (3%)	41	64
2	E	89/90 (99%)	78 (88%)	11 (12%)	4	16
2	F	89/90 (99%)	77 (86%)	12 (14%)	3	13

*Continued on next page...*



*Continued from previous page...*

Mol	Chain	Analysed	Rotameric	Outliers	Percentiles	
2	G	89/90 (99%)	78 (88%)	11 (12%)	4	16
2	H	89/90 (99%)	78 (88%)	11 (12%)	4	16
All	All	15700/17464 (90%)	15263 (97%)	437 (3%)	41	62

All (437) residues with a non-rotameric sidechain are listed below:

Mol	Chain	Res	Type
1	A	81	MET
1	A	125	ARG
1	A	127	MET
1	A	155	LYS
1	A	196	MET
1	A	220	LEU
1	A	384	MET
1	A	483	MET
1	A	882	TRP
1	A	898	ASP
1	A	945	LYS
1	A	957	LYS
1	A	959	TYR
1	A	960	MET
1	A	963	ASN
1	A	976	ARG
1	A	998	ARG
1	A	1003	GLN
1	A	1025	ARG
1	A	1044	ARG
1	A	1143	TRP
1	A	1281	ASN
1	A	1421	ARG
1	A	1435	TYR
1	A	1511	HIS
1	A	1538	THR
1	A	1623	ARG
1	A	1637	MET
1	A	1730	MET
1	A	1743[A]	ARG
1	A	1743[B]	ARG
1	A	1752	ARG
1	A	1758	ARG
1	A	1986	MET

*Continued on next page...*

*Continued from previous page...*

<b>Mol</b>	<b>Chain</b>	<b>Res</b>	<b>Type</b>
1	A	2008	MET
1	A	2037	ASP
1	A	2100[A]	HIS
1	A	2100[B]	HIS
1	A	2101	MET
1	A	2211	MET
1	A	2221	LYS
1	A	2224	ARG
1	A	2228	MET
1	A	2250	MET
1	A	2256	TYR
1	A	2267	MET
1	A	2268[A]	GLN
1	A	2268[B]	GLN
1	A	2336	ARG
1	A	2369[A]	ARG
1	A	2369[B]	ARG
1	A	2423	MET
1	A	2440	MET
1	A	2442	LEU
1	A	2546	MET
1	A	2578	MET
1	A	2608	MET
1	A	2628	PHE
1	A	2639	MET
1	A	2698	MET
1	A	2738	ARG
1	A	2751	LEU
1	A	2786	LYS
1	A	2797	PHE
1	A	2806	ARG
1	A	2827	ARG
1	A	2877	GLN
1	A	2914	LYS
1	A	2932	MET
1	A	2976	HIS
1	A	3053	ARG
1	A	3106	MET
1	A	3182	TYR
1	A	3201	MET
1	A	3250	MET
1	A	3409	TYR

*Continued on next page...*

*Continued from previous page...*

<b>Mol</b>	<b>Chain</b>	<b>Res</b>	<b>Type</b>
1	A	3449	HIS
1	A	3451	PHE
1	A	3462	ASN
1	A	3478	MET
1	A	3534	MET
1	A	3614	LYS
1	A	3622	LYS
1	A	3673	MET
1	A	3720	TYR
1	A	3757	GLU
1	A	3759	GLU
1	A	3858	MET
1	A	3899	PHE
1	A	3933	PHE
1	A	4039	MET
1	A	4057	MET
1	A	4580	TYR
1	A	4627	MET
1	A	4639	MET
1	A	4769	MET
1	A	4871	GLU
1	A	4940	PHE
2	E	11	ASP
2	E	17	LYS
2	E	27	THR
2	E	31	GLU
2	E	35	LYS
2	E	43	ASN
2	E	44	LYS
2	E	54	GLU
2	E	85	THR
2	E	102	GLU
2	E	105	LYS
2	H	11	ASP
2	H	13	ARG
2	H	17	LYS
2	H	27	THR
2	H	31	GLU
2	H	35	LYS
2	H	43	ASN
2	H	44	LYS
2	H	49	MET

*Continued on next page...*

*Continued from previous page...*

<b>Mol</b>	<b>Chain</b>	<b>Res</b>	<b>Type</b>
2	H	85	THR
2	H	102	GLU
2	G	11	ASP
2	G	17	LYS
2	G	27	THR
2	G	29	MET
2	G	31	GLU
2	G	35	LYS
2	G	43	ASN
2	G	44	LYS
2	G	85	THR
2	G	102	GLU
2	G	105	LYS
2	F	11	ASP
2	F	17	LYS
2	F	27	THR
2	F	29	MET
2	F	31	GLU
2	F	35	LYS
2	F	43	ASN
2	F	44	LYS
2	F	54	GLU
2	F	85	THR
2	F	102	GLU
2	F	105	LYS
1	B	81	MET
1	B	125	ARG
1	B	127	MET
1	B	155	LYS
1	B	196	MET
1	B	220	LEU
1	B	384	MET
1	B	483	MET
1	B	882	TRP
1	B	898	ASP
1	B	945	LYS
1	B	957	LYS
1	B	959	TYR
1	B	960	MET
1	B	963	ASN
1	B	976	ARG
1	B	998	ARG

*Continued on next page...*

*Continued from previous page...*

<b>Mol</b>	<b>Chain</b>	<b>Res</b>	<b>Type</b>
1	B	1003	GLN
1	B	1025	ARG
1	B	1044	ARG
1	B	1143	TRP
1	B	1281	ASN
1	B	1421	ARG
1	B	1435	TYR
1	B	1511	HIS
1	B	1538	THR
1	B	1623	ARG
1	B	1637	MET
1	B	1730	MET
1	B	1743[A]	ARG
1	B	1743[B]	ARG
1	B	1752	ARG
1	B	1758	ARG
1	B	1986	MET
1	B	2008	MET
1	B	2037	ASP
1	B	2100[A]	HIS
1	B	2100[B]	HIS
1	B	2101	MET
1	B	2211	MET
1	B	2221	LYS
1	B	2224	ARG
1	B	2228	MET
1	B	2250	MET
1	B	2256	TYR
1	B	2267	MET
1	B	2268[A]	GLN
1	B	2268[B]	GLN
1	B	2336	ARG
1	B	2369[A]	ARG
1	B	2369[B]	ARG
1	B	2423	MET
1	B	2440	MET
1	B	2442	LEU
1	B	2546	MET
1	B	2578	MET
1	B	2608	MET
1	B	2628	PHE
1	B	2639	MET

*Continued on next page...*

*Continued from previous page...*

<b>Mol</b>	<b>Chain</b>	<b>Res</b>	<b>Type</b>
1	B	2698	MET
1	B	2738	ARG
1	B	2751	LEU
1	B	2786	LYS
1	B	2797	PHE
1	B	2806	ARG
1	B	2827	ARG
1	B	2877	GLN
1	B	2914	LYS
1	B	2932	MET
1	B	2976	HIS
1	B	3053	ARG
1	B	3106	MET
1	B	3182	TYR
1	B	3201	MET
1	B	3250	MET
1	B	3409	TYR
1	B	3449	HIS
1	B	3451	PHE
1	B	3462	ASN
1	B	3478	MET
1	B	3534	MET
1	B	3614	LYS
1	B	3622	LYS
1	B	3673	MET
1	B	3720	TYR
1	B	3757	GLU
1	B	3759	GLU
1	B	3858	MET
1	B	3899	PHE
1	B	3933	PHE
1	B	4039	MET
1	B	4057	MET
1	B	4580	TYR
1	B	4627	MET
1	B	4639	MET
1	B	4769	MET
1	B	4871	GLU
1	B	4940	PHE
1	D	81	MET
1	D	125	ARG
1	D	127	MET

*Continued on next page...*

*Continued from previous page...*

<b>Mol</b>	<b>Chain</b>	<b>Res</b>	<b>Type</b>
1	D	155	LYS
1	D	196	MET
1	D	220	LEU
1	D	384	MET
1	D	483	MET
1	D	882	TRP
1	D	898	ASP
1	D	945	LYS
1	D	957	LYS
1	D	959	TYR
1	D	960	MET
1	D	963	ASN
1	D	976	ARG
1	D	998	ARG
1	D	1003	GLN
1	D	1025	ARG
1	D	1044	ARG
1	D	1143	TRP
1	D	1281	ASN
1	D	1421	ARG
1	D	1435	TYR
1	D	1511	HIS
1	D	1538	THR
1	D	1623	ARG
1	D	1637	MET
1	D	1730	MET
1	D	1743[A]	ARG
1	D	1743[B]	ARG
1	D	1752	ARG
1	D	1758	ARG
1	D	1986	MET
1	D	2008	MET
1	D	2037	ASP
1	D	2100[A]	HIS
1	D	2100[B]	HIS
1	D	2101	MET
1	D	2211	MET
1	D	2221	LYS
1	D	2224	ARG
1	D	2228	MET
1	D	2250	MET
1	D	2256	TYR

*Continued on next page...*

*Continued from previous page...*

<b>Mol</b>	<b>Chain</b>	<b>Res</b>	<b>Type</b>
1	D	2267	MET
1	D	2268[A]	GLN
1	D	2268[B]	GLN
1	D	2336	ARG
1	D	2369[A]	ARG
1	D	2369[B]	ARG
1	D	2423	MET
1	D	2440	MET
1	D	2442	LEU
1	D	2546	MET
1	D	2578	MET
1	D	2608	MET
1	D	2628	PHE
1	D	2639	MET
1	D	2698	MET
1	D	2738	ARG
1	D	2751	LEU
1	D	2786	LYS
1	D	2797	PHE
1	D	2806	ARG
1	D	2827	ARG
1	D	2877	GLN
1	D	2914	LYS
1	D	2932	MET
1	D	2976	HIS
1	D	3053	ARG
1	D	3106	MET
1	D	3182	TYR
1	D	3201	MET
1	D	3250	MET
1	D	3409	TYR
1	D	3449	HIS
1	D	3451	PHE
1	D	3462	ASN
1	D	3478	MET
1	D	3534	MET
1	D	3614	LYS
1	D	3622	LYS
1	D	3673	MET
1	D	3720	TYR
1	D	3757	GLU
1	D	3759	GLU

*Continued on next page...*



*Continued from previous page...*

<b>Mol</b>	<b>Chain</b>	<b>Res</b>	<b>Type</b>
1	D	3858	MET
1	D	3899	PHE
1	D	3933	PHE
1	D	4039	MET
1	D	4057	MET
1	D	4580	TYR
1	D	4627	MET
1	D	4639	MET
1	D	4769	MET
1	D	4871	GLU
1	D	4940	PHE
1	C	81	MET
1	C	125	ARG
1	C	127	MET
1	C	155	LYS
1	C	196	MET
1	C	220	LEU
1	C	384	MET
1	C	483	MET
1	C	882	TRP
1	C	898	ASP
1	C	945	LYS
1	C	957	LYS
1	C	959	TYR
1	C	960	MET
1	C	963	ASN
1	C	976	ARG
1	C	998	ARG
1	C	1003	GLN
1	C	1025	ARG
1	C	1044	ARG
1	C	1143	TRP
1	C	1281	ASN
1	C	1421	ARG
1	C	1435	TYR
1	C	1511	HIS
1	C	1538	THR
1	C	1623	ARG
1	C	1637	MET
1	C	1730	MET
1	C	1743[A]	ARG
1	C	1743[B]	ARG

*Continued on next page...*

*Continued from previous page...*

<b>Mol</b>	<b>Chain</b>	<b>Res</b>	<b>Type</b>
1	C	1752	ARG
1	C	1758	ARG
1	C	1986	MET
1	C	2008	MET
1	C	2037	ASP
1	C	2100[A]	HIS
1	C	2100[B]	HIS
1	C	2101	MET
1	C	2211	MET
1	C	2221	LYS
1	C	2224	ARG
1	C	2228	MET
1	C	2250	MET
1	C	2256	TYR
1	C	2267	MET
1	C	2268[A]	GLN
1	C	2268[B]	GLN
1	C	2336	ARG
1	C	2369[A]	ARG
1	C	2369[B]	ARG
1	C	2423	MET
1	C	2440	MET
1	C	2442	LEU
1	C	2546	MET
1	C	2578	MET
1	C	2608	MET
1	C	2628	PHE
1	C	2639	MET
1	C	2698	MET
1	C	2738	ARG
1	C	2751	LEU
1	C	2786	LYS
1	C	2797	PHE
1	C	2806	ARG
1	C	2827	ARG
1	C	2877	GLN
1	C	2914	LYS
1	C	2932	MET
1	C	2976	HIS
1	C	3053	ARG
1	C	3106	MET
1	C	3182	TYR

*Continued on next page...*

*Continued from previous page...*

<b>Mol</b>	<b>Chain</b>	<b>Res</b>	<b>Type</b>
1	C	3201	MET
1	C	3250	MET
1	C	3409	TYR
1	C	3449	HIS
1	C	3451	PHE
1	C	3462	ASN
1	C	3478	MET
1	C	3534	MET
1	C	3614	LYS
1	C	3622	LYS
1	C	3673	MET
1	C	3720	TYR
1	C	3757	GLU
1	C	3759	GLU
1	C	3858	MET
1	C	3899	PHE
1	C	3933	PHE
1	C	4039	MET
1	C	4057	MET
1	C	4580	TYR
1	C	4627	MET
1	C	4639	MET
1	C	4769	MET
1	C	4871	GLU
1	C	4940	PHE

Sometimes sidechains can be flipped to improve hydrogen bonding and reduce clashes. All (9) such sidechains are listed below:

<b>Mol</b>	<b>Chain</b>	<b>Res</b>	<b>Type</b>
1	A	991	ASN
1	A	4009	GLN
1	B	991	ASN
1	B	4009	GLN
1	D	991	ASN
1	D	4009	GLN
1	C	991	ASN
1	C	2092	GLN
1	C	4009	GLN

### 5.3.3 RNA [i](#)

There are no RNA molecules in this entry.

## 5.4 Non-standard residues in protein, DNA, RNA chains [i](#)

There are no non-standard protein/DNA/RNA residues in this entry.

## 5.5 Carbohydrates [i](#)

There are no oligosaccharides in this entry.

## 5.6 Ligand geometry [i](#)

Of 16 ligands modelled in this entry, 8 are monoatomic - leaving 8 for Mogul analysis.

In the following table, the Counts columns list the number of bonds (or angles) for which Mogul statistics could be retrieved, the number of bonds (or angles) that are observed in the model and the number of bonds (or angles) that are defined in the Chemical Component Dictionary. The Link column lists molecule types, if any, to which the group is linked. The Z score for a bond length (or angle) is the number of standard deviations the observed value is removed from the expected value. A bond length (or angle) with  $|Z| > 2$  is considered an outlier worth inspection. RMSZ is the root-mean-square of all Z scores of the bond lengths (or angles).

Mol	Type	Chain	Res	Link	Bond lengths			Bond angles		
					Counts	RMSZ	$\# Z  > 2$	Counts	RMSZ	$\# Z  > 2$
6	A1BD5	B	5304	-	16,16,16	0.96	0	21,23,23	0.73	0
3	ATP	A	5301	-	28,33,33	0.66	0	34,52,52	0.99	2 (5%)
6	A1BD5	C	5304	-	16,16,16	0.96	0	21,23,23	0.73	0
6	A1BD5	A	5304	-	16,16,16	0.97	0	21,23,23	0.73	0
3	ATP	D	5301	-	28,33,33	0.66	0	34,52,52	0.99	2 (5%)
3	ATP	C	5301	-	28,33,33	0.67	0	34,52,52	1.00	2 (5%)
6	A1BD5	D	5304	-	16,16,16	0.96	0	21,23,23	0.73	0
3	ATP	B	5301	-	28,33,33	0.65	0	34,52,52	0.99	2 (5%)

In the following table, the Chirals column lists the number of chiral outliers, the number of chiral centers analysed, the number of these observed in the model and the number defined in the Chemical Component Dictionary. Similar counts are reported in the Torsion and Rings columns. '-' means no outliers of that kind were identified.

Mol	Type	Chain	Res	Link	Chirals	Torsions	Rings
6	A1BD5	B	5304	-	-	0/4/4/4	0/2/2/2

*Continued on next page...*

*Continued from previous page...*

Mol	Type	Chain	Res	Link	Chirals	Torsions	Rings
3	ATP	A	5301	-	-	9/18/38/38	0/3/3/3
6	A1BD5	C	5304	-	-	0/4/4/4	0/2/2/2
6	A1BD5	A	5304	-	-	0/4/4/4	0/2/2/2
3	ATP	D	5301	-	-	9/18/38/38	0/3/3/3
3	ATP	C	5301	-	-	9/18/38/38	0/3/3/3
6	A1BD5	D	5304	-	-	0/4/4/4	0/2/2/2
3	ATP	B	5301	-	-	9/18/38/38	0/3/3/3

There are no bond length outliers.

All (8) bond angle outliers are listed below:

Mol	Chain	Res	Type	Atoms	Z	Observed(°)	Ideal(°)
3	C	5301	ATP	C4'-O4'-C1'	-4.65	105.67	109.92
3	B	5301	ATP	C4'-O4'-C1'	-4.59	105.72	109.92
3	A	5301	ATP	C4'-O4'-C1'	-4.59	105.72	109.92
3	D	5301	ATP	C4'-O4'-C1'	-4.58	105.73	109.92
3	C	5301	ATP	C5-C6-N6	2.36	123.90	120.31
3	B	5301	ATP	C5-C6-N6	2.35	123.89	120.31
3	A	5301	ATP	C5-C6-N6	2.34	123.88	120.31
3	D	5301	ATP	C5-C6-N6	2.34	123.87	120.31

There are no chirality outliers.

All (36) torsion outliers are listed below:

Mol	Chain	Res	Type	Atoms
3	A	5301	ATP	PB-O3B-PG-O2G
3	A	5301	ATP	C5'-O5'-PA-O1A
3	A	5301	ATP	C5'-O5'-PA-O2A
3	A	5301	ATP	C5'-O5'-PA-O3A
3	B	5301	ATP	PB-O3B-PG-O2G
3	B	5301	ATP	C5'-O5'-PA-O1A
3	B	5301	ATP	C5'-O5'-PA-O2A
3	B	5301	ATP	C5'-O5'-PA-O3A
3	D	5301	ATP	PB-O3B-PG-O2G
3	D	5301	ATP	C5'-O5'-PA-O1A
3	D	5301	ATP	C5'-O5'-PA-O2A
3	D	5301	ATP	C5'-O5'-PA-O3A
3	C	5301	ATP	PB-O3B-PG-O2G
3	C	5301	ATP	C5'-O5'-PA-O1A
3	C	5301	ATP	C5'-O5'-PA-O2A

*Continued on next page...*

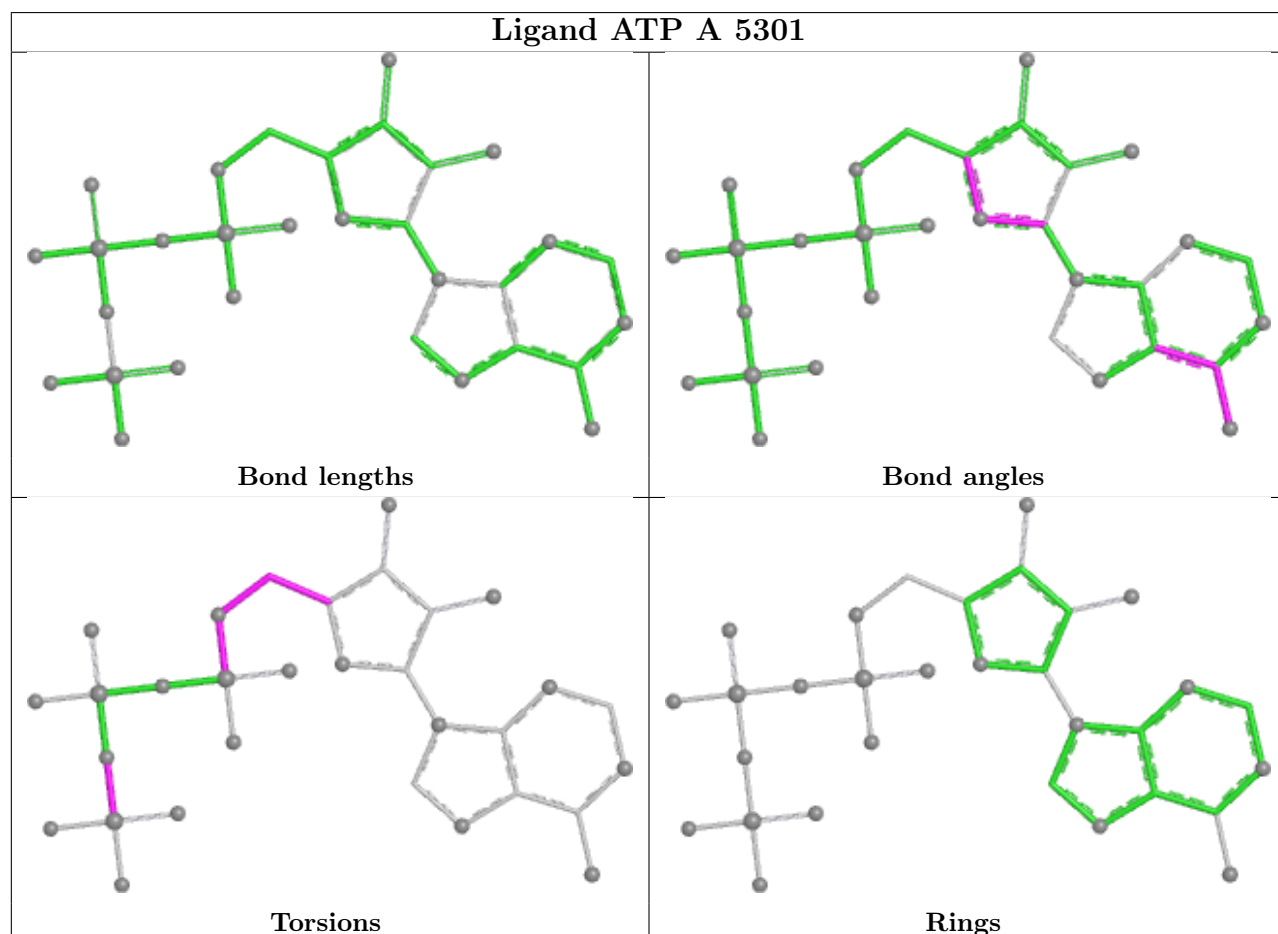
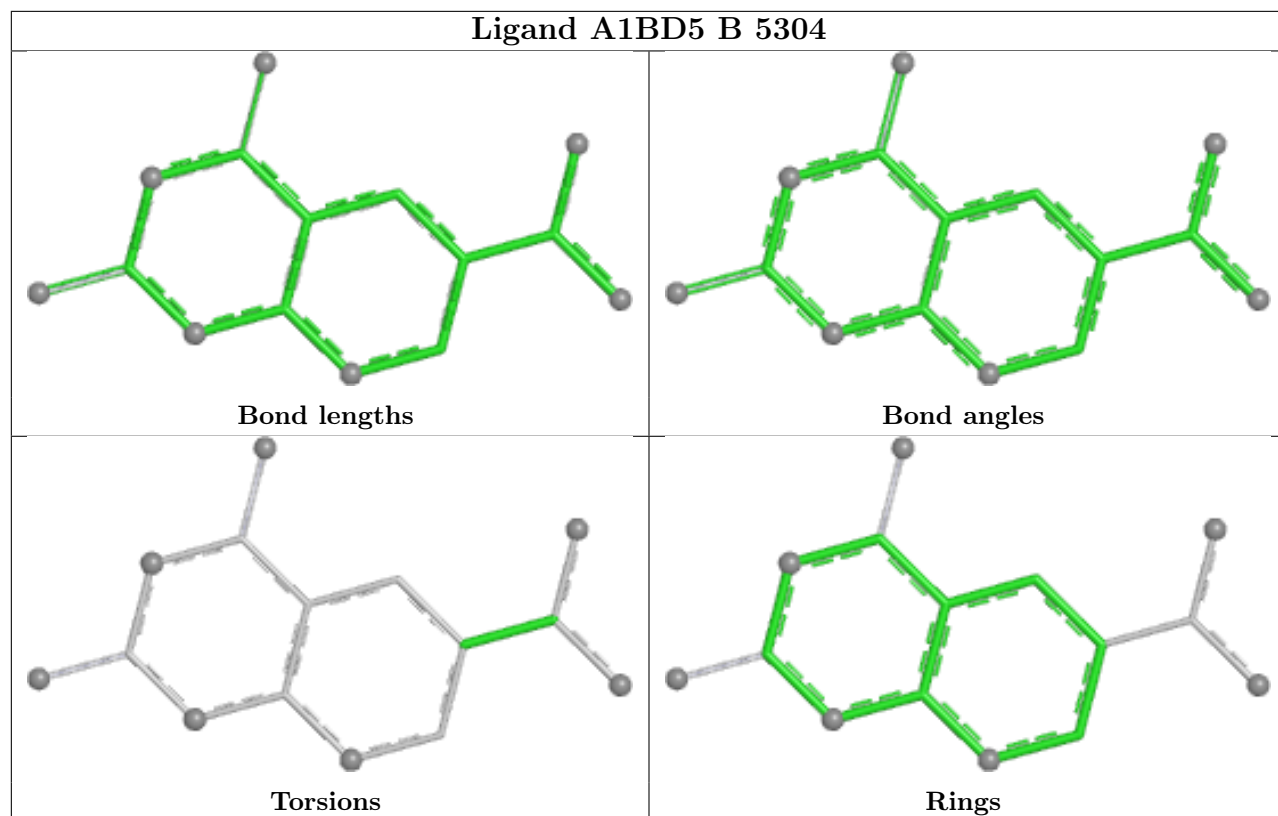
*Continued from previous page...*

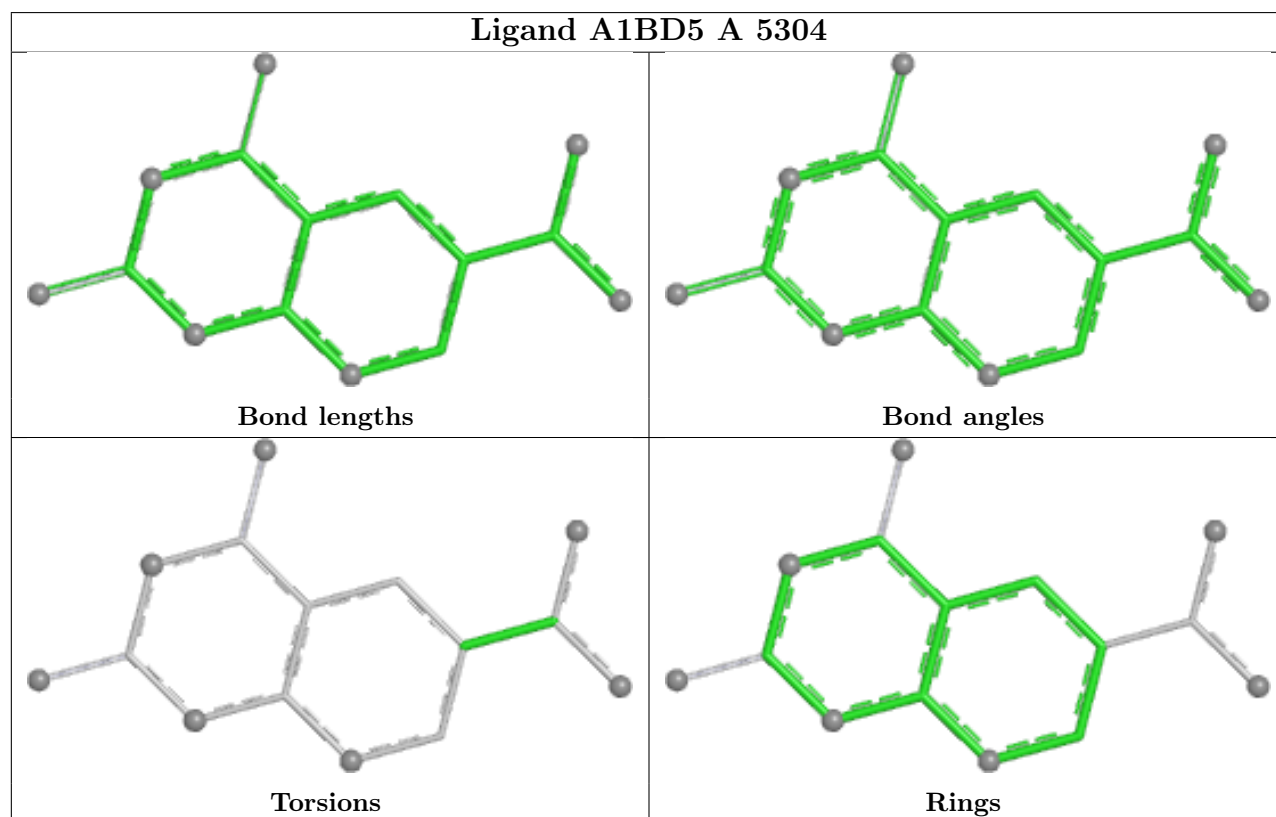
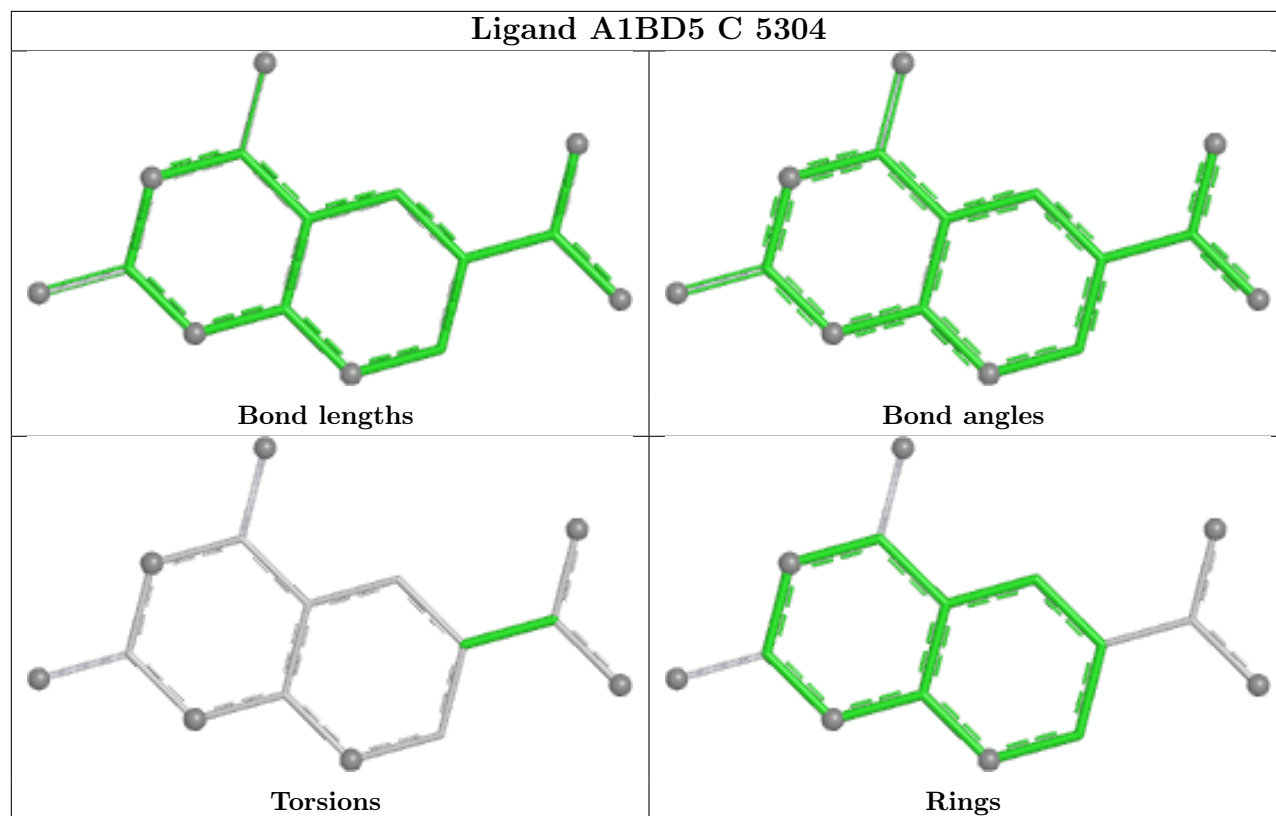
Mol	Chain	Res	Type	Atoms
3	C	5301	ATP	C5'-O5'-PA-O3A
3	B	5301	ATP	O4'-C4'-C5'-O5'
3	A	5301	ATP	PB-O3B-PG-O3G
3	B	5301	ATP	PB-O3B-PG-O3G
3	D	5301	ATP	PB-O3B-PG-O3G
3	C	5301	ATP	PB-O3B-PG-O3G
3	A	5301	ATP	O4'-C4'-C5'-O5'
3	D	5301	ATP	O4'-C4'-C5'-O5'
3	C	5301	ATP	O4'-C4'-C5'-O5'
3	A	5301	ATP	C3'-C4'-C5'-O5'
3	B	5301	ATP	C3'-C4'-C5'-O5'
3	D	5301	ATP	C3'-C4'-C5'-O5'
3	C	5301	ATP	C3'-C4'-C5'-O5'
3	A	5301	ATP	C4'-C5'-O5'-PA
3	B	5301	ATP	C4'-C5'-O5'-PA
3	D	5301	ATP	C4'-C5'-O5'-PA
3	C	5301	ATP	C4'-C5'-O5'-PA
3	A	5301	ATP	PB-O3B-PG-O1G
3	B	5301	ATP	PB-O3B-PG-O1G
3	D	5301	ATP	PB-O3B-PG-O1G
3	C	5301	ATP	PB-O3B-PG-O1G

There are no ring outliers.

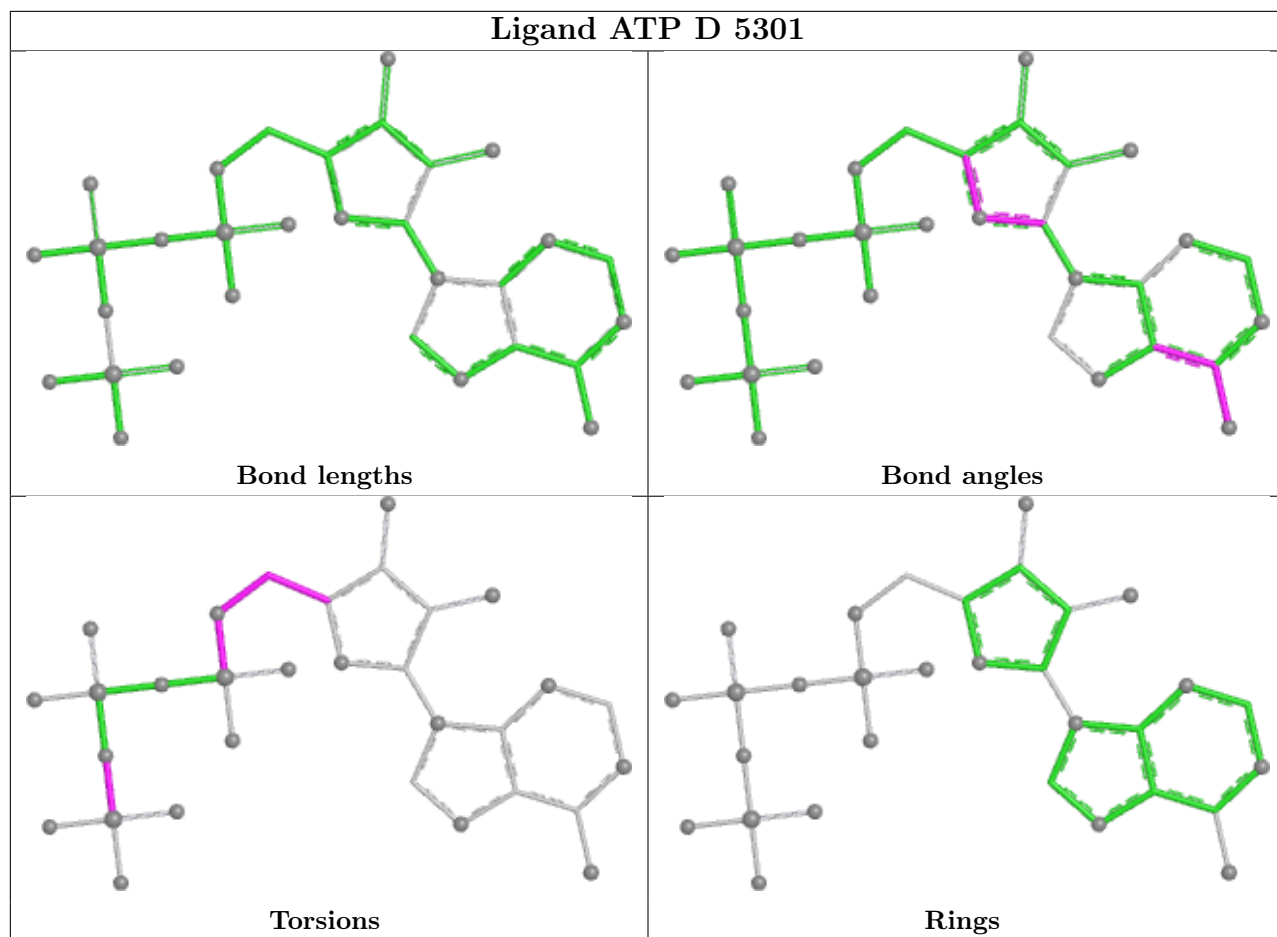
No monomer is involved in short contacts.

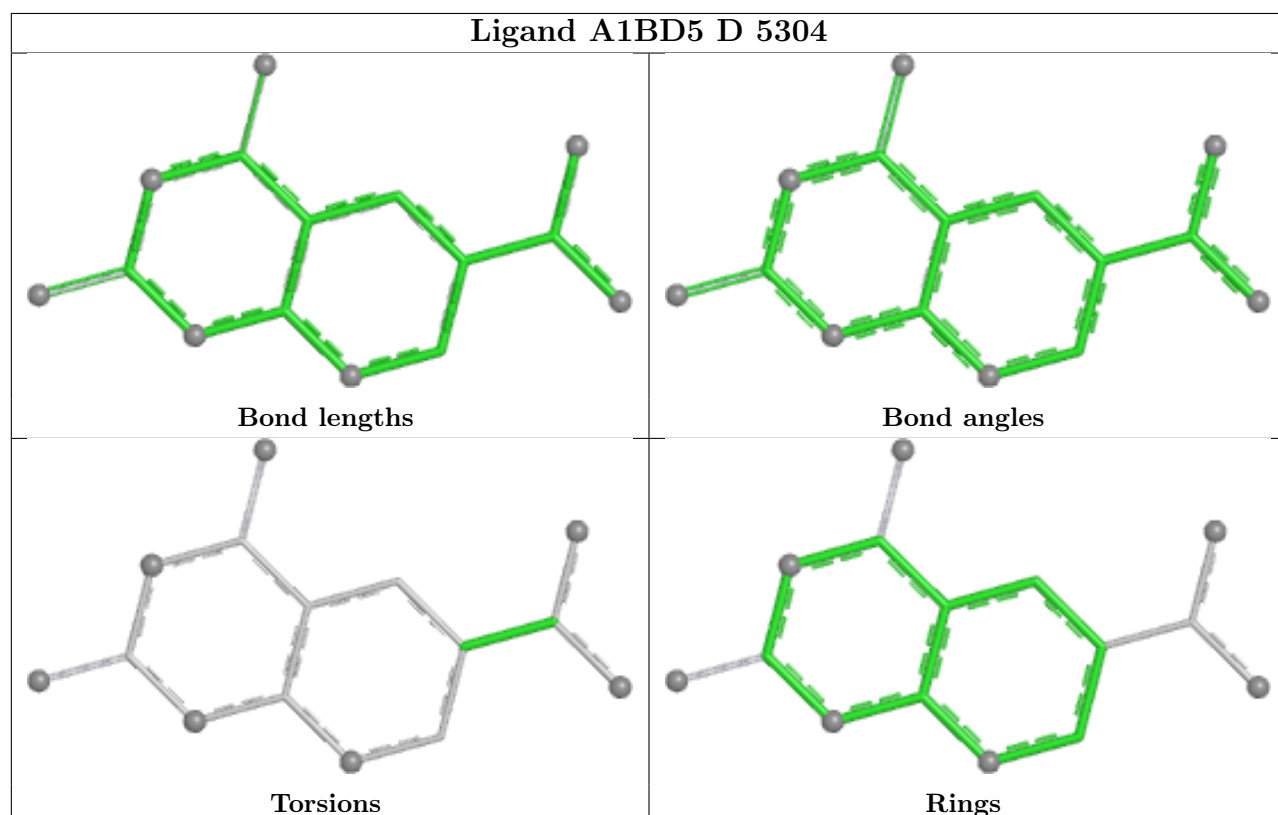
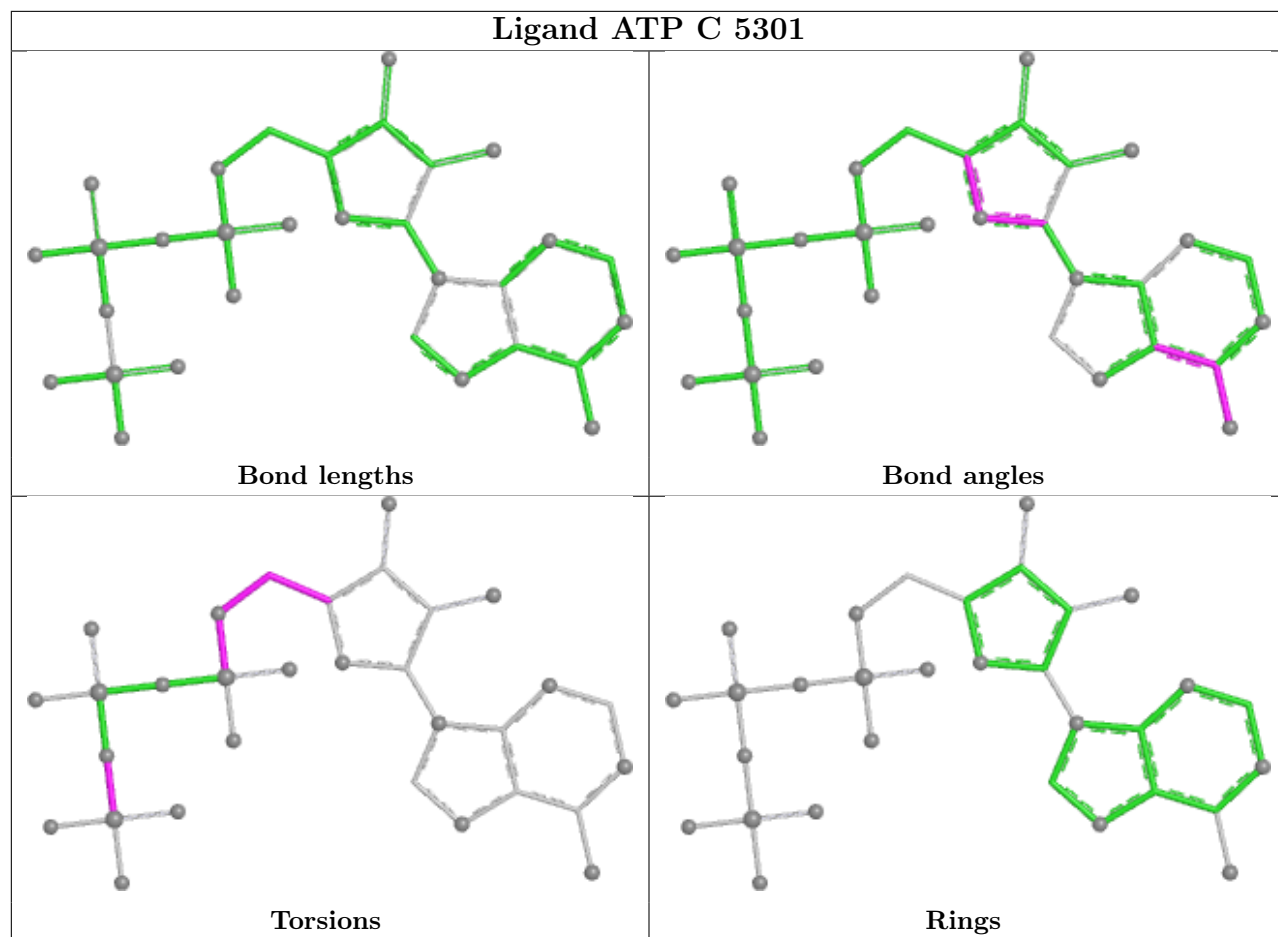
The following is a two-dimensional graphical depiction of Mogul quality analysis of bond lengths, bond angles, torsion angles, and ring geometry for all instances of the Ligand of Interest. In addition, ligands with molecular weight > 250 and outliers as shown on the validation Tables will also be included. For torsion angles, if less than 5% of the Mogul distribution of torsion angles is within 10 degrees of the torsion angle in question, then that torsion angle is considered an outlier. Any bond that is central to one or more torsion angles identified as an outlier by Mogul will be highlighted in the graph. For rings, the root-mean-square deviation (RMSD) between the ring in question and similar rings identified by Mogul is calculated over all ring torsion angles. If the average RMSD is greater than 60 degrees and the minimal RMSD between the ring in question and any Mogul-identified rings is also greater than 60 degrees, then that ring is considered an outlier. The outliers are highlighted in purple. The color gray indicates Mogul did not find sufficient equivalents in the CSD to analyse the geometry.

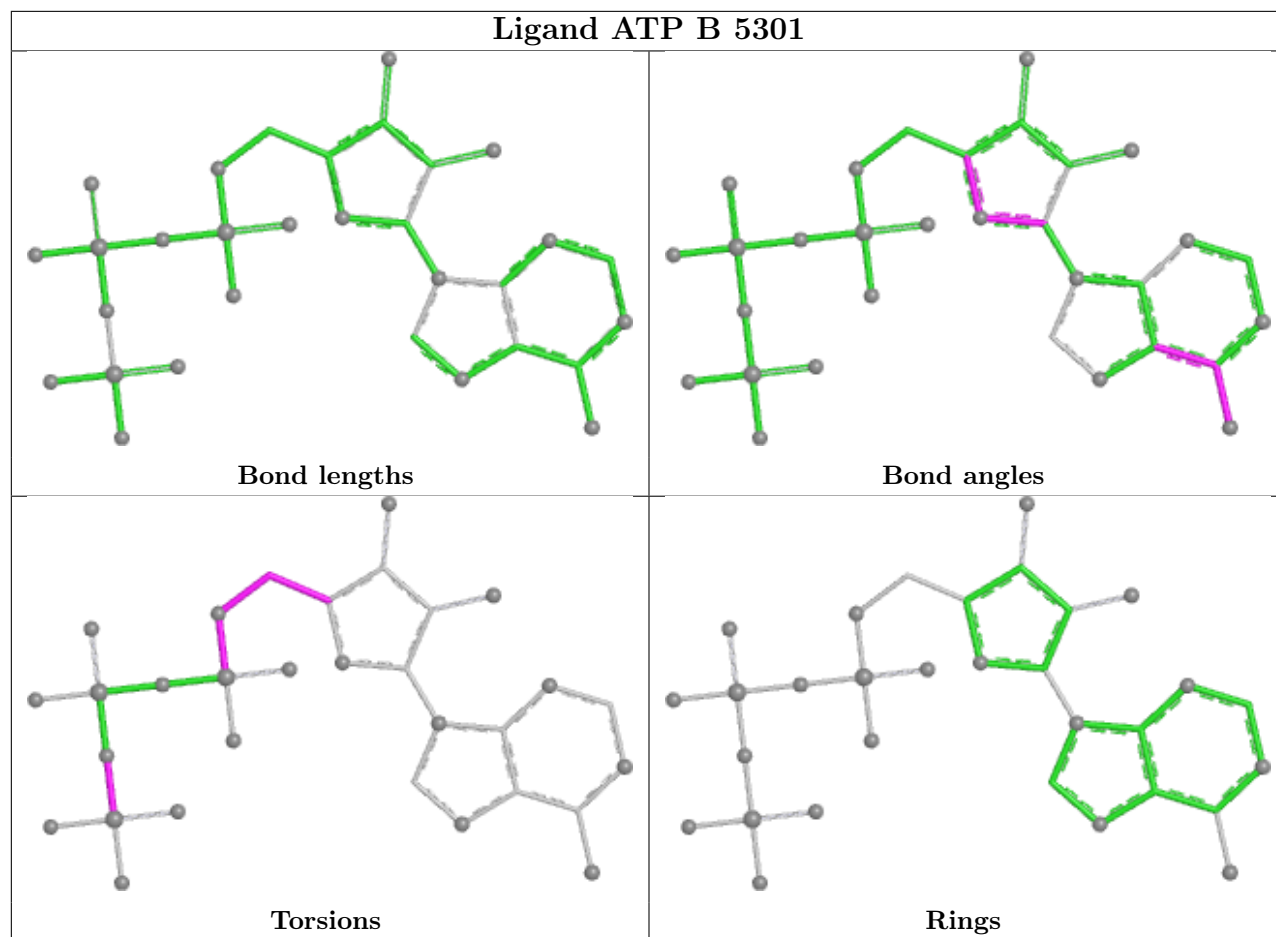












## 5.7 Other polymers [i](#)

There are no such residues in this entry.

## 5.8 Polymer linkage issues [i](#)

There are no chain breaks in this entry.

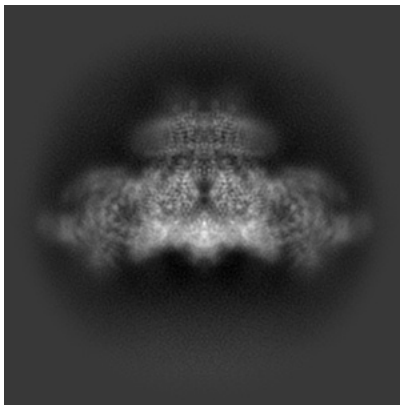
## 6 Map visualisation [i](#)

This section contains visualisations of the EMDB entry EMD-47394. These allow visual inspection of the internal detail of the map and identification of artifacts.

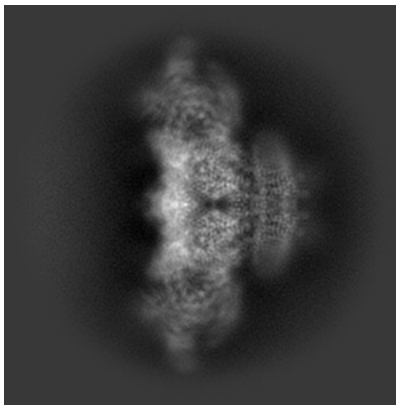
Images derived from a raw map, generated by summing the deposited half-maps, are presented below the corresponding image components of the primary map to allow further visual inspection and comparison with those of the primary map.

### 6.1 Orthogonal projections [i](#)

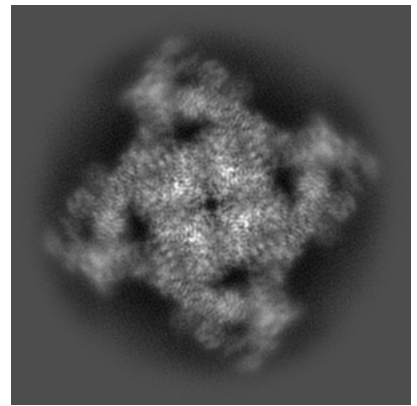
#### 6.1.1 Primary map



X

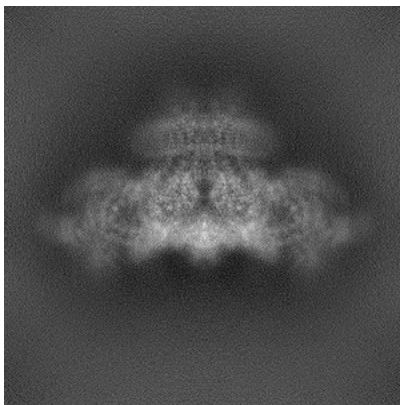


Y

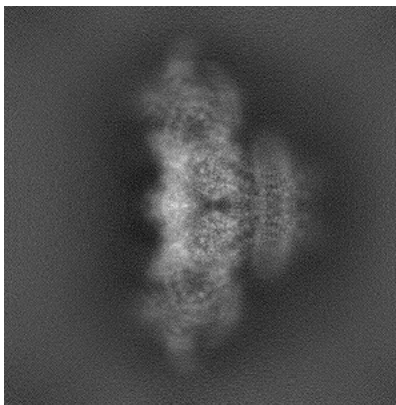


Z

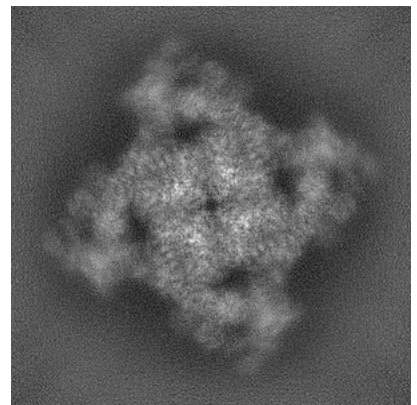
#### 6.1.2 Raw map



X



Y

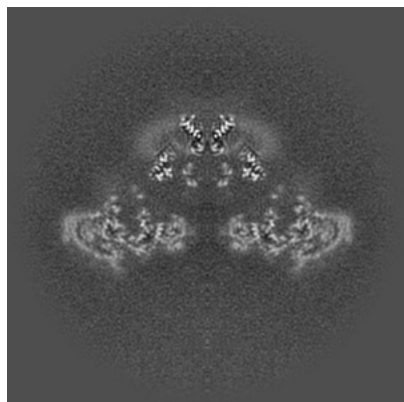


Z

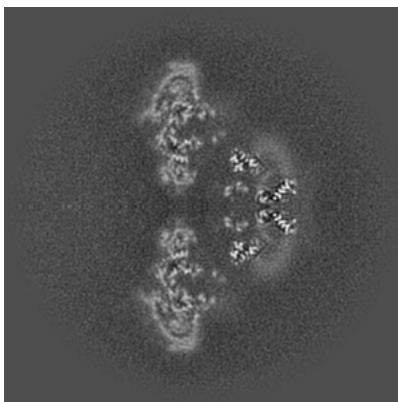
The images above show the map projected in three orthogonal directions.

## 6.2 Central slices [i](#)

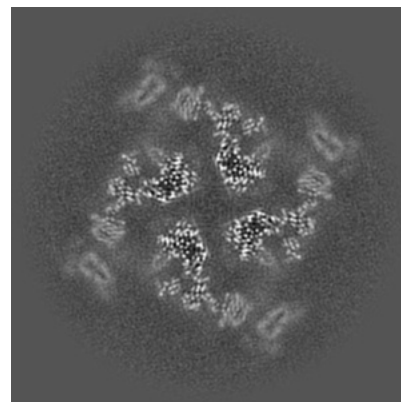
### 6.2.1 Primary map



X Index: 256

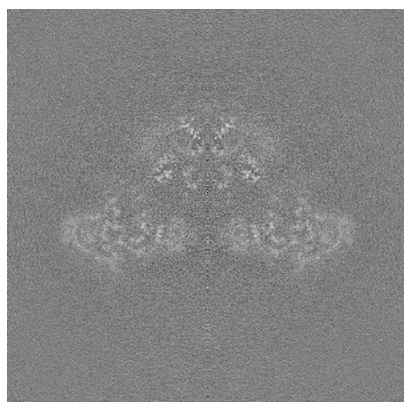


Y Index: 256

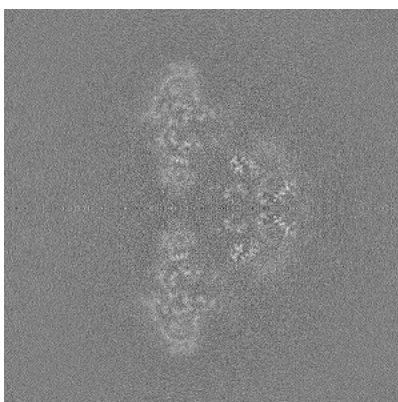


Z Index: 256

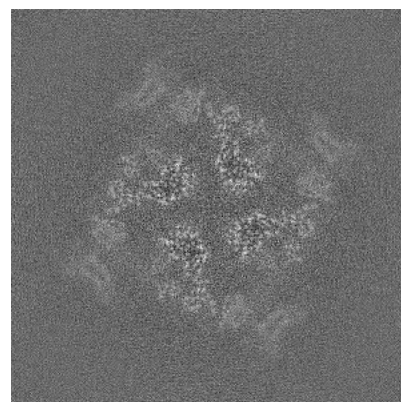
### 6.2.2 Raw map



X Index: 256



Y Index: 256

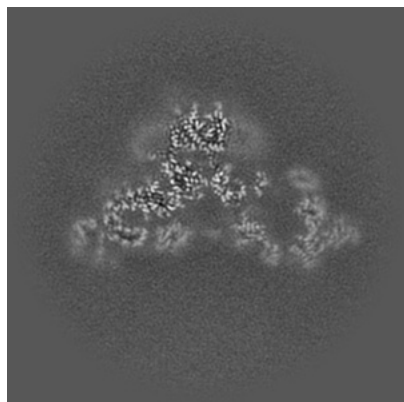


Z Index: 256

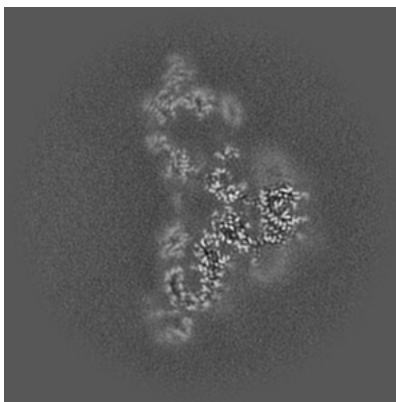
The images above show central slices of the map in three orthogonal directions.

## 6.3 Largest variance slices [i](#)

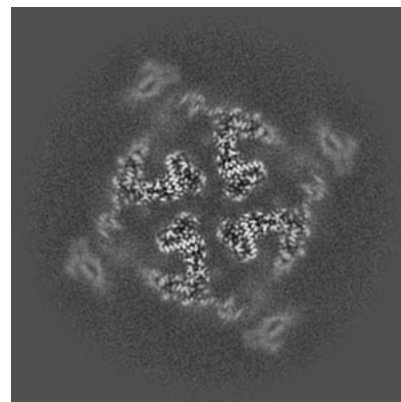
### 6.3.1 Primary map



X Index: 239

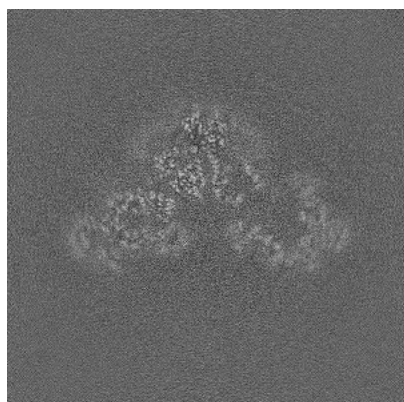


Y Index: 273

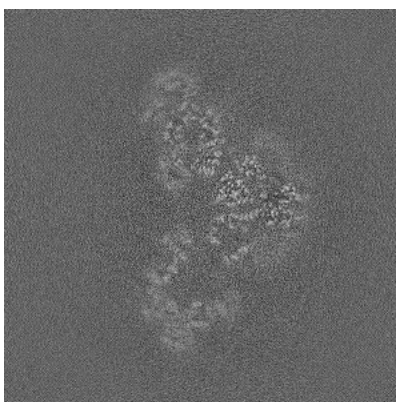


Z Index: 265

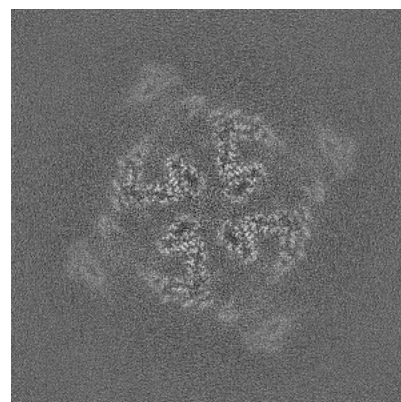
### 6.3.2 Raw map



X Index: 244



Y Index: 244

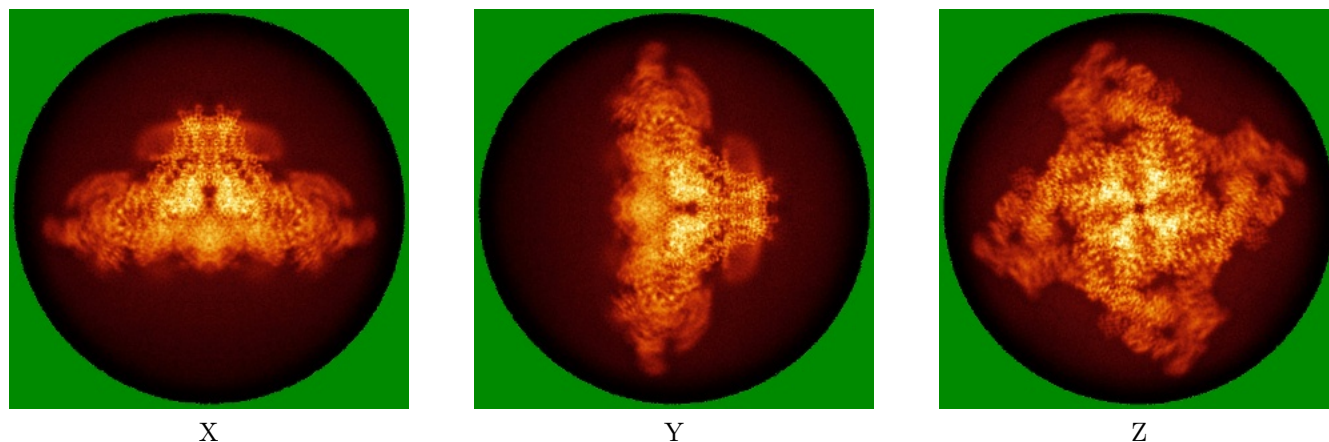


Z Index: 266


The images above show the largest variance slices of the map in three orthogonal directions.

## 6.4 Orthogonal standard-deviation projections (False-color) [i](#)

### 6.4.1 Primary map



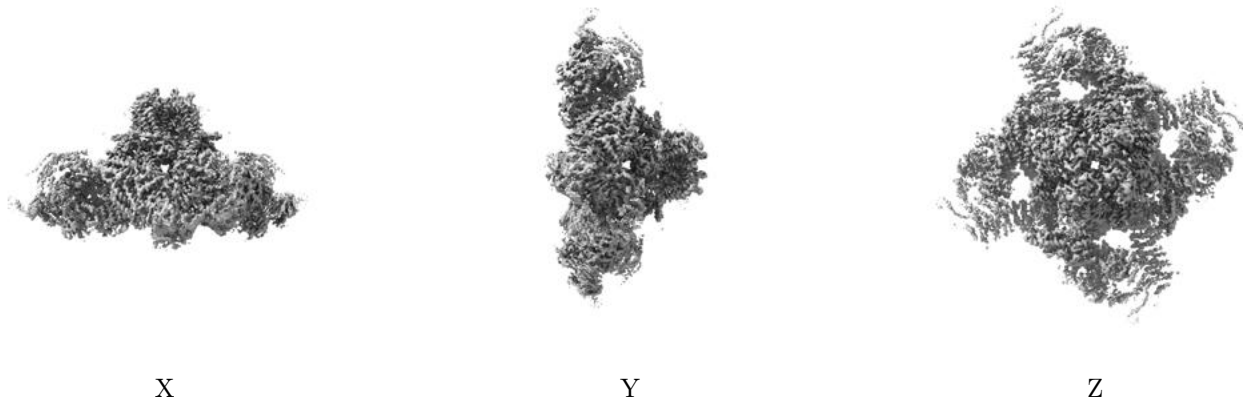
### 6.4.2 Raw map



The images above show the map standard deviation projections with false color in three orthogonal directions. Minimum values are shown in green, max in blue, and dark to light orange shades represent small to large values respectively.

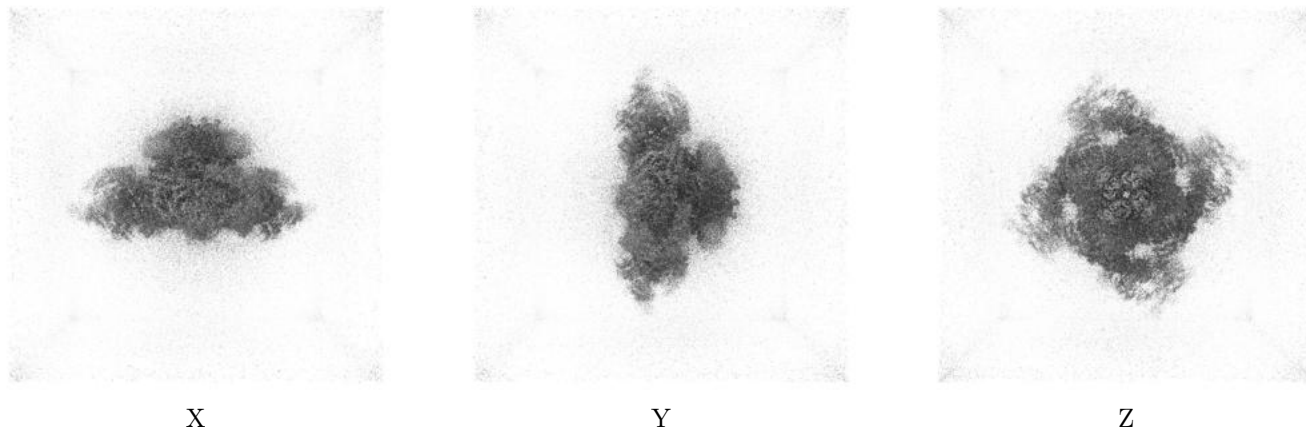
## 6.5 Orthogonal surface views [i](#)

### 6.5.1 Primary map



The images above show the 3D surface view of the map at the recommended contour level 0.1. These images, in conjunction with the slice images, may facilitate assessment of whether an appropriate contour level has been provided.

### 6.5.2 Raw map



These images show the 3D surface of the raw map. The raw map's contour level was selected so that its surface encloses the same volume as the primary map does at its recommended contour level.

## 6.6 Mask visualisation [i](#)

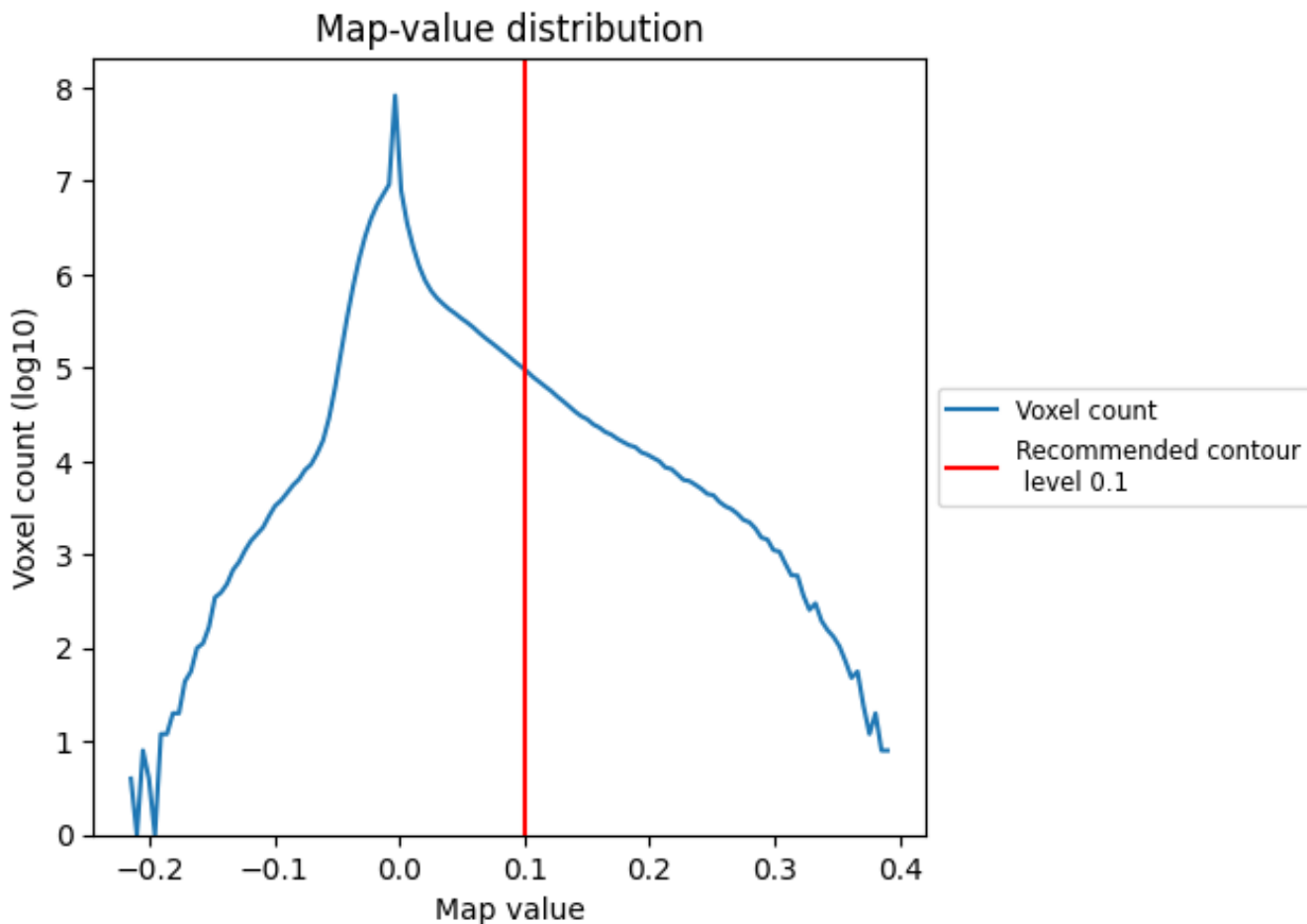
This section was not generated. No masks/segmentation were deposited.



## 7 Map analysis [i](#)

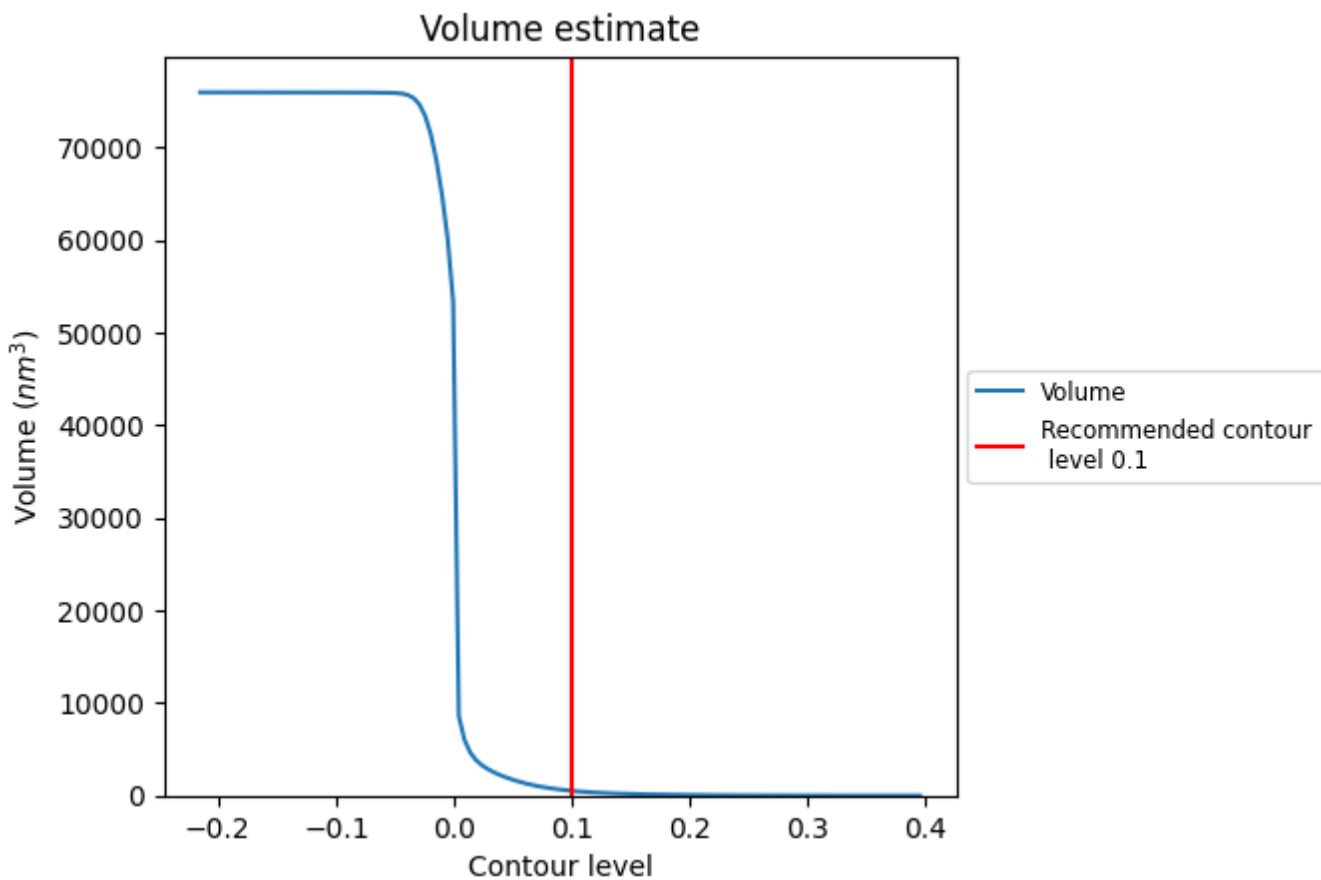
This section contains the results of statistical analysis of the map.

### 7.1 Map-value distribution [i](#)



The map-value distribution is plotted in 128 intervals along the x-axis. The y-axis is logarithmic. A spike in this graph at zero usually indicates that the volume has been masked.

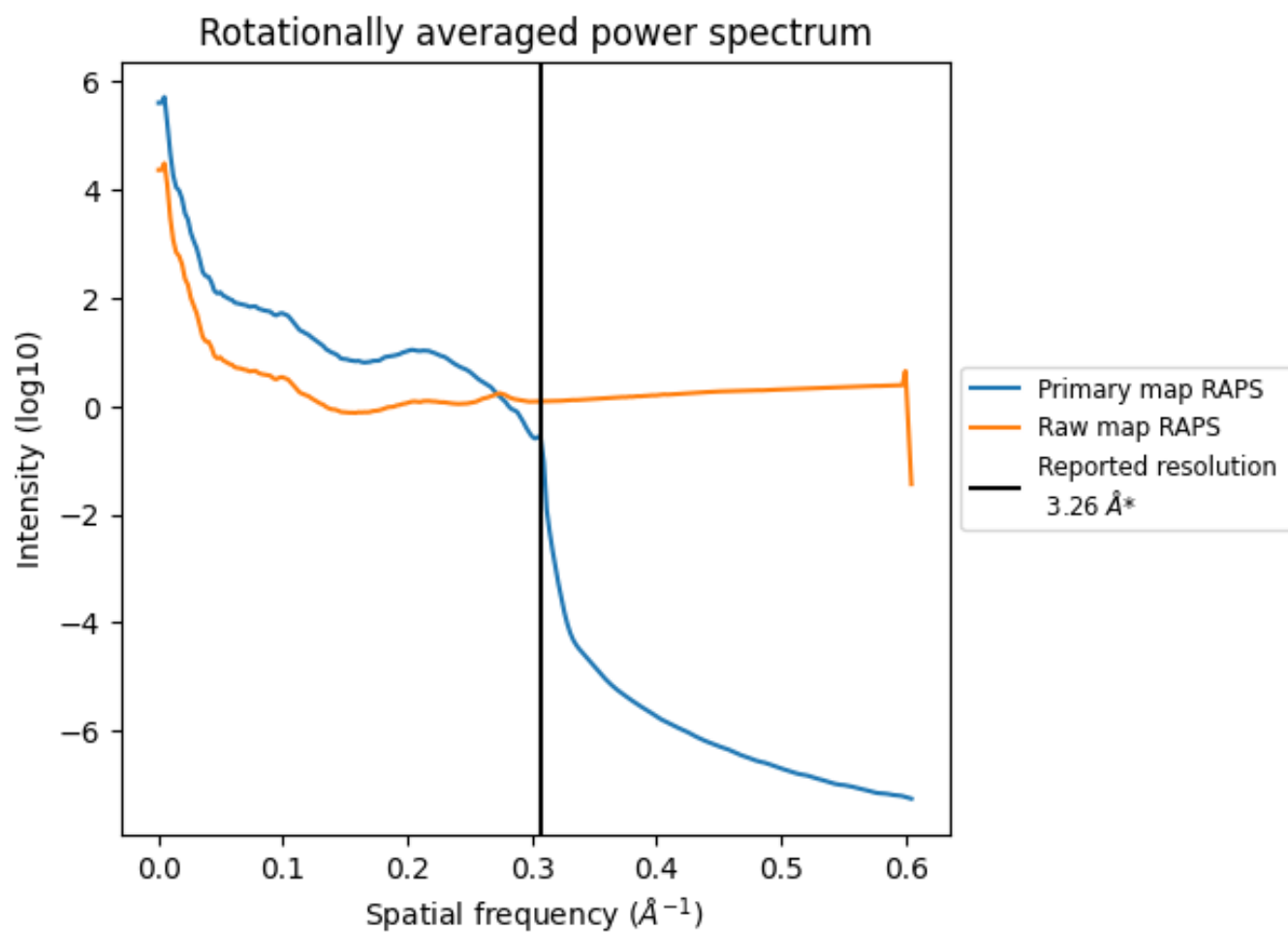
## 7.2 Volume estimate [i](#)



The volume at the recommended contour level is 512 nm<sup>3</sup>; this corresponds to an approximate mass of 463 kDa.

The volume estimate graph shows how the enclosed volume varies with the contour level. The recommended contour level is shown as a vertical line and the intersection between the line and the curve gives the volume of the enclosed surface at the given level.

### 7.3 Rotationally averaged power spectrum i

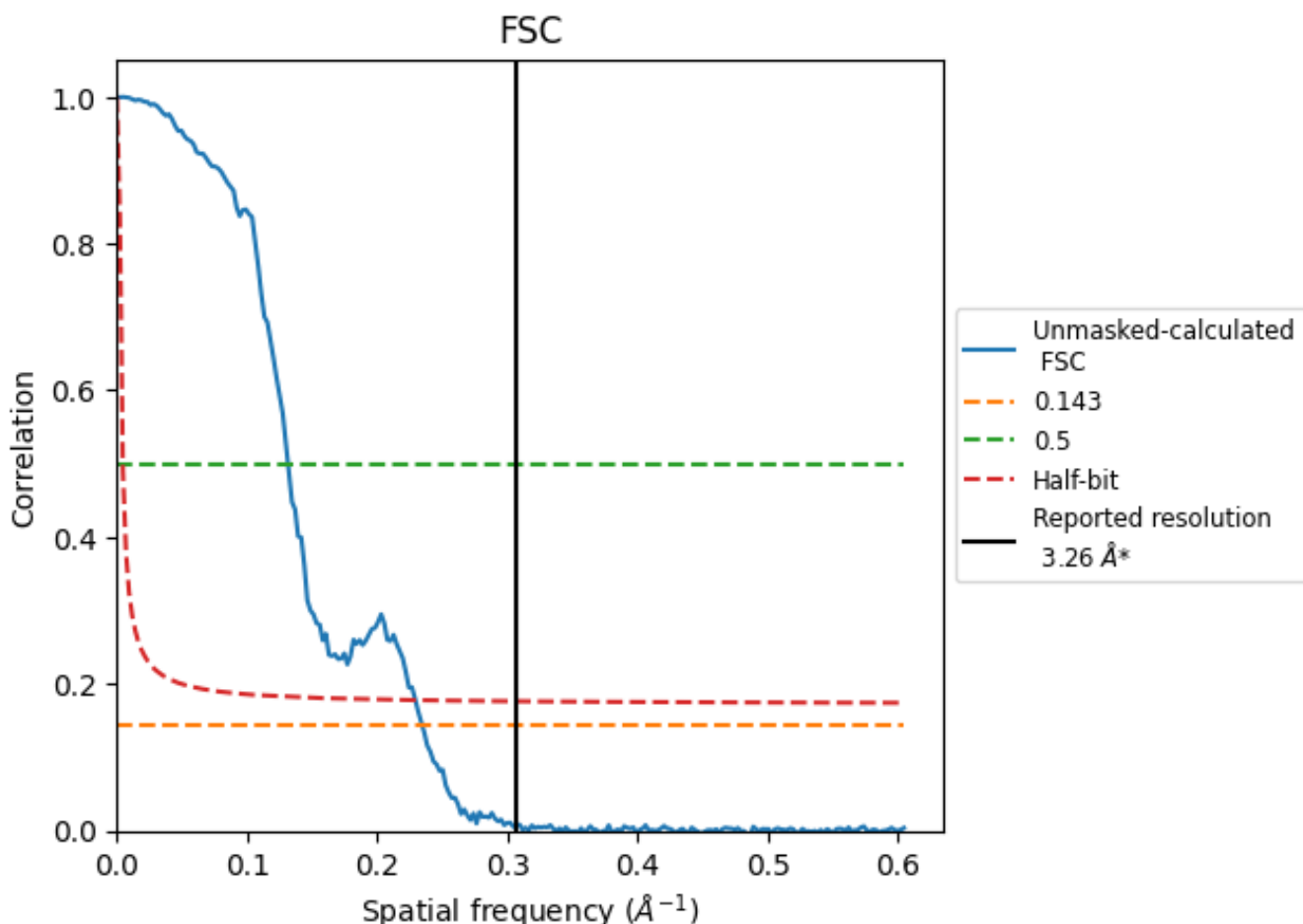


\*Reported resolution corresponds to spatial frequency of 0.307 Å<sup>-1</sup>

## 8 Fourier-Shell correlation [i](#)

Fourier-Shell Correlation (FSC) is the most commonly used method to estimate the resolution of single-particle and subtomogram-averaged maps. The shape of the curve depends on the imposed symmetry, mask and whether or not the two 3D reconstructions used were processed from a common reference. The reported resolution is shown as a black line. A curve is displayed for the half-bit criterion in addition to lines showing the 0.143 gold standard cut-off and 0.5 cut-off.

### 8.1 FSC [i](#)



\*Reported resolution corresponds to spatial frequency of 0.307 Å<sup>-1</sup>

## 8.2 Resolution estimates [i](#)

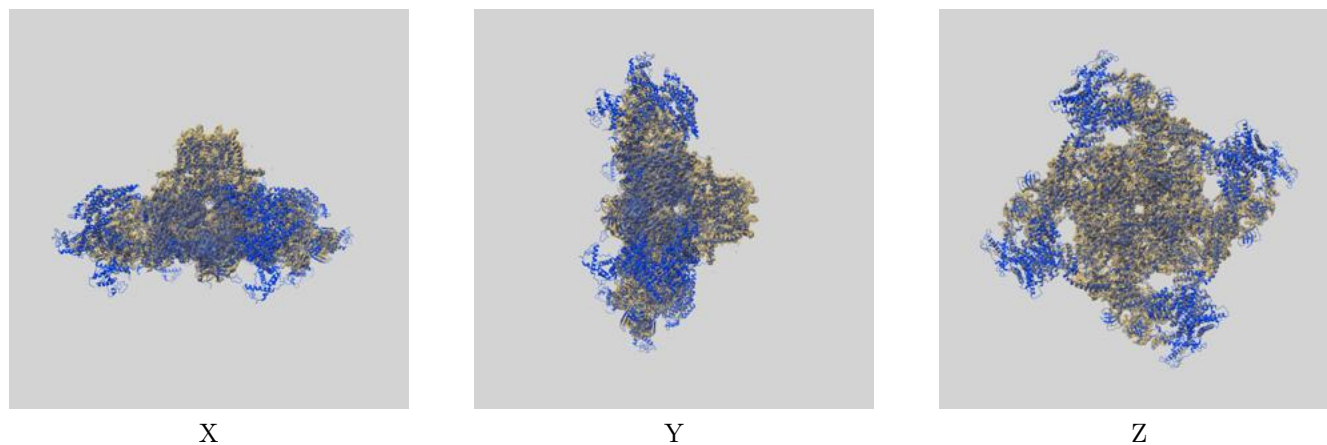
Resolution estimate (Å)	Estimation criterion (FSC cut-off)		
	0.143	0.5	Half-bit
Reported by author	3.26	-	-
Author-provided FSC curve	-	-	-
Unmasked-calculated*	4.26	7.60	4.36

\*Resolution estimate based on FSC curve calculated by comparison of deposited half-maps. The value from deposited half-maps intersecting FSC 0.143 CUT-OFF 4.26 differs from the reported value 3.26 by more than 10 %

## 9 Map-model fit [i](#)

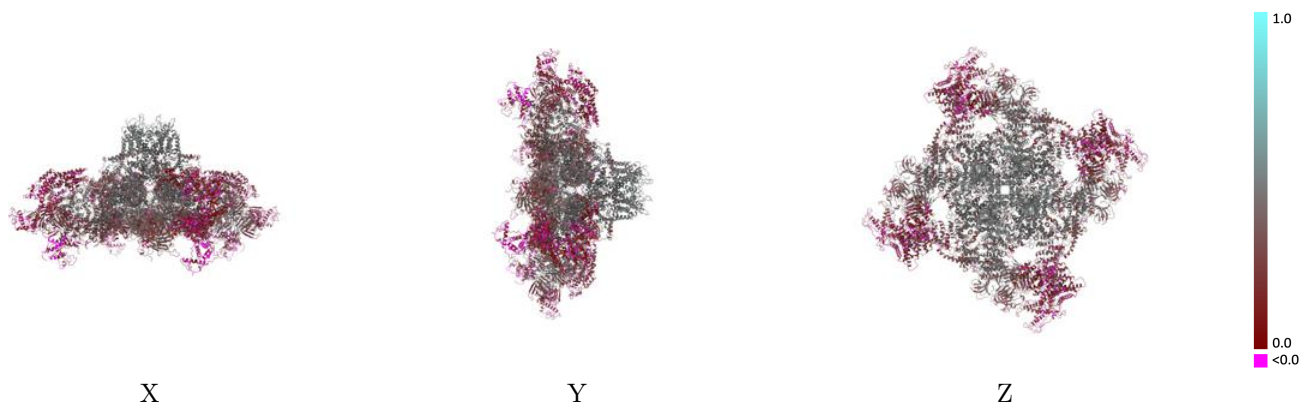
This section contains information regarding the fit between EMDB map EMD-47394 and PDB model 9E1H. Per-residue inclusion information can be found in section 3 on page 7.

### 9.1 Map-model overlay [i](#)



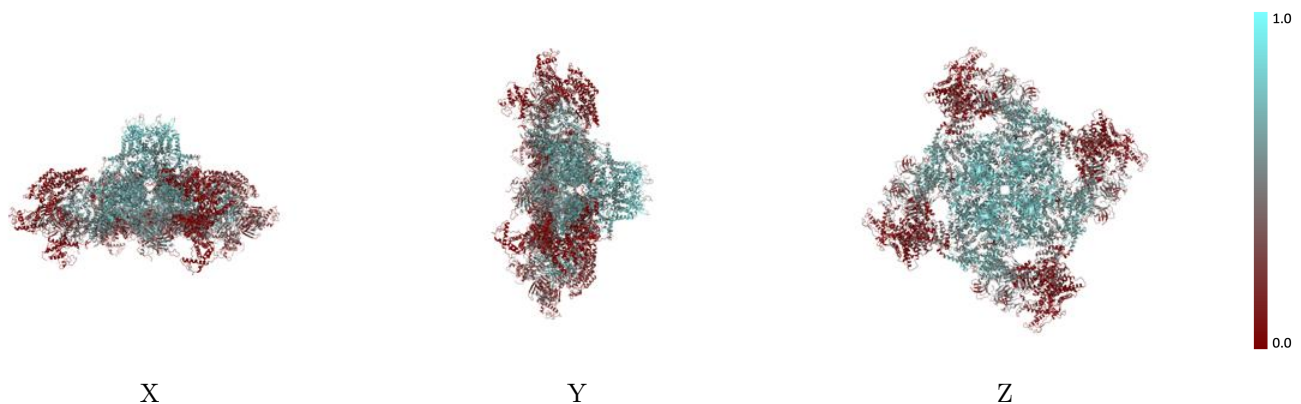
The images above show the 3D surface view of the map at the recommended contour level 0.1 at 50% transparency in yellow overlaid with a ribbon representation of the model coloured in blue. These images allow for the visual assessment of the quality of fit between the atomic model and the map.

## 9.2 Q-score mapped to coordinate model [i](#)



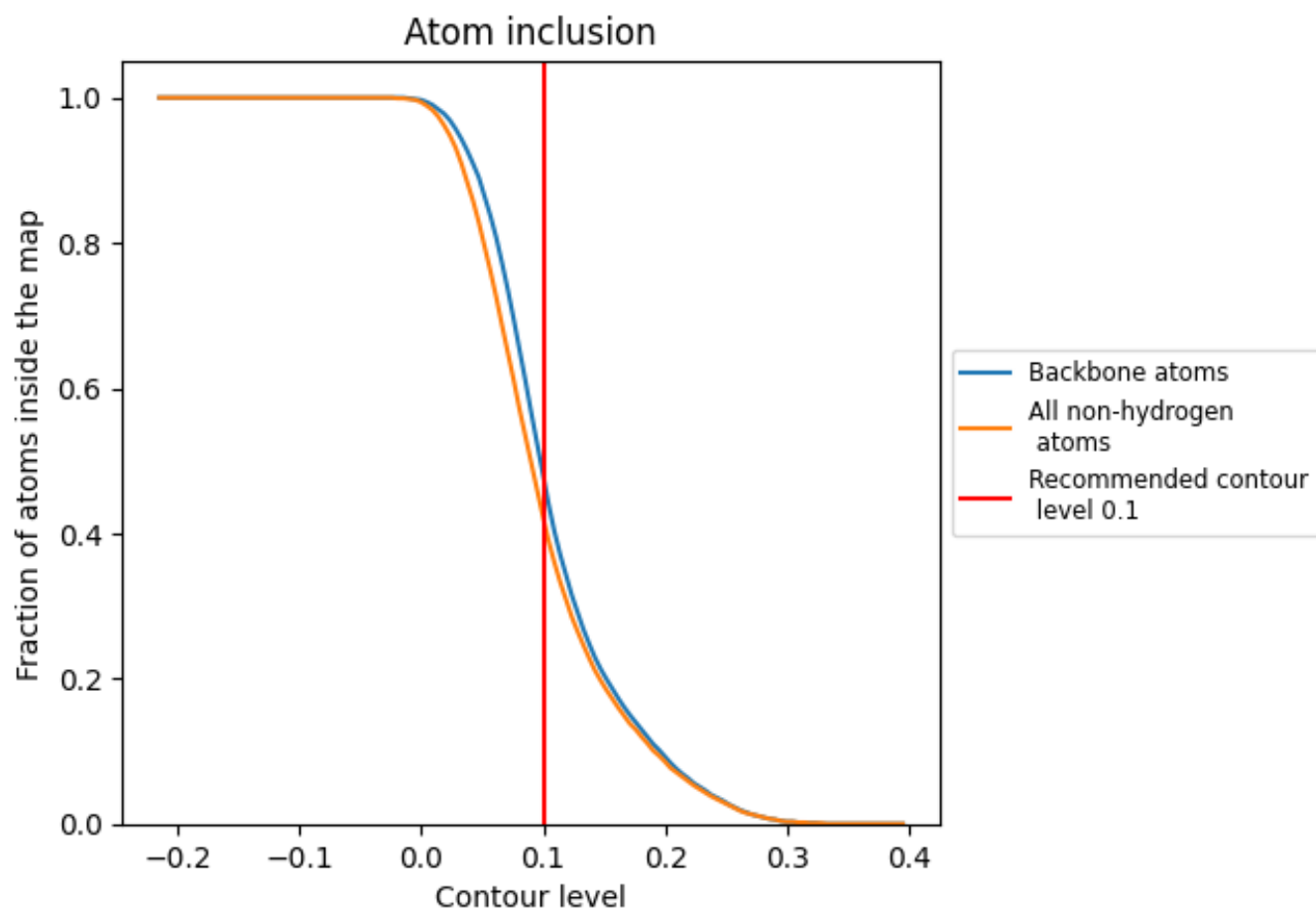
The images above show the model with each residue coloured according its Q-score. This shows their resolvability in the map with higher Q-score values reflecting better resolvability. Please note: Q-score is calculating the resolvability of atoms, and thus high values are only expected at resolutions at which atoms can be resolved. Low Q-score values may therefore be expected for many entries.

## 9.3 Atom inclusion mapped to coordinate model [i](#)



The images above show the model with each residue coloured according to its atom inclusion. This shows to what extent they are inside the map at the recommended contour level (0.1).

## 9.4 Atom inclusion [i](#)





















At the recommended contour level, 48% of all backbone atoms, 42% of all non-hydrogen atoms, are inside the map.



## 9.5 Map-model fit summary [i](#)

The table lists the average atom inclusion at the recommended contour level (0.1) and Q-score for the entire model and for each chain.

Chain	Atom inclusion	Q-score
All	 0.4210	 0.3140
A	 0.4340	 0.3130
B	 0.4350	 0.3130
C	 0.4340	 0.3130
D	 0.4340	 0.3130
E	 0.2440	 0.3570
F	 0.2440	 0.3560
G	 0.2470	 0.3530
H	 0.2420	 0.3560

