



# Full wwPDB X-ray Structure Validation Report ⓘ

Apr 28, 2024 – 03:46 am BST

PDB ID : 1E69  
Title : SMC head domain from *Thermotoga maritima*  
Authors : Lowe, J.; Cordell, S.C.; van den Ent, F.  
Deposited on : 2000-08-09  
Resolution : 3.10 Å(reported)

This is a Full wwPDB X-ray Structure Validation Report for a publicly released PDB entry.

We welcome your comments at [validation@mail.wwpdb.org](mailto:validation@mail.wwpdb.org)

A user guide is available at

<https://www.wwpdb.org/validation/2017/XrayValidationReportHelp>

with specific help available everywhere you see the ⓘ symbol.

The types of validation reports are described at

<http://www.wwpdb.org/validation/2017/FAQs#types>.

---

The following versions of software and data (see [references ⓘ](#)) were used in the production of this report:

MolProbity : 4.02b-467  
Xtriage (Phenix) : 1.13  
EDS : 2.36.2  
Percentile statistics : 20191225.v01 (using entries in the PDB archive December 25th 2019)  
Refmac : 5.8.0158  
CCP4 : 7.0.044 (Gargrove)  
Ideal geometry (proteins) : Engh & Huber (2001)  
Ideal geometry (DNA, RNA) : Parkinson et al. (1996)  
Validation Pipeline (wwPDB-VP) : 2.36.2

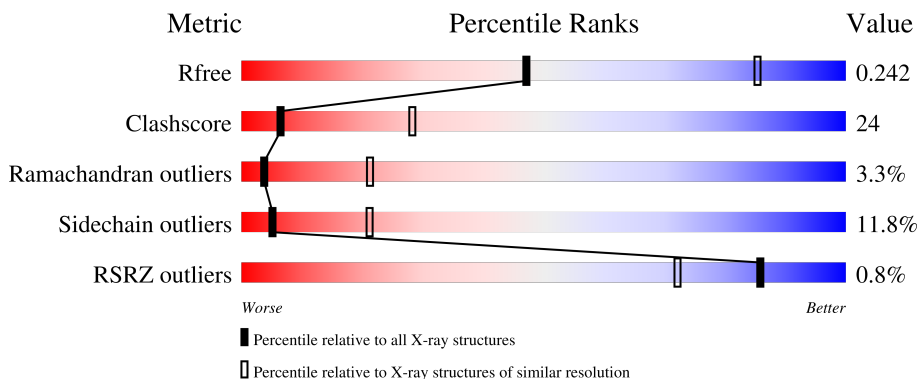
# 1 Overall quality at a glance

The following experimental techniques were used to determine the structure:

*X-RAY DIFFRACTION*

The reported resolution of this entry is 3.10 Å.

Percentile scores (ranging between 0-100) for global validation metrics of the entry are shown in the following graphic. The table shows the number of entries on which the scores are based.




Metric	Whole archive (#Entries)	Similar resolution (#Entries, resolution range(Å))
$R_{free}$	130704	1094 (3.10-3.10)
Clashscore	141614	1184 (3.10-3.10)
Ramachandran outliers	138981	1141 (3.10-3.10)
Sidechain outliers	138945	1141 (3.10-3.10)
RSRZ outliers	127900	1067 (3.10-3.10)

The table below summarises the geometric issues observed across the polymeric chains and their fit to the electron density. The red, orange, yellow and green segments of the lower bar indicate the fraction of residues that contain outliers for  $\geq 3$ , 2, 1 and 0 types of geometric quality criteria respectively. A grey segment represents the fraction of residues that are not modelled. The numeric value for each fraction is indicated below the corresponding segment, with a dot representing fractions  $\leq 5\%$ . The upper red bar (where present) indicates the fraction of residues that have poor fit to the electron density. The numeric value is given above the bar.

Mol	Chain	Length	Quality of chain
1	A	322	
1	B	322	
1	C	322	
1	D	322	
1	E	322	

*Continued on next page...*

*Continued from previous page...*

Mol	Chain	Length	Quality of chain
1	F	322	 <p>%</p> <p>47% 29% 6% 18%</p>

## 2 Entry composition

There is only 1 type of molecule in this entry. The entry contains 12396 atoms, of which 0 are hydrogens and 0 are deuteriums.

In the tables below, the ZeroOcc column contains the number of atoms modelled with zero occupancy, the AltConf column contains the number of residues with at least one atom in alternate conformation and the Trace column contains the number of residues modelled with at most 2 atoms.

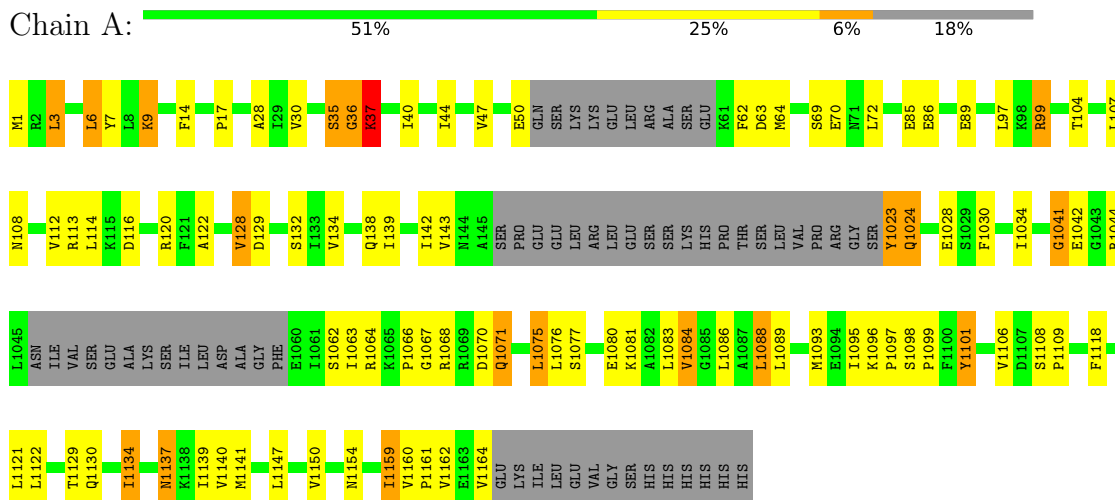
- Molecule 1 is a protein called CHROMOSOME SEGREGATION SMC PROTEIN.

Mol	Chain	Residues	Atoms					ZeroOcc	AltConf	Trace
			Total	C	N	O	S			
1	A	263	2066	1326	356	379	5	0	0	0
1	B	263	2066	1326	356	379	5	0	0	0
1	C	263	2066	1326	356	379	5	0	0	0
1	D	263	2066	1326	356	379	5	0	0	0
1	E	263	2066	1326	356	379	5	0	0	0
1	F	263	2066	1326	356	379	5	0	0	0

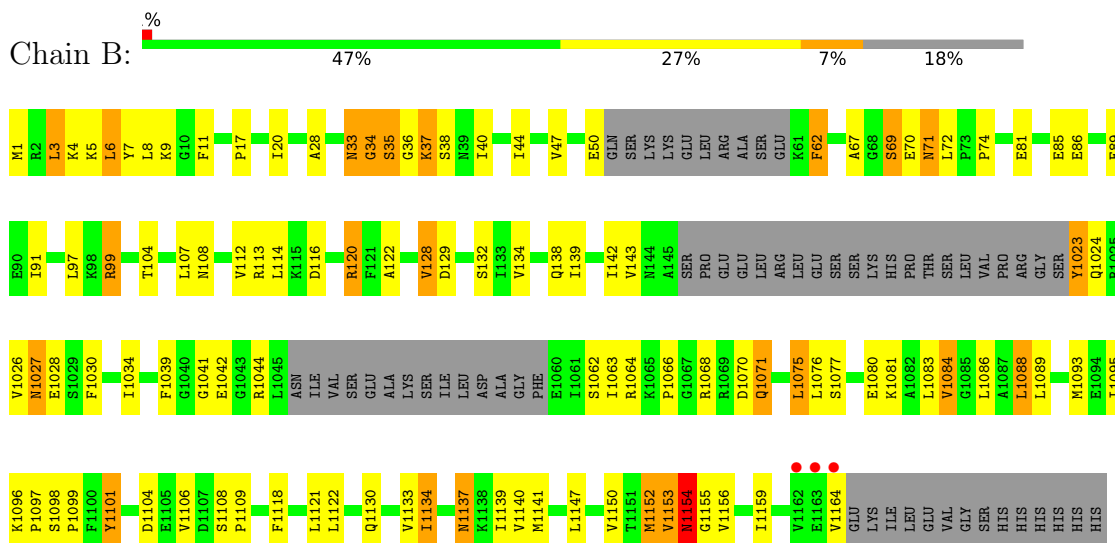
### 3 Residue-property plots (i)

These plots are drawn for all protein, RNA, DNA and oligosaccharide chains in the entry. The first graphic for a chain summarises the proportions of the various outlier classes displayed in the second graphic. The second graphic shows the sequence view annotated by issues in geometry and electron density. Residues are color-coded according to the number of geometric quality criteria for which they contain at least one outlier: green = 0, yellow = 1, orange = 2 and red = 3 or more. A red dot above a residue indicates a poor fit to the electron density ( $RSRZ > 2$ ). Stretches of 2 or more consecutive residues without any outlier are shown as a green connector. Residues present in the sample, but not in the model, are shown in grey.

#### • Molecule 1: CHROMOSOME SEGREGATION SMC PROTEIN

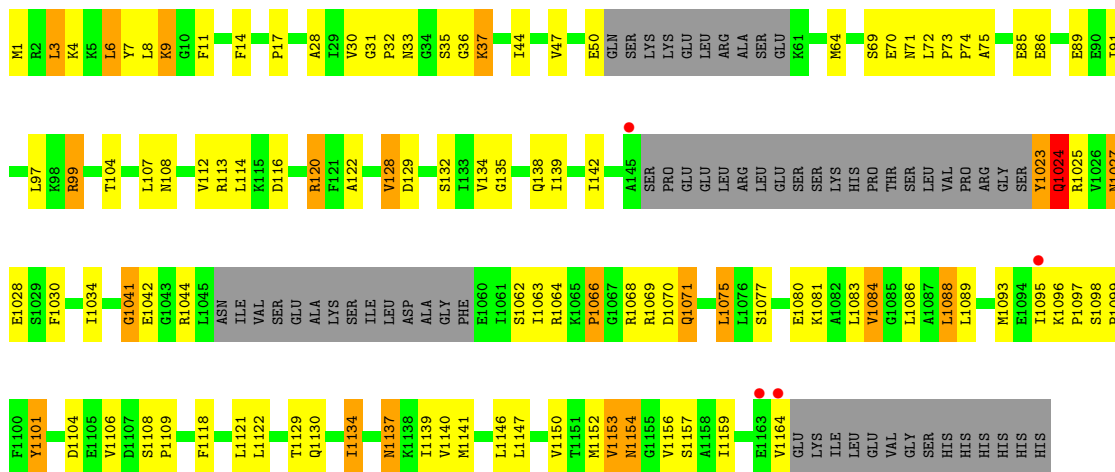


#### • Molecule 1: CHROMOSOME SEGREGATION SMC PROTEIN

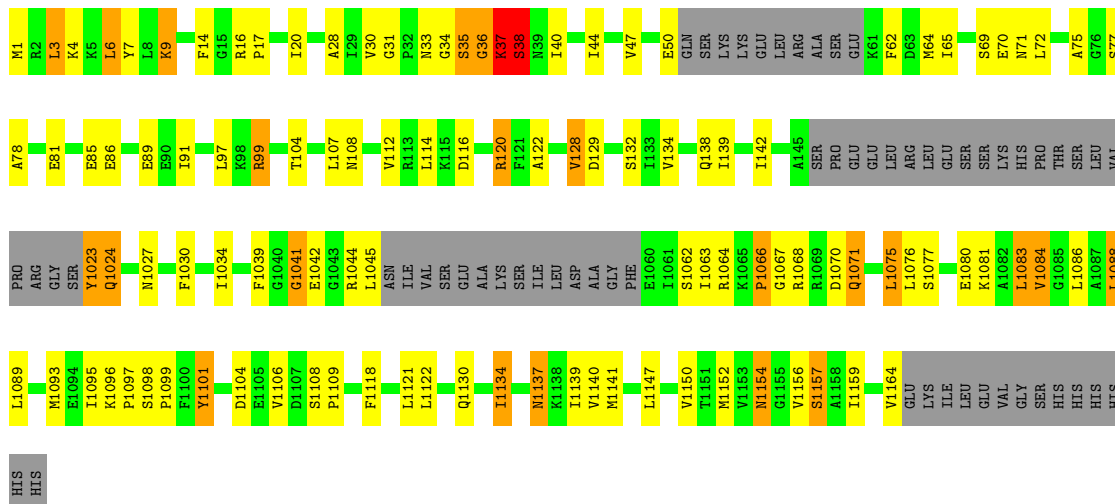


#### • Molecule 1: CHROMOSOME SEGREGATION SMC PROTEIN

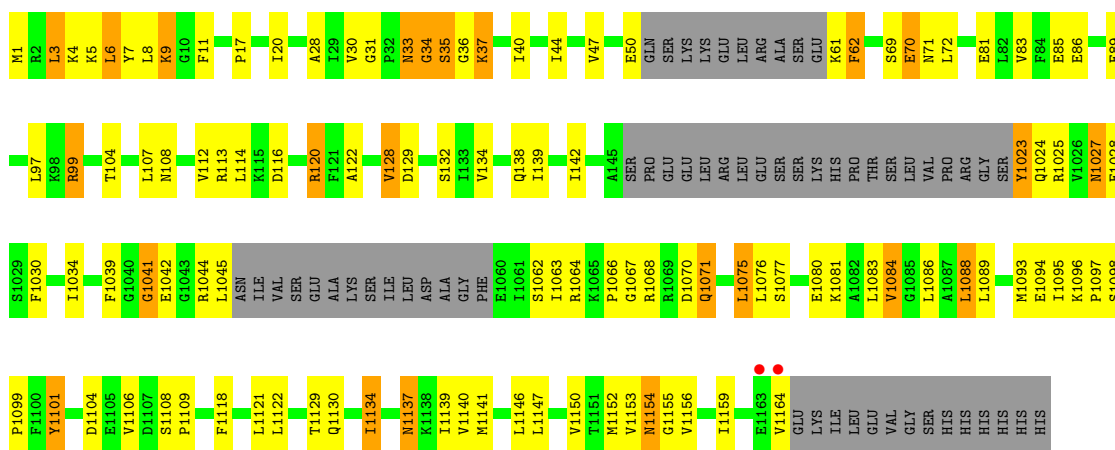




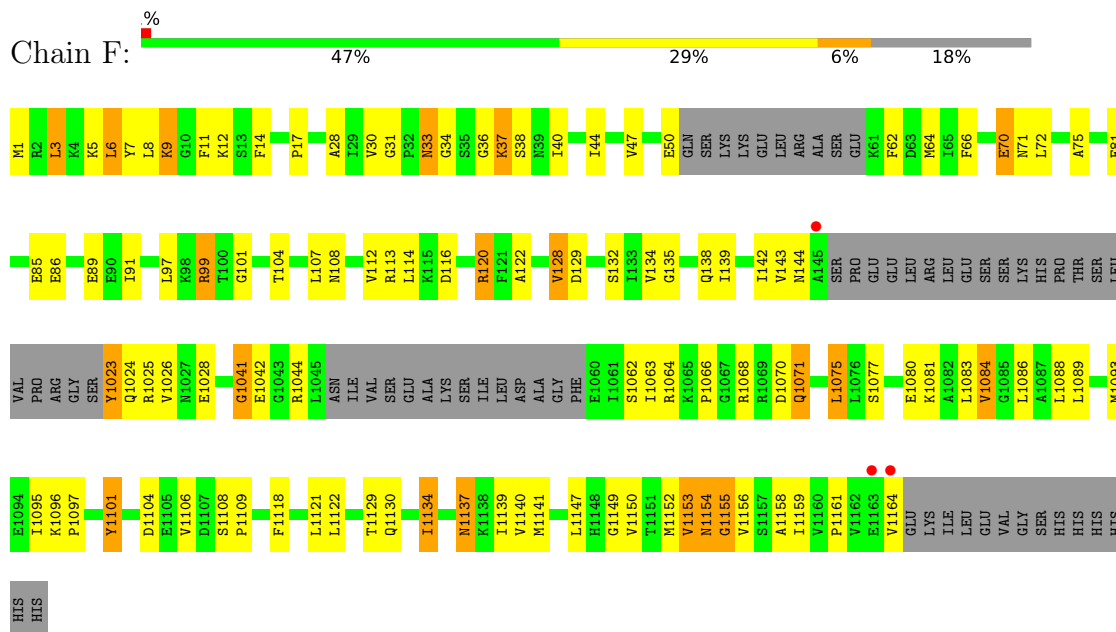
• Molecule 1: CHROMOSOME SEGREGATION SMC PROTEIN



• Molecule 1: CHROMOSOME SEGREGATION SMC PROTEIN



● Molecule 1: CHROMOSOME SEGREGATION SMC PROTEIN



## 4 Data and refinement statistics

Property	Value	Source
Space group	P 1 21 1	Depositor
Cell constants a, b, c, $\alpha$ , $\beta$ , $\gamma$	134.00Å 49.19Å 233.88Å 90.00° 94.63° 90.00°	Depositor
Resolution (Å)	100.00 – 3.10 46.16 – 3.14	Depositor EDS
% Data completeness (in resolution range)	97.3 (100.00-3.10) 94.9 (46.16-3.14)	Depositor EDS
$R_{merge}$	0.07	Depositor
$R_{sym}$	(Not available)	Depositor
$\langle I/\sigma(I) \rangle$ <sup>1</sup>	4.85 (at 3.12Å)	Xtrriage
Refinement program	CNS 1.0	Depositor
R, $R_{free}$	0.250 , 0.272 0.249 , 0.242	Depositor DCC
$R_{free}$ test set	2619 reflections (5.07%)	wwPDB-VP
Wilson B-factor (Å <sup>2</sup> )	80.1	Xtrriage
Anisotropy	0.284	Xtrriage
Bulk solvent $k_{sol}$ (e/Å <sup>3</sup> ), $B_{sol}$ (Å <sup>2</sup> )	0.31 , 48.4	EDS
L-test for twinning <sup>2</sup>	$\langle  L  \rangle = 0.49$ , $\langle L^2 \rangle = 0.32$	Xtrriage
Estimated twinning fraction	No twinning to report.	Xtrriage
$F_o, F_c$ correlation	0.92	EDS
Total number of atoms	12396	wwPDB-VP
Average B, all atoms (Å <sup>2</sup> )	73.0	wwPDB-VP

Xtrriage's analysis on translational NCS is as follows: *The largest off-origin peak in the Patterson function is 12.49% of the height of the origin peak. No significant pseudotranslation is detected.*

<sup>1</sup>Intensities estimated from amplitudes.

<sup>2</sup>Theoretical values of  $\langle |L| \rangle$ ,  $\langle L^2 \rangle$  for acentric reflections are 0.5, 0.333 respectively for untwinned datasets, and 0.375, 0.2 for perfectly twinned datasets.



## 5 Model quality [i](#)

### 5.1 Standard geometry [i](#)

The Z score for a bond length (or angle) is the number of standard deviations the observed value is removed from the expected value. A bond length (or angle) with  $|Z| > 5$  is considered an outlier worth inspection. RMSZ is the root-mean-square of all Z scores of the bond lengths (or angles).

Mol	Chain	Bond lengths		Bond angles	
		RMSZ	# Z  >5	RMSZ	# Z  >5
1	A	0.49	0/2102	0.71	1/2826 (0.0%)
1	B	0.46	0/2102	0.65	0/2826
1	C	0.46	0/2102	0.65	0/2826
1	D	0.47	0/2102	0.69	2/2826 (0.1%)
1	E	0.49	0/2102	0.65	0/2826
1	F	0.47	0/2102	0.68	1/2826 (0.0%)
All	All	0.47	0/12612	0.67	4/16956 (0.0%)

There are no bond length outliers.

All (4) bond angle outliers are listed below:

Mol	Chain	Res	Type	Atoms	Z	Observed(°)	Ideal(°)
1	A	36	GLY	N-CA-C	-9.23	90.01	113.10
1	D	36	GLY	N-CA-C	-7.66	93.95	113.10
1	D	38	SER	N-CA-C	5.33	125.38	111.00
1	F	1155	GLY	N-CA-C	-5.21	100.07	113.10

There are no chirality outliers.

There are no planarity outliers.

### 5.2 Too-close contacts [i](#)

In the following table, the Non-H and H(model) columns list the number of non-hydrogen atoms and hydrogen atoms in the chain respectively. The H(added) column lists the number of hydrogen atoms added and optimized by MolProbity. The Clashes column lists the number of clashes within the asymmetric unit, whereas Symm-Clashes lists symmetry-related clashes.

Mol	Chain	Non-H	H(model)	H(added)	Clashes	Symm-Clashes
1	A	2066	0	2099	90	0
1	B	2066	0	2099	101	0
1	C	2066	0	2099	104	0

*Continued on next page...*

*Continued from previous page...*

Mol	Chain	Non-H	H(model)	H(added)	Clashes	Symm-Clashes
1	D	2066	0	2099	110	0
1	E	2066	0	2099	115	0
1	F	2066	0	2099	102	0
All	All	12396	0	12594	598	0

The all-atom clashscore is defined as the number of clashes found per 1000 atoms (including hydrogen atoms). The all-atom clashscore for this structure is 24.

All (598) close contacts within the same asymmetric unit are listed below, sorted by their clash magnitude.

Atom-1	Atom-2	Interatomic distance (Å)	Clash overlap (Å)
1:E:3:LEU:H	1:E:1130:GLN:HE22	1.04	1.04
1:B:3:LEU:H	1:B:1130:GLN:HE22	1.06	1.00
1:A:3:LEU:H	1:A:1130:GLN:HE22	1.02	0.99
1:D:3:LEU:H	1:D:1130:GLN:HE22	1.04	0.94
1:A:3:LEU:H	1:A:1130:GLN:NE2	1.65	0.94
1:C:37:LYS:HE3	1:C:37:LYS:H	1.31	0.93
1:F:3:LEU:H	1:F:1130:GLN:HE22	1.01	0.93
1:C:3:LEU:H	1:C:1130:GLN:HE22	1.00	0.93
1:C:3:LEU:H	1:C:1130:GLN:NE2	1.66	0.91
1:E:35:SER:HA	1:E:1152:MET:HB2	1.51	0.91
1:D:1150:VAL:HG12	1:D:1159:ILE:HG12	1.49	0.91
1:E:128:VAL:HG23	1:E:129:ASP:H	1.35	0.90
1:E:1150:VAL:HG12	1:E:1159:ILE:HG12	1.54	0.90
1:F:3:LEU:H	1:F:1130:GLN:NE2	1.68	0.90
1:E:3:LEU:H	1:E:1130:GLN:NE2	1.69	0.90
1:A:128:VAL:HG23	1:A:129:ASP:H	1.38	0.88
1:B:3:LEU:H	1:B:1130:GLN:NE2	1.71	0.88
1:D:128:VAL:HG23	1:D:129:ASP:H	1.38	0.88
1:D:3:LEU:H	1:D:1130:GLN:NE2	1.71	0.87
1:D:1027:ASN:OD1	1:D:1045:LEU:HB2	1.73	0.87
1:D:20:ILE:HD11	1:D:1159:ILE:HD13	1.57	0.86
1:C:128:VAL:HG23	1:C:129:ASP:H	1.38	0.86
1:F:128:VAL:HG23	1:F:129:ASP:H	1.40	0.86
1:B:128:VAL:HG23	1:B:129:ASP:H	1.39	0.86
1:A:14:PHE:CE2	1:A:1159:ILE:HD11	2.11	0.86
1:C:3:LEU:N	1:C:1130:GLN:HE22	1.74	0.84
1:A:3:LEU:N	1:A:1130:GLN:HE22	1.75	0.84
1:A:1150:VAL:HG12	1:A:1159:ILE:HD13	1.57	0.84
1:D:9:LYS:HD3	1:D:17:PRO:HG3	1.61	0.83
1:F:3:LEU:N	1:F:1130:GLN:HE22	1.76	0.83

*Continued on next page...*

*Continued from previous page...*

Atom-1	Atom-2	Interatomic distance (Å)	Clash overlap (Å)
1:A:35:SER:O	1:A:36:GLY:C	2.16	0.82
1:D:1075:LEU:HD13	1:D:1075:LEU:H	1.45	0.82
1:D:1077:SER:HB3	1:D:1080:GLU:HB2	1.60	0.82
1:A:37:LYS:HG2	1:A:1150:VAL:CG2	2.10	0.82
1:C:37:LYS:HE3	1:C:37:LYS:N	1.94	0.82
1:E:1077:SER:HB3	1:E:1080:GLU:HB2	1.61	0.81
1:A:1075:LEU:HD13	1:A:1075:LEU:H	1.45	0.81
1:A:1077:SER:HB3	1:A:1080:GLU:HB2	1.61	0.80
1:D:3:LEU:N	1:D:1130:GLN:HE22	1.79	0.80
1:E:3:LEU:N	1:E:1130:GLN:HE22	1.78	0.80
1:B:1077:SER:HB3	1:B:1080:GLU:HB2	1.65	0.79
1:B:3:LEU:N	1:B:1130:GLN:HE22	1.80	0.79
1:B:1075:LEU:HD13	1:B:1075:LEU:H	1.45	0.79
1:A:35:SER:O	1:A:36:GLY:O	2.01	0.79
1:C:1077:SER:HB3	1:C:1080:GLU:HB2	1.63	0.79
1:E:1075:LEU:HD13	1:E:1075:LEU:H	1.46	0.78
1:F:9:LYS:HD3	1:F:17:PRO:HG3	1.63	0.78
1:F:33:ASN:O	1:F:37:LYS:HE2	1.83	0.78
1:F:1077:SER:HB3	1:F:1080:GLU:HB2	1.66	0.77
1:E:37:LYS:H	1:E:37:LYS:HE3	1.50	0.76
1:C:1069:ARG:NH2	1:D:17:PRO:O	2.18	0.76
1:A:37:LYS:HG2	1:A:1150:VAL:HG21	1.65	0.76
1:B:9:LYS:HD3	1:B:17:PRO:HG3	1.66	0.76
1:A:134:VAL:HG11	1:A:1089:LEU:HD11	1.68	0.76
1:C:9:LYS:HD3	1:C:17:PRO:HG3	1.66	0.76
1:F:75:ALA:O	1:F:99:ARG:NH1	2.20	0.75
1:E:9:LYS:HD3	1:E:17:PRO:HG3	1.68	0.75
1:B:1150:VAL:HG12	1:B:1159:ILE:HG12	1.69	0.75
1:D:1067:GLY:CA	1:E:83:VAL:HG21	2.17	0.75
1:E:37:LYS:HE3	1:E:37:LYS:N	2.01	0.74
1:F:14:PHE:HE2	1:F:1159:ILE:HD11	1.52	0.74
1:F:1075:LEU:HD13	1:F:1075:LEU:H	1.52	0.74
1:C:37:LYS:H	1:C:37:LYS:CE	2.00	0.73
1:C:1075:LEU:HD13	1:C:1075:LEU:H	1.53	0.73
1:A:9:LYS:HD3	1:A:17:PRO:HG3	1.68	0.73
1:D:134:VAL:HG11	1:D:1089:LEU:HD11	1.71	0.73
1:F:134:VAL:HG11	1:F:1089:LEU:HD11	1.71	0.72
1:C:75:ALA:O	1:C:99:ARG:NH1	2.23	0.71
1:B:134:VAL:HG11	1:B:1089:LEU:HD11	1.72	0.71
1:A:37:LYS:HB3	1:A:1150:VAL:HG21	1.71	0.70
1:B:1071:GLN:HG2	1:B:1075:LEU:HD21	1.73	0.70

*Continued on next page...*

*Continued from previous page...*

Atom-1	Atom-2	Interatomic distance (Å)	Clash overlap (Å)
1:E:34:GLY:O	1:E:36:GLY:N	2.23	0.70
1:E:134:VAL:HG11	1:E:1089:LEU:HD11	1.73	0.70
1:F:1152:MET:HG3	1:F:1156:VAL:O	1.93	0.69
1:C:36:GLY:H	1:C:37:LYS:HE3	1.58	0.68
1:E:1025:ARG:NH1	1:E:1094:GLU:HG3	2.08	0.68
1:F:1023:TYR:CD1	1:F:1023:TYR:C	2.67	0.68
1:A:1071:GLN:HG2	1:A:1075:LEU:HD21	1.76	0.68
1:A:28:ALA:HB3	1:A:1147:LEU:HD12	1.76	0.68
1:D:20:ILE:HD11	1:D:1159:ILE:CD1	2.24	0.68
1:C:36:GLY:N	1:C:37:LYS:HE3	2.08	0.67
1:C:134:VAL:HG11	1:C:1089:LEU:HD11	1.75	0.67
1:F:1150:VAL:HG12	1:F:1159:ILE:HG13	1.77	0.67
1:D:1071:GLN:HG2	1:D:1075:LEU:HD21	1.76	0.67
1:E:1152:MET:HG3	1:E:1156:VAL:O	1.94	0.67
1:A:40:ILE:HD11	1:A:1159:ILE:HD12	1.76	0.67
1:D:65:ILE:HD13	1:D:77:SER:HA	1.76	0.67
1:C:1071:GLN:HG2	1:C:1075:LEU:HD21	1.76	0.66
1:F:36:GLY:H	1:F:37:LYS:HE3	1.59	0.66
1:D:1067:GLY:O	1:E:5:LYS:CD	2.43	0.66
1:E:69:SER:OG	1:E:72:LEU:HB2	1.95	0.66
1:A:14:PHE:HE2	1:A:1159:ILE:HD11	1.57	0.66
1:E:1137:ASN:ND2	1:E:1139:ILE:H	1.93	0.66
1:D:69:SER:HB3	1:D:72:LEU:HB2	1.78	0.66
1:D:1067:GLY:HA2	1:E:83:VAL:HG21	1.77	0.66
1:C:1024:GLN:O	1:C:1028:GLU:HB2	1.96	0.65
1:F:70:GLU:OE1	1:F:71:ASN:N	2.30	0.65
1:D:28:ALA:HB3	1:D:1147:LEU:HD12	1.78	0.65
1:D:1077:SER:O	1:D:1081:LYS:HG3	1.96	0.65
1:B:1137:ASN:ND2	1:B:1139:ILE:H	1.94	0.65
1:C:1023:TYR:CD1	1:C:1023:TYR:C	2.70	0.65
1:C:72:LEU:HD12	1:C:1156:VAL:CG1	2.27	0.65
1:E:20:ILE:HD11	1:E:1159:ILE:CD1	2.26	0.64
1:E:1071:GLN:HG2	1:E:1075:LEU:HD21	1.78	0.64
1:D:35:SER:O	1:D:36:GLY:C	2.35	0.64
1:E:85:GLU:HA	1:E:89:GLU:O	1.97	0.64
1:A:37:LYS:CG	1:A:1150:VAL:HG21	2.28	0.64
1:D:1066:PRO:O	1:E:81:GLU:OE2	2.15	0.64
1:C:36:GLY:CA	1:C:37:LYS:HE3	2.28	0.64
1:D:1067:GLY:O	1:E:5:LYS:HD2	1.97	0.64
1:E:28:ALA:HB3	1:E:1147:LEU:HD12	1.81	0.63
1:C:85:GLU:HA	1:C:89:GLU:O	1.99	0.63

*Continued on next page...*

*Continued from previous page...*

Atom-1	Atom-2	Interatomic distance (Å)	Clash overlap (Å)
1:F:85:GLU:HA	1:F:89:GLU:O	1.98	0.63
1:D:65:ILE:HG12	1:D:78:ALA:HB2	1.78	0.63
1:D:1137:ASN:ND2	1:D:1139:ILE:H	1.97	0.63
1:E:128:VAL:HG23	1:E:129:ASP:N	2.11	0.63
1:C:72:LEU:HD12	1:C:1156:VAL:HG11	1.79	0.63
1:F:12:LYS:O	1:F:66:PHE:HD1	1.82	0.63
1:F:37:LYS:HE3	1:F:37:LYS:N	2.14	0.63
1:C:1023:TYR:C	1:C:1025:ARG:H	2.02	0.63
1:F:28:ALA:HB3	1:F:1147:LEU:HD12	1.81	0.63
1:F:1137:ASN:ND2	1:F:1139:ILE:H	1.97	0.63
1:F:37:LYS:HE3	1:F:37:LYS:H	1.64	0.62
1:F:134:VAL:HG11	1:F:1089:LEU:CD1	2.30	0.62
1:C:28:ALA:HB3	1:C:1147:LEU:HD12	1.82	0.62
1:E:37:LYS:H	1:E:37:LYS:CE	2.11	0.62
1:B:72:LEU:HD12	1:B:1156:VAL:HG11	1.80	0.62
1:B:1023:TYR:CD1	1:B:1023:TYR:C	2.73	0.62
1:A:1023:TYR:CD1	1:A:1023:TYR:C	2.74	0.62
1:F:1071:GLN:HG2	1:F:1075:LEU:HD21	1.82	0.62
1:A:134:VAL:HG11	1:A:1089:LEU:CD1	2.29	0.61
1:B:85:GLU:HA	1:B:89:GLU:O	1.99	0.61
1:C:70:GLU:HG2	1:C:71:ASN:N	2.15	0.61
1:B:37:LYS:HD2	1:B:38:SER:H	1.64	0.61
1:B:28:ALA:HB3	1:B:1147:LEU:HD12	1.81	0.61
1:F:1023:TYR:HD1	1:F:1024:GLN:N	1.98	0.61
1:A:85:GLU:HA	1:A:89:GLU:O	2.01	0.61
1:F:1154:ASN:HB3	1:F:1156:VAL:HG22	1.81	0.61
1:D:134:VAL:HG11	1:D:1089:LEU:CD1	2.31	0.61
1:E:6:LEU:HD23	1:E:7:TYR:N	2.16	0.61
1:C:1077:SER:O	1:C:1081:LYS:HG3	2.00	0.61
1:F:1077:SER:O	1:F:1081:LYS:HG3	2.01	0.60
1:D:1039:PHE:HA	1:E:108:ASN:O	2.01	0.60
1:F:36:GLY:N	1:F:37:LYS:HE3	2.16	0.60
1:B:128:VAL:HG23	1:B:129:ASP:N	2.15	0.60
1:E:1077:SER:O	1:E:1081:LYS:HG3	2.01	0.60
1:A:37:LYS:CB	1:A:1150:VAL:HG21	2.31	0.60
1:B:6:LEU:HD23	1:B:7:TYR:N	2.15	0.60
1:D:1023:TYR:CD1	1:D:1023:TYR:C	2.74	0.60
1:A:1108:SER:HB2	1:A:1109:PRO:CD	2.30	0.60
1:B:69:SER:HB3	1:B:72:LEU:HB2	1.82	0.60
1:A:1134:ILE:O	1:A:1134:ILE:HG12	2.02	0.60
1:C:6:LEU:HD23	1:C:7:TYR:N	2.16	0.60

*Continued on next page...*

*Continued from previous page...*

Atom-1	Atom-2	Interatomic distance (Å)	Clash overlap (Å)
1:A:69:SER:HB3	1:A:72:LEU:HB2	1.83	0.60
1:A:14:PHE:CZ	1:A:1159:ILE:HD11	2.37	0.59
1:A:1064:ARG:NH2	1:B:81:GLU:OE2	2.34	0.59
1:C:70:GLU:HB3	1:C:1154:ASN:ND2	2.17	0.59
1:A:1077:SER:O	1:A:1081:LYS:HG3	2.01	0.59
1:E:20:ILE:HD11	1:E:1159:ILE:HD13	1.84	0.59
1:E:1024:GLN:O	1:E:1028:GLU:HB2	2.02	0.59
1:D:85:GLU:HA	1:D:89:GLU:O	2.02	0.59
1:A:1137:ASN:ND2	1:A:1139:ILE:H	2.01	0.59
1:B:1027:ASN:C	1:B:1027:ASN:HD22	2.07	0.59
1:A:1108:SER:HB2	1:A:1109:PRO:HD3	1.84	0.59
1:E:134:VAL:HG11	1:E:1089:LEU:CD1	2.34	0.58
1:D:1108:SER:HB2	1:D:1109:PRO:CD	2.34	0.58
1:B:134:VAL:HG11	1:B:1089:LEU:CD1	2.33	0.58
1:D:1064:ARG:NH2	1:E:81:GLU:OE2	2.37	0.57
1:C:1023:TYR:HD1	1:C:1024:GLN:N	2.02	0.57
1:D:128:VAL:HG23	1:D:129:ASP:N	2.15	0.57
1:D:1134:ILE:HG12	1:D:1134:ILE:O	2.04	0.57
1:A:139:ILE:CD1	1:A:1089:LEU:HD12	2.34	0.57
1:C:1137:ASN:ND2	1:C:1139:ILE:H	2.03	0.57
1:F:1023:TYR:C	1:F:1023:TYR:HD1	2.07	0.57
1:B:1024:GLN:O	1:B:1028:GLU:HB2	2.05	0.57
1:E:72:LEU:HD12	1:E:1156:VAL:HG11	1.87	0.57
1:E:1108:SER:HB2	1:E:1109:PRO:HD3	1.87	0.57
1:E:1108:SER:HB2	1:E:1109:PRO:CD	2.34	0.57
1:B:1108:SER:HB2	1:B:1109:PRO:HD3	1.87	0.56
1:C:1150:VAL:HG12	1:C:1159:ILE:HG13	1.86	0.56
1:F:72:LEU:HD12	1:F:1156:VAL:HG11	1.87	0.56
1:C:33:ASN:O	1:C:37:LYS:HE2	2.04	0.56
1:C:1141:MET:HE3	1:C:1147:LEU:HD21	1.86	0.56
1:A:1024:GLN:H	1:A:1024:GLN:NE2	2.03	0.56
1:D:1067:GLY:O	1:E:5:LYS:HD3	2.06	0.56
1:B:34:GLY:O	1:B:36:GLY:N	2.38	0.56
1:B:1077:SER:O	1:B:1081:LYS:HG3	2.04	0.56
1:C:134:VAL:HG11	1:C:1089:LEU:CD1	2.35	0.56
1:E:1095:ILE:C	1:E:1097:PRO:HD3	2.26	0.56
1:B:139:ILE:CD1	1:B:1089:LEU:HD12	2.35	0.56
1:F:99:ARG:HH11	1:F:99:ARG:HG3	1.71	0.56
1:D:1095:ILE:C	1:D:1097:PRO:HD3	2.26	0.55
1:F:1095:ILE:C	1:F:1097:PRO:HD3	2.27	0.55
1:F:6:LEU:HD23	1:F:7:TYR:N	2.21	0.55

*Continued on next page...*

*Continued from previous page...*

Atom-1	Atom-2	Interatomic distance (Å)	Clash overlap (Å)
1:F:11:PHE:CE1	1:F:64:MET:HG3	2.41	0.55
1:B:1108:SER:HB2	1:B:1109:PRO:CD	2.36	0.55
1:D:1150:VAL:CG1	1:D:1159:ILE:HG12	2.29	0.55
1:A:1096:LYS:N	1:A:1097:PRO:HD3	2.22	0.55
1:A:1095:ILE:C	1:A:1097:PRO:HD3	2.27	0.55
1:C:99:ARG:HG3	1:C:99:ARG:HH11	1.72	0.55
1:E:99:ARG:HG3	1:E:99:ARG:HH11	1.71	0.55
1:C:36:GLY:H	1:C:37:LYS:CE	2.20	0.55
1:F:1086:LEU:HD21	1:F:1106:VAL:HG11	1.89	0.55
1:D:1152:MET:HA	1:D:1157:SER:HA	1.89	0.55
1:A:128:VAL:HG23	1:A:129:ASP:N	2.15	0.55
1:D:1108:SER:HB2	1:D:1109:PRO:HD3	1.88	0.55
1:D:1137:ASN:HD21	1:D:1139:ILE:HB	1.72	0.54
1:F:37:LYS:HD2	1:F:38:SER:H	1.72	0.54
1:C:139:ILE:CD1	1:C:1089:LEU:HD12	2.37	0.54
1:E:1137:ASN:HD21	1:E:1139:ILE:HB	1.72	0.54
1:F:62:PHE:CZ	1:F:101:GLY:HA2	2.41	0.54
1:A:62:PHE:C	1:A:64:MET:H	2.11	0.54
1:C:128:VAL:HG23	1:C:129:ASP:N	2.16	0.54
1:C:1108:SER:HB2	1:C:1109:PRO:CD	2.38	0.54
1:D:139:ILE:CD1	1:D:1089:LEU:HD12	2.38	0.54
1:F:14:PHE:CE2	1:F:1159:ILE:HD11	2.38	0.54
1:E:1064:ARG:NH2	1:F:81:GLU:OE2	2.40	0.54
1:F:1108:SER:HB2	1:F:1109:PRO:CD	2.38	0.54
1:B:1095:ILE:C	1:B:1097:PRO:HD3	2.27	0.54
1:C:1095:ILE:C	1:C:1097:PRO:HD3	2.27	0.54
1:C:1096:LYS:N	1:C:1097:PRO:HD3	2.23	0.54
1:D:40:ILE:HD11	1:D:1159:ILE:CD1	2.38	0.54
1:F:139:ILE:CD1	1:F:1089:LEU:HD12	2.38	0.54
1:A:139:ILE:HD13	1:A:1089:LEU:HD12	1.90	0.54
1:B:34:GLY:O	1:B:37:LYS:HE3	2.08	0.54
1:D:33:ASN:O	1:D:36:GLY:N	2.41	0.54
1:D:1096:LYS:N	1:D:1097:PRO:HD3	2.23	0.54
1:E:1023:TYR:CD1	1:E:1023:TYR:C	2.81	0.54
1:F:1089:LEU:O	1:F:1089:LEU:HD23	2.08	0.54
1:A:99:ARG:HH11	1:A:99:ARG:HG3	1.73	0.54
1:A:1137:ASN:HD21	1:A:1139:ILE:HB	1.71	0.54
1:C:1137:ASN:HD21	1:C:1139:ILE:HB	1.73	0.54
1:B:1137:ASN:HD21	1:B:1139:ILE:HB	1.73	0.54
1:B:1141:MET:HE3	1:B:1147:LEU:HD21	1.89	0.53
1:C:37:LYS:H	1:C:37:LYS:CD	2.20	0.53

*Continued on next page...*

*Continued from previous page...*

Atom-1	Atom-2	Interatomic distance (Å)	Clash overlap (Å)
1:D:6:LEU:HD23	1:D:7:TYR:N	2.23	0.53
1:D:114:LEU:O	1:D:114:LEU:HD23	2.07	0.53
1:A:1024:GLN:O	1:A:1028:GLU:HB2	2.09	0.53
1:B:1023:TYR:HD1	1:B:1024:GLN:N	2.05	0.53
1:B:1153:VAL:HG12	1:B:1154:ASN:N	2.24	0.53
1:D:70:GLU:HB3	1:D:1154:ASN:ND2	2.24	0.53
1:E:1096:LYS:N	1:E:1097:PRO:HD3	2.24	0.53
1:F:1137:ASN:HD21	1:F:1139:ILE:HB	1.73	0.53
1:C:1152:MET:HA	1:C:1157:SER:HA	1.88	0.53
1:B:1039:PHE:HD1	1:C:108:ASN:HB3	1.73	0.53
1:B:1086:LEU:HD21	1:B:1106:VAL:HG11	1.91	0.53
1:D:40:ILE:HD11	1:D:1159:ILE:HD11	1.91	0.53
1:D:62:PHE:CZ	1:D:99:ARG:O	2.62	0.53
1:D:70:GLU:OE1	1:D:1154:ASN:HB2	2.09	0.53
1:D:99:ARG:HG3	1:D:99:ARG:HH11	1.74	0.53
1:F:1096:LYS:N	1:F:1097:PRO:HD3	2.23	0.52
1:B:99:ARG:HG3	1:B:99:ARG:HH11	1.73	0.52
1:C:139:ILE:HD13	1:C:1089:LEU:HD12	1.91	0.52
1:D:1071:GLN:HG2	1:D:1075:LEU:CD2	2.39	0.52
1:F:1041:GLY:HA3	1:F:1064:ARG:O	2.09	0.52
1:F:1093:MET:HG2	1:F:1101:TYR:CZ	2.44	0.52
1:F:1108:SER:HB2	1:F:1109:PRO:HD3	1.91	0.52
1:B:1063:ILE:HD11	1:B:1084:VAL:HB	1.92	0.52
1:C:1023:TYR:C	1:C:1023:TYR:HD1	2.11	0.52
1:C:1066:PRO:O	1:D:81:GLU:OE2	2.28	0.52
1:E:114:LEU:HD23	1:E:114:LEU:O	2.10	0.52
1:F:1134:ILE:O	1:F:1134:ILE:HG12	2.08	0.52
1:E:139:ILE:CD1	1:E:1089:LEU:HD12	2.40	0.52
1:E:1086:LEU:HD13	1:E:1118:PHE:CD1	2.45	0.52
1:B:1071:GLN:HG2	1:B:1075:LEU:CD2	2.40	0.52
1:C:1152:MET:HG3	1:C:1156:VAL:O	2.10	0.52
1:E:1063:ILE:HD11	1:E:1084:VAL:HB	1.91	0.52
1:F:1150:VAL:HA	1:F:1158:ALA:O	2.10	0.52
1:A:1137:ASN:HD22	1:A:1140:VAL:H	1.56	0.52
1:C:1041:GLY:HA3	1:C:1064:ARG:O	2.09	0.52
1:B:1096:LYS:N	1:B:1097:PRO:HD3	2.25	0.51
1:B:69:SER:OG	1:B:1154:ASN:ND2	2.43	0.51
1:F:14:PHE:HE2	1:F:1159:ILE:CD1	2.22	0.51
1:B:35:SER:HA	1:B:1152:MET:HB2	1.92	0.51
1:B:62:PHE:CE2	1:B:99:ARG:O	2.63	0.51
1:F:114:LEU:O	1:F:114:LEU:HD23	2.10	0.51

*Continued on next page...*



*Continued from previous page...*

Atom-1	Atom-2	Interatomic distance (Å)	Clash overlap (Å)
1:A:1086:LEU:HD21	1:A:1106:VAL:HG11	1.92	0.51
1:B:1104:ASP:HA	1:B:1134:ILE:HG23	1.93	0.51
1:E:33:ASN:O	1:E:37:LYS:HE2	2.11	0.51
1:F:128:VAL:HG23	1:F:129:ASP:N	2.16	0.51
1:E:70:GLU:CG	1:E:71:ASN:N	2.72	0.51
1:E:1154:ASN:ND2	1:E:1155:GLY:H	2.07	0.51
1:C:128:VAL:HG23	1:C:129:ASP:OD1	2.10	0.51
1:C:1108:SER:HB2	1:C:1109:PRO:HD3	1.92	0.51
1:B:1147:LEU:HD22	1:B:1164:VAL:HG22	1.93	0.51
1:C:114:LEU:HD23	1:C:114:LEU:O	2.10	0.51
1:E:69:SER:HB2	1:E:1154:ASN:HD22	1.76	0.51
1:B:139:ILE:HD13	1:B:1089:LEU:HD12	1.92	0.51
1:B:1086:LEU:HD13	1:B:1118:PHE:CD1	2.46	0.51
1:C:1086:LEU:HD21	1:C:1106:VAL:HG11	1.92	0.51
1:E:1134:ILE:HG12	1:E:1134:ILE:O	2.11	0.51
1:E:70:GLU:CD	1:E:71:ASN:H	2.13	0.50
1:A:128:VAL:HG23	1:A:129:ASP:OD1	2.11	0.50
1:D:1080:GLU:O	1:D:1084:VAL:HG12	2.11	0.50
1:F:36:GLY:H	1:F:37:LYS:CE	2.24	0.50
1:A:1063:ILE:HD11	1:A:1084:VAL:HB	1.93	0.50
1:C:1147:LEU:HD22	1:C:1164:VAL:HG22	1.93	0.50
1:E:1147:LEU:HD22	1:E:1164:VAL:HG22	1.93	0.50
1:A:44:ILE:O	1:A:47:VAL:HG12	2.11	0.50
1:C:1023:TYR:C	1:C:1025:ARG:N	2.65	0.50
1:D:1141:MET:HE3	1:D:1147:LEU:HD21	1.94	0.50
1:A:1067:GLY:O	1:B:5:LYS:CD	2.60	0.49
1:B:1023:TYR:C	1:B:1023:TYR:HD1	2.15	0.49
1:D:139:ILE:HD13	1:D:1089:LEU:HD12	1.94	0.49
1:D:1023:TYR:C	1:D:1023:TYR:HD1	2.15	0.49
1:E:1089:LEU:HD23	1:E:1089:LEU:O	2.12	0.49
1:F:139:ILE:HD13	1:F:1089:LEU:HD12	1.94	0.49
1:A:1089:LEU:O	1:A:1089:LEU:HD23	2.12	0.49
1:C:1137:ASN:HD22	1:C:1140:VAL:H	1.59	0.49
1:E:1147:LEU:HD22	1:E:1164:VAL:CG2	2.42	0.49
1:A:1071:GLN:HG2	1:A:1075:LEU:CD2	2.42	0.49
1:C:112:VAL:HG22	1:C:116:ASP:HB2	1.94	0.49
1:C:1063:ILE:HD11	1:C:1084:VAL:HB	1.93	0.49
1:B:112:VAL:HG22	1:B:116:ASP:HB2	1.95	0.49
1:C:70:GLU:CG	1:C:71:ASN:N	2.75	0.49
1:C:1071:GLN:HG2	1:C:1075:LEU:CD2	2.40	0.49
1:D:1086:LEU:HD21	1:D:1106:VAL:HG11	1.93	0.49

*Continued on next page...*

*Continued from previous page...*

Atom-1	Atom-2	Interatomic distance (Å)	Clash overlap (Å)
1:A:138:GLN:O	1:A:142:ILE:HG12	2.12	0.49
1:D:128:VAL:HG23	1:D:129:ASP:OD1	2.13	0.49
1:F:1147:LEU:HD22	1:F:1164:VAL:CG2	2.43	0.49
1:B:1080:GLU:O	1:B:1084:VAL:HG12	2.13	0.49
1:F:1089:LEU:HD23	1:F:1089:LEU:C	2.33	0.49
1:F:1141:MET:HE3	1:F:1147:LEU:HD21	1.95	0.49
1:D:1063:ILE:HD11	1:D:1084:VAL:HB	1.93	0.49
1:E:1071:GLN:HG2	1:E:1075:LEU:CD2	2.42	0.49
1:E:1093:MET:HG2	1:E:1101:TYR:CZ	2.48	0.49
1:A:1080:GLU:O	1:A:1084:VAL:HG12	2.13	0.49
1:B:1089:LEU:HD23	1:B:1089:LEU:O	2.12	0.49
1:C:1093:MET:HG2	1:C:1101:TYR:CZ	2.47	0.49
1:B:1134:ILE:HG12	1:B:1134:ILE:O	2.13	0.48
1:D:1137:ASN:HD22	1:D:1140:VAL:H	1.61	0.48
1:A:1023:TYR:C	1:A:1023:TYR:HD1	2.15	0.48
1:D:138:GLN:O	1:D:142:ILE:HG12	2.13	0.48
1:E:139:ILE:HD13	1:E:1089:LEU:HD12	1.93	0.48
1:A:1041:GLY:HA3	1:A:1064:ARG:O	2.14	0.48
1:B:1106:VAL:HG12	1:B:1106:VAL:O	2.14	0.48
1:D:1041:GLY:HA3	1:D:1064:ARG:O	2.13	0.48
1:C:1147:LEU:HD22	1:C:1164:VAL:CG2	2.43	0.48
1:D:1039:PHE:CD1	1:E:108:ASN:HB3	2.48	0.48
1:F:1063:ILE:HD11	1:F:1084:VAL:HB	1.95	0.48
1:A:40:ILE:HD11	1:A:1159:ILE:CD1	2.42	0.48
1:B:69:SER:HB2	1:B:1156:VAL:HG13	1.96	0.48
1:B:138:GLN:O	1:B:142:ILE:HG12	2.12	0.48
1:D:1076:LEU:O	1:D:1081:LYS:HE3	2.13	0.48
1:F:44:ILE:O	1:F:47:VAL:HG12	2.14	0.48
1:F:62:PHE:HZ	1:F:101:GLY:HA2	1.79	0.48
1:B:1093:MET:HG2	1:B:1101:TYR:CZ	2.48	0.48
1:A:1042:GLU:OE2	1:A:1064:ARG:NH1	2.47	0.48
1:B:44:ILE:O	1:B:47:VAL:HG12	2.14	0.48
1:C:1134:ILE:HG12	1:C:1134:ILE:O	2.12	0.48
1:A:1150:VAL:CG1	1:A:1159:ILE:HD13	2.37	0.48
1:B:1147:LEU:HD22	1:B:1164:VAL:CG2	2.44	0.48
1:E:35:SER:HA	1:E:1152:MET:CB	2.35	0.48
1:D:31:GLY:O	1:D:37:LYS:HE3	2.14	0.47
1:E:1086:LEU:HD21	1:E:1106:VAL:HG11	1.95	0.47
1:F:33:ASN:CG	1:F:34:GLY:N	2.66	0.47
1:F:1149:GLY:O	1:F:1159:ILE:HA	2.14	0.47
1:C:1153:VAL:HG12	1:C:1154:ASN:N	2.29	0.47

*Continued on next page...*

*Continued from previous page...*

Atom-1	Atom-2	Interatomic distance (Å)	Clash overlap (Å)
1:F:1147:LEU:HD22	1:F:1164:VAL:HG22	1.95	0.47
1:D:1147:LEU:HD22	1:D:1164:VAL:HG22	1.97	0.47
1:A:1147:LEU:O	1:A:1161:PRO:HA	2.15	0.47
1:C:1089:LEU:O	1:C:1089:LEU:HD23	2.14	0.47
1:E:1044:ARG:HB2	1:E:1062:SER:HB2	1.97	0.47
1:D:1093:MET:HG2	1:D:1101:TYR:CZ	2.50	0.47
1:E:112:VAL:HG22	1:E:116:ASP:HB2	1.97	0.47
1:E:128:VAL:HG23	1:E:129:ASP:OD1	2.14	0.47
1:F:112:VAL:HG22	1:F:116:ASP:HB2	1.96	0.47
1:E:69:SER:HB2	1:E:1154:ASN:ND2	2.29	0.47
1:D:4:LYS:HD3	1:D:4:LYS:HA	1.71	0.47
1:F:1023:TYR:CD1	1:F:1024:GLN:N	2.80	0.47
1:B:114:LEU:HD23	1:B:114:LEU:O	2.14	0.47
1:C:4:LYS:HA	1:C:4:LYS:HD3	1.69	0.47
1:A:114:LEU:HD23	1:A:114:LEU:O	2.15	0.46
1:A:1086:LEU:HD13	1:A:1118:PHE:CD1	2.50	0.46
1:D:1039:PHE:O	1:E:108:ASN:HA	2.16	0.46
1:E:112:VAL:HG22	1:E:113:ARG:N	2.29	0.46
1:A:6:LEU:HD23	1:A:7:TYR:N	2.29	0.46
1:D:1086:LEU:HD13	1:D:1118:PHE:CD1	2.50	0.46
1:E:1137:ASN:ND2	1:E:1139:ILE:N	2.61	0.46
1:A:1093:MET:HG2	1:A:1101:TYR:CZ	2.50	0.46
1:D:91:ILE:HD12	1:D:120:ARG:HH12	1.81	0.46
1:D:107:LEU:HD23	1:D:108:ASN:OD1	2.15	0.46
1:E:1098:SER:OG	1:E:1099:PRO:HD2	2.15	0.46
1:E:1141:MET:HE3	1:E:1147:LEU:HD21	1.96	0.46
1:C:1089:LEU:HD23	1:C:1089:LEU:C	2.36	0.46
1:E:40:ILE:HD11	1:E:1159:ILE:HD11	1.97	0.46
1:F:1086:LEU:HD21	1:F:1106:VAL:CG1	2.45	0.46
1:D:1067:GLY:N	1:E:83:VAL:HG21	2.31	0.46
1:E:1104:ASP:HA	1:E:1134:ILE:HG23	1.96	0.46
1:F:112:VAL:HG22	1:F:113:ARG:N	2.31	0.46
1:B:128:VAL:HG23	1:B:129:ASP:OD1	2.16	0.46
1:C:138:GLN:O	1:C:142:ILE:HG12	2.15	0.46
1:D:1089:LEU:HD23	1:D:1089:LEU:O	2.15	0.46
1:B:1042:GLU:HG3	1:B:1064:ARG:NH1	2.31	0.45
1:D:1030:PHE:O	1:D:1034:ILE:HG12	2.16	0.45
1:D:1106:VAL:HG12	1:D:1106:VAL:O	2.15	0.45
1:C:14:PHE:HE2	1:C:1159:ILE:HD12	1.81	0.45
1:D:30:VAL:HG12	1:D:31:GLY:N	2.31	0.45
1:C:1024:GLN:HE21	1:C:1024:GLN:HB2	1.62	0.45

*Continued on next page...*

*Continued from previous page...*

Atom-1	Atom-2	Interatomic distance (Å)	Clash overlap (Å)
1:D:36:GLY:O	1:D:38:SER:N	2.50	0.45
1:F:91:ILE:HD12	1:F:120:ARG:HH12	1.81	0.45
1:B:1044:ARG:HB2	1:B:1062:SER:HB2	1.99	0.45
1:B:1086:LEU:HD13	1:B:1118:PHE:CE1	2.52	0.45
1:E:61:LYS:HG2	1:E:62:PHE:N	2.30	0.45
1:F:1071:GLN:HG2	1:F:1075:LEU:CD2	2.45	0.45
1:D:28:ALA:HB3	1:D:1147:LEU:CD1	2.45	0.45
1:E:1042:GLU:HG3	1:E:1064:ARG:NH1	2.32	0.45
1:F:1106:VAL:HG12	1:F:1106:VAL:O	2.17	0.45
1:B:1089:LEU:HD23	1:B:1089:LEU:C	2.37	0.45
1:B:1153:VAL:HG12	1:B:1154:ASN:H	1.82	0.45
1:E:1080:GLU:O	1:E:1084:VAL:HG12	2.17	0.45
1:E:1106:VAL:HG12	1:E:1106:VAL:O	2.17	0.45
1:F:128:VAL:HG23	1:F:129:ASP:OD1	2.16	0.45
1:A:1141:MET:HE3	1:A:1147:LEU:HD21	1.98	0.45
1:C:1080:GLU:O	1:C:1084:VAL:HG12	2.17	0.45
1:D:1147:LEU:HD22	1:D:1164:VAL:CG2	2.47	0.45
1:C:44:ILE:O	1:C:47:VAL:HG12	2.17	0.45
1:E:1:MET:HB2	1:E:86:GLU:OE1	2.17	0.45
1:E:44:ILE:O	1:E:47:VAL:HG12	2.16	0.45
1:B:20:ILE:HD11	1:B:1159:ILE:CD1	2.46	0.45
1:C:73:PRO:O	1:C:74:PRO:C	2.56	0.45
1:C:1104:ASP:HA	1:C:1134:ILE:HG23	1.98	0.45
1:F:1104:ASP:HA	1:F:1134:ILE:HG23	1.99	0.45
1:A:1030:PHE:O	1:A:1034:ILE:HG12	2.16	0.44
1:B:107:LEU:HD23	1:B:108:ASN:OD1	2.17	0.44
1:C:1137:ASN:ND2	1:C:1140:VAL:H	2.15	0.44
1:E:1067:GLY:O	1:F:5:LYS:CD	2.65	0.44
1:A:1106:VAL:HG12	1:A:1106:VAL:O	2.17	0.44
1:C:8:LEU:HD22	1:C:11:PHE:HB3	1.97	0.44
1:C:1086:LEU:HD13	1:C:1118:PHE:CD1	2.52	0.44
1:D:1064:ARG:HH22	1:E:81:GLU:CD	2.21	0.44
1:E:8:LEU:HD22	1:E:11:PHE:HB3	1.99	0.44
1:F:1153:VAL:HG12	1:F:1154:ASN:N	2.33	0.44
1:A:1075:LEU:H	1:A:1075:LEU:CD1	2.25	0.44
1:A:1076:LEU:O	1:A:1081:LYS:HE3	2.17	0.44
1:C:1093:MET:HE1	1:C:1129:THR:HG21	1.99	0.44
1:D:14:PHE:HE2	1:D:1159:ILE:HG13	1.83	0.44
1:E:107:LEU:HB2	1:E:112:VAL:HG11	2.00	0.44
1:E:138:GLN:O	1:E:142:ILE:HG12	2.17	0.44
1:B:1:MET:HB2	1:B:86:GLU:OE1	2.18	0.44

*Continued on next page...*

*Continued from previous page...*

Atom-1	Atom-2	Interatomic distance (Å)	Clash overlap (Å)
1:B:8:LEU:HD22	1:B:11:PHE:HB3	2.00	0.44
1:B:1086:LEU:HD21	1:B:1106:VAL:CG1	2.48	0.44
1:E:1042:GLU:OE2	1:E:1064:ARG:NH1	2.50	0.44
1:F:1023:TYR:O	1:F:1026:VAL:N	2.50	0.44
1:E:1041:GLY:HA3	1:E:1064:ARG:O	2.18	0.44
1:E:1086:LEU:HD13	1:E:1118:PHE:CE1	2.51	0.44
1:A:62:PHE:CE2	1:A:99:ARG:O	2.70	0.44
1:A:1137:ASN:ND2	1:A:1140:VAL:H	2.16	0.44
1:C:35:SER:HA	1:C:1152:MET:HB2	2.00	0.44
1:C:107:LEU:HD23	1:C:108:ASN:OD1	2.18	0.44
1:D:1137:ASN:ND2	1:D:1139:ILE:N	2.63	0.44
1:E:1089:LEU:HD23	1:E:1089:LEU:C	2.38	0.44
1:F:1042:GLU:HG3	1:F:1064:ARG:NH1	2.33	0.44
1:C:37:LYS:N	1:C:37:LYS:CD	2.81	0.44
1:C:1069:ARG:CZ	1:D:17:PRO:O	2.66	0.44
1:F:1137:ASN:HD22	1:F:1140:VAL:H	1.64	0.44
1:B:67:ALA:O	1:B:74:PRO:HB3	2.17	0.43
1:D:1075:LEU:H	1:D:1075:LEU:CD1	2.24	0.43
1:E:99:ARG:HH11	1:E:99:ARG:CG	2.31	0.43
1:F:30:VAL:HG12	1:F:31:GLY:N	2.33	0.43
1:B:4:LYS:HA	1:B:4:LYS:HD3	1.71	0.43
1:B:1030:PHE:O	1:B:1034:ILE:HG12	2.18	0.43
1:C:1030:PHE:O	1:C:1034:ILE:HG12	2.19	0.43
1:D:1023:TYR:HD1	1:D:1024:GLN:N	2.17	0.43
1:A:112:VAL:HG22	1:A:113:ARG:N	2.34	0.43
1:B:112:VAL:HG22	1:B:113:ARG:N	2.31	0.43
1:D:1064:ARG:NH2	1:E:81:GLU:CD	2.71	0.43
1:A:6:LEU:CD1	1:A:40:ILE:HG23	2.48	0.43
1:B:71:ASN:OD1	1:B:71:ASN:N	2.50	0.43
1:C:1044:ARG:HB2	1:C:1062:SER:HB2	2.00	0.43
1:D:14:PHE:CE2	1:D:1159:ILE:HD11	2.53	0.43
1:D:1027:ASN:OD1	1:D:1045:LEU:CB	2.55	0.43
1:E:1075:LEU:H	1:E:1075:LEU:CD1	2.25	0.43
1:A:1044:ARG:HB2	1:A:1062:SER:HB2	2.01	0.43
1:C:142:ILE:HG22	1:C:1088:LEU:HD13	2.00	0.43
1:C:1042:GLU:HG3	1:C:1064:ARG:NH1	2.33	0.43
1:B:1152:MET:HE2	1:B:1155:GLY:O	2.18	0.43
1:C:1106:VAL:HG12	1:C:1106:VAL:O	2.19	0.43
1:E:1137:ASN:HD22	1:E:1140:VAL:H	1.65	0.43
1:A:112:VAL:HG22	1:A:116:ASP:HB2	2.01	0.43
1:D:142:ILE:HG22	1:D:1088:LEU:HD13	2.01	0.43

*Continued on next page...*

*Continued from previous page...*

Atom-1	Atom-2	Interatomic distance (Å)	Clash overlap (Å)
1:E:1030:PHE:O	1:E:1034:ILE:HG12	2.19	0.43
1:F:1:MET:HB2	1:F:86:GLU:OE1	2.18	0.43
1:A:30:VAL:HG21	1:A:1141:MET:HE3	2.00	0.43
1:C:30:VAL:HG12	1:C:31:GLY:N	2.34	0.43
1:F:138:GLN:O	1:F:142:ILE:HG12	2.18	0.43
1:A:1093:MET:HE1	1:A:1129:THR:HG21	2.01	0.43
1:D:1089:LEU:HD23	1:D:1089:LEU:C	2.39	0.43
1:A:1086:LEU:HD21	1:A:1106:VAL:CG1	2.48	0.43
1:B:28:ALA:HB3	1:B:1147:LEU:CD1	2.49	0.43
1:E:1086:LEU:HD21	1:E:1106:VAL:CG1	2.49	0.43
1:F:1152:MET:HA	1:F:1156:VAL:O	2.18	0.43
1:A:1089:LEU:HD23	1:A:1089:LEU:C	2.39	0.42
1:B:91:ILE:HD12	1:B:120:ARG:HH12	1.84	0.42
1:B:1075:LEU:H	1:B:1075:LEU:CD1	2.24	0.42
1:B:1137:ASN:ND2	1:B:1139:ILE:N	2.62	0.42
1:C:8:LEU:O	1:C:9:LYS:HB2	2.19	0.42
1:C:1027:ASN:HD22	1:C:1027:ASN:C	2.23	0.42
1:D:1086:LEU:HD13	1:D:1118:PHE:CE1	2.54	0.42
1:F:1024:GLN:O	1:F:1028:GLU:HB2	2.19	0.42
1:F:1093:MET:HE1	1:F:1129:THR:HG21	2.01	0.42
1:B:143:VAL:O	1:B:143:VAL:HG12	2.18	0.42
1:D:44:ILE:O	1:D:47:VAL:HG12	2.18	0.42
1:E:89:GLU:HA	1:E:89:GLU:OE1	2.18	0.42
1:F:1023:TYR:C	1:F:1025:ARG:N	2.69	0.42
1:A:89:GLU:OE1	1:A:89:GLU:HA	2.19	0.42
1:C:1146:LEU:HD23	1:C:1147:LEU:N	2.34	0.42
1:B:1098:SER:OG	1:B:1099:PRO:HD2	2.19	0.42
1:E:1093:MET:HE1	1:E:1129:THR:HG21	2.00	0.42
1:F:1044:ARG:HB2	1:F:1062:SER:HB2	2.01	0.42
1:E:142:ILE:HG22	1:E:1088:LEU:HD13	2.02	0.42
1:F:143:VAL:O	1:F:143:VAL:HG12	2.19	0.42
1:B:107:LEU:HB2	1:B:112:VAL:HG11	2.02	0.42
1:F:107:LEU:HB2	1:F:112:VAL:HG11	2.01	0.42
1:A:142:ILE:HG22	1:A:1088:LEU:HD13	2.01	0.42
1:C:1086:LEU:HD21	1:C:1106:VAL:CG1	2.49	0.42
1:D:1:MET:HB2	1:D:86:GLU:OE1	2.20	0.42
1:D:6:LEU:CD1	1:D:40:ILE:HG23	2.50	0.42
1:F:135:GLY:H	1:F:138:GLN:NE2	2.18	0.42
1:B:1023:TYR:O	1:B:1026:VAL:N	2.53	0.42
1:D:69:SER:C	1:D:71:ASN:N	2.73	0.42
1:D:1042:GLU:OE2	1:D:1064:ARG:NH1	2.53	0.42

*Continued on next page...*

Continued from previous page...

Atom-1	Atom-2	Interatomic distance (Å)	Clash overlap (Å)
1:E:72:LEU:HD12	1:E:1156:VAL:CG1	2.50	0.42
1:B:1076:LEU:O	1:B:1081:LYS:HE3	2.20	0.42
1:E:1027:ASN:HA	1:E:1045:LEU:HD12	2.01	0.42
1:A:1024:GLN:NE2	1:A:1024:GLN:N	2.68	0.41
1:F:1086:LEU:HD13	1:F:1118:PHE:CD1	2.55	0.41
1:A:28:ALA:HB3	1:A:1147:LEU:CD1	2.45	0.41
1:B:6:LEU:HD23	1:B:7:TYR:H	1.83	0.41
1:B:1153:VAL:C	1:B:1155:GLY:H	2.23	0.41
1:D:75:ALA:O	1:D:99:ARG:NH1	2.53	0.41
1:D:1044:ARG:HB2	1:D:1062:SER:HB2	2.02	0.41
1:D:1086:LEU:HD21	1:D:1106:VAL:CG1	2.49	0.41
1:D:1098:SER:OG	1:D:1099:PRO:HD2	2.20	0.41
1:E:1039:PHE:HD1	1:F:108:ASN:O	2.03	0.41
1:E:1076:LEU:O	1:E:1081:LYS:HE3	2.20	0.41
1:F:6:LEU:CD1	1:F:40:ILE:HG23	2.50	0.41
1:F:143:VAL:C	1:F:144:ASN:HD22	2.23	0.41
1:D:30:VAL:HG21	1:D:1141:MET:HE3	2.03	0.41
1:C:91:ILE:HD12	1:C:120:ARG:HH12	1.84	0.41
1:D:1083:LEU:HD12	1:D:1083:LEU:HA	1.89	0.41
1:F:99:ARG:HH11	1:F:99:ARG:CG	2.32	0.41
1:A:1:MET:HB2	1:A:86:GLU:OE1	2.21	0.41
1:D:1104:ASP:HA	1:D:1134:ILE:HG23	2.03	0.41
1:E:1023:TYR:C	1:E:1023:TYR:HD1	2.23	0.41
1:A:1042:GLU:HG3	1:A:1064:ARG:NH1	2.36	0.41
1:A:1098:SER:OG	1:A:1099:PRO:HD2	2.20	0.41
1:C:1023:TYR:CD1	1:C:1024:GLN:N	2.86	0.41
1:E:70:GLU:HG2	1:E:71:ASN:N	2.34	0.41
1:F:1154:ASN:CG	1:F:1155:GLY:H	2.22	0.41
1:B:28:ALA:HA	1:B:1133:VAL:O	2.21	0.41
1:B:33:ASN:O	1:B:37:LYS:HE2	2.21	0.41
1:B:70:GLU:OE1	1:B:71:ASN:ND2	2.54	0.41
1:B:89:GLU:OE1	1:B:89:GLU:HA	2.19	0.41
1:B:99:ARG:HH11	1:B:99:ARG:CG	2.34	0.41
1:E:30:VAL:HG12	1:E:31:GLY:N	2.36	0.41
1:E:1137:ASN:ND2	1:E:1140:VAL:H	2.19	0.41
1:E:1137:ASN:HD22	1:E:1139:ILE:N	2.17	0.41
1:F:1137:ASN:ND2	1:F:1139:ILE:N	2.66	0.41
1:B:6:LEU:CD1	1:B:40:ILE:HG23	2.51	0.41
1:B:1137:ASN:HD22	1:B:1137:ASN:C	2.24	0.41
1:C:1023:TYR:O	1:C:1025:ARG:N	2.54	0.41
1:C:1042:GLU:OE2	1:C:1064:ARG:NH1	2.54	0.41

Continued on next page...

Continued from previous page...

Atom-1	Atom-2	Interatomic distance (Å)	Clash overlap (Å)
1:D:112:VAL:HG22	1:D:116:ASP:HB2	2.02	0.41
1:E:40:ILE:HD11	1:E:1159:ILE:CD1	2.50	0.41
1:E:107:LEU:HD23	1:E:108:ASN:OD1	2.20	0.41
1:F:1080:GLU:O	1:F:1084:VAL:HG12	2.21	0.41
1:B:1137:ASN:HD22	1:B:1140:VAL:H	1.67	0.41
1:C:112:VAL:HG22	1:C:113:ARG:N	2.35	0.41
1:C:1098:SER:OG	1:C:1099:PRO:HD2	2.21	0.41
1:F:36:GLY:CA	1:F:37:LYS:HE3	2.51	0.41
1:A:1147:LEU:HD22	1:A:1164:VAL:HG22	2.03	0.40
1:B:33:ASN:O	1:B:37:LYS:CE	2.70	0.40
1:B:1039:PHE:CD1	1:C:108:ASN:HB3	2.55	0.40
1:C:1:MET:HB2	1:C:86:GLU:OE1	2.21	0.40
1:E:30:VAL:HG21	1:E:1141:MET:HE3	2.03	0.40
1:A:1067:GLY:O	1:B:5:LYS:HD2	2.21	0.40
1:A:1086:LEU:HD13	1:A:1118:PHE:CE1	2.56	0.40
1:E:120:ARG:HA	1:E:120:ARG:HD2	1.87	0.40
1:F:28:ALA:HB3	1:F:1147:LEU:CD1	2.51	0.40
1:F:1042:GLU:OE2	1:F:1064:ARG:NH1	2.55	0.40
1:A:107:LEU:HD23	1:A:108:ASN:OD1	2.22	0.40
1:A:143:VAL:O	1:A:143:VAL:HG12	2.21	0.40
1:A:1160:VAL:O	1:A:1162:VAL:HG13	2.21	0.40
1:B:142:ILE:HG22	1:B:1088:LEU:HD13	2.02	0.40
1:C:69:SER:HB2	1:C:72:LEU:HB2	2.03	0.40
1:C:72:LEU:CD1	1:C:1156:VAL:HG11	2.49	0.40
1:B:120:ARG:HD2	1:B:120:ARG:HA	1.85	0.40
1:C:135:GLY:H	1:C:138:GLN:NE2	2.19	0.40
1:D:16:ARG:HA	1:D:17:PRO:HD3	1.93	0.40
1:D:89:GLU:OE1	1:D:89:GLU:HA	2.21	0.40
1:D:91:ILE:HD12	1:D:120:ARG:NH1	2.36	0.40
1:E:4:LYS:HA	1:E:4:LYS:HD3	1.70	0.40
1:D:1137:ASN:ND2	1:D:1140:VAL:H	2.19	0.40
1:E:1146:LEU:HD23	1:E:1147:LEU:N	2.37	0.40
1:F:8:LEU:HD22	1:F:11:PHE:HB3	2.02	0.40
1:F:1024:GLN:HE21	1:F:1024:GLN:HB2	1.74	0.40
1:F:1137:ASN:ND2	1:F:1140:VAL:H	2.19	0.40

There are no symmetry-related clashes.



## 5.3 Torsion angles [\(i\)](#)

### 5.3.1 Protein backbone [\(i\)](#)

In the following table, the Percentiles column shows the percent Ramachandran outliers of the chain as a percentile score with respect to all X-ray entries followed by that with respect to entries of similar resolution.

The Analysed column shows the number of residues for which the backbone conformation was analysed, and the total number of residues.

Mol	Chain	Analysed	Favoured	Allowed	Outliers	Percentiles	
1	A	255/322 (79%)	223 (88%)	26 (10%)	6 (2%)	6	27
1	B	255/322 (79%)	219 (86%)	27 (11%)	9 (4%)	3	20
1	C	255/322 (79%)	221 (87%)	25 (10%)	9 (4%)	3	20
1	D	255/322 (79%)	221 (87%)	25 (10%)	9 (4%)	3	20
1	E	255/322 (79%)	215 (84%)	30 (12%)	10 (4%)	3	18
1	F	255/322 (79%)	222 (87%)	25 (10%)	8 (3%)	4	23
All	All	1530/1932 (79%)	1321 (86%)	158 (10%)	51 (3%)	4	21

All (51) Ramachandran outliers are listed below:

Mol	Chain	Res	Type
1	A	37	LYS
1	B	35	SER
1	C	1153	VAL
1	D	37	LYS
1	D	38	SER
1	D	1066	PRO
1	E	35	SER
1	E	1153	VAL
1	E	1154	ASN
1	F	1153	VAL
1	F	1154	ASN
1	A	1041	GLY
1	A	1066	PRO
1	B	34	GLY
1	B	1041	GLY
1	B	1066	PRO
1	B	1153	VAL
1	C	9	LYS
1	C	1066	PRO
1	C	1154	ASN

*Continued on next page...*

*Continued from previous page...*

Mol	Chain	Res	Type
1	D	1041	GLY
1	E	34	GLY
1	E	1041	GLY
1	E	1066	PRO
1	F	1066	PRO
1	A	122	ALA
1	A	128	VAL
1	B	122	ALA
1	B	128	VAL
1	B	1154	ASN
1	C	1041	GLY
1	D	34	GLY
1	D	122	ALA
1	E	122	ALA
1	F	9	LYS
1	F	122	ALA
1	F	1161	PRO
1	C	122	ALA
1	C	128	VAL
1	D	9	LYS
1	D	128	VAL
1	D	1154	ASN
1	E	128	VAL
1	F	128	VAL
1	A	9	LYS
1	B	62	PHE
1	E	9	LYS
1	E	62	PHE
1	F	1041	GLY
1	C	1024	GLN
1	C	32	PRO

### 5.3.2 Protein sidechains [i](#)

In the following table, the Percentiles column shows the percent sidechain outliers of the chain as a percentile score with respect to all X-ray entries followed by that with respect to entries of similar resolution.

The Analysed column shows the number of residues for which the sidechain conformation was analysed, and the total number of residues.

*Continued on next page...*

*Continued from previous page...*

Mol	Chain	Analysed	Rotameric	Outliers	Percentiles	
1	A	222/275 (81%)	194 (87%)	28 (13%)	4	18
1	B	222/275 (81%)	194 (87%)	28 (13%)	4	18
1	C	222/275 (81%)	197 (89%)	25 (11%)	6	23
1	D	222/275 (81%)	195 (88%)	27 (12%)	5	19
1	E	222/275 (81%)	197 (89%)	25 (11%)	6	23
1	F	222/275 (81%)	198 (89%)	24 (11%)	6	25
All	All	1332/1650 (81%)	1175 (88%)	157 (12%)	5	21

All (157) residues with a non-rotameric sidechain are listed below:

Mol	Chain	Res	Type
1	A	3	LEU
1	A	6	LEU
1	A	35	SER
1	A	37	LYS
1	A	50	GLU
1	A	63	ASP
1	A	70	GLU
1	A	97	LEU
1	A	99	ARG
1	A	104	THR
1	A	120	ARG
1	A	132	SER
1	A	1023	TYR
1	A	1024	GLN
1	A	1068	ARG
1	A	1070	ASP
1	A	1071	GLN
1	A	1075	LEU
1	A	1083	LEU
1	A	1084	VAL
1	A	1088	LEU
1	A	1101	TYR
1	A	1121	LEU
1	A	1122	LEU
1	A	1134	ILE
1	A	1137	ASN
1	A	1154	ASN

*Continued on next page...*

*Continued from previous page...*

<b>Mol</b>	<b>Chain</b>	<b>Res</b>	<b>Type</b>
1	A	1159	ILE
1	B	3	LEU
1	B	6	LEU
1	B	33	ASN
1	B	37	LYS
1	B	50	GLU
1	B	69	SER
1	B	71	ASN
1	B	97	LEU
1	B	99	ARG
1	B	104	THR
1	B	120	ARG
1	B	132	SER
1	B	1023	TYR
1	B	1027	ASN
1	B	1068	ARG
1	B	1070	ASP
1	B	1071	GLN
1	B	1075	LEU
1	B	1083	LEU
1	B	1084	VAL
1	B	1088	LEU
1	B	1101	TYR
1	B	1121	LEU
1	B	1122	LEU
1	B	1134	ILE
1	B	1137	ASN
1	B	1152	MET
1	B	1154	ASN
1	C	3	LEU
1	C	6	LEU
1	C	37	LYS
1	C	50	GLU
1	C	64	MET
1	C	97	LEU
1	C	99	ARG
1	C	104	THR
1	C	120	ARG
1	C	132	SER
1	C	1023	TYR
1	C	1024	GLN
1	C	1027	ASN

*Continued on next page...*

*Continued from previous page...*

<b>Mol</b>	<b>Chain</b>	<b>Res</b>	<b>Type</b>
1	C	1068	ARG
1	C	1070	ASP
1	C	1071	GLN
1	C	1075	LEU
1	C	1083	LEU
1	C	1084	VAL
1	C	1088	LEU
1	C	1101	TYR
1	C	1121	LEU
1	C	1122	LEU
1	C	1134	ILE
1	C	1137	ASN
1	D	3	LEU
1	D	6	LEU
1	D	35	SER
1	D	37	LYS
1	D	50	GLU
1	D	64	MET
1	D	97	LEU
1	D	99	ARG
1	D	104	THR
1	D	120	ARG
1	D	132	SER
1	D	1023	TYR
1	D	1024	GLN
1	D	1068	ARG
1	D	1070	ASP
1	D	1071	GLN
1	D	1075	LEU
1	D	1083	LEU
1	D	1084	VAL
1	D	1088	LEU
1	D	1101	TYR
1	D	1121	LEU
1	D	1122	LEU
1	D	1134	ILE
1	D	1137	ASN
1	D	1156	VAL
1	D	1157	SER
1	E	3	LEU
1	E	6	LEU
1	E	33	ASN

*Continued on next page...*

*Continued from previous page...*

<b>Mol</b>	<b>Chain</b>	<b>Res</b>	<b>Type</b>
1	E	37	LYS
1	E	50	GLU
1	E	70	GLU
1	E	97	LEU
1	E	99	ARG
1	E	104	THR
1	E	120	ARG
1	E	132	SER
1	E	1023	TYR
1	E	1027	ASN
1	E	1068	ARG
1	E	1070	ASP
1	E	1071	GLN
1	E	1075	LEU
1	E	1083	LEU
1	E	1084	VAL
1	E	1088	LEU
1	E	1101	TYR
1	E	1121	LEU
1	E	1122	LEU
1	E	1134	ILE
1	E	1137	ASN
1	F	3	LEU
1	F	6	LEU
1	F	33	ASN
1	F	37	LYS
1	F	50	GLU
1	F	70	GLU
1	F	97	LEU
1	F	99	ARG
1	F	104	THR
1	F	120	ARG
1	F	132	SER
1	F	1023	TYR
1	F	1068	ARG
1	F	1070	ASP
1	F	1071	GLN
1	F	1075	LEU
1	F	1083	LEU
1	F	1084	VAL
1	F	1088	LEU
1	F	1101	TYR

*Continued on next page...*

*Continued from previous page...*

Mol	Chain	Res	Type
1	F	1121	LEU
1	F	1122	LEU
1	F	1134	ILE
1	F	1137	ASN

Sometimes sidechains can be flipped to improve hydrogen bonding and reduce clashes. All (35) such sidechains are listed below:

Mol	Chain	Res	Type
1	A	144	ASN
1	A	1024	GLN
1	A	1071	GLN
1	A	1130	GLN
1	A	1137	ASN
1	B	33	ASN
1	B	144	ASN
1	B	1024	GLN
1	B	1027	ASN
1	B	1071	GLN
1	B	1130	GLN
1	B	1137	ASN
1	B	1154	ASN
1	C	71	ASN
1	C	144	ASN
1	C	1024	GLN
1	C	1071	GLN
1	C	1130	GLN
1	C	1137	ASN
1	D	144	ASN
1	D	1071	GLN
1	D	1130	GLN
1	D	1137	ASN
1	E	71	ASN
1	E	144	ASN
1	E	1027	ASN
1	E	1071	GLN
1	E	1130	GLN
1	E	1137	ASN
1	E	1154	ASN
1	F	144	ASN
1	F	1024	GLN
1	F	1071	GLN
1	F	1130	GLN

*Continued on next page...*

*Continued from previous page...*

Mol	Chain	Res	Type
1	F	1137	ASN

### 5.3.3 RNA [i](#)

There are no RNA molecules in this entry.

### 5.4 Non-standard residues in protein, DNA, RNA chains [i](#)

There are no non-standard protein/DNA/RNA residues in this entry.

### 5.5 Carbohydrates [i](#)

There are no monosaccharides in this entry.

### 5.6 Ligand geometry [i](#)

There are no ligands in this entry.

### 5.7 Other polymers [i](#)

There are no such residues in this entry.

### 5.8 Polymer linkage issues [i](#)

There are no chain breaks in this entry.



## 6 Fit of model and data [i](#)

### 6.1 Protein, DNA and RNA chains [i](#)

In the following table, the column labelled ‘#RSRZ > 2’ contains the number (and percentage) of RSRZ outliers, followed by percent RSRZ outliers for the chain as percentile scores relative to all X-ray entries and entries of similar resolution. The OWAB column contains the minimum, median, 95<sup>th</sup> percentile and maximum values of the occupancy-weighted average B-factor per residue. The column labelled ‘Q < 0.9’ lists the number of (and percentage) of residues with an average occupancy less than 0.9.

Mol	Chain	Analysed	<RSRZ>	#RSRZ>2	OWAB(Å <sup>2</sup> )	Q<0.9
1	A	263/322 (81%)	0.03	0 <b>100</b> <b>100</b>	34, 66, 91, 119	0
1	B	263/322 (81%)	-0.00	3 (1%) 80 64	47, 76, 99, 125	0
1	C	263/322 (81%)	0.07	4 (1%) 73 54	49, 74, 102, 126	0
1	D	263/322 (81%)	-0.04	0 <b>100</b> <b>100</b>	51, 73, 97, 121	0
1	E	263/322 (81%)	0.04	2 (0%) 86 72	46, 76, 99, 125	0
1	F	263/322 (81%)	0.21	3 (1%) 80 64	47, 70, 94, 125	0
All	All	1578/1932 (81%)	0.05	12 (0%) 86 72	34, 73, 99, 126	0

All (12) RSRZ outliers are listed below:

Mol	Chain	Res	Type	RSRZ
1	F	1164	VAL	10.9
1	E	1164	VAL	8.5
1	C	1164	VAL	8.3
1	E	1163	GLU	6.2
1	F	145	ALA	5.7
1	B	1164	VAL	5.3
1	F	1163	GLU	5.3
1	C	1163	GLU	4.9
1	B	1163	GLU	3.5
1	C	145	ALA	2.3
1	B	1162	VAL	2.2
1	C	1095	ILE	2.0

### 6.2 Non-standard residues in protein, DNA, RNA chains [i](#)

There are no non-standard protein/DNA/RNA residues in this entry.

### 6.3 Carbohydrates [i](#)

There are no monosaccharides in this entry.

### 6.4 Ligands [i](#)

There are no ligands in this entry.

### 6.5 Other polymers [i](#)

There are no such residues in this entry.