



Full wwPDB X-ray Structure Validation Report ⓘ

May 22, 2020 – 06:35 am BST

PDB ID : 3EQ5
Title : Crystal structure of fragment 137 to 238 of the human Ski-like protein
Authors : Tresaugues, L.; Wisniewska, M.; Andersson, J.; Arrowsmith, C.H.; Berglund, H.; Bountra, C.; Collins, R.; Dahlgren, L.G.; Edwards, A.M.; Flodin, S.; Flores, A.; Graslund, S.; Hammarstrom, M.; Johansson, A.; Johansson, I.; Karlberg, T.; Kotenyova, T.; Lehtio, L.; Moche, M.; Nilsson, M.E.; Nyman, T.; Olesen, K.; Persson, C.; Sagemark, J.; Schueler, H.; Thorsell, A.G.; Van Den Berg, S.; Welin, M.; Wikstrom, M.; Weigelt, J.; Nordlund, P.; Structural Genomics Consortium (SGC)
Deposited on : 2008-09-30
Resolution : 2.45 Å(reported)

This is a Full wwPDB X-ray Structure Validation Report for a publicly released PDB entry.

We welcome your comments at validation@mail.wwpdb.org

A user guide is available at

<https://www.wwpdb.org/validation/2017/XrayValidationReportHelp>

with specific help available everywhere you see the ⓘ symbol.

The following versions of software and data (see [references ⓘ](#)) were used in the production of this report:

MolProbity : 4.02b-467
Xtriage (Phenix) : 1.13
EDS : 2.11
Percentile statistics : 20191225.v01 (using entries in the PDB archive December 25th 2019)
Refmac : 5.8.0158
CCP4 : 7.0.044 (Gargrove)
Ideal geometry (proteins) : Engh & Huber (2001)
Ideal geometry (DNA, RNA) : Parkinson et al. (1996)
Validation Pipeline (wwPDB-VP) : 2.11

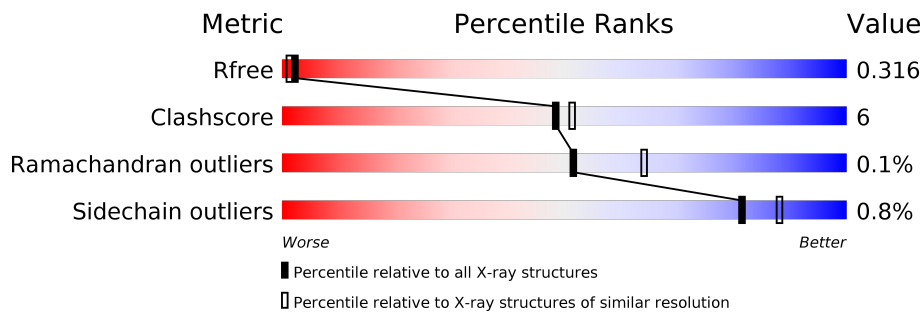
1 Overall quality at a glance

The following experimental techniques were used to determine the structure:

X-RAY DIFFRACTION

The reported resolution of this entry is 2.45 Å.

Percentile scores (ranging between 0-100) for global validation metrics of the entry are shown in the following graphic. The table shows the number of entries on which the scores are based.



Metric	Whole archive (#Entries)	Similar resolution (#Entries, resolution range(Å))
R_{free}	130704	1544 (2.48-2.44)
Clashscore	141614	1613 (2.48-2.44)
Ramachandran outliers	138981	1598 (2.48-2.44)
Sidechain outliers	138945	1598 (2.48-2.44)

The table below summarises the geometric issues observed across the polymeric chains and their fit to the electron density. The red, orange, yellow and green segments on the lower bar indicate the fraction of residues that contain outliers for ≥ 3 , 2, 1 and 0 types of geometric quality criteria respectively. A grey segment represents the fraction of residues that are not modelled. The numeric value for each fraction is indicated below the corresponding segment, with a dot representing fractions $\leq 5\%$

Mol	Chain	Length	Quality of chain
1	A	125	74% (green), 8% (yellow), 18% (grey)
1	B	125	70% (green), 7% (yellow), 22% (grey)
1	C	125	70% (green), 8% (yellow), 22% (grey)
1	D	125	72% (green), 5% (yellow), 23% (grey)
1	E	125	66% (green), 10% (yellow), 24% (grey)
1	F	125	66% (green), 12% (yellow), 22% (grey)
1	G	125	60% (green), 16% (yellow), 24% (grey)

Continued on next page...

Continued from previous page...

Mol	Chain	Length	Quality of chain
1	H	125	 68% 9% 23%
1	I	125	 63% 10% 25%
1	J	125	 62% 15% 23%
1	K	125	 62% 14% 23%
1	L	125	 64% 11% 25%

2 Entry composition i

There are 2 unique types of molecules in this entry. The entry contains 9437 atoms, of which 0 are hydrogens and 0 are deuteriums.

In the tables below, the ZeroOcc column contains the number of atoms modelled with zero occupancy, the AltConf column contains the number of residues with at least one atom in alternate conformation and the Trace column contains the number of residues modelled with at most 2 atoms.

- Molecule 1 is a protein called Ski-like protein.

Mol	Chain	Residues	Atoms					ZeroOcc	AltConf	Trace
			Total	C	N	O	S			
1	A	102	Total 796	C 498	N 133	O 155	S 10	0	3	0
1	B	97	Total 782	C 497	N 132	O 146	S 7	0	5	0
1	C	97	Total 761	C 478	N 133	O 143	S 7	0	1	0
1	D	96	Total 748	C 471	N 126	O 144	S 7	0	1	0
1	E	95	Total 747	C 470	N 129	O 141	S 7	0	1	0
1	F	98	Total 781	C 488	N 137	O 149	S 7	0	2	0
1	G	95	Total 735	C 462	N 125	O 141	S 7	0	0	0
1	H	96	Total 754	C 475	N 129	O 143	S 7	0	2	0
1	I	94	Total 750	C 473	N 132	O 138	S 7	0	3	0
1	J	96	Total 751	C 472	N 129	O 142	S 8	0	1	0
1	K	96	Total 752	C 473	N 129	O 143	S 7	0	1	0
1	L	94	Total 737	C 464	N 128	O 138	S 7	0	1	0

There are 276 discrepancies between the modelled and reference sequences:

Chain	Residue	Modelled	Actual	Comment	Reference
A	114	MET	-	EXPRESSION TAG	UNP P12757
A	115	HIS	-	EXPRESSION TAG	UNP P12757
A	116	HIS	-	EXPRESSION TAG	UNP P12757
A	117	HIS	-	EXPRESSION TAG	UNP P12757
A	118	HIS	-	EXPRESSION TAG	UNP P12757

Continued on next page...

Continued from previous page...

Chain	Residue	Modelled	Actual	Comment	Reference
A	119	HIS	-	EXPRESSION TAG	UNP P12757
A	120	HIS	-	EXPRESSION TAG	UNP P12757
A	121	SER	-	EXPRESSION TAG	UNP P12757
A	122	SER	-	EXPRESSION TAG	UNP P12757
A	123	GLY	-	EXPRESSION TAG	UNP P12757
A	124	VAL	-	EXPRESSION TAG	UNP P12757
A	125	ASP	-	EXPRESSION TAG	UNP P12757
A	126	LEU	-	EXPRESSION TAG	UNP P12757
A	127	GLY	-	EXPRESSION TAG	UNP P12757
A	128	THR	-	EXPRESSION TAG	UNP P12757
A	129	GLU	-	EXPRESSION TAG	UNP P12757
A	130	ASN	-	EXPRESSION TAG	UNP P12757
A	131	LEU	-	EXPRESSION TAG	UNP P12757
A	132	TYR	-	EXPRESSION TAG	UNP P12757
A	133	PHE	-	EXPRESSION TAG	UNP P12757
A	134	GLN	-	EXPRESSION TAG	UNP P12757
A	135	SER	-	EXPRESSION TAG	UNP P12757
A	136	MET	-	EXPRESSION TAG	UNP P12757
B	114	MET	-	EXPRESSION TAG	UNP P12757
B	115	HIS	-	EXPRESSION TAG	UNP P12757
B	116	HIS	-	EXPRESSION TAG	UNP P12757
B	117	HIS	-	EXPRESSION TAG	UNP P12757
B	118	HIS	-	EXPRESSION TAG	UNP P12757
B	119	HIS	-	EXPRESSION TAG	UNP P12757
B	120	HIS	-	EXPRESSION TAG	UNP P12757
B	121	SER	-	EXPRESSION TAG	UNP P12757
B	122	SER	-	EXPRESSION TAG	UNP P12757
B	123	GLY	-	EXPRESSION TAG	UNP P12757
B	124	VAL	-	EXPRESSION TAG	UNP P12757
B	125	ASP	-	EXPRESSION TAG	UNP P12757
B	126	LEU	-	EXPRESSION TAG	UNP P12757
B	127	GLY	-	EXPRESSION TAG	UNP P12757
B	128	THR	-	EXPRESSION TAG	UNP P12757
B	129	GLU	-	EXPRESSION TAG	UNP P12757
B	130	ASN	-	EXPRESSION TAG	UNP P12757
B	131	LEU	-	EXPRESSION TAG	UNP P12757
B	132	TYR	-	EXPRESSION TAG	UNP P12757
B	133	PHE	-	EXPRESSION TAG	UNP P12757
B	134	GLN	-	EXPRESSION TAG	UNP P12757
B	135	SER	-	EXPRESSION TAG	UNP P12757
B	136	MET	-	EXPRESSION TAG	UNP P12757
C	114	MET	-	EXPRESSION TAG	UNP P12757

Continued on next page...

Continued from previous page...

Chain	Residue	Modelled	Actual	Comment	Reference
C	115	HIS	-	EXPRESSION TAG	UNP P12757
C	116	HIS	-	EXPRESSION TAG	UNP P12757
C	117	HIS	-	EXPRESSION TAG	UNP P12757
C	118	HIS	-	EXPRESSION TAG	UNP P12757
C	119	HIS	-	EXPRESSION TAG	UNP P12757
C	120	HIS	-	EXPRESSION TAG	UNP P12757
C	121	SER	-	EXPRESSION TAG	UNP P12757
C	122	SER	-	EXPRESSION TAG	UNP P12757
C	123	GLY	-	EXPRESSION TAG	UNP P12757
C	124	VAL	-	EXPRESSION TAG	UNP P12757
C	125	ASP	-	EXPRESSION TAG	UNP P12757
C	126	LEU	-	EXPRESSION TAG	UNP P12757
C	127	GLY	-	EXPRESSION TAG	UNP P12757
C	128	THR	-	EXPRESSION TAG	UNP P12757
C	129	GLU	-	EXPRESSION TAG	UNP P12757
C	130	ASN	-	EXPRESSION TAG	UNP P12757
C	131	LEU	-	EXPRESSION TAG	UNP P12757
C	132	TYR	-	EXPRESSION TAG	UNP P12757
C	133	PHE	-	EXPRESSION TAG	UNP P12757
C	134	GLN	-	EXPRESSION TAG	UNP P12757
C	135	SER	-	EXPRESSION TAG	UNP P12757
C	136	MET	-	EXPRESSION TAG	UNP P12757
D	114	MET	-	EXPRESSION TAG	UNP P12757
D	115	HIS	-	EXPRESSION TAG	UNP P12757
D	116	HIS	-	EXPRESSION TAG	UNP P12757
D	117	HIS	-	EXPRESSION TAG	UNP P12757
D	118	HIS	-	EXPRESSION TAG	UNP P12757
D	119	HIS	-	EXPRESSION TAG	UNP P12757
D	120	HIS	-	EXPRESSION TAG	UNP P12757
D	121	SER	-	EXPRESSION TAG	UNP P12757
D	122	SER	-	EXPRESSION TAG	UNP P12757
D	123	GLY	-	EXPRESSION TAG	UNP P12757
D	124	VAL	-	EXPRESSION TAG	UNP P12757
D	125	ASP	-	EXPRESSION TAG	UNP P12757
D	126	LEU	-	EXPRESSION TAG	UNP P12757
D	127	GLY	-	EXPRESSION TAG	UNP P12757
D	128	THR	-	EXPRESSION TAG	UNP P12757
D	129	GLU	-	EXPRESSION TAG	UNP P12757
D	130	ASN	-	EXPRESSION TAG	UNP P12757
D	131	LEU	-	EXPRESSION TAG	UNP P12757
D	132	TYR	-	EXPRESSION TAG	UNP P12757
D	133	PHE	-	EXPRESSION TAG	UNP P12757

Continued on next page...

Continued from previous page...

Chain	Residue	Modelled	Actual	Comment	Reference
D	134	GLN	-	EXPRESSION TAG	UNP P12757
D	135	SER	-	EXPRESSION TAG	UNP P12757
D	136	MET	-	EXPRESSION TAG	UNP P12757
E	114	MET	-	EXPRESSION TAG	UNP P12757
E	115	HIS	-	EXPRESSION TAG	UNP P12757
E	116	HIS	-	EXPRESSION TAG	UNP P12757
E	117	HIS	-	EXPRESSION TAG	UNP P12757
E	118	HIS	-	EXPRESSION TAG	UNP P12757
E	119	HIS	-	EXPRESSION TAG	UNP P12757
E	120	HIS	-	EXPRESSION TAG	UNP P12757
E	121	SER	-	EXPRESSION TAG	UNP P12757
E	122	SER	-	EXPRESSION TAG	UNP P12757
E	123	GLY	-	EXPRESSION TAG	UNP P12757
E	124	VAL	-	EXPRESSION TAG	UNP P12757
E	125	ASP	-	EXPRESSION TAG	UNP P12757
E	126	LEU	-	EXPRESSION TAG	UNP P12757
E	127	GLY	-	EXPRESSION TAG	UNP P12757
E	128	THR	-	EXPRESSION TAG	UNP P12757
E	129	GLU	-	EXPRESSION TAG	UNP P12757
E	130	ASN	-	EXPRESSION TAG	UNP P12757
E	131	LEU	-	EXPRESSION TAG	UNP P12757
E	132	TYR	-	EXPRESSION TAG	UNP P12757
E	133	PHE	-	EXPRESSION TAG	UNP P12757
E	134	GLN	-	EXPRESSION TAG	UNP P12757
E	135	SER	-	EXPRESSION TAG	UNP P12757
E	136	MET	-	EXPRESSION TAG	UNP P12757
F	114	MET	-	EXPRESSION TAG	UNP P12757
F	115	HIS	-	EXPRESSION TAG	UNP P12757
F	116	HIS	-	EXPRESSION TAG	UNP P12757
F	117	HIS	-	EXPRESSION TAG	UNP P12757
F	118	HIS	-	EXPRESSION TAG	UNP P12757
F	119	HIS	-	EXPRESSION TAG	UNP P12757
F	120	HIS	-	EXPRESSION TAG	UNP P12757
F	121	SER	-	EXPRESSION TAG	UNP P12757
F	122	SER	-	EXPRESSION TAG	UNP P12757
F	123	GLY	-	EXPRESSION TAG	UNP P12757
F	124	VAL	-	EXPRESSION TAG	UNP P12757
F	125	ASP	-	EXPRESSION TAG	UNP P12757
F	126	LEU	-	EXPRESSION TAG	UNP P12757
F	127	GLY	-	EXPRESSION TAG	UNP P12757
F	128	THR	-	EXPRESSION TAG	UNP P12757
F	129	GLU	-	EXPRESSION TAG	UNP P12757

Continued on next page...

Continued from previous page...

Chain	Residue	Modelled	Actual	Comment	Reference
F	130	ASN	-	EXPRESSION TAG	UNP P12757
F	131	LEU	-	EXPRESSION TAG	UNP P12757
F	132	TYR	-	EXPRESSION TAG	UNP P12757
F	133	PHE	-	EXPRESSION TAG	UNP P12757
F	134	GLN	-	EXPRESSION TAG	UNP P12757
F	135	SER	-	EXPRESSION TAG	UNP P12757
F	136	MET	-	EXPRESSION TAG	UNP P12757
G	114	MET	-	EXPRESSION TAG	UNP P12757
G	115	HIS	-	EXPRESSION TAG	UNP P12757
G	116	HIS	-	EXPRESSION TAG	UNP P12757
G	117	HIS	-	EXPRESSION TAG	UNP P12757
G	118	HIS	-	EXPRESSION TAG	UNP P12757
G	119	HIS	-	EXPRESSION TAG	UNP P12757
G	120	HIS	-	EXPRESSION TAG	UNP P12757
G	121	SER	-	EXPRESSION TAG	UNP P12757
G	122	SER	-	EXPRESSION TAG	UNP P12757
G	123	GLY	-	EXPRESSION TAG	UNP P12757
G	124	VAL	-	EXPRESSION TAG	UNP P12757
G	125	ASP	-	EXPRESSION TAG	UNP P12757
G	126	LEU	-	EXPRESSION TAG	UNP P12757
G	127	GLY	-	EXPRESSION TAG	UNP P12757
G	128	THR	-	EXPRESSION TAG	UNP P12757
G	129	GLU	-	EXPRESSION TAG	UNP P12757
G	130	ASN	-	EXPRESSION TAG	UNP P12757
G	131	LEU	-	EXPRESSION TAG	UNP P12757
G	132	TYR	-	EXPRESSION TAG	UNP P12757
G	133	PHE	-	EXPRESSION TAG	UNP P12757
G	134	GLN	-	EXPRESSION TAG	UNP P12757
G	135	SER	-	EXPRESSION TAG	UNP P12757
G	136	MET	-	EXPRESSION TAG	UNP P12757
H	114	MET	-	EXPRESSION TAG	UNP P12757
H	115	HIS	-	EXPRESSION TAG	UNP P12757
H	116	HIS	-	EXPRESSION TAG	UNP P12757
H	117	HIS	-	EXPRESSION TAG	UNP P12757
H	118	HIS	-	EXPRESSION TAG	UNP P12757
H	119	HIS	-	EXPRESSION TAG	UNP P12757
H	120	HIS	-	EXPRESSION TAG	UNP P12757
H	121	SER	-	EXPRESSION TAG	UNP P12757
H	122	SER	-	EXPRESSION TAG	UNP P12757
H	123	GLY	-	EXPRESSION TAG	UNP P12757
H	124	VAL	-	EXPRESSION TAG	UNP P12757
H	125	ASP	-	EXPRESSION TAG	UNP P12757

Continued on next page...

Continued from previous page...

Chain	Residue	Modelled	Actual	Comment	Reference
H	126	LEU	-	EXPRESSION TAG	UNP P12757
H	127	GLY	-	EXPRESSION TAG	UNP P12757
H	128	THR	-	EXPRESSION TAG	UNP P12757
H	129	GLU	-	EXPRESSION TAG	UNP P12757
H	130	ASN	-	EXPRESSION TAG	UNP P12757
H	131	LEU	-	EXPRESSION TAG	UNP P12757
H	132	TYR	-	EXPRESSION TAG	UNP P12757
H	133	PHE	-	EXPRESSION TAG	UNP P12757
H	134	GLN	-	EXPRESSION TAG	UNP P12757
H	135	SER	-	EXPRESSION TAG	UNP P12757
H	136	MET	-	EXPRESSION TAG	UNP P12757
I	114	MET	-	EXPRESSION TAG	UNP P12757
I	115	HIS	-	EXPRESSION TAG	UNP P12757
I	116	HIS	-	EXPRESSION TAG	UNP P12757
I	117	HIS	-	EXPRESSION TAG	UNP P12757
I	118	HIS	-	EXPRESSION TAG	UNP P12757
I	119	HIS	-	EXPRESSION TAG	UNP P12757
I	120	HIS	-	EXPRESSION TAG	UNP P12757
I	121	SER	-	EXPRESSION TAG	UNP P12757
I	122	SER	-	EXPRESSION TAG	UNP P12757
I	123	GLY	-	EXPRESSION TAG	UNP P12757
I	124	VAL	-	EXPRESSION TAG	UNP P12757
I	125	ASP	-	EXPRESSION TAG	UNP P12757
I	126	LEU	-	EXPRESSION TAG	UNP P12757
I	127	GLY	-	EXPRESSION TAG	UNP P12757
I	128	THR	-	EXPRESSION TAG	UNP P12757
I	129	GLU	-	EXPRESSION TAG	UNP P12757
I	130	ASN	-	EXPRESSION TAG	UNP P12757
I	131	LEU	-	EXPRESSION TAG	UNP P12757
I	132	TYR	-	EXPRESSION TAG	UNP P12757
I	133	PHE	-	EXPRESSION TAG	UNP P12757
I	134	GLN	-	EXPRESSION TAG	UNP P12757
I	135	SER	-	EXPRESSION TAG	UNP P12757
I	136	MET	-	EXPRESSION TAG	UNP P12757
J	114	MET	-	EXPRESSION TAG	UNP P12757
J	115	HIS	-	EXPRESSION TAG	UNP P12757
J	116	HIS	-	EXPRESSION TAG	UNP P12757
J	117	HIS	-	EXPRESSION TAG	UNP P12757
J	118	HIS	-	EXPRESSION TAG	UNP P12757
J	119	HIS	-	EXPRESSION TAG	UNP P12757
J	120	HIS	-	EXPRESSION TAG	UNP P12757
J	121	SER	-	EXPRESSION TAG	UNP P12757

Continued on next page...

Continued from previous page...

Chain	Residue	Modelled	Actual	Comment	Reference
J	122	SER	-	EXPRESSION TAG	UNP P12757
J	123	GLY	-	EXPRESSION TAG	UNP P12757
J	124	VAL	-	EXPRESSION TAG	UNP P12757
J	125	ASP	-	EXPRESSION TAG	UNP P12757
J	126	LEU	-	EXPRESSION TAG	UNP P12757
J	127	GLY	-	EXPRESSION TAG	UNP P12757
J	128	THR	-	EXPRESSION TAG	UNP P12757
J	129	GLU	-	EXPRESSION TAG	UNP P12757
J	130	ASN	-	EXPRESSION TAG	UNP P12757
J	131	LEU	-	EXPRESSION TAG	UNP P12757
J	132	TYR	-	EXPRESSION TAG	UNP P12757
J	133	PHE	-	EXPRESSION TAG	UNP P12757
J	134	GLN	-	EXPRESSION TAG	UNP P12757
J	135	SER	-	EXPRESSION TAG	UNP P12757
J	136	MET	-	EXPRESSION TAG	UNP P12757
K	114	MET	-	EXPRESSION TAG	UNP P12757
K	115	HIS	-	EXPRESSION TAG	UNP P12757
K	116	HIS	-	EXPRESSION TAG	UNP P12757
K	117	HIS	-	EXPRESSION TAG	UNP P12757
K	118	HIS	-	EXPRESSION TAG	UNP P12757
K	119	HIS	-	EXPRESSION TAG	UNP P12757
K	120	HIS	-	EXPRESSION TAG	UNP P12757
K	121	SER	-	EXPRESSION TAG	UNP P12757
K	122	SER	-	EXPRESSION TAG	UNP P12757
K	123	GLY	-	EXPRESSION TAG	UNP P12757
K	124	VAL	-	EXPRESSION TAG	UNP P12757
K	125	ASP	-	EXPRESSION TAG	UNP P12757
K	126	LEU	-	EXPRESSION TAG	UNP P12757
K	127	GLY	-	EXPRESSION TAG	UNP P12757
K	128	THR	-	EXPRESSION TAG	UNP P12757
K	129	GLU	-	EXPRESSION TAG	UNP P12757
K	130	ASN	-	EXPRESSION TAG	UNP P12757
K	131	LEU	-	EXPRESSION TAG	UNP P12757
K	132	TYR	-	EXPRESSION TAG	UNP P12757
K	133	PHE	-	EXPRESSION TAG	UNP P12757
K	134	GLN	-	EXPRESSION TAG	UNP P12757
K	135	SER	-	EXPRESSION TAG	UNP P12757
K	136	MET	-	EXPRESSION TAG	UNP P12757
L	114	MET	-	EXPRESSION TAG	UNP P12757
L	115	HIS	-	EXPRESSION TAG	UNP P12757
L	116	HIS	-	EXPRESSION TAG	UNP P12757
L	117	HIS	-	EXPRESSION TAG	UNP P12757

Continued on next page...

Continued from previous page...

Chain	Residue	Modelled	Actual	Comment	Reference
L	118	HIS	-	EXPRESSION TAG	UNP P12757
L	119	HIS	-	EXPRESSION TAG	UNP P12757
L	120	HIS	-	EXPRESSION TAG	UNP P12757
L	121	SER	-	EXPRESSION TAG	UNP P12757
L	122	SER	-	EXPRESSION TAG	UNP P12757
L	123	GLY	-	EXPRESSION TAG	UNP P12757
L	124	VAL	-	EXPRESSION TAG	UNP P12757
L	125	ASP	-	EXPRESSION TAG	UNP P12757
L	126	LEU	-	EXPRESSION TAG	UNP P12757
L	127	GLY	-	EXPRESSION TAG	UNP P12757
L	128	THR	-	EXPRESSION TAG	UNP P12757
L	129	GLU	-	EXPRESSION TAG	UNP P12757
L	130	ASN	-	EXPRESSION TAG	UNP P12757
L	131	LEU	-	EXPRESSION TAG	UNP P12757
L	132	TYR	-	EXPRESSION TAG	UNP P12757
L	133	PHE	-	EXPRESSION TAG	UNP P12757
L	134	GLN	-	EXPRESSION TAG	UNP P12757
L	135	SER	-	EXPRESSION TAG	UNP P12757
L	136	MET	-	EXPRESSION TAG	UNP P12757

- Molecule 2 is water.

Mol	Chain	Residues	Atoms	ZeroOcc	AltConf
2	A	61	Total O 61 61	0	0
2	B	47	Total O 47 47	0	0
2	C	30	Total O 30 30	0	0
2	D	23	Total O 23 23	0	0
2	E	9	Total O 9 9	0	0
2	F	32	Total O 32 32	0	0
2	G	10	Total O 10 10	0	0
2	H	20	Total O 20 20	0	0
2	I	36	Total O 36 36	0	0
2	J	43	Total O 43 43	0	0

Continued on next page...

Continued from previous page...

Mol	Chain	Residues	Atoms	ZeroOcc	AltConf
2	K	16	Total O 16 16	0	0
2	L	16	Total O 16 16	0	0

3 Residue-property plots [i](#)

These plots are drawn for all protein, RNA and DNA chains in the entry. The first graphic for a chain summarises the proportions of the various outlier classes displayed in the second graphic. The second graphic shows the sequence view annotated by issues in geometry. Residues are color-coded according to the number of geometric quality criteria for which they contain at least one outlier: green = 0, yellow = 1, orange = 2 and red = 3 or more. Stretches of 2 or more consecutive residues without any outlier are shown as a green connector. Residues present in the sample, but not in the model, are shown in grey.

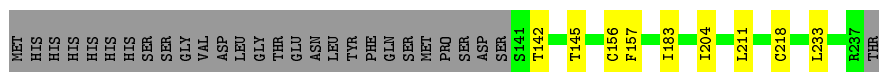
- Molecule 1: Ski-like protein

Chain A: 



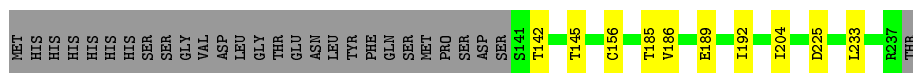
- Molecule 1: Ski-like protein

Chain B: 



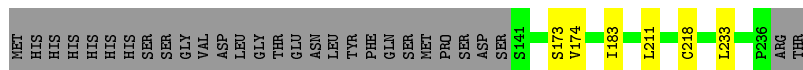
- Molecule 1: Ski-like protein

Chain C: 



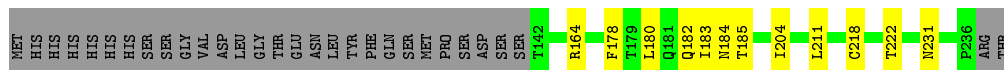
- Molecule 1: Ski-like protein

Chain D: 



- Molecule 1: Ski-like protein

Chain E: 


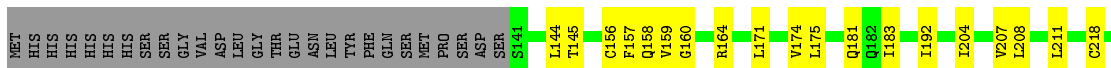


- Molecule 1: Ski-like protein

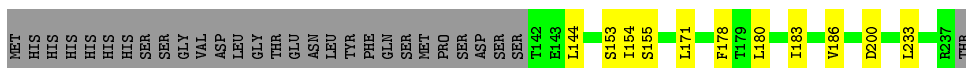
Chain F: 



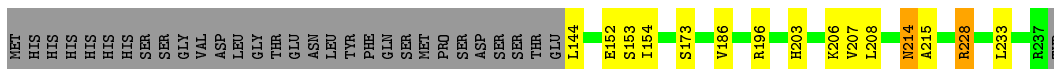
- Molecule 1: Ski-like protein



- Molecule 1: Ski-like protein



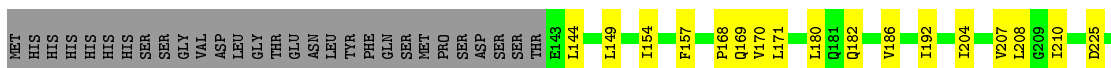
- Molecule 1: Ski-like protein



- Molecule 1: Ski-like protein



- Molecule 1: Ski-like protein



- Molecule 1: Ski-like protein

Chain L:  64% 11% 25%

MET	HIS	HIS	HIS	HIS	HIS	HIS	SER	SER	GLY	VAL	ASP	LEU	GLY	THR	GLU	ASN	LEU	LEU	TYR	PHE	GLN	SER	SER	MET	PRO	SER	ASP	SER	SER	SER	THR	GLU	L144	T147	V148	L149	I154	S155	C156	V170	V186	I192	C197	D200	I204	L208	D225	L233	R237	THR
-----	-----	-----	-----	-----	-----	-----	-----	-----	-----	-----	-----	-----	-----	-----	-----	-----	-----	-----	-----	-----	-----	-----	-----	-----	-----	-----	-----	-----	-----	-----	-----	-----	------	------	------	------	------	------	------	------	------	------	------	------	------	------	------	------	------	-----

4 Data and refinement statistics

Property	Value	Source
Space group	C 1 2 1	Depositor
Cell constants a, b, c, α , β , γ	210.82Å 70.12Å 116.28Å 90.00° 100.95° 90.00°	Depositor
Resolution (Å)	19.83 – 2.45 19.83 – 2.45	Depositor EDS
% Data completeness (in resolution range)	100.0 (19.83-2.45) 98.1 (19.83-2.45)	Depositor EDS
R_{merge}	0.07	Depositor
R_{sym}	0.07	Depositor
$\langle I/\sigma(I) \rangle$ ¹	2.61 (at 2.44Å)	Xtrriage
Refinement program	REFMAC 5.5.0035	Depositor
R, R_{free}	0.232 , 0.274 0.277 , 0.316	Depositor DCC
R_{free} test set	3018 reflections (5.00%)	wwPDB-VP
Wilson B-factor (Å ²)	40.1	Xtrriage
Anisotropy	0.653	Xtrriage
Bulk solvent k_{sol} (e/Å ³), B_{sol} (Å ²)	0.32 , 30.8	EDS
L-test for twinning ²	$\langle L \rangle = 0.49$, $\langle L^2 \rangle = 0.32$	Xtrriage
Estimated twinning fraction	No twinning to report.	Xtrriage
F_o, F_c correlation	0.90	EDS
Total number of atoms	9437	wwPDB-VP
Average B, all atoms (Å ²)	3.0	wwPDB-VP

Xtrriage's analysis on translational NCS is as follows: *The largest off-origin peak in the Patterson function is 5.40% of the height of the origin peak. No significant pseudotranslation is detected.*

¹Intensities estimated from amplitudes.

²Theoretical values of $\langle |L| \rangle$, $\langle L^2 \rangle$ for acentric reflections are 0.5, 0.333 respectively for untwinned datasets, and 0.375, 0.2 for perfectly twinned datasets.

5 Model quality [i](#)

5.1 Standard geometry [i](#)

The Z score for a bond length (or angle) is the number of standard deviations the observed value is removed from the expected value. A bond length (or angle) with $|Z| > 5$ is considered an outlier worth inspection. RMSZ is the root-mean-square of all Z scores of the bond lengths (or angles).

Mol	Chain	Bond lengths		Bond angles	
		RMSZ	# Z >5	RMSZ	# Z >5
1	A	0.34	0/812	0.50	0/1103
1	B	0.31	0/807	0.48	0/1094
1	C	0.31	0/772	0.46	0/1045
1	D	0.31	0/760	0.44	0/1032
1	E	0.30	0/756	0.45	0/1026
1	F	0.33	0/790	0.47	0/1070
1	G	0.34	0/743	0.46	0/1008
1	H	0.32	0/769	0.46	0/1044
1	I	0.34	0/768	0.50	0/1041
1	J	0.35	0/763	0.46	0/1034
1	K	0.30	0/764	0.46	0/1036
1	L	0.32	0/746	0.46	0/1012
All	All	0.32	0/9250	0.47	0/12545

There are no bond length outliers.

There are no bond angle outliers.

There are no chirality outliers.

There are no planarity outliers.

5.2 Too-close contacts [i](#)

In the following table, the Non-H and H(model) columns list the number of non-hydrogen atoms and hydrogen atoms in the chain respectively. The H(added) column lists the number of hydrogen atoms added and optimized by MolProbity. The Clashes column lists the number of clashes within the asymmetric unit, whereas Symm-Clashes lists symmetry related clashes.

Mol	Chain	Non-H	H(model)	H(added)	Clashes	Symm-Clashes
1	A	796	0	812	5	0
1	B	782	0	820	7	0
1	C	761	0	787	6	0
1	D	748	0	767	4	0

Continued on next page...

Continued from previous page...

Mol	Chain	Non-H	H(model)	H(added)	Clashes	Symm-Clashes
1	E	747	0	768	7	0
1	F	781	0	800	9	0
1	G	735	0	754	13	0
1	H	754	0	781	6	0
1	I	750	0	783	16	0
1	J	751	0	774	13	0
1	K	752	0	776	14	0
1	L	737	0	760	10	0
2	A	61	0	0	0	0
2	B	47	0	0	1	0
2	C	30	0	0	0	0
2	D	23	0	0	0	0
2	E	9	0	0	1	0
2	F	32	0	0	0	0
2	G	10	0	0	0	0
2	H	20	0	0	0	0
2	I	36	0	0	1	0
2	J	43	0	0	0	0
2	K	16	0	0	0	0
2	L	16	0	0	0	0
All	All	9437	0	9382	110	0

The all-atom clashscore is defined as the number of clashes found per 1000 atoms (including hydrogen atoms). The all-atom clashscore for this structure is 6.

All (110) close contacts within the same asymmetric unit are listed below, sorted by their clash magnitude.

Atom-1	Atom-2	Interatomic distance (Å)	Clash overlap (Å)
1:I:228[A]:ARG:HH11	1:I:228[A]:ARG:CG	1.70	1.05
1:I:228[A]:ARG:NH1	1:I:228[A]:ARG:HG3	1.61	1.00
1:I:228[A]:ARG:HH11	1:I:228[A]:ARG:HG3	0.80	0.92
1:L:154:ILE:HD13	1:L:170:VAL:HG22	1.60	0.84
1:J:237:ARG:O	1:J:238:THR:HG22	1.81	0.80
1:J:154:ILE:HD13	1:J:170:VAL:HG22	1.65	0.79
1:G:207:VAL:HG13	1:G:208:LEU:HD13	1.68	0.76
1:I:144:LEU:HD22	1:I:208:LEU:CD1	2.16	0.76
1:J:207:VAL:HG13	1:J:208:LEU:HD12	1.67	0.74
1:I:144:LEU:HD22	1:I:208:LEU:HD13	1.70	0.74
1:K:154:ILE:HD13	1:K:170:VAL:HG22	1.70	0.73
1:G:159:VAL:HG21	1:G:164:ARG:CZ	2.18	0.73
1:L:147:THR:HG22	1:L:156:CYS:SG	2.31	0.70

Continued on next page...

Continued from previous page...

Atom-1	Atom-2	Interatomic distance (Å)	Clash overlap (Å)
1:I:186:VAL:HG21	1:I:233:LEU:HD21	1.74	0.68
1:G:192:ILE:HD12	1:G:225:ASP:HB3	1.77	0.66
1:D:183:ILE:HD13	1:D:233:LEU:HD11	1.79	0.62
1:D:183:ILE:HD13	1:D:233:LEU:CD1	2.28	0.62
1:B:157:PHE:HE2	1:B:204[A]:ILE:HD11	1.64	0.62
1:J:154:ILE:CD1	1:J:170:VAL:HG22	2.32	0.60
1:G:204:ILE:HA	1:G:207:VAL:HG12	1.84	0.59
1:I:206:LYS:HZ1	1:I:215:ALA:HB3	1.68	0.59
1:J:169:GLN:O	1:J:173:SER:HB3	2.03	0.59
1:F:186:VAL:HG21	1:F:233:LEU:HD21	1.84	0.58
1:H:186:VAL:HG21	1:H:233:LEU:HD21	1.86	0.57
1:B:157:PHE:CE2	1:B:204[A]:ILE:HD11	2.39	0.57
1:L:144:LEU:HD21	1:L:208:LEU:HD22	1.86	0.57
1:I:144:LEU:N	2:I:291:HOH:O	2.38	0.56
1:A:147:THR:HG22	1:A:156[A]:CYS:SG	2.46	0.56
1:C:142:THR:O	1:C:204:ILE:HD13	2.06	0.56
1:A:144:LEU:HD11	1:A:155:SER:HB3	1.87	0.55
1:G:159:VAL:HG23	1:G:159:VAL:O	2.06	0.55
1:A:145[B]:THR:CG2	1:A:146:GLN:N	2.71	0.53
1:J:171:LEU:HD22	1:J:183:ILE:HG12	1.90	0.53
1:G:171:LEU:HD22	1:G:183:ILE:HD13	1.91	0.51
1:H:178:PHE:HB2	1:H:183:ILE:HD11	1.91	0.51
1:L:192:ILE:HD12	1:L:225:ASP:HB3	1.93	0.51
1:J:197[B]:CYS:SG	1:J:202:LEU:HD13	2.51	0.51
1:K:168:PRO:HA	1:K:171:LEU:HD12	1.93	0.51
1:B:204[A]:ILE:HG22	2:B:318:HOH:O	2.11	0.51
1:F:144:LEU:CD2	1:F:208:LEU:HD12	2.41	0.50
1:K:207:VAL:HG13	1:K:208:LEU:HD12	1.92	0.50
1:L:200:ASP:O	1:L:204:ILE:HD13	2.11	0.50
1:G:159:VAL:HG21	1:G:164:ARG:NE	2.26	0.50
1:K:204:ILE:O	1:K:208:LEU:HD13	2.11	0.50
1:C:185:THR:O	1:C:189:GLU:HG3	2.11	0.49
1:B:211:LEU:HD11	1:B:218:CYS:SG	2.52	0.49
1:H:153:SER:C	1:H:154:ILE:HD12	2.33	0.49
1:K:171:LEU:HD11	1:K:180:LEU:HD13	1.95	0.48
1:F:166:CYS:O	1:F:170:VAL:HG23	2.14	0.48
1:J:204:ILE:O	1:J:207:VAL:HG12	2.13	0.48
1:L:186:VAL:HG21	1:L:233:LEU:HD21	1.95	0.48
1:F:144:LEU:HD11	1:F:155:SER:HB3	1.94	0.48
1:K:171:LEU:CD1	1:K:180:LEU:HD13	2.44	0.48
1:I:206:LYS:NZ	1:I:215:ALA:HB3	2.28	0.48

Continued on next page...

Continued from previous page...

Atom-1	Atom-2	Interatomic distance (Å)	Clash overlap (Å)
1:E:182:GLN:O	1:E:185:THR:HG22	2.15	0.47
1:J:186:VAL:HG21	1:J:233:LEU:HD21	1.96	0.47
1:C:186:VAL:HG21	1:C:233:LEU:HD21	1.95	0.47
1:C:145:THR:HG23	1:C:156:CYS:SG	2.54	0.47
1:K:192:ILE:HD12	1:K:225:ASP:HB3	1.97	0.47
1:E:164[A]:ARG:HD3	1:E:222:THR:HG22	1.96	0.47
1:F:197:CYS:SG	1:F:218:CYS:HB3	2.55	0.47
1:B:142:THR:O	1:B:204[A]:ILE:HD13	2.15	0.46
1:A:203:HIS:O	1:A:207:VAL:HG13	2.14	0.46
1:F:152:GLU:HG2	1:F:173:SER:HB3	1.97	0.46
1:H:153:SER:O	1:H:154:ILE:HD12	2.14	0.46
1:F:164:ARG:HB3	1:F:220:LEU:HB3	1.98	0.46
1:K:169:GLN:NE2	1:K:210:ILE:HD12	2.30	0.46
1:L:154:ILE:CD1	1:L:170:VAL:HG22	2.39	0.46
1:L:149:LEU:HB3	1:L:154:ILE:HD12	1.98	0.46
1:L:192:ILE:HD12	1:L:225:ASP:CB	2.46	0.46
1:C:192:ILE:HG23	1:C:225:ASP:HB3	1.98	0.45
1:H:171:LEU:HD23	1:H:180:LEU:HD13	1.98	0.45
1:D:211:LEU:HD11	1:D:218:CYS:SG	2.57	0.45
1:G:192:ILE:HD12	1:G:225:ASP:CB	2.46	0.44
1:K:186:VAL:HG21	1:K:233:LEU:HD21	1.99	0.44
1:E:231:ASN:HB2	2:E:348:HOH:O	2.18	0.44
1:G:211:LEU:HD11	1:G:218:CYS:SG	2.58	0.44
1:H:144:LEU:HD11	1:H:155:SER:HB3	2.00	0.44
1:K:192:ILE:HD12	1:K:225:ASP:CB	2.48	0.44
1:E:180:LEU:HD23	1:E:184:ASN:ND2	2.32	0.44
1:F:167:LEU:HB3	1:F:168:PRO:HD3	2.00	0.44
1:I:228[A]:ARG:NH1	1:I:228[A]:ARG:CG	2.41	0.44
1:J:173:SER:O	1:J:176:ARG:HG3	2.18	0.44
1:I:144:LEU:HD22	1:I:208:LEU:HD12	1.96	0.43
1:A:192:ILE:HD12	1:A:225:ASP:HB3	2.01	0.43
1:E:211:LEU:HD11	1:E:218:CYS:SG	2.58	0.43
1:B:145:THR:HG23	1:B:156:CYS:SG	2.59	0.43
1:I:153:SER:C	1:I:154:ILE:HD12	2.39	0.43
1:I:203:HIS:O	1:I:207:VAL:HG23	2.19	0.43
1:F:142:THR:HG23	1:F:142:THR:O	2.19	0.43
1:K:149:LEU:HB3	1:K:154:ILE:HD12	2.00	0.43
1:K:182:GLN:O	1:K:186:VAL:HG23	2.19	0.43
1:B:183:ILE:HD13	1:B:233:LEU:HD11	2.01	0.42
1:J:154:ILE:HD13	1:J:170:VAL:CG2	2.42	0.42
1:K:192:ILE:HD12	1:K:225:ASP:CG	2.40	0.42

Continued on next page...

Continued from previous page...

Atom-1	Atom-2	Interatomic distance (Å)	Clash overlap (Å)
1:E:178:PHE:HB2	1:E:183:ILE:HD11	2.02	0.42
1:D:173:SER:OG	1:D:174:VAL:N	2.53	0.41
1:L:147:THR:CG2	1:L:156:CYS:SG	3.05	0.41
1:C:186:VAL:HG21	1:C:233:LEU:CD2	2.50	0.41
1:J:237:ARG:O	1:J:238:THR:CG2	2.60	0.41
1:I:144:LEU:CD2	1:I:208:LEU:HD13	2.46	0.41
1:G:145:THR:HG23	1:G:156:CYS:SG	2.60	0.41
1:G:144:LEU:HD13	1:G:157:PHE:CZ	2.55	0.41
1:I:152:GLU:HG2	1:I:173:SER:HB3	2.03	0.41
1:I:214[A]:ASN:HD22	1:I:214[A]:ASN:HA	1.71	0.40
1:K:144:LEU:HD13	1:K:157:PHE:CZ	2.57	0.40
1:G:158:GLN:NE2	1:G:160:GLY:O	2.54	0.40
1:G:174:VAL:HG12	1:G:175:LEU:HD23	2.03	0.40
1:E:182:GLN:HA	1:E:185:THR:HG22	2.03	0.40
1:J:167:LEU:HB3	1:J:168:PRO:HD3	2.03	0.40

There are no symmetry-related clashes.

5.3 Torsion angles [i](#)

5.3.1 Protein backbone [i](#)

In the following table, the Percentiles column shows the percent Ramachandran outliers of the chain as a percentile score with respect to all X-ray entries followed by that with respect to entries of similar resolution.

The Analysed column shows the number of residues for which the backbone conformation was analysed, and the total number of residues.

Mol	Chain	Analysed	Favoured	Allowed	Outliers	Percentiles	
1	A	103/125 (82%)	101 (98%)	2 (2%)	0	100	100
1	B	100/125 (80%)	98 (98%)	2 (2%)	0	100	100
1	C	95/125 (76%)	92 (97%)	3 (3%)	0	100	100
1	D	95/125 (76%)	90 (95%)	5 (5%)	0	100	100
1	E	94/125 (75%)	92 (98%)	2 (2%)	0	100	100
1	F	98/125 (78%)	92 (94%)	5 (5%)	1 (1%)	15	16
1	G	93/125 (74%)	89 (96%)	4 (4%)	0	100	100
1	H	96/125 (77%)	91 (95%)	5 (5%)	0	100	100

Continued on next page...

Continued from previous page...

Mol	Chain	Analysed	Favoured	Allowed	Outliers	Percentiles	
1	I	95/125 (76%)	91 (96%)	4 (4%)	0	100	100
1	J	95/125 (76%)	92 (97%)	3 (3%)	0	100	100
1	K	95/125 (76%)	94 (99%)	1 (1%)	0	100	100
1	L	93/125 (74%)	91 (98%)	2 (2%)	0	100	100
All	All	1152/1500 (77%)	1113 (97%)	38 (3%)	1 (0%)	51	64

All (1) Ramachandran outliers are listed below:

Mol	Chain	Res	Type
1	F	142	THR

5.3.2 Protein sidechains [i](#)

In the following table, the Percentiles column shows the percent sidechain outliers of the chain as a percentile score with respect to all X-ray entries followed by that with respect to entries of similar resolution.

The Analysed column shows the number of residues for which the sidechain conformation was analysed, and the total number of residues.

Mol	Chain	Analysed	Rotameric	Outliers	Percentiles	
1	A	97/115 (84%)	97 (100%)	0	100	100
1	B	94/115 (82%)	94 (100%)	0	100	100
1	C	90/115 (78%)	90 (100%)	0	100	100
1	D	89/115 (77%)	89 (100%)	0	100	100
1	E	88/115 (76%)	87 (99%)	1 (1%)	73	82
1	F	92/115 (80%)	92 (100%)	0	100	100
1	G	87/115 (76%)	86 (99%)	1 (1%)	73	82
1	H	90/115 (78%)	89 (99%)	1 (1%)	73	82
1	I	89/115 (77%)	84 (94%)	5 (6%)	21	27
1	J	89/115 (77%)	88 (99%)	1 (1%)	73	82
1	K	89/115 (77%)	89 (100%)	0	100	100
1	L	87/115 (76%)	86 (99%)	1 (1%)	73	82
All	All	1081/1380 (78%)	1071 (99%)	10 (1%)	81	86

All (10) residues with a non-rotameric sidechain are listed below:

Mol	Chain	Res	Type
1	E	204	ILE
1	G	181	GLN
1	H	200	ASP
1	I	196	ARG
1	I	214[A]	ASN
1	I	214[B]	ASN
1	I	228[A]	ARG
1	I	228[B]	ARG
1	J	181	GLN
1	L	197	CYS

Some sidechains can be flipped to improve hydrogen bonding and reduce clashes. All (1) such sidechains are listed below:

Mol	Chain	Res	Type
1	D	181	GLN

5.3.3 RNA [i](#)

There are no RNA molecules in this entry.

5.4 Non-standard residues in protein, DNA, RNA chains [i](#)

There are no non-standard protein/DNA/RNA residues in this entry.

5.5 Carbohydrates [i](#)

There are no carbohydrates in this entry.

5.6 Ligand geometry [i](#)

There are no ligands in this entry.

5.7 Other polymers [i](#)

There are no such residues in this entry.

5.8 Polymer linkage issues

There are no chain breaks in this entry.

6 Fit of model and data

6.1 Protein, DNA and RNA chains

Unable to reproduce the depositors R factor - this section is therefore empty.

6.2 Non-standard residues in protein, DNA, RNA chains

Unable to reproduce the depositors R factor - this section is therefore empty.

6.3 Carbohydrates

Unable to reproduce the depositors R factor - this section is therefore empty.

6.4 Ligands

Unable to reproduce the depositors R factor - this section is therefore empty.

6.5 Other polymers

Unable to reproduce the depositors R factor - this section is therefore empty.