



Full wwPDB X-ray Structure Validation Report ⓘ

Jun 18, 2024 – 10:11 AM EDT

PDB ID : 4ES4
Title : Crystal structure of YdiV and FlhD complex
Authors : Li, B.; Gu, L.
Deposited on : 2012-04-22
Resolution : 2.90 Å(reported)

This is a Full wwPDB X-ray Structure Validation Report for a publicly released PDB entry.

We welcome your comments at validation@mail.wwpdb.org

A user guide is available at

<https://www.wwpdb.org/validation/2017/XrayValidationReportHelp>

with specific help available everywhere you see the ⓘ symbol.

The types of validation reports are described at

<http://www.wwpdb.org/validation/2017/FAQs#types>.

The following versions of software and data (see [references ⓘ](#)) were used in the production of this report:

MolProbity : 4.02b-467
Xtriage (Phenix) : 1.20.1
EDS : 2.37.1
Percentile statistics : 20191225.v01 (using entries in the PDB archive December 25th 2019)
Refmac : 5.8.0158
CCP4 : 7.0.044 (Gargrove)
Ideal geometry (proteins) : Engh & Huber (2001)
Ideal geometry (DNA, RNA) : Parkinson et al. (1996)
Validation Pipeline (wwPDB-VP) : 2.37.1

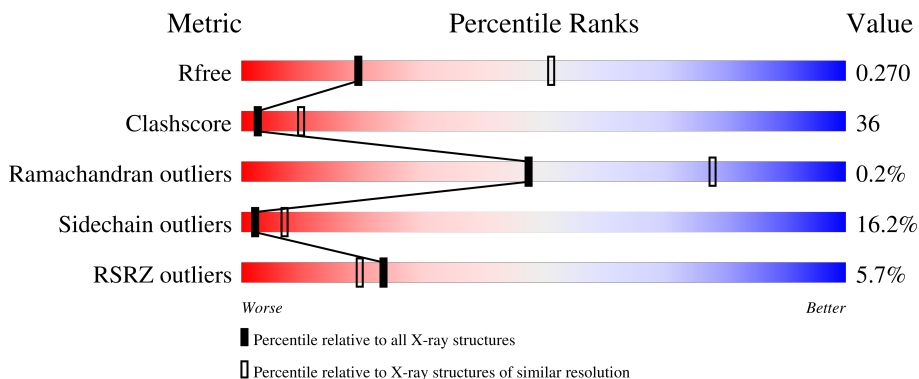
1 Overall quality at a glance

The following experimental techniques were used to determine the structure:

X-RAY DIFFRACTION

The reported resolution of this entry is 2.90 Å.

Percentile scores (ranging between 0-100) for global validation metrics of the entry are shown in the following graphic. The table shows the number of entries on which the scores are based.



Metric	Whole archive (#Entries)	Similar resolution (#Entries, resolution range(Å))
R_{free}	130704	1957 (2.90-2.90)
Clashscore	141614	2172 (2.90-2.90)
Ramachandran outliers	138981	2115 (2.90-2.90)
Sidechain outliers	138945	2117 (2.90-2.90)
RSRZ outliers	127900	1906 (2.90-2.90)

The table below summarises the geometric issues observed across the polymeric chains and their fit to the electron density. The red, orange, yellow and green segments of the lower bar indicate the fraction of residues that contain outliers for ≥ 3 , 2, 1 and 0 types of geometric quality criteria respectively. A grey segment represents the fraction of residues that are not modelled. The numeric value for each fraction is indicated below the corresponding segment, with a dot representing fractions $\leq 5\%$. The upper red bar (where present) indicates the fraction of residues that have poor fit to the electron density. The numeric value is given above the bar.

Mol	Chain	Length	Quality of chain
1	A	237	 2% 41% 34% 11% 13%
1	C	237	 5% 46% 31% 7% 16%
1	E	237	 8% 46% 34% 6% 13%
1	G	237	 6% 48% 30% 6% 16%
2	B	116	 3% 34% 29% 6% 31%

Continued on next page...

Continued from previous page...

Mol	Chain	Length	Quality of chain
2	D	116	<p>%</p> <p>37% 28% 30%</p>
2	F	116	<p>2%</p> <p>34% 29% 31%</p>
2	H	116	<p>5%</p> <p>34% 28% 7% 30%</p>

2 Entry composition

There are 2 unique types of molecules in this entry. The entry contains 9074 atoms, of which 0 are hydrogens and 0 are deuteriums.

In the tables below, the ZeroOcc column contains the number of atoms modelled with zero occupancy, the AltConf column contains the number of residues with at least one atom in alternate conformation and the Trace column contains the number of residues modelled with at most 2 atoms.

- Molecule 1 is a protein called Putative cyclic di-GMP regulator CdgR.

Mol	Chain	Residues	Atoms					ZeroOcc	AltConf	Trace
			Total	C	N	O	S			
1	A	206	Total 1653	C 1069	N 276	O 300	S 8	0	0	0
1	C	199	Total 1594	C 1033	N 266	O 288	S 7	0	0	0
1	E	206	Total 1653	C 1069	N 276	O 300	S 8	0	0	0
1	G	199	Total 1594	C 1033	N 266	O 288	S 7	0	0	0

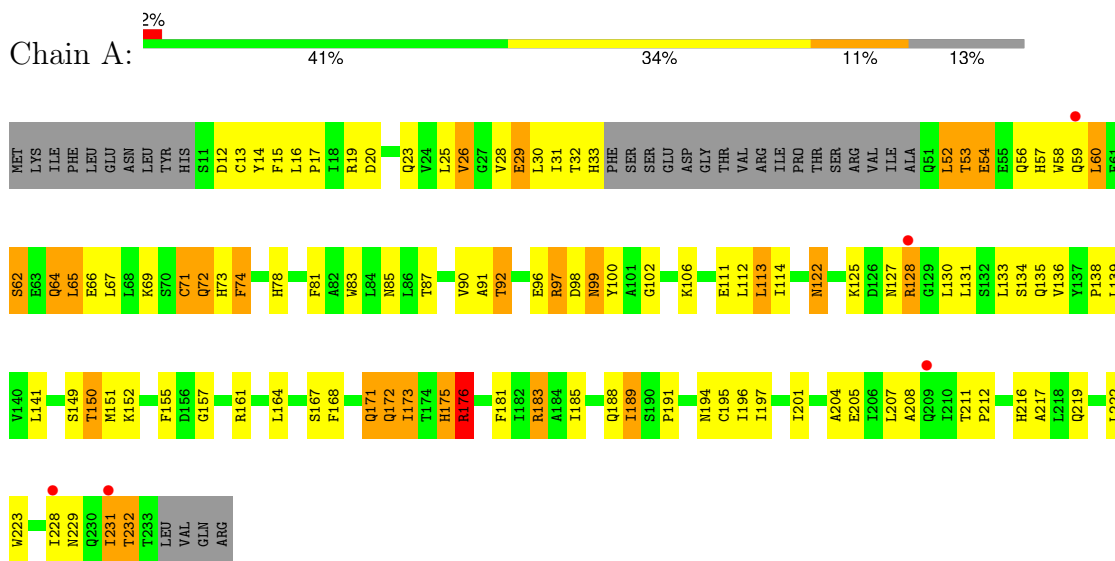
- Molecule 2 is a protein called Flagellar transcriptional regulator FlhD.

Mol	Chain	Residues	Atoms					ZeroOcc	AltConf	Trace
			Total	C	N	O	S			
2	B	80	Total 641	C 407	N 110	O 120	S 4	0	0	0
2	D	81	Total 649	C 412	N 111	O 121	S 5	0	0	0
2	F	80	Total 641	C 407	N 110	O 120	S 4	0	0	0
2	H	81	Total 649	C 412	N 111	O 121	S 5	0	0	0

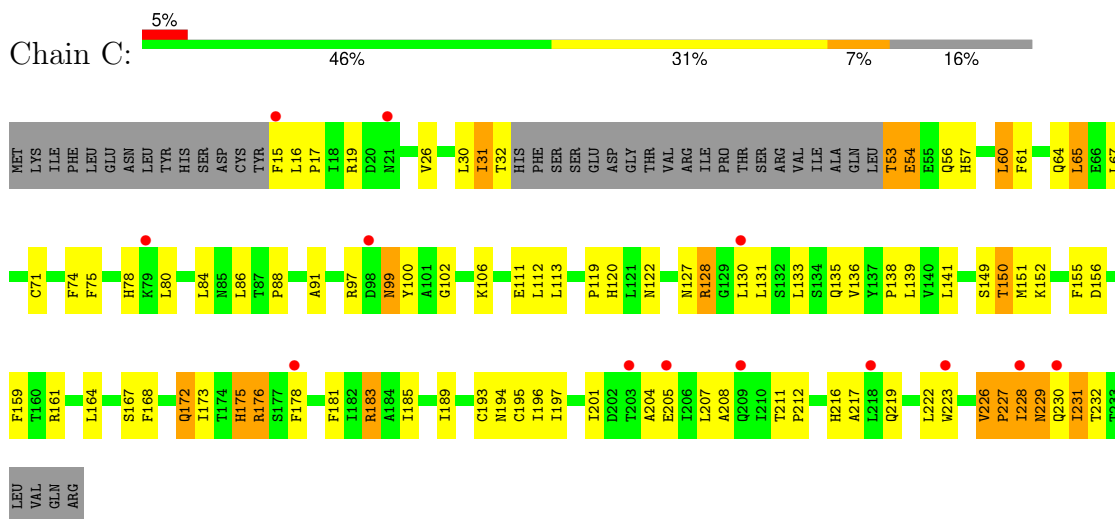
3 Residue-property plots [i](#)

These plots are drawn for all protein, RNA, DNA and oligosaccharide chains in the entry. The first graphic for a chain summarises the proportions of the various outlier classes displayed in the second graphic. The second graphic shows the sequence view annotated by issues in geometry and electron density. Residues are color-coded according to the number of geometric quality criteria for which they contain at least one outlier: green = 0, yellow = 1, orange = 2 and red = 3 or more. A red dot above a residue indicates a poor fit to the electron density ($RSRZ > 2$). Stretches of 2 or more consecutive residues without any outlier are shown as a green connector. Residues present in the sample, but not in the model, are shown in grey.

- Molecule 1: Putative cyclic di-GMP regulator CdgR

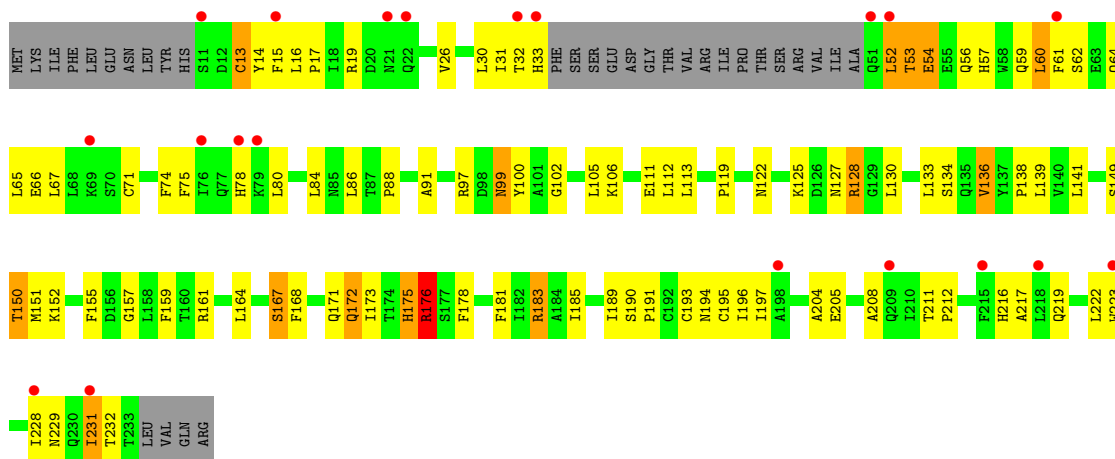


- Molecule 1: Putative cyclic di-GMP regulator CdgR

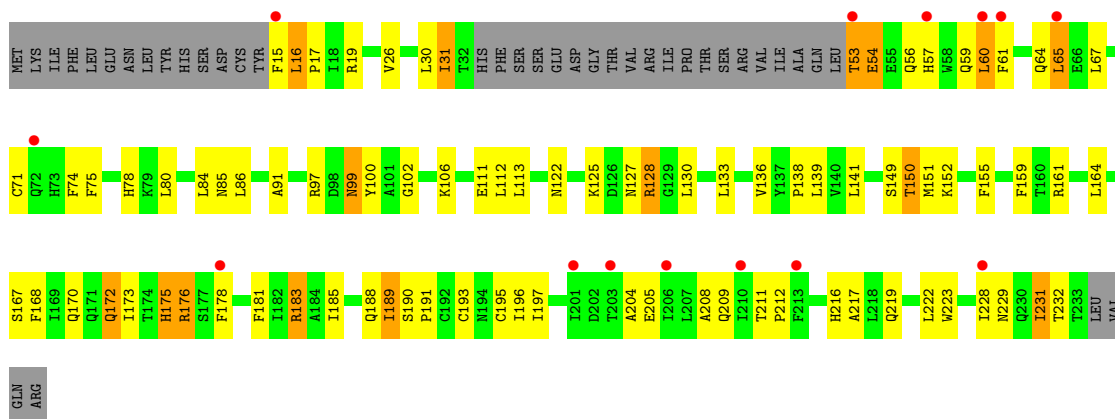


- Molecule 1: Putative cyclic di-GMP regulator CdgR

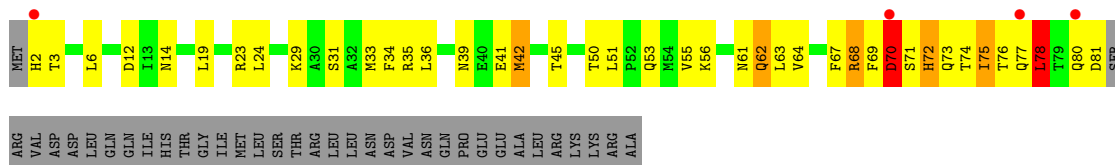




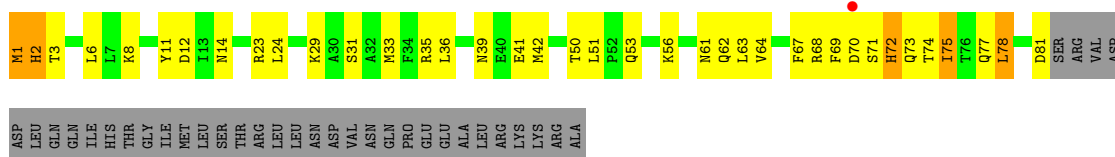
- Molecule 1: Putative cyclic di-GMP regulator CdgR



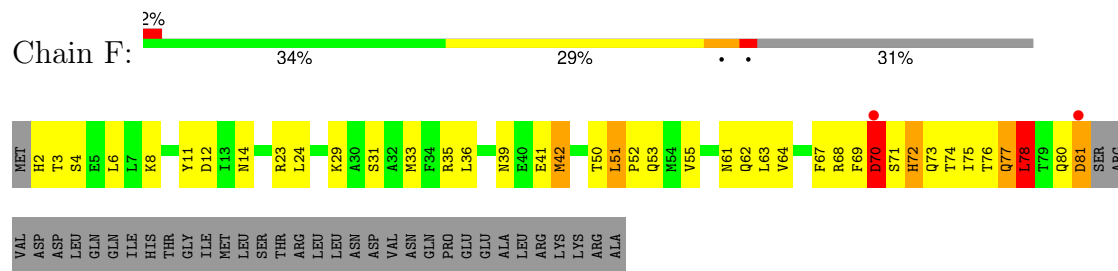
- Molecule 2: Flagellar transcriptional regulator FlhD



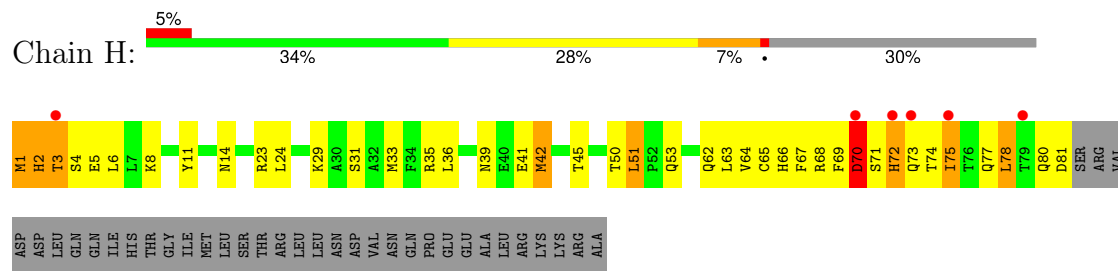
- Molecule 2: Flagellar transcriptional regulator FlhD



- Molecule 2: Flagellar transcriptional regulator FlhD



- Molecule 2: Flagellar transcriptional regulator FlhD



4 Data and refinement statistics i

Property	Value	Source
Space group	P 31 2 1	Depositor
Cell constants a, b, c, α , β , γ	132.49Å 132.49Å 145.69Å 90.00° 90.00° 120.00°	Depositor
Resolution (Å)	39.16 – 2.90 39.17 – 2.90	Depositor EDS
% Data completeness (in resolution range)	94.3 (39.16-2.90) 93.1 (39.17-2.90)	Depositor EDS
R_{merge}	(Not available)	Depositor
R_{sym}	(Not available)	Depositor
$\langle I/\sigma(I) \rangle$ ¹	5.49 (at 2.90Å)	Xtrriage
Refinement program	PHENIX (phenix.refine: 1.6.2_432)	Depositor
R, R_{free}	0.244 , 0.283 0.232 , 0.270	Depositor DCC
R_{free} test set	2007 reflections (6.04%)	wwPDB-VP
Wilson B-factor (Å ²)	67.5	Xtrriage
Anisotropy	0.271	Xtrriage
Bulk solvent k_{sol} (e/Å ³), B_{sol} (Å ²)	0.29 , 52.8	EDS
L-test for twinning ²	$\langle L \rangle = 0.50$, $\langle L^2 \rangle = 0.33$	Xtrriage
Estimated twinning fraction	0.027 for -h,-k,l	Xtrriage
F_o, F_c correlation	0.92	EDS
Total number of atoms	9074	wwPDB-VP
Average B, all atoms (Å ²)	82.0	wwPDB-VP

Xtrriage's analysis on translational NCS is as follows: *The largest off-origin peak in the Patterson function is 3.13% of the height of the origin peak. No significant pseudotranslation is detected.*

¹Intensities estimated from amplitudes.

²Theoretical values of $\langle |L| \rangle$, $\langle L^2 \rangle$ for acentric reflections are 0.5, 0.333 respectively for untwinned datasets, and 0.375, 0.2 for perfectly twinned datasets.

5 Model quality i

5.1 Standard geometry i

The Z score for a bond length (or angle) is the number of standard deviations the observed value is removed from the expected value. A bond length (or angle) with $|Z| > 5$ is considered an outlier worth inspection. RMSZ is the root-mean-square of all Z scores of the bond lengths (or angles).

Mol	Chain	Bond lengths		Bond angles	
		RMSZ	# $ Z > 5$	RMSZ	# $ Z > 5$
1	A	0.89	1/1692 (0.1%)	0.90	6/2301 (0.3%)
1	C	0.49	0/1631	0.76	5/2218 (0.2%)
1	E	0.49	0/1692	0.82	4/2301 (0.2%)
1	G	0.48	0/1631	0.76	5/2218 (0.2%)
2	B	0.54	0/650	0.75	2/880 (0.2%)
2	D	0.49	0/658	0.70	1/890 (0.1%)
2	F	0.51	0/650	0.85	3/880 (0.3%)
2	H	0.54	0/658	0.92	4/890 (0.4%)
All	All	0.59	1/9262 (0.0%)	0.81	30/12578 (0.2%)

Chiral center outliers are detected by calculating the chiral volume of a chiral center and verifying if the center is modelled as a planar moiety or with the opposite hand. A planarity outlier is detected by checking planarity of atoms in a peptide group, atoms in a mainchain group or atoms of a sidechain that are expected to be planar.

Mol	Chain	#Chirality outliers	#Planarity outliers
2	F	0	1
2	H	0	1
All	All	0	2

All (1) bond length outliers are listed below:

Mol	Chain	Res	Type	Atoms	Z	Observed(Å)	Ideal(Å)
1	A	71	CYS	CB-SG	-7.43	1.69	1.82

All (30) bond angle outliers are listed below:

Mol	Chain	Res	Type	Atoms	Z	Observed(°)	Ideal(°)
1	E	176	ARG	NE-CZ-NH2	15.26	127.93	120.30
1	E	176	ARG	NE-CZ-NH1	-15.02	112.79	120.30
1	A	176	ARG	NE-CZ-NH2	14.01	127.31	120.30
1	A	176	ARG	NE-CZ-NH1	-13.12	113.74	120.30
1	G	176	ARG	NE-CZ-NH2	-11.13	114.73	120.30

Continued on next page...

Continued from previous page...

Mol	Chain	Res	Type	Atoms	Z	Observed(°)	Ideal(°)
1	C	176	ARG	NE-CZ-NH1	10.87	125.73	120.30
1	C	176	ARG	NE-CZ-NH2	-10.83	114.88	120.30
1	G	176	ARG	NE-CZ-NH1	10.74	125.67	120.30
1	C	176	ARG	CB-CA-C	-10.22	89.96	110.40
1	A	172	GLN	CB-CA-C	-9.55	91.30	110.40
2	F	70	ASP	C-N-CA	9.25	144.82	121.70
2	H	2	HIS	CB-CA-C	8.87	128.15	110.40
2	H	70	ASP	C-N-CA	8.61	143.23	121.70
1	E	176	ARG	CD-NE-CZ	7.17	133.64	123.60
1	A	176	ARG	CD-NE-CZ	7.02	133.43	123.60
1	A	176	ARG	CB-CA-C	-6.82	96.77	110.40
2	H	75	ILE	CB-CA-C	-6.54	98.51	111.60
1	C	176	ARG	CD-NE-CZ	6.51	132.71	123.60
1	G	176	ARG	CB-CA-C	-6.36	97.68	110.40
2	F	70	ASP	CB-CA-C	-6.32	97.77	110.40
2	H	70	ASP	CB-CA-C	-6.22	97.95	110.40
1	E	176	ARG	CB-CA-C	-6.05	98.31	110.40
2	B	75	ILE	CB-CA-C	-5.94	99.71	111.60
1	G	176	ARG	CD-NE-CZ	5.93	131.91	123.60
2	D	75	ILE	CB-CA-C	-5.47	100.66	111.60
1	A	173	ILE	N-CA-C	-5.42	96.36	111.00
2	F	78	LEU	CA-CB-CG	5.37	127.66	115.30
1	C	31	ILE	CB-CA-C	-5.36	100.89	111.60
2	B	78	LEU	CA-CB-CG	5.33	127.56	115.30
1	G	31	ILE	CB-CA-C	-5.08	101.45	111.60

There are no chirality outliers.

All (2) planarity outliers are listed below:

Mol	Chain	Res	Type	Group
2	F	70	ASP	Peptide
2	H	70	ASP	Peptide

5.2 Too-close contacts [i](#)

In the following table, the Non-H and H(model) columns list the number of non-hydrogen atoms and hydrogen atoms in the chain respectively. The H(added) column lists the number of hydrogen atoms added and optimized by MolProbity. The Clashes column lists the number of clashes within the asymmetric unit, whereas Symm-Clashes lists symmetry-related clashes.

Mol	Chain	Non-H	H(model)	H(added)	Clashes	Symm-Clashes
1	A	1653	0	1639	144	0
1	C	1594	0	1591	107	3
1	E	1653	0	1640	110	0
1	G	1594	0	1591	94	0
2	B	641	0	652	77	0
2	D	649	0	664	59	0
2	F	641	0	651	65	3
2	H	649	0	664	93	0
All	All	9074	0	9092	655	3

The all-atom clashscore is defined as the number of clashes found per 1000 atoms (including hydrogen atoms). The all-atom clashscore for this structure is 36.

All (655) close contacts within the same asymmetric unit are listed below, sorted by their clash magnitude.

Atom-1	Atom-2	Interatomic distance (Å)	Clash overlap (Å)
1:A:52:LEU:CD1	1:A:53:THR:N	1.71	1.48
1:C:228:ILE:O	1:C:231:ILE:CG2	1.66	1.41
1:A:67:LEU:CD2	1:A:228:ILE:HD13	1.55	1.35
1:G:67:LEU:CD2	1:G:228:ILE:HD13	1.57	1.33
1:E:67:LEU:CD2	1:E:228:ILE:HD13	1.57	1.31
1:E:13:CYS:SG	1:E:228:ILE:HD11	1.69	1.30
1:A:52:LEU:HD12	1:A:53:THR:N	1.25	1.29
1:C:228:ILE:HD12	1:C:228:ILE:C	1.55	1.26
1:A:67:LEU:HD21	1:A:228:ILE:CD1	1.65	1.25
1:C:228:ILE:O	1:C:231:ILE:HG23	1.12	1.24
1:G:67:LEU:HD21	1:G:228:ILE:CD1	1.70	1.21
1:A:52:LEU:HD13	1:A:53:THR:N	1.55	1.19
1:E:67:LEU:HD21	1:E:228:ILE:CD1	1.74	1.17
1:E:67:LEU:HD11	1:E:228:ILE:HG21	1.30	1.14
1:G:67:LEU:HD11	1:G:228:ILE:HG21	1.28	1.12
1:A:67:LEU:HD11	1:A:228:ILE:HG21	1.26	1.10
1:C:176:ARG:CG	1:C:176:ARG:O	2.00	1.08
1:A:52:LEU:HD11	1:A:56:GLN:HB2	1.38	1.05
1:A:150:THR:HG23	1:A:152:LYS:H	1.21	1.05
1:C:150:THR:HG23	1:C:152:LYS:H	1.23	1.02
1:C:228:ILE:O	1:C:231:ILE:HG22	1.59	1.01
2:H:1:MET:HG2	2:H:2:HIS:N	1.74	1.00
1:E:150:THR:HG23	1:E:152:LYS:H	1.23	1.00
1:C:176:ARG:O	1:C:176:ARG:HG2	1.60	0.99
1:A:53:THR:CG2	1:A:56:GLN:OE1	2.12	0.97
1:A:13:CYS:HB2	1:A:228:ILE:CD1	1.94	0.97

Continued on next page...

Continued from previous page...

Atom-1	Atom-2	Interatomic distance (Å)	Clash overlap (Å)
1:C:228:ILE:CG1	1:C:229:ASN:N	2.30	0.95
1:A:53:THR:HG23	1:A:56:GLN:OE1	1.66	0.95
1:G:67:LEU:CD2	1:G:228:ILE:CD1	2.38	0.95
1:G:150:THR:HG23	1:G:152:LYS:H	1.31	0.94
1:C:228:ILE:HD12	1:C:229:ASN:N	1.81	0.94
2:B:72:HIS:H	2:B:72:HIS:CD2	1.83	0.94
1:A:52:LEU:HD12	1:A:52:LEU:C	1.87	0.94
1:C:228:ILE:C	1:C:228:ILE:CD1	2.30	0.94
1:E:67:LEU:HD21	1:E:228:ILE:HD13	0.95	0.93
2:H:72:HIS:CD2	2:H:72:HIS:H	1.82	0.93
1:A:13:CYS:HB2	1:A:228:ILE:HD12	1.50	0.92
1:E:67:LEU:CD2	1:E:228:ILE:CD1	2.38	0.92
2:D:72:HIS:H	2:D:72:HIS:CD2	1.80	0.92
1:A:69:LYS:O	1:A:72:GLN:HG2	1.69	0.91
1:A:92:THR:O	1:A:96:GLU:HG3	1.69	0.91
2:H:77:GLN:HG3	2:H:77:GLN:O	1.68	0.91
2:D:24:LEU:HD23	2:F:6:LEU:HD13	1.50	0.91
1:C:228:ILE:CD1	1:C:229:ASN:N	2.33	0.91
1:A:12:ASP:O	1:A:33:HIS:O	1.88	0.91
2:F:72:HIS:H	2:F:72:HIS:CD2	1.82	0.90
1:G:67:LEU:HD21	1:G:228:ILE:HD13	0.91	0.90
1:C:228:ILE:HG13	1:C:229:ASN:N	1.84	0.89
1:A:67:LEU:CD2	1:A:228:ILE:CD1	2.36	0.88
2:D:6:LEU:HD13	2:F:24:LEU:HD23	1.54	0.87
1:A:155:PHE:CD2	2:B:23:ARG:HD3	2.11	0.86
2:F:77:GLN:HE21	2:F:77:GLN:C	1.79	0.86
1:G:175:HIS:O	1:G:176:ARG:HB3	1.74	0.85
1:A:99:ASN:HD22	1:A:99:ASN:H	1.21	0.85
1:G:54:GLU:HA	1:G:57:HIS:HB2	1.59	0.84
1:E:13:CYS:SG	1:E:228:ILE:CD1	2.62	0.84
1:A:176:ARG:CG	1:A:176:ARG:O	2.25	0.83
1:A:176:ARG:O	1:A:176:ARG:HG3	1.78	0.83
1:C:227:PRO:HG2	1:C:230:GLN:HG2	1.58	0.83
1:C:228:ILE:O	1:C:228:ILE:HD12	1.78	0.83
1:A:122:ASN:HD21	1:A:150:THR:H	1.26	0.83
1:C:228:ILE:HG13	1:C:229:ASN:H	1.43	0.82
1:G:67:LEU:HD11	1:G:228:ILE:CG2	2.09	0.81
1:A:54:GLU:HA	1:A:57:HIS:HB2	1.62	0.81
2:F:74:THR:O	2:F:77:GLN:CG	2.28	0.81
1:C:226:VAL:HG23	1:C:227:PRO:O	1.80	0.80
1:G:128:ARG:CD	1:G:128:ARG:H	1.94	0.80

Continued on next page...

Continued from previous page...

Atom-1	Atom-2	Interatomic distance (Å)	Clash overlap (Å)
1:A:67:LEU:HD11	1:A:228:ILE:CG2	2.11	0.79
2:D:67:PHE:HE2	2:D:75:ILE:CD1	1.95	0.79
2:B:6:LEU:HD13	2:H:24:LEU:HD23	1.64	0.79
2:D:77:GLN:O	2:D:77:GLN:HG3	1.81	0.79
2:F:67:PHE:HE2	2:F:75:ILE:CD1	1.96	0.79
1:A:73:HIS:NE2	2:F:81:ASP:OD2	2.15	0.79
1:A:161:ARG:HG2	1:A:195:CYS:HB3	1.64	0.78
2:B:63:LEU:HD13	2:H:36:LEU:HD23	1.65	0.78
1:C:122:ASN:HD21	1:C:150:THR:H	1.29	0.78
1:E:54:GLU:HA	1:E:57:HIS:HB2	1.65	0.78
1:G:67:LEU:CD1	1:G:228:ILE:HG21	2.12	0.78
2:H:1:MET:HG2	2:H:2:HIS:H	1.47	0.78
1:A:191:PRO:HB3	2:H:5:GLU:CD	2.04	0.78
1:E:161:ARG:HG2	1:E:195:CYS:HB3	1.65	0.78
1:A:31:ILE:HD12	1:A:31:ILE:N	1.98	0.78
1:E:67:LEU:HD11	1:E:228:ILE:CG2	2.12	0.78
1:A:128:ARG:CD	1:A:128:ARG:H	1.95	0.77
1:C:54:GLU:HA	1:C:57:HIS:HB2	1.66	0.77
1:C:86:LEU:HD13	1:C:112:LEU:HD13	1.66	0.77
2:B:45:THR:OG1	2:H:72:HIS:HB3	1.84	0.77
2:H:39:ASN:HD22	2:H:41:GLU:H	1.32	0.77
1:G:122:ASN:HD21	1:G:150:THR:H	1.31	0.77
2:D:39:ASN:HD22	2:D:41:GLU:H	1.33	0.77
1:G:127:ASN:HD22	1:G:130:LEU:H	1.33	0.77
1:E:15:PHE:CE1	1:E:30:LEU:HD13	2.20	0.76
1:E:67:LEU:HD22	1:E:228:ILE:HD13	1.61	0.76
1:A:150:THR:CG2	1:A:152:LYS:H	1.97	0.76
1:E:97:ARG:HD2	1:E:100:TYR:CE1	2.21	0.76
1:G:67:LEU:HD22	1:G:228:ILE:HD13	1.66	0.76
2:B:39:ASN:HD22	2:B:41:GLU:H	1.31	0.76
1:E:150:THR:CG2	1:E:152:LYS:H	1.98	0.76
1:E:127:ASN:HD22	1:E:130:LEU:H	1.33	0.76
2:F:74:THR:O	2:F:77:GLN:HG2	1.86	0.76
2:H:67:PHE:HE2	2:H:75:ILE:CD1	1.98	0.76
1:C:127:ASN:HD22	1:C:130:LEU:H	1.34	0.76
1:E:15:PHE:HE1	1:E:30:LEU:HD13	1.51	0.75
1:G:15:PHE:CE1	1:G:30:LEU:HD13	2.21	0.75
2:B:67:PHE:HE2	2:B:75:ILE:CD1	1.99	0.75
1:C:176:ARG:O	1:C:176:ARG:HG3	1.86	0.75
1:E:122:ASN:HD21	1:E:150:THR:H	1.32	0.75
2:D:69:PHE:O	2:F:42:MET:CE	2.34	0.75

Continued on next page...

Continued from previous page...

Atom-1	Atom-2	Interatomic distance (Å)	Clash overlap (Å)
1:A:67:LEU:HD21	1:A:228:ILE:HD13	0.80	0.75
2:F:39:ASN:HD22	2:F:41:GLU:H	1.34	0.75
2:H:29:LYS:HG2	2:H:33:MET:HE2	1.69	0.75
1:C:128:ARG:CD	1:C:128:ARG:H	1.98	0.74
2:F:71:SER:O	2:F:75:ILE:HG12	1.87	0.74
1:G:15:PHE:HE1	1:G:30:LEU:HD13	1.53	0.74
2:B:29:LYS:HG2	2:B:33:MET:HE2	1.68	0.74
1:E:67:LEU:CD1	1:E:228:ILE:HG21	2.15	0.74
1:A:228:ILE:O	1:A:228:ILE:HG22	1.88	0.74
1:C:97:ARG:HD2	1:C:100:TYR:CE1	2.23	0.74
2:B:42:MET:N	2:H:72:HIS:CE1	2.56	0.74
2:H:71:SER:O	2:H:75:ILE:HG12	1.88	0.73
1:E:60:LEU:O	1:E:64:GLN:HG3	1.88	0.73
1:G:161:ARG:HG2	1:G:195:CYS:HB3	1.70	0.73
2:B:71:SER:HB2	2:B:74:THR:OG1	1.88	0.73
1:C:150:THR:CG2	1:C:152:LYS:H	1.99	0.73
1:C:175:HIS:O	1:C:176:ARG:HB3	1.88	0.73
1:A:52:LEU:HD11	1:A:56:GLN:CB	2.18	0.73
2:B:71:SER:O	2:B:75:ILE:HG12	1.89	0.72
2:H:71:SER:HB2	2:H:74:THR:OG1	1.89	0.72
2:D:71:SER:O	2:D:75:ILE:HG12	1.90	0.72
1:E:176:ARG:CG	1:E:176:ARG:O	2.38	0.72
1:G:228:ILE:HG22	1:G:228:ILE:O	1.88	0.72
1:E:157:GLY:O	2:H:1:MET:HA	1.89	0.72
1:A:16:LEU:HD12	1:A:17:PRO:HD2	1.72	0.72
2:H:14:ASN:ND2	2:H:64:VAL:H	1.87	0.72
1:E:128:ARG:CD	1:E:128:ARG:H	2.00	0.71
1:E:228:ILE:HG22	1:E:228:ILE:O	1.90	0.71
1:C:228:ILE:C	1:C:231:ILE:CG2	2.56	0.71
1:C:228:ILE:C	1:C:231:ILE:HG23	2.09	0.71
1:G:60:LEU:O	1:G:64:GLN:HG3	1.90	0.71
1:E:155:PHE:CD2	2:F:23:ARG:HD3	2.25	0.71
1:G:97:ARG:HD2	1:G:100:TYR:CE1	2.25	0.71
1:A:74:PHE:CE1	1:A:78:HIS:CD2	2.78	0.71
2:B:42:MET:N	2:H:72:HIS:HE1	1.89	0.71
2:B:69:PHE:O	2:H:42:MET:CE	2.38	0.71
2:F:77:GLN:O	2:F:77:GLN:NE2	2.23	0.71
1:C:161:ARG:HG2	1:C:195:CYS:HB3	1.72	0.71
2:D:67:PHE:CE2	2:D:75:ILE:HD11	2.26	0.71
1:A:19:ARG:NH1	1:A:23:GLN:O	2.24	0.71
2:B:69:PHE:O	2:H:42:MET:HE2	1.91	0.71

Continued on next page...

Continued from previous page...

Atom-1	Atom-2	Interatomic distance (Å)	Clash overlap (Å)
2:F:14:ASN:ND2	2:F:64:VAL:H	1.89	0.71
2:F:78:LEU:HD23	2:F:78:LEU:H	1.56	0.71
2:D:31:SER:O	2:D:35:ARG:HG3	1.91	0.71
1:G:150:THR:CG2	1:G:152:LYS:H	2.04	0.70
2:D:67:PHE:CE2	2:D:75:ILE:CD1	2.74	0.70
2:D:71:SER:HB2	2:D:74:THR:OG1	1.91	0.70
1:C:15:PHE:CE1	1:C:30:LEU:HD13	2.27	0.70
2:F:29:LYS:HG2	2:F:33:MET:HE2	1.73	0.70
2:B:42:MET:HA	2:H:72:HIS:ND1	2.06	0.70
2:F:67:PHE:CE2	2:F:75:ILE:CD1	2.74	0.70
1:E:30:LEU:HD23	1:E:64:GLN:HB3	1.74	0.70
1:A:52:LEU:HD12	1:A:53:THR:CA	2.20	0.70
1:A:127:ASN:HD22	1:A:130:LEU:H	1.38	0.70
1:A:134:SER:O	2:D:2:HIS:HB3	1.91	0.70
2:B:6:LEU:HD21	2:H:23:ARG:HG2	1.73	0.69
2:H:75:ILE:O	2:H:75:ILE:HG22	1.92	0.69
1:A:74:PHE:HE1	1:A:78:HIS:CD2	2.11	0.69
1:C:16:LEU:HB2	1:C:31:ILE:CD1	2.22	0.69
2:H:77:GLN:O	2:H:77:GLN:CG	2.39	0.69
1:A:67:LEU:CD1	1:A:228:ILE:HG21	2.14	0.69
2:F:71:SER:HB2	2:F:74:THR:OG1	1.93	0.69
1:A:99:ASN:H	1:A:99:ASN:ND2	1.90	0.69
2:D:67:PHE:HE2	2:D:75:ILE:HD11	1.58	0.69
1:E:161:ARG:HG2	1:E:195:CYS:CB	2.22	0.69
1:G:161:ARG:HG2	1:G:195:CYS:SG	2.32	0.69
2:D:69:PHE:O	2:F:42:MET:HE1	1.91	0.68
1:E:204:ALA:HA	1:E:222:LEU:HD11	1.75	0.68
1:G:196:ILE:H	1:G:216:HIS:CD2	2.10	0.68
2:B:53:GLN:HB3	2:H:78:LEU:CD1	2.24	0.68
1:A:13:CYS:CB	1:A:228:ILE:HD11	2.24	0.68
1:E:157:GLY:O	2:H:1:MET:CB	2.42	0.68
1:A:183:ARG:NH1	2:B:12:ASP:OD2	2.26	0.68
1:A:197:ILE:HG12	1:A:217:ALA:HB3	1.75	0.68
1:G:161:ARG:HG2	1:G:195:CYS:CB	2.24	0.68
1:G:172:GLN:NE2	1:G:178:PHE:HD1	1.92	0.68
1:E:16:LEU:HB2	1:E:31:ILE:CD1	2.23	0.67
1:G:30:LEU:HD23	1:G:64:GLN:HB3	1.75	0.67
2:D:29:LYS:HG2	2:D:33:MET:HE2	1.76	0.67
1:E:196:ILE:H	1:E:216:HIS:CD2	2.12	0.67
1:A:13:CYS:HB2	1:A:228:ILE:HD11	1.75	0.67
1:G:86:LEU:HD13	1:G:112:LEU:HD13	1.76	0.67

Continued on next page...

Continued from previous page...

Atom-1	Atom-2	Interatomic distance (Å)	Clash overlap (Å)
1:A:128:ARG:H	1:A:128:ARG:HD3	1.58	0.67
1:C:228:ILE:HD12	1:C:231:ILE:HG23	1.75	0.67
1:A:13:CYS:C	1:A:14:TYR:HD2	1.98	0.67
2:F:74:THR:O	2:F:77:GLN:HG3	1.93	0.67
2:F:77:GLN:O	2:F:80:GLN:NE2	2.27	0.67
2:B:67:PHE:CE2	2:B:75:ILE:CD1	2.78	0.67
1:G:16:LEU:HB2	1:G:31:ILE:CD1	2.25	0.66
1:A:196:ILE:H	1:A:216:HIS:CD2	2.14	0.66
2:D:14:ASN:ND2	2:D:64:VAL:H	1.94	0.66
1:G:204:ALA:HA	1:G:222:LEU:HD11	1.78	0.66
1:C:60:LEU:O	1:C:64:GLN:HG3	1.94	0.66
2:D:36:LEU:HD23	2:F:63:LEU:HD13	1.77	0.66
2:F:31:SER:O	2:F:35:ARG:HG3	1.96	0.66
2:H:67:PHE:CE2	2:H:75:ILE:CD1	2.78	0.66
1:A:19:ARG:HD2	1:A:223:TRP:CD1	2.31	0.66
1:G:128:ARG:H	1:G:128:ARG:HD3	1.61	0.65
1:G:176:ARG:CG	1:G:176:ARG:O	2.44	0.65
2:F:14:ASN:HD21	2:F:63:LEU:HA	1.62	0.65
2:F:67:PHE:CE2	2:F:75:ILE:HD11	2.32	0.65
1:G:197:ILE:HG12	1:G:217:ALA:HB3	1.76	0.65
2:B:31:SER:O	2:B:35:ARG:HG3	1.97	0.65
1:C:15:PHE:HE1	1:C:30:LEU:HD13	1.59	0.65
2:H:67:PHE:HE2	2:H:75:ILE:HD11	1.61	0.65
1:E:86:LEU:HD13	1:E:112:LEU:HD13	1.79	0.65
1:C:204:ALA:HA	1:C:222:LEU:HD11	1.77	0.65
1:A:204:ALA:HA	1:A:222:LEU:HD11	1.78	0.65
1:A:13:CYS:O	1:A:228:ILE:HG13	1.97	0.65
2:D:63:LEU:HD13	2:F:36:LEU:HD23	1.79	0.64
2:H:67:PHE:CE2	2:H:75:ILE:HD11	2.32	0.64
1:E:172:GLN:NE2	1:E:178:PHE:HD1	1.95	0.64
2:B:67:PHE:CE2	2:B:75:ILE:HD11	2.32	0.64
1:E:150:THR:HG23	1:E:152:LYS:N	2.06	0.64
2:B:39:ASN:ND2	2:B:41:GLU:H	1.95	0.64
1:C:228:ILE:HD12	1:C:229:ASN:CA	2.27	0.64
2:D:23:ARG:HG2	2:F:6:LEU:HD21	1.79	0.64
1:A:150:THR:HG23	1:A:152:LYS:N	2.04	0.64
1:C:128:ARG:H	1:C:128:ARG:HD3	1.61	0.64
1:A:13:CYS:CB	1:A:228:ILE:CD1	2.74	0.63
2:B:24:LEU:HD23	2:H:6:LEU:HD13	1.80	0.63
2:H:14:ASN:HD21	2:H:64:VAL:H	1.47	0.63
2:B:34:PHE:CD1	1:E:105:LEU:HD12	2.34	0.63

Continued on next page...

Continued from previous page...

Atom-1	Atom-2	Interatomic distance (Å)	Clash overlap (Å)
2:B:53:GLN:HB3	2:H:78:LEU:HD12	1.80	0.63
1:C:196:ILE:H	1:C:216:HIS:CD2	2.15	0.63
1:E:99:ASN:H	1:E:99:ASN:HD22	1.45	0.63
1:G:99:ASN:H	1:G:99:ASN:HD22	1.46	0.62
1:E:161:ARG:HG2	1:E:195:CYS:SG	2.38	0.62
1:E:183:ARG:NH1	2:F:12:ASP:OD1	2.31	0.62
1:A:67:LEU:HD22	1:A:228:ILE:HD13	1.74	0.62
1:G:75:PHE:HD1	1:G:80:LEU:HB2	1.64	0.62
1:G:155:PHE:CD2	2:H:23:ARG:HD3	2.35	0.62
1:A:161:ARG:HG2	1:A:195:CYS:CB	2.30	0.62
1:C:30:LEU:HD23	1:C:64:GLN:HB3	1.82	0.62
1:E:128:ARG:H	1:E:128:ARG:HD3	1.63	0.62
2:F:67:PHE:HE2	2:F:75:ILE:HD12	1.65	0.62
1:C:99:ASN:H	1:C:99:ASN:HD22	1.46	0.62
1:C:155:PHE:CD2	2:D:23:ARG:HD3	2.34	0.62
1:A:14:TYR:HD2	1:A:14:TYR:N	1.97	0.62
1:A:74:PHE:O	1:A:74:PHE:CD1	2.53	0.62
1:E:75:PHE:HD1	1:E:80:LEU:HB2	1.63	0.62
2:B:41:GLU:C	2:H:72:HIS:CE1	2.73	0.61
1:C:161:ARG:HG2	1:C:195:CYS:CB	2.29	0.61
1:E:175:HIS:O	1:E:176:ARG:HB3	1.99	0.61
2:D:39:ASN:ND2	2:D:41:GLU:H	1.98	0.61
1:E:176:ARG:O	1:E:176:ARG:HG3	2.00	0.61
1:A:113:LEU:HD23	1:A:114:ILE:N	2.15	0.61
1:A:31:ILE:N	1:A:31:ILE:CD1	2.61	0.61
2:B:42:MET:HE2	2:H:69:PHE:O	2.00	0.61
1:C:197:ILE:HG12	1:C:217:ALA:HB3	1.83	0.61
2:H:69:PHE:C	2:H:71:SER:H	2.05	0.61
2:H:70:ASP:O	2:H:70:ASP:OD2	2.19	0.61
1:A:29:GLU:HG3	1:A:30:LEU:N	2.14	0.60
1:A:14:TYR:N	1:A:14:TYR:CD2	2.68	0.60
2:D:6:LEU:HD21	2:F:23:ARG:HG2	1.83	0.60
1:E:197:ILE:HG12	1:E:217:ALA:HB3	1.83	0.60
2:H:31:SER:O	2:H:35:ARG:HG3	2.01	0.60
1:E:205:GLU:O	1:E:208:ALA:HB3	2.01	0.60
2:F:67:PHE:HE2	2:F:75:ILE:HD11	1.64	0.60
1:A:128:ARG:CD	1:A:128:ARG:N	2.65	0.60
2:F:39:ASN:ND2	2:F:41:GLU:H	2.00	0.60
1:G:128:ARG:CD	1:G:128:ARG:N	2.65	0.59
1:C:75:PHE:HD1	1:C:80:LEU:HB2	1.65	0.59
1:C:161:ARG:HG2	1:C:195:CYS:SG	2.41	0.59

Continued on next page...

Continued from previous page...

Atom-1	Atom-2	Interatomic distance (Å)	Clash overlap (Å)
2:H:69:PHE:O	2:H:71:SER:N	2.32	0.59
1:E:157:GLY:O	2:H:1:MET:CA	2.50	0.59
1:G:176:ARG:O	2:H:8:LYS:HD3	2.02	0.59
1:A:74:PHE:O	1:A:74:PHE:HD1	1.84	0.59
2:B:14:ASN:ND2	2:B:64:VAL:H	2.00	0.59
1:C:205:GLU:O	1:C:208:ALA:HB3	2.03	0.59
1:A:228:ILE:CG2	1:A:228:ILE:O	2.50	0.59
2:B:67:PHE:HE2	2:B:75:ILE:HD11	1.64	0.59
1:G:228:ILE:CG2	1:G:228:ILE:O	2.50	0.58
1:C:128:ARG:CD	1:C:128:ARG:N	2.66	0.58
1:A:83:TRP:NE1	1:A:111:GLU:OE1	2.37	0.58
2:B:42:MET:CA	2:H:72:HIS:CE1	2.85	0.58
2:F:70:ASP:O	2:F:70:ASP:OD2	2.21	0.58
2:D:78:LEU:HD23	2:D:78:LEU:H	1.66	0.58
1:C:74:PHE:HE2	1:C:231:ILE:HG13	1.68	0.58
1:G:205:GLU:O	1:G:208:ALA:HB3	2.03	0.58
2:H:67:PHE:HE2	2:H:75:ILE:HD12	1.69	0.58
1:A:111:GLU:HG2	1:A:138:PRO:HB2	1.85	0.58
1:E:228:ILE:CG2	1:E:228:ILE:O	2.52	0.58
1:A:175:HIS:O	1:A:176:ARG:HB3	2.04	0.57
1:A:183:ARG:NH1	2:B:12:ASP:OD1	2.35	0.57
1:A:20:ASP:OD1	1:A:20:ASP:C	2.42	0.57
2:D:14:ASN:HD21	2:D:63:LEU:HA	1.69	0.57
2:H:14:ASN:HD21	2:H:63:LEU:HA	1.69	0.57
1:C:122:ASN:ND2	1:C:150:THR:H	1.99	0.57
1:C:183:ARG:HH11	1:C:183:ARG:CG	2.17	0.57
2:B:75:ILE:HG22	2:B:75:ILE:O	2.04	0.57
1:A:157:GLY:O	2:D:1:MET:HA	2.05	0.57
1:C:227:PRO:CG	1:C:230:GLN:HG2	2.30	0.57
2:H:39:ASN:ND2	2:H:41:GLU:H	1.99	0.57
1:C:228:ILE:CD1	1:C:229:ASN:HA	2.35	0.57
1:E:122:ASN:ND2	1:E:150:THR:H	2.03	0.57
1:C:16:LEU:HD12	1:C:17:PRO:HD2	1.87	0.57
1:C:228:ILE:CD1	1:C:229:ASN:CA	2.82	0.57
2:B:67:PHE:HE2	2:B:75:ILE:HD12	1.68	0.56
2:D:67:PHE:HE2	2:D:75:ILE:HD12	1.68	0.56
1:E:128:ARG:CD	1:E:128:ARG:N	2.68	0.56
1:A:205:GLU:O	1:A:208:ALA:HB3	2.05	0.56
2:D:69:PHE:O	2:F:42:MET:HE2	2.04	0.56
1:A:74:PHE:CD1	1:A:74:PHE:C	2.77	0.56
1:A:168:PHE:O	1:A:172:GLN:HG2	2.06	0.56

Continued on next page...

Continued from previous page...

Atom-1	Atom-2	Interatomic distance (Å)	Clash overlap (Å)
1:G:111:GLU:HG2	1:G:138:PRO:HB2	1.87	0.56
1:C:176:ARG:O	2:D:8:LYS:HD3	2.06	0.56
2:D:75:ILE:C	2:D:77:GLN:H	2.08	0.56
1:E:16:LEU:HB2	1:E:31:ILE:HD11	1.87	0.56
1:E:181:PHE:CE1	2:F:55:VAL:HG13	2.41	0.56
2:F:69:PHE:O	2:F:71:SER:N	2.39	0.56
2:B:14:ASN:HD21	2:B:63:LEU:HA	1.71	0.56
1:G:168:PHE:O	1:G:172:GLN:HB2	2.06	0.56
2:D:78:LEU:HD23	2:D:78:LEU:N	2.21	0.56
1:A:181:PHE:CE1	2:B:55:VAL:HG13	2.42	0.55
2:B:36:LEU:HD23	2:H:63:LEU:HD13	1.87	0.55
1:A:19:ARG:HD2	1:A:223:TRP:CG	2.41	0.55
1:A:122:ASN:ND2	1:A:149:SER:HB2	2.21	0.55
1:C:16:LEU:HB2	1:C:31:ILE:HD11	1.87	0.55
1:C:172:GLN:NE2	1:C:178:PHE:HD1	2.03	0.55
1:G:122:ASN:ND2	1:G:149:SER:HB2	2.22	0.55
2:B:69:PHE:O	2:H:42:MET:HE1	2.07	0.55
1:A:12:ASP:N	1:A:12:ASP:OD1	2.35	0.55
2:B:39:ASN:HD21	2:B:41:GLU:HB3	1.72	0.54
1:C:150:THR:HG23	1:C:152:LYS:N	2.07	0.54
1:E:168:PHE:O	1:E:172:GLN:HB2	2.07	0.54
1:G:19:ARG:HD2	1:G:223:TRP:CD1	2.43	0.54
1:C:150:THR:HG23	1:C:151:MET:N	2.23	0.54
1:E:122:ASN:ND2	1:E:149:SER:HB2	2.23	0.54
1:C:151:MET:CE	1:C:189:ILE:HD11	2.37	0.54
1:C:226:VAL:CG2	1:C:226:VAL:O	2.53	0.54
1:C:226:VAL:O	1:C:227:PRO:C	2.44	0.54
1:E:67:LEU:HD22	1:E:228:ILE:CD1	2.28	0.54
1:E:74:PHE:HE2	1:E:231:ILE:HG13	1.71	0.54
1:G:16:LEU:HB2	1:G:31:ILE:HD11	1.88	0.54
1:A:17:PRO:HA	1:A:28:VAL:HG12	1.89	0.54
1:A:19:ARG:HD2	1:A:223:TRP:CE2	2.43	0.54
1:C:111:GLU:HG2	1:C:138:PRO:HB2	1.89	0.54
2:D:39:ASN:HD21	2:D:41:GLU:HB3	1.73	0.54
1:G:16:LEU:HD12	1:G:17:PRO:HD2	1.89	0.54
1:A:168:PHE:O	1:A:172:GLN:CG	2.56	0.54
1:A:74:PHE:CD1	1:A:78:HIS:CD2	2.96	0.53
1:A:98:ASP:OD2	1:A:98:ASP:N	2.40	0.53
2:B:75:ILE:C	2:B:77:GLN:H	2.11	0.53
1:C:168:PHE:O	1:C:172:GLN:HB2	2.08	0.53
1:E:102:GLY:O	1:E:106:LYS:HG3	2.09	0.53

Continued on next page...

Continued from previous page...

Atom-1	Atom-2	Interatomic distance (Å)	Clash overlap (Å)
1:G:74:PHE:HE2	1:G:231:ILE:HG13	1.74	0.53
2:D:14:ASN:HD21	2:D:64:VAL:H	1.56	0.53
1:G:102:GLY:O	1:G:106:LYS:HG3	2.07	0.53
1:A:183:ARG:NH1	2:B:12:ASP:CG	2.63	0.53
1:C:74:PHE:CE2	1:C:231:ILE:HG13	2.44	0.53
2:H:75:ILE:C	2:H:77:GLN:H	2.11	0.53
1:G:211:THR:N	1:G:212:PRO:CD	2.72	0.53
1:A:29:GLU:HG2	1:A:31:ILE:HD11	1.90	0.52
1:A:211:THR:N	1:A:212:PRO:CD	2.72	0.52
1:G:183:ARG:HH11	1:G:183:ARG:CG	2.22	0.52
1:E:16:LEU:HD12	1:E:17:PRO:HD2	1.91	0.52
1:A:33:HIS:C	1:A:33:HIS:CD2	2.82	0.52
1:E:150:THR:HG23	1:E:151:MET:N	2.25	0.52
1:A:32:THR:O	1:A:33:HIS:HB3	2.08	0.52
1:E:157:GLY:O	2:H:1:MET:HB2	2.09	0.52
2:D:29:LYS:HG2	2:D:33:MET:CE	2.39	0.52
1:E:61:PHE:CE1	1:E:84:LEU:HD23	2.45	0.52
1:E:211:THR:N	1:E:212:PRO:CD	2.72	0.52
1:G:128:ARG:N	1:G:128:ARG:NE	2.58	0.52
2:B:69:PHE:HB2	2:B:75:ILE:CD1	2.40	0.52
1:G:122:ASN:ND2	1:G:150:THR:H	2.02	0.52
1:C:122:ASN:ND2	1:C:149:SER:HB2	2.24	0.51
2:H:69:PHE:HB2	2:H:75:ILE:CD1	2.40	0.51
1:A:134:SER:O	2:D:2:HIS:CB	2.57	0.51
1:A:81:PHE:CD1	1:A:81:PHE:C	2.84	0.51
1:G:159:PHE:O	1:G:193:CYS:HB2	2.09	0.51
2:F:14:ASN:HD21	2:F:64:VAL:H	1.57	0.51
1:A:150:THR:HG23	1:A:151:MET:N	2.25	0.51
2:F:29:LYS:HG2	2:F:33:MET:CE	2.40	0.51
1:G:176:ARG:O	1:G:176:ARG:HG2	2.11	0.51
2:B:29:LYS:HG2	2:B:33:MET:CE	2.38	0.51
2:B:42:MET:HA	2:H:72:HIS:CE1	2.45	0.51
2:H:29:LYS:HG2	2:H:33:MET:CE	2.41	0.51
1:A:29:GLU:HG2	1:A:31:ILE:CD1	2.42	0.50
1:G:151:MET:CE	1:G:189:ILE:HD11	2.40	0.50
1:C:181:PHE:CE2	2:D:11:TYR:HB3	2.46	0.50
2:F:77:GLN:C	2:F:77:GLN:NE2	2.54	0.50
1:C:91:ALA:HB1	1:C:133:LEU:HD11	1.92	0.50
1:C:226:VAL:O	1:C:227:PRO:O	2.30	0.50
1:E:74:PHE:CE2	1:E:231:ILE:HG13	2.45	0.50
1:E:111:GLU:HG2	1:E:138:PRO:HB2	1.93	0.50

Continued on next page...

Continued from previous page...

Atom-1	Atom-2	Interatomic distance (Å)	Clash overlap (Å)
1:E:183:ARG:HH11	1:E:183:ARG:CG	2.24	0.50
2:F:69:PHE:HB2	2:F:75:ILE:CD1	2.42	0.50
1:E:91:ALA:HB1	1:E:133:LEU:HD11	1.94	0.50
2:D:56:LYS:HD2	2:F:78:LEU:HA	1.93	0.50
1:A:135:GLN:O	2:D:2:HIS:HB2	2.12	0.49
2:B:42:MET:CE	2:H:69:PHE:O	2.59	0.49
1:C:183:ARG:CG	1:C:183:ARG:NH1	2.74	0.49
2:H:39:ASN:HD21	2:H:41:GLU:HB3	1.78	0.49
1:A:13:CYS:SG	1:A:32:THR:HG23	2.53	0.49
2:D:78:LEU:CD1	2:F:53:GLN:HB3	2.43	0.49
1:G:67:LEU:O	1:G:67:LEU:HD12	2.11	0.49
2:H:75:ILE:O	2:H:75:ILE:CG2	2.60	0.49
1:A:87:THR:OG1	1:A:90:VAL:HG23	2.12	0.49
1:A:92:THR:O	1:A:96:GLU:CG	2.54	0.49
1:E:19:ARG:HD2	1:E:223:TRP:CD1	2.47	0.49
1:E:134:SER:O	2:H:2:HIS:HB2	2.12	0.49
1:G:86:LEU:HD21	1:G:91:ALA:HB2	1.95	0.49
1:A:13:CYS:HB3	1:A:228:ILE:HD11	1.93	0.49
1:C:211:THR:N	1:C:212:PRO:CD	2.76	0.49
1:G:161:ARG:CG	1:G:195:CYS:HB3	2.40	0.49
1:A:99:ASN:ND2	1:A:99:ASN:N	2.59	0.49
1:C:102:GLY:O	1:C:106:LYS:HG3	2.13	0.49
1:C:228:ILE:HD12	1:C:231:ILE:CG2	2.41	0.49
1:E:176:ARG:O	1:E:176:ARG:HG2	2.12	0.49
1:A:131:LEU:HD21	1:E:125:LYS:HD2	1.95	0.49
1:C:16:LEU:HB2	1:C:31:ILE:HD13	1.94	0.49
1:G:151:MET:HE3	1:G:189:ILE:HD11	1.94	0.49
1:C:226:VAL:C	1:C:227:PRO:O	2.50	0.49
1:E:30:LEU:CD2	1:E:64:GLN:HB3	2.43	0.49
1:G:99:ASN:H	1:G:99:ASN:ND2	2.11	0.49
1:E:13:CYS:HB2	1:E:32:THR:HG23	1.95	0.48
2:F:39:ASN:HD21	2:F:41:GLU:HB3	1.77	0.48
1:G:91:ALA:HB1	1:G:133:LEU:HD11	1.95	0.48
1:G:74:PHE:CE2	1:G:231:ILE:HG13	2.48	0.48
1:A:97:ARG:HB2	1:A:100:TYR:CD1	2.49	0.48
2:B:31:SER:HB3	1:E:136:VAL:HG21	1.96	0.48
2:B:78:LEU:CD1	2:H:53:GLN:HB3	2.42	0.48
1:E:67:LEU:HD12	1:E:67:LEU:O	2.13	0.48
1:A:139:LEU:HA	1:A:139:LEU:HD23	1.61	0.48
2:B:72:HIS:HB3	2:H:45:THR:OG1	2.13	0.48
1:C:19:ARG:HD2	1:C:223:TRP:CD1	2.49	0.48

Continued on next page...

Continued from previous page...

Atom-1	Atom-2	Interatomic distance (Å)	Clash overlap (Å)
1:A:19:ARG:HD2	1:A:223:TRP:CD2	2.49	0.48
1:A:122:ASN:HD21	1:A:149:SER:HB2	1.79	0.48
1:A:171:GLN:HE21	1:A:171:GLN:HB3	1.46	0.48
1:A:176:ARG:O	1:A:176:ARG:HG2	2.08	0.48
1:A:188:GLN:HG3	2:B:19:LEU:HB2	1.96	0.48
2:B:23:ARG:HG2	2:H:6:LEU:HD21	1.96	0.48
1:G:172:GLN:HE22	1:G:178:PHE:HA	1.79	0.48
1:A:122:ASN:ND2	1:A:150:THR:H	2.02	0.47
2:H:14:ASN:ND2	2:H:64:VAL:HG22	2.29	0.47
1:G:150:THR:HG23	1:G:152:LYS:N	2.14	0.47
1:G:188:GLN:NE2	2:H:23:ARG:HH21	2.12	0.47
1:E:52:LEU:C	1:E:53:THR:HG22	2.35	0.47
1:E:97:ARG:HB2	1:E:100:TYR:CD1	2.49	0.47
2:B:72:HIS:CE1	2:H:42:MET:N	2.83	0.47
1:C:74:PHE:HD2	1:C:231:ILE:HD11	1.80	0.47
2:H:1:MET:CG	2:H:2:HIS:N	2.61	0.47
1:C:151:MET:HE3	1:C:189:ILE:HD11	1.96	0.47
1:C:226:VAL:CB	1:C:227:PRO:HD2	2.43	0.47
1:A:128:ARG:N	1:A:128:ARG:NE	2.62	0.47
2:B:72:HIS:HE1	2:H:42:MET:N	2.11	0.47
1:A:91:ALA:HB1	1:A:133:LEU:HD11	1.97	0.47
1:A:102:GLY:O	1:A:106:LYS:HG3	2.15	0.47
2:B:14:ASN:HD21	2:B:64:VAL:H	1.63	0.47
1:C:67:LEU:HD12	1:C:67:LEU:O	2.14	0.47
1:E:86:LEU:HD21	1:E:91:ALA:HB2	1.96	0.47
2:F:4:SER:O	2:F:8:LYS:HG3	2.14	0.47
1:G:196:ILE:H	1:G:216:HIS:HD2	1.60	0.47
2:H:3:THR:HG22	2:H:4:SER:H	1.80	0.47
2:D:78:LEU:HD12	2:F:53:GLN:HB3	1.97	0.47
2:F:75:ILE:O	2:F:77:GLN:N	2.48	0.47
1:G:56:GLN:HA	1:G:59:GLN:HB3	1.97	0.47
1:G:172:GLN:NE2	1:G:178:PHE:CD1	2.79	0.47
1:C:228:ILE:O	1:C:229:ASN:C	2.52	0.47
2:D:53:GLN:HB3	2:F:78:LEU:CD1	2.45	0.47
1:C:161:ARG:CG	1:C:195:CYS:HB3	2.44	0.46
1:E:32:THR:O	1:E:33:HIS:HB3	2.15	0.46
1:E:159:PHE:O	1:E:193:CYS:HB2	2.15	0.46
2:D:75:ILE:HG22	2:D:75:ILE:O	2.15	0.46
1:E:139:LEU:HD23	1:E:139:LEU:HA	1.59	0.46
2:F:69:PHE:HB2	2:F:75:ILE:HD13	1.98	0.46
1:G:61:PHE:CE1	1:G:84:LEU:HD23	2.50	0.46

Continued on next page...

Continued from previous page...

Atom-1	Atom-2	Interatomic distance (Å)	Clash overlap (Å)
1:A:52:LEU:HD12	1:A:53:THR:O	2.15	0.46
1:E:74:PHE:CE1	1:E:78:HIS:CD2	3.03	0.46
2:H:78:LEU:HD23	2:H:78:LEU:H	1.80	0.46
2:B:34:PHE:CD1	1:E:105:LEU:CD1	2.98	0.46
2:B:70:ASP:HA	2:H:42:MET:HE2	1.96	0.46
2:D:69:PHE:HB2	2:D:75:ILE:CD1	2.45	0.46
1:A:191:PRO:HB3	2:H:5:GLU:OE2	2.15	0.46
2:B:68:ARG:HD2	2:H:66:HIS:CE1	2.51	0.46
2:D:6:LEU:HD13	2:F:24:LEU:CD2	2.38	0.46
1:G:185:ILE:O	1:G:189:ILE:HB	2.16	0.46
2:B:75:ILE:O	2:B:78:LEU:HD22	2.16	0.46
1:E:161:ARG:CG	1:E:195:CYS:HB3	2.38	0.46
1:G:30:LEU:CD2	1:G:64:GLN:HB3	2.44	0.46
1:G:74:PHE:CE1	1:G:78:HIS:CD2	3.04	0.46
1:G:183:ARG:CG	1:G:183:ARG:NH1	2.79	0.46
1:C:97:ARG:HB2	1:C:100:TYR:CD1	2.51	0.46
1:C:61:PHE:CE1	1:C:84:LEU:HD23	2.51	0.46
1:C:226:VAL:HB	1:C:227:PRO:HD2	1.97	0.46
1:G:16:LEU:HB2	1:G:31:ILE:HD13	1.96	0.46
2:H:75:ILE:O	2:H:78:LEU:HD22	2.16	0.46
1:A:211:THR:N	1:A:212:PRO:HD2	2.30	0.46
1:E:14:TYR:O	1:E:30:LEU:HD12	2.16	0.46
1:E:16:LEU:HB2	1:E:31:ILE:HD13	1.96	0.46
1:A:52:LEU:CD1	1:A:53:THR:O	2.64	0.46
1:A:64:GLN:O	1:A:65:LEU:C	2.53	0.46
2:B:39:ASN:ND2	2:B:41:GLU:N	2.63	0.46
2:H:69:PHE:HB2	2:H:75:ILE:HD13	1.98	0.46
1:A:73:HIS:CE1	2:F:81:ASP:OD2	2.69	0.45
2:H:69:PHE:CZ	2:H:77:GLN:NE2	2.84	0.45
1:C:185:ILE:O	1:C:189:ILE:HB	2.17	0.45
1:A:185:ILE:O	1:A:189:ILE:HB	2.17	0.45
2:B:56:LYS:HD2	2:H:78:LEU:HA	1.99	0.45
1:C:128:ARG:N	1:C:128:ARG:NE	2.65	0.45
1:E:128:ARG:N	1:E:128:ARG:NE	2.64	0.45
1:E:151:MET:CE	1:E:189:ILE:HD11	2.46	0.45
2:F:72:HIS:HA	2:F:75:ILE:HG13	1.98	0.45
1:G:150:THR:HG23	1:G:151:MET:N	2.30	0.45
1:C:30:LEU:CD2	1:C:64:GLN:HB3	2.46	0.45
1:E:99:ASN:H	1:E:99:ASN:ND2	2.13	0.45
2:F:77:GLN:CA	2:F:80:GLN:OE1	2.64	0.45
2:D:64:VAL:HB	2:F:67:PHE:HE1	1.81	0.45

Continued on next page...

Continued from previous page...

Atom-1	Atom-2	Interatomic distance (Å)	Clash overlap (Å)
1:A:56:GLN:HA	1:A:59:GLN:HB3	1.98	0.45
2:H:78:LEU:HD23	2:H:78:LEU:N	2.31	0.45
1:A:74:PHE:HD2	1:A:231:ILE:HD11	1.82	0.44
1:E:53:THR:HG23	1:E:56:GLN:OE1	2.17	0.44
1:E:172:GLN:NE2	1:E:178:PHE:CD1	2.82	0.44
2:B:31:SER:CB	1:E:136:VAL:HG21	2.47	0.44
2:B:42:MET:HE1	2:H:75:ILE:HD11	1.98	0.44
1:C:228:ILE:HD11	1:C:229:ASN:HA	1.98	0.44
1:G:149:SER:O	2:H:50:THR:HG22	2.16	0.44
1:G:211:THR:N	1:G:212:PRO:HD2	2.32	0.44
2:H:75:ILE:O	2:H:78:LEU:CD2	2.66	0.44
1:A:19:ARG:HD2	1:A:223:TRP:NE1	2.32	0.44
2:D:24:LEU:CD2	2:F:6:LEU:HD13	2.35	0.44
1:E:56:GLN:HA	1:E:59:GLN:HB3	1.97	0.44
1:A:31:ILE:CD1	1:A:31:ILE:H	2.30	0.44
1:A:66:GLU:O	1:A:67:LEU:C	2.52	0.44
1:A:112:LEU:HB2	1:A:139:LEU:HD23	2.00	0.44
1:E:112:LEU:N	1:E:112:LEU:HD23	2.32	0.44
2:B:72:HIS:ND1	2:H:42:MET:HA	2.32	0.44
2:B:78:LEU:N	2:B:78:LEU:HD23	2.33	0.44
1:E:74:PHE:CD1	1:E:78:HIS:CD2	3.05	0.44
1:G:67:LEU:HD22	1:G:228:ILE:CD1	2.33	0.44
2:H:1:MET:N	2:H:1:MET:HE3	2.33	0.44
1:A:52:LEU:HD13	1:A:52:LEU:HA	1.73	0.44
1:A:196:ILE:H	1:A:216:HIS:HD2	1.63	0.44
1:E:211:THR:N	1:E:212:PRO:HD2	2.32	0.44
1:A:25:LEU:HG	1:A:26:VAL:N	2.33	0.44
1:A:67:LEU:HD22	1:A:228:ILE:CD1	2.37	0.44
1:C:152:LYS:NZ	1:C:156:ASP:OD2	2.49	0.44
1:G:74:PHE:CD1	1:G:78:HIS:CD2	3.06	0.44
1:A:19:ARG:CD	1:A:223:TRP:CD1	3.00	0.43
2:B:41:GLU:HB3	2:H:72:HIS:CE1	2.53	0.43
1:C:112:LEU:N	1:C:112:LEU:HD23	2.32	0.43
2:D:75:ILE:O	2:D:78:LEU:CD2	2.65	0.43
1:G:170:GLN:C	1:G:172:GLN:H	2.21	0.43
1:G:185:ILE:HD13	2:H:51:LEU:HD11	1.99	0.43
1:A:58:TRP:O	1:A:62:SER:OG	2.36	0.43
1:A:60:LEU:HD12	1:A:60:LEU:HA	1.72	0.43
2:B:78:LEU:HD23	2:B:78:LEU:H	1.83	0.43
1:C:74:PHE:CE1	1:C:78:HIS:CD2	3.06	0.43
1:C:172:GLN:HE22	1:C:178:PHE:HA	1.83	0.43

Continued on next page...

Continued from previous page...

Atom-1	Atom-2	Interatomic distance (Å)	Clash overlap (Å)
1:E:74:PHE:HD2	1:E:231:ILE:HD11	1.82	0.43
1:A:151:MET:CE	1:A:189:ILE:HD11	2.49	0.43
1:C:139:LEU:HD23	1:C:139:LEU:HA	1.58	0.43
1:G:97:ARG:HB2	1:G:100:TYR:CD1	2.54	0.43
2:D:39:ASN:ND2	2:D:41:GLU:N	2.65	0.43
1:E:97:ARG:HD2	1:E:100:TYR:CD1	2.53	0.43
2:D:72:HIS:HA	2:D:75:ILE:HG13	2.00	0.43
1:E:181:PHE:CE2	2:F:11:TYR:HB3	2.53	0.43
2:B:69:PHE:HB2	2:B:75:ILE:HD13	2.00	0.43
1:A:74:PHE:HE2	1:A:231:ILE:HG13	1.84	0.43
2:D:75:ILE:O	2:D:78:LEU:HD22	2.19	0.42
1:A:112:LEU:HA	1:A:112:LEU:HD23	1.76	0.42
1:A:194:ASN:ND2	2:D:1:MET:SD	2.91	0.42
2:B:42:MET:HE2	2:H:70:ASP:HA	2.01	0.42
2:B:67:PHE:CD2	2:H:42:MET:HE1	2.54	0.42
1:C:201:ILE:HG21	1:C:207:LEU:HD23	2.01	0.42
1:E:122:ASN:HD21	1:E:149:SER:HB2	1.83	0.42
1:G:74:PHE:HD2	1:G:231:ILE:HD11	1.84	0.42
2:H:1:MET:HB3	2:H:1:MET:HE2	1.33	0.42
1:A:74:PHE:HE1	1:A:78:HIS:CG	2.38	0.42
1:C:60:LEU:HD12	1:C:60:LEU:HA	1.86	0.42
1:G:65:LEU:HD12	1:G:65:LEU:HA	1.84	0.42
2:H:14:ASN:HD22	2:H:64:VAL:HG22	1.84	0.42
2:D:67:PHE:HE1	2:F:64:VAL:HB	1.84	0.42
1:E:62:SER:O	1:E:66:GLU:HG2	2.20	0.42
1:C:65:LEU:HD12	1:C:65:LEU:HA	1.83	0.42
1:E:52:LEU:C	1:E:53:THR:CG2	2.87	0.42
2:F:72:HIS:HA	2:F:75:ILE:CG1	2.50	0.42
2:F:78:LEU:HD23	2:F:78:LEU:N	2.30	0.42
1:G:53:THR:HG23	1:G:56:GLN:OE1	2.18	0.42
2:H:50:THR:OG1	2:H:53:GLN:HG3	2.19	0.42
2:H:69:PHE:HB2	2:H:75:ILE:HD11	2.02	0.42
2:B:34:PHE:HD1	1:E:105:LEU:CD1	2.32	0.42
2:B:50:THR:OG1	2:B:53:GLN:HG3	2.19	0.42
1:C:183:ARG:NH1	2:D:12:ASP:OD1	2.53	0.42
1:E:183:ARG:NH1	1:E:183:ARG:CG	2.81	0.42
1:C:53:THR:HG23	1:C:56:GLN:OE1	2.20	0.42
1:E:185:ILE:HD11	2:F:51:LEU:HD21	2.02	0.42
1:G:60:LEU:HA	1:G:60:LEU:HD12	1.87	0.42
1:G:125:LYS:C	1:G:127:ASN:H	2.23	0.42
2:D:72:HIS:HA	2:D:75:ILE:CG1	2.50	0.42

Continued on next page...

Continued from previous page...

Atom-1	Atom-2	Interatomic distance (Å)	Clash overlap (Å)
1:E:190:SER:N	1:E:191:PRO:CD	2.83	0.42
2:F:50:THR:OG1	2:F:53:GLN:HG3	2.19	0.42
1:A:172:GLN:HE21	1:A:172:GLN:HB3	1.63	0.42
1:C:74:PHE:CD1	1:C:78:HIS:CD2	3.08	0.42
1:C:75:PHE:CD1	1:C:80:LEU:HB2	2.51	0.42
1:C:86:LEU:HD21	1:C:91:ALA:HB2	2.02	0.42
2:D:50:THR:OG1	2:D:53:GLN:HG3	2.20	0.42
2:B:75:ILE:O	2:B:78:LEU:CD2	2.67	0.41
1:G:122:ASN:HD22	1:G:122:ASN:HA	1.62	0.41
2:F:39:ASN:ND2	2:F:41:GLU:N	2.67	0.41
2:H:1:MET:N	2:H:1:MET:CE	2.83	0.41
2:B:62:GLN:HB3	2:H:35:ARG:HA	2.01	0.41
1:E:172:GLN:HE22	1:E:178:PHE:HA	1.85	0.41
1:G:181:PHE:CE2	2:H:11:TYR:HB3	2.55	0.41
1:A:183:ARG:HH11	2:B:12:ASP:CG	2.19	0.41
1:C:97:ARG:HD2	1:C:100:TYR:CD1	2.55	0.41
2:D:1:MET:CG	2:D:2:HIS:H	2.33	0.41
2:D:31:SER:O	2:D:35:ARG:CG	2.66	0.41
2:F:76:THR:HA	2:F:78:LEU:HD23	2.03	0.41
1:G:112:LEU:N	1:G:112:LEU:HD23	2.35	0.41
1:G:190:SER:N	1:G:191:PRO:CD	2.83	0.41
1:A:122:ASN:HD22	1:A:122:ASN:HA	1.57	0.41
2:B:69:PHE:HB2	2:B:75:ILE:HD11	2.01	0.41
1:E:88:PRO:HG2	1:E:119:PRO:HG2	2.02	0.41
2:H:1:MET:HE3	2:H:1:MET:H3	1.86	0.41
2:B:77:GLN:HA	2:B:80:GLN:OE1	2.19	0.41
1:C:122:ASN:HD21	1:C:149:SER:HB2	1.85	0.41
1:A:113:LEU:HD23	1:A:114:ILE:H	1.84	0.41
2:D:53:GLN:HB3	2:F:78:LEU:HD12	2.03	0.41
2:H:69:PHE:CB	2:H:75:ILE:HD13	2.51	0.41
1:A:16:LEU:HD12	1:A:16:LEU:HA	1.62	0.41
1:A:201:ILE:HG21	1:A:207:LEU:HD23	2.03	0.41
1:G:139:LEU:HA	1:G:139:LEU:HD23	1.58	0.41
2:H:77:GLN:HA	2:H:80:GLN:OE1	2.21	0.41
1:G:122:ASN:HD21	1:G:149:SER:HB2	1.86	0.40
1:A:231:ILE:CG1	1:A:232:THR:N	2.83	0.40
2:B:72:HIS:HA	2:B:75:ILE:CG1	2.51	0.40
2:B:76:THR:HA	2:B:78:LEU:HD23	2.02	0.40
1:E:88:PRO:CG	1:E:119:PRO:HG2	2.52	0.40
1:E:125:LYS:C	1:E:127:ASN:H	2.25	0.40
1:A:161:ARG:HG2	1:A:195:CYS:SG	2.61	0.40

Continued on next page...

Continued from previous page...

Atom-1	Atom-2	Interatomic distance (Å)	Clash overlap (Å)
2:B:67:PHE:HD2	2:H:42:MET:HE1	1.86	0.40
1:C:131:LEU:O	1:C:135:GLN:HG2	2.21	0.40
2:F:80:GLN:CD	2:F:80:GLN:H	2.25	0.40
1:G:209:GLN:O	1:G:212:PRO:HD2	2.22	0.40
1:C:88:PRO:HG2	1:C:119:PRO:HG2	2.03	0.40
1:C:119:PRO:O	1:C:120:HIS:HB2	2.21	0.40
1:E:167:SER:O	1:E:171:GLN:HG3	2.22	0.40
1:E:172:GLN:HE21	1:E:178:PHE:HD1	1.68	0.40
1:E:185:ILE:O	1:E:189:ILE:HB	2.22	0.40
1:A:12:ASP:O	1:A:33:HIS:C	2.59	0.40
1:C:159:PHE:O	1:C:193:CYS:HB2	2.21	0.40
2:D:1:MET:CG	2:D:2:HIS:N	2.84	0.40
2:F:51:LEU:HB3	2:F:52:PRO:HD3	2.03	0.40
1:G:190:SER:OG	1:G:191:PRO:HD3	2.22	0.40

All (3) symmetry-related close contacts are listed below. The label for Atom-2 includes the symmetry operator and encoded unit-cell translations to be applied.

Atom-1	Atom-2	Interatomic distance (Å)	Clash overlap (Å)
1:C:53:THR:OG1	2:F:80:GLN:C[5_554]	2.03	0.17
1:C:53:THR:OG1	2:F:81:ASP:C[5_554]	2.05	0.15
1:C:53:THR:OG1	2:F:81:ASP:N[5_554]	2.12	0.08

5.3 Torsion angles [i](#)

5.3.1 Protein backbone [i](#)

In the following table, the Percentiles column shows the percent Ramachandran outliers of the chain as a percentile score with respect to all X-ray entries followed by that with respect to entries of similar resolution.

The Analysed column shows the number of residues for which the backbone conformation was analysed, and the total number of residues.

Mol	Chain	Analysed	Favoured	Allowed	Outliers	Percentiles	
1	A	202/237 (85%)	193 (96%)	9 (4%)	0	100	100
1	C	195/237 (82%)	184 (94%)	10 (5%)	1 (0%)	29	61
1	E	202/237 (85%)	190 (94%)	12 (6%)	0	100	100
1	G	195/237 (82%)	187 (96%)	8 (4%)	0	100	100

Continued on next page...

Continued from previous page...

Mol	Chain	Analysed	Favoured	Allowed	Outliers	Percentiles	
2	B	78/116 (67%)	71 (91%)	6 (8%)	1 (1%)	12	37
2	D	79/116 (68%)	71 (90%)	8 (10%)	0	100	100
2	F	78/116 (67%)	71 (91%)	7 (9%)	0	100	100
2	H	79/116 (68%)	72 (91%)	7 (9%)	0	100	100
All	All	1108/1412 (78%)	1039 (94%)	67 (6%)	2 (0%)	47	78

All (2) Ramachandran outliers are listed below:

Mol	Chain	Res	Type
2	B	70	ASP
1	C	227	PRO

5.3.2 Protein sidechains [i](#)

In the following table, the Percentiles column shows the percent sidechain outliers of the chain as a percentile score with respect to all X-ray entries followed by that with respect to entries of similar resolution.

The Analysed column shows the number of residues for which the sidechain conformation was analysed, and the total number of residues.

Mol	Chain	Analysed	Rotameric	Outliers	Percentiles	
1	A	183/212 (86%)	147 (80%)	36 (20%)	1	4
1	C	176/212 (83%)	150 (85%)	26 (15%)	3	9
1	E	183/212 (86%)	157 (86%)	26 (14%)	3	10
1	G	176/212 (83%)	151 (86%)	25 (14%)	3	10
2	B	72/105 (69%)	60 (83%)	12 (17%)	2	6
2	D	73/105 (70%)	60 (82%)	13 (18%)	2	5
2	F	72/105 (69%)	59 (82%)	13 (18%)	1	5
2	H	73/105 (70%)	61 (84%)	12 (16%)	2	7
All	All	1008/1268 (80%)	845 (84%)	163 (16%)	2	7

All (163) residues with a non-rotameric sidechain are listed below:

Mol	Chain	Res	Type
1	A	15	PHE
1	A	26	VAL

Continued on next page...

Continued from previous page...

Mol	Chain	Res	Type
1	A	29	GLU
1	A	52	LEU
1	A	53	THR
1	A	54	GLU
1	A	60	LEU
1	A	62	SER
1	A	64	GLN
1	A	65	LEU
1	A	71	CYS
1	A	72	GLN
1	A	74	PHE
1	A	85	ASN
1	A	92	THR
1	A	97	ARG
1	A	99	ASN
1	A	113	LEU
1	A	122	ASN
1	A	125	LYS
1	A	128	ARG
1	A	136	VAL
1	A	141	LEU
1	A	150	THR
1	A	164	LEU
1	A	167	SER
1	A	171	GLN
1	A	173	ILE
1	A	175	HIS
1	A	176	ARG
1	A	183	ARG
1	A	189	ILE
1	A	219	GLN
1	A	229	ASN
1	A	231	ILE
1	A	232	THR
2	B	2	HIS
2	B	3	THR
2	B	42	MET
2	B	51	LEU
2	B	61	ASN
2	B	62	GLN
2	B	68	ARG
2	B	70	ASP

Continued on next page...

Continued from previous page...

Mol	Chain	Res	Type
2	B	72	HIS
2	B	73	GLN
2	B	78	LEU
2	B	81	ASP
1	C	26	VAL
1	C	32	THR
1	C	53	THR
1	C	54	GLU
1	C	60	LEU
1	C	65	LEU
1	C	71	CYS
1	C	99	ASN
1	C	113	LEU
1	C	128	ARG
1	C	136	VAL
1	C	141	LEU
1	C	150	THR
1	C	164	LEU
1	C	167	SER
1	C	172	GLN
1	C	173	ILE
1	C	175	HIS
1	C	183	ARG
1	C	194	ASN
1	C	219	GLN
1	C	226	VAL
1	C	228	ILE
1	C	229	ASN
1	C	231	ILE
1	C	232	THR
2	D	1	MET
2	D	2	HIS
2	D	3	THR
2	D	42	MET
2	D	51	LEU
2	D	61	ASN
2	D	62	GLN
2	D	68	ARG
2	D	70	ASP
2	D	72	HIS
2	D	73	GLN
2	D	78	LEU

Continued on next page...

Continued from previous page...

Mol	Chain	Res	Type
2	D	81	ASP
1	E	13	CYS
1	E	26	VAL
1	E	52	LEU
1	E	53	THR
1	E	54	GLU
1	E	60	LEU
1	E	65	LEU
1	E	71	CYS
1	E	99	ASN
1	E	113	LEU
1	E	128	ARG
1	E	136	VAL
1	E	141	LEU
1	E	150	THR
1	E	164	LEU
1	E	167	SER
1	E	172	GLN
1	E	173	ILE
1	E	175	HIS
1	E	176	ARG
1	E	183	ARG
1	E	194	ASN
1	E	219	GLN
1	E	229	ASN
1	E	231	ILE
1	E	232	THR
2	F	2	HIS
2	F	3	THR
2	F	42	MET
2	F	51	LEU
2	F	61	ASN
2	F	62	GLN
2	F	68	ARG
2	F	70	ASP
2	F	72	HIS
2	F	73	GLN
2	F	77	GLN
2	F	78	LEU
2	F	81	ASP
1	G	16	LEU
1	G	26	VAL

Continued on next page...

Continued from previous page...

Mol	Chain	Res	Type
1	G	53	THR
1	G	54	GLU
1	G	60	LEU
1	G	65	LEU
1	G	71	CYS
1	G	85	ASN
1	G	99	ASN
1	G	113	LEU
1	G	128	ARG
1	G	136	VAL
1	G	141	LEU
1	G	150	THR
1	G	164	LEU
1	G	167	SER
1	G	172	GLN
1	G	173	ILE
1	G	175	HIS
1	G	183	ARG
1	G	189	ILE
1	G	219	GLN
1	G	229	ASN
1	G	231	ILE
1	G	232	THR
2	H	1	MET
2	H	3	THR
2	H	42	MET
2	H	51	LEU
2	H	62	GLN
2	H	65	CYS
2	H	68	ARG
2	H	70	ASP
2	H	72	HIS
2	H	73	GLN
2	H	78	LEU
2	H	81	ASP

Sometimes sidechains can be flipped to improve hydrogen bonding and reduce clashes. All (62) such sidechains are listed below:

Mol	Chain	Res	Type
1	A	33	HIS
1	A	72	GLN
1	A	78	HIS

Continued on next page...

Continued from previous page...

Mol	Chain	Res	Type
1	A	99	ASN
1	A	115	ASN
1	A	122	ASN
1	A	127	ASN
1	A	171	GLN
1	A	172	GLN
1	A	188	GLN
1	A	194	ASN
1	A	216	HIS
1	A	229	ASN
2	B	14	ASN
2	B	39	ASN
2	B	66	HIS
2	B	72	HIS
1	C	78	HIS
1	C	99	ASN
1	C	117	ASN
1	C	122	ASN
1	C	127	ASN
1	C	171	GLN
1	C	172	GLN
1	C	188	GLN
1	C	216	HIS
2	D	14	ASN
2	D	27	GLN
2	D	39	ASN
2	D	72	HIS
1	E	72	GLN
1	E	78	HIS
1	E	99	ASN
1	E	117	ASN
1	E	122	ASN
1	E	127	ASN
1	E	171	GLN
1	E	172	GLN
1	E	188	GLN
1	E	216	HIS
1	E	229	ASN
2	F	14	ASN
2	F	27	GLN
2	F	39	ASN
2	F	72	HIS

Continued on next page...

Continued from previous page...

Mol	Chain	Res	Type
2	F	77	GLN
1	G	72	GLN
1	G	78	HIS
1	G	99	ASN
1	G	115	ASN
1	G	122	ASN
1	G	127	ASN
1	G	171	GLN
1	G	172	GLN
1	G	188	GLN
1	G	216	HIS
1	G	229	ASN
2	H	14	ASN
2	H	39	ASN
2	H	61	ASN
2	H	66	HIS
2	H	72	HIS

5.3.3 RNA [i](#)

There are no RNA molecules in this entry.

5.4 Non-standard residues in protein, DNA, RNA chains [i](#)

There are no non-standard protein/DNA/RNA residues in this entry.

5.5 Carbohydrates [i](#)

There are no monosaccharides in this entry.

5.6 Ligand geometry [i](#)

There are no ligands in this entry.

5.7 Other polymers [i](#)

There are no such residues in this entry.

5.8 Polymer linkage issues

There are no chain breaks in this entry.

6 Fit of model and data

6.1 Protein, DNA and RNA chains

In the following table, the column labelled ‘#RSRZ > 2’ contains the number (and percentage) of RSRZ outliers, followed by percent RSRZ outliers for the chain as percentile scores relative to all X-ray entries and entries of similar resolution. The OWAB column contains the minimum, median, 95th percentile and maximum values of the occupancy-weighted average B-factor per residue. The column labelled ‘Q < 0.9’ lists the number of (and percentage) of residues with an average occupancy less than 0.9.

Mol	Chain	Analysed	<RSRZ>	#RSRZ>2	OWAB(Å ²)	Q<0.9
1	A	206/237 (86%)	0.14	5 (2%) 59 56	55, 80, 112, 133	0
1	C	199/237 (83%)	0.32	13 (6%) 18 14	55, 82, 114, 133	0
1	E	206/237 (86%)	0.46	20 (9%) 7 6	58, 86, 123, 164	0
1	G	199/237 (83%)	0.32	14 (7%) 16 12	56, 83, 116, 134	0
2	B	80/116 (68%)	0.30	4 (5%) 28 25	48, 70, 107, 143	0
2	D	81/116 (69%)	0.14	1 (1%) 79 79	52, 69, 109, 144	0
2	F	80/116 (68%)	0.08	2 (2%) 57 55	51, 68, 107, 140	0
2	H	81/116 (69%)	0.43	6 (7%) 14 11	50, 69, 109, 142	0
All	All	1132/1412 (80%)	0.29	65 (5%) 23 19	48, 78, 117, 164	0

All (65) RSRZ outliers are listed below:

Mol	Chain	Res	Type	RSRZ
2	H	70	ASP	7.9
1	E	11	SER	7.7
2	B	70	ASP	7.0
1	E	15	PHE	4.9
1	E	228	ILE	4.7
1	E	51	GLN	4.7
2	F	70	ASP	4.4
1	C	21	ASN	4.4
1	E	32	THR	4.1
2	B	77	GLN	3.8
1	G	57	HIS	3.7
1	E	79	LYS	3.6
1	A	228	ILE	3.6
1	C	178	PHE	3.5
2	D	70	ASP	3.4
1	A	231	ILE	3.3

Continued on next page...

Continued from previous page...

Mol	Chain	Res	Type	RSRZ
1	G	210	ILE	3.3
1	G	15	PHE	3.2
1	G	72	GLN	3.1
1	C	209	GLN	3.0
2	F	81	ASP	3.0
1	C	218	LEU	2.9
1	E	52	LEU	2.9
2	H	79	THR	2.9
1	C	228	ILE	2.9
1	C	230	GLN	2.8
2	B	2	HIS	2.8
1	E	76	ILE	2.8
1	A	59	GLN	2.8
1	C	205	GLU	2.7
1	E	198	ALA	2.7
1	E	33	HIS	2.7
1	G	178	PHE	2.6
1	E	22	GLN	2.6
1	E	209	GLN	2.6
1	E	223	TRP	2.6
1	G	206	ILE	2.6
1	G	61	PHE	2.6
1	G	201	ILE	2.5
1	C	130	LEU	2.5
1	E	218	LEU	2.5
1	G	53	THR	2.5
1	G	228	ILE	2.4
1	G	213	PHE	2.4
1	C	15	PHE	2.4
1	C	203	THR	2.3
1	E	61	PHE	2.3
1	G	203	THR	2.3
2	H	73	GLN	2.3
2	H	72	HIS	2.2
2	H	75	ILE	2.2
1	G	60	LEU	2.2
1	G	65	LEU	2.2
1	E	231	ILE	2.2
1	C	79	LYS	2.2
1	E	69	LYS	2.1
2	H	3	THR	2.1
1	A	128	ARG	2.1

Continued on next page...

Continued from previous page...

Mol	Chain	Res	Type	RSRZ
1	E	215	PHE	2.1
1	C	223	TRP	2.1
1	E	78	HIS	2.1
1	E	21	ASN	2.1
1	C	98	ASP	2.0
1	A	209	GLN	2.0
2	B	80	GLN	2.0

6.2 Non-standard residues in protein, DNA, RNA chains [i](#)

There are no non-standard protein/DNA/RNA residues in this entry.

6.3 Carbohydrates [i](#)

There are no monosaccharides in this entry.

6.4 Ligands [i](#)

There are no ligands in this entry.

6.5 Other polymers [i](#)

There are no such residues in this entry.