



Full wwPDB X-ray Structure Validation Report ⓘ

Sep 20, 2023 – 03:42 PM EDT

PDB ID : 5EVM
Title : Crystal Structure of Nipah Virus Fusion Glycoprotein in the Prefusion State
Authors : Xu, K.; Nikolov, D.B.
Deposited on : 2015-11-20
Resolution : 3.37 Å(reported)

This is a Full wwPDB X-ray Structure Validation Report for a publicly released PDB entry.

We welcome your comments at validation@mail.wwpdb.org

A user guide is available at

<https://www.wwpdb.org/validation/2017/XrayValidationReportHelp>

with specific help available everywhere you see the ⓘ symbol.

The types of validation reports are described at

<http://www.wwpdb.org/validation/2017/FAQs#types>.

The following versions of software and data (see [references ⓘ](#)) were used in the production of this report:

MolProbity : 4.02b-467
Mogul : 1.8.5 (274361), CSD as541be (2020)
Xtriage (Phenix) : 1.13
EDS : 2.35.1
Percentile statistics : 20191225.v01 (using entries in the PDB archive December 25th 2019)
Refmac : 5.8.0158
CCP4 : 7.0.044 (Gargrove)
Ideal geometry (proteins) : Engh & Huber (2001)
Ideal geometry (DNA, RNA) : Parkinson et al. (1996)
Validation Pipeline (wwPDB-VP) : 2.35.1

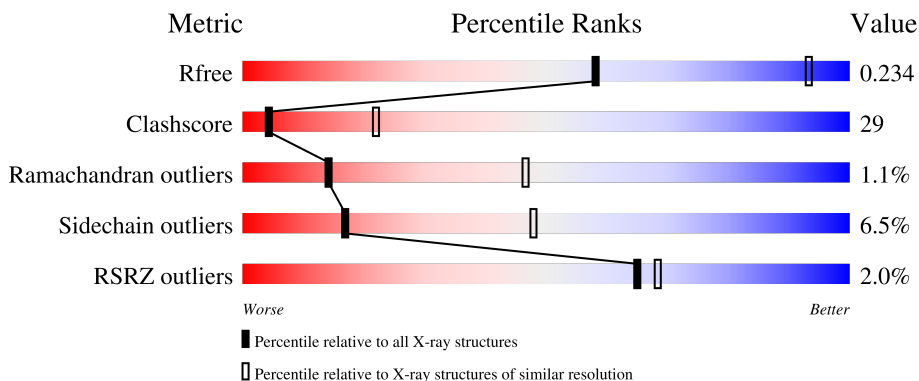
1 Overall quality at a glance

The following experimental techniques were used to determine the structure:

X-RAY DIFFRACTION

The reported resolution of this entry is 3.37 Å.

Percentile scores (ranging between 0-100) for global validation metrics of the entry are shown in the following graphic. The table shows the number of entries on which the scores are based.





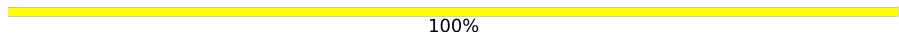
















Metric	Whole archive (#Entries)	Similar resolution (#Entries, resolution range(Å))
R_{free}	130704	1558 (3.42-3.30)
Clashscore	141614	1627 (3.42-3.30)
Ramachandran outliers	138981	1599 (3.42-3.30)
Sidechain outliers	138945	1598 (3.42-3.30)
RSRZ outliers	127900	1507 (3.42-3.30)

The table below summarises the geometric issues observed across the polymeric chains and their fit to the electron density. The red, orange, yellow and green segments of the lower bar indicate the fraction of residues that contain outliers for ≥ 3 , 2, 1 and 0 types of geometric quality criteria respectively. A grey segment represents the fraction of residues that are not modelled. The numeric value for each fraction is indicated below the corresponding segment, with a dot representing fractions $\leq 5\%$. The upper red bar (where present) indicates the fraction of residues that have poor fit to the electron density. The numeric value is given above the bar.

Mol	Chain	Length	Quality of chain
1	A	529	 2% 45% 38% 14%
1	B	529	 2% 44% 39% 14%
1	C	529	 2% 41% 41% 15%
1	D	529	 2% 43% 40% 14%
1	E	529	 2% 43% 39% 14%

Continued on next page...

Continued from previous page...

Mol	Chain	Length	Quality of chain
1	F	529	
2	G	5	
3	H	2	
3	N	2	
3	O	2	
3	U	2	
3	V	2	
4	I	3	
4	J	3	
4	K	3	
4	R	3	
4	S	3	
4	W	3	
5	L	5	
5	X	5	
6	M	5	
7	P	4	
8	Q	4	
8	T	4	

The following table lists non-polymeric compounds, carbohydrate monomers and non-standard residues in protein, DNA, RNA chains that are outliers for geometric or electron-density-fit criteria:

Mol	Type	Chain	Res	Chirality	Geometry	Clashes	Electron density
3	NAG	V	2	-	-	-	X
4	NAG	J	2	-	-	-	X
4	MAN	J	3	-	-	-	X
4	NAG	K	2	-	-	-	X
4	MAN	K	3	-	-	-	X

Continued on next page...

Continued from previous page...

Mol	Type	Chain	Res	Chirality	Geometry	Clashes	Electron density
4	MAN	R	3	-	-	-	X
4	NAG	S	2	-	-	-	X
4	MAN	W	3	-	-	-	X
5	MAN	L	4	-	-	-	X
5	MAN	L	5	-	-	-	X
5	MAN	X	4	-	-	-	X
6	MAN	M	4	-	-	-	X
7	MAN	P	4	-	-	-	X
8	MAN	Q	4	-	-	-	X
9	MLI	B	612	-	-	-	X
9	MLI	E	610	-	-	-	X

2 Entry composition [i](#)

There are 9 unique types of molecules in this entry. The entry contains 21612 atoms, of which 0 are hydrogens and 0 are deuteriums.

In the tables below, the ZeroOcc column contains the number of atoms modelled with zero occupancy, the AltConf column contains the number of residues with at least one atom in alternate conformation and the Trace column contains the number of residues modelled with at most 2 atoms.

- Molecule 1 is a protein called Fusion glycoprotein F0.

Mol	Chain	Residues	Atoms					ZeroOcc	AltConf	Trace
			Total	C	N	O	S			
1	A	456	3482	2204	571	687	20	0	0	0
1	B	456	3478	2202	571	685	20	0	0	0
1	C	450	3439	2178	562	679	20	0	0	0
1	D	456	3482	2204	571	687	20	0	0	0
1	E	456	3482	2204	571	687	20	0	0	0
1	F	450	3439	2178	562	679	20	0	0	0

There are 258 discrepancies between the modelled and reference sequences:

Chain	Residue	Modelled	Actual	Comment	Reference
A	67	ASP	ASN	engineered mutation	UNP Q9IH63
A	305	ASP	ASN	engineered mutation	UNP Q9IH63
A	532	LYS	-	expression tag	UNP Q9IH63
A	533	LEU	-	expression tag	UNP Q9IH63
A	534	MET	-	expression tag	UNP Q9IH63
A	535	LYS	-	expression tag	UNP Q9IH63
A	536	GLN	-	expression tag	UNP Q9IH63
A	537	ILE	-	expression tag	UNP Q9IH63
A	538	GLU	-	expression tag	UNP Q9IH63
A	539	ASP	-	expression tag	UNP Q9IH63
A	540	LYS	-	expression tag	UNP Q9IH63
A	541	ILE	-	expression tag	UNP Q9IH63
A	542	GLU	-	expression tag	UNP Q9IH63
A	543	GLU	-	expression tag	UNP Q9IH63
A	544	ILE	-	expression tag	UNP Q9IH63
A	545	LEU	-	expression tag	UNP Q9IH63
A	546	SER	-	expression tag	UNP Q9IH63

Continued on next page...

Continued from previous page...

Chain	Residue	Modelled	Actual	Comment	Reference
A	547	LYS	-	expression tag	UNP Q9IH63
A	548	ILE	-	expression tag	UNP Q9IH63
A	549	TYR	-	expression tag	UNP Q9IH63
A	550	HIS	-	expression tag	UNP Q9IH63
A	551	ILE	-	expression tag	UNP Q9IH63
A	552	GLU	-	expression tag	UNP Q9IH63
A	553	ASN	-	expression tag	UNP Q9IH63
A	554	GLU	-	expression tag	UNP Q9IH63
A	555	ILE	-	expression tag	UNP Q9IH63
A	556	ALA	-	expression tag	UNP Q9IH63
A	557	ARG	-	expression tag	UNP Q9IH63
A	558	ILE	-	expression tag	UNP Q9IH63
A	559	LYS	-	expression tag	UNP Q9IH63
A	560	LYS	-	expression tag	UNP Q9IH63
A	561	LEU	-	expression tag	UNP Q9IH63
A	562	ILE	-	expression tag	UNP Q9IH63
A	563	GLY	-	expression tag	UNP Q9IH63
A	564	GLU	-	expression tag	UNP Q9IH63
A	565	ALA	-	expression tag	UNP Q9IH63
A	566	PRO	-	expression tag	UNP Q9IH63
A	567	GLY	-	expression tag	UNP Q9IH63
A	568	GLY	-	expression tag	UNP Q9IH63
A	569	ILE	-	expression tag	UNP Q9IH63
A	570	GLU	-	expression tag	UNP Q9IH63
A	571	GLY	-	expression tag	UNP Q9IH63
A	572	ARG	-	expression tag	UNP Q9IH63
B	67	ASP	ASN	engineered mutation	UNP Q9IH63
B	305	ASP	ASN	engineered mutation	UNP Q9IH63
B	489	LYS	-	expression tag	UNP Q9IH63
B	490	LEU	-	expression tag	UNP Q9IH63
B	491	MET	-	expression tag	UNP Q9IH63
B	492	LYS	-	expression tag	UNP Q9IH63
B	493	GLN	-	expression tag	UNP Q9IH63
B	494	ILE	-	expression tag	UNP Q9IH63
B	495	GLU	-	expression tag	UNP Q9IH63
B	496	ASP	-	expression tag	UNP Q9IH63
B	497	LYS	-	expression tag	UNP Q9IH63
B	498	ILE	-	expression tag	UNP Q9IH63
B	499	GLU	-	expression tag	UNP Q9IH63
B	500	GLU	-	expression tag	UNP Q9IH63
B	501	ILE	-	expression tag	UNP Q9IH63
B	502	LEU	-	expression tag	UNP Q9IH63

Continued on next page...

Continued from previous page...

Chain	Residue	Modelled	Actual	Comment	Reference
B	503	SER	-	expression tag	UNP Q9IH63
B	504	LYS	-	expression tag	UNP Q9IH63
B	505	ILE	-	expression tag	UNP Q9IH63
B	506	TYR	-	expression tag	UNP Q9IH63
B	507	HIS	-	expression tag	UNP Q9IH63
B	508	ILE	-	expression tag	UNP Q9IH63
B	509	GLU	-	expression tag	UNP Q9IH63
B	510	ASN	-	expression tag	UNP Q9IH63
B	511	GLU	-	expression tag	UNP Q9IH63
B	512	ILE	-	expression tag	UNP Q9IH63
B	513	ALA	-	expression tag	UNP Q9IH63
B	514	ARG	-	expression tag	UNP Q9IH63
B	515	ILE	-	expression tag	UNP Q9IH63
B	516	LYS	-	expression tag	UNP Q9IH63
B	517	LYS	-	expression tag	UNP Q9IH63
B	518	LEU	-	expression tag	UNP Q9IH63
B	519	ILE	-	expression tag	UNP Q9IH63
B	520	GLY	-	expression tag	UNP Q9IH63
B	521	GLU	-	expression tag	UNP Q9IH63
B	522	ALA	-	expression tag	UNP Q9IH63
B	523	PRO	-	expression tag	UNP Q9IH63
B	524	GLY	-	expression tag	UNP Q9IH63
B	525	GLY	-	expression tag	UNP Q9IH63
B	526	ILE	-	expression tag	UNP Q9IH63
B	527	GLU	-	expression tag	UNP Q9IH63
B	528	GLY	-	expression tag	UNP Q9IH63
B	529	ARG	-	expression tag	UNP Q9IH63
C	67	ASP	ASN	engineered mutation	UNP Q9IH63
C	305	ASP	ASN	engineered mutation	UNP Q9IH63
C	489	LYS	-	expression tag	UNP Q9IH63
C	490	LEU	-	expression tag	UNP Q9IH63
C	491	MET	-	expression tag	UNP Q9IH63
C	492	LYS	-	expression tag	UNP Q9IH63
C	493	GLN	-	expression tag	UNP Q9IH63
C	494	ILE	-	expression tag	UNP Q9IH63
C	495	GLU	-	expression tag	UNP Q9IH63
C	496	ASP	-	expression tag	UNP Q9IH63
C	497	LYS	-	expression tag	UNP Q9IH63
C	498	ILE	-	expression tag	UNP Q9IH63
C	499	GLU	-	expression tag	UNP Q9IH63
C	500	GLU	-	expression tag	UNP Q9IH63
C	501	ILE	-	expression tag	UNP Q9IH63

Continued on next page...

Continued from previous page...

Chain	Residue	Modelled	Actual	Comment	Reference
C	502	LEU	-	expression tag	UNP Q9IH63
C	503	SER	-	expression tag	UNP Q9IH63
C	504	LYS	-	expression tag	UNP Q9IH63
C	505	ILE	-	expression tag	UNP Q9IH63
C	506	TYR	-	expression tag	UNP Q9IH63
C	507	HIS	-	expression tag	UNP Q9IH63
C	508	ILE	-	expression tag	UNP Q9IH63
C	509	GLU	-	expression tag	UNP Q9IH63
C	510	ASN	-	expression tag	UNP Q9IH63
C	511	GLU	-	expression tag	UNP Q9IH63
C	512	ILE	-	expression tag	UNP Q9IH63
C	513	ALA	-	expression tag	UNP Q9IH63
C	514	ARG	-	expression tag	UNP Q9IH63
C	515	ILE	-	expression tag	UNP Q9IH63
C	516	LYS	-	expression tag	UNP Q9IH63
C	517	LYS	-	expression tag	UNP Q9IH63
C	518	LEU	-	expression tag	UNP Q9IH63
C	519	ILE	-	expression tag	UNP Q9IH63
C	520	GLY	-	expression tag	UNP Q9IH63
C	521	GLU	-	expression tag	UNP Q9IH63
C	522	ALA	-	expression tag	UNP Q9IH63
C	523	PRO	-	expression tag	UNP Q9IH63
C	524	GLY	-	expression tag	UNP Q9IH63
C	525	GLY	-	expression tag	UNP Q9IH63
C	526	ILE	-	expression tag	UNP Q9IH63
C	527	GLU	-	expression tag	UNP Q9IH63
C	528	GLY	-	expression tag	UNP Q9IH63
C	529	ARG	-	expression tag	UNP Q9IH63
D	67	ASP	ASN	engineered mutation	UNP Q9IH63
D	305	ASP	ASN	engineered mutation	UNP Q9IH63
D	489	LYS	-	expression tag	UNP Q9IH63
D	490	LEU	-	expression tag	UNP Q9IH63
D	491	MET	-	expression tag	UNP Q9IH63
D	492	LYS	-	expression tag	UNP Q9IH63
D	493	GLN	-	expression tag	UNP Q9IH63
D	494	ILE	-	expression tag	UNP Q9IH63
D	495	GLU	-	expression tag	UNP Q9IH63
D	496	ASP	-	expression tag	UNP Q9IH63
D	497	LYS	-	expression tag	UNP Q9IH63
D	498	ILE	-	expression tag	UNP Q9IH63
D	499	GLU	-	expression tag	UNP Q9IH63
D	500	GLU	-	expression tag	UNP Q9IH63

Continued on next page...

Continued from previous page...

Chain	Residue	Modelled	Actual	Comment	Reference
D	501	ILE	-	expression tag	UNP Q9IH63
D	502	LEU	-	expression tag	UNP Q9IH63
D	503	SER	-	expression tag	UNP Q9IH63
D	504	LYS	-	expression tag	UNP Q9IH63
D	505	ILE	-	expression tag	UNP Q9IH63
D	506	TYR	-	expression tag	UNP Q9IH63
D	507	HIS	-	expression tag	UNP Q9IH63
D	508	ILE	-	expression tag	UNP Q9IH63
D	509	GLU	-	expression tag	UNP Q9IH63
D	510	ASN	-	expression tag	UNP Q9IH63
D	511	GLU	-	expression tag	UNP Q9IH63
D	512	ILE	-	expression tag	UNP Q9IH63
D	513	ALA	-	expression tag	UNP Q9IH63
D	514	ARG	-	expression tag	UNP Q9IH63
D	515	ILE	-	expression tag	UNP Q9IH63
D	516	LYS	-	expression tag	UNP Q9IH63
D	517	LYS	-	expression tag	UNP Q9IH63
D	518	LEU	-	expression tag	UNP Q9IH63
D	519	ILE	-	expression tag	UNP Q9IH63
D	520	GLY	-	expression tag	UNP Q9IH63
D	521	GLU	-	expression tag	UNP Q9IH63
D	522	ALA	-	expression tag	UNP Q9IH63
D	523	PRO	-	expression tag	UNP Q9IH63
D	524	GLY	-	expression tag	UNP Q9IH63
D	525	GLY	-	expression tag	UNP Q9IH63
D	526	ILE	-	expression tag	UNP Q9IH63
D	527	GLU	-	expression tag	UNP Q9IH63
D	528	GLY	-	expression tag	UNP Q9IH63
D	529	ARG	-	expression tag	UNP Q9IH63
E	67	ASP	ASN	engineered mutation	UNP Q9IH63
E	305	ASP	ASN	engineered mutation	UNP Q9IH63
E	489	LYS	-	expression tag	UNP Q9IH63
E	490	LEU	-	expression tag	UNP Q9IH63
E	491	MET	-	expression tag	UNP Q9IH63
E	492	LYS	-	expression tag	UNP Q9IH63
E	493	GLN	-	expression tag	UNP Q9IH63
E	494	ILE	-	expression tag	UNP Q9IH63
E	495	GLU	-	expression tag	UNP Q9IH63
E	496	ASP	-	expression tag	UNP Q9IH63
E	497	LYS	-	expression tag	UNP Q9IH63
E	498	ILE	-	expression tag	UNP Q9IH63
E	499	GLU	-	expression tag	UNP Q9IH63

Continued on next page...

Continued from previous page...

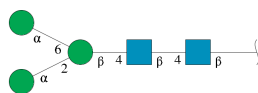
Chain	Residue	Modelled	Actual	Comment	Reference
E	500	GLU	-	expression tag	UNP Q9IH63
E	501	ILE	-	expression tag	UNP Q9IH63
E	502	LEU	-	expression tag	UNP Q9IH63
E	503	SER	-	expression tag	UNP Q9IH63
E	504	LYS	-	expression tag	UNP Q9IH63
E	505	ILE	-	expression tag	UNP Q9IH63
E	506	TYR	-	expression tag	UNP Q9IH63
E	507	HIS	-	expression tag	UNP Q9IH63
E	508	ILE	-	expression tag	UNP Q9IH63
E	509	GLU	-	expression tag	UNP Q9IH63
E	510	ASN	-	expression tag	UNP Q9IH63
E	511	GLU	-	expression tag	UNP Q9IH63
E	512	ILE	-	expression tag	UNP Q9IH63
E	513	ALA	-	expression tag	UNP Q9IH63
E	514	ARG	-	expression tag	UNP Q9IH63
E	515	ILE	-	expression tag	UNP Q9IH63
E	516	LYS	-	expression tag	UNP Q9IH63
E	517	LYS	-	expression tag	UNP Q9IH63
E	518	LEU	-	expression tag	UNP Q9IH63
E	519	ILE	-	expression tag	UNP Q9IH63
E	520	GLY	-	expression tag	UNP Q9IH63
E	521	GLU	-	expression tag	UNP Q9IH63
E	522	ALA	-	expression tag	UNP Q9IH63
E	523	PRO	-	expression tag	UNP Q9IH63
E	524	GLY	-	expression tag	UNP Q9IH63
E	525	GLY	-	expression tag	UNP Q9IH63
E	526	ILE	-	expression tag	UNP Q9IH63
E	527	GLU	-	expression tag	UNP Q9IH63
E	528	GLY	-	expression tag	UNP Q9IH63
E	529	ARG	-	expression tag	UNP Q9IH63
F	67	ASP	ASN	engineered mutation	UNP Q9IH63
F	305	ASP	ASN	engineered mutation	UNP Q9IH63
F	489	LYS	-	expression tag	UNP Q9IH63
F	490	LEU	-	expression tag	UNP Q9IH63
F	491	MET	-	expression tag	UNP Q9IH63
F	492	LYS	-	expression tag	UNP Q9IH63
F	493	GLN	-	expression tag	UNP Q9IH63
F	494	ILE	-	expression tag	UNP Q9IH63
F	495	GLU	-	expression tag	UNP Q9IH63
F	496	ASP	-	expression tag	UNP Q9IH63
F	497	LYS	-	expression tag	UNP Q9IH63
F	498	ILE	-	expression tag	UNP Q9IH63

Continued on next page...

Continued from previous page...

Chain	Residue	Modelled	Actual	Comment	Reference
F	499	GLU	-	expression tag	UNP Q9IH63
F	500	GLU	-	expression tag	UNP Q9IH63
F	501	ILE	-	expression tag	UNP Q9IH63
F	502	LEU	-	expression tag	UNP Q9IH63
F	503	SER	-	expression tag	UNP Q9IH63
F	504	LYS	-	expression tag	UNP Q9IH63
F	505	ILE	-	expression tag	UNP Q9IH63
F	506	TYR	-	expression tag	UNP Q9IH63
F	507	HIS	-	expression tag	UNP Q9IH63
F	508	ILE	-	expression tag	UNP Q9IH63
F	509	GLU	-	expression tag	UNP Q9IH63
F	510	ASN	-	expression tag	UNP Q9IH63
F	511	GLU	-	expression tag	UNP Q9IH63
F	512	ILE	-	expression tag	UNP Q9IH63
F	513	ALA	-	expression tag	UNP Q9IH63
F	514	ARG	-	expression tag	UNP Q9IH63
F	515	ILE	-	expression tag	UNP Q9IH63
F	516	LYS	-	expression tag	UNP Q9IH63
F	517	LYS	-	expression tag	UNP Q9IH63
F	518	LEU	-	expression tag	UNP Q9IH63
F	519	ILE	-	expression tag	UNP Q9IH63
F	520	GLY	-	expression tag	UNP Q9IH63
F	521	GLU	-	expression tag	UNP Q9IH63
F	522	ALA	-	expression tag	UNP Q9IH63
F	523	PRO	-	expression tag	UNP Q9IH63
F	524	GLY	-	expression tag	UNP Q9IH63
F	525	GLY	-	expression tag	UNP Q9IH63
F	526	ILE	-	expression tag	UNP Q9IH63
F	527	GLU	-	expression tag	UNP Q9IH63
F	528	GLY	-	expression tag	UNP Q9IH63
F	529	ARG	-	expression tag	UNP Q9IH63

- Molecule 2 is an oligosaccharide called alpha-D-mannopyranose-(1-2)-[alpha-D-mannopyranose-(1-6)]beta-D-mannopyranose-(1-4)-2-acetamido-2-deoxy-beta-D-glucopyranose-(1-4)-2-acetamido-2-deoxy-beta-D-glucopyranose.



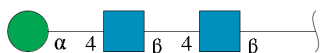
Mol	Chain	Residues	Atoms				ZeroOcc	AltConf	Trace
			Total	C	N	O			
2	G	5	61	34	2	25	0	0	0

- Molecule 3 is an oligosaccharide called 2-acetamido-2-deoxy-beta-D-glucopyranose-(1-4)-2-acetamido-2-deoxy-beta-D-glucopyranose.



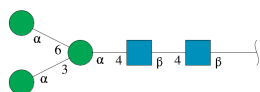
Mol	Chain	Residues	Atoms				ZeroOcc	AltConf	Trace
			Total	C	N	O			
3	H	2	28	16	2	10	0	0	0
3	N	2	28	16	2	10	0	0	0
3	O	2	28	16	2	10	0	0	0
3	U	2	28	16	2	10	0	0	0
3	V	2	28	16	2	10	0	0	0

- Molecule 4 is an oligosaccharide called alpha-D-mannopyranose-(1-4)-2-acetamido-2-deoxy-beta-D-glucopyranose-(1-4)-2-acetamido-2-deoxy-beta-D-glucopyranose.



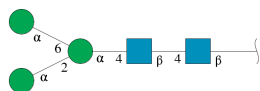
Mol	Chain	Residues	Atoms				ZeroOcc	AltConf	Trace
			Total	C	N	O			
4	I	3	39	22	2	15	0	0	0
4	J	3	39	22	2	15	0	0	0
4	K	3	39	22	2	15	0	0	0
4	R	3	39	22	2	15	0	0	0
4	S	3	39	22	2	15	0	0	0
4	W	3	39	22	2	15	0	0	0

- Molecule 5 is an oligosaccharide called alpha-D-mannopyranose-(1-3)-[alpha-D-mannopyranose-(1-6)]alpha-D-mannopyranose-(1-4)-2-acetamido-2-deoxy-beta-D-glucopyranose-(1-4)-2-acetamido-2-deoxy-beta-D-glucopyranose.



Mol	Chain	Residues	Atoms				ZeroOcc	AltConf	Trace
			Total	C	N	O			
5	L	5	61	34	2	25	0	0	0
5	X	5	61	34	2	25	0	0	0

- Molecule 6 is an oligosaccharide called alpha-D-mannopyranose-(1-2)-[alpha-D-mannopyranose-(1-6)]alpha-D-mannopyranose-(1-4)-2-acetamido-2-deoxy-beta-D-glucopyranose-(1-4)-2-acetamido-2-deoxy-beta-D-glucopyranose.



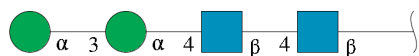
Mol	Chain	Residues	Atoms				ZeroOcc	AltConf	Trace
			Total	C	N	O			
6	M	5	61	34	2	25	0	0	0

- Molecule 7 is an oligosaccharide called alpha-D-mannopyranose-(1-6)-alpha-D-mannopyranose-(1-4)-2-acetamido-2-deoxy-beta-D-glucopyranose-(1-4)-2-acetamido-2-deoxy-beta-D-glucopyranose.



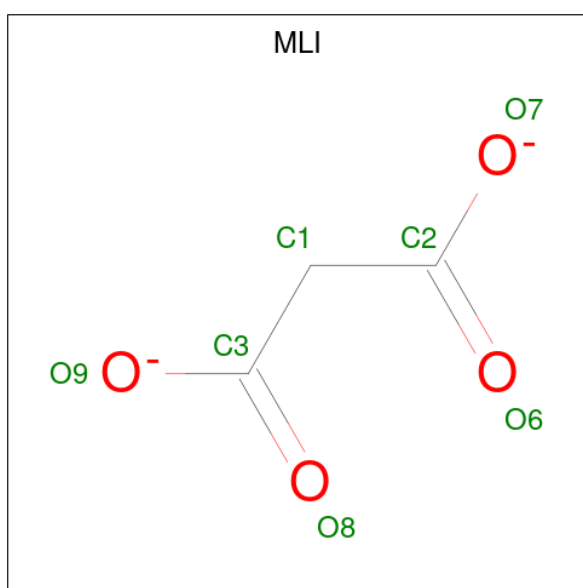
Mol	Chain	Residues	Atoms				ZeroOcc	AltConf	Trace
			Total	C	N	O			
7	P	4	50	28	2	20	0	0	0

- Molecule 8 is an oligosaccharide called alpha-D-mannopyranose-(1-3)-alpha-D-mannopyranose-(1-4)-2-acetamido-2-deoxy-beta-D-glucopyranose-(1-4)-2-acetamido-2-deoxy-beta-D-glucopyranose.



Mol	Chain	Residues	Atoms			ZeroOcc	AltConf	Trace	
8	Q	4	Total	C	N	O	0	0	0
			50	28	2	20			
8	T	4	Total	C	N	O	0	0	0
			50	28	2	20			

- Molecule 9 is MALONATE ION (three-letter code: MLI) (formula: $C_3H_2O_4$).




Mol	Chain	Residues	Atoms		ZeroOcc	AltConf
9	A	1	Total	C O	0	0
			7	3 4		
9	B	1	Total	C O	0	0
			7	3 4		
9	C	1	Total	C O	0	0
			7	3 4		
9	D	1	Total	C O	0	0
			7	3 4		
9	E	1	Total	C O	0	0
			7	3 4		
9	F	1	Total	C O	0	0
			7	3 4		

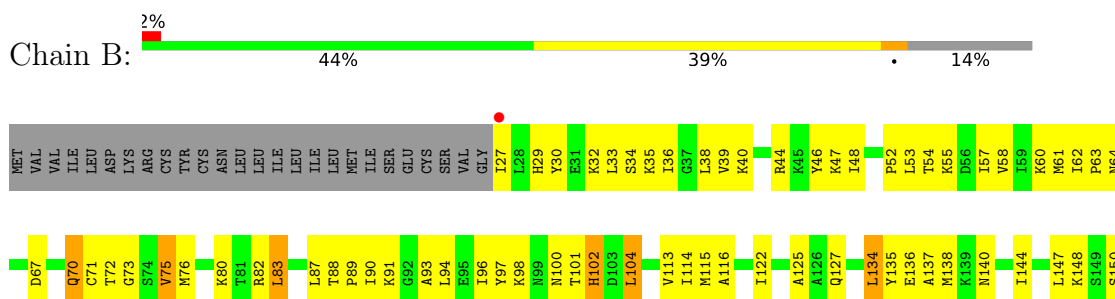
3 Residue-property plots i

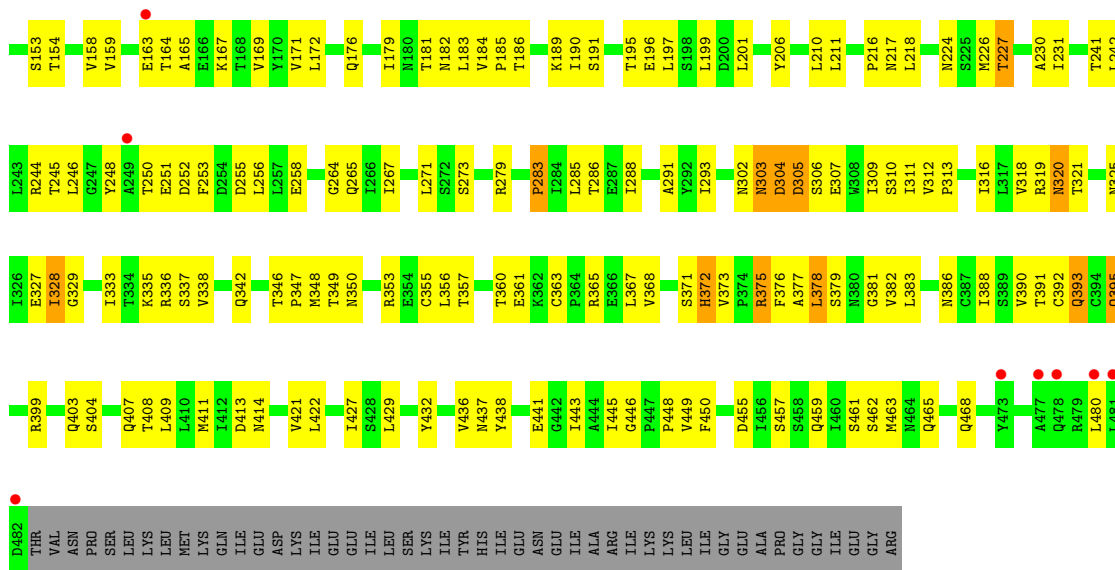
These plots are drawn for all protein, RNA, DNA and oligosaccharide chains in the entry. The first graphic for a chain summarises the proportions of the various outlier classes displayed in the second graphic. The second graphic shows the sequence view annotated by issues in geometry and electron density. Residues are color-coded according to the number of geometric quality criteria for which they contain at least one outlier: green = 0, yellow = 1, orange = 2 and red = 3 or more. A red dot above a residue indicates a poor fit to the electron density ($RSRZ > 2$). Stretches of 2 or more consecutive residues without any outlier are shown as a green connector. Residues present in the sample, but not in the model, are shown in grey.

- Molecule 1: Fusion glycoprotein F0




- Molecule 1: Fusion glycoprotein F0

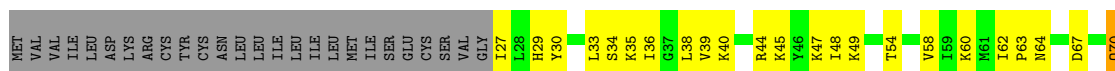





• Molecule 1: Fusion glycoprotein F0

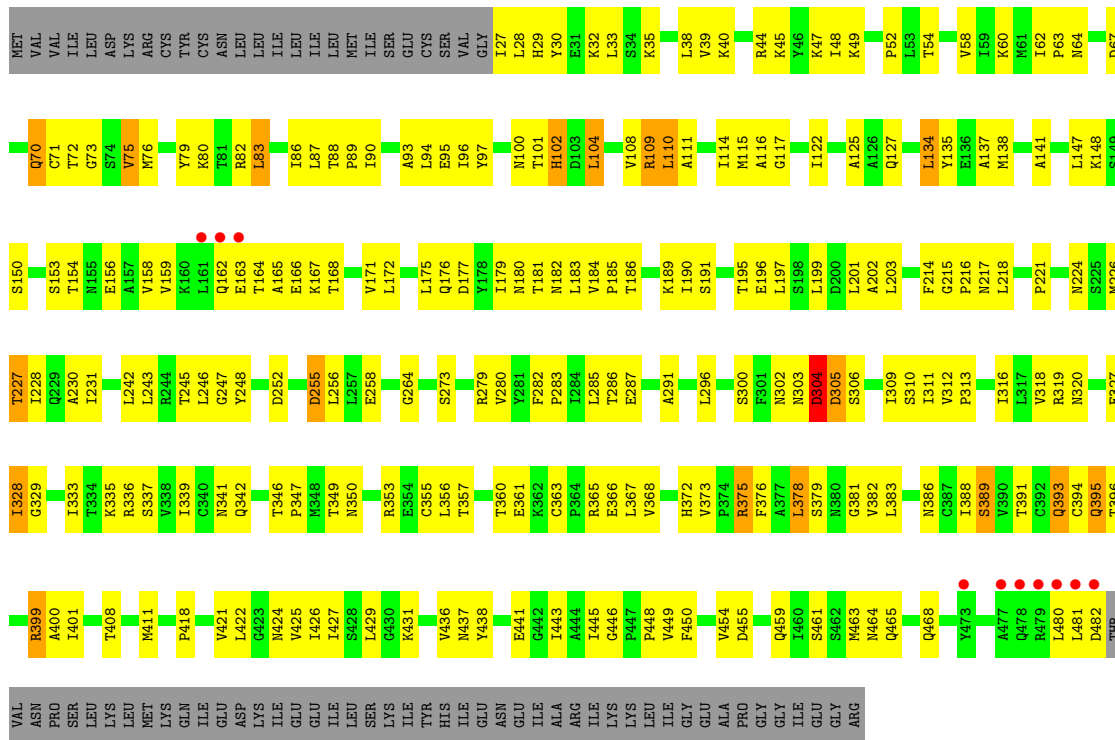


• Molecule 1: Fusion glycoprotein F0



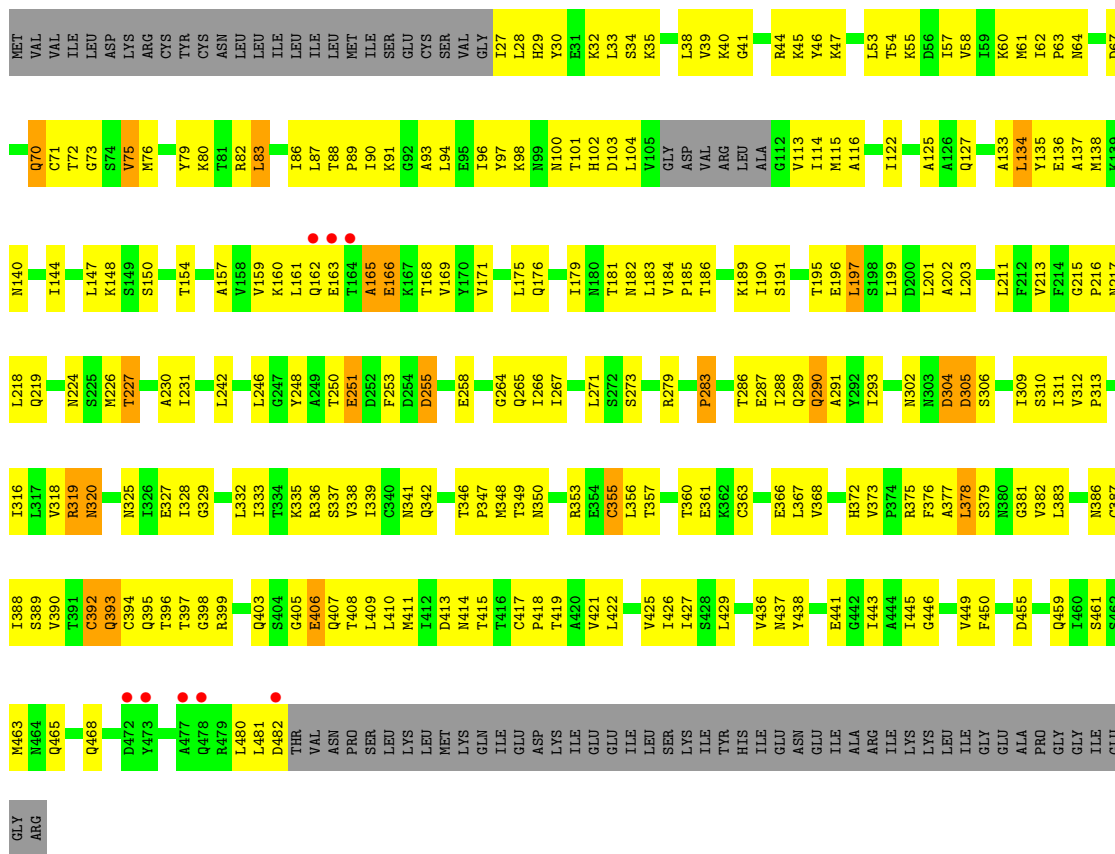


• Molecule 1: Fusion glycoprotein F0



• Molecule 1: Fusion glycoprotein F0






- Molecule 2: alpha-D-mannopyranose-(1-2)-[alpha-D-mannopyranose-(1-6)]beta-D-mannopyranose-(1-4)-2-acetamido-2-deoxy-beta-D-glucopyranose-(1-4)-2-acetamido-2-deoxy-beta-D-glucopyranose




- Molecule 3: 2-acetamido-2-deoxy-beta-D-glucopyranose-(1-4)-2-acetamido-2-deoxy-beta-D-glucopyranose



- Molecule 3: 2-acetamido-2-deoxy-beta-D-glucopyranose-(1-4)-2-acetamido-2-deoxy-beta-D-glucopyranose



- Molecule 3: 2-acetamido-2-deoxy-beta-D-glucopyranose-(1-4)-2-acetamido-2-deoxy-beta-D-glucopyranose

Chain O:  50% 50%

MAG1
MAG2

- Molecule 3: 2-acetamido-2-deoxy-beta-D-glucopyranose-(1-4)-2-acetamido-2-deoxy-beta-D-glucopyranose

Chain U:  50% 50%

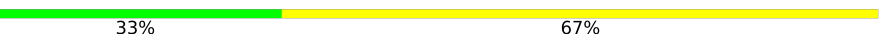
MAG1
MAG2

- Molecule 3: 2-acetamido-2-deoxy-beta-D-glucopyranose-(1-4)-2-acetamido-2-deoxy-beta-D-glucopyranose

Chain V:  50% 50%

MAG1
MAG2

- Molecule 4: alpha-D-mannopyranose-(1-4)-2-acetamido-2-deoxy-beta-D-glucopyranose-(1-4)-2-acetamido-2-deoxy-beta-D-glucopyranose

Chain I:  33% 67%

MAG1
MAG2
MAN3

- Molecule 4: alpha-D-mannopyranose-(1-4)-2-acetamido-2-deoxy-beta-D-glucopyranose-(1-4)-2-acetamido-2-deoxy-beta-D-glucopyranose

Chain J:  67% 33%

MAG1
MAG2
MAN3

- Molecule 4: alpha-D-mannopyranose-(1-4)-2-acetamido-2-deoxy-beta-D-glucopyranose-(1-4)-2-acetamido-2-deoxy-beta-D-glucopyranose

Chain K:  33% 67%

MAG1
MAG2
MAN3

- Molecule 4: alpha-D-mannopyranose-(1-4)-2-acetamido-2-deoxy-beta-D-glucopyranose-(1-4)-2-acetamido-2-deoxy-beta-D-glucopyranose

Chain R:  33% 67%



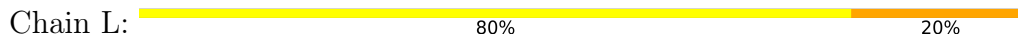
- Molecule 4: alpha-D-mannopyranose-(1-4)-2-acetamido-2-deoxy-beta-D-glucopyranose-(1-4)-2-acetamido-2-deoxy-beta-D-glucopyranose



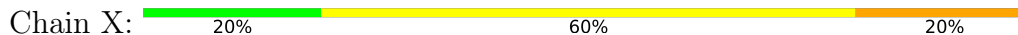
- Molecule 4: alpha-D-mannopyranose-(1-4)-2-acetamido-2-deoxy-beta-D-glucopyranose-(1-4)-2-acetamido-2-deoxy-beta-D-glucopyranose



- Molecule 5: alpha-D-mannopyranose-(1-3)-[alpha-D-mannopyranose-(1-6)]alpha-D-mannopyranose-(1-4)-2-acetamido-2-deoxy-beta-D-glucopyranose-(1-4)-2-acetamido-2-deoxy-beta-D-glucopyranose



- Molecule 5: alpha-D-mannopyranose-(1-3)-[alpha-D-mannopyranose-(1-6)]alpha-D-mannopyranose-(1-4)-2-acetamido-2-deoxy-beta-D-glucopyranose-(1-4)-2-acetamido-2-deoxy-beta-D-glucopyranose



- Molecule 6: alpha-D-mannopyranose-(1-2)-[alpha-D-mannopyranose-(1-6)]alpha-D-mannopyranose-(1-4)-2-acetamido-2-deoxy-beta-D-glucopyranose-(1-4)-2-acetamido-2-deoxy-beta-D-glucopyranose

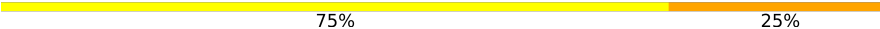


- Molecule 7: alpha-D-mannopyranose-(1-6)-alpha-D-mannopyranose-(1-4)-2-acetamido-2-deoxy-beta-D-glucopyranose-(1-4)-2-acetamido-2-deoxy-beta-D-glucopyranose





- Molecule 8: alpha-D-mannopyranose-(1-3)-alpha-D-mannopyranose-(1-4)-2-acetamido-2-deoxy-beta-D-glucopyranose-(1-4)-2-acetamido-2-deoxy-beta-D-glucopyranose

Chain Q:  75% 25%



- Molecule 8: alpha-D-mannopyranose-(1-3)-alpha-D-mannopyranose-(1-4)-2-acetamido-2-deoxy-beta-D-glucopyranose-(1-4)-2-acetamido-2-deoxy-beta-D-glucopyranose

Chain T:  50% 50%



4 Data and refinement statistics

Property	Value	Source
Space group	H 3	Depositor
Cell constants a, b, c, α , β , γ	355.75Å 355.75Å 168.86Å 90.00° 90.00° 120.00°	Depositor
Resolution (Å)	43.16 – 3.37 43.16 – 3.37	Depositor EDS
% Data completeness (in resolution range)	99.3 (43.16-3.37) 99.4 (43.16-3.37)	Depositor EDS
R_{merge}	0.16	Depositor
R_{sym}	(Not available)	Depositor
$\langle I/\sigma(I) \rangle$ ¹	2.71 (at 3.40Å)	Xtrriage
Refinement program	PHENIX 1.9_1692	Depositor
R, R_{free}	0.213 , 0.220 0.230 , 0.234	Depositor DCC
R_{free} test set	5593 reflections (4.99%)	wwPDB-VP
Wilson B-factor (Å ²)	102.8	Xtrriage
Anisotropy	0.678	Xtrriage
Bulk solvent k_{sol} (e/Å ³), B_{sol} (Å ²)	0.31 , 92.1	EDS
L-test for twinning ²	$\langle L \rangle = 0.49$, $\langle L^2 \rangle = 0.32$	Xtrriage
Estimated twinning fraction	0.011 for h,-h-k,-l	Xtrriage
F_o, F_c correlation	0.94	EDS
Total number of atoms	21612	wwPDB-VP
Average B, all atoms (Å ²)	122.0	wwPDB-VP

Xtrriage's analysis on translational NCS is as follows: *The largest off-origin peak in the Patterson function is 2.41% of the height of the origin peak. No significant pseudotranslation is detected.*

¹Intensities estimated from amplitudes.

²Theoretical values of $\langle |L| \rangle$, $\langle L^2 \rangle$ for acentric reflections are 0.5, 0.333 respectively for untwinned datasets, and 0.375, 0.2 for perfectly twinned datasets.

5 Model quality i

5.1 Standard geometry i

Bond lengths and bond angles in the following residue types are not validated in this section: BMA, MAN, NAG, MLI

The Z score for a bond length (or angle) is the number of standard deviations the observed value is removed from the expected value. A bond length (or angle) with $|Z| > 5$ is considered an outlier worth inspection. RMSZ is the root-mean-square of all Z scores of the bond lengths (or angles).

Mol	Chain	Bond lengths		Bond angles	
		RMSZ	# Z >5	RMSZ	# Z >5
1	A	0.44	0/3531	0.86	14/4800 (0.3%)
1	B	0.45	0/3527	0.83	10/4795 (0.2%)
1	C	0.45	0/3487	0.82	16/4739 (0.3%)
1	D	0.44	0/3531	0.80	13/4800 (0.3%)
1	E	0.44	0/3531	0.83	18/4800 (0.4%)
1	F	0.44	0/3487	0.94	18/4739 (0.4%)
All	All	0.44	0/21094	0.85	89/28673 (0.3%)

There are no bond length outliers.

All (89) bond angle outliers are listed below:

Mol	Chain	Res	Type	Atoms	Z	Observed(°)	Ideal(°)
1	F	375	ARG	NE-CZ-NH1	-19.59	110.51	120.30
1	F	375	ARG	NE-CZ-NH2	18.42	129.51	120.30
1	A	353	ARG	NE-CZ-NH1	17.50	129.05	120.30
1	A	353	ARG	NE-CZ-NH2	-17.08	111.76	120.30
1	B	353	ARG	NE-CZ-NH1	16.66	128.63	120.30
1	B	353	ARG	NE-CZ-NH2	-16.38	112.11	120.30
1	D	319	ARG	NE-CZ-NH1	-11.84	114.38	120.30
1	E	319	ARG	NE-CZ-NH1	-11.79	114.40	120.30
1	A	319	ARG	NE-CZ-NH1	-11.79	114.41	120.30
1	F	319	ARG	NE-CZ-NH2	-11.70	114.45	120.30
1	B	319	ARG	NE-CZ-NH2	-11.55	114.52	120.30
1	C	319	ARG	NE-CZ-NH2	-11.47	114.56	120.30
1	F	394	CYS	N-CA-CB	-11.21	90.43	110.60
1	F	393	GLN	CB-CA-C	-10.43	89.53	110.40
1	D	319	ARG	NE-CZ-NH2	10.30	125.45	120.30
1	C	353	ARG	NE-CZ-NH1	-10.07	115.27	120.30
1	F	319	ARG	NE-CZ-NH1	9.90	125.25	120.30
1	E	319	ARG	NE-CZ-NH2	9.86	125.23	120.30

Continued on next page...

Continued from previous page...

Mol	Chain	Res	Type	Atoms	Z	Observed(°)	Ideal(°)
1	C	375	ARG	NE-CZ-NH2	-9.84	115.38	120.30
1	F	375	ARG	CD-NE-CZ	9.82	137.34	123.60
1	E	375	ARG	NE-CZ-NH2	-9.74	115.43	120.30
1	B	319	ARG	NE-CZ-NH1	9.71	125.16	120.30
1	F	353	ARG	NE-CZ-NH2	9.70	125.15	120.30
1	D	375	ARG	NE-CZ-NH2	-9.69	115.46	120.30
1	C	353	ARG	NE-CZ-NH2	9.67	125.13	120.30
1	D	353	ARG	NE-CZ-NH2	9.66	125.13	120.30
1	C	319	ARG	NE-CZ-NH1	9.64	125.12	120.30
1	A	319	ARG	NE-CZ-NH2	9.52	125.06	120.30
1	F	355	CYS	CA-CB-SG	-9.48	96.94	114.00
1	F	353	ARG	NE-CZ-NH1	-9.47	115.56	120.30
1	E	353	ARG	NE-CZ-NH2	9.46	125.03	120.30
1	A	353	ARG	CD-NE-CZ	9.31	136.63	123.60
1	E	375	ARG	NE-CZ-NH1	9.28	124.94	120.30
1	E	353	ARG	NE-CZ-NH1	-9.24	115.68	120.30
1	A	375	ARG	NE-CZ-NH2	-9.20	115.70	120.30
1	C	355	CYS	CA-CB-SG	-9.15	97.53	114.00
1	D	353	ARG	NE-CZ-NH1	-9.12	115.74	120.30
1	C	375	ARG	NE-CZ-NH1	9.01	124.81	120.30
1	B	353	ARG	CD-NE-CZ	9.00	136.20	123.60
1	D	375	ARG	NE-CZ-NH1	8.95	124.78	120.30
1	F	182	ASN	N-CA-CB	-8.35	95.56	110.60
1	A	375	ARG	NE-CZ-NH1	8.01	124.30	120.30
1	D	182	ASN	N-CA-CB	-7.79	96.58	110.60
1	E	182	ASN	N-CA-CB	-7.77	96.61	110.60
1	A	182	ASN	N-CA-CB	-7.75	96.66	110.60
1	A	523	LEU	CB-CA-C	7.69	124.81	110.20
1	C	182	ASN	N-CA-CB	-7.64	96.85	110.60
1	E	247	GLY	N-CA-C	7.64	132.19	113.10
1	B	182	ASN	N-CA-CB	-7.23	97.58	110.60
1	B	480	LEU	CB-CA-C	7.18	123.84	110.20
1	C	480	LEU	CB-CA-C	7.14	123.76	110.20
1	F	480	LEU	CB-CA-C	7.06	123.62	110.20
1	A	251	GLU	CB-CA-C	-6.89	96.62	110.40
1	E	480	LEU	CB-CA-C	6.74	123.01	110.20
1	E	481	LEU	CB-CA-C	6.69	122.91	110.20
1	F	182	ASN	N-CA-C	6.61	128.85	111.00
1	D	480	LEU	CB-CA-C	6.54	122.63	110.20
1	E	182	ASN	N-CA-C	6.36	128.18	111.00
1	E	303	ASN	CB-CA-C	-6.34	97.73	110.40
1	F	481	LEU	CB-CA-C	6.30	122.18	110.20

Continued on next page...

Continued from previous page...

Mol	Chain	Res	Type	Atoms	Z	Observed(°)	Ideal(°)
1	C	481	LEU	CB-CA-C	6.29	122.15	110.20
1	A	182	ASN	N-CA-C	6.18	127.69	111.00
1	C	182	ASN	N-CA-C	6.14	127.58	111.00
1	D	182	ASN	N-CA-C	6.06	127.36	111.00
1	B	182	ASN	N-CA-C	6.04	127.31	111.00
1	E	482	ASP	N-CA-CB	-5.96	99.87	110.60
1	A	524	LEU	CB-CA-C	5.55	120.75	110.20
1	D	353	ARG	CD-NE-CZ	5.50	131.31	123.60
1	E	353	ARG	CD-NE-CZ	5.49	131.28	123.60
1	C	482	ASP	N-CA-CB	-5.44	100.81	110.60
1	A	363	CYS	CA-CB-SG	5.42	123.75	114.00
1	B	363	CYS	CA-CB-SG	5.39	123.71	114.00
1	F	482	ASP	N-CA-CB	-5.36	100.95	110.60
1	D	375	ARG	CD-NE-CZ	5.35	131.09	123.60
1	E	304	ASP	N-CA-C	-5.34	96.57	111.00
1	E	363	CYS	CA-CB-SG	5.34	123.62	114.00
1	C	68	MET	N-CA-CB	-5.33	101.01	110.60
1	D	363	CYS	CA-CB-SG	5.33	123.59	114.00
1	D	481	LEU	CB-CA-C	5.32	120.30	110.20
1	F	392	CYS	CB-CA-C	-5.26	99.87	110.40
1	F	353	ARG	CD-NE-CZ	5.24	130.94	123.60
1	C	353	ARG	CD-NE-CZ	5.23	130.92	123.60
1	F	417	CYS	CA-CB-SG	-5.23	104.58	114.00
1	E	375	ARG	CD-NE-CZ	5.21	130.90	123.60
1	C	375	ARG	CD-NE-CZ	5.14	130.80	123.60
1	B	303	ASN	CB-CA-C	-5.12	100.16	110.40
1	A	375	ARG	CD-NE-CZ	5.09	130.73	123.60
1	E	248	TYR	N-CA-C	5.08	124.72	111.00
1	C	303	ASN	CB-CA-C	-5.06	100.29	110.40

There are no chirality outliers.

There are no planarity outliers.

5.2 Too-close contacts

In the following table, the Non-H and H(model) columns list the number of non-hydrogen atoms and hydrogen atoms in the chain respectively. The H(added) column lists the number of hydrogen atoms added and optimized by MolProbity. The Clashes column lists the number of clashes within the asymmetric unit, whereas Symm-Clashes lists symmetry-related clashes.

Mol	Chain	Non-H	H(model)	H(added)	Clashes	Symm-Clashes
1	A	3482	0	3510	203	0
1	B	3478	0	3506	221	0
1	C	3439	0	3463	238	0
1	D	3482	0	3510	232	0
1	E	3482	0	3510	219	0
1	F	3439	0	3464	242	0
2	G	61	0	52	3	0
3	H	28	0	25	0	0
3	N	28	0	25	2	0
3	O	28	0	25	1	0
3	U	28	0	25	0	0
3	V	28	0	25	0	0
4	I	39	0	34	1	0
4	J	39	0	34	1	0
4	K	39	0	34	0	0
4	R	39	0	34	0	0
4	S	39	0	34	2	0
4	W	39	0	34	2	0
5	L	61	0	52	6	0
5	X	61	0	52	1	0
6	M	61	0	52	2	0
7	P	50	0	43	4	0
8	Q	50	0	43	2	0
8	T	50	0	43	8	0
9	A	7	0	2	0	0
9	B	7	0	2	0	0
9	C	7	0	2	0	0
9	D	7	0	2	0	0
9	E	7	0	2	1	0
9	F	7	0	2	0	0
All	All	21612	0	21641	1259	0

The all-atom clashscore is defined as the number of clashes found per 1000 atoms (including hydrogen atoms). The all-atom clashscore for this structure is 29.

All (1259) close contacts within the same asymmetric unit are listed below, sorted by their clash magnitude.

Atom-1	Atom-2	Interatomic distance (Å)	Clash overlap (Å)
1:B:258:GLU:HG3	1:C:216:PRO:HD2	1.28	1.11
1:A:360:THR:HG21	1:A:443:ILE:HD11	1.29	1.09
1:B:468:GLN:HE21	5:L:1:NAG:H62	1.13	1.08
1:C:360:THR:HG21	1:C:443:ILE:HD11	1.35	1.08

Continued on next page...

Continued from previous page...

Atom-1	Atom-2	Interatomic distance (Å)	Clash overlap (Å)
1:A:437:ASN:O	1:A:441:GLU:HG2	1.53	1.07
1:E:437:ASN:O	1:E:441:GLU:HG2	1.53	1.05
1:A:132:VAL:HG21	1:C:425:VAL:HG12	1.39	1.04
1:F:437:ASN:O	1:F:441:GLU:HG2	1.57	1.03
1:D:437:ASN:O	1:D:441:GLU:HG2	1.62	1.00
1:C:437:ASN:O	1:C:441:GLU:HG2	1.60	0.99
1:E:190:ILE:HG13	1:E:191:SER:H	1.28	0.99
1:F:360:THR:HG21	1:F:443:ILE:HD11	1.44	0.98
1:A:62:ILE:HD12	1:A:63:PRO:HD2	1.43	0.98
1:B:375:ARG:HG2	1:B:375:ARG:HH21	1.28	0.97
1:C:62:ILE:HD12	1:C:63:PRO:HD2	1.46	0.97
1:A:190:ILE:HG13	1:A:191:SER:H	1.30	0.97
1:D:190:ILE:HG13	1:D:191:SER:H	1.28	0.97
1:C:190:ILE:HG13	1:C:191:SER:H	1.29	0.97
1:C:162:GLN:HB3	1:C:168:THR:HG22	1.41	0.97
1:F:190:ILE:HG13	1:F:191:SER:H	1.28	0.96
1:B:190:ILE:HG13	1:B:191:SER:H	1.29	0.96
1:D:216:PRO:HD2	1:F:258:GLU:HG3	1.46	0.95
1:F:406:GLU:N	1:F:406:GLU:OE2	2.00	0.94
1:A:216:PRO:HD2	1:C:258:GLU:HG3	1.49	0.94
1:B:62:ILE:HD12	1:B:63:PRO:HD2	1.48	0.94
1:D:360:THR:HG21	1:D:443:ILE:HD11	1.46	0.94
1:C:44:ARG:HB3	1:C:337:SER:HA	1.49	0.94
1:B:468:GLN:NE2	5:L:1:NAG:H62	1.83	0.94
2:G:2:NAG:O3	2:G:3:BMA:C1	2.16	0.94
1:F:62:ILE:HD12	1:F:63:PRO:HD2	1.48	0.93
1:D:54:THR:HG21	1:D:279:ARG:HD3	1.50	0.92
1:E:62:ILE:HD12	1:E:63:PRO:HD2	1.51	0.92
1:B:437:ASN:O	1:B:441:GLU:HG2	1.69	0.92
1:B:64:ASN:H	1:B:176:GLN:HE22	1.19	0.91
1:B:360:THR:HG21	1:B:443:ILE:HD11	1.53	0.91
1:E:373:VAL:HG12	1:E:375:ARG:HH21	1.34	0.91
1:F:44:ARG:HB3	1:F:337:SER:HA	1.50	0.91
1:B:226:MET:HE2	1:B:231:ILE:HG12	1.51	0.90
1:E:258:GLU:HG3	1:F:216:PRO:HD2	1.53	0.89
1:E:360:THR:HG21	1:E:443:ILE:HD11	1.54	0.89
1:D:48:ILE:HD12	1:D:288:ILE:HD11	1.54	0.89
1:D:62:ILE:HD12	1:D:63:PRO:HD2	1.53	0.89
1:B:309:ILE:HD11	1:B:373:VAL:HG21	1.54	0.88
1:B:54:THR:HG21	1:B:279:ARG:HD3	1.54	0.87
1:C:165:ALA:HB3	1:C:167:LYS:NZ	1.87	0.87

Continued on next page...

Continued from previous page...

Atom-1	Atom-2	Interatomic distance (Å)	Clash overlap (Å)
1:D:100:ASN:HB3	1:D:116:ALA:HB3	1.55	0.87
1:E:54:THR:HG21	1:E:279:ARG:HD3	1.55	0.87
1:A:54:THR:HG21	1:A:279:ARG:HD3	1.55	0.86
1:B:44:ARG:HB3	1:B:337:SER:HA	1.58	0.86
1:C:64:ASN:H	1:C:176:GLN:HE22	1.23	0.86
1:C:162:GLN:CB	1:C:168:THR:HG22	2.05	0.85
1:D:44:ARG:HB3	1:D:337:SER:HA	1.57	0.85
1:A:226:MET:HE2	1:A:231:ILE:HG12	1.55	0.85
1:F:386:ASN:HD22	1:F:389:SER:HB3	1.40	0.85
1:C:57:ILE:CG2	1:C:246:LEU:HD21	2.07	0.85
1:E:309:ILE:HD11	1:E:373:VAL:HG21	1.59	0.84
1:D:143:ASN:HD22	1:D:167:LYS:HE3	1.40	0.84
1:D:244:ARG:HE	1:D:244:ARG:HA	1.41	0.84
1:D:421:VAL:HG22	1:D:426:ILE:HG23	1.59	0.84
1:B:461:SER:HB2	1:C:449:VAL:HG11	1.61	0.83
1:E:94:LEU:HD22	1:E:134:LEU:HD11	1.60	0.83
1:E:437:ASN:HB2	1:E:441:GLU:OE2	1.78	0.83
1:A:437:ASN:HB2	1:A:441:GLU:OE2	1.79	0.83
1:C:57:ILE:HG23	1:C:246:LEU:HD21	1.61	0.83
1:D:437:ASN:HB2	1:D:441:GLU:OE2	1.79	0.83
1:C:437:ASN:HB2	1:C:441:GLU:OE2	1.79	0.82
1:E:154:THR:HG23	1:E:159:VAL:HG21	1.62	0.82
1:E:226:MET:HE2	1:E:231:ILE:HG12	1.61	0.82
1:A:64:ASN:H	1:A:176:GLN:HE22	1.27	0.82
1:F:54:THR:HG21	1:F:279:ARG:HD3	1.61	0.82
1:F:101:THR:HG22	1:F:115:MET:SD	2.21	0.81
1:A:44:ARG:HB3	1:A:337:SER:HA	1.61	0.81
1:E:246:LEU:HD23	1:E:246:LEU:O	1.80	0.81
1:F:422:LEU:O	1:F:425:VAL:HG22	1.81	0.80
1:F:437:ASN:HB2	1:F:441:GLU:OE2	1.80	0.80
1:A:421:VAL:HG22	1:A:426:ILE:HG23	1.62	0.80
1:E:386:ASN:OD1	1:E:389:SER:HB2	1.81	0.80
1:F:64:ASN:H	1:F:176:GLN:HE22	1.26	0.80
1:F:150:SER:HB3	1:F:161:LEU:HD11	1.64	0.80
1:A:100:ASN:HB3	1:A:116:ALA:HB3	1.63	0.79
1:A:411:MET:HB2	1:A:438:TYR:CD2	2.17	0.79
1:A:35:LYS:NZ	1:A:441:GLU:HB2	1.98	0.79
1:A:372:HIS:O	1:A:373:VAL:HG23	1.82	0.79
1:C:154:THR:HG23	1:C:159:VAL:HG21	1.65	0.79
1:B:437:ASN:HB2	1:B:441:GLU:OE2	1.82	0.78
1:B:411:MET:HB2	1:B:438:TYR:CD2	2.18	0.78

Continued on next page...

Continued from previous page...

Atom-1	Atom-2	Interatomic distance (Å)	Clash overlap (Å)
1:E:44:ARG:HB3	1:E:337:SER:HA	1.65	0.78
1:D:411:MET:HB2	1:D:438:TYR:CD2	2.19	0.78
1:C:54:THR:HG21	1:C:279:ARG:HD3	1.66	0.78
1:E:316:ILE:HD13	1:E:356:LEU:HD13	1.66	0.77
1:A:110:LEU:HD23	1:A:111:ALA:N	1.99	0.77
1:B:154:THR:HG23	1:B:159:VAL:HG21	1.66	0.77
1:F:103:ASP:HB2	1:F:135:TYR:OH	1.84	0.77
1:F:154:THR:HG23	1:F:159:VAL:HG21	1.65	0.77
1:E:93:ALA:HA	1:E:96:ILE:HD12	1.67	0.76
1:D:154:THR:HG23	1:D:159:VAL:HG21	1.67	0.76
1:E:64:ASN:H	1:E:176:GLN:HE22	1.31	0.76
1:F:411:MET:HB2	1:F:438:TYR:CD2	2.21	0.76
1:B:164:THR:OG1	1:B:167:LYS:HB3	1.85	0.76
1:D:35:LYS:NZ	1:D:441:GLU:HB2	2.01	0.75
1:A:154:THR:HG23	1:A:159:VAL:HG21	1.69	0.75
1:D:64:ASN:H	1:D:176:GLN:HE22	1.35	0.75
1:C:395:GLN:HE21	1:C:395:GLN:C	1.90	0.74
1:A:115:MET:HB2	1:C:427:ILE:HG22	1.69	0.74
1:C:411:MET:HB2	1:C:438:TYR:CD2	2.22	0.74
1:D:93:ALA:HA	1:D:96:ILE:HD12	1.68	0.74
1:A:93:ALA:HA	1:A:96:ILE:HD12	1.69	0.74
1:D:399:ARG:HG3	1:D:399:ARG:HH21	1.53	0.74
1:B:94:LEU:HD22	1:B:134:LEU:HD11	1.70	0.73
1:C:397:THR:O	1:C:399:ARG:HG2	1.88	0.73
1:E:29:HIS:HB2	1:E:357:THR:O	1.88	0.73
1:F:58:VAL:HB	1:F:171:VAL:HG22	1.70	0.73
1:C:93:ALA:HA	1:C:96:ILE:HD12	1.71	0.73
1:D:213:VAL:HG23	1:D:214:PHE:CD2	2.24	0.73
1:F:93:ALA:HA	1:F:96:ILE:HD12	1.69	0.73
1:D:449:VAL:HG11	1:F:461:SER:HB2	1.70	0.73
1:C:250:THR:HB	1:E:399:ARG:HB2	1.70	0.72
1:C:386:ASN:O	1:C:390:VAL:HG23	1.88	0.72
1:D:316:ILE:HD13	1:D:356:LEU:HD13	1.70	0.72
2:G:1:NAG:O4	2:G:2:NAG:H83	1.89	0.72
1:C:58:VAL:HB	1:C:171:VAL:HG22	1.72	0.72
1:A:139:LYS:NZ	1:A:140:ASN:HB2	2.04	0.72
1:E:101:THR:HG22	1:E:115:MET:SD	2.30	0.72
1:F:302:ASN:O	1:F:408:THR:HA	1.89	0.72
1:E:190:ILE:HG13	1:E:191:SER:N	2.05	0.71
1:A:427:ILE:HG22	1:B:115:MET:HB2	1.71	0.71
1:D:387:CYS:SG	1:D:410:LEU:HD12	2.30	0.71

Continued on next page...

Continued from previous page...

Atom-1	Atom-2	Interatomic distance (Å)	Clash overlap (Å)
1:F:386:ASN:HD22	1:F:389:SER:CB	2.03	0.71
1:D:190:ILE:HG13	1:D:191:SER:N	2.05	0.71
1:A:94:LEU:HD22	1:A:134:LEU:HD11	1.72	0.71
1:B:163:GLU:HB3	1:B:167:LYS:O	1.91	0.71
1:E:411:MET:HB2	1:E:438:TYR:CD2	2.26	0.71
1:F:386:ASN:ND2	1:F:389:SER:HB3	2.05	0.71
1:C:103:ASP:HB2	1:C:135:TYR:OH	1.89	0.71
1:C:190:ILE:HG13	1:C:191:SER:N	2.05	0.71
1:C:284:ILE:HG12	1:C:285:LEU:N	2.04	0.70
1:F:35:LYS:HE3	1:F:438:TYR:CD1	2.26	0.70
1:D:461:SER:HB2	1:E:449:VAL:HG11	1.73	0.70
1:C:165:ALA:HB3	1:C:167:LYS:HZ1	1.51	0.70
1:A:367:LEU:HD23	1:A:368:VAL:N	2.06	0.70
1:F:367:LEU:HD23	1:F:368:VAL:N	2.06	0.70
1:B:58:VAL:HB	1:B:171:VAL:HG22	1.74	0.70
1:B:93:ALA:HA	1:B:96:ILE:HD12	1.71	0.70
1:D:54:THR:CG2	1:D:279:ARG:HD3	2.21	0.70
1:D:244:ARG:HE	1:D:244:ARG:CA	2.01	0.70
1:E:100:ASN:HB3	1:E:116:ALA:HB3	1.74	0.70
1:A:190:ILE:HG13	1:A:191:SER:N	2.06	0.70
1:A:316:ILE:HD13	1:A:356:LEU:HD13	1.72	0.70
1:B:100:ASN:HB3	1:B:116:ALA:HB3	1.74	0.70
1:C:35:LYS:NZ	1:C:441:GLU:HB2	2.06	0.70
1:D:58:VAL:HB	1:D:171:VAL:HG22	1.74	0.70
1:B:190:ILE:HG13	1:B:191:SER:N	2.06	0.69
1:E:110:LEU:HD23	1:E:111:ALA:H	1.58	0.69
1:F:135:TYR:O	1:F:138:MET:HB2	1.92	0.69
1:C:367:LEU:HD23	1:C:368:VAL:N	2.07	0.69
1:F:190:ILE:HG13	1:F:191:SER:N	2.05	0.69
1:C:165:ALA:HB3	1:C:167:LYS:HZ3	1.58	0.69
1:A:101:THR:HG22	1:A:115:MET:SD	2.33	0.69
1:D:258:GLU:OE1	1:E:217:ASN:HB2	1.91	0.69
1:E:58:VAL:HB	1:E:171:VAL:HG22	1.75	0.68
1:D:48:ILE:CD1	1:D:288:ILE:HD11	2.24	0.68
1:E:258:GLU:CG	1:F:216:PRO:HD2	2.23	0.68
8:T:3:MAN:H3	8:T:4:MAN:H5	1.75	0.68
1:B:378:LEU:HD23	1:B:382:VAL:O	1.93	0.68
1:B:189:LYS:NZ	1:C:189:LYS:HZ1	1.92	0.68
1:B:461:SER:HB2	1:C:449:VAL:CG1	2.23	0.68
1:C:101:THR:HG22	1:C:115:MET:SD	2.33	0.68
1:D:367:LEU:HD23	1:D:368:VAL:N	2.09	0.68

Continued on next page...

Continued from previous page...

Atom-1	Atom-2	Interatomic distance (Å)	Clash overlap (Å)
1:A:47:LYS:HG2	1:A:287:GLU:HB3	1.76	0.68
1:F:94:LEU:HD22	1:F:134:LEU:HD11	1.75	0.68
1:D:35:LYS:HZ3	1:D:441:GLU:HB2	1.57	0.67
1:E:184:VAL:HB	1:E:185:PRO:HD3	1.75	0.67
1:D:378:LEU:HD23	1:D:382:VAL:O	1.94	0.67
1:A:58:VAL:HB	1:A:171:VAL:HG22	1.75	0.67
1:B:101:THR:HG22	1:B:115:MET:SD	2.34	0.67
1:B:455:ASP:O	1:B:459:GLN:HG3	1.95	0.67
1:F:397:THR:HG22	1:F:399:ARG:HD3	1.76	0.67
1:E:431:LYS:H	4:S:1:NAG:H62	1.60	0.67
1:A:449:VAL:HG11	1:C:461:SER:HB2	1.75	0.67
1:F:386:ASN:ND2	1:F:389:SER:CB	2.57	0.67
1:A:35:LYS:HZ3	1:A:441:GLU:HB2	1.59	0.67
1:D:36:ILE:HG23	1:D:443:ILE:HD13	1.76	0.67
1:D:421:VAL:CG2	1:D:426:ILE:HG23	2.25	0.67
1:F:39:VAL:HG21	1:F:377:ALA:HB3	1.77	0.67
1:A:461:SER:HB2	1:B:449:VAL:HG11	1.76	0.66
1:B:258:GLU:CG	1:C:216:PRO:HD2	2.17	0.66
1:D:184:VAL:HB	1:D:185:PRO:HD3	1.77	0.66
1:B:227:THR:HG23	1:B:230:ALA:HB2	1.77	0.66
1:F:39:VAL:CG1	1:F:379:SER:HB2	2.25	0.66
1:A:38:LEU:HD21	1:A:310:SER:HB2	1.77	0.66
1:A:97:TYR:HE2	1:A:127:GLN:HE21	1.42	0.66
1:C:404:SER:HB3	1:C:407:GLN:HG3	1.78	0.66
1:D:426:ILE:HD13	1:E:104:LEU:HD12	1.76	0.66
1:C:316:ILE:HD13	1:C:356:LEU:HD13	1.76	0.66
1:A:184:VAL:HB	1:A:185:PRO:HD3	1.77	0.66
1:B:184:VAL:HB	1:B:185:PRO:HD3	1.77	0.66
1:D:254:ASP:HB3	1:E:216:PRO:HG2	1.78	0.66
1:F:57:ILE:CG2	1:F:246:LEU:HD21	2.25	0.66
1:C:378:LEU:HD23	1:C:382:VAL:O	1.96	0.66
1:F:184:VAL:HB	1:F:185:PRO:HD3	1.78	0.66
1:D:35:LYS:NZ	1:D:441:GLU:CB	2.59	0.65
1:D:227:THR:HG23	1:D:230:ALA:HB2	1.79	0.65
1:C:184:VAL:HB	1:C:185:PRO:HD3	1.78	0.65
1:A:75:VAL:HG11	1:A:199:LEU:CD2	2.27	0.65
1:A:378:LEU:HD23	1:A:382:VAL:O	1.95	0.65
1:B:367:LEU:HD23	1:B:368:VAL:N	2.11	0.65
1:B:35:LYS:HE3	1:B:438:TYR:CD1	2.31	0.65
1:E:154:THR:HG23	1:E:159:VAL:CG2	2.27	0.65
1:E:367:LEU:HD23	1:E:368:VAL:N	2.10	0.65

Continued on next page...

Continued from previous page...

Atom-1	Atom-2	Interatomic distance (Å)	Clash overlap (Å)
1:E:461:SER:HB2	1:F:449:VAL:HG11	1.77	0.65
1:F:378:LEU:HD23	1:F:382:VAL:O	1.96	0.65
1:F:316:ILE:HD13	1:F:356:LEU:HD13	1.77	0.65
1:D:372:HIS:O	1:D:373:VAL:HG23	1.96	0.65
1:F:72:THR:HG22	1:F:73:GLY:O	1.97	0.65
1:F:411:MET:HB2	1:F:438:TYR:CE2	2.31	0.64
1:C:387:CYS:SG	1:C:410:LEU:HD12	2.38	0.64
1:D:147:LEU:N	1:D:147:LEU:HD12	2.13	0.64
1:D:115:MET:HB2	1:F:427:ILE:HG22	1.79	0.64
1:E:83:LEU:HD22	1:E:87:LEU:HD12	1.78	0.64
1:F:419:THR:HG22	1:F:419:THR:O	1.95	0.64
1:E:72:THR:HG22	1:E:73:GLY:O	1.97	0.64
1:A:227:THR:HG23	1:A:230:ALA:HB2	1.79	0.64
1:B:72:THR:HG22	1:B:73:GLY:O	1.98	0.64
1:B:83:LEU:HD22	1:B:87:LEU:HD12	1.80	0.64
1:B:316:ILE:HD13	1:B:356:LEU:HD13	1.77	0.64
1:E:455:ASP:O	1:E:459:GLN:HG3	1.98	0.64
1:F:35:LYS:NZ	1:F:441:GLU:HB2	2.13	0.64
1:C:147:LEU:HD12	1:C:147:LEU:N	2.13	0.64
1:D:94:LEU:HD22	1:D:134:LEU:HD11	1.80	0.64
1:B:375:ARG:HH21	1:B:375:ARG:CG	2.06	0.63
1:E:214:PHE:HA	1:E:218:LEU:HD12	1.80	0.63
1:E:158:VAL:HG11	1:E:245:THR:HG21	1.80	0.63
1:E:258:GLU:OE1	1:F:217:ASN:HB2	1.98	0.63
1:E:378:LEU:HD23	1:E:382:VAL:O	1.99	0.63
1:B:404:SER:HB3	1:B:407:GLN:OE1	1.99	0.63
1:D:244:ARG:HA	1:D:244:ARG:NE	2.12	0.63
1:D:399:ARG:HH21	1:D:399:ARG:CG	2.11	0.63
1:F:35:LYS:HE3	1:F:438:TYR:CE1	2.33	0.63
1:C:395:GLN:HB2	1:C:421:VAL:HG23	1.79	0.63
1:D:72:THR:HG22	1:D:73:GLY:O	1.97	0.63
1:D:83:LEU:HD22	1:D:87:LEU:HD12	1.80	0.63
1:A:72:THR:HG22	1:A:73:GLY:O	1.99	0.63
1:C:144:ILE:HG12	1:C:169:VAL:HG11	1.80	0.63
1:E:189:LYS:NZ	1:F:189:LYS:HZ1	1.96	0.63
1:B:39:VAL:CG1	1:B:379:SER:HB2	2.29	0.63
1:F:403:GLN:HE21	1:F:410:LEU:HG	1.64	0.63
4:W:1:NAG:H61	4:W:2:NAG:HN2	1.63	0.63
1:A:360:THR:CG2	1:A:443:ILE:HD11	2.17	0.63
1:B:411:MET:HB2	1:B:438:TYR:CE2	2.33	0.62
1:C:72:THR:HG22	1:C:73:GLY:O	1.97	0.62

Continued on next page...

Continued from previous page...

Atom-1	Atom-2	Interatomic distance (Å)	Clash overlap (Å)
1:C:135:TYR:O	1:C:138:MET:HB2	1.99	0.62
1:A:302:ASN:O	1:A:408:THR:HA	1.98	0.62
1:F:397:THR:CG2	1:F:399:ARG:HD3	2.30	0.62
1:C:375:ARG:HB3	1:C:390:VAL:HG21	1.80	0.62
1:D:399:ARG:HG3	1:D:399:ARG:NH2	2.09	0.62
1:F:147:LEU:N	1:F:147:LEU:HD12	2.14	0.62
1:A:393:GLN:HA	1:A:401:ILE:H	1.63	0.62
1:D:143:ASN:ND2	1:D:167:LYS:HE3	2.14	0.62
1:E:75:VAL:HG11	1:E:199:LEU:CD2	2.30	0.62
1:B:302:ASN:O	1:B:408:THR:HA	1.99	0.62
1:C:35:LYS:HE3	1:C:438:TYR:CD1	2.34	0.62
1:B:154:THR:HG23	1:B:159:VAL:CG2	2.30	0.61
1:C:290:GLN:HE21	1:C:290:GLN:CA	2.13	0.61
1:C:154:THR:HG23	1:C:159:VAL:CG2	2.29	0.61
1:D:162:GLN:NE2	1:D:165:ALA:HA	2.15	0.61
1:D:403:GLN:HG3	1:D:410:LEU:HG	1.81	0.61
1:A:83:LEU:HD22	1:A:87:LEU:HD12	1.82	0.61
1:F:455:ASP:O	1:F:459:GLN:HG3	1.99	0.61
1:A:383:LEU:HG	1:A:427:ILE:HD11	1.83	0.61
1:E:166:GLU:HG2	1:E:167:LYS:N	2.15	0.61
1:E:226:MET:HE2	1:E:231:ILE:CG1	2.27	0.61
1:D:455:ASP:O	1:D:459:GLN:HG3	2.01	0.61
1:B:38:LEU:HD21	1:B:310:SER:HB2	1.83	0.61
1:B:250:THR:HG22	1:B:251:GLU:N	2.15	0.60
1:C:397:THR:C	1:C:399:ARG:H	2.04	0.60
1:A:147:LEU:N	1:A:147:LEU:HD12	2.15	0.60
1:B:54:THR:CG2	1:B:279:ARG:HD3	2.30	0.60
1:C:455:ASP:O	1:C:459:GLN:HG3	2.01	0.60
1:E:468:GLN:NE2	8:T:2:NAG:H82	2.16	0.60
1:F:154:THR:HG23	1:F:159:VAL:CG2	2.31	0.60
1:C:94:LEU:HD22	1:C:134:LEU:HD11	1.84	0.60
1:B:147:LEU:HD12	1:B:147:LEU:N	2.15	0.60
1:F:137:ALA:CB	1:F:267:ILE:HD12	2.31	0.60
1:C:39:VAL:CG1	1:C:379:SER:HB2	2.31	0.60
1:C:396:THR:HG21	1:C:418:PRO:HG3	1.83	0.60
1:D:219:GLN:NE2	1:F:335:LYS:HD2	2.16	0.60
1:F:227:THR:HG23	1:F:230:ALA:HB2	1.83	0.60
1:A:463:MET:CE	1:B:463:MET:HE1	2.32	0.60
1:D:376:PHE:O	1:E:125:ALA:HB2	2.01	0.60
1:F:309:ILE:HG13	1:F:368:VAL:CG2	2.31	0.60
1:D:125:ALA:HB2	1:F:376:PHE:O	2.02	0.60

Continued on next page...

Continued from previous page...

Atom-1	Atom-2	Interatomic distance (Å)	Clash overlap (Å)
1:D:342:GLN:HE22	1:F:372:HIS:CD2	2.19	0.60
1:A:258:GLU:OE1	1:B:217:ASN:HB2	2.00	0.60
1:B:375:ARG:HG2	1:B:375:ARG:NH2	2.04	0.60
1:B:64:ASN:H	1:B:176:GLN:NE2	1.95	0.59
1:B:375:ARG:HG3	1:B:390:VAL:HG23	1.84	0.59
1:C:97:TYR:HE2	1:C:127:GLN:HE21	1.50	0.59
1:C:227:THR:HG23	1:C:230:ALA:HB2	1.84	0.59
1:C:231:ILE:HD12	1:C:264:GLY:HA3	1.84	0.59
1:C:383:LEU:HD13	1:C:422:LEU:HD11	1.84	0.59
1:C:464:ASN:HB2	3:N:1:NAG:H82	1.82	0.59
1:E:227:THR:HG23	1:E:230:ALA:HB2	1.83	0.59
1:A:64:ASN:N	1:A:176:GLN:HE22	1.99	0.59
1:B:64:ASN:N	1:B:176:GLN:HE22	1.94	0.59
1:C:83:LEU:HD22	1:C:87:LEU:HD12	1.82	0.59
1:E:147:LEU:HD12	1:E:147:LEU:N	2.17	0.59
1:A:33:LEU:HD22	1:A:38:LEU:HD12	1.83	0.59
1:A:218:LEU:HD22	1:A:221:PRO:HG3	1.83	0.59
1:B:72:THR:HG23	1:B:76:MET:HG2	1.84	0.59
1:D:427:ILE:HG22	1:E:115:MET:HB2	1.85	0.59
1:E:97:TYR:HE2	1:E:127:GLN:HE21	1.50	0.59
1:F:138:MET:HA	1:F:138:MET:CE	2.32	0.59
1:D:349:THR:HA	1:F:450:PHE:CD2	2.37	0.59
1:E:70:GLN:H	1:E:70:GLN:NE2	2.01	0.59
1:A:75:VAL:HG11	1:A:199:LEU:HD23	1.85	0.59
1:D:137:ALA:HA	1:D:279:ARG:NH1	2.17	0.59
1:A:455:ASP:O	1:A:459:GLN:HG3	2.03	0.59
1:E:35:LYS:NZ	1:E:441:GLU:HB2	2.18	0.59
1:B:35:LYS:NZ	1:B:441:GLU:HB2	2.18	0.59
1:C:72:THR:HG23	1:C:76:MET:HG2	1.84	0.59
1:D:219:GLN:HE21	1:F:335:LYS:HD2	1.68	0.59
1:A:388:ILE:HG13	1:A:403:GLN:HG2	1.84	0.59
1:E:38:LEU:HD21	1:E:310:SER:HB2	1.84	0.59
1:C:162:GLN:HB3	1:C:168:THR:CG2	2.24	0.58
1:A:386:ASN:O	1:A:390:VAL:HG22	2.03	0.58
1:F:224:ASN:HB3	1:F:265:GLN:OE1	2.03	0.58
1:A:35:LYS:NZ	1:A:441:GLU:CB	2.66	0.58
1:A:411:MET:HB2	1:A:438:TYR:CE2	2.38	0.58
1:A:463:MET:HE1	1:B:463:MET:HE1	1.85	0.58
1:D:302:ASN:O	1:D:408:THR:HA	2.04	0.58
1:D:342:GLN:NE2	1:F:372:HIS:CD2	2.70	0.58
1:D:392:CYS:O	1:D:401:ILE:HB	2.03	0.58

Continued on next page...

Continued from previous page...

Atom-1	Atom-2	Interatomic distance (Å)	Clash overlap (Å)
1:E:166:GLU:HG2	1:E:167:LYS:H	1.69	0.58
1:C:213:VAL:CG1	1:C:226:MET:HE3	2.33	0.58
1:D:154:THR:HG23	1:D:159:VAL:CG2	2.32	0.58
1:A:72:THR:HG23	1:A:76:MET:HG2	1.84	0.58
1:A:392:CYS:SG	1:A:422:LEU:HD22	2.43	0.58
1:A:450:PHE:CD2	1:B:349:THR:HA	2.39	0.58
1:C:95:GLU:HB3	3:O:1:NAG:H83	1.86	0.58
1:A:137:ALA:HA	1:A:279:ARG:NH1	2.18	0.58
1:C:302:ASN:O	1:C:408:THR:HA	2.04	0.58
1:E:83:LEU:HD22	1:E:87:LEU:CD1	2.34	0.58
1:A:139:LYS:HZ3	1:A:140:ASN:HB2	1.68	0.58
1:A:396:THR:HG21	1:A:418:PRO:HG3	1.86	0.58
1:D:35:LYS:HZ3	1:D:441:GLU:CB	2.15	0.58
1:D:72:THR:HG23	1:D:76:MET:HG2	1.86	0.58
1:B:179:ILE:HD13	1:B:183:LEU:HD22	1.84	0.58
1:E:218:LEU:HD22	1:E:221:PRO:HG3	1.85	0.58
1:A:49:LYS:HD2	1:A:283:PRO:HG3	1.86	0.58
1:C:33:LEU:HD22	1:C:38:LEU:HD12	1.85	0.58
1:C:138:MET:HA	1:C:138:MET:CE	2.34	0.58
1:C:396:THR:CB	1:C:418:PRO:HG2	2.34	0.58
1:E:383:LEU:HG	1:E:427:ILE:HD11	1.86	0.58
1:B:375:ARG:HB3	1:B:390:VAL:HG21	1.85	0.58
1:E:33:LEU:HD22	1:E:38:LEU:HD12	1.86	0.58
1:C:29:HIS:HB2	1:C:357:THR:O	2.04	0.57
1:E:411:MET:HB2	1:E:438:TYR:CE2	2.39	0.57
1:F:160:LYS:HD3	1:F:168:THR:HG21	1.86	0.57
1:F:403:GLN:HG3	1:F:410:LEU:HG	1.86	0.57
1:A:29:HIS:HB2	1:A:357:THR:O	2.03	0.57
1:B:226:MET:HE2	1:B:231:ILE:CG1	2.30	0.57
1:B:244:ARG:HG2	1:B:248:TYR:CE1	2.38	0.57
1:C:70:GLN:H	1:C:70:GLN:NE2	2.01	0.57
1:F:70:GLN:H	1:F:70:GLN:NE2	2.02	0.57
1:F:97:TYR:HE2	1:F:127:GLN:HE21	1.51	0.57
1:A:157:ALA:HB1	1:B:201:LEU:HD11	1.86	0.57
1:C:231:ILE:CD1	1:C:264:GLY:HA3	2.35	0.57
1:D:302:ASN:ND2	1:D:388:ILE:HD13	2.20	0.57
1:F:372:HIS:O	1:F:373:VAL:HG23	2.04	0.57
1:C:411:MET:HB2	1:C:438:TYR:CE2	2.40	0.57
1:A:437:ASN:C	1:A:441:GLU:HG2	2.25	0.57
1:C:35:LYS:HZ3	1:C:441:GLU:HB2	1.68	0.57
1:A:54:THR:CG2	1:A:279:ARG:HD3	2.31	0.57

Continued on next page...

Continued from previous page...

Atom-1	Atom-2	Interatomic distance (Å)	Clash overlap (Å)
1:A:104:LEU:HD21	1:C:395:GLN:OE1	2.05	0.57
1:D:70:GLN:H	1:D:70:GLN:NE2	2.02	0.57
1:D:168:THR:HG22	1:D:169:VAL:N	2.20	0.57
1:E:396:THR:OG1	1:E:418:PRO:HG2	2.04	0.57
1:A:154:THR:HG23	1:A:159:VAL:CG2	2.33	0.56
1:C:437:ASN:C	1:C:441:GLU:HG2	2.25	0.56
1:D:411:MET:HB2	1:D:438:TYR:CE2	2.39	0.56
1:D:415:THR:CG2	1:D:431:LYS:HE2	2.35	0.56
1:E:72:THR:HG23	1:E:76:MET:HG2	1.86	0.56
1:A:386:ASN:HD21	1:A:388:ILE:HB	1.70	0.56
1:C:284:ILE:HG13	1:E:400:ALA:HB2	1.87	0.56
8:Q:1:NAG:O3	8:Q:1:NAG:H82	2.05	0.56
1:A:164:THR:O	1:A:165:ALA:HB3	2.05	0.56
1:B:75:VAL:HG11	1:B:199:LEU:CD2	2.35	0.56
1:D:75:VAL:HG11	1:D:199:LEU:CD2	2.35	0.56
1:D:179:ILE:HD13	1:D:183:LEU:HD22	1.87	0.56
1:E:110:LEU:HD23	1:E:111:ALA:N	2.19	0.56
1:F:179:ILE:HD13	1:F:183:LEU:HD22	1.88	0.56
1:A:346:THR:HB	1:A:347:PRO:HD2	1.88	0.56
1:B:70:GLN:H	1:B:70:GLN:NE2	2.03	0.56
1:B:375:ARG:CG	1:B:375:ARG:NH2	2.67	0.56
1:F:148:LYS:HE3	1:F:273:SER:OG	2.06	0.56
1:A:83:LEU:HD22	1:A:87:LEU:CD1	2.35	0.56
1:C:360:THR:CG2	1:C:443:ILE:HD11	2.24	0.56
1:D:83:LEU:HD22	1:D:87:LEU:CD1	2.35	0.56
1:F:33:LEU:HD22	1:F:38:LEU:HD12	1.87	0.56
1:F:83:LEU:HD22	1:F:87:LEU:HD12	1.88	0.56
1:D:33:LEU:HD22	1:D:38:LEU:HD12	1.88	0.56
1:A:110:LEU:HD21	1:C:426:ILE:HD11	1.88	0.56
1:E:164:THR:O	1:E:165:ALA:HB3	2.06	0.56
1:E:309:ILE:HG13	1:E:368:VAL:CG2	2.35	0.56
1:D:137:ALA:CB	1:D:267:ILE:HD12	2.36	0.55
1:F:38:LEU:HD21	1:F:310:SER:HB2	1.88	0.55
7:P:1:NAG:H61	7:P:2:NAG:N2	2.20	0.55
1:B:83:LEU:HD22	1:B:87:LEU:CD1	2.35	0.55
1:C:179:ILE:HD13	1:C:183:LEU:HD22	1.86	0.55
1:D:140:ASN:OD1	1:D:167:LYS:HE2	2.06	0.55
1:E:28:LEU:HD22	1:E:356:LEU:HB3	1.87	0.55
4:W:1:NAG:H61	4:W:2:NAG:N2	2.21	0.55
1:A:35:LYS:HZ1	1:A:441:GLU:HB2	1.68	0.55
1:F:98:LYS:HE2	1:F:138:MET:SD	2.46	0.55

Continued on next page...

Continued from previous page...

Atom-1	Atom-2	Interatomic distance (Å)	Clash overlap (Å)
1:A:34:SER:O	1:A:409:LEU:HD12	2.07	0.55
1:B:97:TYR:HE2	1:B:127:GLN:HE21	1.53	0.55
1:C:83:LEU:HD22	1:C:87:LEU:CD1	2.37	0.55
1:C:406:GLU:HA	1:C:406:GLU:OE2	2.06	0.55
1:D:157:ALA:HB1	1:E:201:LEU:HD11	1.87	0.55
1:E:376:PHE:O	1:F:125:ALA:HB2	2.06	0.55
1:F:72:THR:HG23	1:F:76:MET:HG2	1.88	0.55
1:A:376:PHE:O	1:B:125:ALA:HB2	2.07	0.55
1:D:248:TYR:N	1:D:248:TYR:CD1	2.75	0.55
1:E:49:LYS:HD2	1:E:283:PRO:HG3	1.88	0.55
1:F:181:THR:O	1:F:185:PRO:HG2	2.07	0.55
1:D:437:ASN:C	1:D:441:GLU:HG2	2.26	0.55
1:E:179:ILE:HD13	1:E:183:LEU:HD22	1.87	0.55
1:A:179:ILE:HD13	1:A:183:LEU:HD22	1.89	0.55
1:D:244:ARG:HH12	1:D:249:ALA:HB2	1.72	0.55
1:D:375:ARG:HB3	1:D:390:VAL:CG2	2.37	0.55
1:E:373:VAL:HG12	1:E:375:ARG:NH2	2.15	0.55
1:F:383:LEU:HG	1:F:427:ILE:HD11	1.88	0.55
1:B:346:THR:HB	1:B:347:PRO:HD2	1.88	0.55
1:C:383:LEU:HD13	1:C:422:LEU:CD1	2.36	0.55
1:A:309:ILE:HG13	1:A:368:VAL:CG2	2.37	0.54
1:B:309:ILE:HG13	1:B:368:VAL:CG2	2.36	0.54
1:B:376:PHE:O	1:C:125:ALA:HB2	2.08	0.54
1:C:190:ILE:CG1	1:C:191:SER:H	2.10	0.54
1:C:375:ARG:HB3	1:C:390:VAL:CG2	2.36	0.54
1:E:246:LEU:HD22	1:E:282:PHE:CZ	2.41	0.54
1:B:468:GLN:HE21	5:L:1:NAG:C6	2.04	0.54
1:D:73:GLY:HA3	1:D:196:GLU:OE2	2.07	0.54
1:C:346:THR:HB	1:C:347:PRO:HD2	1.89	0.54
1:D:395:GLN:HG3	1:D:396:THR:N	2.22	0.54
1:E:156:GLU:OE1	1:F:197:LEU:HD22	2.06	0.54
1:E:427:ILE:HG22	1:F:115:MET:HB2	1.89	0.54
1:C:64:ASN:N	1:C:176:GLN:HE22	2.00	0.54
1:D:107:ASP:OD1	1:D:110:LEU:HB2	2.08	0.54
1:F:46:TYR:O	1:F:288:ILE:HD13	2.07	0.54
1:A:139:LYS:HZ2	1:A:140:ASN:HB2	1.73	0.54
1:D:101:THR:HG22	1:D:115:MET:SD	2.48	0.54
1:D:137:ALA:HA	1:D:279:ARG:CZ	2.37	0.54
1:E:64:ASN:N	1:E:176:GLN:HE22	2.03	0.54
1:F:346:THR:HB	1:F:347:PRO:HD2	1.90	0.54
1:C:309:ILE:HG13	1:C:368:VAL:CG2	2.38	0.54

Continued on next page...

Continued from previous page...

Atom-1	Atom-2	Interatomic distance (Å)	Clash overlap (Å)
1:D:256:LEU:HG	1:D:285:LEU:HD11	1.90	0.54
1:E:93:ALA:HA	1:E:96:ILE:CD1	2.37	0.54
1:A:70:GLN:H	1:A:70:GLN:NE2	2.05	0.54
1:B:33:LEU:HD22	1:B:38:LEU:HD12	1.89	0.54
1:C:103:ASP:O	1:C:104:LEU:HG	2.08	0.54
1:F:382:VAL:HG13	1:F:413:ASP:HB3	1.90	0.54
1:A:64:ASN:H	1:A:176:GLN:NE2	2.00	0.54
1:B:29:HIS:HB2	1:B:357:THR:O	2.08	0.54
1:F:397:THR:HG22	1:F:397:THR:O	2.06	0.54
7:P:1:NAG:H62	7:P:2:NAG:H82	1.90	0.54
1:A:93:ALA:HA	1:A:96:ILE:CD1	2.38	0.54
1:C:395:GLN:C	1:C:395:GLN:NE2	2.61	0.54
1:D:218:LEU:HD12	1:D:221:PRO:HG3	1.89	0.54
1:D:254:ASP:HB3	1:E:216:PRO:CG	2.38	0.54
1:D:449:VAL:CG1	1:F:461:SER:HB2	2.38	0.54
1:E:311:ILE:HG22	1:E:311:ILE:O	2.08	0.54
1:E:394:CYS:HB2	1:E:401:ILE:HD11	1.90	0.54
1:F:367:LEU:HD23	1:F:368:VAL:H	1.71	0.54
1:A:312:VAL:HG12	1:A:313:PRO:HD2	1.90	0.53
1:B:293:ILE:HD12	1:B:338:VAL:HB	1.90	0.53
1:D:44:ARG:HH11	1:D:44:ARG:HG3	1.72	0.53
1:F:30:TYR:CD1	1:F:40:LYS:HD2	2.42	0.53
1:F:396:THR:OG1	1:F:418:PRO:HG2	2.08	0.53
1:F:437:ASN:C	1:F:441:GLU:HG2	2.25	0.53
1:A:132:VAL:CG2	1:C:425:VAL:HG12	2.26	0.53
1:B:91:LYS:HD2	1:B:271:LEU:HG	1.90	0.53
1:C:50:SER:O	1:C:284:ILE:HG22	2.08	0.53
1:C:414:ASN:HB2	1:C:430:GLY:O	2.09	0.53
1:E:30:TYR:CD1	1:E:40:LYS:HD2	2.43	0.53
1:E:316:ILE:HD13	1:E:356:LEU:CD1	2.37	0.53
1:F:162:GLN:HB3	1:F:168:THR:HG22	1.89	0.53
1:B:468:GLN:OE1	1:B:468:GLN:HA	2.07	0.53
1:F:421:VAL:HG22	1:F:426:ILE:HG23	1.91	0.53
1:D:30:TYR:CD1	1:D:40:LYS:HD2	2.44	0.53
1:D:218:LEU:CD1	1:D:221:PRO:HG3	2.39	0.53
1:D:396:THR:OG1	1:D:418:PRO:HG2	2.09	0.53
1:E:163:GLU:HB3	1:E:167:LYS:O	2.09	0.53
1:F:293:ILE:HD12	1:F:338:VAL:HB	1.90	0.53
1:D:39:VAL:CG1	1:D:379:SER:HB2	2.38	0.53
1:D:244:ARG:NH2	1:D:248:TYR:O	2.41	0.53
1:E:431:LYS:N	4:S:1:NAG:H62	2.24	0.53

Continued on next page...

Continued from previous page...

Atom-1	Atom-2	Interatomic distance (Å)	Clash overlap (Å)
1:F:255:ASP:HB3	1:F:339:ILE:HD13	1.91	0.53
1:A:367:LEU:HD23	1:A:368:VAL:H	1.71	0.53
1:D:97:TYR:HE2	1:D:127:GLN:HE21	1.57	0.53
1:C:288:ILE:N	1:C:288:ILE:HD12	2.24	0.53
1:D:349:THR:HG22	1:D:350:ASN:N	2.24	0.53
1:F:231:ILE:HD12	1:F:264:GLY:HA3	1.89	0.53
1:A:436:VAL:HG12	1:A:436:VAL:O	2.09	0.53
1:E:147:LEU:HD21	1:E:162:GLN:O	2.09	0.53
1:E:346:THR:HB	1:E:347:PRO:HD2	1.89	0.53
1:E:450:PHE:CD2	1:F:349:THR:HA	2.44	0.53
1:C:242:LEU:C	1:C:242:LEU:HD23	2.29	0.53
1:D:35:LYS:HE3	1:D:438:TYR:CD1	2.44	0.53
1:D:158:VAL:HG11	1:D:245:THR:HG21	1.91	0.53
1:E:246:LEU:HD22	1:E:282:PHE:HZ	1.74	0.53
1:E:328:ILE:HG12	1:E:333:ILE:HD11	1.91	0.53
1:C:386:ASN:HD21	1:C:388:ILE:HB	1.73	0.52
1:C:414:ASN:HB2	1:C:430:GLY:C	2.30	0.52
1:C:468:GLN:HA	1:C:468:GLN:OE1	2.09	0.52
1:D:309:ILE:HG13	1:D:368:VAL:CG2	2.39	0.52
1:E:54:THR:CG2	1:E:279:ARG:HD3	2.34	0.52
1:E:437:ASN:C	1:E:441:GLU:HG2	2.23	0.52
1:D:247:GLY:C	1:D:248:TYR:HD1	2.13	0.52
1:D:367:LEU:HD23	1:D:368:VAL:H	1.74	0.52
1:B:437:ASN:C	1:B:441:GLU:HG2	2.29	0.52
1:C:35:LYS:HZ1	1:C:441:GLU:HB2	1.74	0.52
1:D:468:GLN:OE1	1:D:468:GLN:HA	2.09	0.52
1:F:150:SER:HB2	1:F:161:LEU:HD21	1.91	0.52
1:B:349:THR:HG22	1:B:350:ASN:N	2.24	0.52
1:B:395:GLN:HA	1:F:53:LEU:HD23	1.90	0.52
1:C:383:LEU:HG	1:C:427:ILE:HD11	1.91	0.52
1:D:388:ILE:HB	1:D:403:GLN:OE1	2.10	0.52
1:F:29:HIS:HB2	1:F:357:THR:O	2.10	0.52
1:A:30:TYR:CD1	1:A:40:LYS:HD2	2.45	0.52
1:C:312:VAL:HG12	1:C:313:PRO:HD2	1.90	0.52
1:C:386:ASN:HD22	1:C:386:ASN:C	2.12	0.52
1:F:242:LEU:C	1:F:242:LEU:HD23	2.30	0.52
1:A:45:LYS:HB2	1:A:337:SER:HB3	1.91	0.52
1:F:386:ASN:ND2	1:F:389:SER:HB2	2.25	0.52
1:B:60:LYS:NZ	1:B:154:THR:HB	2.24	0.52
1:C:35:LYS:NZ	1:C:441:GLU:CB	2.71	0.52
1:E:436:VAL:HG12	1:E:436:VAL:O	2.09	0.52

Continued on next page...

Continued from previous page...

Atom-1	Atom-2	Interatomic distance (Å)	Clash overlap (Å)
1:A:125:ALA:HB2	1:C:376:PHE:O	2.09	0.52
1:C:30:TYR:CD1	1:C:40:LYS:HD2	2.44	0.52
1:C:397:THR:O	1:C:399:ARG:N	2.43	0.52
1:E:52:PRO:HA	1:E:283:PRO:HA	1.92	0.52
1:E:90:ILE:CD1	1:E:218:LEU:HD13	2.39	0.52
1:F:213:VAL:CG1	1:F:226:MET:HE3	2.40	0.52
1:F:250:THR:HG23	1:F:253:PHE:N	2.24	0.52
1:F:311:ILE:O	1:F:311:ILE:HG22	2.10	0.52
1:A:349:THR:HG22	1:A:350:ASN:N	2.25	0.52
1:E:468:GLN:HA	1:E:468:GLN:OE1	2.09	0.52
1:F:34:SER:O	1:F:409:LEU:HD12	2.10	0.52
1:A:181:THR:O	1:A:185:PRO:HG2	2.10	0.52
1:D:346:THR:HB	1:D:347:PRO:HD2	1.90	0.52
4:J:1:NAG:H62	4:J:2:NAG:C1	2.40	0.52
1:A:386:ASN:C	1:A:386:ASN:HD22	2.13	0.51
1:C:98:LYS:HE2	1:C:138:MET:SD	2.49	0.51
1:C:396:THR:HG21	1:C:418:PRO:CG	2.39	0.51
1:F:57:ILE:HG23	1:F:246:LEU:HD21	1.91	0.51
1:F:64:ASN:N	1:F:176:GLN:HE22	2.04	0.51
1:A:73:GLY:HA3	1:A:196:GLU:OE2	2.09	0.51
1:B:386:ASN:OD1	1:B:388:ILE:HB	2.10	0.51
1:D:27:ILE:O	1:D:27:ILE:HG13	2.10	0.51
1:D:38:LEU:HD21	1:D:310:SER:HB2	1.92	0.51
1:A:421:VAL:CG2	1:A:426:ILE:HG23	2.37	0.51
1:B:312:VAL:HG12	1:B:313:PRO:HD2	1.92	0.51
1:C:293:ILE:HD12	1:C:338:VAL:HB	1.90	0.51
1:D:138:MET:HA	1:D:141:ALA:HB3	1.92	0.51
1:D:302:ASN:ND2	1:D:388:ILE:CD1	2.74	0.51
1:F:468:GLN:OE1	1:F:468:GLN:HA	2.08	0.51
1:A:55:LYS:HB3	1:A:246:LEU:HD21	1.91	0.51
1:A:311:ILE:O	1:A:311:ILE:HG22	2.11	0.51
1:B:307:GLU:OE2	1:B:375:ARG:NE	2.42	0.51
1:C:75:VAL:HG11	1:C:199:LEU:CD2	2.40	0.51
1:D:75:VAL:HG11	1:D:199:LEU:HD23	1.92	0.51
1:D:244:ARG:NH1	1:D:249:ALA:HB2	2.26	0.51
1:E:302:ASN:O	1:E:408:THR:HA	2.10	0.51
1:F:100:ASN:HB3	1:F:116:ALA:HB3	1.93	0.51
1:B:44:ARG:HG3	1:B:44:ARG:HH11	1.76	0.51
1:C:62:ILE:HD11	1:C:76:MET:HE1	1.91	0.51
1:C:90:ILE:CD1	1:C:218:LEU:HD23	2.41	0.51
1:E:215:GLY:C	1:E:217:ASN:H	2.14	0.51

Continued on next page...

Continued from previous page...

Atom-1	Atom-2	Interatomic distance (Å)	Clash overlap (Å)
1:F:83:LEU:HD22	1:F:87:LEU:CD1	2.41	0.51
1:B:450:PHE:CD2	1:C:349:THR:HA	2.45	0.51
1:C:367:LEU:HD23	1:C:368:VAL:H	1.74	0.51
1:C:436:VAL:HG12	1:C:436:VAL:O	2.10	0.51
1:A:44:ARG:HG3	1:A:44:ARG:HH11	1.76	0.51
1:B:373:VAL:O	1:B:375:ARG:HD3	2.10	0.51
1:B:436:VAL:HG12	1:B:436:VAL:O	2.11	0.51
1:C:290:GLN:HE21	1:C:290:GLN:HA	1.75	0.51
1:D:312:VAL:HG12	1:D:313:PRO:HD2	1.93	0.51
1:E:255:ASP:HB3	1:E:339:ILE:CD1	2.41	0.51
1:E:468:GLN:NE2	8:T:2:NAG:C8	2.74	0.51
1:A:372:HIS:CE1	1:B:342:GLN:HE22	2.28	0.51
1:B:242:LEU:HD23	1:B:242:LEU:O	2.10	0.51
1:B:328:ILE:HG12	1:B:333:ILE:HD11	1.91	0.51
1:D:285:LEU:HD12	1:D:285:LEU:H	1.76	0.51
1:E:44:ARG:HG3	1:E:44:ARG:HH11	1.75	0.51
1:A:426:ILE:HD12	1:B:113:VAL:O	2.11	0.51
1:A:461:SER:HB2	1:B:449:VAL:CG1	2.40	0.51
1:B:36:ILE:HG23	1:B:443:ILE:HD13	1.93	0.51
1:B:52:PRO:HA	1:B:283:PRO:HA	1.93	0.51
1:D:213:VAL:HG21	1:D:233:GLN:HB2	1.92	0.51
1:D:328:ILE:HG12	1:D:333:ILE:HD11	1.93	0.51
1:D:436:VAL:HG12	1:D:436:VAL:O	2.10	0.51
1:A:39:VAL:CG1	1:A:379:SER:HB2	2.42	0.51
1:A:254:ASP:HB3	1:B:216:PRO:CG	2.41	0.51
1:B:48:ILE:HD12	1:B:288:ILE:HD11	1.92	0.51
1:E:376:PHE:CD2	1:E:422:LEU:HD13	2.46	0.51
1:E:454:VAL:HG11	1:F:313:PRO:HD3	1.93	0.51
1:B:140:ASN:O	1:B:144:ILE:HG13	2.11	0.50
1:B:393:GLN:HG3	1:B:421:VAL:HB	1.93	0.50
1:C:35:LYS:HE3	1:C:438:TYR:CE1	2.46	0.50
1:C:140:ASN:O	1:C:144:ILE:HG13	2.12	0.50
1:D:60:LYS:NZ	1:D:154:THR:HB	2.26	0.50
1:F:436:VAL:HG12	1:F:436:VAL:O	2.11	0.50
1:C:328:ILE:HG12	1:C:333:ILE:HD11	1.94	0.50
1:C:396:THR:OG1	1:C:418:PRO:HG2	2.11	0.50
1:E:189:LYS:NZ	1:F:189:LYS:NZ	2.59	0.50
1:F:35:LYS:HZ3	1:F:441:GLU:HB2	1.76	0.50
1:F:392:CYS:SG	1:F:422:LEU:HD22	2.51	0.50
1:B:251:GLU:C	1:B:253:PHE:H	2.14	0.50
1:C:421:VAL:HG22	1:C:426:ILE:HG23	1.93	0.50

Continued on next page...

Continued from previous page...

Atom-1	Atom-2	Interatomic distance (Å)	Clash overlap (Å)
1:F:45:LYS:HD3	1:F:287:GLU:OE1	2.12	0.50
1:A:113:VAL:O	1:C:426:ILE:HD12	2.11	0.50
1:B:30:TYR:CD1	1:B:40:LYS:HD2	2.47	0.50
1:B:227:THR:HG23	1:B:230:ALA:CB	2.41	0.50
1:B:335:LYS:HD2	1:C:219:GLN:NE2	2.26	0.50
1:F:215:GLY:C	1:F:217:ASN:N	2.64	0.50
1:A:60:LYS:NZ	1:A:154:THR:HB	2.27	0.50
1:A:242:LEU:C	1:A:242:LEU:HD23	2.32	0.50
1:A:304:ASP:OD1	1:A:305:ASP:HB2	2.11	0.50
1:D:153:SER:O	1:D:154:THR:C	2.50	0.50
1:D:387:CYS:HB2	1:D:403:GLN:HB2	1.92	0.50
1:F:137:ALA:HA	1:F:279:ARG:NH1	2.27	0.50
1:A:468:GLN:OE1	1:A:468:GLN:HA	2.12	0.50
1:C:148:LYS:HE3	1:C:273:SER:OG	2.12	0.50
1:F:349:THR:HG22	1:F:350:ASN:N	2.27	0.50
1:C:396:THR:HG22	1:C:397:THR:N	2.27	0.50
1:D:450:PHE:CD2	1:E:349:THR:HA	2.47	0.50
1:F:215:GLY:C	1:F:217:ASN:H	2.13	0.50
1:C:34:SER:O	1:C:409:LEU:HD12	2.12	0.50
1:F:54:THR:CG2	1:F:279:ARG:HD3	2.39	0.50
1:F:86:ILE:HG21	1:F:211:LEU:CD1	2.41	0.50
1:F:93:ALA:HA	1:F:96:ILE:CD1	2.38	0.50
1:F:403:GLN:HG2	1:F:407:GLN:HB2	1.94	0.50
1:A:312:VAL:CG1	1:A:313:PRO:HD2	2.42	0.49
1:B:335:LYS:HD2	1:C:219:GLN:HE21	1.77	0.49
1:C:48:ILE:HD12	1:C:288:ILE:HD11	1.94	0.49
1:C:349:THR:HG22	1:C:350:ASN:N	2.27	0.49
1:E:64:ASN:H	1:E:176:GLN:NE2	2.05	0.49
1:E:312:VAL:HG12	1:E:313:PRO:HD2	1.93	0.49
1:F:144:ILE:HG23	1:F:169:VAL:HG11	1.93	0.49
1:F:360:THR:CG2	1:F:443:ILE:HD11	2.31	0.49
8:Q:3:MAN:H2	8:Q:4:MAN:H2	1.94	0.49
1:A:383:LEU:HD13	1:A:422:LEU:HD11	1.93	0.49
1:C:242:LEU:HD23	1:C:242:LEU:O	2.12	0.49
1:D:227:THR:HG23	1:D:230:ALA:CB	2.43	0.49
1:E:349:THR:HG22	1:E:350:ASN:N	2.26	0.49
1:B:35:LYS:HE3	1:B:438:TYR:CE1	2.47	0.49
1:D:147:LEU:HB3	1:D:150:SER:HB2	1.94	0.49
1:D:242:LEU:HD23	1:D:242:LEU:C	2.31	0.49
1:F:293:ILE:HD12	1:F:338:VAL:CG2	2.43	0.49
1:F:293:ILE:HD12	1:F:338:VAL:HG21	1.94	0.49

Continued on next page...

Continued from previous page...

Atom-1	Atom-2	Interatomic distance (Å)	Clash overlap (Å)
1:A:227:THR:HG23	1:A:230:ALA:CB	2.43	0.49
1:B:93:ALA:HA	1:B:96:ILE:CD1	2.39	0.49
1:E:47:LYS:HG2	1:E:287:GLU:HB3	1.94	0.49
1:F:231:ILE:CD1	1:F:264:GLY:HA3	2.42	0.49
1:B:258:GLU:OE1	1:C:217:ASN:HB2	2.13	0.49
1:D:181:THR:O	1:D:185:PRO:HG2	2.13	0.49
1:D:291:ALA:HA	1:D:318:VAL:O	2.11	0.49
1:E:135:TYR:O	1:E:138:MET:HB2	2.10	0.49
1:E:367:LEU:HD23	1:E:368:VAL:H	1.75	0.49
1:E:468:GLN:HE21	8:T:2:NAG:H82	1.76	0.49
1:A:256:LEU:CD2	1:A:285:LEU:HD21	2.42	0.49
1:B:293:ILE:HD12	1:B:338:VAL:CG2	2.43	0.49
1:C:393:GLN:HA	1:C:400:ALA:HA	1.93	0.49
1:D:421:VAL:HG13	1:D:425:VAL:O	2.13	0.49
1:E:62:ILE:HG23	1:E:62:ILE:O	2.13	0.49
1:B:367:LEU:HD23	1:B:368:VAL:H	1.76	0.49
1:C:54:THR:CG2	1:C:279:ARG:HD3	2.41	0.49
1:E:147:LEU:HB3	1:E:150:SER:HB2	1.94	0.49
1:E:302:ASN:ND2	1:E:388:ILE:HD12	2.28	0.49
1:F:288:ILE:HD12	1:F:288:ILE:N	2.27	0.49
1:A:27:ILE:HG13	1:A:27:ILE:O	2.12	0.49
1:A:143:ASN:HD21	1:A:164:THR:CG2	2.25	0.49
1:A:328:ILE:HG12	1:A:333:ILE:HD11	1.95	0.49
1:C:47:LYS:HG2	1:C:287:GLU:HB3	1.94	0.49
1:C:93:ALA:HA	1:C:96:ILE:CD1	2.41	0.49
1:D:104:LEU:HD23	1:D:104:LEU:O	2.13	0.49
1:E:184:VAL:CB	1:E:185:PRO:HD3	2.42	0.49
1:F:35:LYS:HZ1	1:F:441:GLU:HB2	1.78	0.49
1:A:62:ILE:HG23	1:A:62:ILE:O	2.13	0.49
1:A:138:MET:O	1:A:141:ALA:HB3	2.13	0.49
1:B:46:TYR:CD2	1:B:288:ILE:HD12	2.48	0.49
1:D:395:GLN:HE21	1:D:395:GLN:HA	1.78	0.49
1:E:181:THR:O	1:E:185:PRO:HG2	2.12	0.49
1:F:312:VAL:HG12	1:F:313:PRO:HD2	1.93	0.49
1:A:88:THR:HB	1:A:89:PRO:HD3	1.95	0.49
1:A:293:ILE:HD12	1:A:338:VAL:HB	1.95	0.49
1:B:62:ILE:HG23	1:B:62:ILE:O	2.13	0.49
1:F:62:ILE:HG23	1:F:62:ILE:O	2.12	0.49
1:A:35:LYS:HE3	1:A:438:TYR:CD1	2.48	0.48
1:C:137:ALA:HA	1:C:279:ARG:NH1	2.28	0.48
1:D:396:THR:HG21	1:D:418:PRO:HG3	1.94	0.48

Continued on next page...

Continued from previous page...

Atom-1	Atom-2	Interatomic distance (Å)	Clash overlap (Å)
1:E:102:HIS:O	1:E:114:ILE:HG22	2.13	0.48
1:F:57:ILE:HG23	1:F:246:LEU:HD11	1.94	0.48
1:F:137:ALA:HB3	1:F:267:ILE:HD12	1.94	0.48
1:F:393:GLN:O	1:F:421:VAL:N	2.45	0.48
1:A:293:ILE:HD12	1:A:338:VAL:HG21	1.95	0.48
1:E:76:MET:O	1:E:80:LYS:HG3	2.12	0.48
1:E:280:VAL:CG1	1:E:282:PHE:CE2	2.95	0.48
1:B:184:VAL:CB	1:B:185:PRO:HD3	2.43	0.48
1:D:62:ILE:HG23	1:D:62:ILE:O	2.13	0.48
1:E:75:VAL:HG11	1:E:199:LEU:HD23	1.94	0.48
1:E:158:VAL:HG13	1:E:172:LEU:HD23	1.95	0.48
1:A:70:GLN:HG2	1:A:71:CYS:N	2.29	0.48
1:D:311:ILE:O	1:D:311:ILE:HG22	2.13	0.48
1:D:397:THR:C	1:D:399:ARG:H	2.16	0.48
1:E:328:ILE:CD1	1:E:333:ILE:HD11	2.44	0.48
1:F:39:VAL:HG13	1:F:379:SER:HB2	1.96	0.48
7:P:1:NAG:C6	7:P:2:NAG:H82	2.43	0.48
1:A:110:LEU:HD23	1:A:111:ALA:H	1.78	0.48
1:B:224:ASN:HB3	1:B:265:GLN:OE1	2.13	0.48
1:C:250:THR:HB	1:E:399:ARG:CB	2.43	0.48
1:D:47:LYS:HG2	1:D:287:GLU:HB3	1.94	0.48
1:D:461:SER:HB2	1:E:449:VAL:CG1	2.42	0.48
1:F:328:ILE:HG12	1:F:333:ILE:HD11	1.95	0.48
1:A:378:LEU:O	1:B:122:ILE:HA	2.13	0.48
1:B:35:LYS:NZ	1:B:441:GLU:CB	2.76	0.48
1:D:304:ASP:OD1	1:D:305:ASP:HB2	2.14	0.48
1:F:44:ARG:HG3	1:F:44:ARG:HH11	1.79	0.48
1:F:372:HIS:ND1	1:F:372:HIS:C	2.67	0.48
1:C:372:HIS:O	1:C:373:VAL:HG23	2.13	0.48
1:C:392:CYS:SG	1:C:422:LEU:HD22	2.54	0.48
1:C:464:ASN:CB	3:N:1:NAG:H82	2.44	0.48
1:E:60:LYS:NZ	1:E:154:THR:HB	2.29	0.48
1:C:39:VAL:HG21	1:C:377:ALA:HB3	1.96	0.48
1:D:93:ALA:HA	1:D:96:ILE:CD1	2.40	0.48
1:F:28:LEU:HD22	1:F:356:LEU:HB3	1.95	0.48
1:F:140:ASN:O	1:F:144:ILE:HG13	2.14	0.48
1:B:404:SER:HB3	1:B:407:GLN:CD	2.34	0.48
1:E:35:LYS:NZ	1:E:441:GLU:CB	2.77	0.48
1:F:293:ILE:HD12	1:F:338:VAL:CB	2.44	0.48
1:A:396:THR:HG22	1:A:396:THR:O	2.13	0.47
1:B:244:ARG:CG	1:B:248:TYR:HE1	2.26	0.47

Continued on next page...

Continued from previous page...

Atom-1	Atom-2	Interatomic distance (Å)	Clash overlap (Å)
1:C:184:VAL:CB	1:C:185:PRO:HD3	2.44	0.47
1:A:76:MET:O	1:A:80:LYS:HG3	2.14	0.47
1:A:411:MET:HB3	1:A:439:ASN:HD21	1.80	0.47
1:B:158:VAL:HG13	1:B:172:LEU:HD23	1.96	0.47
1:C:44:ARG:HG3	1:C:44:ARG:HH11	1.78	0.47
1:D:144:ILE:HG23	1:D:169:VAL:HG11	1.96	0.47
1:E:242:LEU:C	1:E:242:LEU:HD23	2.34	0.47
1:B:293:ILE:HD12	1:B:338:VAL:HG21	1.96	0.47
1:C:38:LEU:HD21	1:C:310:SER:HB2	1.97	0.47
1:C:153:SER:O	1:C:154:THR:C	2.52	0.47
5:L:2:NAG:H62	5:L:3:MAN:O2	2.14	0.47
1:B:163:GLU:HB2	1:B:169:VAL:HG23	1.96	0.47
1:B:372:HIS:ND1	1:B:372:HIS:N	2.62	0.47
1:D:34:SER:O	1:D:409:LEU:HD12	2.14	0.47
1:D:383:LEU:HG	1:D:427:ILE:HD11	1.95	0.47
1:E:153:SER:O	1:E:154:THR:C	2.52	0.47
1:E:304:ASP:OD1	1:E:305:ASP:HB2	2.14	0.47
1:E:336:ARG:HG2	1:E:336:ARG:NH2	2.29	0.47
1:F:47:LYS:HG2	1:F:287:GLU:HB3	1.95	0.47
1:A:147:LEU:HB3	1:A:150:SER:HB2	1.96	0.47
1:B:148:LYS:HE3	1:B:273:SER:OG	2.15	0.47
1:C:293:ILE:HD12	1:C:338:VAL:CG2	2.45	0.47
1:E:108:VAL:HG23	1:E:109:ARG:H	1.79	0.47
1:E:252:ASP:O	1:E:256:LEU:HG	2.14	0.47
1:A:291:ALA:HA	1:A:318:VAL:O	2.14	0.47
1:A:293:ILE:HD12	1:A:338:VAL:CG2	2.44	0.47
1:B:250:THR:CG2	1:B:251:GLU:N	2.77	0.47
1:E:75:VAL:HG11	1:E:199:LEU:HD22	1.95	0.47
1:F:388:ILE:HB	1:F:403:GLN:OE1	2.13	0.47
1:A:122:ILE:HA	1:C:378:LEU:O	2.15	0.47
1:A:468:GLN:NE2	4:I:1:NAG:H5	2.30	0.47
1:B:189:LYS:HZ1	1:C:189:LYS:HZ1	1.63	0.47
1:B:242:LEU:HD23	1:B:242:LEU:C	2.35	0.47
1:B:375:ARG:CB	1:B:390:VAL:HG21	2.43	0.47
1:B:383:LEU:HG	1:B:427:ILE:HD11	1.97	0.47
1:C:415:THR:OG1	1:C:416:THR:N	2.47	0.47
1:D:395:GLN:HE21	1:D:395:GLN:CA	2.27	0.47
1:C:328:ILE:CD1	1:C:333:ILE:HD11	2.45	0.47
1:E:177:ASP:HB2	1:F:201:LEU:HD12	1.97	0.47
1:A:184:VAL:CB	1:A:185:PRO:HD3	2.44	0.47
1:C:62:ILE:O	1:C:62:ILE:HG23	2.15	0.47

Continued on next page...

Continued from previous page...

Atom-1	Atom-2	Interatomic distance (Å)	Clash overlap (Å)
1:D:76:MET:O	1:D:80:LYS:HG3	2.14	0.47
1:D:293:ILE:HD12	1:D:338:VAL:HB	1.97	0.47
1:F:304:ASP:OD1	1:F:305:ASP:HB2	2.15	0.47
1:A:421:VAL:HG13	1:A:425:VAL:O	2.15	0.47
1:C:57:ILE:CG2	1:C:246:LEU:CD2	2.88	0.47
1:C:137:ALA:CB	1:C:267:ILE:HD12	2.44	0.47
1:E:88:THR:HB	1:E:89:PRO:HD3	1.97	0.47
1:E:411:MET:SD	1:E:411:MET:O	2.73	0.47
1:A:162:GLN:OE1	1:A:168:THR:HG22	2.15	0.46
1:A:449:VAL:CG1	1:C:461:SER:HB2	2.42	0.46
1:B:27:ILE:HG13	1:B:27:ILE:O	2.14	0.46
1:B:371:SER:HB2	1:B:372:HIS:ND1	2.30	0.46
1:C:27:ILE:O	1:C:27:ILE:HG13	2.13	0.46
1:C:60:LYS:NZ	1:C:154:THR:HB	2.30	0.46
1:C:304:ASP:OD1	1:C:305:ASP:HB2	2.14	0.46
1:D:113:VAL:O	1:F:426:ILE:HD12	2.14	0.46
1:E:256:LEU:HD21	1:E:285:LEU:CD2	2.46	0.46
1:F:395:GLN:HB3	1:F:419:THR:HG22	1.98	0.46
1:F:397:THR:O	1:F:399:ARG:N	2.46	0.46
6:M:2:NAG:O3	6:M:4:MAN:H5	2.15	0.46
1:C:284:ILE:HG12	1:C:285:LEU:H	1.77	0.46
1:D:64:ASN:N	1:D:176:GLN:HE22	2.08	0.46
1:D:284:ILE:HG23	1:D:284:ILE:O	2.16	0.46
1:B:293:ILE:HD12	1:B:338:VAL:CB	2.46	0.46
1:D:224:ASN:O	1:D:224:ASN:OD1	2.32	0.46
1:F:91:LYS:HD2	1:F:271:LEU:HG	1.97	0.46
1:F:226:MET:HE1	1:F:231:ILE:HG12	1.96	0.46
1:F:450:PHE:HB2	1:F:459:GLN:OE1	2.14	0.46
1:A:242:LEU:HD23	1:A:242:LEU:O	2.16	0.46
1:E:425:VAL:HG12	1:E:426:ILE:N	2.31	0.46
1:A:231:ILE:CD1	1:A:264:GLY:HA3	2.45	0.46
1:B:253:PHE:HE2	1:C:82:ARG:NH2	2.13	0.46
1:C:147:LEU:HB3	1:C:150:SER:HB2	1.97	0.46
1:C:158:VAL:HG13	1:C:172:LEU:HD23	1.98	0.46
1:E:190:ILE:HD11	1:E:195:THR:OG1	2.14	0.46
1:A:102:HIS:O	1:A:114:ILE:HG22	2.15	0.46
1:A:201:LEU:HD11	1:C:157:ALA:HB1	1.98	0.46
1:B:153:SER:O	1:B:154:THR:C	2.52	0.46
1:B:450:PHE:CE2	1:C:349:THR:HA	2.50	0.46
1:C:312:VAL:CG1	1:C:313:PRO:HD2	2.45	0.46
1:D:217:ASN:HD22	1:D:217:ASN:HA	1.48	0.46

Continued on next page...

Continued from previous page...

Atom-1	Atom-2	Interatomic distance (Å)	Clash overlap (Å)
1:D:316:ILE:HD13	1:D:356:LEU:CD1	2.44	0.46
1:E:108:VAL:HG23	1:E:109:ARG:N	2.31	0.46
1:E:311:ILE:HD11	1:E:366:GLU:HB2	1.98	0.46
1:E:450:PHE:CE2	1:F:349:THR:HA	2.51	0.46
1:B:304:ASP:OD1	1:B:305:ASP:HB2	2.15	0.46
1:D:104:LEU:HD23	1:D:104:LEU:C	2.35	0.46
1:B:75:VAL:HG11	1:B:199:LEU:HD23	1.96	0.46
1:B:76:MET:O	1:B:80:LYS:HG3	2.16	0.46
1:B:88:THR:HB	1:B:89:PRO:HD3	1.96	0.46
1:B:163:GLU:OE1	1:B:164:THR:HG23	2.16	0.46
1:B:190:ILE:HD11	1:B:195:THR:OG1	2.15	0.46
1:B:325:ASN:ND2	1:B:348:MET:HG3	2.31	0.46
1:C:387:CYS:C	1:C:389:SER:N	2.68	0.46
1:D:201:LEU:HD11	1:F:157:ALA:HB1	1.98	0.46
1:F:311:ILE:HD11	1:F:366:GLU:HB2	1.97	0.46
1:A:153:SER:O	1:A:154:THR:C	2.53	0.46
1:A:349:THR:HA	1:C:450:PHE:CD2	2.51	0.46
1:B:90:ILE:CD1	1:B:218:LEU:HD23	2.46	0.46
1:D:415:THR:HG23	1:D:431:LYS:HE2	1.98	0.46
1:E:138:MET:O	1:E:141:ALA:HB3	2.16	0.46
1:F:395:GLN:HB3	1:F:419:THR:CG2	2.46	0.46
1:A:157:ALA:CB	1:B:201:LEU:HD11	2.45	0.46
1:A:252:ASP:O	1:A:256:LEU:HG	2.16	0.46
1:A:392:CYS:SG	1:A:422:LEU:CD2	3.04	0.46
1:C:365:ARG:O	1:C:448:PRO:HA	2.15	0.46
1:E:336:ARG:HG2	1:E:336:ARG:HH21	1.80	0.46
1:B:231:ILE:HD12	1:B:264:GLY:HA3	1.97	0.45
1:C:64:ASN:H	1:C:176:GLN:NE2	2.01	0.45
1:D:184:VAL:CB	1:D:185:PRO:HD3	2.44	0.45
1:E:461:SER:HB2	1:F:449:VAL:CG1	2.45	0.45
1:F:147:LEU:HD12	1:F:147:LEU:H	1.81	0.45
1:F:397:THR:C	1:F:399:ARG:H	2.19	0.45
1:B:368:VAL:HG11	1:B:373:VAL:HG11	1.98	0.45
1:C:213:VAL:HG21	1:C:233:GLN:HG3	1.97	0.45
1:D:372:HIS:ND1	1:D:372:HIS:N	2.64	0.45
1:D:404:SER:OG	1:D:407:GLN:HG3	2.15	0.45
1:E:148:LYS:HE3	1:E:273:SER:OG	2.17	0.45
1:F:27:ILE:O	1:F:27:ILE:HG13	2.16	0.45
1:F:227:THR:HG23	1:F:230:ALA:CB	2.45	0.45
1:A:75:VAL:HG11	1:A:199:LEU:HD22	1.98	0.45
1:C:311:ILE:HG22	1:C:311:ILE:O	2.15	0.45

Continued on next page...

Continued from previous page...

Atom-1	Atom-2	Interatomic distance (Å)	Clash overlap (Å)
1:C:430:GLY:HA2	6:M:1:NAG:O6	2.17	0.45
1:D:122:ILE:HA	1:F:378:LEU:O	2.16	0.45
1:D:162:GLN:HE21	1:D:165:ALA:HA	1.80	0.45
1:D:312:VAL:CG1	1:D:313:PRO:HD2	2.47	0.45
1:E:255:ASP:HB3	1:E:339:ILE:HD13	1.97	0.45
1:F:184:VAL:CB	1:F:185:PRO:HD3	2.44	0.45
1:F:410:LEU:HD23	1:F:410:LEU:HA	1.80	0.45
1:B:147:LEU:HB3	1:B:150:SER:HB2	1.96	0.45
1:B:311:ILE:HG22	1:B:311:ILE:O	2.15	0.45
1:B:365:ARG:O	1:B:448:PRO:HA	2.17	0.45
1:D:382:VAL:HG21	1:D:432:TYR:HA	1.98	0.45
1:D:426:ILE:CD1	1:E:104:LEU:HD12	2.45	0.45
1:E:227:THR:HG23	1:E:230:ALA:CB	2.47	0.45
1:F:75:VAL:HG11	1:F:199:LEU:CD2	2.46	0.45
1:A:45:LYS:HD3	1:A:287:GLU:OE1	2.16	0.45
1:A:137:ALA:HA	1:A:279:ARG:HH12	1.80	0.45
1:C:290:GLN:CA	1:C:290:GLN:NE2	2.79	0.45
1:D:428:SER:O	1:E:117:GLY:HA3	2.16	0.45
1:F:251:GLU:H	1:F:251:GLU:HG3	1.52	0.45
1:B:399:ARG:NH2	1:F:250:THR:HA	2.32	0.45
1:C:226:MET:CE	1:C:231:ILE:HG12	2.46	0.45
1:C:293:ILE:HD12	1:C:338:VAL:CB	2.47	0.45
1:C:395:GLN:HE21	1:C:396:THR:N	2.14	0.45
1:D:38:LEU:HB3	1:D:296:LEU:HD13	1.99	0.45
1:D:88:THR:HB	1:D:89:PRO:HD3	1.98	0.45
1:D:190:ILE:HD11	1:D:195:THR:OG1	2.17	0.45
1:D:411:MET:O	1:D:411:MET:SD	2.74	0.45
1:E:335:LYS:HD2	1:F:219:GLN:NE2	2.32	0.45
1:F:291:ALA:HA	1:F:318:VAL:O	2.17	0.45
1:F:386:ASN:O	1:F:390:VAL:HG22	2.16	0.45
1:B:35:LYS:HZ1	1:B:441:GLU:HB2	1.82	0.45
1:D:157:ALA:CB	1:E:201:LEU:HD11	2.46	0.45
1:E:291:ALA:HA	1:E:318:VAL:O	2.17	0.45
1:F:45:LYS:HD3	1:F:287:GLU:CD	2.37	0.45
1:F:76:MET:O	1:F:80:LYS:HG3	2.16	0.45
1:F:137:ALA:HB3	1:F:267:ILE:HG23	1.98	0.45
1:F:147:LEU:HB3	1:F:150:SER:HB2	1.99	0.45
1:F:405:GLY:C	1:F:406:GLU:OE2	2.53	0.45
1:F:411:MET:CB	1:F:438:TYR:CD2	2.96	0.45
5:L:1:NAG:H61	5:L:2:NAG:C1	2.46	0.45
1:A:429:LEU:N	1:A:429:LEU:HD22	2.32	0.45

Continued on next page...

Continued from previous page...

Atom-1	Atom-2	Interatomic distance (Å)	Clash overlap (Å)
1:B:98:LYS:HD3	1:B:138:MET:CE	2.47	0.45
1:C:181:THR:O	1:C:185:PRO:HG2	2.16	0.45
1:C:227:THR:HG23	1:C:230:ALA:CB	2.45	0.45
1:E:27:ILE:O	1:E:27:ILE:HG13	2.15	0.45
1:E:312:VAL:CG1	1:E:313:PRO:HD2	2.46	0.45
1:E:421:VAL:HG22	1:E:426:ILE:HG23	1.99	0.45
1:F:226:MET:CE	1:F:231:ILE:HG12	2.47	0.45
1:A:256:LEU:HD23	1:A:285:LEU:HD21	1.99	0.45
1:B:70:GLN:HG2	1:B:71:CYS:N	2.32	0.45
1:C:60:LYS:HZ1	1:C:154:THR:HB	1.82	0.45
1:B:135:TYR:O	1:B:138:MET:HB2	2.17	0.45
1:B:186:THR:O	1:B:190:ILE:HG12	2.17	0.45
1:B:224:ASN:OD1	1:B:224:ASN:O	2.35	0.45
1:B:328:ILE:CD1	1:B:333:ILE:HD11	2.46	0.45
1:C:76:MET:O	1:C:80:LYS:HG3	2.17	0.45
1:C:175:LEU:HD11	1:C:202:ALA:O	2.17	0.45
1:C:224:ASN:OD1	1:C:224:ASN:O	2.35	0.45
1:D:70:GLN:HG2	1:D:71:CYS:N	2.32	0.45
1:E:48:ILE:O	1:E:285:LEU:HA	2.16	0.45
1:A:256:LEU:HD21	1:A:285:LEU:CD2	2.47	0.44
1:B:291:ALA:HA	1:B:318:VAL:O	2.17	0.44
1:C:70:GLN:HG2	1:C:71:CYS:N	2.32	0.44
1:E:39:VAL:CG1	1:E:379:SER:HB2	2.47	0.44
1:B:413:ASP:O	1:B:414:ASN:C	2.55	0.44
1:C:293:ILE:HD12	1:C:338:VAL:HG21	1.98	0.44
1:D:396:THR:HG22	1:D:397:THR:N	2.31	0.44
1:E:242:LEU:HD23	1:E:242:LEU:O	2.16	0.44
1:E:463:MET:CE	1:F:463:MET:HE1	2.47	0.44
1:B:392:CYS:SG	1:B:422:LEU:CD2	3.04	0.44
1:D:231:ILE:CD1	1:D:264:GLY:HA3	2.46	0.44
1:E:35:LYS:HE3	1:E:438:TYR:CD1	2.53	0.44
1:E:175:LEU:N	9:E:610:MLI:O8	2.51	0.44
1:E:395:GLN:HE21	1:E:395:GLN:HB3	1.62	0.44
1:A:387:CYS:SG	1:A:410:LEU:HD12	2.58	0.44
1:B:104:LEU:O	1:B:104:LEU:HD13	2.17	0.44
1:E:224:ASN:OD1	1:E:224:ASN:O	2.36	0.44
1:F:289:GLN:C	1:F:290:GLN:HG2	2.38	0.44
1:F:312:VAL:CG1	1:F:313:PRO:HD2	2.47	0.44
1:F:445:ILE:HG22	1:F:446:GLY:O	2.17	0.44
1:B:164:THR:HG1	1:B:167:LYS:HB3	1.81	0.44
1:C:86:ILE:H	1:C:86:ILE:HG12	1.67	0.44

Continued on next page...

Continued from previous page...

Atom-1	Atom-2	Interatomic distance (Å)	Clash overlap (Å)
1:C:88:THR:HB	1:C:89:PRO:HD3	2.00	0.44
1:C:445:ILE:HG22	1:C:446:GLY:O	2.17	0.44
1:D:242:LEU:HD23	1:D:242:LEU:O	2.18	0.44
1:D:300:SER:O	1:D:386:ASN:HB2	2.18	0.44
1:D:386:ASN:O	1:D:390:VAL:HG23	2.18	0.44
1:F:242:LEU:HD23	1:F:242:LEU:O	2.18	0.44
1:B:104:LEU:O	1:B:104:LEU:HD22	2.17	0.44
1:B:312:VAL:CG1	1:B:313:PRO:HD2	2.48	0.44
1:C:224:ASN:HB3	1:C:265:GLN:OE1	2.18	0.44
1:D:104:LEU:HD13	1:F:426:ILE:HD13	2.00	0.44
1:D:143:ASN:HD22	1:D:167:LYS:CE	2.22	0.44
1:D:147:LEU:HD12	1:D:147:LEU:H	1.82	0.44
1:E:70:GLN:HG2	1:E:71:CYS:N	2.33	0.44
1:E:378:LEU:O	1:F:122:ILE:HA	2.17	0.44
1:F:88:THR:HB	1:F:89:PRO:HD3	1.99	0.44
1:F:133:ALA:O	1:F:136:GLU:HB2	2.17	0.44
1:D:44:ARG:HG3	1:D:44:ARG:NH1	2.33	0.44
1:D:247:GLY:C	1:D:248:TYR:CD1	2.92	0.44
1:E:445:ILE:HG22	1:E:446:GLY:O	2.18	0.44
1:A:162:GLN:NE2	1:A:165:ALA:HA	2.32	0.44
1:A:224:ASN:OD1	1:A:224:ASN:O	2.36	0.44
1:A:325:ASN:ND2	1:A:348:MET:HG3	2.32	0.44
1:B:251:GLU:OE2	1:B:251:GLU:HA	2.17	0.44
1:B:388:ILE:HG12	1:B:403:GLN:CD	2.38	0.44
1:C:73:GLY:HA3	1:C:196:GLU:OE2	2.18	0.44
1:C:429:LEU:N	1:C:429:LEU:HD22	2.33	0.44
1:D:35:LYS:HZ1	1:D:441:GLU:CB	2.27	0.44
1:D:215:GLY:C	1:D:217:ASN:N	2.71	0.44
1:E:186:THR:O	1:E:190:ILE:HG12	2.17	0.44
1:F:224:ASN:OD1	1:F:224:ASN:O	2.36	0.44
1:A:143:ASN:HD21	1:A:164:THR:HG23	1.83	0.44
1:A:175:LEU:HD11	1:A:202:ALA:O	2.18	0.44
1:A:311:ILE:HD11	1:A:366:GLU:HB2	1.99	0.44
1:C:395:GLN:HB2	1:C:421:VAL:CG2	2.46	0.44
1:D:349:THR:HA	1:F:450:PHE:CE2	2.53	0.44
1:D:404:SER:H	1:D:407:GLN:NE2	2.15	0.44
1:F:55:LYS:HG3	1:F:248:TYR:OH	2.18	0.44
2:G:3:BMA:H62	2:G:5:MAN:H2	1.75	0.44
1:B:57:ILE:CD1	1:B:242:LEU:HG	2.48	0.43
1:B:427:ILE:HG22	1:C:115:MET:HB2	2.00	0.43
1:C:226:MET:HE1	1:C:231:ILE:HG12	2.00	0.43

Continued on next page...

Continued from previous page...

Atom-1	Atom-2	Interatomic distance (Å)	Clash overlap (Å)
1:D:58:VAL:HG22	1:D:277:ILE:HG12	2.00	0.43
1:D:137:ALA:HA	1:D:279:ARG:NH2	2.33	0.43
1:D:218:LEU:HD22	1:D:218:LEU:HA	1.84	0.43
1:D:302:ASN:CG	1:D:388:ILE:HD13	2.38	0.43
1:A:290:GLN:O	1:A:319:ARG:HA	2.17	0.43
1:B:137:ALA:HA	1:B:279:ARG:NH1	2.32	0.43
1:B:231:ILE:CD1	1:B:264:GLY:HA3	2.48	0.43
1:B:411:MET:CB	1:B:438:TYR:CD2	2.96	0.43
1:D:231:ILE:HD12	1:D:264:GLY:HA3	2.00	0.43
1:E:35:LYS:HZ1	1:E:441:GLU:HB2	1.82	0.43
1:F:57:ILE:CD1	1:F:242:LEU:HG	2.48	0.43
1:F:70:GLN:HG2	1:F:71:CYS:N	2.33	0.43
1:F:289:GLN:OE1	1:F:289:GLN:HA	2.18	0.43
1:A:28:LEU:HD22	1:A:356:LEU:HB3	1.99	0.43
1:A:190:ILE:HD11	1:A:195:THR:OG1	2.18	0.43
1:A:219:GLN:HE21	1:C:335:LYS:HD2	1.83	0.43
1:A:445:ILE:HG22	1:A:446:GLY:O	2.19	0.43
1:B:445:ILE:HG22	1:B:446:GLY:O	2.18	0.43
1:C:113:VAL:HG12	1:C:114:ILE:N	2.33	0.43
1:D:45:LYS:HB2	1:D:337:SER:HB3	2.00	0.43
1:D:328:ILE:CD1	1:D:333:ILE:HD11	2.47	0.43
1:E:35:LYS:HZ3	1:E:441:GLU:HB2	1.83	0.43
1:E:302:ASN:ND2	1:E:388:ILE:CD1	2.80	0.43
1:B:35:LYS:HZ3	1:B:441:GLU:HB2	1.84	0.43
1:E:468:GLN:HE22	8:T:2:NAG:H81	1.82	0.43
1:E:468:GLN:HE22	8:T:2:NAG:C8	2.31	0.43
7:P:1:NAG:H62	7:P:2:NAG:C8	2.48	0.43
1:A:245:THR:HG22	1:A:245:THR:O	2.18	0.43
1:B:39:VAL:HG21	1:B:377:ALA:HB3	2.00	0.43
1:B:457:SER:OG	1:C:451:THR:HG22	2.17	0.43
1:D:285:LEU:HD23	1:D:339:ILE:HG23	2.00	0.43
1:E:73:GLY:HA3	1:E:196:GLU:OE2	2.19	0.43
1:E:86:ILE:H	1:E:86:ILE:HG12	1.65	0.43
1:E:280:VAL:HG12	1:E:282:PHE:CE2	2.53	0.43
1:F:60:LYS:NZ	1:F:154:THR:HB	2.33	0.43
1:A:349:THR:OG1	1:C:455:ASP:HB3	2.18	0.43
1:B:382:VAL:HG21	1:B:432:TYR:HA	2.01	0.43
1:C:302:ASN:ND2	1:C:388:ILE:HD12	2.34	0.43
1:E:185:PRO:HG3	1:F:190:ILE:CG2	2.48	0.43
1:F:255:ASP:HB3	1:F:339:ILE:CD1	2.48	0.43
1:A:79:TYR:CE1	1:A:203:LEU:HD22	2.54	0.43

Continued on next page...

Continued from previous page...

Atom-1	Atom-2	Interatomic distance (Å)	Clash overlap (Å)
1:A:219:GLN:NE2	1:C:335:LYS:HD2	2.33	0.43
1:A:258:GLU:HG3	1:B:216:PRO:HD2	2.00	0.43
1:B:104:LEU:HD22	1:B:104:LEU:C	2.38	0.43
1:B:404:SER:N	1:B:407:GLN:OE1	2.49	0.43
1:D:138:MET:O	1:D:141:ALA:HB3	2.18	0.43
1:D:392:CYS:SG	1:D:422:LEU:HD22	2.59	0.43
1:F:186:THR:O	1:F:190:ILE:HG12	2.19	0.43
1:F:387:CYS:SG	1:F:410:LEU:HD12	2.58	0.43
1:F:429:LEU:N	1:F:429:LEU:HD22	2.34	0.43
1:B:189:LYS:NZ	1:C:189:LYS:NZ	2.66	0.43
1:B:303:ASN:ND2	1:B:445:ILE:HG13	2.33	0.43
1:D:64:ASN:H	1:D:176:GLN:NE2	2.09	0.43
1:D:100:ASN:HB3	1:D:116:ALA:CB	2.39	0.43
1:D:147:LEU:N	1:D:147:LEU:CD1	2.81	0.43
1:D:224:ASN:HB3	1:D:265:GLN:OE1	2.19	0.43
1:E:29:HIS:CD2	1:E:32:LYS:H	2.37	0.43
1:E:365:ARG:O	1:E:448:PRO:HA	2.18	0.43
1:A:365:ARG:O	1:A:448:PRO:HA	2.19	0.43
1:B:250:THR:HG22	1:B:252:ASP:H	1.84	0.43
1:C:114:ILE:O	1:C:114:ILE:HG23	2.19	0.43
1:D:138:MET:O	1:D:141:ALA:N	2.52	0.43
1:D:186:THR:O	1:D:190:ILE:HG12	2.18	0.43
1:E:455:ASP:HB3	1:F:349:THR:OG1	2.19	0.43
1:F:368:VAL:HG13	1:F:373:VAL:HG21	2.01	0.43
1:C:167:LYS:HE2	1:C:167:LYS:HB2	1.86	0.43
1:D:35:LYS:HZ1	1:D:441:GLU:HB2	1.79	0.43
1:D:407:GLN:NE2	1:D:410:LEU:HD21	2.34	0.43
1:E:256:LEU:CD2	1:E:285:LEU:HD21	2.49	0.43
1:F:162:GLN:O	1:F:163:GLU:HB2	2.18	0.43
1:F:258:GLU:HB3	1:F:332:LEU:HD22	2.01	0.43
1:A:347:PRO:HG3	1:C:366:GLU:CG	2.49	0.42
1:A:396:THR:OG1	1:A:418:PRO:HG2	2.19	0.42
1:C:291:ALA:HA	1:C:318:VAL:O	2.18	0.42
1:C:397:THR:C	1:C:399:ARG:N	2.72	0.42
1:D:378:LEU:O	1:E:122:ILE:HA	2.18	0.42
1:F:246:LEU:HD23	1:F:246:LEU:HA	1.88	0.42
1:A:231:ILE:HD12	1:A:264:GLY:HA3	2.01	0.42
1:A:255:ASP:HB3	1:A:339:ILE:CD1	2.50	0.42
1:A:396:THR:CB	1:A:418:PRO:HG2	2.49	0.42
1:C:136:GLU:HA	1:C:139:LYS:HE2	2.01	0.42
1:C:250:THR:C	1:C:252:ASP:H	2.23	0.42

Continued on next page...

Continued from previous page...

Atom-1	Atom-2	Interatomic distance (Å)	Clash overlap (Å)
1:C:327:GLU:C	1:C:329:GLY:H	2.22	0.42
1:E:215:GLY:C	1:E:217:ASN:N	2.71	0.42
1:A:224:ASN:HB3	1:A:265:GLN:OE1	2.19	0.42
1:A:465:GLN:HE21	1:A:465:GLN:HA	1.84	0.42
1:C:387:CYS:HB2	1:C:403:GLN:HB2	2.01	0.42
1:D:158:VAL:HG13	1:D:172:LEU:HD23	2.01	0.42
1:D:243:LEU:HD13	1:D:253:PHE:CZ	2.54	0.42
1:E:465:GLN:HE21	1:E:465:GLN:HA	1.84	0.42
1:F:29:HIS:CD2	1:F:32:LYS:H	2.37	0.42
1:F:150:SER:CB	1:F:161:LEU:HD21	2.49	0.42
1:B:256:LEU:HD21	1:B:285:LEU:CD2	2.48	0.42
1:C:387:CYS:C	1:C:389:SER:H	2.22	0.42
1:C:411:MET:CB	1:C:438:TYR:CD2	3.00	0.42
1:A:293:ILE:HD12	1:A:338:VAL:CB	2.50	0.42
1:B:34:SER:O	1:B:409:LEU:HD12	2.19	0.42
1:B:47:LYS:NZ	1:B:336:ARG:HH21	2.17	0.42
1:B:327:GLU:C	1:B:329:GLY:H	2.22	0.42
1:D:365:ARG:O	1:D:448:PRO:HA	2.20	0.42
1:E:256:LEU:HD21	1:E:285:LEU:HD21	2.01	0.42
1:E:372:HIS:ND1	1:F:342:GLN:HB2	2.33	0.42
1:F:46:TYR:O	1:F:288:ILE:CD1	2.68	0.42
1:A:158:VAL:HG13	1:A:172:LEU:HD23	2.00	0.42
1:B:429:LEU:N	1:B:429:LEU:HD22	2.34	0.42
1:F:175:LEU:HD11	1:F:202:ALA:O	2.20	0.42
1:A:186:THR:O	1:A:190:ILE:HG12	2.20	0.42
1:B:52:PRO:O	1:B:53:LEU:HD12	2.20	0.42
1:B:256:LEU:CD2	1:B:285:LEU:HD21	2.49	0.42
1:B:376:PHE:CD2	1:B:422:LEU:HD13	2.55	0.42
1:D:122:ILE:HG21	1:F:41:GLY:HA2	2.02	0.42
1:D:375:ARG:HB3	1:D:390:VAL:HG21	2.01	0.42
1:D:429:LEU:N	1:D:429:LEU:HD22	2.35	0.42
1:D:445:ILE:HG22	1:D:446:GLY:O	2.19	0.42
1:F:319:ARG:O	1:F:320:ASN:HB2	2.20	0.42
1:A:52:PRO:O	1:A:53:LEU:HD12	2.19	0.42
1:A:463:MET:HE1	1:C:463:MET:CE	2.49	0.42
1:B:55:LYS:HB3	1:B:246:LEU:HD22	2.02	0.42
1:B:253:PHE:CE2	1:C:82:ARG:NH2	2.88	0.42
1:C:147:LEU:N	1:C:147:LEU:CD1	2.81	0.42
1:C:215:GLY:C	1:C:217:ASN:H	2.23	0.42
1:C:288:ILE:CD1	1:C:288:ILE:H	2.33	0.42
1:C:411:MET:HB3	1:C:439:ASN:HD21	1.85	0.42

Continued on next page...

Continued from previous page...

Atom-1	Atom-2	Interatomic distance (Å)	Clash overlap (Å)
1:C:411:MET:O	1:C:411:MET:SD	2.78	0.42
1:D:463:MET:HE1	1:E:463:MET:HE1	2.02	0.42
1:A:48:ILE:HG22	1:A:49:LYS:N	2.34	0.42
1:A:411:MET:CB	1:A:438:TYR:CD2	2.97	0.42
1:B:375:ARG:HG3	1:B:390:VAL:CG2	2.47	0.42
1:B:411:MET:O	1:B:411:MET:SD	2.77	0.42
1:D:144:ILE:HG12	1:D:169:VAL:HG21	2.01	0.42
1:D:395:GLN:HB3	1:D:419:THR:O	2.20	0.42
1:D:417:CYS:HA	1:D:418:PRO:HD2	1.86	0.42
1:C:288:ILE:N	1:C:288:ILE:CD1	2.83	0.42
1:C:300:SER:O	1:C:386:ASN:HB2	2.19	0.42
1:E:45:LYS:HB2	1:E:337:SER:HB3	2.02	0.42
1:E:300:SER:O	1:E:386:ASN:HB2	2.19	0.42
1:E:327:GLU:C	1:E:329:GLY:H	2.22	0.42
1:A:147:LEU:N	1:A:147:LEU:CD1	2.83	0.41
1:A:410:LEU:HA	1:A:410:LEU:HD23	1.81	0.41
1:A:414:ASN:ND2	1:A:430:GLY:HA2	2.35	0.41
1:B:241:THR:O	1:B:245:THR:HG22	2.20	0.41
1:D:450:PHE:CE2	1:E:349:THR:HA	2.55	0.41
1:E:164:THR:OG1	1:E:167:LYS:HB3	2.20	0.41
1:F:147:LEU:N	1:F:147:LEU:CD1	2.83	0.41
5:L:2:NAG:H62	5:L:3:MAN:C2	2.50	0.41
1:B:256:LEU:HD23	1:B:285:LEU:HD21	2.02	0.41
1:B:462:SER:O	1:B:465:GLN:HB2	2.20	0.41
1:C:29:HIS:CD2	1:C:32:LYS:H	2.37	0.41
1:D:341:ASN:O	1:D:342:GLN:HB3	2.20	0.41
1:E:38:LEU:HD11	1:E:312:VAL:HG21	2.03	0.41
1:E:175:LEU:HD11	1:E:202:ALA:O	2.20	0.41
1:E:429:LEU:N	1:E:429:LEU:HD22	2.35	0.41
1:E:468:GLN:HE21	8:T:1:NAG:H62	1.85	0.41
1:F:160:LYS:HD3	1:F:168:THR:CG2	2.50	0.41
1:F:163:GLU:C	1:F:165:ALA:H	2.24	0.41
1:F:316:ILE:HD13	1:F:356:LEU:CD1	2.47	0.41
1:A:158:VAL:HG11	1:A:245:THR:HG21	2.01	0.41
1:B:47:LYS:NZ	1:B:336:ARG:NH2	2.68	0.41
1:B:73:GLY:HA3	1:B:196:GLU:OE2	2.18	0.41
1:C:462:SER:O	1:C:465:GLN:HB2	2.20	0.41
1:E:137:ALA:HA	1:E:279:ARG:NH1	2.35	0.41
1:E:231:ILE:CD1	1:E:264:GLY:HA3	2.51	0.41
1:F:35:LYS:NZ	1:F:441:GLU:CB	2.83	0.41
1:F:86:ILE:H	1:F:86:ILE:HG12	1.65	0.41

Continued on next page...

Continued from previous page...

Atom-1	Atom-2	Interatomic distance (Å)	Clash overlap (Å)
1:F:465:GLN:HE21	1:F:465:GLN:HA	1.84	0.41
1:A:386:ASN:HD22	1:A:388:ILE:H	1.68	0.41
1:A:404:SER:HB3	1:A:407:GLN:HG3	2.02	0.41
1:B:309:ILE:HD11	1:B:373:VAL:CG2	2.38	0.41
1:C:186:THR:O	1:C:190:ILE:HG12	2.20	0.41
1:D:175:LEU:HD11	1:D:202:ALA:O	2.20	0.41
1:E:79:TYR:CE1	1:E:203:LEU:HD22	2.55	0.41
1:E:180:ASN:O	1:E:185:PRO:HD3	2.20	0.41
1:E:189:LYS:CE	1:F:189:LYS:HZ1	2.33	0.41
1:F:57:ILE:HD11	1:F:242:LEU:HG	2.01	0.41
1:F:79:TYR:CE1	1:F:203:LEU:HD22	2.56	0.41
1:F:325:ASN:ND2	1:F:348:MET:HG3	2.34	0.41
1:F:403:GLN:HA	1:F:407:GLN:OE1	2.21	0.41
1:F:414:ASN:CG	5:X:1:NAG:HN2	2.23	0.41
1:B:57:ILE:HD11	1:B:242:LEU:HG	2.02	0.41
1:B:137:ALA:CB	1:B:267:ILE:HD12	2.50	0.41
1:C:190:ILE:HD11	1:C:195:THR:OG1	2.21	0.41
1:D:293:ILE:HD12	1:D:338:VAL:CG2	2.51	0.41
1:D:327:GLU:C	1:D:329:GLY:H	2.24	0.41
1:D:413:ASP:HB2	1:D:430:GLY:O	2.21	0.41
1:E:341:ASN:O	1:E:342:GLN:HB3	2.21	0.41
1:A:164:THR:O	1:A:165:ALA:CB	2.68	0.41
1:A:316:ILE:HD13	1:A:356:LEU:CD1	2.45	0.41
1:A:450:PHE:CE2	1:B:349:THR:HA	2.55	0.41
1:B:147:LEU:HD12	1:B:147:LEU:H	1.84	0.41
1:D:325:ASN:ND2	1:D:348:MET:HG3	2.35	0.41
1:E:48:ILE:HG22	1:E:49:LYS:N	2.34	0.41
1:E:114:ILE:HG23	1:E:114:ILE:O	2.21	0.41
1:F:341:ASN:O	1:F:342:GLN:HB3	2.21	0.41
1:A:38:LEU:HD11	1:A:312:VAL:HG21	2.03	0.41
1:B:147:LEU:N	1:B:147:LEU:CD1	2.84	0.41
1:B:250:THR:HG22	1:B:251:GLU:H	1.86	0.41
1:D:48:ILE:HG22	1:D:49:LYS:N	2.36	0.41
1:E:302:ASN:HB2	1:E:388:ILE:HG21	2.03	0.41
1:F:213:VAL:HG11	1:F:226:MET:HE3	2.02	0.41
1:A:52:PRO:HA	1:A:283:PRO:HA	2.03	0.41
1:B:29:HIS:CD2	1:B:32:LYS:H	2.37	0.41
1:B:61:MET:HE3	1:B:87:LEU:HD11	2.02	0.41
1:E:147:LEU:HD12	1:E:147:LEU:H	1.84	0.41
1:A:44:ARG:HG3	1:A:44:ARG:NH1	2.36	0.41
1:A:62:ILE:HD11	1:A:76:MET:HE1	2.03	0.41

Continued on next page...

Continued from previous page...

Atom-1	Atom-2	Interatomic distance (Å)	Clash overlap (Å)
1:A:147:LEU:HD12	1:A:147:LEU:H	1.84	0.41
1:B:35:LYS:HZ1	1:B:441:GLU:CB	2.34	0.41
1:B:114:ILE:HG23	1:B:114:ILE:O	2.21	0.41
1:B:206:TYR:CE1	1:B:210:LEU:HD22	2.56	0.41
1:B:320:ASN:HB2	1:B:321:THR:H	1.71	0.41
1:C:53:LEU:HD13	1:E:393:GLN:NE2	2.36	0.41
1:C:105:VAL:HG12	1:F:140:ASN:CG	2.40	0.41
1:C:206:TYR:CE1	1:C:210:LEU:HD22	2.56	0.41
1:C:393:GLN:HG3	1:C:421:VAL:HB	2.01	0.41
1:C:465:GLN:HE21	1:C:465:GLN:HA	1.86	0.41
1:E:90:ILE:HD11	1:E:218:LEU:HD13	2.02	0.41
1:E:95:GLU:C	1:E:97:TYR:N	2.75	0.41
1:F:62:ILE:HD11	1:F:76:MET:HE1	2.03	0.41
1:F:113:VAL:HG21	1:F:135:TYR:CD2	2.56	0.41
1:F:113:VAL:HG12	1:F:114:ILE:N	2.36	0.41
1:F:218:LEU:O	1:F:218:LEU:HG	2.21	0.41
1:F:459:GLN:HE21	1:F:459:GLN:HB3	1.75	0.41
1:A:35:LYS:HE3	1:A:438:TYR:CE1	2.56	0.41
1:A:328:ILE:CD1	1:A:333:ILE:HD11	2.51	0.41
1:B:35:LYS:HG3	1:B:438:TYR:CE1	2.56	0.41
1:B:253:PHE:HE2	1:C:82:ARG:HH21	1.68	0.41
1:C:57:ILE:CD1	1:C:242:LEU:HG	2.51	0.41
1:C:79:TYR:CE1	1:C:203:LEU:HD22	2.56	0.41
1:C:327:GLU:C	1:C:329:GLY:N	2.74	0.41
1:D:226:MET:CE	1:D:231:ILE:HG12	2.51	0.41
1:D:411:MET:CB	1:D:438:TYR:CD2	2.99	0.41
1:F:327:GLU:C	1:F:329:GLY:H	2.25	0.41
1:F:328:ILE:CD1	1:F:333:ILE:HD11	2.51	0.41
1:F:387:CYS:C	1:F:389:SER:H	2.25	0.41
1:B:102:HIS:O	1:B:114:ILE:HG22	2.21	0.40
1:D:168:THR:HG22	1:D:169:VAL:H	1.84	0.40
1:D:311:ILE:HD11	1:D:366:GLU:HB2	2.03	0.40
1:F:61:MET:HE3	1:F:87:LEU:HD11	2.03	0.40
1:F:90:ILE:CD1	1:F:218:LEU:HD23	2.51	0.40
1:A:47:LYS:HA	1:A:287:GLU:HA	2.03	0.40
1:C:53:LEU:HD23	1:E:395:GLN:HA	2.03	0.40
1:C:75:VAL:HG11	1:C:199:LEU:HD23	2.02	0.40
1:D:60:LYS:HZ3	1:D:154:THR:HB	1.85	0.40
1:D:410:LEU:HD23	1:D:410:LEU:HA	1.80	0.40
1:E:87:LEU:HD23	1:E:87:LEU:HA	1.95	0.40
1:E:399:ARG:HG3	1:E:400:ALA:O	2.21	0.40

Continued on next page...

Continued from previous page...

Atom-1	Atom-2	Interatomic distance (Å)	Clash overlap (Å)
1:F:190:ILE:CG1	1:F:191:SER:H	2.09	0.40
1:A:45:LYS:HB2	1:A:337:SER:CB	2.51	0.40
1:A:86:ILE:H	1:A:86:ILE:HG12	1.65	0.40
1:B:181:THR:O	1:B:185:PRO:HG2	2.21	0.40
1:B:382:VAL:HG12	1:B:383:LEU:N	2.36	0.40
1:D:95:GLU:C	1:D:97:TYR:N	2.74	0.40
1:D:293:ILE:HD12	1:D:338:VAL:HG21	2.03	0.40
1:D:465:GLN:HE21	1:D:465:GLN:HA	1.86	0.40
1:E:38:LEU:HB3	1:E:296:LEU:HD13	2.03	0.40
1:E:147:LEU:N	1:E:147:LEU:CD1	2.85	0.40
1:E:190:ILE:CG1	1:E:191:SER:H	2.09	0.40
1:F:73:GLY:HA3	1:F:196:GLU:OE2	2.20	0.40
1:B:39:VAL:HG13	1:B:379:SER:HB2	2.03	0.40
1:B:164:THR:HB	1:B:165:ALA:H	1.66	0.40
1:C:91:LYS:HD2	1:C:271:LEU:HG	2.02	0.40
1:E:228:ILE:HG12	1:E:243:LEU:HD21	2.03	0.40
1:F:64:ASN:H	1:F:176:GLN:NE2	2.06	0.40
1:F:94:LEU:HD11	1:F:266:ILE:HG22	2.04	0.40
1:F:190:ILE:HD11	1:F:195:THR:OG1	2.22	0.40
1:F:302:ASN:CB	1:F:388:ILE:HG21	2.51	0.40
1:B:137:ALA:HB3	1:B:267:ILE:HD12	2.04	0.40
1:B:250:THR:HG22	1:B:252:ASP:N	2.36	0.40
1:D:29:HIS:HB2	1:D:357:THR:O	2.22	0.40
1:D:47:LYS:HA	1:D:287:GLU:HA	2.02	0.40
1:E:464:ASN:HB2	8:T:1:NAG:H82	2.03	0.40

There are no symmetry-related clashes.

5.3 Torsion angles [i](#)

5.3.1 Protein backbone [i](#)

In the following table, the Percentiles column shows the percent Ramachandran outliers of the chain as a percentile score with respect to all X-ray entries followed by that with respect to entries of similar resolution.

The Analysed column shows the number of residues for which the backbone conformation was analysed, and the total number of residues.

Mol	Chain	Analysed	Favoured	Allowed	Outliers	Percentiles
1	A	454/529 (86%)	398 (88%)	52 (12%)	4 (1%)	17 51

Continued on next page...

Continued from previous page...

Mol	Chain	Analysed	Favoured	Allowed	Outliers	Percentiles	
1	B	454/529 (86%)	396 (87%)	53 (12%)	5 (1%)	14	46
1	C	446/529 (84%)	384 (86%)	57 (13%)	5 (1%)	14	46
1	D	454/529 (86%)	390 (86%)	60 (13%)	4 (1%)	17	51
1	E	454/529 (86%)	392 (86%)	58 (13%)	4 (1%)	17	51
1	F	446/529 (84%)	379 (85%)	59 (13%)	8 (2%)	8	35
All	All	2708/3174 (85%)	2339 (86%)	339 (12%)	30 (1%)	14	46

All (30) Ramachandran outliers are listed below:

Mol	Chain	Res	Type
1	F	166	GLU
1	F	398	GLY
1	A	381	GLY
1	B	320	ASN
1	C	320	ASN
1	D	320	ASN
1	D	381	GLY
1	E	320	ASN
1	F	320	ASN
1	F	415	THR
1	A	165	ALA
1	A	320	ASN
1	B	381	GLY
1	C	381	GLY
1	C	398	GLY
1	E	381	GLY
1	F	165	ALA
1	F	381	GLY
1	A	75	VAL
1	B	75	VAL
1	B	283	PRO
1	C	75	VAL
1	E	75	VAL
1	F	75	VAL
1	F	283	PRO
1	B	328	ILE
1	D	75	VAL
1	E	328	ILE
1	C	328	ILE
1	D	328	ILE

5.3.2 Protein sidechains [i](#)

In the following table, the Percentiles column shows the percent sidechain outliers of the chain as a percentile score with respect to all X-ray entries followed by that with respect to entries of similar resolution.

The Analysed column shows the number of residues for which the sidechain conformation was analysed, and the total number of residues.

Mol	Chain	Analysed	Rotameric	Outliers	Percentiles	
1	A	397/471 (84%)	371 (94%)	26 (6%)	17	48
1	B	396/471 (84%)	372 (94%)	24 (6%)	18	50
1	C	393/471 (83%)	369 (94%)	24 (6%)	18	50
1	D	397/471 (84%)	367 (92%)	30 (8%)	13	41
1	E	397/471 (84%)	371 (94%)	26 (6%)	17	48
1	F	393/471 (83%)	369 (94%)	24 (6%)	18	50
All	All	2373/2826 (84%)	2219 (94%)	154 (6%)	17	48

All (154) residues with a non-rotameric sidechain are listed below:

Mol	Chain	Res	Type
1	A	67	ASP
1	A	70	GLN
1	A	82	ARG
1	A	83	LEU
1	A	102	HIS
1	A	108	VAL
1	A	134	LEU
1	A	167	LYS
1	A	197	LEU
1	A	217	ASN
1	A	227	THR
1	A	246	LEU
1	A	252	ASP
1	A	255	ASP
1	A	288	ILE
1	A	304	ASP
1	A	305	ASP
1	A	306	SER
1	A	336	ARG
1	A	355	CYS
1	A	361	GLU
1	A	374	PRO

Continued on next page...

Continued from previous page...

Mol	Chain	Res	Type
1	A	378	LEU
1	A	386	ASN
1	A	393	GLN
1	A	395	GLN
1	B	67	ASP
1	B	70	GLN
1	B	82	ARG
1	B	83	LEU
1	B	102	HIS
1	B	104	LEU
1	B	134	LEU
1	B	136	GLU
1	B	197	LEU
1	B	211	LEU
1	B	227	THR
1	B	255	ASP
1	B	286	THR
1	B	304	ASP
1	B	305	ASP
1	B	306	SER
1	B	355	CYS
1	B	361	GLU
1	B	372	HIS
1	B	375	ARG
1	B	378	LEU
1	B	391	THR
1	B	393	GLN
1	B	395	GLN
1	C	70	GLN
1	C	82	ARG
1	C	83	LEU
1	C	102	HIS
1	C	134	LEU
1	C	197	LEU
1	C	227	THR
1	C	250	THR
1	C	255	ASP
1	C	284	ILE
1	C	286	THR
1	C	290	GLN
1	C	304	ASP
1	C	305	ASP

Continued on next page...

Continued from previous page...

Mol	Chain	Res	Type
1	C	306	SER
1	C	355	CYS
1	C	361	GLU
1	C	363	CYS
1	C	378	LEU
1	C	386	ASN
1	C	391	THR
1	C	393	GLN
1	C	395	GLN
1	C	402	SER
1	D	67	ASP
1	D	70	GLN
1	D	82	ARG
1	D	83	LEU
1	D	102	HIS
1	D	134	LEU
1	D	197	LEU
1	D	217	ASN
1	D	218	LEU
1	D	227	THR
1	D	244	ARG
1	D	246	LEU
1	D	248	TYR
1	D	250	THR
1	D	251	GLU
1	D	255	ASP
1	D	304	ASP
1	D	305	ASP
1	D	306	SER
1	D	355	CYS
1	D	361	GLU
1	D	372	HIS
1	D	378	LEU
1	D	388	ILE
1	D	390	VAL
1	D	395	GLN
1	D	399	ARG
1	D	402	SER
1	D	404	SER
1	D	416	THR
1	E	67	ASP
1	E	70	GLN

Continued on next page...

Continued from previous page...

Mol	Chain	Res	Type
1	E	82	ARG
1	E	83	LEU
1	E	102	HIS
1	E	104	LEU
1	E	109	ARG
1	E	110	LEU
1	E	134	LEU
1	E	168	THR
1	E	197	LEU
1	E	227	THR
1	E	255	ASP
1	E	286	THR
1	E	304	ASP
1	E	305	ASP
1	E	306	SER
1	E	355	CYS
1	E	361	GLU
1	E	378	LEU
1	E	389	SER
1	E	391	THR
1	E	393	GLN
1	E	395	GLN
1	E	399	ARG
1	E	424	ASN
1	F	67	ASP
1	F	70	GLN
1	F	82	ARG
1	F	83	LEU
1	F	102	HIS
1	F	104	LEU
1	F	134	LEU
1	F	166	GLU
1	F	197	LEU
1	F	227	THR
1	F	251	GLU
1	F	255	ASP
1	F	283	PRO
1	F	286	THR
1	F	290	GLN
1	F	304	ASP
1	F	305	ASP
1	F	306	SER

Continued on next page...

Continued from previous page...

Mol	Chain	Res	Type
1	F	336	ARG
1	F	355	CYS
1	F	361	GLU
1	F	363	CYS
1	F	378	LEU
1	F	406	GLU

Sometimes sidechains can be flipped to improve hydrogen bonding and reduce clashes. All (96) such sidechains are listed below:

Mol	Chain	Res	Type
1	A	29	HIS
1	A	64	ASN
1	A	70	GLN
1	A	127	GLN
1	A	143	ASN
1	A	145	ASN
1	A	176	GLN
1	A	182	ASN
1	A	217	ASN
1	A	219	GLN
1	A	224	ASN
1	A	290	GLN
1	A	302	ASN
1	A	314	ASN
1	A	342	GLN
1	A	386	ASN
1	A	393	GLN
1	A	403	GLN
1	A	465	GLN
1	B	29	HIS
1	B	64	ASN
1	B	70	GLN
1	B	127	GLN
1	B	145	ASN
1	B	176	GLN
1	B	219	GLN
1	B	224	ASN
1	B	314	ASN
1	B	342	GLN
1	B	393	GLN
1	B	395	GLN
1	B	465	GLN

Continued on next page...

Continued from previous page...

Mol	Chain	Res	Type
1	C	29	HIS
1	C	51	ASN
1	C	70	GLN
1	C	127	GLN
1	C	145	ASN
1	C	176	GLN
1	C	219	GLN
1	C	224	ASN
1	C	290	GLN
1	C	302	ASN
1	C	342	GLN
1	C	386	ASN
1	C	393	GLN
1	C	395	GLN
1	C	465	GLN
1	D	29	HIS
1	D	64	ASN
1	D	70	GLN
1	D	127	GLN
1	D	143	ASN
1	D	145	ASN
1	D	162	GLN
1	D	176	GLN
1	D	182	ASN
1	D	217	ASN
1	D	219	GLN
1	D	224	ASN
1	D	302	ASN
1	D	342	GLN
1	D	386	ASN
1	D	395	GLN
1	D	407	GLN
1	D	465	GLN
1	E	29	HIS
1	E	64	ASN
1	E	70	GLN
1	E	127	GLN
1	E	140	ASN
1	E	143	ASN
1	E	145	ASN
1	E	176	GLN
1	E	217	ASN

Continued on next page...

Continued from previous page...

Mol	Chain	Res	Type
1	E	224	ASN
1	E	302	ASN
1	E	314	ASN
1	E	342	GLN
1	E	393	GLN
1	E	395	GLN
1	E	424	ASN
1	E	465	GLN
1	E	468	GLN
1	F	29	HIS
1	F	51	ASN
1	F	70	GLN
1	F	127	GLN
1	F	145	ASN
1	F	176	GLN
1	F	219	GLN
1	F	224	ASN
1	F	290	GLN
1	F	302	ASN
1	F	342	GLN
1	F	386	ASN
1	F	465	GLN

5.3.3 RNA [i](#)

There are no RNA molecules in this entry.

5.4 Non-standard residues in protein, DNA, RNA chains [i](#)

There are no non-standard protein/DNA/RNA residues in this entry.

5.5 Carbohydrates [i](#)

60 monosaccharides are modelled in this entry.

In the following table, the Counts columns list the number of bonds (or angles) for which Mogul statistics could be retrieved, the number of bonds (or angles) that are observed in the model and the number of bonds (or angles) that are defined in the Chemical Component Dictionary. The Link column lists molecule types, if any, to which the group is linked. The Z score for a bond length (or angle) is the number of standard deviations the observed value is removed from the expected value. A bond length (or angle) with $|Z| > 2$ is considered an outlier worth inspection. RMSZ is the root-mean-square of all Z scores of the bond lengths (or angles).

Mol	Type	Chain	Res	Link	Bond lengths			Bond angles		
					Counts	RMSZ	# Z > 2	Counts	RMSZ	# Z > 2
2	NAG	G	1	2,1	14,14,15	0.70	0	17,19,21	0.76	0
2	NAG	G	2	2	14,14,15	0.52	0	17,19,21	0.72	0
2	BMA	G	3	2	11,11,12	1.35	2 (18%)	15,15,17	1.63	2 (13%)
2	MAN	G	4	2	11,11,12	0.90	0	15,15,17	0.98	2 (13%)
2	MAN	G	5	2	11,11,12	0.94	1 (9%)	15,15,17	0.99	1 (6%)
3	NAG	H	1	3,1	14,14,15	0.90	0	17,19,21	1.06	2 (11%)
3	NAG	H	2	3	14,14,15	1.07	1 (7%)	17,19,21	0.77	0
4	NAG	I	1	4,1	14,14,15	0.72	0	17,19,21	0.75	0
4	NAG	I	2	4	14,14,15	0.76	0	17,19,21	0.87	0
4	MAN	I	3	4	11,11,12	0.90	0	15,15,17	1.25	3 (20%)
4	NAG	J	1	4,1	14,14,15	0.70	0	17,19,21	0.79	0
4	NAG	J	2	4	14,14,15	1.00	0	17,19,21	0.97	1 (5%)
4	MAN	J	3	4	11,11,12	1.03	0	15,15,17	1.32	2 (13%)
4	NAG	K	1	4,1	14,14,15	0.78	0	17,19,21	0.83	1 (5%)
4	NAG	K	2	4	14,14,15	0.88	0	17,19,21	0.83	0
4	MAN	K	3	4	11,11,12	0.93	0	15,15,17	0.77	1 (6%)
5	NAG	L	1	5,1	14,14,15	0.62	0	17,19,21	0.85	0
5	NAG	L	2	5	14,14,15	0.73	0	17,19,21	0.77	0
5	MAN	L	3	5	11,11,12	1.10	1 (9%)	15,15,17	1.67	3 (20%)
5	MAN	L	4	5	11,11,12	0.73	0	15,15,17	0.80	1 (6%)
5	MAN	L	5	5	11,11,12	0.69	0	15,15,17	0.83	1 (6%)
6	NAG	M	1	6,1	14,14,15	0.70	0	17,19,21	1.60	2 (11%)
6	NAG	M	2	6	14,14,15	0.77	0	17,19,21	1.32	2 (11%)
6	MAN	M	3	6	11,11,12	1.07	1 (9%)	15,15,17	0.59	0
6	MAN	M	4	6	11,11,12	0.76	0	15,15,17	0.81	1 (6%)
6	MAN	M	5	6	11,11,12	0.63	0	15,15,17	0.68	1 (6%)
3	NAG	N	1	3,1	14,14,15	0.67	0	17,19,21	0.78	0
3	NAG	N	2	3	14,14,15	0.88	0	17,19,21	0.77	0
3	NAG	O	1	3,1	14,14,15	0.79	0	17,19,21	1.25	1 (5%)
3	NAG	O	2	3	14,14,15	0.89	1 (7%)	17,19,21	0.59	0
7	NAG	P	1	7,1	14,14,15	0.71	1 (7%)	17,19,21	0.84	1 (5%)
7	NAG	P	2	7	14,14,15	0.77	0	17,19,21	0.91	1 (5%)
7	MAN	P	3	7	11,11,12	0.82	0	15,15,17	0.76	1 (6%)
7	MAN	P	4	7	11,11,12	0.77	0	15,15,17	0.88	1 (6%)
8	NAG	Q	1	8,1	14,14,15	0.59	0	17,19,21	0.71	0
8	NAG	Q	2	8	14,14,15	0.86	0	17,19,21	0.99	2 (11%)
8	MAN	Q	3	8	11,11,12	0.91	0	15,15,17	1.00	2 (13%)

Mol	Type	Chain	Res	Link	Bond lengths			Bond angles		
					Counts	RMSZ	# Z > 2	Counts	RMSZ	# Z > 2
8	MAN	Q	4	8	11,11,12	0.86	0	15,15,17	0.74	0
4	NAG	R	1	4,1	14,14,15	0.68	0	17,19,21	0.85	1 (5%)
4	NAG	R	2	4	14,14,15	0.73	0	17,19,21	0.77	0
4	MAN	R	3	4	11,11,12	1.14	1 (9%)	15,15,17	1.03	1 (6%)
4	NAG	S	1	4,1	14,14,15	0.69	0	17,19,21	0.91	1 (5%)
4	NAG	S	2	4	14,14,15	0.74	0	17,19,21	0.95	1 (5%)
4	MAN	S	3	4	11,11,12	0.94	1 (9%)	15,15,17	0.84	1 (6%)
8	NAG	T	1	8,1	14,14,15	0.56	0	17,19,21	0.57	0
8	NAG	T	2	8	14,14,15	0.60	0	17,19,21	0.87	0
8	MAN	T	3	8	11,11,12	1.16	1 (9%)	15,15,17	0.91	2 (13%)
8	MAN	T	4	8	11,11,12	0.79	0	15,15,17	1.25	2 (13%)
3	NAG	U	1	3,1	14,14,15	0.80	0	17,19,21	0.67	0
3	NAG	U	2	3	14,14,15	0.93	1 (7%)	17,19,21	0.61	0
3	NAG	V	1	3,1	14,14,15	0.86	0	17,19,21	0.92	1 (5%)
3	NAG	V	2	3	14,14,15	0.75	0	17,19,21	0.72	0
4	NAG	W	1	4,1	14,14,15	0.53	0	17,19,21	0.71	0
4	NAG	W	2	4	14,14,15	0.69	0	17,19,21	0.94	1 (5%)
4	MAN	W	3	4	11,11,12	0.88	0	15,15,17	0.88	1 (6%)
5	NAG	X	1	5,1	14,14,15	0.62	0	17,19,21	0.86	1 (5%)
5	NAG	X	2	5	14,14,15	0.72	0	17,19,21	0.71	0
5	MAN	X	3	5	11,11,12	1.18	1 (9%)	15,15,17	0.56	0
5	MAN	X	4	5	11,11,12	0.85	0	15,15,17	0.86	1 (6%)
5	MAN	X	5	5	11,11,12	0.91	1 (9%)	15,15,17	0.71	1 (6%)

In the following table, the Chirals column lists the number of chiral outliers, the number of chiral centers analysed, the number of these observed in the model and the number defined in the Chemical Component Dictionary. Similar counts are reported in the Torsion and Rings columns. '-' means no outliers of that kind were identified.

Mol	Type	Chain	Res	Link	Chirals	Torsions	Rings
2	NAG	G	1	2,1	-	4/6/23/26	0/1/1/1
2	NAG	G	2	2	-	4/6/23/26	0/1/1/1
2	BMA	G	3	2	-	2/2/19/22	0/1/1/1
2	MAN	G	4	2	-	1/2/19/22	0/1/1/1
2	MAN	G	5	2	-	1/2/19/22	0/1/1/1
3	NAG	H	1	3,1	-	4/6/23/26	0/1/1/1
3	NAG	H	2	3	-	4/6/23/26	0/1/1/1
4	NAG	I	1	4,1	-	4/6/23/26	0/1/1/1

Continued on next page...

Continued from previous page...

Mol	Type	Chain	Res	Link	Chirals	Torsions	Rings
4	NAG	I	2	4	-	3/6/23/26	0/1/1/1
4	MAN	I	3	4	-	2/2/19/22	0/1/1/1
4	NAG	J	1	4,1	-	3/6/23/26	0/1/1/1
4	NAG	J	2	4	-	2/6/23/26	0/1/1/1
4	MAN	J	3	4	-	0/2/19/22	0/1/1/1
4	NAG	K	1	4,1	-	2/6/23/26	0/1/1/1
4	NAG	K	2	4	-	4/6/23/26	0/1/1/1
4	MAN	K	3	4	-	2/2/19/22	0/1/1/1
5	NAG	L	1	5,1	-	4/6/23/26	0/1/1/1
5	NAG	L	2	5	-	4/6/23/26	0/1/1/1
5	MAN	L	3	5	-	0/2/19/22	0/1/1/1
5	MAN	L	4	5	-	2/2/19/22	0/1/1/1
5	MAN	L	5	5	-	2/2/19/22	0/1/1/1
6	NAG	M	1	6,1	-	4/6/23/26	0/1/1/1
6	NAG	M	2	6	-	4/6/23/26	0/1/1/1
6	MAN	M	3	6	-	2/2/19/22	0/1/1/1
6	MAN	M	4	6	-	0/2/19/22	1/1/1/1
6	MAN	M	5	6	-	2/2/19/22	0/1/1/1
3	NAG	N	1	3,1	-	2/6/23/26	0/1/1/1
3	NAG	N	2	3	-	4/6/23/26	0/1/1/1
3	NAG	O	1	3,1	-	4/6/23/26	0/1/1/1
3	NAG	O	2	3	-	1/6/23/26	0/1/1/1
7	NAG	P	1	7,1	-	4/6/23/26	0/1/1/1
7	NAG	P	2	7	-	2/6/23/26	0/1/1/1
7	MAN	P	3	7	-	2/2/19/22	0/1/1/1
7	MAN	P	4	7	-	2/2/19/22	0/1/1/1
8	NAG	Q	1	8,1	-	5/6/23/26	0/1/1/1
8	NAG	Q	2	8	-	2/6/23/26	0/1/1/1
8	MAN	Q	3	8	-	2/2/19/22	0/1/1/1
8	MAN	Q	4	8	-	2/2/19/22	0/1/1/1
4	NAG	R	1	4,1	-	0/6/23/26	0/1/1/1
4	NAG	R	2	4	-	4/6/23/26	0/1/1/1
4	MAN	R	3	4	-	2/2/19/22	0/1/1/1
4	NAG	S	1	4,1	-	4/6/23/26	0/1/1/1
4	NAG	S	2	4	-	4/6/23/26	0/1/1/1

Continued on next page...

Continued from previous page...

Mol	Type	Chain	Res	Link	Chirals	Torsions	Rings
4	MAN	S	3	4	-	1/2/19/22	1/1/1/1
8	NAG	T	1	8,1	-	2/6/23/26	0/1/1/1
8	NAG	T	2	8	-	4/6/23/26	0/1/1/1
8	MAN	T	3	8	-	2/2/19/22	0/1/1/1
8	MAN	T	4	8	-	2/2/19/22	0/1/1/1
3	NAG	U	1	3,1	-	2/6/23/26	0/1/1/1
3	NAG	U	2	3	-	4/6/23/26	0/1/1/1
3	NAG	V	1	3,1	-	4/6/23/26	0/1/1/1
3	NAG	V	2	3	-	2/6/23/26	0/1/1/1
4	NAG	W	1	4,1	-	4/6/23/26	0/1/1/1
4	NAG	W	2	4	-	5/6/23/26	0/1/1/1
4	MAN	W	3	4	-	2/2/19/22	0/1/1/1
5	NAG	X	1	5,1	-	5/6/23/26	0/1/1/1
5	NAG	X	2	5	-	4/6/23/26	0/1/1/1
5	MAN	X	3	5	-	0/2/19/22	0/1/1/1
5	MAN	X	4	5	-	2/2/19/22	0/1/1/1
5	MAN	X	5	5	-	2/2/19/22	0/1/1/1

All (14) bond length outliers are listed below:

Mol	Chain	Res	Type	Atoms	Z	Observed(Å)	Ideal(Å)
3	H	2	NAG	C1-C2	3.04	1.56	1.52
2	G	3	BMA	C2-C3	2.91	1.56	1.52
4	R	3	MAN	C2-C3	2.68	1.56	1.52
8	T	3	MAN	C2-C3	2.43	1.56	1.52
5	X	3	MAN	C2-C3	2.40	1.56	1.52
3	O	2	NAG	C1-C2	2.28	1.55	1.52
5	L	3	MAN	C4-C5	2.28	1.57	1.53
2	G	3	BMA	O2-C2	2.27	1.48	1.43
7	P	1	NAG	C1-C2	2.25	1.55	1.52
3	U	2	NAG	C1-C2	2.22	1.55	1.52
4	S	3	MAN	C1-C2	2.08	1.56	1.52
6	M	3	MAN	C2-C3	2.06	1.55	1.52
2	G	5	MAN	C2-C3	2.06	1.55	1.52
5	X	5	MAN	C2-C3	2.03	1.55	1.52

All (50) bond angle outliers are listed below:

Mol	Chain	Res	Type	Atoms	Z	Observed(°)	Ideal(°)
5	L	3	MAN	C3-C4-C5	4.77	118.76	110.24
2	G	3	BMA	O5-C1-C2	4.25	117.34	110.77
6	M	2	NAG	C4-C3-C2	-3.97	105.20	111.02
6	M	1	NAG	C4-C3-C2	3.93	116.78	111.02
3	O	1	NAG	C4-C3-C2	3.73	116.49	111.02
6	M	1	NAG	C3-C4-C5	3.62	116.69	110.24
4	J	3	MAN	C1-O5-C5	3.39	116.79	112.19
8	T	4	MAN	C1-C2-C3	3.36	113.80	109.67
4	J	3	MAN	C1-C2-C3	3.25	113.67	109.67
2	G	5	MAN	C1-C2-C3	3.08	113.45	109.67
8	T	4	MAN	C1-O5-C5	3.03	116.30	112.19
4	I	3	MAN	C1-O5-C5	3.01	116.27	112.19
5	L	3	MAN	C1-O5-C5	2.91	116.14	112.19
2	G	3	BMA	C1-C2-C3	2.85	113.17	109.67
5	X	4	MAN	C1-O5-C5	2.80	115.99	112.19
6	M	4	MAN	C1-O5-C5	2.75	115.92	112.19
4	R	3	MAN	C1-C2-C3	2.73	113.02	109.67
5	L	4	MAN	C1-O5-C5	2.69	115.84	112.19
5	L	5	MAN	C1-O5-C5	2.64	115.77	112.19
7	P	4	MAN	C1-O5-C5	2.53	115.61	112.19
4	W	3	MAN	C1-O5-C5	2.48	115.55	112.19
4	S	3	MAN	C1-O5-C5	2.46	115.53	112.19
2	G	4	MAN	C1-O5-C5	2.46	115.52	112.19
8	Q	2	NAG	C2-N2-C7	-2.45	119.41	122.90
2	G	4	MAN	C1-C2-C3	2.43	112.66	109.67
3	H	1	NAG	C2-N2-C7	-2.38	119.52	122.90
3	V	1	NAG	C4-C3-C2	2.36	114.47	111.02
5	X	5	MAN	C1-O5-C5	2.35	115.38	112.19
4	S	2	NAG	C4-C3-C2	-2.32	107.62	111.02
4	K	1	NAG	C2-N2-C7	-2.31	119.61	122.90
7	P	3	MAN	C1-O5-C5	2.30	115.31	112.19
4	I	3	MAN	C3-C4-C5	2.29	114.33	110.24
6	M	2	NAG	C1-O5-C5	2.28	115.29	112.19
8	Q	3	MAN	C1-O5-C5	2.26	115.25	112.19
8	T	3	MAN	C1-C2-C3	2.24	112.42	109.67
4	R	1	NAG	C2-N2-C7	-2.21	119.76	122.90
4	S	1	NAG	C2-N2-C7	-2.21	119.76	122.90
4	J	2	NAG	C2-N2-C7	-2.19	119.79	122.90
8	T	3	MAN	C1-O5-C5	2.17	115.13	112.19
7	P	2	NAG	C2-N2-C7	-2.17	119.82	122.90
8	Q	3	MAN	O3-C3-C2	2.16	114.12	109.99
4	K	3	MAN	C1-O5-C5	2.15	115.11	112.19
6	M	5	MAN	C1-O5-C5	2.15	115.10	112.19

Continued on next page...

Continued from previous page...

Mol	Chain	Res	Type	Atoms	Z	Observed(°)	Ideal(°)
5	X	1	NAG	C2-N2-C7	-2.11	119.90	122.90
8	Q	2	NAG	C4-C3-C2	-2.09	107.95	111.02
4	I	3	MAN	C1-C2-C3	2.09	112.24	109.67
4	W	2	NAG	C4-C3-C2	-2.09	107.95	111.02
5	L	3	MAN	C2-C3-C4	2.04	114.43	110.89
3	H	1	NAG	C4-C3-C2	-2.01	108.07	111.02
7	P	1	NAG	C1-O5-C5	2.01	114.91	112.19

There are no chirality outliers.

All (159) torsion outliers are listed below:

Mol	Chain	Res	Type	Atoms
2	G	1	NAG	C8-C7-N2-C2
2	G	1	NAG	O7-C7-N2-C2
3	H	1	NAG	C8-C7-N2-C2
3	H	1	NAG	O7-C7-N2-C2
3	H	2	NAG	C8-C7-N2-C2
3	H	2	NAG	O7-C7-N2-C2
3	N	1	NAG	O7-C7-N2-C2
3	N	2	NAG	C8-C7-N2-C2
3	N	2	NAG	O7-C7-N2-C2
3	O	1	NAG	C8-C7-N2-C2
3	O	1	NAG	O7-C7-N2-C2
3	U	2	NAG	O7-C7-N2-C2
3	V	1	NAG	C8-C7-N2-C2
3	V	1	NAG	O7-C7-N2-C2
3	V	2	NAG	C8-C7-N2-C2
3	V	2	NAG	O7-C7-N2-C2
4	I	2	NAG	C8-C7-N2-C2
4	I	2	NAG	O7-C7-N2-C2
4	J	1	NAG	C8-C7-N2-C2
4	J	1	NAG	O7-C7-N2-C2
4	J	2	NAG	C8-C7-N2-C2
4	J	2	NAG	O7-C7-N2-C2
4	K	2	NAG	C8-C7-N2-C2
4	K	2	NAG	O7-C7-N2-C2
4	R	2	NAG	C8-C7-N2-C2
4	R	2	NAG	O7-C7-N2-C2
4	S	1	NAG	C8-C7-N2-C2
4	S	1	NAG	O7-C7-N2-C2
4	S	2	NAG	C8-C7-N2-C2
4	S	2	NAG	O7-C7-N2-C2

Continued on next page...

Continued from previous page...

Mol	Chain	Res	Type	Atoms
4	W	2	NAG	C8-C7-N2-C2
4	W	2	NAG	O7-C7-N2-C2
5	L	1	NAG	C8-C7-N2-C2
5	L	1	NAG	O7-C7-N2-C2
5	L	2	NAG	C3-C2-N2-C7
5	L	2	NAG	C8-C7-N2-C2
5	L	2	NAG	O7-C7-N2-C2
5	X	1	NAG	C8-C7-N2-C2
5	X	1	NAG	O7-C7-N2-C2
5	X	2	NAG	C8-C7-N2-C2
5	X	2	NAG	O7-C7-N2-C2
6	M	1	NAG	C8-C7-N2-C2
6	M	1	NAG	O7-C7-N2-C2
6	M	2	NAG	C8-C7-N2-C2
6	M	2	NAG	O7-C7-N2-C2
7	P	1	NAG	O7-C7-N2-C2
8	Q	1	NAG	C3-C2-N2-C7
8	Q	1	NAG	C8-C7-N2-C2
8	Q	1	NAG	O7-C7-N2-C2
8	Q	2	NAG	C8-C7-N2-C2
8	Q	2	NAG	O7-C7-N2-C2
3	N	1	NAG	C8-C7-N2-C2
3	U	2	NAG	C8-C7-N2-C2
4	W	1	NAG	C8-C7-N2-C2
4	W	1	NAG	O7-C7-N2-C2
7	P	1	NAG	C8-C7-N2-C2
7	P	2	NAG	C8-C7-N2-C2
7	P	2	NAG	O7-C7-N2-C2
5	X	2	NAG	O5-C5-C6-O6
7	P	4	MAN	O5-C5-C6-O6
5	L	5	MAN	O5-C5-C6-O6
4	K	2	NAG	O5-C5-C6-O6
7	P	3	MAN	O5-C5-C6-O6
8	Q	4	MAN	O5-C5-C6-O6
4	W	2	NAG	O5-C5-C6-O6
3	U	1	NAG	C8-C7-N2-C2
8	T	1	NAG	C8-C7-N2-C2
8	Q	3	MAN	O5-C5-C6-O6
2	G	2	NAG	O5-C5-C6-O6
4	R	2	NAG	O5-C5-C6-O6
8	T	2	NAG	O5-C5-C6-O6
2	G	3	BMA	C4-C5-C6-O6

Continued on next page...

Continued from previous page...

Mol	Chain	Res	Type	Atoms
4	R	2	NAG	C4-C5-C6-O6
3	V	1	NAG	O5-C5-C6-O6
6	M	2	NAG	O5-C5-C6-O6
4	K	1	NAG	C4-C5-C6-O6
2	G	1	NAG	O5-C5-C6-O6
4	I	1	NAG	O5-C5-C6-O6
4	K	1	NAG	O5-C5-C6-O6
8	Q	1	NAG	O5-C5-C6-O6
4	K	2	NAG	C4-C5-C6-O6
8	Q	4	MAN	C4-C5-C6-O6
6	M	5	MAN	O5-C5-C6-O6
8	T	3	MAN	O5-C5-C6-O6
5	X	2	NAG	C4-C5-C6-O6
7	P	4	MAN	C4-C5-C6-O6
3	U	1	NAG	O7-C7-N2-C2
4	I	1	NAG	C8-C7-N2-C2
8	T	1	NAG	O7-C7-N2-C2
8	T	2	NAG	C8-C7-N2-C2
2	G	3	BMA	O5-C5-C6-O6
3	O	1	NAG	O5-C5-C6-O6
4	I	3	MAN	O5-C5-C6-O6
4	K	3	MAN	O5-C5-C6-O6
8	T	4	MAN	O5-C5-C6-O6
4	W	1	NAG	O5-C5-C6-O6
7	P	1	NAG	O5-C5-C6-O6
8	T	4	MAN	C4-C5-C6-O6
2	G	2	NAG	C4-C5-C6-O6
7	P	3	MAN	C4-C5-C6-O6
3	O	1	NAG	C4-C5-C6-O6
4	K	3	MAN	C4-C5-C6-O6
4	S	1	NAG	C4-C5-C6-O6
2	G	2	NAG	C8-C7-N2-C2
2	G	2	NAG	O7-C7-N2-C2
4	I	1	NAG	O7-C7-N2-C2
8	T	2	NAG	O7-C7-N2-C2
2	G	1	NAG	C4-C5-C6-O6
5	L	5	MAN	C4-C5-C6-O6
8	Q	1	NAG	C4-C5-C6-O6
4	I	1	NAG	C4-C5-C6-O6
7	P	1	NAG	C4-C5-C6-O6
4	R	3	MAN	O5-C5-C6-O6
5	L	1	NAG	O5-C5-C6-O6

Continued on next page...

Continued from previous page...

Mol	Chain	Res	Type	Atoms
5	X	4	MAN	O5-C5-C6-O6
5	X	5	MAN	C4-C5-C6-O6
6	M	5	MAN	C4-C5-C6-O6
8	T	3	MAN	C4-C5-C6-O6
3	H	1	NAG	C4-C5-C6-O6
4	I	3	MAN	C4-C5-C6-O6
4	R	3	MAN	C4-C5-C6-O6
4	W	1	NAG	C4-C5-C6-O6
3	V	1	NAG	C4-C5-C6-O6
4	W	2	NAG	C4-C5-C6-O6
6	M	2	NAG	C4-C5-C6-O6
5	L	1	NAG	C4-C5-C6-O6
8	Q	3	MAN	C4-C5-C6-O6
5	X	1	NAG	C1-C2-N2-C7
4	S	1	NAG	O5-C5-C6-O6
8	T	2	NAG	C4-C5-C6-O6
3	H	2	NAG	C1-C2-N2-C7
5	L	4	MAN	C4-C5-C6-O6
6	M	1	NAG	O5-C5-C6-O6
6	M	1	NAG	C4-C5-C6-O6
3	H	1	NAG	O5-C5-C6-O6
2	G	5	MAN	O5-C5-C6-O6
3	N	2	NAG	C4-C5-C6-O6
4	W	3	MAN	C4-C5-C6-O6
3	U	2	NAG	C4-C5-C6-O6
3	N	2	NAG	O5-C5-C6-O6
4	W	2	NAG	C1-C2-N2-C7
2	G	4	MAN	O5-C5-C6-O6
4	S	2	NAG	C4-C5-C6-O6
3	O	2	NAG	O5-C5-C6-O6
5	X	5	MAN	O5-C5-C6-O6
4	S	2	NAG	O5-C5-C6-O6
5	L	4	MAN	O5-C5-C6-O6
4	S	3	MAN	C4-C5-C6-O6
5	X	1	NAG	C3-C2-N2-C7
3	U	2	NAG	O5-C5-C6-O6
6	M	3	MAN	C4-C5-C6-O6
6	M	3	MAN	O5-C5-C6-O6
4	J	1	NAG	C4-C5-C6-O6
4	W	3	MAN	O5-C5-C6-O6
5	L	2	NAG	C4-C5-C6-O6
5	X	1	NAG	O5-C5-C6-O6

Continued on next page...

Continued from previous page...

Mol	Chain	Res	Type	Atoms
5	X	4	MAN	C4-C5-C6-O6
3	H	2	NAG	C3-C2-N2-C7
4	I	2	NAG	O5-C5-C6-O6

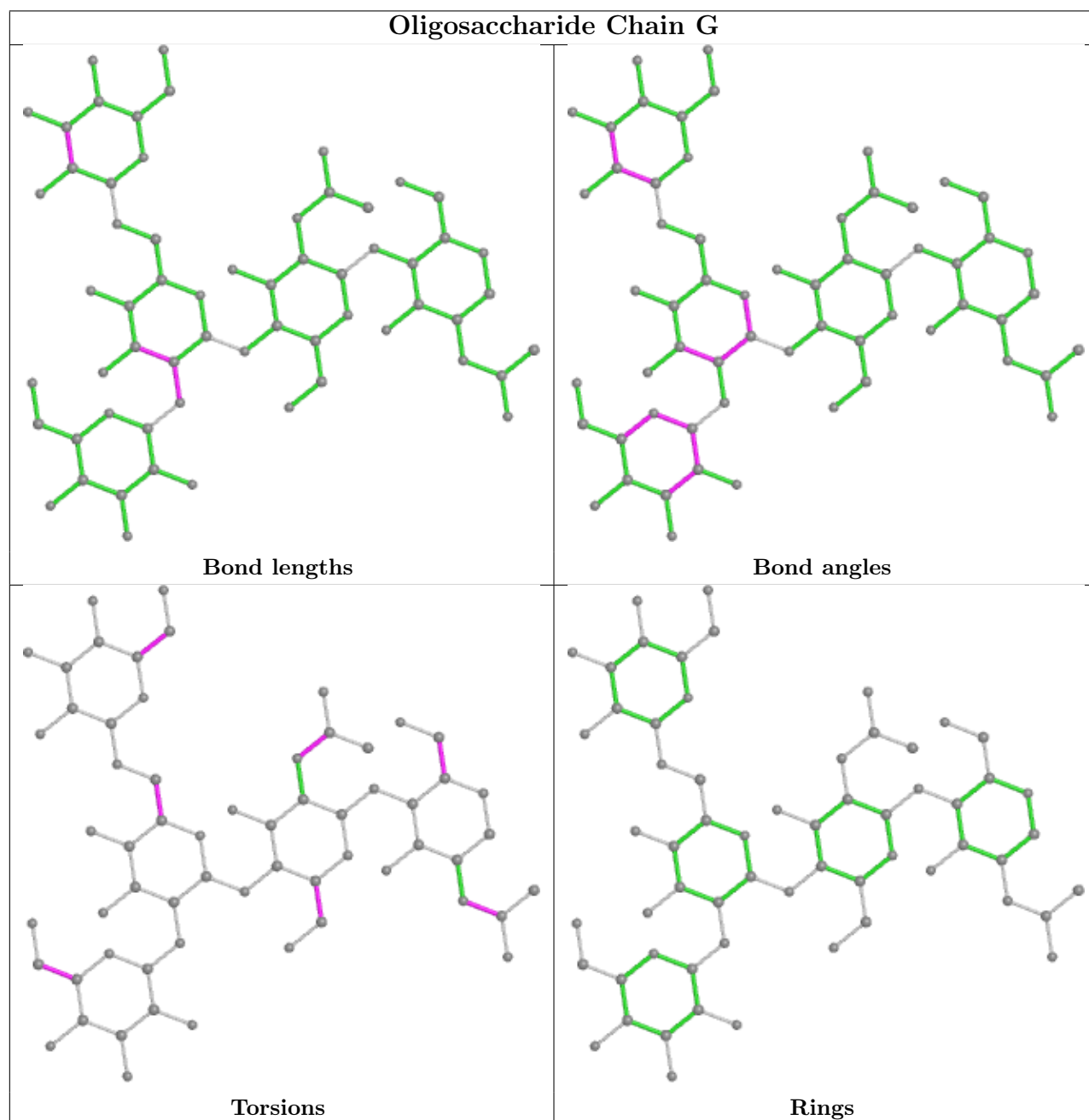
All (2) ring outliers are listed below:

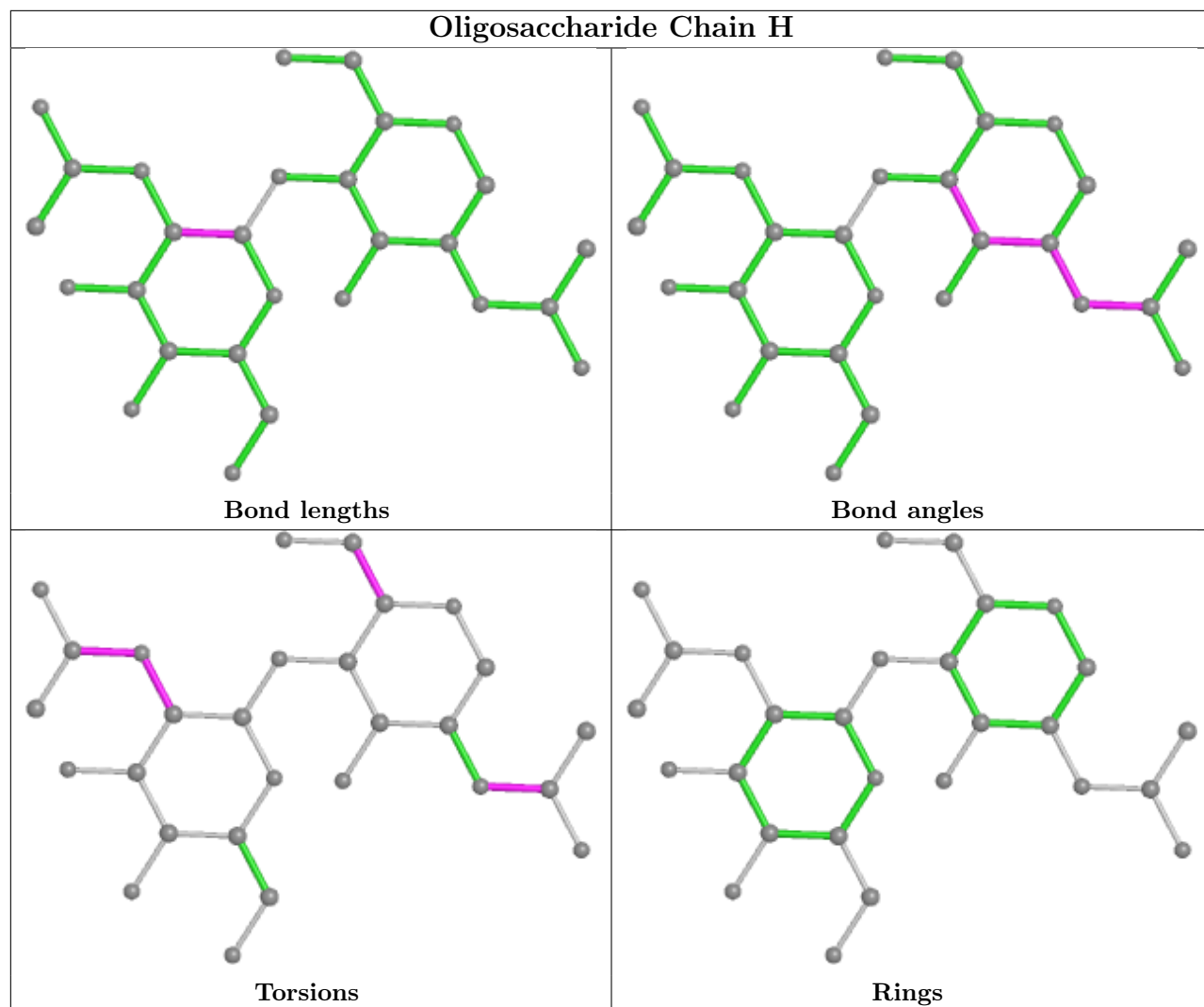
Mol	Chain	Res	Type	Atoms
6	M	4	MAN	C1-C2-C3-C4-C5-O5
4	S	3	MAN	C1-C2-C3-C4-C5-O5

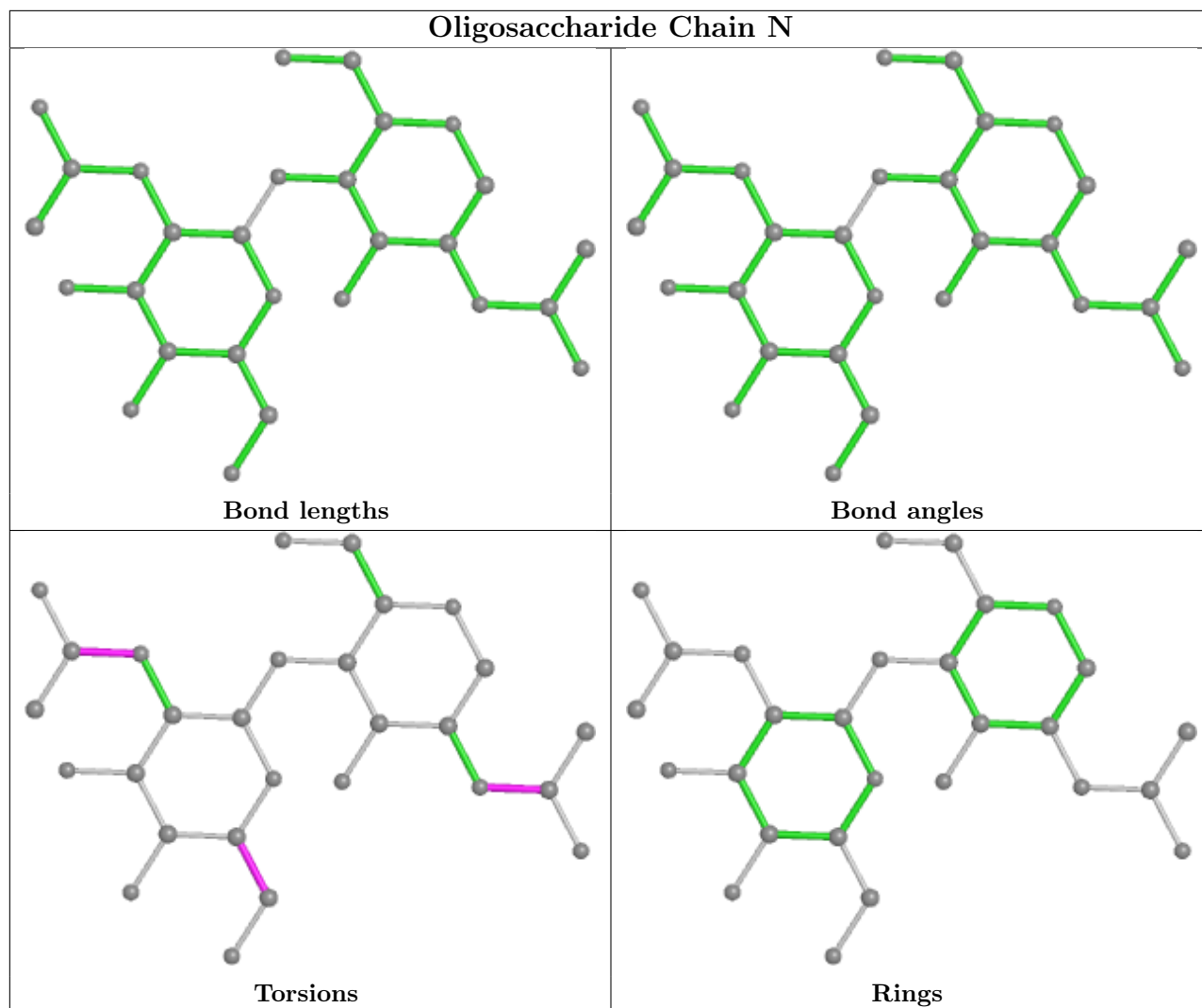
28 monomers are involved in 35 short contacts:

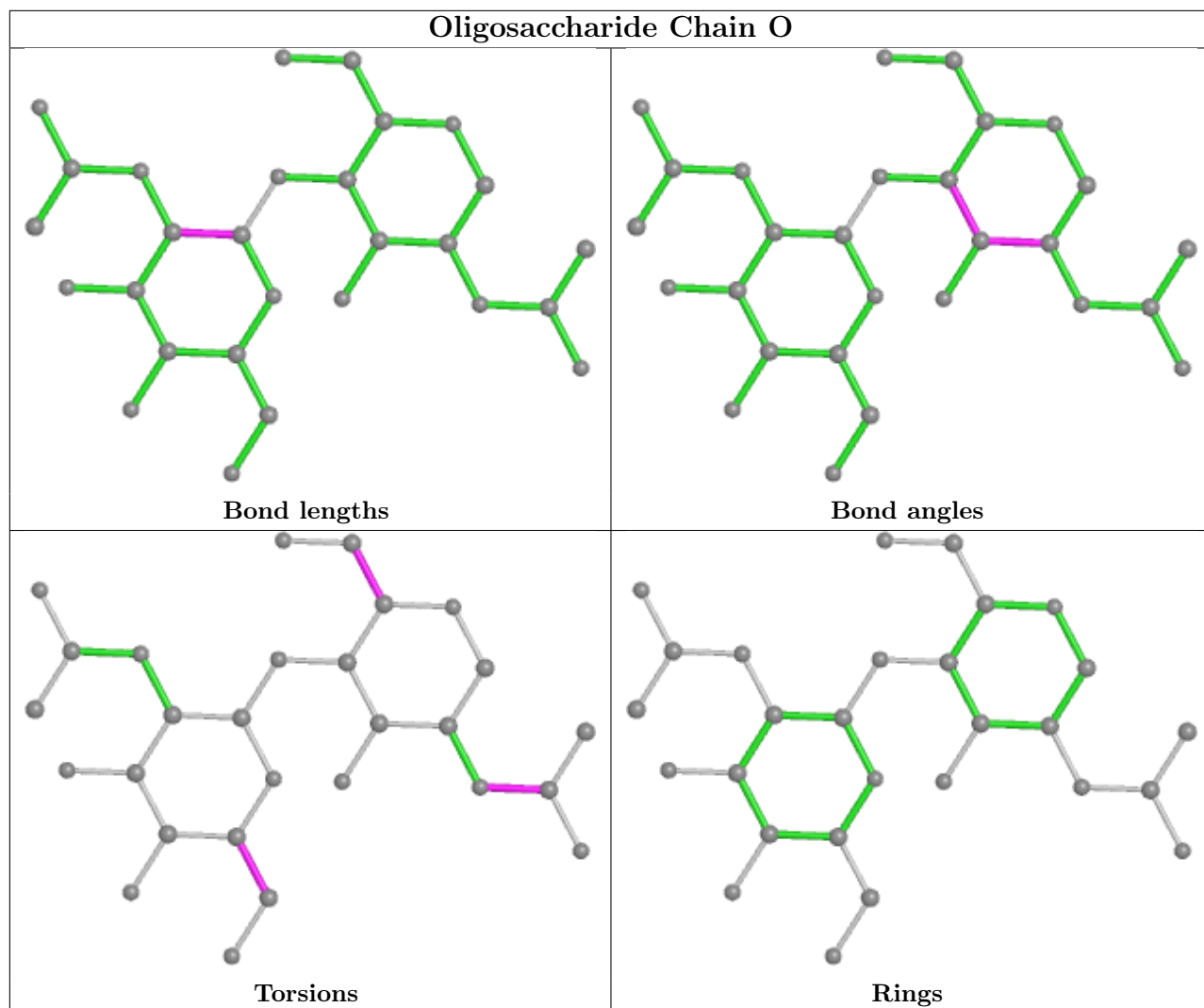
Mol	Chain	Res	Type	Clashes	Symm-Clashes
4	W	1	NAG	2	0
5	L	2	NAG	3	0
7	P	2	NAG	4	0
8	T	3	MAN	1	0
4	I	1	NAG	1	0
2	G	3	BMA	2	0
3	O	1	NAG	1	0
5	L	3	MAN	2	0
8	Q	4	MAN	1	0
6	M	4	MAN	1	0
8	Q	3	MAN	1	0
5	X	1	NAG	1	0
6	M	1	NAG	1	0
6	M	2	NAG	1	0
8	T	4	MAN	1	0
2	G	5	MAN	1	0
4	S	1	NAG	2	0
4	W	2	NAG	2	0
5	L	1	NAG	4	0
3	N	1	NAG	2	0
8	T	1	NAG	2	0
7	P	1	NAG	4	0
8	T	2	NAG	5	0
2	G	2	NAG	2	0
4	J	1	NAG	1	0
4	J	2	NAG	1	0
2	G	1	NAG	1	0
8	Q	1	NAG	1	0

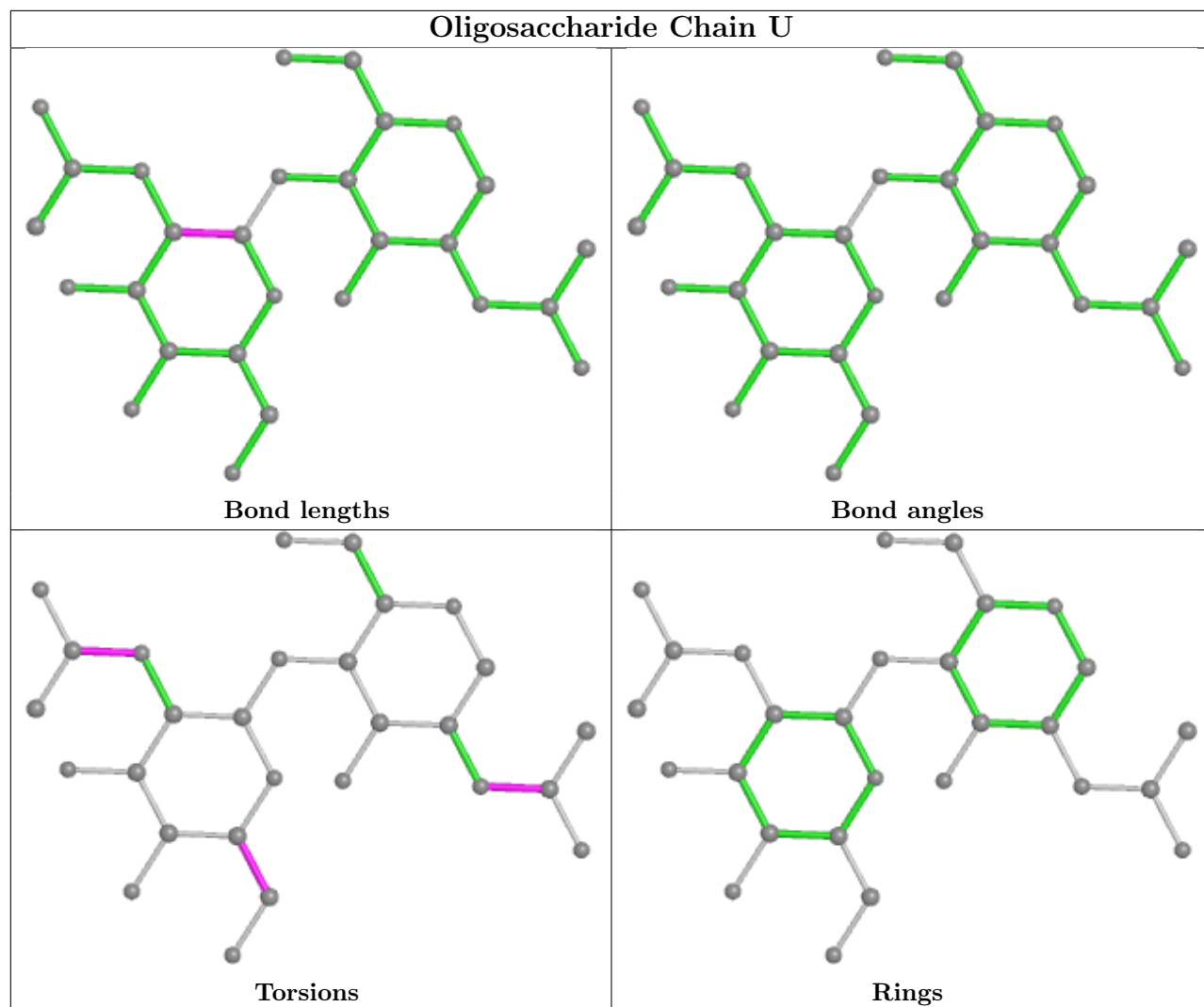
The following is a two-dimensional graphical depiction of Mogul quality analysis of bond lengths, bond angles, torsion angles, and ring geometry for oligosaccharide.

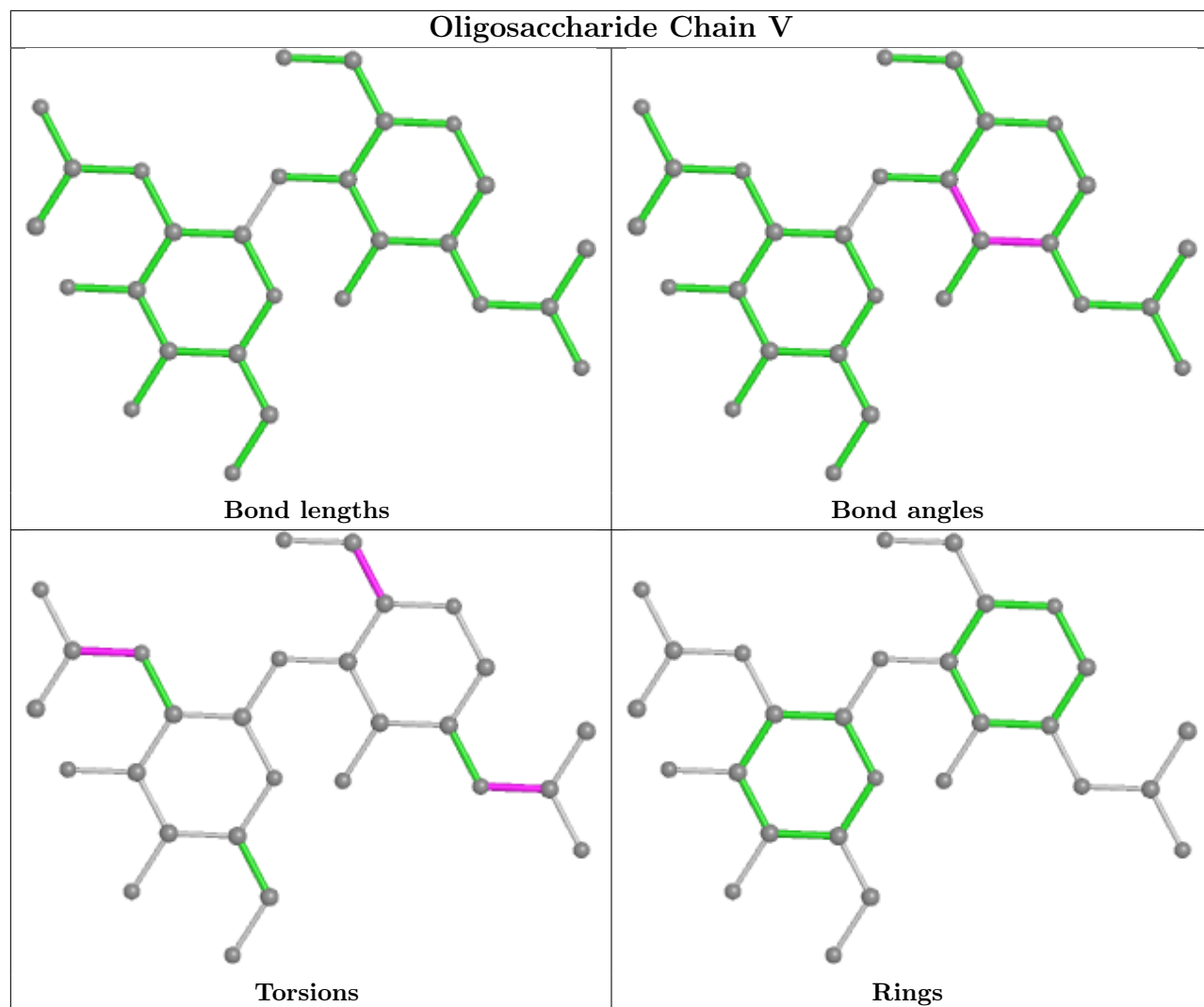


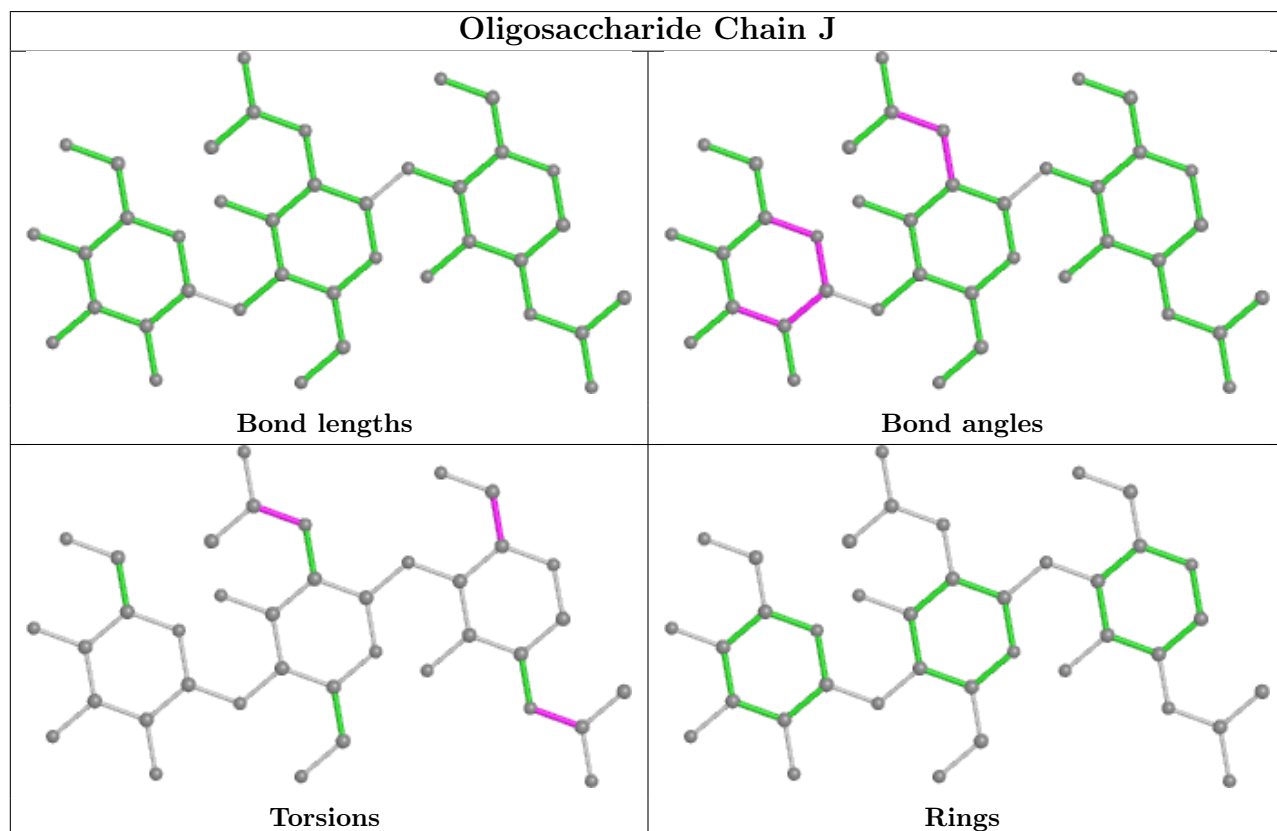
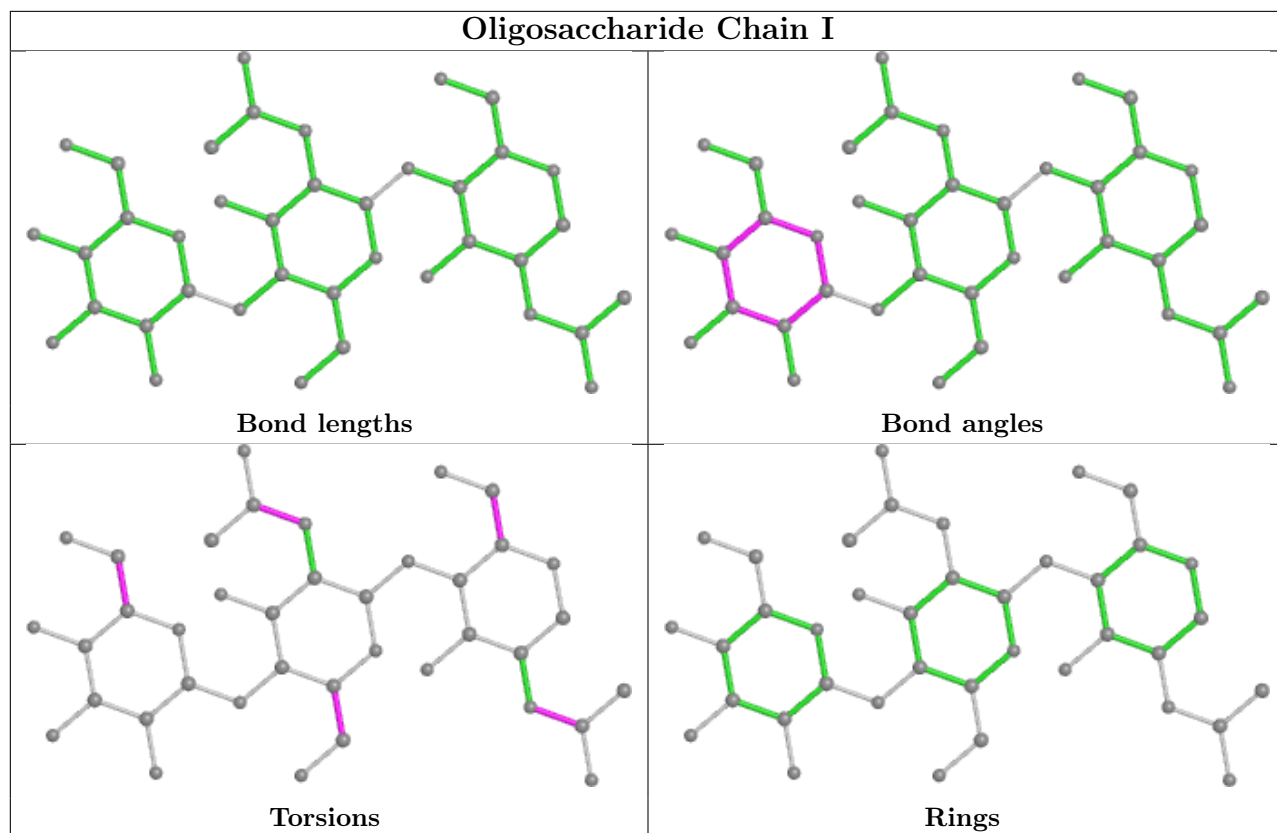


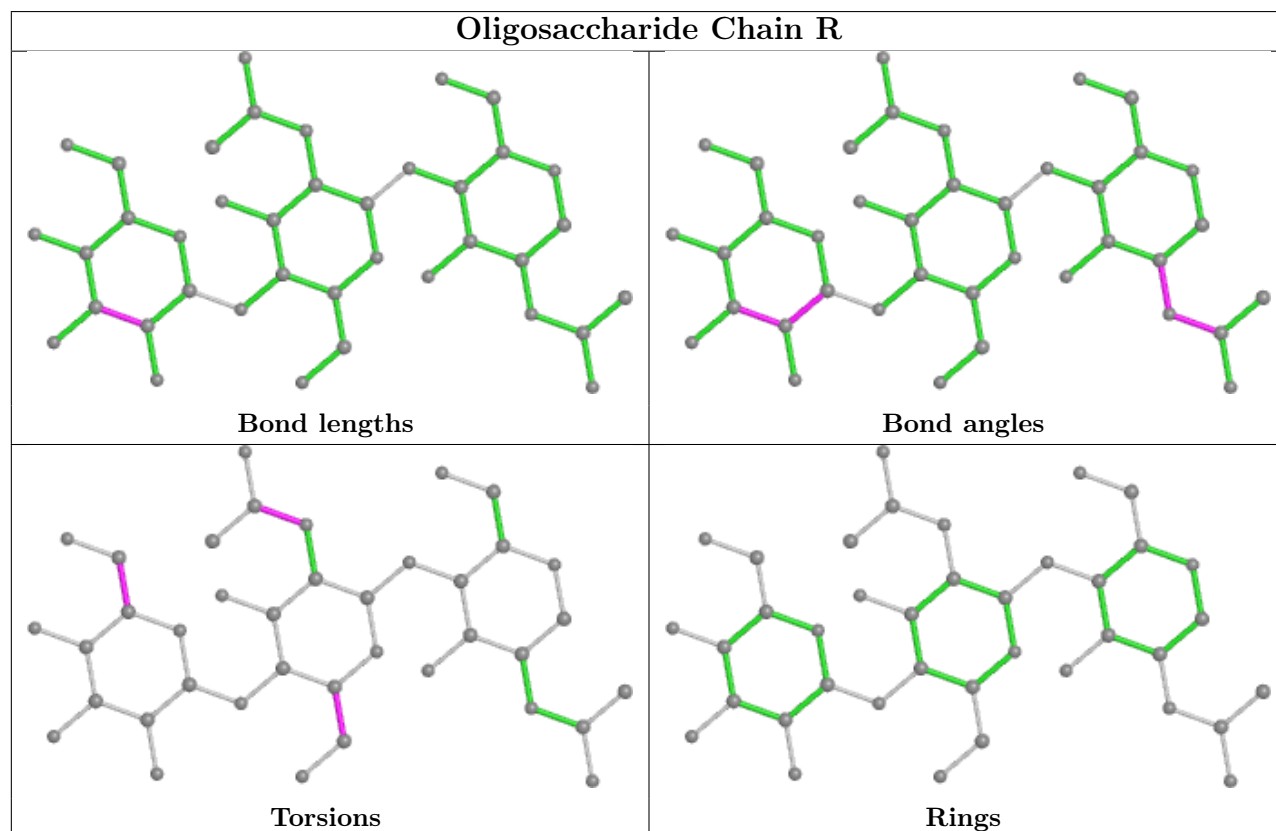
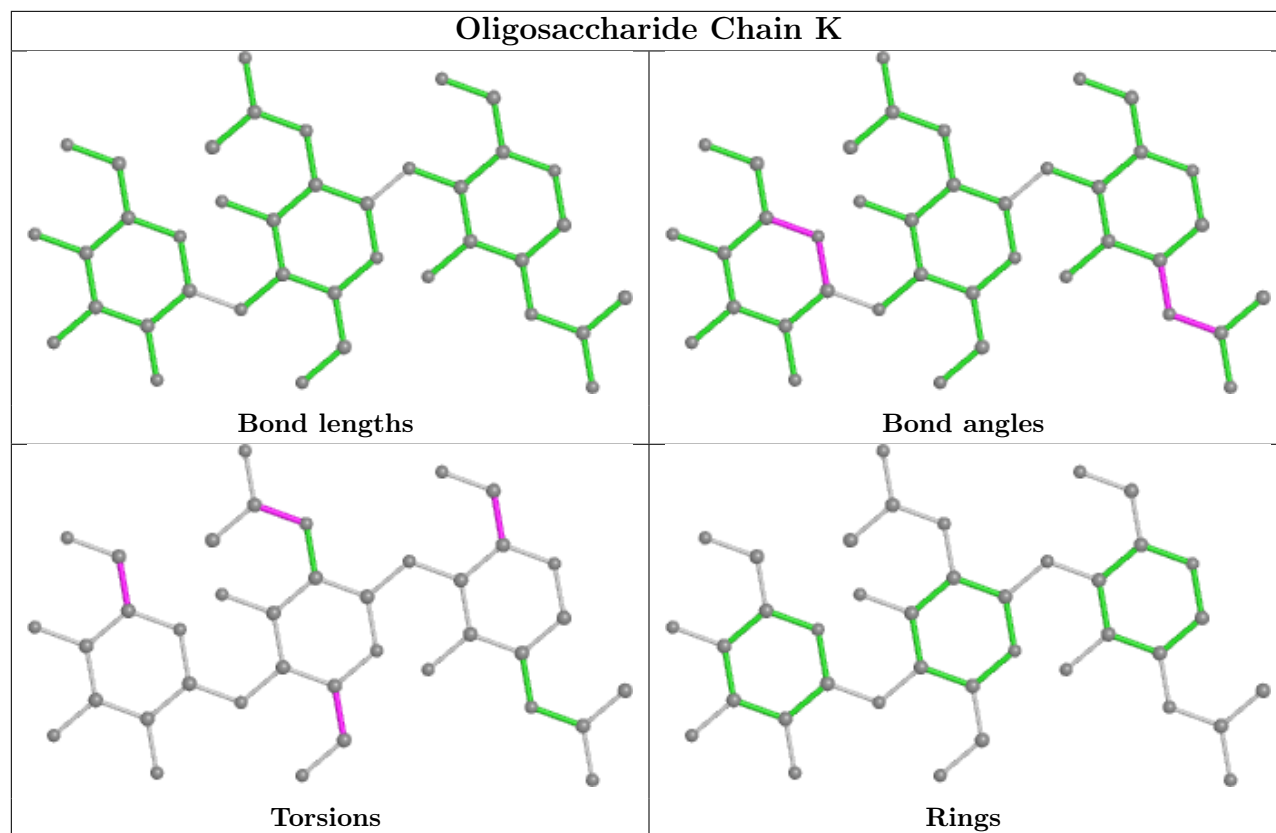


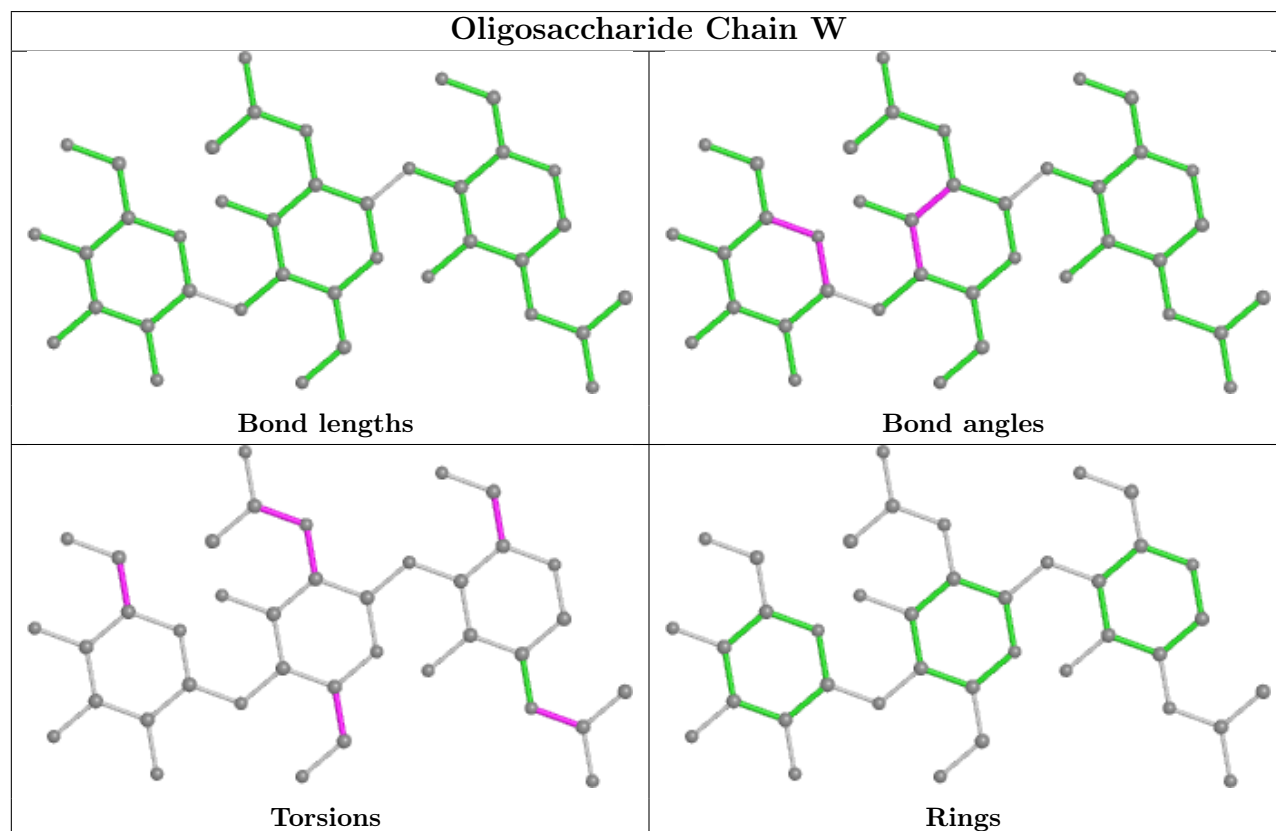
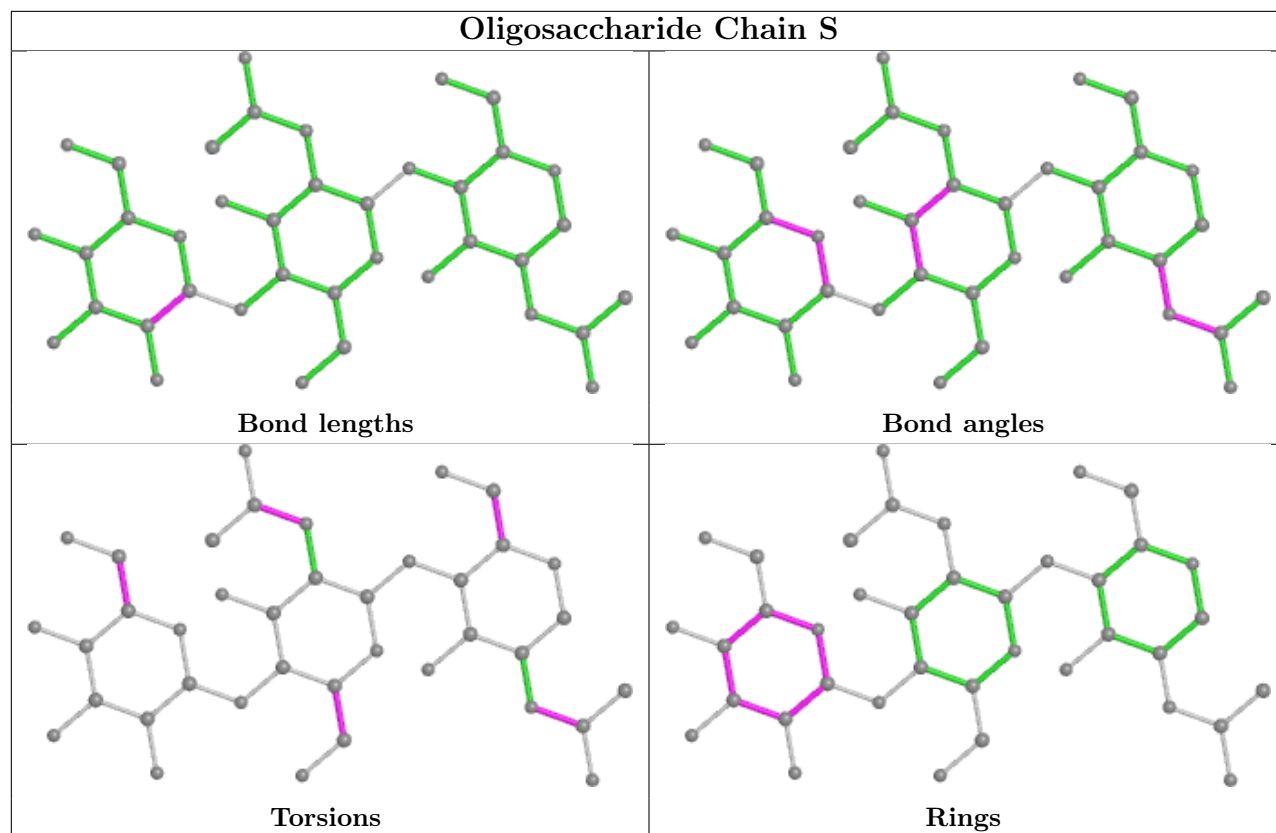


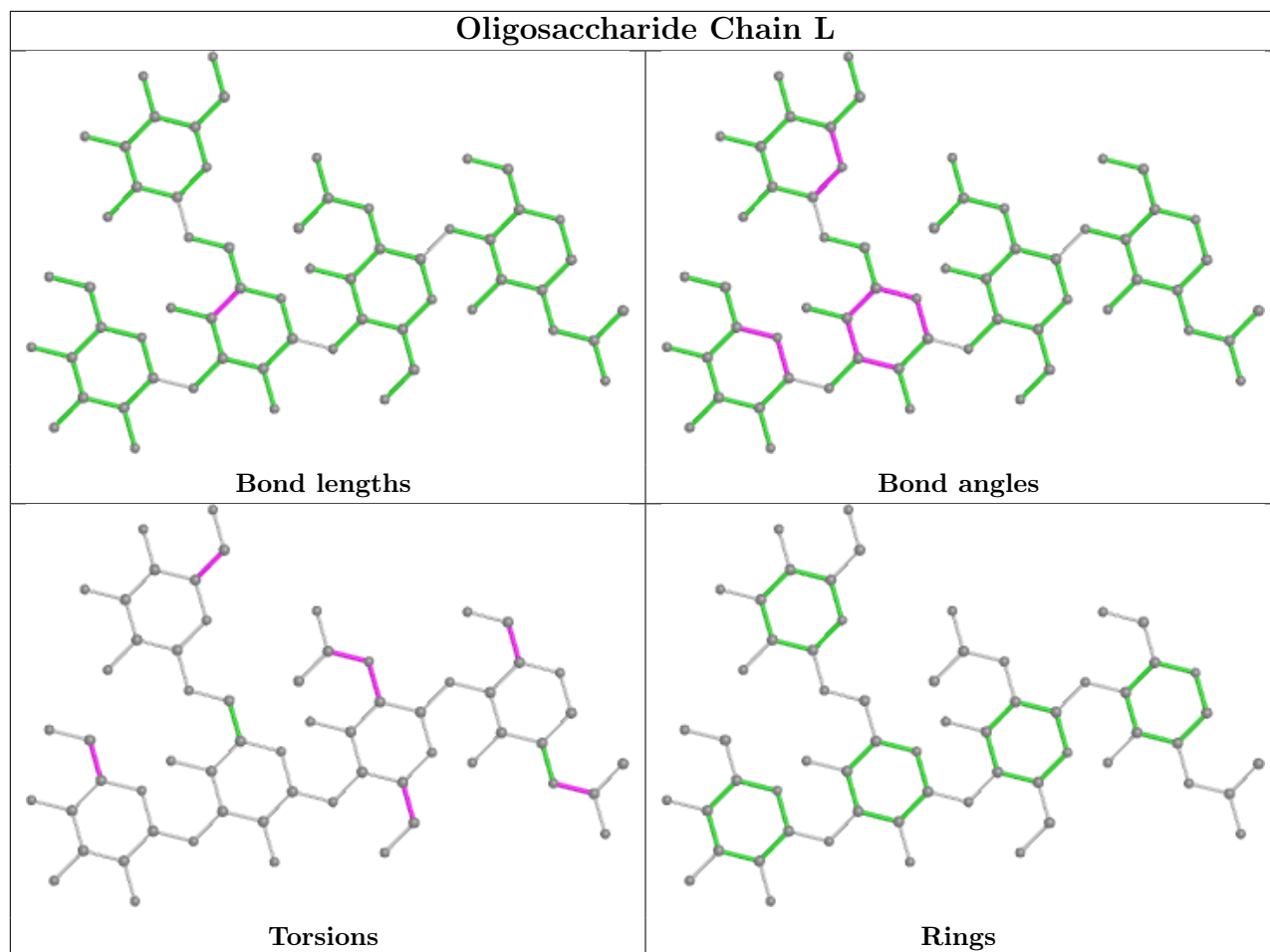


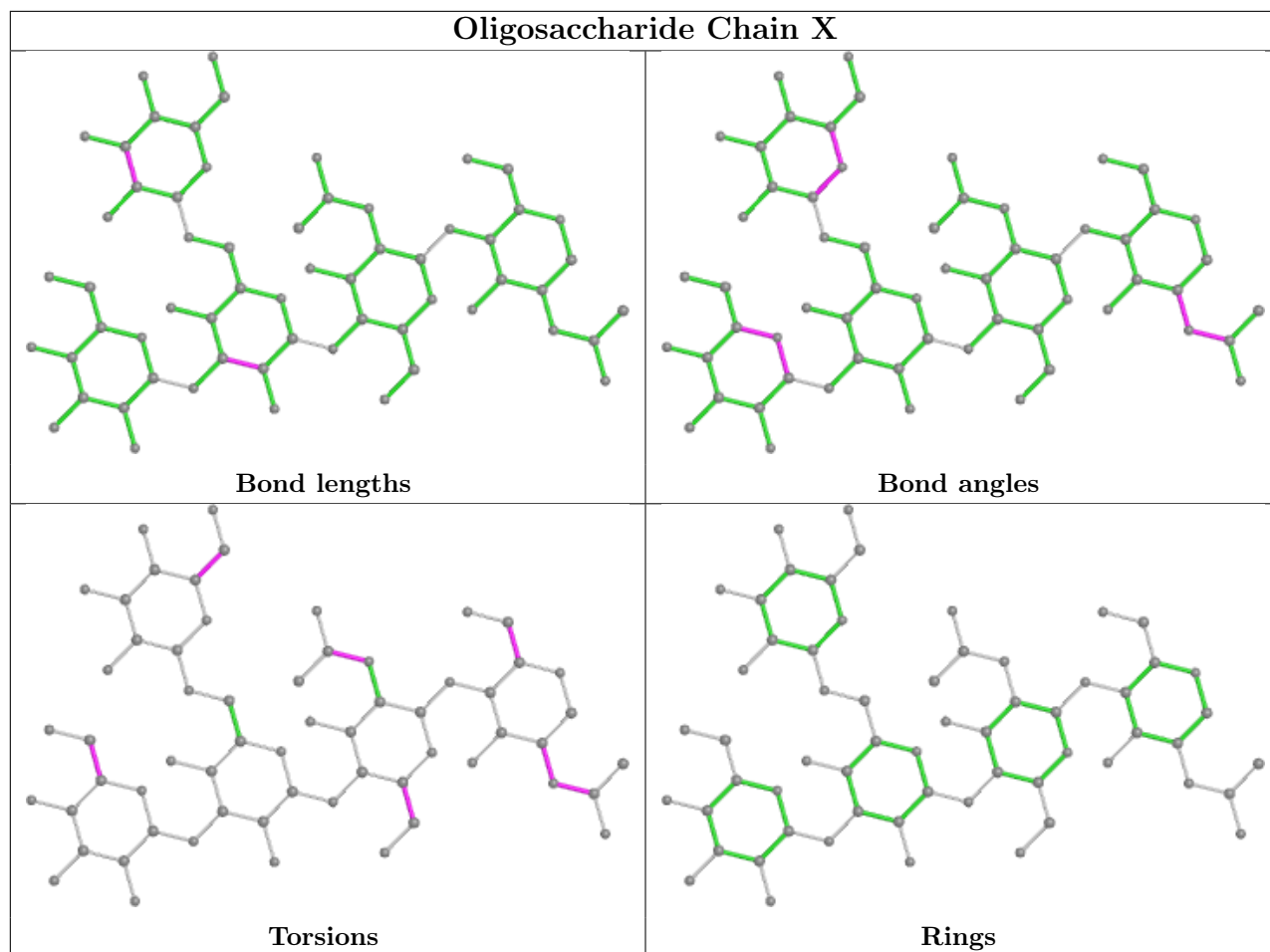


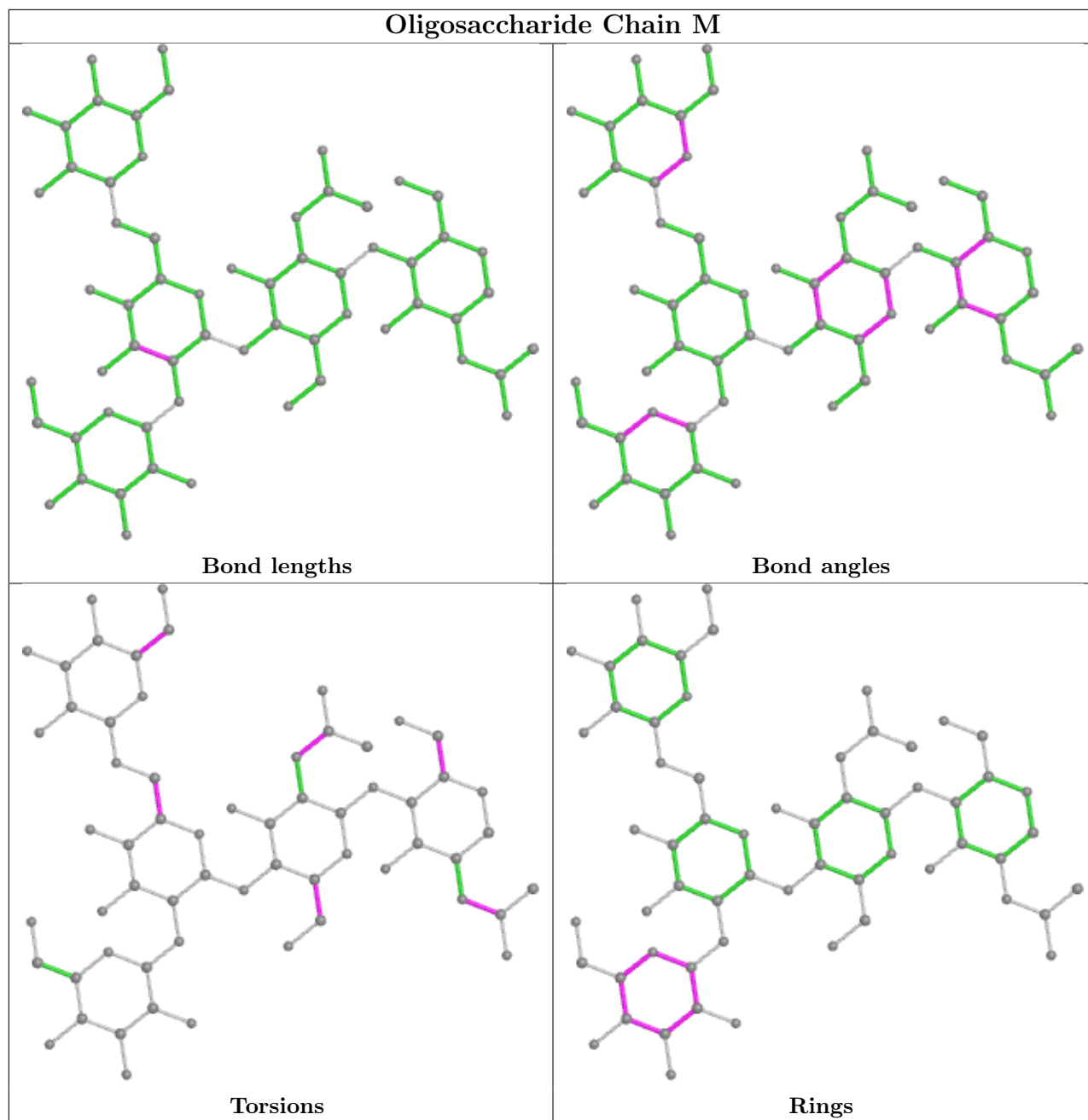


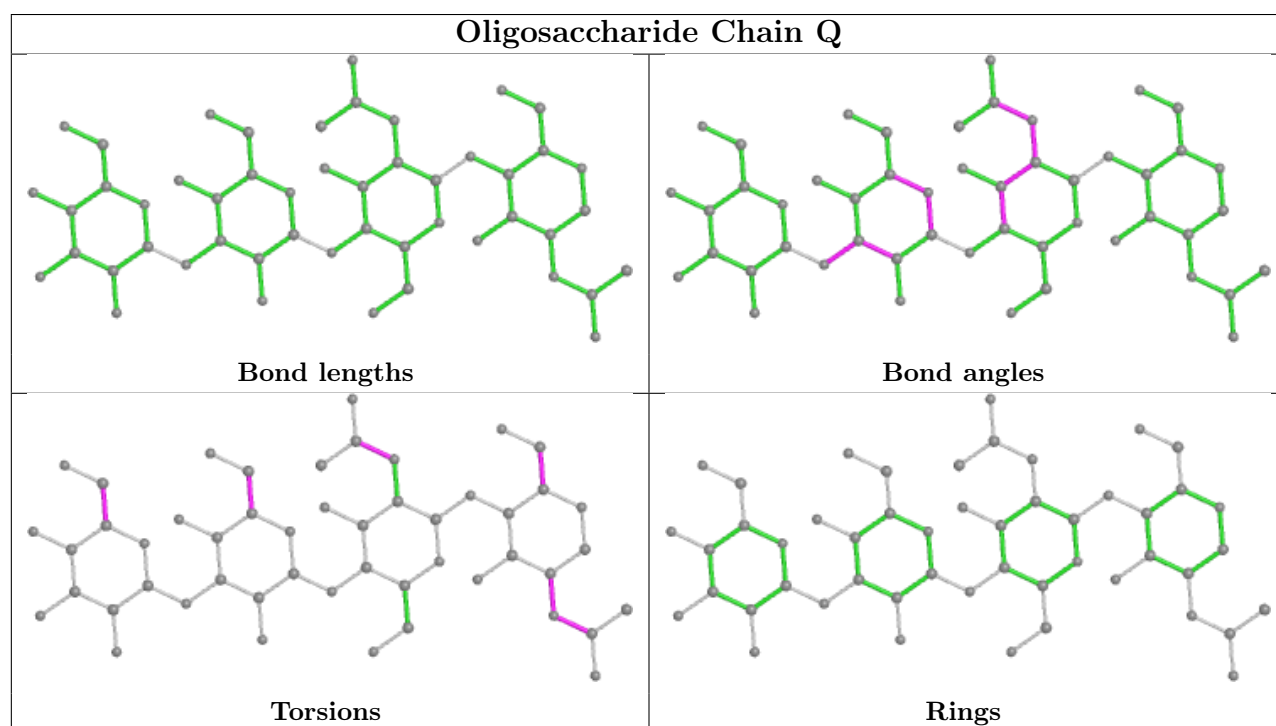
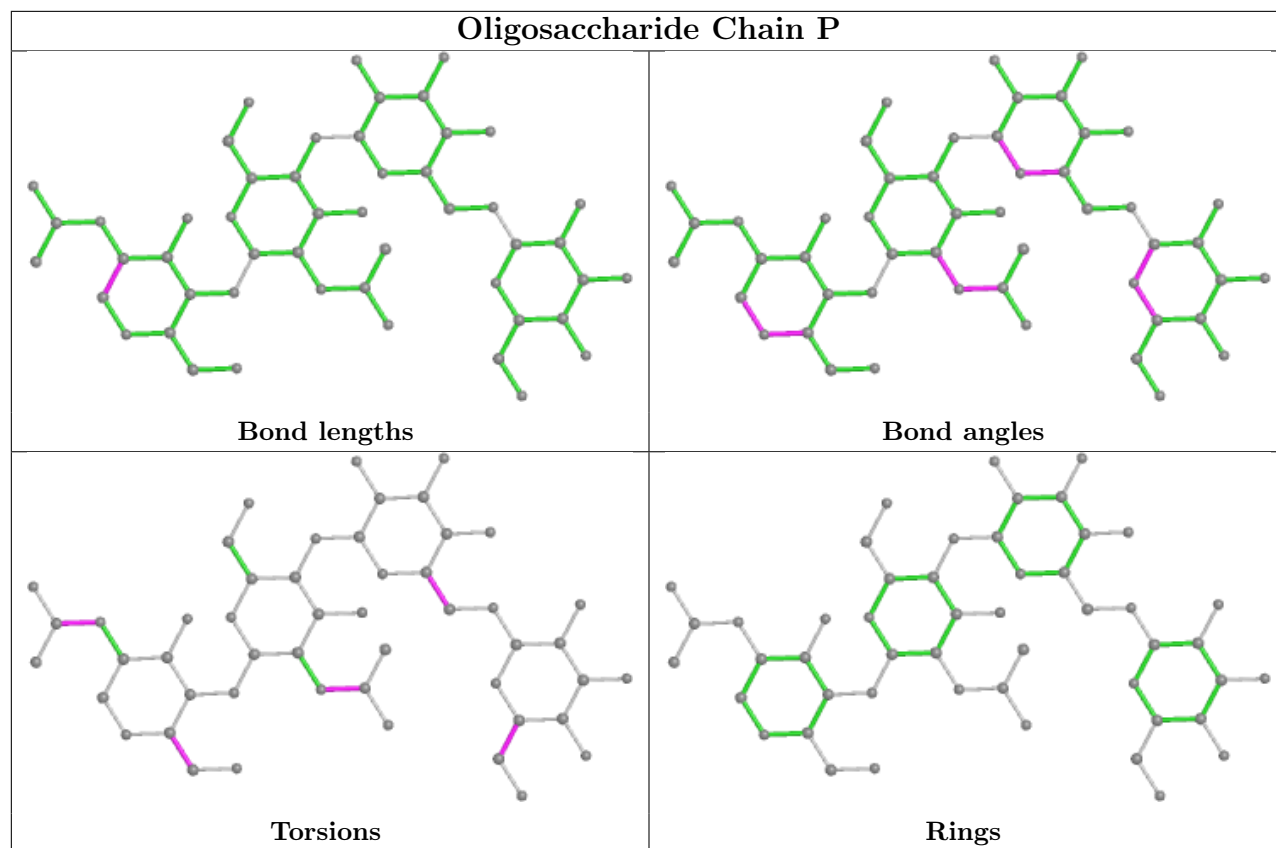


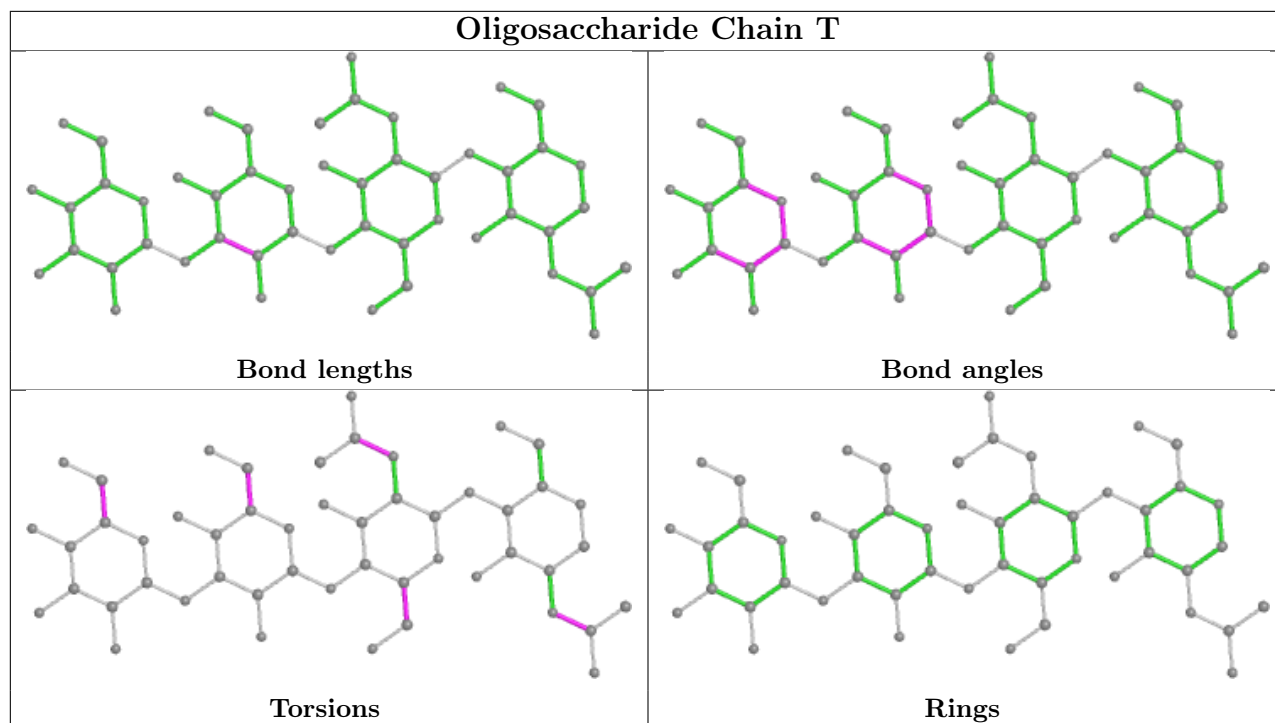












5.6 Ligand geometry [i](#)

6 ligands are modelled in this entry.

In the following table, the Counts columns list the number of bonds (or angles) for which Mogul statistics could be retrieved, the number of bonds (or angles) that are observed in the model and the number of bonds (or angles) that are defined in the Chemical Component Dictionary. The Link column lists molecule types, if any, to which the group is linked. The Z score for a bond length (or angle) is the number of standard deviations the observed value is removed from the expected value. A bond length (or angle) with $|Z| > 2$ is considered an outlier worth inspection. RMSZ is the root-mean-square of all Z scores of the bond lengths (or angles).

Mol	Type	Chain	Res	Link	Bond lengths			Bond angles		
					Counts	RMSZ	# Z > 2	Counts	RMSZ	# Z > 2
9	MLI	F	611	-	6,6,6	1.58	2 (33%)	7,7,7	1.45	1 (14%)
9	MLI	E	610	-	6,6,6	1.43	2 (33%)	7,7,7	1.42	1 (14%)
9	MLI	D	612	-	6,6,6	1.51	2 (33%)	7,7,7	1.67	2 (28%)
9	MLI	B	612	-	6,6,6	1.42	2 (33%)	7,7,7	1.55	2 (28%)
9	MLI	A	611	-	6,6,6	1.52	2 (33%)	7,7,7	1.64	2 (28%)
9	MLI	C	610	-	6,6,6	1.67	2 (33%)	7,7,7	1.39	1 (14%)

In the following table, the Chirals column lists the number of chiral outliers, the number of chiral centers analysed, the number of these observed in the model and the number defined in the Chemical Component Dictionary. Similar counts are reported in the Torsion and Rings columns. '-' means no outliers of that kind were identified.

Mol	Type	Chain	Res	Link	Chirals	Torsions	Rings
9	MLI	F	611	-	-	0/4/4/4	-
9	MLI	E	610	-	-	0/4/4/4	-
9	MLI	D	612	-	-	0/4/4/4	-
9	MLI	B	612	-	-	0/4/4/4	-
9	MLI	A	611	-	-	0/4/4/4	-
9	MLI	C	610	-	-	0/4/4/4	-

All (12) bond length outliers are listed below:

Mol	Chain	Res	Type	Atoms	Z	Observed(Å)	Ideal(Å)
9	C	610	MLI	O9-C3	-2.67	1.21	1.30
9	E	610	MLI	O7-C2	-2.55	1.22	1.30
9	F	611	MLI	O7-C2	-2.49	1.22	1.30
9	B	612	MLI	O7-C2	-2.43	1.22	1.30
9	C	610	MLI	O7-C2	-2.37	1.22	1.30
9	A	611	MLI	O7-C2	-2.37	1.22	1.30
9	D	612	MLI	O9-C3	-2.36	1.22	1.30
9	B	612	MLI	O9-C3	-2.27	1.23	1.30
9	A	611	MLI	O9-C3	-2.27	1.23	1.30
9	F	611	MLI	O9-C3	-2.23	1.23	1.30
9	E	610	MLI	O9-C3	-2.20	1.23	1.30
9	D	612	MLI	O7-C2	-2.04	1.23	1.30

All (9) bond angle outliers are listed below:

Mol	Chain	Res	Type	Atoms	Z	Observed(°)	Ideal(°)
9	D	612	MLI	O7-C2-C1	2.42	122.27	114.54
9	E	610	MLI	O9-C3-C1	2.40	122.19	114.54
9	F	611	MLI	O9-C3-C1	2.37	122.12	114.54
9	A	611	MLI	O9-C3-C1	2.36	122.08	114.54
9	D	612	MLI	O9-C3-C1	2.30	121.88	114.54
9	B	612	MLI	O7-C2-C1	2.29	121.86	114.54
9	A	611	MLI	O7-C2-C1	2.27	121.79	114.54
9	C	610	MLI	O7-C2-C1	2.25	121.72	114.54
9	B	612	MLI	O9-C3-C1	2.12	121.31	114.54

There are no chirality outliers.

There are no torsion outliers.

There are no ring outliers.

1 monomer is involved in 1 short contact:

Mol	Chain	Res	Type	Clashes	Symm-Clashes
9	E	610	MLI	1	0

5.7 Other polymers [i](#)

There are no such residues in this entry.

5.8 Polymer linkage issues [i](#)

There are no chain breaks in this entry.

6 Fit of model and data

6.1 Protein, DNA and RNA chains

In the following table, the column labelled ‘#RSRZ > 2’ contains the number (and percentage) of RSRZ outliers, followed by percent RSRZ outliers for the chain as percentile scores relative to all X-ray entries and entries of similar resolution. The OWAB column contains the minimum, median, 95th percentile and maximum values of the occupancy-weighted average B-factor per residue. The column labelled ‘Q < 0.9’ lists the number of (and percentage) of residues with an average occupancy less than 0.9.

Mol	Chain	Analysed	<RSRZ>	#RSRZ>2	OWAB(Å ²)	Q<0.9
1	A	456/529 (86%)	0.08	10 (2%) 62 65	63, 116, 150, 186	0
1	B	456/529 (86%)	0.02	9 (1%) 65 68	61, 116, 150, 186	0
1	C	450/529 (85%)	0.08	10 (2%) 62 65	65, 116, 152, 186	1 (0%)
1	D	456/529 (86%)	0.04	8 (1%) 68 71	65, 117, 152, 185	0
1	E	456/529 (86%)	0.05	10 (2%) 62 65	62, 116, 150, 186	0
1	F	450/529 (85%)	0.10	8 (1%) 68 71	70, 117, 155, 185	0
All	All	2724/3174 (85%)	0.06	55 (2%) 65 68	61, 116, 151, 186	1 (0%)

All (55) RSRZ outliers are listed below:

Mol	Chain	Res	Type	RSRZ
1	A	477	ALA	5.0
1	F	482	ASP	4.8
1	B	482	ASP	4.5
1	C	479	ARG	4.3
1	A	523	LEU	4.3
1	C	482	ASP	3.9
1	A	524	LEU	3.8
1	D	478	GLN	3.6
1	C	478	GLN	3.4
1	F	478	GLN	3.4
1	C	163	GLU	3.3
1	E	477	ALA	3.2
1	D	479	ARG	3.2
1	A	473	TYR	3.1
1	E	482	ASP	3.1
1	D	477	ALA	3.0
1	B	481	LEU	3.0
1	A	513	GLN	2.9
1	C	476	GLU	2.9

Continued on next page...

Continued from previous page...

Mol	Chain	Res	Type	RSRZ
1	B	473	TYR	2.9
1	F	473	TYR	2.9
1	B	27	ILE	2.8
1	D	480	LEU	2.8
1	E	481	LEU	2.8
1	E	473	TYR	2.8
1	B	478	GLN	2.7
1	B	480	LEU	2.6
1	C	161	LEU	2.6
1	E	480	LEU	2.6
1	B	477	ALA	2.6
1	E	479	ARG	2.6
1	F	162	GLN	2.5
1	E	478	GLN	2.5
1	C	477	ALA	2.5
1	D	476	GLU	2.4
1	E	163	GLU	2.4
1	D	109	ARG	2.4
1	B	249	ALA	2.4
1	A	525	ASP	2.4
1	A	522	ARG	2.3
1	F	163	GLU	2.3
1	A	476	GLU	2.3
1	C	480	LEU	2.3
1	A	27	ILE	2.2
1	F	477	ALA	2.2
1	B	163	GLU	2.2
1	C	473	TYR	2.2
1	E	161	LEU	2.1
1	F	164	THR	2.1
1	C	27	ILE	2.1
1	E	162	GLN	2.1
1	F	472	ASP	2.1
1	A	163	GLU	2.1
1	D	481	LEU	2.1
1	D	482	ASP	2.0

6.2 Non-standard residues in protein, DNA, RNA chains

There are no non-standard protein/DNA/RNA residues in this entry.

6.3 Carbohydrates i

In the following table, the Atoms column lists the number of modelled atoms in the group and the number defined in the chemical component dictionary. The B-factors column lists the minimum, median, 95th percentile and maximum values of B factors of atoms in the group. The column labelled 'Q< 0.9' lists the number of atoms with occupancy less than 0.9.

Mol	Type	Chain	Res	Atoms	RSCC	RSR	B-factors(Å ²)	Q<0.9
4	MAN	W	3	11/12	0.39	0.47	183,183,183,183	0
4	MAN	K	3	11/12	0.40	0.43	176,176,176,176	0
4	MAN	R	3	11/12	0.51	0.42	169,169,169,169	0
4	MAN	S	3	11/12	0.60	0.38	179,179,179,179	0
5	MAN	L	5	11/12	0.62	0.49	189,189,189,189	0
7	MAN	P	4	11/12	0.62	0.44	184,184,184,184	0
4	MAN	I	3	11/12	0.66	0.40	179,179,179,179	0
5	MAN	X	4	11/12	0.67	0.49	187,187,187,187	0
6	MAN	M	4	11/12	0.71	0.40	188,188,188,188	0
2	MAN	G	4	11/12	0.72	0.30	177,177,177,177	0
6	MAN	M	3	11/12	0.72	0.38	185,185,185,185	0
4	MAN	J	3	11/12	0.73	0.42	171,171,171,171	0
5	NAG	L	2	14/15	0.74	0.40	177,177,177,177	0
8	MAN	Q	4	11/12	0.74	0.50	181,181,181,181	0
3	NAG	V	1	14/15	0.77	0.32	166,166,166,166	0
2	NAG	G	2	14/15	0.77	0.30	171,171,171,171	0
4	NAG	K	2	14/15	0.78	0.45	172,172,172,172	0
4	NAG	J	2	14/15	0.78	0.47	166,166,166,166	0
3	NAG	V	2	14/15	0.78	0.41	173,173,173,173	0
4	NAG	S	2	14/15	0.79	0.42	172,172,172,172	0
5	MAN	L	4	11/12	0.79	0.43	190,190,190,190	0
2	MAN	G	5	11/12	0.80	0.44	182,182,182,182	0
8	MAN	Q	3	11/12	0.81	0.42	178,178,178,178	0
4	NAG	R	1	14/15	0.81	0.26	155,155,155,155	0
3	NAG	O	2	14/15	0.82	0.44	171,171,171,171	0
3	NAG	U	1	14/15	0.82	0.32	159,159,159,159	0
6	MAN	M	5	11/12	0.82	0.45	188,188,188,188	0
4	NAG	I	2	14/15	0.82	0.36	173,173,173,173	0
4	NAG	R	2	14/15	0.82	0.35	163,163,163,163	0
6	NAG	M	2	14/15	0.82	0.31	173,173,173,173	0
8	MAN	T	3	11/12	0.82	0.37	178,178,178,178	0
3	NAG	O	1	14/15	0.84	0.35	164,164,164,164	0
3	NAG	U	2	14/15	0.84	0.39	164,164,164,164	0
4	NAG	K	1	14/15	0.84	0.29	163,163,163,163	0
5	MAN	X	5	11/12	0.84	0.47	186,186,186,186	0
8	MAN	T	4	11/12	0.84	0.37	180,180,180,180	0

Continued on next page...

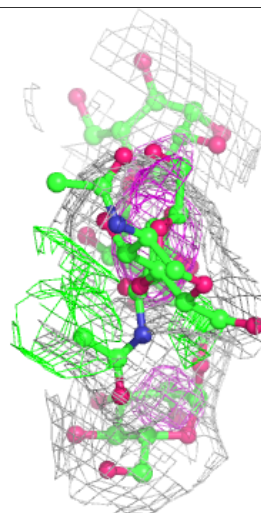
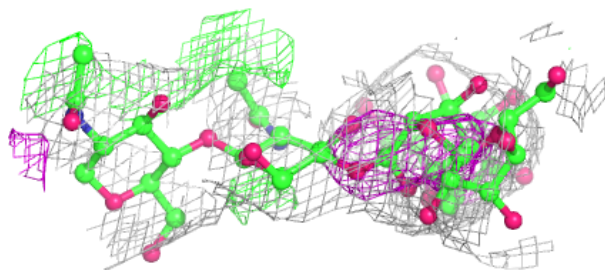
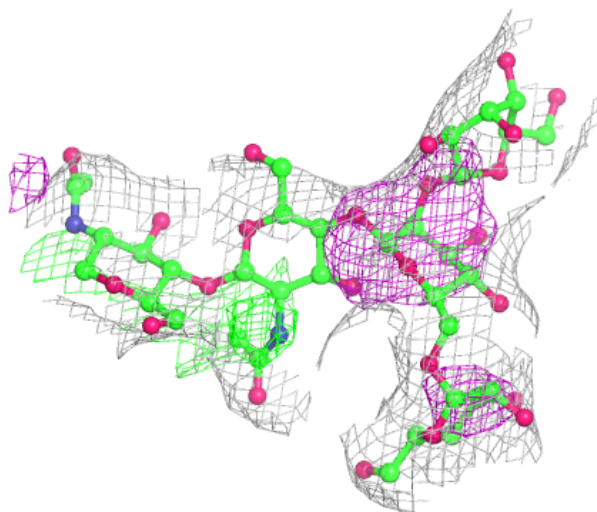
Continued from previous page...

Mol	Type	Chain	Res	Atoms	RSCC	RSR	B-factors(\AA^2)	Q<0.9
5	NAG	X	2	14/15	0.85	0.36	170,170,170,170	0
4	NAG	J	1	14/15	0.85	0.26	154,154,154,154	0
5	MAN	L	3	11/12	0.85	0.38	187,187,187,187	0
8	NAG	Q	2	14/15	0.86	0.41	171,171,171,171	0
5	NAG	L	1	14/15	0.87	0.23	163,163,163,163	0
2	BMA	G	3	11/12	0.87	0.42	177,177,177,177	0
6	NAG	M	1	14/15	0.87	0.30	160,160,160,160	0
7	NAG	P	2	14/15	0.87	0.40	170,170,170,170	0
3	NAG	N	1	14/15	0.87	0.23	152,152,152,152	0
3	NAG	N	2	14/15	0.88	0.29	157,157,157,157	0
7	MAN	P	3	11/12	0.88	0.44	180,180,180,180	0
5	MAN	X	3	11/12	0.88	0.45	183,183,183,183	0
5	NAG	X	1	14/15	0.88	0.28	162,162,162,162	0
3	NAG	H	1	14/15	0.89	0.27	158,158,158,158	0
4	NAG	W	2	14/15	0.89	0.44	176,176,176,176	0
8	NAG	T	1	14/15	0.89	0.23	157,157,157,157	0
8	NAG	T	2	14/15	0.89	0.37	170,170,170,170	0
3	NAG	H	2	14/15	0.89	0.32	162,162,162,162	0
7	NAG	P	1	14/15	0.89	0.30	160,160,160,160	0
8	NAG	Q	1	14/15	0.90	0.33	160,160,160,160	0
4	NAG	I	1	14/15	0.90	0.30	160,160,160,160	0
4	NAG	S	1	14/15	0.90	0.29	159,159,159,159	0
4	NAG	W	1	14/15	0.90	0.33	162,162,162,162	0
2	NAG	G	1	14/15	0.91	0.23	157,157,157,157	0

The following is a graphical depiction of the model fit to experimental electron density for oligosaccharide. Each fit is shown from different orientation to approximate a three-dimensional view.

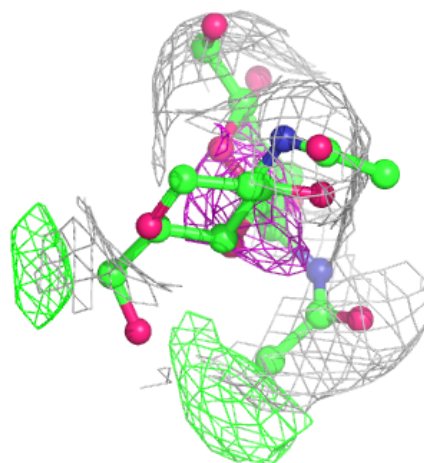
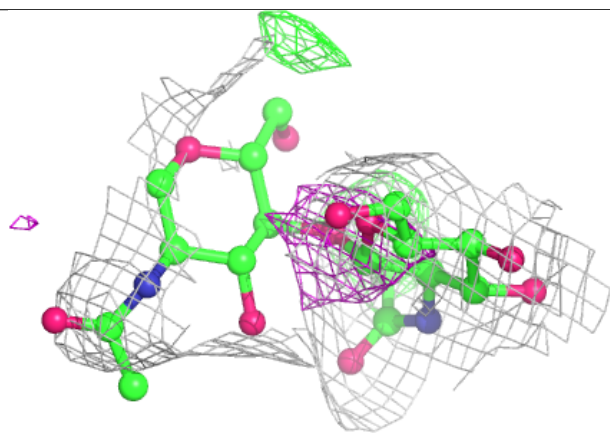
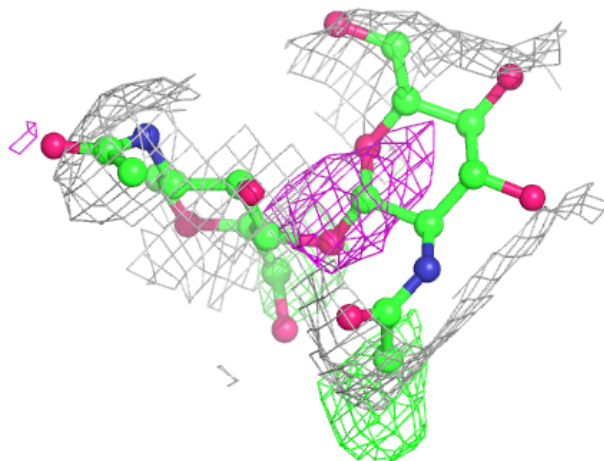
Electron density around Chain G:

$2mF_o-DF_c$ (at 0.7 rmsd) in gray
 mF_o-DF_c (at 3 rmsd) in purple (negative)
and green (positive)



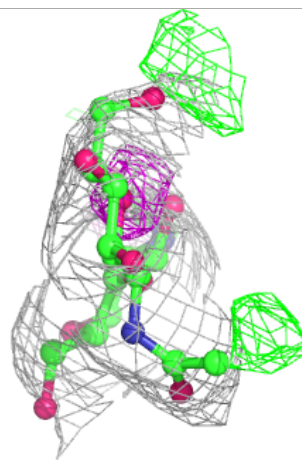
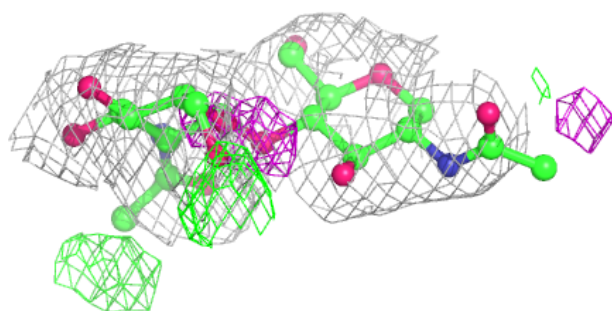
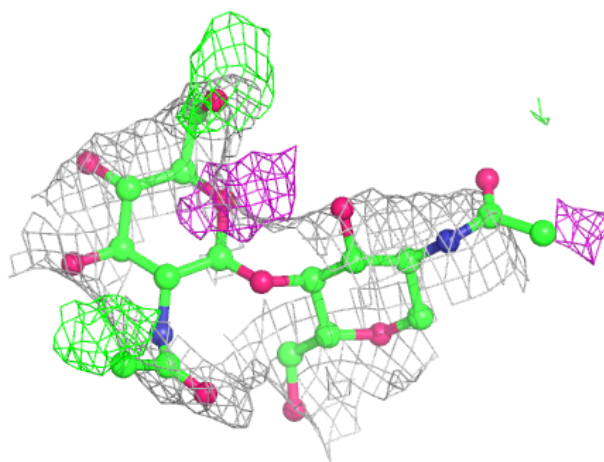
Electron density around Chain H:

$2mF_o-DF_c$ (at 0.7 rmsd) in gray
 mF_o-DF_c (at 3 rmsd) in purple (negative)
and green (positive)



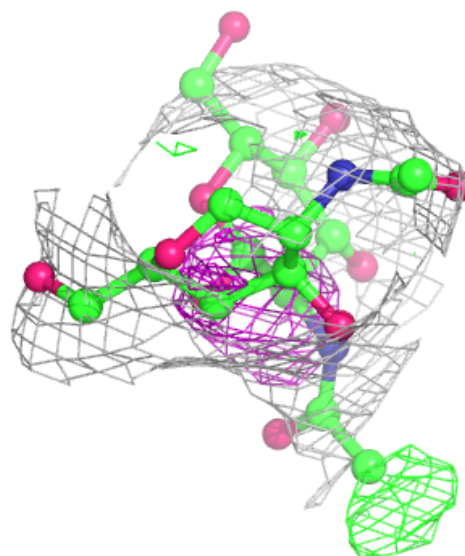
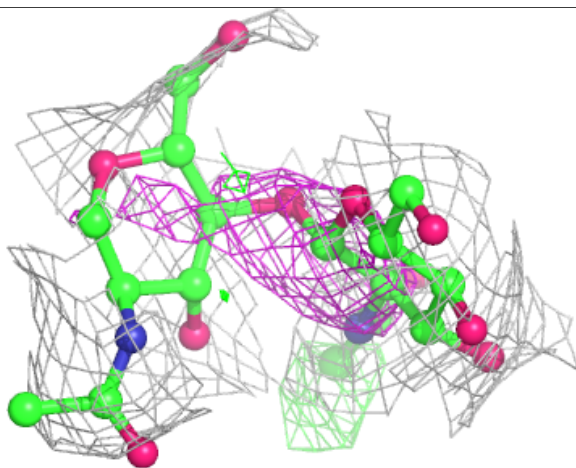
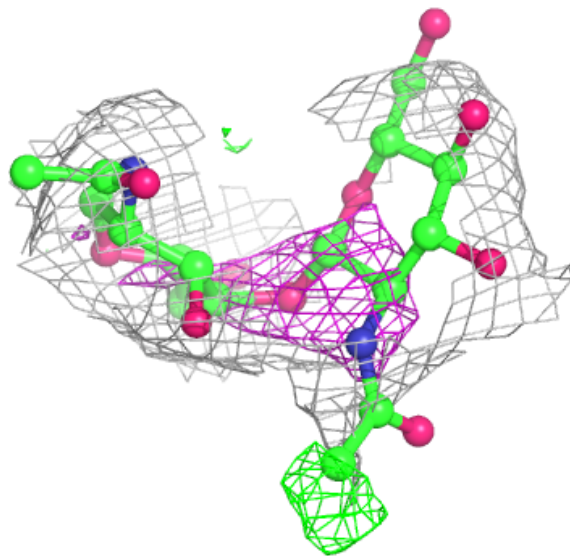
Electron density around Chain N:

$2mF_o-DF_c$ (at 0.7 rmsd) in gray
 mF_o-DF_c (at 3 rmsd) in purple (negative)
and green (positive)



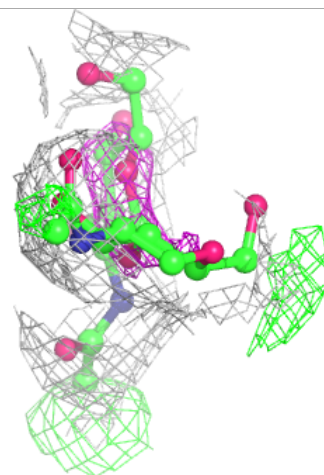
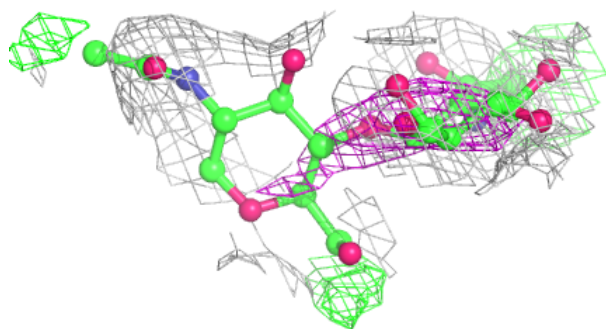
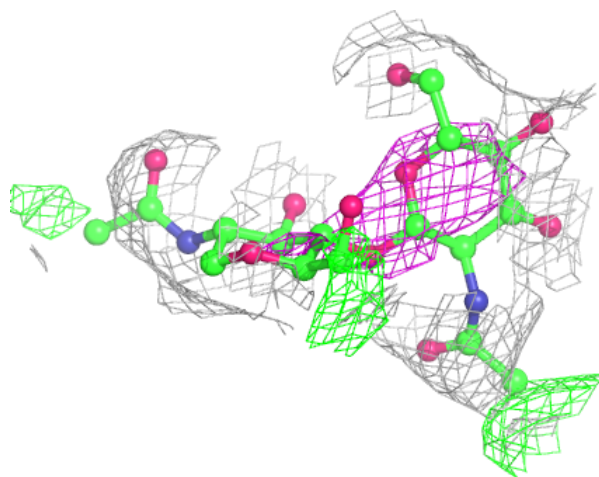
Electron density around Chain O:

$2mF_o-DF_c$ (at 0.7 rmsd) in gray
 mF_o-DF_c (at 3 rmsd) in purple (negative)
and green (positive)



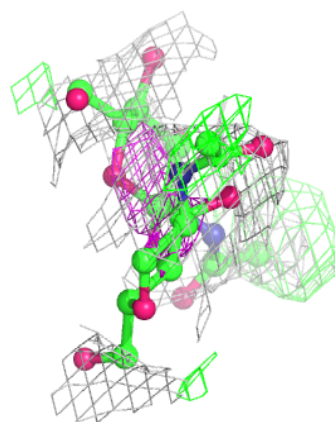
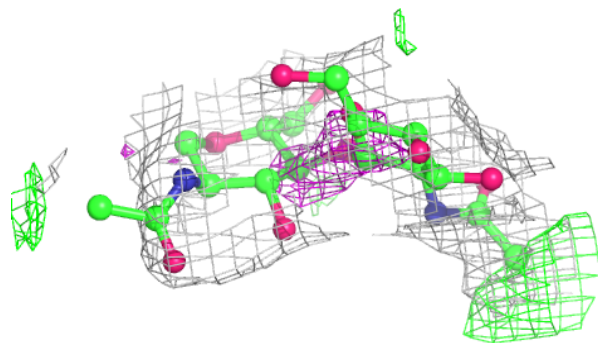
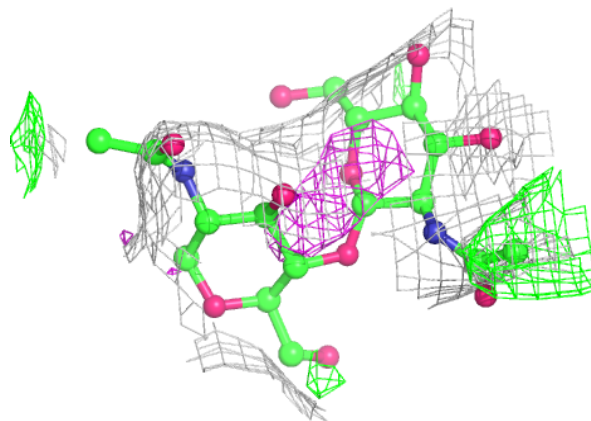
Electron density around Chain U:

$2mF_o-DF_c$ (at 0.7 rmsd) in gray
 mF_o-DF_c (at 3 rmsd) in purple (negative)
and green (positive)



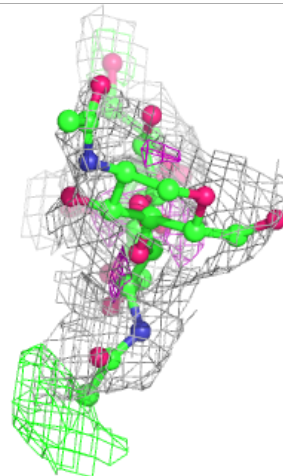
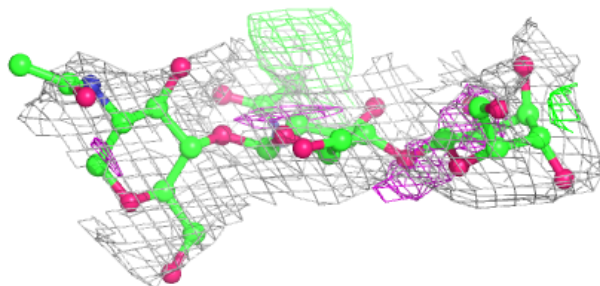
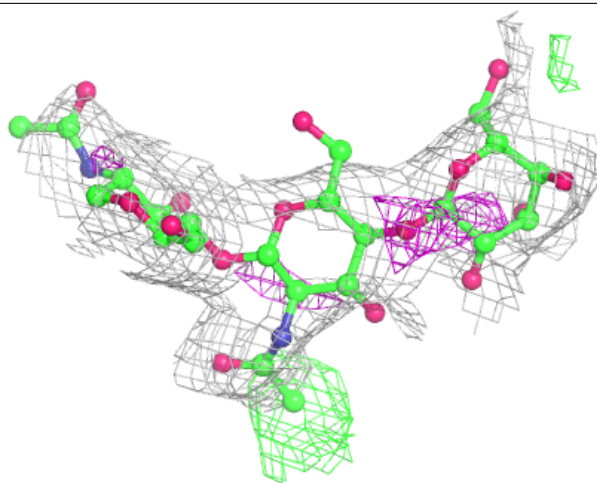
Electron density around Chain V:

$2mF_o-DF_c$ (at 0.7 rmsd) in gray
 mF_o-DF_c (at 3 rmsd) in purple (negative)
and green (positive)



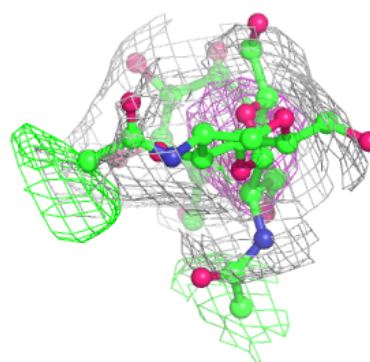
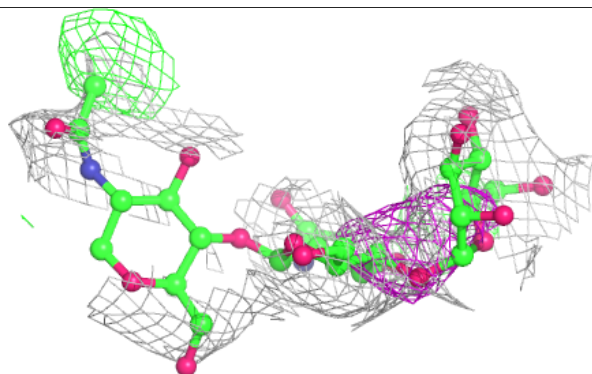
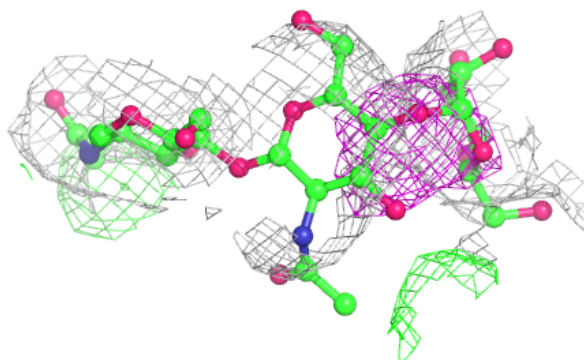
Electron density around Chain I:

$2mF_o-DF_c$ (at 0.7 rmsd) in gray
 mF_o-DF_c (at 3 rmsd) in purple (negative)
and green (positive)

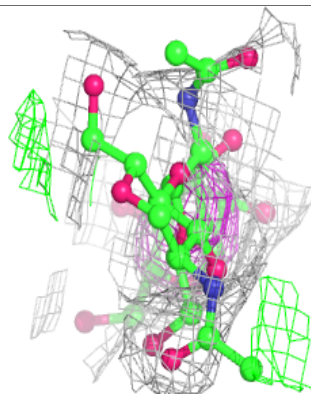
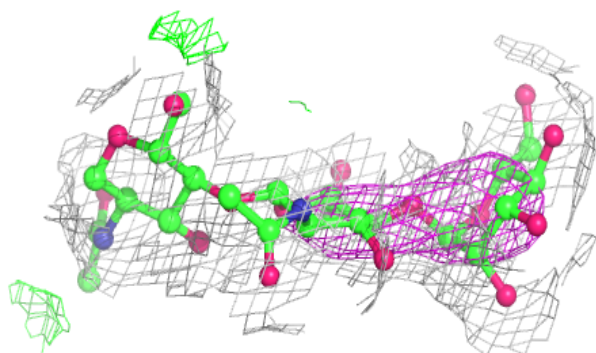
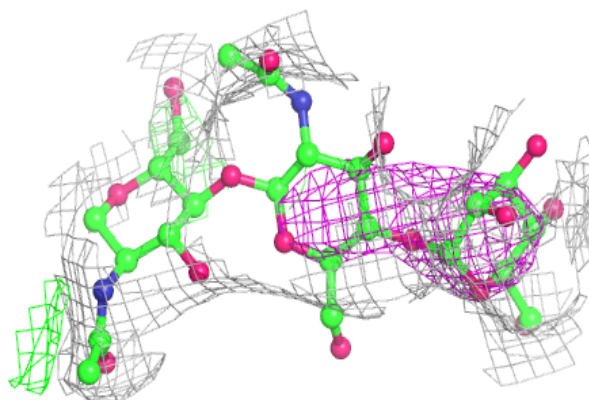


Electron density around Chain J:

$2mF_o-DF_c$ (at 0.7 rmsd) in gray
 mF_o-DF_c (at 3 rmsd) in purple (negative)
and green (positive)

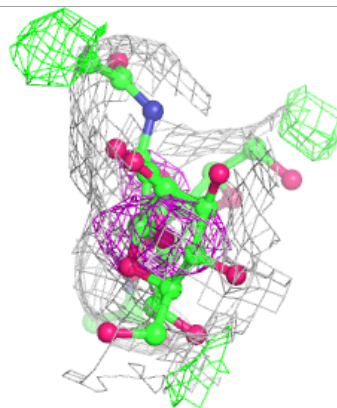
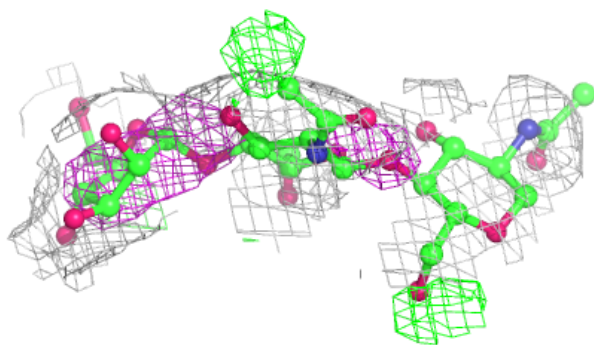
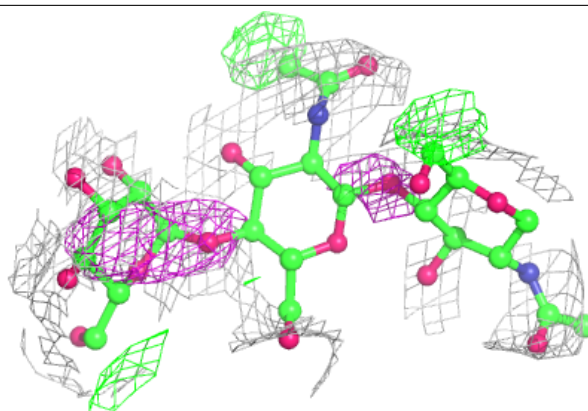
**Electron density around Chain K:**

$2mF_o-DF_c$ (at 0.7 rmsd) in gray
 mF_o-DF_c (at 3 rmsd) in purple (negative)
and green (positive)

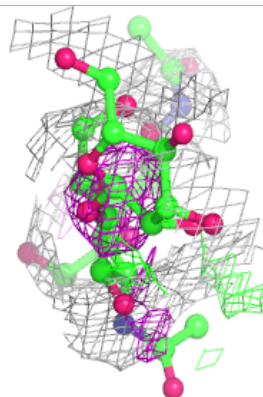
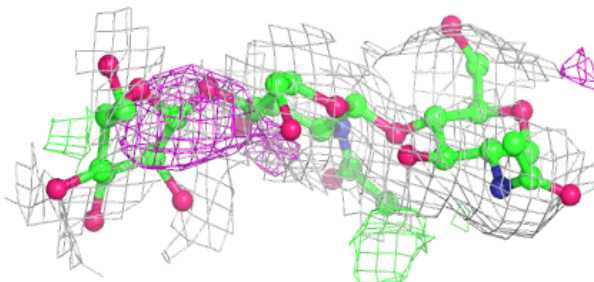
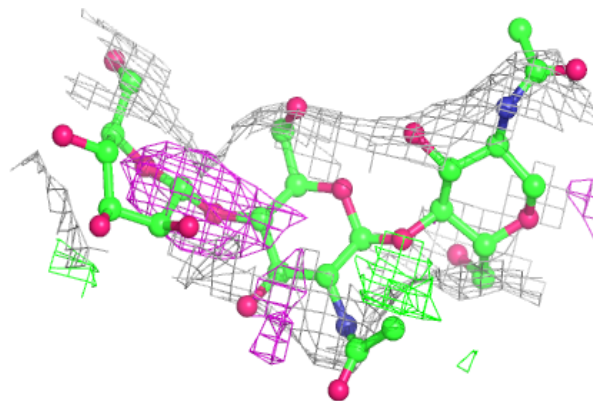


Electron density around Chain R:

$2mF_o-DF_c$ (at 0.7 rmsd) in gray
 mF_o-DF_c (at 3 rmsd) in purple (negative)
and green (positive)

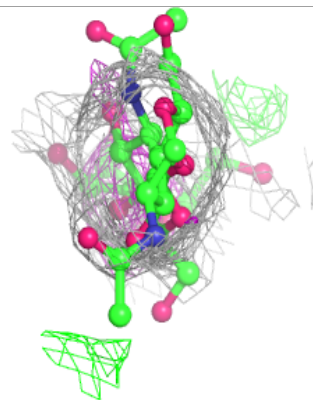
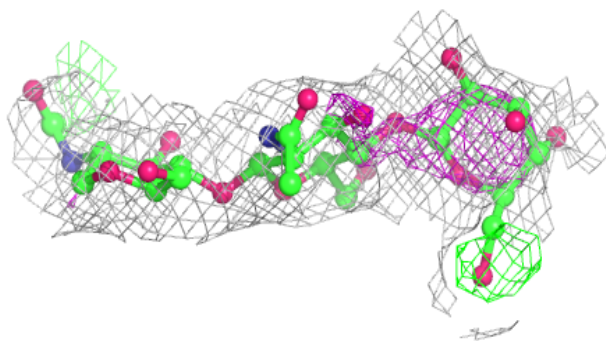
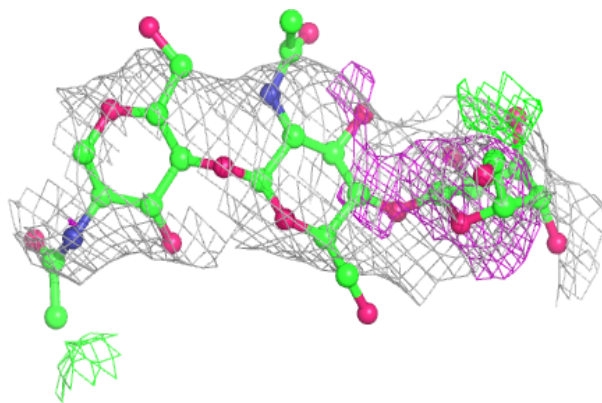
**Electron density around Chain S:**

$2mF_o-DF_c$ (at 0.7 rmsd) in gray
 mF_o-DF_c (at 3 rmsd) in purple (negative)
and green (positive)



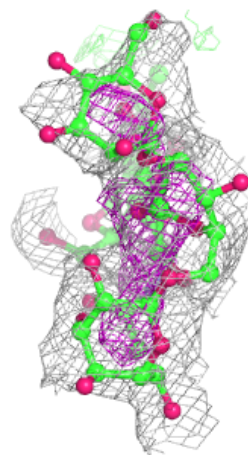
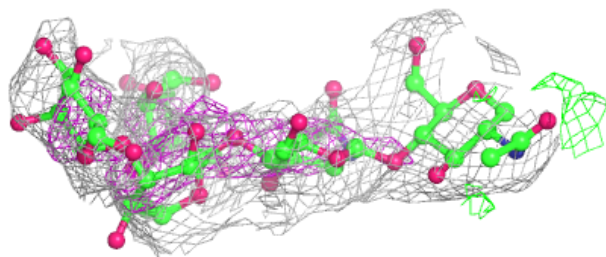
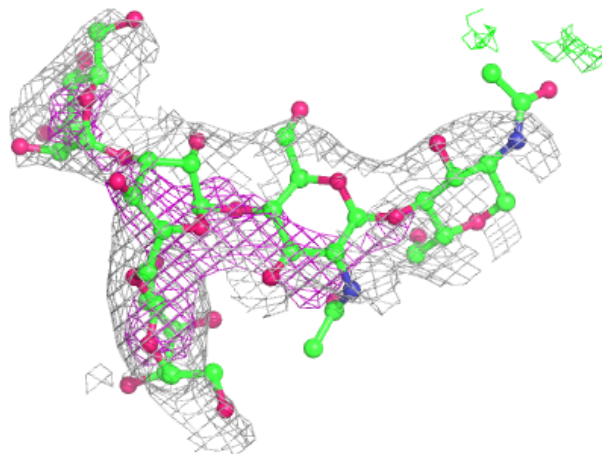
Electron density around Chain W:

$2mF_o-DF_c$ (at 0.7 rmsd) in gray
 mF_o-DF_c (at 3 rmsd) in purple (negative)
and green (positive)



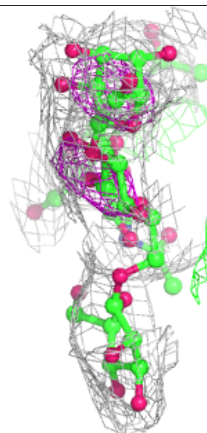
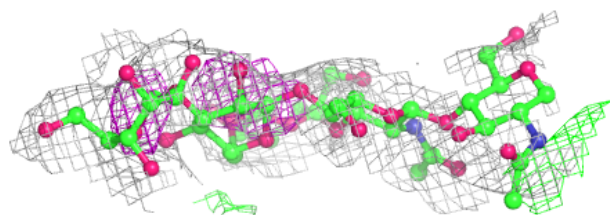
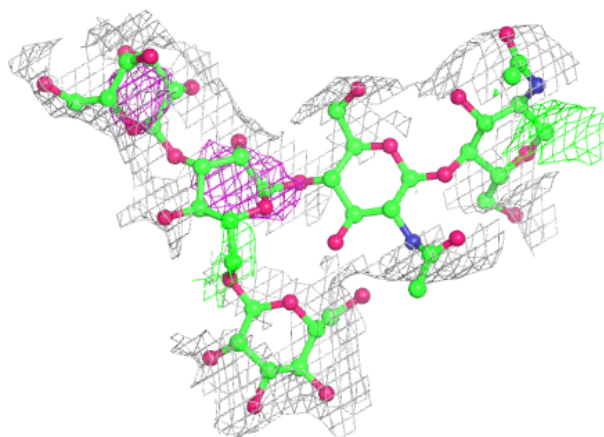
Electron density around Chain L:

$2mF_o-DF_c$ (at 0.7 rmsd) in gray
 mF_o-DF_c (at 3 rmsd) in purple (negative)
and green (positive)



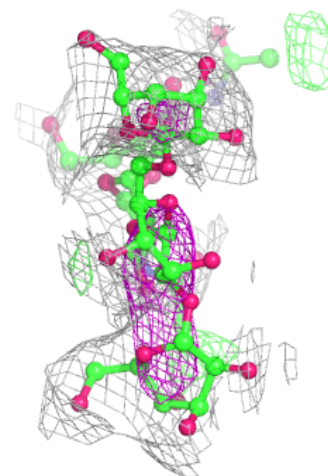
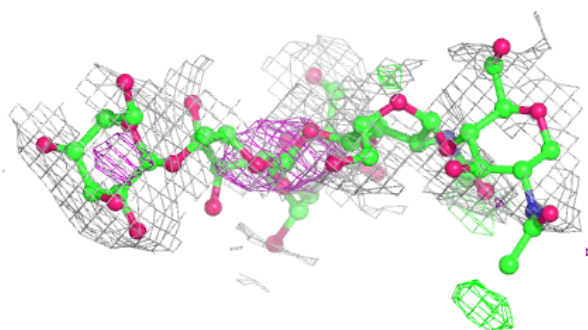
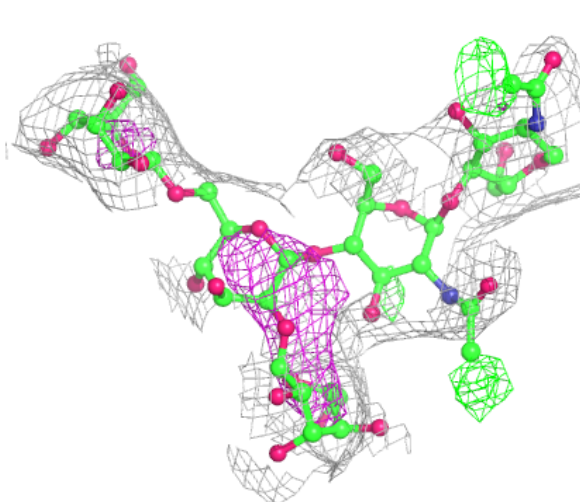
Electron density around Chain X:

$2mF_o-DF_c$ (at 0.7 rmsd) in gray
 mF_o-DF_c (at 3 rmsd) in purple (negative)
and green (positive)



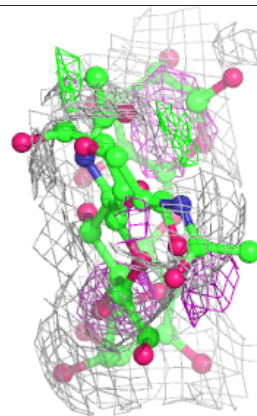
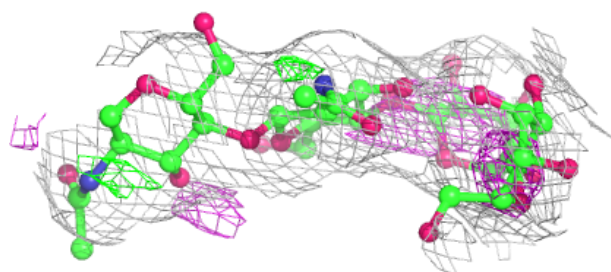
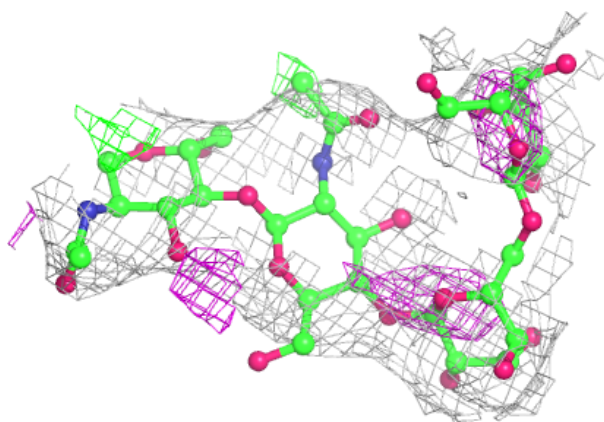
Electron density around Chain M:

$2mF_o-DF_c$ (at 0.7 rmsd) in gray
 mF_o-DF_c (at 3 rmsd) in purple (negative)
and green (positive)

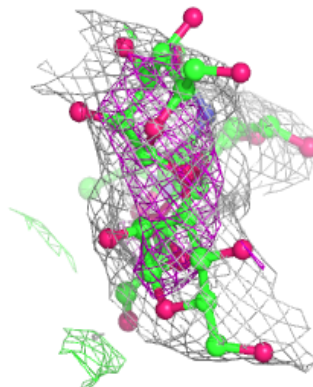
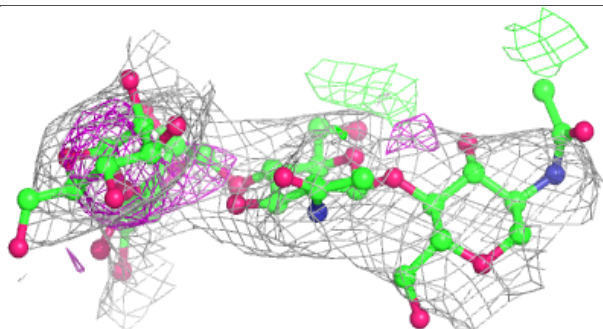
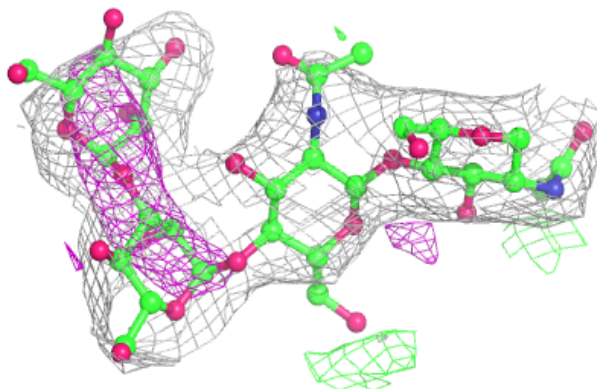


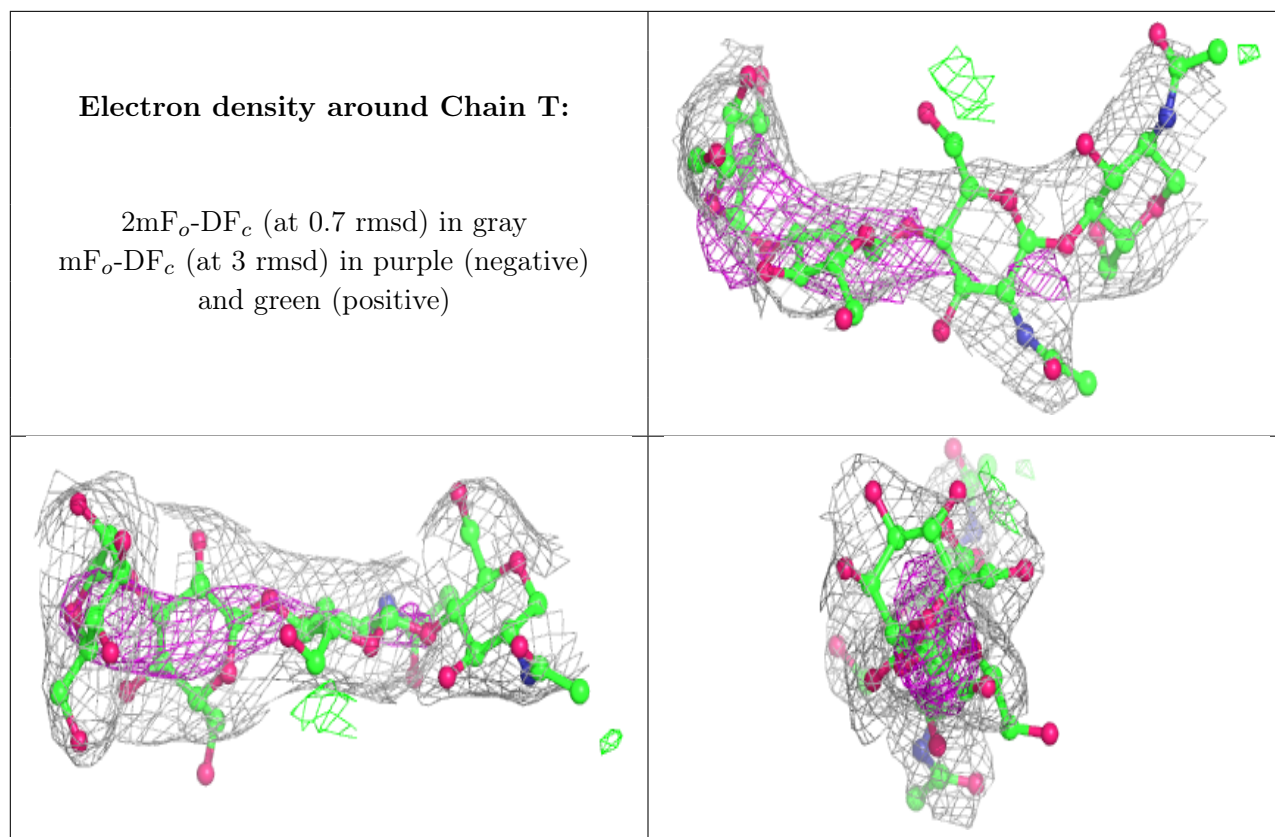
Electron density around Chain P:

$2mF_o-DF_c$ (at 0.7 rmsd) in gray
 mF_o-DF_c (at 3 rmsd) in purple (negative)
and green (positive)

**Electron density around Chain Q:**

$2mF_o-DF_c$ (at 0.7 rmsd) in gray
 mF_o-DF_c (at 3 rmsd) in purple (negative)
and green (positive)





6.4 Ligands [i](#)

In the following table, the Atoms column lists the number of modelled atoms in the group and the number defined in the chemical component dictionary. The B-factors column lists the minimum, median, 95th percentile and maximum values of B factors of atoms in the group. The column labelled 'Q< 0.9' lists the number of atoms with occupancy less than 0.9.

Mol	Type	Chain	Res	Atoms	RSCC	RSR	B-factors(Å ²)	Q<0.9
9	MLI	A	611	7/7	0.76	0.36	135,136,136,137	0
9	MLI	D	612	7/7	0.76	0.36	134,134,136,136	0
9	MLI	B	612	7/7	0.77	0.43	143,144,144,144	0
9	MLI	E	610	7/7	0.77	0.42	142,142,142,143	0
9	MLI	C	610	7/7	0.78	0.35	140,141,142,143	0
9	MLI	F	611	7/7	0.87	0.27	133,134,134,135	0

6.5 Other polymers [i](#)

There are no such residues in this entry.