



# Full wwPDB X-ray Structure Validation Report ⓘ

Jan 29, 2024 – 06:44 PM EST

PDB ID : 1F30  
Title : THE STRUCTURAL BASIS FOR DNA PROTECTION BY E. COLI DPS PROTEIN  
Authors : Luo, J.; Liu, D.; White, M.A.; Fox, R.O.  
Deposited on : 2000-05-31  
Resolution : 2.85 Å(reported)

This is a Full wwPDB X-ray Structure Validation Report for a publicly released PDB entry.

We welcome your comments at [validation@mail.wwpdb.org](mailto:validation@mail.wwpdb.org)

A user guide is available at

<https://www.wwpdb.org/validation/2017/XrayValidationReportHelp>

with specific help available everywhere you see the ⓘ symbol.

The types of validation reports are described at

<http://www.wwpdb.org/validation/2017/FAQs#types>.

---

The following versions of software and data (see [references ⓘ](#)) were used in the production of this report:

MolProbity : 4.02b-467  
Mogul : 1.8.5 (274361), CSD as541be (2020)  
Xtriage (Phenix) : 1.13  
EDS : 2.36  
Percentile statistics : 20191225.v01 (using entries in the PDB archive December 25th 2019)  
Refmac : 5.8.0158  
CCP4 : 7.0.044 (Gargrove)  
Ideal geometry (proteins) : Engh & Huber (2001)  
Ideal geometry (DNA, RNA) : Parkinson et al. (1996)  
Validation Pipeline (wwPDB-VP) : 2.36

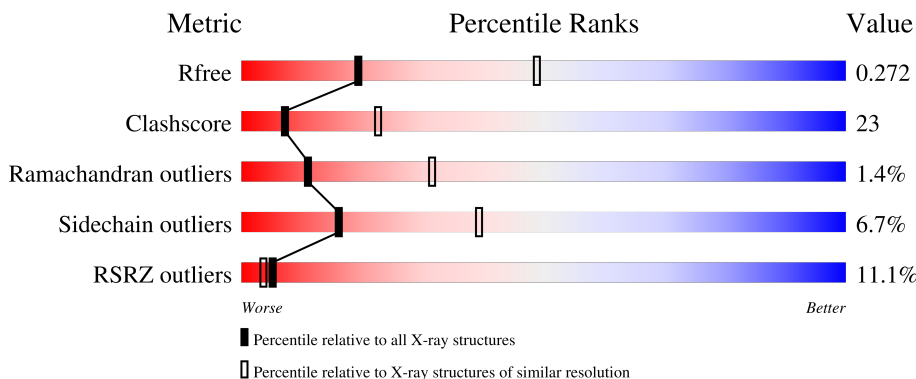
# 1 Overall quality at a glance

The following experimental techniques were used to determine the structure:

*X-RAY DIFFRACTION*

The reported resolution of this entry is 2.85 Å.

Percentile scores (ranging between 0-100) for global validation metrics of the entry are shown in the following graphic. The table shows the number of entries on which the scores are based.



Metric	Whole archive (#Entries)	Similar resolution (#Entries, resolution range(Å))
$R_{free}$	130704	3168 (2.90-2.82)
Clashscore	141614	3438 (2.90-2.82)
Ramachandran outliers	138981	3348 (2.90-2.82)
Sidechain outliers	138945	3351 (2.90-2.82)
RSRZ outliers	127900	3103 (2.90-2.82)

The table below summarises the geometric issues observed across the polymeric chains and their fit to the electron density. The red, orange, yellow and green segments of the lower bar indicate the fraction of residues that contain outliers for  $\geq 3$ , 2, 1 and 0 types of geometric quality criteria respectively. A grey segment represents the fraction of residues that are not modelled. The numeric value for each fraction is indicated below the corresponding segment, with a dot representing fractions  $\leq 5\%$ . The upper red bar (where present) indicates the fraction of residues that have poor fit to the electron density. The numeric value is given above the bar.

Mol	Chain	Length	Quality of chain
1	A	167	
1	B	167	
1	C	167	
1	D	167	
1	E	167	

*Continued on next page...*

*Continued from previous page...*

Mol	Chain	Length	Quality of chain
1	F	167	<p>54% 35% 7%</p>
1	G	167	<p>23% 54% 35% 7%</p>
1	H	167	<p>33% 53% 37% 7%</p>
1	I	167	<p>6% 53% 37% 7%</p>
1	J	167	<p>13% 53% 37% 7%</p>
1	K	167	<p>13% 56% 35% 7%</p>
1	L	167	<p>33% 61% 30% 7%</p>

## 2 Entry composition [i](#)

There are 4 unique types of molecules in this entry. The entry contains 15479 atoms, of which 0 are hydrogens and 0 are deuteriums.

In the tables below, the ZeroOcc column contains the number of atoms modelled with zero occupancy, the AltConf column contains the number of residues with at least one atom in alternate conformation and the Trace column contains the number of residues modelled with at most 2 atoms.

- Molecule 1 is a protein called DNA PROTECTION DURING STARVATION PROTEIN.

Mol	Chain	Residues	Atoms					ZeroOcc	AltConf	Trace
			Total	C	N	O	S			
1	A	156	1236	776	216	241	3	0	0	0
1	B	156	1236	776	216	241	3	0	0	0
1	C	156	1236	776	216	241	3	0	0	0
1	D	156	1236	776	216	241	3	0	0	0
1	E	156	1236	776	216	241	3	0	0	0
1	F	156	1236	776	216	241	3	0	0	0
1	G	156	1236	776	216	241	3	0	0	0
1	H	156	1236	776	216	241	3	0	0	0
1	I	156	1236	776	216	241	3	0	0	0
1	J	156	1236	776	216	241	3	0	0	0
1	K	156	1236	776	216	241	3	0	0	0
1	L	156	1236	776	216	241	3	0	0	0

- Molecule 2 is ZINC ION (three-letter code: ZN) (formula: Zn).

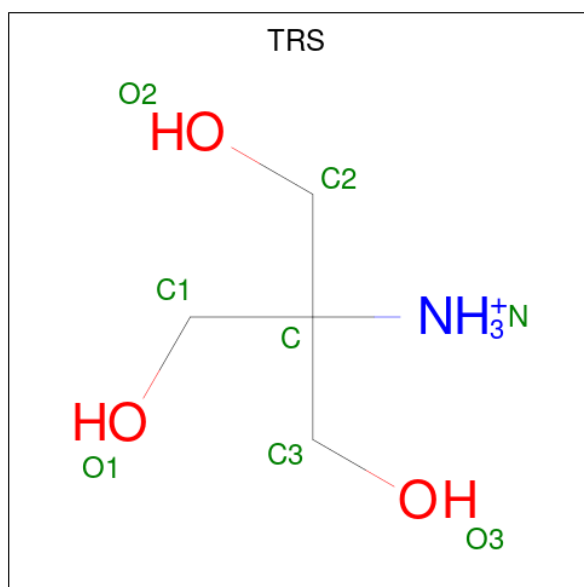
Mol	Chain	Residues	Atoms		ZeroOcc	AltConf
2	A	1	Total	Zn	0	0
			1	1		
2	B	1	Total	Zn	0	0
			1	1		

*Continued on next page...*

Continued from previous page...

Mol	Chain	Residues	Atoms		ZeroOcc	AltConf
2	C	1	Total	Zn	0	0
			1	1		
2	D	1	Total	Zn	0	0
			1	1		
2	E	1	Total	Zn	0	0
			1	1		
2	F	1	Total	Zn	0	0
			1	1		
2	G	1	Total	Zn	0	0
			1	1		
2	H	1	Total	Zn	0	0
			1	1		
2	I	1	Total	Zn	0	0
			1	1		
2	J	1	Total	Zn	0	0
			1	1		
2	K	1	Total	Zn	0	0
			1	1		
2	L	1	Total	Zn	0	0
			1	1		

- Molecule 3 is 2-AMINO-2-HYDROXYMETHYL-PROPANE-1,3-DIOL (three-letter code: TRS) (formula: C<sub>4</sub>H<sub>12</sub>NO<sub>3</sub>).



Mol	Chain	Residues	Atoms				ZeroOcc	AltConf
3	A	1	Total	C	N	O	0	0
			8	4	1	3		

Continued on next page...

*Continued from previous page...*

Mol	Chain	Residues	Atoms				ZeroOcc	AltConf
3	A	1	Total	C	N	O	0	0
			8	4	1	3		
3	C	1	Total	C	N	O	0	0
			8	4	1	3		
3	D	1	Total	C	N	O	0	0
			8	4	1	3		
3	E	1	Total	C	N	O	0	0
			8	4	1	3		
3	F	1	Total	C	N	O	0	0
			8	4	1	3		
3	I	1	Total	C	N	O	0	0
			8	4	1	3		
3	J	1	Total	C	N	O	0	0
			8	4	1	3		
3	J	1	Total	C	N	O	0	0
			8	4	1	3		
3	K	1	Total	C	N	O	0	0
			8	4	1	3		
3	L	1	Total	C	N	O	0	0
			8	4	1	3		
3	L	1	Total	C	N	O	0	0
			8	4	1	3		

- Molecule 4 is water.

Mol	Chain	Residues	Atoms		ZeroOcc	AltConf
4	A	57	Total	O	0	0
			57	57		
4	B	61	Total	O	0	0
			61	61		
4	C	68	Total	O	0	0
			68	68		
4	D	70	Total	O	0	0
			70	70		
4	E	73	Total	O	0	0
			73	73		
4	F	88	Total	O	0	0
			88	88		
4	G	17	Total	O	0	0
			17	17		
4	H	13	Total	O	0	0
			13	13		

*Continued on next page...*

*Continued from previous page...*

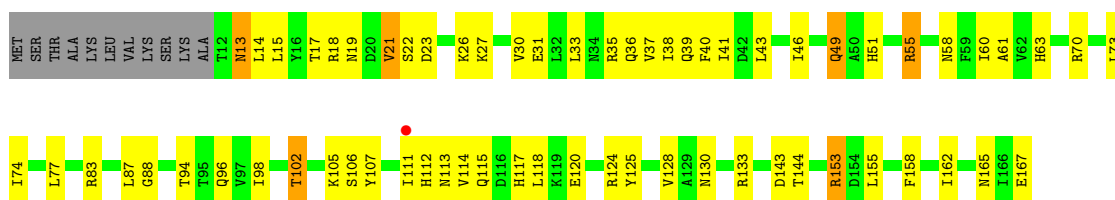
<b>Mol</b>	<b>Chain</b>	<b>Residues</b>	<b>Atoms</b>		<b>ZeroOcc</b>	<b>AltConf</b>
4	I	28	Total 28	O 28	0	0
4	J	25	Total 25	O 25	0	0
4	K	25	Total 25	O 25	0	0
4	L	14	Total 14	O 14	0	0

### 3 Residue-property plots [i](#)

These plots are drawn for all protein, RNA, DNA and oligosaccharide chains in the entry. The first graphic for a chain summarises the proportions of the various outlier classes displayed in the second graphic. The second graphic shows the sequence view annotated by issues in geometry and electron density. Residues are color-coded according to the number of geometric quality criteria for which they contain at least one outlier: green = 0, yellow = 1, orange = 2 and red = 3 or more. A red dot above a residue indicates a poor fit to the electron density ( $RSRZ > 2$ ). Stretches of 2 or more consecutive residues without any outlier are shown as a green connector. Residues present in the sample, but not in the model, are shown in grey.

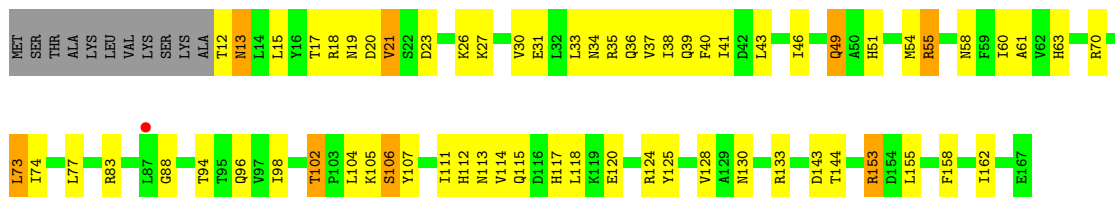
- Molecule 1: DNA PROTECTION DURING STARVATION PROTEIN

Chain A: 



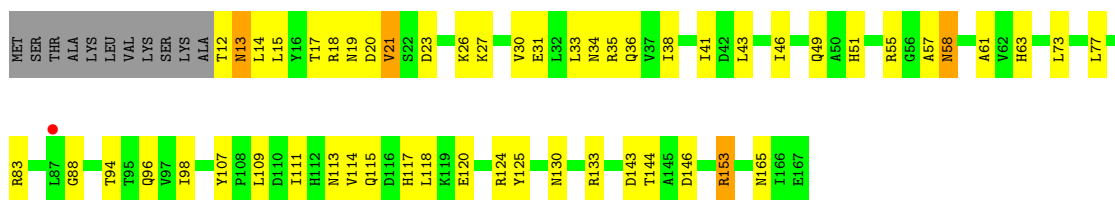
- Molecule 1: DNA PROTECTION DURING STARVATION PROTEIN

Chain B: 



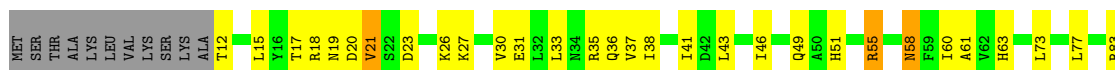
- Molecule 1: DNA PROTECTION DURING STARVATION PROTEIN

Chain C: 



- Molecule 1: DNA PROTECTION DURING STARVATION PROTEIN

Chain D: 








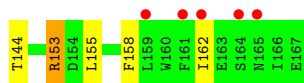
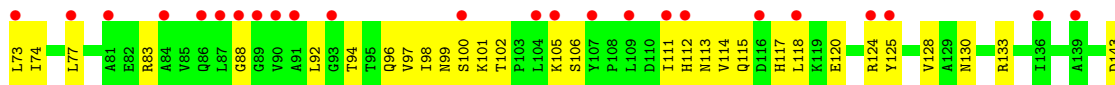
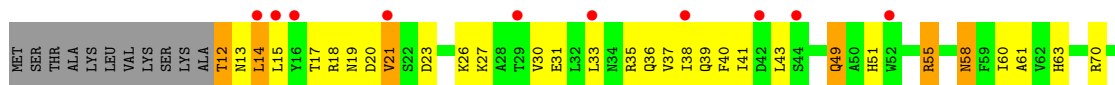
- Molecule 1: DNA PROTECTION DURING STARVATION PROTEIN



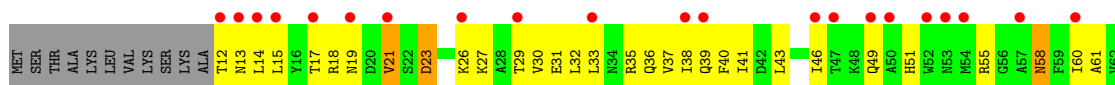
- Molecule 1: DNA PROTECTION DURING STARVATION PROTEIN

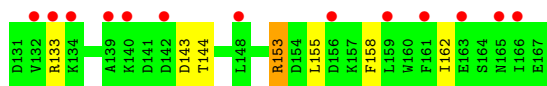


- Molecule 1: DNA PROTECTION DURING STARVATION PROTEIN



- Molecule 1: DNA PROTECTION DURING STARVATION PROTEIN

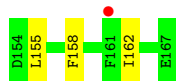
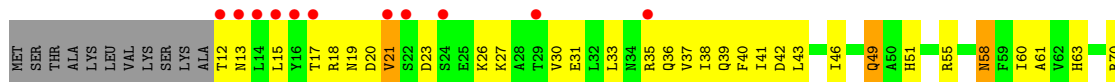




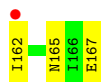
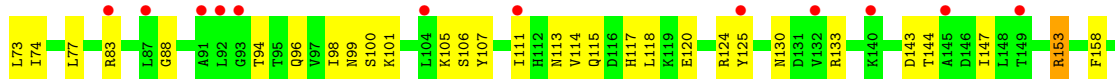
- Molecule 1: DNA PROTECTION DURING STARVATION PROTEIN



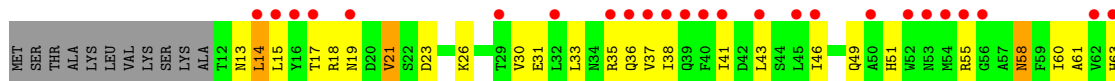
- Molecule 1: DNA PROTECTION DURING STARVATION PROTEIN

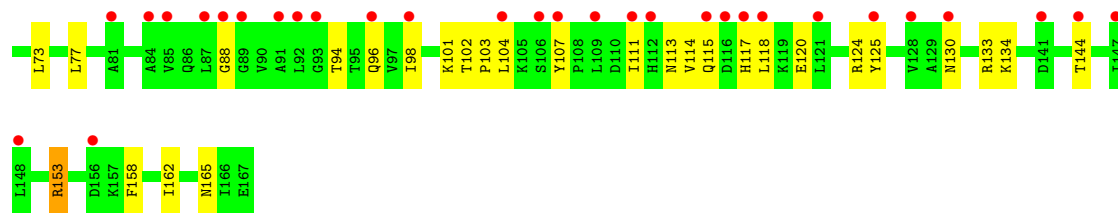


- Molecule 1: DNA PROTECTION DURING STARVATION PROTEIN



- Molecule 1: DNA PROTECTION DURING STARVATION PROTEIN





## 4 Data and refinement statistics

Property	Value	Source
Space group	C 2 2 21	Depositor
Cell constants a, b, c, $\alpha$ , $\beta$ , $\gamma$	117.77Å 140.78Å 268.42Å 90.00° 90.00° 90.00°	Depositor
Resolution (Å)	29.47 – 2.85 85.61 – 2.84	Depositor EDS
% Data completeness (in resolution range)	96.1 (29.47-2.85) 95.4 (85.61-2.84)	Depositor EDS
$R_{merge}$	0.07	Depositor
$R_{sym}$	(Not available)	Depositor
$\langle I/\sigma(I) \rangle$ <sup>1</sup>	3.60 (at 2.86Å)	Xtrriage
Refinement program	CNS 0.3	Depositor
R, $R_{free}$	0.232 , 0.272 0.232 , 0.272	Depositor DCC
$R_{free}$ test set	5226 reflections (10.09%)	wwPDB-VP
Wilson B-factor (Å <sup>2</sup> )	52.4	Xtrriage
Anisotropy	0.566	Xtrriage
Bulk solvent $k_{sol}$ (e/Å <sup>3</sup> ), $B_{sol}$ (Å <sup>2</sup> )	0.34 , 73.7	EDS
L-test for twinning <sup>2</sup>	$\langle  L  \rangle = 0.46$ , $\langle L^2 \rangle = 0.29$	Xtrriage
Estimated twinning fraction	No twinning to report.	Xtrriage
$F_o, F_c$ correlation	0.91	EDS
Total number of atoms	15479	wwPDB-VP
Average B, all atoms (Å <sup>2</sup> )	63.0	wwPDB-VP

Xtrriage's analysis on translational NCS is as follows: *The largest off-origin peak in the Patterson function is 4.02% of the height of the origin peak. No significant pseudotranslation is detected.*

<sup>1</sup>Intensities estimated from amplitudes.

<sup>2</sup>Theoretical values of  $\langle |L| \rangle$ ,  $\langle L^2 \rangle$  for acentric reflections are 0.5, 0.333 respectively for untwinned datasets, and 0.375, 0.2 for perfectly twinned datasets.

## 5 Model quality [i](#)

### 5.1 Standard geometry [i](#)

Bond lengths and bond angles in the following residue types are not validated in this section: ZN, TRS

The Z score for a bond length (or angle) is the number of standard deviations the observed value is removed from the expected value. A bond length (or angle) with  $|Z| > 5$  is considered an outlier worth inspection. RMSZ is the root-mean-square of all Z scores of the bond lengths (or angles).

Mol	Chain	Bond lengths		Bond angles	
		RMSZ	# Z  >5	RMSZ	# Z  >5
1	A	0.39	0/1254	0.60	1/1698 (0.1%)
1	B	0.39	0/1254	0.77	3/1698 (0.2%)
1	C	0.39	0/1254	0.59	0/1698
1	D	0.40	0/1254	0.61	1/1698 (0.1%)
1	E	0.39	0/1254	0.77	3/1698 (0.2%)
1	F	0.39	0/1254	0.60	0/1698
1	G	0.32	0/1254	0.57	1/1698 (0.1%)
1	H	0.34	0/1254	0.56	0/1698
1	I	0.34	0/1254	0.58	0/1698
1	J	0.33	0/1254	0.57	0/1698
1	K	0.33	0/1254	0.74	3/1698 (0.2%)
1	L	0.32	0/1254	0.57	0/1698
All	All	0.36	0/15048	0.63	12/20376 (0.1%)

There are no bond length outliers.

All (12) bond angle outliers are listed below:

Mol	Chain	Res	Type	Atoms	Z	Observed(°)	Ideal(°)
1	E	55	ARG	NE-CZ-NH1	14.28	127.44	120.30
1	E	55	ARG	NE-CZ-NH2	-14.28	113.16	120.30
1	K	55	ARG	NE-CZ-NH2	-14.11	113.25	120.30
1	B	55	ARG	NE-CZ-NH2	-14.11	113.25	120.30
1	B	55	ARG	NE-CZ-NH1	13.52	127.06	120.30
1	K	55	ARG	NE-CZ-NH1	13.40	127.00	120.30
1	E	55	ARG	CD-NE-CZ	6.57	132.79	123.60
1	B	55	ARG	CD-NE-CZ	6.51	132.71	123.60
1	K	55	ARG	CD-NE-CZ	6.35	132.49	123.60
1	D	55	ARG	NE-CZ-NH1	-5.29	117.65	120.30
1	A	55	ARG	NE-CZ-NH1	-5.28	117.66	120.30
1	G	55	ARG	NE-CZ-NH1	-5.03	117.79	120.30

There are no chirality outliers.

There are no planarity outliers.

## 5.2 Too-close contacts [i](#)

In the following table, the Non-H and H(model) columns list the number of non-hydrogen atoms and hydrogen atoms in the chain respectively. The H(added) column lists the number of hydrogen atoms added and optimized by MolProbity. The Clashes column lists the number of clashes within the asymmetric unit, whereas Symm-Clashes lists symmetry-related clashes.

Mol	Chain	Non-H	H(model)	H(added)	Clashes	Symm-Clashes
1	A	1236	0	1232	60	0
1	B	1236	0	1232	68	0
1	C	1236	0	1232	52	0
1	D	1236	0	1232	55	0
1	E	1236	0	1232	72	0
1	F	1236	0	1232	73	0
1	G	1236	0	1232	68	0
1	H	1236	0	1232	70	0
1	I	1236	0	1232	69	0
1	J	1236	0	1232	69	0
1	K	1236	0	1232	58	0
1	L	1236	0	1232	47	0
2	A	1	0	0	0	0
2	B	1	0	0	0	0
2	C	1	0	0	0	0
2	D	1	0	0	0	0
2	E	1	0	0	0	0
2	F	1	0	0	0	0
2	G	1	0	0	0	0
2	H	1	0	0	0	0
2	I	1	0	0	0	0
2	J	1	0	0	0	0
2	K	1	0	0	0	0
2	L	1	0	0	0	0
3	A	16	0	24	3	0
3	C	8	0	12	0	0
3	D	8	0	12	2	0
3	E	8	0	12	3	0
3	F	8	0	12	1	0
3	I	8	0	12	0	0
3	J	16	0	24	1	0
3	K	8	0	12	0	0
3	L	16	0	24	0	0

*Continued on next page...*

*Continued from previous page...*

Mol	Chain	Non-H	H(model)	H(added)	Clashes	Symm-Clashes
4	A	57	0	0	3	0
4	B	61	0	0	6	0
4	C	68	0	0	3	0
4	D	70	0	0	3	0
4	E	73	0	0	6	0
4	F	88	0	0	8	0
4	G	17	0	0	3	0
4	H	13	0	0	1	0
4	I	28	0	0	3	0
4	J	25	0	0	0	0
4	K	25	0	0	2	0
4	L	14	0	0	2	0
All	All	15479	0	14928	674	0

The all-atom clashscore is defined as the number of clashes found per 1000 atoms (including hydrogen atoms). The all-atom clashscore for this structure is 23.

All (674) close contacts within the same asymmetric unit are listed below, sorted by their clash magnitude.

Atom-1	Atom-2	Interatomic distance (Å)	Clash overlap (Å)
1:D:130:ASN:ND2	1:D:133:ARG:HH22	1.62	0.96
1:H:12:THR:HA	1:H:27:LYS:HD2	1.49	0.95
1:E:130:ASN:ND2	1:E:133:ARG:HH22	1.65	0.92
1:I:75:ASP:HB3	4:I:615:HOH:O	1.70	0.92
1:B:130:ASN:ND2	1:B:133:ARG:HH22	1.68	0.91
1:C:130:ASN:ND2	1:C:133:ARG:HH22	1.67	0.91
1:H:130:ASN:ND2	1:H:133:ARG:HH22	1.69	0.91
1:F:130:ASN:ND2	1:F:133:ARG:HH22	1.69	0.90
1:A:130:ASN:ND2	1:A:133:ARG:HH22	1.71	0.87
1:E:98:ILE:O	1:E:102:THR:HG22	1.75	0.86
1:G:41:ILE:HG12	1:G:77:LEU:HD11	1.55	0.86
1:G:130:ASN:ND2	1:G:133:ARG:HH22	1.71	0.86
1:C:130:ASN:HD22	1:C:133:ARG:HH22	1.23	0.86
1:K:130:ASN:ND2	1:K:133:ARG:HH22	1.74	0.85
1:L:41:ILE:HG12	1:L:77:LEU:HD11	1.57	0.85
1:J:130:ASN:ND2	1:J:133:ARG:HH22	1.72	0.85
1:L:130:ASN:ND2	1:L:133:ARG:HH22	1.74	0.85
1:H:130:ASN:HD22	1:H:133:ARG:HH22	1.23	0.84
1:E:130:ASN:HD22	1:E:133:ARG:HH22	1.23	0.84
1:K:41:ILE:HG12	1:K:77:LEU:HD11	1.60	0.83
1:J:41:ILE:HG12	1:J:77:LEU:HD11	1.59	0.83

*Continued on next page...*

*Continued from previous page...*

Atom-1	Atom-2	Interatomic distance (Å)	Clash overlap (Å)
1:C:146:ASP:OD1	3:E:603:TRS:H22	1.78	0.83
1:D:130:ASN:HD22	1:D:133:ARG:HH22	1.19	0.83
1:F:41:ILE:HG12	1:F:77:LEU:HD11	1.62	0.82
1:I:130:ASN:ND2	1:I:133:ARG:HH22	1.77	0.82
1:H:41:ILE:HG12	1:H:77:LEU:HD11	1.61	0.81
1:B:130:ASN:HD22	1:B:133:ARG:HH22	1.26	0.81
1:A:130:ASN:HD22	1:A:133:ARG:HH22	1.26	0.81
1:G:130:ASN:HD22	1:G:133:ARG:HH22	1.25	0.81
1:F:130:ASN:HD22	1:F:133:ARG:HH22	1.26	0.81
1:J:100:SER:O	1:J:101:LYS:HG2	1.81	0.81
1:E:41:ILE:HG12	1:E:77:LEU:HD11	1.62	0.80
1:I:41:ILE:HG12	1:I:77:LEU:HD11	1.64	0.80
1:C:41:ILE:HG12	1:C:77:LEU:HD11	1.63	0.80
1:D:41:ILE:HG12	1:D:77:LEU:HD11	1.63	0.79
1:B:41:ILE:HG12	1:B:77:LEU:HD11	1.63	0.79
1:F:113:ASN:ND2	1:F:115:GLN:HB2	1.98	0.79
1:J:130:ASN:HD22	1:J:133:ARG:HH22	1.28	0.79
1:B:21:VAL:O	1:B:26:LYS:HE3	1.83	0.79
1:A:41:ILE:HG12	1:A:77:LEU:HD11	1.64	0.78
1:H:113:ASN:ND2	1:H:115:GLN:HB2	1.99	0.78
1:J:113:ASN:ND2	1:J:115:GLN:HB2	1.99	0.78
1:L:13:ASN:O	1:L:14:LEU:HB2	1.83	0.78
1:K:130:ASN:HD22	1:K:133:ARG:HH22	1.31	0.77
1:I:130:ASN:HD22	1:I:133:ARG:HH22	1.33	0.77
1:L:130:ASN:HD22	1:L:133:ARG:HH22	1.28	0.77
1:C:21:VAL:O	1:C:26:LYS:HE3	1.84	0.77
1:D:113:ASN:ND2	1:D:115:GLN:HB2	2.00	0.77
1:L:113:ASN:ND2	1:L:115:GLN:HB2	1.98	0.77
1:B:113:ASN:ND2	1:B:115:GLN:HB2	1.99	0.77
1:I:113:ASN:ND2	1:I:115:GLN:HB2	2.01	0.76
1:F:21:VAL:O	1:F:26:LYS:HE3	1.86	0.76
1:G:21:VAL:O	1:G:26:LYS:HE3	1.85	0.76
1:E:21:VAL:O	1:E:26:LYS:HE3	1.86	0.75
1:G:113:ASN:ND2	1:G:115:GLN:HB2	2.00	0.75
1:C:113:ASN:ND2	1:C:115:GLN:HB2	2.01	0.75
1:A:113:ASN:ND2	1:A:115:GLN:HB2	2.01	0.75
1:F:113:ASN:HD21	1:F:115:GLN:HB2	1.52	0.75
1:I:70:ARG:HH11	1:J:74:ILE:HD13	1.51	0.74
1:E:113:ASN:ND2	1:E:115:GLN:HB2	2.01	0.74
1:K:113:ASN:ND2	1:K:115:GLN:HB2	2.01	0.74
1:K:21:VAL:O	1:K:26:LYS:HE3	1.87	0.74

*Continued on next page...*



*Continued from previous page...*

Atom-1	Atom-2	Interatomic distance (Å)	Clash overlap (Å)
1:H:12:THR:HA	1:H:27:LYS:CD	2.18	0.74
1:G:99:ASN:HB3	1:H:99:ASN:HD22	1.50	0.73
1:H:13:ASN:H	1:H:27:LYS:NZ	1.86	0.73
1:B:17:THR:HG22	4:B:257:HOH:O	1.89	0.73
1:G:130:ASN:CG	1:K:20:ASP:HB2	2.09	0.73
1:A:74:ILE:HD13	1:B:70:ARG:HH11	1.53	0.73
1:B:130:ASN:CG	1:C:20:ASP:HB2	2.09	0.73
1:D:115:GLN:HG2	4:D:496:HOH:O	1.89	0.72
1:L:113:ASN:HD21	1:L:115:GLN:HB2	1.54	0.72
1:J:21:VAL:O	1:J:26:LYS:HE3	1.89	0.72
1:E:113:ASN:HD21	1:E:115:GLN:HB2	1.55	0.72
1:A:21:VAL:O	1:A:26:LYS:HE3	1.90	0.71
1:L:21:VAL:O	1:L:26:LYS:HE3	1.89	0.71
1:C:130:ASN:ND2	1:E:20:ASP:H	1.87	0.71
1:D:113:ASN:HD21	1:D:115:GLN:HB2	1.55	0.71
1:A:70:ARG:HH11	1:B:74:ILE:HD13	1.54	0.71
1:G:70:ARG:HH11	1:H:74:ILE:HD13	1.56	0.71
1:H:113:ASN:HD21	1:H:115:GLN:HB2	1.56	0.71
1:D:18:ARG:HG3	1:D:18:ARG:HH21	1.56	0.71
1:D:21:VAL:O	1:D:26:LYS:HE3	1.90	0.71
1:H:133:ARG:HH11	1:H:133:ARG:HB2	1.56	0.70
1:I:21:VAL:O	1:I:26:LYS:HE3	1.91	0.70
1:H:21:VAL:O	1:H:26:LYS:HE3	1.92	0.70
1:I:113:ASN:HD21	1:I:115:GLN:HB2	1.56	0.70
1:F:133:ARG:HH11	1:F:133:ARG:HB2	1.57	0.70
1:K:113:ASN:HD21	1:K:115:GLN:HB2	1.56	0.70
1:J:113:ASN:HD21	1:J:115:GLN:HB2	1.55	0.70
1:G:97:VAL:O	1:G:101:LYS:HB2	1.91	0.70
1:B:113:ASN:HD21	1:B:115:GLN:HB2	1.57	0.69
1:I:74:ILE:HD13	1:J:70:ARG:HH11	1.57	0.69
1:J:133:ARG:HB2	1:J:133:ARG:HH11	1.55	0.69
1:A:113:ASN:HD21	1:A:115:GLN:HB2	1.58	0.69
1:D:130:ASN:CG	1:F:20:ASP:HB2	2.13	0.69
1:C:130:ASN:CG	1:E:20:ASP:HB2	2.14	0.69
1:G:74:ILE:HD13	1:H:70:ARG:HH11	1.58	0.68
1:G:113:ASN:HD21	1:G:115:GLN:HB2	1.56	0.68
1:H:12:THR:CA	1:H:27:LYS:HD2	2.23	0.68
1:L:133:ARG:HH11	1:L:133:ARG:HB2	1.57	0.68
1:C:113:ASN:HD21	1:C:115:GLN:HB2	1.56	0.68
1:A:18:ARG:HH21	1:A:18:ARG:HG3	1.57	0.68
1:G:133:ARG:HH11	1:G:133:ARG:HB2	1.58	0.68

*Continued on next page...*

*Continued from previous page...*

Atom-1	Atom-2	Interatomic distance (Å)	Clash overlap (Å)
1:H:33:LEU:HD21	1:H:144:THR:HG23	1.76	0.67
1:B:18:ARG:HH21	1:B:18:ARG:HG3	1.60	0.67
1:D:12:THR:O	1:D:27:LYS:NZ	2.28	0.67
1:K:18:ARG:HH21	1:K:18:ARG:HG3	1.60	0.67
1:A:133:ARG:HB2	1:A:133:ARG:HH11	1.58	0.66
1:B:98:ILE:O	1:B:102:THR:HG22	1.95	0.66
1:D:133:ARG:HH11	1:D:133:ARG:HB2	1.60	0.66
1:F:57:ALA:HB3	4:F:191:HOH:O	1.96	0.66
1:J:18:ARG:HH21	1:J:18:ARG:HG3	1.61	0.66
1:E:133:ARG:HH11	1:E:133:ARG:HB2	1.59	0.66
1:G:130:ASN:ND2	1:K:20:ASP:H	1.94	0.66
1:K:133:ARG:HH11	1:K:133:ARG:HB2	1.60	0.66
1:G:12:THR:C	1:G:13:ASN:HD22	1.98	0.65
1:I:18:ARG:HG3	1:I:18:ARG:HH21	1.60	0.65
1:B:20:ASP:HB2	1:E:130:ASN:CG	2.16	0.65
1:F:35:ARG:NH1	4:F:435:HOH:O	2.29	0.65
1:D:130:ASN:ND2	1:F:20:ASP:H	1.93	0.65
1:K:14:LEU:HD21	1:K:27:LYS:HG2	1.79	0.65
1:H:18:ARG:HH21	1:H:18:ARG:HG3	1.61	0.64
1:E:70:ARG:HH11	1:F:74:ILE:HD13	1.62	0.64
1:I:133:ARG:HH11	1:I:133:ARG:HB2	1.62	0.64
1:D:51:HIS:CE1	1:D:63:HIS:CE1	2.86	0.64
1:C:18:ARG:HH21	1:C:18:ARG:HG3	1.63	0.64
1:F:12:THR:N	4:F:500:HOH:O	2.30	0.64
1:L:18:ARG:HH21	1:L:18:ARG:HG3	1.61	0.63
1:I:20:ASP:H	1:K:130:ASN:ND2	1.96	0.63
1:G:14:LEU:HD11	1:G:27:LYS:HG3	1.79	0.63
1:G:18:ARG:HH21	1:G:18:ARG:HG3	1.64	0.63
1:I:20:ASP:HB2	1:K:130:ASN:CG	2.19	0.62
1:J:20:ASP:H	1:L:130:ASN:ND2	1.97	0.62
1:F:33:LEU:HD21	1:F:144:THR:HG23	1.81	0.62
1:C:133:ARG:HH11	1:C:133:ARG:HB2	1.63	0.62
1:D:130:ASN:ND2	1:D:133:ARG:NH2	2.42	0.62
1:G:33:LEU:HD21	1:G:144:THR:HG23	1.80	0.62
1:E:74:ILE:HD13	1:F:70:ARG:HH11	1.65	0.62
1:L:33:LEU:HD21	1:L:144:THR:HG23	1.80	0.62
1:B:130:ASN:ND2	1:C:20:ASP:HB2	2.16	0.61
1:B:133:ARG:HB2	1:B:133:ARG:HH11	1.64	0.61
1:H:14:LEU:HD21	1:H:27:LYS:HG2	1.82	0.61
1:A:15:LEU:HD13	1:A:88:GLY:O	2.01	0.61
1:E:18:ARG:HH21	1:E:18:ARG:HG3	1.65	0.61

*Continued on next page...*

*Continued from previous page...*

Atom-1	Atom-2	Interatomic distance (Å)	Clash overlap (Å)
1:C:26:LYS:O	1:C:30:VAL:HG23	2.01	0.61
1:H:133:ARG:HB2	1:H:133:ARG:NH1	2.16	0.60
1:J:133:ARG:HB2	1:J:133:ARG:NH1	2.15	0.60
1:B:130:ASN:ND2	1:C:20:ASP:H	1.98	0.60
1:A:133:ARG:HB2	1:A:133:ARG:NH1	2.16	0.60
1:C:57:ALA:HB3	4:C:634:HOH:O	2.00	0.60
1:C:130:ASN:ND2	1:C:133:ARG:NH2	2.46	0.60
1:E:70:ARG:HD3	4:E:648:HOH:O	2.02	0.60
1:J:20:ASP:HB2	1:L:130:ASN:CG	2.22	0.60
1:L:133:ARG:HB2	1:L:133:ARG:NH1	2.17	0.60
1:B:33:LEU:HD21	1:B:144:THR:HG23	1.82	0.60
1:K:133:ARG:HB2	1:K:133:ARG:NH1	2.16	0.60
1:C:130:ASN:HD21	1:E:20:ASP:H	1.50	0.59
3:A:601:TRS:H31	1:D:167:GLU:OE1	2.03	0.59
1:E:74:ILE:HD12	4:E:643:HOH:O	2.02	0.59
1:I:33:LEU:HD21	1:I:144:THR:HG23	1.85	0.59
1:I:142:ASP:HB2	4:I:626:HOH:O	2.03	0.59
1:C:12:THR:O	1:C:13:ASN:HB2	2.02	0.59
1:F:18:ARG:HH21	1:F:18:ARG:HG3	1.67	0.59
1:C:153:ARG:HG3	4:C:648:HOH:O	2.03	0.59
1:G:55:ARG:HD3	4:G:204:HOH:O	2.02	0.59
1:J:33:LEU:HD21	1:J:144:THR:HG23	1.84	0.59
1:F:133:ARG:HB2	1:F:133:ARG:NH1	2.17	0.58
1:J:97:VAL:O	1:J:101:LYS:HB2	2.04	0.58
1:F:90:VAL:HG22	4:F:455:HOH:O	2.03	0.58
1:K:100:SER:O	1:K:101:LYS:HG2	2.04	0.58
1:D:33:LEU:HD21	1:D:144:THR:HG23	1.85	0.58
1:F:130:ASN:ND2	1:F:133:ARG:NH2	2.49	0.58
1:L:26:LYS:O	1:L:30:VAL:HG23	2.04	0.57
1:A:51:HIS:CE1	1:A:63:HIS:CE1	2.92	0.57
1:K:33:LEU:HD21	1:K:144:THR:HG23	1.86	0.57
1:C:133:ARG:HB2	1:C:133:ARG:NH1	2.19	0.57
1:F:12:THR:CG2	1:F:27:LYS:HD2	2.34	0.57
1:A:33:LEU:HD21	1:A:144:THR:HG23	1.87	0.57
1:A:74:ILE:CD1	1:B:70:ARG:HH11	2.17	0.57
1:B:130:ASN:ND2	1:B:133:ARG:NH2	2.47	0.57
1:D:133:ARG:HB2	1:D:133:ARG:NH1	2.18	0.57
1:B:130:ASN:HD21	1:C:20:ASP:H	1.51	0.57
1:E:51:HIS:CE1	1:E:63:HIS:CE1	2.92	0.57
1:E:33:LEU:HD21	1:E:144:THR:HG23	1.87	0.56
1:B:20:ASP:H	1:E:130:ASN:ND2	2.03	0.56

*Continued on next page...*

*Continued from previous page...*

Atom-1	Atom-2	Interatomic distance (Å)	Clash overlap (Å)
1:D:165:ASN:HD21	1:E:60:ILE:H	1.53	0.56
1:G:133:ARG:HB2	1:G:133:ARG:NH1	2.19	0.56
1:E:133:ARG:HB2	1:E:133:ARG:NH1	2.20	0.56
1:F:153:ARG:HG3	4:F:360:HOH:O	2.06	0.56
1:H:13:ASN:H	1:H:27:LYS:HZ2	1.52	0.55
1:I:70:ARG:HH11	1:J:74:ILE:CD1	2.18	0.55
1:K:26:LYS:O	1:K:30:VAL:HG23	2.06	0.55
1:B:112:HIS:HB2	4:B:226:HOH:O	2.05	0.55
1:G:51:HIS:CE1	1:G:63:HIS:CE1	2.94	0.55
1:I:133:ARG:HB2	1:I:133:ARG:NH1	2.21	0.55
1:L:13:ASN:O	1:L:14:LEU:CB	2.53	0.55
1:C:130:ASN:HD22	1:C:133:ARG:NH2	2.01	0.55
1:H:51:HIS:CE1	1:H:63:HIS:CE1	2.94	0.55
1:L:134:LYS:HA	4:L:617:HOH:O	2.07	0.55
1:G:99:ASN:CB	1:H:99:ASN:HD22	2.20	0.55
1:I:26:LYS:O	1:I:30:VAL:HG23	2.07	0.55
1:B:153:ARG:HG3	4:B:205:HOH:O	2.07	0.55
1:J:51:HIS:CE1	1:J:63:HIS:CE1	2.95	0.54
1:C:35:ARG:HH21	1:C:35:ARG:HG3	1.72	0.54
1:G:26:LYS:O	1:G:30:VAL:HG23	2.08	0.54
1:A:18:ARG:HG3	1:A:18:ARG:NH2	2.23	0.54
1:C:33:LEU:HD21	1:C:144:THR:HG23	1.88	0.54
1:A:74:ILE:HD12	4:A:611:HOH:O	2.08	0.54
1:L:51:HIS:CE1	1:L:63:HIS:CE1	2.96	0.54
3:D:606:TRS:H32	1:F:146:ASP:OD1	2.07	0.54
1:G:15:LEU:HD21	1:H:112:HIS:CE1	2.43	0.54
1:J:43:LEU:HD11	1:J:125:TYR:CD1	2.42	0.54
1:B:133:ARG:HB2	1:B:133:ARG:NH1	2.23	0.53
1:I:158:PHE:O	1:I:162:ILE:HG13	2.09	0.53
1:F:142:ASP:HB2	4:F:490:HOH:O	2.08	0.53
1:G:130:ASN:HD21	1:K:20:ASP:H	1.55	0.53
1:H:15:LEU:HD13	1:H:88:GLY:O	2.07	0.53
1:I:55:ARG:O	1:I:114:VAL:HG23	2.07	0.53
1:H:32:LEU:HD12	4:H:209:HOH:O	2.07	0.53
1:C:51:HIS:CE1	1:C:63:HIS:CE1	2.97	0.53
1:G:130:ASN:ND2	1:K:20:ASP:HB2	2.24	0.53
1:H:37:VAL:O	1:H:41:ILE:HG13	2.09	0.53
1:I:109:LEU:HD13	1:J:92:LEU:HD22	1.90	0.53
1:L:38:ILE:HG23	1:L:98:ILE:HD13	1.90	0.53
1:F:15:LEU:HD13	1:F:88:GLY:O	2.07	0.53
1:J:35:ARG:HH21	1:J:35:ARG:HG3	1.72	0.53

*Continued on next page...*

*Continued from previous page...*

Atom-1	Atom-2	Interatomic distance (Å)	Clash overlap (Å)
1:B:51:HIS:CE1	1:B:63:HIS:CE1	2.97	0.53
1:C:130:ASN:ND2	1:E:20:ASP:HB2	2.22	0.53
1:K:51:HIS:CE1	1:K:63:HIS:CE1	2.96	0.53
1:G:21:VAL:HA	4:G:218:HOH:O	2.08	0.53
1:E:49:GLN:HG3	1:F:94:THR:CG2	2.39	0.53
1:F:37:VAL:O	1:F:41:ILE:HG13	2.09	0.53
1:L:55:ARG:O	1:L:114:VAL:HG23	2.09	0.53
1:F:35:ARG:HG3	1:F:35:ARG:HH21	1.74	0.52
1:J:26:LYS:O	1:J:30:VAL:HG23	2.09	0.52
1:J:20:ASP:H	1:L:130:ASN:HD21	1.56	0.52
1:E:94:THR:HB	4:E:636:HOH:O	2.09	0.52
1:I:74:ILE:CD1	1:J:70:ARG:HH11	2.21	0.52
1:A:70:ARG:HH11	1:B:74:ILE:CD1	2.22	0.52
1:D:130:ASN:HD21	1:F:20:ASP:H	1.57	0.52
1:L:101:LYS:O	1:L:103:PRO:HD3	2.09	0.52
1:H:35:ARG:HH21	1:H:35:ARG:HG3	1.73	0.52
1:H:55:ARG:O	1:H:114:VAL:HG23	2.09	0.52
1:H:60:ILE:HG23	1:H:61:ALA:N	2.25	0.52
1:E:130:ASN:ND2	1:E:133:ARG:NH2	2.46	0.52
1:J:15:LEU:HD13	1:J:88:GLY:O	2.09	0.52
1:L:111:ILE:HG13	1:L:117:HIS:CE1	2.45	0.52
1:G:35:ARG:HH21	1:G:35:ARG:HG3	1.75	0.52
1:K:15:LEU:HD13	1:K:88:GLY:O	2.09	0.52
1:F:51:HIS:CE1	1:F:63:HIS:CE1	2.97	0.52
1:G:15:LEU:HD13	1:G:88:GLY:O	2.10	0.52
1:G:38:ILE:HG23	1:G:98:ILE:HD13	1.92	0.52
1:B:18:ARG:HG3	1:B:18:ARG:NH2	2.25	0.51
1:D:26:LYS:O	1:D:30:VAL:HG23	2.10	0.51
1:D:106:SER:HA	4:D:523:HOH:O	2.08	0.51
1:H:58:ASN:ND2	1:H:61:ALA:HB3	2.25	0.51
1:I:15:LEU:HD13	1:I:88:GLY:O	2.11	0.51
1:I:51:HIS:CE1	1:I:63:HIS:CE1	2.97	0.51
1:I:94:THR:CG2	1:J:49:GLN:HG3	2.40	0.51
1:L:15:LEU:HD13	1:L:88:GLY:O	2.10	0.51
1:E:36:GLN:NE2	1:E:36:GLN:HA	2.26	0.51
1:F:26:LYS:O	1:F:30:VAL:HG23	2.10	0.51
1:K:111:ILE:HG13	1:K:117:HIS:CE1	2.45	0.51
1:H:26:LYS:O	1:H:30:VAL:HG23	2.10	0.51
1:K:18:ARG:HG3	1:K:18:ARG:NH2	2.25	0.51
1:E:43:LEU:HD11	1:E:125:TYR:CD1	2.46	0.51
1:J:20:ASP:HB2	1:L:130:ASN:ND2	2.26	0.51

*Continued on next page...*

*Continued from previous page...*

Atom-1	Atom-2	Interatomic distance (Å)	Clash overlap (Å)
1:K:43:LEU:HD11	1:K:125:TYR:CD1	2.46	0.51
1:J:38:ILE:HG23	1:J:98:ILE:HD13	1.93	0.51
1:J:55:ARG:O	1:J:114:VAL:HG23	2.10	0.51
1:J:60:ILE:HG23	1:J:61:ALA:N	2.26	0.51
3:J:611:TRS:H31	1:K:167:GLU:OE1	2.11	0.51
1:K:77:LEU:C	1:K:77:LEU:HD23	2.31	0.51
1:A:94:THR:O	1:A:98:ILE:HG12	2.11	0.51
1:D:43:LEU:HD11	1:D:125:TYR:CD1	2.46	0.51
1:G:112:HIS:CE1	1:H:15:LEU:HD21	2.46	0.51
1:H:12:THR:HA	1:H:27:LYS:CE	2.41	0.51
1:A:26:LYS:O	1:A:30:VAL:HG23	2.11	0.51
1:D:15:LEU:HD13	1:D:88:GLY:O	2.11	0.51
1:G:37:VAL:O	1:G:41:ILE:HG13	2.11	0.51
1:G:43:LEU:HD11	1:G:125:TYR:CD1	2.45	0.51
1:G:55:ARG:O	1:G:114:VAL:HG23	2.11	0.51
1:G:60:ILE:HG23	1:G:61:ALA:N	2.26	0.51
1:K:37:VAL:O	1:K:41:ILE:HG13	2.10	0.51
1:F:12:THR:HB	1:F:27:LYS:HD2	1.93	0.51
1:A:94:THR:CG2	1:B:49:GLN:HG3	2.41	0.50
1:H:130:ASN:ND2	1:H:133:ARG:NH2	2.50	0.50
1:I:18:ARG:HG3	1:I:18:ARG:NH2	2.26	0.50
1:I:58:ASN:ND2	1:I:61:ALA:HB3	2.26	0.50
1:E:94:THR:CG2	1:F:49:GLN:HG3	2.40	0.50
1:E:57:ALA:HA	4:E:676:HOH:O	2.11	0.50
1:I:20:ASP:H	1:K:130:ASN:HD21	1.58	0.50
1:L:18:ARG:HG3	1:L:18:ARG:NH2	2.26	0.50
1:A:106:SER:HA	4:B:261:HOH:O	2.11	0.50
1:C:15:LEU:HD13	1:C:88:GLY:O	2.11	0.50
1:E:36:GLN:HA	1:E:36:GLN:HE21	1.77	0.50
1:J:18:ARG:HG3	1:J:18:ARG:NH2	2.25	0.50
1:H:99:ASN:O	1:H:102:THR:HG22	2.12	0.50
1:H:158:PHE:O	1:H:162:ILE:HG13	2.12	0.50
1:J:36:GLN:NE2	1:J:36:GLN:HA	2.27	0.50
1:B:20:ASP:HB2	1:E:130:ASN:ND2	2.27	0.50
1:K:153:ARG:NH1	4:K:632:HOH:O	2.45	0.50
1:E:94:THR:HG23	1:F:49:GLN:HG3	1.93	0.49
1:A:98:ILE:O	1:A:102:THR:HG22	2.12	0.49
1:A:167:GLU:OE1	3:A:601:TRS:H11	2.11	0.49
1:D:111:ILE:HG13	1:D:117:HIS:CE1	2.47	0.49
1:D:153:ARG:NH1	1:D:153:ARG:HG2	2.27	0.49
1:K:35:ARG:HH21	1:K:35:ARG:HG3	1.77	0.49

*Continued on next page...*

*Continued from previous page...*

Atom-1	Atom-2	Interatomic distance (Å)	Clash overlap (Å)
1:K:36:GLN:HA	1:K:36:GLN:NE2	2.26	0.49
1:G:158:PHE:O	1:G:162:ILE:HG13	2.12	0.49
1:B:26:LYS:O	1:B:30:VAL:HG23	2.12	0.49
1:B:35:ARG:HH21	1:B:35:ARG:HG3	1.76	0.49
1:E:35:ARG:HH21	1:E:35:ARG:HG3	1.77	0.49
1:I:94:THR:HG23	1:J:49:GLN:HG3	1.93	0.49
1:L:35:ARG:HH21	1:L:35:ARG:HG3	1.76	0.49
1:L:37:VAL:O	1:L:41:ILE:HG13	2.13	0.49
1:B:153:ARG:NH1	1:B:153:ARG:HG2	2.27	0.49
1:H:18:ARG:HG3	1:H:18:ARG:NH2	2.27	0.49
1:H:38:ILE:HG23	1:H:98:ILE:HD13	1.94	0.49
1:B:43:LEU:HD11	1:B:125:TYR:CD1	2.48	0.49
1:G:36:GLN:NE2	1:G:36:GLN:HA	2.28	0.49
1:H:36:GLN:NE2	1:H:36:GLN:HA	2.27	0.49
1:A:43:LEU:HD11	1:A:125:TYR:CD1	2.47	0.49
1:D:35:ARG:HH21	1:D:35:ARG:HG3	1.76	0.49
1:D:146:ASP:OD1	3:D:606:TRS:H12	2.13	0.49
1:J:111:ILE:HG13	1:J:117:HIS:CE1	2.47	0.49
1:C:12:THR:HB	1:C:27:LYS:NZ	2.28	0.49
1:C:18:ARG:HG3	1:C:18:ARG:NH2	2.27	0.49
1:D:36:GLN:HA	1:D:36:GLN:NE2	2.27	0.49
1:J:36:GLN:HA	1:J:36:GLN:HE21	1.77	0.49
1:A:158:PHE:O	1:A:162:ILE:HG13	2.12	0.49
1:B:94:THR:O	1:B:98:ILE:HG12	2.12	0.49
1:H:43:LEU:HD11	1:H:125:TYR:CD1	2.48	0.49
1:H:94:THR:O	1:H:98:ILE:HG12	2.13	0.49
1:I:60:ILE:HG23	1:I:61:ALA:N	2.28	0.49
1:G:99:ASN:HD22	1:H:96:GLN:HA	1.78	0.49
1:I:37:VAL:O	1:I:41:ILE:HG13	2.13	0.49
1:B:111:ILE:HG13	1:B:117:HIS:CE1	2.48	0.48
1:C:111:ILE:HG13	1:C:117:HIS:CE1	2.48	0.48
1:I:35:ARG:HH21	1:I:35:ARG:HG3	1.78	0.48
1:B:77:LEU:HD23	1:B:77:LEU:C	2.34	0.48
1:G:58:ASN:ND2	1:G:61:ALA:HB3	2.29	0.48
1:H:111:ILE:HG13	1:H:117:HIS:CE1	2.48	0.48
1:F:158:PHE:O	1:F:162:ILE:HG13	2.12	0.48
1:G:13:ASN:HD22	1:G:13:ASN:N	2.08	0.48
1:D:36:GLN:HA	1:D:36:GLN:HE21	1.78	0.48
1:E:15:LEU:HD13	1:E:88:GLY:O	2.13	0.48
1:F:43:LEU:HD11	1:F:125:TYR:CD1	2.49	0.48
1:G:99:ASN:ND2	1:H:96:GLN:HA	2.28	0.48

*Continued on next page...*

*Continued from previous page...*

Atom-1	Atom-2	Interatomic distance (Å)	Clash overlap (Å)
1:I:60:ILE:H	1:L:165:ASN:HD21	1.61	0.48
1:C:36:GLN:HA	1:C:36:GLN:NE2	2.29	0.48
1:D:15:LEU:N	1:D:15:LEU:HD12	2.28	0.48
1:G:36:GLN:HA	1:G:36:GLN:HE21	1.78	0.48
1:H:13:ASN:H	1:H:27:LYS:HZ3	1.59	0.48
1:C:58:ASN:ND2	1:C:61:ALA:HB3	2.29	0.48
1:H:83:ARG:NH2	1:H:143:ASP:HB2	2.27	0.48
1:K:38:ILE:HG23	1:K:98:ILE:HD13	1.95	0.48
1:A:14:LEU:HD11	1:A:27:LYS:HG3	1.95	0.48
1:A:130:ASN:ND2	1:A:133:ARG:NH2	2.51	0.48
1:B:120:GLU:O	1:B:124:ARG:HG2	2.14	0.48
1:G:70:ARG:HH11	1:H:74:ILE:CD1	2.25	0.48
1:I:112:HIS:CE1	1:J:15:LEU:HD21	2.48	0.48
1:L:60:ILE:HG23	1:L:61:ALA:N	2.29	0.48
1:A:55:ARG:O	1:A:114:VAL:HG23	2.13	0.48
1:D:133:ARG:HE	1:F:21:VAL:HG23	1.79	0.48
1:I:38:ILE:HG23	1:I:98:ILE:HD13	1.95	0.48
1:B:20:ASP:H	1:E:130:ASN:HD21	1.61	0.47
1:I:28:ALA:HB3	4:I:628:HOH:O	2.13	0.47
1:C:38:ILE:HG23	1:C:98:ILE:HD13	1.95	0.47
1:F:18:ARG:HG3	1:F:18:ARG:NH2	2.29	0.47
1:F:153:ARG:NH1	1:F:153:ARG:HG2	2.28	0.47
1:G:18:ARG:HG3	1:G:18:ARG:NH2	2.29	0.47
1:H:36:GLN:HA	1:H:36:GLN:HE21	1.79	0.47
1:B:36:GLN:HA	1:B:36:GLN:NE2	2.29	0.47
1:E:94:THR:O	1:E:98:ILE:HG12	2.14	0.47
1:E:60:ILE:HG23	1:E:61:ALA:N	2.29	0.47
1:I:43:LEU:HD11	1:I:125:TYR:CD1	2.49	0.47
1:I:111:ILE:HG13	1:I:117:HIS:CE1	2.49	0.47
1:J:17:THR:C	1:J:19:ASN:H	2.18	0.47
1:B:17:THR:C	1:B:19:ASN:H	2.18	0.47
1:E:130:ASN:HD22	1:E:133:ARG:NH2	2.01	0.47
1:I:36:GLN:HA	1:I:36:GLN:HE21	1.79	0.47
1:A:35:ARG:HH21	1:A:35:ARG:HG3	1.78	0.47
1:B:153:ARG:HG2	1:B:153:ARG:HH11	1.80	0.47
1:C:153:ARG:NH1	1:C:153:ARG:HG2	2.30	0.47
1:D:113:ASN:HD21	1:D:115:GLN:CB	2.27	0.47
1:F:167:GLU:OE1	3:F:605:TRS:H21	2.14	0.47
1:J:94:THR:O	1:J:98:ILE:HG12	2.14	0.47
1:A:13:ASN:HD21	1:A:27:LYS:NZ	2.13	0.47
1:B:112:HIS:CB	4:B:226:HOH:O	2.63	0.47

*Continued on next page...*



*Continued from previous page...*

Atom-1	Atom-2	Interatomic distance (Å)	Clash overlap (Å)
1:E:124:ARG:HH21	1:E:124:ARG:HG3	1.80	0.47
1:L:102:THR:O	1:L:102:THR:HG23	2.15	0.47
1:C:43:LEU:HD11	1:C:125:TYR:CD1	2.50	0.47
1:G:120:GLU:O	1:G:124:ARG:HG2	2.14	0.47
1:I:42:ASP:OD1	1:J:95:THR:HB	2.14	0.47
1:L:43:LEU:HD11	1:L:125:TYR:CD1	2.50	0.47
1:A:165:ASN:HD21	1:D:60:ILE:H	1.62	0.46
1:B:15:LEU:HD13	1:B:88:GLY:O	2.15	0.46
1:B:104:LEU:HA	4:B:216:HOH:O	2.14	0.46
1:D:153:ARG:HG3	4:D:461:HOH:O	2.14	0.46
1:E:49:GLN:HG3	1:F:94:THR:HG23	1.97	0.46
1:J:83:ARG:NH2	1:J:143:ASP:HB2	2.29	0.46
1:K:54:MET:C	1:K:55:ARG:HG3	2.35	0.46
1:K:158:PHE:O	1:K:162:ILE:HG13	2.14	0.46
1:F:60:ILE:HG23	1:F:61:ALA:N	2.31	0.46
1:K:74:ILE:HD12	4:K:619:HOH:O	2.14	0.46
1:A:60:ILE:HG23	1:A:61:ALA:N	2.29	0.46
1:D:105:LYS:O	1:D:106:SER:C	2.53	0.46
1:G:77:LEU:HD23	1:G:77:LEU:C	2.35	0.46
1:L:36:GLN:HA	1:L:36:GLN:NE2	2.29	0.46
1:C:14:LEU:HD21	1:C:27:LYS:HG2	1.97	0.46
1:C:17:THR:C	1:C:19:ASN:H	2.19	0.46
1:G:17:THR:C	1:G:19:ASN:H	2.18	0.46
1:I:36:GLN:HA	1:I:36:GLN:NE2	2.31	0.46
1:K:60:ILE:HG23	1:K:61:ALA:N	2.31	0.46
1:B:55:ARG:O	1:B:114:VAL:HG23	2.15	0.46
1:E:109:LEU:HD21	4:E:656:HOH:O	2.16	0.46
1:F:94:THR:O	1:F:98:ILE:HG12	2.15	0.46
1:G:74:ILE:CD1	1:H:70:ARG:HH11	2.27	0.46
1:H:58:ASN:HD21	1:H:61:ALA:HB3	1.79	0.46
1:I:49:GLN:HG3	1:J:94:THR:CG2	2.44	0.46
1:A:77:LEU:C	1:A:77:LEU:HD23	2.35	0.46
1:E:15:LEU:HD12	1:E:15:LEU:N	2.31	0.46
1:K:17:THR:C	1:K:19:ASN:H	2.19	0.46
1:D:77:LEU:HD23	1:D:77:LEU:C	2.36	0.46
1:J:13:ASN:N	1:J:13:ASN:HD22	2.13	0.46
1:A:36:GLN:HA	1:A:36:GLN:NE2	2.30	0.46
1:B:130:ASN:HD22	1:B:133:ARG:NH2	2.03	0.46
1:D:60:ILE:HG23	1:D:61:ALA:N	2.30	0.46
1:E:13:ASN:O	1:E:14:LEU:C	2.55	0.46
1:H:39:GLN:CG	1:H:128:VAL:HG22	2.46	0.46

*Continued on next page...*

*Continued from previous page...*

Atom-1	Atom-2	Interatomic distance (Å)	Clash overlap (Å)
1:J:15:LEU:HD12	1:J:15:LEU:N	2.31	0.46
1:B:36:GLN:HA	1:B:36:GLN:HE21	1.80	0.46
1:B:54:MET:C	1:B:55:ARG:HG3	2.36	0.46
1:F:36:GLN:HA	1:F:36:GLN:NE2	2.31	0.46
1:H:153:ARG:HG2	1:H:153:ARG:NH1	2.30	0.46
1:I:17:THR:C	1:I:19:ASN:H	2.19	0.46
1:I:120:GLU:O	1:I:124:ARG:HG2	2.16	0.46
1:A:39:GLN:CG	1:A:128:VAL:HG22	2.46	0.45
1:C:46:ILE:HG23	1:C:107:TYR:CD2	2.51	0.45
1:C:77:LEU:C	1:C:77:LEU:HD23	2.37	0.45
1:C:120:GLU:O	1:C:124:ARG:HG2	2.16	0.45
1:D:153:ARG:HG2	1:D:153:ARG:HH11	1.80	0.45
1:F:113:ASN:HD21	1:F:115:GLN:CB	2.25	0.45
1:K:55:ARG:O	1:K:114:VAL:HG23	2.15	0.45
1:D:18:ARG:HG3	1:D:18:ARG:NH2	2.25	0.45
1:H:40:PHE:CZ	1:H:155:LEU:HD11	2.51	0.45
1:C:133:ARG:HE	1:E:21:VAL:HG23	1.80	0.45
1:D:130:ASN:HD22	1:D:133:ARG:NH2	1.99	0.45
1:I:49:GLN:HG3	1:J:94:THR:HG23	1.97	0.45
1:K:36:GLN:HA	1:K:36:GLN:HE21	1.80	0.45
1:B:37:VAL:O	1:B:41:ILE:HG13	2.16	0.45
1:K:120:GLU:O	1:K:124:ARG:HG2	2.16	0.45
1:B:158:PHE:O	1:B:162:ILE:HG13	2.17	0.45
1:F:36:GLN:HA	1:F:36:GLN:HE21	1.81	0.45
1:F:105:LYS:O	1:F:106:SER:C	2.55	0.45
1:H:133:ARG:NH1	1:H:133:ARG:CB	2.79	0.45
1:I:98:ILE:O	1:I:102:THR:HG22	2.16	0.45
1:K:130:ASN:ND2	1:K:133:ARG:NH2	2.54	0.45
1:E:153:ARG:NH1	1:E:153:ARG:HG2	2.31	0.45
1:G:83:ARG:NH2	1:G:143:ASP:HB2	2.31	0.45
1:A:39:GLN:HG2	1:A:128:VAL:HG22	1.99	0.45
1:A:49:GLN:HG3	1:B:94:THR:CG2	2.46	0.45
1:E:54:MET:C	1:E:55:ARG:HG3	2.37	0.45
1:I:20:ASP:HB2	1:K:130:ASN:ND2	2.31	0.45
1:K:46:ILE:HG23	1:K:107:TYR:CD2	2.51	0.45
1:L:77:LEU:C	1:L:77:LEU:HD23	2.36	0.45
1:B:83:ARG:NH2	1:B:143:ASP:HB2	2.32	0.45
1:C:94:THR:O	1:C:98:ILE:HG12	2.17	0.45
1:F:111:ILE:HG13	1:F:117:HIS:CE1	2.52	0.45
1:J:130:ASN:ND2	1:J:133:ARG:NH2	2.52	0.45
1:C:58:ASN:HD21	1:C:61:ALA:HB3	1.81	0.45

*Continued on next page...*

*Continued from previous page...*

Atom-1	Atom-2	Interatomic distance (Å)	Clash overlap (Å)
1:E:18:ARG:HG3	1:E:18:ARG:NH2	2.30	0.45
1:G:105:LYS:O	1:G:106:SER:C	2.55	0.45
1:G:130:ASN:ND2	1:G:133:ARG:NH2	2.51	0.45
1:H:77:LEU:C	1:H:77:LEU:HD23	2.37	0.45
3:A:601:TRS:H31	1:D:167:GLU:CD	2.37	0.45
1:D:17:THR:C	1:D:19:ASN:H	2.19	0.45
1:E:70:ARG:HH11	1:F:74:ILE:CD1	2.29	0.45
1:H:17:THR:C	1:H:19:ASN:H	2.19	0.45
1:L:36:GLN:HA	1:L:36:GLN:HE21	1.81	0.45
1:L:158:PHE:O	1:L:162:ILE:HG13	2.17	0.45
1:G:49:GLN:HG3	1:H:94:THR:CG2	2.47	0.44
1:I:96:GLN:HG3	1:J:106:SER:OG	2.17	0.44
1:J:113:ASN:HD21	1:J:115:GLN:CB	2.27	0.44
1:K:83:ARG:NH2	1:K:143:ASP:HB2	2.31	0.44
1:L:58:ASN:ND2	1:L:61:ALA:HB3	2.32	0.44
1:A:94:THR:HG23	1:B:49:GLN:HG3	1.98	0.44
1:B:113:ASN:HD21	1:B:115:GLN:CB	2.27	0.44
1:D:130:ASN:ND2	1:F:20:ASP:HB2	2.31	0.44
1:F:39:GLN:HG2	1:F:128:VAL:HG22	1.98	0.44
1:F:83:ARG:NH2	1:F:143:ASP:HB2	2.32	0.44
1:F:120:GLU:O	1:F:124:ARG:HG2	2.17	0.44
1:G:153:ARG:NH1	1:G:153:ARG:HG2	2.33	0.44
1:I:58:ASN:HD21	1:I:61:ALA:HB3	1.82	0.44
1:L:113:ASN:HD21	1:L:115:GLN:CB	2.28	0.44
1:H:105:LYS:O	1:H:106:SER:C	2.55	0.44
1:I:105:LYS:O	1:I:106:SER:C	2.55	0.44
1:J:37:VAL:O	1:J:41:ILE:HG13	2.18	0.44
1:K:15:LEU:N	1:K:15:LEU:HD12	2.31	0.44
1:L:130:ASN:ND2	1:L:133:ARG:NH2	2.54	0.44
1:D:55:ARG:O	1:D:114:VAL:HG23	2.17	0.44
1:D:58:ASN:ND2	1:D:61:ALA:HB3	2.31	0.44
1:E:39:GLN:HG2	1:E:128:VAL:HG22	1.99	0.44
1:E:83:ARG:NH2	1:E:143:ASP:HB2	2.32	0.44
1:A:22:SER:HA	4:A:623:HOH:O	2.17	0.44
1:A:46:ILE:HG23	1:A:107:TYR:CD2	2.53	0.44
1:F:138:GLU:HG2	4:F:444:HOH:O	2.16	0.44
1:F:153:ARG:HG2	1:F:153:ARG:HH11	1.82	0.44
1:J:12:THR:CB	1:J:27:LYS:HZ3	2.29	0.44
1:J:58:ASN:ND2	1:J:61:ALA:HB3	2.33	0.44
1:A:83:ARG:NH2	1:A:143:ASP:HB2	2.33	0.44
1:D:37:VAL:O	1:D:41:ILE:HG13	2.17	0.44

*Continued on next page...*

*Continued from previous page...*

Atom-1	Atom-2	Interatomic distance (Å)	Clash overlap (Å)
1:J:77:LEU:C	1:J:77:LEU:HD23	2.37	0.44
1:J:158:PHE:O	1:J:162:ILE:HG13	2.17	0.44
1:L:46:ILE:HG23	1:L:107:TYR:CD2	2.52	0.44
1:C:34:ASN:O	1:C:38:ILE:HG13	2.18	0.44
1:E:111:ILE:HG13	1:E:117:HIS:CE1	2.53	0.44
1:I:15:LEU:HD21	1:J:112:HIS:CE1	2.53	0.43
1:I:94:THR:O	1:I:98:ILE:HG12	2.18	0.43
1:J:83:ARG:NH2	1:J:141:ASP:OD1	2.44	0.43
1:B:111:ILE:HD13	1:B:120:GLU:HG3	2.00	0.43
1:G:92:LEU:HD22	1:H:109:LEU:HD13	2.00	0.43
1:J:120:GLU:O	1:J:124:ARG:HG2	2.18	0.43
1:A:40:PHE:CZ	1:A:155:LEU:HD11	2.53	0.43
1:E:120:GLU:O	1:E:124:ARG:HG2	2.18	0.43
1:F:12:THR:CB	1:F:27:LYS:HD2	2.49	0.43
1:F:12:THR:HG21	1:F:27:LYS:HD2	2.00	0.43
1:H:39:GLN:HG2	1:H:128:VAL:HG22	2.00	0.43
1:I:153:ARG:NH1	1:I:153:ARG:HG2	2.32	0.43
1:A:36:GLN:HA	1:A:36:GLN:HE21	1.82	0.43
1:G:20:ASP:H	1:I:130:ASN:ND2	2.16	0.43
1:G:58:ASN:HD21	1:G:61:ALA:HB3	1.84	0.43
1:K:58:ASN:ND2	1:K:61:ALA:HB3	2.34	0.43
1:A:15:LEU:N	1:A:15:LEU:HD12	2.33	0.43
1:E:15:LEU:HD21	1:F:112:HIS:CE1	2.54	0.43
1:E:17:THR:C	1:E:19:ASN:H	2.22	0.43
1:E:55:ARG:NH1	1:F:15:LEU:HD22	2.34	0.43
1:H:12:THR:HG21	1:H:23:ASP:HB3	2.00	0.43
1:I:92:LEU:HD22	1:J:109:LEU:HD13	2.00	0.43
1:C:124:ARG:HH21	1:C:124:ARG:HG3	1.83	0.43
1:F:55:ARG:O	1:F:114:VAL:HG23	2.18	0.43
1:G:12:THR:OG1	1:G:27:LYS:HD2	2.18	0.43
1:J:153:ARG:NH1	1:J:153:ARG:HG2	2.33	0.43
1:A:26:LYS:HD3	1:A:87:LEU:O	2.19	0.43
1:B:13:ASN:HD22	1:B:13:ASN:HA	1.60	0.43
1:C:109:LEU:HD21	4:C:608:HOH:O	2.17	0.43
1:G:40:PHE:CZ	1:G:155:LEU:HD11	2.53	0.43
1:G:99:ASN:C	1:G:101:LYS:H	2.22	0.43
1:G:111:ILE:HG13	1:G:117:HIS:CE1	2.53	0.43
1:A:111:ILE:HG13	1:A:117:HIS:CE1	2.53	0.43
1:A:130:ASN:HD22	1:A:133:ARG:NH2	2.05	0.43
1:B:46:ILE:HG23	1:B:107:TYR:CD2	2.53	0.43
1:B:60:ILE:HG23	1:B:61:ALA:N	2.34	0.43

*Continued on next page...*

*Continued from previous page...*

Atom-1	Atom-2	Interatomic distance (Å)	Clash overlap (Å)
1:J:46:ILE:HG23	1:J:107:TYR:CD2	2.53	0.43
1:K:113:ASN:HD21	1:K:115:GLN:CB	2.29	0.43
1:L:133:ARG:NH1	1:L:133:ARG:CB	2.82	0.43
1:C:165:ASN:HD21	1:F:60:ILE:H	1.67	0.43
1:G:49:GLN:HG3	1:H:94:THR:HG23	2.01	0.43
1:G:113:ASN:HD21	1:G:115:GLN:CB	2.28	0.43
1:G:153:ARG:HD2	1:K:147:ILE:HG13	1.99	0.43
1:F:39:GLN:CG	1:F:128:VAL:HG22	2.49	0.42
4:G:216:HOH:O	1:I:166:ILE:HD12	2.18	0.42
1:A:153:ARG:NH1	4:A:650:HOH:O	2.52	0.42
1:E:26:LYS:O	1:E:30:VAL:HG23	2.18	0.42
1:F:15:LEU:N	1:F:15:LEU:HD12	2.33	0.42
1:F:104:LEU:HA	4:F:314:HOH:O	2.19	0.42
1:G:39:GLN:CG	1:G:128:VAL:HG22	2.49	0.42
1:H:120:GLU:O	1:H:124:ARG:HG2	2.18	0.42
1:F:58:ASN:ND2	1:F:61:ALA:HB3	2.35	0.42
1:H:124:ARG:HH21	1:H:124:ARG:HG3	1.84	0.42
1:I:39:GLN:HG2	1:I:128:VAL:HG22	2.01	0.42
1:E:58:ASN:ND2	1:E:61:ALA:HB3	2.34	0.42
1:H:12:THR:CB	1:H:27:LYS:HD2	2.49	0.42
1:I:77:LEU:HD23	1:I:77:LEU:C	2.39	0.42
1:J:130:ASN:HD22	1:J:133:ARG:NH2	2.07	0.42
1:E:35:ARG:HG2	4:E:625:HOH:O	2.20	0.42
1:H:46:ILE:HG23	1:H:107:TYR:CD2	2.55	0.42
1:B:39:GLN:CG	1:B:128:VAL:HG22	2.49	0.42
1:D:58:ASN:HD21	1:D:61:ALA:HB3	1.84	0.42
1:D:124:ARG:HH21	1:D:124:ARG:HG3	1.85	0.42
1:E:83:ARG:NH2	1:E:141:ASP:OD1	2.45	0.42
1:J:39:GLN:HG2	1:J:128:VAL:HG22	2.02	0.42
1:K:153:ARG:NH1	1:K:153:ARG:HG2	2.33	0.42
1:A:113:ASN:HD21	1:A:115:GLN:CB	2.31	0.42
1:I:95:THR:HB	1:J:42:ASP:OD1	2.19	0.42
1:I:153:ARG:HG2	1:I:153:ARG:HH11	1.85	0.42
1:B:38:ILE:HG23	1:B:98:ILE:HD13	2.01	0.42
1:E:40:PHE:CZ	1:E:155:LEU:HD11	2.55	0.42
1:A:13:ASN:HD21	1:A:27:LYS:HZ1	1.66	0.42
1:G:94:THR:O	1:G:98:ILE:HG12	2.20	0.42
1:H:111:ILE:HD13	1:H:120:GLU:HG3	2.02	0.42
1:I:39:GLN:CG	1:I:128:VAL:HG22	2.50	0.42
1:J:133:ARG:NH1	1:J:133:ARG:CB	2.81	0.42
1:K:133:ARG:NH1	1:K:133:ARG:CB	2.83	0.42

*Continued on next page...*

*Continued from previous page...*

Atom-1	Atom-2	Interatomic distance (Å)	Clash overlap (Å)
1:A:120:GLU:O	1:A:124:ARG:HG2	2.20	0.42
1:B:40:PHE:CZ	1:B:155:LEU:HD11	2.55	0.42
1:L:17:THR:C	1:L:19:ASN:H	2.21	0.42
1:A:17:THR:C	1:A:19:ASN:H	2.23	0.41
1:C:55:ARG:O	1:C:114:VAL:HG23	2.20	0.41
1:E:55:ARG:O	1:E:114:VAL:HG23	2.20	0.41
1:E:77:LEU:HD23	1:E:77:LEU:C	2.41	0.41
1:G:124:ARG:HG3	1:G:124:ARG:HH21	1.85	0.41
1:J:40:PHE:CZ	1:J:155:LEU:HD11	2.55	0.41
1:K:21:VAL:HG12	1:K:26:LYS:HG3	2.02	0.41
1:A:37:VAL:O	1:A:41:ILE:HG13	2.20	0.41
1:E:146:ASP:OD1	3:E:603:TRS:H31	2.21	0.41
1:F:133:ARG:NH1	1:F:133:ARG:CB	2.82	0.41
1:H:118:LEU:HD12	1:H:118:LEU:HA	1.91	0.41
1:J:39:GLN:CG	1:J:128:VAL:HG22	2.51	0.41
1:L:120:GLU:O	1:L:124:ARG:HG2	2.21	0.41
1:L:124:ARG:HG3	1:L:124:ARG:HH21	1.85	0.41
1:C:153:ARG:HG2	1:C:153:ARG:HH11	1.86	0.41
1:E:105:LYS:O	1:E:106:SER:C	2.58	0.41
1:F:13:ASN:HD22	1:F:13:ASN:HA	1.56	0.41
1:I:124:ARG:HH21	1:I:124:ARG:HG3	1.86	0.41
1:J:60:ILE:CG2	1:J:61:ALA:N	2.84	0.41
1:L:102:THR:C	1:L:104:LEU:H	2.23	0.41
1:A:133:ARG:NH1	1:A:133:ARG:CB	2.82	0.41
1:C:83:ARG:NH2	1:C:143:ASP:HB2	2.35	0.41
1:F:38:ILE:HG23	1:F:98:ILE:HD13	2.02	0.41
1:I:40:PHE:CZ	1:I:155:LEU:HD11	2.54	0.41
1:I:60:ILE:HG22	4:L:621:HOH:O	2.20	0.41
1:B:105:LYS:O	1:B:106:SER:C	2.59	0.41
1:I:14:LEU:HD11	1:I:27:LYS:HG3	2.03	0.41
1:A:60:ILE:H	1:E:165:ASN:HD21	1.67	0.41
1:A:112:HIS:CE1	1:B:15:LEU:HD21	2.56	0.41
1:B:153:ARG:HH11	1:B:153:ARG:CG	2.34	0.41
1:C:36:GLN:HA	1:C:36:GLN:HE21	1.84	0.41
1:E:74:ILE:CD1	1:F:70:ARG:HH11	2.30	0.41
1:K:13:ASN:O	1:K:14:LEU:HD23	2.21	0.41
1:K:94:THR:O	1:K:98:ILE:HG12	2.21	0.41
1:L:94:THR:O	1:L:98:ILE:HG12	2.20	0.41
1:D:20:ASP:O	1:D:21:VAL:C	2.59	0.41
1:F:34:ASN:O	1:F:38:ILE:HG13	2.21	0.41
1:H:153:ARG:HG2	1:H:153:ARG:HH11	1.86	0.41

*Continued on next page...*

Continued from previous page...

Atom-1	Atom-2	Interatomic distance (Å)	Clash overlap (Å)
1:B:34:ASN:O	1:B:38:ILE:HG13	2.20	0.41
1:D:38:ILE:HG23	1:D:98:ILE:HD13	2.03	0.41
1:D:133:ARG:NH1	1:D:133:ARG:CB	2.83	0.41
1:E:39:GLN:CG	1:E:128:VAL:HG22	2.51	0.41
1:E:58:ASN:HD21	1:E:61:ALA:HB3	1.86	0.41
1:E:146:ASP:OD2	3:E:603:TRS:H31	2.21	0.41
1:E:153:ARG:HG2	1:E:153:ARG:HH11	1.86	0.41
1:F:153:ARG:HH11	1:F:153:ARG:CG	2.34	0.41
1:I:73:LEU:HD12	1:I:73:LEU:HA	1.92	0.41
1:I:106:SER:OG	1:J:96:GLN:HG3	2.20	0.41
1:K:34:ASN:O	1:K:38:ILE:HG13	2.20	0.41
1:B:12:THR:O	1:B:27:LYS:NZ	2.54	0.41
1:D:83:ARG:NH2	1:D:143:ASP:HB2	2.36	0.41
1:K:111:ILE:HD13	1:K:120:GLU:HG3	2.02	0.41
1:A:153:ARG:NH1	1:A:153:ARG:HG2	2.35	0.40
1:B:39:GLN:HG2	1:B:128:VAL:HG22	2.03	0.40
1:B:73:LEU:HD12	1:B:73:LEU:HA	1.94	0.40
1:D:46:ILE:HG23	1:D:107:TYR:CD2	2.56	0.40
1:D:120:GLU:O	1:D:124:ARG:HG2	2.22	0.40
1:F:17:THR:C	1:F:19:ASN:H	2.23	0.40
1:G:99:ASN:O	1:G:100:SER:HB2	2.21	0.40
1:K:14:LEU:HD11	1:K:27:LYS:HG3	2.02	0.40
1:L:21:VAL:HG12	1:L:26:LYS:HG3	2.03	0.40
1:I:42:ASP:OD1	1:J:95:THR:CG2	2.69	0.40
1:L:153:ARG:HG2	1:L:153:ARG:NH1	2.36	0.40
1:H:29:THR:HG23	1:H:144:THR:HG21	2.03	0.40
1:H:113:ASN:HD21	1:H:115:GLN:CB	2.28	0.40
1:J:60:ILE:H	1:K:165:ASN:HD21	1.68	0.40
1:K:105:LYS:O	1:K:106:SER:C	2.59	0.40
1:F:130:ASN:HD22	1:F:133:ARG:NH2	2.05	0.40
1:G:60:ILE:CG2	1:G:61:ALA:N	2.84	0.40
1:G:133:ARG:NH1	1:G:133:ARG:CB	2.84	0.40
1:A:38:ILE:HG23	1:A:98:ILE:HD13	2.03	0.40
1:A:105:LYS:O	1:A:106:SER:C	2.59	0.40
1:D:153:ARG:HH11	1:D:153:ARG:CG	2.34	0.40
1:E:49:GLN:HG3	1:F:94:THR:HG22	2.04	0.40
1:I:130:ASN:ND2	1:I:133:ARG:NH2	2.57	0.40
1:J:124:ARG:HG3	1:J:124:ARG:HH21	1.86	0.40

There are no symmetry-related clashes.

## 5.3 Torsion angles

### 5.3.1 Protein backbone

In the following table, the Percentiles column shows the percent Ramachandran outliers of the chain as a percentile score with respect to all X-ray entries followed by that with respect to entries of similar resolution.

The Analysed column shows the number of residues for which the backbone conformation was analysed, and the total number of residues.

Mol	Chain	Analysed	Favoured	Allowed	Outliers	Percentiles	
1	A	154/167 (92%)	147 (96%)	5 (3%)	2 (1%)	12	33
1	B	154/167 (92%)	141 (92%)	11 (7%)	2 (1%)	12	33
1	C	154/167 (92%)	144 (94%)	8 (5%)	2 (1%)	12	33
1	D	154/167 (92%)	148 (96%)	4 (3%)	2 (1%)	12	33
1	E	154/167 (92%)	143 (93%)	8 (5%)	3 (2%)	8	24
1	F	154/167 (92%)	145 (94%)	7 (4%)	2 (1%)	12	33
1	G	154/167 (92%)	141 (92%)	11 (7%)	2 (1%)	12	33
1	H	154/167 (92%)	142 (92%)	8 (5%)	4 (3%)	5	17
1	I	154/167 (92%)	144 (94%)	9 (6%)	1 (1%)	25	53
1	J	154/167 (92%)	143 (93%)	9 (6%)	2 (1%)	12	33
1	K	154/167 (92%)	143 (93%)	9 (6%)	2 (1%)	12	33
1	L	154/167 (92%)	141 (92%)	11 (7%)	2 (1%)	12	33
All	All	1848/2004 (92%)	1722 (93%)	100 (5%)	26 (1%)	11	31

All (26) Ramachandran outliers are listed below:

Mol	Chain	Res	Type
1	A	13	ASN
1	A	21	VAL
1	D	21	VAL
1	E	13	ASN
1	G	21	VAL
1	H	21	VAL
1	H	101	LYS
1	I	21	VAL
1	J	21	VAL
1	K	13	ASN
1	K	21	VAL
1	L	14	LEU

*Continued on next page...*



*Continued from previous page...*

Mol	Chain	Res	Type
1	L	21	VAL
1	B	21	VAL
1	C	21	VAL
1	E	14	LEU
1	E	21	VAL
1	F	21	VAL
1	G	14	LEU
1	H	100	SER
1	J	101	LYS
1	D	106	SER
1	F	106	SER
1	B	106	SER
1	C	13	ASN
1	H	106	SER

### 5.3.2 Protein sidechains [i](#)

In the following table, the Percentiles column shows the percent sidechain outliers of the chain as a percentile score with respect to all X-ray entries followed by that with respect to entries of similar resolution.

The Analysed column shows the number of residues for which the sidechain conformation was analysed, and the total number of residues.

Mol	Chain	Analysed	Rotameric	Outliers	Percentiles	
1	A	134/143 (94%)	125 (93%)	9 (7%)	16	39
1	B	134/143 (94%)	124 (92%)	10 (8%)	13	34
1	C	134/143 (94%)	126 (94%)	8 (6%)	19	45
1	D	134/143 (94%)	125 (93%)	9 (7%)	16	39
1	E	134/143 (94%)	125 (93%)	9 (7%)	16	39
1	F	134/143 (94%)	125 (93%)	9 (7%)	16	39
1	G	134/143 (94%)	124 (92%)	10 (8%)	13	34
1	H	134/143 (94%)	126 (94%)	8 (6%)	19	45
1	I	134/143 (94%)	124 (92%)	10 (8%)	13	34
1	J	134/143 (94%)	126 (94%)	8 (6%)	19	45
1	K	134/143 (94%)	125 (93%)	9 (7%)	16	39
1	L	134/143 (94%)	126 (94%)	8 (6%)	19	45
All	All	1608/1716 (94%)	1501 (93%)	107 (7%)	16	39

All (107) residues with a non-rotameric sidechain are listed below:

Mol	Chain	Res	Type
1	A	23	ASP
1	A	31	GLU
1	A	49	GLN
1	A	58	ASN
1	A	73	LEU
1	A	96	GLN
1	A	102	THR
1	A	118	LEU
1	A	153	ARG
1	B	13	ASN
1	B	23	ASP
1	B	31	GLU
1	B	49	GLN
1	B	58	ASN
1	B	73	LEU
1	B	96	GLN
1	B	102	THR
1	B	118	LEU
1	B	153	ARG
1	C	23	ASP
1	C	31	GLU
1	C	49	GLN
1	C	58	ASN
1	C	73	LEU
1	C	96	GLN
1	C	118	LEU
1	C	153	ARG
1	D	23	ASP
1	D	31	GLU
1	D	49	GLN
1	D	58	ASN
1	D	73	LEU
1	D	96	GLN
1	D	99	ASN
1	D	118	LEU
1	D	153	ARG
1	E	23	ASP
1	E	31	GLU
1	E	49	GLN
1	E	58	ASN
1	E	73	LEU
1	E	96	GLN

*Continued on next page...*

*Continued from previous page...*

<b>Mol</b>	<b>Chain</b>	<b>Res</b>	<b>Type</b>
1	E	102	THR
1	E	118	LEU
1	E	153	ARG
1	F	13	ASN
1	F	23	ASP
1	F	31	GLU
1	F	49	GLN
1	F	58	ASN
1	F	73	LEU
1	F	96	GLN
1	F	118	LEU
1	F	153	ARG
1	G	12	THR
1	G	23	ASP
1	G	31	GLU
1	G	49	GLN
1	G	58	ASN
1	G	73	LEU
1	G	96	GLN
1	G	102	THR
1	G	118	LEU
1	G	153	ARG
1	H	23	ASP
1	H	31	GLU
1	H	49	GLN
1	H	58	ASN
1	H	73	LEU
1	H	96	GLN
1	H	118	LEU
1	H	153	ARG
1	I	13	ASN
1	I	23	ASP
1	I	31	GLU
1	I	49	GLN
1	I	58	ASN
1	I	73	LEU
1	I	96	GLN
1	I	99	ASN
1	I	118	LEU
1	I	153	ARG
1	J	23	ASP
1	J	31	GLU

*Continued on next page...*

*Continued from previous page...*

Mol	Chain	Res	Type
1	J	49	GLN
1	J	58	ASN
1	J	73	LEU
1	J	96	GLN
1	J	118	LEU
1	J	153	ARG
1	K	23	ASP
1	K	31	GLU
1	K	49	GLN
1	K	58	ASN
1	K	73	LEU
1	K	96	GLN
1	K	99	ASN
1	K	118	LEU
1	K	153	ARG
1	L	23	ASP
1	L	31	GLU
1	L	49	GLN
1	L	58	ASN
1	L	73	LEU
1	L	96	GLN
1	L	118	LEU
1	L	153	ARG

Sometimes sidechains can be flipped to improve hydrogen bonding and reduce clashes. All (107) such sidechains are listed below:

Mol	Chain	Res	Type
1	A	13	ASN
1	A	36	GLN
1	A	39	GLN
1	A	58	ASN
1	A	96	GLN
1	A	112	HIS
1	A	113	ASN
1	A	130	ASN
1	A	165	ASN
1	B	13	ASN
1	B	36	GLN
1	B	39	GLN
1	B	58	ASN
1	B	96	GLN
1	B	99	ASN

*Continued on next page...*

*Continued from previous page...*

<b>Mol</b>	<b>Chain</b>	<b>Res</b>	<b>Type</b>
1	B	112	HIS
1	B	113	ASN
1	B	130	ASN
1	C	36	GLN
1	C	39	GLN
1	C	49	GLN
1	C	58	ASN
1	C	96	GLN
1	C	112	HIS
1	C	113	ASN
1	C	130	ASN
1	C	165	ASN
1	D	13	ASN
1	D	36	GLN
1	D	39	GLN
1	D	49	GLN
1	D	58	ASN
1	D	96	GLN
1	D	113	ASN
1	D	130	ASN
1	D	165	ASN
1	E	36	GLN
1	E	39	GLN
1	E	58	ASN
1	E	112	HIS
1	E	113	ASN
1	E	130	ASN
1	E	165	ASN
1	F	13	ASN
1	F	36	GLN
1	F	39	GLN
1	F	58	ASN
1	F	96	GLN
1	F	112	HIS
1	F	113	ASN
1	F	130	ASN
1	F	165	ASN
1	G	13	ASN
1	G	36	GLN
1	G	39	GLN
1	G	58	ASN
1	G	96	GLN

*Continued on next page...*

*Continued from previous page...*

<b>Mol</b>	<b>Chain</b>	<b>Res</b>	<b>Type</b>
1	G	99	ASN
1	G	112	HIS
1	G	113	ASN
1	G	130	ASN
1	H	36	GLN
1	H	39	GLN
1	H	58	ASN
1	H	96	GLN
1	H	99	ASN
1	H	112	HIS
1	H	113	ASN
1	H	130	ASN
1	H	165	ASN
1	I	13	ASN
1	I	36	GLN
1	I	39	GLN
1	I	58	ASN
1	I	96	GLN
1	I	112	HIS
1	I	113	ASN
1	I	130	ASN
1	I	165	ASN
1	J	13	ASN
1	J	36	GLN
1	J	39	GLN
1	J	58	ASN
1	J	96	GLN
1	J	99	ASN
1	J	112	HIS
1	J	113	ASN
1	J	130	ASN
1	J	165	ASN
1	K	36	GLN
1	K	39	GLN
1	K	49	GLN
1	K	58	ASN
1	K	96	GLN
1	K	99	ASN
1	K	113	ASN
1	K	130	ASN
1	K	165	ASN
1	L	36	GLN

*Continued on next page...*

*Continued from previous page...*

Mol	Chain	Res	Type
1	L	39	GLN
1	L	49	GLN
1	L	58	ASN
1	L	96	GLN
1	L	99	ASN
1	L	113	ASN
1	L	130	ASN
1	L	165	ASN

### 5.3.3 RNA [i](#)

There are no RNA molecules in this entry.

### 5.4 Non-standard residues in protein, DNA, RNA chains [i](#)

There are no non-standard protein/DNA/RNA residues in this entry.

### 5.5 Carbohydrates [i](#)

There are no monosaccharides in this entry.

### 5.6 Ligand geometry [i](#)

Of 24 ligands modelled in this entry, 12 are monoatomic - leaving 12 for Mogul analysis.

In the following table, the Counts columns list the number of bonds (or angles) for which Mogul statistics could be retrieved, the number of bonds (or angles) that are observed in the model and the number of bonds (or angles) that are defined in the Chemical Component Dictionary. The Link column lists molecule types, if any, to which the group is linked. The Z score for a bond length (or angle) is the number of standard deviations the observed value is removed from the expected value. A bond length (or angle) with  $|Z| > 2$  is considered an outlier worth inspection. RMSZ is the root-mean-square of all Z scores of the bond lengths (or angles).

Mol	Type	Chain	Res	Link	Bond lengths			Bond angles		
					Counts	RMSZ	$\# Z  > 2$	Counts	RMSZ	$\# Z  > 2$
3	TRS	A	602	-	7,7,7	0.86	0	9,9,9	1.12	0
3	TRS	E	603	-	7,7,7	0.58	0	9,9,9	1.33	1 (11%)
3	TRS	J	611	-	7,7,7	0.56	0	9,9,9	1.10	0
3	TRS	D	606	-	7,7,7	0.60	0	9,9,9	1.12	0
3	TRS	C	604	-	7,7,7	0.88	0	9,9,9	1.04	0
3	TRS	L	608	-	7,7,7	0.73	0	9,9,9	1.07	0

Mol	Type	Chain	Res	Link	Bond lengths			Bond angles		
					Counts	RMSZ	# Z  > 2	Counts	RMSZ	# Z  > 2
3	TRS	I	607	-	7,7,7	0.63	0	9,9,9	1.11	0
3	TRS	J	612	-	7,7,7	0.63	0	9,9,9	1.11	0
3	TRS	F	605	-	7,7,7	0.60	0	9,9,9	1.11	0
3	TRS	A	601	-	7,7,7	0.59	0	9,9,9	1.14	0
3	TRS	L	609	-	7,7,7	0.74	0	9,9,9	1.08	0
3	TRS	K	610	-	7,7,7	0.77	0	9,9,9	1.04	0

In the following table, the Chirals column lists the number of chiral outliers, the number of chiral centers analysed, the number of these observed in the model and the number defined in the Chemical Component Dictionary. Similar counts are reported in the Torsion and Rings columns. '2' means no outliers of that kind were identified.

Mol	Type	Chain	Res	Link	Chirals	Torsions	Rings
3	TRS	A	602	-	-	0/9/9/9	-
3	TRS	E	603	-	-	2/9/9/9	-
3	TRS	J	611	-	-	0/9/9/9	-
3	TRS	D	606	-	-	0/9/9/9	-
3	TRS	C	604	-	-	0/9/9/9	-
3	TRS	L	608	-	-	0/9/9/9	-
3	TRS	I	607	-	-	0/9/9/9	-
3	TRS	J	612	-	-	0/9/9/9	-
3	TRS	F	605	-	-	0/9/9/9	-
3	TRS	A	601	-	-	0/9/9/9	-
3	TRS	L	609	-	-	0/9/9/9	-
3	TRS	K	610	-	-	0/9/9/9	-

There are no bond length outliers.

All (1) bond angle outliers are listed below:

Mol	Chain	Res	Type	Atoms	Z	Observed(°)	Ideal(°)
3	E	603	TRS	C2-C-C1	-2.21	103.95	110.81

There are no chirality outliers.

All (2) torsion outliers are listed below:

Mol	Chain	Res	Type	Atoms
3	E	603	TRS	C2-C-C1-O1
3	E	603	TRS	C1-C-C3-O3

There are no ring outliers.

5 monomers are involved in 10 short contacts:



Mol	Chain	Res	Type	Clashes	Symm-Clashes
3	E	603	TRS	3	0
3	J	611	TRS	1	0
3	D	606	TRS	2	0
3	F	605	TRS	1	0
3	A	601	TRS	3	0

## 5.7 Other polymers [i](#)

There are no such residues in this entry.

## 5.8 Polymer linkage issues [i](#)

There are no chain breaks in this entry.

## 6 Fit of model and data i

### 6.1 Protein, DNA and RNA chains i

In the following table, the column labelled ‘#RSRZ > 2’ contains the number (and percentage) of RSRZ outliers, followed by percent RSRZ outliers for the chain as percentile scores relative to all X-ray entries and entries of similar resolution. The OWAB column contains the minimum, median, 95<sup>th</sup> percentile and maximum values of the occupancy-weighted average B-factor per residue. The column labelled ‘Q < 0.9’ lists the number of (and percentage) of residues with an average occupancy less than 0.9.

Mol	Chain	Analysed	<RSRZ>	#RSRZ>2	OWAB(Å <sup>2</sup> )	Q<0.9
1	A	156/167 (93%)	0.17	1 (0%) 89 89	27, 47, 69, 78	0
1	B	156/167 (93%)	0.18	1 (0%) 89 89	28, 51, 73, 93	0
1	C	156/167 (93%)	0.08	1 (0%) 89 89	24, 44, 68, 90	0
1	D	156/167 (93%)	0.03	0 100 100	22, 37, 61, 68	0
1	E	156/167 (93%)	0.14	1 (0%) 89 89	23, 42, 63, 79	0
1	F	156/167 (93%)	0.15	0 100 100	24, 41, 62, 80	0
1	G	156/167 (93%)	1.40	39 (25%) 0 0	57, 88, 106, 119	0
1	H	156/167 (93%)	1.67	55 (35%) 0 0	66, 93, 107, 120	0
1	I	156/167 (93%)	0.67	10 (6%) 19 15	48, 73, 93, 99	0
1	J	156/167 (93%)	0.92	22 (14%) 2 2	48, 74, 108, 132	0
1	K	156/167 (93%)	0.89	22 (14%) 2 2	49, 83, 100, 109	0
1	L	156/167 (93%)	1.68	55 (35%) 0 0	74, 98, 112, 134	0
All	All	1872/2004 (93%)	0.66	207 (11%) 5 3	22, 63, 104, 134	0

All (207) RSRZ outliers are listed below:

Mol	Chain	Res	Type	RSRZ
1	L	87	LEU	10.3
1	L	88	GLY	8.7
1	J	14	LEU	7.9
1	L	141	ASP	7.8
1	H	109	LEU	6.4
1	H	125	TYR	6.0
1	G	136	ILE	6.0
1	H	148	LEU	5.9
1	H	14	LEU	5.5
1	H	166	ILE	5.4
1	L	15	LEU	5.4

*Continued on next page...*

*Continued from previous page...*

<b>Mol</b>	<b>Chain</b>	<b>Res</b>	<b>Type</b>	<b>RSRZ</b>
1	H	12	THR	5.3
1	E	12	THR	5.3
1	J	13	ASN	5.2
1	H	46	ILE	5.2
1	G	38	ILE	5.2
1	J	15	LEU	5.0
1	G	88	GLY	4.9
1	L	148	LEU	4.8
1	G	89	GLY	4.7
1	H	52	TRP	4.7
1	L	85	VAL	4.6
1	H	93	GLY	4.6
1	H	13	ASN	4.6
1	H	139	ALA	4.6
1	L	17	THR	4.5
1	H	165	ASN	4.5
1	G	15	LEU	4.5
1	G	159	LEU	4.5
1	H	107	TYR	4.4
1	K	87	LEU	4.3
1	H	66	LEU	4.3
1	L	156	ASP	4.2
1	L	81	ALA	4.2
1	H	159	LEU	4.2
1	G	29	THR	4.2
1	L	125	TYR	4.1
1	J	21	VAL	4.0
1	G	14	LEU	4.0
1	H	132	VAL	4.0
1	G	86	GLN	3.9
1	J	161	PHE	3.9
1	L	128	VAL	3.9
1	H	73	LEU	3.8
1	J	16	TYR	3.8
1	L	50	ALA	3.8
1	H	53	ASN	3.8
1	L	41	ILE	3.7
1	G	33	LEU	3.6
1	H	49	GLN	3.6
1	L	19	ASN	3.5
1	H	19	ASN	3.5
1	J	88	GLY	3.5

*Continued on next page...*

*Continued from previous page...*

Mol	Chain	Res	Type	RSRZ
1	K	111	ILE	3.4
1	L	56	GLY	3.4
1	H	81	ALA	3.4
1	J	111	ILE	3.4
1	H	50	ALA	3.4
1	G	104	LEU	3.4
1	K	39	GLN	3.4
1	L	52	TRP	3.4
1	H	140	LYS	3.3
1	G	118	LEU	3.3
1	H	87	LEU	3.3
1	L	89	GLY	3.3
1	H	38	ILE	3.3
1	L	14	LEU	3.3
1	H	121	LEU	3.3
1	H	89	GLY	3.3
1	H	134	LYS	3.2
1	L	91	ALA	3.2
1	L	115	GLN	3.2
1	J	17	THR	3.2
1	H	84	ALA	3.2
1	G	42	ASP	3.2
1	G	87	LEU	3.2
1	L	40	PHE	3.2
1	H	47	THR	3.2
1	G	100	SER	3.1
1	L	54	MET	3.1
1	L	121	LEU	3.1
1	K	93	GLY	3.1
1	L	96	GLN	3.1
1	K	92	LEU	3.1
1	H	54	MET	3.1
1	I	162	ILE	3.1
1	G	139	ALA	3.0
1	L	37	VAL	3.0
1	J	91	ALA	3.0
1	G	162	ILE	3.0
1	L	45	LEU	3.0
1	G	16	TYR	3.0
1	K	140	LYS	3.0
1	J	90	VAL	3.0
1	L	104	LEU	2.9

*Continued on next page...*

*Continued from previous page...*

<b>Mol</b>	<b>Chain</b>	<b>Res</b>	<b>Type</b>	<b>RSRZ</b>
1	H	26	LYS	2.9
1	J	112	HIS	2.9
1	A	111	ILE	2.9
1	L	43	LEU	2.9
1	G	165	ASN	2.8
1	H	77	LEU	2.8
1	J	87	LEU	2.8
1	G	84	ALA	2.8
1	L	111	ILE	2.8
1	I	144	THR	2.8
1	G	161	PHE	2.8
1	I	160	TRP	2.7
1	H	92	LEU	2.7
1	H	123	ASP	2.7
1	G	21	VAL	2.7
1	G	125	TYR	2.7
1	L	36	GLN	2.7
1	L	116	ASP	2.7
1	G	81	ALA	2.7
1	L	35	ARG	2.7
1	L	92	LEU	2.6
1	H	17	THR	2.6
1	L	39	GLN	2.6
1	G	73	LEU	2.6
1	H	114	VAL	2.6
1	H	29	THR	2.6
1	H	163	GLU	2.6
1	J	29	THR	2.6
1	L	106	SER	2.6
1	K	19	ASN	2.6
1	H	21	VAL	2.6
1	G	52	TRP	2.6
1	K	25	GLU	2.6
1	J	136	ILE	2.6
1	I	107	TYR	2.6
1	K	104	LEU	2.5
1	G	124	ARG	2.5
1	L	62	VAL	2.5
1	K	91	ALA	2.5
1	G	111	ILE	2.5
1	L	46	ILE	2.5
1	H	15	LEU	2.5

*Continued on next page...*

*Continued from previous page...*

<b>Mol</b>	<b>Chain</b>	<b>Res</b>	<b>Type</b>	<b>RSRZ</b>
1	L	147	ILE	2.5
1	K	43	LEU	2.5
1	L	107	TYR	2.5
1	H	161	PHE	2.5
1	L	84	ALA	2.5
1	I	17	THR	2.5
1	H	156	ASP	2.4
1	L	117	HIS	2.4
1	K	83	ARG	2.4
1	L	98	ILE	2.4
1	K	125	TYR	2.4
1	G	44	SER	2.4
1	K	32	LEU	2.4
1	I	87	LEU	2.4
1	G	107	TYR	2.4
1	G	112	HIS	2.4
1	J	12	THR	2.4
1	K	149	THR	2.4
1	H	142	ASP	2.4
1	C	87	LEU	2.4
1	G	93	GLY	2.3
1	H	95	THR	2.3
1	G	91	ALA	2.3
1	H	133	ARG	2.3
1	I	38	ILE	2.3
1	G	116	ASP	2.3
1	K	132	VAL	2.3
1	H	122	ALA	2.3
1	K	162	ILE	2.3
1	L	93	GLY	2.3
1	G	77	LEU	2.3
1	I	16	TYR	2.3
1	K	145	ALA	2.3
1	L	144	THR	2.3
1	K	55	ARG	2.3
1	L	55	ARG	2.3
1	H	80	MET	2.3
1	H	57	ALA	2.2
1	L	38	ILE	2.2
1	H	39	GLN	2.2
1	G	90	VAL	2.2
1	H	94	THR	2.2

*Continued on next page...*

*Continued from previous page...*

Mol	Chain	Res	Type	RSRZ
1	L	29	THR	2.2
1	L	32	LEU	2.2
1	L	112	HIS	2.2
1	L	109	LEU	2.2
1	B	87	LEU	2.2
1	G	105	LYS	2.2
1	L	53	ASN	2.1
1	J	22	SER	2.1
1	L	63	HIS	2.1
1	L	16	TYR	2.1
1	K	30	VAL	2.1
1	K	29	THR	2.1
1	H	104	LEU	2.1
1	H	33	LEU	2.1
1	I	39	GLN	2.1
1	H	91	ALA	2.1
1	I	166	ILE	2.1
1	J	107	TYR	2.1
1	K	40	PHE	2.1
1	L	118	LEU	2.0
1	J	24	SER	2.0
1	J	35	ARG	2.0
1	H	60	ILE	2.0
1	J	84	ALA	2.0
1	J	104	LEU	2.0
1	G	164	SER	2.0
1	G	109	LEU	2.0
1	L	130	ASN	2.0

## 6.2 Non-standard residues in protein, DNA, RNA chains [i](#)

There are no non-standard protein/DNA/RNA residues in this entry.

## 6.3 Carbohydrates [i](#)

There are no monosaccharides in this entry.

## 6.4 Ligands [i](#)

In the following table, the Atoms column lists the number of modelled atoms in the group and the number defined in the chemical component dictionary. The B-factors column lists the minimum,

median, 95<sup>th</sup> percentile and maximum values of B factors of atoms in the group. The column labelled 'Q< 0.9' lists the number of atoms with occupancy less than 0.9.

Mol	Type	Chain	Res	Atoms	RSCC	RSR	B-factors(Å <sup>2</sup> )	Q<0.9
3	TRS	K	610	8/8	0.66	0.30	100,102,102,103	0
3	TRS	I	607	8/8	0.76	0.36	97,98,99,99	0
3	TRS	L	609	8/8	0.78	0.22	86,88,88,89	0
3	TRS	C	604	8/8	0.84	0.24	72,74,75,76	0
3	TRS	A	602	8/8	0.84	0.26	65,67,67,69	0
2	ZN	L	201	1/1	0.88	0.13	91,91,91,91	0
3	TRS	L	608	8/8	0.88	0.30	83,85,85,85	0
3	TRS	J	611	8/8	0.88	0.21	66,69,70,70	0
3	TRS	E	603	8/8	0.89	0.24	45,47,48,50	0
3	TRS	A	601	8/8	0.92	0.22	48,50,52,54	0
3	TRS	J	612	8/8	0.93	0.21	70,71,72,72	0
3	TRS	F	605	8/8	0.94	0.23	53,54,55,58	0
2	ZN	H	201	1/1	0.95	0.20	66,66,66,66	0
3	TRS	D	606	8/8	0.97	0.16	35,36,37,38	0
2	ZN	G	201	1/1	0.97	0.14	78,78,78,78	0
2	ZN	I	201	1/1	0.97	0.17	48,48,48,48	0
2	ZN	J	201	1/1	0.98	0.16	62,62,62,62	0
2	ZN	C	201	1/1	0.98	0.16	31,31,31,31	0
2	ZN	F	201	1/1	0.99	0.19	33,33,33,33	0
2	ZN	K	201	1/1	0.99	0.09	54,54,54,54	0
2	ZN	A	201	1/1	0.99	0.16	33,33,33,33	0
2	ZN	D	201	1/1	0.99	0.19	24,24,24,24	0
2	ZN	E	201	1/1	0.99	0.19	29,29,29,29	0
2	ZN	B	201	1/1	1.00	0.14	32,32,32,32	0

## 6.5 Other polymers [\(i\)](#)

There are no such residues in this entry.