



Full wwPDB X-ray Structure Validation Report ⓘ

Jun 11, 2024 – 08:29 PM EDT

PDB ID : 1F3M
Title : CRYSTAL STRUCTURE OF HUMAN SERINE/THREONINE KINASE
PAK1
Authors : Lei, M.; Lu, W.; Meng, W.; Parrini, M.-C.; Eck, M.J.; Mayer, B.J.; Harrison,
S.C.
Deposited on : 2000-06-05
Resolution : 2.30 Å(reported)

This is a Full wwPDB X-ray Structure Validation Report for a publicly released PDB entry.

We welcome your comments at validation@mail.wwpdb.org

A user guide is available at

<https://www.wwpdb.org/validation/2017/XrayValidationReportHelp>

with specific help available everywhere you see the ⓘ symbol.

The types of validation reports are described at

<http://www.wwpdb.org/validation/2017/FAQs#types>.

The following versions of software and data (see [references ⓘ](#)) were used in the production of this report:

MolProbity : 4.02b-467
Xtriage (Phenix) : 1.20.1
EDS : 2.36.2
Percentile statistics : 20191225.v01 (using entries in the PDB archive December 25th 2019)
Refmac : 5.8.0158
CCP4 : 7.0.044 (Gargrove)
Ideal geometry (proteins) : Engh & Huber (2001)
Ideal geometry (DNA, RNA) : Parkinson et al. (1996)
Validation Pipeline (wwPDB-VP) : 2.36.2

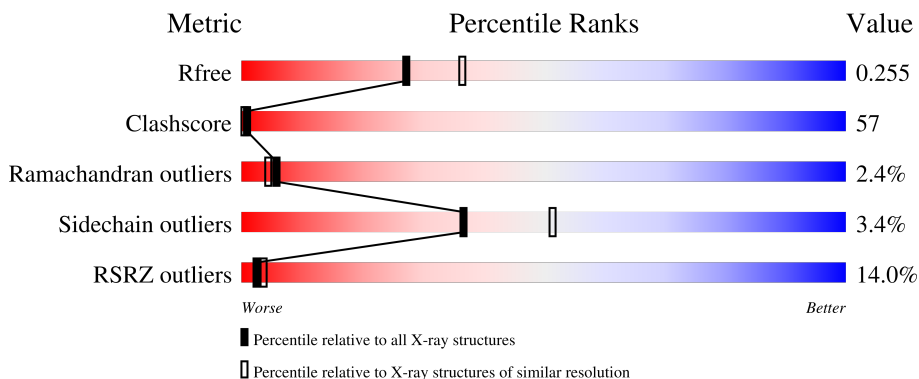
1 Overall quality at a glance

The following experimental techniques were used to determine the structure:

X-RAY DIFFRACTION

The reported resolution of this entry is 2.30 Å.

Percentile scores (ranging between 0-100) for global validation metrics of the entry are shown in the following graphic. The table shows the number of entries on which the scores are based.



Metric	Whole archive (#Entries)	Similar resolution (#Entries, resolution range(Å))
R_{free}	130704	5042 (2.30-2.30)
Clashscore	141614	5643 (2.30-2.30)
Ramachandran outliers	138981	5575 (2.30-2.30)
Sidechain outliers	138945	5575 (2.30-2.30)
RSRZ outliers	127900	4938 (2.30-2.30)

The table below summarises the geometric issues observed across the polymeric chains and their fit to the electron density. The red, orange, yellow and green segments of the lower bar indicate the fraction of residues that contain outliers for ≥ 3 , 2, 1 and 0 types of geometric quality criteria respectively. A grey segment represents the fraction of residues that are not modelled. The numeric value for each fraction is indicated below the corresponding segment, with a dot representing fractions $\leq 5\%$. The upper red bar (where present) indicates the fraction of residues that have poor fit to the electron density. The numeric value is given above the bar.

Mol	Chain	Length	Quality of chain
1	A	80	 5% 49% 34% 5% 12%
1	B	80	 14% 44% 38% 6% 12%
2	C	297	 15% 48% 46% . .
2	D	297	 13% 46% 45% . .

The following table lists non-polymeric compounds, carbohydrate monomers and non-standard

residues in protein, DNA, RNA chains that are outliers for geometric or electron-density-fit criteria:

Mol	Type	Chain	Res	Chirality	Geometry	Clashes	Electron density
3	IOD	A	620	-	-	X	-
3	IOD	B	615	-	-	X	-
3	IOD	C	602	-	-	X	-
3	IOD	C	616	-	-	X	-
3	IOD	C	627	-	-	X	-
3	IOD	D	628	-	-	X	-

2 Entry composition [i](#)

There are 4 unique types of molecules in this entry. The entry contains 6187 atoms, of which 0 are hydrogens and 0 are deuteriums.

In the tables below, the ZeroOcc column contains the number of atoms modelled with zero occupancy, the AltConf column contains the number of residues with at least one atom in alternate conformation and the Trace column contains the number of residues modelled with at most 2 atoms.

- Molecule 1 is a protein called SERINE/THREONINE-PROTEIN KINASE PAK-ALPHA.

Mol	Chain	Residues	Atoms					ZeroOcc	AltConf	Trace
			Total	C	N	O	S			
1	A	70	Total 563	C 355	N 93	O 113	S 2	0	0	0
1	B	70	Total 563	C 355	N 93	O 113	S 2	0	0	0

- Molecule 2 is a protein called SERINE/THREONINE-PROTEIN KINASE PAK-ALPHA.

Mol	Chain	Residues	Atoms					ZeroOcc	AltConf	Trace
			Total	C	N	O	S			
2	C	287	Total 2236	C 1420	N 373	O 427	S 16	0	0	0
2	D	285	Total 2215	C 1408	N 371	O 421	S 15	0	0	0

- Molecule 3 is IODIDE ION (three-letter code: IOD) (formula: I).

Mol	Chain	Residues	Atoms	ZeroOcc	AltConf
3	A	6	Total 6 I 6	0	0
3	C	9	Total 9 I 9	0	0
3	B	6	Total 6 I 6	0	0
3	D	7	Total 7 I 7	0	0

- Molecule 4 is water.

Mol	Chain	Residues	Atoms	ZeroOcc	AltConf
4	A	94	Total 94 O 94	0	0
4	C	222	Total 222 O 222	0	0

Continued on next page...

Continued from previous page...

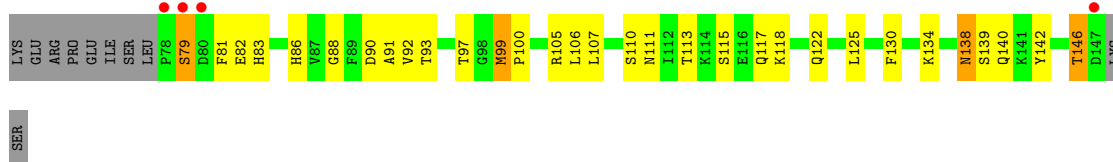
Mol	Chain	Residues	Atoms	ZeroOcc	AltConf
4	B	78	Total O 78 78	0	0
4	D	188	Total O 188 188	0	0

3 Residue-property plots i


These plots are drawn for all protein, RNA, DNA and oligosaccharide chains in the entry. The first graphic for a chain summarises the proportions of the various outlier classes displayed in the second graphic. The second graphic shows the sequence view annotated by issues in geometry and electron density. Residues are color-coded according to the number of geometric quality criteria for which they contain at least one outlier: green = 0, yellow = 1, orange = 2 and red = 3 or more. A red dot above a residue indicates a poor fit to the electron density ($RSRZ > 2$). Stretches of 2 or more consecutive residues without any outlier are shown as a green connector. Residues present in the sample, but not in the model, are shown in grey.

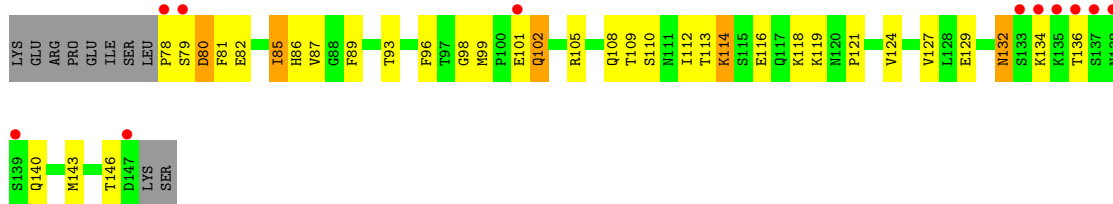
- Molecule 1: SERINE/THREONINE-PROTEIN KINASE PAK-ALPHA

Chain A: 



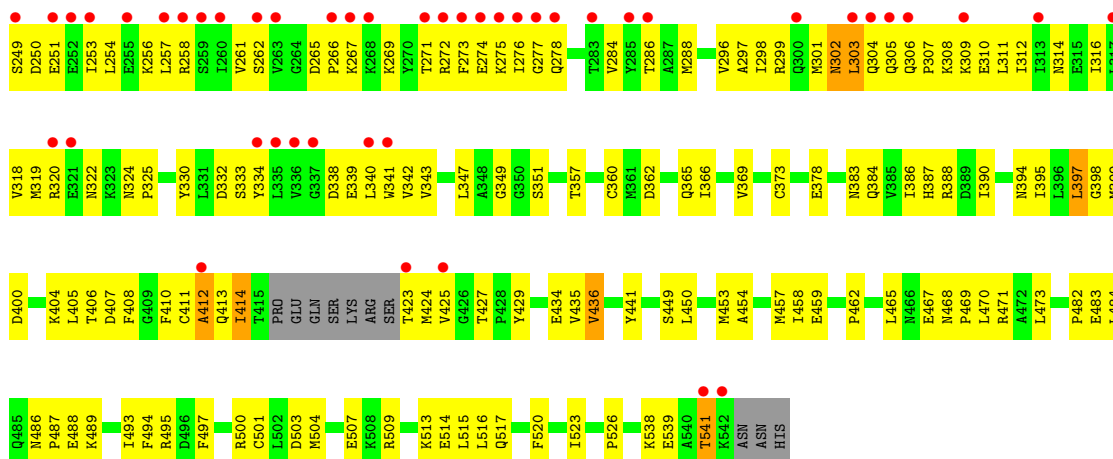
- Molecule 1: SERINE/THREONINE-PROTEIN KINASE PAK-ALPHA

Chain B: 

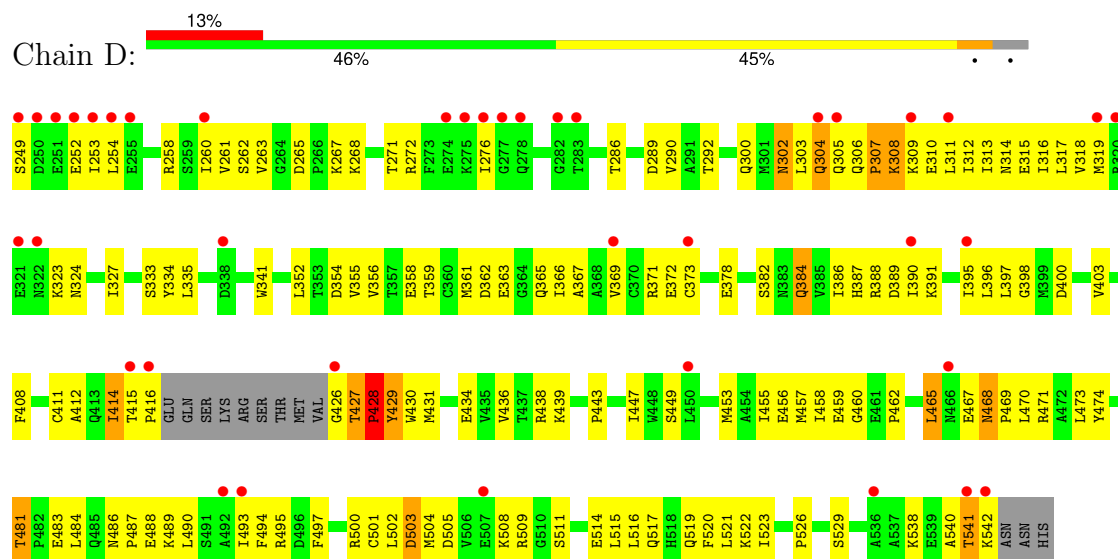


- Molecule 2: SERINE/THREONINE-PROTEIN KINASE PAK-ALPHA

Chain C: 



● Molecule 2: SERINE/THREONINE-PROTEIN KINASE PAK-ALPHA



4 Data and refinement statistics i

Property	Value	Source
Space group	P 41	Depositor
Cell constants a, b, c, α , β , γ	94.58Å 94.58Å 147.50Å 90.00° 90.00° 90.00°	Depositor
Resolution (Å)	34.08 – 2.30 34.08 – 2.30	Depositor EDS
% Data completeness (in resolution range)	92.6 (34.08-2.30) 98.2 (34.08-2.30)	Depositor EDS
R_{merge}	0.07	Depositor
R_{sym}	(Not available)	Depositor
$\langle I/\sigma(I) \rangle$ ¹	3.83 (at 2.29Å)	Xtrriage
Refinement program	CNS	Depositor
R, R_{free}	0.237 , 0.258 0.234 , 0.255	Depositor DCC
R_{free} test set	2857 reflections (5.07%)	wwPDB-VP
Wilson B-factor (Å ²)	44.3	Xtrriage
Anisotropy	0.168	Xtrriage
Bulk solvent k_{sol} (e/Å ³), B_{sol} (Å ²)	0.35 , 64.5	EDS
L-test for twinning ²	$\langle L \rangle = 0.49$, $\langle L^2 \rangle = 0.33$	Xtrriage
Estimated twinning fraction	0.037 for h,-k,-l	Xtrriage
F_o, F_c correlation	0.93	EDS
Total number of atoms	6187	wwPDB-VP
Average B, all atoms (Å ²)	56.0	wwPDB-VP

Xtrriage's analysis on translational NCS is as follows: *The largest off-origin peak in the Patterson function is 3.09% of the height of the origin peak. No significant pseudotranslation is detected.*

¹Intensities estimated from amplitudes.

²Theoretical values of $\langle |L| \rangle$, $\langle L^2 \rangle$ for acentric reflections are 0.5, 0.333 respectively for untwinned datasets, and 0.375, 0.2 for perfectly twinned datasets.

5 Model quality [i](#)

5.1 Standard geometry [i](#)

Bond lengths and bond angles in the following residue types are not validated in this section: IOD

The Z score for a bond length (or angle) is the number of standard deviations the observed value is removed from the expected value. A bond length (or angle) with $|Z| > 5$ is considered an outlier worth inspection. RMSZ is the root-mean-square of all Z scores of the bond lengths (or angles).

Mol	Chain	Bond lengths		Bond angles	
		RMSZ	# Z >5	RMSZ	# Z >5
1	A	0.44	0/576	0.67	0/777
1	B	0.40	0/576	0.65	0/777
2	C	0.35	0/2272	0.64	0/3075
2	D	0.33	0/2252	0.64	1/3049 (0.0%)
All	All	0.36	0/5676	0.64	1/7678 (0.0%)

There are no bond length outliers.

All (1) bond angle outliers are listed below:

Mol	Chain	Res	Type	Atoms	Z	Observed(°)	Ideal(°)
2	D	428	PRO	CA-N-CD	-5.02	104.48	111.50

There are no chirality outliers.

There are no planarity outliers.

5.2 Too-close contacts [i](#)

In the following table, the Non-H and H(model) columns list the number of non-hydrogen atoms and hydrogen atoms in the chain respectively. The H(added) column lists the number of hydrogen atoms added and optimized by MolProbity. The Clashes column lists the number of clashes within the asymmetric unit, whereas Symm-Clashes lists symmetry-related clashes.

Mol	Chain	Non-H	H(model)	H(added)	Clashes	Symm-Clashes
1	A	563	0	537	44	0
1	B	563	0	537	78	0
2	C	2236	0	2261	278	0
2	D	2215	0	2234	239	0
3	A	6	0	0	4	0
3	B	6	0	0	5	0

Continued on next page...

Continued from previous page...

Mol	Chain	Non-H	H(model)	H(added)	Clashes	Symm-Clashes
3	C	9	0	0	9	0
3	D	7	0	0	3	0
4	A	94	0	0	41	0
4	B	78	0	0	47	0
4	C	222	0	0	184	0
4	D	188	0	0	135	0
All	All	6187	0	5569	633	0

The all-atom clashscore is defined as the number of clashes found per 1000 atoms (including hydrogen atoms). The all-atom clashscore for this structure is 57.

All (633) close contacts within the same asymmetric unit are listed below, sorted by their clash magnitude.

Atom-1	Atom-2	Interatomic distance (Å)	Clash overlap (Å)
3:D:604:IOD:I	3:D:628:IOD:I	1.65	1.64
2:C:296:VAL:HG22	4:C:830:HOH:O	1.29	1.32
2:C:342:VAL:HA	4:C:831:HOH:O	1.29	1.27
2:D:514:GLU:HB3	4:D:812:HOH:O	1.31	1.26
1:A:115:SER:HB3	4:A:687:HOH:O	1.28	1.25
2:D:488:GLU:HG3	4:D:765:HOH:O	1.34	1.25
2:D:290:VAL:HB	4:D:797:HOH:O	1.31	1.25
2:C:275:LYS:HE2	4:C:845:HOH:O	1.33	1.24
3:B:617:IOD:I	4:B:660:HOH:O	2.21	1.23
2:D:319:MET:HB2	4:D:796:HOH:O	1.40	1.22
1:B:121:PRO:HA	4:B:701:HOH:O	1.36	1.21
2:C:369:VAL:HB	4:C:750:HOH:O	1.39	1.21
2:C:388:ARG:HD3	4:C:762:HOH:O	1.34	1.21
1:B:79:SER:HA	4:B:695:HOH:O	1.42	1.17
2:D:470:LEU:HB2	4:D:800:HOH:O	1.41	1.16
2:C:425:VAL:HG23	4:C:747:HOH:O	1.43	1.15
2:C:468:ASN:HB2	4:C:816:HOH:O	1.46	1.15
1:A:106:LEU:HD22	4:A:716:HOH:O	1.45	1.14
3:C:627:IOD:I	4:C:701:HOH:O	2.33	1.14
2:D:382:SER:HB3	4:D:794:HOH:O	1.47	1.13
2:D:416:PRO:HB3	4:D:740:HOH:O	1.47	1.12
2:C:523:ILE:HG23	4:C:797:HOH:O	1.47	1.12
2:D:495:ARG:HG2	4:D:789:HOH:O	1.49	1.11
2:C:322:ASN:HB2	4:C:837:HOH:O	1.51	1.10
1:B:108:GLN:HG3	4:B:672:HOH:O	1.51	1.10
2:C:500:ARG:HB3	4:C:819:HOH:O	1.52	1.10
1:B:79:SER:HB2	4:B:689:HOH:O	1.52	1.09

Continued on next page...

Continued from previous page...

Atom-1	Atom-2	Interatomic distance (Å)	Clash overlap (Å)
2:C:493:ILE:HB	4:C:784:HOH:O	1.52	1.09
1:B:80:ASP:HA	4:B:666:HOH:O	1.52	1.08
1:B:114:LYS:HD2	1:B:114:LYS:H	1.11	1.07
2:D:521:LEU:HD23	4:D:723:HOH:O	1.53	1.07
2:C:458:ILE:HG21	4:C:808:HOH:O	1.52	1.07
1:B:96:PHE:HZ	4:B:701:HOH:O	1.36	1.07
2:D:436:VAL:HB	4:D:778:HOH:O	1.52	1.07
2:D:382:SER:HB2	4:D:806:HOH:O	1.52	1.06
2:C:301:MET:HE1	4:C:779:HOH:O	1.55	1.06
2:D:263:VAL:HA	4:D:813:HOH:O	1.56	1.06
2:D:253:ILE:HG13	4:D:748:HOH:O	1.56	1.05
2:D:439:LYS:HE2	4:D:772:HOH:O	1.52	1.05
2:D:292:THR:HG23	4:D:757:HOH:O	1.57	1.04
1:A:90:ASP:HA	4:A:717:HOH:O	1.56	1.03
2:C:465:LEU:HD13	4:C:751:HOH:O	1.57	1.03
2:C:423:THR:HG22	4:C:771:HOH:O	1.56	1.03
2:C:486:ASN:HB3	4:C:749:HOH:O	1.56	1.03
1:A:118:LYS:HE2	4:A:696:HOH:O	1.59	1.01
2:C:347:LEU:HD13	4:C:829:HOH:O	1.59	1.01
2:C:395:ILE:HG12	4:C:753:HOH:O	1.61	0.99
2:C:395:ILE:HD11	2:C:453:MET:HE1	1.42	0.99
2:C:395:ILE:CD1	2:C:453:MET:CE	2.41	0.98
2:C:465:LEU:HB3	4:C:765:HOH:O	1.61	0.98
2:C:503:ASP:HB2	4:C:710:HOH:O	1.63	0.98
2:C:397:LEU:HB2	4:C:804:HOH:O	1.64	0.98
2:D:497:PHE:HE1	4:D:784:HOH:O	1.46	0.98
2:C:388:ARG:HD2	4:C:661:HOH:O	1.63	0.97
2:D:372:GLU:HG3	4:D:785:HOH:O	1.64	0.97
2:C:538:LYS:HB3	4:C:824:HOH:O	1.63	0.96
1:B:105:ARG:HG2	4:B:668:HOH:O	1.63	0.95
2:C:468:ASN:OD1	3:C:602:IOD:I	2.54	0.95
2:D:361:MET:HE2	4:D:771:HOH:O	1.65	0.95
2:C:269:LYS:HD3	4:C:844:HOH:O	1.64	0.95
2:C:347:LEU:HB2	4:C:829:HOH:O	1.67	0.94
2:C:484:LEU:HA	4:C:823:HOH:O	1.64	0.94
2:C:342:VAL:HB	4:C:752:HOH:O	1.68	0.94
2:C:302:ASN:HB2	2:C:305:GLN:HG3	1.50	0.94
2:D:310:GLU:HG2	2:D:313:ILE:HD12	1.46	0.93
2:D:493:ILE:HB	4:D:726:HOH:O	1.67	0.93
2:C:265:ASP:HB2	4:C:809:HOH:O	1.66	0.93
2:C:399:MET:HE3	4:C:813:HOH:O	1.67	0.93

Continued on next page...

Continued from previous page...

Atom-1	Atom-2	Interatomic distance (Å)	Clash overlap (Å)
2:D:411:CYS:SG	4:D:783:HOH:O	2.25	0.93
2:D:486:ASN:HB2	2:D:489:LYS:HE2	1.49	0.92
2:D:361:MET:HB3	4:D:771:HOH:O	1.67	0.91
2:D:515:LEU:HB3	4:D:784:HOH:O	1.71	0.91
2:C:340:LEU:HD23	4:C:779:HOH:O	1.69	0.91
2:D:341:TRP:CG	4:D:799:HOH:O	2.22	0.91
4:B:665:HOH:O	2:D:438:ARG:HG3	1.70	0.91
2:D:252:GLU:HA	4:D:801:HOH:O	1.70	0.91
4:A:706:HOH:O	1:B:82:GLU:CG	2.20	0.90
4:A:711:HOH:O	1:B:78:PRO:HB3	1.70	0.90
2:C:424:MET:HE2	4:C:812:HOH:O	1.69	0.90
1:A:134:LYS:HE2	3:A:620:IOD:I	2.42	0.90
1:B:108:GLN:CB	4:B:702:HOH:O	2.20	0.90
4:A:718:HOH:O	1:B:81:PHE:CD2	2.25	0.89
4:A:640:HOH:O	3:C:616:IOD:I	2.60	0.89
2:C:515:LEU:HD22	4:C:770:HOH:O	1.72	0.89
1:A:99:MET:HE2	1:A:100:PRO:HD2	1.53	0.89
2:C:267:LYS:HA	4:C:786:HOH:O	1.71	0.89
2:C:538:LYS:HG3	4:C:793:HOH:O	1.73	0.89
2:C:334:TYR:CD2	4:C:760:HOH:O	2.24	0.88
2:D:447:ILE:HG12	4:D:701:HOH:O	1.74	0.88
2:D:504:MET:HE1	4:D:714:HOH:O	1.74	0.88
2:C:395:ILE:HD11	2:C:453:MET:CE	2.04	0.87
2:C:347:LEU:HG	4:C:847:HOH:O	1.73	0.87
2:C:319:MET:SD	4:C:849:HOH:O	2.31	0.87
2:C:424:MET:HG2	4:C:771:HOH:O	1.74	0.86
2:C:330:TYR:CD1	4:C:833:HOH:O	2.29	0.85
1:B:108:GLN:HB3	4:B:702:HOH:O	1.75	0.85
1:B:114:LYS:H	1:B:114:LYS:CD	1.89	0.84
2:C:465:LEU:HB2	4:C:751:HOH:O	1.75	0.84
1:B:114:LYS:HG3	4:B:677:HOH:O	1.76	0.84
2:C:400:ASP:CB	4:C:777:HOH:O	2.24	0.84
2:C:497:PHE:HE2	4:C:839:HOH:O	1.60	0.84
1:B:136:THR:HG22	4:B:699:HOH:O	1.76	0.84
2:D:403:VAL:HG23	4:D:785:HOH:O	1.78	0.84
2:D:252:GLU:HG3	4:D:801:HOH:O	1.77	0.83
2:C:347:LEU:CD2	4:C:847:HOH:O	2.26	0.83
4:B:665:HOH:O	2:D:438:ARG:CG	2.25	0.83
4:A:706:HOH:O	1:B:82:GLU:HG3	1.79	0.83
2:C:250:ASP:CB	4:C:768:HOH:O	2.26	0.83
2:D:366:ILE:HG22	4:D:696:HOH:O	1.78	0.83

Continued on next page...

Continued from previous page...

Atom-1	Atom-2	Interatomic distance (Å)	Clash overlap (Å)
2:D:373:CYS:SG	2:D:395:ILE:HD13	2.19	0.82
2:C:312:ILE:HG21	4:C:779:HOH:O	1.79	0.82
4:A:691:HOH:O	2:C:308:LYS:HE2	1.78	0.82
2:D:415:THR:OG1	2:D:416:PRO:HD3	1.79	0.82
2:D:508:LYS:HB2	4:D:704:HOH:O	1.79	0.82
2:D:457:MET:SD	4:D:781:HOH:O	2.36	0.82
2:C:538:LYS:CE	4:C:748:HOH:O	2.27	0.82
2:C:507:GLU:CG	4:C:810:HOH:O	2.27	0.81
2:C:454:ALA:HB2	4:C:839:HOH:O	1.79	0.81
2:D:426:GLY:HA2	4:D:746:HOH:O	1.81	0.81
2:C:249:SER:HA	4:C:769:HOH:O	1.81	0.81
2:D:411:CYS:CB	4:D:783:HOH:O	2.27	0.80
1:A:118:LYS:HB3	4:A:696:HOH:O	1.82	0.80
2:C:450:LEU:HG	4:C:795:HOH:O	1.80	0.80
2:C:424:MET:HG3	4:C:812:HOH:O	1.80	0.80
4:A:711:HOH:O	1:B:78:PRO:CA	2.29	0.80
2:D:519:GLN:HB3	4:D:726:HOH:O	1.83	0.79
2:C:301:MET:CG	4:C:817:HOH:O	2.29	0.79
4:A:711:HOH:O	1:B:78:PRO:CB	2.29	0.79
2:D:436:VAL:CB	4:D:778:HOH:O	2.20	0.79
2:D:481:THR:HG23	4:D:685:HOH:O	1.81	0.79
2:D:308:LYS:HB3	4:D:736:HOH:O	1.83	0.79
2:C:408:PHE:CD2	4:C:814:HOH:O	2.35	0.78
2:C:271:THR:HG22	2:C:272:ARG:H	1.46	0.78
2:D:497:PHE:CE1	4:D:784:HOH:O	2.27	0.78
2:C:397:LEU:C	4:C:847:HOH:O	2.21	0.78
1:B:119:LYS:CG	3:B:615:IOD:I	3.02	0.78
1:B:119:LYS:HG3	3:B:615:IOD:I	2.53	0.78
2:C:400:ASP:HB3	4:C:777:HOH:O	1.82	0.78
2:D:300:GLN:HA	4:D:799:HOH:O	1.82	0.78
2:D:267:LYS:HE3	4:D:815:HOH:O	1.82	0.78
2:D:323:LYS:HB3	3:D:628:IOD:I	2.55	0.77
1:B:114:LYS:HD2	1:B:114:LYS:N	1.96	0.77
2:D:341:TRP:CD1	4:D:799:HOH:O	2.37	0.77
2:D:455:ILE:HD12	2:D:484:LEU:HD11	1.66	0.77
1:A:118:LYS:CB	4:A:696:HOH:O	2.32	0.77
2:C:269:LYS:HB3	4:C:844:HOH:O	1.84	0.77
2:D:493:ILE:CG2	4:D:726:HOH:O	2.32	0.77
2:D:523:ILE:CG2	4:D:791:HOH:O	2.32	0.77
2:C:538:LYS:HE2	4:C:748:HOH:O	1.84	0.77
2:D:481:THR:CG2	4:D:685:HOH:O	2.32	0.77

Continued on next page...

Continued from previous page...

Atom-1	Atom-2	Interatomic distance (Å)	Clash overlap (Å)
2:C:436:VAL:CG2	2:C:473:LEU:HD22	2.15	0.76
1:A:90:ASP:CA	4:A:717:HOH:O	2.22	0.76
2:D:403:VAL:CG2	4:D:785:HOH:O	2.33	0.76
2:C:395:ILE:CG1	4:C:753:HOH:O	2.22	0.76
2:D:253:ILE:CD1	4:D:748:HOH:O	2.34	0.76
2:D:300:GLN:HG2	4:D:799:HOH:O	1.86	0.76
4:A:711:HOH:O	1:B:78:PRO:HA	1.86	0.75
2:C:360:CYS:HB2	4:C:807:HOH:O	1.84	0.75
2:D:308:LYS:CB	4:D:736:HOH:O	2.33	0.75
2:D:366:ILE:HD12	2:D:457:MET:HB3	1.69	0.75
2:C:538:LYS:CG	4:C:793:HOH:O	2.29	0.75
2:D:542:LYS:CB	4:D:775:HOH:O	2.33	0.75
2:D:389:ASP:HB3	4:D:694:HOH:O	1.86	0.75
2:C:484:LEU:HD23	4:C:842:HOH:O	1.88	0.74
2:D:523:ILE:HB	4:D:791:HOH:O	1.87	0.74
2:C:265:ASP:CB	4:C:809:HOH:O	2.29	0.74
2:D:517:GLN:HB2	4:D:728:HOH:O	1.86	0.74
2:D:490:LEU:HD12	4:D:789:HOH:O	1.86	0.74
2:C:414:ILE:CG2	4:C:826:HOH:O	2.36	0.73
2:D:362:ASP:O	2:D:366:ILE:HG12	1.88	0.73
1:A:139:SER:N	4:A:701:HOH:O	2.20	0.73
1:B:110:SER:OG	1:B:112:ILE:HG12	1.89	0.73
2:D:254:LEU:CD2	4:D:748:HOH:O	2.35	0.73
2:C:351:SER:N	4:C:825:HOH:O	2.20	0.73
2:C:407:ASP:N	4:C:814:HOH:O	2.22	0.73
2:C:435:VAL:HG13	4:C:799:HOH:O	1.89	0.73
2:C:494:PHE:CE2	4:C:808:HOH:O	2.39	0.73
2:C:465:LEU:CB	4:C:751:HOH:O	2.35	0.73
1:A:134:LYS:CE	3:A:620:IOD:I	3.06	0.73
2:C:487:PRO:HD2	2:C:488:GLU:OE2	1.89	0.73
2:D:541:THR:HA	4:D:759:HOH:O	1.88	0.73
2:C:330:TYR:HD1	4:C:833:HOH:O	1.65	0.72
1:B:93:THR:CB	4:B:687:HOH:O	2.38	0.72
1:B:108:GLN:CG	4:B:702:HOH:O	2.36	0.72
2:C:450:LEU:CD2	4:C:795:HOH:O	2.38	0.72
1:B:85:ILE:HD13	1:B:86:HIS:N	2.05	0.72
2:D:416:PRO:CB	4:D:740:HOH:O	2.20	0.72
2:D:522:LYS:HE2	4:D:742:HOH:O	1.90	0.72
2:D:484:LEU:HB2	2:D:487:PRO:HG3	1.72	0.72
2:C:538:LYS:HE2	4:C:824:HOH:O	1.88	0.72
2:D:493:ILE:CB	4:D:726:HOH:O	2.30	0.72

Continued on next page...

Continued from previous page...

Atom-1	Atom-2	Interatomic distance (Å)	Clash overlap (Å)
1:A:146:THR:HG23	2:C:386:ILE:HD11	1.71	0.71
2:C:507:GLU:HG2	4:C:810:HOH:O	1.89	0.71
2:D:490:LEU:HD21	4:D:780:HOH:O	1.89	0.71
1:B:78:PRO:CD	4:B:690:HOH:O	2.38	0.71
1:B:93:THR:HA	4:B:635:HOH:O	1.90	0.71
1:B:134:LYS:HG2	4:B:685:HOH:O	1.89	0.71
2:D:254:LEU:HD23	4:D:748:HOH:O	1.91	0.71
2:C:349:GLY:HA2	2:C:399:MET:SD	2.31	0.71
2:C:520:PHE:HA	4:C:784:HOH:O	1.89	0.71
3:D:603:IOD:I	4:D:631:HOH:O	2.77	0.71
2:C:395:ILE:CD1	2:C:453:MET:HE3	2.19	0.71
2:D:523:ILE:HG22	4:D:791:HOH:O	1.89	0.71
1:B:108:GLN:HG2	4:B:702:HOH:O	1.91	0.71
2:C:467:GLU:OE2	2:C:471:ARG:HD3	1.90	0.70
2:C:303:LEU:HG	2:C:338:ASP:O	1.91	0.70
2:D:411:CYS:HB2	4:D:783:HOH:O	1.88	0.70
2:C:261:VAL:HG13	2:C:334:TYR:HA	1.73	0.70
2:C:507:GLU:CD	4:C:810:HOH:O	2.30	0.70
2:D:276:ILE:HG13	2:D:286:THR:HG23	1.74	0.70
2:D:504:MET:CE	4:D:714:HOH:O	2.34	0.70
2:C:539:GLU:C	2:C:541:THR:H	1.93	0.70
1:B:110:SER:HA	4:B:675:HOH:O	1.91	0.70
2:C:441:TYR:CE1	4:C:799:HOH:O	2.45	0.69
1:B:136:THR:CG2	4:B:699:HOH:O	2.36	0.69
2:D:468:ASN:ND2	2:D:471:ARG:H	1.90	0.69
2:C:299:ARG:HB3	4:C:752:HOH:O	1.92	0.69
2:C:465:LEU:CD1	4:C:751:HOH:O	2.27	0.69
2:D:457:MET:HE3	4:D:781:HOH:O	1.92	0.69
2:C:278:GLN:HB2	4:C:845:HOH:O	1.92	0.69
2:C:319:MET:HA	4:C:837:HOH:O	1.93	0.69
2:C:399:MET:CE	4:C:813:HOH:O	2.30	0.69
2:C:395:ILE:CD1	2:C:453:MET:HE1	2.11	0.69
2:D:276:ILE:CG1	2:D:286:THR:HG23	2.22	0.69
2:D:521:LEU:CD2	4:D:723:HOH:O	2.22	0.69
4:A:718:HOH:O	1:B:81:PHE:CG	2.43	0.69
2:D:365:GLN:HB2	4:D:771:HOH:O	1.92	0.68
2:C:504:MET:SD	4:C:778:HOH:O	2.51	0.68
1:A:86:HIS:HB3	1:B:79:SER:O	1.94	0.68
2:C:398:GLY:N	4:C:847:HOH:O	2.25	0.68
2:C:465:LEU:CG	4:C:751:HOH:O	2.40	0.68
2:D:267:LYS:CE	4:D:815:HOH:O	2.40	0.68

Continued on next page...

Continued from previous page...

Atom-1	Atom-2	Interatomic distance (Å)	Clash overlap (Å)
2:C:395:ILE:HD12	2:C:453:MET:SD	2.34	0.67
2:D:271:THR:HG22	2:D:272:ARG:H	1.58	0.67
2:D:517:GLN:NE2	4:D:728:HOH:O	2.24	0.67
1:B:93:THR:HG21	4:B:687:HOH:O	1.94	0.67
2:D:261:VAL:HG13	2:D:334:TYR:HA	1.75	0.67
2:C:500:ARG:NE	4:C:819:HOH:O	2.28	0.67
2:C:267:LYS:CA	4:C:786:HOH:O	2.35	0.67
2:C:265:ASP:C	4:C:809:HOH:O	2.32	0.67
2:D:366:ILE:HD13	4:D:771:HOH:O	1.95	0.67
2:D:457:MET:CE	4:D:781:HOH:O	2.43	0.66
4:A:691:HOH:O	2:C:308:LYS:CE	2.40	0.66
2:C:450:LEU:CG	4:C:795:HOH:O	2.39	0.66
1:A:97:THR:HB	1:B:78:PRO:HD3	1.77	0.66
2:D:382:SER:CA	4:D:794:HOH:O	2.42	0.66
2:D:486:ASN:CB	2:D:489:LYS:HE2	2.24	0.66
2:C:538:LYS:NZ	4:C:748:HOH:O	2.27	0.66
2:D:323:LYS:CE	4:D:786:HOH:O	2.42	0.66
2:D:517:GLN:CG	4:D:728:HOH:O	2.44	0.66
2:C:357:THR:HG22	4:C:725:HOH:O	1.96	0.66
2:C:497:PHE:CE1	4:C:770:HOH:O	2.49	0.66
2:C:538:LYS:CE	4:C:824:HOH:O	2.43	0.66
2:C:541:THR:HG21	4:C:754:HOH:O	1.95	0.66
2:D:382:SER:N	4:D:794:HOH:O	2.29	0.66
2:C:520:PHE:CA	4:C:784:HOH:O	2.41	0.65
2:C:484:LEU:CD2	4:C:842:HOH:O	2.44	0.65
2:C:395:ILE:HD12	2:C:453:MET:CE	2.25	0.65
2:D:427:THR:HG23	4:D:788:HOH:O	1.95	0.65
1:A:83:HIS:ND1	4:A:685:HOH:O	2.29	0.65
2:C:277:GLY:HA3	4:C:792:HOH:O	1.97	0.65
2:D:436:VAL:CG1	4:D:778:HOH:O	2.43	0.65
1:A:92:VAL:HG23	4:A:659:HOH:O	1.97	0.65
2:C:347:LEU:CD1	4:C:829:HOH:O	2.31	0.65
2:C:319:MET:CE	4:C:849:HOH:O	2.46	0.64
2:D:271:THR:OG1	2:D:290:VAL:HG22	1.97	0.64
1:B:146:THR:HG22	2:D:386:ILE:HD11	1.79	0.64
2:C:526:PRO:HA	4:C:671:HOH:O	1.98	0.64
2:D:323:LYS:HE3	4:D:786:HOH:O	1.97	0.64
2:C:395:ILE:CD1	4:C:753:HOH:O	2.45	0.63
1:B:80:ASP:HB3	4:B:697:HOH:O	1.98	0.63
2:C:414:ILE:HG23	4:C:826:HOH:O	1.97	0.63
2:C:301:MET:HB3	4:C:817:HOH:O	1.99	0.62

Continued on next page...

Continued from previous page...

Atom-1	Atom-2	Interatomic distance (Å)	Clash overlap (Å)
2:D:352:LEU:O	2:D:356:VAL:HG23	2.00	0.62
2:C:465:LEU:HD22	4:C:751:HOH:O	1.97	0.62
2:C:450:LEU:HD23	4:C:795:HOH:O	1.97	0.62
2:C:523:ILE:CG2	4:C:797:HOH:O	2.24	0.62
2:D:367:ALA:HA	4:D:723:HOH:O	2.00	0.62
2:C:253:ILE:HG13	2:C:254:LEU:HD12	1.82	0.62
2:D:515:LEU:HD22	4:D:784:HOH:O	1.99	0.62
2:C:340:LEU:CD2	4:C:779:HOH:O	2.38	0.62
2:D:263:VAL:HG12	4:D:813:HOH:O	1.98	0.62
2:C:347:LEU:CG	4:C:847:HOH:O	2.35	0.62
1:B:110:SER:HB2	2:D:468:ASN:ND2	2.14	0.62
2:D:436:VAL:HG13	2:D:473:LEU:HD22	1.80	0.62
4:A:691:HOH:O	2:C:308:LYS:CD	2.47	0.61
2:C:500:ARG:CZ	4:C:819:HOH:O	2.47	0.61
1:A:140:GLN:HB3	1:A:142:TYR:HE1	1.65	0.61
2:C:276:ILE:HB	2:C:284:VAL:HG23	1.82	0.61
1:B:109:THR:HG23	4:B:646:HOH:O	2.01	0.61
2:D:414:ILE:HG22	2:D:416:PRO:HD2	1.80	0.61
2:D:428:PRO:O	2:D:430:TRP:N	2.33	0.61
2:C:504:MET:HE3	4:C:705:HOH:O	1.99	0.61
2:C:390:ILE:HB	2:C:449:SER:HB2	1.83	0.61
2:C:514:GLU:HG2	3:C:627:IOD:I	2.71	0.61
2:C:301:MET:HG2	4:C:817:HOH:O	1.95	0.61
2:D:523:ILE:CB	4:D:791:HOH:O	2.43	0.61
2:C:378:GLU:OE2	2:C:513:LYS:HG3	2.01	0.61
2:D:391:LYS:HE2	4:D:694:HOH:O	2.00	0.61
2:C:468:ASN:ND2	4:C:816:HOH:O	2.26	0.60
2:D:300:GLN:CG	4:D:799:HOH:O	2.44	0.60
3:B:624:IOD:I	4:B:631:HOH:O	2.86	0.60
1:A:113:THR:O	1:A:117:GLN:HG3	2.01	0.60
1:A:88:GLY:HA2	1:B:80:ASP:HB2	1.83	0.60
2:C:387:HIS:CD2	2:C:408:PHE:HB3	2.36	0.60
1:B:93:THR:HB	4:B:687:HOH:O	1.98	0.60
2:C:322:ASN:HA	4:C:785:HOH:O	2.00	0.60
1:B:110:SER:CA	4:B:675:HOH:O	2.47	0.60
1:B:89:PHE:HB3	4:B:643:HOH:O	2.01	0.59
2:C:298:ILE:N	2:C:298:ILE:HD12	2.17	0.59
1:B:119:LYS:HG2	3:B:615:IOD:I	2.72	0.59
2:D:505:ASP:HB3	4:D:704:HOH:O	2.01	0.59
2:D:517:GLN:CB	4:D:728:HOH:O	2.49	0.59
1:B:93:THR:CG2	4:B:687:HOH:O	2.50	0.59

Continued on next page...

Continued from previous page...

Atom-1	Atom-2	Interatomic distance (Å)	Clash overlap (Å)
1:B:110:SER:N	4:B:675:HOH:O	2.35	0.59
2:D:253:ILE:CG1	4:D:748:HOH:O	2.25	0.59
2:D:262:SER:CB	4:D:725:HOH:O	2.50	0.59
1:B:78:PRO:CG	4:B:690:HOH:O	2.51	0.59
4:B:651:HOH:O	2:D:468:ASN:HB3	2.03	0.59
2:D:467:GLU:OE2	2:D:471:ARG:HD3	2.02	0.59
2:C:256:LYS:HE3	2:C:310:GLU:OE1	2.03	0.58
2:C:267:LYS:CB	4:C:786:HOH:O	2.52	0.58
2:C:271:THR:HG22	2:C:272:ARG:N	2.16	0.58
2:D:263:VAL:CB	4:D:813:HOH:O	2.51	0.58
1:A:99:MET:HE3	1:A:99:MET:HA	1.84	0.58
1:A:146:THR:CG2	2:C:386:ILE:HD11	2.33	0.58
2:C:405:LEU:HD13	4:C:753:HOH:O	2.03	0.58
2:C:520:PHE:HB2	4:C:784:HOH:O	2.03	0.58
4:A:706:HOH:O	1:B:82:GLU:HB2	2.03	0.58
2:D:414:ILE:CG2	2:D:416:PRO:HD2	2.34	0.58
2:C:369:VAL:HG21	2:C:457:MET:SD	2.43	0.58
1:B:96:PHE:HD1	4:B:654:HOH:O	1.85	0.58
1:A:90:ASP:CB	4:A:717:HOH:O	2.47	0.58
2:C:541:THR:CG2	4:C:754:HOH:O	2.52	0.58
2:D:493:ILE:HG22	4:D:726:HOH:O	2.00	0.58
2:D:403:VAL:HG22	4:D:706:HOH:O	2.04	0.57
2:C:387:HIS:O	2:C:388:ARG:HB2	2.04	0.57
2:C:333:SER:HA	4:C:831:HOH:O	2.05	0.57
2:C:262:SER:HB2	4:C:760:HOH:O	2.04	0.57
2:D:366:ILE:HA	4:D:781:HOH:O	2.04	0.57
1:A:105:ARG:HG2	4:A:669:HOH:O	2.03	0.57
4:A:718:HOH:O	1:B:81:PHE:CE2	2.51	0.57
1:B:78:PRO:HD2	4:B:690:HOH:O	2.03	0.57
2:D:366:ILE:HD12	2:D:457:MET:CB	2.34	0.57
2:C:493:ILE:CB	4:C:784:HOH:O	2.26	0.56
2:D:490:LEU:HD22	4:D:712:HOH:O	2.05	0.56
2:C:301:MET:CB	4:C:817:HOH:O	2.51	0.56
2:C:388:ARG:CD	4:C:661:HOH:O	2.36	0.56
2:C:397:LEU:CB	4:C:804:HOH:O	2.36	0.56
2:C:517:GLN:HG2	4:C:721:HOH:O	2.05	0.56
2:D:271:THR:HG22	2:D:272:ARG:N	2.19	0.56
2:D:428:PRO:HB3	2:D:431:MET:SD	2.45	0.56
1:B:108:GLN:HA	4:B:688:HOH:O	2.05	0.56
2:C:333:SER:HA	2:C:341:TRP:O	2.04	0.56
2:C:406:THR:C	4:C:814:HOH:O	2.42	0.56

Continued on next page...

Continued from previous page...

Atom-1	Atom-2	Interatomic distance (Å)	Clash overlap (Å)
2:D:314:ASN:O	2:D:318:VAL:HG23	2.05	0.56
2:C:284:VAL:HG12	2:C:299:ARG:HA	1.87	0.56
2:D:520:PHE:HE2	4:D:696:HOH:O	1.89	0.56
2:C:322:ASN:CA	4:C:837:HOH:O	2.53	0.56
2:D:500:ARG:NH2	4:D:812:HOH:O	2.39	0.56
2:C:330:TYR:CE1	4:C:833:HOH:O	2.55	0.56
2:C:347:LEU:CB	4:C:829:HOH:O	2.41	0.56
2:C:515:LEU:CD2	4:C:770:HOH:O	2.43	0.56
2:D:249:SER:CB	4:D:798:HOH:O	2.54	0.56
2:D:366:ILE:CD1	2:D:457:MET:HB3	2.35	0.55
2:D:500:ARG:HD2	4:D:715:HOH:O	2.06	0.55
2:C:424:MET:CG	4:C:771:HOH:O	2.40	0.55
2:C:398:GLY:CA	4:C:847:HOH:O	2.53	0.55
1:A:107:LEU:HD22	4:A:668:HOH:O	2.06	0.55
2:C:489:LYS:HG3	4:C:749:HOH:O	2.06	0.55
2:D:361:MET:HA	2:D:365:GLN:NE2	2.21	0.55
4:A:706:HOH:O	1:B:82:GLU:CD	2.42	0.55
2:C:308:LYS:HD3	2:C:311:LEU:CD1	2.37	0.55
2:C:411:CYS:O	2:C:412:ALA:HB2	2.06	0.55
2:C:482:PRO:HB2	4:C:742:HOH:O	2.07	0.55
2:C:319:MET:HG3	4:C:654:HOH:O	2.07	0.55
2:D:308:LYS:HB2	4:D:736:HOH:O	2.01	0.55
2:D:289:ASP:CG	4:D:757:HOH:O	2.46	0.54
2:D:303:LEU:O	2:D:305:GLN:N	2.39	0.54
2:C:303:LEU:HB2	2:C:339:GLU:HA	1.89	0.54
2:C:386:ILE:HG22	2:C:388:ARG:HG3	1.88	0.54
2:D:303:LEU:O	2:D:304:GLN:C	2.46	0.54
2:C:471:ARG:HG3	2:C:471:ARG:HH11	1.71	0.54
2:D:387:HIS:CD2	2:D:408:PHE:HB3	2.43	0.54
2:C:454:ALA:CB	4:C:839:HOH:O	2.45	0.54
2:C:304:GLN:HA	2:C:309:LYS:NZ	2.23	0.54
2:C:398:GLY:C	2:C:400:ASP:N	2.61	0.54
1:A:122:GLN:HB2	4:A:718:HOH:O	2.08	0.54
2:C:269:LYS:CD	4:C:844:HOH:O	2.38	0.54
2:D:459:GLU:OE2	2:D:484:LEU:HD12	2.08	0.54
1:A:110:SER:O	1:A:111:ASN:HB2	2.07	0.53
2:C:486:ASN:ND2	4:C:749:HOH:O	2.28	0.53
2:D:403:VAL:HB	4:D:785:HOH:O	2.08	0.53
2:D:427:THR:CG2	4:D:788:HOH:O	2.55	0.53
2:D:319:MET:CB	4:D:796:HOH:O	2.21	0.53
2:C:253:ILE:HG13	2:C:254:LEU:CD1	2.39	0.53

Continued on next page...

Continued from previous page...

Atom-1	Atom-2	Interatomic distance (Å)	Clash overlap (Å)
2:C:343:VAL:HG22	4:C:715:HOH:O	2.09	0.53
1:B:85:ILE:HD12	1:B:98:GLY:HA3	1.90	0.53
2:D:261:VAL:HG21	2:D:335:LEU:HG	1.89	0.53
2:D:395:ILE:HD12	2:D:453:MET:SD	2.48	0.53
1:A:140:GLN:HB3	1:A:142:TYR:CE1	2.42	0.53
2:C:398:GLY:C	2:C:400:ASP:H	2.11	0.53
1:B:124:VAL:HB	4:B:701:HOH:O	2.08	0.53
2:D:253:ILE:HG13	2:D:254:LEU:N	2.23	0.53
2:C:395:ILE:CD1	2:C:453:MET:SD	2.95	0.53
2:D:523:ILE:HG22	2:D:523:ILE:O	2.09	0.53
2:C:276:ILE:HD11	2:C:286:THR:OG1	2.08	0.53
2:C:288:MET:CA	4:C:830:HOH:O	2.57	0.53
2:C:520:PHE:CB	4:C:784:HOH:O	2.57	0.53
2:C:261:VAL:CG1	2:C:334:TYR:HA	2.40	0.52
2:C:308:LYS:HD3	2:C:311:LEU:HD12	1.91	0.52
2:D:262:SER:HB3	4:D:725:HOH:O	2.10	0.52
2:D:358:GLU:N	4:D:693:HOH:O	2.38	0.52
2:D:398:GLY:C	2:D:400:ASP:N	2.62	0.52
1:A:130:PHE:O	1:A:134:LYS:HG2	2.09	0.52
2:C:414:ILE:HG21	4:C:826:HOH:O	2.06	0.52
2:D:308:LYS:HG3	4:D:691:HOH:O	2.10	0.52
2:D:303:LEU:HG	2:D:304:GLN:H	1.73	0.52
2:C:278:GLN:HA	4:C:726:HOH:O	2.10	0.52
1:A:99:MET:HE1	1:A:125:LEU:CD2	2.39	0.52
1:A:107:LEU:HD21	1:A:117:GLN:OE1	2.10	0.52
2:C:398:GLY:HA2	4:C:847:HOH:O	2.07	0.52
2:C:470:LEU:HD12	3:C:602:IOD:I	2.79	0.52
2:C:395:ILE:HD11	4:C:753:HOH:O	2.05	0.51
2:C:424:MET:CG	4:C:812:HOH:O	2.50	0.51
1:B:116:GLU:HB3	2:D:474:TYR:CZ	2.46	0.51
2:D:397:LEU:HG	4:D:706:HOH:O	2.09	0.51
2:D:490:LEU:CD2	4:D:780:HOH:O	2.51	0.51
2:D:373:CYS:SG	2:D:395:ILE:CD1	2.96	0.51
2:C:301:MET:HB2	4:C:713:HOH:O	2.09	0.51
2:C:301:MET:SD	4:C:817:HOH:O	2.60	0.51
2:C:497:PHE:CD1	4:C:770:HOH:O	2.64	0.51
3:A:605:IOD:I	4:C:653:HOH:O	2.88	0.51
1:B:96:PHE:CZ	4:B:701:HOH:O	2.26	0.51
2:C:277:GLY:H	2:C:284:VAL:HG23	1.75	0.51
2:C:465:LEU:CD2	4:C:751:HOH:O	2.56	0.51
1:B:86:HIS:HD2	1:B:87:VAL:O	1.94	0.51

Continued on next page...

Continued from previous page...

Atom-1	Atom-2	Interatomic distance (Å)	Clash overlap (Å)
1:A:138:ASN:C	4:A:701:HOH:O	2.48	0.51
2:C:288:MET:HA	4:C:830:HOH:O	2.11	0.51
2:C:488:GLU:CD	2:C:488:GLU:H	2.13	0.51
2:C:523:ILE:CG1	4:C:797:HOH:O	2.59	0.51
2:D:265:ASP:OD1	2:D:267:LYS:HB2	2.10	0.51
2:D:447:ILE:N	4:D:701:HOH:O	2.42	0.51
2:C:366:ILE:O	2:C:369:VAL:HG22	2.11	0.50
2:C:410:PHE:O	2:C:413:GLN:HG3	2.10	0.50
1:B:116:GLU:HB3	2:D:474:TYR:OH	2.11	0.50
1:A:93:THR:HG23	4:A:660:HOH:O	2.11	0.50
2:C:494:PHE:HE2	4:C:808:HOH:O	1.87	0.50
2:D:403:VAL:CB	4:D:785:HOH:O	2.56	0.50
1:B:136:THR:HA	4:B:699:HOH:O	2.11	0.50
4:B:665:HOH:O	2:D:438:ARG:HG2	2.01	0.50
2:C:257:LEU:O	2:C:261:VAL:HG23	2.11	0.50
2:C:296:VAL:HG23	2:C:298:ILE:HD11	1.94	0.50
3:C:602:IOD:I	3:C:616:IOD:I	3.69	0.50
2:D:261:VAL:CG1	2:D:334:TYR:HA	2.42	0.50
2:D:323:LYS:HE2	4:D:786:HOH:O	2.11	0.50
2:C:539:GLU:HA	2:C:539:GLU:OE1	2.11	0.50
2:D:455:ILE:O	2:D:458:ILE:HG22	2.12	0.49
2:D:503:ASP:O	2:D:509:ARG:HD3	2.12	0.49
2:D:390:ILE:HB	2:D:449:SER:CB	2.43	0.49
1:A:106:LEU:CD2	4:A:716:HOH:O	2.27	0.49
2:D:462:PRO:HB2	2:D:465:LEU:HD13	1.94	0.49
2:D:468:ASN:HD22	2:D:471:ARG:H	1.59	0.49
2:C:249:SER:CA	4:C:769:HOH:O	2.49	0.49
2:C:342:VAL:CB	4:C:752:HOH:O	2.42	0.49
2:C:424:MET:CE	4:C:812:HOH:O	2.45	0.49
1:B:109:THR:C	4:B:675:HOH:O	2.50	0.49
1:A:92:VAL:N	4:A:659:HOH:O	2.40	0.49
2:C:459:GLU:CD	4:C:823:HOH:O	2.51	0.49
1:B:143:MET:HG3	2:D:315:GLU:OE2	2.13	0.49
2:D:263:VAL:CA	4:D:813:HOH:O	2.29	0.49
2:D:352:LEU:HB2	2:D:397:LEU:HD11	1.93	0.49
2:D:395:ILE:CD1	2:D:453:MET:CE	2.90	0.49
2:C:322:ASN:CB	4:C:837:HOH:O	2.29	0.49
2:D:366:ILE:CD1	4:D:771:HOH:O	2.59	0.49
2:C:314:ASN:O	2:C:318:VAL:HG23	2.13	0.49
2:D:359:THR:N	4:D:693:HOH:O	2.43	0.49
2:D:363:GLU:HG3	4:D:814:HOH:O	2.12	0.49

Continued on next page...

Continued from previous page...

Atom-1	Atom-2	Interatomic distance (Å)	Clash overlap (Å)
2:D:523:ILE:CG2	2:D:523:ILE:O	2.60	0.49
2:C:301:MET:CE	4:C:779:HOH:O	2.33	0.49
2:C:468:ASN:CG	3:C:602:IOD:I	3.20	0.49
2:C:501:CYS:O	2:C:509:ARG:HD2	2.12	0.49
2:D:361:MET:HE1	2:D:366:ILE:HD13	1.93	0.48
2:D:511:SER:OG	2:D:514:GLU:HG3	2.13	0.48
2:C:332:ASP:O	4:C:831:HOH:O	2.20	0.48
2:C:436:VAL:HG22	2:C:473:LEU:HD22	1.94	0.48
2:D:398:GLY:C	2:D:400:ASP:H	2.15	0.48
2:D:434:GLU:OE1	2:D:509:ARG:NH2	2.39	0.48
1:A:79:SER:C	1:A:81:PHE:H	2.12	0.48
2:C:302:ASN:CB	2:C:305:GLN:HG3	2.35	0.48
2:D:258:ARG:HH11	2:D:258:ARG:HG2	1.77	0.48
2:D:501:CYS:O	2:D:509:ARG:HD2	2.13	0.48
2:D:307:PRO:O	2:D:308:LYS:C	2.52	0.48
2:D:319:MET:CG	4:D:796:HOH:O	2.55	0.48
2:D:494:PHE:O	2:D:497:PHE:HB3	2.13	0.48
2:C:298:ILE:HG13	4:C:715:HOH:O	2.12	0.48
2:C:332:ASP:H	2:C:343:VAL:HB	1.78	0.48
1:B:110:SER:HB2	2:D:468:ASN:HD21	1.76	0.48
2:D:254:LEU:HD21	4:D:680:HOH:O	2.12	0.48
2:D:412:ALA:N	4:D:734:HOH:O	2.21	0.48
2:D:490:LEU:N	2:D:490:LEU:HD23	2.29	0.48
1:A:118:LYS:HB2	4:A:696:HOH:O	2.07	0.48
2:D:387:HIS:O	2:D:388:ARG:HB2	2.14	0.48
2:D:361:MET:HA	2:D:365:GLN:HE22	1.79	0.47
4:A:691:HOH:O	2:C:308:LYS:HD2	2.11	0.47
2:D:253:ILE:HD11	4:D:680:HOH:O	2.13	0.47
2:D:305:GLN:O	2:D:305:GLN:HG3	2.15	0.47
2:D:371:ARG:NH1	2:D:372:GLU:OE2	2.42	0.47
2:D:390:ILE:HB	2:D:449:SER:HB2	1.95	0.47
1:A:139:SER:C	4:A:701:HOH:O	2.52	0.47
1:A:146:THR:OG1	2:C:384:GLN:NE2	2.44	0.47
1:A:134:LYS:HE3	3:A:620:IOD:I	2.83	0.47
1:B:127:VAL:HG22	2:D:436:VAL:HG12	1.97	0.47
2:C:362:ASP:H	2:C:365:GLN:HE21	1.63	0.47
1:B:105:ARG:CG	4:B:668:HOH:O	2.39	0.47
2:D:312:ILE:O	2:D:316:ILE:HG12	2.15	0.46
4:A:706:HOH:O	1:B:82:GLU:CB	2.53	0.46
2:C:284:VAL:HA	2:C:298:ILE:O	2.16	0.46
1:A:82:GLU:OE2	4:A:690:HOH:O	2.20	0.46

Continued on next page...

Continued from previous page...

Atom-1	Atom-2	Interatomic distance (Å)	Clash overlap (Å)
2:D:516:LEU:O	2:D:521:LEU:HD12	2.16	0.46
2:C:249:SER:C	2:C:251:GLU:H	2.19	0.46
2:C:322:ASN:ND2	2:C:383:ASN:HD21	2.14	0.46
2:D:382:SER:CB	4:D:806:HOH:O	2.30	0.46
2:D:468:ASN:OD1	2:D:469:PRO:HD2	2.16	0.46
2:C:342:VAL:HG13	4:C:831:HOH:O	2.16	0.46
2:D:311:LEU:HB2	4:D:691:HOH:O	2.15	0.46
2:C:462:PRO:HG2	4:C:751:HOH:O	2.16	0.46
1:B:129:GLU:HG2	4:D:655:HOH:O	2.16	0.46
2:D:361:MET:CE	4:D:771:HOH:O	2.39	0.46
2:C:373:CYS:SG	2:C:395:ILE:HD13	2.55	0.46
2:C:434:GLU:OE1	2:C:509:ARG:NH2	2.41	0.46
2:C:362:ASP:H	2:C:365:GLN:NE2	2.14	0.46
2:C:493:ILE:CG1	4:C:784:HOH:O	2.62	0.46
1:B:114:LYS:CD	1:B:114:LYS:N	2.69	0.45
2:D:254:LEU:O	2:D:258:ARG:HG3	2.16	0.45
2:C:334:TYR:CG	4:C:760:HOH:O	2.59	0.45
1:B:114:LYS:HB3	4:B:663:HOH:O	2.15	0.45
2:D:428:PRO:O	2:D:429:TYR:C	2.52	0.45
2:D:481:THR:HG22	2:D:502:LEU:HB3	1.98	0.45
1:B:132:ASN:HB3	4:B:645:HOH:O	2.16	0.45
2:C:316:ILE:HG23	2:C:330:TYR:CE2	2.52	0.45
1:B:136:THR:CA	4:B:699:HOH:O	2.65	0.45
2:D:526:PRO:O	2:D:529:SER:HB3	2.16	0.45
2:C:273:PHE:O	2:C:274:GLU:HG3	2.17	0.45
1:B:105:ARG:CB	4:B:668:HOH:O	2.64	0.45
2:C:333:SER:O	4:C:760:HOH:O	2.21	0.45
2:C:436:VAL:HG21	2:C:473:LEU:HD22	1.96	0.45
2:C:471:ARG:HG3	2:C:471:ARG:NH1	2.31	0.45
2:C:320:ARG:HG3	2:C:320:ARG:HH11	1.82	0.45
2:D:488:GLU:H	2:D:488:GLU:CD	2.20	0.45
2:C:266:PRO:N	4:C:809:HOH:O	2.46	0.44
1:B:146:THR:OG1	2:D:384:GLN:HG3	2.17	0.44
2:D:302:ASN:HD22	2:D:306:GLN:HE21	1.65	0.44
2:D:483:GLU:HB2	4:D:686:HOH:O	2.17	0.44
2:D:416:PRO:CA	4:D:740:HOH:O	2.61	0.44
2:C:320:ARG:HA	4:C:833:HOH:O	2.17	0.44
2:C:503:ASP:O	2:C:509:ARG:HD3	2.18	0.44
2:D:395:ILE:CG2	2:D:403:VAL:HG13	2.48	0.44
1:A:122:GLN:CD	4:A:718:HOH:O	2.56	0.44
2:D:249:SER:O	2:D:253:ILE:HG23	2.16	0.44

Continued on next page...

Continued from previous page...

Atom-1	Atom-2	Interatomic distance (Å)	Clash overlap (Å)
2:D:260:ILE:HD11	2:D:317:LEU:HD21	2.00	0.44
1:A:99:MET:HE1	1:A:125:LEU:HD22	1.98	0.44
2:D:309:LYS:O	2:D:313:ILE:HG13	2.18	0.44
2:C:394:ASN:O	2:C:406:THR:HG22	2.18	0.44
2:D:356:VAL:HG11	2:D:456:GLU:HG2	1.98	0.44
2:C:495:ARG:NH1	4:C:634:HOH:O	2.51	0.44
2:C:497:PHE:HE1	4:C:770:HOH:O	1.91	0.44
2:C:514:GLU:CG	3:C:627:IOD:I	3.36	0.44
1:B:113:THR:OG1	1:B:116:GLU:HG3	2.18	0.44
2:D:310:GLU:HA	2:D:313:ILE:HB	2.00	0.44
2:D:366:ILE:N	4:D:771:HOH:O	2.51	0.44
2:D:436:VAL:HG11	4:D:778:HOH:O	2.13	0.44
2:D:265:ASP:HB3	2:D:268:LYS:HD2	2.00	0.43
2:D:354:ASP:HB2	4:D:750:HOH:O	2.18	0.43
2:C:297:ALA:C	2:C:298:ILE:HD12	2.38	0.43
2:C:324:ASN:HA	2:C:325:PRO:HD3	1.87	0.43
2:C:390:ILE:HB	2:C:449:SER:CB	2.46	0.43
2:D:355:VAL:C	4:D:693:HOH:O	2.55	0.43
2:D:356:VAL:HG13	2:D:460:GLY:HA2	1.99	0.43
2:C:253:ILE:O	2:C:257:LEU:HG	2.18	0.43
2:C:267:LYS:HB3	4:C:786:HOH:O	2.17	0.43
2:C:504:MET:CE	4:C:705:HOH:O	2.61	0.43
2:C:539:GLU:C	2:C:541:THR:N	2.62	0.43
2:D:503:ASP:HB3	4:D:704:HOH:O	2.18	0.43
2:D:517:GLN:HG2	4:D:728:HOH:O	2.14	0.43
2:D:306:GLN:HG3	2:D:307:PRO:HD2	2.01	0.43
2:D:327:ILE:HG13	2:D:327:ILE:O	2.17	0.43
2:C:253:ILE:HG13	2:C:254:LEU:N	2.33	0.43
2:C:468:ASN:ND2	3:C:602:IOD:I	3.22	0.43
2:C:500:ARG:NH2	4:C:803:HOH:O	2.28	0.43
2:D:365:GLN:CB	4:D:771:HOH:O	2.61	0.43
2:C:302:ASN:HB3	2:C:305:GLN:HE21	1.84	0.43
2:C:265:ASP:HA	2:C:266:PRO:HD3	1.91	0.43
2:D:302:ASN:HD22	2:D:306:GLN:NE2	2.17	0.43
2:D:395:ILE:CD1	2:D:453:MET:HE3	2.49	0.43
2:C:424:MET:C	4:C:747:HOH:O	2.57	0.43
2:C:397:LEU:CD2	4:C:804:HOH:O	2.66	0.42
1:A:91:ALA:HB3	4:A:659:HOH:O	2.18	0.42
2:D:300:GLN:CA	4:D:799:HOH:O	2.53	0.42
2:C:254:LEU:HD23	2:C:258:ARG:NH2	2.34	0.42
2:C:516:LEU:HD13	4:C:834:HOH:O	2.18	0.42

Continued on next page...

Continued from previous page...

Atom-1	Atom-2	Interatomic distance (Å)	Clash overlap (Å)
2:D:538:LYS:HE2	2:D:538:LYS:HB3	1.88	0.42
2:C:262:SER:N	4:C:760:HOH:O	2.53	0.42
2:C:404:LYS:CE	4:C:829:HOH:O	2.67	0.42
1:A:122:GLN:CB	4:A:718:HOH:O	2.66	0.42
2:C:316:ILE:O	2:C:320:ARG:HB3	2.19	0.42
2:C:538:LYS:HG2	4:C:793:HOH:O	2.05	0.42
2:D:378:GLU:CD	2:D:516:LEU:HD11	2.40	0.42
2:D:324:ASN:HB3	2:D:327:ILE:HG12	2.02	0.42
2:C:469:PRO:O	2:C:473:LEU:HG	2.20	0.42
2:C:515:LEU:HB3	4:C:770:HOH:O	2.20	0.42
2:C:523:ILE:HG13	4:C:797:HOH:O	2.19	0.41
2:D:262:SER:HB2	4:D:725:HOH:O	2.19	0.41
2:D:292:THR:CG2	4:D:757:HOH:O	2.36	0.41
2:C:302:ASN:O	2:C:306:GLN:HB2	2.19	0.41
2:D:386:ILE:HD12	2:D:443:PRO:HA	2.02	0.41
1:B:101:GLU:HG3	1:B:102:GLN:N	2.35	0.41
2:D:306:GLN:HA	2:D:307:PRO:HD3	1.91	0.41
2:D:523:ILE:N	2:D:523:ILE:HD12	2.35	0.41
2:C:523:ILE:HD12	2:C:523:ILE:C	2.40	0.41
2:C:330:TYR:HB2	4:C:740:HOH:O	2.20	0.41
2:C:395:ILE:HD12	2:C:453:MET:HE3	1.96	0.41
2:D:333:SER:HA	2:D:341:TRP:O	2.20	0.41
2:C:342:VAL:CA	4:C:752:HOH:O	2.67	0.41
1:B:80:ASP:CB	4:B:697:HOH:O	2.66	0.41
2:D:396:LEU:C	2:D:397:LEU:HD12	2.40	0.41
2:C:483:GLU:C	4:C:742:HOH:O	2.59	0.41
2:C:303:LEU:HD13	2:C:303:LEU:C	2.41	0.40
2:D:397:LEU:HD12	2:D:397:LEU:N	2.37	0.40
2:D:356:VAL:CG1	2:D:460:GLY:HA2	2.51	0.40
2:D:382:SER:CB	4:D:794:HOH:O	2.21	0.40
2:C:500:ARG:HA	4:C:710:HOH:O	2.20	0.40
2:C:520:PHE:O	2:C:523:ILE:HG13	2.22	0.40

There are no symmetry-related clashes.

5.3 Torsion angles [i](#)

5.3.1 Protein backbone [i](#)

In the following table, the Percentiles column shows the percent Ramachandran outliers of the chain as a percentile score with respect to all X-ray entries followed by that with respect to entries

of similar resolution.

The Analysed column shows the number of residues for which the backbone conformation was analysed, and the total number of residues.

Mol	Chain	Analysed	Favoured	Allowed	Outliers	Percentiles	
1	A	68/80 (85%)	66 (97%)	1 (2%)	1 (2%)	10	10
1	B	68/80 (85%)	60 (88%)	6 (9%)	2 (3%)	4	3
2	C	283/297 (95%)	261 (92%)	16 (6%)	6 (2%)	7	5
2	D	281/297 (95%)	254 (90%)	19 (7%)	8 (3%)	5	3
All	All	700/754 (93%)	641 (92%)	42 (6%)	17 (2%)	6	4

All (17) Ramachandran outliers are listed below:

Mol	Chain	Res	Type
2	C	303	LEU
2	C	307	PRO
2	C	412	ALA
1	B	80	ASP
2	D	304	GLN
2	D	307	PRO
2	D	540	ALA
1	A	79	SER
2	C	414	ILE
2	C	541	THR
1	B	140	GLN
2	D	308	LYS
2	D	429	TYR
2	C	429	TYR
2	D	541	THR
2	D	414	ILE
2	D	428	PRO

5.3.2 Protein sidechains [i](#)

In the following table, the Percentiles column shows the percent sidechain outliers of the chain as a percentile score with respect to all X-ray entries followed by that with respect to entries of similar resolution.

The Analysed column shows the number of residues for which the sidechain conformation was analysed, and the total number of residues.

Mol	Chain	Analysed	Rotameric	Outliers	Percentiles	
1	A	64/74 (86%)	61 (95%)	3 (5%)	26	37
1	B	64/74 (86%)	58 (91%)	6 (9%)	8	10
2	C	245/258 (95%)	241 (98%)	4 (2%)	62	78
2	D	241/258 (93%)	233 (97%)	8 (3%)	38	53
All	All	614/664 (92%)	593 (97%)	21 (3%)	37	51

All (21) residues with a non-rotameric sidechain are listed below:

Mol	Chain	Res	Type
1	A	99	MET
1	A	138	ASN
1	A	146	THR
2	C	302	ASN
2	C	397	LEU
2	C	427	THR
2	C	436	VAL
1	B	85	ILE
1	B	99	MET
1	B	102	GLN
1	B	114	LYS
1	B	118	LYS
1	B	132	ASN
2	D	302	ASN
2	D	369	VAL
2	D	384	GLN
2	D	427	THR
2	D	465	LEU
2	D	468	ASN
2	D	481	THR
2	D	503	ASP

Sometimes sidechains can be flipped to improve hydrogen bonding and reduce clashes. All (19) such sidechains are listed below:

Mol	Chain	Res	Type
1	A	83	HIS
1	A	111	ASN
2	C	294	GLN
2	C	300	GLN
2	C	305	GLN
2	C	306	GLN

Continued on next page...

Continued from previous page...

Mol	Chain	Res	Type
2	C	365	GLN
2	C	383	ASN
2	C	384	GLN
2	C	413	GLN
2	C	485	GLN
1	B	86	HIS
1	B	132	ASN
2	D	294	GLN
2	D	300	GLN
2	D	302	ASN
2	D	306	GLN
2	D	365	GLN
2	D	468	ASN

5.3.3 RNA [i](#)

There are no RNA molecules in this entry.

5.4 Non-standard residues in protein, DNA, RNA chains [i](#)

There are no non-standard protein/DNA/RNA residues in this entry.

5.5 Carbohydrates [i](#)

There are no monosaccharides in this entry.

5.6 Ligand geometry [i](#)

Of 28 ligands modelled in this entry, 28 are monoatomic - leaving 0 for Mogul analysis.

There are no bond length outliers.

There are no bond angle outliers.

There are no chirality outliers.

There are no torsion outliers.

There are no ring outliers.

No monomer is involved in short contacts.

5.7 Other polymers [i](#)

There are no such residues in this entry.

5.8 Polymer linkage issues [i](#)

There are no chain breaks in this entry.

6 Fit of model and data

6.1 Protein, DNA and RNA chains

In the following table, the column labelled ‘#RSRZ> 2’ contains the number (and percentage) of RSRZ outliers, followed by percent RSRZ outliers for the chain as percentile scores relative to all X-ray entries and entries of similar resolution. The OWAB column contains the minimum, median, 95th percentile and maximum values of the occupancy-weighted average B-factor per residue. The column labelled ‘Q< 0.9’ lists the number of (and percentage) of residues with an average occupancy less than 0.9.

Mol	Chain	Analysed	<RSRZ>	#RSRZ>2	OWAB(Å ²)	Q<0.9
1	A	70/80 (87%)	0.37	4 (5%) 23 30	27, 40, 71, 81	0
1	B	70/80 (87%)	1.06	11 (15%) 2 2	31, 52, 93, 98	0
2	C	287/297 (96%)	1.00	46 (16%) 1 2	23, 45, 103, 113	0
2	D	285/297 (95%)	0.92	39 (13%) 3 4	36, 56, 89, 106	1 (0%)
All	All	712/754 (94%)	0.91	100 (14%) 2 4	23, 52, 96, 113	1 (0%)

All (100) RSRZ outliers are listed below:

Mol	Chain	Res	Type	RSRZ
1	A	78	PRO	10.8
2	C	423	THR	7.2
1	B	136	THR	7.2
1	B	135	LYS	6.6
2	D	426	GLY	6.4
2	C	251	GLU	6.3
2	C	337	GLY	6.2
1	B	78	PRO	6.0
2	C	542	LYS	6.0
2	C	336	VAL	5.8
2	D	305	GLN	5.5
1	B	79	SER	5.4
2	C	305	GLN	5.3
2	D	253	ILE	5.3
2	C	334	TYR	5.1
2	C	262	SER	5.0
2	C	340	LEU	4.9
2	D	277	GLY	4.8
1	B	137	SER	4.8
2	D	542	LYS	4.7
2	C	276	ILE	4.6

Continued on next page...

Continued from previous page...

Mol	Chain	Res	Type	RSRZ
2	C	541	THR	4.6
2	D	541	THR	4.5
2	D	249	SER	4.5
2	C	277	GLY	4.5
2	C	278	GLN	4.5
2	C	268	LYS	4.2
1	A	80	ASP	4.1
2	C	255	GLU	4.0
2	C	266	PRO	3.8
1	B	138	ASN	3.8
2	D	250	ASP	3.8
2	D	338	ASP	3.8
1	B	147	ASP	3.7
2	D	321	GLU	3.7
2	C	274	GLU	3.7
1	A	79	SER	3.7
2	D	251	GLU	3.6
1	B	134	LYS	3.6
2	C	304	GLN	3.6
2	C	263	VAL	3.5
1	A	147	ASP	3.5
2	D	369	VAL	3.5
2	C	320	ARG	3.4
2	D	276	ILE	3.2
2	C	425	VAL	3.2
2	D	254	LEU	3.2
2	D	466	ASN	3.2
2	D	322	ASN	3.2
2	C	309	LYS	3.1
2	D	274	GLU	3.1
2	D	275	LYS	3.1
2	C	283	THR	3.1
2	C	313	ILE	3.1
2	C	249	SER	3.0
2	D	260	ILE	3.0
2	D	252	GLU	3.0
2	C	267	LYS	3.0
2	D	390	ILE	2.9
2	D	493	ILE	2.9
2	C	271	THR	2.9
2	C	341	TRP	2.9
2	C	321	GLU	2.9

Continued on next page...

Continued from previous page...

Mol	Chain	Res	Type	RSRZ
2	C	258	ARG	2.9
2	D	395	ILE	2.8
2	D	309	LYS	2.7
2	C	252	GLU	2.7
2	D	415	THR	2.7
2	D	278	GLN	2.6
2	D	319	MET	2.6
2	C	412	ALA	2.6
2	D	507	GLU	2.6
2	C	260	ILE	2.5
2	D	304	GLN	2.5
2	D	416	PRO	2.5
2	D	311	LEU	2.5
2	C	272	ARG	2.5
2	C	257	LEU	2.5
1	B	133	SER	2.4
2	C	273	PHE	2.4
2	D	283	THR	2.4
2	C	286	THR	2.4
2	D	492	ALA	2.4
2	C	303	LEU	2.3
2	C	285	TYR	2.3
2	D	450	LEU	2.3
2	C	253	ILE	2.3
2	D	373	CYS	2.3
2	C	335	LEU	2.2
2	C	259	SER	2.2
2	D	320	ARG	2.2
2	C	275	LYS	2.2
2	D	255	GLU	2.2
2	D	282	GLY	2.2
2	C	306	GLN	2.2
2	C	300	GLN	2.2
1	B	101	GLU	2.1
2	D	536	ALA	2.1
1	B	139	SER	2.1
2	C	317	LEU	2.0

6.2 Non-standard residues in protein, DNA, RNA chains

There are no non-standard protein/DNA/RNA residues in this entry.

6.3 Carbohydrates [i](#)

There are no monosaccharides in this entry.

6.4 Ligands [i](#)

In the following table, the Atoms column lists the number of modelled atoms in the group and the number defined in the chemical component dictionary. The B-factors column lists the minimum, median, 95th percentile and maximum values of B factors of atoms in the group. The column labelled 'Q< 0.9' lists the number of atoms with occupancy less than 0.9.

Mol	Type	Chain	Res	Atoms	RSCC	RSR	B-factors(Å ²)	Q<0.9
3	IOD	B	606	1/1	0.86	0.21	61,61,61,61	1
3	IOD	A	626	1/1	0.88	0.25	50,50,50,50	1
3	IOD	B	624	1/1	0.88	0.16	58,58,58,58	1
3	IOD	D	625	1/1	0.88	0.32	58,58,58,58	1
3	IOD	C	618	1/1	0.91	0.16	68,68,68,68	1
3	IOD	C	627	1/1	0.92	0.25	58,58,58,58	1
3	IOD	A	605	1/1	0.93	0.31	56,56,56,56	1
3	IOD	D	619	1/1	0.94	0.18	58,58,58,58	1
3	IOD	D	621	1/1	0.94	0.14	64,64,64,64	1
3	IOD	A	620	1/1	0.94	0.22	64,64,64,64	1
3	IOD	A	614	1/1	0.96	0.17	47,47,47,47	1
3	IOD	C	613	1/1	0.96	0.25	42,42,42,42	1
3	IOD	D	622	1/1	0.96	0.29	64,64,64,64	1
3	IOD	D	604	1/1	0.96	0.18	49,49,49,49	1
3	IOD	D	603	1/1	0.97	0.18	60,60,60,60	1
3	IOD	B	617	1/1	0.97	0.21	51,51,51,51	1
3	IOD	B	615	1/1	0.97	0.17	49,49,49,49	1
3	IOD	B	612	1/1	0.98	0.16	41,41,41,41	1
3	IOD	C	611	1/1	0.98	0.14	39,39,39,39	1
3	IOD	C	623	1/1	0.98	0.13	55,55,55,55	1
3	IOD	C	610	1/1	0.98	0.17	40,40,40,40	1
3	IOD	C	616	1/1	0.98	0.21	51,51,51,51	1
3	IOD	D	628	1/1	0.98	0.13	58,58,58,58	1
3	IOD	B	608	1/1	0.99	0.15	43,43,43,43	1
3	IOD	C	609	1/1	0.99	0.15	46,46,46,46	1
3	IOD	A	607	1/1	0.99	0.13	44,44,44,44	1
3	IOD	A	601	1/1	0.99	0.12	40,40,40,40	0
3	IOD	C	602	1/1	1.00	0.14	34,34,34,34	1

6.5 Other polymers [i](#)

There are no such residues in this entry.