



Full wwPDB EM Validation Report ⓘ

Oct 6, 2024 – 04:37 PM JST

PDB ID : 7F9O
EMDB ID : EMD-31498
Title : PSI-NDH supercomplex of Barley
Authors : Wang, W.D.; Shen, L.; Tang, K.; Han, G.Y.; Shen, J.R.; Zhang, X.
Deposited on : 2021-07-04
Resolution : 4.50 Å (reported)

This is a Full wwPDB EM Validation Report for a publicly released PDB entry.

We welcome your comments at validation@mail.wwpdb.org

A user guide is available at

<https://www.wwpdb.org/validation/2017/EMValidationReportHelp>

with specific help available everywhere you see the ⓘ symbol.

The types of validation reports are described at

<http://www.wwpdb.org/validation/2017/FAQs#types>.

The following versions of software and data (see [references ⓘ](#)) were used in the production of this report:

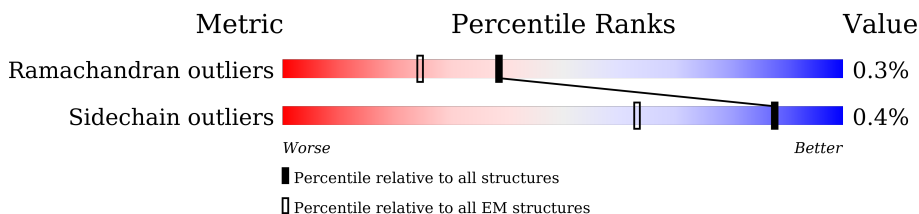
EMDB validation analysis : 0.0.1.dev113
Mogul : 1.8.5 (274361), CSD as541be (2020)
MolProbity : 4.02b-467
buster-report : 1.1.7 (2018)
Percentile statistics : 20231227.v01 (using entries in the PDB archive December 27th 2023)
MapQ : 1.9.13
Ideal geometry (proteins) : Engh & Huber (2001)
Ideal geometry (DNA, RNA) : Parkinson et al. (1996)
Validation Pipeline (wwPDB-VP) : 2.39

1 Overall quality at a glance

The following experimental techniques were used to determine the structure:
ELECTRON MICROSCOPY

The reported resolution of this entry is 4.50 Å.

Percentile scores (ranging between 0-100) for global validation metrics of the entry are shown in the following graphic. The table shows the number of entries on which the scores are based.




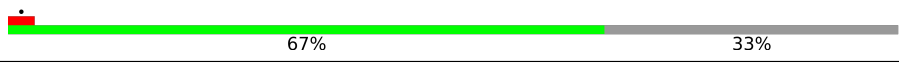
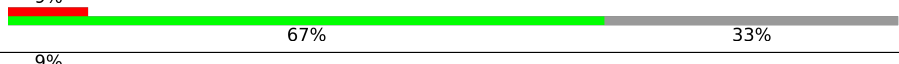



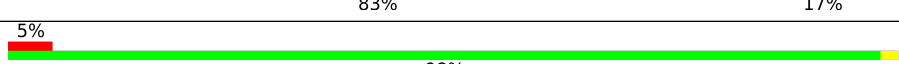
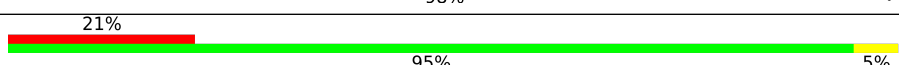
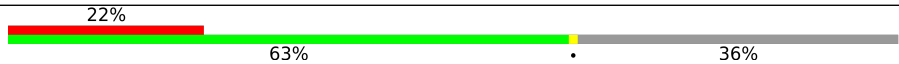


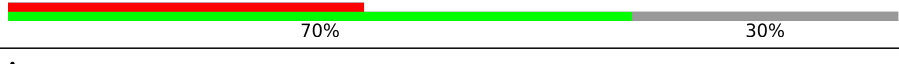
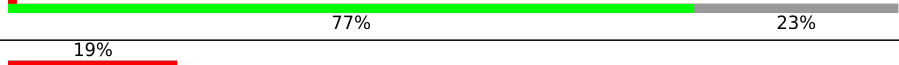

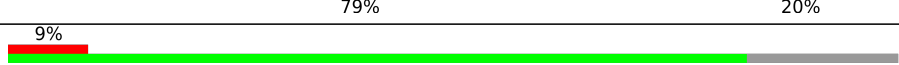


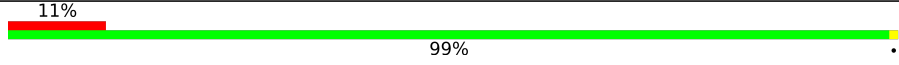
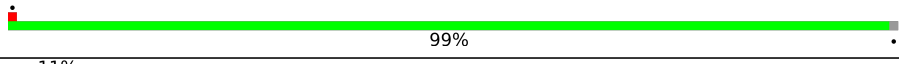
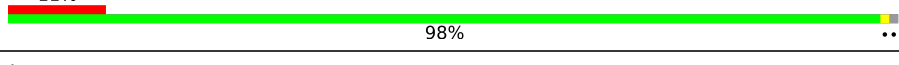
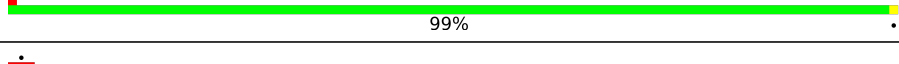
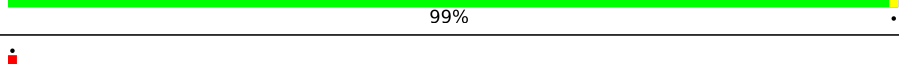



Metric	Whole archive (#Entries)	EM structures (#Entries)
Ramachandran outliers	207382	16835
Sidechain outliers	206894	16415

The table below summarises the geometric issues observed across the polymeric chains and their fit to the map. The red, orange, yellow and green segments of the bar indicate the fraction of residues that contain outliers for ≥ 3 , 2, 1 and 0 types of geometric quality criteria respectively. A grey segment represents the fraction of residues that are not modelled. The numeric value for each fraction is indicated below the corresponding segment, with a dot representing fractions $\leq 5\%$. The upper red bar (where present) indicates the fraction of residues that have poor fit to the EM map (all-atom inclusion $< 40\%$). The numeric value is given above the bar.

Mol	Chain	Length	Quality of chain
1	A	750	
1	e	750	
2	B	734	
2	f	734	
3	C	81	
3	g	81	
4	D	205	
4	h	205	
5	E	147	

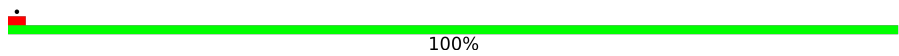

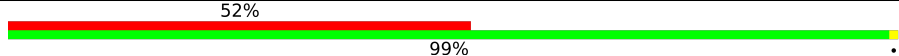

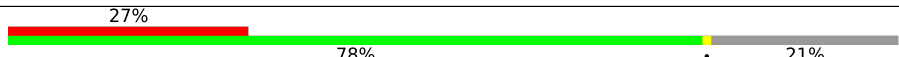

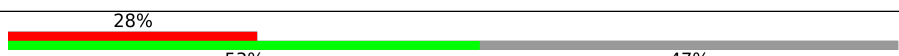
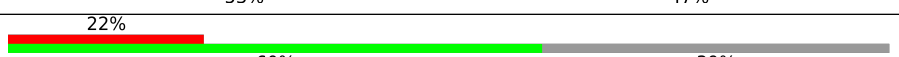

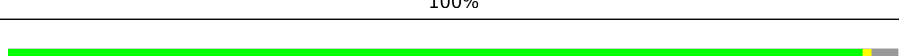
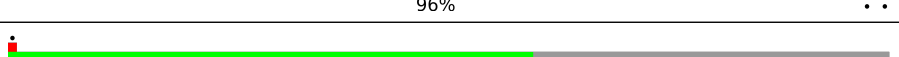


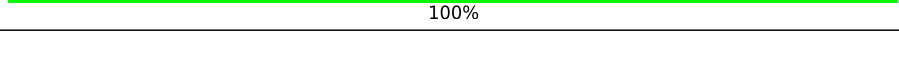



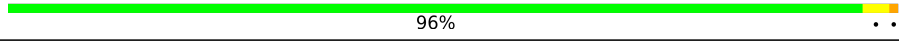
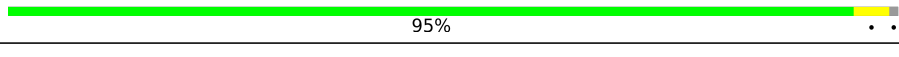
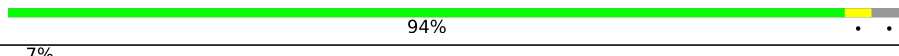
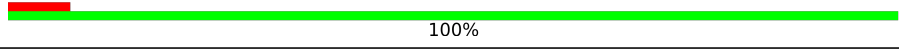
Continued on next page...

Continued from previous page...

Mol	Chain	Length	Quality of chain
5	i	147	
6	F	235	
6	j	235	
7	H	143	
7	k	143	
8	I	36	
8	l	36	
9	J	42	
9	m	42	
10	K	131	
10	n	131	
11	L	209	
11	o	209	
12	1	247	
12	p	247	
13	2	255	
14	3	269	
14	q	269	
15	5	257	
16	G	346	
17	M	483	
18	N	117	
19	O	499	
20	P	100	
21	Q	777	

Continued on next page...

Continued from previous page...

Mol	Chain	Length	Quality of chain
22	R	176	
23	S	383	
24	T	165	
25	U	159	
26	V	245	
27	W	192	
28	X	213	
29	Y	233	
30	Z	61	
31	a	154	
32	b	216	
33	c	227	
34	4	130	
35	d	243	
36	6	469	
37	7	361	
38	8	119	
39	9	83	
40	0	155	
41	r	197	
42	s	211	

The following table lists non-polymeric compounds, carbohydrate monomers and non-standard residues in protein, DNA, RNA chains that are outliers for geometric or electron-density-fit criteria:

Mol	Type	Chain	Res	Chirality	Geometry	Clashes	Electron density
43	CL0	A	801	X	-	-	-
43	CL0	e	801	X	-	-	-

Continued on next page...

Continued from previous page...

Mol	Type	Chain	Res	Chirality	Geometry	Clashes	Electron density
44	CLA	1	504	X	-	-	-
44	CLA	1	505	X	-	-	-
44	CLA	1	506	X	-	-	-
44	CLA	1	507	X	-	-	-
44	CLA	1	508	X	-	-	-
44	CLA	1	510	X	-	-	-
44	CLA	1	511	X	-	-	-
44	CLA	1	515	X	-	-	-
44	CLA	2	504	X	-	-	-
44	CLA	2	506	X	-	-	-
44	CLA	2	507	X	-	-	-
44	CLA	2	508	X	-	-	-
44	CLA	2	509	X	-	-	-
44	CLA	2	510	X	-	-	-
44	CLA	2	511	X	-	-	-
44	CLA	2	514	X	-	-	-
44	CLA	3	301	X	-	-	-
44	CLA	3	306	X	-	-	-
44	CLA	3	307	X	-	-	-
44	CLA	3	308	X	-	-	-
44	CLA	3	310	X	-	-	-
44	CLA	3	311	X	-	-	-
44	CLA	3	312	X	-	-	-
44	CLA	3	313	X	-	-	-
44	CLA	3	314	X	-	-	-
44	CLA	3	316	X	-	-	-
44	CLA	3	317	X	-	-	-
44	CLA	3	318	X	-	-	-
44	CLA	5	305	X	-	-	-
44	CLA	5	306	X	-	-	-
44	CLA	5	307	X	-	-	-
44	CLA	5	308	X	-	-	-
44	CLA	5	309	X	-	-	-
44	CLA	5	310	X	-	-	-
44	CLA	5	311	X	-	-	-
44	CLA	5	312	X	-	-	-
44	CLA	5	313	X	-	-	-
44	CLA	5	316	X	-	-	-
44	CLA	A	802	X	-	-	-
44	CLA	A	803	X	-	-	-
44	CLA	A	804	X	-	-	-
44	CLA	A	805	X	-	-	-

Continued on next page...

Continued from previous page...

Mol	Type	Chain	Res	Chirality	Geometry	Clashes	Electron density
44	CLA	A	806	X	-	-	-
44	CLA	A	807	X	-	-	-
44	CLA	A	808	X	-	-	-
44	CLA	A	809	X	-	-	-
44	CLA	A	810	X	-	-	-
44	CLA	A	811	X	-	-	-
44	CLA	A	812	X	-	-	-
44	CLA	A	813	X	-	-	-
44	CLA	A	814	X	-	-	-
44	CLA	A	815	X	-	-	-
44	CLA	A	816	X	-	-	-
44	CLA	A	817	X	-	-	-
44	CLA	A	818	X	-	-	-
44	CLA	A	819	X	-	-	-
44	CLA	A	820	X	-	-	-
44	CLA	A	821	X	-	-	-
44	CLA	A	822	X	-	-	-
44	CLA	A	823	X	-	-	-
44	CLA	A	824	X	-	-	-
44	CLA	A	825	X	-	-	-
44	CLA	A	826	X	-	-	-
44	CLA	A	827	X	-	-	-
44	CLA	A	828	X	-	-	-
44	CLA	A	829	X	-	-	-
44	CLA	A	830	X	-	-	-
44	CLA	A	831	X	-	-	-
44	CLA	A	832	X	-	-	-
44	CLA	A	833	X	-	-	-
44	CLA	A	834	X	-	-	-
44	CLA	A	835	X	-	-	-
44	CLA	A	836	X	-	-	-
44	CLA	A	837	X	-	-	-
44	CLA	A	838	X	-	-	-
44	CLA	A	839	X	-	-	-
44	CLA	A	840	X	-	-	-
44	CLA	A	842	X	-	-	-
44	CLA	A	852	X	-	-	-
44	CLA	B	801	X	-	-	-
44	CLA	B	802	X	-	-	-
44	CLA	B	803	X	-	-	-
44	CLA	B	804	X	-	-	-
44	CLA	B	805	X	-	-	-

Continued on next page...

Continued from previous page...

Mol	Type	Chain	Res	Chirality	Geometry	Clashes	Electron density
44	CLA	B	806	X	-	-	-
44	CLA	B	807	X	-	-	-
44	CLA	B	808	X	-	-	-
44	CLA	B	809	X	-	-	-
44	CLA	B	810	X	-	-	-
44	CLA	B	811	X	-	-	-
44	CLA	B	812	X	-	-	-
44	CLA	B	813	X	-	-	-
44	CLA	B	814	X	-	-	-
44	CLA	B	815	X	-	-	-
44	CLA	B	816	X	-	-	-
44	CLA	B	817	X	-	-	-
44	CLA	B	818	X	-	-	-
44	CLA	B	819	X	-	-	-
44	CLA	B	820	X	-	-	-
44	CLA	B	821	X	-	-	-
44	CLA	B	822	X	-	-	-
44	CLA	B	823	X	-	-	-
44	CLA	B	824	X	-	-	-
44	CLA	B	825	X	-	-	-
44	CLA	B	826	X	-	-	-
44	CLA	B	827	X	-	-	-
44	CLA	B	828	X	-	-	-
44	CLA	B	829	X	-	-	-
44	CLA	B	830	X	-	-	-
44	CLA	B	831	X	-	-	-
44	CLA	B	832	X	-	-	-
44	CLA	B	833	X	-	-	-
44	CLA	B	834	X	-	-	-
44	CLA	B	835	X	-	-	-
44	CLA	B	837	X	-	-	-
44	CLA	B	838	X	-	-	-
44	CLA	B	839	X	-	-	-
44	CLA	B	840	X	-	-	-
44	CLA	B	841	X	-	-	-
44	CLA	B	842	X	-	-	-
44	CLA	F	802	X	-	-	-
44	CLA	F	803	X	-	-	-
44	CLA	J	101	X	-	-	-
44	CLA	K	201	X	-	-	-
44	CLA	K	202	X	-	-	-
44	CLA	K	203	X	-	-	-

Continued on next page...

Continued from previous page...

Mol	Type	Chain	Res	Chirality	Geometry	Clashes	Electron density
44	CLA	K	205	X	-	-	-
44	CLA	L	301	X	-	-	-
44	CLA	L	302	X	-	-	-
44	CLA	L	303	X	-	-	-
44	CLA	L	304	X	-	-	-
44	CLA	e	802	X	-	-	-
44	CLA	e	803	X	-	-	-
44	CLA	e	804	X	-	-	-
44	CLA	e	805	X	-	-	-
44	CLA	e	806	X	-	-	-
44	CLA	e	807	X	-	-	-
44	CLA	e	808	X	-	-	-
44	CLA	e	809	X	-	-	-
44	CLA	e	810	X	-	-	-
44	CLA	e	811	X	-	-	-
44	CLA	e	812	X	-	-	-
44	CLA	e	813	X	-	-	-
44	CLA	e	814	X	-	-	-
44	CLA	e	815	X	-	-	-
44	CLA	e	816	X	-	-	-
44	CLA	e	817	X	-	-	-
44	CLA	e	818	X	-	-	-
44	CLA	e	819	X	-	-	-
44	CLA	e	820	X	-	-	-
44	CLA	e	821	X	-	-	-
44	CLA	e	822	X	-	-	-
44	CLA	e	823	X	-	-	-
44	CLA	e	824	X	-	-	-
44	CLA	e	825	X	-	-	-
44	CLA	e	826	X	-	-	-
44	CLA	e	827	X	-	-	-
44	CLA	e	828	X	-	-	-
44	CLA	e	829	X	-	-	-
44	CLA	e	830	X	-	-	-
44	CLA	e	831	X	-	-	-
44	CLA	e	832	X	-	-	-
44	CLA	e	833	X	-	-	-
44	CLA	e	834	X	-	-	-
44	CLA	e	835	X	-	-	-
44	CLA	e	836	X	-	-	-
44	CLA	e	837	X	-	-	-
44	CLA	e	838	X	-	-	-

Continued on next page...

Continued from previous page...

Mol	Type	Chain	Res	Chirality	Geometry	Clashes	Electron density
44	CLA	e	839	X	-	-	-
44	CLA	e	840	X	-	-	-
44	CLA	e	841	X	-	-	-
44	CLA	e	843	X	-	-	-
44	CLA	e	852	X	-	-	-
44	CLA	e	853	X	-	-	-
44	CLA	f	801	X	-	-	-
44	CLA	f	803	X	-	-	-
44	CLA	f	804	X	-	-	-
44	CLA	f	805	X	-	-	-
44	CLA	f	806	X	-	-	-
44	CLA	f	807	X	-	-	-
44	CLA	f	808	X	-	-	-
44	CLA	f	809	X	-	-	-
44	CLA	f	810	X	-	-	-
44	CLA	f	811	X	-	-	-
44	CLA	f	812	X	-	-	-
44	CLA	f	813	X	-	-	-
44	CLA	f	814	X	-	-	-
44	CLA	f	815	X	-	-	-
44	CLA	f	816	X	-	-	-
44	CLA	f	817	X	-	-	-
44	CLA	f	818	X	-	-	-
44	CLA	f	819	X	-	-	-
44	CLA	f	820	X	-	-	-
44	CLA	f	821	X	-	-	-
44	CLA	f	822	X	-	-	-
44	CLA	f	823	X	-	-	-
44	CLA	f	824	X	-	-	-
44	CLA	f	825	X	-	-	-
44	CLA	f	826	X	-	-	-
44	CLA	f	827	X	-	-	-
44	CLA	f	828	X	-	-	-
44	CLA	f	829	X	-	-	-
44	CLA	f	830	X	-	-	-
44	CLA	f	831	X	-	-	-
44	CLA	f	832	X	-	-	-
44	CLA	f	833	X	-	-	-
44	CLA	f	834	X	-	-	-
44	CLA	f	835	X	-	-	-
44	CLA	f	836	X	-	-	-
44	CLA	f	837	X	-	-	-

Continued on next page...

Continued from previous page...

Mol	Type	Chain	Res	Chirality	Geometry	Clashes	Electron density
44	CLA	f	838	X	-	-	-
44	CLA	f	839	X	-	-	-
44	CLA	f	840	X	-	-	-
44	CLA	f	841	X	-	-	-
44	CLA	f	842	X	-	-	-
44	CLA	f	843	X	-	-	-
44	CLA	j	802	X	-	-	-
44	CLA	m	101	X	-	-	-
44	CLA	m	102	X	-	-	-
44	CLA	n	201	X	-	-	-
44	CLA	n	202	X	-	-	-
44	CLA	n	203	X	-	-	-
44	CLA	n	205	X	-	-	-
44	CLA	o	302	X	-	-	-
44	CLA	o	303	X	-	-	-
44	CLA	o	304	X	-	-	-
44	CLA	p	504	X	-	-	-
44	CLA	p	506	X	-	-	-
44	CLA	p	507	X	-	-	-
44	CLA	p	508	X	-	-	-
44	CLA	p	509	X	-	-	-
44	CLA	p	510	X	-	-	-
44	CLA	p	511	X	-	-	-
44	CLA	p	513	X	-	-	-
44	CLA	p	515	X	-	-	-
44	CLA	q	304	X	-	-	-
44	CLA	q	305	X	-	-	-
44	CLA	q	306	X	-	-	-
44	CLA	q	308	X	-	-	-
44	CLA	q	309	X	-	-	-
44	CLA	q	310	X	-	-	-
44	CLA	q	311	X	-	-	-
44	CLA	q	312	X	-	-	-
44	CLA	q	314	X	-	-	-
44	CLA	q	316	X	-	-	-
44	CLA	r	304	X	-	-	-
44	CLA	r	305	X	-	-	-
44	CLA	r	306	X	-	-	-
44	CLA	r	307	X	-	-	-
44	CLA	r	308	X	-	-	-
44	CLA	r	309	X	-	-	-
44	CLA	r	310	X	-	-	-

Continued on next page...

Continued from previous page...

Mol	Type	Chain	Res	Chirality	Geometry	Clashes	Electron density
44	CLA	r	311	X	-	-	-
44	CLA	r	312	X	-	-	-
44	CLA	r	315	X	-	-	-
44	CLA	r	317	X	-	-	-
44	CLA	s	504	X	-	-	-
44	CLA	s	506	X	-	-	-
44	CLA	s	507	X	-	-	-
44	CLA	s	508	X	-	-	-
44	CLA	s	509	X	-	-	-
44	CLA	s	510	X	-	-	-
44	CLA	s	511	X	-	-	-
44	CLA	s	514	X	-	-	-
51	LUT	p	502	X	-	-	-
52	CHL	1	512	X	-	-	-
52	CHL	1	514	X	-	-	-
52	CHL	1	517	X	-	-	-
52	CHL	2	512	X	-	-	-
52	CHL	2	513	X	-	-	-
52	CHL	2	515	X	-	-	-
52	CHL	2	516	X	-	-	-
52	CHL	3	302	X	-	-	-
52	CHL	3	315	X	-	-	-
52	CHL	5	314	X	-	-	-
52	CHL	5	315	X	-	-	-
52	CHL	5	317	X	-	-	-
52	CHL	p	512	X	-	-	-
52	CHL	p	514	X	-	-	-
52	CHL	p	517	X	-	-	-
52	CHL	q	313	X	-	-	-
52	CHL	r	313	X	-	-	-
52	CHL	r	314	X	-	-	-
52	CHL	r	316	X	-	-	-
52	CHL	s	512	X	-	-	-
52	CHL	s	513	X	-	-	-
52	CHL	s	515	X	-	-	-
52	CHL	s	517	X	-	-	-

2 Entry composition [i](#)

There are 54 unique types of molecules in this entry. The entry contains 106329 atoms, of which 0 are hydrogens and 0 are deuteriums.

In the tables below, the AltConf column contains the number of residues with at least one atom in alternate conformation and the Trace column contains the number of residues modelled with at most 2 atoms.

- Molecule 1 is a protein called Photosystem I P700 chlorophyll a apoprotein A1.

Mol	Chain	Residues	Atoms					AltConf	Trace
			Total	C	N	O	S		
1	A	742	Total	C	N	O	S	0	0
			5813	3812	983	1000	18		
1	e	742	Total	C	N	O	S	0	0
			5798	3797	987	996	18		

- Molecule 2 is a protein called Photosystem I P700 chlorophyll a apoprotein A2.

Mol	Chain	Residues	Atoms					AltConf	Trace
			Total	C	N	O	S		
2	B	733	Total	C	N	O	S	0	0
			5851	3835	995	1007	14		
2	f	733	Total	C	N	O	S	0	0
			5840	3832	991	1003	14		

- Molecule 3 is a protein called Photosystem I iron-sulfur center.

Mol	Chain	Residues	Atoms					AltConf	Trace
			Total	C	N	O	S		
3	C	81	Total	C	N	O	S	0	0
			610	376	105	117	12		
3	g	81	Total	C	N	O	S	0	0
			613	377	105	119	12		

- Molecule 4 is a protein called Photosystem I reaction center subunit II, chloroplastic.

Mol	Chain	Residues	Atoms					AltConf	Trace
			Total	C	N	O	S		
4	D	142	Total	C	N	O	S	0	0
			1113	716	193	201	3		
4	h	142	Total	C	N	O	S	0	0
			1111	714	195	199	3		

- Molecule 5 is a protein called Photosystem I reaction center subunit IV, chloroplastic.

Mol	Chain	Residues	Atoms				AltConf	Trace
5	E	68	Total	C	N	O	0	0
			538	341	98	99		
5	i	68	Total	C	N	O	0	0
			539	341	99	99		

- Molecule 6 is a protein called Photosystem I reaction center subunit III, chloroplastic.

Mol	Chain	Residues	Atoms					AltConf	Trace
6	F	158	Total	C	N	O	S	0	0
			1204	774	208	219	3		
6	j	158	Total	C	N	O	S	0	0
			1188	768	203	216	1		

- Molecule 7 is a protein called Photosystem I reaction center subunit VI, chloroplastic.

Mol	Chain	Residues	Atoms				AltConf	Trace
7	H	61	Total	C	N	O	0	0
			454	303	76	75		
7	k	61	Total	C	N	O	0	0
			447	298	73	76		

- Molecule 8 is a protein called Photosystem I reaction center subunit VIII.

Mol	Chain	Residues	Atoms					AltConf	Trace
8	I	30	Total	C	N	O	0	0	
			232	161	35	36			
8	l	30	Total	C	N	O	S	0	0
			235	163	35	36	1		

- Molecule 9 is a protein called Photosystem I reaction center subunit IX.

Mol	Chain	Residues	Atoms					AltConf	Trace
9	J	42	Total	C	N	O	S	0	0
			333	228	51	53	1		
9	m	42	Total	C	N	O	S	0	0
			332	225	51	55	1		

- Molecule 10 is a protein called Photosystem I reaction center subunit psaK, chloroplastic.

Mol	Chain	Residues	Atoms					AltConf	Trace
10	K	84	Total	C	N	O	S	0	0
			565	359	94	108	4		

Continued on next page...

Continued from previous page...

Mol	Chain	Residues	Atoms					AltConf	Trace
10	n	84	Total	C	N	O	S	0	0
			576	361	101	110	4		

- Molecule 11 is a protein called Photosystem I reaction center subunit XI, chloroplastic.

Mol	Chain	Residues	Atoms					AltConf	Trace
11	L	146	Total	C	N	O	S	0	0
			1088	716	174	197	1		
11	o	146	Total	C	N	O	S	0	0
			1089	720	174	195			

- Molecule 12 is a protein called Chlorophyll a-b binding protein Lhca1.

Mol	Chain	Residues	Atoms					AltConf	Trace
12	1	191	Total	C	N	O	S	0	0
			1422	921	239	258	4		
12	p	193	Total	C	N	O	S	0	0
			1484	965	248	269	2		

There are 6 discrepancies between the modelled and reference sequences:

Chain	Residue	Modelled	Actual	Comment	Reference
1	73	PHE	UNK	conflict	UNP A0A287WC32
1	74	GLU	UNK	conflict	UNP A0A287WC32
1	75	ARG	UNK	conflict	UNP A0A287WC32
p	73	PHE	UNK	conflict	UNP A0A287WC32
p	74	GLU	UNK	conflict	UNP A0A287WC32
p	75	ARG	UNK	conflict	UNP A0A287WC32

- Molecule 13 is a protein called Chlorophyll a-b binding protein, chloroplastic.

Mol	Chain	Residues	Atoms					AltConf	Trace
13	2	203	Total	C	N	O	S	0	0
			1554	1012	257	282	3		

- Molecule 14 is a protein called Chlorophyll a-b binding protein, chloroplastic.

Mol	Chain	Residues	Atoms					AltConf	Trace
14	3	222	Total	C	N	O	S	0	0
			1631	1064	271	293	3		
14	q	222	Total	C	N	O	S	0	0
			1672	1097	272	298	5		

- Molecule 15 is a protein called Chlorophyll a-b binding protein Lhca5.

Mol	Chain	Residues	Atoms					AltConf	Trace
			Total	C	N	O	S		
15	5	205	1486	962	247	270	7	0	0

- Molecule 16 is a protein called NAD(P)H-quinone oxidoreductase subunit 1, chloroplastic.

Mol	Chain	Residues	Atoms					AltConf	Trace
			Total	C	N	O	S		
16	G	346	2602	1741	390	463	8	0	0

- Molecule 17 is a protein called NAD(P)H-quinone oxidoreductase subunit 2, chloroplastic.

Mol	Chain	Residues	Atoms					AltConf	Trace
			Total	C	N	O	S		
17	M	478	3646	2400	557	665	24	0	0

- Molecule 18 is a protein called NAD(P)H-quinone oxidoreductase subunit 3, chloroplastic.

Mol	Chain	Residues	Atoms					AltConf	Trace
			Total	C	N	O	S		
18	N	116	841	575	124	140	2	0	0

- Molecule 19 is a protein called NAD(P)H-quinone oxidoreductase chain 4, chloroplastic.

Mol	Chain	Residues	Atoms					AltConf	Trace
			Total	C	N	O	S		
19	O	499	3874	2614	598	639	23	0	0

- Molecule 20 is a protein called NAD(P)H-quinone oxidoreductase subunit 4L, chloroplastic.

Mol	Chain	Residues	Atoms					AltConf	Trace
			Total	C	N	O	S		
20	P	100	750	486	127	135	2	0	0

- Molecule 21 is a protein called NADH-plastoquinone oxidoreductase subunit 5.

Mol	Chain	Residues	Atoms					AltConf	Trace
			Total	C	N	O	S		
21	Q	671	5041	3367	784	870	20	0	0

- Molecule 22 is a protein called NAD(P)H-quinone oxidoreductase subunit 6, chloroplastic.

Mol	Chain	Residues	Atoms					AltConf	Trace
22	R	176	Total	C	N	O	S	0	0
			1260	841	194	220	5		

- Molecule 23 is a protein called NAD(P)H-quinone oxidoreductase subunit H, chloroplastic.

Mol	Chain	Residues	Atoms					AltConf	Trace
23	S	383	Total	C	N	O	S	0	0
			2991	1944	493	543	11		

- Molecule 24 is a protein called NAD(P)H-quinone oxidoreductase subunit I, chloroplastic.

Mol	Chain	Residues	Atoms					AltConf	Trace
24	T	165	Total	C	N	O	S	0	0
			1229	772	214	231	12		

- Molecule 25 is a protein called NAD(P)H-quinone oxidoreductase subunit J, chloroplastic.

Mol	Chain	Residues	Atoms					AltConf	Trace
25	U	159	Total	C	N	O	S	0	0
			1258	808	213	233	4		

- Molecule 26 is a protein called NAD(P)H-quinone oxidoreductase subunit K, chloroplastic.

Mol	Chain	Residues	Atoms					AltConf	Trace
26	V	194	Total	C	N	O	S	0	0
			1473	931	250	282	10		

- Molecule 27 is a protein called NAD(P)H-quinone oxidoreductase subunit L, chloroplastic.

Mol	Chain	Residues	Atoms					AltConf	Trace
27	W	69	Total	C	N	O	S	0	0
			572	399	89	81	3		

- Molecule 28 is a protein called NAD(P)H-quinone oxidoreductase subunit M, chloroplastic.

Mol	Chain	Residues	Atoms					AltConf	Trace
28	X	112	Total	C	N	O	S	0	0
			876	558	150	162	6		

- Molecule 29 is a protein called NAD(P)H-quinone oxidoreductase subunit N, chloroplastic.

Mol	Chain	Residues	Atoms					AltConf	Trace
			Total	C	N	O	S		
29	Y	142	1135	741	197	195	2	0	0

- Molecule 30 is a protein called Unidentified stromal protein.

Mol	Chain	Residues	Atoms				AltConf	Trace
			Total	C	N	O		
30	Z	61	305	183	61	61	0	0

- Molecule 31 is a protein called Photosynthetic NDH subunit of subcomplex L1.

Mol	Chain	Residues	Atoms				AltConf	Trace
			Total	C	N	O		
31	a	150	1185	752	206	227	0	0

- Molecule 32 is a protein called Photosynthetic NDH subunit of subcomplex L2.

Mol	Chain	Residues	Atoms					AltConf	Trace
			Total	C	N	O	S		
32	b	129	915	580	156	175	4	0	0

- Molecule 33 is a protein called Photosynthetic NDH subunit of subcomplex L2.

Mol	Chain	Residues	Atoms					AltConf	Trace
			Total	C	N	O	S		
33	c	134	989	634	164	187	4	0	0

- Molecule 34 is a protein called Photosynthetic NDH subunit of subcomplex L4.

Mol	Chain	Residues	Atoms					AltConf	Trace
			Total	C	N	O	S		
34	4	130	878	553	153	163	9	0	0

- Molecule 35 is a protein called Photosynthetic NDH subunit of subcomplex L5.

Mol	Chain	Residues	Atoms					AltConf	Trace
			Total	C	N	O	S		
35	d	172	1289	812	229	241	7	0	0

- Molecule 36 is a protein called Photosynthetic NDH subunit of subcomplex B1.

Mol	Chain	Residues	Atoms					AltConf	Trace
			Total	C	N	O	S		
36	6	343	2541	1617	435	474	15	0	0

- Molecule 37 is a protein called Photosynthetic NDH subunit of subcomplex B2.

Mol	Chain	Residues	Atoms					AltConf	Trace
			Total	C	N	O	S		
37	7	317	2302	1436	408	448	10	0	0

- Molecule 38 is a protein called Photosynthetic NDH subunit of subcomplex B3.

Mol	Chain	Residues	Atoms					AltConf	Trace
			Total	C	N	O	S		
38	8	119	828	523	151	147	7	0	0

- Molecule 39 is a protein called Photosynthetic NDH subunit of subcomplex B4.

Mol	Chain	Residues	Atoms					AltConf	Trace
			Total	C	N	O	S		
39	9	82	617	395	101	118	3	0	0

- Molecule 40 is a protein called Photosynthetic NDH subunit of subcomplex B5.

Mol	Chain	Residues	Atoms					AltConf	Trace
			Total	C	N	O	S		
40	0	149	1089	704	175	204	6	0	0

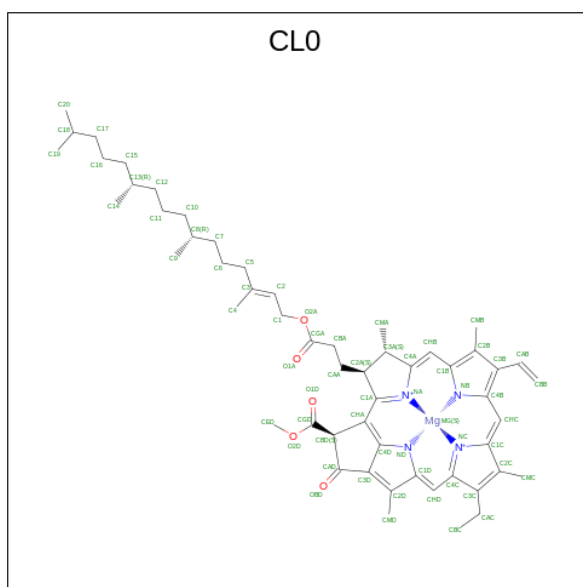
- Molecule 41 is a protein called Chlorophyll a-b binding protein Lhca4.

Mol	Chain	Residues	Atoms					AltConf	Trace
			Total	C	N	O	S		
41	r	197	1529	991	253	282	3	0	0

- Molecule 42 is a protein called Chlorophyll a-b binding protein, chloroplastic.

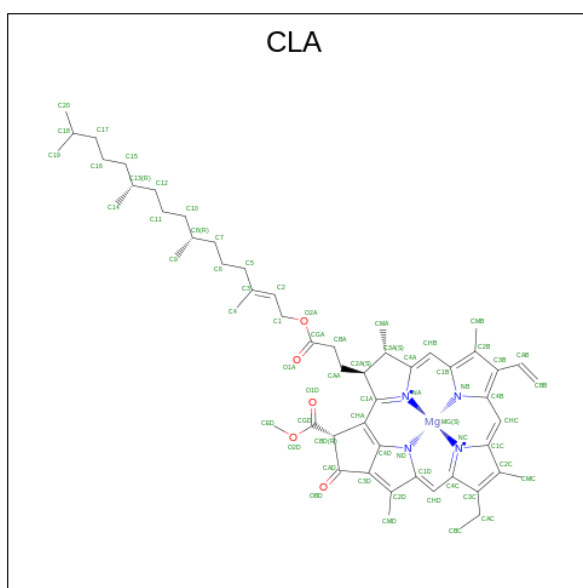
Mol	Chain	Residues	Atoms					AltConf	Trace
			Total	C	N	O	S		
42	s	211	1591	1035	266	283	7	0	0

- Molecule 43 is CHLOROPHYLL A ISOMER (three-letter code: CL0) (formula: C₅₅H₇₂MgN₄O₅).



Mol	Chain	Residues	Atoms				AltConf	
			Total	C	Mg	N		O
43	A	1	61	52	1	4	4	0
43	e	1	61	52	1	4	4	0

- Molecule 44 is CHLOROPHYLL A (three-letter code: CLA) (formula: $C_{55}H_{72}MgN_4O_5$).



Mol	Chain	Residues	Atoms				AltConf	
			Total	C	Mg	N		O
44	A	1	58	48	1	4	5	0
44	A	1	41	33	1	4	3	0

Continued on next page...

Continued from previous page...

Mol	Chain	Residues	Atoms					AltConf
			Total	C	Mg	N	O	
44	A	1	52	42	1	4	5	0
44	A	1	64	54	1	4	5	0
44	A	1	65	55	1	4	5	0
44	A	1	39	32	1	4	2	0
44	A	1	65	55	1	4	5	0
44	A	1	39	32	1	4	2	0
44	A	1	54	44	1	4	5	0
44	A	1	40	32	1	4	3	0
44	A	1	42	34	1	4	3	0
44	A	1	45	35	1	4	5	0
44	A	1	42	34	1	4	3	0
44	A	1	45	35	1	4	5	0
44	A	1	59	49	1	4	5	0
44	A	1	39	32	1	4	2	0
44	A	1	40	32	1	4	3	0
44	A	1	40	32	1	4	3	0
44	A	1	57	47	1	4	5	0
44	A	1	42	34	1	4	3	0
44	A	1	41	33	1	4	3	0
44	A	1	54	44	1	4	5	0
44	A	1	40	32	1	4	3	0

Continued on next page...

Continued from previous page...

Mol	Chain	Residues	Atoms					AltConf
			Total	C	Mg	N	O	
44	A	1	59	49	1	4	5	0
44	A	1	60	50	1	4	5	0
44	A	1	65	55	1	4	5	0
44	A	1	41	33	1	4	3	0
44	A	1	55	45	1	4	5	0
44	A	1	50	40	1	4	5	0
44	A	1	63	53	1	4	5	0
44	A	1	45	37	1	4	3	0
44	A	1	40	32	1	4	3	0
44	A	1	41	33	1	4	3	0
44	A	1	51	41	1	4	5	0
44	A	1	55	45	1	4	5	0
44	A	1	41	33	1	4	3	0
44	A	1	65	55	1	4	5	0
44	A	1	42	34	1	4	3	0
44	A	1	41	33	1	4	3	0
44	A	1	50	40	1	4	5	0
44	A	1	57	47	1	4	5	0
44	B	1	65	55	1	4	5	0
44	B	1	64	54	1	4	5	0
44	B	1	65	55	1	4	5	0

Continued on next page...

Continued from previous page...

Mol	Chain	Residues	Atoms					AltConf
			Total	C	Mg	N	O	
44	B	1	65	55	1	4	5	0
44	B	1	41	33	1	4	3	0
44	B	1	39	31	1	4	3	0
44	B	1	65	55	1	4	5	0
44	B	1	52	42	1	4	5	0
44	B	1	40	32	1	4	3	0
44	B	1	40	32	1	4	3	0
44	B	1	55	45	1	4	5	0
44	B	1	54	44	1	4	5	0
44	B	1	43	35	1	4	3	0
44	B	1	41	33	1	4	3	0
44	B	1	65	55	1	4	5	0
44	B	1	43	35	1	4	3	0
44	B	1	49	39	1	4	5	0
44	B	1	59	49	1	4	5	0
44	B	1	41	33	1	4	3	0
44	B	1	53	43	1	4	5	0
44	B	1	50	40	1	4	5	0
44	B	1	47	37	1	4	5	0
44	B	1	42	34	1	4	3	0
44	B	1	45	35	1	4	5	0

Continued on next page...

Continued from previous page...

Mol	Chain	Residues	Atoms					AltConf
			Total	C	Mg	N	O	
44	B	1	42	34	1	4	3	0
44	B	1	62	52	1	4	5	0
44	B	1	41	33	1	4	3	0
44	B	1	42	33	1	4	4	0
44	B	1	40	32	1	4	3	0
44	B	1	56	46	1	4	5	0
44	B	1	43	35	1	4	3	0
44	B	1	43	35	1	4	3	0
44	B	1	65	55	1	4	5	0
44	B	1	45	35	1	4	5	0
44	B	1	60	50	1	4	5	0
44	B	1	42	34	1	4	3	0
44	B	1	50	40	1	4	5	0
44	B	1	65	55	1	4	5	0
44	B	1	47	37	1	4	5	0
44	B	1	41	33	1	4	3	0
44	B	1	54	44	1	4	5	0
44	B	1	57	47	1	4	5	0
44	F	1	42	34	1	4	3	0
44	F	1	41	33	1	4	3	0
44	J	1	42	34	1	4	3	0

Continued on next page...

Continued from previous page...

Mol	Chain	Residues	Atoms					AltConf
			Total	C	Mg	N	O	
44	K	1	Total 37	C 31	Mg 1	N 4	O 1	0
44	K	1	Total 41	C 33	Mg 1	N 4	O 3	0
44	K	1	Total 40	C 32	Mg 1	N 4	O 3	0
44	K	1	Total 39	C 31	Mg 1	N 4	O 3	0
44	L	1	Total 56	C 46	Mg 1	N 4	O 5	0
44	L	1	Total 40	C 32	Mg 1	N 4	O 3	0
44	L	1	Total 52	C 42	Mg 1	N 4	O 5	0
44	L	1	Total 45	C 35	Mg 1	N 4	O 5	0
44	1	1	Total 41	C 33	Mg 1	N 4	O 3	0
44	1	1	Total 42	C 34	Mg 1	N 4	O 3	0
44	1	1	Total 55	C 45	Mg 1	N 4	O 5	0
44	1	1	Total 56	C 46	Mg 1	N 4	O 5	0
44	1	1	Total 40	C 32	Mg 1	N 4	O 3	0
44	1	1	Total 50	C 40	Mg 1	N 4	O 5	0
44	1	1	Total 46	C 36	Mg 1	N 4	O 5	0
44	1	1	Total 46	C 36	Mg 1	N 4	O 5	0
44	1	1	Total 65	C 55	Mg 1	N 4	O 5	0
44	1	1	Total 44	C 35	Mg 1	N 4	O 4	0
44	2	1	Total 36	C 30	Mg 1	N 4	O 1	0
44	2	1	Total 52	C 42	Mg 1	N 4	O 5	0
44	2	1	Total 65	C 55	Mg 1	N 4	O 5	0

Continued on next page...

Continued from previous page...

Mol	Chain	Residues	Atoms					AltConf
			Total	C	Mg	N	O	
44	2	1	49	41	1	4	3	0
44	2	1	47	37	1	4	5	0
44	2	1	50	40	1	4	5	0
44	2	1	60	50	1	4	5	0
44	2	1	40	32	1	4	3	0
44	2	1	55	45	1	4	5	0
44	3	1	41	33	1	4	3	0
44	3	1	52	42	1	4	5	0
44	3	1	40	32	1	4	3	0
44	3	1	55	45	1	4	5	0
44	3	1	40	32	1	4	3	0
44	3	1	45	35	1	4	5	0
44	3	1	50	40	1	4	5	0
44	3	1	41	33	1	4	3	0
44	3	1	48	38	1	4	5	0
44	3	1	60	50	1	4	5	0
44	3	1	37	31	1	4	1	0
44	3	1	41	33	1	4	3	0
44	3	1	45	35	1	4	5	0
44	5	1	38	30	1	4	3	0
44	5	1	41	33	1	4	3	0

Continued on next page...

Continued from previous page...

Mol	Chain	Residues	Atoms					AltConf
			Total	C	Mg	N	O	
44	5	1	65	55	1	4	5	0
44	5	1	60	50	1	4	5	0
44	5	1	45	35	1	4	5	0
44	5	1	50	40	1	4	5	0
44	5	1	42	34	1	4	3	0
44	5	1	46	36	1	4	5	0
44	5	1	40	32	1	4	3	0
44	5	1	41	33	1	4	3	0
44	e	1	40	32	1	4	3	0
44	e	1	52	42	1	4	5	0
44	e	1	65	55	1	4	5	0
44	e	1	46	36	1	4	5	0
44	e	1	41	33	1	4	3	0
44	e	1	42	34	1	4	3	0
44	e	1	41	33	1	4	3	0
44	e	1	50	40	1	4	5	0
44	e	1	55	45	1	4	5	0
44	e	1	41	33	1	4	3	0
44	e	1	39	32	1	4	2	0
44	e	1	42	34	1	4	3	0
44	e	1	42	34	1	4	3	0

Continued on next page...

Continued from previous page...

Mol	Chain	Residues	Atoms					AltConf
			Total	C	Mg	N	O	
44	e	1	45	35	1	4	5	0
44	e	1	60	50	1	4	5	0
44	e	1	39	32	1	4	2	0
44	e	1	39	31	1	4	3	0
44	e	1	45	35	1	4	5	0
44	e	1	41	33	1	4	3	0
44	e	1	42	34	1	4	3	0
44	e	1	41	33	1	4	3	0
44	e	1	42	34	1	4	3	0
44	e	1	56	46	1	4	5	0
44	e	1	41	33	1	4	3	0
44	e	1	64	54	1	4	5	0
44	e	1	41	33	1	4	3	0
44	e	1	45	36	1	4	4	0
44	e	1	58	48	1	4	5	0
44	e	1	50	40	1	4	5	0
44	e	1	56	46	1	4	5	0
44	e	1	43	35	1	4	3	0
44	e	1	41	33	1	4	3	0
44	e	1	45	35	1	4	5	0
44	e	1	42	34	1	4	3	0

Continued on next page...

Continued from previous page...

Mol	Chain	Residues	Atoms					AltConf
			Total	C	Mg	N	O	
44	e	1	51	41	1	4	5	0
44	e	1	55	45	1	4	5	0
44	e	1	52	42	1	4	5	0
44	e	1	65	55	1	4	5	0
44	e	1	41	33	1	4	3	0
44	e	1	41	33	1	4	3	0
44	e	1	49	39	1	4	5	0
44	e	1	57	47	1	4	5	0
44	e	1	45	35	1	4	5	0
44	f	1	64	54	1	4	5	0
44	f	1	41	33	1	4	3	0
44	f	1	42	33	1	4	4	0
44	f	1	38	31	1	4	2	0
44	f	1	41	33	1	4	3	0
44	f	1	41	33	1	4	3	0
44	f	1	54	45	1	4	4	0
44	f	1	52	42	1	4	5	0
44	f	1	65	55	1	4	5	0
44	f	1	51	41	1	4	5	0
44	f	1	40	32	1	4	3	0
44	f	1	54	44	1	4	5	0

Continued on next page...

Continued from previous page...

Mol	Chain	Residues	Atoms					AltConf
			Total	C	Mg	N	O	
44	f	1	43	35	1	4	3	0
44	f	1	43	35	1	4	3	0
44	f	1	38	32	1	4	1	0
44	f	1	43	35	1	4	3	0
44	f	1	55	45	1	4	5	0
44	f	1	41	33	1	4	3	0
44	f	1	50	40	1	4	5	0
44	f	1	55	45	1	4	5	0
44	f	1	41	33	1	4	3	0
44	f	1	41	33	1	4	3	0
44	f	1	42	34	1	4	3	0
44	f	1	42	34	1	4	3	0
44	f	1	65	55	1	4	5	0
44	f	1	40	32	1	4	3	0
44	f	1	41	33	1	4	3	0
44	f	1	50	40	1	4	5	0
44	f	1	39	31	1	4	3	0
44	f	1	56	46	1	4	5	0
44	f	1	40	32	1	4	3	0
44	f	1	43	35	1	4	3	0
44	f	1	43	35	1	4	3	0

Continued on next page...

Continued from previous page...

Mol	Chain	Residues	Atoms					AltConf
			Total	C	Mg	N	O	
44	f	1	45	35	1	4	5	0
44	f	1	58	49	1	4	4	0
44	f	1	42	34	1	4	3	0
44	f	1	40	32	1	4	3	0
44	f	1	41	33	1	4	3	0
44	f	1	41	33	1	4	3	0
44	f	1	41	33	1	4	3	0
44	f	1	41	33	1	4	3	0
44	f	1	38	32	1	4	1	0
44	j	1	41	33	1	4	3	0
44	m	1	41	33	1	4	3	0
44	m	1	42	34	1	4	3	0
44	n	1	37	31	1	4	1	0
44	n	1	45	35	1	4	5	0
44	n	1	41	33	1	4	3	0
44	n	1	39	31	1	4	3	0
44	o	1	40	32	1	4	3	0
44	o	1	60	50	1	4	5	0
44	o	1	45	35	1	4	5	0
44	p	1	41	33	1	4	3	0
44	p	1	46	36	1	4	5	0

Continued on next page...

Continued from previous page...

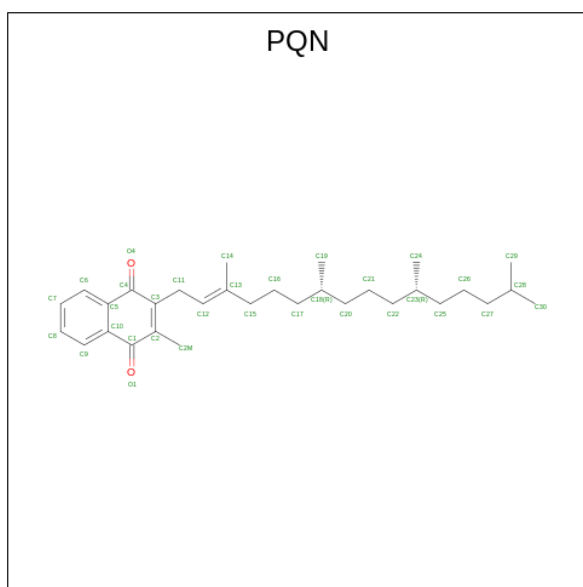
Mol	Chain	Residues	Atoms					AltConf
			Total	C	Mg	N	O	
44	p	1	55	45	1	4	5	0
44	p	1	40	32	1	4	3	0
44	p	1	65	55	1	4	5	0
44	p	1	50	40	1	4	5	0
44	p	1	46	36	1	4	5	0
44	p	1	39	31	1	4	3	0
44	p	1	52	42	1	4	5	0
44	p	1	40	32	1	4	3	0
44	q	1	38	30	1	4	3	0
44	q	1	52	42	1	4	5	0
44	q	1	41	33	1	4	3	0
44	q	1	40	32	1	4	3	0
44	q	1	42	34	1	4	3	0
44	q	1	50	40	1	4	5	0
44	q	1	41	33	1	4	3	0
44	q	1	48	38	1	4	5	0
44	q	1	60	50	1	4	5	0
44	q	1	40	32	1	4	3	0
44	q	1	45	35	1	4	5	0
44	q	1	46	36	1	4	5	0
44	r	1	39	31	1	4	3	0

Continued on next page...

Continued from previous page...

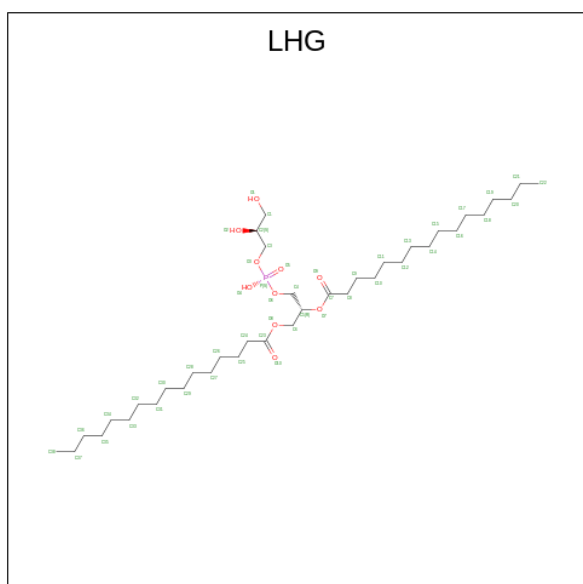
Mol	Chain	Residues	Atoms					AltConf
44	r	1	Total	C	Mg	N	O	0
			50	40	1	4	5	
44	r	1	Total	C	Mg	N	O	0
			65	55	1	4	5	
44	r	1	Total	C	Mg	N	O	0
			60	50	1	4	5	
44	r	1	Total	C	Mg	N	O	0
			41	33	1	4	3	
44	r	1	Total	C	Mg	N	O	0
			50	40	1	4	5	
44	r	1	Total	C	Mg	N	O	0
			42	34	1	4	3	
44	r	1	Total	C	Mg	N	O	0
			46	36	1	4	5	
44	r	1	Total	C	Mg	N	O	0
			41	33	1	4	3	
44	r	1	Total	C	Mg	N	O	0
			41	33	1	4	3	
44	r	1	Total	C	Mg	N	O	0
			50	40	1	4	5	
44	s	1	Total	C	Mg	N	O	0
			39	31	1	4	3	
44	s	1	Total	C	Mg	N	O	0
			46	36	1	4	5	
44	s	1	Total	C	Mg	N	O	0
			65	55	1	4	5	
44	s	1	Total	C	Mg	N	O	0
			41	33	1	4	3	
44	s	1	Total	C	Mg	N	O	0
			40	32	1	4	3	
44	s	1	Total	C	Mg	N	O	0
			50	40	1	4	5	
44	s	1	Total	C	Mg	N	O	0
			60	50	1	4	5	
44	s	1	Total	C	Mg	N	O	0
			50	40	1	4	5	
44	s	1	Total	C	Mg	N	O	0
			40	32	1	4	3	

- Molecule 45 is PHYLLOQUINONE (three-letter code: PQN) (formula: C₃₁H₄₆O₂).



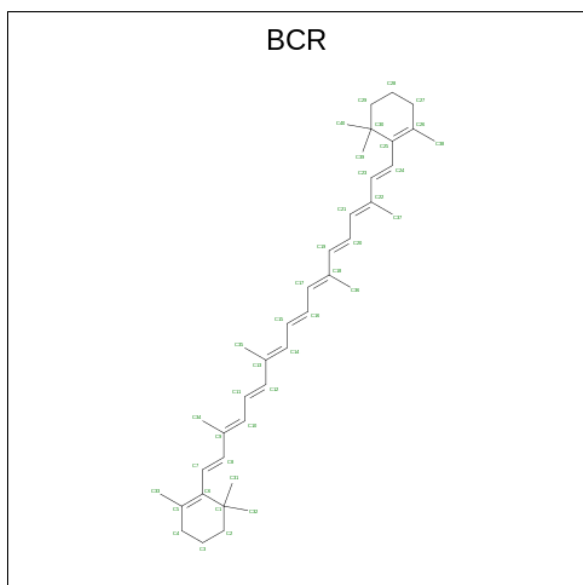
Mol	Chain	Residues	Atoms			AltConf
45	A	1	Total	C	O	0
			33	31	2	
45	B	1	Total	C	O	0
			30	28	2	
45	e	1	Total	C	O	0
			14	12	2	
45	f	1	Total	C	O	0
			16	14	2	

- Molecule 46 is 1,2-DIPALMITOYL-PHOSPHATIDYL-GLYCEROLE (three-letter code: LHG) (formula: $C_{38}H_{75}O_{10}P$).



Mol	Chain	Residues	Atoms				AltConf
46	A	1	Total	C	O	P	0
			49	38	10	1	
46	A	1	Total	C	O	P	0
			30	19	10	1	
46	B	1	Total	C	O	P	0
			38	27	10	1	
46	1	1	Total	C	O	P	0
			49	38	10	1	
46	2	1	Total	C	O	P	0
			35	24	10	1	
46	O	1	Total	C	O	P	0
			24	15	8	1	
46	e	1	Total	C	O	P	0
			40	29	10	1	
46	e	1	Total	C	O	P	0
			25	15	9	1	
46	f	1	Total	C	O	P	0
			38	27	10	1	
46	p	1	Total	C	O	P	0
			49	38	10	1	
46	s	1	Total	C	O	P	0
			35	24	10	1	

- Molecule 47 is BETA-CAROTENE (three-letter code: BCR) (formula: C₄₀H₅₆).



Mol	Chain	Residues	Atoms		AltConf
47	A	1	Total	C	0
			40	40	

Continued on next page...

Continued from previous page...

Mol	Chain	Residues	Atoms	AltConf
47	A	1	Total C 40 40	0
47	A	1	Total C 40 40	0
47	A	1	Total C 40 40	0
47	A	1	Total C 39 39	0
47	A	1	Total C 40 40	0
47	A	1	Total C 40 40	0
47	B	1	Total C 40 40	0
47	B	1	Total C 40 40	0
47	B	1	Total C 40 40	0
47	B	1	Total C 40 40	0
47	B	1	Total C 40 40	0
47	B	1	Total C 40 40	0
47	B	1	Total C 40 40	0
47	B	1	Total C 40 40	0
47	F	1	Total C 40 40	0
47	F	1	Total C 40 40	0
47	I	1	Total C 40 40	0
47	J	1	Total C 40 40	0
47	K	1	Total C 40 40	0
47	L	1	Total C 40 40	0
47	L	1	Total C 40 40	0
47	1	1	Total C 19 19	0

Continued on next page...

Continued from previous page...

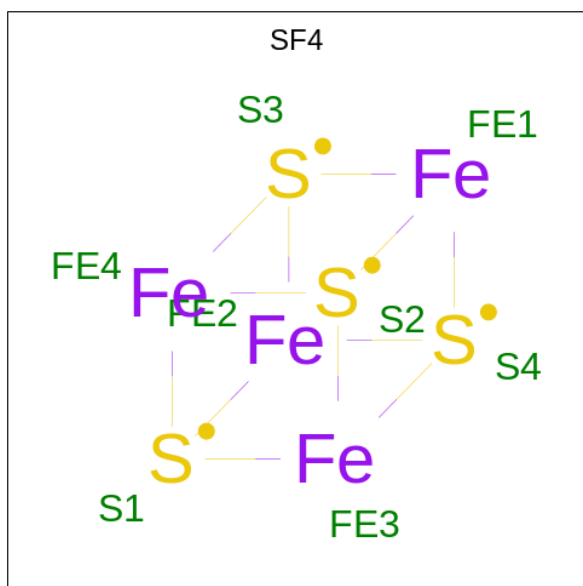
Mol	Chain	Residues	Atoms	AltConf
47	2	1	Total C 40 40	0
47	3	1	Total C 40 40	0
47	5	1	Total C 40 40	0
47	Q	1	Total C 39 39	0
47	e	1	Total C 40 40	0
47	e	1	Total C 40 40	0
47	e	1	Total C 40 40	0
47	e	1	Total C 40 40	0
47	e	1	Total C 40 40	0
47	e	1	Total C 40 40	0
47	e	1	Total C 40 40	0
47	e	1	Total C 40 40	0
47	f	1	Total C 40 40	0
47	f	1	Total C 40 40	0
47	f	1	Total C 40 40	0
47	f	1	Total C 40 40	0
47	f	1	Total C 40 40	0
47	f	1	Total C 39 39	0
47	j	1	Total C 40 40	0
47	j	1	Total C 40 40	0
47	l	1	Total C 40 40	0
47	l	1	Total C 40 40	0

Continued on next page...

Continued from previous page...

Mol	Chain	Residues	Atoms	AltConf
47	m	1	Total C 40 40	0
47	n	1	Total C 40 40	0
47	o	1	Total C 40 40	0
47	o	1	Total C 40 40	0
47	p	1	Total C 11 11	0
47	q	1	Total C 40 40	0
47	r	1	Total C 40 40	0
47	s	1	Total C 40 40	0

- Molecule 48 is IRON/SULFUR CLUSTER (three-letter code: SF4) (formula: Fe₄S₄).



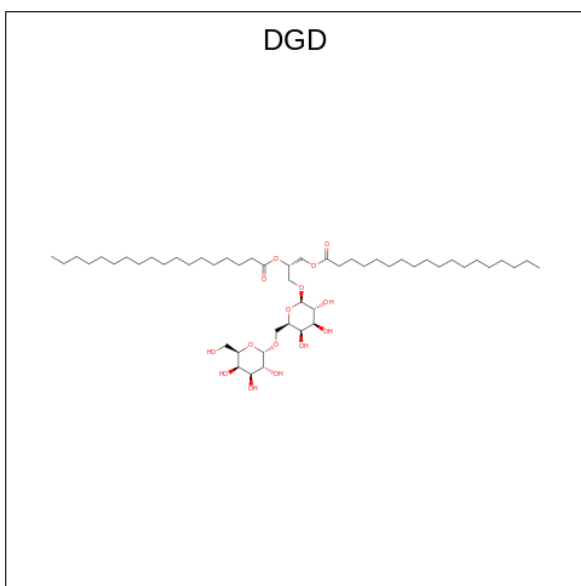
Mol	Chain	Residues	Atoms	AltConf
48	A	1	Total Fe S 8 4 4	0
48	C	1	Total Fe S 8 4 4	0
48	C	1	Total Fe S 8 4 4	0

Continued on next page...

Continued from previous page...

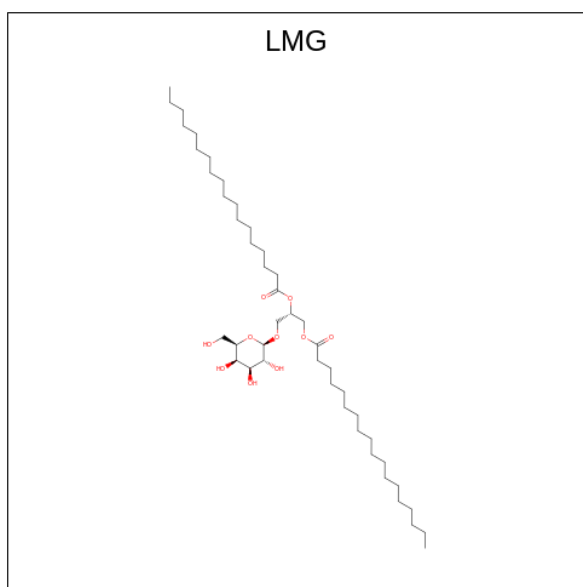
Mol	Chain	Residues	Atoms			AltConf
			Total	Fe	S	
48	8	1	8	4	4	0
48	f	1	8	4	4	0
48	g	1	8	4	4	0
48	g	1	8	4	4	0

- Molecule 49 is DIGALACTOSYL DIACYL GLYCEROL (DGDG) (three-letter code: DGD) (formula: $C_{51}H_{96}O_{15}$).



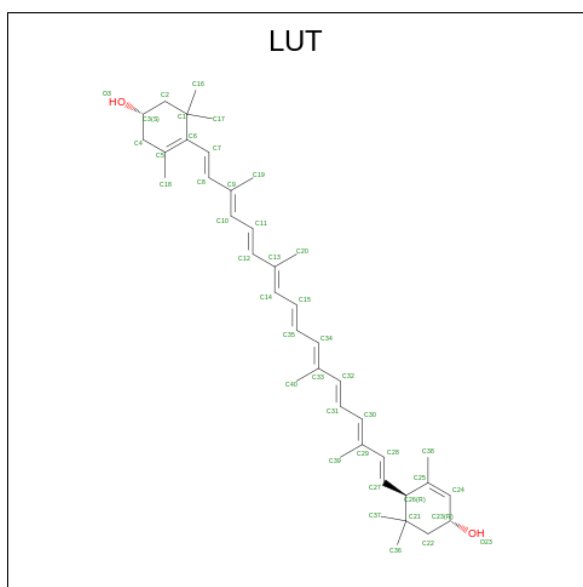
Mol	Chain	Residues	Atoms			AltConf
			Total	C	O	
49	B	1	59	44	15	0
49	J	1	66	51	15	0
49	f	1	52	37	15	0
49	m	1	66	51	15	0

- Molecule 50 is 1,2-DISTEAROYL-MONOGALACTOSYL-DIGLYCERIDE (three-letter code: LMG) (formula: $C_{45}H_{86}O_{10}$).



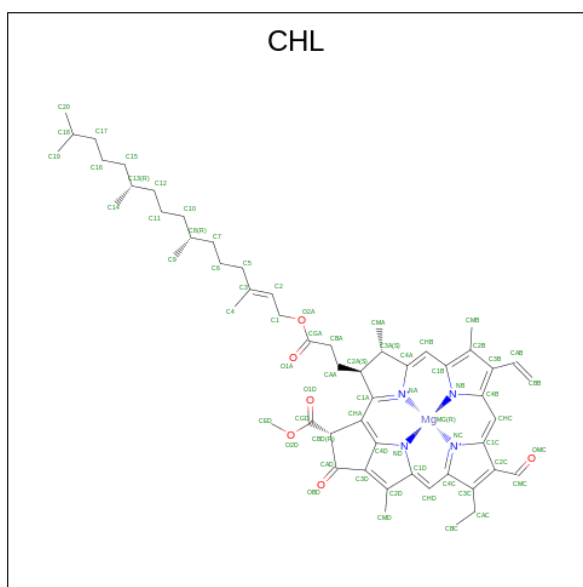
Mol	Chain	Residues	Atoms			AltConf
			Total	C	O	
50	F	1	30	20	10	0
50	F	1	45	35	10	0
50	2	1	16	9	7	0
50	2	1	36	26	10	0
50	5	1	32	22	10	0
50	m	1	30	20	10	0
50	r	1	18	10	8	0

- Molecule 51 is (3R,3'R,6S)-4,5-DIDEHYDRO-5,6-DIHYDRO-BETA,BETA-CAROTENE-3,3'-DIOL (three-letter code: LUT) (formula: C₄₀H₅₆O₂).



Mol	Chain	Residues	Atoms			AltConf
51	1	1	Total	C	O	0
			42	40	2	
51	1	1	Total	C	O	0
			42	40	2	
51	2	1	Total	C	O	0
			42	40	2	
51	3	1	Total	C	O	0
			42	40	2	
51	3	1	Total	C	O	0
			42	40	2	
51	5	1	Total	C	O	0
			42	40	2	
51	p	1	Total	C	O	0
			42	40	2	
51	p	1	Total	C	O	0
			42	40	2	
51	q	1	Total	C	O	0
			42	40	2	
51	q	1	Total	C	O	0
			42	40	2	
51	r	1	Total	C	O	0
			42	40	2	
51	s	1	Total	C	O	0
			42	40	2	

- Molecule 52 is CHLOROPHYLL B (three-letter code: CHL) (formula: $C_{55}H_{70}MgN_4O_6$).



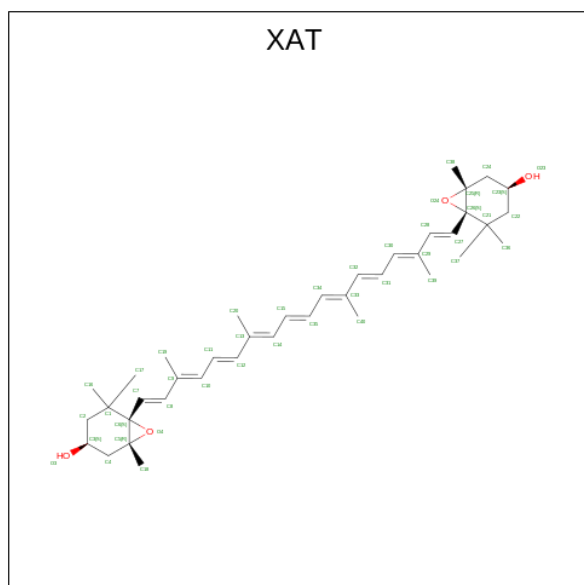
Mol	Chain	Residues	Atoms				AltConf	
			Total	C	Mg	N		O
52	1	1	47	36	1	4	6	0
52	1	1	41	32	1	4	4	0
52	1	1	41	32	1	4	4	0
52	2	1	46	35	1	4	6	0
52	2	1	40	32	1	4	3	0
52	2	1	45	34	1	4	6	0
52	2	1	43	34	1	4	4	0
52	3	1	47	36	1	4	6	0
52	3	1	43	34	1	4	4	0
52	5	1	47	36	1	4	6	0
52	5	1	46	35	1	4	6	0
52	5	1	40	31	1	4	4	0
52	p	1	47	36	1	4	6	0
52	p	1	47	36	1	4	6	0

Continued on next page...

Continued from previous page...

Mol	Chain	Residues	Atoms					AltConf
			Total	C	Mg	N	O	
52	p	1	Total 43	C 34	Mg 1	N 4	O 4	0
52	q	1	Total 46	C 36	Mg 1	N 4	O 5	0
52	r	1	Total 47	C 36	Mg 1	N 4	O 6	0
52	r	1	Total 51	C 40	Mg 1	N 4	O 6	0
52	r	1	Total 43	C 34	Mg 1	N 4	O 4	0
52	s	1	Total 47	C 36	Mg 1	N 4	O 6	0
52	s	1	Total 48	C 37	Mg 1	N 4	O 6	0
52	s	1	Total 41	C 32	Mg 1	N 4	O 4	0
52	s	1	Total 47	C 36	Mg 1	N 4	O 6	0

- Molecule 53 is (3S,5R,6S,3'S,5'R,6'S)-5,6,5',6'-DIEPOXY-5,6,5',6'-TETRAHYDRO-BETA, BETA-CAROTENE-3,3'-DIOL (three-letter code: XAT) (formula: C₄₀H₅₆O₄).



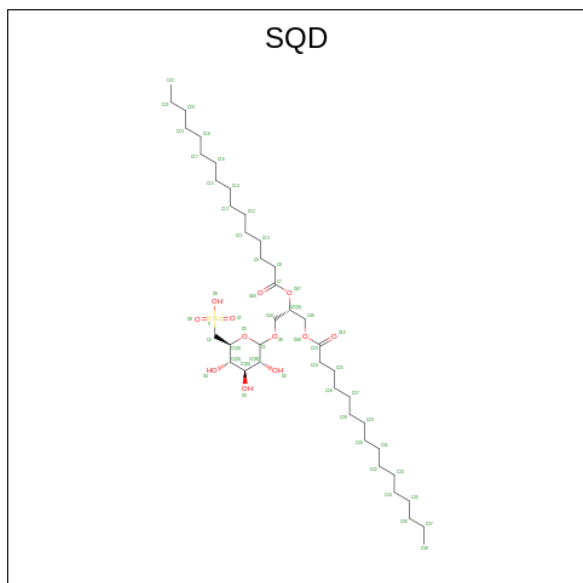
Mol	Chain	Residues	Atoms			AltConf
			Total	C	O	
53	2	1	Total 44	C 40	O 4	0
53	5	1	Total 44	C 40	O 4	0

Continued on next page...

Continued from previous page...

Mol	Chain	Residues	Atoms			AltConf
53	r	1	Total	C	O	0
			44	40	4	
53	s	1	Total	C	O	0
			44	40	4	

- Molecule 54 is 1,2-DI-O-ACYL-3-O-[6-DEOXY-6-SULFO-ALPHA-D-GLUCOPYRANOSYL]-SN-GLYCEROL (three-letter code: SQD) (formula: C₄₁H₇₈O₁₂S).

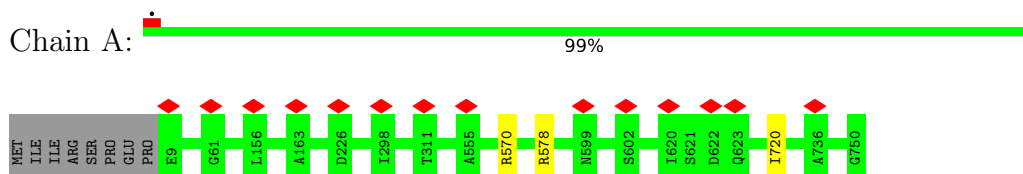


Mol	Chain	Residues	Atoms				AltConf
54	Q	1	Total	C	O	S	0
			54	41	12	1	
54	Q	1	Total	C	O	S	0
			46	33	12	1	

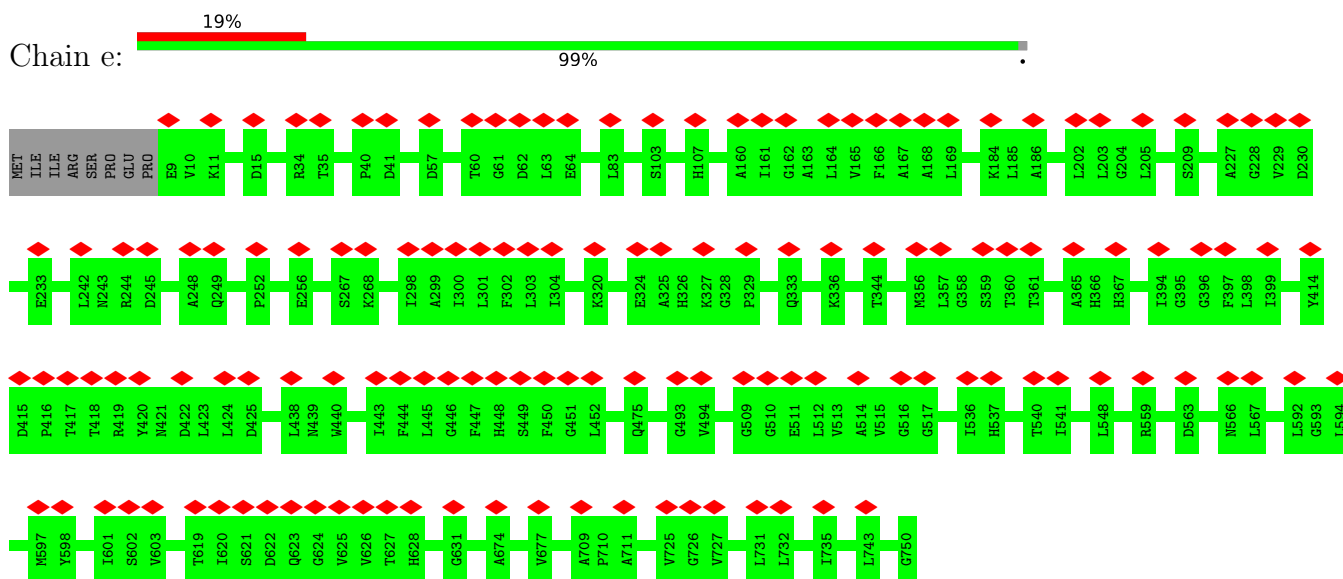
3 Residue-property plots [i](#)

These plots are drawn for all protein, RNA, DNA and oligosaccharide chains in the entry. The first graphic for a chain summarises the proportions of the various outlier classes displayed in the second graphic. The second graphic shows the sequence view annotated by issues in geometry and atom inclusion in map density. Residues are color-coded according to the number of geometric quality criteria for which they contain at least one outlier: green = 0, yellow = 1, orange = 2 and red = 3 or more. A red diamond above a residue indicates a poor fit to the EM map for this residue (all-atom inclusion < 40%). Stretches of 2 or more consecutive residues without any outlier are shown as a green connector. Residues present in the sample, but not in the model, are shown in grey.

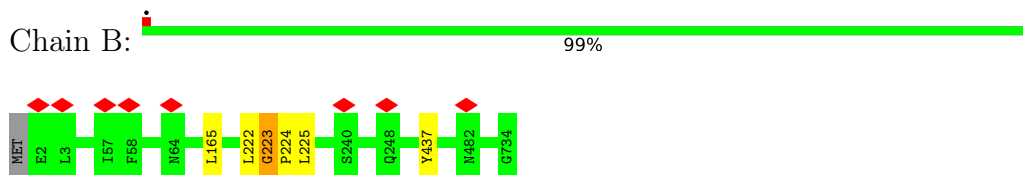
- Molecule 1: Photosystem I P700 chlorophyll a apoprotein A1



- Molecule 1: Photosystem I P700 chlorophyll a apoprotein A1

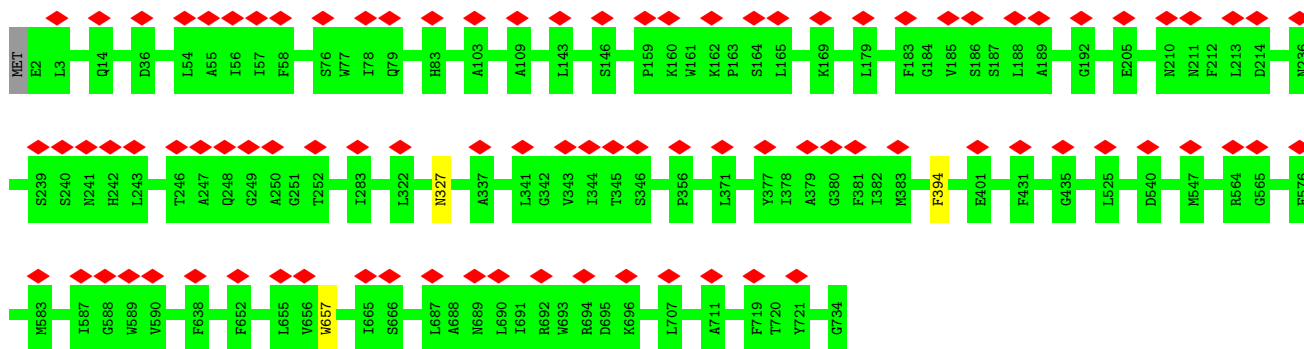


- Molecule 2: Photosystem I P700 chlorophyll a apoprotein A2

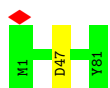


- Molecule 2: Photosystem I P700 chlorophyll a apoprotein A2

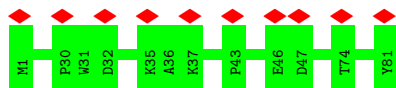




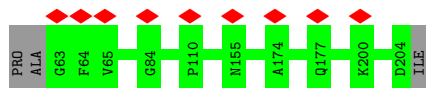
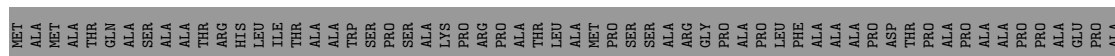
• Molecule 3: Photosystem I iron-sulfur center



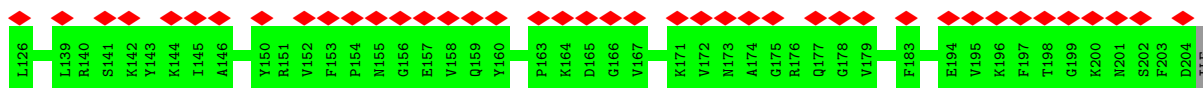
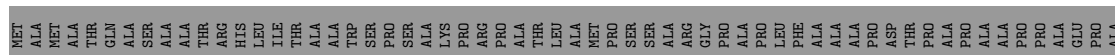
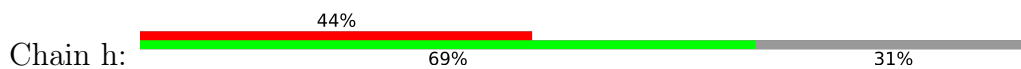
• Molecule 3: Photosystem I iron-sulfur center

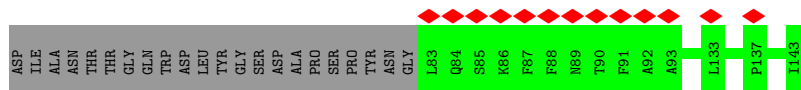


• Molecule 4: Photosystem I reaction center subunit II, chloroplastic

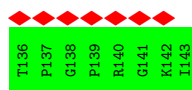
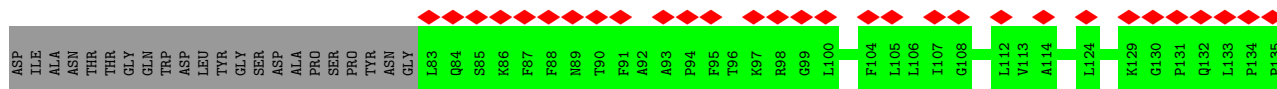
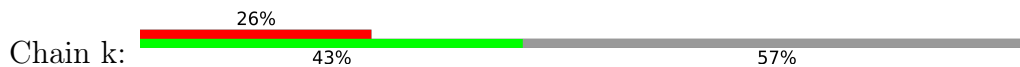


• Molecule 4: Photosystem I reaction center subunit II, chloroplastic

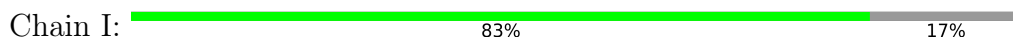




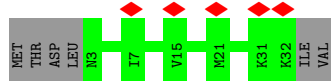
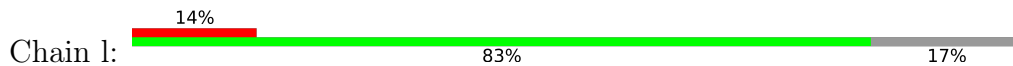
• Molecule 7: Photosystem I reaction center subunit VI, chloroplastic



• Molecule 8: Photosystem I reaction center subunit VIII



• Molecule 8: Photosystem I reaction center subunit VIII



• Molecule 9: Photosystem I reaction center subunit IX

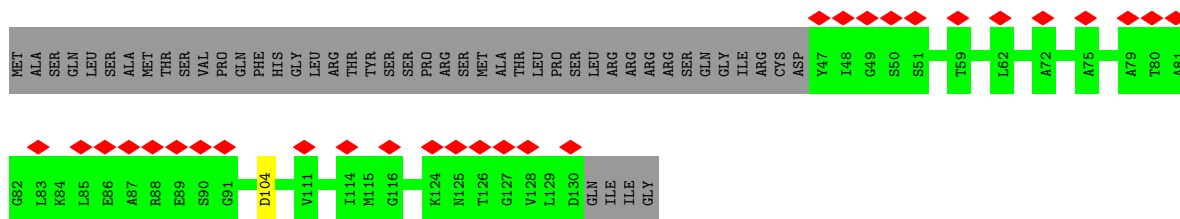


• Molecule 9: Photosystem I reaction center subunit IX

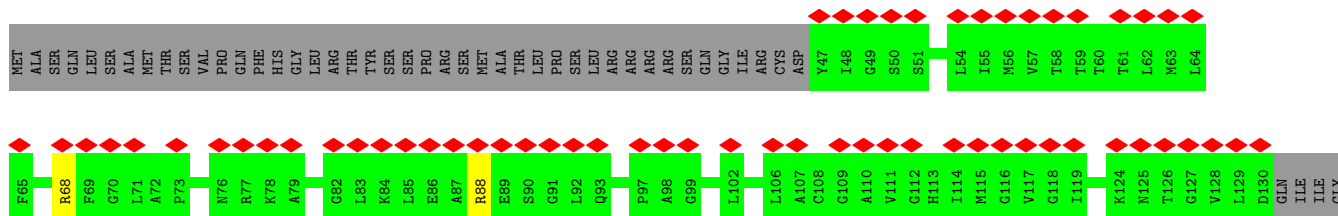


• Molecule 10: Photosystem I reaction center subunit psaK, chloroplastic

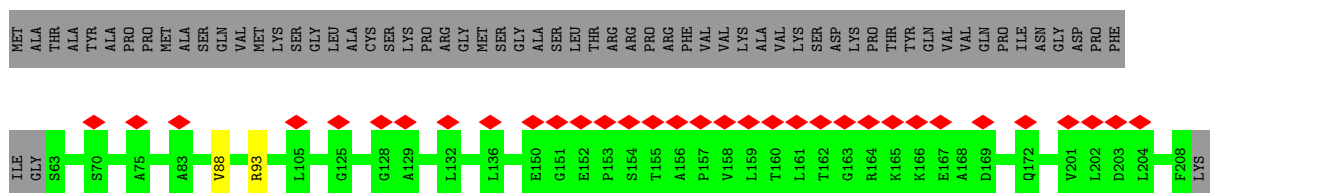




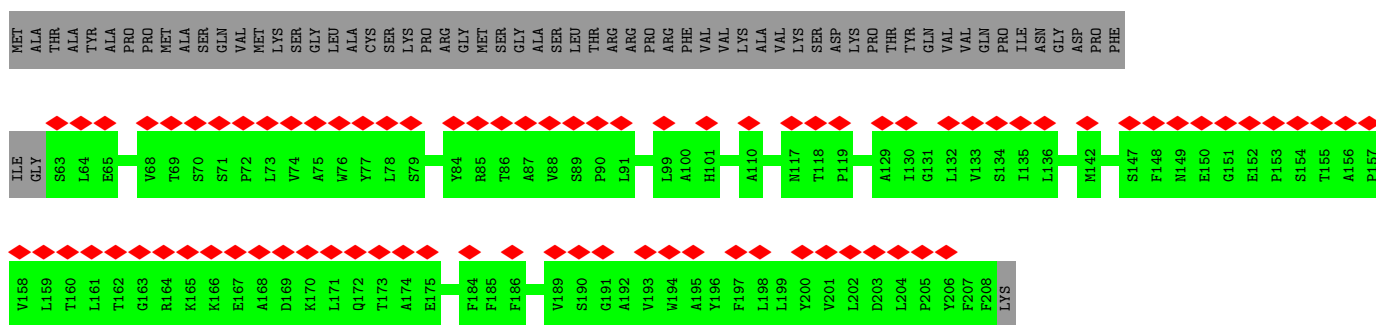
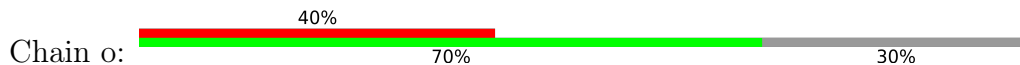
• Molecule 10: Photosystem I reaction center subunit psaK, chloroplastic



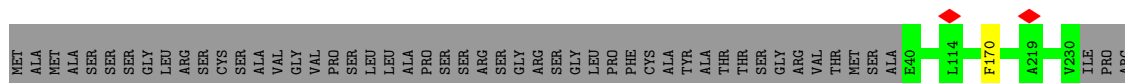
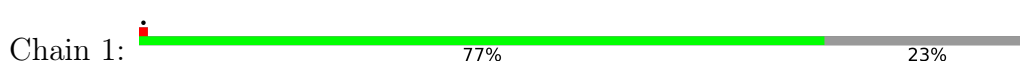
• Molecule 11: Photosystem I reaction center subunit XI, chloroplastic



• Molecule 11: Photosystem I reaction center subunit XI, chloroplastic

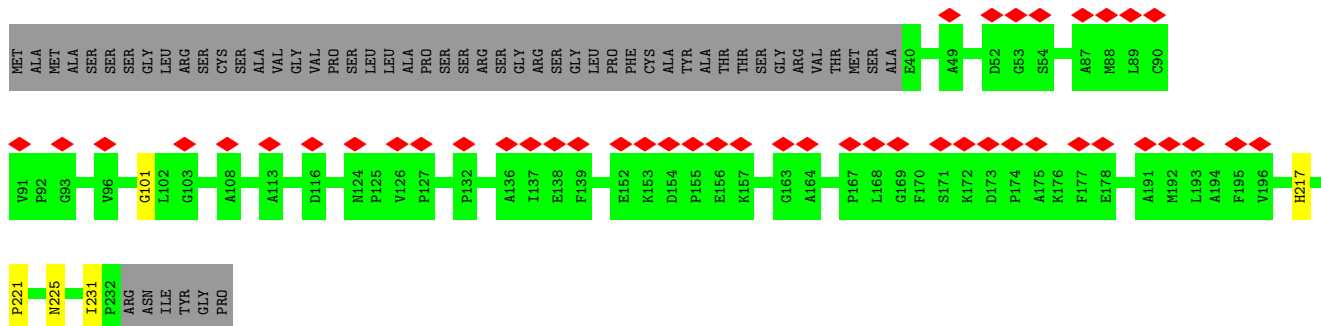
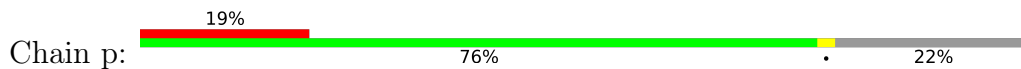


• Molecule 12: Chlorophyll a-b binding protein Lhca1


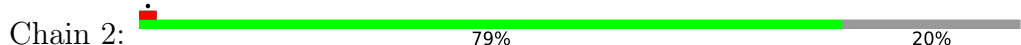


ASN
ILE
TYR
GLY
PRO

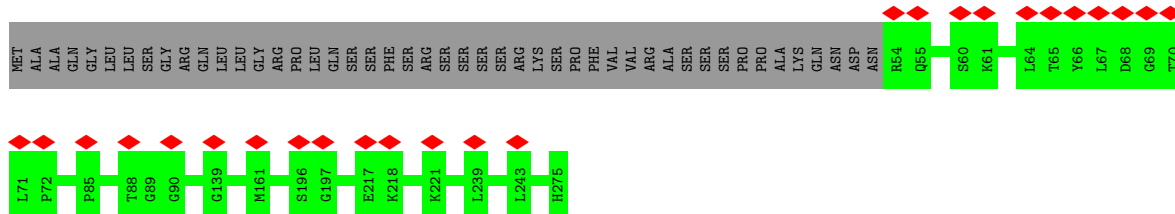
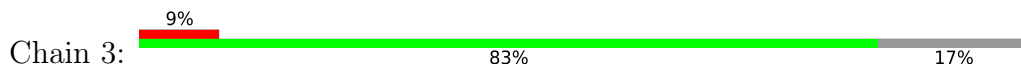
• Molecule 12: Chlorophyll a-b binding protein Lhca1



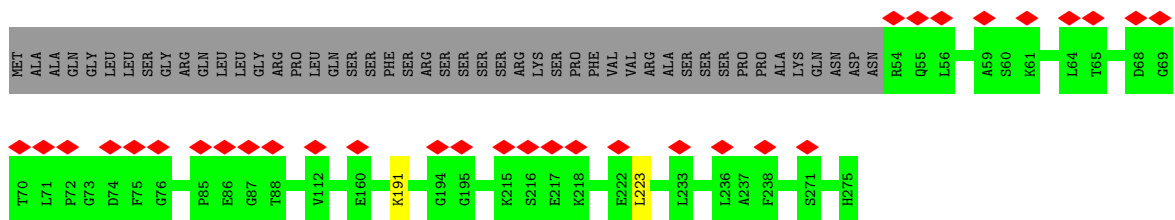
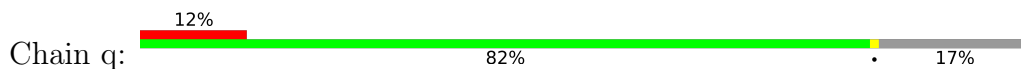
• Molecule 13: Chlorophyll a-b binding protein, chloroplastic




• Molecule 14: Chlorophyll a-b binding protein, chloroplastic

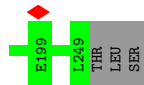
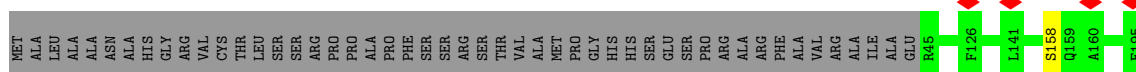


• Molecule 14: Chlorophyll a-b binding protein, chloroplastic



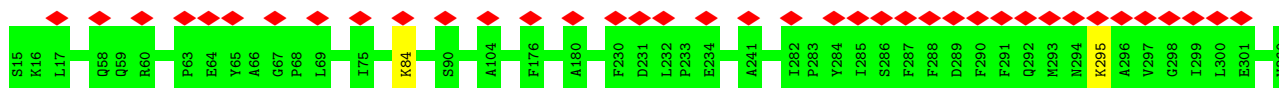
• Molecule 15: Chlorophyll a-b binding protein Lhca5

Chain 5:  79% 20%



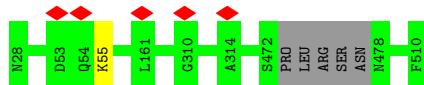
- Molecule 16: NAD(P)H-quinone oxidoreductase subunit 1, chloroplastic

Chain G:  11% 99%



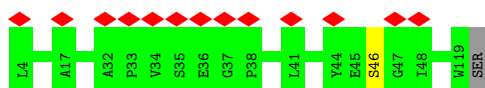
- Molecule 17: NAD(P)H-quinone oxidoreductase subunit 2, chloroplastic

Chain M:  99%



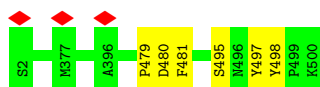
- Molecule 18: NAD(P)H-quinone oxidoreductase subunit 3, chloroplastic

Chain N:  11% 98%



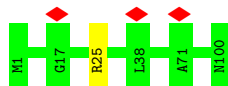
- Molecule 19: NAD(P)H-quinone oxidoreductase chain 4, chloroplastic

Chain O:  99%

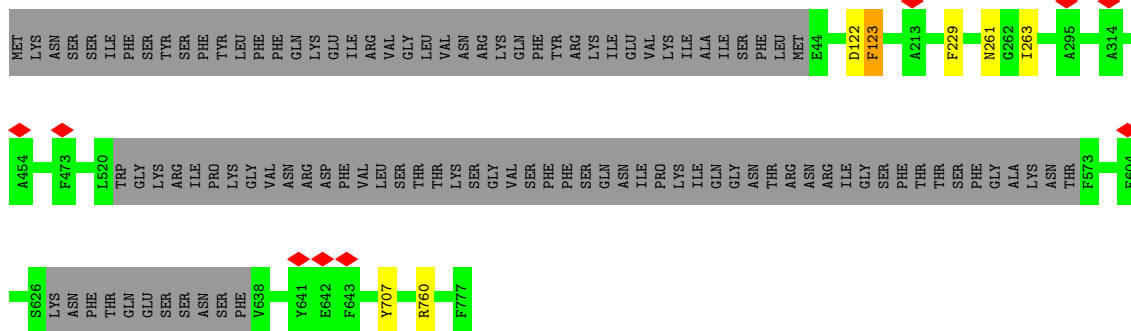
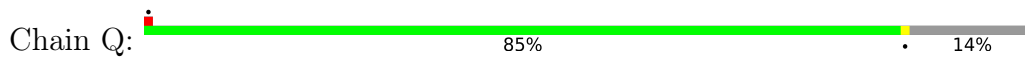


- Molecule 20: NAD(P)H-quinone oxidoreductase subunit 4L, chloroplastic

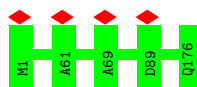
Chain P:  99%



- Molecule 21: NADH-plastoquinone oxidoreductase subunit 5



- Molecule 22: NAD(P)H-quinone oxidoreductase subunit 6, chloroplastic



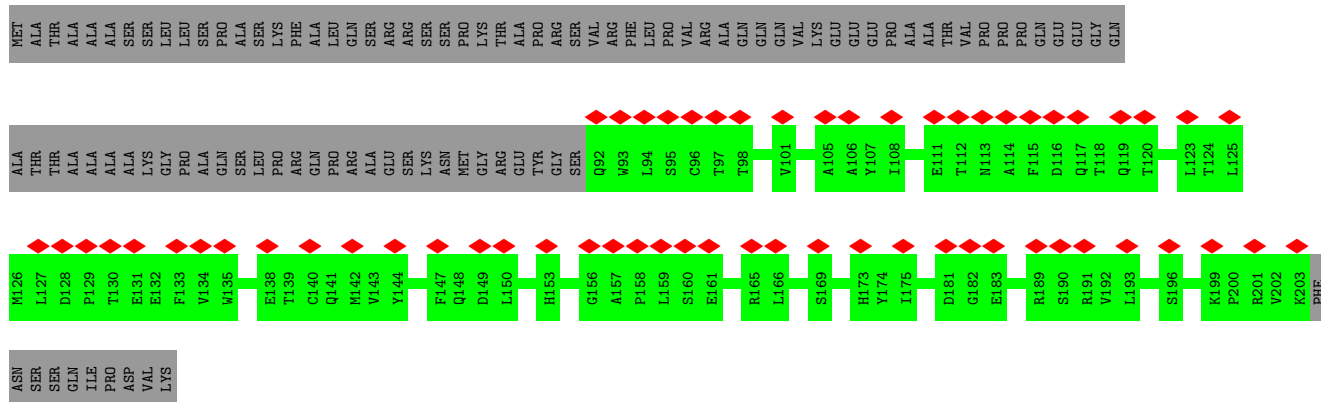
- Molecule 23: NAD(P)H-quinone oxidoreductase subunit H, chloroplastic



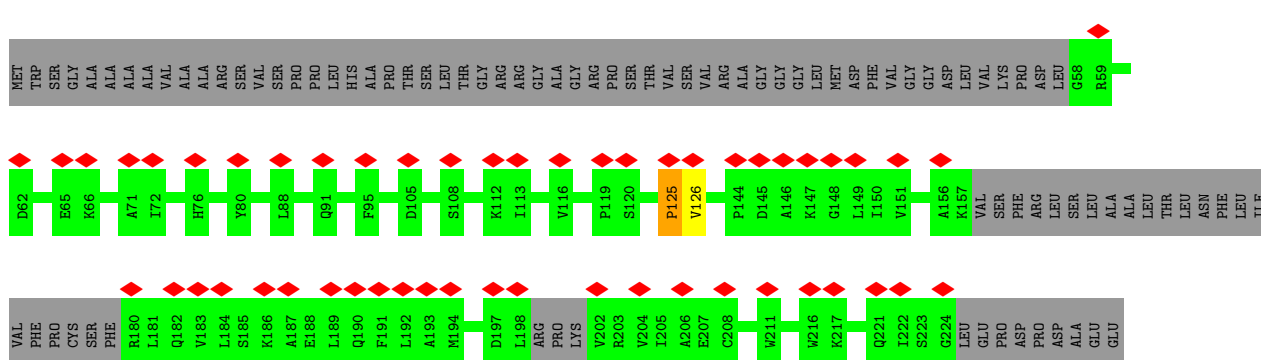
- Molecule 24: NAD(P)H-quinone oxidoreductase subunit I, chloroplastic



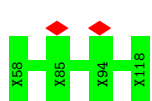
• Molecule 28: NAD(P)H-quinone oxidoreductase subunit M, chloroplactic



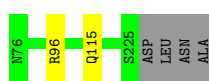
• Molecule 29: NAD(P)H-quinone oxidoreductase subunit N, chloroplactic



• Molecule 30: Unidentified stromal protein

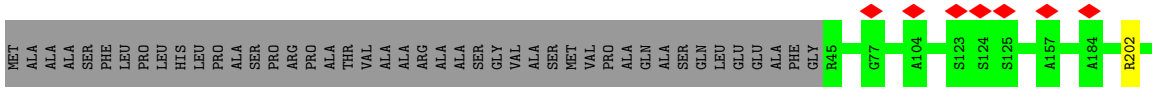


• Molecule 31: Photosynthetic NDH subunit of subcomplex L1

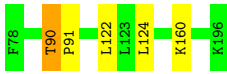


• Molecule 32: Photosynthetic NDH subunit of subcomplex L2





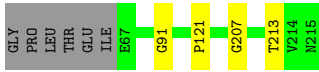
- Molecule 38: Photosynthetic NDH subunit of subcomplex B3



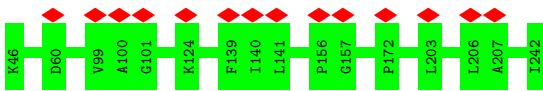
- Molecule 39: Photosynthetic NDH subunit of subcomplex B4



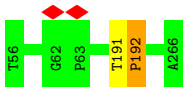
- Molecule 40: Photosynthetic NDH subunit of subcomplex B5



- Molecule 41: Chlorophyll a-b binding protein Lhca4



- Molecule 42: Chlorophyll a-b binding protein, chloroplastic



4 Experimental information

Property	Value	Source
EM reconstruction method	SINGLE PARTICLE	Depositor
Imposed symmetry	POINT, Not provided	
Number of particles used	103844	Depositor
Resolution determination method	FSC 0.143 CUT-OFF	Depositor
CTF correction method	PHASE FLIPPING AND AMPLITUDE CORRECTION	Depositor
Microscope	FEI TITAN KRIOS	Depositor
Voltage (kV)	300	Depositor
Electron dose ($e^-/\text{\AA}^2$)	50	Depositor
Minimum defocus (nm)	Not provided	
Maximum defocus (nm)	Not provided	
Magnification	Not provided	
Image detector	GATAN K2 SUMMIT (4k x 4k)	Depositor
Maximum map value	32.847	Depositor
Minimum map value	-13.195	Depositor
Average map value	-0.000	Depositor
Map value standard deviation	1.000	Depositor
Recommended contour level	4.3	Depositor
Map size (Å)	575.08, 575.08, 575.08	wwPDB
Map dimensions	440, 440, 440	wwPDB
Map angles (°)	90.0, 90.0, 90.0	wwPDB
Pixel spacing (Å)	1.307, 1.307, 1.307	Depositor

5 Model quality [i](#)

5.1 Standard geometry [i](#)

Bond lengths and bond angles in the following residue types are not validated in this section: CHL, PQN, LUT, SQD, CL0, SF4, CLA, LMG, BCR, LHG, DGD, XAT

The Z score for a bond length (or angle) is the number of standard deviations the observed value is removed from the expected value. A bond length (or angle) with $|Z| > 5$ is considered an outlier worth inspection. RMSZ is the root-mean-square of all Z scores of the bond lengths (or angles).

Mol	Chain	Bond lengths		Bond angles	
		RMSZ	# $ Z > 5$	RMSZ	# $ Z > 5$
1	A	0.66	0/6010	0.49	0/8202
1	e	0.31	0/5993	0.43	0/8178
2	B	0.69	0/6060	0.51	1/8276 (0.0%)
2	f	0.36	3/6052 (0.0%)	0.43	1/8267 (0.0%)
3	C	0.73	0/621	0.53	0/840
3	g	0.30	0/624	0.46	0/844
4	D	0.61	0/1142	0.53	0/1542
4	h	0.27	0/1140	0.47	0/1540
5	E	0.65	0/551	0.49	0/751
5	i	0.30	0/552	0.47	0/751
6	F	0.50	0/1230	0.48	0/1665
6	j	0.26	0/1214	0.45	0/1643
7	H	0.37	0/467	0.46	0/631
7	k	0.26	0/460	0.45	0/623
8	I	0.55	0/238	0.48	0/324
8	l	0.27	0/241	0.41	0/327
9	J	0.54	0/343	0.58	0/467
9	m	0.26	0/342	0.45	0/465
10	K	0.38	0/571	0.55	0/775
10	n	0.26	0/581	0.51	0/786
11	L	0.57	0/1120	0.52	0/1534
11	o	0.27	0/1121	0.46	0/1537
12	1	0.36	0/1467	0.43	0/2008
12	p	0.28	0/1535	0.45	0/2097
13	2	0.42	0/1608	0.46	0/2204
14	3	0.41	0/1684	0.50	0/2298
14	q	0.30	0/1727	0.48	0/2353
15	5	0.45	0/1527	0.50	0/2085
16	G	0.25	0/2664	0.45	0/3637
17	M	0.27	0/3730	0.44	0/5082
18	N	0.30	0/865	0.48	0/1188
19	O	0.37	2/3987 (0.1%)	0.49	2/5427 (0.0%)

Mol	Chain	Bond lengths		Bond angles	
		RMSZ	# Z >5	RMSZ	# Z >5
20	P	0.26	0/759	0.41	0/1028
21	Q	0.29	0/5180	0.46	1/7068 (0.0%)
22	R	0.27	0/1288	0.45	0/1765
23	S	0.25	0/3070	0.46	0/4173
24	T	0.26	0/1254	0.52	0/1702
25	U	0.23	0/1297	0.45	0/1771
26	V	0.25	0/1504	0.47	0/2046
27	W	0.27	0/597	0.46	0/816
28	X	0.23	0/896	0.47	0/1218
29	Y	0.24	0/1170	0.43	0/1592
31	a	0.28	0/1213	0.55	0/1651
32	b	0.25	0/935	0.43	0/1276
33	c	0.26	0/1006	0.43	0/1365
34	4	0.26	0/894	0.54	0/1216
35	d	0.26	0/1314	0.47	0/1771
36	6	0.28	0/2589	0.50	0/3513
37	7	0.28	0/2347	0.57	0/3184
38	8	0.27	0/844	0.54	0/1145
39	9	0.27	0/636	0.48	0/868
40	0	0.27	0/1122	0.54	0/1536
41	r	0.27	0/1577	0.44	0/2153
42	s	0.27	0/1650	0.49	2/2255 (0.1%)
All	All	0.39	5/90609 (0.0%)	0.48	7/123459 (0.0%)

Chiral center outliers are detected by calculating the chiral volume of a chiral center and verifying if the center is modelled as a planar moiety or with the opposite hand. A planarity outlier is detected by checking planarity of atoms in a peptide group, atoms in a mainchain group or atoms of a sidechain that are expected to be planar.

Mol	Chain	#Chirality outliers	#Planarity outliers
2	B	0	1
9	m	0	1
12	p	0	1
19	O	0	1
21	Q	0	1
24	T	0	1
29	Y	0	1
31	a	0	1
32	b	0	1
35	d	0	1
36	6	0	4
37	7	0	1

Continued on next page...

Continued from previous page...

Mol	Chain	#Chirality outliers	#Planarity outliers
38	8	0	2
40	0	0	3
All	All	0	20

All (5) bond length outliers are listed below:

Mol	Chain	Res	Type	Atoms	Z	Observed(Å)	Ideal(Å)
2	f	657	TRP	CB-CG	-10.12	1.32	1.50
19	O	479	PRO	CA-C	-6.97	1.39	1.52
2	f	657	TRP	C-O	-6.31	1.11	1.23
2	f	657	TRP	CG-CD1	-6.28	1.27	1.36
19	O	481	PHE	N-CA	-5.04	1.36	1.46

All (7) bond angle outliers are listed below:

Mol	Chain	Res	Type	Atoms	Z	Observed(°)	Ideal(°)
2	f	657	TRP	CB-CA-C	-5.93	98.55	110.40
42	s	192	PRO	N-CA-C	5.69	126.89	112.10
19	O	481	PHE	N-CA-C	-5.53	96.08	111.00
42	s	192	PRO	C-N-CA	-5.19	108.73	121.70
2	B	223	GLY	N-CA-C	-5.13	100.26	113.10
21	Q	122	ASP	C-N-CA	5.10	134.44	121.70
19	O	497	TYR	C-N-CA	-5.08	108.99	121.70

There are no chirality outliers.

All (20) planarity outliers are listed below:

Mol	Chain	Res	Type	Group
40	0	121	PRO	Peptide
40	0	207	GLY	Peptide
40	0	91	GLY	Peptide
36	6	173	ASP	Peptide
36	6	178	TRP	Peptide
36	6	274	GLN	Mainchain
36	6	368	GLY	Peptide
37	7	254	ALA	Peptide
38	8	160	LYS	Peptide
38	8	90	THR	Peptide
2	B	222	LEU	Mainchain
19	O	495	SER	Peptide
21	Q	261	ASN	Peptide

Continued on next page...

Continued from previous page...

Mol	Chain	Res	Type	Group
24	T	122	THR	Mainchain
29	Y	125	PRO	Peptide
31	a	115	GLN	Peptide
32	b	96	GLY	Peptide
35	d	86	ASN	Peptide
9	m	35	ASP	Peptide
12	p	231	ILE	Peptide

5.2 Too-close contacts [i](#)

Due to software issues we are unable to calculate clashes - this section is therefore empty.

5.3 Torsion angles [i](#)

5.3.1 Protein backbone [i](#)

In the following table, the Percentiles column shows the percent Ramachandran outliers of the chain as a percentile score with respect to all PDB entries followed by that with respect to all EM entries.

The Analysed column shows the number of residues for which the backbone conformation was analysed, and the total number of residues.

Mol	Chain	Analysed	Favoured	Allowed	Outliers	Percentiles	
1	A	740/750 (99%)	690 (93%)	50 (7%)	0	100	100
1	e	740/750 (99%)	684 (92%)	56 (8%)	0	100	100
2	B	731/734 (100%)	688 (94%)	42 (6%)	1 (0%)	48	83
2	f	731/734 (100%)	680 (93%)	51 (7%)	0	100	100
3	C	79/81 (98%)	70 (89%)	9 (11%)	0	100	100
3	g	79/81 (98%)	68 (86%)	11 (14%)	0	100	100
4	D	140/205 (68%)	118 (84%)	22 (16%)	0	100	100
4	h	140/205 (68%)	125 (89%)	15 (11%)	0	100	100
5	E	66/147 (45%)	61 (92%)	5 (8%)	0	100	100
5	i	66/147 (45%)	61 (92%)	5 (8%)	0	100	100
6	F	156/235 (66%)	150 (96%)	6 (4%)	0	100	100
6	j	156/235 (66%)	148 (95%)	8 (5%)	0	100	100
7	H	59/143 (41%)	58 (98%)	1 (2%)	0	100	100

Continued on next page...

Continued from previous page...

Mol	Chain	Analysed	Favoured	Allowed	Outliers	Percentiles	
7	k	59/143 (41%)	56 (95%)	3 (5%)	0	100	100
8	I	28/36 (78%)	28 (100%)	0	0	100	100
8	l	28/36 (78%)	28 (100%)	0	0	100	100
9	J	40/42 (95%)	37 (92%)	2 (5%)	1 (2%)	4	27
9	m	40/42 (95%)	38 (95%)	1 (2%)	1 (2%)	4	27
10	K	82/131 (63%)	73 (89%)	9 (11%)	0	100	100
10	n	82/131 (63%)	75 (92%)	7 (8%)	0	100	100
11	L	144/209 (69%)	135 (94%)	9 (6%)	0	100	100
11	o	144/209 (69%)	134 (93%)	10 (7%)	0	100	100
12	l	189/247 (76%)	179 (95%)	10 (5%)	0	100	100
12	p	191/247 (77%)	171 (90%)	18 (9%)	2 (1%)	13	49
13	2	201/255 (79%)	185 (92%)	16 (8%)	0	100	100
14	3	220/269 (82%)	195 (89%)	25 (11%)	0	100	100
14	q	220/269 (82%)	193 (88%)	27 (12%)	0	100	100
15	5	203/257 (79%)	173 (85%)	30 (15%)	0	100	100
16	G	344/346 (99%)	303 (88%)	40 (12%)	1 (0%)	37	72
17	M	474/483 (98%)	424 (90%)	50 (10%)	0	100	100
18	N	114/117 (97%)	96 (84%)	17 (15%)	1 (1%)	14	51
19	O	497/499 (100%)	447 (90%)	48 (10%)	2 (0%)	30	68
20	P	98/100 (98%)	93 (95%)	5 (5%)	0	100	100
21	Q	665/777 (86%)	598 (90%)	64 (10%)	3 (0%)	25	64
22	R	174/176 (99%)	148 (85%)	26 (15%)	0	100	100
23	S	381/383 (100%)	339 (89%)	42 (11%)	0	100	100
24	T	163/165 (99%)	123 (76%)	40 (24%)	0	100	100
25	U	157/159 (99%)	141 (90%)	16 (10%)	0	100	100
26	V	192/245 (78%)	174 (91%)	17 (9%)	1 (0%)	25	64
27	W	67/192 (35%)	59 (88%)	7 (10%)	1 (2%)	8	39
28	X	110/213 (52%)	92 (84%)	18 (16%)	0	100	100
29	Y	136/233 (58%)	114 (84%)	20 (15%)	2 (2%)	8	39
31	a	148/154 (96%)	112 (76%)	35 (24%)	1 (1%)	19	56
32	b	127/216 (59%)	106 (84%)	21 (16%)	0	100	100

Continued on next page...

Continued from previous page...

Mol	Chain	Analysed	Favoured	Allowed	Outliers	Percentiles	
33	c	132/227 (58%)	116 (88%)	16 (12%)	0	100	100
34	4	128/130 (98%)	102 (80%)	26 (20%)	0	100	100
35	d	170/243 (70%)	156 (92%)	13 (8%)	1 (1%)	22	60
36	6	341/469 (73%)	249 (73%)	90 (26%)	2 (1%)	22	60
37	7	315/361 (87%)	226 (72%)	88 (28%)	1 (0%)	37	72
38	8	117/119 (98%)	79 (68%)	34 (29%)	4 (3%)	3	21
39	9	80/83 (96%)	65 (81%)	14 (18%)	1 (1%)	10	42
40	0	147/155 (95%)	98 (67%)	48 (33%)	1 (1%)	19	56
41	r	195/197 (99%)	183 (94%)	12 (6%)	0	100	100
42	s	209/211 (99%)	190 (91%)	17 (8%)	2 (1%)	13	49
All	All	11435/13623 (84%)	10134 (89%)	1272 (11%)	29 (0%)	38	72

All (29) Ramachandran outliers are listed below:

Mol	Chain	Res	Type
16	G	84	LYS
19	O	480	ASP
36	6	275	PRO
42	s	191	THR
42	s	192	PRO
21	Q	123	PHE
21	Q	707	TYR
39	9	149	TYR
2	B	223	GLY
19	O	498	TYR
31	a	96	ARG
9	m	36	ALA
12	p	101	GLY
26	V	63	CYS
38	8	90	THR
38	8	124	LEU
40	0	213	THR
9	J	36	ALA
35	d	87	PRO
37	7	289	PRO
18	N	46	SER
36	6	267	PRO
38	8	122	LEU

Continued on next page...

Continued from previous page...

Mol	Chain	Res	Type
27	W	150	PRO
21	Q	263	ILE
29	Y	125	PRO
38	8	91	PRO
29	Y	126	VAL
12	p	221	PRO

5.3.2 Protein sidechains [i](#)

In the following table, the Percentiles column shows the percent sidechain outliers of the chain as a percentile score with respect to all PDB entries followed by that with respect to all EM entries.

The Analysed column shows the number of residues for which the sidechain conformation was analysed, and the total number of residues.

Mol	Chain	Analysed	Rotameric	Outliers	Percentiles	
1	A	592/608 (97%)	589 (100%)	3 (0%)	86	89
1	e	588/608 (97%)	588 (100%)	0	100	100
2	B	595/601 (99%)	591 (99%)	4 (1%)	81	87
2	f	589/601 (98%)	587 (100%)	2 (0%)	91	91
3	C	70/71 (99%)	69 (99%)	1 (1%)	62	75
3	g	71/71 (100%)	71 (100%)	0	100	100
4	D	119/160 (74%)	119 (100%)	0	100	100
4	h	118/160 (74%)	118 (100%)	0	100	100
5	E	58/112 (52%)	58 (100%)	0	100	100
5	i	58/112 (52%)	58 (100%)	0	100	100
6	F	121/183 (66%)	121 (100%)	0	100	100
6	j	115/183 (63%)	114 (99%)	1 (1%)	75	83
7	H	48/110 (44%)	48 (100%)	0	100	100
7	k	47/110 (43%)	47 (100%)	0	100	100
8	I	26/33 (79%)	26 (100%)	0	100	100
8	l	27/33 (82%)	27 (100%)	0	100	100
9	J	35/36 (97%)	35 (100%)	0	100	100
9	m	34/36 (94%)	34 (100%)	0	100	100
10	K	52/102 (51%)	51 (98%)	1 (2%)	52	69

Continued on next page...

Continued from previous page...

Mol	Chain	Analysed	Rotameric	Outliers	Percentiles	
10	n	56/102 (55%)	54 (96%)	2 (4%)	30	52
11	L	112/166 (68%)	110 (98%)	2 (2%)	54	71
11	o	110/166 (66%)	110 (100%)	0	100	100
12	1	134/196 (68%)	133 (99%)	1 (1%)	81	87
12	p	147/196 (75%)	145 (99%)	2 (1%)	62	75
13	2	155/194 (80%)	154 (99%)	1 (1%)	84	88
14	3	148/216 (68%)	148 (100%)	0	100	100
14	q	159/216 (74%)	157 (99%)	2 (1%)	65	77
15	5	139/202 (69%)	138 (99%)	1 (1%)	81	87
16	G	270/301 (90%)	269 (100%)	1 (0%)	89	90
17	M	397/419 (95%)	396 (100%)	1 (0%)	91	91
18	N	71/100 (71%)	71 (100%)	0	100	100
19	O	399/427 (93%)	399 (100%)	0	100	100
20	P	78/88 (89%)	77 (99%)	1 (1%)	65	77
21	Q	495/674 (73%)	492 (99%)	3 (1%)	84	88
22	R	119/154 (77%)	119 (100%)	0	100	100
23	S	298/336 (89%)	298 (100%)	0	100	100
24	T	123/155 (79%)	123 (100%)	0	100	100
25	U	126/141 (89%)	126 (100%)	0	100	100
26	V	162/226 (72%)	161 (99%)	1 (1%)	84	88
27	W	55/167 (33%)	54 (98%)	1 (2%)	54	71
28	X	86/184 (47%)	86 (100%)	0	100	100
29	Y	115/192 (60%)	115 (100%)	0	100	100
31	a	116/132 (88%)	116 (100%)	0	100	100
32	b	74/181 (41%)	74 (100%)	0	100	100
33	c	92/183 (50%)	92 (100%)	0	100	100
34	4	80/102 (78%)	80 (100%)	0	100	100
35	d	135/191 (71%)	135 (100%)	0	100	100
36	6	250/389 (64%)	250 (100%)	0	100	100
37	7	232/279 (83%)	229 (99%)	3 (1%)	65	77
38	8	69/102 (68%)	69 (100%)	0	100	100

Continued on next page...

Continued from previous page...

Mol	Chain	Analysed	Rotameric	Outliers	Percentiles	
39	9	55/70 (79%)	53 (96%)	2 (4%)	30	52
40	0	93/137 (68%)	93 (100%)	0	100	100
41	r	156/164 (95%)	156 (100%)	0	100	100
42	s	151/172 (88%)	151 (100%)	0	100	100
All	All	8820/11250 (78%)	8784 (100%)	36 (0%)	88	90

All (36) residues with a non-rotameric sidechain are listed below:

Mol	Chain	Res	Type
1	A	570	ARG
1	A	578	ARG
1	A	720	ILE
2	B	165	LEU
2	B	224	PRO
2	B	225	LEU
2	B	437	TYR
3	C	47	ASP
10	K	104	ASP
11	L	88	VAL
11	L	93	ARG
12	1	170	PHE
13	2	264	ARG
15	5	158	SER
16	G	295	LYS
17	M	55	LYS
20	P	25	ARG
21	Q	123	PHE
21	Q	229	PHE
21	Q	760	ARG
26	V	200	LYS
27	W	126	ARG
37	7	202	ARG
37	7	211	ARG
37	7	251	ARG
39	9	106	TYR
39	9	138	ARG
2	f	327	ASN
2	f	394	PHE
6	j	101	LYS
10	n	68	ARG
10	n	88	ARG

Continued on next page...

Continued from previous page...

Mol	Chain	Res	Type
12	p	217	HIS
12	p	225	ASN
14	q	191	LYS
14	q	223	LEU

Sometimes sidechains can be flipped to improve hydrogen bonding and reduce clashes. All (41) such sidechains are listed below:

Mol	Chain	Res	Type
4	D	68	GLN
16	G	73	GLN
16	G	120	HIS
16	G	197	GLN
16	G	262	ASN
16	G	294	ASN
16	G	358	GLN
17	M	222	GLN
17	M	317	GLN
21	Q	218	GLN
21	Q	646	ASN
22	R	71	ASN
23	S	14	ASN
23	S	48	HIS
23	S	367	GLN
25	U	13	HIS
26	V	91	GLN
28	X	145	ASN
28	X	194	ASN
29	Y	143	HIS
29	Y	182	GLN
31	a	113	GLN
35	d	206	GLN
36	6	129	ASN
36	6	381	GLN
37	7	252	GLN
37	7	297	GLN
37	7	360	ASN
38	8	184	GLN
40	0	97	HIS
2	f	53	GLN
2	f	368	GLN
2	f	432	HIS
3	g	16	GLN

Continued on next page...

Continued from previous page...

Mol	Chain	Res	Type
4	h	68	GLN
4	h	148	GLN
4	h	181	GLN
5	i	135	ASN
14	q	255	ASN
14	q	265	ASN
42	s	250	ASN

5.3.3 RNA [i](#)

There are no RNA molecules in this entry.

5.4 Non-standard residues in protein, DNA, RNA chains [i](#)

There are no non-standard protein/DNA/RNA residues in this entry.

5.5 Carbohydrates [i](#)

There are no oligosaccharides in this entry.

5.6 Ligand geometry [i](#)

400 ligands are modelled in this entry.

In the following table, the Counts columns list the number of bonds (or angles) for which Mogul statistics could be retrieved, the number of bonds (or angles) that are observed in the model and the number of bonds (or angles) that are defined in the Chemical Component Dictionary. The Link column lists molecule types, if any, to which the group is linked. The Z score for a bond length (or angle) is the number of standard deviations the observed value is removed from the expected value. A bond length (or angle) with $|Z| > 2$ is considered an outlier worth inspection. RMSZ is the root-mean-square of all Z scores of the bond lengths (or angles).

Mol	Type	Chain	Res	Link	Bond lengths			Bond angles		
					Counts	RMSZ	$\# Z > 2$	Counts	RMSZ	$\# Z > 2$
44	CLA	2	509	-	50,58,73	1.60	7 (14%)	58,95,113	1.63	8 (13%)
51	LUT	1	501	-	42,43,43	0.89	1 (2%)	51,60,60	1.65	11 (21%)
52	CHL	r	316	-	43,51,74	2.30	14 (32%)	45,86,114	2.85	19 (42%)
45	PQN	A	841	-	34,34,34	1.38	2 (5%)	42,45,45	1.24	4 (9%)
51	LUT	q	302	-	42,43,43	0.77	0	51,60,60	1.85	16 (31%)

Mol	Type	Chain	Res	Link	Bond lengths			Bond angles		
					Counts	RMSZ	# Z > 2	Counts	RMSZ	# Z > 2
44	CLA	q	308	-	42,50,73	1.81	5 (11%)	48,85,113	1.69	6 (12%)
52	CHL	1	514	-	40,49,74	2.55	15 (37%)	42,83,114	3.00	19 (45%)
44	CLA	f	805	-	37,46,73	1.83	7 (18%)	40,79,113	1.88	7 (17%)
51	LUT	p	502	-	42,43,43	2.39	1 (2%)	51,60,60	1.81	9 (17%)
47	BCR	e	847	-	41,41,41	0.76	0	56,56,56	1.90	17 (30%)
53	XAT	s	502	-	39,47,47	0.91	0	54,74,74	2.89	22 (40%)
47	BCR	L	305	-	41,41,41	1.00	1 (2%)	56,56,56	2.16	18 (32%)
47	BCR	l	102	-	41,41,41	0.70	0	56,56,56	2.15	16 (28%)
44	CLA	q	310	-	41,49,73	1.89	6 (14%)	47,84,113	1.65	7 (14%)
44	CLA	e	809	-	50,58,73	1.66	6 (12%)	58,95,113	1.66	9 (15%)
44	CLA	1	511	-	46,54,73	1.71	9 (19%)	53,90,113	1.61	7 (13%)
49	DGD	f	851	-	53,53,67	0.93	2 (3%)	67,67,81	1.06	3 (4%)
44	CLA	B	839	-	47,55,73	1.66	9 (19%)	54,91,113	1.73	9 (16%)
44	CLA	e	814	-	42,50,73	1.81	7 (16%)	48,85,113	1.59	6 (12%)
44	CLA	f	808	-	54,62,73	1.58	6 (11%)	62,99,113	1.51	8 (12%)
44	CLA	3	301	-	41,49,73	1.80	9 (21%)	47,84,113	1.74	10 (21%)
47	BCR	B	846	-	41,41,41	1.05	3 (7%)	56,56,56	2.31	18 (32%)
44	CLA	3	317	-	41,49,73	1.79	8 (19%)	47,84,113	1.74	10 (21%)
50	LMG	F	806	-	45,45,55	0.95	2 (4%)	53,53,63	1.07	4 (7%)
50	LMG	m	105	-	30,30,55	1.20	2 (6%)	38,38,63	1.22	3 (7%)
44	CLA	K	205	10	37,47,73	1.93	7 (18%)	42,81,113	1.73	8 (19%)
44	CLA	f	806	-	41,49,73	1.81	6 (14%)	47,84,113	1.62	7 (14%)
44	CLA	B	816	-	43,51,73	1.67	9 (20%)	49,86,113	1.66	6 (12%)
47	BCR	m	103	-	41,41,41	0.77	1 (2%)	56,56,56	2.11	17 (30%)
47	BCR	o	301	-	41,41,41	0.75	1 (2%)	56,56,56	2.04	17 (30%)
50	LMG	F	805	-	30,30,55	1.22	2 (6%)	38,38,63	1.21	3 (7%)
44	CLA	f	821	-	55,63,73	1.60	7 (12%)	64,101,113	1.47	7 (10%)
44	CLA	B	806	-	38,47,73	1.98	12 (31%)	46,80,113	1.77	10 (21%)
51	LUT	2	501	-	42,43,43	0.94	1 (2%)	51,60,60	1.94	15 (29%)
44	CLA	3	318	-	45,53,73	1.67	7 (15%)	56,89,113	1.59	8 (14%)
46	LHG	1	516	44	48,48,48	0.91	2 (4%)	51,54,54	1.16	4 (7%)
53	XAT	5	304	-	39,47,47	1.24	5 (12%)	54,74,74	2.53	18 (33%)
44	CLA	r	306	-	65,73,73	1.48	7 (10%)	76,113,113	1.37	8 (10%)
44	CLA	p	506	-	55,63,73	1.61	6 (10%)	64,101,113	1.42	9 (14%)
44	CLA	A	831	-	63,71,73	1.50	10 (15%)	77,110,113	1.53	12 (15%)

Mol	Type	Chain	Res	Link	Bond lengths			Bond angles		
					Counts	RMSZ	# Z > 2	Counts	RMSZ	# Z > 2
44	CLA	r	311	-	46,54,73	1.78	7 (15%)	53,90,113	1.54	8 (15%)
47	BCR	2	503	-	41,41,41	0.89	1 (2%)	56,56,56	3.62	27 (48%)
44	CLA	B	805	-	41,49,73	1.79	9 (21%)	47,84,113	1.75	10 (21%)
44	CLA	B	810	2	39,48,73	1.75	10 (25%)	45,82,113	1.81	9 (20%)
44	CLA	B	835	-	60,68,73	1.49	9 (15%)	70,107,113	1.50	11 (15%)
44	CLA	f	828	-	41,49,73	1.81	8 (19%)	47,84,113	1.74	7 (14%)
52	CHL	5	317	-	41,48,74	2.34	15 (36%)	42,82,114	3.07	22 (52%)
54	SQD	Q	802	-	53,54,54	1.18	4 (7%)	62,65,65	1.04	4 (6%)
44	CLA	q	304	-	40,46,73	2.85	9 (22%)	47,79,113	1.57	8 (17%)
47	BCR	L	306	-	41,41,41	0.85	1 (2%)	56,56,56	1.96	19 (33%)
51	LUT	5	303	-	42,43,43	0.95	2 (4%)	51,60,60	1.83	13 (25%)
44	CLA	q	311	-	48,56,73	1.72	6 (12%)	55,92,113	1.54	7 (12%)
47	BCR	J	102	-	41,41,41	1.01	2 (4%)	56,56,56	2.18	24 (42%)
44	CLA	f	837	-	42,50,73	1.84	6 (14%)	48,85,113	1.58	6 (12%)
44	CLA	A	840	-	41,49,73	1.82	9 (21%)	47,84,113	1.64	8 (17%)
44	CLA	e	830	-	50,58,73	1.69	8 (16%)	58,95,113	1.51	8 (13%)
44	CLA	f	831	-	56,64,73	1.59	7 (12%)	65,102,113	1.49	7 (10%)
44	CLA	r	304	-	38,47,73	1.90	7 (18%)	48,81,113	1.93	10 (20%)
44	CLA	l	508	-	39,48,73	1.83	6 (15%)	45,82,113	1.71	7 (15%)
44	CLA	f	824	-	42,50,73	1.81	7 (16%)	48,85,113	1.62	6 (12%)
44	CLA	B	842	-	57,65,73	1.55	8 (14%)	66,103,113	1.46	7 (10%)
48	SF4	A	850	1,2	0,12,12	-	-	-	-	-
44	CLA	A	836	-	55,63,73	1.65	10 (18%)	64,101,113	1.60	10 (15%)
44	CLA	q	307	14	39,48,73	1.90	5 (12%)	45,82,113	1.71	8 (17%)
44	CLA	f	812	-	39,48,73	1.86	7 (17%)	45,82,113	1.77	8 (17%)
44	CLA	A	852	-	57,65,73	1.61	9 (15%)	66,103,113	1.43	9 (13%)
44	CLA	B	827	-	41,49,73	1.78	10 (24%)	47,84,113	1.86	10 (21%)
52	CHL	p	514	-	47,55,74	2.42	16 (34%)	50,91,114	2.77	20 (40%)
44	CLA	L	302	-	41,48,73	1.92	9 (21%)	45,82,113	1.80	8 (17%)
44	CLA	A	802	-	58,66,73	1.54	9 (15%)	67,104,113	1.51	7 (10%)
44	CLA	A	814	-	42,50,73	1.82	10 (23%)	48,85,113	1.73	9 (18%)
44	CLA	e	838	-	52,60,73	1.60	7 (13%)	60,97,113	1.57	8 (13%)
44	CLA	f	826	-	65,73,73	1.45	6 (9%)	76,113,113	1.46	8 (10%)
44	CLA	r	307	-	60,68,73	1.52	6 (10%)	70,107,113	1.47	8 (11%)
44	CLA	o	302	-	40,48,73	1.93	6 (15%)	50,83,113	1.88	9 (18%)

Mol	Type	Chain	Res	Link	Bond lengths			Bond angles		
					Counts	RMSZ	# Z > 2	Counts	RMSZ	# Z > 2
44	CLA	f	835	-	45,53,73	1.74	7 (15%)	52,89,113	1.63	9 (17%)
44	CLA	f	819	-	41,49,73	1.83	6 (14%)	47,84,113	1.63	8 (17%)
47	BCR	B	852	-	41,41,41	1.22	3 (7%)	56,56,56	2.06	18 (32%)
44	CLA	f	843	46	37,46,73	1.89	5 (13%)	44,80,113	1.67	7 (15%)
44	CLA	s	509	-	50,58,73	1.71	5 (10%)	58,95,113	1.54	9 (15%)
44	CLA	A	838	-	65,73,73	1.46	10 (15%)	76,113,113	1.45	10 (13%)
44	CLA	A	827	-	65,73,73	1.42	12 (18%)	76,113,113	1.51	9 (11%)
47	BCR	B	848	-	41,41,41	1.05	2 (4%)	56,56,56	1.98	18 (32%)
44	CLA	3	307	-	39,48,73	2.01	9 (23%)	45,82,113	1.58	7 (15%)
44	CLA	L	303	-	52,60,73	1.62	9 (17%)	60,97,113	1.73	10 (16%)
44	CLA	B	837	-	50,58,73	1.62	10 (20%)	58,95,113	1.62	10 (17%)
44	CLA	e	815	-	45,53,73	1.81	6 (13%)	52,89,113	1.56	6 (11%)
44	CLA	5	309	-	45,53,73	1.72	8 (17%)	52,89,113	1.65	7 (13%)
47	BCR	A	853	-	41,41,41	0.97	2 (4%)	56,56,56	2.24	18 (32%)
45	PQN	f	844	-	17,17,34	2.13	2 (11%)	21,24,45	1.20	3 (14%)
52	CHL	p	517	-	43,51,74	2.37	15 (34%)	45,86,114	2.90	19 (42%)
52	CHL	r	313	-	47,55,74	2.39	16 (34%)	50,91,114	2.74	20 (40%)
44	CLA	p	513	-	52,60,73	1.68	6 (11%)	60,97,113	1.51	8 (13%)
51	LUT	3	304	-	42,43,43	0.91	2 (4%)	51,60,60	1.56	10 (19%)
44	CLA	A	828	-	41,49,73	1.76	10 (24%)	47,84,113	1.68	7 (14%)
44	CLA	s	505	-	46,54,73	1.75	7 (15%)	53,90,113	1.57	6 (11%)
50	LMG	2	518	-	16,16,55	0.47	0	22,22,63	0.99	2 (9%)
50	LMG	2	519	-	36,36,55	1.09	2 (5%)	44,44,63	1.37	8 (18%)
52	CHL	s	513	-	48,56,74	2.31	16 (33%)	51,92,114	2.77	22 (43%)
44	CLA	e	819	-	45,53,73	1.76	6 (13%)	52,89,113	1.61	7 (13%)
44	CLA	3	308	-	55,63,73	1.49	9 (16%)	64,101,113	1.54	9 (14%)
44	CLA	K	202	-	41,49,73	1.75	8 (19%)	47,84,113	1.70	8 (17%)
44	CLA	B	832	-	43,51,73	1.67	9 (20%)	49,86,113	1.62	5 (10%)
47	BCR	n	204	-	41,41,41	0.70	0	56,56,56	2.09	18 (32%)
47	BCR	j	803	-	41,41,41	0.76	0	56,56,56	2.16	18 (32%)
44	CLA	A	816	-	59,67,73	1.47	8 (13%)	68,105,113	1.56	8 (11%)
44	CLA	A	810	44	54,62,73	1.59	10 (18%)	62,99,113	1.66	7 (11%)
44	CLA	p	508	-	65,73,73	1.47	6 (9%)	76,113,113	1.33	6 (7%)
47	BCR	A	847	-	41,41,41	0.97	2 (4%)	56,56,56	2.00	20 (35%)
47	BCR	K	204	-	41,41,41	0.99	2 (4%)	56,56,56	2.02	16 (28%)

Mol	Type	Chain	Res	Link	Bond lengths			Bond angles		
					Counts	RMSZ	# Z > 2	Counts	RMSZ	# Z > 2
47	BCR	s	503	-	41,41,41	0.71	0	56,56,56	3.61	30 (53%)
47	BCR	e	846	-	41,41,41	0.81	1 (2%)	56,56,56	2.19	18 (32%)
44	CLA	A	825	-	59,67,73	1.55	10 (16%)	68,105,113	1.47	8 (11%)
44	CLA	A	834	1	41,49,73	1.82	9 (21%)	47,84,113	1.62	7 (14%)
47	BCR	3	305	-	41,41,41	0.90	2 (4%)	56,56,56	1.98	13 (23%)
44	CLA	f	832	-	39,48,73	1.86	7 (17%)	45,82,113	1.76	8 (17%)
44	CLA	A	823	-	55,62,73	1.74	11 (20%)	60,99,113	1.54	10 (16%)
47	BCR	F	801	-	41,41,41	0.99	2 (4%)	56,56,56	2.09	17 (30%)
52	CHL	2	513	-	40,48,74	2.49	16 (40%)	37,81,114	3.16	19 (51%)
52	CHL	s	517	42	47,55,74	2.27	15 (31%)	50,91,114	2.81	19 (38%)
53	XAT	r	303	-	39,47,47	0.88	0	54,74,74	2.72	20 (37%)
44	CLA	B	812	-	54,62,73	1.59	8 (14%)	67,100,113	1.57	13 (19%)
44	CLA	r	310	-	42,50,73	1.84	6 (14%)	48,85,113	1.61	7 (14%)
44	CLA	e	804	-	65,73,73	1.44	7 (10%)	76,113,113	1.42	6 (7%)
44	CLA	e	810	44	55,63,73	1.61	8 (14%)	64,101,113	1.45	8 (12%)
44	CLA	B	813	-	43,51,73	1.72	9 (20%)	49,86,113	1.69	9 (18%)
44	CLA	B	814	-	41,49,73	1.78	11 (26%)	47,84,113	1.77	12 (25%)
45	PQN	B	843	-	31,31,34	1.36	2 (6%)	38,41,45	1.49	5 (13%)
44	CLA	5	308	-	60,68,73	1.52	9 (15%)	70,107,113	1.57	8 (11%)
52	CHL	2	516	13	43,51,74	2.19	13 (30%)	49,86,114	3.04	19 (38%)
51	LUT	p	501	-	42,43,43	0.80	0	51,60,60	1.97	13 (25%)
44	CLA	f	813	-	54,62,73	1.68	6 (11%)	67,100,113	1.51	10 (14%)
44	CLA	f	817	-	43,51,73	1.77	7 (16%)	49,86,113	1.57	6 (12%)
44	CLA	e	805	-	46,54,73	1.73	6 (13%)	53,90,113	1.57	6 (11%)
47	BCR	Q	801	-	40,40,41	0.77	0	54,54,56	2.99	21 (38%)
52	CHL	2	515	-	45,53,74	2.23	14 (31%)	52,89,114	2.82	21 (40%)
44	CLA	e	825	-	41,49,73	1.78	6 (14%)	47,84,113	1.71	8 (17%)
44	CLA	A	842	46	50,58,73	1.66	10 (20%)	58,95,113	1.52	8 (13%)
44	CLA	5	313	15	39,48,73	1.80	9 (23%)	45,82,113	1.64	8 (17%)
44	CLA	B	817	-	49,57,73	1.68	11 (22%)	55,93,113	1.59	7 (12%)
44	CLA	e	841	-	41,49,73	1.83	8 (19%)	47,84,113	1.66	8 (17%)
44	CLA	B	808	-	52,60,73	1.68	9 (17%)	60,97,113	1.57	9 (15%)
44	CLA	f	841	-	41,49,73	1.80	7 (17%)	47,84,113	1.69	7 (14%)
44	CLA	e	843	-	49,57,73	1.75	6 (12%)	61,94,113	1.67	8 (13%)
44	CLA	B	803	-	65,73,73	1.45	9 (13%)	76,113,113	1.40	10 (13%)

Mol	Type	Chain	Res	Link	Bond lengths			Bond angles		
					Counts	RMSZ	# Z > 2	Counts	RMSZ	# Z > 2
44	CLA	B	834	-	45,53,73	1.73	9 (20%)	52,89,113	1.66	10 (19%)
44	CLA	o	303	-	60,68,73	1.51	6 (10%)	70,107,113	1.43	7 (10%)
44	CLA	s	511	-	50,58,73	1.70	6 (12%)	58,95,113	1.53	8 (13%)
47	BCR	e	851	-	41,41,41	0.71	0	56,56,56	2.16	19 (33%)
44	CLA	f	827	-	41,48,73	1.96	8 (19%)	45,82,113	1.70	8 (17%)
47	BCR	A	848	-	41,41,41	1.06	2 (4%)	56,56,56	2.00	12 (21%)
45	PQN	e	842	-	15,15,34	1.44	2 (13%)	22,22,45	0.87	2 (9%)
44	CLA	e	837	-	55,63,73	1.57	6 (10%)	64,101,113	1.54	10 (15%)
44	CLA	3	316	-	38,45,73	1.80	5 (13%)	43,78,113	1.82	8 (18%)
44	CLA	A	833	-	39,48,73	1.74	10 (25%)	45,82,113	1.77	9 (20%)
51	LUT	q	301	-	42,43,43	0.79	0	51,60,60	2.00	11 (21%)
47	BCR	B	845	-	41,41,41	1.04	1 (2%)	56,56,56	2.07	17 (30%)
48	SF4	f	802	-	0,12,12	-	-	-	-	-
44	CLA	A	818	-	39,48,73	1.75	10 (25%)	45,82,113	1.74	9 (20%)
46	LHG	s	516	-	34,34,48	1.08	2 (5%)	37,40,54	1.14	3 (8%)
44	CLA	f	814	-	43,51,73	1.77	7 (16%)	49,86,113	1.61	6 (12%)
47	BCR	1	503	-	19,19,41	0.67	0	26,26,56	2.04	7 (26%)
44	CLA	1	506	-	55,63,73	1.62	8 (14%)	64,101,113	1.50	8 (12%)
44	CLA	p	510	-	46,54,73	1.76	7 (15%)	53,90,113	1.49	6 (11%)
44	CLA	e	839	-	65,73,73	1.47	6 (9%)	76,113,113	1.42	9 (11%)
44	CLA	e	812	-	37,47,73	1.85	7 (18%)	41,80,113	1.75	8 (19%)
44	CLA	2	505	-	52,60,73	1.58	7 (13%)	60,97,113	1.53	6 (10%)
47	BCR	B	847	-	41,41,41	1.03	2 (4%)	56,56,56	2.35	19 (33%)
44	CLA	B	831	-	43,51,73	1.80	9 (20%)	49,86,113	1.62	7 (14%)
44	CLA	f	834	-	43,51,73	1.77	6 (13%)	49,86,113	1.65	7 (14%)
52	CHL	1	517	12	40,49,74	2.29	14 (35%)	42,83,114	3.16	20 (47%)
47	BCR	A	845	-	41,41,41	1.17	4 (9%)	56,56,56	2.29	20 (35%)
47	BCR	q	303	-	41,41,41	0.79	1 (2%)	56,56,56	2.00	18 (32%)
44	CLA	A	820	-	57,65,73	1.53	8 (14%)	66,103,113	1.69	9 (13%)
44	CLA	e	828	-	43,51,73	1.78	7 (16%)	48,85,113	1.61	6 (12%)
44	CLA	L	304	-	45,53,73	1.65	10 (22%)	52,89,113	1.88	11 (21%)
44	CLA	A	832	-	44,53,73	1.68	10 (22%)	52,88,113	1.78	8 (15%)
47	BCR	A	849	-	40,40,41	1.04	2 (5%)	54,54,56	1.90	15 (27%)
47	BCR	e	854	-	41,41,41	0.70	0	56,56,56	2.26	19 (33%)
44	CLA	3	312	-	41,49,73	1.84	7 (17%)	47,84,113	1.63	8 (17%)

Mol	Type	Chain	Res	Link	Bond lengths			Bond angles		
					Counts	RMSZ	# Z > 2	Counts	RMSZ	# Z > 2
44	CLA	q	316	-	46,54,73	1.77	6 (13%)	53,90,113	1.49	7 (13%)
44	CLA	3	309	-	41,48,73	2.19	11 (26%)	50,82,113	1.57	6 (12%)
44	CLA	f	839	-	41,49,73	1.81	5 (12%)	47,84,113	1.72	8 (17%)
52	CHL	5	314	-	47,55,74	2.22	15 (31%)	50,91,114	2.82	21 (42%)
44	CLA	J	101	9	42,50,73	1.79	6 (14%)	48,85,113	1.68	7 (14%)
44	CLA	e	816	-	60,68,73	1.55	6 (10%)	70,107,113	1.41	6 (8%)
44	CLA	1	509	-	50,58,73	1.63	7 (14%)	58,95,113	1.60	7 (12%)
44	CLA	r	315	41	41,49,73	1.85	6 (14%)	47,84,113	1.70	10 (21%)
48	SF4	C	102	3	0,12,12	-	-	-	-	-
48	SF4	g	101	-	0,12,12	-	-	-	-	-
44	CLA	f	810	-	65,73,73	1.46	7 (10%)	76,113,113	1.44	8 (10%)
44	CLA	1	513	-	65,73,73	1.53	7 (10%)	76,113,113	1.36	7 (9%)
49	DGD	m	104	-	67,67,67	0.84	2 (2%)	81,81,81	0.88	3 (3%)
44	CLA	3	306	-	52,60,73	1.60	7 (13%)	65,97,113	1.75	11 (16%)
44	CLA	5	316	-	41,49,73	1.73	9 (21%)	47,84,113	1.80	9 (19%)
44	CLA	s	507	-	41,49,73	1.82	7 (17%)	47,84,113	1.66	8 (17%)
44	CLA	3	310	-	45,53,73	1.77	7 (15%)	52,89,113	1.63	9 (17%)
50	LMG	5	301	-	32,32,55	1.18	2 (6%)	40,40,63	1.15	3 (7%)
44	CLA	5	311	-	42,50,73	1.72	7 (16%)	48,85,113	1.74	8 (16%)
47	BCR	F	804	-	41,41,41	1.03	1 (2%)	56,56,56	1.97	18 (32%)
46	LHG	B	851	-	37,37,48	1.08	2 (5%)	40,43,54	1.17	4 (10%)
52	CHL	s	515	-	40,49,74	2.39	14 (35%)	42,83,114	2.99	19 (45%)
44	CLA	B	841	-	54,62,73	1.56	10 (18%)	62,99,113	1.53	9 (14%)
48	SF4	C	101	3	0,12,12	-	-	-	-	-
44	CLA	B	830	-	56,64,73	1.72	11 (19%)	65,102,113	1.45	7 (10%)
44	CLA	m	102	-	42,50,73	1.84	5 (11%)	48,85,113	1.60	6 (12%)
44	CLA	q	309	-	50,58,73	1.67	5 (10%)	58,95,113	1.60	7 (12%)
44	CLA	2	506	-	65,73,73	1.44	9 (13%)	76,113,113	1.51	7 (9%)
52	CHL	s	512	-	47,55,74	2.43	16 (34%)	50,91,114	2.76	19 (38%)
44	CLA	A	806	1	65,73,73	1.44	9 (13%)	76,113,113	1.41	8 (10%)
44	CLA	A	804	44	52,60,73	1.56	9 (17%)	60,97,113	1.60	7 (11%)
44	CLA	s	510	-	60,68,73	1.54	6 (10%)	70,107,113	1.38	6 (8%)
44	CLA	q	306	-	41,49,73	1.86	6 (14%)	47,84,113	1.69	8 (17%)
44	CLA	p	515	-	39,48,73	1.93	7 (17%)	45,82,113	1.74	8 (17%)
52	CHL	2	512	-	46,54,74	2.17	14 (30%)	53,90,114	2.91	20 (37%)

Mol	Type	Chain	Res	Link	Bond lengths			Bond angles		
					Counts	RMSZ	# Z > 2	Counts	RMSZ	# Z > 2
44	CLA	B	828	-	41,49,73	1.74	10 (24%)	47,84,113	1.81	12 (25%)
44	CLA	e	808	1	41,49,73	1.85	7 (17%)	47,84,113	1.67	8 (17%)
44	CLA	2	510	46	60,68,73	1.50	7 (11%)	70,107,113	1.51	9 (12%)
44	CLA	f	822	-	41,49,73	1.85	6 (14%)	47,84,113	1.62	8 (17%)
44	CLA	2	504	13	34,44,73	2.06	10 (29%)	42,76,113	1.87	10 (23%)
44	CLA	A	803	-	41,49,73	1.80	10 (24%)	47,84,113	1.79	10 (21%)
44	CLA	f	842	-	41,49,73	1.83	8 (19%)	47,84,113	1.69	8 (17%)
44	CLA	A	830	-	50,58,73	1.59	9 (18%)	58,95,113	1.64	6 (10%)
44	CLA	e	807	-	42,50,73	1.81	6 (14%)	48,85,113	1.66	7 (14%)
44	CLA	5	310	-	50,58,73	1.65	8 (16%)	58,95,113	1.59	8 (13%)
44	CLA	A	812	-	42,50,73	1.75	10 (23%)	48,85,113	1.76	10 (20%)
44	CLA	f	825	-	42,50,73	1.79	7 (16%)	48,85,113	1.59	6 (12%)
44	CLA	B	807	2	65,73,73	1.46	11 (16%)	76,113,113	1.42	6 (7%)
51	LUT	1	502	-	42,43,43	0.90	2 (4%)	51,60,60	1.68	11 (21%)
44	CLA	e	802	-	39,48,73	1.87	7 (17%)	45,82,113	1.76	8 (17%)
50	LMG	r	318	-	18,18,55	1.60	2 (11%)	22,23,63	1.61	2 (9%)
44	CLA	2	511	-	39,48,73	1.82	10 (25%)	45,82,113	1.93	11 (24%)
46	LHG	2	517	44	34,34,48	1.07	2 (5%)	37,40,54	1.21	4 (10%)
47	BCR	f	848	-	41,41,41	0.78	1 (2%)	56,56,56	2.04	16 (28%)
44	CLA	5	312	-	46,54,73	1.73	8 (17%)	53,90,113	1.50	7 (13%)
44	CLA	e	820	-	41,49,73	1.78	6 (14%)	47,84,113	1.71	7 (14%)
44	CLA	q	314	-	39,48,73	1.84	6 (15%)	45,82,113	1.84	8 (17%)
44	CLA	B	838	-	65,73,73	1.47	10 (15%)	76,113,113	1.49	8 (10%)
44	CLA	p	509	-	50,58,73	1.50	6 (12%)	58,95,113	2.06	16 (27%)
44	CLA	e	832	-	43,51,73	1.80	6 (13%)	49,86,113	1.56	8 (16%)
44	CLA	f	833	-	43,51,73	1.77	6 (13%)	49,86,113	1.55	6 (12%)
44	CLA	1	510	46	46,54,73	1.73	8 (17%)	53,90,113	1.56	7 (13%)
44	CLA	B	818	-	59,67,73	1.50	10 (16%)	68,105,113	1.59	9 (13%)
44	CLA	f	830	-	38,47,73	1.93	8 (21%)	48,81,113	1.81	10 (20%)
47	BCR	5	302	-	41,41,41	0.83	0	56,56,56	1.97	13 (23%)
44	CLA	B	811	-	55,63,73	1.58	11 (20%)	64,101,113	1.53	7 (10%)
44	CLA	f	818	-	55,63,73	1.58	6 (10%)	64,101,113	1.46	7 (10%)
44	CLA	e	803	44	52,60,73	1.65	6 (11%)	60,97,113	1.55	9 (15%)
52	CHL	q	313	-	47,54,74	2.40	15 (31%)	45,89,114	2.89	19 (42%)
44	CLA	e	853	-	45,53,73	1.74	7 (15%)	52,89,113	1.66	8 (15%)

Mol	Type	Chain	Res	Link	Bond lengths			Bond angles		
					Counts	RMSZ	# Z > 2	Counts	RMSZ	# Z > 2
44	CLA	o	304	-	45,53,73	1.76	6 (13%)	52,89,113	1.60	6 (11%)
44	CLA	K	203	-	39,48,73	1.71	10 (25%)	45,82,113	1.68	8 (17%)
44	CLA	f	820	-	50,58,73	1.65	7 (14%)	58,95,113	1.57	8 (13%)
44	CLA	5	305	-	38,46,73	2.22	10 (26%)	47,79,113	1.71	10 (21%)
44	CLA	B	822	-	47,55,73	1.72	10 (21%)	54,91,113	1.75	7 (12%)
44	CLA	B	801	-	65,73,73	1.47	11 (16%)	76,113,113	1.47	10 (13%)
44	CLA	L	301	-	56,64,73	1.59	11 (19%)	65,102,113	1.50	8 (12%)
44	CLA	B	802	-	64,72,73	1.46	10 (15%)	74,111,113	1.49	10 (13%)
46	LHG	A	843	-	48,48,48	0.90	3 (6%)	51,54,54	1.29	5 (9%)
44	CLA	3	313	-	48,56,73	1.71	6 (12%)	55,92,113	1.66	9 (16%)
47	BCR	f	849	-	41,41,41	0.79	1 (2%)	56,56,56	2.02	16 (28%)
44	CLA	A	829	-	55,63,73	1.60	10 (18%)	64,101,113	1.59	9 (14%)
47	BCR	f	845	-	41,41,41	0.75	0	56,56,56	2.15	19 (33%)
47	BCR	l	101	-	41,41,41	0.80	1 (2%)	56,56,56	2.29	21 (37%)
46	LHG	f	852	44	37,37,48	1.05	2 (5%)	40,43,54	1.16	3 (7%)
44	CLA	B	825	-	42,50,73	1.70	10 (23%)	48,85,113	1.69	7 (14%)
49	DGD	J	103	-	67,67,67	0.83	2 (2%)	81,81,81	1.11	4 (4%)
44	CLA	e	813	-	42,50,73	1.83	7 (16%)	48,85,113	1.57	7 (14%)
47	BCR	A	851	-	41,41,41	0.91	1 (2%)	56,56,56	2.17	20 (35%)
44	CLA	f	816	-	39,46,73	1.83	7 (17%)	44,79,113	1.62	5 (11%)
44	CLA	F	802	-	42,50,73	1.78	9 (21%)	48,85,113	1.68	7 (14%)
44	CLA	2	507	13	47,56,73	1.97	9 (19%)	54,91,113	1.81	10 (18%)
47	BCR	f	847	-	41,41,41	0.74	0	56,56,56	2.24	18 (32%)
44	CLA	m	101	-	41,49,73	1.93	7 (17%)	51,84,113	1.55	6 (11%)
44	CLA	3	314	14	60,68,73	1.51	6 (10%)	70,107,113	1.49	10 (14%)
44	CLA	n	203	-	41,49,73	1.80	6 (14%)	47,84,113	1.71	8 (17%)
44	CLA	B	836	-	42,50,73	1.84	9 (21%)	48,85,113	1.56	7 (14%)
44	CLA	K	201	-	38,45,73	1.92	9 (23%)	43,78,113	1.66	6 (13%)
44	CLA	A	822	-	41,49,73	1.80	9 (21%)	47,84,113	1.79	9 (19%)
46	LHG	O	601	-	23,23,48	1.32	2 (8%)	26,28,54	1.32	3 (11%)
44	CLA	e	827	-	41,49,73	1.80	8 (19%)	47,84,113	1.64	10 (21%)
44	CLA	f	811	2	51,59,73	1.69	7 (13%)	59,96,113	1.52	10 (16%)
44	CLA	f	840	-	41,49,73	1.81	7 (17%)	47,84,113	1.72	9 (19%)
44	CLA	r	317	-	50,58,73	1.68	6 (12%)	58,95,113	1.51	9 (15%)
52	CHL	r	314	-	51,59,74	2.14	15 (29%)	55,96,114	2.75	20 (36%)

Mol	Type	Chain	Res	Link	Bond lengths			Bond angles		
					Counts	RMSZ	# Z > 2	Counts	RMSZ	# Z > 2
44	CLA	1	505	-	42,50,73	1.86	7 (16%)	48,85,113	1.58	8 (16%)
44	CLA	f	836	-	59,66,73	1.68	7 (11%)	64,103,113	1.42	8 (12%)
44	CLA	n	201	-	38,45,73	1.91	7 (18%)	43,78,113	1.64	7 (16%)
47	BCR	r	301	-	41,41,41	0.72	0	56,56,56	1.85	14 (25%)
44	CLA	B	821	-	50,58,73	1.71	9 (18%)	58,95,113	1.62	8 (13%)
44	CLA	e	818	-	40,47,73	2.03	7 (17%)	44,81,113	2.14	12 (27%)
44	CLA	e	817	-	39,47,73	1.86	7 (17%)	42,81,113	1.73	8 (19%)
44	CLA	e	852	-	57,65,73	1.57	7 (12%)	66,103,113	1.43	7 (10%)
44	CLA	e	824	-	56,64,73	1.55	7 (12%)	65,102,113	1.45	9 (13%)
44	CLA	B	833	-	65,73,73	1.39	8 (12%)	76,113,113	1.57	10 (13%)
44	CLA	B	815	-	65,73,73	1.50	11 (16%)	76,113,113	1.44	10 (13%)
52	CHL	3	302	13	47,55,74	2.24	15 (31%)	50,91,114	2.81	18 (36%)
44	CLA	e	836	-	51,59,73	1.65	6 (11%)	59,96,113	1.52	6 (10%)
44	CLA	f	804	-	43,50,73	2.36	9 (20%)	46,83,113	2.07	9 (19%)
52	CHL	1	512	-	47,55,74	2.31	16 (34%)	50,91,114	2.77	20 (40%)
44	CLA	1	507	12	56,64,73	1.51	9 (16%)	65,102,113	1.52	10 (15%)
52	CHL	5	315	-	46,54,74	2.23	15 (32%)	49,90,114	2.89	21 (42%)
47	BCR	o	305	-	41,41,41	0.71	0	56,56,56	2.18	18 (32%)
47	BCR	p	503	-	10,11,41	0.69	0	15,16,56	1.94	4 (26%)
51	LUT	3	303	-	42,43,43	0.89	2 (4%)	51,60,60	1.51	10 (19%)
44	CLA	s	504	-	40,47,73	2.26	8 (20%)	49,81,113	1.74	9 (18%)
47	BCR	I	101	-	41,41,41	1.22	3 (7%)	56,56,56	2.08	19 (33%)
44	CLA	B	820	-	53,61,73	1.68	10 (18%)	61,98,113	1.48	8 (13%)
46	LHG	e	844	-	39,39,48	1.00	2 (5%)	42,45,54	1.23	4 (9%)
44	CLA	3	311	-	50,58,73	1.51	7 (14%)	58,95,113	1.74	11 (18%)
44	CLA	q	305	-	52,60,73	1.70	6 (11%)	60,97,113	1.52	10 (16%)
44	CLA	A	819	-	39,48,73	1.82	9 (23%)	45,82,113	1.67	7 (15%)
44	CLA	A	815	-	45,53,73	1.71	9 (20%)	52,89,113	1.61	8 (15%)
44	CLA	A	817	-	39,47,73	2.03	13 (33%)	42,81,113	1.80	7 (16%)
44	CLA	f	823	-	41,49,73	1.84	8 (19%)	47,84,113	1.66	7 (14%)
47	BCR	j	801	-	41,41,41	0.74	0	56,56,56	2.22	21 (37%)
44	CLA	p	504	-	41,49,73	1.84	7 (17%)	47,84,113	1.73	9 (19%)
44	CLA	s	508	-	40,48,73	1.84	6 (15%)	46,83,113	1.73	8 (17%)
51	LUT	r	302	-	42,43,43	0.76	0	51,60,60	1.90	13 (25%)
44	CLA	e	834	-	45,53,73	1.74	7 (15%)	52,89,113	1.59	7 (13%)

Mol	Type	Chain	Res	Link	Bond lengths			Bond angles		
					Counts	RMSZ	# Z > 2	Counts	RMSZ	# Z > 2
44	CLA	B	809	-	39,48,73	1.81	10 (25%)	45,82,113	1.69	6 (13%)
44	CLA	2	508	-	47,55,73	1.72	7 (14%)	54,91,113	1.49	6 (11%)
44	CLA	r	309	-	50,58,73	1.66	6 (12%)	58,95,113	1.54	7 (12%)
47	BCR	A	846	-	41,41,41	1.05	2 (4%)	56,56,56	2.07	17 (30%)
46	LHG	A	844	44	29,29,48	1.20	3 (10%)	32,35,54	1.19	3 (9%)
44	CLA	n	205	-	37,47,73	1.97	6 (16%)	42,81,113	1.63	7 (16%)
44	CLA	e	829	-	58,66,73	1.60	8 (13%)	67,104,113	1.46	7 (10%)
44	CLA	e	823	-	42,50,73	1.83	7 (16%)	52,85,113	1.74	9 (17%)
47	BCR	B	844	-	41,41,41	0.85	1 (2%)	56,56,56	2.59	19 (33%)
44	CLA	f	807	-	41,49,73	1.80	6 (14%)	47,84,113	1.69	9 (19%)
44	CLA	l	515	-	45,52,73	1.81	9 (20%)	47,87,113	1.61	6 (12%)
44	CLA	B	804	-	65,73,73	1.42	11 (16%)	76,113,113	1.42	6 (7%)
44	CLA	f	803	-	40,49,73	1.73	6 (15%)	44,83,113	1.64	6 (13%)
47	BCR	e	849	-	41,41,41	0.74	0	56,56,56	2.06	16 (28%)
44	CLA	f	838	-	39,48,73	1.83	7 (17%)	45,82,113	1.71	8 (17%)
44	CLA	A	811	-	39,48,73	1.73	9 (23%)	45,82,113	1.74	10 (22%)
44	CLA	j	802	-	41,49,73	1.86	6 (14%)	47,84,113	1.63	7 (14%)
44	CLA	A	813	-	45,53,73	1.69	9 (20%)	52,89,113	1.63	7 (13%)
44	CLA	B	840	-	41,49,73	1.75	9 (21%)	47,84,113	1.80	8 (17%)
44	CLA	f	829	-	50,58,73	1.64	6 (12%)	58,95,113	1.60	10 (17%)
49	DGD	B	850	-	60,60,67	0.88	2 (3%)	74,74,81	1.39	11 (14%)
44	CLA	q	312	14	60,68,73	1.54	6 (10%)	70,107,113	1.43	7 (10%)
47	BCR	e	850	-	41,41,41	0.81	2 (4%)	56,56,56	2.33	20 (35%)
44	CLA	e	811	-	41,49,73	1.83	8 (19%)	47,84,113	1.64	8 (17%)
44	CLA	s	514	-	39,48,73	1.83	6 (15%)	45,82,113	1.74	8 (17%)
44	CLA	s	506	-	65,73,73	1.48	6 (9%)	76,113,113	1.37	6 (7%)
44	CLA	B	823	-	42,50,73	1.76	9 (21%)	48,85,113	1.68	7 (14%)
44	CLA	e	806	-	41,49,73	1.81	7 (17%)	47,84,113	1.70	9 (19%)
44	CLA	p	505	-	46,54,73	1.65	6 (13%)	53,90,113	1.54	8 (15%)
44	CLA	f	809	-	52,60,73	1.66	8 (15%)	60,97,113	1.47	8 (13%)
44	CLA	A	808	1	65,73,73	1.42	10 (15%)	76,113,113	1.44	7 (9%)
44	CLA	2	514	-	55,63,73	1.55	10 (18%)	64,101,113	1.47	8 (12%)
48	SF4	8	201	38	0,12,12	-	-	-	-	-
44	CLA	5	306	-	39,48,73	1.78	6 (15%)	44,83,113	1.70	7 (15%)
47	BCR	B	849	-	41,41,41	1.07	2 (4%)	56,56,56	2.01	17 (30%)

Mol	Type	Chain	Res	Link	Bond lengths			Bond angles		
					Counts	RMSZ	# Z > 2	Counts	RMSZ	# Z > 2
44	CLA	A	807	-	37,47,73	1.78	10 (27%)	41,80,113	1.76	8 (19%)
44	CLA	e	821	-	42,50,73	1.76	7 (16%)	48,85,113	1.64	6 (12%)
44	CLA	A	837	-	41,49,73	1.84	11 (26%)	47,84,113	1.87	10 (21%)
44	CLA	f	815	-	43,51,73	1.78	6 (13%)	49,86,113	1.51	6 (12%)
44	CLA	e	822	-	41,49,73	1.82	7 (17%)	47,84,113	1.70	7 (14%)
46	LHG	e	845	-	24,24,48	0.96	1 (4%)	26,29,54	1.26	3 (11%)
44	CLA	A	805	-	64,72,73	1.50	12 (18%)	74,111,113	1.57	10 (13%)
44	CLA	p	511	-	38,47,73	2.06	8 (21%)	46,80,113	1.72	10 (21%)
43	CL0	A	801	-	61,69,73	1.64	10 (16%)	70,107,113	2.21	16 (22%)
44	CLA	A	821	-	42,50,73	1.78	9 (21%)	48,85,113	1.79	8 (16%)
44	CLA	A	839	-	42,50,73	1.81	10 (23%)	48,85,113	1.73	7 (14%)
44	CLA	B	819	-	41,49,73	1.77	10 (24%)	47,84,113	1.83	12 (25%)
44	CLA	q	315	-	45,53,73	1.76	7 (15%)	52,89,113	1.61	7 (13%)
52	CHL	3	315	-	43,51,74	2.17	14 (32%)	45,86,114	3.02	19 (42%)
48	SF4	g	102	-	0,12,12	-	-	-	-	-
44	CLA	r	308	-	41,49,73	1.83	6 (14%)	47,84,113	1.67	7 (14%)
47	BCR	e	848	-	41,41,41	0.80	1 (2%)	56,56,56	2.15	20 (35%)
44	CLA	B	824	-	45,53,73	1.74	9 (20%)	52,89,113	1.54	6 (11%)
46	LHG	p	516	-	48,48,48	0.93	2 (4%)	51,54,54	1.07	4 (7%)
44	CLA	r	305	-	50,58,73	1.71	6 (12%)	58,95,113	1.50	8 (13%)
54	SQD	Q	803	-	45,46,54	1.28	4 (8%)	54,57,65	1.15	7 (12%)
44	CLA	p	507	12	40,48,73	1.88	7 (17%)	50,83,113	1.74	10 (20%)
44	CLA	l	504	-	41,49,73	1.78	7 (17%)	47,84,113	1.60	6 (12%)
44	CLA	e	833	-	41,49,73	1.82	8 (19%)	47,84,113	1.62	9 (19%)
44	CLA	A	835	-	51,59,73	1.62	10 (19%)	59,96,113	1.75	9 (15%)
44	CLA	n	202	-	45,53,73	1.78	5 (11%)	52,89,113	1.57	9 (17%)
44	CLA	B	829	-	39,48,73	1.77	11 (28%)	45,82,113	1.73	9 (20%)
44	CLA	e	831	-	56,64,73	1.56	6 (10%)	65,102,113	1.46	7 (10%)
53	XAT	2	502	-	39,47,47	1.13	4 (10%)	54,74,74	2.84	20 (37%)
43	CL0	e	801	-	61,69,73	1.64	10 (16%)	70,107,113	2.21	16 (22%)
44	CLA	B	826	-	62,70,73	1.40	10 (16%)	72,109,113	1.52	10 (13%)
44	CLA	e	840	-	41,49,73	1.80	6 (14%)	47,84,113	1.70	7 (14%)
47	BCR	f	850	-	40,40,41	0.76	0	54,54,56	2.08	15 (27%)
47	BCR	f	846	-	41,41,41	0.73	0	56,56,56	1.96	14 (25%)
44	CLA	A	824	-	39,48,73	1.77	8 (20%)	45,82,113	1.68	8 (17%)

Mol	Type	Chain	Res	Link	Bond lengths			Bond angles		
					Counts	RMSZ	# Z > 2	Counts	RMSZ	# Z > 2
52	CHL	p	512	-	47,55,74	2.44	16 (34%)	50,91,114	2.79	22 (44%)
51	LUT	s	501	-	42,43,43	0.78	0	51,60,60	1.89	13 (25%)
44	CLA	e	826	-	64,72,73	1.52	8 (12%)	79,112,113	1.50	9 (11%)
44	CLA	A	809	1	38,47,73	1.83	9 (23%)	39,80,113	1.63	5 (12%)
44	CLA	5	307	15	65,73,73	1.47	8 (12%)	76,113,113	1.35	8 (10%)
44	CLA	e	835	1	41,50,73	1.88	7 (17%)	49,85,113	1.54	7 (14%)
44	CLA	f	801	-	64,72,73	1.50	8 (12%)	79,112,113	1.48	8 (10%)
44	CLA	F	803	-	41,49,73	1.77	9 (21%)	47,84,113	1.65	8 (17%)
44	CLA	A	826	-	60,68,73	1.48	8 (13%)	70,107,113	1.54	9 (12%)
44	CLA	r	312	-	41,49,73	1.82	6 (14%)	47,84,113	1.65	7 (14%)

In the following table, the Chirals column lists the number of chiral outliers, the number of chiral centers analysed, the number of these observed in the model and the number defined in the Chemical Component Dictionary. Similar counts are reported in the Torsion and Rings columns. '-' means no outliers of that kind were identified.

Mol	Type	Chain	Res	Link	Chirals	Torsions	Rings
44	CLA	2	509	-	1/1/12/20	10/19/97/115	-
52	CHL	r	316	-	3/3/15/26	3/12/110/137	-
51	LUT	1	501	-	-	2/29/67/67	0/2/2/2
45	PQN	A	841	-	-	13/23/43/43	0/2/2/2
51	LUT	q	302	-	-	6/29/67/67	0/2/2/2
44	CLA	q	308	-	1/1/10/20	5/10/88/115	-
52	CHL	1	514	-	3/3/14/26	4/10/104/137	-
44	CLA	f	805	-	1/1/8/20	0/2/78/115	-
51	LUT	p	502	-	1/1/12/27	9/29/67/67	0/2/2/2
47	BCR	e	847	-	-	0/29/63/63	0/2/2/2
53	XAT	s	502	-	-	6/31/93/93	0/4/4/4
47	BCR	L	305	-	-	9/29/63/63	0/2/2/2
47	BCR	l	102	-	-	8/29/63/63	0/2/2/2
44	CLA	q	310	-	1/1/10/20	3/8/86/115	-
44	CLA	e	809	-	1/1/12/20	4/19/97/115	-
44	CLA	1	511	-	1/1/11/20	5/15/93/115	-
49	DGD	f	851	-	-	9/41/81/95	0/2/2/2
44	CLA	B	839	-	1/1/11/20	5/16/94/115	-
44	CLA	e	814	-	1/1/10/20	5/10/88/115	-

Continued on next page...

Continued from previous page...

Mol	Type	Chain	Res	Link	Chirals	Torsions	Rings
44	CLA	f	808	-	1/1/12/20	6/23/101/115	-
44	CLA	3	301	-	1/1/10/20	2/8/86/115	-
47	BCR	B	846	-	-	6/29/63/63	0/2/2/2
44	CLA	3	317	-	1/1/10/20	4/8/86/115	-
50	LMG	F	806	-	-	18/40/60/70	0/1/1/1
50	LMG	m	105	-	-	5/25/45/70	0/1/1/1
44	CLA	K	205	10	1/1/9/20	0/6/80/115	-
44	CLA	f	806	-	1/1/10/20	2/8/86/115	-
44	CLA	B	816	-	1/1/10/20	4/11/89/115	-
47	BCR	m	103	-	-	2/29/63/63	0/2/2/2
47	BCR	o	301	-	-	2/29/63/63	0/2/2/2
50	LMG	F	805	-	-	4/25/45/70	0/1/1/1
44	CLA	f	821	-	1/1/13/20	8/25/103/115	-
44	CLA	B	806	-	1/1/8/20	4/8/79/115	-
51	LUT	2	501	-	-	0/29/67/67	0/2/2/2
44	CLA	3	318	-	1/1/11/20	6/15/91/115	-
46	LHG	1	516	44	-	23/53/53/53	-
53	XAT	5	304	-	-	2/31/93/93	0/4/4/4
44	CLA	r	306	-	1/1/15/20	16/37/115/115	-
44	CLA	p	506	-	1/1/13/20	10/25/103/115	-
44	CLA	A	831	-	1/1/14/20	17/35/111/115	-
44	CLA	r	311	-	1/1/11/20	4/15/93/115	-
47	BCR	2	503	-	-	8/29/63/63	0/2/2/2
44	CLA	B	805	-	1/1/10/20	2/8/86/115	-
44	CLA	B	810	2	1/1/9/20	2/8/82/115	-
44	CLA	B	835	-	1/1/14/20	6/31/109/115	-
44	CLA	f	828	-	1/1/10/20	4/8/86/115	-
52	CHL	5	317	-	3/3/14/26	4/8/102/137	-
54	SQD	Q	802	-	-	9/49/69/69	0/1/1/1
44	CLA	q	304	-	1/1/10/20	0/6/84/115	-
47	BCR	L	306	-	-	6/29/63/63	0/2/2/2
51	LUT	5	303	-	-	2/29/67/67	0/2/2/2
44	CLA	q	311	-	1/1/11/20	8/17/95/115	-
47	BCR	J	102	-	-	3/29/63/63	0/2/2/2
44	CLA	f	837	-	1/1/10/20	3/10/88/115	-

Continued on next page...

Continued from previous page...

Mol	Type	Chain	Res	Link	Chirals	Torsions	Rings
44	CLA	A	840	-	1/1/10/20	2/8/86/115	-
44	CLA	e	830	-	1/1/12/20	6/19/97/115	-
44	CLA	f	831	-	1/1/13/20	5/27/105/115	-
44	CLA	r	304	-	1/1/9/20	3/8/80/115	-
44	CLA	l	508	-	1/1/9/20	3/8/82/115	-
44	CLA	f	824	-	1/1/10/20	4/10/88/115	-
44	CLA	B	842	-	1/1/13/20	15/28/106/115	-
48	SF4	A	850	1,2	-	-	0/6/5/5
44	CLA	A	836	-	1/1/13/20	11/25/103/115	-
44	CLA	q	307	14	-	3/8/82/115	-
44	CLA	f	812	-	1/1/9/20	4/8/82/115	-
44	CLA	A	852	-	1/1/13/20	9/28/106/115	-
44	CLA	B	827	-	1/1/10/20	3/8/86/115	-
52	CHL	p	514	-	3/3/16/26	7/17/115/137	-
44	CLA	L	302	-	1/1/9/20	1/8/82/115	-
44	CLA	A	802	-	1/1/13/20	12/29/107/115	-
44	CLA	A	814	-	1/1/10/20	1/10/88/115	-
44	CLA	e	838	-	1/1/12/20	4/22/100/115	-
44	CLA	f	826	-	1/1/15/20	11/37/115/115	-
44	CLA	r	307	-	1/1/14/20	12/31/109/115	-
44	CLA	o	302	-	1/1/10/20	2/8/84/115	-
44	CLA	f	835	-	1/1/11/20	8/13/91/115	-
44	CLA	f	819	-	1/1/10/20	2/8/86/115	-
47	BCR	B	852	-	-	6/29/63/63	0/2/2/2
44	CLA	f	843	46	1/1/9/20	0/2/80/115	-
44	CLA	s	509	-	1/1/12/20	6/19/97/115	-
44	CLA	A	838	-	1/1/15/20	15/37/115/115	-
44	CLA	A	827	-	1/1/15/20	17/37/115/115	-
47	BCR	B	848	-	-	2/29/63/63	0/2/2/2
44	CLA	3	307	-	1/1/9/20	3/8/82/115	-
44	CLA	L	303	-	1/1/12/20	12/22/100/115	-
44	CLA	B	837	-	1/1/12/20	5/19/97/115	-
44	CLA	e	815	-	1/1/11/20	7/13/91/115	-
44	CLA	5	309	-	1/1/11/20	5/13/91/115	-
47	BCR	A	853	-	-	2/29/63/63	0/2/2/2

Continued on next page...

Continued from previous page...

Mol	Type	Chain	Res	Link	Chirals	Torsions	Rings
45	PQN	f	844	-	-	0/3/23/43	0/2/2/2
52	CHL	p	517	-	3/3/15/26	5/12/110/137	-
52	CHL	r	313	-	3/3/16/26	5/17/115/137	-
44	CLA	p	513	-	1/1/12/20	5/22/100/115	-
51	LUT	3	304	-	-	2/29/67/67	0/2/2/2
44	CLA	A	828	-	1/1/10/20	2/8/86/115	-
44	CLA	s	505	-	-	9/15/93/115	-
50	LMG	2	518	-	-	3/7/27/70	0/1/1/1
50	LMG	2	519	-	-	14/31/51/70	0/1/1/1
52	CHL	s	513	-	3/3/16/26	5/18/116/137	-
44	CLA	e	819	-	1/1/11/20	5/13/91/115	-
44	CLA	3	308	-	1/1/13/20	14/25/103/115	-
44	CLA	K	202	-	1/1/10/20	2/8/86/115	-
44	CLA	B	832	-	1/1/10/20	3/11/89/115	-
47	BCR	n	204	-	-	9/29/63/63	0/2/2/2
47	BCR	j	803	-	-	2/29/63/63	0/2/2/2
44	CLA	A	816	-	1/1/13/20	12/29/107/115	-
44	CLA	A	810	44	1/1/12/20	5/24/102/115	-
44	CLA	p	508	-	1/1/15/20	17/37/115/115	-
47	BCR	A	847	-	-	2/29/63/63	0/2/2/2
47	BCR	K	204	-	-	8/29/63/63	0/2/2/2
47	BCR	s	503	-	-	7/29/63/63	0/2/2/2
47	BCR	e	846	-	-	4/29/63/63	0/2/2/2
44	CLA	A	825	-	1/1/13/20	8/30/108/115	-
44	CLA	A	834	1	1/1/10/20	4/8/86/115	-
47	BCR	3	305	-	-	8/29/63/63	0/2/2/2
44	CLA	f	832	-	1/1/9/20	2/8/82/115	-
44	CLA	A	823	-	1/1/12/20	13/25/99/115	-
52	CHL	2	513	-	3/3/13/26	5/10/100/137	-
52	CHL	s	517	42	3/3/16/26	3/17/115/137	-
47	BCR	F	801	-	-	6/29/63/63	0/2/2/2
53	XAT	r	303	-	-	2/31/93/93	0/4/4/4
44	CLA	B	812	-	1/1/13/20	6/25/101/115	-
44	CLA	r	310	-	1/1/10/20	3/10/88/115	-

Continued on next page...

Continued from previous page...

Mol	Type	Chain	Res	Link	Chirals	Torsions	Rings
44	CLA	e	804	-	1/1/15/20	16/37/115/115	-
44	CLA	e	810	44	1/1/13/20	10/25/103/115	-
44	CLA	B	813	-	1/1/10/20	3/11/89/115	-
44	CLA	B	814	-	1/1/10/20	5/8/86/115	-
45	PQN	B	843	-	-	7/20/40/43	0/2/2/2
44	CLA	5	308	-	1/1/14/20	14/31/109/115	-
52	CHL	2	516	13	3/3/15/26	8/13/109/137	-
51	LUT	p	501	-	-	2/29/67/67	0/2/2/2
44	CLA	f	813	-	1/1/13/20	10/25/101/115	-
44	CLA	f	817	-	1/1/10/20	5/11/89/115	-
44	CLA	e	805	-	1/1/11/20	4/15/93/115	-
47	BCR	Q	801	-	-	10/27/61/63	0/2/2/2
52	CHL	2	515	-	3/3/16/26	6/15/111/137	-
44	CLA	e	825	-	1/1/10/20	0/8/86/115	-
44	CLA	A	842	46	1/1/12/20	9/19/97/115	-
44	CLA	5	313	15	1/1/9/20	2/8/82/115	-
44	CLA	B	817	-	1/1/11/20	7/18/96/115	-
44	CLA	e	841	-	1/1/10/20	2/8/86/115	-
44	CLA	B	808	-	1/1/12/20	7/22/100/115	-
44	CLA	f	841	-	1/1/10/20	3/8/86/115	-
44	CLA	e	843	-	1/1/12/20	9/19/95/115	-
44	CLA	B	803	-	1/1/15/20	16/37/115/115	-
44	CLA	B	834	-	1/1/11/20	6/13/91/115	-
44	CLA	o	303	-	1/1/14/20	12/31/109/115	-
44	CLA	s	511	-	1/1/12/20	7/19/97/115	-
47	BCR	e	851	-	-	4/29/63/63	0/2/2/2
44	CLA	f	827	-	1/1/9/20	1/8/82/115	-
47	BCR	A	848	-	-	6/29/63/63	0/2/2/2
45	PQN	e	842	-	-	-	0/2/2/2
44	CLA	e	837	-	1/1/13/20	11/25/103/115	-
44	CLA	3	316	-	1/1/8/20	0/2/76/115	-
44	CLA	A	833	-	1/1/9/20	1/8/82/115	-
51	LUT	q	301	-	-	6/29/67/67	0/2/2/2
47	BCR	B	845	-	-	6/29/63/63	0/2/2/2
48	SF4	f	802	-	-	-	0/6/5/5

Continued on next page...

Continued from previous page...

Mol	Type	Chain	Res	Link	Chirals	Torsions	Rings
44	CLA	A	818	-	1/1/9/20	4/8/82/115	-
46	LHG	s	516	-	-	6/39/39/53	-
44	CLA	f	814	-	1/1/10/20	4/11/89/115	-
47	BCR	1	503	-	-	4/11/28/63	0/1/1/2
44	CLA	1	506	-	1/1/13/20	9/25/103/115	-
44	CLA	p	510	-	1/1/11/20	7/15/93/115	-
44	CLA	e	839	-	1/1/15/20	16/37/115/115	-
44	CLA	e	812	-	1/1/8/20	3/5/79/115	-
44	CLA	2	505	-	-	11/22/100/115	-
47	BCR	B	847	-	-	5/29/63/63	0/2/2/2
44	CLA	B	831	-	1/1/10/20	1/11/89/115	-
44	CLA	f	834	-	1/1/10/20	3/11/89/115	-
52	CHL	1	517	12	3/3/14/26	5/10/104/137	-
47	BCR	A	845	-	-	6/29/63/63	0/2/2/2
47	BCR	q	303	-	-	7/29/63/63	0/2/2/2
44	CLA	A	820	-	1/1/13/20	10/28/106/115	-
44	CLA	e	828	-	1/1/10/20	5/10/88/115	-
44	CLA	L	304	-	1/1/11/20	6/13/91/115	-
44	CLA	A	832	-	1/1/10/20	5/11/89/115	-
47	BCR	A	849	-	-	2/27/61/63	0/2/2/2
47	BCR	e	854	-	-	4/29/63/63	0/2/2/2
44	CLA	3	312	-	1/1/10/20	5/8/86/115	-
44	CLA	q	316	-	1/1/11/20	7/15/93/115	-
44	CLA	3	309	-	-	4/10/86/115	-
44	CLA	f	839	-	1/1/10/20	4/8/86/115	-
52	CHL	5	314	-	3/3/16/26	7/17/115/137	-
44	CLA	J	101	9	1/1/10/20	7/10/88/115	-
44	CLA	e	816	-	1/1/14/20	11/31/109/115	-
44	CLA	1	509	-	-	6/19/97/115	-
44	CLA	r	315	41	1/1/10/20	2/8/86/115	-
48	SF4	C	102	3	-	-	0/6/5/5
48	SF4	g	101	-	-	-	0/6/5/5
44	CLA	f	810	-	1/1/15/20	10/37/115/115	-
44	CLA	1	513	-	-	19/37/115/115	-
49	DGD	m	104	-	-	14/55/95/95	0/2/2/2

Continued on next page...

Continued from previous page...

Mol	Type	Chain	Res	Link	Chirals	Torsions	Rings
44	CLA	3	306	-	1/1/13/20	14/23/99/115	-
44	CLA	5	316	-	1/1/10/20	2/8/86/115	-
44	CLA	s	507	-	1/1/10/20	2/8/86/115	-
44	CLA	3	310	-	1/1/11/20	4/13/91/115	-
50	LMG	5	301	-	-	8/27/47/70	0/1/1/1
44	CLA	5	311	-	1/1/10/20	4/10/88/115	-
47	BCR	F	804	-	-	2/29/63/63	0/2/2/2
52	CHL	s	515	-	3/3/14/26	4/10/104/137	-
46	LHG	B	851	-	-	18/42/42/53	-
44	CLA	B	841	-	1/1/12/20	8/24/102/115	-
48	SF4	C	101	3	-	-	0/6/5/5
44	CLA	B	830	-	1/1/13/20	11/27/105/115	-
44	CLA	m	102	-	1/1/10/20	4/10/88/115	-
44	CLA	q	309	-	1/1/12/20	5/19/97/115	-
44	CLA	2	506	-	1/1/15/20	16/37/115/115	-
52	CHL	s	512	-	3/3/16/26	5/17/115/137	-
44	CLA	A	806	1	1/1/15/20	20/37/115/115	-
44	CLA	A	804	44	1/1/12/20	5/22/100/115	-
44	CLA	s	510	-	1/1/14/20	11/31/109/115	-
44	CLA	q	306	-	1/1/10/20	3/8/86/115	-
44	CLA	p	515	-	1/1/9/20	3/8/82/115	-
52	CHL	2	512	-	3/3/16/26	3/17/113/137	-
44	CLA	B	828	-	1/1/10/20	3/8/86/115	-
44	CLA	e	808	1	1/1/10/20	4/8/86/115	-
44	CLA	2	510	46	1/1/14/20	16/31/109/115	-
44	CLA	f	822	-	1/1/10/20	0/8/86/115	-
44	CLA	2	504	13	1/1/7/20	0/2/73/115	-
44	CLA	A	803	-	1/1/10/20	0/8/86/115	-
44	CLA	f	842	-	1/1/10/20	0/8/86/115	-
44	CLA	A	830	-	1/1/12/20	3/19/97/115	-
44	CLA	e	807	-	1/1/10/20	2/10/88/115	-
44	CLA	5	310	-	1/1/12/20	10/19/97/115	-
44	CLA	A	812	-	1/1/10/20	3/10/88/115	-
44	CLA	f	825	-	1/1/10/20	3/10/88/115	-
44	CLA	B	807	2	1/1/15/20	11/37/115/115	-

Continued on next page...

Continued from previous page...

Mol	Type	Chain	Res	Link	Chirals	Torsions	Rings
51	LUT	1	502	-	-	4/29/67/67	0/2/2/2
44	CLA	e	802	-	1/1/9/20	4/8/82/115	-
50	LMG	r	318	-	-	11/11/28/70	0/1/1/1
44	CLA	2	511	-	1/1/9/20	1/8/82/115	-
46	LHG	2	517	44	-	5/39/39/53	-
47	BCR	f	848	-	-	0/29/63/63	0/2/2/2
44	CLA	5	312	-	1/1/11/20	7/15/93/115	-
44	CLA	e	820	-	1/1/10/20	3/8/86/115	-
44	CLA	q	314	-	1/1/9/20	2/8/82/115	-
44	CLA	B	838	-	1/1/15/20	4/37/115/115	-
44	CLA	p	509	-	1/1/12/20	8/19/97/115	-
44	CLA	e	832	-	1/1/10/20	6/11/89/115	-
44	CLA	f	833	-	1/1/10/20	3/11/89/115	-
44	CLA	1	510	46	1/1/11/20	7/15/93/115	-
44	CLA	B	818	-	1/1/13/20	16/30/108/115	-
44	CLA	f	830	-	1/1/9/20	3/8/80/115	-
47	BCR	5	302	-	-	9/29/63/63	0/2/2/2
44	CLA	B	811	-	1/1/13/20	12/25/103/115	-
44	CLA	f	818	-	1/1/13/20	9/25/103/115	-
44	CLA	e	803	44	1/1/12/20	5/22/100/115	-
52	CHL	q	313	-	3/3/15/26	11/17/111/137	-
44	CLA	e	853	-	1/1/11/20	8/13/91/115	-
44	CLA	o	304	-	1/1/11/20	6/13/91/115	-
44	CLA	K	203	-	1/1/9/20	5/8/82/115	-
44	CLA	f	820	-	1/1/12/20	11/19/97/115	-
44	CLA	5	305	-	1/1/9/20	1/8/80/115	-
44	CLA	B	822	-	1/1/11/20	4/16/94/115	-
44	CLA	B	801	-	1/1/15/20	9/37/115/115	-
44	CLA	L	301	-	1/1/13/20	5/27/105/115	-
44	CLA	B	802	-	1/1/14/20	6/35/113/115	-
46	LHG	A	843	-	-	13/53/53/53	-
44	CLA	3	313	-	1/1/11/20	10/17/95/115	-
47	BCR	f	849	-	-	0/29/63/63	0/2/2/2
44	CLA	A	829	-	1/1/13/20	6/25/103/115	-
47	BCR	f	845	-	-	7/29/63/63	0/2/2/2

Continued on next page...

Continued from previous page...

Mol	Type	Chain	Res	Link	Chirals	Torsions	Rings
47	BCR	l	101	-	-	6/29/63/63	0/2/2/2
46	LHG	f	852	44	-	13/42/42/53	-
44	CLA	B	825	-	1/1/10/20	3/10/88/115	-
49	DGD	J	103	-	-	26/55/95/95	0/2/2/2
44	CLA	e	813	-	1/1/10/20	4/10/88/115	-
47	BCR	A	851	-	-	6/29/63/63	0/2/2/2
44	CLA	f	816	-	1/1/8/20	1/4/78/115	-
44	CLA	F	802	-	1/1/10/20	2/10/88/115	-
44	CLA	2	507	13	2/2/11/20	5/14/88/115	-
47	BCR	f	847	-	-	6/29/63/63	0/2/2/2
44	CLA	m	101	-	1/1/10/20	6/10/86/115	-
44	CLA	3	314	14	1/1/14/20	15/31/109/115	-
44	CLA	n	203	-	1/1/10/20	4/8/86/115	-
44	CLA	B	836	-	-	4/10/88/115	-
44	CLA	K	201	-	1/1/8/20	0/2/76/115	-
44	CLA	A	822	-	1/1/10/20	2/8/86/115	-
46	LHG	O	601	-	-	3/27/27/53	-
44	CLA	e	827	-	1/1/10/20	1/8/86/115	-
44	CLA	f	811	2	1/1/12/20	6/21/99/115	-
44	CLA	f	840	-	1/1/10/20	4/8/86/115	-
44	CLA	r	317	-	1/1/12/20	7/19/97/115	-
52	CHL	r	314	-	3/3/17/26	4/21/119/137	-
44	CLA	l	505	-	1/1/10/20	3/10/88/115	-
44	CLA	f	836	-	1/1/12/20	11/29/103/115	-
44	CLA	n	201	-	1/1/8/20	0/2/76/115	-
47	BCR	r	301	-	-	6/29/63/63	0/2/2/2
44	CLA	B	821	-	1/1/12/20	5/19/97/115	-
44	CLA	e	818	-	1/1/9/20	4/6/80/115	-
44	CLA	e	817	-	1/1/9/20	0/2/82/115	-
44	CLA	e	852	-	1/1/13/20	9/28/106/115	-
44	CLA	e	824	-	1/1/13/20	9/27/105/115	-
44	CLA	B	833	-	1/1/15/20	4/37/115/115	-
44	CLA	B	815	-	1/1/15/20	7/37/115/115	-
52	CHL	3	302	13	3/3/16/26	3/17/115/137	-
44	CLA	e	836	-	1/1/12/20	6/21/99/115	-

Continued on next page...

Continued from previous page...

Mol	Type	Chain	Res	Link	Chirals	Torsions	Rings
44	CLA	f	804	-	1/1/9/20	4/10/84/115	-
52	CHL	1	512	-	3/3/16/26	8/17/115/137	-
44	CLA	1	507	12	1/1/13/20	6/27/105/115	-
52	CHL	5	315	-	3/3/16/26	4/15/113/137	-
47	BCR	o	305	-	-	2/29/63/63	0/2/2/2
47	BCR	p	503	-	-	1/1/19/63	0/1/1/2
51	LUT	3	303	-	-	2/29/67/67	0/2/2/2
44	CLA	s	504	-	1/1/10/20	3/8/84/115	-
47	BCR	I	101	-	-	4/29/63/63	0/2/2/2
44	CLA	B	820	-	1/1/12/20	5/23/101/115	-
46	LHG	e	844	-	-	8/44/44/53	-
44	CLA	3	311	-	1/1/12/20	8/19/97/115	-
44	CLA	q	305	-	1/1/12/20	7/22/100/115	-
44	CLA	A	819	-	1/1/9/20	3/8/82/115	-
44	CLA	A	815	-	1/1/11/20	4/13/91/115	-
44	CLA	A	817	-	1/1/9/20	0/2/82/115	-
44	CLA	f	823	-	1/1/10/20	2/8/86/115	-
47	BCR	j	801	-	-	2/29/63/63	0/2/2/2
44	CLA	p	504	-	1/1/10/20	5/8/86/115	-
44	CLA	s	508	-	1/1/10/20	2/6/84/115	-
51	LUT	r	302	-	-	2/29/67/67	0/2/2/2
44	CLA	e	834	-	1/1/11/20	5/13/91/115	-
44	CLA	B	809	-	1/1/9/20	2/8/82/115	-
44	CLA	2	508	-	1/1/11/20	2/15/93/115	-
44	CLA	r	309	-	1/1/12/20	7/19/97/115	-
47	BCR	A	846	-	-	7/29/63/63	0/2/2/2
46	LHG	A	844	44	-	11/34/34/53	-
44	CLA	n	205	-	1/1/9/20	0/6/80/115	-
44	CLA	e	829	-	1/1/13/20	13/29/107/115	-
44	CLA	e	823	-	1/1/10/20	3/11/87/115	-
47	BCR	B	844	-	-	4/29/63/63	0/2/2/2
44	CLA	f	807	-	1/1/10/20	2/8/86/115	-
44	CLA	1	515	-	1/1/10/20	6/13/87/115	-
44	CLA	B	804	-	1/1/15/20	14/37/115/115	-
44	CLA	f	803	-	1/1/10/20	3/10/88/115	-

Continued on next page...

Continued from previous page...

Mol	Type	Chain	Res	Link	Chirals	Torsions	Rings
47	BCR	e	849	-	-	7/29/63/63	0/2/2/2
44	CLA	f	838	-	1/1/9/20	5/8/82/115	-
44	CLA	A	811	-	1/1/9/20	2/8/82/115	-
44	CLA	j	802	-	1/1/10/20	2/8/86/115	-
44	CLA	A	813	-	1/1/11/20	9/13/91/115	-
44	CLA	B	840	-	1/1/10/20	1/8/86/115	-
44	CLA	f	829	-	1/1/12/20	9/19/97/115	-
49	DGD	B	850	-	-	19/48/88/95	0/2/2/2
44	CLA	q	312	14	1/1/14/20	12/31/109/115	-
47	BCR	e	850	-	-	6/29/63/63	0/2/2/2
44	CLA	e	811	-	1/1/10/20	4/8/86/115	-
44	CLA	s	514	-	1/1/9/20	2/8/82/115	-
44	CLA	s	506	-	1/1/15/20	19/37/115/115	-
44	CLA	B	823	-	1/1/10/20	4/10/88/115	-
44	CLA	e	806	-	1/1/10/20	1/8/86/115	-
44	CLA	p	505	-	-	5/15/93/115	-
44	CLA	f	809	-	1/1/12/20	3/22/100/115	-
44	CLA	A	808	1	1/1/15/20	8/37/115/115	-
44	CLA	2	514	-	1/1/13/20	8/25/103/115	-
48	SF4	8	201	38	-	-	0/6/5/5
44	CLA	5	306	-	1/1/10/20	2/6/84/115	-
47	BCR	B	849	-	-	3/29/63/63	0/2/2/2
44	CLA	A	807	-	1/1/8/20	1/5/79/115	-
44	CLA	e	821	-	1/1/10/20	5/10/88/115	-
44	CLA	A	837	-	1/1/10/20	4/8/86/115	-
44	CLA	f	815	-	1/1/10/20	4/11/89/115	-
44	CLA	e	822	-	1/1/10/20	1/8/86/115	-
46	LHG	e	845	-	-	10/28/28/53	-
44	CLA	A	805	-	1/1/14/20	18/36/114/115	-
44	CLA	p	511	-	1/1/8/20	2/8/79/115	-
43	CL0	A	801	-	3/3/18/25	5/33/125/135	-
44	CLA	A	821	-	1/1/10/20	2/10/88/115	-
44	CLA	A	839	-	1/1/10/20	3/10/88/115	-
44	CLA	B	819	-	1/1/10/20	0/8/86/115	-
44	CLA	q	315	-	-	8/13/91/115	-

Continued on next page...

Continued from previous page...

Mol	Type	Chain	Res	Link	Chirals	Torsions	Rings
52	CHL	3	315	-	3/3/15/26	3/12/110/137	-
48	SF4	g	102	-	-	-	0/6/5/5
44	CLA	r	308	-	1/1/10/20	4/8/86/115	-
47	BCR	e	848	-	-	6/29/63/63	0/2/2/2
44	CLA	B	824	-	1/1/11/20	6/13/91/115	-
46	LHG	p	516	-	-	12/53/53/53	-
44	CLA	r	305	-	1/1/12/20	6/19/97/115	-
54	SQD	Q	803	-	-	9/41/61/69	0/1/1/1
44	CLA	p	507	12	1/1/10/20	4/8/84/115	-
44	CLA	l	504	-	1/1/10/20	5/8/86/115	-
44	CLA	e	833	-	1/1/10/20	4/8/86/115	-
44	CLA	A	835	-	1/1/12/20	12/21/99/115	-
44	CLA	n	202	-	1/1/11/20	8/13/91/115	-
44	CLA	B	829	-	1/1/9/20	2/8/82/115	-
44	CLA	e	831	-	1/1/13/20	7/27/105/115	-
53	XAT	2	502	-	-	6/31/93/93	0/4/4/4
43	CL0	e	801	-	3/3/18/25	5/33/125/135	-
44	CLA	B	826	-	1/1/14/20	8/34/112/115	-
44	CLA	e	840	-	1/1/10/20	1/8/86/115	-
47	BCR	f	850	-	-	2/27/61/63	0/2/2/2
47	BCR	f	846	-	-	7/29/63/63	0/2/2/2
44	CLA	A	824	-	1/1/9/20	5/8/82/115	-
52	CHL	p	512	-	3/3/16/26	3/17/115/137	-
51	LUT	s	501	-	-	4/29/67/67	0/2/2/2
44	CLA	e	826	-	1/1/15/20	18/37/113/115	-
44	CLA	A	809	1	1/1/9/20	1/4/84/115	-
44	CLA	5	307	15	1/1/15/20	17/37/115/115	-
44	CLA	e	835	1	1/1/10/20	2/7/85/115	-
44	CLA	f	801	-	1/1/15/20	13/37/113/115	-
44	CLA	F	803	-	1/1/10/20	3/8/86/115	-
44	CLA	A	826	-	1/1/14/20	13/31/109/115	-
44	CLA	r	312	-	1/1/10/20	3/8/86/115	-

All (2637) bond length outliers are listed below:

Mol	Chain	Res	Type	Atoms	Z	Observed(Å)	Ideal(Å)
51	p	502	LUT	C24-C25	14.61	1.51	1.33
44	q	304	CLA	C3B-C4B	9.98	1.49	1.43
44	s	504	CLA	C3B-C4B	8.58	1.49	1.39
44	q	304	CLA	C2B-C1B	8.49	1.49	1.39
44	f	804	CLA	CHB-C4A	8.43	1.41	1.34
44	3	307	CLA	C4B-NB	8.26	1.42	1.35
44	3	309	CLA	C3B-C4B	7.94	1.48	1.39
44	l	513	CLA	C4B-NB	7.88	1.42	1.35
44	m	101	CLA	C4B-NB	7.86	1.42	1.35
44	q	310	CLA	C4B-NB	7.71	1.42	1.35
44	p	515	CLA	C4B-NB	7.70	1.42	1.35
44	s	509	CLA	C4B-NB	7.69	1.42	1.35
44	e	829	CLA	C4B-NB	7.64	1.42	1.35
44	r	305	CLA	C4B-NB	7.63	1.42	1.35
44	r	311	CLA	C4B-NB	7.62	1.42	1.35
44	p	510	CLA	C4B-NB	7.61	1.42	1.35
44	3	313	CLA	C4B-NB	7.60	1.42	1.35
44	e	835	CLA	C4B-NB	7.60	1.42	1.35
44	l	505	CLA	C4B-NB	7.57	1.42	1.35
44	3	310	CLA	C4B-NB	7.57	1.42	1.35
44	n	205	CLA	C4B-NB	7.56	1.42	1.35
44	K	205	CLA	C4B-NB	7.56	1.42	1.35
44	j	802	CLA	C4B-NB	7.55	1.41	1.35
44	r	310	CLA	C4B-NB	7.54	1.41	1.35
44	p	513	CLA	C4B-NB	7.54	1.41	1.35
44	s	511	CLA	C4B-NB	7.54	1.41	1.35
44	m	102	CLA	C4B-NB	7.52	1.41	1.35
44	f	837	CLA	C4B-NB	7.52	1.41	1.35
44	e	815	CLA	C4B-NB	7.52	1.41	1.35
44	q	306	CLA	C4B-NB	7.51	1.41	1.35
44	e	818	CLA	CHB-C4A	7.50	1.40	1.34
44	f	822	CLA	C4B-NB	7.50	1.41	1.35
44	o	302	CLA	C4B-NB	7.48	1.41	1.35
43	A	801	CL0	MG-NA	7.46	2.24	2.06
43	e	801	CL0	MG-NA	7.46	2.24	2.06
44	e	813	CLA	C4B-NB	7.45	1.41	1.35
44	q	305	CLA	C4B-NB	7.45	1.41	1.35
44	s	505	CLA	C4B-NB	7.44	1.41	1.35
44	f	813	CLA	C4B-NB	7.42	1.41	1.35
44	r	315	CLA	C4B-NB	7.42	1.41	1.35
44	5	305	CLA	C3B-C4B	7.40	1.48	1.39
44	e	816	CLA	C4B-NB	7.40	1.41	1.35
44	n	201	CLA	C4B-NB	7.39	1.41	1.35

Continued on next page...

Continued from previous page...

Mol	Chain	Res	Type	Atoms	Z	Observed(Å)	Ideal(Å)
44	e	843	CLA	C4B-NB	7.39	1.41	1.35
44	q	308	CLA	C4B-NB	7.39	1.41	1.35
44	l	510	CLA	C4B-NB	7.38	1.41	1.35
44	q	307	CLA	C4B-NB	7.38	1.41	1.35
44	e	808	CLA	C4B-NB	7.36	1.41	1.35
44	e	822	CLA	C4B-NB	7.36	1.41	1.35
44	e	811	CLA	C4B-NB	7.34	1.41	1.35
44	n	202	CLA	C4B-NB	7.34	1.41	1.35
44	e	817	CLA	C4B-NB	7.34	1.41	1.35
44	f	811	CLA	C4B-NB	7.34	1.41	1.35
44	p	504	CLA	C4B-NB	7.34	1.41	1.35
44	e	807	CLA	C4B-NB	7.34	1.41	1.35
44	p	511	CLA	C4B-NB	7.33	1.41	1.35
44	3	314	CLA	C4B-NB	7.33	1.41	1.35
44	o	304	CLA	C4B-NB	7.32	1.41	1.35
44	q	311	CLA	C4B-NB	7.32	1.41	1.35
44	e	832	CLA	C4B-NB	7.32	1.41	1.35
44	q	316	CLA	C4B-NB	7.32	1.41	1.35
44	f	823	CLA	C4B-NB	7.32	1.41	1.35
44	e	802	CLA	C4B-NB	7.31	1.41	1.35
44	q	315	CLA	C4B-NB	7.31	1.41	1.35
44	p	506	CLA	C4B-NB	7.31	1.41	1.35
44	q	312	CLA	C4B-NB	7.31	1.41	1.35
44	f	826	CLA	C4B-NB	7.29	1.41	1.35
44	B	830	CLA	C4B-NB	7.29	1.41	1.35
44	f	824	CLA	C4B-NB	7.29	1.41	1.35
44	e	803	CLA	C4B-NB	7.29	1.41	1.35
44	f	836	CLA	C4B-NB	7.28	1.41	1.35
44	l	506	CLA	C4B-NB	7.27	1.41	1.35
44	r	317	CLA	C4B-NB	7.27	1.41	1.35
44	r	306	CLA	C4B-NB	7.27	1.41	1.35
44	e	810	CLA	C4B-NB	7.26	1.41	1.35
44	e	814	CLA	C4B-NB	7.26	1.41	1.35
44	f	814	CLA	C4B-NB	7.26	1.41	1.35
44	p	508	CLA	C4B-NB	7.26	1.41	1.35
44	s	510	CLA	C4B-NB	7.26	1.41	1.35
44	f	834	CLA	C4B-NB	7.25	1.41	1.35
44	q	309	CLA	C4B-NB	7.24	1.41	1.35
44	q	304	CLA	C4B-NB	7.24	1.41	1.35
44	e	830	CLA	C4B-NB	7.24	1.41	1.35
44	e	839	CLA	C4B-NB	7.23	1.41	1.35
44	r	308	CLA	C4B-NB	7.23	1.41	1.35

Continued on next page...

Continued from previous page...

Mol	Chain	Res	Type	Atoms	Z	Observed(Å)	Ideal(Å)
44	e	809	CLA	C4B-NB	7.23	1.41	1.35
44	e	841	CLA	C4B-NB	7.23	1.41	1.35
44	f	809	CLA	C4B-NB	7.23	1.41	1.35
44	e	826	CLA	C4B-NB	7.22	1.41	1.35
44	e	819	CLA	C4B-NB	7.21	1.41	1.35
44	r	312	CLA	C4B-NB	7.21	1.41	1.35
44	e	805	CLA	C4B-NB	7.21	1.41	1.35
44	f	843	CLA	C4B-NB	7.21	1.41	1.35
44	3	312	CLA	C4B-NB	7.20	1.41	1.35
44	s	507	CLA	C4B-NB	7.20	1.41	1.35
44	f	825	CLA	C4B-NB	7.19	1.41	1.35
44	s	508	CLA	C4B-NB	7.19	1.41	1.35
45	f	844	PQN	C3-C2	7.19	1.48	1.35
44	f	815	CLA	C4B-NB	7.19	1.41	1.35
44	r	307	CLA	C4B-NB	7.19	1.41	1.35
44	s	506	CLA	C4B-NB	7.18	1.41	1.35
44	f	819	CLA	C4B-NB	7.18	1.41	1.35
44	e	823	CLA	C4B-NB	7.17	1.41	1.35
44	2	510	CLA	C4B-NB	7.17	1.41	1.35
44	f	831	CLA	C4B-NB	7.16	1.41	1.35
44	e	828	CLA	C4B-NB	7.15	1.41	1.35
44	e	806	CLA	C4B-NB	7.15	1.41	1.35
44	e	840	CLA	C4B-NB	7.14	1.41	1.35
44	f	821	CLA	C4B-NB	7.14	1.41	1.35
44	f	842	CLA	C4B-NB	7.14	1.41	1.35
44	A	821	CLA	C4B-NB	7.14	1.41	1.35
44	f	827	CLA	C4B-NB	7.14	1.41	1.35
44	f	816	CLA	C4B-NB	7.13	1.41	1.35
44	f	840	CLA	C4B-NB	7.13	1.41	1.35
44	f	839	CLA	C4B-NB	7.13	1.41	1.35
44	f	817	CLA	C4B-NB	7.13	1.41	1.35
44	l	508	CLA	C4B-NB	7.12	1.41	1.35
44	f	832	CLA	C4B-NB	7.12	1.41	1.35
44	f	830	CLA	C4B-NB	7.12	1.41	1.35
44	e	833	CLA	C4B-NB	7.11	1.41	1.35
44	e	853	CLA	C4B-NB	7.11	1.41	1.35
44	f	833	CLA	C4B-NB	7.11	1.41	1.35
44	q	314	CLA	C4B-NB	7.10	1.41	1.35
44	e	831	CLA	C4B-NB	7.10	1.41	1.35
44	e	852	CLA	C4B-NB	7.10	1.41	1.35
44	f	806	CLA	C4B-NB	7.09	1.41	1.35
44	f	810	CLA	C4B-NB	7.09	1.41	1.35

Continued on next page...

Continued from previous page...

Mol	Chain	Res	Type	Atoms	Z	Observed(Å)	Ideal(Å)
44	f	812	CLA	C4B-NB	7.09	1.41	1.35
44	f	818	CLA	C4B-NB	7.08	1.41	1.35
44	f	807	CLA	C4B-NB	7.08	1.41	1.35
44	n	203	CLA	C4B-NB	7.06	1.41	1.35
44	3	316	CLA	C4B-NB	7.06	1.41	1.35
44	f	841	CLA	C4B-NB	7.06	1.41	1.35
44	2	507	CLA	C4B-NB	7.06	1.41	1.35
44	B	836	CLA	C4B-NB	7.05	1.41	1.35
44	o	303	CLA	C4B-NB	7.05	1.41	1.35
44	p	507	CLA	C4B-NB	7.05	1.41	1.35
44	f	801	CLA	C4B-NB	7.04	1.41	1.35
44	5	310	CLA	C4B-NB	7.04	1.41	1.35
44	B	821	CLA	C4B-NB	7.03	1.41	1.35
44	e	836	CLA	C4B-NB	7.02	1.41	1.35
44	e	812	CLA	C4B-NB	7.02	1.41	1.35
44	J	101	CLA	C4B-NB	7.02	1.41	1.35
44	e	834	CLA	C4B-NB	7.01	1.41	1.35
44	e	837	CLA	C4B-NB	7.01	1.41	1.35
44	r	304	CLA	C4B-NB	7.01	1.41	1.35
44	l	515	CLA	C4B-NB	7.01	1.41	1.35
44	3	317	CLA	C4B-NB	7.00	1.41	1.35
44	r	309	CLA	C4B-NB	7.00	1.41	1.35
44	e	825	CLA	C4B-NB	6.99	1.41	1.35
44	l	509	CLA	C4B-NB	6.99	1.41	1.35
44	e	838	CLA	C4B-NB	6.99	1.41	1.35
44	e	824	CLA	C4B-NB	6.98	1.41	1.35
44	f	820	CLA	C4B-NB	6.97	1.41	1.35
44	B	820	CLA	C4B-NB	6.95	1.41	1.35
44	s	504	CLA	C4B-NB	6.95	1.41	1.35
44	f	835	CLA	C4B-NB	6.94	1.41	1.35
44	s	514	CLA	C4B-NB	6.94	1.41	1.35
44	e	827	CLA	C4B-NB	6.93	1.41	1.35
44	e	820	CLA	C4B-NB	6.92	1.41	1.35
44	K	201	CLA	C4B-NB	6.92	1.41	1.35
44	f	838	CLA	C4B-NB	6.92	1.41	1.35
44	f	829	CLA	C4B-NB	6.92	1.41	1.35
44	B	822	CLA	C4B-NB	6.91	1.41	1.35
44	f	808	CLA	C4B-NB	6.89	1.41	1.35
44	f	828	CLA	C4B-NB	6.88	1.41	1.35
44	e	821	CLA	C4B-NB	6.88	1.41	1.35
44	B	842	CLA	C4B-NB	6.87	1.41	1.35
44	5	312	CLA	C4B-NB	6.85	1.41	1.35

Continued on next page...

Continued from previous page...

Mol	Chain	Res	Type	Atoms	Z	Observed(Å)	Ideal(Å)
44	A	842	CLA	C4B-NB	6.84	1.41	1.35
44	A	839	CLA	C4B-NB	6.80	1.41	1.35
44	5	311	CLA	C4B-NB	6.78	1.41	1.35
44	e	804	CLA	C4B-NB	6.76	1.41	1.35
44	A	822	CLA	C4B-NB	6.75	1.41	1.35
44	A	837	CLA	C4B-NB	6.75	1.41	1.35
44	f	805	CLA	C4B-NB	6.75	1.41	1.35
45	A	841	PQN	C3-C2	6.73	1.47	1.35
44	5	307	CLA	C4B-NB	6.72	1.41	1.35
44	f	803	CLA	C4B-NB	6.70	1.41	1.35
44	2	507	CLA	C2-C3	6.66	1.52	1.33
44	2	508	CLA	C4B-NB	6.64	1.41	1.35
52	2	513	CHL	C4D-C3D	-6.64	1.31	1.45
44	2	511	CLA	C4B-NB	6.64	1.41	1.35
44	B	831	CLA	C4B-NB	6.62	1.41	1.35
44	B	808	CLA	C4B-NB	6.62	1.41	1.35
44	5	305	CLA	C4B-NB	6.60	1.41	1.35
44	2	514	CLA	C4B-NB	6.60	1.41	1.35
44	5	306	CLA	C4B-NB	6.59	1.41	1.35
44	F	802	CLA	C4B-NB	6.59	1.41	1.35
44	3	306	CLA	C4B-NB	6.56	1.41	1.35
44	A	834	CLA	C4B-NB	6.56	1.41	1.35
44	1	504	CLA	C4B-NB	6.56	1.41	1.35
44	2	505	CLA	C4B-NB	6.56	1.41	1.35
44	p	509	CLA	MG-NA	6.47	2.21	2.06
44	F	803	CLA	C4B-NB	6.46	1.41	1.35
44	L	302	CLA	C4B-NB	6.45	1.41	1.35
44	K	202	CLA	C4B-NB	6.44	1.41	1.35
44	2	506	CLA	C4B-NB	6.43	1.40	1.35
44	1	511	CLA	C4B-NB	6.43	1.40	1.35
44	3	301	CLA	C4B-NB	6.43	1.40	1.35
44	A	852	CLA	C4B-NB	6.40	1.40	1.35
44	L	303	CLA	C4B-NB	6.39	1.40	1.35
44	p	505	CLA	C4B-NB	6.38	1.40	1.35
44	B	824	CLA	C4B-NB	6.37	1.40	1.35
44	5	313	CLA	C4B-NB	6.35	1.40	1.35
44	A	803	CLA	C4B-NB	6.35	1.40	1.35
44	1	507	CLA	C4B-NB	6.34	1.40	1.35
44	A	814	CLA	C4B-NB	6.34	1.40	1.35
44	B	802	CLA	C4B-NB	6.33	1.40	1.35
44	e	818	CLA	MG-NA	6.33	2.21	2.06
44	B	834	CLA	C4B-NB	6.30	1.40	1.35

Continued on next page...

Continued from previous page...

Mol	Chain	Res	Type	Atoms	Z	Observed(Å)	Ideal(Å)
44	B	839	CLA	C4B-NB	6.30	1.40	1.35
44	B	823	CLA	C4B-NB	6.29	1.40	1.35
44	B	805	CLA	C4B-NB	6.26	1.40	1.35
44	B	810	CLA	C4B-NB	6.24	1.40	1.35
44	A	825	CLA	C4B-NB	6.24	1.40	1.35
44	B	838	CLA	C4B-NB	6.23	1.40	1.35
44	B	817	CLA	C4B-NB	6.22	1.40	1.35
45	B	843	PQN	C3-C2	6.20	1.46	1.35
44	2	504	CLA	C4B-NB	6.19	1.40	1.35
44	A	840	CLA	C4B-NB	6.19	1.40	1.35
44	f	804	CLA	MG-NA	6.18	2.21	2.06
44	5	309	CLA	C4B-NB	6.18	1.40	1.35
44	B	818	CLA	C4B-NB	6.18	1.40	1.35
44	5	308	CLA	C4B-NB	6.18	1.40	1.35
44	A	836	CLA	C4B-NB	6.17	1.40	1.35
44	A	810	CLA	C4B-NB	6.15	1.40	1.35
44	B	833	CLA	C4B-NB	6.15	1.40	1.35
44	A	809	CLA	C4B-NB	6.15	1.40	1.35
44	A	823	CLA	C4B-NB	6.14	1.40	1.35
44	A	815	CLA	C4B-NB	6.12	1.40	1.35
44	B	840	CLA	C4B-NB	6.12	1.40	1.35
44	5	316	CLA	C4B-NB	6.09	1.40	1.35
44	3	309	CLA	C4B-NB	6.09	1.40	1.35
44	B	835	CLA	C4B-NB	6.08	1.40	1.35
44	A	813	CLA	C4B-NB	6.05	1.40	1.35
44	A	808	CLA	C4B-NB	6.02	1.40	1.35
44	B	801	CLA	C4B-NB	6.01	1.40	1.35
44	A	816	CLA	C4B-NB	6.00	1.40	1.35
44	3	318	CLA	C4B-NB	6.00	1.40	1.35
44	A	829	CLA	C4B-NB	5.99	1.40	1.35
44	L	301	CLA	C4B-NB	5.95	1.40	1.35
44	A	807	CLA	C4B-NB	5.95	1.40	1.35
44	B	825	CLA	C4B-NB	5.95	1.40	1.35
44	B	806	CLA	C4B-NB	5.94	1.40	1.35
44	A	831	CLA	C4B-NB	5.94	1.40	1.35
44	A	805	CLA	C4B-NB	5.91	1.40	1.35
44	B	827	CLA	C4B-NB	5.91	1.40	1.35
44	2	509	CLA	C4B-NB	5.91	1.40	1.35
44	A	828	CLA	C4B-NB	5.90	1.40	1.35
44	3	308	CLA	C4B-NB	5.89	1.40	1.35
44	A	819	CLA	C4B-NB	5.89	1.40	1.35
44	A	802	CLA	C4B-NB	5.86	1.40	1.35

Continued on next page...

Continued from previous page...

Mol	Chain	Res	Type	Atoms	Z	Observed(Å)	Ideal(Å)
44	B	812	CLA	C4B-NB	5.84	1.40	1.35
44	B	807	CLA	C4B-NB	5.84	1.40	1.35
44	K	203	CLA	C4B-NB	5.83	1.40	1.35
52	q	313	CHL	C4D-C3D	-5.81	1.33	1.45
44	B	809	CLA	C4B-NB	5.81	1.40	1.35
44	B	837	CLA	C4B-NB	5.80	1.40	1.35
44	A	806	CLA	C4B-NB	5.78	1.40	1.35
44	A	817	CLA	C4B-NB	5.78	1.40	1.35
44	B	811	CLA	C4B-NB	5.77	1.40	1.35
44	A	820	CLA	C4B-NB	5.76	1.40	1.35
44	A	826	CLA	C4B-NB	5.76	1.40	1.35
44	L	304	CLA	C4B-NB	5.74	1.40	1.35
44	A	812	CLA	C4B-NB	5.73	1.40	1.35
44	A	838	CLA	C4B-NB	5.71	1.40	1.35
44	B	828	CLA	C4B-NB	5.68	1.40	1.35
44	B	815	CLA	C4B-NB	5.68	1.40	1.35
44	B	819	CLA	C4B-NB	5.66	1.40	1.35
44	B	832	CLA	C4B-NB	5.65	1.40	1.35
44	A	804	CLA	C4B-NB	5.61	1.40	1.35
44	A	833	CLA	C4B-NB	5.60	1.40	1.35
44	A	835	CLA	C4B-NB	5.56	1.40	1.35
44	A	830	CLA	C4B-NB	5.54	1.40	1.35
52	5	315	CHL	C3D-C4D	-5.53	1.31	1.44
44	B	841	CLA	C4B-NB	5.52	1.40	1.35
44	A	818	CLA	C4B-NB	5.51	1.40	1.35
44	A	811	CLA	C4B-NB	5.47	1.40	1.35
44	B	803	CLA	C4B-NB	5.41	1.40	1.35
52	p	514	CHL	C3B-C2B	5.38	1.47	1.40
50	r	318	LMG	O7-C10	5.37	1.45	1.33
44	3	311	CLA	C4B-NB	5.36	1.40	1.35
44	A	824	CLA	C4B-NB	5.36	1.40	1.35
44	B	826	CLA	C4B-NB	5.35	1.40	1.35
52	p	512	CHL	C3B-C2B	5.33	1.47	1.40
44	A	827	CLA	C4B-NB	5.29	1.39	1.35
52	p	512	CHL	CHC-C1C	5.29	1.48	1.35
52	s	512	CHL	CHC-C1C	5.28	1.48	1.35
52	r	316	CHL	O2D-CGD	5.27	1.46	1.33
44	B	813	CLA	C4B-NB	5.26	1.39	1.35
44	A	832	CLA	C4B-NB	5.26	1.39	1.35
44	f	804	CLA	C2B-C1B	5.25	1.45	1.39
52	2	512	CHL	O2D-CGD	5.25	1.46	1.33
44	B	816	CLA	C4B-NB	5.25	1.39	1.35

Continued on next page...

Continued from previous page...

Mol	Chain	Res	Type	Atoms	Z	Observed(Å)	Ideal(Å)
52	r	313	CHL	CHC-C1C	5.25	1.48	1.35
52	l	514	CHL	CHC-C1C	5.23	1.48	1.35
52	r	313	CHL	C3B-C2B	5.22	1.47	1.40
52	l	512	CHL	O2D-CGD	5.18	1.45	1.33
52	s	512	CHL	C3B-C2B	5.17	1.47	1.40
52	p	514	CHL	CHC-C1C	5.16	1.48	1.35
44	B	829	CLA	C4B-NB	5.15	1.39	1.35
52	p	512	CHL	O2D-CGD	5.13	1.45	1.33
52	s	515	CHL	O2D-CGD	5.12	1.45	1.33
52	s	512	CHL	O2D-CGD	5.11	1.45	1.33
52	r	314	CHL	O2D-CGD	5.11	1.45	1.33
52	p	514	CHL	O2D-CGD	5.10	1.45	1.33
52	r	313	CHL	O2D-CGD	5.10	1.45	1.33
52	p	517	CHL	CHC-C1C	5.10	1.48	1.35
52	l	514	CHL	C3B-C2B	5.09	1.47	1.40
52	q	313	CHL	O2D-CGD	5.09	1.45	1.33
44	f	836	CLA	CHB-C4A	5.06	1.38	1.34
52	s	513	CHL	O2D-CGD	5.05	1.45	1.33
52	2	513	CHL	O2D-CGD	5.05	1.45	1.33
52	q	313	CHL	CHC-C1C	5.04	1.47	1.35
52	2	516	CHL	C3D-C4D	-5.04	1.32	1.44
52	l	514	CHL	C3D-C4D	-5.04	1.32	1.44
52	5	317	CHL	O2D-CGD	5.04	1.45	1.33
52	l	517	CHL	C3D-C4D	-5.04	1.32	1.44
52	2	515	CHL	O2D-CGD	5.03	1.45	1.33
52	l	517	CHL	O2D-CGD	5.02	1.45	1.33
52	3	315	CHL	O2D-CGD	5.02	1.45	1.33
52	2	515	CHL	C3D-C4D	-5.02	1.32	1.44
52	s	517	CHL	CHC-C1C	5.02	1.47	1.35
52	s	513	CHL	CHC-C1C	5.01	1.47	1.35
52	5	314	CHL	O2D-CGD	5.00	1.45	1.33
52	3	302	CHL	C3D-C4D	-4.98	1.32	1.44
52	3	315	CHL	CHC-C1C	4.97	1.47	1.35
52	s	512	CHL	CHD-C1D	4.96	1.48	1.38
52	p	517	CHL	O2D-CGD	4.96	1.45	1.33
52	q	313	CHL	C3D-C2D	4.96	1.47	1.36
52	l	517	CHL	CHC-C1C	4.95	1.47	1.35
52	l	514	CHL	CHD-C1D	4.94	1.48	1.38
52	l	512	CHL	CHC-C1C	4.93	1.47	1.35
52	3	315	CHL	C3D-C4D	-4.93	1.33	1.44
44	B	814	CLA	C4B-NB	4.92	1.39	1.35
52	s	515	CHL	CHC-C1C	4.92	1.47	1.35

Continued on next page...

Continued from previous page...

Mol	Chain	Res	Type	Atoms	Z	Observed(Å)	Ideal(Å)
52	3	302	CHL	CHC-C1C	4.92	1.47	1.35
52	2	516	CHL	O2D-CGD	4.92	1.45	1.33
52	s	513	CHL	C3B-C2B	4.91	1.47	1.40
52	5	317	CHL	C3D-C4D	-4.91	1.33	1.44
52	p	514	CHL	CHD-C1D	4.90	1.47	1.38
52	p	512	CHL	C2C-C3C	4.89	1.47	1.36
52	2	512	CHL	C3D-C4D	-4.89	1.33	1.44
52	s	512	CHL	C2C-C3C	4.88	1.47	1.36
52	p	514	CHL	C3D-C4D	-4.88	1.33	1.44
52	1	514	CHL	C2C-C3C	4.87	1.47	1.36
52	p	512	CHL	CHD-C1D	4.85	1.47	1.38
52	2	512	CHL	CHC-C1C	4.85	1.47	1.35
44	p	511	CLA	CHB-C4A	4.85	1.38	1.34
52	1	514	CHL	O2D-CGD	4.84	1.45	1.33
52	s	517	CHL	O2D-CGD	4.84	1.45	1.33
52	s	515	CHL	C3B-C2B	4.84	1.47	1.40
44	L	302	CLA	CHB-C4A	4.84	1.38	1.34
52	5	314	CHL	C3D-C4D	-4.83	1.33	1.44
52	1	512	CHL	C3B-C2B	4.83	1.47	1.40
52	s	512	CHL	C3D-C4D	-4.82	1.33	1.44
44	B	804	CLA	C4B-NB	4.81	1.39	1.35
52	p	512	CHL	C3D-C4D	-4.81	1.33	1.44
52	r	316	CHL	CHC-C1C	4.79	1.47	1.35
52	p	517	CHL	C3D-C4D	-4.78	1.33	1.44
52	p	514	CHL	C2C-C3C	4.78	1.47	1.36
52	q	313	CHL	C3B-C2B	4.77	1.47	1.40
52	1	512	CHL	C3D-C4D	-4.77	1.33	1.44
52	r	313	CHL	C3D-C4D	-4.75	1.33	1.44
52	p	517	CHL	C2C-C3C	4.75	1.46	1.36
52	5	314	CHL	CHC-C1C	4.75	1.47	1.35
52	s	513	CHL	C3D-C4D	-4.75	1.33	1.44
52	r	313	CHL	C2C-C3C	4.73	1.46	1.36
52	2	516	CHL	CHC-C1C	4.71	1.47	1.35
52	p	517	CHL	C3B-C2B	4.71	1.46	1.40
52	r	316	CHL	C3D-C4D	-4.69	1.33	1.44
52	r	314	CHL	C3D-C4D	-4.68	1.33	1.44
52	3	302	CHL	O2D-CGD	4.67	1.44	1.33
44	f	827	CLA	CHB-C4A	4.67	1.38	1.34
52	2	513	CHL	C3D-C2D	4.66	1.46	1.36
52	s	517	CHL	C3D-C4D	-4.66	1.33	1.44
52	s	515	CHL	C3D-C4D	-4.65	1.33	1.44
52	5	315	CHL	O2D-CGD	4.64	1.44	1.33

Continued on next page...

Continued from previous page...

Mol	Chain	Res	Type	Atoms	Z	Observed(Å)	Ideal(Å)
52	2	515	CHL	CHC-C1C	4.64	1.46	1.35
52	2	513	CHL	CHC-C1C	4.64	1.46	1.35
52	s	517	CHL	C3B-C2B	4.64	1.46	1.40
45	e	842	PQN	C10-C5	4.63	1.48	1.40
52	s	515	CHL	C2C-C3C	4.63	1.46	1.36
52	p	517	CHL	CHD-C1D	4.63	1.47	1.38
52	r	313	CHL	CHD-C1D	4.61	1.47	1.38
52	r	314	CHL	CHC-C1C	4.61	1.46	1.35
54	Q	802	SQD	O8-S	4.60	1.63	1.47
54	Q	803	SQD	O8-S	4.59	1.63	1.47
52	1	512	CHL	CHD-C1D	4.58	1.47	1.38
52	r	316	CHL	C3B-C2B	4.58	1.46	1.40
52	5	317	CHL	CHC-C1C	4.58	1.46	1.35
52	s	513	CHL	C2C-C3C	4.58	1.46	1.36
52	q	313	CHL	C2C-C3C	4.57	1.46	1.36
52	s	515	CHL	CHD-C1D	4.57	1.47	1.38
44	A	823	CLA	CHB-C4A	4.57	1.38	1.34
44	2	504	CLA	CHB-C4A	4.57	1.38	1.34
52	s	517	CHL	C2C-C3C	4.56	1.46	1.36
52	s	513	CHL	CHD-C1D	4.56	1.47	1.38
45	f	844	PQN	C10-C5	4.56	1.48	1.40
44	f	804	CLA	C3B-C4B	4.56	1.46	1.43
44	B	806	CLA	CHB-C4A	4.55	1.38	1.34
52	r	316	CHL	CHD-C1D	4.53	1.47	1.38
52	1	514	CHL	CHD-C4C	4.51	1.49	1.39
52	r	316	CHL	C2C-C3C	4.51	1.46	1.36
44	L	301	CLA	C4D-ND	-4.50	1.31	1.37
52	5	314	CHL	C3B-C2B	4.49	1.46	1.40
52	2	515	CHL	CHD-C1D	4.47	1.47	1.38
52	2	515	CHL	O2A-CGA	4.47	1.45	1.30
52	1	512	CHL	C2C-C3C	4.45	1.46	1.36
52	q	313	CHL	CHD-C1D	4.44	1.47	1.38
52	3	302	CHL	C3B-C2B	4.43	1.46	1.40
52	s	517	CHL	CHD-C1D	4.43	1.47	1.38
52	5	315	CHL	O2A-CGA	4.43	1.45	1.30
52	5	315	CHL	CHC-C1C	4.42	1.46	1.35
52	5	317	CHL	C2C-C3C	4.41	1.46	1.37
52	s	512	CHL	CHD-C4C	4.40	1.49	1.39
52	2	516	CHL	CHD-C1D	4.38	1.46	1.38
52	1	517	CHL	CHD-C1D	4.38	1.46	1.38
52	2	515	CHL	C2C-C3C	4.37	1.46	1.36
52	2	512	CHL	CHD-C1D	4.36	1.46	1.38

Continued on next page...

Continued from previous page...

Mol	Chain	Res	Type	Atoms	Z	Observed(Å)	Ideal(Å)
52	3	302	CHL	CHD-C1D	4.35	1.46	1.38
52	5	317	CHL	CHD-C1D	4.35	1.46	1.38
50	F	805	LMG	O8-C28	4.35	1.46	1.33
52	r	314	CHL	CHD-C1D	4.35	1.46	1.38
52	2	513	CHL	C2C-C3C	4.34	1.46	1.36
50	5	301	LMG	O8-C28	4.33	1.46	1.33
52	p	512	CHL	CHD-C4C	4.33	1.49	1.39
52	p	514	CHL	CHD-C4C	4.32	1.49	1.39
52	5	317	CHL	C3B-C2B	4.32	1.46	1.40
52	r	314	CHL	C2C-C3C	4.31	1.46	1.36
46	A	844	LHG	O8-C23	4.31	1.45	1.33
52	5	314	CHL	C2C-C3C	4.29	1.45	1.36
52	r	314	CHL	C3B-C2B	4.28	1.46	1.40
54	Q	803	SQD	O47-C7	4.28	1.46	1.34
52	s	513	CHL	O2A-CGA	4.28	1.45	1.33
49	m	104	DGD	O2G-C1B	4.26	1.46	1.34
52	1	517	CHL	C3B-C2B	4.26	1.46	1.40
43	e	801	CL0	C2A-C1A	-4.26	1.50	1.53
52	5	315	CHL	CHD-C1D	4.25	1.46	1.38
50	m	105	LMG	O8-C28	4.25	1.45	1.33
46	B	851	LHG	O7-C7	4.25	1.46	1.34
54	Q	802	SQD	O48-C23	4.24	1.45	1.33
43	A	801	CL0	C2A-C1A	-4.24	1.50	1.53
46	B	851	LHG	O8-C23	4.24	1.45	1.33
52	p	517	CHL	CHD-C4C	4.24	1.48	1.39
54	Q	803	SQD	O48-C23	4.24	1.45	1.33
52	2	513	CHL	CHD-C1D	4.23	1.46	1.38
52	3	302	CHL	C2C-C3C	4.21	1.45	1.36
52	2	512	CHL	O2A-CGA	4.20	1.46	1.33
52	5	314	CHL	CHD-C1D	4.20	1.46	1.38
46	s	516	LHG	O8-C23	4.18	1.45	1.33
52	r	314	CHL	O2A-CGA	4.18	1.45	1.33
49	f	851	DGD	O1G-C1A	4.18	1.45	1.33
52	r	313	CHL	CHD-C4C	4.18	1.48	1.39
50	2	519	LMG	O8-C28	4.15	1.45	1.33
46	1	516	LHG	O8-C23	4.15	1.45	1.33
46	O	601	LHG	O8-C23	4.14	1.45	1.33
49	B	850	DGD	O1G-C1A	4.14	1.45	1.33
46	p	516	LHG	O8-C23	4.14	1.45	1.33
46	f	852	LHG	O8-C23	4.14	1.45	1.33
49	m	104	DGD	O1G-C1A	4.14	1.45	1.33
52	5	314	CHL	O2A-CGA	4.13	1.46	1.33

Continued on next page...

Continued from previous page...

Mol	Chain	Res	Type	Atoms	Z	Observed(Å)	Ideal(Å)
44	B	812	CLA	CAB-C3B	-4.13	1.43	1.51
49	J	103	DGD	O1G-C1A	4.12	1.45	1.33
46	O	601	LHG	O7-C7	4.12	1.45	1.34
52	s	515	CHL	CHD-C4C	4.12	1.48	1.39
46	e	844	LHG	O8-C23	4.11	1.45	1.33
44	3	309	CLA	C4D-ND	-4.11	1.32	1.37
46	f	852	LHG	O7-C7	4.10	1.45	1.34
52	1	517	CHL	C2C-C3C	4.09	1.45	1.36
44	B	804	CLA	C4D-ND	-4.08	1.32	1.37
54	Q	802	SQD	O47-C7	4.08	1.45	1.34
46	p	516	LHG	O7-C7	4.07	1.45	1.34
44	B	827	CLA	C4D-ND	-4.07	1.32	1.37
52	3	315	CHL	C2C-C3C	4.06	1.45	1.36
52	1	512	CHL	O2A-CGA	4.06	1.45	1.33
52	s	517	CHL	CHD-C4C	4.06	1.48	1.39
50	2	519	LMG	O7-C10	4.05	1.45	1.34
52	s	512	CHL	O2A-CGA	4.05	1.45	1.33
44	q	307	CLA	C1D-ND	4.04	1.42	1.37
50	5	301	LMG	O7-C10	4.04	1.45	1.34
44	A	817	CLA	O1D-CGD	4.04	1.36	1.19
52	r	313	CHL	O2A-CGA	4.04	1.45	1.33
52	s	513	CHL	CHD-C4C	4.04	1.48	1.39
52	2	515	CHL	CHD-C4C	4.03	1.48	1.39
50	F	805	LMG	O7-C10	4.03	1.45	1.34
52	1	512	CHL	CHD-C4C	4.03	1.48	1.39
52	r	316	CHL	CHD-C4C	4.03	1.48	1.39
52	2	516	CHL	C2C-C3C	4.03	1.45	1.36
44	2	505	CLA	C4D-ND	-4.03	1.32	1.37
52	q	313	CHL	O2A-CGA	4.03	1.45	1.33
44	o	302	CLA	C1D-ND	4.02	1.42	1.37
52	p	514	CHL	O2A-CGA	4.01	1.45	1.33
44	1	511	CLA	C1D-ND	4.01	1.42	1.37
44	n	205	CLA	C1D-ND	4.01	1.42	1.37
44	A	820	CLA	C4D-ND	-4.01	1.32	1.37
50	m	105	LMG	O7-C10	4.01	1.45	1.34
44	A	805	CLA	C4D-ND	-4.01	1.32	1.37
44	3	309	CLA	C4B-CHC	-4.01	1.35	1.43
49	J	103	DGD	O2G-C1B	4.00	1.45	1.34
44	m	101	CLA	C1D-ND	4.00	1.42	1.37
46	e	845	LHG	O7-C7	4.00	1.45	1.34
46	A	843	LHG	O8-C23	3.99	1.45	1.33
52	p	512	CHL	O2A-CGA	3.99	1.45	1.33

Continued on next page...

Continued from previous page...

Mol	Chain	Res	Type	Atoms	Z	Observed(Å)	Ideal(Å)
52	r	314	CHL	CHD-C4C	3.98	1.48	1.39
52	s	517	CHL	O2A-CGA	3.98	1.45	1.33
44	p	513	CLA	C1D-ND	3.98	1.42	1.37
52	5	315	CHL	C3B-C2B	3.98	1.45	1.40
52	2	512	CHL	C2C-C3C	3.98	1.45	1.36
44	r	310	CLA	C1D-ND	3.98	1.42	1.37
44	5	305	CLA	C4D-ND	-3.98	1.32	1.37
49	f	851	DGD	O2G-C1B	3.97	1.45	1.34
44	A	819	CLA	C4D-ND	-3.97	1.32	1.37
44	A	825	CLA	C4D-ND	-3.95	1.32	1.37
44	q	308	CLA	C1D-ND	3.94	1.42	1.37
52	q	313	CHL	CHD-C4C	3.94	1.48	1.39
52	5	317	CHL	CHD-C4C	3.94	1.48	1.39
44	n	201	CLA	C1D-ND	3.93	1.42	1.37
46	e	844	LHG	O7-C7	3.93	1.45	1.34
44	A	812	CLA	C4D-ND	-3.93	1.32	1.37
44	1	510	CLA	C4D-ND	-3.93	1.32	1.37
46	s	516	LHG	O7-C7	3.92	1.45	1.34
46	2	517	LHG	O8-C23	3.92	1.44	1.33
44	m	102	CLA	C1D-ND	3.92	1.42	1.37
44	n	202	CLA	C1D-ND	3.91	1.42	1.37
44	A	829	CLA	CMB-C2B	-3.91	1.43	1.51
44	q	305	CLA	C1D-ND	3.91	1.42	1.37
50	F	806	LMG	O8-C28	3.91	1.44	1.33
52	3	302	CHL	O2A-CGA	3.91	1.45	1.33
50	F	806	LMG	O7-C10	3.90	1.45	1.34
52	5	315	CHL	C2C-C3C	3.90	1.45	1.36
44	A	811	CLA	C4D-ND	-3.89	1.32	1.37
46	2	517	LHG	O7-C7	3.89	1.45	1.34
44	r	308	CLA	C1D-ND	3.88	1.42	1.37
52	2	516	CHL	CHD-C4C	3.88	1.48	1.39
44	q	316	CLA	C1D-ND	3.88	1.42	1.37
44	s	506	CLA	C1D-ND	3.88	1.42	1.37
44	A	822	CLA	C4D-ND	-3.87	1.32	1.37
52	5	314	CHL	CHD-C4C	3.87	1.48	1.39
44	e	817	CLA	C1D-ND	3.87	1.42	1.37
44	B	815	CLA	C3B-C2B	-3.87	1.35	1.40
44	e	843	CLA	C1D-ND	3.87	1.42	1.37
44	q	309	CLA	C1D-ND	3.87	1.42	1.37
44	A	817	CLA	C4D-ND	-3.87	1.32	1.37
44	B	814	CLA	C4D-ND	-3.87	1.32	1.37
44	p	515	CLA	C1D-ND	3.87	1.42	1.37

Continued on next page...

Continued from previous page...

Mol	Chain	Res	Type	Atoms	Z	Observed(Å)	Ideal(Å)
44	A	831	CLA	C4D-ND	-3.86	1.32	1.37
52	1	514	CHL	OBD-CAD	3.85	1.29	1.22
44	q	312	CLA	C1D-ND	3.85	1.42	1.37
44	B	832	CLA	C4D-ND	-3.85	1.32	1.37
52	2	512	CHL	CHD-C4C	3.84	1.48	1.39
44	B	807	CLA	C4D-ND	-3.84	1.32	1.37
44	B	841	CLA	C4D-ND	-3.84	1.32	1.37
44	e	836	CLA	C1D-ND	3.84	1.42	1.37
44	3	308	CLA	C4D-ND	-3.83	1.32	1.37
44	q	310	CLA	C1D-ND	3.83	1.42	1.37
52	2	513	CHL	C3B-C2B	3.83	1.45	1.40
46	1	516	LHG	O7-C7	3.83	1.45	1.34
44	B	811	CLA	C4D-ND	-3.83	1.32	1.37
44	q	306	CLA	C1D-ND	3.83	1.42	1.37
44	s	510	CLA	C1D-ND	3.82	1.42	1.37
44	s	509	CLA	C1D-ND	3.81	1.42	1.37
44	f	843	CLA	C1D-ND	3.80	1.42	1.37
44	q	311	CLA	C1D-ND	3.80	1.42	1.37
44	r	312	CLA	C1D-ND	3.80	1.42	1.37
44	f	839	CLA	C1D-ND	3.79	1.42	1.37
44	n	203	CLA	C1D-ND	3.79	1.42	1.37
44	q	304	CLA	C1D-ND	3.79	1.42	1.37
44	q	315	CLA	C1D-ND	3.79	1.42	1.37
44	A	831	CLA	CAB-C3B	-3.78	1.43	1.51
44	r	315	CLA	C1D-ND	3.78	1.42	1.37
44	e	809	CLA	C1D-ND	3.77	1.42	1.37
44	p	511	CLA	C1D-ND	3.77	1.42	1.37
52	3	302	CHL	CHD-C4C	3.77	1.47	1.39
44	f	813	CLA	C1D-ND	3.77	1.42	1.37
44	5	308	CLA	C4D-ND	-3.77	1.32	1.37
44	r	305	CLA	C1D-ND	3.77	1.42	1.37
44	A	813	CLA	C4D-ND	-3.76	1.32	1.37
44	e	835	CLA	C1D-ND	3.76	1.42	1.37
44	f	823	CLA	C1D-ND	3.76	1.42	1.37
44	p	507	CLA	CAB-C3B	-3.76	1.43	1.51
44	A	810	CLA	C4D-ND	-3.75	1.32	1.37
44	B	842	CLA	C4D-ND	-3.75	1.32	1.37
44	1	513	CLA	C1D-ND	3.75	1.42	1.37
44	s	511	CLA	C1D-ND	3.75	1.42	1.37
44	A	836	CLA	C3B-C2B	-3.75	1.35	1.40
44	s	514	CLA	C1D-ND	3.75	1.42	1.37
44	5	305	CLA	C4B-CHC	-3.74	1.36	1.43

Continued on next page...

Continued from previous page...

Mol	Chain	Res	Type	Atoms	Z	Observed(Å)	Ideal(Å)
44	1	504	CLA	C4D-ND	-3.74	1.32	1.37
44	r	309	CLA	C1D-ND	3.74	1.42	1.37
46	A	844	LHG	O7-C7	3.74	1.44	1.34
44	e	807	CLA	C1D-ND	3.74	1.42	1.37
44	r	317	CLA	C1D-ND	3.74	1.42	1.37
44	A	824	CLA	C4D-ND	-3.74	1.32	1.37
44	2	508	CLA	C1D-ND	3.74	1.42	1.37
44	f	815	CLA	C1D-ND	3.73	1.42	1.37
52	p	512	CHL	OBD-CAD	3.73	1.28	1.22
44	o	304	CLA	C1D-ND	3.73	1.42	1.37
44	s	508	CLA	C1D-ND	3.73	1.42	1.37
44	e	808	CLA	C1D-ND	3.72	1.42	1.37
44	e	806	CLA	C1D-ND	3.72	1.42	1.37
44	2	507	CLA	C4D-ND	-3.72	1.32	1.37
44	3	307	CLA	C1D-ND	3.72	1.42	1.37
44	j	802	CLA	C1D-ND	3.72	1.42	1.37
44	f	811	CLA	C1D-ND	3.72	1.42	1.37
44	f	807	CLA	C1D-ND	3.72	1.42	1.37
44	e	839	CLA	C1D-ND	3.71	1.42	1.37
52	1	512	CHL	OBD-CAD	3.71	1.28	1.22
52	r	313	CHL	OBD-CAD	3.71	1.28	1.22
44	f	808	CLA	C1D-ND	3.71	1.42	1.37
47	I	101	BCR	C30-C25	-3.71	1.48	1.53
44	f	822	CLA	C1D-ND	3.71	1.42	1.37
52	3	315	CHL	CHD-C1D	3.71	1.45	1.38
44	s	504	CLA	C4B-CHC	-3.71	1.36	1.43
44	e	802	CLA	C1D-ND	3.71	1.42	1.37
52	3	315	CHL	C3B-C2B	3.71	1.45	1.40
44	A	814	CLA	C4D-ND	-3.71	1.32	1.37
44	r	311	CLA	C1D-ND	3.70	1.42	1.37
44	e	841	CLA	C1D-ND	3.70	1.42	1.37
44	e	815	CLA	C1D-ND	3.70	1.42	1.37
44	p	506	CLA	C1D-ND	3.70	1.42	1.37
44	r	304	CLA	C1D-ND	3.69	1.42	1.37
44	f	824	CLA	C1D-ND	3.69	1.42	1.37
44	e	804	CLA	C1D-ND	3.69	1.42	1.37
44	e	813	CLA	C1D-ND	3.69	1.42	1.37
52	5	315	CHL	CHD-C4C	3.69	1.47	1.39
44	f	830	CLA	CAB-C3B	-3.69	1.44	1.51
44	q	304	CLA	C3C-C4C	3.69	1.46	1.40
44	e	826	CLA	CAB-C3B	-3.68	1.44	1.51
44	r	306	CLA	C1D-ND	3.68	1.42	1.37

Continued on next page...

Continued from previous page...

Mol	Chain	Res	Type	Atoms	Z	Observed(Å)	Ideal(Å)
44	B	808	CLA	C4D-ND	-3.68	1.32	1.37
44	f	836	CLA	C1D-ND	3.68	1.42	1.37
44	f	819	CLA	C1D-ND	3.68	1.42	1.37
44	B	828	CLA	C4D-ND	-3.68	1.32	1.37
52	l	517	CHL	CHD-C4C	3.68	1.47	1.39
46	A	843	LHG	O7-C7	3.68	1.44	1.34
44	A	808	CLA	C4D-ND	-3.68	1.32	1.37
44	p	508	CLA	C1D-ND	3.68	1.42	1.37
44	f	835	CLA	C1D-ND	3.68	1.42	1.37
44	3	312	CLA	C1D-ND	3.67	1.42	1.37
44	B	837	CLA	C4D-ND	-3.67	1.32	1.37
44	e	816	CLA	C1D-ND	3.67	1.42	1.37
44	r	307	CLA	C1D-ND	3.67	1.42	1.37
44	f	806	CLA	C1D-ND	3.67	1.42	1.37
52	s	515	CHL	OBD-CAD	3.67	1.28	1.22
44	e	821	CLA	C1D-ND	3.66	1.42	1.37
44	L	304	CLA	C4D-ND	-3.66	1.32	1.37
44	p	505	CLA	C1D-ND	3.66	1.42	1.37
44	f	830	CLA	C1D-ND	3.66	1.42	1.37
44	A	828	CLA	C4D-ND	-3.66	1.32	1.37
44	e	832	CLA	C1D-ND	3.66	1.42	1.37
44	f	837	CLA	C1D-ND	3.65	1.42	1.37
44	e	829	CLA	C1D-ND	3.65	1.42	1.37
44	e	814	CLA	C1D-ND	3.65	1.42	1.37
44	A	852	CLA	C3B-C2B	-3.65	1.35	1.40
52	2	513	CHL	CHD-C4C	3.65	1.47	1.39
44	e	811	CLA	C1D-ND	3.65	1.42	1.37
49	B	850	DGD	O2G-C1B	3.65	1.44	1.34
44	l	504	CLA	C1D-ND	3.65	1.42	1.37
44	A	852	CLA	C4D-ND	-3.65	1.32	1.37
44	e	828	CLA	C1D-ND	3.65	1.42	1.37
44	f	832	CLA	C1D-ND	3.64	1.42	1.37
45	A	841	PQN	C10-C5	3.64	1.46	1.40
44	f	840	CLA	C1D-ND	3.64	1.42	1.37
44	B	830	CLA	C4D-ND	-3.63	1.32	1.37
44	f	810	CLA	C1D-ND	3.63	1.42	1.37
44	q	314	CLA	C1D-ND	3.63	1.42	1.37
44	B	829	CLA	C4D-ND	-3.63	1.32	1.37
44	f	828	CLA	C1D-ND	3.63	1.42	1.37
44	e	823	CLA	C1D-ND	3.63	1.42	1.37
44	L	303	CLA	C4D-ND	-3.63	1.32	1.37
52	r	316	CHL	OBD-CAD	3.63	1.28	1.22

Continued on next page...

Continued from previous page...

Mol	Chain	Res	Type	Atoms	Z	Observed(Å)	Ideal(Å)
44	f	812	CLA	C1D-ND	3.63	1.42	1.37
44	e	853	CLA	C1D-ND	3.62	1.42	1.37
44	3	311	CLA	C4D-ND	-3.62	1.32	1.37
44	e	810	CLA	C1D-ND	3.62	1.42	1.37
44	e	826	CLA	C1D-ND	3.62	1.42	1.37
44	o	303	CLA	C1D-ND	3.62	1.42	1.37
52	s	513	CHL	OBD-CAD	3.62	1.28	1.22
44	f	801	CLA	C1D-ND	3.62	1.42	1.37
44	B	836	CLA	C4D-ND	-3.62	1.32	1.37
44	e	840	CLA	C1D-ND	3.61	1.42	1.37
44	e	852	CLA	C1D-ND	3.61	1.42	1.37
44	s	507	CLA	C1D-ND	3.61	1.42	1.37
44	e	838	CLA	C1D-ND	3.61	1.42	1.37
44	A	816	CLA	C4D-ND	-3.61	1.32	1.37
44	e	803	CLA	C1D-ND	3.61	1.42	1.37
44	s	505	CLA	C1D-ND	3.61	1.42	1.37
52	r	314	CHL	OBD-CAD	3.61	1.28	1.22
44	f	809	CLA	C1D-ND	3.60	1.42	1.37
44	f	814	CLA	C1D-ND	3.60	1.42	1.37
44	B	813	CLA	C1D-ND	3.59	1.42	1.37
52	3	315	CHL	OBD-CAD	3.59	1.28	1.22
44	f	801	CLA	CAB-C3B	-3.59	1.44	1.51
44	2	504	CLA	C1D-ND	3.59	1.42	1.37
52	p	517	CHL	OBD-CAD	3.59	1.28	1.22
44	5	309	CLA	C4D-ND	-3.59	1.32	1.37
44	A	836	CLA	C4D-ND	-3.59	1.32	1.37
44	A	829	CLA	C4D-ND	-3.59	1.32	1.37
44	f	817	CLA	C1D-ND	3.59	1.42	1.37
44	3	313	CLA	C1D-ND	3.59	1.42	1.37
50	r	318	LMG	O7-C8	-3.59	1.42	1.46
44	f	813	CLA	CAB-C3B	-3.58	1.44	1.51
44	f	818	CLA	C1D-ND	3.58	1.42	1.37
44	A	818	CLA	C4D-ND	-3.58	1.32	1.37
44	1	509	CLA	C1D-ND	3.58	1.42	1.37
44	f	825	CLA	C1D-ND	3.58	1.42	1.37
44	B	820	CLA	C4D-ND	-3.58	1.32	1.37
44	B	823	CLA	C4D-ND	-3.58	1.32	1.37
44	f	804	CLA	MG-ND	-3.58	1.98	2.05
52	p	514	CHL	OBD-CAD	3.58	1.28	1.22
44	F	803	CLA	C4D-ND	-3.57	1.32	1.37
44	B	830	CLA	CMB-C2B	-3.57	1.44	1.51
44	f	833	CLA	C1D-ND	3.57	1.42	1.37

Continued on next page...

Continued from previous page...

Mol	Chain	Res	Type	Atoms	Z	Observed(Å)	Ideal(Å)
44	f	820	CLA	C1D-ND	3.57	1.42	1.37
44	e	837	CLA	C1D-ND	3.57	1.42	1.37
44	f	826	CLA	C1D-ND	3.57	1.42	1.37
44	A	824	CLA	C3B-C2B	-3.57	1.35	1.40
52	s	517	CHL	OBD-CAD	3.57	1.28	1.22
44	f	804	CLA	C2A-C1A	-3.57	1.50	1.53
52	s	512	CHL	OBD-CAD	3.57	1.28	1.22
44	B	840	CLA	C4D-ND	-3.57	1.32	1.37
47	I	101	BCR	C1-C6	-3.56	1.48	1.53
44	A	837	CLA	C4D-ND	-3.56	1.32	1.37
44	B	810	CLA	C4D-ND	-3.56	1.32	1.37
44	5	307	CLA	C4D-ND	-3.56	1.32	1.37
44	e	825	CLA	C1D-ND	3.56	1.42	1.37
44	f	842	CLA	C1D-ND	3.56	1.42	1.37
44	A	806	CLA	C4D-ND	-3.56	1.32	1.37
44	B	803	CLA	C4D-ND	-3.56	1.32	1.37
44	B	829	CLA	CMB-C2B	-3.56	1.44	1.51
44	K	202	CLA	C1D-ND	3.56	1.42	1.37
44	e	824	CLA	C1D-ND	3.55	1.42	1.37
44	B	802	CLA	C4D-ND	-3.55	1.32	1.37
44	p	507	CLA	C1D-ND	3.55	1.42	1.37
44	A	827	CLA	C4D-ND	-3.54	1.32	1.37
44	e	820	CLA	C1D-ND	3.54	1.42	1.37
44	f	821	CLA	C1D-ND	3.54	1.42	1.37
44	B	838	CLA	C4D-ND	-3.54	1.32	1.37
44	p	510	CLA	C1D-ND	3.53	1.42	1.37
44	B	830	CLA	C3B-C2B	-3.53	1.35	1.40
44	e	805	CLA	C1D-ND	3.53	1.42	1.37
44	A	836	CLA	CMB-C2B	-3.53	1.44	1.51
44	K	201	CLA	C4D-ND	-3.53	1.32	1.37
47	B	852	BCR	C30-C25	-3.53	1.48	1.53
44	A	809	CLA	C4D-ND	-3.53	1.32	1.37
44	A	838	CLA	C1D-ND	3.53	1.42	1.37
44	f	831	CLA	C1D-ND	3.52	1.42	1.37
44	A	839	CLA	C4D-ND	-3.52	1.32	1.37
44	s	504	CLA	C1D-ND	3.52	1.42	1.37
44	f	841	CLA	C1D-ND	3.52	1.42	1.37
44	e	834	CLA	C1D-ND	3.52	1.42	1.37
44	A	838	CLA	C4D-ND	-3.52	1.32	1.37
44	L	302	CLA	C1D-ND	3.52	1.42	1.37
44	e	819	CLA	C1D-ND	3.52	1.42	1.37
44	3	318	CLA	CAB-C3B	-3.51	1.44	1.51

Continued on next page...

Continued from previous page...

Mol	Chain	Res	Type	Atoms	Z	Observed(Å)	Ideal(Å)
44	3	306	CLA	C1D-ND	3.51	1.42	1.37
44	2	514	CLA	C4D-ND	-3.51	1.32	1.37
44	p	504	CLA	C1D-ND	3.51	1.42	1.37
44	5	311	CLA	C4D-ND	-3.50	1.32	1.37
44	1	515	CLA	C1D-ND	3.50	1.42	1.37
44	e	830	CLA	C1D-ND	3.50	1.42	1.37
44	f	827	CLA	C1D-ND	3.50	1.42	1.37
44	5	312	CLA	C4D-ND	-3.50	1.32	1.37
44	B	801	CLA	C4D-ND	-3.50	1.32	1.37
44	e	822	CLA	C1D-ND	3.50	1.42	1.37
52	3	302	CHL	OBD-CAD	3.50	1.28	1.22
44	A	835	CLA	C4D-ND	-3.49	1.32	1.37
44	B	817	CLA	C4D-ND	-3.49	1.32	1.37
44	f	838	CLA	C1D-ND	3.48	1.42	1.37
44	B	821	CLA	C1D-ND	3.48	1.42	1.37
44	F	802	CLA	C1D-ND	3.48	1.42	1.37
44	B	809	CLA	C4D-ND	-3.48	1.32	1.37
44	2	510	CLA	C4D-ND	-3.47	1.32	1.37
44	A	840	CLA	C3B-C2B	-3.47	1.35	1.40
43	A	801	CL0	C1D-ND	-3.47	1.33	1.37
44	r	304	CLA	CAB-C3B	-3.46	1.44	1.51
47	B	845	BCR	C30-C25	-3.46	1.49	1.53
43	e	801	CL0	C1D-ND	-3.46	1.33	1.37
44	o	302	CLA	CAB-C3B	-3.46	1.44	1.51
44	K	203	CLA	C4D-ND	-3.46	1.32	1.37
44	e	833	CLA	C1D-ND	3.46	1.42	1.37
44	A	815	CLA	C1D-ND	3.46	1.42	1.37
44	2	509	CLA	C4D-ND	-3.46	1.32	1.37
44	f	834	CLA	C1D-ND	3.46	1.42	1.37
44	A	804	CLA	C4D-ND	-3.45	1.32	1.37
44	A	833	CLA	C4D-ND	-3.45	1.32	1.37
44	e	818	CLA	MG-ND	-3.45	1.98	2.05
44	J	101	CLA	C1D-ND	3.45	1.42	1.37
44	2	509	CLA	C1D-ND	3.45	1.42	1.37
44	B	818	CLA	C4D-ND	-3.44	1.33	1.37
44	e	812	CLA	C1D-ND	3.43	1.42	1.37
44	A	803	CLA	C4D-ND	-3.43	1.33	1.37
44	B	834	CLA	C4D-ND	-3.43	1.33	1.37
44	5	316	CLA	C4D-ND	-3.43	1.33	1.37
44	B	812	CLA	C4D-ND	-3.42	1.33	1.37
44	e	831	CLA	C1D-ND	3.42	1.42	1.37
44	F	802	CLA	C4D-ND	-3.42	1.33	1.37

Continued on next page...

Continued from previous page...

Mol	Chain	Res	Type	Atoms	Z	Observed(Å)	Ideal(Å)
44	f	829	CLA	C1D-ND	3.42	1.42	1.37
44	e	823	CLA	CAB-C3B	-3.41	1.44	1.51
52	5	314	CHL	OBD-CAD	3.41	1.28	1.22
44	2	507	CLA	C1D-ND	3.41	1.42	1.37
44	3	301	CLA	C3B-C2B	-3.41	1.35	1.40
52	2	516	CHL	OBD-CAD	3.40	1.28	1.22
44	A	830	CLA	C4D-ND	-3.40	1.33	1.37
44	2	511	CLA	C4D-ND	-3.40	1.33	1.37
44	B	806	CLA	C4D-ND	-3.40	1.33	1.37
44	A	834	CLA	C4D-ND	-3.40	1.33	1.37
44	B	813	CLA	C4D-ND	-3.40	1.33	1.37
44	1	508	CLA	C4D-ND	-3.39	1.33	1.37
44	5	312	CLA	C1D-ND	3.39	1.42	1.37
44	A	817	CLA	C3B-C2B	-3.39	1.35	1.40
44	5	313	CLA	C4D-ND	-3.38	1.33	1.37
44	f	816	CLA	C1D-ND	3.38	1.41	1.37
44	A	829	CLA	C3B-C2B	-3.38	1.35	1.40
44	f	805	CLA	C1D-ND	3.38	1.41	1.37
44	A	818	CLA	CMB-C2B	-3.38	1.44	1.51
52	3	315	CHL	CHD-C4C	3.37	1.46	1.39
44	B	815	CLA	CMB-C2B	-3.37	1.44	1.51
44	3	318	CLA	C4D-ND	-3.37	1.33	1.37
44	A	802	CLA	C4D-ND	-3.37	1.33	1.37
44	p	509	CLA	CBB-CAB	3.36	1.51	1.29
44	B	822	CLA	C4D-ND	-3.36	1.33	1.37
44	p	509	CLA	MG-ND	-3.36	1.99	2.05
44	A	832	CLA	C4D-ND	-3.36	1.33	1.37
44	e	818	CLA	CBB-CAB	3.35	1.51	1.29
44	5	310	CLA	C4D-ND	-3.35	1.33	1.37
44	e	843	CLA	CAB-C3B	-3.35	1.44	1.51
47	F	804	BCR	C1-C6	-3.35	1.49	1.53
44	3	314	CLA	C4D-ND	-3.35	1.33	1.37
44	B	820	CLA	CMB-C2B	-3.35	1.44	1.51
44	A	823	CLA	C2A-C1A	-3.35	1.50	1.53
44	A	807	CLA	C4D-ND	-3.34	1.33	1.37
44	5	306	CLA	C4D-ND	-3.34	1.33	1.37
52	1	514	CHL	C3D-C2D	3.34	1.48	1.39
44	B	835	CLA	C4D-ND	-3.34	1.33	1.37
44	3	307	CLA	C4D-ND	-3.34	1.33	1.37
44	B	819	CLA	C4D-ND	-3.33	1.33	1.37
44	A	819	CLA	C3B-C2B	-3.33	1.35	1.40
44	2	511	CLA	C1D-ND	3.33	1.41	1.37

Continued on next page...

Continued from previous page...

Mol	Chain	Res	Type	Atoms	Z	Observed(Å)	Ideal(Å)
44	A	823	CLA	C1D-ND	3.33	1.41	1.37
44	B	839	CLA	C4D-ND	-3.33	1.33	1.37
44	J	101	CLA	C4D-ND	-3.33	1.33	1.37
44	1	507	CLA	C4D-ND	-3.32	1.33	1.37
44	5	310	CLA	C1D-ND	3.32	1.41	1.37
52	2	512	CHL	OBD-CAD	3.32	1.28	1.22
44	p	513	CLA	CHC-C1C	3.32	1.43	1.35
44	B	833	CLA	C4D-ND	-3.32	1.33	1.37
44	2	504	CLA	C4D-ND	-3.31	1.33	1.37
44	5	307	CLA	C1D-ND	3.31	1.41	1.37
47	A	845	BCR	C1-C6	-3.30	1.49	1.53
44	B	803	CLA	C3B-C2B	-3.30	1.35	1.40
44	1	511	CLA	C4D-ND	-3.30	1.33	1.37
44	A	821	CLA	C4D-ND	-3.30	1.33	1.37
44	2	506	CLA	C4D-ND	-3.30	1.33	1.37
44	1	506	CLA	C1D-ND	3.30	1.41	1.37
45	B	843	PQN	C10-C5	3.30	1.46	1.40
44	f	804	CLA	CBB-CAB	3.30	1.51	1.29
44	p	505	CLA	C4D-ND	-3.30	1.33	1.37
44	1	505	CLA	C1D-ND	3.29	1.41	1.37
44	B	814	CLA	C3B-C2B	-3.28	1.35	1.40
44	B	815	CLA	C4D-ND	-3.28	1.33	1.37
44	q	312	CLA	CHC-C1C	3.28	1.43	1.35
44	f	805	CLA	C4D-ND	-3.28	1.33	1.37
44	1	515	CLA	CAD-C3D	-3.28	1.45	1.50
44	3	316	CLA	C4D-ND	-3.27	1.33	1.37
52	5	317	CHL	OBD-CAD	3.27	1.28	1.22
44	q	304	CLA	C3B-CAB	-3.27	1.43	1.48
44	A	842	CLA	CHC-C1C	3.27	1.43	1.35
44	F	803	CLA	C1D-ND	3.27	1.41	1.37
44	e	837	CLA	C4D-ND	-3.26	1.33	1.37
44	B	829	CLA	C3B-C2B	-3.26	1.35	1.40
44	B	826	CLA	C4D-ND	-3.26	1.33	1.37
44	1	508	CLA	C1D-ND	3.26	1.41	1.37
44	3	310	CLA	C1D-ND	3.26	1.41	1.37
44	B	805	CLA	C4D-ND	-3.26	1.33	1.37
52	5	315	CHL	OBD-CAD	3.26	1.28	1.22
52	s	512	CHL	C1D-C2D	3.26	1.51	1.45
52	1	517	CHL	OBD-CAD	3.26	1.28	1.22
44	3	308	CLA	C1D-ND	3.26	1.41	1.37
44	f	838	CLA	C4D-ND	-3.26	1.33	1.37
44	A	840	CLA	C4D-ND	-3.26	1.33	1.37

Continued on next page...

Continued from previous page...

Mol	Chain	Res	Type	Atoms	Z	Observed(Å)	Ideal(Å)
52	2	513	CHL	C1D-ND	-3.25	1.33	1.37
44	e	827	CLA	C1D-ND	3.25	1.41	1.37
44	e	804	CLA	C4D-ND	-3.25	1.33	1.37
44	A	817	CLA	CHC-C1C	3.25	1.43	1.35
44	m	101	CLA	CAB-C3B	-3.25	1.44	1.51
44	f	828	CLA	C4D-ND	-3.25	1.33	1.37
44	3	312	CLA	C4D-ND	-3.24	1.33	1.37
44	A	815	CLA	C4D-ND	-3.24	1.33	1.37
44	K	205	CLA	C1D-ND	3.24	1.41	1.37
47	A	845	BCR	C30-C25	-3.24	1.49	1.53
44	A	803	CLA	C1D-ND	3.24	1.41	1.37
44	f	835	CLA	C4D-ND	-3.24	1.33	1.37
44	r	306	CLA	CHC-C1C	3.24	1.43	1.35
44	B	824	CLA	C4D-ND	-3.24	1.33	1.37
44	K	202	CLA	CHC-C1C	3.24	1.43	1.35
44	3	307	CLA	CHC-C1C	3.23	1.43	1.35
44	p	504	CLA	CHC-C1C	3.23	1.43	1.35
44	2	506	CLA	C1D-ND	3.23	1.41	1.37
44	A	824	CLA	CMB-C2B	-3.23	1.44	1.51
44	3	306	CLA	CAB-C3B	-3.23	1.44	1.51
44	f	808	CLA	C4D-ND	-3.22	1.33	1.37
52	p	512	CHL	C3D-C2D	3.22	1.47	1.39
44	3	301	CLA	CMB-C2B	-3.22	1.44	1.51
44	K	205	CLA	CHC-C1C	3.22	1.43	1.35
52	1	514	CHL	MG-NA	-3.22	1.98	2.06
44	e	828	CLA	C4D-ND	-3.22	1.33	1.37
44	A	826	CLA	C4D-ND	-3.21	1.33	1.37
44	3	317	CLA	C4D-ND	-3.21	1.33	1.37
44	e	823	CLA	CHC-C1C	3.21	1.43	1.35
44	q	314	CLA	C4D-ND	-3.21	1.33	1.37
44	B	821	CLA	C4D-ND	-3.21	1.33	1.37
44	e	813	CLA	CHC-C1C	3.21	1.43	1.35
44	A	833	CLA	CMB-C2B	-3.21	1.45	1.51
52	r	313	CHL	C3D-C2D	3.21	1.47	1.39
44	q	304	CLA	C4D-ND	-3.20	1.33	1.37
44	A	817	CLA	CMB-C2B	-3.20	1.45	1.51
44	f	822	CLA	C4D-ND	-3.20	1.33	1.37
44	A	825	CLA	C1D-ND	3.20	1.41	1.37
44	A	814	CLA	C3B-C2B	-3.20	1.35	1.40
44	f	821	CLA	C4D-ND	-3.19	1.33	1.37
44	f	821	CLA	CHC-C1C	3.19	1.43	1.35
52	2	515	CHL	OBD-CAD	3.19	1.28	1.22

Continued on next page...

Continued from previous page...

Mol	Chain	Res	Type	Atoms	Z	Observed(Å)	Ideal(Å)
44	e	812	CLA	C4D-ND	-3.19	1.33	1.37
44	f	827	CLA	C4D-ND	-3.19	1.33	1.37
44	f	827	CLA	CHC-C1C	3.19	1.43	1.35
44	2	508	CLA	CHC-C1C	3.19	1.43	1.35
44	f	834	CLA	C4D-ND	-3.19	1.33	1.37
44	e	839	CLA	CHC-C1C	3.18	1.43	1.35
44	f	834	CLA	CHC-C1C	3.18	1.43	1.35
44	B	838	CLA	C1D-ND	3.18	1.41	1.37
44	3	310	CLA	C4D-ND	-3.18	1.33	1.37
44	r	307	CLA	CHC-C1C	3.18	1.43	1.35
44	B	801	CLA	C3B-C2B	-3.18	1.36	1.40
52	s	512	CHL	C3D-C2D	3.18	1.47	1.39
44	p	510	CLA	C4D-ND	-3.18	1.33	1.37
44	1	506	CLA	C4D-ND	-3.18	1.33	1.37
44	3	301	CLA	C4D-ND	-3.18	1.33	1.37
44	e	814	CLA	C4D-ND	-3.18	1.33	1.37
44	f	814	CLA	CHC-C1C	3.18	1.43	1.35
44	B	831	CLA	C4D-ND	-3.18	1.33	1.37
44	L	303	CLA	CMB-C2B	-3.18	1.45	1.51
44	e	803	CLA	CHC-C1C	3.18	1.43	1.35
44	r	304	CLA	CHC-C1C	3.18	1.43	1.35
44	A	802	CLA	C3B-C2B	-3.18	1.36	1.40
44	f	819	CLA	C4D-ND	-3.17	1.33	1.37
44	f	803	CLA	C2D-C1D	3.17	1.48	1.42
44	f	809	CLA	C4D-ND	-3.17	1.33	1.37
44	J	101	CLA	CHC-C1C	3.17	1.43	1.35
44	A	842	CLA	C1D-ND	3.17	1.41	1.37
47	B	847	BCR	C30-C25	-3.16	1.49	1.53
44	B	809	CLA	C3B-C2B	-3.16	1.36	1.40
44	A	819	CLA	CMB-C2B	-3.16	1.45	1.51
52	p	514	CHL	C3D-C2D	3.16	1.47	1.39
44	B	838	CLA	CMB-C2B	-3.15	1.45	1.51
44	1	505	CLA	C4D-ND	-3.15	1.33	1.37
44	e	833	CLA	C4D-ND	-3.15	1.33	1.37
44	e	843	CLA	CHC-C1C	3.15	1.43	1.35
44	A	820	CLA	CMB-C2B	-3.15	1.45	1.51
44	f	810	CLA	C4D-ND	-3.15	1.33	1.37
44	q	316	CLA	CHC-C1C	3.15	1.43	1.35
44	f	825	CLA	C4D-ND	-3.15	1.33	1.37
44	B	808	CLA	C3B-C2B	-3.15	1.36	1.40
44	e	834	CLA	C4D-ND	-3.14	1.33	1.37
44	e	826	CLA	CHC-C1C	3.14	1.43	1.35

Continued on next page...

Continued from previous page...

Mol	Chain	Res	Type	Atoms	Z	Observed(Å)	Ideal(Å)
44	e	825	CLA	C4D-ND	-3.14	1.33	1.37
44	e	820	CLA	C4D-ND	-3.14	1.33	1.37
44	e	841	CLA	C4D-ND	-3.14	1.33	1.37
44	e	806	CLA	CHC-C1C	3.14	1.43	1.35
44	e	830	CLA	C4D-ND	-3.14	1.33	1.37
44	B	805	CLA	CHC-C1C	3.14	1.43	1.35
44	A	842	CLA	C4D-ND	-3.14	1.33	1.37
44	A	810	CLA	CMB-C2B	-3.14	1.45	1.51
44	B	837	CLA	CHC-C1C	3.13	1.43	1.35
44	f	815	CLA	C4D-ND	-3.13	1.33	1.37
53	5	304	XAT	C22-C21	-3.13	1.49	1.54
44	K	201	CLA	CHC-C1C	3.13	1.43	1.35
44	5	309	CLA	C1D-ND	3.13	1.41	1.37
44	B	812	CLA	CMB-C2B	-3.13	1.45	1.51
44	B	822	CLA	CHC-C1C	3.13	1.43	1.35
44	q	305	CLA	CHC-C1C	3.13	1.43	1.35
44	B	815	CLA	CHC-C1C	3.13	1.43	1.35
44	e	831	CLA	CHC-C1C	3.13	1.43	1.35
44	n	201	CLA	CHC-C1C	3.13	1.43	1.35
44	s	504	CLA	CHC-C1C	3.13	1.43	1.35
44	e	837	CLA	CHC-C1C	3.13	1.43	1.35
44	e	805	CLA	C4D-ND	-3.13	1.33	1.37
44	e	835	CLA	C4D-ND	-3.13	1.33	1.37
44	f	818	CLA	CHC-C1C	3.13	1.43	1.35
44	f	838	CLA	CHC-C1C	3.13	1.43	1.35
44	e	821	CLA	C4D-ND	-3.13	1.33	1.37
44	1	505	CLA	CHC-C1C	3.13	1.43	1.35
44	2	508	CLA	C4D-ND	-3.13	1.33	1.37
44	f	832	CLA	C4D-ND	-3.13	1.33	1.37
44	2	507	CLA	CHC-C1C	3.13	1.43	1.35
44	r	317	CLA	CHC-C1C	3.13	1.43	1.35
44	f	841	CLA	CHC-C1C	3.12	1.43	1.35
44	f	807	CLA	CHC-C1C	3.12	1.43	1.35
44	f	808	CLA	CHC-C1C	3.12	1.43	1.35
44	3	306	CLA	C2C-C1C	3.12	1.45	1.40
44	e	814	CLA	CHC-C1C	3.12	1.43	1.35
44	n	202	CLA	CHC-C1C	3.12	1.43	1.35
44	e	826	CLA	C4D-ND	-3.12	1.33	1.37
44	B	806	CLA	C1D-ND	3.12	1.41	1.37
44	f	840	CLA	C4D-ND	-3.12	1.33	1.37
44	A	832	CLA	CMB-C2B	-3.12	1.45	1.51
44	f	812	CLA	C4D-ND	-3.12	1.33	1.37

Continued on next page...

Continued from previous page...

Mol	Chain	Res	Type	Atoms	Z	Observed(Å)	Ideal(Å)
44	p	507	CLA	C4D-ND	-3.12	1.33	1.37
44	f	816	CLA	CHC-C1C	3.12	1.43	1.35
44	A	826	CLA	CHC-C1C	3.12	1.43	1.35
44	f	837	CLA	CHC-C1C	3.12	1.43	1.35
44	q	304	CLA	CHC-C1C	3.12	1.43	1.35
44	B	831	CLA	C1D-ND	3.12	1.41	1.37
44	B	816	CLA	C4D-ND	-3.12	1.33	1.37
44	q	315	CLA	C4D-ND	-3.12	1.33	1.37
44	A	833	CLA	C3B-C2B	-3.11	1.36	1.40
44	K	201	CLA	C3B-C2B	-3.11	1.36	1.40
44	e	824	CLA	C4D-ND	-3.11	1.33	1.37
44	f	831	CLA	C4D-ND	-3.11	1.33	1.37
44	s	505	CLA	C4D-ND	-3.11	1.33	1.37
44	3	317	CLA	C1D-ND	3.11	1.41	1.37
44	p	508	CLA	CHC-C1C	3.11	1.42	1.35
44	A	836	CLA	CHC-C1C	3.11	1.42	1.35
44	s	509	CLA	CHC-C1C	3.11	1.42	1.35
52	p	512	CHL	C1D-C2D	3.11	1.51	1.45
44	B	825	CLA	C4D-ND	-3.11	1.33	1.37
44	e	810	CLA	CHC-C1C	3.11	1.42	1.35
44	q	307	CLA	CHC-C1C	3.11	1.42	1.35
44	e	828	CLA	CHC-C1C	3.11	1.42	1.35
44	e	813	CLA	C4D-ND	-3.10	1.33	1.37
44	e	819	CLA	C4D-ND	-3.10	1.33	1.37
44	e	833	CLA	CHC-C1C	3.10	1.42	1.35
44	q	308	CLA	CHC-C1C	3.10	1.42	1.35
44	B	836	CLA	CHC-C1C	3.10	1.42	1.35
44	r	317	CLA	C4D-ND	-3.10	1.33	1.37
44	s	511	CLA	CHC-C1C	3.10	1.42	1.35
44	e	808	CLA	CHC-C1C	3.10	1.42	1.35
44	f	839	CLA	CHC-C1C	3.10	1.42	1.35
44	s	510	CLA	C4D-ND	-3.10	1.33	1.37
52	p	517	CHL	C3D-C2D	3.10	1.47	1.39
44	f	825	CLA	CHC-C1C	3.10	1.42	1.35
44	m	102	CLA	CHC-C1C	3.10	1.42	1.35
44	f	816	CLA	C4D-ND	-3.10	1.33	1.37
44	e	815	CLA	CHC-C1C	3.10	1.42	1.35
44	p	511	CLA	CHC-C1C	3.10	1.42	1.35
44	e	807	CLA	CHC-C1C	3.10	1.42	1.35
44	e	822	CLA	C4D-ND	-3.10	1.33	1.37
44	e	831	CLA	C4D-ND	-3.10	1.33	1.37
44	B	834	CLA	CMB-C2B	-3.10	1.45	1.51

Continued on next page...

Continued from previous page...

Mol	Chain	Res	Type	Atoms	Z	Observed(Å)	Ideal(Å)
44	B	808	CLA	C3B-CAB	-3.09	1.41	1.47
44	3	306	CLA	C4D-ND	-3.09	1.33	1.37
44	e	819	CLA	CHC-C1C	3.09	1.42	1.35
44	f	806	CLA	C4D-ND	-3.09	1.33	1.37
44	l	508	CLA	CHC-C1C	3.09	1.42	1.35
44	r	311	CLA	CHC-C1C	3.09	1.42	1.35
44	p	506	CLA	CHC-C1C	3.09	1.42	1.35
44	A	834	CLA	C1D-ND	3.09	1.41	1.37
44	f	803	CLA	CHC-C1C	3.09	1.42	1.35
44	q	314	CLA	CHC-C1C	3.09	1.42	1.35
52	r	313	CHL	C1D-C2D	3.09	1.51	1.45
44	B	824	CLA	CMB-C2B	-3.09	1.45	1.51
44	s	507	CLA	CHC-C1C	3.09	1.42	1.35
44	f	815	CLA	CHC-C1C	3.09	1.42	1.35
44	f	819	CLA	CHC-C1C	3.09	1.42	1.35
44	f	833	CLA	CHC-C1C	3.09	1.42	1.35
44	e	830	CLA	CHC-C1C	3.09	1.42	1.35
44	e	832	CLA	CHC-C1C	3.09	1.42	1.35
44	l	509	CLA	C4D-ND	-3.09	1.33	1.37
44	p	505	CLA	CHC-C1C	3.08	1.42	1.35
44	f	804	CLA	C1C-NC	-3.08	1.33	1.37
44	r	305	CLA	CHC-C1C	3.08	1.42	1.35
44	f	841	CLA	C4D-ND	-3.08	1.33	1.37
44	o	304	CLA	CHC-C1C	3.08	1.42	1.35
44	f	830	CLA	CHC-C1C	3.08	1.42	1.35
44	B	820	CLA	CHC-C1C	3.08	1.42	1.35
44	e	805	CLA	CHC-C1C	3.08	1.42	1.35
44	B	811	CLA	CMB-C2B	-3.08	1.45	1.51
44	e	803	CLA	C4D-ND	-3.08	1.33	1.37
44	f	806	CLA	CHC-C1C	3.08	1.42	1.35
44	f	801	CLA	C4D-ND	-3.08	1.33	1.37
44	e	822	CLA	CHC-C1C	3.08	1.42	1.35
44	B	827	CLA	CHC-C1C	3.08	1.42	1.35
44	e	825	CLA	CHC-C1C	3.08	1.42	1.35
44	B	819	CLA	C3B-C2B	-3.08	1.36	1.40
44	f	836	CLA	CHC-C1C	3.08	1.42	1.35
44	B	809	CLA	CMB-C2B	-3.08	1.45	1.51
44	A	823	CLA	C4D-ND	-3.08	1.33	1.37
44	s	507	CLA	C4D-ND	-3.08	1.33	1.37
44	q	309	CLA	CHC-C1C	3.08	1.42	1.35
44	3	318	CLA	C1D-ND	3.07	1.41	1.37
44	e	853	CLA	C4D-ND	-3.07	1.33	1.37

Continued on next page...

Continued from previous page...

Mol	Chain	Res	Type	Atoms	Z	Observed(Å)	Ideal(Å)
47	B	852	BCR	C1-C6	-3.07	1.49	1.53
44	r	306	CLA	C4D-ND	-3.07	1.33	1.37
44	B	809	CLA	C1D-ND	3.07	1.41	1.37
44	f	818	CLA	C4D-ND	-3.07	1.33	1.37
44	q	316	CLA	C4D-ND	-3.07	1.33	1.37
44	s	505	CLA	CHC-C1C	3.07	1.42	1.35
44	s	506	CLA	CHC-C1C	3.07	1.42	1.35
52	s	513	CHL	C3D-C2D	3.07	1.47	1.39
44	f	842	CLA	C4D-ND	-3.07	1.33	1.37
44	A	852	CLA	CMB-C2B	-3.07	1.45	1.51
44	q	307	CLA	C4D-ND	-3.07	1.33	1.37
44	B	836	CLA	C1D-ND	3.07	1.41	1.37
44	3	314	CLA	CHC-C1C	3.07	1.42	1.35
44	s	510	CLA	CHC-C1C	3.07	1.42	1.35
44	B	833	CLA	C1D-ND	3.07	1.41	1.37
44	A	835	CLA	CMB-C2B	-3.07	1.45	1.51
44	e	834	CLA	CHC-C1C	3.07	1.42	1.35
52	s	513	CHL	C1D-C2D	3.06	1.51	1.45
44	2	510	CLA	CHC-C1C	3.06	1.42	1.35
44	3	317	CLA	CHC-C1C	3.06	1.42	1.35
44	s	508	CLA	CHC-C1C	3.06	1.42	1.35
44	q	311	CLA	CHC-C1C	3.06	1.42	1.35
44	r	307	CLA	C4D-ND	-3.06	1.33	1.37
44	e	816	CLA	CHC-C1C	3.06	1.42	1.35
44	r	312	CLA	CHC-C1C	3.06	1.42	1.35
44	B	819	CLA	CMB-C2B	-3.06	1.45	1.51
44	A	805	CLA	C3B-C2B	-3.06	1.36	1.40
44	e	806	CLA	C4D-ND	-3.06	1.33	1.37
44	B	828	CLA	CHC-C1C	3.06	1.42	1.35
44	e	815	CLA	C4D-ND	-3.06	1.33	1.37
44	r	308	CLA	CHC-C1C	3.06	1.42	1.35
44	q	306	CLA	CHC-C1C	3.06	1.42	1.35
44	m	101	CLA	CHC-C1C	3.06	1.42	1.35
44	B	831	CLA	CMB-C2B	-3.06	1.45	1.51
44	A	835	CLA	C3B-C2B	-3.06	1.36	1.40
44	n	203	CLA	CHC-C1C	3.06	1.42	1.35
44	e	802	CLA	CHC-C1C	3.06	1.42	1.35
44	2	505	CLA	CHC-C1C	3.06	1.42	1.35
44	e	836	CLA	CHC-C1C	3.06	1.42	1.35
44	A	819	CLA	CHC-C1C	3.05	1.42	1.35
44	o	304	CLA	C4D-ND	-3.05	1.33	1.37
44	A	802	CLA	CHC-C1C	3.05	1.42	1.35

Continued on next page...

Continued from previous page...

Mol	Chain	Res	Type	Atoms	Z	Observed(Å)	Ideal(Å)
44	e	823	CLA	C4D-ND	-3.05	1.33	1.37
52	p	517	CHL	C1D-C2D	3.05	1.51	1.45
44	A	840	CLA	CHC-C1C	3.05	1.42	1.35
44	B	823	CLA	CHC-C1C	3.05	1.42	1.35
44	L	302	CLA	C4D-ND	-3.05	1.33	1.37
44	e	838	CLA	C4D-ND	-3.05	1.33	1.37
44	p	507	CLA	CHC-C1C	3.05	1.42	1.35
44	B	814	CLA	CHC-C1C	3.05	1.42	1.35
44	s	514	CLA	C4D-ND	-3.05	1.33	1.37
44	p	510	CLA	CHC-C1C	3.05	1.42	1.35
44	r	315	CLA	CHC-C1C	3.05	1.42	1.35
44	f	823	CLA	CHC-C1C	3.05	1.42	1.35
44	B	841	CLA	CHC-C1C	3.05	1.42	1.35
44	f	840	CLA	CHC-C1C	3.05	1.42	1.35
44	f	823	CLA	C4D-ND	-3.05	1.33	1.37
44	A	817	CLA	C3B-CAB	-3.05	1.41	1.47
44	e	827	CLA	CHC-C1C	3.05	1.42	1.35
44	f	820	CLA	CHC-C1C	3.05	1.42	1.35
44	l	504	CLA	CHC-C1C	3.05	1.42	1.35
44	f	817	CLA	CHC-C1C	3.05	1.42	1.35
44	A	830	CLA	CMB-C2B	-3.05	1.45	1.51
44	5	310	CLA	CHC-C1C	3.04	1.42	1.35
44	5	308	CLA	C1D-ND	3.04	1.41	1.37
44	5	313	CLA	C1D-ND	3.04	1.41	1.37
52	q	313	CHL	C1D-C2D	3.04	1.51	1.45
44	3	313	CLA	CHC-C1C	3.04	1.42	1.35
44	f	830	CLA	C4D-ND	-3.04	1.33	1.37
44	r	308	CLA	C4D-ND	-3.04	1.33	1.37
44	2	506	CLA	CMB-C2B	-3.04	1.45	1.51
44	f	813	CLA	CHC-C1C	3.04	1.42	1.35
44	e	853	CLA	CHC-C1C	3.04	1.42	1.35
44	B	813	CLA	CMB-C2B	-3.04	1.45	1.51
44	e	802	CLA	C4D-ND	-3.04	1.33	1.37
44	e	810	CLA	C4D-ND	-3.04	1.33	1.37
44	n	205	CLA	CHC-C1C	3.04	1.42	1.35
44	f	829	CLA	C4D-ND	-3.04	1.33	1.37
44	A	838	CLA	CMB-C2B	-3.04	1.45	1.51
44	m	101	CLA	C4D-ND	-3.04	1.33	1.37
44	f	817	CLA	C4D-ND	-3.04	1.33	1.37
44	p	506	CLA	C4D-ND	-3.04	1.33	1.37
44	j	802	CLA	CHC-C1C	3.04	1.42	1.35
44	m	102	CLA	C4D-ND	-3.04	1.33	1.37

Continued on next page...

Continued from previous page...

Mol	Chain	Res	Type	Atoms	Z	Observed(Å)	Ideal(Å)
44	A	837	CLA	CHC-C1C	3.04	1.42	1.35
44	f	843	CLA	CHC-C1C	3.04	1.42	1.35
44	A	802	CLA	C1D-ND	3.04	1.41	1.37
44	e	811	CLA	C4D-ND	-3.04	1.33	1.37
44	A	834	CLA	CMB-C2B	-3.03	1.45	1.51
52	2	516	CHL	C1D-C2D	3.03	1.51	1.45
44	L	301	CLA	CHC-C1C	3.03	1.42	1.35
44	e	811	CLA	CHC-C1C	3.03	1.42	1.35
44	B	835	CLA	CHC-C1C	3.03	1.42	1.35
44	B	805	CLA	CMB-C2B	-3.03	1.45	1.51
44	r	304	CLA	C4D-ND	-3.03	1.33	1.37
44	e	817	CLA	CHC-C1C	3.03	1.42	1.35
44	f	835	CLA	CHC-C1C	3.03	1.42	1.35
44	5	305	CLA	CHC-C1C	3.03	1.42	1.35
44	f	810	CLA	CHC-C1C	3.03	1.42	1.35
44	A	832	CLA	C3B-C2B	-3.03	1.36	1.40
44	f	807	CLA	C4D-ND	-3.03	1.33	1.37
44	o	303	CLA	C4D-ND	-3.03	1.33	1.37
44	f	826	CLA	CHC-C1C	3.03	1.42	1.35
44	A	806	CLA	CMB-C2B	-3.03	1.45	1.51
44	f	803	CLA	C4D-ND	-3.03	1.33	1.37
44	5	309	CLA	CHC-C1C	3.02	1.42	1.35
44	r	315	CLA	C4D-ND	-3.02	1.33	1.37
44	f	822	CLA	CHC-C1C	3.02	1.42	1.35
44	A	810	CLA	CHC-C1C	3.02	1.42	1.35
44	e	824	CLA	CHC-C1C	3.02	1.42	1.35
44	f	828	CLA	CHC-C1C	3.02	1.42	1.35
44	e	808	CLA	C4D-ND	-3.02	1.33	1.37
44	1	515	CLA	C4D-ND	-3.02	1.33	1.37
44	1	506	CLA	CHC-C1C	3.02	1.42	1.35
44	B	816	CLA	C1D-ND	3.02	1.41	1.37
52	p	512	CHL	MG-NA	-3.02	1.99	2.06
44	5	308	CLA	CHC-C1C	3.02	1.42	1.35
44	A	816	CLA	C1D-ND	3.02	1.41	1.37
44	e	812	CLA	CHC-C1C	3.02	1.42	1.35
44	1	515	CLA	CHC-C1C	3.02	1.42	1.35
47	A	846	BCR	C1-C6	-3.02	1.49	1.53
44	o	303	CLA	CHC-C1C	3.02	1.42	1.35
44	e	829	CLA	C4D-ND	-3.02	1.33	1.37
44	e	840	CLA	C4D-ND	-3.02	1.33	1.37
44	e	852	CLA	C4D-ND	-3.02	1.33	1.37
44	A	807	CLA	CMB-C2B	-3.01	1.45	1.51

Continued on next page...

Continued from previous page...

Mol	Chain	Res	Type	Atoms	Z	Observed(Å)	Ideal(Å)
44	A	818	CLA	C3B-C2B	-3.01	1.36	1.40
44	f	829	CLA	CHC-C1C	3.01	1.42	1.35
44	f	811	CLA	C4D-ND	-3.01	1.33	1.37
44	s	508	CLA	C4D-ND	-3.01	1.33	1.37
44	B	827	CLA	CMB-C2B	-3.01	1.45	1.51
44	l	513	CLA	C4D-ND	-3.01	1.33	1.37
44	l	513	CLA	CHC-C1C	3.01	1.42	1.35
44	s	514	CLA	CHC-C1C	3.01	1.42	1.35
44	A	823	CLA	CMB-C2B	-3.01	1.45	1.51
44	n	203	CLA	C4D-ND	-3.01	1.33	1.37
44	f	842	CLA	CHC-C1C	3.01	1.42	1.35
44	2	511	CLA	CHC-C1C	3.01	1.42	1.35
44	e	820	CLA	CHC-C1C	3.01	1.42	1.35
44	B	807	CLA	CMB-C2B	-3.01	1.45	1.51
44	e	804	CLA	CHC-C1C	3.01	1.42	1.35
44	e	835	CLA	CHC-C1C	3.01	1.42	1.35
44	A	821	CLA	CHC-C1C	3.01	1.42	1.35
44	5	306	CLA	C1D-ND	3.00	1.41	1.37
44	q	309	CLA	C4D-ND	-3.00	1.33	1.37
44	A	830	CLA	C3B-C2B	-3.00	1.36	1.40
44	f	836	CLA	C4D-ND	-3.00	1.33	1.37
44	q	310	CLA	CHC-C1C	3.00	1.42	1.35
44	q	315	CLA	CHC-C1C	3.00	1.42	1.35
44	l	510	CLA	CHC-C1C	3.00	1.42	1.35
44	l	511	CLA	CHC-C1C	3.00	1.42	1.35
44	f	824	CLA	C4D-ND	-3.00	1.33	1.37
44	A	838	CLA	CHC-C1C	3.00	1.42	1.35
44	e	840	CLA	CHC-C1C	3.00	1.42	1.35
44	f	801	CLA	CHC-C1C	3.00	1.42	1.35
52	p	514	CHL	C1D-C2D	3.00	1.51	1.45
44	3	316	CLA	CHC-C1C	3.00	1.42	1.35
44	B	830	CLA	C3B-CAB	-2.99	1.41	1.47
44	e	836	CLA	C4D-ND	-2.99	1.33	1.37
44	A	803	CLA	CMB-C2B	-2.99	1.45	1.51
44	s	506	CLA	C4D-ND	-2.99	1.33	1.37
44	K	202	CLA	C4D-ND	-2.99	1.33	1.37
44	B	842	CLA	C1D-ND	2.99	1.41	1.37
52	s	517	CHL	C3D-C2D	2.99	1.47	1.39
44	5	307	CLA	CHC-C1C	2.99	1.42	1.35
44	B	803	CLA	CMB-C2B	-2.99	1.45	1.51
44	j	802	CLA	C4D-ND	-2.99	1.33	1.37
44	2	509	CLA	CHC-C1C	2.99	1.42	1.35

Continued on next page...

Continued from previous page...

Mol	Chain	Res	Type	Atoms	Z	Observed(Å)	Ideal(Å)
44	B	802	CLA	C1D-ND	2.99	1.41	1.37
44	f	814	CLA	C4D-ND	-2.99	1.33	1.37
44	f	833	CLA	C4D-ND	-2.99	1.33	1.37
44	q	311	CLA	C4D-ND	-2.99	1.33	1.37
44	B	835	CLA	C1D-ND	2.99	1.41	1.37
44	A	802	CLA	CMB-C2B	-2.99	1.45	1.51
44	A	812	CLA	CHC-C1C	2.99	1.42	1.35
44	r	310	CLA	C4D-ND	-2.99	1.33	1.37
44	f	832	CLA	CHC-C1C	2.98	1.42	1.35
44	f	805	CLA	CHC-C1C	2.98	1.42	1.35
44	L	301	CLA	C3B-C2B	-2.98	1.36	1.40
44	r	305	CLA	C4D-ND	-2.98	1.33	1.37
44	B	809	CLA	CHC-C1C	2.98	1.42	1.35
44	e	838	CLA	CHC-C1C	2.98	1.42	1.35
44	p	515	CLA	CHC-C1C	2.98	1.42	1.35
44	f	812	CLA	CHC-C1C	2.98	1.42	1.35
52	s	512	CHL	MG-NA	-2.98	1.99	2.06
44	B	816	CLA	CMB-C2B	-2.98	1.45	1.51
52	l	512	CHL	C1D-C2D	2.98	1.51	1.45
44	f	824	CLA	CHC-C1C	2.98	1.42	1.35
44	f	839	CLA	C4D-ND	-2.98	1.33	1.37
44	A	834	CLA	C3B-C2B	-2.97	1.36	1.40
44	f	843	CLA	C4D-ND	-2.97	1.33	1.37
44	r	309	CLA	CHC-C1C	2.97	1.42	1.35
52	l	512	CHL	C3D-C2D	2.97	1.47	1.39
44	f	837	CLA	C4D-ND	-2.97	1.33	1.37
53	5	304	XAT	O24-C25	-2.97	1.42	1.46
44	o	302	CLA	CHC-C1C	2.97	1.42	1.35
44	e	841	CLA	CHC-C1C	2.97	1.42	1.35
52	r	316	CHL	C3D-C2D	2.97	1.47	1.39
44	A	840	CLA	CMB-C2B	-2.97	1.45	1.51
44	f	813	CLA	C4D-ND	-2.97	1.33	1.37
44	A	813	CLA	CHC-C1C	2.97	1.42	1.35
44	f	809	CLA	CHC-C1C	2.97	1.42	1.35
52	s	517	CHL	C1D-C2D	2.96	1.51	1.45
44	A	823	CLA	CHC-C1C	2.96	1.42	1.35
44	e	809	CLA	CHC-C1C	2.96	1.42	1.35
44	B	805	CLA	C3B-C2B	-2.96	1.36	1.40
44	B	802	CLA	CHC-C1C	2.96	1.42	1.35
54	Q	803	SQD	C6-S	-2.96	1.66	1.77
44	r	310	CLA	CHC-C1C	2.96	1.42	1.35
44	B	831	CLA	C3B-C2B	-2.96	1.36	1.40

Continued on next page...

Continued from previous page...

Mol	Chain	Res	Type	Atoms	Z	Observed(Å)	Ideal(Å)
44	A	852	CLA	C1D-ND	2.96	1.41	1.37
44	B	840	CLA	CMB-C2B	-2.96	1.45	1.51
44	A	804	CLA	CHC-C1C	2.95	1.42	1.35
44	e	821	CLA	CHC-C1C	2.95	1.42	1.35
44	B	817	CLA	C1D-ND	2.95	1.41	1.37
44	s	511	CLA	C4D-ND	-2.95	1.33	1.37
44	B	801	CLA	CHC-C1C	2.95	1.42	1.35
52	5	317	CHL	C3D-C2D	2.95	1.47	1.39
44	3	309	CLA	C1D-ND	2.95	1.41	1.37
44	F	802	CLA	CHC-C1C	2.95	1.42	1.35
44	L	301	CLA	CMB-C2B	-2.95	1.45	1.51
44	B	839	CLA	C1D-ND	2.95	1.41	1.37
44	5	316	CLA	C1D-ND	2.95	1.41	1.37
52	s	515	CHL	C1D-C2D	2.94	1.51	1.45
44	e	832	CLA	C4D-ND	-2.94	1.33	1.37
44	B	823	CLA	C1D-ND	2.94	1.41	1.37
44	5	316	CLA	CHC-C1C	2.94	1.42	1.35
44	3	308	CLA	CHC-C1C	2.94	1.42	1.35
44	L	303	CLA	CHC-C1C	2.94	1.42	1.35
44	A	834	CLA	CHC-C1C	2.94	1.42	1.35
44	f	811	CLA	CHC-C1C	2.94	1.42	1.35
44	p	508	CLA	C4D-ND	-2.94	1.33	1.37
44	A	835	CLA	CHC-C1C	2.94	1.42	1.35
44	B	817	CLA	C3B-CAB	-2.94	1.41	1.47
44	L	304	CLA	CHC-C1C	2.94	1.42	1.35
44	p	509	CLA	C1C-NC	-2.94	1.33	1.37
44	3	309	CLA	CHC-C1C	2.94	1.42	1.35
44	e	843	CLA	C4D-ND	-2.94	1.33	1.37
44	A	830	CLA	CHC-C1C	2.94	1.42	1.35
44	s	504	CLA	C4D-ND	-2.93	1.33	1.37
44	B	834	CLA	C1D-ND	2.93	1.41	1.37
44	A	839	CLA	CHC-C1C	2.93	1.42	1.35
44	f	820	CLA	C4D-ND	-2.93	1.33	1.37
44	B	802	CLA	CMB-C2B	-2.93	1.45	1.51
44	2	510	CLA	C1D-ND	2.93	1.41	1.37
44	e	829	CLA	CHC-C1C	2.93	1.42	1.35
44	n	201	CLA	C4D-ND	-2.93	1.33	1.37
44	5	312	CLA	CHC-C1C	2.93	1.42	1.35
44	q	312	CLA	C4D-ND	-2.93	1.33	1.37
44	2	504	CLA	CMB-C2B	-2.93	1.45	1.51
52	1	517	CHL	C1D-C2D	2.93	1.51	1.45
44	e	852	CLA	CHC-C1C	2.93	1.42	1.35

Continued on next page...

Continued from previous page...

Mol	Chain	Res	Type	Atoms	Z	Observed(Å)	Ideal(Å)
44	f	831	CLA	CHC-C1C	2.93	1.42	1.35
44	r	312	CLA	C4D-ND	-2.93	1.33	1.37
44	e	817	CLA	C4D-ND	-2.92	1.33	1.37
44	r	309	CLA	C4D-ND	-2.92	1.33	1.37
54	Q	802	SQD	C6-S	-2.92	1.66	1.77
44	B	813	CLA	CHC-C1C	2.92	1.42	1.35
44	B	835	CLA	CMB-C2B	-2.92	1.45	1.51
44	A	825	CLA	CHC-C1C	2.92	1.42	1.35
44	A	828	CLA	CMB-C2B	-2.92	1.45	1.51
44	l	509	CLA	CHC-C1C	2.92	1.42	1.35
44	B	816	CLA	CHC-C1C	2.92	1.42	1.35
44	B	824	CLA	CHC-C1C	2.92	1.42	1.35
52	l	514	CHL	C1D-C2D	2.92	1.51	1.45
44	B	839	CLA	CHC-C1C	2.91	1.42	1.35
44	A	827	CLA	CHC-C1C	2.91	1.42	1.35
44	3	310	CLA	CHC-C1C	2.91	1.42	1.35
44	B	808	CLA	CHC-C1C	2.91	1.42	1.35
44	L	303	CLA	C3B-C2B	-2.91	1.36	1.40
44	e	839	CLA	C4D-ND	-2.91	1.33	1.37
44	n	202	CLA	C4D-ND	-2.91	1.33	1.37
44	B	801	CLA	CMB-C2B	-2.91	1.45	1.51
44	A	809	CLA	CHC-C1C	2.91	1.42	1.35
44	A	820	CLA	CHC-C1C	2.91	1.42	1.35
44	B	818	CLA	CHC-C1C	2.91	1.42	1.35
44	e	818	CLA	C1C-NC	-2.91	1.33	1.37
44	B	813	CLA	C3B-C2B	-2.90	1.36	1.40
52	s	515	CHL	C3D-C2D	2.90	1.47	1.39
52	r	314	CHL	C1D-C2D	2.90	1.51	1.45
44	A	814	CLA	C3B-CAB	-2.90	1.42	1.47
44	e	816	CLA	C4D-ND	-2.90	1.33	1.37
44	B	810	CLA	CMB-C2B	-2.90	1.45	1.51
44	s	509	CLA	C4D-ND	-2.90	1.33	1.37
44	B	832	CLA	CMB-C2B	-2.90	1.45	1.51
52	p	514	CHL	MG-NA	-2.90	1.99	2.06
44	B	831	CLA	CHC-C1C	2.90	1.42	1.35
44	p	515	CLA	C4D-ND	-2.90	1.33	1.37
44	A	822	CLA	C1D-ND	2.90	1.41	1.37
44	A	821	CLA	CMB-C2B	-2.90	1.45	1.51
44	B	828	CLA	C3B-C2B	-2.89	1.36	1.40
44	B	804	CLA	C3B-C2B	-2.89	1.36	1.40
44	B	836	CLA	CMB-C2B	-2.89	1.45	1.51
44	A	814	CLA	CHC-C1C	2.89	1.42	1.35

Continued on next page...

Continued from previous page...

Mol	Chain	Res	Type	Atoms	Z	Observed(Å)	Ideal(Å)
44	B	817	CLA	C3B-C2B	-2.89	1.36	1.40
44	1	507	CLA	CHC-C1C	2.89	1.42	1.35
44	K	205	CLA	C4D-ND	-2.89	1.33	1.37
44	1	510	CLA	C1D-ND	2.89	1.41	1.37
44	3	312	CLA	CHC-C1C	2.89	1.42	1.35
52	r	316	CHL	C1D-C2D	2.89	1.51	1.45
44	A	831	CLA	CHC-C1C	2.89	1.42	1.35
44	B	829	CLA	CHC-C1C	2.89	1.42	1.35
44	B	815	CLA	CMC-C2C	-2.89	1.44	1.50
44	3	314	CLA	C1D-ND	2.89	1.41	1.37
44	B	811	CLA	CHC-C1C	2.89	1.42	1.35
44	B	822	CLA	CMB-C2B	-2.89	1.45	1.51
44	e	807	CLA	C4D-ND	-2.89	1.33	1.37
44	A	809	CLA	C3B-C2B	-2.88	1.36	1.40
44	A	805	CLA	C1D-ND	2.88	1.41	1.37
44	B	806	CLA	C3B-CAB	-2.88	1.42	1.47
44	B	833	CLA	CHC-C1C	2.88	1.42	1.35
44	B	842	CLA	CHC-C1C	2.88	1.42	1.35
44	A	835	CLA	CMC-C2C	-2.88	1.44	1.50
44	B	837	CLA	CMB-C2B	-2.88	1.45	1.51
47	B	844	BCR	C30-C25	-2.88	1.49	1.53
44	A	808	CLA	CMB-C2B	-2.88	1.45	1.51
44	f	826	CLA	C4D-ND	-2.88	1.33	1.37
44	r	311	CLA	C4D-ND	-2.88	1.33	1.37
44	5	313	CLA	CHC-C1C	2.88	1.42	1.35
52	5	314	CHL	C1D-C2D	2.88	1.51	1.45
44	A	815	CLA	CMB-C2B	-2.88	1.45	1.51
44	3	311	CLA	CMB-C2B	-2.88	1.45	1.51
44	A	803	CLA	CHC-C1C	2.87	1.42	1.35
52	2	513	CHL	CAD-CBD	-2.87	1.49	1.54
44	B	804	CLA	CMB-C2B	-2.87	1.45	1.51
44	A	828	CLA	CHC-C1C	2.87	1.42	1.35
44	A	828	CLA	C3B-C2B	-2.87	1.36	1.40
44	A	828	CLA	C1D-ND	2.87	1.41	1.37
44	K	203	CLA	CHC-C1C	2.87	1.42	1.35
52	3	302	CHL	C3D-C2D	2.87	1.46	1.39
44	B	807	CLA	CHC-C1C	2.87	1.42	1.35
44	3	311	CLA	CHC-C1C	2.87	1.42	1.35
44	A	822	CLA	CHC-C1C	2.87	1.42	1.35
44	A	824	CLA	CHC-C1C	2.87	1.42	1.35
52	2	512	CHL	C1D-C2D	2.87	1.51	1.45
47	B	848	BCR	C30-C25	-2.86	1.49	1.53

Continued on next page...

Continued from previous page...

Mol	Chain	Res	Type	Atoms	Z	Observed(Å)	Ideal(Å)
44	A	805	CLA	CMB-C2B	-2.86	1.45	1.51
44	q	310	CLA	C4D-ND	-2.86	1.33	1.37
44	A	832	CLA	CHC-C1C	2.86	1.42	1.35
44	q	306	CLA	C4D-ND	-2.86	1.33	1.37
52	5	315	CHL	C1D-ND	-2.86	1.34	1.37
44	B	806	CLA	CMB-C2B	-2.86	1.45	1.51
44	A	812	CLA	C3B-C2B	-2.86	1.36	1.40
44	A	811	CLA	CHC-C1C	2.86	1.42	1.35
44	B	816	CLA	C3B-C2B	-2.86	1.36	1.40
47	K	204	BCR	C30-C25	-2.85	1.49	1.53
44	B	821	CLA	CHC-C1C	2.85	1.42	1.35
44	A	819	CLA	C1D-ND	2.85	1.41	1.37
44	A	833	CLA	CHC-C1C	2.85	1.42	1.35
44	B	838	CLA	CHC-C1C	2.85	1.42	1.35
52	5	317	CHL	C1D-C2D	2.85	1.50	1.45
44	f	831	CLA	CMB-C2B	-2.85	1.45	1.51
52	5	314	CHL	C3D-C2D	2.85	1.46	1.39
44	3	313	CLA	C4D-ND	-2.85	1.33	1.37
44	B	817	CLA	CMB-C2B	-2.85	1.45	1.51
44	3	301	CLA	CHC-C1C	2.85	1.42	1.35
44	3	318	CLA	CHC-C1C	2.85	1.42	1.35
52	r	313	CHL	MG-NA	-2.84	1.99	2.06
44	B	808	CLA	CMB-C2B	-2.84	1.45	1.51
44	B	818	CLA	CMB-C2B	-2.84	1.45	1.51
44	B	841	CLA	CMB-C2B	-2.84	1.45	1.51
44	B	811	CLA	C3B-C2B	-2.84	1.36	1.40
44	B	813	CLA	CMD-C2D	-2.84	1.44	1.50
44	2	514	CLA	CHC-C1C	2.84	1.42	1.35
44	A	809	CLA	CMB-C2B	-2.84	1.45	1.51
44	1	507	CLA	C1D-ND	2.84	1.41	1.37
44	2	507	CLA	CMB-C2B	-2.84	1.45	1.51
44	2	514	CLA	C1D-ND	2.83	1.41	1.37
44	5	306	CLA	CHC-C1C	2.83	1.42	1.35
44	B	841	CLA	C3B-C2B	-2.83	1.36	1.40
44	B	812	CLA	CHC-C1C	2.83	1.42	1.35
44	p	504	CLA	C4D-ND	-2.83	1.33	1.37
44	A	807	CLA	C1D-ND	2.83	1.41	1.37
44	A	831	CLA	CMB-C2B	-2.83	1.45	1.51
44	B	834	CLA	CHC-C1C	2.83	1.42	1.35
44	q	308	CLA	C4D-ND	-2.83	1.33	1.37
44	B	817	CLA	CHC-C1C	2.83	1.42	1.35
44	e	809	CLA	C4D-ND	-2.83	1.33	1.37

Continued on next page...

Continued from previous page...

Mol	Chain	Res	Type	Atoms	Z	Observed(Å)	Ideal(Å)
44	A	826	CLA	C3B-C2B	-2.83	1.36	1.40
44	3	311	CLA	C1D-ND	2.82	1.41	1.37
44	p	511	CLA	C4D-ND	-2.82	1.33	1.37
44	A	808	CLA	CHC-C1C	2.82	1.42	1.35
44	A	816	CLA	CHC-C1C	2.82	1.42	1.35
44	5	305	CLA	CMB-C2B	-2.82	1.45	1.51
44	B	821	CLA	CMB-C2B	-2.82	1.45	1.51
44	2	508	CLA	CMB-C2B	-2.82	1.45	1.51
44	A	820	CLA	C1D-ND	2.82	1.41	1.37
44	B	837	CLA	C3B-C2B	-2.82	1.36	1.40
47	A	849	BCR	C30-C25	-2.82	1.49	1.53
44	1	506	CLA	CMB-C2B	-2.81	1.45	1.51
44	B	815	CLA	C3B-CAB	-2.81	1.42	1.47
44	B	824	CLA	C1D-ND	2.81	1.41	1.37
44	n	205	CLA	C4D-ND	-2.81	1.33	1.37
44	A	806	CLA	CHC-C1C	2.80	1.42	1.35
44	L	302	CLA	CHC-C1C	2.80	1.42	1.35
44	B	814	CLA	C1D-ND	2.80	1.41	1.37
44	A	814	CLA	CMB-C2B	-2.80	1.45	1.51
44	3	301	CLA	C1D-ND	2.80	1.41	1.37
44	L	304	CLA	C1D-ND	2.80	1.41	1.37
44	A	826	CLA	CMB-C2B	-2.80	1.45	1.51
44	B	823	CLA	CMB-C2B	-2.80	1.45	1.51
44	A	818	CLA	CHC-C1C	2.80	1.42	1.35
44	B	803	CLA	CHC-C1C	2.80	1.42	1.35
44	A	810	CLA	C1D-ND	2.79	1.41	1.37
44	5	313	CLA	CMB-C2B	-2.79	1.45	1.51
44	B	832	CLA	CHC-C1C	2.79	1.42	1.35
44	2	504	CLA	CHC-C1C	2.79	1.42	1.35
44	2	509	CLA	CMB-C2B	-2.79	1.45	1.51
44	2	505	CLA	C1D-ND	2.79	1.41	1.37
44	A	809	CLA	C2D-C1D	2.79	1.47	1.42
44	B	832	CLA	C3B-C2B	-2.79	1.36	1.40
44	A	812	CLA	CMB-C2B	-2.79	1.45	1.51
44	A	827	CLA	CMB-C2B	-2.79	1.45	1.51
44	B	819	CLA	C1D-ND	2.79	1.41	1.37
44	5	311	CLA	CMB-C2B	-2.78	1.45	1.51
52	r	314	CHL	C3D-C2D	2.78	1.46	1.39
52	3	315	CHL	C3D-C2D	2.78	1.46	1.39
47	L	306	BCR	C1-C6	-2.78	1.49	1.53
44	o	302	CLA	C4D-ND	-2.78	1.33	1.37
44	A	811	CLA	CMB-C2B	-2.77	1.45	1.51

Continued on next page...

Continued from previous page...

Mol	Chain	Res	Type	Atoms	Z	Observed(Å)	Ideal(Å)
44	A	840	CLA	C3B-CAB	-2.77	1.42	1.47
44	e	827	CLA	C4D-ND	-2.77	1.33	1.37
44	L	302	CLA	CMB-C2B	-2.77	1.45	1.51
44	B	826	CLA	CHC-C1C	2.76	1.42	1.35
44	A	804	CLA	CMB-C2B	-2.76	1.45	1.51
44	e	829	CLA	CMB-C2B	-2.76	1.45	1.51
44	B	825	CLA	CHC-C1C	2.76	1.42	1.35
44	5	309	CLA	CMB-C2B	-2.76	1.45	1.51
44	B	806	CLA	C3B-C2B	-2.76	1.36	1.40
44	B	824	CLA	C3B-C2B	-2.76	1.36	1.40
44	B	834	CLA	C3B-C2B	-2.75	1.36	1.40
44	A	807	CLA	CHC-C1C	2.75	1.42	1.35
51	1	501	LUT	C22-C21	-2.75	1.51	1.54
44	1	505	CLA	CMB-C2B	-2.75	1.45	1.51
44	A	826	CLA	CMC-C2C	-2.75	1.45	1.50
44	A	806	CLA	C3B-C2B	-2.75	1.36	1.40
44	B	814	CLA	CMB-C2B	-2.75	1.45	1.51
44	B	830	CLA	C1D-ND	2.75	1.41	1.37
44	5	316	CLA	CMB-C2B	-2.74	1.45	1.51
44	B	820	CLA	CMC-C2C	-2.74	1.45	1.50
44	p	513	CLA	C4D-ND	-2.74	1.33	1.37
44	A	817	CLA	C3A-C2A	-2.74	1.52	1.54
44	A	808	CLA	C1D-ND	2.74	1.41	1.37
52	2	515	CHL	C1D-C2D	2.74	1.50	1.45
44	5	308	CLA	CMB-C2B	-2.74	1.45	1.51
44	A	807	CLA	C3B-C2B	-2.74	1.36	1.40
44	A	825	CLA	CMB-C2B	-2.74	1.45	1.51
44	B	810	CLA	CMC-C2C	-2.73	1.45	1.50
44	B	805	CLA	C3B-CAB	-2.73	1.42	1.47
43	A	801	CL0	MG-NC	2.73	2.12	2.06
43	e	801	CL0	MG-NC	2.73	2.12	2.06
44	A	805	CLA	CHC-C1C	2.73	1.42	1.35
44	B	840	CLA	CHC-C1C	2.73	1.42	1.35
44	B	830	CLA	CMC-C2C	-2.72	1.45	1.50
44	2	514	CLA	CMB-C2B	-2.72	1.46	1.51
44	F	802	CLA	CMB-C2B	-2.72	1.46	1.51
52	p	517	CHL	MG-NA	-2.72	1.99	2.06
44	3	316	CLA	CMB-C2B	-2.72	1.46	1.51
44	f	804	CLA	CHC-C1C	2.72	1.41	1.35
44	L	301	CLA	C1D-ND	2.72	1.41	1.37
44	K	205	CLA	CMB-C2B	-2.71	1.46	1.51
44	A	823	CLA	C3B-C2B	-2.71	1.36	1.40

Continued on next page...

Continued from previous page...

Mol	Chain	Res	Type	Atoms	Z	Observed(Å)	Ideal(Å)
44	B	819	CLA	CHC-C1C	2.71	1.41	1.35
44	B	809	CLA	CMD-C2D	-2.71	1.45	1.50
44	A	852	CLA	CHC-C1C	2.71	1.41	1.35
44	A	832	CLA	C1D-ND	2.71	1.41	1.37
44	A	813	CLA	CMB-C2B	-2.71	1.46	1.51
44	A	839	CLA	CMB-C2B	-2.71	1.46	1.51
44	5	311	CLA	CHC-C1C	2.71	1.41	1.35
47	3	305	BCR	C30-C25	-2.71	1.50	1.53
44	B	804	CLA	C1D-ND	2.71	1.41	1.37
44	K	201	CLA	C3B-CAB	-2.71	1.42	1.47
44	A	818	CLA	C1D-ND	2.71	1.41	1.37
44	A	839	CLA	C1D-ND	2.71	1.41	1.37
44	A	842	CLA	CMB-C2B	-2.70	1.46	1.51
44	B	829	CLA	C1D-ND	2.70	1.41	1.37
44	A	815	CLA	CHC-C1C	2.70	1.41	1.35
44	B	816	CLA	CMD-C2D	-2.70	1.45	1.50
52	2	515	CHL	C3D-C2D	2.70	1.46	1.39
44	A	811	CLA	C3B-C2B	-2.70	1.36	1.40
44	B	804	CLA	CHC-C1C	2.70	1.41	1.35
44	2	511	CLA	CMB-C2B	-2.70	1.46	1.51
44	F	803	CLA	CHC-C1C	2.70	1.41	1.35
44	B	822	CLA	C1D-ND	2.70	1.41	1.37
44	B	821	CLA	CMD-C2D	-2.70	1.45	1.50
44	B	808	CLA	C1D-ND	2.70	1.41	1.37
52	q	313	CHL	CAD-CBD	-2.69	1.50	1.54
44	B	835	CLA	C3B-C2B	-2.69	1.36	1.40
44	B	803	CLA	CMC-C2C	-2.69	1.45	1.50
44	e	818	CLA	CHC-C1C	2.69	1.41	1.35
44	B	801	CLA	CMC-C2C	-2.69	1.45	1.50
44	A	837	CLA	CMB-C2B	-2.69	1.46	1.51
44	B	810	CLA	CHC-C1C	2.68	1.41	1.35
44	B	827	CLA	C1D-ND	2.68	1.41	1.37
44	A	811	CLA	CMD-C2D	-2.68	1.45	1.50
44	B	827	CLA	CMD-C2D	-2.68	1.45	1.50
44	A	822	CLA	CMB-C2B	-2.68	1.46	1.51
44	B	833	CLA	CMB-C2B	-2.68	1.46	1.51
44	A	804	CLA	C3B-C2B	-2.68	1.36	1.40
47	B	846	BCR	C30-C25	-2.68	1.50	1.53
52	1	514	CHL	C4B-CHC	2.68	1.48	1.41
44	5	312	CLA	CMB-C2B	-2.68	1.46	1.51
44	f	842	CLA	CMB-C2B	-2.68	1.46	1.51
52	2	515	CHL	MG-NA	-2.68	1.99	2.06

Continued on next page...

Continued from previous page...

Mol	Chain	Res	Type	Atoms	Z	Observed(Å)	Ideal(Å)
43	A	801	CL0	CHC-C1C	2.67	1.41	1.35
44	1	510	CLA	CMB-C2B	-2.67	1.46	1.51
44	A	840	CLA	C1D-ND	2.67	1.41	1.37
44	1	507	CLA	CMB-C2B	-2.67	1.46	1.51
44	A	812	CLA	CMC-C2C	-2.67	1.45	1.50
44	K	201	CLA	C1D-ND	2.67	1.41	1.37
44	5	311	CLA	C1D-ND	2.67	1.41	1.37
43	e	801	CL0	CHC-C1C	2.67	1.41	1.35
44	B	820	CLA	C3B-C2B	-2.67	1.36	1.40
52	2	513	CHL	C1D-C2D	2.67	1.50	1.45
52	p	512	CHL	C4B-CHC	2.67	1.48	1.41
47	L	305	BCR	C30-C25	-2.66	1.50	1.53
44	B	815	CLA	C1D-ND	2.66	1.41	1.37
44	A	805	CLA	C3B-CAB	-2.66	1.42	1.47
44	A	837	CLA	C1D-ND	2.66	1.41	1.37
44	B	838	CLA	C3B-C2B	-2.66	1.36	1.40
47	A	848	BCR	C1-C6	-2.66	1.50	1.53
44	B	836	CLA	C3B-C2B	-2.66	1.36	1.40
44	A	838	CLA	CMD-C2D	-2.66	1.45	1.50
44	q	305	CLA	C4D-ND	-2.66	1.34	1.37
43	A	801	CL0	C1C-NC	-2.66	1.33	1.37
44	A	806	CLA	C1D-ND	2.65	1.41	1.37
44	5	307	CLA	CMB-C2B	-2.65	1.46	1.51
44	B	806	CLA	CHC-C1C	2.65	1.41	1.35
44	2	506	CLA	CHC-C1C	2.65	1.41	1.35
47	A	849	BCR	C1-C6	-2.65	1.50	1.53
52	2	516	CHL	C3D-C2D	2.65	1.46	1.39
43	e	801	CL0	C1C-NC	-2.64	1.33	1.37
44	B	811	CLA	C1D-ND	2.64	1.41	1.37
44	B	826	CLA	C3B-C2B	-2.64	1.36	1.40
44	A	831	CLA	C1D-ND	2.64	1.41	1.37
44	5	313	CLA	C3B-C2B	-2.64	1.36	1.40
44	B	814	CLA	CMD-C2D	-2.64	1.45	1.50
44	A	829	CLA	CHC-C1C	2.64	1.41	1.35
44	3	310	CLA	CMB-C2B	-2.64	1.46	1.51
44	e	817	CLA	CMB-C2B	-2.64	1.46	1.51
44	A	816	CLA	CMD-C2D	-2.64	1.45	1.50
44	B	824	CLA	CMD-C2D	-2.64	1.45	1.50
43	A	801	CL0	C4C-C3C	2.64	1.49	1.45
52	q	313	CHL	MG-NA	-2.63	2.00	2.06
44	p	509	CLA	CHC-C1C	2.63	1.41	1.35
44	A	839	CLA	C3B-C2B	-2.63	1.36	1.40

Continued on next page...

Continued from previous page...

Mol	Chain	Res	Type	Atoms	Z	Observed(Å)	Ideal(Å)
47	J	102	BCR	C1-C6	-2.63	1.50	1.53
44	B	812	CLA	C1D-ND	2.63	1.41	1.37
44	B	837	CLA	C1D-ND	2.63	1.41	1.37
44	K	202	CLA	CMB-C2B	-2.62	1.46	1.51
43	e	801	CL0	C4C-C3C	2.62	1.49	1.45
44	B	819	CLA	CMD-C2D	-2.62	1.45	1.50
44	B	828	CLA	CMB-C2B	-2.62	1.46	1.51
44	2	505	CLA	CMB-C2B	-2.62	1.46	1.51
44	A	814	CLA	CMD-C2D	-2.62	1.45	1.50
44	B	806	CLA	CMD-C2D	-2.62	1.45	1.50
44	B	826	CLA	CMB-C2B	-2.62	1.46	1.51
44	B	825	CLA	CMB-C2B	-2.62	1.46	1.51
44	F	803	CLA	CMB-C2B	-2.62	1.46	1.51
44	B	840	CLA	C3B-C2B	-2.61	1.36	1.40
44	B	839	CLA	CMB-C2B	-2.61	1.46	1.51
44	K	201	CLA	CMB-C2B	-2.61	1.46	1.51
44	e	830	CLA	CMB-C2B	-2.61	1.46	1.51
44	L	304	CLA	CMD-C2D	-2.61	1.45	1.50
44	3	317	CLA	CMB-C2B	-2.61	1.46	1.51
44	e	833	CLA	CMB-C2B	-2.61	1.46	1.51
44	e	841	CLA	CMB-C2B	-2.61	1.46	1.51
44	e	819	CLA	CMB-C2B	-2.61	1.46	1.51
44	A	809	CLA	CMC-C2C	-2.61	1.45	1.50
44	f	828	CLA	CMB-C2B	-2.61	1.46	1.51
44	q	314	CLA	CMB-C2B	-2.61	1.46	1.51
44	L	301	CLA	C3B-CAB	-2.60	1.42	1.47
44	A	836	CLA	C1D-ND	2.60	1.41	1.37
44	A	810	CLA	C3B-C2B	-2.60	1.36	1.40
44	B	803	CLA	C3B-CAB	-2.60	1.42	1.47
52	5	315	CHL	C1D-C2D	2.60	1.50	1.45
44	B	803	CLA	C1D-ND	2.60	1.41	1.37
44	B	820	CLA	C1D-ND	2.60	1.41	1.37
44	B	823	CLA	C3B-C2B	-2.60	1.36	1.40
44	f	832	CLA	CMB-C2B	-2.60	1.46	1.51
52	5	317	CHL	MG-NA	-2.60	2.00	2.06
44	A	831	CLA	CMC-C2C	-2.60	1.45	1.50
44	5	306	CLA	CMB-C2B	-2.60	1.46	1.51
44	A	803	CLA	C3B-C2B	-2.60	1.36	1.40
52	r	313	CHL	C4B-CHC	2.59	1.48	1.41
44	A	852	CLA	C3B-CAB	-2.59	1.42	1.47
44	e	810	CLA	CMB-C2B	-2.59	1.46	1.51
52	3	302	CHL	MG-NA	-2.59	2.00	2.06

Continued on next page...

Continued from previous page...

Mol	Chain	Res	Type	Atoms	Z	Observed(Å)	Ideal(Å)
44	A	812	CLA	C1D-ND	2.59	1.41	1.37
44	B	831	CLA	CMD-C2D	-2.59	1.45	1.50
47	K	204	BCR	C1-C6	-2.59	1.50	1.53
44	A	828	CLA	CMD-C2D	-2.59	1.45	1.50
44	B	816	CLA	CMC-C2C	-2.59	1.45	1.50
44	A	814	CLA	C1D-ND	2.59	1.41	1.37
44	f	811	CLA	CMB-C2B	-2.59	1.46	1.51
44	e	852	CLA	CMB-C2B	-2.58	1.46	1.51
44	A	836	CLA	CMD-C2D	-2.58	1.45	1.50
51	5	303	LUT	C1-C6	-2.58	1.50	1.53
44	B	821	CLA	C3B-C2B	-2.58	1.36	1.40
44	e	808	CLA	CMB-C2B	-2.58	1.46	1.51
44	f	824	CLA	CMB-C2B	-2.58	1.46	1.51
44	A	833	CLA	C1D-ND	2.58	1.41	1.37
44	f	829	CLA	CMB-C2B	-2.58	1.46	1.51
44	A	806	CLA	CMC-C2C	-2.58	1.45	1.50
47	A	853	BCR	C1-C6	-2.58	1.50	1.53
44	B	838	CLA	CMD-C2D	-2.57	1.45	1.50
44	B	826	CLA	CMD-C2D	-2.57	1.45	1.50
44	B	813	CLA	CMC-C2C	-2.57	1.45	1.50
44	p	507	CLA	CMB-C2B	-2.57	1.46	1.51
44	B	807	CLA	CMC-C2C	-2.57	1.45	1.50
44	B	826	CLA	C1D-ND	2.57	1.40	1.37
44	f	830	CLA	CMB-C2B	-2.57	1.46	1.51
44	3	309	CLA	CMB-C2B	-2.57	1.45	1.51
44	f	813	CLA	CMB-C2B	-2.57	1.46	1.51
44	A	824	CLA	C1D-ND	2.57	1.40	1.37
47	A	848	BCR	C30-C25	-2.57	1.50	1.53
44	B	808	CLA	CMD-C2D	-2.57	1.45	1.50
44	1	515	CLA	CMD-C2D	-2.57	1.45	1.50
44	B	814	CLA	CMC-C2C	-2.56	1.45	1.50
44	A	804	CLA	CMD-C2D	-2.56	1.45	1.50
44	5	305	CLA	CMC-C2C	-2.56	1.45	1.50
44	2	504	CLA	C3B-C2B	-2.56	1.36	1.40
44	f	819	CLA	CMB-C2B	-2.56	1.46	1.51
52	1	517	CHL	C3D-C2D	2.56	1.46	1.39
44	A	832	CLA	CMD-C2D	-2.56	1.45	1.50
44	J	101	CLA	CMB-C2B	-2.56	1.46	1.51
52	s	512	CHL	C4C-C3C	2.56	1.49	1.45
44	B	803	CLA	CMD-C2D	-2.56	1.45	1.50
44	B	806	CLA	CMC-C2C	-2.56	1.45	1.50
44	f	838	CLA	CMB-C2B	-2.56	1.46	1.51

Continued on next page...

Continued from previous page...

Mol	Chain	Res	Type	Atoms	Z	Observed(Å)	Ideal(Å)
44	B	830	CLA	CHC-C1C	2.56	1.41	1.35
44	e	816	CLA	CMB-C2B	-2.56	1.46	1.51
44	B	841	CLA	C1D-ND	2.56	1.40	1.37
44	B	842	CLA	CMB-C2B	-2.56	1.46	1.51
44	A	837	CLA	CMD-C2D	-2.56	1.45	1.50
44	A	825	CLA	CMD-C2D	-2.55	1.45	1.50
44	B	801	CLA	C1D-ND	2.55	1.40	1.37
44	A	830	CLA	C1D-ND	2.55	1.40	1.37
44	A	830	CLA	CMD-C2D	-2.55	1.45	1.50
52	2	512	CHL	C3D-C2D	2.55	1.46	1.39
44	p	511	CLA	CMB-C2B	-2.55	1.46	1.51
52	3	315	CHL	C1D-ND	-2.55	1.34	1.37
44	2	511	CLA	C3B-C2B	-2.55	1.36	1.40
44	f	833	CLA	CMB-C2B	-2.55	1.46	1.51
44	e	832	CLA	CMB-C2B	-2.55	1.46	1.51
44	e	807	CLA	CMB-C2B	-2.55	1.46	1.51
44	f	821	CLA	CMB-C2B	-2.55	1.46	1.51
44	f	809	CLA	CMB-C2B	-2.54	1.46	1.51
44	f	837	CLA	CMB-C2B	-2.54	1.46	1.51
44	B	811	CLA	CMC-C2C	-2.54	1.45	1.50
44	A	824	CLA	CMD-C2D	-2.54	1.45	1.50
44	K	203	CLA	CMD-C2D	-2.54	1.45	1.50
44	L	304	CLA	CMB-C2B	-2.54	1.46	1.51
44	f	841	CLA	CMB-C2B	-2.54	1.46	1.51
44	e	820	CLA	CMB-C2B	-2.54	1.46	1.51
44	3	307	CLA	C3B-C2B	-2.54	1.36	1.40
44	B	804	CLA	CMD-C2D	-2.54	1.45	1.50
44	e	824	CLA	CMB-C2B	-2.54	1.46	1.51
44	A	833	CLA	CMD-C2D	-2.54	1.45	1.50
44	5	312	CLA	C3B-C2B	-2.54	1.36	1.40
44	e	834	CLA	CMB-C2B	-2.54	1.46	1.51
44	A	823	CLA	CMC-C2C	-2.53	1.45	1.50
44	K	203	CLA	CMB-C2B	-2.53	1.46	1.51
44	3	312	CLA	CMB-C2B	-2.53	1.46	1.51
45	e	842	PQN	C3-C2	2.53	1.48	1.35
44	e	815	CLA	CMB-C2B	-2.53	1.46	1.51
44	e	835	CLA	CMB-C2B	-2.53	1.46	1.51
52	s	513	CHL	MG-NA	-2.52	2.00	2.06
44	A	826	CLA	CMD-C2D	-2.52	1.45	1.50
44	B	840	CLA	CMD-C2D	-2.52	1.45	1.50
52	p	514	CHL	C4B-CHC	2.52	1.48	1.41
44	A	836	CLA	C3B-CAB	-2.52	1.42	1.47

Continued on next page...

Continued from previous page...

Mol	Chain	Res	Type	Atoms	Z	Observed(Å)	Ideal(Å)
52	s	512	CHL	C4B-CHC	2.52	1.48	1.41
44	f	827	CLA	CMB-C2B	-2.52	1.46	1.51
44	A	823	CLA	CMD-C2D	-2.52	1.45	1.50
44	e	804	CLA	CMB-C2B	-2.51	1.46	1.51
44	q	306	CLA	CMB-C2B	-2.51	1.46	1.51
44	5	313	CLA	C3B-CAB	-2.51	1.42	1.47
44	A	811	CLA	CMC-C2C	-2.51	1.45	1.50
44	B	807	CLA	CMD-C2D	-2.51	1.45	1.50
44	A	825	CLA	C3B-C2B	-2.51	1.36	1.40
44	3	314	CLA	CMB-C2B	-2.51	1.46	1.51
44	A	833	CLA	CMC-C2C	-2.51	1.45	1.50
44	B	825	CLA	CMD-C2D	-2.51	1.45	1.50
44	B	830	CLA	CMD-C2D	-2.51	1.45	1.50
52	1	512	CHL	MG-NA	-2.51	2.00	2.06
44	A	832	CLA	C3B-CAB	-2.51	1.42	1.47
44	f	820	CLA	CMB-C2B	-2.51	1.46	1.51
44	A	803	CLA	CMD-C2D	-2.51	1.45	1.50
44	A	827	CLA	CMD-C2D	-2.51	1.45	1.50
44	1	504	CLA	CMB-C2B	-2.51	1.46	1.51
44	3	313	CLA	CMB-C2B	-2.51	1.46	1.51
44	B	802	CLA	C3B-C2B	-2.50	1.36	1.40
44	e	836	CLA	CMB-C2B	-2.50	1.46	1.51
44	A	821	CLA	CMD-C2D	-2.50	1.45	1.50
44	e	828	CLA	CMB-C2B	-2.50	1.46	1.51
52	3	315	CHL	C1D-C2D	2.50	1.50	1.45
44	5	308	CLA	CMC-C2C	-2.50	1.45	1.50
44	A	829	CLA	CMC-C2C	-2.50	1.45	1.50
44	A	839	CLA	C3B-CAB	-2.50	1.42	1.47
44	n	201	CLA	CMB-C2B	-2.50	1.46	1.51
44	1	513	CLA	CMB-C2B	-2.50	1.46	1.51
44	f	839	CLA	CMB-C2B	-2.50	1.46	1.51
44	A	820	CLA	C3B-C2B	-2.50	1.36	1.40
44	e	811	CLA	CMB-C2B	-2.50	1.46	1.51
44	L	303	CLA	C1D-ND	2.50	1.40	1.37
44	2	510	CLA	CMB-C2B	-2.50	1.46	1.51
44	s	506	CLA	CMB-C2B	-2.50	1.46	1.51
52	5	314	CHL	MG-NA	-2.50	2.00	2.06
44	B	834	CLA	CMC-C2C	-2.50	1.45	1.50
44	f	836	CLA	CMB-C2B	-2.50	1.46	1.51
44	f	812	CLA	CMB-C2B	-2.49	1.46	1.51
44	f	825	CLA	CMB-C2B	-2.49	1.46	1.51
44	B	837	CLA	C3B-CAB	-2.49	1.42	1.47

Continued on next page...

Continued from previous page...

Mol	Chain	Res	Type	Atoms	Z	Observed(Å)	Ideal(Å)
44	f	810	CLA	CMB-C2B	-2.49	1.46	1.51
44	l	511	CLA	CMB-C2B	-2.49	1.46	1.51
44	e	803	CLA	CMB-C2B	-2.49	1.46	1.51
44	e	826	CLA	CMB-C2B	-2.49	1.46	1.51
44	A	831	CLA	CMD-C2D	-2.49	1.45	1.50
44	f	823	CLA	CMB-C2B	-2.49	1.46	1.51
44	B	807	CLA	C3B-C2B	-2.49	1.36	1.40
44	A	839	CLA	CMD-C2D	-2.49	1.45	1.50
44	2	508	CLA	CMD-C2D	-2.49	1.45	1.50
44	5	305	CLA	CMD-C2D	-2.49	1.45	1.50
44	m	101	CLA	CMB-C2B	-2.49	1.46	1.51
44	A	852	CLA	CMC-C2C	-2.49	1.45	1.50
44	B	817	CLA	CMC-C2C	-2.49	1.45	1.50
52	r	316	CHL	MG-NA	-2.49	2.00	2.06
44	l	508	CLA	CMB-C2B	-2.48	1.46	1.51
44	e	814	CLA	CMB-C2B	-2.48	1.46	1.51
44	B	822	CLA	CMD-C2D	-2.48	1.45	1.50
44	f	807	CLA	CMB-C2B	-2.48	1.46	1.51
44	B	822	CLA	C3B-C2B	-2.48	1.36	1.40
47	A	847	BCR	C30-C25	-2.48	1.50	1.53
44	e	821	CLA	CMB-C2B	-2.48	1.46	1.51
44	p	504	CLA	CMB-C2B	-2.48	1.46	1.51
44	f	822	CLA	CMB-C2B	-2.48	1.46	1.51
44	A	852	CLA	CMD-C2D	-2.47	1.45	1.50
44	B	826	CLA	CMC-C2C	-2.47	1.45	1.50
44	A	804	CLA	C1D-ND	2.47	1.40	1.37
44	e	839	CLA	CMB-C2B	-2.47	1.46	1.51
44	B	815	CLA	CMD-C2D	-2.47	1.45	1.50
44	e	827	CLA	CMB-C2B	-2.47	1.46	1.51
44	B	829	CLA	C3B-CAB	-2.47	1.42	1.47
44	B	827	CLA	C3B-C2B	-2.47	1.36	1.40
44	e	806	CLA	CMB-C2B	-2.47	1.46	1.51
44	f	803	CLA	CMB-C2B	-2.47	1.46	1.51
44	r	309	CLA	CMB-C2B	-2.47	1.46	1.51
44	5	305	CLA	C1D-ND	2.47	1.40	1.37
44	e	809	CLA	CMB-C2B	-2.47	1.46	1.51
44	f	818	CLA	CMB-C2B	-2.47	1.46	1.51
53	5	304	XAT	O4-C5	-2.47	1.42	1.46
44	p	505	CLA	CMB-C2B	-2.47	1.46	1.51
44	o	302	CLA	CMB-C2B	-2.47	1.46	1.51
44	B	840	CLA	C1D-ND	2.47	1.40	1.37
44	K	203	CLA	C1D-ND	2.47	1.40	1.37

Continued on next page...

Continued from previous page...

Mol	Chain	Res	Type	Atoms	Z	Observed(Å)	Ideal(Å)
44	r	310	CLA	CMB-C2B	-2.46	1.46	1.51
52	l	514	CHL	C1D-ND	-2.46	1.34	1.37
44	r	308	CLA	CMB-C2B	-2.46	1.46	1.51
44	e	805	CLA	CMB-C2B	-2.46	1.46	1.51
44	n	205	CLA	CMB-C2B	-2.46	1.46	1.51
44	A	816	CLA	CMC-C2C	-2.46	1.45	1.50
44	p	506	CLA	CMB-C2B	-2.46	1.46	1.51
52	s	517	CHL	MG-NA	-2.46	2.00	2.06
44	A	826	CLA	C1D-ND	2.46	1.40	1.37
44	p	510	CLA	CMB-C2B	-2.46	1.46	1.51
44	q	310	CLA	CMB-C2B	-2.46	1.46	1.51
44	A	821	CLA	MG-ND	-2.46	2.00	2.05
52	l	512	CHL	C4C-C3C	2.46	1.49	1.45
44	r	311	CLA	CMB-C2B	-2.46	1.46	1.51
44	B	825	CLA	C1D-ND	2.46	1.40	1.37
44	f	814	CLA	CMB-C2B	-2.46	1.46	1.51
44	B	825	CLA	CMC-C2C	-2.46	1.45	1.50
44	r	317	CLA	CMB-C2B	-2.45	1.46	1.51
44	j	802	CLA	CMB-C2B	-2.45	1.46	1.51
44	5	307	CLA	C3B-C2B	-2.45	1.37	1.40
44	e	837	CLA	CMB-C2B	-2.45	1.46	1.51
52	5	315	CHL	C1C-NC	-2.45	1.34	1.37
44	r	315	CLA	CMB-C2B	-2.45	1.46	1.51
44	3	301	CLA	C3B-CAB	-2.45	1.43	1.47
44	f	806	CLA	CMB-C2B	-2.45	1.46	1.51
44	A	813	CLA	C1D-ND	2.45	1.40	1.37
53	2	502	XAT	O4-C5	-2.45	1.42	1.46
52	p	512	CHL	C1B-CHB	2.44	1.47	1.41
52	p	517	CHL	C4B-CHC	2.44	1.47	1.41
44	A	813	CLA	CMD-C2D	-2.44	1.45	1.50
44	A	839	CLA	CMC-C2C	-2.44	1.45	1.50
44	B	823	CLA	CMD-C2D	-2.44	1.45	1.50
44	A	840	CLA	CMD-C2D	-2.44	1.45	1.50
44	L	303	CLA	C3B-CAB	-2.44	1.43	1.47
44	q	308	CLA	CMB-C2B	-2.44	1.46	1.51
44	3	301	CLA	CMC-C2C	-2.44	1.45	1.50
44	e	822	CLA	CMB-C2B	-2.44	1.46	1.51
44	q	316	CLA	CMB-C2B	-2.44	1.46	1.51
47	l	101	BCR	C30-C25	-2.44	1.50	1.53
44	B	802	CLA	CMC-C2C	-2.44	1.45	1.50
44	f	817	CLA	CMB-C2B	-2.44	1.46	1.51
44	A	803	CLA	C3B-CAB	-2.44	1.43	1.47

Continued on next page...

Continued from previous page...

Mol	Chain	Res	Type	Atoms	Z	Observed(Å)	Ideal(Å)
44	m	102	CLA	CMB-C2B	-2.44	1.46	1.51
44	e	812	CLA	CMB-C2B	-2.44	1.46	1.51
44	f	801	CLA	CMB-C2B	-2.44	1.46	1.51
44	e	813	CLA	CMB-C2B	-2.44	1.46	1.51
44	A	835	CLA	CMD-C2D	-2.44	1.45	1.50
44	B	837	CLA	CMC-C2C	-2.43	1.45	1.50
44	s	509	CLA	CMB-C2B	-2.43	1.46	1.51
52	p	514	CHL	C4C-C3C	2.43	1.49	1.45
44	r	312	CLA	CMB-C2B	-2.43	1.46	1.51
44	B	810	CLA	C3B-C2B	-2.43	1.37	1.40
44	2	509	CLA	C3B-C2B	-2.43	1.37	1.40
52	1	514	CHL	C4C-C3C	2.43	1.49	1.45
44	f	843	CLA	CMB-C2B	-2.43	1.46	1.51
44	q	309	CLA	CMB-C2B	-2.43	1.46	1.51
44	e	853	CLA	CMB-C2B	-2.43	1.46	1.51
44	A	827	CLA	CMC-C2C	-2.43	1.45	1.50
44	3	318	CLA	CMB-C2B	-2.43	1.46	1.51
44	B	839	CLA	C3B-C2B	-2.43	1.37	1.40
44	e	823	CLA	CMB-C2B	-2.43	1.46	1.51
44	s	510	CLA	CMB-C2B	-2.43	1.46	1.51
44	s	511	CLA	CMB-C2B	-2.43	1.46	1.51
44	e	802	CLA	CMB-C2B	-2.43	1.46	1.51
44	p	508	CLA	CMB-C2B	-2.43	1.46	1.51
44	f	805	CLA	CMB-C2B	-2.43	1.46	1.51
44	1	504	CLA	CMC-C2C	-2.43	1.45	1.50
44	r	305	CLA	CMB-C2B	-2.43	1.46	1.51
44	e	825	CLA	CMB-C2B	-2.43	1.46	1.51
44	r	306	CLA	CMB-C2B	-2.43	1.46	1.51
44	B	837	CLA	CMD-C2D	-2.42	1.45	1.50
44	B	839	CLA	C3B-CAB	-2.42	1.43	1.47
44	e	831	CLA	CMB-C2B	-2.42	1.46	1.51
44	B	827	CLA	CMC-C2C	-2.42	1.45	1.50
44	e	838	CLA	CMB-C2B	-2.42	1.46	1.51
44	A	808	CLA	CMC-C2C	-2.42	1.45	1.50
44	n	202	CLA	CMB-C2B	-2.42	1.46	1.51
44	s	508	CLA	CMB-C2B	-2.42	1.46	1.51
44	s	514	CLA	CMB-C2B	-2.42	1.46	1.51
44	B	804	CLA	CMC-C2C	-2.42	1.45	1.50
47	A	853	BCR	C30-C25	-2.42	1.50	1.53
44	f	835	CLA	CMB-C2B	-2.42	1.46	1.51
44	A	821	CLA	CMC-C2C	-2.42	1.45	1.50
44	1	515	CLA	CMB-C2B	-2.42	1.46	1.51

Continued on next page...

Continued from previous page...

Mol	Chain	Res	Type	Atoms	Z	Observed(Å)	Ideal(Å)
44	s	505	CLA	CMB-C2B	-2.42	1.46	1.51
44	F	802	CLA	CMD-C2D	-2.42	1.45	1.50
44	B	825	CLA	C3B-CAB	-2.41	1.43	1.47
47	F	801	BCR	C30-C25	-2.41	1.50	1.53
44	f	816	CLA	CMB-C2B	-2.41	1.46	1.51
44	q	307	CLA	CMB-C2B	-2.41	1.46	1.51
43	A	801	CL0	C1D-C2D	2.41	1.50	1.45
44	A	810	CLA	CMD-C2D	-2.41	1.45	1.50
52	s	515	CHL	MG-NA	-2.41	2.00	2.06
44	A	827	CLA	C3B-C2B	-2.41	1.37	1.40
44	B	818	CLA	C3B-CAB	-2.41	1.43	1.47
44	A	813	CLA	C3B-C2B	-2.41	1.37	1.40
44	3	306	CLA	CMD-C2D	-2.41	1.45	1.50
52	p	514	CHL	C1B-CHB	2.41	1.47	1.41
44	B	825	CLA	C3B-C2B	-2.41	1.37	1.40
44	B	835	CLA	CMC-C2C	-2.41	1.45	1.50
44	q	305	CLA	CMB-C2B	-2.41	1.46	1.51
44	B	838	CLA	CMC-C2C	-2.41	1.45	1.50
44	q	311	CLA	CMB-C2B	-2.40	1.46	1.51
44	B	811	CLA	CMD-C2D	-2.40	1.45	1.50
52	s	515	CHL	C4C-C3C	2.40	1.49	1.45
44	B	841	CLA	CMD-C2D	-2.40	1.45	1.50
44	3	307	CLA	CMB-C2B	-2.40	1.46	1.51
52	s	513	CHL	C4B-CHC	2.40	1.47	1.41
44	5	308	CLA	CMD-C2D	-2.40	1.45	1.50
44	A	829	CLA	CMD-C2D	-2.40	1.45	1.50
44	B	801	CLA	CMD-C2D	-2.40	1.45	1.50
44	f	815	CLA	CMB-C2B	-2.40	1.46	1.51
44	r	307	CLA	CMB-C2B	-2.40	1.46	1.51
44	A	809	CLA	C3B-CAB	-2.40	1.43	1.47
44	o	303	CLA	CMB-C2B	-2.39	1.46	1.51
44	l	506	CLA	C3B-C2B	-2.39	1.37	1.40
44	A	804	CLA	C3B-CAB	-2.39	1.43	1.47
44	f	840	CLA	CMB-C2B	-2.39	1.46	1.51
52	r	313	CHL	C1B-CHB	2.39	1.47	1.41
44	A	823	CLA	C3B-CAB	-2.39	1.43	1.47
44	e	840	CLA	CMB-C2B	-2.39	1.46	1.51
44	A	822	CLA	CMD-C2D	-2.39	1.45	1.50
44	r	304	CLA	CMB-C2B	-2.39	1.46	1.51
52	p	512	CHL	C4C-C3C	2.39	1.49	1.45
44	B	816	CLA	C3B-CAB	-2.39	1.43	1.47
52	5	317	CHL	CHB-C4A	-2.38	1.33	1.34

Continued on next page...

Continued from previous page...

Mol	Chain	Res	Type	Atoms	Z	Observed(Å)	Ideal(Å)
44	A	813	CLA	CMC-C2C	-2.38	1.45	1.50
43	e	801	CL0	C1D-C2D	2.38	1.50	1.45
44	f	808	CLA	CMB-C2B	-2.38	1.46	1.51
44	B	812	CLA	CMD-C2D	-2.38	1.45	1.50
47	A	851	BCR	C1-C6	-2.38	1.50	1.53
52	1	514	CHL	C1B-CHB	2.38	1.47	1.41
53	2	502	XAT	C2-C1	-2.38	1.50	1.54
52	p	517	CHL	C1B-CHB	2.38	1.47	1.41
44	A	802	CLA	CMC-C2C	-2.38	1.45	1.50
44	A	837	CLA	CMC-C2C	-2.38	1.45	1.50
44	B	818	CLA	C3B-C2B	-2.38	1.37	1.40
44	F	802	CLA	C3B-C2B	-2.38	1.37	1.40
52	p	512	CHL	C1D-ND	-2.38	1.34	1.37
44	L	301	CLA	CMD-C2D	-2.38	1.45	1.50
44	3	313	CLA	CMD-C2D	-2.38	1.45	1.50
52	5	315	CHL	MG-NA	-2.38	2.00	2.06
44	A	812	CLA	CMD-C2D	-2.38	1.45	1.50
44	f	834	CLA	CMB-C2B	-2.38	1.46	1.51
44	A	820	CLA	CMD-C2D	-2.38	1.45	1.50
44	B	814	CLA	C3B-CAB	-2.38	1.43	1.47
52	s	512	CHL	C1B-CHB	2.38	1.47	1.41
44	n	203	CLA	CMB-C2B	-2.38	1.46	1.51
47	B	849	BCR	C30-C25	-2.37	1.50	1.53
44	B	802	CLA	CMD-C2D	-2.37	1.45	1.50
52	q	313	CHL	C4B-CHC	2.37	1.47	1.41
44	s	507	CLA	CMB-C2B	-2.37	1.46	1.51
44	B	841	CLA	C3B-CAB	-2.37	1.43	1.47
44	5	310	CLA	CMC-C2C	-2.37	1.45	1.50
44	5	308	CLA	C3B-CAB	-2.37	1.43	1.47
47	A	847	BCR	C1-C6	-2.37	1.50	1.53
44	f	831	CLA	CMD-C2D	-2.37	1.45	1.50
44	A	805	CLA	CMC-C2C	-2.37	1.45	1.50
44	f	826	CLA	CMB-C2B	-2.37	1.46	1.51
44	B	812	CLA	CMC-C2C	-2.37	1.45	1.50
44	e	843	CLA	CMB-C2B	-2.37	1.46	1.51
44	p	515	CLA	CMB-C2B	-2.37	1.46	1.51
44	B	817	CLA	CMD-C2D	-2.37	1.45	1.50
52	3	315	CHL	C4B-CHC	2.36	1.47	1.41
44	B	801	CLA	C3B-CAB	-2.36	1.43	1.47
52	p	517	CHL	C4C-C3C	2.36	1.49	1.45
44	o	304	CLA	CMB-C2B	-2.36	1.46	1.51
44	A	819	CLA	CMC-C2C	-2.36	1.45	1.50

Continued on next page...

Continued from previous page...

Mol	Chain	Res	Type	Atoms	Z	Observed(Å)	Ideal(Å)
44	L	301	CLA	CMC-C2C	-2.36	1.45	1.50
44	A	816	CLA	CMB-C2B	-2.36	1.46	1.51
52	3	315	CHL	MG-NA	-2.36	2.00	2.06
44	F	802	CLA	CMC-C2C	-2.36	1.45	1.50
44	B	824	CLA	C3B-CAB	-2.36	1.43	1.47
44	A	814	CLA	CMC-C2C	-2.36	1.45	1.50
44	A	805	CLA	CMD-C2D	-2.36	1.45	1.50
44	q	315	CLA	CMB-C2B	-2.36	1.46	1.51
52	r	314	CHL	C4C-C3C	2.36	1.49	1.45
44	B	839	CLA	CMC-C2C	-2.36	1.45	1.50
44	A	811	CLA	C3B-CAB	-2.36	1.43	1.47
44	A	829	CLA	C3B-CAB	-2.36	1.43	1.47
44	A	819	CLA	C3B-CAB	-2.35	1.43	1.47
44	A	825	CLA	CMC-C2C	-2.35	1.45	1.50
44	1	504	CLA	MG-ND	-2.35	2.01	2.05
44	A	820	CLA	CMC-C2C	-2.35	1.45	1.50
44	A	810	CLA	CMC-C2C	-2.35	1.45	1.50
44	B	808	CLA	CMC-C2C	-2.35	1.45	1.50
44	B	819	CLA	CMC-C2C	-2.35	1.45	1.50
44	A	840	CLA	CMC-C2C	-2.35	1.45	1.50
44	q	312	CLA	CMB-C2B	-2.34	1.46	1.51
44	K	203	CLA	CMC-C2C	-2.34	1.45	1.50
44	B	829	CLA	CMD-C2D	-2.34	1.45	1.50
53	5	304	XAT	C2-C1	-2.34	1.50	1.54
52	r	313	CHL	C1D-ND	-2.34	1.34	1.37
44	2	507	CLA	CMD-C2D	-2.34	1.45	1.50
44	B	807	CLA	C1D-ND	2.34	1.40	1.37
44	5	309	CLA	CMD-C2D	-2.34	1.45	1.50
44	A	817	CLA	C1D-ND	2.34	1.40	1.37
44	B	831	CLA	CMC-C2C	-2.34	1.45	1.50
44	A	822	CLA	C3B-C2B	-2.34	1.37	1.40
52	3	302	CHL	C1D-C2D	2.34	1.49	1.45
52	1	517	CHL	C4B-CHC	2.34	1.47	1.41
43	A	801	CL0	O2A-CGA	-2.34	1.31	1.42
47	B	847	BCR	C1-C6	-2.34	1.50	1.53
44	5	316	CLA	CMD-C2D	-2.33	1.45	1.50
44	A	806	CLA	CMD-C2D	-2.33	1.45	1.50
43	e	801	CL0	O2A-CGA	-2.33	1.31	1.42
44	B	820	CLA	CMD-C2D	-2.33	1.45	1.50
44	B	842	CLA	CMC-C2C	-2.33	1.45	1.50
44	B	828	CLA	CMC-C2C	-2.33	1.45	1.50
52	5	317	CHL	C4B-CHC	2.33	1.47	1.41

Continued on next page...

Continued from previous page...

Mol	Chain	Res	Type	Atoms	Z	Observed(Å)	Ideal(Å)
44	A	811	CLA	C1D-ND	2.33	1.40	1.37
44	A	802	CLA	CMD-C2D	-2.33	1.45	1.50
44	B	839	CLA	CMD-C2D	-2.33	1.45	1.50
44	A	807	CLA	CMC-C2C	-2.33	1.45	1.50
44	B	840	CLA	CMC-C2C	-2.33	1.45	1.50
44	B	817	CLA	MG-ND	-2.33	2.01	2.05
52	5	315	CHL	C3D-C2D	2.33	1.45	1.39
52	r	316	CHL	C4C-C3C	2.33	1.49	1.45
44	A	803	CLA	CMC-C2C	-2.32	1.45	1.50
44	B	805	CLA	CMC-C2C	-2.32	1.45	1.50
44	n	203	CLA	CMD-C2D	-2.32	1.45	1.50
44	B	834	CLA	C3B-CAB	-2.32	1.43	1.47
47	e	850	BCR	C1-C6	-2.32	1.50	1.53
44	B	818	CLA	C1D-ND	2.32	1.40	1.37
44	B	818	CLA	CMD-C2D	-2.32	1.45	1.50
44	f	828	CLA	CMC-C2C	-2.32	1.45	1.50
44	1	509	CLA	CMD-C2D	-2.32	1.45	1.50
44	A	808	CLA	C3B-C2B	-2.32	1.37	1.40
44	B	818	CLA	CMC-C2C	-2.32	1.45	1.50
44	3	311	CLA	CMD-C2D	-2.31	1.45	1.50
51	3	304	LUT	C22-C21	-2.31	1.51	1.54
44	F	803	CLA	C3B-C2B	-2.31	1.37	1.40
44	p	513	CLA	CMB-C2B	-2.31	1.46	1.51
44	A	819	CLA	CMD-C2D	-2.31	1.45	1.50
44	L	304	CLA	CMC-C2C	-2.31	1.45	1.50
52	p	514	CHL	C1D-ND	-2.31	1.34	1.37
52	1	512	CHL	C4B-CHC	2.31	1.47	1.41
44	A	827	CLA	C1D-ND	2.31	1.40	1.37
44	B	822	CLA	C3B-CAB	-2.31	1.43	1.47
44	B	824	CLA	CMC-C2C	-2.31	1.45	1.50
44	B	823	CLA	CMC-C2C	-2.30	1.45	1.50
44	A	818	CLA	CMC-C2C	-2.30	1.45	1.50
51	3	303	LUT	C22-C21	-2.30	1.51	1.54
44	5	316	CLA	C3B-C2B	-2.30	1.37	1.40
52	s	517	CHL	C4B-CHC	2.30	1.47	1.41
44	K	202	CLA	C3B-C2B	-2.30	1.37	1.40
44	B	802	CLA	C3B-CAB	-2.30	1.43	1.47
52	2	516	CHL	C1D-ND	-2.30	1.35	1.37
52	2	512	CHL	C1D-ND	-2.30	1.35	1.37
44	2	505	CLA	CMC-C2C	-2.30	1.45	1.50
44	A	815	CLA	MG-ND	-2.30	2.01	2.05
44	K	201	CLA	CMC-C2C	-2.30	1.45	1.50

Continued on next page...

Continued from previous page...

Mol	Chain	Res	Type	Atoms	Z	Observed(Å)	Ideal(Å)
44	A	838	CLA	CMC-C2C	-2.29	1.45	1.50
44	3	308	CLA	CMB-C2B	-2.29	1.46	1.51
44	A	842	CLA	CMC-C2C	-2.29	1.45	1.50
53	2	502	XAT	O24-C25	-2.29	1.42	1.46
44	p	510	CLA	CMD-C2D	-2.29	1.45	1.50
44	B	836	CLA	CMC-C2C	-2.29	1.45	1.50
44	r	311	CLA	CMD-C2D	-2.29	1.46	1.50
44	B	831	CLA	C3B-CAB	-2.29	1.43	1.47
44	5	307	CLA	C3B-CAB	-2.29	1.43	1.47
44	p	511	CLA	C3B-C2B	-2.29	1.37	1.40
44	A	817	CLA	MG-ND	-2.28	2.01	2.05
44	B	809	CLA	C3B-CAB	-2.28	1.43	1.47
52	s	512	CHL	C1D-ND	-2.28	1.35	1.37
44	B	822	CLA	CMC-C2C	-2.28	1.46	1.50
52	s	513	CHL	C4C-C3C	2.28	1.49	1.45
44	A	815	CLA	C3B-C2B	-2.28	1.37	1.40
51	5	303	LUT	C22-C21	-2.28	1.51	1.54
44	B	829	CLA	CMC-C2C	-2.28	1.46	1.50
52	r	313	CHL	C4C-C3C	2.28	1.49	1.45
44	2	511	CLA	C3B-CAB	-2.28	1.43	1.47
44	3	307	CLA	CMD-C2D	-2.28	1.46	1.50
44	A	809	CLA	CBD-CGD	-2.28	1.49	1.51
44	B	842	CLA	CMD-C2D	-2.27	1.46	1.50
44	1	505	CLA	C3B-C2B	-2.27	1.37	1.40
44	1	511	CLA	C3B-CAB	-2.27	1.43	1.47
44	B	833	CLA	CMD-C2D	-2.27	1.46	1.50
44	A	837	CLA	C3B-CAB	-2.27	1.43	1.47
44	s	504	CLA	CMB-C2B	-2.27	1.46	1.51
44	F	803	CLA	CMC-C2C	-2.27	1.46	1.50
44	3	306	CLA	CMB-C2B	-2.27	1.46	1.51
52	1	512	CHL	C1B-CHB	2.27	1.47	1.41
44	B	836	CLA	CMD-C2D	-2.27	1.46	1.50
52	s	513	CHL	C1B-CHB	2.27	1.47	1.41
44	A	808	CLA	CMD-C2D	-2.27	1.46	1.50
44	e	833	CLA	C3B-C2B	-2.27	1.37	1.40
44	A	812	CLA	C3B-CAB	-2.27	1.43	1.47
44	e	827	CLA	C3B-C2B	-2.27	1.37	1.40
44	A	832	CLA	CMC-C2C	-2.26	1.46	1.50
47	B	849	BCR	C1-C6	-2.26	1.50	1.53
52	s	515	CHL	C4B-CHC	2.26	1.47	1.41
44	A	815	CLA	CMD-C2D	-2.26	1.46	1.50
44	B	832	CLA	CMC-C2C	-2.26	1.46	1.50

Continued on next page...

Continued from previous page...

Mol	Chain	Res	Type	Atoms	Z	Observed(Å)	Ideal(Å)
44	A	825	CLA	MG-ND	-2.26	2.01	2.05
44	2	514	CLA	CMD-C2D	-2.26	1.46	1.50
44	5	313	CLA	CMD-C2D	-2.26	1.46	1.50
52	3	302	CHL	C1D-ND	-2.25	1.35	1.37
44	2	506	CLA	CMD-C2D	-2.25	1.46	1.50
44	K	201	CLA	MG-ND	-2.25	2.01	2.05
44	1	506	CLA	CMC-C2C	-2.25	1.46	1.50
44	B	836	CLA	C3B-CAB	-2.25	1.43	1.47
44	3	301	CLA	CMD-C2D	-2.25	1.46	1.50
44	B	805	CLA	C1D-ND	2.25	1.40	1.37
44	A	822	CLA	C3B-CAB	-2.25	1.43	1.47
52	2	516	CHL	MG-NA	-2.25	2.00	2.06
51	1	502	LUT	C1-C6	-2.25	1.50	1.53
52	s	517	CHL	C4C-C3C	2.25	1.48	1.45
52	2	515	CHL	C4B-CHC	2.25	1.47	1.41
44	B	828	CLA	C3B-CAB	-2.25	1.43	1.47
52	1	517	CHL	MG-NA	-2.25	2.00	2.06
44	A	830	CLA	CMC-C2C	-2.24	1.46	1.50
44	2	508	CLA	C3B-C2B	-2.24	1.37	1.40
44	1	513	CLA	CMD-C2D	-2.24	1.46	1.50
44	B	841	CLA	CMC-C2C	-2.24	1.46	1.50
44	A	818	CLA	CMD-C2D	-2.24	1.46	1.50
44	5	310	CLA	CMB-C2B	-2.24	1.47	1.51
44	A	834	CLA	C3B-CAB	-2.24	1.43	1.47
44	3	316	CLA	C1D-ND	2.24	1.40	1.37
44	B	832	CLA	CMD-C2D	-2.24	1.46	1.50
44	A	817	CLA	CMC-C2C	-2.24	1.46	1.50
44	B	835	CLA	CMD-C2D	-2.23	1.46	1.50
44	1	511	CLA	C3B-C2B	-2.23	1.37	1.40
52	5	317	CHL	C4C-C3C	2.23	1.48	1.44
44	2	511	CLA	CMD-C2D	-2.23	1.46	1.50
44	A	838	CLA	C3B-C2B	-2.23	1.37	1.40
44	F	803	CLA	CMD-C2D	-2.23	1.46	1.50
44	K	202	CLA	CMD-C2D	-2.23	1.46	1.50
44	f	816	CLA	CMD-C2D	-2.23	1.46	1.50
44	5	308	CLA	C3B-C2B	-2.23	1.37	1.40
44	B	832	CLA	MG-ND	-2.23	2.01	2.05
44	B	819	CLA	C3B-CAB	-2.23	1.43	1.47
44	2	504	CLA	CMC-C2C	-2.23	1.46	1.50
44	2	510	CLA	MG-ND	-2.22	2.01	2.05
44	3	317	CLA	CMC-C2C	-2.22	1.46	1.50
44	f	805	CLA	CMC-C2C	-2.22	1.46	1.50

Continued on next page...

Continued from previous page...

Mol	Chain	Res	Type	Atoms	Z	Observed(Å)	Ideal(Å)
44	A	836	CLA	CMC-C2C	-2.22	1.46	1.50
44	B	810	CLA	C1D-ND	2.22	1.40	1.37
52	2	512	CHL	MG-NA	-2.22	2.01	2.06
52	5	314	CHL	C4B-CHC	2.22	1.47	1.41
44	2	506	CLA	C3B-C2B	-2.22	1.37	1.40
47	3	305	BCR	C1-C6	-2.22	1.50	1.53
44	5	309	CLA	C3B-C2B	-2.22	1.37	1.40
44	1	508	CLA	CMD-C2D	-2.21	1.46	1.50
44	e	816	CLA	CMD-C2D	-2.21	1.46	1.50
44	A	828	CLA	CMC-C2C	-2.21	1.46	1.50
44	B	820	CLA	C3B-CAB	-2.21	1.43	1.47
44	B	840	CLA	C3B-CAB	-2.21	1.43	1.47
44	3	307	CLA	CMC-C2C	-2.21	1.46	1.50
44	5	316	CLA	CMC-C2C	-2.21	1.46	1.50
44	B	828	CLA	C3A-C2A	-2.21	1.52	1.54
47	F	801	BCR	C1-C6	-2.21	1.50	1.53
44	A	815	CLA	CMC-C2C	-2.21	1.46	1.50
44	e	830	CLA	CMD-C2D	-2.21	1.46	1.50
44	A	824	CLA	CMC-C2C	-2.21	1.46	1.50
51	2	501	LUT	C1-C6	-2.21	1.50	1.53
44	A	802	CLA	C3B-CAB	-2.21	1.43	1.47
44	B	821	CLA	CMC-C2C	-2.20	1.46	1.50
44	A	816	CLA	C3B-CAB	-2.20	1.43	1.47
43	e	801	CL0	CHB-C4A	2.20	1.36	1.34
44	B	810	CLA	CMD-C2D	-2.20	1.46	1.50
44	A	814	CLA	CAC-C3C	-2.20	1.45	1.51
47	A	845	BCR	C14-C13	-2.20	1.32	1.35
52	r	314	CHL	MG-NA	-2.20	2.01	2.06
52	5	317	CHL	C1D-ND	-2.20	1.35	1.37
44	A	834	CLA	CMD-C2D	-2.20	1.46	1.50
44	A	827	CLA	MG-ND	-2.20	2.01	2.05
44	p	504	CLA	CMD-C2D	-2.20	1.46	1.50
44	B	832	CLA	C1D-ND	2.20	1.40	1.37
44	2	514	CLA	MG-ND	-2.20	2.01	2.05
44	B	834	CLA	CMD-C2D	-2.20	1.46	1.50
52	r	316	CHL	C1B-CHB	2.19	1.47	1.41
44	B	823	CLA	C3B-CAB	-2.19	1.43	1.47
44	A	807	CLA	CMD-C2D	-2.19	1.46	1.50
44	A	829	CLA	MG-ND	-2.19	2.01	2.05
52	q	313	CHL	C1B-CHB	2.19	1.47	1.41
44	f	830	CLA	CMD-C2D	-2.19	1.46	1.50
44	A	833	CLA	C3B-CAB	-2.19	1.43	1.47

Continued on next page...

Continued from previous page...

Mol	Chain	Res	Type	Atoms	Z	Observed(Å)	Ideal(Å)
44	B	829	CLA	MG-ND	-2.19	2.01	2.05
44	3	314	CLA	CMD-C2D	-2.19	1.46	1.50
43	A	801	CL0	CHB-C4A	2.19	1.36	1.34
44	A	817	CLA	CMD-C2D	-2.19	1.46	1.50
44	A	835	CLA	C3B-CAB	-2.19	1.43	1.47
44	f	842	CLA	C3B-C2B	-2.19	1.37	1.40
44	B	807	CLA	MG-ND	-2.19	2.01	2.05
44	e	833	CLA	CMD-C2D	-2.19	1.46	1.50
44	1	507	CLA	CMC-C2C	-2.18	1.46	1.50
44	2	507	CLA	C3B-CAB	-2.18	1.43	1.47
52	2	516	CHL	C1B-NB	-2.18	1.33	1.35
44	A	807	CLA	C3B-CAB	-2.18	1.43	1.47
44	3	311	CLA	CMC-C2C	-2.18	1.46	1.50
44	2	510	CLA	CMD-C2D	-2.18	1.46	1.50
44	B	825	CLA	MG-ND	-2.18	2.01	2.05
44	A	839	CLA	MG-ND	-2.18	2.01	2.05
44	1	510	CLA	CMC-C2C	-2.18	1.46	1.50
44	A	837	CLA	MG-ND	-2.18	2.01	2.05
44	A	842	CLA	C3B-CAB	-2.18	1.43	1.47
44	3	308	CLA	C3B-C2B	-2.18	1.37	1.40
44	K	203	CLA	C3B-C2B	-2.17	1.37	1.40
44	2	504	CLA	CMD-C2D	-2.17	1.46	1.50
44	f	809	CLA	C3B-C2B	-2.17	1.37	1.40
44	5	312	CLA	CMD-C2D	-2.17	1.46	1.50
44	L	301	CLA	CAC-C3C	-2.17	1.45	1.51
44	B	809	CLA	CMC-C2C	-2.17	1.46	1.50
44	B	801	CLA	CAC-C3C	-2.17	1.45	1.51
44	A	821	CLA	C3B-CAB	-2.17	1.43	1.47
44	1	506	CLA	C3B-CAB	-2.17	1.43	1.47
44	f	807	CLA	CMD-C2D	-2.17	1.46	1.50
44	r	304	CLA	CMD-C2D	-2.16	1.46	1.50
44	B	830	CLA	CAC-C3C	-2.16	1.45	1.51
44	A	837	CLA	C3A-C2A	-2.16	1.52	1.54
44	L	303	CLA	CMC-C2C	-2.16	1.46	1.50
52	3	302	CHL	C1C-NC	-2.16	1.34	1.37
44	5	309	CLA	CMC-C2C	-2.16	1.46	1.50
44	A	829	CLA	C1D-ND	2.16	1.40	1.37
44	B	806	CLA	C4B-CHC	-2.16	1.35	1.41
44	B	804	CLA	C3B-CAB	-2.16	1.43	1.47
44	s	505	CLA	CMD-C2D	-2.16	1.46	1.50
44	B	838	CLA	MG-ND	-2.16	2.01	2.05
44	1	507	CLA	C3B-CAB	-2.16	1.43	1.47

Continued on next page...

Continued from previous page...

Mol	Chain	Res	Type	Atoms	Z	Observed(Å)	Ideal(Å)
44	3	309	CLA	CMC-C2C	-2.16	1.46	1.50
52	s	515	CHL	C1B-CHB	2.16	1.47	1.41
44	K	203	CLA	C3B-CAB	-2.16	1.43	1.47
44	A	836	CLA	CAA-C2A	-2.15	1.50	1.54
44	2	506	CLA	C3B-CAB	-2.15	1.43	1.47
44	A	818	CLA	C3B-CAB	-2.15	1.43	1.47
44	L	303	CLA	CMD-C2D	-2.15	1.46	1.50
44	e	852	CLA	CMC-C2C	-2.15	1.46	1.50
44	q	310	CLA	CMD-C2D	-2.15	1.46	1.50
52	2	513	CHL	C3A-C4A	-2.15	1.47	1.51
44	B	828	CLA	MG-ND	-2.15	2.01	2.05
44	A	822	CLA	CMC-C2C	-2.15	1.46	1.50
44	e	810	CLA	CMD-C2D	-2.15	1.46	1.50
44	A	828	CLA	C3B-CAB	-2.15	1.43	1.47
44	f	842	CLA	CMD-C2D	-2.15	1.46	1.50
44	1	507	CLA	CMD-C2D	-2.15	1.46	1.50
51	3	304	LUT	C1-C6	-2.15	1.50	1.53
44	2	514	CLA	CMC-C2C	-2.14	1.46	1.50
44	K	203	CLA	MG-ND	-2.14	2.01	2.05
44	e	829	CLA	C3B-C2B	-2.14	1.37	1.40
52	5	315	CHL	C1B-CHB	2.14	1.46	1.41
44	B	815	CLA	MG-ND	-2.14	2.01	2.05
47	J	102	BCR	C30-C25	-2.14	1.50	1.53
44	A	821	CLA	C1D-ND	2.14	1.40	1.37
44	3	317	CLA	CMD-C2D	-2.14	1.46	1.50
44	e	804	CLA	CMD-C2D	-2.14	1.46	1.50
44	f	811	CLA	C3B-C2B	-2.14	1.37	1.40
44	A	833	CLA	MG-ND	-2.14	2.01	2.05
52	r	316	CHL	C4B-CHC	2.14	1.46	1.41
44	B	835	CLA	C3B-CAB	-2.14	1.43	1.47
44	L	302	CLA	C3B-C2B	-2.14	1.37	1.40
44	A	832	CLA	C4B-CHC	-2.14	1.35	1.41
44	s	511	CLA	CMD-C2D	-2.14	1.46	1.50
44	L	301	CLA	MG-ND	-2.14	2.01	2.05
44	s	507	CLA	CMD-C2D	-2.13	1.46	1.50
44	K	205	CLA	C3B-CAB	-2.13	1.43	1.47
44	e	802	CLA	CMD-C2D	-2.13	1.46	1.50
44	e	840	CLA	CMD-C2D	-2.13	1.46	1.50
44	2	511	CLA	CMC-C2C	-2.13	1.46	1.50
47	B	848	BCR	C1-C6	-2.13	1.50	1.53
52	2	512	CHL	C4B-CHC	2.13	1.46	1.41
44	B	811	CLA	CAA-C2A	-2.13	1.50	1.54

Continued on next page...

Continued from previous page...

Mol	Chain	Res	Type	Atoms	Z	Observed(Å)	Ideal(Å)
44	A	835	CLA	C1D-ND	2.13	1.40	1.37
44	l	511	CLA	CMD-C2D	-2.13	1.46	1.50
44	B	807	CLA	CAC-C3C	-2.13	1.45	1.51
52	r	314	CHL	C1B-CHB	2.13	1.46	1.41
44	p	508	CLA	CMD-C2D	-2.13	1.46	1.50
44	B	814	CLA	MG-ND	-2.13	2.01	2.05
44	f	825	CLA	CMD-C2D	-2.12	1.46	1.50
44	B	821	CLA	C3B-CAB	-2.12	1.43	1.47
44	B	801	CLA	MG-ND	-2.12	2.01	2.05
44	q	314	CLA	CMD-C2D	-2.12	1.46	1.50
44	f	817	CLA	CMD-C2D	-2.12	1.46	1.50
51	3	303	LUT	C34-C33	-2.12	1.33	1.35
44	e	812	CLA	CMD-C2D	-2.12	1.46	1.50
52	p	517	CHL	C1D-ND	-2.12	1.35	1.37
44	J	101	CLA	CMD-C2D	-2.12	1.46	1.50
52	l	512	CHL	C1D-ND	-2.12	1.35	1.37
44	A	828	CLA	MG-ND	-2.12	2.01	2.05
44	f	812	CLA	CMD-C2D	-2.12	1.46	1.50
44	2	514	CLA	C3B-C2B	-2.12	1.37	1.40
44	e	803	CLA	CMD-C2D	-2.12	1.46	1.50
44	l	509	CLA	CMB-C2B	-2.12	1.47	1.51
44	q	305	CLA	C3B-C2B	-2.12	1.37	1.40
44	A	813	CLA	C3B-CAB	-2.12	1.43	1.47
44	l	507	CLA	C3B-C2B	-2.12	1.37	1.40
44	A	830	CLA	C3B-CAB	-2.11	1.43	1.47
44	e	826	CLA	CMD-C2D	-2.11	1.46	1.50
44	n	201	CLA	CBD-CAD	2.11	1.56	1.51
44	5	312	CLA	CMC-C2C	-2.11	1.46	1.50
44	f	805	CLA	CMD-C2D	-2.11	1.46	1.50
44	B	811	CLA	CMA-C3A	-2.11	1.48	1.53
44	A	818	CLA	MG-ND	-2.11	2.01	2.05
44	B	837	CLA	MG-ND	-2.11	2.01	2.05
44	e	838	CLA	CMD-C2D	-2.11	1.46	1.50
44	f	826	CLA	CMD-C2D	-2.11	1.46	1.50
44	5	310	CLA	CMD-C2D	-2.11	1.46	1.50
44	f	810	CLA	CMD-C2D	-2.11	1.46	1.50
44	e	821	CLA	CMD-C2D	-2.11	1.46	1.50
47	B	846	BCR	C1-C6	-2.11	1.50	1.53
52	2	513	CHL	C4B-CHC	2.11	1.46	1.41
44	A	838	CLA	C3B-CAB	-2.11	1.43	1.47
44	e	825	CLA	CMD-C2D	-2.11	1.46	1.50
44	f	827	CLA	CMD-C2D	-2.11	1.46	1.50

Continued on next page...

Continued from previous page...

Mol	Chain	Res	Type	Atoms	Z	Observed(Å)	Ideal(Å)
44	2	504	CLA	C3B-CAB	-2.11	1.43	1.47
44	e	832	CLA	CMD-C2D	-2.11	1.46	1.50
47	A	845	BCR	C17-C18	-2.11	1.33	1.35
44	A	827	CLA	C4B-CHC	-2.11	1.35	1.41
44	f	838	CLA	CMD-C2D	-2.11	1.46	1.50
44	L	302	CLA	C3B-CAB	-2.11	1.43	1.47
44	e	841	CLA	CMD-C2D	-2.10	1.46	1.50
51	1	502	LUT	C22-C21	-2.10	1.52	1.54
47	B	846	BCR	C14-C13	-2.10	1.33	1.35
44	5	311	CLA	CMD-C2D	-2.10	1.46	1.50
44	q	311	CLA	CMD-C2D	-2.10	1.46	1.50
44	f	829	CLA	CMD-C2D	-2.10	1.46	1.50
44	r	315	CLA	CMD-C2D	-2.10	1.46	1.50
44	2	507	CLA	CMC-C2C	-2.10	1.46	1.50
44	f	818	CLA	CMD-C2D	-2.10	1.46	1.50
44	B	804	CLA	CAC-C3C	-2.10	1.45	1.51
44	f	833	CLA	CMD-C2D	-2.10	1.46	1.50
44	o	303	CLA	CMD-C2D	-2.10	1.46	1.50
44	f	806	CLA	CMD-C2D	-2.10	1.46	1.50
44	f	828	CLA	CMD-C2D	-2.10	1.46	1.50
44	5	313	CLA	CMC-C2C	-2.10	1.46	1.50
44	B	806	CLA	CAC-C3C	-2.10	1.45	1.51
44	B	805	CLA	CMD-C2D	-2.10	1.46	1.50
44	e	828	CLA	CMC-C2C	-2.10	1.46	1.50
44	f	812	CLA	CMC-C2C	-2.10	1.46	1.50
44	2	505	CLA	MG-ND	-2.10	2.01	2.05
52	2	513	CHL	C1C-NC	-2.10	1.34	1.37
44	f	841	CLA	CMC-C2C	-2.10	1.46	1.50
47	A	846	BCR	C10-C9	-2.10	1.33	1.35
44	3	318	CLA	CMD-C2D	-2.09	1.46	1.50
47	B	852	BCR	C14-C13	-2.09	1.33	1.35
47	f	849	BCR	C30-C25	-2.09	1.50	1.53
44	1	515	CLA	CMC-C2C	-2.09	1.46	1.50
44	e	828	CLA	CMD-C2D	-2.09	1.46	1.50
44	f	835	CLA	CMD-C2D	-2.09	1.46	1.50
44	s	514	CLA	CMD-C2D	-2.09	1.46	1.50
44	e	827	CLA	CMD-C2D	-2.09	1.46	1.50
44	p	511	CLA	CMD-C2D	-2.09	1.46	1.50
44	e	829	CLA	CMC-C2C	-2.09	1.46	1.50
44	f	834	CLA	CMD-C2D	-2.09	1.46	1.50
44	f	840	CLA	CMD-C2D	-2.09	1.46	1.50
53	5	304	XAT	C22-C23	-2.09	1.49	1.52

Continued on next page...

Continued from previous page...

Mol	Chain	Res	Type	Atoms	Z	Observed(Å)	Ideal(Å)
44	e	823	CLA	CMD-C2D	-2.09	1.46	1.50
44	A	812	CLA	MG-ND	-2.09	2.01	2.05
44	B	809	CLA	CAC-C3C	-2.09	1.45	1.51
44	A	804	CLA	CMC-C2C	-2.09	1.46	1.50
44	p	505	CLA	CMD-C2D	-2.09	1.46	1.50
44	f	810	CLA	CMC-C2C	-2.09	1.46	1.50
44	e	829	CLA	CMD-C2D	-2.09	1.46	1.50
44	e	822	CLA	CMD-C2D	-2.09	1.46	1.50
52	2	516	CHL	C1C-NC	-2.09	1.34	1.37
44	e	839	CLA	CMD-C2D	-2.09	1.46	1.50
44	B	807	CLA	C3B-CAB	-2.09	1.43	1.47
44	e	808	CLA	CMD-C2D	-2.08	1.46	1.50
44	f	801	CLA	CMC-C2C	-2.08	1.46	1.50
44	f	801	CLA	CMD-C2D	-2.08	1.46	1.50
44	B	838	CLA	C3B-CAB	-2.08	1.43	1.47
44	f	817	CLA	CMC-C2C	-2.08	1.46	1.50
44	A	806	CLA	MG-ND	-2.08	2.01	2.05
44	f	841	CLA	CMD-C2D	-2.08	1.46	1.50
44	B	827	CLA	C3B-CAB	-2.08	1.43	1.47
44	B	833	CLA	C3B-C2B	-2.08	1.37	1.40
44	2	509	CLA	CMD-C2D	-2.08	1.46	1.50
44	e	807	CLA	CMD-C2D	-2.08	1.46	1.50
44	e	824	CLA	CMD-C2D	-2.08	1.46	1.50
47	e	848	BCR	C30-C25	-2.08	1.50	1.53
44	B	833	CLA	CMC-C2C	-2.08	1.46	1.50
44	5	307	CLA	CMD-C2D	-2.08	1.46	1.50
44	p	507	CLA	CMD-C2D	-2.08	1.46	1.50
52	2	515	CHL	C1D-ND	-2.08	1.35	1.37
44	e	827	CLA	C3B-CAB	-2.08	1.43	1.47
44	r	308	CLA	CMC-C2C	-2.08	1.46	1.50
44	A	842	CLA	C3B-C2B	-2.08	1.37	1.40
44	f	837	CLA	CMD-C2D	-2.08	1.46	1.50
44	2	511	CLA	CAC-C3C	-2.08	1.45	1.51
44	e	836	CLA	CMD-C2D	-2.08	1.46	1.50
44	3	309	CLA	CMD-C2D	-2.08	1.46	1.50
44	3	312	CLA	CMC-C2C	-2.08	1.46	1.50
44	A	827	CLA	C3B-CAB	-2.08	1.43	1.47
44	r	307	CLA	CMD-C2D	-2.08	1.46	1.50
44	A	810	CLA	CAC-C3C	-2.08	1.45	1.51
52	q	313	CHL	C1D-ND	-2.08	1.35	1.37
44	e	830	CLA	C3B-C2B	-2.08	1.37	1.40
44	e	806	CLA	CMD-C2D	-2.07	1.46	1.50

Continued on next page...

Continued from previous page...

Mol	Chain	Res	Type	Atoms	Z	Observed(Å)	Ideal(Å)
44	e	826	CLA	CMC-C2C	-2.07	1.46	1.50
44	f	821	CLA	CMD-C2D	-2.07	1.46	1.50
44	B	822	CLA	CAC-C3C	-2.07	1.45	1.51
44	B	810	CLA	C3B-CAB	-2.07	1.43	1.47
44	e	852	CLA	CMD-C2D	-2.07	1.46	1.50
44	l	510	CLA	CMD-C2D	-2.07	1.46	1.50
52	s	513	CHL	C1D-ND	-2.07	1.35	1.37
44	B	827	CLA	MG-ND	-2.07	2.01	2.05
44	f	820	CLA	CMD-C2D	-2.07	1.46	1.50
44	5	316	CLA	C3B-CAB	-2.07	1.43	1.47
44	B	804	CLA	MG-ND	-2.07	2.01	2.05
44	L	304	CLA	C3B-C2B	-2.07	1.37	1.40
44	B	817	CLA	C4B-CHC	-2.07	1.35	1.41
44	r	305	CLA	CMD-C2D	-2.07	1.46	1.50
44	B	813	CLA	CAC-C3C	-2.07	1.45	1.51
44	f	819	CLA	CMD-C2D	-2.07	1.46	1.50
44	f	823	CLA	C3B-C2B	-2.07	1.37	1.40
44	f	803	CLA	CMC-C2C	-2.07	1.46	1.50
44	A	838	CLA	MG-ND	-2.07	2.01	2.05
44	2	514	CLA	C3B-CAB	-2.07	1.43	1.47
44	e	837	CLA	CMD-C2D	-2.06	1.46	1.50
44	p	510	CLA	CMC-C2C	-2.06	1.46	1.50
44	K	205	CLA	CMD-C2D	-2.06	1.46	1.50
44	l	505	CLA	CMC-C2C	-2.06	1.46	1.50
44	F	802	CLA	C3B-CAB	-2.06	1.43	1.47
44	B	819	CLA	C3A-C2A	-2.06	1.52	1.54
44	e	805	CLA	CMD-C2D	-2.06	1.46	1.50
44	A	835	CLA	MG-ND	-2.06	2.01	2.05
53	2	502	XAT	C22-C21	-2.06	1.51	1.54
52	5	314	CHL	C1D-ND	-2.06	1.35	1.37
44	e	831	CLA	CMD-C2D	-2.06	1.46	1.50
44	3	309	CLA	CAA-C2A	-2.06	1.49	1.54
44	s	510	CLA	CMD-C2D	-2.06	1.46	1.50
46	A	844	LHG	O7-C5	-2.06	1.41	1.46
44	K	202	CLA	C3B-CAB	-2.06	1.43	1.47
44	3	308	CLA	MG-ND	-2.06	2.01	2.05
52	3	315	CHL	C1B-CHB	2.06	1.46	1.41
44	e	815	CLA	CMD-C2D	-2.06	1.46	1.50
52	2	513	CHL	C1B-CHB	2.06	1.46	1.41
44	e	819	CLA	CMD-C2D	-2.06	1.46	1.50
44	f	824	CLA	CMD-C2D	-2.06	1.46	1.50
44	e	810	CLA	CMC-C2C	-2.06	1.46	1.50

Continued on next page...

Continued from previous page...

Mol	Chain	Res	Type	Atoms	Z	Observed(Å)	Ideal(Å)
44	m	101	CLA	CMD-C2D	-2.05	1.46	1.50
52	3	302	CHL	C4B-CHC	2.05	1.46	1.41
44	e	813	CLA	CMC-C2C	-2.05	1.46	1.50
44	e	820	CLA	CMD-C2D	-2.05	1.46	1.50
44	f	820	CLA	CMC-C2C	-2.05	1.46	1.50
44	3	308	CLA	CMC-C2C	-2.05	1.46	1.50
44	B	830	CLA	MG-ND	-2.05	2.01	2.05
44	e	804	CLA	CMC-C2C	-2.05	1.46	1.50
52	1	517	CHL	C1D-ND	-2.05	1.35	1.37
52	s	517	CHL	C1B-CHB	2.05	1.46	1.41
44	B	814	CLA	CAC-C3C	-2.05	1.45	1.51
47	o	301	BCR	C1-C6	-2.05	1.50	1.53
44	B	842	CLA	MG-ND	-2.05	2.01	2.05
44	e	834	CLA	CMC-C2C	-2.05	1.46	1.50
44	e	817	CLA	CMD-C2D	-2.05	1.46	1.50
44	B	828	CLA	C1D-ND	2.05	1.40	1.37
44	e	841	CLA	CMC-C2C	-2.05	1.46	1.50
47	e	850	BCR	C30-C25	-2.05	1.50	1.53
44	B	802	CLA	MG-ND	-2.05	2.01	2.05
44	5	305	CLA	MG-ND	-2.05	2.01	2.05
44	B	811	CLA	C3B-CAB	-2.05	1.43	1.47
44	q	315	CLA	CMD-C2D	-2.05	1.46	1.50
44	A	810	CLA	C3B-CAB	-2.05	1.43	1.47
44	s	505	CLA	CMC-C2C	-2.05	1.46	1.50
44	f	809	CLA	CMD-C2D	-2.05	1.46	1.50
44	q	306	CLA	C3B-C2B	-2.05	1.37	1.40
44	e	821	CLA	CMC-C2C	-2.05	1.46	1.50
44	r	310	CLA	CMD-C2D	-2.05	1.46	1.50
44	L	302	CLA	CMC-C2C	-2.05	1.46	1.50
44	B	818	CLA	C4B-CHC	-2.05	1.35	1.41
44	A	834	CLA	CMC-C2C	-2.05	1.46	1.50
44	r	317	CLA	CMD-C2D	-2.05	1.46	1.50
52	r	314	CHL	C4B-CHC	2.04	1.46	1.41
44	3	308	CLA	CMD-C2D	-2.04	1.46	1.50
52	2	513	CHL	MG-NA	-2.04	2.01	2.06
44	A	803	CLA	MG-ND	-2.04	2.01	2.05
44	e	814	CLA	CMD-C2D	-2.04	1.46	1.50
44	1	515	CLA	MG-ND	-2.04	2.01	2.05
44	e	853	CLA	CMD-C2D	-2.04	1.46	1.50
44	e	818	CLA	C1A-CHA	2.04	1.51	1.43
44	B	820	CLA	MG-ND	-2.04	2.01	2.05
44	1	510	CLA	MG-ND	-2.04	2.01	2.05

Continued on next page...

Continued from previous page...

Mol	Chain	Res	Type	Atoms	Z	Observed(Å)	Ideal(Å)
52	2	512	CHL	C1B-CHB	2.04	1.46	1.41
44	r	306	CLA	CMD-C2D	-2.04	1.46	1.50
44	e	802	CLA	CMC-C2C	-2.04	1.46	1.50
44	f	816	CLA	CMC-C2C	-2.04	1.46	1.50
44	A	817	CLA	CBD-CGD	-2.04	1.49	1.51
44	f	814	CLA	CMD-C2D	-2.04	1.46	1.50
44	L	304	CLA	MG-ND	-2.04	2.01	2.05
44	e	811	CLA	C3B-C2B	-2.04	1.37	1.40
44	e	824	CLA	CMC-C2C	-2.04	1.46	1.50
44	f	811	CLA	CMD-C2D	-2.04	1.46	1.50
44	e	835	CLA	C3B-C2B	-2.04	1.37	1.40
44	e	806	CLA	CMC-C2C	-2.04	1.46	1.50
44	f	824	CLA	C3B-C2B	-2.04	1.37	1.40
44	f	815	CLA	CMD-C2D	-2.04	1.46	1.50
44	s	507	CLA	CMC-C2C	-2.04	1.46	1.50
47	I	101	BCR	C21-C22	-2.04	1.33	1.35
44	e	808	CLA	C3B-C2B	-2.04	1.37	1.40
44	e	811	CLA	CMC-C2C	-2.04	1.46	1.50
44	f	840	CLA	CMC-C2C	-2.04	1.46	1.50
44	q	316	CLA	CMD-C2D	-2.04	1.46	1.50
52	2	515	CHL	C4C-C3C	2.04	1.48	1.45
44	B	841	CLA	CAA-C2A	-2.04	1.50	1.54
44	f	832	CLA	CMD-C2D	-2.04	1.46	1.50
44	3	307	CLA	C3B-CAB	-2.04	1.43	1.47
44	A	805	CLA	CAA-C2A	-2.04	1.50	1.54
44	A	842	CLA	CMD-C2D	-2.04	1.46	1.50
44	5	306	CLA	CMD-C2D	-2.04	1.46	1.50
44	o	304	CLA	CMD-C2D	-2.03	1.46	1.50
44	j	802	CLA	CMD-C2D	-2.03	1.46	1.50
44	e	813	CLA	CMD-C2D	-2.03	1.46	1.50
44	r	309	CLA	CMD-C2D	-2.03	1.46	1.50
47	e	846	BCR	C1-C6	-2.03	1.51	1.53
44	f	836	CLA	C3B-C2B	-2.03	1.37	1.40
44	q	312	CLA	CMD-C2D	-2.03	1.46	1.50
44	l	511	CLA	CMC-C2C	-2.03	1.46	1.50
44	A	837	CLA	C3B-C2B	-2.03	1.37	1.40
44	e	809	CLA	CMD-C2D	-2.03	1.46	1.50
44	f	831	CLA	CMC-C2C	-2.03	1.46	1.50
44	A	827	CLA	CAA-C2A	-2.03	1.50	1.54
44	A	808	CLA	CAC-C3C	-2.03	1.45	1.51
44	A	842	CLA	MG-ND	-2.03	2.01	2.05
44	p	509	CLA	MG-NC	2.03	2.11	2.06

Continued on next page...

Continued from previous page...

Mol	Chain	Res	Type	Atoms	Z	Observed(Å)	Ideal(Å)
44	3	310	CLA	CMC-C2C	-2.03	1.46	1.50
47	m	103	BCR	C1-C6	-2.03	1.51	1.53
44	s	506	CLA	CMD-C2D	-2.03	1.46	1.50
44	f	808	CLA	CMD-C2D	-2.02	1.46	1.50
47	f	848	BCR	C30-C25	-2.02	1.51	1.53
47	q	303	BCR	C30-C25	-2.02	1.51	1.53
44	A	807	CLA	MG-ND	-2.02	2.01	2.05
44	1	513	CLA	CMC-C2C	-2.02	1.46	1.50
44	A	805	CLA	CMA-C3A	-2.02	1.48	1.53
44	e	841	CLA	C3B-C2B	-2.02	1.37	1.40
44	s	508	CLA	CMD-C2D	-2.02	1.46	1.50
44	B	815	CLA	CAC-C3C	-2.02	1.45	1.51
44	e	811	CLA	CMD-C2D	-2.02	1.46	1.50
44	3	310	CLA	CMD-C2D	-2.02	1.46	1.50
44	e	822	CLA	CMC-C2C	-2.02	1.46	1.50
44	e	830	CLA	CMC-C2C	-2.02	1.46	1.50
44	B	826	CLA	C3B-CAB	-2.02	1.43	1.47
44	f	821	CLA	CMC-C2C	-2.02	1.46	1.50
44	f	822	CLA	CMD-C2D	-2.02	1.46	1.50
46	A	843	LHG	O7-C5	-2.02	1.41	1.46
44	A	825	CLA	C3B-CAB	-2.02	1.43	1.47
44	r	311	CLA	C3B-C2B	-2.02	1.37	1.40
44	f	823	CLA	CMC-C2C	-2.02	1.46	1.50
44	q	315	CLA	CMC-C2C	-2.02	1.46	1.50
44	r	312	CLA	CMD-C2D	-2.02	1.46	1.50
44	q	304	CLA	CMD-C2D	-2.02	1.46	1.50
44	L	304	CLA	C4B-CHC	-2.02	1.35	1.41
44	f	825	CLA	CMC-C2C	-2.02	1.46	1.50
44	A	831	CLA	CAA-C2A	-2.02	1.50	1.54
44	e	834	CLA	CMD-C2D	-2.02	1.46	1.50
44	B	810	CLA	CAC-C3C	-2.02	1.45	1.51
44	e	812	CLA	CMC-C2C	-2.01	1.46	1.50
44	3	317	CLA	MG-ND	-2.01	2.01	2.05
44	e	835	CLA	CMD-C2D	-2.01	1.46	1.50
44	f	830	CLA	CMC-C2C	-2.01	1.46	1.50
44	3	312	CLA	MG-ND	-2.01	2.01	2.05
44	A	805	CLA	CAC-C3C	-2.01	1.45	1.51
44	2	506	CLA	CMC-C2C	-2.01	1.46	1.50
44	e	833	CLA	C3B-CAB	-2.01	1.43	1.47
44	f	828	CLA	C3B-C2B	-2.01	1.37	1.40
44	n	205	CLA	CMD-C2D	-2.01	1.46	1.50
44	r	306	CLA	CMC-C2C	-2.01	1.46	1.50

Continued on next page...

Continued from previous page...

Mol	Chain	Res	Type	Atoms	Z	Observed(Å)	Ideal(Å)
44	5	311	CLA	CMC-C2C	-2.01	1.46	1.50
44	f	838	CLA	CMC-C2C	-2.01	1.46	1.50
44	p	513	CLA	CMD-C2D	-2.01	1.46	1.50
52	5	314	CHL	C4C-C3C	2.01	1.48	1.45
44	e	853	CLA	CMC-C2C	-2.01	1.46	1.50
44	f	823	CLA	CMD-C2D	-2.01	1.46	1.50
44	5	310	CLA	C3B-CAB	-2.01	1.43	1.47
44	A	831	CLA	CAC-C3C	-2.01	1.46	1.51
44	p	515	CLA	CMC-C2C	-2.01	1.46	1.50
44	f	809	CLA	CMC-C2C	-2.01	1.46	1.50
44	p	506	CLA	CMD-C2D	-2.01	1.46	1.50
44	f	827	CLA	CMC-C2C	-2.01	1.46	1.50
44	f	832	CLA	CMC-C2C	-2.01	1.46	1.50
44	n	201	CLA	CMD-C2D	-2.01	1.46	1.50
44	B	826	CLA	CAC-C3C	-2.01	1.46	1.51
44	e	814	CLA	CMC-C2C	-2.01	1.46	1.50
44	B	829	CLA	C4B-CHC	-2.01	1.35	1.41
44	f	835	CLA	CMC-C2C	-2.01	1.46	1.50
44	f	842	CLA	CMC-C2C	-2.01	1.46	1.50
44	s	504	CLA	CMD-C2D	-2.00	1.46	1.50
52	1	517	CHL	C1B-CHB	2.00	1.46	1.41
44	A	808	CLA	C3B-CAB	-2.00	1.43	1.47
44	f	814	CLA	CMC-C2C	-2.00	1.46	1.50
44	F	803	CLA	MG-ND	-2.00	2.01	2.05
44	e	838	CLA	CMC-C2C	-2.00	1.46	1.50
44	p	504	CLA	MG-ND	-2.00	2.01	2.05
44	e	817	CLA	CMC-C2C	-2.00	1.46	1.50
44	p	515	CLA	CMD-C2D	-2.00	1.46	1.50
44	3	309	CLA	MG-ND	-2.00	2.01	2.05
44	e	810	CLA	C3B-C2B	-2.00	1.37	1.40
47	2	503	BCR	C1-C6	-2.00	1.51	1.53
44	1	509	CLA	CMC-C2C	-2.00	1.46	1.50

All (3924) bond angle outliers are listed below:

Mol	Chain	Res	Type	Atoms	Z	Observed(°)	Ideal(°)
47	2	503	BCR	C40-C30-C25	-12.70	89.71	110.30
47	s	503	BCR	C40-C30-C25	-12.39	90.20	110.30
43	A	801	CL0	C4A-NA-C1A	10.86	111.59	106.71
43	e	801	CL0	C4A-NA-C1A	10.83	111.58	106.71
47	Q	801	BCR	C11-C10-C9	-10.58	112.21	127.31
44	f	804	CLA	C4A-NA-C1A	9.99	111.20	106.71

Continued on next page...

Continued from previous page...

Mol	Chain	Res	Type	Atoms	Z	Observed(°)	Ideal(°)
47	s	503	BCR	C20-C21-C22	-9.47	113.80	127.31
52	5	315	CHL	CMD-C2D-C1D	9.11	140.76	124.71
47	2	503	BCR	C20-C21-C22	-8.87	114.64	127.31
47	Q	801	BCR	C7-C8-C9	-8.72	113.06	126.23
52	2	516	CHL	CMD-C2D-C1D	8.70	140.05	124.71
44	p	509	CLA	C4A-NA-C1A	8.63	110.58	106.71
52	2	512	CHL	CMD-C2D-C1D	8.61	139.90	124.71
52	q	313	CHL	CMD-C2D-C1D	8.58	139.84	124.71
44	e	818	CLA	C4A-NA-C1A	8.55	110.55	106.71
47	2	503	BCR	C40-C30-C39	-8.44	82.63	108.53
52	s	515	CHL	CMD-C2D-C1D	8.39	139.50	124.71
52	2	513	CHL	C2C-C3C-C4C	-8.33	100.55	106.49
52	r	314	CHL	CMD-C2D-C1D	8.32	139.37	124.71
52	1	512	CHL	CMD-C2D-C1D	8.31	139.35	124.71
47	s	503	BCR	C40-C30-C39	-8.28	83.12	108.53
52	2	515	CHL	CMD-C2D-C1D	8.28	139.30	124.71
52	1	517	CHL	CMD-C2D-C1D	8.24	139.23	124.71
52	s	517	CHL	CMD-C2D-C1D	8.23	139.23	124.71
44	3	308	CLA	C4A-NA-C1A	8.23	110.41	106.71
52	5	314	CHL	CMD-C2D-C1D	8.22	139.20	124.71
52	3	302	CHL	C2C-C3C-C4C	-8.20	100.64	106.49
52	r	316	CHL	CMD-C2D-C1D	8.20	139.16	124.71
52	s	512	CHL	CMD-C2D-C1D	8.20	139.16	124.71
53	s	502	XAT	O4-C5-C4	8.19	119.53	113.38
44	A	810	CLA	C4A-NA-C1A	8.14	110.37	106.71
52	2	513	CHL	CMD-C2D-C1D	8.14	139.06	124.71
52	s	513	CHL	CMD-C2D-C1D	8.11	139.01	124.71
52	3	315	CHL	CMD-C2D-C1D	8.11	139.00	124.71
52	p	512	CHL	CMD-C2D-C1D	8.09	138.98	124.71
52	r	313	CHL	CMD-C2D-C1D	8.09	138.98	124.71
52	p	517	CHL	CMD-C2D-C1D	8.07	138.93	124.71
52	p	514	CHL	CMD-C2D-C1D	8.05	138.90	124.71
52	5	317	CHL	CMD-C2D-C1D	8.04	138.88	124.71
44	A	835	CLA	C4A-NA-C1A	8.00	110.30	106.71
47	B	847	BCR	C15-C14-C13	-7.99	115.90	127.31
52	2	516	CHL	C2C-C3C-C4C	-7.97	100.81	106.49
52	1	514	CHL	CMD-C2D-C1D	7.95	138.72	124.71
44	2	511	CLA	C4A-NA-C1A	7.89	110.25	106.71
52	1	514	CHL	CHD-C1D-ND	-7.86	117.23	124.45
52	s	512	CHL	CHD-C1D-ND	-7.86	117.23	124.45
44	A	832	CLA	C4A-NA-C1A	7.86	110.24	106.71
44	B	804	CLA	C4A-NA-C1A	7.75	110.19	106.71

Continued on next page...

Continued from previous page...

Mol	Chain	Res	Type	Atoms	Z	Observed(°)	Ideal(°)
47	e	850	BCR	C7-C8-C9	-7.71	114.58	126.23
44	L	303	CLA	C4A-NA-C1A	7.71	110.17	106.71
52	r	313	CHL	CHD-C1D-ND	-7.69	117.39	124.45
44	A	820	CLA	C4A-NA-C1A	7.69	110.16	106.71
44	3	306	CLA	C4A-NA-C1A	7.68	110.16	106.71
52	p	512	CHL	CHD-C1D-ND	-7.66	117.42	124.45
44	B	839	CLA	C4A-NA-C1A	7.60	110.12	106.71
52	p	514	CHL	CHD-C1D-ND	-7.57	117.49	124.45
44	2	506	CLA	C4A-NA-C1A	7.57	110.11	106.71
47	s	503	BCR	C24-C23-C22	-7.57	114.80	126.23
52	2	512	CHL	C2C-C3C-C4C	-7.56	101.10	106.49
44	2	509	CLA	C4A-NA-C1A	7.55	110.10	106.71
44	A	821	CLA	C4A-NA-C1A	7.53	110.09	106.71
44	A	830	CLA	C4A-NA-C1A	7.51	110.08	106.71
44	3	313	CLA	C4A-NA-C1A	7.51	110.08	106.71
44	B	822	CLA	C4A-NA-C1A	7.47	110.06	106.71
44	A	839	CLA	C4A-NA-C1A	7.47	110.06	106.71
44	5	311	CLA	C4A-NA-C1A	7.45	110.06	106.71
44	L	302	CLA	C4A-NA-C1A	7.45	110.06	106.71
52	s	517	CHL	C2C-C3C-C4C	-7.44	101.19	106.49
53	5	304	XAT	O4-C5-C4	7.42	118.95	113.38
44	2	504	CLA	C4A-NA-C1A	7.41	110.04	106.71
52	5	315	CHL	C2C-C3C-C4C	-7.37	101.24	106.49
44	3	311	CLA	C4A-NA-C1A	7.37	110.02	106.71
52	r	314	CHL	C2C-C3C-C4C	-7.36	101.24	106.49
52	3	302	CHL	CMD-C2D-C1D	7.36	137.68	124.71
52	1	512	CHL	C2C-C3C-C4C	-7.34	101.25	106.49
52	5	314	CHL	C2C-C3C-C4C	-7.32	101.27	106.49
47	B	844	BCR	C7-C8-C9	-7.31	115.18	126.23
44	A	836	CLA	C4A-NA-C1A	7.30	109.99	106.71
47	e	854	BCR	C16-C17-C18	-7.30	116.89	127.31
44	B	816	CLA	C4A-NA-C1A	7.27	109.97	106.71
44	B	821	CLA	C4A-NA-C1A	7.25	109.96	106.71
44	B	840	CLA	C4A-NA-C1A	7.24	109.96	106.71
44	3	301	CLA	C4A-NA-C1A	7.24	109.96	106.71
52	p	517	CHL	CHD-C1D-ND	-7.23	117.81	124.45
44	A	816	CLA	C4A-NA-C1A	7.22	109.95	106.71
52	1	517	CHL	C2C-C3C-C4C	-7.21	101.35	106.49
44	B	838	CLA	C4A-NA-C1A	7.19	109.94	106.71
44	A	822	CLA	C4A-NA-C1A	7.18	109.93	106.71
44	A	808	CLA	C4A-NA-C1A	7.18	109.93	106.71
44	B	818	CLA	C4A-NA-C1A	7.16	109.93	106.71

Continued on next page...

Continued from previous page...

Mol	Chain	Res	Type	Atoms	Z	Observed(°)	Ideal(°)
52	q	313	CHL	CHD-C1D-ND	-7.16	117.88	124.45
52	s	515	CHL	C2C-C3C-C4C	-7.15	101.39	106.49
47	n	204	BCR	C16-C17-C18	-7.14	117.12	127.31
52	p	517	CHL	C2C-C3C-C4C	-7.13	101.40	106.49
52	p	514	CHL	C2C-C3C-C4C	-7.13	101.41	106.49
51	p	502	LUT	C21-C26-C27	7.11	121.69	112.70
52	2	516	CHL	CHD-C1D-ND	-7.10	117.93	124.45
52	s	512	CHL	C2C-C3C-C4C	-7.09	101.43	106.49
44	A	802	CLA	C4A-NA-C1A	7.09	109.89	106.71
52	r	316	CHL	C2C-C3C-C4C	-7.08	101.44	106.49
52	s	513	CHL	CHD-C1D-ND	-7.08	117.94	124.45
44	3	310	CLA	C4A-NA-C1A	7.07	109.89	106.71
53	r	303	XAT	C18-C5-C6	-7.07	110.42	122.26
44	e	807	CLA	C4A-NA-C1A	7.04	109.87	106.71
47	A	853	BCR	C24-C23-C22	-7.03	115.61	126.23
44	f	830	CLA	C4A-NA-C1A	7.03	109.87	106.71
44	3	316	CLA	C4A-NA-C1A	7.02	109.86	106.71
44	f	828	CLA	C4A-NA-C1A	7.01	109.86	106.71
44	f	839	CLA	C4A-NA-C1A	7.01	109.86	106.71
52	r	313	CHL	C2C-C3C-C4C	-7.01	101.49	106.49
44	5	306	CLA	C4A-NA-C1A	7.00	109.85	106.71
44	s	504	CLA	C4A-NA-C1A	6.99	109.85	106.71
53	2	502	XAT	C38-C25-C26	-6.99	110.54	122.26
44	s	505	CLA	C4A-NA-C1A	6.99	109.85	106.71
44	A	828	CLA	C4A-NA-C1A	6.98	109.85	106.71
44	e	809	CLA	C4A-NA-C1A	6.98	109.84	106.71
52	p	512	CHL	C2C-C3C-C4C	-6.98	101.52	106.49
47	B	844	BCR	C20-C21-C22	-6.97	117.36	127.31
52	5	317	CHL	C2C-C3C-C4C	-6.96	101.32	106.49
52	s	513	CHL	C2C-C3C-C4C	-6.96	101.53	106.49
44	B	832	CLA	C4A-NA-C1A	6.96	109.83	106.71
52	5	315	CHL	CHD-C1D-ND	-6.95	118.06	124.45
44	B	817	CLA	C4A-NA-C1A	6.95	109.83	106.71
44	f	810	CLA	C4A-NA-C1A	6.95	109.83	106.71
44	5	316	CLA	C4A-NA-C1A	6.94	109.83	106.71
52	2	512	CHL	C1B-C2B-C3B	-6.94	100.46	106.92
47	B	846	BCR	C7-C8-C9	-6.91	115.80	126.23
44	1	507	CLA	C4A-NA-C1A	6.90	109.81	106.71
44	q	306	CLA	C4A-NA-C1A	6.89	109.81	106.71
44	q	314	CLA	C4A-NA-C1A	6.88	109.80	106.71
44	2	510	CLA	C4A-NA-C1A	6.88	109.80	106.71
44	2	505	CLA	C4A-NA-C1A	6.87	109.80	106.71

Continued on next page...

Continued from previous page...

Mol	Chain	Res	Type	Atoms	Z	Observed(°)	Ideal(°)
44	f	805	CLA	C4A-NA-C1A	6.86	109.79	106.71
47	F	801	BCR	C24-C23-C22	-6.86	115.86	126.23
44	p	515	CLA	C4A-NA-C1A	6.86	109.79	106.71
44	3	318	CLA	C4A-NA-C1A	6.85	109.79	106.71
52	2	515	CHL	C2C-C3C-C4C	-6.84	101.61	106.49
53	2	502	XAT	C18-C5-C6	-6.84	110.80	122.26
53	s	502	XAT	C18-C5-C6	-6.83	110.81	122.26
44	B	833	CLA	C4A-NA-C1A	6.83	109.78	106.71
52	q	313	CHL	C2C-C3C-C4C	-6.82	101.63	106.49
53	5	304	XAT	O24-C25-C24	6.82	118.50	113.38
53	r	303	XAT	O24-C25-C24	6.82	118.50	113.38
44	f	832	CLA	C4A-NA-C1A	6.80	109.77	106.71
44	l	506	CLA	C4A-NA-C1A	6.80	109.76	106.71
44	B	812	CLA	C4A-NA-C1A	6.80	109.76	106.71
44	e	822	CLA	C4A-NA-C1A	6.80	109.76	106.71
44	f	826	CLA	C4A-NA-C1A	6.80	109.76	106.71
53	s	502	XAT	C38-C25-C26	-6.78	110.89	122.26
44	e	814	CLA	C4A-NA-C1A	6.78	109.75	106.71
44	e	852	CLA	C4A-NA-C1A	6.77	109.75	106.71
44	B	835	CLA	C4A-NA-C1A	6.77	109.75	106.71
44	f	814	CLA	C4A-NA-C1A	6.77	109.75	106.71
44	o	303	CLA	C4A-NA-C1A	6.77	109.75	106.71
52	2	515	CHL	C1B-C2B-C3B	-6.76	100.63	106.92
44	A	805	CLA	C4A-NA-C1A	6.76	109.74	106.71
44	f	841	CLA	C4A-NA-C1A	6.76	109.74	106.71
44	B	814	CLA	C4A-NA-C1A	6.75	109.74	106.71
52	s	517	CHL	CHD-C1D-ND	-6.75	118.25	124.45
44	3	314	CLA	C4A-NA-C1A	6.74	109.74	106.71
47	B	844	BCR	C15-C14-C13	-6.74	117.69	127.31
44	e	840	CLA	C4A-NA-C1A	6.73	109.73	106.71
44	A	803	CLA	C4A-NA-C1A	6.73	109.73	106.71
44	r	310	CLA	C4A-NA-C1A	6.72	109.73	106.71
44	B	829	CLA	C4A-NA-C1A	6.71	109.72	106.71
44	e	810	CLA	C4A-NA-C1A	6.70	109.72	106.71
44	e	816	CLA	C4A-NA-C1A	6.70	109.72	106.71
44	A	807	CLA	C4A-NA-C1A	6.70	109.72	106.71
53	r	303	XAT	C38-C25-C26	-6.69	111.04	122.26
44	o	302	CLA	C4A-NA-C1A	6.69	109.72	106.71
44	A	809	CLA	C4A-NA-C1A	6.69	109.71	106.71
47	l	101	BCR	C11-C10-C9	-6.69	117.77	127.31
52	l	512	CHL	CHD-C1D-ND	-6.68	118.32	124.45
44	e	808	CLA	C4A-NA-C1A	6.67	109.70	106.71

Continued on next page...

Continued from previous page...

Mol	Chain	Res	Type	Atoms	Z	Observed(°)	Ideal(°)
44	p	504	CLA	C4A-NA-C1A	6.66	109.70	106.71
44	s	511	CLA	C4A-NA-C1A	6.66	109.70	106.71
44	f	824	CLA	C4A-NA-C1A	6.65	109.70	106.71
44	f	822	CLA	C4A-NA-C1A	6.65	109.70	106.71
52	1	514	CHL	C2C-C3C-C4C	-6.65	101.75	106.49
53	2	502	XAT	C11-C10-C9	-6.65	117.82	127.31
44	A	814	CLA	C4A-NA-C1A	6.65	109.69	106.71
44	3	317	CLA	C4A-NA-C1A	6.64	109.69	106.71
44	B	808	CLA	C4A-NA-C1A	6.64	109.69	106.71
44	f	809	CLA	C4A-NA-C1A	6.64	109.69	106.71
44	f	813	CLA	C4A-NA-C1A	6.64	109.69	106.71
52	s	515	CHL	CHD-C1D-ND	-6.64	118.36	124.45
44	f	840	CLA	C4A-NA-C1A	6.63	109.69	106.71
44	1	511	CLA	C4A-NA-C1A	6.63	109.69	106.71
44	B	841	CLA	C4A-NA-C1A	6.63	109.69	106.71
44	5	310	CLA	C4A-NA-C1A	6.62	109.68	106.71
44	f	820	CLA	C4A-NA-C1A	6.62	109.68	106.71
44	q	309	CLA	C4A-NA-C1A	6.62	109.68	106.71
44	A	840	CLA	C4A-NA-C1A	6.62	109.68	106.71
44	e	829	CLA	C4A-NA-C1A	6.61	109.68	106.71
44	F	803	CLA	C4A-NA-C1A	6.61	109.68	106.71
44	e	821	CLA	C4A-NA-C1A	6.58	109.67	106.71
44	f	812	CLA	C4A-NA-C1A	6.58	109.67	106.71
44	f	816	CLA	C4A-NA-C1A	6.58	109.66	106.71
53	s	502	XAT	O24-C25-C24	6.58	118.32	113.38
44	1	505	CLA	C4A-NA-C1A	6.58	109.66	106.71
44	m	102	CLA	C4A-NA-C1A	6.58	109.66	106.71
44	e	820	CLA	C4A-NA-C1A	6.57	109.66	106.71
44	A	827	CLA	C4A-NA-C1A	6.57	109.66	106.71
44	e	838	CLA	C4A-NA-C1A	6.57	109.66	106.71
44	2	514	CLA	C4A-NA-C1A	6.56	109.66	106.71
44	f	823	CLA	C4A-NA-C1A	6.56	109.66	106.71
53	2	502	XAT	O4-C5-C4	6.56	118.31	113.38
44	F	802	CLA	C4A-NA-C1A	6.56	109.65	106.71
44	q	311	CLA	C4A-NA-C1A	6.55	109.65	106.71
44	A	804	CLA	C4A-NA-C1A	6.55	109.65	106.71
44	B	823	CLA	C4A-NA-C1A	6.54	109.65	106.71
44	e	841	CLA	C4A-NA-C1A	6.54	109.65	106.71
44	A	842	CLA	C4A-NA-C1A	6.54	109.64	106.71
52	1	517	CHL	CHD-C1D-ND	-6.54	118.45	124.45
44	B	807	CLA	C4A-NA-C1A	6.53	109.64	106.71
44	B	831	CLA	C4A-NA-C1A	6.53	109.64	106.71

Continued on next page...

Continued from previous page...

Mol	Chain	Res	Type	Atoms	Z	Observed(°)	Ideal(°)
44	e	824	CLA	C4A-NA-C1A	6.53	109.64	106.71
52	r	314	CHL	CHD-C1D-ND	-6.53	118.45	124.45
44	f	808	CLA	C4A-NA-C1A	6.53	109.64	106.71
44	f	837	CLA	C4A-NA-C1A	6.53	109.64	106.71
44	q	310	CLA	C4A-NA-C1A	6.53	109.64	106.71
44	e	817	CLA	C4A-NA-C1A	6.52	109.64	106.71
44	n	201	CLA	C4A-NA-C1A	6.52	109.64	106.71
53	5	304	XAT	C38-C25-C26	-6.52	111.34	122.26
44	e	839	CLA	C4A-NA-C1A	6.51	109.63	106.71
44	B	809	CLA	C4A-NA-C1A	6.51	109.63	106.71
44	f	838	CLA	C4A-NA-C1A	6.51	109.63	106.71
52	3	315	CHL	C2C-C3C-C4C	-6.51	101.85	106.49
44	A	806	CLA	C4A-NA-C1A	6.51	109.63	106.71
44	5	308	CLA	C4A-NA-C1A	6.50	109.63	106.71
44	p	507	CLA	C4A-NA-C1A	6.49	109.62	106.71
44	o	304	CLA	C4A-NA-C1A	6.48	109.62	106.71
52	2	516	CHL	C1B-C2B-C3B	-6.48	100.89	106.92
44	e	811	CLA	C4A-NA-C1A	6.48	109.62	106.71
44	L	304	CLA	C4A-NA-C1A	6.47	109.61	106.71
47	B	845	BCR	C7-C8-C9	-6.47	116.46	126.23
44	s	514	CLA	C4A-NA-C1A	6.47	109.61	106.71
47	f	847	BCR	C7-C8-C9	-6.47	116.47	126.23
52	5	317	CHL	CHD-C1D-ND	-6.46	118.51	124.45
44	q	308	CLA	C4A-NA-C1A	6.45	109.61	106.71
44	3	309	CLA	C4A-NA-C1A	6.45	109.61	106.71
44	e	828	CLA	C4A-NA-C1A	6.45	109.61	106.71
44	1	510	CLA	C4A-NA-C1A	6.44	109.60	106.71
44	q	315	CLA	C4A-NA-C1A	6.44	109.60	106.71
44	5	307	CLA	C4A-NA-C1A	6.44	109.60	106.71
44	f	842	CLA	C4A-NA-C1A	6.43	109.60	106.71
44	p	510	CLA	C4A-NA-C1A	6.43	109.60	106.71
44	A	811	CLA	C4A-NA-C1A	6.43	109.60	106.71
44	e	853	CLA	C4A-NA-C1A	6.43	109.60	106.71
44	1	509	CLA	C4A-NA-C1A	6.42	109.59	106.71
44	e	802	CLA	C4A-NA-C1A	6.42	109.59	106.71
44	f	817	CLA	C4A-NA-C1A	6.41	109.59	106.71
44	B	819	CLA	C4A-NA-C1A	6.41	109.59	106.71
44	f	825	CLA	C4A-NA-C1A	6.41	109.59	106.71
52	2	512	CHL	CHD-C1D-ND	-6.41	118.56	124.45
52	2	513	CHL	CHD-C1D-ND	-6.40	118.57	124.45
44	e	803	CLA	C4A-NA-C1A	6.40	109.58	106.71
51	5	303	LUT	C35-C34-C33	-6.40	118.17	127.31

Continued on next page...

Continued from previous page...

Mol	Chain	Res	Type	Atoms	Z	Observed(°)	Ideal(°)
44	B	803	CLA	C4A-NA-C1A	6.40	109.58	106.71
44	e	819	CLA	C4A-NA-C1A	6.40	109.58	106.71
47	f	847	BCR	C24-C23-C22	-6.40	116.57	126.23
44	n	202	CLA	C4A-NA-C1A	6.39	109.58	106.71
44	r	317	CLA	C4A-NA-C1A	6.39	109.58	106.71
44	A	826	CLA	C4A-NA-C1A	6.39	109.58	106.71
44	B	813	CLA	C4A-NA-C1A	6.39	109.58	106.71
44	e	833	CLA	C4A-NA-C1A	6.39	109.58	106.71
44	e	804	CLA	C4A-NA-C1A	6.39	109.58	106.71
44	e	805	CLA	C4A-NA-C1A	6.39	109.58	106.71
44	n	203	CLA	C4A-NA-C1A	6.38	109.58	106.71
44	A	813	CLA	C4A-NA-C1A	6.38	109.57	106.71
47	2	503	BCR	C24-C23-C22	-6.38	116.60	126.23
44	f	834	CLA	C4A-NA-C1A	6.37	109.57	106.71
44	e	806	CLA	C4A-NA-C1A	6.37	109.57	106.71
44	A	837	CLA	C4A-NA-C1A	6.36	109.57	106.71
44	f	835	CLA	C4A-NA-C1A	6.36	109.57	106.71
47	o	301	BCR	C7-C8-C9	-6.36	116.63	126.23
44	f	801	CLA	C4A-NA-C1A	6.35	109.56	106.71
44	A	817	CLA	C4A-NA-C1A	6.35	109.56	106.71
52	5	314	CHL	CHD-C1D-ND	-6.35	118.62	124.45
44	A	831	CLA	C4A-NA-C1A	6.35	109.56	106.71
44	A	852	CLA	C4A-NA-C1A	6.35	109.56	106.71
44	q	304	CLA	C4A-NA-C1A	6.35	109.56	106.71
44	q	307	CLA	C4A-NA-C1A	6.34	109.56	106.71
44	f	818	CLA	C4A-NA-C1A	6.33	109.55	106.71
44	r	312	CLA	C4A-NA-C1A	6.33	109.55	106.71
52	3	315	CHL	CHD-C1D-ND	-6.33	118.64	124.45
44	B	810	CLA	C4A-NA-C1A	6.32	109.55	106.71
44	B	827	CLA	C4A-NA-C1A	6.32	109.55	106.71
44	e	815	CLA	C4A-NA-C1A	6.32	109.55	106.71
44	j	802	CLA	C4A-NA-C1A	6.32	109.55	106.71
44	r	304	CLA	C4A-NA-C1A	6.32	109.55	106.71
44	r	308	CLA	C4A-NA-C1A	6.31	109.54	106.71
44	K	201	CLA	C4A-NA-C1A	6.31	109.54	106.71
44	f	811	CLA	C4A-NA-C1A	6.30	109.54	106.71
44	r	305	CLA	C4A-NA-C1A	6.30	109.54	106.71
44	e	825	CLA	C4A-NA-C1A	6.29	109.53	106.71
44	B	802	CLA	C4A-NA-C1A	6.29	109.53	106.71
44	s	510	CLA	C4A-NA-C1A	6.29	109.53	106.71
52	r	316	CHL	CHD-C1D-ND	-6.28	118.69	124.45
44	f	843	CLA	C4A-NA-C1A	6.28	109.53	106.71

Continued on next page...

Continued from previous page...

Mol	Chain	Res	Type	Atoms	Z	Observed(°)	Ideal(°)
47	e	854	BCR	C15-C14-C13	-6.27	118.36	127.31
44	m	101	CLA	C4A-NA-C1A	6.27	109.53	106.71
44	B	825	CLA	C4A-NA-C1A	6.26	109.52	106.71
53	s	502	XAT	C15-C14-C13	-6.26	118.37	127.31
44	A	833	CLA	C4A-NA-C1A	6.25	109.52	106.71
44	l	513	CLA	C4A-NA-C1A	6.25	109.52	106.71
44	f	833	CLA	C4A-NA-C1A	6.25	109.52	106.71
44	r	311	CLA	C4A-NA-C1A	6.24	109.51	106.71
44	s	506	CLA	C4A-NA-C1A	6.24	109.51	106.71
44	A	834	CLA	C4A-NA-C1A	6.24	109.51	106.71
44	B	842	CLA	C4A-NA-C1A	6.24	109.51	106.71
44	f	819	CLA	C4A-NA-C1A	6.24	109.51	106.71
44	s	508	CLA	C4A-NA-C1A	6.24	109.51	106.71
44	f	836	CLA	C4A-NA-C1A	6.23	109.51	106.71
47	s	503	BCR	C15-C16-C17	-6.22	110.73	123.47
44	s	509	CLA	C4A-NA-C1A	6.21	109.50	106.71
44	q	312	CLA	C4A-NA-C1A	6.21	109.50	106.71
44	B	834	CLA	C4A-NA-C1A	6.20	109.50	106.71
44	2	507	CLA	C4A-NA-C1A	6.19	109.49	106.71
44	p	511	CLA	C4A-NA-C1A	6.18	109.48	106.71
44	l	508	CLA	C4A-NA-C1A	6.18	109.48	106.71
44	A	825	CLA	C4A-NA-C1A	6.17	109.48	106.71
44	e	834	CLA	C4A-NA-C1A	6.17	109.48	106.71
44	e	826	CLA	C4A-NA-C1A	6.15	109.47	106.71
44	p	508	CLA	C4A-NA-C1A	6.15	109.47	106.71
44	f	831	CLA	C4A-NA-C1A	6.14	109.47	106.71
44	5	312	CLA	C4A-NA-C1A	6.14	109.47	106.71
44	B	811	CLA	C4A-NA-C1A	6.14	109.47	106.71
44	e	823	CLA	C4A-NA-C1A	6.13	109.46	106.71
47	2	503	BCR	C15-C14-C13	6.12	136.05	127.31
44	e	836	CLA	C4A-NA-C1A	6.12	109.46	106.71
47	j	803	BCR	C11-C10-C9	-6.12	118.57	127.31
47	A	848	BCR	C28-C27-C26	-6.12	103.14	114.08
44	A	838	CLA	C4A-NA-C1A	6.12	109.46	106.71
44	B	837	CLA	C4A-NA-C1A	6.12	109.46	106.71
44	r	307	CLA	C4A-NA-C1A	6.12	109.46	106.71
44	K	202	CLA	C4A-NA-C1A	6.11	109.45	106.71
44	L	301	CLA	C4A-NA-C1A	6.11	109.45	106.71
44	e	832	CLA	C4A-NA-C1A	6.11	109.45	106.71
44	5	313	CLA	C4A-NA-C1A	6.09	109.44	106.71
44	e	835	CLA	C4A-NA-C1A	6.09	109.44	106.71
52	2	515	CHL	CHD-C1D-ND	-6.09	118.86	124.45

Continued on next page...

Continued from previous page...

Mol	Chain	Res	Type	Atoms	Z	Observed(°)	Ideal(°)
47	e	846	BCR	C16-C17-C18	-6.08	118.63	127.31
44	A	812	CLA	C4A-NA-C1A	6.08	109.44	106.71
44	B	806	CLA	C4A-NA-C1A	6.08	109.44	106.71
44	B	828	CLA	C4A-NA-C1A	6.08	109.44	106.71
43	e	801	CL0	CMD-C2D-C1D	6.07	135.41	124.71
44	e	843	CLA	C4A-NA-C1A	6.07	109.43	106.71
43	A	801	CL0	CMD-C2D-C1D	6.06	135.40	124.71
44	n	205	CLA	C4A-NA-C1A	6.06	109.43	106.71
44	A	829	CLA	C4A-NA-C1A	6.06	109.43	106.71
44	J	101	CLA	C4A-NA-C1A	6.06	109.43	106.71
44	A	815	CLA	C4A-NA-C1A	6.05	109.43	106.71
44	K	205	CLA	C4A-NA-C1A	6.05	109.42	106.71
44	e	837	CLA	C4A-NA-C1A	6.04	109.42	106.71
44	f	829	CLA	C4A-NA-C1A	6.04	109.42	106.71
44	B	805	CLA	C4A-NA-C1A	6.04	109.42	106.71
44	r	315	CLA	C4A-NA-C1A	6.04	109.42	106.71
47	J	102	BCR	C28-C27-C26	-6.03	103.30	114.08
47	j	801	BCR	C16-C17-C18	-6.03	118.70	127.31
44	e	831	CLA	C4A-NA-C1A	6.03	109.42	106.71
44	f	806	CLA	C4A-NA-C1A	6.02	109.41	106.71
44	B	815	CLA	C4A-NA-C1A	6.02	109.41	106.71
44	3	307	CLA	C4A-NA-C1A	6.02	109.41	106.71
52	3	302	CHL	CHD-C1D-ND	-6.01	118.93	124.45
44	e	812	CLA	C4A-NA-C1A	6.01	109.41	106.71
44	e	830	CLA	C4A-NA-C1A	6.00	109.41	106.71
44	f	807	CLA	C4A-NA-C1A	6.00	109.40	106.71
44	p	513	CLA	C4A-NA-C1A	5.99	109.40	106.71
52	5	317	CHL	C2A-C3A-C4A	-5.98	99.67	106.26
47	L	305	BCR	C28-C27-C26	-5.98	103.39	114.08
53	5	304	XAT	C18-C5-C6	-5.98	112.24	122.26
47	Q	801	BCR	C24-C23-C22	-5.98	117.20	126.23
44	f	821	CLA	C4A-NA-C1A	5.98	109.39	106.71
44	3	312	CLA	C4A-NA-C1A	5.98	109.39	106.71
52	3	302	CHL	O2D-CGD-CBD	5.97	121.88	111.27
44	r	306	CLA	C4A-NA-C1A	5.97	109.39	106.71
47	B	846	BCR	C24-C23-C22	-5.96	117.23	126.23
44	1	504	CLA	C4A-NA-C1A	5.96	109.39	106.71
44	q	316	CLA	C4A-NA-C1A	5.95	109.38	106.71
44	A	824	CLA	C4A-NA-C1A	5.95	109.38	106.71
44	B	830	CLA	C4A-NA-C1A	5.95	109.38	106.71
47	o	305	BCR	C20-C21-C22	-5.93	118.84	127.31
47	l	101	BCR	C7-C8-C9	-5.93	117.27	126.23

Continued on next page...

Continued from previous page...

Mol	Chain	Res	Type	Atoms	Z	Observed(°)	Ideal(°)
44	B	836	CLA	C4A-NA-C1A	5.93	109.37	106.71
44	s	507	CLA	C4A-NA-C1A	5.93	109.37	106.71
47	f	850	BCR	C16-C17-C18	-5.93	118.85	127.31
47	f	846	BCR	C7-C8-C9	-5.90	117.31	126.23
47	s	503	BCR	C40-C30-C29	-5.90	85.30	108.91
47	j	801	BCR	C24-C23-C22	-5.89	117.33	126.23
44	K	203	CLA	C4A-NA-C1A	5.89	109.35	106.71
44	5	309	CLA	C4A-NA-C1A	5.89	109.35	106.71
47	2	503	BCR	C40-C30-C29	-5.87	85.44	108.91
44	A	818	CLA	C4A-NA-C1A	5.85	109.33	106.71
44	q	305	CLA	C4A-NA-C1A	5.84	109.33	106.71
52	p	517	CHL	O2D-CGD-CBD	5.83	121.63	111.27
44	p	506	CLA	C4A-NA-C1A	5.83	109.33	106.71
47	3	305	BCR	C15-C14-C13	-5.83	118.99	127.31
47	B	846	BCR	C15-C14-C13	-5.83	118.99	127.31
44	A	819	CLA	C4A-NA-C1A	5.81	109.32	106.71
44	B	826	CLA	C4A-NA-C1A	5.81	109.32	106.71
44	B	820	CLA	C4A-NA-C1A	5.80	109.31	106.71
44	2	508	CLA	C4A-NA-C1A	5.80	109.31	106.71
47	1	503	BCR	C11-C10-C9	-5.78	119.06	127.31
47	e	850	BCR	C20-C21-C22	-5.76	119.09	127.31
44	f	815	CLA	C4A-NA-C1A	5.75	109.29	106.71
47	B	844	BCR	C11-C10-C9	-5.75	119.10	127.31
51	q	301	LUT	C35-C34-C33	-5.75	119.11	127.31
44	e	813	CLA	C4A-NA-C1A	5.73	109.28	106.71
47	l	101	BCR	C15-C14-C13	-5.73	119.14	127.31
43	A	801	CL0	C1B-C2B-C3B	-5.72	101.59	106.92
43	e	801	CL0	C1B-C2B-C3B	-5.71	101.61	106.92
44	5	305	CLA	C4A-NA-C1A	5.71	109.27	106.71
44	f	827	CLA	C4A-NA-C1A	5.69	109.27	106.71
47	f	848	BCR	C15-C14-C13	-5.69	119.19	127.31
47	A	845	BCR	C15-C14-C13	-5.69	119.19	127.31
44	A	823	CLA	C4A-NA-C1A	5.68	109.26	106.71
51	1	502	LUT	C15-C14-C13	-5.68	119.21	127.31
47	Q	801	BCR	C13-C12-C11	-5.67	112.19	124.81
47	A	848	BCR	C24-C23-C22	-5.67	117.67	126.23
44	r	309	CLA	C4A-NA-C1A	5.65	109.24	106.71
47	B	852	BCR	C7-C8-C9	-5.64	117.71	126.23
44	B	824	CLA	C4A-NA-C1A	5.64	109.24	106.71
51	s	501	LUT	C15-C14-C13	-5.62	119.29	127.31
47	2	503	BCR	C15-C16-C17	-5.61	111.98	123.47
52	p	512	CHL	C1B-CHB-C4A	-5.61	119.01	130.12

Continued on next page...

Continued from previous page...

Mol	Chain	Res	Type	Atoms	Z	Observed(°)	Ideal(°)
47	B	844	BCR	C16-C17-C18	-5.59	119.33	127.31
47	l	102	BCR	C7-C8-C9	-5.56	117.83	126.23
47	B	844	BCR	C24-C23-C22	-5.56	117.83	126.23
52	2	515	CHL	O2D-CGD-CBD	5.55	121.13	111.27
52	1	517	CHL	O2D-CGD-CBD	5.55	121.13	111.27
47	2	503	BCR	C39-C30-C25	5.54	119.29	110.30
47	A	849	BCR	C7-C8-C9	-5.54	117.87	126.23
47	A	845	BCR	C16-C17-C18	-5.53	119.41	127.31
44	f	803	CLA	C4A-NA-C1A	5.53	109.19	106.71
44	p	509	CLA	CMD-C2D-C1D	5.53	134.45	124.71
44	e	827	CLA	C4A-NA-C1A	5.52	109.19	106.71
47	A	851	BCR	C15-C14-C13	-5.51	119.45	127.31
47	e	846	BCR	C20-C21-C22	-5.50	119.46	127.31
47	o	305	BCR	C16-C17-C18	-5.49	119.47	127.31
47	F	801	BCR	C28-C27-C26	-5.48	104.30	114.08
50	r	318	LMG	O7-C10-O9	-5.47	118.61	125.57
44	B	801	CLA	C4A-NA-C1A	5.46	109.16	106.71
44	e	818	CLA	CMD-C2D-C1D	5.46	134.33	124.71
52	1	514	CHL	C1B-CHB-C4A	-5.45	119.33	130.12
52	p	512	CHL	O2D-CGD-CBD	5.44	120.94	111.27
47	B	852	BCR	C15-C14-C13	-5.43	119.56	127.31
47	s	503	BCR	C39-C30-C25	5.42	119.09	110.30
47	L	305	BCR	C16-C17-C18	-5.41	119.59	127.31
52	3	302	CHL	C3C-C4C-NC	5.41	116.64	110.57
47	I	101	BCR	C24-C23-C22	-5.40	118.08	126.23
53	2	502	XAT	O24-C25-C38	5.39	121.51	115.06
44	p	509	CLA	O2A-C1-C2	5.39	122.79	108.64
47	F	804	BCR	C11-C10-C9	-5.38	119.63	127.31
51	p	501	LUT	C11-C10-C9	-5.37	119.64	127.31
44	2	507	CLA	C4-C3-C2	-5.37	110.14	121.98
47	s	503	BCR	C30-C25-C26	-5.37	115.05	122.61
47	o	301	BCR	C15-C14-C13	-5.37	119.65	127.31
44	1	515	CLA	C4A-NA-C1A	5.37	109.12	106.71
52	s	517	CHL	O2D-CGD-CBD	5.34	120.75	111.27
47	K	204	BCR	C16-C17-C18	-5.33	119.70	127.31
51	q	301	LUT	C31-C30-C29	-5.33	119.71	127.31
47	e	846	BCR	C15-C14-C13	-5.32	119.72	127.31
52	3	315	CHL	O2D-CGD-CBD	5.32	120.72	111.27
47	m	103	BCR	C28-C27-C26	-5.31	104.60	114.08
47	B	849	BCR	C20-C21-C22	-5.30	119.75	127.31
52	2	516	CHL	C3C-C4C-NC	5.29	116.51	110.57
51	r	302	LUT	C31-C30-C29	-5.28	119.77	127.31

Continued on next page...

Continued from previous page...

Mol	Chain	Res	Type	Atoms	Z	Observed(°)	Ideal(°)
52	s	513	CHL	O2D-CGD-CBD	5.26	120.62	111.27
47	e	846	BCR	C38-C26-C25	-5.26	118.62	124.53
52	3	315	CHL	C3C-C4C-NC	5.23	116.43	110.57
53	r	303	XAT	O4-C5-C18	5.23	121.32	115.06
53	r	303	XAT	O4-C5-C4	5.23	117.31	113.38
47	A	853	BCR	C28-C27-C26	-5.22	104.76	114.08
47	f	845	BCR	C20-C21-C22	-5.20	119.89	127.31
53	2	502	XAT	O4-C5-C18	5.20	121.28	115.06
52	2	512	CHL	C3C-C4C-NC	5.19	116.39	110.57
52	p	514	CHL	C1B-CHB-C4A	-5.19	119.85	130.12
47	F	801	BCR	C20-C21-C22	-5.17	119.93	127.31
47	2	503	BCR	C16-C15-C14	5.17	134.06	123.47
47	A	847	BCR	C15-C14-C13	-5.17	119.94	127.31
52	s	512	CHL	O2D-CGD-CBD	5.16	120.44	111.27
52	3	315	CHL	CHD-C4C-C3C	-5.16	117.26	124.84
47	q	303	BCR	C15-C14-C13	-5.15	119.96	127.31
52	1	514	CHL	O2D-CGD-CBD	5.14	120.41	111.27
51	q	302	LUT	C35-C34-C33	-5.14	119.98	127.31
47	5	302	BCR	C33-C5-C6	-5.14	118.76	124.53
51	p	501	LUT	C15-C14-C13	-5.13	119.98	127.31
47	f	850	BCR	C20-C21-C22	-5.13	119.99	127.31
47	e	849	BCR	C16-C17-C18	-5.12	120.01	127.31
47	q	303	BCR	C7-C8-C9	-5.11	118.52	126.23
52	1	517	CHL	C3C-C4C-NC	5.11	116.30	110.57
47	e	849	BCR	C20-C21-C22	-5.10	120.03	127.31
47	e	848	BCR	C11-C10-C9	-5.09	120.05	127.31
52	r	313	CHL	O2D-CGD-CBD	5.08	120.29	111.27
47	f	845	BCR	C24-C23-C22	-5.07	118.57	126.23
52	1	514	CHL	C4A-NA-C1A	5.06	108.98	106.71
47	f	847	BCR	C16-C17-C18	-5.06	120.09	127.31
52	2	513	CHL	O2D-CGD-CBD	5.06	119.93	111.49
47	A	845	BCR	C33-C5-C6	-5.05	118.85	124.53
52	q	313	CHL	C1D-C2D-C3D	-5.03	99.59	106.94
47	A	845	BCR	C20-C21-C22	-5.02	120.14	127.31
51	r	302	LUT	C15-C14-C13	-5.02	120.14	127.31
47	e	851	BCR	C7-C8-C9	-5.01	118.67	126.23
47	Q	801	BCR	C15-C16-C17	-5.01	113.22	123.47
47	j	803	BCR	C7-C8-C9	-5.00	118.68	126.23
47	A	846	BCR	C16-C17-C18	-5.00	120.17	127.31
52	2	513	CHL	C3C-C4C-NC	5.00	116.18	110.57
47	e	851	BCR	C11-C10-C9	-4.98	120.20	127.31
47	e	854	BCR	C11-C10-C9	-4.98	120.21	127.31

Continued on next page...

Continued from previous page...

Mol	Chain	Res	Type	Atoms	Z	Observed(°)	Ideal(°)
45	B	843	PQN	C11-C12-C13	-4.96	118.53	126.79
47	Q	801	BCR	C20-C21-C22	-4.94	120.25	127.31
47	f	849	BCR	C24-C23-C22	-4.94	118.77	126.23
47	f	845	BCR	C16-C17-C18	-4.93	120.27	127.31
51	r	302	LUT	C35-C34-C33	-4.93	120.27	127.31
47	l	102	BCR	C15-C14-C13	-4.93	120.28	127.31
47	I	101	BCR	C20-C21-C22	-4.92	120.29	127.31
52	5	314	CHL	O2D-CGD-CBD	4.91	120.00	111.27
47	B	847	BCR	C7-C8-C9	-4.91	118.82	126.23
52	r	314	CHL	C3C-C4C-NC	4.91	116.08	110.57
51	3	304	LUT	C35-C34-C33	-4.90	120.32	127.31
52	3	315	CHL	C3D-C2D-C1D	-4.90	99.15	105.83
52	5	317	CHL	C3C-C4C-NC	4.88	115.90	110.57
52	q	313	CHL	O2D-CGD-CBD	4.86	119.61	111.49
46	A	843	LHG	O7-C7-C8	4.85	121.96	111.50
50	2	519	LMG	O7-C10-C11	4.85	121.95	111.50
52	s	515	CHL	O2D-CGD-CBD	4.84	119.87	111.27
47	f	849	BCR	C15-C14-C13	-4.83	120.41	127.31
47	L	306	BCR	C15-C14-C13	-4.82	120.43	127.31
52	1	517	CHL	C3D-C2D-C1D	-4.82	99.26	105.83
47	j	801	BCR	C28-C27-C26	-4.81	105.49	114.08
44	5	308	CLA	CMB-C2B-C1B	-4.80	121.08	128.46
47	r	301	BCR	C15-C14-C13	-4.80	120.46	127.31
47	e	850	BCR	C16-C17-C18	-4.80	120.46	127.31
53	s	502	XAT	O24-C25-C38	4.79	120.79	115.06
51	2	501	LUT	C7-C8-C9	-4.78	119.01	126.23
47	Q	801	BCR	C15-C14-C13	-4.78	114.18	124.81
47	A	846	BCR	C11-C10-C9	-4.77	120.50	127.31
52	p	514	CHL	O2D-CGD-CBD	4.77	119.74	111.27
47	B	847	BCR	C15-C16-C17	-4.76	113.72	123.47
53	2	502	XAT	O24-C25-C24	4.76	116.96	113.38
51	1	501	LUT	C18-C5-C6	-4.76	119.19	124.53
52	2	512	CHL	O2D-CGD-CBD	4.75	119.70	111.27
47	B	849	BCR	C24-C23-C22	-4.74	119.07	126.23
44	r	304	CLA	CAB-C3B-C4B	-4.74	121.18	128.46
52	s	517	CHL	C3C-C4C-NC	4.74	115.89	110.57
52	5	314	CHL	C3D-C2D-C1D	-4.74	99.37	105.83
47	5	302	BCR	C7-C8-C9	-4.74	119.08	126.23
52	5	317	CHL	O2D-CGD-CBD	4.73	119.67	111.27
51	p	502	LUT	C21-C26-C25	4.72	119.88	111.42
51	q	301	LUT	C11-C10-C9	-4.71	120.59	127.31
44	A	837	CLA	CMB-C2B-C1B	-4.71	121.23	128.46

Continued on next page...

Continued from previous page...

Mol	Chain	Res	Type	Atoms	Z	Observed(°)	Ideal(°)
52	1	512	CHL	O2D-CGD-CBD	4.69	119.61	111.27
52	s	517	CHL	C3D-C2D-C1D	-4.69	99.43	105.83
47	A	846	BCR	C24-C23-C22	-4.67	119.17	126.23
51	p	501	LUT	C7-C8-C9	-4.67	119.17	126.23
47	e	849	BCR	C24-C23-C22	-4.66	119.19	126.23
52	5	314	CHL	C3C-C4C-NC	4.66	115.80	110.57
47	J	102	BCR	C16-C17-C18	-4.66	120.66	127.31
47	A	851	BCR	C28-C27-C26	-4.66	105.76	114.08
47	e	854	BCR	C28-C27-C26	-4.66	105.76	114.08
51	2	501	LUT	C15-C14-C13	-4.65	120.68	127.31
47	j	803	BCR	C15-C14-C13	-4.64	120.69	127.31
52	2	512	CHL	C3D-C2D-C1D	-4.63	99.51	105.83
53	r	303	XAT	C26-C27-C28	-4.63	116.21	125.99
44	e	843	CLA	CAB-C3B-C4B	-4.62	121.37	128.46
47	K	204	BCR	C28-C27-C26	-4.61	105.84	114.08
44	A	829	CLA	CMB-C2B-C1B	-4.60	121.40	128.46
52	5	315	CHL	O2D-CGD-CBD	4.60	119.44	111.27
52	r	316	CHL	O2D-CGD-CBD	4.59	119.43	111.27
52	p	514	CHL	C4A-NA-C1A	4.59	108.77	106.71
52	2	516	CHL	C3D-C2D-C1D	-4.59	99.57	105.83
47	3	305	BCR	C24-C23-C22	-4.58	119.31	126.23
47	B	845	BCR	C15-C14-C13	-4.58	120.77	127.31
51	q	301	LUT	C7-C8-C9	-4.58	119.31	126.23
52	1	512	CHL	C3C-C4C-NC	4.58	115.71	110.57
44	1	508	CLA	CMB-C2B-C1B	-4.58	121.43	128.46
52	3	315	CHL	C2D-C1D-ND	4.58	113.48	110.10
47	e	851	BCR	C15-C14-C13	-4.58	120.78	127.31
44	f	801	CLA	CAB-C3B-C4B	-4.57	121.44	128.46
52	r	316	CHL	C3C-C4C-NC	4.57	115.69	110.57
44	f	804	CLA	CMD-C2D-C1D	4.56	132.75	124.71
44	o	302	CLA	CAB-C3B-C4B	-4.56	121.45	128.46
47	o	305	BCR	C24-C23-C22	-4.56	119.34	126.23
44	5	309	CLA	CMB-C2B-C1B	-4.56	121.46	128.46
47	p	503	BCR	C38-C26-C25	-4.56	119.41	124.53
47	A	848	BCR	C20-C21-C22	-4.55	120.81	127.31
44	B	827	CLA	CMB-C2B-C1B	-4.55	121.47	128.46
44	e	826	CLA	CAB-C3B-C4B	-4.55	121.47	128.46
44	A	821	CLA	CMB-C2B-C1B	-4.55	121.47	128.46
52	r	314	CHL	C3D-C2D-C1D	-4.54	99.64	105.83
47	l	102	BCR	C28-C27-C26	-4.54	105.97	114.08
52	5	315	CHL	C3D-C2D-C1D	-4.54	99.64	105.83
44	A	820	CLA	CMB-C2B-C1B	-4.53	121.50	128.46

Continued on next page...

Continued from previous page...

Mol	Chain	Res	Type	Atoms	Z	Observed(°)	Ideal(°)
53	5	304	XAT	C26-C27-C28	-4.53	116.41	125.99
44	B	825	CLA	CMB-C2B-C1B	-4.53	121.50	128.46
47	e	848	BCR	C16-C17-C18	-4.52	120.85	127.31
47	e	846	BCR	C33-C5-C6	-4.52	119.45	124.53
47	B	846	BCR	C16-C17-C18	-4.52	120.85	127.31
44	f	829	CLA	CMB-C2B-C1B	-4.52	121.52	128.46
47	r	301	BCR	C33-C5-C6	-4.51	119.46	124.53
47	A	851	BCR	C38-C26-C25	-4.51	119.46	124.53
47	j	801	BCR	C20-C21-C22	-4.51	120.87	127.31
47	e	849	BCR	C15-C14-C13	-4.50	120.89	127.31
52	r	316	CHL	C3D-C2D-C1D	-4.50	99.69	105.83
47	f	847	BCR	C15-C14-C13	-4.50	120.89	127.31
44	A	812	CLA	CMB-C2B-C1B	-4.50	121.55	128.46
52	3	302	CHL	C3D-C2D-C1D	-4.50	99.69	105.83
47	B	848	BCR	C15-C14-C13	-4.49	120.90	127.31
44	p	505	CLA	C4A-NA-C1A	4.49	108.72	106.71
52	p	517	CHL	C3D-C2D-C1D	-4.49	99.71	105.83
47	L	305	BCR	C11-C10-C9	-4.49	120.91	127.31
44	f	805	CLA	CMB-C2B-C1B	-4.48	121.57	128.46
52	s	513	CHL	C3D-C2D-C1D	-4.48	99.71	105.83
46	e	844	LHG	O7-C7-C8	4.48	121.16	111.50
52	s	515	CHL	C3D-C2D-C1D	-4.48	99.72	105.83
53	s	502	XAT	C31-C30-C29	-4.48	120.92	127.31
47	o	305	BCR	C33-C5-C6	-4.48	119.50	124.53
47	F	804	BCR	C15-C14-C13	-4.48	120.92	127.31
47	f	845	BCR	C11-C10-C9	-4.47	120.93	127.31
52	q	313	CHL	C3C-C4C-NC	4.47	115.59	110.57
52	5	317	CHL	C3D-C2D-C1D	-4.47	99.73	105.83
47	o	301	BCR	C33-C5-C6	-4.47	119.51	124.53
47	B	849	BCR	C16-C17-C18	-4.47	120.93	127.31
44	A	805	CLA	CAA-C2A-C3A	-4.46	100.58	112.78
44	A	810	CLA	CMB-C2B-C1B	-4.45	121.62	128.46
47	A	849	BCR	C20-C21-C22	-4.45	120.96	127.31
52	s	515	CHL	C3C-C4C-NC	4.44	115.55	110.57
52	1	512	CHL	C3D-C2D-C1D	-4.44	99.77	105.83
47	B	848	BCR	C24-C23-C22	-4.44	119.53	126.23
44	A	827	CLA	CMB-C2B-C1B	-4.43	121.65	128.46
44	2	510	CLA	CMB-C2B-C1B	-4.43	121.66	128.46
52	r	313	CHL	C3D-C2D-C1D	-4.43	99.79	105.83
47	J	102	BCR	C3-C4-C5	-4.42	106.18	114.08
47	A	851	BCR	C3-C4-C5	-4.42	106.18	114.08
47	K	204	BCR	C20-C21-C22	-4.42	121.00	127.31

Continued on next page...

Continued from previous page...

Mol	Chain	Res	Type	Atoms	Z	Observed(°)	Ideal(°)
47	f	845	BCR	C15-C14-C13	-4.42	121.01	127.31
47	B	847	BCR	C11-C10-C9	-4.41	121.01	127.31
52	p	517	CHL	C1B-CHB-C4A	-4.41	121.38	130.12
47	e	848	BCR	C24-C23-C22	-4.41	119.58	126.23
44	p	505	CLA	CMB-C2B-C1B	-4.40	121.69	128.46
44	q	314	CLA	CMB-C2B-C1B	-4.40	121.70	128.46
52	5	315	CHL	C3C-C4C-NC	4.40	115.51	110.57
44	q	308	CLA	CMB-C2B-C1B	-4.40	121.70	128.46
47	o	305	BCR	C15-C14-C13	-4.40	121.04	127.31
47	e	847	BCR	C16-C17-C18	-4.39	121.05	127.31
52	1	517	CHL	C1D-ND-C4D	-4.39	103.22	106.33
47	A	845	BCR	C38-C26-C25	-4.39	119.60	124.53
52	2	516	CHL	O2D-CGD-CBD	4.38	119.05	111.27
47	B	848	BCR	C38-C26-C25	-4.38	119.61	124.53
47	o	305	BCR	C11-C10-C9	-4.37	121.07	127.31
52	1	517	CHL	CHD-C4C-C3C	-4.37	118.42	124.84
44	L	304	CLA	CAC-C3C-C4C	4.37	130.48	124.81
47	A	848	BCR	C15-C14-C13	-4.36	121.08	127.31
44	A	838	CLA	CMB-C2B-C1B	-4.36	121.76	128.46
44	L	301	CLA	CMB-C2B-C1B	-4.36	121.76	128.46
53	r	303	XAT	O24-C25-C38	4.36	120.28	115.06
52	2	516	CHL	CHD-C4C-C3C	-4.36	118.43	124.84
50	5	301	LMG	O7-C10-C11	4.36	120.89	111.50
47	m	103	BCR	C20-C21-C22	-4.36	121.09	127.31
44	3	316	CLA	CMB-C2B-C1B	-4.36	121.77	128.46
46	B	851	LHG	O7-C7-C8	4.35	120.88	111.50
52	2	513	CHL	C1D-C2D-C3D	-4.35	100.59	106.94
47	2	503	BCR	C33-C5-C6	-4.34	119.65	124.53
47	m	103	BCR	C24-C23-C22	-4.34	119.67	126.23
47	e	851	BCR	C3-C4-C5	-4.34	106.33	114.08
44	B	833	CLA	CMB-C2B-C1B	-4.34	121.80	128.46
44	e	823	CLA	CAB-C3B-C4B	-4.33	121.81	128.46
43	e	801	CL0	CHD-C1D-ND	-4.33	120.48	124.45
51	1	501	LUT	C35-C34-C33	-4.33	121.14	127.31
47	K	204	BCR	C38-C26-C25	-4.32	119.67	124.53
44	A	802	CLA	CMB-C2B-C1B	-4.32	121.82	128.46
47	B	845	BCR	C30-C25-C26	-4.32	116.53	122.61
47	A	846	BCR	C15-C14-C13	-4.30	121.17	127.31
44	A	818	CLA	CMB-C2B-C1B	-4.30	121.86	128.46
51	p	501	LUT	C35-C34-C33	-4.30	121.18	127.31
52	s	513	CHL	C3C-C4C-NC	4.30	115.39	110.57
47	I	101	BCR	C7-C8-C9	-4.30	119.74	126.23

Continued on next page...

Continued from previous page...

Mol	Chain	Res	Type	Atoms	Z	Observed(°)	Ideal(°)
47	e	848	BCR	C20-C21-C22	-4.30	121.18	127.31
43	A	801	CL0	CHD-C1D-ND	-4.29	120.51	124.45
47	f	846	BCR	C33-C5-C6	-4.29	119.71	124.53
47	J	102	BCR	C15-C14-C13	-4.29	121.19	127.31
44	A	817	CLA	CAA-C2A-C3A	-4.28	106.11	116.10
44	B	826	CLA	CMB-C2B-C1B	-4.28	121.89	128.46
44	B	801	CLA	CMB-C2B-C1B	-4.28	121.89	128.46
47	f	849	BCR	C11-C10-C9	-4.27	121.22	127.31
44	B	820	CLA	CMB-C2B-C1B	-4.27	121.90	128.46
44	e	853	CLA	CMB-C2B-C1B	-4.27	121.91	128.46
47	l	102	BCR	C16-C17-C18	-4.27	121.22	127.31
44	l	509	CLA	CMB-C2B-C1B	-4.27	121.91	128.46
52	p	512	CHL	C3D-C2D-C1D	-4.26	100.02	105.83
47	s	503	BCR	C36-C18-C19	4.26	124.78	118.08
47	j	803	BCR	C16-C17-C18	-4.26	121.24	127.31
44	r	304	CLA	CMB-C2B-C1B	-4.25	121.93	128.46
52	q	313	CHL	C1B-CHB-C4A	-4.25	121.70	130.12
52	l	514	CHL	C3D-C2D-C1D	-4.25	100.03	105.83
52	2	515	CHL	C3C-C4C-NC	4.24	115.32	110.57
51	2	501	LUT	C11-C10-C9	-4.24	121.27	127.31
44	e	825	CLA	CMB-C2B-C1B	-4.23	121.96	128.46
52	p	514	CHL	C3D-C2D-C1D	-4.23	100.06	105.83
47	r	301	BCR	C11-C10-C9	-4.23	121.27	127.31
46	f	852	LHG	O7-C7-C8	4.23	120.62	111.50
47	3	305	BCR	C38-C26-C25	-4.23	119.78	124.53
47	f	850	BCR	C24-C23-C22	-4.23	119.85	126.23
44	q	309	CLA	CMB-C2B-C1B	-4.22	121.98	128.46
52	s	512	CHL	C3D-C2D-C1D	-4.22	100.08	105.83
53	s	502	XAT	C35-C34-C33	-4.21	121.30	127.31
44	L	304	CLA	CMB-C2B-C1B	-4.21	121.99	128.46
44	r	307	CLA	CMB-C2B-C1B	-4.21	121.99	128.46
47	m	103	BCR	C11-C10-C9	-4.21	121.30	127.31
44	5	310	CLA	CMB-C2B-C1B	-4.21	121.99	128.46
47	B	845	BCR	C33-C5-C6	-4.21	119.80	124.53
49	B	850	DGD	O2G-C1B-C2B	4.21	120.57	111.50
51	5	303	LUT	C18-C5-C6	-4.20	119.81	124.53
44	e	820	CLA	CMB-C2B-C1B	-4.20	122.01	128.46
47	l	503	BCR	C33-C5-C6	-4.20	119.81	124.53
49	f	851	DGD	O2G-C1B-C2B	4.20	120.55	111.50
47	L	306	BCR	C24-C23-C22	-4.19	119.90	126.23
44	f	826	CLA	CMB-C2B-C1B	-4.19	122.02	128.46
53	r	303	XAT	C35-C34-C33	-4.19	121.34	127.31

Continued on next page...

Continued from previous page...

Mol	Chain	Res	Type	Atoms	Z	Observed(°)	Ideal(°)
51	s	501	LUT	C11-C10-C9	-4.18	121.34	127.31
44	e	843	CLA	CMB-C2B-C1B	-4.18	122.04	128.46
47	l	102	BCR	C20-C21-C22	-4.17	121.35	127.31
46	e	845	LHG	O7-C7-C8	4.17	120.49	111.50
44	B	818	CLA	CMB-C2B-C1B	-4.17	122.06	128.46
47	e	848	BCR	C15-C14-C13	-4.17	121.36	127.31
52	p	517	CHL	C3C-C4C-NC	4.16	115.24	110.57
44	A	829	CLA	O2D-CGD-O1D	-4.16	115.70	123.84
46	O	601	LHG	O7-C7-C8	4.16	120.46	111.50
44	5	316	CLA	CMB-C2B-C1B	-4.16	122.08	128.46
44	e	823	CLA	CMB-C2B-C1B	-4.15	122.08	128.46
47	A	853	BCR	C16-C17-C18	-4.15	121.39	127.31
44	L	303	CLA	CMB-C2B-C1B	-4.15	122.08	128.46
52	2	515	CHL	C3D-C2D-C1D	-4.15	100.17	105.83
47	f	845	BCR	C33-C5-C6	-4.15	119.87	124.53
46	p	516	LHG	O7-C7-C8	4.14	120.42	111.50
44	2	507	CLA	C5-C3-C2	-4.14	110.69	122.80
52	1	517	CHL	C2D-C1D-ND	4.14	113.15	110.10
44	f	830	CLA	CAB-C3B-C4B	-4.13	122.12	128.46
44	f	816	CLA	CMB-C2B-C1B	-4.13	122.12	128.46
44	B	822	CLA	CMB-C2B-C1B	-4.13	122.12	128.46
52	1	512	CHL	CAC-C3C-C4C	4.13	130.16	124.81
44	1	504	CLA	CMB-C2B-C1B	-4.12	122.13	128.46
44	B	811	CLA	CMB-C2B-C1B	-4.12	122.14	128.46
44	e	837	CLA	CMB-C2B-C1B	-4.12	122.14	128.46
44	e	812	CLA	CMB-C2B-C1B	-4.11	122.14	128.46
47	e	850	BCR	C24-C23-C22	-4.11	120.02	126.23
44	5	308	CLA	CMB-C2B-C3B	4.11	132.36	124.68
53	2	502	XAT	C26-C27-C28	-4.10	117.31	125.99
44	e	831	CLA	CMB-C2B-C1B	-4.10	122.16	128.46
47	B	852	BCR	C33-C5-C6	-4.10	119.92	124.53
44	f	807	CLA	CMB-C2B-C1B	-4.10	122.16	128.46
44	e	829	CLA	CMB-C2B-C1B	-4.10	122.16	128.46
44	f	831	CLA	CMB-C2B-C1B	-4.09	122.17	128.46
44	e	838	CLA	CMB-C2B-C1B	-4.09	122.17	128.46
44	B	806	CLA	CMB-C2B-C1B	-4.09	122.17	128.46
52	s	513	CHL	C1B-CHB-C4A	-4.09	122.02	130.12
53	r	303	XAT	C15-C14-C13	-4.09	121.48	127.31
52	r	313	CHL	C3C-C4C-NC	4.09	115.15	110.57
52	5	315	CHL	CAC-C3C-C4C	4.09	130.11	124.81
46	1	516	LHG	O7-C7-C8	4.08	120.30	111.50
44	q	312	CLA	CMB-C2B-C1B	-4.08	122.19	128.46

Continued on next page...

Continued from previous page...

Mol	Chain	Res	Type	Atoms	Z	Observed(°)	Ideal(°)
53	2	502	XAT	C31-C30-C29	-4.08	121.49	127.31
44	1	515	CLA	CMB-C2B-C1B	-4.07	122.21	128.46
47	A	851	BCR	C16-C17-C18	-4.07	121.50	127.31
44	A	808	CLA	CMB-C2B-C1B	-4.07	122.21	128.46
47	L	305	BCR	C7-C8-C9	-4.07	120.08	126.23
44	A	816	CLA	CMB-C2B-C1B	-4.07	122.21	128.46
52	3	302	CHL	CAC-C3C-C4C	4.07	130.09	124.81
51	2	501	LUT	C35-C34-C33	-4.07	121.50	127.31
44	f	808	CLA	CMB-C2B-C1B	-4.07	122.21	128.46
47	A	845	BCR	C24-C23-C22	-4.07	120.09	126.23
44	o	304	CLA	CMB-C2B-C1B	-4.07	122.22	128.46
47	f	849	BCR	C38-C26-C25	-4.06	119.97	124.53
44	B	807	CLA	CMB-C2B-C1B	-4.06	122.23	128.46
52	r	314	CHL	C3B-C4B-NB	4.05	114.45	109.21
44	B	837	CLA	CMB-C2B-C1B	-4.05	122.24	128.46
44	q	315	CLA	CMB-C2B-C1B	-4.05	122.24	128.46
53	s	502	XAT	O4-C5-C18	4.05	119.91	115.06
44	B	839	CLA	CMB-C2B-C1B	-4.05	122.25	128.46
53	r	303	XAT	C6-C7-C8	-4.04	117.44	125.99
50	F	805	LMG	O7-C10-C11	4.04	120.22	111.50
44	e	821	CLA	CMB-C2B-C1B	-4.04	122.25	128.46
44	f	821	CLA	CMB-C2B-C1B	-4.04	122.25	128.46
51	5	303	LUT	C15-C14-C13	-4.04	121.54	127.31
44	f	827	CLA	CMB-C2B-C1B	-4.03	122.26	128.46
47	e	848	BCR	C28-C27-C26	-4.03	106.88	114.08
47	s	503	BCR	C3-C4-C5	-4.03	106.88	114.08
44	L	302	CLA	CMB-C2B-C1B	-4.03	122.27	128.46
44	A	823	CLA	CMB-C2B-C1B	-4.03	122.27	128.46
44	e	836	CLA	CMB-C2B-C1B	-4.03	122.27	128.46
44	B	802	CLA	CMB-C2B-C1B	-4.02	122.28	128.46
47	3	305	BCR	C11-C10-C9	-4.02	121.57	127.31
52	5	314	CHL	CHD-C4C-C3C	-4.02	118.93	124.84
44	A	836	CLA	O2D-CGD-O1D	-4.02	115.98	123.84
47	A	853	BCR	C20-C21-C22	-4.02	121.58	127.31
47	n	204	BCR	C16-C15-C14	-4.02	115.25	123.47
53	s	502	XAT	C6-C7-C8	-4.02	117.50	125.99
52	s	512	CHL	C1B-CHB-C4A	-4.01	122.17	130.12
47	2	503	BCR	C30-C25-C26	-4.01	116.97	122.61
44	B	838	CLA	CMB-C2B-C1B	-4.01	122.31	128.46
52	3	302	CHL	CHD-C4C-C3C	-4.00	118.96	124.84
52	2	512	CHL	CHD-C4C-C3C	-4.00	118.96	124.84
52	3	315	CHL	C1D-ND-C4D	-4.00	103.49	106.33

Continued on next page...

Continued from previous page...

Mol	Chain	Res	Type	Atoms	Z	Observed(°)	Ideal(°)
52	l	517	CHL	C3B-C4B-NB	4.00	114.38	109.21
44	p	513	CLA	CMB-C2B-C1B	-4.00	122.32	128.46
47	B	852	BCR	C38-C26-C25	-4.00	120.04	124.53
50	m	105	LMG	O7-C10-C11	3.99	120.11	111.50
47	B	844	BCR	C3-C4-C5	-3.99	106.95	114.08
46	A	844	LHG	O7-C7-C8	3.99	120.10	111.50
44	f	834	CLA	CMB-C2B-C1B	-3.99	122.33	128.46
44	5	311	CLA	CMB-C2B-C1B	-3.99	122.33	128.46
47	F	801	BCR	C16-C17-C18	-3.99	121.62	127.31
52	r	314	CHL	O2D-CGD-CBD	3.98	118.35	111.27
44	n	203	CLA	CMB-C2B-C1B	-3.97	122.36	128.46
46	2	517	LHG	O7-C7-C8	3.97	120.06	111.50
44	e	813	CLA	CMB-C2B-C1B	-3.97	122.36	128.46
44	B	840	CLA	CMB-C2B-C1B	-3.97	122.36	128.46
44	A	815	CLA	CMB-C2B-C1B	-3.97	122.37	128.46
52	r	313	CHL	C1B-CHB-C4A	-3.96	122.27	130.12
47	e	847	BCR	C11-C10-C9	-3.96	121.66	127.31
44	f	801	CLA	CMB-C2B-C1B	-3.96	122.38	128.46
44	s	508	CLA	CMB-C2B-C1B	-3.95	122.39	128.46
44	e	839	CLA	CMB-C2B-C1B	-3.95	122.39	128.46
44	o	302	CLA	CMB-C2B-C1B	-3.95	122.39	128.46
44	A	806	CLA	CMB-C2B-C1B	-3.95	122.39	128.46
52	r	314	CHL	CHD-C4C-C3C	-3.95	119.03	124.84
44	A	825	CLA	CMB-C2B-C1B	-3.95	122.40	128.46
44	2	508	CLA	CMB-C2B-C1B	-3.94	122.40	128.46
52	r	314	CHL	C2D-C1D-ND	3.94	113.01	110.10
44	K	205	CLA	CMB-C2B-C1B	-3.94	122.41	128.46
44	s	509	CLA	CMB-C2B-C1B	-3.94	122.41	128.46
52	r	316	CHL	CAC-C3C-C4C	3.94	129.92	124.81
44	f	818	CLA	CMB-C2B-C1B	-3.93	122.42	128.46
47	Q	801	BCR	C8-C9-C10	3.93	124.97	118.94
52	r	314	CHL	C1D-ND-C4D	-3.93	103.54	106.33
52	p	514	CHL	C3C-C4C-NC	3.93	114.98	110.57
44	A	811	CLA	CMB-C2B-C1B	-3.93	122.43	128.46
47	l	102	BCR	C3-C4-C5	-3.92	107.08	114.08
44	K	203	CLA	CMB-C2B-C1B	-3.92	122.44	128.46
47	A	846	BCR	C20-C21-C22	-3.92	121.72	127.31
44	e	804	CLA	CMB-C2B-C1B	-3.92	122.44	128.46
52	r	314	CHL	CAC-C3C-C4C	3.92	129.89	124.81
47	2	503	BCR	C23-C22-C21	3.91	124.94	118.94
47	e	851	BCR	C16-C17-C18	-3.91	121.73	127.31
44	e	802	CLA	CMB-C2B-C1B	-3.91	122.45	128.46

Continued on next page...

Continued from previous page...

Mol	Chain	Res	Type	Atoms	Z	Observed(°)	Ideal(°)
44	A	837	CLA	CMB-C2B-C3B	3.91	131.99	124.68
44	B	831	CLA	CMB-C2B-C1B	-3.90	122.47	128.46
44	A	827	CLA	CMB-C2B-C3B	3.90	131.98	124.68
47	e	851	BCR	C28-C27-C26	-3.90	107.11	114.08
44	B	842	CLA	CMB-C2B-C1B	-3.90	122.47	128.46
47	I	101	BCR	C15-C14-C13	-3.90	121.75	127.31
44	r	309	CLA	CMB-C2B-C1B	-3.89	122.48	128.46
47	f	850	BCR	C8-C7-C6	-3.89	121.03	126.28
47	5	302	BCR	C15-C14-C13	-3.88	121.77	127.31
47	5	302	BCR	C34-C9-C10	-3.88	117.49	122.92
47	A	849	BCR	C24-C23-C22	-3.88	120.37	126.23
44	A	833	CLA	O2D-CGD-O1D	-3.88	116.25	123.84
47	L	306	BCR	C1-C6-C5	-3.87	117.16	122.61
52	5	315	CHL	C3B-C4B-NB	3.87	114.21	109.21
44	2	506	CLA	CMB-C2B-C1B	-3.87	122.52	128.46
51	3	304	LUT	C21-C26-C27	-3.87	107.81	112.70
44	A	813	CLA	CMB-C2B-C1B	-3.86	122.53	128.46
44	e	826	CLA	CMB-C2B-C1B	-3.85	122.54	128.46
47	f	845	BCR	C7-C8-C9	-3.85	120.41	126.23
44	3	306	CLA	CAB-C3B-C4B	-3.85	122.54	128.46
47	B	849	BCR	C3-C4-C5	-3.85	107.20	114.08
44	A	826	CLA	CMB-C2B-C1B	-3.85	122.55	128.46
44	B	805	CLA	CMB-C2B-C1B	-3.85	122.55	128.46
52	p	512	CHL	C3C-C4C-NC	3.85	114.89	110.57
44	f	832	CLA	CMB-C2B-C1B	-3.85	122.55	128.46
44	r	306	CLA	CMB-C2B-C1B	-3.84	122.56	128.46
47	j	801	BCR	C33-C5-C6	-3.84	120.21	124.53
44	f	803	CLA	CMB-C2B-C1B	-3.84	122.56	128.46
44	e	817	CLA	CMB-C2B-C1B	-3.84	122.56	128.46
52	5	314	CHL	C2D-C1D-ND	3.84	112.93	110.10
47	B	852	BCR	C28-C27-C26	-3.83	107.23	114.08
46	s	516	LHG	O7-C7-C8	3.83	119.76	111.50
44	f	814	CLA	CMB-C2B-C1B	-3.83	122.58	128.46
44	B	830	CLA	CMB-C2B-C1B	-3.83	122.58	128.46
47	K	204	BCR	C33-C5-C6	-3.83	120.23	124.53
52	s	515	CHL	C1B-CHB-C4A	-3.83	122.54	130.12
44	p	505	CLA	CMB-C2B-C3B	3.82	131.83	124.68
44	A	832	CLA	CMB-C2B-C1B	-3.82	122.59	128.46
52	2	513	CHL	CBD-CHA-C1A	3.82	132.10	128.06
52	q	313	CHL	CHD-C4C-C3C	-3.82	119.23	124.84
44	B	813	CLA	CMB-C2B-C1B	-3.82	122.60	128.46
44	s	507	CLA	CMB-C2B-C1B	-3.82	122.60	128.46

Continued on next page...

Continued from previous page...

Mol	Chain	Res	Type	Atoms	Z	Observed(°)	Ideal(°)
52	p	514	CHL	CAC-C3C-C4C	3.81	129.76	124.81
44	B	829	CLA	CMB-C2B-C1B	-3.81	122.61	128.46
52	2	512	CHL	CAC-C3C-C4C	3.81	129.75	124.81
52	2	516	CHL	C1D-ND-C4D	-3.81	103.63	106.33
47	e	850	BCR	C15-C14-C13	-3.81	121.87	127.31
44	e	809	CLA	O2D-CGD-O1D	-3.80	116.40	123.84
47	s	503	BCR	C29-C30-C25	3.80	116.33	110.48
47	F	804	BCR	C7-C8-C9	-3.80	120.50	126.23
44	e	806	CLA	CMB-C2B-C1B	-3.80	122.63	128.46
44	s	514	CLA	CMB-C2B-C1B	-3.80	122.63	128.46
47	l	101	BCR	C24-C23-C22	-3.79	120.50	126.23
47	A	853	BCR	C27-C26-C25	-3.79	117.22	122.73
44	l	510	CLA	CMB-C2B-C1B	-3.79	122.64	128.46
52	r	316	CHL	C1B-CHB-C4A	-3.79	122.61	130.12
47	B	848	BCR	C15-C16-C17	-3.79	115.71	123.47
44	B	816	CLA	CMB-C2B-C1B	-3.79	122.64	128.46
47	L	305	BCR	C38-C26-C25	-3.79	120.27	124.53
44	A	804	CLA	CMB-C2B-C1B	-3.78	122.65	128.46
52	s	517	CHL	CHD-C4C-C3C	-3.78	119.29	124.84
44	B	828	CLA	O2D-CGD-O1D	-3.78	116.45	123.84
47	Q	801	BCR	C3-C4-C5	-3.78	107.33	114.08
47	A	853	BCR	C15-C14-C13	-3.78	121.92	127.31
44	3	311	CLA	CMB-C2B-C1B	-3.77	122.66	128.46
47	e	849	BCR	C33-C5-C6	-3.77	120.29	124.53
47	e	848	BCR	C7-C8-C9	-3.77	120.54	126.23
52	s	513	CHL	CAC-C3C-C4C	3.77	129.70	124.81
44	e	824	CLA	CMB-C2B-C1B	-3.77	122.67	128.46
47	s	503	BCR	C19-C18-C17	-3.77	113.16	118.94
44	f	835	CLA	CMB-C2B-C1B	-3.77	122.67	128.46
47	n	204	BCR	C11-C10-C9	-3.76	121.94	127.31
44	A	819	CLA	CMB-C2B-C1B	-3.76	122.68	128.46
44	2	504	CLA	CBD-CHA-C1A	3.76	132.04	128.06
44	3	318	CLA	CAB-C3B-C4B	-3.76	122.69	128.46
44	s	506	CLA	CMB-C2B-C1B	-3.75	122.69	128.46
51	3	303	LUT	C31-C30-C29	-3.75	121.95	127.31
44	e	837	CLA	O2D-CGD-O1D	-3.75	116.50	123.84
52	2	513	CHL	CAC-C3C-C4C	3.75	129.68	124.81
47	e	849	BCR	C28-C27-C26	-3.75	107.38	114.08
47	B	847	BCR	C33-C5-C6	-3.75	120.32	124.53
47	A	851	BCR	C33-C5-C6	-3.75	120.32	124.53
47	l	102	BCR	C38-C26-C25	-3.75	120.32	124.53
44	2	505	CLA	CMB-C2B-C1B	-3.75	122.71	128.46

Continued on next page...

Continued from previous page...

Mol	Chain	Res	Type	Atoms	Z	Observed(°)	Ideal(°)
44	A	819	CLA	O2D-CGD-O1D	-3.75	116.51	123.84
52	2	512	CHL	C2D-C1D-ND	3.74	112.86	110.10
47	f	849	BCR	C20-C21-C22	-3.74	121.97	127.31
49	J	103	DGD	O2G-C1B-C2B	3.74	119.57	111.50
44	l	508	CLA	CMB-C2B-C3B	3.74	131.68	124.68
47	I	101	BCR	C16-C17-C18	-3.74	121.97	127.31
47	A	845	BCR	C28-C27-C26	-3.74	107.40	114.08
44	A	836	CLA	CMB-C2B-C1B	-3.74	122.72	128.46
44	q	308	CLA	CMB-C2B-C3B	3.74	131.67	124.68
52	s	512	CHL	C3C-C4C-NC	3.74	114.76	110.57
44	q	305	CLA	C1B-CHB-C4A	-3.73	122.73	130.12
52	s	517	CHL	C1B-CHB-C4A	-3.73	122.73	130.12
47	L	305	BCR	C3-C4-C5	-3.73	107.42	114.08
49	B	850	DGD	C4D-C3D-C2D	-3.73	104.31	110.82
44	e	818	CLA	CHD-C1D-ND	-3.73	121.03	124.45
52	2	513	CHL	CHD-C4C-C3C	-3.73	119.36	124.84
44	p	508	CLA	CMB-C2B-C1B	-3.73	122.73	128.46
47	n	204	BCR	C33-C5-C6	-3.73	120.34	124.53
47	f	850	BCR	C33-C5-C6	-3.73	120.34	124.53
53	s	502	XAT	C26-C27-C28	-3.72	118.13	125.99
54	Q	803	SQD	O47-C7-C8	3.72	119.52	111.50
44	f	805	CLA	CMB-C2B-C3B	3.72	131.63	124.68
44	q	307	CLA	CMB-C2B-C1B	-3.72	122.75	128.46
47	l	101	BCR	C3-C4-C5	-3.72	107.44	114.08
47	F	804	BCR	C28-C27-C26	-3.71	107.44	114.08
44	l	509	CLA	CMB-C2B-C3B	3.71	131.62	124.68
47	B	848	BCR	C7-C8-C9	-3.71	120.62	126.23
44	n	201	CLA	CMB-C2B-C1B	-3.71	122.76	128.46
45	A	841	PQN	C11-C12-C13	-3.71	120.62	126.79
52	s	515	CHL	CAC-C3C-C4C	3.71	129.62	124.81
47	A	847	BCR	C16-C17-C18	-3.71	122.02	127.31
44	B	825	CLA	CMB-C2B-C3B	3.71	131.61	124.68
44	f	812	CLA	CMB-C2B-C1B	-3.70	122.77	128.46
44	B	810	CLA	CMB-C2B-C1B	-3.70	122.77	128.46
52	l	517	CHL	C3D-C4D-ND	3.70	116.23	110.24
44	A	835	CLA	CMB-C2B-C1B	-3.70	122.77	128.46
47	J	102	BCR	C20-C21-C22	-3.70	122.03	127.31
44	B	827	CLA	CMB-C2B-C3B	3.70	131.60	124.68
44	f	806	CLA	CMB-C2B-C1B	-3.70	122.78	128.46
51	q	302	LUT	C10-C11-C12	-3.69	111.69	123.22
44	B	823	CLA	CMB-C2B-C1B	-3.69	122.79	128.46
47	f	846	BCR	C24-C23-C22	-3.69	120.66	126.23

Continued on next page...

Continued from previous page...

Mol	Chain	Res	Type	Atoms	Z	Observed(°)	Ideal(°)
44	B	826	CLA	CMB-C2B-C3B	3.69	131.58	124.68
53	2	502	XAT	C35-C34-C33	-3.69	122.05	127.31
44	5	305	CLA	CBD-CHA-C1A	3.69	132.85	128.50
44	p	515	CLA	CMB-C2B-C1B	-3.69	122.80	128.46
44	f	829	CLA	CMB-C2B-C3B	3.68	131.57	124.68
44	A	805	CLA	CMB-C2B-C1B	-3.68	122.80	128.46
44	q	305	CLA	C2A-C1A-CHA	3.68	130.30	123.86
44	e	840	CLA	CMB-C2B-C1B	-3.68	122.80	128.46
44	e	843	CLA	CAB-C3B-C2B	3.68	131.90	124.69
52	5	314	CHL	C3B-C4B-NB	3.68	113.97	109.21
44	f	843	CLA	CMB-C2B-C1B	-3.68	122.81	128.46
44	A	822	CLA	CMB-C2B-C1B	-3.68	122.81	128.46
47	j	803	BCR	C33-C5-C6	-3.68	120.40	124.53
52	2	512	CHL	C1D-ND-C4D	-3.68	103.72	106.33
47	f	848	BCR	C33-C5-C6	-3.67	120.40	124.53
44	f	825	CLA	CMB-C2B-C1B	-3.67	122.82	128.46
52	s	512	CHL	CAC-C3C-C4C	3.67	129.57	124.81
44	o	302	CLA	CAB-C3B-C2B	3.67	131.87	124.69
47	B	849	BCR	C33-C5-C6	-3.67	120.41	124.53
44	J	101	CLA	CMB-C2B-C1B	-3.67	122.83	128.46
44	s	510	CLA	CMB-C2B-C1B	-3.67	122.83	128.46
52	p	512	CHL	C4A-NA-C1A	3.67	108.35	106.71
45	B	843	PQN	C2M-C2-C3	-3.67	118.42	124.40
44	1	513	CLA	CMB-C2B-C1B	-3.67	122.83	128.46
44	B	819	CLA	CMB-C2B-C1B	-3.66	122.83	128.46
53	2	502	XAT	C8-C9-C10	3.66	124.56	118.94
44	K	202	CLA	O2D-CGD-O1D	-3.66	116.68	123.84
44	1	506	CLA	CMB-C2B-C1B	-3.66	122.84	128.46
52	3	302	CHL	C1B-CHB-C4A	-3.66	122.87	130.12
47	e	851	BCR	C33-C5-C6	-3.66	120.42	124.53
43	A	801	CL0	C1-C2-C3	-3.65	119.73	126.04
52	2	516	CHL	C3D-C4D-ND	3.65	116.14	110.24
53	2	502	XAT	C24-C23-C22	-3.64	103.73	110.77
44	F	802	CLA	CMB-C2B-C1B	-3.64	122.86	128.46
44	e	825	CLA	CMB-C2B-C3B	3.64	131.49	124.68
47	A	848	BCR	C38-C26-C25	-3.64	120.44	124.53
43	e	801	CL0	C1-C2-C3	-3.64	119.75	126.04
44	3	314	CLA	O2D-CGD-O1D	-3.63	116.73	123.84
44	A	824	CLA	CMB-C2B-C1B	-3.63	122.88	128.46
47	e	851	BCR	C20-C21-C22	-3.63	122.13	127.31
47	2	503	BCR	C29-C30-C25	3.63	116.07	110.48
44	A	820	CLA	CMB-C2B-C3B	3.63	131.47	124.68

Continued on next page...

Continued from previous page...

Mol	Chain	Res	Type	Atoms	Z	Observed(°)	Ideal(°)
44	3	312	CLA	CMB-C2B-C1B	-3.63	122.89	128.46
44	A	812	CLA	CMB-C2B-C3B	3.63	131.47	124.68
44	B	832	CLA	CMB-C2B-C1B	-3.62	122.89	128.46
44	r	304	CLA	CAB-C3B-C2B	3.62	131.78	124.69
47	A	853	BCR	C2-C1-C6	3.62	116.06	110.48
44	A	838	CLA	CMB-C2B-C3B	3.62	131.46	124.68
47	3	305	BCR	C33-C5-C6	-3.62	120.46	124.53
44	e	830	CLA	CMB-C2B-C1B	-3.62	122.90	128.46
44	e	834	CLA	CMB-C2B-C1B	-3.62	122.90	128.46
44	A	838	CLA	O2D-CGD-O1D	-3.62	116.76	123.84
47	2	503	BCR	C37-C22-C21	-3.62	117.86	122.92
51	s	501	LUT	C35-C34-C33	-3.62	122.15	127.31
52	1	512	CHL	C1B-CHB-C4A	-3.61	122.96	130.12
52	s	517	CHL	C2D-C1D-ND	3.61	112.76	110.10
44	A	837	CLA	CAA-C2A-C3A	-3.61	107.68	116.10
44	A	830	CLA	CMB-C2B-C1B	-3.61	122.92	128.46
44	A	834	CLA	CMB-C2B-C1B	-3.61	122.92	128.46
44	f	841	CLA	CMB-C2B-C1B	-3.61	122.92	128.46
47	j	801	BCR	C3-C4-C5	-3.60	107.64	114.08
47	1	503	BCR	C7-C8-C9	-3.60	120.79	126.23
44	f	840	CLA	CMB-C2B-C1B	-3.60	122.93	128.46
47	A	847	BCR	C8-C7-C6	-3.60	117.09	127.20
44	A	833	CLA	CMB-C2B-C1B	-3.60	122.93	128.46
52	5	317	CHL	CHD-C4C-C3C	-3.60	119.36	124.98
44	q	309	CLA	CMB-C2B-C3B	3.59	131.40	124.68
47	o	305	BCR	C7-C8-C9	-3.59	120.81	126.23
44	K	202	CLA	CAA-C2A-C3A	-3.59	107.72	116.10
47	q	303	BCR	C33-C5-C6	-3.59	120.49	124.53
47	f	849	BCR	C7-C8-C9	-3.59	120.81	126.23
44	e	853	CLA	CMB-C2B-C3B	3.59	131.40	124.68
44	m	101	CLA	CMB-C2B-C1B	-3.59	122.94	128.46
44	2	507	CLA	CMB-C2B-C1B	-3.59	122.95	128.46
44	3	314	CLA	CMB-C2B-C1B	-3.59	122.95	128.46
47	q	303	BCR	C11-C10-C9	-3.59	122.19	127.31
44	B	806	CLA	CMB-C2B-C3B	3.59	131.39	124.68
44	f	820	CLA	CMB-C2B-C1B	-3.59	122.95	128.46
44	B	828	CLA	CMB-C2B-C1B	-3.58	122.95	128.46
52	2	516	CHL	C2D-C1D-ND	3.58	112.75	110.10
47	B	848	BCR	C33-C5-C6	-3.58	120.50	124.53
47	n	204	BCR	C3-C4-C5	-3.58	107.68	114.08
44	r	307	CLA	CMB-C2B-C3B	3.58	131.38	124.68
47	5	302	BCR	C38-C26-C25	-3.58	120.51	124.53

Continued on next page...

Continued from previous page...

Mol	Chain	Res	Type	Atoms	Z	Observed(°)	Ideal(°)
44	q	314	CLA	CMB-C2B-C3B	3.58	131.37	124.68
47	f	847	BCR	C34-C9-C10	-3.58	117.91	122.92
44	q	312	CLA	CMB-C2B-C3B	3.58	131.37	124.68
44	r	309	CLA	C1B-CHB-C4A	-3.58	123.04	130.12
47	s	503	BCR	C39-C30-C29	3.58	123.21	108.91
44	B	822	CLA	O2D-CGD-O1D	-3.57	116.85	123.84
47	I	101	BCR	C11-C10-C9	-3.57	122.21	127.31
44	A	831	CLA	CMB-C2B-C1B	-3.57	122.97	128.46
44	p	507	CLA	CAB-C3B-C4B	-3.57	122.97	128.46
47	q	303	BCR	C16-C17-C18	-3.57	122.21	127.31
44	f	838	CLA	CMB-C2B-C1B	-3.57	122.98	128.46
44	2	509	CLA	CMB-C2B-C1B	-3.57	122.98	128.46
47	A	845	BCR	C30-C25-C26	-3.57	117.59	122.61
44	B	801	CLA	CMB-C2B-C3B	3.57	131.35	124.68
44	L	304	CLA	O2D-CGD-O1D	-3.56	116.87	123.84
47	B	847	BCR	C38-C26-C25	-3.56	120.53	124.53
44	A	803	CLA	CMB-C2B-C1B	-3.56	122.99	128.46
43	e	801	CL0	CAB-C3B-C4B	-3.56	122.99	128.46
52	r	314	CHL	C3D-C4D-ND	3.56	116.00	110.24
44	3	317	CLA	CMB-C2B-C1B	-3.56	122.99	128.46
44	B	818	CLA	CMB-C2B-C3B	3.56	131.34	124.68
44	f	813	CLA	CAB-C3B-C4B	-3.56	122.99	128.46
47	B	845	BCR	C28-C27-C26	-3.56	107.73	114.08
53	5	304	XAT	C10-C11-C12	-3.56	112.12	123.22
44	e	803	CLA	CMB-C2B-C1B	-3.56	123.00	128.46
44	e	831	CLA	CMB-C2B-C3B	3.55	131.33	124.68
43	A	801	CL0	CAB-C3B-C4B	-3.55	123.00	128.46
44	A	839	CLA	O2D-CGD-O1D	-3.55	116.89	123.84
47	e	854	BCR	C29-C30-C25	3.55	115.95	110.48
47	s	503	BCR	C23-C22-C21	3.55	124.39	118.94
44	5	309	CLA	CMB-C2B-C3B	3.55	131.31	124.68
44	A	814	CLA	O2D-CGD-O1D	-3.55	116.90	123.84
44	1	507	CLA	CMB-C2B-C1B	-3.54	123.02	128.46
50	F	806	LMG	O7-C10-C11	3.54	119.14	111.50
44	r	317	CLA	CMB-C2B-C1B	-3.54	123.02	128.46
47	2	503	BCR	C39-C30-C29	3.54	123.08	108.91
44	3	306	CLA	C1-C2-C3	-3.54	119.92	126.04
47	e	847	BCR	C33-C5-C6	-3.54	120.55	124.53
44	e	828	CLA	CMB-C2B-C1B	-3.54	123.02	128.46
49	f	851	DGD	C2G-O2G-C1B	-3.54	109.08	117.79
44	3	301	CLA	CMB-C2B-C1B	-3.54	123.03	128.46
47	A	847	BCR	C33-C5-C4	3.54	120.41	113.62

Continued on next page...

Continued from previous page...

Mol	Chain	Res	Type	Atoms	Z	Observed(°)	Ideal(°)
44	f	807	CLA	CMB-C2B-C3B	3.54	131.29	124.68
44	f	816	CLA	CMB-C2B-C3B	3.54	131.29	124.68
44	5	306	CLA	CMB-C2B-C1B	-3.53	123.03	128.46
44	e	807	CLA	CMB-C2B-C1B	-3.53	123.03	128.46
47	Q	801	BCR	C34-C9-C10	-3.53	117.97	122.92
44	L	303	CLA	O2D-CGD-O1D	-3.53	116.93	123.84
44	f	828	CLA	CMB-C2B-C1B	-3.53	123.04	128.46
47	L	305	BCR	C15-C14-C13	-3.53	122.27	127.31
44	r	315	CLA	CMB-C2B-C1B	-3.53	123.04	128.46
52	3	315	CHL	C3D-C4D-ND	3.53	115.94	110.24
44	A	816	CLA	CMB-C2B-C3B	3.52	131.27	124.68
47	A	848	BCR	C33-C5-C6	-3.52	120.57	124.53
44	B	819	CLA	CAA-C2A-C3A	-3.52	107.89	116.10
52	2	515	CHL	CHD-C4C-C3C	-3.52	119.67	124.84
47	B	847	BCR	C3-C4-C5	-3.52	107.80	114.08
47	e	850	BCR	C34-C9-C10	-3.51	118.00	122.92
44	e	802	CLA	CMB-C2B-C3B	3.51	131.25	124.68
44	B	814	CLA	CMB-C2B-C1B	-3.51	123.07	128.46
52	5	317	CHL	C1B-CHB-C4A	-3.51	123.17	130.12
44	f	826	CLA	CMB-C2B-C3B	3.51	131.24	124.68
44	p	504	CLA	CMB-C2B-C1B	-3.51	123.07	128.46
44	r	308	CLA	CMB-C2B-C1B	-3.51	123.07	128.46
44	A	830	CLA	O2D-CGD-O1D	-3.51	116.98	123.84
44	B	815	CLA	O2D-CGD-O1D	-3.51	116.98	123.84
52	5	314	CHL	C1D-ND-C4D	-3.51	103.84	106.33
51	r	302	LUT	C18-C5-C6	-3.51	120.59	124.53
47	B	846	BCR	C8-C9-C10	3.50	124.32	118.94
47	2	503	BCR	C12-C13-C14	-3.50	113.57	118.94
44	B	817	CLA	CMB-C2B-C1B	-3.50	123.08	128.46
51	1	502	LUT	C3-C4-C5	-3.50	104.88	111.85
44	f	833	CLA	CMB-C2B-C1B	-3.50	123.09	128.46
52	r	316	CHL	CHD-C4C-C3C	-3.50	119.70	124.84
44	e	812	CLA	CBD-CHA-C1A	3.49	131.76	128.06
44	B	833	CLA	CMB-C2B-C3B	3.49	131.22	124.68
44	A	803	CLA	O2D-CGD-O1D	-3.49	117.01	123.84
52	5	315	CHL	CMD-C2D-C3D	-3.49	119.58	127.61
44	e	816	CLA	CMB-C2B-C1B	-3.49	123.09	128.46
44	B	826	CLA	O2D-CGD-O1D	-3.49	117.01	123.84
44	f	839	CLA	CMB-C2B-C1B	-3.49	123.10	128.46
44	e	838	CLA	CMB-C2B-C3B	3.49	131.21	124.68
44	B	802	CLA	CMB-C2B-C3B	3.49	131.21	124.68
44	r	312	CLA	CMB-C2B-C1B	-3.49	123.10	128.46

Continued on next page...

Continued from previous page...

Mol	Chain	Res	Type	Atoms	Z	Observed(°)	Ideal(°)
47	r	301	BCR	C28-C27-C26	-3.49	107.85	114.08
47	5	302	BCR	C16-C17-C18	-3.49	122.33	127.31
44	L	301	CLA	CMB-C2B-C3B	3.49	131.21	124.68
47	L	306	BCR	C28-C27-C26	-3.49	107.85	114.08
44	B	836	CLA	CMB-C2B-C1B	-3.49	123.10	128.46
44	e	815	CLA	CMB-C2B-C1B	-3.49	123.10	128.46
44	A	835	CLA	O2D-CGD-O1D	-3.49	117.02	123.84
49	J	103	DGD	C1E-O6E-C5E	3.48	120.53	113.69
44	r	309	CLA	CMB-C2B-C3B	3.48	131.19	124.68
47	f	848	BCR	C20-C21-C22	-3.48	122.34	127.31
44	o	303	CLA	CMB-C2B-C1B	-3.48	123.12	128.46
44	2	510	CLA	CMB-C2B-C3B	3.48	131.19	124.68
44	A	802	CLA	CMB-C2B-C3B	3.48	131.18	124.68
47	A	845	BCR	C38-C26-C27	3.47	120.29	113.62
44	f	815	CLA	CMB-C2B-C1B	-3.47	123.12	128.46
44	A	839	CLA	CMB-C2B-C1B	-3.47	123.12	128.46
47	e	846	BCR	C24-C23-C22	-3.47	120.99	126.23
47	f	848	BCR	C38-C26-C25	-3.47	120.63	124.53
44	e	837	CLA	CMB-C2B-C3B	3.47	131.17	124.68
44	F	803	CLA	CMB-C2B-C1B	-3.47	123.13	128.46
44	r	305	CLA	CMB-C2B-C1B	-3.47	123.13	128.46
44	r	308	CLA	CAA-C2A-C3A	-3.47	108.01	116.10
44	l	515	CLA	CMB-C2B-C3B	3.47	131.16	124.68
47	B	844	BCR	C28-C27-C26	-3.47	107.89	114.08
44	f	801	CLA	CAB-C3B-C2B	3.47	131.47	124.69
47	J	102	BCR	C24-C23-C22	-3.47	121.00	126.23
47	A	853	BCR	C3-C4-C5	-3.46	107.89	114.08
47	e	849	BCR	C38-C26-C25	-3.46	120.64	124.53
44	r	304	CLA	CMB-C2B-C3B	3.46	131.47	124.69
44	A	818	CLA	O2D-CGD-O1D	-3.46	117.07	123.84
44	L	304	CLA	CMB-C2B-C3B	3.46	131.15	124.68
44	e	812	CLA	CMB-C2B-C3B	3.46	131.15	124.68
44	p	506	CLA	CMB-C2B-C1B	-3.46	123.15	128.46
52	5	314	CHL	C3D-C4D-ND	3.46	115.83	110.24
44	f	834	CLA	CMB-C2B-C3B	3.46	131.14	124.68
44	A	807	CLA	CMB-C2B-C1B	-3.46	123.15	128.46
52	2	512	CHL	C3D-C4D-ND	3.45	115.83	110.24
47	B	847	BCR	C12-C13-C14	3.45	124.24	118.94
44	e	836	CLA	CMB-C2B-C3B	3.45	131.14	124.68
52	5	314	CHL	CAC-C3C-C4C	3.45	129.29	124.81
44	A	817	CLA	CMB-C2B-C1B	-3.45	123.16	128.46
44	f	808	CLA	CMB-C2B-C3B	3.45	131.13	124.68

Continued on next page...

Continued from previous page...

Mol	Chain	Res	Type	Atoms	Z	Observed(°)	Ideal(°)
44	f	805	CLA	CBD-CHA-C1A	3.45	132.29	128.62
52	s	517	CHL	CAC-C3C-C4C	3.45	129.29	124.81
44	l	504	CLA	CMB-C2B-C3B	3.45	131.13	124.68
47	f	846	BCR	C34-C9-C10	-3.45	118.09	122.92
44	e	820	CLA	CMB-C2B-C3B	3.45	131.13	124.68
44	K	201	CLA	C1B-CHB-C4A	-3.45	123.29	130.12
47	f	849	BCR	C33-C5-C6	-3.45	120.66	124.53
53	2	502	XAT	C4-C3-C2	-3.45	104.12	110.77
44	o	304	CLA	CMB-C2B-C3B	3.45	131.13	124.68
51	s	501	LUT	C15-C35-C34	-3.44	116.42	123.47
44	f	803	CLA	CMB-C2B-C3B	3.44	131.12	124.68
44	5	305	CLA	O2D-CGD-O1D	-3.44	117.11	123.84
44	f	817	CLA	CMB-C2B-C1B	-3.44	123.17	128.46
44	m	102	CLA	CMB-C2B-C1B	-3.44	123.18	128.46
44	q	306	CLA	O2D-CGD-O1D	-3.44	117.11	123.84
47	l	101	BCR	C30-C25-C26	-3.44	117.77	122.61
49	B	850	DGD	C2G-O2G-C1B	-3.44	109.33	117.79
51	p	502	LUT	C7-C8-C9	-3.44	121.04	126.23
44	f	830	CLA	CBD-CHA-C1A	3.43	132.55	128.50
44	5	310	CLA	CMB-C2B-C3B	3.43	131.10	124.68
52	2	515	CHL	C3D-C4D-ND	3.43	115.79	110.24
47	f	847	BCR	C37-C22-C21	-3.43	118.11	122.92
47	A	847	BCR	C33-C5-C6	-3.43	120.67	124.53
53	5	304	XAT	C38-C25-C24	3.43	118.14	114.28
53	5	304	XAT	O24-C25-C38	3.43	119.17	115.06
52	3	315	CHL	C3B-C4B-NB	3.43	113.64	109.21
44	s	511	CLA	CMB-C2B-C1B	-3.43	123.20	128.46
47	K	204	BCR	C3-C4-C5	-3.43	107.96	114.08
46	l	516	LHG	O8-C23-C24	3.42	122.66	111.91
44	q	315	CLA	CMB-C2B-C3B	3.42	131.08	124.68
44	e	832	CLA	CMB-C2B-C1B	-3.42	123.20	128.46
52	l	514	CHL	C3C-C4C-NC	3.42	114.41	110.57
44	A	812	CLA	O2D-CGD-O1D	-3.42	117.15	123.84
47	s	503	BCR	C37-C22-C21	-3.42	118.13	122.92
47	m	103	BCR	C16-C17-C18	-3.42	122.43	127.31
44	p	505	CLA	C1B-CHB-C4A	-3.42	123.34	130.12
44	B	839	CLA	CMB-C2B-C3B	3.42	131.07	124.68
44	f	842	CLA	CMB-C2B-C1B	-3.42	123.21	128.46
44	e	809	CLA	CMB-C2B-C1B	-3.42	123.21	128.46
44	p	510	CLA	CMB-C2B-C1B	-3.42	123.21	128.46
44	e	805	CLA	CMB-C2B-C1B	-3.41	123.22	128.46
47	s	503	BCR	C16-C15-C14	3.41	130.47	123.47

Continued on next page...

Continued from previous page...

Mol	Chain	Res	Type	Atoms	Z	Observed(°)	Ideal(°)
44	p	507	CLA	CAA-C2A-C3A	-3.41	108.14	116.10
47	2	503	BCR	C38-C26-C25	-3.41	120.70	124.53
52	3	302	CHL	C2D-C1D-ND	3.41	112.61	110.10
44	e	843	CLA	CMB-C2B-C3B	3.41	131.36	124.69
44	5	316	CLA	CMB-C2B-C3B	3.41	131.05	124.68
52	5	315	CHL	CHD-C4C-C3C	-3.41	119.83	124.84
47	F	804	BCR	C11-C12-C13	-3.41	116.85	126.42
44	A	823	CLA	CMB-C2B-C3B	3.41	131.05	124.68
47	A	853	BCR	C29-C30-C25	3.41	115.72	110.48
47	2	503	BCR	C7-C8-C9	-3.40	121.09	126.23
44	3	316	CLA	CMB-C2B-C3B	3.40	131.05	124.68
52	p	512	CHL	CAC-C3C-C4C	3.40	129.23	124.81
47	j	801	BCR	C27-C26-C25	-3.40	117.79	122.73
44	p	513	CLA	CMB-C2B-C3B	3.40	131.04	124.68
47	B	848	BCR	C3-C4-C5	-3.40	108.00	114.08
51	q	301	LUT	C18-C5-C6	-3.40	120.71	124.53
44	A	821	CLA	CMB-C2B-C3B	3.40	131.04	124.68
44	A	826	CLA	O2D-CGD-O1D	-3.40	117.19	123.84
54	Q	802	SQD	O47-C7-C8	3.40	118.82	111.50
44	B	802	CLA	O2D-CGD-O1D	-3.40	117.20	123.84
44	e	819	CLA	O2D-CGD-O1D	-3.40	117.20	123.84
51	5	303	LUT	C7-C8-C9	-3.40	121.11	126.23
47	n	204	BCR	C7-C8-C9	-3.39	121.11	126.23
47	m	103	BCR	C15-C14-C13	-3.39	122.47	127.31
44	e	813	CLA	CMB-C2B-C3B	3.39	131.03	124.68
44	A	836	CLA	O2D-CGD-CBD	3.39	117.29	111.27
44	B	816	CLA	CMB-C2B-C3B	3.39	131.02	124.68
47	A	848	BCR	C16-C17-C18	-3.39	122.47	127.31
52	s	515	CHL	C3B-C4B-NB	3.39	113.59	109.21
44	A	804	CLA	CMB-C2B-C3B	3.39	131.02	124.68
44	n	203	CLA	CMB-C2B-C3B	3.39	131.02	124.68
44	s	504	CLA	O2D-CGD-O1D	-3.39	117.22	123.84
52	s	517	CHL	C3B-C4B-NB	3.39	113.59	109.21
44	B	801	CLA	O2D-CGD-O1D	-3.39	117.22	123.84
51	2	501	LUT	C3-C4-C5	-3.39	105.11	111.85
44	f	823	CLA	CMB-C2B-C1B	-3.38	123.26	128.46
44	e	827	CLA	CMB-C2B-C1B	-3.38	123.26	128.46
44	B	828	CLA	CMB-C2B-C3B	3.38	131.01	124.68
47	j	801	BCR	C16-C15-C14	-3.38	116.55	123.47
47	J	102	BCR	C38-C26-C25	-3.38	120.73	124.53
47	B	844	BCR	C11-C12-C13	-3.38	116.92	126.42
44	f	827	CLA	CMB-C2B-C3B	3.38	131.00	124.68

Continued on next page...

Continued from previous page...

Mol	Chain	Res	Type	Atoms	Z	Observed(°)	Ideal(°)
44	e	808	CLA	O2D-CGD-O1D	-3.38	117.24	123.84
44	e	821	CLA	CMB-C2B-C3B	3.38	130.99	124.68
44	B	822	CLA	CMB-C2B-C3B	3.37	130.99	124.68
47	A	847	BCR	C20-C21-C22	-3.37	122.50	127.31
53	5	304	XAT	O4-C5-C18	3.37	119.10	115.06
47	A	849	BCR	C3-C4-C5	-3.37	108.06	114.08
44	A	831	CLA	O2D-CGD-O1D	-3.37	117.25	123.84
44	p	509	CLA	O2D-CGD-CBD	3.37	117.26	111.27
44	B	804	CLA	CMB-C2B-C1B	-3.37	123.28	128.46
44	p	515	CLA	CBD-CHA-C1A	3.37	132.47	128.50
47	5	302	BCR	C11-C10-C9	-3.37	122.50	127.31
47	l	102	BCR	C33-C5-C6	-3.36	120.75	124.53
44	A	804	CLA	O2D-CGD-O1D	-3.36	117.26	123.84
47	f	850	BCR	C3-C4-C5	-3.36	108.07	114.08
44	e	823	CLA	CMB-C2B-C3B	3.36	131.27	124.69
44	f	821	CLA	CMB-C2B-C3B	3.36	130.97	124.68
44	s	508	CLA	CAA-C2A-C3A	-3.36	108.26	116.10
47	f	848	BCR	C23-C24-C25	-3.36	117.77	127.20
44	B	808	CLA	O2D-CGD-O1D	-3.36	117.28	123.84
47	Q	801	BCR	C33-C5-C4	3.35	120.06	113.62
52	r	316	CHL	C3B-C4B-NB	3.35	113.55	109.21
47	j	803	BCR	C38-C26-C25	-3.35	120.76	124.53
44	3	310	CLA	CMB-C2B-C1B	-3.35	123.31	128.46
44	l	506	CLA	O2D-CGD-O1D	-3.35	117.28	123.84
44	s	508	CLA	CMB-C2B-C3B	3.35	130.95	124.68
44	K	202	CLA	CMB-C2B-C1B	-3.35	123.32	128.46
44	f	810	CLA	CMB-C2B-C1B	-3.35	123.32	128.46
47	F	801	BCR	C33-C5-C6	-3.35	120.77	124.53
44	5	307	CLA	CMB-C2B-C1B	-3.35	123.32	128.46
47	e	851	BCR	C38-C26-C25	-3.35	120.77	124.53
44	A	825	CLA	O2D-CGD-O1D	-3.35	117.30	123.84
44	e	823	CLA	CAB-C3B-C2B	3.35	131.24	124.69
47	f	850	BCR	C10-C11-C12	-3.35	116.32	124.67
52	p	517	CHL	CAC-C3C-C4C	3.35	129.15	124.81
44	e	819	CLA	CMB-C2B-C1B	-3.35	123.32	128.46
44	e	835	CLA	CMB-C2B-C1B	-3.35	123.32	128.46
44	A	842	CLA	CMB-C2B-C1B	-3.34	123.33	128.46
44	f	840	CLA	O2D-CGD-O1D	-3.34	117.30	123.84
52	2	515	CHL	CAC-C3C-C4C	3.34	129.15	124.81
44	A	813	CLA	CMB-C2B-C3B	3.34	130.93	124.68
47	o	301	BCR	C38-C26-C25	-3.34	120.78	124.53
44	p	511	CLA	O2D-CGD-O1D	-3.34	117.31	123.84

Continued on next page...

Continued from previous page...

Mol	Chain	Res	Type	Atoms	Z	Observed(°)	Ideal(°)
52	3	302	CHL	C3B-C4B-NB	3.34	113.53	109.21
44	3	311	CLA	CMB-C2B-C3B	3.34	130.92	124.68
44	A	810	CLA	CMB-C2B-C3B	3.34	130.92	124.68
47	f	848	BCR	C8-C7-C6	-3.33	117.84	127.20
44	e	822	CLA	CMB-C2B-C1B	-3.33	123.34	128.46
44	f	819	CLA	CMB-C2B-C1B	-3.33	123.34	128.46
44	e	802	CLA	CBD-CHA-C1A	3.33	132.43	128.50
47	A	851	BCR	C38-C26-C27	3.33	120.02	113.62
47	3	305	BCR	C16-C17-C18	-3.33	122.56	127.31
47	L	306	BCR	C33-C5-C6	-3.33	120.79	124.53
47	f	848	BCR	C28-C27-C26	-3.33	108.13	114.08
44	A	831	CLA	CAB-C3B-C4B	-3.33	123.35	128.46
44	A	823	CLA	O2D-CGD-O1D	-3.33	117.34	123.84
44	B	815	CLA	CMB-C2B-C1B	-3.33	123.35	128.46
47	A	846	BCR	C33-C5-C6	-3.32	120.80	124.53
44	2	511	CLA	CMB-C2B-C1B	-3.32	123.36	128.46
44	f	818	CLA	CMB-C2B-C3B	3.32	130.89	124.68
44	r	310	CLA	CMB-C2B-C1B	-3.32	123.36	128.46
44	3	313	CLA	CMB-C2B-C1B	-3.32	123.37	128.46
44	B	842	CLA	CMB-C2B-C3B	3.32	130.88	124.68
44	A	828	CLA	CMB-C2B-C1B	-3.32	123.37	128.46
47	J	102	BCR	C38-C26-C27	3.32	119.98	113.62
53	5	304	XAT	C15-C14-C13	-3.31	122.58	127.31
44	e	804	CLA	CMB-C2B-C3B	3.31	130.88	124.68
44	e	818	CLA	O2D-CGD-CBD	3.31	117.16	111.27
47	B	847	BCR	C23-C24-C25	-3.31	117.90	127.20
52	1	517	CHL	CAC-C3C-C4C	3.31	129.10	124.81
44	n	202	CLA	O2D-CGD-O1D	-3.31	117.37	123.84
47	A	847	BCR	C3-C4-C5	-3.31	108.17	114.08
44	p	511	CLA	CMB-C2B-C1B	-3.31	123.38	128.46
44	3	307	CLA	CBD-CHA-C1A	3.31	132.40	128.50
44	A	827	CLA	O2D-CGD-O1D	-3.31	117.38	123.84
51	q	302	LUT	C15-C14-C13	-3.30	122.60	127.31
47	5	302	BCR	C8-C9-C10	3.30	124.01	118.94
49	m	104	DGD	O2G-C1B-C2B	3.30	118.62	111.50
44	B	837	CLA	CMB-C2B-C3B	3.30	130.85	124.68
44	e	826	CLA	CAB-C3B-C2B	3.30	131.15	124.69
44	A	829	CLA	CMB-C2B-C3B	3.30	130.85	124.68
44	5	313	CLA	CMB-C2B-C1B	-3.30	123.39	128.46
47	L	305	BCR	C20-C21-C22	-3.30	122.60	127.31
44	2	504	CLA	CMB-C2B-C1B	-3.30	123.40	128.46
52	1	512	CHL	C3D-C4D-ND	3.30	115.57	110.24

Continued on next page...

Continued from previous page...

Mol	Chain	Res	Type	Atoms	Z	Observed(°)	Ideal(°)
47	f	846	BCR	C16-C17-C18	-3.29	122.61	127.31
47	B	846	BCR	C34-C9-C10	-3.29	118.31	122.92
44	B	835	CLA	CMB-C2B-C1B	-3.29	123.40	128.46
47	I	101	BCR	C30-C25-C26	-3.29	117.98	122.61
52	s	512	CHL	C3D-C4D-ND	3.29	115.56	110.24
47	L	306	BCR	C33-C5-C4	3.29	119.93	113.62
52	3	315	CHL	C1C-C2C-C3C	-3.29	104.50	107.11
47	f	846	BCR	C15-C14-C13	-3.29	122.62	127.31
47	f	848	BCR	C16-C17-C18	-3.29	122.62	127.31
47	e	847	BCR	C38-C26-C25	-3.29	120.84	124.53
44	A	814	CLA	CMB-C2B-C1B	-3.29	123.41	128.46
44	B	810	CLA	O2D-CGD-O1D	-3.29	117.41	123.84
52	1	512	CHL	CHD-C4C-C3C	-3.29	120.01	124.84
44	s	505	CLA	CMB-C2B-C1B	-3.28	123.42	128.46
47	q	303	BCR	C21-C20-C19	-3.28	112.97	123.22
44	L	303	CLA	CMB-C2B-C3B	3.28	130.82	124.68
44	B	827	CLA	O2D-CGD-O1D	-3.28	117.42	123.84
44	A	852	CLA	CMB-C2B-C1B	-3.28	123.42	128.46
44	B	841	CLA	O2D-CGD-O1D	-3.28	117.42	123.84
52	1	514	CHL	CAC-C3C-C4C	3.28	129.07	124.81
47	m	103	BCR	C7-C8-C9	-3.28	121.28	126.23
44	3	306	CLA	CMB-C2B-C1B	-3.28	123.43	128.46
44	r	311	CLA	CMB-C2B-C1B	-3.28	123.43	128.46
44	B	807	CLA	CMB-C2B-C3B	3.28	130.81	124.68
47	o	305	BCR	C28-C27-C26	-3.28	108.23	114.08
47	n	204	BCR	C38-C26-C25	-3.27	120.85	124.53
44	1	510	CLA	O2D-CGD-O1D	-3.27	117.44	123.84
52	2	516	CHL	CAC-C3C-C4C	3.27	129.06	124.81
44	B	834	CLA	CMB-C2B-C1B	-3.27	123.44	128.46
44	5	312	CLA	CMB-C2B-C1B	-3.27	123.44	128.46
44	e	811	CLA	CMB-C2B-C1B	-3.27	123.44	128.46
52	1	512	CHL	C3B-C4B-NB	3.27	113.43	109.21
47	f	847	BCR	C33-C5-C6	-3.27	120.86	124.53
44	B	838	CLA	O2D-CGD-O1D	-3.27	117.45	123.84
44	e	839	CLA	CMB-C2B-C3B	3.27	130.79	124.68
47	f	849	BCR	C3-C4-C5	-3.26	108.25	114.08
51	s	501	LUT	C21-C26-C27	-3.26	108.58	112.70
44	e	810	CLA	CMB-C2B-C1B	-3.26	123.45	128.46
52	s	513	CHL	CHD-C4C-C3C	-3.26	120.05	124.84
52	r	316	CHL	C2D-C1D-ND	3.26	112.51	110.10
47	B	849	BCR	C28-C27-C26	-3.26	108.25	114.08
47	Q	801	BCR	C38-C26-C27	3.26	119.88	113.62

Continued on next page...

Continued from previous page...

Mol	Chain	Res	Type	Atoms	Z	Observed(°)	Ideal(°)
46	e	844	LHG	C5-O7-C7	-3.26	109.77	117.79
44	f	822	CLA	CMB-C2B-C1B	-3.26	123.46	128.46
44	o	302	CLA	CMB-C2B-C3B	3.26	131.07	124.69
47	l	101	BCR	C16-C17-C18	-3.26	122.66	127.31
52	s	515	CHL	CHD-C4C-C3C	-3.26	120.05	124.84
52	r	313	CHL	C4A-NA-C1A	3.26	108.17	106.71
47	f	850	BCR	C15-C14-C13	-3.26	122.66	127.31
44	e	809	CLA	O2D-CGD-CBD	3.26	117.05	111.27
44	A	811	CLA	O2D-CGD-O1D	-3.26	117.47	123.84
52	q	313	CHL	C2D-C1D-ND	3.26	112.50	110.10
44	q	311	CLA	CMB-C2B-C1B	-3.26	123.46	128.46
53	r	303	XAT	C18-C5-C4	3.25	117.94	114.28
44	e	838	CLA	O2D-CGD-O1D	-3.25	117.48	123.84
47	j	801	BCR	C29-C30-C25	3.25	115.49	110.48
44	n	205	CLA	CMB-C2B-C1B	-3.25	123.47	128.46
47	f	845	BCR	C28-C27-C26	-3.25	108.27	114.08
44	B	841	CLA	CMB-C2B-C1B	-3.24	123.48	128.46
46	l	516	LHG	C5-O7-C7	-3.24	109.81	117.79
47	B	845	BCR	C16-C17-C18	-3.24	122.69	127.31
47	m	103	BCR	C33-C5-C6	-3.24	120.89	124.53
44	K	203	CLA	CMB-C2B-C3B	3.24	130.73	124.68
44	e	829	CLA	CMB-C2B-C3B	3.24	130.73	124.68
47	B	846	BCR	C35-C13-C14	-3.23	118.39	122.92
44	2	511	CLA	O2D-CGD-O1D	-3.23	117.52	123.84
44	f	824	CLA	CMB-C2B-C1B	-3.23	123.50	128.46
47	B	847	BCR	C35-C13-C14	-3.23	118.40	122.92
44	J	101	CLA	O2D-CGD-O1D	-3.23	117.52	123.84
44	A	808	CLA	CMB-C2B-C3B	3.23	130.72	124.68
47	e	848	BCR	C33-C5-C6	-3.23	120.90	124.53
51	3	304	LUT	C7-C8-C9	-3.22	121.36	126.23
47	j	803	BCR	C23-C24-C25	-3.22	118.15	127.20
47	l	101	BCR	C20-C21-C22	-3.22	122.71	127.31
44	f	835	CLA	CMB-C2B-C3B	3.22	130.71	124.68
52	s	513	CHL	C3D-C4D-ND	3.22	115.45	110.24
44	s	514	CLA	CMB-C2B-C3B	3.22	130.70	124.68
44	B	812	CLA	CMB-C2B-C1B	-3.22	123.51	128.46
44	f	836	CLA	CMB-C2B-C1B	-3.22	123.51	128.46
44	q	316	CLA	CMB-C2B-C1B	-3.22	123.51	128.46
44	B	824	CLA	CMB-C2B-C1B	-3.22	123.52	128.46
44	A	837	CLA	O2D-CGD-O1D	-3.22	117.54	123.84
52	5	315	CHL	C3D-C4D-ND	3.22	115.45	110.24
52	q	313	CHL	C3B-C4B-NB	3.22	113.37	109.21

Continued on next page...

Continued from previous page...

Mol	Chain	Res	Type	Atoms	Z	Observed(°)	Ideal(°)
53	s	502	XAT	C24-C23-C22	-3.22	104.56	110.77
47	e	846	BCR	C20-C19-C18	-3.22	117.38	126.42
47	f	848	BCR	C3-C4-C5	-3.22	108.33	114.08
47	m	103	BCR	C38-C26-C25	-3.21	120.92	124.53
44	f	830	CLA	CMB-C2B-C1B	-3.21	123.52	128.46
44	f	814	CLA	CMB-C2B-C3B	3.21	130.69	124.68
47	B	849	BCR	C37-C22-C21	-3.21	118.42	122.92
47	f	847	BCR	C38-C26-C25	-3.21	120.92	124.53
44	B	809	CLA	CMB-C2B-C1B	-3.21	123.53	128.46
44	B	803	CLA	O2D-CGD-O1D	-3.21	117.57	123.84
47	m	103	BCR	C38-C26-C27	3.21	119.78	113.62
44	e	826	CLA	CMB-C2B-C3B	3.21	130.97	124.69
44	j	802	CLA	CMB-C2B-C1B	-3.21	123.53	128.46
44	B	812	CLA	O2D-CGD-O1D	-3.21	117.57	123.84
44	s	507	CLA	CMB-C2B-C3B	3.20	130.67	124.68
44	f	828	CLA	O2D-CGD-O1D	-3.20	117.58	123.84
44	r	311	CLA	O2D-CGD-O1D	-3.20	117.58	123.84
44	A	818	CLA	CMB-C2B-C3B	3.20	130.67	124.68
44	B	817	CLA	O2D-CGD-O1D	-3.20	117.58	123.84
51	q	301	LUT	C35-C15-C14	-3.20	116.92	123.47
47	m	103	BCR	C3-C4-C5	-3.20	108.36	114.08
47	e	847	BCR	C7-C8-C9	-3.20	121.41	126.23
44	2	505	CLA	O2D-CGD-O1D	-3.20	117.59	123.84
47	e	850	BCR	C20-C19-C18	-3.19	117.44	126.42
47	B	852	BCR	C34-C9-C10	-3.19	118.45	122.92
47	F	801	BCR	C20-C19-C18	-3.19	117.45	126.42
44	B	821	CLA	CMB-C2B-C1B	-3.19	123.56	128.46
44	2	509	CLA	CMB-C2B-C3B	3.19	130.65	124.68
47	n	204	BCR	C24-C23-C22	-3.19	121.42	126.23
52	3	315	CHL	CHB-C4A-NA	3.19	128.92	124.51
52	5	317	CHL	C3D-C4D-ND	3.19	115.40	110.24
52	5	317	CHL	C2D-C1D-ND	3.19	112.45	110.10
44	f	807	CLA	O2D-CGD-O1D	-3.19	117.61	123.84
44	q	307	CLA	CMB-C2B-C3B	3.18	130.64	124.68
44	r	306	CLA	CMB-C2B-C3B	3.18	130.63	124.68
44	e	841	CLA	CMB-C2B-C1B	-3.18	123.57	128.46
44	K	205	CLA	CMB-C2B-C3B	3.18	130.63	124.68
44	f	837	CLA	CMB-C2B-C1B	-3.18	123.57	128.46
47	q	303	BCR	C15-C16-C17	-3.18	116.96	123.47
47	e	854	BCR	C11-C12-C13	-3.18	117.48	126.42
51	p	501	LUT	C18-C5-C6	-3.18	120.96	124.53
44	f	810	CLA	C1-C2-C3	-3.18	120.55	126.04

Continued on next page...

Continued from previous page...

Mol	Chain	Res	Type	Atoms	Z	Observed(°)	Ideal(°)
44	e	805	CLA	O2D-CGD-O1D	-3.18	117.63	123.84
47	o	301	BCR	C28-C27-C26	-3.17	108.41	114.08
44	e	822	CLA	CAA-C2A-C3A	-3.17	108.69	116.10
49	B	850	DGD	O1G-C1A-C2A	3.17	121.87	111.91
52	s	517	CHL	C3D-C4D-ND	3.17	115.37	110.24
47	r	301	BCR	C16-C17-C18	-3.17	122.78	127.31
44	f	826	CLA	O2D-CGD-O1D	-3.17	117.64	123.84
44	e	809	CLA	C1-C2-C3	-3.17	121.62	126.75
44	l	511	CLA	CMB-C2B-C1B	-3.17	123.59	128.46
44	e	806	CLA	O2D-CGD-O1D	-3.17	117.64	123.84
44	B	813	CLA	CMB-C2B-C3B	3.17	130.60	124.68
47	Q	801	BCR	C28-C27-C26	-3.17	108.42	114.08
51	q	302	LUT	C18-C5-C6	-3.16	120.98	124.53
47	B	849	BCR	C10-C11-C12	-3.16	113.35	123.22
44	s	509	CLA	CMB-C2B-C3B	3.16	130.59	124.68
47	e	850	BCR	C8-C9-C10	3.16	123.79	118.94
51	3	303	LUT	C22-C23-C24	3.16	115.34	111.74
47	j	803	BCR	C28-C27-C26	-3.16	108.44	114.08
47	f	847	BCR	C8-C9-C10	3.16	123.78	118.94
44	B	811	CLA	CMB-C2B-C3B	3.15	130.58	124.68
47	f	848	BCR	C11-C10-C9	-3.15	122.81	127.31
44	r	310	CLA	O2D-CGD-O1D	-3.15	117.67	123.84
44	2	514	CLA	CMB-C2B-C1B	-3.15	123.62	128.46
53	2	502	XAT	C19-C9-C10	-3.15	118.51	122.92
44	e	814	CLA	CMB-C2B-C1B	-3.15	123.62	128.46
44	e	803	CLA	CMB-C2B-C3B	3.15	130.57	124.68
51	l	502	LUT	C18-C5-C6	-3.15	120.99	124.53
47	B	852	BCR	C38-C26-C27	3.15	119.66	113.62
52	r	313	CHL	C3D-C4D-ND	3.15	115.33	110.24
52	2	516	CHL	CMD-C2D-C3D	-3.14	120.38	127.61
51	p	501	LUT	C22-C23-C24	-3.14	108.16	111.74
44	A	842	CLA	O2D-CGD-O1D	-3.14	117.69	123.84
44	B	808	CLA	CMB-C2B-C1B	-3.14	123.64	128.46
44	B	809	CLA	CBD-CHA-C1A	3.14	132.20	128.50
44	K	201	CLA	CMB-C2B-C1B	-3.14	123.64	128.46
44	e	840	CLA	CMB-C2B-C3B	3.14	130.55	124.68
47	B	844	BCR	C38-C26-C25	-3.14	121.00	124.53
44	2	508	CLA	CMB-C2B-C3B	3.14	130.55	124.68
47	o	305	BCR	C38-C26-C25	-3.14	121.00	124.53
47	f	847	BCR	C23-C22-C21	3.14	123.75	118.94
44	3	306	CLA	C1C-NC-C4C	3.14	108.12	106.71
44	p	504	CLA	O2D-CGD-O1D	-3.14	117.71	123.84

Continued on next page...

Continued from previous page...

Mol	Chain	Res	Type	Atoms	Z	Observed(°)	Ideal(°)
47	A	851	BCR	C20-C21-C22	-3.13	122.84	127.31
44	A	806	CLA	CMB-C2B-C3B	3.13	130.54	124.68
47	n	204	BCR	C28-C27-C26	-3.13	108.48	114.08
47	f	848	BCR	C15-C16-C17	-3.13	117.06	123.47
44	e	806	CLA	CMB-C2B-C3B	3.13	130.53	124.68
44	B	819	CLA	O2D-CGD-O1D	-3.13	117.72	123.84
44	f	832	CLA	CMB-C2B-C3B	3.13	130.53	124.68
52	5	317	CHL	C3B-C4B-NB	3.13	113.25	109.21
44	A	832	CLA	CMB-C2B-C3B	3.12	130.52	124.68
44	p	507	CLA	CMB-C2B-C1B	-3.12	123.67	128.46
44	s	510	CLA	CMB-C2B-C3B	3.12	130.52	124.68
52	s	515	CHL	CBD-CHA-C1A	3.12	132.18	128.50
47	K	204	BCR	C15-C14-C13	-3.12	122.86	127.31
50	F	805	LMG	O8-C28-C29	3.12	119.56	111.38
52	p	512	CHL	C3D-C4D-ND	3.12	115.28	110.24
44	e	827	CLA	O2D-CGD-O1D	-3.12	117.74	123.84
44	A	827	CLA	C1-C2-C3	-3.12	120.65	126.04
47	e	854	BCR	C3-C4-C5	-3.12	108.51	114.08
44	f	811	CLA	CMB-C2B-C1B	-3.12	123.68	128.46
44	A	817	CLA	CMA-C3A-C2A	-3.11	108.83	116.10
47	L	305	BCR	C38-C26-C27	3.11	119.59	113.62
44	n	201	CLA	CMB-C2B-C3B	3.11	130.50	124.68
44	B	832	CLA	O2D-CGD-O1D	-3.11	117.75	123.84
44	A	825	CLA	CMB-C2B-C3B	3.11	130.50	124.68
44	f	812	CLA	CMB-C2B-C3B	3.11	130.50	124.68
44	n	202	CLA	CMB-C2B-C1B	-3.11	123.68	128.46
44	f	840	CLA	CMB-C2B-C3B	3.11	130.50	124.68
44	B	810	CLA	C2D-C1D-ND	-3.11	107.81	110.10
44	f	843	CLA	CMB-C2B-C3B	3.11	130.49	124.68
47	B	844	BCR	C36-C18-C17	-3.11	118.57	122.92
44	f	801	CLA	CMB-C2B-C3B	3.11	130.77	124.69
50	m	105	LMG	O8-C28-C29	3.11	119.53	111.38
44	s	504	CLA	CMB-C2B-C3B	3.11	130.62	124.93
52	p	517	CHL	C3D-C4D-ND	3.11	115.26	110.24
47	q	303	BCR	C28-C27-C26	-3.10	108.53	114.08
44	f	842	CLA	O2D-CGD-O1D	-3.10	117.77	123.84
44	A	807	CLA	CBD-CHA-C1A	3.10	131.34	128.06
44	f	827	CLA	C2A-C3A-C4A	-3.10	102.84	106.26
47	I	101	BCR	C33-C5-C6	-3.10	121.05	124.53
44	A	813	CLA	O2D-CGD-O1D	-3.10	117.78	123.84
47	f	846	BCR	C8-C9-C10	3.10	123.70	118.94
44	A	832	CLA	CBD-CHA-C1A	3.10	132.39	127.43

Continued on next page...

Continued from previous page...

Mol	Chain	Res	Type	Atoms	Z	Observed(°)	Ideal(°)
47	f	846	BCR	C20-C21-C22	-3.10	122.89	127.31
44	e	824	CLA	CMB-C2B-C3B	3.10	130.47	124.68
52	s	515	CHL	C2D-C1D-ND	3.10	112.39	110.10
44	B	818	CLA	O2D-CGD-O1D	-3.10	117.78	123.84
51	2	501	LUT	C18-C5-C6	-3.09	121.05	124.53
44	f	831	CLA	CMB-C2B-C3B	3.09	130.47	124.68
51	s	501	LUT	C7-C8-C9	-3.09	121.56	126.23
47	B	846	BCR	C1-C6-C5	-3.09	118.26	122.61
44	A	822	CLA	O2D-CGD-O1D	-3.09	117.79	123.84
44	2	506	CLA	CMB-C2B-C3B	3.09	130.46	124.68
44	p	508	CLA	CMB-C2B-C3B	3.09	130.46	124.68
44	f	806	CLA	CMB-C2B-C3B	3.09	130.46	124.68
47	o	301	BCR	C34-C9-C10	-3.09	118.59	122.92
44	f	804	CLA	C4B-NB-C1B	3.09	109.15	106.32
47	B	846	BCR	C33-C5-C6	-3.09	121.06	124.53
52	r	313	CHL	CAC-C3C-C4C	3.09	128.82	124.81
45	A	841	PQN	C2M-C2-C3	-3.09	119.36	124.40
44	e	808	CLA	CMB-C2B-C1B	-3.09	123.72	128.46
52	5	315	CHL	C1B-CHB-C4A	-3.09	124.00	130.12
45	f	844	PQN	C2M-C2-C3	-3.09	119.36	124.40
47	A	848	BCR	C38-C26-C27	3.09	119.54	113.62
44	q	310	CLA	CMB-C2B-C1B	-3.08	123.72	128.46
44	B	837	CLA	CAC-C3C-C4C	3.08	128.81	124.81
52	2	515	CHL	CMD-C2D-C3D	-3.08	120.53	127.61
44	B	805	CLA	CMB-C2B-C3B	3.08	130.44	124.68
44	5	311	CLA	CMB-C2B-C3B	3.08	130.44	124.68
47	2	503	BCR	C10-C11-C12	-3.08	113.61	123.22
44	3	317	CLA	CMB-C2B-C3B	3.08	130.44	124.68
52	s	513	CHL	C2D-C1D-ND	3.08	112.37	110.10
47	Q	801	BCR	C27-C26-C25	-3.07	118.27	122.73
44	r	307	CLA	O2D-CGD-O1D	-3.07	117.83	123.84
44	A	811	CLA	CMB-C2B-C3B	3.07	130.43	124.68
44	J	101	CLA	CMB-C2B-C3B	3.07	130.43	124.68
44	s	506	CLA	CMB-C2B-C3B	3.07	130.43	124.68
44	B	814	CLA	O2D-CGD-O1D	-3.07	117.83	123.84
44	e	853	CLA	O2D-CGD-O1D	-3.07	117.83	123.84
52	p	517	CHL	O2D-CGD-O1D	-3.07	117.83	123.84
44	B	840	CLA	CAA-C2A-C3A	-3.07	108.94	116.10
47	j	803	BCR	C38-C26-C27	3.07	119.51	113.62
44	e	834	CLA	CMB-C2B-C3B	3.07	130.42	124.68
44	B	820	CLA	CMB-C2B-C3B	3.07	130.42	124.68
44	f	803	CLA	C1B-CHB-C4A	-3.07	124.04	130.12

Continued on next page...

Continued from previous page...

Mol	Chain	Res	Type	Atoms	Z	Observed(°)	Ideal(°)
47	l	101	BCR	C15-C16-C17	-3.07	117.19	123.47
44	B	810	CLA	CMB-C2B-C3B	3.07	130.42	124.68
44	e	827	CLA	CMB-C2B-C3B	3.07	130.42	124.68
44	e	804	CLA	O2D-CGD-O1D	-3.07	117.84	123.84
44	f	809	CLA	CMB-C2B-C1B	-3.07	123.75	128.46
47	B	847	BCR	C33-C5-C4	3.07	119.51	113.62
44	l	513	CLA	CMB-C2B-C3B	3.07	130.41	124.68
52	l	517	CHL	C2A-C1A-CHA	-3.07	117.96	122.71
47	f	849	BCR	C15-C16-C17	-3.06	117.20	123.47
47	f	846	BCR	C28-C27-C26	-3.06	108.61	114.08
44	q	306	CLA	CMB-C2B-C1B	-3.06	123.75	128.46
44	o	302	CLA	CAA-C2A-C3A	-3.06	108.95	116.10
52	s	513	CHL	C3B-C4B-NB	3.06	113.17	109.21
51	p	502	LUT	C22-C23-C24	-3.06	108.26	111.74
52	5	317	CHL	CAC-C3C-C4C	3.06	129.70	125.04
44	B	829	CLA	CMB-C2B-C3B	3.05	130.39	124.68
44	A	803	CLA	CAA-C2A-C3A	-3.05	108.98	116.10
44	j	802	CLA	CAA-C2A-C3A	-3.05	108.98	116.10
52	2	512	CHL	CMD-C2D-C3D	-3.05	120.60	127.61
52	1	512	CHL	C2D-C1D-ND	3.05	112.35	110.10
47	L	306	BCR	C16-C17-C18	-3.05	122.96	127.31
44	A	806	CLA	C1-C2-C3	-3.05	120.77	126.04
44	f	834	CLA	O2D-CGD-O1D	-3.05	117.88	123.84
44	l	513	CLA	O2D-CGD-O1D	-3.05	117.88	123.84
47	e	848	BCR	C33-C5-C4	3.05	119.47	113.62
44	p	515	CLA	CMB-C2B-C3B	3.05	130.38	124.68
47	f	848	BCR	C33-C5-C4	3.05	119.47	113.62
44	3	301	CLA	CAA-C2A-C3A	-3.04	108.99	116.10
47	Q	801	BCR	C4-C5-C6	-3.04	118.31	122.73
44	p	509	CLA	CHD-C1D-ND	-3.04	121.66	124.45
44	B	805	CLA	CAA-C2A-C3A	-3.04	109.00	116.10
44	B	842	CLA	O2D-CGD-O1D	-3.04	117.89	123.84
47	B	846	BCR	C3-C4-C5	-3.04	108.65	114.08
47	L	305	BCR	C36-C18-C17	-3.04	118.67	122.92
44	f	841	CLA	CMB-C2B-C3B	3.04	130.36	124.68
44	e	803	CLA	O2D-CGD-O1D	-3.04	117.90	123.84
44	A	805	CLA	CMB-C2B-C3B	3.04	130.36	124.68
44	L	303	CLA	CHB-C4A-NA	3.04	128.71	124.51
44	A	826	CLA	CMB-C2B-C3B	3.04	130.36	124.68
44	f	812	CLA	CBD-CHA-C1A	3.04	132.08	128.50
44	f	830	CLA	CAB-C3B-C2B	3.04	130.63	124.69
47	2	503	BCR	C21-C20-C19	3.04	132.69	123.22

Continued on next page...

Continued from previous page...

Mol	Chain	Res	Type	Atoms	Z	Observed(°)	Ideal(°)
44	2	504	CLA	C3A-C4A-CHB	-3.04	120.19	123.91
44	B	840	CLA	CMB-C2B-C3B	3.04	130.36	124.68
44	B	832	CLA	CMB-C2B-C3B	3.03	130.35	124.68
44	3	316	CLA	CAA-C2A-C3A	-3.03	109.02	116.10
47	B	846	BCR	C33-C5-C4	3.03	119.44	113.62
44	B	823	CLA	CMB-C2B-C3B	3.03	130.35	124.68
47	B	852	BCR	C3-C4-C5	-3.03	108.66	114.08
44	e	834	CLA	O2D-CGD-O1D	-3.03	117.91	123.84
44	A	826	CLA	C1-C2-C3	-3.03	120.80	126.04
44	p	505	CLA	O2D-CGD-O1D	-3.03	117.92	123.84
44	3	306	CLA	CMB-C2B-C3B	3.03	130.62	124.69
47	e	847	BCR	C28-C27-C26	-3.03	108.67	114.08
47	l	101	BCR	C38-C26-C27	3.03	119.43	113.62
44	f	833	CLA	O2D-CGD-O1D	-3.03	117.92	123.84
44	p	505	CLA	C2A-C1A-CHA	3.03	129.15	123.86
44	f	831	CLA	O2D-CGD-O1D	-3.03	117.92	123.84
44	e	817	CLA	CMB-C2B-C3B	3.03	130.34	124.68
45	B	843	PQN	C2M-C2-C1	3.03	121.28	116.27
44	A	832	CLA	CHB-C4A-NA	3.02	128.69	124.51
44	q	307	CLA	CBD-CHA-C1A	3.02	132.06	128.50
47	A	846	BCR	C7-C8-C9	-3.02	121.67	126.23
44	e	807	CLA	O2D-CGD-O1D	-3.02	117.93	123.84
44	f	825	CLA	CMB-C2B-C3B	3.02	130.33	124.68
52	3	302	CHL	C3D-C4D-ND	3.02	115.13	110.24
46	A	843	LHG	O8-C23-C24	3.02	121.39	111.91
51	q	302	LUT	C35-C15-C14	-3.02	117.29	123.47
44	B	838	CLA	CMB-C2B-C3B	3.02	130.33	124.68
47	j	803	BCR	C20-C21-C22	-3.02	123.00	127.31
52	r	316	CHL	C3D-C4D-ND	3.02	115.12	110.24
44	l	507	CLA	CMB-C2B-C3B	3.02	130.32	124.68
44	p	506	CLA	C1B-CHB-C4A	-3.02	124.14	130.12
51	3	303	LUT	C10-C11-C12	-3.01	113.81	123.22
44	B	830	CLA	O2D-CGD-O1D	-3.01	117.94	123.84
47	f	847	BCR	C33-C5-C4	3.01	119.40	113.62
44	3	311	CLA	C1-C2-C3	-3.01	121.88	126.75
47	A	845	BCR	C11-C10-C9	-3.01	123.01	127.31
52	s	515	CHL	C3D-C4D-ND	3.01	115.11	110.24
44	B	839	CLA	O2D-CGD-O1D	-3.01	117.95	123.84
47	A	851	BCR	C2-C1-C6	3.01	115.11	110.48
47	f	850	BCR	C28-C27-C26	-3.01	108.71	114.08
44	f	812	CLA	C2A-C1A-CHA	3.01	127.37	122.71
44	r	317	CLA	CMB-C2B-C3B	3.00	130.30	124.68

Continued on next page...

Continued from previous page...

Mol	Chain	Res	Type	Atoms	Z	Observed(°)	Ideal(°)
47	r	301	BCR	C38-C26-C25	-3.00	121.16	124.53
44	f	815	CLA	CMB-C2B-C3B	3.00	130.29	124.68
52	p	517	CHL	CHD-C4C-C3C	-3.00	120.43	124.84
44	r	304	CLA	O2D-CGD-O1D	-3.00	117.97	123.84
52	s	512	CHL	C4A-NA-C1A	3.00	108.05	106.71
44	e	818	CLA	C2A-C3A-C4A	-3.00	102.95	106.26
44	f	838	CLA	CMB-C2B-C3B	3.00	130.29	124.68
44	1	508	CLA	CBD-CHA-C1A	2.99	132.03	128.50
47	3	305	BCR	C3-C4-C5	-2.99	108.73	114.08
44	q	310	CLA	CAA-C2A-C3A	-2.99	109.11	116.10
47	e	850	BCR	C38-C26-C25	-2.99	121.17	124.53
44	o	303	CLA	CMB-C2B-C3B	2.99	130.28	124.68
44	L	301	CLA	O2D-CGD-O1D	-2.99	117.99	123.84
44	B	804	CLA	CMB-C2B-C3B	2.99	130.27	124.68
52	3	302	CHL	O2D-CGD-O1D	-2.99	117.99	123.84
51	s	501	LUT	C18-C5-C6	-2.99	121.17	124.53
44	r	317	CLA	O2D-CGD-O1D	-2.99	118.00	123.84
44	3	308	CLA	CMB-C2B-C1B	-2.99	123.87	128.46
44	e	811	CLA	O2D-CGD-O1D	-2.99	118.00	123.84
44	f	820	CLA	CMB-C2B-C3B	2.99	130.26	124.68
47	B	849	BCR	C15-C14-C13	-2.98	123.05	127.31
44	A	822	CLA	CAA-C2A-C3A	-2.98	109.13	116.10
51	q	302	LUT	C8-C7-C6	-2.98	118.82	127.20
44	B	812	CLA	CAB-C3B-C4B	-2.98	123.88	128.46
44	3	317	CLA	O2D-CGD-O1D	-2.98	118.01	123.84
44	A	835	CLA	CMB-C2B-C3B	2.98	130.25	124.68
52	s	512	CHL	CMD-C2D-C3D	-2.98	120.76	127.61
46	2	517	LHG	O8-C23-C24	2.98	121.25	111.91
47	A	853	BCR	C38-C26-C27	2.98	119.33	113.62
44	q	314	CLA	O2D-CGD-O1D	-2.98	118.02	123.84
44	q	311	CLA	O2D-CGD-O1D	-2.97	118.02	123.84
44	B	827	CLA	CAA-C2A-C3A	-2.97	109.16	116.10
52	s	515	CHL	CMD-C2D-C3D	-2.97	120.78	127.61
47	5	302	BCR	C35-C13-C12	2.97	122.76	118.08
47	e	847	BCR	C15-C14-C13	-2.97	123.07	127.31
44	B	804	CLA	O2D-CGD-O1D	-2.97	118.03	123.84
44	B	833	CLA	O2D-CGD-O1D	-2.97	118.03	123.84
44	f	827	CLA	O2D-CGD-O1D	-2.97	118.03	123.84
47	e	847	BCR	C23-C24-C25	-2.97	118.87	127.20
53	5	304	XAT	C18-C5-C4	2.97	117.62	114.28
46	e	845	LHG	C5-O7-C7	-2.97	110.49	117.79
44	e	817	CLA	CAA-C2A-C3A	-2.97	109.17	116.10

Continued on next page...

Continued from previous page...

Mol	Chain	Res	Type	Atoms	Z	Observed(°)	Ideal(°)
47	m	103	BCR	C33-C5-C4	2.97	119.31	113.62
44	1	511	CLA	C1B-CHB-C4A	-2.96	124.25	130.12
47	f	846	BCR	C3-C4-C5	-2.96	108.79	114.08
44	K	201	CLA	CHB-C4A-NA	2.96	128.61	124.51
44	B	809	CLA	O2D-CGD-O1D	-2.96	118.05	123.84
47	J	102	BCR	C33-C5-C6	-2.96	121.20	124.53
44	A	815	CLA	CMB-C2B-C3B	2.96	130.21	124.68
50	2	519	LMG	C7-O1-C1	-2.96	107.96	113.74
47	f	847	BCR	C28-C27-C26	-2.96	108.80	114.08
47	K	204	BCR	C38-C26-C27	2.96	119.29	113.62
44	B	807	CLA	O2D-CGD-O1D	-2.95	118.06	123.84
52	2	516	CHL	C2A-C1A-CHA	-2.95	118.70	123.86
52	s	517	CHL	C1D-ND-C4D	-2.95	104.24	106.33
44	3	312	CLA	CMB-C2B-C3B	2.95	130.20	124.68
47	A	849	BCR	C34-C9-C10	-2.95	118.79	122.92
51	q	302	LUT	C21-C26-C27	-2.95	108.97	112.70
47	B	852	BCR	C16-C17-C18	-2.95	123.11	127.31
44	B	819	CLA	CMB-C2B-C3B	2.95	130.19	124.68
44	f	839	CLA	O2D-CGD-O1D	-2.94	118.08	123.84
47	B	848	BCR	C20-C21-C22	-2.94	123.11	127.31
44	B	813	CLA	O2D-CGD-O1D	-2.94	118.08	123.84
44	p	504	CLA	CHB-C4A-NA	2.94	128.58	124.51
44	K	201	CLA	CMB-C2B-C3B	2.94	130.18	124.68
44	f	812	CLA	O2D-CGD-O1D	-2.94	118.09	123.84
44	f	839	CLA	CAA-C2A-C3A	-2.94	109.24	116.10
44	f	841	CLA	O2D-CGD-O1D	-2.94	118.09	123.84
44	e	830	CLA	CMB-C2B-C3B	2.94	130.18	124.68
44	r	308	CLA	CMB-C2B-C3B	2.94	130.18	124.68
47	B	844	BCR	C33-C5-C6	-2.94	121.23	124.53
53	s	502	XAT	C11-C10-C9	-2.94	123.12	127.31
44	r	312	CLA	O2D-CGD-O1D	-2.93	118.11	123.84
52	p	514	CHL	C3D-C4D-ND	2.93	114.98	110.24
44	s	504	CLA	CAA-C2A-C3A	-2.93	109.26	116.10
47	e	849	BCR	C38-C26-C27	2.93	119.25	113.62
47	l	102	BCR	C38-C26-C27	2.93	119.25	113.62
47	A	847	BCR	C38-C26-C25	-2.93	121.24	124.53
52	1	512	CHL	CMD-C2D-C3D	-2.93	120.87	127.61
52	2	516	CHL	CMB-C2B-C3B	2.93	130.43	124.69
47	5	302	BCR	C35-C13-C14	-2.93	118.82	122.92
52	r	313	CHL	CHD-C4C-C3C	-2.93	120.53	124.84
44	B	833	CLA	C1-C2-C3	-2.93	120.98	126.04
53	5	304	XAT	C6-C7-C8	-2.93	119.80	125.99

Continued on next page...

Continued from previous page...

Mol	Chain	Res	Type	Atoms	Z	Observed(°)	Ideal(°)
44	r	315	CLA	CMB-C2B-C3B	2.93	130.16	124.68
47	B	848	BCR	C33-C5-C4	2.93	119.24	113.62
44	e	807	CLA	CMB-C2B-C3B	2.93	130.16	124.68
44	2	511	CLA	CHB-C4A-NA	2.93	128.56	124.51
51	3	303	LUT	C18-C5-C6	-2.93	121.24	124.53
44	A	803	CLA	CMB-C2B-C3B	2.93	130.15	124.68
44	p	506	CLA	CMB-C2B-C3B	2.92	130.15	124.68
44	5	313	CLA	O2D-CGD-O1D	-2.92	118.12	123.84
47	e	847	BCR	C33-C5-C4	2.92	119.23	113.62
44	r	312	CLA	CMB-C2B-C3B	2.92	130.15	124.68
44	e	835	CLA	C1B-CHB-C4A	-2.92	124.33	130.12
44	A	833	CLA	CMB-C2B-C3B	2.92	130.14	124.68
44	r	304	CLA	CBD-CHA-C1A	2.92	131.94	128.50
47	B	848	BCR	C11-C10-C9	-2.92	123.14	127.31
44	A	820	CLA	O2D-CGD-O1D	-2.92	118.13	123.84
44	B	836	CLA	O2D-CGD-O1D	-2.92	118.13	123.84
44	f	809	CLA	O2D-CGD-O1D	-2.92	118.13	123.84
44	B	802	CLA	O2D-CGD-CBD	2.92	116.45	111.27
47	e	850	BCR	C1-C6-C5	-2.92	118.51	122.61
47	f	850	BCR	C8-C9-C10	-2.92	118.32	124.81
47	A	853	BCR	C35-C13-C14	-2.92	118.84	122.92
44	f	813	CLA	CMB-C2B-C1B	-2.92	123.98	128.46
44	e	830	CLA	C1-C2-C3	-2.91	122.04	126.75
44	q	310	CLA	C1B-CHB-C4A	-2.91	124.35	130.12
53	5	304	XAT	C24-C23-C22	-2.91	105.15	110.77
47	B	845	BCR	C8-C9-C10	2.91	123.41	118.94
44	e	828	CLA	CMB-C2B-C3B	2.91	130.13	124.68
44	e	835	CLA	CMB-C2B-C3B	2.91	130.13	124.68
44	A	820	CLA	CHD-C1D-ND	-2.91	121.78	124.45
44	B	811	CLA	CAA-C2A-C3A	-2.91	104.80	112.78
44	3	318	CLA	O2D-CGD-O1D	-2.91	118.14	123.84
44	f	817	CLA	O2D-CGD-O1D	-2.91	118.14	123.84
47	e	851	BCR	C24-C23-C22	-2.91	121.83	126.23
46	A	843	LHG	C5-O7-C7	-2.91	110.63	117.79
52	5	315	CHL	C1D-ND-C4D	-2.91	104.27	106.33
47	e	848	BCR	C3-C4-C5	-2.91	108.88	114.08
44	K	202	CLA	CMB-C2B-C3B	2.91	130.12	124.68
44	f	832	CLA	CBD-CHA-C1A	2.91	131.93	128.50
44	B	831	CLA	CMB-C2B-C3B	2.91	130.12	124.68
52	p	517	CHL	C4A-NA-C1A	2.91	108.01	106.71
52	5	315	CHL	C2D-C1D-ND	2.91	112.25	110.10
44	f	813	CLA	O2D-CGD-O1D	-2.90	118.16	123.84

Continued on next page...

Continued from previous page...

Mol	Chain	Res	Type	Atoms	Z	Observed(°)	Ideal(°)
44	B	815	CLA	CMB-C2B-C3B	2.90	130.11	124.68
44	F	802	CLA	CMB-C2B-C3B	2.90	130.11	124.68
44	A	824	CLA	CMB-C2B-C3B	2.90	130.11	124.68
47	e	850	BCR	C33-C5-C4	2.90	119.19	113.62
44	q	314	CLA	C1B-CHB-C4A	-2.90	124.37	130.12
44	e	839	CLA	O2D-CGD-O1D	-2.90	118.17	123.84
44	L	302	CLA	CMB-C2B-C3B	2.90	130.10	124.68
44	e	822	CLA	O2D-CGD-O1D	-2.90	118.17	123.84
44	5	310	CLA	O2D-CGD-O1D	-2.90	118.17	123.84
44	e	823	CLA	O2D-CGD-O1D	-2.90	118.17	123.84
51	q	302	LUT	C7-C8-C9	-2.90	121.86	126.23
44	m	102	CLA	O2D-CGD-O1D	-2.90	118.17	123.84
44	3	314	CLA	CMB-C2B-C3B	2.90	130.10	124.68
47	o	301	BCR	C24-C23-C22	-2.90	121.86	126.23
44	B	835	CLA	O2D-CGD-O1D	-2.90	118.18	123.84
44	f	823	CLA	O2D-CGD-O1D	-2.90	118.18	123.84
44	B	814	CLA	CMB-C2B-C3B	2.90	130.10	124.68
54	Q	803	SQD	O48-C23-C24	2.89	120.99	111.91
47	A	846	BCR	C33-C5-C4	2.89	119.18	113.62
44	f	832	CLA	O2D-CGD-O1D	-2.89	118.18	123.84
52	5	317	CHL	C1C-C2C-C3C	-2.89	104.82	107.11
47	o	301	BCR	C15-C16-C17	-2.89	117.55	123.47
47	f	848	BCR	C38-C26-C27	2.89	119.17	113.62
44	p	511	CLA	C3A-C4A-CHB	-2.89	120.37	123.91
44	F	802	CLA	O2D-CGD-O1D	-2.89	118.19	123.84
51	5	303	LUT	C16-C1-C6	-2.89	105.61	110.30
44	e	805	CLA	CMB-C2B-C3B	2.89	130.08	124.68
44	A	840	CLA	O2D-CGD-O1D	-2.89	118.19	123.84
44	B	821	CLA	O2D-CGD-O1D	-2.89	118.19	123.84
47	3	305	BCR	C7-C8-C9	-2.88	121.88	126.23
44	A	816	CLA	O2D-CGD-O1D	-2.88	118.20	123.84
44	1	505	CLA	CMB-C2B-C1B	-2.88	124.03	128.46
52	2	513	CHL	C1D-ND-C4D	-2.88	104.29	106.33
44	A	820	CLA	CHB-C4A-NA	2.88	128.50	124.51
44	2	507	CLA	CMB-C2B-C3B	2.88	130.07	124.68
52	r	314	CHL	CMD-C2D-C3D	-2.88	120.99	127.61
52	s	512	CHL	CMB-C2B-C3B	2.88	130.06	124.68
44	s	507	CLA	O2D-CGD-O1D	-2.88	118.21	123.84
44	q	309	CLA	C1B-CHB-C4A	-2.88	124.42	130.12
49	B	850	DGD	O6D-C1D-O3G	-2.88	103.16	109.97
44	s	511	CLA	CMB-C2B-C3B	2.88	130.06	124.68
47	A	849	BCR	C15-C14-C13	-2.88	123.20	127.31

Continued on next page...

Continued from previous page...

Mol	Chain	Res	Type	Atoms	Z	Observed(°)	Ideal(°)
44	f	839	CLA	CMB-C2B-C3B	2.88	130.06	124.68
47	l	101	BCR	C27-C26-C25	-2.88	118.56	122.73
44	f	823	CLA	CAA-C2A-C3A	-2.88	109.39	116.10
44	1	510	CLA	CMB-C2B-C3B	2.88	130.06	124.68
44	r	306	CLA	O2D-CGD-O1D	-2.87	118.22	123.84
44	r	308	CLA	O2D-CGD-O1D	-2.87	118.22	123.84
52	p	512	CHL	CMD-C2D-C3D	-2.87	121.00	127.61
44	3	317	CLA	CAA-C2A-C3A	-2.87	109.39	116.10
52	1	514	CHL	C3D-C4D-ND	2.87	114.88	110.24
47	3	305	BCR	C20-C21-C22	-2.87	123.21	127.31
44	3	313	CLA	O2D-CGD-O1D	-2.87	118.22	123.84
44	o	304	CLA	O2D-CGD-O1D	-2.87	118.22	123.84
47	f	849	BCR	C33-C5-C4	2.87	119.13	113.62
47	p	503	BCR	C40-C30-C25	-2.87	105.64	110.30
44	q	316	CLA	O2D-CGD-O1D	-2.87	118.23	123.84
52	p	517	CHL	C3B-C4B-NB	2.87	112.92	109.21
52	2	515	CHL	C1D-ND-C4D	-2.87	104.30	106.33
44	p	504	CLA	CMB-C2B-C3B	2.87	130.04	124.68
47	B	852	BCR	C24-C23-C22	-2.87	121.90	126.23
47	q	303	BCR	C23-C24-C25	-2.87	119.15	127.20
51	5	303	LUT	C35-C15-C14	-2.87	117.60	123.47
44	f	835	CLA	O2D-CGD-O1D	-2.87	118.23	123.84
49	B	850	DGD	C1D-O6D-C5D	2.87	119.31	113.69
47	B	846	BCR	C38-C26-C25	-2.86	121.31	124.53
52	p	512	CHL	CMB-C2B-C3B	2.86	130.04	124.68
44	f	833	CLA	CMB-C2B-C3B	2.86	130.03	124.68
47	2	503	BCR	C36-C18-C19	2.86	122.58	118.08
44	m	101	CLA	O2D-CGD-O1D	-2.86	118.25	123.84
44	p	511	CLA	CBD-CHA-C1A	2.86	131.87	128.50
44	B	835	CLA	CMB-C2B-C3B	2.86	130.03	124.68
44	3	318	CLA	CMB-C2B-C1B	-2.86	124.07	128.46
44	r	311	CLA	C1B-CHB-C4A	-2.86	124.46	130.12
52	p	514	CHL	CMD-C2D-C3D	-2.86	121.05	127.61
44	r	309	CLA	C1-C2-C3	-2.85	122.13	126.75
44	A	839	CLA	CHB-C4A-NA	2.85	128.46	124.51
44	j	802	CLA	O2D-CGD-O1D	-2.85	118.26	123.84
47	e	850	BCR	C28-C27-C26	-2.85	108.98	114.08
44	s	509	CLA	O2D-CGD-O1D	-2.85	118.26	123.84
52	r	314	CHL	CHB-C4A-NA	2.85	128.46	124.51
51	r	302	LUT	C22-C23-C24	2.85	114.99	111.74
44	A	821	CLA	O2D-CGD-O1D	-2.85	118.27	123.84
47	s	503	BCR	C27-C26-C25	-2.85	118.59	122.73

Continued on next page...

Continued from previous page...

Mol	Chain	Res	Type	Atoms	Z	Observed(°)	Ideal(°)
44	f	818	CLA	O2D-CGD-O1D	-2.85	118.27	123.84
44	1	511	CLA	CMB-C2B-C3B	2.85	130.00	124.68
47	f	845	BCR	C38-C26-C27	2.85	119.08	113.62
47	Q	801	BCR	C12-C11-C10	2.85	129.30	123.47
44	3	309	CLA	O2D-CGD-O1D	-2.84	118.28	123.84
44	3	308	CLA	CMB-C2B-C3B	2.84	130.00	124.68
44	2	505	CLA	CMB-C2B-C3B	2.84	130.00	124.68
44	s	508	CLA	O2D-CGD-O1D	-2.84	118.28	123.84
44	A	835	CLA	CHB-C4A-NA	2.84	128.44	124.51
44	B	822	CLA	CHB-C4A-NA	2.84	128.44	124.51
44	A	835	CLA	C1-C2-C3	-2.84	121.13	126.04
53	2	502	XAT	C38-C25-C24	2.84	117.48	114.28
44	f	817	CLA	CMB-C2B-C3B	2.84	129.99	124.68
51	3	303	LUT	C15-C35-C34	-2.84	117.66	123.47
44	f	826	CLA	CHB-C4A-NA	2.84	128.44	124.51
44	q	309	CLA	O2D-CGD-O1D	-2.84	118.29	123.84
47	n	204	BCR	C15-C14-C13	-2.84	123.26	127.31
44	e	833	CLA	O2D-CGD-O1D	-2.84	118.29	123.84
44	q	307	CLA	O2D-CGD-O1D	-2.84	118.29	123.84
44	s	504	CLA	CHB-C4A-NA	2.84	128.44	124.51
44	f	824	CLA	O2D-CGD-O1D	-2.84	118.29	123.84
44	o	302	CLA	O2D-CGD-O1D	-2.84	118.29	123.84
44	e	815	CLA	CMB-C2B-C3B	2.84	129.98	124.68
44	e	816	CLA	CMB-C2B-C3B	2.84	129.98	124.68
44	B	824	CLA	O2D-CGD-O1D	-2.83	118.30	123.84
44	e	832	CLA	O2D-CGD-O1D	-2.83	118.30	123.84
44	p	508	CLA	O2D-CGD-O1D	-2.83	118.30	123.84
47	B	847	BCR	C28-C27-C26	-2.83	109.02	114.08
52	2	516	CHL	C4B-C3B-C2B	-2.83	104.28	106.92
44	q	305	CLA	O2D-CGD-O1D	-2.83	118.30	123.84
44	f	837	CLA	O2D-CGD-O1D	-2.83	118.30	123.84
44	q	312	CLA	O2D-CGD-O1D	-2.83	118.30	123.84
44	p	507	CLA	O2D-CGD-O1D	-2.83	118.31	123.84
44	r	311	CLA	CMB-C2B-C3B	2.83	129.97	124.68
44	e	840	CLA	O2D-CGD-O1D	-2.83	118.31	123.84
52	3	315	CHL	C2A-C1A-CHA	-2.83	118.91	123.86
52	p	517	CHL	C2D-C1D-ND	2.83	112.19	110.10
44	1	509	CLA	O2D-CGD-O1D	-2.83	118.31	123.84
44	q	308	CLA	O2D-CGD-O1D	-2.83	118.31	123.84
44	2	508	CLA	O2D-CGD-O1D	-2.83	118.31	123.84
53	r	303	XAT	C31-C30-C29	-2.83	123.28	127.31
44	e	852	CLA	O2D-CGD-O1D	-2.83	118.31	123.84

Continued on next page...

Continued from previous page...

Mol	Chain	Res	Type	Atoms	Z	Observed(°)	Ideal(°)
47	e	847	BCR	C38-C26-C27	2.83	119.04	113.62
47	s	503	BCR	C7-C8-C9	-2.82	121.97	126.23
44	f	828	CLA	CMB-C2B-C3B	2.82	129.96	124.68
52	5	317	CHL	CMB-C2B-C3B	2.82	129.96	124.68
47	e	846	BCR	C38-C26-C27	2.82	119.04	113.62
44	B	802	CLA	C1B-CHB-C4A	-2.82	124.53	130.12
44	3	306	CLA	CHB-C4A-NA	2.82	128.41	124.51
47	e	847	BCR	C8-C7-C6	-2.82	119.28	127.20
47	K	204	BCR	C7-C8-C9	-2.82	121.97	126.23
44	3	306	CLA	CAB-C3B-C2B	2.82	130.21	124.69
47	f	850	BCR	C16-C15-C14	-2.82	117.70	123.47
44	F	803	CLA	CAA-C2A-C3A	-2.82	109.52	116.10
44	e	814	CLA	O2D-CGD-O1D	-2.82	118.33	123.84
51	1	502	LUT	C8-C7-C6	-2.82	119.28	127.20
44	f	810	CLA	CMB-C2B-C3B	2.82	129.95	124.68
44	A	834	CLA	O2D-CGD-O1D	-2.82	118.33	123.84
47	A	846	BCR	C38-C26-C25	-2.82	121.36	124.53
44	A	826	CLA	C2D-C1D-ND	-2.82	108.03	110.10
44	1	511	CLA	CHB-C4A-NA	2.82	128.41	124.51
47	F	804	BCR	C16-C17-C18	-2.82	123.29	127.31
44	A	820	CLA	C1B-CHB-C4A	-2.82	124.54	130.12
49	B	850	DGD	O3G-C3G-C2G	-2.81	104.11	110.90
44	e	828	CLA	O2D-CGD-O1D	-2.81	118.34	123.84
44	j	802	CLA	CMB-C2B-C3B	2.81	129.94	124.68
50	F	806	LMG	O8-C28-C29	2.81	120.73	111.91
52	r	316	CHL	CMD-C2D-C3D	-2.81	121.14	127.61
44	f	840	CLA	CAA-C2A-C3A	-2.81	109.54	116.10
44	f	836	CLA	O2D-CGD-O1D	-2.81	118.34	123.84
53	5	304	XAT	C4-C3-C2	-2.81	105.34	110.77
44	e	802	CLA	O2D-CGD-O1D	-2.81	118.34	123.84
44	B	801	CLA	C1B-CHB-C4A	-2.81	124.55	130.12
44	A	822	CLA	CMB-C2B-C3B	2.81	129.94	124.68
53	2	502	XAT	C15-C14-C13	-2.81	123.30	127.31
47	L	306	BCR	C38-C26-C27	2.81	119.02	113.62
44	p	510	CLA	CMB-C2B-C3B	2.81	129.94	124.68
51	r	302	LUT	C21-C26-C27	-2.81	109.15	112.70
44	5	312	CLA	O2D-CGD-O1D	-2.81	118.35	123.84
44	B	834	CLA	O2D-CGD-O1D	-2.81	118.35	123.84
46	A	844	LHG	C5-O7-C7	-2.81	110.88	117.79
51	q	302	LUT	C19-C9-C8	2.81	122.50	118.08
47	B	846	BCR	C37-C22-C21	-2.81	118.99	122.92
51	1	501	LUT	C7-C8-C9	-2.81	122.00	126.23

Continued on next page...

Continued from previous page...

Mol	Chain	Res	Type	Atoms	Z	Observed(°)	Ideal(°)
51	3	304	LUT	C40-C33-C34	-2.81	118.99	122.92
44	e	843	CLA	O2D-CGD-O1D	-2.81	118.35	123.84
44	3	308	CLA	CHB-C4A-NA	2.81	128.39	124.51
44	F	803	CLA	CMB-C2B-C3B	2.80	129.93	124.68
44	q	314	CLA	CHB-C4A-NA	2.80	128.39	124.51
44	3	306	CLA	O2D-CGD-O1D	-2.80	118.36	123.84
47	f	846	BCR	C33-C5-C4	2.80	119.00	113.62
44	n	205	CLA	CMB-C2B-C3B	2.80	129.92	124.68
44	f	819	CLA	CMB-C2B-C3B	2.80	129.92	124.68
44	f	820	CLA	O2D-CGD-O1D	-2.80	118.37	123.84
52	2	513	CHL	C3B-C4B-NB	2.80	112.83	109.21
47	e	846	BCR	C8-C7-C6	-2.80	119.35	127.20
47	J	102	BCR	C11-C10-C9	-2.80	123.32	127.31
44	e	841	CLA	O2D-CGD-O1D	-2.80	118.37	123.84
44	1	511	CLA	O2D-CGD-O1D	-2.80	118.37	123.84
44	e	831	CLA	O2D-CGD-O1D	-2.80	118.37	123.84
44	p	509	CLA	C2D-C1D-ND	2.80	112.16	110.10
51	q	301	LUT	C18-C5-C4	2.79	119.53	114.36
44	p	510	CLA	O2D-CGD-O1D	-2.79	118.38	123.84
44	A	830	CLA	CMB-C2B-C3B	2.79	129.90	124.68
44	s	514	CLA	O2D-CGD-O1D	-2.79	118.38	123.84
44	e	809	CLA	CMB-C2B-C3B	2.79	129.90	124.68
44	e	802	CLA	C1B-CHB-C4A	-2.79	124.59	130.12
52	5	314	CHL	C1B-CHB-C4A	-2.79	124.60	130.12
44	A	807	CLA	CMB-C2B-C3B	2.79	129.89	124.68
52	1	514	CHL	CHD-C1D-C2D	2.79	131.33	125.48
47	e	854	BCR	C36-C18-C17	-2.79	119.02	122.92
44	A	817	CLA	CMB-C2B-C3B	2.79	129.89	124.68
44	f	820	CLA	C1-C2-C3	-2.79	122.24	126.75
44	o	303	CLA	O2D-CGD-O1D	-2.79	118.39	123.84
44	5	305	CLA	CMB-C2B-C3B	2.78	130.02	124.93
47	e	851	BCR	C33-C5-C4	2.78	118.96	113.62
44	2	509	CLA	CHB-C4A-NA	2.78	128.36	124.51
44	f	843	CLA	CBD-CHA-C1A	2.78	131.88	127.43
44	A	842	CLA	CMB-C2B-C3B	2.78	129.88	124.68
44	p	511	CLA	CMB-C2B-C3B	2.78	129.88	124.68
52	s	517	CHL	O2D-CGD-O1D	-2.78	118.40	123.84
47	B	847	BCR	C34-C9-C10	-2.78	119.03	122.92
44	B	831	CLA	O2D-CGD-O1D	-2.78	118.40	123.84
44	o	302	CLA	C1B-CHB-C4A	-2.78	124.61	130.12
44	3	311	CLA	O2D-CGD-O1D	-2.78	118.41	123.84
52	r	313	CHL	CMD-C2D-C3D	-2.78	121.22	127.61

Continued on next page...

Continued from previous page...

Mol	Chain	Res	Type	Atoms	Z	Observed(°)	Ideal(°)
44	3	313	CLA	CHB-C4A-NA	2.78	128.35	124.51
44	e	819	CLA	CHB-C4A-NA	2.78	128.35	124.51
44	f	819	CLA	O2D-CGD-O1D	-2.77	118.41	123.84
44	f	813	CLA	CAB-C3B-C2B	2.77	130.12	124.69
47	F	804	BCR	C38-C26-C25	-2.77	121.42	124.53
44	s	514	CLA	CBD-CHA-C1A	2.77	131.77	128.50
52	1	517	CHL	O2D-CGD-O1D	-2.77	118.42	123.84
44	e	852	CLA	CMB-C2B-C1B	-2.77	124.21	128.46
44	r	315	CLA	CAA-C2A-C3A	-2.77	109.64	116.10
44	2	511	CLA	O2D-CGD-CBD	2.77	116.19	111.27
44	B	837	CLA	O2D-CGD-O1D	-2.77	118.42	123.84
52	1	514	CHL	CMD-C2D-C3D	-2.77	121.24	127.61
44	B	833	CLA	CHB-C4A-NA	2.77	128.34	124.51
44	f	805	CLA	CHB-C4A-NA	2.77	128.34	124.51
47	B	846	BCR	C23-C22-C21	2.77	123.19	118.94
44	f	823	CLA	CMB-C2B-C3B	2.77	129.85	124.68
44	m	102	CLA	CMB-C2B-C3B	2.77	129.85	124.68
51	2	501	LUT	C18-C5-C4	2.76	119.47	114.36
47	A	851	BCR	C7-C8-C9	-2.76	122.06	126.23
44	B	823	CLA	O2D-CGD-O1D	-2.76	118.44	123.84
44	3	301	CLA	O2D-CGD-O1D	-2.76	118.44	123.84
44	f	801	CLA	O2D-CGD-O1D	-2.76	118.44	123.84
44	q	316	CLA	CMB-C2B-C3B	2.76	129.84	124.68
44	B	829	CLA	O2D-CGD-O1D	-2.76	118.44	123.84
44	1	515	CLA	O2D-CGD-O1D	-2.76	118.44	123.84
47	r	301	BCR	C24-C23-C22	-2.76	122.06	126.23
44	q	311	CLA	CMB-C2B-C3B	2.76	129.84	124.68
49	B	850	DGD	O2G-C1B-O1B	-2.76	117.04	123.70
44	f	838	CLA	CBD-CHA-C1A	2.76	131.75	128.50
47	o	301	BCR	C20-C21-C22	-2.75	123.38	127.31
52	s	513	CHL	CMD-C2D-C3D	-2.75	121.28	127.61
44	L	304	CLA	CHB-C4A-NA	2.75	128.32	124.51
51	r	302	LUT	C31-C32-C33	-2.75	118.68	126.42
44	f	829	CLA	O2D-CGD-O1D	-2.75	118.46	123.84
47	L	306	BCR	C38-C26-C25	-2.75	121.44	124.53
44	e	825	CLA	O2D-CGD-O1D	-2.75	118.46	123.84
44	5	312	CLA	CMB-C2B-C3B	2.75	129.82	124.68
52	5	314	CHL	OMC-CMC-C2C	-2.75	119.47	125.69
44	B	828	CLA	CAA-C2A-C3A	-2.75	109.68	116.10
44	3	310	CLA	CMB-C2B-C3B	2.75	129.82	124.68
44	f	811	CLA	O2D-CGD-O1D	-2.75	118.47	123.84
44	B	825	CLA	CHB-C4A-NA	2.75	128.31	124.51

Continued on next page...

Continued from previous page...

Mol	Chain	Res	Type	Atoms	Z	Observed(°)	Ideal(°)
44	B	836	CLA	CMB-C2B-C3B	2.75	129.82	124.68
44	A	829	CLA	O2D-CGD-CBD	2.75	116.15	111.27
47	I	101	BCR	C28-C27-C26	-2.75	109.17	114.08
44	B	834	CLA	CMB-C2B-C3B	2.74	129.81	124.68
47	j	801	BCR	C38-C26-C27	2.74	118.89	113.62
47	e	847	BCR	C3-C4-C5	-2.74	109.18	114.08
44	e	835	CLA	CBD-CHA-C1A	2.74	131.82	127.43
44	e	843	CLA	C1B-CHB-C4A	-2.74	124.69	130.12
44	3	318	CLA	CAB-C3B-C2B	2.74	130.05	124.69
44	r	305	CLA	CMB-C2B-C3B	2.74	129.80	124.68
44	e	810	CLA	O2D-CGD-O1D	-2.74	118.48	123.84
44	q	305	CLA	CMB-C2B-C1B	-2.74	124.25	128.46
44	s	506	CLA	O2D-CGD-O1D	-2.74	118.48	123.84
44	L	302	CLA	C2A-C3A-C4A	-2.74	103.24	106.26
47	A	853	BCR	C37-C22-C21	-2.74	119.09	122.92
44	1	504	CLA	O2D-CGD-O1D	-2.74	118.48	123.84
53	r	303	XAT	C38-C25-C24	2.74	117.36	114.28
44	3	317	CLA	CHD-C1D-ND	-2.74	121.94	124.45
44	5	308	CLA	C1B-CHB-C4A	-2.74	124.69	130.12
44	A	803	CLA	O2D-CGD-CBD	2.74	116.13	111.27
52	1	517	CHL	CMB-C2B-C3B	2.74	129.80	124.68
44	j	802	CLA	C1B-CHB-C4A	-2.74	124.70	130.12
47	1	503	BCR	C34-C9-C10	-2.73	119.09	122.92
44	e	819	CLA	CMB-C2B-C3B	2.73	129.79	124.68
44	p	509	CLA	C1D-ND-C4D	-2.73	104.39	106.33
44	A	809	CLA	CMB-C2B-C1B	-2.73	124.26	128.46
44	r	315	CLA	O2D-CGD-O1D	-2.73	118.50	123.84
44	B	805	CLA	CHB-C4A-NA	2.73	128.29	124.51
44	e	837	CLA	O2D-CGD-CBD	2.73	116.12	111.27
47	j	803	BCR	C24-C23-C22	-2.73	122.11	126.23
44	B	806	CLA	O2D-CGD-O1D	-2.73	118.50	123.84
52	5	317	CHL	C1D-ND-C4D	-2.73	104.40	106.33
47	Q	801	BCR	C30-C25-C26	-2.73	118.77	122.61
44	B	838	CLA	O2D-CGD-CBD	2.73	116.12	111.27
44	5	308	CLA	O2D-CGD-O1D	-2.73	118.50	123.84
53	r	303	XAT	C10-C11-C12	-2.73	114.70	123.22
47	j	803	BCR	C3-C4-C5	-2.73	109.20	114.08
44	A	814	CLA	CMB-C2B-C3B	2.73	129.78	124.68
44	A	842	CLA	C1-C2-C3	-2.73	122.34	126.75
47	A	847	BCR	C7-C8-C9	-2.73	122.12	126.23
52	s	517	CHL	CMD-C2D-C3D	-2.73	121.34	127.61
51	2	501	LUT	C30-C31-C32	-2.73	114.71	123.22

Continued on next page...

Continued from previous page...

Mol	Chain	Res	Type	Atoms	Z	Observed(°)	Ideal(°)
44	B	821	CLA	CHB-C4A-NA	2.72	128.28	124.51
44	e	820	CLA	O2D-CGD-O1D	-2.72	118.51	123.84
44	f	815	CLA	O2D-CGD-O1D	-2.72	118.51	123.84
44	e	807	CLA	CHB-C4A-NA	2.72	128.28	124.51
44	A	828	CLA	CMB-C2B-C3B	2.72	129.77	124.68
44	l	507	CLA	O2D-CGD-O1D	-2.72	118.52	123.84
44	f	808	CLA	O2D-CGD-O1D	-2.72	118.52	123.84
47	o	305	BCR	C20-C19-C18	-2.72	118.77	126.42
44	A	831	CLA	CAB-C3B-C2B	2.72	130.02	124.69
47	L	306	BCR	C3-C4-C5	-2.72	109.22	114.08
44	e	832	CLA	CMB-C2B-C3B	2.72	129.77	124.68
44	e	833	CLA	CMB-C2B-C1B	-2.72	124.28	128.46
44	B	835	CLA	CHB-C4A-NA	2.72	128.27	124.51
44	f	810	CLA	O2D-CGD-O1D	-2.72	118.52	123.84
52	p	517	CHL	CMD-C2D-C3D	-2.72	121.36	127.61
44	e	822	CLA	CMB-C2B-C3B	2.72	129.76	124.68
44	q	310	CLA	CMB-C2B-C3B	2.72	129.76	124.68
44	B	808	CLA	CHD-C1D-ND	-2.72	121.96	124.45
43	e	801	CL0	C2D-C1D-ND	2.72	112.11	110.10
47	e	854	BCR	C7-C8-C9	-2.72	122.13	126.23
44	f	830	CLA	O2D-CGD-O1D	-2.72	118.53	123.84
44	e	809	CLA	CHB-C4A-NA	2.72	128.27	124.51
53	r	303	XAT	C4-C3-C2	-2.72	105.53	110.77
44	f	803	CLA	O2D-CGD-O1D	-2.72	118.53	123.84
52	s	512	CHL	C3B-C4B-NB	2.72	112.72	109.21
47	j	801	BCR	C10-C11-C12	-2.72	114.74	123.22
44	f	842	CLA	CMB-C2B-C3B	2.71	129.75	124.68
47	B	845	BCR	C34-C9-C10	-2.71	119.12	122.92
44	e	803	CLA	C1B-CHB-C4A	-2.71	124.74	130.12
44	p	506	CLA	O2D-CGD-O1D	-2.71	118.53	123.84
47	m	103	BCR	C8-C7-C6	-2.71	119.58	127.20
44	e	833	CLA	CAA-C2A-C3A	-2.71	109.77	116.10
52	s	513	CHL	O2A-CGA-CBA	2.71	120.42	111.91
47	e	848	BCR	C38-C26-C27	2.71	118.82	113.62
44	l	504	CLA	C1B-CHB-C4A	-2.71	124.75	130.12
46	2	517	LHG	C5-O7-C7	-2.71	111.12	117.79
53	r	303	XAT	C24-C23-C22	-2.71	105.54	110.77
44	A	803	CLA	CHB-C4A-NA	2.71	128.26	124.51
47	e	848	BCR	C8-C7-C6	-2.71	119.59	127.20
52	5	317	CHL	CMD-C2D-C3D	-2.71	121.38	127.61
47	s	503	BCR	C10-C11-C12	-2.71	114.77	123.22
44	l	505	CLA	O2D-CGD-O1D	-2.71	118.54	123.84

Continued on next page...

Continued from previous page...

Mol	Chain	Res	Type	Atoms	Z	Observed(°)	Ideal(°)
44	q	306	CLA	CAA-C2A-C3A	-2.71	109.78	116.10
47	A	847	BCR	C11-C10-C9	-2.71	123.45	127.31
44	r	305	CLA	O2D-CGD-O1D	-2.71	118.55	123.84
44	q	312	CLA	CHB-C4A-NA	2.71	128.25	124.51
44	3	306	CLA	C1B-CHB-C4A	-2.71	124.76	130.12
44	1	510	CLA	CHB-C4A-NA	2.71	128.25	124.51
47	I	101	BCR	C15-C16-C17	-2.70	117.93	123.47
52	r	314	CHL	C1-C2-C3	-2.70	122.38	126.75
44	p	511	CLA	C1B-CHB-C4A	-2.70	124.77	130.12
52	r	313	CHL	C3B-C4B-NB	2.70	112.70	109.21
47	q	303	BCR	C36-C18-C19	2.70	122.33	118.08
47	A	846	BCR	C28-C27-C26	-2.70	109.26	114.08
52	3	315	CHL	CMB-C2B-C3B	2.70	129.73	124.68
44	q	304	CLA	O2D-CGD-O1D	-2.70	118.56	123.84
47	A	847	BCR	C24-C23-C22	-2.70	122.16	126.23
44	e	806	CLA	CAA-C2A-C3A	-2.70	109.80	116.10
44	B	841	CLA	CMB-C2B-C3B	2.70	129.72	124.68
44	B	825	CLA	O2D-CGD-O1D	-2.70	118.57	123.84
44	f	814	CLA	O2D-CGD-O1D	-2.70	118.57	123.84
47	2	503	BCR	C34-C9-C10	-2.70	119.15	122.92
52	3	302	CHL	C1D-ND-C4D	-2.70	104.42	106.33
51	1	502	LUT	C15-C35-C34	-2.70	117.95	123.47
44	A	815	CLA	O2D-CGD-O1D	-2.69	118.57	123.84
47	A	849	BCR	C28-C27-C26	-2.69	109.27	114.08
44	B	817	CLA	CMB-C2B-C3B	2.69	129.72	124.68
44	A	805	CLA	C1B-CHB-C4A	-2.69	124.78	130.12
47	f	849	BCR	C8-C7-C6	-2.69	119.64	127.20
44	n	203	CLA	O2D-CGD-O1D	-2.69	118.57	123.84
44	3	316	CLA	CHB-C4A-NA	2.69	128.24	124.51
44	3	317	CLA	CHB-C4A-NA	2.69	128.24	124.51
44	q	314	CLA	CBD-CHA-C1A	2.69	131.67	128.50
52	r	313	CHL	C2D-C1D-ND	2.69	112.09	110.10
44	p	515	CLA	O2D-CGD-O1D	-2.69	118.58	123.84
44	f	819	CLA	CAA-C2A-C3A	-2.69	109.82	116.10
44	A	819	CLA	CMB-C2B-C3B	2.69	129.71	124.68
44	A	840	CLA	CAA-C2A-C3A	-2.69	109.82	116.10
44	r	310	CLA	CMB-C2B-C3B	2.69	129.71	124.68
44	q	309	CLA	CHB-C4A-NA	2.69	128.23	124.51
44	B	830	CLA	CMB-C2B-C3B	2.69	129.71	124.68
44	e	826	CLA	O2D-CGD-O1D	-2.69	118.58	123.84
43	e	801	CL0	O2D-CGD-O1D	-2.69	117.98	124.09
44	s	505	CLA	O2D-CGD-O1D	-2.69	118.58	123.84

Continued on next page...

Continued from previous page...

Mol	Chain	Res	Type	Atoms	Z	Observed(°)	Ideal(°)
47	q	303	BCR	C24-C23-C22	-2.69	122.17	126.23
44	A	831	CLA	CMB-C2B-C3B	2.69	129.95	124.69
47	B	845	BCR	C27-C26-C25	-2.69	118.83	122.73
44	f	825	CLA	O2D-CGD-O1D	-2.69	118.58	123.84
44	e	830	CLA	O2D-CGD-O1D	-2.69	118.58	123.84
47	3	305	BCR	C35-C13-C14	-2.69	119.16	122.92
47	s	503	BCR	C21-C20-C19	2.69	131.60	123.22
52	5	314	CHL	CMD-C2D-C3D	-2.69	121.44	127.61
44	B	813	CLA	C2D-C1D-ND	-2.69	108.12	110.10
44	B	811	CLA	O2D-CGD-O1D	-2.69	118.59	123.84
47	f	847	BCR	C3-C4-C5	-2.68	109.28	114.08
46	A	843	LHG	C6-C5-C4	-2.68	105.44	111.79
44	A	810	CLA	O2D-CGD-O1D	-2.68	118.59	123.84
44	e	810	CLA	CMB-C2B-C3B	2.68	129.70	124.68
47	e	850	BCR	C38-C26-C27	2.68	118.77	113.62
44	5	316	CLA	CAA-C2A-C3A	-2.68	109.84	116.10
47	B	844	BCR	C15-C16-C17	-2.68	117.98	123.47
44	A	805	CLA	CHB-C4A-NA	2.68	128.22	124.51
44	f	812	CLA	CHB-C4A-NA	2.68	128.22	124.51
44	s	511	CLA	O2D-CGD-O1D	-2.68	118.59	123.84
44	f	834	CLA	CHB-C4A-NA	2.68	128.22	124.51
44	1	506	CLA	C1-C2-C3	-2.68	121.41	126.04
44	5	310	CLA	C1-C2-C3	-2.68	122.42	126.75
47	F	804	BCR	C3-C4-C5	-2.68	109.29	114.08
47	e	850	BCR	C3-C4-C5	-2.68	109.29	114.08
44	A	839	CLA	CMB-C2B-C3B	2.68	129.69	124.68
44	f	822	CLA	CMB-C2B-C3B	2.68	129.69	124.68
47	L	305	BCR	C29-C30-C25	2.68	114.60	110.48
52	q	313	CHL	C4A-NA-C1A	2.68	107.91	106.71
52	s	513	CHL	C4A-NA-C1A	2.68	107.91	106.71
44	B	814	CLA	CAA-C2A-C3A	-2.68	109.86	116.10
44	5	312	CLA	C1B-CHB-C4A	-2.67	124.82	130.12
47	B	845	BCR	C3-C4-C5	-2.67	109.30	114.08
44	s	514	CLA	CHB-C4A-NA	2.67	128.21	124.51
52	r	313	CHL	CMB-C2B-C3B	2.67	129.68	124.68
44	e	841	CLA	CAA-C2A-C3A	-2.67	109.86	116.10
44	3	311	CLA	CHB-C4A-NA	2.67	128.21	124.51
46	p	516	LHG	C5-O7-C7	-2.67	111.21	117.79
47	e	847	BCR	C20-C21-C22	-2.67	123.50	127.31
47	s	503	BCR	C4-C5-C6	-2.67	118.85	122.73
44	A	834	CLA	CAA-C2A-C3A	-2.67	109.87	116.10
43	A	801	CL0	C2D-C1D-ND	2.67	112.07	110.10

Continued on next page...

Continued from previous page...

Mol	Chain	Res	Type	Atoms	Z	Observed(°)	Ideal(°)
44	B	820	CLA	C1B-CHB-C4A	-2.67	124.83	130.12
44	q	305	CLA	CMB-C2B-C3B	2.67	129.67	124.68
44	q	315	CLA	O2D-CGD-O1D	-2.67	118.62	123.84
44	B	818	CLA	CHB-C4A-NA	2.67	128.20	124.51
51	p	502	LUT	C38-C25-C24	-2.67	117.85	123.56
47	j	801	BCR	C33-C5-C4	2.67	118.74	113.62
44	f	821	CLA	O2D-CGD-O1D	-2.67	118.62	123.84
44	e	853	CLA	CHB-C4A-NA	2.67	128.20	124.51
44	f	839	CLA	CHB-C4A-NA	2.67	128.20	124.51
47	A	853	BCR	C32-C1-C6	-2.67	105.97	110.30
44	K	203	CLA	O2D-CGD-O1D	-2.67	118.62	123.84
44	f	836	CLA	CMB-C2B-C3B	2.67	129.67	124.68
47	e	850	BCR	C4-C5-C6	-2.67	118.86	122.73
43	A	801	CL0	O2D-CGD-O1D	-2.67	118.03	124.09
47	o	301	BCR	C8-C9-C10	2.67	123.03	118.94
47	B	847	BCR	C36-C18-C19	2.67	122.28	118.08
52	3	302	CHL	CMB-C2B-C3B	2.66	129.66	124.68
44	B	810	CLA	CBD-CHA-C1A	2.66	131.64	128.50
44	p	513	CLA	C1B-CHB-C4A	-2.66	124.85	130.12
47	f	845	BCR	C33-C5-C4	2.66	118.73	113.62
44	3	310	CLA	CHB-C4A-NA	2.66	128.19	124.51
47	e	854	BCR	C27-C26-C25	-2.66	118.87	122.73
44	A	811	CLA	O2D-CGD-CBD	2.66	115.99	111.27
44	5	313	CLA	CMB-C2B-C3B	2.66	129.65	124.68
52	1	517	CHL	CMD-C2D-C3D	-2.66	121.50	127.61
51	r	302	LUT	C7-C8-C9	-2.66	122.22	126.23
51	s	501	LUT	C18-C5-C4	2.66	119.28	114.36
44	e	811	CLA	CMB-C2B-C3B	2.66	129.65	124.68
52	s	515	CHL	CMB-C2B-C3B	2.65	129.64	124.68
44	e	815	CLA	O2D-CGD-O1D	-2.65	118.66	123.84
51	q	301	LUT	C15-C14-C13	-2.65	123.53	127.31
44	5	306	CLA	CMB-C2B-C3B	2.65	129.64	124.68
47	A	846	BCR	C38-C26-C27	2.65	118.71	113.62
52	s	512	CHL	CHD-C1D-C2D	2.65	131.04	125.48
52	p	514	CHL	C3B-C4B-NB	2.65	112.64	109.21
47	F	801	BCR	C10-C11-C12	-2.65	114.95	123.22
44	q	311	CLA	C1B-CHB-C4A	-2.65	124.87	130.12
44	B	808	CLA	CMB-C2B-C3B	2.65	129.63	124.68
47	B	846	BCR	C36-C18-C17	-2.65	119.21	122.92
52	2	515	CHL	C2D-C1D-ND	2.65	112.05	110.10
47	l	102	BCR	C10-C11-C12	-2.65	114.96	123.22
52	2	512	CHL	C2A-C1A-CHA	-2.65	119.23	123.86

Continued on next page...

Continued from previous page...

Mol	Chain	Res	Type	Atoms	Z	Observed(°)	Ideal(°)
52	2	512	CHL	CMB-C2B-C3B	2.64	129.87	124.69
47	B	845	BCR	C35-C13-C14	-2.64	119.22	122.92
47	l	102	BCR	C29-C30-C25	2.64	114.55	110.48
47	F	801	BCR	C15-C14-C13	-2.64	123.54	127.31
44	B	840	CLA	O2D-CGD-O1D	-2.64	118.67	123.84
44	2	510	CLA	O2D-CGD-O1D	-2.64	118.67	123.84
44	f	810	CLA	O2A-CGA-O1A	-2.64	116.92	123.59
44	e	805	CLA	CHB-C4A-NA	2.64	128.16	124.51
44	p	513	CLA	CHB-C4A-NA	2.64	128.16	124.51
44	p	513	CLA	O2D-CGD-O1D	-2.64	118.68	123.84
44	A	828	CLA	O2D-CGD-O1D	-2.64	118.68	123.84
47	B	847	BCR	C1-C6-C5	-2.64	118.90	122.61
51	q	302	LUT	C8-C9-C10	-2.64	114.89	118.94
47	A	851	BCR	C23-C24-C25	-2.64	119.79	127.20
44	s	505	CLA	CMB-C2B-C3B	2.64	129.61	124.68
46	O	601	LHG	C5-O7-C7	-2.64	111.30	117.79
44	2	507	CLA	O2D-CGD-O1D	-2.64	118.68	123.84
44	A	840	CLA	CMB-C2B-C1B	-2.64	124.41	128.46
47	K	204	BCR	C10-C11-C12	-2.64	114.99	123.22
44	e	836	CLA	O2D-CGD-O1D	-2.64	118.69	123.84
47	l	101	BCR	C28-C27-C26	-2.63	109.37	114.08
43	A	801	CL0	CMB-C2B-C3B	2.63	129.85	124.69
44	A	805	CLA	O2D-CGD-O1D	-2.63	118.69	123.84
43	e	801	CL0	CMB-C2B-C3B	2.63	129.85	124.69
51	q	302	LUT	C18-C5-C4	2.63	119.23	114.36
51	q	302	LUT	C30-C31-C32	-2.63	115.00	123.22
44	e	816	CLA	CHB-C4A-NA	2.63	128.15	124.51
51	3	303	LUT	C20-C13-C12	2.63	122.23	118.08
44	f	838	CLA	O2D-CGD-O1D	-2.63	118.69	123.84
47	A	849	BCR	C38-C26-C25	-2.63	121.57	124.53
44	B	835	CLA	C1-C2-C3	-2.63	121.49	126.04
47	A	847	BCR	C4-C5-C6	-2.63	118.91	122.73
44	f	806	CLA	O2D-CGD-O1D	-2.63	118.70	123.84
44	2	504	CLA	C1B-CHB-C4A	-2.63	124.91	130.12
44	3	309	CLA	CMB-C2B-C3B	2.63	129.74	124.93
44	3	314	CLA	CHB-C4A-NA	2.63	128.14	124.51
52	1	512	CHL	C1D-ND-C4D	-2.63	104.47	106.33
44	q	306	CLA	O2D-CGD-CBD	2.63	115.93	111.27
45	B	843	PQN	C14-C13-C15	2.63	119.69	115.27
44	s	504	CLA	C1B-CHB-C4A	-2.62	124.92	130.12
47	l	101	BCR	C34-C9-C10	-2.62	119.25	122.92
44	1	508	CLA	C1B-CHB-C4A	-2.62	124.92	130.12

Continued on next page...

Continued from previous page...

Mol	Chain	Res	Type	Atoms	Z	Observed(°)	Ideal(°)
52	r	314	CHL	C2A-C1A-CHA	-2.62	119.27	123.86
52	l	512	CHL	OMC-CMC-C2C	-2.62	119.76	125.69
44	B	807	CLA	CHB-C4A-NA	2.62	128.14	124.51
44	e	808	CLA	CHB-C4A-NA	2.62	128.14	124.51
44	f	841	CLA	CAA-C2A-C3A	-2.62	109.98	116.10
44	f	828	CLA	CHB-C4A-NA	2.62	128.14	124.51
47	K	204	BCR	C36-C18-C17	-2.62	119.25	122.92
44	e	825	CLA	CAA-C2A-C3A	-2.62	109.98	116.10
47	f	846	BCR	C38-C26-C25	-2.62	121.59	124.53
51	3	304	LUT	C18-C5-C6	-2.62	121.59	124.53
44	3	311	CLA	CAC-C3C-C4C	2.62	128.21	124.81
53	s	502	XAT	C15-C35-C34	-2.62	118.11	123.47
52	p	514	CHL	CMB-C2B-C3B	2.62	129.57	124.68
44	5	310	CLA	CHB-C4A-NA	2.62	128.13	124.51
44	e	814	CLA	CMB-C2B-C3B	2.62	129.57	124.68
44	5	309	CLA	CAA-CBA-CGA	-2.62	105.56	112.51
44	J	101	CLA	CHB-C4A-NA	2.62	128.13	124.51
47	L	306	BCR	C21-C20-C19	-2.62	115.06	123.22
46	p	516	LHG	O8-C23-C24	2.62	120.11	111.91
44	e	816	CLA	O2D-CGD-O1D	-2.62	118.72	123.84
52	2	516	CHL	CHB-C4A-NA	2.61	128.13	124.51
44	B	837	CLA	O2A-CGA-O1A	-2.61	116.99	123.59
44	f	824	CLA	CMB-C2B-C3B	2.61	129.57	124.68
44	f	837	CLA	CHB-C4A-NA	2.61	128.12	124.51
44	e	840	CLA	CHB-C4A-NA	2.61	128.12	124.51
44	f	809	CLA	CMB-C2B-C3B	2.61	129.56	124.68
44	p	507	CLA	CAB-C3B-C2B	2.61	129.80	124.69
52	q	313	CHL	C1D-ND-C4D	-2.61	104.48	106.33
44	l	504	CLA	CHB-C4A-NA	2.61	128.12	124.51
43	e	801	CL0	CMD-C2D-C3D	-2.61	121.61	127.61
51	s	501	LUT	C8-C7-C6	-2.61	119.88	127.20
47	j	803	BCR	C11-C12-C13	-2.61	119.09	126.42
46	e	844	LHG	O8-C23-C24	2.61	120.09	111.91
44	p	504	CLA	O2D-CGD-CBD	2.61	115.90	111.27
44	B	820	CLA	O2D-CGD-O1D	-2.61	118.74	123.84
44	e	803	CLA	CHB-C4A-NA	2.61	128.12	124.51
52	r	314	CHL	O2A-CGA-CBA	2.61	120.08	111.91
44	B	839	CLA	O2A-CGA-O1A	-2.60	117.02	123.59
54	Q	802	SQD	O48-C23-C24	2.60	120.08	111.91
44	e	840	CLA	CAA-C2A-C3A	-2.60	110.02	116.10
47	A	846	BCR	C30-C25-C26	-2.60	118.95	122.61
44	B	803	CLA	CMB-C2B-C1B	-2.60	124.46	128.46

Continued on next page...

Continued from previous page...

Mol	Chain	Res	Type	Atoms	Z	Observed(°)	Ideal(°)
44	B	819	CLA	CMA-C3A-C2A	-2.60	110.02	116.10
43	A	801	CL0	CMD-C2D-C3D	-2.60	121.63	127.61
52	5	314	CHL	CMB-C2B-C3B	2.60	129.54	124.68
44	1	515	CLA	C2D-C1D-ND	-2.60	108.19	110.10
44	B	830	CLA	C1B-CHB-C4A	-2.60	124.97	130.12
47	j	801	BCR	C8-C7-C6	-2.60	119.90	127.20
47	f	849	BCR	C16-C17-C18	-2.60	123.60	127.31
44	5	316	CLA	CHB-C4A-NA	2.60	128.10	124.51
51	p	502	LUT	C31-C32-C33	-2.60	119.12	126.42
44	n	202	CLA	CMB-C2B-C3B	2.60	129.54	124.68
44	e	833	CLA	C1B-CHB-C4A	-2.60	124.98	130.12
52	s	513	CHL	CMB-C2B-C3B	2.59	129.53	124.68
44	e	831	CLA	C1B-CHB-C4A	-2.59	124.98	130.12
44	o	303	CLA	CHB-C4A-NA	2.59	128.10	124.51
44	A	836	CLA	O2A-CGA-O1A	-2.59	117.04	123.59
52	r	316	CHL	C1D-ND-C4D	-2.59	104.49	106.33
44	e	825	CLA	CHB-C4A-NA	2.59	128.10	124.51
44	s	508	CLA	C1B-CHB-C4A	-2.59	124.98	130.12
47	F	804	BCR	C21-C20-C19	-2.59	115.12	123.22
47	B	844	BCR	C35-C13-C14	-2.59	119.29	122.92
47	s	503	BCR	C11-C10-C9	-2.59	123.61	127.31
46	B	851	LHG	O8-C23-C24	2.59	120.04	111.91
47	A	846	BCR	C8-C7-C6	-2.59	119.92	127.20
44	B	827	CLA	CHB-C4A-NA	2.59	128.09	124.51
44	q	314	CLA	CHD-C1D-ND	-2.59	122.07	124.45
44	5	307	CLA	CMB-C2B-C3B	2.59	129.52	124.68
44	A	824	CLA	O2D-CGD-O1D	-2.59	118.78	123.84
44	2	506	CLA	O2D-CGD-O1D	-2.59	118.78	123.84
44	A	834	CLA	CMB-C2B-C3B	2.59	129.52	124.68
47	L	306	BCR	C31-C1-C6	-2.59	106.10	110.30
44	B	827	CLA	C2D-C1D-ND	-2.59	108.20	110.10
44	e	827	CLA	C1B-CHB-C4A	-2.59	124.99	130.12
46	f	852	LHG	C5-O7-C7	-2.59	111.42	117.79
44	e	829	CLA	C1B-CHB-C4A	-2.59	124.99	130.12
44	3	312	CLA	CAA-C2A-C3A	-2.59	110.06	116.10
52	1	514	CHL	CBD-CHA-C1A	2.59	131.55	128.50
44	f	834	CLA	C1B-CHB-C4A	-2.59	124.99	130.12
44	B	816	CLA	CHB-C4A-NA	2.59	128.09	124.51
44	L	303	CLA	C1B-CHB-C4A	-2.59	124.99	130.12
44	B	826	CLA	C2D-C1D-ND	-2.59	108.20	110.10
44	A	833	CLA	O2D-CGD-CBD	2.59	115.86	111.27
52	p	514	CHL	CHD-C1D-C2D	2.59	130.90	125.48

Continued on next page...

Continued from previous page...

Mol	Chain	Res	Type	Atoms	Z	Observed(°)	Ideal(°)
44	e	815	CLA	C1B-CHB-C4A	-2.58	125.00	130.12
44	f	804	CLA	CHD-C1D-ND	-2.58	122.08	124.45
44	e	853	CLA	C1B-CHB-C4A	-2.58	125.00	130.12
44	A	852	CLA	O2D-CGD-O1D	-2.58	118.79	123.84
47	Q	801	BCR	C33-C5-C6	-2.58	121.63	124.53
51	1	502	LUT	C38-C25-C24	-2.58	118.03	123.56
47	f	846	BCR	C10-C11-C12	-2.58	115.16	123.22
44	e	830	CLA	C1B-CHB-C4A	-2.58	125.00	130.12
44	2	511	CLA	C1B-CHB-C4A	-2.58	125.00	130.12
44	f	813	CLA	C1B-CHB-C4A	-2.58	125.00	130.12
44	1	506	CLA	CMB-C2B-C3B	2.58	129.50	124.68
47	r	301	BCR	C7-C8-C9	-2.58	122.34	126.23
43	A	801	CL0	C6-C5-C3	-2.58	106.69	113.45
44	e	841	CLA	CMB-C2B-C3B	2.58	129.50	124.68
47	J	102	BCR	C29-C30-C25	2.58	114.45	110.48
44	A	802	CLA	O2D-CGD-O1D	-2.58	118.80	123.84
44	s	510	CLA	O2D-CGD-O1D	-2.58	118.80	123.84
43	e	801	CL0	C6-C5-C3	-2.57	106.70	113.45
44	B	809	CLA	C2A-C1A-CHA	2.57	126.70	122.71
44	B	833	CLA	O2A-CGA-O1A	-2.57	117.10	123.59
44	e	834	CLA	CHB-C4A-NA	2.57	128.07	124.51
47	A	851	BCR	C29-C30-C25	2.57	114.44	110.48
52	1	512	CHL	CMB-C2B-C3B	2.57	129.49	124.68
47	A	851	BCR	C33-C5-C4	2.57	118.56	113.62
47	j	803	BCR	C33-C5-C4	2.57	118.56	113.62
44	B	834	CLA	CHD-C1D-ND	-2.57	122.09	124.45
44	q	308	CLA	CHB-C4A-NA	2.57	128.07	124.51
44	e	802	CLA	C2A-C1A-CHA	2.57	126.70	122.71
44	q	310	CLA	O2D-CGD-O1D	-2.57	118.81	123.84
51	p	501	LUT	C19-C9-C10	-2.57	119.32	122.92
44	B	805	CLA	CMA-C3A-C2A	-2.57	110.10	116.10
44	2	509	CLA	O2D-CGD-O1D	-2.57	118.81	123.84
44	f	809	CLA	C1B-CHB-C4A	-2.57	125.03	130.12
47	r	301	BCR	C20-C21-C22	-2.57	123.64	127.31
51	1	502	LUT	C18-C5-C4	2.57	119.11	114.36
44	f	835	CLA	CAA-C2A-C3A	-2.57	105.75	112.78
44	A	818	CLA	C2D-C1D-ND	-2.57	108.21	110.10
47	A	847	BCR	C28-C27-C26	-2.57	109.49	114.08
47	I	101	BCR	C36-C18-C19	2.57	122.12	118.08
44	1	505	CLA	CHB-C4A-NA	2.57	128.06	124.51
47	B	847	BCR	C1-C6-C7	2.57	123.04	115.78
44	e	821	CLA	O2D-CGD-O1D	-2.57	118.82	123.84

Continued on next page...

Continued from previous page...

Mol	Chain	Res	Type	Atoms	Z	Observed(°)	Ideal(°)
44	B	815	CLA	C2D-C1D-ND	-2.56	108.21	110.10
44	A	828	CLA	C1B-CHB-C4A	-2.56	125.04	130.12
44	B	803	CLA	C1B-CHB-C4A	-2.56	125.04	130.12
44	r	315	CLA	CHB-C4A-NA	2.56	128.06	124.51
44	5	305	CLA	C4B-CHC-C1C	-2.56	125.69	129.64
44	2	514	CLA	CHB-C4A-NA	2.56	128.06	124.51
44	A	811	CLA	CBD-CHA-C1A	2.56	131.52	128.50
53	s	502	XAT	C27-C28-C29	-2.56	121.55	125.53
45	A	841	PQN	C2M-C2-C1	2.56	120.52	116.27
44	f	830	CLA	CHB-C4A-NA	2.56	128.06	124.51
44	r	305	CLA	CHB-C4A-NA	2.56	128.06	124.51
44	3	311	CLA	C1B-CHB-C4A	-2.56	125.04	130.12
47	F	804	BCR	C24-C23-C22	-2.56	122.36	126.23
44	e	810	CLA	CHB-C4A-NA	2.56	128.05	124.51
44	3	307	CLA	O2D-CGD-O1D	-2.56	118.83	123.84
47	f	845	BCR	C38-C26-C25	-2.56	121.66	124.53
47	o	301	BCR	C16-C17-C18	-2.56	123.66	127.31
44	f	824	CLA	CHB-C4A-NA	2.56	128.05	124.51
44	r	309	CLA	O2D-CGD-O1D	-2.56	118.84	123.84
44	B	834	CLA	CHB-C4A-NA	2.56	128.05	124.51
47	l	102	BCR	C23-C24-C25	-2.56	120.02	127.20
47	L	305	BCR	C34-C9-C10	-2.56	119.34	122.92
52	r	316	CHL	C1C-C2C-C3C	-2.56	105.09	107.11
47	L	306	BCR	C7-C8-C9	-2.56	122.37	126.23
44	r	304	CLA	CHB-C4A-NA	2.55	128.04	124.51
47	F	804	BCR	C33-C5-C6	-2.55	121.66	124.53
47	o	305	BCR	C33-C5-C4	2.55	118.52	113.62
44	5	313	CLA	CBD-CHA-C1A	2.55	131.51	128.50
44	A	816	CLA	C1B-CHB-C4A	-2.55	125.06	130.12
44	2	505	CLA	C1B-CHB-C4A	-2.55	125.06	130.12
52	p	512	CHL	CHD-C4C-C3C	-2.55	121.09	124.84
52	r	314	CHL	C1C-C2C-C3C	-2.55	105.09	107.11
44	p	505	CLA	O2D-CGD-CBD	2.55	115.80	111.27
47	e	850	BCR	C10-C11-C12	-2.55	115.26	123.22
44	e	824	CLA	O2D-CGD-O1D	-2.55	118.85	123.84
47	s	503	BCR	C2-C1-C6	2.55	114.40	110.48
52	5	314	CHL	O2D-CGD-O1D	-2.55	118.86	123.84
44	B	806	CLA	C3A-C4A-CHB	-2.55	120.79	123.91
47	A	846	BCR	C3-C4-C5	-2.55	109.53	114.08
44	f	804	CLA	C2D-C1D-ND	2.55	111.98	110.10
44	f	814	CLA	CHB-C4A-NA	2.55	128.03	124.51
44	e	833	CLA	CHB-C4A-NA	2.55	128.03	124.51

Continued on next page...

Continued from previous page...

Mol	Chain	Res	Type	Atoms	Z	Observed(°)	Ideal(°)
44	f	827	CLA	C1B-CHB-C4A	-2.55	125.07	130.12
44	B	834	CLA	C1B-CHB-C4A	-2.55	125.08	130.12
47	e	849	BCR	C11-C10-C9	-2.54	123.68	127.31
44	f	810	CLA	C1B-CHB-C4A	-2.54	125.08	130.12
44	e	818	CLA	C2D-C1D-ND	2.54	111.98	110.10
44	5	316	CLA	C1B-CHB-C4A	-2.54	125.08	130.12
47	3	305	BCR	C8-C7-C6	-2.54	120.06	127.20
44	q	306	CLA	CHB-C4A-NA	2.54	128.03	124.51
47	e	849	BCR	C3-C4-C5	-2.54	109.54	114.08
44	e	818	CLA	CMB-C2B-C3B	2.54	129.44	124.68
47	f	848	BCR	C24-C23-C22	-2.54	122.39	126.23
52	p	512	CHL	CHD-C1D-C2D	2.54	130.81	125.48
44	e	826	CLA	C1B-CHB-C4A	-2.54	125.08	130.12
44	s	505	CLA	CHB-C4A-NA	2.54	128.03	124.51
44	B	808	CLA	O2A-CGA-O1A	-2.54	117.18	123.59
44	L	303	CLA	O2D-CGD-CBD	2.54	115.78	111.27
44	f	819	CLA	CHB-C4A-NA	2.54	128.02	124.51
47	F	804	BCR	C29-C30-C25	2.54	114.39	110.48
47	e	847	BCR	C24-C23-C22	-2.54	122.40	126.23
47	s	503	BCR	C38-C26-C27	2.54	118.49	113.62
51	3	303	LUT	C8-C7-C6	-2.54	120.08	127.20
44	f	838	CLA	CHB-C4A-NA	2.54	128.02	124.51
47	o	301	BCR	C11-C10-C9	-2.54	123.69	127.31
44	B	834	CLA	O2A-CGA-O1A	-2.54	116.98	123.30
44	A	852	CLA	CMB-C2B-C3B	2.54	129.42	124.68
51	2	501	LUT	C39-C29-C28	2.53	122.07	118.08
44	r	307	CLA	C1-C2-C3	-2.53	121.66	126.04
44	B	838	CLA	CHB-C4A-NA	2.53	128.02	124.51
52	5	315	CHL	OMC-CMC-C2C	-2.53	119.96	125.69
52	2	515	CHL	C2A-C1A-CHA	-2.53	119.43	123.86
52	2	515	CHL	O2D-CGD-O1D	-2.53	118.89	123.84
44	e	839	CLA	CHB-C4A-NA	2.53	128.01	124.51
44	3	313	CLA	CMB-C2B-C3B	2.53	129.41	124.68
52	s	517	CHL	CMB-C2B-C3B	2.53	129.41	124.68
44	2	514	CLA	CMB-C2B-C3B	2.53	129.41	124.68
44	f	810	CLA	CHB-C4A-NA	2.53	128.01	124.51
52	s	513	CHL	C1D-ND-C4D	-2.53	104.54	106.33
44	n	205	CLA	CBD-CHA-C1A	2.53	131.48	128.50
44	B	805	CLA	O2D-CGD-O1D	-2.53	118.89	123.84
44	n	202	CLA	CHB-C4A-NA	2.53	128.01	124.51
47	B	847	BCR	C21-C20-C19	-2.53	115.33	123.22
52	3	315	CHL	OMC-CMC-C2C	-2.53	119.97	125.69

Continued on next page...

Continued from previous page...

Mol	Chain	Res	Type	Atoms	Z	Observed(°)	Ideal(°)
44	e	822	CLA	CHB-C4A-NA	2.53	128.01	124.51
44	e	811	CLA	CAA-C2A-C3A	-2.53	110.20	116.10
44	r	304	CLA	C1B-CHB-C4A	-2.53	125.11	130.12
44	e	836	CLA	CHB-C4A-NA	2.53	128.00	124.51
44	5	306	CLA	CAA-C2A-C3A	-2.53	110.20	116.10
44	f	820	CLA	CHB-C4A-NA	2.53	128.00	124.51
53	s	502	XAT	C20-C13-C14	-2.52	119.39	122.92
47	e	854	BCR	C33-C5-C6	-2.52	121.69	124.53
44	B	823	CLA	CHB-C4A-NA	2.52	128.00	124.51
44	f	808	CLA	CHB-C4A-NA	2.52	128.00	124.51
44	f	840	CLA	C1B-CHB-C4A	-2.52	125.12	130.12
44	f	806	CLA	CAA-C2A-C3A	-2.52	110.21	116.10
44	2	514	CLA	O2D-CGD-O1D	-2.52	118.90	123.84
44	f	840	CLA	CHB-C4A-NA	2.52	128.00	124.51
44	5	305	CLA	C2A-C1A-CHA	2.52	126.62	122.71
44	e	808	CLA	CMB-C2B-C3B	2.52	129.40	124.68
44	B	821	CLA	C1-C2-C3	-2.52	122.67	126.75
44	A	833	CLA	CHB-C4A-NA	2.52	128.00	124.51
44	A	831	CLA	C1-C2-C3	-2.52	121.69	126.04
47	e	849	BCR	C8-C7-C6	-2.52	120.13	127.20
44	2	511	CLA	CMB-C2B-C3B	2.52	129.39	124.68
44	f	830	CLA	CMB-C2B-C3B	2.52	129.62	124.69
44	e	813	CLA	O2D-CGD-O1D	-2.52	118.92	123.84
44	A	814	CLA	CHB-C4A-NA	2.52	127.99	124.51
44	A	822	CLA	CHB-C4A-NA	2.52	127.99	124.51
44	3	301	CLA	CHB-C4A-NA	2.52	127.99	124.51
47	q	303	BCR	C38-C26-C27	2.52	118.45	113.62
44	r	312	CLA	CHB-C4A-NA	2.52	127.99	124.51
44	B	824	CLA	CMB-C2B-C3B	2.52	129.39	124.68
44	1	508	CLA	O2D-CGD-O1D	-2.52	118.92	123.84
44	e	841	CLA	CHB-C4A-NA	2.52	127.99	124.51
44	3	311	CLA	O2A-CGA-O1A	-2.51	117.25	123.59
47	l	101	BCR	C33-C5-C6	-2.51	121.70	124.53
44	n	205	CLA	C1B-CHB-C4A	-2.51	125.14	130.12
44	e	828	CLA	CHB-C4A-NA	2.51	127.99	124.51
44	A	817	CLA	C1B-CHB-C4A	-2.51	125.14	130.12
47	B	845	BCR	C24-C23-C22	-2.51	122.44	126.23
52	q	313	CHL	C1C-C2C-C3C	-2.51	105.12	107.11
52	2	513	CHL	CMB-C2B-C3B	2.51	129.38	124.68
44	B	802	CLA	O2A-CGA-O1A	-2.51	117.25	123.59
47	e	846	BCR	C7-C8-C9	-2.51	122.44	126.23
50	F	806	LMG	C8-O7-C10	-2.51	111.61	117.79

Continued on next page...

Continued from previous page...

Mol	Chain	Res	Type	Atoms	Z	Observed(°)	Ideal(°)
44	m	101	CLA	CMB-C2B-C3B	2.51	129.61	124.69
44	q	312	CLA	C1B-CHB-C4A	-2.51	125.14	130.12
44	K	205	CLA	O2D-CGD-O1D	-2.51	118.39	124.09
44	f	817	CLA	CHB-C4A-NA	2.51	127.98	124.51
44	s	511	CLA	CHB-C4A-NA	2.51	127.98	124.51
53	2	502	XAT	C40-C33-C34	-2.51	119.41	122.92
47	B	846	BCR	C28-C27-C26	-2.51	109.60	114.08
52	3	315	CHL	CMD-C2D-C3D	-2.51	121.84	127.61
47	o	301	BCR	C33-C5-C4	2.51	118.43	113.62
44	f	828	CLA	CAA-C2A-C3A	-2.51	110.25	116.10
51	p	501	LUT	C20-C13-C14	-2.51	119.41	122.92
45	f	844	PQN	C2M-C2-C1	2.51	120.42	116.27
44	5	308	CLA	CHB-C4A-NA	2.51	127.98	124.51
44	e	852	CLA	CHB-C4A-NA	2.51	127.98	124.51
44	f	822	CLA	O2D-CGD-O1D	-2.51	118.94	123.84
50	2	519	LMG	O7-C10-O9	-2.51	117.65	123.70
47	e	851	BCR	C38-C26-C27	2.51	118.43	113.62
44	e	829	CLA	O2D-CGD-O1D	-2.50	118.94	123.84
51	s	501	LUT	C30-C31-C32	-2.50	115.40	123.22
44	n	205	CLA	O2D-CGD-O1D	-2.50	118.40	124.09
47	l	503	BCR	C33-C5-C4	2.50	118.43	113.62
44	A	816	CLA	CHB-C4A-NA	2.50	127.97	124.51
47	j	803	BCR	C34-C9-C10	-2.50	119.42	122.92
44	f	815	CLA	C1B-CHB-C4A	-2.50	125.16	130.12
44	f	841	CLA	CHB-C4A-NA	2.50	127.97	124.51
46	B	851	LHG	C5-O7-C7	-2.50	111.63	117.79
44	3	317	CLA	CMA-C3A-C2A	-2.50	110.26	116.10
44	B	826	CLA	CHD-C1D-ND	-2.50	122.15	124.45
44	A	825	CLA	C1B-CHB-C4A	-2.50	125.16	130.12
44	B	836	CLA	C1B-CHB-C4A	-2.50	125.16	130.12
52	2	512	CHL	CHB-C4A-NA	2.50	127.97	124.51
47	B	848	BCR	C21-C20-C19	-2.50	115.41	123.22
44	l	507	CLA	CHB-C4A-NA	2.50	127.97	124.51
54	Q	802	SQD	O8-S-C6	2.50	109.72	105.74
44	e	826	CLA	CHB-C4A-NA	2.50	127.97	124.51
47	l	102	BCR	C24-C23-C22	-2.50	122.46	126.23
47	e	849	BCR	C20-C19-C18	-2.50	119.39	126.42
44	f	837	CLA	CMB-C2B-C3B	2.50	129.35	124.68
47	f	847	BCR	C10-C11-C12	-2.50	115.42	123.22
44	f	805	CLA	C1B-CHB-C4A	-2.50	125.17	130.12
44	2	510	CLA	CHB-C4A-NA	2.50	127.97	124.51
44	3	310	CLA	O2D-CGD-O1D	-2.50	118.95	123.84

Continued on next page...

Continued from previous page...

Mol	Chain	Res	Type	Atoms	Z	Observed(°)	Ideal(°)
47	A	849	BCR	C16-C15-C14	-2.50	118.36	123.47
44	L	304	CLA	C1B-CHB-C4A	-2.49	125.18	130.12
44	5	307	CLA	O2D-CGD-O1D	-2.49	118.96	123.84
44	s	509	CLA	C1B-CHB-C4A	-2.49	125.18	130.12
44	B	817	CLA	CHB-C4A-NA	2.49	127.96	124.51
52	s	513	CHL	C1C-C2C-C3C	-2.49	105.14	107.11
47	A	845	BCR	C37-C22-C21	-2.49	119.43	122.92
44	e	820	CLA	CAA-C2A-C3A	-2.49	110.28	116.10
47	J	102	BCR	C31-C1-C6	-2.49	106.26	110.30
44	s	511	CLA	C1B-CHB-C4A	-2.49	125.18	130.12
44	f	818	CLA	CHB-C4A-NA	2.49	127.96	124.51
52	1	514	CHL	CMB-C2B-C3B	2.49	129.34	124.68
44	B	823	CLA	C2D-C1D-ND	-2.49	108.27	110.10
44	f	835	CLA	CHB-C4A-NA	2.49	127.95	124.51
51	2	501	LUT	C40-C33-C32	2.49	122.00	118.08
44	A	818	CLA	O2D-CGD-CBD	2.49	115.69	111.27
47	B	849	BCR	C29-C30-C25	2.49	114.31	110.48
47	I	101	BCR	C10-C11-C12	-2.49	115.45	123.22
44	A	836	CLA	CMB-C2B-C3B	2.49	129.33	124.68
47	e	850	BCR	C16-C15-C14	-2.49	118.38	123.47
47	2	503	BCR	C35-C13-C12	2.49	121.99	118.08
44	p	507	CLA	CHB-C4A-NA	2.48	127.95	124.51
47	5	302	BCR	C21-C20-C19	-2.48	115.46	123.22
44	s	506	CLA	CHB-C4A-NA	2.48	127.95	124.51
52	p	512	CHL	O2D-CGD-O1D	-2.48	118.98	123.84
44	B	819	CLA	C2D-C1D-ND	-2.48	108.28	110.10
44	e	816	CLA	C1B-CHB-C4A	-2.48	125.20	130.12
44	f	823	CLA	CHB-C4A-NA	2.48	127.94	124.51
44	f	829	CLA	C1-C2-C3	-2.48	122.74	126.75
47	e	849	BCR	C7-C8-C9	-2.48	122.49	126.23
44	5	316	CLA	O2D-CGD-O1D	-2.48	118.99	123.84
44	5	309	CLA	O2D-CGD-O1D	-2.48	119.00	123.84
44	F	802	CLA	C1B-CHB-C4A	-2.48	125.21	130.12
43	e	801	CL0	CAB-C3B-C2B	2.48	129.54	124.69
44	p	505	CLA	CHA-C1A-NA	-2.48	120.73	126.40
46	f	852	LHG	O8-C23-C24	2.48	119.68	111.91
47	B	852	BCR	C8-C9-C10	2.48	122.74	118.94
47	F	801	BCR	C29-C30-C25	2.48	114.29	110.48
44	B	839	CLA	CHD-C1D-ND	-2.48	122.18	124.45
44	f	835	CLA	C1B-CHB-C4A	-2.48	125.21	130.12
44	B	814	CLA	CAC-C3C-C4C	2.47	128.02	124.81
44	f	842	CLA	CHB-C4A-NA	2.47	127.93	124.51

Continued on next page...

Continued from previous page...

Mol	Chain	Res	Type	Atoms	Z	Observed(°)	Ideal(°)
44	5	311	CLA	O2D-CGD-O1D	-2.47	119.00	123.84
44	2	514	CLA	O2A-CGA-O1A	-2.47	117.35	123.59
44	f	843	CLA	CHB-C4A-NA	2.47	127.93	124.51
53	s	502	XAT	C38-C25-C24	2.47	117.06	114.28
50	m	105	LMG	C8-O7-C10	-2.47	111.71	117.79
44	B	841	CLA	CHB-C4A-NA	2.47	127.93	124.51
47	e	847	BCR	C16-C15-C14	-2.47	118.42	123.47
44	A	828	CLA	CHB-C4A-NA	2.47	127.93	124.51
44	B	822	CLA	O2D-CGD-CBD	2.47	115.66	111.27
44	e	823	CLA	CHB-C4A-NA	2.47	127.92	124.51
44	f	821	CLA	CHB-C4A-NA	2.47	127.92	124.51
44	F	802	CLA	CHD-C1D-ND	-2.47	122.19	124.45
44	B	821	CLA	C2D-C1D-ND	-2.47	108.29	110.10
44	2	504	CLA	CAC-C3C-C4C	2.47	128.01	124.81
44	f	816	CLA	CHB-C4A-NA	2.47	127.92	124.51
52	s	515	CHL	C1D-ND-C4D	-2.46	104.58	106.33
52	q	313	CHL	CMB-C2B-C3B	2.46	129.29	124.68
44	l	510	CLA	O2D-CGD-CBD	2.46	115.64	111.27
44	f	832	CLA	CHB-C4A-NA	2.46	127.92	124.51
44	r	315	CLA	C1B-CHB-C4A	-2.46	125.24	130.12
47	o	301	BCR	C38-C26-C27	2.46	118.34	113.62
44	m	102	CLA	CHB-C4A-NA	2.46	127.92	124.51
44	r	307	CLA	CHB-C4A-NA	2.46	127.92	124.51
44	p	509	CLA	O2A-CGA-CBA	2.46	119.63	111.91
44	B	812	CLA	C2D-C1D-ND	-2.46	108.29	110.10
44	f	819	CLA	C1B-CHB-C4A	-2.46	125.25	130.12
44	B	837	CLA	CHB-C4A-NA	2.46	127.91	124.51
47	B	844	BCR	C20-C19-C18	-2.46	119.51	126.42
44	B	838	CLA	C1B-CHB-C4A	-2.46	125.25	130.12
47	J	102	BCR	C34-C9-C8	2.46	121.95	118.08
51	3	304	LUT	C10-C11-C12	-2.46	115.55	123.22
43	A	801	CL0	CAB-C3B-C2B	2.46	129.50	124.69
44	A	810	CLA	CHB-C4A-NA	2.46	127.91	124.51
47	B	852	BCR	C23-C24-C25	-2.46	120.30	127.20
44	o	304	CLA	C1B-CHB-C4A	-2.46	125.25	130.12
44	A	824	CLA	C2A-C1A-CHA	2.46	126.52	122.71
44	K	205	CLA	C1B-CHB-C4A	-2.46	125.25	130.12
52	2	515	CHL	OMC-CMC-C2C	-2.46	120.14	125.69
44	l	506	CLA	CHB-C4A-NA	2.45	127.91	124.51
51	5	303	LUT	C39-C29-C28	2.45	121.94	118.08
44	A	822	CLA	C1B-CHB-C4A	-2.45	125.26	130.12
47	e	854	BCR	C35-C13-C14	-2.45	119.49	122.92

Continued on next page...

Continued from previous page...

Mol	Chain	Res	Type	Atoms	Z	Observed(°)	Ideal(°)
49	f	851	DGD	O1G-C1A-C2A	2.45	119.61	111.91
49	m	104	DGD	O1G-C1A-C2A	2.45	119.61	111.91
44	B	829	CLA	O2D-CGD-CBD	2.45	115.63	111.27
44	r	317	CLA	C1-C2-C3	-2.45	122.78	126.75
44	B	806	CLA	CHD-C1D-ND	-2.45	122.20	124.45
46	s	516	LHG	O8-C23-C24	2.45	119.60	111.91
44	A	831	CLA	C2D-C1D-ND	-2.45	108.30	110.10
44	A	832	CLA	C1B-CHB-C4A	-2.45	125.26	130.12
44	B	826	CLA	CHB-C4A-NA	2.45	127.90	124.51
44	e	832	CLA	C1B-CHB-C4A	-2.45	125.26	130.12
44	A	806	CLA	CHB-C4A-NA	2.45	127.90	124.51
47	e	854	BCR	C20-C21-C22	-2.45	123.81	127.31
44	s	509	CLA	CHB-C4A-NA	2.45	127.90	124.51
49	J	103	DGD	O1G-C1A-C2A	2.45	119.59	111.91
44	s	509	CLA	C1-C2-C3	-2.45	122.79	126.75
44	f	828	CLA	C1B-CHB-C4A	-2.45	125.27	130.12
44	2	510	CLA	O2A-CGA-O1A	-2.45	117.41	123.59
44	f	806	CLA	C1B-CHB-C4A	-2.45	125.27	130.12
50	2	518	LMG	O6-C1-C2	-2.45	105.17	110.35
47	L	306	BCR	C4-C5-C6	-2.45	119.18	122.73
44	B	835	CLA	O2A-CGA-O1A	-2.45	117.42	123.59
44	e	818	CLA	C1D-ND-C4D	-2.45	104.60	106.33
46	s	516	LHG	C5-O7-C7	-2.44	111.77	117.79
44	3	310	CLA	O2A-CGA-O1A	-2.44	117.21	123.30
47	f	845	BCR	C30-C25-C26	-2.44	119.17	122.61
44	2	504	CLA	CMB-C2B-C3B	2.44	129.25	124.68
44	q	306	CLA	CMB-C2B-C3B	2.44	129.25	124.68
47	p	503	BCR	C40-C30-C29	2.44	118.68	108.91
47	e	848	BCR	C27-C26-C25	-2.44	119.19	122.73
47	e	848	BCR	C11-C12-C13	-2.44	119.56	126.42
44	e	820	CLA	CHB-C4A-NA	2.44	127.89	124.51
44	p	507	CLA	CMB-C2B-C3B	2.44	129.47	124.69
47	f	850	BCR	C37-C22-C21	-2.44	119.50	122.92
44	B	809	CLA	CMB-C2B-C3B	2.44	129.25	124.68
44	f	822	CLA	CAA-C2A-C3A	-2.44	110.40	116.10
44	A	807	CLA	CHB-C4A-NA	2.44	127.89	124.51
52	3	315	CHL	O1D-CGD-CBD	-2.44	119.49	124.48
44	F	803	CLA	CHB-C4A-NA	2.44	127.89	124.51
47	B	852	BCR	C30-C25-C26	-2.44	119.18	122.61
44	A	808	CLA	O2D-CGD-O1D	-2.44	119.07	123.84
44	L	303	CLA	CAA-C2A-C3A	-2.44	106.10	112.78
52	2	513	CHL	O2D-CGD-O1D	-2.44	119.07	123.84

Continued on next page...

Continued from previous page...

Mol	Chain	Res	Type	Atoms	Z	Observed(°)	Ideal(°)
44	2	505	CLA	CHB-C4A-NA	2.44	127.88	124.51
44	e	806	CLA	CHB-C4A-NA	2.44	127.88	124.51
44	e	814	CLA	CHB-C4A-NA	2.44	127.88	124.51
44	n	203	CLA	CHB-C4A-NA	2.44	127.88	124.51
44	5	310	CLA	C1B-CHB-C4A	-2.44	125.29	130.12
44	e	811	CLA	CHB-C4A-NA	2.44	127.88	124.51
44	e	838	CLA	CHB-C4A-NA	2.44	127.88	124.51
47	A	845	BCR	C36-C18-C17	-2.44	119.51	122.92
44	q	309	CLA	CHD-C1D-ND	-2.44	122.22	124.45
51	2	501	LUT	C19-C9-C10	-2.43	119.51	122.92
52	s	513	CHL	O2D-CGD-O1D	-2.43	119.08	123.84
47	1	503	BCR	C8-C7-C6	-2.43	120.37	127.20
50	2	519	LMG	O8-C28-C29	2.43	119.54	111.91
44	f	842	CLA	CAA-C2A-C3A	-2.43	110.42	116.10
44	B	812	CLA	CHB-C4A-NA	2.43	127.88	124.51
44	B	839	CLA	CHB-C4A-NA	2.43	127.88	124.51
44	s	510	CLA	C1B-CHB-C4A	-2.43	125.30	130.12
44	A	831	CLA	O2A-CGA-O1A	-2.43	117.46	123.59
44	p	506	CLA	C1-C2-C3	-2.43	121.84	126.04
47	f	849	BCR	C38-C26-C27	2.43	118.28	113.62
44	F	802	CLA	CHB-C4A-NA	2.43	127.87	124.51
44	q	307	CLA	C1B-CHB-C4A	-2.43	125.31	130.12
44	1	510	CLA	C1B-CHB-C4A	-2.43	125.31	130.12
44	A	806	CLA	O2D-CGD-O1D	-2.43	119.09	123.84
44	3	307	CLA	CMB-C2B-C1B	-2.43	124.73	128.46
44	5	307	CLA	O2A-CGA-O1A	-2.43	117.47	123.59
44	3	318	CLA	CMB-C2B-C3B	2.43	129.44	124.69
44	A	824	CLA	C2D-C1D-ND	-2.42	108.32	110.10
44	B	840	CLA	CHB-C4A-NA	2.42	127.86	124.51
44	1	513	CLA	C1B-CHB-C4A	-2.42	125.31	130.12
44	f	821	CLA	C1B-CHB-C4A	-2.42	125.31	130.12
52	r	313	CHL	O2D-CGD-O1D	-2.42	119.10	123.84
44	B	839	CLA	C1B-CHB-C4A	-2.42	125.32	130.12
47	J	102	BCR	C2-C1-C6	2.42	114.21	110.48
47	A	849	BCR	C8-C9-C10	2.42	122.66	118.94
51	p	501	LUT	C37-C21-C26	-2.42	105.87	109.55
52	q	313	CHL	CAC-C3C-C4C	2.42	127.95	124.81
44	n	203	CLA	CAA-C2A-C3A	-2.42	110.44	116.10
44	e	817	CLA	CHB-C4A-NA	2.42	127.86	124.51
44	r	312	CLA	CAA-C2A-C3A	-2.42	110.45	116.10
44	5	307	CLA	CHD-C1D-ND	-2.42	122.23	124.45
44	e	831	CLA	CHB-C4A-NA	2.42	127.86	124.51

Continued on next page...

Continued from previous page...

Mol	Chain	Res	Type	Atoms	Z	Observed(°)	Ideal(°)
44	f	811	CLA	CMB-C2B-C3B	2.42	129.20	124.68
44	o	302	CLA	CHB-C4A-NA	2.42	127.86	124.51
44	l	509	CLA	C1B-CHB-C4A	-2.42	125.33	130.12
44	f	804	CLA	CHA-C4D-ND	2.42	137.55	132.50
44	n	201	CLA	CHB-C4A-NA	2.42	127.85	124.51
44	A	814	CLA	CAA-C2A-C3A	-2.42	108.22	114.26
47	e	846	BCR	C15-C16-C17	-2.41	118.53	123.47
44	3	309	CLA	CAA-C2A-C3A	-2.41	108.23	114.26
52	s	512	CHL	CHD-C4C-C3C	-2.41	121.29	124.84
44	A	803	CLA	C1B-CHB-C4A	-2.41	125.34	130.12
44	3	301	CLA	CMB-C2B-C3B	2.41	129.19	124.68
47	L	305	BCR	C37-C22-C21	-2.41	119.54	122.92
44	p	515	CLA	C2A-C1A-CHA	2.41	126.45	122.71
44	B	812	CLA	C1-C2-C3	-2.41	121.87	126.04
44	3	316	CLA	C1B-CHB-C4A	-2.41	125.34	130.12
44	A	815	CLA	C2D-C1D-ND	-2.41	108.33	110.10
44	e	821	CLA	CHB-C4A-NA	2.41	127.85	124.51
44	e	804	CLA	C1B-CHB-C4A	-2.41	125.34	130.12
44	q	316	CLA	C1B-CHB-C4A	-2.41	125.35	130.12
44	B	820	CLA	O2A-CGA-O1A	-2.41	117.51	123.59
43	A	801	CL0	CHA-C4D-ND	2.41	137.54	132.50
44	f	822	CLA	CHB-C4A-NA	2.41	127.84	124.51
44	f	833	CLA	C1B-CHB-C4A	-2.41	125.35	130.12
47	3	305	BCR	C15-C16-C17	-2.41	118.54	123.47
44	B	803	CLA	C1-C2-C3	-2.41	121.88	126.04
47	s	503	BCR	C33-C5-C4	2.41	118.24	113.62
44	A	838	CLA	C1B-CHB-C4A	-2.41	125.35	130.12
47	q	303	BCR	C10-C11-C12	-2.41	115.71	123.22
44	3	312	CLA	O2D-CGD-O1D	-2.41	119.14	123.84
44	A	807	CLA	C1B-CHB-C4A	-2.41	125.35	130.12
44	5	311	CLA	CHB-C4A-NA	2.41	127.84	124.51
44	e	824	CLA	CHB-C4A-NA	2.41	127.84	124.51
47	2	503	BCR	C20-C19-C18	2.40	133.17	126.42
44	q	308	CLA	C1B-CHB-C4A	-2.40	125.35	130.12
51	3	304	LUT	C38-C25-C24	-2.40	118.41	123.56
49	J	103	DGD	C6D-O5D-C1E	-2.40	109.04	113.74
47	e	846	BCR	C23-C24-C25	-2.40	120.45	127.20
47	A	846	BCR	C37-C22-C21	-2.40	119.56	122.92
47	e	851	BCR	C2-C1-C6	2.40	114.18	110.48
44	A	837	CLA	CMA-C3A-C2A	-2.40	110.49	116.10
47	f	845	BCR	C27-C26-C25	-2.40	119.24	122.73
44	A	825	CLA	O2A-CGA-O1A	-2.40	117.53	123.59

Continued on next page...

Continued from previous page...

Mol	Chain	Res	Type	Atoms	Z	Observed(°)	Ideal(°)
45	B	843	PQN	C11-C3-C4	2.40	121.07	118.50
44	r	317	CLA	C1B-CHB-C4A	-2.40	125.36	130.12
44	f	831	CLA	CHB-C4A-NA	2.40	127.83	124.51
43	e	801	CL0	CHA-C4D-ND	2.40	137.52	132.50
47	s	503	BCR	C35-C13-C12	2.40	121.86	118.08
44	e	839	CLA	C1-C2-C3	-2.40	121.89	126.04
44	B	812	CLA	CAB-C3B-C2B	2.40	129.39	124.69
47	f	845	BCR	C3-C4-C5	-2.40	109.79	114.08
52	r	313	CHL	CHD-C1D-C2D	2.40	130.51	125.48
44	3	308	CLA	O2D-CGD-O1D	-2.40	119.15	123.84
47	J	102	BCR	C27-C26-C25	-2.40	119.25	122.73
44	3	318	CLA	CHB-C4A-NA	2.40	127.83	124.51
51	3	304	LUT	C16-C1-C6	-2.40	106.41	110.30
47	f	847	BCR	C38-C26-C27	2.40	118.22	113.62
50	2	519	LMG	O1-C1-C2	2.40	112.05	108.30
44	A	802	CLA	CHB-C4A-NA	2.40	127.83	124.51
44	e	803	CLA	C1-C2-C3	-2.40	121.90	126.04
44	f	812	CLA	C1B-CHB-C4A	-2.40	125.37	130.12
47	A	851	BCR	C31-C1-C6	-2.39	106.42	110.30
52	2	515	CHL	C1C-C2C-C3C	-2.39	105.21	107.11
47	f	850	BCR	C33-C5-C4	2.39	118.22	113.62
44	e	837	CLA	C1B-CHB-C4A	-2.39	125.38	130.12
47	e	846	BCR	C11-C10-C9	-2.39	123.89	127.31
44	s	506	CLA	C1B-CHB-C4A	-2.39	125.38	130.12
44	B	818	CLA	CHD-C1D-ND	-2.39	122.25	124.45
44	f	823	CLA	C1B-CHB-C4A	-2.39	125.38	130.12
47	F	801	BCR	C37-C22-C21	-2.39	119.57	122.92
44	L	301	CLA	CHB-C4A-NA	2.39	127.82	124.51
44	f	813	CLA	CHB-C4A-NA	2.39	127.82	124.51
44	2	511	CLA	CHD-C1D-ND	-2.39	122.26	124.45
47	A	845	BCR	C8-C7-C6	-2.39	120.49	127.20
47	B	852	BCR	C35-C13-C14	-2.39	119.58	122.92
44	r	310	CLA	C1B-CHB-C4A	-2.39	125.38	130.12
47	F	804	BCR	C33-C5-C4	2.39	118.20	113.62
47	A	847	BCR	C1-C6-C5	-2.39	119.25	122.61
52	1	514	CHL	OMC-CMC-C2C	-2.39	120.29	125.69
52	p	512	CHL	C3B-C4B-NB	2.39	112.30	109.21
44	f	824	CLA	C1B-CHB-C4A	-2.39	125.39	130.12
44	1	509	CLA	CHB-C4A-NA	2.39	127.81	124.51
46	1	516	LHG	O8-C23-O10	-2.39	117.57	123.59
47	n	204	BCR	C36-C18-C17	-2.39	119.58	122.92
44	5	307	CLA	C1B-CHB-C4A	-2.39	125.39	130.12

Continued on next page...

Continued from previous page...

Mol	Chain	Res	Type	Atoms	Z	Observed(°)	Ideal(°)
44	e	834	CLA	C1B-CHB-C4A	-2.39	125.39	130.12
44	3	314	CLA	C1B-CHB-C4A	-2.39	125.39	130.12
44	A	836	CLA	CHD-C1D-ND	-2.39	122.26	124.45
44	3	311	CLA	O1D-CGD-CBD	2.38	129.36	124.48
44	A	817	CLA	CHB-C4A-NA	2.38	127.81	124.51
44	B	842	CLA	CHB-C4A-NA	2.38	127.81	124.51
44	f	806	CLA	CHB-C4A-NA	2.38	127.81	124.51
44	f	809	CLA	CHB-C4A-NA	2.38	127.81	124.51
52	r	314	CHL	CMB-C2B-C3B	2.38	129.14	124.68
47	I	101	BCR	C27-C26-C25	-2.38	119.27	122.73
47	J	102	BCR	C36-C18-C19	2.38	121.83	118.08
44	B	821	CLA	CMB-C2B-C3B	2.38	129.14	124.68
44	B	812	CLA	CMB-C2B-C3B	2.38	129.35	124.69
44	q	315	CLA	CHB-C4A-NA	2.38	127.81	124.51
52	l	517	CHL	CHB-C4A-NA	2.38	127.81	124.51
44	f	826	CLA	O2D-CGD-CBD	2.38	115.50	111.27
44	J	101	CLA	C1B-CHB-C4A	-2.38	125.40	130.12
44	e	827	CLA	C2D-C1D-ND	-2.38	108.35	110.10
47	e	846	BCR	C37-C22-C21	-2.38	119.59	122.92
44	A	827	CLA	C1B-CHB-C4A	-2.38	125.40	130.12
44	B	829	CLA	C1B-CHB-C4A	-2.38	125.40	130.12
44	q	315	CLA	C1B-CHB-C4A	-2.38	125.40	130.12
47	L	306	BCR	C30-C25-C26	-2.38	119.26	122.61
44	f	805	CLA	C2A-C1A-CHA	2.38	126.40	122.71
44	B	815	CLA	C1B-CHB-C4A	-2.38	125.40	130.12
44	5	306	CLA	CMA-C3A-C2A	-2.38	110.54	116.10
50	F	805	LMG	C8-O7-C10	-2.38	111.93	117.79
47	Q	801	BCR	C38-C26-C25	-2.38	121.86	124.53
47	l	102	BCR	C15-C16-C17	-2.38	118.60	123.47
44	f	831	CLA	C1B-CHB-C4A	-2.38	125.41	130.12
47	j	801	BCR	C39-C30-C25	-2.38	106.44	110.30
44	L	302	CLA	C1B-CHB-C4A	-2.38	125.41	130.12
47	m	103	BCR	C27-C26-C25	-2.38	119.28	122.73
44	f	801	CLA	C1B-CHB-C4A	-2.38	125.41	130.12
47	L	305	BCR	C39-C30-C25	-2.38	106.44	110.30
44	f	818	CLA	C1B-CHB-C4A	-2.38	125.41	130.12
47	s	503	BCR	C20-C19-C18	2.38	133.09	126.42
44	n	201	CLA	C1B-CHB-C4A	-2.37	125.41	130.12
44	A	832	CLA	O2A-CGA-O1A	-2.37	117.60	123.59
44	e	806	CLA	CMA-C3A-C2A	-2.37	110.56	116.10
47	B	848	BCR	C36-C18-C19	2.37	121.82	118.08
52	l	517	CHL	C1C-C2C-C3C	-2.37	105.23	107.11

Continued on next page...

Continued from previous page...

Mol	Chain	Res	Type	Atoms	Z	Observed(°)	Ideal(°)
44	r	307	CLA	C1B-CHB-C4A	-2.37	125.42	130.12
52	2	513	CHL	C2D-C1D-ND	2.37	111.85	110.10
44	B	813	CLA	CHB-C4A-NA	2.37	127.79	124.51
44	e	819	CLA	C1B-CHB-C4A	-2.37	125.42	130.12
47	K	204	BCR	C33-C5-C4	2.37	118.17	113.62
44	B	828	CLA	C2D-C1D-ND	-2.37	108.36	110.10
47	A	853	BCR	C39-C30-C25	-2.37	106.45	110.30
44	p	515	CLA	CHB-C4A-NA	2.37	127.79	124.51
47	f	850	BCR	C20-C19-C18	-2.37	119.76	126.42
44	A	823	CLA	C1B-CHB-C4A	-2.37	125.42	130.12
44	f	801	CLA	CHB-C4A-NA	2.37	127.79	124.51
44	2	511	CLA	CBD-CHA-C1A	2.37	131.29	128.50
47	B	849	BCR	C38-C26-C25	-2.37	121.87	124.53
47	J	102	BCR	C10-C11-C12	-2.37	115.83	123.22
44	B	804	CLA	CHB-C4A-NA	2.37	127.79	124.51
44	f	833	CLA	CHB-C4A-NA	2.37	127.79	124.51
47	A	847	BCR	C15-C16-C17	-2.37	118.62	123.47
44	A	837	CLA	CHB-C4A-NA	2.37	127.78	124.51
44	f	811	CLA	CHB-C4A-NA	2.37	127.78	124.51
44	K	205	CLA	CHD-C1D-ND	-2.37	122.28	124.45
44	f	825	CLA	CHB-C4A-NA	2.37	127.78	124.51
44	A	830	CLA	O1D-CGD-CBD	2.37	129.32	124.48
44	B	810	CLA	O2D-CGD-CBD	2.37	115.47	111.27
52	5	315	CHL	C4A-NA-C1A	2.36	107.77	106.71
44	B	817	CLA	C1B-CHB-C4A	-2.36	125.43	130.12
47	B	845	BCR	C29-C28-C27	-2.36	106.09	111.38
44	B	805	CLA	C1B-CHB-C4A	-2.36	125.44	130.12
47	e	848	BCR	C16-C15-C14	-2.36	118.63	123.47
44	r	310	CLA	CHB-C4A-NA	2.36	127.78	124.51
47	e	850	BCR	C30-C25-C26	-2.36	119.29	122.61
44	e	806	CLA	C1B-CHB-C4A	-2.36	125.44	130.12
44	r	312	CLA	C1B-CHB-C4A	-2.36	125.44	130.12
44	f	838	CLA	C1B-CHB-C4A	-2.36	125.44	130.12
44	A	804	CLA	CHB-C4A-NA	2.36	127.77	124.51
44	B	818	CLA	C1B-CHB-C4A	-2.36	125.44	130.12
44	B	805	CLA	C2D-C1D-ND	-2.36	108.37	110.10
50	2	519	LMG	O6-C5-C4	2.36	113.98	109.69
44	f	826	CLA	C1B-CHB-C4A	-2.36	125.45	130.12
52	5	314	CHL	C2A-C1A-CHA	-2.36	119.74	123.86
44	B	833	CLA	C1B-CHB-C4A	-2.36	125.45	130.12
51	p	501	LUT	C40-C33-C34	-2.36	119.62	122.92
44	r	306	CLA	O2A-CGA-O1A	-2.36	117.64	123.59

Continued on next page...

Continued from previous page...

Mol	Chain	Res	Type	Atoms	Z	Observed(°)	Ideal(°)
44	1	509	CLA	O2A-CGA-O1A	-2.36	117.64	123.59
52	q	313	CHL	OMC-CMC-C2C	-2.36	120.36	125.69
44	A	810	CLA	C1B-CHB-C4A	-2.36	125.45	130.12
44	B	833	CLA	C2D-C1D-ND	-2.36	108.37	110.10
50	2	519	LMG	C3-C4-C5	2.36	114.44	110.24
44	A	809	CLA	CHB-C4A-NA	2.36	127.77	124.51
44	B	814	CLA	CHB-C4A-NA	2.35	127.77	124.51
47	e	850	BCR	C33-C5-C6	-2.35	121.89	124.53
44	2	508	CLA	C1B-CHB-C4A	-2.35	125.46	130.12
44	s	514	CLA	C1B-CHB-C4A	-2.35	125.46	130.12
47	5	302	BCR	C36-C18-C17	-2.35	119.63	122.92
44	3	312	CLA	CHB-C4A-NA	2.35	127.76	124.51
47	A	848	BCR	C8-C7-C6	-2.35	120.60	127.20
47	f	845	BCR	C8-C7-C6	-2.35	120.60	127.20
44	A	820	CLA	O2A-CGA-O1A	-2.35	117.66	123.59
44	e	813	CLA	CHB-C4A-NA	2.35	127.76	124.51
44	e	815	CLA	CHB-C4A-NA	2.35	127.76	124.51
44	L	302	CLA	CHB-C4A-NA	2.35	127.93	124.34
47	j	801	BCR	C35-C13-C12	2.35	121.78	118.08
44	A	838	CLA	C1-C2-C3	-2.35	121.98	126.04
44	e	802	CLA	CHB-C4A-NA	2.35	127.76	124.51
47	A	845	BCR	C20-C19-C18	-2.35	119.82	126.42
47	A	846	BCR	C34-C9-C10	-2.35	119.64	122.92
44	3	310	CLA	CHD-C1D-ND	-2.35	122.30	124.45
51	1	501	LUT	C20-C13-C12	2.35	121.77	118.08
44	L	303	CLA	CHD-C1D-ND	-2.34	122.30	124.45
44	A	821	CLA	O1D-CGD-CBD	2.34	129.28	124.48
44	e	813	CLA	C1B-CHB-C4A	-2.34	125.48	130.12
44	e	817	CLA	C1B-CHB-C4A	-2.34	125.48	130.12
44	f	842	CLA	C1B-CHB-C4A	-2.34	125.48	130.12
47	A	847	BCR	C34-C9-C8	2.34	121.77	118.08
51	2	501	LUT	C40-C33-C34	-2.34	119.64	122.92
44	3	307	CLA	C2D-C1D-ND	-2.34	108.38	110.10
52	1	514	CHL	O2D-CGD-O1D	-2.34	119.26	123.84
52	p	514	CHL	CHD-C4C-C3C	-2.34	121.40	124.84
53	s	502	XAT	C11-C12-C13	-2.34	119.84	126.42
44	B	836	CLA	CHB-C4A-NA	2.34	127.75	124.51
52	r	314	CHL	C5-C3-C4	2.34	119.77	114.60
44	B	837	CLA	C1B-CHB-C4A	-2.34	125.48	130.12
51	s	501	LUT	C22-C23-C24	2.34	114.40	111.74
47	f	848	BCR	C7-C8-C9	-2.34	122.70	126.23
44	r	308	CLA	CHB-C4A-NA	2.34	127.75	124.51

Continued on next page...

Continued from previous page...

Mol	Chain	Res	Type	Atoms	Z	Observed(°)	Ideal(°)
44	e	839	CLA	C1B-CHB-C4A	-2.34	125.48	130.12
44	r	306	CLA	C1-C2-C3	-2.34	122.00	126.04
51	l	501	LUT	C15-C14-C13	-2.34	123.97	127.31
44	q	304	CLA	O2D-CGD-CBD	2.34	115.42	111.27
44	B	824	CLA	O2A-CGA-O1A	-2.34	117.47	123.30
44	2	506	CLA	CHB-C4A-NA	2.34	127.74	124.51
44	e	837	CLA	O2A-CGA-O1A	-2.34	117.70	123.59
44	f	837	CLA	C1B-CHB-C4A	-2.34	125.49	130.12
44	e	820	CLA	C1B-CHB-C4A	-2.33	125.49	130.12
44	r	305	CLA	C1-C2-C3	-2.33	122.97	126.75
44	r	315	CLA	CMA-C3A-C2A	-2.33	110.65	116.10
44	e	838	CLA	O2D-CGD-CBD	2.33	115.42	111.27
51	q	301	LUT	C31-C32-C33	-2.33	119.86	126.42
44	A	852	CLA	CHD-C1D-ND	-2.33	122.31	124.45
44	o	304	CLA	CHB-C4A-NA	2.33	127.74	124.51
44	A	828	CLA	CAA-C2A-C3A	-2.33	110.65	116.10
44	F	803	CLA	C1B-CHB-C4A	-2.33	125.50	130.12
44	A	820	CLA	O2D-CGD-CBD	2.33	115.41	111.27
44	p	508	CLA	CHB-C4A-NA	2.33	127.74	124.51
44	p	509	CLA	CHA-C4D-ND	2.33	137.38	132.50
47	l	101	BCR	C11-C12-C13	-2.33	119.87	126.42
44	e	828	CLA	C1B-CHB-C4A	-2.33	125.50	130.12
47	n	204	BCR	C20-C21-C22	-2.33	123.98	127.31
44	B	830	CLA	O1D-CGD-CBD	2.33	129.25	124.48
44	r	317	CLA	CHB-C4A-NA	2.33	127.73	124.51
47	j	803	BCR	C35-C13-C14	-2.33	119.66	122.92
44	r	308	CLA	C1B-CHB-C4A	-2.33	125.50	130.12
44	3	316	CLA	CHD-C1D-ND	-2.33	122.31	124.45
44	m	101	CLA	CHB-C4A-NA	2.33	127.73	124.51
44	p	507	CLA	C1B-CHB-C4A	-2.33	125.50	130.12
44	n	201	CLA	CAA-C2A-C3A	-2.33	110.67	116.10
47	A	849	BCR	C10-C11-C12	-2.33	115.95	123.22
44	f	832	CLA	C1B-CHB-C4A	-2.33	125.51	130.12
44	e	803	CLA	O2A-CGA-O1A	-2.33	117.72	123.59
44	p	504	CLA	CBA-CAA-C2A	2.33	118.65	113.47
47	o	305	BCR	C36-C18-C17	-2.33	119.67	122.92
47	B	849	BCR	C40-C30-C25	-2.32	106.53	110.30
44	A	839	CLA	C1B-CHB-C4A	-2.32	125.51	130.12
44	B	827	CLA	C1B-CHB-C4A	-2.32	125.51	130.12
44	B	803	CLA	CMB-C2B-C3B	2.32	129.03	124.68
44	e	837	CLA	CHB-C4A-NA	2.32	127.73	124.51
44	e	807	CLA	C1B-CHB-C4A	-2.32	125.51	130.12

Continued on next page...

Continued from previous page...

Mol	Chain	Res	Type	Atoms	Z	Observed(°)	Ideal(°)
53	s	502	XAT	C4-C3-C2	-2.32	106.29	110.77
44	A	829	CLA	C1B-CHB-C4A	-2.32	125.52	130.12
44	5	305	CLA	C1B-CHB-C4A	-2.32	125.52	130.12
47	F	801	BCR	C2-C1-C6	2.32	114.06	110.48
44	A	808	CLA	CHB-C4A-NA	2.32	127.72	124.51
44	B	802	CLA	C2D-C1D-ND	-2.32	108.39	110.10
44	e	809	CLA	C1B-CHB-C4A	-2.32	125.52	130.12
44	K	205	CLA	CHB-C4A-NA	2.32	127.72	124.51
47	e	846	BCR	C33-C5-C4	2.32	118.08	113.62
44	B	828	CLA	CMA-C3A-C2A	-2.32	110.68	116.10
44	3	310	CLA	C1B-CHB-C4A	-2.32	125.52	130.12
44	e	821	CLA	C1B-CHB-C4A	-2.32	125.52	130.12
47	f	848	BCR	C21-C20-C19	-2.32	115.98	123.22
44	s	511	CLA	O2A-CGA-O1A	-2.32	117.74	123.59
47	q	303	BCR	C38-C26-C25	-2.32	121.92	124.53
47	r	301	BCR	C8-C7-C6	-2.32	120.69	127.20
47	A	851	BCR	C21-C20-C19	-2.32	115.98	123.22
44	s	507	CLA	C1B-CHB-C4A	-2.32	125.53	130.12
45	f	844	PQN	C11-C3-C4	2.32	120.98	118.50
54	Q	803	SQD	O7-S-C6	2.32	109.69	106.94
44	A	812	CLA	CHB-C4A-NA	2.32	127.71	124.51
44	f	807	CLA	CHB-C4A-NA	2.32	127.71	124.51
44	f	811	CLA	C1B-CHB-C4A	-2.31	125.53	130.12
44	A	829	CLA	O2A-CGA-O1A	-2.31	117.75	123.59
44	A	823	CLA	CHD-C1D-ND	-2.31	122.33	124.45
44	B	826	CLA	C1B-CHB-C4A	-2.31	125.53	130.12
44	2	509	CLA	C1B-CHB-C4A	-2.31	125.53	130.12
44	f	829	CLA	C1B-CHB-C4A	-2.31	125.53	130.12
44	e	812	CLA	C1B-CHB-C4A	-2.31	125.54	130.12
44	3	308	CLA	C1-C2-C3	-2.31	122.04	126.04
47	I	101	BCR	C35-C13-C12	2.31	121.72	118.08
44	3	312	CLA	C1B-CHB-C4A	-2.31	125.54	130.12
44	s	508	CLA	CHB-C4A-NA	2.31	127.71	124.51
44	f	843	CLA	C1B-CHB-C4A	-2.31	125.54	130.12
44	r	304	CLA	C2A-C1A-CHA	2.31	126.30	122.71
47	e	854	BCR	C33-C5-C4	2.31	118.06	113.62
47	B	849	BCR	C16-C15-C14	-2.31	118.74	123.47
52	2	515	CHL	C1B-CHB-C4A	-2.31	125.54	130.12
47	F	801	BCR	C27-C26-C25	-2.31	119.38	122.73
44	A	842	CLA	CHB-C4A-NA	2.31	127.70	124.51
47	o	301	BCR	C23-C24-C25	-2.31	120.72	127.20
44	3	308	CLA	C1B-CHB-C4A	-2.31	125.54	130.12

Continued on next page...

Continued from previous page...

Mol	Chain	Res	Type	Atoms	Z	Observed(°)	Ideal(°)
44	e	836	CLA	C1B-CHB-C4A	-2.31	125.55	130.12
47	f	847	BCR	C36-C18-C17	-2.31	119.69	122.92
44	A	819	CLA	O1D-CGD-CBD	2.31	129.21	124.48
44	A	823	CLA	O1D-CGD-CBD	2.31	129.21	124.48
44	e	804	CLA	CHB-C4A-NA	2.31	127.70	124.51
44	3	301	CLA	O1D-CGD-CBD	2.30	129.20	124.48
44	e	805	CLA	C1B-CHB-C4A	-2.30	125.55	130.12
47	e	854	BCR	C24-C23-C22	-2.30	122.75	126.23
52	s	512	CHL	O2D-CGD-O1D	-2.30	119.33	123.84
47	l	101	BCR	C38-C26-C25	-2.30	121.94	124.53
52	s	515	CHL	C1C-C2C-C3C	-2.30	105.29	107.11
44	f	836	CLA	C3A-C4A-CHB	-2.30	120.09	124.24
44	r	311	CLA	O2D-CGD-CBD	2.30	115.36	111.27
44	q	316	CLA	CHB-C4A-NA	2.30	127.70	124.51
44	f	838	CLA	C2A-C1A-CHA	2.30	126.28	122.71
44	A	833	CLA	CBD-CHA-C1A	2.30	131.21	128.50
44	B	815	CLA	O2D-CGD-CBD	2.30	115.36	111.27
44	p	511	CLA	O2D-CGD-CBD	2.30	115.36	111.27
44	e	825	CLA	C1B-CHB-C4A	-2.30	125.56	130.12
44	2	504	CLA	CHB-C4A-NA	2.30	127.86	124.34
51	s	501	LUT	C31-C30-C29	-2.30	124.03	127.31
47	l	101	BCR	C21-C20-C19	-2.30	116.04	123.22
44	3	309	CLA	C4B-CHC-C1C	-2.30	126.09	129.64
44	A	825	CLA	CHB-C4A-NA	2.30	127.69	124.51
44	e	841	CLA	C1B-CHB-C4A	-2.30	125.56	130.12
51	l	501	LUT	C38-C25-C24	-2.30	118.64	123.56
44	p	510	CLA	C1B-CHB-C4A	-2.30	125.56	130.12
44	B	806	CLA	CBD-CHA-C1A	2.30	131.21	128.50
44	A	837	CLA	C1B-CHB-C4A	-2.30	125.57	130.12
44	r	306	CLA	C1B-CHB-C4A	-2.30	125.57	130.12
47	B	849	BCR	C8-C7-C6	-2.30	120.75	127.20
44	n	202	CLA	C1B-CHB-C4A	-2.30	125.57	130.12
44	l	506	CLA	C1B-CHB-C4A	-2.30	125.57	130.12
44	q	307	CLA	C2A-C1A-CHA	2.30	126.27	122.71
44	m	102	CLA	C1B-CHB-C4A	-2.30	125.57	130.12
44	e	810	CLA	CHD-C1D-ND	-2.29	122.34	124.45
44	2	514	CLA	C2D-C1D-ND	-2.29	108.41	110.10
44	A	840	CLA	CHB-C4A-NA	2.29	127.69	124.51
47	F	801	BCR	C8-C7-C6	-2.29	120.76	127.20
47	J	102	BCR	C8-C7-C6	-2.29	120.76	127.20
44	3	308	CLA	O2D-CGD-CBD	2.29	115.34	111.27
44	f	843	CLA	CAA-C2A-C3A	-2.29	110.75	116.10

Continued on next page...

Continued from previous page...

Mol	Chain	Res	Type	Atoms	Z	Observed(°)	Ideal(°)
44	A	805	CLA	CHD-C1D-ND	-2.29	122.35	124.45
52	5	315	CHL	O2A-CGA-CBA	2.29	121.40	114.03
44	p	504	CLA	CAA-C2A-C1A	2.29	117.22	112.14
44	A	852	CLA	CHB-C4A-NA	2.29	127.68	124.51
44	f	803	CLA	CHB-C4A-NA	2.29	127.68	124.51
44	B	842	CLA	CHD-C1D-ND	-2.29	122.35	124.45
47	2	503	BCR	C38-C26-C27	2.29	118.02	113.62
47	r	301	BCR	C15-C16-C17	-2.29	118.78	123.47
44	A	831	CLA	C1B-CHB-C4A	-2.29	125.58	130.12
44	B	841	CLA	O2A-CGA-O1A	-2.29	117.82	123.59
44	f	831	CLA	C2D-C1D-ND	-2.29	108.42	110.10
44	3	311	CLA	CHD-C1D-ND	-2.29	122.35	124.45
44	f	836	CLA	CHD-C1D-ND	-2.29	122.35	124.45
44	q	304	CLA	CHC-C1C-C2C	-2.29	124.33	129.77
44	e	840	CLA	C1B-CHB-C4A	-2.29	125.59	130.12
53	2	502	XAT	C39-C29-C30	-2.29	119.72	122.92
44	p	515	CLA	C1B-CHB-C4A	-2.29	125.59	130.12
44	B	812	CLA	CAA-CBA-CGA	-2.29	106.57	113.25
44	e	822	CLA	C1B-CHB-C4A	-2.29	125.59	130.12
44	B	808	CLA	O2D-CGD-CBD	2.28	115.33	111.27
44	B	835	CLA	C2D-C1D-ND	-2.28	108.42	110.10
47	n	204	BCR	C38-C26-C27	2.28	118.00	113.62
44	f	836	CLA	CHB-C4A-NA	2.28	127.83	124.34
44	f	820	CLA	C1B-CHB-C4A	-2.28	125.59	130.12
54	Q	802	SQD	O9-S-C6	2.28	109.65	106.94
44	A	824	CLA	CBD-CHA-C1A	2.28	131.19	128.50
44	B	823	CLA	C1B-CHB-C4A	-2.28	125.60	130.12
44	A	814	CLA	O2D-CGD-CBD	2.28	115.32	111.27
44	B	827	CLA	CMA-C3A-C2A	-2.28	110.78	116.10
44	B	805	CLA	CHD-C1D-ND	-2.28	122.36	124.45
44	L	304	CLA	CAC-C3C-C2C	-2.28	123.63	127.53
44	5	305	CLA	C1B-NB-C4B	2.28	108.41	106.32
44	q	305	CLA	CHB-C4A-NA	2.28	127.66	124.51
47	A	846	BCR	C16-C15-C14	-2.28	118.81	123.47
44	q	305	CLA	CHA-C1A-NA	-2.28	121.18	126.40
47	e	854	BCR	C19-C18-C17	2.28	122.44	118.94
52	s	512	CHL	OMC-CMC-C2C	-2.28	120.54	125.69
47	A	853	BCR	C33-C5-C6	-2.28	121.97	124.53
44	q	307	CLA	CHB-C4A-NA	2.28	127.66	124.51
47	B	845	BCR	C33-C5-C4	2.28	117.99	113.62
50	r	318	LMG	C7-O1-C1	-2.28	109.29	113.74
51	1	501	LUT	C30-C31-C32	-2.28	116.11	123.22

Continued on next page...

Continued from previous page...

Mol	Chain	Res	Type	Atoms	Z	Observed(°)	Ideal(°)
44	B	801	CLA	C1-C2-C3	-2.28	122.11	126.04
44	A	821	CLA	CHB-C4A-NA	2.28	127.66	124.51
44	f	804	CLA	C1D-ND-C4D	-2.27	104.72	106.33
51	3	304	LUT	C15-C14-C13	-2.27	124.06	127.31
44	B	819	CLA	CHB-C4A-NA	2.27	127.66	124.51
44	A	822	CLA	CMA-C3A-C2A	-2.27	110.79	116.10
44	3	318	CLA	C1B-CHB-C4A	-2.27	125.61	130.12
44	p	509	CLA	CMA-C3A-C4A	2.27	117.88	111.77
44	B	825	CLA	C1B-CHB-C4A	-2.27	125.61	130.12
44	A	814	CLA	C2D-C1D-ND	-2.27	108.43	110.10
44	L	301	CLA	C1B-CHB-C4A	-2.27	125.62	130.12
47	A	851	BCR	C35-C13-C14	-2.27	119.74	122.92
44	B	822	CLA	C1B-CHB-C4A	-2.27	125.62	130.12
52	1	514	CHL	C3B-C4B-NB	2.27	112.15	109.21
44	B	837	CLA	CHD-C1D-ND	-2.27	122.37	124.45
47	q	303	BCR	C37-C22-C23	2.27	121.66	118.08
44	A	835	CLA	O2D-CGD-CBD	2.27	115.30	111.27
47	j	801	BCR	C20-C19-C18	-2.27	120.04	126.42
47	o	305	BCR	C3-C4-C5	-2.27	110.03	114.08
44	f	830	CLA	C2A-C1A-CHA	2.27	126.23	122.71
44	B	828	CLA	CAC-C3C-C4C	2.27	127.75	124.81
47	A	845	BCR	C16-C15-C14	-2.27	118.83	123.47
44	f	808	CLA	C1B-CHB-C4A	-2.27	125.63	130.12
47	f	845	BCR	C37-C22-C21	-2.27	119.75	122.92
47	e	846	BCR	C10-C11-C12	-2.27	116.14	123.22
44	2	514	CLA	C1B-CHB-C4A	-2.27	125.63	130.12
52	5	317	CHL	OMC-CMC-C2C	-2.27	120.56	125.69
44	e	829	CLA	CHB-C4A-NA	2.27	127.64	124.51
44	B	818	CLA	O2D-CGD-CBD	2.27	115.29	111.27
44	f	825	CLA	C1B-CHB-C4A	-2.26	125.63	130.12
44	f	829	CLA	O2A-CGA-O1A	-2.26	117.88	123.59
44	A	822	CLA	C2D-C1D-ND	-2.26	108.44	110.10
44	5	310	CLA	O2A-CGA-O1A	-2.26	117.88	123.59
44	f	822	CLA	C1B-CHB-C4A	-2.26	125.63	130.12
52	5	315	CHL	CMB-C2B-C3B	2.26	128.91	124.68
47	l	102	BCR	C33-C5-C4	2.26	117.97	113.62
44	e	808	CLA	CAA-C2A-C3A	-2.26	110.81	116.10
44	e	823	CLA	C1B-CHB-C4A	-2.26	125.63	130.12
52	5	315	CHL	C1C-C2C-C3C	-2.26	105.32	107.11
51	1	501	LUT	C18-C5-C4	2.26	118.55	114.36
44	2	507	CLA	C1B-CHB-C4A	-2.26	125.64	130.12
44	B	820	CLA	CHB-C4A-NA	2.26	127.64	124.51

Continued on next page...

Continued from previous page...

Mol	Chain	Res	Type	Atoms	Z	Observed(°)	Ideal(°)
44	e	830	CLA	CHB-C4A-NA	2.26	127.64	124.51
44	e	838	CLA	C1B-CHB-C4A	-2.26	125.64	130.12
52	q	313	CHL	O1D-CGD-CBD	-2.26	120.30	124.51
47	l	102	BCR	C34-C9-C8	2.26	121.64	118.08
47	e	848	BCR	C38-C26-C25	-2.26	121.99	124.53
47	e	849	BCR	C10-C11-C12	-2.26	116.17	123.22
44	l	513	CLA	CHB-C4A-NA	2.26	127.63	124.51
44	s	514	CLA	C2A-C1A-CHA	2.26	126.21	122.71
44	B	811	CLA	C1B-CHB-C4A	-2.26	125.65	130.12
44	A	812	CLA	C2D-C1D-ND	-2.26	108.44	110.10
44	B	801	CLA	C2D-C1D-ND	-2.26	108.44	110.10
47	L	305	BCR	C33-C5-C6	-2.26	121.99	124.53
44	B	821	CLA	C1B-CHB-C4A	-2.26	125.65	130.12
44	B	842	CLA	C1B-CHB-C4A	-2.26	125.65	130.12
44	A	818	CLA	CBD-CHA-C1A	2.25	131.16	128.50
52	p	514	CHL	O2D-CGD-O1D	-2.25	119.43	123.84
47	n	204	BCR	C33-C5-C4	2.25	117.95	113.62
47	Q	801	BCR	C36-C18-C19	2.25	121.63	118.08
44	B	816	CLA	C1B-CHB-C4A	-2.25	125.65	130.12
44	f	841	CLA	C1B-CHB-C4A	-2.25	125.65	130.12
44	m	101	CLA	C1B-CHB-C4A	-2.25	125.65	130.12
44	j	802	CLA	CHB-C4A-NA	2.25	127.63	124.51
52	p	512	CHL	C2D-C1D-ND	2.25	111.77	110.10
44	e	833	CLA	CMB-C2B-C3B	2.25	128.90	124.68
51	p	501	LUT	C11-C12-C13	-2.25	120.08	126.42
44	3	314	CLA	O2D-CGD-CBD	2.25	115.27	111.27
44	A	808	CLA	C1B-CHB-C4A	-2.25	125.65	130.12
52	5	317	CHL	O2D-CGD-O1D	-2.25	119.43	123.84
45	A	841	PQN	C14-C13-C15	2.25	119.06	115.27
47	A	847	BCR	C21-C20-C19	-2.25	116.19	123.22
44	5	307	CLA	CHB-C4A-NA	2.25	127.63	124.51
44	n	203	CLA	C2D-C1D-ND	-2.25	108.44	110.10
44	e	810	CLA	C1B-CHB-C4A	-2.25	125.66	130.12
44	B	829	CLA	CHB-C4A-NA	2.25	127.63	124.51
44	r	311	CLA	CHB-C4A-NA	2.25	127.63	124.51
44	e	839	CLA	O2A-CGA-O1A	-2.25	117.91	123.59
44	l	505	CLA	CMB-C2B-C3B	2.25	128.89	124.68
44	A	826	CLA	CHB-C4A-NA	2.25	127.62	124.51
47	j	801	BCR	C7-C8-C9	-2.25	122.83	126.23
44	r	305	CLA	C1B-CHB-C4A	-2.25	125.66	130.12
44	B	802	CLA	CHB-C4A-NA	2.25	127.62	124.51
44	B	811	CLA	CHB-C4A-NA	2.25	127.62	124.51

Continued on next page...

Continued from previous page...

Mol	Chain	Res	Type	Atoms	Z	Observed(°)	Ideal(°)
44	2	510	CLA	C1B-CHB-C4A	-2.25	125.66	130.12
44	s	504	CLA	C4B-CHC-C1C	-2.25	126.17	129.64
44	s	507	CLA	CHB-C4A-NA	2.25	127.62	124.51
47	A	845	BCR	C10-C11-C12	-2.25	116.20	123.22
51	p	501	LUT	C31-C30-C29	-2.25	124.10	127.31
51	r	302	LUT	C16-C1-C6	-2.25	106.65	110.30
45	e	842	PQN	C11-C3-C4	2.25	120.00	116.27
47	e	854	BCR	C8-C7-C6	-2.25	120.89	127.20
44	e	838	CLA	O2A-CGA-O1A	-2.25	117.92	123.59
47	e	851	BCR	C23-C24-C25	-2.25	120.89	127.20
44	B	802	CLA	C7-C6-C5	-2.25	109.61	114.49
44	B	835	CLA	C1B-CHB-C4A	-2.25	125.67	130.12
52	2	513	CHL	CED-O2D-CGD	2.25	121.02	115.94
44	e	812	CLA	CHB-C4A-NA	2.25	127.62	124.51
44	3	307	CLA	C1B-CHB-C4A	-2.25	125.67	130.12
44	L	302	CLA	C3A-C4A-CHB	-2.25	120.20	124.24
44	f	813	CLA	CMB-C2B-C3B	2.24	129.08	124.69
46	A	843	LHG	O7-C7-O9	-2.24	118.28	123.70
52	5	314	CHL	C1C-C2C-C3C	-2.24	105.33	107.11
44	B	826	CLA	C3C-C4C-NC	-2.24	108.06	110.57
47	J	102	BCR	C23-C24-C25	-2.24	120.90	127.20
44	q	311	CLA	CHB-C4A-NA	2.24	127.61	124.51
44	e	824	CLA	C1B-CHB-C4A	-2.24	125.68	130.12
47	m	103	BCR	C23-C24-C25	-2.24	120.91	127.20
44	f	817	CLA	C1B-CHB-C4A	-2.24	125.68	130.12
44	A	815	CLA	C1B-CHB-C4A	-2.24	125.68	130.12
52	1	512	CHL	C1C-C2C-C3C	-2.24	105.34	107.11
44	s	505	CLA	C1B-CHB-C4A	-2.24	125.69	130.12
44	A	842	CLA	C1B-CHB-C4A	-2.24	125.69	130.12
51	r	302	LUT	C10-C11-C12	-2.24	116.24	123.22
44	F	803	CLA	O2D-CGD-O1D	-2.24	119.47	123.84
44	A	852	CLA	O2A-CGA-O1A	-2.24	117.95	123.59
47	B	846	BCR	C4-C5-C6	-2.24	119.49	122.73
44	3	301	CLA	C2D-C1D-ND	-2.23	108.46	110.10
52	2	513	CHL	C3A-C4A-CHB	-2.23	118.12	124.01
44	e	832	CLA	CBA-CAA-C2A	-2.23	109.30	114.02
44	e	833	CLA	CHD-C1D-ND	-2.23	122.40	124.45
52	s	515	CHL	O2D-CGD-O1D	-2.23	119.47	123.84
47	L	305	BCR	C23-C24-C25	-2.23	120.94	127.20
44	B	838	CLA	O2A-CGA-O1A	-2.23	117.96	123.59
44	s	509	CLA	O2A-CGA-O1A	-2.23	117.96	123.59
47	j	801	BCR	C15-C14-C13	-2.23	124.13	127.31

Continued on next page...

Continued from previous page...

Mol	Chain	Res	Type	Atoms	Z	Observed(°)	Ideal(°)
44	p	513	CLA	O2A-CGA-O1A	-2.23	117.96	123.59
47	F	804	BCR	C15-C16-C17	-2.23	118.91	123.47
47	A	851	BCR	C37-C22-C21	-2.23	119.80	122.92
44	B	812	CLA	CHD-C1D-ND	-2.23	122.41	124.45
44	e	852	CLA	C1B-CHB-C4A	-2.23	125.70	130.12
47	e	846	BCR	C36-C18-C17	-2.23	119.80	122.92
44	A	806	CLA	CHD-C1D-ND	-2.23	122.41	124.45
44	e	852	CLA	CMB-C2B-C3B	2.23	128.84	124.68
51	3	303	LUT	C1-C6-C5	-2.23	119.48	122.61
44	2	506	CLA	O2A-CGA-O1A	-2.23	117.97	123.59
44	r	306	CLA	CHB-C4A-NA	2.23	127.59	124.51
44	2	511	CLA	C3C-C4C-NC	-2.23	108.07	110.57
44	p	508	CLA	C1B-CHB-C4A	-2.23	125.71	130.12
44	B	831	CLA	CHD-C1D-ND	-2.23	122.41	124.45
47	e	848	BCR	C23-C24-C25	-2.23	120.95	127.20
44	1	505	CLA	CAA-C2A-C3A	-2.23	108.70	114.26
44	A	818	CLA	C1B-CHB-C4A	-2.23	125.71	130.12
44	o	303	CLA	C1B-CHB-C4A	-2.23	125.71	130.12
44	r	317	CLA	O2A-CGA-O1A	-2.23	117.98	123.59
44	5	312	CLA	CHB-C4A-NA	2.23	127.59	124.51
47	p	503	BCR	C39-C30-C25	-2.23	106.69	110.30
44	f	814	CLA	C1B-CHB-C4A	-2.22	125.71	130.12
44	B	819	CLA	O2D-CGD-CBD	2.22	115.22	111.27
52	1	517	CHL	C3A-C4A-CHB	-2.22	118.16	124.01
44	L	302	CLA	O2D-CGD-O1D	-2.22	119.50	123.84
47	I	101	BCR	C3-C4-C5	-2.22	110.11	114.08
44	A	835	CLA	C1B-CHB-C4A	-2.22	125.72	130.12
52	1	517	CHL	OMC-CMC-C2C	-2.22	120.67	125.69
44	A	813	CLA	CHB-C4A-NA	2.22	127.58	124.51
44	5	311	CLA	C1B-CHB-C4A	-2.22	125.72	130.12
44	K	203	CLA	C1B-CHB-C4A	-2.22	125.72	130.12
49	m	104	DGD	C6D-O5D-C1E	-2.22	109.41	113.74
44	A	804	CLA	C1B-CHB-C4A	-2.22	125.72	130.12
44	e	808	CLA	C1B-CHB-C4A	-2.22	125.72	130.12
44	3	312	CLA	CAC-C3C-C4C	2.22	127.69	124.81
44	n	202	CLA	O2D-CGD-CBD	2.22	115.20	111.27
47	f	849	BCR	C36-C18-C19	2.22	121.57	118.08
44	f	816	CLA	C1B-CHB-C4A	-2.21	125.73	130.12
52	p	517	CHL	C1C-C2C-C3C	-2.21	105.36	107.11
44	A	838	CLA	CHB-C4A-NA	2.21	127.57	124.51
44	f	811	CLA	CAC-C3C-C4C	2.21	127.68	124.81
44	A	804	CLA	C2D-C1D-ND	-2.21	108.47	110.10

Continued on next page...

Continued from previous page...

Mol	Chain	Res	Type	Atoms	Z	Observed(°)	Ideal(°)
52	2	512	CHL	O2D-CGD-O1D	-2.21	119.51	123.84
52	2	516	CHL	C1C-C2C-C3C	-2.21	105.36	107.11
44	L	304	CLA	O2A-CGA-O1A	-2.21	117.79	123.30
44	1	507	CLA	C1B-CHB-C4A	-2.21	125.74	130.12
44	p	511	CLA	CHB-C4A-NA	2.21	127.72	124.34
44	q	304	CLA	C4C-C3C-C2C	-2.21	106.44	108.89
44	A	840	CLA	C2D-C1D-ND	-2.21	108.47	110.10
44	e	818	CLA	CHA-C4D-ND	2.21	137.12	132.50
49	B	850	DGD	C3G-C2G-C1G	-2.21	106.56	111.79
49	B	850	DGD	C6D-O5D-C1E	-2.21	109.42	113.74
47	A	853	BCR	C31-C1-C6	-2.21	106.71	110.30
44	p	513	CLA	CHD-C1D-ND	-2.21	122.42	124.45
44	q	310	CLA	CHB-C4A-NA	2.21	127.57	124.51
44	A	812	CLA	CAA-C2A-C3A	-2.21	108.74	114.26
44	B	819	CLA	C1B-CHB-C4A	-2.21	125.74	130.12
44	e	811	CLA	C1B-CHB-C4A	-2.21	125.74	130.12
44	r	310	CLA	O2D-CGD-CBD	2.21	115.19	111.27
44	A	830	CLA	CHB-C4A-NA	2.21	127.56	124.51
44	f	815	CLA	CHB-C4A-NA	2.21	127.56	124.51
44	n	203	CLA	C1B-CHB-C4A	-2.21	125.75	130.12
44	f	807	CLA	CMA-C3A-C2A	-2.20	110.95	116.10
44	B	816	CLA	O2D-CGD-O1D	-2.20	119.53	123.84
44	f	839	CLA	C1B-CHB-C4A	-2.20	125.75	130.12
47	F	804	BCR	C34-C9-C10	-2.20	119.84	122.92
44	f	839	CLA	CMA-C3A-C2A	-2.20	110.96	116.10
44	e	814	CLA	C1B-CHB-C4A	-2.20	125.75	130.12
52	s	512	CHL	C2D-C1D-ND	2.20	111.73	110.10
52	2	515	CHL	O1D-CGD-CBD	-2.20	119.98	124.48
44	B	830	CLA	O2A-CGA-O1A	-2.20	118.04	123.59
44	e	818	CLA	CMB-C2B-C1B	-2.20	125.08	128.46
52	r	316	CHL	C4D-CHA-C1A	-2.20	118.57	121.25
44	A	838	CLA	C2D-C1D-ND	-2.20	108.48	110.10
44	L	303	CLA	O2A-CGA-O1A	-2.20	118.04	123.59
47	I	101	BCR	C16-C15-C14	-2.20	118.97	123.47
47	B	848	BCR	C39-C30-C25	-2.20	106.73	110.30
44	1	508	CLA	CHB-C4A-NA	2.20	127.55	124.51
51	1	502	LUT	C30-C31-C32	-2.20	116.36	123.22
47	1	101	BCR	C2-C1-C6	2.20	113.86	110.48
44	A	834	CLA	C1B-CHB-C4A	-2.20	125.77	130.12
44	3	313	CLA	CHD-C1D-ND	-2.20	122.44	124.45
44	B	834	CLA	CAA-C2A-C3A	-2.20	106.76	112.78
51	1	501	LUT	C10-C11-C12	-2.20	116.36	123.22

Continued on next page...

Continued from previous page...

Mol	Chain	Res	Type	Atoms	Z	Observed(°)	Ideal(°)
44	r	315	CLA	CHD-C1D-ND	-2.20	122.44	124.45
44	A	852	CLA	C1B-CHB-C4A	-2.20	125.77	130.12
44	B	806	CLA	C1B-CHB-C4A	-2.20	125.77	130.12
44	2	506	CLA	C1B-CHB-C4A	-2.20	125.77	130.12
44	f	807	CLA	C1B-CHB-C4A	-2.20	125.77	130.12
44	5	311	CLA	C2D-C1D-ND	-2.20	108.49	110.10
47	A	847	BCR	C11-C12-C13	-2.20	120.25	126.42
44	p	509	CLA	CMD-C2D-C3D	-2.20	122.56	127.61
44	A	829	CLA	CHD-C1D-ND	-2.19	122.44	124.45
44	5	309	CLA	C1B-CHB-C4A	-2.19	125.77	130.12
44	e	827	CLA	O2D-CGD-CBD	2.19	115.17	111.27
51	r	302	LUT	C11-C10-C9	-2.19	124.18	127.31
47	L	306	BCR	C27-C26-C25	-2.19	119.55	122.73
44	5	309	CLA	CHB-C4A-NA	2.19	127.55	124.51
44	f	836	CLA	C1B-CHB-C4A	-2.19	125.77	130.12
47	n	204	BCR	C20-C19-C18	-2.19	120.25	126.42
44	A	819	CLA	CHD-C1D-ND	-2.19	122.44	124.45
44	A	825	CLA	CHD-C1D-ND	-2.19	122.44	124.45
44	f	829	CLA	CHB-C4A-NA	2.19	127.54	124.51
44	A	812	CLA	C1B-CHB-C4A	-2.19	125.78	130.12
52	r	316	CHL	CED-O2D-CGD	2.19	120.89	115.94
44	B	841	CLA	C1B-CHB-C4A	-2.19	125.78	130.12
47	B	847	BCR	C19-C18-C17	-2.19	115.58	118.94
44	e	818	CLA	CMD-C2D-C3D	-2.19	122.57	127.61
44	L	304	CLA	CHD-C1D-ND	-2.19	122.44	124.45
52	r	316	CHL	O2D-CGD-O1D	-2.19	119.56	123.84
47	B	844	BCR	C40-C30-C25	-2.19	106.75	110.30
44	p	506	CLA	CHB-C4A-NA	2.19	127.54	124.51
52	r	313	CHL	OMC-CMC-C2C	-2.19	120.74	125.69
44	e	839	CLA	CHD-C1D-ND	-2.19	122.44	124.45
44	A	809	CLA	CMB-C2B-C3B	2.19	128.77	124.68
44	e	807	CLA	O2D-CGD-CBD	2.19	115.16	111.27
52	p	517	CHL	OMC-CMC-C2C	-2.19	120.74	125.69
51	q	302	LUT	C39-C29-C28	2.19	121.52	118.08
44	5	308	CLA	C2D-C1D-ND	-2.19	108.49	110.10
47	f	845	BCR	C36-C18-C17	-2.19	119.86	122.92
47	o	305	BCR	C37-C22-C21	-2.19	119.86	122.92
47	B	844	BCR	C33-C5-C4	2.19	117.82	113.62
51	q	301	LUT	C8-C7-C6	-2.19	121.06	127.20
44	2	509	CLA	C1-C2-C3	-2.19	123.22	126.75
47	s	503	BCR	C12-C13-C14	-2.19	115.59	118.94
44	B	803	CLA	C2D-C1D-ND	-2.18	108.49	110.10

Continued on next page...

Continued from previous page...

Mol	Chain	Res	Type	Atoms	Z	Observed(°)	Ideal(°)
44	2	507	CLA	O1D-CGD-CBD	2.18	128.95	124.48
53	5	304	XAT	C31-C30-C29	-2.18	124.19	127.31
44	B	831	CLA	CHB-C4A-NA	2.18	127.53	124.51
44	A	818	CLA	C2A-C1A-CHA	2.18	126.10	122.71
44	B	818	CLA	O2A-CGA-O1A	-2.18	118.08	123.59
53	r	303	XAT	C5-C4-C3	-2.18	108.43	112.75
51	2	501	LUT	C35-C15-C14	-2.18	119.00	123.47
44	A	811	CLA	C1B-CHB-C4A	-2.18	125.79	130.12
44	5	316	CLA	C2D-C1D-ND	-2.18	108.50	110.10
53	r	303	XAT	C19-C9-C8	2.18	121.52	118.08
44	A	827	CLA	CHB-C4A-NA	2.18	127.53	124.51
47	o	305	BCR	C34-C9-C10	-2.18	119.86	122.92
46	2	517	LHG	O8-C23-O10	-2.18	118.08	123.59
44	p	510	CLA	CHB-C4A-NA	2.18	127.53	124.51
47	B	848	BCR	C35-C13-C14	-2.18	119.87	122.92
47	e	851	BCR	C31-C1-C6	-2.18	106.76	110.30
47	A	845	BCR	C7-C8-C9	-2.18	122.94	126.23
44	p	504	CLA	C1B-CHB-C4A	-2.18	125.80	130.12
47	o	301	BCR	C3-C4-C5	-2.18	110.18	114.08
44	K	203	CLA	CBD-CHA-C1A	2.18	131.07	128.50
44	A	806	CLA	C1B-CHB-C4A	-2.18	125.80	130.12
44	2	507	CLA	C2D-C1D-ND	-2.18	108.50	110.10
44	f	804	CLA	C3B-C2B-C1B	-2.18	104.92	109.86
52	2	515	CHL	CMB-C2B-C3B	2.18	128.95	124.69
44	B	814	CLA	CMA-C3A-C2A	-2.18	111.02	116.10
44	r	311	CLA	C2D-C1D-ND	-2.18	108.50	110.10
44	A	840	CLA	C1B-CHB-C4A	-2.18	125.81	130.12
44	f	830	CLA	C1B-CHB-C4A	-2.18	125.81	130.12
44	5	305	CLA	C3B-C4B-NB	-2.18	107.77	110.36
47	B	847	BCR	C38-C26-C27	2.18	117.80	113.62
44	e	827	CLA	CHB-C4A-NA	2.18	127.52	124.51
44	1	507	CLA	C1-C2-C3	-2.18	122.28	126.04
44	e	835	CLA	CHB-C4A-NA	2.17	127.52	124.51
44	A	816	CLA	CHD-C1D-ND	-2.17	122.46	124.45
47	f	850	BCR	C36-C18-C17	-2.17	119.88	122.92
47	A	845	BCR	C23-C24-C25	-2.17	121.10	127.20
44	3	309	CLA	C1B-CHB-C4A	-2.17	125.81	130.12
44	f	832	CLA	C2A-C1A-CHA	2.17	126.08	122.71
52	2	516	CHL	O2D-CGD-O1D	-2.17	119.59	123.84
47	B	848	BCR	C38-C26-C27	2.17	117.79	113.62
44	3	313	CLA	C1B-CHB-C4A	-2.17	125.82	130.12
44	q	315	CLA	CHD-C1D-ND	-2.17	122.46	124.45

Continued on next page...

Continued from previous page...

Mol	Chain	Res	Type	Atoms	Z	Observed(°)	Ideal(°)
44	A	824	CLA	C1B-CHB-C4A	-2.17	125.82	130.12
44	e	843	CLA	CHB-C4A-NA	2.17	127.51	124.51
47	A	845	BCR	C33-C5-C4	2.17	117.78	113.62
54	Q	803	SQD	O9-S-C6	2.17	109.52	106.94
44	A	813	CLA	O2A-CGA-O1A	-2.17	117.89	123.30
43	A	801	CL0	C1-O2A-CGA	2.17	121.57	112.41
53	s	502	XAT	C31-C32-C33	-2.17	120.33	126.42
44	f	809	CLA	O2A-CGA-O1A	-2.17	118.12	123.59
51	5	303	LUT	C40-C33-C34	-2.17	119.89	122.92
44	s	504	CLA	C3B-C4B-NB	-2.17	107.78	110.36
44	2	510	CLA	C2D-C1D-ND	-2.17	108.51	110.10
52	3	302	CHL	CMD-C2D-C3D	-2.17	122.63	127.61
52	2	513	CHL	C1B-CHB-C4A	-2.17	125.83	130.12
51	q	302	LUT	C31-C30-C29	-2.17	124.22	127.31
47	F	804	BCR	C31-C1-C6	-2.17	106.78	110.30
52	2	512	CHL	OMC-CMC-C2C	-2.17	120.79	125.69
44	1	507	CLA	O1D-CGD-CBD	2.17	128.91	124.48
47	B	848	BCR	C23-C24-C25	-2.16	121.12	127.20
44	A	815	CLA	O2A-CGA-O1A	-2.16	117.90	123.30
52	5	317	CHL	C3A-C4A-CHB	-2.16	120.34	124.24
44	A	835	CLA	O2A-CGA-O1A	-2.16	118.13	123.59
47	e	848	BCR	C21-C20-C19	-2.16	116.47	123.22
44	L	301	CLA	C1-C2-C3	-2.16	122.30	126.04
44	e	808	CLA	CHD-C1D-ND	-2.16	122.47	124.45
47	e	848	BCR	C15-C16-C17	-2.16	119.04	123.47
44	B	813	CLA	C1B-CHB-C4A	-2.16	125.83	130.12
47	2	503	BCR	C3-C2-C1	-2.16	106.87	114.60
43	e	801	CL0	C1-O2A-CGA	2.16	121.54	112.41
47	e	849	BCR	C33-C5-C4	2.16	117.77	113.62
53	s	502	XAT	O4-C5-C6	-2.16	57.17	58.96
44	5	313	CLA	CHB-C4A-NA	2.16	127.50	124.51
44	B	824	CLA	CHB-C4A-NA	2.16	127.50	124.51
44	B	808	CLA	C1B-CHB-C4A	-2.16	125.84	130.12
52	s	517	CHL	C1C-C2C-C3C	-2.16	105.40	107.11
44	5	306	CLA	CHB-C4A-NA	2.16	127.50	124.51
44	f	818	CLA	CHD-C1D-ND	-2.16	122.47	124.45
44	5	313	CLA	C2D-C1D-ND	-2.16	108.51	110.10
44	A	836	CLA	C3A-C2A-C1A	2.16	104.57	101.34
44	e	852	CLA	C1-C2-C3	-2.16	122.31	126.04
52	p	517	CHL	CHD-C1D-C2D	2.16	130.00	125.48
52	p	512	CHL	O1D-CGD-CBD	-2.16	120.07	124.48
44	e	837	CLA	C1-C2-C3	-2.16	122.31	126.04

Continued on next page...

Continued from previous page...

Mol	Chain	Res	Type	Atoms	Z	Observed(°)	Ideal(°)
51	p	502	LUT	C40-C33-C34	-2.16	119.90	122.92
44	2	504	CLA	C2D-C1D-ND	-2.15	108.52	110.10
47	n	204	BCR	C37-C22-C23	2.15	121.47	118.08
50	5	301	LMG	O7-C10-O9	-2.15	118.50	123.70
47	B	849	BCR	C33-C5-C4	2.15	117.75	113.62
44	A	807	CLA	CHD-C1D-ND	-2.15	122.47	124.45
44	n	201	CLA	CHD-C1D-ND	-2.15	122.47	124.45
47	L	306	BCR	C35-C13-C14	-2.15	119.91	122.92
51	1	501	LUT	C21-C26-C27	-2.15	109.98	112.70
52	s	517	CHL	O2A-CGA-CBA	2.15	120.74	112.23
49	B	850	DGD	O3G-C1D-C2D	-2.15	104.94	108.30
47	f	849	BCR	C21-C20-C19	-2.15	116.50	123.22
44	A	823	CLA	O2A-CGA-O1A	-2.15	118.16	123.59
44	1	506	CLA	O2A-CGA-O1A	-2.15	118.16	123.59
44	e	824	CLA	CHD-C1D-ND	-2.15	122.48	124.45
44	p	509	CLA	CAC-C3C-C4C	2.15	127.60	124.81
44	e	803	CLA	CHD-C1D-ND	-2.15	122.48	124.45
47	e	850	BCR	C37-C22-C21	-2.15	119.91	122.92
45	e	842	PQN	C2M-C2-C1	2.15	119.83	116.27
47	j	801	BCR	C11-C10-C9	-2.15	124.24	127.31
44	A	837	CLA	C2D-C1D-ND	-2.15	108.52	110.10
44	F	803	CLA	CHD-C1D-ND	-2.15	122.48	124.45
44	f	821	CLA	O2A-CGA-O1A	-2.15	118.17	123.59
44	B	826	CLA	O2A-CGA-O1A	-2.15	118.17	123.59
51	3	303	LUT	C19-C9-C8	2.15	121.46	118.08
44	A	831	CLA	CHB-C4A-NA	2.15	127.48	124.51
44	s	511	CLA	CHD-C1D-ND	-2.15	122.48	124.45
47	K	204	BCR	C2-C1-C6	2.15	113.79	110.48
47	K	204	BCR	C24-C23-C22	-2.15	122.99	126.23
44	1	515	CLA	C1B-CHB-C4A	-2.15	125.86	130.12
51	r	302	LUT	C8-C7-C6	-2.15	121.17	127.20
47	j	801	BCR	C36-C18-C17	-2.15	119.92	122.92
44	q	304	CLA	CMA-C3A-C2A	-2.15	111.09	116.10
44	B	833	CLA	CHD-C1D-ND	-2.14	122.48	124.45
44	B	815	CLA	CHB-C4A-NA	2.14	127.48	124.51
47	e	848	BCR	C4-C5-C6	-2.14	119.62	122.73
47	A	851	BCR	C11-C10-C9	-2.14	124.25	127.31
44	B	819	CLA	CHD-C1D-ND	-2.14	122.49	124.45
47	B	849	BCR	C23-C22-C21	2.14	122.23	118.94
47	q	303	BCR	C27-C26-C25	-2.14	119.62	122.73
47	L	306	BCR	C20-C21-C22	-2.14	124.25	127.31
44	A	807	CLA	C2D-C1D-ND	-2.14	108.53	110.10

Continued on next page...

Continued from previous page...

Mol	Chain	Res	Type	Atoms	Z	Observed(°)	Ideal(°)
52	3	302	CHL	O1D-CGD-CBD	-2.14	120.10	124.48
44	B	810	CLA	C2A-C1A-CHA	2.14	126.03	122.71
44	A	803	CLA	CMA-C3A-C2A	-2.14	111.10	116.10
44	r	315	CLA	C2D-C1D-ND	-2.14	108.53	110.10
44	K	202	CLA	C1B-CHB-C4A	-2.14	125.88	130.12
47	A	848	BCR	C37-C22-C21	-2.14	119.93	122.92
44	B	828	CLA	CHB-C4A-NA	2.14	127.47	124.51
44	K	203	CLA	CHB-C4A-NA	2.14	127.47	124.51
52	1	512	CHL	O2D-CGD-O1D	-2.14	119.66	123.84
47	L	305	BCR	C33-C5-C4	2.14	117.72	113.62
44	A	838	CLA	O2A-CGA-O1A	-2.14	118.20	123.59
44	B	834	CLA	CAA-C2A-C1A	-2.14	104.97	111.97
44	A	833	CLA	C2D-C1D-ND	-2.14	108.53	110.10
44	B	813	CLA	C3C-C4C-NC	-2.14	108.18	110.57
44	n	205	CLA	CHB-C4A-NA	2.14	127.47	124.51
47	F	801	BCR	C35-C13-C12	2.14	121.44	118.08
44	f	811	CLA	CHD-C1D-ND	-2.13	122.49	124.45
44	A	814	CLA	C3C-C4C-NC	-2.13	108.18	110.57
47	m	103	BCR	C29-C30-C25	2.13	113.77	110.48
44	q	306	CLA	C1B-CHB-C4A	-2.13	125.89	130.12
44	e	832	CLA	CHB-C4A-NA	2.13	127.46	124.51
44	s	504	CLA	O1D-CGD-CBD	2.13	128.85	124.48
44	2	510	CLA	O2D-CGD-CBD	2.13	115.06	111.27
44	q	312	CLA	O2A-CGA-O1A	-2.13	118.21	123.59
44	5	312	CLA	C2D-C1D-ND	-2.13	108.53	110.10
44	3	317	CLA	O2D-CGD-CBD	2.13	115.06	111.27
44	B	820	CLA	CHD-C1D-ND	-2.13	122.50	124.45
44	q	304	CLA	CHB-C4A-NA	2.13	127.46	124.51
44	A	802	CLA	C1B-CHB-C4A	-2.13	125.90	130.12
47	e	851	BCR	C29-C30-C25	2.13	113.76	110.48
47	B	845	BCR	C21-C20-C19	-2.13	116.58	123.22
52	p	514	CHL	OMC-CMC-C2C	-2.13	120.88	125.69
53	5	304	XAT	C30-C31-C32	-2.13	116.58	123.22
44	2	508	CLA	CHB-C4A-NA	2.13	127.45	124.51
44	f	807	CLA	CAA-C2A-C3A	-2.13	111.14	116.10
47	1	503	BCR	C11-C12-C13	-2.13	120.44	126.42
47	f	847	BCR	C1-C6-C5	-2.13	119.62	122.61
52	2	512	CHL	C1C-C2C-C3C	-2.13	105.43	107.11
47	o	305	BCR	C38-C26-C27	2.13	117.70	113.62
44	A	823	CLA	CHB-C4A-NA	2.12	127.59	124.34
44	A	809	CLA	C1B-CHB-C4A	-2.12	125.91	130.12
47	A	848	BCR	C3-C4-C5	-2.12	110.28	114.08

Continued on next page...

Continued from previous page...

Mol	Chain	Res	Type	Atoms	Z	Observed(°)	Ideal(°)
44	f	829	CLA	CHD-C1D-ND	-2.12	122.50	124.45
44	A	815	CLA	CHB-C4A-NA	2.12	127.45	124.51
52	2	513	CHL	CMD-C2D-C3D	-2.12	120.36	126.12
44	B	803	CLA	CHB-C4A-NA	2.12	127.45	124.51
47	f	845	BCR	C20-C19-C18	-2.12	120.45	126.42
47	j	803	BCR	C21-C20-C19	-2.12	116.59	123.22
51	1	502	LUT	C16-C1-C6	-2.12	106.86	110.30
44	B	807	CLA	C1B-CHB-C4A	-2.12	125.91	130.12
47	I	101	BCR	C38-C26-C27	2.12	117.69	113.62
44	5	313	CLA	C1B-CHB-C4A	-2.12	125.92	130.12
47	q	303	BCR	C8-C7-C6	-2.12	121.25	127.20
44	A	832	CLA	CHD-C1D-ND	-2.12	122.50	124.45
44	5	306	CLA	C1B-CHB-C4A	-2.12	125.92	130.12
52	r	313	CHL	C1C-C2C-C3C	-2.12	105.43	107.11
47	J	102	BCR	C36-C18-C17	-2.12	119.95	122.92
46	O	601	LHG	O8-C23-C24	2.12	118.56	111.91
50	5	301	LMG	O8-C28-C29	2.12	118.56	111.91
52	p	517	CHL	C1D-ND-C4D	-2.12	104.83	106.33
47	B	845	BCR	C10-C11-C12	-2.12	116.61	123.22
44	f	835	CLA	O2A-CGA-O1A	-2.12	118.02	123.30
44	K	201	CLA	C2A-C1A-CHA	2.12	127.55	123.85
44	B	840	CLA	C2D-C1D-ND	-2.12	108.54	110.10
47	3	305	BCR	C23-C24-C25	-2.12	121.25	127.20
53	5	304	XAT	C35-C34-C33	-2.12	124.29	127.31
44	A	834	CLA	CHB-C4A-NA	2.12	127.44	124.51
44	s	510	CLA	CHB-C4A-NA	2.12	127.44	124.51
53	r	303	XAT	C35-C15-C14	-2.12	119.14	123.47
44	e	834	CLA	CHD-C1D-ND	-2.12	122.51	124.45
44	p	509	CLA	CMB-C2B-C3B	2.11	128.63	124.68
44	B	803	CLA	O2A-CGA-O1A	-2.11	118.25	123.59
47	e	851	BCR	C11-C12-C13	-2.11	120.48	126.42
44	e	826	CLA	C1-C2-C3	-2.11	122.39	126.04
44	B	819	CLA	C3C-C4C-NC	-2.11	108.20	110.57
47	A	849	BCR	C35-C13-C12	2.11	121.41	118.08
47	F	801	BCR	C34-C9-C8	2.11	121.41	118.08
44	A	813	CLA	C1B-CHB-C4A	-2.11	125.93	130.12
51	p	502	LUT	C11-C12-C13	-2.11	120.48	126.42
44	K	202	CLA	CHB-C4A-NA	2.11	127.43	124.51
50	2	518	LMG	O6-C5-C4	2.11	113.31	109.52
44	A	827	CLA	CHD-C1D-ND	-2.11	122.51	124.45
47	o	305	BCR	C8-C7-C6	-2.11	121.27	127.20
51	s	501	LUT	C10-C11-C12	-2.11	116.63	123.22

Continued on next page...

Continued from previous page...

Mol	Chain	Res	Type	Atoms	Z	Observed(°)	Ideal(°)
44	3	301	CLA	C1B-CHB-C4A	-2.11	125.94	130.12
47	e	851	BCR	C15-C16-C17	-2.11	119.15	123.47
44	B	828	CLA	C1B-CHB-C4A	-2.11	125.94	130.12
51	q	301	LUT	C3-C4-C5	-2.11	107.65	111.85
52	3	302	CHL	O2A-CGA-CBA	2.11	120.56	112.23
47	K	204	BCR	C23-C24-C25	-2.11	121.28	127.20
44	p	506	CLA	CHD-C1D-ND	-2.11	122.52	124.45
47	r	301	BCR	C35-C13-C14	-2.11	119.97	122.92
54	Q	803	SQD	O8-S-C6	2.11	109.10	105.74
52	s	515	CHL	OMC-CMC-C2C	-2.11	120.92	125.69
44	B	801	CLA	O2D-CGD-CBD	2.10	115.01	111.27
44	A	802	CLA	C2D-C1D-ND	-2.10	108.55	110.10
44	p	509	CLA	CHA-C1A-NA	-2.10	121.58	126.40
47	e	846	BCR	C34-C9-C8	2.10	121.39	118.08
44	e	817	CLA	CHD-C1D-ND	-2.10	122.52	124.45
44	3	313	CLA	O2A-CGA-O1A	-2.10	118.28	123.59
44	B	841	CLA	C2D-C1D-ND	-2.10	108.55	110.10
44	B	827	CLA	O2D-CGD-CBD	2.10	115.00	111.27
44	q	316	CLA	CHD-C1D-ND	-2.10	122.52	124.45
47	s	503	BCR	C28-C29-C30	-2.10	107.08	114.60
47	n	204	BCR	C23-C24-C25	-2.10	121.30	127.20
44	B	803	CLA	O1D-CGD-CBD	2.10	128.78	124.48
44	f	804	CLA	CHA-C1A-NA	-2.10	121.59	126.40
44	A	811	CLA	CHB-C4A-NA	2.10	127.42	124.51
44	p	509	CLA	C1-O2A-CGA	2.10	121.95	116.44
44	2	511	CLA	C2D-C1D-ND	-2.10	108.56	110.10
44	e	817	CLA	CMA-C3A-C2A	-2.10	111.20	116.10
47	L	305	BCR	C16-C15-C14	-2.10	119.18	123.47
52	r	316	CHL	CMB-C2B-C3B	2.10	128.60	124.68
44	3	313	CLA	C3C-C4C-NC	-2.10	108.22	110.57
53	5	304	XAT	C19-C9-C8	2.10	121.38	118.08
44	e	829	CLA	O2A-CGA-O1A	-2.10	118.30	123.59
44	e	841	CLA	CMA-C3A-C2A	-2.10	111.20	116.10
52	2	513	CHL	CHB-C4A-NA	2.10	127.41	124.51
44	e	824	CLA	O1D-CGD-CBD	2.10	128.77	124.48
44	2	507	CLA	CBD-CHA-C1A	2.10	130.97	128.50
44	f	807	CLA	CHD-C1D-ND	-2.09	122.53	124.45
44	B	815	CLA	O2A-CGA-O1A	-2.09	118.31	123.59
43	e	801	CL0	C3D-C2D-C1D	-2.09	102.97	105.83
44	L	301	CLA	O2A-CGA-O1A	-2.09	118.31	123.59
47	F	801	BCR	C16-C15-C14	-2.09	119.19	123.47
47	e	851	BCR	C34-C9-C10	-2.09	119.99	122.92

Continued on next page...

Continued from previous page...

Mol	Chain	Res	Type	Atoms	Z	Observed(°)	Ideal(°)
43	A	801	CL0	C3D-C2D-C1D	-2.09	102.97	105.83
44	B	806	CLA	C2A-C1A-CHA	2.09	125.96	122.71
47	L	306	BCR	C34-C9-C8	2.09	121.37	118.08
51	q	302	LUT	C20-C13-C12	2.09	121.37	118.08
44	B	814	CLA	CHD-C1D-ND	-2.09	122.53	124.45
44	e	813	CLA	CHD-C1D-ND	-2.09	122.53	124.45
47	A	845	BCR	C39-C30-C25	-2.09	106.91	110.30
51	3	303	LUT	C12-C13-C14	-2.09	115.73	118.94
44	J	101	CLA	C2D-C1D-ND	-2.09	108.56	110.10
44	e	811	CLA	CMA-C3A-C2A	-2.09	111.22	116.10
44	A	837	CLA	O2D-CGD-CBD	2.09	114.98	111.27
44	q	305	CLA	O2A-CGA-O1A	-2.09	118.32	123.59
47	B	848	BCR	C35-C13-C12	2.09	121.37	118.08
47	s	503	BCR	C24-C25-C26	2.09	126.52	121.46
47	A	851	BCR	C10-C11-C12	-2.09	116.70	123.22
44	e	835	CLA	O2A-CGA-O1A	-2.09	118.09	123.30
44	p	509	CLA	C3D-C2D-C1D	-2.09	102.98	105.83
51	p	501	LUT	C39-C29-C28	2.09	121.37	118.08
47	A	849	BCR	C18-C19-C20	-2.09	120.17	124.81
44	l	505	CLA	CHD-C1D-ND	-2.09	122.54	124.45
47	A	853	BCR	C30-C25-C26	-2.09	119.67	122.61
44	A	833	CLA	C1B-CHB-C4A	-2.09	125.98	130.12
51	l	501	LUT	C35-C15-C14	-2.09	119.20	123.47
47	l	101	BCR	C36-C18-C19	2.09	121.36	118.08
44	B	840	CLA	C1B-CHB-C4A	-2.09	125.99	130.12
43	A	801	CL0	C4-C3-C5	2.08	118.78	115.27
47	I	101	BCR	C37-C22-C21	-2.08	120.00	122.92
47	e	849	BCR	C23-C24-C25	-2.08	121.35	127.20
52	p	512	CHL	C1C-C2C-C3C	-2.08	105.46	107.11
47	e	847	BCR	C21-C20-C19	-2.08	116.72	123.22
44	p	506	CLA	O2A-CGA-O1A	-2.08	118.34	123.59
51	3	304	LUT	C2-C3-C4	-2.08	107.45	110.30
44	e	824	CLA	O2A-CGA-O1A	-2.08	118.34	123.59
52	s	512	CHL	O1D-CGD-CBD	-2.08	120.23	124.48
44	e	853	CLA	O2D-CGD-CBD	2.08	114.97	111.27
47	A	847	BCR	C36-C18-C19	2.08	121.36	118.08
52	r	313	CHL	O2A-CGA-CBA	2.08	120.45	112.23
54	Q	803	SQD	O48-C23-O10	-2.08	118.34	123.59
44	l	513	CLA	O2D-CGD-CBD	2.08	114.96	111.27
47	Q	801	BCR	C37-C22-C21	-2.08	120.01	122.92
44	B	831	CLA	C1B-CHB-C4A	-2.08	126.00	130.12
47	f	849	BCR	C11-C12-C13	-2.08	120.58	126.42

Continued on next page...

Continued from previous page...

Mol	Chain	Res	Type	Atoms	Z	Observed(°)	Ideal(°)
47	J	102	BCR	C33-C5-C4	2.08	117.61	113.62
44	B	832	CLA	CHB-C4A-NA	2.08	127.38	124.51
47	o	301	BCR	C21-C20-C19	-2.08	116.74	123.22
44	f	813	CLA	C1-C2-C3	-2.08	122.45	126.04
47	A	851	BCR	C36-C18-C17	-2.08	120.02	122.92
47	I	101	BCR	C33-C5-C4	2.08	117.60	113.62
44	e	827	CLA	CHD-C1D-ND	-2.08	122.55	124.45
44	r	307	CLA	O2A-CGA-O1A	-2.07	118.36	123.59
44	5	305	CLA	O1D-CGD-CBD	2.07	128.73	124.48
44	B	825	CLA	C2A-C1A-CHA	2.07	127.49	123.86
44	A	808	CLA	C1-C2-C3	-2.07	122.46	126.04
43	e	801	CL0	C4-C3-C5	2.07	118.76	115.27
44	A	826	CLA	C1B-CHB-C4A	-2.07	126.01	130.12
47	j	803	BCR	C27-C26-C25	-2.07	119.72	122.73
44	f	808	CLA	CBA-CAA-C2A	-2.07	110.56	114.28
47	f	847	BCR	C4-C5-C6	-2.07	119.72	122.73
52	3	315	CHL	O2D-CGD-O1D	-2.07	119.79	123.84
44	A	823	CLA	C2D-C1D-ND	-2.07	108.58	110.10
53	r	303	XAT	C11-C10-C9	-2.07	124.35	127.31
47	n	204	BCR	C35-C13-C12	2.07	121.34	118.08
44	A	821	CLA	CAA-C2A-C1A	-2.07	107.56	112.14
44	A	852	CLA	C1-C2-C3	-2.07	122.46	126.04
44	s	509	CLA	CHD-C1D-ND	-2.07	122.55	124.45
47	B	852	BCR	C21-C20-C19	-2.07	116.76	123.22
47	r	301	BCR	C33-C5-C4	2.07	117.59	113.62
44	e	823	CLA	CHD-C1D-ND	-2.07	122.55	124.45
44	A	839	CLA	O2D-CGD-CBD	2.07	114.94	111.27
44	f	827	CLA	CHB-C4A-NA	2.07	127.50	124.34
47	F	801	BCR	C3-C4-C5	-2.07	110.39	114.08
44	e	809	CLA	O2A-CGA-O1A	-2.07	118.38	123.59
44	A	819	CLA	CBD-CHA-C1A	2.07	130.94	128.50
47	e	847	BCR	C10-C11-C12	-2.07	116.77	123.22
44	A	827	CLA	O1D-CGD-CBD	2.07	128.71	124.48
44	B	836	CLA	CHD-C1D-ND	-2.07	122.56	124.45
51	r	302	LUT	C15-C35-C34	-2.06	119.25	123.47
44	s	508	CLA	CHD-C1D-ND	-2.06	122.56	124.45
44	A	840	CLA	CMB-C2B-C3B	2.06	128.54	124.68
47	K	204	BCR	C31-C1-C6	-2.06	106.95	110.30
47	J	102	BCR	C15-C16-C17	-2.06	119.25	123.47
47	j	801	BCR	C34-C9-C8	2.06	121.33	118.08
44	A	836	CLA	CHB-C4A-NA	2.06	127.37	124.51
44	A	821	CLA	C1B-CHB-C4A	-2.06	126.03	130.12

Continued on next page...

Continued from previous page...

Mol	Chain	Res	Type	Atoms	Z	Observed(°)	Ideal(°)
44	A	811	CLA	CHD-C1D-ND	-2.06	122.56	124.45
44	f	840	CLA	O2D-CGD-CBD	2.06	114.93	111.27
44	B	839	CLA	O1D-CGD-CBD	2.06	128.71	124.48
52	p	514	CHL	O2A-CGA-CBA	2.06	120.38	112.23
44	l	511	CLA	CAA-C2A-C3A	-2.06	107.13	112.78
44	B	835	CLA	C3C-C4C-NC	-2.06	108.26	110.57
44	f	809	CLA	CHD-C1D-ND	-2.06	122.56	124.45
44	n	202	CLA	O2A-CGA-O1A	-2.06	118.16	123.30
47	f	846	BCR	C29-C30-C25	2.06	113.66	110.48
44	f	819	CLA	CMA-C3A-C2A	-2.06	111.29	116.10
44	B	828	CLA	O2D-CGD-CBD	2.06	114.93	111.27
44	f	840	CLA	CHD-C1D-ND	-2.06	122.56	124.45
46	e	844	LHG	O7-C7-O9	-2.06	118.72	123.70
52	s	513	CHL	OMC-CMC-C2C	-2.06	121.03	125.69
44	A	810	CLA	O2A-CGA-O1A	-2.06	118.39	123.59
51	5	303	LUT	C11-C10-C9	-2.06	124.37	127.31
44	5	316	CLA	CMA-C3A-C2A	-2.06	111.29	116.10
44	B	813	CLA	CHD-C1D-ND	-2.06	122.56	124.45
44	f	842	CLA	CHD-C1D-ND	-2.06	122.56	124.45
44	A	826	CLA	O1D-CGD-CBD	2.06	128.69	124.48
44	f	811	CLA	C2D-C1D-ND	-2.06	108.59	110.10
44	3	317	CLA	C1B-CHB-C4A	-2.06	126.04	130.12
51	5	303	LUT	C30-C31-C32	-2.06	116.80	123.22
51	q	302	LUT	C3-C4-C5	-2.05	107.76	111.85
44	p	511	CLA	C2A-C1A-CHA	2.05	125.90	122.71
44	e	837	CLA	CHD-C1D-ND	-2.05	122.57	124.45
44	f	834	CLA	CHD-C1D-ND	-2.05	122.57	124.45
51	2	501	LUT	C38-C25-C24	-2.05	119.17	123.56
44	e	853	CLA	CHD-C1D-ND	-2.05	122.57	124.45
44	B	837	CLA	CHA-C1A-NA	-2.05	121.70	126.40
44	e	833	CLA	CMA-C3A-C2A	-2.05	111.31	116.10
52	p	512	CHL	OMC-CMC-C2C	-2.05	121.05	125.69
52	5	317	CHL	C4D-CHA-C1A	-2.05	118.75	121.25
44	q	311	CLA	O2D-CGD-CBD	2.05	114.91	111.27
47	e	854	BCR	C37-C22-C23	2.05	121.31	118.08
52	p	514	CHL	C1C-C2C-C3C	-2.05	105.49	107.11
52	5	315	CHL	O1D-CGD-CBD	-2.05	120.29	124.48
52	s	513	CHL	O1D-CGD-CBD	-2.05	120.29	124.48
44	A	811	CLA	C2A-C1A-CHA	2.05	125.89	122.71
44	r	309	CLA	O2A-CGA-O1A	-2.05	118.42	123.59
51	l	502	LUT	C39-C29-C28	2.05	121.31	118.08
44	A	831	CLA	C3C-C4C-NC	-2.05	108.27	110.57

Continued on next page...

Continued from previous page...

Mol	Chain	Res	Type	Atoms	Z	Observed(°)	Ideal(°)
44	B	812	CLA	C1B-CHB-C4A	-2.05	126.06	130.12
44	3	307	CLA	C2A-C1A-CHA	2.05	125.89	122.71
44	K	205	CLA	C2D-C1D-ND	-2.05	108.59	110.10
44	e	812	CLA	CHD-C1D-ND	-2.05	122.57	124.45
44	B	817	CLA	O2A-CGA-O1A	-2.05	118.42	123.59
52	5	317	CHL	C2A-C1A-CHA	-2.05	120.36	123.81
44	A	816	CLA	O2A-CGA-O1A	-2.05	118.42	123.59
44	f	835	CLA	CHD-C1D-ND	-2.05	122.57	124.45
44	B	810	CLA	C1B-CHB-C4A	-2.05	126.06	130.12
44	1	505	CLA	C1B-CHB-C4A	-2.05	126.06	130.12
52	s	517	CHL	OMC-CMC-C2C	-2.05	121.06	125.69
44	f	826	CLA	O2A-CGA-O1A	-2.05	118.43	123.59
44	3	306	CLA	C3C-C4C-NC	-2.05	108.34	110.57
44	A	838	CLA	O1D-CGD-CBD	2.05	128.67	124.48
44	f	827	CLA	CHD-C1D-ND	-2.04	122.58	124.45
44	f	811	CLA	C1-C2-C3	-2.04	122.51	126.04
53	2	502	XAT	O4-C5-C6	-2.04	57.27	58.96
47	J	102	BCR	C21-C20-C19	-2.04	116.84	123.22
52	5	314	CHL	O2A-CGA-CBA	2.04	120.30	112.23
47	B	848	BCR	C8-C7-C6	-2.04	121.47	127.20
52	q	313	CHL	CMD-C2D-C3D	-2.04	120.57	126.12
44	A	805	CLA	C2D-C1D-ND	-2.04	108.60	110.10
52	2	512	CHL	C4B-C3B-C2B	-2.04	105.02	106.92
47	f	845	BCR	C35-C13-C14	-2.04	120.06	122.92
44	e	827	CLA	CMA-C3A-C2A	-2.04	111.33	116.10
47	2	503	BCR	C28-C29-C30	-2.04	107.31	114.60
46	A	844	LHG	O8-C23-C24	2.04	118.31	111.91
51	5	303	LUT	C28-C29-C30	-2.04	115.81	118.94
44	3	301	CLA	CMA-C3A-C2A	-2.04	111.34	116.10
44	e	819	CLA	O2D-CGD-CBD	2.04	114.89	111.27
44	3	316	CLA	CMA-C3A-C2A	-2.04	111.34	116.10
52	q	313	CHL	O2A-CGA-CBA	2.04	120.29	112.23
51	5	303	LUT	C8-C7-C6	-2.04	121.48	127.20
44	3	314	CLA	O2A-CGA-O1A	-2.04	118.45	123.59
44	A	836	CLA	C1B-CHB-C4A	-2.04	126.08	130.12
44	L	304	CLA	C2D-C1D-ND	-2.04	108.60	110.10
47	A	849	BCR	C33-C5-C6	-2.04	122.24	124.53
44	B	829	CLA	CBD-CHA-C1A	2.04	130.90	128.50
44	B	814	CLA	CHA-C1A-NA	-2.04	121.74	126.40
44	1	507	CLA	C2D-C1D-ND	-2.04	108.60	110.10
47	A	849	BCR	C37-C22-C21	-2.04	120.07	122.92
51	p	502	LUT	C19-C9-C10	-2.04	120.07	122.92

Continued on next page...

Continued from previous page...

Mol	Chain	Res	Type	Atoms	Z	Observed(°)	Ideal(°)
47	B	849	BCR	C2-C1-C6	2.04	113.61	110.48
44	e	810	CLA	O2A-CGA-O1A	-2.04	118.46	123.59
46	p	516	LHG	O7-C7-O9	-2.03	118.78	123.70
44	e	812	CLA	C2A-C1A-CHA	2.03	125.86	122.71
51	2	501	LUT	C21-C26-C27	-2.03	110.13	112.70
44	B	801	CLA	CHD-C1D-ND	-2.03	122.58	124.45
44	K	203	CLA	CHD-C1D-ND	-2.03	122.58	124.45
52	1	514	CHL	O1D-CGD-CBD	-2.03	120.32	124.48
47	q	303	BCR	C34-C9-C8	2.03	121.28	118.08
52	1	512	CHL	O2A-CGA-CBA	2.03	120.27	112.23
44	B	835	CLA	CHD-C1D-ND	-2.03	122.59	124.45
44	B	808	CLA	CHB-C4A-NA	2.03	127.32	124.51
47	B	844	BCR	C38-C26-C27	2.03	117.52	113.62
44	n	202	CLA	CHD-C1D-ND	-2.03	122.59	124.45
47	B	852	BCR	C20-C21-C22	-2.03	124.41	127.31
44	e	825	CLA	CHD-C1D-ND	-2.03	122.59	124.45
44	q	305	CLA	CAA-C2A-C1A	2.03	118.63	111.97
47	m	103	BCR	C4-C5-C6	-2.03	119.78	122.73
44	3	308	CLA	C3A-C2A-C1A	2.03	104.38	101.34
44	e	830	CLA	O2A-CGA-O1A	-2.03	118.47	123.59
47	r	301	BCR	C3-C4-C5	-2.03	110.45	114.08
44	s	507	CLA	C2D-C1D-ND	-2.03	108.61	110.10
47	B	852	BCR	C33-C5-C4	2.03	117.52	113.62
44	A	829	CLA	CHB-C4A-NA	2.03	127.32	124.51
44	A	812	CLA	CHD-C1D-ND	-2.03	122.59	124.45
44	2	504	CLA	C2A-C1A-CHA	2.03	125.86	122.71
47	o	305	BCR	C35-C13-C14	-2.03	120.08	122.92
44	B	814	CLA	C1B-CHB-C4A	-2.03	126.10	130.12
44	B	806	CLA	C3C-C4C-NC	-2.03	108.30	110.57
47	J	102	BCR	C37-C22-C21	-2.03	120.08	122.92
44	A	803	CLA	CHD-C1D-ND	-2.03	122.59	124.45
47	B	844	BCR	C23-C24-C25	-2.03	121.51	127.20
44	A	812	CLA	O2D-CGD-CBD	2.03	114.87	111.27
44	A	805	CLA	CAA-C2A-C1A	-2.03	105.34	111.97
47	B	845	BCR	C38-C26-C27	2.02	117.50	113.62
44	B	814	CLA	C2A-C1A-CHA	2.02	127.39	123.85
44	K	202	CLA	O2D-CGD-CBD	2.02	114.86	111.27
47	F	804	BCR	C12-C13-C14	2.02	122.05	118.94
52	1	514	CHL	C1C-C2C-C3C	-2.02	105.51	107.11
47	A	853	BCR	C36-C18-C17	-2.02	120.09	122.92
50	2	519	LMG	C8-O7-C10	-2.02	112.81	117.79
44	B	804	CLA	C1B-CHB-C4A	-2.02	126.11	130.12

Continued on next page...

Continued from previous page...

Mol	Chain	Res	Type	Atoms	Z	Observed(°)	Ideal(°)
44	q	304	CLA	C1C-NC-C4C	2.02	107.61	106.71
52	p	514	CHL	C2D-C1D-ND	2.02	111.59	110.10
44	e	832	CLA	CHD-C1D-ND	-2.02	122.60	124.45
47	l	101	BCR	C33-C5-C4	2.02	117.50	113.62
44	2	509	CLA	O2A-CGA-O1A	-2.02	118.49	123.59
47	5	302	BCR	C24-C23-C22	-2.02	123.18	126.23
47	A	847	BCR	C23-C24-C25	-2.02	121.53	127.20
44	r	305	CLA	O2A-CGA-O1A	-2.02	118.50	123.59
44	B	815	CLA	C3C-C4C-NC	-2.02	108.31	110.57
46	e	845	LHG	O7-C7-O9	-2.02	118.82	123.70
47	B	846	BCR	C36-C18-C19	2.02	121.26	118.08
53	2	502	XAT	C20-C13-C14	-2.02	120.10	122.92
51	1	502	LUT	C35-C34-C33	-2.02	124.43	127.31
52	p	512	CHL	C4D-CHA-C1A	-2.02	118.80	121.25
47	A	848	BCR	C35-C13-C14	-2.02	120.10	122.92
44	3	314	CLA	C1-C2-C3	-2.02	122.56	126.04
54	Q	803	SQD	C9-C8-C7	-2.01	106.29	113.62
52	5	314	CHL	CHB-C4A-NA	2.01	127.30	124.51
52	2	515	CHL	C4B-C3B-C2B	-2.01	105.05	106.92
44	A	842	CLA	CHD-C1D-ND	-2.01	122.60	124.45
44	B	829	CLA	C2A-C1A-CHA	2.01	125.83	122.71
44	B	828	CLA	O1D-CGD-CBD	2.01	128.60	124.48
47	F	804	BCR	C1-C6-C5	-2.01	119.78	122.61
52	1	512	CHL	CED-O2D-CGD	2.01	120.48	115.94
44	f	808	CLA	CHD-C1D-ND	-2.01	122.61	124.45
44	p	507	CLA	CHD-C1D-ND	-2.01	122.61	124.45
44	B	801	CLA	C3C-C4C-NC	-2.01	108.32	110.57
44	f	820	CLA	CHD-C1D-ND	-2.01	122.61	124.45
44	B	841	CLA	O1D-CGD-CBD	2.01	128.59	124.48
47	l	101	BCR	C35-C13-C14	-2.01	120.11	122.92
44	s	507	CLA	CMA-C3A-C2A	-2.01	111.41	116.10
50	F	806	LMG	C9-C8-C7	-2.01	107.04	111.79
44	o	303	CLA	O2A-CGA-O1A	-2.01	118.53	123.59
44	3	310	CLA	O1A-CGA-CBA	2.01	129.53	123.08
47	e	854	BCR	C16-C15-C14	-2.01	119.36	123.47
44	e	831	CLA	O2A-CGA-O1A	-2.00	118.53	123.59
44	r	317	CLA	O2D-CGD-CBD	2.00	114.83	111.27
44	5	308	CLA	CAC-C3C-C4C	2.00	127.41	124.81
52	p	512	CHL	O2A-CGA-CBA	2.00	120.15	112.23
53	s	502	XAT	C18-C5-C4	2.00	116.53	114.28
44	f	829	CLA	C3C-C4C-NC	-2.00	108.32	110.57
44	e	818	CLA	C3D-C2D-C1D	-2.00	103.10	105.83

Continued on next page...

Continued from previous page...

Mol	Chain	Res	Type	Atoms	Z	Observed(°)	Ideal(°)
51	5	303	LUT	C10-C11-C12	-2.00	116.97	123.22
44	B	812	CLA	O2A-CGA-O1A	-2.00	118.54	123.59
52	s	513	CHL	CHD-C1D-C2D	2.00	129.68	125.48
52	5	315	CHL	CHD-C1D-C2D	2.00	129.68	125.48
44	f	813	CLA	CHD-C1D-ND	-2.00	122.61	124.45
47	B	852	BCR	C2-C3-C4	-2.00	106.90	111.38
44	5	311	CLA	CAA-C2A-C3A	-2.00	109.26	114.26
44	e	806	CLA	O2D-CGD-CBD	2.00	114.82	111.27
44	1	507	CLA	O2A-CGA-O1A	-2.00	118.54	123.59
46	B	851	LHG	O7-C7-O9	-2.00	118.87	123.70
44	3	314	CLA	C2D-C1D-ND	-2.00	108.63	110.10
44	f	822	CLA	CHD-C1D-ND	-2.00	122.62	124.45

All (341) chirality outliers are listed below:

Mol	Chain	Res	Type	Atom
43	A	801	CL0	NC
43	A	801	CL0	ND
43	A	801	CL0	NA
43	e	801	CL0	NC
43	e	801	CL0	ND
43	e	801	CL0	NA
44	A	802	CLA	ND
44	A	803	CLA	ND
44	A	804	CLA	ND
44	A	805	CLA	ND
44	A	806	CLA	ND
44	A	807	CLA	ND
44	A	808	CLA	ND
44	A	809	CLA	ND
44	A	810	CLA	ND
44	A	811	CLA	ND
44	A	812	CLA	ND
44	A	813	CLA	ND
44	A	814	CLA	ND
44	A	815	CLA	ND
44	A	816	CLA	ND
44	A	817	CLA	ND
44	A	818	CLA	ND
44	A	819	CLA	ND
44	A	820	CLA	ND
44	A	821	CLA	ND

Continued on next page...

Continued from previous page...

Mol	Chain	Res	Type	Atom
44	A	822	CLA	ND
44	A	823	CLA	ND
44	A	824	CLA	ND
44	A	825	CLA	ND
44	A	826	CLA	ND
44	A	827	CLA	ND
44	A	828	CLA	ND
44	A	829	CLA	ND
44	A	830	CLA	ND
44	A	831	CLA	ND
44	A	832	CLA	ND
44	A	833	CLA	ND
44	A	834	CLA	ND
44	A	835	CLA	ND
44	A	836	CLA	ND
44	A	837	CLA	ND
44	A	838	CLA	ND
44	A	839	CLA	ND
44	A	840	CLA	ND
44	A	842	CLA	ND
44	A	852	CLA	ND
44	B	801	CLA	ND
44	B	802	CLA	ND
44	B	803	CLA	ND
44	B	804	CLA	ND
44	B	805	CLA	ND
44	B	806	CLA	ND
44	B	807	CLA	ND
44	B	808	CLA	ND
44	B	809	CLA	ND
44	B	810	CLA	ND
44	B	811	CLA	ND
44	B	812	CLA	ND
44	B	813	CLA	ND
44	B	814	CLA	ND
44	B	815	CLA	ND
44	B	816	CLA	ND
44	B	817	CLA	ND
44	B	818	CLA	ND
44	B	819	CLA	ND
44	B	820	CLA	ND
44	B	821	CLA	ND

Continued on next page...

Continued from previous page...

Mol	Chain	Res	Type	Atom
44	B	822	CLA	ND
44	B	823	CLA	ND
44	B	824	CLA	ND
44	B	825	CLA	ND
44	B	826	CLA	ND
44	B	827	CLA	ND
44	B	828	CLA	ND
44	B	829	CLA	ND
44	B	830	CLA	ND
44	B	831	CLA	ND
44	B	832	CLA	ND
44	B	833	CLA	ND
44	B	834	CLA	ND
44	B	835	CLA	ND
44	B	837	CLA	ND
44	B	838	CLA	ND
44	B	839	CLA	ND
44	B	840	CLA	ND
44	B	841	CLA	ND
44	B	842	CLA	ND
44	F	802	CLA	ND
44	F	803	CLA	ND
44	J	101	CLA	ND
44	K	201	CLA	ND
44	K	202	CLA	ND
44	K	203	CLA	ND
44	K	205	CLA	ND
44	L	301	CLA	ND
44	L	302	CLA	ND
44	L	303	CLA	ND
44	L	304	CLA	ND
44	1	504	CLA	ND
44	1	505	CLA	ND
44	1	506	CLA	ND
44	1	507	CLA	ND
44	1	508	CLA	ND
44	1	510	CLA	ND
44	1	511	CLA	ND
44	1	515	CLA	ND
44	2	504	CLA	ND
44	2	506	CLA	ND
44	2	507	CLA	ND

Continued on next page...

Continued from previous page...

Mol	Chain	Res	Type	Atom
44	2	507	CLA	C8
44	2	508	CLA	ND
44	2	509	CLA	ND
44	2	510	CLA	ND
44	2	511	CLA	ND
44	2	514	CLA	ND
44	3	301	CLA	ND
44	3	306	CLA	ND
44	3	307	CLA	ND
44	3	308	CLA	ND
44	3	310	CLA	ND
44	3	311	CLA	ND
44	3	312	CLA	ND
44	3	313	CLA	ND
44	3	314	CLA	ND
44	3	316	CLA	ND
44	3	317	CLA	ND
44	3	318	CLA	ND
44	5	305	CLA	ND
44	5	306	CLA	ND
44	5	307	CLA	ND
44	5	308	CLA	ND
44	5	309	CLA	ND
44	5	310	CLA	ND
44	5	311	CLA	ND
44	5	312	CLA	ND
44	5	313	CLA	ND
44	5	316	CLA	ND
44	e	802	CLA	ND
44	e	803	CLA	ND
44	e	804	CLA	ND
44	e	805	CLA	ND
44	e	806	CLA	ND
44	e	807	CLA	ND
44	e	808	CLA	ND
44	e	809	CLA	ND
44	e	810	CLA	ND
44	e	811	CLA	ND
44	e	812	CLA	ND
44	e	813	CLA	ND
44	e	814	CLA	ND
44	e	815	CLA	ND

Continued on next page...

Continued from previous page...

Mol	Chain	Res	Type	Atom
44	e	816	CLA	ND
44	e	817	CLA	ND
44	e	818	CLA	ND
44	e	819	CLA	ND
44	e	820	CLA	ND
44	e	821	CLA	ND
44	e	822	CLA	ND
44	e	823	CLA	ND
44	e	824	CLA	ND
44	e	825	CLA	ND
44	e	826	CLA	ND
44	e	827	CLA	ND
44	e	828	CLA	ND
44	e	829	CLA	ND
44	e	830	CLA	ND
44	e	831	CLA	ND
44	e	832	CLA	ND
44	e	833	CLA	ND
44	e	834	CLA	ND
44	e	835	CLA	ND
44	e	836	CLA	ND
44	e	837	CLA	ND
44	e	838	CLA	ND
44	e	839	CLA	ND
44	e	840	CLA	ND
44	e	841	CLA	ND
44	e	843	CLA	ND
44	e	852	CLA	ND
44	e	853	CLA	ND
44	f	801	CLA	ND
44	f	803	CLA	ND
44	f	804	CLA	ND
44	f	805	CLA	ND
44	f	806	CLA	ND
44	f	807	CLA	ND
44	f	808	CLA	ND
44	f	809	CLA	ND
44	f	810	CLA	ND
44	f	811	CLA	ND
44	f	812	CLA	ND
44	f	813	CLA	ND
44	f	814	CLA	ND

Continued on next page...

Continued from previous page...

Mol	Chain	Res	Type	Atom
44	f	815	CLA	ND
44	f	816	CLA	ND
44	f	817	CLA	ND
44	f	818	CLA	ND
44	f	819	CLA	ND
44	f	820	CLA	ND
44	f	821	CLA	ND
44	f	822	CLA	ND
44	f	823	CLA	ND
44	f	824	CLA	ND
44	f	825	CLA	ND
44	f	826	CLA	ND
44	f	827	CLA	ND
44	f	828	CLA	ND
44	f	829	CLA	ND
44	f	830	CLA	ND
44	f	831	CLA	ND
44	f	832	CLA	ND
44	f	833	CLA	ND
44	f	834	CLA	ND
44	f	835	CLA	ND
44	f	836	CLA	ND
44	f	837	CLA	ND
44	f	838	CLA	ND
44	f	839	CLA	ND
44	f	840	CLA	ND
44	f	841	CLA	ND
44	f	842	CLA	ND
44	f	843	CLA	ND
44	j	802	CLA	ND
44	m	101	CLA	ND
44	m	102	CLA	ND
44	n	201	CLA	ND
44	n	202	CLA	ND
44	n	203	CLA	ND
44	n	205	CLA	ND
44	o	302	CLA	ND
44	o	303	CLA	ND
44	o	304	CLA	ND
44	p	504	CLA	ND
44	p	506	CLA	ND
44	p	507	CLA	ND

Continued on next page...

Continued from previous page...

Mol	Chain	Res	Type	Atom
44	p	508	CLA	ND
44	p	509	CLA	ND
44	p	510	CLA	ND
44	p	511	CLA	ND
44	p	513	CLA	ND
44	p	515	CLA	ND
44	q	304	CLA	ND
44	q	305	CLA	ND
44	q	306	CLA	ND
44	q	308	CLA	ND
44	q	309	CLA	ND
44	q	310	CLA	ND
44	q	311	CLA	ND
44	q	312	CLA	ND
44	q	314	CLA	ND
44	q	316	CLA	ND
44	r	304	CLA	ND
44	r	305	CLA	ND
44	r	306	CLA	ND
44	r	307	CLA	ND
44	r	308	CLA	ND
44	r	309	CLA	ND
44	r	310	CLA	ND
44	r	311	CLA	ND
44	r	312	CLA	ND
44	r	315	CLA	ND
44	r	317	CLA	ND
44	s	504	CLA	ND
44	s	506	CLA	ND
44	s	507	CLA	ND
44	s	508	CLA	ND
44	s	509	CLA	ND
44	s	510	CLA	ND
44	s	511	CLA	ND
44	s	514	CLA	ND
51	p	502	LUT	C26
52	1	512	CHL	NC
52	1	512	CHL	ND
52	1	512	CHL	NA
52	1	514	CHL	NC
52	1	514	CHL	ND
52	1	514	CHL	NA

Continued on next page...

Continued from previous page...

Mol	Chain	Res	Type	Atom
52	1	517	CHL	NC
52	1	517	CHL	ND
52	1	517	CHL	NA
52	2	512	CHL	NC
52	2	512	CHL	ND
52	2	512	CHL	NA
52	2	513	CHL	NC
52	2	513	CHL	ND
52	2	513	CHL	NA
52	2	515	CHL	NC
52	2	515	CHL	ND
52	2	515	CHL	NA
52	2	516	CHL	NC
52	2	516	CHL	ND
52	2	516	CHL	NA
52	3	302	CHL	NC
52	3	302	CHL	ND
52	3	302	CHL	NA
52	3	315	CHL	NC
52	3	315	CHL	ND
52	3	315	CHL	NA
52	5	314	CHL	NC
52	5	314	CHL	ND
52	5	314	CHL	NA
52	5	315	CHL	NC
52	5	315	CHL	ND
52	5	315	CHL	NA
52	5	317	CHL	NC
52	5	317	CHL	ND
52	5	317	CHL	NA
52	p	512	CHL	NC
52	p	512	CHL	ND
52	p	512	CHL	NA
52	p	514	CHL	NC
52	p	514	CHL	ND
52	p	514	CHL	NA
52	p	517	CHL	NC
52	p	517	CHL	ND
52	p	517	CHL	NA
52	q	313	CHL	NC
52	q	313	CHL	ND
52	q	313	CHL	NA

Continued on next page...

Continued from previous page...

Mol	Chain	Res	Type	Atom
52	r	313	CHL	NC
52	r	313	CHL	ND
52	r	313	CHL	NA
52	r	314	CHL	NC
52	r	314	CHL	ND
52	r	314	CHL	NA
52	r	316	CHL	NC
52	r	316	CHL	ND
52	r	316	CHL	NA
52	s	512	CHL	NC
52	s	512	CHL	ND
52	s	512	CHL	NA
52	s	513	CHL	NC
52	s	513	CHL	ND
52	s	513	CHL	NA
52	s	515	CHL	NC
52	s	515	CHL	ND
52	s	515	CHL	NA
52	s	517	CHL	NC
52	s	517	CHL	ND
52	s	517	CHL	NA

All (2327) torsion outliers are listed below:

Mol	Chain	Res	Type	Atoms
43	A	801	CL0	C1A-C2A-CAA-CBA
43	A	801	CL0	CHA-CBD-CGD-O2D
43	e	801	CL0	C1A-C2A-CAA-CBA
43	e	801	CL0	CHA-CBD-CGD-O2D
44	A	802	CLA	CHA-CBD-CGD-O1D
44	A	802	CLA	CHA-CBD-CGD-O2D
44	A	802	CLA	C6-C7-C8-C9
44	A	804	CLA	C1A-C2A-CAA-CBA
44	A	804	CLA	C3A-C2A-CAA-CBA
44	A	805	CLA	C1A-C2A-CAA-CBA
44	A	805	CLA	CHA-CBD-CGD-O1D
44	A	805	CLA	CHA-CBD-CGD-O2D
44	A	806	CLA	CHA-CBD-CGD-O1D
44	A	806	CLA	CHA-CBD-CGD-O2D
44	A	807	CLA	CAD-CBD-CGD-O2D
44	A	809	CLA	C1A-C2A-CAA-CBA
44	A	816	CLA	CBD-CGD-O2D-CED

Continued on next page...

Continued from previous page...

Mol	Chain	Res	Type	Atoms
44	A	818	CLA	CHA-CBD-CGD-O1D
44	A	818	CLA	CHA-CBD-CGD-O2D
44	A	821	CLA	C1A-C2A-CAA-CBA
44	A	821	CLA	C3A-C2A-CAA-CBA
44	A	822	CLA	CBD-CGD-O2D-CED
44	A	823	CLA	C1A-C2A-CAA-CBA
44	A	823	CLA	CHA-CBD-CGD-O1D
44	A	823	CLA	CHA-CBD-CGD-O2D
44	A	827	CLA	CBD-CGD-O2D-CED
44	A	831	CLA	C2A-CAA-CBA-CGA
44	A	831	CLA	CAD-CBD-CGD-O1D
44	A	831	CLA	CAD-CBD-CGD-O2D
44	A	831	CLA	CBD-CGD-O2D-CED
44	A	835	CLA	CAD-CBD-CGD-O1D
44	A	835	CLA	CAD-CBD-CGD-O2D
44	A	835	CLA	C2-C3-C5-C6
44	A	838	CLA	CHA-CBD-CGD-O1D
44	A	838	CLA	CHA-CBD-CGD-O2D
44	A	842	CLA	C1A-C2A-CAA-CBA
44	A	842	CLA	C3A-C2A-CAA-CBA
44	A	842	CLA	CHA-CBD-CGD-O2D
44	A	842	CLA	CBD-CGD-O2D-CED
44	A	852	CLA	CBD-CGD-O2D-CED
44	B	803	CLA	CHA-CBD-CGD-O1D
44	B	803	CLA	CHA-CBD-CGD-O2D
44	B	804	CLA	C3A-C2A-CAA-CBA
44	B	804	CLA	CBD-CGD-O2D-CED
44	B	805	CLA	CBD-CGD-O2D-CED
44	B	806	CLA	CHA-CBD-CGD-O1D
44	B	806	CLA	CHA-CBD-CGD-O2D
44	B	806	CLA	CAD-CBD-CGD-O1D
44	B	810	CLA	CHA-CBD-CGD-O1D
44	B	810	CLA	CHA-CBD-CGD-O2D
44	B	811	CLA	C1A-C2A-CAA-CBA
44	B	811	CLA	CHA-CBD-CGD-O1D
44	B	811	CLA	CHA-CBD-CGD-O2D
44	B	811	CLA	CAD-CBD-CGD-O1D
44	B	811	CLA	CAD-CBD-CGD-O2D
44	B	812	CLA	CBD-CGD-O2D-CED
44	B	815	CLA	CBD-CGD-O2D-CED
44	B	817	CLA	CBD-CGD-O2D-CED
44	B	818	CLA	C1A-C2A-CAA-CBA

Continued on next page...

Continued from previous page...

Mol	Chain	Res	Type	Atoms
44	B	818	CLA	C3A-C2A-CAA-CBA
44	B	818	CLA	C2-C3-C5-C6
44	B	818	CLA	C4-C3-C5-C6
44	B	822	CLA	CHA-CBD-CGD-O1D
44	B	822	CLA	CHA-CBD-CGD-O2D
44	B	823	CLA	C1A-C2A-CAA-CBA
44	B	823	CLA	C3A-C2A-CAA-CBA
44	B	824	CLA	C1A-C2A-CAA-CBA
44	B	824	CLA	C3A-C2A-CAA-CBA
44	B	824	CLA	CHA-CBD-CGD-O1D
44	B	824	CLA	CHA-CBD-CGD-O2D
44	B	826	CLA	C11-C12-C13-C14
44	B	832	CLA	CBD-CGD-O2D-CED
44	B	834	CLA	C1A-C2A-CAA-CBA
44	B	835	CLA	CBD-CGD-O2D-CED
44	B	836	CLA	C3A-C2A-CAA-CBA
44	B	838	CLA	CHA-CBD-CGD-O1D
44	B	838	CLA	CHA-CBD-CGD-O2D
44	B	842	CLA	C1A-C2A-CAA-CBA
44	B	842	CLA	C3A-C2A-CAA-CBA
44	J	101	CLA	CHA-CBD-CGD-O1D
44	J	101	CLA	CHA-CBD-CGD-O2D
44	K	203	CLA	CBD-CGD-O2D-CED
44	L	303	CLA	C1A-C2A-CAA-CBA
44	L	303	CLA	C3-C5-C6-C7
44	L	304	CLA	CHA-CBD-CGD-O1D
44	L	304	CLA	CHA-CBD-CGD-O2D
44	1	505	CLA	C1A-C2A-CAA-CBA
44	1	505	CLA	C3A-C2A-CAA-CBA
44	1	506	CLA	C1A-C2A-CAA-CBA
44	1	506	CLA	C3A-C2A-CAA-CBA
44	1	507	CLA	CBD-CGD-O2D-CED
44	1	508	CLA	CBD-CGD-O2D-CED
44	1	509	CLA	CHA-CBD-CGD-O1D
44	1	509	CLA	CHA-CBD-CGD-O2D
44	1	510	CLA	C1A-C2A-CAA-CBA
44	1	510	CLA	C3A-C2A-CAA-CBA
44	1	510	CLA	CBD-CGD-O2D-CED
44	1	511	CLA	CBA-CGA-O2A-C1
44	1	511	CLA	CBD-CGD-O2D-CED
44	2	505	CLA	CBD-CGD-O2D-CED
44	2	505	CLA	C3-C5-C6-C7

Continued on next page...

Continued from previous page...

Mol	Chain	Res	Type	Atoms
44	2	506	CLA	CHA-CBD-CGD-O1D
44	2	506	CLA	CHA-CBD-CGD-O2D
44	2	509	CLA	C1A-C2A-CAA-CBA
44	2	510	CLA	CBA-CGA-O2A-C1
44	3	306	CLA	C1A-C2A-CAA-CBA
44	3	306	CLA	C3A-C2A-CAA-CBA
44	3	306	CLA	C2-C1-O2A-CGA
44	3	306	CLA	CBD-CGD-O2D-CED
44	3	308	CLA	CHA-CBD-CGD-O1D
44	3	308	CLA	CHA-CBD-CGD-O2D
44	3	308	CLA	CBD-CGD-O2D-CED
44	3	309	CLA	CHA-CBD-CGD-O1D
44	3	309	CLA	CHA-CBD-CGD-O2D
44	3	309	CLA	CBD-CGD-O2D-CED
44	3	311	CLA	CBD-CGD-O2D-CED
44	3	312	CLA	CBD-CGD-O2D-CED
44	3	313	CLA	CHA-CBD-CGD-O1D
44	3	313	CLA	CBD-CGD-O2D-CED
44	3	317	CLA	CHA-CBD-CGD-O1D
44	3	317	CLA	CHA-CBD-CGD-O2D
44	5	307	CLA	CBA-CGA-O2A-C1
44	5	307	CLA	O1A-CGA-O2A-C1
44	5	307	CLA	CHA-CBD-CGD-O1D
44	5	307	CLA	CHA-CBD-CGD-O2D
44	5	307	CLA	C2-C3-C5-C6
44	5	307	CLA	C4-C3-C5-C6
44	5	310	CLA	CHA-CBD-CGD-O1D
44	5	310	CLA	CHA-CBD-CGD-O2D
44	5	312	CLA	CHA-CBD-CGD-O1D
44	5	312	CLA	CHA-CBD-CGD-O2D
44	5	312	CLA	CBD-CGD-O2D-CED
44	5	313	CLA	CAD-CBD-CGD-O1D
44	5	313	CLA	CAD-CBD-CGD-O2D
44	e	802	CLA	CAD-CBD-CGD-O2D
44	e	804	CLA	C1A-C2A-CAA-CBA
44	e	805	CLA	CBD-CGD-O2D-CED
44	e	807	CLA	CBD-CGD-O2D-CED
44	e	808	CLA	CAD-CBD-CGD-O1D
44	e	808	CLA	CAD-CBD-CGD-O2D
44	e	809	CLA	CBD-CGD-O2D-CED
44	e	810	CLA	C1A-C2A-CAA-CBA
44	e	810	CLA	C3A-C2A-CAA-CBA

Continued on next page...

Continued from previous page...

Mol	Chain	Res	Type	Atoms
44	e	810	CLA	C2A-CAA-CBA-CGA
44	e	811	CLA	CHA-CBD-CGD-O1D
44	e	811	CLA	CHA-CBD-CGD-O2D
44	e	811	CLA	CAD-CBD-CGD-O1D
44	e	812	CLA	CHA-CBD-CGD-O2D
44	e	812	CLA	CAD-CBD-CGD-O2D
44	e	813	CLA	C3A-C2A-CAA-CBA
44	e	815	CLA	CBD-CGD-O2D-CED
44	e	816	CLA	CBD-CGD-O2D-CED
44	e	819	CLA	CHA-CBD-CGD-O1D
44	e	819	CLA	CHA-CBD-CGD-O2D
44	e	819	CLA	CAD-CBD-CGD-O1D
44	e	820	CLA	CBD-CGD-O2D-CED
44	e	821	CLA	C1A-C2A-CAA-CBA
44	e	821	CLA	C3A-C2A-CAA-CBA
44	e	826	CLA	C1A-C2A-CAA-CBA
44	e	826	CLA	CHA-CBD-CGD-O1D
44	e	826	CLA	CHA-CBD-CGD-O2D
44	e	826	CLA	CAD-CBD-CGD-O1D
44	e	826	CLA	CAD-CBD-CGD-O2D
44	e	828	CLA	CHA-CBD-CGD-O1D
44	e	828	CLA	CHA-CBD-CGD-O2D
44	e	830	CLA	CHA-CBD-CGD-O1D
44	e	830	CLA	CHA-CBD-CGD-O2D
44	e	831	CLA	O1A-CGA-O2A-C1
44	e	831	CLA	CHA-CBD-CGD-O1D
44	e	831	CLA	CHA-CBD-CGD-O2D
44	e	832	CLA	CHA-CBD-CGD-O1D
44	e	832	CLA	CHA-CBD-CGD-O2D
44	e	832	CLA	CAD-CBD-CGD-O1D
44	e	832	CLA	CBD-CGD-O2D-CED
44	e	834	CLA	CAD-CBD-CGD-O1D
44	e	834	CLA	CAD-CBD-CGD-O2D
44	e	839	CLA	CHA-CBD-CGD-O1D
44	e	839	CLA	CHA-CBD-CGD-O2D
44	e	839	CLA	C11-C12-C13-C14
44	e	843	CLA	CBD-CGD-O2D-CED
44	e	852	CLA	CBD-CGD-O2D-CED
44	e	853	CLA	C1A-C2A-CAA-CBA
44	f	801	CLA	CHA-CBD-CGD-O1D
44	f	801	CLA	CHA-CBD-CGD-O2D
44	f	804	CLA	CHA-CBD-CGD-O2D

Continued on next page...

Continued from previous page...

Mol	Chain	Res	Type	Atoms
44	f	806	CLA	CHA-CBD-CGD-O1D
44	f	806	CLA	CHA-CBD-CGD-O2D
44	f	807	CLA	CAD-CBD-CGD-O1D
44	f	807	CLA	CAD-CBD-CGD-O2D
44	f	811	CLA	C2A-CAA-CBA-CGA
44	f	811	CLA	C4-C3-C5-C6
44	f	812	CLA	CAD-CBD-CGD-O1D
44	f	812	CLA	CAD-CBD-CGD-O2D
44	f	813	CLA	CBD-CGD-O2D-CED
44	f	813	CLA	O1D-CGD-O2D-CED
44	f	813	CLA	C4-C3-C5-C6
44	f	814	CLA	CHA-CBD-CGD-O1D
44	f	814	CLA	CHA-CBD-CGD-O2D
44	f	814	CLA	CAD-CBD-CGD-O1D
44	f	818	CLA	CHA-CBD-CGD-O1D
44	f	818	CLA	CHA-CBD-CGD-O2D
44	f	820	CLA	C3A-C2A-CAA-CBA
44	f	824	CLA	CBD-CGD-O2D-CED
44	f	828	CLA	CAD-CBD-CGD-O1D
44	f	828	CLA	CAD-CBD-CGD-O2D
44	f	829	CLA	C3A-C2A-CAA-CBA
44	f	835	CLA	C1A-C2A-CAA-CBA
44	f	836	CLA	C1A-C2A-CAA-CBA
44	f	836	CLA	CBD-CGD-O2D-CED
44	f	836	CLA	O1D-CGD-O2D-CED
44	f	837	CLA	CBD-CGD-O2D-CED
44	f	838	CLA	CHA-CBD-CGD-O1D
44	f	838	CLA	CHA-CBD-CGD-O2D
44	f	838	CLA	CAD-CBD-CGD-O1D
44	f	840	CLA	CAD-CBD-CGD-O1D
44	j	802	CLA	CBD-CGD-O2D-CED
44	m	101	CLA	C1A-C2A-CAA-CBA
44	m	101	CLA	CAD-CBD-CGD-O1D
44	m	102	CLA	C1A-C2A-CAA-CBA
44	m	102	CLA	C3A-C2A-CAA-CBA
44	n	202	CLA	CHA-CBD-CGD-O1D
44	n	202	CLA	CHA-CBD-CGD-O2D
44	n	203	CLA	CBD-CGD-O2D-CED
44	o	302	CLA	CBD-CGD-O2D-CED
44	o	303	CLA	CHA-CBD-CGD-O1D
44	o	303	CLA	CHA-CBD-CGD-O2D
44	p	504	CLA	C3A-C2A-CAA-CBA

Continued on next page...

Continued from previous page...

Mol	Chain	Res	Type	Atoms
44	p	506	CLA	C1A-C2A-CAA-CBA
44	p	507	CLA	CBD-CGD-O2D-CED
44	p	509	CLA	CHA-CBD-CGD-O1D
44	p	509	CLA	CHA-CBD-CGD-O2D
44	p	510	CLA	CBD-CGD-O2D-CED
44	p	513	CLA	CBD-CGD-O2D-CED
44	q	305	CLA	C2A-CAA-CBA-CGA
44	q	305	CLA	CBD-CGD-O2D-CED
44	q	305	CLA	C4-C3-C5-C6
44	q	308	CLA	C1A-C2A-CAA-CBA
44	q	308	CLA	C3A-C2A-CAA-CBA
44	q	308	CLA	CBD-CGD-O2D-CED
44	q	309	CLA	C2A-CAA-CBA-CGA
44	q	311	CLA	CBD-CGD-O2D-CED
44	q	312	CLA	C1A-C2A-CAA-CBA
44	q	312	CLA	C3A-C2A-CAA-CBA
44	q	312	CLA	CBD-CGD-O2D-CED
44	q	312	CLA	O1D-CGD-O2D-CED
44	q	314	CLA	CBD-CGD-O2D-CED
44	q	315	CLA	CBA-CGA-O2A-C1
44	q	316	CLA	CBD-CGD-O2D-CED
44	r	304	CLA	CBD-CGD-O2D-CED
44	r	306	CLA	CBD-CGD-O2D-CED
44	r	308	CLA	CHA-CBD-CGD-O1D
44	r	308	CLA	CHA-CBD-CGD-O2D
44	r	309	CLA	C1A-C2A-CAA-CBA
44	r	309	CLA	CBD-CGD-O2D-CED
44	r	311	CLA	CBD-CGD-O2D-CED
44	r	315	CLA	CBD-CGD-O2D-CED
44	r	317	CLA	C1A-C2A-CAA-CBA
44	r	317	CLA	C3A-C2A-CAA-CBA
44	r	317	CLA	CAD-CBD-CGD-O2D
44	s	505	CLA	C1A-C2A-CAA-CBA
44	s	506	CLA	CHA-CBD-CGD-O1D
44	s	506	CLA	CHA-CBD-CGD-O2D
44	s	506	CLA	C11-C12-C13-C14
44	s	507	CLA	CBD-CGD-O2D-CED
44	s	508	CLA	CBD-CGD-O2D-CED
44	s	509	CLA	CBD-CGD-O2D-CED
44	s	510	CLA	C1A-C2A-CAA-CBA
44	s	510	CLA	C3A-C2A-CAA-CBA
44	s	510	CLA	CBD-CGD-O2D-CED

Continued on next page...

Continued from previous page...

Mol	Chain	Res	Type	Atoms
44	s	511	CLA	C1A-C2A-CAA-CBA
44	s	511	CLA	C3A-C2A-CAA-CBA
44	s	511	CLA	CBD-CGD-O2D-CED
44	s	514	CLA	CBD-CGD-O2D-CED
46	A	843	LHG	C3-O3-P-O4
46	A	844	LHG	C4-O6-P-O4
46	A	844	LHG	C4-O6-P-O5
46	B	851	LHG	C4-O6-P-O4
46	1	516	LHG	C4-O6-P-O3
46	1	516	LHG	C4-O6-P-O5
46	2	517	LHG	C4-O6-P-O5
46	e	844	LHG	C4-O6-P-O3
46	e	845	LHG	C4-O6-P-O4
46	f	852	LHG	C3-O3-P-O4
46	f	852	LHG	C3-O3-P-O5
46	f	852	LHG	C3-O3-P-O6
46	f	852	LHG	C4-O6-P-O4
46	f	852	LHG	C4-O6-P-O5
46	p	516	LHG	C4-O6-P-O5
46	s	516	LHG	C4-O6-P-O3
46	s	516	LHG	C4-O6-P-O5
47	A	845	BCR	C21-C22-C23-C24
47	A	845	BCR	C37-C22-C23-C24
47	A	848	BCR	C23-C24-C25-C26
47	A	851	BCR	C5-C6-C7-C8
47	B	844	BCR	C1-C6-C7-C8
47	B	845	BCR	C21-C22-C23-C24
47	B	845	BCR	C37-C22-C23-C24
47	B	847	BCR	C1-C6-C7-C8
47	B	847	BCR	C5-C6-C7-C8
47	B	849	BCR	C21-C22-C23-C24
47	B	849	BCR	C37-C22-C23-C24
47	F	801	BCR	C17-C18-C19-C20
47	F	801	BCR	C36-C18-C19-C20
47	F	801	BCR	C37-C22-C23-C24
47	I	101	BCR	C21-C22-C23-C24
47	I	101	BCR	C37-C22-C23-C24
47	I	101	BCR	C23-C24-C25-C26
47	I	101	BCR	C23-C24-C25-C30
47	K	204	BCR	C1-C6-C7-C8
47	K	204	BCR	C23-C24-C25-C26
47	L	305	BCR	C17-C18-C19-C20

Continued on next page...

Continued from previous page...

Mol	Chain	Res	Type	Atoms
47	L	305	BCR	C36-C18-C19-C20
47	L	305	BCR	C21-C22-C23-C24
47	L	305	BCR	C37-C22-C23-C24
47	2	503	BCR	C21-C22-C23-C24
47	2	503	BCR	C37-C22-C23-C24
47	3	305	BCR	C7-C8-C9-C34
47	5	302	BCR	C1-C6-C7-C8
47	5	302	BCR	C5-C6-C7-C8
47	5	302	BCR	C11-C12-C13-C14
47	5	302	BCR	C11-C12-C13-C35
47	Q	801	BCR	C37-C22-C23-C24
47	e	848	BCR	C23-C24-C25-C30
47	e	849	BCR	C21-C22-C23-C24
47	e	849	BCR	C37-C22-C23-C24
47	e	850	BCR	C1-C6-C7-C8
47	e	850	BCR	C5-C6-C7-C8
47	e	851	BCR	C1-C6-C7-C8
47	e	854	BCR	C17-C18-C19-C20
47	e	854	BCR	C36-C18-C19-C20
47	f	845	BCR	C7-C8-C9-C10
47	f	845	BCR	C7-C8-C9-C34
47	f	846	BCR	C21-C22-C23-C24
47	f	846	BCR	C37-C22-C23-C24
47	f	847	BCR	C7-C8-C9-C34
47	f	850	BCR	C21-C22-C23-C24
47	l	102	BCR	C21-C22-C23-C24
47	l	102	BCR	C37-C22-C23-C24
47	n	204	BCR	C1-C6-C7-C8
47	n	204	BCR	C7-C8-C9-C34
47	o	305	BCR	C23-C24-C25-C30
47	q	303	BCR	C7-C8-C9-C10
47	q	303	BCR	C7-C8-C9-C34
47	q	303	BCR	C23-C24-C25-C30
47	r	301	BCR	C7-C8-C9-C10
47	r	301	BCR	C7-C8-C9-C34
47	r	301	BCR	C23-C24-C25-C30
47	s	503	BCR	C13-C14-C15-C16
47	s	503	BCR	C23-C24-C25-C26
47	s	503	BCR	C23-C24-C25-C30
49	B	850	DGD	C2B-C1B-O2G-C2G
49	B	850	DGD	O1B-C1B-O2G-C2G
49	J	103	DGD	C2E-C1E-O5D-C6D

Continued on next page...

Continued from previous page...

Mol	Chain	Res	Type	Atoms
49	J	103	DGD	O6E-C1E-O5D-C6D
49	m	104	DGD	C2E-C1E-O5D-C6D
49	m	104	DGD	O6E-C1E-O5D-C6D
50	F	806	LMG	C2-C1-O1-C7
50	F	806	LMG	O6-C1-O1-C7
50	2	519	LMG	O9-C10-O7-C8
50	r	318	LMG	O6-C1-O1-C7
50	r	318	LMG	C7-C8-O7-C10
50	r	318	LMG	C9-C8-O7-C10
50	r	318	LMG	O9-C10-O7-C8
51	1	501	LUT	C1-C6-C7-C8
51	1	501	LUT	C5-C6-C7-C8
51	3	303	LUT	C1-C6-C7-C8
51	p	502	LUT	C21-C26-C27-C28
51	p	502	LUT	C27-C28-C29-C30
51	p	502	LUT	C27-C28-C29-C39
51	p	502	LUT	C31-C32-C33-C40
51	q	302	LUT	C7-C8-C9-C10
51	q	302	LUT	C7-C8-C9-C19
51	q	302	LUT	C11-C12-C13-C14
51	q	302	LUT	C11-C12-C13-C20
51	s	501	LUT	C1-C6-C7-C8
52	1	512	CHL	C3C-C2C-CMC-OMC
52	1	517	CHL	C3C-C2C-CMC-OMC
52	2	515	CHL	C1A-C2A-CAA-CBA
52	2	515	CHL	C3C-C2C-CMC-OMC
52	2	516	CHL	CHA-CBD-CGD-O1D
52	2	516	CHL	CHA-CBD-CGD-O2D
52	2	516	CHL	CAD-CBD-CGD-O1D
52	3	315	CHL	C1A-C2A-CAA-CBA
52	5	314	CHL	C3C-C2C-CMC-OMC
52	5	315	CHL	C3C-C2C-CMC-OMC
52	5	317	CHL	C3C-C2C-CMC-OMC
52	p	517	CHL	C1A-C2A-CAA-CBA
52	p	517	CHL	C3A-C2A-CAA-CBA
52	r	314	CHL	CBD-CGD-O2D-CED
53	2	502	XAT	C5-C6-C7-C8
53	2	502	XAT	O4-C6-C7-C8
53	2	502	XAT	C7-C8-C9-C10
53	2	502	XAT	C7-C8-C9-C19
53	2	502	XAT	C27-C28-C29-C30
53	2	502	XAT	C27-C28-C29-C39

Continued on next page...

Continued from previous page...

Mol	Chain	Res	Type	Atoms
53	s	502	XAT	O4-C6-C7-C8
53	s	502	XAT	C7-C8-C9-C10
53	s	502	XAT	C7-C8-C9-C19
53	s	502	XAT	C11-C12-C13-C14
53	s	502	XAT	C11-C12-C13-C20
54	Q	802	SQD	O5-C1-O6-C44
54	Q	803	SQD	C2-C1-O6-C44
54	Q	803	SQD	O5-C1-O6-C44
44	B	836	CLA	O1D-CGD-O2D-CED
44	2	509	CLA	O1D-CGD-O2D-CED
44	e	810	CLA	O1D-CGD-O2D-CED
44	e	852	CLA	O1D-CGD-O2D-CED
44	j	802	CLA	O1D-CGD-O2D-CED
44	m	101	CLA	O1D-CGD-O2D-CED
44	n	203	CLA	O1D-CGD-O2D-CED
44	q	307	CLA	O1D-CGD-O2D-CED
44	q	310	CLA	O1D-CGD-O2D-CED
44	q	311	CLA	O1D-CGD-O2D-CED
44	q	314	CLA	O1D-CGD-O2D-CED
44	r	317	CLA	O1D-CGD-O2D-CED
44	s	514	CLA	O1D-CGD-O2D-CED
44	A	806	CLA	O1D-CGD-O2D-CED
44	A	852	CLA	O1D-CGD-O2D-CED
44	B	803	CLA	O1D-CGD-O2D-CED
44	B	804	CLA	O1D-CGD-O2D-CED
44	B	812	CLA	O1D-CGD-O2D-CED
44	B	832	CLA	O1D-CGD-O2D-CED
44	3	301	CLA	O1D-CGD-O2D-CED
44	3	306	CLA	O1D-CGD-O2D-CED
44	3	308	CLA	O1D-CGD-O2D-CED
44	3	312	CLA	O1D-CGD-O2D-CED
44	3	317	CLA	O1D-CGD-O2D-CED
44	5	307	CLA	O1D-CGD-O2D-CED
44	e	816	CLA	O1D-CGD-O2D-CED
44	f	812	CLA	O1D-CGD-O2D-CED
44	f	815	CLA	O1D-CGD-O2D-CED
44	o	302	CLA	O1D-CGD-O2D-CED
44	p	506	CLA	O1D-CGD-O2D-CED
44	p	509	CLA	O1D-CGD-O2D-CED
44	p	513	CLA	O1D-CGD-O2D-CED
44	q	305	CLA	O1D-CGD-O2D-CED
44	r	309	CLA	O1D-CGD-O2D-CED

Continued on next page...

Continued from previous page...

Mol	Chain	Res	Type	Atoms
44	s	505	CLA	O1D-CGD-O2D-CED
44	s	509	CLA	O1D-CGD-O2D-CED
44	s	510	CLA	O1D-CGD-O2D-CED
52	r	314	CHL	O1D-CGD-O2D-CED
44	A	806	CLA	CBD-CGD-O2D-CED
44	A	810	CLA	CBD-CGD-O2D-CED
44	A	813	CLA	CBD-CGD-O2D-CED
44	A	815	CLA	CBD-CGD-O2D-CED
44	A	820	CLA	CBD-CGD-O2D-CED
44	A	828	CLA	CBD-CGD-O2D-CED
44	B	803	CLA	CBD-CGD-O2D-CED
44	B	811	CLA	CBD-CGD-O2D-CED
44	B	814	CLA	CBD-CGD-O2D-CED
44	B	816	CLA	CBD-CGD-O2D-CED
44	B	820	CLA	CBD-CGD-O2D-CED
44	B	823	CLA	CBD-CGD-O2D-CED
44	B	836	CLA	CBD-CGD-O2D-CED
44	F	802	CLA	CBD-CGD-O2D-CED
44	1	506	CLA	CBD-CGD-O2D-CED
44	1	509	CLA	CBD-CGD-O2D-CED
44	1	513	CLA	CBD-CGD-O2D-CED
44	1	515	CLA	CBD-CGD-O2D-CED
44	2	509	CLA	CBD-CGD-O2D-CED
44	2	514	CLA	CBD-CGD-O2D-CED
44	3	301	CLA	CBD-CGD-O2D-CED
44	3	307	CLA	CBD-CGD-O2D-CED
44	3	317	CLA	CBD-CGD-O2D-CED
44	5	307	CLA	CBD-CGD-O2D-CED
44	5	309	CLA	CBD-CGD-O2D-CED
44	e	802	CLA	CBD-CGD-O2D-CED
44	e	810	CLA	CBD-CGD-O2D-CED
44	e	821	CLA	CBD-CGD-O2D-CED
44	e	834	CLA	CBD-CGD-O2D-CED
44	f	803	CLA	CBD-CGD-O2D-CED
44	f	808	CLA	CBD-CGD-O2D-CED
44	f	812	CLA	CBD-CGD-O2D-CED
44	f	815	CLA	CBD-CGD-O2D-CED
44	f	819	CLA	CBD-CGD-O2D-CED
44	f	820	CLA	CBD-CGD-O2D-CED
44	f	821	CLA	CBD-CGD-O2D-CED
44	f	830	CLA	CBD-CGD-O2D-CED
44	f	833	CLA	CBD-CGD-O2D-CED

Continued on next page...

Continued from previous page...

Mol	Chain	Res	Type	Atoms
44	f	835	CLA	CBD-CGD-O2D-CED
44	f	839	CLA	CBD-CGD-O2D-CED
44	m	101	CLA	CBD-CGD-O2D-CED
44	m	102	CLA	CBD-CGD-O2D-CED
44	p	504	CLA	CBD-CGD-O2D-CED
44	p	506	CLA	CBD-CGD-O2D-CED
44	p	509	CLA	CBD-CGD-O2D-CED
44	p	511	CLA	CBD-CGD-O2D-CED
44	p	515	CLA	CBD-CGD-O2D-CED
44	q	307	CLA	CBD-CGD-O2D-CED
44	q	309	CLA	CBD-CGD-O2D-CED
44	q	310	CLA	CBD-CGD-O2D-CED
44	q	315	CLA	CBD-CGD-O2D-CED
44	r	305	CLA	CBD-CGD-O2D-CED
44	r	308	CLA	CBD-CGD-O2D-CED
44	r	310	CLA	CBD-CGD-O2D-CED
44	r	317	CLA	CBD-CGD-O2D-CED
44	s	504	CLA	CBD-CGD-O2D-CED
44	s	505	CLA	CBD-CGD-O2D-CED
44	s	506	CLA	CBD-CGD-O2D-CED
52	2	513	CHL	CBD-CGD-O2D-CED
52	5	315	CHL	CBD-CGD-O2D-CED
52	p	514	CHL	CBD-CGD-O2D-CED
52	q	313	CHL	CBD-CGD-O2D-CED
52	s	513	CHL	CBD-CGD-O2D-CED
44	L	303	CLA	O1A-CGA-O2A-C1
44	1	509	CLA	O1A-CGA-O2A-C1
44	2	510	CLA	O1A-CGA-O2A-C1
44	e	804	CLA	O1A-CGA-O2A-C1
44	p	509	CLA	O1A-CGA-O2A-C1
44	p	513	CLA	O1A-CGA-O2A-C1
44	r	306	CLA	O1A-CGA-O2A-C1
44	A	816	CLA	O1D-CGD-O2D-CED
44	A	820	CLA	O1D-CGD-O2D-CED
44	B	815	CLA	O1D-CGD-O2D-CED
44	1	513	CLA	O1D-CGD-O2D-CED
44	3	307	CLA	O1D-CGD-O2D-CED
44	5	309	CLA	O1D-CGD-O2D-CED
44	f	819	CLA	O1D-CGD-O2D-CED
44	f	839	CLA	O1D-CGD-O2D-CED
44	p	511	CLA	O1D-CGD-O2D-CED
44	q	309	CLA	O1D-CGD-O2D-CED

Continued on next page...

Continued from previous page...

Mol	Chain	Res	Type	Atoms
44	q	315	CLA	O1D-CGD-O2D-CED
44	s	506	CLA	O1D-CGD-O2D-CED
44	A	831	CLA	O1D-CGD-O2D-CED
44	B	835	CLA	O1D-CGD-O2D-CED
44	1	507	CLA	O1D-CGD-O2D-CED
44	1	508	CLA	O1D-CGD-O2D-CED
44	1	510	CLA	O1D-CGD-O2D-CED
44	1	511	CLA	O1D-CGD-O2D-CED
44	e	805	CLA	O1D-CGD-O2D-CED
44	e	807	CLA	O1D-CGD-O2D-CED
44	e	820	CLA	O1D-CGD-O2D-CED
44	e	832	CLA	O1D-CGD-O2D-CED
44	e	843	CLA	O1D-CGD-O2D-CED
44	f	837	CLA	O1D-CGD-O2D-CED
44	r	304	CLA	O1D-CGD-O2D-CED
44	r	306	CLA	O1D-CGD-O2D-CED
44	1	509	CLA	CBA-CGA-O2A-C1
44	e	804	CLA	CBA-CGA-O2A-C1
44	e	831	CLA	CBA-CGA-O2A-C1
44	p	509	CLA	CBA-CGA-O2A-C1
44	L	304	CLA	CBD-CGD-O2D-CED
44	2	507	CLA	CBD-CGD-O2D-CED
44	5	308	CLA	CBD-CGD-O2D-CED
44	5	316	CLA	CBD-CGD-O2D-CED
44	e	808	CLA	CBD-CGD-O2D-CED
44	e	818	CLA	CBD-CGD-O2D-CED
44	e	833	CLA	CBD-CGD-O2D-CED
44	e	836	CLA	CBD-CGD-O2D-CED
44	e	853	CLA	CBD-CGD-O2D-CED
44	f	825	CLA	CBD-CGD-O2D-CED
44	f	829	CLA	CBD-CGD-O2D-CED
44	n	202	CLA	CBD-CGD-O2D-CED
52	2	516	CHL	CBD-CGD-O2D-CED
52	3	315	CHL	CBD-CGD-O2D-CED
52	r	313	CHL	CBD-CGD-O2D-CED
44	A	831	CLA	O1A-CGA-O2A-C1
44	3	308	CLA	O1A-CGA-O2A-C1
44	5	310	CLA	O1A-CGA-O2A-C1
44	s	506	CLA	O1A-CGA-O2A-C1
50	F	806	LMG	O10-C28-O8-C9
44	1	511	CLA	O1A-CGA-O2A-C1
44	A	827	CLA	O1D-CGD-O2D-CED

Continued on next page...

Continued from previous page...

Mol	Chain	Res	Type	Atoms
44	B	817	CLA	O1D-CGD-O2D-CED
44	2	505	CLA	O1D-CGD-O2D-CED
44	e	809	CLA	O1D-CGD-O2D-CED
44	e	815	CLA	O1D-CGD-O2D-CED
44	s	508	CLA	O1D-CGD-O2D-CED
44	A	822	CLA	O1D-CGD-O2D-CED
44	A	842	CLA	O1D-CGD-O2D-CED
44	K	203	CLA	O1D-CGD-O2D-CED
44	3	309	CLA	O1D-CGD-O2D-CED
44	3	311	CLA	O1D-CGD-O2D-CED
44	5	312	CLA	O1D-CGD-O2D-CED
44	f	824	CLA	O1D-CGD-O2D-CED
44	p	507	CLA	O1D-CGD-O2D-CED
44	q	308	CLA	O1D-CGD-O2D-CED
44	r	311	CLA	O1D-CGD-O2D-CED
44	r	315	CLA	O1D-CGD-O2D-CED
44	s	507	CLA	O1D-CGD-O2D-CED
44	s	511	CLA	O1D-CGD-O2D-CED
44	f	841	CLA	CBD-CGD-O2D-CED
52	1	512	CHL	CBD-CGD-O2D-CED
44	B	805	CLA	O1D-CGD-O2D-CED
44	B	823	CLA	O1D-CGD-O2D-CED
44	1	515	CLA	O1D-CGD-O2D-CED
44	3	313	CLA	O1D-CGD-O2D-CED
44	f	830	CLA	O1D-CGD-O2D-CED
44	p	510	CLA	O1D-CGD-O2D-CED
44	q	316	CLA	O1D-CGD-O2D-CED
44	r	305	CLA	O1D-CGD-O2D-CED
44	r	310	CLA	O1D-CGD-O2D-CED
44	3	318	CLA	CBA-CGA-O2A-C1
44	q	316	CLA	CBA-CGA-O2A-C1
44	3	318	CLA	O1A-CGA-O2A-C1
44	q	316	CLA	O1A-CGA-O2A-C1
44	B	807	CLA	C3-C5-C6-C7
44	B	811	CLA	C3-C5-C6-C7
44	B	841	CLA	C3-C5-C6-C7
44	3	306	CLA	C3-C5-C6-C7
44	e	852	CLA	C3-C5-C6-C7
44	f	818	CLA	C3-C5-C6-C7
44	p	508	CLA	C3-C5-C6-C7
44	q	312	CLA	C3-C5-C6-C7
45	A	841	PQN	C13-C15-C16-C17

Continued on next page...

Continued from previous page...

Mol	Chain	Res	Type	Atoms
44	A	831	CLA	CBA-CGA-O2A-C1
44	A	835	CLA	CBA-CGA-O2A-C1
44	L	303	CLA	CBA-CGA-O2A-C1
44	3	308	CLA	CBA-CGA-O2A-C1
44	e	816	CLA	CBA-CGA-O2A-C1
44	p	513	CLA	CBA-CGA-O2A-C1
44	q	312	CLA	CBA-CGA-O2A-C1
44	r	306	CLA	CBA-CGA-O2A-C1
49	J	103	DGD	C2A-C1A-O1G-C1G
50	F	806	LMG	C29-C28-O8-C9
44	L	304	CLA	C2C-C3C-CAC-CBC
50	2	519	LMG	C11-C10-O7-C8
44	B	816	CLA	O1D-CGD-O2D-CED
44	p	515	CLA	O1D-CGD-O2D-CED
52	q	313	CHL	O1D-CGD-O2D-CED
44	3	318	CLA	CBD-CGD-O2D-CED
52	s	512	CHL	CBD-CGD-O2D-CED
44	2	514	CLA	O1A-CGA-O2A-C1
44	o	303	CLA	O1A-CGA-O2A-C1
44	q	315	CLA	O1A-CGA-O2A-C1
52	p	514	CHL	CBA-CGA-O2A-C1
44	A	836	CLA	C4-C3-C5-C6
44	B	841	CLA	C4-C3-C5-C6
44	L	303	CLA	C4-C3-C5-C6
44	3	308	CLA	C4-C3-C5-C6
44	e	810	CLA	C4-C3-C5-C6
44	r	306	CLA	C4-C3-C5-C6
44	f	813	CLA	C2-C3-C5-C6
44	q	305	CLA	C2-C3-C5-C6
44	2	506	CLA	CBD-CGD-O2D-CED
44	2	510	CLA	CBD-CGD-O2D-CED
44	5	310	CLA	CBD-CGD-O2D-CED
44	f	828	CLA	CBD-CGD-O2D-CED
44	B	801	CLA	C2A-CAA-CBA-CGA
44	3	308	CLA	C2A-CAA-CBA-CGA
44	3	314	CLA	C2A-CAA-CBA-CGA
44	s	509	CLA	C2A-CAA-CBA-CGA
52	2	512	CHL	C2A-CAA-CBA-CGA
52	5	314	CHL	C2A-CAA-CBA-CGA
52	p	514	CHL	C2A-CAA-CBA-CGA
52	s	512	CHL	C2A-CAA-CBA-CGA
44	f	820	CLA	O1A-CGA-O2A-C1

Continued on next page...

Continued from previous page...

Mol	Chain	Res	Type	Atoms
44	B	820	CLA	O1D-CGD-O2D-CED
44	A	836	CLA	C3-C5-C6-C7
44	B	835	CLA	C3-C5-C6-C7
44	3	314	CLA	C3-C5-C6-C7
44	e	816	CLA	C3-C5-C6-C7
44	e	839	CLA	C3-C5-C6-C7
44	f	801	CLA	C3-C5-C6-C7
44	o	303	CLA	C3-C5-C6-C7
44	A	816	CLA	CBA-CGA-O2A-C1
44	B	822	CLA	CBA-CGA-O2A-C1
44	B	830	CLA	CBA-CGA-O2A-C1
44	5	310	CLA	CBA-CGA-O2A-C1
44	s	506	CLA	CBA-CGA-O2A-C1
49	B	850	DGD	C5B-C6B-C7B-C8B
44	1	509	CLA	O1D-CGD-O2D-CED
52	5	315	CHL	O1D-CGD-O2D-CED
44	B	824	CLA	CBD-CGD-O2D-CED
44	F	803	CLA	CBD-CGD-O2D-CED
44	e	841	CLA	CBD-CGD-O2D-CED
44	f	817	CLA	CBD-CGD-O2D-CED
44	A	813	CLA	O1D-CGD-O2D-CED
44	B	811	CLA	O1D-CGD-O2D-CED
44	F	802	CLA	O1D-CGD-O2D-CED
44	1	506	CLA	O1D-CGD-O2D-CED
44	e	821	CLA	O1D-CGD-O2D-CED
44	e	834	CLA	O1D-CGD-O2D-CED
44	f	803	CLA	O1D-CGD-O2D-CED
44	f	808	CLA	O1D-CGD-O2D-CED
44	m	102	CLA	O1D-CGD-O2D-CED
44	p	504	CLA	O1D-CGD-O2D-CED
44	r	308	CLA	O1D-CGD-O2D-CED
52	2	513	CHL	O1D-CGD-O2D-CED
44	B	818	CLA	O1A-CGA-O2A-C1
44	2	506	CLA	O1A-CGA-O2A-C1
44	e	816	CLA	O1A-CGA-O2A-C1
49	J	103	DGD	O1A-C1A-O1G-C1G
44	f	821	CLA	O1D-CGD-O2D-CED
44	f	835	CLA	O1D-CGD-O2D-CED
47	2	503	BCR	C13-C14-C15-C16
51	p	502	LUT	C29-C30-C31-C32
44	J	101	CLA	C2C-C3C-CAC-CBC
44	A	802	CLA	CBD-CGD-O2D-CED

Continued on next page...

Continued from previous page...

Mol	Chain	Res	Type	Atoms
44	A	824	CLA	CBD-CGD-O2D-CED
44	A	826	CLA	CBD-CGD-O2D-CED
44	B	834	CLA	CBD-CGD-O2D-CED
44	1	504	CLA	CBD-CGD-O2D-CED
44	e	828	CLA	CBD-CGD-O2D-CED
44	f	810	CLA	CBD-CGD-O2D-CED
44	p	505	CLA	CBD-CGD-O2D-CED
52	p	517	CHL	CBD-CGD-O2D-CED
44	A	815	CLA	O1D-CGD-O2D-CED
44	f	820	CLA	O1D-CGD-O2D-CED
46	1	516	LHG	O2-C2-C3-O3
44	f	813	CLA	C3-C5-C6-C7
44	B	818	CLA	CBA-CGA-O2A-C1
44	2	506	CLA	CBA-CGA-O2A-C1
44	2	514	CLA	CBA-CGA-O2A-C1
44	f	820	CLA	CBA-CGA-O2A-C1
44	o	303	CLA	CBA-CGA-O2A-C1
44	s	511	CLA	CBA-CGA-O2A-C1
44	A	816	CLA	O1A-CGA-O2A-C1
44	A	835	CLA	O1A-CGA-O2A-C1
44	q	312	CLA	O1A-CGA-O2A-C1
44	e	802	CLA	O1D-CGD-O2D-CED
44	s	504	CLA	O1D-CGD-O2D-CED
44	A	811	CLA	CBD-CGD-O2D-CED
44	A	825	CLA	CBD-CGD-O2D-CED
44	3	310	CLA	CBD-CGD-O2D-CED
44	f	834	CLA	CBD-CGD-O2D-CED
44	A	828	CLA	O1D-CGD-O2D-CED
52	s	513	CHL	O1D-CGD-O2D-CED
44	L	304	CLA	C4C-C3C-CAC-CBC
44	B	830	CLA	CBD-CGD-O2D-CED
44	A	820	CLA	CBA-CGA-O2A-C1
44	B	814	CLA	O1D-CGD-O2D-CED
50	2	519	LMG	O6-C5-C6-O5
44	B	830	CLA	O1A-CGA-O2A-C1
44	e	838	CLA	C3-C5-C6-C7
44	p	513	CLA	C3-C5-C6-C7
52	p	514	CHL	O1A-CGA-O2A-C1
44	B	841	CLA	C2-C3-C5-C6
44	J	101	CLA	CBD-CGD-O2D-CED
44	A	827	CLA	C2A-CAA-CBA-CGA
44	f	829	CLA	C2A-CAA-CBA-CGA

Continued on next page...

Continued from previous page...

Mol	Chain	Res	Type	Atoms
52	q	313	CHL	C2A-CAA-CBA-CGA
44	2	514	CLA	O1D-CGD-O2D-CED
44	B	822	CLA	O1A-CGA-O2A-C1
49	J	103	DGD	O6D-C1D-O3G-C3G
50	2	518	LMG	O6-C1-O1-C7
44	f	833	CLA	O1D-CGD-O2D-CED
44	J	101	CLA	C4C-C3C-CAC-CBC
44	3	314	CLA	CBA-CGA-O2A-C1
44	e	837	CLA	CBA-CGA-O2A-C1
46	B	851	LHG	C24-C23-O8-C6
44	A	810	CLA	O1D-CGD-O2D-CED
44	L	304	CLA	O1D-CGD-O2D-CED
44	e	808	CLA	O1D-CGD-O2D-CED
44	e	818	CLA	O1D-CGD-O2D-CED
44	e	836	CLA	O1D-CGD-O2D-CED
52	p	514	CHL	O1D-CGD-O2D-CED
44	s	511	CLA	O1A-CGA-O2A-C1
50	m	105	LMG	C11-C10-O7-C8
52	3	315	CHL	O1D-CGD-O2D-CED
44	A	820	CLA	O1A-CGA-O2A-C1
44	e	837	CLA	O1A-CGA-O2A-C1
46	B	851	LHG	O10-C23-O8-C6
44	A	852	CLA	C3-C5-C6-C7
44	A	810	CLA	CBA-CGA-O2A-C1
44	A	836	CLA	CBA-CGA-O2A-C1
44	B	812	CLA	CBA-CGA-O2A-C1
44	B	842	CLA	CBA-CGA-O2A-C1
44	L	301	CLA	CBA-CGA-O2A-C1
44	5	308	CLA	CBA-CGA-O2A-C1
44	e	829	CLA	CBA-CGA-O2A-C1
44	f	831	CLA	CBA-CGA-O2A-C1
44	p	506	CLA	CBA-CGA-O2A-C1
44	q	309	CLA	CBA-CGA-O2A-C1
44	s	509	CLA	CBA-CGA-O2A-C1
44	e	814	CLA	CBD-CGD-O2D-CED
44	q	306	CLA	CBD-CGD-O2D-CED
43	A	801	CL0	CAA-CBA-CGA-O2A
43	e	801	CL0	CAA-CBA-CGA-O2A
44	A	805	CLA	C10-C11-C12-C13
44	2	506	CLA	C15-C16-C17-C18
44	2	510	CLA	C5-C6-C7-C8
44	r	306	CLA	C8-C10-C11-C12

Continued on next page...

Continued from previous page...

Mol	Chain	Res	Type	Atoms
50	2	518	LMG	C2-C1-O1-C7
50	r	318	LMG	C2-C1-O1-C7
44	e	826	CLA	CBA-CGA-O2A-C1
44	L	301	CLA	O1A-CGA-O2A-C1
44	f	831	CLA	O1A-CGA-O2A-C1
49	J	103	DGD	O6E-C5E-C6E-O5E
44	A	836	CLA	C2-C3-C5-C6
44	L	303	CLA	C2-C3-C5-C6
44	3	308	CLA	C2-C3-C5-C6
44	e	810	CLA	C2-C3-C5-C6
44	A	826	CLA	C6-C7-C8-C9
44	A	827	CLA	C14-C13-C15-C16
44	A	838	CLA	C11-C12-C13-C14
44	B	818	CLA	C11-C10-C8-C9
44	2	506	CLA	C11-C12-C13-C14
44	3	314	CLA	C11-C10-C8-C9
44	e	824	CLA	C6-C7-C8-C9
44	e	829	CLA	C6-C7-C8-C9
44	p	508	CLA	C11-C10-C8-C9
44	s	506	CLA	C11-C10-C8-C9
45	A	841	PQN	C19-C18-C20-C21
45	B	843	PQN	C19-C18-C20-C21
44	2	507	CLA	O1D-CGD-O2D-CED
44	e	853	CLA	O1D-CGD-O2D-CED
44	n	202	CLA	O1D-CGD-O2D-CED
44	f	840	CLA	CBD-CGD-O2D-CED
44	A	808	CLA	C2A-CAA-CBA-CGA
44	e	824	CLA	C2A-CAA-CBA-CGA
44	q	312	CLA	C2A-CAA-CBA-CGA
44	q	315	CLA	C2A-CAA-CBA-CGA
47	A	847	BCR	C7-C8-C9-C34
47	A	851	BCR	C37-C22-C23-C24
47	A	853	BCR	C37-C22-C23-C24
47	B	844	BCR	C7-C8-C9-C34
47	L	305	BCR	C7-C8-C9-C34
47	L	306	BCR	C11-C12-C13-C35
47	e	846	BCR	C37-C22-C23-C24
47	e	848	BCR	C7-C8-C9-C34
47	e	854	BCR	C7-C8-C9-C34
47	f	850	BCR	C37-C22-C23-C24
47	j	801	BCR	C37-C22-C23-C24
47	l	101	BCR	C7-C8-C9-C34

Continued on next page...

Continued from previous page...

Mol	Chain	Res	Type	Atoms
47	l	102	BCR	C7-C8-C9-C34
47	n	204	BCR	C37-C22-C23-C24
47	q	303	BCR	C37-C22-C23-C24
51	p	501	LUT	C7-C8-C9-C19
53	5	304	XAT	C27-C28-C29-C39
53	r	303	XAT	C7-C8-C9-C19
47	A	847	BCR	C7-C8-C9-C10
47	A	853	BCR	C21-C22-C23-C24
47	B	844	BCR	C7-C8-C9-C10
47	F	801	BCR	C21-C22-C23-C24
47	L	305	BCR	C7-C8-C9-C10
47	Q	801	BCR	C21-C22-C23-C24
47	e	846	BCR	C21-C22-C23-C24
47	e	848	BCR	C7-C8-C9-C10
47	j	801	BCR	C21-C22-C23-C24
47	l	101	BCR	C7-C8-C9-C10
47	l	102	BCR	C7-C8-C9-C10
47	n	204	BCR	C21-C22-C23-C24
51	p	501	LUT	C7-C8-C9-C10
50	2	519	LMG	C4-C5-C6-O5
50	2	519	LMG	C28-C29-C30-C31
44	e	829	CLA	O1A-CGA-O2A-C1
44	p	506	CLA	O1A-CGA-O2A-C1
44	A	805	CLA	C8-C10-C11-C12
44	e	804	CLA	C15-C16-C17-C18
44	e	839	CLA	C5-C6-C7-C8
45	B	843	PQN	C15-C16-C17-C18
44	e	833	CLA	O1D-CGD-O2D-CED
44	f	829	CLA	O1D-CGD-O2D-CED
44	l	510	CLA	CBA-CGA-O2A-C1
52	s	517	CHL	CBA-CGA-O2A-C1
44	f	825	CLA	O1D-CGD-O2D-CED
44	3	306	CLA	CBA-CGA-O2A-C1
44	f	829	CLA	CBA-CGA-O2A-C1
44	B	802	CLA	C10-C11-C12-C13
44	B	802	CLA	C15-C16-C17-C18
44	2	514	CLA	C5-C6-C7-C8
44	e	804	CLA	C8-C10-C11-C12
44	p	508	CLA	C13-C15-C16-C17
45	A	841	PQN	C18-C20-C21-C22
46	p	516	LHG	C7-C8-C9-C10
44	A	838	CLA	C5-C6-C7-C8

Continued on next page...

Continued from previous page...

Mol	Chain	Res	Type	Atoms
44	B	838	CLA	C5-C6-C7-C8
44	2	507	CLA	C5-C6-C7-C8
44	3	308	CLA	C5-C6-C7-C8
44	5	308	CLA	C10-C11-C12-C13
44	e	804	CLA	C5-C6-C7-C8
44	e	804	CLA	C13-C15-C16-C17
44	e	810	CLA	C5-C6-C7-C8
44	e	815	CLA	C2C-C3C-CAC-CBC
44	K	202	CLA	CBD-CGD-O2D-CED
52	r	316	CHL	CBD-CGD-O2D-CED
52	2	516	CHL	O1D-CGD-O2D-CED
44	5	308	CLA	C5-C6-C7-C8
44	o	303	CLA	C8-C10-C11-C12
44	r	307	CLA	C8-C10-C11-C12
50	F	806	LMG	C14-C15-C16-C17
52	r	313	CHL	O1D-CGD-O2D-CED
50	m	105	LMG	O9-C10-O7-C8
44	2	514	CLA	C2-C1-O2A-CGA
44	B	835	CLA	C5-C6-C7-C8
44	f	826	CLA	C5-C6-C7-C8
44	A	838	CLA	CBD-CGD-O2D-CED
44	e	832	CLA	C2A-CAA-CBA-CGA
44	f	833	CLA	C2A-CAA-CBA-CGA
52	2	516	CHL	C2A-CAA-CBA-CGA
44	B	818	CLA	C5-C6-C7-C8
44	5	307	CLA	C10-C11-C12-C13
44	o	303	CLA	C5-C6-C7-C8
44	A	806	CLA	C6-C7-C8-C10
44	5	308	CLA	C11-C10-C8-C7
44	r	306	CLA	C11-C12-C13-C15
44	3	308	CLA	C3-C5-C6-C7
44	f	808	CLA	C3-C5-C6-C7
44	A	810	CLA	O1A-CGA-O2A-C1
44	3	306	CLA	O1A-CGA-O2A-C1
44	5	308	CLA	O1A-CGA-O2A-C1
47	l	101	BCR	C9-C10-C11-C12
52	s	515	CHL	CBD-CGD-O2D-CED
44	A	823	CLA	C2A-CAA-CBA-CGA
44	q	316	CLA	C2A-CAA-CBA-CGA
44	r	309	CLA	C2A-CAA-CBA-CGA
44	5	308	CLA	O1D-CGD-O2D-CED
44	5	316	CLA	O1D-CGD-O2D-CED

Continued on next page...

Continued from previous page...

Mol	Chain	Res	Type	Atoms
52	1	512	CHL	O1D-CGD-O2D-CED
44	A	823	CLA	C5-C6-C7-C8
44	A	827	CLA	C10-C11-C12-C13
44	B	826	CLA	C8-C10-C11-C12
44	3	306	CLA	C5-C6-C7-C8
44	A	836	CLA	O1A-CGA-O2A-C1
44	B	842	CLA	O1A-CGA-O2A-C1
44	q	309	CLA	O1A-CGA-O2A-C1
44	s	509	CLA	O1A-CGA-O2A-C1
44	A	827	CLA	C8-C10-C11-C12
44	s	506	CLA	C8-C10-C11-C12
44	B	837	CLA	C2C-C3C-CAC-CBC
44	3	318	CLA	O1D-CGD-O2D-CED
44	f	841	CLA	O1D-CGD-O2D-CED
46	B	851	LHG	O2-C2-C3-O3
44	B	842	CLA	C3-C5-C6-C7
44	f	831	CLA	C3-C5-C6-C7
44	A	805	CLA	C5-C6-C7-C8
44	s	506	CLA	C10-C11-C12-C13
44	B	812	CLA	O1A-CGA-O2A-C1
44	3	314	CLA	O1A-CGA-O2A-C1
44	e	826	CLA	O1A-CGA-O2A-C1
44	f	829	CLA	O1A-CGA-O2A-C1
44	A	802	CLA	C5-C6-C7-C8
44	A	806	CLA	C13-C15-C16-C17
44	B	803	CLA	C10-C11-C12-C13
44	e	839	CLA	C13-C15-C16-C17
49	B	850	DGD	O6D-C5D-C6D-O5D
46	A	844	LHG	C3-O3-P-O6
46	A	844	LHG	C4-O6-P-O3
46	B	851	LHG	C3-O3-P-O6
46	B	851	LHG	C4-O6-P-O3
46	1	516	LHG	C3-O3-P-O6
46	e	844	LHG	C3-O3-P-O6
46	e	845	LHG	C3-O3-P-O6
46	e	845	LHG	C4-O6-P-O3
46	f	852	LHG	C4-O6-P-O3
46	p	516	LHG	C4-O6-P-O3
46	1	516	LHG	C23-C24-C25-C26
44	2	510	CLA	C3-C5-C6-C7
44	A	804	CLA	CBA-CGA-O2A-C1
44	A	825	CLA	CBA-CGA-O2A-C1

Continued on next page...

Continued from previous page...

Mol	Chain	Res	Type	Atoms
44	e	810	CLA	CBA-CGA-O2A-C1
44	f	826	CLA	C10-C11-C12-C13
52	s	512	CHL	O1D-CGD-O2D-CED
50	F	805	LMG	O9-C10-O7-C8
44	A	829	CLA	C4-C3-C5-C6
44	r	306	CLA	C2-C3-C5-C6
44	A	829	CLA	C5-C6-C7-C8
44	A	816	CLA	C2A-CAA-CBA-CGA
44	B	802	CLA	C2A-CAA-CBA-CGA
44	5	307	CLA	C2A-CAA-CBA-CGA
44	5	308	CLA	C2A-CAA-CBA-CGA
44	e	804	CLA	C2A-CAA-CBA-CGA
44	f	820	CLA	C2A-CAA-CBA-CGA
52	p	512	CHL	C2A-CAA-CBA-CGA
52	r	313	CHL	C2A-CAA-CBA-CGA
44	1	506	CLA	C6-C7-C8-C9
44	5	307	CLA	C16-C17-C18-C20
44	f	810	CLA	C16-C17-C18-C20
44	f	813	CLA	CBA-CGA-O2A-C1
44	p	508	CLA	CBA-CGA-O2A-C1
49	B	850	DGD	C4D-C5D-C6D-O5D
46	f	852	LHG	C7-C8-C9-C10
50	5	301	LMG	C11-C12-C13-C14
44	B	824	CLA	O1D-CGD-O2D-CED
44	5	310	CLA	O1D-CGD-O2D-CED
44	f	828	CLA	O1D-CGD-O2D-CED
44	B	842	CLA	CBD-CGD-O2D-CED
50	F	805	LMG	C11-C10-O7-C8
50	F	806	LMG	C11-C10-O7-C8
44	f	836	CLA	C3-C5-C6-C7
44	s	510	CLA	C3-C5-C6-C7
44	B	834	CLA	O1D-CGD-O2D-CED
44	F	803	CLA	O1D-CGD-O2D-CED
44	2	510	CLA	O1D-CGD-O2D-CED
44	A	823	CLA	C6-C7-C8-C9
44	2	510	CLA	C11-C12-C13-C14
44	3	308	CLA	C6-C7-C8-C9
44	5	308	CLA	C11-C12-C13-C14
44	o	303	CLA	C11-C12-C13-C14
44	p	506	CLA	C6-C7-C8-C9
49	m	104	DGD	CBB-CCB-CDB-CEB
44	e	841	CLA	O1D-CGD-O2D-CED

Continued on next page...

Continued from previous page...

Mol	Chain	Res	Type	Atoms
50	F	806	LMG	O9-C10-O7-C8
49	J	103	DGD	C7B-C8B-C9B-CAB
49	m	104	DGD	C7B-C8B-C9B-CAB
44	2	506	CLA	O1D-CGD-O2D-CED
44	f	817	CLA	O1D-CGD-O2D-CED
52	3	302	CHL	CBA-CGA-O2A-C1
46	f	852	LHG	O2-C2-C3-O3
44	f	826	CLA	C3-C5-C6-C7
46	A	844	LHG	C7-C8-C9-C10
49	J	103	DGD	C1A-C2A-C3A-C4A
44	1	504	CLA	O1D-CGD-O2D-CED
46	A	843	LHG	C27-C28-C29-C30
46	1	516	LHG	C34-C35-C36-C37
44	A	831	CLA	C15-C16-C17-C18
44	p	508	CLA	C8-C10-C11-C12
44	e	810	CLA	O1A-CGA-O2A-C1
44	e	826	CLA	C4-C3-C5-C6
50	2	519	LMG	C11-C12-C13-C14
44	e	824	CLA	C2-C3-C5-C6
44	B	807	CLA	C6-C7-C8-C9
44	1	513	CLA	C6-C7-C8-C9
44	1	513	CLA	C11-C12-C13-C14
44	e	826	CLA	C14-C13-C15-C16
44	A	824	CLA	O1D-CGD-O2D-CED
44	B	842	CLA	C8-C10-C11-C12
50	F	806	LMG	C28-C29-C30-C31
44	e	815	CLA	C4C-C3C-CAC-CBC
44	B	821	CLA	C2A-CAA-CBA-CGA
44	2	509	CLA	C2A-CAA-CBA-CGA
44	5	312	CLA	C2A-CAA-CBA-CGA
44	r	305	CLA	C2A-CAA-CBA-CGA
47	A	848	BCR	C37-C22-C23-C24
47	K	204	BCR	C37-C22-C23-C24
47	1	503	BCR	C7-C8-C9-C34
47	3	305	BCR	C37-C22-C23-C24
47	f	845	BCR	C37-C22-C23-C24
46	A	844	LHG	O1-C1-C2-C3
47	A	848	BCR	C21-C22-C23-C24
47	K	204	BCR	C21-C22-C23-C24
47	1	503	BCR	C7-C8-C9-C10
47	3	305	BCR	C7-C8-C9-C10
47	3	305	BCR	C21-C22-C23-C24

Continued on next page...

Continued from previous page...

Mol	Chain	Res	Type	Atoms
47	f	845	BCR	C21-C22-C23-C24
51	p	502	LUT	C31-C32-C33-C34
49	J	103	DGD	O1B-C1B-O2G-C2G
49	J	103	DGD	C2B-C1B-O2G-C2G
44	B	841	CLA	C5-C6-C7-C8
46	A	843	LHG	C14-C15-C16-C17
44	o	304	CLA	CBD-CGD-O2D-CED
44	A	831	CLA	C13-C15-C16-C17
50	F	806	LMG	C12-C13-C14-C15
44	2	510	CLA	C11-C12-C13-C15
44	5	308	CLA	C11-C12-C13-C15
44	f	821	CLA	C6-C7-C8-C10
44	o	303	CLA	C11-C12-C13-C15
49	m	104	DGD	O6D-C1D-O3G-C3G
44	f	810	CLA	C15-C16-C17-C18
44	A	802	CLA	O1D-CGD-O2D-CED
44	p	510	CLA	CBA-CGA-O2A-C1
52	1	512	CHL	CBA-CGA-O2A-C1
52	2	512	CHL	CBA-CGA-O2A-C1
52	5	314	CHL	CBA-CGA-O2A-C1
52	s	512	CHL	CBA-CGA-O2A-C1
44	B	821	CLA	CBD-CGD-O2D-CED
44	r	312	CLA	CBD-CGD-O2D-CED
46	1	516	LHG	C14-C15-C16-C17
44	2	505	CLA	CBA-CGA-O2A-C1
46	B	851	LHG	C29-C30-C31-C32
49	B	850	DGD	CDB-CEB-CFB-CGB
44	e	828	CLA	O1D-CGD-O2D-CED
52	p	517	CHL	O1D-CGD-O2D-CED
44	A	805	CLA	C3A-C2A-CAA-CBA
44	A	852	CLA	C3A-C2A-CAA-CBA
44	B	834	CLA	C3A-C2A-CAA-CBA
44	L	303	CLA	C3A-C2A-CAA-CBA
44	3	310	CLA	C3A-C2A-CAA-CBA
44	3	318	CLA	C3A-C2A-CAA-CBA
44	5	309	CLA	C3A-C2A-CAA-CBA
44	e	804	CLA	C3A-C2A-CAA-CBA
44	e	812	CLA	CBD-CGD-O2D-CED
44	e	826	CLA	C3A-C2A-CAA-CBA
44	e	853	CLA	C3A-C2A-CAA-CBA
44	p	506	CLA	C3A-C2A-CAA-CBA
44	q	315	CLA	C3A-C2A-CAA-CBA

Continued on next page...

Continued from previous page...

Mol	Chain	Res	Type	Atoms
44	q	316	CLA	C3A-C2A-CAA-CBA
44	s	505	CLA	C3A-C2A-CAA-CBA
52	2	516	CHL	C3A-C2A-CAA-CBA
52	5	314	CHL	C3A-C2A-CAA-CBA
44	A	806	CLA	C5-C6-C7-C8
44	A	806	CLA	C15-C16-C17-C18
49	J	103	DGD	CEA-CFA-CGA-CHA
44	A	804	CLA	O1A-CGA-O2A-C1
44	A	825	CLA	O1A-CGA-O2A-C1
44	3	308	CLA	C6-C7-C8-C10
44	e	837	CLA	C6-C7-C8-C9
49	J	103	DGD	C6B-C7B-C8B-C9B
44	A	826	CLA	O1D-CGD-O2D-CED
44	f	810	CLA	O1D-CGD-O2D-CED
52	1	514	CHL	CBD-CGD-O2D-CED
44	e	824	CLA	C4-C3-C5-C6
49	m	104	DGD	C2B-C1B-O2G-C2G
46	A	843	LHG	C29-C30-C31-C32
44	f	813	CLA	O1A-CGA-O2A-C1
44	A	823	CLA	C6-C7-C8-C10
44	e	826	CLA	C16-C17-C18-C19
44	e	839	CLA	C16-C17-C18-C20
44	f	836	CLA	CAA-CBA-CGA-O2A
52	s	517	CHL	O1A-CGA-O2A-C1
44	A	826	CLA	C3-C5-C6-C7
46	A	843	LHG	C31-C32-C33-C34
44	p	508	CLA	O1A-CGA-O2A-C1
46	1	516	LHG	C1-C2-C3-O3
49	m	104	DGD	O1B-C1B-O2G-C2G
44	3	314	CLA	C2-C1-O2A-CGA
44	5	310	CLA	C2-C1-O2A-CGA
44	p	509	CLA	C2-C1-O2A-CGA
46	1	516	LHG	C9-C10-C11-C12
44	A	805	CLA	C13-C15-C16-C17
44	A	831	CLA	C5-C6-C7-C8
46	1	516	LHG	C7-C8-C9-C10
44	A	818	CLA	CBD-CGD-O2D-CED
44	s	506	CLA	C3-C5-C6-C7
47	A	845	BCR	C1-C6-C7-C8
47	A	845	BCR	C5-C6-C7-C8
47	A	848	BCR	C23-C24-C25-C30
47	A	851	BCR	C1-C6-C7-C8

Continued on next page...

Continued from previous page...

Mol	Chain	Res	Type	Atoms
47	A	851	BCR	C23-C24-C25-C26
47	A	851	BCR	C23-C24-C25-C30
47	B	844	BCR	C5-C6-C7-C8
47	K	204	BCR	C5-C6-C7-C8
47	K	204	BCR	C23-C24-C25-C30
47	L	306	BCR	C23-C24-C25-C26
47	L	306	BCR	C23-C24-C25-C30
47	1	503	BCR	C1-C6-C7-C8
47	1	503	BCR	C5-C6-C7-C8
47	2	503	BCR	C1-C6-C7-C8
47	2	503	BCR	C5-C6-C7-C8
47	3	305	BCR	C1-C6-C7-C8
47	3	305	BCR	C5-C6-C7-C8
47	Q	801	BCR	C1-C6-C7-C8
47	Q	801	BCR	C5-C6-C7-C8
47	e	848	BCR	C23-C24-C25-C26
47	e	849	BCR	C1-C6-C7-C8
47	e	849	BCR	C5-C6-C7-C8
47	e	849	BCR	C23-C24-C25-C26
47	e	849	BCR	C23-C24-C25-C30
47	e	851	BCR	C5-C6-C7-C8
47	e	851	BCR	C23-C24-C25-C26
47	e	851	BCR	C23-C24-C25-C30
47	l	101	BCR	C23-C24-C25-C26
47	l	102	BCR	C23-C24-C25-C26
47	l	102	BCR	C23-C24-C25-C30
47	n	204	BCR	C5-C6-C7-C8
47	n	204	BCR	C23-C24-C25-C26
47	n	204	BCR	C23-C24-C25-C30
47	o	305	BCR	C23-C24-C25-C26
47	q	303	BCR	C23-C24-C25-C26
47	r	301	BCR	C1-C6-C7-C8
47	r	301	BCR	C5-C6-C7-C8
47	r	301	BCR	C23-C24-C25-C26
51	3	303	LUT	C5-C6-C7-C8
51	q	301	LUT	C1-C6-C7-C8
51	q	301	LUT	C5-C6-C7-C8
51	s	501	LUT	C5-C6-C7-C8
44	A	842	CLA	CBA-CGA-O2A-C1
44	3	311	CLA	CBA-CGA-O2A-C1
44	A	806	CLA	C10-C11-C12-C13
45	A	841	PQN	C25-C26-C27-C28

Continued on next page...

Continued from previous page...

Mol	Chain	Res	Type	Atoms
44	2	507	CLA	C4-C3-C5-C6
54	Q	802	SQD	C28-C29-C30-C31
44	3	313	CLA	O2A-C1-C2-C3
44	2	505	CLA	O1A-CGA-O2A-C1
44	e	824	CLA	C11-C10-C8-C9
44	5	308	CLA	C8-C10-C11-C12
44	f	834	CLA	O1D-CGD-O2D-CED
44	A	805	CLA	C2-C3-C5-C6
44	A	825	CLA	C11-C10-C8-C7
44	1	513	CLA	C6-C7-C8-C10
44	1	513	CLA	C11-C12-C13-C15
44	3	314	CLA	C6-C7-C8-C10
44	e	804	CLA	C12-C13-C15-C16
44	e	826	CLA	C2-C3-C5-C6
46	B	851	LHG	C9-C10-C11-C12
44	L	303	CLA	CBD-CGD-O2D-CED
52	5	317	CHL	CBD-CGD-O2D-CED
44	p	508	CLA	C16-C17-C18-C20
54	Q	803	SQD	O49-C7-O47-C45
44	1	510	CLA	O1A-CGA-O2A-C1
44	e	809	CLA	CBA-CGA-O2A-C1
50	5	301	LMG	C29-C28-O8-C9
44	B	817	CLA	C2A-CAA-CBA-CGA
44	5	310	CLA	C2A-CAA-CBA-CGA
44	e	816	CLA	C2A-CAA-CBA-CGA
44	r	306	CLA	C2A-CAA-CBA-CGA
44	3	311	CLA	O1A-CGA-O2A-C1
44	A	811	CLA	O1D-CGD-O2D-CED
44	A	825	CLA	O1D-CGD-O2D-CED
49	B	850	DGD	C2B-C3B-C4B-C5B
44	3	310	CLA	O1D-CGD-O2D-CED
44	B	807	CLA	C15-C16-C17-C18
44	B	830	CLA	O1D-CGD-O2D-CED
44	A	842	CLA	O1A-CGA-O2A-C1
45	A	841	PQN	C26-C27-C28-C30
44	A	827	CLA	C5-C6-C7-C8
46	p	516	LHG	C28-C29-C30-C31
46	A	844	LHG	C8-C7-O7-C5
46	1	516	LHG	C8-C7-O7-C5
54	Q	803	SQD	C8-C7-O47-C45
44	B	833	CLA	C5-C6-C7-C8
44	B	829	CLA	CBD-CGD-O2D-CED

Continued on next page...

Continued from previous page...

Mol	Chain	Res	Type	Atoms
49	f	851	DGD	C5A-C6A-C7A-C8A
44	p	505	CLA	O1D-CGD-O2D-CED
46	A	844	LHG	O9-C7-O7-C5
46	A	843	LHG	C10-C11-C12-C13
44	A	836	CLA	C6-C7-C8-C9
44	f	810	CLA	C16-C17-C18-C19
44	A	805	CLA	C4-C3-C5-C6
44	e	803	CLA	C4-C3-C5-C6
44	A	829	CLA	C2-C3-C5-C6
44	B	830	CLA	C6-C7-C8-C9
44	5	308	CLA	C11-C10-C8-C9
44	e	804	CLA	C14-C13-C15-C16
44	r	306	CLA	C11-C12-C13-C14
46	p	516	LHG	C16-C17-C18-C19
44	A	820	CLA	C2A-CAA-CBA-CGA
44	B	808	CLA	C2A-CAA-CBA-CGA
44	2	506	CLA	C2A-CAA-CBA-CGA
44	3	306	CLA	C2A-CAA-CBA-CGA
44	s	506	CLA	C2A-CAA-CBA-CGA
46	f	852	LHG	C23-C24-C25-C26
51	l	502	LUT	C7-C8-C9-C19
51	q	301	LUT	C27-C28-C29-C39
52	r	316	CHL	O1D-CGD-O2D-CED
44	A	835	CLA	CBD-CGD-O2D-CED
50	F	806	LMG	C38-C39-C40-C41
47	n	204	BCR	C7-C8-C9-C10
44	J	101	CLA	O1D-CGD-O2D-CED
44	A	852	CLA	C1A-C2A-CAA-CBA
44	B	804	CLA	C1A-C2A-CAA-CBA
44	B	820	CLA	C1A-C2A-CAA-CBA
44	B	821	CLA	C1A-C2A-CAA-CBA
44	3	308	CLA	C1A-C2A-CAA-CBA
44	3	310	CLA	C1A-C2A-CAA-CBA
44	3	313	CLA	C1A-C2A-CAA-CBA
44	3	314	CLA	C1A-C2A-CAA-CBA
44	5	309	CLA	C1A-C2A-CAA-CBA
44	e	830	CLA	C1A-C2A-CAA-CBA
44	e	831	CLA	C1A-C2A-CAA-CBA
44	f	817	CLA	C1A-C2A-CAA-CBA
44	f	820	CLA	C1A-C2A-CAA-CBA
44	f	821	CLA	C1A-C2A-CAA-CBA
44	f	829	CLA	C1A-C2A-CAA-CBA

Continued on next page...

Continued from previous page...

Mol	Chain	Res	Type	Atoms
44	o	303	CLA	C1A-C2A-CAA-CBA
44	q	315	CLA	C1A-C2A-CAA-CBA
44	q	316	CLA	C1A-C2A-CAA-CBA
44	s	509	CLA	C1A-C2A-CAA-CBA
52	2	516	CHL	C1A-C2A-CAA-CBA
52	q	313	CHL	C1A-C2A-CAA-CBA
52	r	314	CHL	C1A-C2A-CAA-CBA
44	1	506	CLA	C6-C7-C8-C10
44	5	307	CLA	C16-C17-C18-C19
44	p	508	CLA	C16-C17-C18-C19
46	1	516	LHG	O9-C7-O7-C5
44	s	506	CLA	C5-C6-C7-C8
44	A	839	CLA	CBD-CGD-O2D-CED
44	q	306	CLA	O1D-CGD-O2D-CED
46	e	844	LHG	C7-C8-C9-C10
44	A	825	CLA	C5-C6-C7-C8
44	f	821	CLA	C6-C7-C8-C9
44	p	506	CLA	C6-C7-C8-C10
49	B	850	DGD	C4A-C5A-C6A-C7A
50	F	805	LMG	C13-C14-C15-C16
50	F	806	LMG	C11-C12-C13-C14
54	Q	802	SQD	C7-C8-C9-C10
49	J	103	DGD	C6A-C7A-C8A-C9A
44	e	830	CLA	CBA-CGA-O2A-C1
49	m	104	DGD	O6E-C5E-C6E-O5E
44	L	301	CLA	C4-C3-C5-C6
44	m	101	CLA	C3A-C2A-CAA-CBA
49	m	104	DGD	O6D-C5D-C6D-O5D
44	e	809	CLA	O1A-CGA-O2A-C1
50	5	301	LMG	O10-C28-O8-C9
49	B	850	DGD	CCB-CDB-CEB-CFB
49	J	103	DGD	O1G-C1G-C2G-C3G
49	J	103	DGD	C1G-C2G-C3G-O3G
49	J	103	DGD	C5D-C6D-O5D-C1E
50	r	318	LMG	C8-C7-O1-C1
44	A	838	CLA	O1D-CGD-O2D-CED
44	e	814	CLA	O1D-CGD-O2D-CED
44	A	805	CLA	C16-C17-C18-C19
44	A	825	CLA	C11-C12-C13-C14
49	f	851	DGD	C4B-C5B-C6B-C7B
49	m	104	DGD	CFA-CGA-CHA-CIA
44	f	840	CLA	O1D-CGD-O2D-CED

Continued on next page...

Continued from previous page...

Mol	Chain	Res	Type	Atoms
44	A	836	CLA	C6-C7-C8-C10
44	A	823	CLA	CBD-CGD-O2D-CED
50	5	301	LMG	O6-C5-C6-O5
44	A	816	CLA	C3-C5-C6-C7
44	A	806	CLA	C4-C3-C5-C6
46	2	517	LHG	C7-C8-C9-C10
44	r	307	CLA	C11-C12-C13-C15
44	q	311	CLA	CBA-CGA-O2A-C1
44	B	841	CLA	C6-C7-C8-C9
44	A	837	CLA	CBD-CGD-O2D-CED
44	B	818	CLA	C8-C10-C11-C12
44	p	508	CLA	C5-C6-C7-C8
54	Q	803	SQD	C44-C45-O47-C7
44	l	513	CLA	C2-C1-O2A-CGA
44	e	843	CLA	C2-C1-O2A-CGA
49	B	850	DGD	C4B-C5B-C6B-C7B
44	5	307	CLA	C8-C10-C11-C12
44	f	836	CLA	C8-C10-C11-C12
49	B	850	DGD	C3B-C4B-C5B-C6B
44	A	806	CLA	CBA-CGA-O2A-C1
50	2	519	LMG	C29-C28-O8-C9
45	A	841	PQN	C26-C27-C28-C29
52	l	514	CHL	O1D-CGD-O2D-CED
52	s	515	CHL	O1D-CGD-O2D-CED
44	e	803	CLA	C3-C5-C6-C7
54	Q	803	SQD	O47-C45-C46-O48
44	A	827	CLA	C13-C15-C16-C17
44	e	830	CLA	O1A-CGA-O2A-C1
44	B	830	CLA	C4-C3-C5-C6
44	2	506	CLA	C4-C3-C5-C6
44	A	805	CLA	C6-C7-C8-C10
44	A	806	CLA	C2-C3-C5-C6
44	B	803	CLA	C12-C13-C15-C16
44	B	807	CLA	C12-C13-C15-C16
44	B	826	CLA	C11-C12-C13-C15
44	B	830	CLA	C2-C3-C5-C6
44	B	830	CLA	C6-C7-C8-C10
44	2	506	CLA	C2-C3-C5-C6
44	5	307	CLA	C12-C13-C15-C16
44	e	803	CLA	C2-C3-C5-C6
44	e	824	CLA	C6-C7-C8-C10
44	e	826	CLA	C11-C10-C8-C7

Continued on next page...

Continued from previous page...

Mol	Chain	Res	Type	Atoms
44	e	829	CLA	C6-C7-C8-C10
44	e	831	CLA	C6-C7-C8-C10
44	f	801	CLA	C12-C13-C15-C16
44	f	810	CLA	C6-C7-C8-C10
44	f	826	CLA	C12-C13-C15-C16
44	s	506	CLA	C12-C13-C15-C16
45	A	841	PQN	C17-C18-C20-C21
45	B	843	PQN	C17-C18-C20-C21
43	A	801	CL0	C3-C5-C6-C7
43	e	801	CL0	C3-C5-C6-C7
44	A	831	CLA	C10-C11-C12-C13
44	A	805	CLA	C6-C7-C8-C9
44	A	806	CLA	C6-C7-C8-C9
44	A	808	CLA	C11-C12-C13-C14
44	A	816	CLA	C6-C7-C8-C9
44	A	825	CLA	C11-C10-C8-C9
44	B	807	CLA	C14-C13-C15-C16
44	3	314	CLA	C6-C7-C8-C9
44	5	307	CLA	C14-C13-C15-C16
44	e	826	CLA	C11-C10-C8-C9
44	e	831	CLA	C6-C7-C8-C9
44	f	810	CLA	C6-C7-C8-C9
44	f	826	CLA	C14-C13-C15-C16
44	r	306	CLA	C14-C13-C15-C16
44	s	506	CLA	C14-C13-C15-C16
44	s	510	CLA	C6-C7-C8-C9
44	A	832	CLA	CBA-CGA-O2A-C1
44	B	804	CLA	CBA-CGA-O2A-C1
44	K	202	CLA	O1D-CGD-O2D-CED
52	3	302	CHL	O1A-CGA-O2A-C1
44	q	311	CLA	O1A-CGA-O2A-C1
47	B	847	BCR	C11-C12-C13-C35
47	B	852	BCR	C37-C22-C23-C24
47	K	204	BCR	C11-C12-C13-C35
47	2	503	BCR	C7-C8-C9-C34
47	Q	801	BCR	C36-C18-C19-C20
47	B	847	BCR	C11-C12-C13-C14
44	1	513	CLA	C5-C6-C7-C8
54	Q	802	SQD	C8-C7-O47-C45
46	p	516	LHG	C24-C23-O8-C6
44	B	803	CLA	C15-C16-C17-C18
44	p	508	CLA	C15-C16-C17-C18

Continued on next page...

Continued from previous page...

Mol	Chain	Res	Type	Atoms
46	A	843	LHG	C23-C24-C25-C26
50	F	806	LMG	C10-C11-C12-C13
44	A	829	CLA	CBA-CGA-O2A-C1
44	A	852	CLA	C4-C3-C5-C6
44	r	307	CLA	C4-C3-C5-C6
44	1	507	CLA	C11-C10-C8-C9
52	r	313	CHL	CBA-CGA-O2A-C1
45	A	841	PQN	C15-C16-C17-C18
44	B	808	CLA	CBA-CGA-O2A-C1
44	1	506	CLA	CBA-CGA-O2A-C1
52	5	317	CHL	O1D-CGD-O2D-CED
44	A	813	CLA	C3A-C2A-CAA-CBA
44	A	826	CLA	C3A-C2A-CAA-CBA
44	B	813	CLA	C3A-C2A-CAA-CBA
44	f	821	CLA	C3A-C2A-CAA-CBA
52	2	515	CHL	C3A-C2A-CAA-CBA
52	q	313	CHL	CBA-CGA-O2A-C1
49	J	103	DGD	CFA-CGA-CHA-CIA
44	o	304	CLA	O1D-CGD-O2D-CED
44	2	508	CLA	O2A-C1-C2-C3
44	2	506	CLA	C13-C15-C16-C17
46	1	516	LHG	C4-C5-C6-O8
49	f	851	DGD	O1G-C1G-C2G-C3G
50	r	318	LMG	O1-C7-C8-C9
54	Q	803	SQD	C44-C45-C46-O48
46	1	516	LHG	C11-C10-C9-C8
50	r	318	LMG	C8-C9-O8-C28
44	A	806	CLA	O1A-CGA-O2A-C1
49	J	103	DGD	C4B-C5B-C6B-C7B
52	1	512	CHL	O1A-CGA-O2A-C1
44	B	804	CLA	O2A-C1-C2-C3
44	A	802	CLA	C8-C10-C11-C12
54	Q	802	SQD	O47-C7-C8-C9
44	B	833	CLA	C3-C5-C6-C7
49	B	850	DGD	C6A-C7A-C8A-C9A
44	A	827	CLA	C4-C3-C5-C6
44	B	842	CLA	O1D-CGD-O2D-CED
44	r	312	CLA	O1D-CGD-O2D-CED
44	5	311	CLA	CBD-CGD-O2D-CED
52	2	513	CHL	C2C-C3C-CAC-CBC
44	B	829	CLA	O1D-CGD-O2D-CED
46	A	843	LHG	C3-O3-P-O6

Continued on next page...

Continued from previous page...

Mol	Chain	Res	Type	Atoms
52	1	514	CHL	C3C-C2C-CMC-OMC
52	q	313	CHL	C3C-C2C-CMC-OMC
52	s	515	CHL	C3C-C2C-CMC-OMC
44	e	826	CLA	C3-C5-C6-C7
46	B	851	LHG	O6-C4-C5-O7
46	e	845	LHG	O6-C4-C5-O7
44	A	838	CLA	CBA-CGA-O2A-C1
44	1	506	CLA	O1A-CGA-O2A-C1
44	r	307	CLA	C11-C12-C13-C14
44	B	818	CLA	CBD-CGD-O2D-CED
52	1	517	CHL	CBD-CGD-O2D-CED
49	B	850	DGD	CEB-CFB-CGB-CHB
44	A	832	CLA	O1A-CGA-O2A-C1
44	B	804	CLA	O1A-CGA-O2A-C1
44	B	830	CLA	C3-C5-C6-C7
44	q	311	CLA	O2A-C1-C2-C3
50	2	519	LMG	O1-C7-C8-O7
50	5	301	LMG	O1-C7-C8-O7
44	e	839	CLA	CBA-CGA-O2A-C1
44	e	843	CLA	CBA-CGA-O2A-C1
44	A	806	CLA	C16-C17-C18-C19
44	A	827	CLA	C16-C17-C18-C19
44	3	306	CLA	C6-C7-C8-C9
44	e	839	CLA	C16-C17-C18-C19
44	B	803	CLA	C4-C3-C5-C6
44	A	826	CLA	C2-C1-O2A-CGA
44	B	817	CLA	C2-C1-O2A-CGA
44	e	826	CLA	C2-C1-O2A-CGA
44	p	506	CLA	C2-C1-O2A-CGA
44	A	852	CLA	C2-C3-C5-C6
44	A	831	CLA	C11-C10-C8-C9
44	A	838	CLA	C11-C10-C8-C9
44	B	802	CLA	C6-C7-C8-C9
44	2	510	CLA	C11-C10-C8-C9
44	f	801	CLA	C14-C13-C15-C16
52	2	512	CHL	O1A-CGA-O2A-C1
44	2	510	CLA	C10-C11-C12-C13
45	A	841	PQN	C20-C21-C22-C23
44	A	835	CLA	C4-C3-C5-C6
46	B	851	LHG	C2-C3-O3-P
46	1	516	LHG	C2-C3-O3-P
44	e	826	CLA	C16-C17-C18-C20

Continued on next page...

Continued from previous page...

Mol	Chain	Res	Type	Atoms
47	A	846	BCR	C23-C24-C25-C26
47	A	848	BCR	C5-C6-C7-C8
47	B	845	BCR	C5-C6-C7-C8
47	J	102	BCR	C23-C24-C25-C26
47	J	102	BCR	C23-C24-C25-C30
47	L	305	BCR	C23-C24-C25-C26
47	L	305	BCR	C23-C24-C25-C30
47	Q	801	BCR	C23-C24-C25-C26
47	Q	801	BCR	C23-C24-C25-C30
47	e	846	BCR	C23-C24-C25-C26
47	e	846	BCR	C23-C24-C25-C30
47	l	101	BCR	C23-C24-C25-C30
47	l	102	BCR	C1-C6-C7-C8
47	l	102	BCR	C5-C6-C7-C8
47	m	103	BCR	C23-C24-C25-C26
47	m	103	BCR	C23-C24-C25-C30
51	5	303	LUT	C5-C6-C7-C8
51	r	302	LUT	C1-C6-C7-C8
51	r	302	LUT	C5-C6-C7-C8
44	f	838	CLA	C2C-C3C-CAC-CBC
47	A	846	BCR	C7-C8-C9-C34
47	F	801	BCR	C7-C8-C9-C34
51	3	304	LUT	C7-C8-C9-C19
51	s	501	LUT	C11-C12-C13-C20
44	s	505	CLA	CBA-CGA-O2A-C1
44	f	808	CLA	CAA-CBA-CGA-O2A
44	J	101	CLA	C1A-C2A-CAA-CBA
44	l	504	CLA	C1A-C2A-CAA-CBA
44	e	828	CLA	C1A-C2A-CAA-CBA
44	f	816	CLA	C1A-C2A-CAA-CBA
44	p	504	CLA	C1A-C2A-CAA-CBA
47	L	306	BCR	C11-C12-C13-C14
47	Q	801	BCR	C17-C18-C19-C20
47	f	847	BCR	C7-C8-C9-C10
53	5	304	XAT	C27-C28-C29-C30
53	r	303	XAT	C7-C8-C9-C10
46	l	516	LHG	C28-C29-C30-C31
44	A	827	CLA	C16-C17-C18-C20
44	B	828	CLA	CBD-CGD-O2D-CED
44	B	837	CLA	C4C-C3C-CAC-CBC
44	f	808	CLA	C2-C1-O2A-CGA
46	e	845	LHG	O6-C4-C5-C6

Continued on next page...

Continued from previous page...

Mol	Chain	Res	Type	Atoms
44	B	803	CLA	CAA-CBA-CGA-O2A
46	A	843	LHG	C35-C36-C37-C38
44	A	802	CLA	C6-C7-C8-C10
44	A	806	CLA	C12-C13-C15-C16
44	A	808	CLA	C11-C12-C13-C15
44	A	816	CLA	C6-C7-C8-C10
44	B	803	CLA	C2-C3-C5-C6
44	B	803	CLA	C6-C7-C8-C10
44	B	818	CLA	C11-C10-C8-C7
44	1	513	CLA	C12-C13-C15-C16
44	2	510	CLA	C11-C10-C8-C7
44	e	829	CLA	C11-C10-C8-C7
44	e	839	CLA	C11-C12-C13-C15
44	e	839	CLA	C12-C13-C15-C16
44	f	826	CLA	C6-C7-C8-C10
44	p	508	CLA	C6-C7-C8-C10
44	p	508	CLA	C11-C10-C8-C7
44	r	306	CLA	C12-C13-C15-C16
44	s	506	CLA	C11-C10-C8-C7
44	s	510	CLA	C6-C7-C8-C10
53	s	502	XAT	C9-C10-C11-C12
44	A	806	CLA	C16-C17-C18-C20
44	e	837	CLA	C6-C7-C8-C10
52	s	512	CHL	O1A-CGA-O2A-C1
44	B	815	CLA	CBA-CGA-O2A-C1
50	2	519	LMG	O10-C28-O8-C9
44	B	815	CLA	C2A-CAA-CBA-CGA
52	p	512	CHL	CBA-CGA-O2A-C1
44	B	839	CLA	CBA-CGA-O2A-C1
44	r	309	CLA	CBA-CGA-O2A-C1
52	p	514	CHL	CAA-CBA-CGA-O2A
52	5	314	CHL	O1A-CGA-O2A-C1
44	A	804	CLA	CAD-CBD-CGD-O2D
44	A	814	CLA	CAD-CBD-CGD-O2D
44	A	833	CLA	CAD-CBD-CGD-O2D
44	A	837	CLA	CAD-CBD-CGD-O2D
44	A	852	CLA	CAD-CBD-CGD-O2D
44	B	804	CLA	CAD-CBD-CGD-O2D
44	B	806	CLA	CAD-CBD-CGD-O2D
44	B	836	CLA	CAD-CBD-CGD-O2D
44	B	840	CLA	CAD-CBD-CGD-O2D
44	F	803	CLA	CAD-CBD-CGD-O2D

Continued on next page...

Continued from previous page...

Mol	Chain	Res	Type	Atoms
44	1	505	CLA	CAD-CBD-CGD-O2D
44	1	508	CLA	CAD-CBD-CGD-O2D
44	1	511	CLA	CAD-CBD-CGD-O2D
44	3	307	CLA	CAD-CBD-CGD-O2D
44	5	305	CLA	CAD-CBD-CGD-O2D
44	e	811	CLA	CAD-CBD-CGD-O2D
44	e	819	CLA	CAD-CBD-CGD-O2D
44	e	820	CLA	CAD-CBD-CGD-O2D
44	e	829	CLA	CAD-CBD-CGD-O2D
44	f	829	CLA	CAD-CBD-CGD-O2D
44	f	838	CLA	CAD-CBD-CGD-O2D
44	f	840	CLA	CAD-CBD-CGD-O2D
44	f	841	CLA	CAD-CBD-CGD-O2D
44	m	101	CLA	CAD-CBD-CGD-O2D
44	p	504	CLA	CAD-CBD-CGD-O2D
44	p	507	CLA	CAD-CBD-CGD-O2D
44	q	308	CLA	CAD-CBD-CGD-O2D
49	J	103	DGD	C1G-C2G-O2G-C1B
49	m	104	DGD	C1G-C2G-O2G-C1B
52	r	316	CHL	CAD-CBD-CGD-O2D
44	A	835	CLA	O1D-CGD-O2D-CED
50	2	519	LMG	C7-C8-C9-O8
50	r	318	LMG	C7-C8-C9-O8
46	p	516	LHG	O6-C4-C5-O7
44	5	312	CLA	CAA-CBA-CGA-O2A
44	e	829	CLA	C2A-CAA-CBA-CGA
44	A	839	CLA	O1D-CGD-O2D-CED
54	Q	802	SQD	O49-C7-O47-C45
44	A	808	CLA	CHA-CBD-CGD-O1D
44	A	812	CLA	CHA-CBD-CGD-O1D
44	A	812	CLA	CHA-CBD-CGD-O2D
44	A	813	CLA	CHA-CBD-CGD-O1D
44	A	813	CLA	CHA-CBD-CGD-O2D
44	A	815	CLA	CHA-CBD-CGD-O1D
44	A	815	CLA	CHA-CBD-CGD-O2D
44	A	819	CLA	CHA-CBD-CGD-O1D
44	A	819	CLA	CHA-CBD-CGD-O2D
44	A	824	CLA	CHA-CBD-CGD-O1D
44	A	824	CLA	CHA-CBD-CGD-O2D
44	A	830	CLA	CHA-CBD-CGD-O1D
44	A	834	CLA	CHA-CBD-CGD-O1D
44	A	834	CLA	CHA-CBD-CGD-O2D

Continued on next page...

Continued from previous page...

Mol	Chain	Res	Type	Atoms
44	A	842	CLA	CHA-CBD-CGD-O1D
44	B	809	CLA	CHA-CBD-CGD-O1D
44	B	809	CLA	CHA-CBD-CGD-O2D
44	B	814	CLA	CHA-CBD-CGD-O1D
44	B	825	CLA	CHA-CBD-CGD-O1D
44	B	825	CLA	CHA-CBD-CGD-O2D
44	B	827	CLA	CHA-CBD-CGD-O1D
44	B	827	CLA	CHA-CBD-CGD-O2D
44	B	834	CLA	CHA-CBD-CGD-O1D
44	B	834	CLA	CHA-CBD-CGD-O2D
44	B	837	CLA	CHA-CBD-CGD-O1D
44	B	839	CLA	CHA-CBD-CGD-O1D
44	B	839	CLA	CHA-CBD-CGD-O2D
44	L	303	CLA	CHA-CBD-CGD-O1D
44	L	303	CLA	CHA-CBD-CGD-O2D
44	2	510	CLA	CHA-CBD-CGD-O1D
44	2	510	CLA	CHA-CBD-CGD-O2D
44	3	312	CLA	CHA-CBD-CGD-O1D
44	3	312	CLA	CHA-CBD-CGD-O2D
44	3	313	CLA	CHA-CBD-CGD-O2D
44	5	308	CLA	CHA-CBD-CGD-O1D
44	5	308	CLA	CHA-CBD-CGD-O2D
44	e	814	CLA	CHA-CBD-CGD-O1D
44	e	814	CLA	CHA-CBD-CGD-O2D
44	e	823	CLA	CHA-CBD-CGD-O1D
44	e	823	CLA	CHA-CBD-CGD-O2D
44	e	843	CLA	CHA-CBD-CGD-O1D
44	e	843	CLA	CHA-CBD-CGD-O2D
44	f	809	CLA	CHA-CBD-CGD-O1D
44	f	811	CLA	CHA-CBD-CGD-O1D
44	f	811	CLA	CHA-CBD-CGD-O2D
44	f	817	CLA	CHA-CBD-CGD-O1D
44	f	817	CLA	CHA-CBD-CGD-O2D
44	f	823	CLA	CHA-CBD-CGD-O1D
44	f	823	CLA	CHA-CBD-CGD-O2D
44	f	826	CLA	CHA-CBD-CGD-O1D
44	f	826	CLA	CHA-CBD-CGD-O2D
44	f	832	CLA	CHA-CBD-CGD-O1D
44	f	832	CLA	CHA-CBD-CGD-O2D
44	o	304	CLA	CHA-CBD-CGD-O1D
44	o	304	CLA	CHA-CBD-CGD-O2D
44	p	507	CLA	CHA-CBD-CGD-O1D

Continued on next page...

Continued from previous page...

Mol	Chain	Res	Type	Atoms
44	p	508	CLA	CHA-CBD-CGD-O1D
44	p	508	CLA	CHA-CBD-CGD-O2D
44	p	510	CLA	CHA-CBD-CGD-O1D
44	p	510	CLA	CHA-CBD-CGD-O2D
44	r	307	CLA	CHA-CBD-CGD-O1D
44	A	840	CLA	CBD-CGD-O2D-CED
46	p	516	LHG	O10-C23-O8-C6
44	A	832	CLA	O2A-C1-C2-C3
49	J	103	DGD	O1G-C1G-C2G-O2G
49	f	851	DGD	O1G-C1G-C2G-O2G
49	J	103	DGD	C3A-C4A-C5A-C6A
49	J	103	DGD	C4E-C5E-C6E-O5E
44	A	829	CLA	O1A-CGA-O2A-C1
44	e	839	CLA	O1A-CGA-O2A-C1
52	s	513	CHL	CAA-CBA-CGA-O2A
44	B	821	CLA	O1D-CGD-O2D-CED
46	A	843	LHG	C30-C31-C32-C33
44	f	810	CLA	C4-C3-C5-C6
44	B	808	CLA	O1A-CGA-O2A-C1
44	e	843	CLA	O1A-CGA-O2A-C1
44	l	513	CLA	C13-C15-C16-C17
44	l	513	CLA	C14-C13-C15-C16
44	e	816	CLA	C11-C10-C8-C9
44	e	829	CLA	C10-C11-C12-C13
49	J	103	DGD	C9B-CAB-CBB-CCB
44	r	309	CLA	O1A-CGA-O2A-C1
44	r	307	CLA	C5-C6-C7-C8
44	p	510	CLA	C2A-CAA-CBA-CGA
52	l	512	CHL	C2A-CAA-CBA-CGA
44	A	838	CLA	O1A-CGA-O2A-C1
44	B	815	CLA	O1A-CGA-O2A-C1
44	3	313	CLA	CBA-CGA-O2A-C1
47	A	846	BCR	C37-C22-C23-C24
47	B	846	BCR	C7-C8-C9-C34
47	q	303	BCR	C21-C22-C23-C24
51	3	304	LUT	C7-C8-C9-C10
44	L	303	CLA	O1D-CGD-O2D-CED
44	A	826	CLA	C1A-C2A-CAA-CBA
44	A	835	CLA	C1A-C2A-CAA-CBA
44	2	505	CLA	C1A-C2A-CAA-CBA
44	3	318	CLA	C1A-C2A-CAA-CBA
44	5	306	CLA	CHA-CBD-CGD-O2D

Continued on next page...

Continued from previous page...

Mol	Chain	Res	Type	Atoms
44	e	803	CLA	C1A-C2A-CAA-CBA
44	e	852	CLA	C1A-C2A-CAA-CBA
44	f	804	CLA	CAD-CBD-CGD-O2D
44	p	509	CLA	C1A-C2A-CAA-CBA
44	q	311	CLA	C1A-C2A-CAA-CBA
44	l	513	CLA	C16-C17-C18-C20
44	A	808	CLA	C15-C16-C17-C18
44	A	837	CLA	O1D-CGD-O2D-CED
44	B	818	CLA	O1D-CGD-O2D-CED
46	A	843	LHG	C4-O6-P-O3
46	p	516	LHG	C3-O3-P-O6
52	2	513	CHL	CAD-CBD-CGD-O2D
45	B	843	PQN	C14-C13-C15-C16
46	f	852	LHG	C2-C3-O3-P
44	5	311	CLA	O1D-CGD-O2D-CED
44	B	839	CLA	O1A-CGA-O2A-C1
44	p	510	CLA	O1A-CGA-O2A-C1
46	A	843	LHG	C3-O3-P-O5
46	A	844	LHG	C3-O3-P-O5
46	B	851	LHG	C3-O3-P-O4
46	B	851	LHG	C3-O3-P-O5
46	l	516	LHG	C3-O3-P-O5
46	e	844	LHG	C3-O3-P-O4
46	e	844	LHG	C4-O6-P-O4
46	e	845	LHG	C3-O3-P-O5
46	e	845	LHG	C4-O6-P-O5
46	p	516	LHG	C4-O6-P-O4
46	B	851	LHG	O6-C4-C5-C6
46	p	516	LHG	O6-C4-C5-C6
44	f	815	CLA	C2A-CAA-CBA-CGA
44	A	823	CLA	O1D-CGD-O2D-CED
44	A	838	CLA	C2A-CAA-CBA-CGA
44	A	805	CLA	CAD-CBD-CGD-O1D
44	A	806	CLA	CAD-CBD-CGD-O1D
44	A	812	CLA	CAD-CBD-CGD-O1D
44	A	813	CLA	CAD-CBD-CGD-O1D
44	A	819	CLA	CAD-CBD-CGD-O1D
44	A	823	CLA	CAD-CBD-CGD-O1D
44	A	824	CLA	CAD-CBD-CGD-O1D
44	B	812	CLA	CAD-CBD-CGD-O1D
44	B	814	CLA	CAD-CBD-CGD-O1D
44	B	827	CLA	CAD-CBD-CGD-O1D

Continued on next page...

Continued from previous page...

Mol	Chain	Res	Type	Atoms
44	B	837	CLA	CAD-CBD-CGD-O1D
44	B	841	CLA	CAD-CBD-CGD-O1D
44	2	505	CLA	CAD-CBD-CGD-O1D
44	3	312	CLA	CAD-CBD-CGD-O1D
44	e	802	CLA	CAD-CBD-CGD-O1D
44	e	804	CLA	CAD-CBD-CGD-O1D
44	e	805	CLA	CAD-CBD-CGD-O1D
44	e	806	CLA	CAD-CBD-CGD-O1D
44	e	823	CLA	CAD-CBD-CGD-O1D
44	e	830	CLA	CAD-CBD-CGD-O1D
44	f	834	CLA	CAD-CBD-CGD-O1D
44	s	504	CLA	CAD-CBD-CGD-O1D
44	s	505	CLA	CAD-CBD-CGD-O1D
46	2	517	LHG	C23-C24-C25-C26
44	B	820	CLA	C2C-C3C-CAC-CBC
50	m	105	LMG	C13-C14-C15-C16
46	f	852	LHG	C24-C23-O8-C6
43	A	801	CL0	C2-C1-O2A-CGA
43	e	801	CL0	C2-C1-O2A-CGA
44	3	306	CLA	C6-C7-C8-C10
44	s	510	CLA	C11-C12-C13-C15
44	e	829	CLA	C4-C3-C5-C6
44	A	835	CLA	C3A-C2A-CAA-CBA
44	A	838	CLA	C11-C10-C8-C7
44	B	811	CLA	C3A-C2A-CAA-CBA
44	B	826	CLA	C6-C7-C8-C10
44	2	505	CLA	C3A-C2A-CAA-CBA
44	3	314	CLA	C11-C10-C8-C7
44	e	804	CLA	C6-C7-C8-C10
44	e	816	CLA	C11-C10-C8-C7
44	e	839	CLA	C11-C10-C8-C7
44	f	824	CLA	C3A-C2A-CAA-CBA
44	f	826	CLA	C11-C10-C8-C7
44	r	307	CLA	C6-C7-C8-C10
49	B	850	DGD	C1A-C2A-C3A-C4A
51	q	301	LUT	C25-C26-C27-C28
44	3	313	CLA	O1A-CGA-O2A-C1
44	1	513	CLA	C15-C16-C17-C18
44	A	823	CLA	C3A-C2A-CAA-CBA
44	f	836	CLA	C3A-C2A-CAA-CBA
49	B	850	DGD	C3A-C4A-C5A-C6A
50	2	519	LMG	O1-C7-C8-C9

Continued on next page...

Continued from previous page...

Mol	Chain	Res	Type	Atoms
50	5	301	LMG	O1-C7-C8-C9
52	1	512	CHL	C1C-C2C-CMC-OMC
52	1	514	CHL	C1C-C2C-CMC-OMC
52	1	517	CHL	C1C-C2C-CMC-OMC
52	2	515	CHL	C1C-C2C-CMC-OMC
52	5	314	CHL	C1C-C2C-CMC-OMC
52	5	315	CHL	C1C-C2C-CMC-OMC
52	5	317	CHL	C1C-C2C-CMC-OMC
52	q	313	CHL	C1C-C2C-CMC-OMC
52	s	515	CHL	C1C-C2C-CMC-OMC
49	J	103	DGD	O2G-C2G-C3G-O3G
50	r	318	LMG	O1-C7-C8-O7
50	r	318	LMG	O7-C8-C9-O8
44	f	821	CLA	C2C-C3C-CAC-CBC
44	e	837	CLA	C4-C3-C5-C6
46	1	516	LHG	C24-C23-O8-C6
44	f	810	CLA	C2-C3-C5-C6
44	A	805	CLA	C11-C10-C8-C9
44	A	806	CLA	C14-C13-C15-C16
44	B	803	CLA	C6-C7-C8-C9
44	B	807	CLA	C11-C10-C8-C9
44	e	804	CLA	C6-C7-C8-C9
44	e	839	CLA	C14-C13-C15-C16
44	f	826	CLA	C6-C7-C8-C9
44	p	508	CLA	C6-C7-C8-C9
52	1	517	CHL	O1D-CGD-O2D-CED
44	f	808	CLA	CBA-CGA-O2A-C1
47	2	503	BCR	C18-C19-C20-C21
47	5	302	BCR	C10-C11-C12-C13
47	s	503	BCR	C18-C19-C20-C21
47	B	848	BCR	C36-C18-C19-C20
50	2	519	LMG	C14-C15-C16-C17
46	1	516	LHG	O10-C23-O8-C6
45	B	843	PQN	C12-C13-C15-C16
44	B	803	CLA	C8-C10-C11-C12
44	f	801	CLA	C16-C17-C18-C19
44	B	820	CLA	C5-C6-C7-C8
44	B	817	CLA	C1-C2-C3-C4
44	A	840	CLA	O1D-CGD-O2D-CED
50	F	806	LMG	C9-C8-O7-C10
44	e	839	CLA	C2A-CAA-CBA-CGA
44	f	818	CLA	C2A-CAA-CBA-CGA

Continued on next page...

Continued from previous page...

Mol	Chain	Res	Type	Atoms
46	s	516	LHG	O9-C7-O7-C5
44	f	801	CLA	CBA-CGA-O2A-C1
44	A	816	CLA	C2-C1-O2A-CGA
44	B	812	CLA	C2-C1-O2A-CGA
44	e	824	CLA	C2-C1-O2A-CGA
44	A	808	CLA	C3-C5-C6-C7
44	1	515	CLA	CHA-CBD-CGD-O1D
44	1	515	CLA	CHA-CBD-CGD-O2D
47	n	204	BCR	C19-C20-C21-C22
44	f	801	CLA	O1A-CGA-O2A-C1
46	B	851	LHG	C7-C8-C9-C10
44	B	835	CLA	C4-C3-C5-C6
45	A	841	PQN	C14-C13-C15-C16
47	A	848	BCR	C1-C6-C7-C8
47	B	845	BCR	C1-C6-C7-C8
47	B	852	BCR	C5-C6-C7-C8
47	3	305	BCR	C23-C24-C25-C26
47	3	305	BCR	C23-C24-C25-C30
51	1	502	LUT	C1-C6-C7-C8
51	5	303	LUT	C1-C6-C7-C8
51	p	502	LUT	C1-C6-C7-C8
51	p	502	LUT	C5-C6-C7-C8
51	q	302	LUT	C1-C6-C7-C8
44	B	804	CLA	C13-C15-C16-C17
44	1	513	CLA	C16-C17-C18-C19
46	s	516	LHG	C8-C7-O7-C5
44	e	838	CLA	O1D-CGD-O2D-CED
47	p	503	BCR	C23-C24-C25-C26
54	Q	803	SQD	O6-C44-C45-O47
46	1	516	LHG	C11-C12-C13-C14
46	2	517	LHG	C3-O3-P-O6
46	2	517	LHG	C4-O6-P-O3
46	O	601	LHG	C4-O6-P-O3
46	s	516	LHG	C3-O3-P-O6
52	q	313	CHL	CAD-CBD-CGD-O2D
52	2	513	CHL	C4C-C3C-CAC-CBC
49	m	104	DGD	O1G-C1G-C2G-C3G
44	3	314	CLA	C4-C3-C5-C6
44	e	852	CLA	C4-C3-C5-C6
44	A	838	CLA	C12-C13-C15-C16
44	B	807	CLA	C6-C7-C8-C10
52	q	313	CHL	O1A-CGA-O2A-C1

Continued on next page...

Continued from previous page...

Mol	Chain	Res	Type	Atoms
44	e	839	CLA	C11-C10-C8-C9
44	r	307	CLA	C6-C7-C8-C9
44	p	506	CLA	C5-C6-C7-C8
44	B	801	CLA	C8-C10-C11-C12
44	r	307	CLA	C10-C11-C12-C13
47	e	848	BCR	C11-C12-C13-C35
47	B	848	BCR	C17-C18-C19-C20
47	e	854	BCR	C7-C8-C9-C10
51	l	502	LUT	C7-C8-C9-C10
44	e	824	CLA	C11-C10-C8-C7
44	B	835	CLA	C2-C3-C5-C6
44	r	307	CLA	C2-C3-C5-C6
44	B	802	CLA	C8-C10-C11-C12
46	f	852	LHG	O10-C23-O8-C6
44	e	838	CLA	CBD-CGD-O2D-CED
44	3	311	CLA	C2A-CAA-CBA-CGA
44	s	511	CLA	C2A-CAA-CBA-CGA
47	B	847	BCR	C19-C20-C21-C22
47	f	845	BCR	C9-C10-C11-C12
47	f	845	BCR	C13-C14-C15-C16
45	B	843	PQN	C13-C15-C16-C17
49	f	851	DGD	O6D-C5D-C6D-O5D
44	A	818	CLA	O1D-CGD-O2D-CED
49	J	103	DGD	C1B-C2B-C3B-C4B
44	A	820	CLA	C4-C3-C5-C6
49	J	103	DGD	CDA-CEA-CFA-CGA
44	A	820	CLA	C2-C3-C5-C6
46	A	843	LHG	C11-C12-C13-C14
44	r	306	CLA	C10-C11-C12-C13
49	B	850	DGD	C2G-C1G-O1G-C1A
44	f	818	CLA	C2-C1-O2A-CGA
44	s	510	CLA	C11-C12-C13-C14
46	e	844	LHG	C24-C25-C26-C27
49	m	104	DGD	CCA-CDA-CEA-CFA
50	2	518	LMG	O1-C7-C8-O7
44	f	818	CLA	C5-C6-C7-C8
44	e	837	CLA	C2A-CAA-CBA-CGA
44	A	831	CLA	C11-C12-C13-C15
46	f	852	LHG	C25-C26-C27-C28
44	f	813	CLA	C3A-C2A-CAA-CBA
44	f	835	CLA	C3A-C2A-CAA-CBA
44	B	801	CLA	C16-C17-C18-C19

Continued on next page...

Continued from previous page...

Mol	Chain	Res	Type	Atoms
44	n	202	CLA	C4C-C3C-CAC-CBC
46	e	844	LHG	C26-C27-C28-C29
47	Q	801	BCR	C19-C20-C21-C22
44	A	836	CLA	CBD-CGD-O2D-CED
44	A	820	CLA	C6-C7-C8-C9
44	A	827	CLA	C11-C10-C8-C9
44	B	804	CLA	C14-C13-C15-C16
44	B	826	CLA	C11-C10-C8-C9
46	p	516	LHG	C13-C14-C15-C16
47	A	849	BCR	C11-C10-C9-C34
47	B	845	BCR	C11-C10-C9-C34
47	B	846	BCR	C11-C10-C9-C34
47	B	846	BCR	C20-C21-C22-C37
47	B	852	BCR	C11-C10-C9-C34
47	F	804	BCR	C35-C13-C14-C15
47	5	302	BCR	C11-C10-C9-C34
47	e	850	BCR	C11-C10-C9-C34
47	e	850	BCR	C16-C17-C18-C36
47	f	846	BCR	C11-C10-C9-C34
47	f	847	BCR	C11-C10-C9-C34
47	f	847	BCR	C20-C21-C22-C37
47	j	803	BCR	C35-C13-C14-C15
47	o	301	BCR	C11-C10-C9-C34
51	q	301	LUT	C21-C26-C27-C28
52	1	512	CHL	CAA-CBA-CGA-O2A
52	r	313	CHL	O1A-CGA-O2A-C1
50	2	519	LMG	C7-C8-O7-C10
50	2	519	LMG	C9-C8-O7-C10
44	A	808	CLA	C1A-C2A-CAA-CBA
44	A	813	CLA	C1A-C2A-CAA-CBA
44	B	801	CLA	C1A-C2A-CAA-CBA
44	B	813	CLA	C1A-C2A-CAA-CBA
44	B	832	CLA	C1A-C2A-CAA-CBA
44	B	839	CLA	C1A-C2A-CAA-CBA
44	2	510	CLA	C1A-C2A-CAA-CBA
44	f	813	CLA	C1A-C2A-CAA-CBA
52	5	314	CHL	C1A-C2A-CAA-CBA
44	A	805	CLA	C12-C13-C15-C16
44	A	826	CLA	C6-C7-C8-C10
44	A	838	CLA	C11-C12-C13-C15
44	B	804	CLA	C6-C7-C8-C10
44	B	804	CLA	C11-C10-C8-C7

Continued on next page...

Continued from previous page...

Mol	Chain	Res	Type	Atoms
44	B	842	CLA	C11-C10-C8-C7
44	5	307	CLA	C11-C10-C8-C7
44	e	853	CLA	CAA-CBA-CGA-O1A
50	F	806	LMG	C29-C30-C31-C32
44	p	505	CLA	C2A-CAA-CBA-CGA
49	m	104	DGD	C4D-C5D-C6D-O5D
44	5	307	CLA	C5-C6-C7-C8
44	B	811	CLA	C4-C3-C5-C6
44	1	513	CLA	C4-C3-C5-C6
44	B	801	CLA	C13-C15-C16-C17
47	A	849	BCR	C11-C10-C9-C8
47	B	845	BCR	C11-C10-C9-C8
47	B	846	BCR	C11-C10-C9-C8
47	B	846	BCR	C20-C21-C22-C23
47	B	852	BCR	C11-C10-C9-C8
47	F	804	BCR	C12-C13-C14-C15
47	5	302	BCR	C11-C10-C9-C8
47	e	850	BCR	C11-C10-C9-C8
47	e	850	BCR	C16-C17-C18-C19
47	f	846	BCR	C11-C10-C9-C8
47	f	847	BCR	C11-C10-C9-C8
47	f	847	BCR	C20-C21-C22-C23
47	j	803	BCR	C12-C13-C14-C15
47	o	301	BCR	C11-C10-C9-C8
46	1	516	LHG	O7-C5-C6-O8
44	B	826	CLA	CBA-CGA-O2A-C1
44	r	305	CLA	CBA-CGA-O2A-C1
46	A	844	LHG	C24-C23-O8-C6
44	2	505	CLA	C2A-CAA-CBA-CGA
47	L	306	BCR	C19-C20-C21-C22
47	e	849	BCR	C19-C20-C21-C22
44	1	515	CLA	CAA-CBA-CGA-O1A
44	1	515	CLA	CAA-CBA-CGA-O2A
44	r	305	CLA	O1A-CGA-O2A-C1
46	B	851	LHG	C1-C2-C3-O3
44	q	312	CLA	C4-C3-C5-C6
44	A	823	CLA	C2-C1-O2A-CGA
44	B	815	CLA	C2-C1-O2A-CGA
44	r	317	CLA	C2-C1-O2A-CGA
44	f	836	CLA	CBA-CGA-O2A-C1
44	A	813	CLA	CAA-CBA-CGA-O2A
44	e	853	CLA	CAA-CBA-CGA-O2A

Continued on next page...

Continued from previous page...

Mol	Chain	Res	Type	Atoms
44	s	505	CLA	O1A-CGA-O2A-C1
44	B	826	CLA	O1A-CGA-O2A-C1
44	A	838	CLA	C3-C5-C6-C7
44	e	837	CLA	C3-C5-C6-C7
44	A	805	CLA	CAA-CBA-CGA-O2A
44	1	510	CLA	CAA-CBA-CGA-O2A
54	Q	802	SQD	O49-C7-C8-C9
47	A	845	BCR	C23-C24-C25-C30
47	A	846	BCR	C23-C24-C25-C30
47	B	849	BCR	C1-C6-C7-C8
47	B	852	BCR	C1-C6-C7-C8
47	J	102	BCR	C1-C6-C7-C8
47	L	305	BCR	C1-C6-C7-C8
47	5	302	BCR	C23-C24-C25-C30
47	f	846	BCR	C23-C24-C25-C30
47	q	303	BCR	C1-C6-C7-C8
47	s	503	BCR	C1-C6-C7-C8
44	e	815	CLA	CAA-CBA-CGA-O2A
47	s	503	BCR	C15-C16-C17-C18
50	F	806	LMG	C31-C32-C33-C34
44	B	842	CLA	C4-C3-C5-C6
44	5	311	CLA	C1A-C2A-CAA-CBA
44	e	813	CLA	C1A-C2A-CAA-CBA
44	e	814	CLA	C1A-C2A-CAA-CBA
47	A	846	BCR	C21-C22-C23-C24
47	B	852	BCR	C21-C22-C23-C24
47	F	801	BCR	C7-C8-C9-C10
44	f	801	CLA	C16-C17-C18-C20
44	A	827	CLA	C2-C3-C5-C6
44	L	301	CLA	C2-C3-C5-C6
44	3	314	CLA	C2-C3-C5-C6
44	e	852	CLA	C2-C3-C5-C6
45	A	841	PQN	C12-C13-C15-C16
44	A	823	CLA	C3-C5-C6-C7
44	f	810	CLA	C8-C10-C11-C12
49	B	850	DGD	C5D-C6D-O5D-C1E
50	F	806	LMG	C8-C7-O1-C1
52	p	512	CHL	O1A-CGA-O2A-C1
44	B	830	CLA	C11-C10-C8-C9
44	B	828	CLA	O1D-CGD-O2D-CED
44	e	819	CLA	C2A-CAA-CBA-CGA
44	A	831	CLA	C3-C5-C6-C7

Continued on next page...

Continued from previous page...

Mol	Chain	Res	Type	Atoms
44	e	815	CLA	CAA-CBA-CGA-O1A
46	e	845	LHG	C5-C6-O8-C23
44	B	841	CLA	O1A-CGA-O2A-C1
44	B	815	CLA	C4-C3-C5-C6
44	f	831	CLA	C4-C3-C5-C6
44	s	510	CLA	C4-C3-C5-C6
44	B	841	CLA	CBA-CGA-O2A-C1
46	e	844	LHG	C25-C26-C27-C28
47	A	846	BCR	C19-C20-C21-C22
44	3	311	CLA	CAA-CBA-CGA-O2A
44	f	813	CLA	C6-C7-C8-C10
50	F	806	LMG	O1-C7-C8-O7
52	2	515	CHL	CAA-CBA-CGA-O2A
44	e	829	CLA	O1D-CGD-O2D-CED
44	e	835	CLA	CAA-CBA-CGA-O2A
44	A	826	CLA	C4-C3-C5-C6
44	1	506	CLA	C4-C3-C5-C6
45	B	843	PQN	C20-C21-C22-C23
44	1	513	CLA	C2-C3-C5-C6
44	e	829	CLA	C2-C3-C5-C6
44	e	837	CLA	C2-C3-C5-C6
44	q	312	CLA	C2-C3-C5-C6
44	B	842	CLA	CAA-CBA-CGA-O2A
44	1	507	CLA	C11-C10-C8-C7
44	A	838	CLA	C14-C13-C15-C16
44	B	804	CLA	C6-C7-C8-C9
44	B	818	CLA	C6-C7-C8-C9
44	B	826	CLA	C6-C7-C8-C9
44	e	829	CLA	C11-C10-C8-C9
44	f	826	CLA	C11-C10-C8-C9
44	f	836	CLA	C11-C10-C8-C9
44	r	306	CLA	C6-C7-C8-C9
49	f	851	DGD	C2B-C3B-C4B-C5B
44	A	836	CLA	C3A-C2A-CAA-CBA
44	2	514	CLA	C3A-C2A-CAA-CBA
44	e	837	CLA	C3A-C2A-CAA-CBA
44	e	852	CLA	C3A-C2A-CAA-CBA
44	r	309	CLA	C3A-C2A-CAA-CBA
44	e	805	CLA	CBA-CGA-O2A-C1
44	A	802	CLA	O1A-CGA-O2A-C1
44	A	816	CLA	C2-C3-C5-C6
44	e	829	CLA	CBD-CGD-O2D-CED

Continued on next page...

Continued from previous page...

Mol	Chain	Res	Type	Atoms
44	A	813	CLA	CAA-CBA-CGA-O1A
44	A	810	CLA	CAD-CBD-CGD-O2D
44	A	829	CLA	CAD-CBD-CGD-O2D
44	A	836	CLA	CAD-CBD-CGD-O2D
44	B	813	CLA	CAD-CBD-CGD-O2D
44	B	818	CLA	CAD-CBD-CGD-O2D
44	B	821	CLA	CAD-CBD-CGD-O2D
44	B	828	CLA	CAD-CBD-CGD-O2D
44	B	830	CLA	CAD-CBD-CGD-O2D
44	B	833	CLA	CAD-CBD-CGD-O2D
44	B	842	CLA	CAD-CBD-CGD-O2D
44	L	301	CLA	CAD-CBD-CGD-O2D
44	L	302	CLA	CAD-CBD-CGD-O2D
44	1	507	CLA	CAD-CBD-CGD-O2D
44	2	507	CLA	CAD-CBD-CGD-O2D
44	2	511	CLA	CAD-CBD-CGD-O2D
44	e	803	CLA	CAD-CBD-CGD-O2D
44	e	815	CLA	CAD-CBD-CGD-O2D
44	e	816	CLA	CAD-CBD-CGD-O2D
44	e	821	CLA	CAD-CBD-CGD-O2D
44	e	822	CLA	CAD-CBD-CGD-O2D
44	e	824	CLA	CAD-CBD-CGD-O2D
44	e	840	CLA	CAD-CBD-CGD-O2D
44	e	853	CLA	CAD-CBD-CGD-O2D
44	f	803	CLA	CAD-CBD-CGD-O2D
44	f	814	CLA	CAD-CBD-CGD-O2D
44	f	815	CLA	CAD-CBD-CGD-O2D
44	f	820	CLA	CAD-CBD-CGD-O2D
44	f	821	CLA	CAD-CBD-CGD-O2D
44	f	824	CLA	CAD-CBD-CGD-O2D
44	f	827	CLA	CAD-CBD-CGD-O2D
44	f	831	CLA	CAD-CBD-CGD-O2D
44	f	836	CLA	CAD-CBD-CGD-O2D
44	f	837	CLA	CAD-CBD-CGD-O2D
44	f	839	CLA	CAD-CBD-CGD-O2D
44	q	307	CLA	CAD-CBD-CGD-O2D
44	q	310	CLA	CAD-CBD-CGD-O2D
44	r	312	CLA	CAD-CBD-CGD-O2D
44	s	510	CLA	CAD-CBD-CGD-O2D
52	3	302	CHL	CAD-CBD-CGD-O2D
52	p	517	CHL	CAD-CBD-CGD-O2D
52	s	517	CHL	CAD-CBD-CGD-O2D

Continued on next page...

Continued from previous page...

Mol	Chain	Res	Type	Atoms
44	B	801	CLA	C16-C17-C18-C20
47	Q	801	BCR	C15-C16-C17-C18
44	e	836	CLA	C2A-CAA-CBA-CGA
44	2	506	CLA	C3-C5-C6-C7
44	A	831	CLA	C2-C1-O2A-CGA
44	o	304	CLA	CAA-CBA-CGA-O2A
44	B	817	CLA	CAA-CBA-CGA-O2A
44	f	820	CLA	CAA-CBA-CGA-O2A
54	Q	802	SQD	C29-C30-C31-C32
44	f	809	CLA	C4-C3-C5-C6
44	f	818	CLA	C4-C3-C5-C6
44	B	811	CLA	C2-C3-C5-C6
47	A	846	BCR	C7-C8-C9-C10
47	A	851	BCR	C21-C22-C23-C24
47	K	204	BCR	C11-C12-C13-C14
47	L	306	BCR	C21-C22-C23-C24
47	2	503	BCR	C7-C8-C9-C10
47	e	848	BCR	C11-C12-C13-C14
51	p	502	LUT	C7-C8-C9-C10
51	q	301	LUT	C27-C28-C29-C30
44	B	807	CLA	C5-C6-C7-C8
50	F	806	LMG	C7-C8-C9-O8
44	o	304	CLA	CAA-CBA-CGA-O1A
44	K	203	CLA	C4C-C3C-CAC-CBC
44	s	505	CLA	CAA-CBA-CGA-O2A
44	B	811	CLA	O2A-C1-C2-C3
44	e	843	CLA	O2A-C1-C2-C3
44	f	829	CLA	O2A-C1-C2-C3
44	p	508	CLA	O2A-C1-C2-C3
44	q	312	CLA	O2A-C1-C2-C3
52	r	314	CHL	O2A-C1-C2-C3
44	2	509	CLA	CBA-CGA-O2A-C1
44	q	311	CLA	CAA-CBA-CGA-O2A
46	1	516	LHG	O8-C23-C24-C25
46	A	844	LHG	O10-C23-O8-C6
44	n	202	CLA	C2C-C3C-CAC-CBC
44	A	808	CLA	CHA-CBD-CGD-O2D
44	A	830	CLA	CHA-CBD-CGD-O2D
44	A	835	CLA	CHA-CBD-CGD-O1D
44	A	835	CLA	CHA-CBD-CGD-O2D
44	A	837	CLA	CHA-CBD-CGD-O1D
44	B	801	CLA	CHA-CBD-CGD-O2D

Continued on next page...

Continued from previous page...

Mol	Chain	Res	Type	Atoms
44	B	808	CLA	CHA-CBD-CGD-O1D
44	B	808	CLA	CHA-CBD-CGD-O2D
44	B	814	CLA	CHA-CBD-CGD-O2D
44	B	816	CLA	CHA-CBD-CGD-O1D
44	B	816	CLA	CHA-CBD-CGD-O2D
44	B	831	CLA	CHA-CBD-CGD-O1D
44	B	837	CLA	CHA-CBD-CGD-O2D
44	K	203	CLA	CHA-CBD-CGD-O1D
44	K	203	CLA	CHA-CBD-CGD-O2D
44	1	504	CLA	CHA-CBD-CGD-O1D
44	1	504	CLA	CHA-CBD-CGD-O2D
44	2	508	CLA	CHA-CBD-CGD-O2D
44	2	509	CLA	CHA-CBD-CGD-O1D
44	2	509	CLA	CHA-CBD-CGD-O2D
44	3	306	CLA	CHA-CBD-CGD-O1D
44	3	306	CLA	CHA-CBD-CGD-O2D
44	3	311	CLA	CHA-CBD-CGD-O2D
44	e	813	CLA	CHA-CBD-CGD-O1D
44	e	818	CLA	CHA-CBD-CGD-O1D
44	e	818	CLA	CHA-CBD-CGD-O2D
44	e	833	CLA	CHA-CBD-CGD-O1D
44	e	833	CLA	CHA-CBD-CGD-O2D
44	e	834	CLA	CHA-CBD-CGD-O2D
44	e	836	CLA	CHA-CBD-CGD-O1D
44	e	838	CLA	CHA-CBD-CGD-O2D
44	e	853	CLA	CHA-CBD-CGD-O1D
44	f	809	CLA	CHA-CBD-CGD-O2D
44	f	830	CLA	CHA-CBD-CGD-O2D
44	f	835	CLA	CHA-CBD-CGD-O1D
44	f	835	CLA	CHA-CBD-CGD-O2D
44	f	839	CLA	CHA-CBD-CGD-O1D
44	n	203	CLA	CHA-CBD-CGD-O1D
44	n	203	CLA	CHA-CBD-CGD-O2D
44	p	505	CLA	CHA-CBD-CGD-O1D
44	p	505	CLA	CHA-CBD-CGD-O2D
44	q	306	CLA	CHA-CBD-CGD-O1D
44	r	305	CLA	CHA-CBD-CGD-O2D
44	r	307	CLA	CHA-CBD-CGD-O2D
44	r	310	CLA	CHA-CBD-CGD-O2D
44	r	311	CLA	CHA-CBD-CGD-O1D
44	r	311	CLA	CHA-CBD-CGD-O2D
52	1	517	CHL	CHA-CBD-CGD-O2D

Continued on next page...

Continued from previous page...

Mol	Chain	Res	Type	Atoms
52	s	513	CHL	CHA-CBD-CGD-O1D
52	s	513	CHL	CHA-CBD-CGD-O2D
44	B	804	CLA	C15-C16-C17-C18
44	B	801	CLA	C4-C3-C5-C6
44	f	818	CLA	C2-C3-C5-C6
44	A	834	CLA	CBD-CGD-O2D-CED
44	A	816	CLA	CAA-CBA-CGA-O2A
49	f	851	DGD	O2G-C2G-C3G-O3G
44	A	805	CLA	O1D-CGD-O2D-CED
44	B	818	CLA	CAA-CBA-CGA-O2A
44	e	804	CLA	CAA-CBA-CGA-O2A
44	f	811	CLA	CAA-CBA-CGA-O2A
52	q	313	CHL	CAA-CBA-CGA-O2A
44	f	801	CLA	C2A-CAA-CBA-CGA
44	r	306	CLA	C15-C16-C17-C18
44	A	832	CLA	CAA-CBA-CGA-O2A
44	B	833	CLA	CAA-CBA-CGA-O2A
49	B	850	DGD	C8A-C9A-CAA-CBA
44	A	826	CLA	C2-C3-C5-C6
44	A	827	CLA	C12-C13-C15-C16
44	l	513	CLA	C11-C10-C8-C7
45	A	841	PQN	C16-C17-C18-C20
44	q	312	CLA	C8-C10-C11-C12
44	A	852	CLA	C6-C7-C8-C9
44	B	803	CLA	C14-C13-C15-C16
44	B	842	CLA	C11-C10-C8-C9
44	l	513	CLA	C11-C10-C8-C9
44	f	801	CLA	C6-C7-C8-C9
45	A	841	PQN	C16-C17-C18-C19
44	e	835	CLA	CAA-CBA-CGA-O1A
44	A	826	CLA	C11-C12-C13-C15
52	2	515	CHL	CAA-CBA-CGA-O1A
44	L	303	CLA	C2A-CAA-CBA-CGA
44	o	303	CLA	C2A-CAA-CBA-CGA
46	O	601	LHG	C7-C8-C9-C10
44	s	505	CLA	CAA-CBA-CGA-O1A
44	5	310	CLA	CAA-CBA-CGA-O2A
44	B	802	CLA	C2-C3-C5-C6
44	B	842	CLA	CAA-CBA-CGA-O1A
44	2	510	CLA	C4-C3-C5-C6
44	p	508	CLA	C4-C3-C5-C6
44	B	817	CLA	CAA-CBA-CGA-O1A

Continued on next page...

Continued from previous page...

Mol	Chain	Res	Type	Atoms
44	f	820	CLA	CAA-CBA-CGA-O1A
44	1	513	CLA	C1A-C2A-CAA-CBA
44	2	514	CLA	C1A-C2A-CAA-CBA
44	e	837	CLA	C1A-C2A-CAA-CBA
44	q	305	CLA	C1A-C2A-CAA-CBA
49	B	850	DGD	C7B-C8B-C9B-CAB
44	f	820	CLA	C2-C1-O2A-CGA
44	r	306	CLA	C2-C1-O2A-CGA
44	A	802	CLA	CBA-CGA-O2A-C1
44	A	827	CLA	CBA-CGA-O2A-C1
47	f	845	BCR	C15-C16-C17-C18
44	A	802	CLA	C2A-CAA-CBA-CGA
44	A	836	CLA	C2A-CAA-CBA-CGA
44	1	507	CLA	C2A-CAA-CBA-CGA
44	3	311	CLA	CAA-CBA-CGA-O1A
44	e	826	CLA	C8-C10-C11-C12
44	3	314	CLA	CBD-CGD-O2D-CED
50	m	105	LMG	O7-C10-C11-C12
54	Q	803	SQD	C7-C8-C9-C10
44	A	832	CLA	CAA-CBA-CGA-O1A
44	f	811	CLA	CAA-CBA-CGA-O1A
46	1	516	LHG	O10-C23-C24-C25
44	2	509	CLA	O1A-CGA-O2A-C1
46	B	851	LHG	C26-C27-C28-C29
46	O	601	LHG	C4-O6-P-O5
46	s	516	LHG	C3-O3-P-O5
44	2	506	CLA	C16-C17-C18-C19
49	f	851	DGD	C2A-C3A-C4A-C5A
44	B	803	CLA	CAA-CBA-CGA-O1A
44	A	802	CLA	CAA-CBA-CGA-O2A
50	5	301	LMG	O6-C1-O1-C7
44	n	202	CLA	CAA-CBA-CGA-O2A
47	A	845	BCR	C23-C24-C25-C26
47	5	302	BCR	C23-C24-C25-C26
47	f	846	BCR	C1-C6-C7-C8
47	f	846	BCR	C23-C24-C25-C26
47	s	503	BCR	C5-C6-C7-C8
51	1	502	LUT	C5-C6-C7-C8
51	q	302	LUT	C5-C6-C7-C8
44	A	816	CLA	CAA-CBA-CGA-O1A
44	A	827	CLA	O1A-CGA-O2A-C1
44	A	820	CLA	CAA-CBA-CGA-O2A

Continued on next page...

Continued from previous page...

Mol	Chain	Res	Type	Atoms
44	s	506	CLA	CAA-CBA-CGA-O2A
44	A	806	CLA	C2A-CAA-CBA-CGA
44	2	510	CLA	C8-C10-C11-C12
44	f	804	CLA	CAA-CBA-CGA-O2A
44	q	315	CLA	CAA-CBA-CGA-O2A
44	3	314	CLA	O1D-CGD-O2D-CED
44	B	842	CLA	C2-C3-C5-C6
44	n	202	CLA	CAA-CBA-CGA-O1A
44	A	830	CLA	CAD-CBD-CGD-O1D
44	A	839	CLA	CAD-CBD-CGD-O1D
44	B	825	CLA	CAD-CBD-CGD-O1D
44	2	509	CLA	CAD-CBD-CGD-O1D
44	3	314	CLA	CAD-CBD-CGD-O1D
44	5	309	CLA	CAD-CBD-CGD-O1D
44	5	311	CLA	CAD-CBD-CGD-O1D
44	e	813	CLA	CAD-CBD-CGD-O1D
44	e	836	CLA	CAD-CBD-CGD-O1D
44	e	836	CLA	C2-C3-C5-C6
44	e	837	CLA	CAD-CBD-CGD-O1D
44	f	825	CLA	CAD-CBD-CGD-O1D
44	p	515	CLA	CAD-CBD-CGD-O1D
44	r	304	CLA	CAD-CBD-CGD-O1D
44	r	307	CLA	CAD-CBD-CGD-O1D
44	r	317	CLA	CAD-CBD-CGD-O1D
50	5	301	LMG	C28-C29-C30-C31
44	e	804	CLA	CAA-CBA-CGA-O1A
52	p	514	CHL	CAA-CBA-CGA-O1A
44	f	801	CLA	CAA-CBA-CGA-O2A
44	f	818	CLA	CAA-CBA-CGA-O2A
44	A	826	CLA	C11-C10-C8-C9
44	f	836	CLA	C6-C7-C8-C9
44	o	303	CLA	C11-C10-C8-C9
50	F	805	LMG	O7-C10-C11-C12
44	B	838	CLA	C10-C11-C12-C13
44	A	826	CLA	O1A-CGA-O2A-C1
44	A	834	CLA	O1D-CGD-O2D-CED
44	B	807	CLA	CAA-CBA-CGA-O2A
44	3	313	CLA	CAA-CBA-CGA-O2A
44	e	816	CLA	CAA-CBA-CGA-O2A
44	e	852	CLA	CAA-CBA-CGA-O2A
44	B	803	CLA	O1A-CGA-O2A-C1
44	A	820	CLA	CAA-CBA-CGA-O1A

Continued on next page...

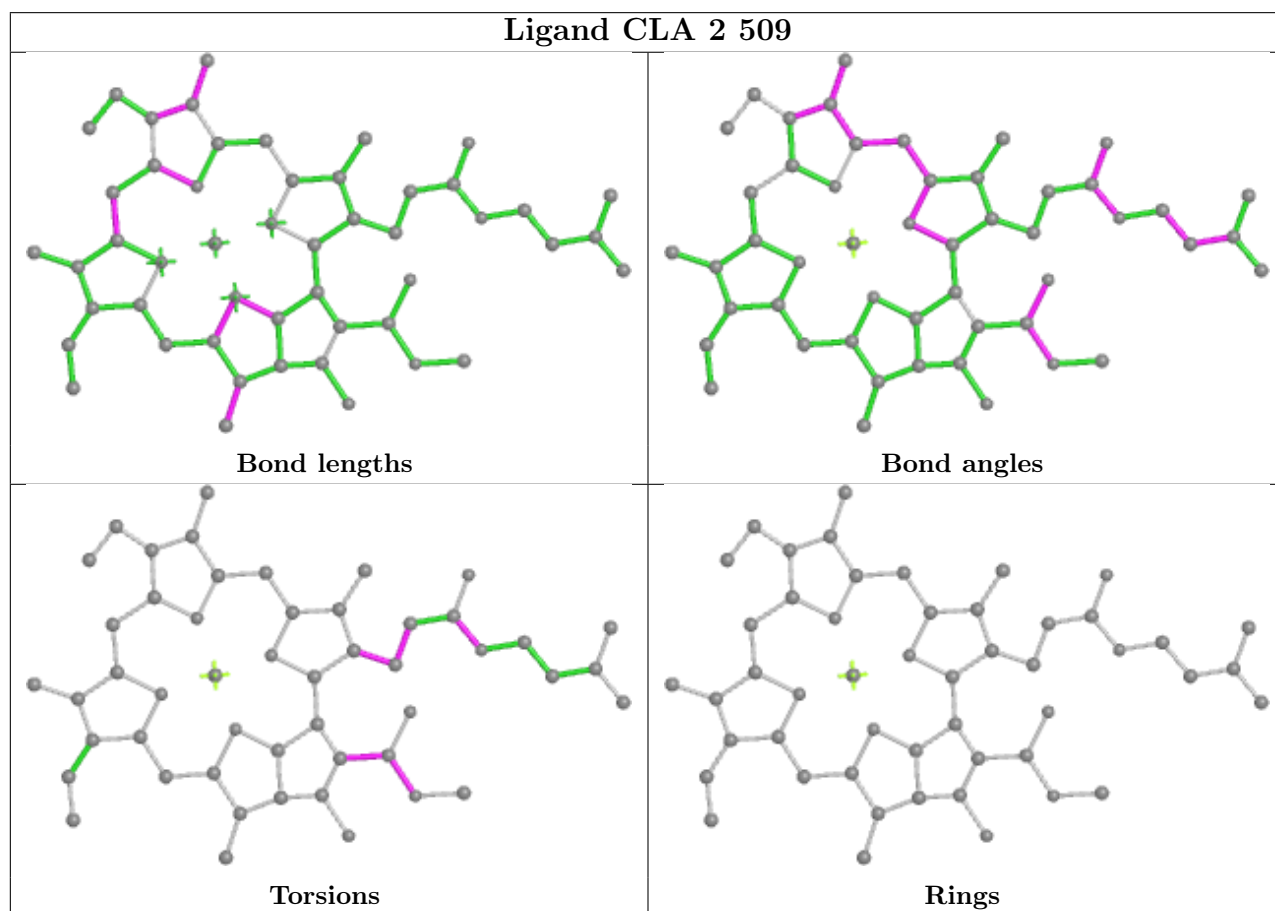
Continued from previous page...

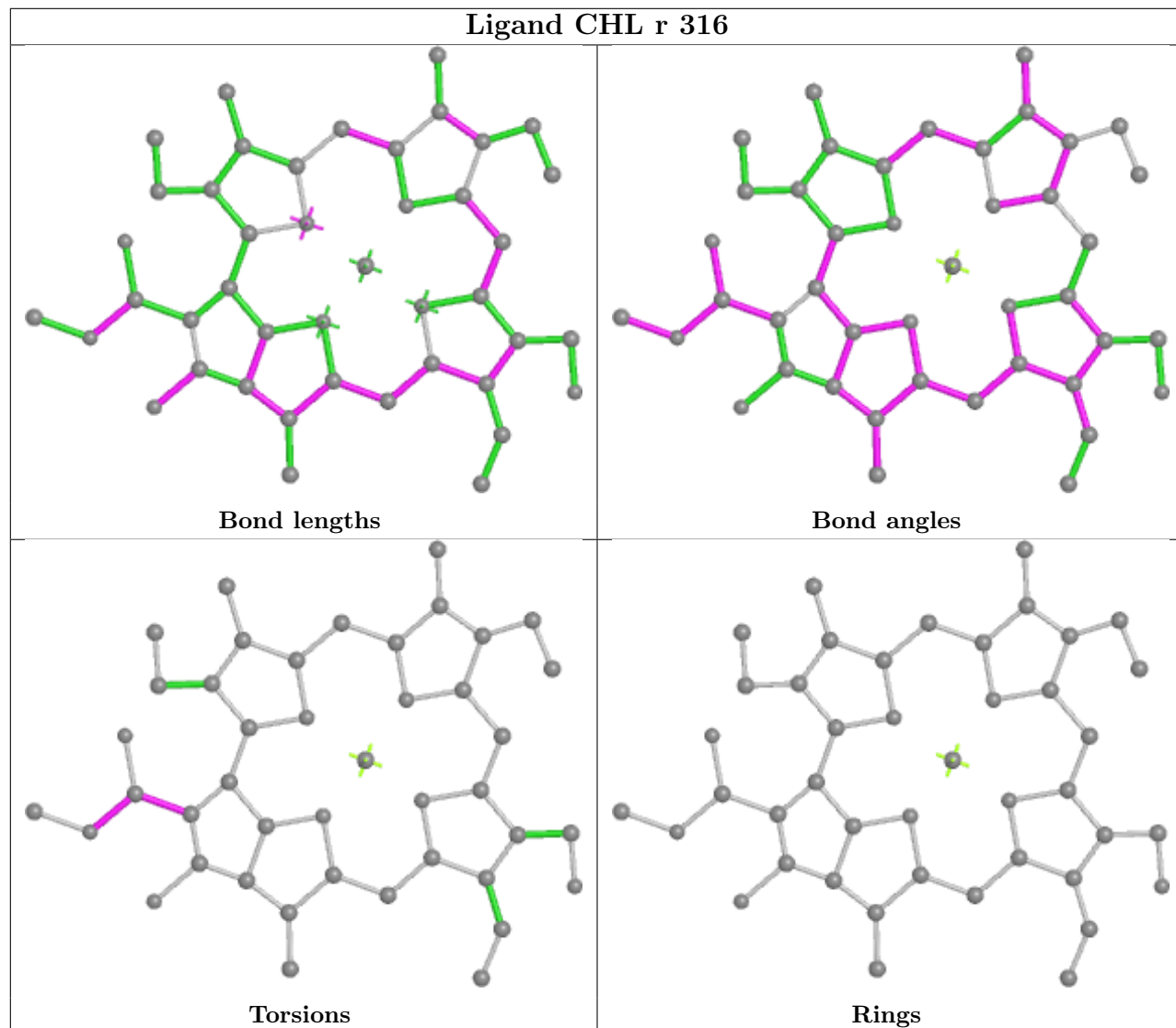
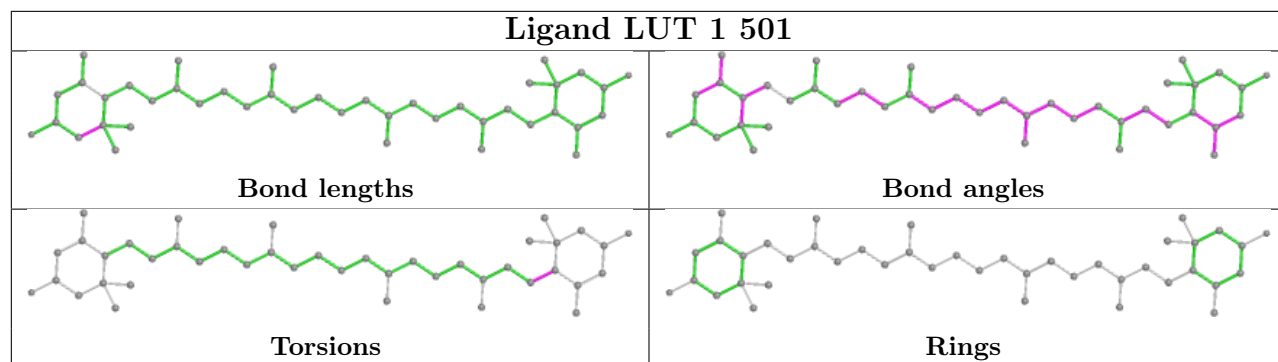
Mol	Chain	Res	Type	Atoms
52	q	313	CHL	CAA-CBA-CGA-O1A
44	A	831	CLA	C11-C10-C8-C7
44	B	801	CLA	C3A-C2A-CAA-CBA
44	B	807	CLA	C11-C10-C8-C7
44	2	506	CLA	C11-C12-C13-C15
44	2	509	CLA	C3A-C2A-CAA-CBA
44	3	313	CLA	C3A-C2A-CAA-CBA
44	5	306	CLA	CHA-CBD-CGD-O1D
44	s	506	CLA	C11-C12-C13-C15
44	5	310	CLA	CAA-CBA-CGA-O1A
44	q	311	CLA	CAA-CBA-CGA-O1A
50	m	105	LMG	O9-C10-C11-C12
44	f	835	CLA	CAA-CBA-CGA-O2A
44	A	827	CLA	CAA-CBA-CGA-O2A
44	B	808	CLA	CAA-CBA-CGA-O2A
44	2	505	CLA	CAA-CBA-CGA-O2A
44	2	506	CLA	CAA-CBA-CGA-O2A
46	B	851	LHG	O7-C7-C8-C9
46	e	845	LHG	O7-C7-C8-C9
47	B	846	BCR	C7-C8-C9-C10
47	l	101	BCR	C21-C22-C23-C24
51	s	501	LUT	C11-C12-C13-C14
44	e	816	CLA	CAA-CBA-CGA-O1A
44	A	831	CLA	CAA-CBA-CGA-O2A
49	f	851	DGD	O2G-C1B-C2B-C3B
44	B	808	CLA	CAA-CBA-CGA-O1A
44	B	818	CLA	CAA-CBA-CGA-O1A
44	2	505	CLA	CAA-CBA-CGA-O1A
44	f	801	CLA	CAA-CBA-CGA-O1A
54	Q	802	SQD	C11-C10-C9-C8
44	e	843	CLA	CAA-CBA-CGA-O2A
44	q	305	CLA	CAA-CBA-CGA-O2A
44	B	807	CLA	CAA-CBA-CGA-O1A
44	e	852	CLA	CAA-CBA-CGA-O1A
46	e	845	LHG	O9-C7-C8-C9
44	A	842	CLA	C2A-CAA-CBA-CGA
44	e	827	CLA	C2C-C3C-CAC-CBC
44	5	312	CLA	CAA-CBA-CGA-O1A
44	s	506	CLA	CAA-CBA-CGA-O1A
46	B	851	LHG	C10-C11-C12-C13
44	f	804	CLA	CAA-CBA-CGA-O1A
44	f	835	CLA	CAA-CBA-CGA-O1A

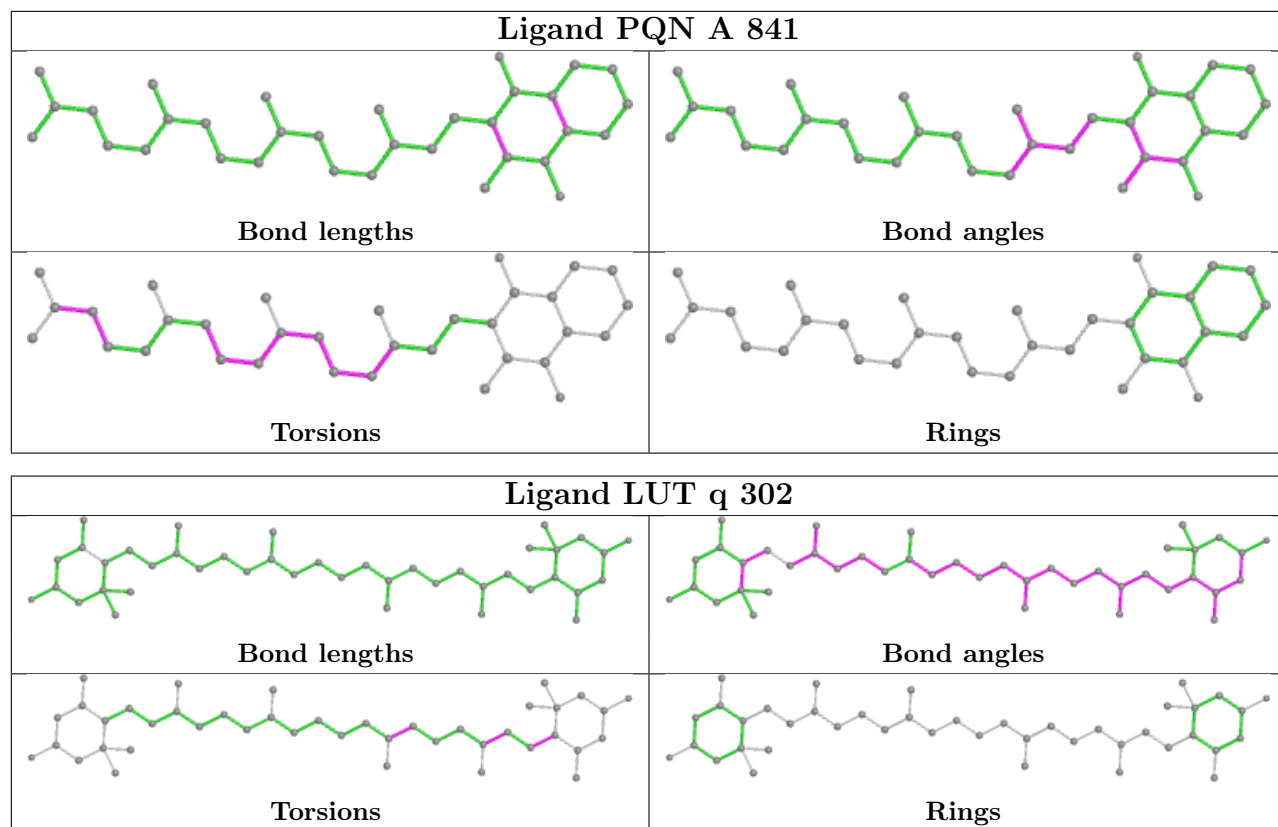
There are no ring outliers.

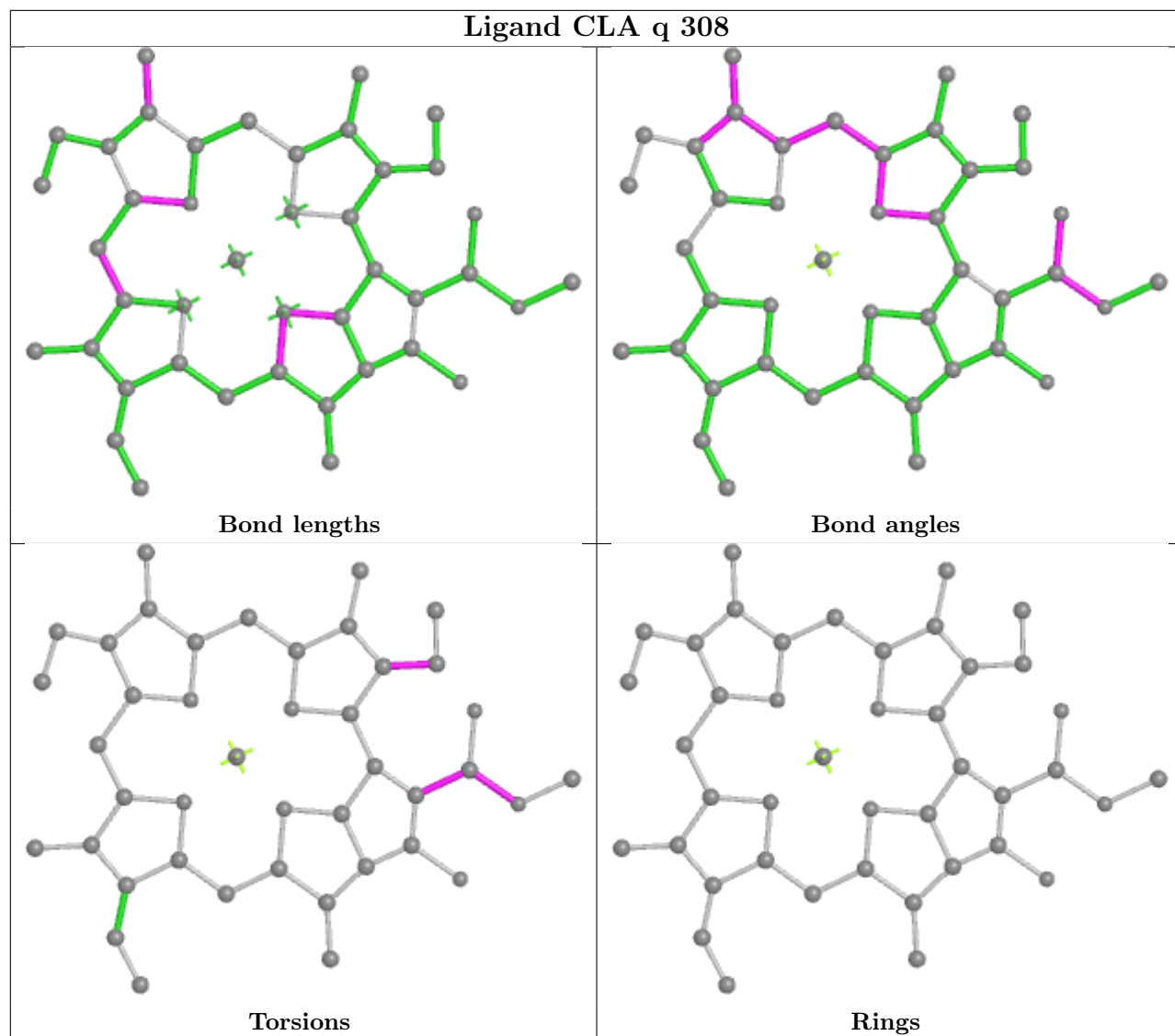
No monomer is involved in short contacts.

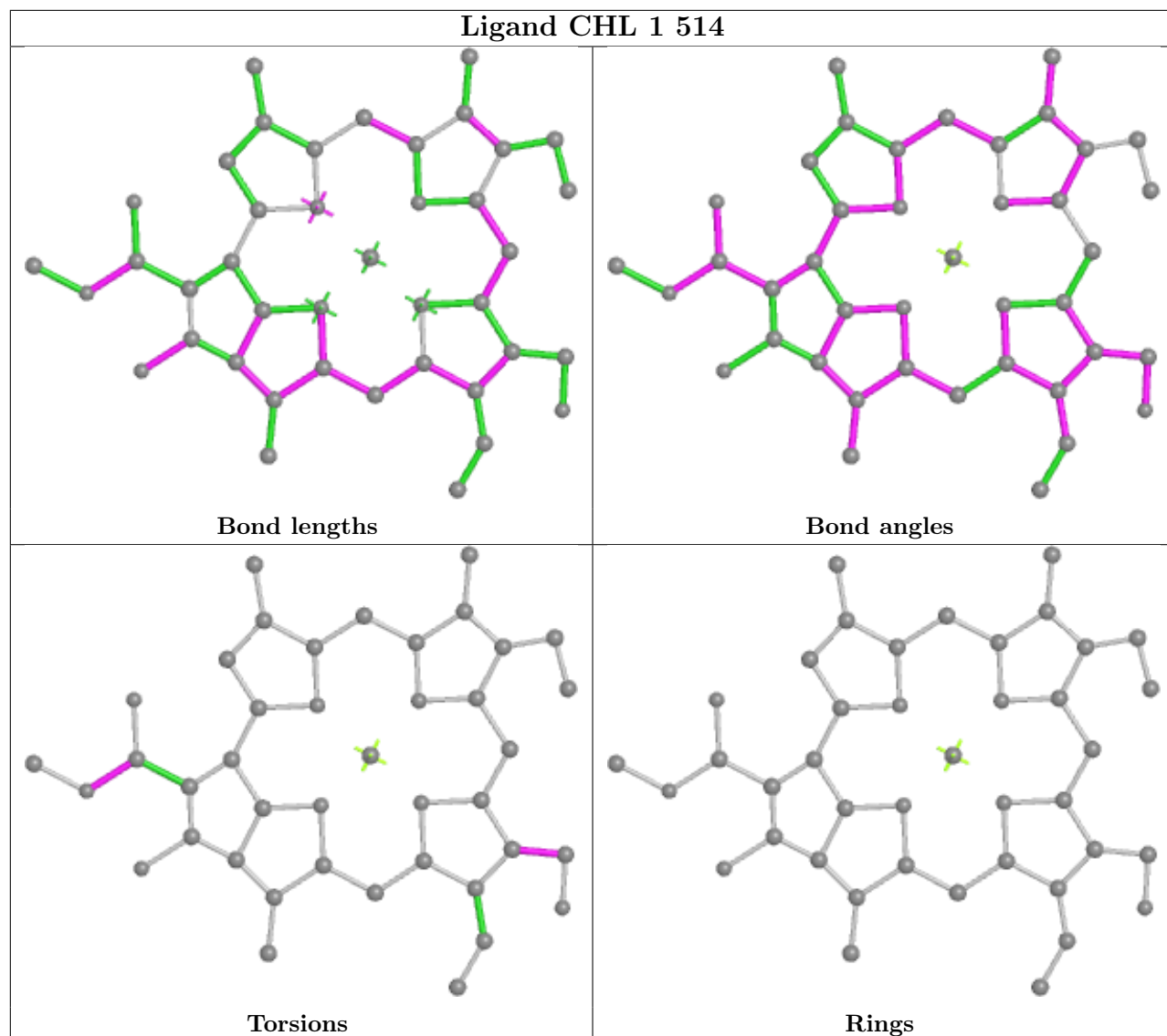
The following is a two-dimensional graphical depiction of Mogul quality analysis of bond lengths, bond angles, torsion angles, and ring geometry for all instances of the Ligand of Interest. In addition, ligands with molecular weight > 250 and outliers as shown on the validation Tables will also be included. For torsion angles, if less than 5% of the Mogul distribution of torsion angles is within 10 degrees of the torsion angle in question, then that torsion angle is considered an outlier. Any bond that is central to one or more torsion angles identified as an outlier by Mogul will be highlighted in the graph. For rings, the root-mean-square deviation (RMSD) between the ring in question and similar rings identified by Mogul is calculated over all ring torsion angles. If the average RMSD is greater than 60 degrees and the minimal RMSD between the ring in question and any Mogul-identified rings is also greater than 60 degrees, then that ring is considered an outlier. The outliers are highlighted in purple. The color gray indicates Mogul did not find sufficient equivalents in the CSD to analyse the geometry.

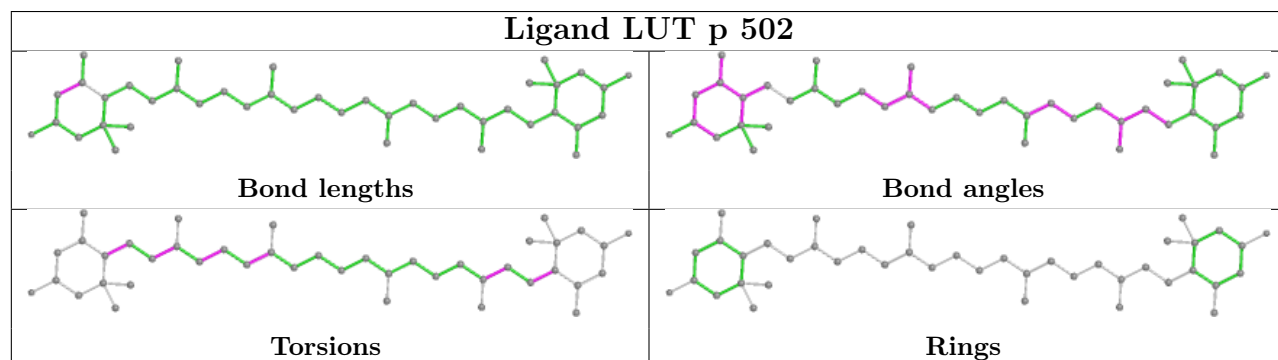
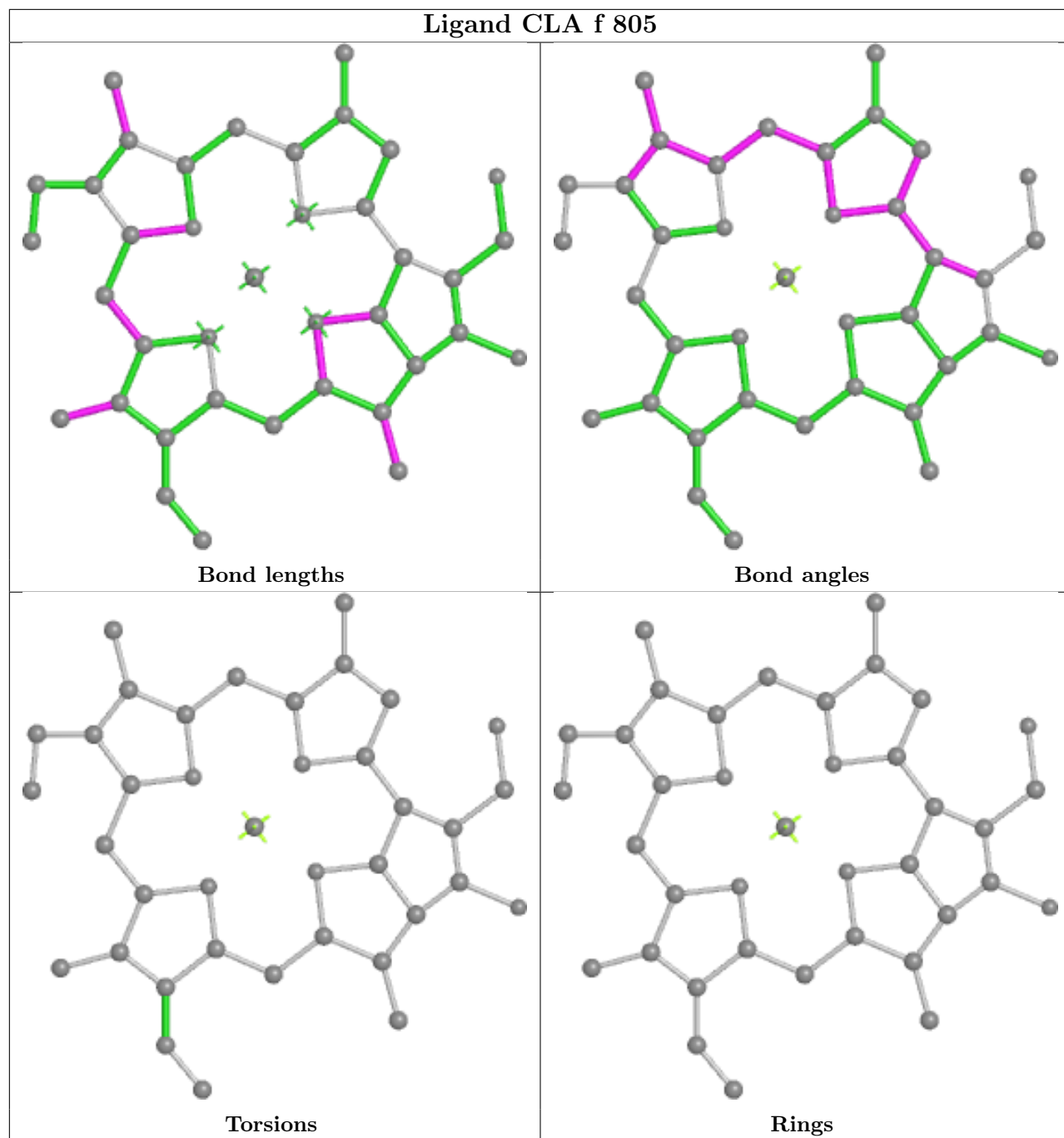


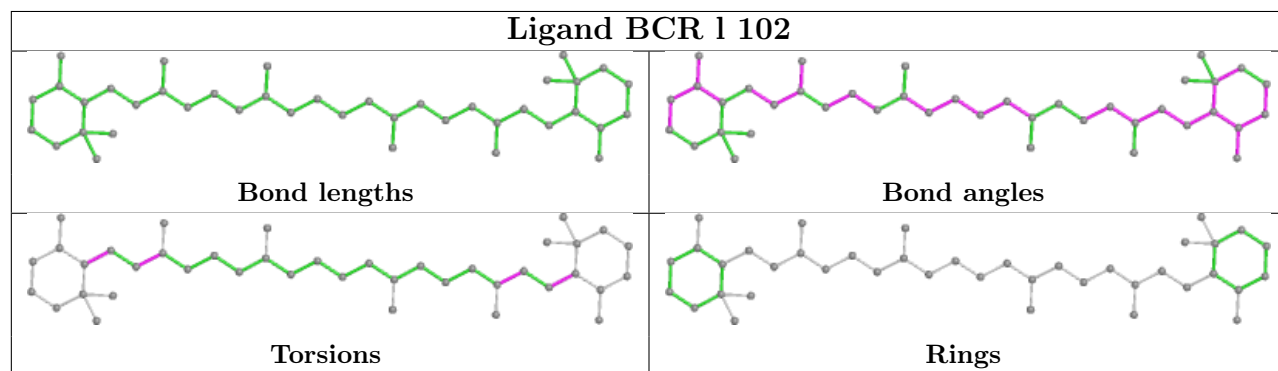
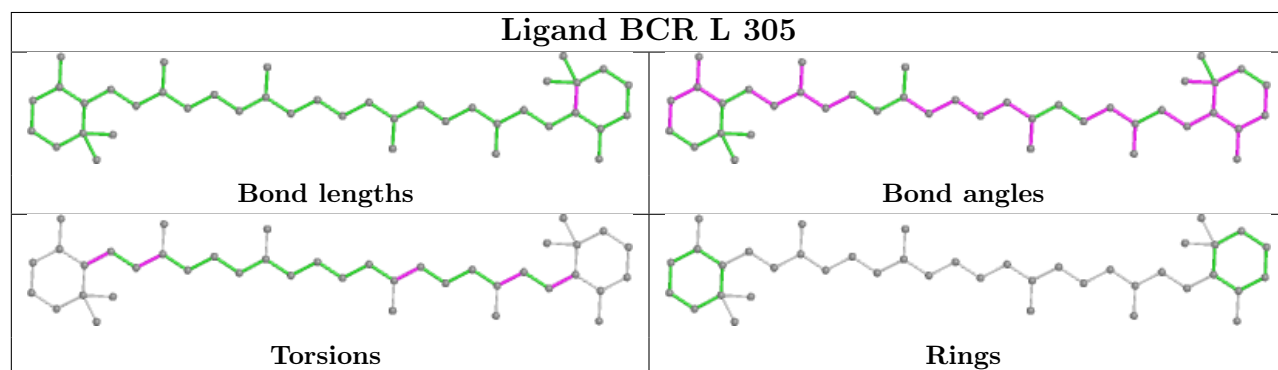
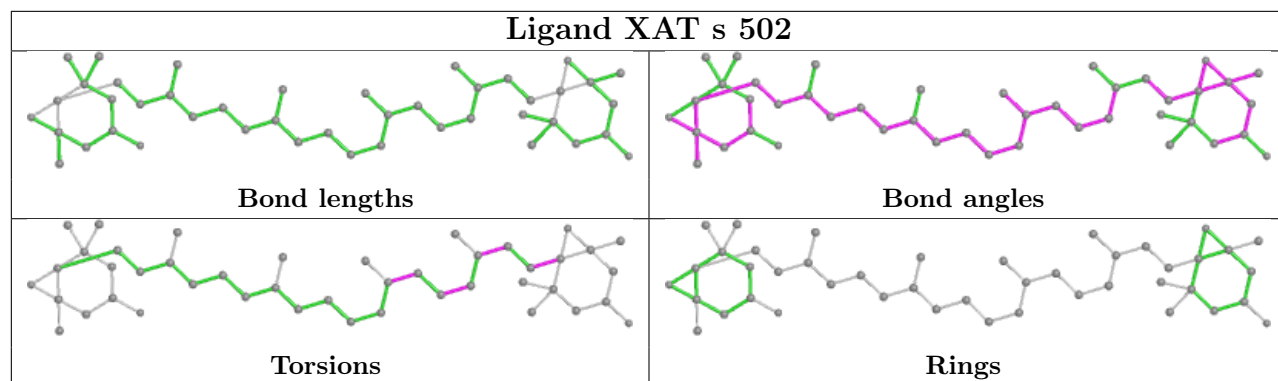
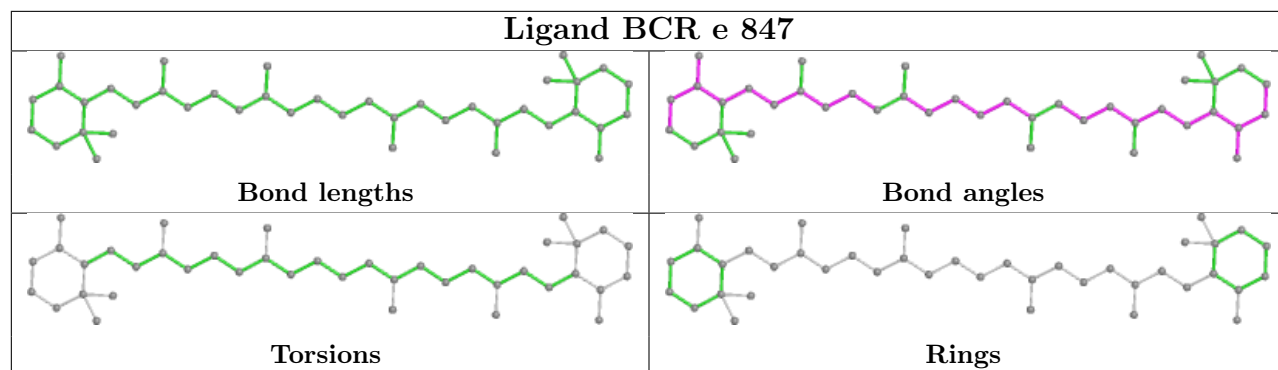


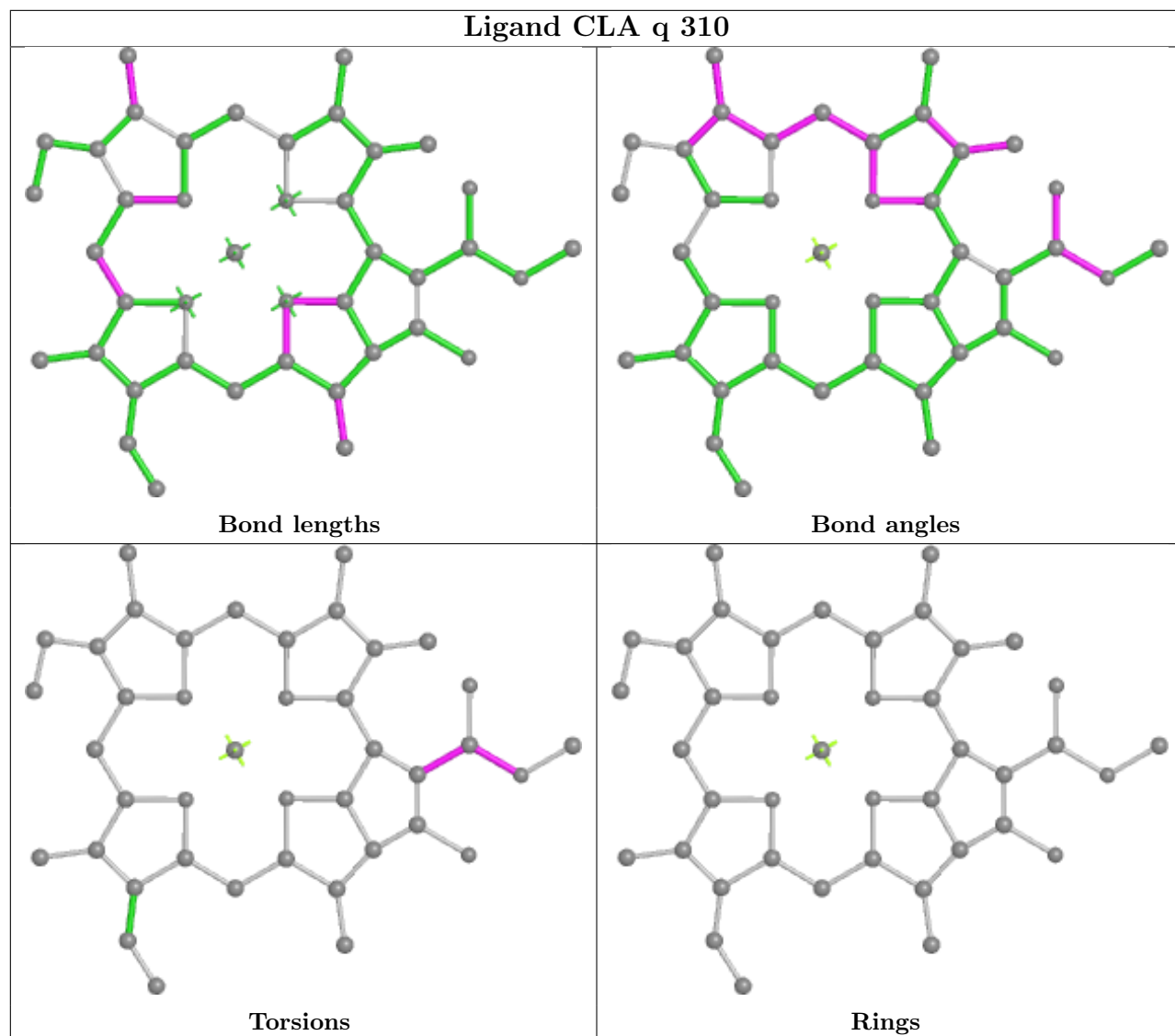


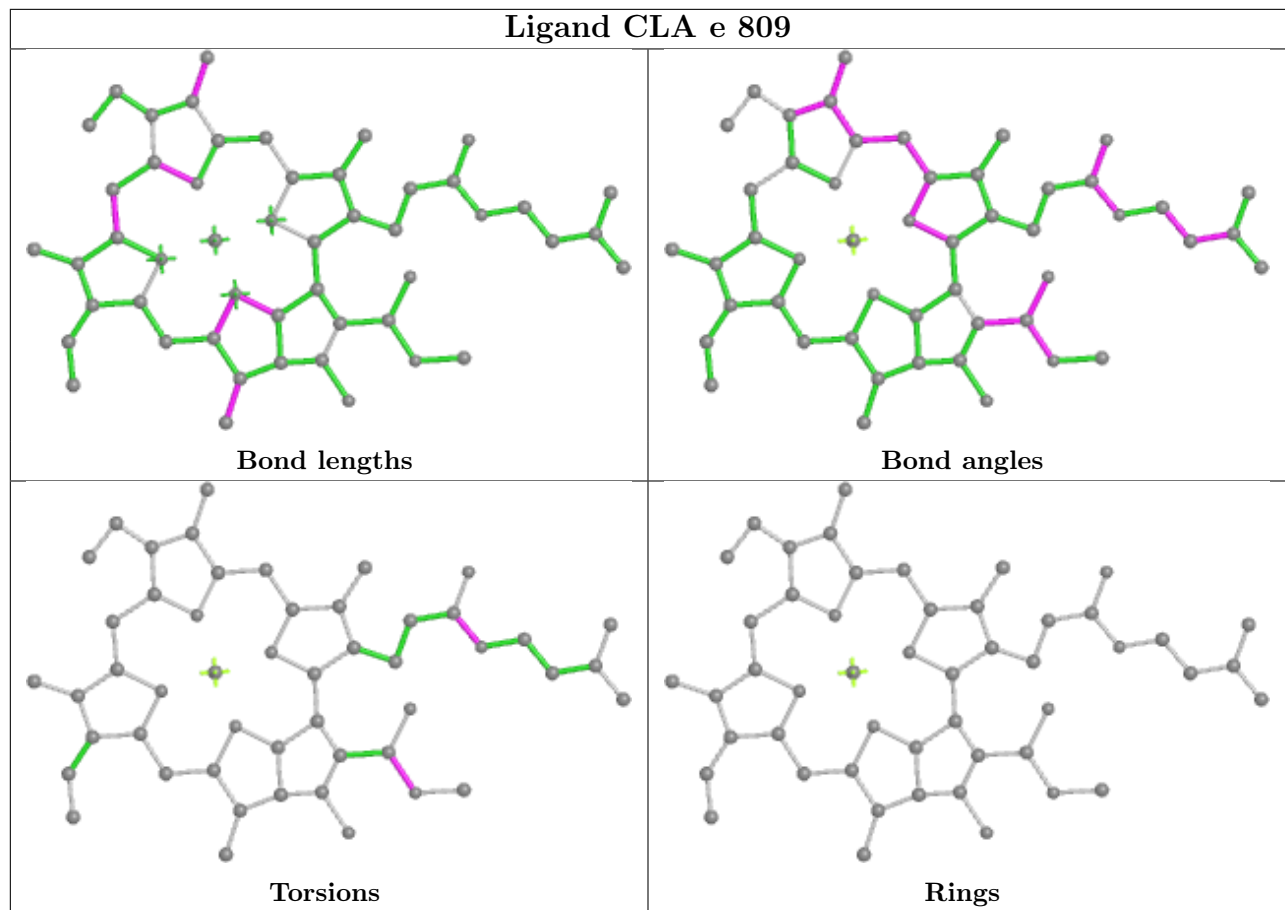


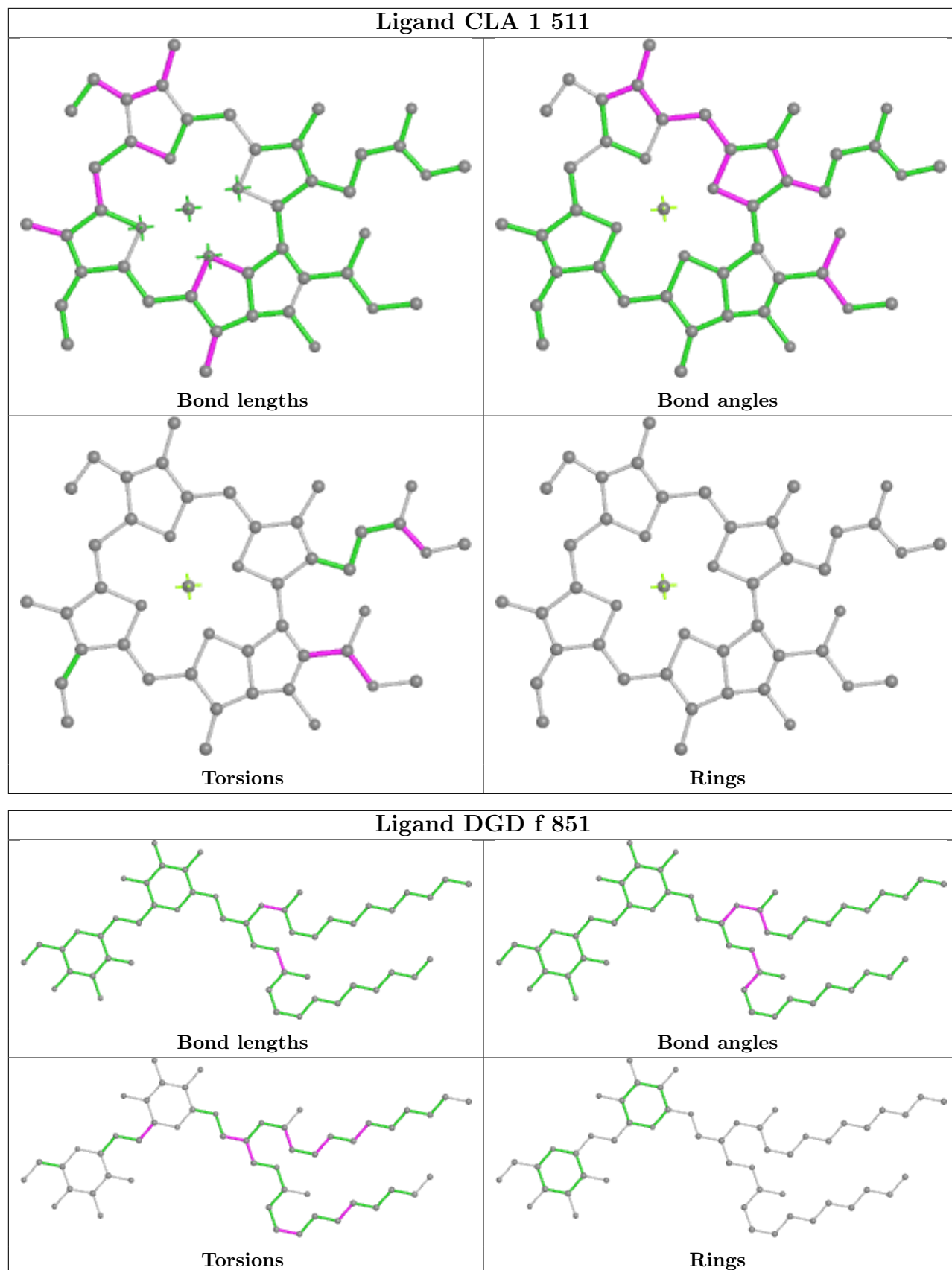


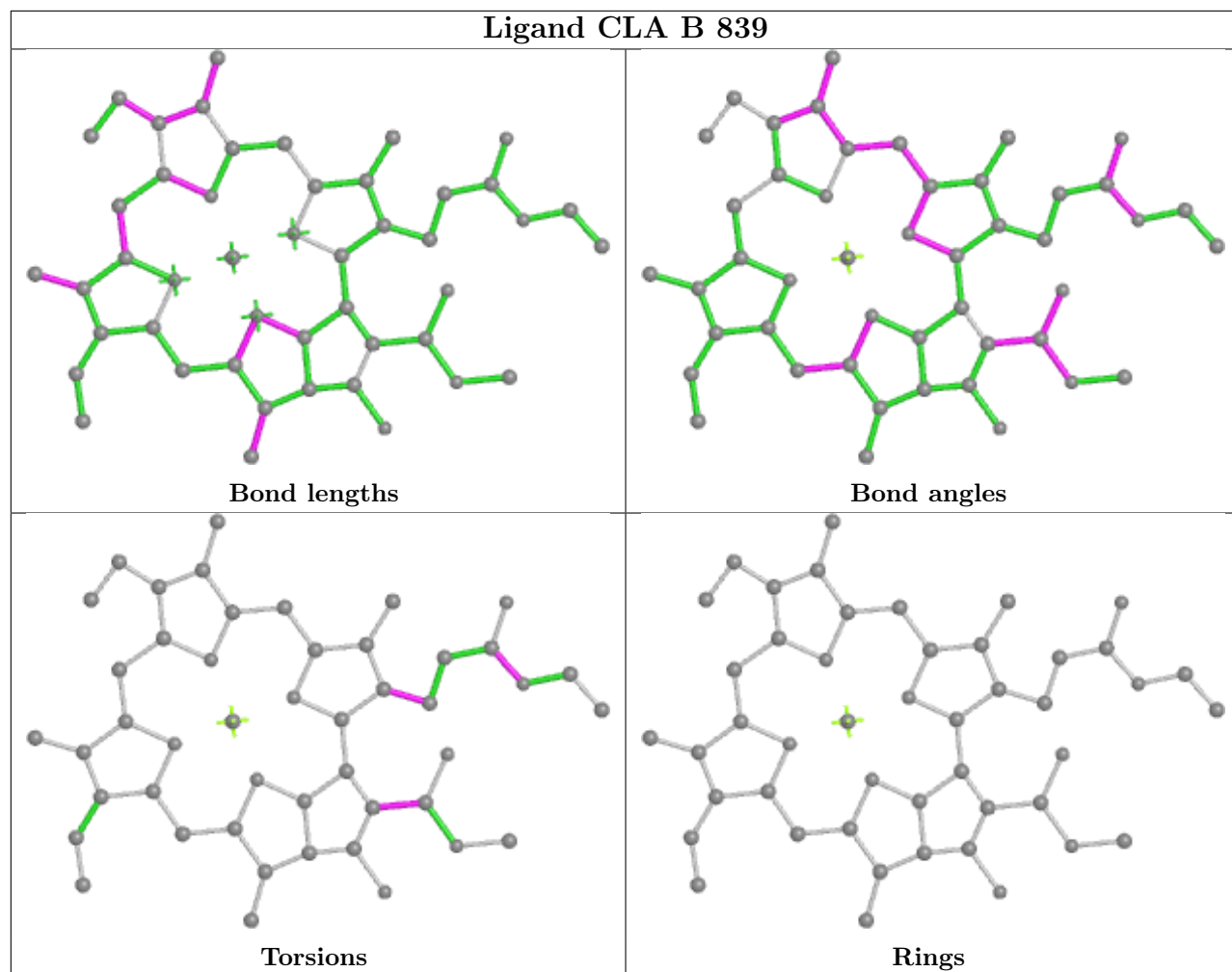


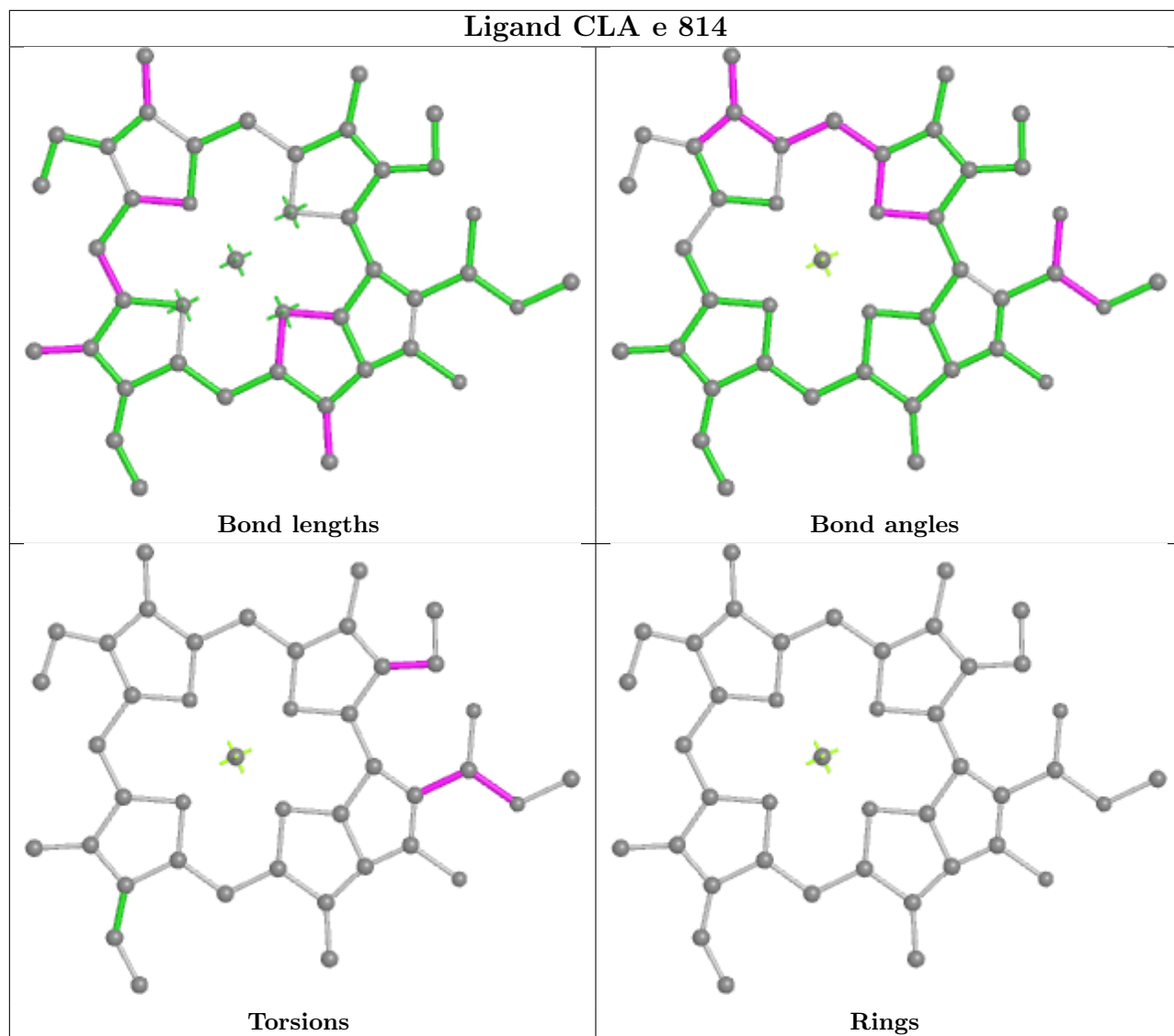


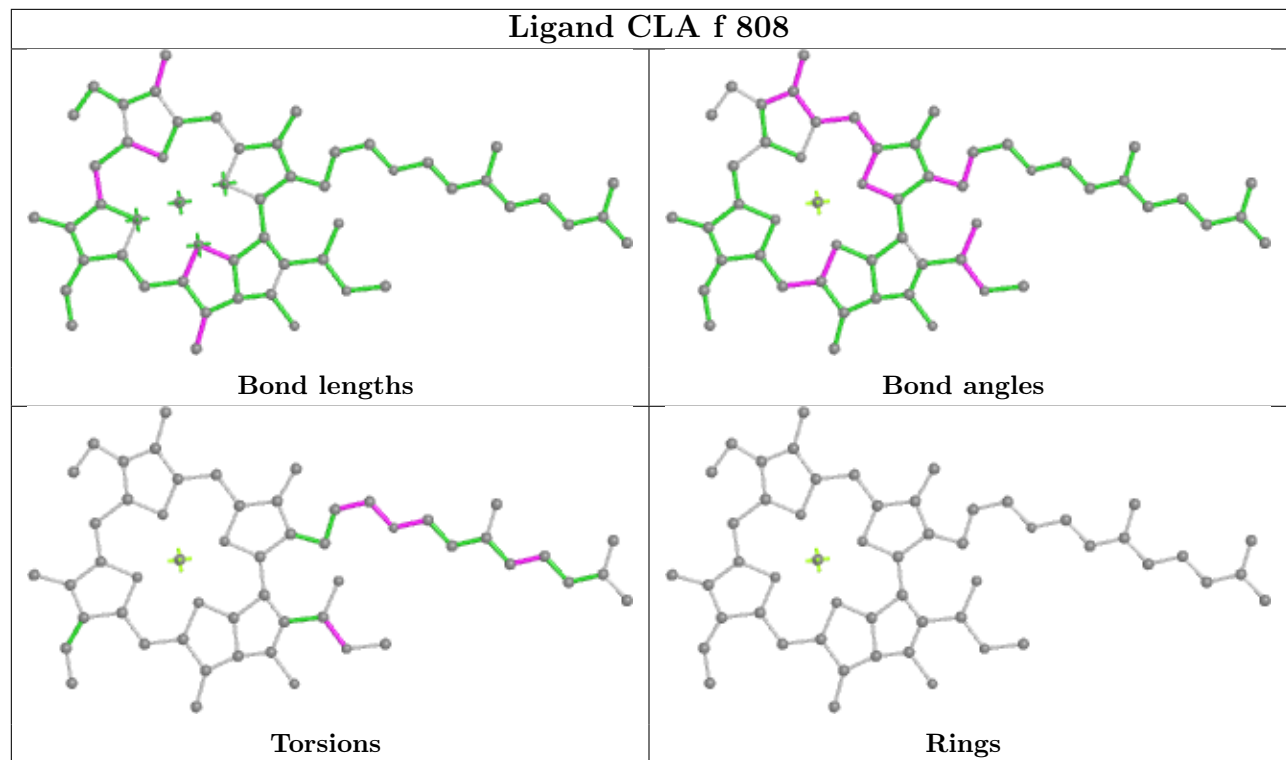


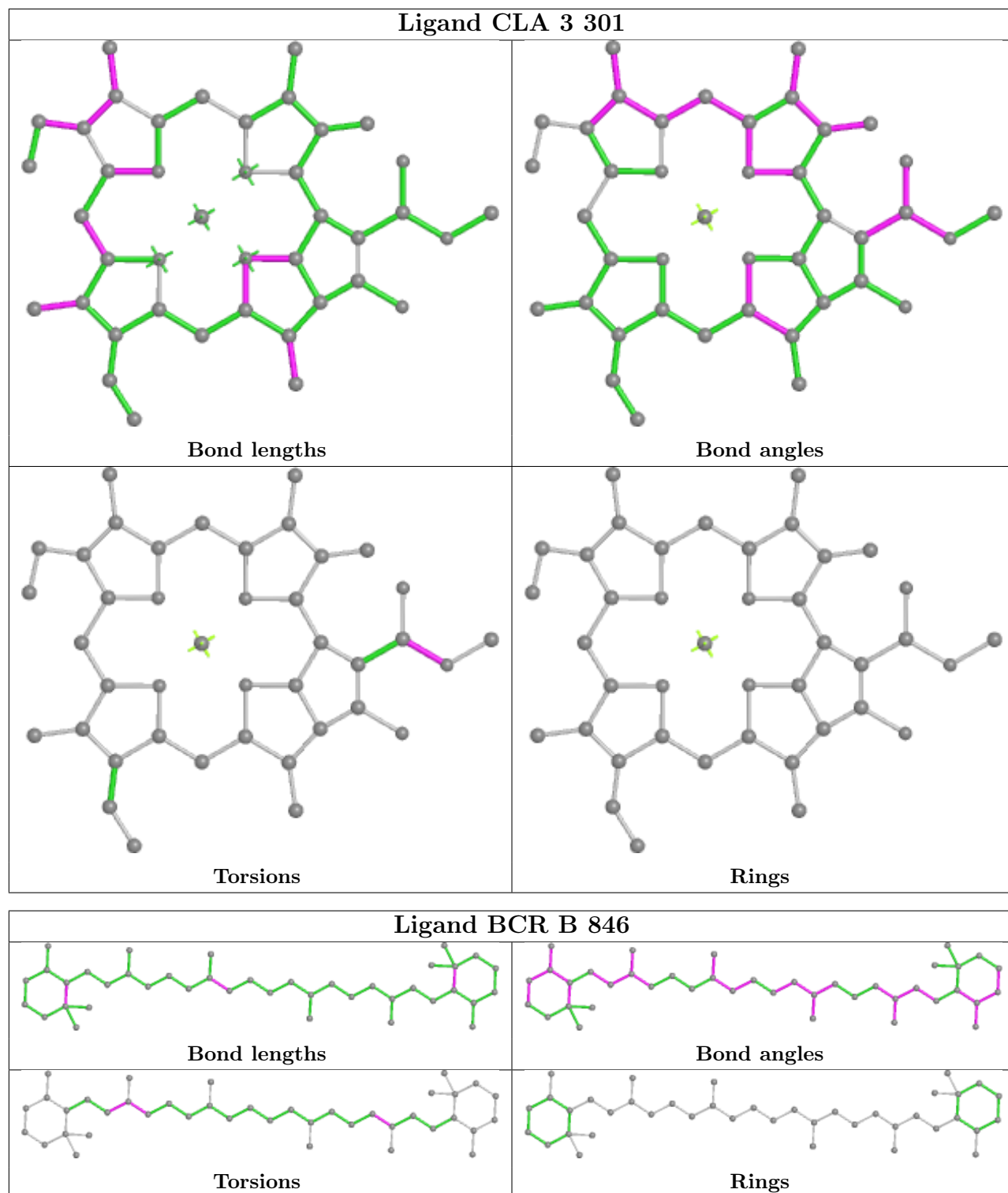


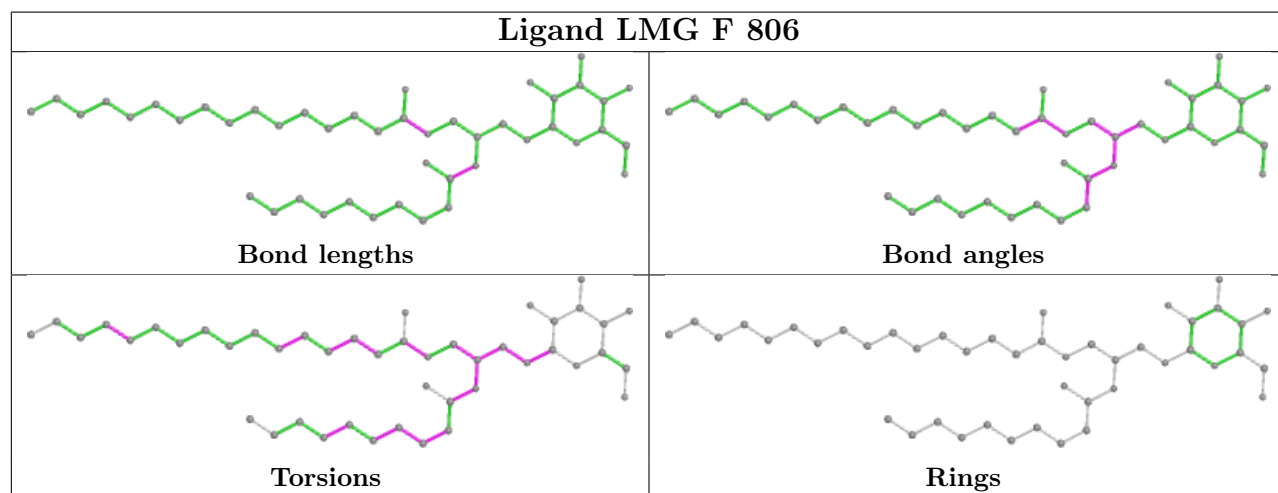
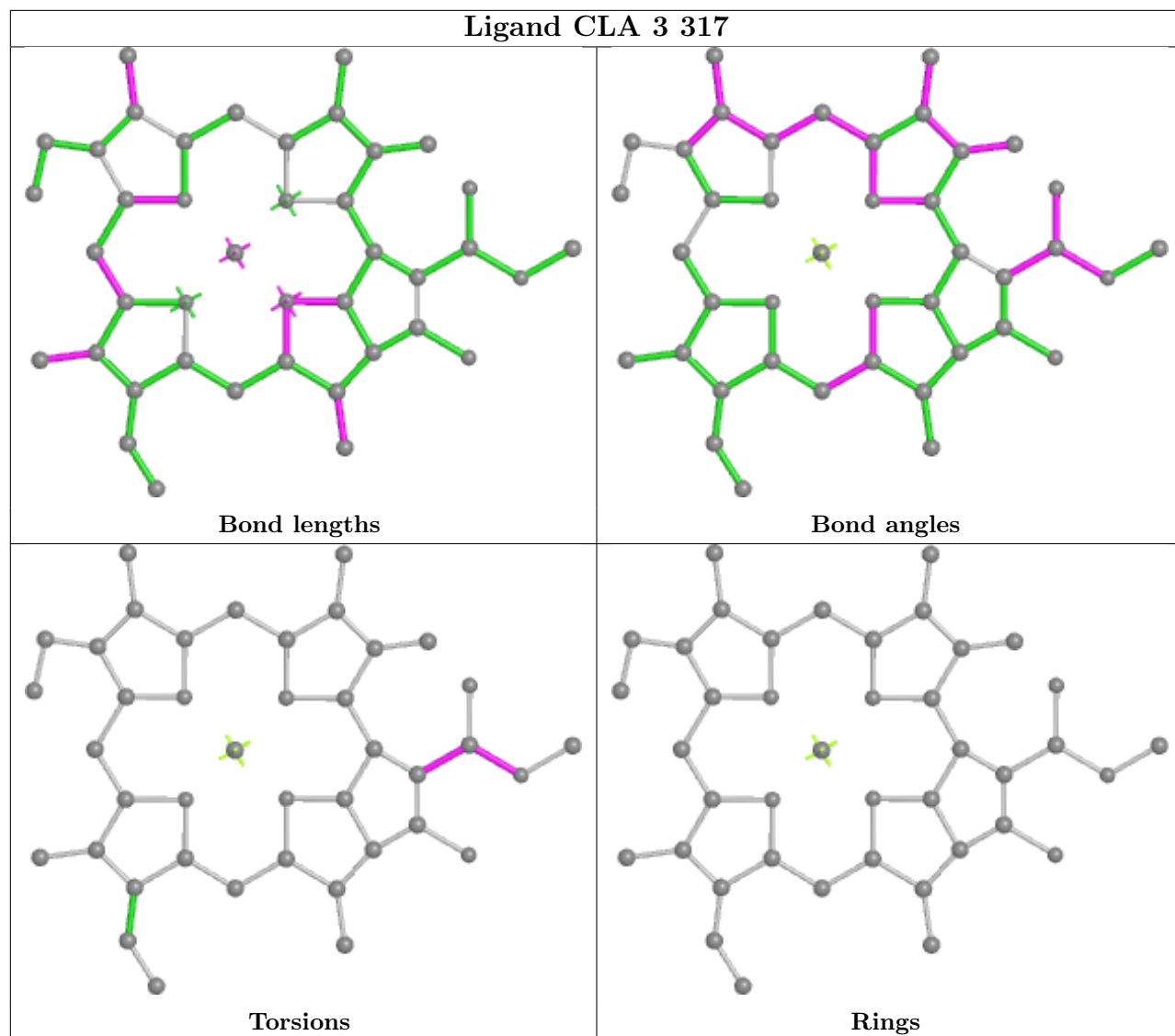


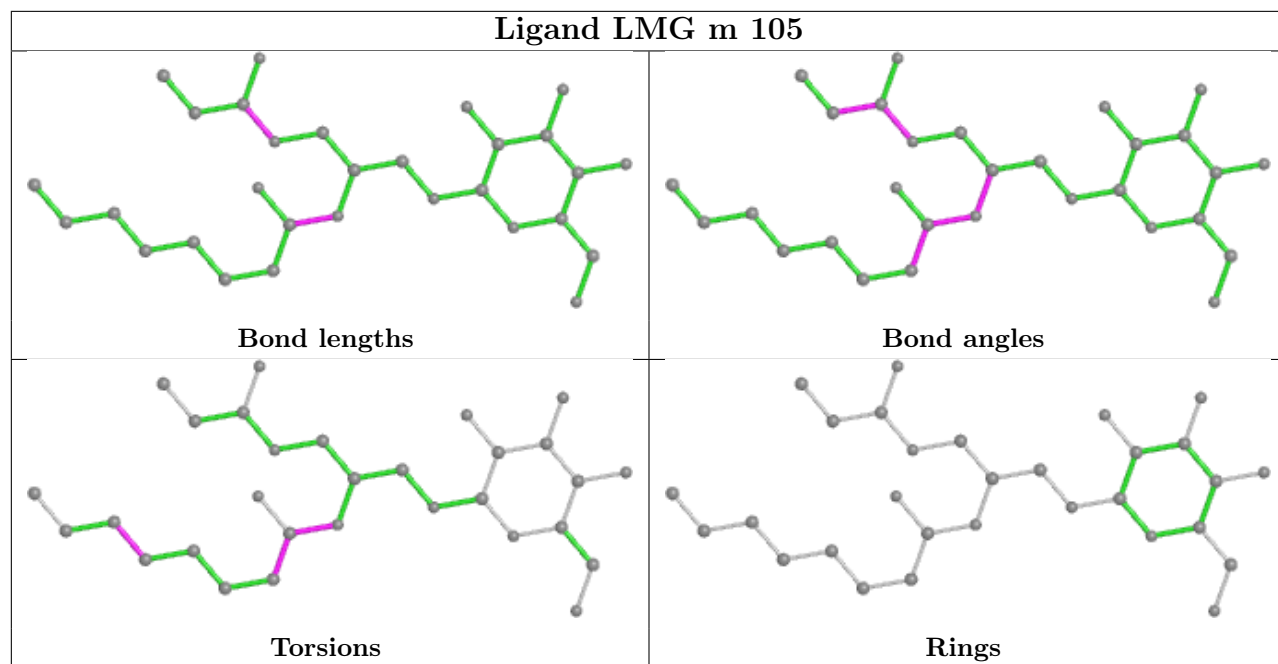


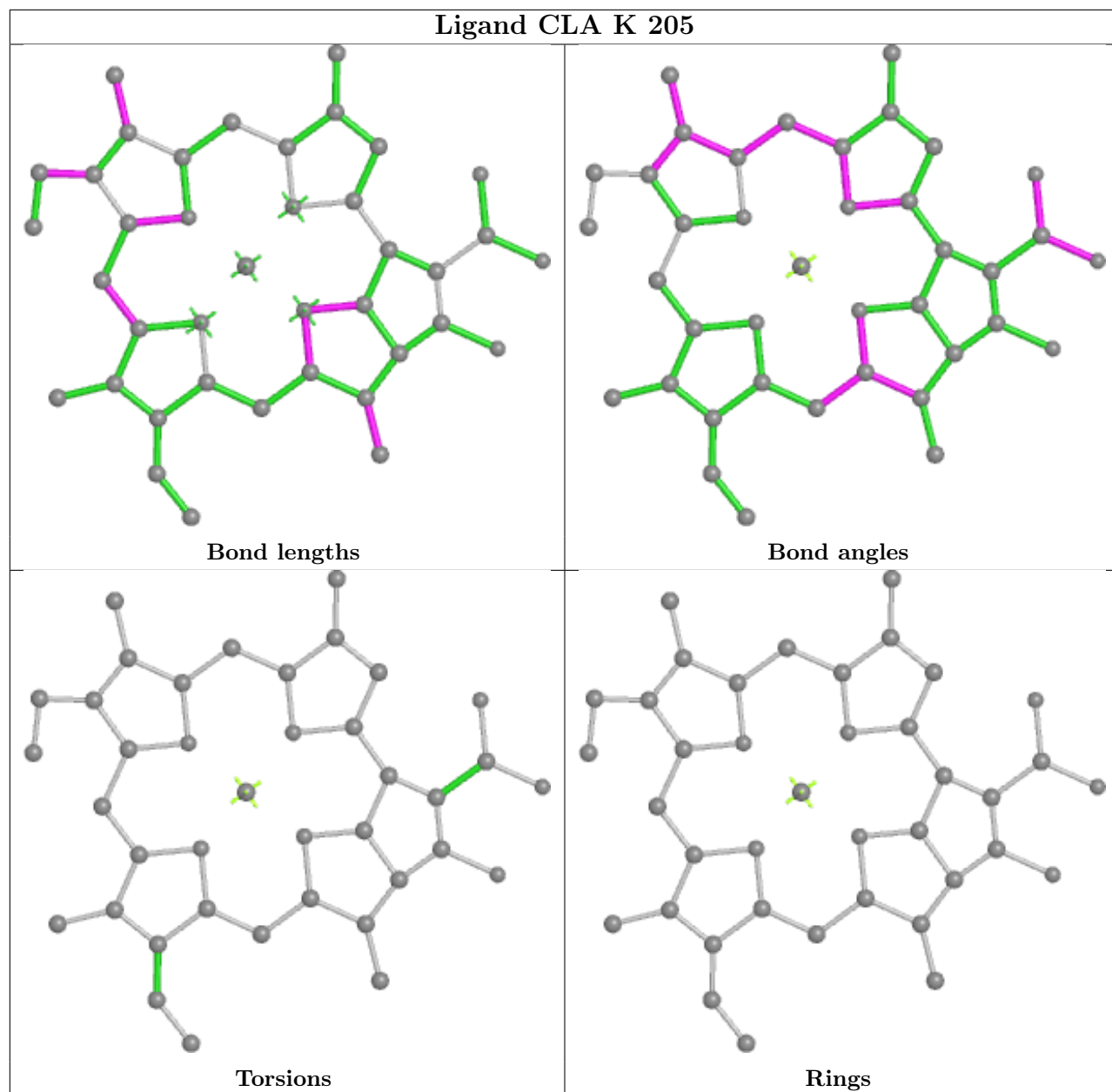


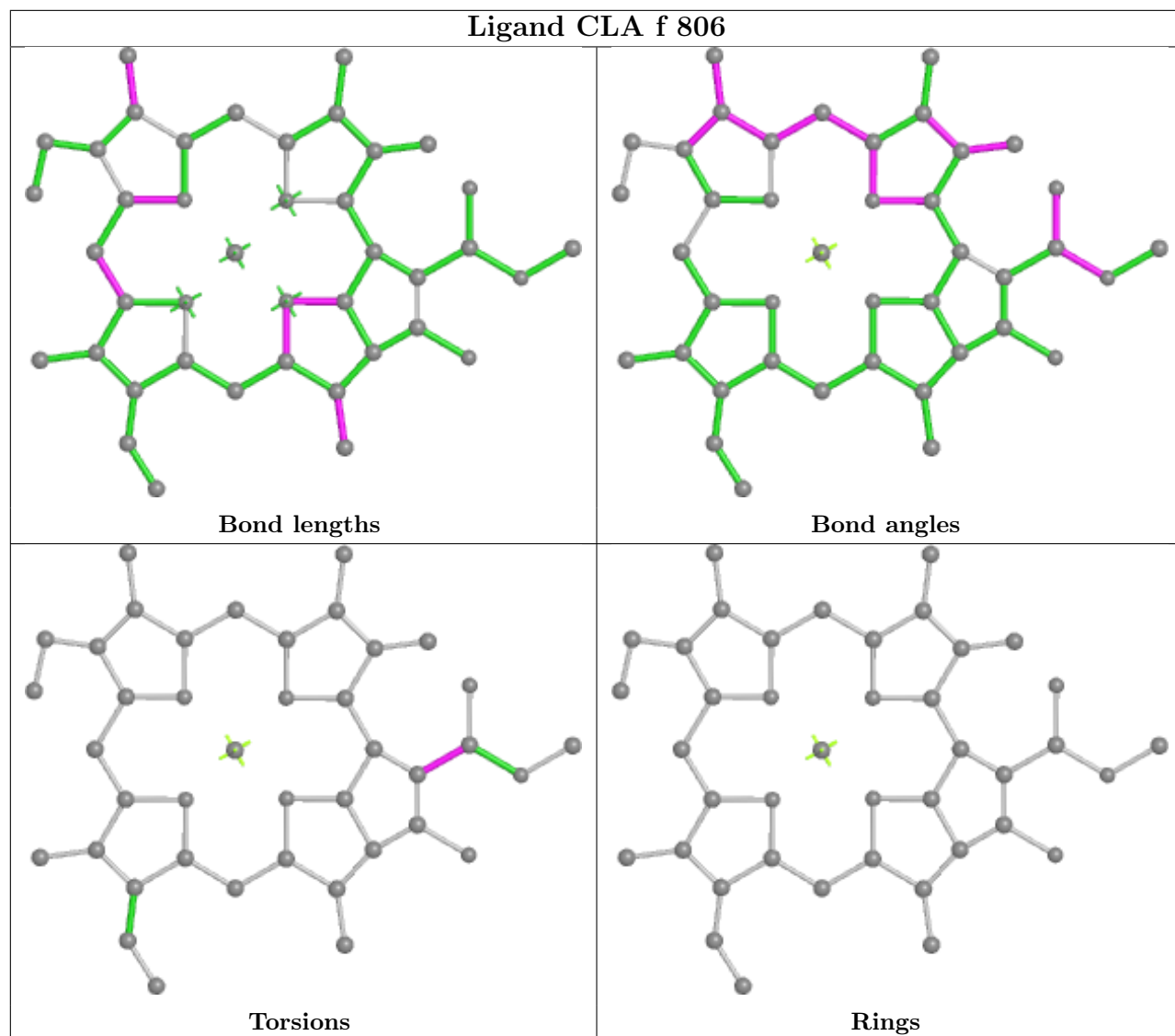


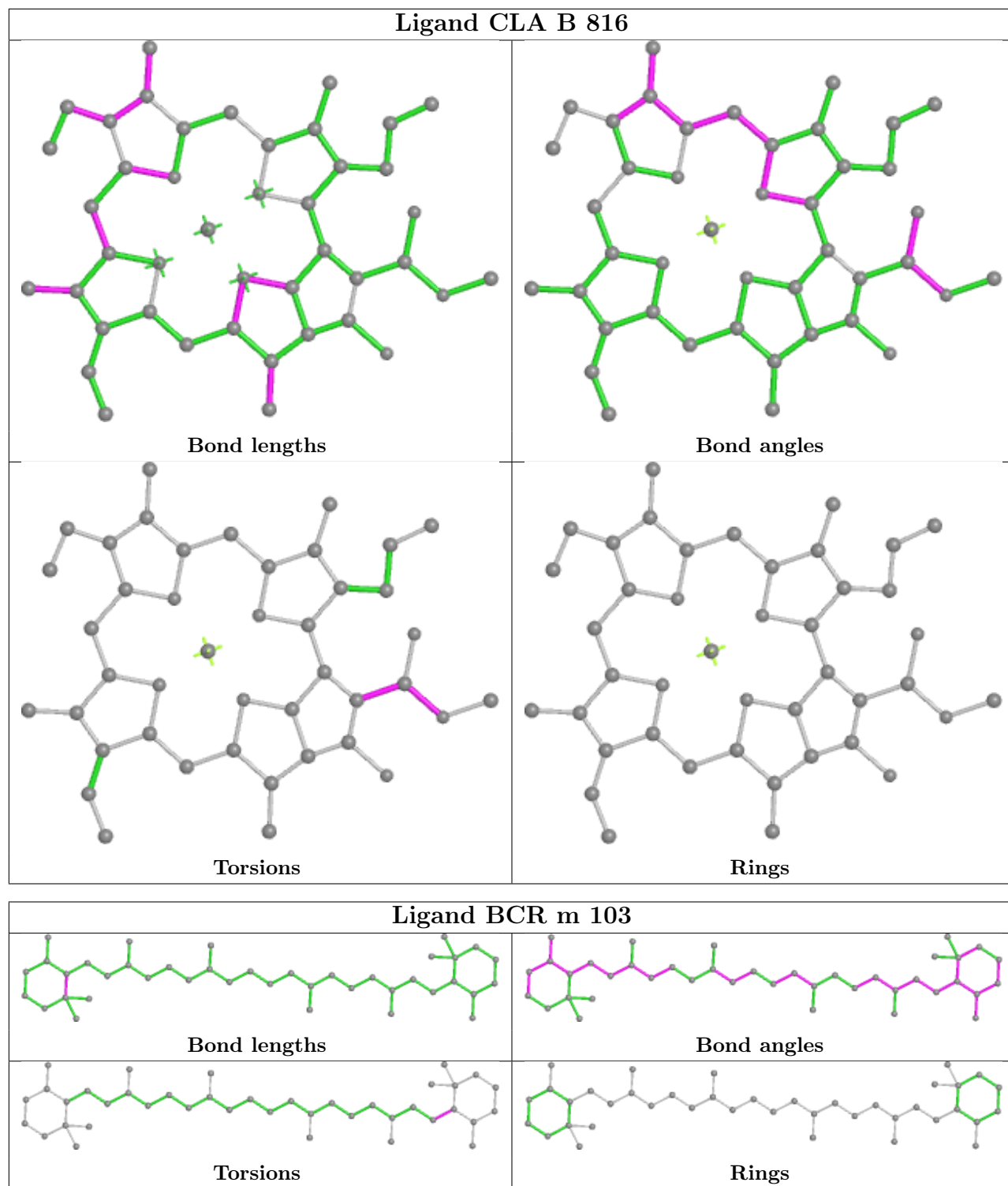


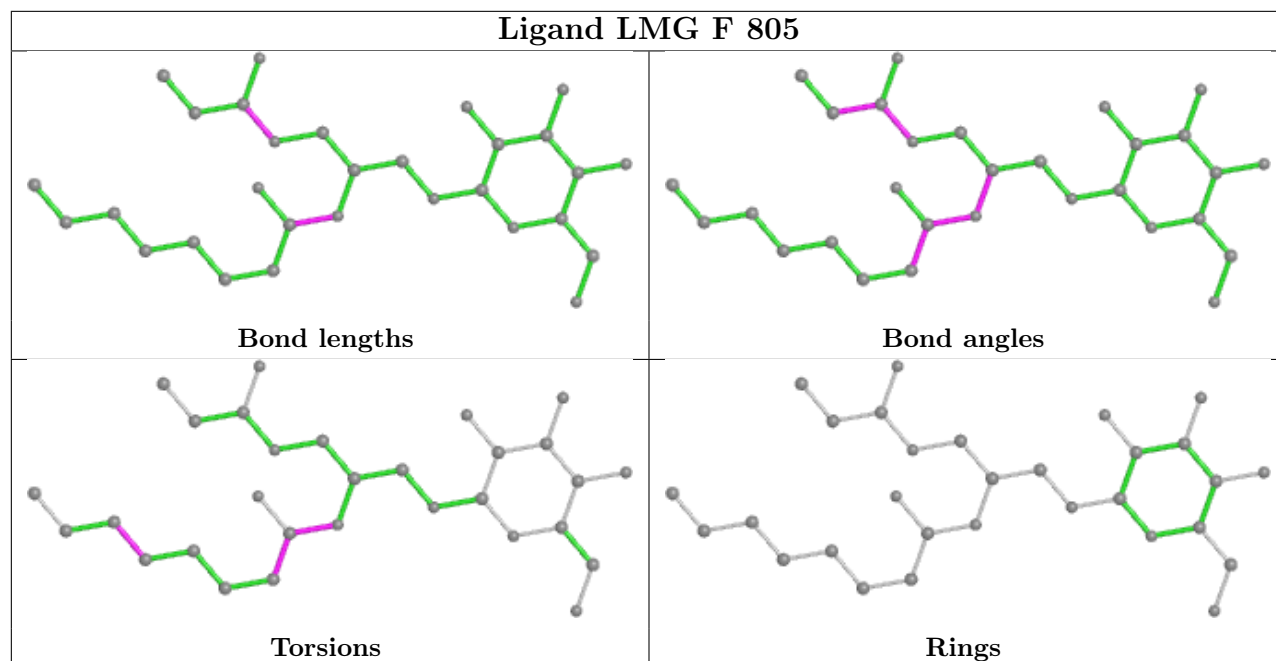
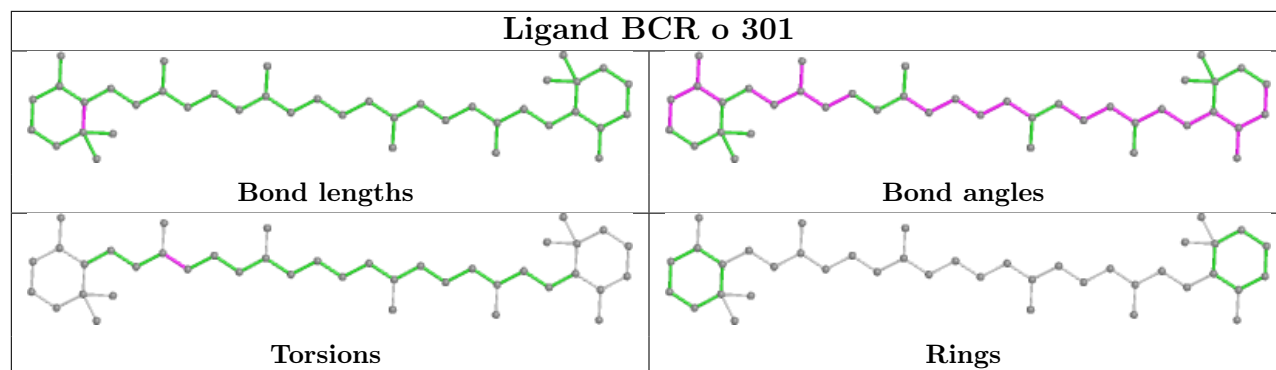


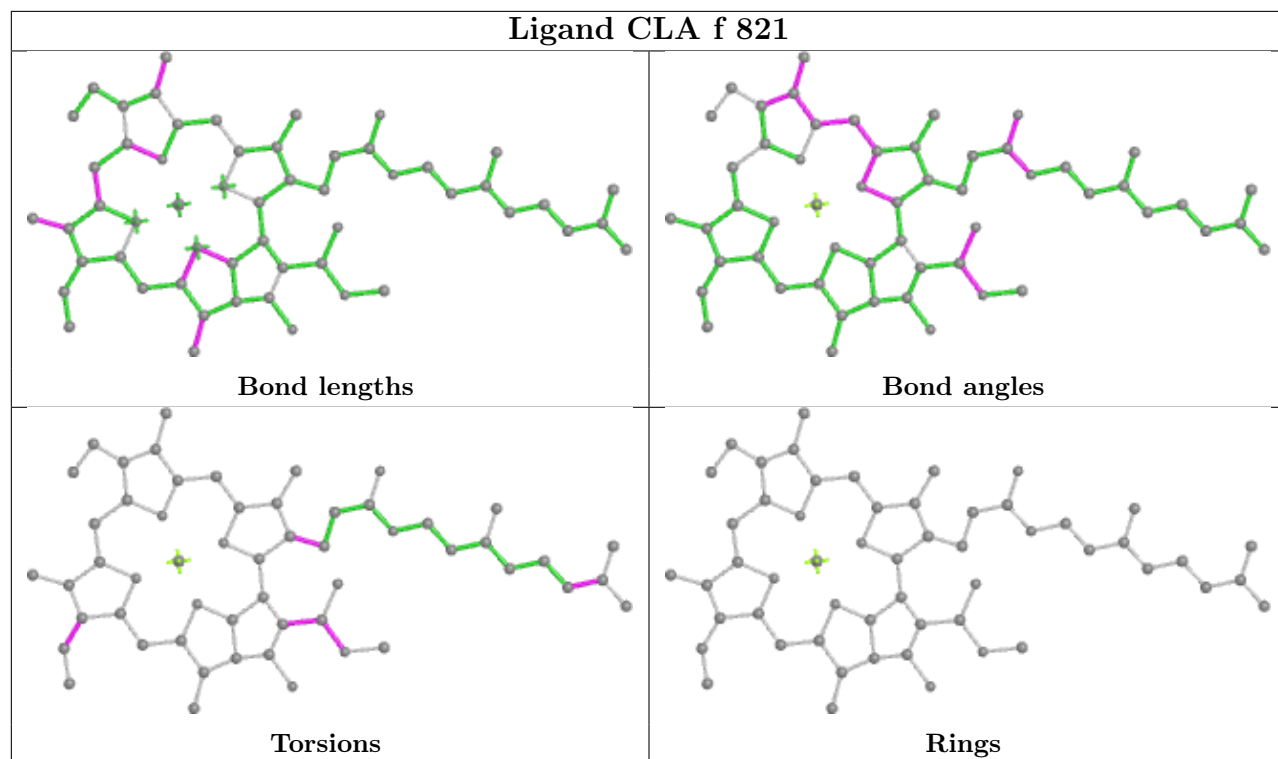


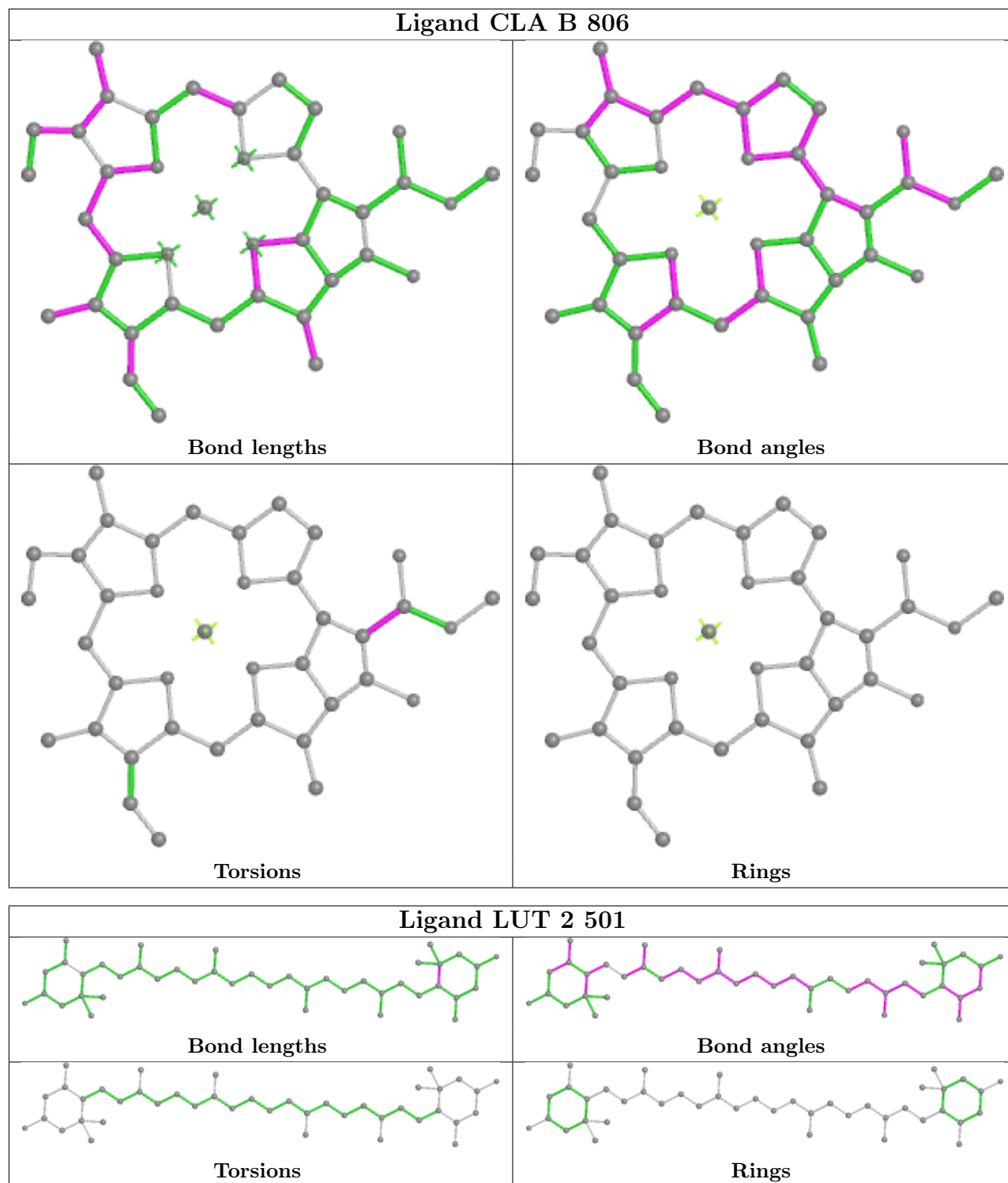


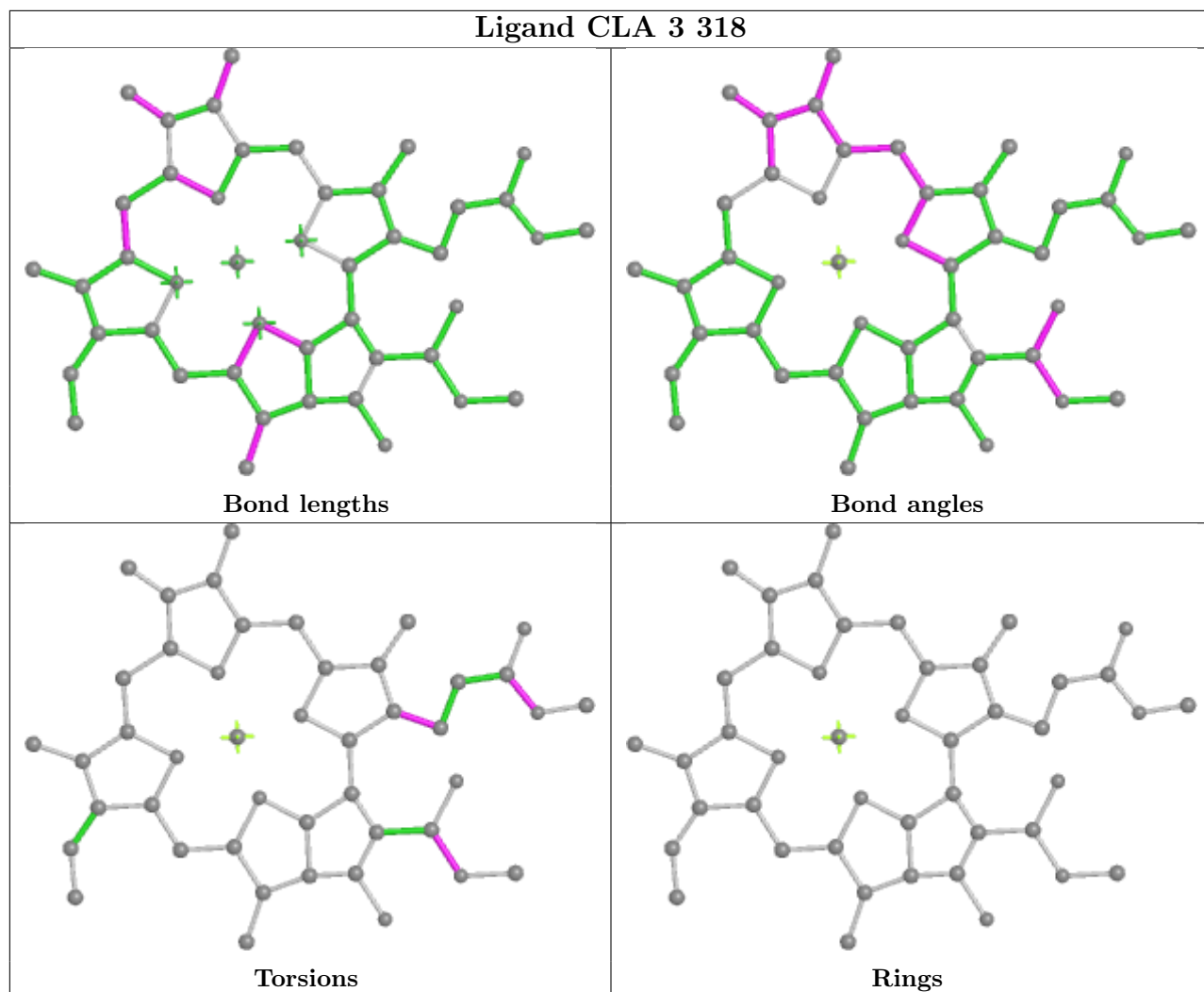


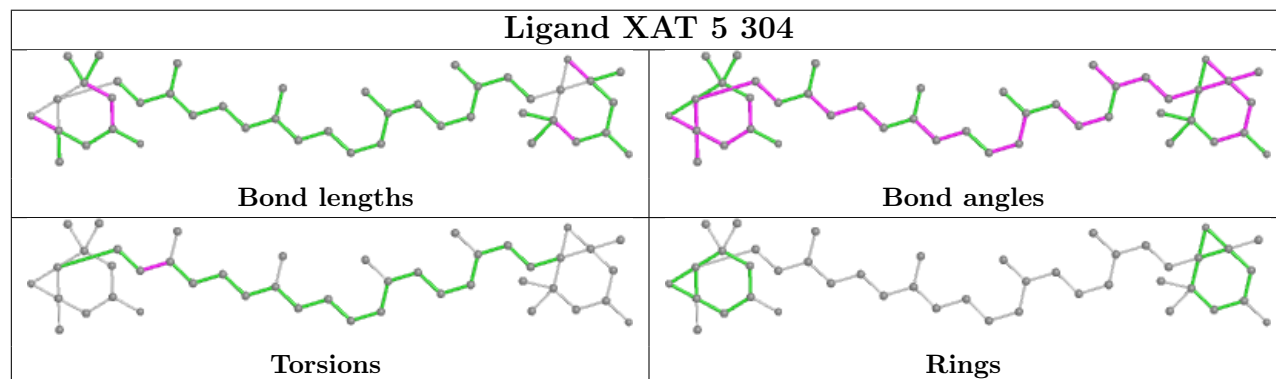
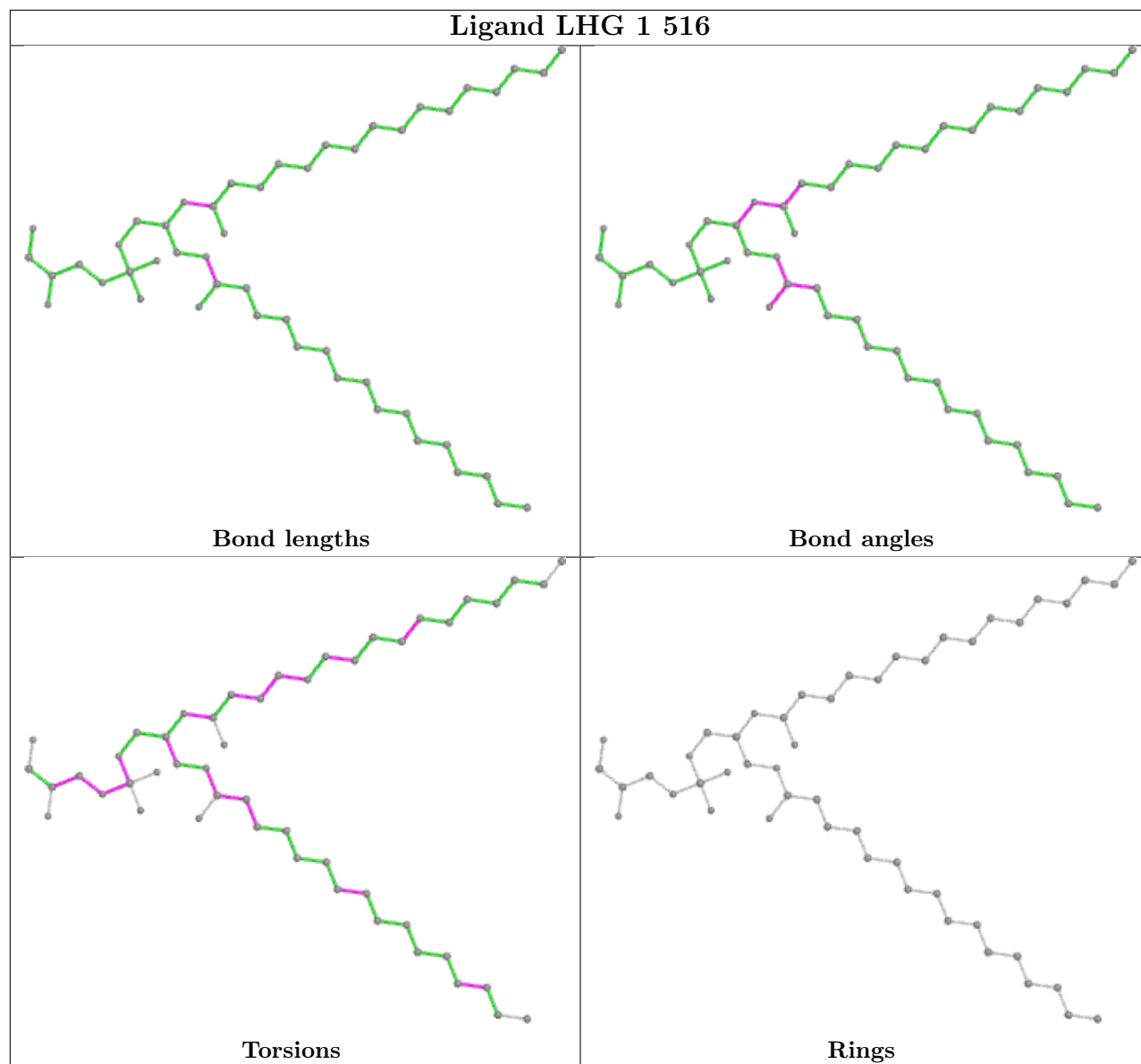


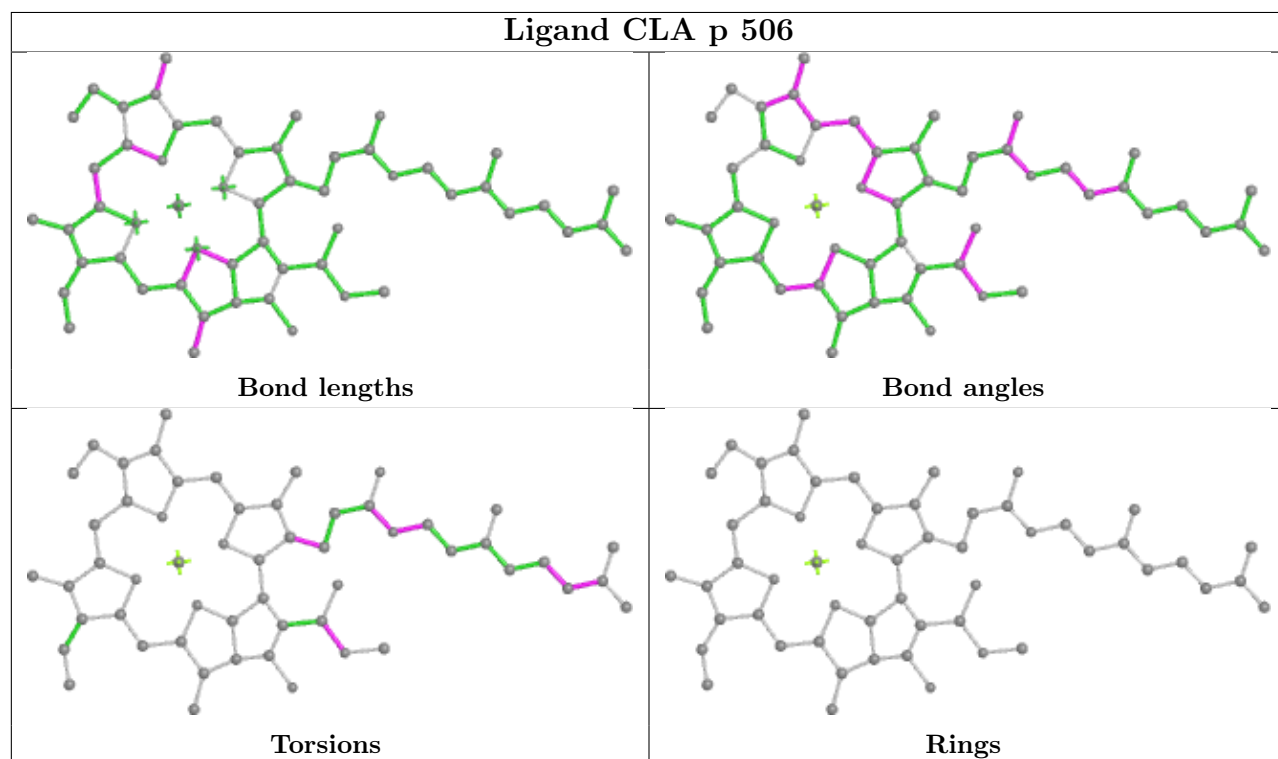
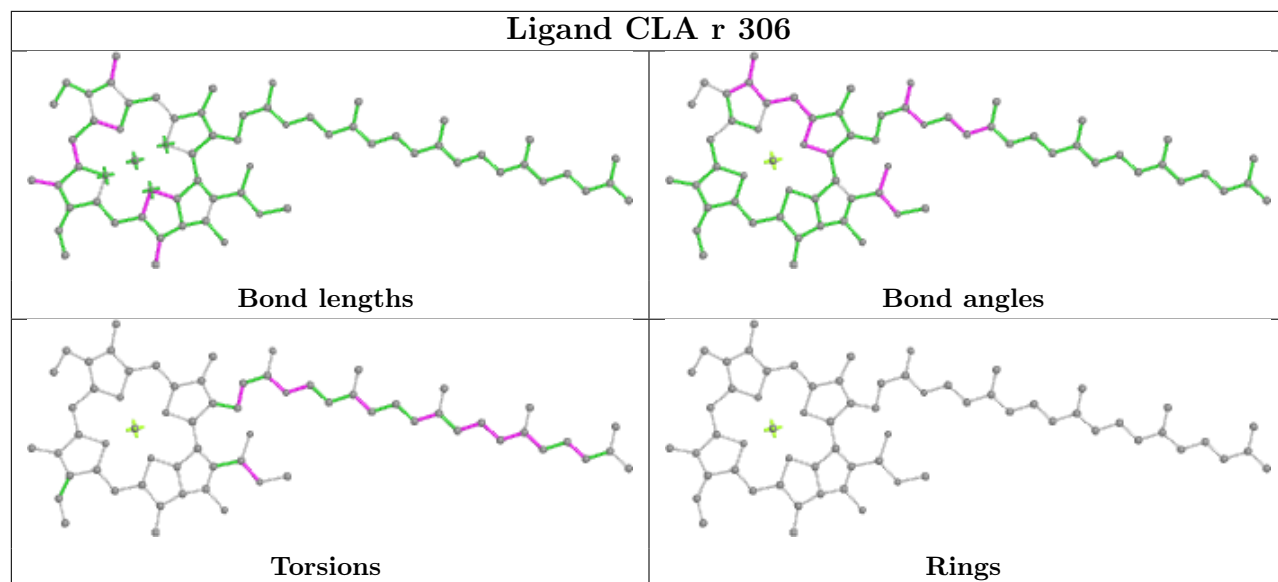


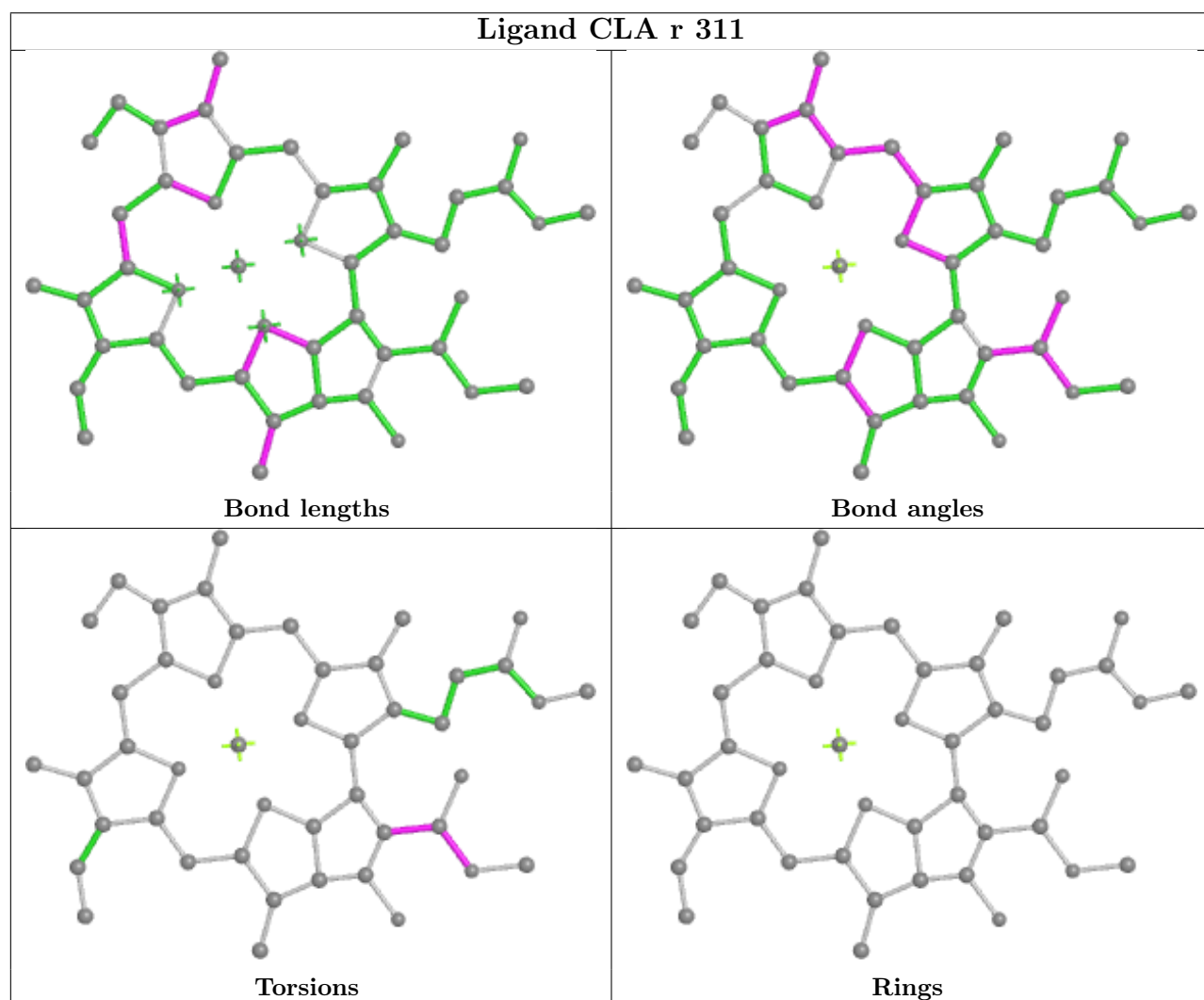
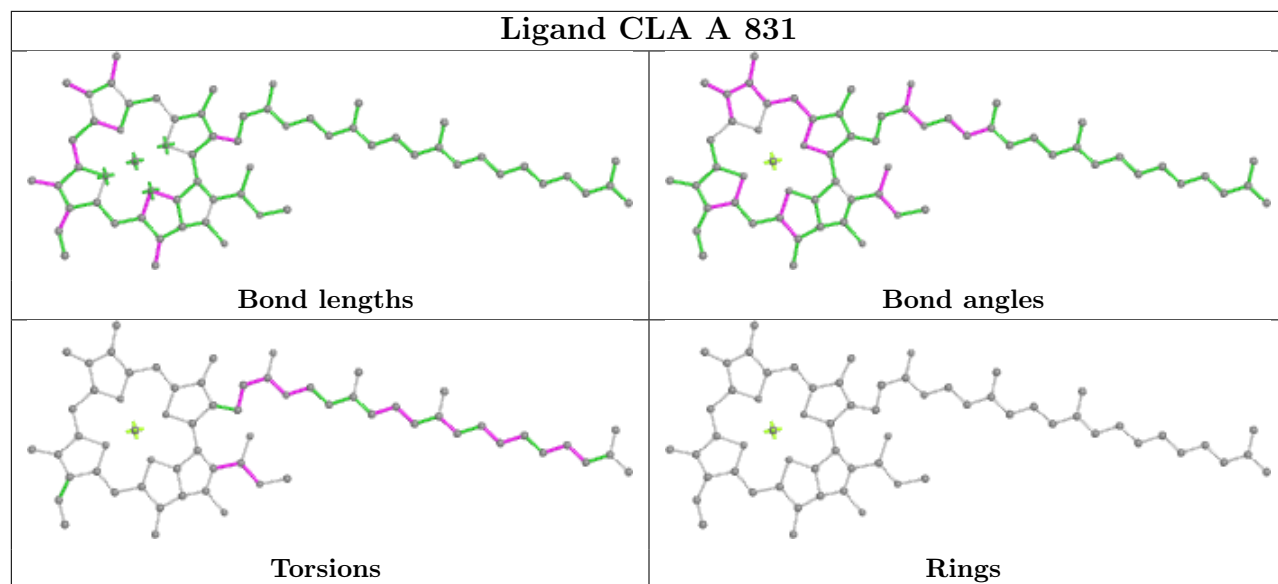


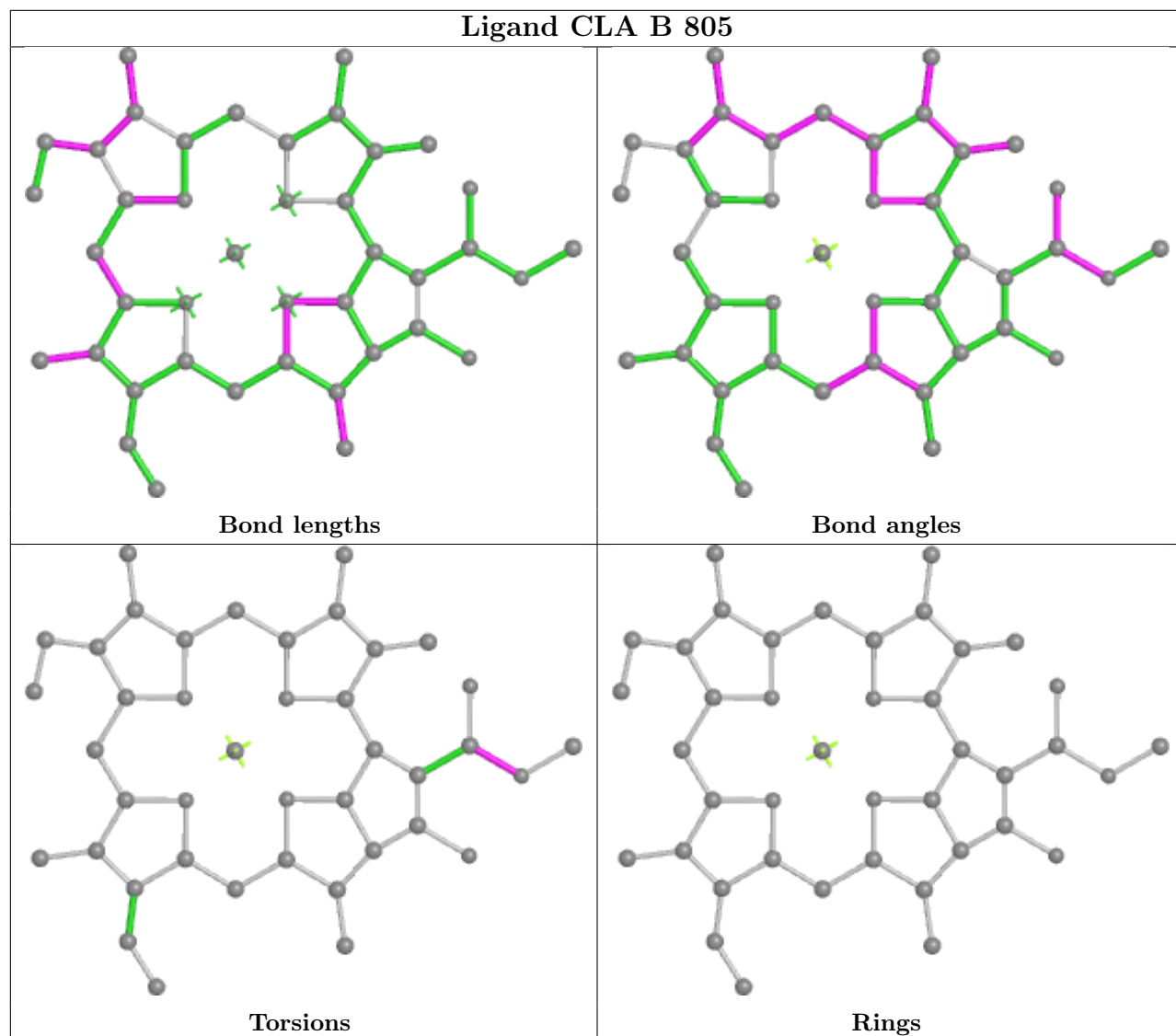
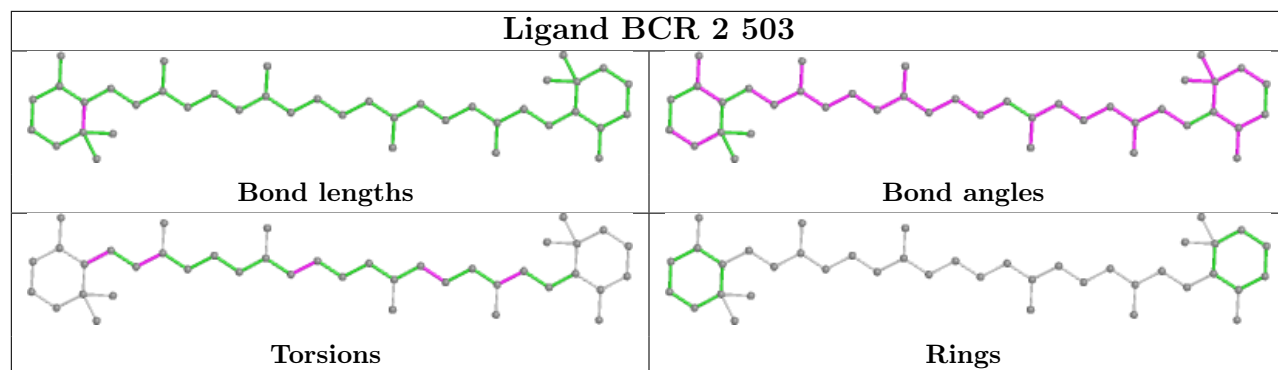


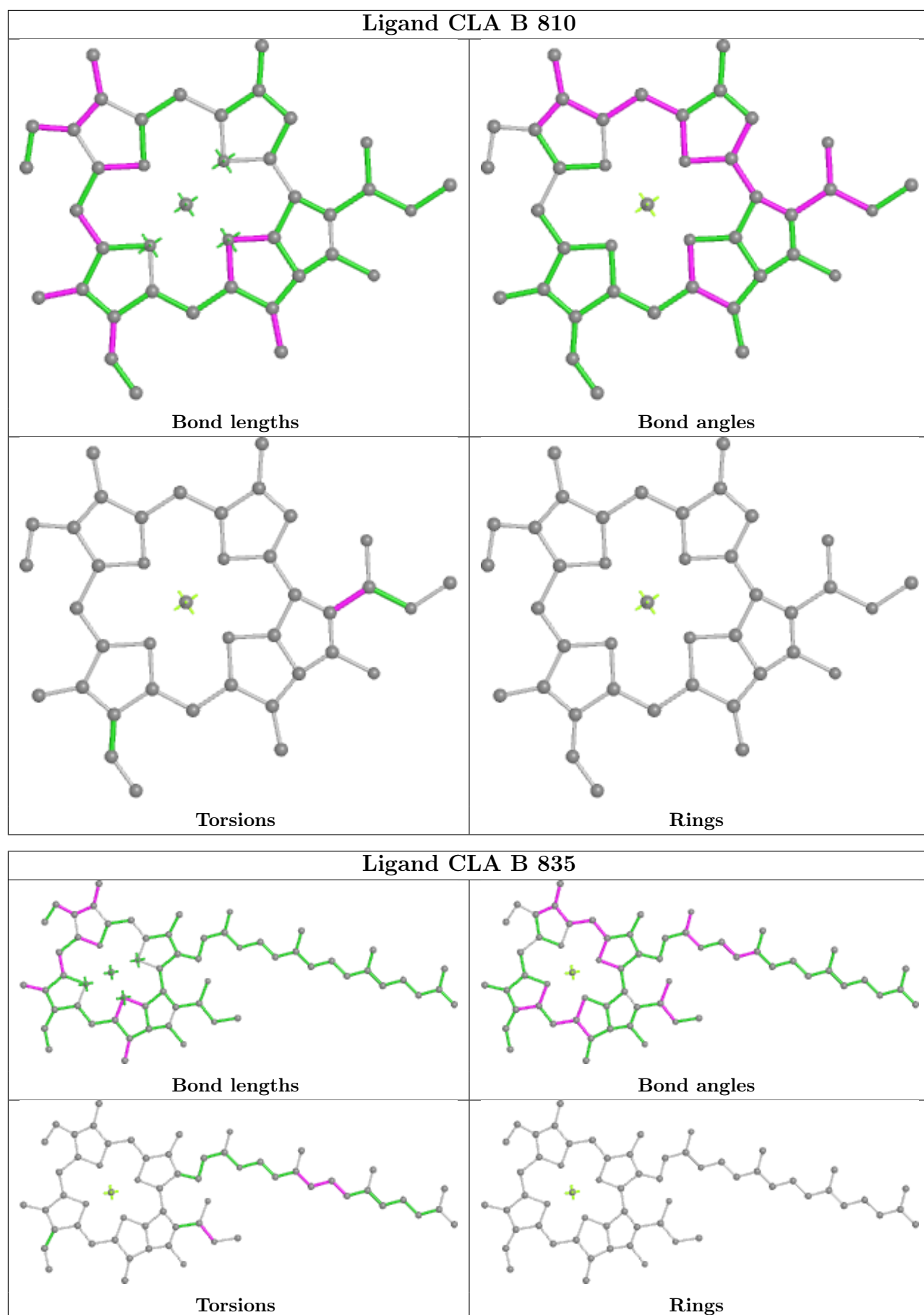


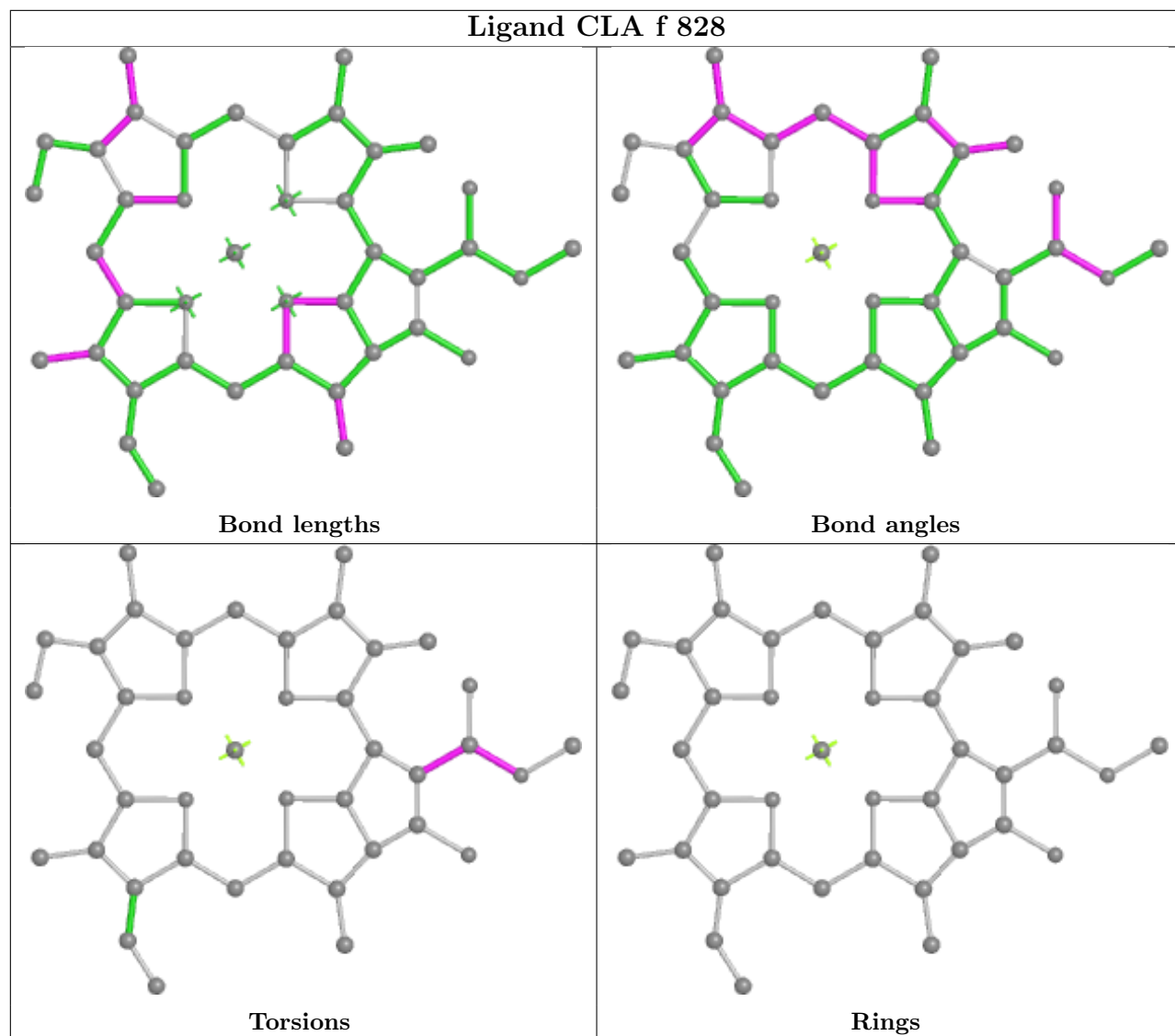


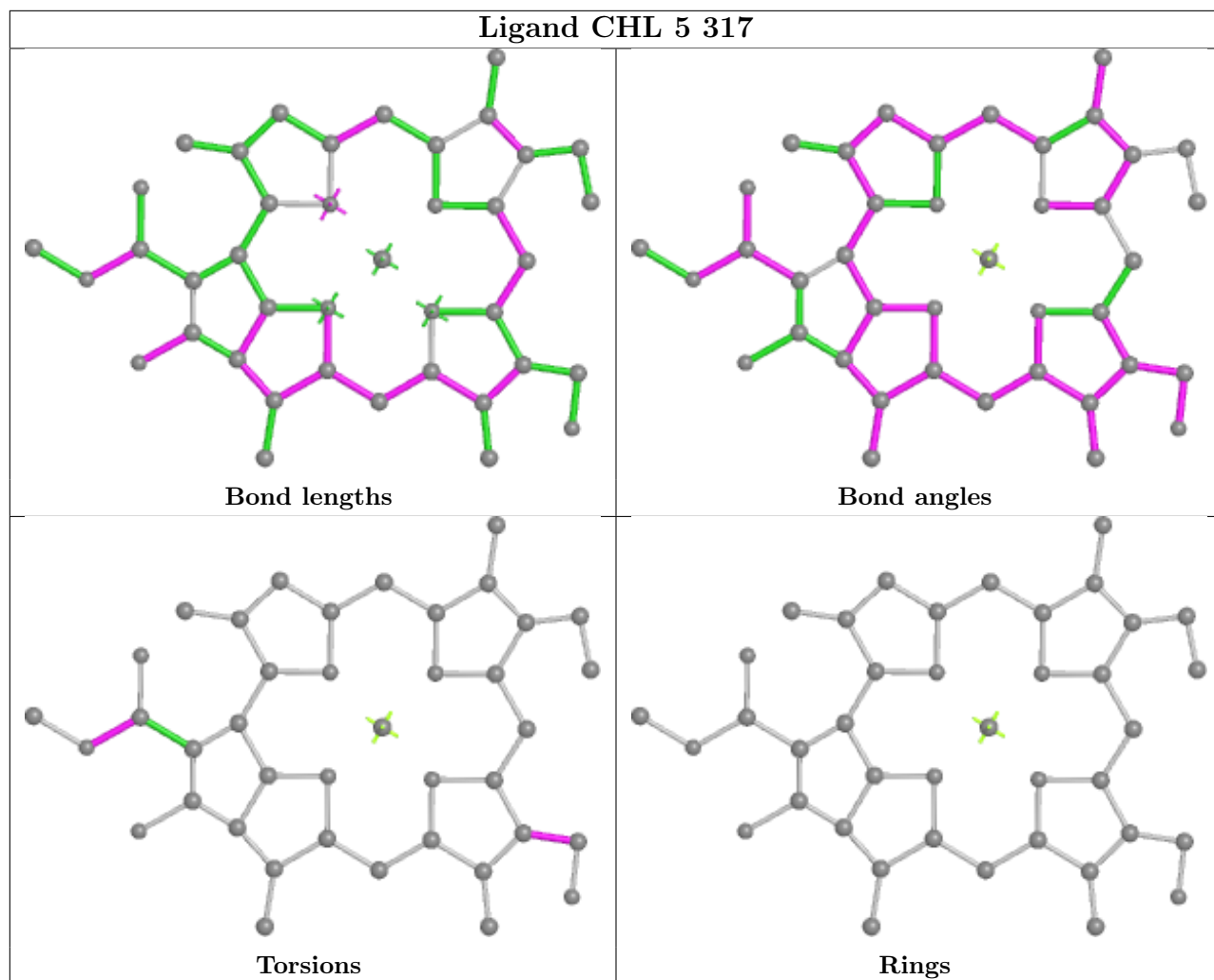


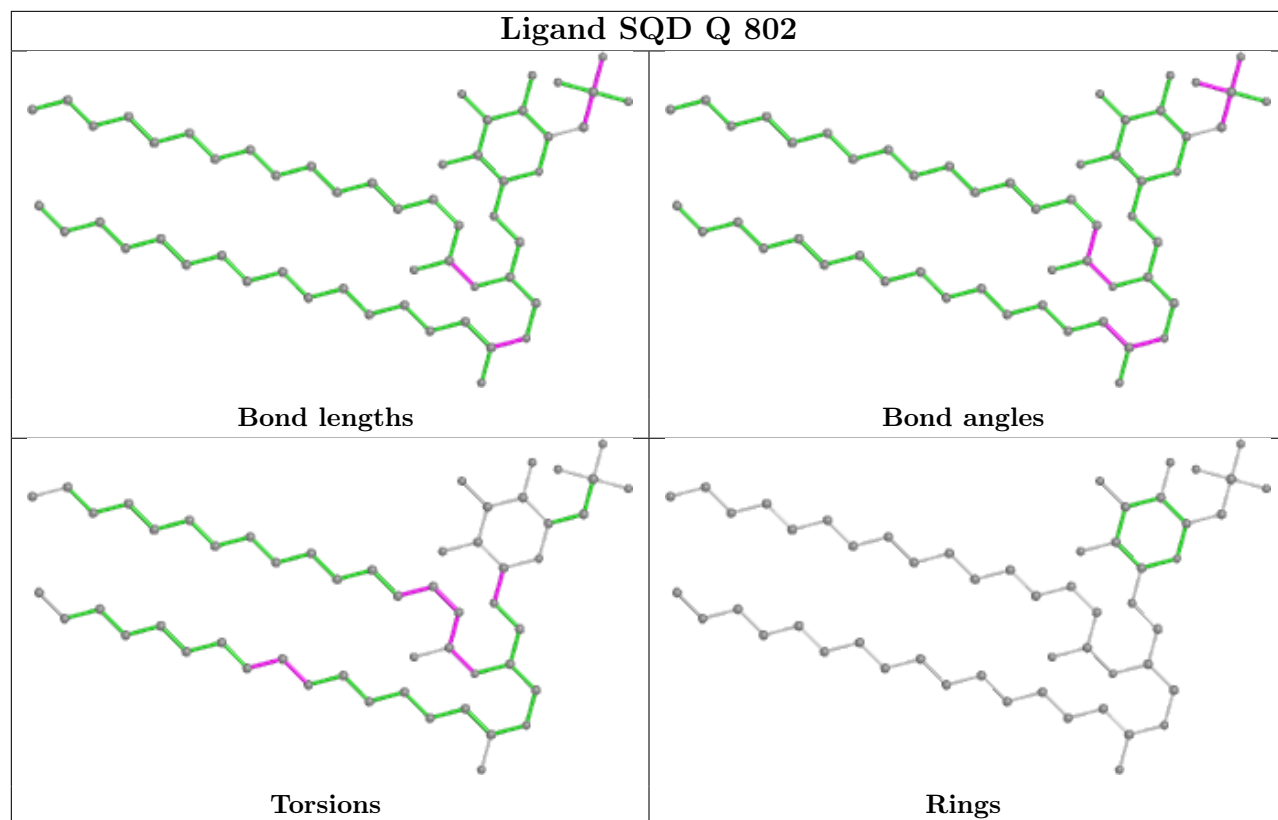


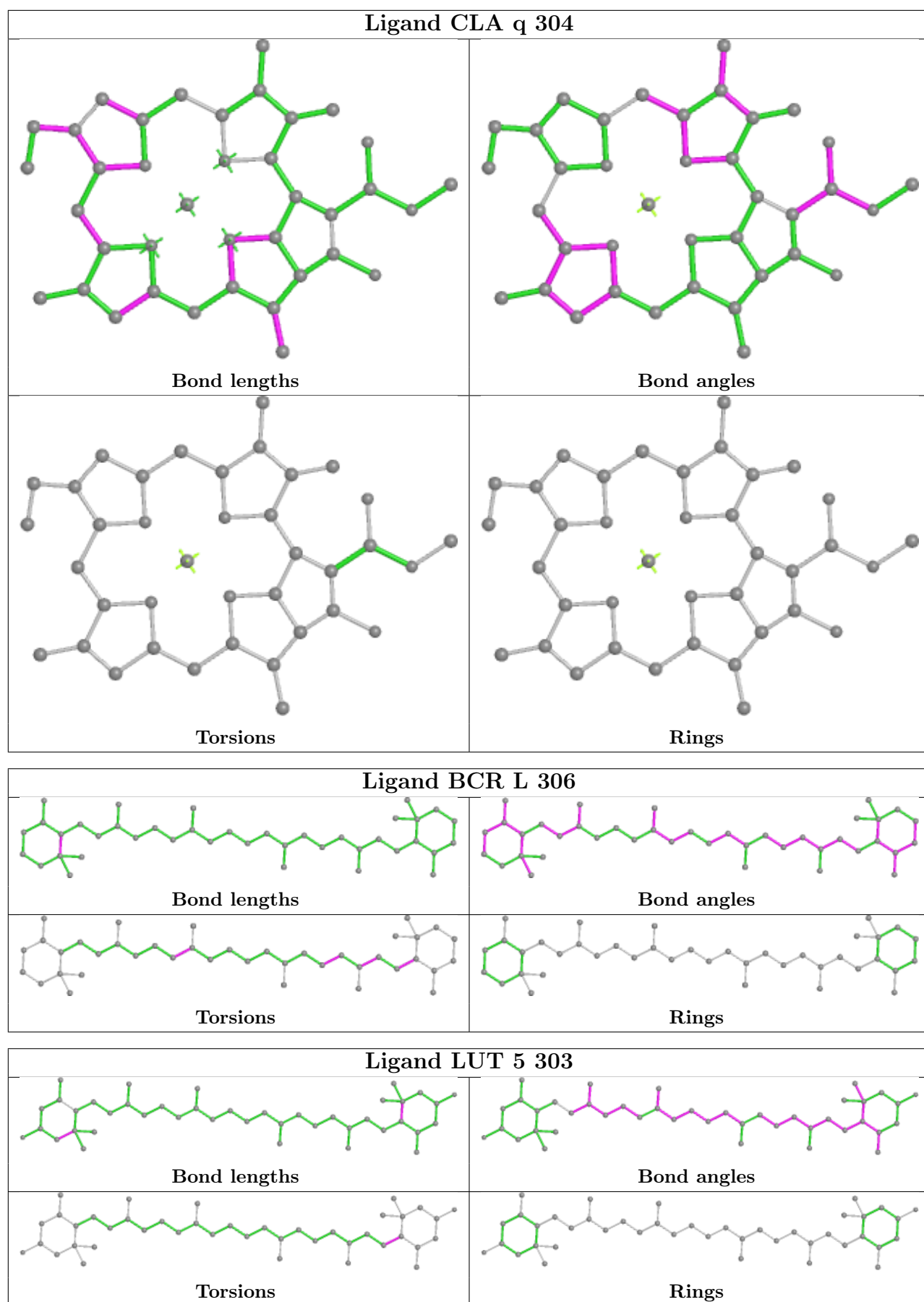


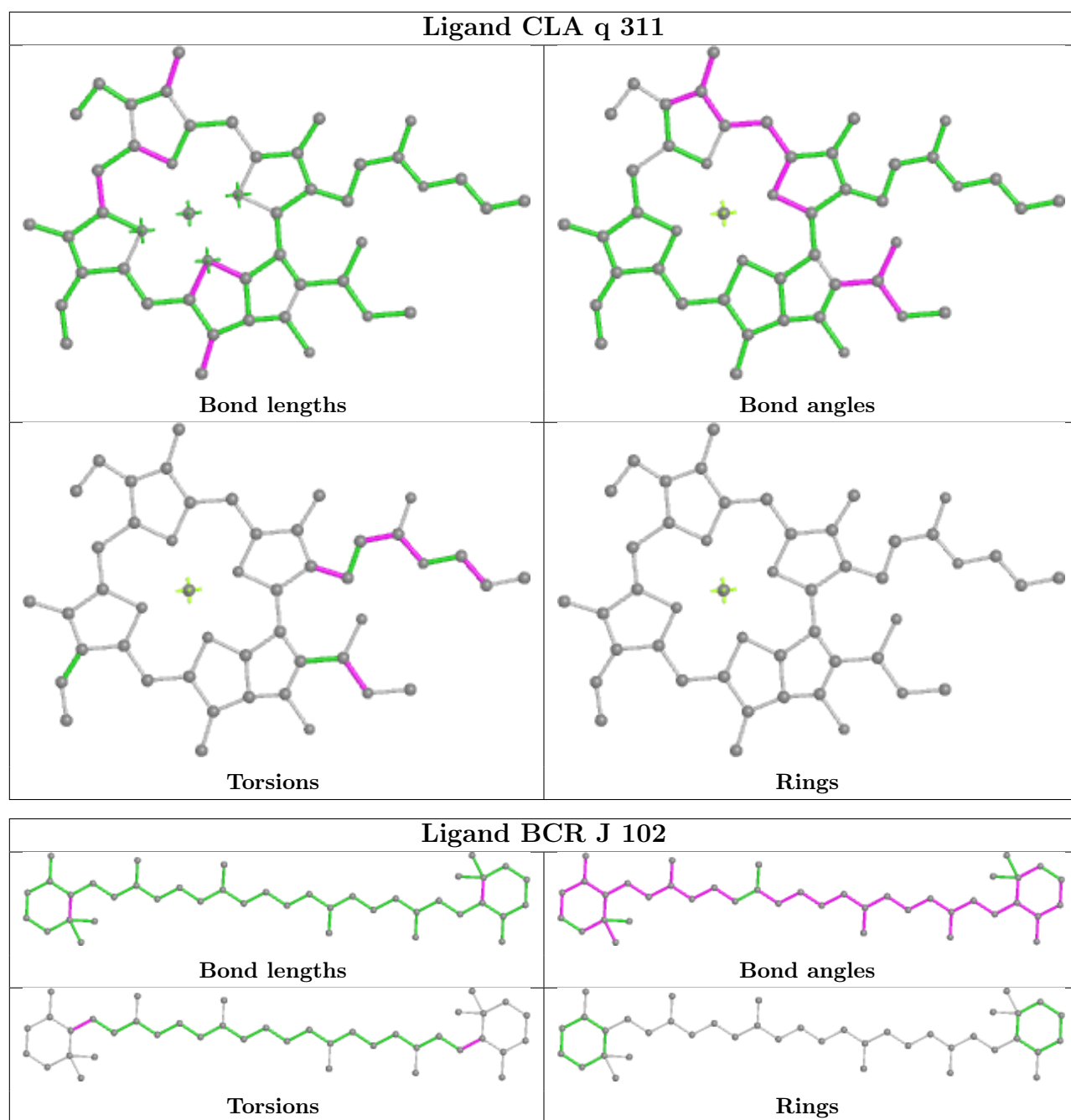


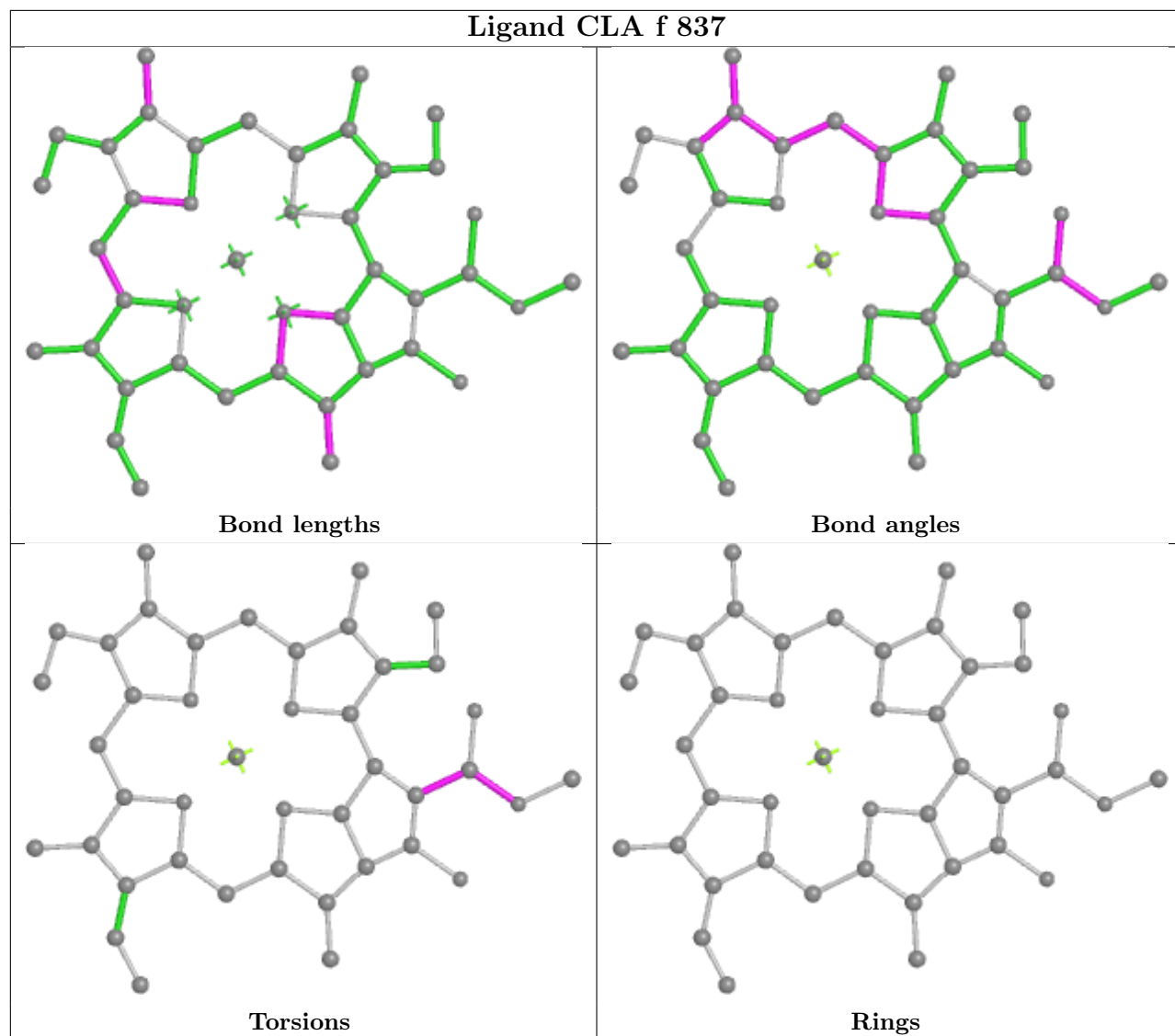


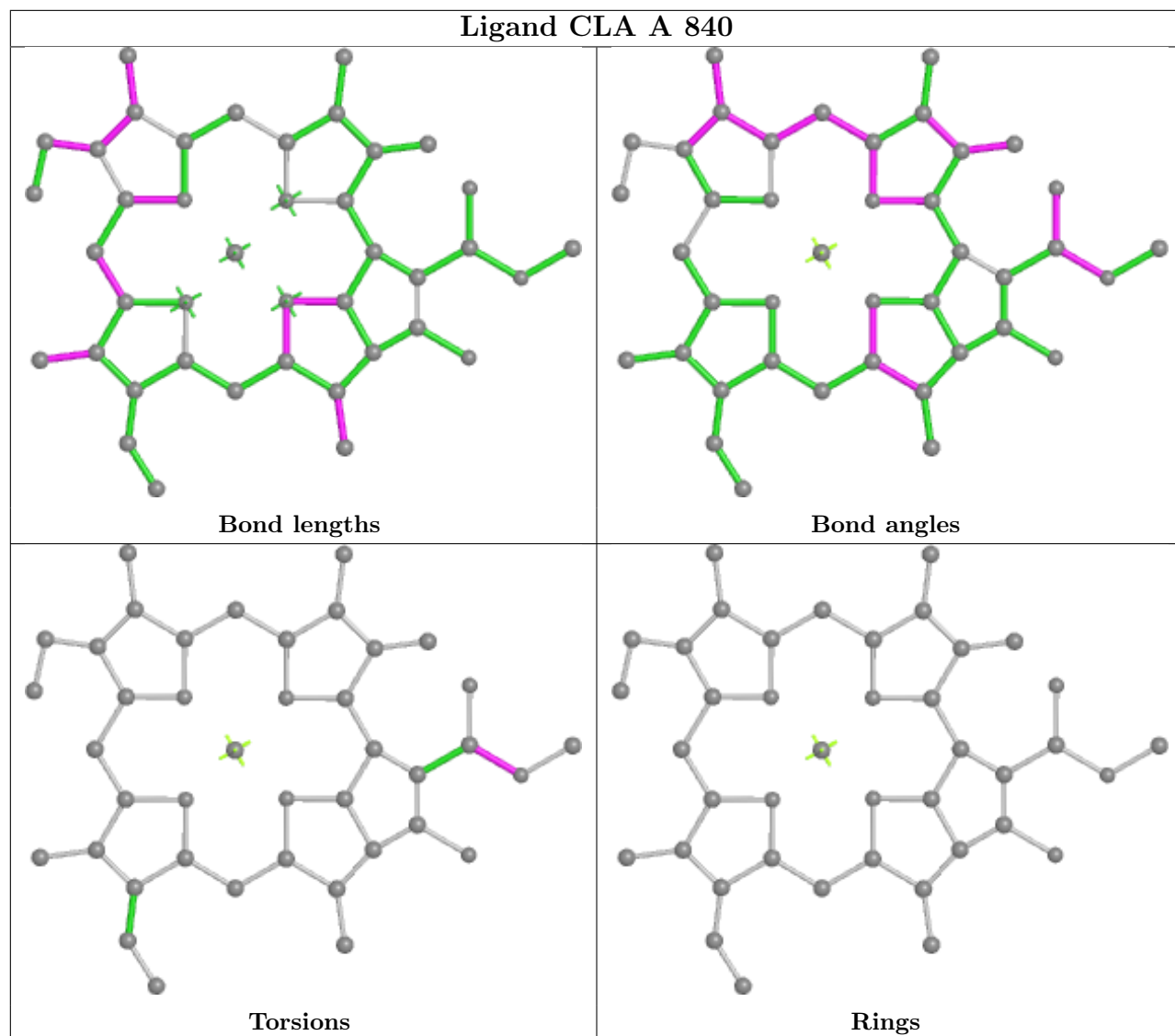


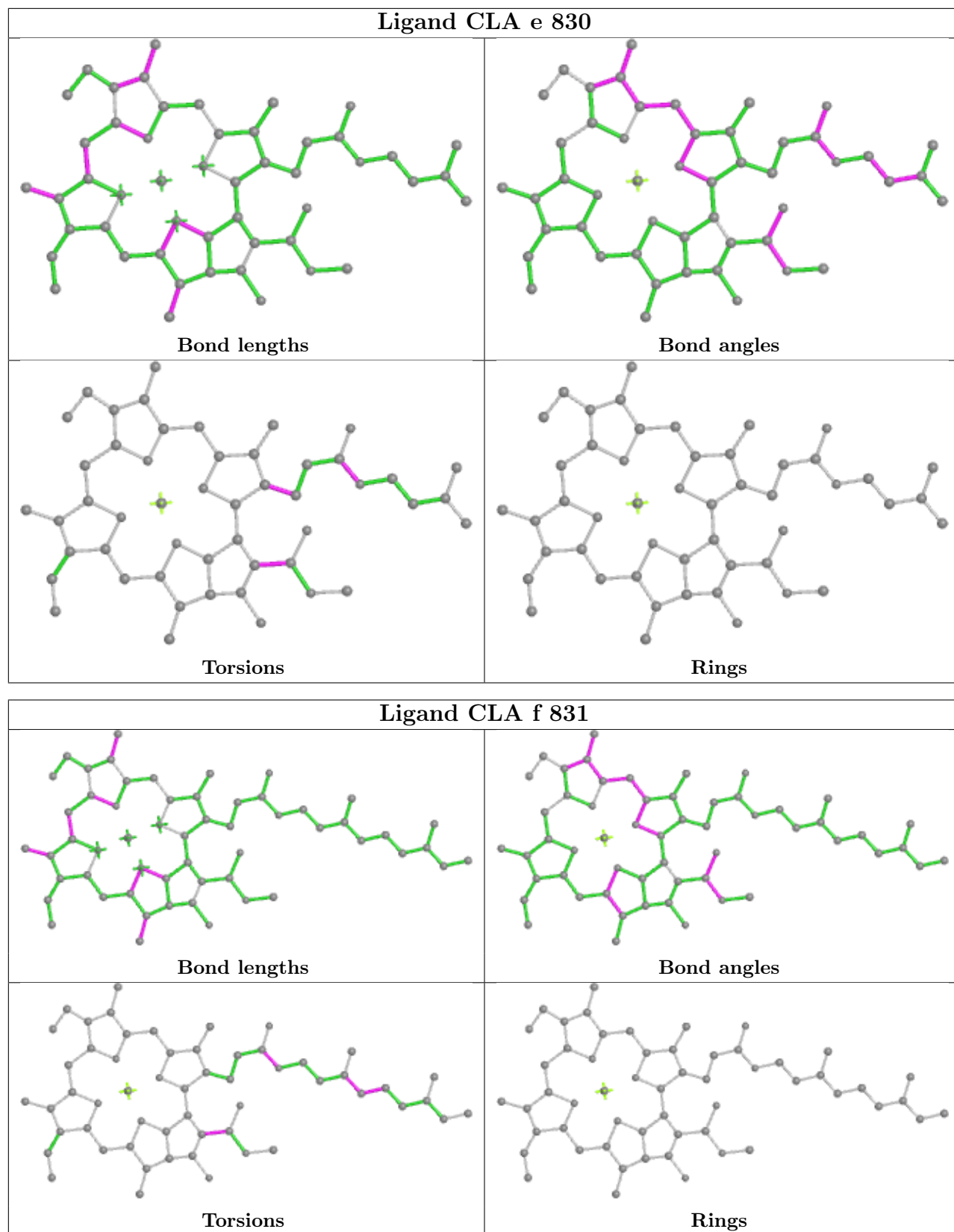


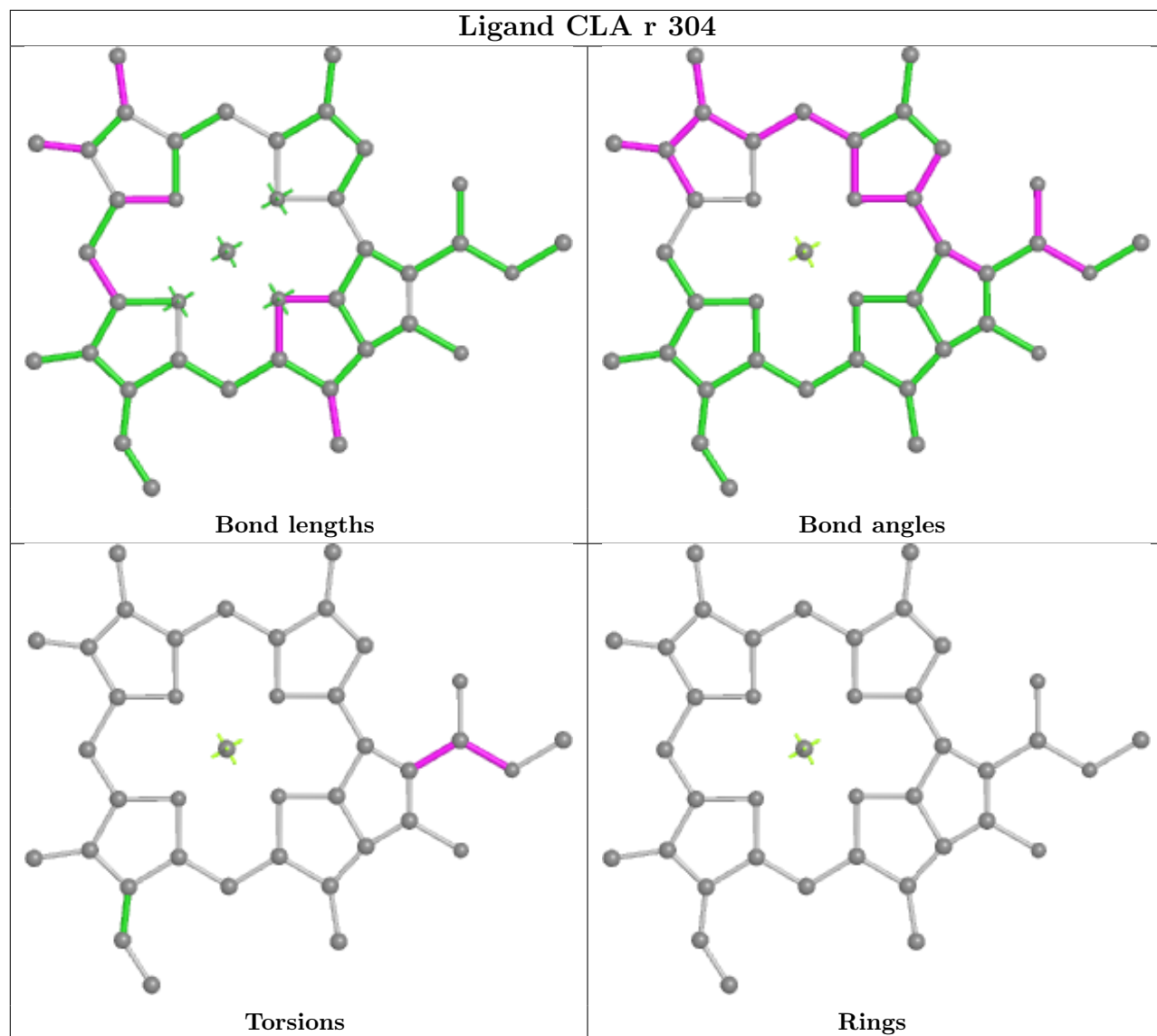


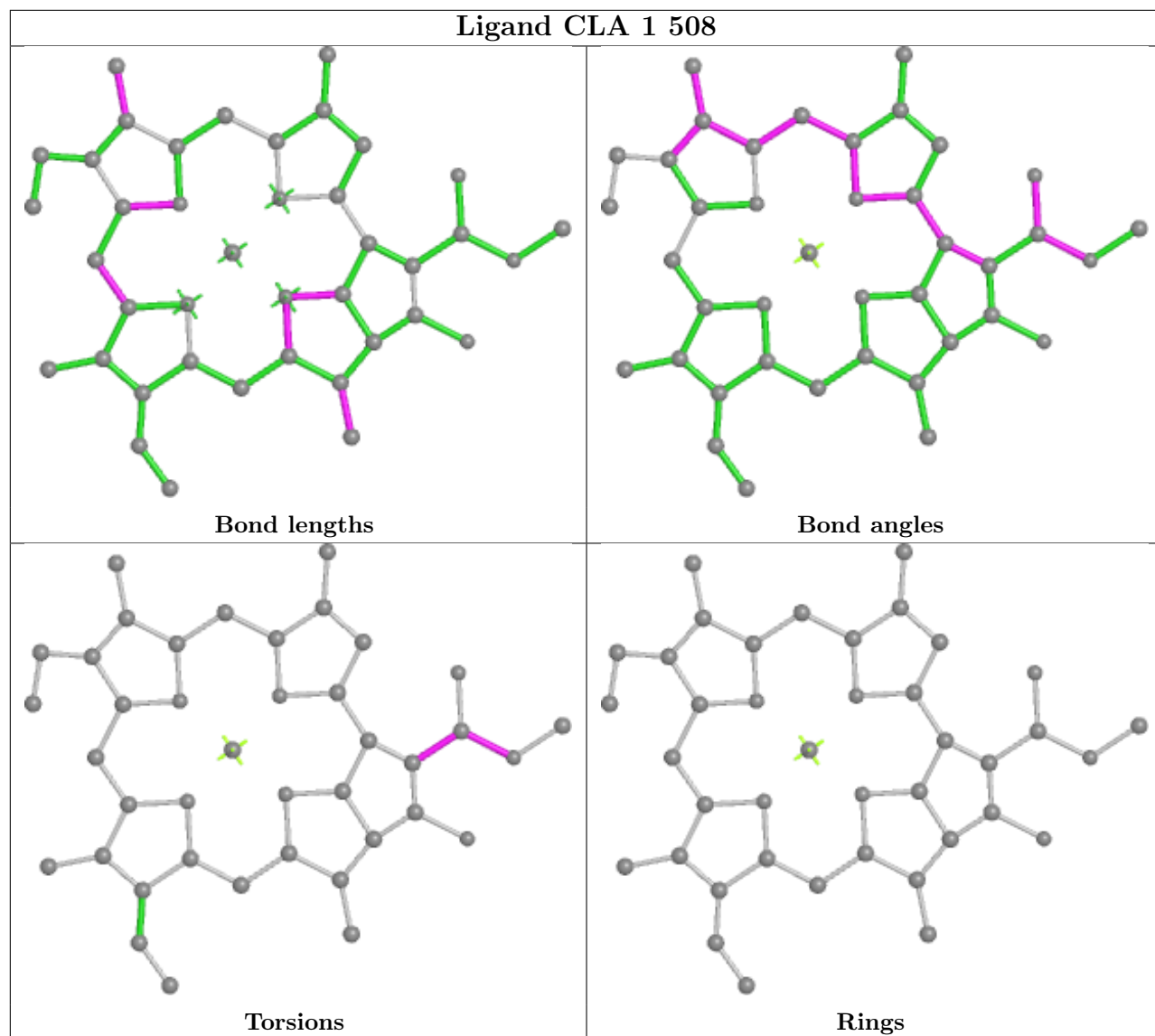


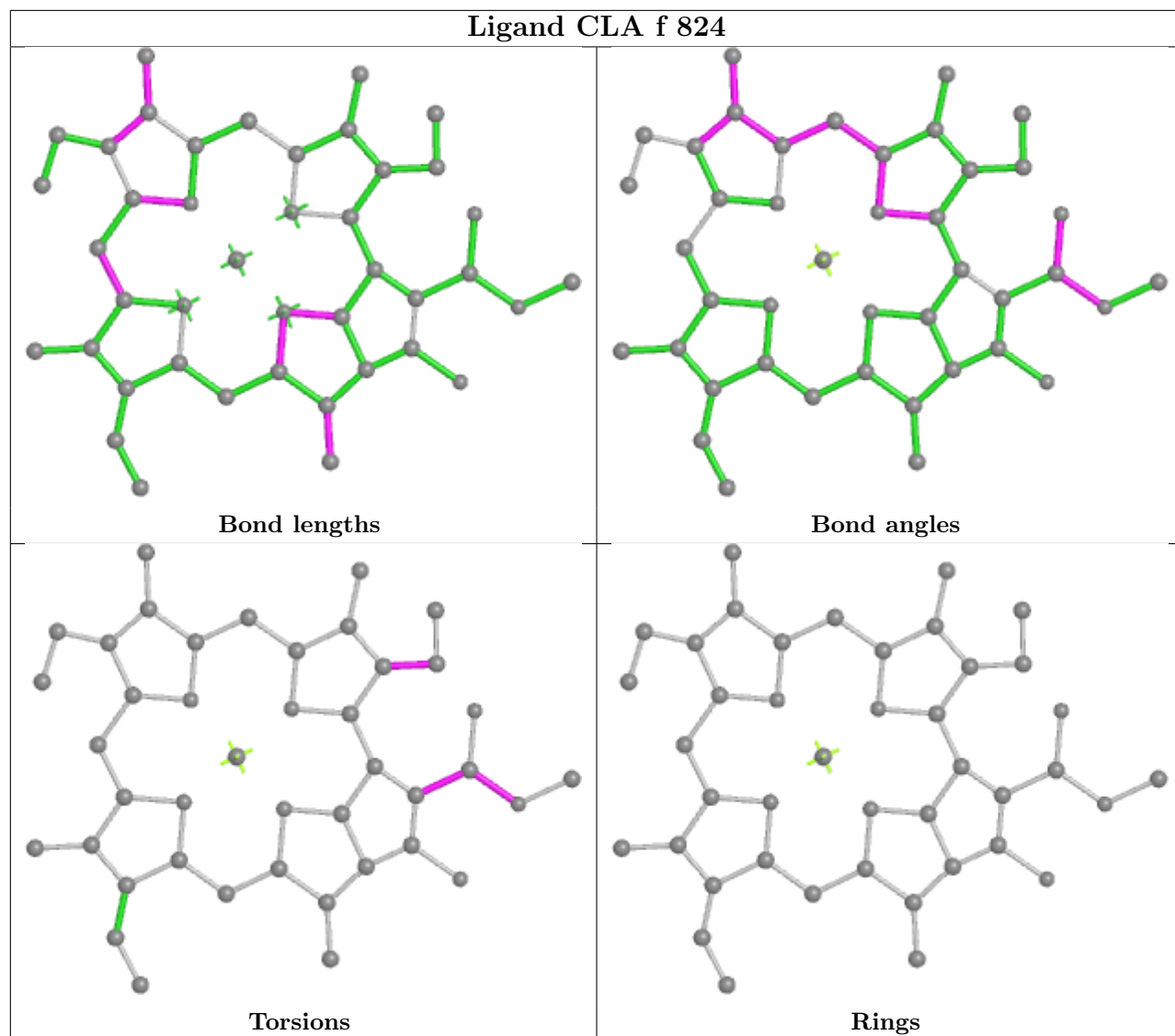


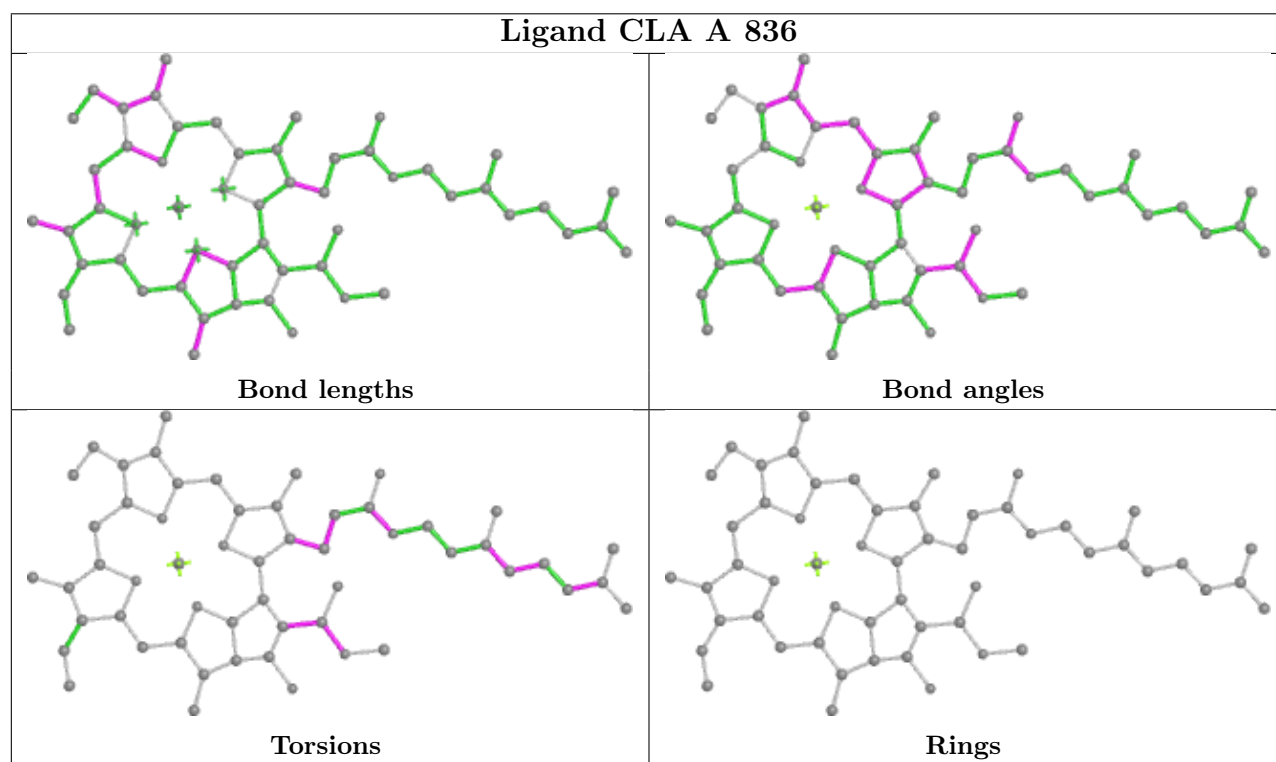
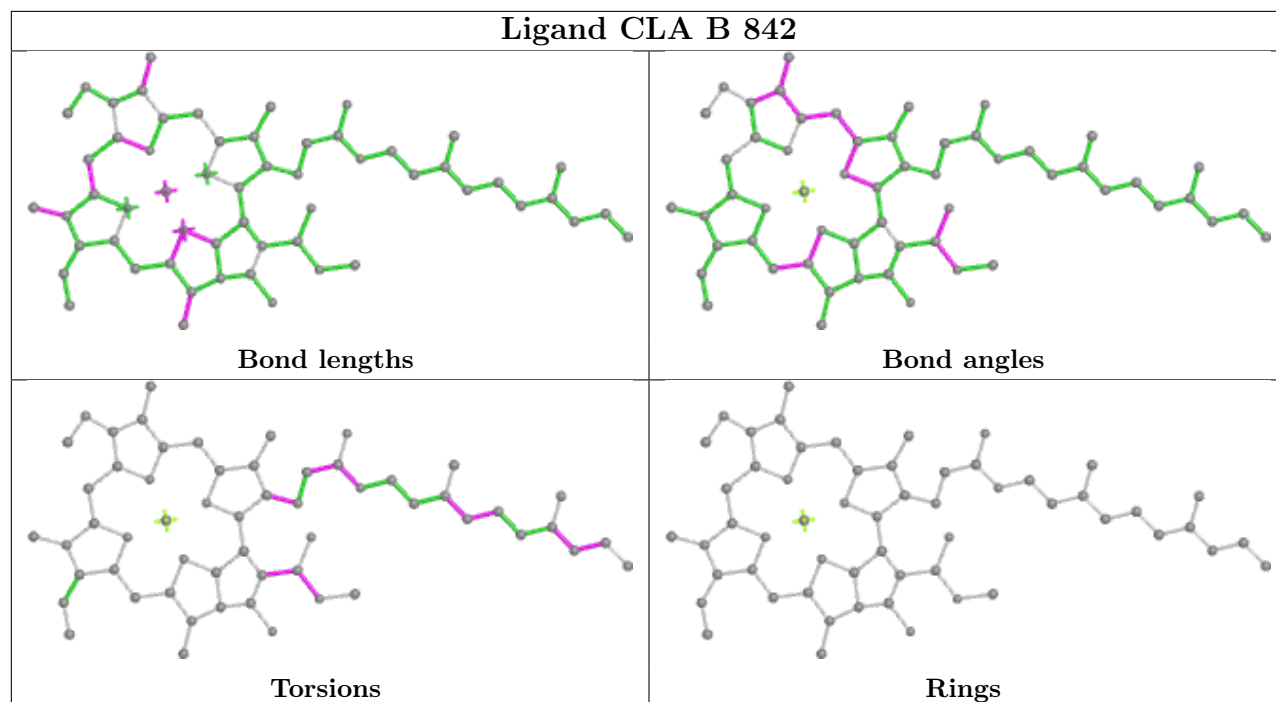


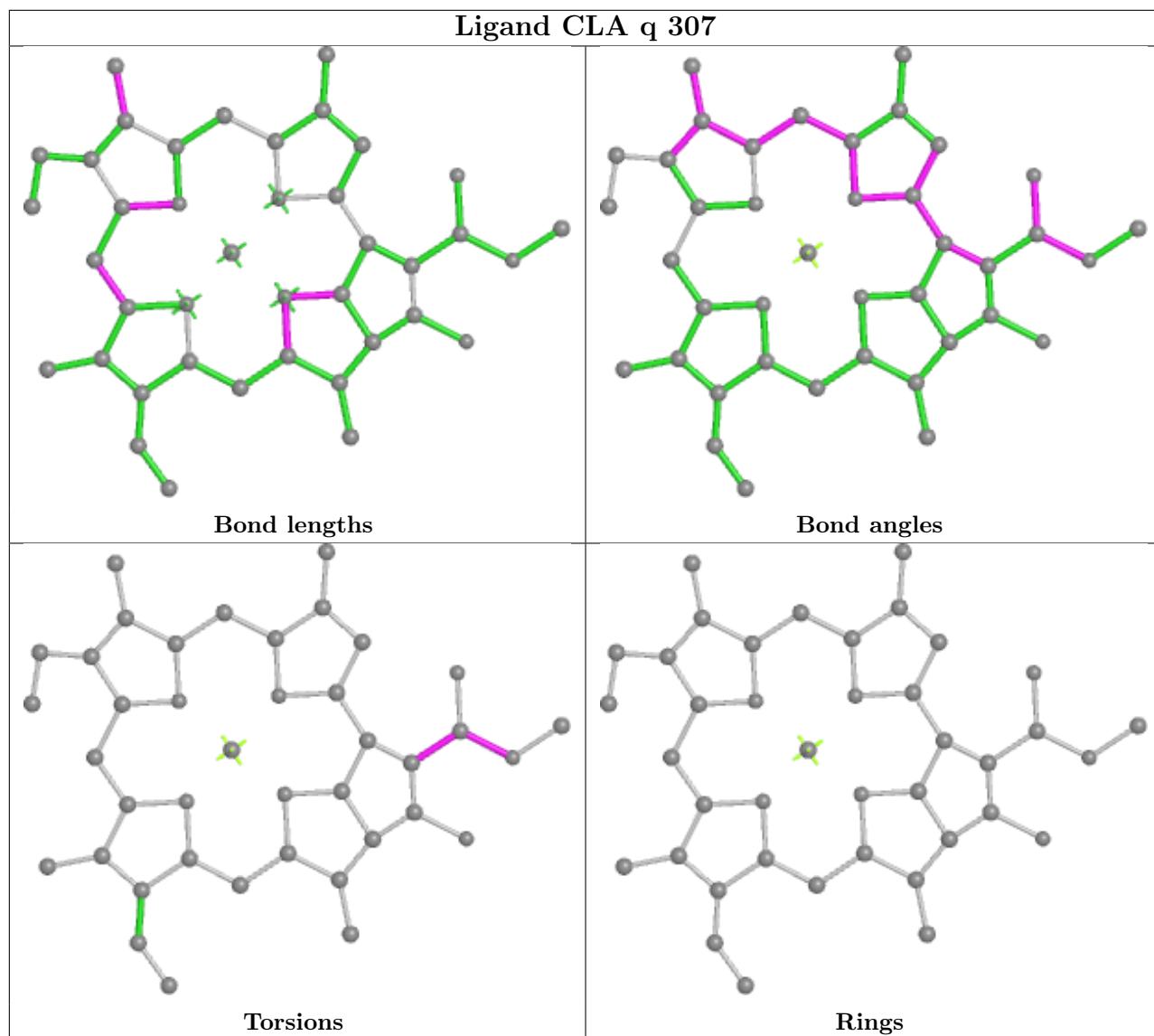


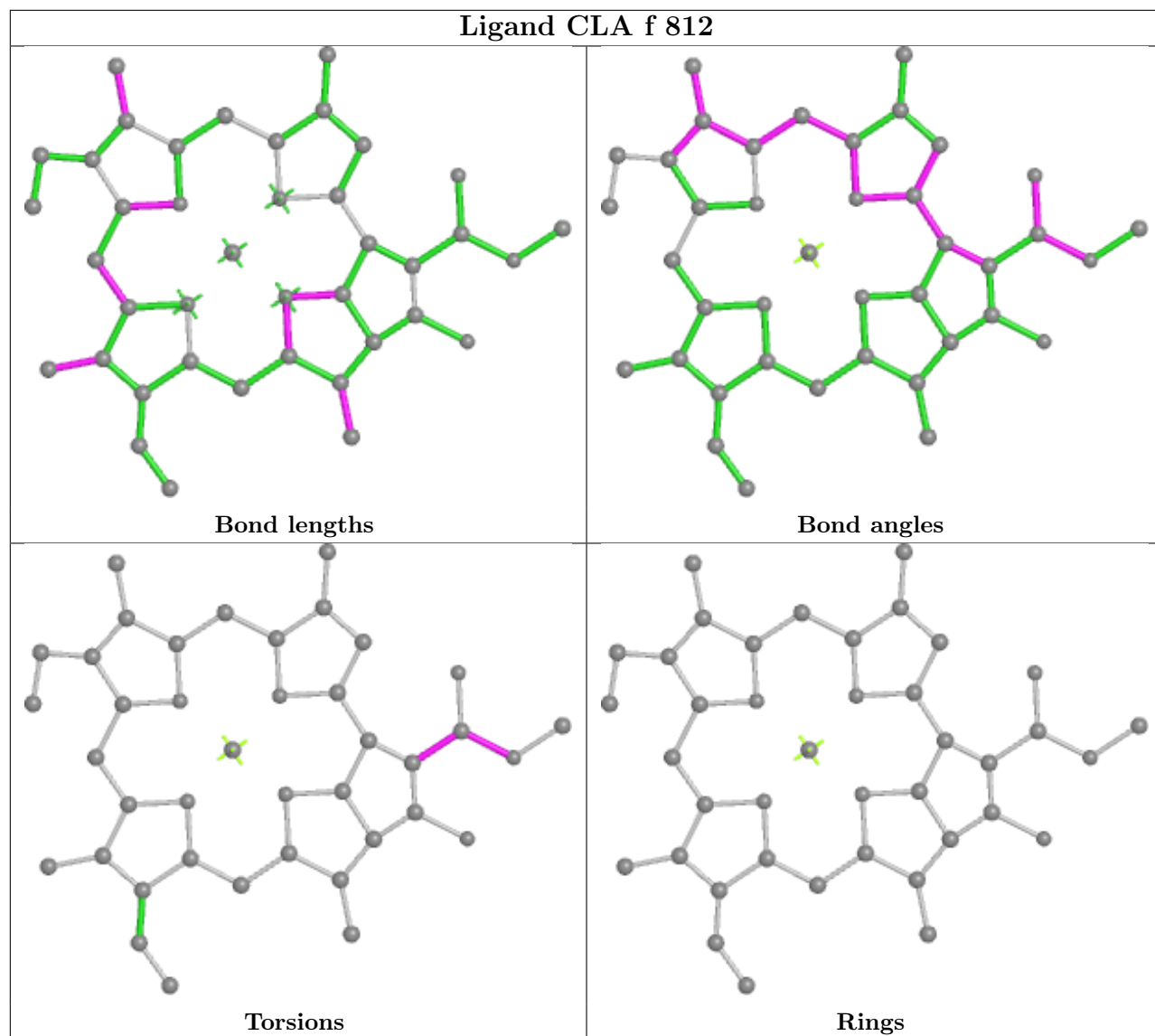


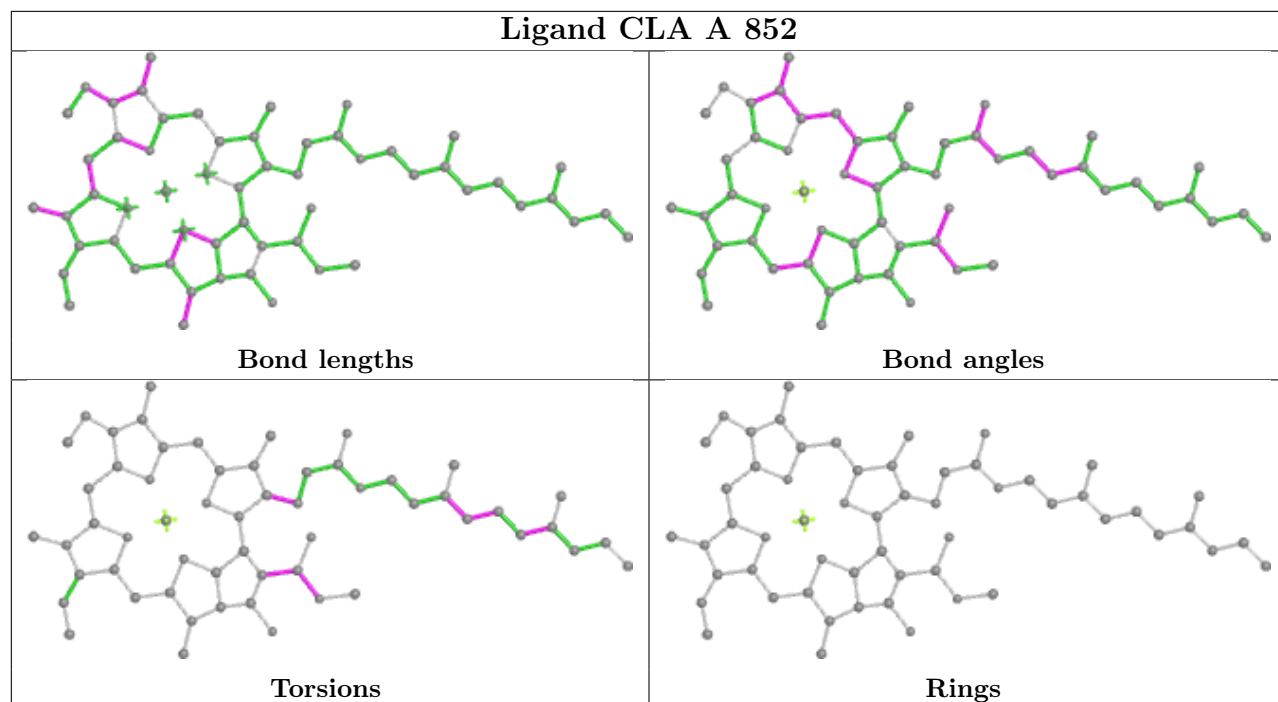


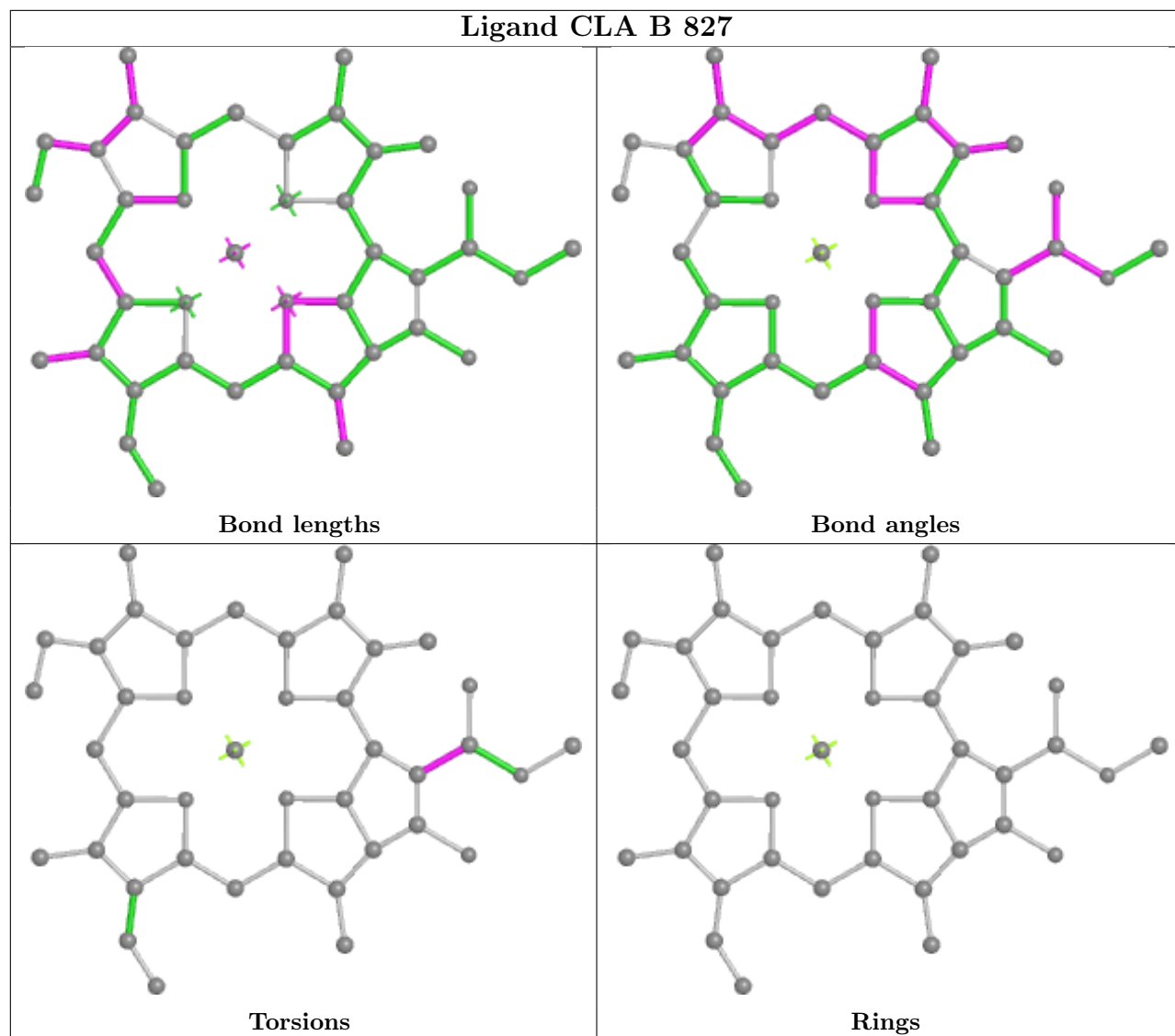


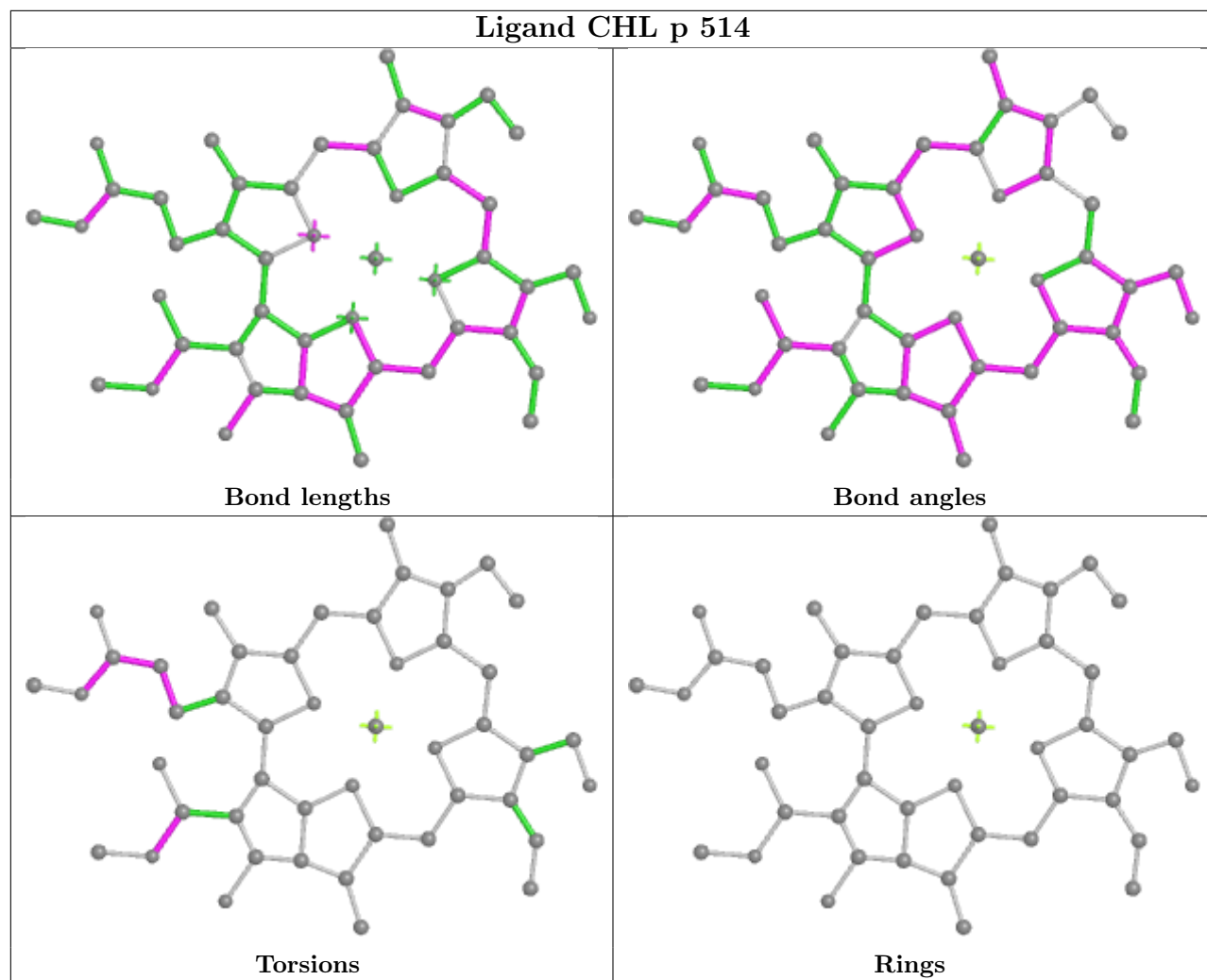


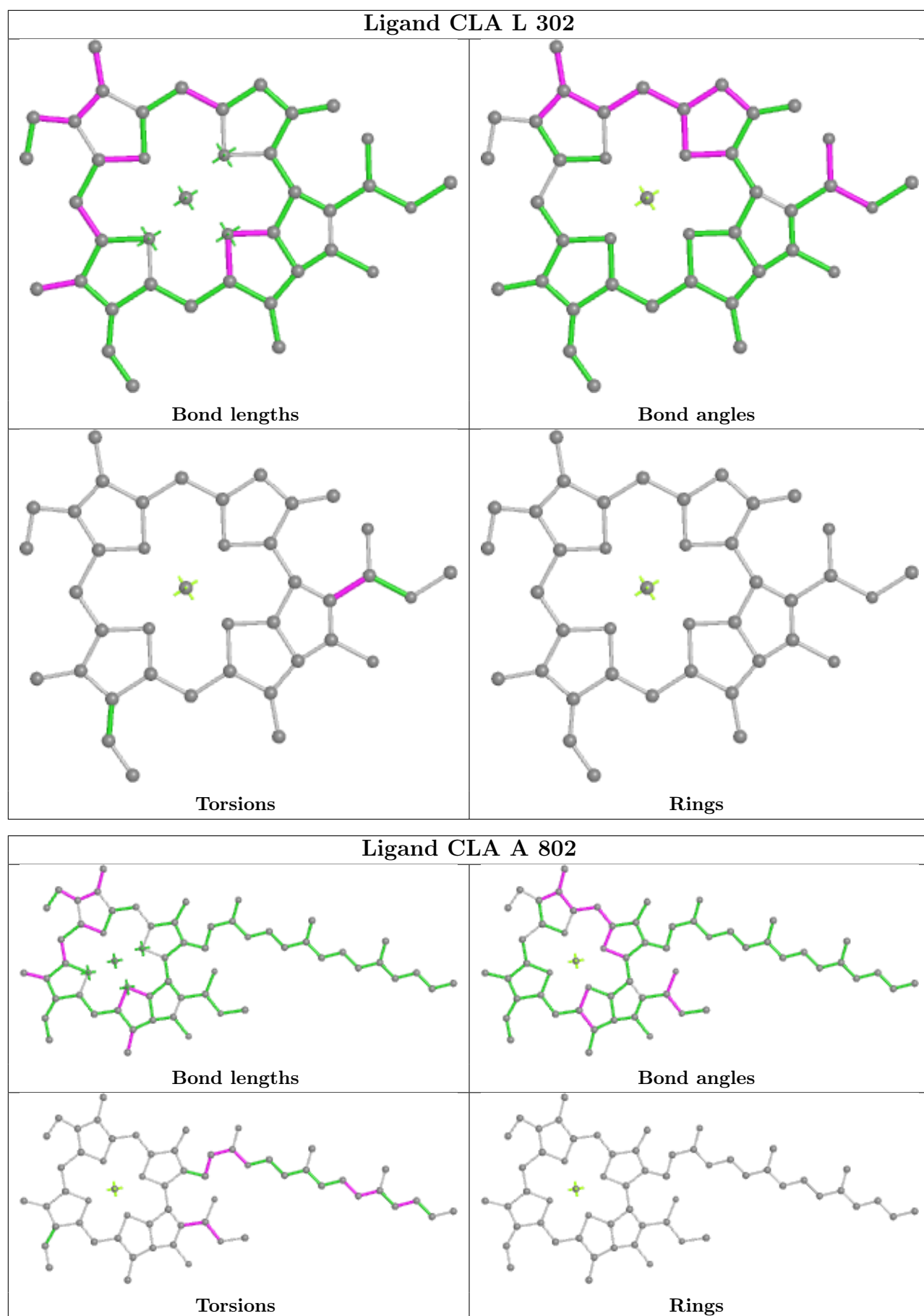


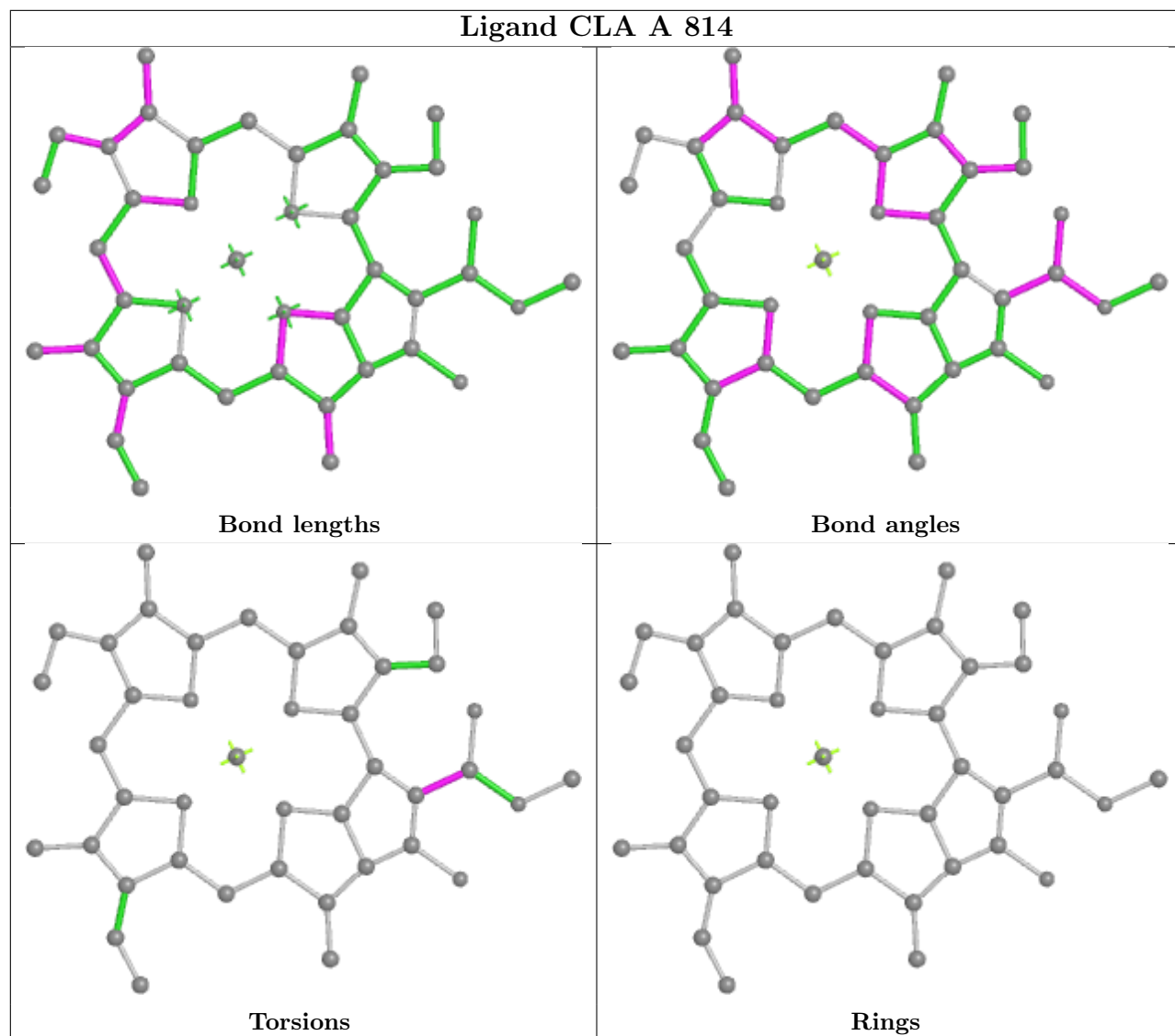


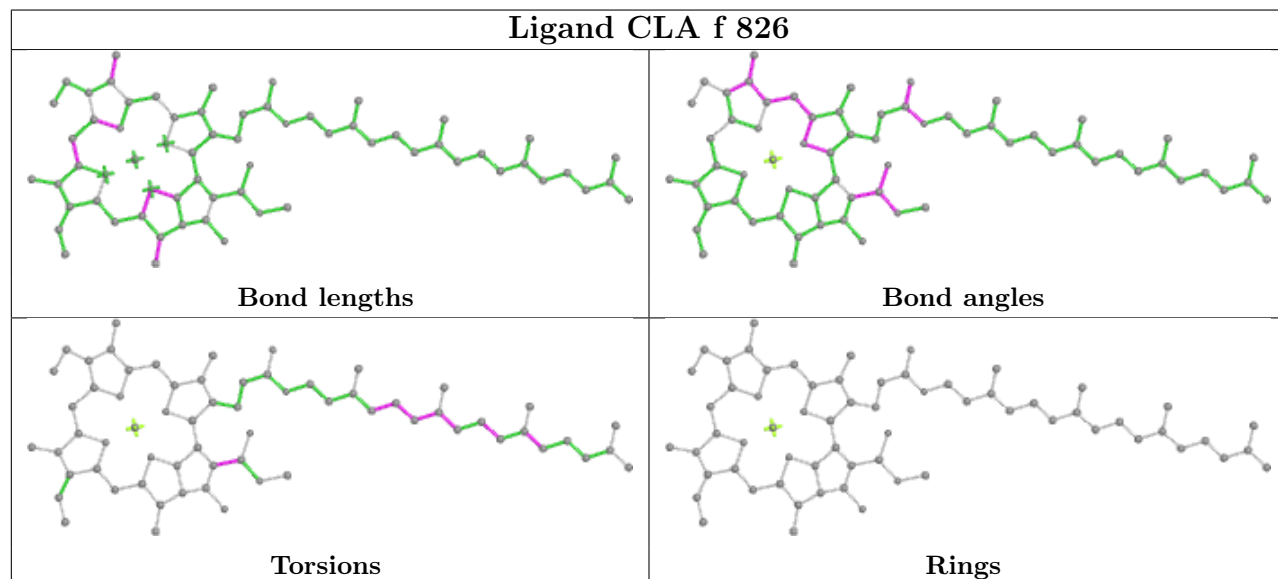
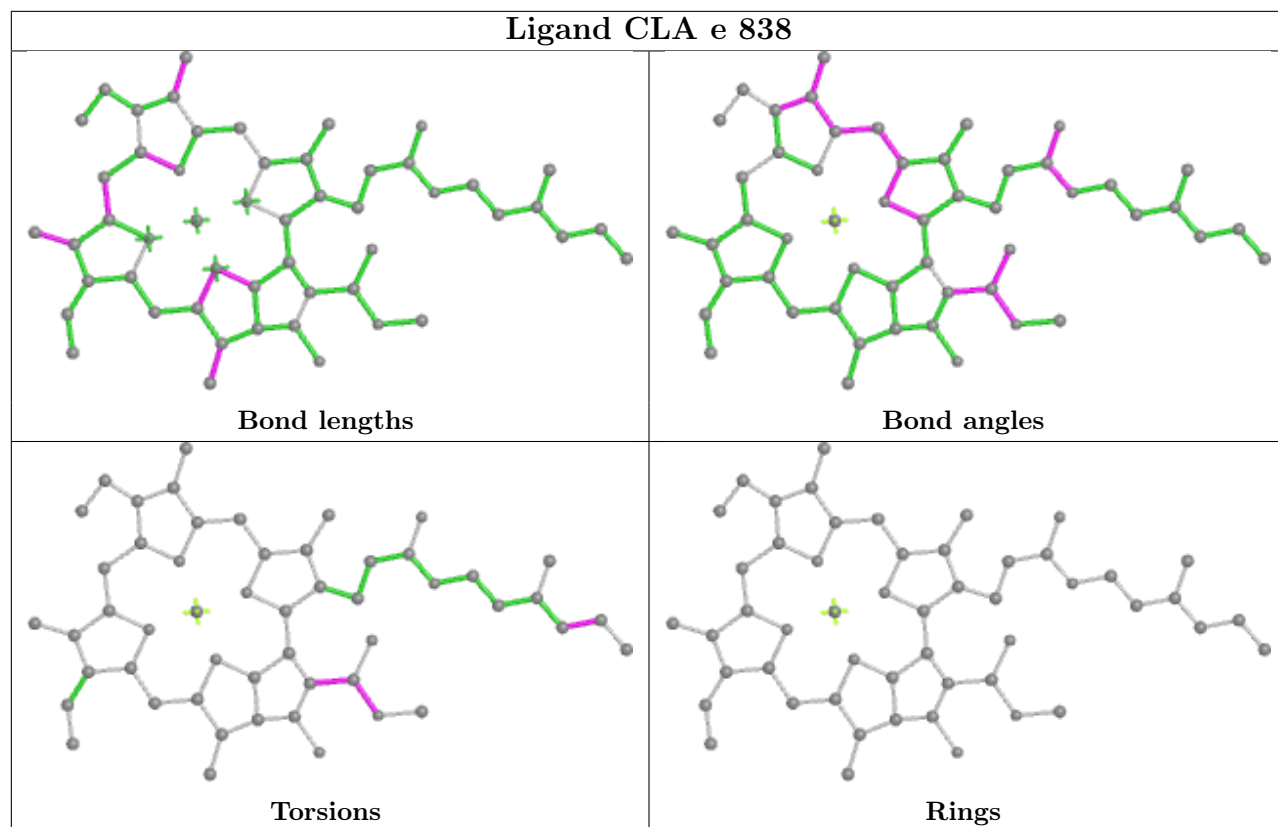


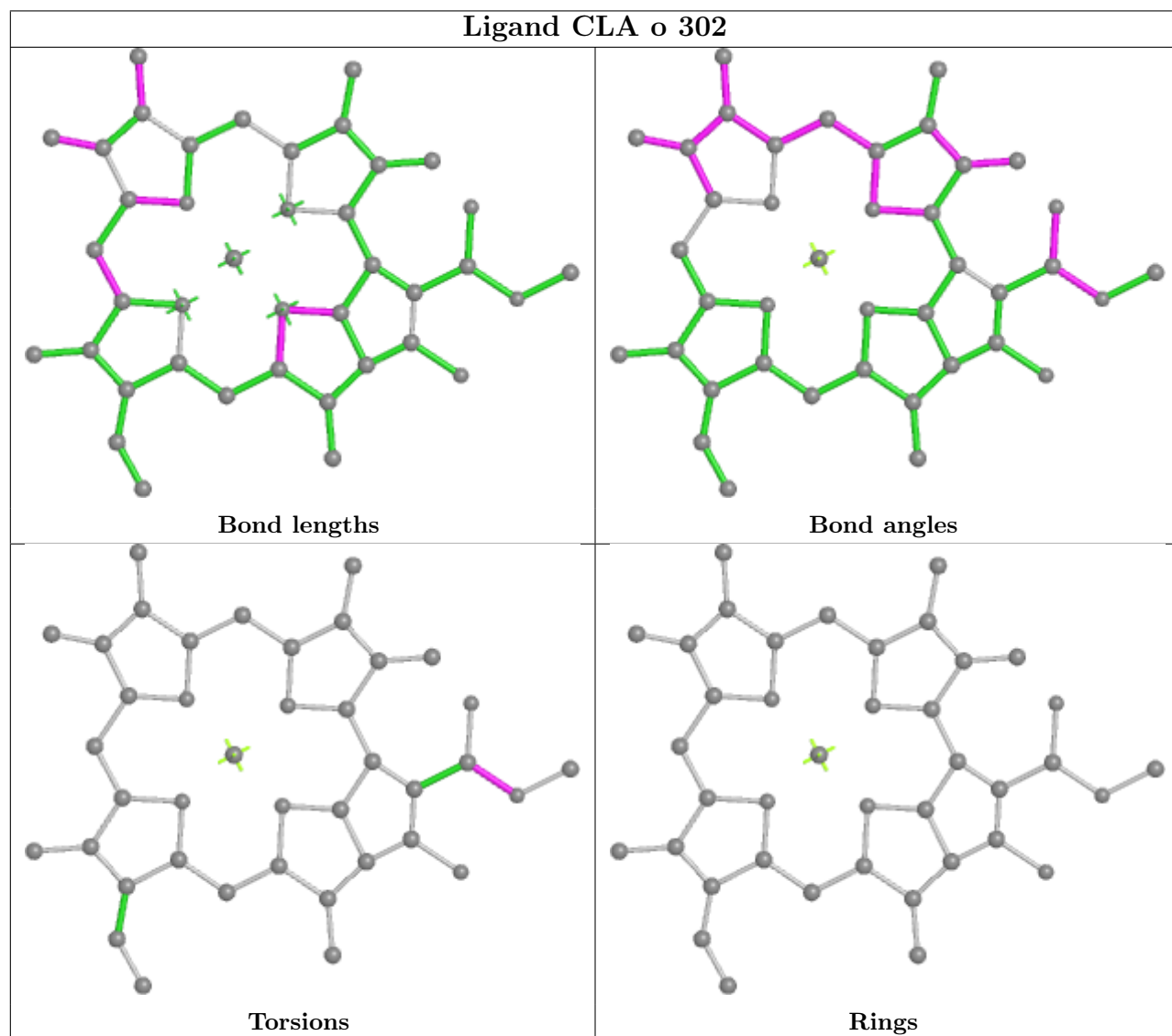
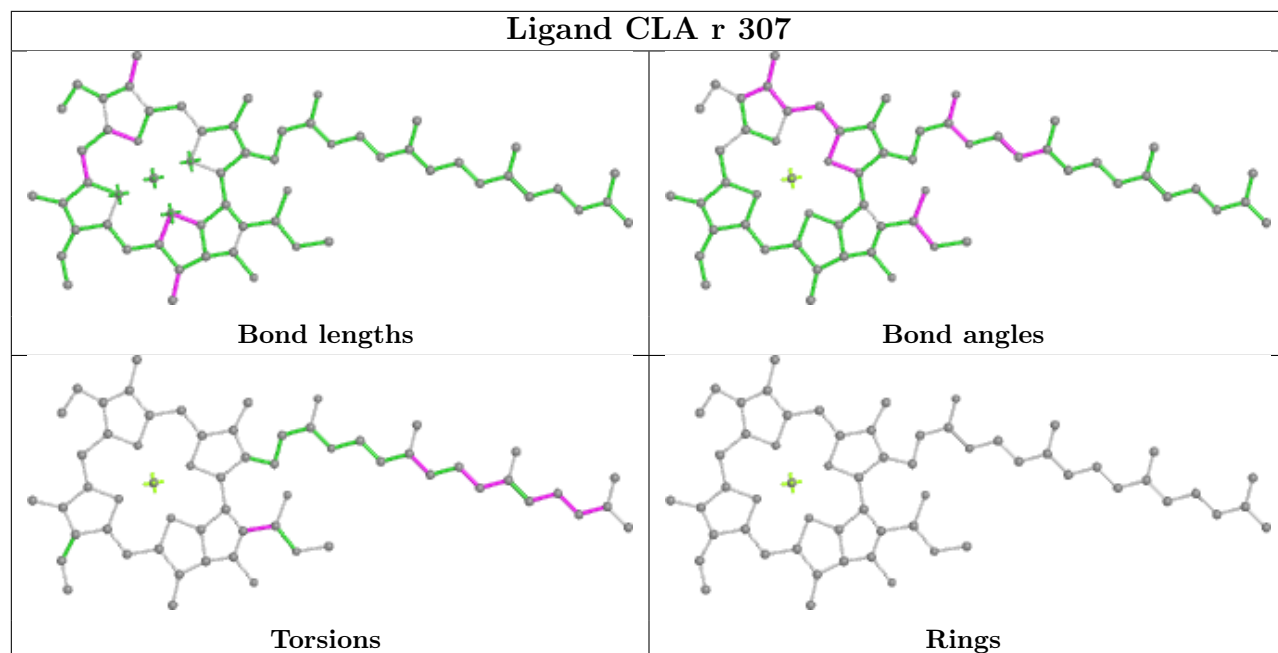


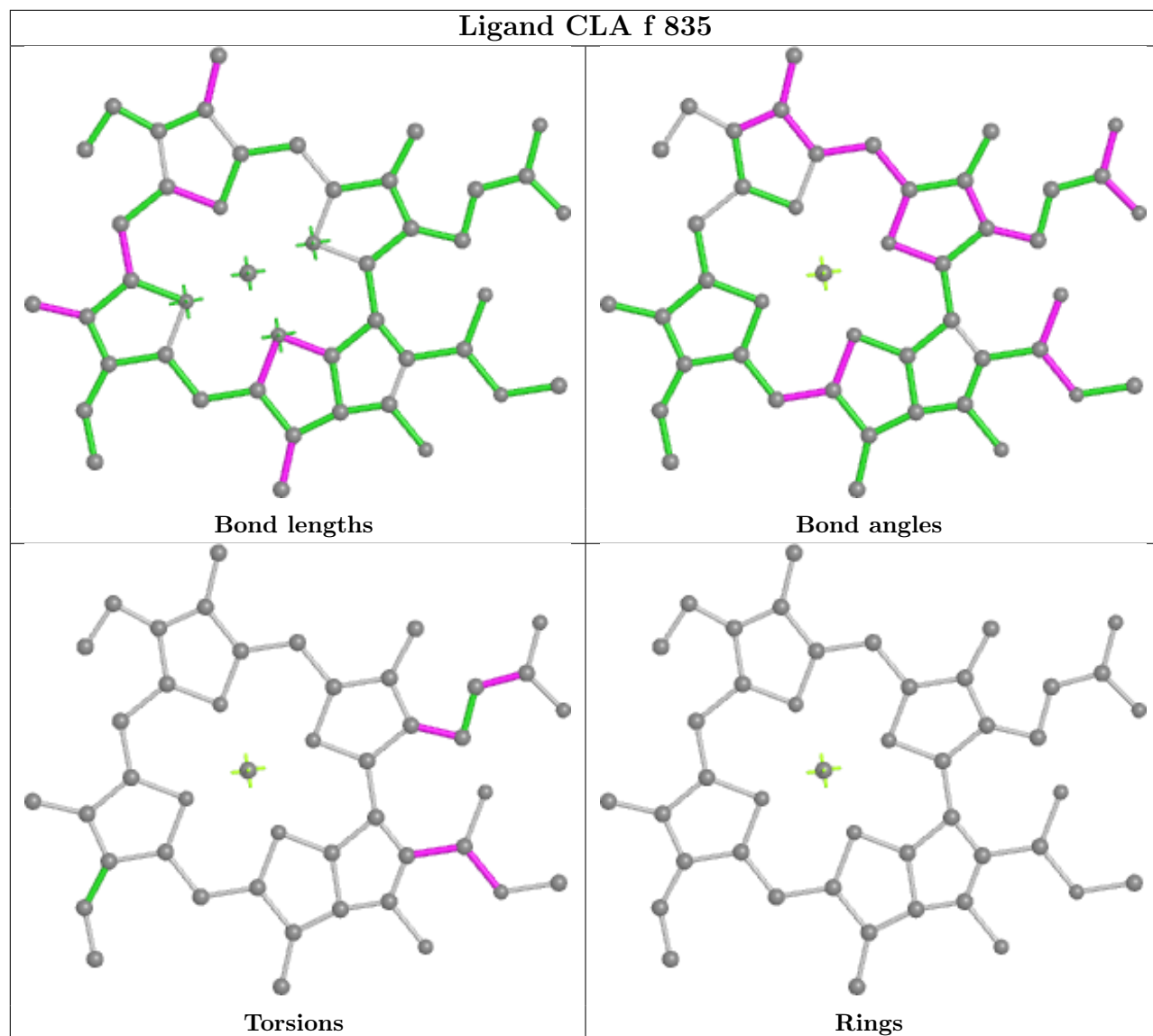


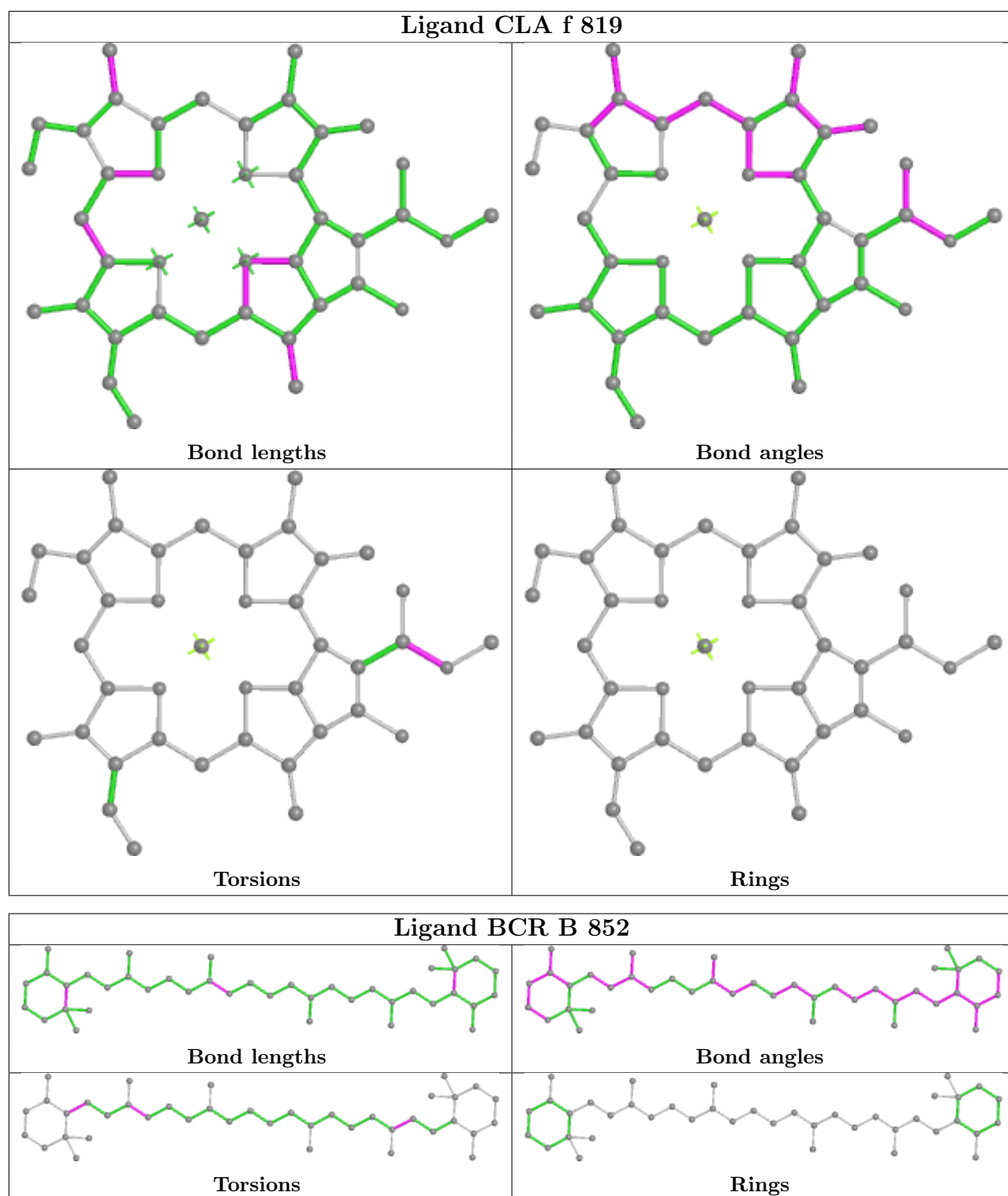




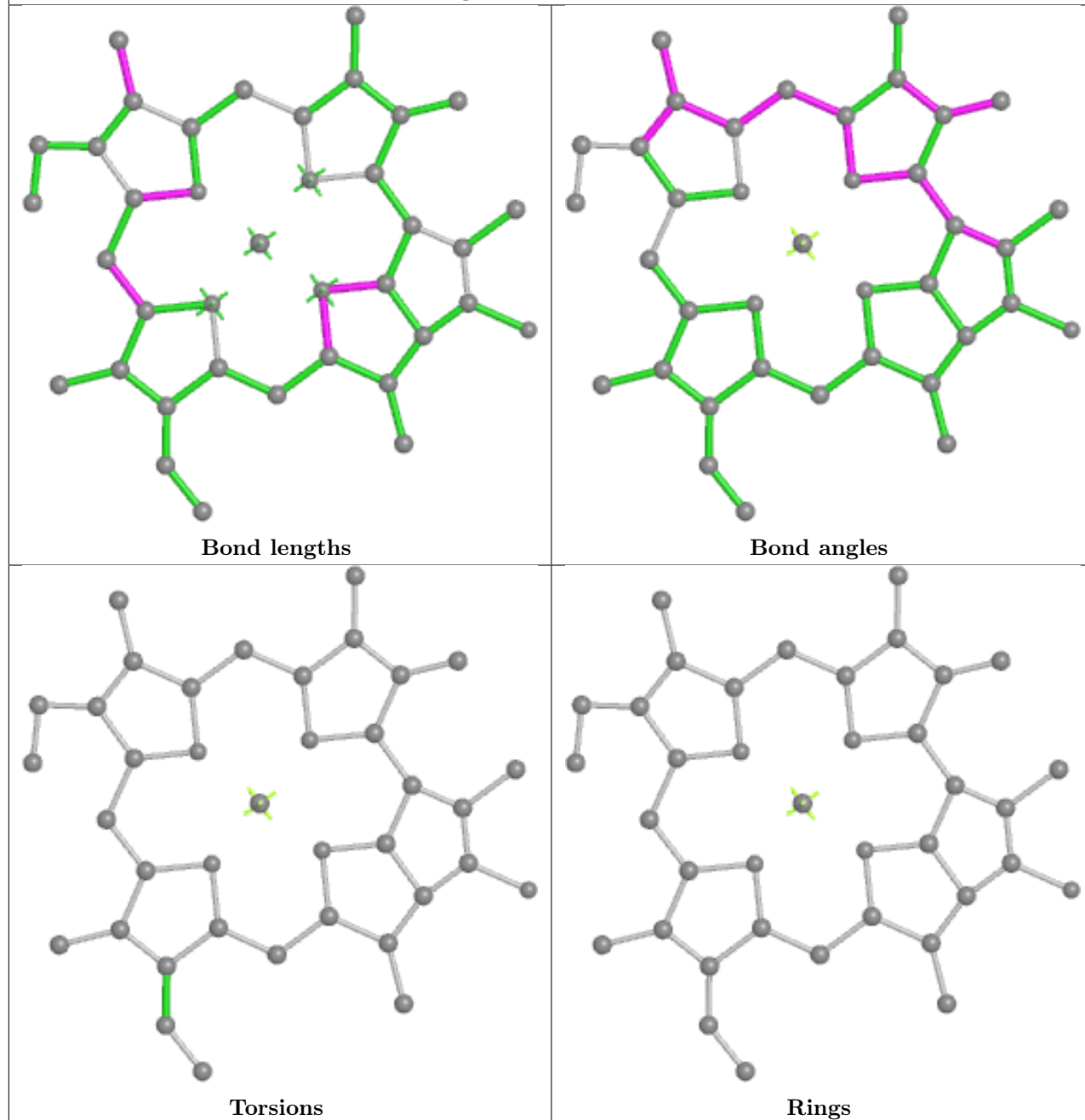


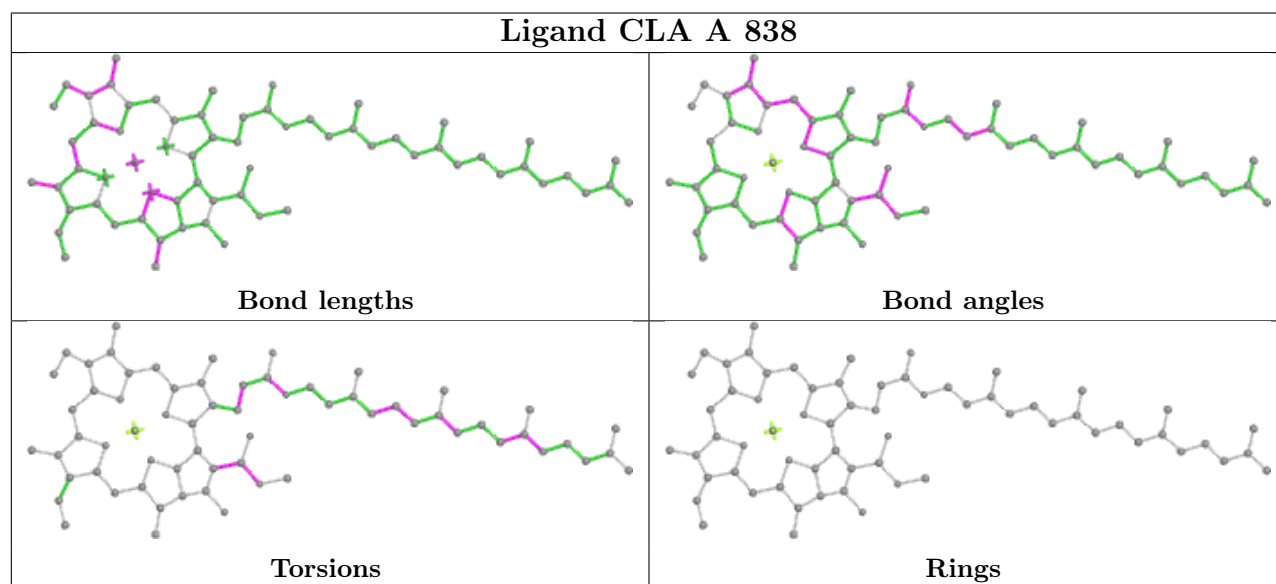
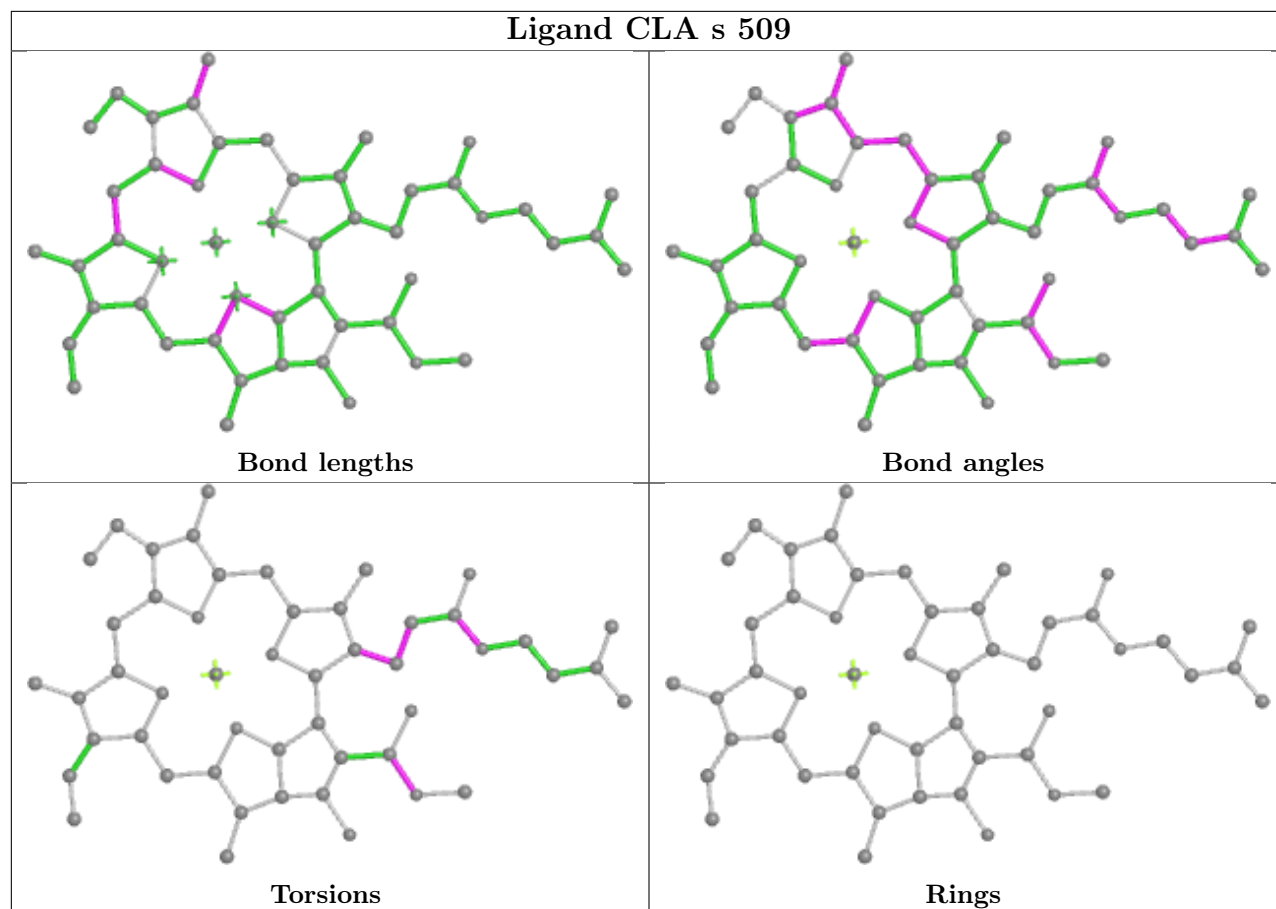


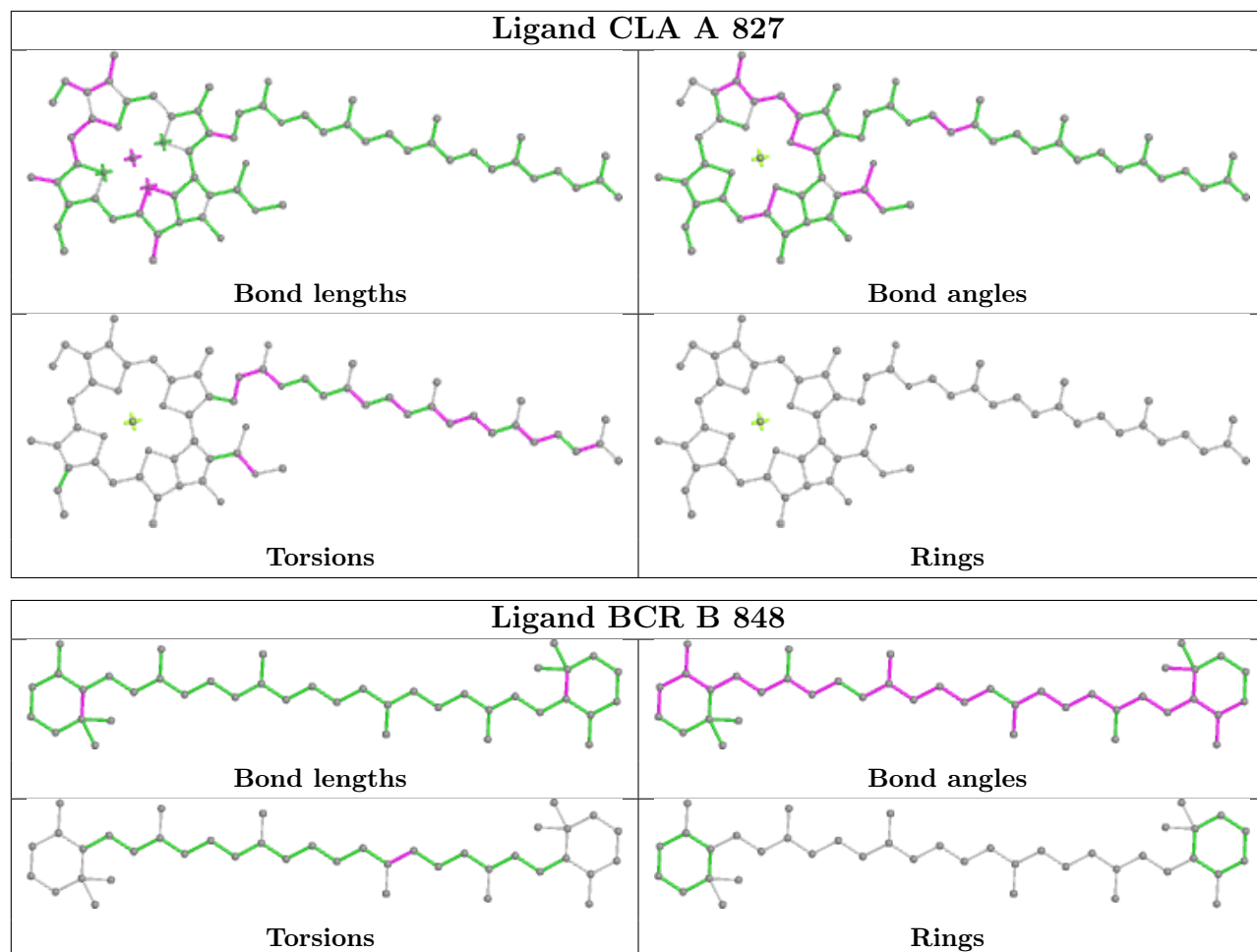


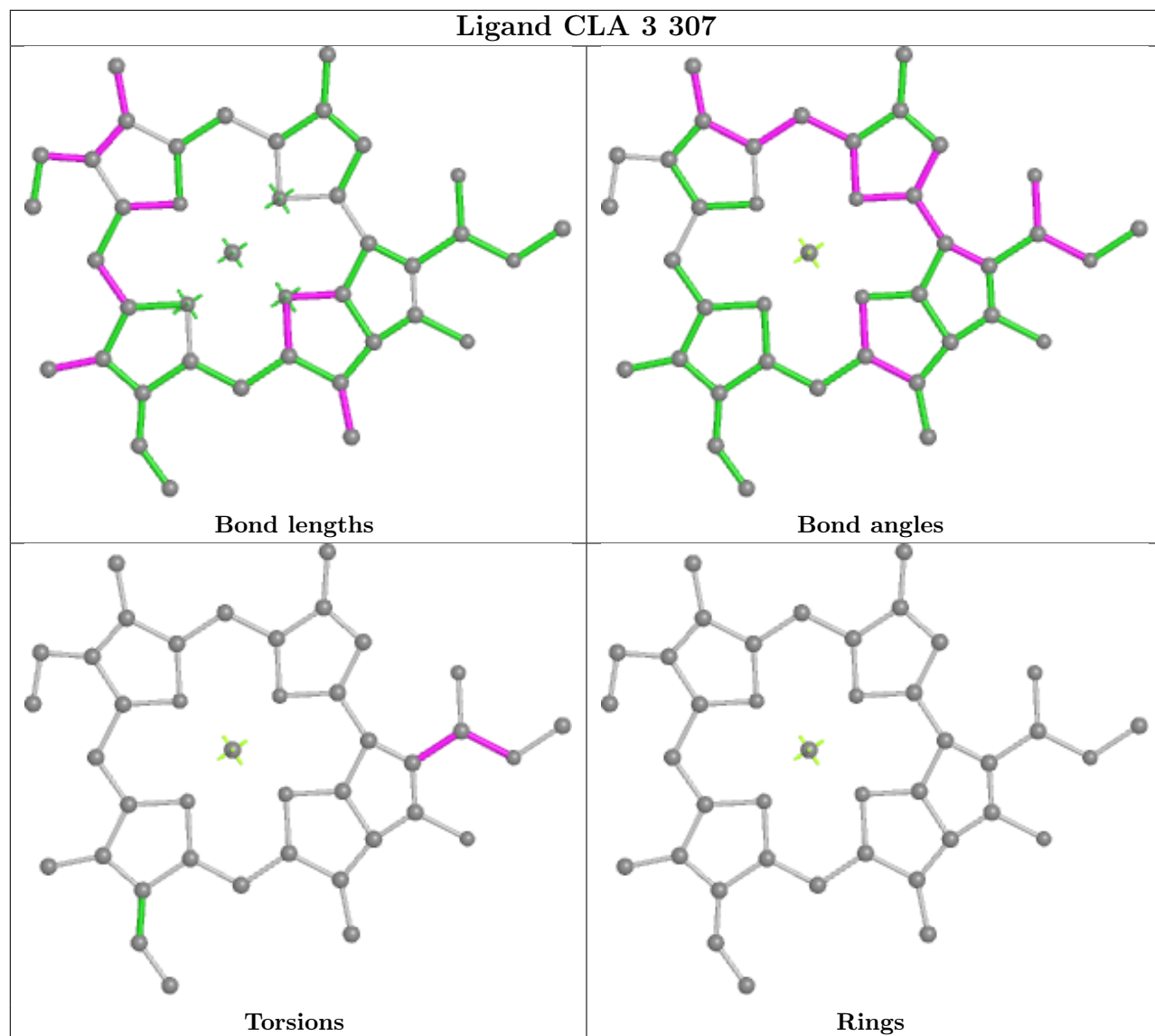


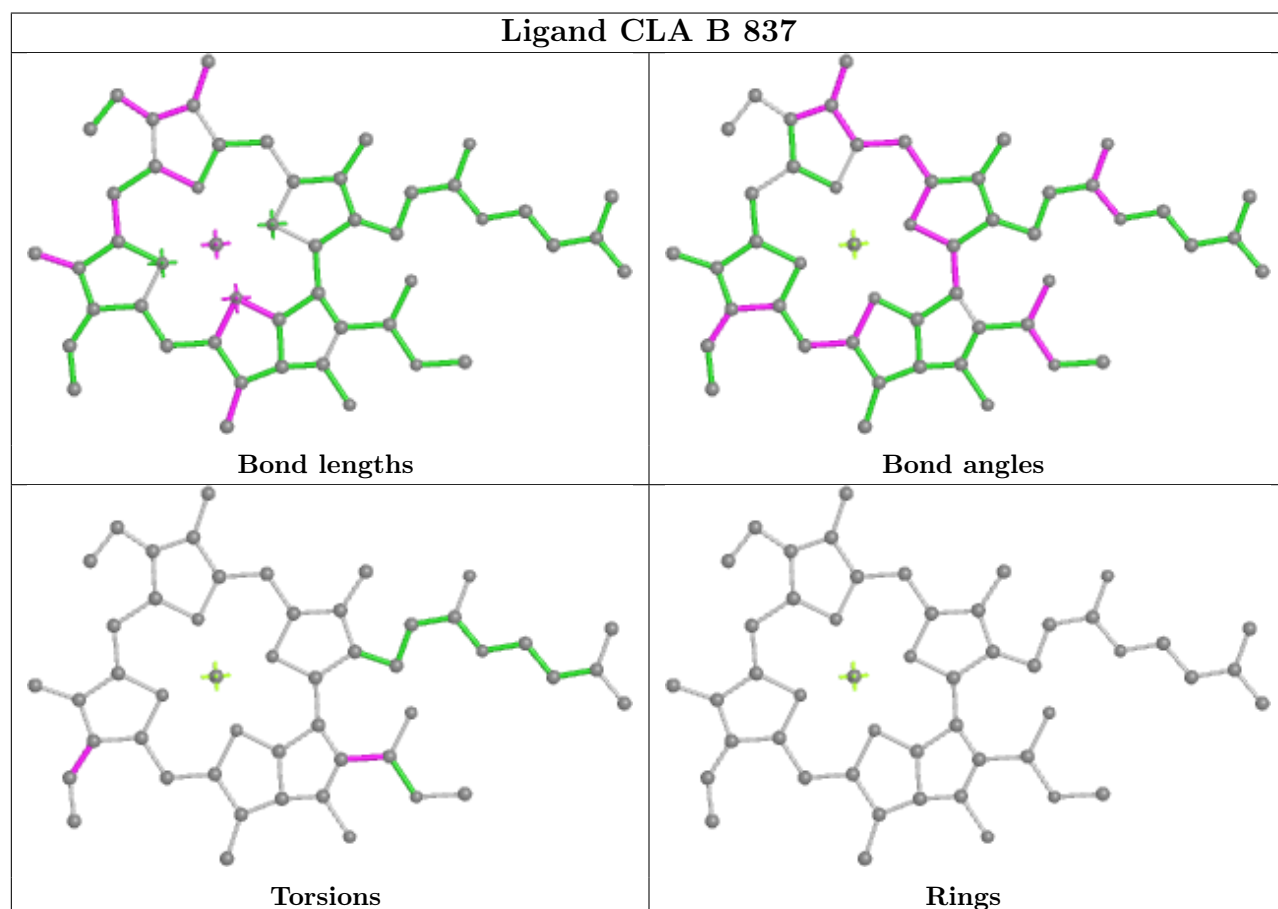
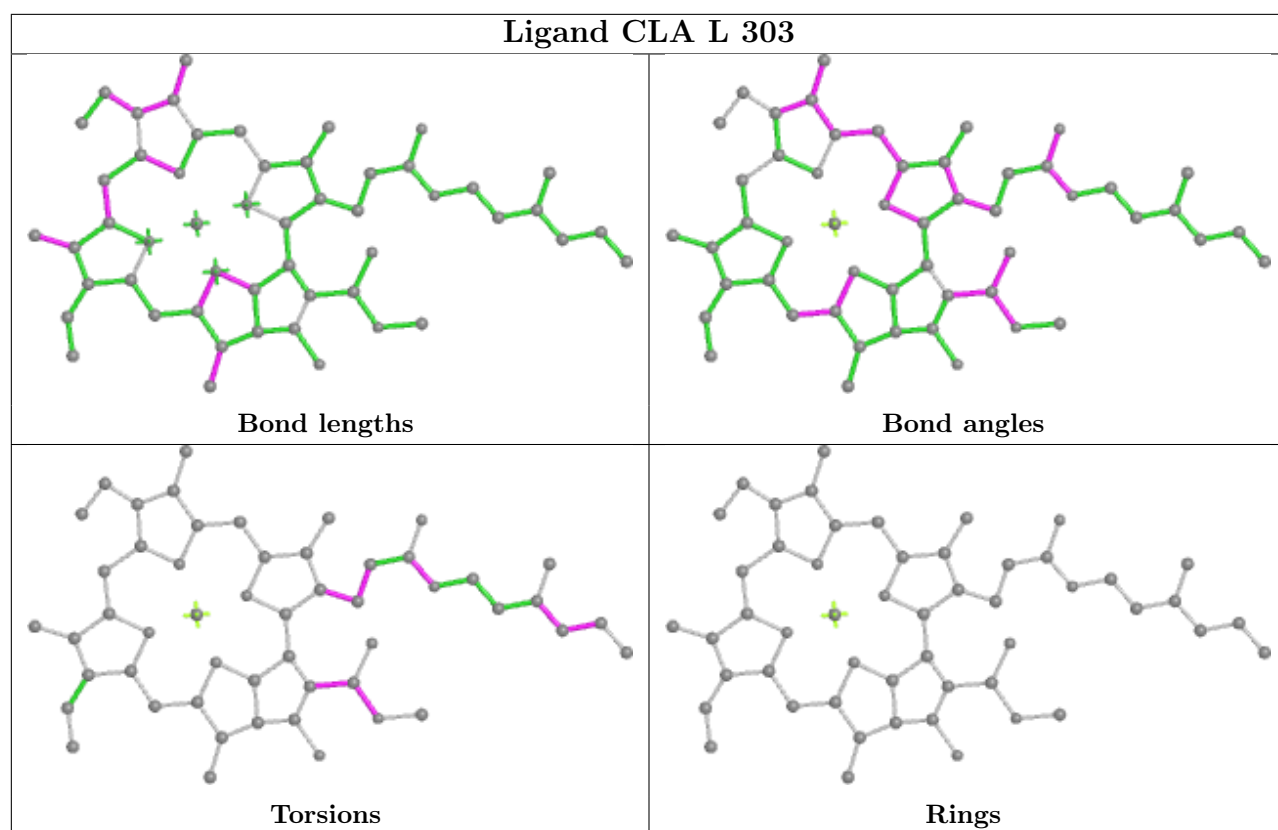
Ligand CLA f 843

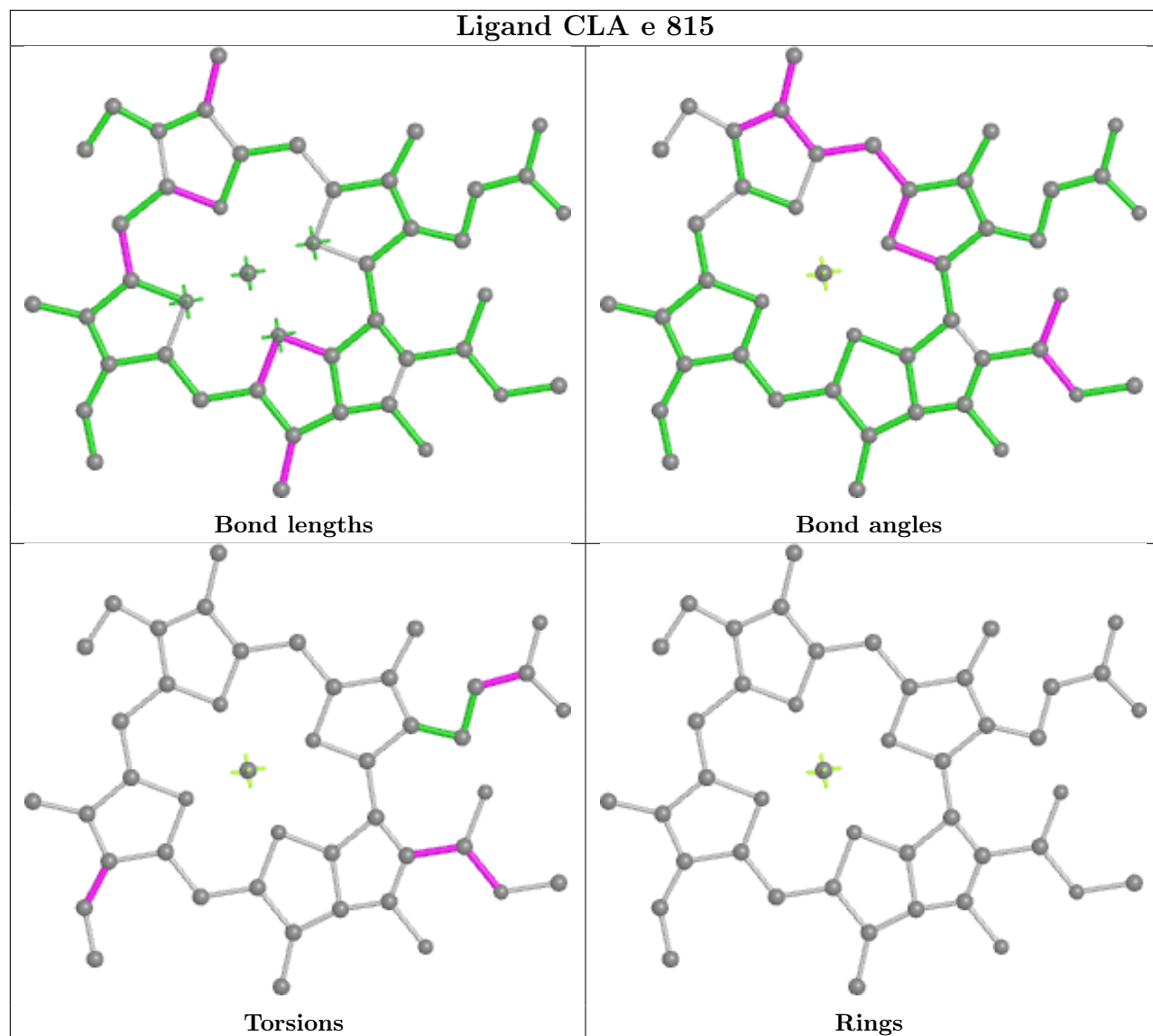


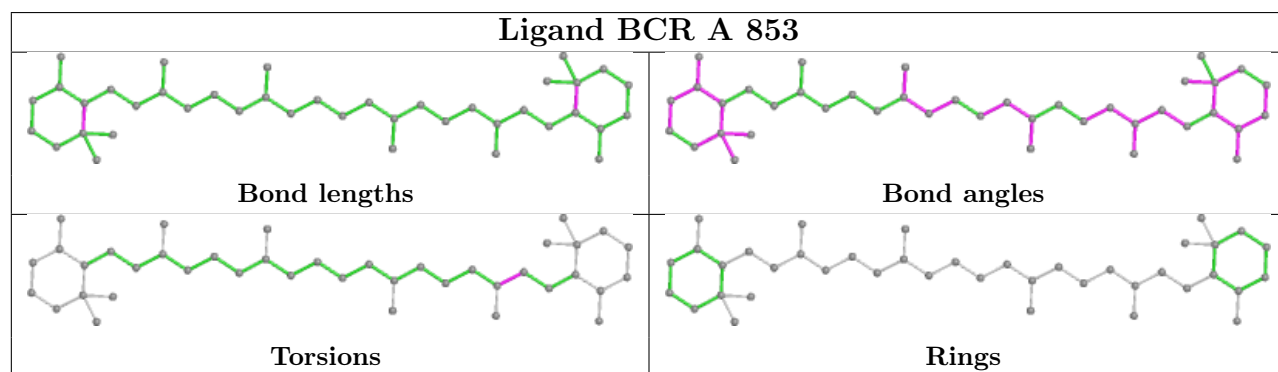
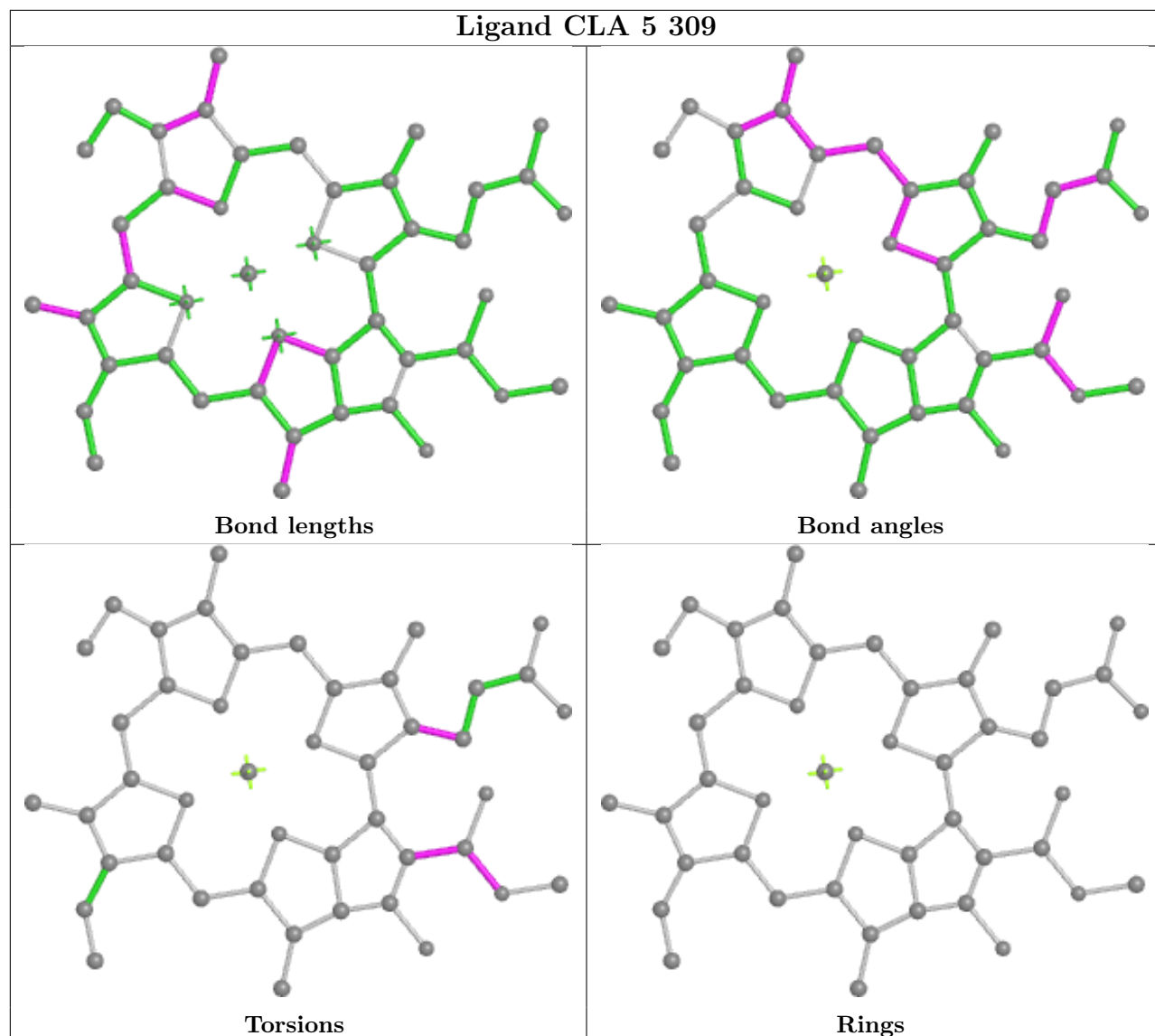


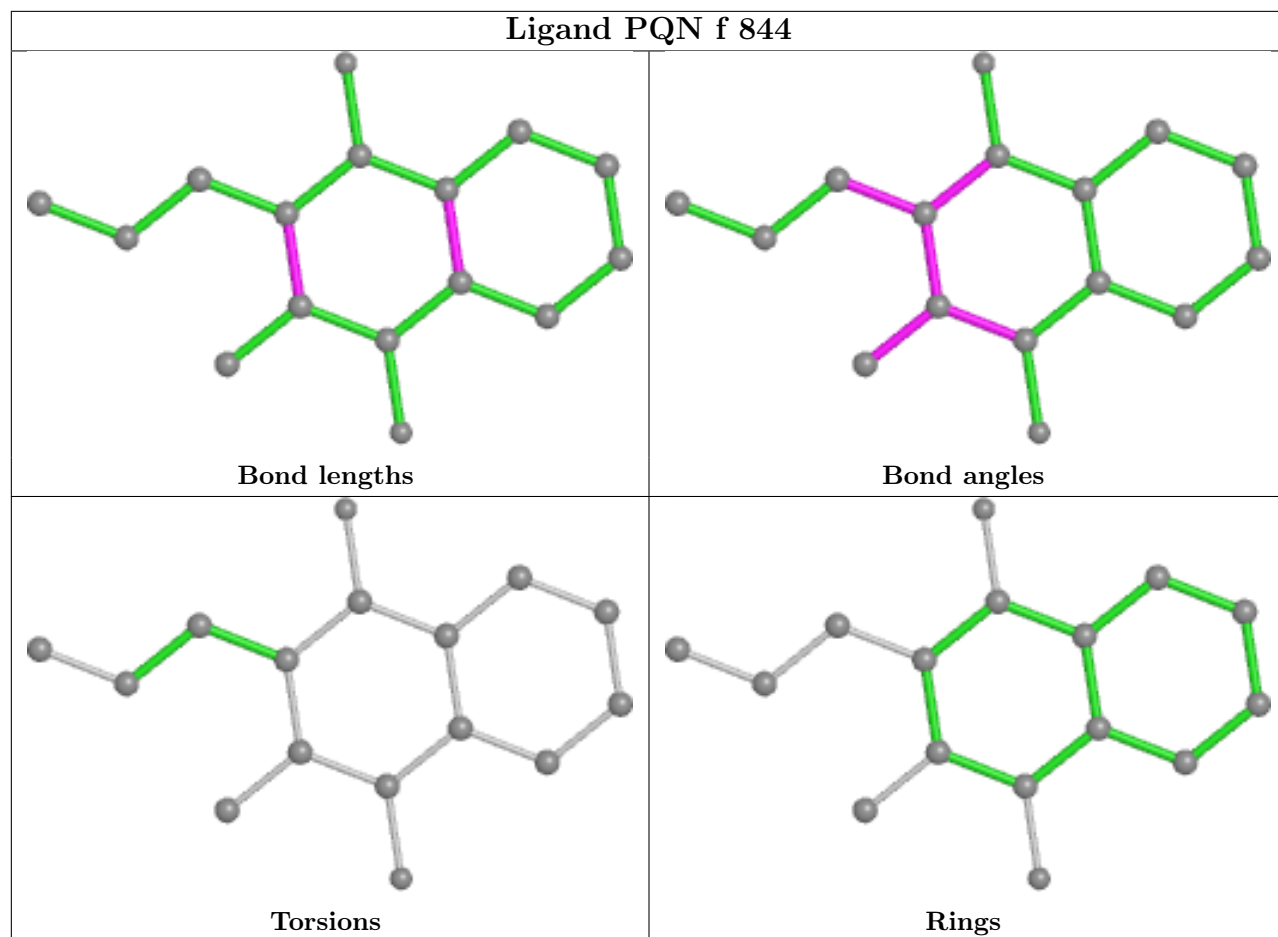


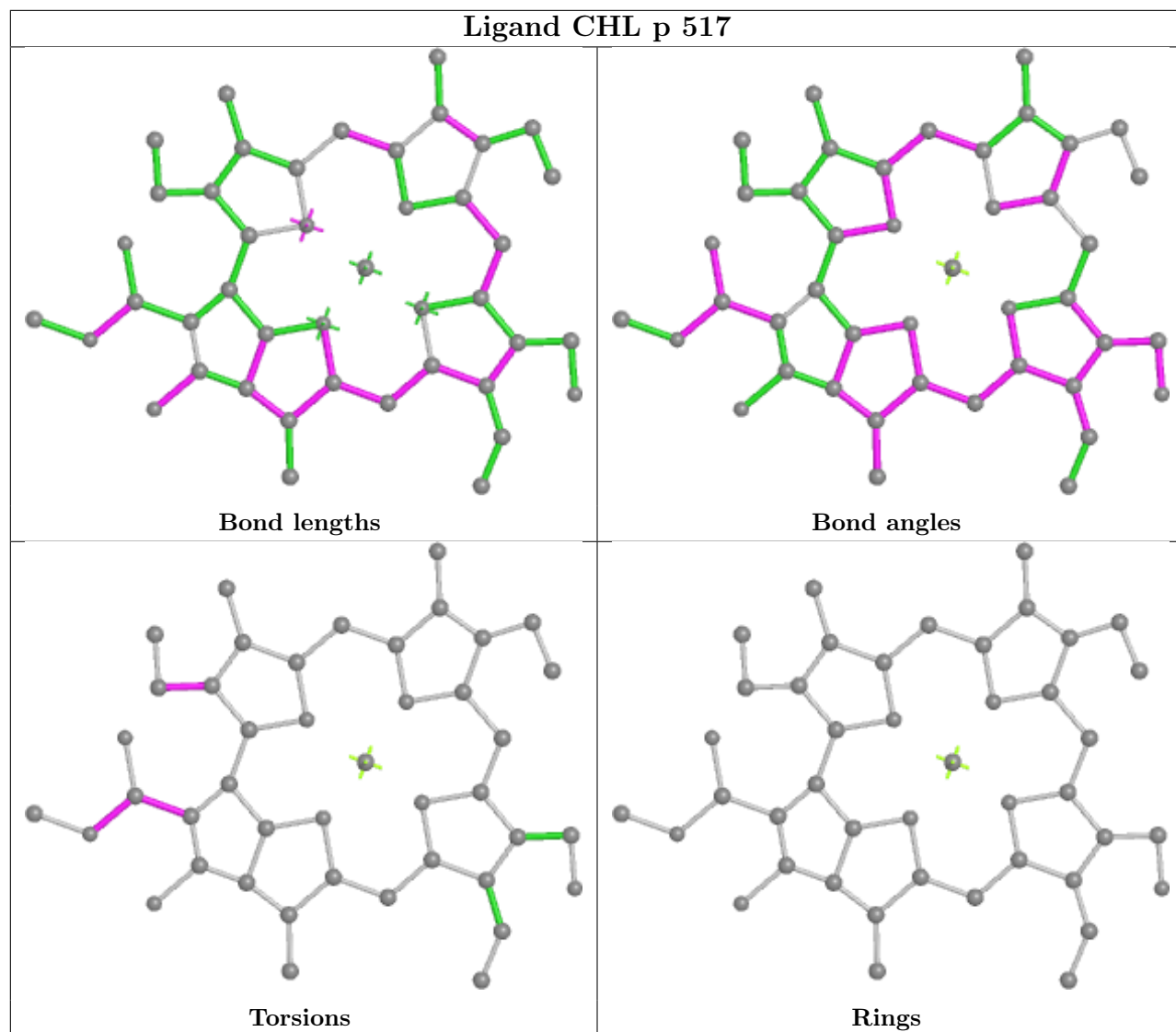


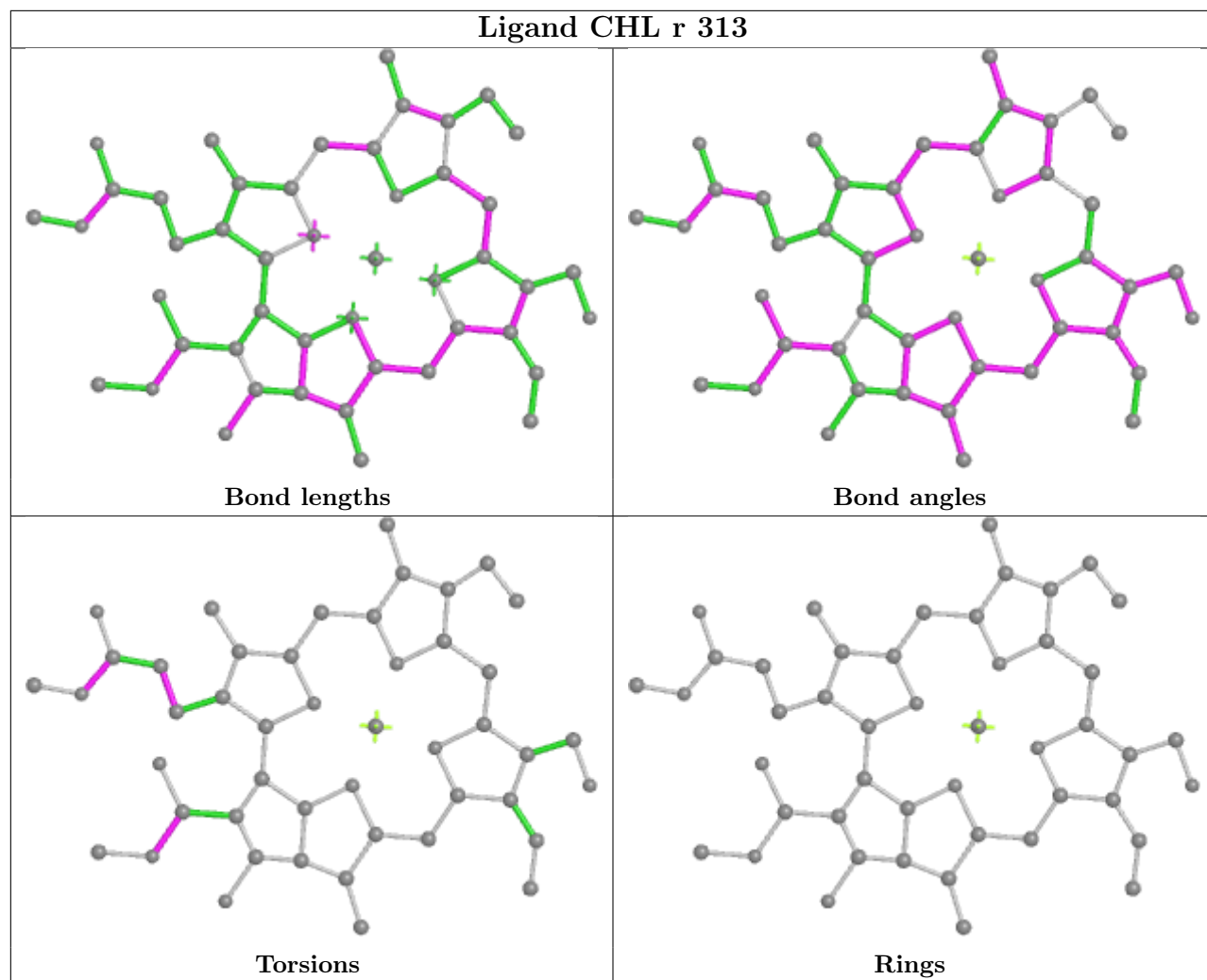


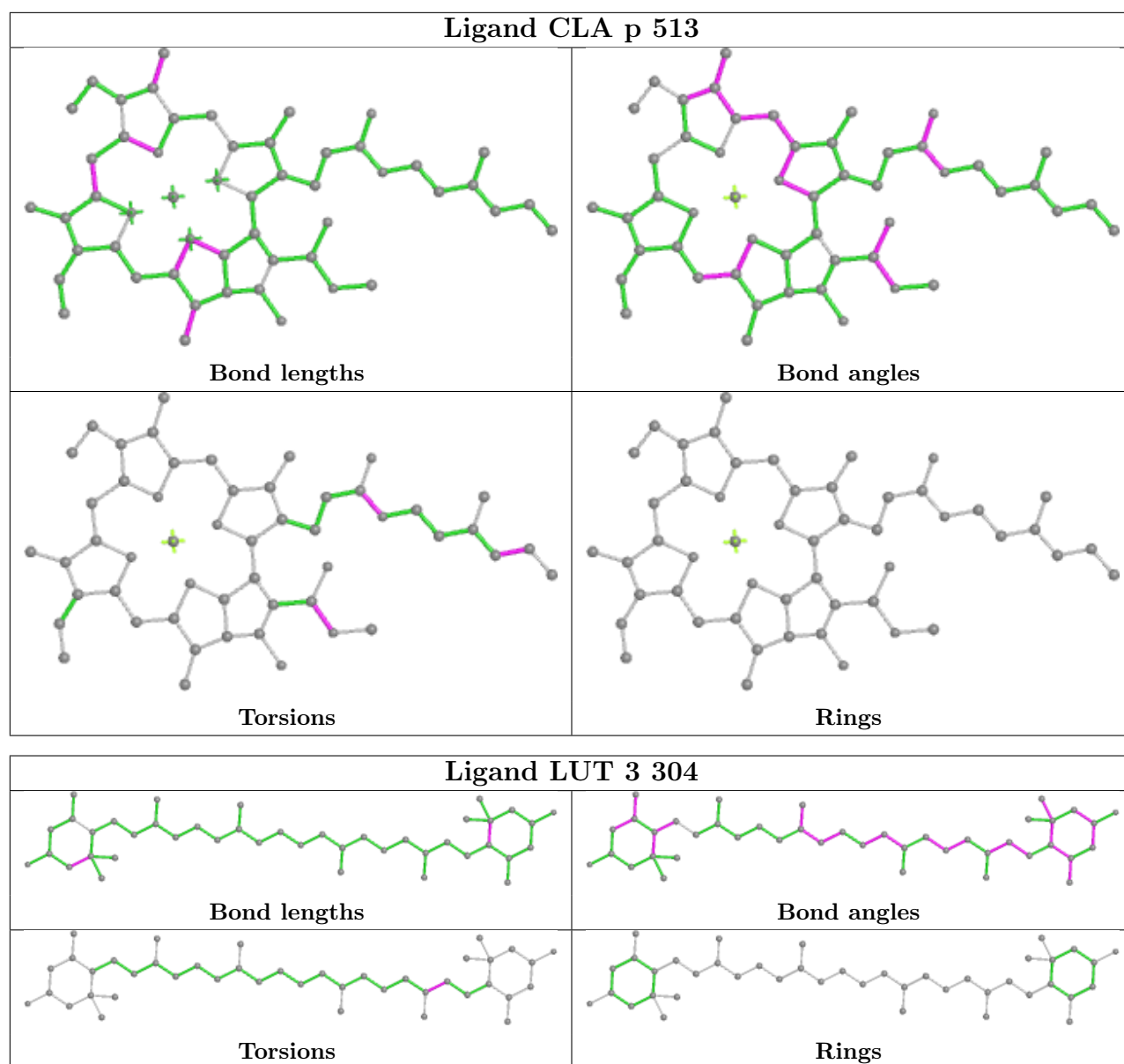


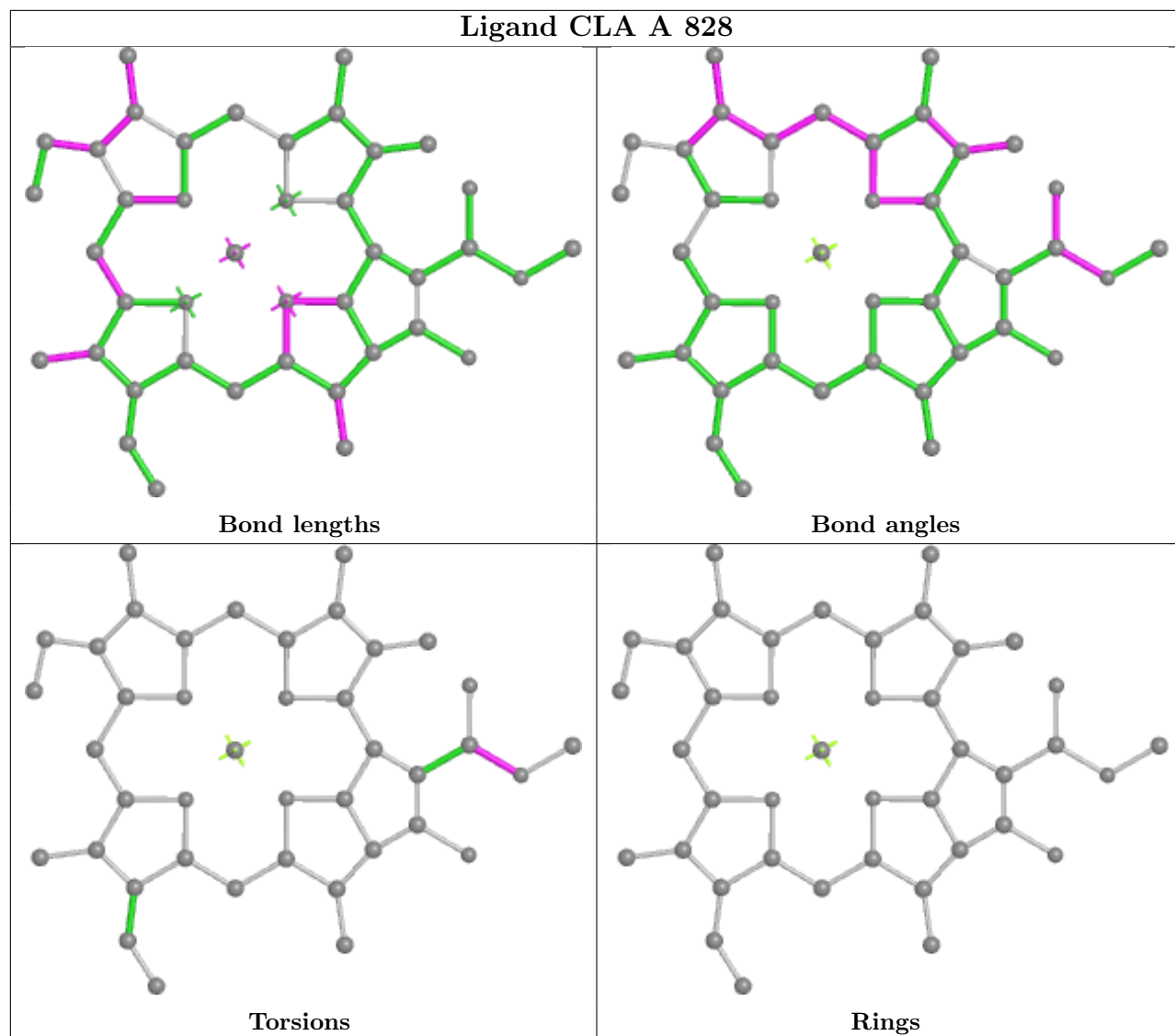


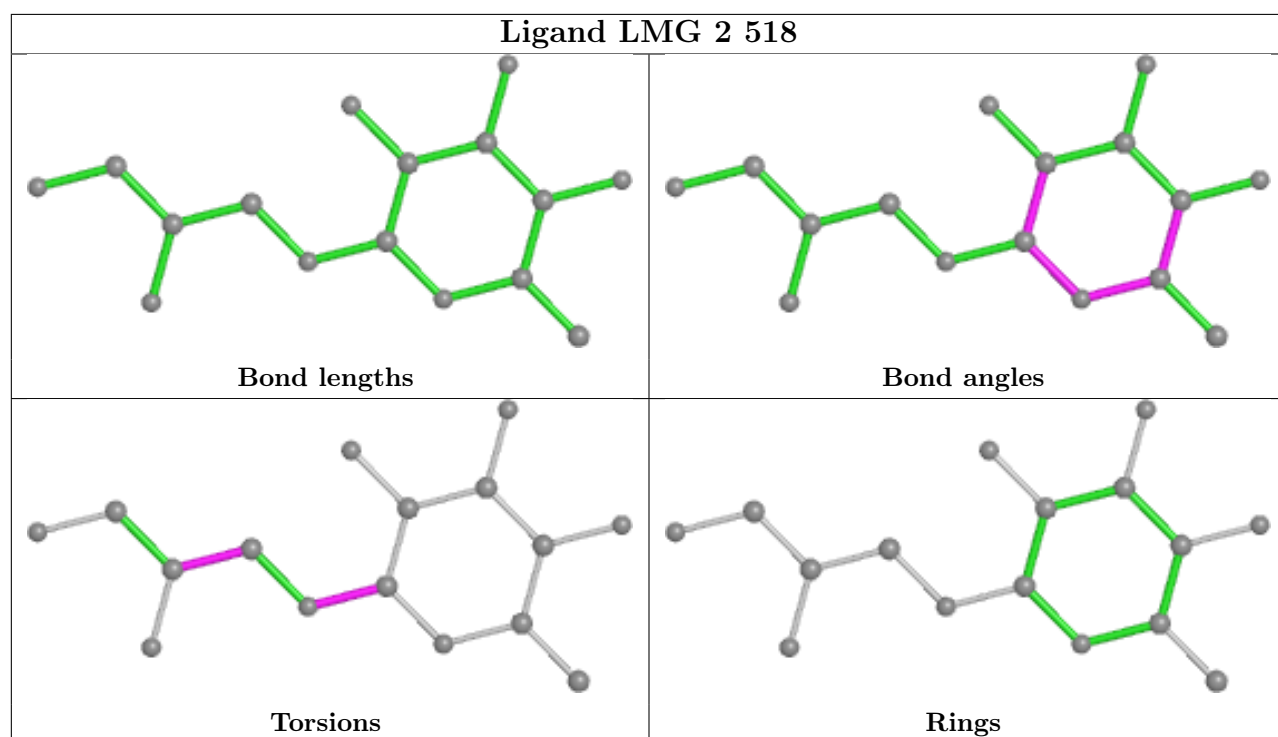
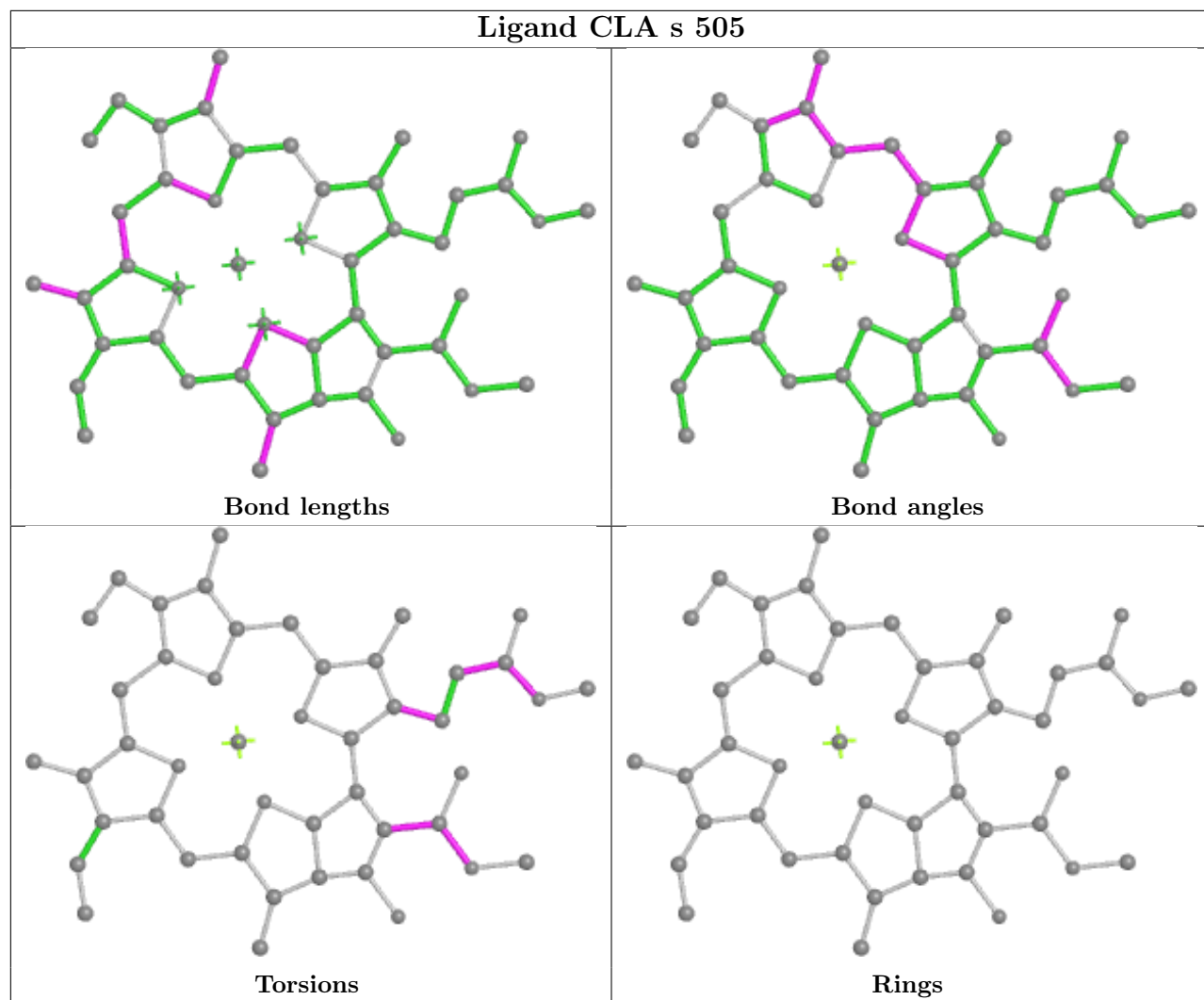


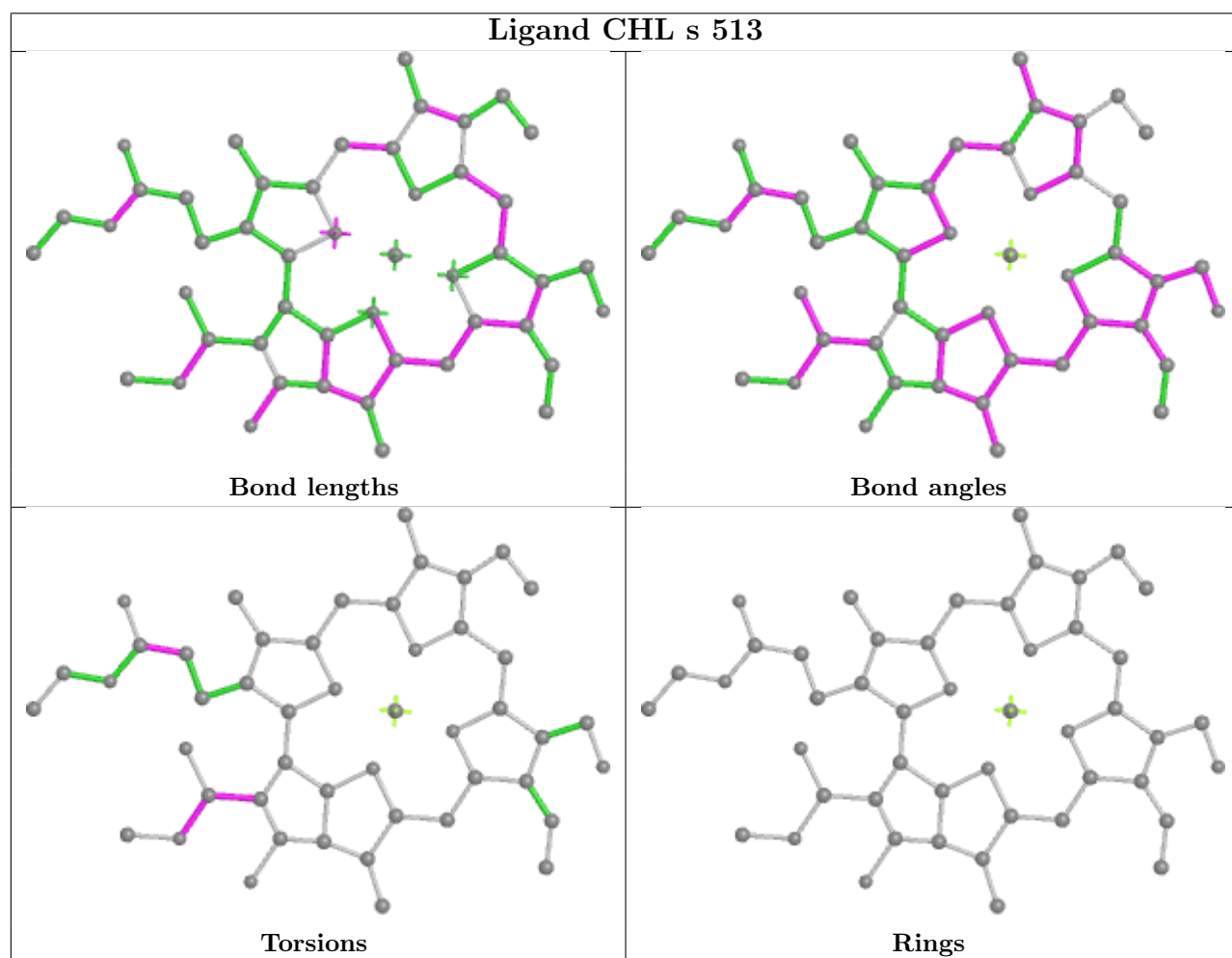
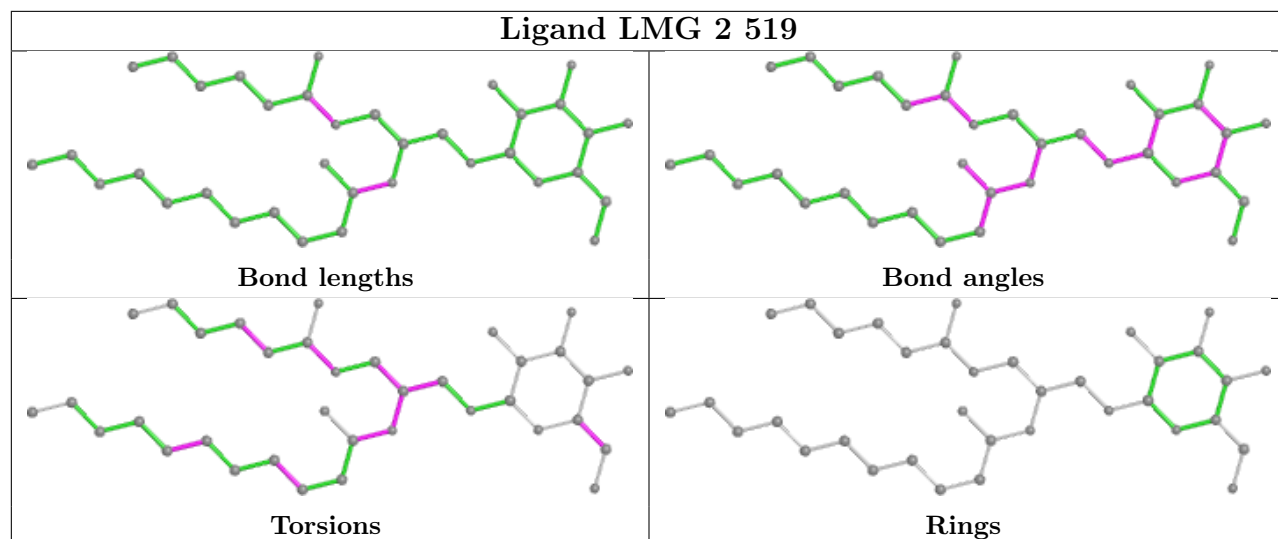


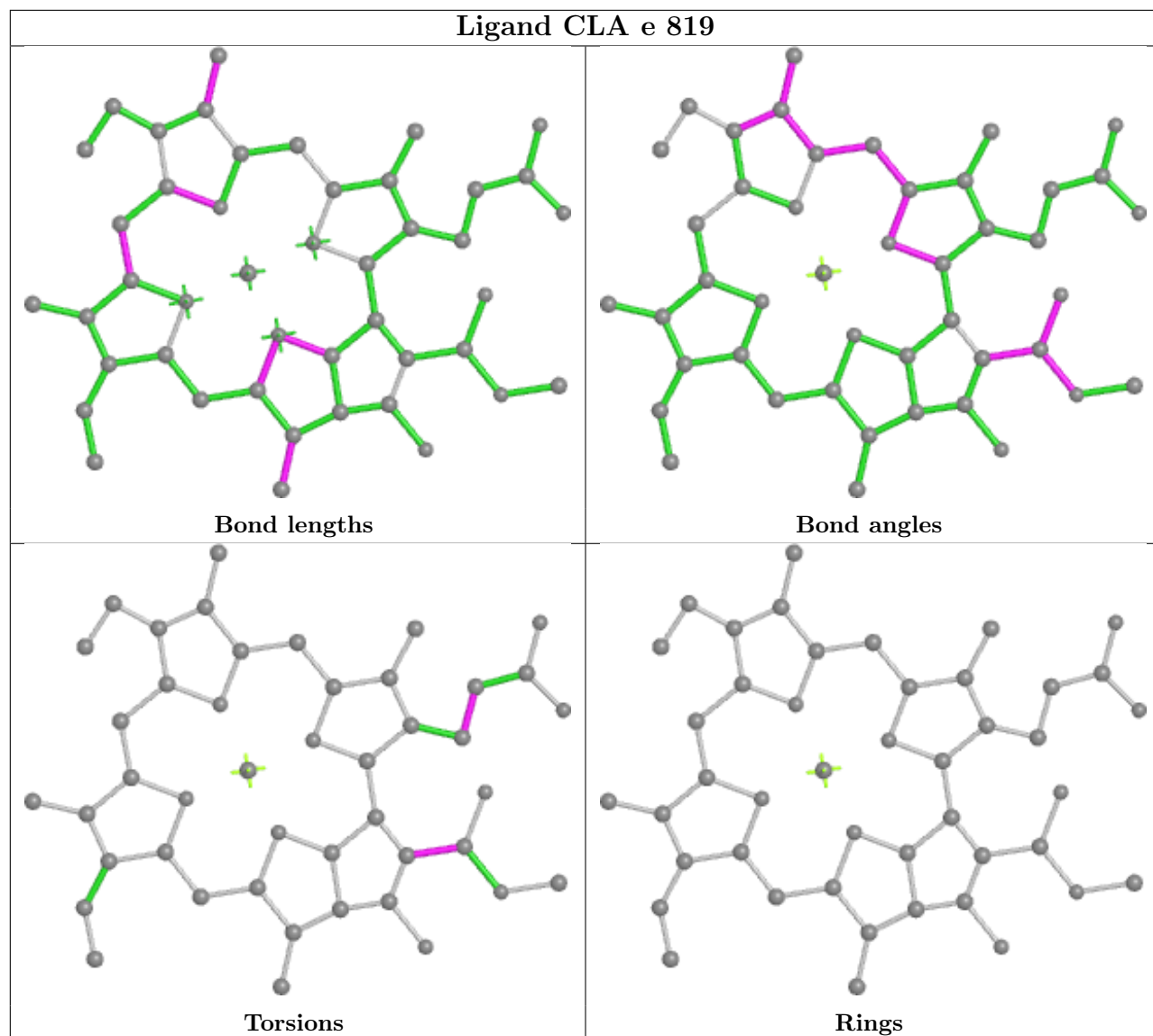


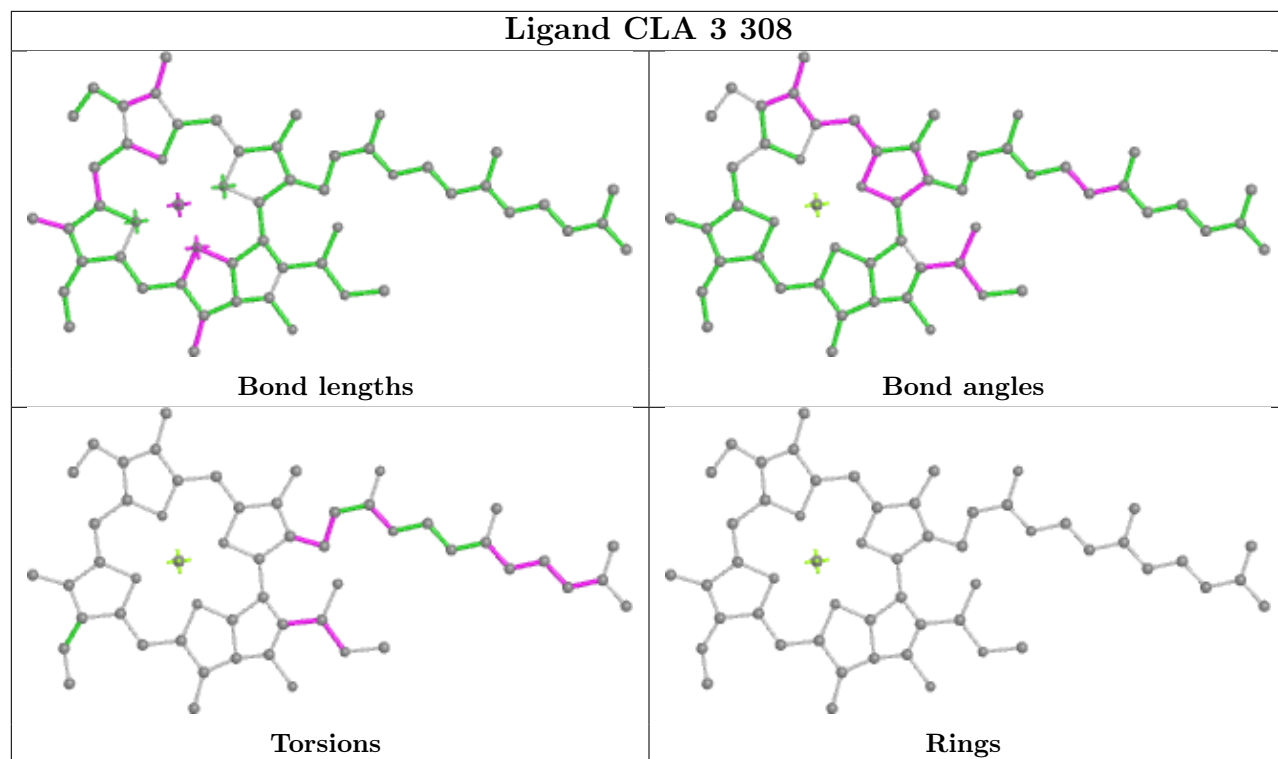


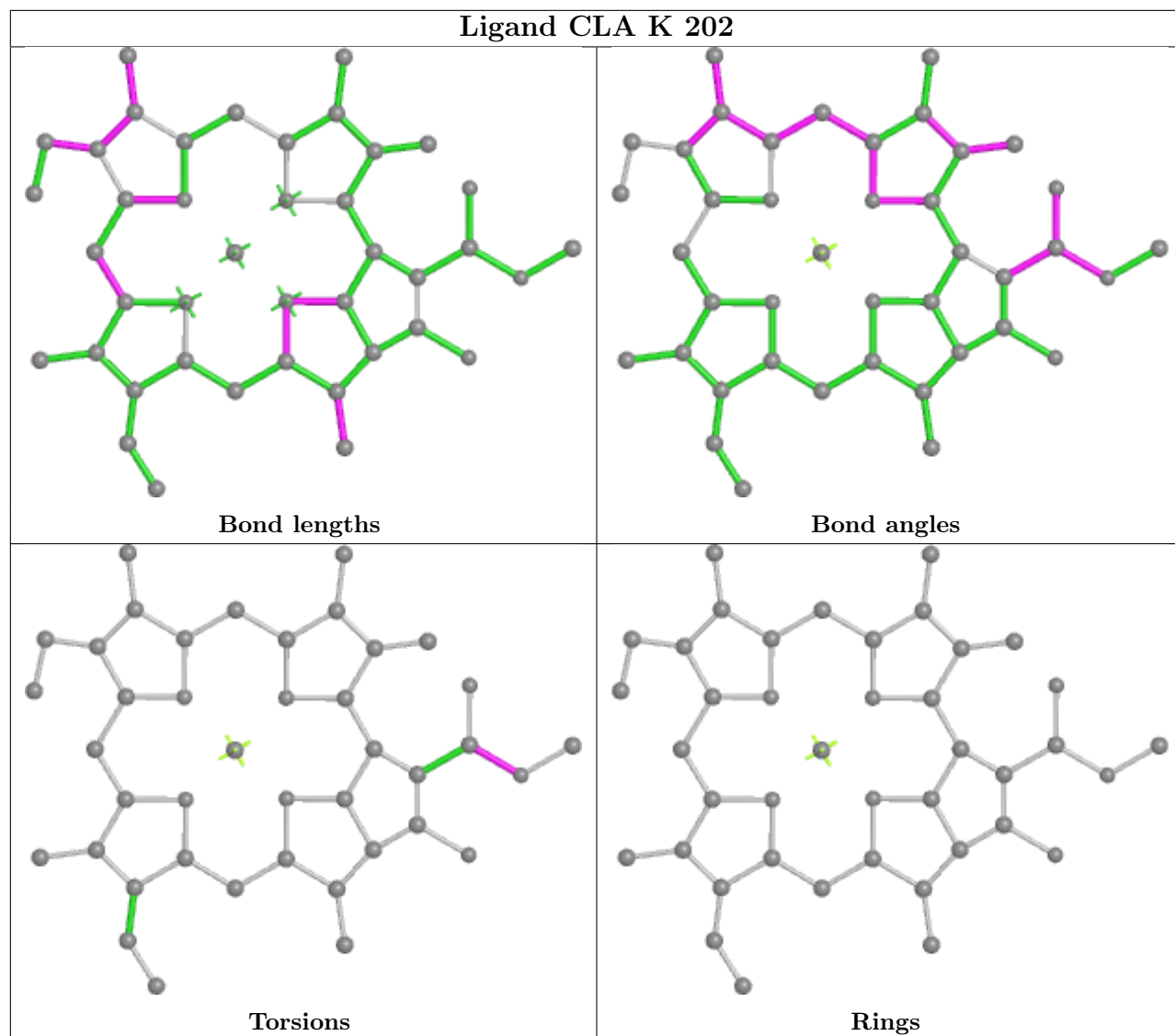


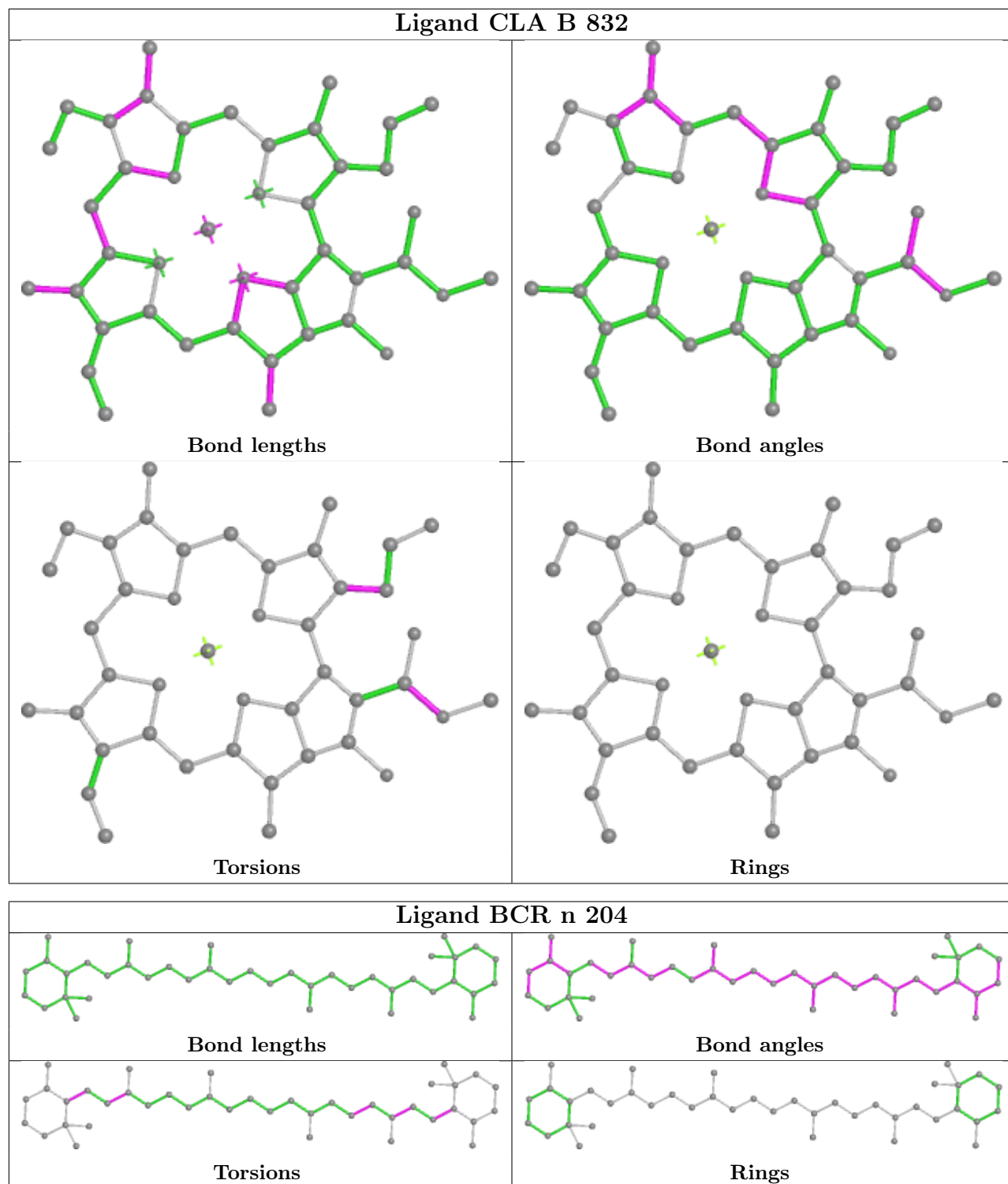


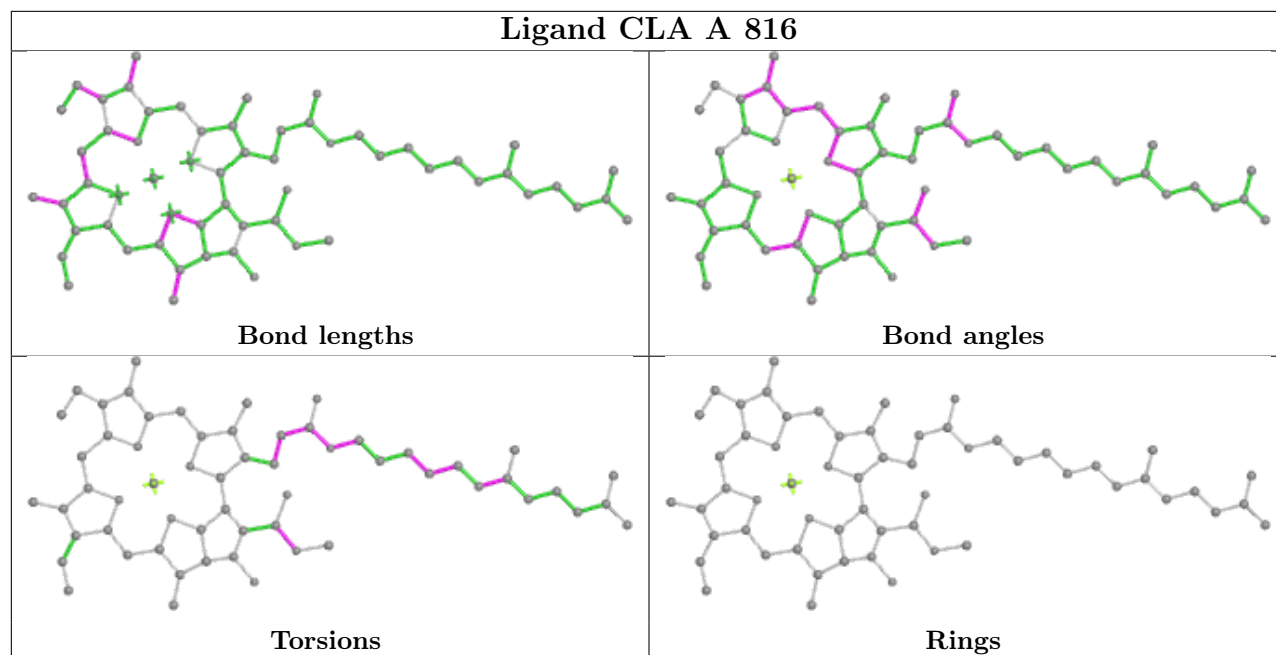
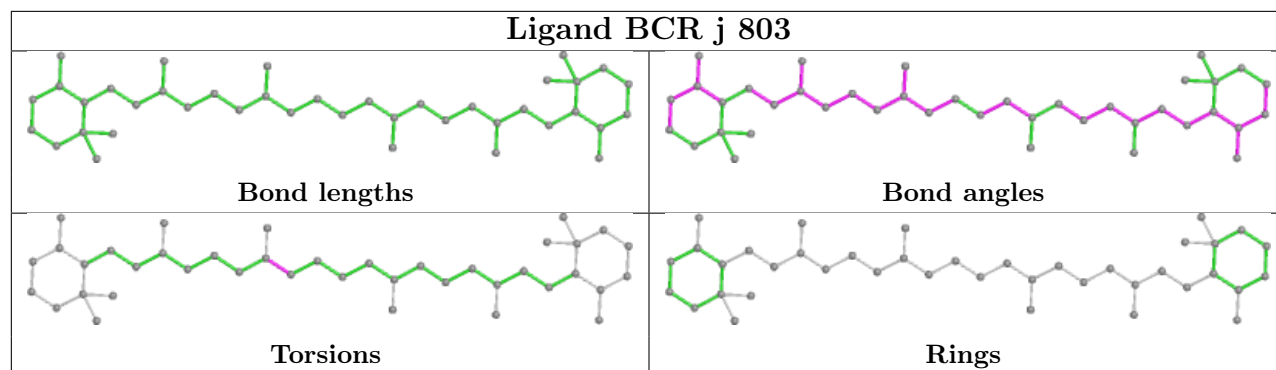


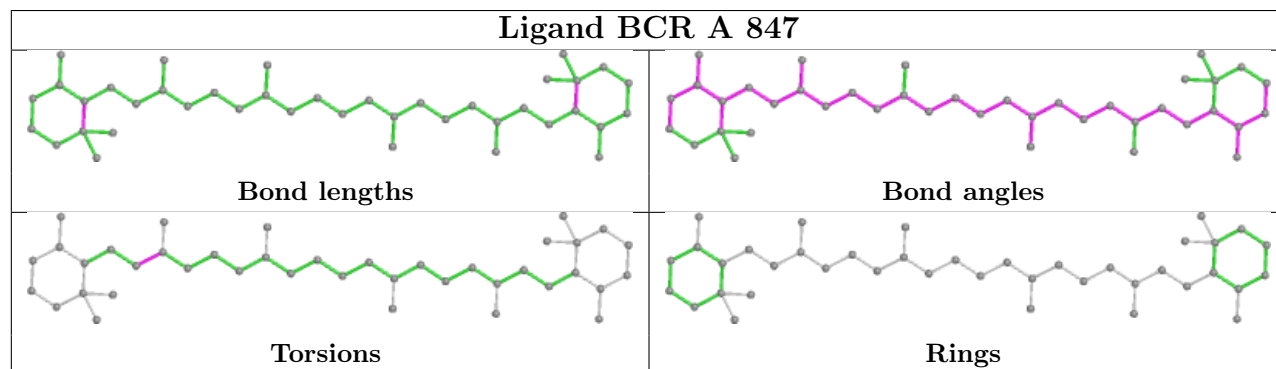
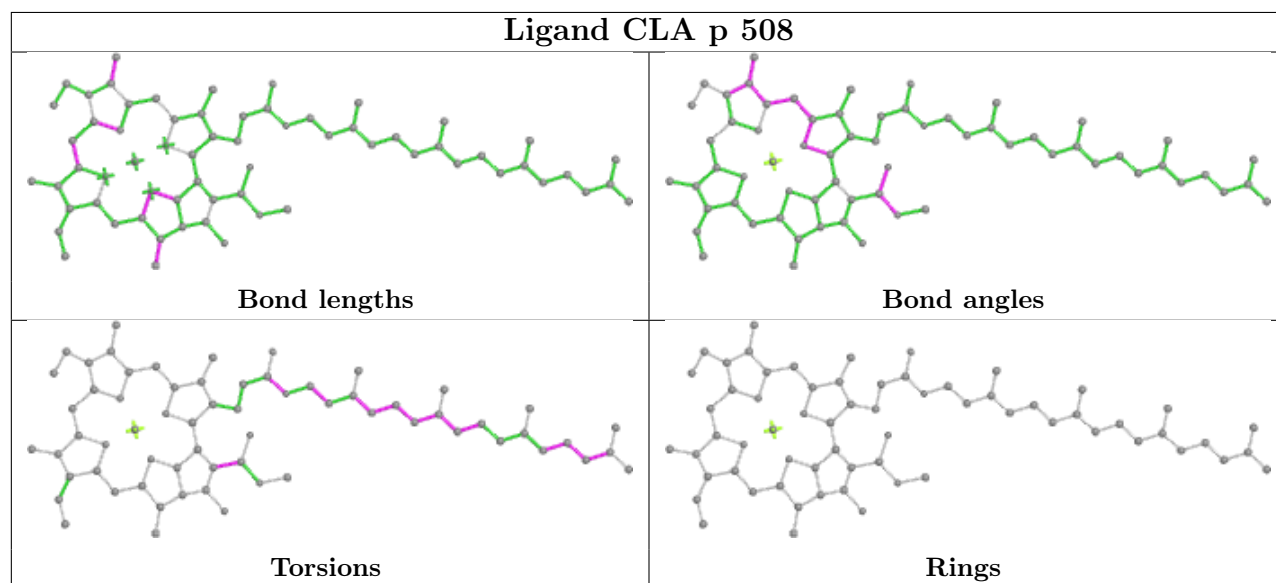
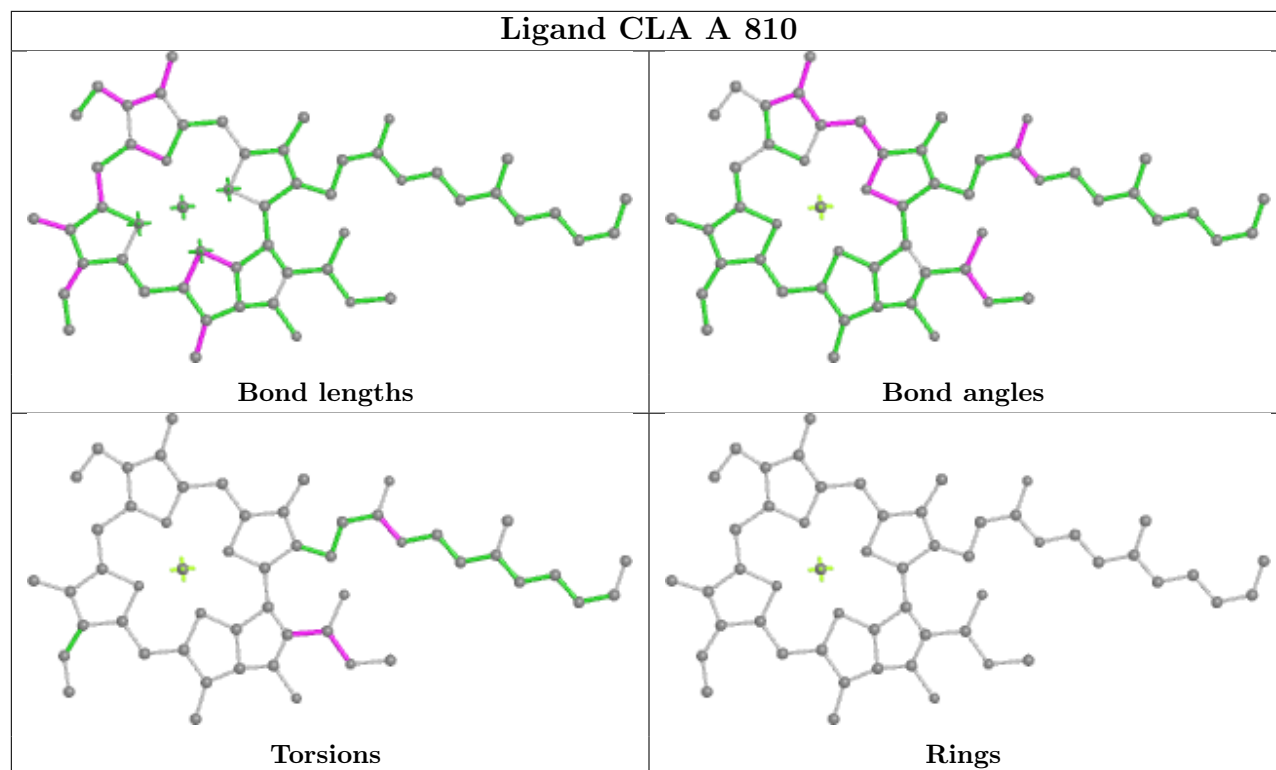


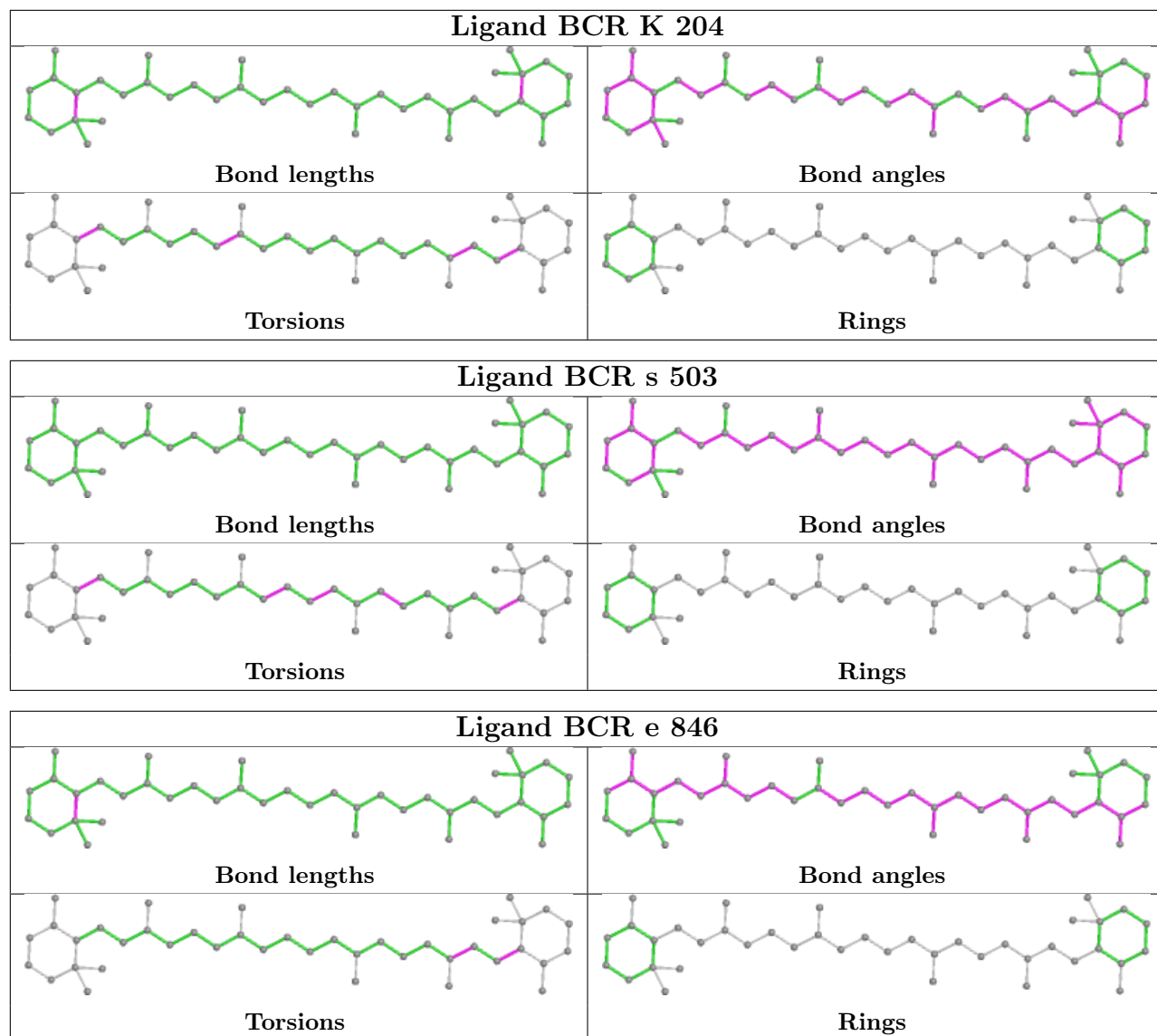


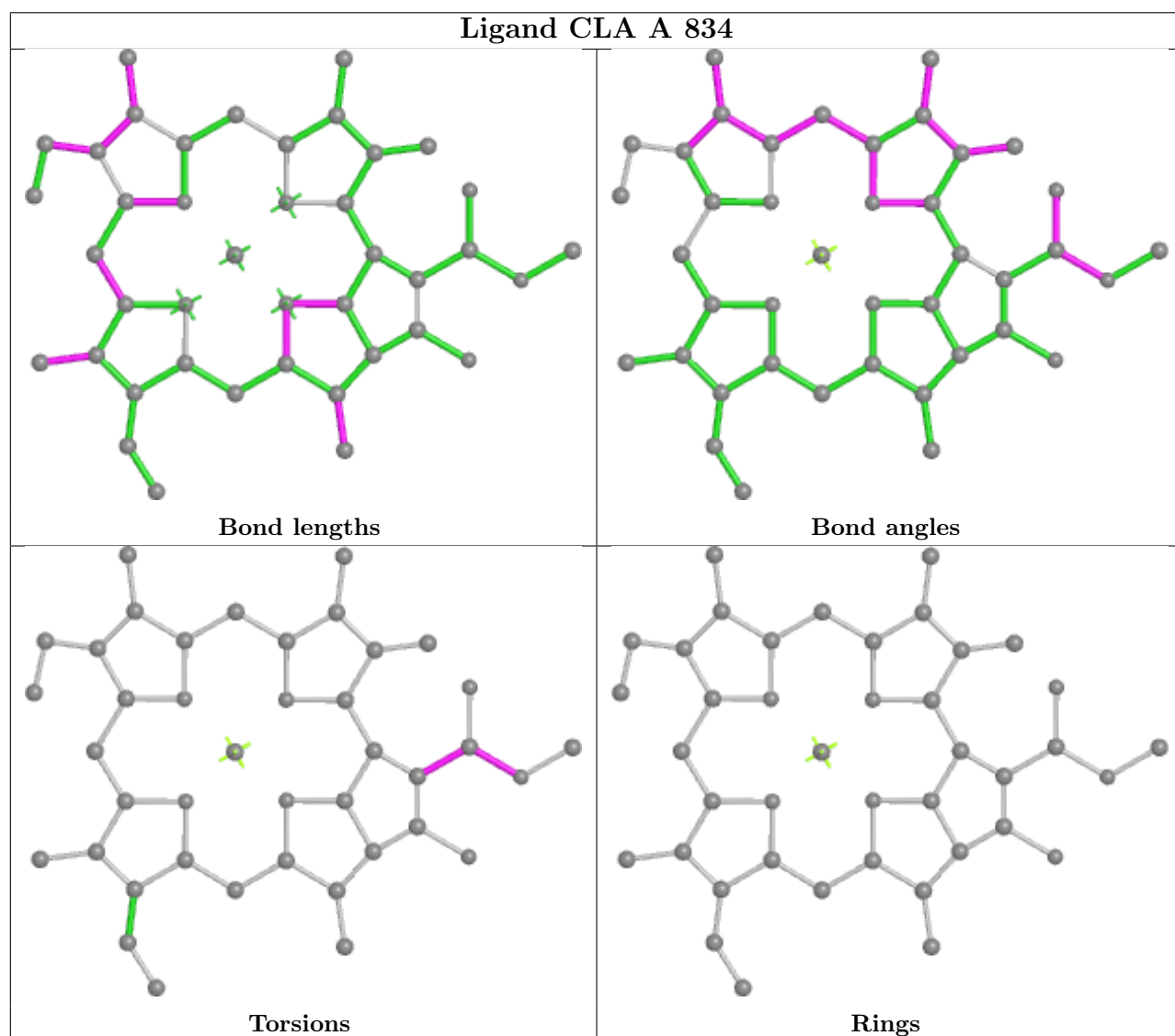
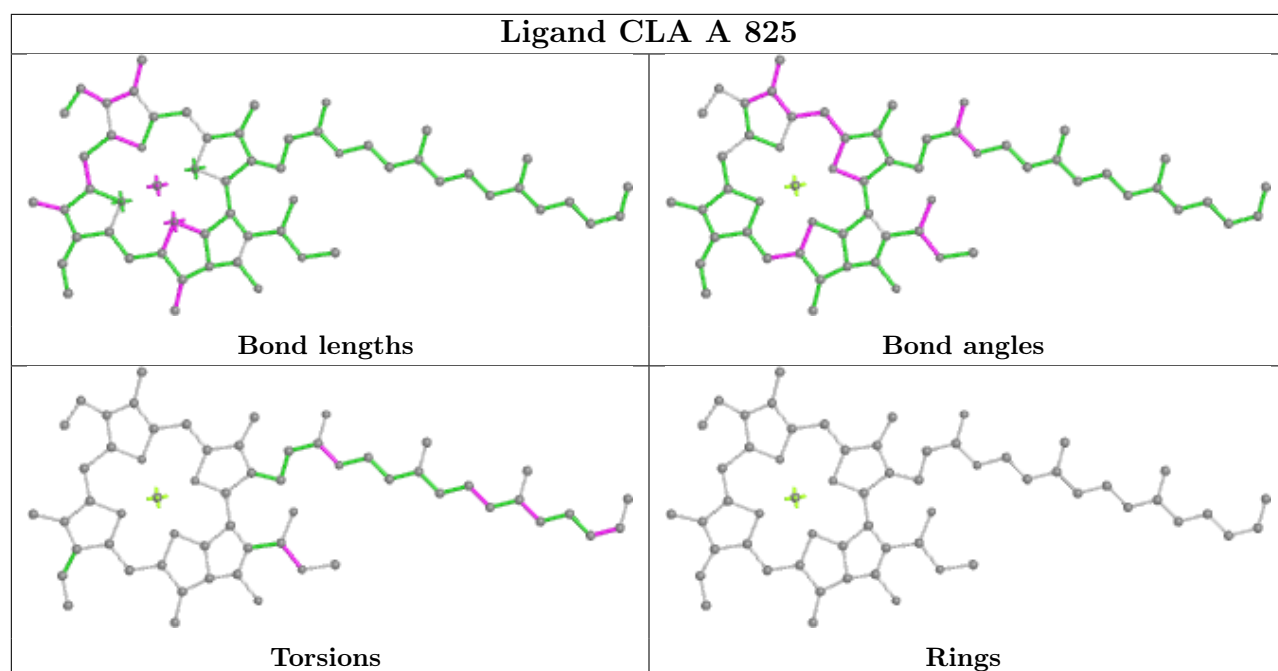


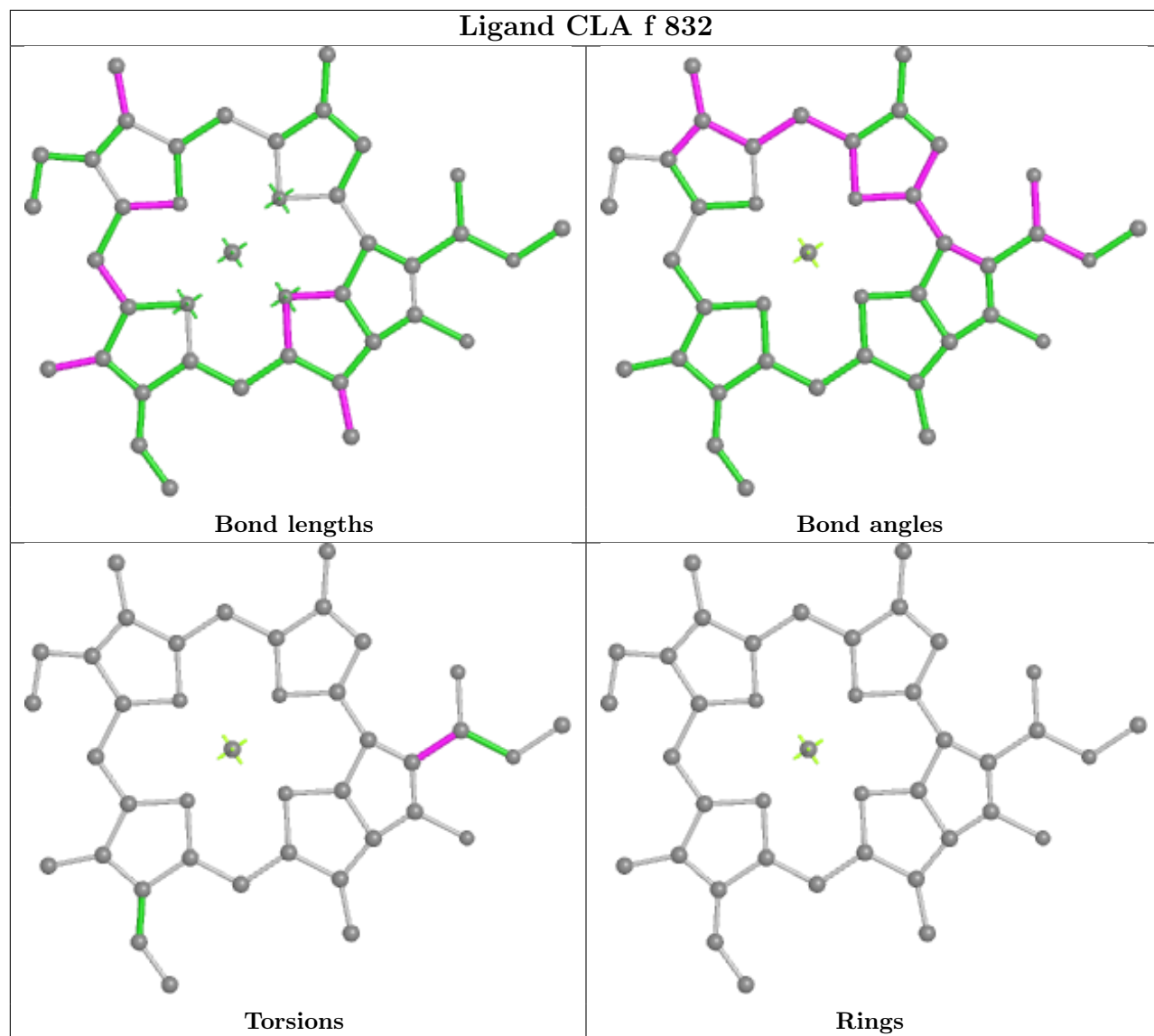
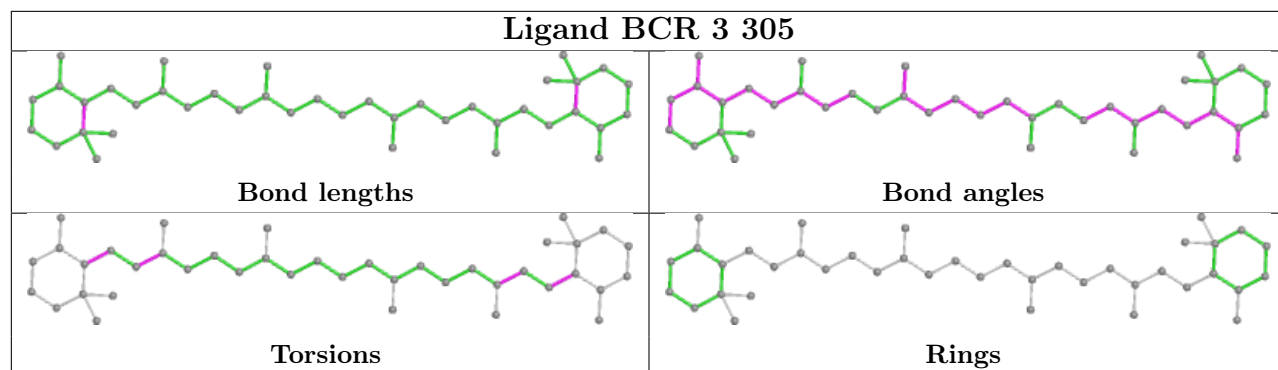


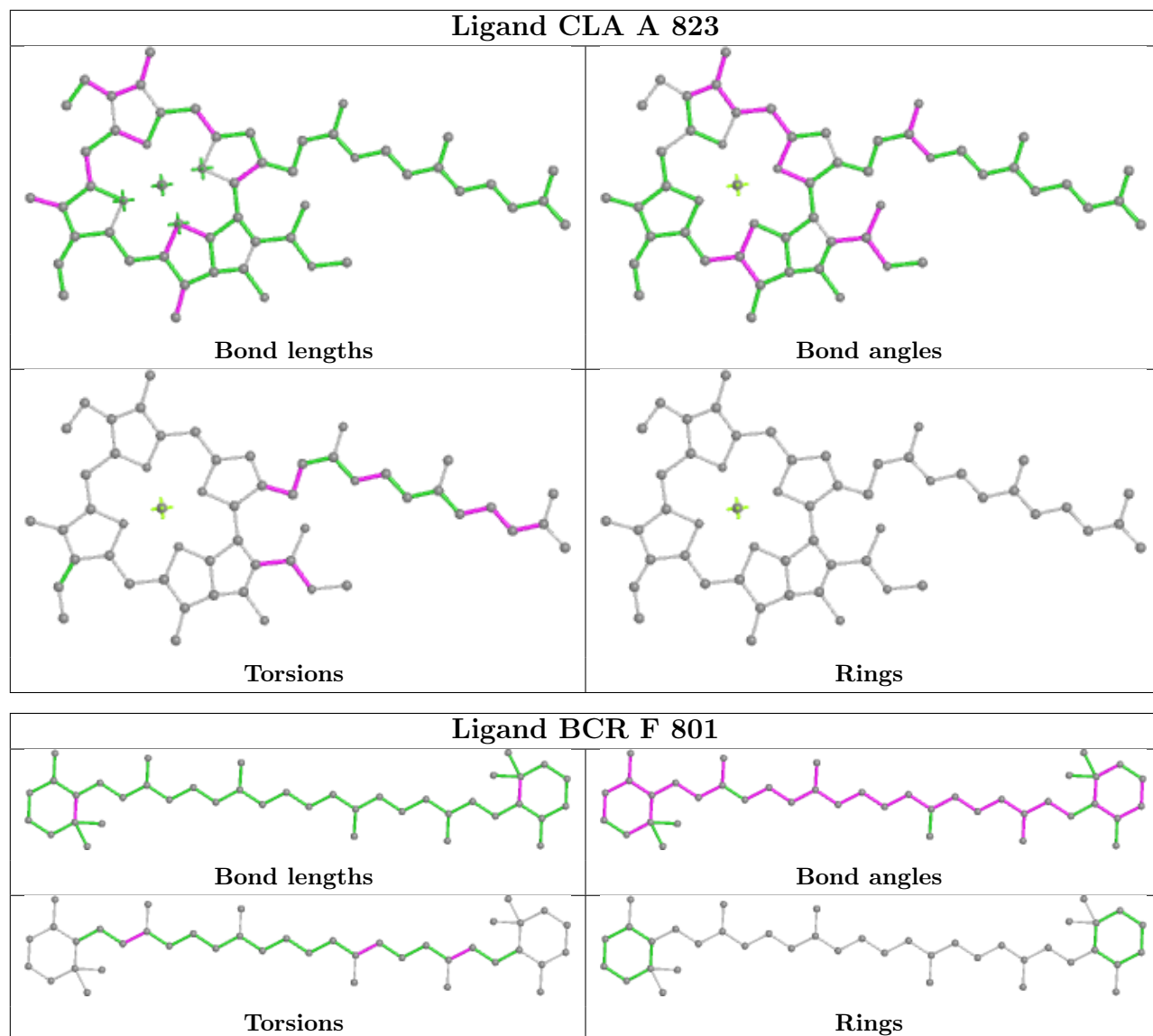


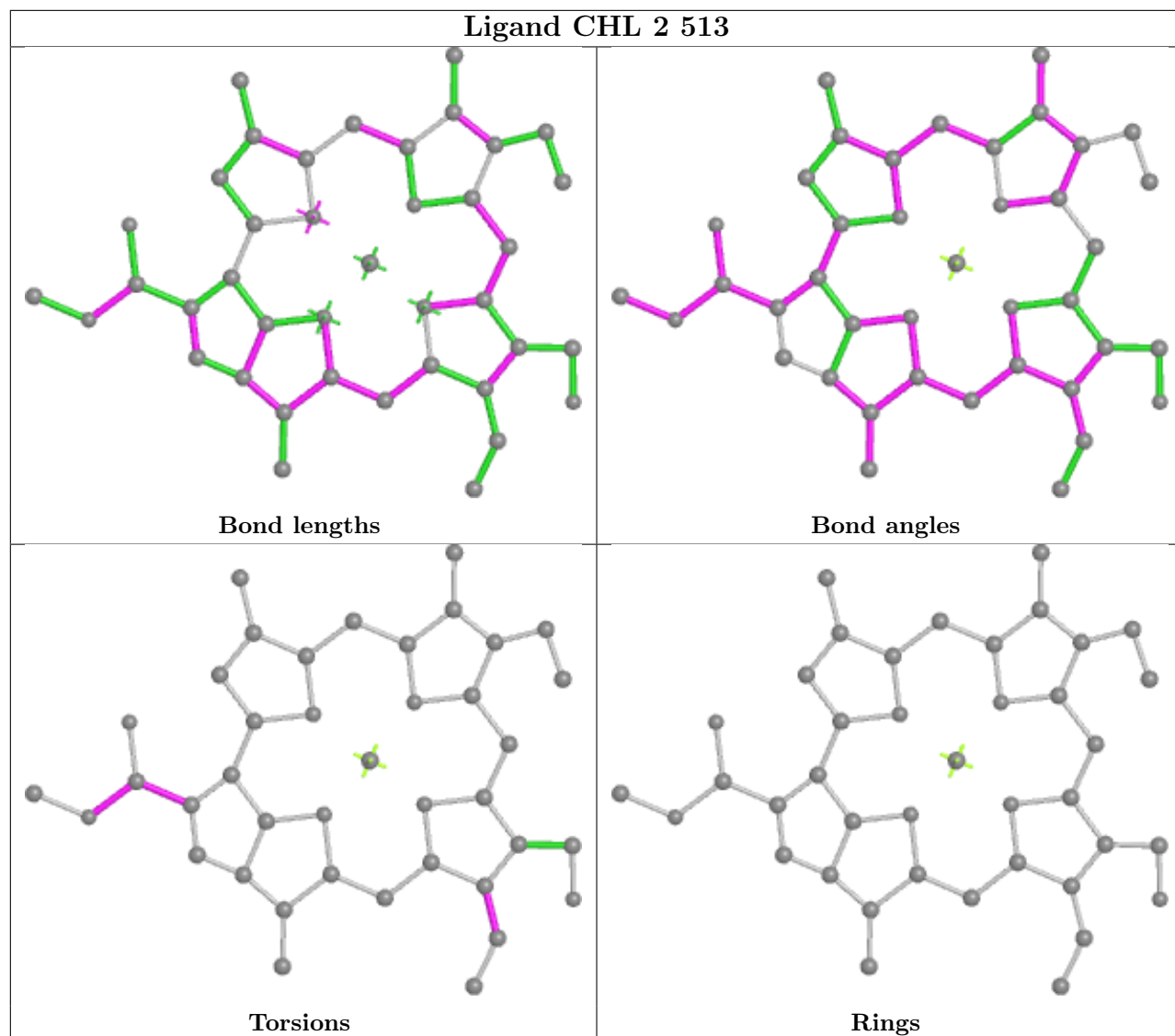


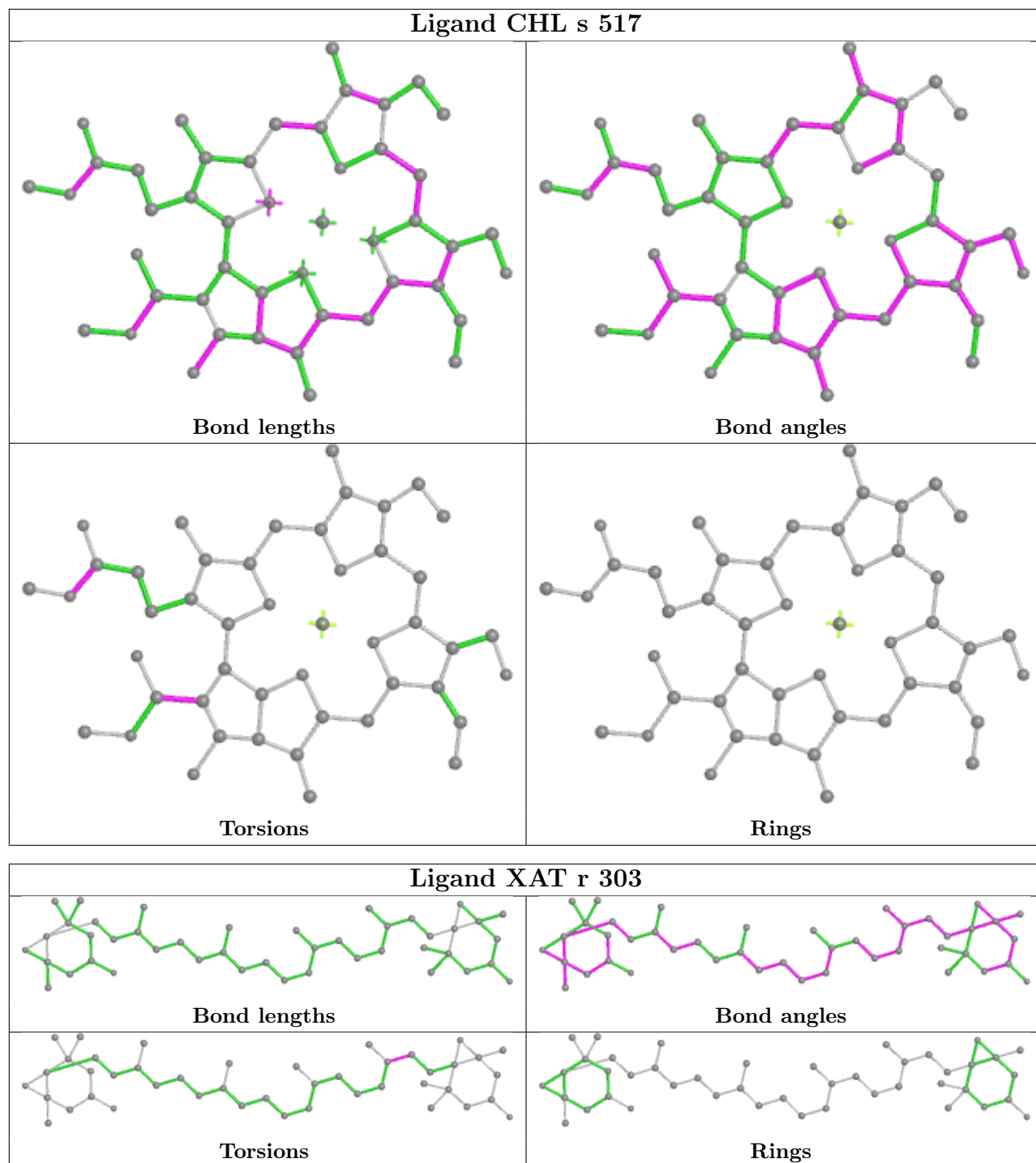


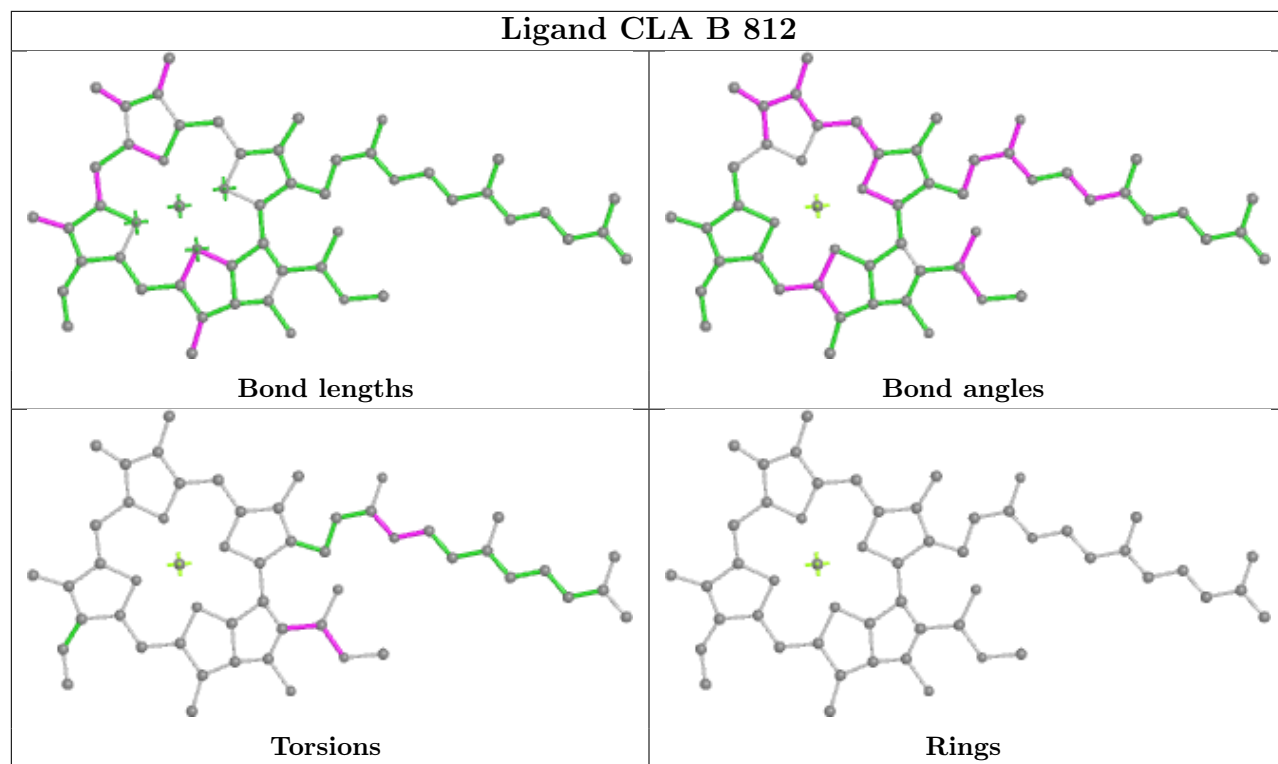


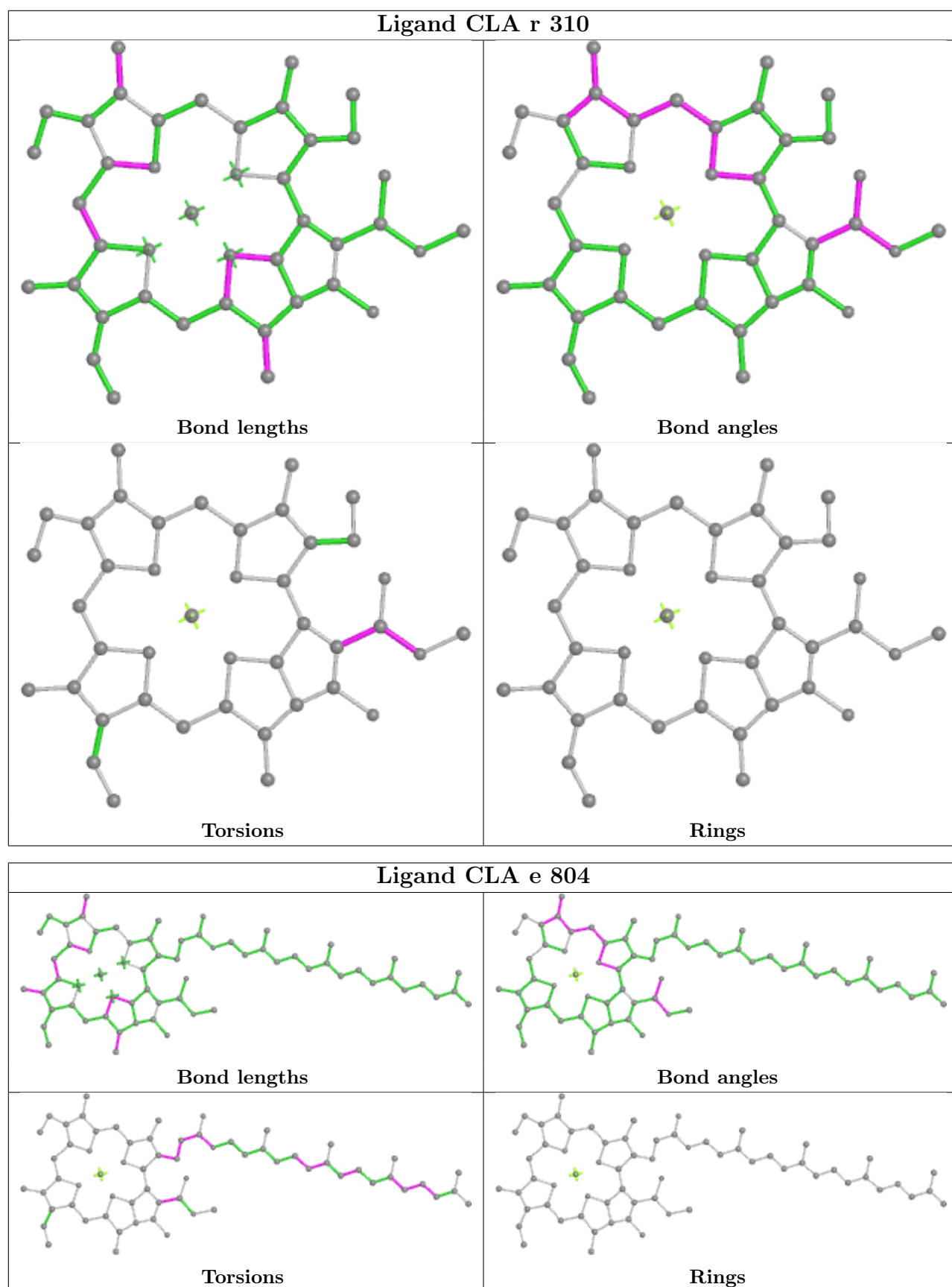


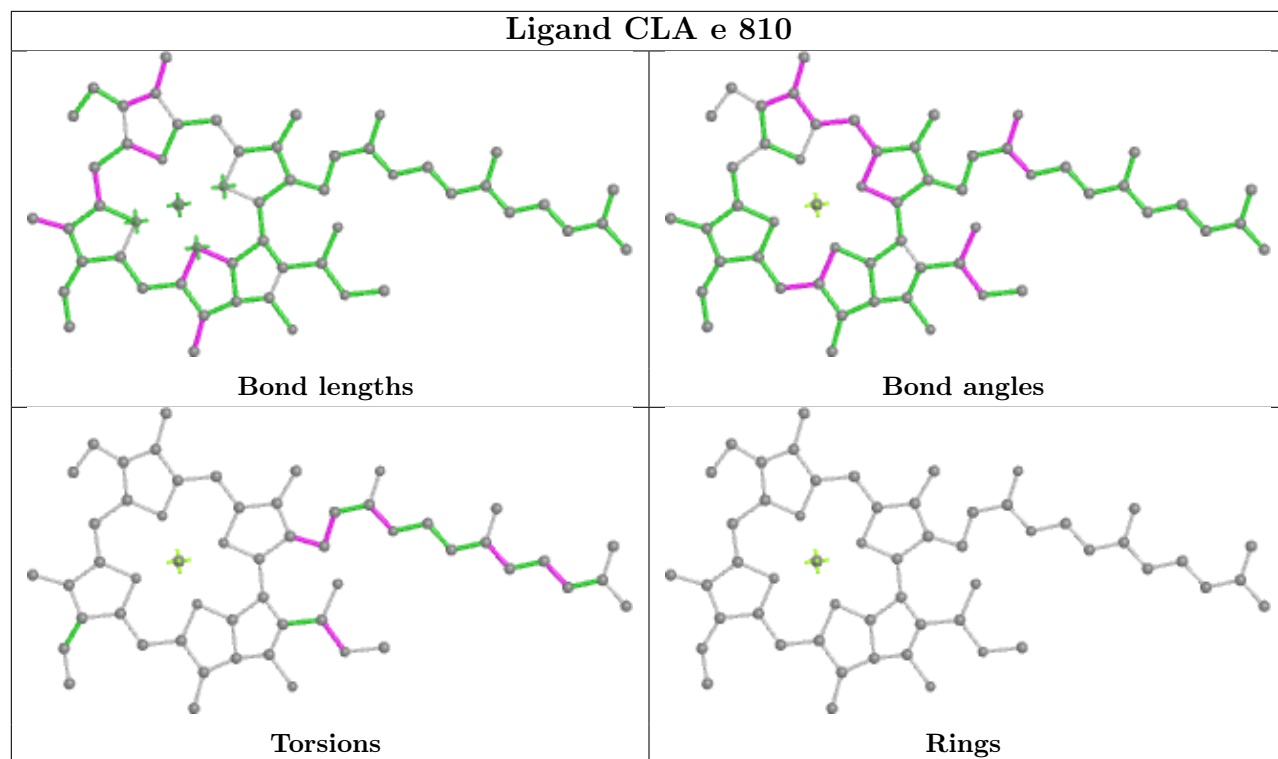


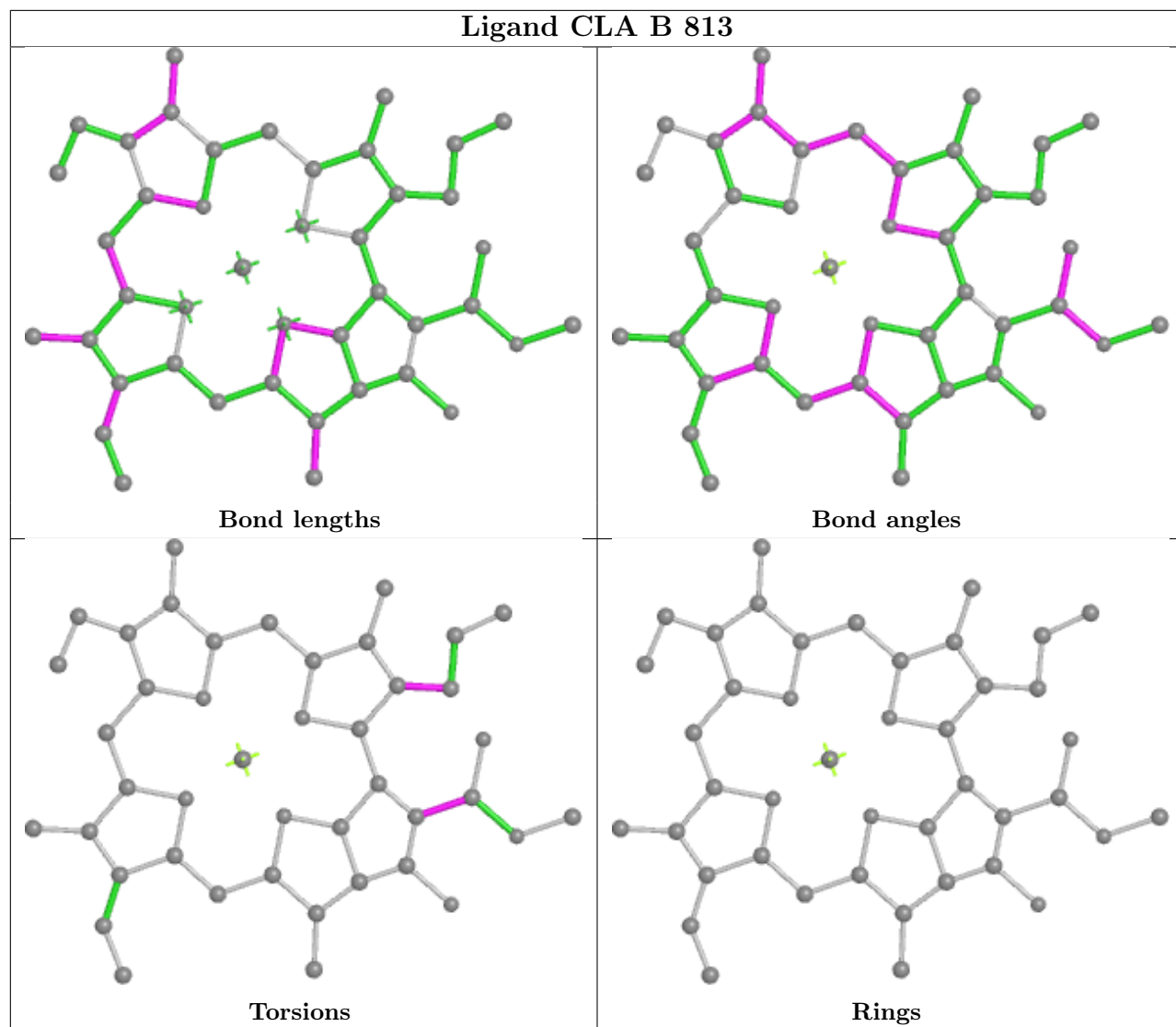


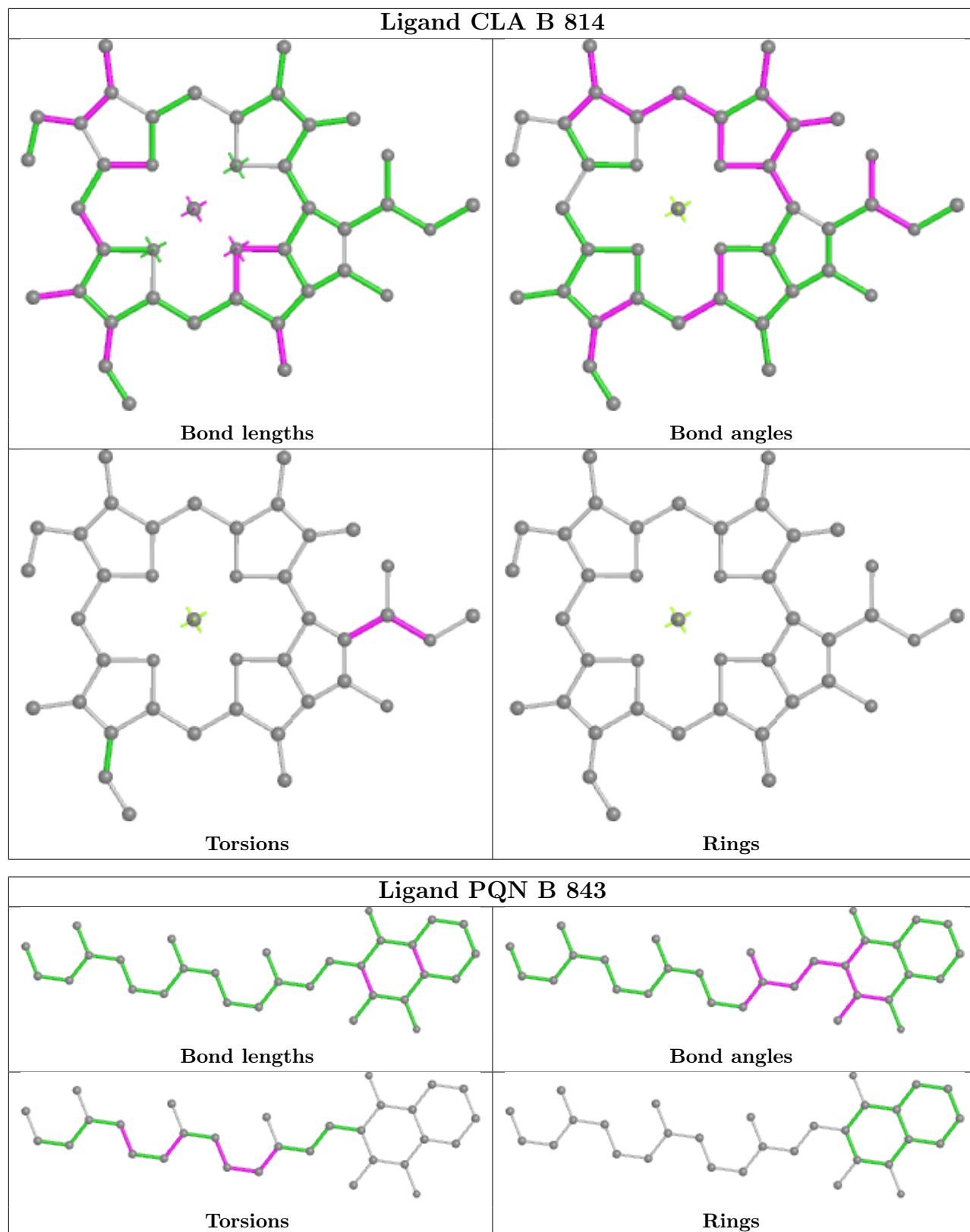


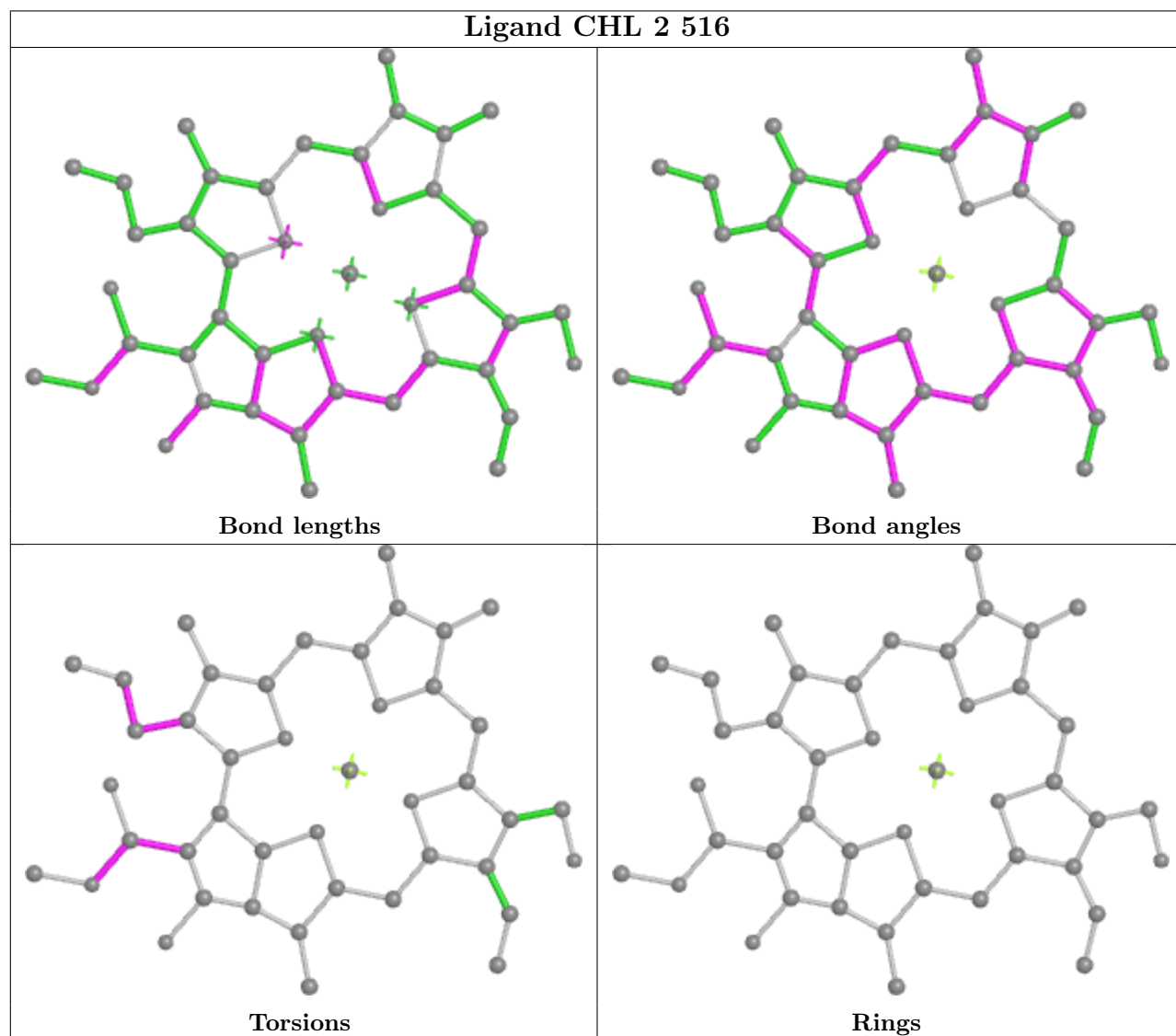
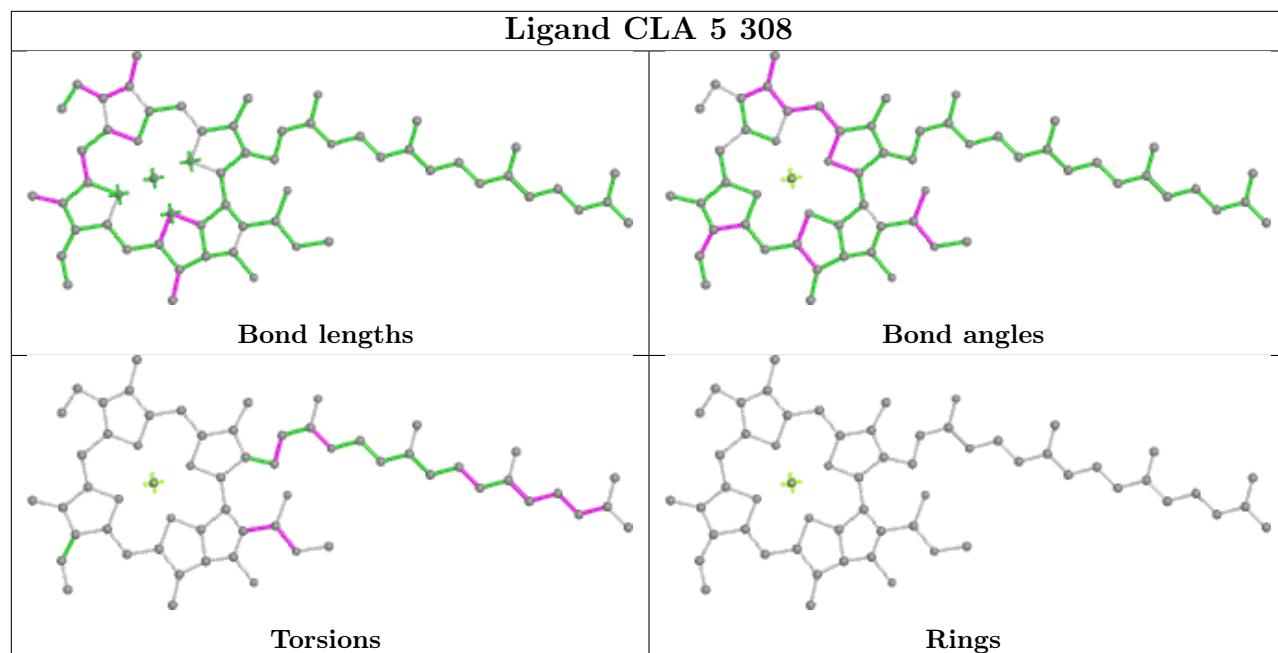


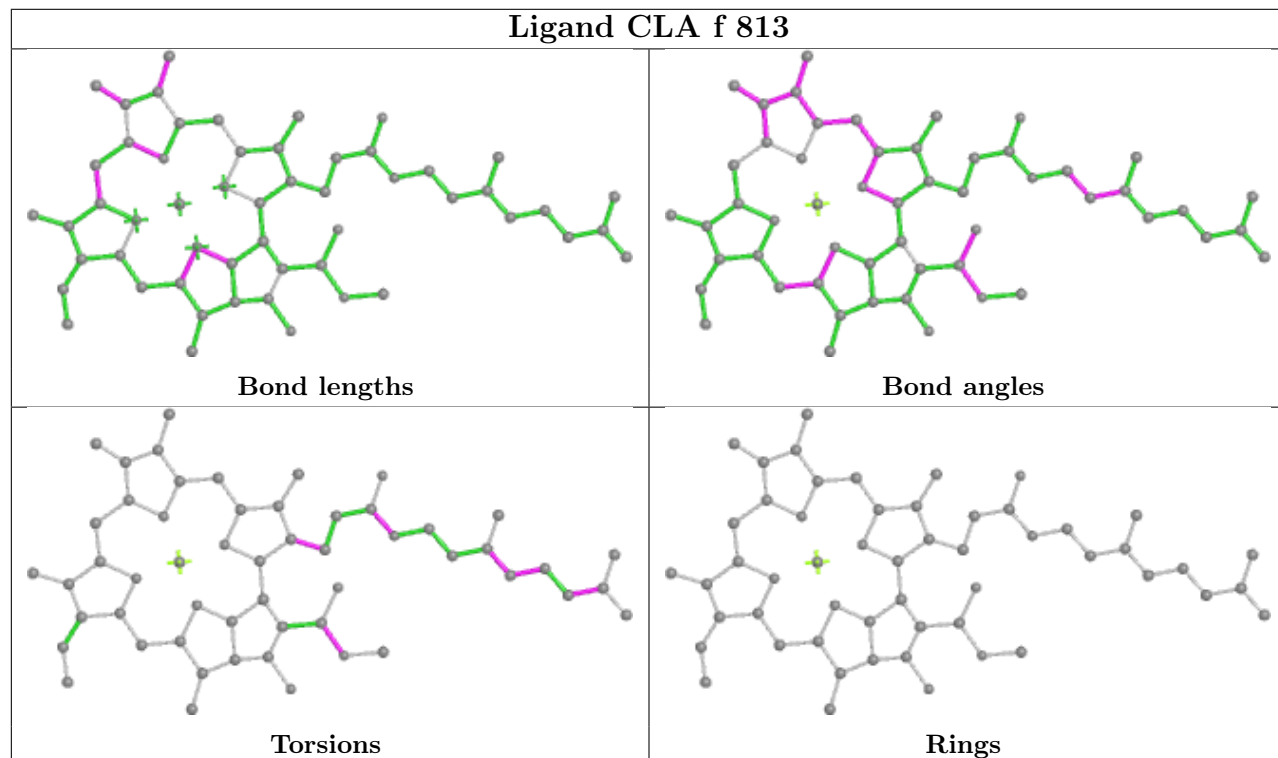
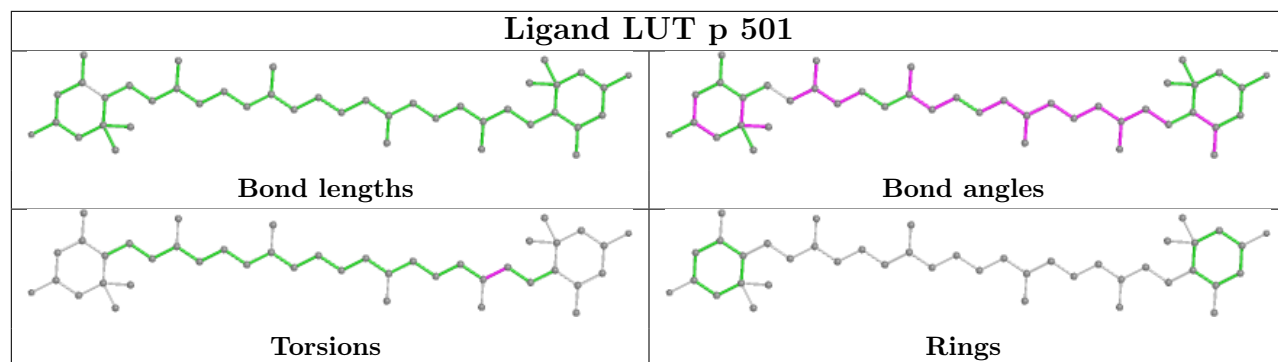


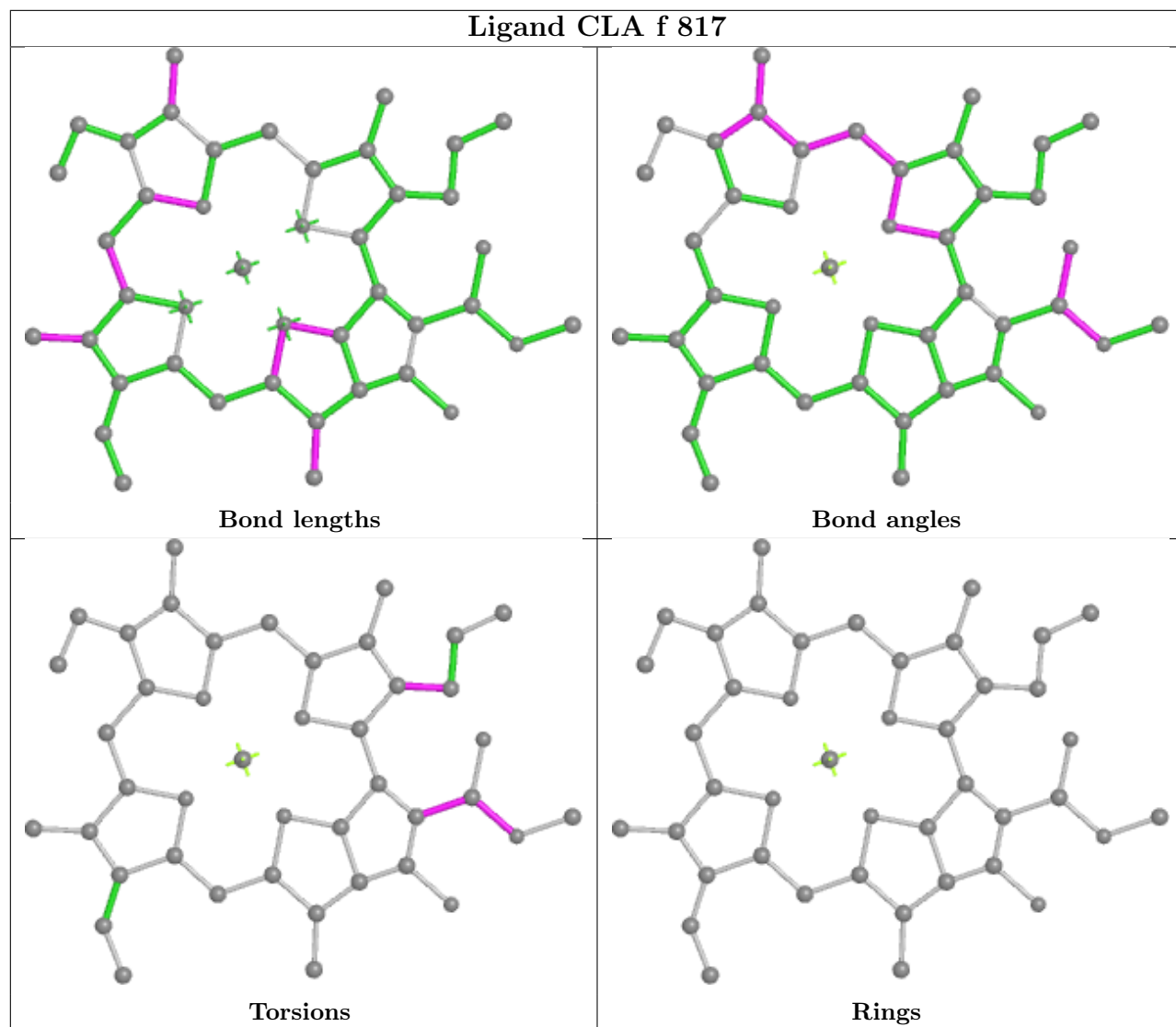


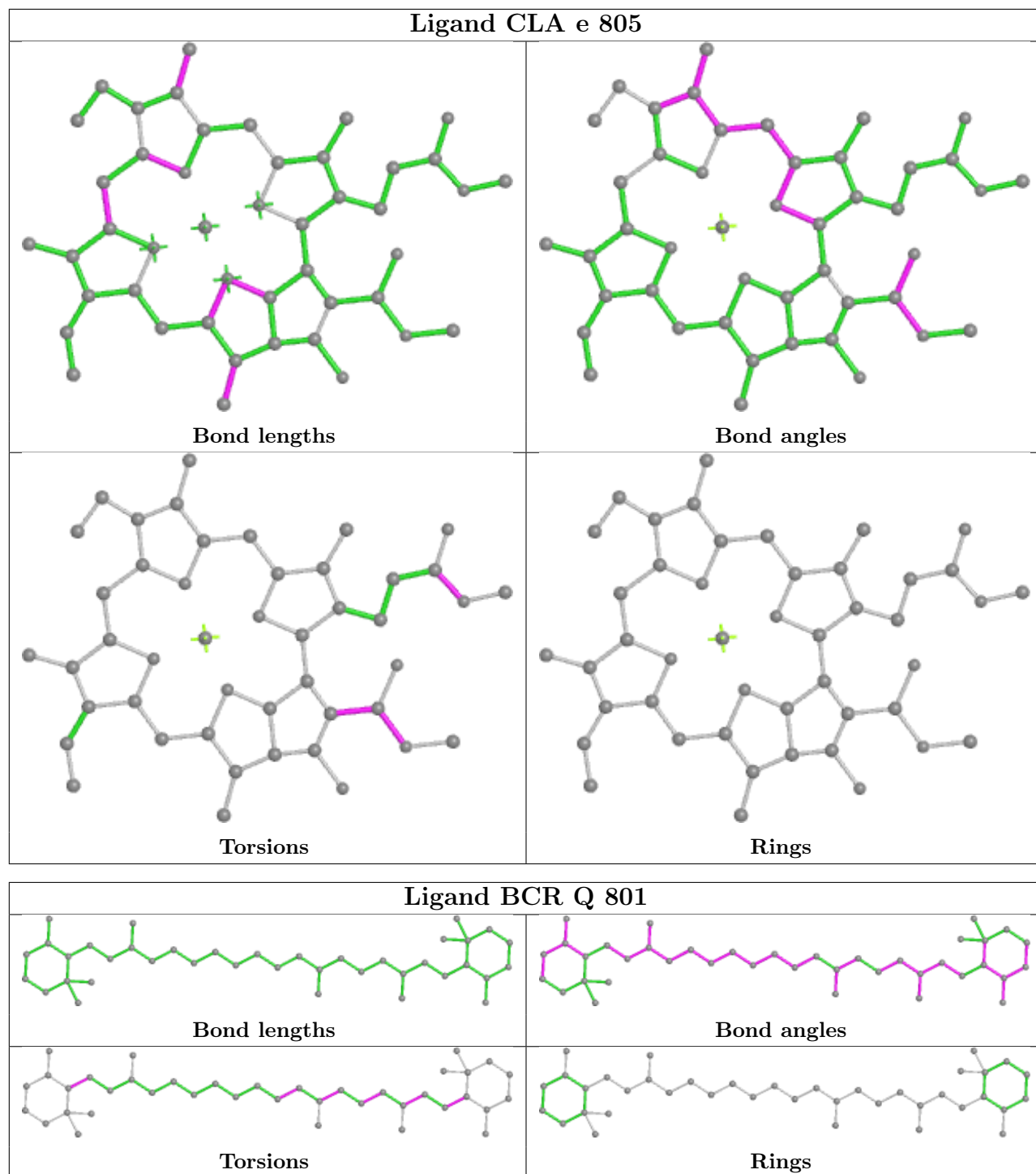


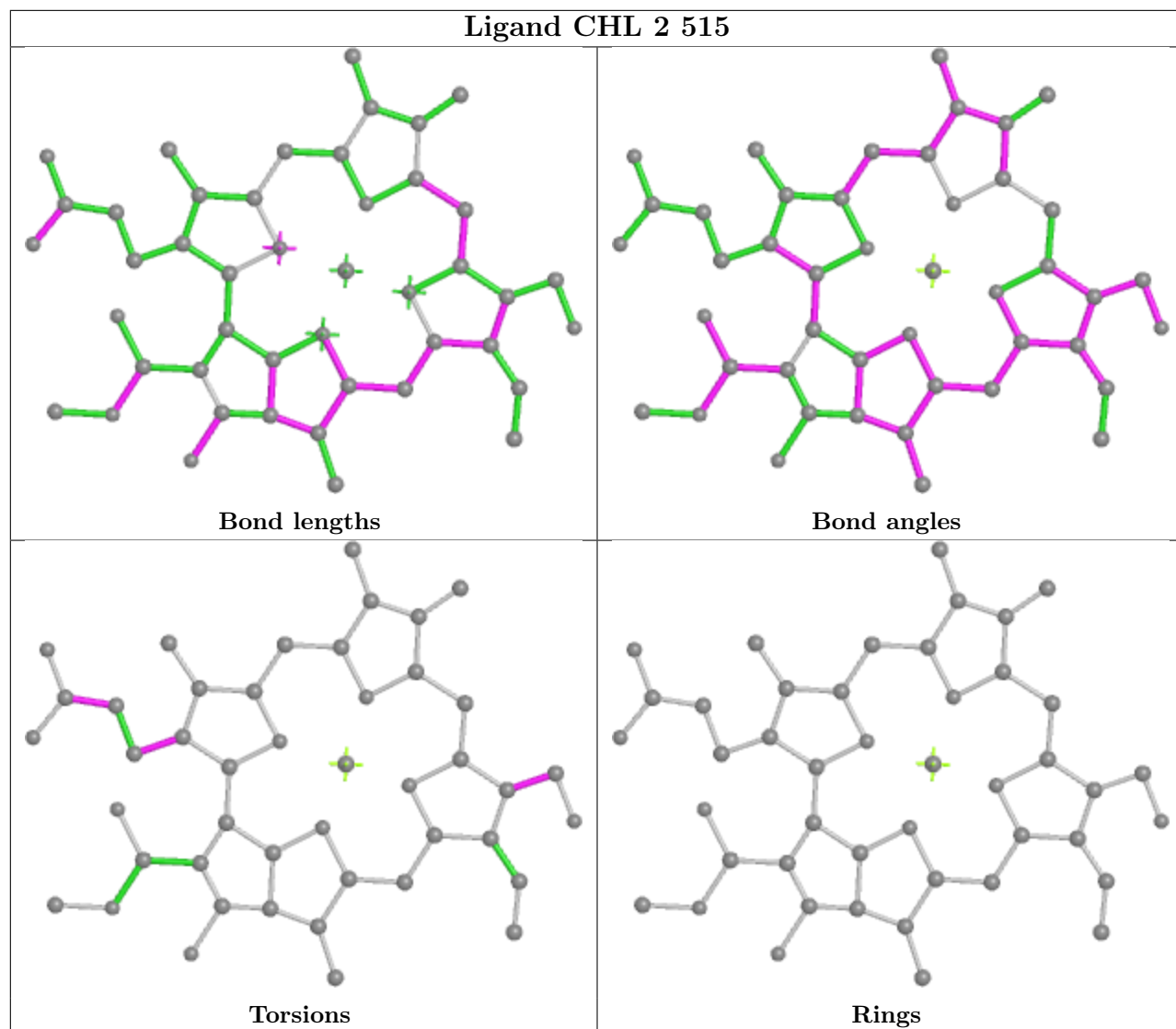


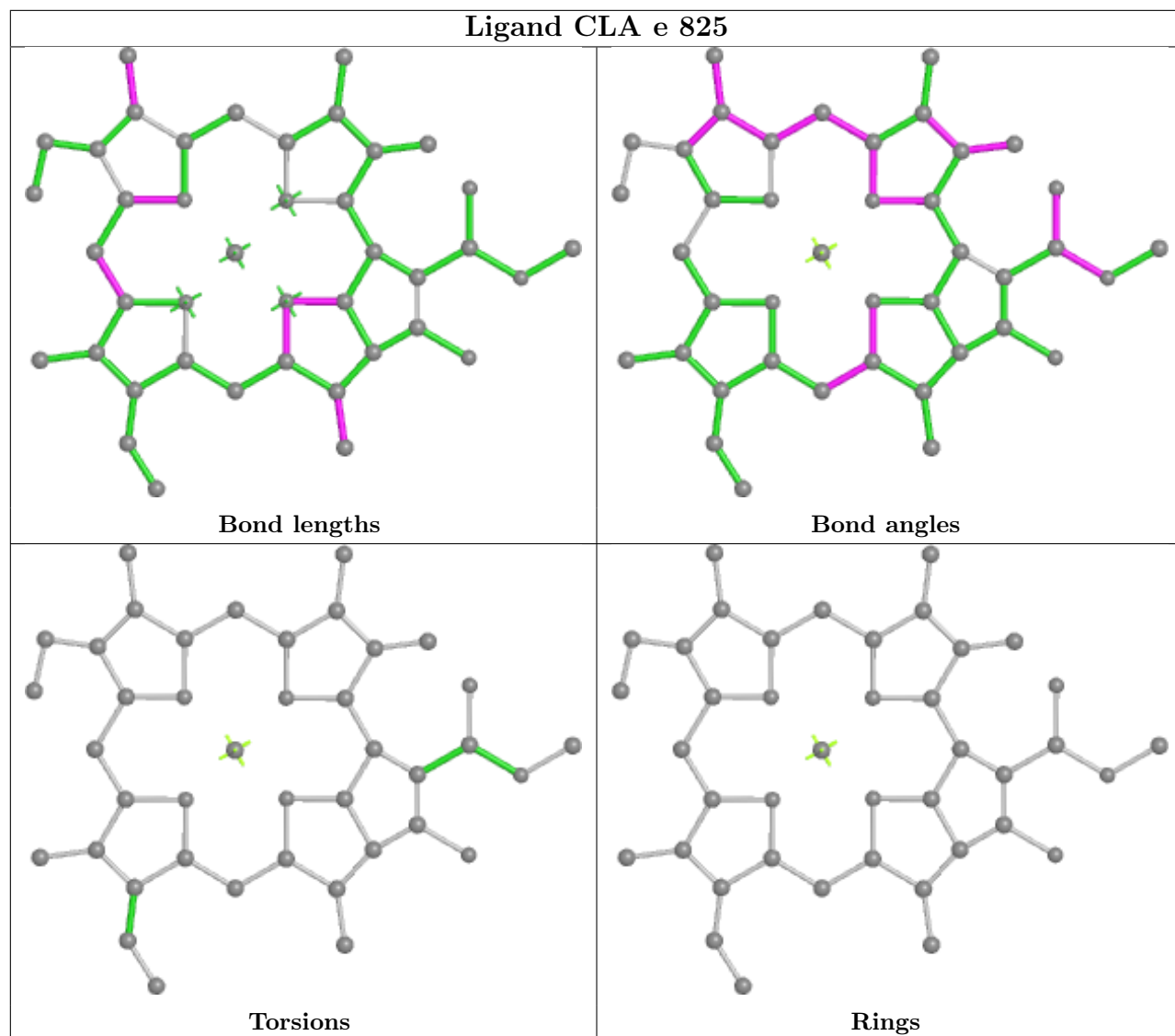


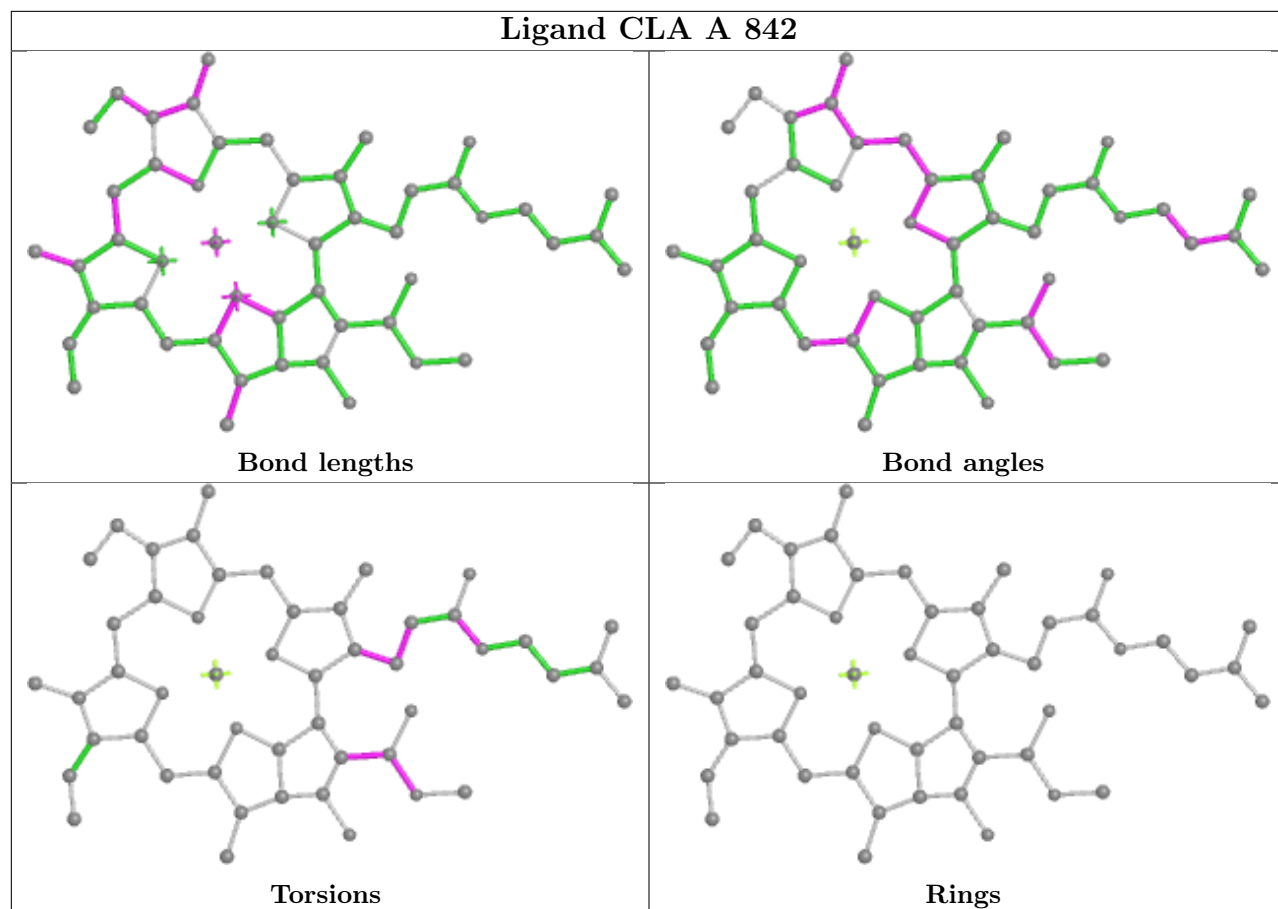


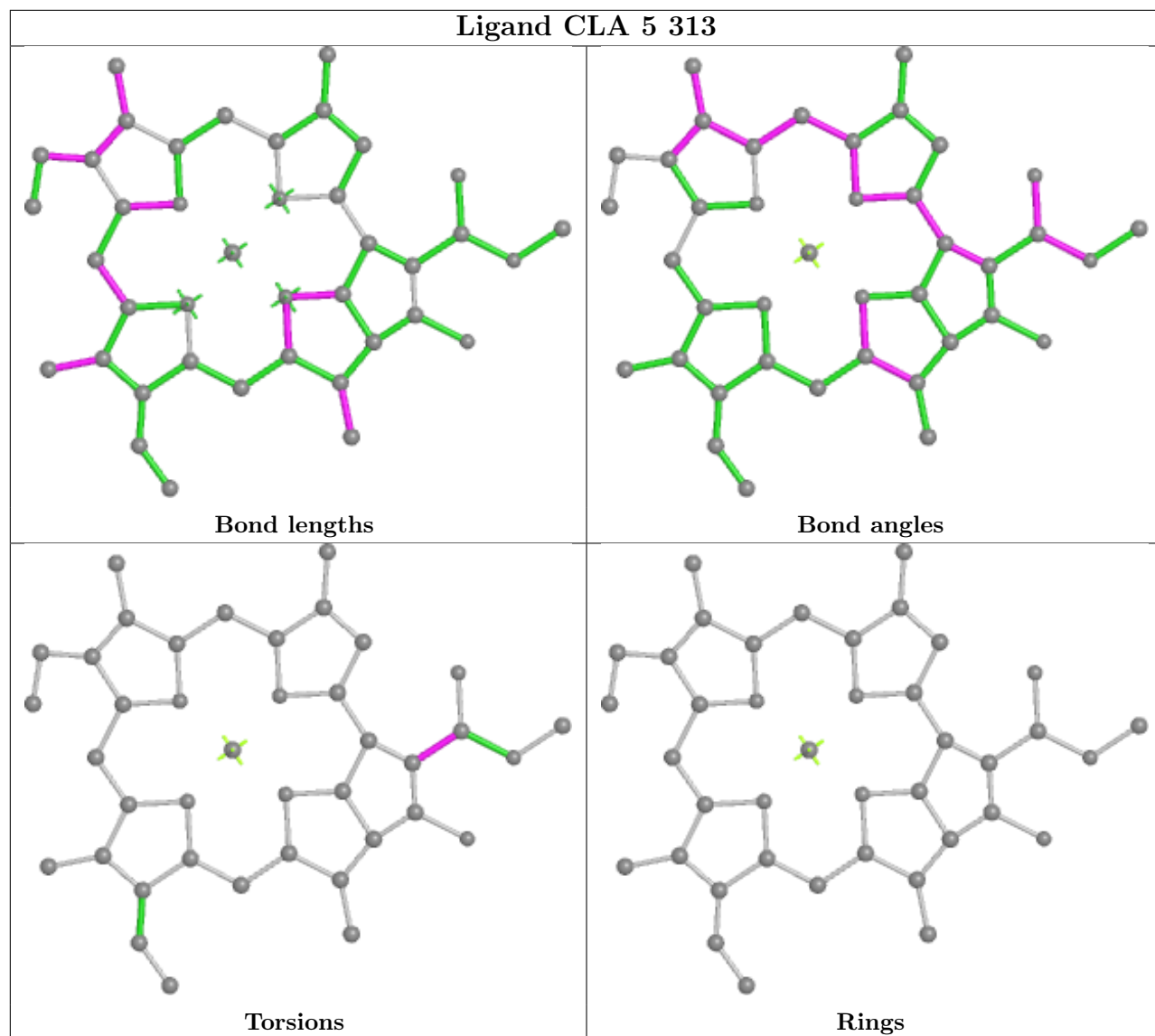


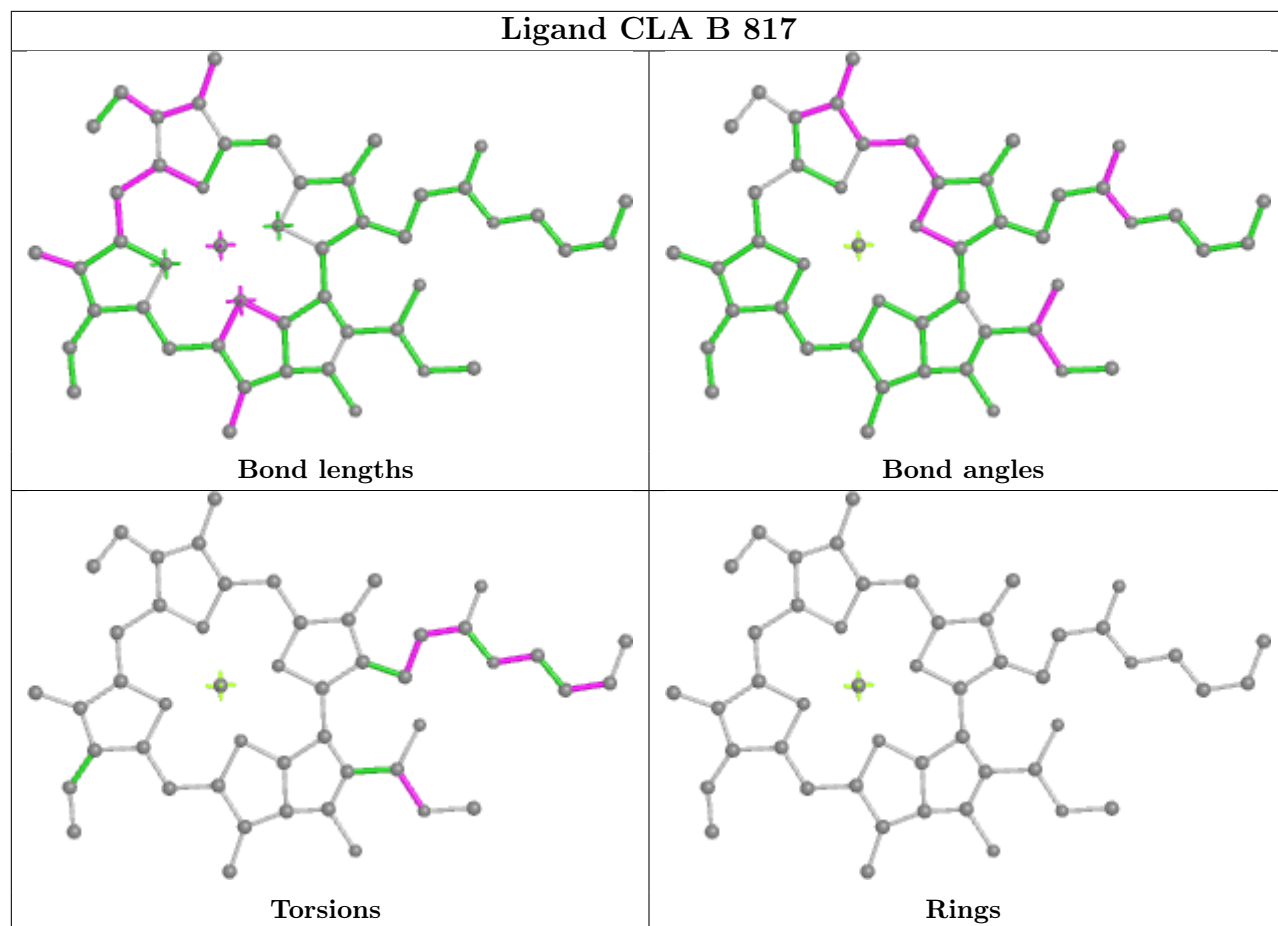


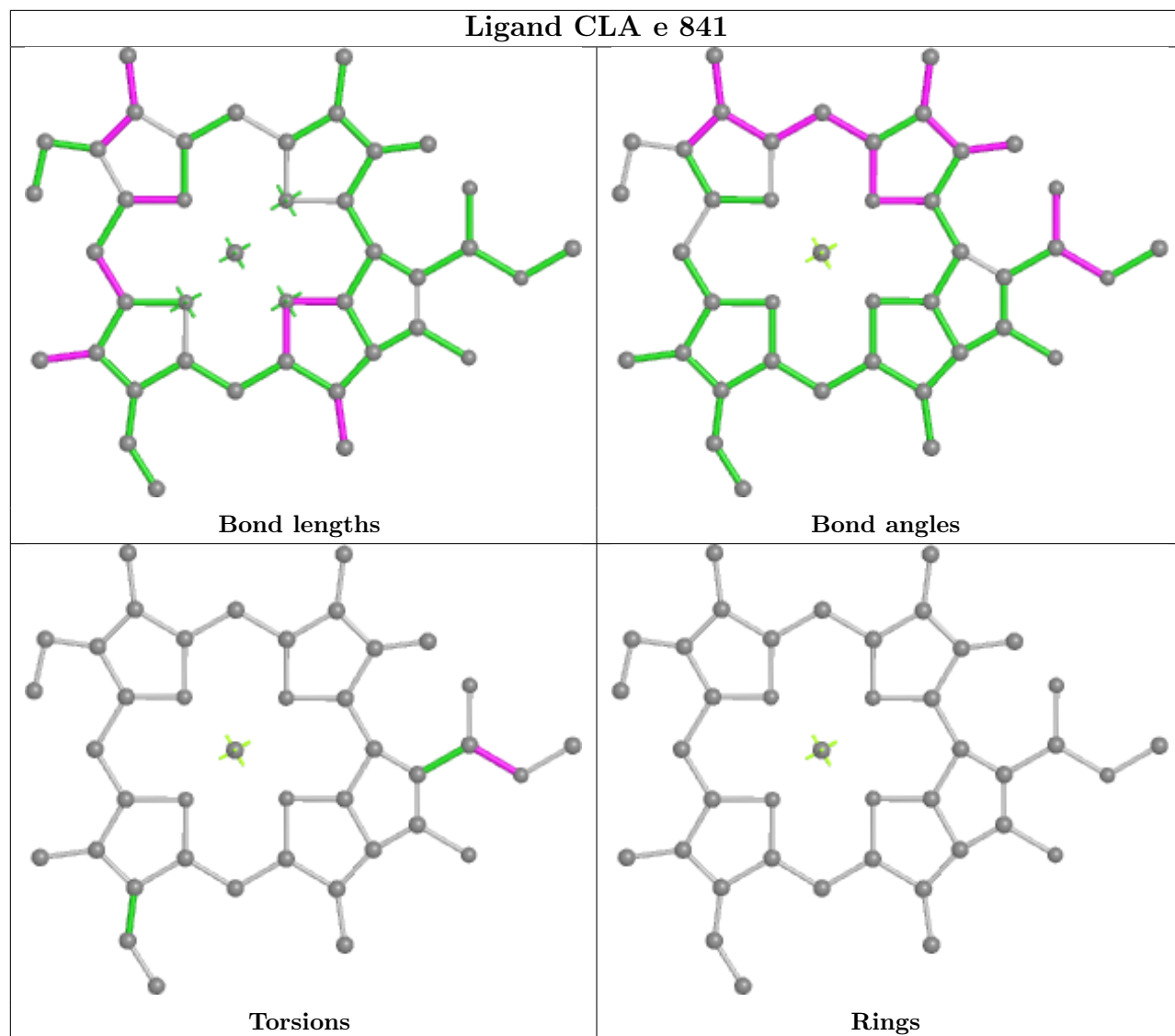


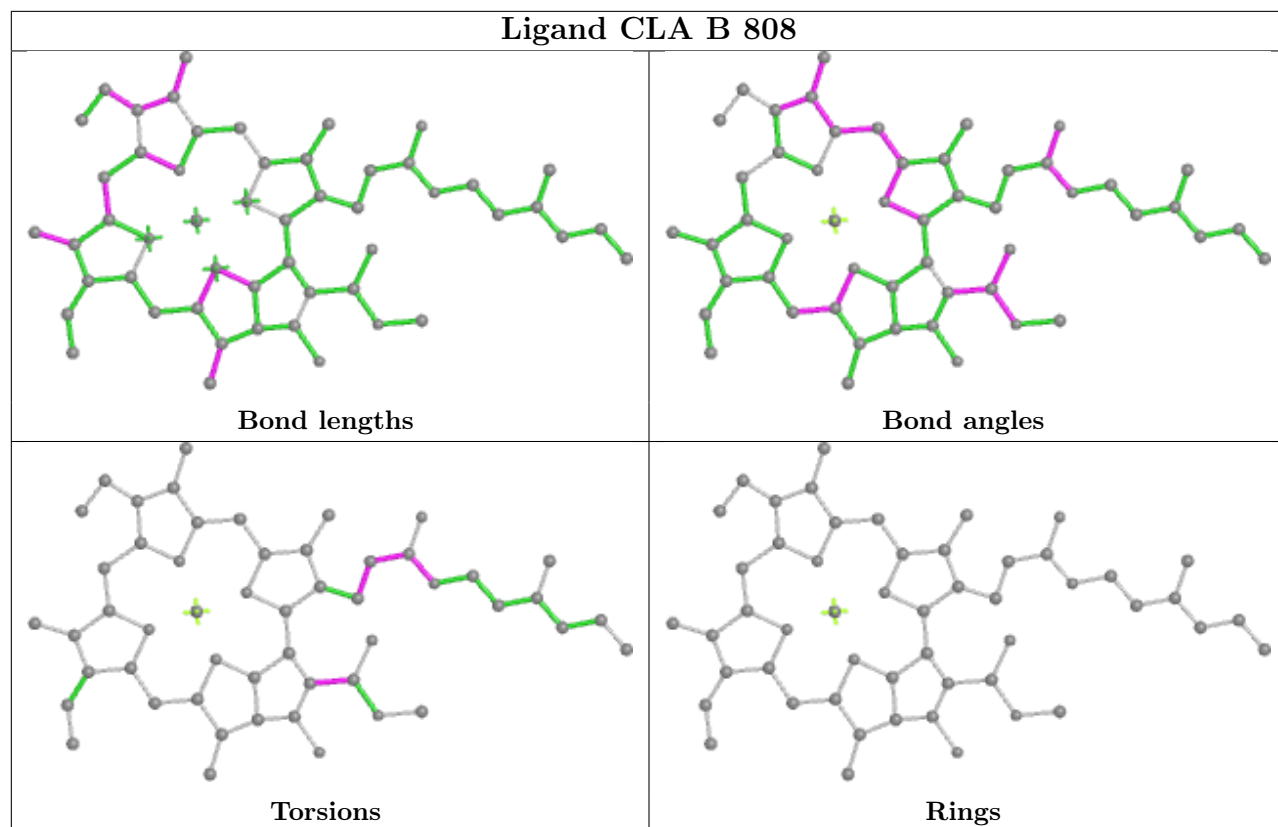


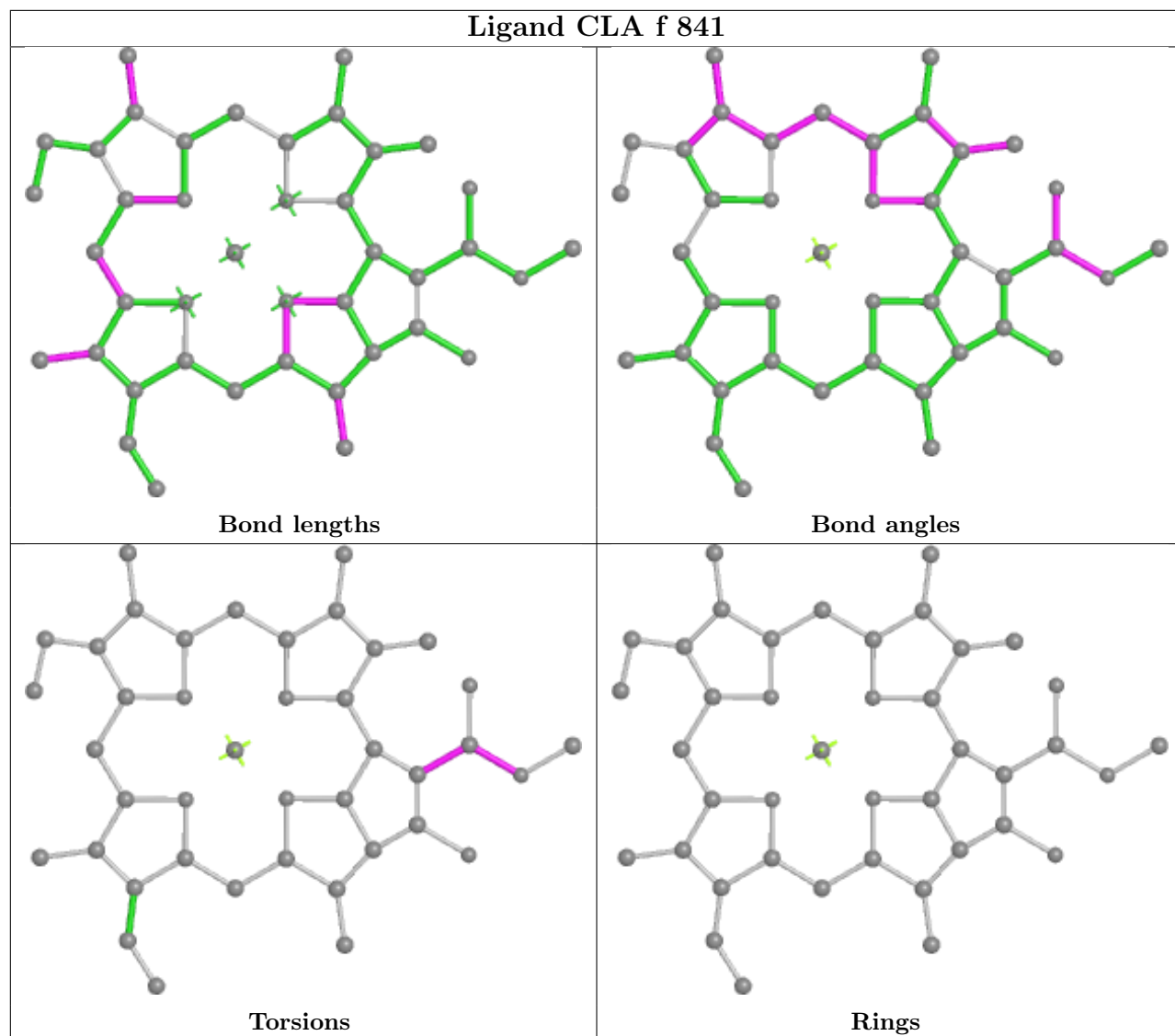


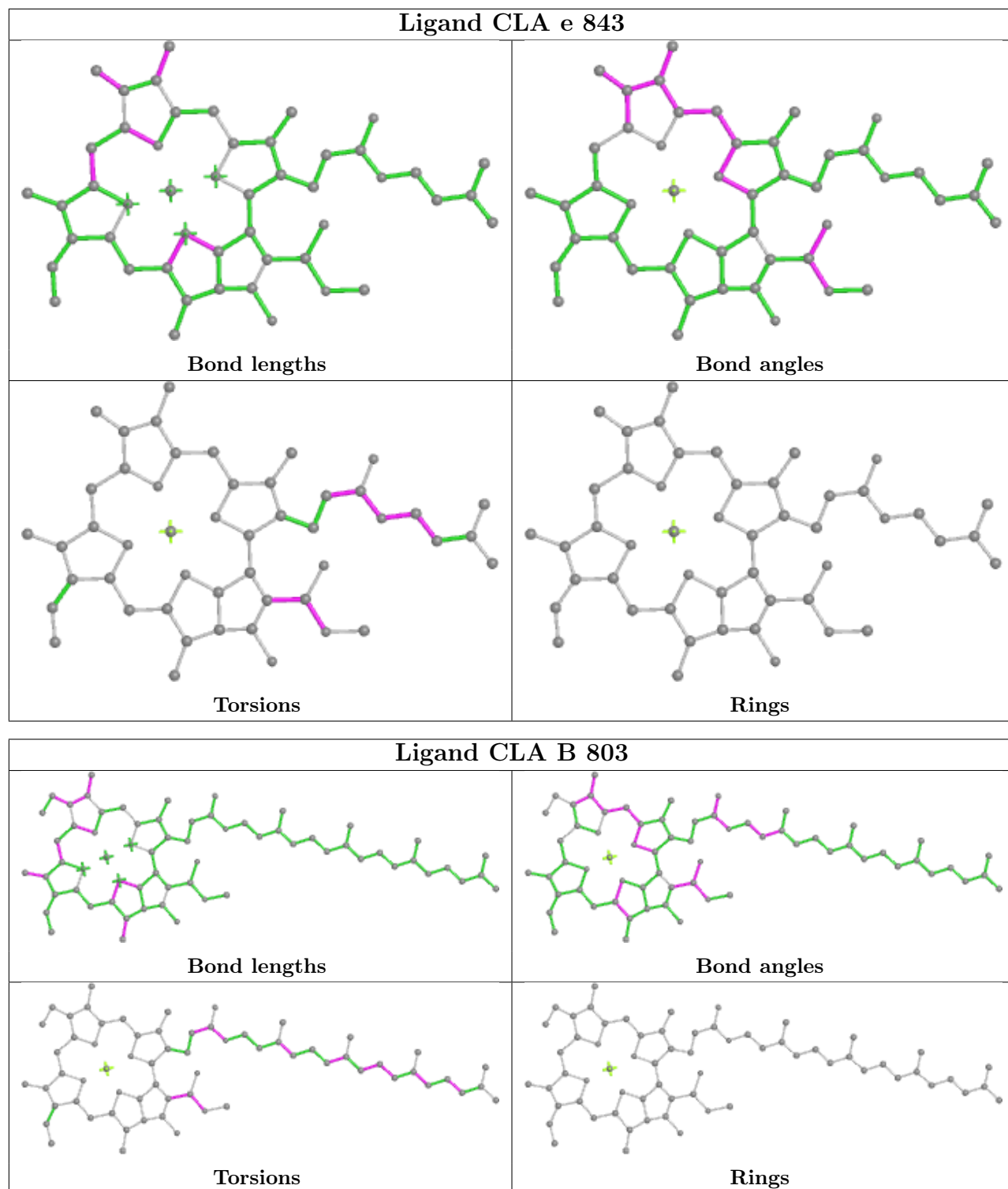


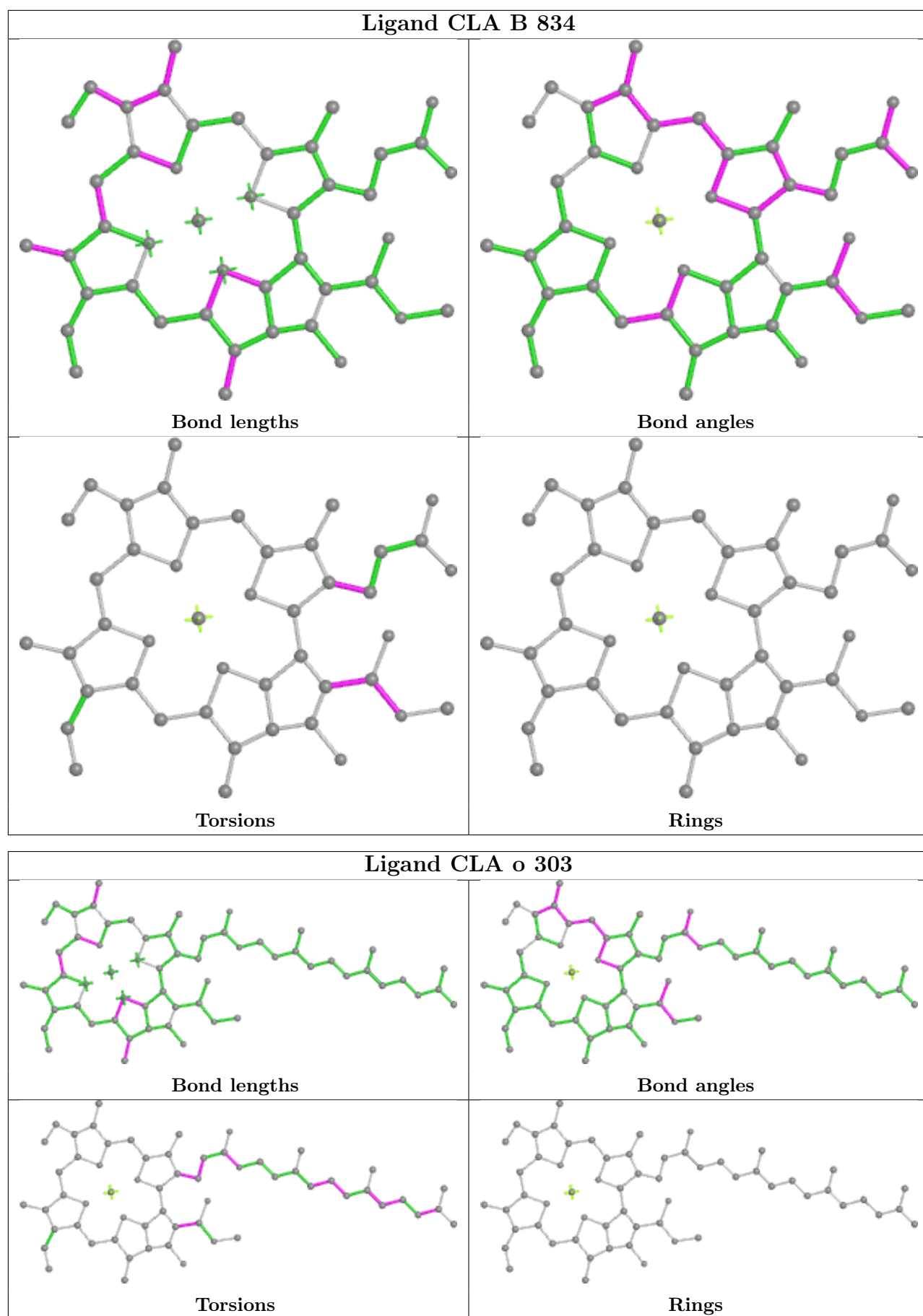


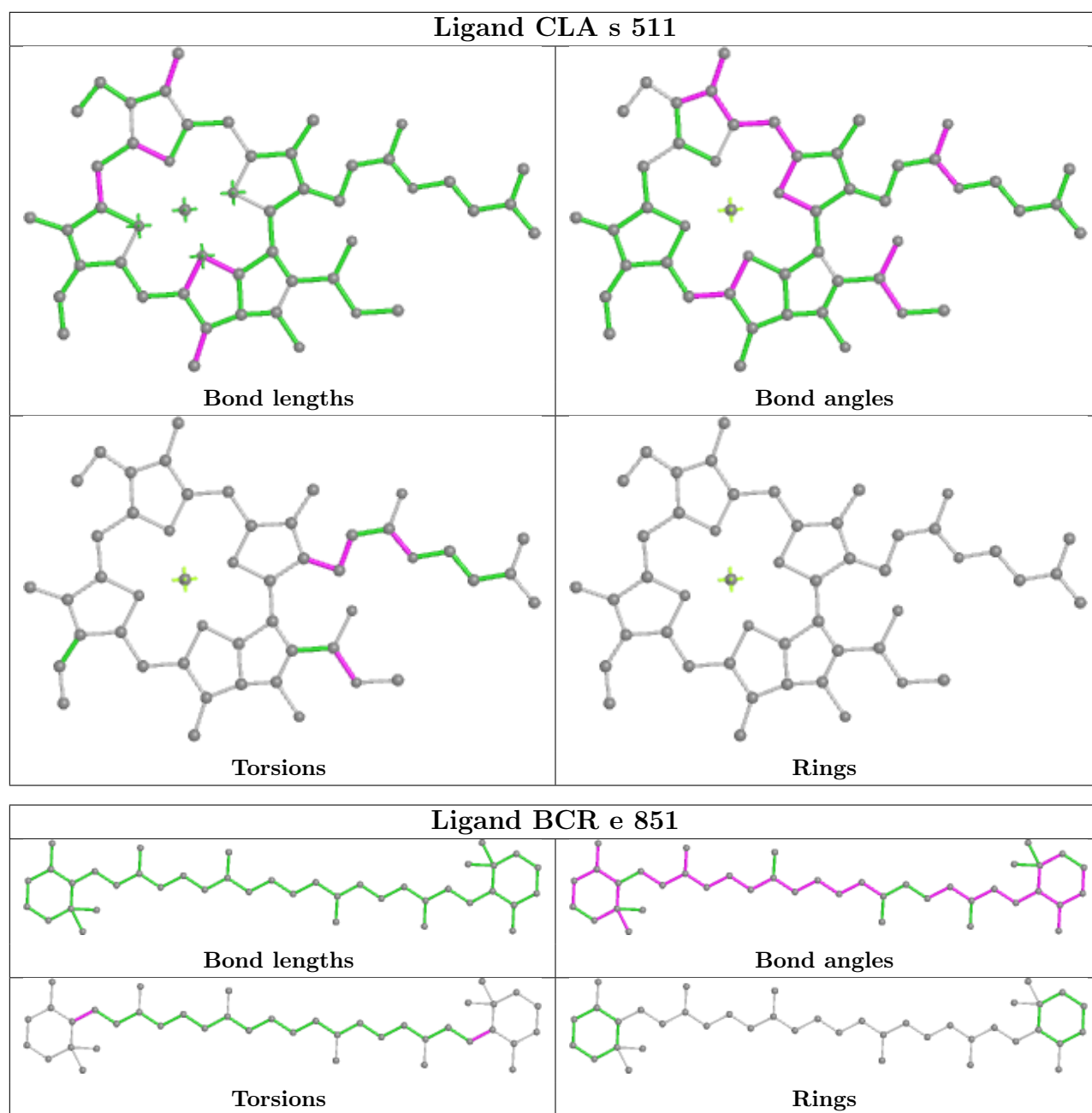


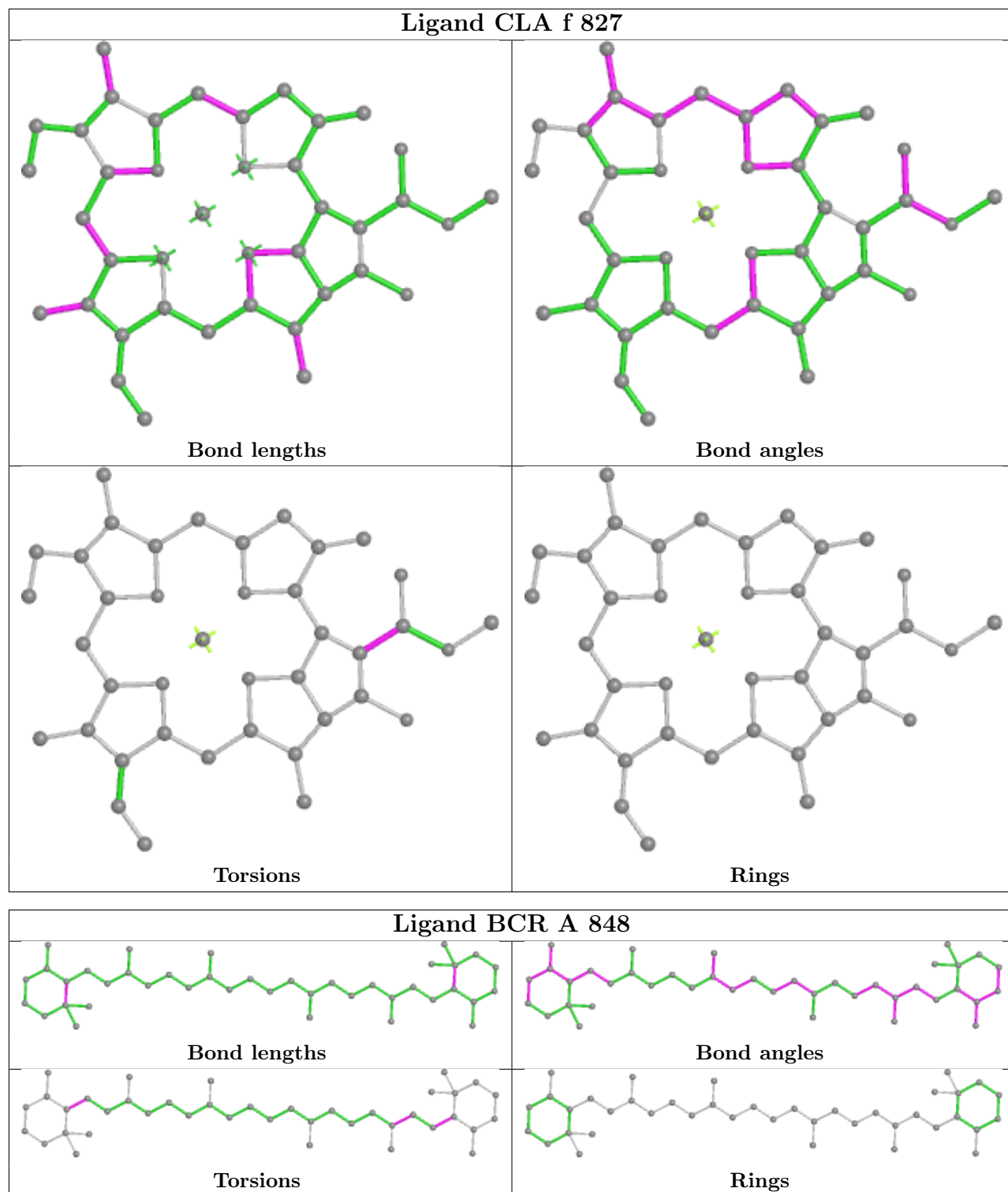


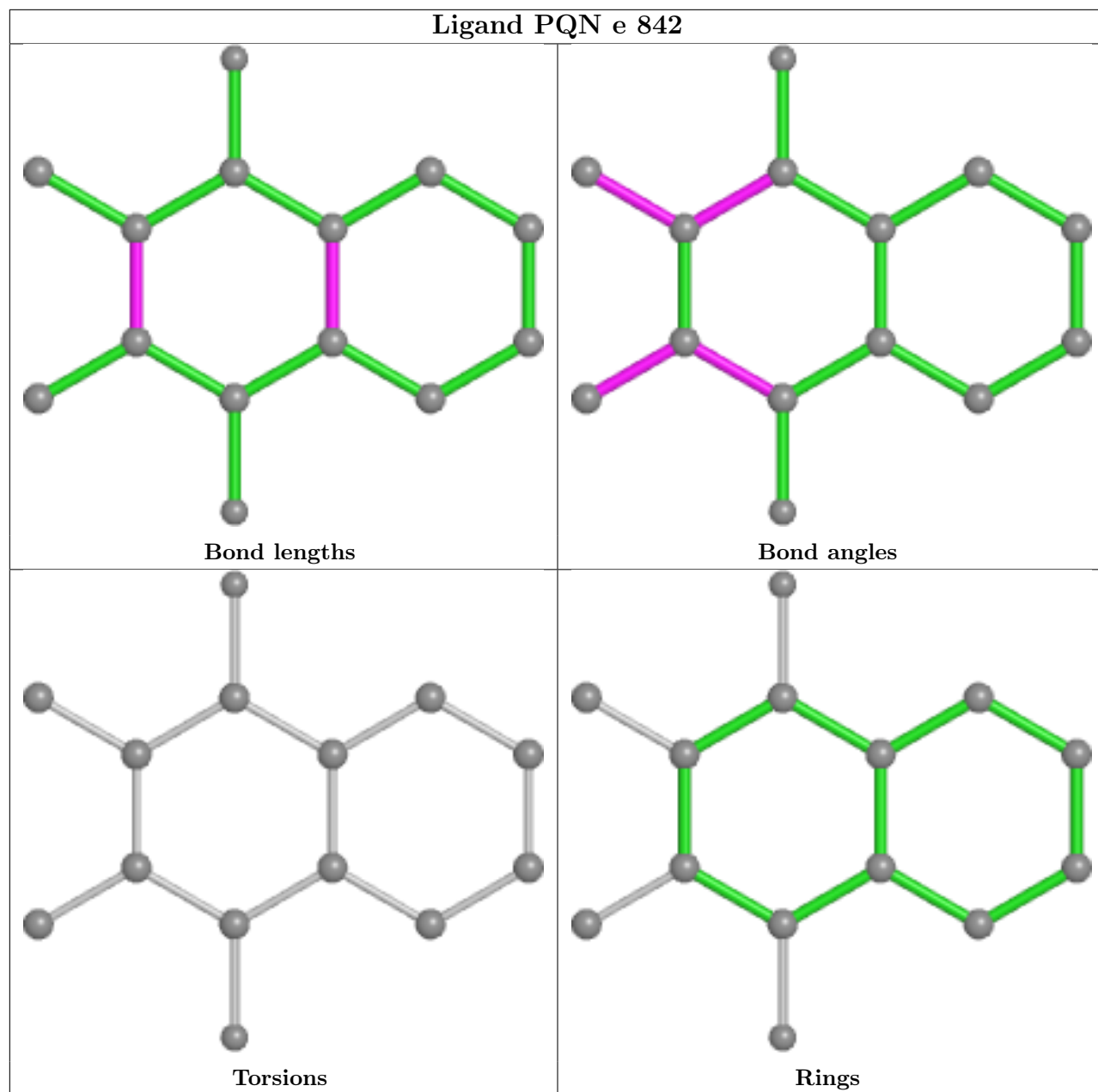


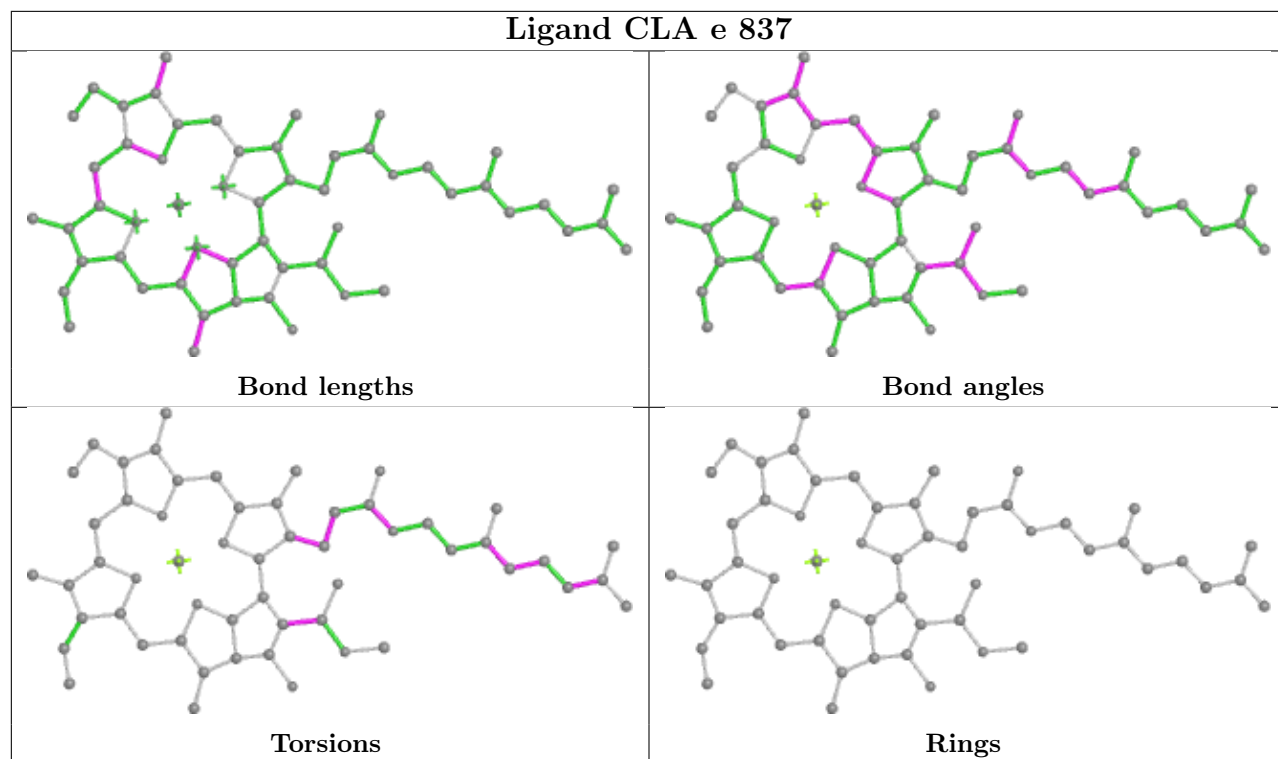


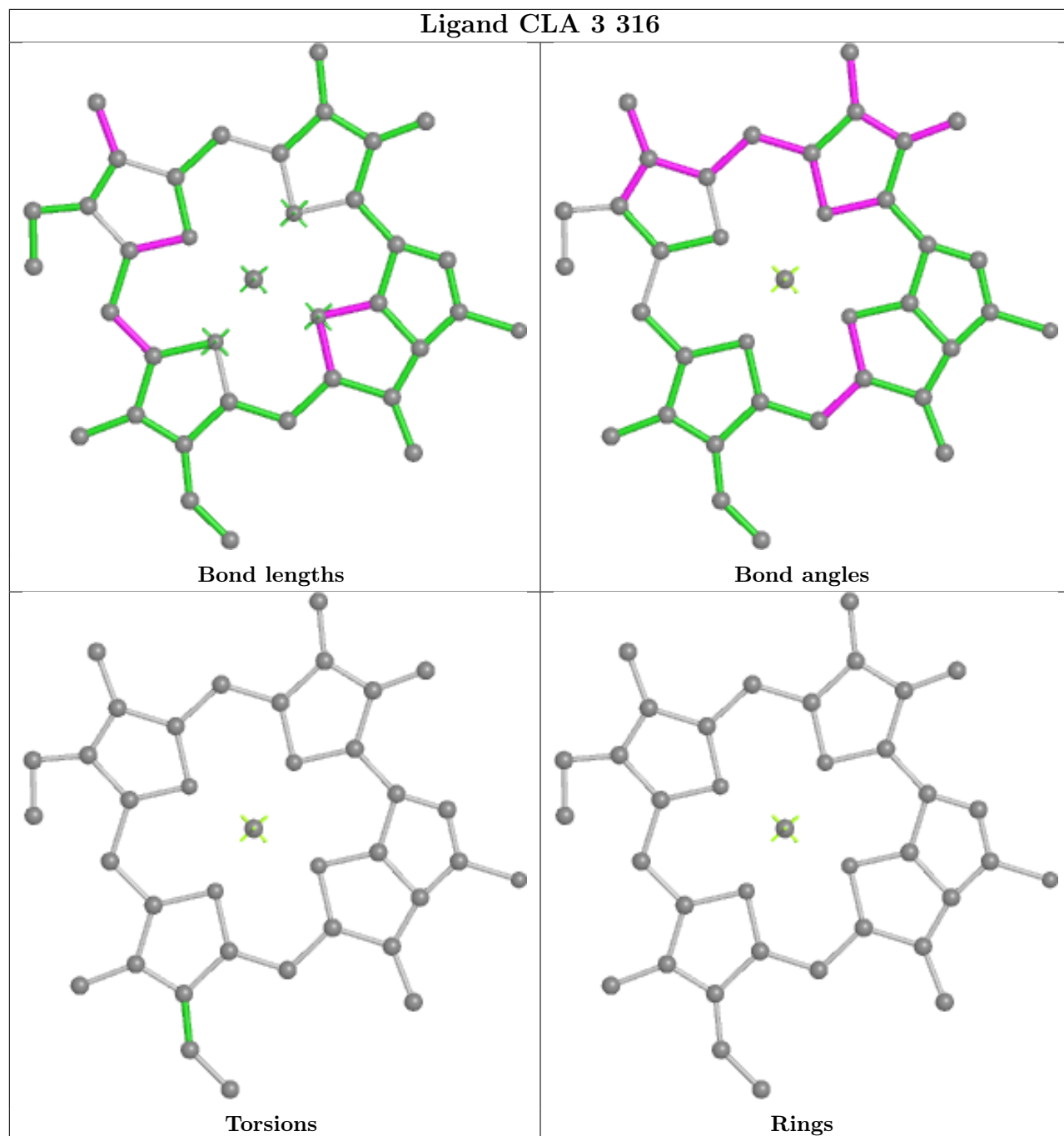


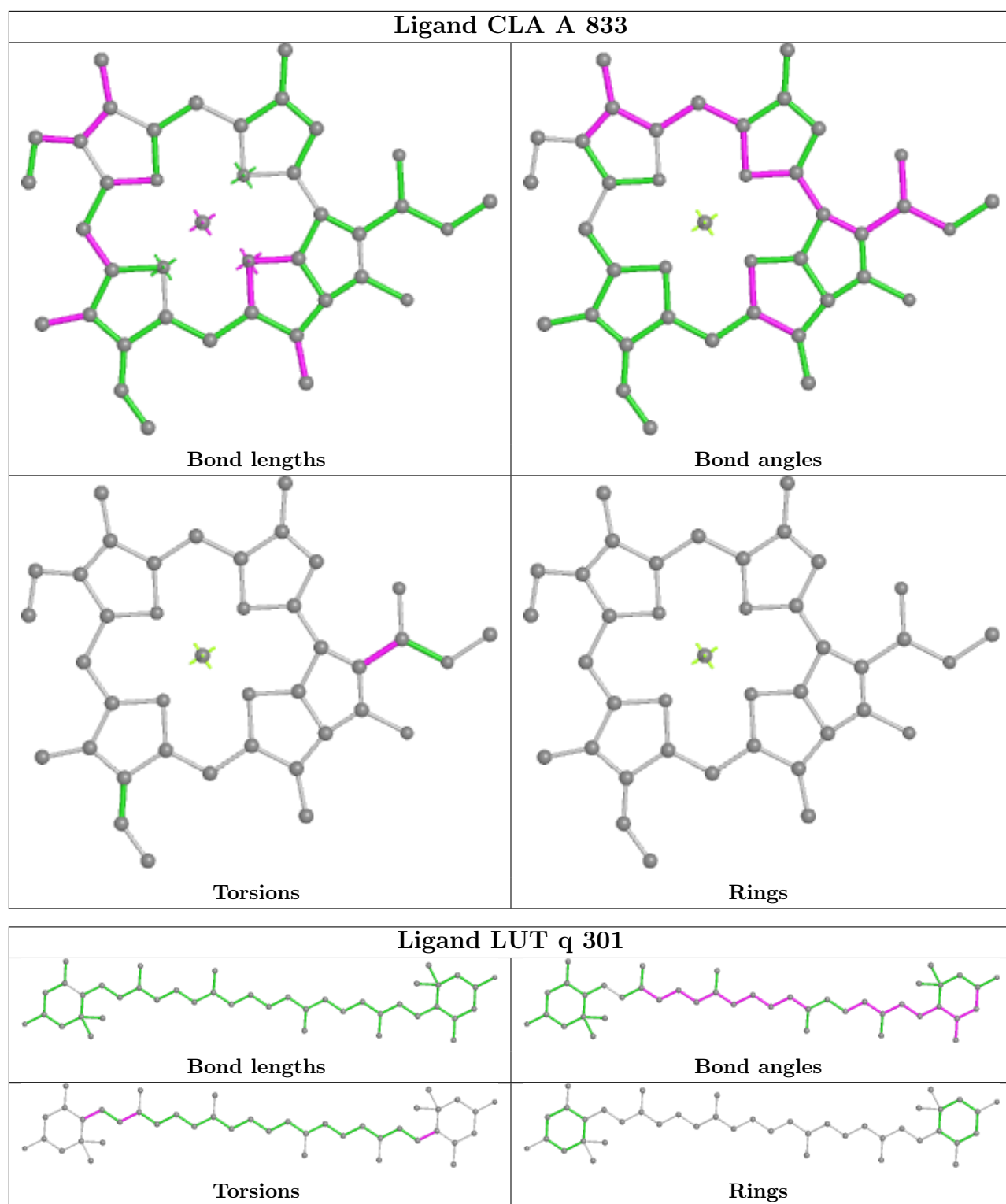


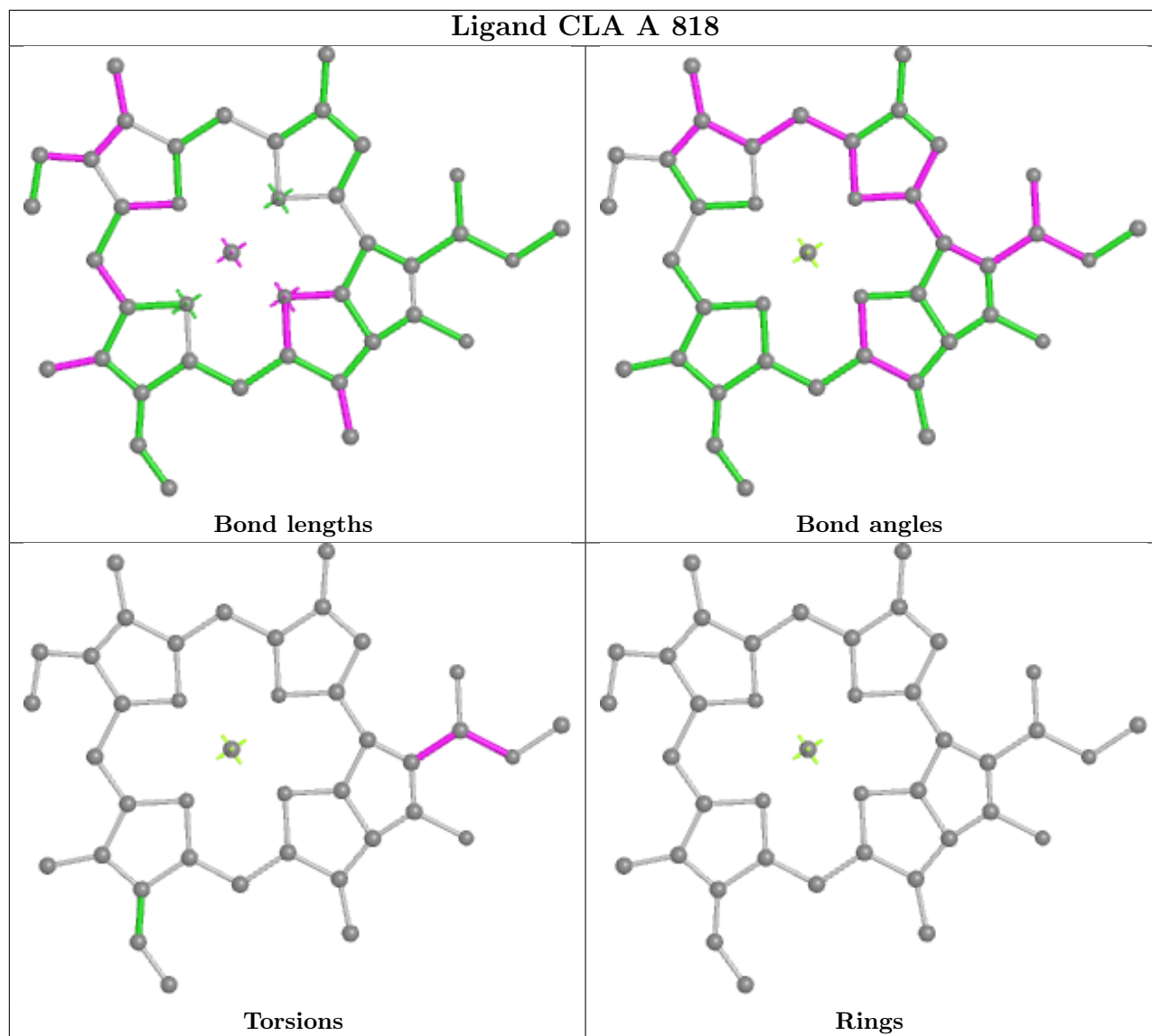
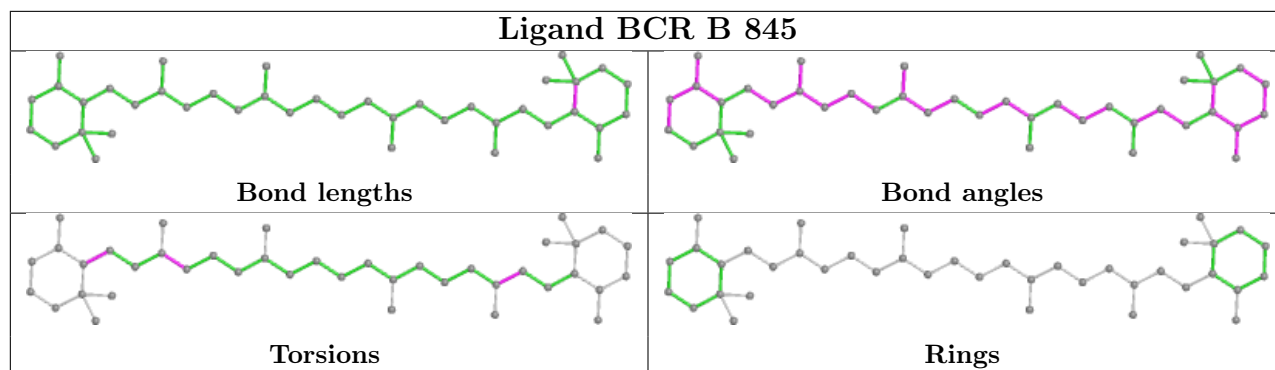


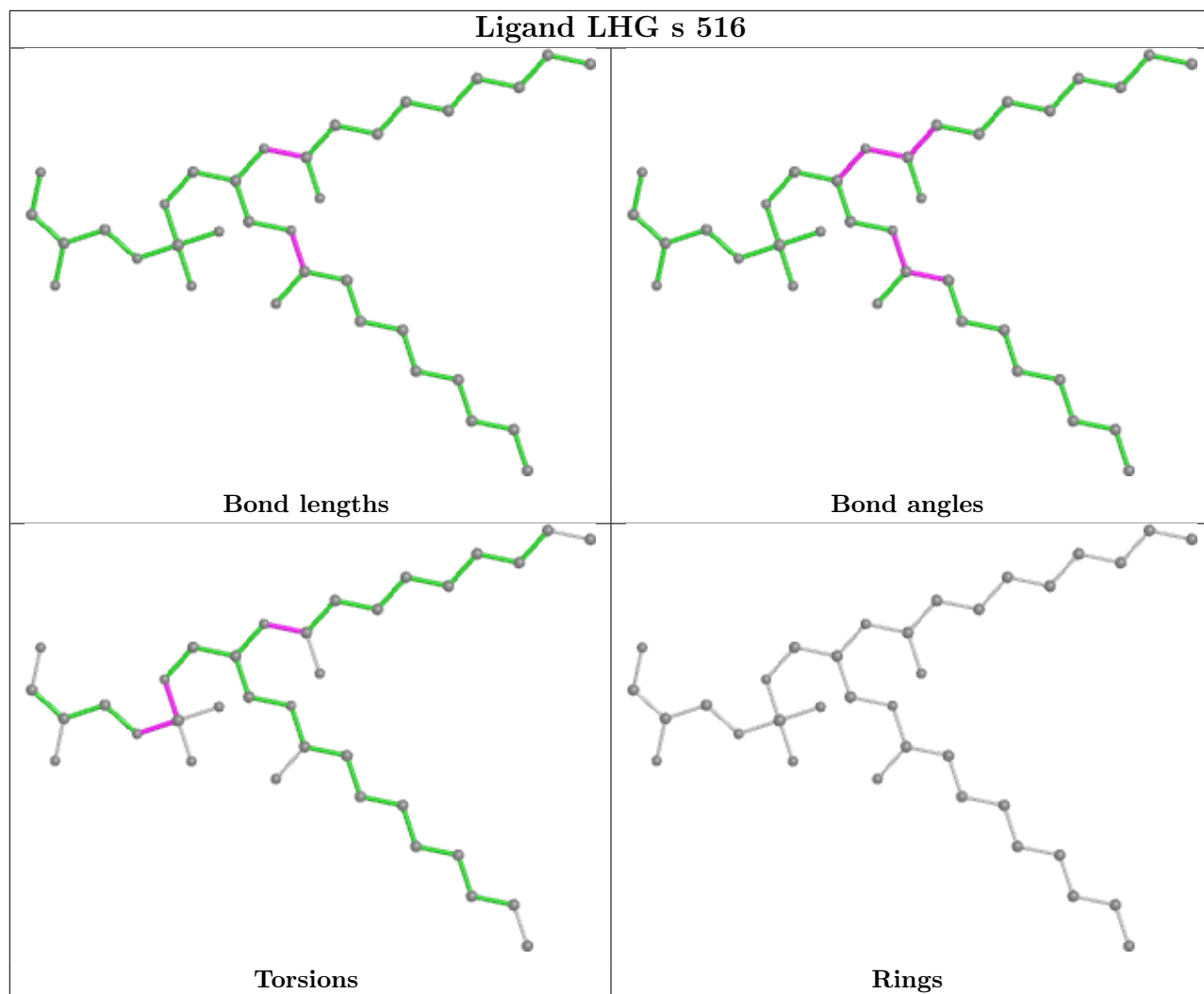


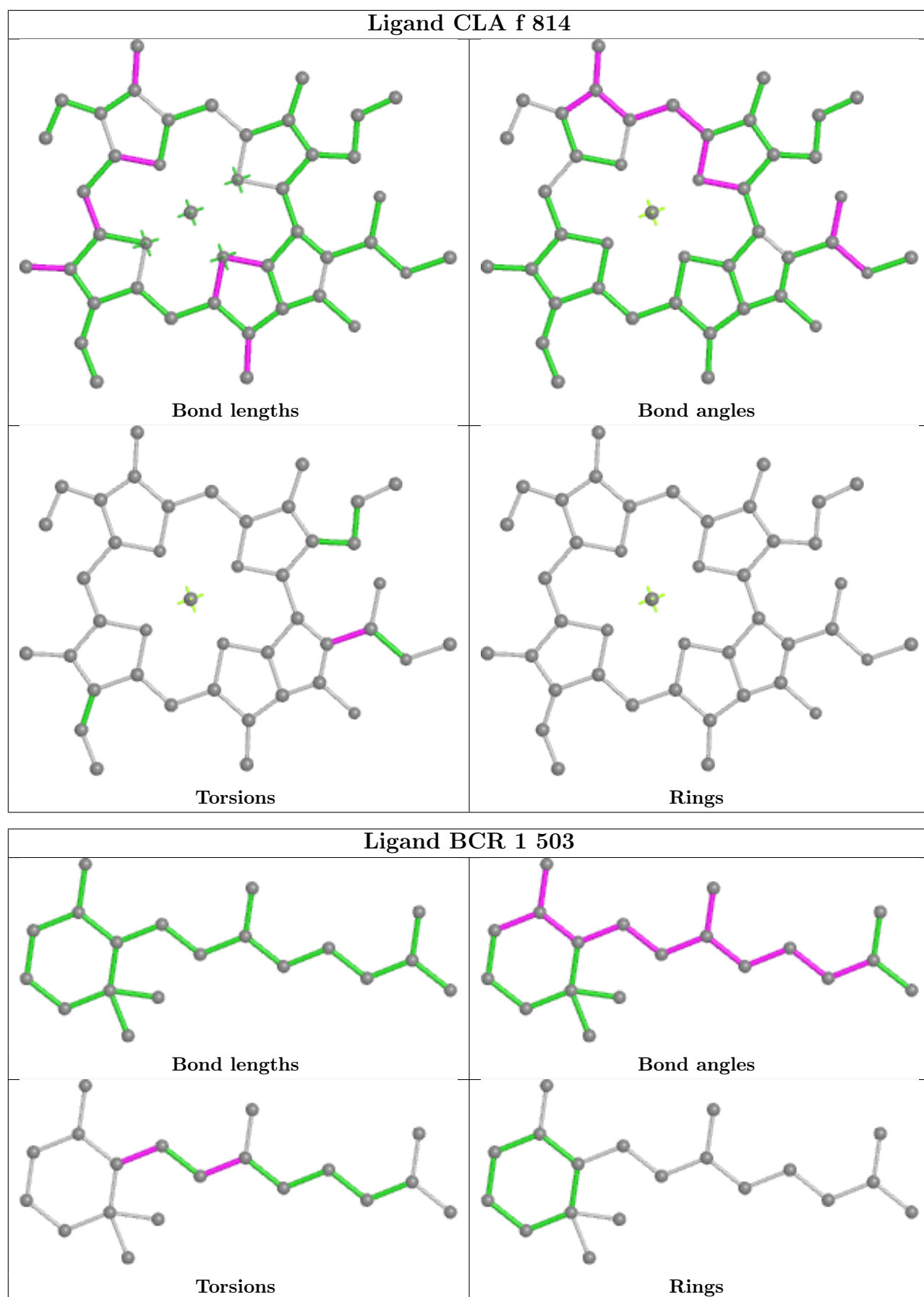


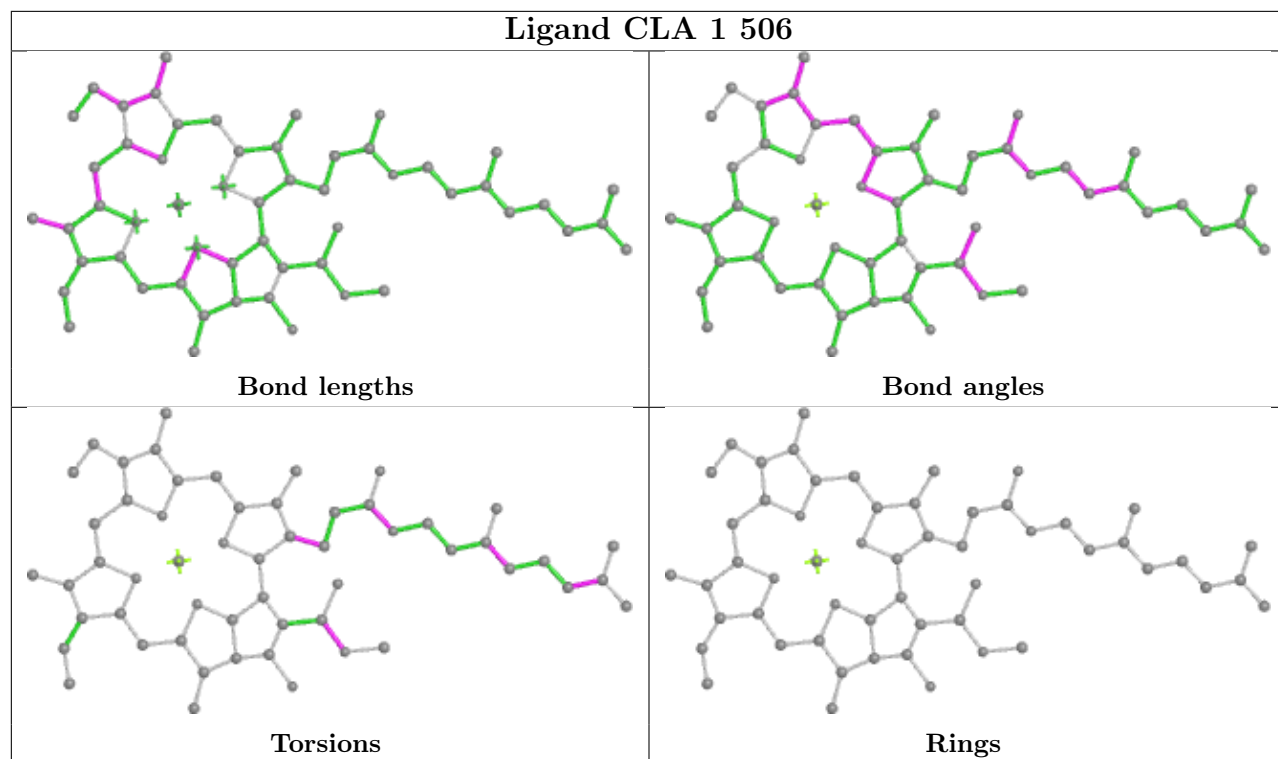


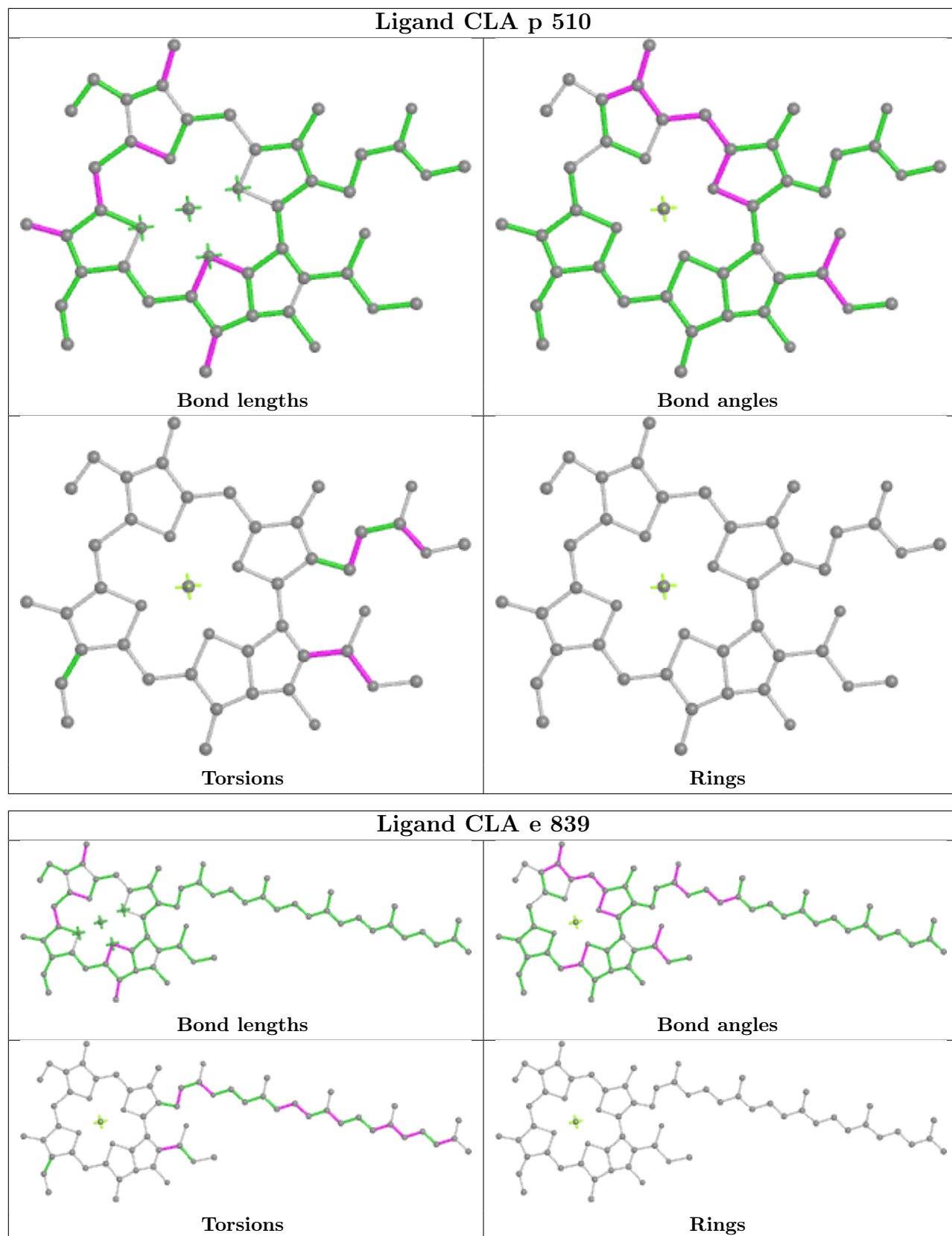


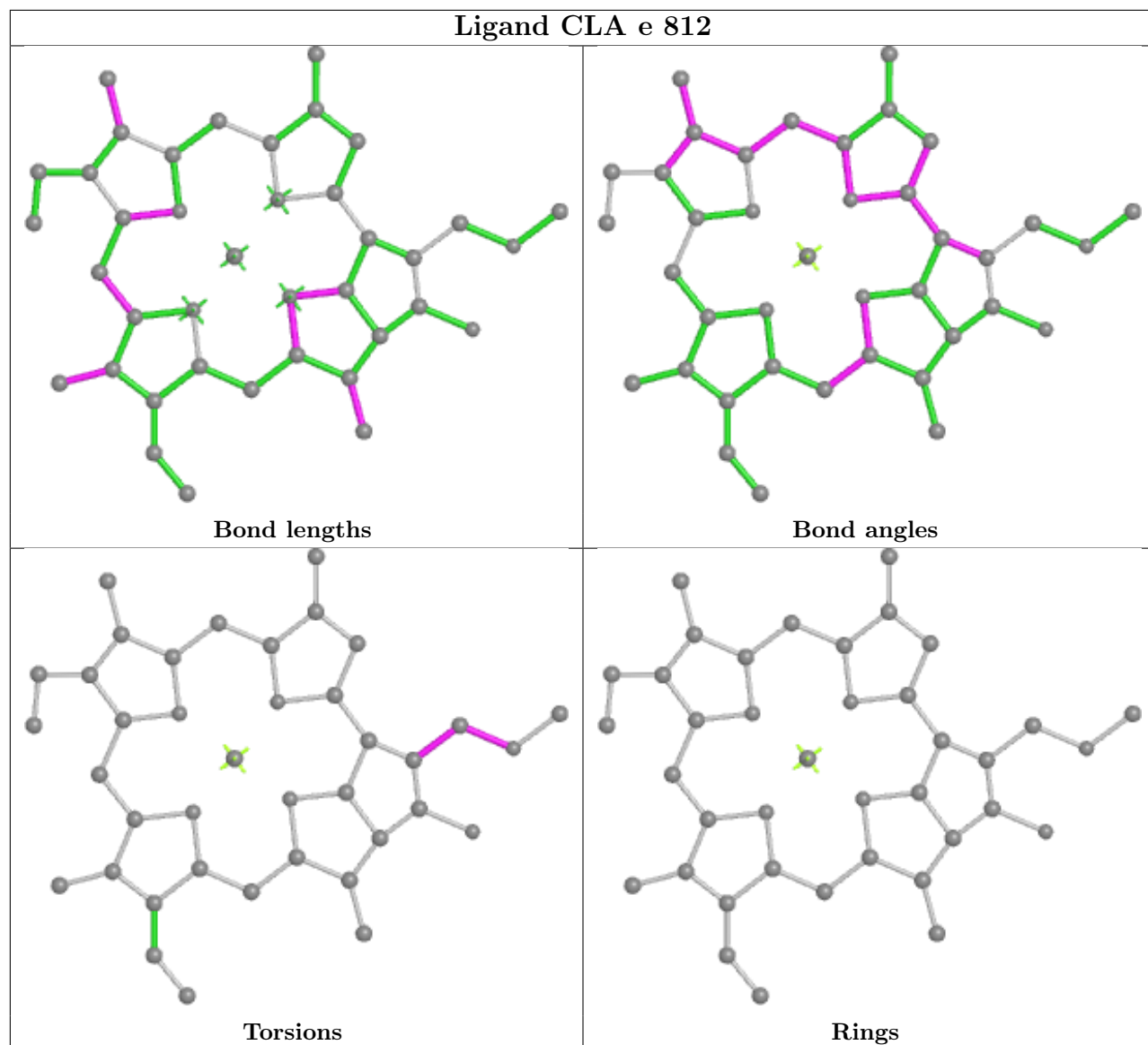


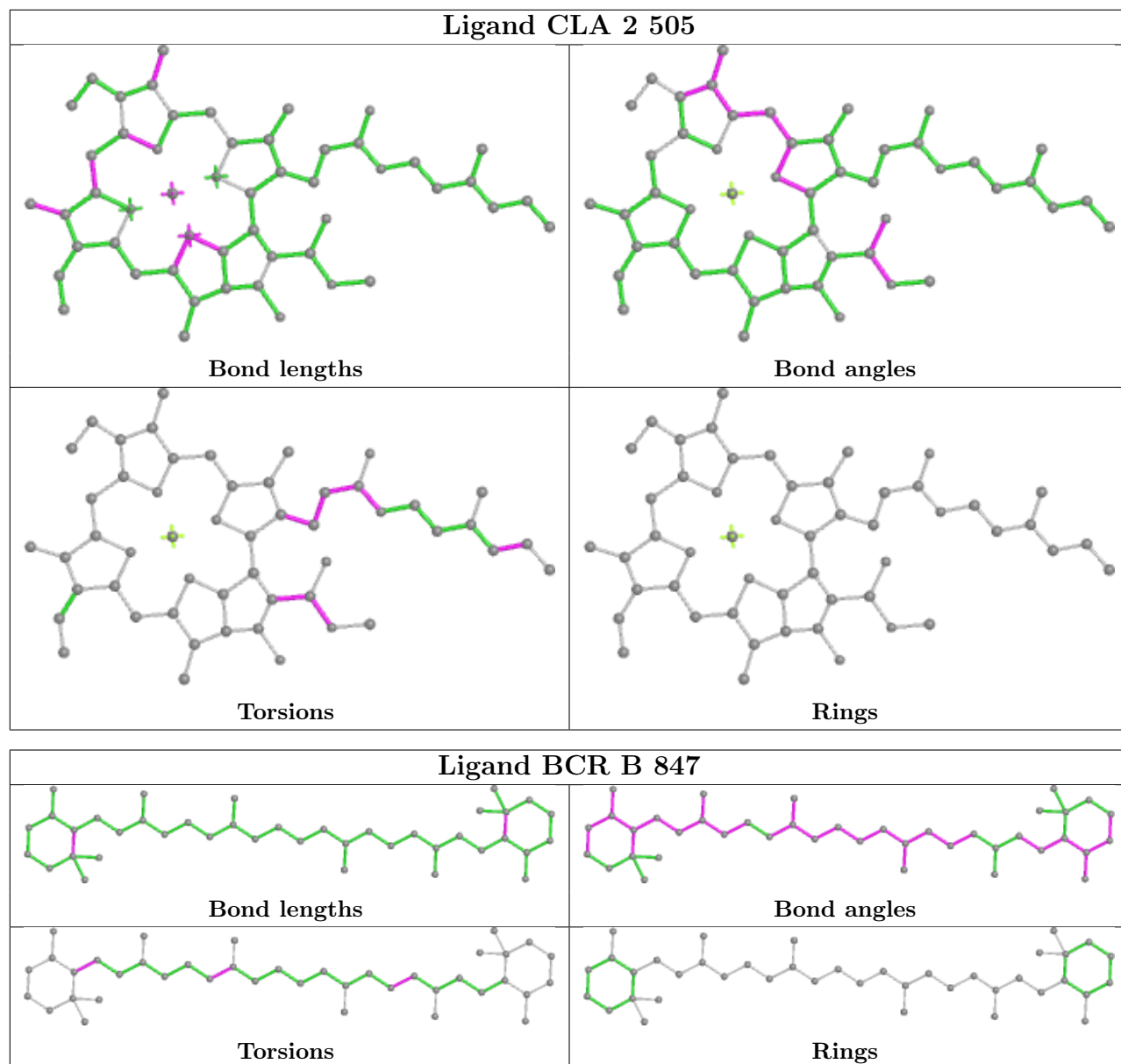


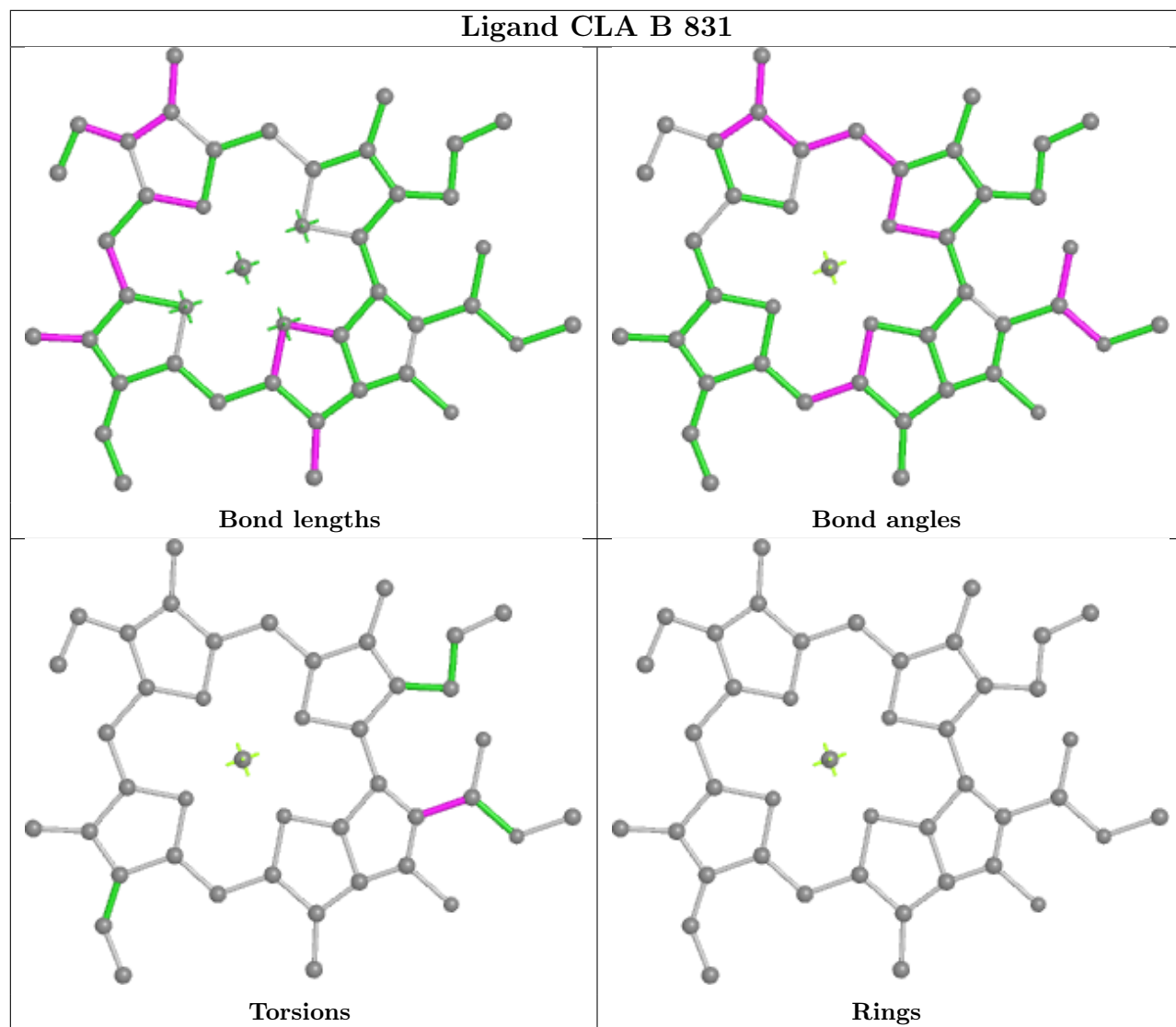


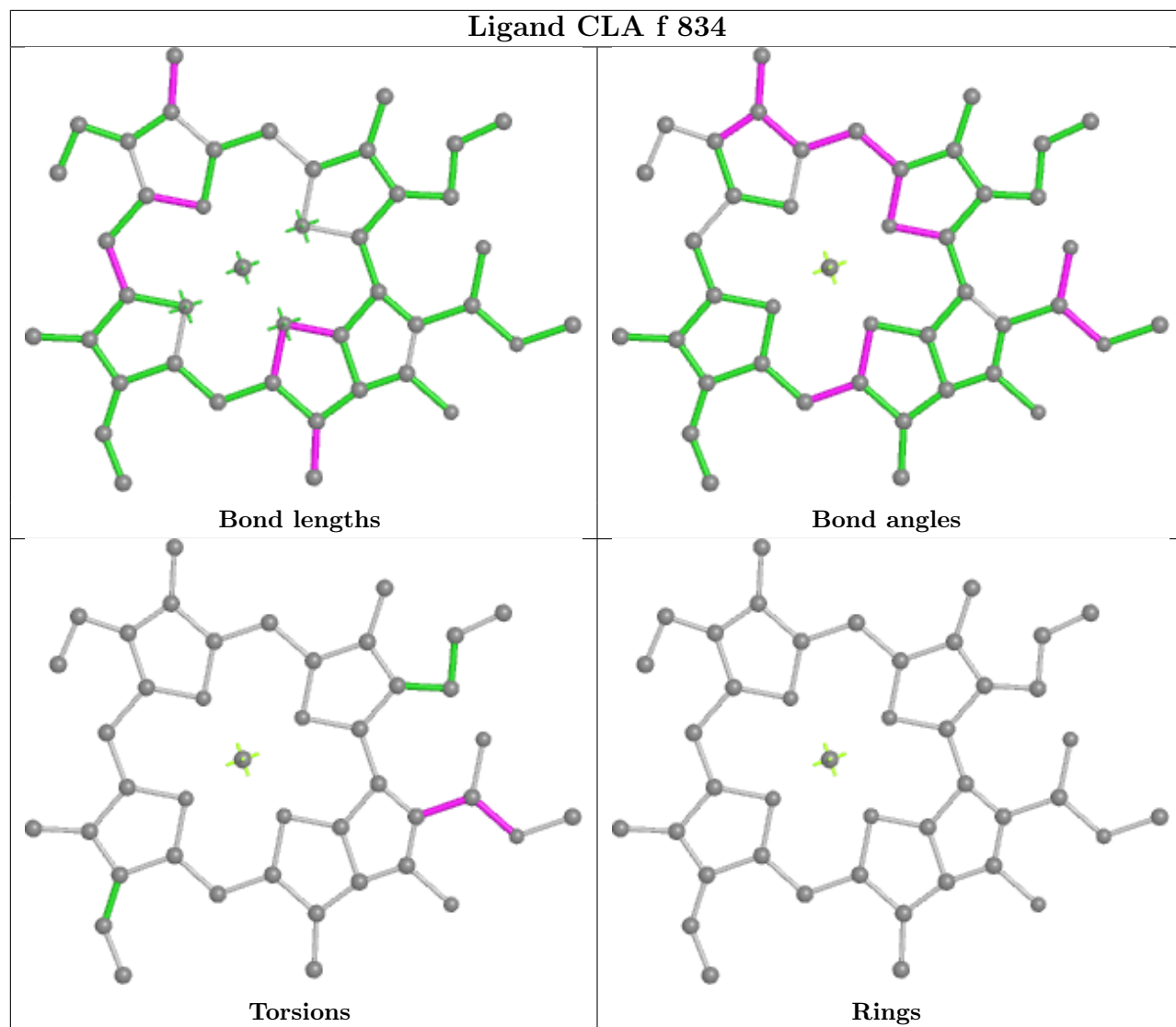


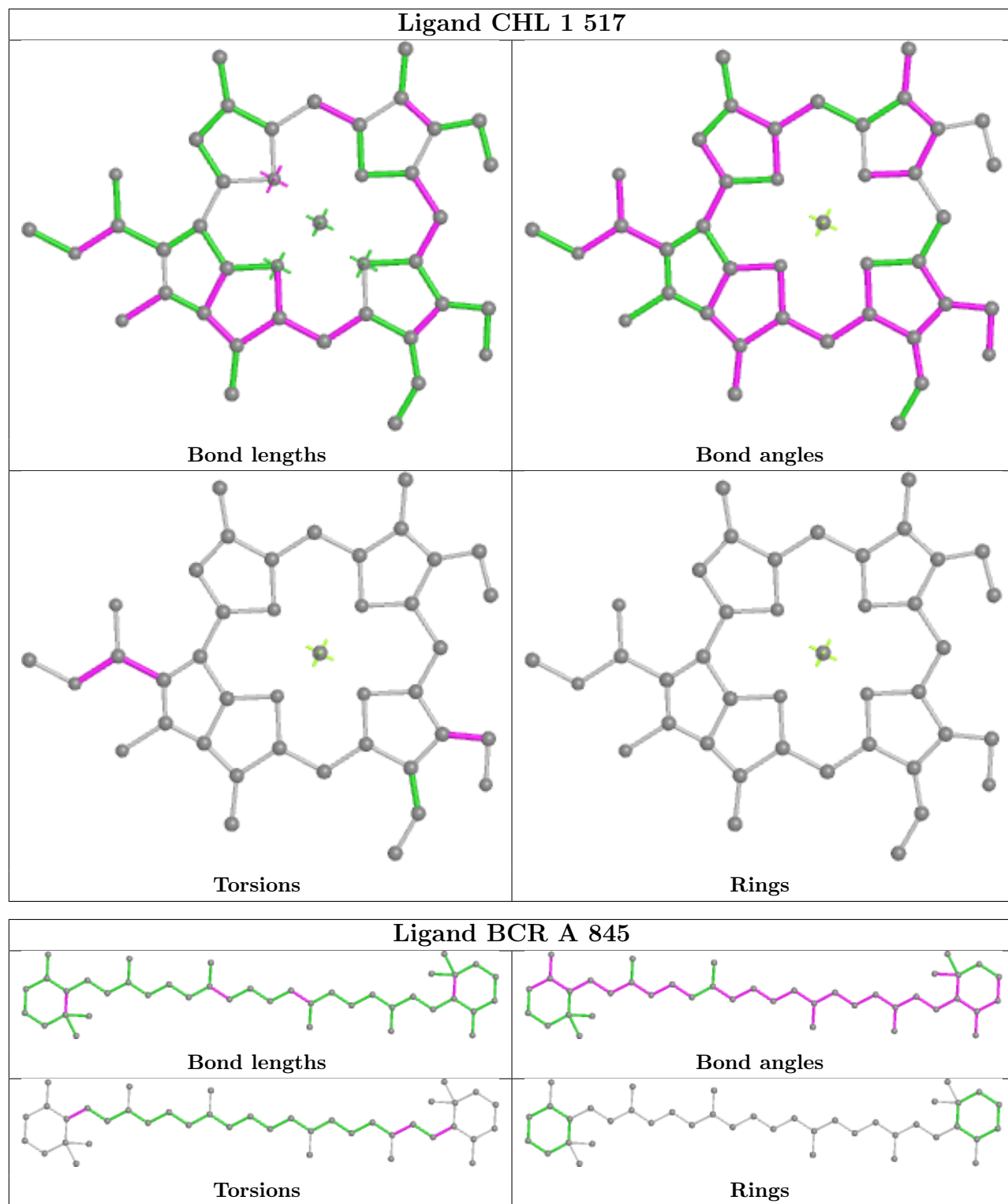


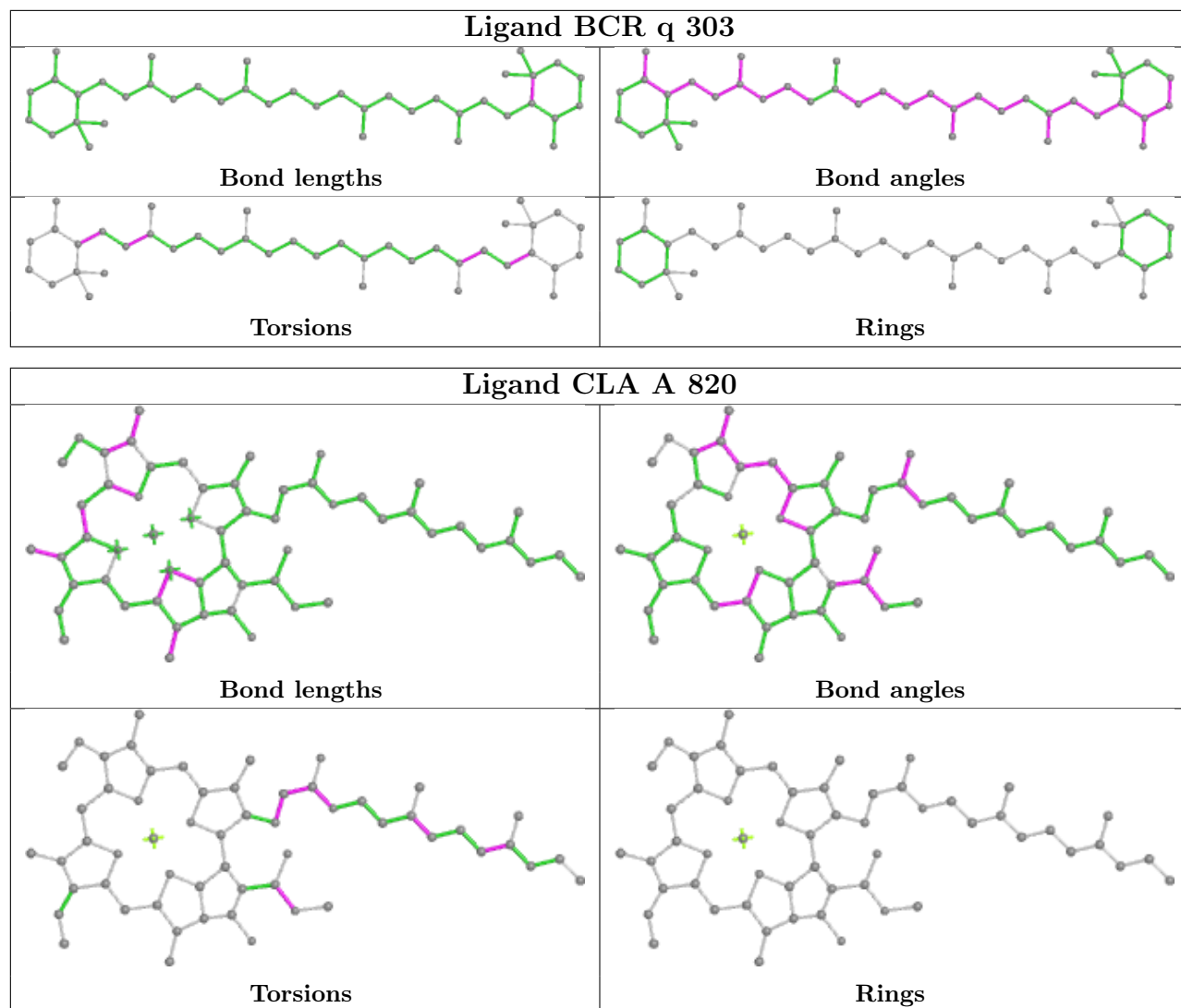


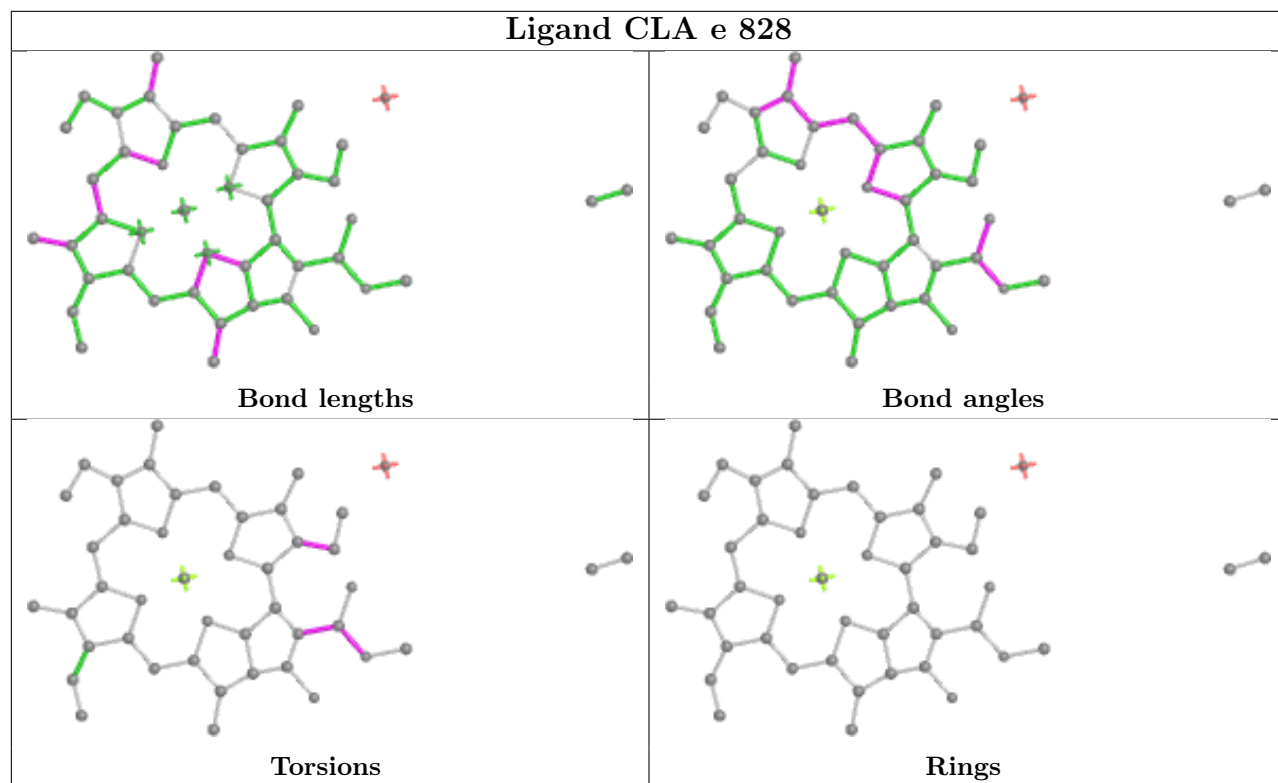


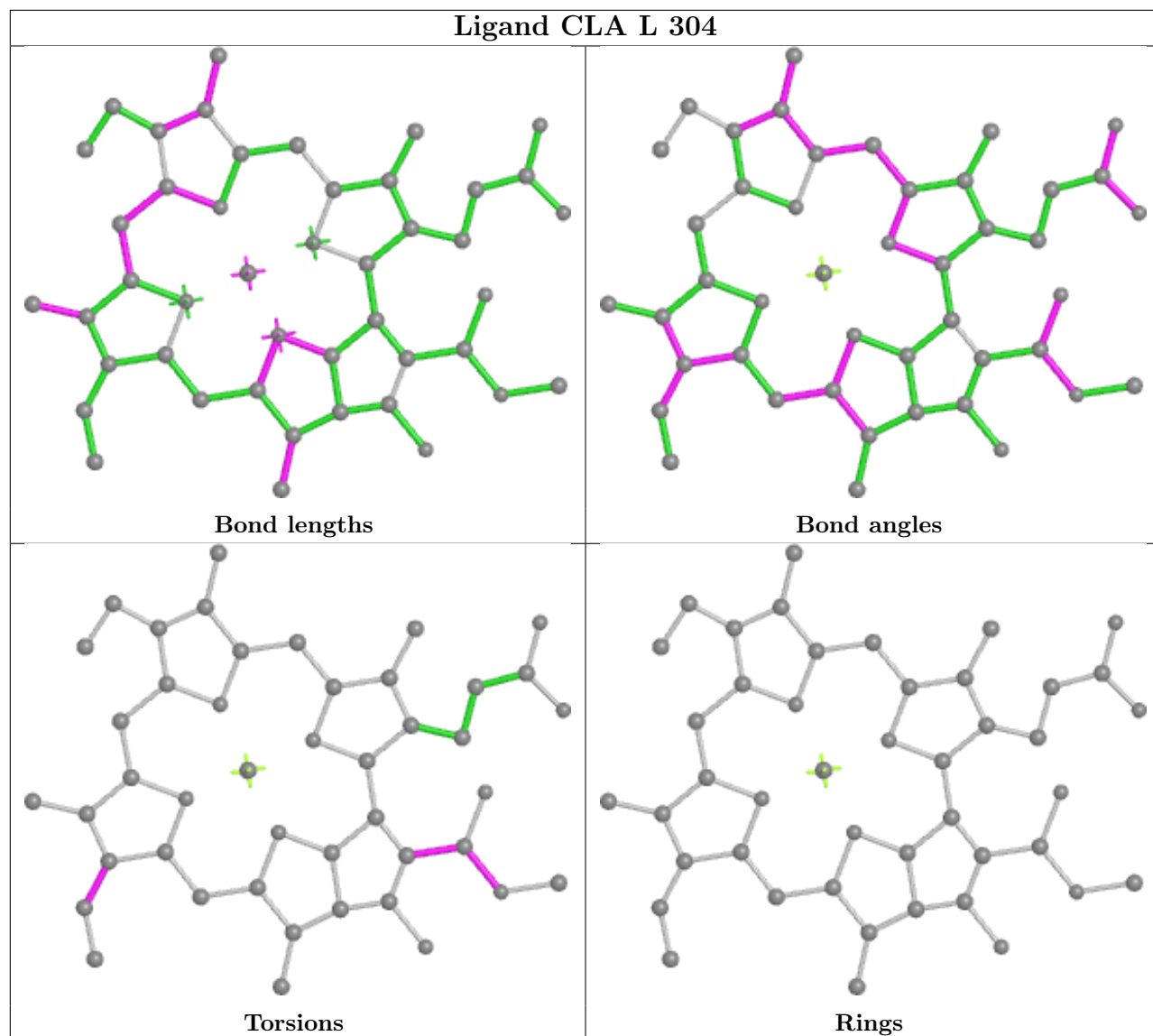


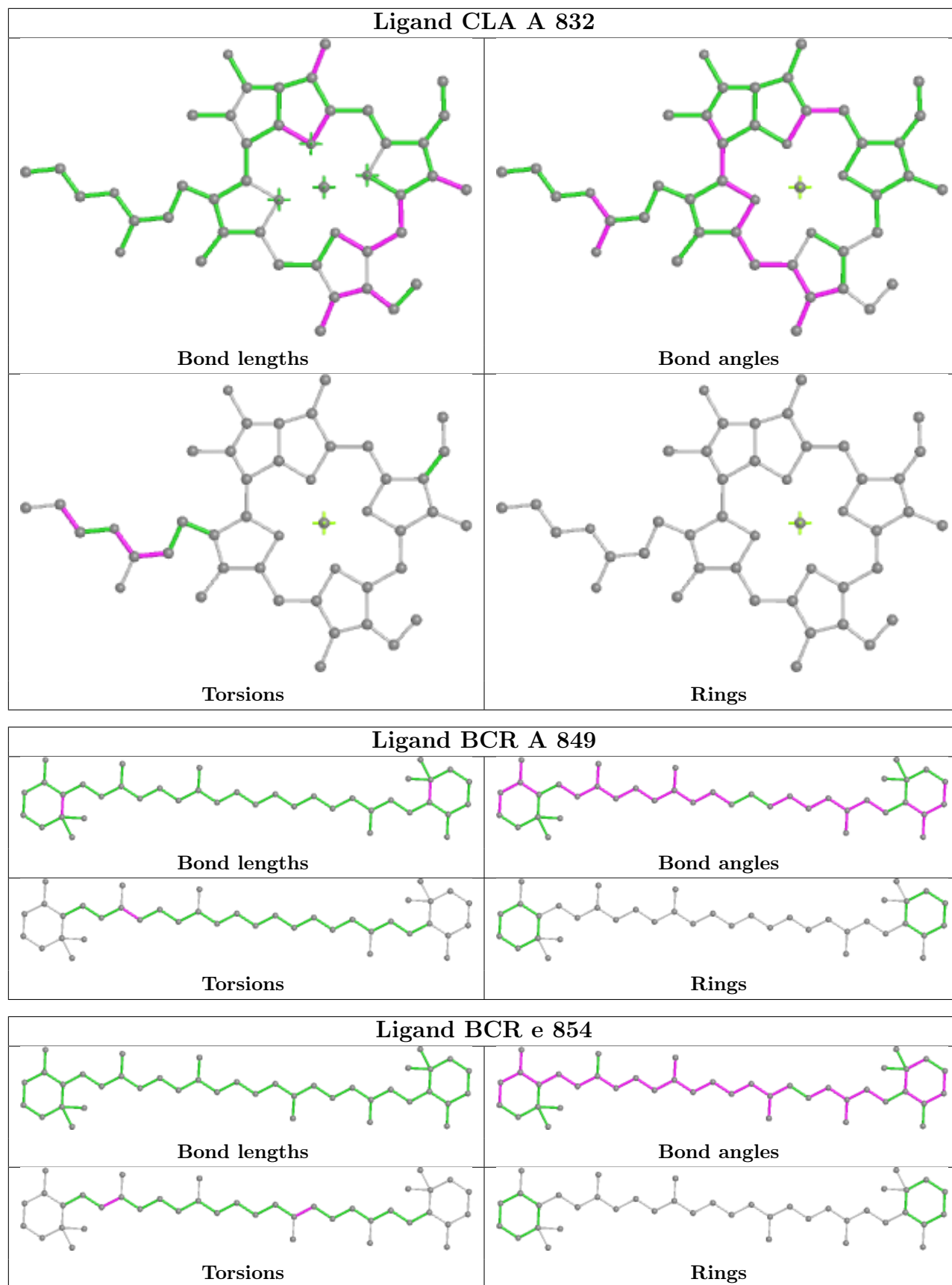


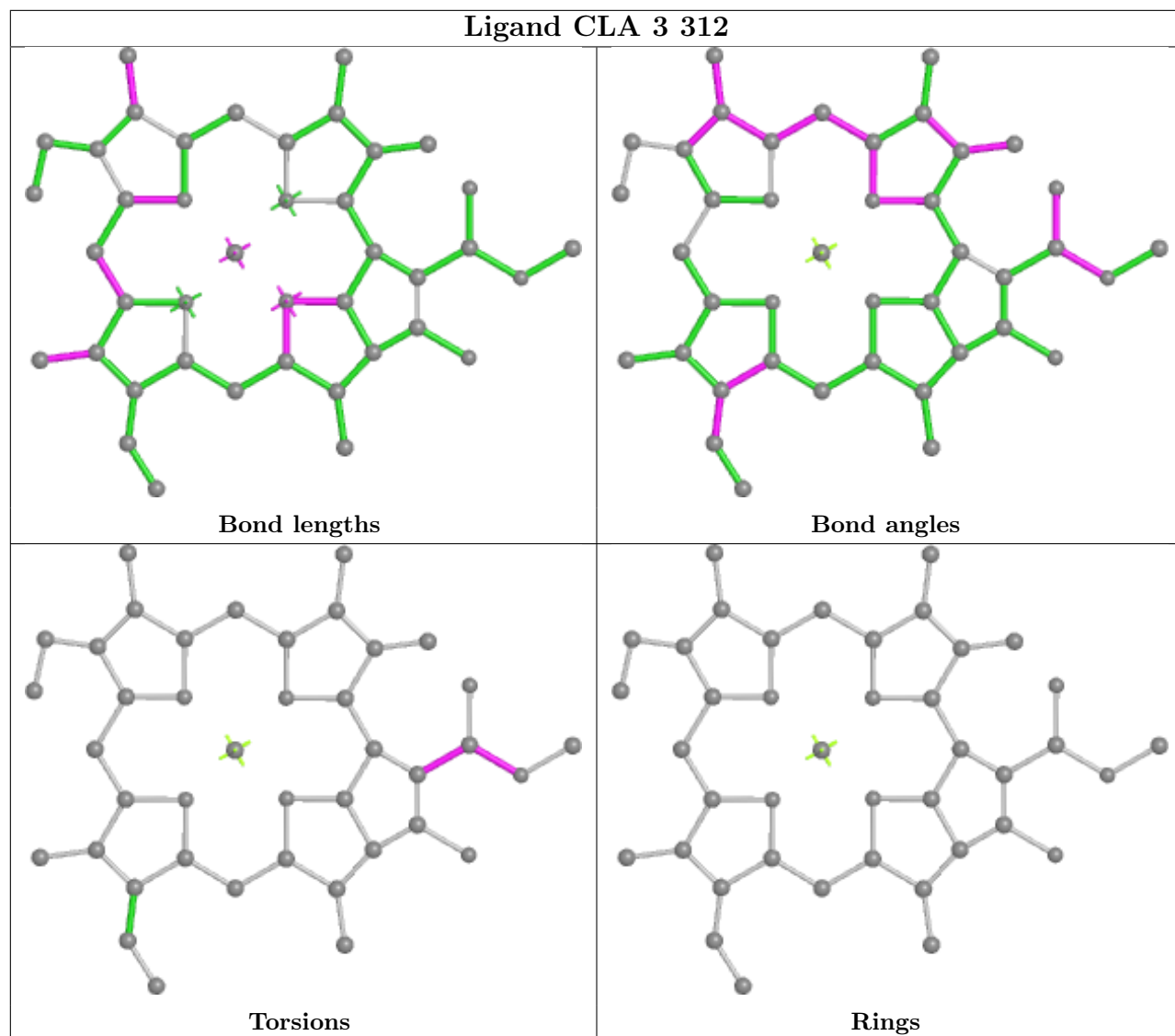


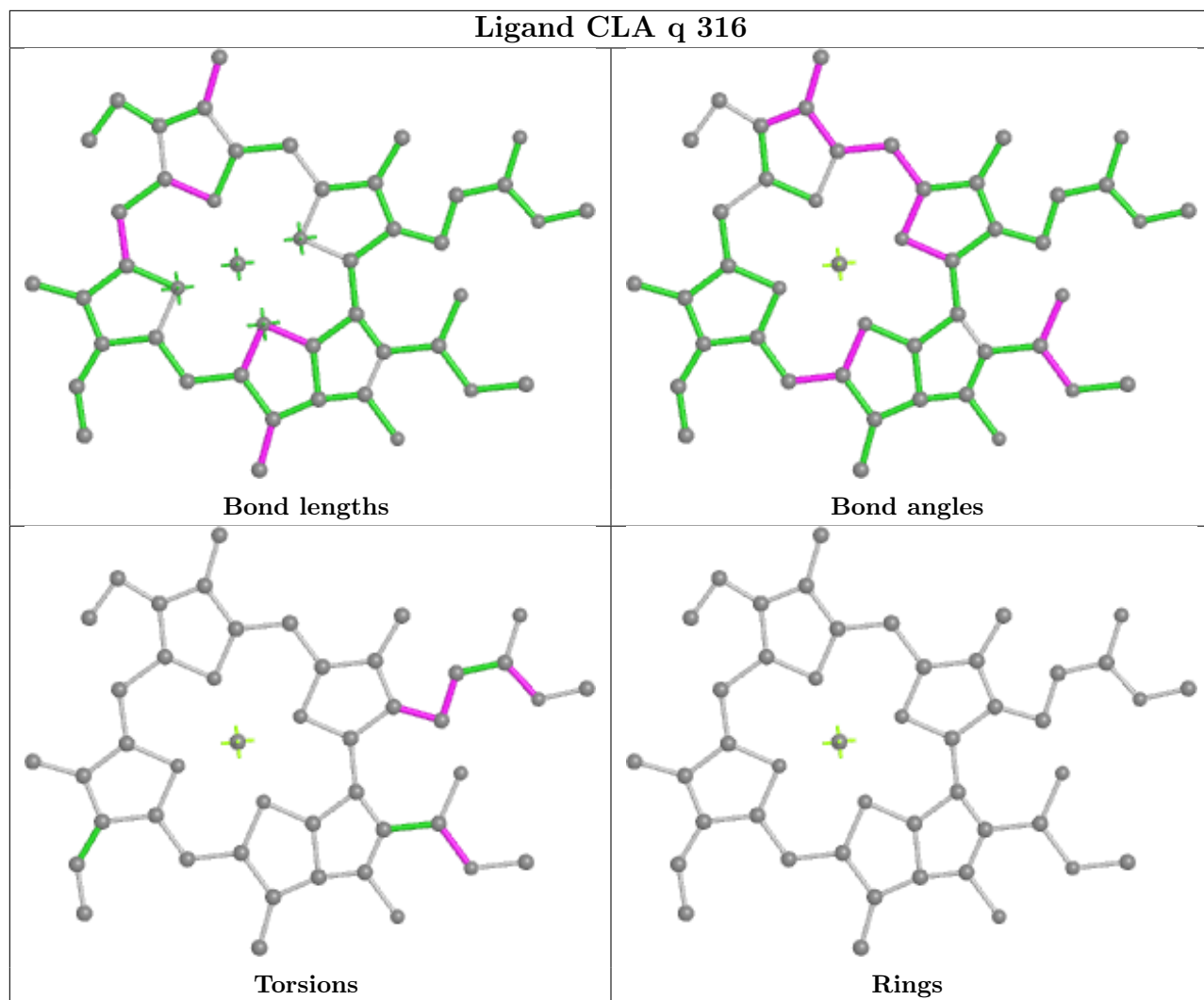




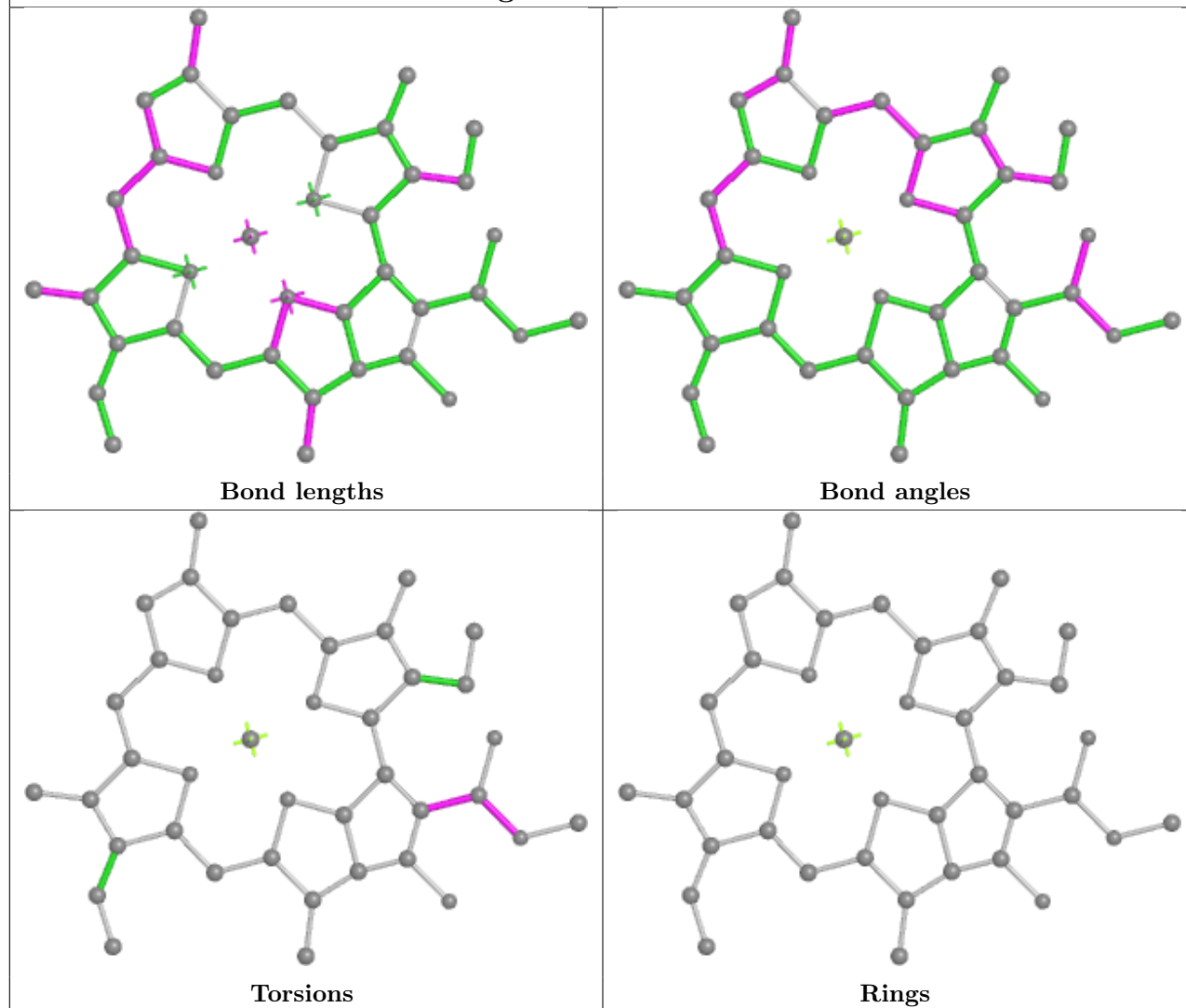


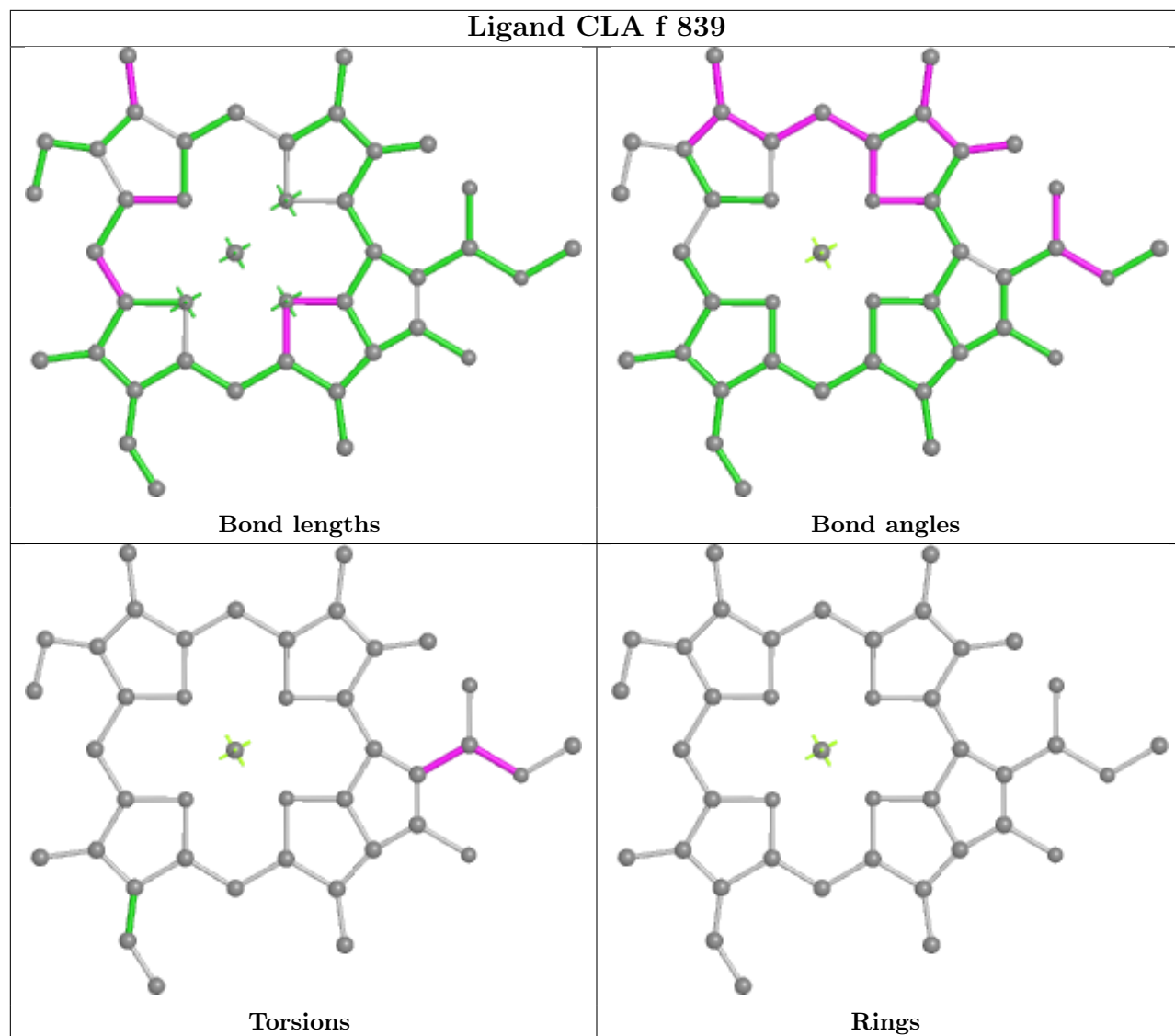


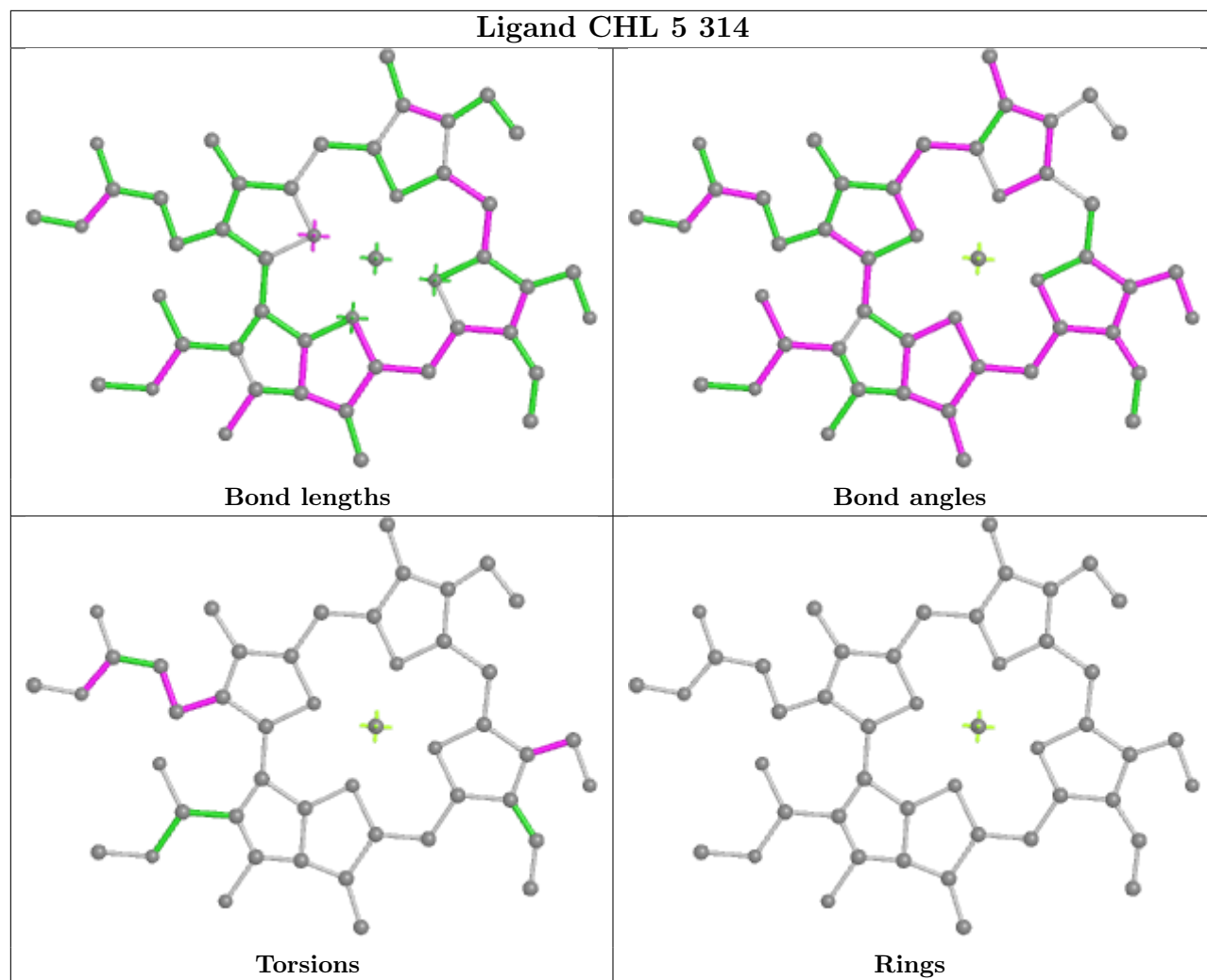


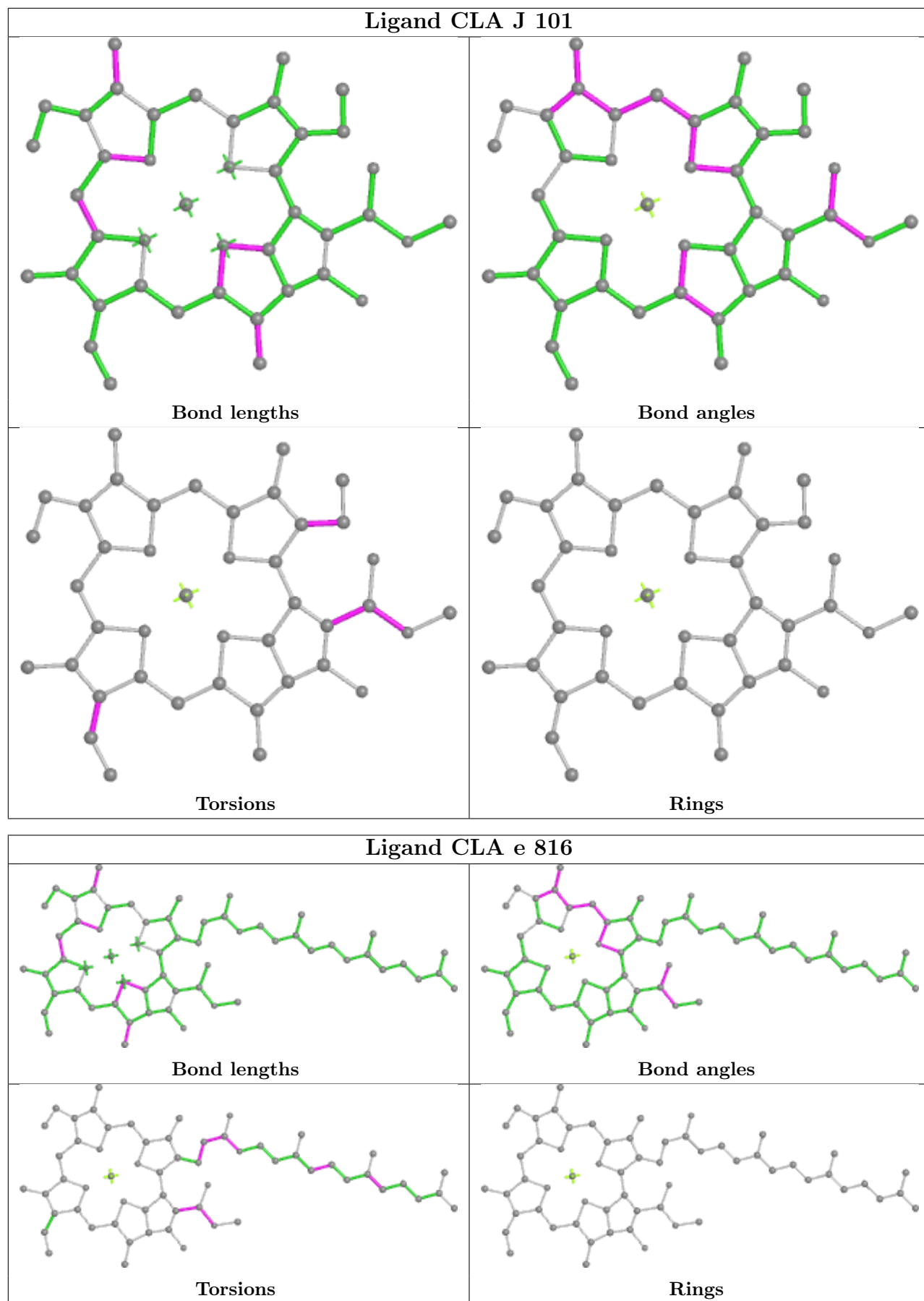


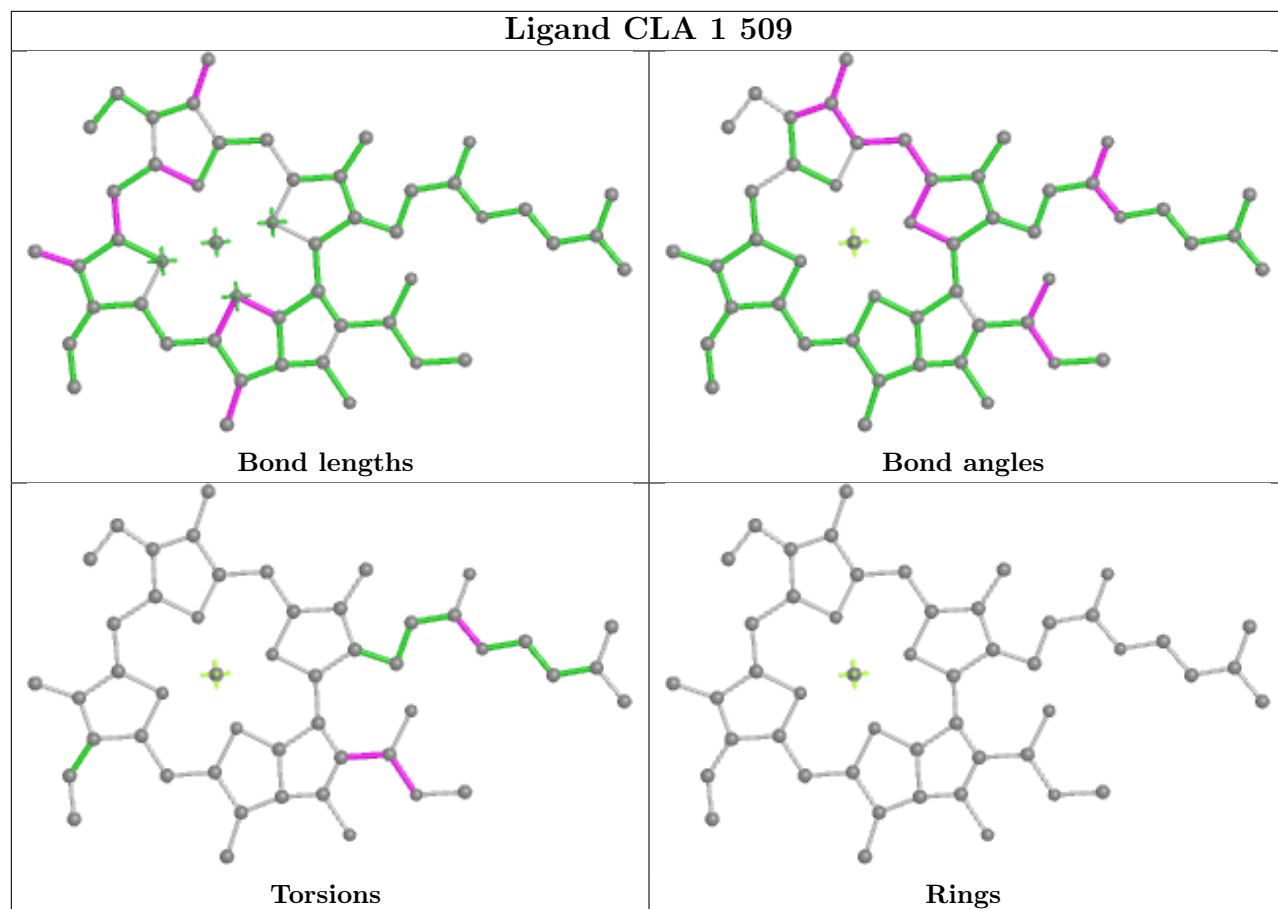
Ligand CLA 3 309

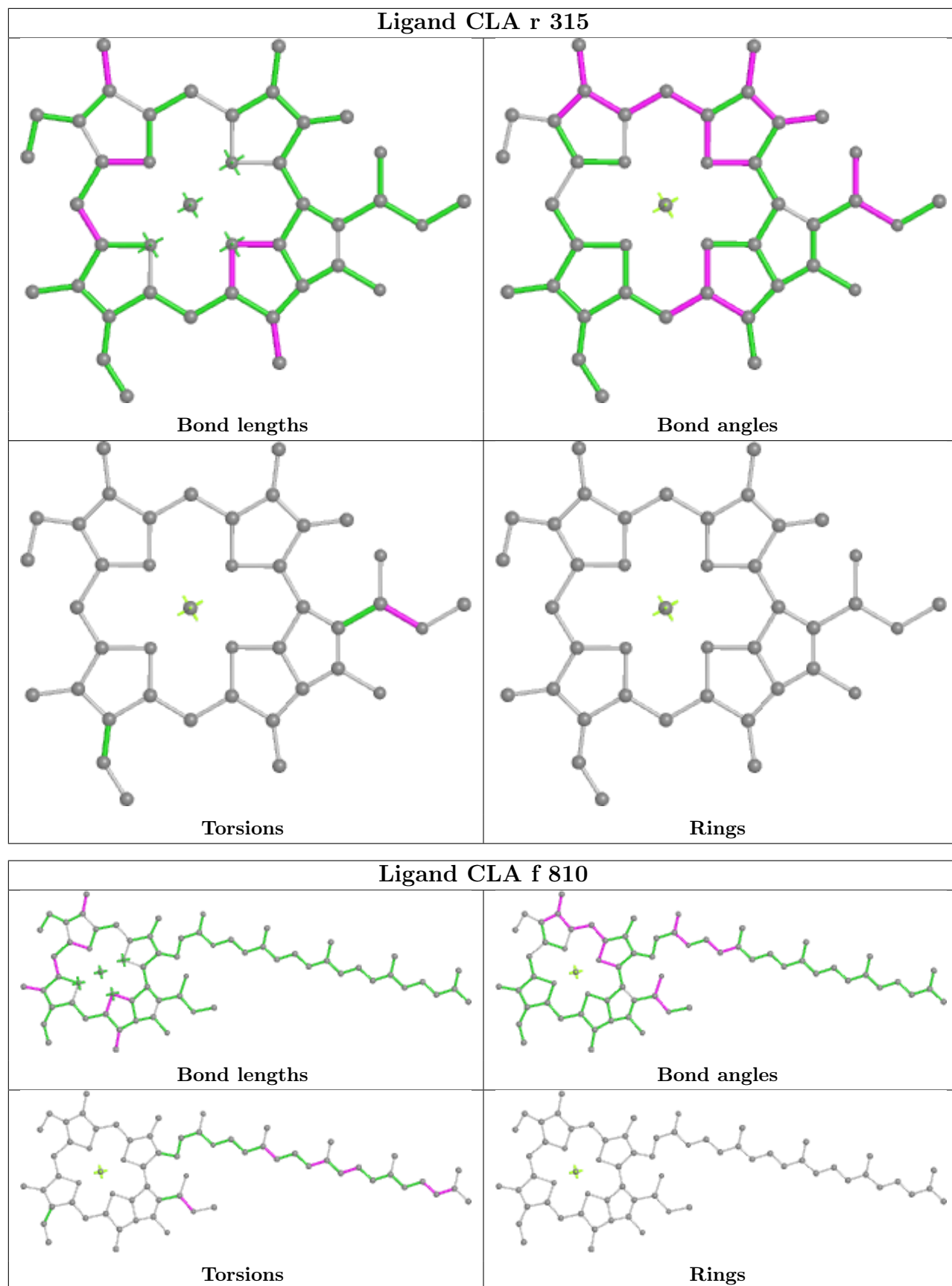


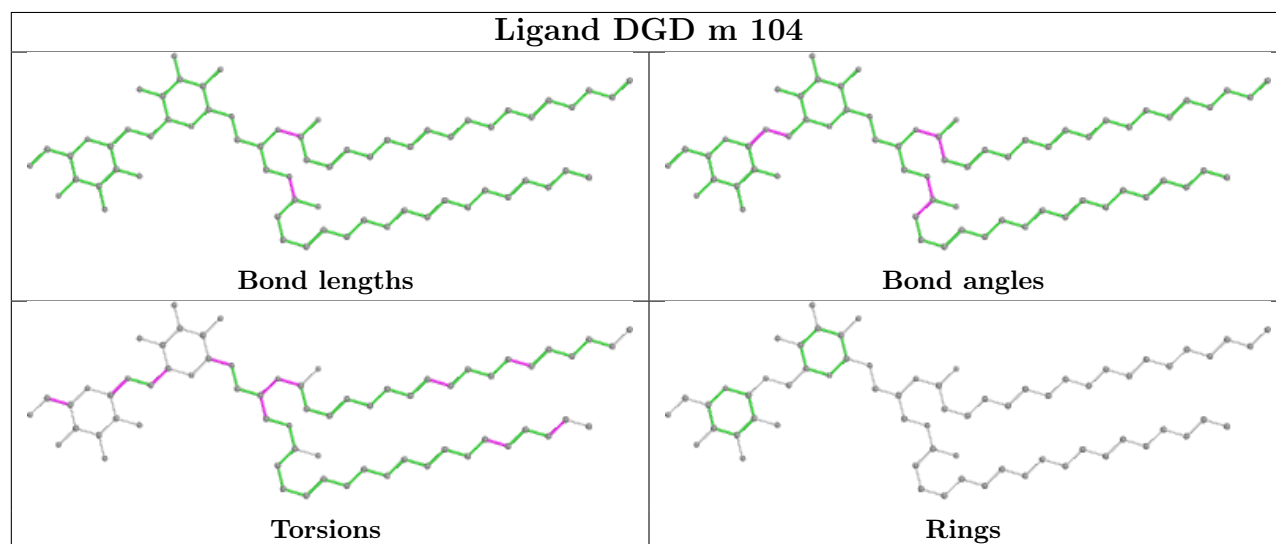
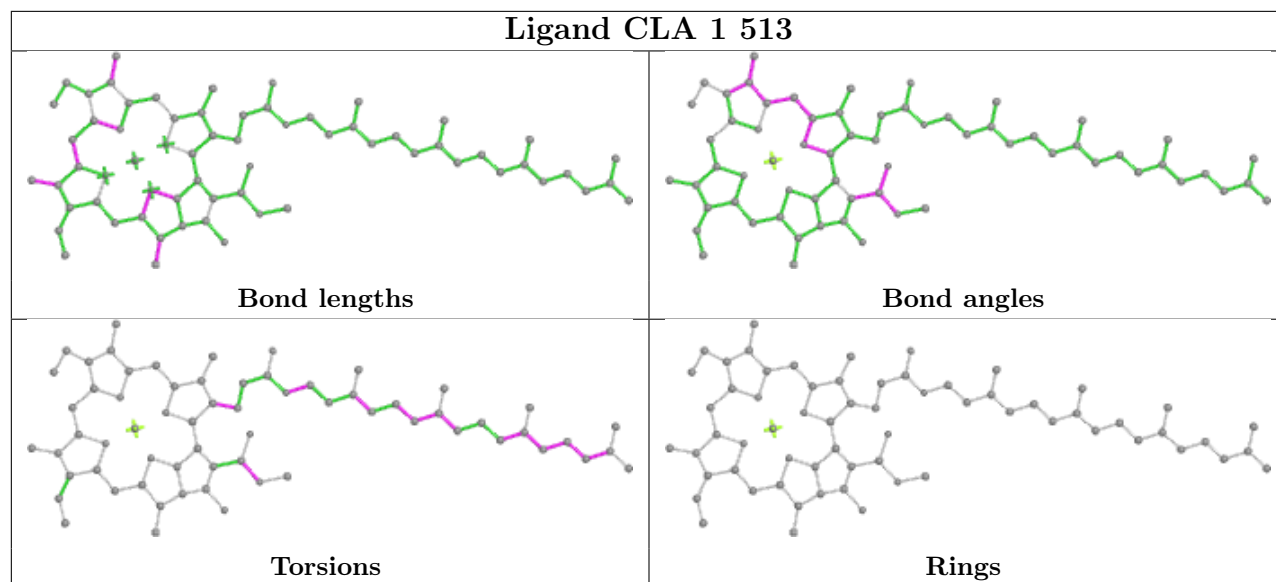


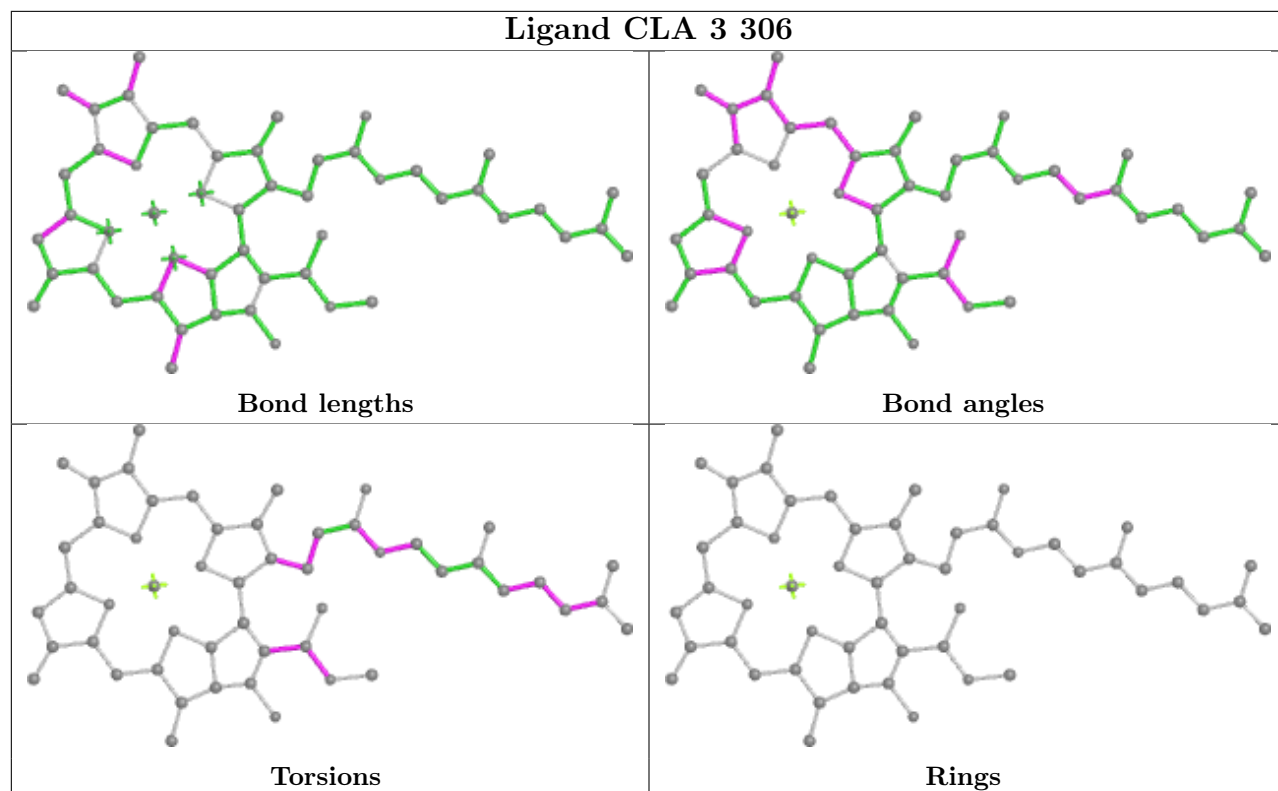


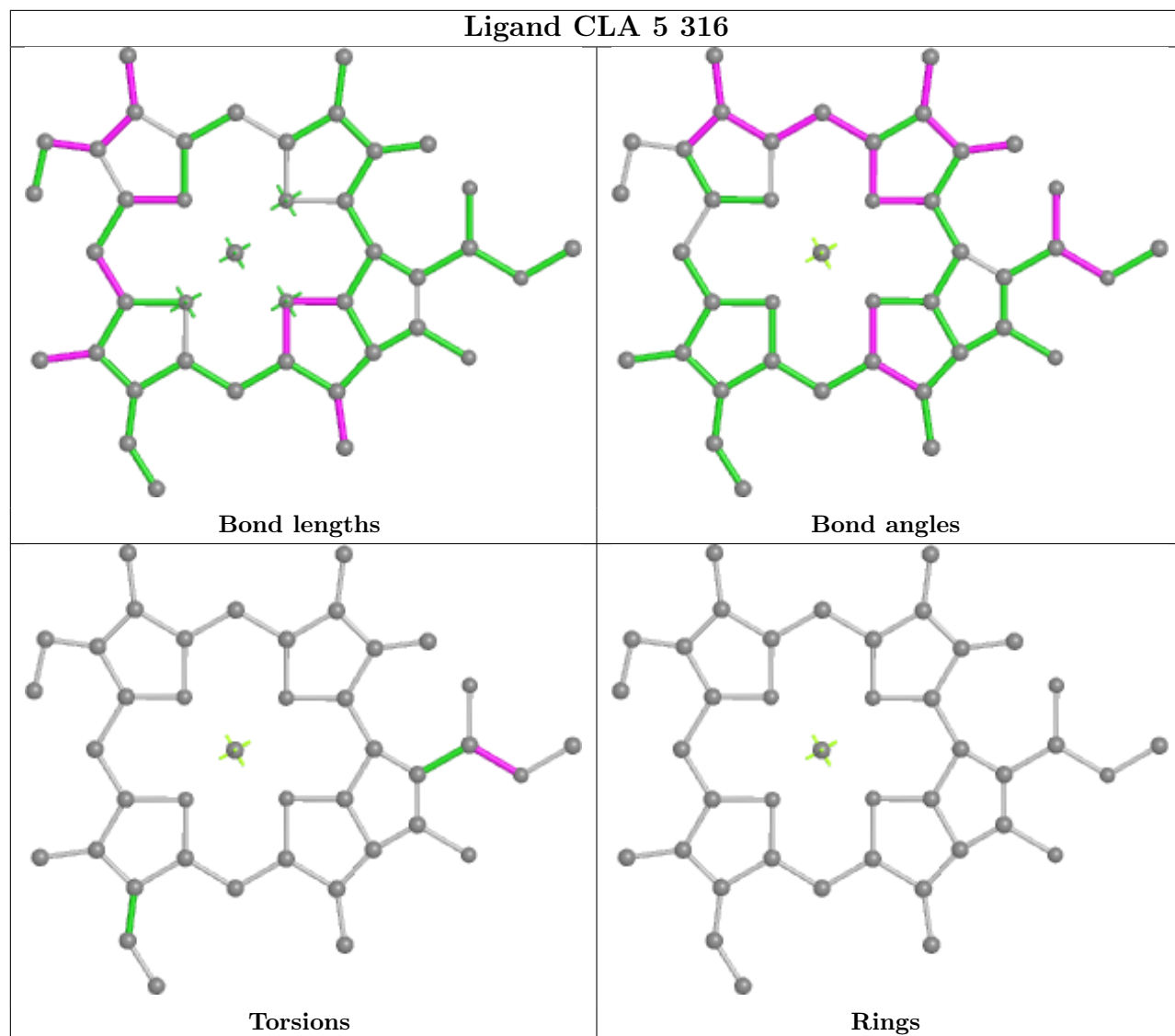


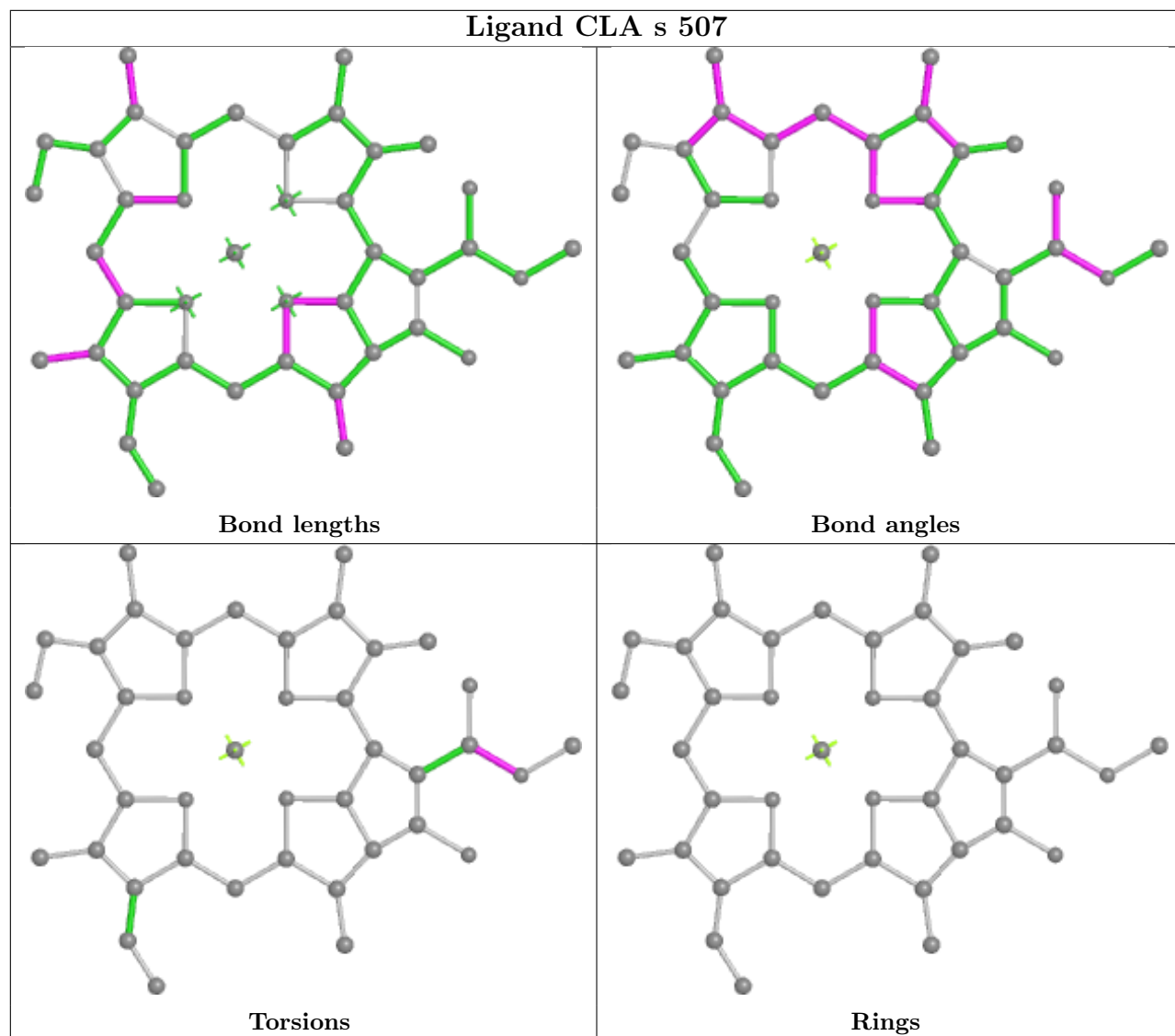


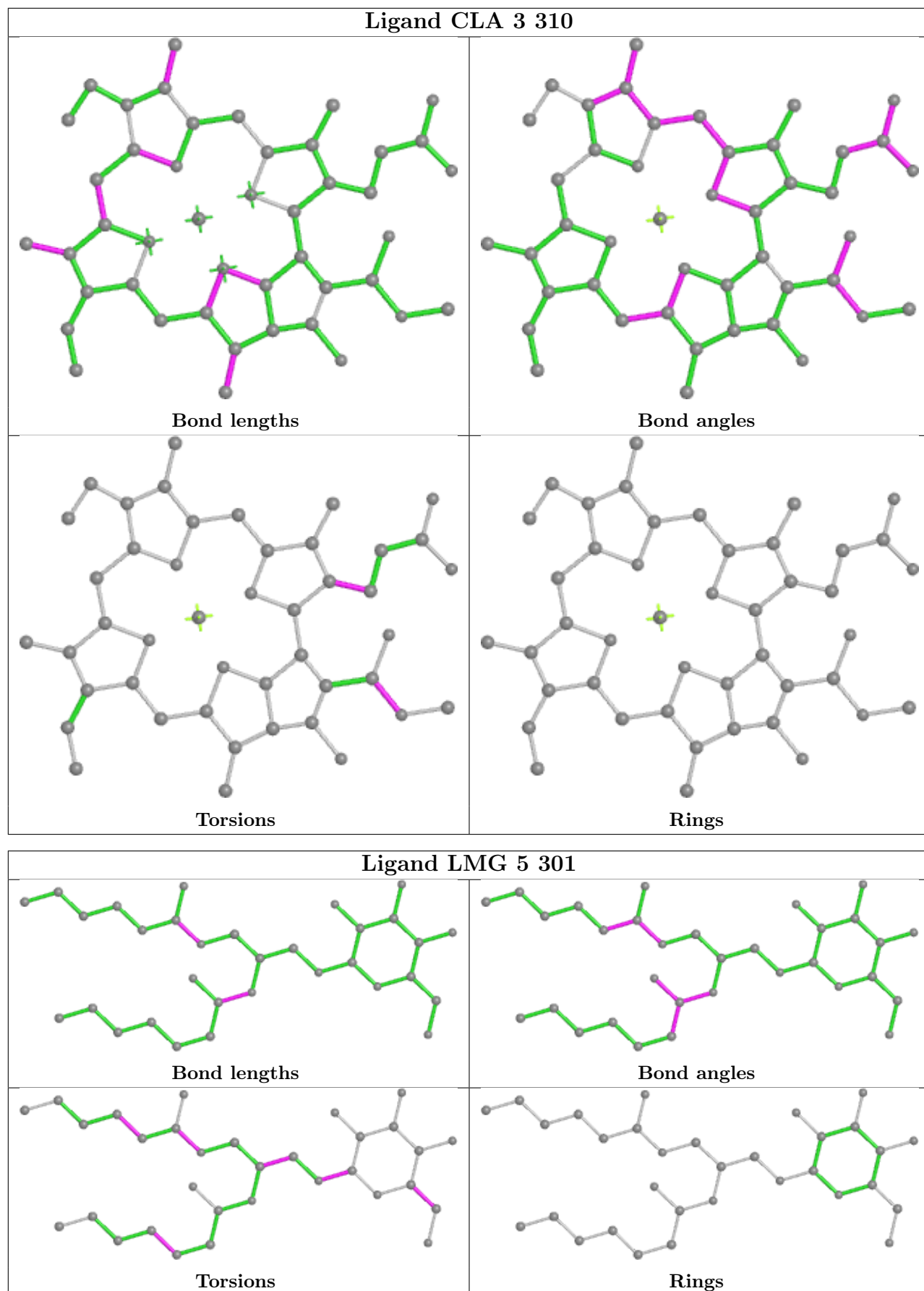


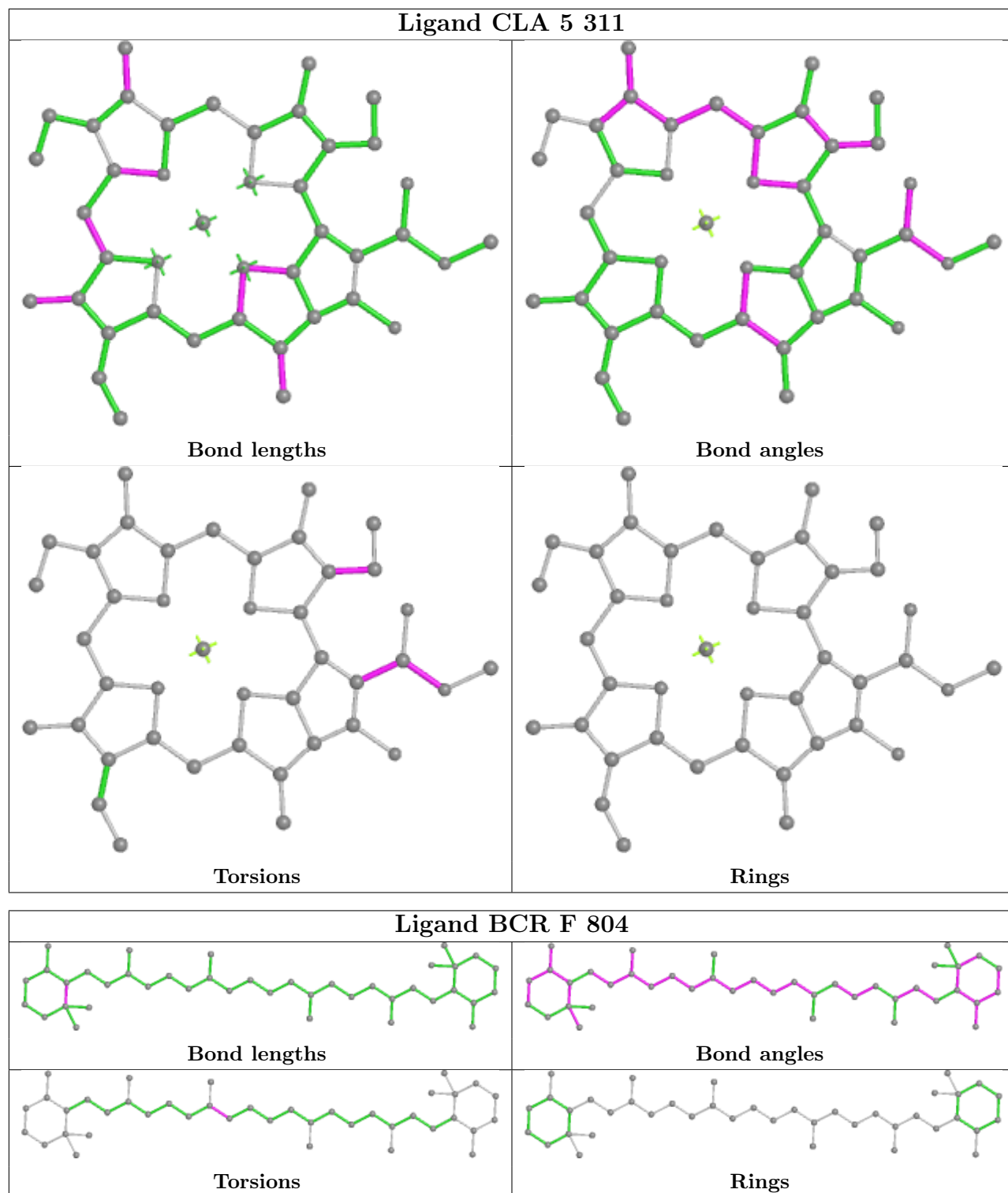


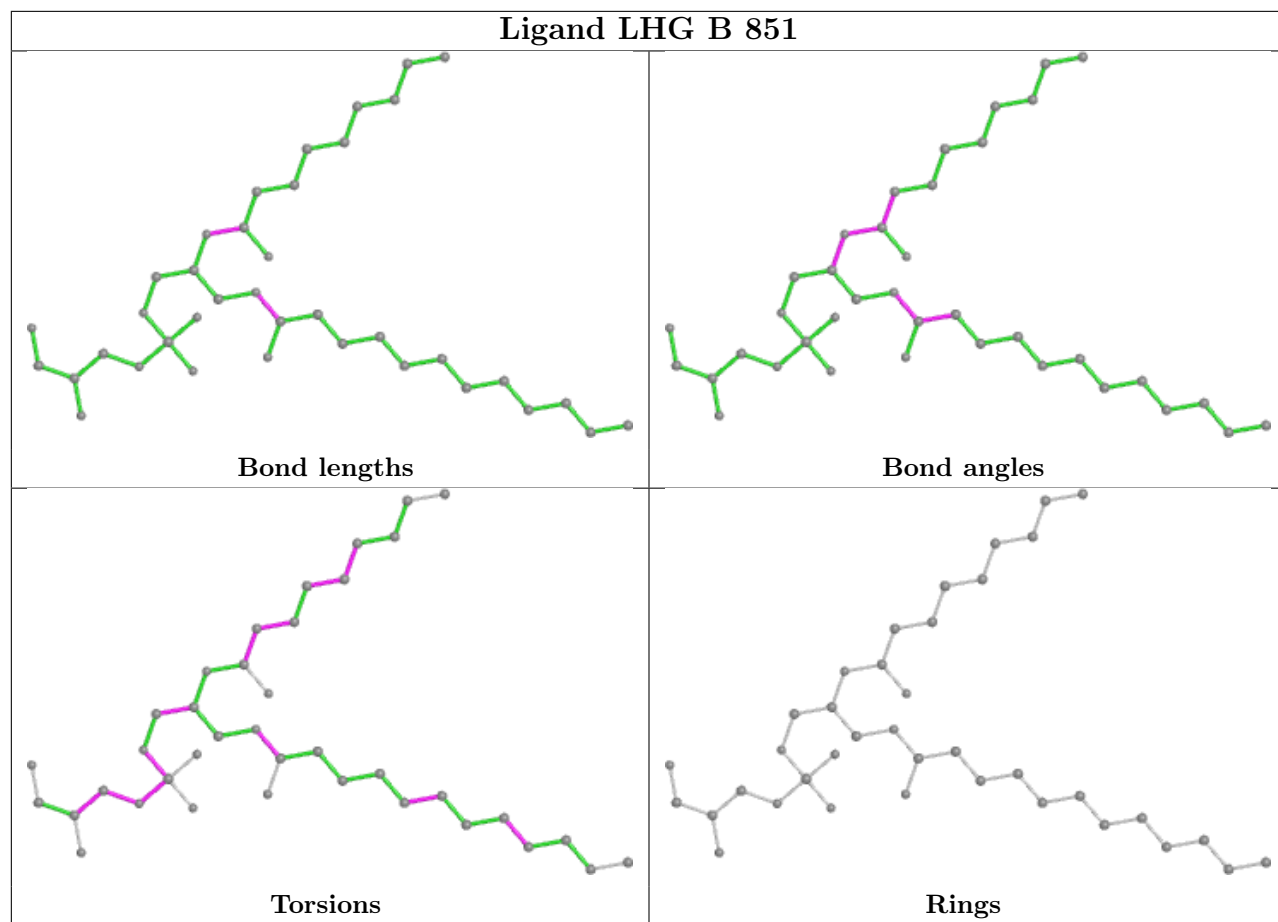


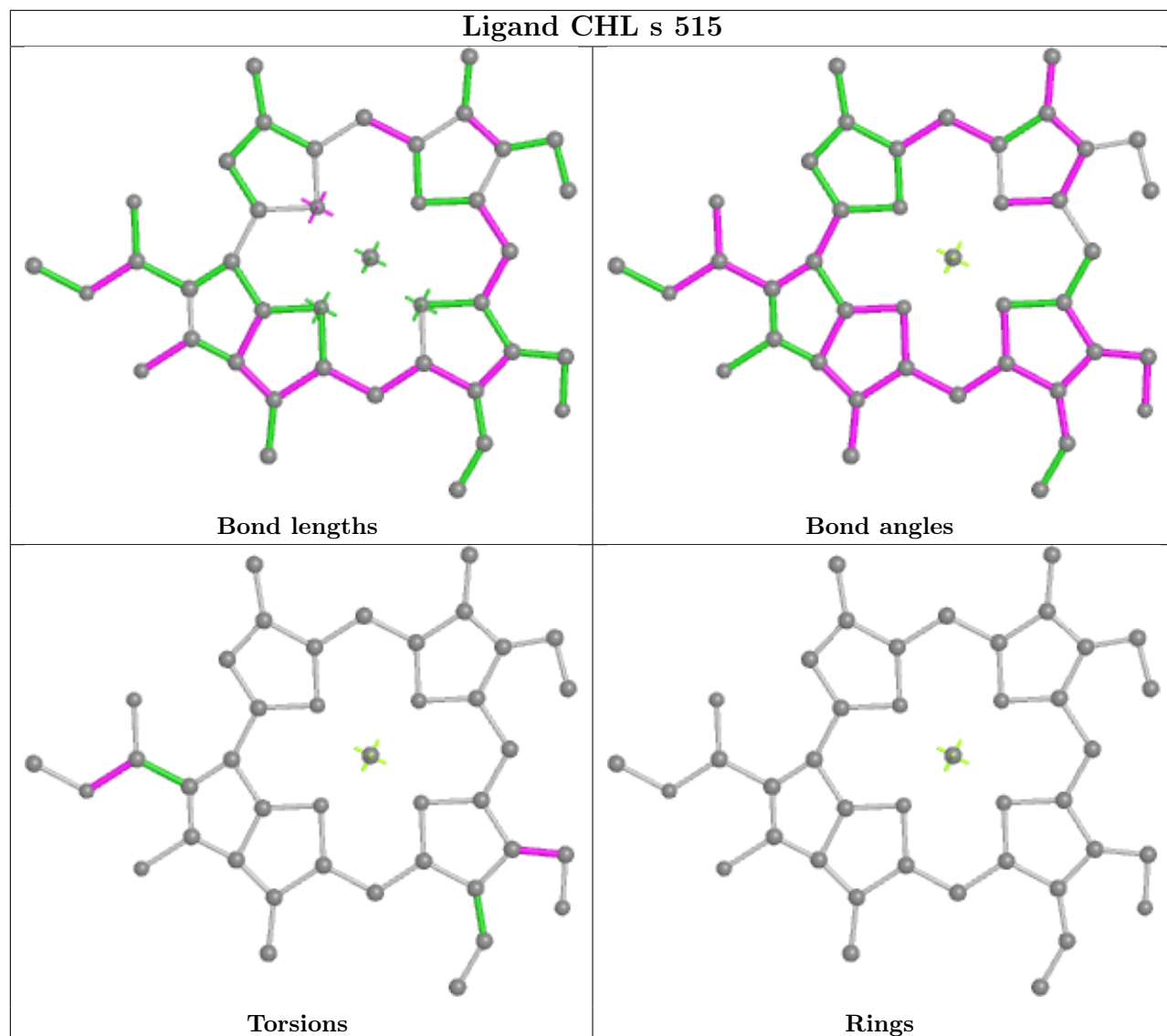


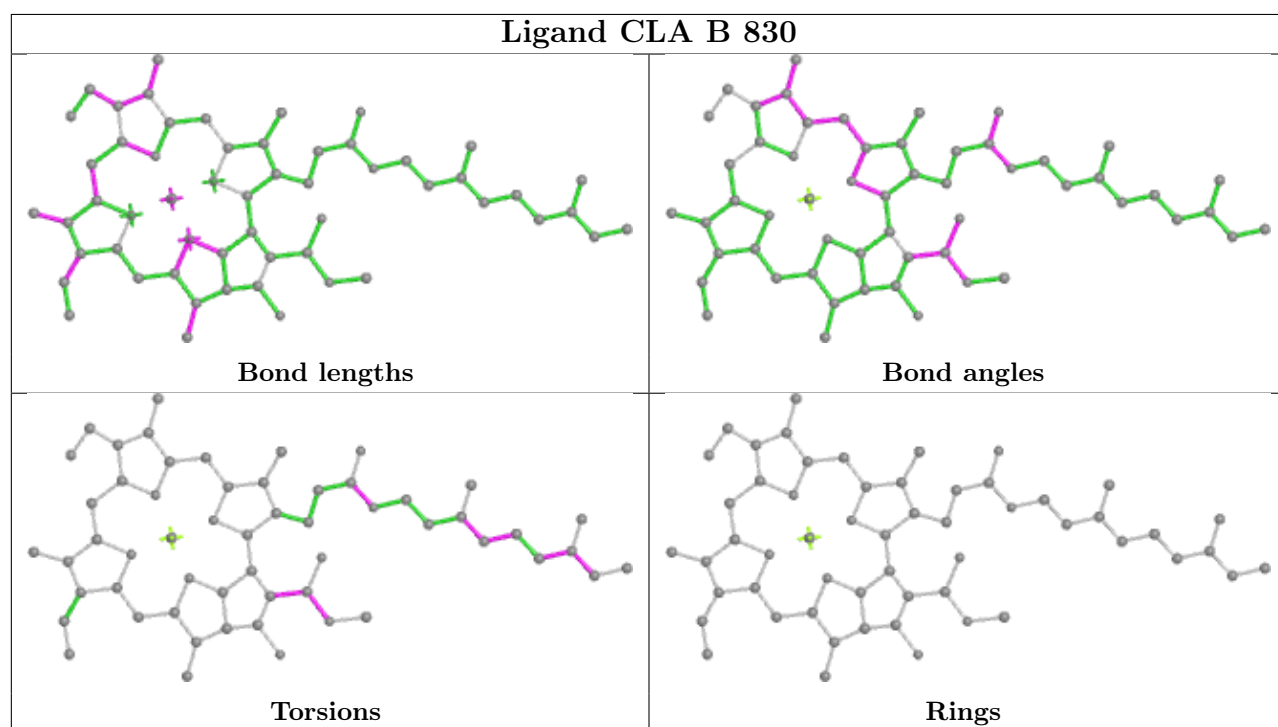
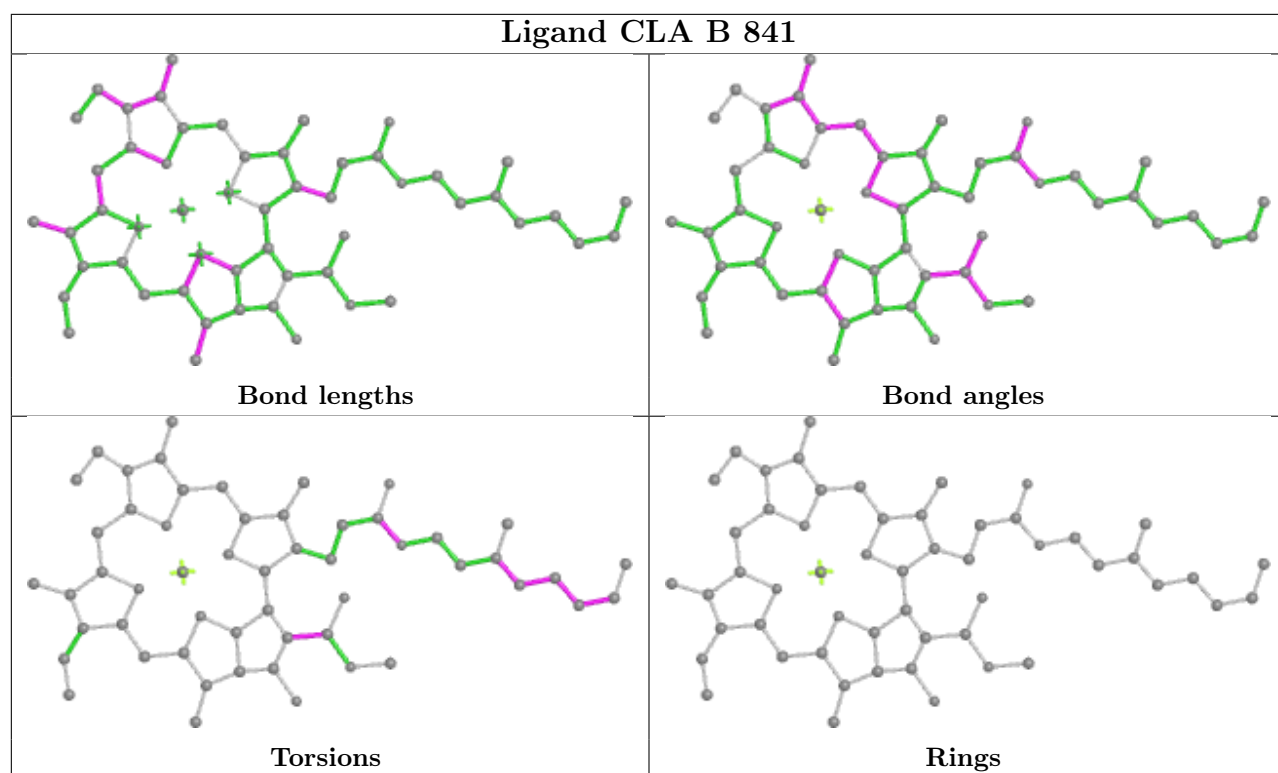


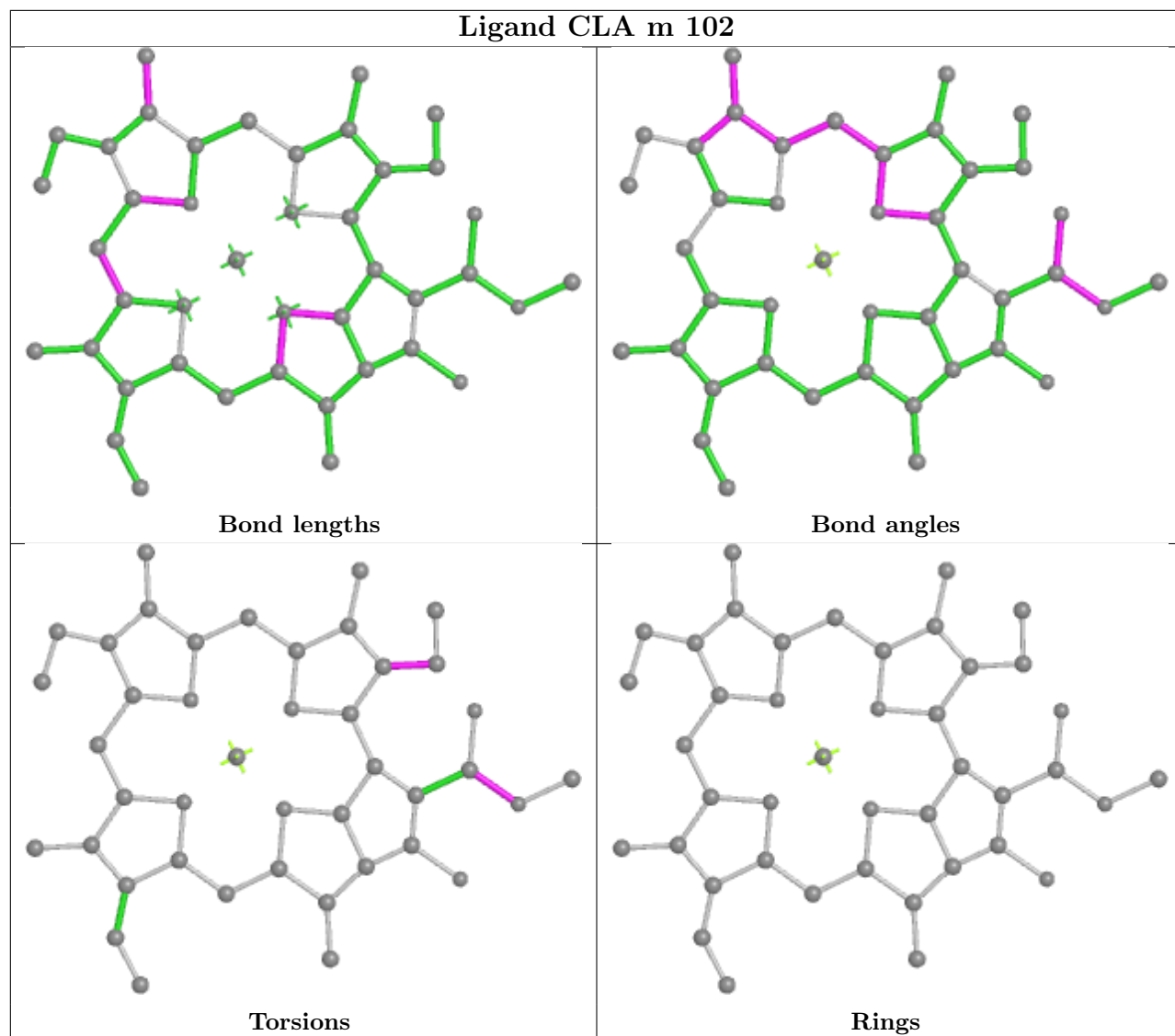


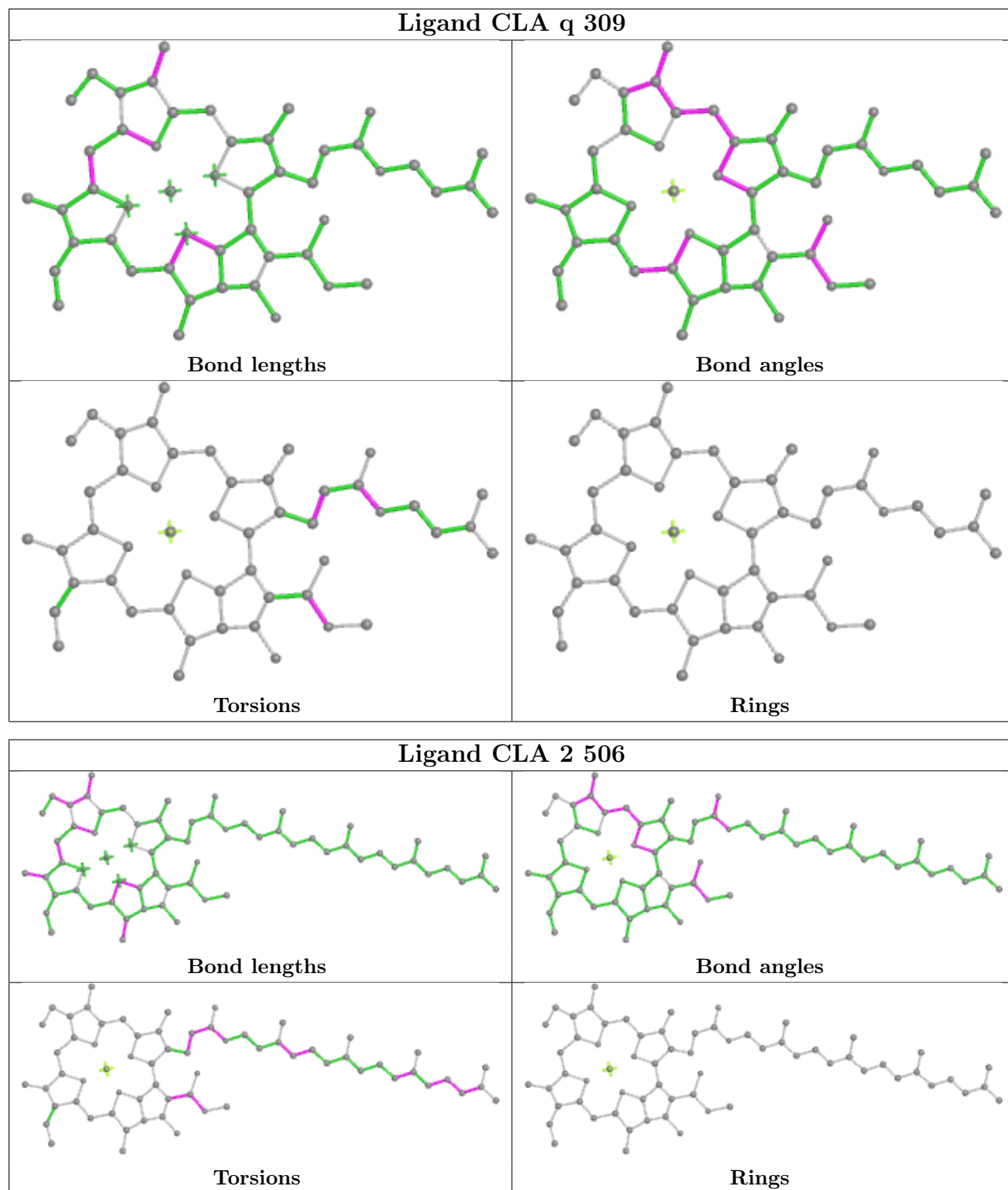


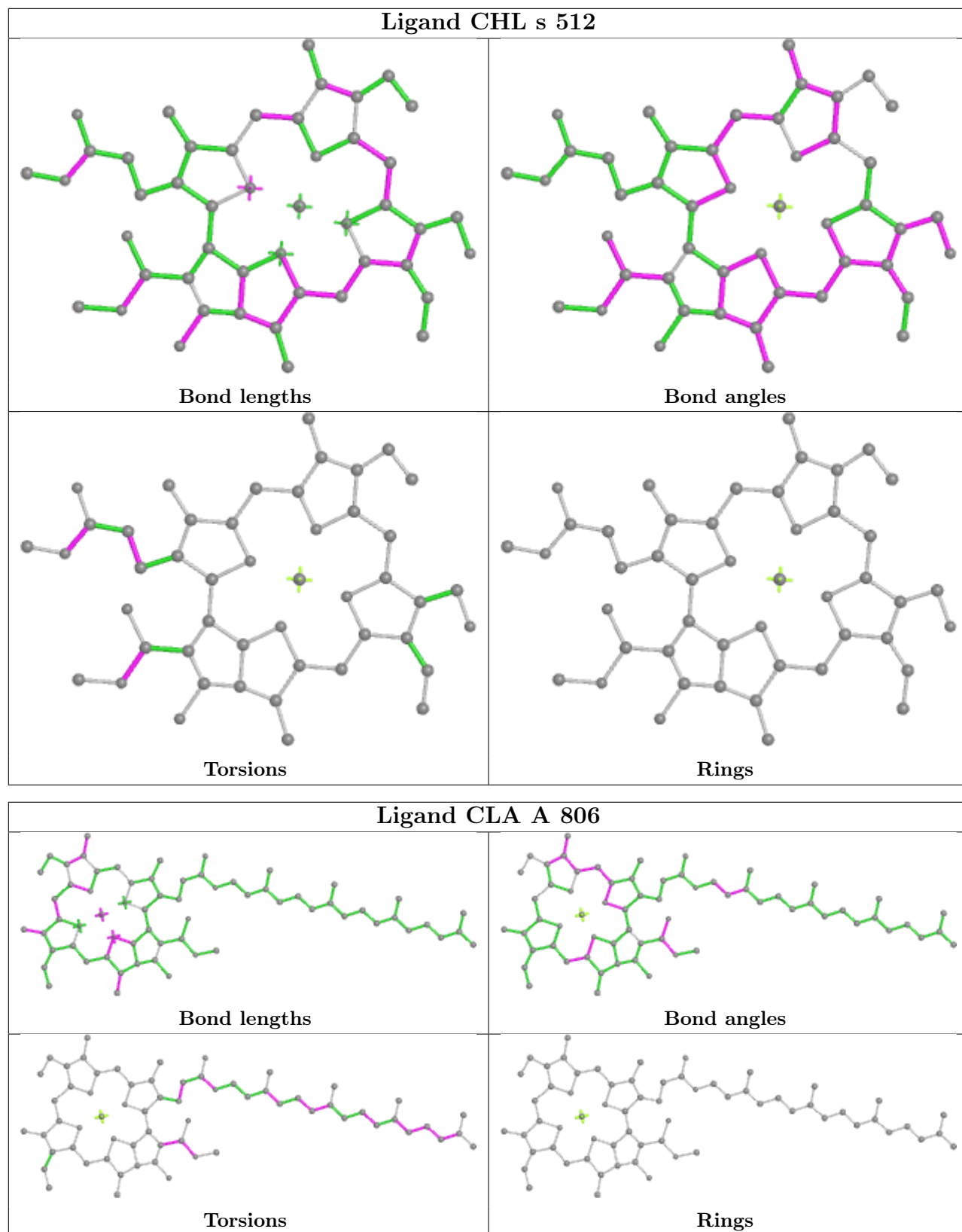


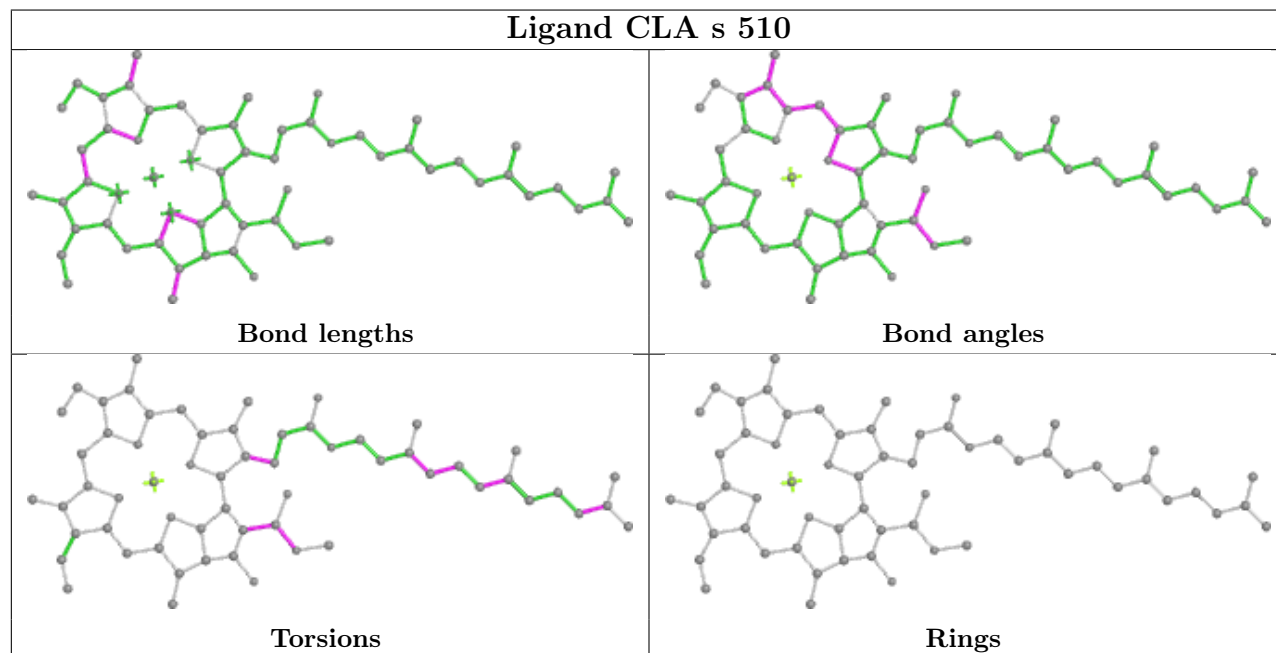
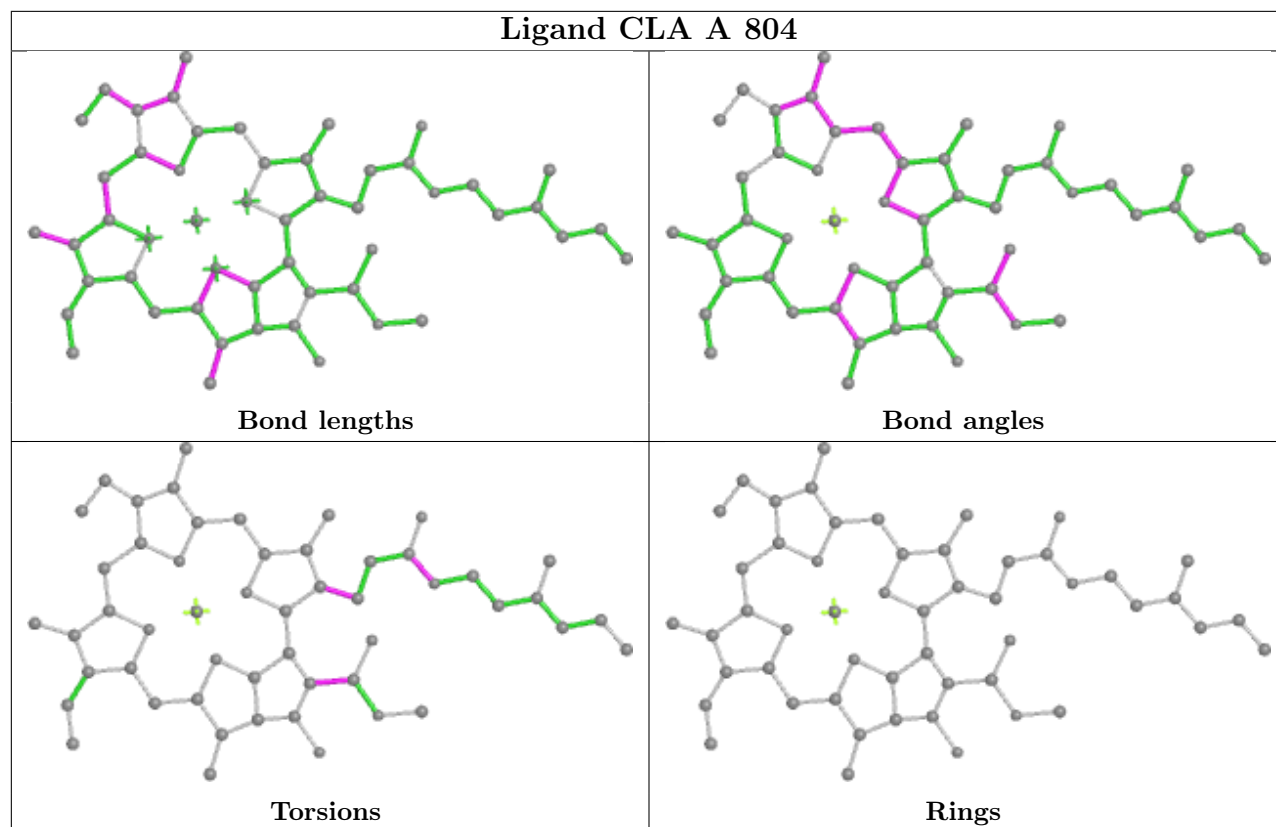


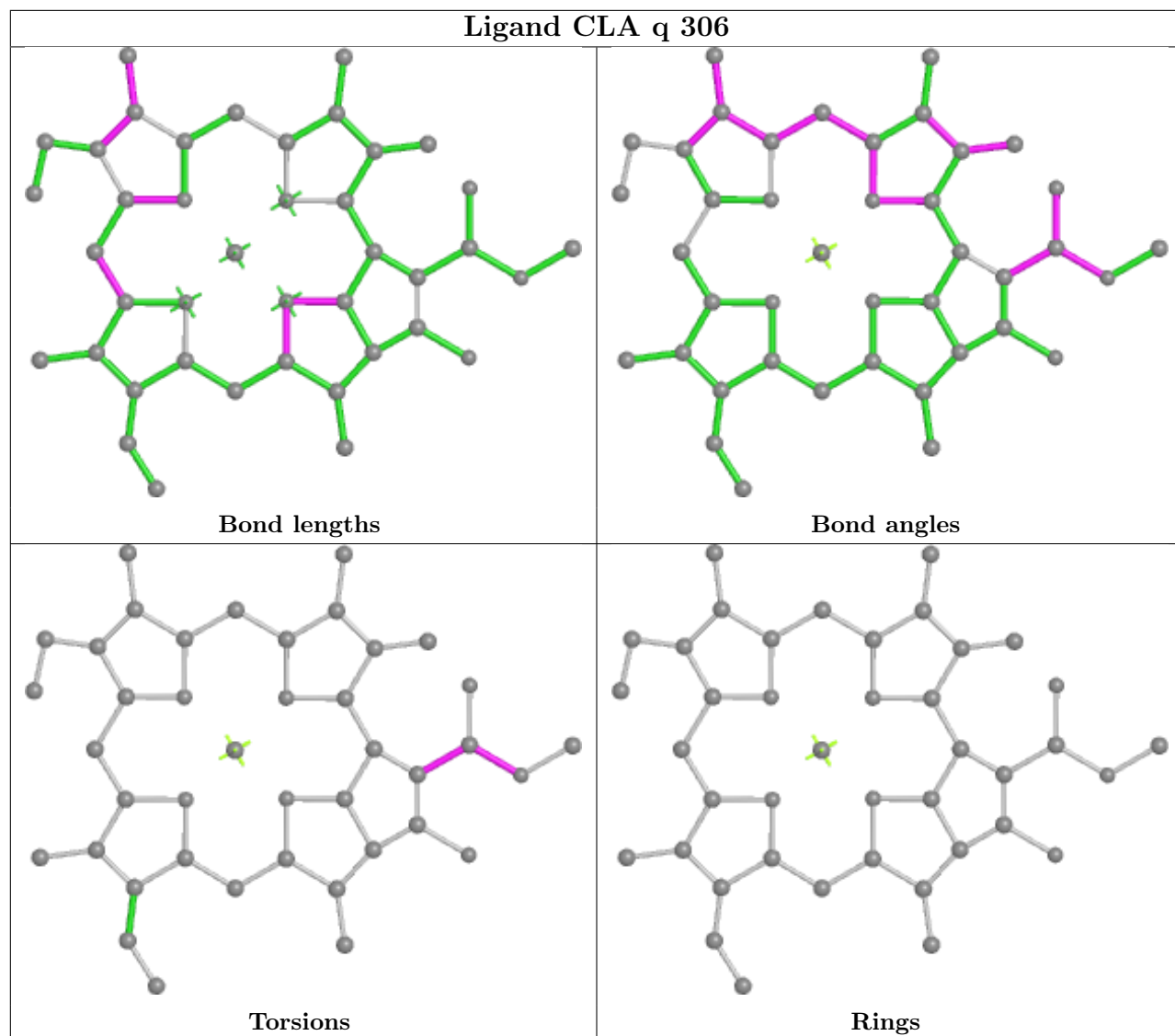


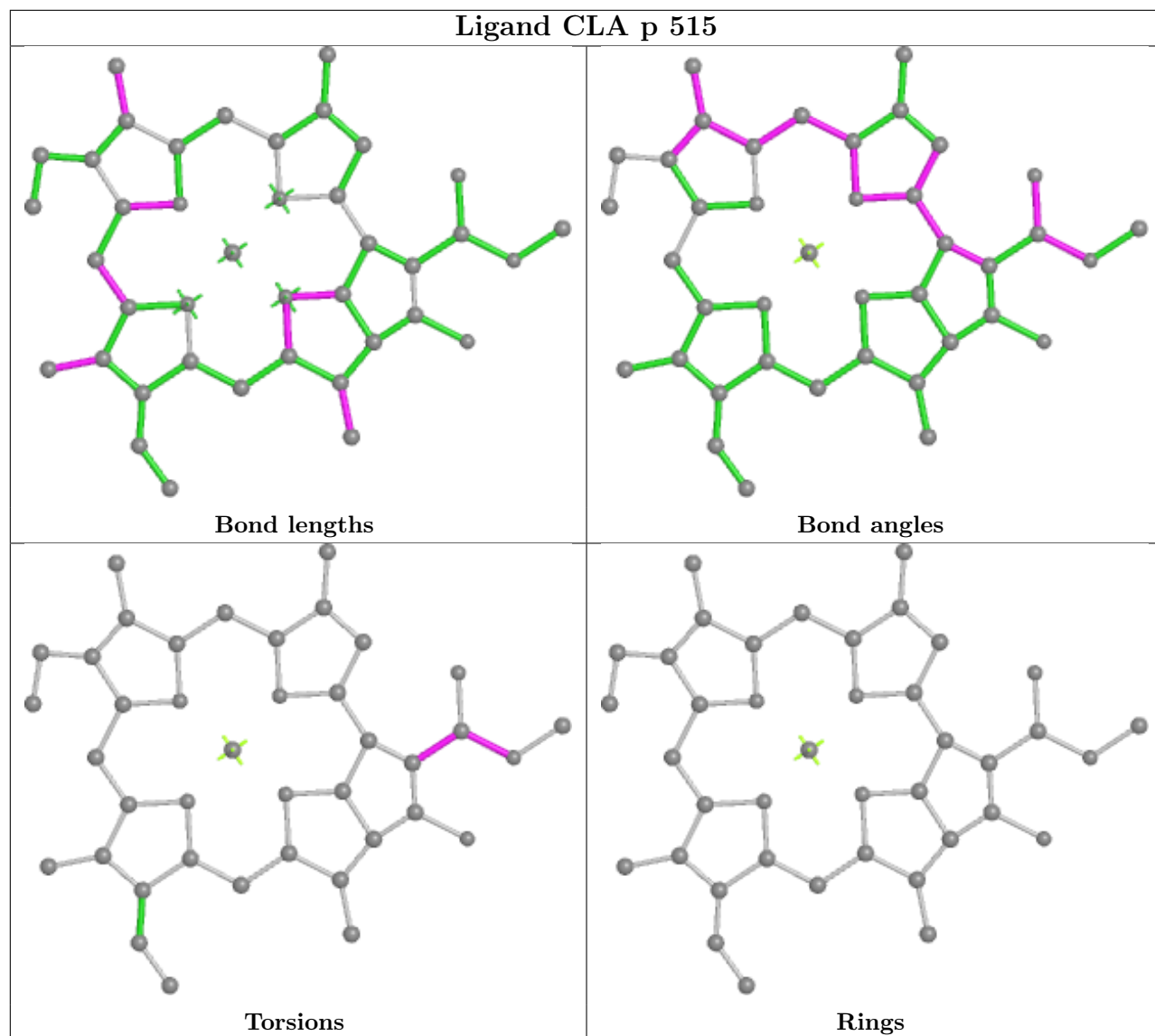


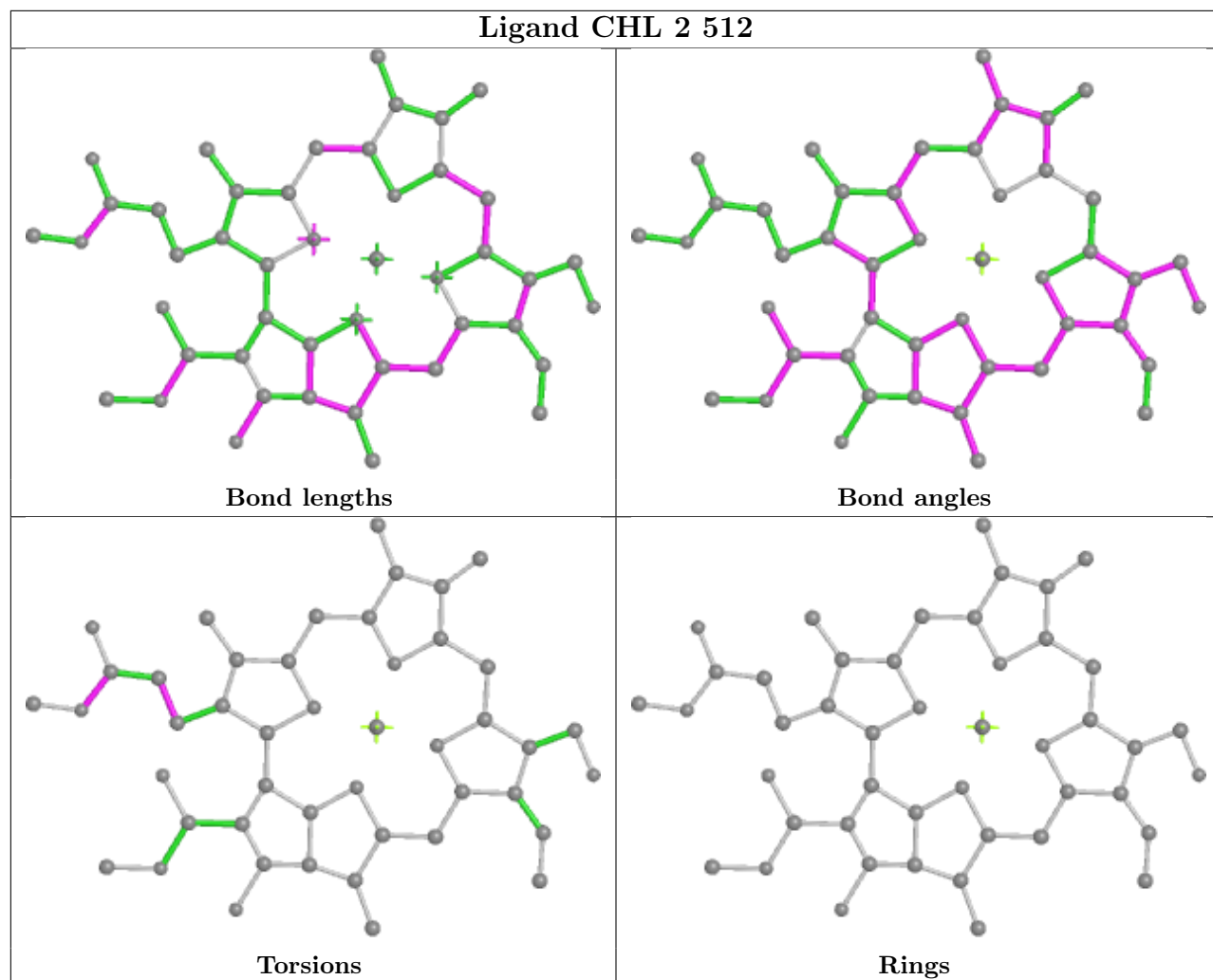


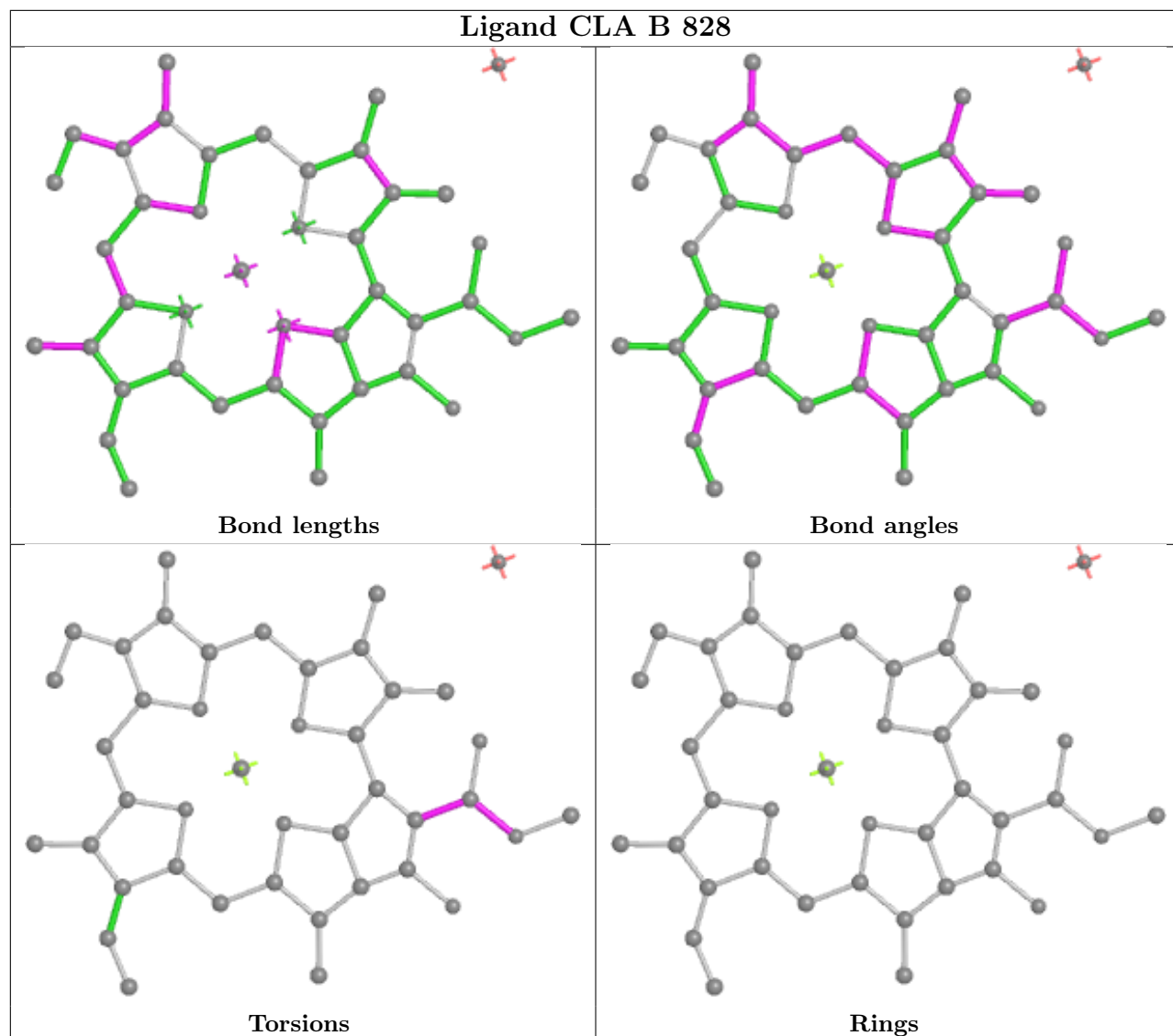


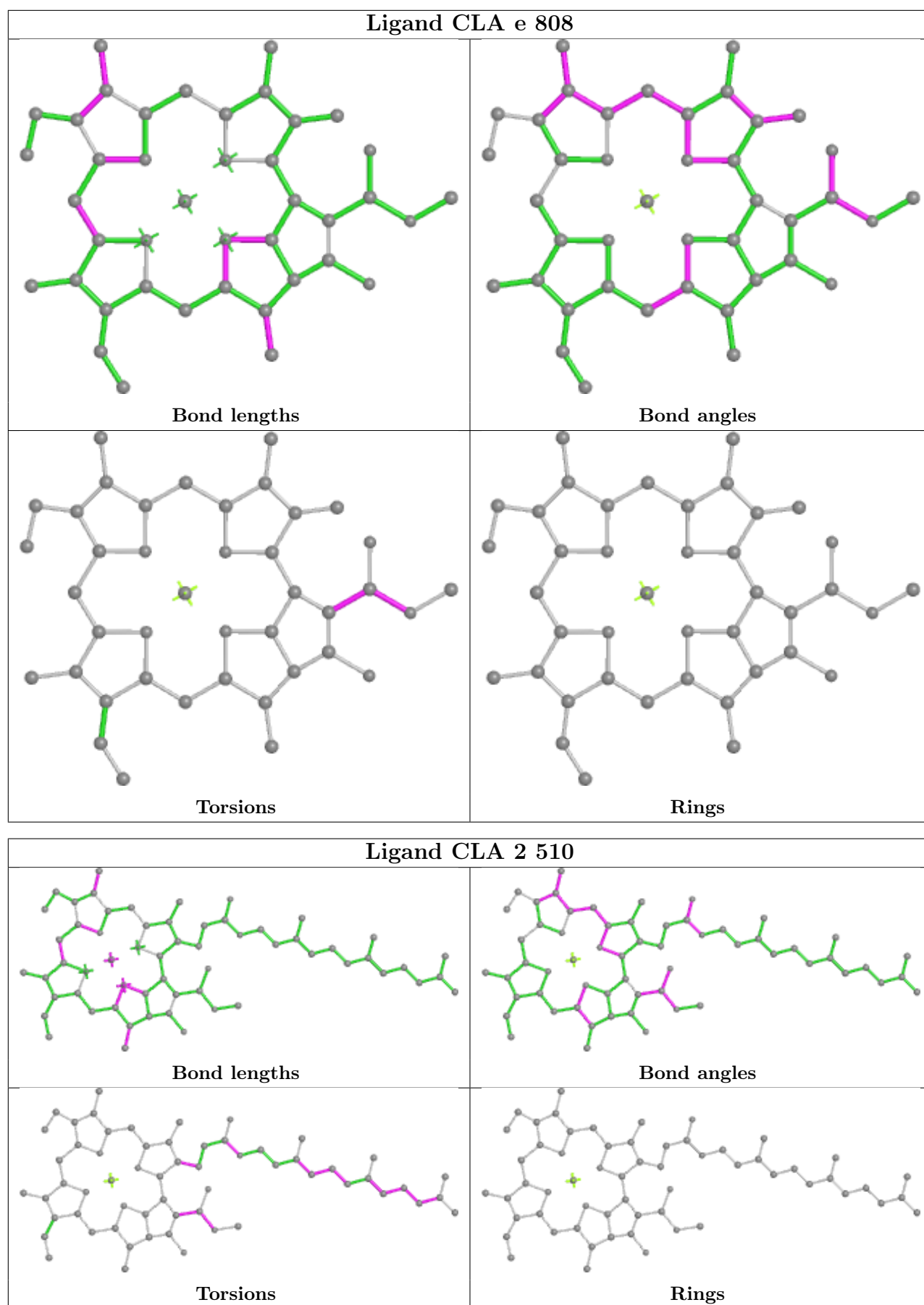


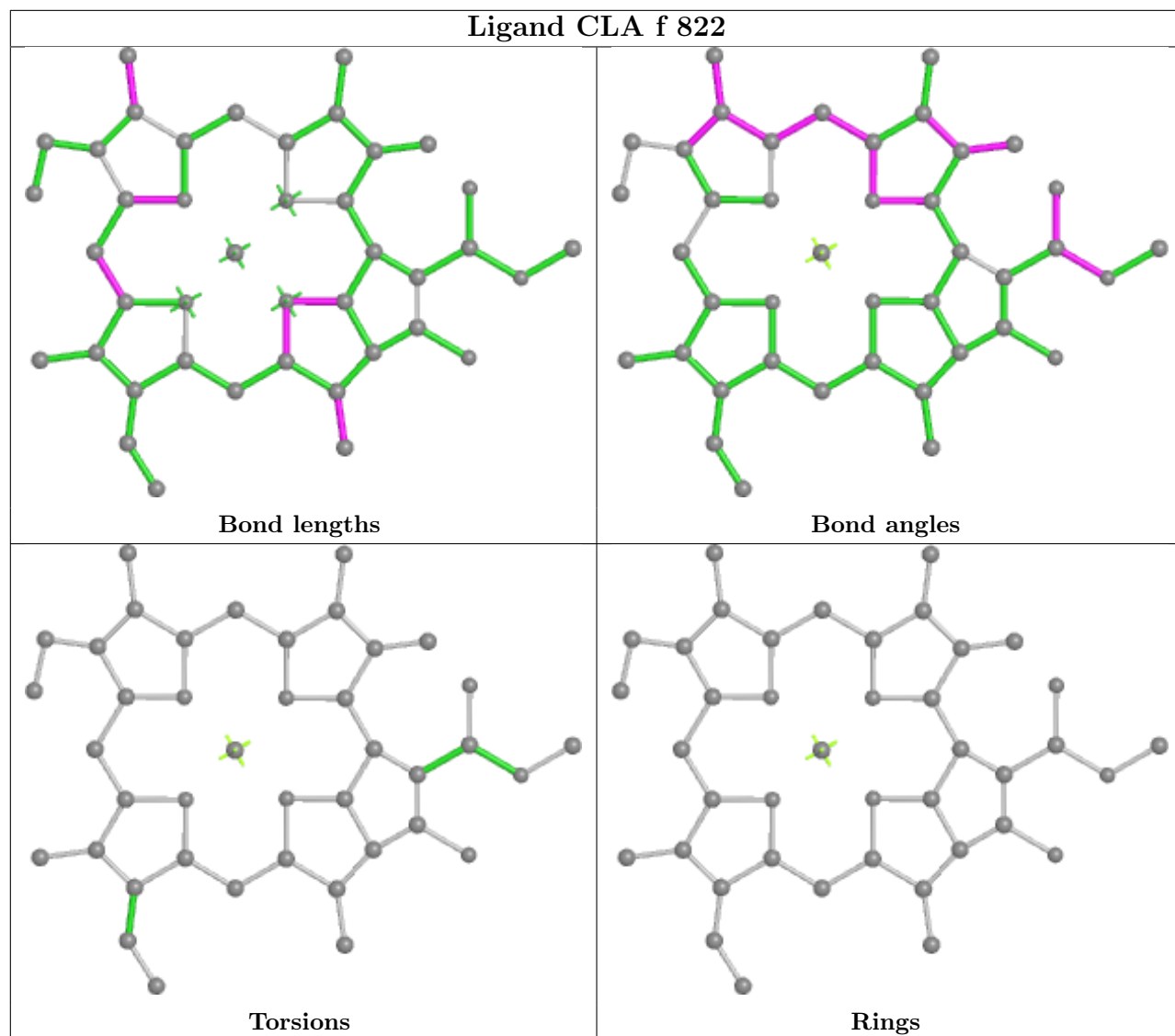


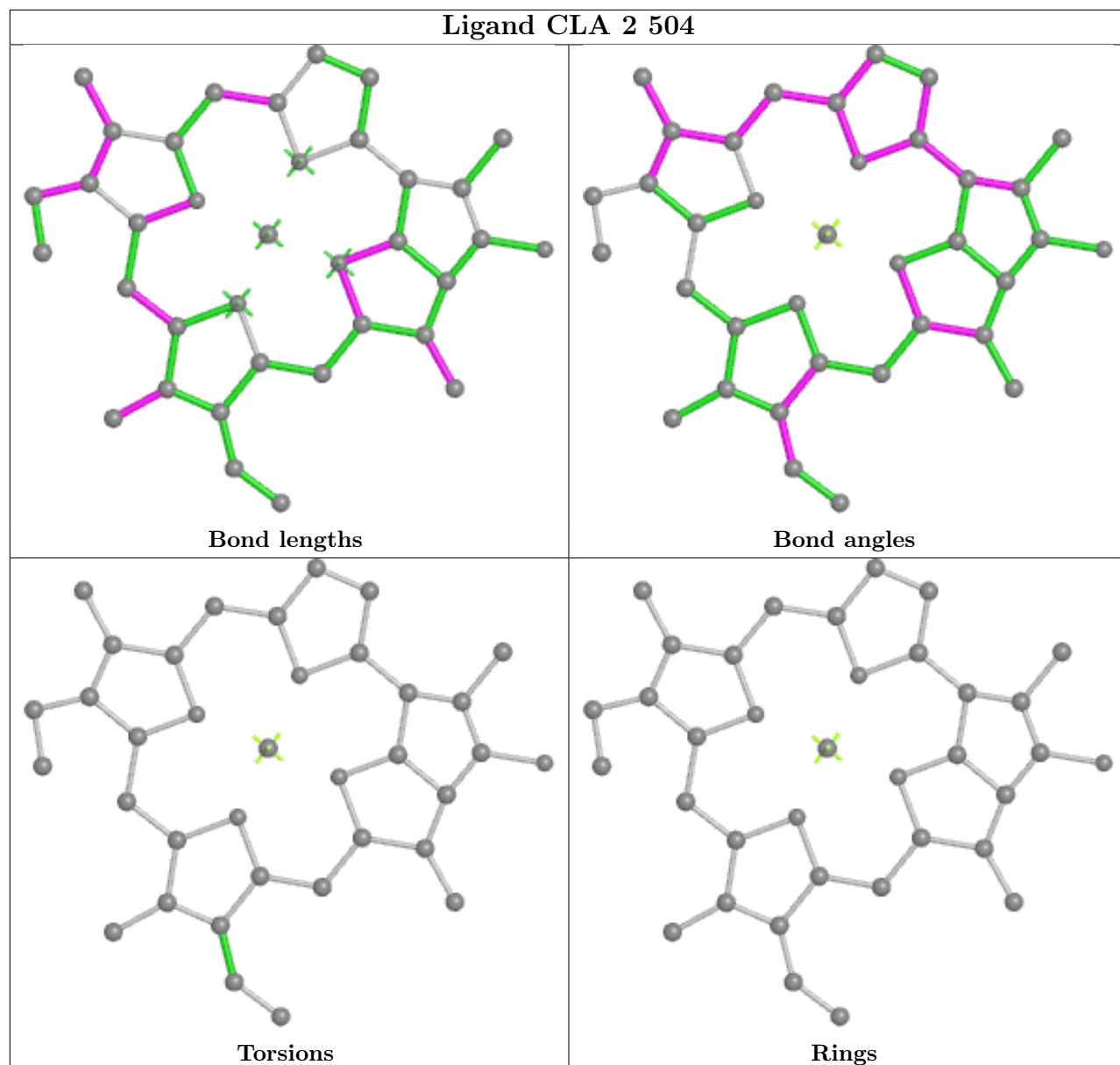


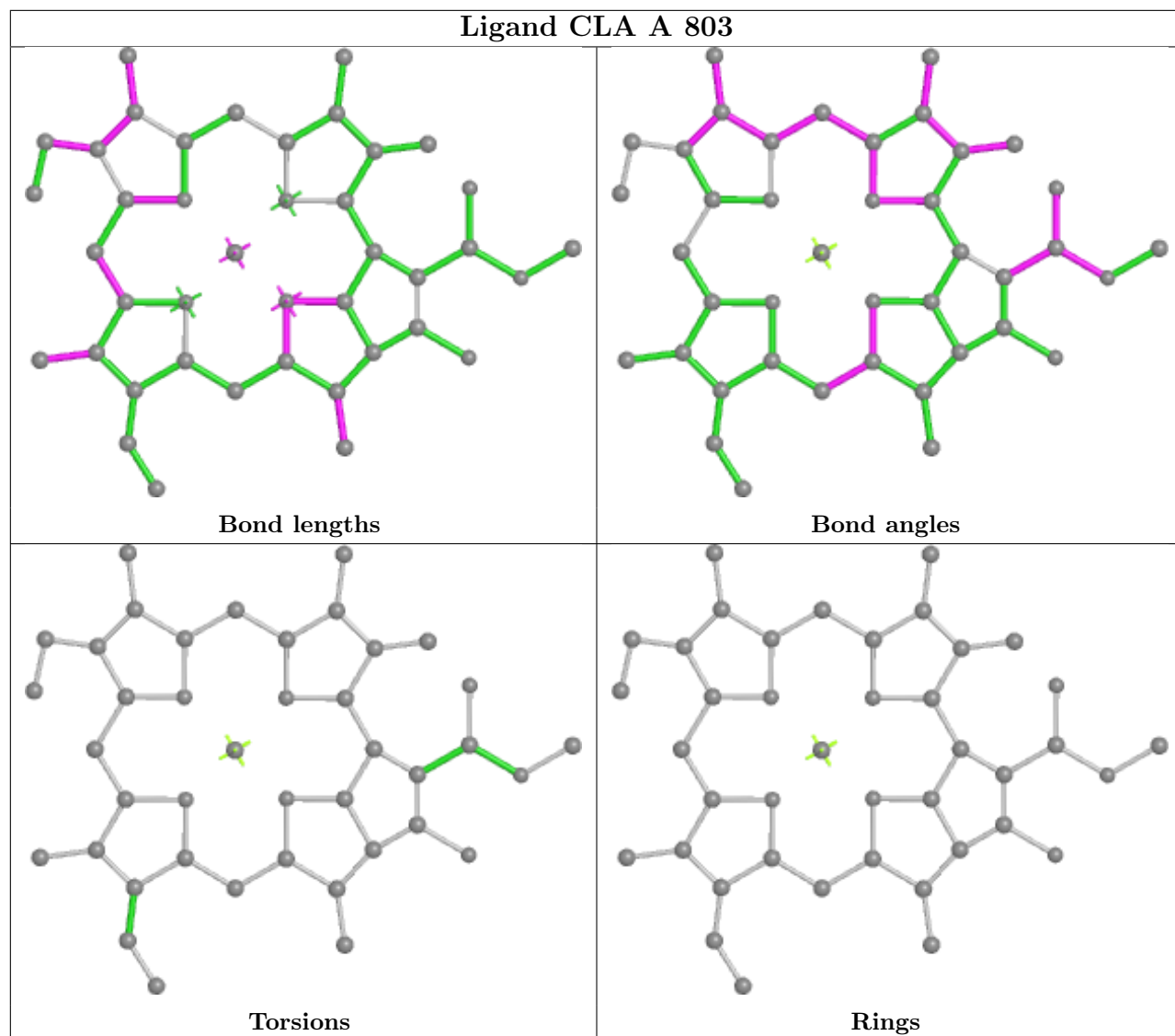


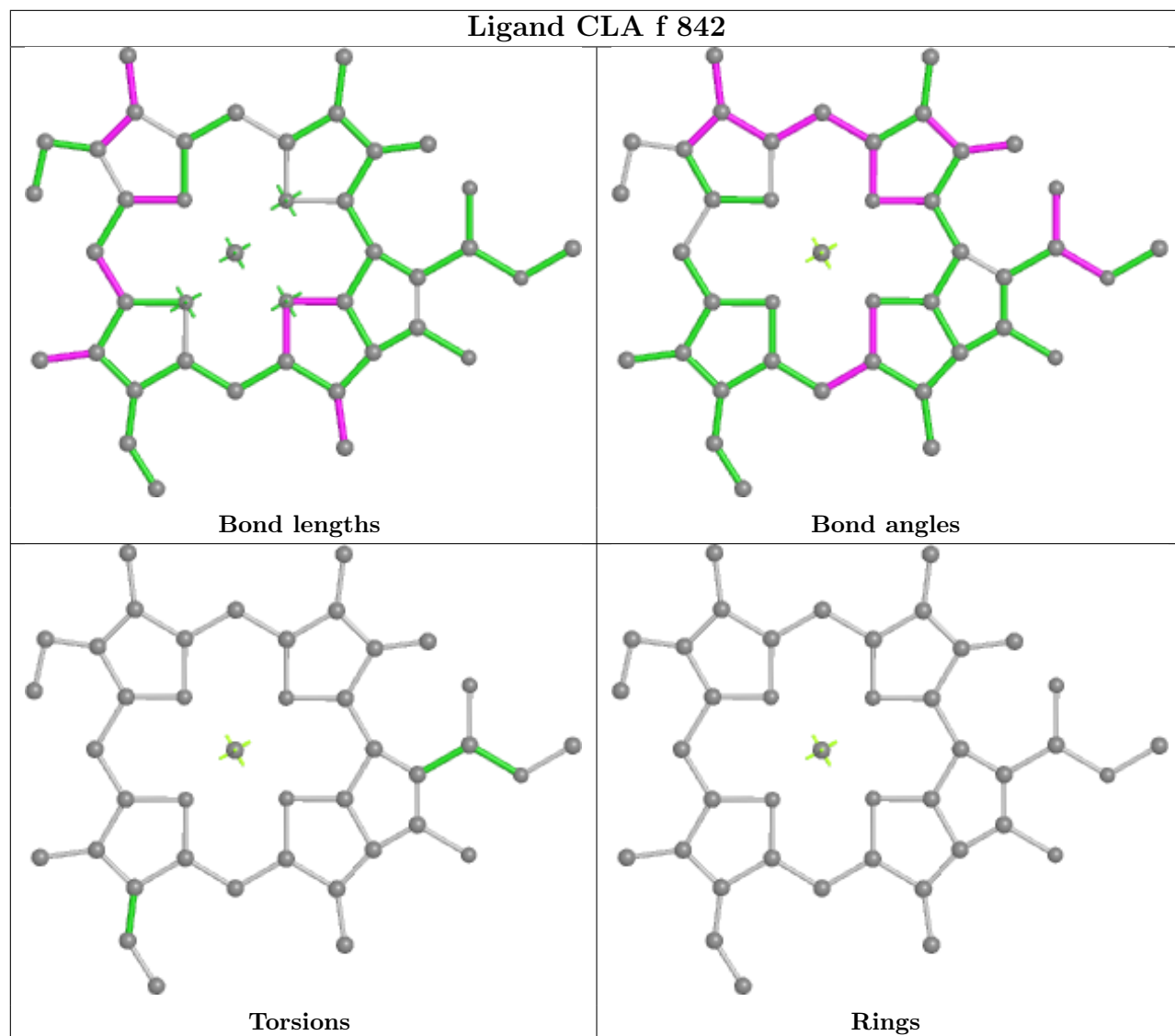


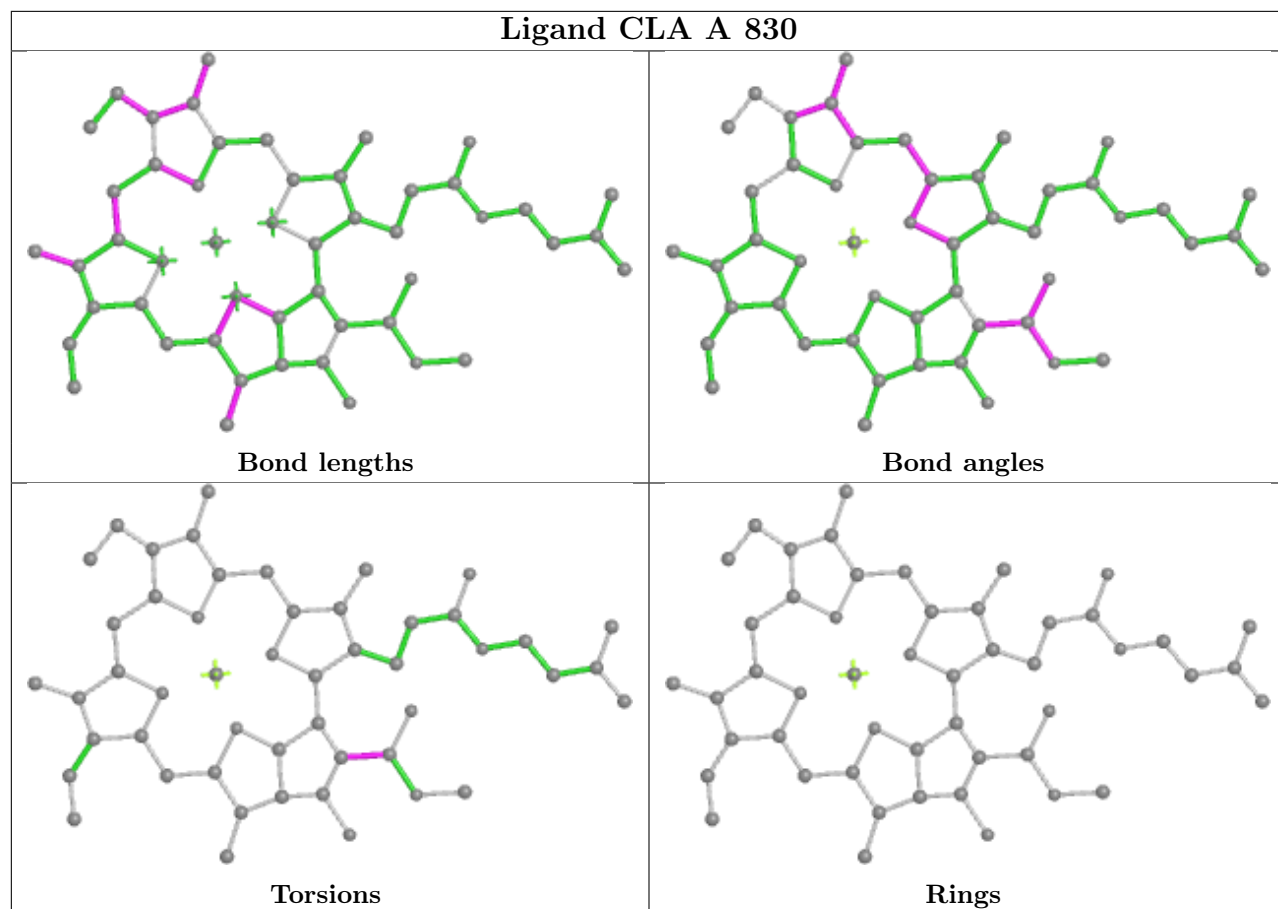


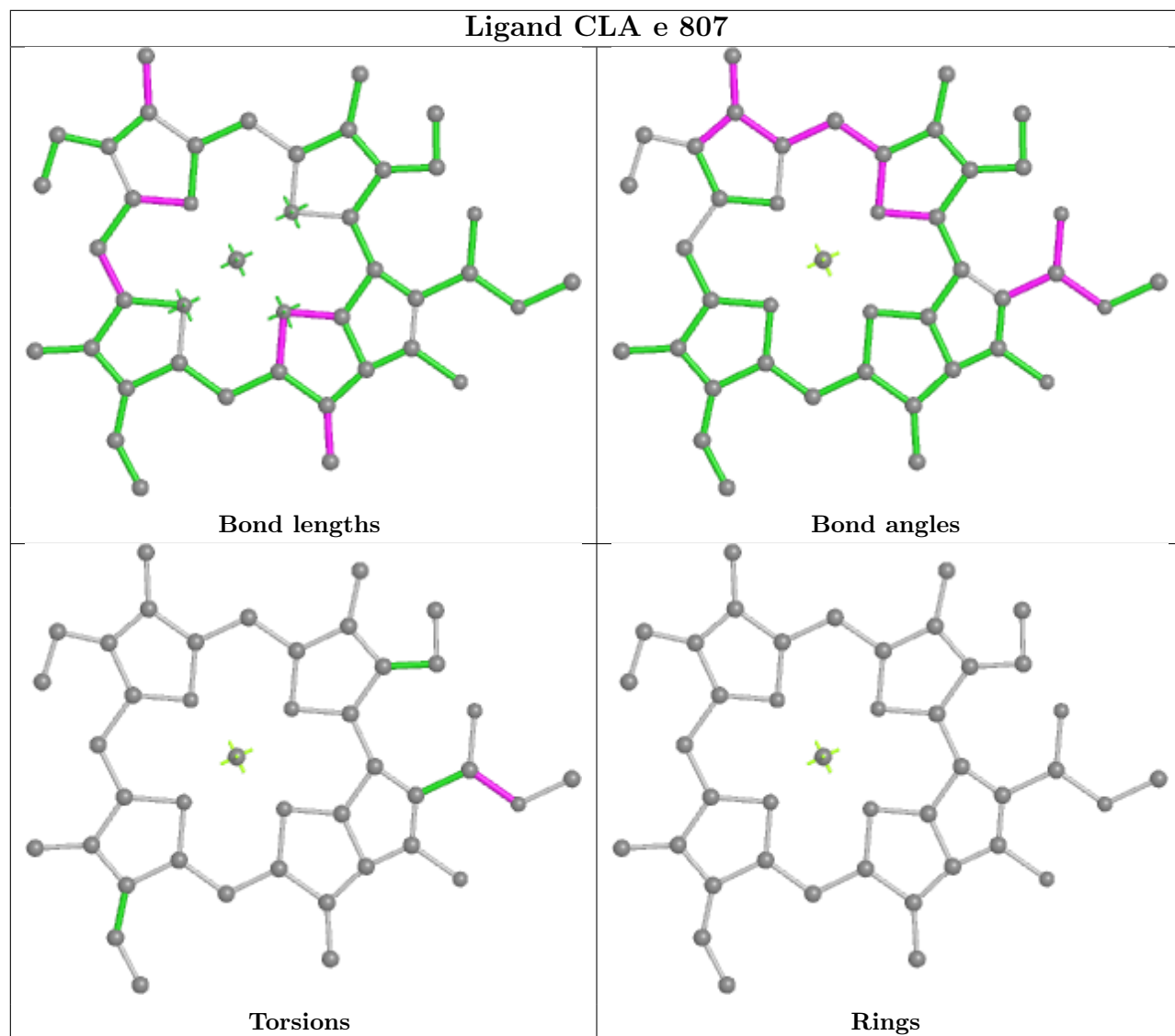


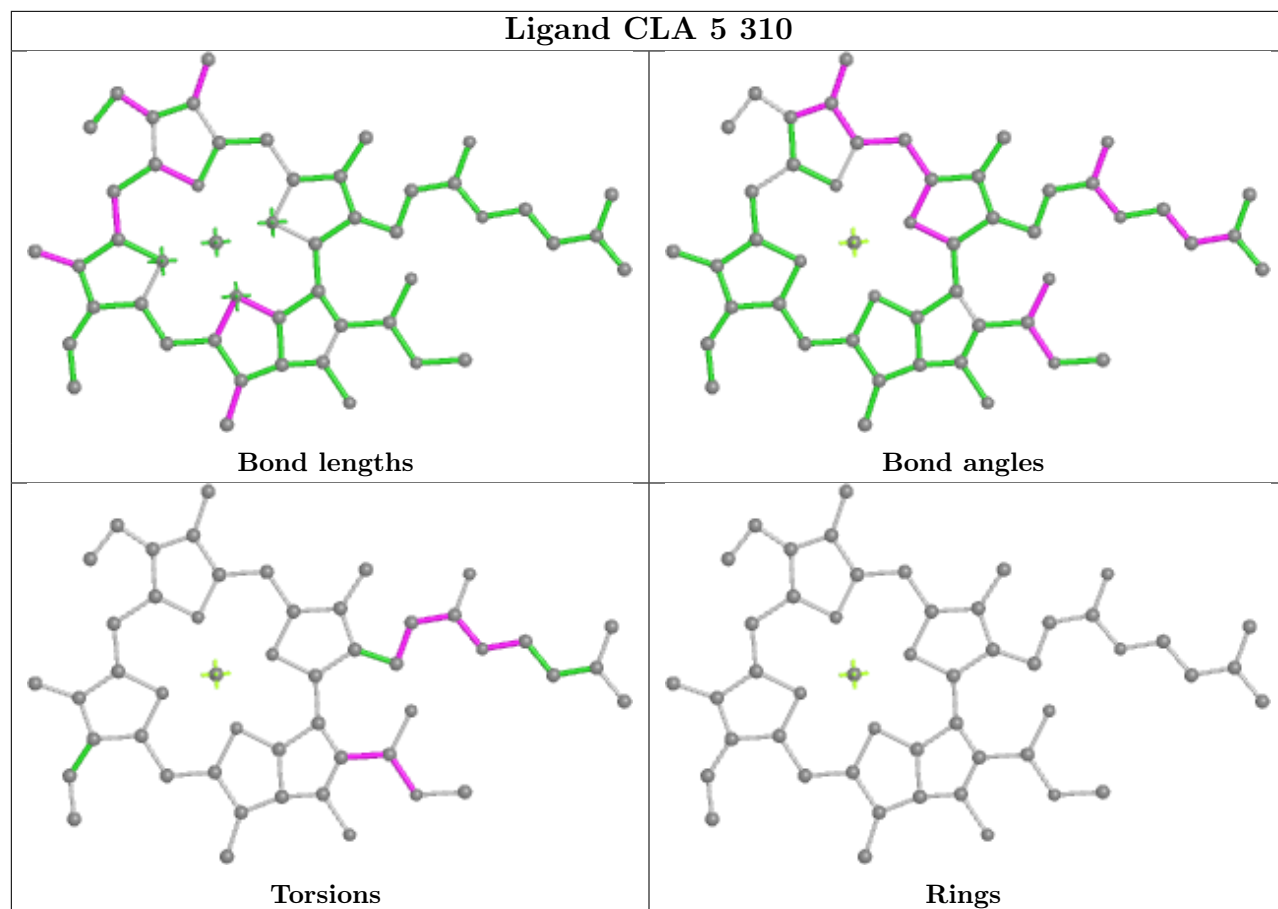


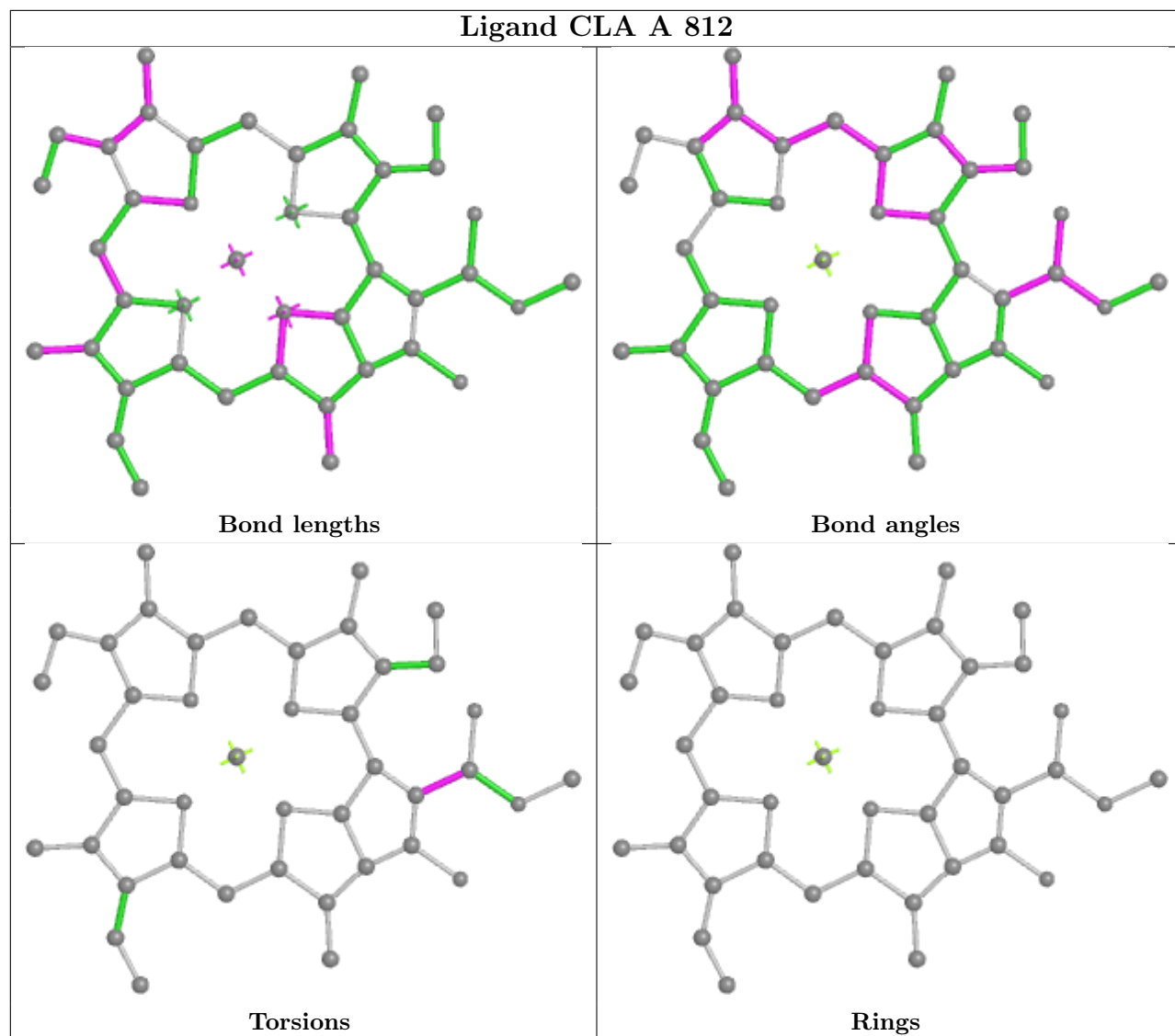


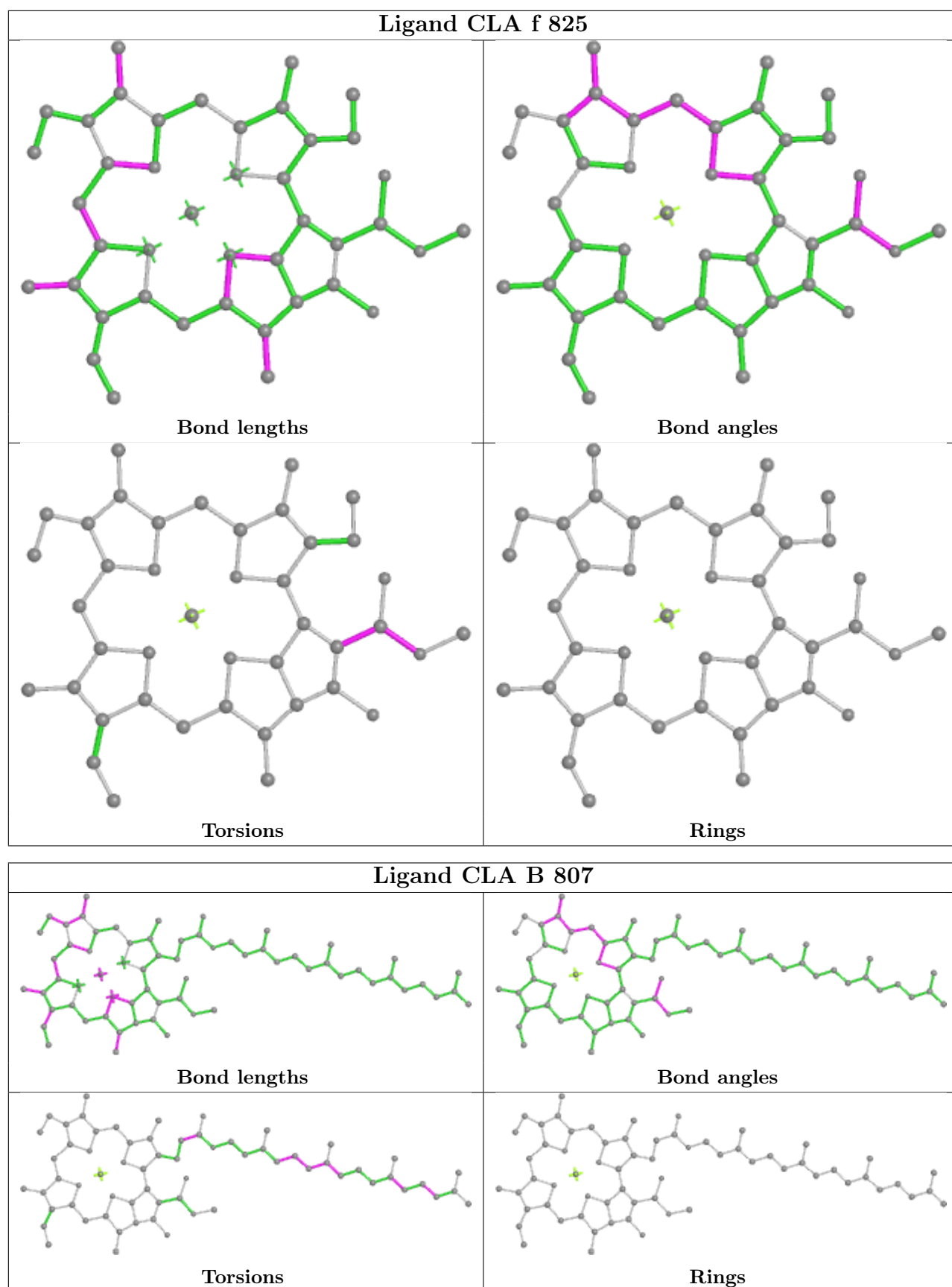


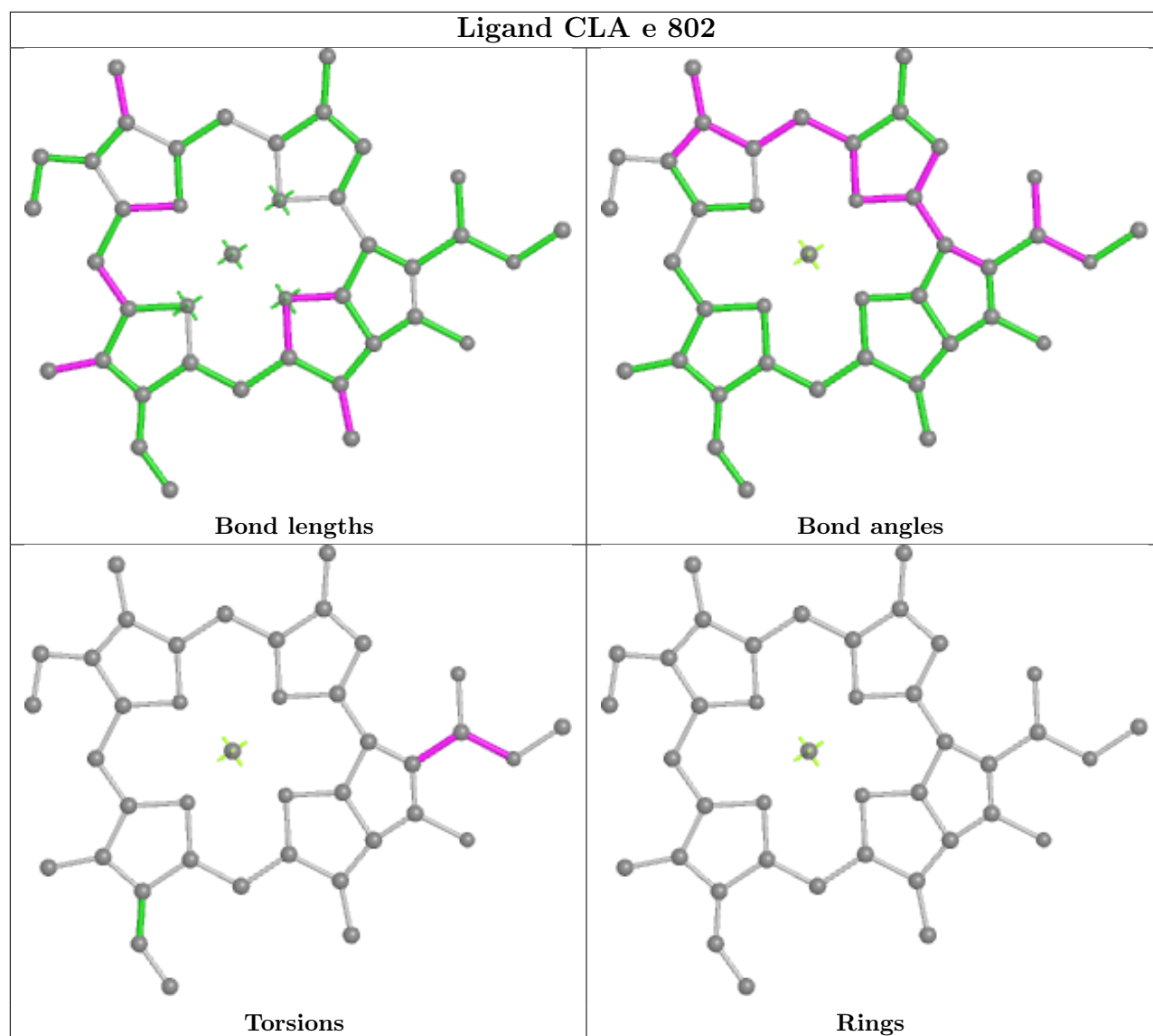
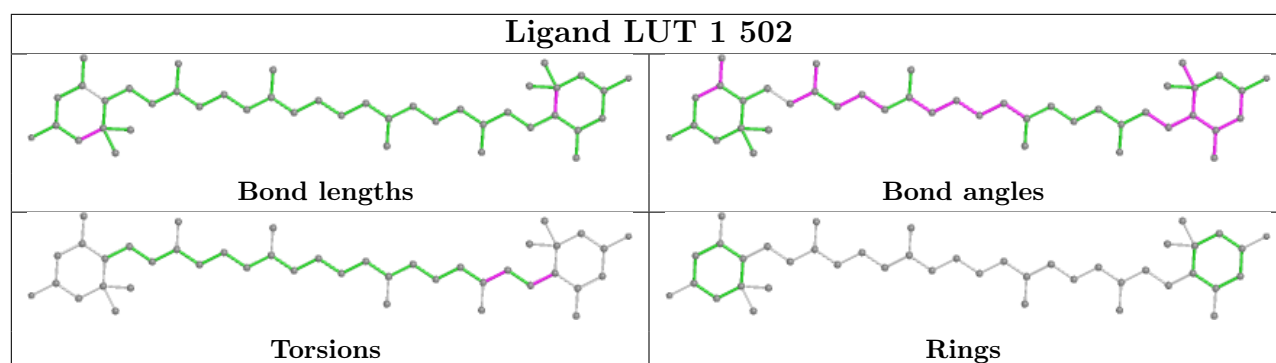


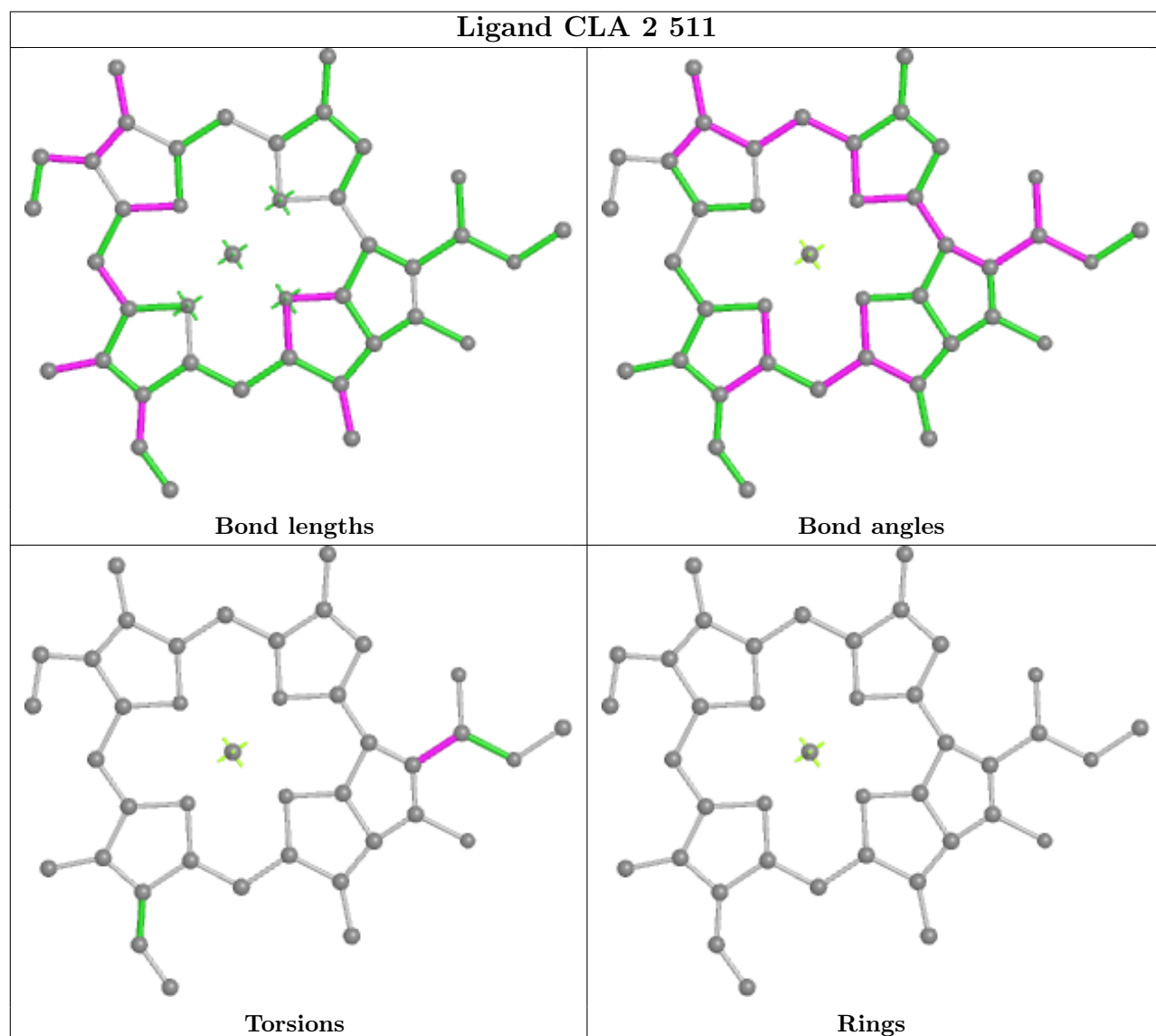
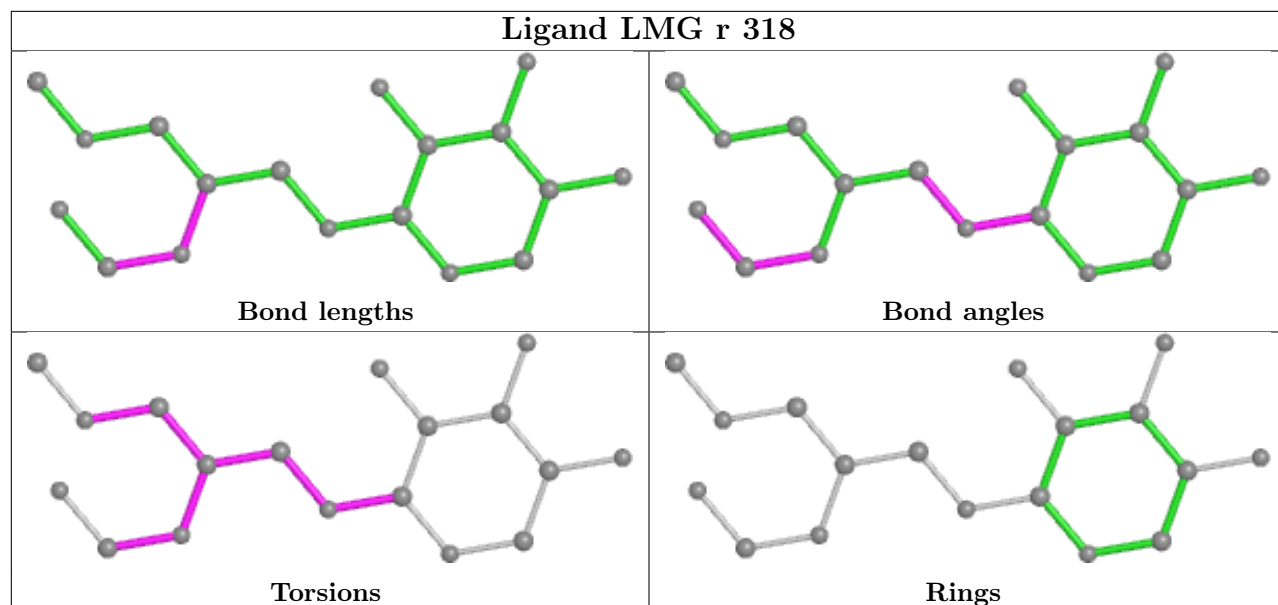


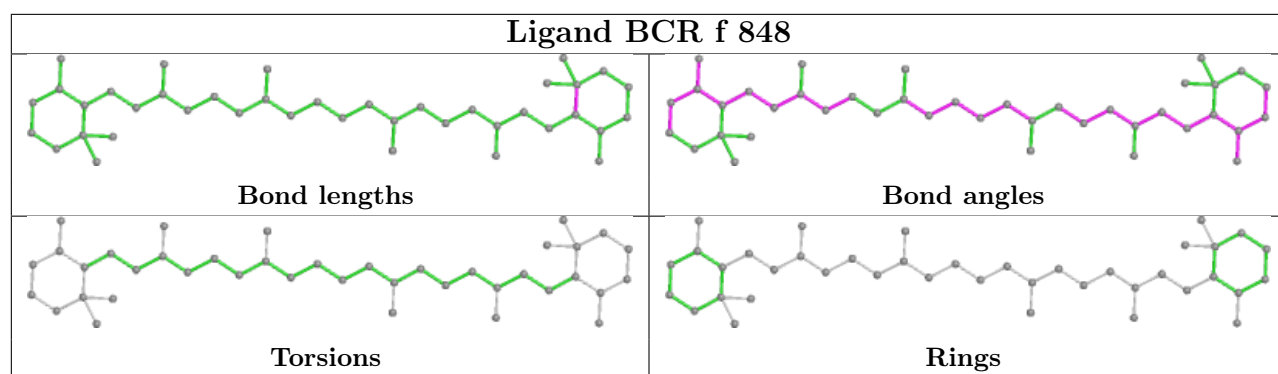
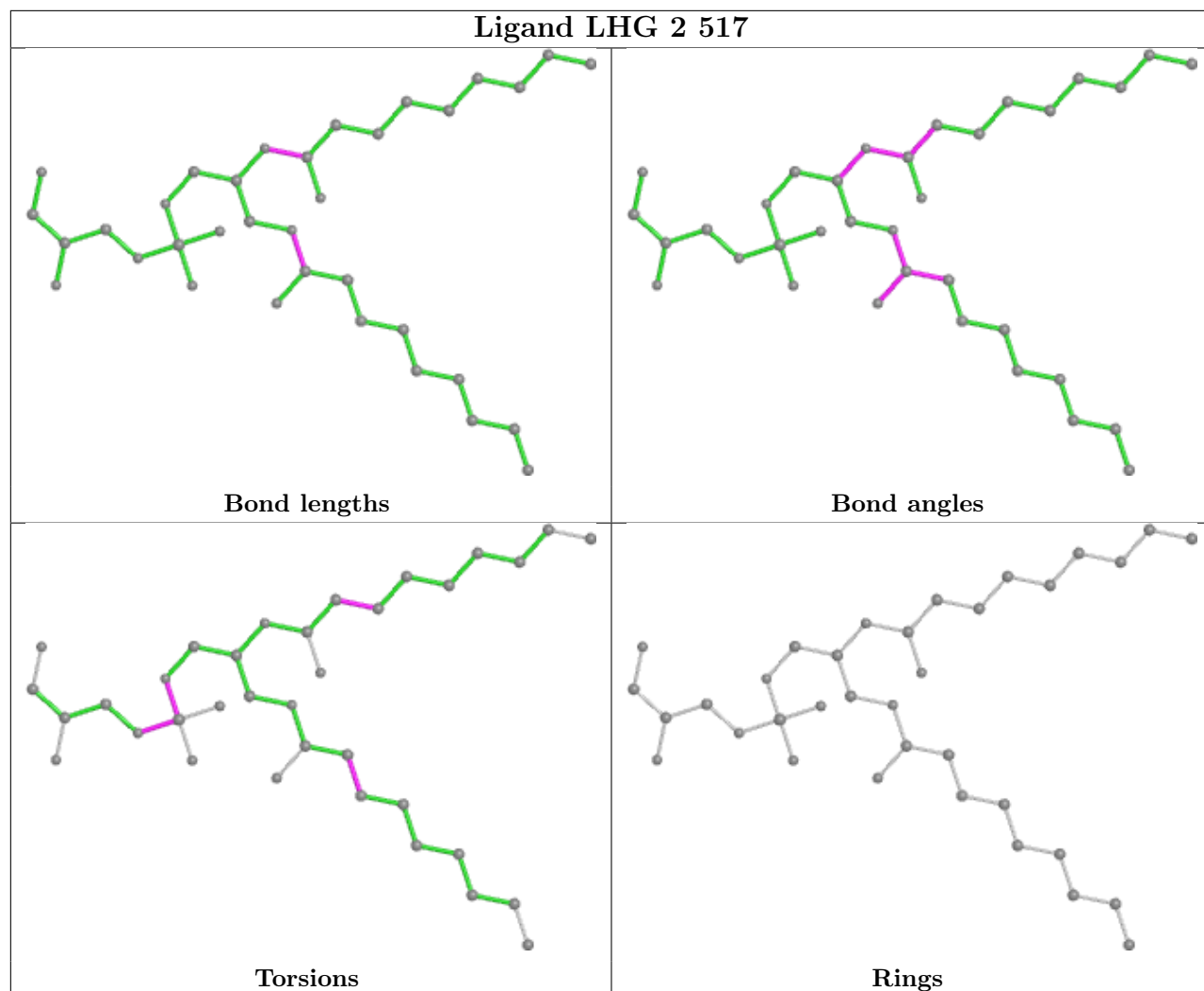


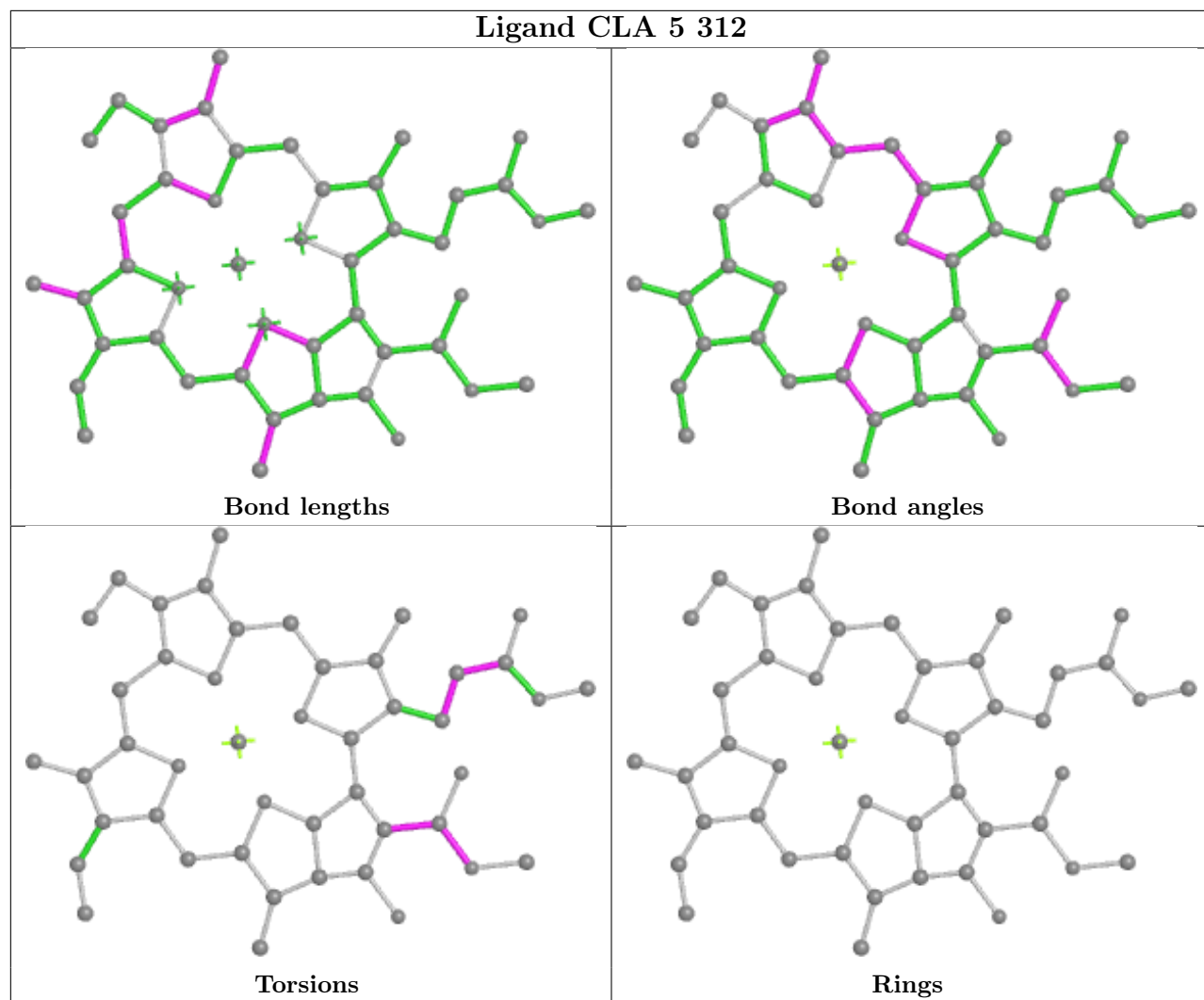


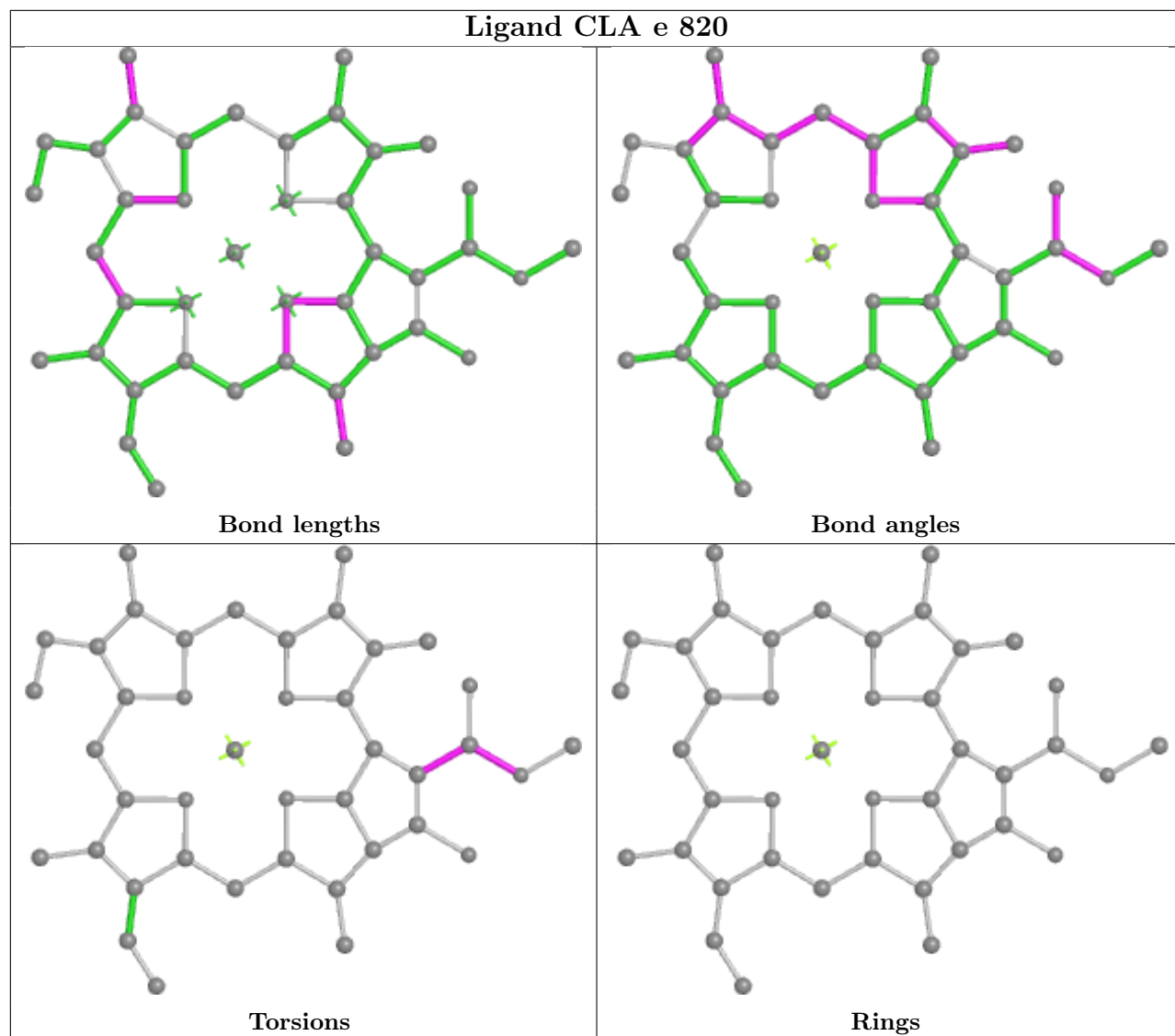


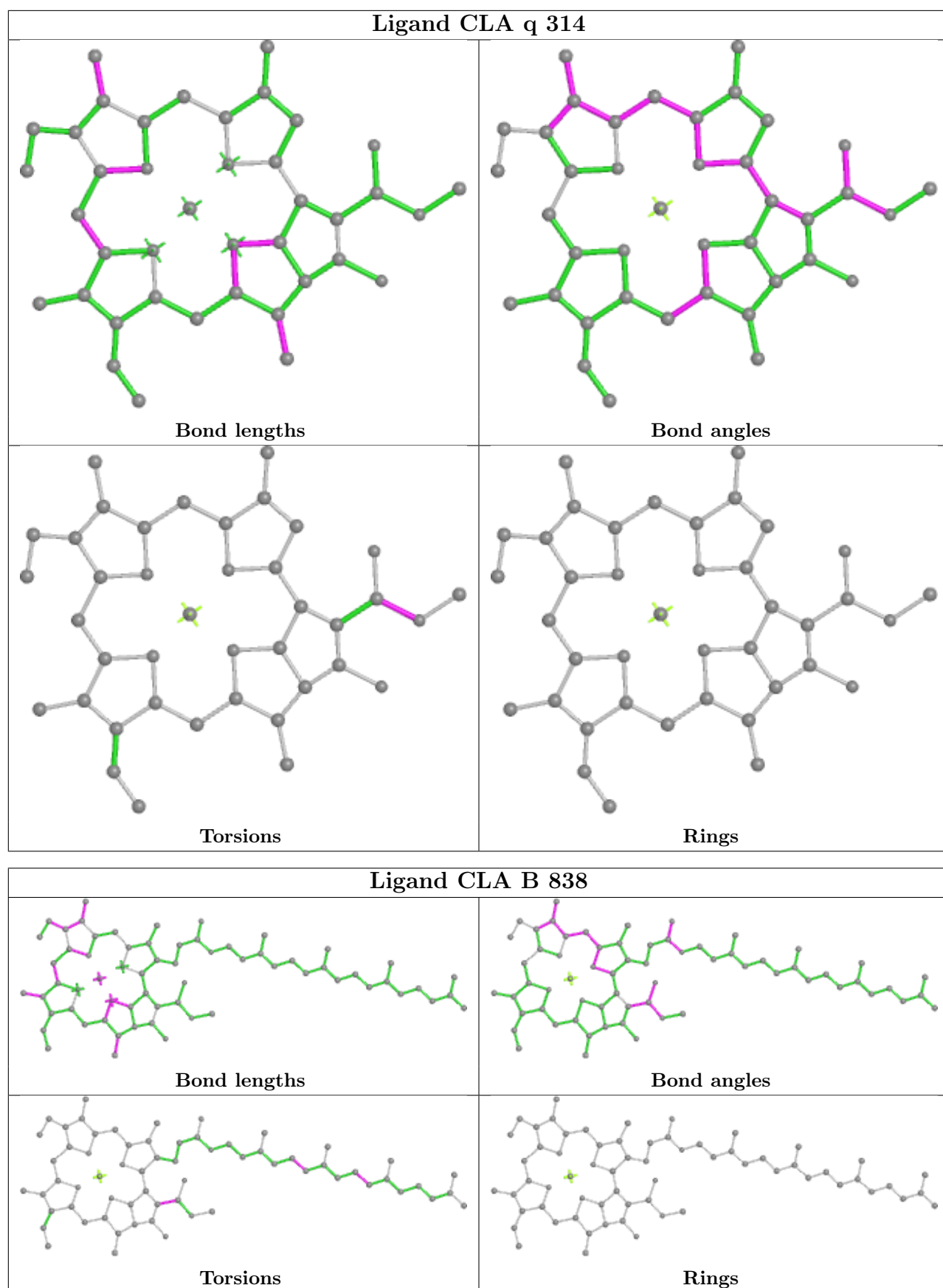


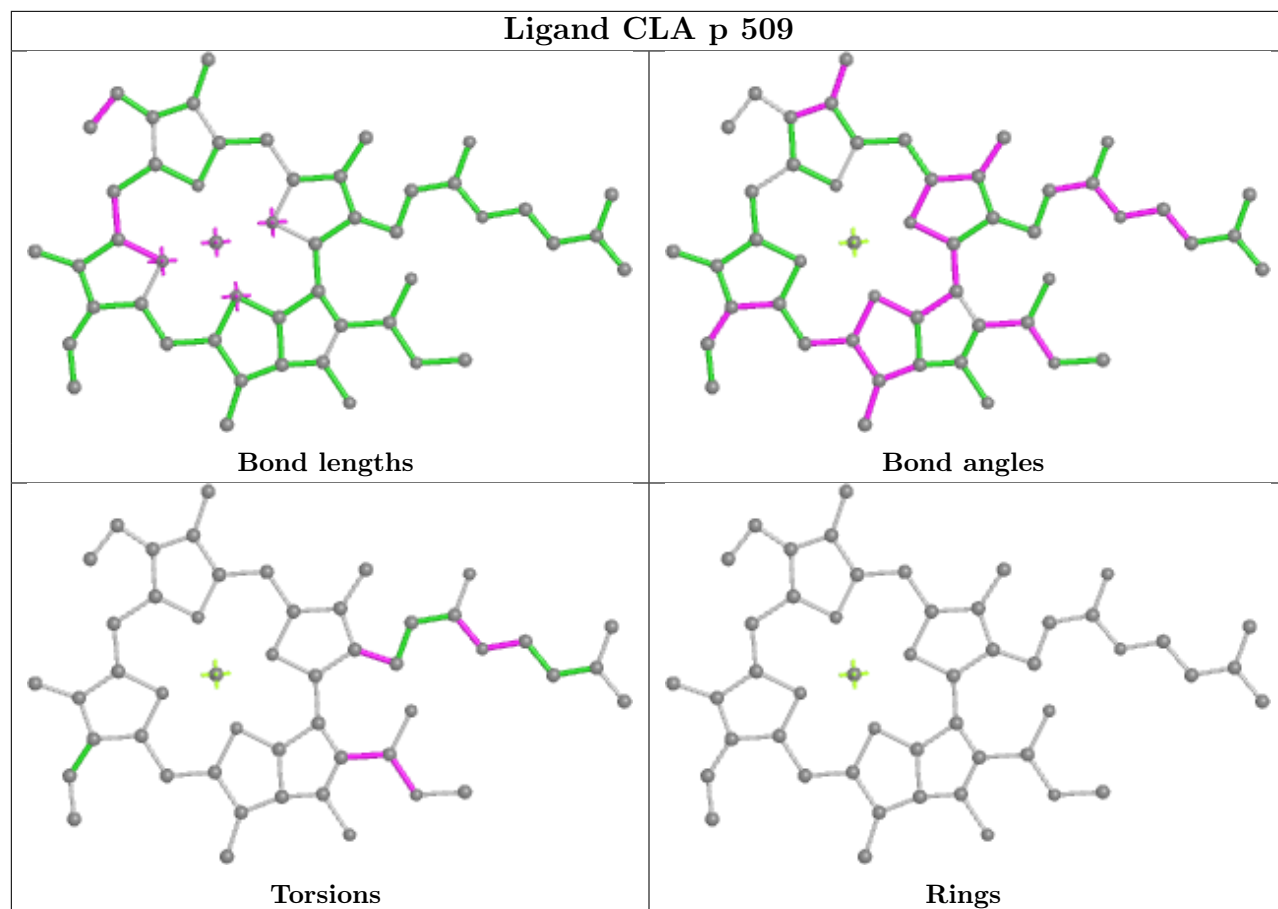


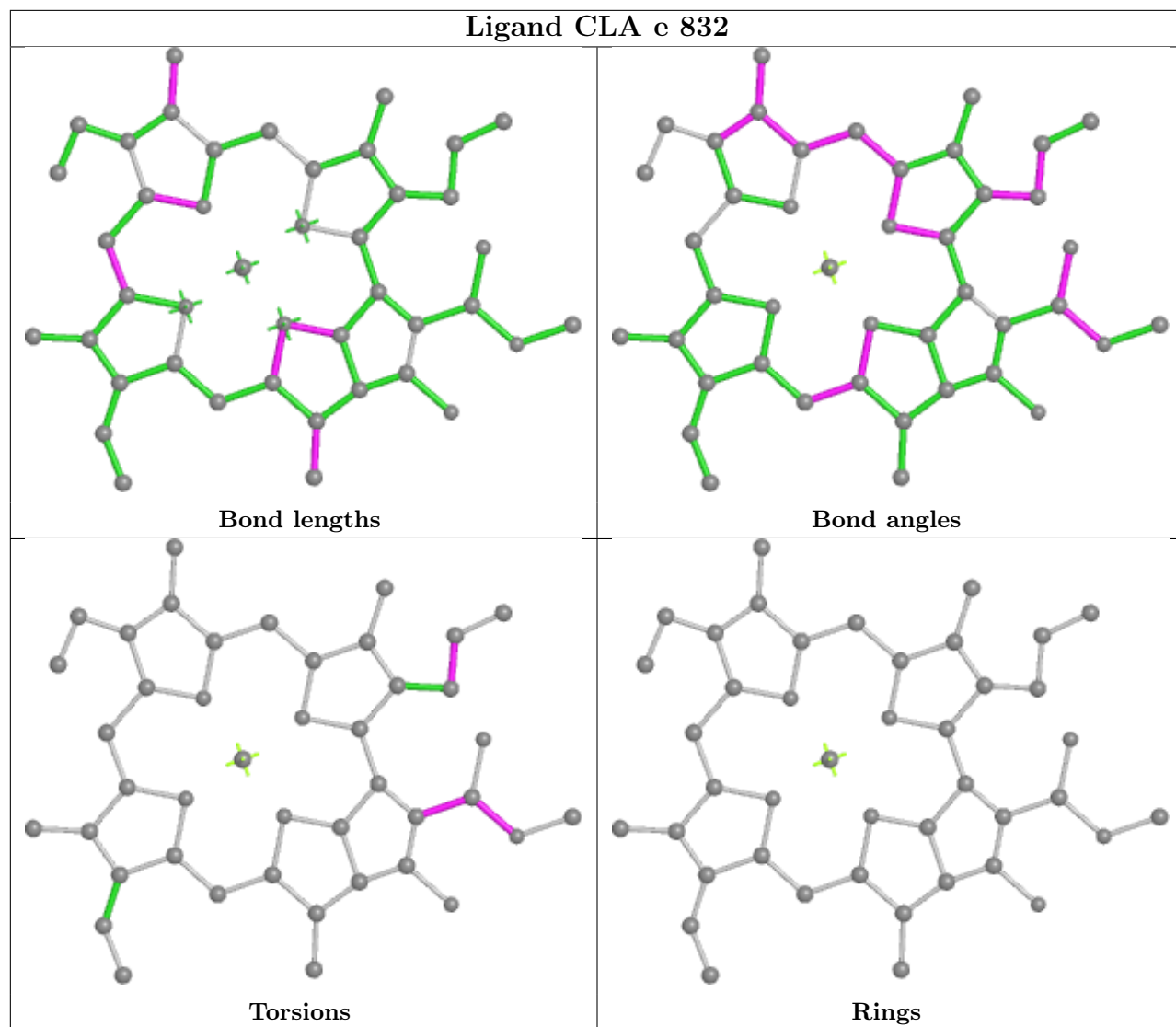


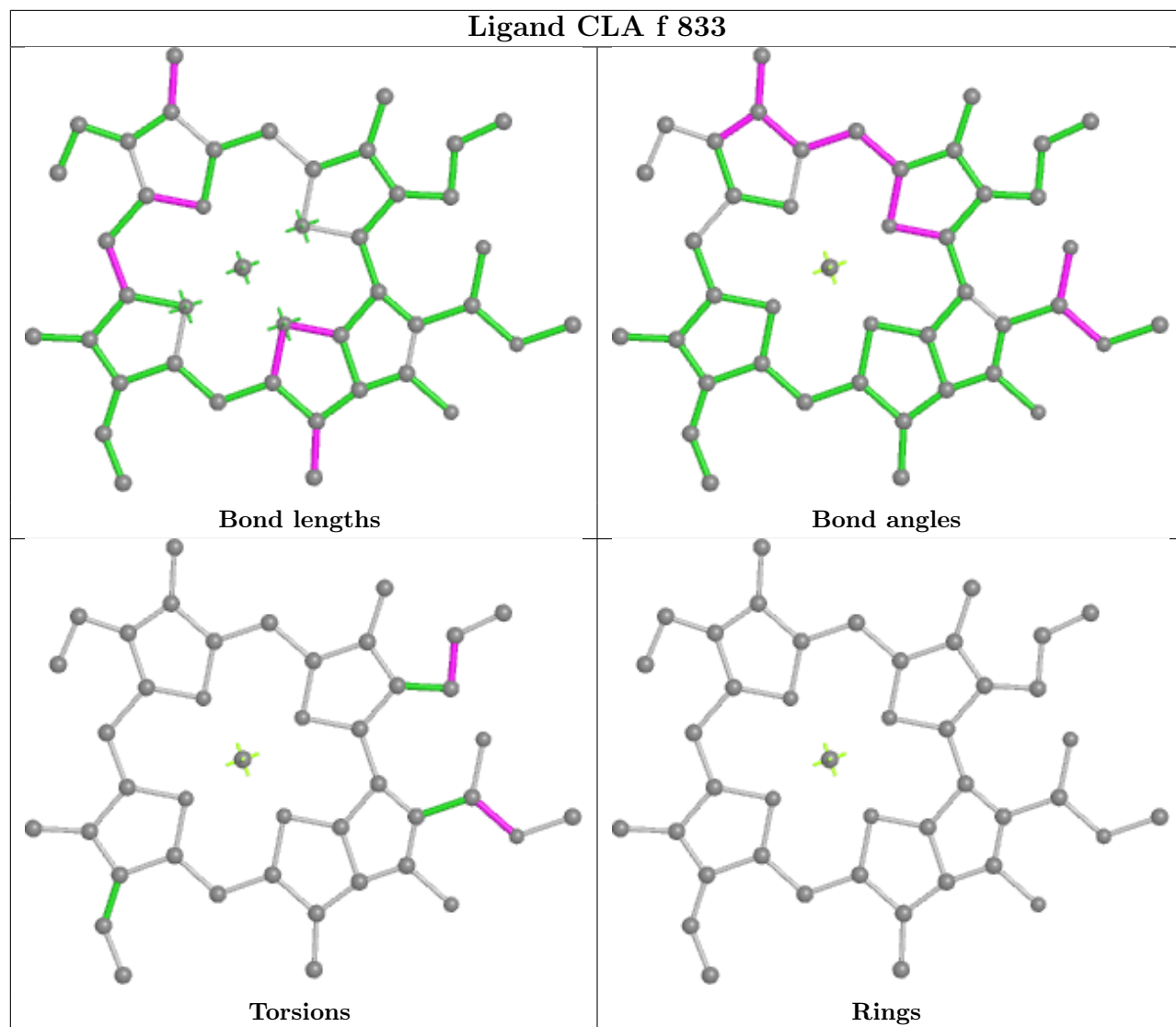


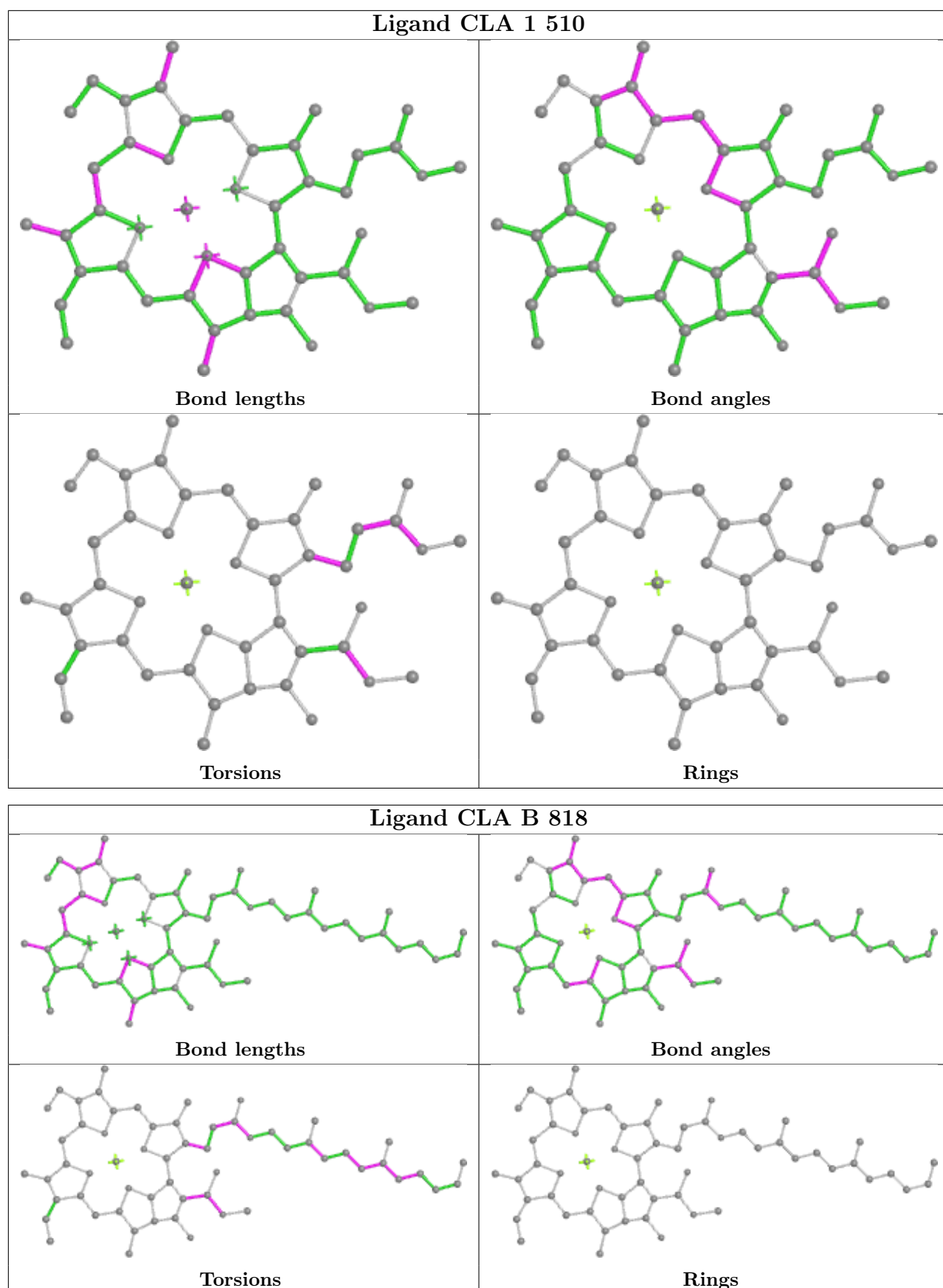


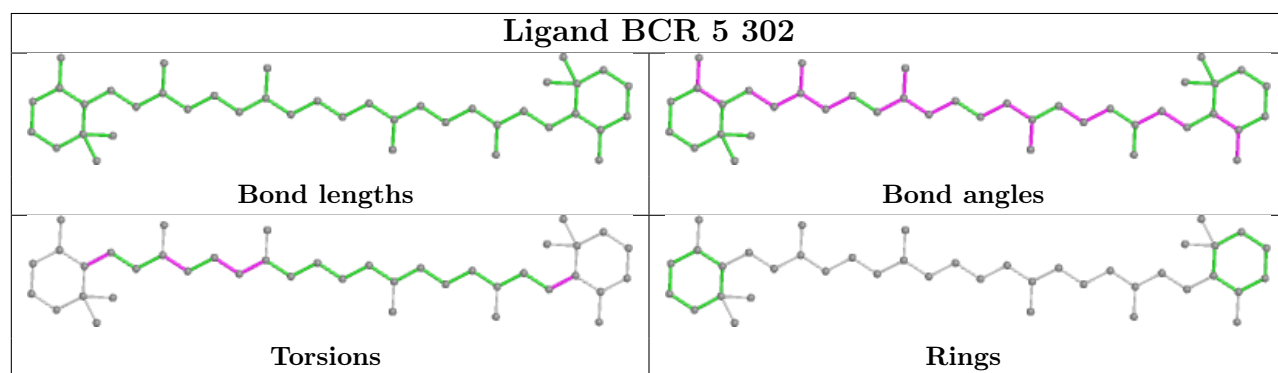
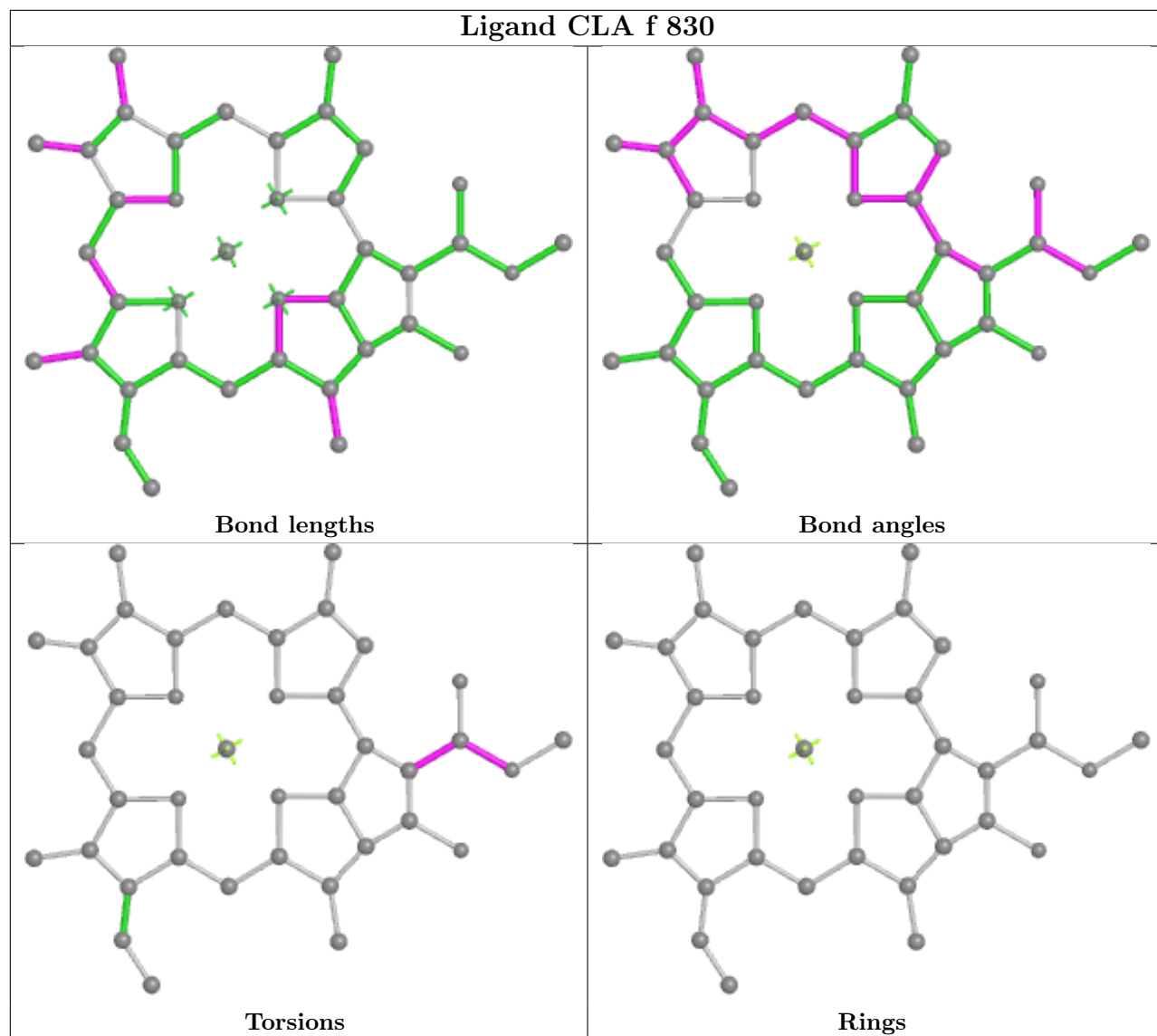


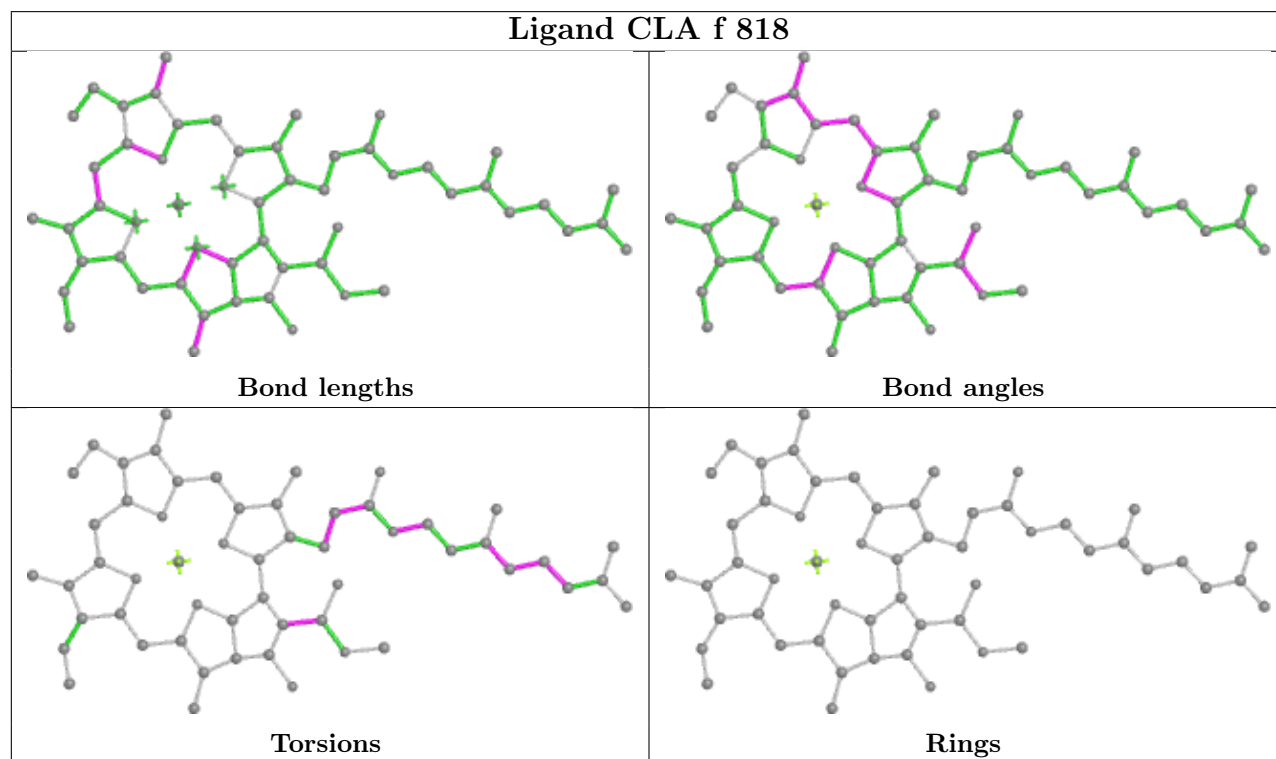
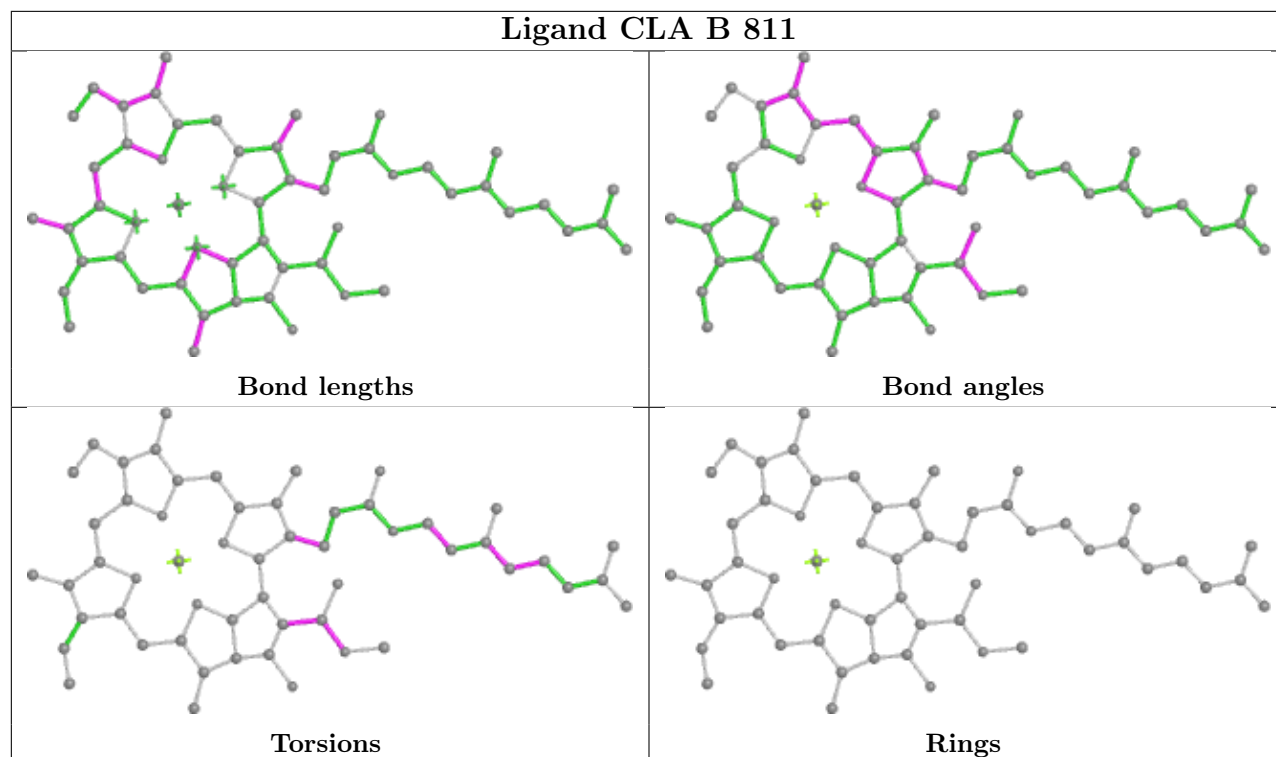


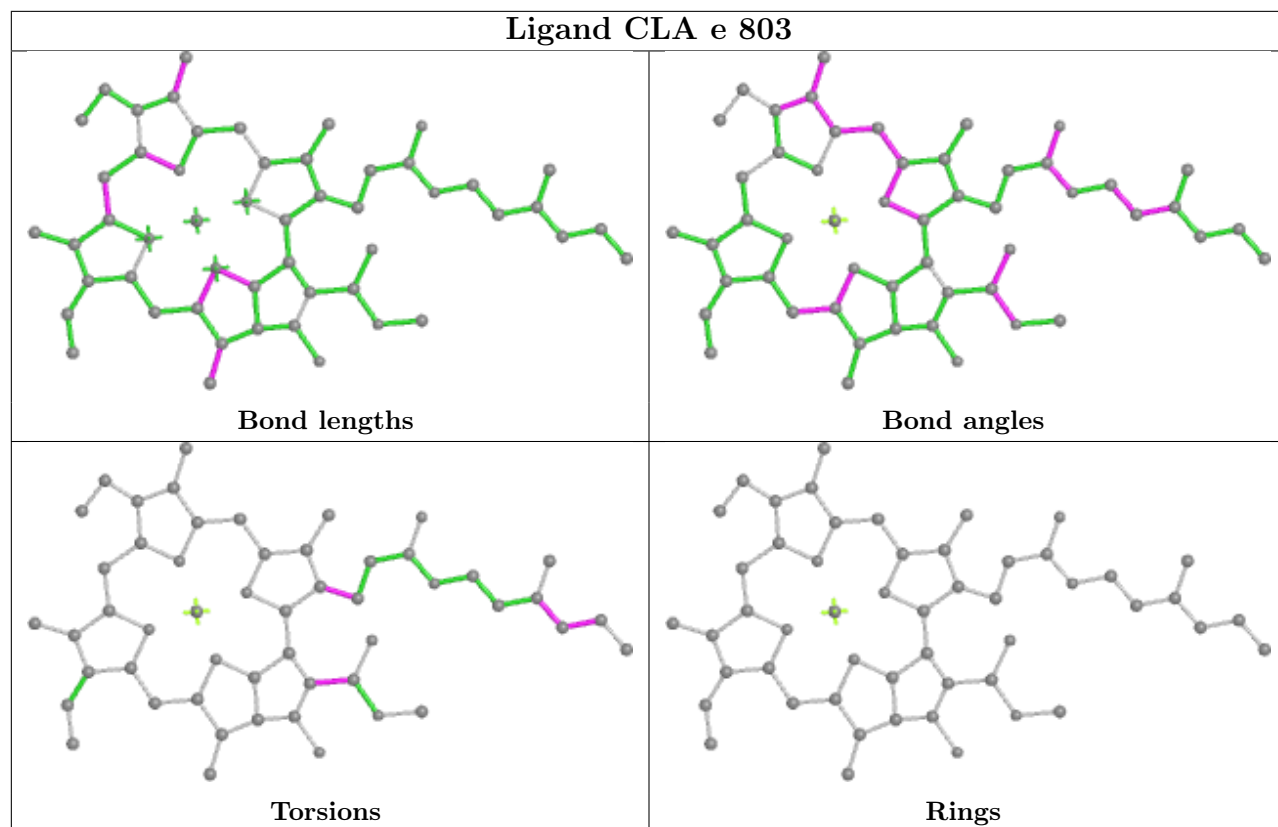


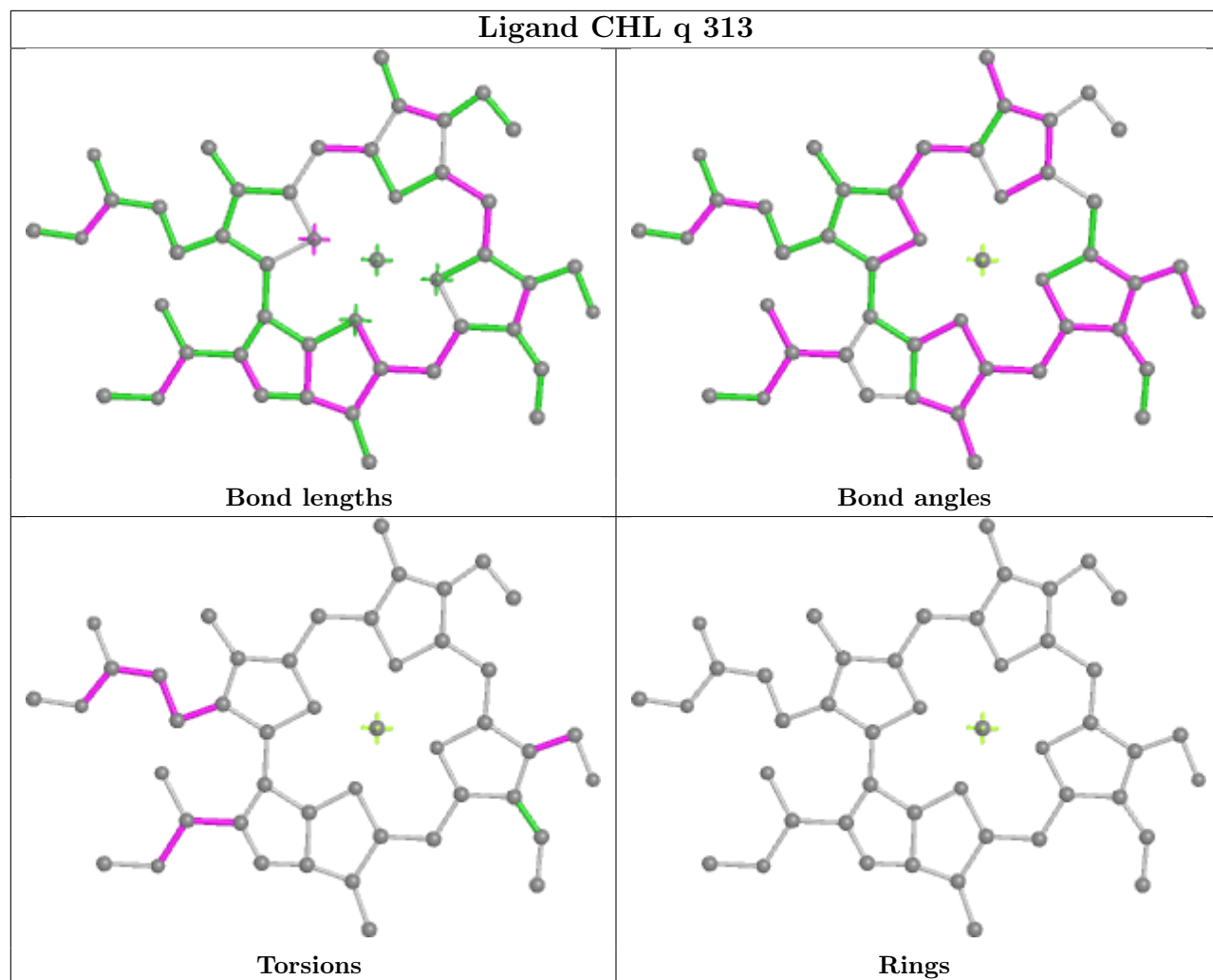


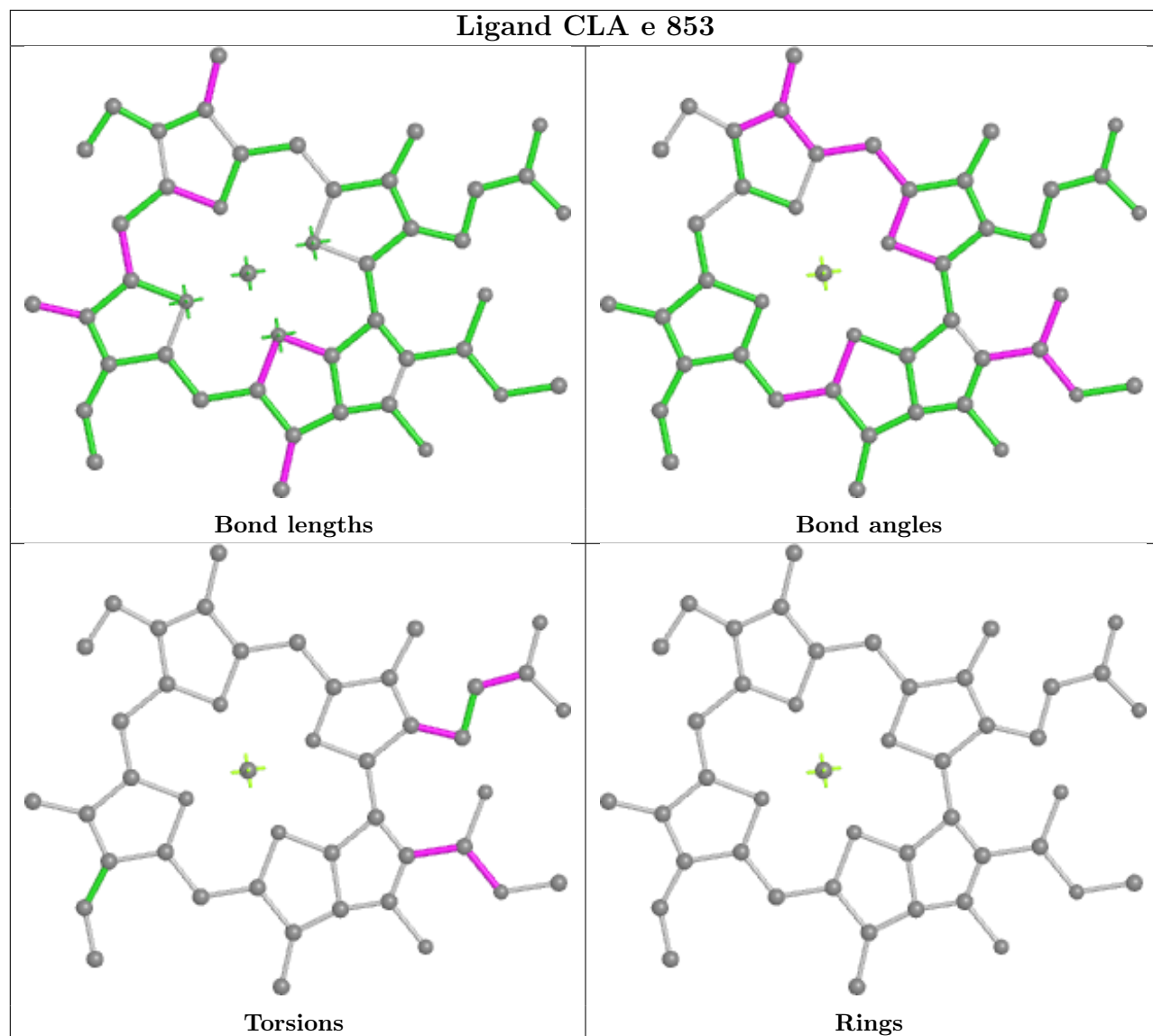


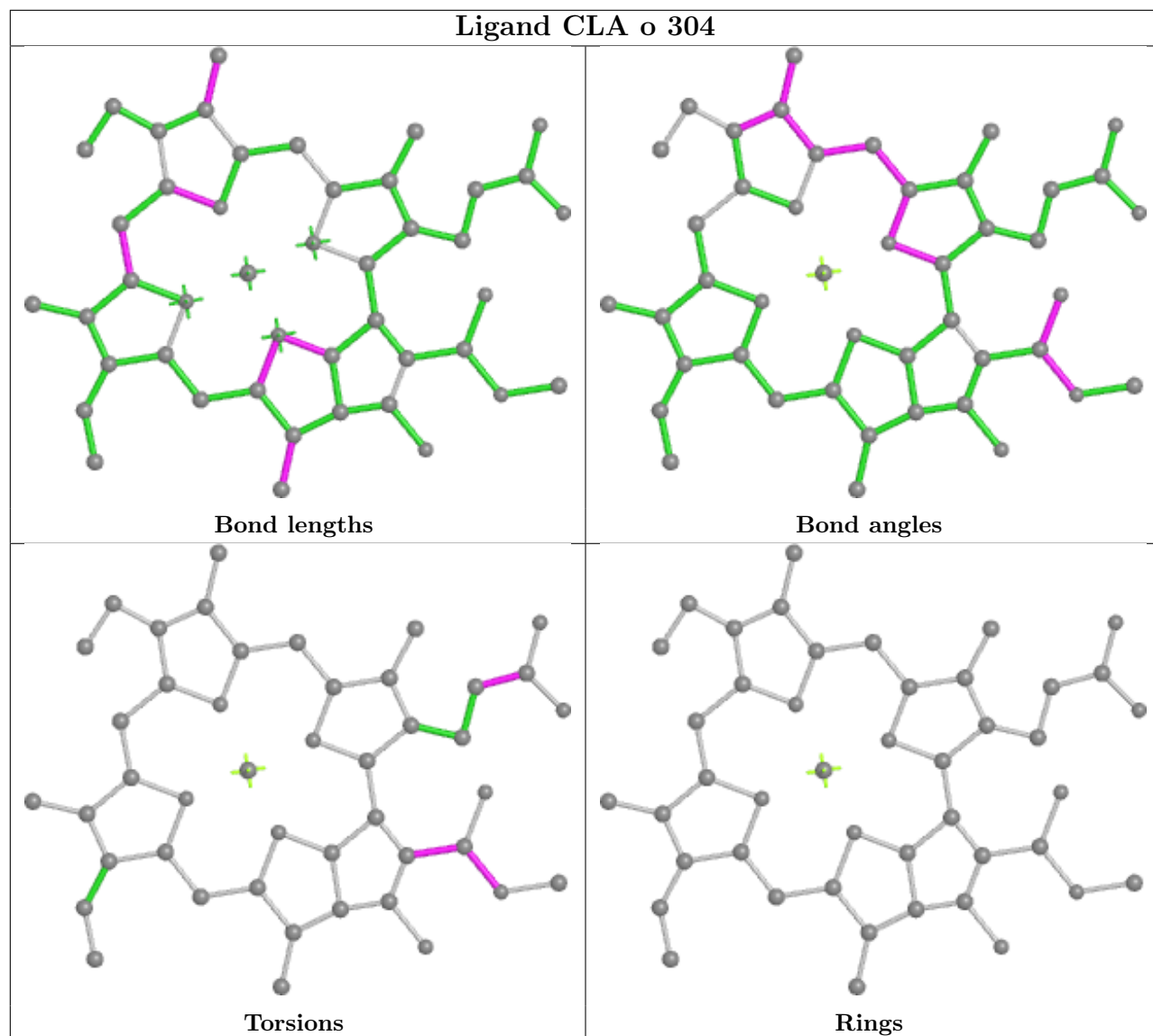


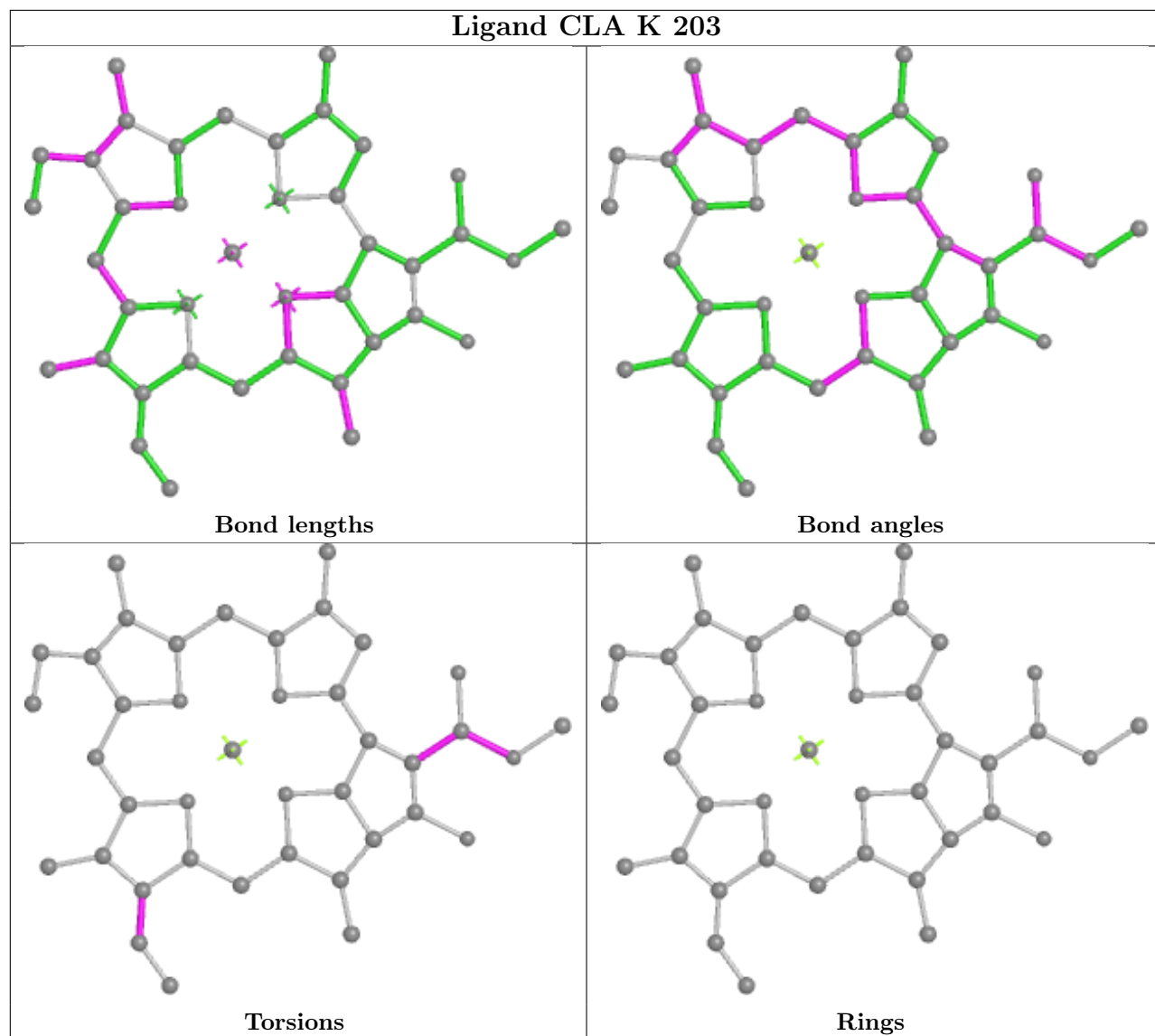


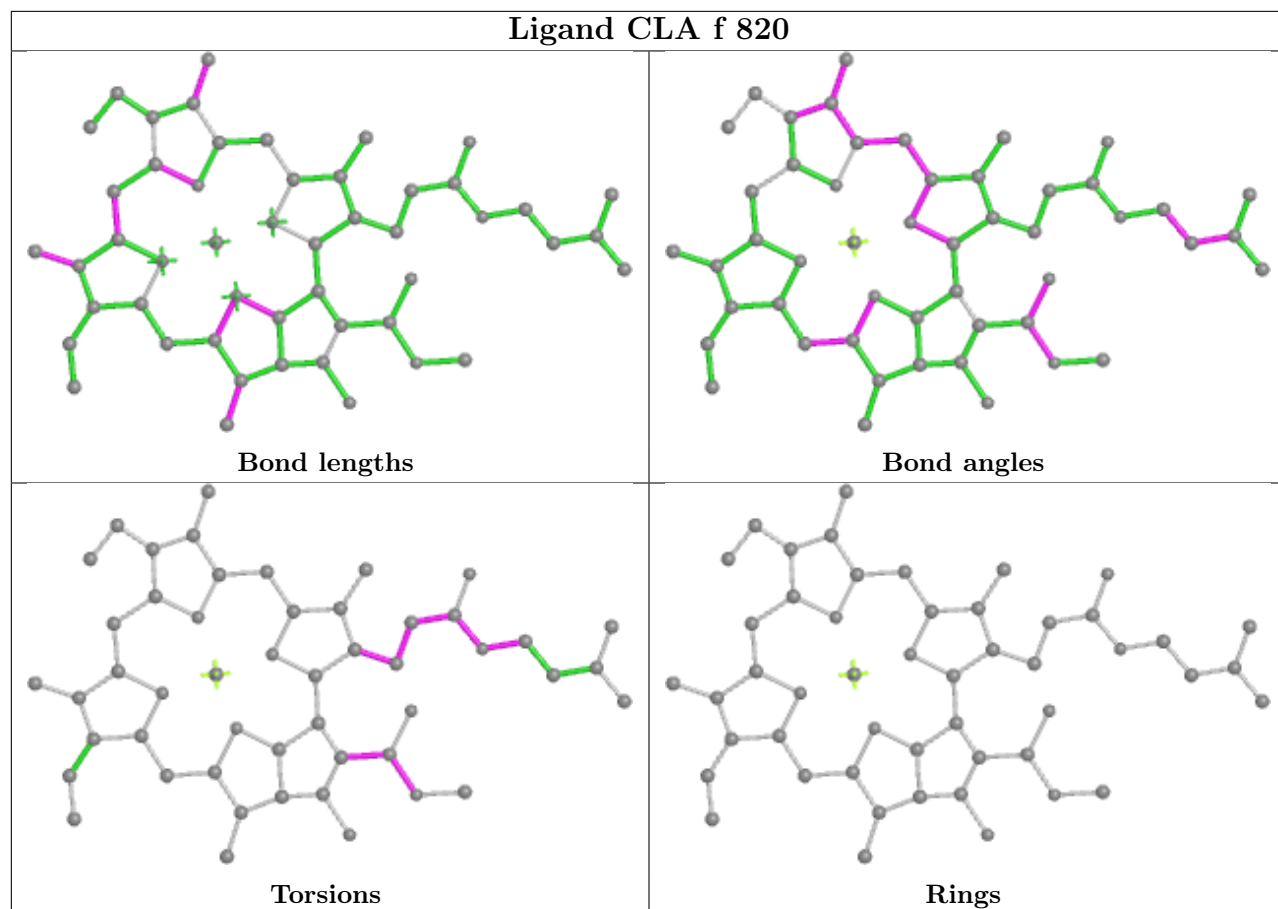


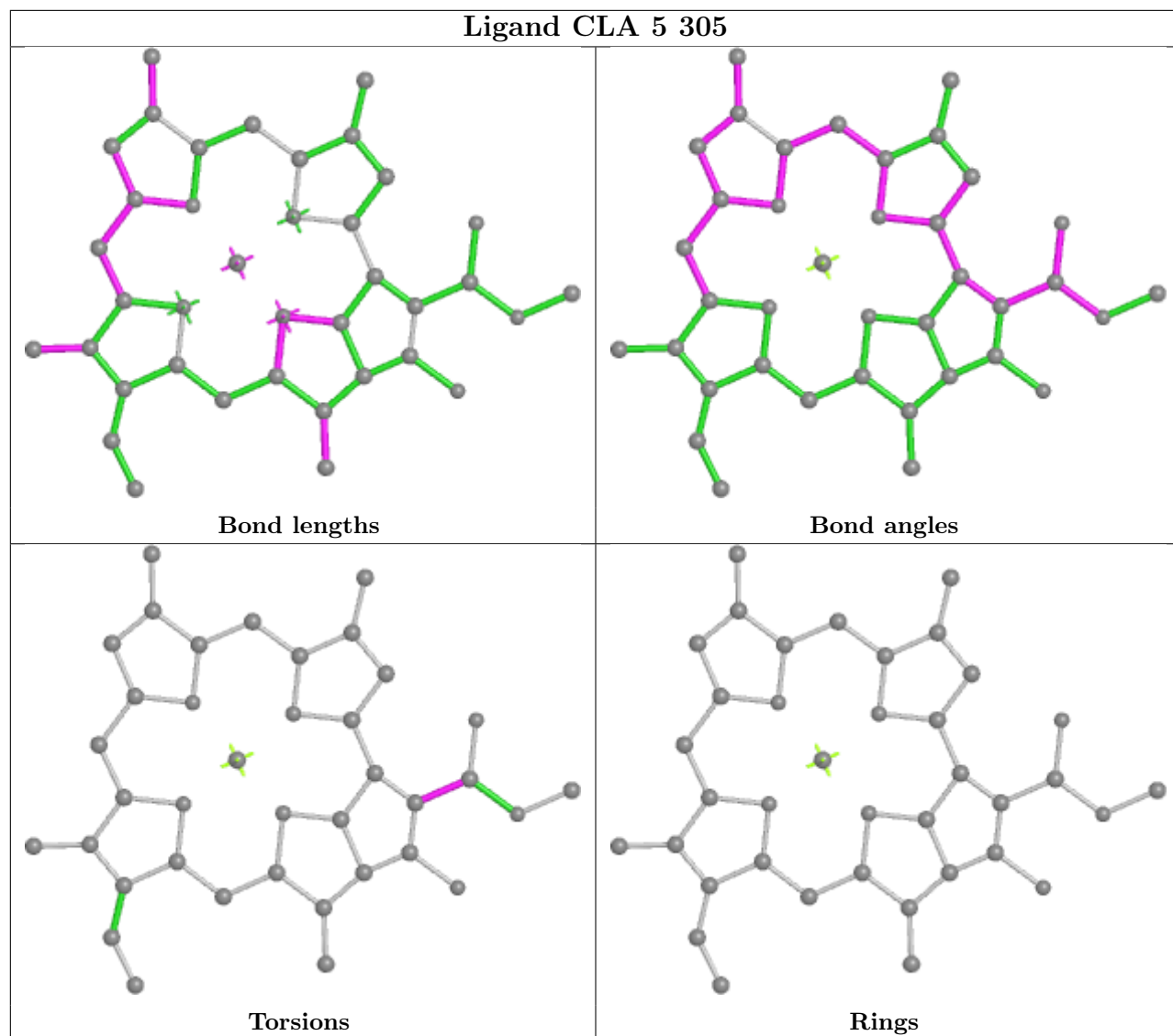


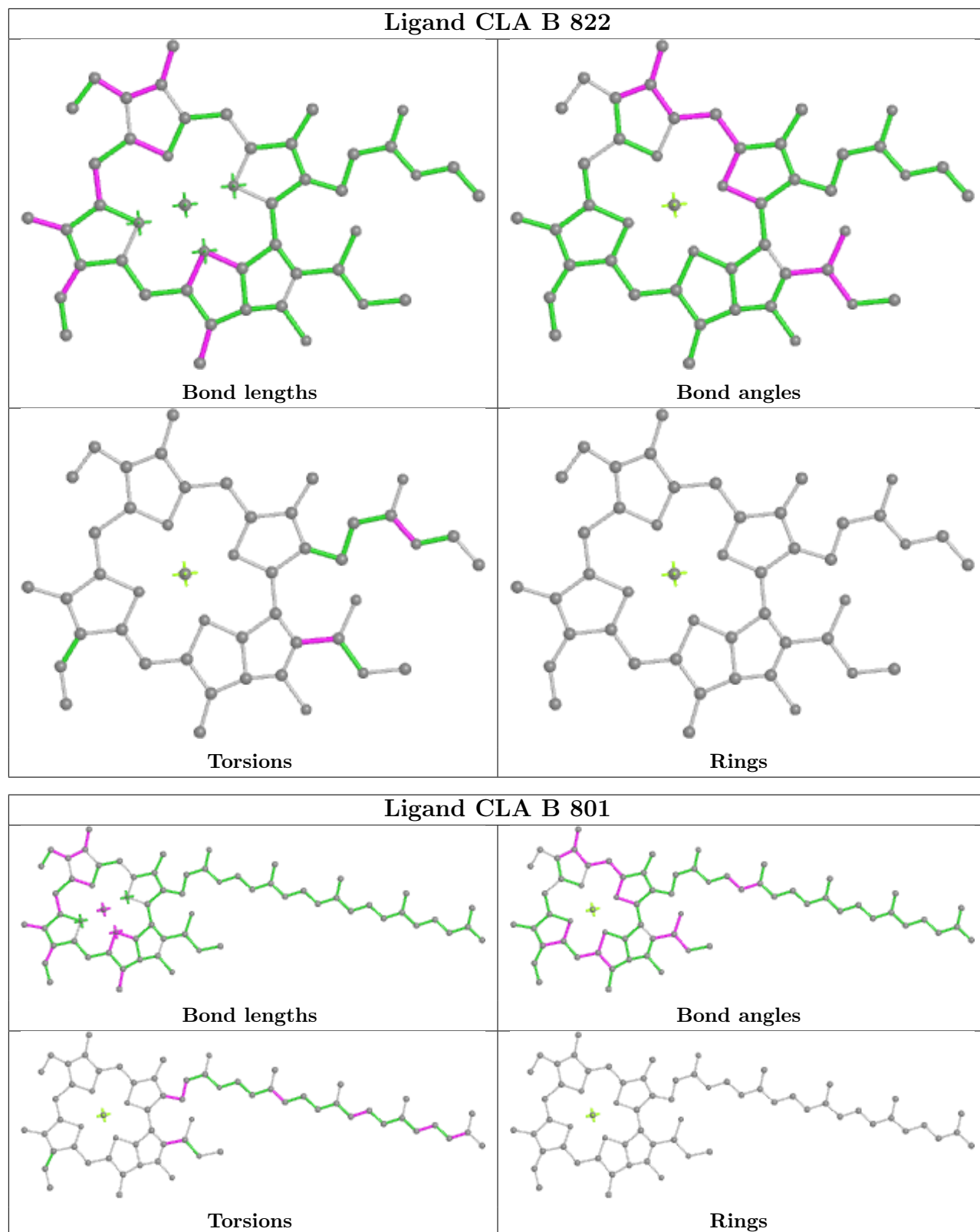


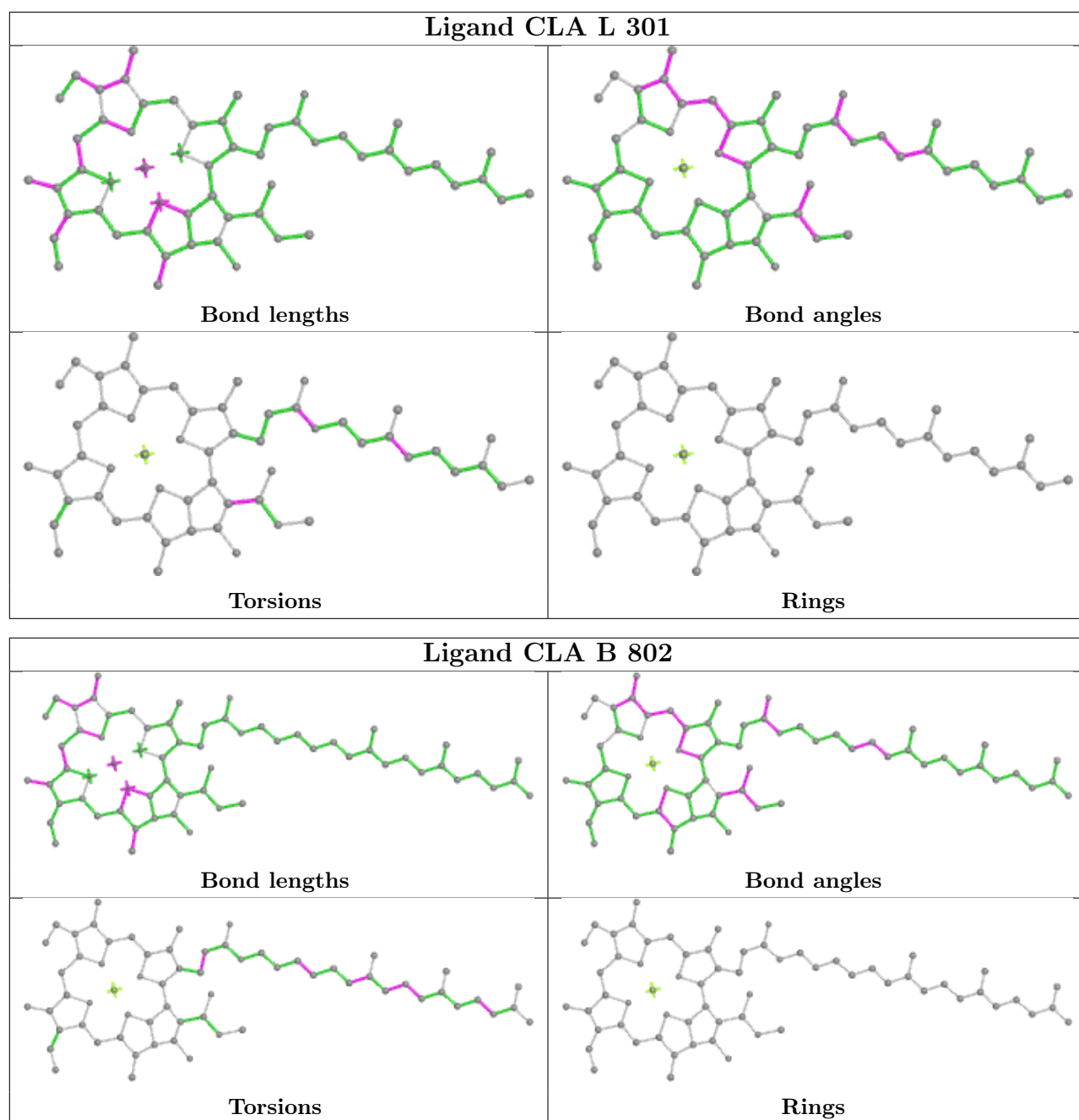


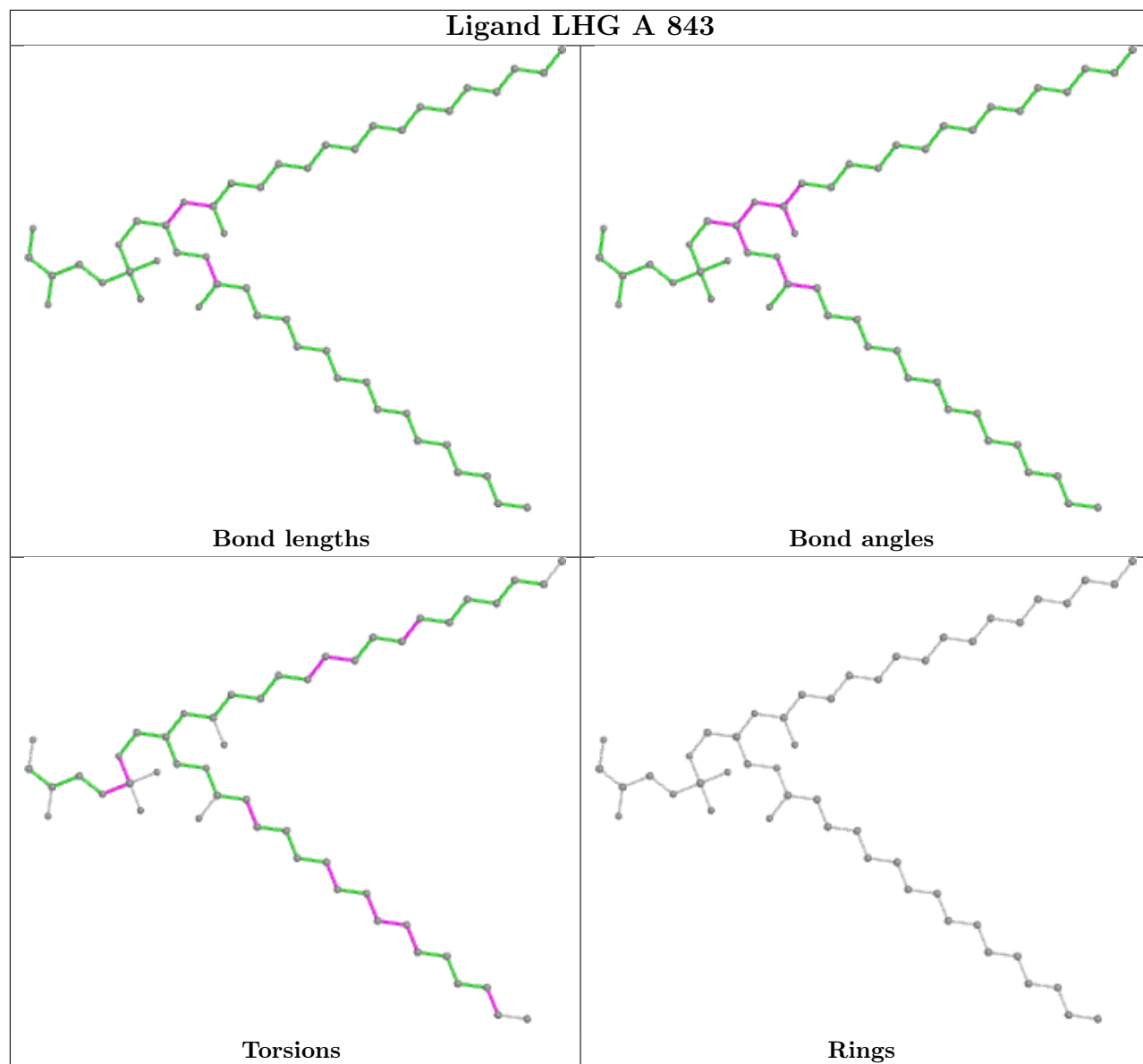


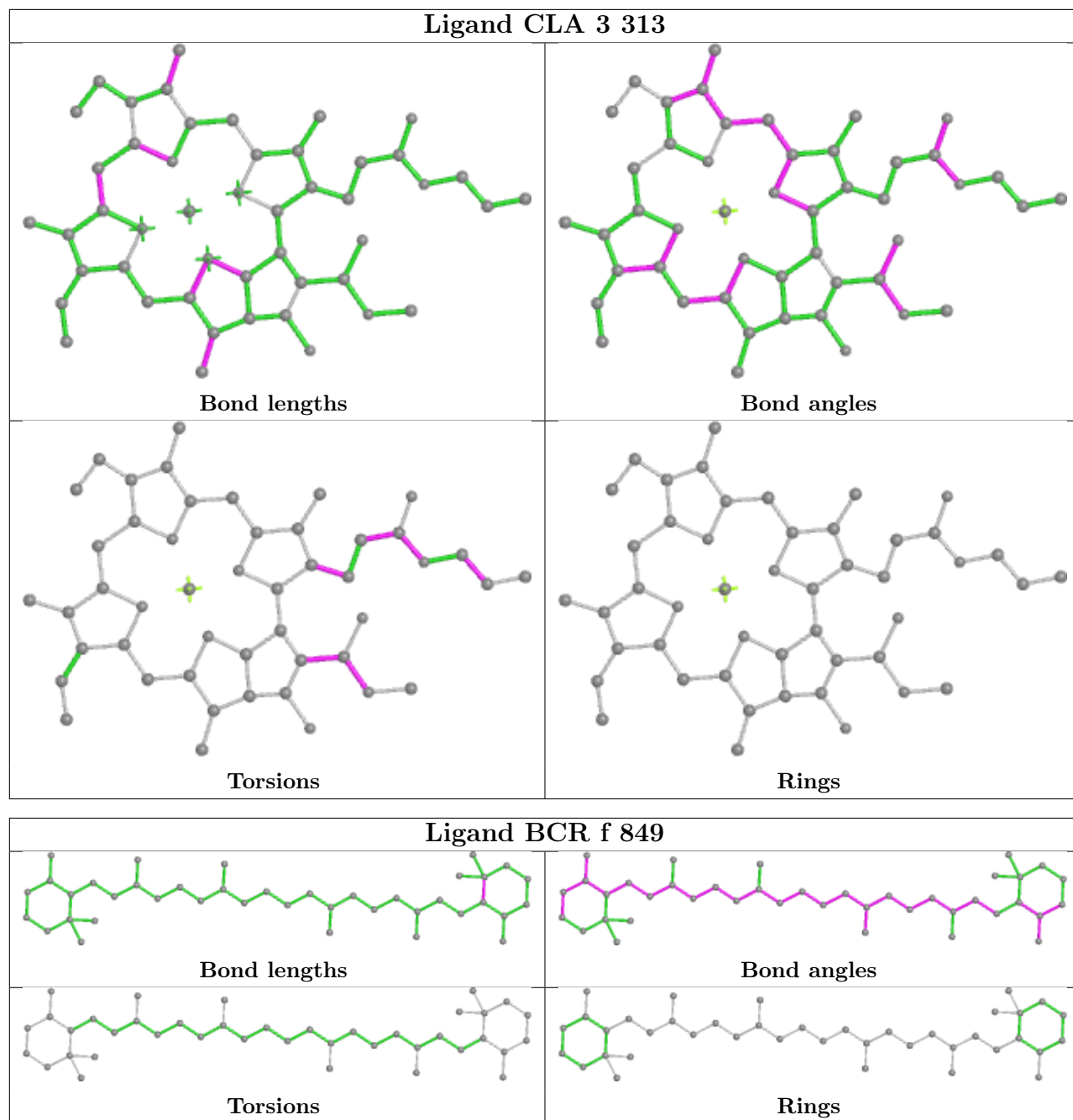


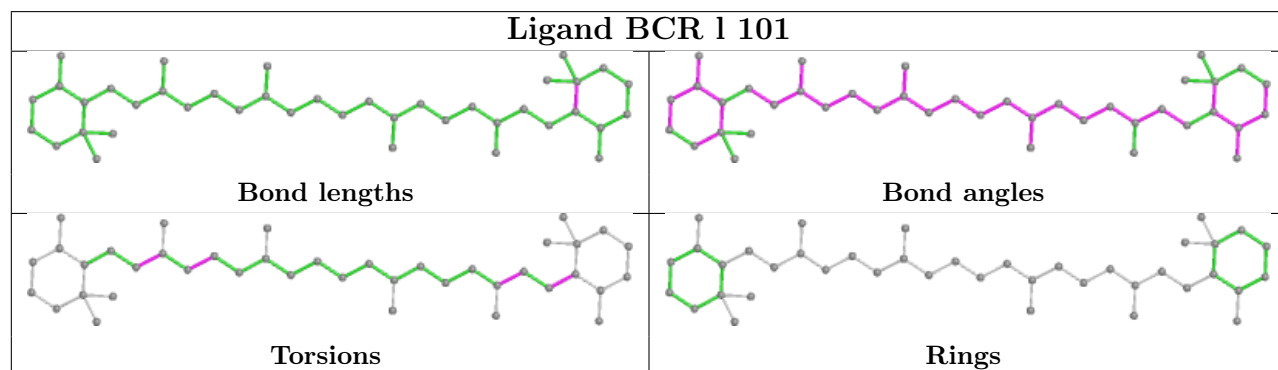
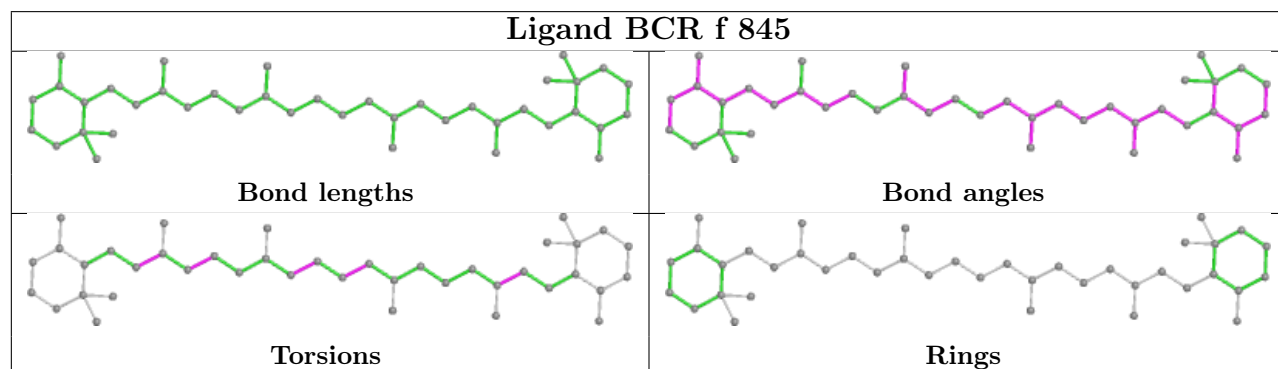
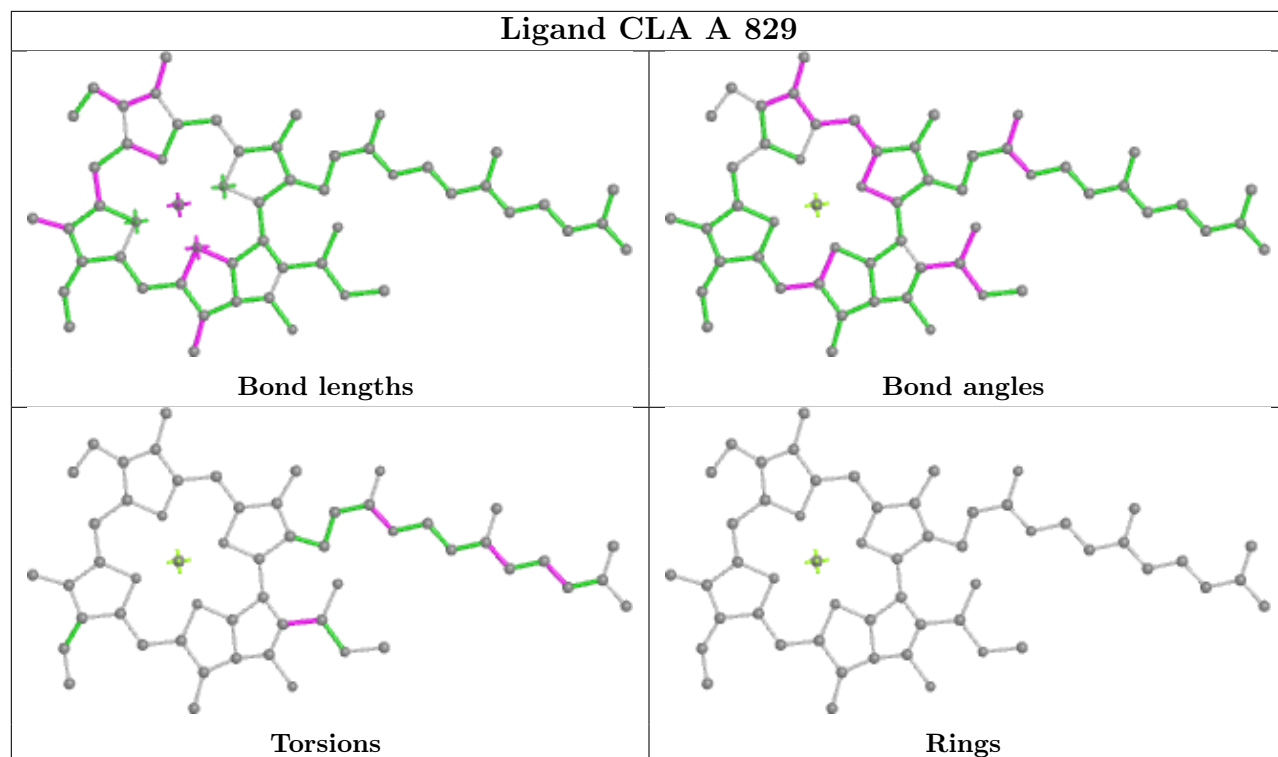


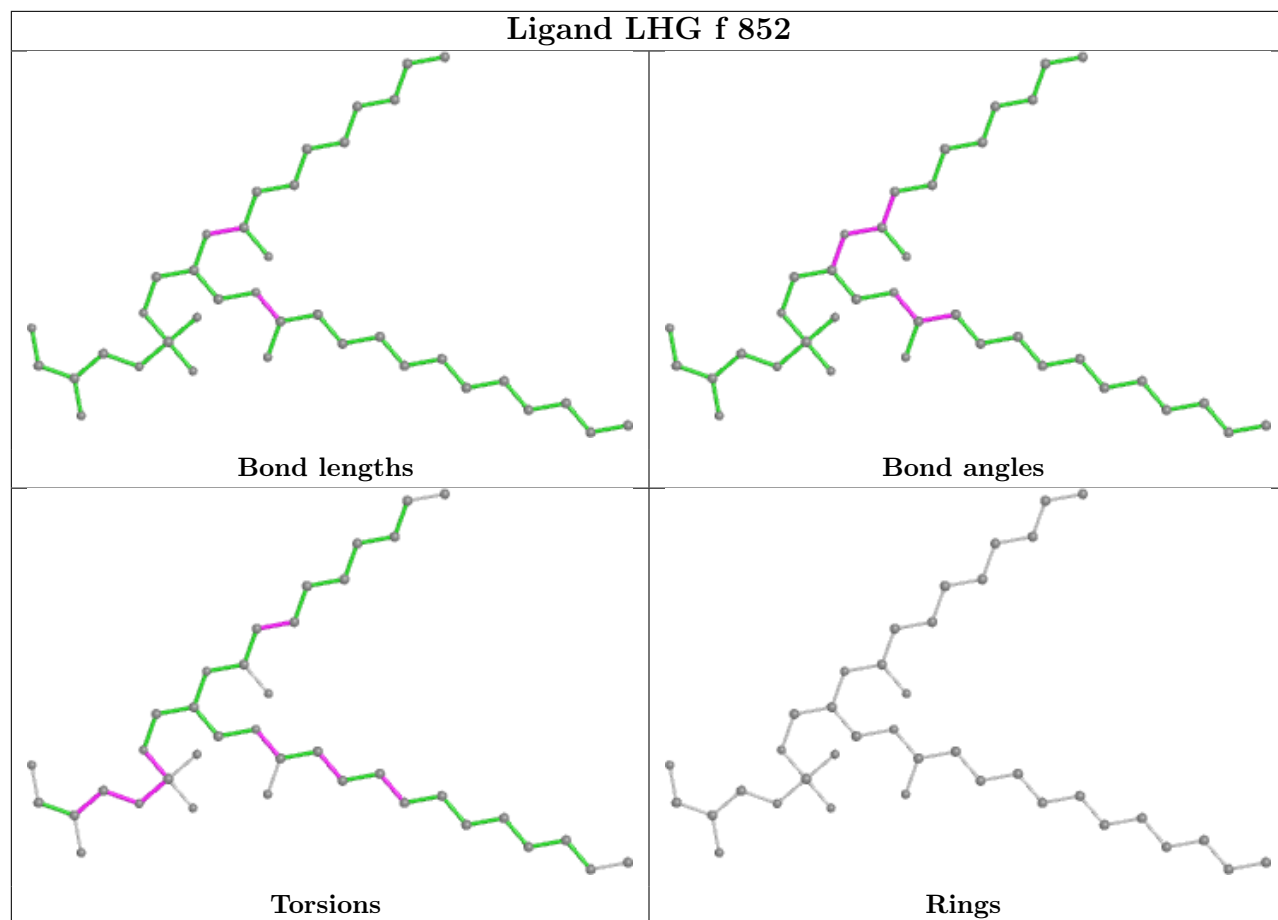


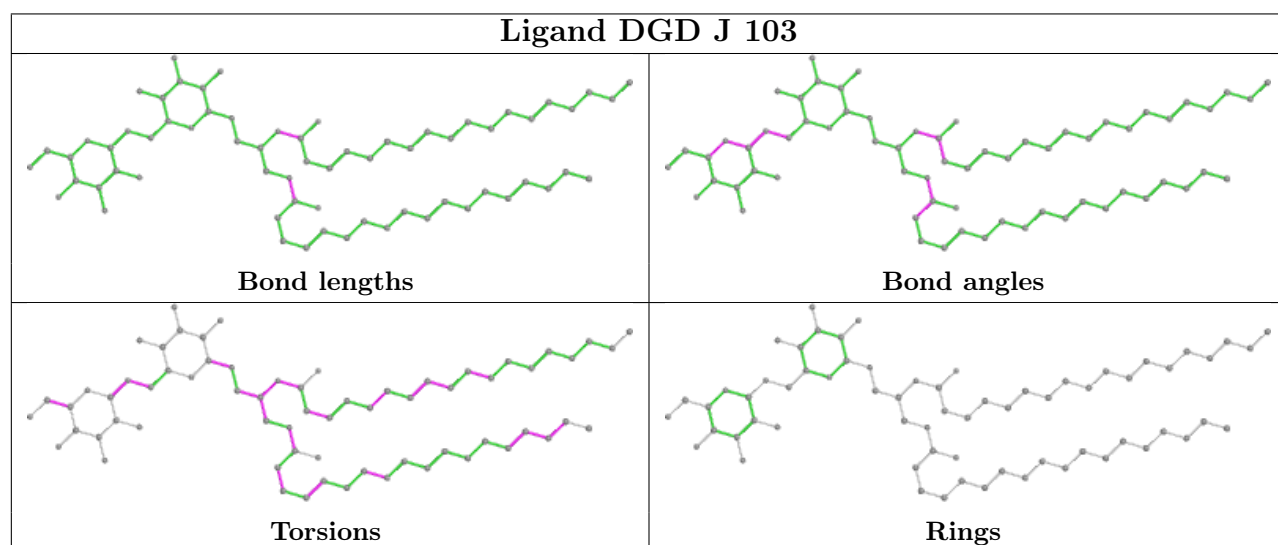
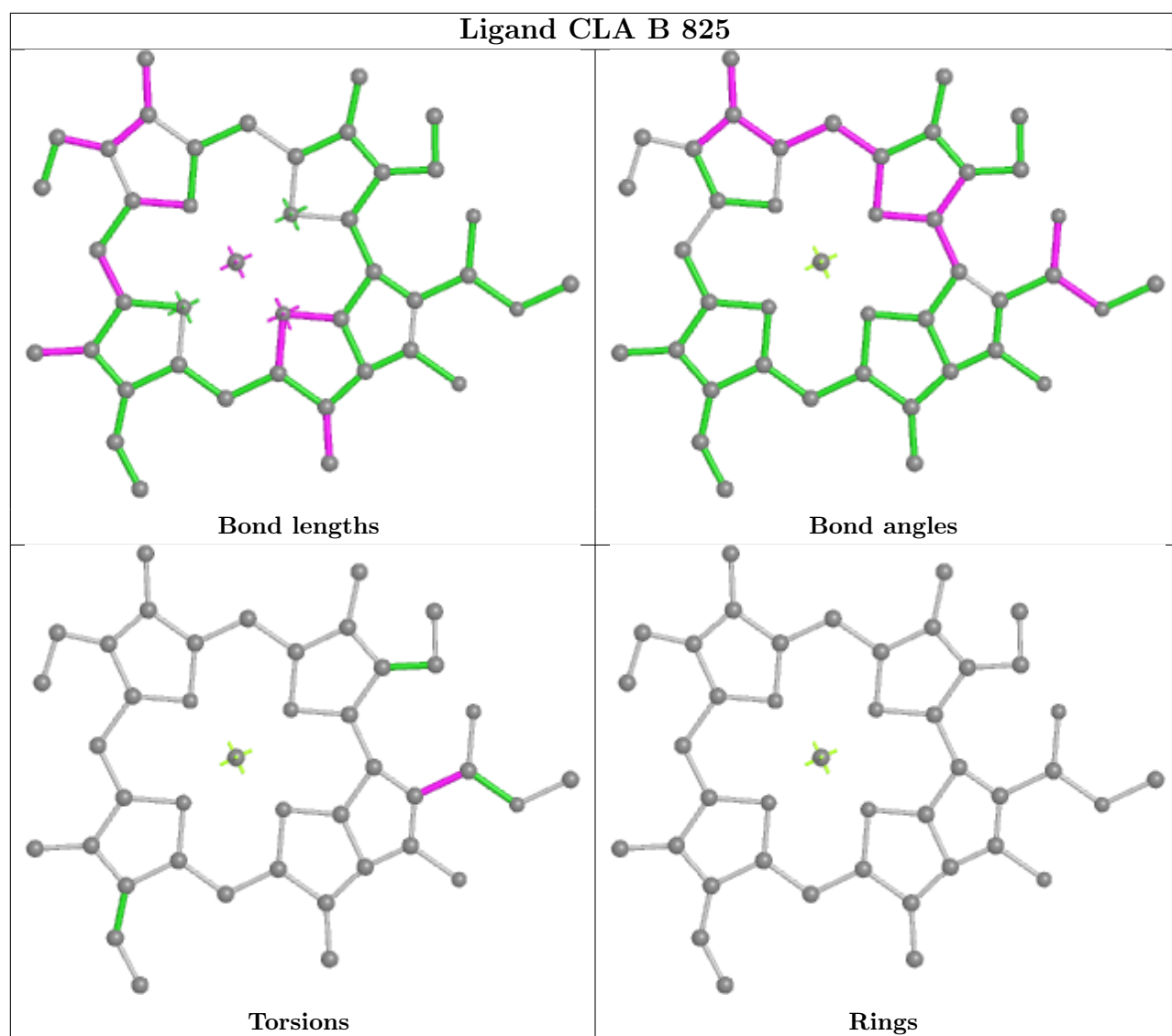


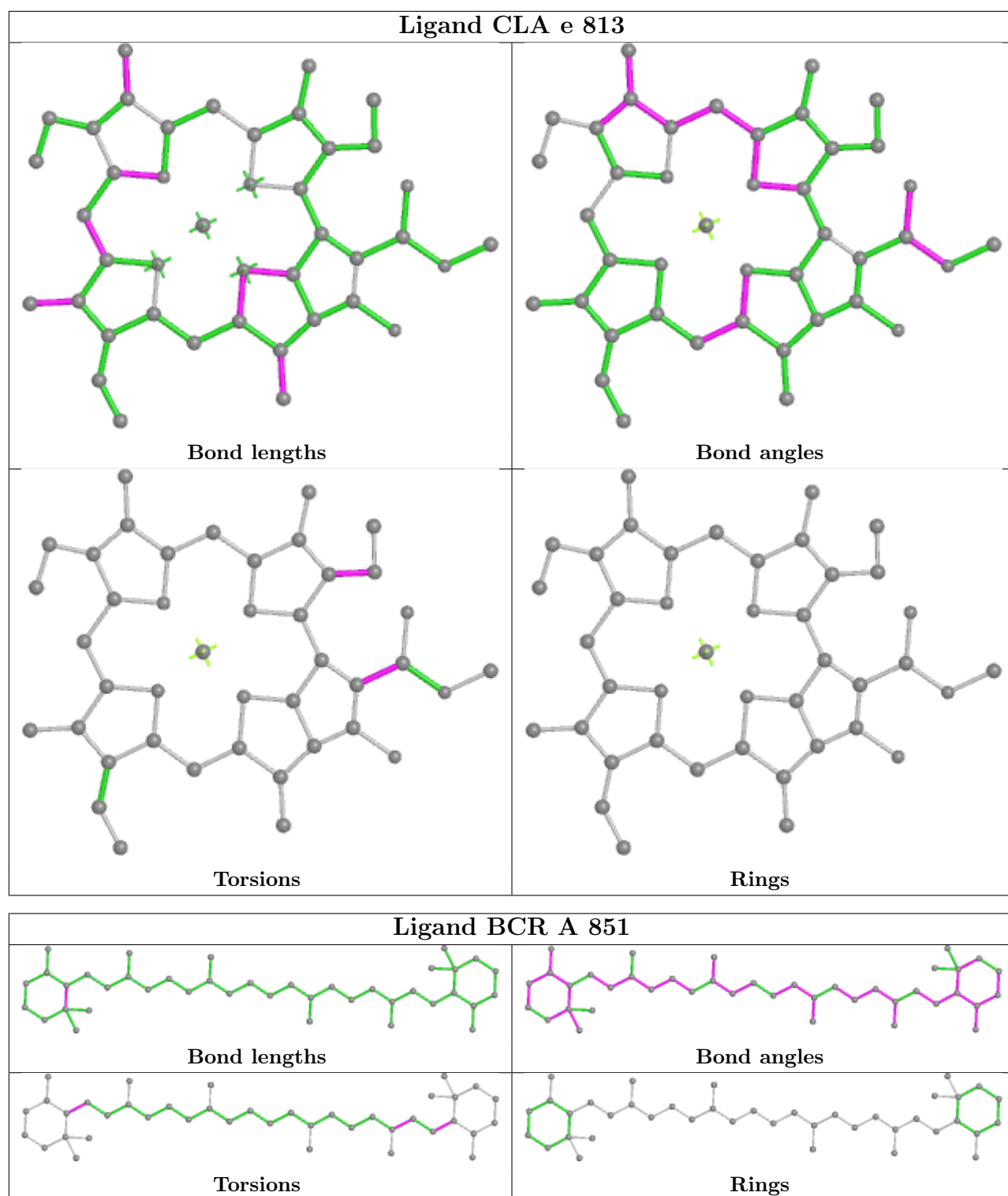


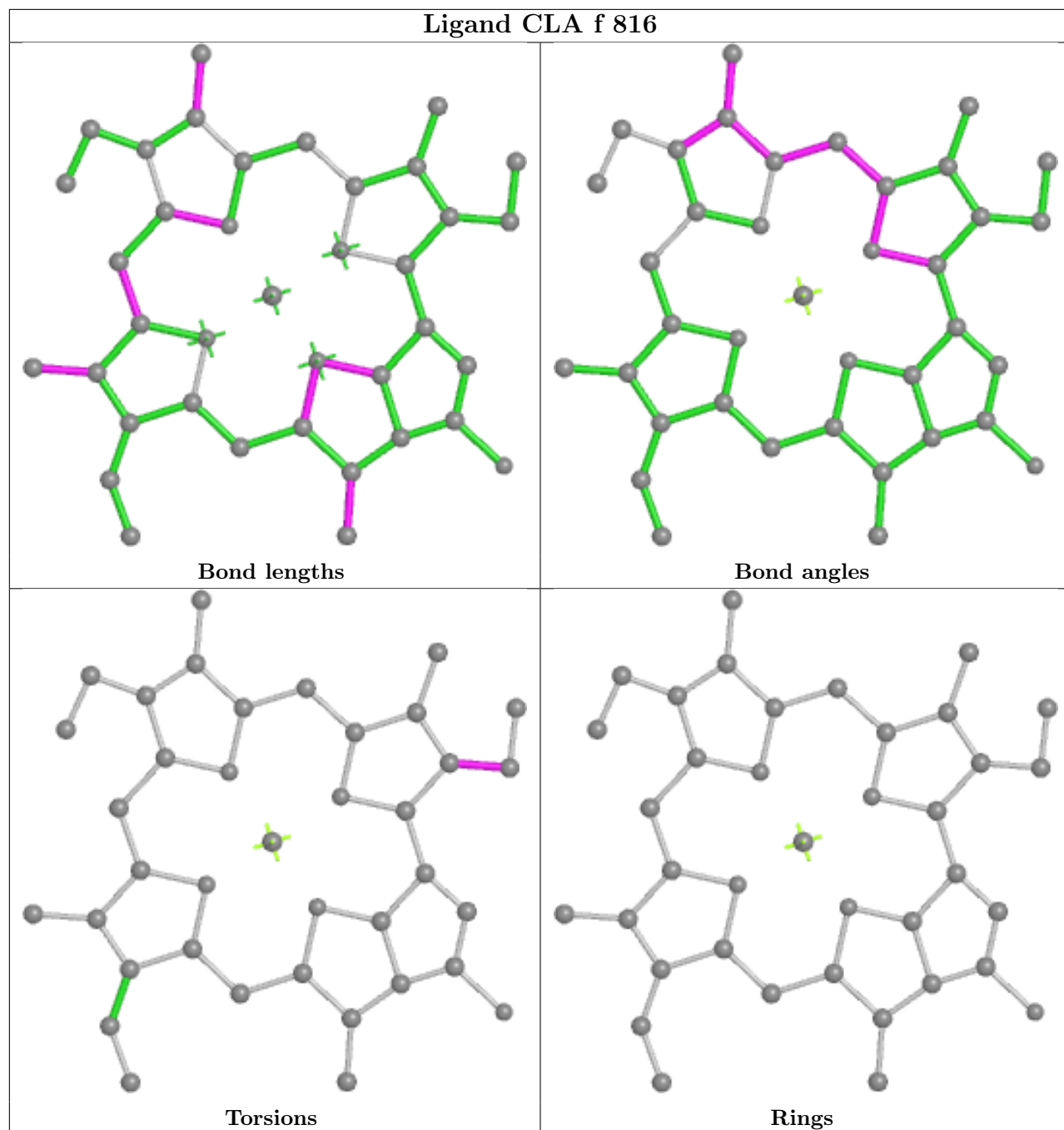


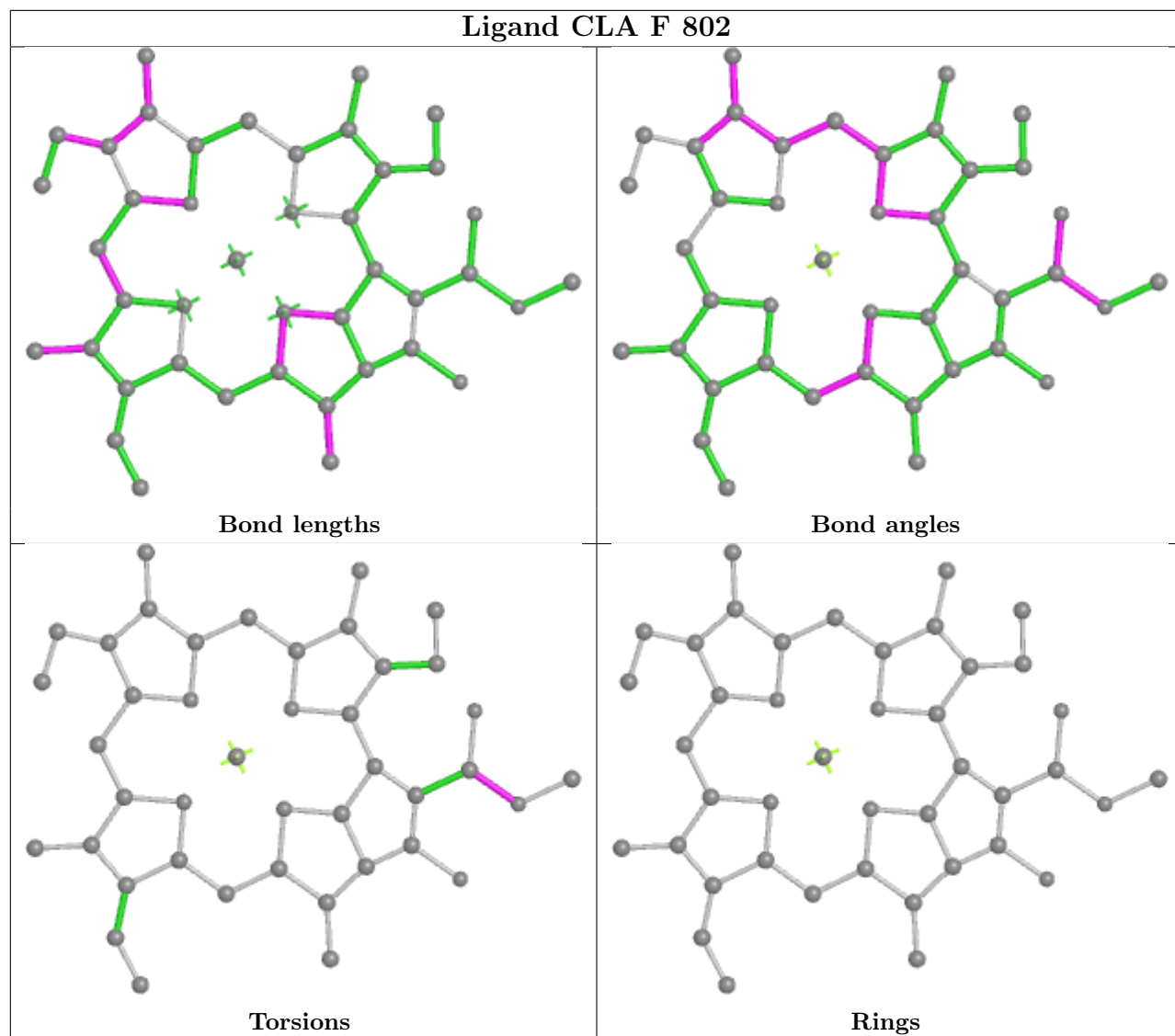


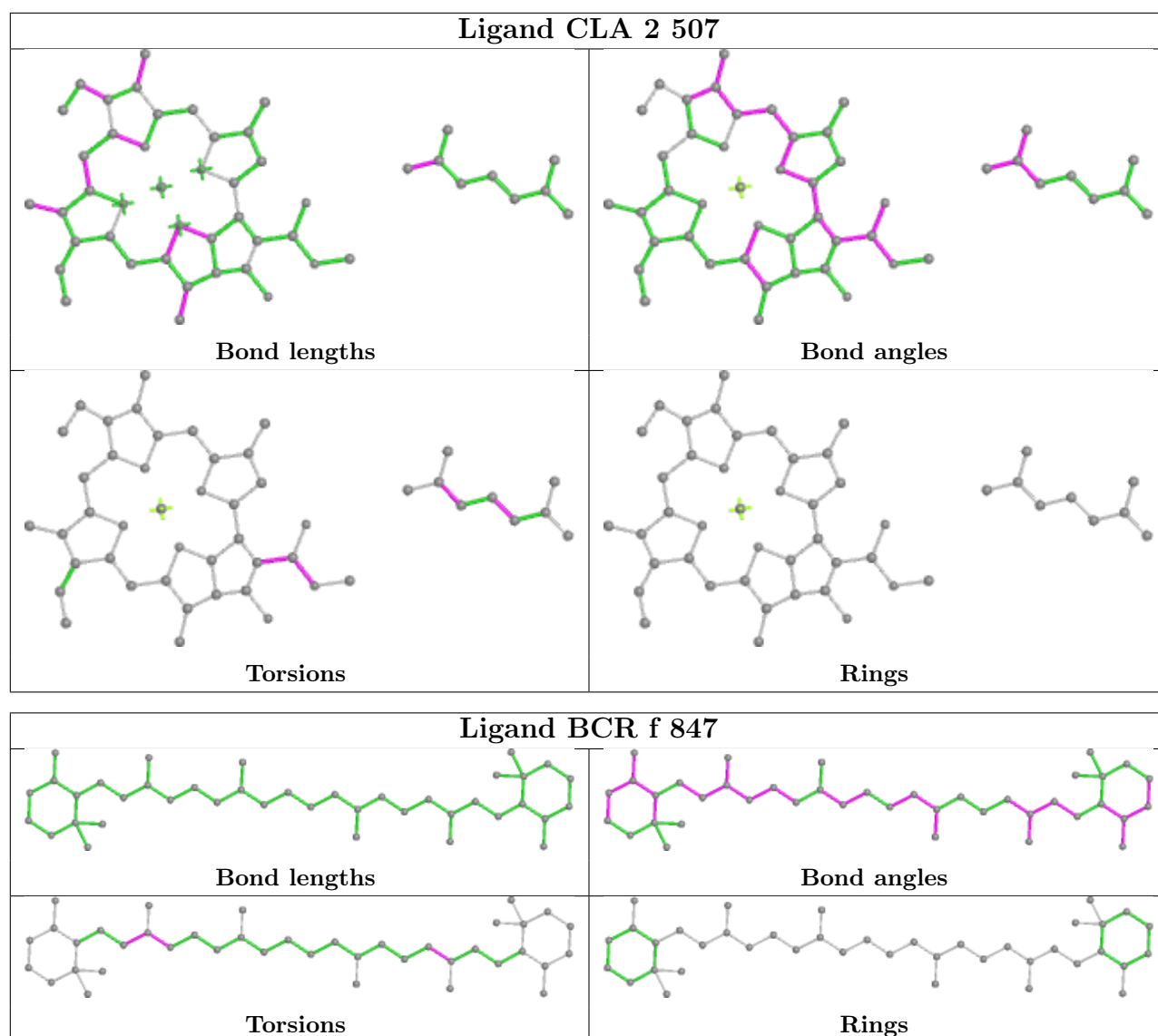


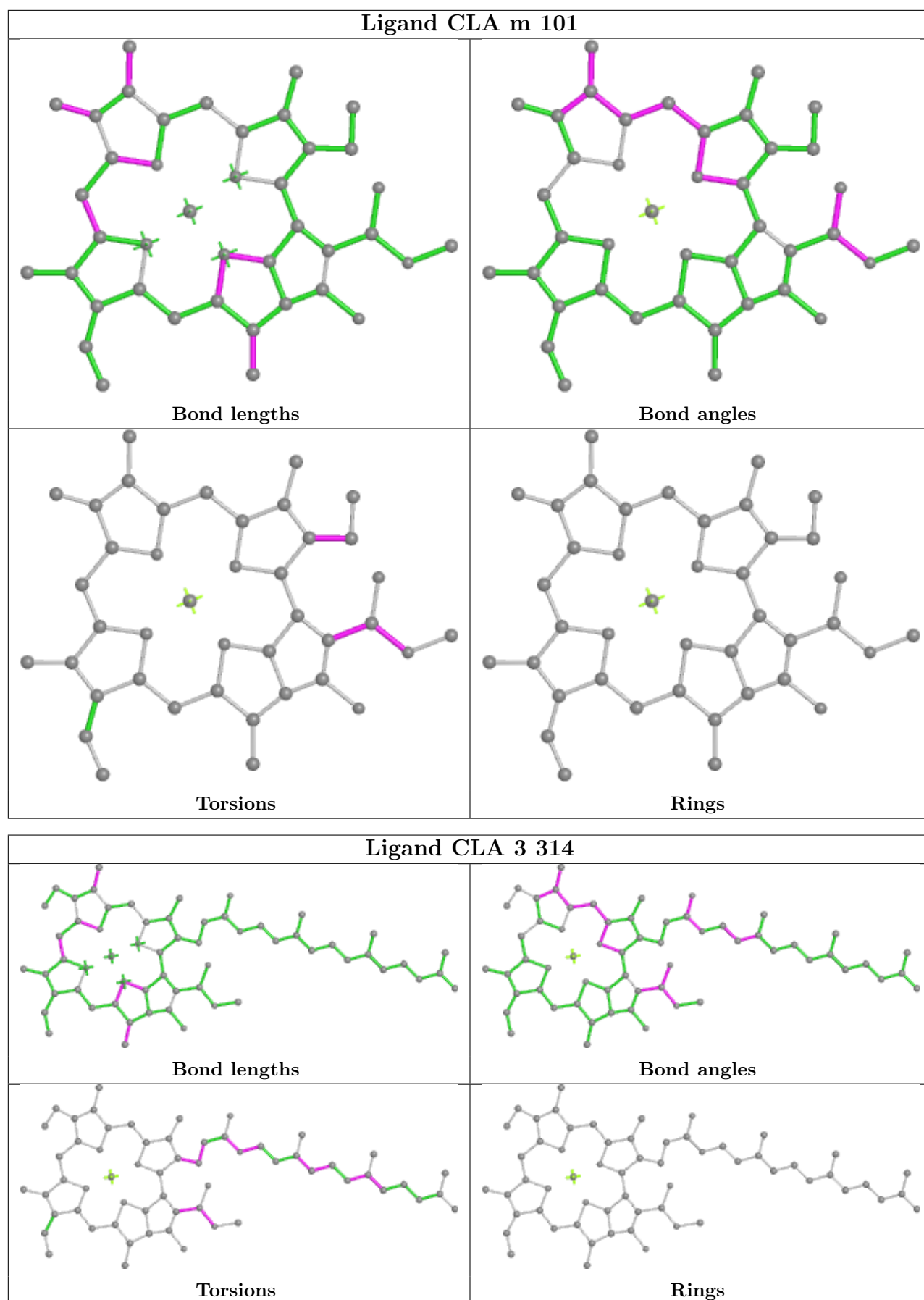


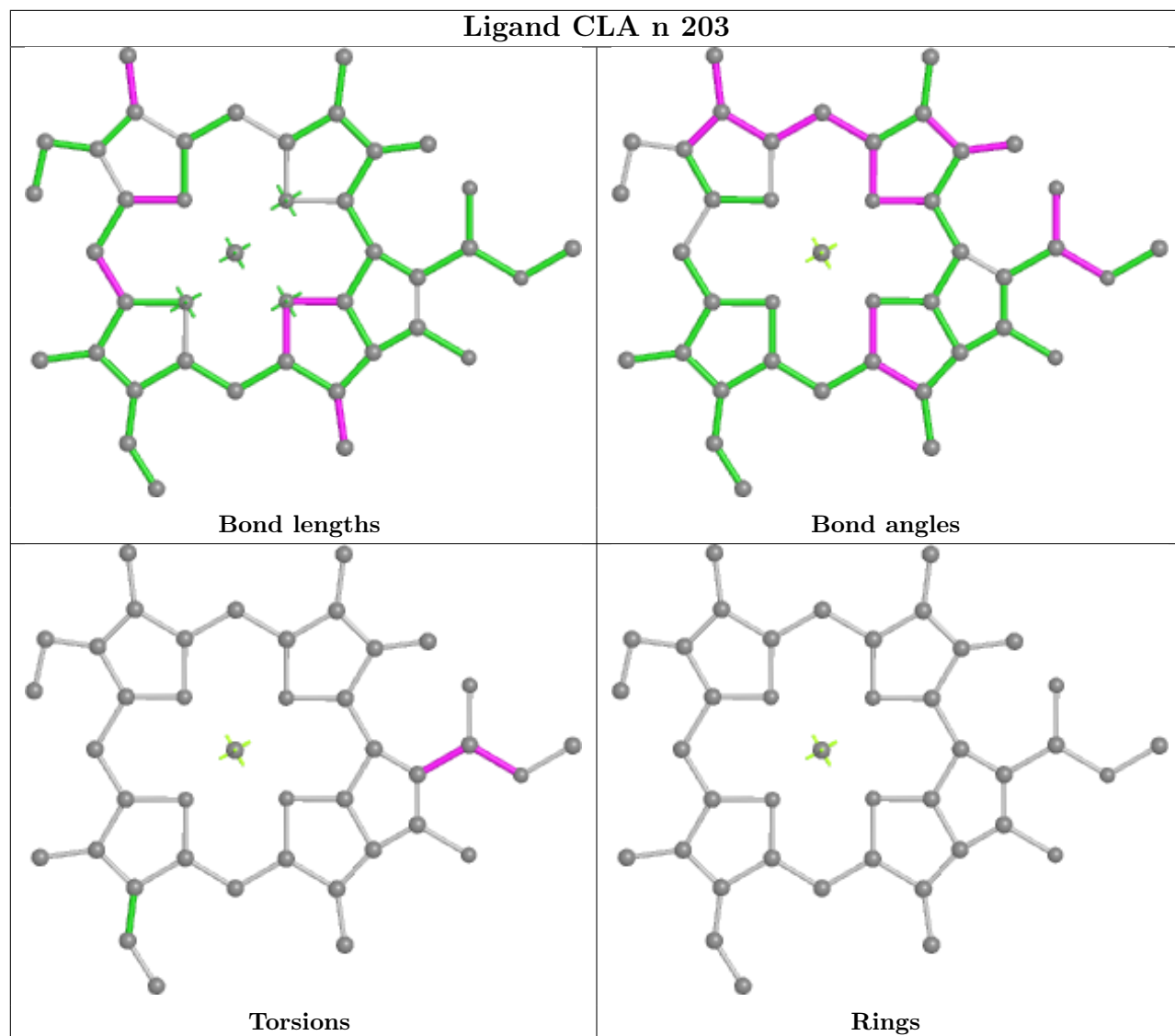


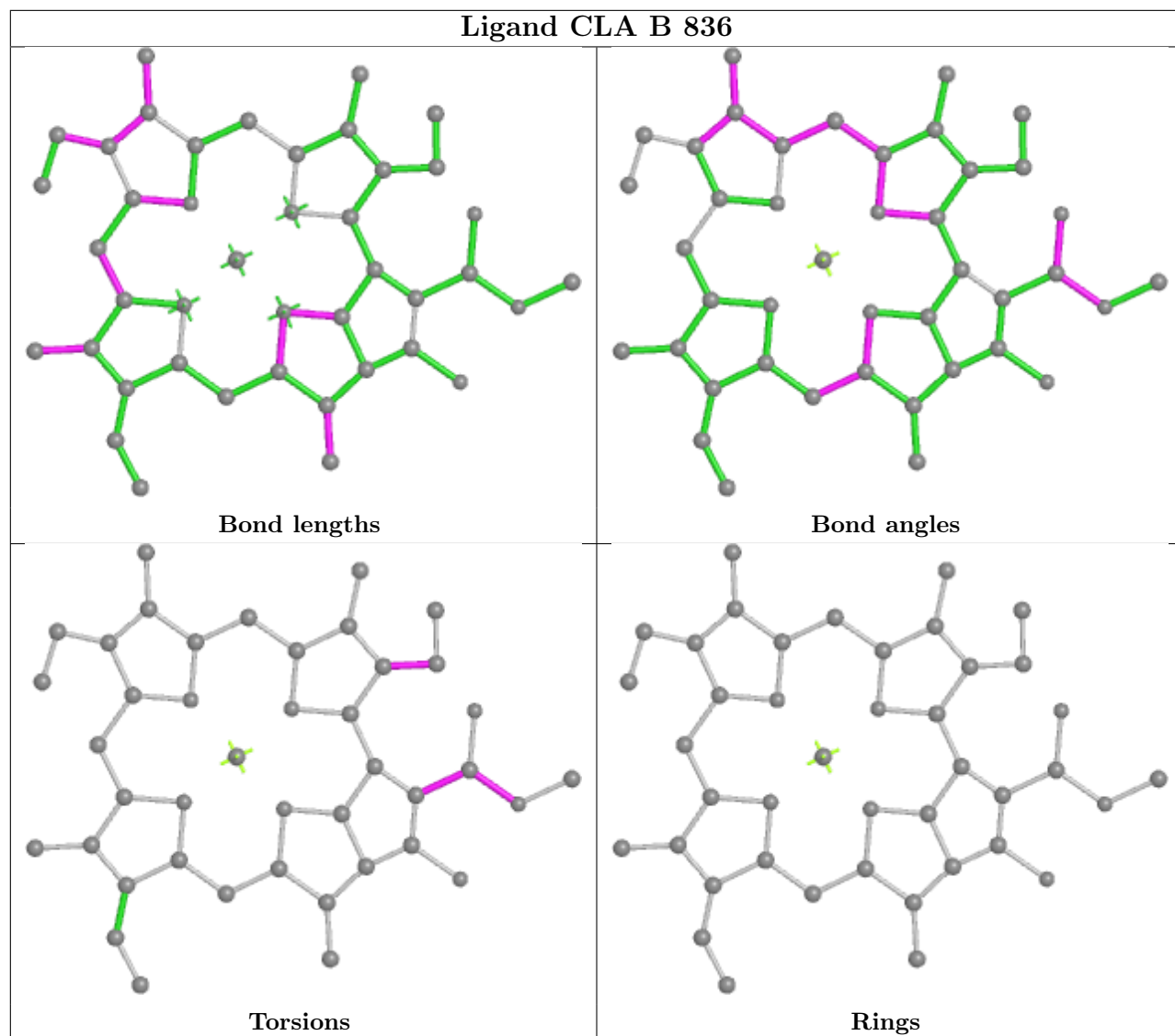


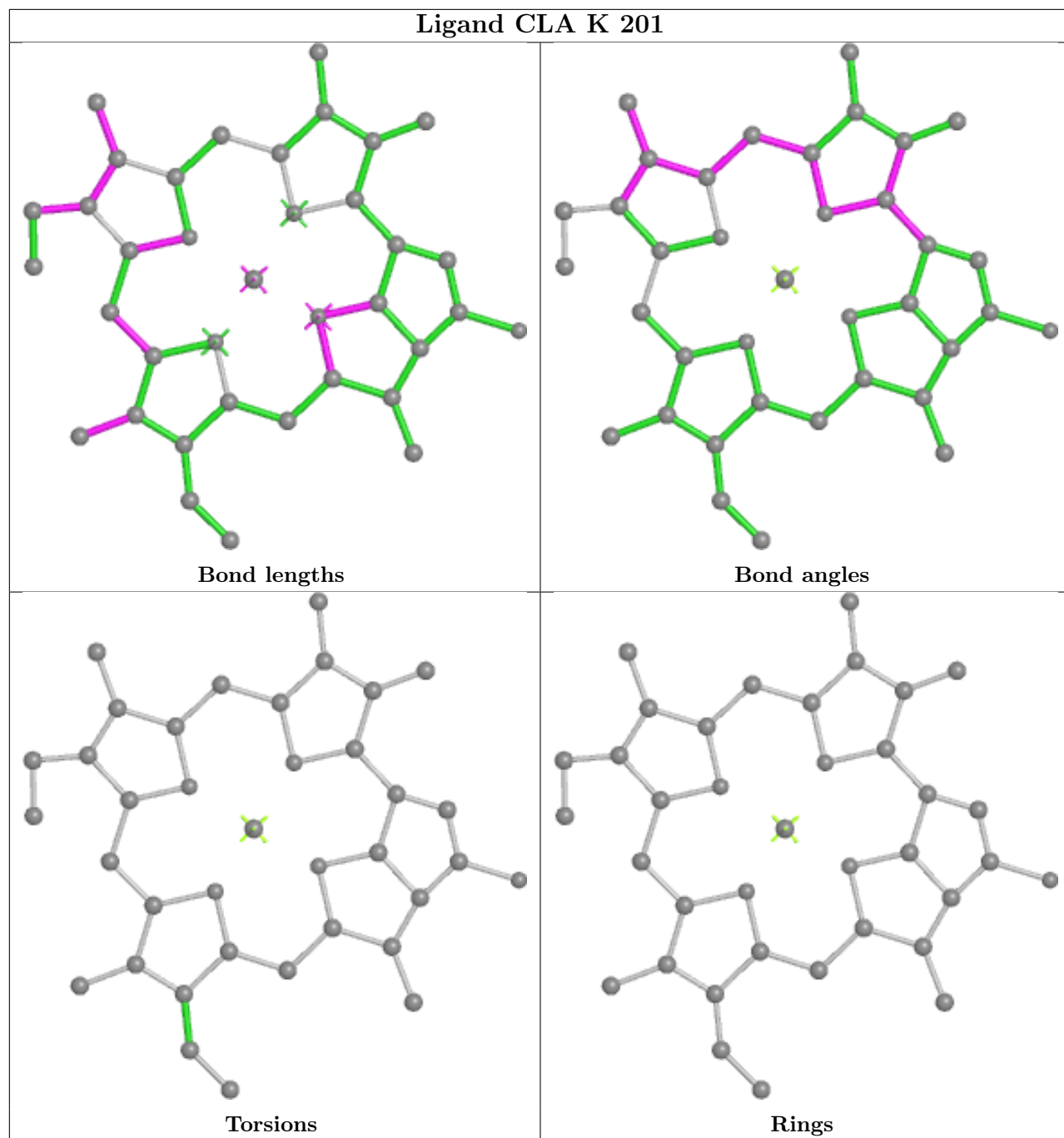


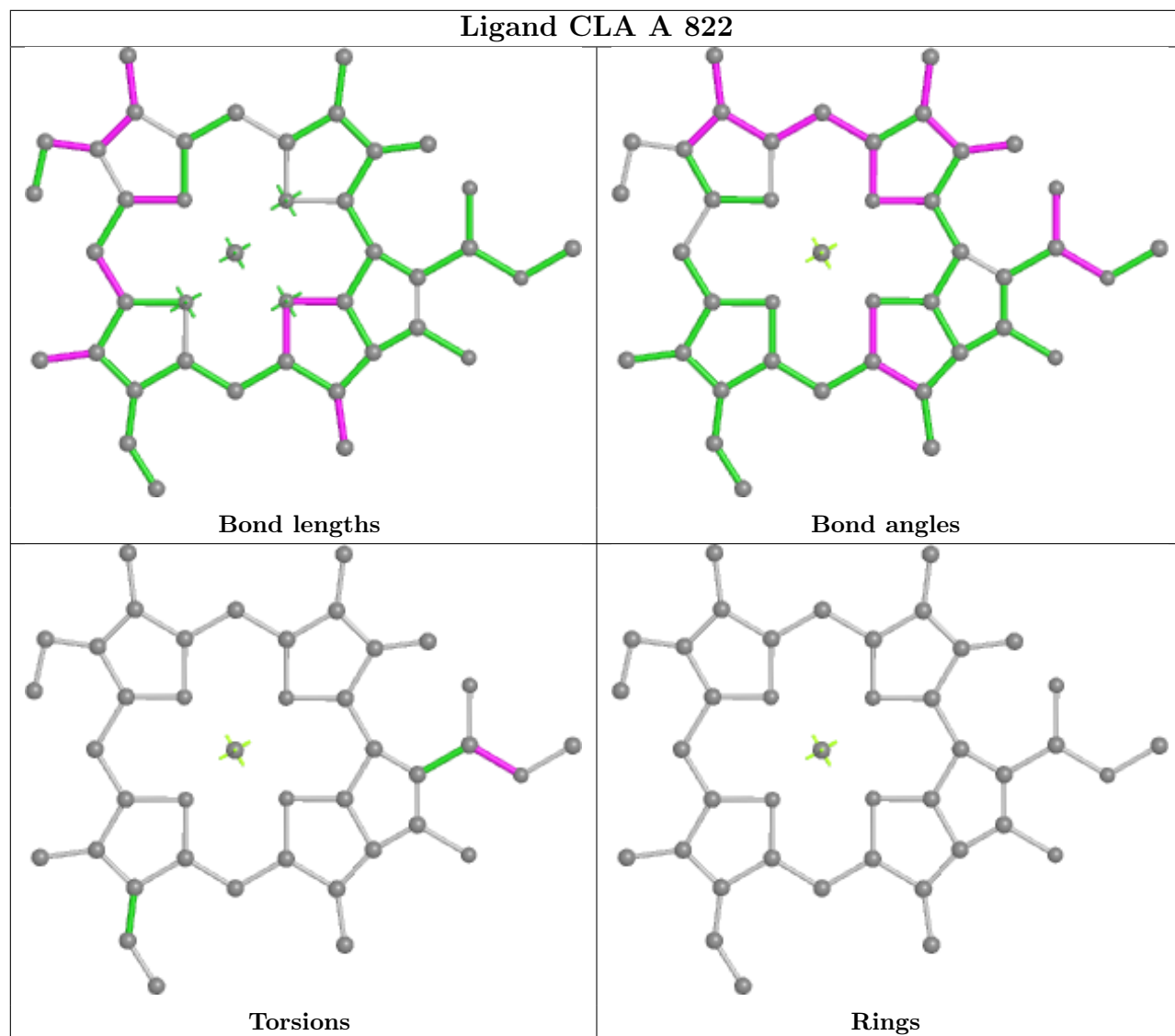


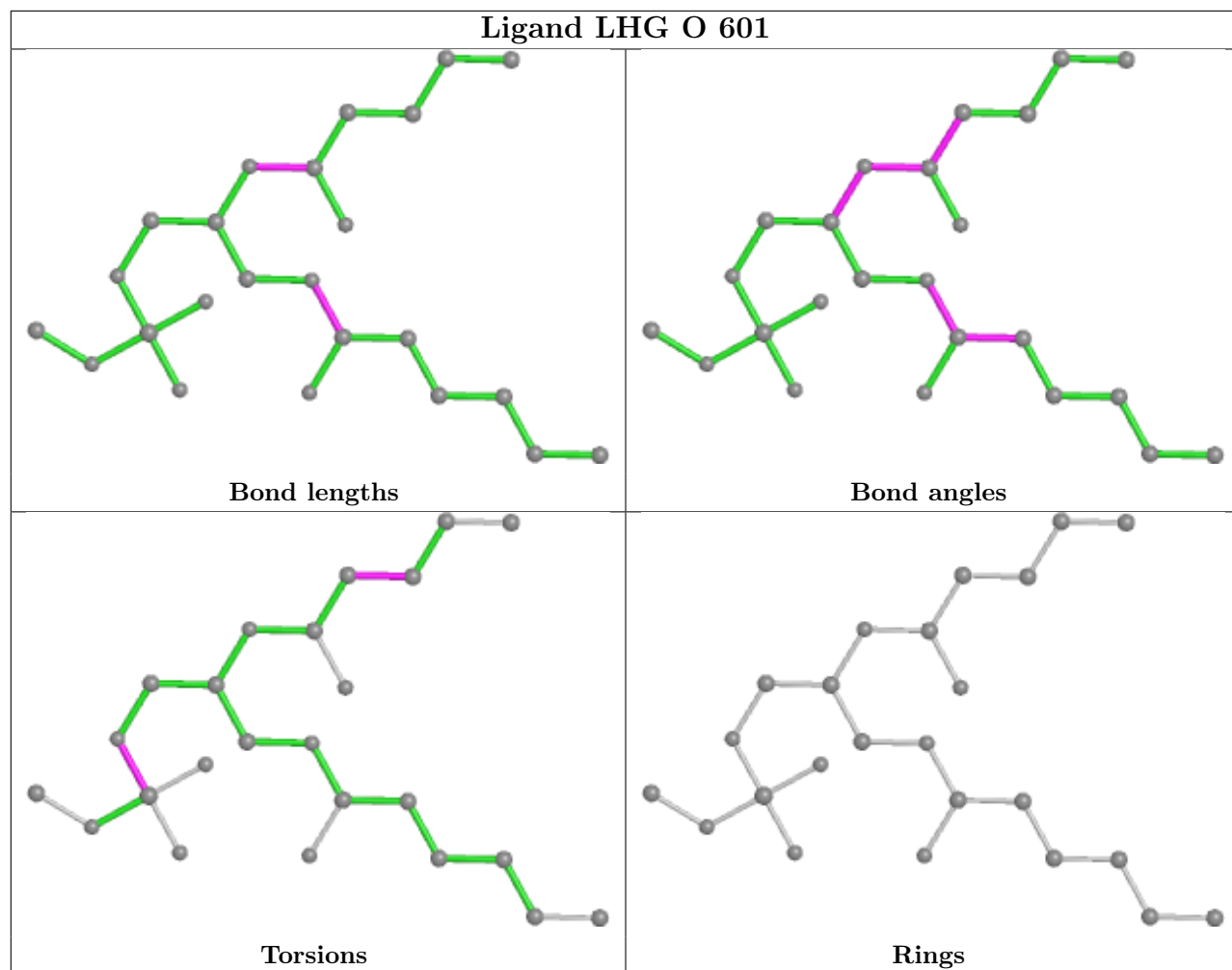


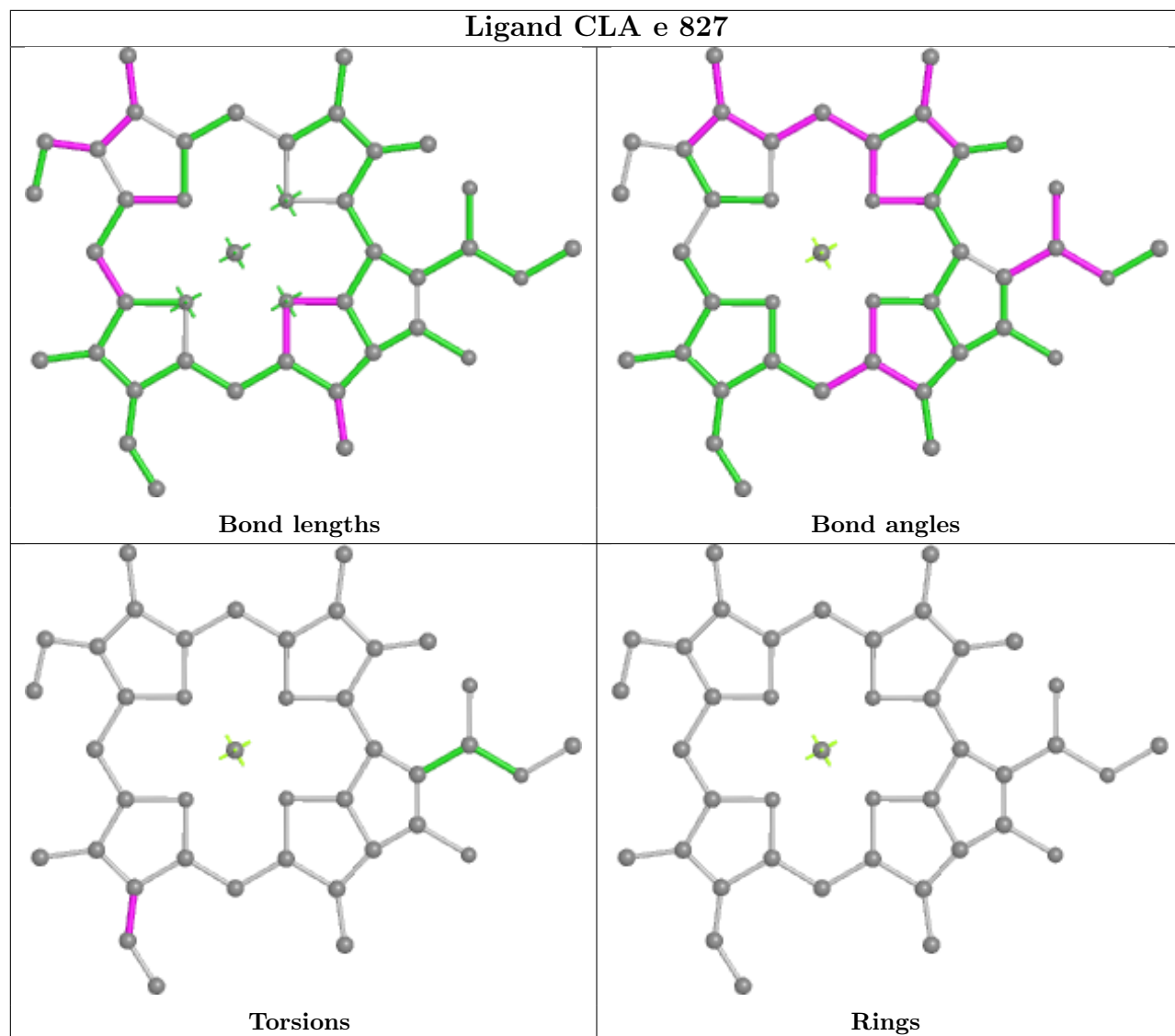


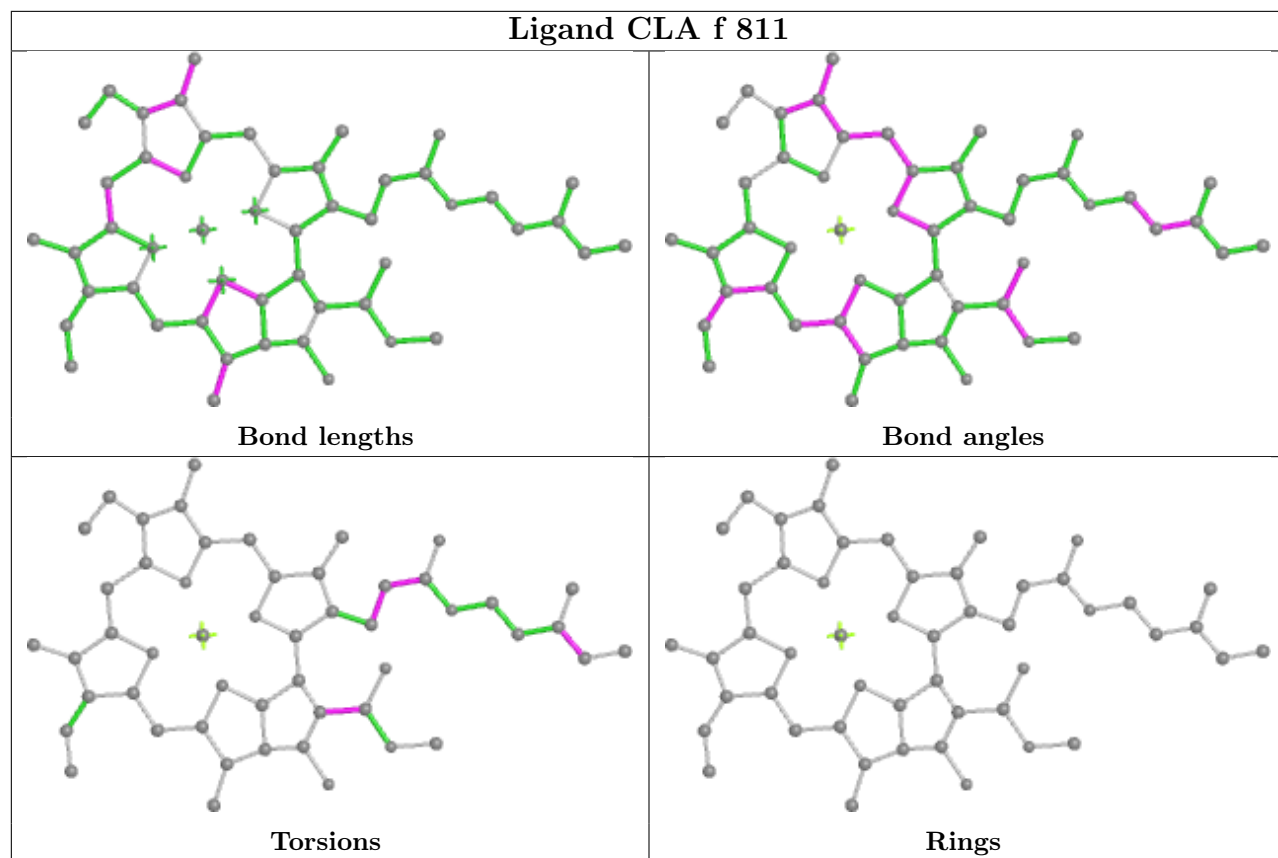


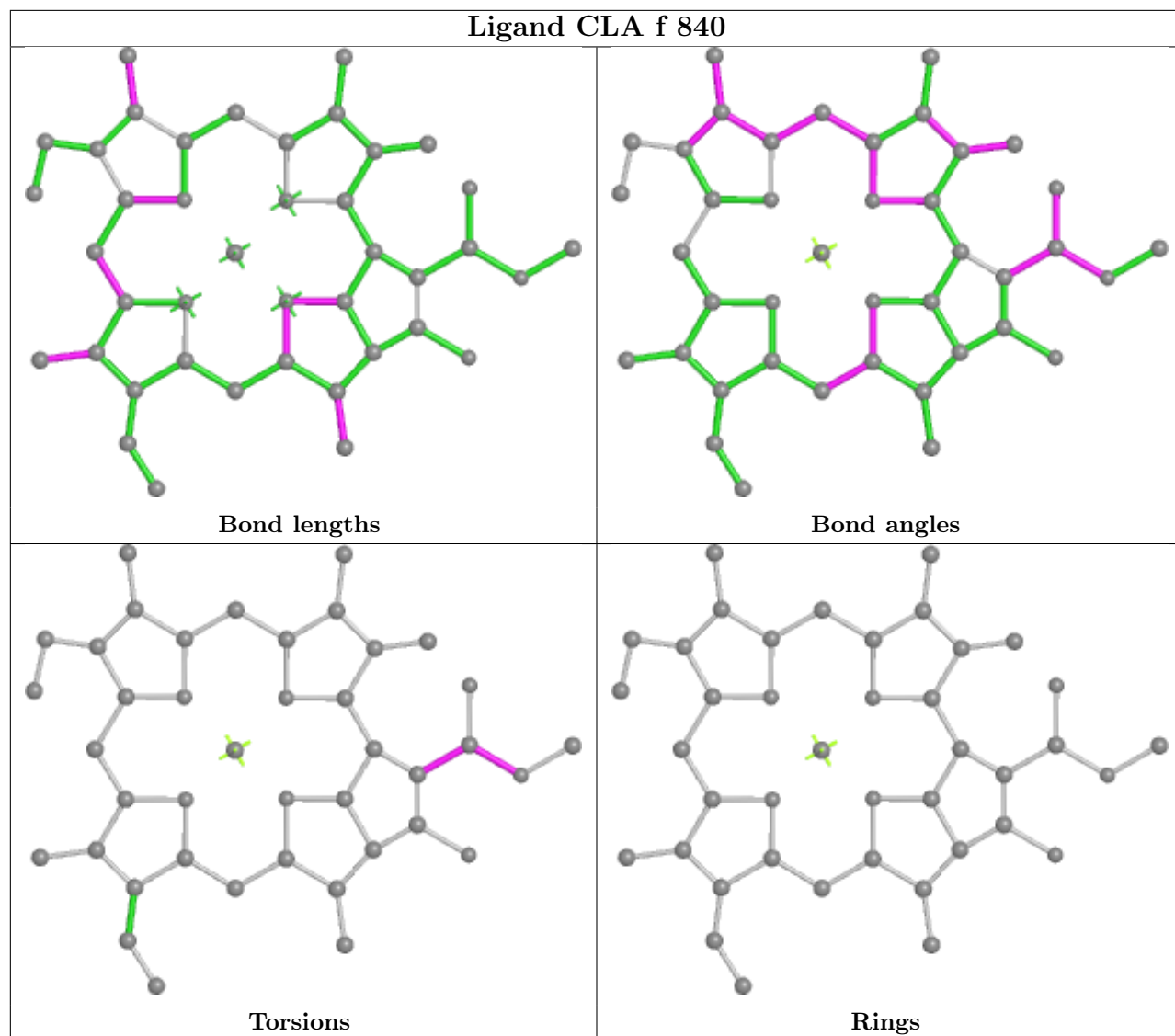


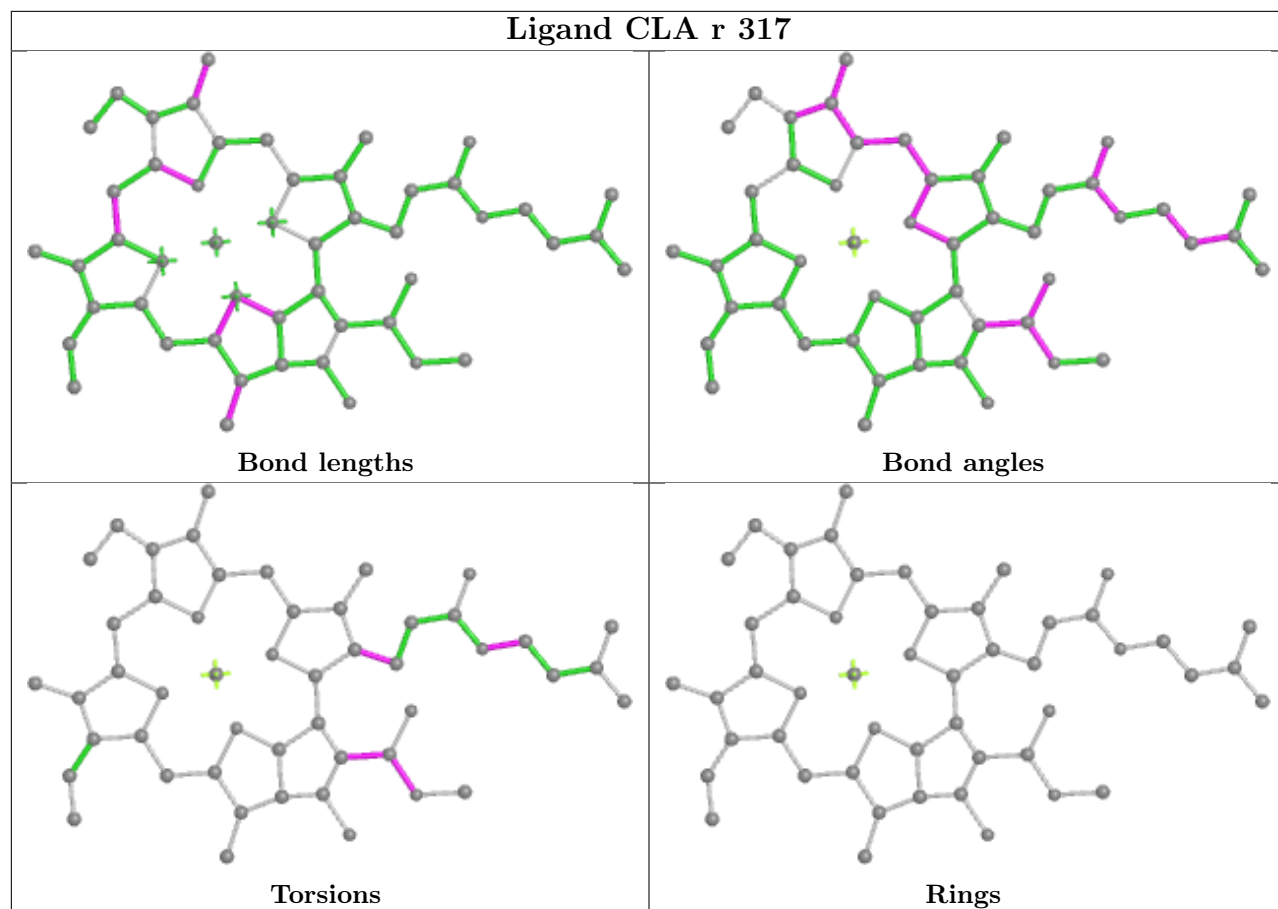


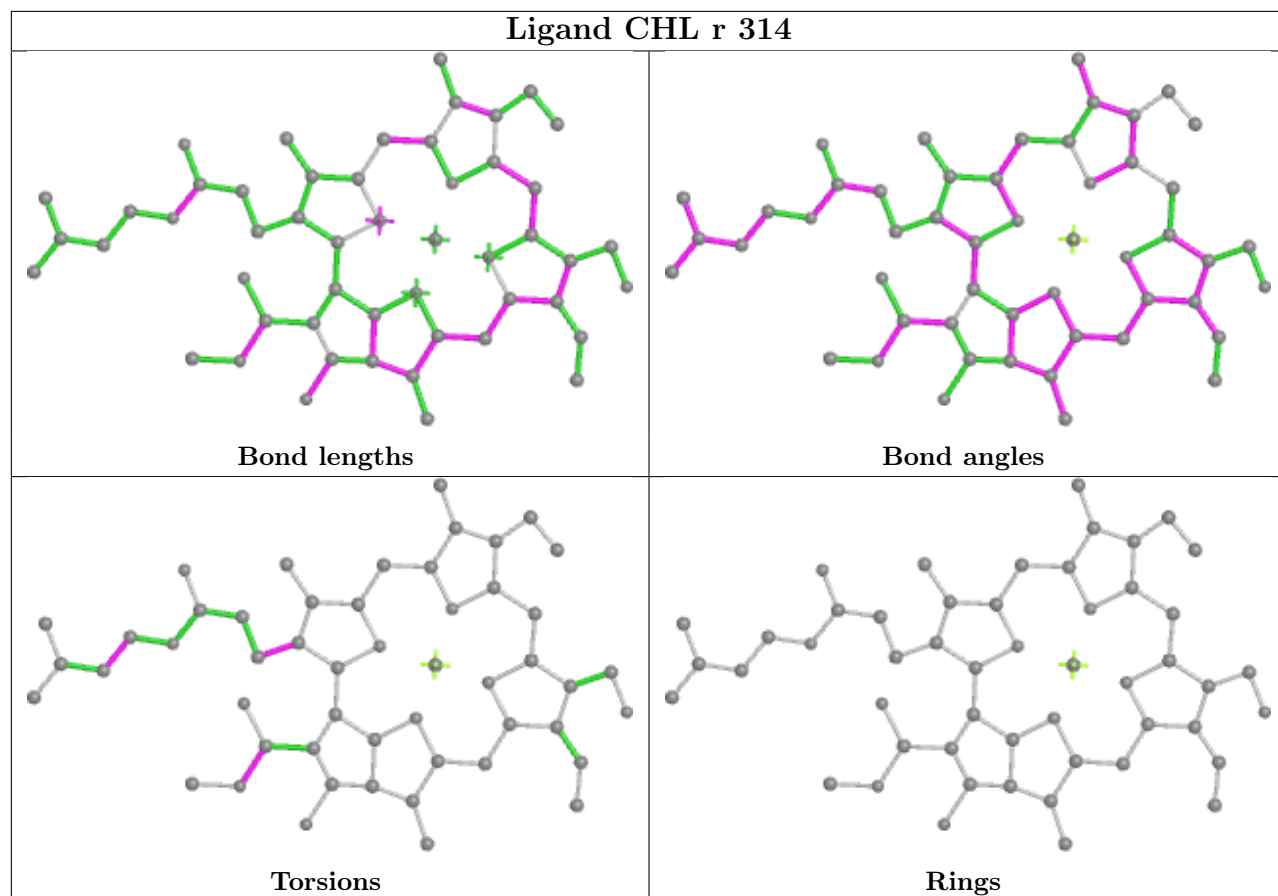


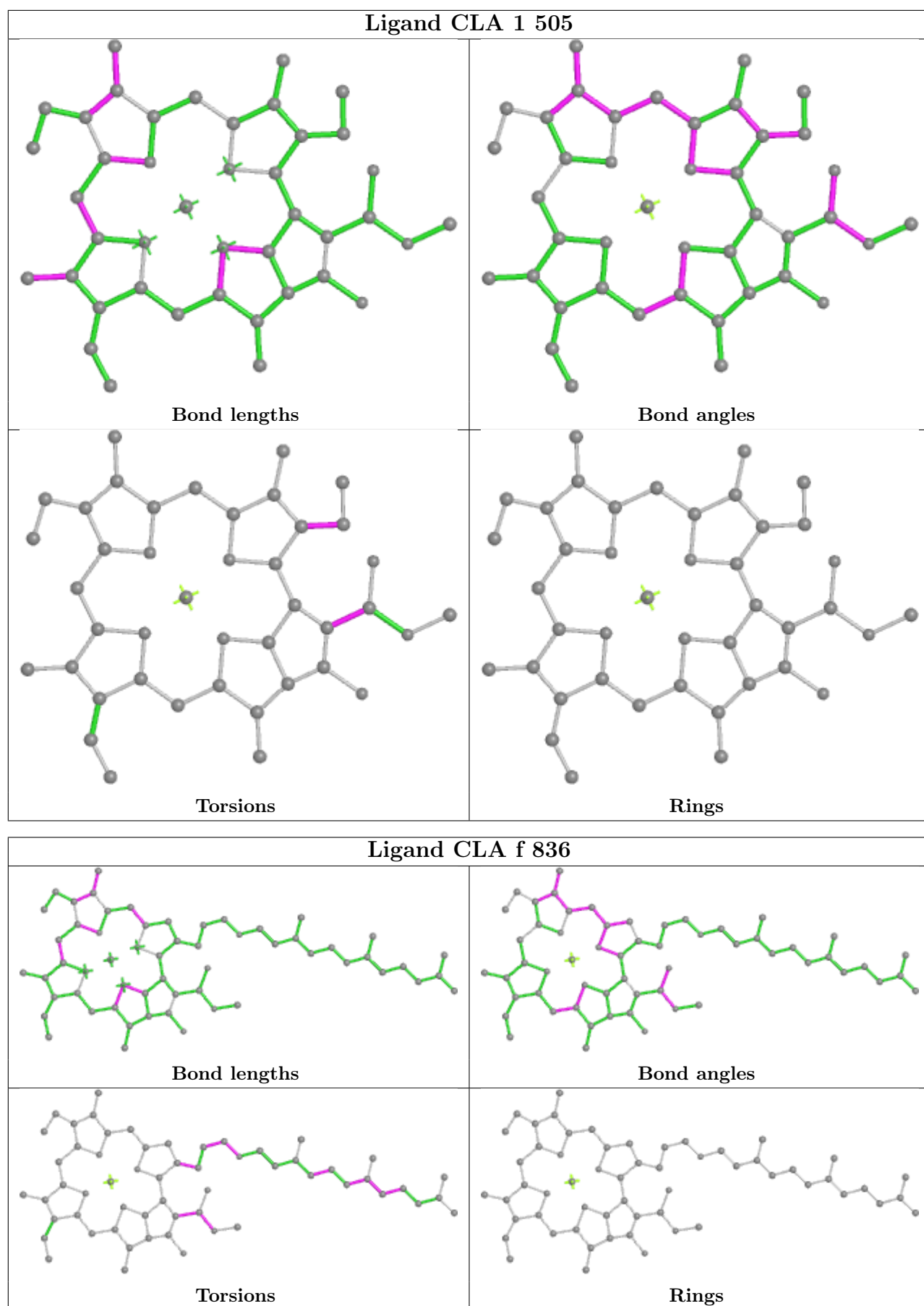


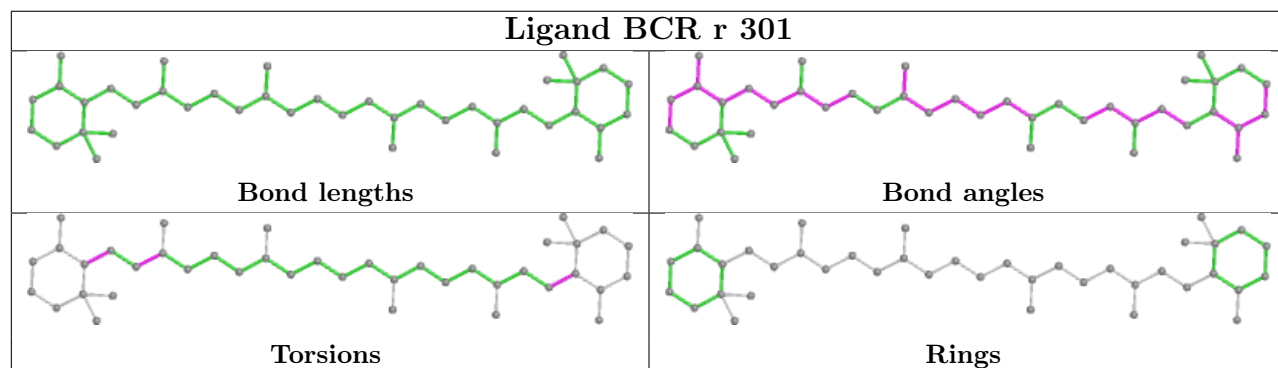
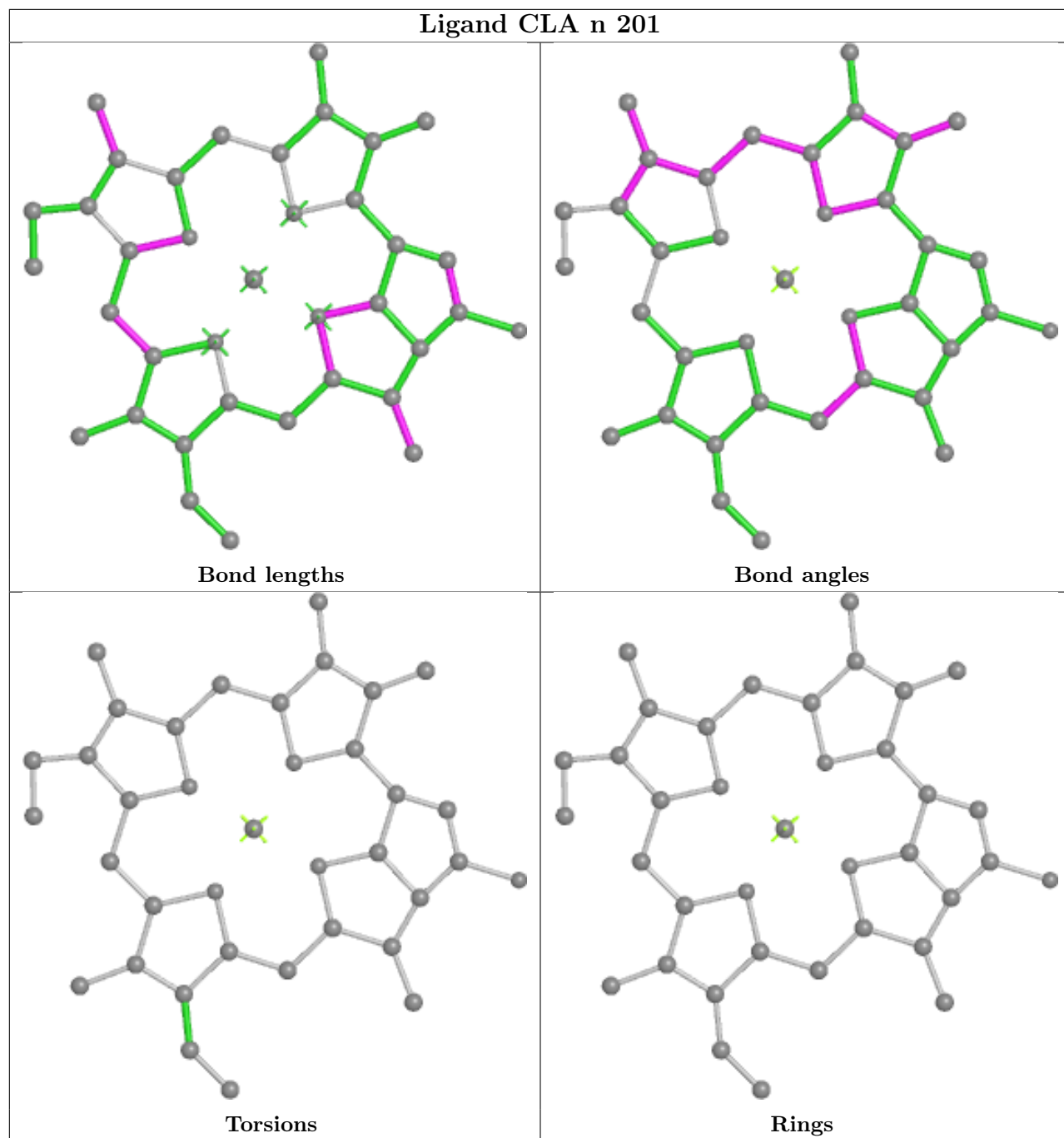


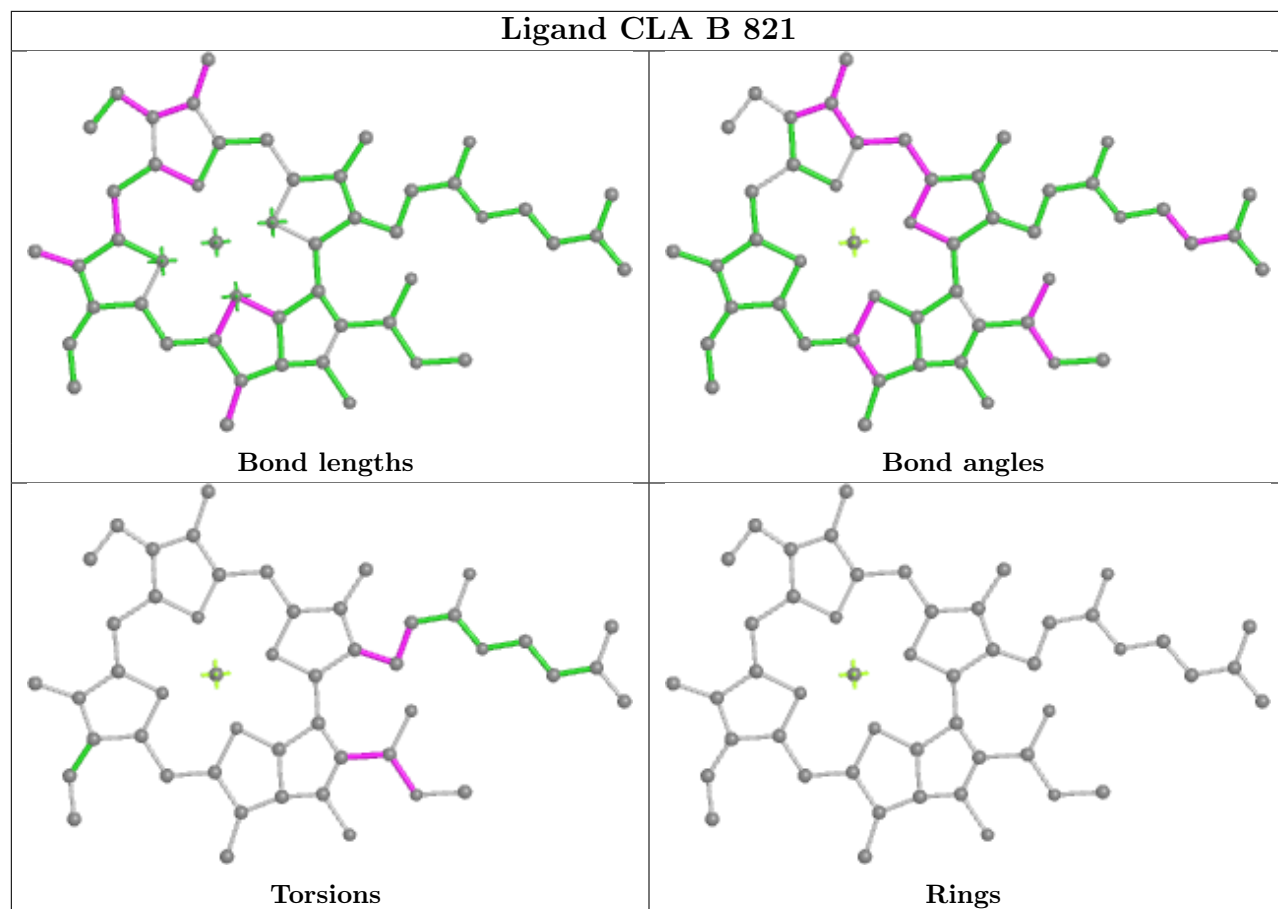


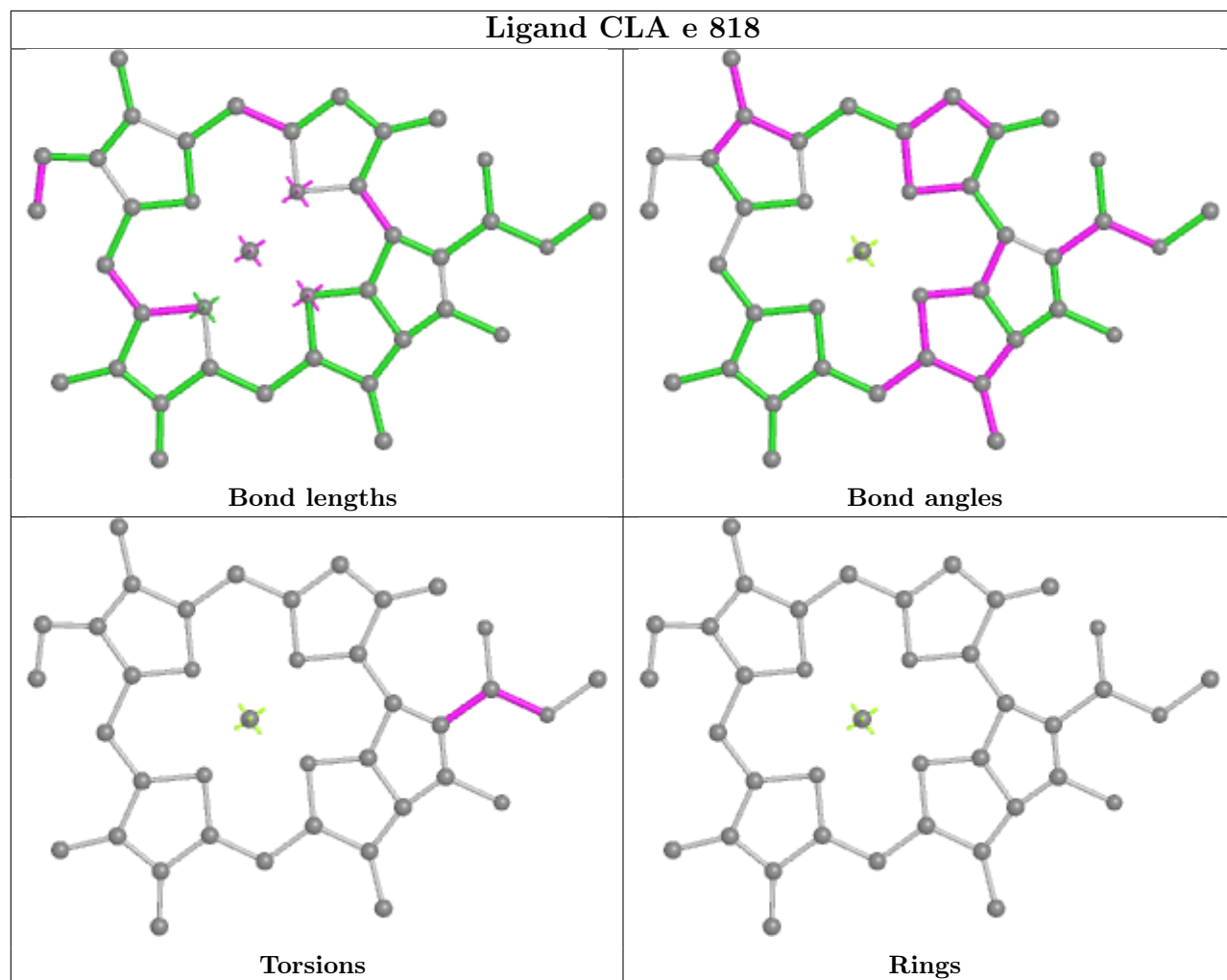


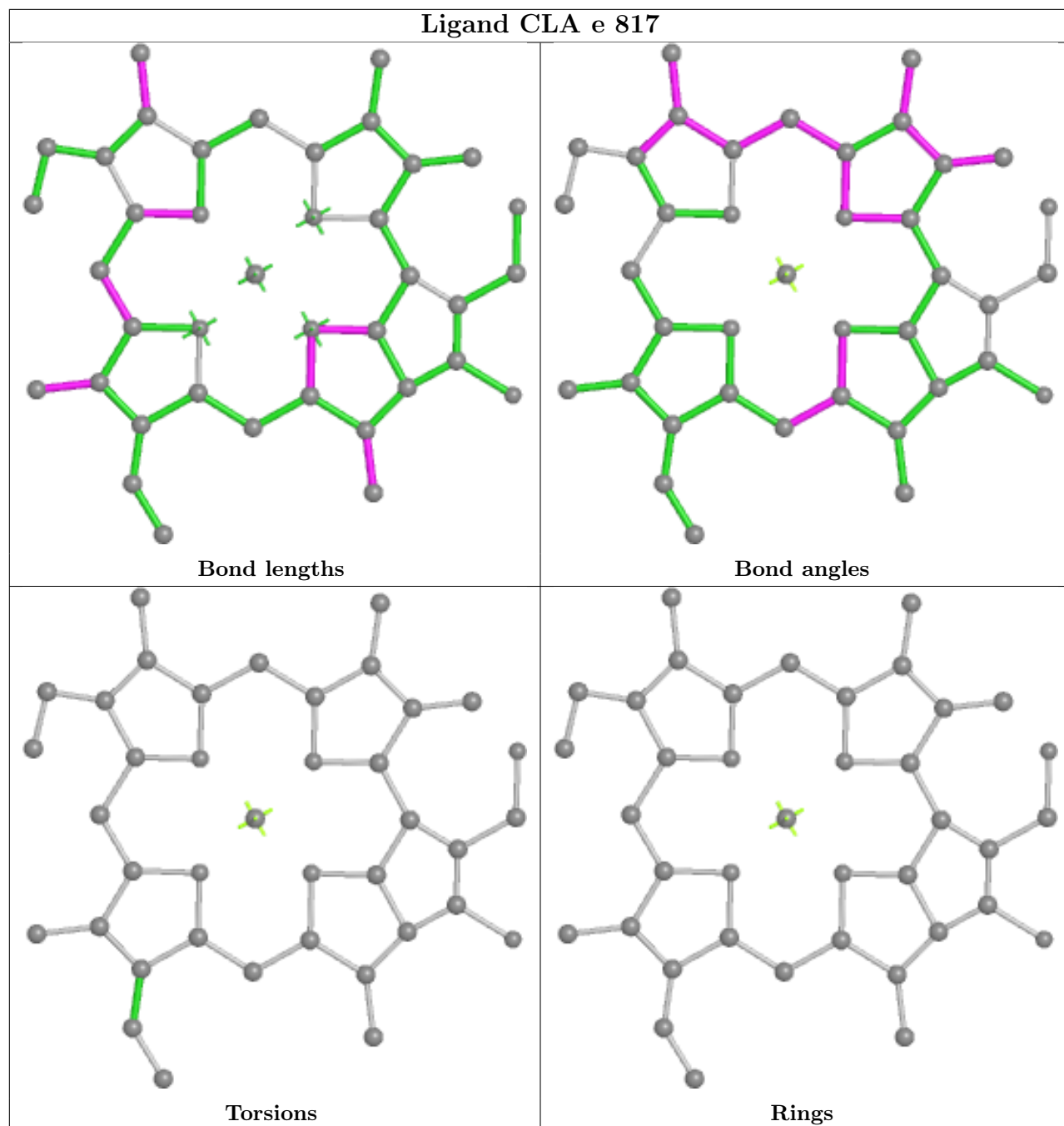


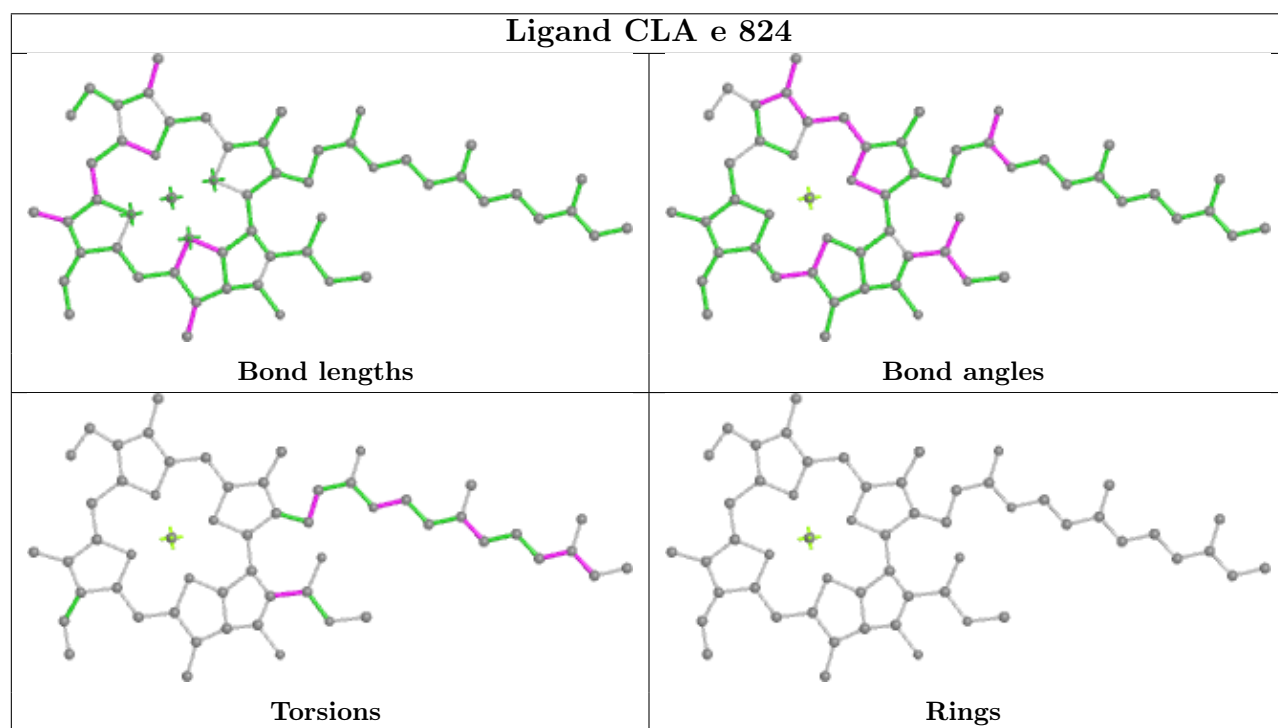
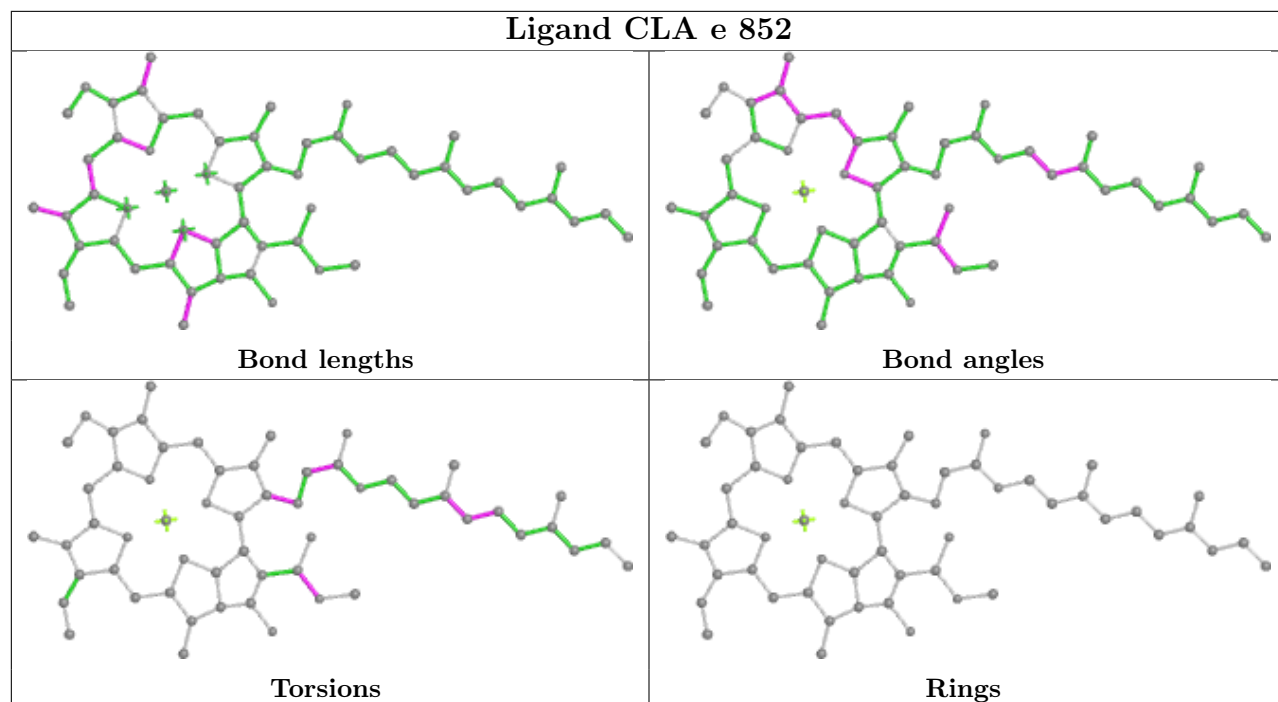


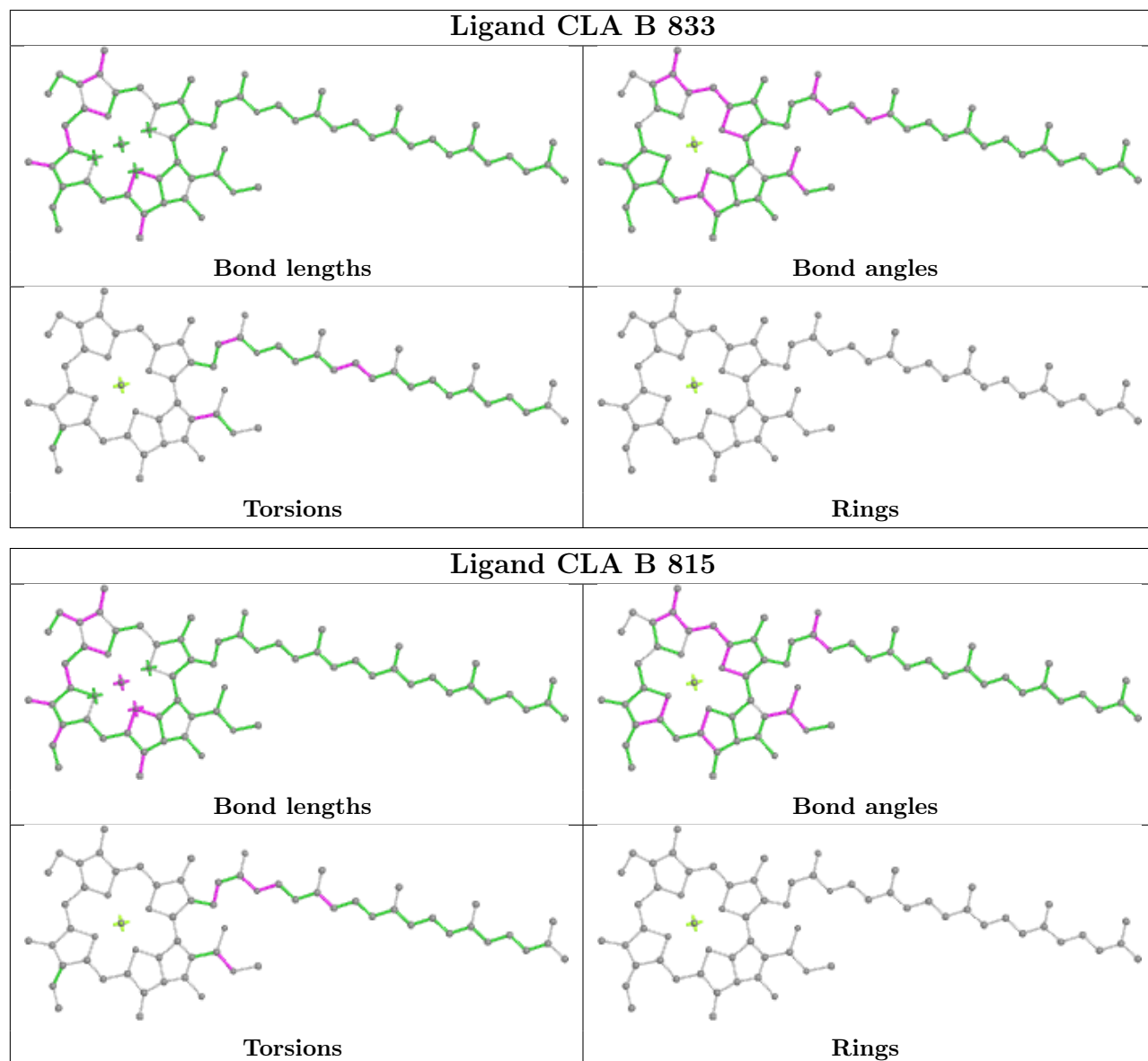


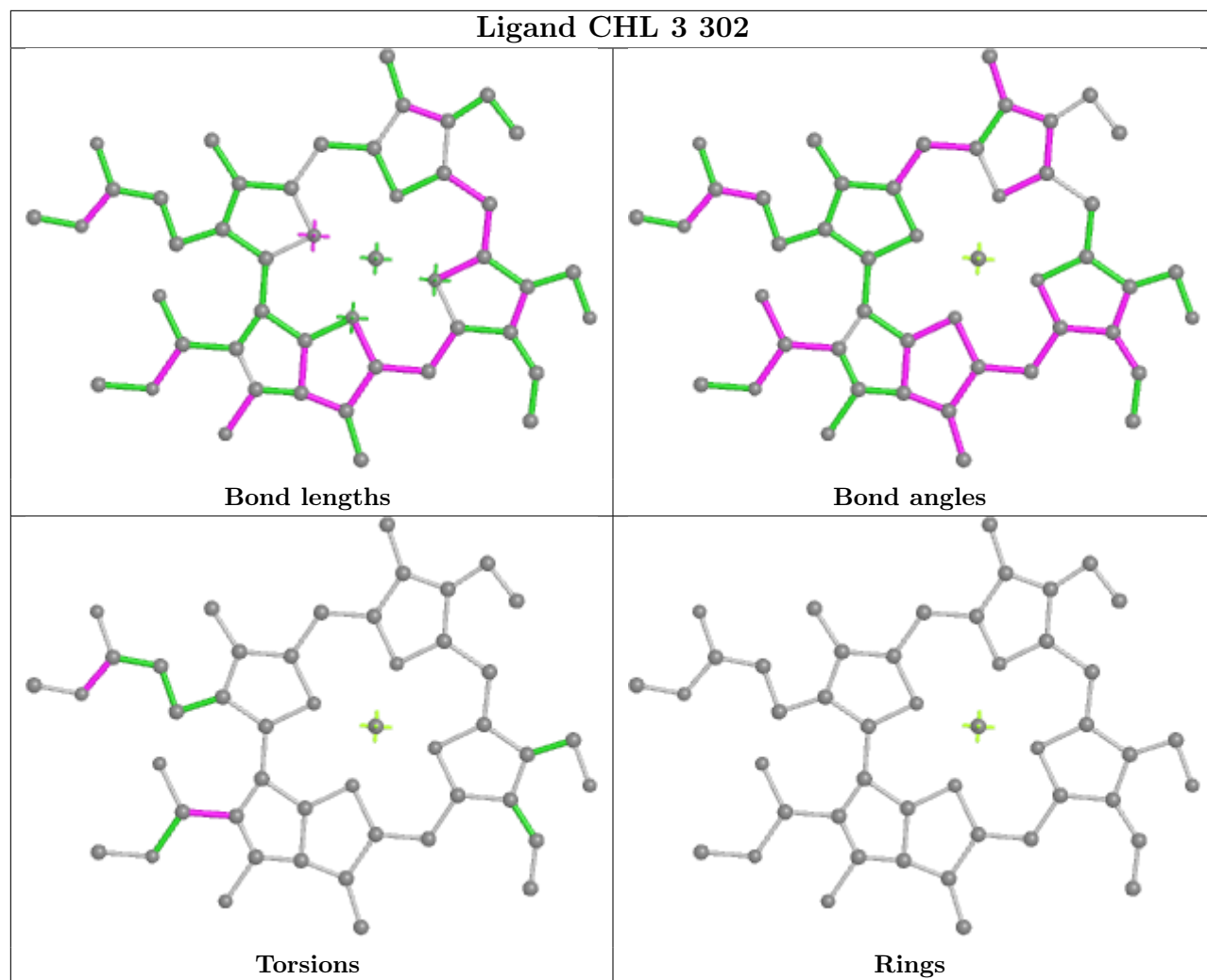


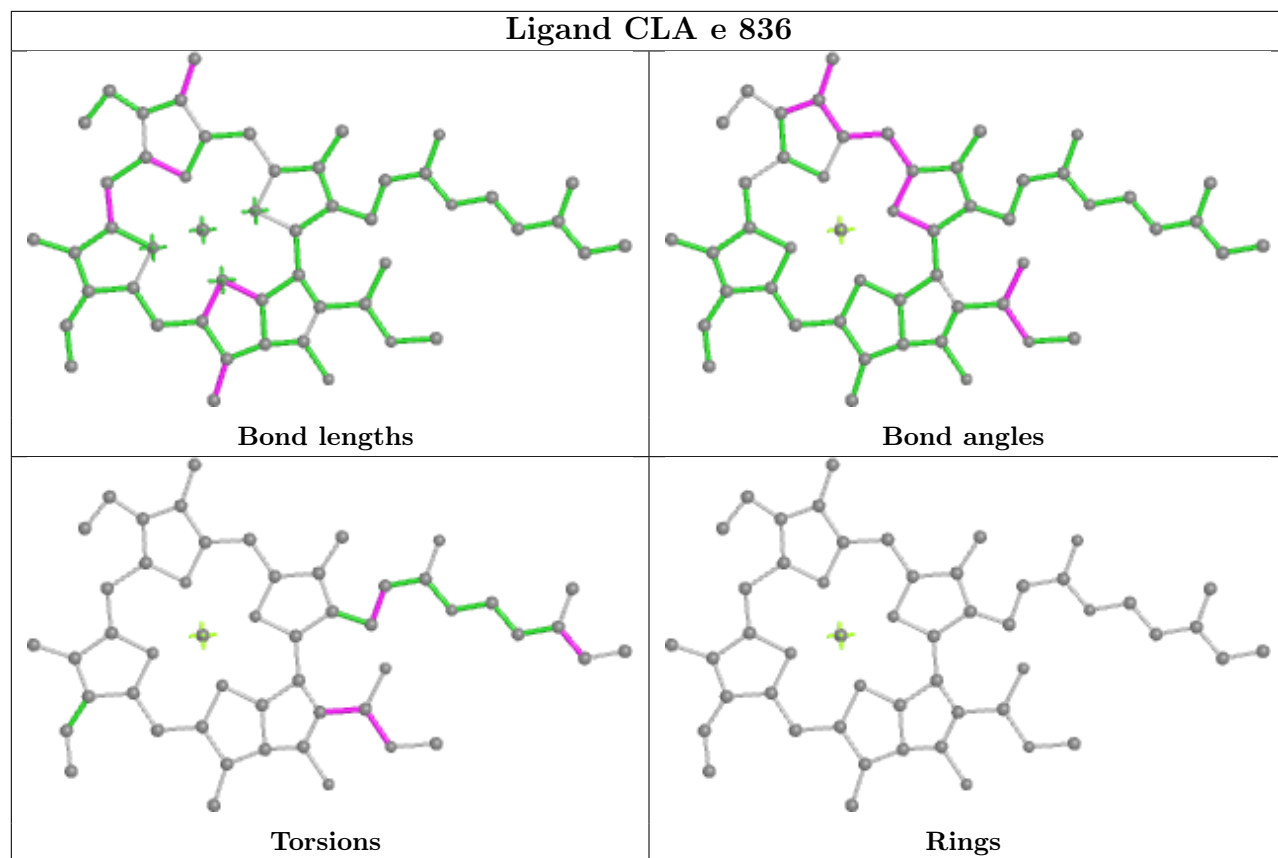


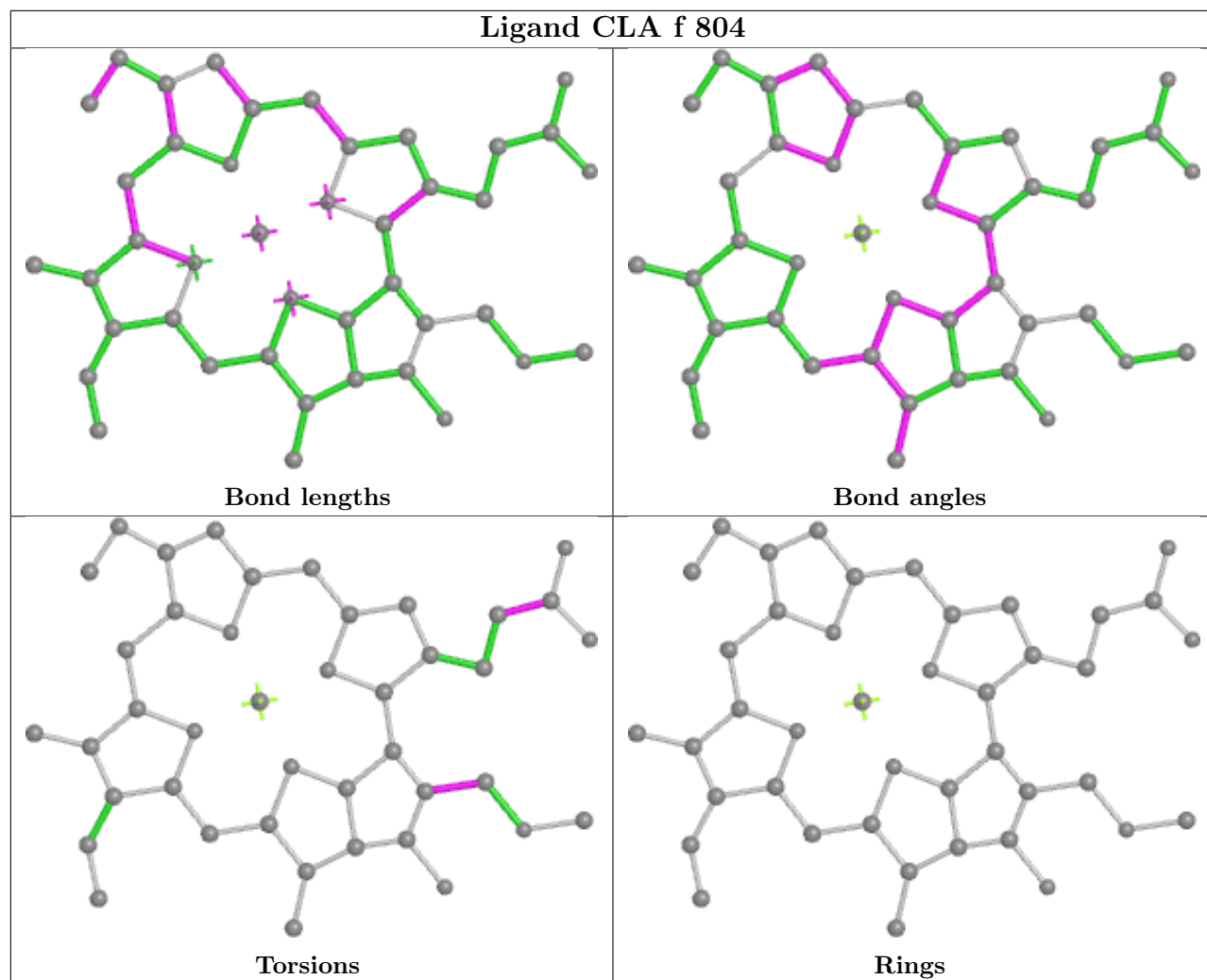


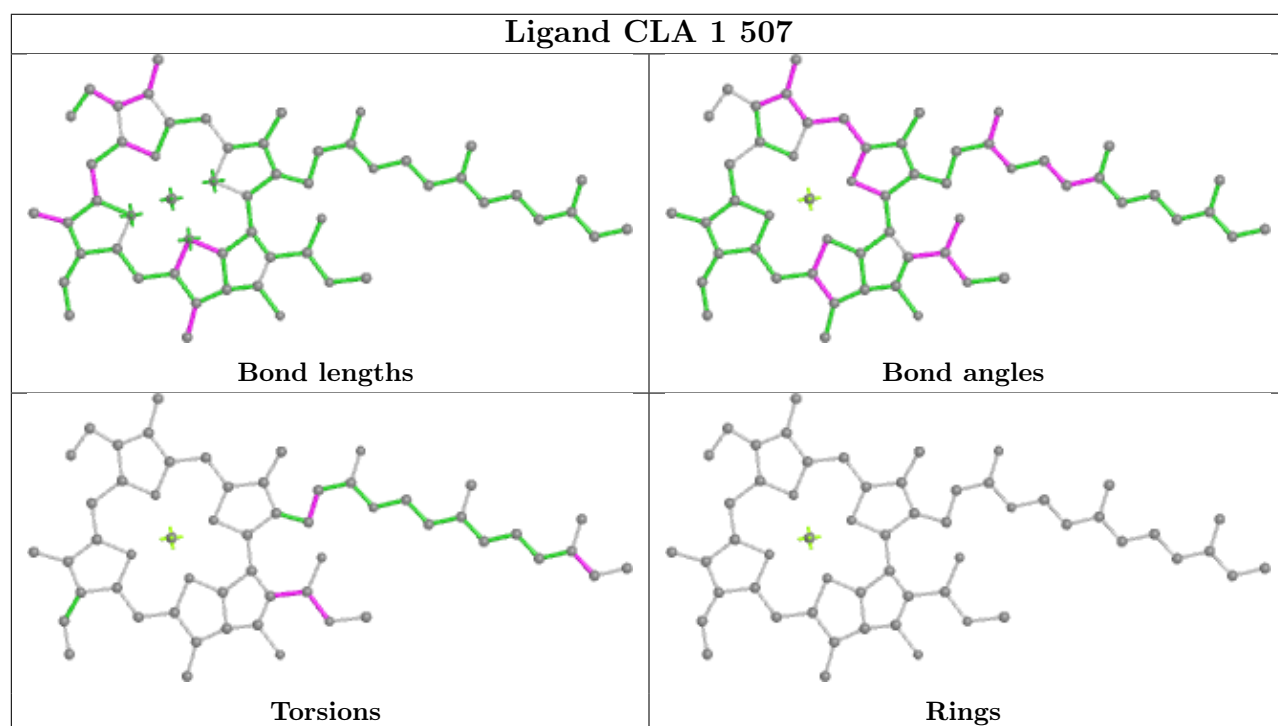
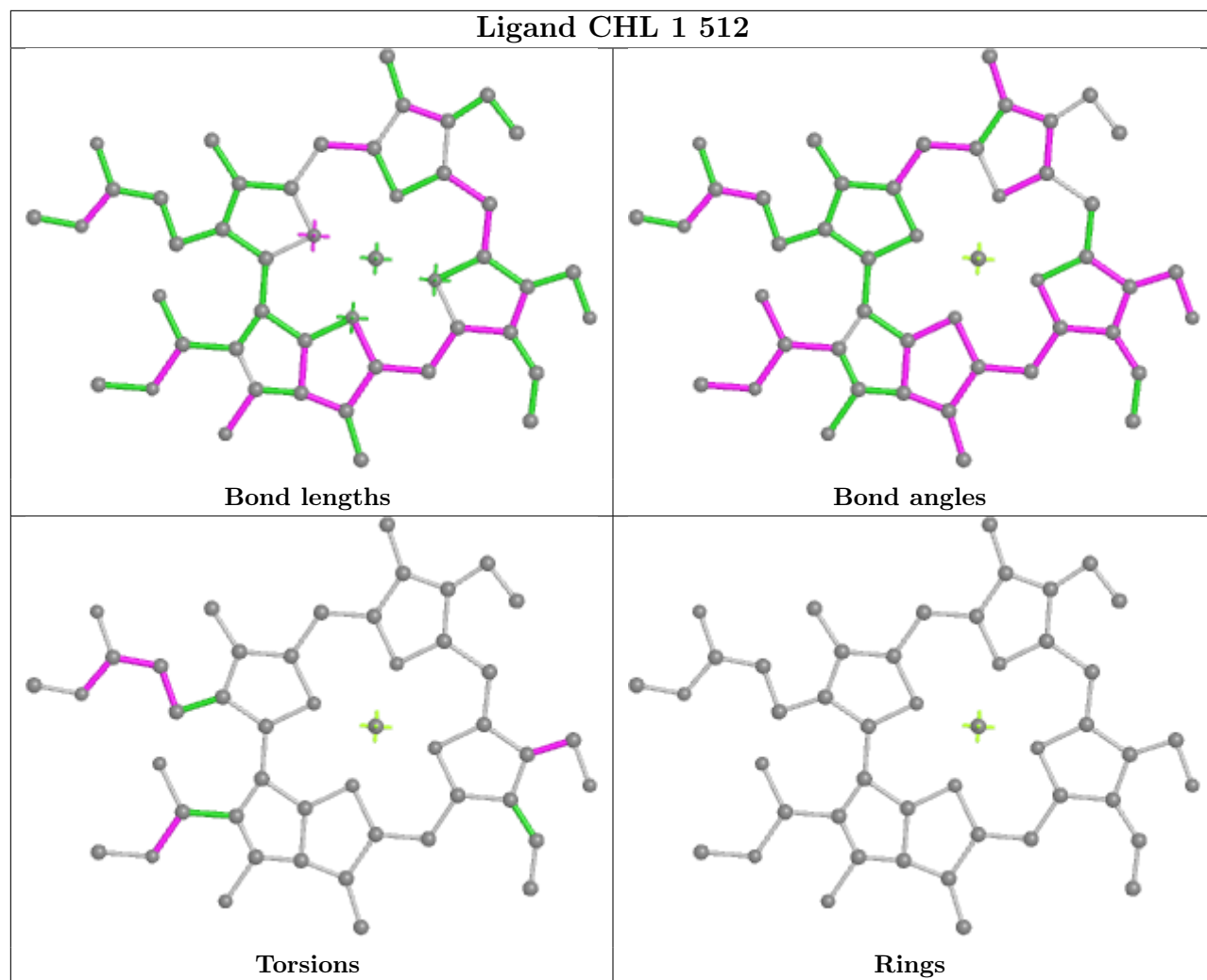


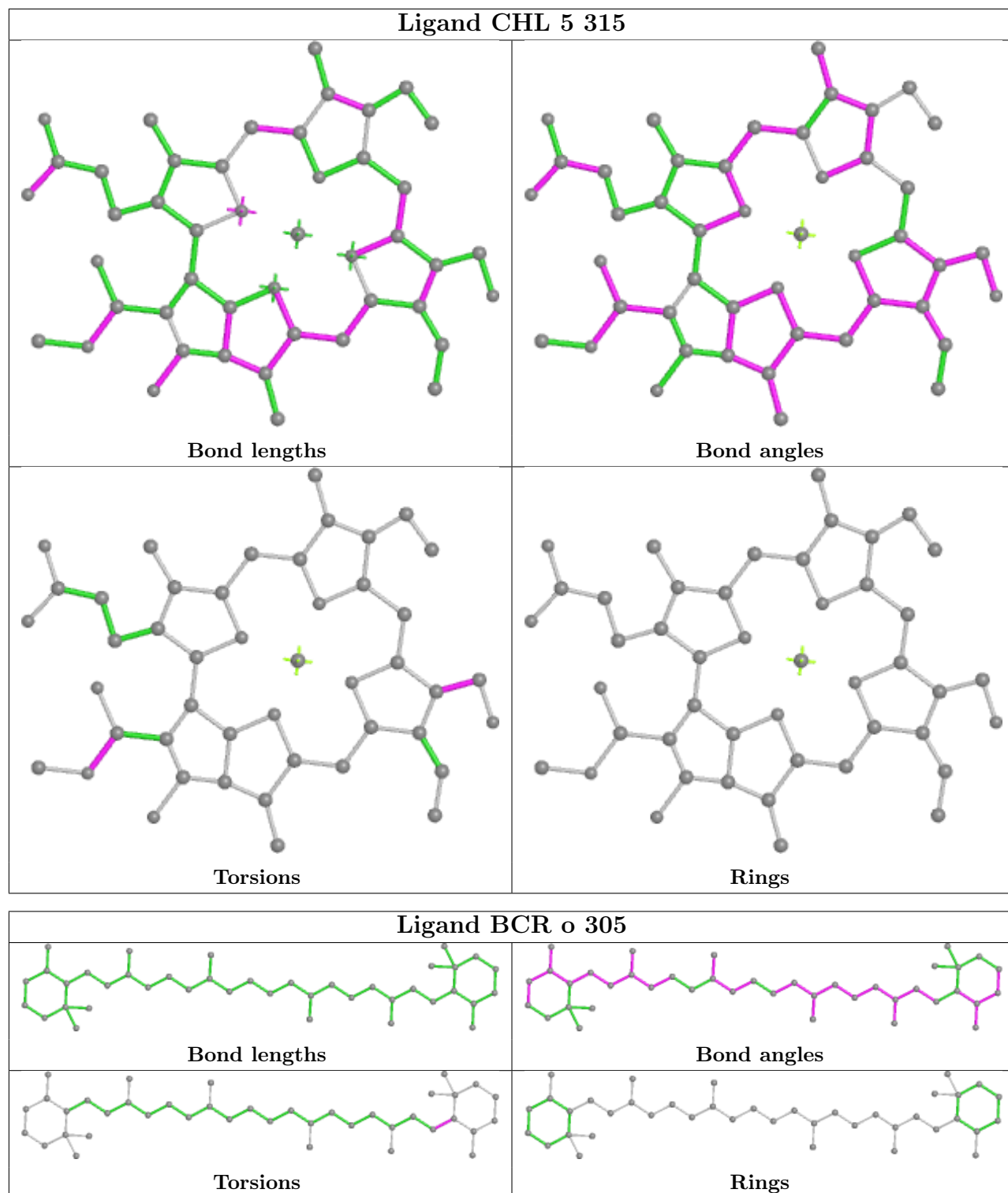


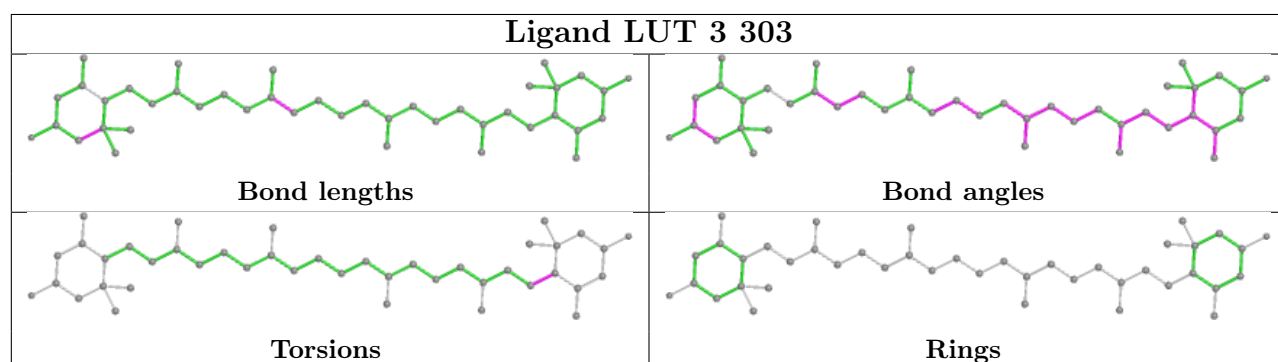
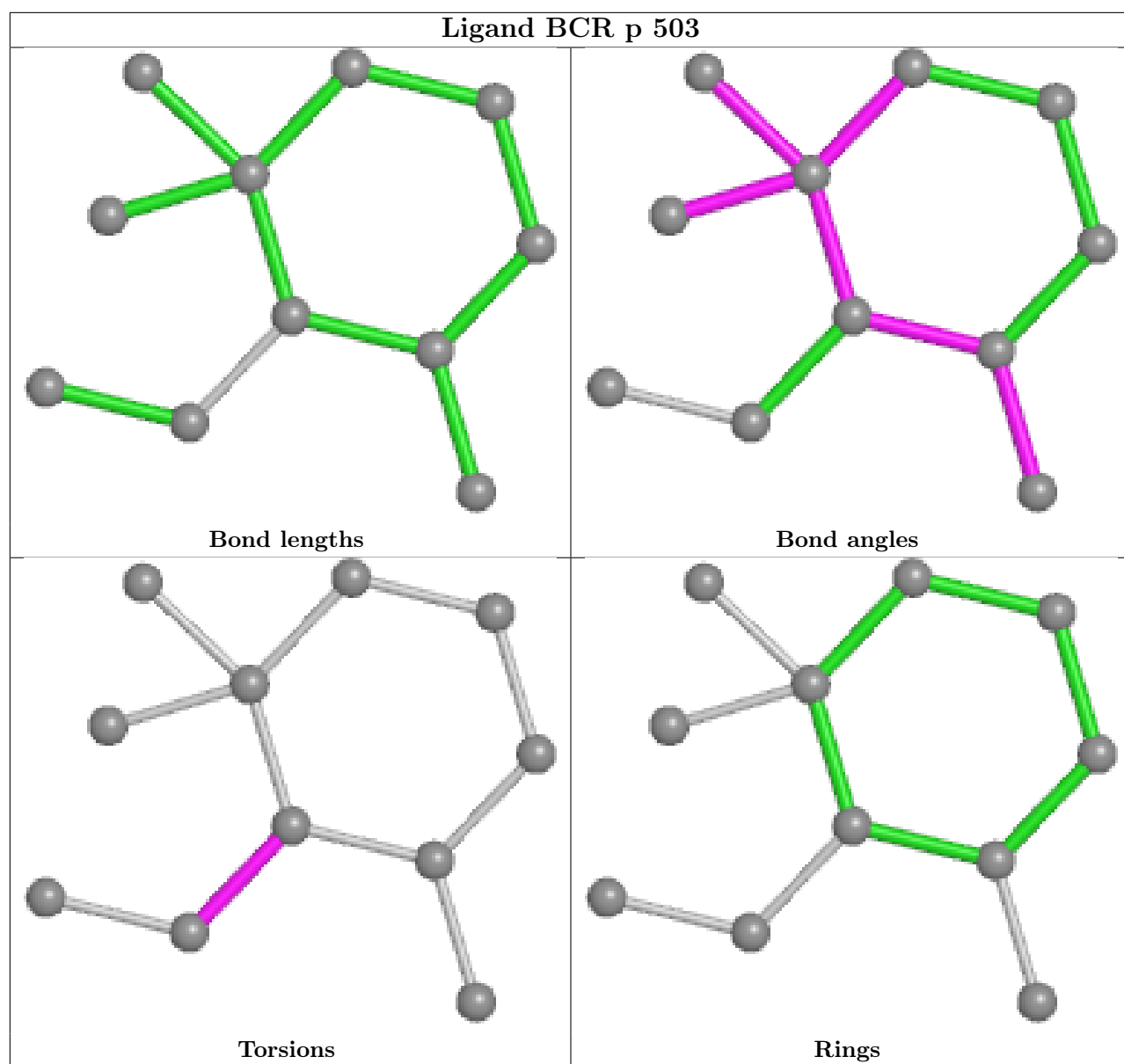


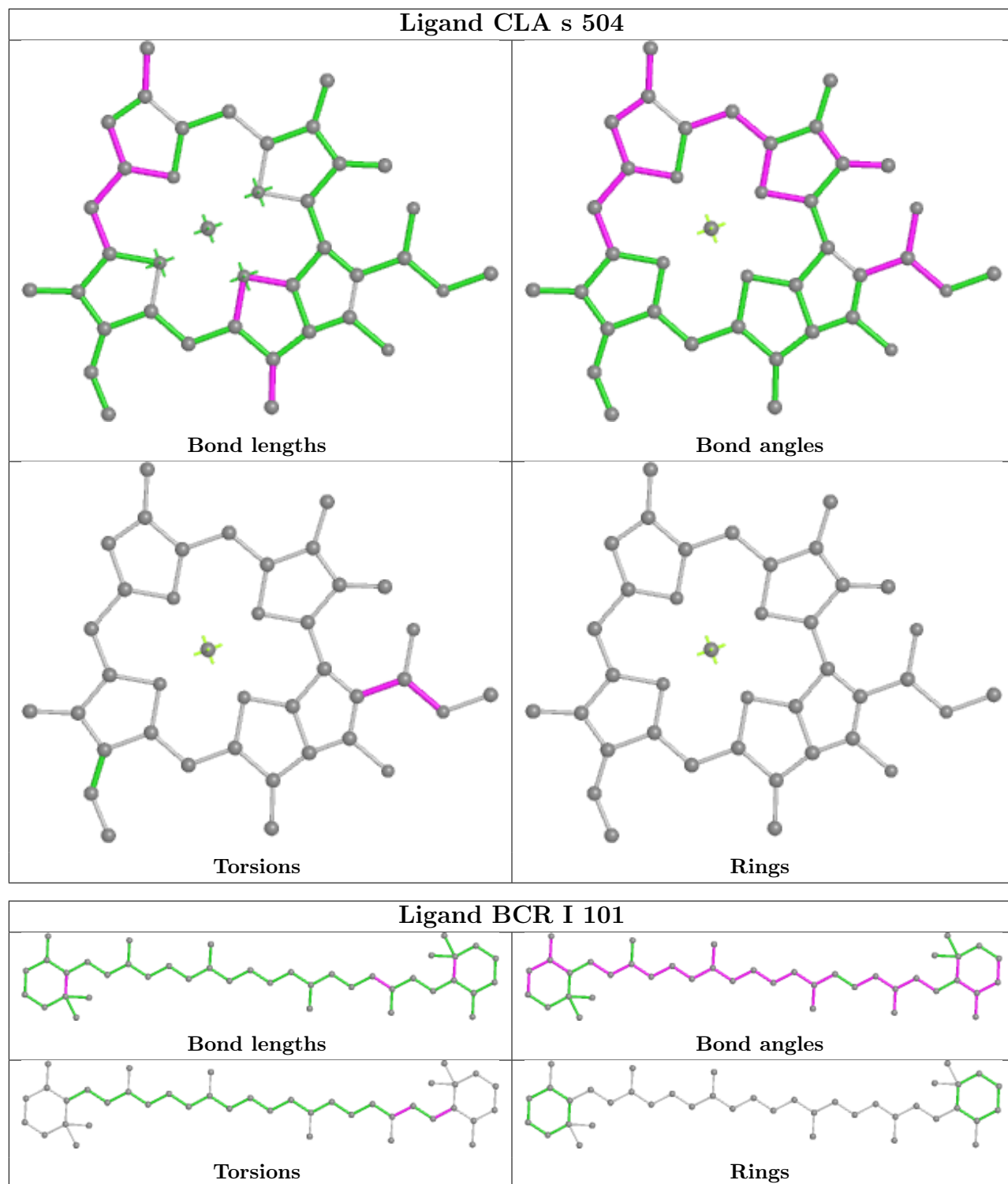


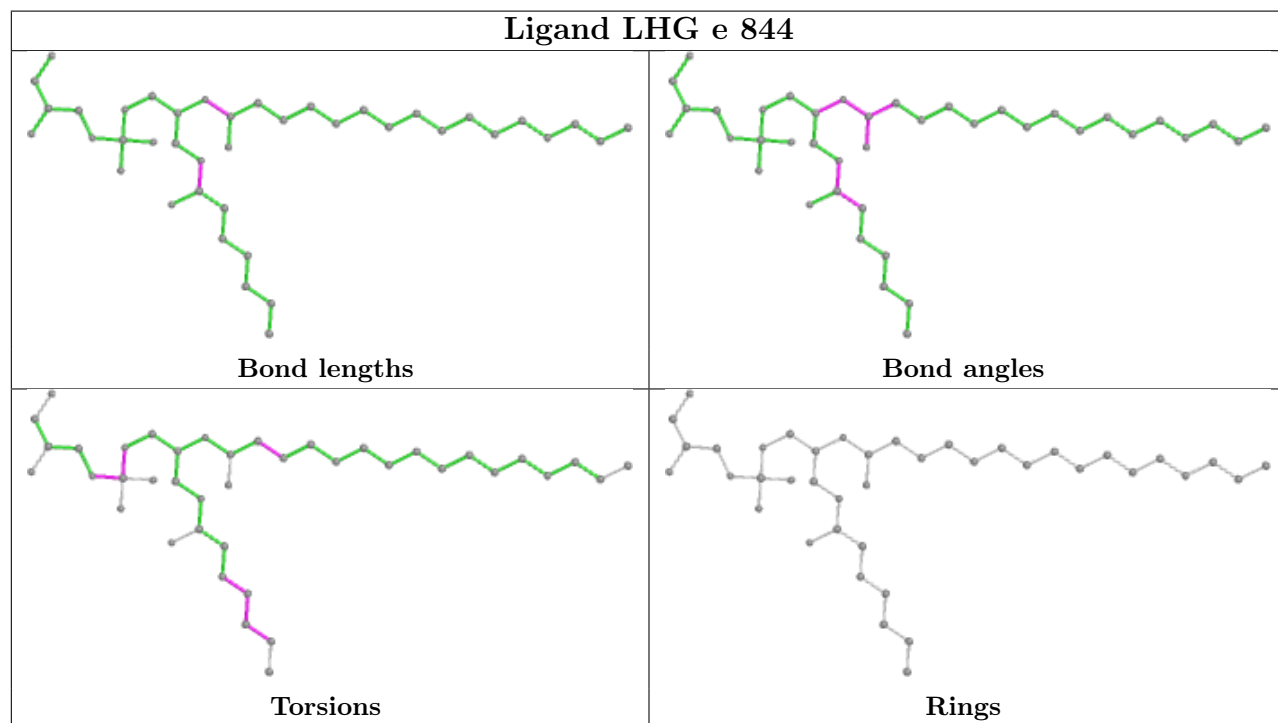
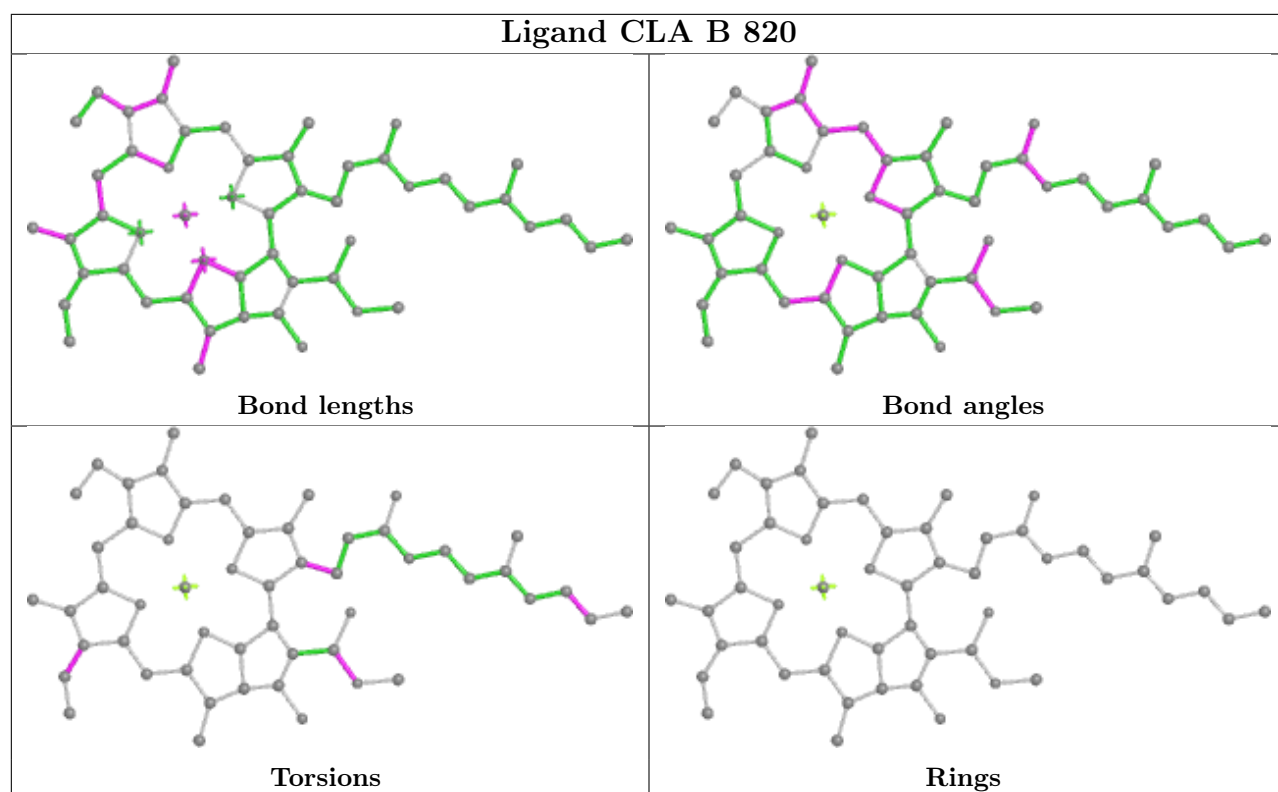


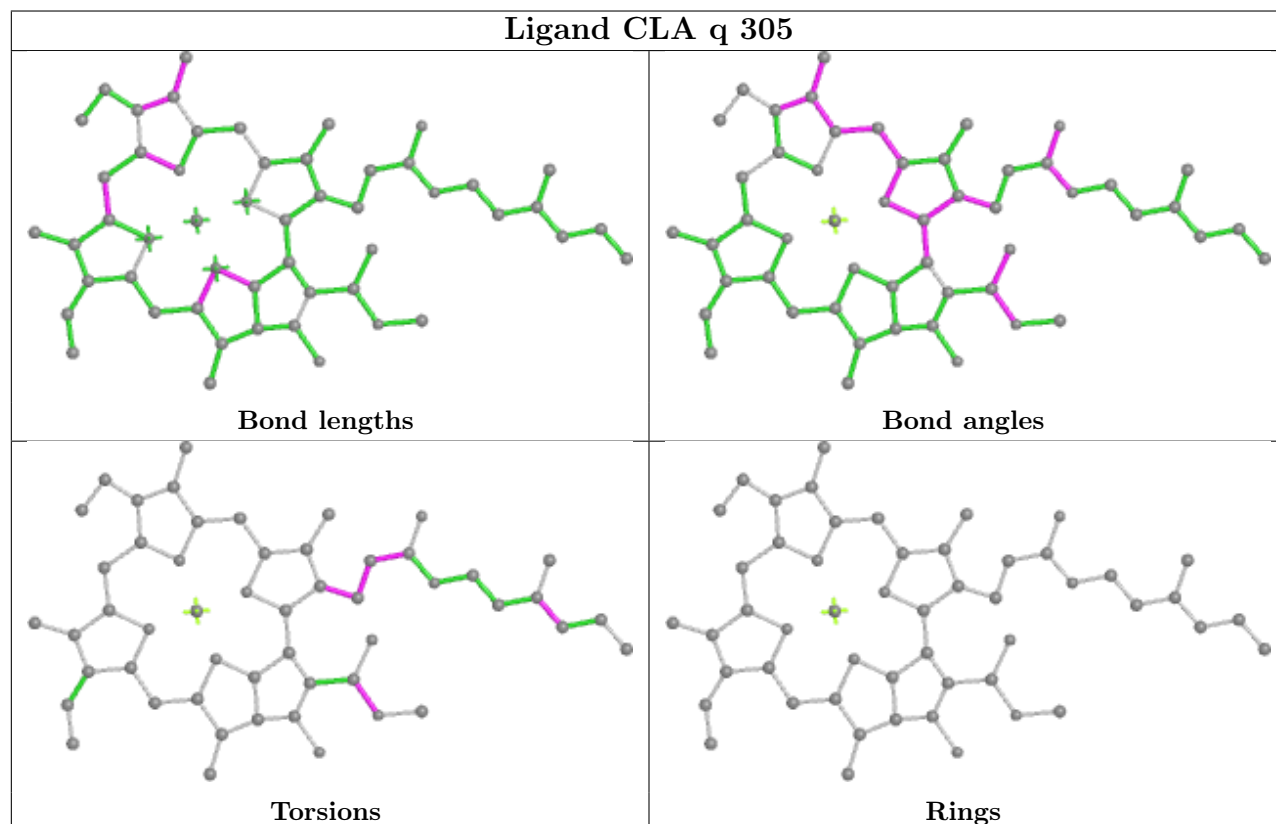
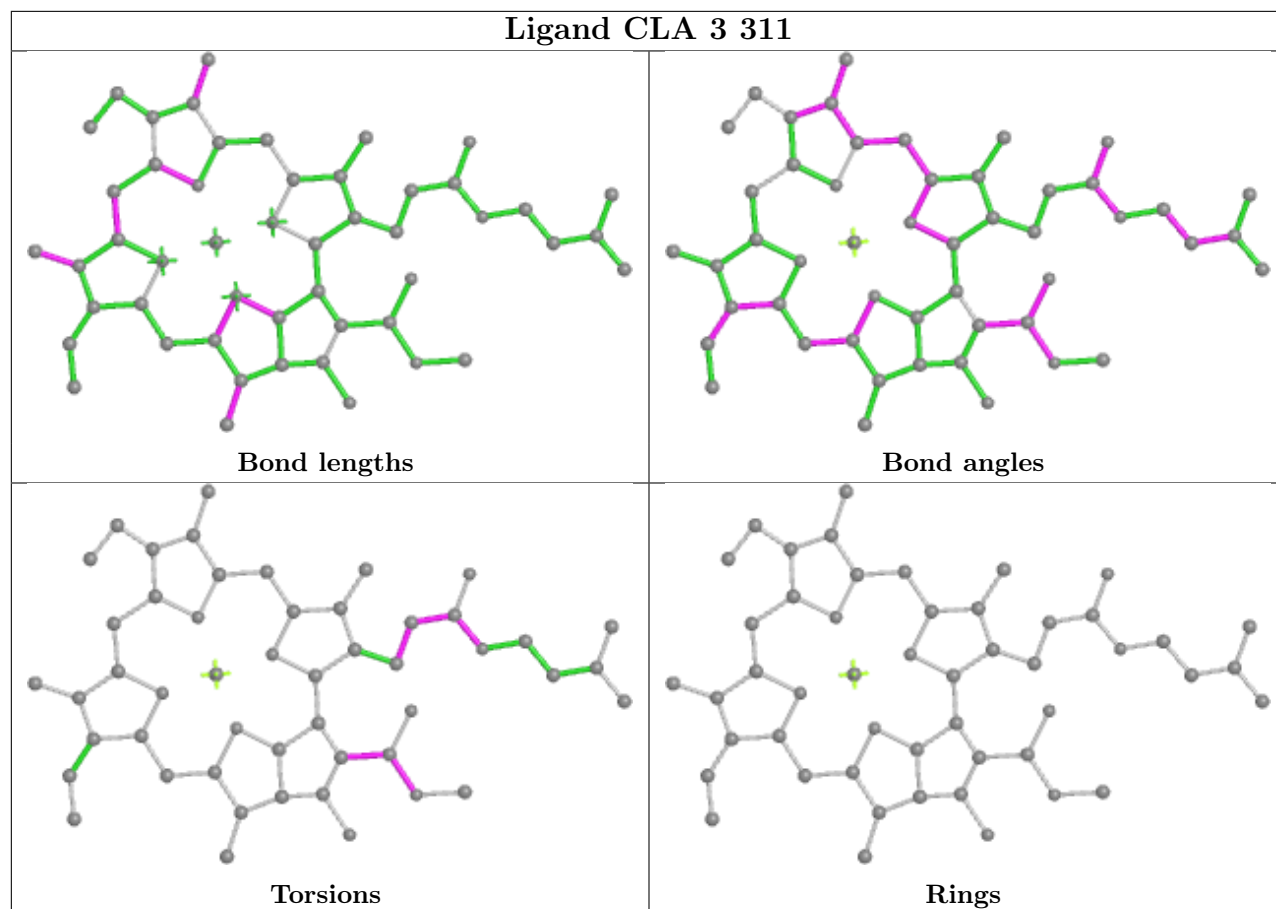


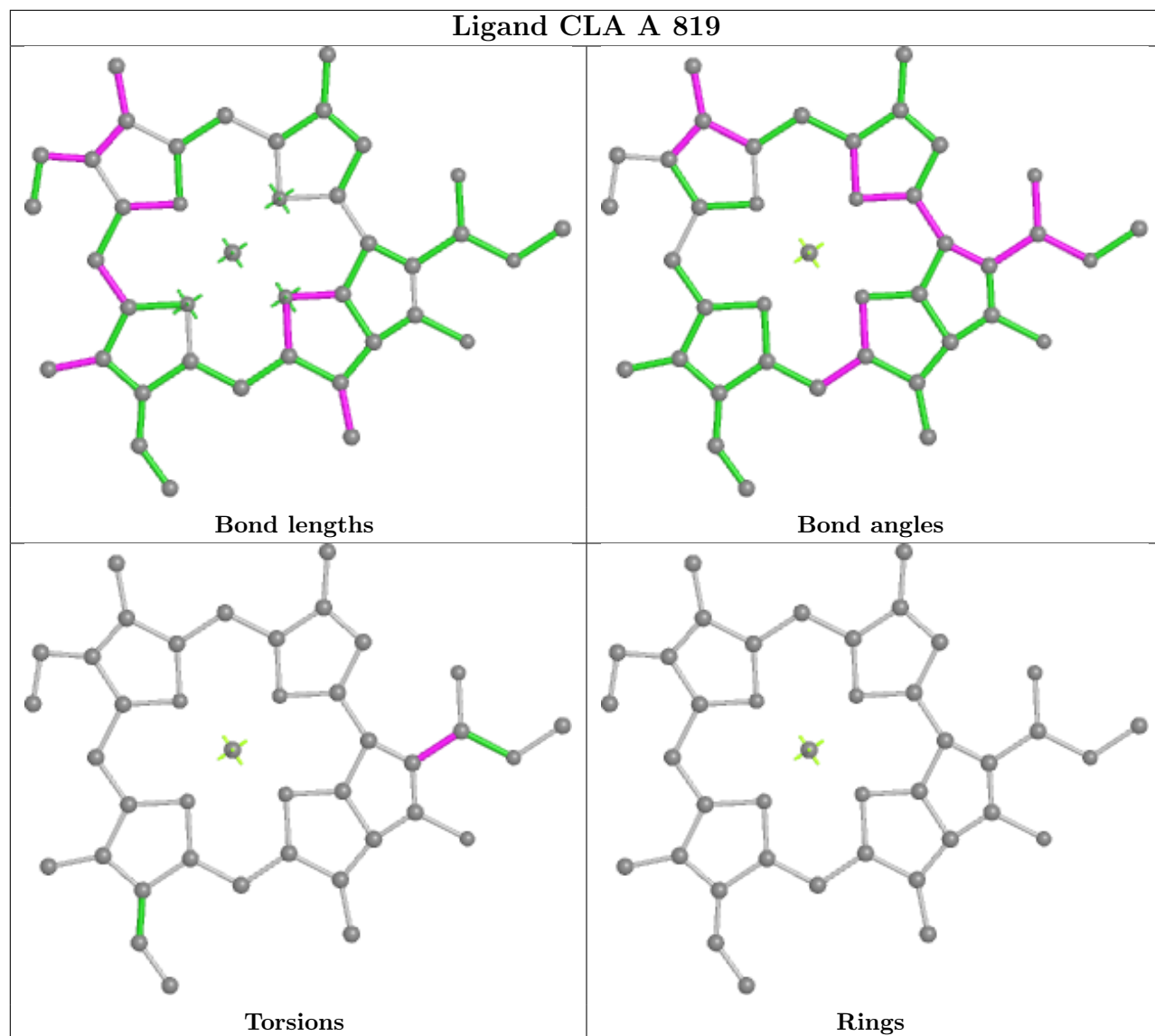


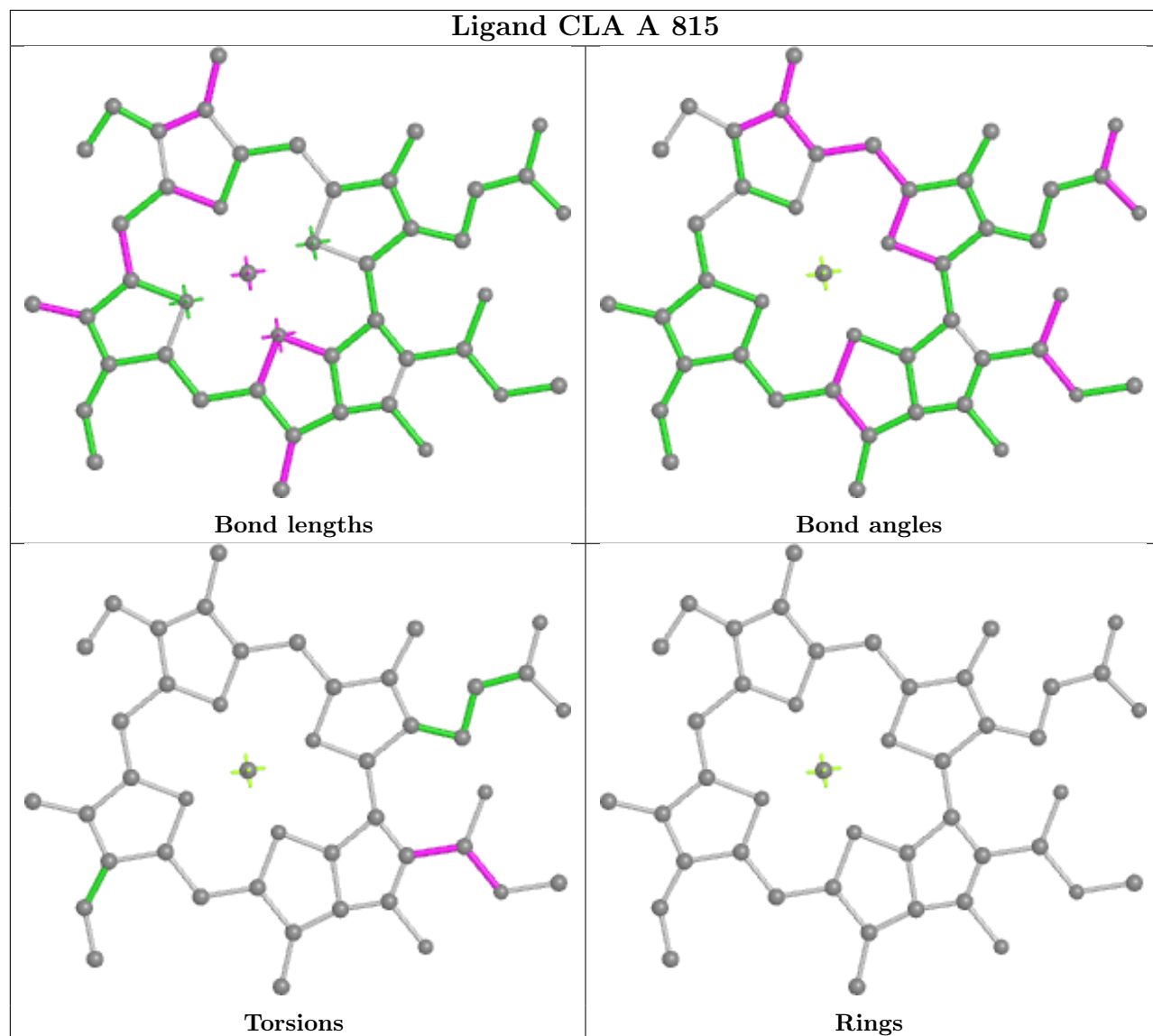


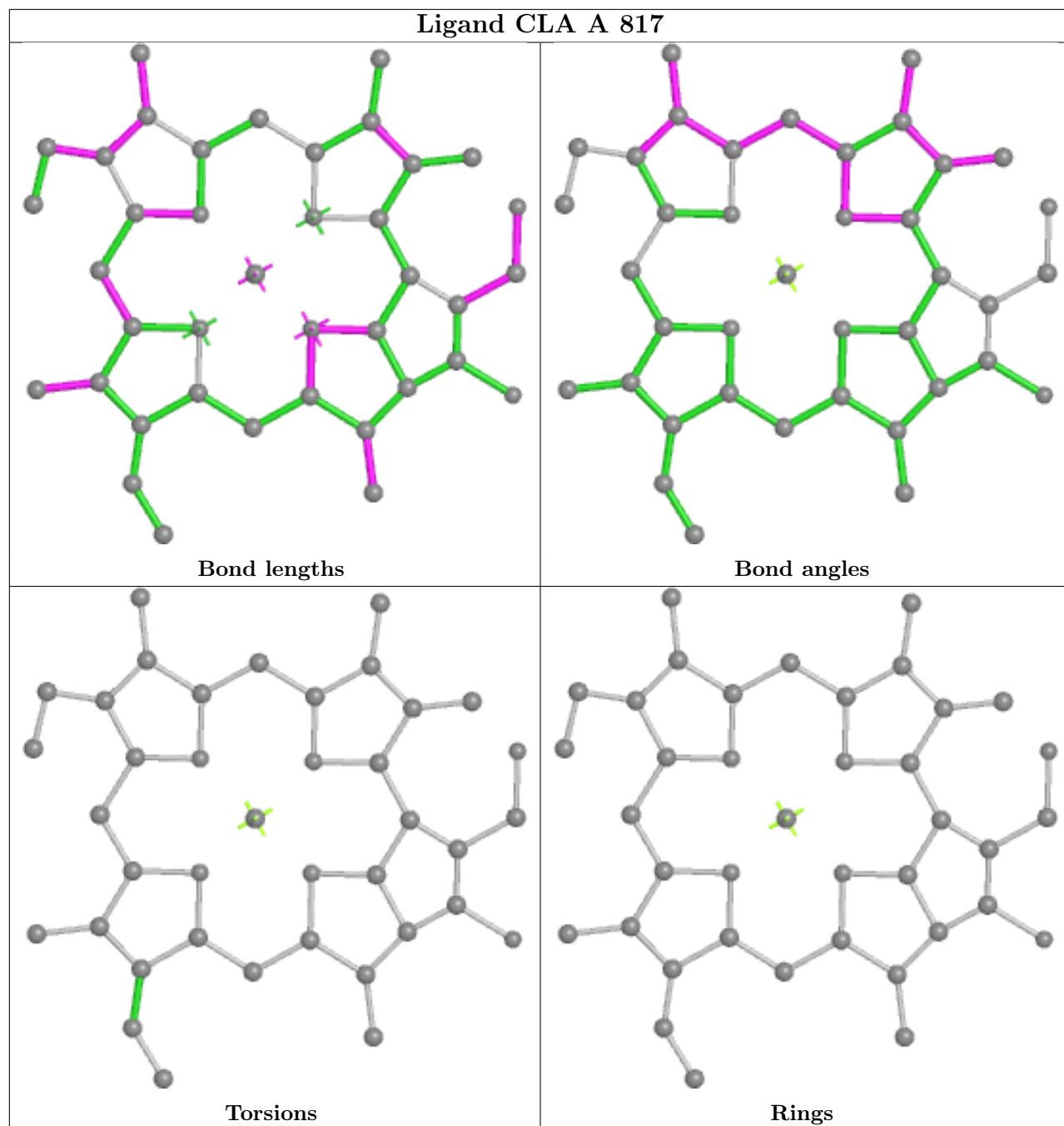


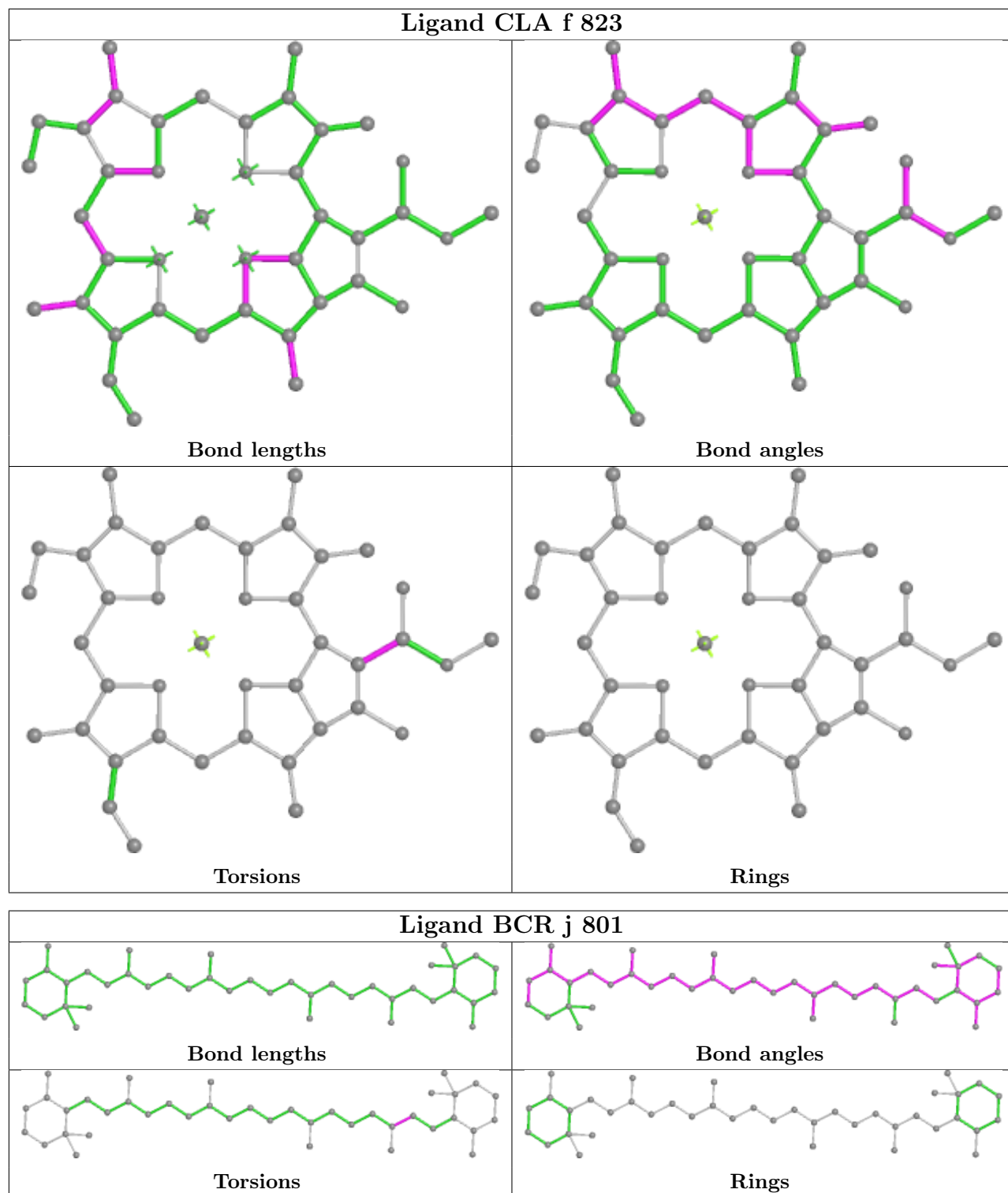


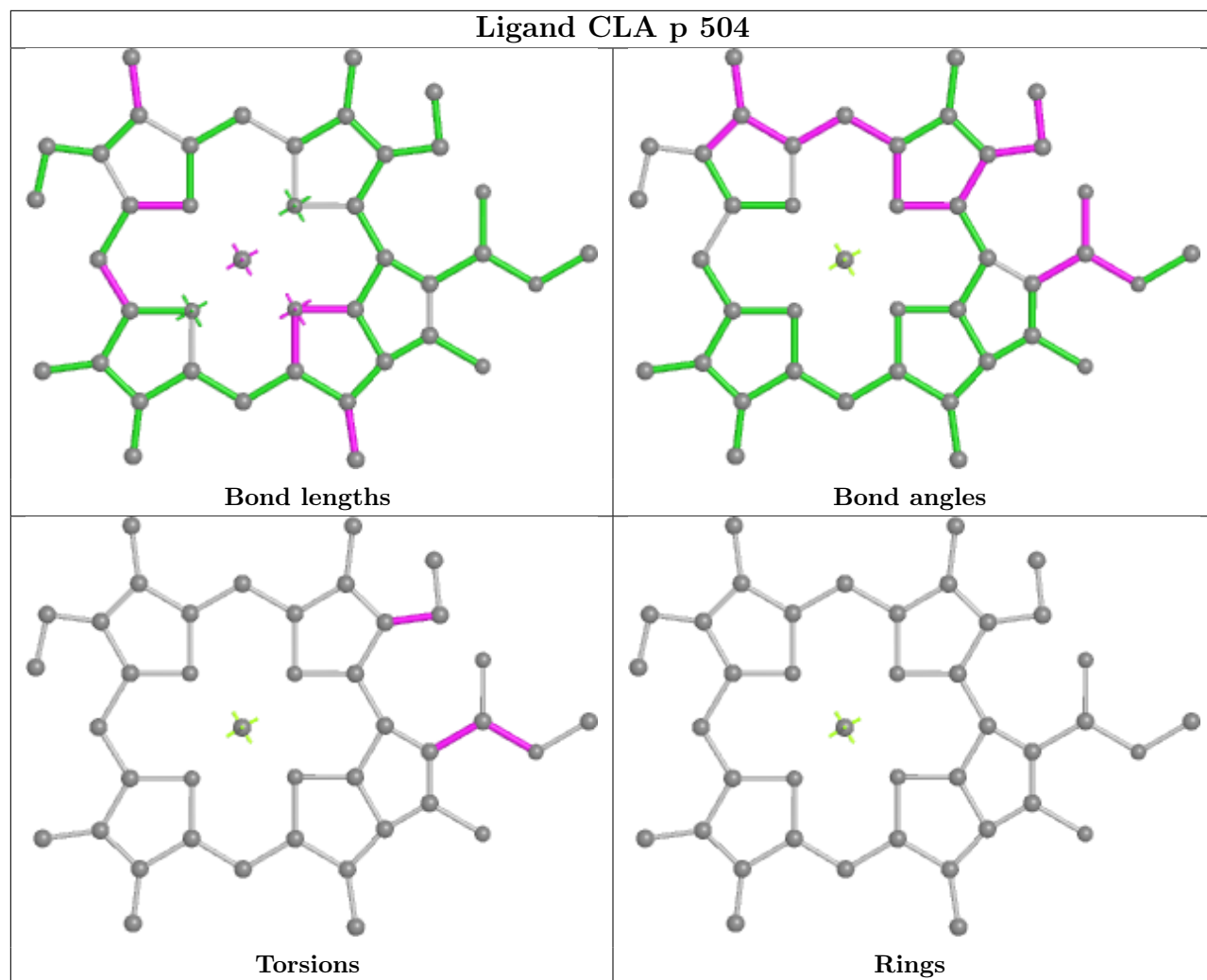


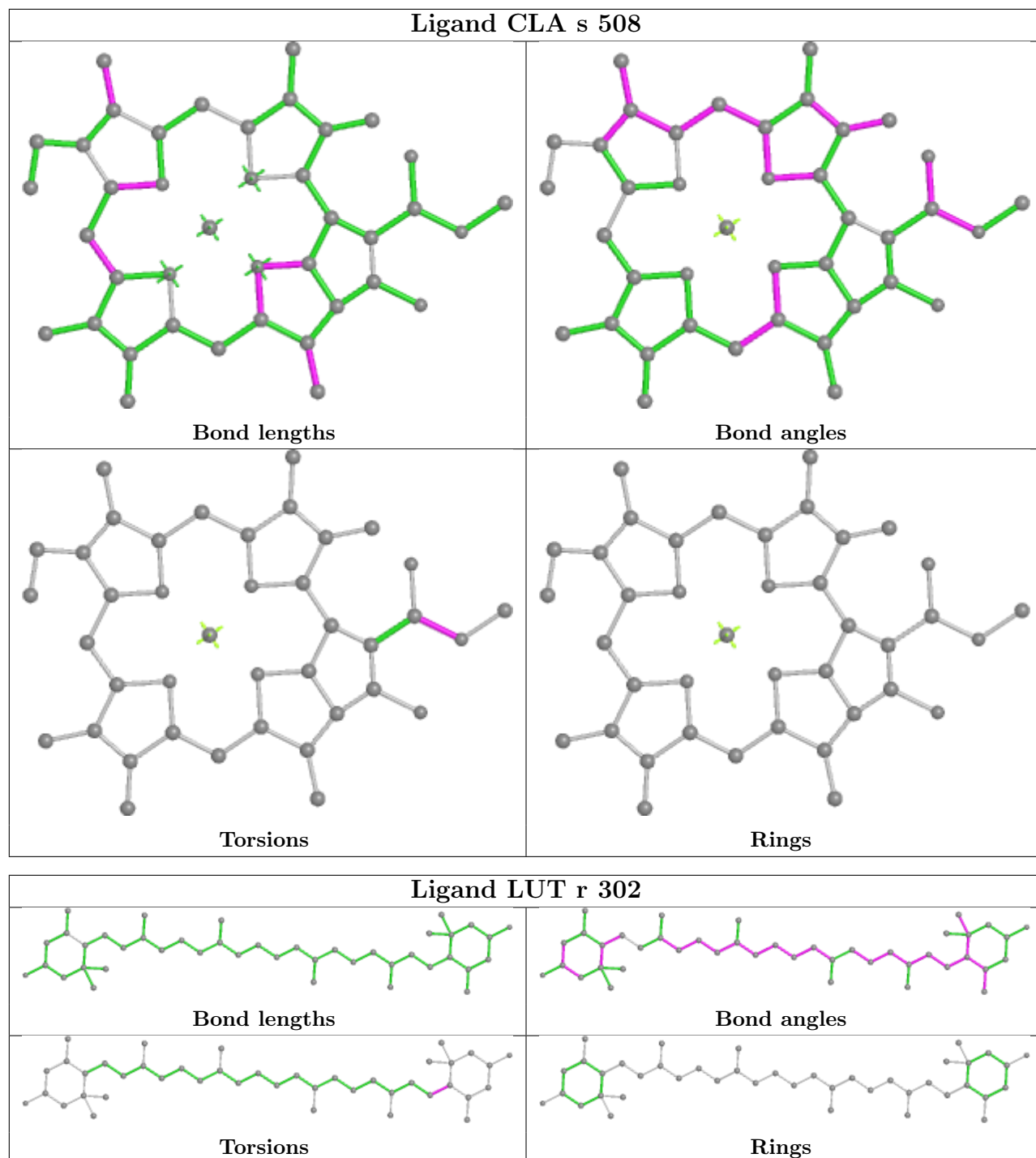


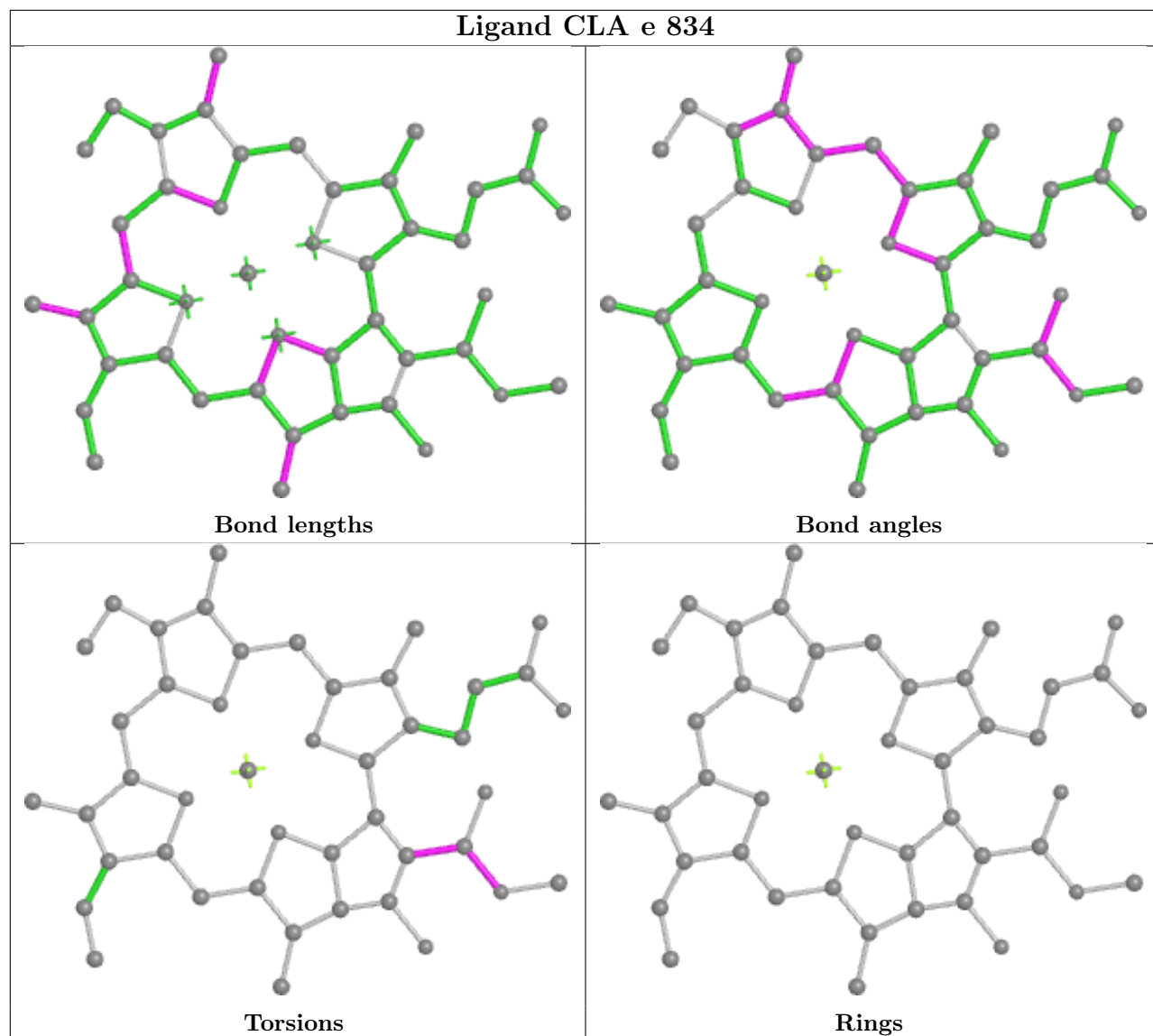


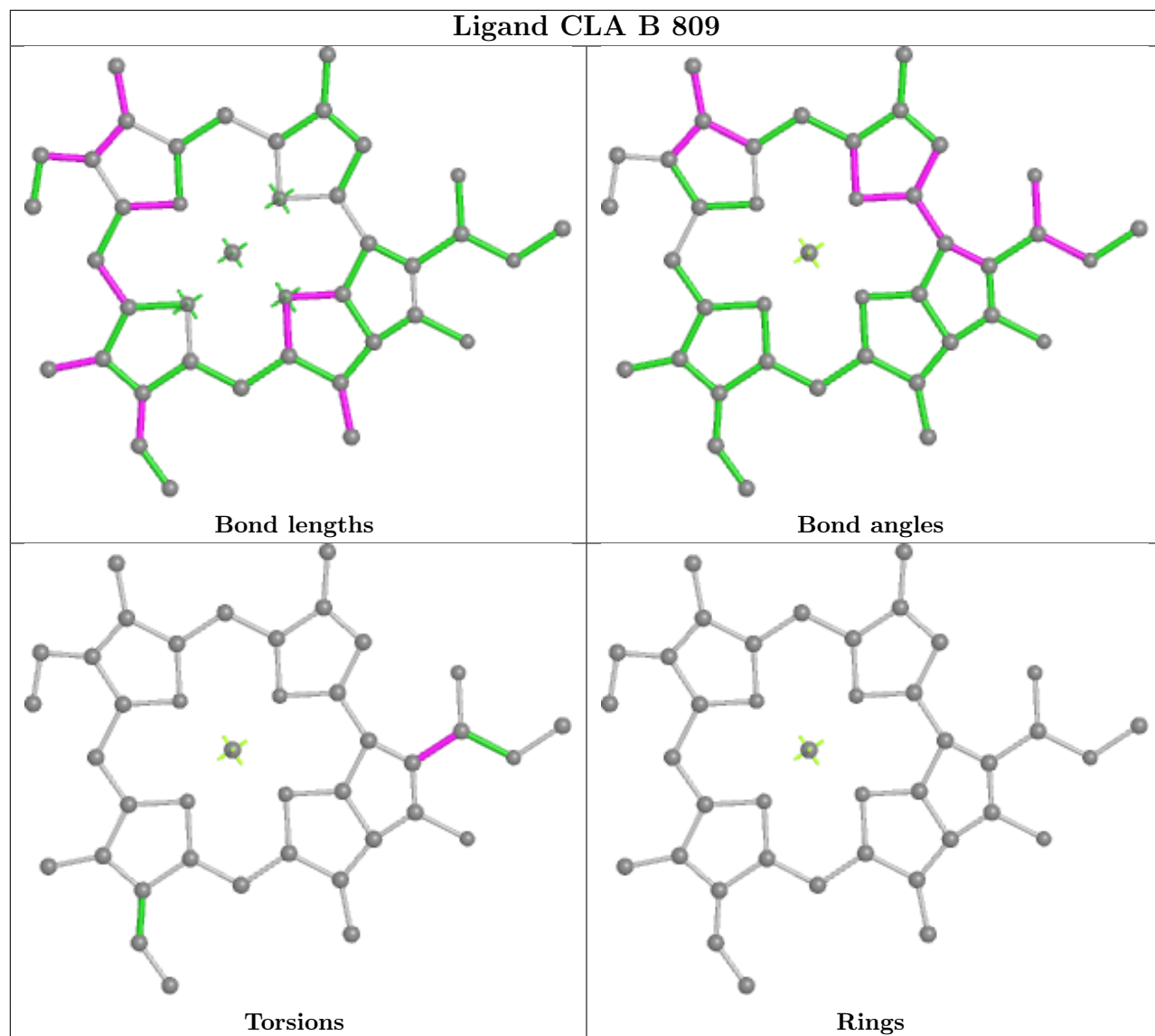


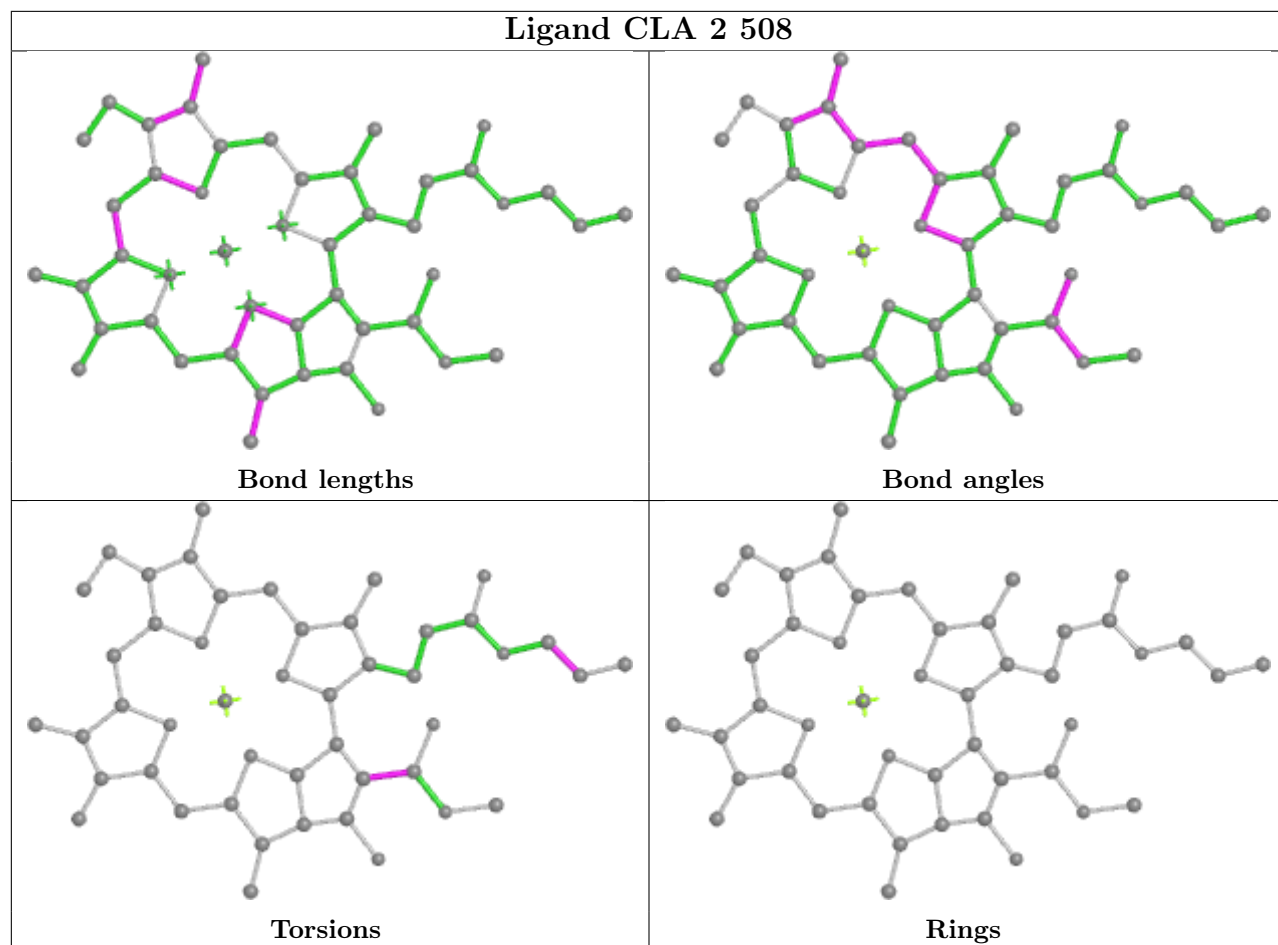


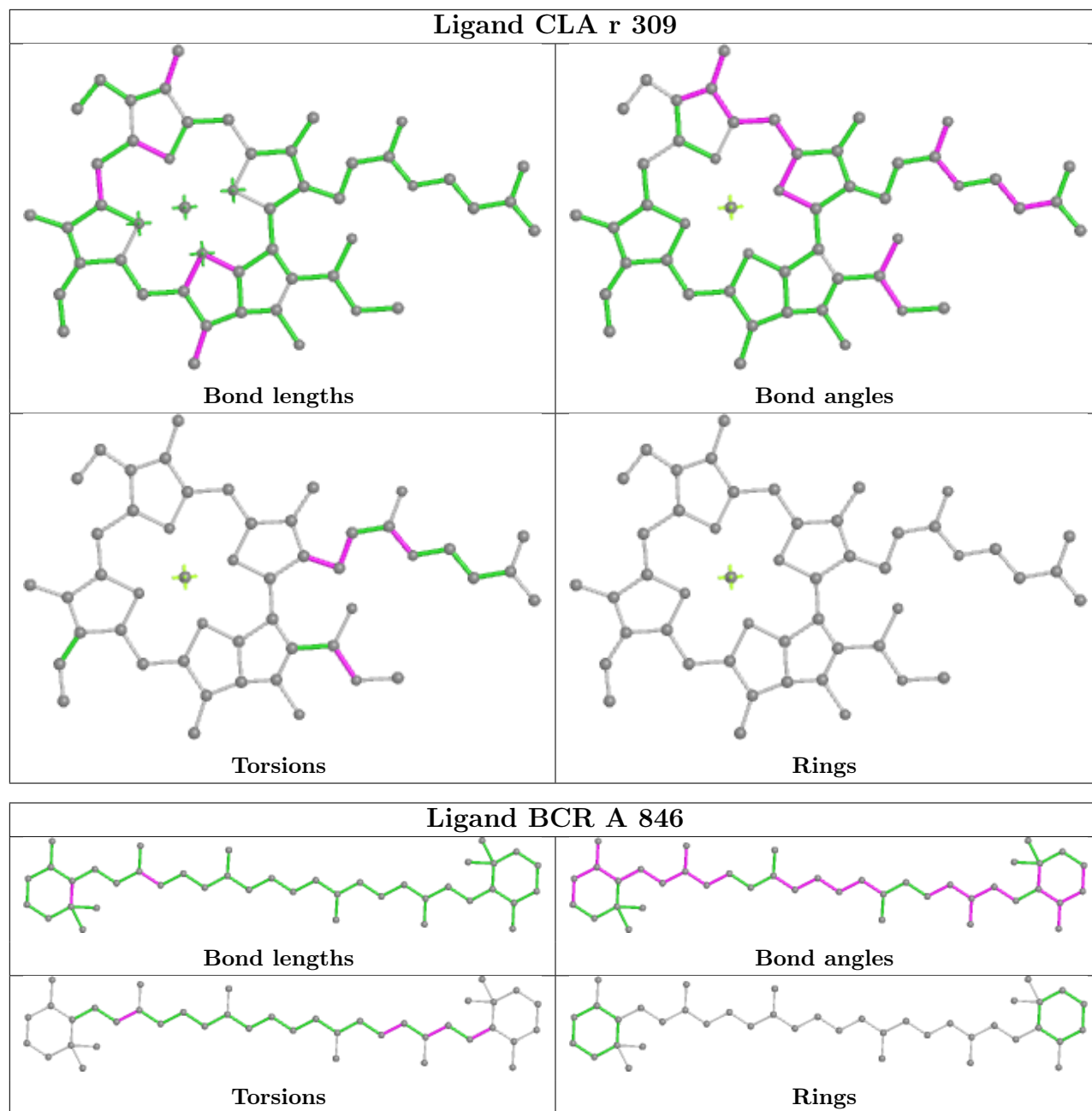


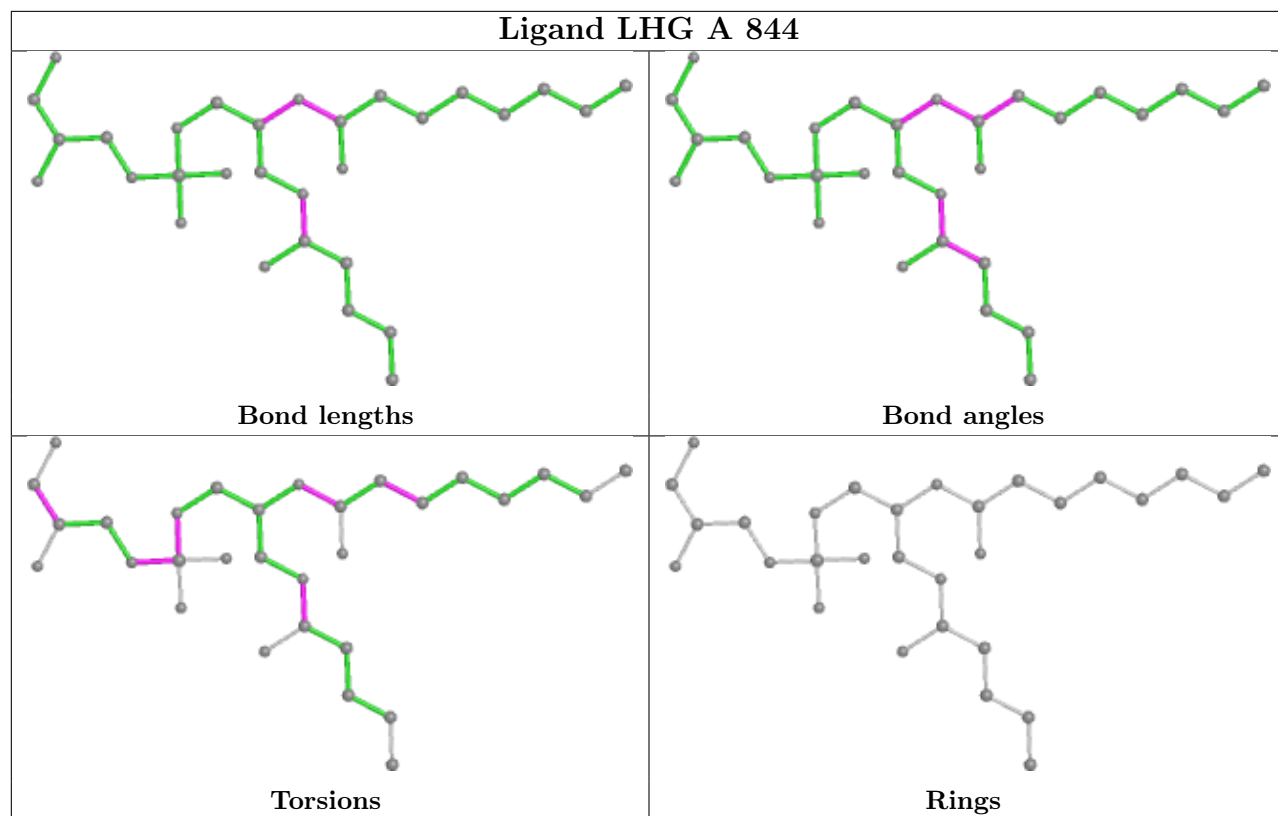


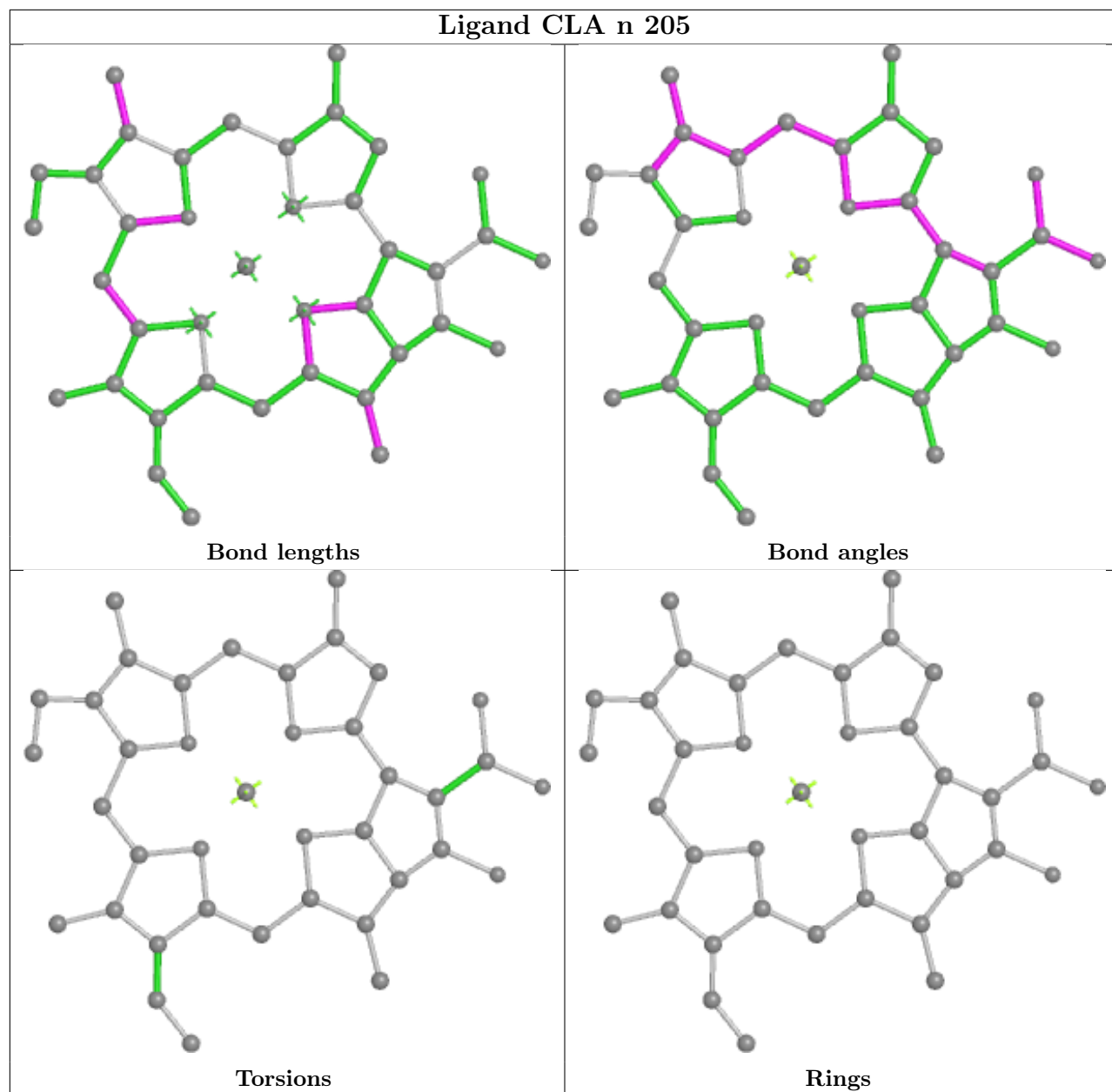


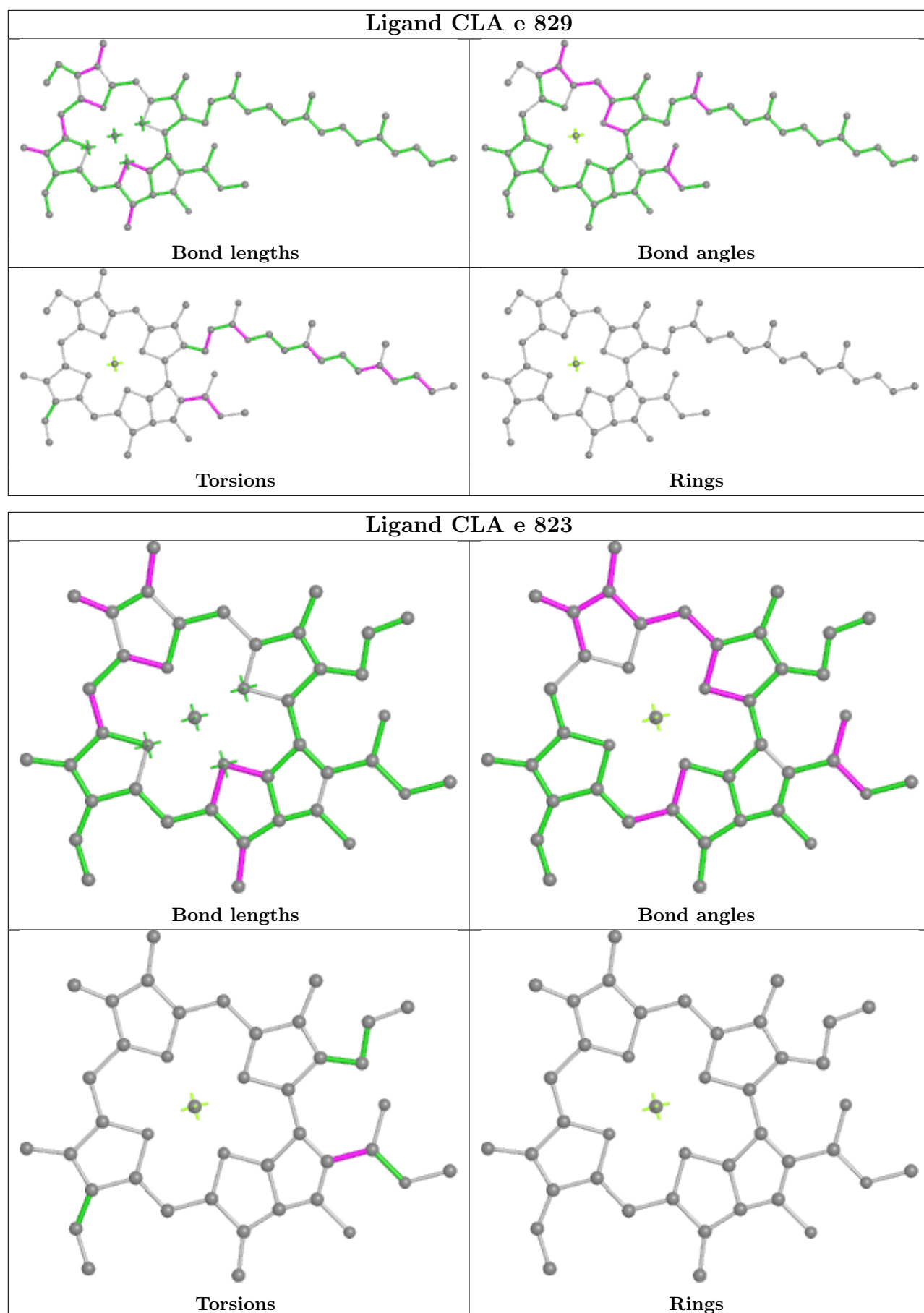


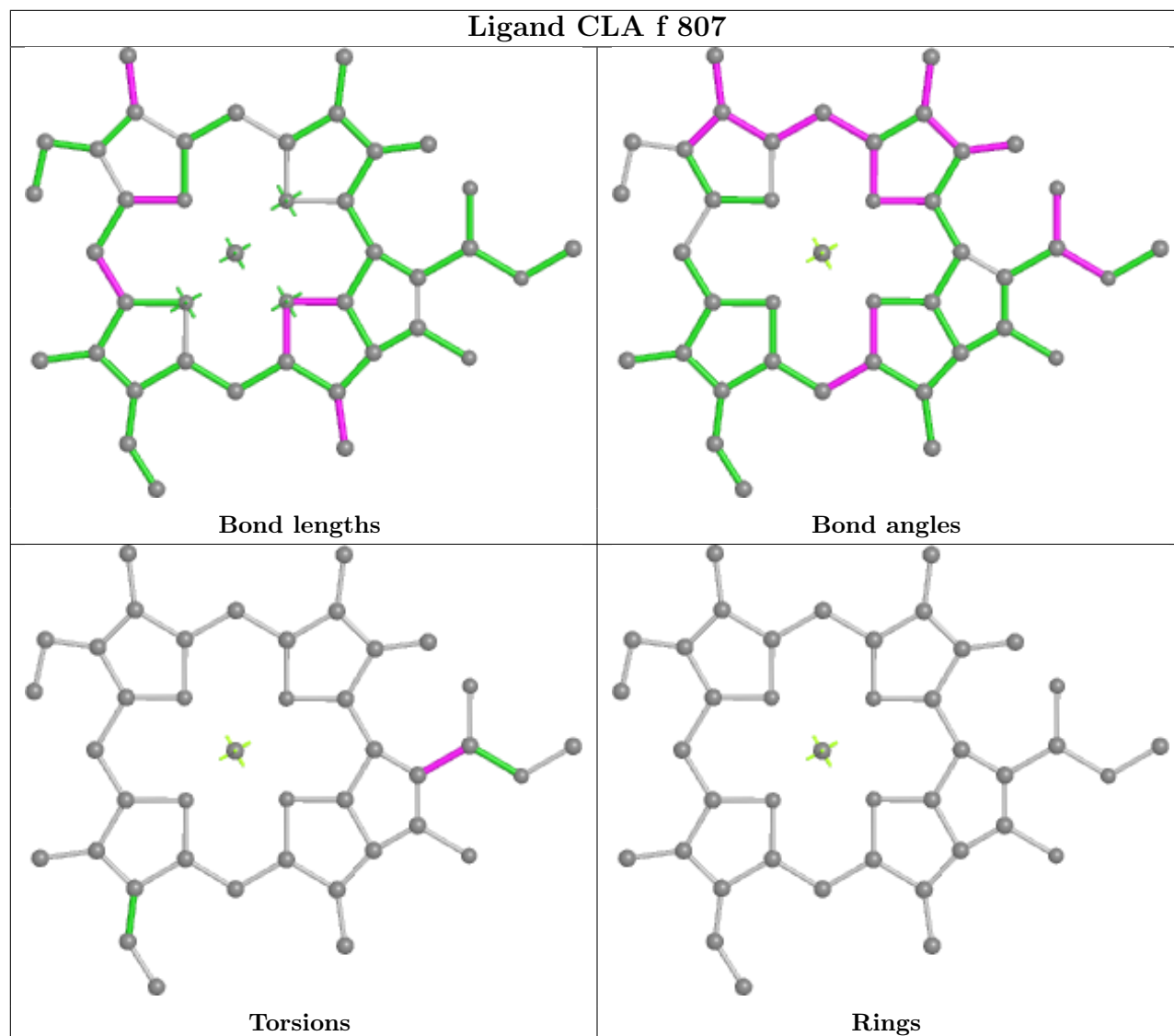
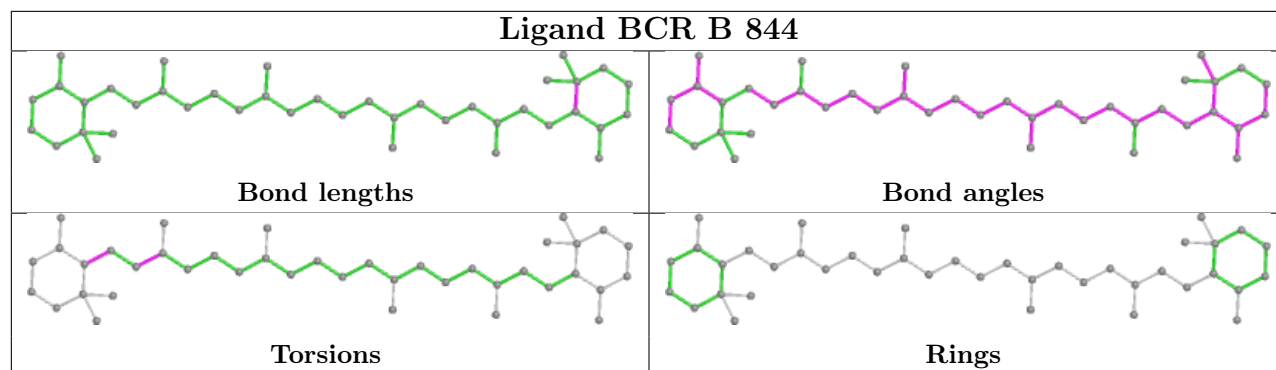


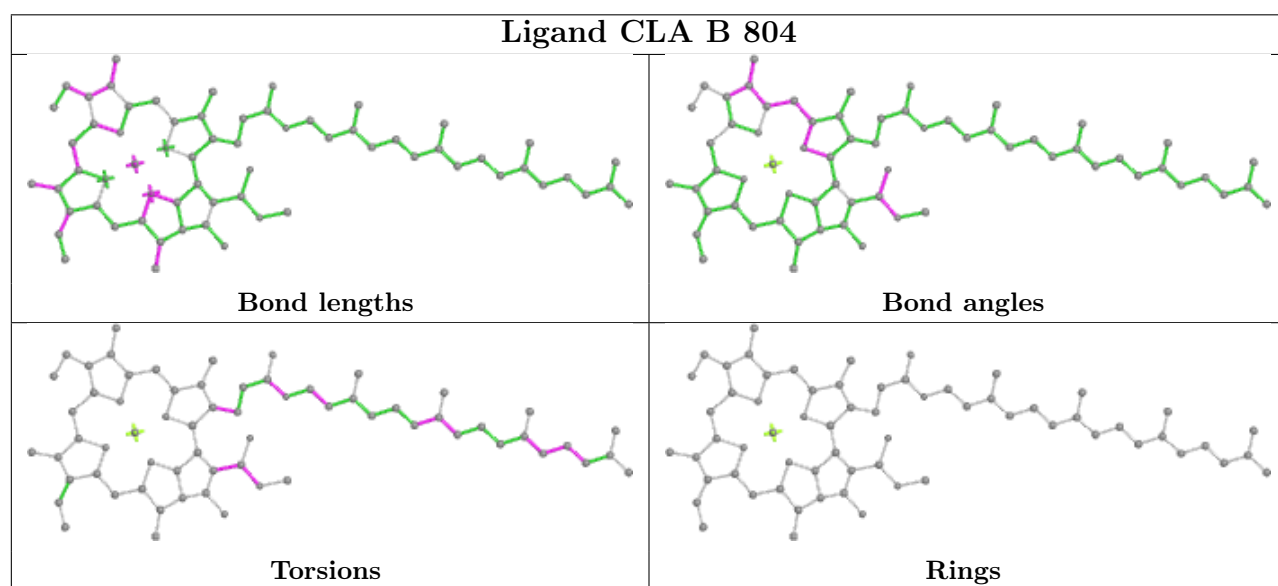
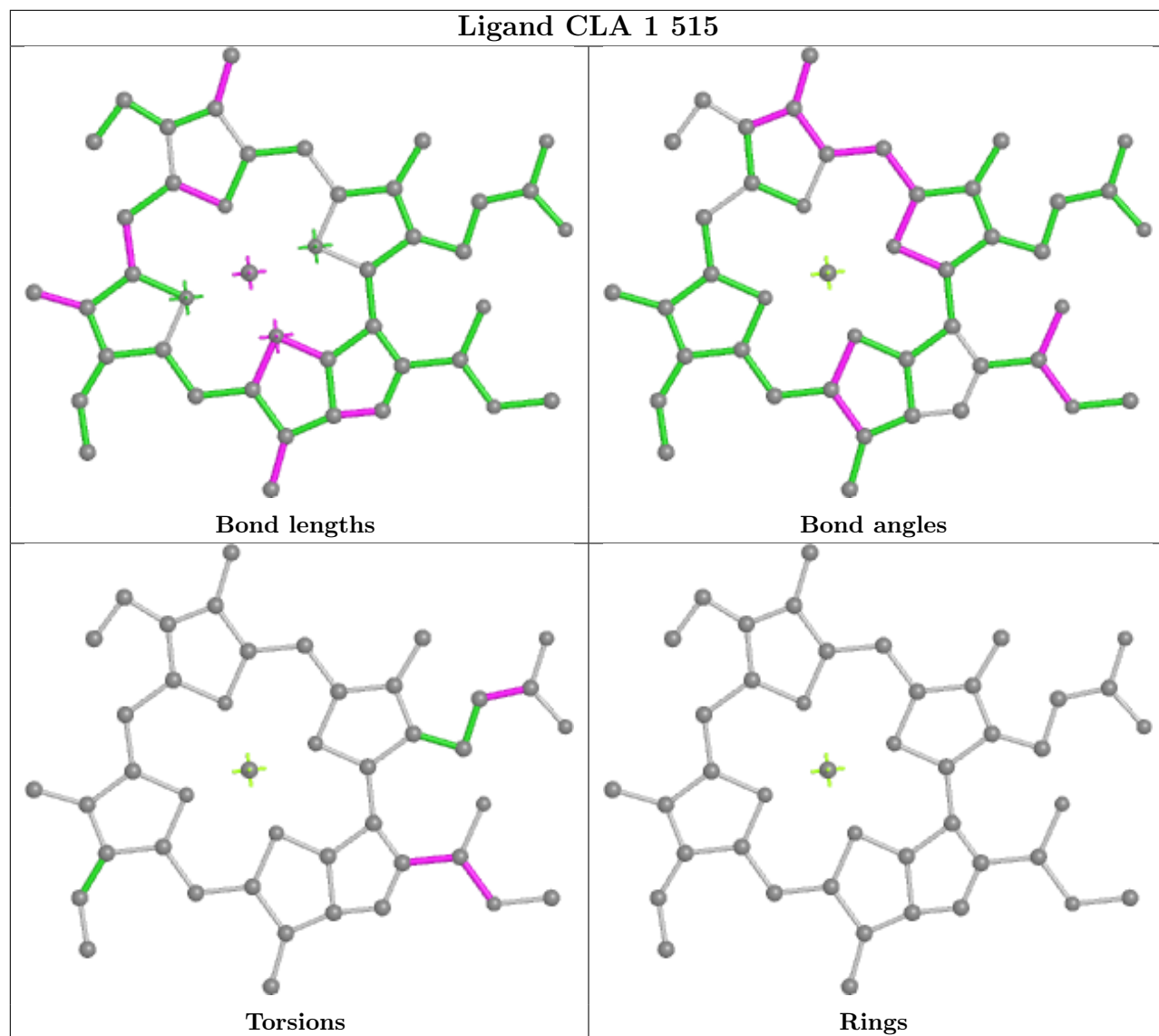


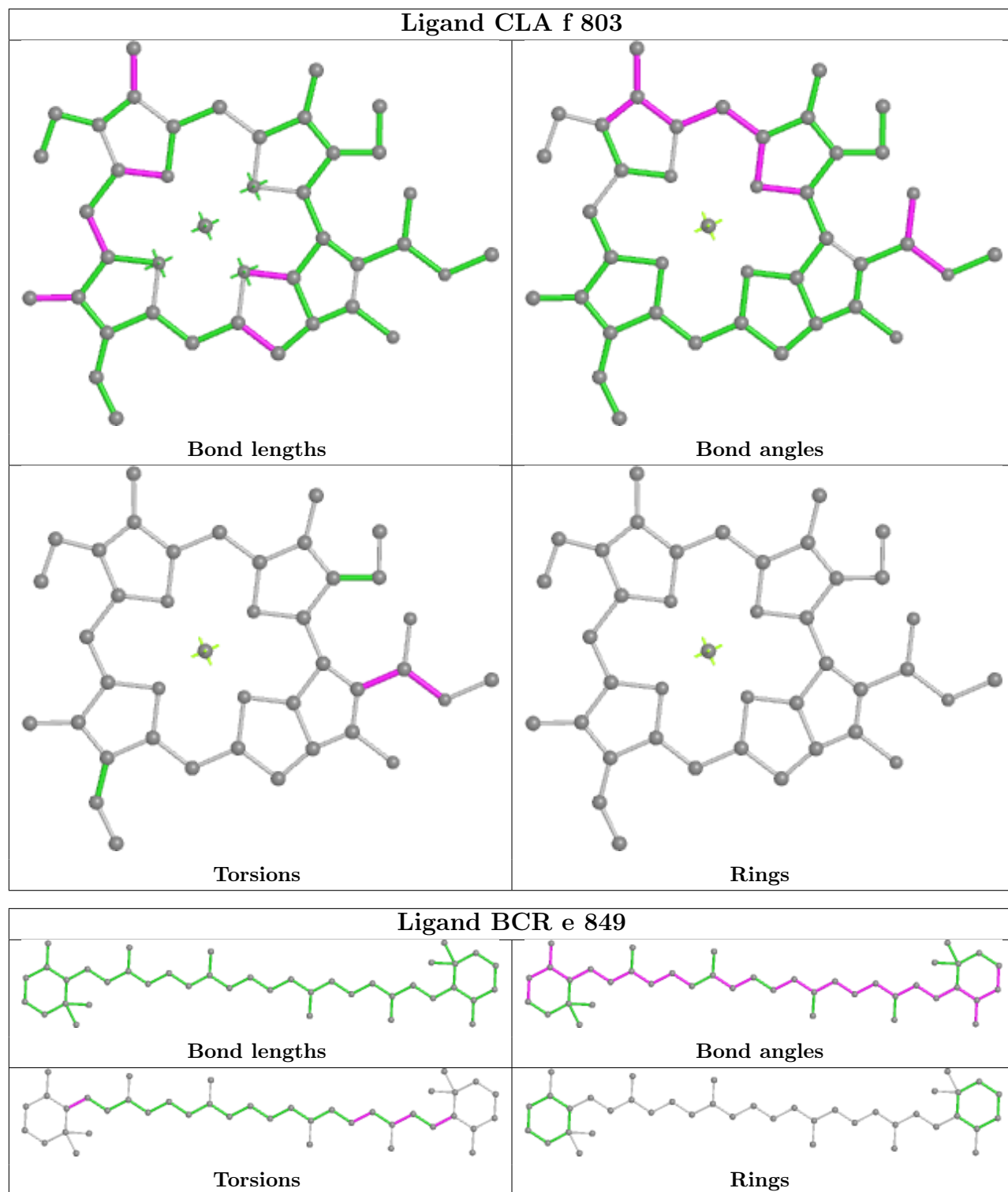


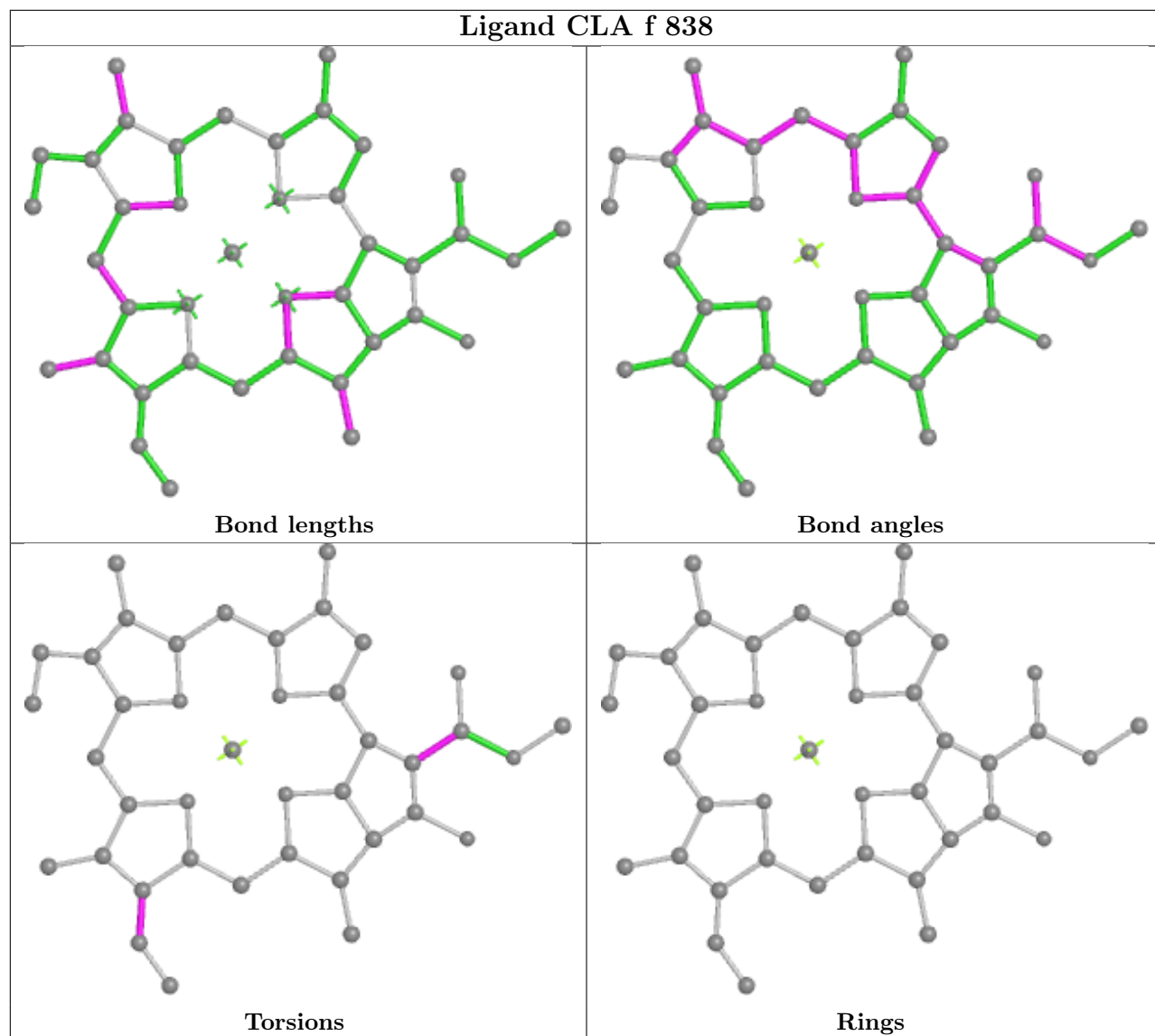


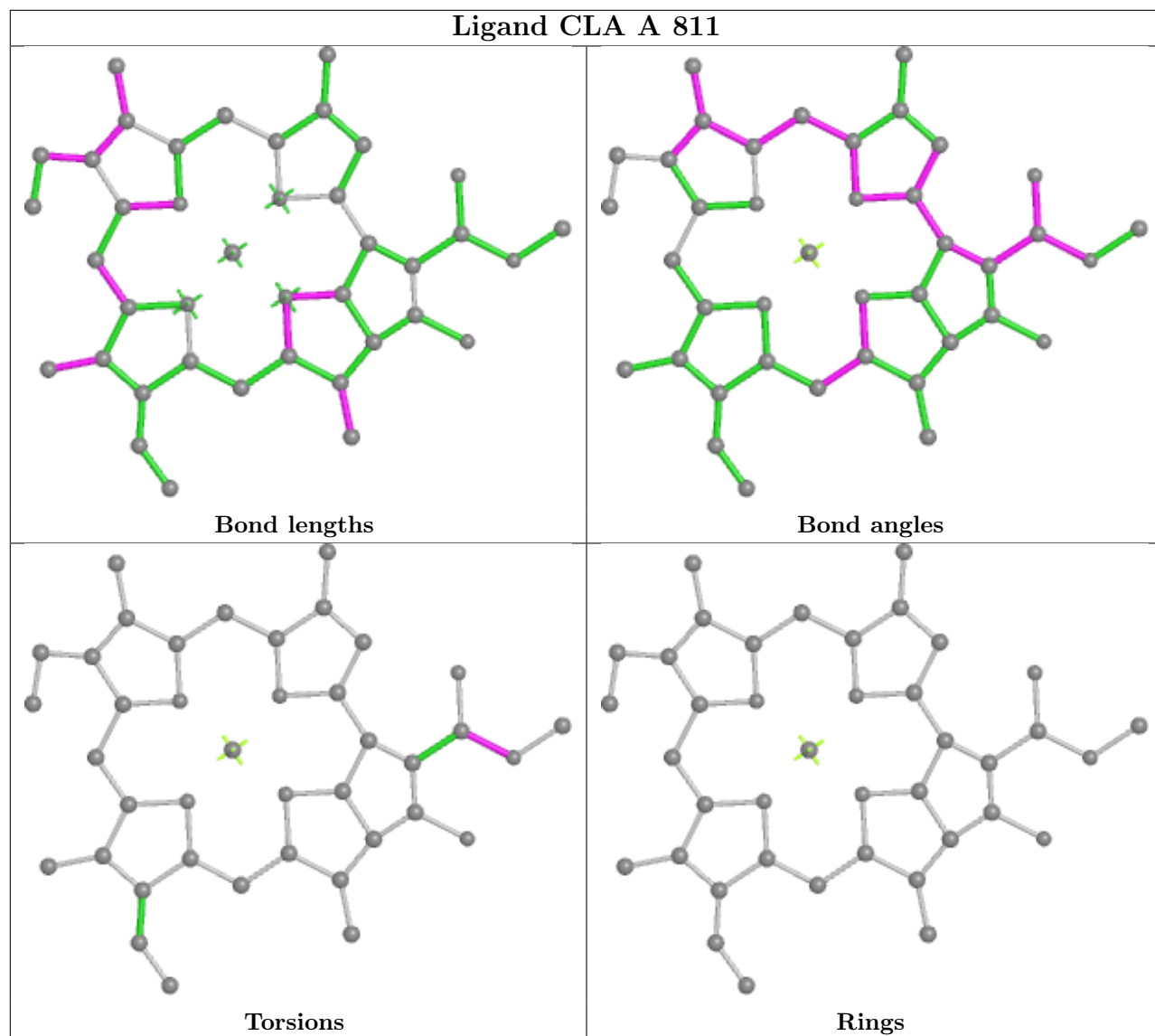


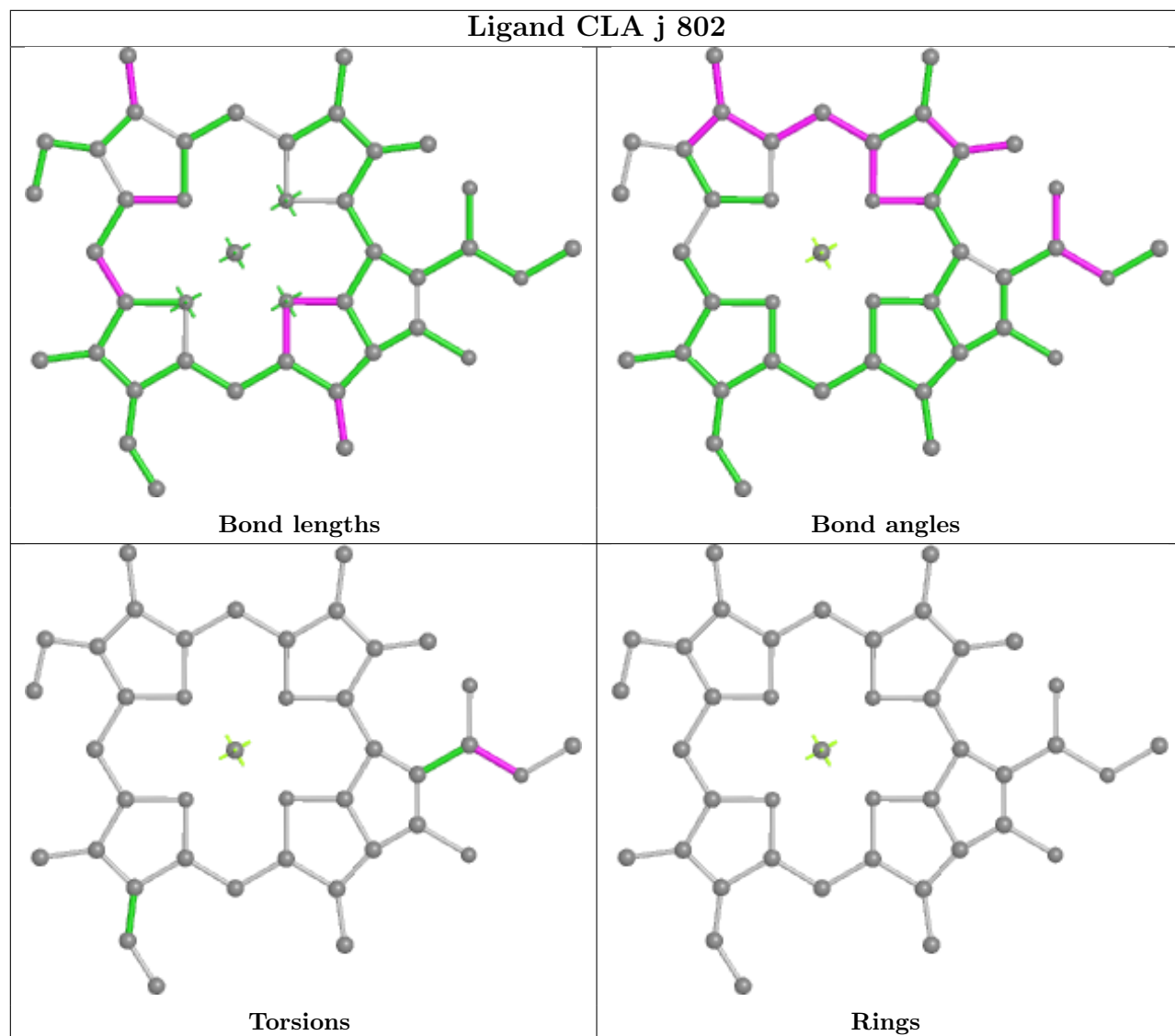


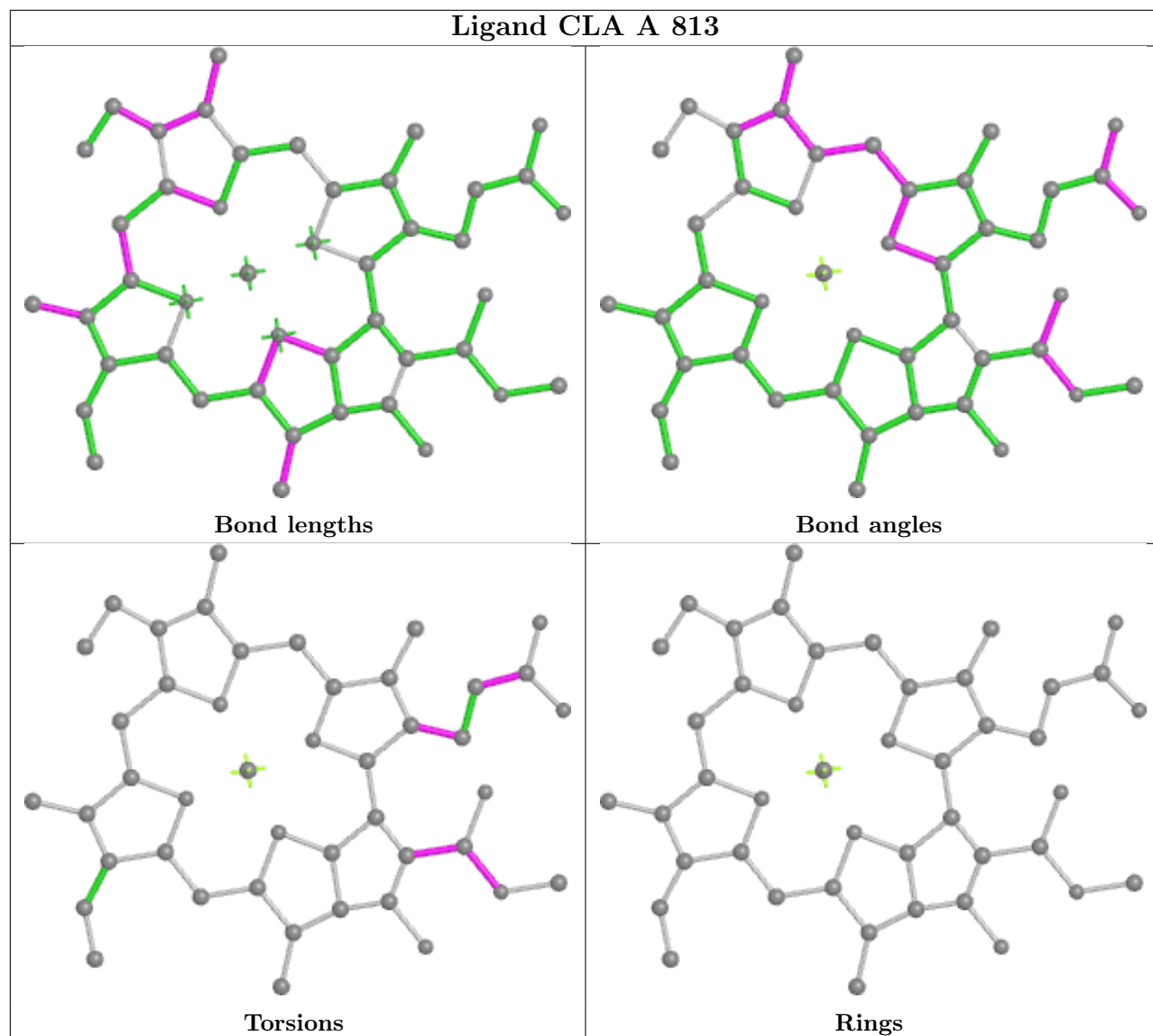


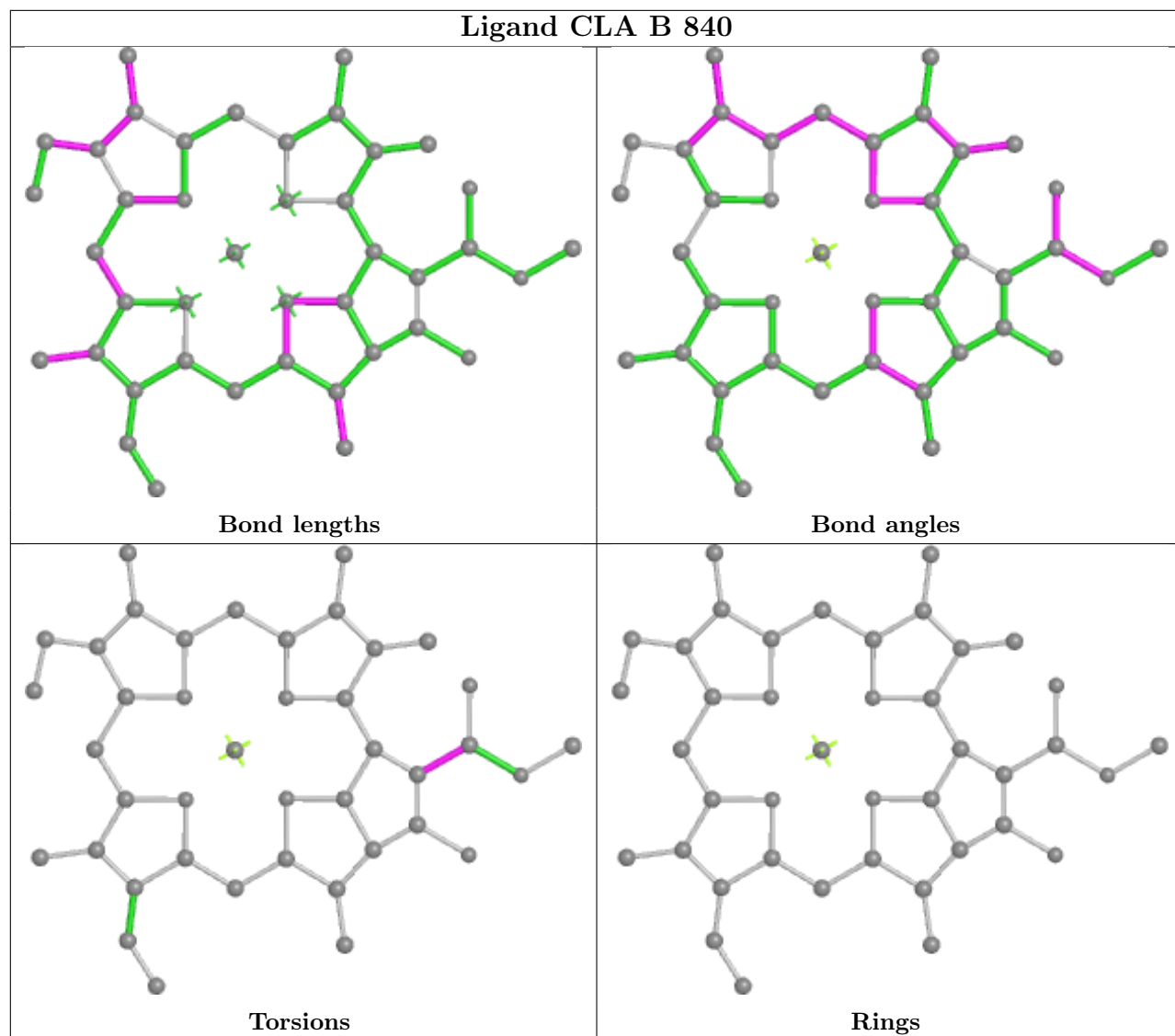


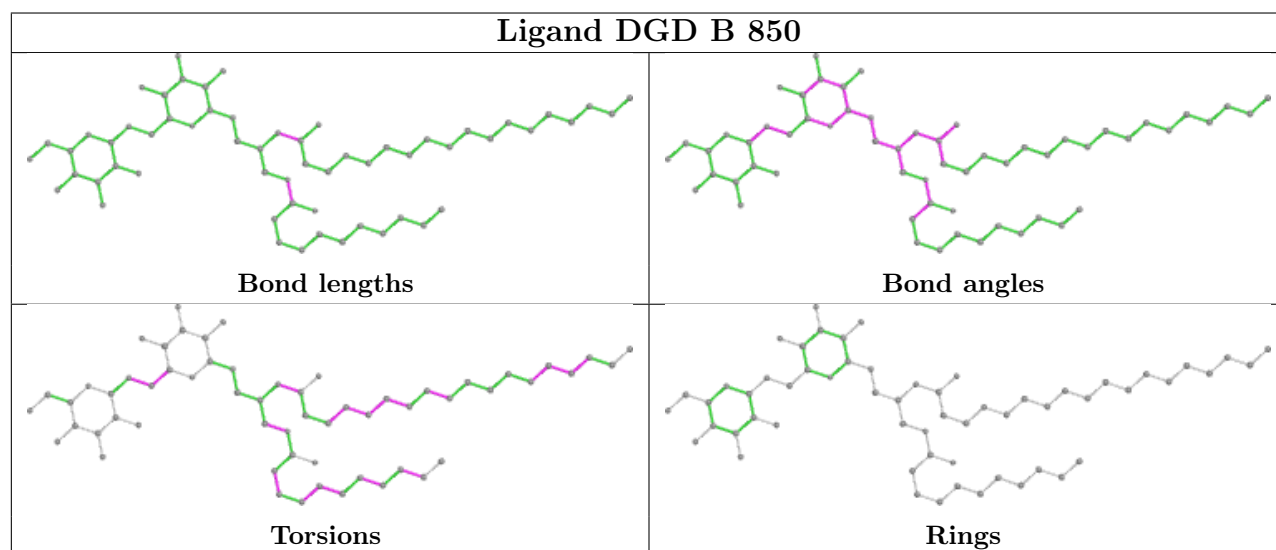
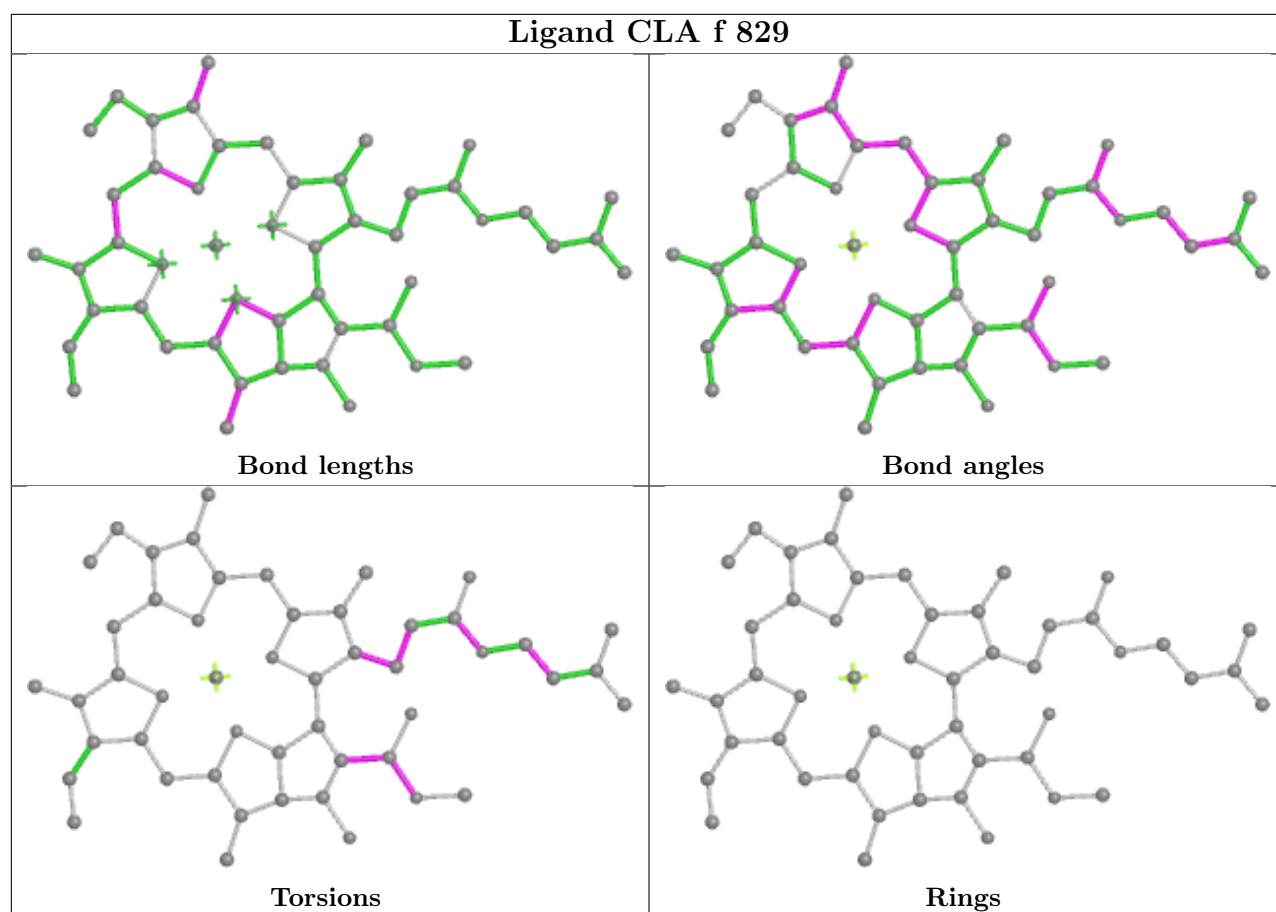


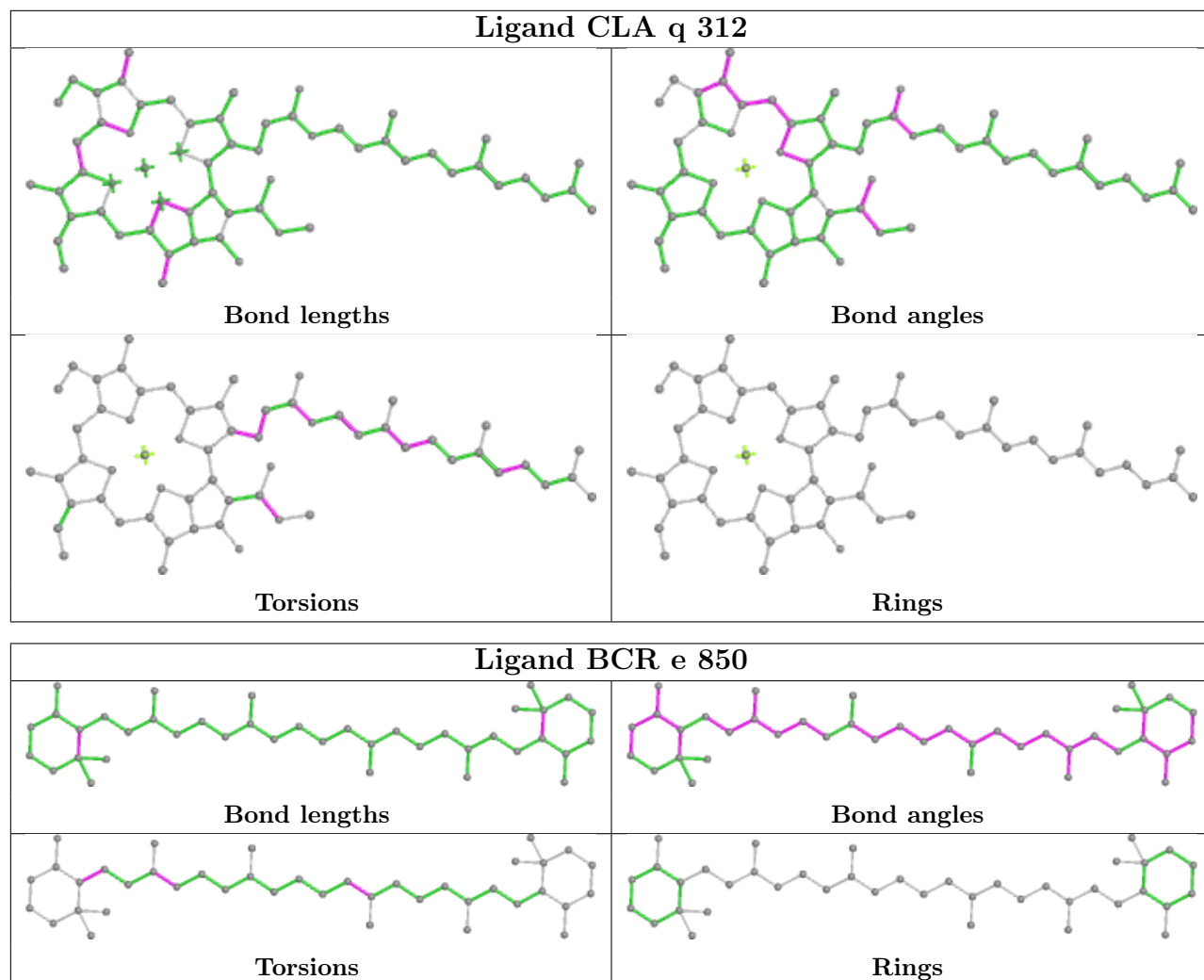


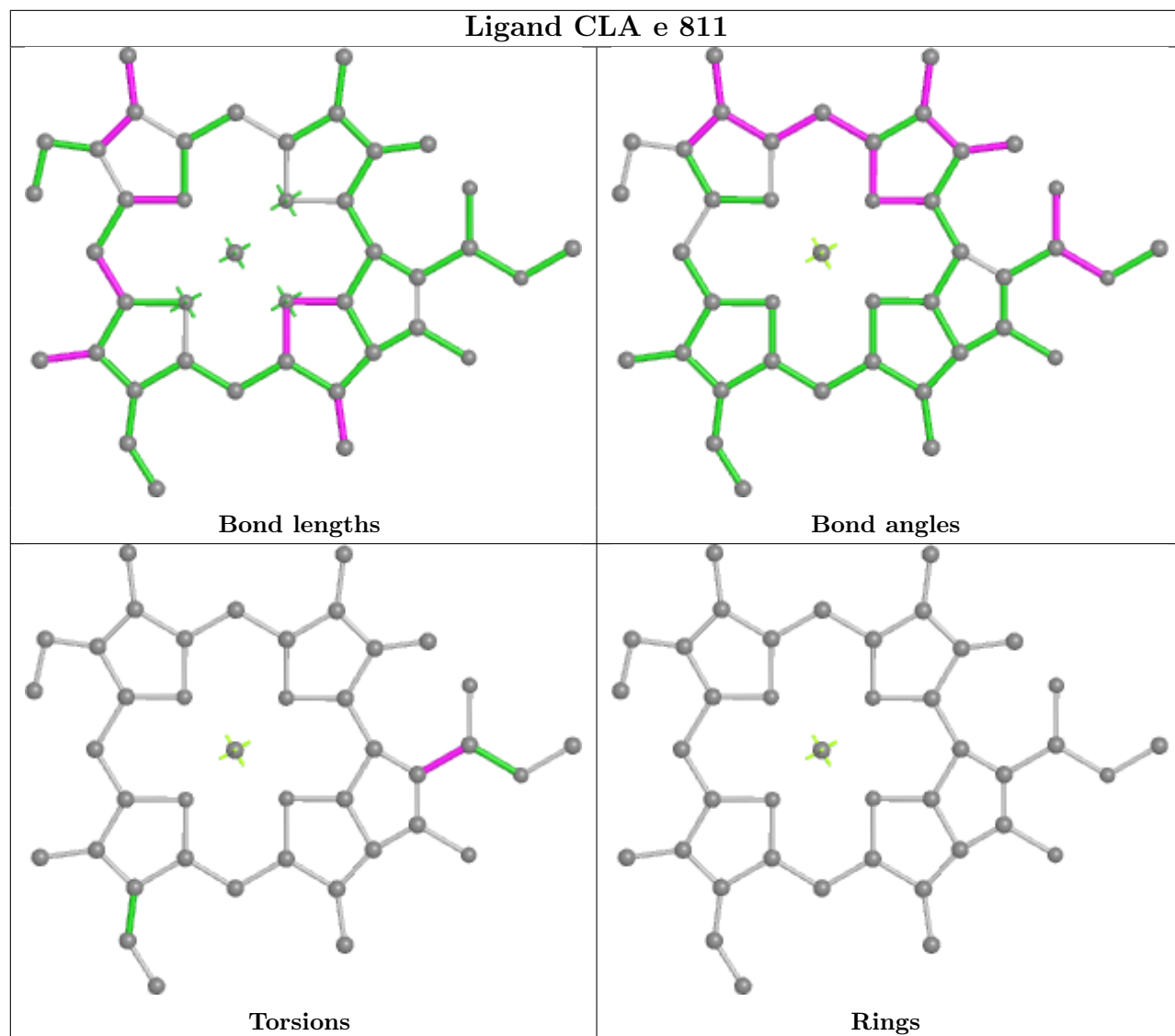


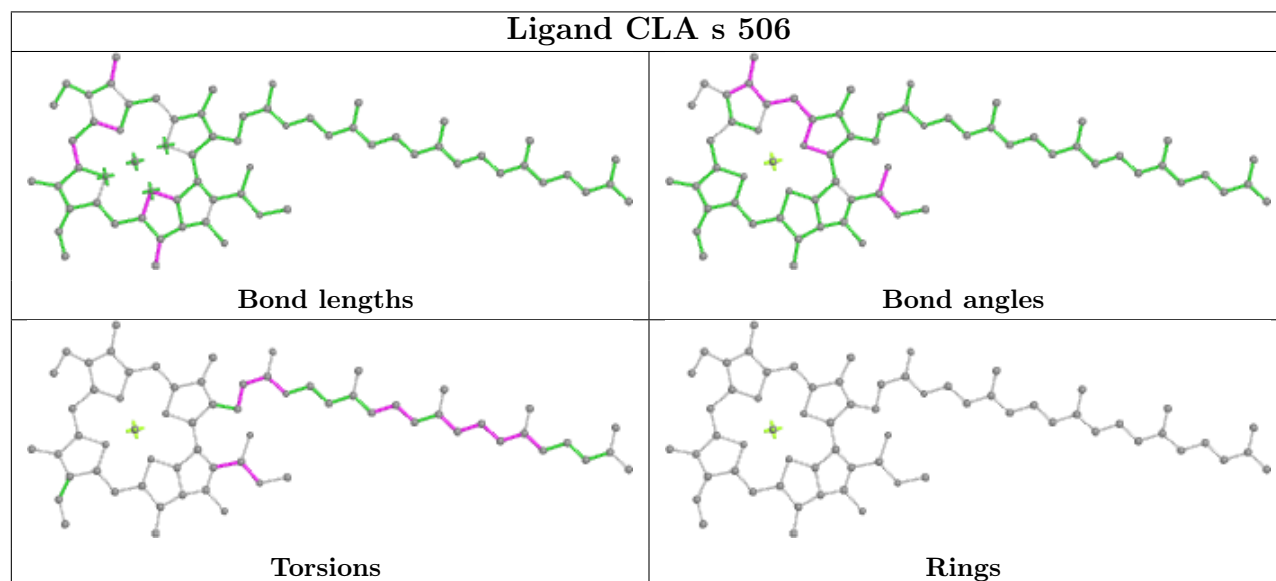
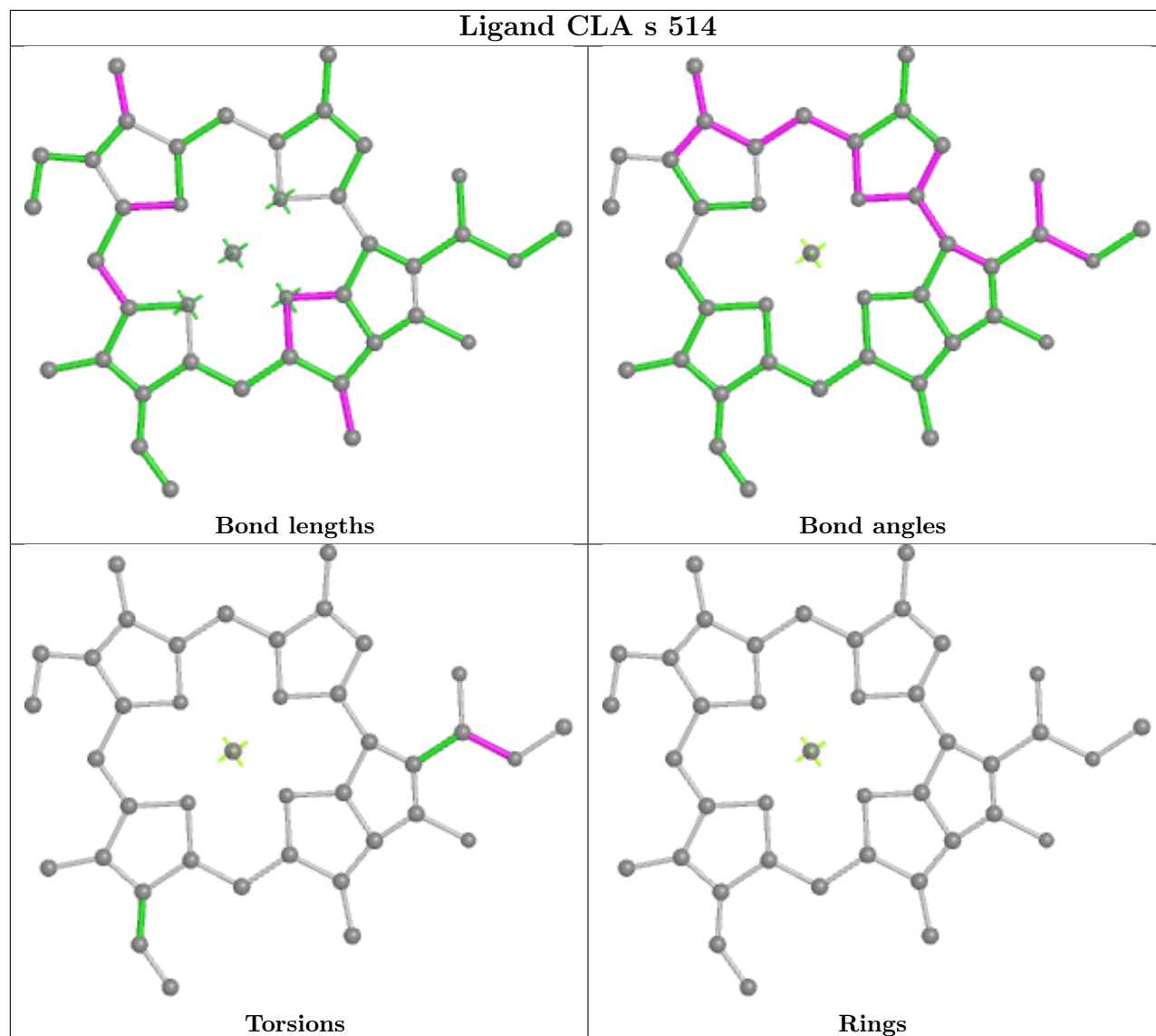


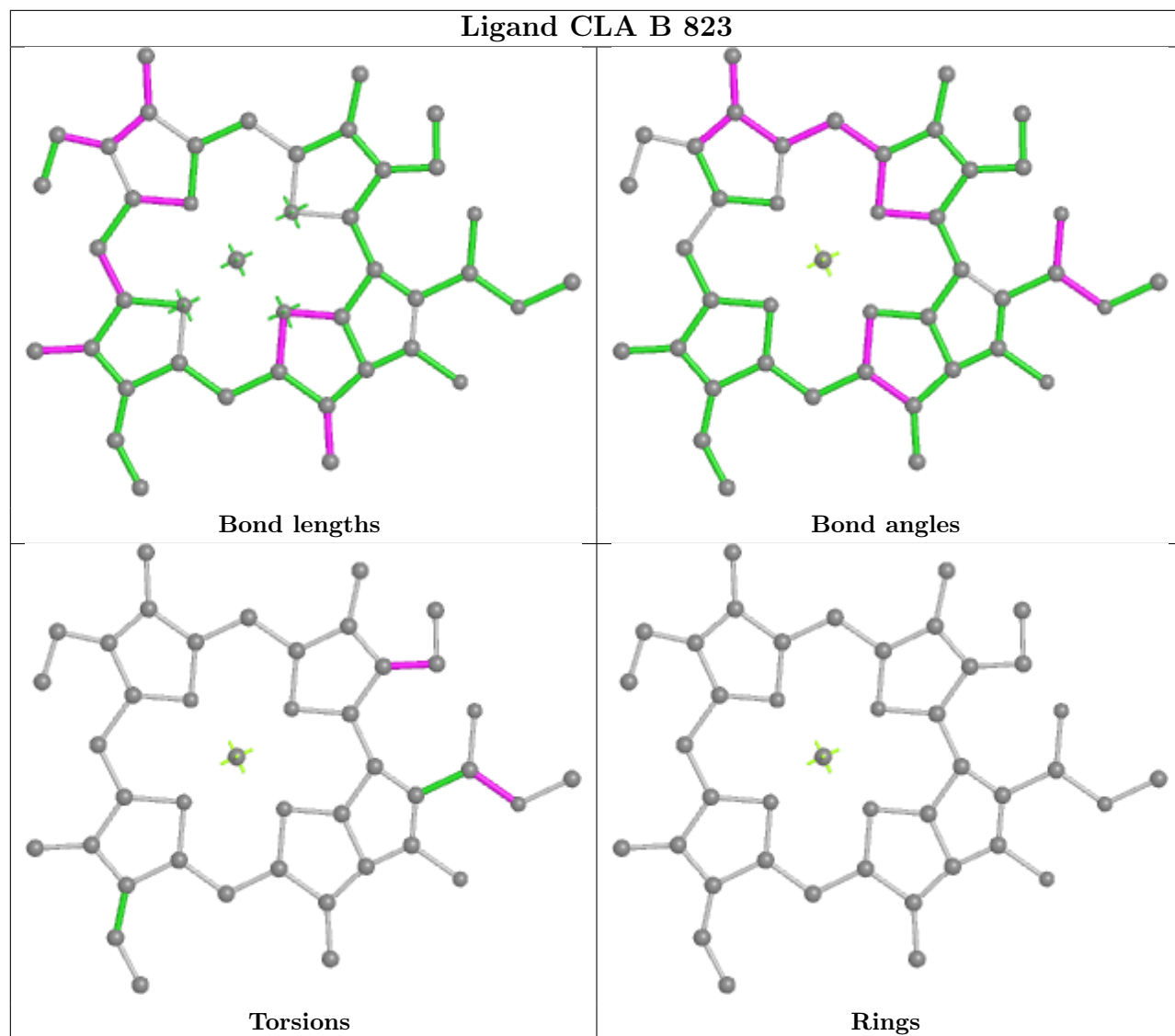


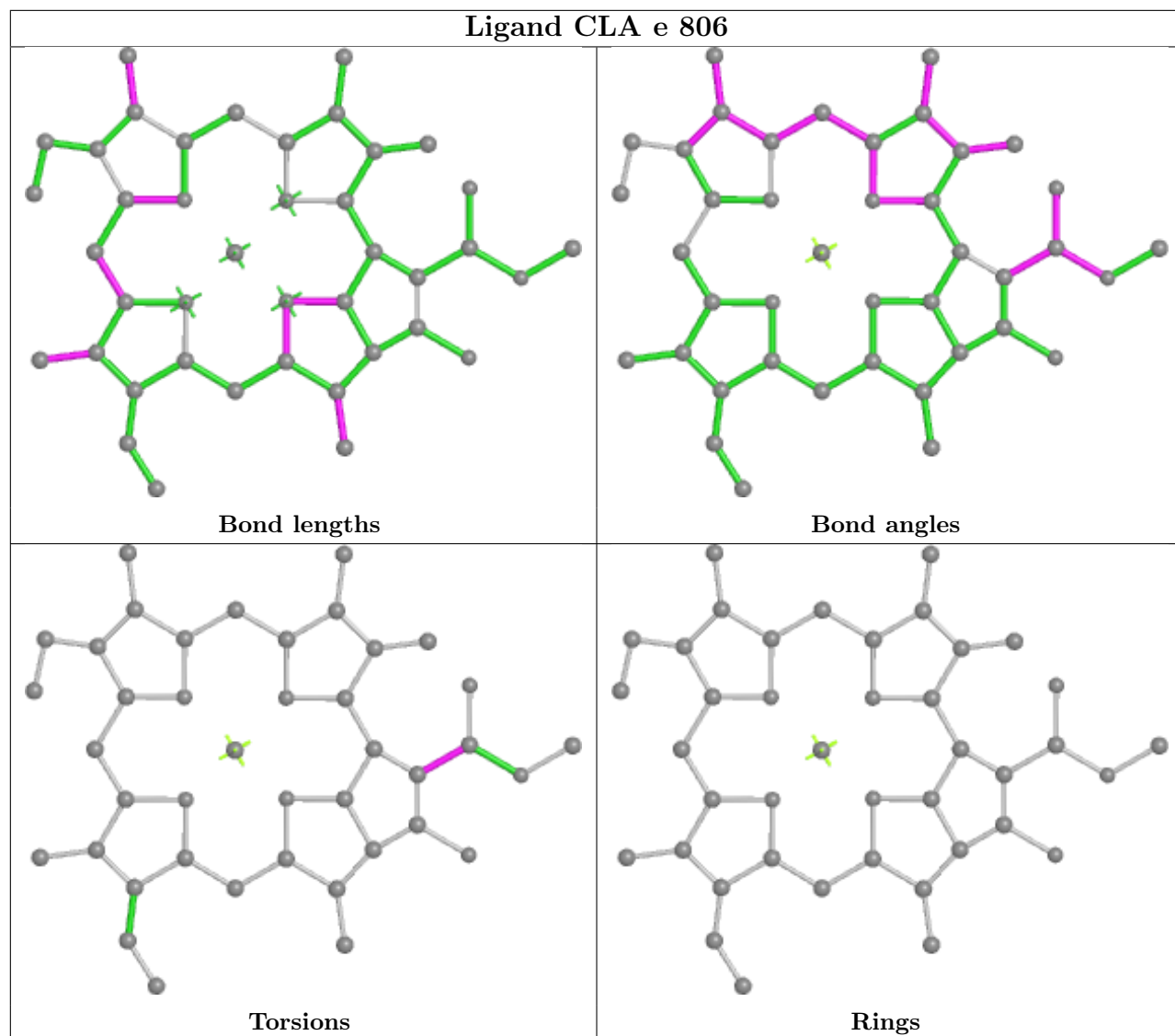


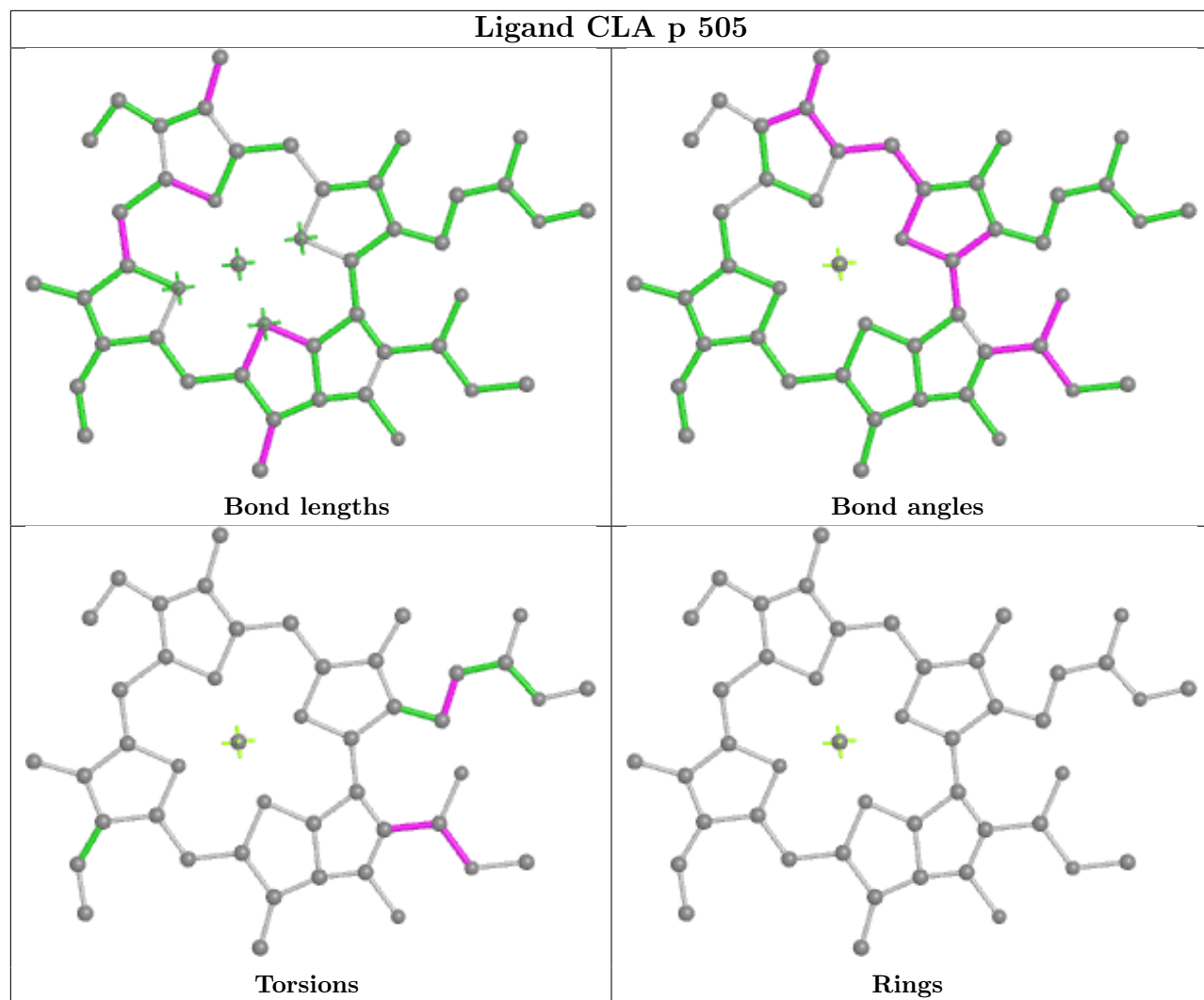


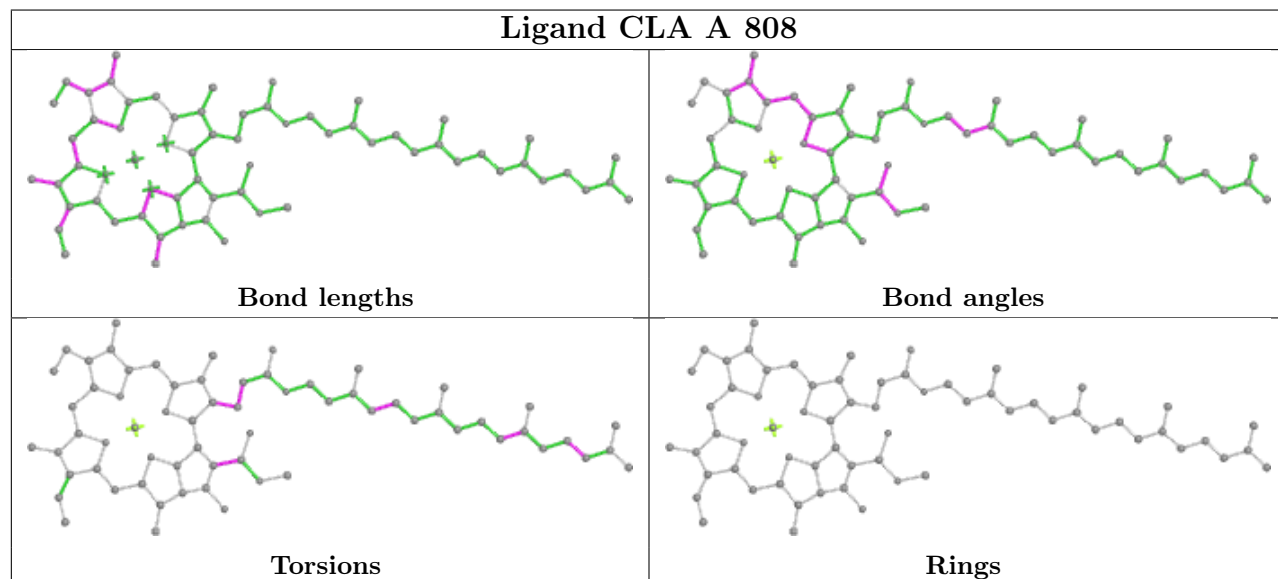
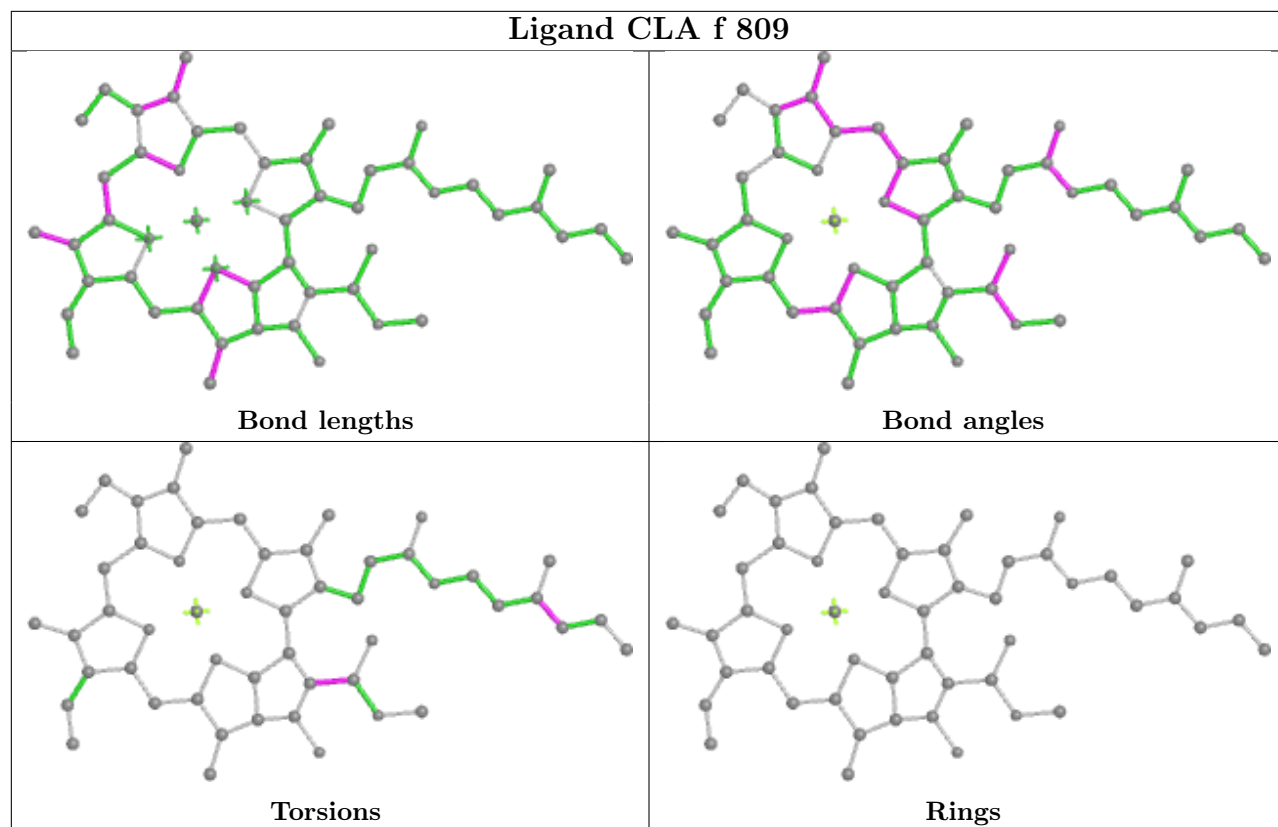


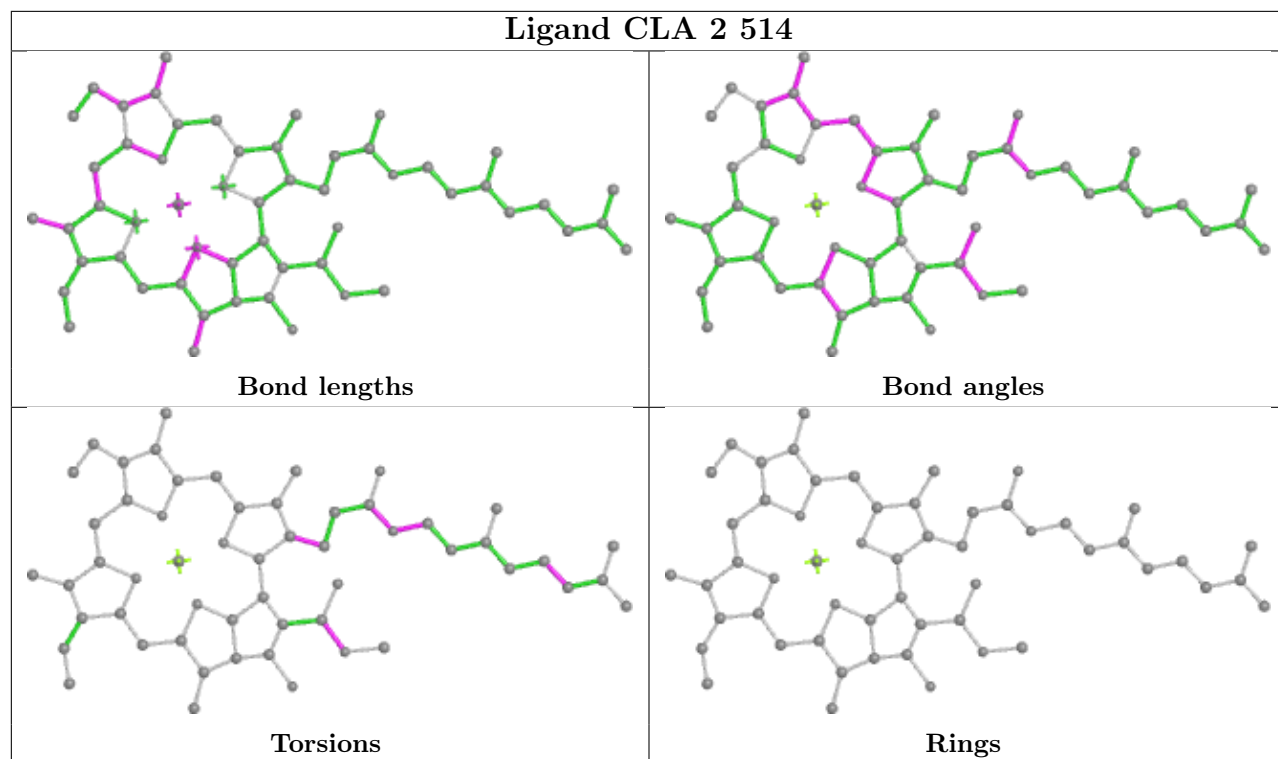


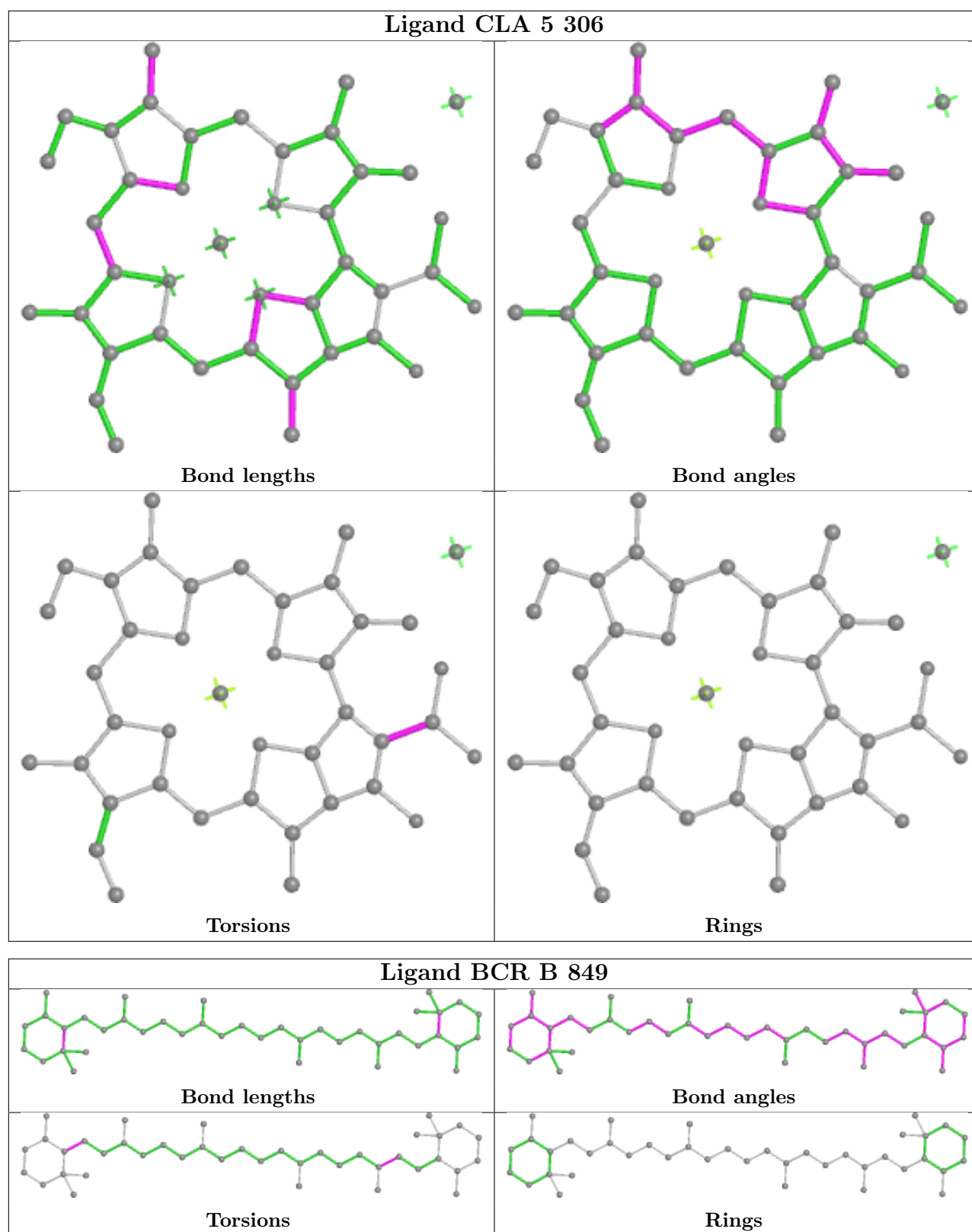


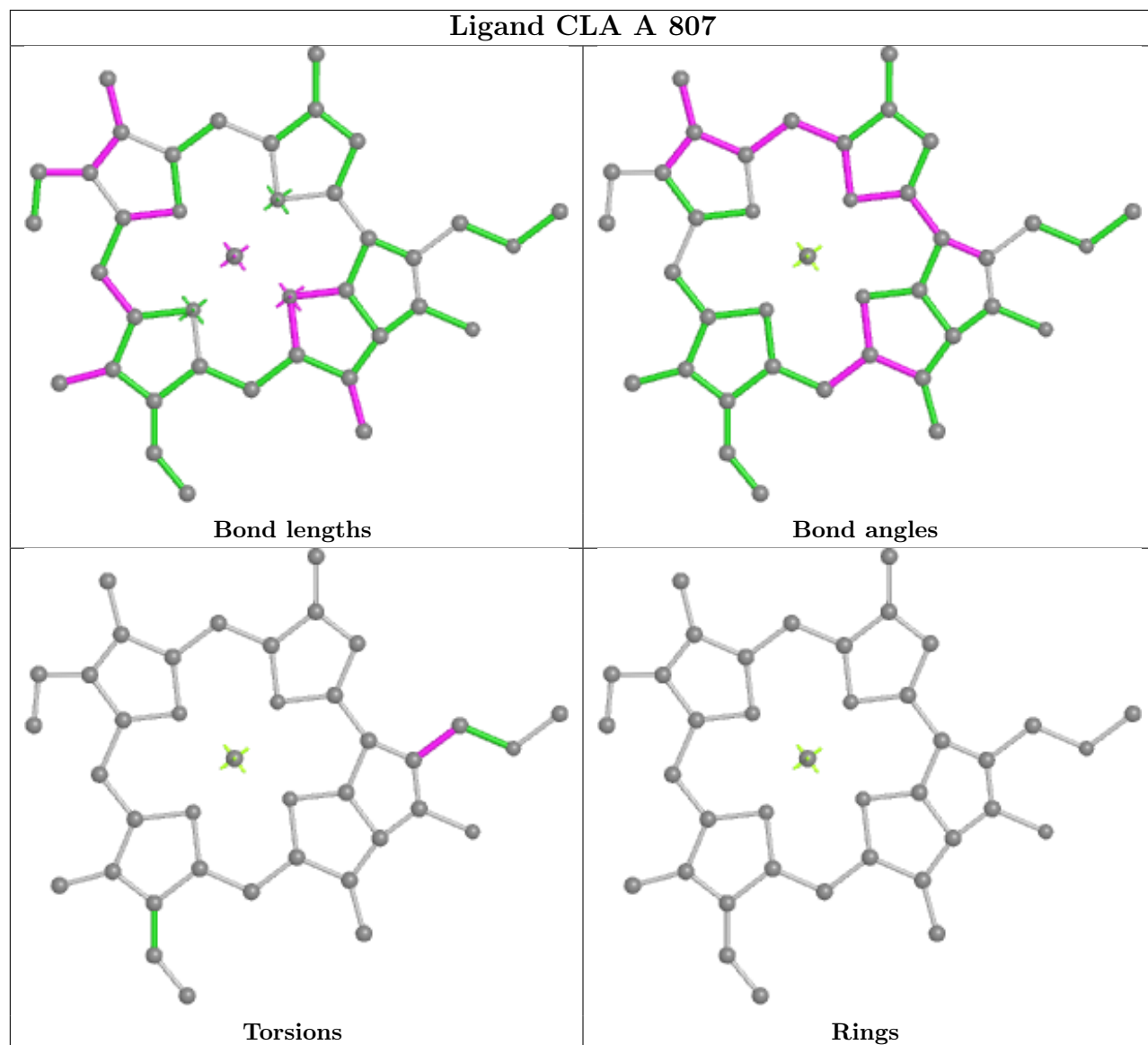


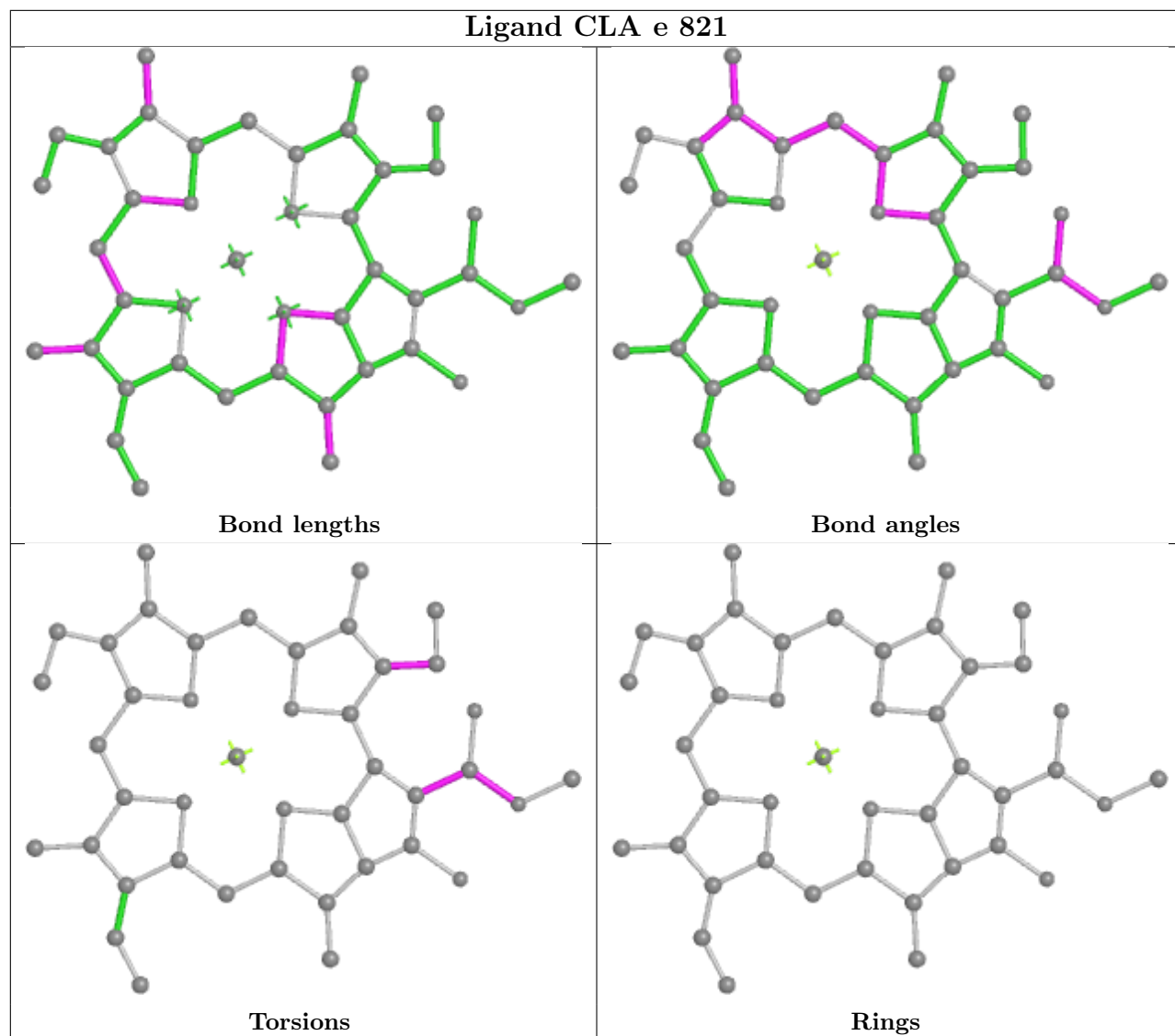


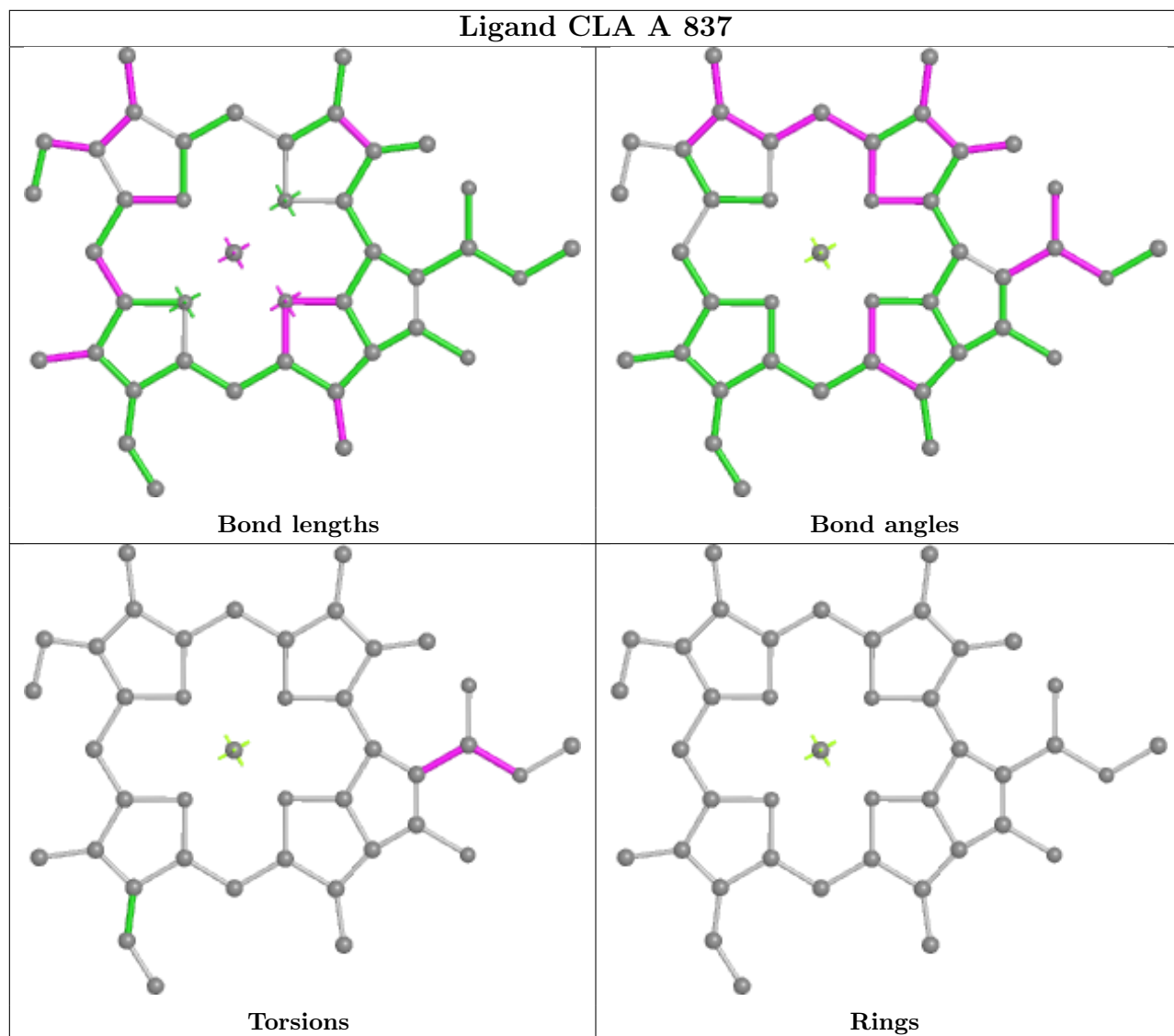


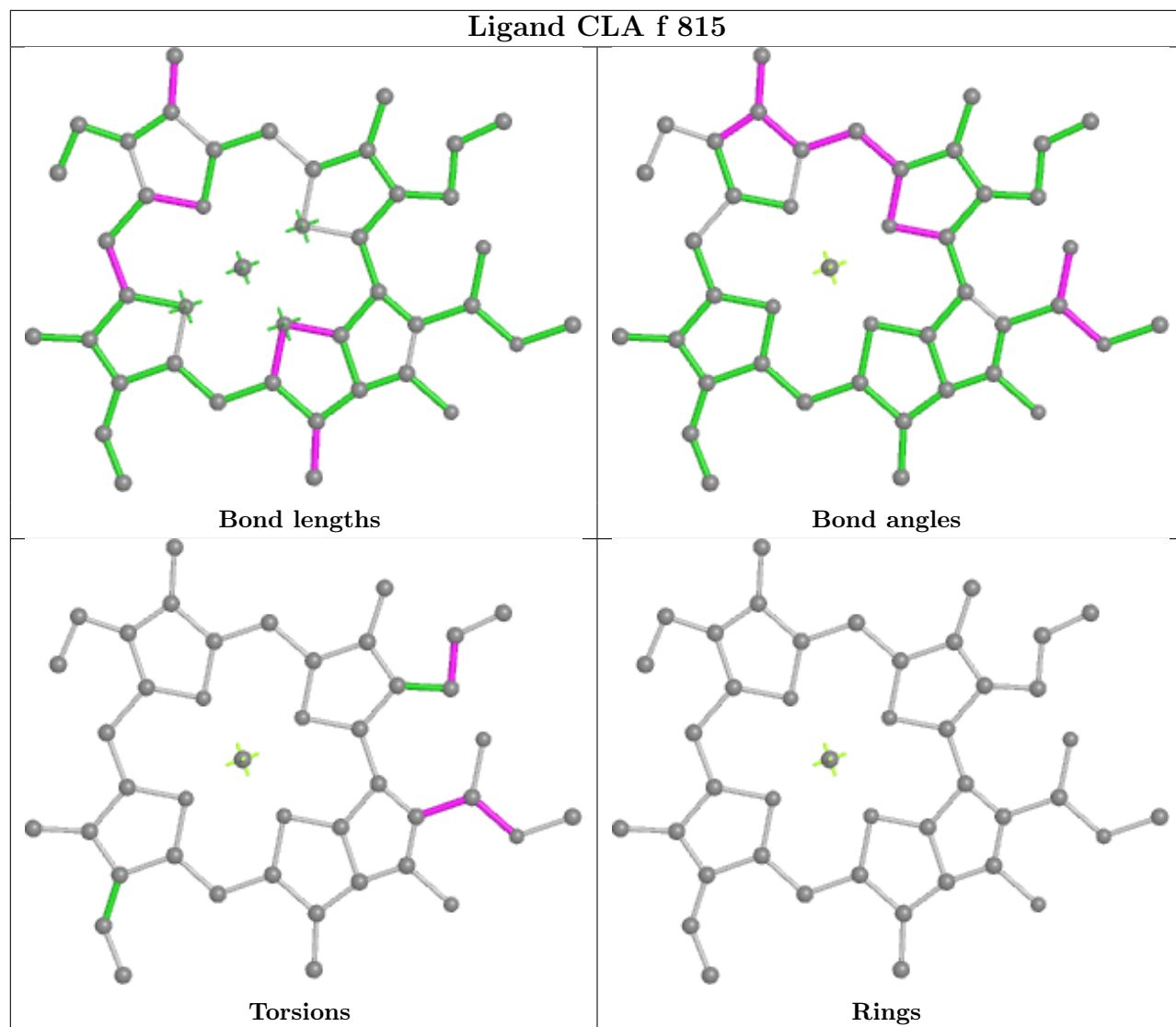


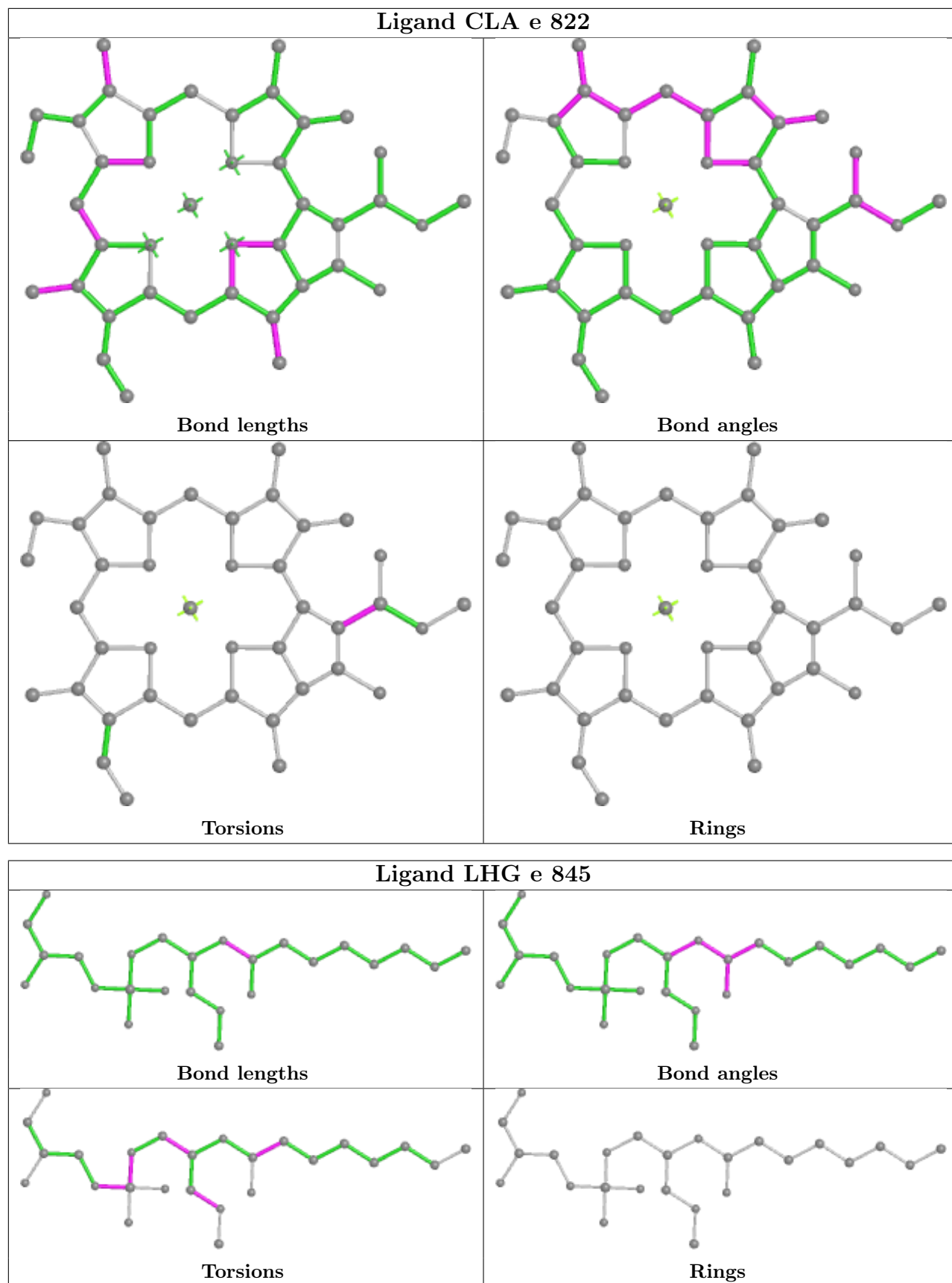


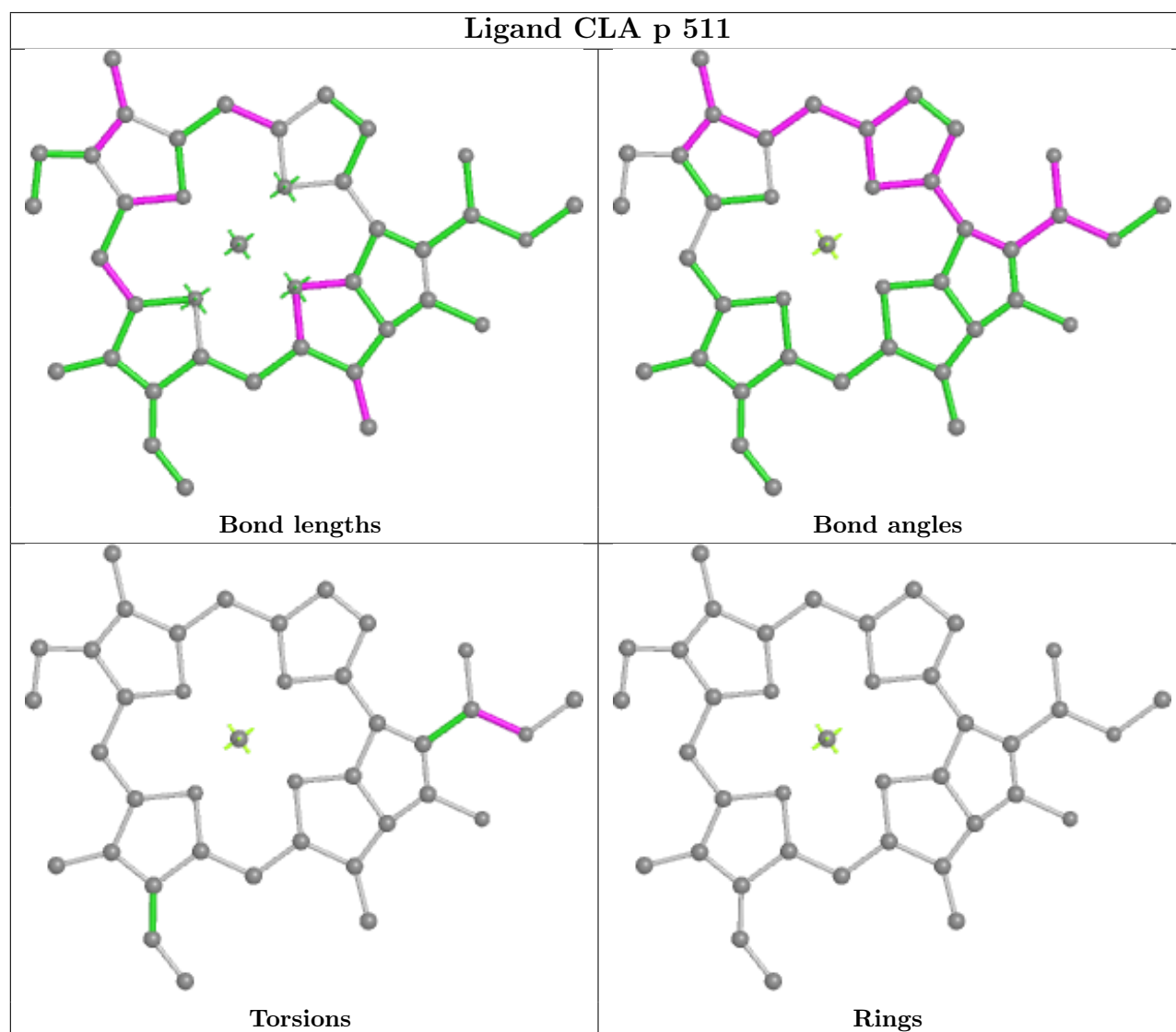
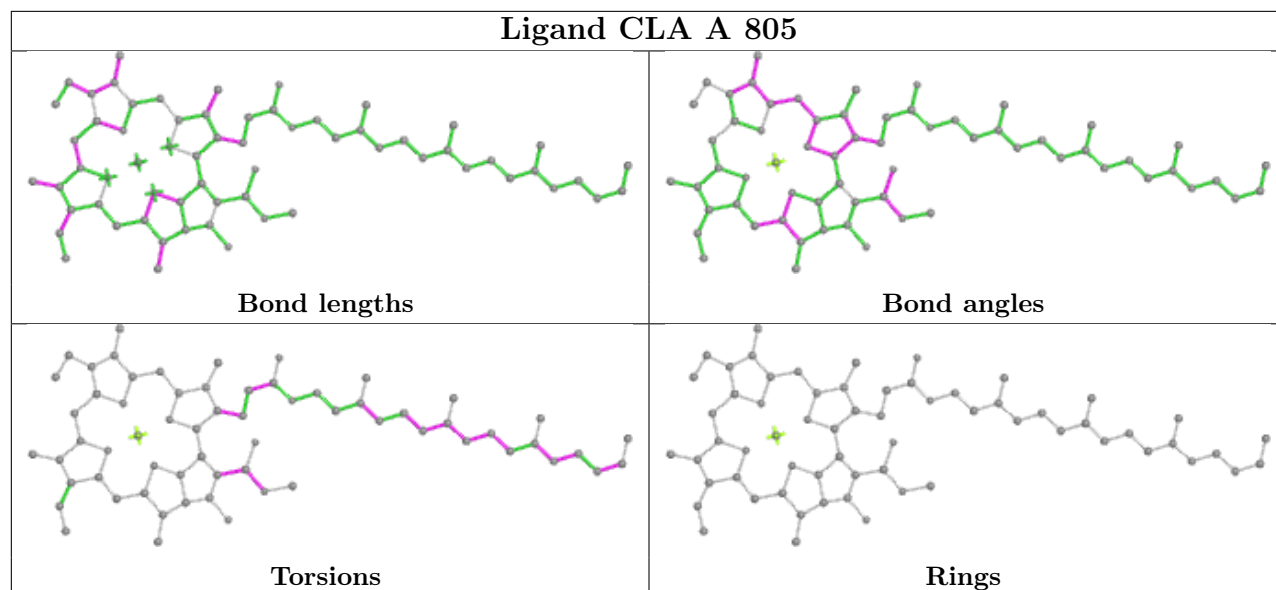


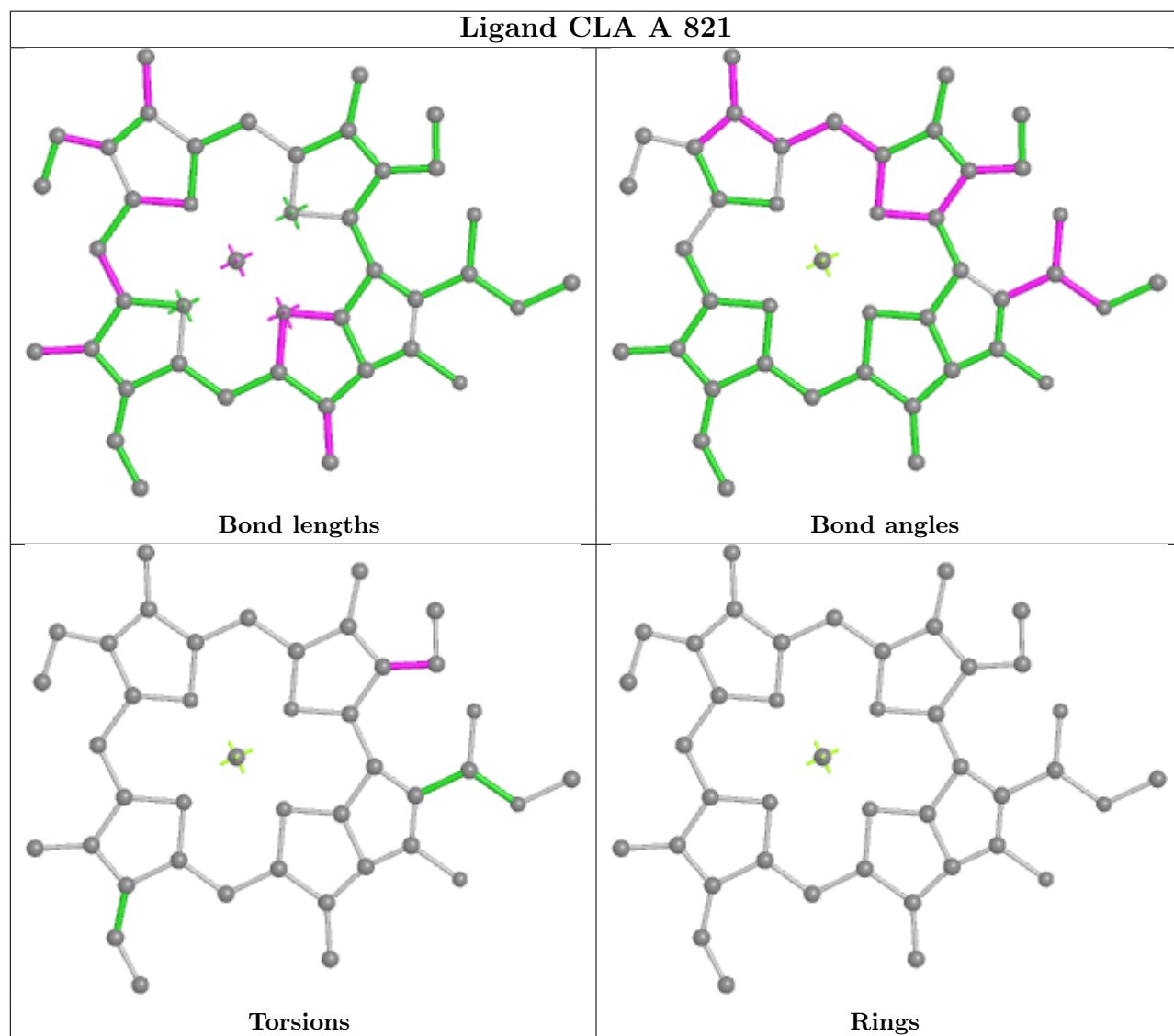
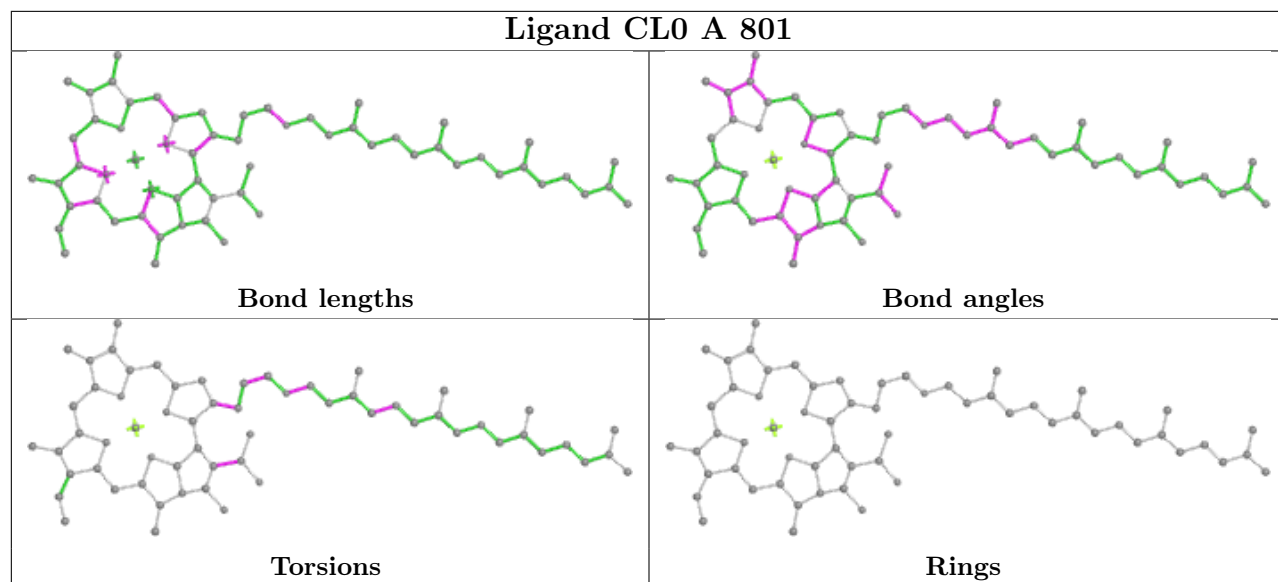


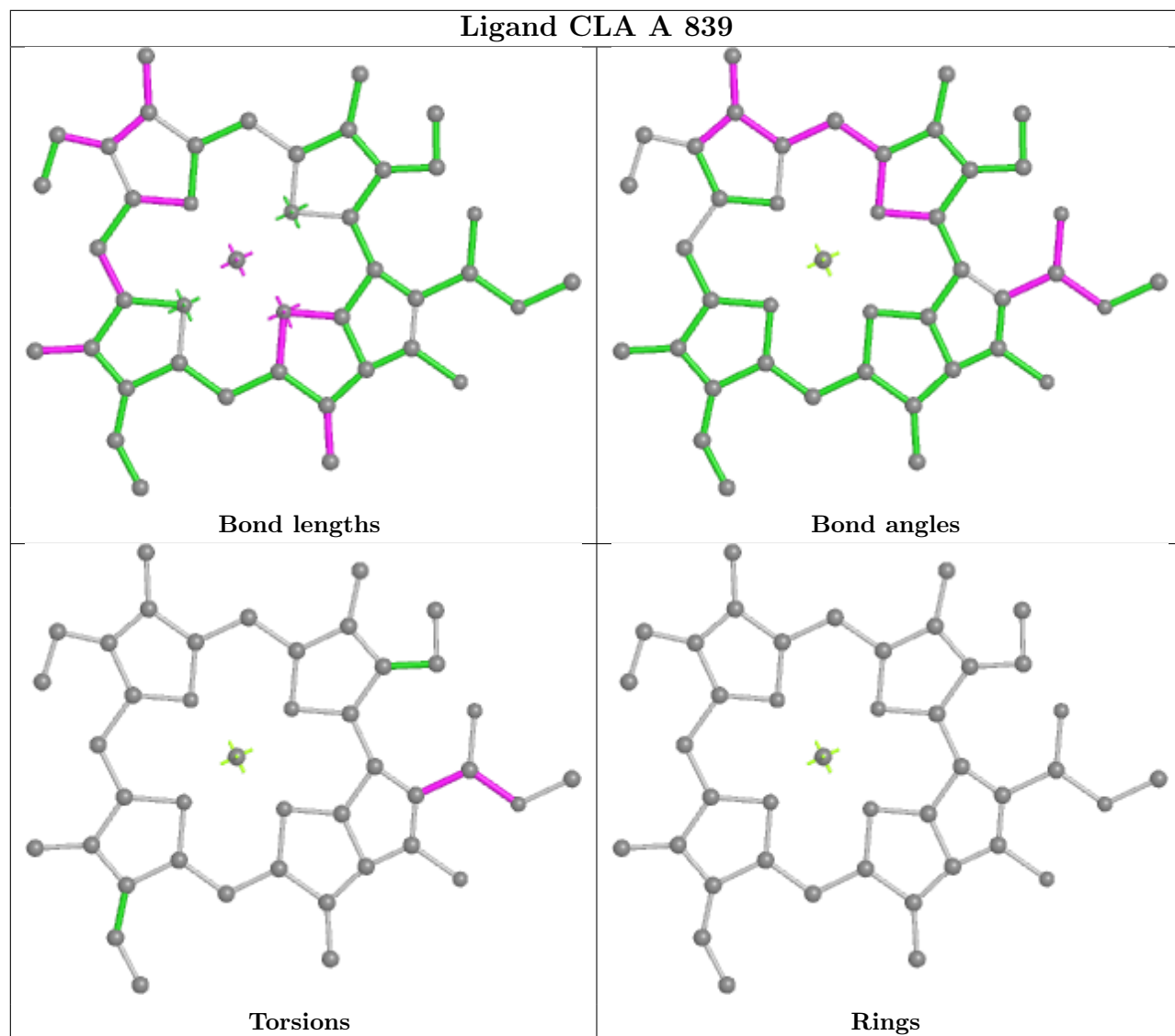


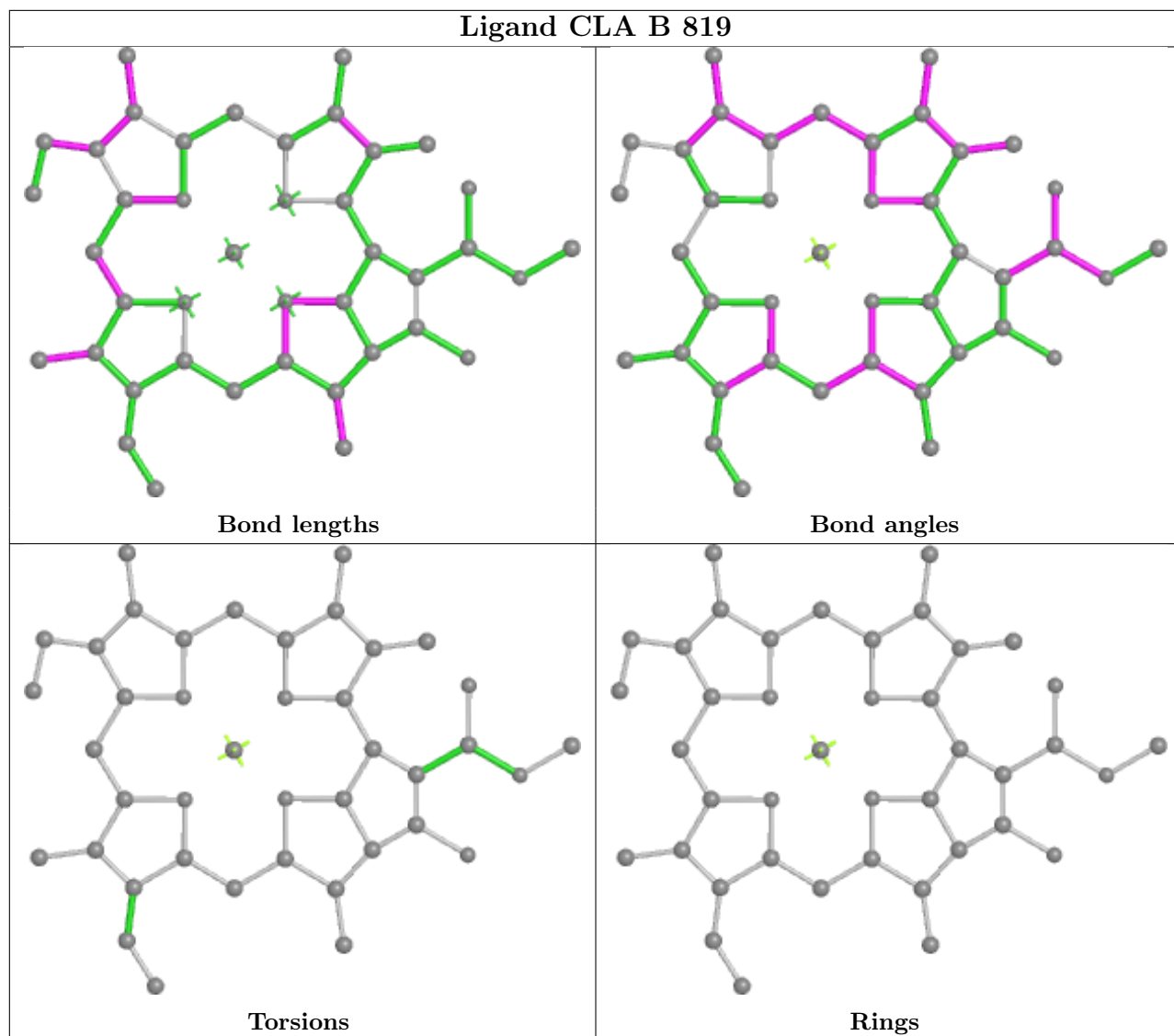


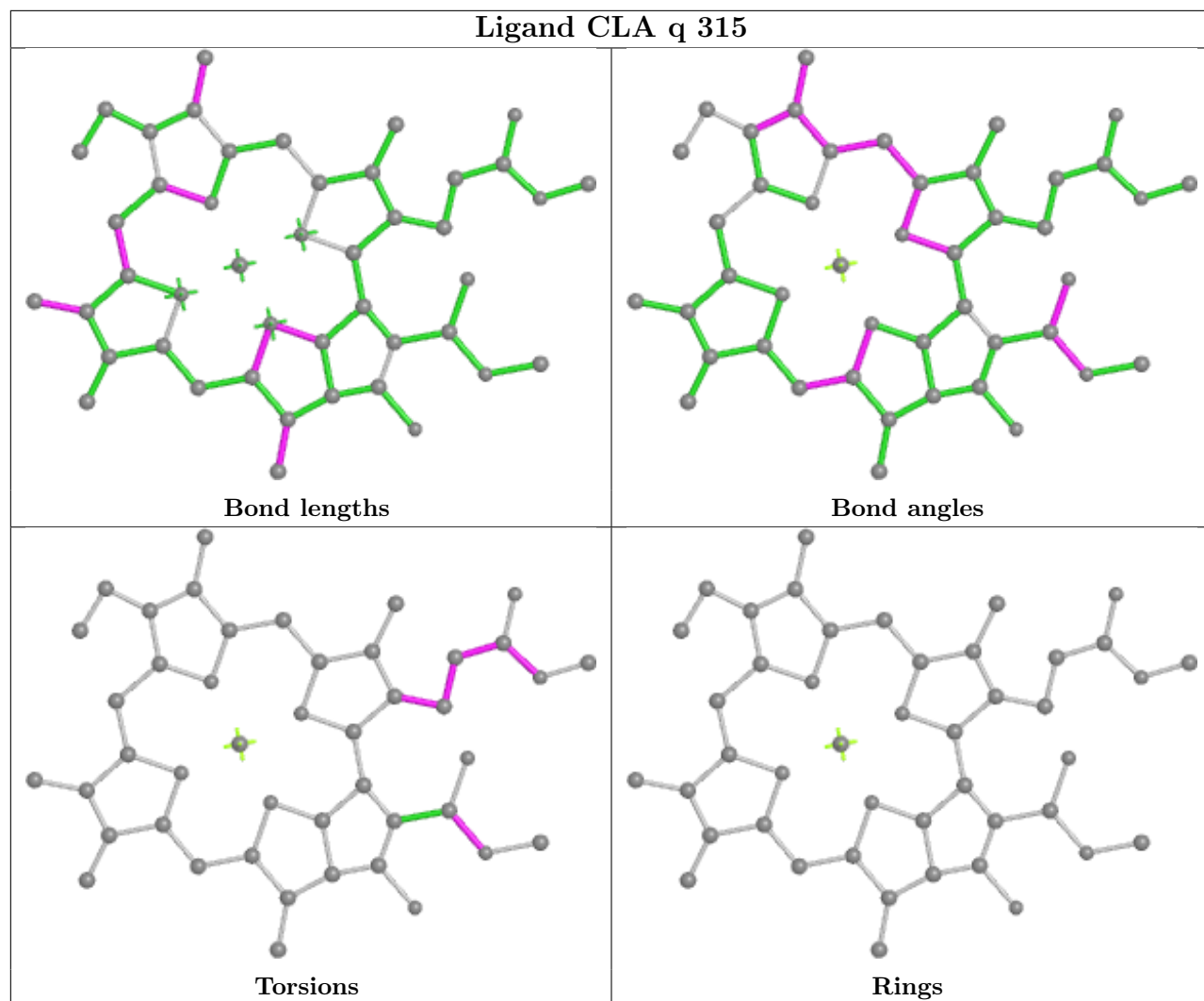


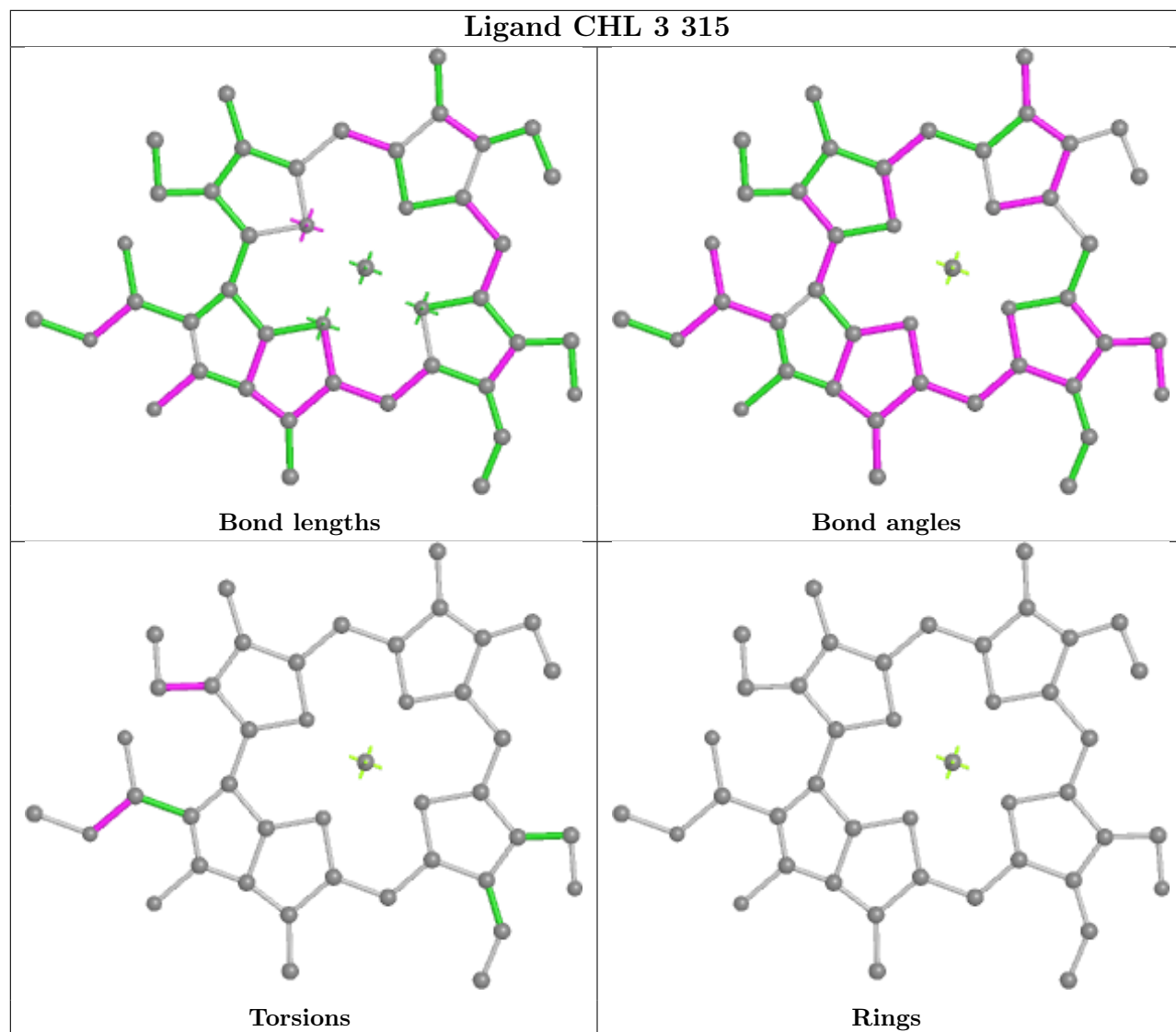


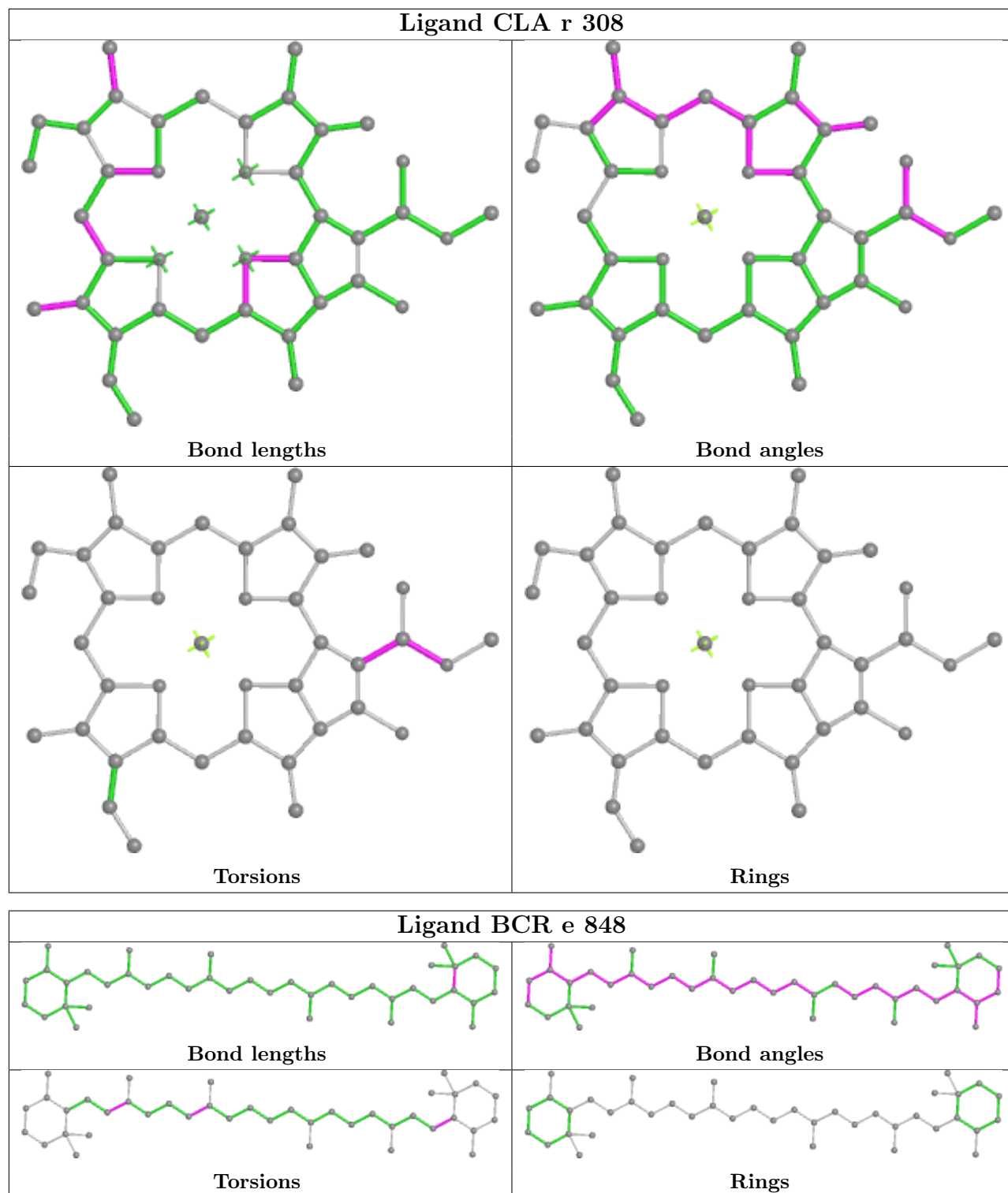


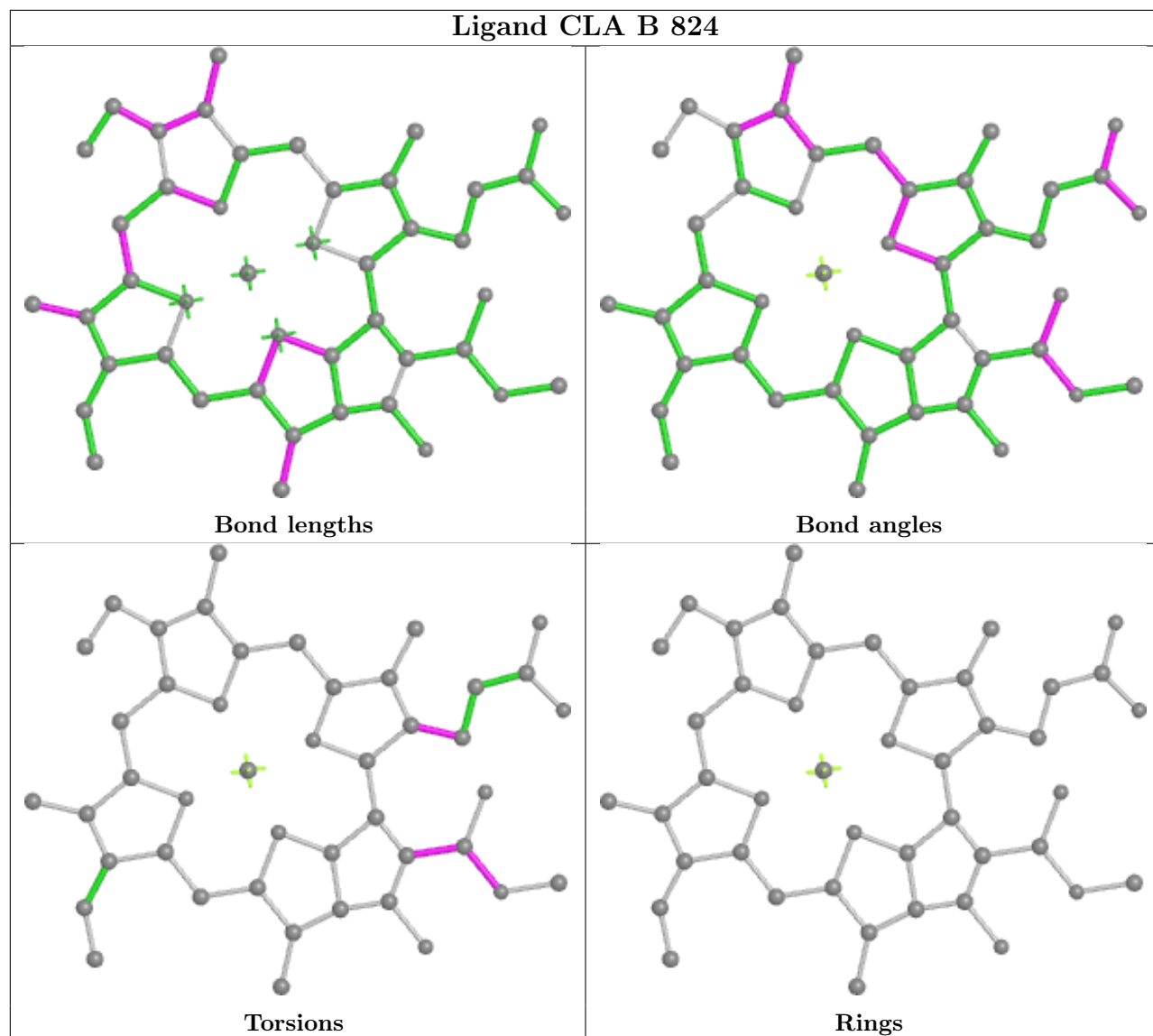


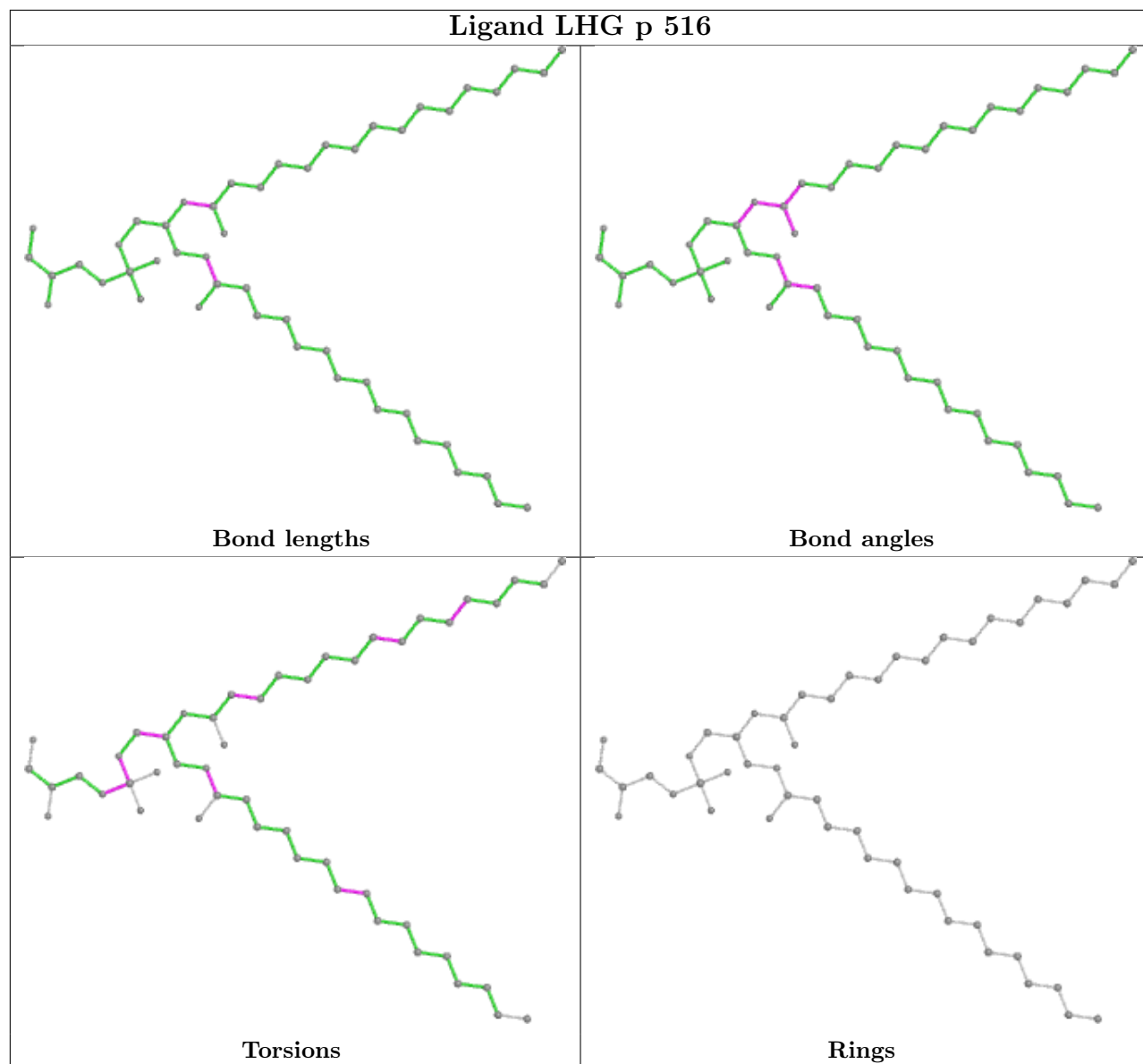


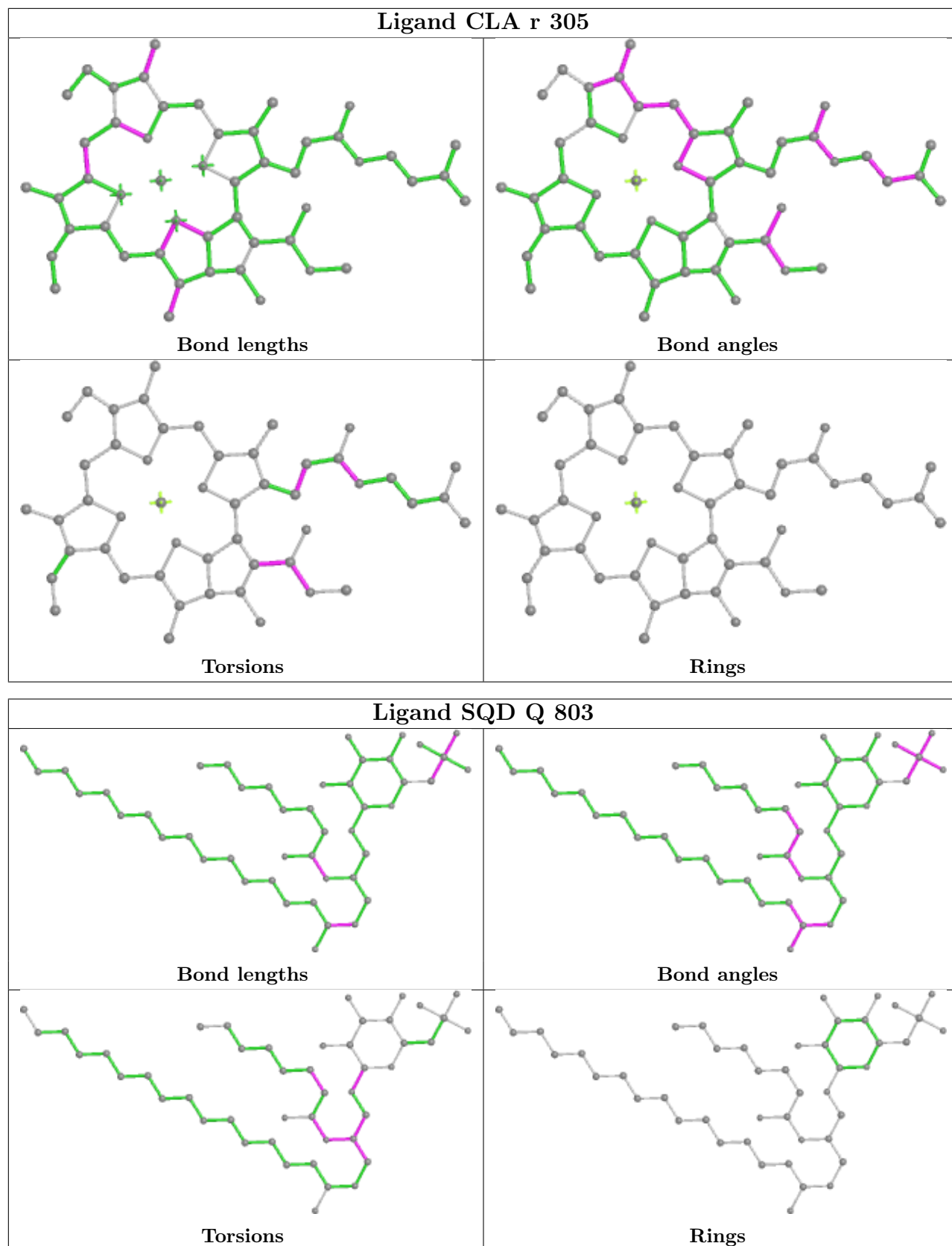


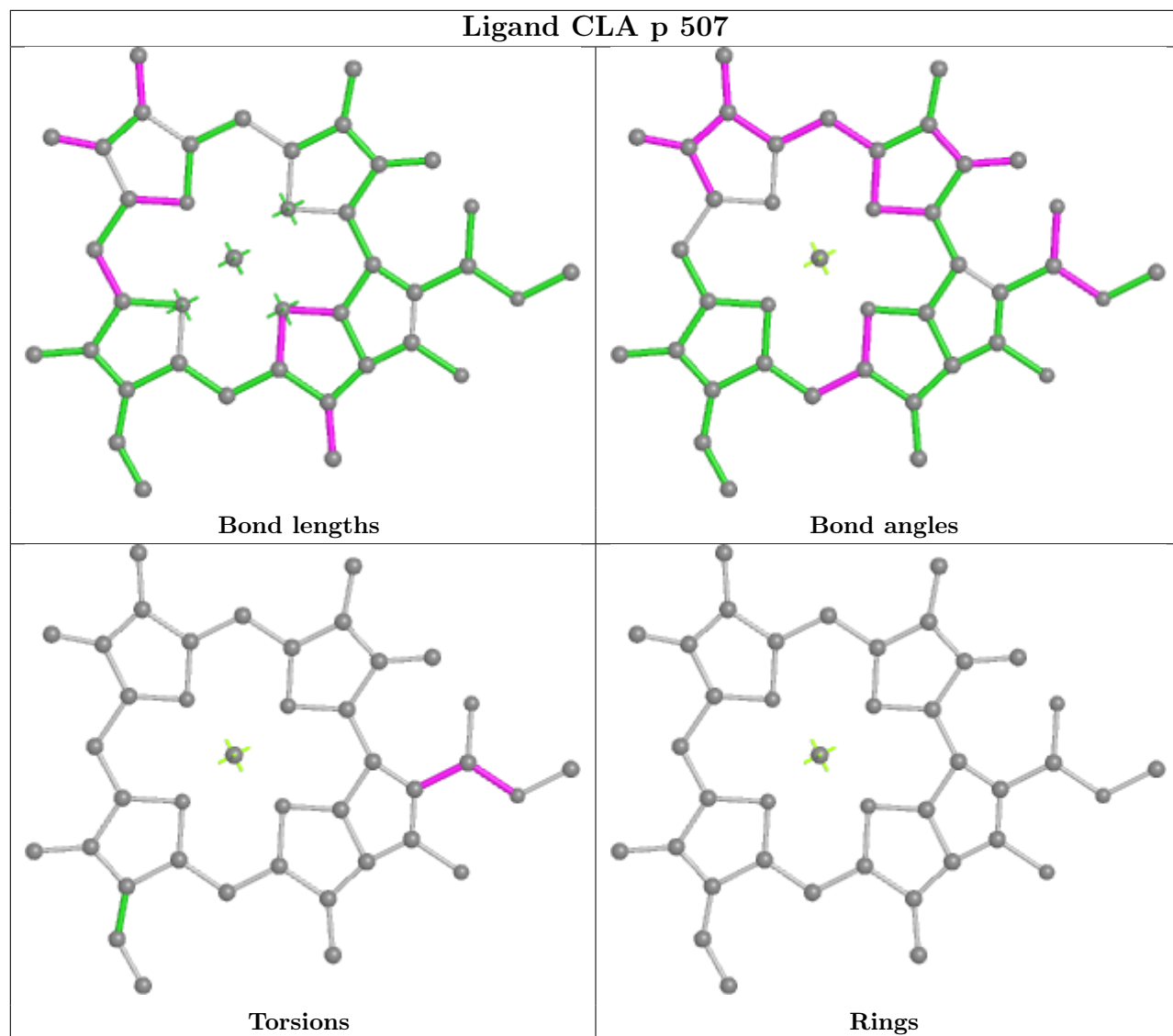


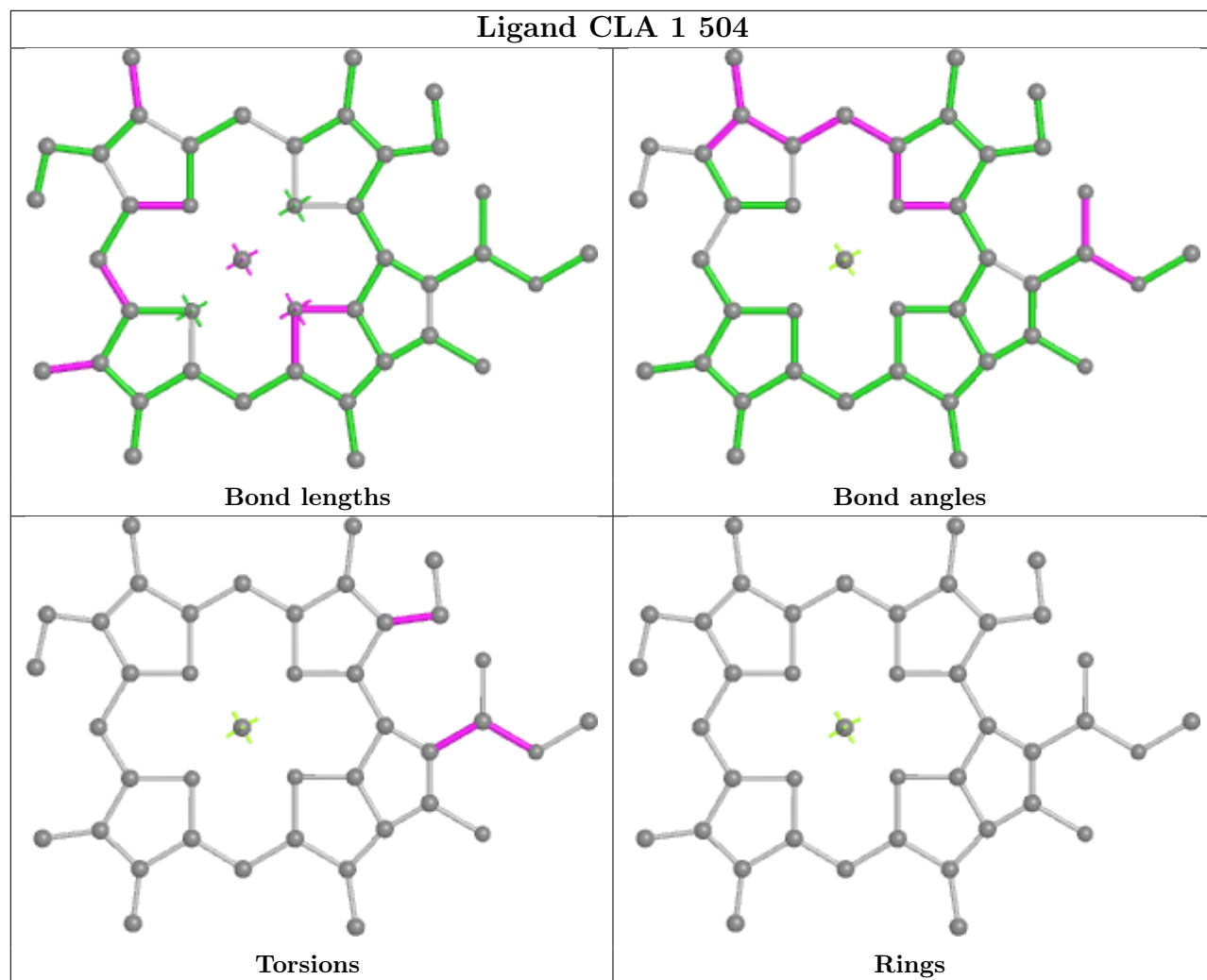


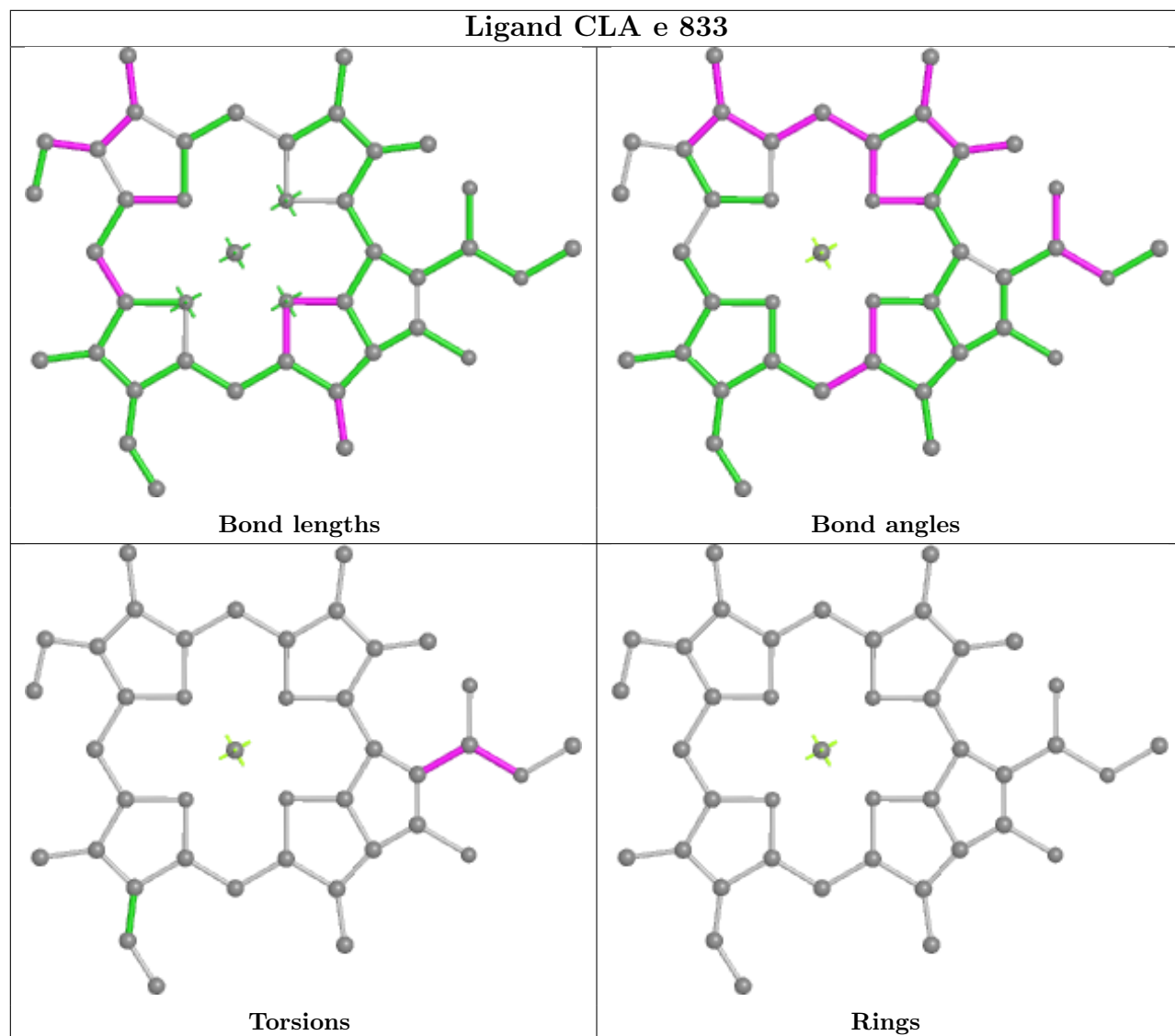


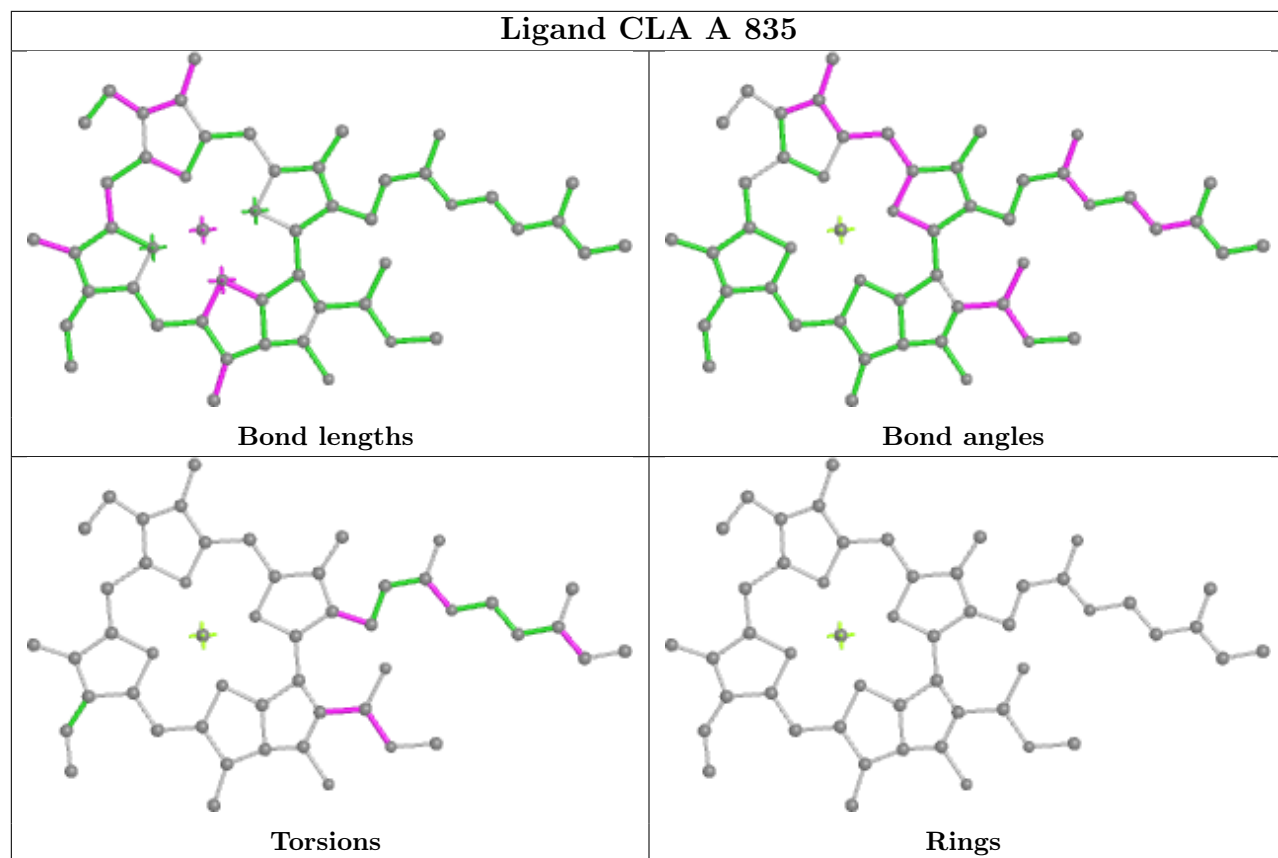


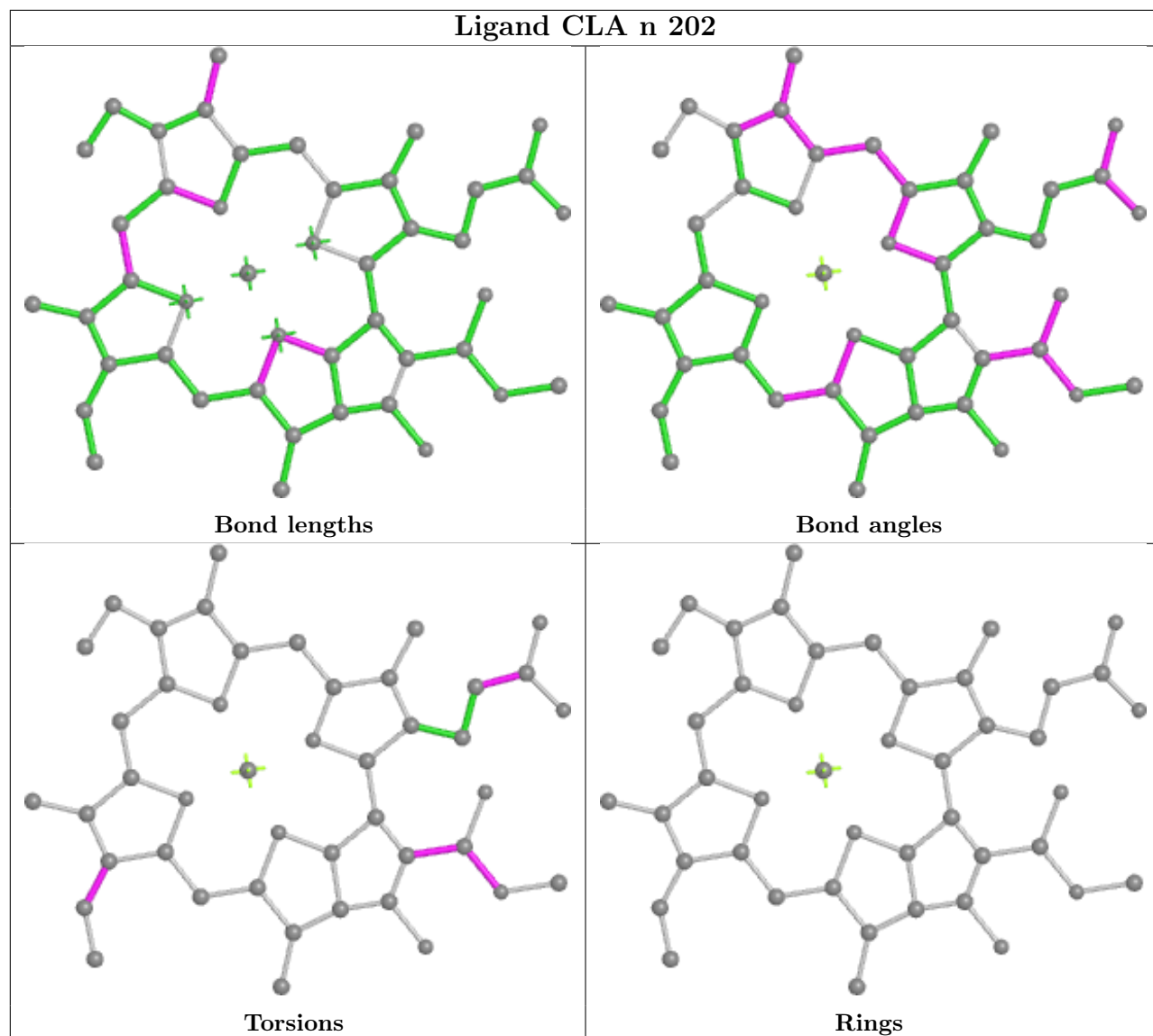


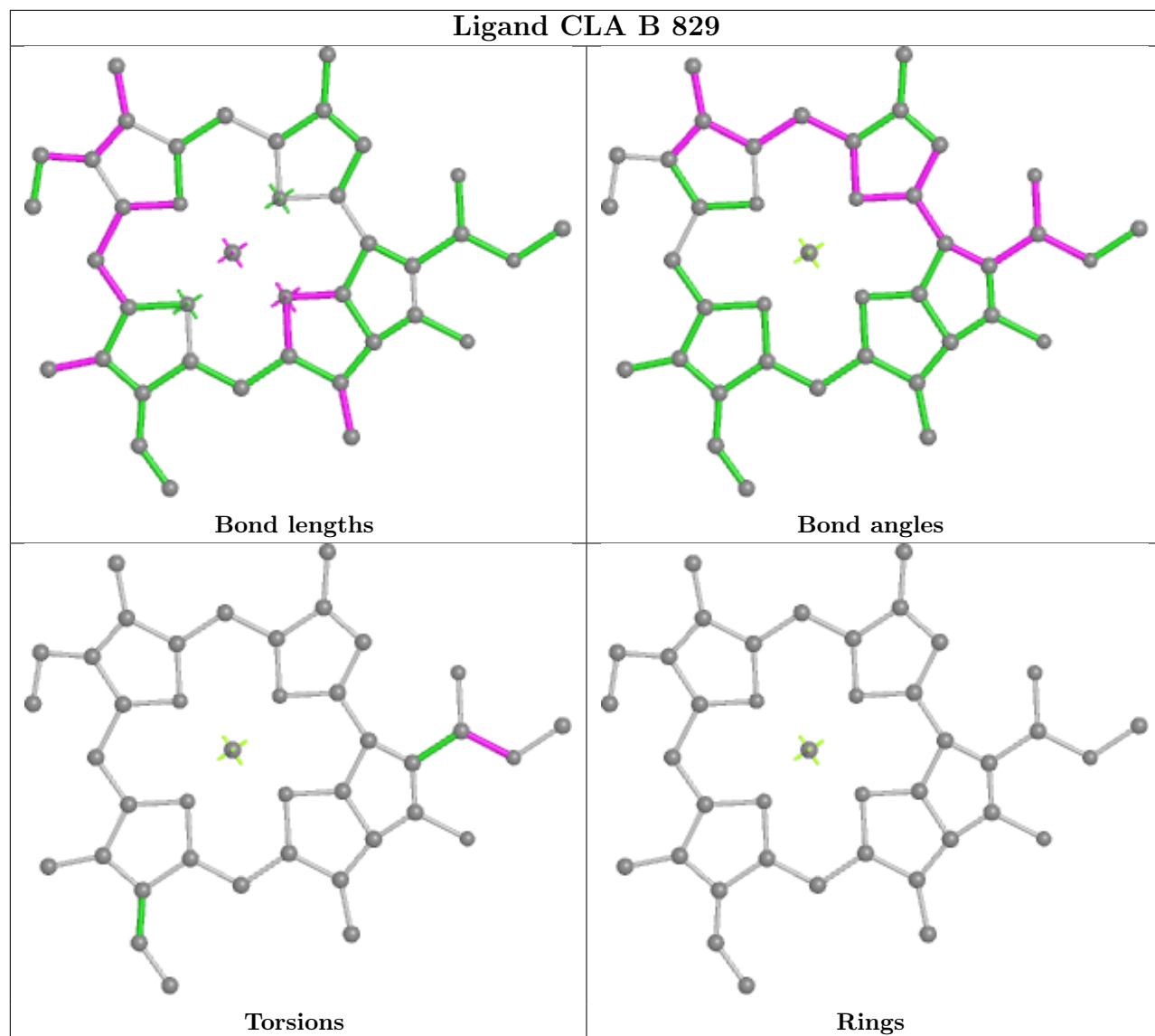


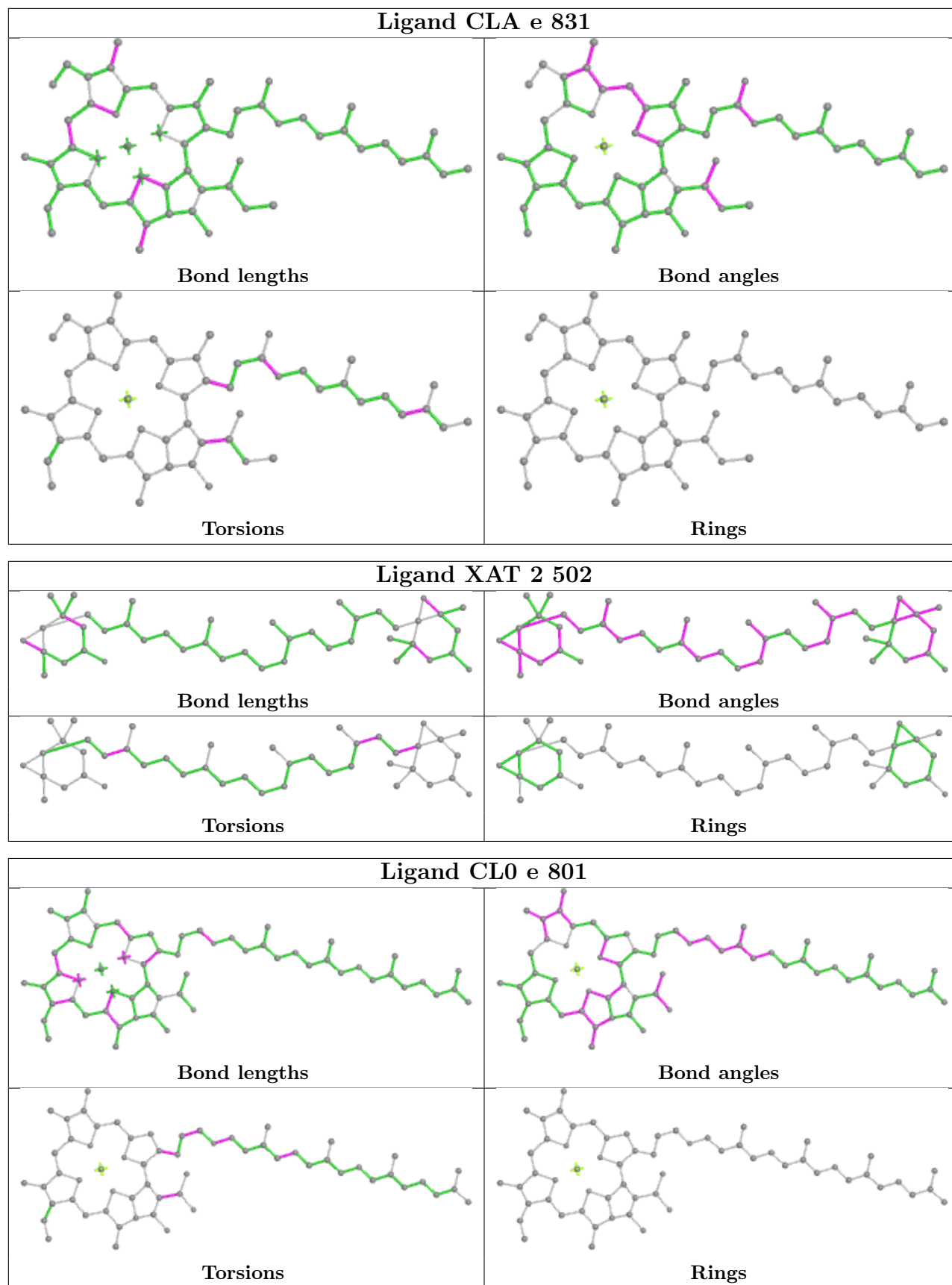


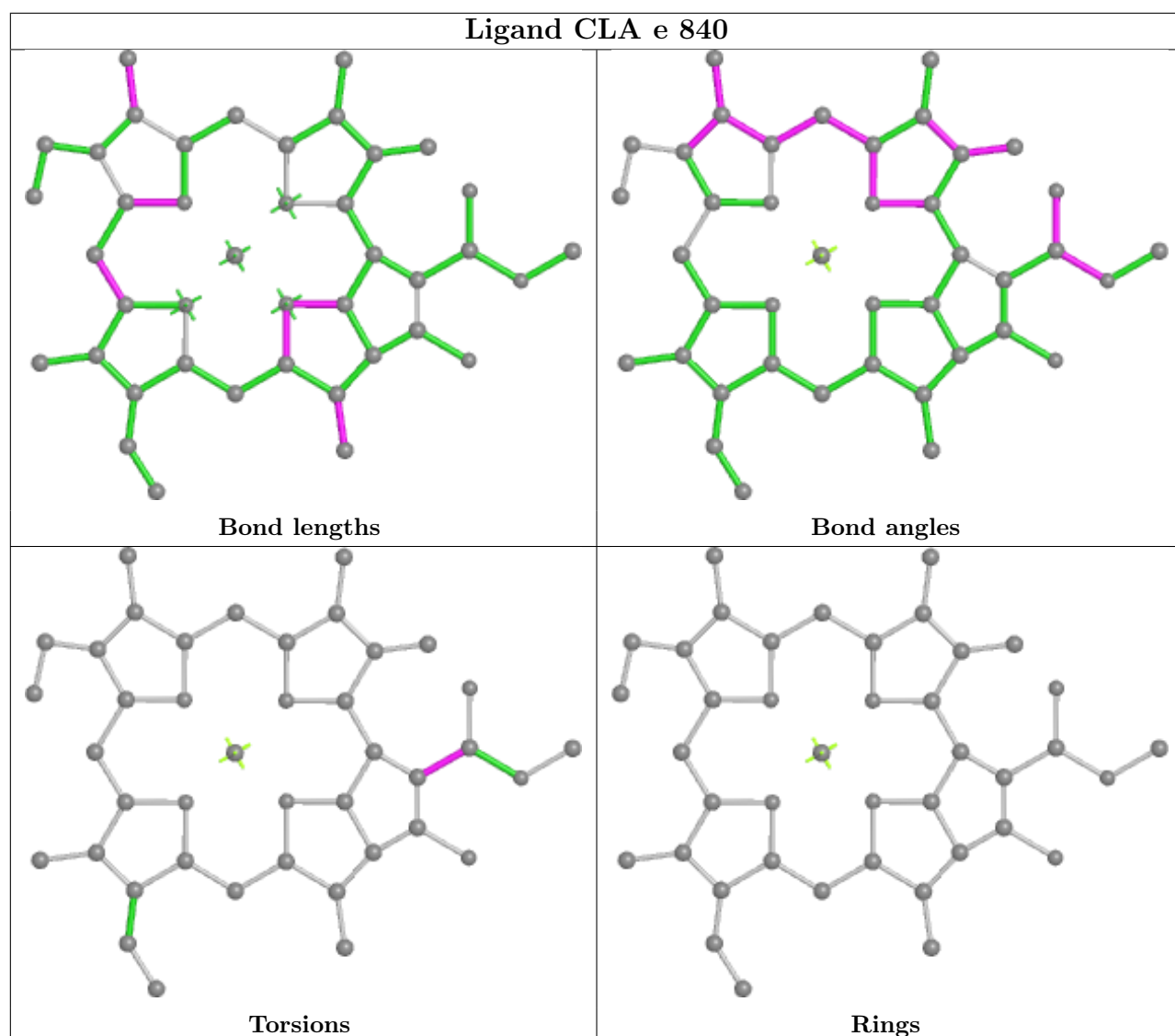
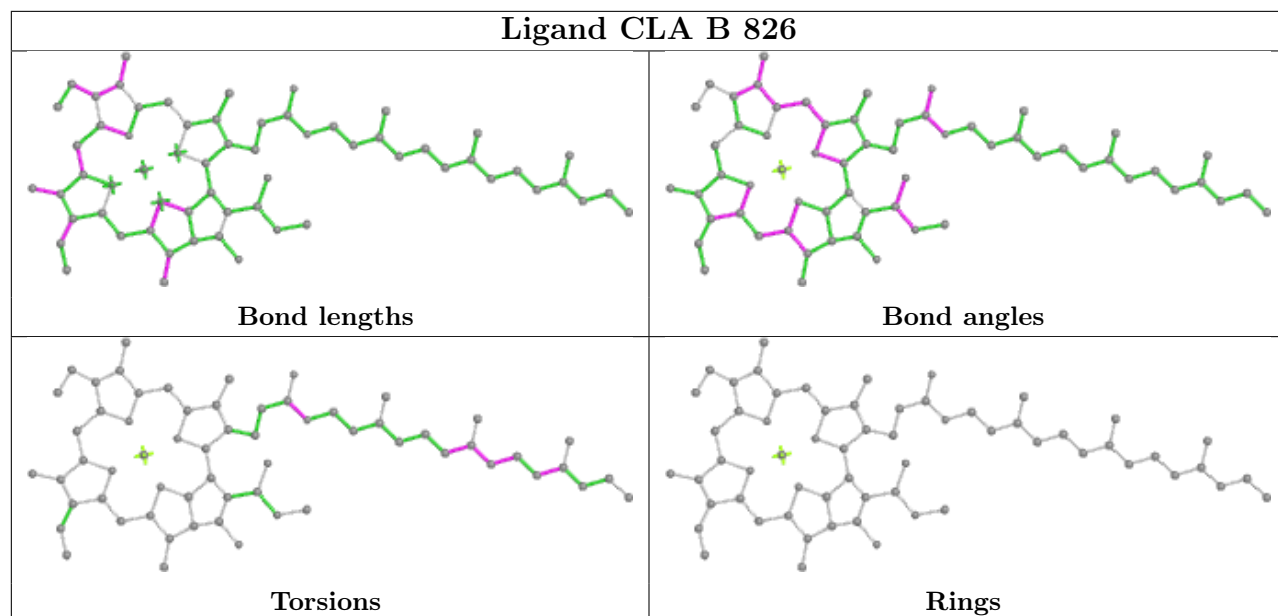


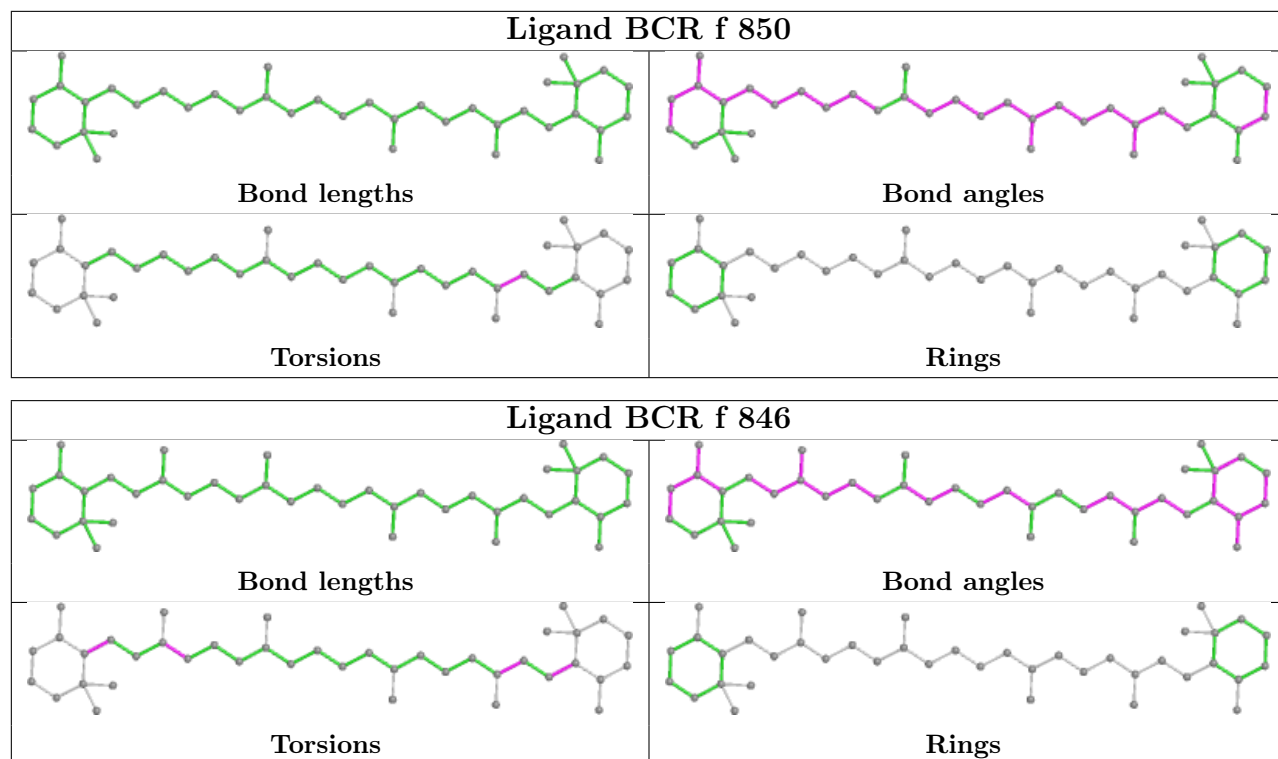


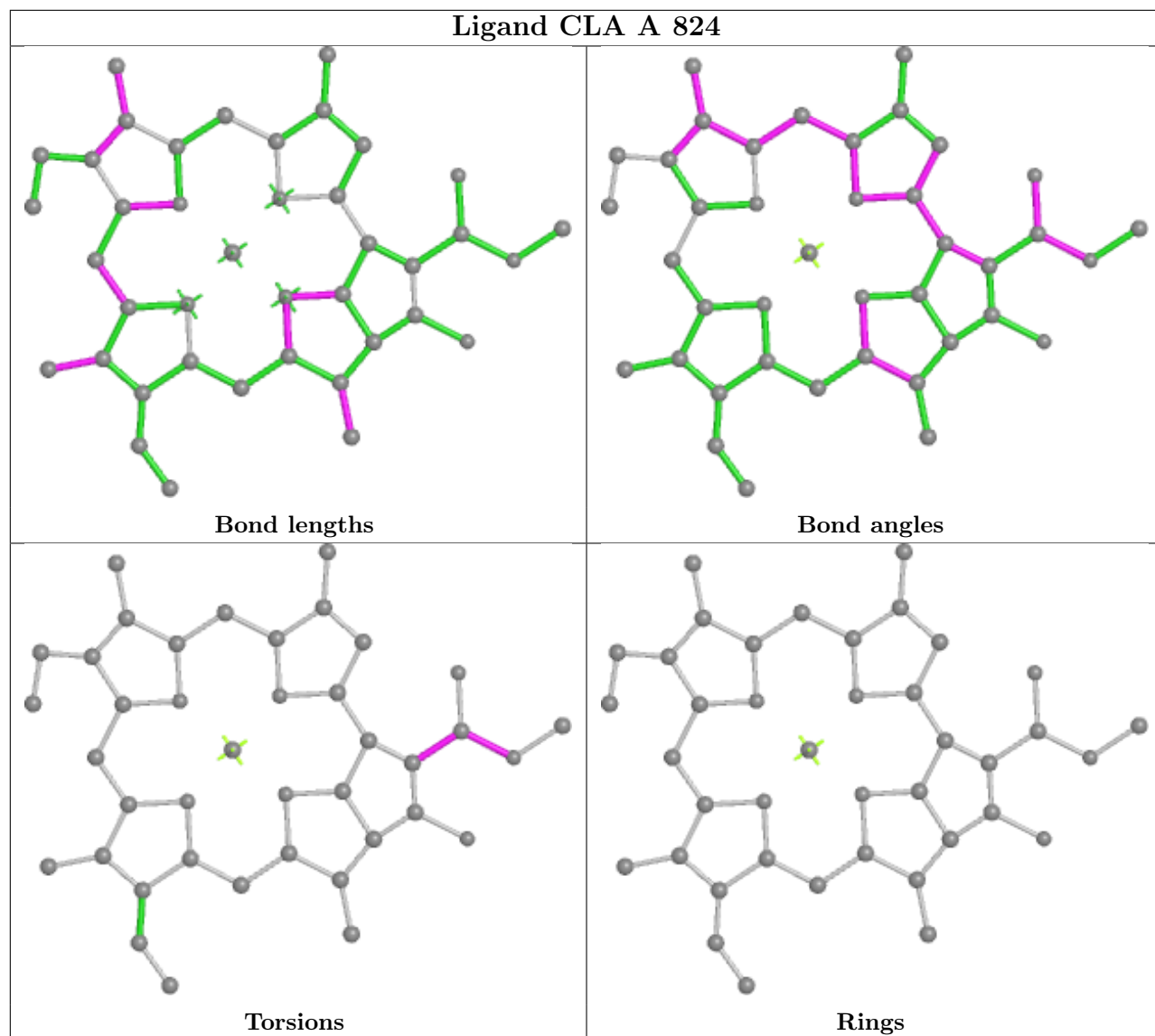


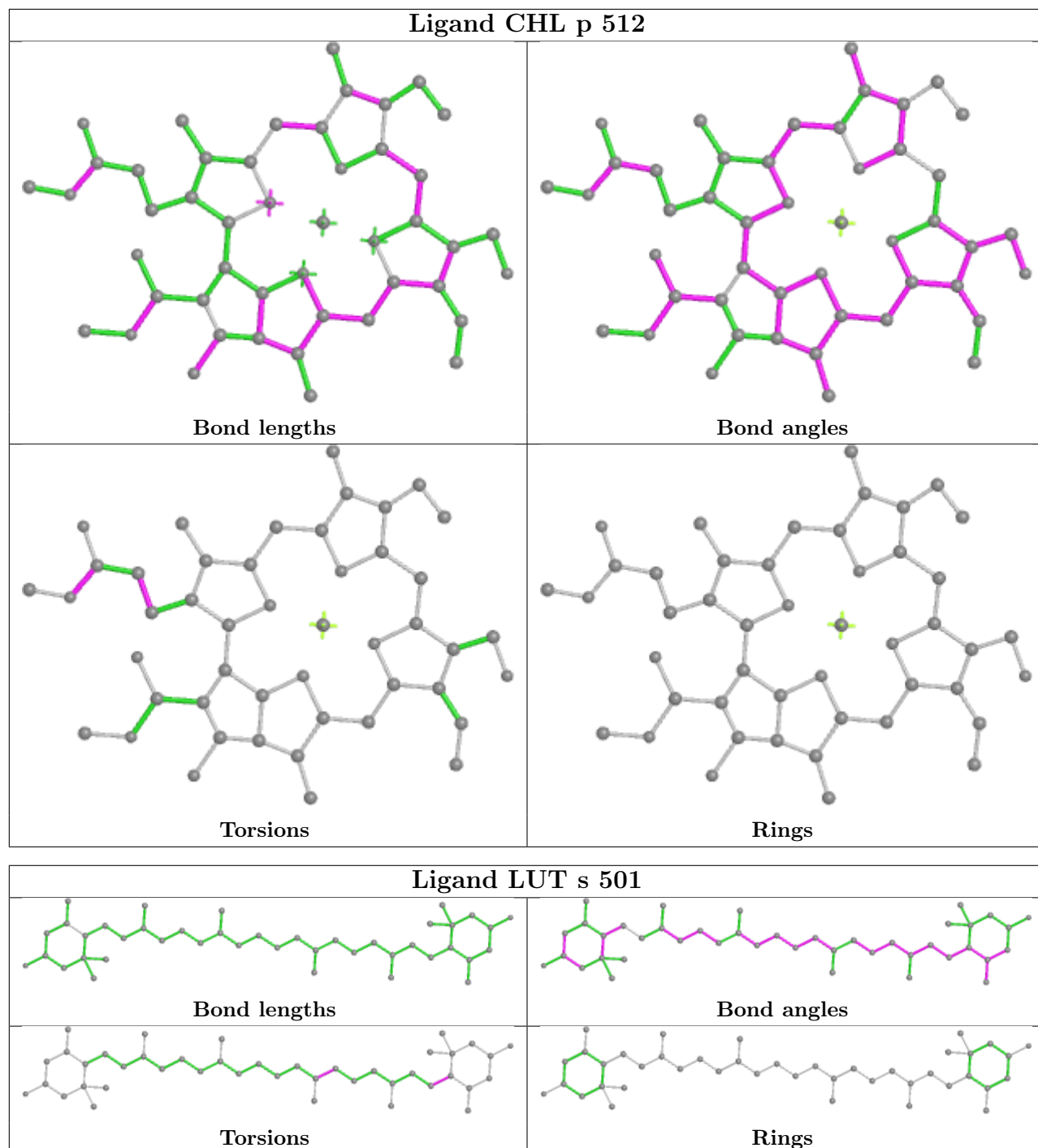


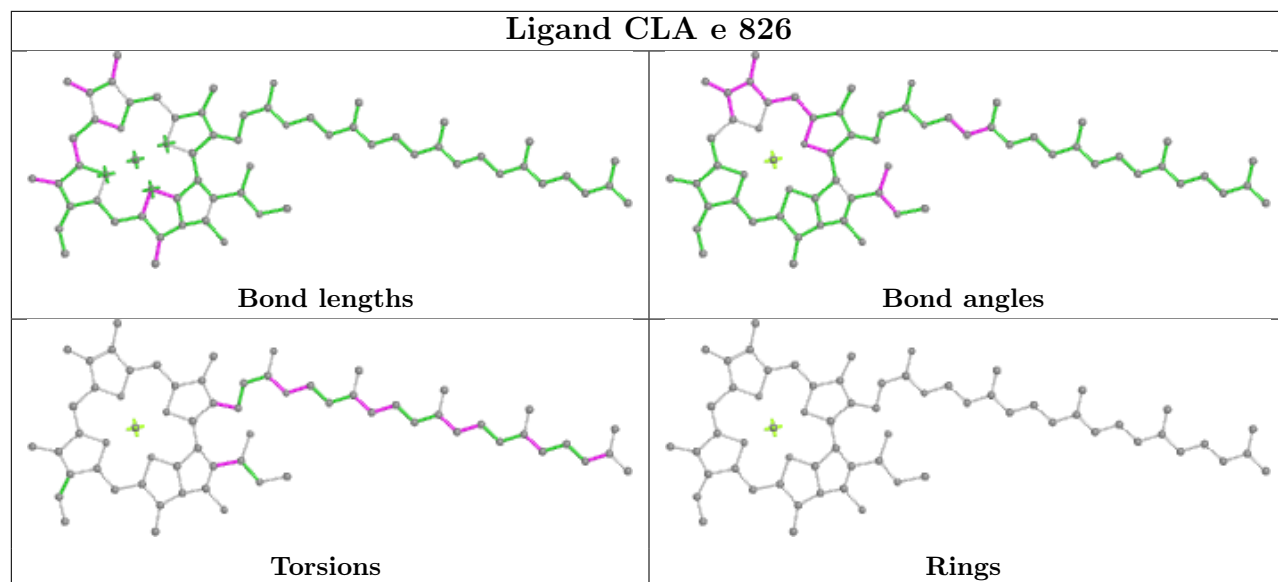


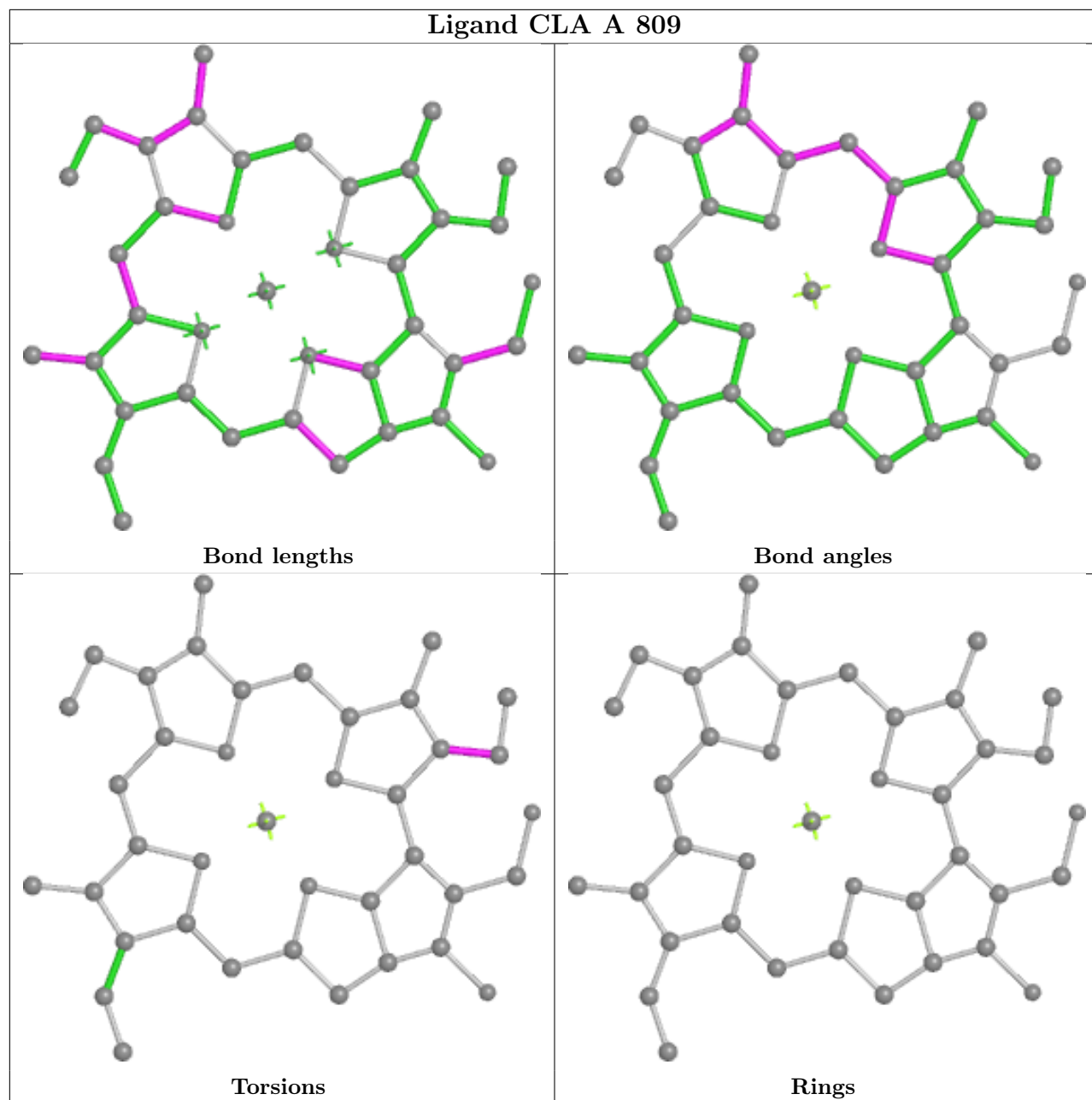


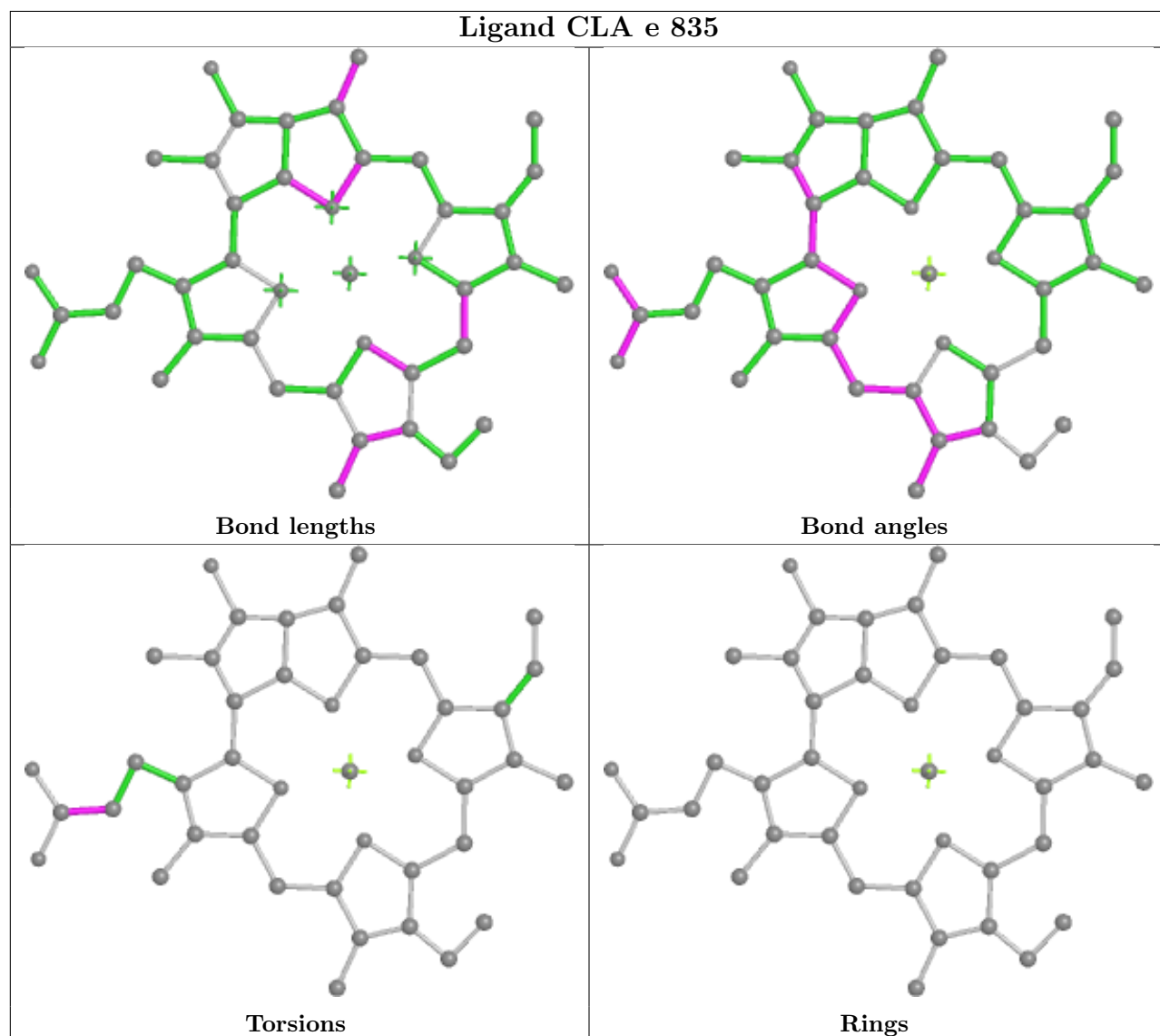
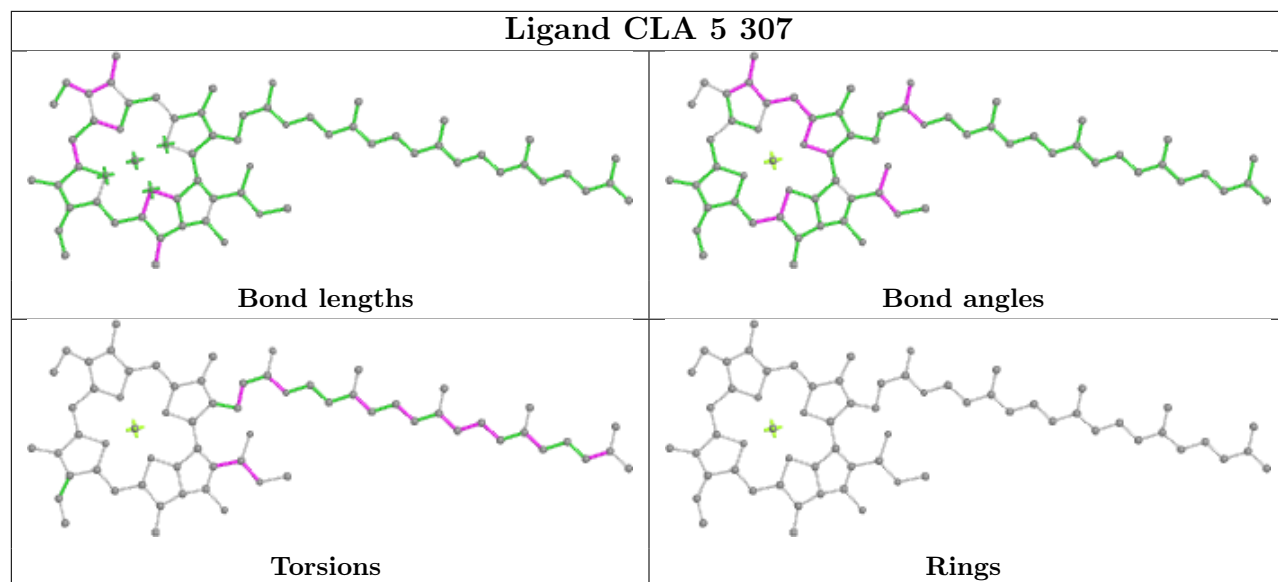


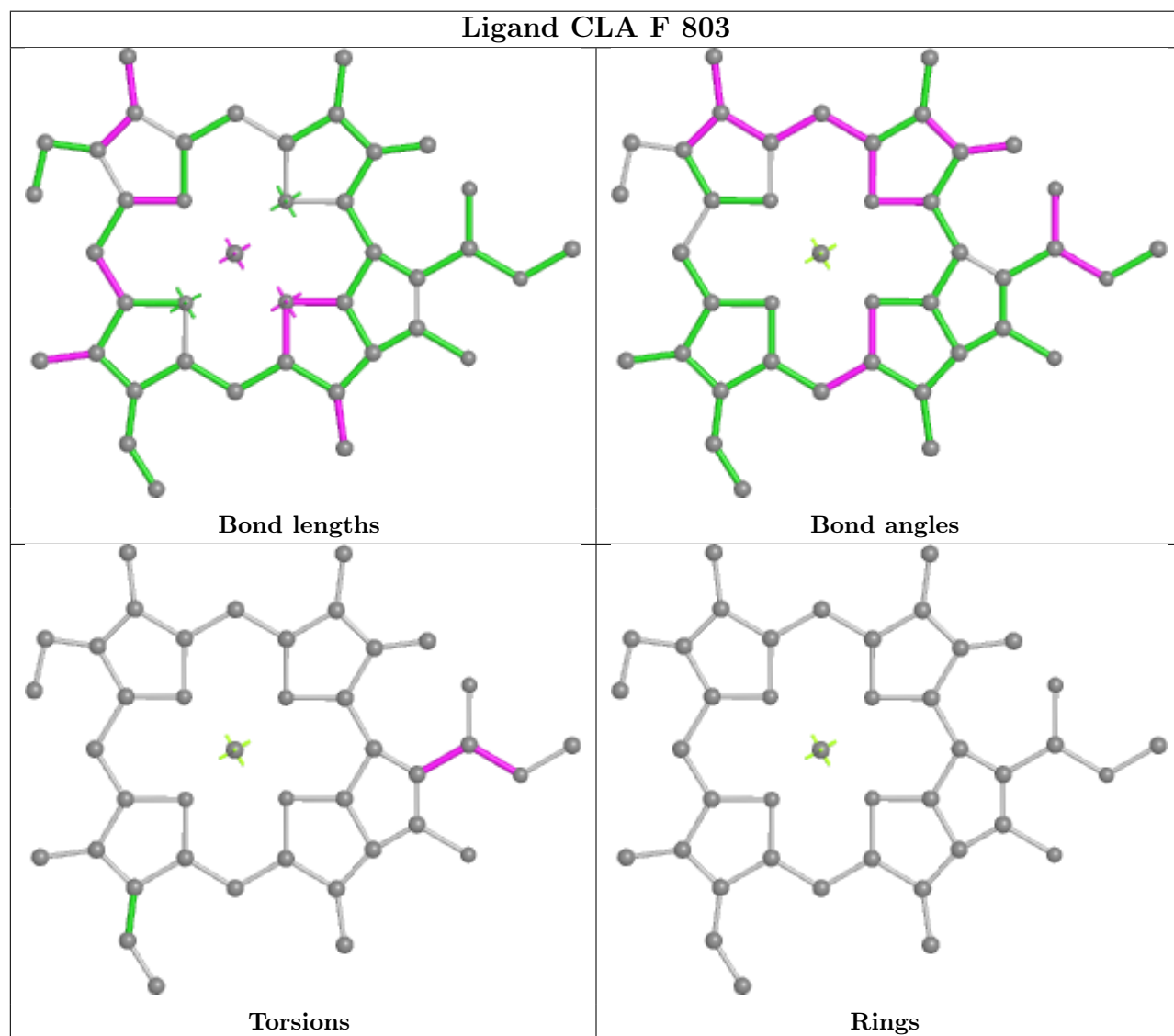
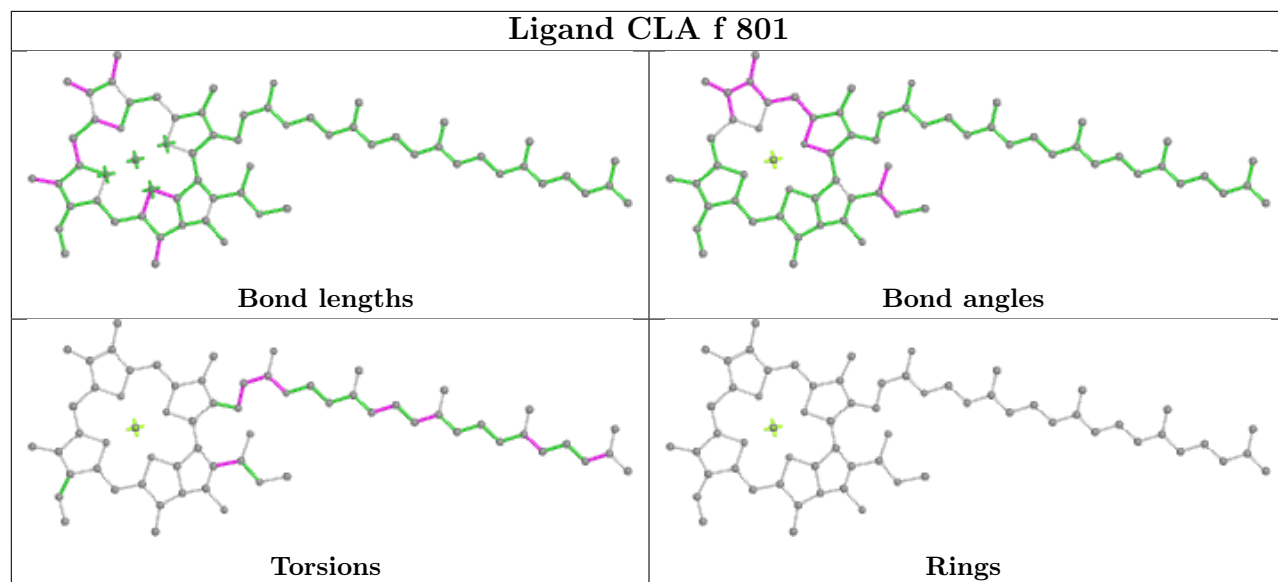


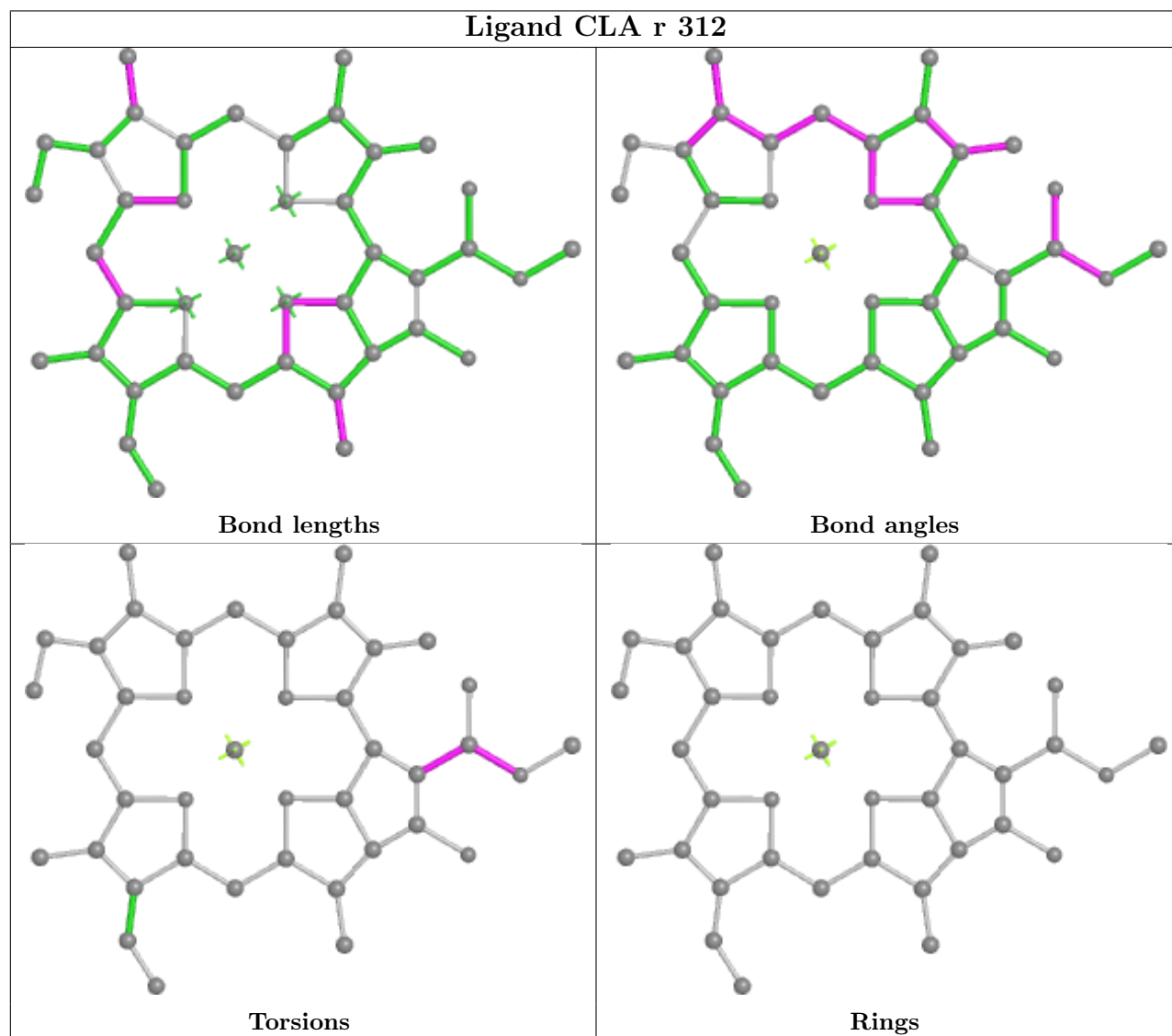
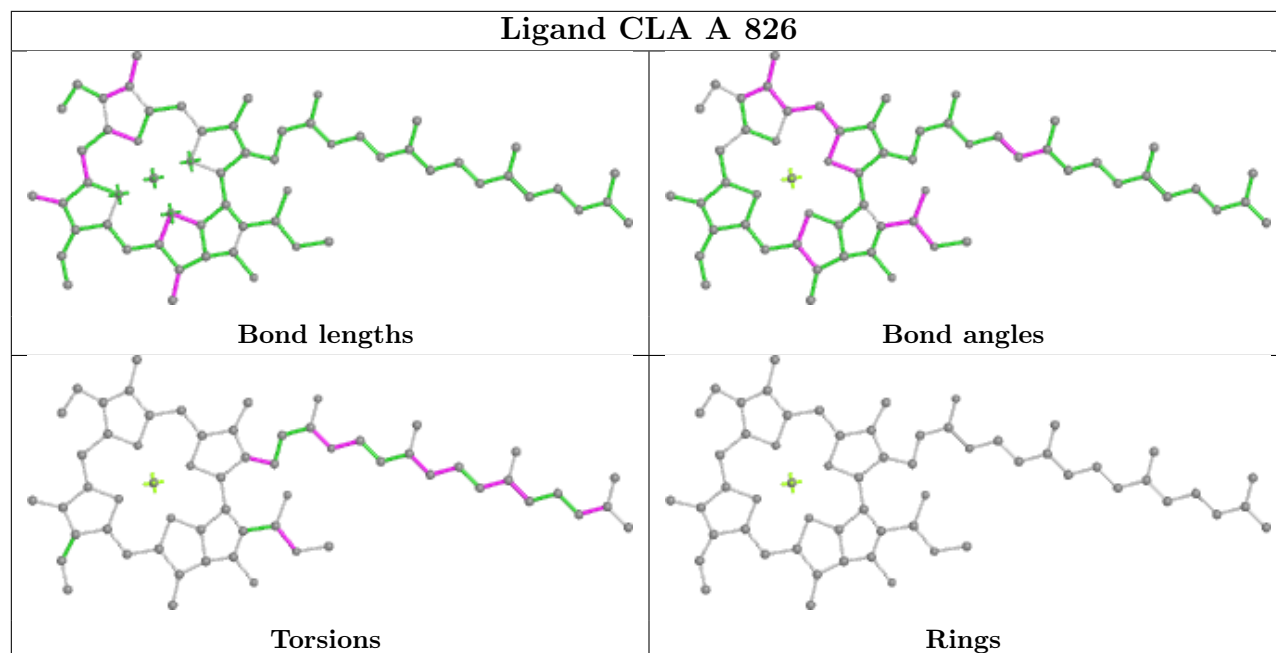












5.7 Other polymers [i](#)

There are no such residues in this entry.

5.8 Polymer linkage issues [i](#)

There are no chain breaks in this entry.

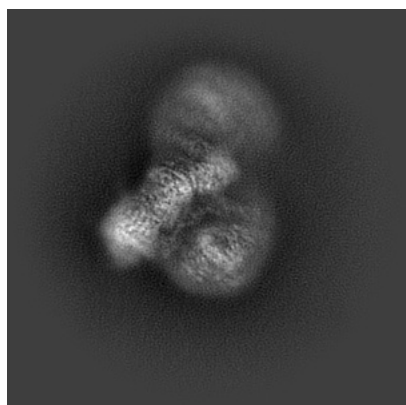
6 Map visualisation [i](#)

This section contains visualisations of the EMDB entry EMD-31498. These allow visual inspection of the internal detail of the map and identification of artifacts.

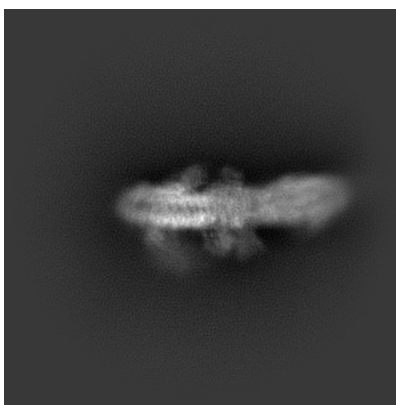
No raw map or half-maps were deposited for this entry and therefore no images, graphs, etc. pertaining to the raw map can be shown.

6.1 Orthogonal projections [i](#)

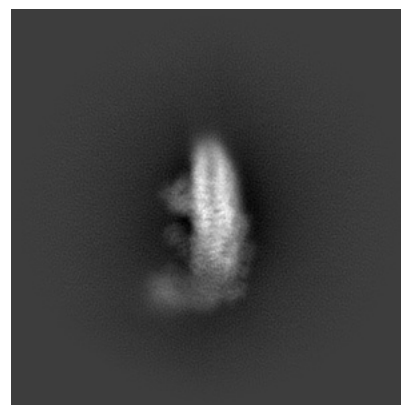
6.1.1 Primary map



X



Y

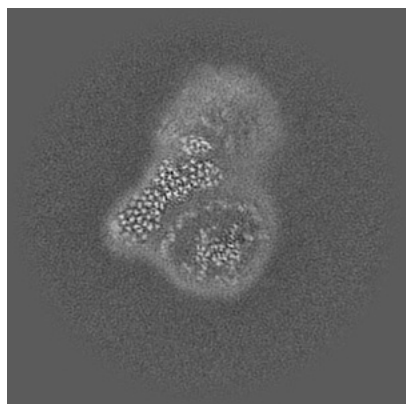


Z

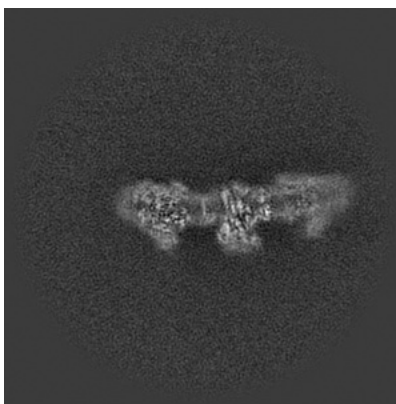
The images above show the map projected in three orthogonal directions.

6.2 Central slices [i](#)

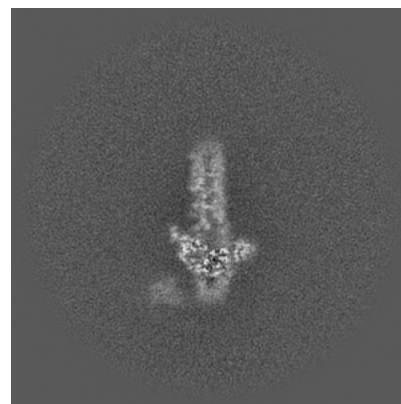
6.2.1 Primary map



X Index: 220



Y Index: 220

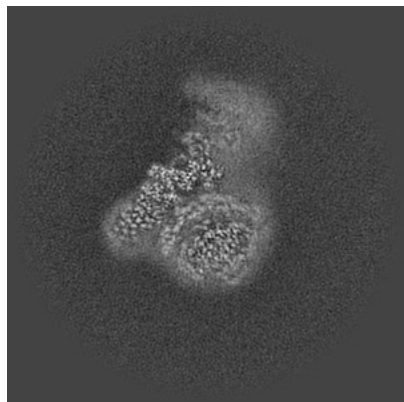


Z Index: 220

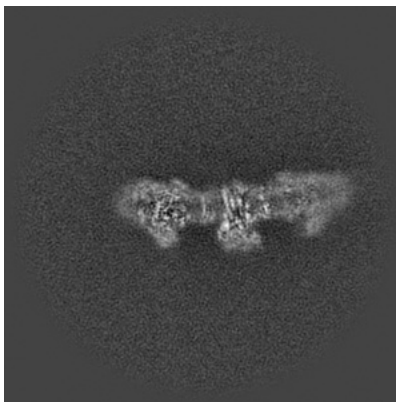
The images above show central slices of the map in three orthogonal directions.

6.3 Largest variance slices [i](#)

6.3.1 Primary map



X Index: 209



Y Index: 221

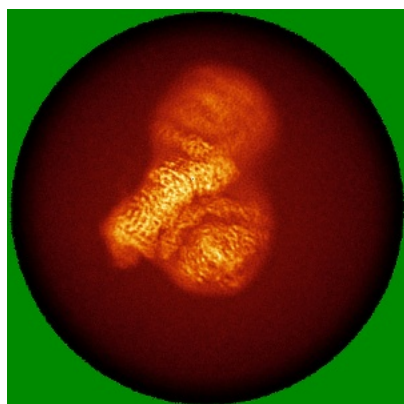


Z Index: 196

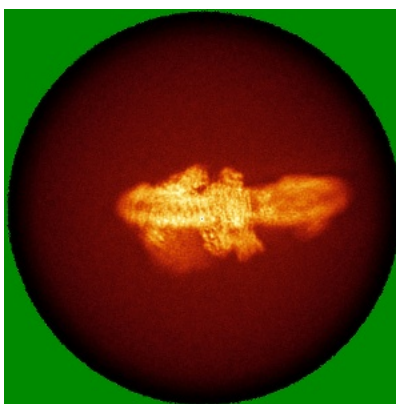
The images above show the largest variance slices of the map in three orthogonal directions.

6.4 Orthogonal standard-deviation projections (False-color) [i](#)

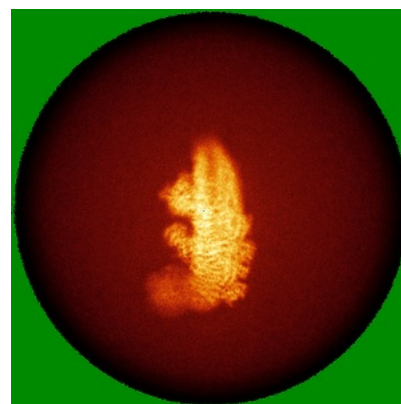
6.4.1 Primary map



X



Y



Z

The images above show the map standard deviation projections with false color in three orthogonal directions. Minimum values are shown in green, max in blue, and dark to light orange shades represent small to large values respectively.

6.5 Orthogonal surface views [i](#)

6.5.1 Primary map



X



Y



Z

The images above show the 3D surface view of the map at the recommended contour level 4.3. These images, in conjunction with the slice images, may facilitate assessment of whether an appropriate contour level has been provided.

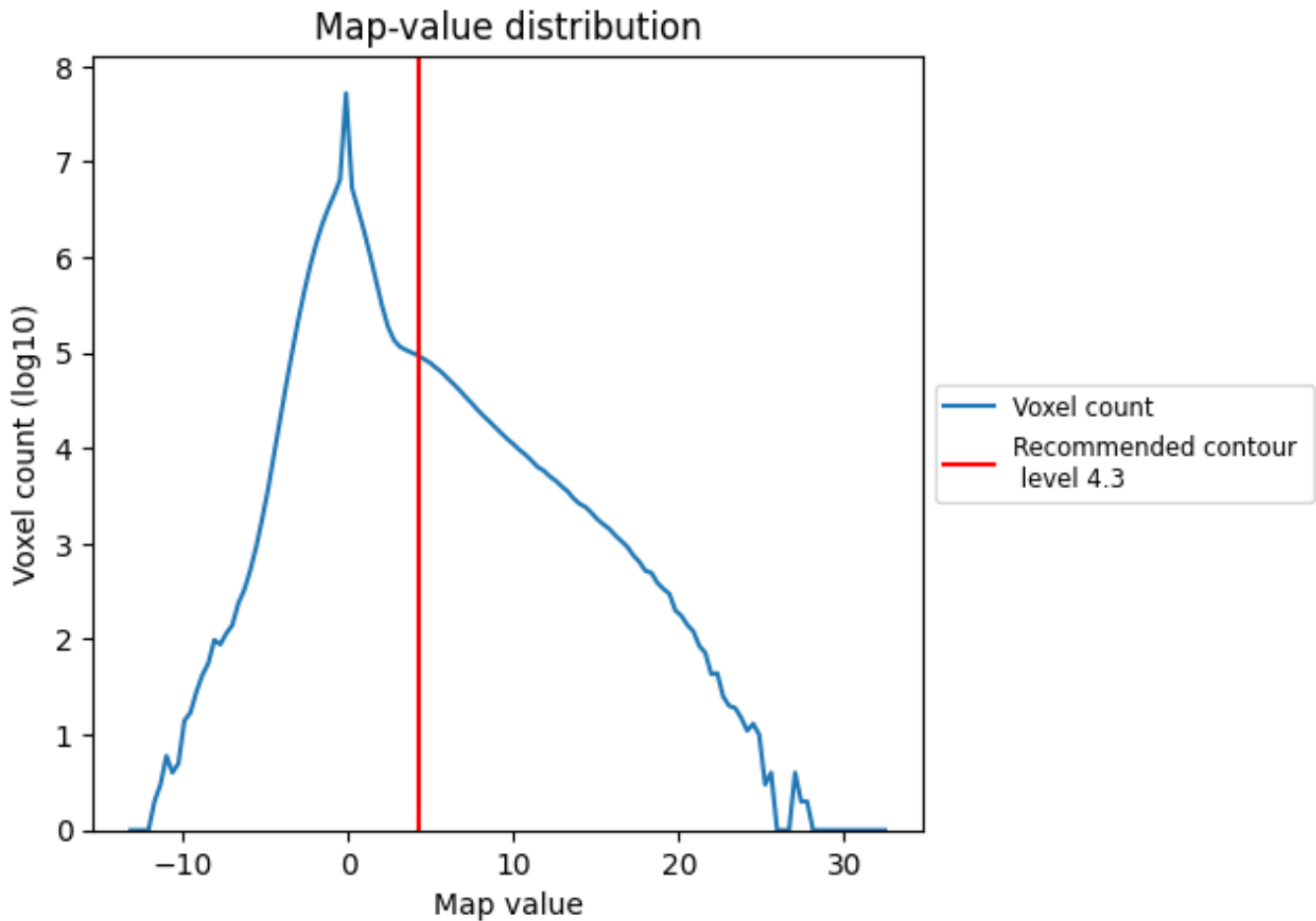
6.6 Mask visualisation [i](#)

This section was not generated. No masks/segmentation were deposited.

7 Map analysis [i](#)

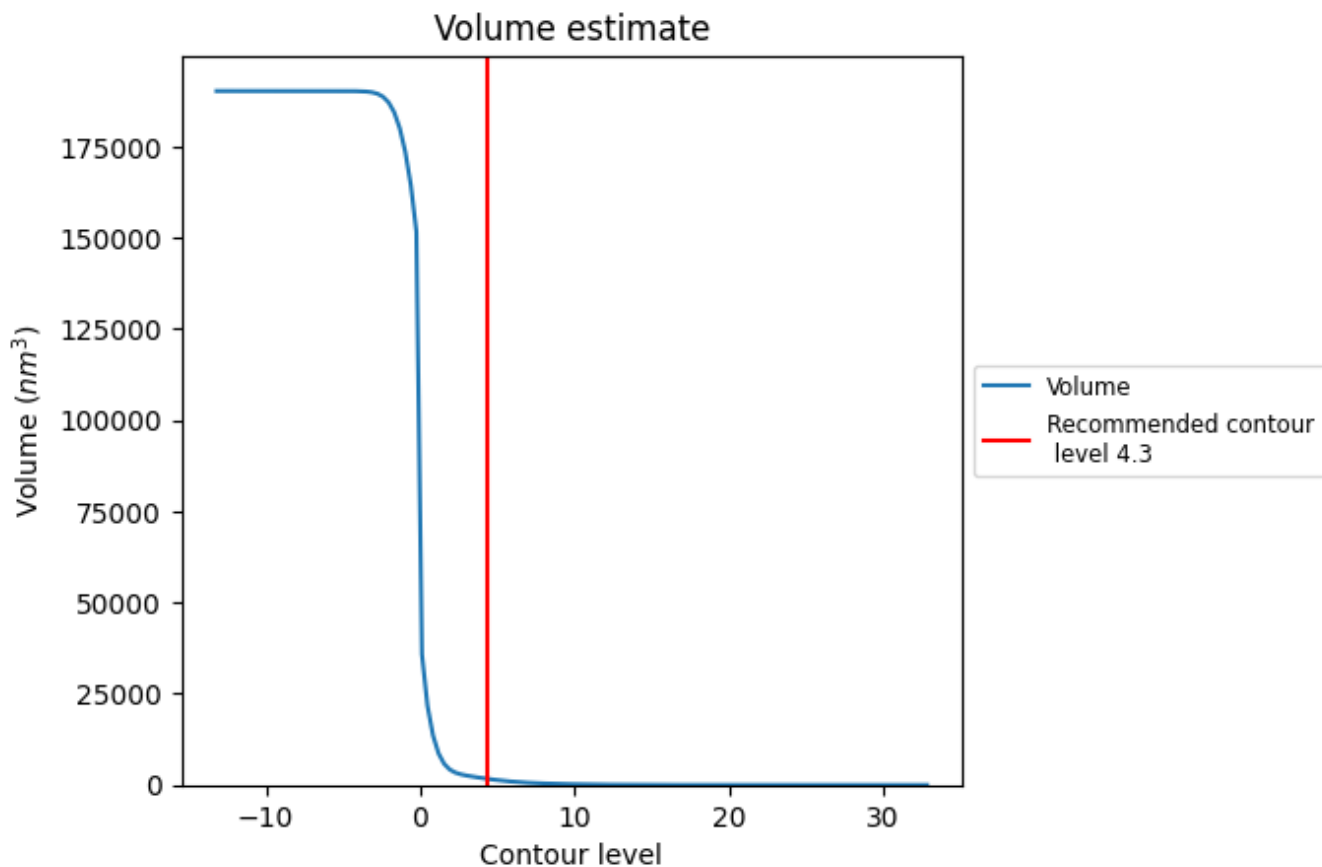
This section contains the results of statistical analysis of the map.

7.1 Map-value distribution [i](#)



The map-value distribution is plotted in 128 intervals along the x-axis. The y-axis is logarithmic. A spike in this graph at zero usually indicates that the volume has been masked.

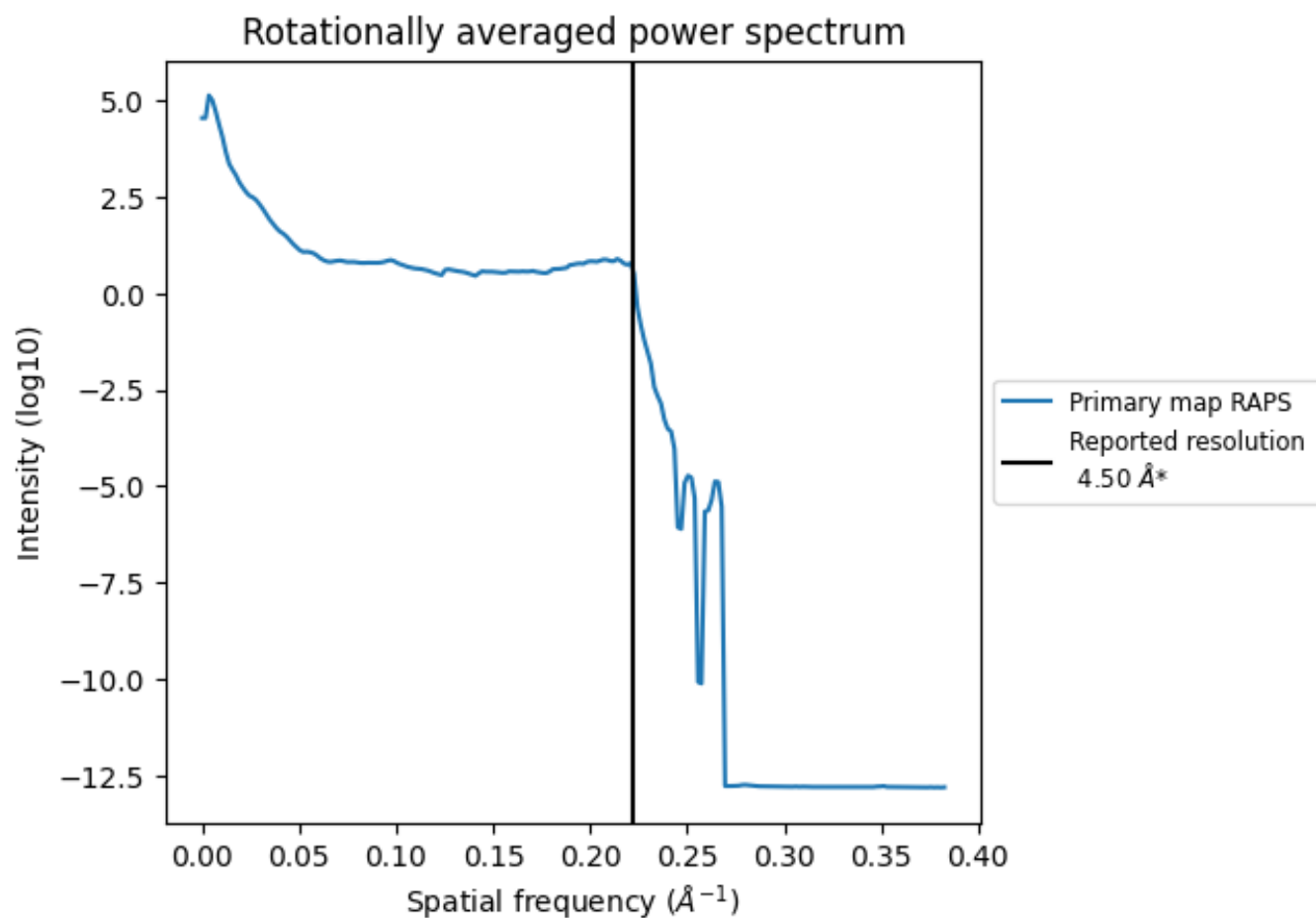
7.2 Volume estimate [i](#)



The volume at the recommended contour level is 1712 nm³; this corresponds to an approximate mass of 1547 kDa.

The volume estimate graph shows how the enclosed volume varies with the contour level. The recommended contour level is shown as a vertical line and the intersection between the line and the curve gives the volume of the enclosed surface at the given level.

7.3 Rotationally averaged power spectrum [i](#)



*Reported resolution corresponds to spatial frequency of 0.222\AA^{-1}


8 Fourier-Shell correlation

This section was not generated. No FSC curve or half-maps provided.

9 Map-model fit [i](#)

This section contains information regarding the fit between EMDB map EMD-31498 and PDB model 7F9O. Per-residue inclusion information can be found in section [3](#) on page [44](#).

9.1 Map-model overlay [i](#)




The images above show the 3D surface view of the map at the recommended contour level 4.3 at 50% transparency in yellow overlaid with a ribbon representation of the model coloured in blue. These images allow for the visual assessment of the quality of fit between the atomic model and the map.

9.2 Q-score mapped to coordinate model [\(i\)](#)



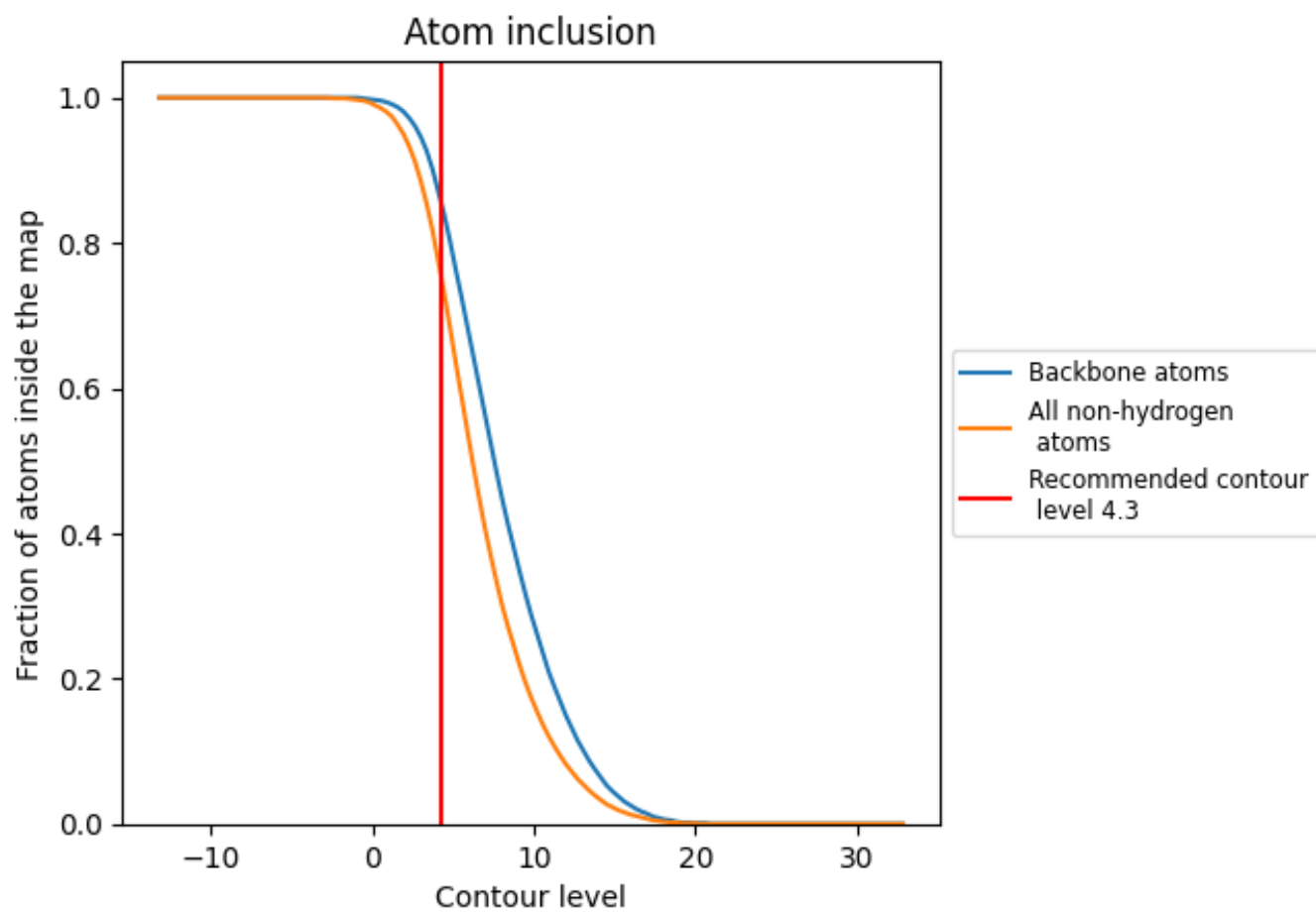
The images above show the model with each residue coloured according to its Q-score. This shows their resolvability in the map with higher Q-score values reflecting better resolvability. Please note: Q-score is calculating the resolvability of atoms, and thus high values are only expected at resolutions at which atoms can be resolved. Low Q-score values may therefore be expected for many entries.

9.3 Atom inclusion mapped to coordinate model [\(i\)](#)



The images above show the model with each residue coloured according to its atom inclusion. This shows to what extent they are inside the map at the recommended contour level (4.3).







































































9.4 Atom inclusion [i](#)



At the recommended contour level, 85% of all backbone atoms, 75% of all non-hydrogen atoms, are inside the map.

9.5 Map-model fit summary











































The table lists the average atom inclusion at the recommended contour level (4.3) and Q-score for the entire model and for each chain.

Chain	Atom inclusion	Q-score
All	 0.7480	 0.1530
0	 0.9110	 0.2790
1	 0.8680	 0.1670
2	 0.8140	 0.1560
3	 0.7630	 0.1310
4	 0.9470	 0.2970
5	 0.8450	 0.2040
6	 0.9220	 0.2590
7	 0.9030	 0.1660
8	 0.9290	 0.2190
9	 0.9390	 0.3030
A	 0.7970	 0.2100
B	 0.8350	 0.1920
C	 0.9300	 0.1900
D	 0.8100	 0.1390
E	 0.8460	 0.2510
F	 0.7910	 0.2080
G	 0.7710	 0.1410
H	 0.6080	 0.0710
I	 0.7270	 0.1620
J	 0.7650	 0.2130
K	 0.5680	 0.0740
L	 0.6440	 0.0840
M	 0.8570	 0.2760
N	 0.8000	 0.1930
O	 0.8710	 0.2910
P	 0.8110	 0.2610
Q	 0.8350	 0.2470
R	 0.8330	 0.2580
S	 0.3300	 0.0480
T	 0.4230	 0.0480
U	 0.3670	 0.0450
V	 0.5320	 0.0910
W	 0.3670	 0.0230
X	 0.4140	 0.0630



Continued on next page...

Continued from previous page...

Chain	Atom inclusion	Q-score
Y	 0.5340	 0.0660
Z	 0.9210	 0.2760
a	 0.9320	 0.2200
b	 0.9430	 0.2340
c	 0.9380	 0.2400
d	 0.9200	 0.2580
e	 0.6790	 0.0550
f	 0.7370	 0.0470
g	 0.7540	 0.0570
h	 0.3020	 0.0450
i	 0.3880	 0.1030
j	 0.7210	 0.0960
k	 0.2970	 0.0220
l	 0.5890	 0.0150
m	 0.6500	 0.1240
n	 0.2750	 0.0030
o	 0.3410	 0.0070
p	 0.6930	 0.0230
q	 0.7070	 0.0930
r	 0.7970	 0.0940
s	 0.8690	 0.2290