



Full wwPDB EM Validation Report ⓘ

Jul 16, 2023 – 08:44 PM EDT

PDB ID : 8FLB
EMDB ID : EMD-29273
Title : Human nuclear pre-60S ribosomal subunit (State K2)
Authors : Vanden Broeck, A.; Klinge, S.
Deposited on : 2022-12-21
Resolution : 2.55 Å (reported)

This is a Full wwPDB EM Validation Report for a publicly released PDB entry.

We welcome your comments at validation@mail.wwpdb.org

A user guide is available at

<https://www.wwpdb.org/validation/2017/EMValidationReportHelp>

with specific help available everywhere you see the ⓘ symbol.

The types of validation reports are described at

<http://www.wwpdb.org/validation/2017/FAQs#types>.

The following versions of software and data (see [references ⓘ](#)) were used in the production of this report:

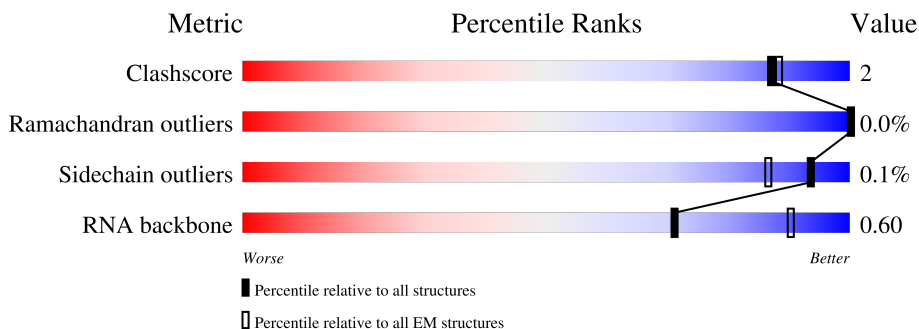
EMDB validation analysis : 0.0.1.dev50
Mogul : 1.8.5 (274361), CSD as541be (2020)
MolProbity : 4.02b-467
buster-report : 1.1.7 (2018)
Percentile statistics : 20191225.v01 (using entries in the PDB archive December 25th 2019)
MapQ : 1.9.9
Ideal geometry (proteins) : Engh & Huber (2001)
Ideal geometry (DNA, RNA) : Parkinson et al. (1996)
Validation Pipeline (wwPDB-VP) : 2.34

1 Overall quality at a glance i

The following experimental techniques were used to determine the structure:
ELECTRON MICROSCOPY

The reported resolution of this entry is 2.55 Å.

Percentile scores (ranging between 0-100) for global validation metrics of the entry are shown in the following graphic. The table shows the number of entries on which the scores are based.



Metric	Whole archive (#Entries)	EM structures (#Entries)
Clashscore	158937	4297
Ramachandran outliers	154571	4023
Sidechain outliers	154315	3826
RNA backbone	4643	859

The table below summarises the geometric issues observed across the polymeric chains and their fit to the map. The red, orange, yellow and green segments of the bar indicate the fraction of residues that contain outliers for ≥ 3 , 2, 1 and 0 types of geometric quality criteria respectively. A grey segment represents the fraction of residues that are not modelled. The numeric value for each fraction is indicated below the corresponding segment, with a dot representing fractions $\leq 5\%$. The upper red bar (where present) indicates the fraction of residues that have poor fit to the EM map (all-atom inclusion $< 40\%$). The numeric value is given above the bar.

Mol	Chain	Length	Quality of chain
1	BA	165	<div style="display: flex; align-items: center;"> <div style="width: 39%; height: 10px; background-color: red; margin-right: 5px;"></div> <div style="width: 55%; height: 10px; background-color: green; margin-right: 5px;"></div> <div style="width: 45%; height: 10px; background-color: grey;"></div> </div>
2	L1	157	<div style="display: flex; align-items: center;"> <div style="width: 80%; height: 10px; background-color: green; margin-right: 5px;"></div> <div style="width: 15%; height: 10px; background-color: yellow; margin-right: 5px;"></div> <div style="width: 5%; height: 10px; background-color: orange; margin-right: 5px;"></div> <div style="width: 5%; height: 10px; background-color: red; margin-right: 5px;"></div> <div style="width: 5%; height: 10px; background-color: grey;"></div> </div>
3	L3	5070	<div style="display: flex; align-items: center;"> <div style="width: 53%; height: 10px; background-color: green; margin-right: 5px;"></div> <div style="width: 12%; height: 10px; background-color: yellow; margin-right: 5px;"></div> <div style="width: 33%; height: 10px; background-color: grey;"></div> </div>
4	L4	121	<div style="display: flex; align-items: center;"> <div style="width: 85%; height: 10px; background-color: green; margin-right: 5px;"></div> <div style="width: 13%; height: 10px; background-color: yellow; margin-right: 5px;"></div> <div style="width: 2%; height: 10px; background-color: orange; margin-right: 5px;"></div> <div style="width: 2%; height: 10px; background-color: red; margin-right: 5px;"></div> <div style="width: 2%; height: 10px; background-color: grey;"></div> </div>
5	L5	178	<div style="display: flex; align-items: center;"> <div style="width: 90%; height: 10px; background-color: green; margin-right: 5px;"></div> <div style="width: 6%; height: 10px; background-color: yellow; margin-right: 5px;"></div> <div style="width: 4%; height: 10px; background-color: grey;"></div> </div>
6	L6	211	<div style="display: flex; align-items: center;"> <div style="width: 8%; height: 10px; background-color: red; margin-right: 5px;"></div> <div style="width: 95%; height: 10px; background-color: green; margin-right: 5px;"></div> <div style="width: 5%; height: 10px; background-color: yellow; margin-right: 5px;"></div> <div style="width: 2%; height: 10px; background-color: grey;"></div> </div>
7	L7	203	<div style="display: flex; align-items: center;"> <div style="width: 95%; height: 10px; background-color: green; margin-right: 5px;"></div> <div style="width: 5%; height: 10px; background-color: yellow; margin-right: 5px;"></div> <div style="width: 2%; height: 10px; background-color: grey;"></div> </div>

Continued on next page...

Continued from previous page...

Mol	Chain	Length	Quality of chain
8	L8	215	60% 37%
9	L9	204	93% 6%
10	LA	184	78% 5% 17%
11	LB	188	95% 5%
12	LC	176	94% 6%
13	LD	196	74% 21%
14	LE	160	92%
15	LF	128	74% 6% 20%
16	LG	140	98%
17	LH	156	89% 8%
18	LI	145	86% 6% 8%
19	LJ	136	89% 10%
20	LK	148	93% 6%
21	LL	137	86% 5% 9%
22	LM	159	9% 53% 43%
23	LN	403	92% 7%
24	LO	115	6% 81% 17%
25	LP	125	82% 15%
26	LQ	135	90% 5% 5%
27	LR	117	91%
28	LS	123	96%
29	LT	110	97%
30	LU	105	7% 90% 7% 7%
31	LV	106	97%
32	LW	97	81% 7% 11%

Continued on next page...

Continued from previous page...

Mol	Chain	Length	Quality of chain
33	LX	92	92% 7% 6%
34	LY	70	89% 10% 6%
35	LZ	51	86% 12% 6%
36	NK	129	50% 48% 14%
37	NL	478	52% 45% 6%
38	NP	134	71% 7% 22% 5%
39	NR	203	69% 5% 25% 5%
40	SA	427	79% 5% 16% 5%
41	SB	297	88% 5% 7% 6%
42	SC	288	66% 9% 25% 6%
43	SD	248	87% 9% 7%
44	SE	266	82% 5% 13% 7%
45	SF	257	89% 6% 5%
46	SG	192	91% 8% 6%
47	SH	293	29% 68% 5%
48	SI	255	88% 8% 8% 8%
49	SK	245	91% 9% 6%
50	SM	588	63% 32% 17%
51	SQ	239	52% 47% 17%
52	SR	634	89% 5% 5% 7%
53	SV	163	80% 5% 15% 6%
54	VB	99	56% 41% 9%

2 Entry composition

There are 58 unique types of molecules in this entry. The entry contains 149034 atoms, of which 0 are hydrogens and 0 are deuteriums.

In the tables below, the AltConf column contains the number of residues with at least one atom in alternate conformation and the Trace column contains the number of residues modelled with at most 2 atoms.

- Molecule 1 is a protein called 60S ribosomal protein L12.

Mol	Chain	Residues	Atoms				AltConf	Trace
			Total	C	N	O		
1	BA	91	449	267	91	91	0	0

- Molecule 2 is a RNA chain called 5.8S rRNA.

Mol	Chain	Residues	Atoms					AltConf	Trace
			Total	C	N	O	P		
2	L1	154	3278	1463	581	1080	154	0	0

- Molecule 3 is a RNA chain called 28S rRNA.

Mol	Chain	Residues	Atoms					AltConf	Trace
			Total	C	N	O	P		
3	L3	3420	73423	32721	13453	23829	3420	0	0

- Molecule 4 is a RNA chain called 5S rRNA.

Mol	Chain	Residues	Atoms					AltConf	Trace
			Total	C	N	O	P		
4	L4	120	2561	1141	456	844	120	0	0

- Molecule 5 is a protein called 60S ribosomal protein L11.

Mol	Chain	Residues	Atoms					AltConf	Trace
			Total	C	N	O	S		
5	L5	168	1349	853	251	239	6	0	0

- Molecule 6 is a protein called 60S ribosomal protein L13.

Mol	Chain	Residues	Atoms					AltConf	Trace
			Total	C	N	O	S		
6	L6	210	1701	1064	352	281	4	0	0

- Molecule 7 is a protein called 60S ribosomal protein L13a.

Mol	Chain	Residues	Atoms					AltConf	Trace
			Total	C	N	O	S		
7	L7	201	1650	1063	321	261	5	0	0

- Molecule 8 is a protein called 60S ribosomal protein L14.

Mol	Chain	Residues	Atoms					AltConf	Trace
			Total	C	N	O	S		
8	L8	135	1111	713	213	178	7	0	0

- Molecule 9 is a protein called 60S ribosomal protein L15.

Mol	Chain	Residues	Atoms					AltConf	Trace
			Total	C	N	O	S		
9	L9	203	1701	1072	359	266	4	0	0

- Molecule 10 is a protein called 60S ribosomal protein L17.

Mol	Chain	Residues	Atoms					AltConf	Trace
			Total	C	N	O	S		
10	LA	153	1242	776	241	216	9	0	0

- Molecule 11 is a protein called 60S ribosomal protein L18.

Mol	Chain	Residues	Atoms					AltConf	Trace
			Total	C	N	O	S		
11	LB	187	1512	944	314	249	5	0	0

- Molecule 12 is a protein called 60S ribosomal protein L18a.

Mol	Chain	Residues	Atoms					AltConf	Trace
			Total	C	N	O	S		
12	LC	176	1461	930	284	236	11	0	0

- Molecule 13 is a protein called 60S ribosomal protein L19.

Mol	Chain	Residues	Atoms					AltConf	Trace
			Total	C	N	O	S		
13	LD	154	1289	805	277	198	9	0	0

- Molecule 14 is a protein called 60S ribosomal protein L21.

Mol	Chain	Residues	Atoms					AltConf	Trace
14	LE	154	Total	C	N	O	S	0	0
			1264	803	246	210	5		

- Molecule 15 is a protein called 60S ribosomal protein L22.

Mol	Chain	Residues	Atoms					AltConf	Trace
15	LF	103	Total	C	N	O	S	0	0
			842	538	148	154	2		

- Molecule 16 is a protein called 60S ribosomal protein L23.

Mol	Chain	Residues	Atoms					AltConf	Trace
16	LG	139	Total	C	N	O	S	0	0
			1034	648	199	182	5		

- Molecule 17 is a protein called 60S ribosomal protein L23a.

Mol	Chain	Residues	Atoms					AltConf	Trace
17	LH	143	Total	C	N	O	S	0	0
			1156	740	220	195	1		

- Molecule 18 is a protein called 60S ribosomal protein L26.

Mol	Chain	Residues	Atoms					AltConf	Trace
18	LI	134	Total	C	N	O	S	0	0
			1115	700	226	186	3		

- Molecule 19 is a protein called 60S ribosomal protein L27.

Mol	Chain	Residues	Atoms					AltConf	Trace
19	LJ	135	Total	C	N	O	S	0	0
			1107	714	208	182	3		

- Molecule 20 is a protein called 60S ribosomal protein L27a.

Mol	Chain	Residues	Atoms					AltConf	Trace
20	LK	147	Total	C	N	O	S	0	0
			1162	736	237	186	3		

- Molecule 21 is a protein called 60S ribosomal protein L28.

Mol	Chain	Residues	Atoms					AltConf	Trace
21	LL	125	Total	C	N	O	S	0	0
			1002	622	207	168	5		

- Molecule 22 is a protein called 60S ribosomal protein L29.

Mol	Chain	Residues	Atoms					AltConf	Trace
22	LM	91	Total	C	N	O	S	0	0
			751	469	165	113	4		

- Molecule 23 is a protein called 60S ribosomal protein L3.

Mol	Chain	Residues	Atoms					AltConf	Trace
23	LN	402	Total	C	N	O	S	0	0
			3239	2061	608	556	14		

- Molecule 24 is a protein called 60S ribosomal protein L30.

Mol	Chain	Residues	Atoms					AltConf	Trace
24	LO	95	Total	C	N	O	S	0	0
			738	468	131	133	6		

- Molecule 25 is a protein called 60S ribosomal protein L31.

Mol	Chain	Residues	Atoms					AltConf	Trace
25	LP	106	Total	C	N	O	S	0	0
			879	555	170	152	2		

- Molecule 26 is a protein called 60S ribosomal protein L32.

Mol	Chain	Residues	Atoms					AltConf	Trace
26	LQ	128	Total	C	N	O	S	0	0
			1053	667	216	165	5		

- Molecule 27 is a protein called 60S ribosomal protein L34.

Mol	Chain	Residues	Atoms					AltConf	Trace
27	LR	112	Total	C	N	O	S	0	0
			888	555	183	144	6		

- Molecule 28 is a protein called 60S ribosomal protein L35.

Mol	Chain	Residues	Atoms					AltConf	Trace
			Total	C	N	O	S		
28	LS	122	1015	641	205	168	1	0	0

- Molecule 29 is a protein called 60S ribosomal protein L35a.

Mol	Chain	Residues	Atoms					AltConf	Trace
			Total	C	N	O	S		
29	LT	109	876	555	174	144	3	0	0

- Molecule 30 is a protein called 60S ribosomal protein L36.

Mol	Chain	Residues	Atoms					AltConf	Trace
			Total	C	N	O	S		
30	LU	102	832	521	177	129	5	0	0

- Molecule 31 is a protein called 60S ribosomal protein L36a.

Mol	Chain	Residues	Atoms					AltConf	Trace
			Total	C	N	O	S		
31	LV	104	851	533	174	138	6	0	0

- Molecule 32 is a protein called 60S ribosomal protein L37.

Mol	Chain	Residues	Atoms					AltConf	Trace
			Total	C	N	O	S		
32	LW	86	705	434	155	111	5	0	0

- Molecule 33 is a protein called 60S ribosomal protein L37a.

Mol	Chain	Residues	Atoms					AltConf	Trace
			Total	C	N	O	S		
33	LX	91	708	445	136	120	7	0	0

- Molecule 34 is a protein called 60S ribosomal protein L38.

Mol	Chain	Residues	Atoms					AltConf	Trace
			Total	C	N	O	S		
34	LY	69	569	366	103	99	1	0	0

- Molecule 35 is a protein called 60S ribosomal protein L39.

Mol	Chain	Residues	Atoms					AltConf	Trace
35	LZ	50	Total	C	N	O	S	0	0
			444	281	98	64	1		

- Molecule 36 is a protein called Protein LLP homolog.

Mol	Chain	Residues	Atoms					AltConf	Trace
36	NK	67	Total	C	N	O	S	0	0
			581	363	128	88	2		

- Molecule 37 is a protein called Ribosome biogenesis protein NOP53.

Mol	Chain	Residues	Atoms					AltConf	Trace
37	NL	263	Total	C	N	O	S	0	0
			2175	1347	433	393	2		

- Molecule 38 is a protein called Zinc finger protein 593.

Mol	Chain	Residues	Atoms					AltConf	Trace
38	NP	104	Total	C	N	O	S	0	0
			847	520	178	145	4		

- Molecule 39 is a protein called Translation machinery-associated protein 16.

Mol	Chain	Residues	Atoms					AltConf	Trace	
39	NR	152	Total	C	N	O	P	S	1	0
			1299	809	249	235	1	5		

- Molecule 40 is a protein called 60S ribosomal protein L4.

Mol	Chain	Residues	Atoms					AltConf	Trace
40	SA	358	Total	C	N	O	S	0	0
			2853	1797	570	473	13		

- Molecule 41 is a protein called 60S ribosomal protein L5.

Mol	Chain	Residues	Atoms					AltConf	Trace
41	SB	275	Total	C	N	O	S	0	0
			2243	1419	406	404	14		

- Molecule 42 is a protein called 60S ribosomal protein L6.

Mol	Chain	Residues	Atoms					AltConf	Trace
42	SC	217	Total	C	N	O	S	0	0
			1747	1124	332	287	4		

- Molecule 43 is a protein called 60S ribosomal protein L7.

Mol	Chain	Residues	Atoms					AltConf	Trace
43	SD	225	Total	C	N	O	S	0	0
			1870	1202	358	301	9		

- Molecule 44 is a protein called 60S ribosomal protein L7a.

Mol	Chain	Residues	Atoms					AltConf	Trace
44	SE	231	Total	C	N	O	S	1	0
			1869	1191	361	313	4		

- Molecule 45 is a protein called 60S ribosomal protein L8.

Mol	Chain	Residues	Atoms					AltConf	Trace
45	SF	245	Total	C	N	O	S	0	0
			1876	1177	383	310	6		

- Molecule 46 is a protein called 60S ribosomal protein L9.

Mol	Chain	Residues	Atoms					AltConf	Trace
46	SG	190	Total	C	N	O	S	0	0
			1518	956	284	272	6		

- Molecule 47 is a protein called MKI67 FHA domain-interacting nucleolar phosphoprotein.

Mol	Chain	Residues	Atoms					AltConf	Trace
47	SH	93	Total	C	N	O	S	0	0
			773	501	130	139	3		

- Molecule 48 is a protein called 60S ribosomal protein L7-like 1.

Mol	Chain	Residues	Atoms					AltConf	Trace
48	SI	234	Total	C	N	O	S	3	0
			1952	1267	365	316	4		

- Molecule 49 is a protein called Eukaryotic translation initiation factor 6.

Mol	Chain	Residues	Atoms					AltConf	Trace
			Total	C	N	O	S		
49	SK	244	1852	1149	318	372	13	0	0

- Molecule 50 is a protein called Pescadillo homolog.

Mol	Chain	Residues	Atoms					AltConf	Trace
			Total	C	N	O	S		
50	SM	399	3278	2120	576	571	11	0	0

- Molecule 51 is a protein called mRNA turnover protein 4 homolog.

Mol	Chain	Residues	Atoms				AltConf	Trace
			Total	C	N	O		
51	SQ	127	650	388	132	130	0	0

- Molecule 52 is a protein called GTP-binding protein 4.

Mol	Chain	Residues	Atoms					AltConf	Trace
			Total	C	N	O	S		
52	SR	601	4932	3105	899	902	26	0	0

- Molecule 53 is a protein called Probable ribosome biogenesis protein RLP24.

Mol	Chain	Residues	Atoms					AltConf	Trace
			Total	C	N	O	S		
53	SV	139	1184	754	229	191	10	0	0

- Molecule 54 is a protein called Leydig cell tumor 10 kDa protein homolog.

Mol	Chain	Residues	Atoms					AltConf	Trace
			Total	C	N	O	S		
54	VB	58	455	285	95	74	1	0	0

- Molecule 55 is MAGNESIUM ION (three-letter code: MG) (formula: Mg).

Mol	Chain	Residues	Atoms		AltConf
55	L1	4	Total	Mg	0
			4	4	
55	L3	74	Total	Mg	0
			74	74	
55	L4	3	Total	Mg	0
			3	3	

Continued on next page...

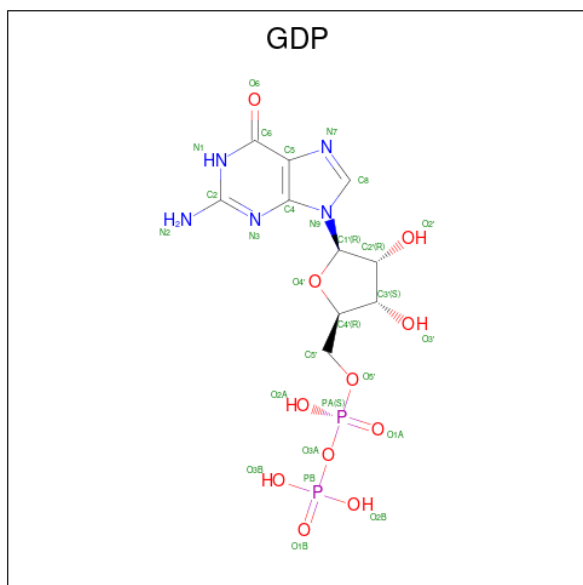
Continued from previous page...

Mol	Chain	Residues	Atoms		AltConf
55	LG	1	Total 1	Mg 1	0
55	LN	1	Total 1	Mg 1	0
55	LQ	1	Total 1	Mg 1	0
55	LR	1	Total 1	Mg 1	0
55	LT	1	Total 1	Mg 1	0
55	SF	1	Total 1	Mg 1	0
55	SR	1	Total 1	Mg 1	0

- Molecule 56 is ZINC ION (three-letter code: ZN) (formula: Zn).

Mol	Chain	Residues	Atoms		AltConf
56	LR	1	Total 1	Zn 1	0
56	LV	1	Total 1	Zn 1	0
56	LW	1	Total 1	Zn 1	0
56	LX	1	Total 1	Zn 1	0
56	NP	1	Total 1	Zn 1	0
56	SV	1	Total 1	Zn 1	0

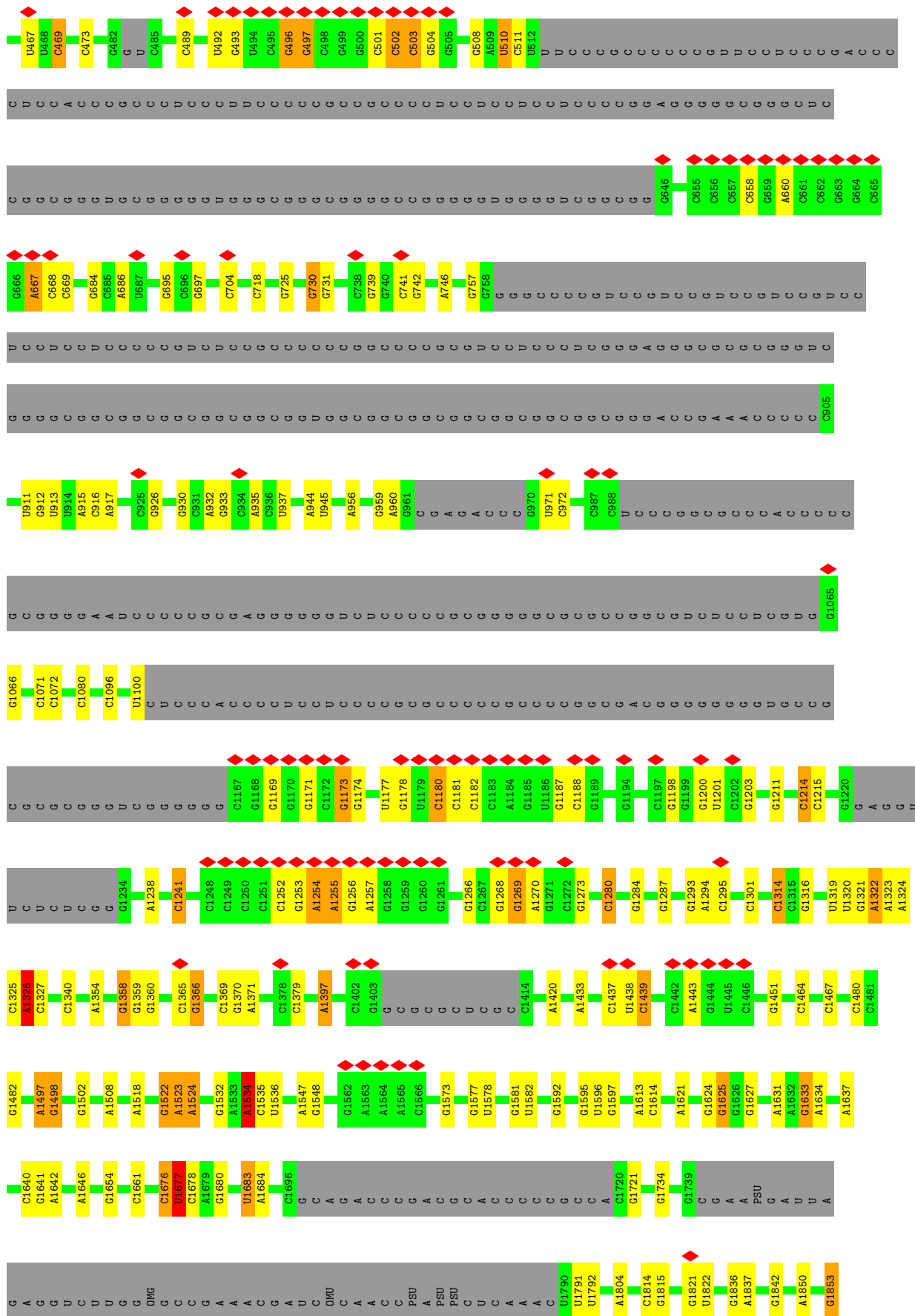
- Molecule 57 is GUANOSINE-5'-DIPHOSPHATE (three-letter code: GDP) (formula: C₁₀H₁₅N₅O₁₁P₂).

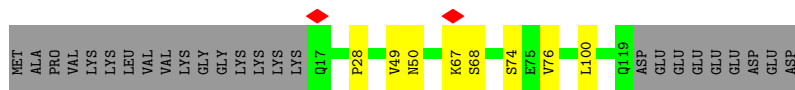


Mol	Chain	Residues	Atoms					AltConf
			Total	C	N	O	P	
57	SR	1	28	10	5	11	2	0

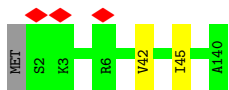
- Molecule 58 is POTASSIUM ION (three-letter code: K) (formula: K).

Mol	Chain	Residues	Atoms		AltConf
			Total	K	
58	SR	1	1	1	0

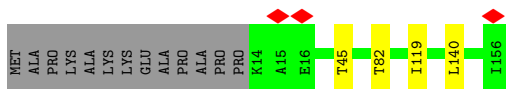




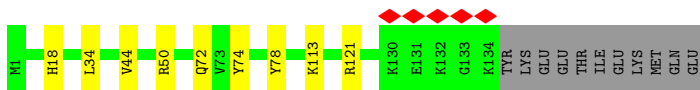
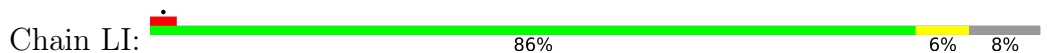
- Molecule 16: 60S ribosomal protein L23



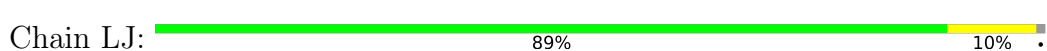
- Molecule 17: 60S ribosomal protein L23a



- Molecule 18: 60S ribosomal protein L26



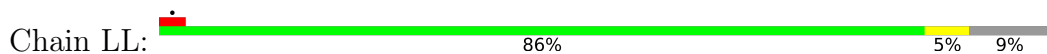
- Molecule 19: 60S ribosomal protein L27



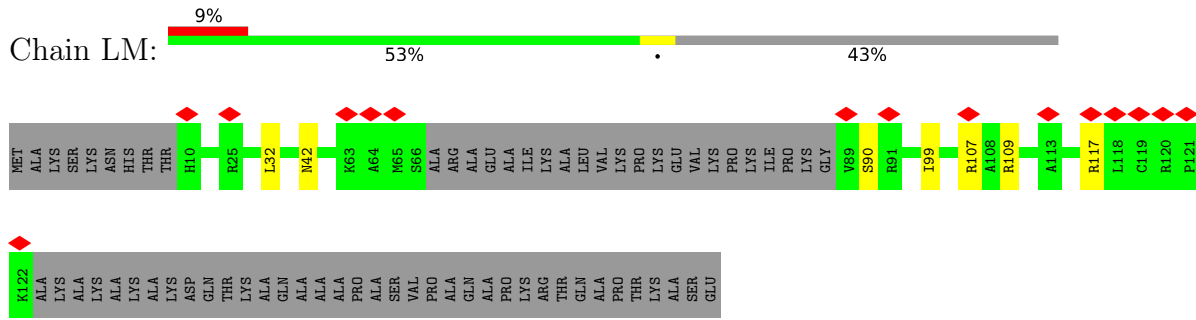
- Molecule 20: 60S ribosomal protein L27a



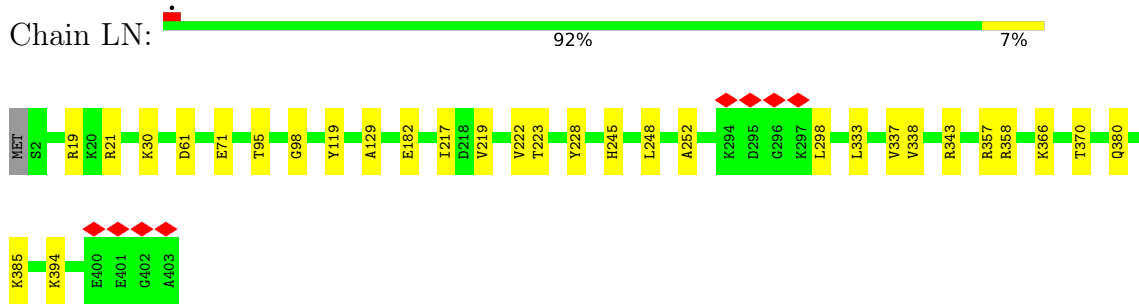
- Molecule 21: 60S ribosomal protein L28



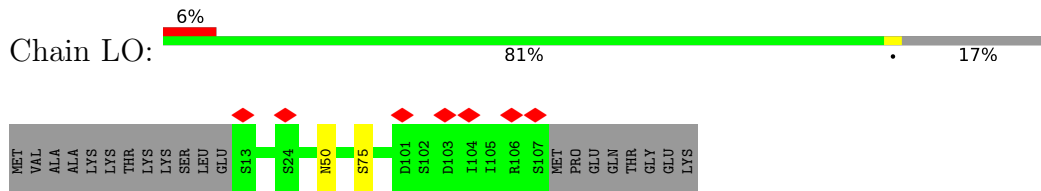
- Molecule 22: 60S ribosomal protein L29



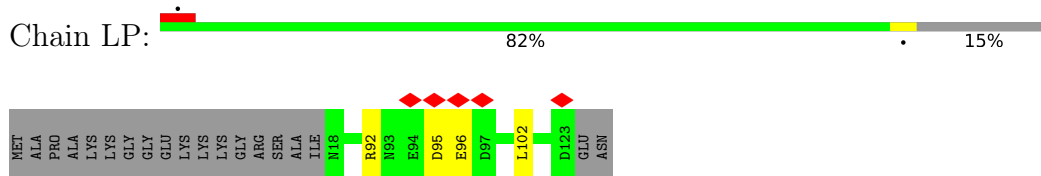
• Molecule 23: 60S ribosomal protein L3



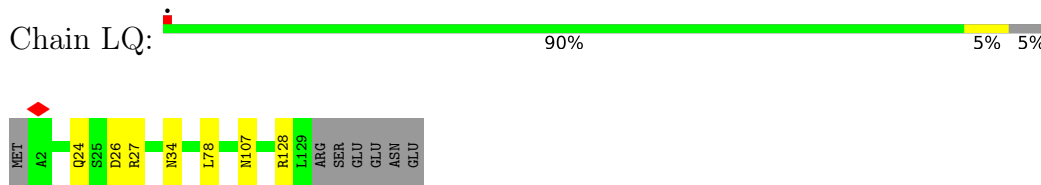
• Molecule 24: 60S ribosomal protein L30



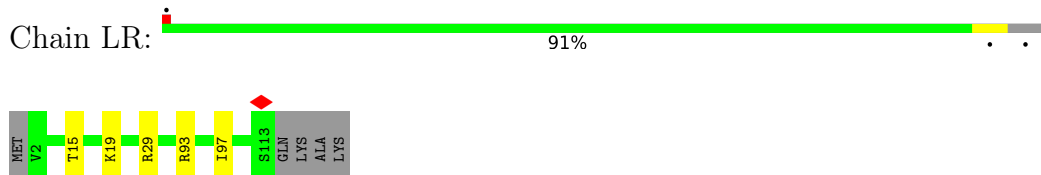
• Molecule 25: 60S ribosomal protein L31

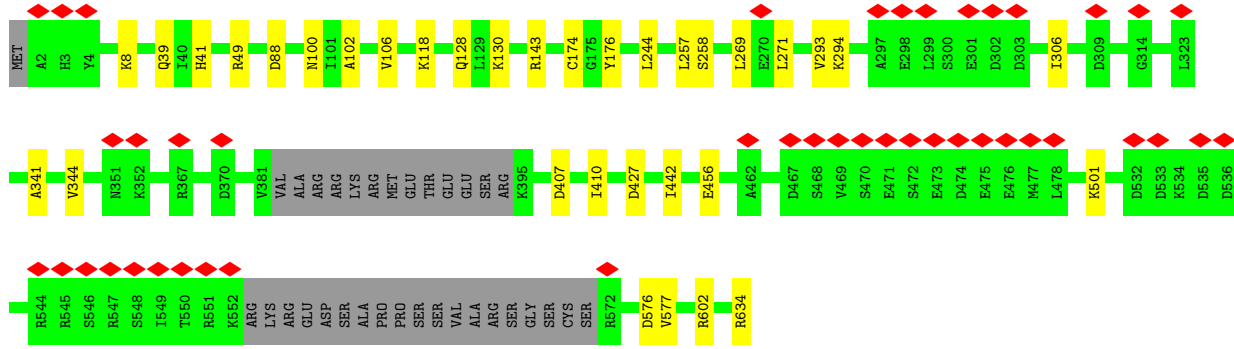


• Molecule 26: 60S ribosomal protein L32

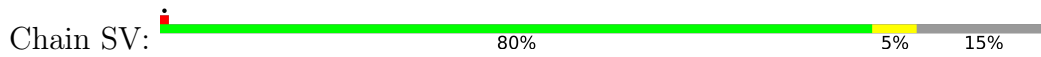


• Molecule 27: 60S ribosomal protein L34

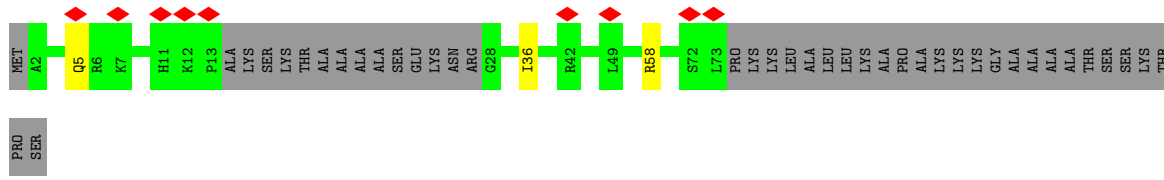




- Molecule 53: Probable ribosome biogenesis protein RLP24



- Molecule 54: Leydig cell tumor 10 kDa protein homolog



4 Experimental information

Property	Value	Source
EM reconstruction method	SINGLE PARTICLE	Depositor
Imposed symmetry	POINT, C1	Depositor
Number of particles used	66157	Depositor
Resolution determination method	FSC 0.143 CUT-OFF	Depositor
CTF correction method	PHASE FLIPPING AND AMPLITUDE CORRECTION	Depositor
Microscope	FEI TITAN KRIOS	Depositor
Voltage (kV)	300	Depositor
Electron dose ($e^-/\text{\AA}^2$)	60	Depositor
Minimum defocus (nm)	500	Depositor
Maximum defocus (nm)	2500	Depositor
Magnification	64000	Depositor
Image detector	GATAN K3 (6k x 4k)	Depositor
Maximum map value	10.877	Depositor
Minimum map value	-0.003	Depositor
Average map value	0.055	Depositor
Map value standard deviation	0.194	Depositor
Recommended contour level	0.85	Depositor
Map size (\AA)	514.56, 514.56, 514.56	wwPDB
Map dimensions	480, 480, 480	wwPDB
Map angles ($^\circ$)	90.0, 90.0, 90.0	wwPDB
Pixel spacing (\AA)	1.072, 1.072, 1.072	Depositor

5 Model quality [i](#)

5.1 Standard geometry [i](#)

Bond lengths and bond angles in the following residue types are not validated in this section: GDP, MG, 1MA, OMU, PSU, OMC, A2M, K, HIC, OMG, ZN, UR3, 6MZ, PTR

The Z score for a bond length (or angle) is the number of standard deviations the observed value is removed from the expected value. A bond length (or angle) with $|Z| > 5$ is considered an outlier worth inspection. RMSZ is the root-mean-square of all Z scores of the bond lengths (or angles).

Mol	Chain	Bond lengths		Bond angles	
		RMSZ	# Z >5	RMSZ	# Z >5
1	BA	0.23	0/448	0.41	0/622
2	L1	0.44	0/3589	0.75	1/5589 (0.0%)
3	L3	0.40	0/79642	0.78	6/124218 (0.0%)
4	L4	0.52	0/2861	0.81	0/4459
5	L5	0.27	0/1372	0.58	0/1836
6	L6	0.26	0/1732	0.60	0/2315
7	L7	0.28	0/1682	0.57	0/2250
8	L8	0.27	0/1133	0.53	0/1516
9	L9	0.29	0/1746	0.64	0/2338
10	LA	0.26	0/1268	0.54	0/1701
11	LB	0.28	0/1536	0.65	0/2052
12	LC	0.30	0/1501	0.60	0/2013
13	LD	0.24	0/1305	0.59	0/1727
14	LE	0.31	0/1291	0.56	0/1724
15	LF	0.27	0/856	0.51	0/1149
16	LG	0.28	0/1048	0.58	0/1402
17	LH	0.26	0/1175	0.52	0/1572
18	LI	0.28	0/1132	0.57	0/1504
19	LJ	0.29	0/1130	0.55	0/1507
20	LK	0.27	0/1191	0.55	0/1591
21	LL	0.26	0/1017	0.60	0/1364
22	LM	0.26	0/763	0.56	0/1005
23	LN	0.27	0/3294	0.55	0/4406
24	LO	0.26	0/748	0.48	0/1004
25	LP	0.28	0/894	0.59	0/1204
26	LQ	0.27	0/1071	0.58	0/1429
27	LR	0.27	0/898	0.62	0/1197
28	LS	0.25	0/1023	0.57	0/1351
29	LT	0.27	0/895	0.61	0/1198
30	LU	0.25	0/843	0.59	0/1115
31	LV	0.30	0/864	0.61	0/1140
32	LW	0.28	0/720	0.65	0/952

Mol	Chain	Bond lengths		Bond angles	
		RMSZ	# Z >5	RMSZ	# Z >5
33	LX	0.26	0/718	0.55	0/953
34	LY	0.26	0/575	0.51	0/761
35	LZ	0.25	0/454	0.61	0/599
36	NK	0.24	0/587	0.59	0/767
37	NL	0.25	0/2207	0.59	0/2955
38	NP	0.25	0/864	0.61	0/1154
39	NR	0.24	0/1306	0.54	0/1740
40	SA	0.27	0/2907	0.57	0/3905
41	SB	0.30	0/2287	0.55	0/3065
42	SC	0.26	0/1781	0.56	0/2388
43	SD	0.28	0/1905	0.56	0/2539
44	SE	0.27	0/1903	0.55	0/2559
45	SF	0.27	0/1914	0.60	0/2567
46	SG	0.26	0/1537	0.54	0/2066
47	SH	0.26	0/794	0.48	0/1071
48	SI	0.25	0/2003	0.52	0/2688
49	SK	0.26	0/1877	0.53	0/2554
50	SM	0.27	0/3357	0.51	0/4529
51	SQ	0.22	0/648	0.45	0/894
52	SR	0.25	0/5014	0.52	0/6727
53	SV	0.29	0/1207	0.54	0/1600
54	VB	0.24	0/459	0.51	0/605
All	All	0.35	0/156972	0.70	7/229136 (0.0%)

There are no bond length outliers.

All (7) bond angle outliers are listed below:

Mol	Chain	Res	Type	Atoms	Z	Observed(°)	Ideal(°)
3	L3	2469	C	C2-N1-C1'	6.33	125.76	118.80
3	L3	2486	G	N1-C6-O6	-6.22	116.17	119.90
3	L3	170	C	C6-N1-C2	-6.16	117.84	120.30
3	L3	5022	U	O4'-C1'-N1	6.03	113.02	108.20
3	L3	2486	G	C5-C6-O6	5.64	131.99	128.60
3	L3	2519	U	O4'-C1'-N1	5.61	112.69	108.20
2	L1	83	C	C2-N1-C1'	5.51	124.86	118.80

There are no chirality outliers.

There are no planarity outliers.

5.2 Too-close contacts [i](#)

In the following table, the Non-H and H(model) columns list the number of non-hydrogen atoms and hydrogen atoms in the chain respectively. The H(added) column lists the number of hydrogen atoms added and optimized by MolProbity. The Clashes column lists the number of clashes within the asymmetric unit, whereas Symm-Clashes lists symmetry-related clashes.

Mol	Chain	Non-H	H(model)	H(added)	Clashes	Symm-Clashes
1	BA	449	0	207	0	0
2	L1	3278	0	1665	14	0
3	L3	73423	0	37192	275	0
4	L4	2561	0	1295	7	0
5	L5	1349	0	1383	4	0
6	L6	1701	0	1818	10	0
7	L7	1650	0	1794	7	0
8	L8	1111	0	1174	7	0
9	L9	1701	0	1749	10	0
10	LA	1242	0	1269	7	0
11	LB	1512	0	1628	7	0
12	LC	1461	0	1502	6	0
13	LD	1289	0	1429	7	0
14	LE	1264	0	1328	6	0
15	LF	842	0	864	4	0
16	LG	1034	0	1097	3	0
17	LH	1156	0	1268	5	0
18	LI	1115	0	1205	8	0
19	LJ	1107	0	1182	7	0
20	LK	1162	0	1213	7	0
21	LL	1002	0	1068	5	0
22	LM	751	0	820	6	0
23	LN	3239	0	3377	24	0
24	LO	738	0	774	1	0
25	LP	879	0	924	2	0
26	LQ	1053	0	1147	6	0
27	LR	888	0	977	3	0
28	LS	1015	0	1148	4	0
29	LT	876	0	912	2	0
30	LU	832	0	917	5	0
31	LV	851	0	920	1	0
32	LW	705	0	737	5	0
33	LX	708	0	756	6	0
34	LY	569	0	637	5	0
35	LZ	444	0	483	5	0
36	NK	581	0	656	3	0
37	NL	2175	0	2235	12	0

Continued on next page...

Continued from previous page...

Mol	Chain	Non-H	H(model)	H(added)	Clashes	Symm-Clashes
38	NP	847	0	854	7	0
39	NR	1299	0	1318	7	0
40	SA	2853	0	3028	19	0
41	SB	2243	0	2268	9	0
42	SC	1747	0	1897	15	0
43	SD	1870	0	1996	7	0
44	SE	1869	0	2014	11	0
45	SF	1876	0	1970	12	0
46	SG	1518	0	1601	10	0
47	SH	773	0	755	4	0
48	SI	1952	0	2086	6	0
49	SK	1852	0	1828	11	0
50	SM	3278	0	3332	19	0
51	SQ	650	0	308	1	0
52	SR	4932	0	5071	23	0
53	SV	1184	0	1248	7	0
54	VB	455	0	504	3	0
55	L1	4	0	0	0	0
55	L3	74	0	0	0	0
55	L4	3	0	0	0	0
55	LG	1	0	0	0	0
55	LN	1	0	0	0	0
55	LQ	1	0	0	0	0
55	LR	1	0	0	0	0
55	LT	1	0	0	0	0
55	SF	1	0	0	0	0
55	SR	1	0	0	0	0
56	LR	1	0	0	0	0
56	LV	1	0	0	0	0
56	LW	1	0	0	0	0
56	LX	1	0	0	0	0
56	NP	1	0	0	0	0
56	SV	1	0	0	0	0
57	SR	28	0	12	0	0
58	SR	1	0	0	0	0
All	All	149034	0	112840	498	0

The all-atom clashscore is defined as the number of clashes found per 1000 atoms (including hydrogen atoms). The all-atom clashscore for this structure is 2.

All (498) close contacts within the same asymmetric unit are listed below, sorted by their clash magnitude.

Atom-1	Atom-2	Interatomic distance (Å)	Clash overlap (Å)
40:SA:109:ARG:O	40:SA:109:ARG:HG2	1.76	0.86
3:L3:4156:G:OP2	3:L3:4157:A:O2'	1.97	0.82
3:L3:1322:1MA:O2'	3:L3:1323:A:O4'	1.94	0.82
3:L3:1480:C:O2'	3:L3:1482:G:OP2	1.98	0.81
4:L4:40:U:O2	5:L5:75:ARG:NH1	2.13	0.81
3:L3:1397:A:HO2'	3:L3:1467:C:HO2'	1.24	0.81
3:L3:1931:C:N4	3:L3:2039:G:OP2	2.15	0.80
3:L3:4768:G:OP1	7:L7:168:TYR:OH	2.00	0.80
2:L1:51:U:OP2	35:LZ:21:ARG:NH2	2.16	0.79
3:L3:2520:C:O2	3:L3:2640:G:N2	2.15	0.79
52:SR:456:GLU:OE1	53:SV:67:ASN:ND2	2.17	0.78
3:L3:2848:G:O2'	3:L3:3838:U:O4	2.02	0.78
3:L3:1397:A:O2'	3:L3:1467:C:O2'	2.02	0.77
3:L3:1214:C:N4	22:LM:90:SER:O	2.18	0.77
3:L3:2263:A:OP1	21:LL:107:ARG:NH2	2.18	0.77
3:L3:4617:G:OP2	23:LN:358:ARG:NH2	2.18	0.76
3:L3:2262:G:OP2	21:LL:98:ARG:NH1	2.17	0.76
3:L3:4927:G:OP2	3:L3:4927:G:N2	2.16	0.76
3:L3:2763:U:O2'	37:NL:391:ARG:NH2	2.19	0.76
5:L5:120:ASP:OD2	5:L5:122:SER:OG	2.01	0.76
3:L3:502:C:O2'	3:L3:503:C:OP1	2.03	0.76
10:LA:115:GLU:OE2	10:LA:153:LYS:NZ	2.20	0.75
3:L3:695:G:O2'	3:L3:697:G:OP2	2.04	0.75
3:L3:222:C:OP2	40:SA:165:LYS:NZ	2.17	0.75
3:L3:194:C:O2	18:LI:121:ARG:NH2	2.20	0.75
3:L3:1853:G:O2'	3:L3:1854:G:OP2	2.04	0.75
3:L3:2884:G:O2'	38:NP:75:ASN:ND2	2.18	0.75
3:L3:1280:C:O2'	40:SA:321:ASN:OD1	2.04	0.74
21:LL:66:ARG:NH1	21:LL:75:THR:O	2.20	0.74
3:L3:2725:A:N6	13:LD:88:ARG:O	2.20	0.74
3:L3:1177:U:OP2	3:L3:1180:C:N4	2.20	0.74
19:LJ:30:ASP:O	19:LJ:39:SER:OG	2.04	0.73
34:LY:27:LYS:NZ	34:LY:68:GLU:OE2	2.20	0.73
3:L3:2545:U:O2'	3:L3:2547:G:N7	2.22	0.73
14:LE:143:THR:OG1	14:LE:146:LYS:O	2.06	0.72
7:L7:182:GLU:OE2	8:L8:119:ARG:NH2	2.22	0.72
3:L3:4449:A:OP1	52:SR:118:LYS:NZ	2.21	0.72
2:L1:75:OMG:OP2	18:LI:74:TYR:OH	2.06	0.72
3:L3:1595:G:N2	52:SR:634:ARG:OXT	2.19	0.72
3:L3:1268:G:OP1	22:LM:107:ARG:NH1	2.23	0.71
3:L3:935:A:O2'	8:L8:46:ARG:NH1	2.23	0.71
3:L3:4691:A:OP1	46:SG:71:ARG:NH1	2.23	0.71

Continued on next page...

Continued from previous page...

Atom-1	Atom-2	Interatomic distance (Å)	Clash overlap (Å)
48:SI:133:THR:OG1	48:SI:136:ASN:OD1	2.08	0.71
3:L3:151:G:OP1	9:L9:49:ARG:NH2	2.24	0.70
47:SH:73:ARG:NE	47:SH:92:GLU:OE1	2.24	0.70
3:L3:295:A:OP2	31:LV:39:ARG:NH1	2.25	0.70
3:L3:1508:A:OP1	40:SA:110:ARG:NH2	2.25	0.70
3:L3:1880:G:OP1	3:L3:1882:U:O2'	2.09	0.70
3:L3:4633:G:O2'	3:L3:4635:A:OP2	2.05	0.70
3:L3:2843:U:O2'	3:L3:4632:U:OP1	2.10	0.70
3:L3:4471:PSU:OP1	46:SG:168:LYS:NZ	2.20	0.70
3:L3:1187:G:OP2	3:L3:1187:G:N2	2.24	0.70
23:LN:357:ARG:NE	52:SR:407:ASP:OD1	2.24	0.69
3:L3:1881:C:O2'	3:L3:1882:U:OP2	2.10	0.69
3:L3:1518:A:OP1	20:LK:27:LYS:NZ	2.22	0.69
20:LK:77:LYS:O	20:LK:80:THR:OG1	2.10	0.68
3:L3:3838:U:OP2	38:NP:23:ARG:NH2	2.25	0.68
42:SC:145:THR:OG1	42:SC:200:LYS:NZ	2.23	0.68
3:L3:4717:A:OP2	23:LN:30:LYS:NZ	2.26	0.68
49:SK:99:GLU:OE1	49:SK:125:THR:OG1	2.06	0.68
3:L3:1889:U:OP1	29:LT:19:ARG:NH1	2.26	0.68
37:NL:384:GLU:OE1	37:NL:387:ARG:NH2	2.26	0.68
9:L9:17:ASP:OD1	9:L9:20:ARG:NH2	2.26	0.68
3:L3:3614:G:O6	38:NP:87:LYS:NZ	2.27	0.67
16:LG:42:VAL:CG1	16:LG:45:ILE:HD12	2.24	0.67
3:L3:3718:A2M:H2	3:L3:3934:G:O4'	1.95	0.67
3:L3:4476:C:O2'	46:SG:173:ARG:NH2	2.28	0.67
3:L3:151:G:OP2	9:L9:4:TYR:OH	2.12	0.67
24:LO:50:ASN:ND2	24:LO:75:SER:O	2.27	0.67
4:L4:12:U:O3'	4:L4:109:U:O2'	2.09	0.66
3:L3:4765:G:OP1	46:SG:23:ARG:NE	2.28	0.66
3:L3:1814:C:O2'	22:LM:42:ASN:OD1	2.08	0.66
3:L3:2522:G:OP2	27:LR:29:ARG:NH2	2.28	0.66
3:L3:453:G:H1	3:L3:1293:G:H22	1.41	0.66
15:LF:74:SER:OG	15:LF:76:VAL:O	2.14	0.66
3:L3:4546:A:N7	45:SF:215:ASN:ND2	2.44	0.66
4:L4:117:G:OP1	41:SB:253:TYR:OH	2.09	0.66
3:L3:2487:G:OP1	37:NL:456:ARG:NH2	2.29	0.66
7:L7:189:ILE:HD11	8:L8:119:ARG:HG3	1.77	0.66
3:L3:67:C:OP2	3:L3:312:G:N2	2.28	0.66
30:LU:50:PHE:O	30:LU:55:ARG:NH1	2.28	0.66
44:SE:101:LYS:NZ	44:SE:211:ASP:OD1	2.24	0.66
3:L3:4435:U:OP2	3:L3:4436:U:O2'	2.08	0.65

Continued on next page...

Continued from previous page...

Atom-1	Atom-2	Interatomic distance (Å)	Clash overlap (Å)
3:L3:508:G:O2'	3:L3:510:U:OP2	2.06	0.65
3:L3:2841:G:OP1	38:NP:10:HIS:NE2	2.30	0.65
3:L3:2480:G:OP1	50:SM:22:LYS:NZ	2.29	0.65
2:L1:62:A:OP1	28:LS:52:LYS:NZ	2.29	0.65
20:LK:38:LEU:O	20:LK:42:ARG:NH1	2.29	0.65
3:L3:1071:C:O2	42:SC:70:LYS:NZ	2.27	0.65
3:L3:4117:U:O4'	44:SE:43:GLN:NE2	2.30	0.65
3:L3:725:G:OP2	40:SA:350:ARG:NH2	2.31	0.64
3:L3:1238:A:O2'	43:SD:52:GLU:OE2	2.15	0.64
3:L3:1621:A:OP2	32:LW:30:GLN:NE2	2.30	0.64
50:SM:337:GLU:OE1	50:SM:380:ARG:NH2	2.29	0.64
3:L3:369:G:N2	3:L3:372:A:OP2	2.27	0.64
3:L3:121:A:OP1	44:SE:110:LYS:NZ	2.26	0.64
3:L3:119:G:O4'	44:SE:132:ARG:NH1	2.30	0.64
3:L3:4688:C:O2'	46:SG:155:SER:OG	2.03	0.64
49:SK:95:ARG:HG3	49:SK:132:VAL:HG21	1.79	0.64
3:L3:408:A:O2'	3:L3:411:G:OP2	2.16	0.63
3:L3:1433:A:N6	3:L3:1451:G:O2'	2.32	0.63
3:L3:4536:OMC:HM22	3:L3:4537:C:O4'	1.98	0.63
3:L3:1573:G:OP1	13:LD:92:LYS:NZ	2.30	0.63
3:L3:3776:G:OP2	3:L3:3776:G:N2	2.26	0.63
3:L3:4620:OMU:OP2	3:L3:4670:C:N4	2.32	0.63
3:L3:489:C:O2'	3:L3:667:A:N6	2.31	0.63
3:L3:1957:U:OP2	39:NR:105:ARG:NH2	2.31	0.63
49:SK:121:LEU:O	49:SK:139:ARG:NH1	2.32	0.63
7:L7:202:LEU:O	7:L7:202:LEU:HD23	1.98	0.63
8:L8:135:LEU:HD12	8:L8:136:LEU:HD12	1.80	0.62
3:L3:2318:G:N2	3:L3:2321:G:OP2	2.24	0.62
46:SG:103:VAL:HG11	46:SG:144:LEU:HD21	1.80	0.62
50:SM:33:ASP:OD1	50:SM:36:ARG:NH2	2.32	0.62
3:L3:4524:G:C2	23:LN:252:ALA:HB1	2.35	0.62
41:SB:76:CYS:SG	41:SB:112:ARG:NH1	2.72	0.62
10:LA:124:LYS:O	52:SR:602:ARG:NH1	2.33	0.62
3:L3:62:A:OP1	9:L9:169:ARG:NH1	2.32	0.61
3:L3:1255:A:OP1	3:L3:1257:A:N6	2.33	0.61
3:L3:3700:C:O2'	3:L3:3774:A:N3	2.32	0.61
6:L6:129:ARG:NH1	28:LS:116:LEU:O	2.34	0.61
16:LG:42:VAL:HG13	16:LG:45:ILE:HD12	1.82	0.61
3:L3:2414:G:O2'	3:L3:2415:OMU:H5''	2.01	0.61
4:L4:6:C:O2'	41:SB:50:ARG:NH2	2.33	0.61
3:L3:458:C:OP2	42:SC:114:ARG:NH1	2.34	0.61

Continued on next page...

Continued from previous page...

Atom-1	Atom-2	Interatomic distance (Å)	Clash overlap (Å)
23:LN:219:VAL:HG11	23:LN:337:VAL:HG21	1.83	0.60
37:NL:427:SER:OG	50:SM:379:ASP:OD1	2.19	0.60
42:SC:281:ILE:CG2	42:SC:286:LEU:HD11	2.31	0.60
42:SC:161:ARG:O	42:SC:182:ASN:ND2	2.34	0.60
3:L3:1369:C:OP2	3:L3:1370:G:O2'	2.09	0.60
3:L3:4623:OMG:OP1	23:LN:19:ARG:NH2	2.34	0.60
52:SR:176:TYR:CE1	52:SR:271:LEU:HD22	2.37	0.60
45:SF:107:MET:HB3	45:SF:111:THR:HG21	1.82	0.60
3:L3:2258:C:N3	42:SC:90:ALA:N	2.50	0.60
39:NR:131:ILE:HG21	39:NR:161:ILE:HD12	1.82	0.60
3:L3:4220:6MZ:O2'	3:L3:4222:G:OP1	2.09	0.59
3:L3:2876:OMG:HM22	3:L3:2877:G:H5'	1.84	0.59
3:L3:5002:U:OP2	23:LN:385:LYS:NZ	2.24	0.59
3:L3:2616:C:OP1	13:LD:60:ARG:NH1	2.35	0.59
23:LN:219:VAL:HG11	23:LN:337:VAL:CG2	2.33	0.59
3:L3:4305:G:O2'	3:L3:4306:OMU:O5'	2.15	0.59
3:L3:4580:U:O2'	23:LN:182:GLU:OE2	2.18	0.58
50:SM:383:GLN:NE2	50:SM:384:GLN:O	2.37	0.58
3:L3:4220:6MZ:H8	3:L3:4220:6MZ:O1P	2.03	0.58
6:L6:62:PRO:O	6:L6:63:THR:OG1	2.18	0.58
3:L3:4124:G:N2	44:SE:43:GLN:O	2.36	0.58
23:LN:217:ILE:HD11	23:LN:333:LEU:HD21	1.84	0.58
3:L3:2922:G:O2'	3:L3:3275:A:N6	2.37	0.58
3:L3:1269:G:OP2	22:LM:107:ARG:NH2	2.36	0.57
3:L3:1497:A:N7	11:LB:180:ARG:NH1	2.51	0.57
2:L1:83:C:H42	18:LI:50:ARG:NE	2.02	0.57
23:LN:71:GLU:OE2	23:LN:366:LYS:NZ	2.29	0.57
23:LN:95:THR:OG1	23:LN:98:GLY:O	2.19	0.57
50:SM:267:LEU:O	50:SM:271:SER:N	2.38	0.57
3:L3:1241:C:OP2	42:SC:72:LYS:NZ	2.37	0.57
3:L3:1534:A2M:HM'3	3:L3:1637:A:C4	2.40	0.57
41:SB:119:TYR:OH	41:SB:139:PRO:O	2.18	0.57
3:L3:63:G:OP2	9:L9:169:ARG:NH2	2.35	0.56
48:SI:253:GLN:O	50:SM:149:ARG:NH1	2.37	0.56
3:L3:122:U:O4	44:SE:107:LYS:NZ	2.28	0.56
3:L3:1498:G:OP1	11:LB:150:ARG:NH1	2.38	0.56
6:L6:7:GLY:O	20:LK:49:HIS:NE2	2.36	0.56
3:L3:442:G:OP1	29:LT:68:ARG:NH1	2.38	0.56
3:L3:4635:A:H3'	3:L3:4636:PSU:H4'	1.87	0.56
11:LB:122:THR:OG1	11:LB:124:ASP:OD1	2.15	0.56
48:SI:158:ARG:NH2	50:SM:360:LEU:O	2.39	0.55

Continued on next page...

Continued from previous page...

Atom-1	Atom-2	Interatomic distance (Å)	Clash overlap (Å)
3:L3:2579:G:N2	3:L3:2582:A:OP2	2.31	0.55
51:SQ:121:GLU:O	51:SQ:200:PHE:N	2.39	0.55
3:L3:4500:PSU:H2'	3:L3:4501:U:C6	2.41	0.55
3:L3:1238:A:OP2	42:SC:60:SER:OG	2.12	0.55
3:L3:1577:G:OP1	33:LX:17:ARG:NH2	2.40	0.55
46:SG:41:ILE:HG22	46:SG:43:VAL:HG13	1.88	0.55
23:LN:223:THR:HG22	23:LN:338:VAL:HG13	1.88	0.55
2:L1:156:U:OP2	44:SE:89:ARG:NH2	2.39	0.55
3:L3:496:G:O2'	3:L3:497:G:OP1	2.24	0.55
52:SR:427:ASP:OD2	53:SV:83:ARG:NH1	2.40	0.55
3:L3:2351:OMC:HM22	3:L3:2352:U:H5'	1.89	0.54
3:L3:156:G:OP2	28:LS:109:ARG:NH2	2.40	0.54
33:LX:26:VAL:HG21	45:SF:180:LEU:HD11	1.88	0.54
53:SV:53:LYS:NZ	53:SV:62:GLU:OE1	2.35	0.54
37:NL:258:LEU:HD23	37:NL:418:VAL:HG11	1.89	0.54
40:SA:109:ARG:O	40:SA:109:ARG:CG	2.54	0.54
3:L3:1437:C:O2'	3:L3:1438:U:O4'	2.25	0.54
3:L3:1943:A:C2	54:VB:36:ILE:HD12	2.42	0.54
3:L3:5022:U:HO2'	3:L3:5023:C:P	2.31	0.54
21:LL:20:ARG:NH1	26:LQ:78:LEU:O	2.41	0.54
3:L3:5000:G:OP1	23:LN:394:LYS:NZ	2.36	0.54
17:LH:119:ILE:HD12	17:LH:140:LEU:CD2	2.39	0.53
47:SH:57:ASP:OD1	47:SH:59:THR:OG1	2.25	0.53
3:L3:2351:OMC:HM23	40:SA:95:MET:HG3	1.90	0.53
3:L3:2562:G:O2'	3:L3:2565:A:N6	2.42	0.53
3:L3:4587:G:OP1	7:L7:61:ARG:NH1	2.41	0.53
17:LH:82:THR:O	17:LH:82:THR:HG22	2.08	0.53
3:L3:3868:G:O2'	3:L3:3869:OMC:H5''	2.09	0.53
33:LX:8:VAL:O	33:LX:11:VAL:HG22	2.09	0.53
3:L3:309:C:OP2	30:LU:32:ARG:NH1	2.42	0.53
3:L3:4126:C:OP1	44:SE:37:LYS:NZ	2.29	0.53
3:L3:4591:U:OP1	36:NK:4:SER:OG	2.22	0.53
41:SB:191:ASN:OD1	41:SB:194:VAL:HG23	2.09	0.53
3:L3:3734:PSU:H2'	3:L3:3735:G:O4'	2.09	0.53
50:SM:189:TYR:CZ	50:SM:202:ILE:HD12	2.44	0.53
3:L3:1322:1MA:HO2'	3:L3:1323:A:C1'	2.21	0.52
45:SF:65:ASP:OD2	45:SF:72:ARG:NE	2.41	0.52
3:L3:158:A:N1	3:L3:276:C:O2'	2.37	0.52
3:L3:1321:G:O2'	3:L3:1322:1MA:H5'	2.09	0.52
3:L3:3715:PSU:H2'	3:L3:3716:C:O4'	2.08	0.52
16:LG:42:VAL:HG11	16:LG:45:ILE:HD12	1.90	0.52

Continued on next page...

Continued from previous page...

Atom-1	Atom-2	Interatomic distance (Å)	Clash overlap (Å)
48:SI:181:VAL:O	48:SI:185:HIS:ND1	2.42	0.52
3:L3:4088:C:OP1	45:SF:37:ARG:NH2	2.41	0.52
42:SC:91:THR:OG1	42:SC:106:VAL:HG22	2.09	0.52
54:VB:5:GLN:OE1	54:VB:5:GLN:N	2.40	0.52
3:L3:400:A2M:H1'	10:LA:101:ASN:ND2	2.25	0.52
3:L3:937:U:OP1	8:L8:46:ARG:NH1	2.43	0.52
3:L3:2363:A2M:H2'	3:L3:2364:OMG:O4'	2.09	0.52
3:L3:2695:A:OP1	34:LY:35:LYS:NZ	2.36	0.52
3:L3:4593:C:OP2	36:NK:2:ALA:N	2.43	0.52
11:LB:22:ASP:OD2	40:SA:283:LYS:NZ	2.34	0.52
52:SR:174:CYS:SG	52:SR:244:LEU:HD21	2.50	0.52
18:LI:34:LEU:HD22	18:LI:44:VAL:HG23	1.92	0.52
33:LX:69:TRP:NE1	45:SF:173:GLY:O	2.41	0.52
38:NP:72:ASP:OD1	38:NP:73:SER:N	2.40	0.51
2:L1:83:C:N3	18:LI:50:ARG:NH2	2.57	0.51
3:L3:5039:U:O2'	53:SV:115:ASN:OD1	2.26	0.51
3:L3:4208:U:OP1	3:L3:4334:U:O2'	2.24	0.51
14:LE:83:LYS:HE2	14:LE:85:LEU:HD21	1.93	0.51
3:L3:4296:PSU:H2'	3:L3:4297:G:O4'	2.11	0.51
52:SR:269:LEU:HD22	52:SR:306:ILE:HG23	1.93	0.51
3:L3:5047:C:O2'	3:L3:5050:C:OP2	2.23	0.51
15:LF:67:LYS:O	15:LF:68:SER:OG	2.27	0.51
52:SR:39:GLN:OE1	52:SR:41:HIS:NE2	2.36	0.51
3:L3:1173:G:N2	3:L3:1188:C:N3	2.59	0.51
3:L3:4252:C:OP2	3:L3:4253:A:O2'	2.23	0.51
6:L6:146:LEU:HD12	6:L6:146:LEU:O	2.11	0.51
7:L7:190:ASP:OD1	7:L7:191:LYS:N	2.44	0.51
26:LQ:26:ASP:OD1	26:LQ:27:ARG:N	2.44	0.51
3:L3:4515:G:OP1	52:SR:49:ARG:NH1	2.43	0.50
11:LB:89:ASP:O	11:LB:112:ARG:NH1	2.44	0.50
3:L3:2815:A2M:H2'	3:L3:2816:G:C8	2.46	0.50
13:LD:126:LYS:O	13:LD:131:VAL:HG12	2.12	0.50
9:L9:126:THR:HG23	9:L9:127:TYR:CD2	2.46	0.50
22:LM:99:ILE:O	22:LM:109:ARG:NH1	2.44	0.50
2:L1:74:U:O4	18:LI:72:GLN:NE2	2.42	0.50
3:L3:2626:U:OP2	52:SR:501:LYS:NZ	2.38	0.50
3:L3:5022:U:O2'	3:L3:5023:C:OP2	2.26	0.50
42:SC:99:ASP:OD1	42:SC:100:LYS:N	2.44	0.50
48:SI:101:ARG:NH1	48:SI:122:LYS:O	2.44	0.50
3:L3:3887:OMC:H6	3:L3:3887:OMC:H5'	1.77	0.50
50:SM:59:THR:HG22	50:SM:59:THR:O	2.12	0.49

Continued on next page...

Continued from previous page...

Atom-1	Atom-2	Interatomic distance (Å)	Clash overlap (Å)
2:L1:152:U:OP1	3:L3:4162:C:N4	2.45	0.49
3:L3:2407:G:O6	35:LZ:2:SER:N	2.45	0.49
3:L3:2696:A:H62	34:LY:35:LYS:HZ2	1.60	0.49
34:LY:17:ARG:NH2	34:LY:19:ASP:OD2	2.42	0.49
3:L3:62:A:N3	3:L3:77:U:O2'	2.39	0.49
3:L3:2380:G:N2	3:L3:2424:OMG:H5''	2.28	0.49
3:L3:3938:G:N2	3:L3:4171:C:OP2	2.39	0.49
50:SM:274:GLU:HB3	50:SM:362:ILE:HD12	1.94	0.49
3:L3:1314:C:O2'	26:LQ:24:GLN:NE2	2.46	0.49
3:L3:2876:OMG:C8	33:LX:16:THR:HG22	2.47	0.49
19:LJ:29:ILE:O	19:LJ:31:ASP:N	2.45	0.49
27:LR:15:THR:O	27:LR:19:LYS:NZ	2.46	0.49
42:SC:244:GLU:O	42:SC:248:ILE:HD12	2.13	0.49
3:L3:2438:A:O2'	3:L3:2440:U:OP2	2.28	0.49
3:L3:3920:PSU:H2'	3:L3:3921:U:C6	2.48	0.49
3:L3:1677:PSU:H4'	3:L3:1680:G:C2	2.48	0.49
6:L6:63:THR:HG21	20:LK:66:ASN:HB3	1.94	0.49
3:L3:1523:A:O2'	3:L3:1524:A2M:H5'	2.13	0.48
3:L3:1853:G:HO2'	3:L3:1854:G:P	2.30	0.48
3:L3:2487:G:OP2	50:SM:152:LYS:NZ	2.36	0.48
3:L3:2758:G:OP1	37:NL:405:ARG:NH2	2.46	0.48
3:L3:5023:C:OP2	3:L3:5025:C:N4	2.47	0.48
3:L3:1548:G:O2'	3:L3:2812:A:N3	2.36	0.48
9:L9:115:VAL:HG22	9:L9:134:LEU:CD2	2.43	0.48
32:LW:48:ASN:OD1	32:LW:54:LYS:NZ	2.30	0.48
35:LZ:9:ILE:HG23	35:LZ:51:LEU:HD21	1.95	0.48
39:NR:150:LEU:HA	39:NR:153:LEU:HD13	1.95	0.48
2:L1:69:PSU:H2'	2:L1:70:G:O4'	2.13	0.48
3:L3:1627:G:O6	45:SF:3:ARG:NH2	2.46	0.48
6:L6:100:PRO:O	30:LU:25:ARG:NH2	2.45	0.48
13:LD:114:LYS:O	13:LD:146:LYS:NZ	2.46	0.48
3:L3:3641:U:OP2	3:L3:3646:A:N6	2.40	0.48
12:LC:173:ASN:ND2	12:LC:175:PHE:O	2.47	0.48
37:NL:190:ARG:NH2	50:SM:117:ASP:OD1	2.45	0.48
11:LB:34:PHE:CD2	40:SA:293:LEU:HD22	2.48	0.48
46:SG:113:GLU:OE1	46:SG:115:ARG:NH2	2.46	0.48
12:LC:15:ARG:HB3	12:LC:27:LEU:HD23	1.95	0.48
52:SR:128:GLN:OE1	54:VB:58:ARG:NE	2.42	0.48
3:L3:1952:G:OP1	12:LC:139:ARG:NE	2.47	0.48
3:L3:4670:C:O2'	3:L3:4672:A:OP2	2.30	0.48
9:L9:124:ASP:OD1	9:L9:125:SER:N	2.44	0.48

Continued on next page...

Continued from previous page...

Atom-1	Atom-2	Interatomic distance (Å)	Clash overlap (Å)
41:SB:62:CYS:HB3	41:SB:105:LEU:HD22	1.96	0.48
52:SR:257:LEU:O	52:SR:294:LYS:NZ	2.44	0.48
3:L3:2809:G:O2'	3:L3:4644:G:OP1	2.30	0.47
46:SG:12:ILE:HG12	46:SG:18:ILE:HD12	1.94	0.47
3:L3:366:A:N1	40:SA:84:THR:HG22	2.29	0.47
3:L3:2590:G:O2'	3:L3:2755:A:N6	2.43	0.47
50:SM:265:TYR:HB3	50:SM:362:ILE:HD11	1.97	0.47
3:L3:4139:G:H21	3:L3:4140:C:N4	2.12	0.47
3:L3:2303:C:OP1	26:LQ:107:ASN:ND2	2.47	0.47
42:SC:180:VAL:HG23	42:SC:181:LEU:HD12	1.97	0.47
3:L3:398:A2M:O5'	3:L3:398:A2M:H8	2.15	0.47
25:LP:95:ASP:OD1	25:LP:96:GLU:N	2.47	0.47
40:SA:56:GLU:OE2	40:SA:106:LYS:NZ	2.38	0.47
3:L3:305:A:OP1	30:LU:76:ARG:NH1	2.48	0.47
3:L3:2562:G:N2	3:L3:2565:A:OP2	2.44	0.47
3:L3:4085:A:OP2	17:LH:45:THR:HG22	2.14	0.47
12:LC:95:ARG:NH2	12:LC:112:ASP:OD2	2.41	0.47
2:L1:84:A:N7	18:LI:113:LYS:NZ	2.53	0.47
3:L3:1895:G:OP1	43:SD:96:ARG:NH2	2.48	0.47
10:LA:6:LEU:HD12	10:LA:116:HIS:CD2	2.50	0.47
19:LJ:113:GLU:OE2	19:LJ:117:LYS:NZ	2.38	0.47
3:L3:25:A:N3	3:L3:339:C:O2'	2.46	0.47
3:L3:1646:A:O2'	32:LW:49:TRP:O	2.27	0.47
8:L8:11:ARG:NH1	8:L8:58:THR:O	2.47	0.47
3:L3:400:A2M:HM'3	10:LA:101:ASN:HD22	1.80	0.46
52:SR:341:ALA:O	52:SR:344:VAL:HG22	2.15	0.46
3:L3:4745:G:H22	3:L3:4955:A:H2	1.62	0.46
18:LI:18:HIS:O	18:LI:78:TYR:OH	2.29	0.46
3:L3:4227:OMU:HM23	3:L3:4227:OMU:H1'	1.64	0.46
3:L3:3620:G:OP1	3:L3:3622:C:N4	2.49	0.46
3:L3:3830:A2M:HM'3	3:L3:3830:A2M:H1'	1.67	0.46
47:SH:110:LEU:HD12	47:SH:115:LEU:HD21	1.97	0.46
23:LN:248:LEU:HD23	23:LN:248:LEU:H	1.81	0.46
3:L3:2368:A:N6	3:L3:2827:G:O2'	2.49	0.46
17:LH:119:ILE:HD12	17:LH:140:LEU:HD22	1.97	0.46
37:NL:206:LEU:HD22	37:NL:214:LEU:HD22	1.98	0.46
37:NL:456:ARG:NH1	50:SM:213:THR:O	2.46	0.46
2:L1:71:A:N1	2:L1:81:C:O2'	2.47	0.46
2:L1:75:OMG:H1'	2:L1:75:OMG:HM23	1.51	0.46
3:L3:4288:C:O2'	3:L3:4321:U:OP1	2.29	0.46
8:L8:135:LEU:CD1	8:L8:136:LEU:HD12	2.46	0.46

Continued on next page...

Continued from previous page...

Atom-1	Atom-2	Interatomic distance (Å)	Clash overlap (Å)
23:LN:61:ASP:OD2	52:SR:410:ILE:HG23	2.16	0.46
2:L1:26:C:O2'	40:SA:53:ALA:O	2.32	0.46
23:LN:222:VAL:O	23:LN:343:ARG:NH1	2.49	0.46
3:L3:152:U:OP1	9:L9:49:ARG:NH1	2.49	0.46
3:L3:3939:G:O2'	3:L3:4076:G:N2	2.43	0.46
3:L3:4618:OMG:H1'	3:L3:4618:OMG:HM23	1.70	0.46
6:L6:17:ASP:OD2	6:L6:20:ARG:NH1	2.49	0.46
3:L3:4392:OMG:HM23	3:L3:4392:OMG:H1'	1.65	0.45
3:L3:1522:OMG:H4'	40:SA:75:ARG:O	2.15	0.45
3:L3:2824:OMC:HM23	3:L3:2824:OMC:H1'	1.82	0.45
44:SE:103:ARG:NH2	44:SE:192:ARG:O	2.49	0.45
3:L3:3723:A:H2'	3:L3:3724:A2M:H8	1.99	0.45
3:L3:4437:U:O4	52:SR:143:ARG:NH1	2.50	0.45
30:LU:63:VAL:HG12	30:LU:63:VAL:O	2.16	0.45
23:LN:370:THR:O	23:LN:370:THR:HG22	2.16	0.45
28:LS:37:THR:O	28:LS:37:THR:HG22	2.15	0.45
37:NL:247:TYR:HB2	37:NL:431:LEU:HD13	1.98	0.45
49:SK:85:ARG:NH2	49:SK:89:PRO:O	2.49	0.45
48:SI:154:LEU:HD12	50:SM:265:TYR:CD1	2.52	0.45
3:L3:3841:OMC:HM23	3:L3:3841:OMC:H1'	1.63	0.45
42:SC:95:PRO:HA	42:SC:104:THR:HG22	1.98	0.45
3:L3:2588:C:OP1	3:L3:2768:C:O2'	2.20	0.45
3:L3:3925:OMU:HM23	3:L3:3925:OMU:H1'	1.54	0.45
49:SK:44:ASP:OD1	49:SK:45:THR:N	2.50	0.45
3:L3:469:C:OP2	3:L3:684:G:N1	2.46	0.45
3:L3:2632:PSU:H2'	3:L3:2633:U:C6	2.51	0.45
3:L3:4156:G:P	3:L3:4157:A:HO2'	2.31	0.45
3:L3:4220:6MZ:H2'	3:L3:4222:G:H5''	1.98	0.45
3:L3:4361:PSU:H2'	3:L3:4362:A:O4'	2.16	0.45
3:L3:2296:G:O2'	40:SA:242:PRO:O	2.31	0.45
3:L3:3899:OMG:HM23	3:L3:3899:OMG:H1'	1.75	0.45
3:L3:4305:G:HO2'	3:L3:4306:OMU:P	2.37	0.45
3:L3:4571:A2M:H1'	3:L3:4571:A2M:HM'3	1.52	0.45
3:L3:4637:OMG:H2'	3:L3:4638:U:C6	2.52	0.45
4:L4:12:U:OP2	4:L4:67:C:O2'	2.33	0.45
3:L3:1326:A2M:H1'	3:L3:1326:A2M:HM'3	1.57	0.45
3:L3:1534:A2M:HM'2	3:L3:1535:C:H6	1.82	0.45
3:L3:4201:G:O2'	3:L3:4202:U:OP2	2.32	0.45
3:L3:4457:PSU:H1'	23:LN:252:ALA:HB3	1.98	0.45
10:LA:108:ASP:OD1	10:LA:111:SER:OG	2.34	0.45
3:L3:308:G:OP2	3:L3:308:G:N2	2.33	0.44

Continued on next page...

Continued from previous page...

Atom-1	Atom-2	Interatomic distance (Å)	Clash overlap (Å)
27:LR:93:ARG:HG2	27:LR:97:ILE:HD12	1.98	0.44
45:SF:142:GLU:O	45:SF:143:THR:OG1	2.21	0.44
49:SK:6:SER:HA	49:SK:13:ILE:HD11	2.00	0.44
3:L3:1438:U:O2'	3:L3:1439:C:OP1	2.34	0.44
42:SC:250:GLN:NE2	42:SC:254:ASP:OD2	2.47	0.44
2:L1:68:G:O2'	2:L1:69:PSU:H5''	2.17	0.44
3:L3:930:G:OP1	40:SA:353:LYS:NZ	2.46	0.44
3:L3:1340:OMC:HM23	3:L3:1340:OMC:H1'	1.52	0.44
4:L4:7:G:OP1	41:SB:33:ARG:NH1	2.50	0.44
3:L3:718:C:OP1	43:SD:217:ARG:NH1	2.47	0.44
3:L3:1532:G:OP2	32:LW:31:LYS:NZ	2.47	0.44
3:L3:2427:G:OP1	13:LD:5:ARG:NH2	2.51	0.44
3:L3:4478:G:N2	3:L3:4608:G:O2'	2.51	0.44
44:SE:58:PRO:HD2	44:SE:61:ILE:HD12	1.99	0.44
3:L3:1633:G:O6	3:L3:3918:G:O2'	2.34	0.44
3:L3:2097:U:O3'	3:L3:2098:G:H4'	2.18	0.44
3:L3:2835:A:O2'	23:LN:228:TYR:O	2.35	0.44
3:L3:5039:U:OP1	53:SV:111:ARG:NH1	2.51	0.44
12:LC:38:VAL:HG13	43:SD:237:GLU:OE1	2.18	0.44
40:SA:137:VAL:HG21	40:SA:150:LEU:HD21	1.99	0.44
46:SG:87:GLY:O	46:SG:186:THR:OG1	2.17	0.44
3:L3:1676:C:OP2	3:L3:1677:PSU:N1	2.49	0.44
14:LE:30:TYR:HB2	41:SB:38:ILE:HD12	2.00	0.44
3:L3:1464:C:H5''	22:LM:32:LEU:HD12	2.00	0.43
3:L3:4498:OMU:HM23	3:L3:4498:OMU:H1'	1.47	0.43
34:LY:56:LEU:HD21	37:NL:371:LEU:HD21	2.00	0.43
3:L3:3681:G:OP2	45:SF:128:ARG:NH2	2.50	0.43
3:L3:3849:A:N3	38:NP:3:ARG:NH1	2.67	0.43
3:L3:5001:PSU:H2'	3:L3:5002:U:O4'	2.18	0.43
52:SR:442:ILE:HD11	53:SV:86:TRP:CD1	2.53	0.43
3:L3:3867:A2M:HM'3	3:L3:3867:A2M:H1'	1.75	0.43
3:L3:4311:A:O2'	3:L3:4312:PSU:H5''	2.17	0.43
49:SK:21:ASN:ND2	49:SK:112:ASP:OD2	2.50	0.43
49:SK:76:THR:O	49:SK:96:ARG:NH1	2.50	0.43
3:L3:1983:A:O2'	3:L3:2011:C:OP1	2.36	0.43
3:L3:3744:OMG:HM23	3:L3:3744:OMG:H1'	1.78	0.43
3:L3:1366:G:C2	6:L6:33:ILE:HD13	2.54	0.43
50:SM:170:HIS:HB3	50:SM:283:LEU:HD11	2.01	0.43
3:L3:1096:C:O2	3:L3:1200:G:N2	2.52	0.43
3:L3:1931:C:N4	3:L3:2041:A:OP1	2.52	0.43
33:LX:26:VAL:HG22	45:SF:178:PRO:HD2	2.01	0.43

Continued on next page...

Continued from previous page...

Atom-1	Atom-2	Interatomic distance (Å)	Clash overlap (Å)
44:SE:136:LEU:HD22	44:SE:202:VAL:CG1	2.49	0.43
3:L3:2363:A2M:H1'	3:L3:2363:A2M:HM'3	1.77	0.43
9:L9:165:THR:HG23	9:L9:168:GLY:H	1.84	0.43
12:LC:99:ASP:OD1	12:LC:100:LEU:N	2.50	0.43
3:L3:398:A2M:HM'3	3:L3:398:A2M:H1'	1.74	0.43
3:L3:1897:A:OP1	11:LB:2:GLY:N	2.51	0.43
7:L7:186:GLU:HA	7:L7:189:ILE:HG22	2.01	0.43
47:SH:79:SER:O	47:SH:83:GLY:N	2.47	0.43
3:L3:2306:G:OP1	26:LQ:128:ARG:NH1	2.52	0.43
3:L3:2434:G:O2'	3:L3:2527:A:N1	2.45	0.43
3:L3:4208:U:OP2	14:LE:4:THR:HG23	2.19	0.43
43:SD:171:ASP:OD1	43:SD:172:ASN:N	2.52	0.43
52:SR:258:SER:OG	52:SR:293:VAL:HG11	2.18	0.43
3:L3:3717:A:H2'	3:L3:3718:A2M:H8	2.01	0.43
45:SF:129:ALA:O	45:SF:169:VAL:HG11	2.18	0.43
3:L3:2837:OMU:HM23	3:L3:2837:OMU:H1'	1.67	0.42
3:L3:4568:A:O3'	23:LN:21:ARG:NH1	2.52	0.42
3:L3:423:G:OP1	10:LA:62:ARG:NH1	2.51	0.42
3:L3:911:U:H2'	3:L3:912:G:O4'	2.20	0.42
6:L6:63:THR:HG22	6:L6:64:VAL:N	2.34	0.42
3:L3:1326:A2M:H2'	3:L3:1327:C:C6	2.54	0.42
19:LJ:10:VAL:HG11	19:LJ:129:TRP:HZ3	1.83	0.42
52:SR:442:ILE:CG2	53:SV:79:ILE:HD11	2.48	0.42
52:SR:576:ASP:OD1	52:SR:577:VAL:N	2.53	0.42
3:L3:1881:C:HO2'	3:L3:1882:U:P	2.37	0.42
15:LF:28:PRO:HB3	15:LF:100:LEU:HD11	2.02	0.42
3:L3:1534:A2M:HM'2	3:L3:1535:C:C6	2.55	0.42
5:L5:22:LEU:HD22	5:L5:130:PHE:CE1	2.54	0.42
49:SK:142:VAL:HG23	49:SK:142:VAL:O	2.19	0.42
49:SK:174:SER:O	49:SK:178:GLN:N	2.49	0.42
3:L3:4305:G:H4'	3:L3:4306:OMU:OP1	2.20	0.42
14:LE:30:TYR:O	41:SB:41:LYS:NZ	2.41	0.42
3:L3:2322:G:OP2	26:LQ:34:ASN:ND2	2.49	0.42
25:LP:92:ARG:HA	25:LP:102:LEU:HD23	2.02	0.42
39:NR:88:GLU:OE1	39:NR:113:ILE:HD11	2.20	0.42
49:SK:49:VAL:HG12	49:SK:50:HIS:O	2.19	0.42
6:L6:63:THR:HG21	20:LK:66:ASN:CB	2.50	0.42
17:LH:119:ILE:HD12	17:LH:140:LEU:HD21	2.01	0.42
37:NL:188:VAL:O	50:SM:163:ARG:NH1	2.53	0.42
3:L3:730:G:OP2	43:SD:76:ARG:NE	2.53	0.41
3:L3:1366:G:N2	3:L3:1371:A:OP2	2.52	0.41

Continued on next page...

Continued from previous page...

Atom-1	Atom-2	Interatomic distance (Å)	Clash overlap (Å)
14:LE:158:PHE:O	39:NR:39:LYS:NZ	2.47	0.41
43:SD:225:THR:HG22	43:SD:226:HIS:N	2.35	0.41
3:L3:2859:G:H21	3:L3:3837:C:H1'	1.85	0.41
3:L3:4934:A:O2'	3:L3:4935:C:OP2	2.33	0.41
42:SC:50:LEU:HD23	42:SC:50:LEU:H	1.84	0.41
3:L3:3659:G:OP1	45:SF:241:ARG:NH1	2.53	0.41
3:L3:3717:A:N3	3:L3:4178:A:O2'	2.39	0.41
3:L3:1677:PSU:H4'	3:L3:1680:G:N1	2.35	0.41
20:LK:15:VAL:HG23	20:LK:16:SER:N	2.36	0.41
21:LL:8:MET:HE2	21:LL:11:ARG:HD2	2.02	0.41
50:SM:126:THR:OG1	50:SM:129:ASP:OD2	2.36	0.41
3:L3:1358:G:O2'	3:L3:1360:G:O6	2.17	0.41
3:L3:1864:G:O6	39:NR:22:ARG:NH2	2.54	0.41
3:L3:4468:U:HO2'	36:NK:2:ALA:N	2.19	0.41
19:LJ:33:THR:HG23	19:LJ:36:ARG:H	1.84	0.41
3:L3:2334:C:C5	40:SA:191:ALA:HB2	2.56	0.41
3:L3:3607:U:OP1	13:LD:88:ARG:NH1	2.54	0.41
3:L3:2362:U:H2'	3:L3:2363:A2M:H8	2.03	0.41
3:L3:3724:A2M:HM'3	3:L3:3724:A2M:H1'	1.64	0.41
3:L3:2691:U:C2	3:L3:2692:U:C5	3.08	0.41
3:L3:4494:OMG:H8	3:L3:4494:OMG:O5'	2.04	0.41
4:L4:13:A:P	4:L4:109:U:HO2'	2.40	0.41
19:LJ:100:VAL:HG13	19:LJ:107:LYS:HA	2.02	0.41
32:LW:21:ARG:NH2	32:LW:41:ALA:O	2.43	0.41
38:NP:24:ARG:NH2	38:NP:27:ASP:OD2	2.49	0.41
40:SA:94:ASN:OD1	40:SA:94:ASN:N	2.54	0.41
40:SA:211:TYR:OH	40:SA:218:ILE:HD11	2.21	0.41
3:L3:1523:A:N3	3:L3:4389:C:O2'	2.46	0.41
35:LZ:12:PHE:CD2	35:LZ:51:LEU:HD22	2.56	0.41
35:LZ:21:ARG:NH1	35:LZ:22:PRO:O	2.51	0.41
3:L3:1252:C:O2	3:L3:1254:A:N6	2.49	0.40
3:L3:1321:G:C2'	3:L3:1322:1MA:H5'	2.51	0.40
3:L3:2280:G:HO2'	3:L3:2281:U:H6	1.63	0.40
3:L3:3701:OMC:H4'	3:L3:3702:A:H5''	2.03	0.40
15:LF:49:VAL:HG12	15:LF:50:ASN:OD1	2.21	0.40
3:L3:2861:OMC:H1'	3:L3:2861:OMC:HM23	1.50	0.40
19:LJ:74:VAL:HG23	19:LJ:101:PHE:CE2	2.57	0.40
23:LN:119:TYR:OH	23:LN:129:ALA:N	2.53	0.40
3:L3:1683:PSU:H2'	3:L3:1684:A:C8	2.56	0.40
3:L3:1959:U:O2'	39:NR:100:ASP:OD2	2.36	0.40
3:L3:4405:G:OP2	52:SR:130:LYS:NZ	2.40	0.40

Continued on next page...

Continued from previous page...

Atom-1	Atom-2	Interatomic distance (Å)	Clash overlap (Å)
23:LN:298:LEU:HD23	23:LN:298:LEU:H	1.86	0.40
23:LN:370:THR:N	23:LN:380:GLN:OE1	2.48	0.40
52:SR:102:ALA:O	52:SR:106:VAL:HG23	2.20	0.40
3:L3:106:A:H2'	3:L3:107:G:O4'	2.22	0.40
5:L5:10:ASN:OD1	5:L5:11:PRO:HD2	2.22	0.40

There are no symmetry-related clashes.

5.3 Torsion angles [i](#)

5.3.1 Protein backbone [i](#)

In the following table, the Percentiles column shows the percent Ramachandran outliers of the chain as a percentile score with respect to all PDB entries followed by that with respect to all EM entries.

The Analysed column shows the number of residues for which the backbone conformation was analysed, and the total number of residues.

Mol	Chain	Analysed	Favoured	Allowed	Outliers	Percentiles	
1	BA	89/165 (54%)	89 (100%)	0	0	100	100
5	L5	166/178 (93%)	165 (99%)	1 (1%)	0	100	100
6	L6	208/211 (99%)	203 (98%)	5 (2%)	0	100	100
7	L7	199/203 (98%)	196 (98%)	3 (2%)	0	100	100
8	L8	133/215 (62%)	130 (98%)	3 (2%)	0	100	100
9	L9	201/204 (98%)	198 (98%)	3 (2%)	0	100	100
10	LA	151/184 (82%)	147 (97%)	4 (3%)	0	100	100
11	LB	185/188 (98%)	180 (97%)	5 (3%)	0	100	100
12	LC	174/176 (99%)	172 (99%)	2 (1%)	0	100	100
13	LD	152/196 (78%)	150 (99%)	2 (1%)	0	100	100
14	LE	150/160 (94%)	145 (97%)	5 (3%)	0	100	100
15	LF	101/128 (79%)	99 (98%)	2 (2%)	0	100	100
16	LG	137/140 (98%)	135 (98%)	2 (2%)	0	100	100
17	LH	141/156 (90%)	141 (100%)	0	0	100	100
18	LI	132/145 (91%)	130 (98%)	2 (2%)	0	100	100
19	LJ	133/136 (98%)	131 (98%)	2 (2%)	0	100	100

Continued on next page...

Continued from previous page...

Mol	Chain	Analysed	Favoured	Allowed	Outliers	Percentiles	
20	LK	145/148 (98%)	143 (99%)	2 (1%)	0	100	100
21	LL	123/137 (90%)	122 (99%)	1 (1%)	0	100	100
22	LM	87/159 (55%)	86 (99%)	1 (1%)	0	100	100
23	LN	399/403 (99%)	391 (98%)	8 (2%)	0	100	100
24	LO	93/115 (81%)	93 (100%)	0	0	100	100
25	LP	104/125 (83%)	102 (98%)	2 (2%)	0	100	100
26	LQ	126/135 (93%)	125 (99%)	1 (1%)	0	100	100
27	LR	110/117 (94%)	110 (100%)	0	0	100	100
28	LS	120/123 (98%)	118 (98%)	2 (2%)	0	100	100
29	LT	107/110 (97%)	106 (99%)	1 (1%)	0	100	100
30	LU	100/105 (95%)	100 (100%)	0	0	100	100
31	LV	102/106 (96%)	100 (98%)	2 (2%)	0	100	100
32	LW	84/97 (87%)	83 (99%)	1 (1%)	0	100	100
33	LX	89/92 (97%)	86 (97%)	3 (3%)	0	100	100
34	LY	67/70 (96%)	67 (100%)	0	0	100	100
35	LZ	48/51 (94%)	47 (98%)	1 (2%)	0	100	100
36	NK	63/129 (49%)	62 (98%)	1 (2%)	0	100	100
37	NL	259/478 (54%)	258 (100%)	1 (0%)	0	100	100
38	NP	100/134 (75%)	100 (100%)	0	0	100	100
39	NR	150/203 (74%)	147 (98%)	3 (2%)	0	100	100
40	SA	356/427 (83%)	352 (99%)	4 (1%)	0	100	100
41	SB	273/297 (92%)	269 (98%)	4 (2%)	0	100	100
42	SC	211/288 (73%)	204 (97%)	7 (3%)	0	100	100
43	SD	223/248 (90%)	218 (98%)	5 (2%)	0	100	100
44	SE	228/266 (86%)	226 (99%)	2 (1%)	0	100	100
45	SF	243/257 (95%)	236 (97%)	7 (3%)	0	100	100
46	SG	188/192 (98%)	187 (100%)	1 (0%)	0	100	100
47	SH	91/293 (31%)	90 (99%)	1 (1%)	0	100	100
48	SI	233/255 (91%)	230 (99%)	3 (1%)	0	100	100
49	SK	242/245 (99%)	237 (98%)	5 (2%)	0	100	100
50	SM	393/588 (67%)	388 (99%)	5 (1%)	0	100	100

Continued on next page...

Continued from previous page...

Mol	Chain	Analysed	Favoured	Allowed	Outliers	Percentiles	
51	SQ	121/239 (51%)	119 (98%)	2 (2%)	0	100	100
52	SR	595/634 (94%)	587 (99%)	7 (1%)	1 (0%)	47	60
53	SV	137/163 (84%)	136 (99%)	1 (1%)	0	100	100
54	VB	54/99 (54%)	54 (100%)	0	0	100	100
All	All	8516/10313 (83%)	8390 (98%)	125 (2%)	1 (0%)	100	100

All (1) Ramachandran outliers are listed below:

Mol	Chain	Res	Type
52	SR	88	ASP

5.3.2 Protein sidechains [i](#)

In the following table, the Percentiles column shows the percent sidechain outliers of the chain as a percentile score with respect to all PDB entries followed by that with respect to all EM entries.

The Analysed column shows the number of residues for which the sidechain conformation was analysed, and the total number of residues.

Mol	Chain	Analysed	Rotameric	Outliers	Percentiles	
5	L5	142/149 (95%)	142 (100%)	0	100	100
6	L6	176/177 (99%)	176 (100%)	0	100	100
7	L7	173/174 (99%)	173 (100%)	0	100	100
8	L8	115/161 (71%)	115 (100%)	0	100	100
9	L9	171/172 (99%)	171 (100%)	0	100	100
10	LA	134/163 (82%)	134 (100%)	0	100	100
11	LB	164/165 (99%)	164 (100%)	0	100	100
12	LC	157/157 (100%)	157 (100%)	0	100	100
13	LD	138/175 (79%)	138 (100%)	0	100	100
14	LE	136/140 (97%)	136 (100%)	0	100	100
15	LF	93/115 (81%)	93 (100%)	0	100	100
16	LG	106/107 (99%)	106 (100%)	0	100	100
17	LH	124/133 (93%)	124 (100%)	0	100	100
18	LI	124/135 (92%)	124 (100%)	0	100	100

Continued on next page...

Continued from previous page...

Mol	Chain	Analysed	Rotameric	Outliers	Percentiles	
19	LJ	117/118 (99%)	117 (100%)	0	100	100
20	LK	120/121 (99%)	120 (100%)	0	100	100
21	LL	109/121 (90%)	109 (100%)	0	100	100
22	LM	77/126 (61%)	76 (99%)	1 (1%)	69	80
23	LN	347/348 (100%)	347 (100%)	0	100	100
24	LO	80/97 (82%)	80 (100%)	0	100	100
25	LP	97/110 (88%)	97 (100%)	0	100	100
26	LQ	114/121 (94%)	114 (100%)	0	100	100
27	LR	96/100 (96%)	96 (100%)	0	100	100
28	LS	109/110 (99%)	109 (100%)	0	100	100
29	LT	88/89 (99%)	88 (100%)	0	100	100
30	LU	86/89 (97%)	85 (99%)	1 (1%)	71	81
31	LV	92/94 (98%)	92 (100%)	0	100	100
32	LW	73/80 (91%)	73 (100%)	0	100	100
33	LX	74/75 (99%)	74 (100%)	0	100	100
34	LY	64/65 (98%)	63 (98%)	1 (2%)	62	77
35	LZ	47/48 (98%)	47 (100%)	0	100	100
36	NK	61/115 (53%)	61 (100%)	0	100	100
37	NL	227/402 (56%)	227 (100%)	0	100	100
38	NP	88/114 (77%)	88 (100%)	0	100	100
39	NR	140/183 (76%)	140 (100%)	0	100	100
40	SA	298/348 (86%)	297 (100%)	1 (0%)	92	96
41	SB	234/250 (94%)	233 (100%)	1 (0%)	91	95
42	SC	192/252 (76%)	190 (99%)	2 (1%)	76	84
43	SD	194/215 (90%)	194 (100%)	0	100	100
44	SE	198/223 (89%)	198 (100%)	0	100	100
45	SF	188/199 (94%)	188 (100%)	0	100	100
46	SG	169/171 (99%)	169 (100%)	0	100	100
47	SH	85/274 (31%)	85 (100%)	0	100	100
48	SI	212/228 (93%)	212 (100%)	0	100	100
49	SK	212/213 (100%)	211 (100%)	1 (0%)	88	93

Continued on next page...

Continued from previous page...

Mol	Chain	Analysed	Rotameric	Outliers	Percentiles	
50	SM	354/509 (70%)	354 (100%)	0	100	100
51	SQ	6/214 (3%)	6 (100%)	0	100	100
52	SR	545/574 (95%)	543 (100%)	2 (0%)	91	95
53	SV	128/149 (86%)	128 (100%)	0	100	100
54	VB	48/76 (63%)	48 (100%)	0	100	100
All	All	7322/8744 (84%)	7312 (100%)	10 (0%)	93	97

All (10) residues with a non-rotameric sidechain are listed below:

Mol	Chain	Res	Type
22	LM	117	ARG
30	LU	23	LYS
34	LY	18	LYS
40	SA	109	ARG
41	SB	196	ARG
42	SC	41	LYS
42	SC	56	ARG
49	SK	57	ARG
52	SR	8	LYS
52	SR	100	ASN

Sometimes sidechains can be flipped to improve hydrogen bonding and reduce clashes. All (14) such sidechains are listed below:

Mol	Chain	Res	Type
10	LA	97	ASN
10	LA	101	ASN
10	LA	116	HIS
12	LC	122	HIS
14	LE	58	HIS
23	LN	322	HIS
38	NP	75	ASN
42	SC	190	HIS
46	SG	40	HIS
48	SI	225	HIS
50	SM	211	HIS
52	SR	100	ASN
52	SR	157	HIS
52	SR	209	HIS

5.3.3 RNA ⓘ

Mol	Chain	Analysed	Backbone Outliers	Pucker Outliers
2	L1	152/157 (96%)	18 (11%)	0
3	L3	3389/5070 (66%)	431 (12%)	8 (0%)
4	L4	119/121 (98%)	10 (8%)	0
All	All	3660/5348 (68%)	459 (12%)	8 (0%)

All (459) RNA backbone outliers are listed below:

Mol	Chain	Res	Type
2	L1	23	C
2	L1	34	U
2	L1	35	C
2	L1	59	A
2	L1	62	A
2	L1	63	U
2	L1	82	A
2	L1	83	C
2	L1	84	A
2	L1	86	U
2	L1	94	G
2	L1	103	A
2	L1	105	C
2	L1	111	U
2	L1	114	G
2	L1	127	U
2	L1	151	G
2	L1	156	U
3	L3	2	G
3	L3	6	C
3	L3	13	U
3	L3	25	A
3	L3	39	A
3	L3	42	A
3	L3	48	G
3	L3	56	A
3	L3	58	G
3	L3	59	A
3	L3	64	A
3	L3	65	A
3	L3	66	A
3	L3	69	A
3	L3	91	G

Continued on next page...

Continued from previous page...

Mol	Chain	Res	Type
3	L3	98	A
3	L3	108	A
3	L3	119	G
3	L3	159	C
3	L3	164	G
3	L3	167	C
3	L3	169	G
3	L3	170	C
3	L3	171	U
3	L3	172	C
3	L3	173	C
3	L3	181	C
3	L3	197	A
3	L3	200	U
3	L3	210	C
3	L3	218	A
3	L3	233	U
3	L3	234	G
3	L3	261	G
3	L3	266	C
3	L3	274	C
3	L3	297	U
3	L3	316	U
3	L3	340	C
3	L3	349	A
3	L3	387	G
3	L3	409	G
3	L3	410	A
3	L3	412	G
3	L3	449	C
3	L3	450	G
3	L3	452	A
3	L3	454	U
3	L3	464	G
3	L3	467	U
3	L3	469	C
3	L3	473	C
3	L3	492	U
3	L3	493	G
3	L3	496	G
3	L3	497	G
3	L3	501	C

Continued on next page...

Continued from previous page...

Mol	Chain	Res	Type
3	L3	502	C
3	L3	503	C
3	L3	504	G
3	L3	510	U
3	L3	511	C
3	L3	658	C
3	L3	660	A
3	L3	667	A
3	L3	668	C
3	L3	669	C
3	L3	686	A
3	L3	704	C
3	L3	730	G
3	L3	731	G
3	L3	739	G
3	L3	741	C
3	L3	742	G
3	L3	746	A
3	L3	757	G
3	L3	913	U
3	L3	915	A
3	L3	916	C
3	L3	917	A
3	L3	926	G
3	L3	932	A
3	L3	933	G
3	L3	944	A
3	L3	945	U
3	L3	956	A
3	L3	959	G
3	L3	960	A
3	L3	971	U
3	L3	972	C
3	L3	1066	G
3	L3	1072	C
3	L3	1080	C
3	L3	1100	U
3	L3	1169	G
3	L3	1171	G
3	L3	1173	G
3	L3	1174	G
3	L3	1178	G

Continued on next page...

Continued from previous page...

Mol	Chain	Res	Type
3	L3	1180	C
3	L3	1181	C
3	L3	1182	C
3	L3	1198	G
3	L3	1201	U
3	L3	1203	G
3	L3	1211	G
3	L3	1214	C
3	L3	1215	C
3	L3	1241	C
3	L3	1253	G
3	L3	1254	A
3	L3	1255	A
3	L3	1256	G
3	L3	1266	G
3	L3	1269	G
3	L3	1270	A
3	L3	1273	G
3	L3	1280	C
3	L3	1284	G
3	L3	1287	G
3	L3	1294	A
3	L3	1295	C
3	L3	1301	C
3	L3	1314	C
3	L3	1319	U
3	L3	1320	U
3	L3	1325	C
3	L3	1326	A2M
3	L3	1354	A
3	L3	1358	G
3	L3	1359	G
3	L3	1365	C
3	L3	1366	G
3	L3	1379	C
3	L3	1397	A
3	L3	1420	A
3	L3	1439	C
3	L3	1443	A
3	L3	1497	A
3	L3	1498	G
3	L3	1502	G

Continued on next page...

Continued from previous page...

Mol	Chain	Res	Type
3	L3	1523	A
3	L3	1534	A2M
3	L3	1547	A
3	L3	1578	U
3	L3	1581	G
3	L3	1592	G
3	L3	1596	U
3	L3	1597	G
3	L3	1613	A
3	L3	1614	C
3	L3	1624	G
3	L3	1625	OMG
3	L3	1631	A
3	L3	1633	G
3	L3	1634	A
3	L3	1640	C
3	L3	1641	G
3	L3	1642	A
3	L3	1654	G
3	L3	1661	C
3	L3	1676	C
3	L3	1677	PSU
3	L3	1678	C
3	L3	1721	G
3	L3	1734	G
3	L3	1791	U
3	L3	1804	A
3	L3	1815	G
3	L3	1821	G
3	L3	1822	U
3	L3	1836	G
3	L3	1837	A
3	L3	1842	G
3	L3	1850	A
3	L3	1854	G
3	L3	1855	G
3	L3	1860	PSU
3	L3	1866	U
3	L3	1869	G
3	L3	1880	G
3	L3	1881	C
3	L3	1882	U

Continued on next page...

Continued from previous page...

Mol	Chain	Res	Type
3	L3	1883	G
3	L3	1887	G
3	L3	1888	A
3	L3	1891	A
3	L3	1897	A
3	L3	1910	G
3	L3	1919	G
3	L3	1921	C
3	L3	1922	G
3	L3	1925	G
3	L3	1936	C
3	L3	1960	A
3	L3	1974	U
3	L3	1984	A
3	L3	2002	A
3	L3	2016	C
3	L3	2021	G
3	L3	2026	A
3	L3	2044	U
3	L3	2046	G
3	L3	2055	G
3	L3	2056	G
3	L3	2069	A
3	L3	2084	C
3	L3	2092	G
3	L3	2093	A
3	L3	2094	G
3	L3	2095	A
3	L3	2096	G
3	L3	2097	U
3	L3	2098	G
3	L3	2099	G
3	L3	2109	G
3	L3	2110	C
3	L3	2111	G
3	L3	2289	C
3	L3	2300	A
3	L3	2301	G
3	L3	2313	A
3	L3	2348	G
3	L3	2351	OMC
3	L3	2395	A

Continued on next page...

Continued from previous page...

Mol	Chain	Res	Type
3	L3	2417	A
3	L3	2422	OMC
3	L3	2425	U
3	L3	2429	A
3	L3	2450	G
3	L3	2453	A
3	L3	2470	C
3	L3	2471	G
3	L3	2475	G
3	L3	2476	G
3	L3	2477	A
3	L3	2478	C
3	L3	2486	G
3	L3	2487	G
3	L3	2488	C
3	L3	2489	C
3	L3	2492	C
3	L3	2493	G
3	L3	2512	A
3	L3	2513	A
3	L3	2519	U
3	L3	2544	G
3	L3	2545	U
3	L3	2548	C
3	L3	2554	U
3	L3	2587	A
3	L3	2601	A
3	L3	2627	C
3	L3	2638	G
3	L3	2653	C
3	L3	2669	C
3	L3	2687	U
3	L3	2694	G
3	L3	2695	A
3	L3	2696	A
3	L3	2711	G
3	L3	2743	A
3	L3	2760	G
3	L3	2764	A
3	L3	2769	U
3	L3	2772	C
3	L3	2787	A2M

Continued on next page...

Continued from previous page...

Mol	Chain	Res	Type
3	L3	2788	U
3	L3	2790	U
3	L3	2814	C
3	L3	2826	U
3	L3	2827	G
3	L3	2855	G
3	L3	2877	G
3	L3	2902	G
3	L3	2917	G
3	L3	2918	G
3	L3	3271	G
3	L3	3585	G
3	L3	3593	C
3	L3	3595	U
3	L3	3597	G
3	L3	3617	G
3	L3	3626	G
3	L3	3635	A
3	L3	3644	U
3	L3	3653	A
3	L3	3662	A
3	L3	3696	C
3	L3	3697	U
3	L3	3775	A
3	L3	3838	U
3	L3	3840	U
3	L3	3868	G
3	L3	3872	A
3	L3	3875	G
3	L3	3876	A
3	L3	3877	A
3	L3	3885	G
3	L3	3887	OMC
3	L3	3897	G
3	L3	3905	A
3	L3	3915	U
3	L3	3923	A
3	L3	4069	U
3	L3	4076	G
3	L3	4084	G
3	L3	4085	A
3	L3	4118	U

Continued on next page...

Continued from previous page...

Mol	Chain	Res	Type
3	L3	4119	C
3	L3	4122	G
3	L3	4127	A
3	L3	4133	C
3	L3	4139	G
3	L3	4140	C
3	L3	4142	C
3	L3	4143	G
3	L3	4144	C
3	L3	4145	C
3	L3	4147	G
3	L3	4150	G
3	L3	4154	G
3	L3	4162	C
3	L3	4170	A
3	L3	4183	G
3	L3	4184	G
3	L3	4191	G
3	L3	4194	U
3	L3	4202	U
3	L3	4205	A
3	L3	4221	C
3	L3	4225	G
3	L3	4228	OMG
3	L3	4229	U
3	L3	4233	A
3	L3	4251	A
3	L3	4254	G
3	L3	4266	G
3	L3	4268	A
3	L3	4273	A
3	L3	4281	A
3	L3	4305	G
3	L3	4306	OMU
3	L3	4329	G
3	L3	4330	G
3	L3	4332	C
3	L3	4373	G
3	L3	4376	A
3	L3	4377	G
3	L3	4378	A
3	L3	4387	C

Continued on next page...

Continued from previous page...

Mol	Chain	Res	Type
3	L3	4391	G
3	L3	4415	A
3	L3	4418	G
3	L3	4437	U
3	L3	4438	U
3	L3	4439	U
3	L3	4453	C
3	L3	4464	A
3	L3	4466	C
3	L3	4475	G
3	L3	4491	G
3	L3	4498	OMU
3	L3	4512	U
3	L3	4513	A
3	L3	4518	A
3	L3	4523	A2M
3	L3	4524	G
3	L3	4532	PSU
3	L3	4545	G
3	L3	4548	A
3	L3	4549	G
3	L3	4555	U
3	L3	4556	U
3	L3	4557	U
3	L3	4558	U
3	L3	4560	C
3	L3	4567	G
3	L3	4584	A
3	L3	4590	A2M
3	L3	4608	G
3	L3	4618	OMG
3	L3	4636	PSU
3	L3	4637	OMG
3	L3	4656	A
3	L3	4670	C
3	L3	4672	A
3	L3	4678	G
3	L3	4679	G
3	L3	4701	A
3	L3	4708	A
3	L3	4709	U
3	L3	4719	G

Continued on next page...

Continued from previous page...

Mol	Chain	Res	Type
3	L3	4720	C
3	L3	4740	G
3	L3	4741	C
3	L3	4742	G
3	L3	4750	G
3	L3	4751	G
3	L3	4754	G
3	L3	4757	C
3	L3	4759	C
3	L3	4765	G
3	L3	4772	C
3	L3	4773	C
3	L3	4870	G
3	L3	4871	C
3	L3	4882	U
3	L3	4883	C
3	L3	4900	C
3	L3	4901	G
3	L3	4910	G
3	L3	4911	A
3	L3	4914	C
3	L3	4916	G
3	L3	4937	C
3	L3	4943	A
3	L3	4976	U
3	L3	5014	A
3	L3	5022	U
3	L3	5023	C
3	L3	5026	U
3	L3	5027	C
3	L3	5031	G
3	L3	5041	G
3	L3	5050	C
3	L3	5054	C
3	L3	5055	G
3	L3	5061	A
3	L3	5062	G
3	L3	5069	U
4	L4	7	G
4	L4	49	A
4	L4	53	U
4	L4	54	A

Continued on next page...

Continued from previous page...

Mol	Chain	Res	Type
4	L4	64	G
4	L4	66	G
4	L4	97	G
4	L4	110	G
4	L4	111	C
4	L4	120	U

All (8) RNA pucker outliers are listed below:

Mol	Chain	Res	Type
3	L3	496	G
3	L3	502	C
3	L3	503	C
3	L3	1324	A
3	L3	1625	OMG
3	L3	1853	G
3	L3	2095	A
3	L3	3616	U

5.4 Non-standard residues in protein, DNA, RNA chains [i](#)

109 non-standard protein/DNA/RNA residues are modelled in this entry.

In the following table, the Counts columns list the number of bonds (or angles) for which Mogul statistics could be retrieved, the number of bonds (or angles) that are observed in the model and the number of bonds (or angles) that are defined in the Chemical Component Dictionary. The Link column lists molecule types, if any, to which the group is linked. The Z score for a bond length (or angle) is the number of standard deviations the observed value is removed from the expected value. A bond length (or angle) with $|Z| > 2$ is considered an outlier worth inspection. RMSZ is the root-mean-square of all Z scores of the bond lengths (or angles).

Mol	Type	Chain	Res	Link	Bond lengths			Bond angles		
					Counts	RMSZ	# Z > 2	Counts	RMSZ	# Z > 2
3	PSU	L3	3730	3	18,21,22	1.05	1 (5%)	22,30,33	1.79	4 (18%)
3	PSU	L3	4500	3	18,21,22	1.00	1 (5%)	22,30,33	1.84	4 (18%)
3	A2M	L3	2787	3	18,25,26	1.23	2 (11%)	18,36,39	1.36	2 (11%)
3	OMC	L3	2351	3,55	19,22,23	0.65	0	26,31,34	0.87	1 (3%)
3	PSU	L3	3853	3	18,21,22	1.01	1 (5%)	22,30,33	1.74	4 (18%)
3	A2M	L3	1534	3,55	18,25,26	1.24	3 (16%)	18,36,39	1.35	2 (11%)
3	6MZ	L3	4220	3	18,25,26	1.08	2 (11%)	16,36,39	1.94	4 (25%)
3	PSU	L3	1862	3	18,21,22	1.06	1 (5%)	22,30,33	1.84	5 (22%)

Mol	Type	Chain	Res	Link	Bond lengths			Bond angles		
					Counts	RMSZ	# Z > 2	Counts	RMSZ	# Z > 2
3	A2M	L3	3718	3	18,25,26	1.26	3 (16%)	18,36,39	1.17	1 (5%)
3	OMU	L3	4620	3	19,22,23	1.93	6 (31%)	26,31,34	1.56	4 (15%)
2	OMG	L1	75	2	18,26,27	1.19	2 (11%)	19,38,41	0.86	1 (5%)
3	OMC	L3	2804	3	19,22,23	0.60	0	26,31,34	0.65	0
3	OMU	L3	2837	3	19,22,23	2.03	6 (31%)	26,31,34	1.78	5 (19%)
23	HIC	LN	245	23	8,11,12	1.63	2 (25%)	6,14,16	1.13	1 (16%)
3	A2M	L3	2815	3	18,25,26	1.23	3 (16%)	18,36,39	1.24	2 (11%)
3	PSU	L3	2508	3	18,21,22	1.04	1 (5%)	22,30,33	1.75	4 (18%)
3	PSU	L3	3920	3,55	18,21,22	1.05	1 (5%)	22,30,33	1.77	5 (22%)
3	PSU	L3	4299	3	18,21,22	1.00	1 (5%)	22,30,33	1.89	5 (22%)
3	A2M	L3	2363	3,55	18,25,26	1.23	2 (11%)	18,36,39	1.25	2 (11%)
3	OMC	L3	2824	3	19,22,23	0.58	0	26,31,34	0.70	0
3	A2M	L3	3825	3	18,25,26	1.22	3 (16%)	18,36,39	1.22	1 (5%)
3	PSU	L3	4579	3	18,21,22	1.02	1 (5%)	22,30,33	1.76	4 (18%)
3	OMG	L3	3899	3	18,26,27	1.23	3 (16%)	19,38,41	0.88	1 (5%)
3	A2M	L3	3867	3	18,25,26	1.19	2 (11%)	18,36,39	1.27	1 (5%)
3	PSU	L3	4552	3	18,21,22	1.02	1 (5%)	22,30,33	1.80	4 (18%)
3	A2M	L3	3724	3	18,25,26	1.22	2 (11%)	18,36,39	1.32	2 (11%)
3	PSU	L3	3695	3	18,21,22	1.06	1 (5%)	22,30,33	1.80	5 (22%)
3	PSU	L3	4457	3	18,21,22	1.08	1 (5%)	22,30,33	1.77	4 (18%)
3	A2M	L3	1524	3	18,25,26	1.18	3 (16%)	18,36,39	1.34	2 (11%)
3	OMC	L3	3887	3	19,22,23	0.58	0	26,31,34	0.66	0
2	PSU	L1	55	2	18,21,22	1.06	1 (5%)	22,30,33	1.79	5 (22%)
3	A2M	L3	4590	3	18,25,26	1.23	3 (16%)	18,36,39	1.42	3 (16%)
3	PSU	L3	4296	3	18,21,22	1.04	1 (5%)	22,30,33	1.83	5 (22%)
3	OMG	L3	3627	3	18,26,27	1.18	2 (11%)	19,38,41	0.90	1 (5%)
3	A2M	L3	400	3	18,25,26	1.20	2 (11%)	18,36,39	1.31	2 (11%)
3	PSU	L3	5010	3	18,21,22	1.05	1 (5%)	22,30,33	1.78	5 (22%)
3	PSU	L3	1860	3	18,21,22	1.06	1 (5%)	22,30,33	1.83	5 (22%)
2	PSU	L1	69	2	18,21,22	1.06	1 (5%)	22,30,33	1.86	6 (27%)
3	PSU	L3	3734	3	18,21,22	1.07	1 (5%)	22,30,33	1.82	6 (27%)
3	A2M	L3	4523	3	18,25,26	1.20	2 (11%)	18,36,39	1.25	2 (11%)
3	PSU	L3	3715	3	18,21,22	1.08	1 (5%)	22,30,33	1.83	6 (27%)
3	OMC	L3	4456	3	19,22,23	0.56	0	26,31,34	0.66	0
3	OMG	L3	4499	3	18,26,27	1.13	2 (11%)	19,38,41	0.82	1 (5%)

Mol	Type	Chain	Res	Link	Bond lengths			Bond angles		
					Counts	RMSZ	# Z > 2	Counts	RMSZ	# Z > 2
3	PSU	L3	3822	3	18,21,22	1.10	1 (5%)	22,30,33	1.80	5 (22%)
3	PSU	L3	4972	3	18,21,22	1.04	1 (5%)	22,30,33	1.80	4 (18%)
3	OMC	L3	1340	3	19,22,23	0.61	0	26,31,34	0.74	0
3	PSU	L3	4689	3	18,21,22	1.04	1 (5%)	22,30,33	1.83	5 (22%)
3	PSU	L3	4673	3	18,21,22	1.06	1 (5%)	22,30,33	1.80	4 (18%)
3	OMU	L3	2415	3	19,22,23	2.02	6 (31%)	26,31,34	1.73	5 (19%)
3	OMC	L3	3841	3	19,22,23	0.57	0	26,31,34	0.64	0
3	OMC	L3	2365	3	19,22,23	0.57	0	26,31,34	0.71	0
3	PSU	L3	2839	3	18,21,22	1.04	1 (5%)	22,30,33	1.75	4 (18%)
3	OMG	L3	2364	3	18,26,27	1.18	2 (11%)	19,38,41	0.91	1 (5%)
3	OMG	L3	4618	3	18,26,27	1.21	3 (16%)	19,38,41	0.88	1 (5%)
3	1MA	L3	1322	3	16,25,26	0.92	2 (12%)	18,37,40	1.18	2 (11%)
3	OMC	L3	3869	3	19,22,23	0.59	0	26,31,34	0.68	0
3	OMC	L3	2861	3	19,22,23	0.56	0	26,31,34	0.69	0
3	A2M	L3	4571	3	18,25,26	1.19	2 (11%)	18,36,39	1.21	2 (11%)
3	PSU	L3	3844	3	18,21,22	1.09	1 (5%)	22,30,33	1.83	5 (22%)
39	PTR	NR	127	39	15,16,17	1.27	1 (6%)	19,22,24	0.60	0
3	OMG	L3	4623	3	18,26,27	1.16	2 (11%)	19,38,41	0.97	1 (5%)
3	UR3	L3	4530	3	19,22,23	1.11	3 (15%)	26,32,35	1.24	1 (3%)
3	OMG	L3	1522	3	18,26,27	1.21	3 (16%)	19,38,41	0.92	1 (5%)
3	OMU	L3	4306	3	19,22,23	1.98	6 (31%)	26,31,34	1.81	4 (15%)
3	PSU	L3	3639	3	18,21,22	1.02	1 (5%)	22,30,33	1.80	5 (22%)
3	OMC	L3	3701	3	19,22,23	0.53	0	26,31,34	0.57	0
3	OMU	L3	4498	3	19,22,23	2.09	7 (36%)	26,31,34	1.68	4 (15%)
3	OMG	L3	4228	3	18,26,27	1.24	3 (16%)	19,38,41	0.96	1 (5%)
3	PSU	L3	3884	3	18,21,22	1.03	1 (5%)	22,30,33	1.74	4 (18%)
3	OMU	L3	4227	3	19,22,23	1.97	6 (31%)	26,31,34	1.75	4 (15%)
3	PSU	L3	4628	3	18,21,22	1.02	1 (5%)	22,30,33	1.79	6 (27%)
3	A2M	L3	3830	3	18,25,26	1.21	2 (11%)	18,36,39	1.29	2 (11%)
3	PSU	L3	1536	3	18,21,22	1.05	1 (5%)	22,30,33	1.79	4 (18%)
3	A2M	L3	2401	3	18,25,26	1.20	2 (11%)	18,36,39	1.32	2 (11%)
3	A2M	L3	1326	3	18,25,26	1.21	2 (11%)	18,36,39	1.25	2 (11%)
3	OMG	L3	4370	3	18,26,27	1.23	3 (16%)	19,38,41	0.94	1 (5%)
3	OMG	L3	1625	3	18,26,27	1.19	2 (11%)	19,38,41	0.82	1 (5%)
3	PSU	L3	2632	3	18,21,22	1.04	1 (5%)	22,30,33	1.76	4 (18%)
3	PSU	L3	3637	3	18,21,22	1.02	1 (5%)	22,30,33	1.84	5 (22%)

Mol	Type	Chain	Res	Link	Bond lengths			Bond angles		
					Counts	RMSZ	# Z > 2	Counts	RMSZ	# Z > 2
3	PSU	L3	4431	3	18,21,22	1.10	1 (5%)	22,30,33	1.80	5 (22%)
3	OMU	L3	3925	3	19,22,23	1.97	6 (31%)	26,31,34	1.78	5 (19%)
3	OMG	L3	4494	3	18,26,27	1.21	2 (11%)	19,38,41	0.86	1 (5%)
3	OMG	L3	3744	3	18,26,27	1.14	2 (11%)	19,38,41	0.89	1 (5%)
3	PSU	L3	4576	3	18,21,22	1.05	1 (5%)	22,30,33	1.78	5 (22%)
3	OMG	L3	4637	3	18,26,27	1.17	2 (11%)	19,38,41	0.88	1 (5%)
3	PSU	L3	4521	3	18,21,22	1.03	1 (5%)	22,30,33	1.80	4 (18%)
3	PSU	L3	4636	3	18,21,22	1.07	1 (5%)	22,30,33	1.91	6 (27%)
3	PSU	L3	1792	3	18,21,22	1.03	1 (5%)	22,30,33	1.78	5 (22%)
3	PSU	L3	3851	3	18,21,22	1.06	1 (5%)	22,30,33	1.80	4 (18%)
3	OMC	L3	2422	3,55	19,22,23	0.57	0	26,31,34	0.69	0
3	OMG	L3	2424	3	18,26,27	1.21	2 (11%)	19,38,41	0.80	1 (5%)
3	PSU	L3	4532	3	18,21,22	1.05	1 (5%)	22,30,33	1.85	5 (22%)
3	OMG	L3	4392	3	18,26,27	1.21	2 (11%)	19,38,41	0.87	1 (5%)
3	PSU	L3	4361	3	18,21,22	1.02	1 (5%)	22,30,33	1.85	4 (18%)
3	PSU	L3	1683	3	18,21,22	1.04	1 (5%)	22,30,33	1.89	5 (22%)
3	PSU	L3	4471	3	18,21,22	1.06	1 (5%)	22,30,33	1.83	5 (22%)
3	PSU	L3	1677	3	18,21,22	0.98	1 (5%)	22,30,33	1.76	4 (18%)
3	OMG	L3	2876	3	18,26,27	1.16	2 (11%)	19,38,41	0.80	1 (5%)
3	PSU	L3	4353	3	18,21,22	1.03	1 (5%)	22,30,33	1.90	5 (22%)
3	PSU	L3	4293	3	18,21,22	0.99	1 (5%)	22,30,33	1.66	4 (18%)
3	OMG	L3	1316	3	18,26,27	1.21	3 (16%)	19,38,41	0.89	1 (5%)
3	PSU	L3	4493	3	18,21,22	1.04	1 (5%)	22,30,33	1.80	4 (18%)
3	PSU	L3	4403	3	18,21,22	1.06	1 (5%)	22,30,33	1.81	6 (27%)
3	A2M	L3	1871	3	18,25,26	1.19	2 (11%)	18,36,39	1.42	2 (11%)
3	PSU	L3	5001	3	18,21,22	1.09	1 (5%)	22,30,33	1.72	4 (18%)
3	A2M	L3	398	3	18,25,26	1.21	2 (11%)	18,36,39	1.33	2 (11%)
3	PSU	L3	4312	3	18,21,22	1.06	1 (5%)	22,30,33	1.83	4 (18%)
3	OMC	L3	4536	3	19,22,23	0.59	0	26,31,34	0.67	0
3	PSU	L3	1582	3	18,21,22	1.02	1 (5%)	22,30,33	1.86	4 (18%)

In the following table, the Chirals column lists the number of chiral outliers, the number of chiral centers analysed, the number of these observed in the model and the number defined in the Chemical Component Dictionary. Similar counts are reported in the Torsion and Rings columns. '-' means no outliers of that kind were identified.

Mol	Type	Chain	Res	Link	Chirals	Torsions	Rings
3	PSU	L3	3730	3	-	0/7/25/26	0/2/2/2
3	PSU	L3	4500	3	-	0/7/25/26	0/2/2/2
3	A2M	L3	2787	3	-	2/5/27/28	0/3/3/3
3	OMC	L3	2351	3,55	-	4/9/27/28	0/2/2/2
3	PSU	L3	3853	3	-	0/7/25/26	0/2/2/2
3	A2M	L3	1534	3,55	-	2/5/27/28	0/3/3/3
3	6MZ	L3	4220	3	-	3/5/27/28	0/3/3/3
3	PSU	L3	1862	3	-	0/7/25/26	0/2/2/2
3	A2M	L3	3718	3	-	1/5/27/28	0/3/3/3
3	OMU	L3	4620	3	-	0/9/27/28	0/2/2/2
2	OMG	L1	75	2	-	1/5/27/28	0/3/3/3
3	OMC	L3	2804	3	-	0/9/27/28	0/2/2/2
3	OMU	L3	2837	3	-	1/9/27/28	0/2/2/2
23	HIC	LN	245	23	-	2/5/6/8	0/1/1/1
3	A2M	L3	2815	3	-	1/5/27/28	0/3/3/3
3	PSU	L3	2508	3	-	0/7/25/26	0/2/2/2
3	PSU	L3	3920	3,55	-	0/7/25/26	0/2/2/2
3	PSU	L3	4299	3	-	0/7/25/26	0/2/2/2
3	A2M	L3	2363	3,55	-	1/5/27/28	0/3/3/3
3	OMC	L3	2824	3	-	0/9/27/28	0/2/2/2
3	A2M	L3	3825	3	-	0/5/27/28	0/3/3/3
3	PSU	L3	4579	3	-	0/7/25/26	0/2/2/2
3	OMG	L3	3899	3	-	1/5/27/28	0/3/3/3
3	A2M	L3	3867	3	-	1/5/27/28	0/3/3/3
3	PSU	L3	4552	3	-	0/7/25/26	0/2/2/2
3	A2M	L3	3724	3	-	1/5/27/28	0/3/3/3
3	PSU	L3	3695	3	-	0/7/25/26	0/2/2/2
3	PSU	L3	4457	3	-	0/7/25/26	0/2/2/2
3	A2M	L3	1524	3	-	0/5/27/28	0/3/3/3
3	OMC	L3	3887	3	-	2/9/27/28	0/2/2/2
2	PSU	L1	55	2	-	0/7/25/26	0/2/2/2
3	A2M	L3	4590	3	-	3/5/27/28	0/3/3/3
3	PSU	L3	4296	3	-	0/7/25/26	0/2/2/2
3	OMG	L3	3627	3	-	0/5/27/28	0/3/3/3
3	A2M	L3	400	3	-	1/5/27/28	0/3/3/3
3	PSU	L3	5010	3	-	0/7/25/26	0/2/2/2
3	PSU	L3	1860	3	-	2/7/25/26	0/2/2/2
2	PSU	L1	69	2	-	0/7/25/26	0/2/2/2
3	PSU	L3	3734	3	-	0/7/25/26	0/2/2/2
3	A2M	L3	4523	3	-	2/5/27/28	0/3/3/3
3	PSU	L3	3715	3	-	0/7/25/26	0/2/2/2

Continued on next page...

Continued from previous page...

Mol	Type	Chain	Res	Link	Chirals	Torsions	Rings
3	OMC	L3	4456	3	-	0/9/27/28	0/2/2/2
3	OMG	L3	4499	3	-	0/5/27/28	0/3/3/3
3	PSU	L3	3822	3	-	0/7/25/26	0/2/2/2
3	PSU	L3	4972	3	-	0/7/25/26	0/2/2/2
3	OMC	L3	1340	3	-	1/9/27/28	0/2/2/2
3	PSU	L3	4689	3	-	0/7/25/26	0/2/2/2
3	PSU	L3	4673	3	-	0/7/25/26	0/2/2/2
3	OMU	L3	2415	3	-	0/9/27/28	0/2/2/2
3	OMC	L3	3841	3	-	1/9/27/28	0/2/2/2
3	OMC	L3	2365	3	-	0/9/27/28	0/2/2/2
3	PSU	L3	2839	3	-	0/7/25/26	0/2/2/2
3	OMG	L3	2364	3	-	3/5/27/28	0/3/3/3
3	OMG	L3	4618	3	-	3/5/27/28	0/3/3/3
3	1MA	L3	1322	3	-	0/3/25/26	0/3/3/3
3	OMC	L3	3869	3	-	1/9/27/28	0/2/2/2
3	OMC	L3	2861	3	-	1/9/27/28	0/2/2/2
3	A2M	L3	4571	3	-	1/5/27/28	0/3/3/3
3	PSU	L3	3844	3	-	1/7/25/26	0/2/2/2
39	PTR	NR	127	39	-	1/10/11/13	0/1/1/1
3	OMG	L3	4623	3	-	0/5/27/28	0/3/3/3
3	UR3	L3	4530	3	-	0/7/25/26	0/2/2/2
3	OMG	L3	1522	3	-	0/5/27/28	0/3/3/3
3	OMU	L3	4306	3	-	4/9/27/28	0/2/2/2
3	PSU	L3	3639	3	-	0/7/25/26	0/2/2/2
3	OMC	L3	3701	3	-	7/9/27/28	0/2/2/2
3	OMU	L3	4498	3	-	2/9/27/28	0/2/2/2
3	OMG	L3	4228	3	-	2/5/27/28	0/3/3/3
3	PSU	L3	3884	3	-	0/7/25/26	0/2/2/2
3	OMU	L3	4227	3	-	1/9/27/28	0/2/2/2
3	PSU	L3	4628	3	-	0/7/25/26	0/2/2/2
3	A2M	L3	3830	3	-	1/5/27/28	0/3/3/3
3	PSU	L3	1536	3	-	0/7/25/26	0/2/2/2
3	A2M	L3	2401	3	-	2/5/27/28	0/3/3/3
3	A2M	L3	1326	3	-	3/5/27/28	0/3/3/3
3	OMG	L3	4370	3	-	0/5/27/28	0/3/3/3
3	OMG	L3	1625	3	-	2/5/27/28	0/3/3/3
3	PSU	L3	2632	3	-	0/7/25/26	0/2/2/2
3	PSU	L3	3637	3	-	0/7/25/26	0/2/2/2
3	PSU	L3	4431	3	-	0/7/25/26	0/2/2/2
3	OMU	L3	3925	3	-	1/9/27/28	0/2/2/2

Continued on next page...

Continued from previous page...

Mol	Type	Chain	Res	Link	Chirals	Torsions	Rings
3	OMG	L3	4494	3	-	0/5/27/28	0/3/3/3
3	OMG	L3	3744	3	-	1/5/27/28	0/3/3/3
3	PSU	L3	4576	3	-	0/7/25/26	0/2/2/2
3	OMG	L3	4637	3	-	2/5/27/28	0/3/3/3
3	PSU	L3	4521	3	-	0/7/25/26	0/2/2/2
3	PSU	L3	4636	3	-	4/7/25/26	0/2/2/2
3	PSU	L3	1792	3	-	0/7/25/26	0/2/2/2
3	PSU	L3	3851	3	-	0/7/25/26	0/2/2/2
3	OMC	L3	2422	3,55	-	1/9/27/28	0/2/2/2
3	OMG	L3	2424	3	-	0/5/27/28	0/3/3/3
3	PSU	L3	4532	3	-	0/7/25/26	0/2/2/2
3	OMG	L3	4392	3	-	1/5/27/28	0/3/3/3
3	PSU	L3	4361	3	-	0/7/25/26	0/2/2/2
3	PSU	L3	1683	3	-	0/7/25/26	0/2/2/2
3	PSU	L3	4471	3	-	0/7/25/26	0/2/2/2
3	PSU	L3	1677	3	-	4/7/25/26	0/2/2/2
3	OMG	L3	2876	3	-	2/5/27/28	0/3/3/3
3	PSU	L3	4353	3	-	0/7/25/26	0/2/2/2
3	PSU	L3	4293	3	-	0/7/25/26	0/2/2/2
3	OMG	L3	1316	3	-	2/5/27/28	0/3/3/3
3	PSU	L3	4493	3	-	0/7/25/26	0/2/2/2
3	PSU	L3	4403	3	-	0/7/25/26	0/2/2/2
3	A2M	L3	1871	3	-	1/5/27/28	0/3/3/3
3	PSU	L3	5001	3	-	0/7/25/26	0/2/2/2
3	A2M	L3	398	3	-	1/5/27/28	0/3/3/3
3	PSU	L3	4312	3	-	0/7/25/26	0/2/2/2
3	OMC	L3	4536	3	-	0/9/27/28	0/2/2/2
3	PSU	L3	1582	3	-	0/7/25/26	0/2/2/2

All (185) bond length outliers are listed below:

Mol	Chain	Res	Type	Atoms	Z	Observed(Å)	Ideal(Å)
3	L3	4498	OMU	C6-N1	4.85	1.49	1.38
3	L3	2415	OMU	C6-N1	4.64	1.49	1.38
3	L3	2837	OMU	C6-N1	4.64	1.49	1.38
3	L3	4306	OMU	C6-N1	4.62	1.49	1.38
3	L3	4620	OMU	C6-N1	4.55	1.49	1.38
3	L3	4227	OMU	C6-N1	4.52	1.48	1.38
3	L3	3925	OMU	C6-N1	4.49	1.48	1.38
39	NR	127	PTR	OH-CZ	-4.48	1.30	1.40
3	L3	4498	OMU	C2-N1	4.26	1.45	1.38

Continued on next page...

Continued from previous page...

Mol	Chain	Res	Type	Atoms	Z	Observed(Å)	Ideal(Å)
3	L3	4498	OMU	C5-C4	4.13	1.52	1.43
3	L3	2837	OMU	C2-N1	4.09	1.45	1.38
3	L3	4306	OMU	C2-N1	4.07	1.45	1.38
3	L3	2415	OMU	C2-N1	4.04	1.44	1.38
3	L3	3925	OMU	C2-N1	4.01	1.44	1.38
3	L3	2837	OMU	C5-C4	3.99	1.52	1.43
3	L3	4620	OMU	C2-N1	3.96	1.44	1.38
3	L3	2415	OMU	C5-C4	3.96	1.52	1.43
3	L3	4227	OMU	C2-N1	3.95	1.44	1.38
3	L3	3925	OMU	C5-C4	3.84	1.52	1.43
3	L3	4227	OMU	C5-C4	3.82	1.52	1.43
3	L3	4306	OMU	C5-C4	3.63	1.51	1.43
3	L3	3822	PSU	C6-C5	3.59	1.39	1.35
3	L3	4620	OMU	C5-C4	3.56	1.51	1.43
23	LN	245	HIC	CD2-CG	3.54	1.41	1.36
3	L3	4431	PSU	C6-C5	3.54	1.39	1.35
3	L3	5001	PSU	C6-C5	3.44	1.39	1.35
3	L3	3715	PSU	C6-C5	3.40	1.39	1.35
3	L3	4636	PSU	C6-C5	3.37	1.39	1.35
3	L3	1860	PSU	C6-C5	3.31	1.39	1.35
3	L3	3734	PSU	C6-C5	3.31	1.39	1.35
3	L3	3695	PSU	C6-C5	3.28	1.39	1.35
3	L3	3730	PSU	C6-C5	3.28	1.39	1.35
3	L3	4457	PSU	C6-C5	3.28	1.39	1.35
3	L3	4403	PSU	C6-C5	3.28	1.39	1.35
3	L3	5010	PSU	C6-C5	3.27	1.39	1.35
3	L3	4972	PSU	C6-C5	3.27	1.39	1.35
3	L3	4673	PSU	C6-C5	3.27	1.39	1.35
3	L3	4532	PSU	C6-C5	3.26	1.39	1.35
3	L3	3844	PSU	C6-C5	3.25	1.39	1.35
3	L3	2508	PSU	C6-C5	3.24	1.39	1.35
3	L3	3851	PSU	C6-C5	3.24	1.39	1.35
3	L3	1862	PSU	C6-C5	3.23	1.39	1.35
3	L3	2632	PSU	C6-C5	3.23	1.39	1.35
3	L3	2839	PSU	C6-C5	3.21	1.39	1.35
3	L3	4521	PSU	C6-C5	3.18	1.39	1.35
2	L1	69	PSU	C6-C5	3.18	1.39	1.35
3	L3	3884	PSU	C6-C5	3.18	1.39	1.35
3	L3	4576	PSU	C6-C5	3.17	1.39	1.35
3	L3	3724	A2M	O4'-C1'	3.17	1.45	1.41
3	L3	4353	PSU	C6-C5	3.16	1.39	1.35
2	L1	55	PSU	C6-C5	3.15	1.39	1.35

Continued on next page...

Continued from previous page...

Mol	Chain	Res	Type	Atoms	Z	Observed(Å)	Ideal(Å)
3	L3	4493	PSU	C6-C5	3.14	1.39	1.35
3	L3	4312	PSU	C6-C5	3.13	1.39	1.35
3	L3	1792	PSU	C6-C5	3.13	1.39	1.35
3	L3	4471	PSU	C6-C5	3.12	1.39	1.35
3	L3	4494	OMG	C8-N7	-3.12	1.29	1.35
3	L3	1871	A2M	O4'-C1'	3.12	1.45	1.41
3	L3	3637	PSU	C6-C5	3.12	1.39	1.35
3	L3	1536	PSU	C6-C5	3.12	1.39	1.35
3	L3	4552	PSU	C6-C5	3.11	1.38	1.35
3	L3	3853	PSU	C6-C5	3.10	1.38	1.35
3	L3	1326	A2M	O4'-C1'	3.08	1.45	1.41
3	L3	1625	OMG	C8-N7	-3.07	1.29	1.35
3	L3	398	A2M	O4'-C1'	3.06	1.45	1.41
3	L3	3899	OMG	C8-N7	-3.06	1.29	1.35
3	L3	3920	PSU	C6-C5	3.05	1.38	1.35
3	L3	4618	OMG	C8-N7	-3.05	1.29	1.35
3	L3	3830	A2M	O4'-C1'	3.05	1.45	1.41
3	L3	1582	PSU	C6-C5	3.04	1.38	1.35
3	L3	400	A2M	O4'-C1'	3.04	1.45	1.41
3	L3	3825	A2M	O4'-C1'	3.04	1.45	1.41
3	L3	2815	A2M	O4'-C1'	3.04	1.45	1.41
3	L3	3718	A2M	O4'-C1'	3.03	1.45	1.41
3	L3	4500	PSU	C6-C5	3.03	1.38	1.35
3	L3	4579	PSU	C6-C5	3.02	1.38	1.35
3	L3	4306	OMU	O4-C4	-3.02	1.18	1.24
3	L3	4228	OMG	C8-N7	-3.02	1.29	1.35
3	L3	4296	PSU	C6-C5	3.01	1.38	1.35
3	L3	3639	PSU	C6-C5	3.01	1.38	1.35
3	L3	4571	A2M	O4'-C1'	2.99	1.45	1.41
3	L3	2424	OMG	C8-N7	-2.98	1.30	1.35
2	L1	75	OMG	C8-N7	-2.97	1.30	1.35
3	L3	4370	OMG	C8-N7	-2.96	1.30	1.35
3	L3	2876	OMG	C8-N7	-2.96	1.30	1.35
3	L3	2401	A2M	O4'-C1'	2.96	1.45	1.41
3	L3	1683	PSU	C6-C5	2.96	1.38	1.35
3	L3	4392	OMG	C8-N7	-2.95	1.30	1.35
3	L3	4523	A2M	O4'-C1'	2.95	1.45	1.41
3	L3	4628	PSU	C6-C5	2.95	1.38	1.35
3	L3	4689	PSU	C6-C5	2.94	1.38	1.35
3	L3	4530	UR3	C2-N1	-2.94	1.34	1.38
3	L3	1316	OMG	C8-N7	-2.94	1.30	1.35
3	L3	2363	A2M	O4'-C1'	2.92	1.45	1.41

Continued on next page...

Continued from previous page...

Mol	Chain	Res	Type	Atoms	Z	Observed(Å)	Ideal(Å)
3	L3	1522	OMG	C8-N7	-2.92	1.30	1.35
3	L3	4361	PSU	C6-C5	2.92	1.38	1.35
3	L3	1534	A2M	O4'-C1'	2.91	1.45	1.41
3	L3	4227	OMU	O4-C4	-2.90	1.18	1.24
3	L3	4620	OMU	O4-C4	-2.90	1.18	1.24
3	L3	3867	A2M	O4'-C1'	2.88	1.45	1.41
3	L3	2787	A2M	O4'-C1'	2.87	1.45	1.41
3	L3	2364	OMG	C8-N7	-2.87	1.30	1.35
3	L3	4623	OMG	C8-N7	-2.87	1.30	1.35
3	L3	3925	OMU	O4-C4	-2.83	1.19	1.24
3	L3	3627	OMG	C8-N7	-2.82	1.30	1.35
3	L3	4590	A2M	O4'-C1'	2.81	1.45	1.41
3	L3	3744	OMG	C8-N7	-2.81	1.30	1.35
3	L3	2415	OMU	O4-C4	-2.81	1.19	1.24
3	L3	4499	OMG	C8-N7	-2.81	1.30	1.35
3	L3	4637	OMG	C8-N7	-2.80	1.30	1.35
3	L3	2837	OMU	O4-C4	-2.80	1.19	1.24
3	L3	4293	PSU	C6-C5	2.78	1.38	1.35
3	L3	2363	A2M	C8-N7	-2.77	1.29	1.34
3	L3	2787	A2M	C8-N7	-2.74	1.29	1.34
3	L3	4220	6MZ	C8-N7	-2.73	1.29	1.34
3	L3	4299	PSU	C6-C5	2.73	1.38	1.35
3	L3	3718	A2M	C8-N7	-2.72	1.29	1.34
3	L3	4498	OMU	O4-C4	-2.72	1.19	1.24
3	L3	4370	OMG	C5-C6	-2.71	1.41	1.47
3	L3	4228	OMG	C5-C6	-2.69	1.41	1.47
3	L3	1524	A2M	O4'-C1'	2.67	1.44	1.41
3	L3	4590	A2M	C8-N7	-2.66	1.30	1.34
3	L3	2424	OMG	C5-C6	-2.65	1.42	1.47
3	L3	1534	A2M	C8-N7	-2.60	1.30	1.34
3	L3	1677	PSU	C6-C5	2.59	1.38	1.35
3	L3	4392	OMG	C5-C6	-2.59	1.42	1.47
3	L3	4618	OMG	C5-C6	-2.59	1.42	1.47
3	L3	4530	UR3	C4-N3	-2.58	1.34	1.40
3	L3	4498	OMU	C2-N3	2.57	1.42	1.38
3	L3	398	A2M	C8-N7	-2.56	1.30	1.34
3	L3	4523	A2M	C8-N7	-2.56	1.30	1.34
3	L3	2815	A2M	C8-N7	-2.56	1.30	1.34
3	L3	1316	OMG	C5-C6	-2.55	1.42	1.47
2	L1	75	OMG	C5-C6	-2.55	1.42	1.47
3	L3	1524	A2M	C8-N7	-2.55	1.30	1.34
3	L3	3867	A2M	C8-N7	-2.52	1.30	1.34

Continued on next page...

Continued from previous page...

Mol	Chain	Res	Type	Atoms	Z	Observed(Å)	Ideal(Å)
3	L3	3724	A2M	C8-N7	-2.52	1.30	1.34
3	L3	2401	A2M	C8-N7	-2.52	1.30	1.34
3	L3	3899	OMG	C5-C6	-2.51	1.42	1.47
3	L3	3825	A2M	C8-N7	-2.51	1.30	1.34
3	L3	1871	A2M	C8-N7	-2.50	1.30	1.34
3	L3	4571	A2M	C8-N7	-2.50	1.30	1.34
3	L3	3830	A2M	C8-N7	-2.49	1.30	1.34
3	L3	2837	OMU	C2-N3	2.48	1.42	1.38
3	L3	4494	OMG	C5-C6	-2.48	1.42	1.47
3	L3	2364	OMG	C5-C6	-2.48	1.42	1.47
3	L3	4637	OMG	C5-C6	-2.48	1.42	1.47
3	L3	3627	OMG	C5-C6	-2.48	1.42	1.47
3	L3	1522	OMG	C5-C6	-2.47	1.42	1.47
3	L3	4306	OMU	O2-C2	-2.47	1.18	1.23
3	L3	400	A2M	C8-N7	-2.46	1.30	1.34
3	L3	4499	OMG	C5-C6	-2.44	1.42	1.47
3	L3	1326	A2M	C8-N7	-2.43	1.30	1.34
3	L3	4227	OMU	O2-C2	-2.43	1.18	1.23
3	L3	3744	OMG	C5-C6	-2.41	1.42	1.47
3	L3	1322	1MA	C8-N7	-2.39	1.30	1.35
3	L3	1625	OMG	C5-C6	-2.39	1.42	1.47
3	L3	2415	OMU	C2-N3	2.37	1.42	1.38
3	L3	4623	OMG	C5-C6	-2.35	1.42	1.47
3	L3	2876	OMG	C5-C6	-2.34	1.42	1.47
3	L3	2415	OMU	O2-C2	-2.32	1.18	1.23
3	L3	4530	UR3	C2-N3	-2.25	1.34	1.39
3	L3	3925	OMU	O2-C2	-2.24	1.19	1.23
3	L3	4220	6MZ	C6-N6	2.23	1.38	1.35
3	L3	3925	OMU	C2-N3	2.20	1.41	1.38
3	L3	1534	A2M	C4-N3	-2.20	1.32	1.35
3	L3	4620	OMU	O2-C2	-2.19	1.19	1.23
3	L3	2837	OMU	O2-C2	-2.19	1.19	1.23
3	L3	3718	A2M	C4-N3	-2.18	1.32	1.35
3	L3	4590	A2M	C4-N3	-2.17	1.32	1.35
3	L3	4306	OMU	C2-N3	2.14	1.41	1.38
3	L3	4227	OMU	C2-N3	2.09	1.41	1.38
3	L3	3899	OMG	C5-C4	-2.09	1.37	1.43
3	L3	4620	OMU	C2-N3	2.08	1.41	1.38
3	L3	4370	OMG	C5-C4	-2.07	1.37	1.43
3	L3	1322	1MA	C5-C4	-2.07	1.37	1.43
3	L3	4498	OMU	O2-C2	-2.06	1.19	1.23
3	L3	3825	A2M	C4-N3	-2.05	1.32	1.35

Continued on next page...

Continued from previous page...

Mol	Chain	Res	Type	Atoms	Z	Observed(Å)	Ideal(Å)
23	LN	245	HIC	CZ-NE2	-2.04	1.42	1.48
3	L3	1522	OMG	C5-C4	-2.04	1.37	1.43
3	L3	1524	A2M	C4-N3	-2.03	1.32	1.35
3	L3	2815	A2M	C4-N3	-2.03	1.32	1.35
3	L3	1316	OMG	C5-C4	-2.02	1.37	1.43
3	L3	4228	OMG	C5-C4	-2.02	1.37	1.43
3	L3	4498	OMU	C4-N3	2.01	1.42	1.38
3	L3	4618	OMG	C5-C4	-2.01	1.38	1.43

All (316) bond angle outliers are listed below:

Mol	Chain	Res	Type	Atoms	Z	Observed(°)	Ideal(°)
3	L3	3925	OMU	C4-N3-C2	-5.33	119.55	126.58
3	L3	4227	OMU	C4-N3-C2	-5.27	119.63	126.58
3	L3	4306	OMU	C4-N3-C2	-5.22	119.69	126.58
3	L3	2837	OMU	C4-N3-C2	-5.21	119.70	126.58
3	L3	4220	6MZ	C2-N1-C6	5.18	121.03	116.59
3	L3	2415	OMU	C4-N3-C2	-5.09	119.86	126.58
3	L3	4498	OMU	C4-N3-C2	-5.07	119.89	126.58
3	L3	4636	PSU	C4-N3-C2	-4.93	119.24	126.34
3	L3	4299	PSU	C4-N3-C2	-4.91	119.27	126.34
3	L3	4353	PSU	N1-C2-N3	4.86	120.64	115.13
3	L3	1582	PSU	C4-N3-C2	-4.86	119.34	126.34
3	L3	4353	PSU	C4-N3-C2	-4.85	119.36	126.34
3	L3	4636	PSU	N1-C2-N3	4.83	120.60	115.13
3	L3	3637	PSU	C4-N3-C2	-4.82	119.39	126.34
3	L3	1683	PSU	N1-C2-N3	4.81	120.58	115.13
3	L3	4296	PSU	C4-N3-C2	-4.77	119.47	126.34
3	L3	4299	PSU	N1-C2-N3	4.74	120.50	115.13
3	L3	4532	PSU	C4-N3-C2	-4.74	119.51	126.34
3	L3	4493	PSU	C4-N3-C2	-4.73	119.52	126.34
3	L3	1683	PSU	C4-N3-C2	-4.72	119.54	126.34
3	L3	3637	PSU	N1-C2-N3	4.72	120.48	115.13
3	L3	4500	PSU	C4-N3-C2	-4.72	119.54	126.34
3	L3	4361	PSU	N1-C2-N3	4.71	120.47	115.13
3	L3	4361	PSU	C4-N3-C2	-4.71	119.55	126.34
3	L3	4530	UR3	C4-N3-C2	-4.70	120.14	124.56
3	L3	4312	PSU	N1-C2-N3	4.70	120.45	115.13
3	L3	1677	PSU	C4-N3-C2	-4.68	119.59	126.34
3	L3	1862	PSU	C4-N3-C2	-4.67	119.61	126.34
3	L3	3851	PSU	C4-N3-C2	-4.67	119.61	126.34
3	L3	3695	PSU	C4-N3-C2	-4.66	119.62	126.34

Continued on next page...

Continued from previous page...

Mol	Chain	Res	Type	Atoms	Z	Observed(°)	Ideal(°)
3	L3	4471	PSU	C4-N3-C2	-4.66	119.62	126.34
3	L3	4532	PSU	N1-C2-N3	4.66	120.41	115.13
3	L3	4689	PSU	N1-C2-N3	4.66	120.41	115.13
3	L3	3844	PSU	C4-N3-C2	-4.66	119.63	126.34
3	L3	4972	PSU	C4-N3-C2	-4.65	119.63	126.34
2	L1	69	PSU	C4-N3-C2	-4.64	119.65	126.34
3	L3	3734	PSU	C4-N3-C2	-4.63	119.67	126.34
3	L3	1582	PSU	N1-C2-N3	4.63	120.38	115.13
3	L3	1860	PSU	C4-N3-C2	-4.63	119.67	126.34
3	L3	4521	PSU	C4-N3-C2	-4.63	119.67	126.34
3	L3	1536	PSU	C4-N3-C2	-4.62	119.68	126.34
3	L3	4521	PSU	N1-C2-N3	4.62	120.37	115.13
3	L3	3639	PSU	C4-N3-C2	-4.62	119.68	126.34
3	L3	4471	PSU	N1-C2-N3	4.62	120.36	115.13
2	L1	69	PSU	N1-C2-N3	4.62	120.36	115.13
3	L3	4552	PSU	N1-C2-N3	4.61	120.36	115.13
3	L3	4312	PSU	C4-N3-C2	-4.61	119.69	126.34
3	L3	2632	PSU	C4-N3-C2	-4.61	119.70	126.34
3	L3	4403	PSU	C4-N3-C2	-4.61	119.70	126.34
3	L3	2508	PSU	C4-N3-C2	-4.61	119.70	126.34
3	L3	4431	PSU	C4-N3-C2	-4.60	119.70	126.34
3	L3	4500	PSU	N1-C2-N3	4.60	120.35	115.13
3	L3	3851	PSU	N1-C2-N3	4.60	120.34	115.13
3	L3	4689	PSU	C4-N3-C2	-4.60	119.71	126.34
3	L3	3730	PSU	C4-N3-C2	-4.60	119.72	126.34
3	L3	1860	PSU	N1-C2-N3	4.60	120.34	115.13
3	L3	3844	PSU	N1-C2-N3	4.59	120.33	115.13
3	L3	4552	PSU	C4-N3-C2	-4.59	119.72	126.34
3	L3	4673	PSU	N1-C2-N3	4.58	120.32	115.13
3	L3	4493	PSU	N1-C2-N3	4.57	120.31	115.13
3	L3	4673	PSU	C4-N3-C2	-4.57	119.75	126.34
3	L3	4972	PSU	N1-C2-N3	4.57	120.31	115.13
3	L3	3715	PSU	N1-C2-N3	4.57	120.31	115.13
3	L3	1862	PSU	N1-C2-N3	4.56	120.30	115.13
3	L3	1792	PSU	C4-N3-C2	-4.56	119.77	126.34
2	L1	55	PSU	C4-N3-C2	-4.56	119.77	126.34
3	L3	4296	PSU	N1-C2-N3	4.55	120.28	115.13
3	L3	4403	PSU	N1-C2-N3	4.54	120.28	115.13
3	L3	4576	PSU	C4-N3-C2	-4.54	119.80	126.34
3	L3	3715	PSU	C4-N3-C2	-4.54	119.80	126.34
3	L3	3822	PSU	N1-C2-N3	4.53	120.26	115.13
3	L3	4457	PSU	N1-C2-N3	4.52	120.25	115.13

Continued on next page...

Continued from previous page...

Mol	Chain	Res	Type	Atoms	Z	Observed(°)	Ideal(°)
3	L3	1792	PSU	N1-C2-N3	4.52	120.25	115.13
3	L3	3920	PSU	C4-N3-C2	-4.50	119.85	126.34
3	L3	4457	PSU	C4-N3-C2	-4.50	119.86	126.34
3	L3	4628	PSU	C4-N3-C2	-4.50	119.86	126.34
3	L3	1536	PSU	N1-C2-N3	4.50	120.23	115.13
3	L3	3639	PSU	N1-C2-N3	4.50	120.22	115.13
3	L3	5010	PSU	C4-N3-C2	-4.49	119.86	126.34
3	L3	3884	PSU	N1-C2-N3	4.48	120.21	115.13
3	L3	5010	PSU	N1-C2-N3	4.48	120.21	115.13
3	L3	3853	PSU	C4-N3-C2	-4.48	119.89	126.34
3	L3	2839	PSU	N1-C2-N3	4.47	120.19	115.13
3	L3	3730	PSU	N1-C2-N3	4.46	120.19	115.13
3	L3	3734	PSU	N1-C2-N3	4.46	120.18	115.13
3	L3	4431	PSU	N1-C2-N3	4.46	120.18	115.13
3	L3	4576	PSU	N1-C2-N3	4.46	120.18	115.13
3	L3	5001	PSU	N1-C2-N3	4.45	120.17	115.13
3	L3	1677	PSU	N1-C2-N3	4.44	120.16	115.13
3	L3	3695	PSU	N1-C2-N3	4.44	120.16	115.13
3	L3	2632	PSU	N1-C2-N3	4.43	120.15	115.13
3	L3	3822	PSU	C4-N3-C2	-4.43	119.96	126.34
3	L3	4628	PSU	N1-C2-N3	4.43	120.14	115.13
3	L3	4579	PSU	C4-N3-C2	-4.41	119.98	126.34
3	L3	4579	PSU	N1-C2-N3	4.41	120.13	115.13
3	L3	2839	PSU	C4-N3-C2	-4.40	120.00	126.34
3	L3	3884	PSU	C4-N3-C2	-4.39	120.01	126.34
3	L3	3920	PSU	N1-C2-N3	4.39	120.10	115.13
3	L3	5001	PSU	C4-N3-C2	-4.39	120.02	126.34
3	L3	2508	PSU	N1-C2-N3	4.35	120.06	115.13
3	L3	4306	OMU	N3-C2-N1	4.35	120.67	114.89
3	L3	3853	PSU	N1-C2-N3	4.34	120.04	115.13
3	L3	4590	A2M	N3-C2-N1	-4.33	121.91	128.68
2	L1	55	PSU	N1-C2-N3	4.33	120.03	115.13
3	L3	4293	PSU	C4-N3-C2	-4.33	120.10	126.34
3	L3	3724	A2M	N3-C2-N1	-4.29	121.98	128.68
3	L3	1871	A2M	N3-C2-N1	-4.23	122.07	128.68
3	L3	4293	PSU	N1-C2-N3	4.22	119.92	115.13
3	L3	2401	A2M	N3-C2-N1	-4.17	122.17	128.68
3	L3	1524	A2M	N3-C2-N1	-4.15	122.18	128.68
3	L3	400	A2M	N3-C2-N1	-4.15	122.19	128.68
3	L3	398	A2M	N3-C2-N1	-4.13	122.23	128.68
3	L3	2415	OMU	N3-C2-N1	4.11	120.34	114.89
3	L3	2837	OMU	N3-C2-N1	4.10	120.33	114.89

Continued on next page...

Continued from previous page...

Mol	Chain	Res	Type	Atoms	Z	Observed(°)	Ideal(°)
3	L3	2363	A2M	N3-C2-N1	-4.08	122.31	128.68
3	L3	1326	A2M	N3-C2-N1	-4.07	122.31	128.68
3	L3	4523	A2M	N3-C2-N1	-4.07	122.32	128.68
3	L3	3925	OMU	N3-C2-N1	4.06	120.28	114.89
3	L3	3830	A2M	N3-C2-N1	-4.06	122.33	128.68
3	L3	4620	OMU	C4-N3-C2	-4.06	121.23	126.58
3	L3	2787	A2M	N3-C2-N1	-4.03	122.39	128.68
3	L3	3867	A2M	N3-C2-N1	-4.02	122.39	128.68
3	L3	2815	A2M	N3-C2-N1	-4.02	122.40	128.68
3	L3	4498	OMU	N3-C2-N1	3.99	120.19	114.89
3	L3	3825	A2M	N3-C2-N1	-3.97	122.47	128.68
3	L3	4571	A2M	N3-C2-N1	-3.97	122.48	128.68
3	L3	1534	A2M	N3-C2-N1	-3.92	122.55	128.68
3	L3	4227	OMU	N3-C2-N1	3.82	119.97	114.89
3	L3	4220	6MZ	N3-C2-N1	-3.82	122.70	128.68
3	L3	4227	OMU	C5-C4-N3	3.80	120.53	114.84
3	L3	3925	OMU	C5-C4-N3	3.67	120.34	114.84
3	L3	3718	A2M	N3-C2-N1	-3.54	123.15	128.68
3	L3	4306	OMU	C5-C4-N3	3.51	120.09	114.84
3	L3	4498	OMU	C5-C4-N3	3.45	120.00	114.84
3	L3	2837	OMU	C5-C4-N3	3.40	119.93	114.84
3	L3	2415	OMU	C5-C4-N3	3.39	119.91	114.84
3	L3	4620	OMU	N3-C2-N1	3.37	119.36	114.89
3	L3	4227	OMU	O4-C4-C5	-3.23	119.48	125.16
3	L3	4620	OMU	C5-C4-N3	3.21	119.64	114.84
3	L3	4220	6MZ	C9-N6-C6	-3.10	120.20	122.87
3	L3	2837	OMU	O4-C4-C5	-3.07	119.76	125.16
3	L3	3853	PSU	O2-C2-N1	-3.03	119.45	122.79
3	L3	3925	OMU	O4-C4-C5	-3.02	119.85	125.16
3	L3	4500	PSU	O2-C2-N1	-2.96	119.53	122.79
3	L3	1683	PSU	O2-C2-N1	-2.96	119.53	122.79
3	L3	2415	OMU	O4-C4-C5	-2.93	120.00	125.16
3	L3	1677	PSU	O2-C2-N1	-2.92	119.58	122.79
3	L3	4306	OMU	O4-C4-C5	-2.91	120.05	125.16
3	L3	4532	PSU	O2-C2-N1	-2.90	119.60	122.79
3	L3	4620	OMU	O4-C4-C5	-2.89	120.09	125.16
3	L3	4579	PSU	O2-C2-N1	-2.88	119.62	122.79
3	L3	3822	PSU	O2-C2-N1	-2.88	119.62	122.79
2	L1	69	PSU	O2-C2-N1	-2.85	119.66	122.79
3	L3	4361	PSU	O2-C2-N1	-2.81	119.69	122.79
3	L3	4353	PSU	O2-C2-N1	-2.81	119.69	122.79
3	L3	4628	PSU	O2-C2-N1	-2.78	119.73	122.79

Continued on next page...

Continued from previous page...

Mol	Chain	Res	Type	Atoms	Z	Observed(°)	Ideal(°)
3	L3	4498	OMU	O4-C4-C5	-2.76	120.30	125.16
3	L3	3639	PSU	O2-C2-N1	-2.75	119.76	122.79
3	L3	1536	PSU	O2-C2-N1	-2.75	119.76	122.79
3	L3	3730	PSU	O2-C2-N1	-2.75	119.77	122.79
3	L3	1862	PSU	O2-C2-N1	-2.72	119.79	122.79
2	L1	55	PSU	O2-C2-N1	-2.72	119.80	122.79
3	L3	4623	OMG	O6-C6-C5	2.69	129.62	124.37
3	L3	3844	PSU	O2-C2-N1	-2.68	119.83	122.79
3	L3	2839	PSU	O2-C2-N1	-2.68	119.84	122.79
3	L3	4370	OMG	O6-C6-C5	2.67	129.58	124.37
3	L3	1860	PSU	O2-C2-N1	-2.64	119.89	122.79
3	L3	3884	PSU	O2-C2-N1	-2.61	119.92	122.79
3	L3	4972	PSU	O2-C2-N1	-2.61	119.92	122.79
3	L3	3715	PSU	O2-C2-N1	-2.60	119.92	122.79
3	L3	4403	PSU	O2-C2-N1	-2.60	119.93	122.79
3	L3	3851	PSU	O2-C2-N1	-2.60	119.93	122.79
3	L3	3884	PSU	C6-N1-C2	-2.59	120.04	122.68
3	L3	4457	PSU	O2-C2-N1	-2.59	119.94	122.79
3	L3	4431	PSU	O2-C2-N1	-2.58	119.95	122.79
3	L3	4299	PSU	O2-C2-N1	-2.57	119.97	122.79
3	L3	4312	PSU	O2-C2-N1	-2.56	119.97	122.79
3	L3	3734	PSU	O2-C2-N1	-2.55	119.98	122.79
3	L3	4521	PSU	O2-C2-N1	-2.53	120.00	122.79
3	L3	3744	OMG	O6-C6-C5	2.53	129.31	124.37
3	L3	2508	PSU	O2-C2-N1	-2.52	120.01	122.79
3	L3	2632	PSU	O2-C2-N1	-2.52	120.02	122.79
3	L3	4471	PSU	O2-C2-N1	-2.51	120.03	122.79
3	L3	1522	OMG	O6-C6-C5	2.51	129.26	124.37
3	L3	2839	PSU	C6-N1-C2	-2.50	120.12	122.68
3	L3	1792	PSU	O2-C2-N1	-2.50	120.04	122.79
3	L3	4579	PSU	C6-N1-C2	-2.50	120.13	122.68
3	L3	4636	PSU	O2-C2-N1	-2.50	120.04	122.79
3	L3	1582	PSU	O2-C2-N1	-2.50	120.04	122.79
3	L3	2364	OMG	O6-C6-C5	2.49	129.25	124.37
3	L3	4673	PSU	C6-N1-C2	-2.49	120.14	122.68
3	L3	4296	PSU	O2-C2-N1	-2.47	120.07	122.79
3	L3	4636	PSU	C6-C5-C4	2.47	119.92	118.20
3	L3	1316	OMG	O6-C6-C5	2.46	129.18	124.37
3	L3	5010	PSU	O2-C2-N1	-2.46	120.09	122.79
3	L3	1683	PSU	C6-N1-C2	-2.45	120.17	122.68
3	L3	4689	PSU	C6-N1-C2	-2.45	120.18	122.68
3	L3	5001	PSU	C6-N1-C2	-2.44	120.19	122.68

Continued on next page...

Continued from previous page...

Mol	Chain	Res	Type	Atoms	Z	Observed(°)	Ideal(°)
3	L3	5001	PSU	O2-C2-N1	-2.44	120.10	122.79
3	L3	4618	OMG	O6-C6-C5	2.44	129.14	124.37
3	L3	4673	PSU	O2-C2-N1	-2.43	120.11	122.79
3	L3	3695	PSU	O2-C2-N1	-2.43	120.12	122.79
3	L3	4493	PSU	O2-C2-N1	-2.42	120.12	122.79
3	L3	4392	OMG	O6-C6-C5	2.42	129.09	124.37
3	L3	4689	PSU	O2-C2-N1	-2.41	120.14	122.79
3	L3	4457	PSU	C6-N1-C2	-2.41	120.22	122.68
3	L3	4637	OMG	O6-C6-C5	2.40	129.06	124.37
3	L3	2351	OMC	C1'-N1-C2	2.40	123.78	118.42
3	L3	4228	OMG	O6-C6-C5	2.38	129.03	124.37
3	L3	4576	PSU	O2-C2-N1	-2.38	120.18	122.79
3	L3	3734	PSU	C6-C5-C4	2.37	119.86	118.20
3	L3	5010	PSU	C6-N1-C2	-2.37	120.26	122.68
3	L3	4471	PSU	C6-C5-C4	2.37	119.86	118.20
3	L3	4590	A2M	C4-C5-N7	-2.36	106.94	109.40
3	L3	4361	PSU	C6-N1-C2	-2.36	120.27	122.68
3	L3	4552	PSU	O2-C2-N1	-2.35	120.20	122.79
3	L3	3899	OMG	O6-C6-C5	2.35	128.97	124.37
3	L3	4312	PSU	C6-N1-C2	-2.35	120.28	122.68
3	L3	4494	OMG	O6-C6-C5	2.35	128.95	124.37
3	L3	3822	PSU	C6-N1-C2	-2.34	120.29	122.68
3	L3	1322	1MA	N1-C6-N6	2.34	125.72	119.77
3	L3	3627	OMG	O6-C6-C5	2.34	128.93	124.37
2	L1	69	PSU	O4'-C1'-C2'	2.33	108.44	105.14
2	L1	69	PSU	C6-N1-C2	-2.33	120.30	122.68
2	L1	75	OMG	O6-C6-C5	2.33	128.92	124.37
3	L3	4220	6MZ	C4-C5-N7	-2.33	106.97	109.40
3	L3	1582	PSU	C6-C5-C4	2.32	119.82	118.20
3	L3	3715	PSU	O4'-C1'-C2'	2.32	108.42	105.14
3	L3	4299	PSU	C6-C5-C4	2.31	119.82	118.20
3	L3	3715	PSU	C6-N1-C2	-2.30	120.33	122.68
3	L3	1862	PSU	C6-C5-C4	2.30	119.80	118.20
3	L3	4293	PSU	O2-C2-N1	-2.29	120.27	122.79
3	L3	4353	PSU	C6-N1-C2	-2.29	120.34	122.68
3	L3	4552	PSU	C6-N1-C2	-2.29	120.35	122.68
3	L3	4293	PSU	C6-N1-C2	-2.28	120.35	122.68
3	L3	3637	PSU	C6-C5-C4	2.27	119.79	118.20
3	L3	4628	PSU	C6-N1-C2	-2.27	120.36	122.68
3	L3	1534	A2M	C4-C5-N7	-2.27	107.03	109.40
3	L3	4499	OMG	O6-C6-C5	2.26	128.79	124.37
3	L3	2876	OMG	O6-C6-C5	2.26	128.79	124.37

Continued on next page...

Continued from previous page...

Mol	Chain	Res	Type	Atoms	Z	Observed(°)	Ideal(°)
3	L3	3822	PSU	C6-C5-C4	2.26	119.78	118.20
3	L3	4532	PSU	C6-C5-C4	2.25	119.77	118.20
3	L3	3730	PSU	C6-N1-C2	-2.25	120.38	122.68
3	L3	4500	PSU	C6-N1-C2	-2.25	120.38	122.68
3	L3	3920	PSU	O2-C2-N1	-2.25	120.32	122.79
3	L3	1536	PSU	C6-N1-C2	-2.24	120.39	122.68
3	L3	1860	PSU	C6-N1-C2	-2.24	120.39	122.68
3	L3	4403	PSU	C6-N1-C2	-2.24	120.39	122.68
3	L3	3844	PSU	C6-N1-C2	-2.24	120.40	122.68
3	L3	1326	A2M	C4-C5-N7	-2.24	107.07	109.40
3	L3	1862	PSU	C6-N1-C2	-2.23	120.40	122.68
3	L3	4576	PSU	C6-N1-C2	-2.23	120.40	122.68
3	L3	4431	PSU	C6-C5-C4	2.23	119.76	118.20
3	L3	2837	OMU	O2-C2-N1	-2.23	119.83	122.79
3	L3	2815	A2M	C4-C5-N7	-2.23	107.08	109.40
3	L3	3844	PSU	C6-C5-C4	2.22	119.75	118.20
3	L3	4972	PSU	C6-N1-C2	-2.22	120.41	122.68
3	L3	3695	PSU	C6-C5-C4	2.22	119.75	118.20
3	L3	3637	PSU	O2-C2-N1	-2.21	120.35	122.79
3	L3	1625	OMG	O6-C6-C5	2.21	128.70	124.37
3	L3	3920	PSU	C6-N1-C2	-2.21	120.42	122.68
3	L3	1792	PSU	C6-C5-C4	2.21	119.74	118.20
3	L3	1322	1MA	C5-C6-N1	-2.21	110.61	113.90
3	L3	2424	OMG	O6-C6-C5	2.20	128.67	124.37
3	L3	4521	PSU	C6-N1-C2	-2.18	120.45	122.68
3	L3	4296	PSU	C6-C5-C4	2.18	119.72	118.20
3	L3	4431	PSU	C6-N1-C2	-2.17	120.46	122.68
3	L3	4523	A2M	C4-C5-N7	-2.17	107.14	109.40
3	L3	1677	PSU	C6-C5-C4	2.17	119.71	118.20
3	L3	4471	PSU	C6-N1-C2	-2.17	120.47	122.68
3	L3	2415	OMU	O2-C2-N1	-2.17	119.91	122.79
3	L3	3853	PSU	C6-N1-C2	-2.14	120.49	122.68
3	L3	4576	PSU	C6-C5-C4	2.14	119.69	118.20
3	L3	4299	PSU	C6-N1-C2	-2.13	120.50	122.68
3	L3	4628	PSU	C6-C5-C4	2.12	119.68	118.20
3	L3	1683	PSU	C6-C5-C4	2.12	119.68	118.20
3	L3	1524	A2M	C4-C5-N7	-2.12	107.19	109.40
3	L3	3715	PSU	C6-C5-C4	2.11	119.68	118.20
3	L3	2632	PSU	C6-N1-C2	-2.11	120.52	122.68
3	L3	4590	A2M	C2-N1-C6	2.11	122.36	118.75
2	L1	55	PSU	C6-C5-C4	2.10	119.67	118.20
2	L1	55	PSU	C6-N1-C2	-2.10	120.53	122.68

Continued on next page...

Continued from previous page...

Mol	Chain	Res	Type	Atoms	Z	Observed(°)	Ideal(°)
3	L3	3830	A2M	C4-C5-N7	-2.10	107.21	109.40
3	L3	4493	PSU	C6-N1-C2	-2.09	120.54	122.68
3	L3	400	A2M	C4-C5-N7	-2.09	107.22	109.40
3	L3	3851	PSU	C6-N1-C2	-2.09	120.55	122.68
3	L3	2401	A2M	C4-C5-N7	-2.08	107.23	109.40
3	L3	4689	PSU	C6-C5-C4	2.08	119.65	118.20
3	L3	3639	PSU	C6-C5-C4	2.08	119.65	118.20
3	L3	4296	PSU	C6-N1-C2	-2.07	120.56	122.68
3	L3	1860	PSU	C6-C5-C4	2.07	119.64	118.20
3	L3	3920	PSU	C6-C5-C4	2.06	119.64	118.20
3	L3	4628	PSU	O4'-C1'-C2'	2.05	108.04	105.14
3	L3	4636	PSU	O4'-C1'-C2'	2.05	108.04	105.14
3	L3	3734	PSU	O4'-C1'-C2'	2.05	108.04	105.14
3	L3	4571	A2M	C4-C5-N7	-2.05	107.26	109.40
3	L3	3734	PSU	C6-N1-C2	-2.05	120.59	122.68
3	L3	3695	PSU	C6-N1-C2	-2.05	120.59	122.68
3	L3	4353	PSU	O4'-C1'-C2'	2.05	108.03	105.14
3	L3	5010	PSU	C6-C5-C4	2.04	119.63	118.20
3	L3	398	A2M	C4-C5-N7	-2.04	107.27	109.40
3	L3	4532	PSU	C6-N1-C2	-2.04	120.59	122.68
3	L3	4403	PSU	O4'-C1'-C2'	2.04	108.02	105.14
23	LN	245	HIC	CB-CA-C	-2.04	107.64	111.47
3	L3	3639	PSU	C6-N1-C2	-2.04	120.60	122.68
3	L3	4403	PSU	C6-C5-C4	2.04	119.62	118.20
3	L3	1792	PSU	C6-N1-C2	-2.03	120.61	122.68
2	L1	69	PSU	C6-C5-C4	2.03	119.62	118.20
3	L3	2787	A2M	C4-C5-N7	-2.03	107.28	109.40
3	L3	3925	OMU	O2-C2-N1	-2.03	120.09	122.79
3	L3	1871	A2M	C4-C5-N7	-2.01	107.30	109.40
3	L3	2363	A2M	C4-C5-N7	-2.01	107.30	109.40
3	L3	2508	PSU	C6-N1-C2	-2.01	120.63	122.68
3	L3	3637	PSU	C6-N1-C2	-2.01	120.63	122.68
3	L3	3724	A2M	C4-C5-N7	-2.00	107.31	109.40
3	L3	4636	PSU	C6-N1-C2	-2.00	120.64	122.68

There are no chirality outliers.

All (88) torsion outliers are listed below:

Mol	Chain	Res	Type	Atoms
2	L1	75	OMG	C1'-C2'-O2'-CM2
3	L3	398	A2M	C1'-C2'-O2'-CM'
3	L3	1316	OMG	C1'-C2'-O2'-CM2

Continued on next page...

Continued from previous page...

Mol	Chain	Res	Type	Atoms
3	L3	1326	A2M	O4'-C4'-C5'-O5'
3	L3	1326	A2M	C3'-C4'-C5'-O5'
3	L3	1326	A2M	C1'-C2'-O2'-CM'
3	L3	1340	OMC	C1'-C2'-O2'-CM2
3	L3	1677	PSU	C2'-C1'-C5-C6
3	L3	1860	PSU	C3'-C4'-C5'-O5'
3	L3	1860	PSU	O4'-C4'-C5'-O5'
3	L3	2363	A2M	C1'-C2'-O2'-CM'
3	L3	2364	OMG	C1'-C2'-O2'-CM2
3	L3	2787	A2M	C3'-C4'-C5'-O5'
3	L3	2815	A2M	C1'-C2'-O2'-CM'
3	L3	2837	OMU	C1'-C2'-O2'-CM2
3	L3	2861	OMC	C1'-C2'-O2'-CM2
3	L3	3701	OMC	C2'-C1'-N1-C2
3	L3	3701	OMC	C2'-C1'-N1-C6
3	L3	3718	A2M	C1'-C2'-O2'-CM'
3	L3	3724	A2M	C1'-C2'-O2'-CM'
3	L3	3830	A2M	C1'-C2'-O2'-CM'
3	L3	3841	OMC	C1'-C2'-O2'-CM2
3	L3	3867	A2M	C1'-C2'-O2'-CM'
3	L3	3869	OMC	C1'-C2'-O2'-CM2
3	L3	3887	OMC	C3'-C4'-C5'-O5'
3	L3	3899	OMG	C1'-C2'-O2'-CM2
3	L3	3925	OMU	C1'-C2'-O2'-CM2
3	L3	4227	OMU	C1'-C2'-O2'-CM2
3	L3	4392	OMG	C1'-C2'-O2'-CM2
3	L3	4498	OMU	C1'-C2'-O2'-CM2
3	L3	4571	A2M	C1'-C2'-O2'-CM'
3	L3	4590	A2M	C3'-C4'-C5'-O5'
3	L3	4618	OMG	C1'-C2'-O2'-CM2
3	L3	4636	PSU	C2'-C1'-C5-C6
3	L3	4637	OMG	O4'-C4'-C5'-O5'
23	LN	245	HIC	CA-CB-CG-ND1
39	NR	127	PTR	O-C-CA-CB
3	L3	4220	6MZ	O4'-C4'-C5'-O5'
3	L3	4306	OMU	C3'-C4'-C5'-O5'
3	L3	4523	A2M	O4'-C4'-C5'-O5'
3	L3	4523	A2M	C3'-C4'-C5'-O5'
3	L3	4618	OMG	O4'-C4'-C5'-O5'
3	L3	4637	OMG	C3'-C4'-C5'-O5'
3	L3	1677	PSU	C3'-C4'-C5'-O5'
3	L3	1677	PSU	O4'-C4'-C5'-O5'

Continued on next page...

Continued from previous page...

Mol	Chain	Res	Type	Atoms
3	L3	2364	OMG	O4'-C4'-C5'-O5'
3	L3	3887	OMC	O4'-C4'-C5'-O5'
3	L3	4220	6MZ	C3'-C4'-C5'-O5'
3	L3	4306	OMU	O4'-C4'-C5'-O5'
3	L3	4590	A2M	O4'-C4'-C5'-O5'
3	L3	4618	OMG	C3'-C4'-C5'-O5'
3	L3	2401	A2M	C3'-C4'-C5'-O5'
3	L3	2787	A2M	O4'-C4'-C5'-O5'
3	L3	4590	A2M	C4'-C5'-O5'-P
3	L3	3701	OMC	O4'-C4'-C5'-O5'
23	LN	245	HIC	CA-CB-CG-CD2
3	L3	400	A2M	C1'-C2'-O2'-CM'
3	L3	2876	OMG	C1'-C2'-O2'-CM2
3	L3	1625	OMG	C3'-C2'-O2'-CM2
3	L3	2351	OMC	C3'-C2'-O2'-CM2
3	L3	2876	OMG	C3'-C2'-O2'-CM2
3	L3	1534	A2M	C4'-C5'-O5'-P
3	L3	4306	OMU	C4'-C5'-O5'-P
3	L3	3701	OMC	C3'-C4'-C5'-O5'
3	L3	4228	OMG	O4'-C4'-C5'-O5'
3	L3	4220	6MZ	C4'-C5'-O5'-P
3	L3	1625	OMG	C3'-C4'-C5'-O5'
3	L3	2401	A2M	O4'-C4'-C5'-O5'
3	L3	3844	PSU	C4'-C5'-O5'-P
3	L3	3701	OMC	O4'-C1'-N1-C6
3	L3	2364	OMG	C3'-C4'-C5'-O5'
3	L3	2351	OMC	C2'-C1'-N1-C6
3	L3	4228	OMG	C3'-C4'-C5'-O5'
3	L3	3701	OMC	O4'-C1'-N1-C2
3	L3	1871	A2M	C3'-C4'-C5'-O5'
3	L3	3744	OMG	C1'-C2'-O2'-CM2
3	L3	1677	PSU	O4'-C1'-C5-C6
3	L3	4636	PSU	O4'-C1'-C5-C6
3	L3	2351	OMC	C2'-C1'-N1-C2
3	L3	4306	OMU	C2'-C1'-N1-C2
3	L3	4636	PSU	C4'-C5'-O5'-P
3	L3	1534	A2M	O4'-C4'-C5'-O5'
3	L3	2351	OMC	O4'-C4'-C5'-O5'
3	L3	2422	OMC	O4'-C4'-C5'-O5'
3	L3	1316	OMG	C3'-C2'-O2'-CM2
3	L3	4636	PSU	O4'-C4'-C5'-O5'
3	L3	3701	OMC	C4'-C5'-O5'-P

Continued on next page...

Continued from previous page...

Mol	Chain	Res	Type	Atoms
3	L3	4498	OMU	C4'-C5'-O5'-P

There are no ring outliers.

57 monomers are involved in 78 short contacts:

Mol	Chain	Res	Type	Clashes	Symm-Clashes
3	L3	4500	PSU	1	0
3	L3	2351	OMC	2	0
3	L3	1534	A2M	3	0
3	L3	4220	6MZ	3	0
3	L3	3718	A2M	2	0
3	L3	4620	OMU	1	0
2	L1	75	OMG	2	0
3	L3	2837	OMU	1	0
3	L3	2815	A2M	1	0
3	L3	3920	PSU	1	0
3	L3	2363	A2M	3	0
3	L3	2824	OMC	1	0
3	L3	3899	OMG	1	0
3	L3	3867	A2M	1	0
3	L3	3724	A2M	2	0
3	L3	4457	PSU	1	0
3	L3	1524	A2M	1	0
3	L3	3887	OMC	1	0
3	L3	4296	PSU	1	0
3	L3	400	A2M	2	0
2	L1	69	PSU	2	0
3	L3	3734	PSU	1	0
3	L3	3715	PSU	1	0
3	L3	1340	OMC	1	0
3	L3	2415	OMU	1	0
3	L3	3841	OMC	1	0
3	L3	2364	OMG	1	0
3	L3	4618	OMG	1	0
3	L3	1322	1MA	4	0
3	L3	3869	OMC	1	0
3	L3	2861	OMC	1	0
3	L3	4571	A2M	1	0
3	L3	4623	OMG	1	0
3	L3	1522	OMG	1	0
3	L3	4306	OMU	3	0
3	L3	3701	OMC	1	0

Continued on next page...

Continued from previous page...

Mol	Chain	Res	Type	Clashes	Symm-Clashes
3	L3	4498	OMU	1	0
3	L3	4227	OMU	1	0
3	L3	3830	A2M	1	0
3	L3	1326	A2M	2	0
3	L3	2632	PSU	1	0
3	L3	3925	OMU	1	0
3	L3	4494	OMG	1	0
3	L3	3744	OMG	1	0
3	L3	4637	OMG	1	0
3	L3	4636	PSU	1	0
3	L3	2424	OMG	1	0
3	L3	4392	OMG	1	0
3	L3	4361	PSU	1	0
3	L3	1683	PSU	1	0
3	L3	4471	PSU	1	0
3	L3	1677	PSU	3	0
3	L3	2876	OMG	2	0
3	L3	5001	PSU	1	0
3	L3	398	A2M	2	0
3	L3	4312	PSU	1	0
3	L3	4536	OMC	1	0

5.5 Carbohydrates [i](#)

There are no monosaccharides in this entry.

5.6 Ligand geometry [i](#)

Of 96 ligands modelled in this entry, 95 are monoatomic - leaving 1 for Mogul analysis.

In the following table, the Counts columns list the number of bonds (or angles) for which Mogul statistics could be retrieved, the number of bonds (or angles) that are observed in the model and the number of bonds (or angles) that are defined in the Chemical Component Dictionary. The Link column lists molecule types, if any, to which the group is linked. The Z score for a bond length (or angle) is the number of standard deviations the observed value is removed from the expected value. A bond length (or angle) with $|Z| > 2$ is considered an outlier worth inspection. RMSZ is the root-mean-square of all Z scores of the bond lengths (or angles).

Mol	Type	Chain	Res	Link	Bond lengths			Bond angles		
					Counts	RMSZ	$\# Z > 2$	Counts	RMSZ	$\# Z > 2$
57	GDP	SR	1001	55,58	24,30,30	2.55	7 (29%)	30,47,47	1.76	9 (30%)

In the following table, the Chirals column lists the number of chiral outliers, the number of chiral centers analysed, the number of these observed in the model and the number defined in the Chemical Component Dictionary. Similar counts are reported in the Torsion and Rings columns. '-' means no outliers of that kind were identified.

Mol	Type	Chain	Res	Link	Chirals	Torsions	Rings
57	GDP	SR	1001	55,58	-	0/12/32/32	0/3/3/3

All (7) bond length outliers are listed below:

Mol	Chain	Res	Type	Atoms	Z	Observed(Å)	Ideal(Å)
57	SR	1001	GDP	O6-C6	8.33	1.40	1.23
57	SR	1001	GDP	C2-N2	4.76	1.45	1.34
57	SR	1001	GDP	O4'-C1'	4.42	1.47	1.41
57	SR	1001	GDP	C5-C4	2.40	1.49	1.43
57	SR	1001	GDP	PB-O2B	-2.27	1.46	1.54
57	SR	1001	GDP	PB-O3B	-2.21	1.46	1.54
57	SR	1001	GDP	C2'-C1'	-2.02	1.50	1.53

All (9) bond angle outliers are listed below:

Mol	Chain	Res	Type	Atoms	Z	Observed(°)	Ideal(°)
57	SR	1001	GDP	C3'-C2'-C1'	4.21	107.31	100.98
57	SR	1001	GDP	C5-C6-N1	3.36	119.88	113.95
57	SR	1001	GDP	O2B-PB-O3A	2.96	114.56	104.64
57	SR	1001	GDP	C2-N1-C6	-2.93	119.71	125.10
57	SR	1001	GDP	O3B-PB-O3A	2.81	114.05	104.64
57	SR	1001	GDP	C2'-C3'-C4'	2.73	107.94	102.64
57	SR	1001	GDP	PA-O3A-PB	-2.47	124.35	132.83
57	SR	1001	GDP	O2A-PA-O1A	-2.32	100.75	112.24
57	SR	1001	GDP	O6-C6-C5	-2.19	120.10	124.37

There are no chirality outliers.

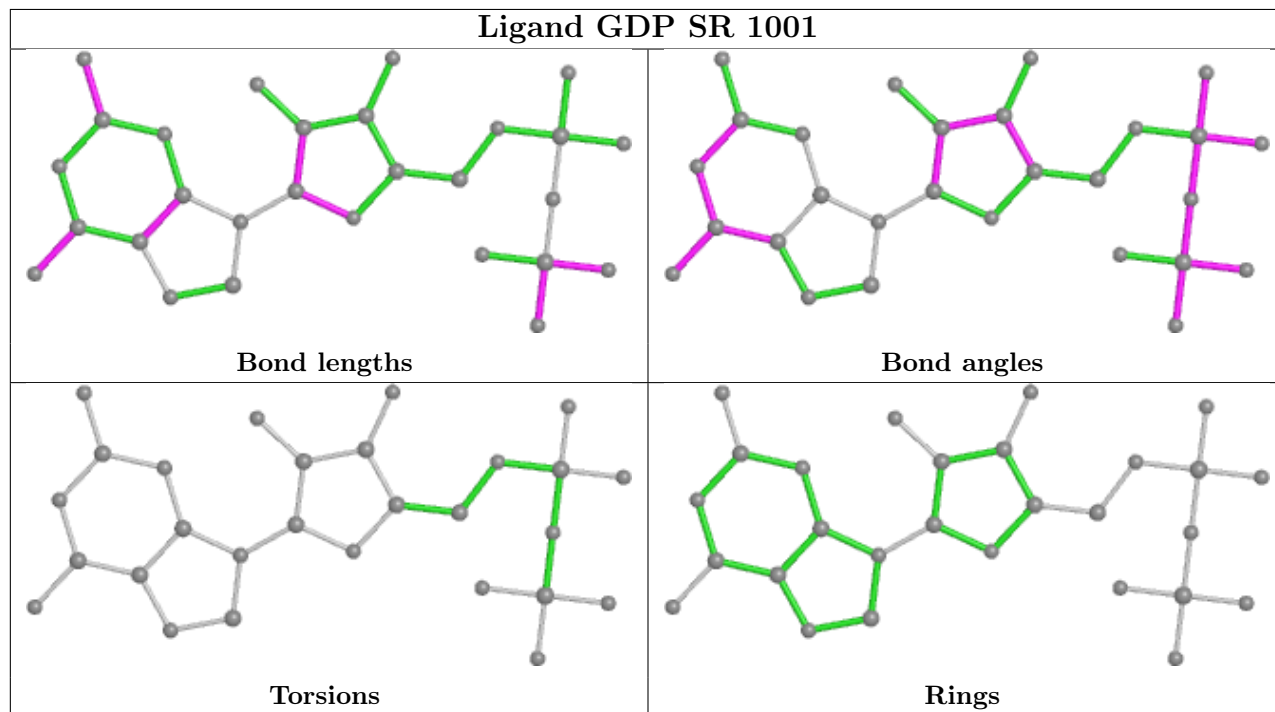
There are no torsion outliers.

There are no ring outliers.

No monomer is involved in short contacts.

The following is a two-dimensional graphical depiction of Mogul quality analysis of bond lengths, bond angles, torsion angles, and ring geometry for all instances of the Ligand of Interest. In addition, ligands with molecular weight > 250 and outliers as shown on the validation Tables will also be included. For torsion angles, if less than 5% of the Mogul distribution of torsion angles is within 10 degrees of the torsion angle in question, then that torsion angle is considered an outlier. Any bond that is central to one or more torsion angles identified as an outlier by Mogul will be highlighted in the graph. For rings, the root-mean-square deviation (RMSD) between the ring

in question and similar rings identified by Mogul is calculated over all ring torsion angles. If the average RMSD is greater than 60 degrees and the minimal RMSD between the ring in question and any Mogul-identified rings is also greater than 60 degrees, then that ring is considered an outlier. The outliers are highlighted in purple. The color gray indicates Mogul did not find sufficient equivalents in the CSD to analyse the geometry.



5.7 Other polymers [i](#)

There are no such residues in this entry.

5.8 Polymer linkage issues [i](#)

There are no chain breaks in this entry.

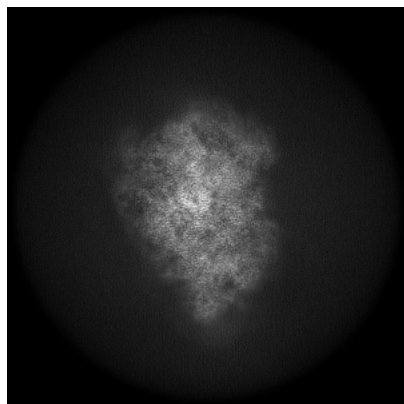
6 Map visualisation [i](#)

This section contains visualisations of the EMDB entry EMD-29273. These allow visual inspection of the internal detail of the map and identification of artifacts.

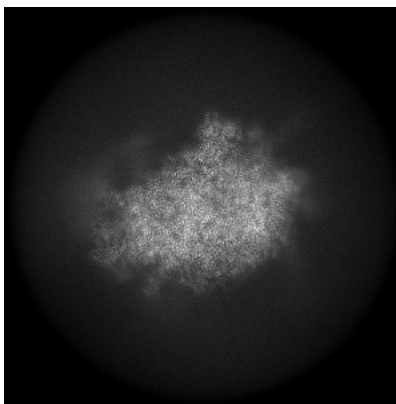
Images derived from a raw map, generated by summing the deposited half-maps, are presented below the corresponding image components of the primary map to allow further visual inspection and comparison with those of the primary map.

6.1 Orthogonal projections [i](#)

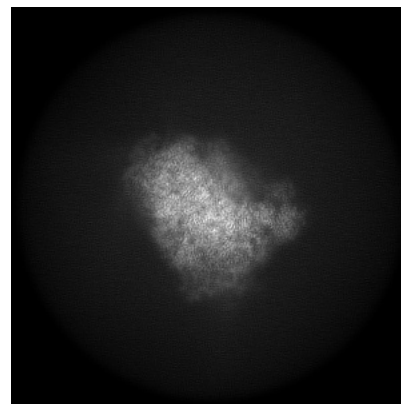
6.1.1 Primary map



X

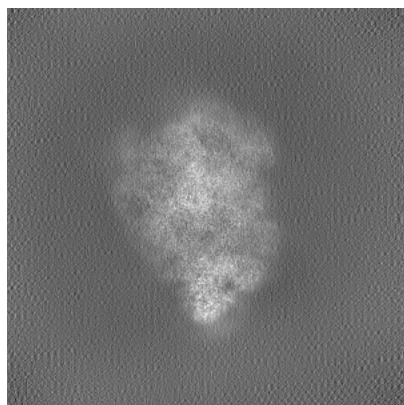


Y

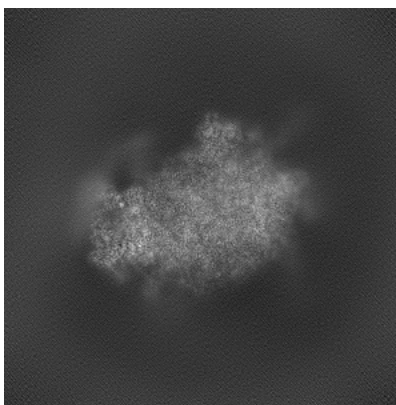


Z

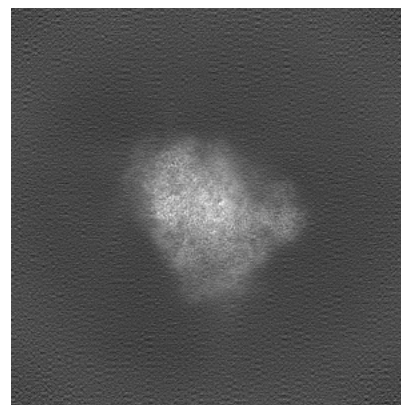
6.1.2 Raw map



X



Y

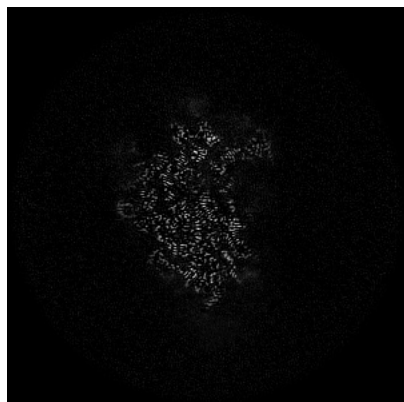


Z

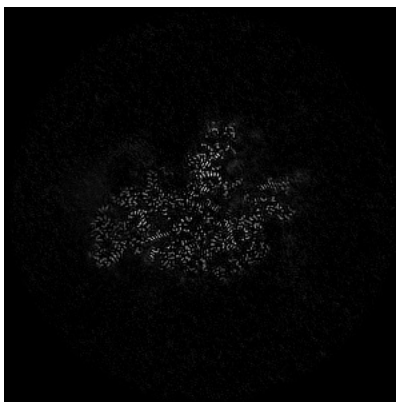
The images above show the map projected in three orthogonal directions.

6.2 Central slices [i](#)

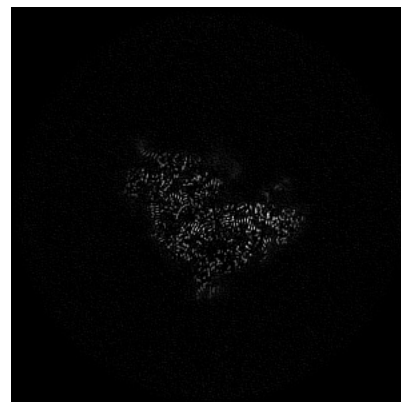
6.2.1 Primary map



X Index: 240

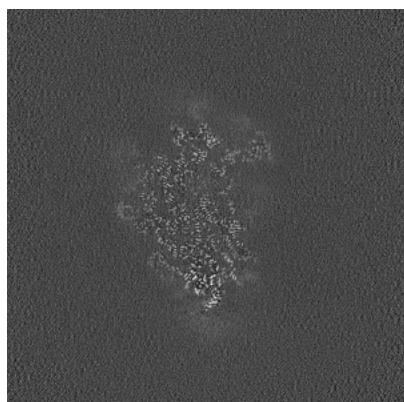


Y Index: 240

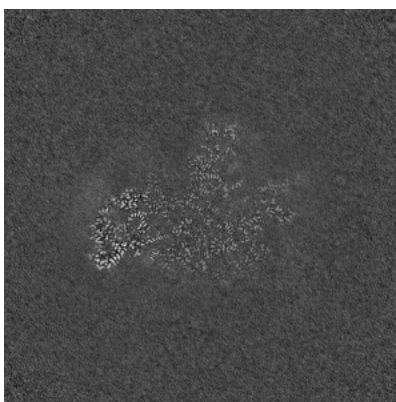


Z Index: 240

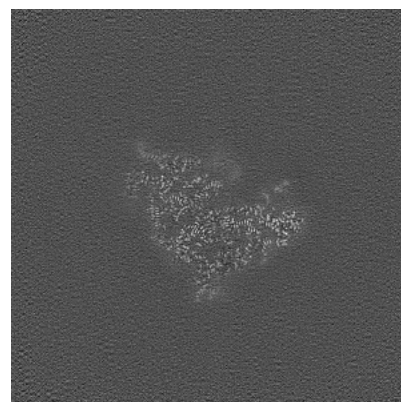
6.2.2 Raw map



X Index: 240



Y Index: 240

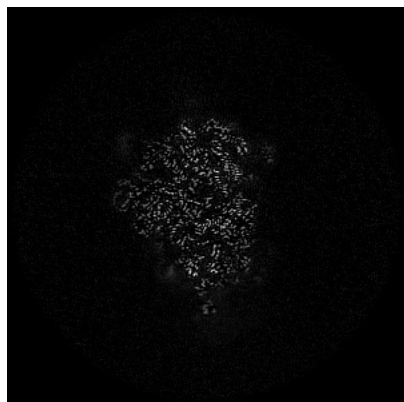


Z Index: 240

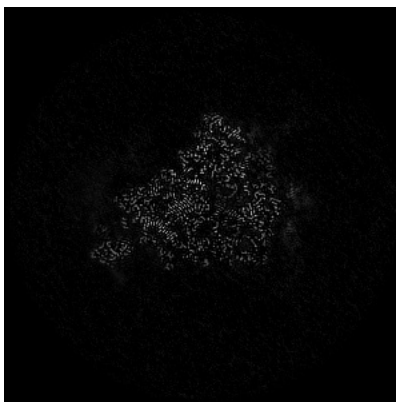
The images above show central slices of the map in three orthogonal directions.

6.3 Largest variance slices [i](#)

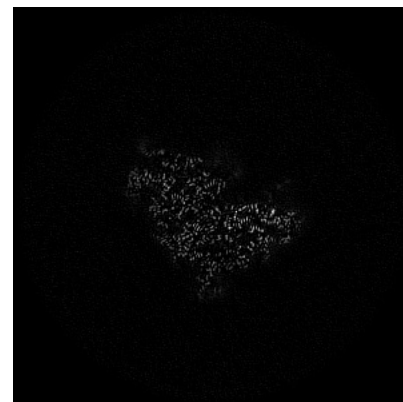
6.3.1 Primary map



X Index: 226




Y Index: 227




Z Index: 239


6.3.2 Raw map



X Index: 0



Y Index: 0

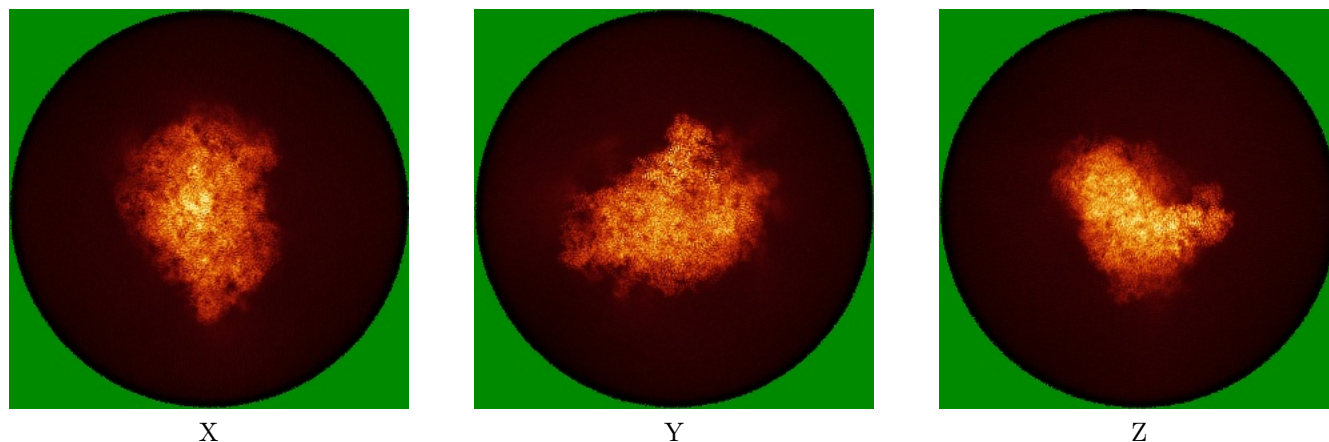


Z Index: 0

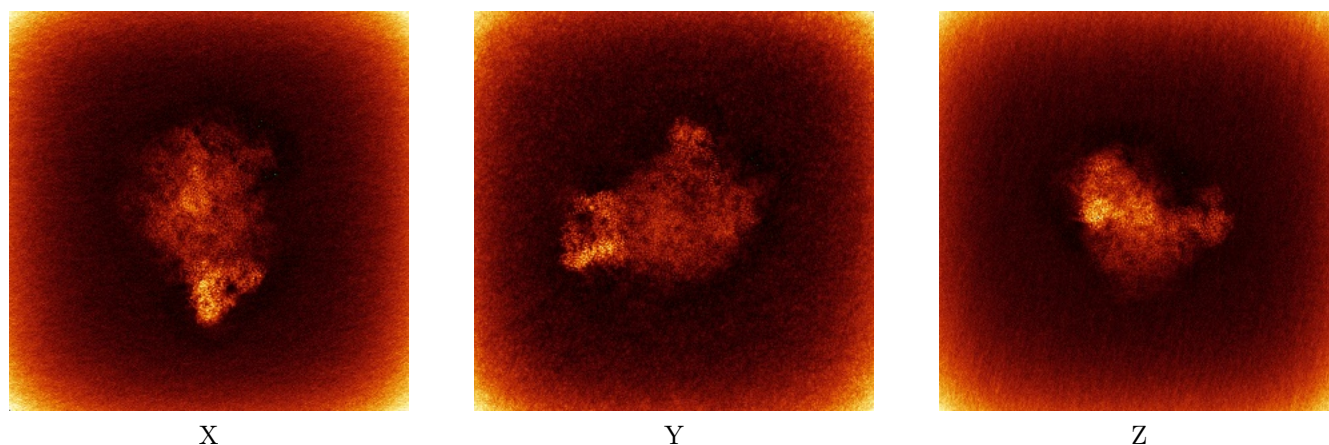
The images above show the largest variance slices of the map in three orthogonal directions.

6.4 Orthogonal standard-deviation projections (False-color) [i](#)

6.4.1 Primary map



6.4.2 Raw map



The images above show the map standard deviation projections with false color in three orthogonal directions. Minimum values are shown in green, max in blue, and dark to light orange shades represent small to large values respectively.

6.5 Orthogonal surface views [i](#)

6.5.1 Primary map



X



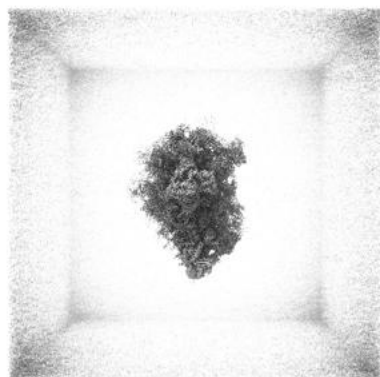
Y



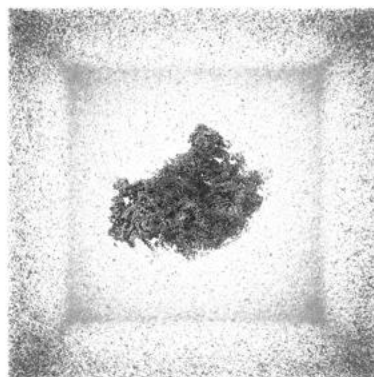
Z

The images above show the 3D surface view of the map at the recommended contour level 0.85. These images, in conjunction with the slice images, may facilitate assessment of whether an appropriate contour level has been provided.


6.5.2 Raw map



X



Y



Z

These images show the 3D surface of the raw map. The raw map's contour level was selected so that its surface encloses the same volume as the primary map does at its recommended contour level.


6.6 Mask visualisation [i](#)

This section shows the 3D surface view of the primary map at 50% transparency overlaid with the specified mask at 0% transparency


A mask typically either:

- Encompasses the whole structure
- Separates out a domain, a functional unit, a monomer or an area of interest from a larger structure


6.6.1 emd_29273_msk_1.map [i](#)



X



Y

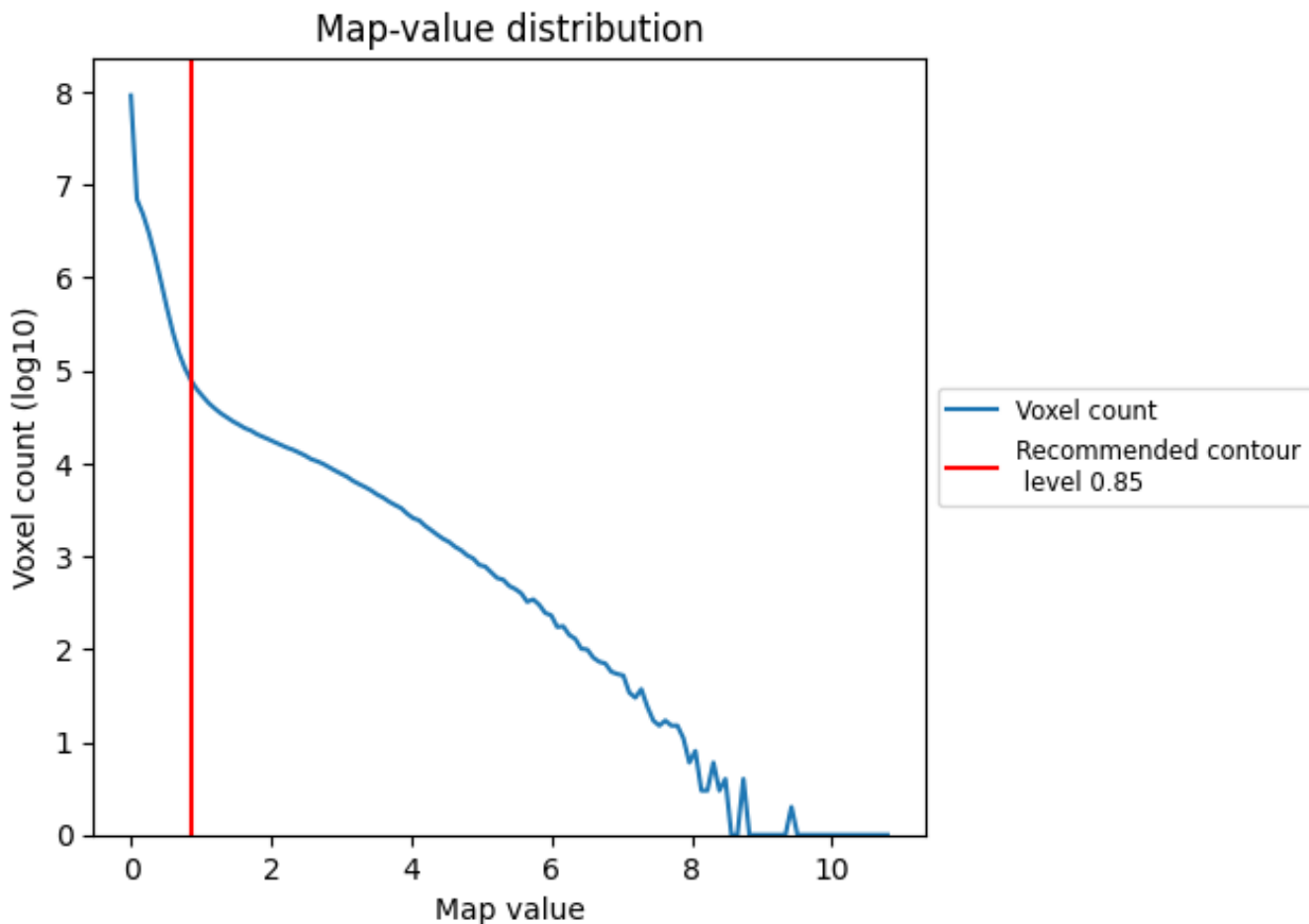


Z

7 Map analysis [i](#)

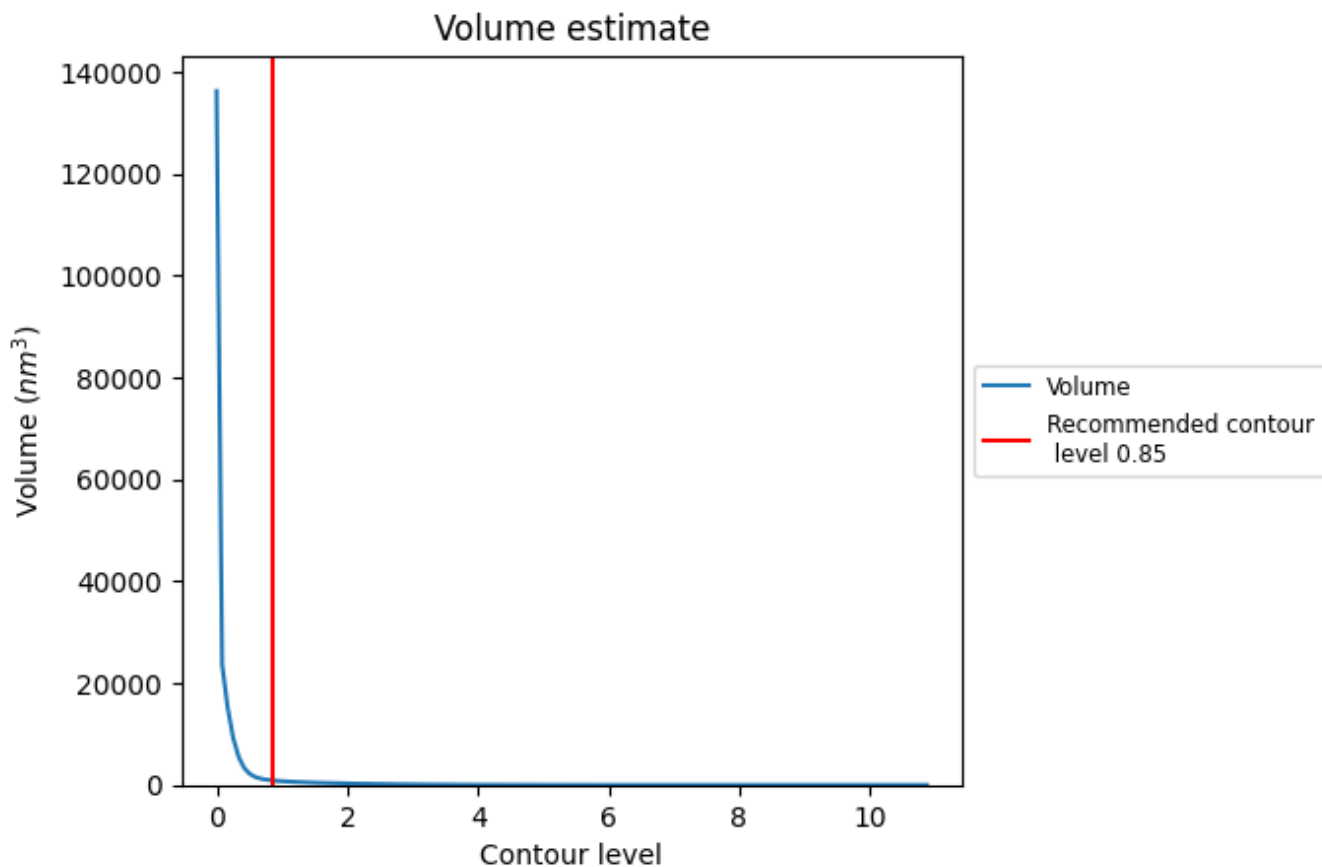
This section contains the results of statistical analysis of the map.

7.1 Map-value distribution [i](#)



The map-value distribution is plotted in 128 intervals along the x-axis. The y-axis is logarithmic. A spike in this graph at zero usually indicates that the volume has been masked.

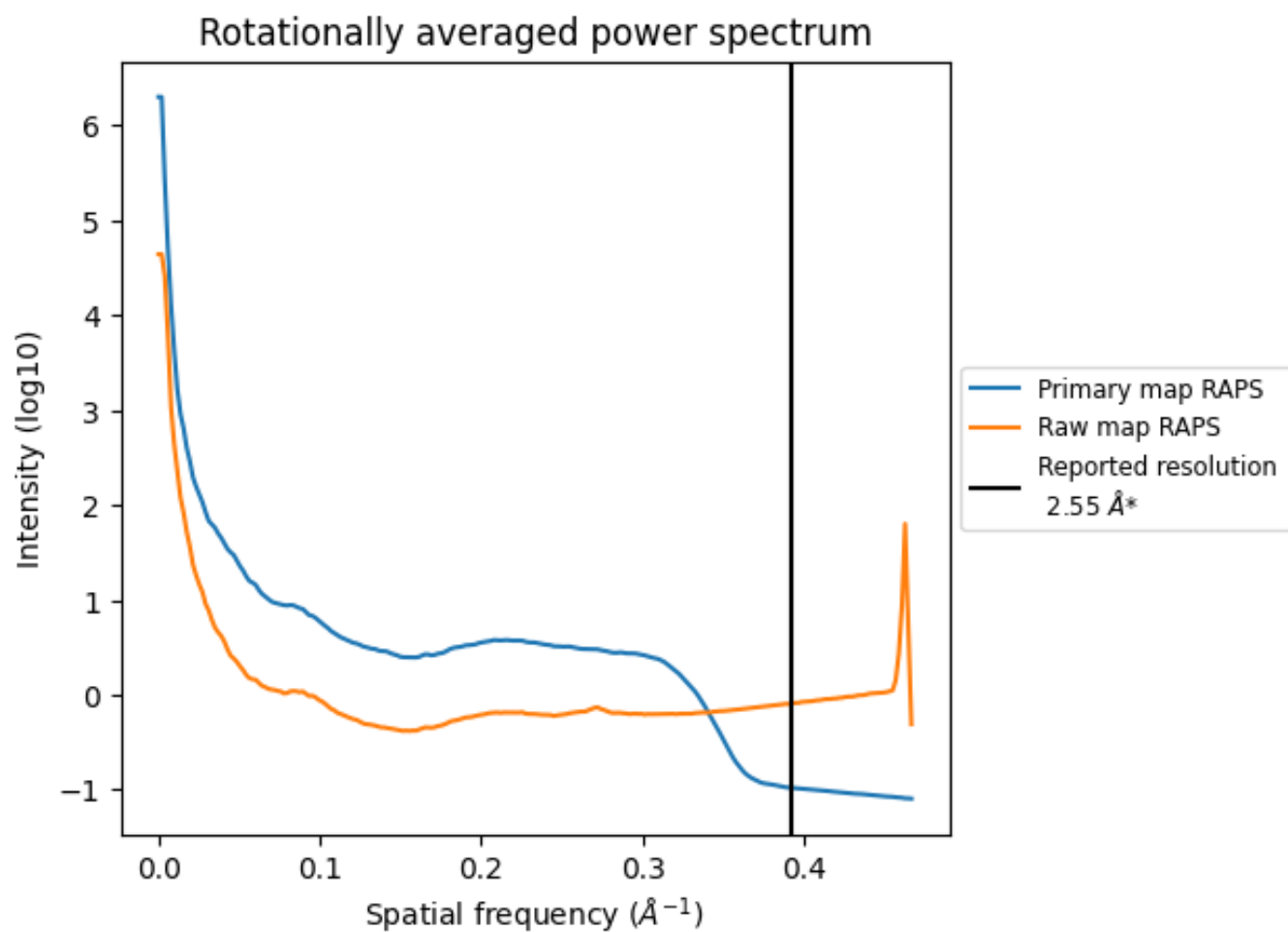
7.2 Volume estimate [i](#)



The volume at the recommended contour level is 895 nm^3 ; this corresponds to an approximate mass of 809 kDa.

The volume estimate graph shows how the enclosed volume varies with the contour level. The recommended contour level is shown as a vertical line and the intersection between the line and the curve gives the volume of the enclosed surface at the given level.

7.3 Rotationally averaged power spectrum i

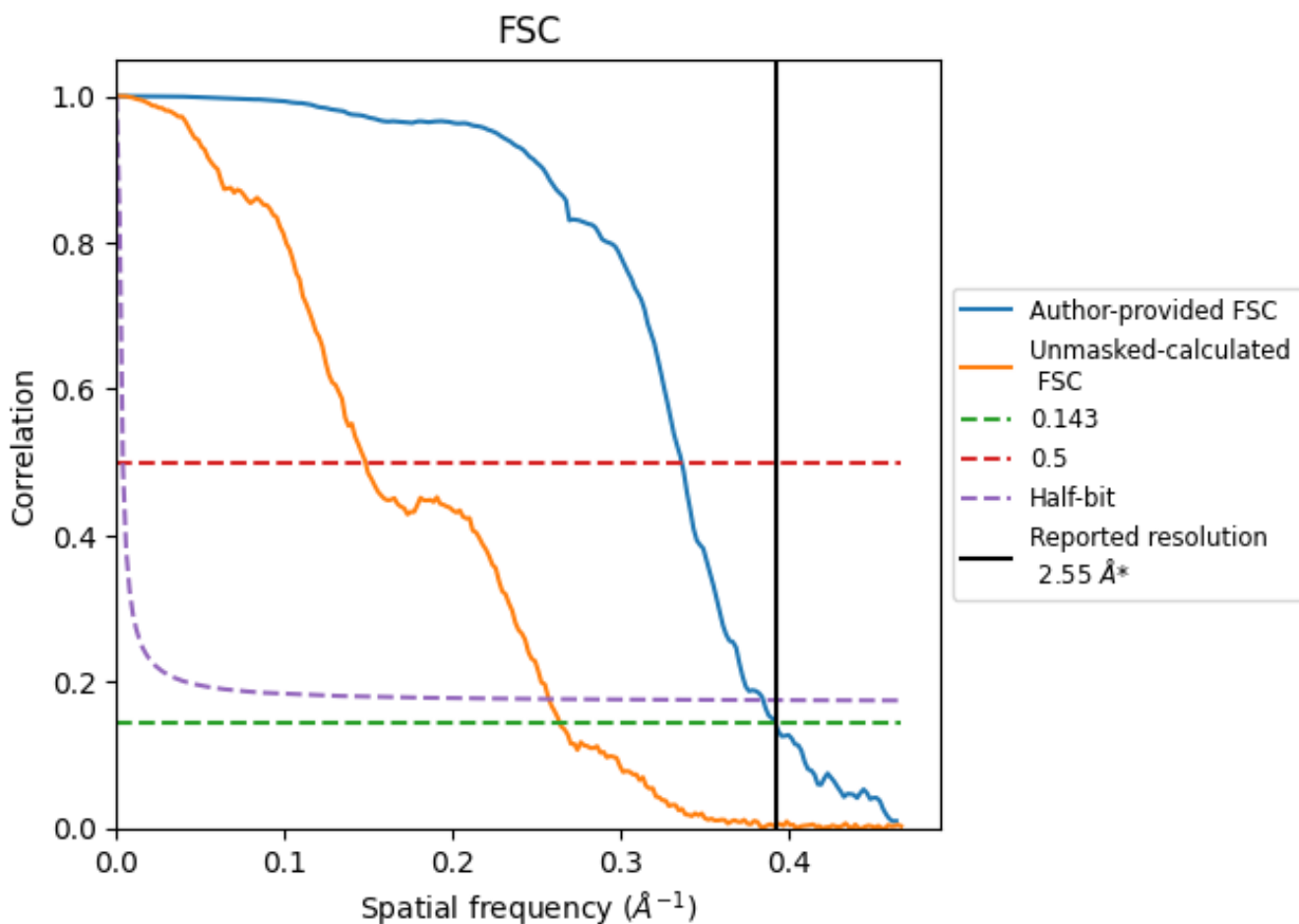


*Reported resolution corresponds to spatial frequency of 0.392 \AA^{-1}

8 Fourier-Shell correlation [i](#)

Fourier-Shell Correlation (FSC) is the most commonly used method to estimate the resolution of single-particle and subtomogram-averaged maps. The shape of the curve depends on the imposed symmetry, mask and whether or not the two 3D reconstructions used were processed from a common reference. The reported resolution is shown as a black line. A curve is displayed for the half-bit criterion in addition to lines showing the 0.143 gold standard cut-off and 0.5 cut-off.

8.1 FSC [i](#)



*Reported resolution corresponds to spatial frequency of 0.392 Å⁻¹

8.2 Resolution estimates [i](#)


Resolution estimate (Å)	Estimation criterion (FSC cut-off)		
	0.143	0.5	Half-bit
Reported by author	2.55	-	-
Author-provided FSC curve	2.55	2.98	2.60
Unmasked-calculated*	3.79	6.76	3.89

*Resolution estimate based on FSC curve calculated by comparison of deposited half-maps. The value from deposited half-maps intersecting FSC 0.143 CUT-OFF 3.79 differs from the reported value 2.55 by more than 10 %

9 Map-model fit [i](#)

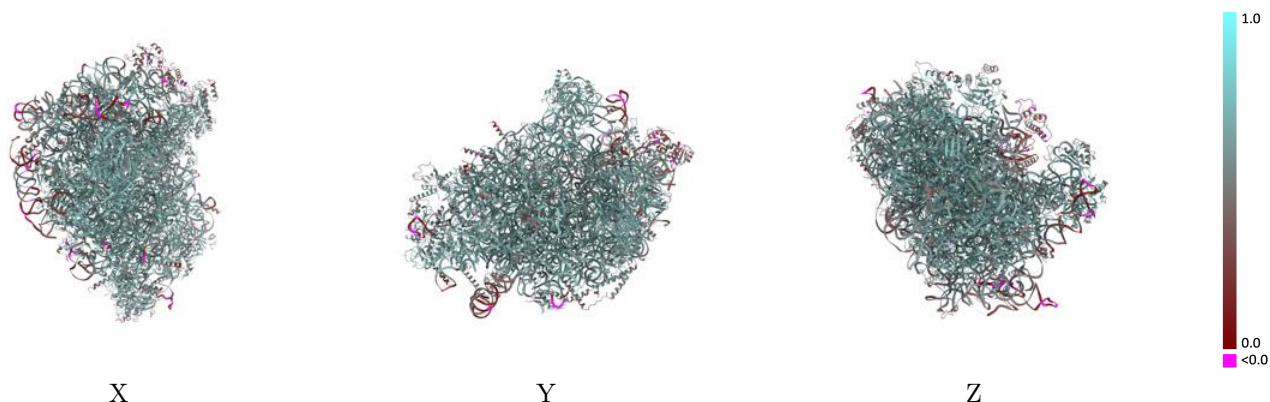
This section contains information regarding the fit between EMDB map EMD-29273 and PDB model 8FLB. Per-residue inclusion information can be found in section 3 on page 15.

9.1 Map-model overlay [i](#)



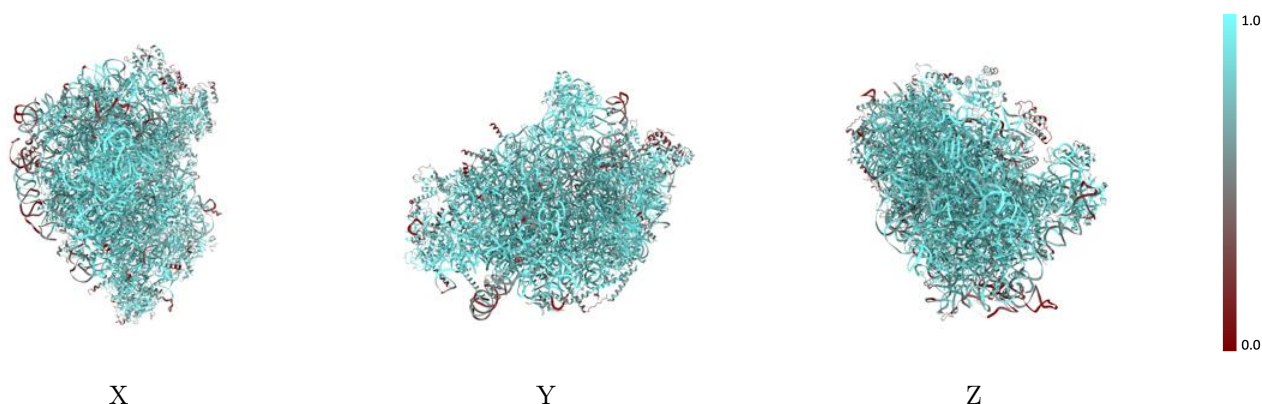
The images above show the 3D surface view of the map at the recommended contour level 0.85 at 50% transparency in yellow overlaid with a ribbon representation of the model coloured in blue. These images allow for the visual assessment of the quality of fit between the atomic model and the map.

9.2 Q-score mapped to coordinate model [i](#)



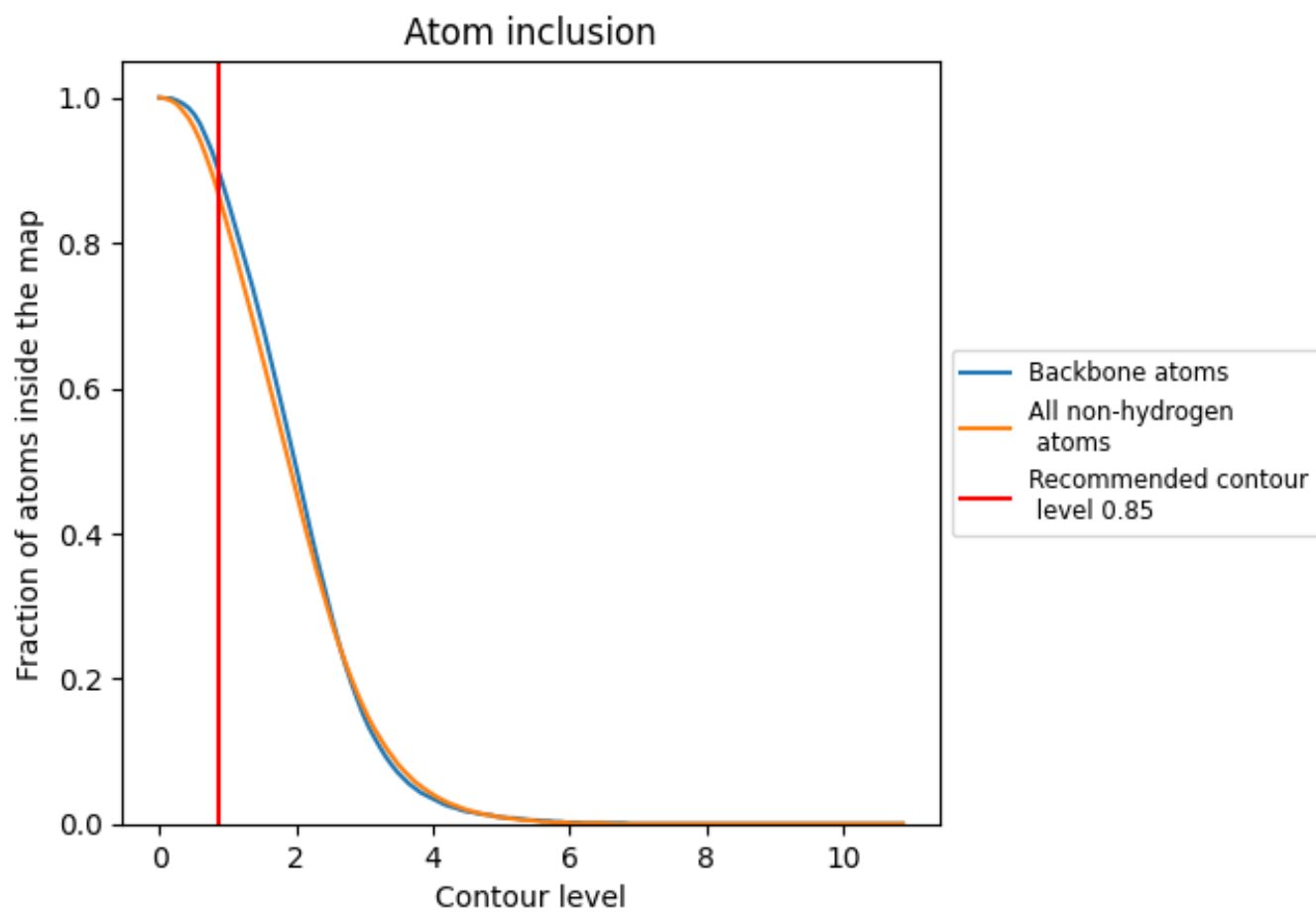
The images above show the model with each residue coloured according its Q-score. This shows their resolvability in the map with higher Q-score values reflecting better resolvability. Please note: Q-score is calculating the resolvability of atoms, and thus high values are only expected at resolutions at which atoms can be resolved. Low Q-score values may therefore be expected for many entries.

9.3 Atom inclusion mapped to coordinate model [i](#)



The images above show the model with each residue coloured according to its atom inclusion. This shows to what extent they are inside the map at the recommended contour level (0.85).







































































9.4 Atom inclusion [i](#)



At the recommended contour level, 90% of all backbone atoms, 87% of all non-hydrogen atoms, are inside the map.

9.5 Map-model fit summary









































The table lists the average atom inclusion at the recommended contour level (0.85) and Q-score for the entire model and for each chain.

Chain	Atom inclusion	Q-score
All	 0.8710	 0.5870
BA	 0.3030	 0.2780
L1	 0.9500	 0.6260
L3	 0.8850	 0.5750
L4	 0.9790	 0.6330
L5	 0.8200	 0.5590
L6	 0.8020	 0.5790
L7	 0.9030	 0.6290
L8	 0.8980	 0.6220
L9	 0.9670	 0.6580
LA	 0.8850	 0.6160
LB	 0.9200	 0.6320
LC	 0.9630	 0.6630
LD	 0.8400	 0.6000
LE	 0.8890	 0.6040
LF	 0.7830	 0.5740
LG	 0.9050	 0.6230
LH	 0.8680	 0.6240
LI	 0.8510	 0.5950
LJ	 0.9210	 0.6290
LK	 0.9230	 0.6380
LL	 0.8790	 0.6050
LM	 0.7290	 0.5260
LN	 0.8920	 0.6210
LO	 0.8040	 0.5850
LP	 0.8400	 0.6000
LQ	 0.8940	 0.6210
LR	 0.9180	 0.6230
LS	 0.8590	 0.6110
LT	 0.9410	 0.6420
LU	 0.7890	 0.5700
LV	 0.8900	 0.6120
LW	 0.9420	 0.6400
LX	 0.8070	 0.5880
LY	 0.7380	 0.5760



Continued on next page...

Continued from previous page...

Chain	Atom inclusion	Q-score
LZ	 0.9410	 0.6340
NK	 0.6580	 0.5250
NL	 0.8070	 0.5740
NP	 0.8310	 0.5860
NR	 0.7370	 0.5450
SA	 0.8940	 0.6190
SB	 0.8880	 0.6060
SC	 0.7640	 0.5620
SD	 0.8830	 0.6170
SE	 0.8610	 0.5990
SF	 0.9230	 0.6360
SG	 0.9000	 0.6130
SH	 0.6820	 0.5050
SI	 0.7270	 0.5360
SK	 0.8420	 0.5870
SM	 0.9010	 0.6190
SQ	 0.6030	 0.3730
SR	 0.7780	 0.5580
SV	 0.8330	 0.5850
VB	 0.6450	 0.5280