



Full wwPDB X-ray Structure Validation Report ⓘ

Jun 14, 2020 – 01:36 am BST

PDB ID : 1FWX
Title : CRYSTAL STRUCTURE OF NITROUS OXIDE REDUCTASE FROM P. DENITRIFICANS
Authors : Brown, K.; Djinovic-Carugo, K.; Haltia, T.; Cabrito, I.; Saraste, M.; Moura, J.J.; Moura, I.; Tegoni, M.; Cambillau, C.
Deposited on : 2000-09-25
Resolution : 1.60 Å(reported)

This is a Full wwPDB X-ray Structure Validation Report for a publicly released PDB entry.

We welcome your comments at validation@mail.wwpdb.org

A user guide is available at

<https://www.wwpdb.org/validation/2017/XrayValidationReportHelp>

with specific help available everywhere you see the ⓘ symbol.

The following versions of software and data (see [references ⓘ](#)) were used in the production of this report:

MolProbity : 4.02b-467
Mogul : 1.8.5 (274361), CSD as541be (2020)
Xtriage (Phenix) : 1.13
EDS : 2.11
Percentile statistics : 20191225.v01 (using entries in the PDB archive December 25th 2019)
Refmac : 5.8.0158
CCP4 : 7.0.044 (Gargrove)
Ideal geometry (proteins) : Engh & Huber (2001)
Ideal geometry (DNA, RNA) : Parkinson et al. (1996)
Validation Pipeline (wwPDB-VP) : 2.11

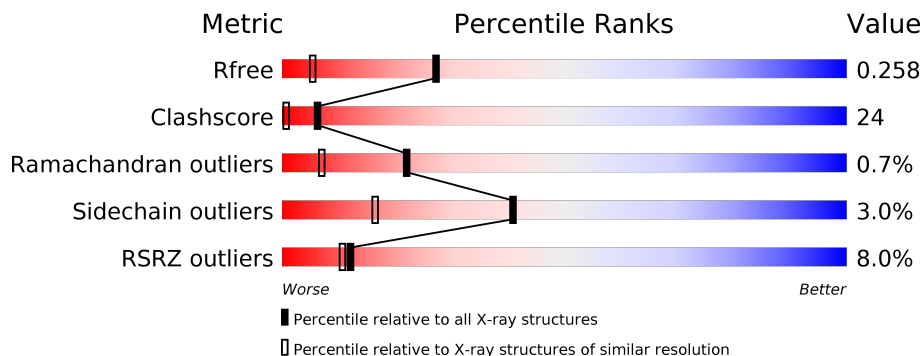
1 Overall quality at a glance

The following experimental techniques were used to determine the structure:

X-RAY DIFFRACTION

The reported resolution of this entry is 1.60 Å.

Percentile scores (ranging between 0-100) for global validation metrics of the entry are shown in the following graphic. The table shows the number of entries on which the scores are based.



Metric	Whole archive (#Entries)	Similar resolution (#Entries, resolution range(Å))
R_{free}	130704	3398 (1.60-1.60)
Clashscore	141614	3665 (1.60-1.60)
Ramachandran outliers	138981	3564 (1.60-1.60)
Sidechain outliers	138945	3563 (1.60-1.60)
RSRZ outliers	127900	3321 (1.60-1.60)

The table below summarises the geometric issues observed across the polymeric chains and their fit to the electron density. The red, orange, yellow and green segments on the lower bar indicate the fraction of residues that contain outliers for ≥ 3 , 2, 1 and 0 types of geometric quality criteria respectively. A grey segment represents the fraction of residues that are not modelled. The numeric value for each fraction is indicated below the corresponding segment, with a dot representing fractions $\leq 5\%$. The upper red bar (where present) indicates the fraction of residues that have poor fit to the electron density. The numeric value is given above the bar.

Mol	Chain	Length	Quality of chain
1	A	595	<p>3% 73% 25% ..</p>
1	B	595	<p>2% 75% 21% ..</p>
1	C	595	<p>6% 68% 28% ..</p>
1	D	595	<p>20% 55% 41% ..</p>

2 Entry composition [i](#)

There are 6 unique types of molecules in this entry. The entry contains 21176 atoms, of which 0 are hydrogens and 0 are deuteriums.

In the tables below, the ZeroOcc column contains the number of atoms modelled with zero occupancy, the AltConf column contains the number of residues with at least one atom in alternate conformation and the Trace column contains the number of residues modelled with at most 2 atoms.

- Molecule 1 is a protein called NITROUS OXIDE REDUCTASE.

Mol	Chain	Residues	Atoms					ZeroOcc	AltConf	Trace
			Total	C	N	O	S			
1	A	591	4633	2913	796	892	32	0	0	0
1	B	589	4619	2904	793	890	32	0	0	0
1	C	590	4628	2910	795	891	32	0	0	0
1	D	588	4611	2900	792	887	32	0	0	0

There are 8 discrepancies between the modelled and reference sequences:

Chain	Residue	Modelled	Actual	Comment	Reference
A	291	VAL	ALA	see remark 999	UNP Q51705
A	8	ALA	GLY	see remark 999	UNP Q51705
B	291	VAL	ALA	see remark 999	UNP Q51705
B	8	ALA	GLY	see remark 999	UNP Q51705
C	291	VAL	ALA	see remark 999	UNP Q51705
C	8	ALA	GLY	see remark 999	UNP Q51705
D	291	VAL	ALA	see remark 999	UNP Q51705
D	8	ALA	GLY	see remark 999	UNP Q51705

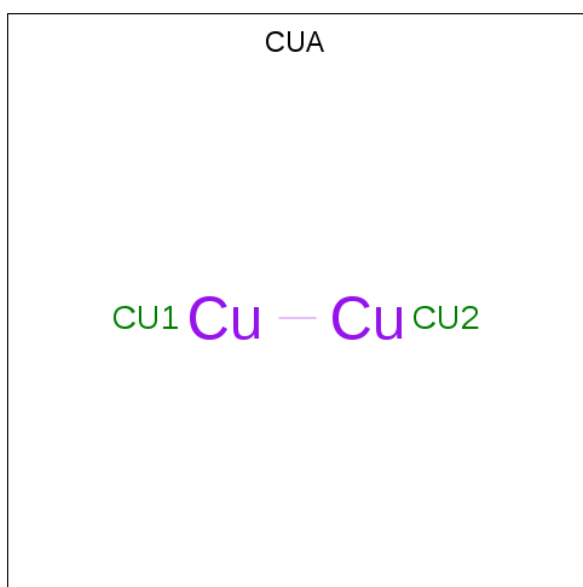
- Molecule 2 is CHLORIDE ION (three-letter code: CL) (formula: Cl).

Mol	Chain	Residues	Atoms		ZeroOcc	AltConf
2	B	1	Total 1	Cl 1	0	0
2	A	1	Total 1	Cl 1	0	0
2	D	1	Total 1	Cl 1	0	0
2	C	1	Total 1	Cl 1	0	0

- Molecule 3 is CALCIUM ION (three-letter code: CA) (formula: Ca).

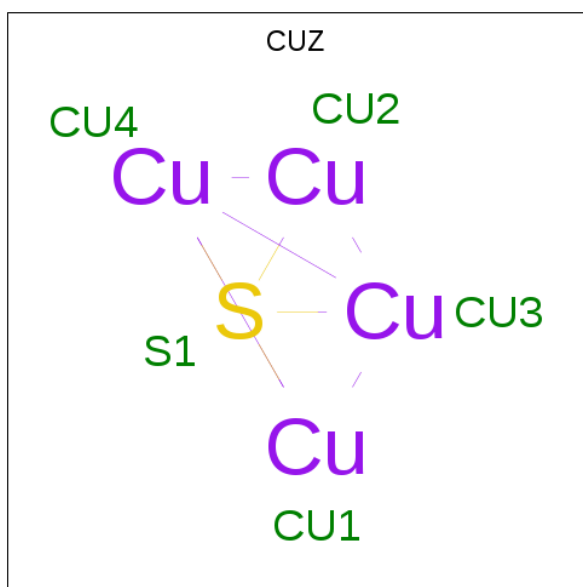
Mol	Chain	Residues	Atoms	ZeroOcc	AltConf
3	B	3	Total Ca 3 3	0	0
3	A	3	Total Ca 3 3	0	0
3	D	2	Total Ca 2 2	0	0
3	C	3	Total Ca 3 3	0	0

- Molecule 4 is DINUCLEAR COPPER ION (three-letter code: CUA) (formula: Cu₂).



Mol	Chain	Residues	Atoms	ZeroOcc	AltConf
4	A	1	Total Cu 2 2	0	0
4	B	1	Total Cu 2 2	0	0
4	C	1	Total Cu 2 2	0	0
4	D	1	Total Cu 2 2	0	0

- Molecule 5 is (MU-4-SULFIDO)-TETRA-NUCLEAR COPPER ION (three-letter code: CUZ) (formula: Cu₄S).



Mol	Chain	Residues	Atoms			ZeroOcc	AltConf
5	A	1	Total	Cu	S	0	0
			5	4	1		
5	B	1	Total	Cu	S	0	0
			5	4	1		
5	C	1	Total	Cu	S	0	0
			5	4	1		
5	D	1	Total	Cu	S	0	0
			5	4	1		

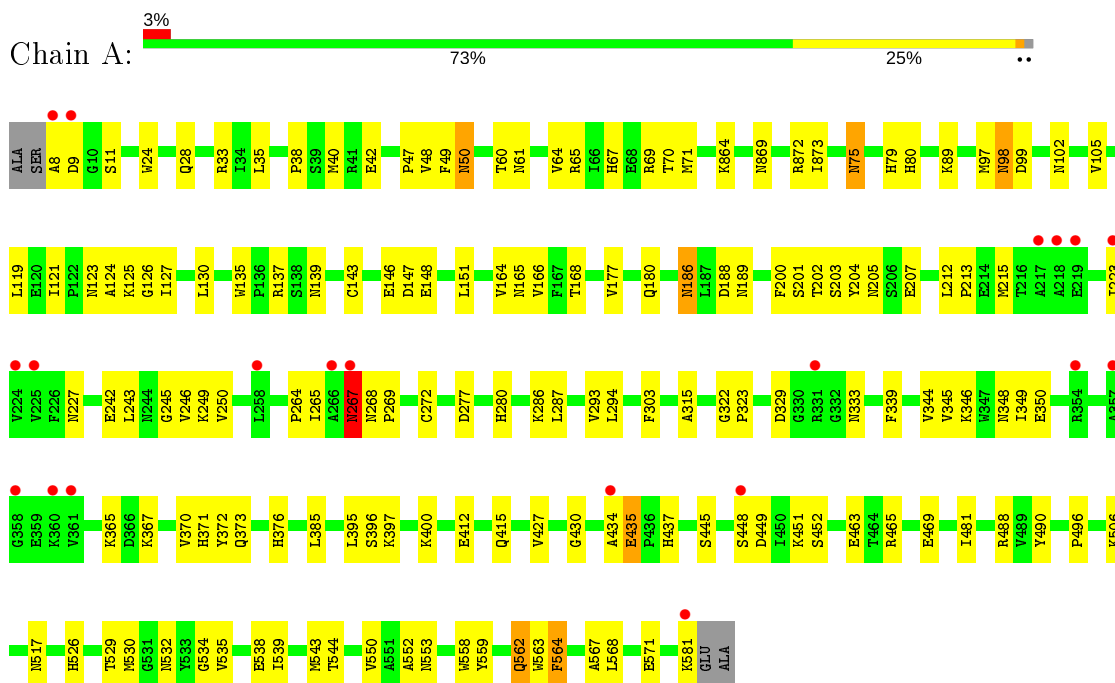
- Molecule 6 is water.

Mol	Chain	Residues	Atoms		ZeroOcc	AltConf
6	A	724	Total	O	0	0
			724	724		
6	B	750	Total	O	0	0
			750	750		
6	C	657	Total	O	0	0
			657	657		
6	D	511	Total	O	0	0
			511	511		

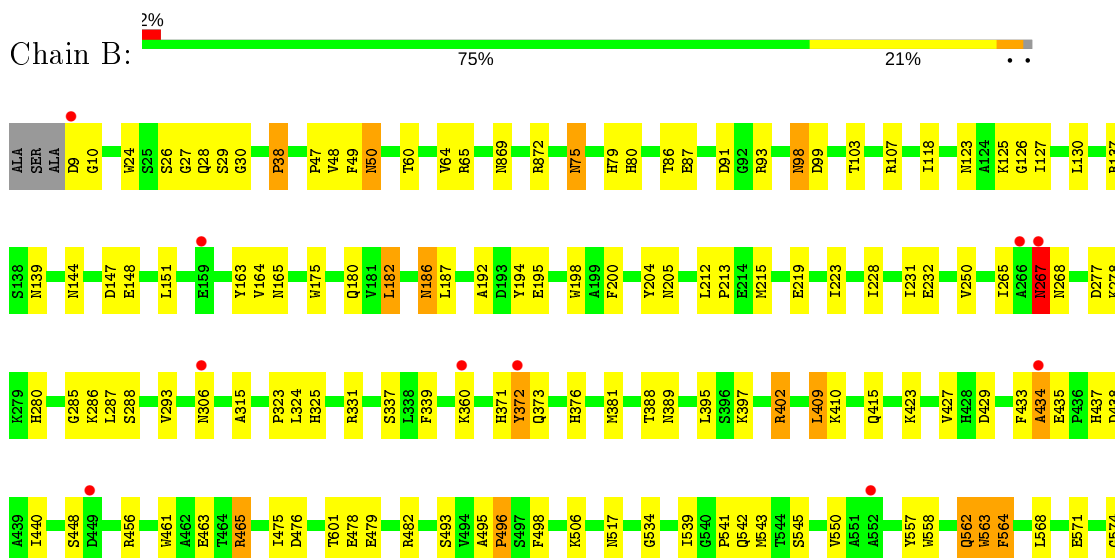
3 Residue-property plots

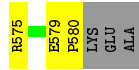
These plots are drawn for all protein, RNA and DNA chains in the entry. The first graphic for a chain summarises the proportions of the various outlier classes displayed in the second graphic. The second graphic shows the sequence view annotated by issues in geometry and electron density. Residues are color-coded according to the number of geometric quality criteria for which they contain at least one outlier: green = 0, yellow = 1, orange = 2 and red = 3 or more. A red dot above a residue indicates a poor fit to the electron density ($RSRZ > 2$). Stretches of 2 or more consecutive residues without any outlier are shown as a green connector. Residues present in the sample, but not in the model, are shown in grey.

• Molecule 1: NITROUS OXIDE REDUCTASE

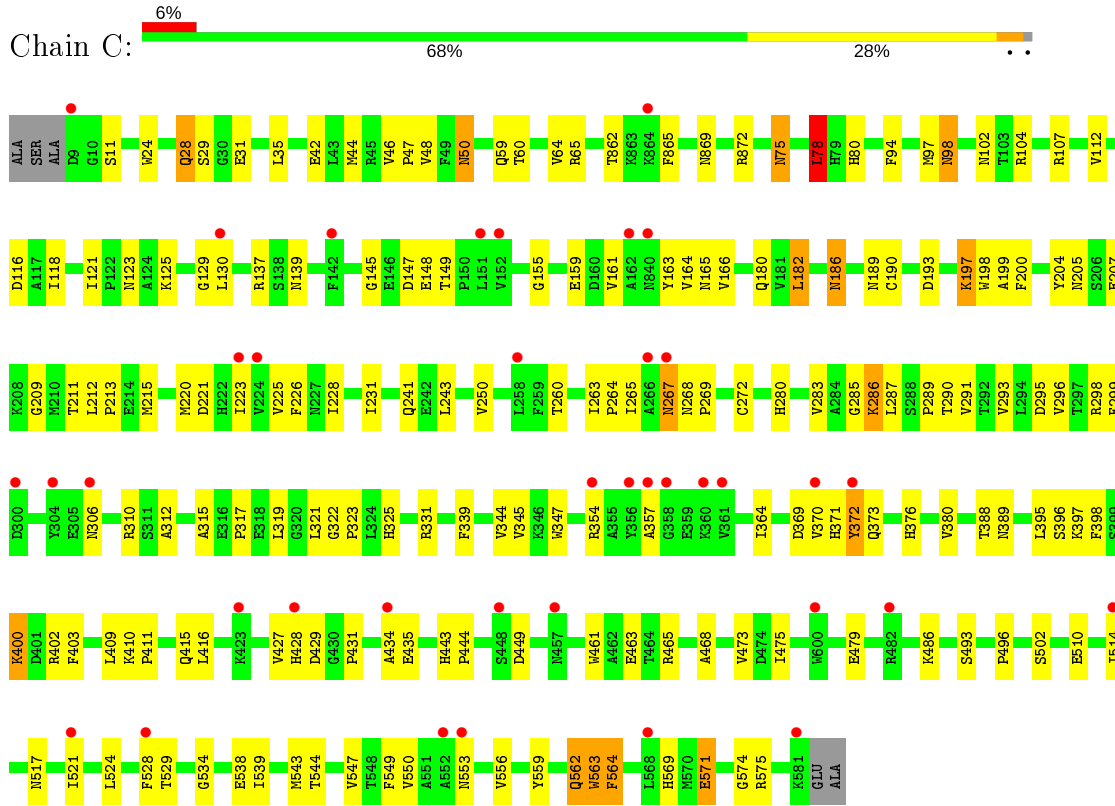


• Molecule 1: NITROUS OXIDE REDUCTASE

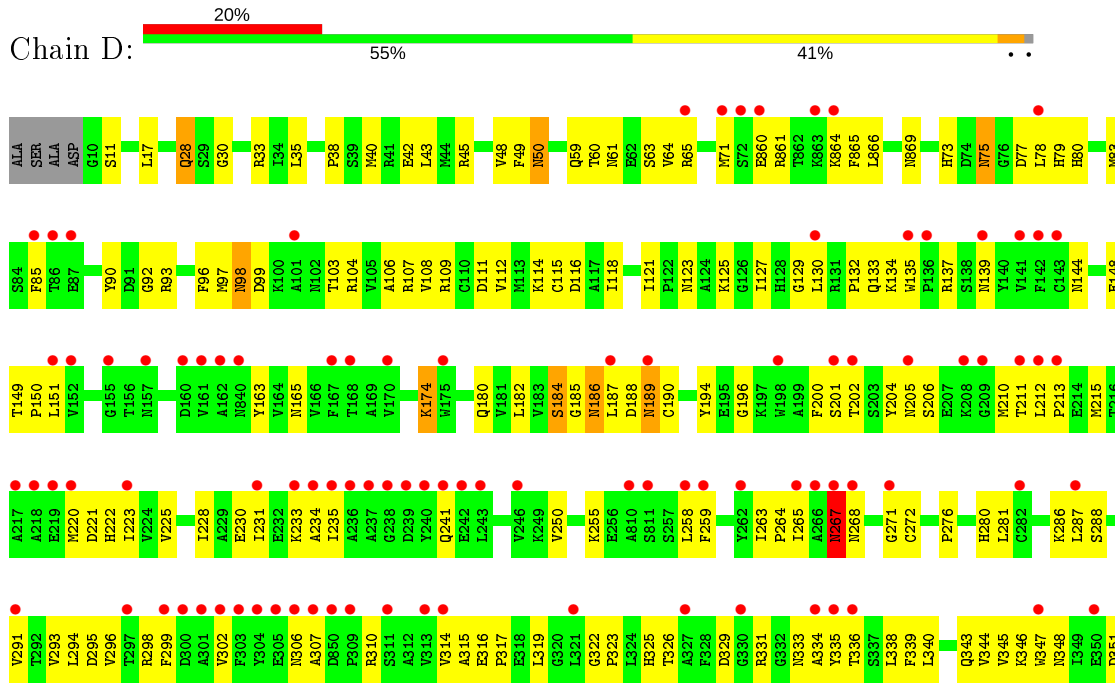


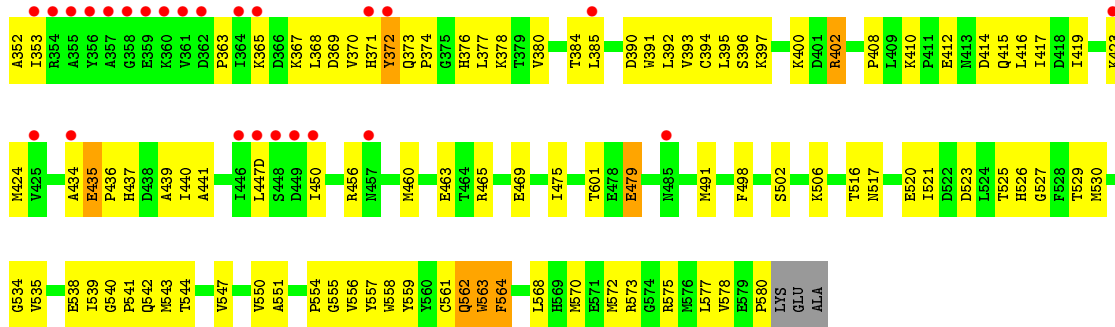


• Molecule 1: NITROUS OXIDE REDUCTASE



• Molecule 1: NITROUS OXIDE REDUCTASE





4 Data and refinement statistics

Property	Value	Source
Space group	P 1 21 1	Depositor
Cell constants a, b, c, α , β , γ	102.59Å 105.09Å 116.70Å 90.00° 110.69° 90.00°	Depositor
Resolution (Å)	29.83 – 1.60 29.82 – 1.60	Depositor EDS
% Data completeness (in resolution range)	89.4 (29.83-1.60) 89.5 (29.82-1.60)	Depositor EDS
R_{merge}	0.05	Depositor
R_{sym}	(Not available)	Depositor
$\langle I/\sigma(I) \rangle$ ¹	2.66 (at 1.60Å)	Xtrriage
Refinement program	CNS 0.9	Depositor
R, R_{free}	0.241 , 0.264 0.236 , 0.258	Depositor DCC
R_{free} test set	1331 reflections (0.49%)	wwPDB-VP
Wilson B-factor (Å ²)	17.4	Xtrriage
Anisotropy	0.298	Xtrriage
Bulk solvent k_{sol} (e/Å ³), B_{sol} (Å ²)	0.37 , 53.1	EDS
L-test for twinning ²	$\langle L \rangle = 0.49$, $\langle L^2 \rangle = 0.33$	Xtrriage
Estimated twinning fraction	No twinning to report.	Xtrriage
F_o, F_c correlation	0.94	EDS
Total number of atoms	21176	wwPDB-VP
Average B, all atoms (Å ²)	24.0	wwPDB-VP

Xtrriage's analysis on translational NCS is as follows: *The largest off-origin peak in the Patterson function is 3.19% of the height of the origin peak. No significant pseudotranslation is detected.*

¹Intensities estimated from amplitudes.

²Theoretical values of $\langle |L| \rangle$, $\langle L^2 \rangle$ for acentric reflections are 0.5, 0.333 respectively for untwinned datasets, and 0.375, 0.2 for perfectly twinned datasets.

5 Model quality [i](#)

5.1 Standard geometry [i](#)

Bond lengths and bond angles in the following residue types are not validated in this section: CA, CUZ, CUA, CL

The Z score for a bond length (or angle) is the number of standard deviations the observed value is removed from the expected value. A bond length (or angle) with $|Z| > 5$ is considered an outlier worth inspection. RMSZ is the root-mean-square of all Z scores of the bond lengths (or angles).

Mol	Chain	Bond lengths		Bond angles	
		RMSZ	# Z >5	RMSZ	# Z >5
1	A	0.34	0/4744	0.71	2/6443 (0.0%)
1	B	0.35	0/4730	0.73	2/6425 (0.0%)
1	C	0.32	0/4739	0.70	5/6436 (0.1%)
1	D	0.30	0/4722	0.64	1/6414 (0.0%)
All	All	0.33	0/18935	0.69	10/25718 (0.0%)

There are no bond length outliers.

All (10) bond angle outliers are listed below:

Mol	Chain	Res	Type	Atoms	Z	Observed(°)	Ideal(°)
1	B	435	GLU	N-CA-C	10.92	140.48	111.00
1	C	435	GLU	N-CA-C	10.26	138.70	111.00
1	A	435	GLU	N-CA-C	9.79	137.44	111.00
1	B	267	ASN	N-CA-C	7.73	131.88	111.00
1	C	267	ASN	N-CA-C	7.54	131.37	111.00
1	D	435	GLU	N-CA-C	7.18	130.39	111.00
1	A	267	ASN	N-CA-C	6.84	129.46	111.00
1	C	449	ASP	CB-CA-C	-6.35	97.71	110.40
1	C	78	LEU	CA-CB-CG	5.09	127.02	115.30
1	C	145	GLY	N-CA-C	-5.01	100.58	113.10

There are no chirality outliers.

There are no planarity outliers.

5.2 Too-close contacts [i](#)

In the following table, the Non-H and H(model) columns list the number of non-hydrogen atoms and hydrogen atoms in the chain respectively. The H(added) column lists the number of hydrogen

atoms added and optimized by MolProbity. The Clashes column lists the number of clashes within the asymmetric unit, whereas Symm-Clashes lists symmetry related clashes.

Mol	Chain	Non-H	H(model)	H(added)	Clashes	Symm-Clashes
1	A	4633	0	4443	180	0
1	B	4619	0	4425	156	0
1	C	4628	0	4438	234	0
1	D	4611	0	4421	347	0
2	A	1	0	0	0	0
2	B	1	0	0	0	0
2	C	1	0	0	0	0
2	D	1	0	0	1	0
3	A	3	0	0	0	0
3	B	3	0	0	0	0
3	C	3	0	0	0	0
3	D	2	0	0	0	0
4	A	2	0	0	0	0
4	B	2	0	0	0	0
4	C	2	0	0	0	0
4	D	2	0	0	0	0
5	A	5	0	0	0	0
5	B	5	0	0	0	0
5	C	5	0	0	0	0
5	D	5	0	0	0	0
6	A	724	0	0	83	0
6	B	750	0	0	67	0
6	C	657	0	0	127	0
6	D	511	0	0	203	0
All	All	21176	0	17727	879	0

The all-atom clashscore is defined as the number of clashes found per 1000 atoms (including hydrogen atoms). The all-atom clashscore for this structure is 24.

All (879) close contacts within the same asymmetric unit are listed below, sorted by their clash magnitude.

Atom-1	Atom-2	Interatomic distance (Å)	Clash overlap (Å)
1:D:326:THR:HG22	1:D:336:THR:HG22	1.19	1.14
1:B:456:ARG:HA	6:B:6235:HOH:O	1.54	1.04
1:D:547:VAL:HA	6:D:8122:HOH:O	1.58	1.04
1:D:71:MET:SD	6:D:8077:HOH:O	2.18	1.02
1:C:215:MET:HG2	6:C:7335:HOH:O	1.59	1.01
1:D:540:GLY:HA2	6:D:8240:HOH:O	1.59	1.01
1:D:860:GLU:HG3	1:D:864:LYS:HE2	1.44	0.99

Continued on next page...

Continued from previous page...

Atom-1	Atom-2	Interatomic distance (Å)	Clash overlap (Å)
1:D:201:SER:HB3	6:D:8189:HOH:O	1.63	0.99
1:A:550:VAL:H	1:B:869:ASN:HD21	1.10	0.98
1:D:392:LEU:HB3	6:D:8101:HOH:O	1.62	0.97
1:D:336:THR:HG23	1:D:347:TRP:HE1	1.29	0.97
1:B:371:HIS:H	1:B:415:GLN:HE22	1.07	0.96
1:C:553:ASN:ND2	1:D:865:PHE:HB2	1.80	0.96
1:D:540:GLY:HA3	6:D:8169:HOH:O	1.65	0.95
1:D:541:PRO:HD3	6:D:8240:HOH:O	1.64	0.95
1:C:104:ARG:HA	6:C:6962:HOH:O	1.66	0.94
1:D:371:HIS:H	1:D:415:GLN:HE22	1.02	0.94
1:C:28:GLN:HE21	1:C:28:GLN:H	1.04	0.94
1:D:134:LYS:HB2	6:D:8275:HOH:O	1.67	0.93
1:D:502:SER:HA	6:D:7910:HOH:O	1.67	0.93
1:A:105:VAL:HG22	6:A:5276:HOH:O	1.68	0.92
1:D:578:VAL:HB	6:D:7861:HOH:O	1.70	0.92
1:A:371:HIS:H	1:A:415:GLN:HE22	1.02	0.92
1:D:416:LEU:HA	6:D:8178:HOH:O	1.68	0.92
1:C:291:VAL:HG21	6:C:7096:HOH:O	1.69	0.91
1:B:148:GLU:HG3	1:B:165:ASN:HD21	1.36	0.91
1:D:210:MET:HB3	6:D:8300:HOH:O	1.70	0.91
1:D:194:TYR:HA	6:D:8275:HOH:O	1.70	0.91
1:D:28:GLN:H	1:D:28:GLN:HE21	1.15	0.91
1:C:129:GLY:HA3	6:C:7014:HOH:O	1.69	0.90
1:C:121:ILE:HG12	6:C:6962:HOH:O	1.71	0.90
1:B:65:ARG:HD2	1:B:463:GLU:OE2	1.71	0.90
1:C:371:HIS:H	1:C:415:GLN:HE22	1.10	0.90
1:D:371:HIS:H	1:D:415:GLN:NE2	1.70	0.90
1:A:452:SER:HA	6:B:6426:HOH:O	1.70	0.89
1:A:137:ARG:HH11	1:A:139:ASN:ND2	1.70	0.89
1:C:250:VAL:HB	6:C:7063:HOH:O	1.72	0.89
1:A:371:HIS:H	1:A:415:GLN:NE2	1.71	0.88
1:C:31:GLU:HB3	6:C:7454:HOH:O	1.73	0.88
1:A:69:ARG:HB3	6:A:5290:HOH:O	1.74	0.88
1:A:188:ASP:HB3	6:A:5348:HOH:O	1.73	0.87
1:C:403:PHE:HA	6:C:7395:HOH:O	1.75	0.87
1:A:869:ASN:HD21	1:B:550:VAL:H	1.17	0.87
1:C:869:ASN:HD21	1:D:550:VAL:H	1.22	0.87
1:C:241:GLN:HG3	6:C:7063:HOH:O	1.75	0.86
1:B:381:MET:HB2	6:B:6223:HOH:O	1.76	0.85
1:D:577:LEU:HD11	6:D:7871:HOH:O	1.76	0.85
1:A:49:PHE:HB3	6:A:5395:HOH:O	1.77	0.84

Continued on next page...

Continued from previous page...

Atom-1	Atom-2	Interatomic distance (Å)	Clash overlap (Å)
1:B:50:ASN:H	1:B:50:ASN:HD22	1.25	0.84
1:B:388:THR:HG23	6:B:6223:HOH:O	1.76	0.84
1:D:371:HIS:N	1:D:415:GLN:HE22	1.76	0.83
1:C:296:VAL:HB	6:C:7268:HOH:O	1.77	0.83
1:C:220:MET:HB3	6:C:6998:HOH:O	1.77	0.83
1:D:267:ASN:HB3	1:D:287:LEU:HB2	1.59	0.83
1:C:161:VAL:HG23	6:C:7192:HOH:O	1.77	0.83
1:D:48:VAL:HG11	6:D:8262:HOH:O	1.77	0.83
1:D:137:ARG:HH11	1:D:139:ASN:ND2	1.77	0.82
1:C:371:HIS:H	1:C:415:GLN:NE2	1.77	0.82
1:C:272:CYS:HB2	6:C:7324:HOH:O	1.80	0.82
1:A:50:ASN:HD22	1:A:50:ASN:H	1.28	0.81
1:C:486:LYS:HE2	6:C:7391:HOH:O	1.79	0.81
1:C:207:GLU:HB2	6:C:7143:HOH:O	1.79	0.81
1:B:9:ASP:OD1	1:B:10:GLY:N	2.13	0.81
1:B:195:GLU:HA	6:B:6421:HOH:O	1.79	0.81
1:C:289:PRO:HB3	6:C:7383:HOH:O	1.79	0.81
1:C:225:VAL:HG12	6:C:7399:HOH:O	1.81	0.81
1:C:155:GLY:HA3	6:D:7911:HOH:O	1.79	0.81
1:C:228:ILE:HG13	6:C:7373:HOH:O	1.79	0.80
1:A:371:HIS:N	1:A:415:GLN:HE22	1.79	0.80
1:A:448:SER:OG	6:A:5439:HOH:O	1.99	0.80
1:D:346:LYS:HD2	6:D:8187:HOH:O	1.81	0.80
1:B:123:ASN:HD22	1:B:180:GLN:HE22	1.29	0.80
1:A:148:GLU:HG3	1:A:165:ASN:HD21	1.45	0.80
1:C:123:ASN:HD22	1:C:180:GLN:HE22	1.27	0.80
1:A:168:THR:HB	6:A:5258:HOH:O	1.81	0.80
1:C:78:LEU:HD13	1:C:97:MET:HB2	1.62	0.80
1:D:535:VAL:HG22	6:D:8251:HOH:O	1.82	0.80
1:C:189:ASN:HB2	6:C:7324:HOH:O	1.82	0.79
1:C:286:LYS:HB3	6:C:7413:HOH:O	1.83	0.79
1:D:296:VAL:HG13	6:D:7891:HOH:O	1.82	0.79
1:D:302:VAL:HG22	6:D:8026:HOH:O	1.81	0.79
1:C:321:LEU:HA	6:C:7383:HOH:O	1.82	0.78
1:D:419:ILE:HG23	6:D:8101:HOH:O	1.81	0.78
1:B:148:GLU:HB2	6:B:6532:HOH:O	1.82	0.78
1:A:143:CYS:SG	6:A:5258:HOH:O	2.41	0.78
1:B:371:HIS:H	1:B:415:GLN:NE2	1.81	0.78
1:D:294:LEU:HD12	6:D:8132:HOH:O	1.82	0.78
1:D:353:ILE:HD11	6:D:8029:HOH:O	1.84	0.78
1:D:557:TYR:HE2	6:D:7861:HOH:O	1.67	0.78

Continued on next page...

Continued from previous page...

Atom-1	Atom-2	Interatomic distance (Å)	Clash overlap (Å)
1:D:412:GLU:HG2	6:D:8066:HOH:O	1.84	0.77
1:A:177:VAL:HG11	1:A:246:VAL:HG21	1.67	0.77
1:D:71:MET:CG	6:D:7990:HOH:O	2.32	0.77
1:A:564:PHE:HE1	6:A:5572:HOH:O	1.68	0.77
1:C:410:LYS:HD3	6:C:7235:HOH:O	1.84	0.76
1:D:137:ARG:HH11	1:D:139:ASN:HD22	1.30	0.76
1:A:180:GLN:HB2	6:A:5552:HOH:O	1.85	0.76
1:C:107:ARG:HD2	1:C:116:ASP:OD2	1.83	0.76
1:D:377:LEU:HD22	6:D:8047:HOH:O	1.86	0.76
1:A:67:HIS:HB3	6:A:5517:HOH:O	1.85	0.76
1:D:310:ARG:HG2	6:D:8052:HOH:O	1.85	0.76
1:B:198:TRP:HA	1:B:228:ILE:HD13	1.68	0.76
1:D:223:ILE:HG23	1:D:265:ILE:HG13	1.66	0.76
1:A:488:ARG:HB2	6:A:5225:HOH:O	1.85	0.76
1:C:198:TRP:HB3	6:C:7338:HOH:O	1.85	0.75
1:C:228:ILE:HD13	6:C:6839:HOH:O	1.87	0.75
1:D:125:LYS:HG3	1:D:149:THR:HG21	1.68	0.75
1:D:220:MET:HB3	6:D:8039:HOH:O	1.85	0.75
1:D:225:VAL:HG12	6:D:8065:HOH:O	1.85	0.75
1:D:35:LEU:HD13	1:D:42:GLU:HA	1.68	0.75
1:B:267:ASN:HB3	1:B:287:LEU:HB2	1.68	0.75
1:A:137:ARG:HH11	1:A:139:ASN:HD22	1.35	0.75
1:D:393:VAL:HA	6:D:8178:HOH:O	1.87	0.74
1:B:192:ALA:HA	6:B:6515:HOH:O	1.86	0.74
1:A:207:GLU:HB2	6:A:5455:HOH:O	1.87	0.74
1:C:550:VAL:H	1:D:869:ASN:HD21	1.35	0.74
1:C:243:LEU:HG	6:C:7063:HOH:O	1.87	0.74
1:C:50:ASN:H	1:C:50:ASN:HD22	1.32	0.74
1:D:115:CYS:SG	6:D:7943:HOH:O	2.46	0.74
1:D:271:GLY:HA2	6:D:7996:HOH:O	1.87	0.74
1:A:202:THR:HB	6:A:5348:HOH:O	1.85	0.74
1:A:245:GLY:HA2	6:A:5568:HOH:O	1.88	0.74
1:D:543:MET:HE3	6:D:8169:HOH:O	1.88	0.74
1:A:123:ASN:HD22	1:A:180:GLN:HE22	1.36	0.74
1:B:137:ARG:HH11	1:B:139:ASN:ND2	1.86	0.74
1:C:347:TRP:HB3	6:C:6950:HOH:O	1.87	0.74
1:D:417:ILE:HB	6:D:8101:HOH:O	1.86	0.73
1:C:369:ASP:HB3	6:C:7452:HOH:O	1.87	0.73
1:D:259:PHE:HA	6:D:8093:HOH:O	1.88	0.73
1:A:89:LYS:HE2	6:A:5385:HOH:O	1.89	0.73
1:C:148:GLU:HG3	6:C:7424:HOH:O	1.87	0.73

Continued on next page...

Continued from previous page...

Atom-1	Atom-2	Interatomic distance (Å)	Clash overlap (Å)
1:B:26:SER:OG	6:B:6545:HOH:O	2.07	0.73
1:B:475:ILE:HB	6:B:6389:HOH:O	1.88	0.73
1:D:106:ALA:HB1	6:D:7943:HOH:O	1.89	0.73
1:A:250:VAL:HG22	6:A:5552:HOH:O	1.89	0.72
1:D:516:THR:HB	6:D:8011:HOH:O	1.88	0.72
1:D:93:ARG:HA	6:D:8164:HOH:O	1.89	0.72
1:A:125:LYS:HE3	6:B:6544:HOH:O	1.88	0.72
1:C:223:ILE:HG23	1:C:265:ILE:HG13	1.71	0.72
1:B:498:PHE:HA	6:B:6478:HOH:O	1.89	0.72
1:D:526:HIS:HB3	6:D:7895:HOH:O	1.89	0.72
1:D:465:ARG:HG2	1:D:475:ILE:HD11	1.72	0.72
1:A:272:CYS:HB2	6:A:5209:HOH:O	1.90	0.71
1:B:215:MET:HB2	6:B:6186:HOH:O	1.90	0.71
1:C:517:ASN:HB2	1:C:539:ILE:HG22	1.71	0.71
1:D:326:THR:HG22	1:D:336:THR:CG2	2.10	0.71
1:D:114:LYS:N	6:D:8146:HOH:O	2.21	0.71
1:C:148:GLU:HG2	6:C:7031:HOH:O	1.90	0.71
1:C:263:ILE:HG22	6:C:7066:HOH:O	1.89	0.71
1:C:118:ILE:HD11	6:C:7072:HOH:O	1.89	0.71
1:B:30:GLY:N	6:B:6545:HOH:O	2.19	0.71
1:D:348:ASN:O	6:D:8250:HOH:O	2.09	0.71
1:B:461:TRP:HZ2	6:B:6235:HOH:O	1.74	0.70
1:C:575:ARG:HD2	6:D:8300:HOH:O	1.90	0.70
1:D:112:VAL:HG22	6:D:8304:HOH:O	1.91	0.70
1:C:149:THR:HA	6:C:7140:HOH:O	1.91	0.70
1:D:475:ILE:HA	6:D:8068:HOH:O	1.91	0.70
1:A:550:VAL:H	1:B:869:ASN:ND2	1.88	0.70
1:D:108:VAL:HG13	6:D:8146:HOH:O	1.91	0.70
1:A:212:LEU:HA	6:A:5452:HOH:O	1.91	0.70
1:A:265:ILE:HD11	6:A:5520:HOH:O	1.89	0.70
1:B:87:GLU:HG3	6:B:6455:HOH:O	1.91	0.70
1:B:465:ARG:NH2	1:B:476:ASP:OD2	2.23	0.70
1:C:371:HIS:N	1:C:415:GLN:HE22	1.87	0.70
1:B:285:GLY:O	6:B:6340:HOH:O	2.08	0.70
1:C:286:LYS:HA	6:C:7309:HOH:O	1.92	0.70
1:C:521:ILE:HG23	1:C:524:LEU:HB2	1.74	0.70
1:D:866:LEU:HD11	6:D:8087:HOH:O	1.92	0.69
1:A:11:SER:HA	6:A:5461:HOH:O	1.91	0.69
1:B:575:ARG:HD3	6:B:5931:HOH:O	1.91	0.69
1:D:575:ARG:N	6:D:7910:HOH:O	2.22	0.69
1:D:230:GLU:HB2	6:D:8093:HOH:O	1.93	0.69

Continued on next page...

Continued from previous page...

Atom-1	Atom-2	Interatomic distance (Å)	Clash overlap (Å)
1:D:491:MET:HB3	6:D:7982:HOH:O	1.93	0.69
1:A:869:ASN:ND2	1:B:550:VAL:H	1.89	0.69
1:C:285:GLY:HA2	6:C:7279:HOH:O	1.91	0.68
1:C:28:GLN:NE2	1:C:28:GLN:H	1.85	0.68
1:D:336:THR:CG2	1:D:347:TRP:HE1	2.04	0.68
1:D:73:HIS:N	6:D:8087:HOH:O	2.26	0.68
1:D:97:MET:HG3	6:D:8262:HOH:O	1.93	0.68
1:B:187:LEU:HD22	6:B:6516:HOH:O	1.94	0.68
1:B:231:ILE:HB	6:B:6166:HOH:O	1.94	0.68
2:D:4908:CL:CL	6:D:7996:HOH:O	2.49	0.67
1:D:572:MET:HB3	6:D:7995:HOH:O	1.93	0.67
1:C:148:GLU:CD	1:C:148:GLU:H	1.97	0.67
1:C:339:PHE:CE1	1:C:373:GLN:HB3	2.29	0.67
1:D:535:VAL:HG12	6:D:8198:HOH:O	1.94	0.67
1:B:456:ARG:NH1	6:B:6235:HOH:O	2.28	0.67
1:C:212:LEU:HD11	1:D:568:LEU:HD13	1.76	0.67
1:A:202:THR:HG23	1:A:269:PRO:HG2	1.74	0.67
1:B:557:TYR:HA	6:B:6544:HOH:O	1.93	0.67
1:D:137:ARG:HB2	6:D:8246:HOH:O	1.95	0.67
1:A:348:ASN:HB2	1:A:365:LYS:HE3	1.76	0.67
1:A:70:THR:HG23	6:A:5290:HOH:O	1.94	0.67
1:C:293:VAL:HG13	6:C:7419:HOH:O	1.94	0.67
6:C:7165:HOH:O	1:D:149:THR:HB	1.94	0.66
1:C:553:ASN:HD21	1:D:865:PHE:HB2	1.60	0.66
1:C:547:VAL:HG22	6:C:7415:HOH:O	1.95	0.66
1:D:78:LEU:HD13	1:D:97:MET:HB2	1.75	0.66
1:D:402:ARG:HB3	6:D:8015:HOH:O	1.94	0.66
1:C:221:ASP:HB2	6:C:7427:HOH:O	1.96	0.66
1:D:109:ARG:HB3	6:D:8304:HOH:O	1.96	0.66
1:B:86:THR:HG23	6:B:6455:HOH:O	1.95	0.66
1:D:570:MET:HA	6:D:8201:HOH:O	1.96	0.66
1:D:71:MET:HG2	6:D:7990:HOH:O	1.95	0.66
1:D:314:VAL:HG12	1:D:353:ILE:HG23	1.77	0.66
1:D:61:ASN:N	6:D:8122:HOH:O	2.29	0.66
1:A:80:HIS:H	1:A:98:ASN:ND2	1.93	0.66
1:B:371:HIS:N	1:B:415:GLN:HE22	1.87	0.66
1:C:310:ARG:HG2	6:C:7066:HOH:O	1.94	0.66
1:D:351:ASP:HB2	6:D:8250:HOH:O	1.95	0.66
1:D:298:ARG:O	6:D:7928:HOH:O	2.13	0.65
1:B:456:ARG:NH2	6:B:6389:HOH:O	2.27	0.65
1:C:564:PHE:HB3	6:D:7946:HOH:O	1.94	0.65

Continued on next page...

Continued from previous page...

Atom-1	Atom-2	Interatomic distance (Å)	Clash overlap (Å)
1:D:372:TYR:CD1	1:D:372:TYR:N	2.63	0.65
1:B:27:GLY:O	6:B:6545:HOH:O	2.14	0.65
1:C:199:ALA:N	6:C:7373:HOH:O	2.29	0.65
1:C:865:PHE:HB2	6:C:7377:HOH:O	1.96	0.65
1:A:127:ILE:HD12	6:A:5318:HOH:O	1.97	0.65
1:A:552:ALA:N	6:A:5417:HOH:O	2.29	0.65
1:D:415:GLN:HB2	6:D:8274:HOH:O	1.96	0.65
1:D:561:CYS:HB3	6:D:7995:HOH:O	1.95	0.65
1:A:61:ASN:ND2	6:A:5221:HOH:O	2.29	0.65
1:A:35:LEU:HD21	6:A:5511:HOH:O	1.97	0.65
1:D:365:LYS:HE3	6:D:7994:HOH:O	1.97	0.65
1:D:416:LEU:HD12	6:D:8178:HOH:O	1.96	0.65
1:A:246:VAL:HG23	6:A:4947:HOH:O	1.96	0.65
1:A:567:ALA:HA	6:A:5572:HOH:O	1.97	0.65
1:C:312:ALA:HB2	6:C:7114:HOH:O	1.97	0.65
1:C:475:ILE:HD11	6:C:7081:HOH:O	1.97	0.64
1:D:121:ILE:HD12	1:D:127:ILE:HD13	1.79	0.64
1:C:534:GLY:HA2	1:D:75:ASN:HD21	1.63	0.64
1:D:228:ILE:HG13	6:D:8221:HOH:O	1.97	0.64
1:C:372:TYR:HB3	1:C:398:PHE:HB2	1.78	0.64
1:D:410:LYS:HD3	6:D:7898:HOH:O	1.96	0.64
1:C:121:ILE:N	6:C:6962:HOH:O	2.30	0.64
1:C:354:ARG:O	1:C:357:ALA:HB3	1.97	0.64
1:D:50:ASN:HD22	1:D:50:ASN:H	1.46	0.64
1:B:440:ILE:HG22	6:B:6224:HOH:O	1.98	0.64
1:A:534:GLY:HA2	1:B:75:ASN:HD21	1.63	0.64
1:D:28:GLN:H	1:D:28:GLN:NE2	1.94	0.64
1:C:268:ASN:N	1:C:269:PRO:HD3	2.12	0.64
1:D:121:ILE:HB	1:D:127:ILE:HD11	1.80	0.64
1:B:50:ASN:ND2	1:B:50:ASN:H	1.95	0.64
1:C:226:PHE:O	6:C:7373:HOH:O	2.15	0.64
1:C:46:VAL:HG22	6:C:7326:HOH:O	1.97	0.63
1:D:557:TYR:HB3	6:D:7992:HOH:O	1.99	0.63
6:A:5596:HOH:O	1:B:574:GLY:HA2	1.99	0.63
1:C:265:ILE:N	6:C:6998:HOH:O	2.29	0.63
1:D:335:TYR:HE2	6:D:8187:HOH:O	1.81	0.63
1:C:293:VAL:HB	1:C:315:ALA:HB3	1.81	0.63
1:B:493:SER:HA	6:B:6478:HOH:O	1.98	0.63
1:C:280:HIS:HB3	6:C:7419:HOH:O	1.97	0.63
1:D:265:ILE:N	6:D:8039:HOH:O	2.31	0.63
1:C:465:ARG:HB2	6:C:7081:HOH:O	1.99	0.63

Continued on next page...

Continued from previous page...

Atom-1	Atom-2	Interatomic distance (Å)	Clash overlap (Å)
1:A:50:ASN:ND2	1:A:50:ASN:H	1.96	0.63
1:D:447(D):LEU:O	1:D:450:ILE:HG13	1.98	0.63
1:D:397:LYS:HB3	6:D:7946:HOH:O	1.97	0.62
1:D:397:LYS:HD2	6:D:7946:HOH:O	1.99	0.62
1:A:137:ARG:NH1	1:A:139:ASN:HD22	1.98	0.62
1:D:542:GLN:HG2	6:D:7900:HOH:O	1.99	0.62
1:B:277:ASP:OD2	1:B:280:HIS:HD2	1.83	0.62
1:A:65:ARG:CZ	1:A:463:GLU:HG3	2.29	0.62
1:D:45:ARG:HG3	6:D:8305:HOH:O	1.99	0.62
1:D:526:HIS:HB2	6:D:8220:HOH:O	2.00	0.62
1:A:581:LYS:HE3	6:A:5178:HOH:O	1.98	0.62
1:D:325:HIS:HB2	6:D:8047:HOH:O	1.99	0.62
1:D:395:LEU:HG	6:D:7989:HOH:O	1.99	0.62
1:D:109:ARG:N	6:D:8146:HOH:O	2.33	0.62
1:A:535:VAL:HB	6:A:5306:HOH:O	1.99	0.62
1:B:339:PHE:CE1	1:B:373:GLN:HB3	2.35	0.62
1:C:65:ARG:HH11	1:C:463:GLU:HB2	1.65	0.62
1:A:143:CYS:O	6:A:5258:HOH:O	2.16	0.61
1:B:601:THR:HG22	1:B:479:GLU:H	1.64	0.61
1:A:75:ASN:HD21	1:B:534:GLY:HA2	1.64	0.61
1:A:242:GLU:HG2	6:A:5568:HOH:O	2.01	0.61
1:A:269:PRO:O	6:A:5609:HOH:O	2.16	0.61
1:A:212:LEU:HB3	1:A:213:PRO:HD3	1.83	0.61
1:A:215:MET:HB2	6:A:5452:HOH:O	1.99	0.61
1:A:33:ARG:HB3	6:A:5511:HOH:O	2.00	0.61
1:C:44:MET:HG3	6:C:7326:HOH:O	2.01	0.61
1:C:50:ASN:H	1:C:50:ASN:ND2	1.97	0.61
1:D:554:PRO:HB2	6:D:7911:HOH:O	1.99	0.61
1:D:263:ILE:HG22	6:D:8052:HOH:O	2.01	0.61
1:D:575:ARG:HB2	6:D:7871:HOH:O	2.01	0.61
1:C:112:VAL:HB	6:C:7106:HOH:O	2.00	0.61
1:C:211:THR:O	1:C:215:MET:HG3	2.01	0.61
1:A:530:MET:HB3	6:A:5306:HOH:O	2.01	0.61
1:A:201:SER:HB3	6:A:5168:HOH:O	2.00	0.61
1:B:437:HIS:HB3	6:B:6184:HOH:O	2.01	0.61
1:C:28:GLN:N	1:C:28:GLN:HE21	1.88	0.61
1:C:345:VAL:HG22	6:C:6950:HOH:O	2.00	0.61
1:C:564:PHE:N	1:D:435:GLU:OE2	2.34	0.61
1:D:302:VAL:HG23	6:D:7928:HOH:O	1.99	0.61
1:B:212:LEU:HD12	6:B:6186:HOH:O	2.00	0.60
1:D:65:ARG:HD2	1:D:463:GLU:OE2	2.02	0.60

Continued on next page...

Continued from previous page...

Atom-1	Atom-2	Interatomic distance (Å)	Clash overlap (Å)
1:A:130:LEU:HB3	6:A:5305:HOH:O	2.01	0.60
1:D:385:LEU:HD23	6:D:8292:HOH:O	2.01	0.60
1:A:168:THR:O	6:A:5258:HOH:O	2.17	0.60
1:C:50:ASN:CG	6:C:7454:HOH:O	2.38	0.60
1:D:866:LEU:CD1	6:D:8087:HOH:O	2.49	0.60
1:D:40:MET:HE2	6:D:8000:HOH:O	2.01	0.60
1:C:869:ASN:ND2	1:D:550:VAL:H	1.98	0.60
1:C:94:PHE:CE2	1:C:107:ARG:HD3	2.36	0.60
1:D:80:HIS:H	1:D:98:ASN:ND2	1.99	0.60
1:C:29:SER:O	6:C:7454:HOH:O	2.16	0.60
1:B:232:GLU:HG3	6:B:6381:HOH:O	2.01	0.60
1:B:80:HIS:H	1:B:98:ASN:ND2	2.00	0.60
1:D:127:ILE:HG12	6:D:8234:HOH:O	2.01	0.60
1:D:465:ARG:HB3	6:D:8038:HOH:O	2.02	0.60
1:B:107:ARG:NH1	6:B:6506:HOH:O	2.34	0.60
1:B:123:ASN:HD22	1:B:180:GLN:NE2	1.99	0.60
1:A:339:PHE:CE1	1:A:373:GLN:HB3	2.37	0.59
1:B:493:SER:OG	1:B:517:ASN:HA	2.03	0.59
1:C:137:ARG:HH11	1:C:139:ASN:ND2	2.00	0.59
1:D:393:VAL:HG22	6:D:8178:HOH:O	2.01	0.59
1:D:348:ASN:HB3	6:D:7994:HOH:O	2.01	0.59
1:A:8:ALA:O	1:A:9:ASP:HB2	2.02	0.59
1:C:575:ARG:CD	6:D:8300:HOH:O	2.47	0.59
1:D:502:SER:HB2	6:D:7871:HOH:O	2.01	0.59
1:B:402:ARG:HD3	1:B:429:ASP:OD2	2.03	0.59
1:A:267:ASN:HB3	1:A:287:LEU:HB2	1.85	0.59
1:A:873:ILE:HG22	6:A:5517:HOH:O	2.01	0.59
1:D:63:SER:HB2	6:D:8013:HOH:O	2.03	0.59
1:C:286:LYS:HE2	6:C:7413:HOH:O	2.01	0.58
1:D:148:GLU:H	1:D:148:GLU:CD	2.06	0.58
1:D:520:GLU:HA	6:D:7900:HOH:O	2.02	0.58
1:A:562:GLN:HE21	1:A:562:GLN:H	1.52	0.58
1:D:233:LYS:HG3	1:D:234:ALA:N	2.19	0.58
1:D:440:ILE:HB	6:D:8141:HOH:O	2.03	0.58
1:D:860:GLU:O	1:D:864:LYS:HG3	2.03	0.58
1:D:78:LEU:CD1	1:D:97:MET:HB2	2.33	0.58
1:B:517:ASN:HB2	1:B:539:ILE:HG22	1.86	0.58
6:C:7140:HOH:O	1:D:556:VAL:HG11	2.01	0.58
1:B:60:THR:O	1:B:64:VAL:HG23	2.04	0.58
1:D:306:ASN:HB2	6:D:8116:HOH:O	2.03	0.58
1:D:345:VAL:HG22	1:D:367:LYS:HG2	1.84	0.58

Continued on next page...

Continued from previous page...

Atom-1	Atom-2	Interatomic distance (Å)	Clash overlap (Å)
1:C:267:ASN:HB3	1:C:287:LEU:HB2	1.85	0.58
1:C:75:ASN:HD21	1:D:534:GLY:HA2	1.69	0.58
1:D:861:ARG:HD2	6:D:8286:HOH:O	2.03	0.57
1:C:265:ILE:HG22	6:C:7279:HOH:O	2.04	0.57
1:D:374:PRO:HA	1:D:396:SER:HA	1.85	0.57
1:A:97:MET:HB2	6:A:5480:HOH:O	2.03	0.57
1:D:295:ASP:HB2	1:D:314:VAL:HG21	1.86	0.57
1:D:551:ALA:N	6:D:8167:HOH:O	2.37	0.57
1:D:562:GLN:HE21	1:D:562:GLN:H	1.52	0.57
1:B:212:LEU:HA	6:B:6186:HOH:O	2.04	0.57
1:C:125:LYS:HG3	1:C:149:THR:HG21	1.86	0.57
1:D:109:ARG:CB	6:D:8304:HOH:O	2.52	0.57
1:B:423:LYS:HE3	6:B:6094:HOH:O	2.04	0.57
1:D:575:ARG:CZ	6:D:7871:HOH:O	2.52	0.57
1:D:50:ASN:ND2	1:D:50:ASN:H	2.02	0.57
1:C:231:ILE:HB	6:C:7139:HOH:O	2.05	0.57
1:A:465:ARG:O	1:A:469:GLU:HG3	2.05	0.57
1:C:295:ASP:HB3	6:C:7097:HOH:O	2.04	0.57
1:C:80:HIS:H	1:C:98:ASN:ND2	2.02	0.57
1:D:400:LYS:N	6:D:7898:HOH:O	2.38	0.56
1:D:196:GLY:N	6:D:8194:HOH:O	2.38	0.56
1:D:293:VAL:HG11	6:D:8029:HOH:O	2.04	0.56
1:C:564:PHE:CD2	1:D:397:LYS:HE3	2.40	0.56
1:C:11:SER:HA	6:C:7301:HOH:O	2.06	0.56
1:C:400:LYS:N	6:C:7235:HOH:O	2.37	0.56
1:A:365:LYS:HB3	6:A:5288:HOH:O	2.05	0.56
1:D:344:VAL:HG23	1:D:370:VAL:CG1	2.35	0.56
1:B:228:ILE:N	1:B:228:ILE:HD12	2.21	0.56
1:A:189:ASN:HB2	6:A:5209:HOH:O	2.04	0.56
1:B:48:VAL:HG12	6:B:6156:HOH:O	2.05	0.56
1:D:109:ARG:N	6:D:7833:HOH:O	2.37	0.56
1:C:468:ALA:HB1	1:C:473:VAL:HG23	1.86	0.56
1:C:60:THR:O	1:C:64:VAL:HG23	2.06	0.56
1:D:144:ASN:HD21	1:D:190:CYS:HB3	1.69	0.56
1:D:96:PHE:HE2	6:D:8236:HOH:O	1.88	0.56
1:C:521:ILE:HG23	1:C:524:LEU:CB	2.36	0.56
1:D:322:GLY:HA3	1:D:340:LEU:HD13	1.88	0.56
1:B:164:VAL:HG12	6:B:6011:HOH:O	2.04	0.56
1:C:493:SER:OG	1:C:517:ASN:HA	2.06	0.56
1:B:465:ARG:HH22	1:B:476:ASP:CG	2.08	0.55
1:D:555:GLY:N	6:D:7861:HOH:O	2.39	0.55

Continued on next page...

Continued from previous page...

Atom-1	Atom-2	Interatomic distance (Å)	Clash overlap (Å)
1:C:550:VAL:H	1:D:869:ASN:ND2	2.03	0.55
1:A:349:ILE:HD13	6:A:5450:HOH:O	2.05	0.55
1:A:864:LYS:HG2	6:B:6327:HOH:O	2.06	0.55
1:C:197:LYS:HG3	1:C:198:TRP:NE1	2.21	0.55
1:C:402:ARG:HA	6:C:7221:HOH:O	2.06	0.55
1:A:517:ASN:HB2	1:A:539:ILE:HG22	1.87	0.55
1:C:215:MET:HE2	6:C:7054:HOH:O	2.05	0.55
1:C:290:THR:CG2	6:C:7417:HOH:O	2.54	0.55
1:A:445:SER:O	1:A:448:SER:OG	2.24	0.55
1:D:376:HIS:HB2	1:D:437:HIS:O	2.06	0.55
1:A:246:VAL:HG22	6:A:5552:HOH:O	2.07	0.55
1:C:137:ARG:HH11	1:C:139:ASN:HD22	1.55	0.55
1:C:402:ARG:HD2	1:C:429:ASP:OD2	2.07	0.55
1:C:529:THR:O	1:C:559:TYR:HA	2.06	0.55
1:D:393:VAL:HG13	6:D:8000:HOH:O	2.05	0.55
1:D:447(D):LEU:HD22	1:D:450:ILE:HD11	1.88	0.55
1:B:80:HIS:CD2	6:B:6184:HOH:O	2.60	0.55
1:C:268:ASN:HB2	6:C:7413:HOH:O	2.07	0.55
1:C:862:THR:HG23	6:C:7356:HOH:O	2.07	0.55
1:D:28:GLN:HE21	1:D:28:GLN:N	1.96	0.55
1:A:146:GLU:HG3	6:A:5325:HOH:O	2.07	0.55
1:B:288:SER:CB	6:B:6340:HOH:O	2.54	0.54
1:C:148:GLU:HB3	1:C:165:ASN:HD21	1.70	0.54
1:A:80:HIS:HB2	6:A:5305:HOH:O	2.07	0.54
1:A:80:HIS:H	1:A:98:ASN:HD21	1.55	0.54
1:C:344:VAL:HG23	1:C:370:VAL:HG11	1.90	0.54
1:D:187:LEU:HG	6:D:8112:HOH:O	2.07	0.54
1:D:414:ASP:HB3	6:D:7989:HOH:O	2.06	0.54
1:A:202:THR:HG21	1:A:269:PRO:C	2.28	0.54
1:A:35:LEU:HD22	1:A:42:GLU:HA	1.88	0.54
1:A:430:GLY:HA3	6:A:5223:HOH:O	2.08	0.54
6:C:7031:HOH:O	1:D:558:TRP:HZ2	1.90	0.54
1:D:517:ASN:HB2	1:D:539:ILE:HG22	1.90	0.54
1:A:33:ARG:HD3	6:A:5511:HOH:O	2.06	0.54
1:A:42:GLU:HG3	6:A:5511:HOH:O	2.06	0.54
1:D:144:ASN:HB3	1:D:187:LEU:CB	2.38	0.54
1:B:438:ASP:HB2	6:B:6184:HOH:O	2.08	0.54
1:A:280:HIS:HB2	6:A:5450:HOH:O	2.07	0.54
1:B:47:PRO:HA	1:B:50:ASN:HD21	1.72	0.54
1:C:465:ARG:NE	6:C:7081:HOH:O	2.40	0.53
1:D:547:VAL:HG21	6:D:8251:HOH:O	2.08	0.53

Continued on next page...

Continued from previous page...

Atom-1	Atom-2	Interatomic distance (Å)	Clash overlap (Å)
1:B:9:ASP:OD1	1:B:427:VAL:CG1	2.56	0.53
1:C:287:LEU:HD21	6:D:8008:HOH:O	2.07	0.53
1:D:137:ARG:NH1	1:D:139:ASN:HD22	2.02	0.53
1:C:364:ILE:HA	6:C:6950:HOH:O	2.08	0.53
1:A:127:ILE:HG23	6:A:5318:HOH:O	2.09	0.53
1:A:558:TRP:HZ2	6:B:6532:HOH:O	1.91	0.53
1:D:133:GLN:OE1	1:D:139:ASN:HB2	2.08	0.53
1:D:65:ARG:HH11	1:D:463:GLU:HG3	1.73	0.53
1:D:79:HIS:H	1:D:98:ASN:HD21	1.56	0.53
1:B:410:LYS:NZ	6:B:6426:HOH:O	2.41	0.53
1:C:125:LYS:HD2	6:D:8206:HOH:O	2.07	0.53
1:D:344:VAL:HG23	1:D:370:VAL:HG13	1.90	0.53
1:D:539:ILE:HB	6:D:8220:HOH:O	2.08	0.53
1:B:137:ARG:HH11	1:B:139:ASN:HD22	1.55	0.53
1:D:121:ILE:HD12	1:D:127:ILE:CD1	2.37	0.53
1:D:369:ASP:HB3	6:D:8244:HOH:O	2.08	0.53
1:C:371:HIS:CE1	6:C:7452:HOH:O	2.62	0.53
1:C:331:ARG:HG3	1:C:389:ASN:OD1	2.09	0.53
1:C:473:VAL:HG12	1:C:479:GLU:OE1	2.09	0.53
1:C:521:ILE:CG2	1:C:524:LEU:HB2	2.38	0.53
1:D:329:ASP:OD2	1:D:333:ASN:HB2	2.08	0.53
1:C:260:THR:C	6:C:7250:HOH:O	2.46	0.53
1:C:75:ASN:HD21	1:C:102:ASN:HD21	1.56	0.53
1:D:109:ARG:O	6:D:8146:HOH:O	2.18	0.53
1:D:202:THR:HG22	1:D:223:ILE:HG22	1.91	0.53
1:A:481:ILE:HB	6:A:5225:HOH:O	2.08	0.53
1:D:291:VAL:CG2	1:D:319:LEU:HD12	2.39	0.53
1:D:521:ILE:N	1:D:521:ILE:HD12	2.24	0.53
1:C:562:GLN:H	1:C:562:GLN:HE21	1.54	0.52
1:D:456:ARG:HG2	6:D:8261:HOH:O	2.08	0.52
1:C:215:MET:HA	6:C:7143:HOH:O	2.10	0.52
1:D:272:CYS:HB3	6:D:7947:HOH:O	2.09	0.52
1:D:397:LYS:HE2	6:D:8306:HOH:O	2.08	0.52
1:B:288:SER:HB3	6:B:6340:HOH:O	2.08	0.52
1:D:165:ASN:CG	1:D:186:ASN:HA	2.30	0.52
1:C:290:THR:HG22	6:C:7417:HOH:O	2.09	0.52
1:C:372:TYR:HB2	1:C:398:PHE:O	2.09	0.52
1:D:71:MET:HG3	6:D:8272:HOH:O	2.10	0.52
1:B:562:GLN:HE21	1:B:562:GLN:H	1.55	0.52
1:C:373:GLN:HE21	1:C:398:PHE:HD2	1.58	0.52
1:D:288:SER:HB2	6:D:7951:HOH:O	2.09	0.52

Continued on next page...

Continued from previous page...

Atom-1	Atom-2	Interatomic distance (Å)	Clash overlap (Å)
1:D:395:LEU:N	1:D:395:LEU:HD12	2.25	0.52
1:C:190:CYS:N	6:C:7014:HOH:O	2.43	0.52
1:D:288:SER:CB	6:D:7951:HOH:O	2.57	0.52
1:D:316:GLU:N	1:D:317:PRO:HD3	2.24	0.52
6:C:7106:HOH:O	1:D:408:PRO:HD2	2.09	0.52
1:A:202:THR:HG21	1:A:269:PRO:O	2.10	0.52
1:B:26:SER:C	6:B:6545:HOH:O	2.47	0.52
1:D:189:ASN:CB	6:D:7996:HOH:O	2.57	0.52
1:D:412:GLU:HG3	1:D:435:GLU:HA	1.92	0.52
1:C:75:ASN:ND2	1:C:102:ASN:HD21	2.08	0.51
1:C:269:PRO:HD3	6:C:7427:HOH:O	2.10	0.51
1:C:286:LYS:HB2	6:C:7430:HOH:O	2.10	0.51
1:C:468:ALA:O	1:C:473:VAL:HG22	2.10	0.51
1:D:212:LEU:HB3	1:D:213:PRO:HD3	1.92	0.51
1:B:267:ASN:CB	6:B:6340:HOH:O	2.57	0.51
1:D:368:LEU:HD23	1:D:417:ILE:HD13	1.93	0.51
1:D:573:ARG:NH2	6:D:8057:HOH:O	2.43	0.51
1:B:331:ARG:HD3	1:B:389:ASN:OD1	2.11	0.51
1:C:321:LEU:HD23	6:C:7383:HOH:O	2.10	0.51
1:C:550:VAL:HG23	1:C:550:VAL:O	2.09	0.51
1:D:116:ASP:N	6:D:7833:HOH:O	2.42	0.51
1:D:326:THR:HB	6:D:8182:HOH:O	2.10	0.51
1:D:506:LYS:HE2	6:D:8100:HOH:O	2.10	0.51
1:D:103:THR:HA	6:D:8217:HOH:O	2.10	0.51
1:D:241:GLN:HB2	6:D:8033:HOH:O	2.10	0.51
6:C:7112:HOH:O	1:D:30:GLY:HA3	2.10	0.51
1:C:159:GLU:HA	6:C:7192:HOH:O	2.11	0.51
1:C:182:LEU:HD13	1:C:250:VAL:HG11	1.93	0.51
1:D:204:TYR:HA	1:D:268:ASN:HA	1.93	0.51
1:D:334:ALA:HB1	6:D:8182:HOH:O	2.09	0.51
1:A:186:ASN:ND2	1:A:205:ASN:H	2.09	0.51
1:B:175:TRP:N	6:B:6506:HOH:O	2.44	0.51
1:B:79:HIS:H	1:B:98:ASN:HD21	1.56	0.51
1:C:319:LEU:HB2	6:C:7134:HOH:O	2.11	0.51
1:C:562:GLN:HB3	6:C:7425:HOH:O	2.10	0.51
1:D:127:ILE:HA	1:D:144:ASN:O	2.10	0.51
1:D:439:ALA:HB1	6:D:8173:HOH:O	2.10	0.51
1:A:385:LEU:HB2	6:A:5385:HOH:O	2.11	0.51
1:B:280:HIS:HE1	6:B:5864:HOH:O	1.92	0.51
1:C:287:LEU:HG	6:C:7413:HOH:O	2.11	0.51
1:D:340:LEU:N	1:D:340:LEU:HD12	2.26	0.51

Continued on next page...

Continued from previous page...

Atom-1	Atom-2	Interatomic distance (Å)	Clash overlap (Å)
1:D:363:PRO:CB	6:D:8250:HOH:O	2.59	0.51
1:D:380:VAL:HA	1:D:441:ALA:HB3	1.93	0.51
1:D:557:TYR:CE2	6:D:7861:HOH:O	2.52	0.51
1:C:372:TYR:CB	1:C:398:PHE:HB2	2.41	0.50
1:B:198:TRP:CA	1:B:228:ILE:HD13	2.40	0.50
1:C:267:ASN:HA	6:C:7427:HOH:O	2.11	0.50
1:C:538:GLU:HG3	6:C:7330:HOH:O	2.10	0.50
1:C:198:TRP:NE1	6:C:7268:HOH:O	2.43	0.50
1:A:223:ILE:HG23	1:A:265:ILE:HG13	1.93	0.50
6:A:5452:HOH:O	1:B:571:GLU:HB3	2.12	0.50
1:A:124:ALA:HB2	1:A:166:VAL:HB	1.94	0.50
1:A:79:HIS:H	1:A:98:ASN:HD21	1.60	0.50
1:B:163:TYR:HD1	6:B:6532:HOH:O	1.94	0.50
1:B:80:HIS:H	1:B:98:ASN:HD21	1.59	0.50
1:C:264:PRO:O	6:C:7066:HOH:O	2.18	0.50
1:D:85:PHE:HE2	6:D:8042:HOH:O	1.94	0.50
1:C:468:ALA:HB1	1:C:473:VAL:CG2	2.42	0.50
1:D:144:ASN:HB3	1:D:187:LEU:HB3	1.94	0.50
1:D:130:LEU:HB3	6:D:8134:HOH:O	2.12	0.50
1:D:601:THR:OG1	1:D:479:GLU:HG2	2.12	0.50
1:C:571:GLU:OE1	1:C:571:GLU:N	2.44	0.50
1:D:132:PRO:HA	6:D:7998:HOH:O	2.12	0.50
1:A:126:GLY:HA2	6:A:5264:HOH:O	2.12	0.49
1:A:558:TRP:CD1	1:B:147:ASP:HB3	2.47	0.49
1:C:47:PRO:HA	1:C:50:ASN:HD21	1.77	0.49
1:D:469:GLU:N	6:D:8191:HOH:O	2.45	0.49
1:D:83:MET:HB3	1:D:90:TYR:CD1	2.47	0.49
1:C:204:TYR:HA	1:C:268:ASN:HA	1.94	0.49
1:C:317:PRO:C	6:C:7417:HOH:O	2.51	0.49
1:D:258:LEU:HG	6:D:8311:HOH:O	2.11	0.49
1:A:412:GLU:HG3	1:A:435:GLU:HA	1.93	0.49
1:D:78:LEU:C	1:D:78:LEU:HD12	2.33	0.49
1:C:130:LEU:HD23	1:C:130:LEU:C	2.33	0.49
1:D:130:LEU:C	1:D:130:LEU:HD23	2.31	0.49
1:A:376:HIS:HB2	1:A:437:HIS:O	2.13	0.49
1:D:109:ARG:C	6:D:8304:HOH:O	2.51	0.49
1:A:202:THR:HG22	1:A:203:SER:N	2.28	0.49
1:A:535:VAL:N	6:A:5306:HOH:O	2.46	0.49
1:A:75:ASN:O	6:A:5395:HOH:O	2.20	0.49
1:D:424:MET:HG2	6:D:8187:HOH:O	2.11	0.49
1:A:212:LEU:HD11	1:B:568:LEU:HD13	1.95	0.49

Continued on next page...

Continued from previous page...

Atom-1	Atom-2	Interatomic distance (Å)	Clash overlap (Å)
1:B:212:LEU:HB3	1:B:213:PRO:HD3	1.94	0.49
1:D:123:ASN:HD22	1:D:180:GLN:HE22	1.60	0.49
1:B:65:ARG:NH1	1:B:463:GLU:HG3	2.27	0.49
1:D:322:GLY:N	1:D:323:PRO:HD3	2.28	0.49
1:A:372:TYR:N	1:A:372:TYR:CD1	2.80	0.48
1:A:8:ALA:HB2	6:A:5611:HOH:O	2.13	0.48
1:C:48:VAL:H	1:C:50:ASN:ND2	2.11	0.48
1:D:538:GLU:HB2	1:D:563:TRP:CH2	2.48	0.48
1:B:29:SER:N	6:B:6545:HOH:O	2.45	0.48
1:C:164:VAL:HG12	6:C:7050:HOH:O	2.13	0.48
1:C:322:GLY:N	1:C:323:PRO:HD3	2.28	0.48
1:A:562:GLN:HG3	1:B:28:GLN:HB3	1.94	0.48
1:C:197:LYS:HG3	1:C:198:TRP:CD1	2.48	0.48
1:C:298:ARG:NH1	6:C:7444:HOH:O	2.47	0.48
1:C:461:TRP:HD1	6:C:7081:HOH:O	1.97	0.48
1:C:64:VAL:HG11	1:C:872:ARG:NH2	2.28	0.48
1:D:180:GLN:HB2	1:D:250:VAL:HG22	1.94	0.48
1:D:267:ASN:CB	6:D:7951:HOH:O	2.62	0.48
1:D:299:PHE:C	6:D:7928:HOH:O	2.51	0.48
1:D:307:ALA:CB	6:D:8026:HOH:O	2.62	0.48
1:D:352:ALA:N	6:D:8250:HOH:O	2.46	0.48
1:A:38:PRO:HD3	6:A:5296:HOH:O	2.14	0.48
1:D:111:ASP:OD1	6:D:8304:HOH:O	2.19	0.48
1:A:8:ALA:N	1:A:427:VAL:HG11	2.29	0.48
1:D:370:VAL:HG11	1:D:394:CYS:SG	2.54	0.48
1:D:562:GLN:N	1:D:562:GLN:HE21	2.12	0.48
1:A:562:GLN:HE21	1:A:562:GLN:N	2.11	0.48
1:C:166:VAL:HG22	1:C:182:LEU:HD12	1.95	0.48
1:C:298:ARG:HB2	6:C:7097:HOH:O	2.12	0.48
1:C:556:VAL:HB	6:C:7165:HOH:O	2.13	0.48
1:D:572:MET:HE2	6:D:7895:HOH:O	2.12	0.48
1:D:61:ASN:ND2	6:D:8096:HOH:O	2.43	0.48
1:D:60:THR:O	1:D:64:VAL:HG23	2.14	0.48
1:A:202:THR:HB	6:A:5209:HOH:O	2.13	0.48
1:C:310:ARG:CG	6:C:7066:HOH:O	2.57	0.48
1:D:137:ARG:HD3	1:D:139:ASN:HD21	1.78	0.48
1:D:33:ARG:HG2	6:D:8205:HOH:O	2.13	0.48
6:C:7122:HOH:O	1:D:523:ASP:HA	2.14	0.48
1:D:184:SER:OG	1:D:255:LYS:HG3	2.13	0.48
1:A:60:THR:O	1:A:64:VAL:HG23	2.14	0.48
1:C:299:PHE:HA	6:C:7114:HOH:O	2.14	0.48

Continued on next page...

Continued from previous page...

Atom-1	Atom-2	Interatomic distance (Å)	Clash overlap (Å)
1:C:550:VAL:HG22	1:D:869:ASN:ND2	2.29	0.48
1:D:174:LYS:HE3	1:D:174:LYS:HA	1.95	0.48
1:C:223:ILE:O	1:C:223:ILE:HG13	2.14	0.47
1:D:189:ASN:HB3	6:D:7996:HOH:O	2.14	0.47
1:D:182:LEU:HD13	1:D:250:VAL:CG1	2.44	0.47
1:C:80:HIS:H	1:C:98:ASN:HD21	1.61	0.47
1:D:529:THR:O	1:D:559:TYR:HA	2.13	0.47
1:B:542:GLN:O	6:B:6235:HOH:O	2.20	0.47
1:A:121:ILE:CD1	6:A:5276:HOH:O	2.62	0.47
1:A:280:HIS:HE1	6:A:5045:HOH:O	1.97	0.47
1:D:259:PHE:HD1	6:D:8093:HOH:O	1.97	0.47
1:D:264:PRO:O	1:D:265:ILE:HD13	2.14	0.47
1:A:147:ASP:HB3	1:B:558:TRP:CD1	2.49	0.47
1:C:268:ASN:O	1:C:286:LYS:HE2	2.15	0.47
1:D:80:HIS:H	1:D:98:ASN:HD21	1.62	0.47
1:D:106:ALA:CB	6:D:7943:HOH:O	2.56	0.47
1:A:322:GLY:N	1:A:323:PRO:HD3	2.30	0.47
6:A:5448:HOH:O	1:B:324:LEU:HD11	2.15	0.47
1:D:103:THR:CA	6:D:8217:HOH:O	2.63	0.47
1:D:104:ARG:HD3	6:D:7977:HOH:O	2.14	0.47
1:C:298:ARG:HD2	6:C:7097:HOH:O	2.13	0.47
1:A:47:PRO:HA	1:A:50:ASN:HD21	1.79	0.47
1:A:64:VAL:HG11	1:A:872:ARG:NH2	2.29	0.47
1:B:186:ASN:ND2	1:B:205:ASN:H	2.13	0.47
1:B:325:HIS:CE1	1:B:376:HIS:CE1	3.03	0.47
1:C:299:PHE:HD2	6:C:7114:HOH:O	1.98	0.47
1:D:106:ALA:HB3	6:D:8157:HOH:O	2.15	0.47
1:D:204:TYR:HB2	1:D:268:ASN:HB3	1.97	0.47
1:D:322:GLY:CA	1:D:340:LEU:HD13	2.45	0.47
1:A:538:GLU:OE2	1:B:409:LEU:HG	2.15	0.46
1:B:482:ARG:HB3	6:B:6274:HOH:O	2.15	0.46
1:C:198:TRP:HA	6:C:7373:HOH:O	2.13	0.46
1:D:11:SER:HA	6:D:8245:HOH:O	2.15	0.46
1:D:384:THR:HA	6:D:8042:HOH:O	2.14	0.46
1:D:73:HIS:CG	6:D:8087:HOH:O	2.67	0.46
1:D:397:LYS:HG2	6:D:8306:HOH:O	2.15	0.46
1:A:135:TRP:HB2	6:A:5261:HOH:O	2.16	0.46
1:B:461:TRP:CZ2	6:B:6235:HOH:O	2.55	0.46
1:B:601:THR:HG23	1:B:479:GLU:HG2	1.97	0.46
1:C:562:GLN:HE21	1:C:562:GLN:N	2.12	0.46
1:D:378:LYS:HD3	6:D:8252:HOH:O	2.16	0.46

Continued on next page...

Continued from previous page...

Atom-1	Atom-2	Interatomic distance (Å)	Clash overlap (Å)
1:A:571:GLU:HG2	6:B:6186:HOH:O	2.15	0.46
1:D:291:VAL:HG23	1:D:319:LEU:HD12	1.98	0.46
1:D:370:VAL:HG21	1:D:374:PRO:HG3	1.97	0.46
1:A:449:ASP:O	1:A:449:ASP:OD1	2.34	0.46
1:A:532:ASN:ND2	1:B:125:LYS:HD2	2.31	0.46
1:C:344:VAL:HG23	1:C:370:VAL:CG1	2.46	0.46
1:A:202:THR:CG2	1:A:203:SER:N	2.79	0.46
1:C:94:PHE:CD2	1:C:107:ARG:HD3	2.50	0.46
1:C:35:LEU:HD22	1:C:42:GLU:HA	1.97	0.46
1:D:165:ASN:ND2	1:D:186:ASN:HA	2.30	0.46
1:D:542:GLN:HB3	6:D:8261:HOH:O	2.15	0.46
1:C:550:VAL:HG22	1:D:869:ASN:CG	2.35	0.46
1:B:219:GLU:HG3	6:B:6441:HOH:O	2.15	0.46
1:C:502:SER:HA	1:C:575:ARG:O	2.15	0.46
1:B:381:MET:HE3	6:B:6223:HOH:O	2.16	0.46
1:B:461:TRP:CZ3	1:B:543:MET:HG3	2.50	0.46
1:C:209:GLY:CA	6:C:7335:HOH:O	2.64	0.46
1:D:554:PRO:C	6:D:7861:HOH:O	2.53	0.46
1:B:223:ILE:HG23	1:B:265:ILE:HG13	1.98	0.46
1:D:317:PRO:CG	1:D:352:ALA:HB1	2.46	0.46
1:A:165:ASN:CG	1:A:186:ASN:HA	2.36	0.46
1:C:163:TYR:HD1	6:C:7031:HOH:O	1.98	0.46
1:D:331:ARG:HD2	6:D:8238:HOH:O	2.16	0.46
1:D:326:THR:CG2	1:D:336:THR:HG22	2.14	0.46
1:D:385:LEU:HA	6:D:8292:HOH:O	2.15	0.46
1:B:495:ALA:HA	1:B:496:PRO:HA	1.79	0.45
1:B:541:PRO:O	1:B:542:GLN:HB2	2.16	0.45
1:D:103:THR:HG23	1:D:127:ILE:HG13	1.98	0.45
1:D:231:ILE:HG13	6:D:8093:HOH:O	2.16	0.45
1:D:250:VAL:HB	6:D:8033:HOH:O	2.16	0.45
1:A:164:VAL:HG12	6:A:5077:HOH:O	2.15	0.45
1:C:416:LEU:O	1:C:427:VAL:HG22	2.16	0.45
1:A:246:VAL:HG22	1:A:249:LYS:N	2.30	0.45
1:A:490:TYR:HE1	6:A:5225:HOH:O	1.98	0.45
1:D:527:GLY:HA2	1:D:539:ILE:HD12	1.98	0.45
1:B:64:VAL:HG11	1:B:872:ARG:CZ	2.46	0.45
6:C:7395:HOH:O	1:D:17:LEU:CD2	2.65	0.45
1:D:186:ASN:ND2	1:D:205:ASN:H	2.13	0.45
1:D:35:LEU:HD13	1:D:42:GLU:CA	2.44	0.45
1:B:562:GLN:HE21	1:B:562:GLN:N	2.14	0.45
1:C:473:VAL:HB	6:C:7303:HOH:O	2.15	0.45

Continued on next page...

Continued from previous page...

Atom-1	Atom-2	Interatomic distance (Å)	Clash overlap (Å)
1:C:510:GLU:CD	6:C:7391:HOH:O	2.55	0.45
1:D:272:CYS:N	6:D:7996:HOH:O	2.49	0.45
1:D:293:VAL:HB	1:D:315:ALA:HB3	1.98	0.45
1:D:394:CYS:HB3	6:D:8274:HOH:O	2.15	0.45
1:D:49:PHE:CE2	1:D:99:ASP:HB2	2.51	0.45
1:B:288:SER:N	6:B:6340:HOH:O	2.49	0.45
1:D:135:TRP:HB2	6:D:8211:HOH:O	2.16	0.45
1:A:372:TYR:O	1:A:396:SER:HB3	2.15	0.45
1:B:437:HIS:CB	6:B:6184:HOH:O	2.63	0.45
1:C:186:ASN:ND2	1:C:205:ASN:H	2.15	0.45
1:B:127:ILE:HA	1:B:144:ASN:O	2.17	0.45
1:C:306:ASN:HB2	6:C:7431:HOH:O	2.16	0.45
1:D:287:LEU:HD23	6:D:8168:HOH:O	2.16	0.45
1:D:338:LEU:HD11	1:D:345:VAL:HG21	1.99	0.45
1:C:65:ARG:NH1	1:C:463:GLU:HB2	2.31	0.45
1:D:223:ILE:O	1:D:223:ILE:HG13	2.16	0.45
1:A:435:GLU:OE2	1:B:564:PHE:HB2	2.16	0.44
1:A:869:ASN:HD21	1:B:550:VAL:N	1.98	0.44
1:B:182:LEU:HD13	1:B:250:VAL:CG1	2.48	0.44
1:C:431:PRO:HA	6:C:7400:HOH:O	2.16	0.44
1:D:231:ILE:O	1:D:235:ILE:HG12	2.17	0.44
1:A:400:LYS:HG2	6:B:6378:HOH:O	2.16	0.44
1:A:543:MET:HG2	1:A:544:THR:N	2.32	0.44
1:B:126:GLY:HA2	6:B:6442:HOH:O	2.16	0.44
1:B:49:PHE:CE2	1:B:99:ASP:HB2	2.53	0.44
1:D:276:PRO:HA	6:D:8292:HOH:O	2.17	0.44
1:D:351:ASP:HB2	6:D:7994:HOH:O	2.17	0.44
1:A:350:GLU:HG2	6:A:5155:HOH:O	2.17	0.44
1:A:568:LEU:HD13	1:B:212:LEU:HD11	2.00	0.44
1:B:278:LYS:HE2	6:B:6472:HOH:O	2.17	0.44
1:C:574:GLY:HA2	6:D:8248:HOH:O	2.18	0.44
1:A:345:VAL:HG22	1:A:367:LYS:HG2	2.00	0.44
1:C:380:VAL:HB	1:C:388:THR:OG1	2.17	0.44
1:D:371:HIS:C	1:D:372:TYR:CG	2.90	0.44
1:B:130:LEU:HD23	1:B:130:LEU:C	2.38	0.44
1:D:129:GLY:HA3	1:D:189:ASN:HA	2.00	0.44
1:D:363:PRO:HA	6:D:7994:HOH:O	2.18	0.44
1:D:525:THR:HA	6:D:8240:HOH:O	2.17	0.44
1:B:204:TYR:HA	1:B:268:ASN:HA	2.00	0.44
1:B:98:ASN:H	1:B:98:ASN:HD22	1.63	0.44
1:C:534:GLY:HA2	1:D:75:ASN:ND2	2.32	0.44

Continued on next page...

Continued from previous page...

Atom-1	Atom-2	Interatomic distance (Å)	Clash overlap (Å)
1:D:417:ILE:HD11	6:D:8274:HOH:O	2.17	0.44
1:A:451:LYS:HE2	6:A:5629:HOH:O	2.18	0.44
1:A:532:ASN:ND2	1:B:125:LYS:CD	2.80	0.44
1:C:268:ASN:N	1:C:269:PRO:CD	2.80	0.44
1:B:198:TRP:HA	1:B:228:ILE:CD1	2.45	0.44
1:D:116:ASP:HA	1:D:460:MET:HE3	2.00	0.44
1:A:395:LEU:N	1:A:395:LEU:HD12	2.32	0.43
1:D:529:THR:HA	6:D:8198:HOH:O	2.16	0.43
1:C:411:PRO:HB2	6:C:7400:HOH:O	2.17	0.43
1:D:118:ILE:HD12	6:D:8150:HOH:O	2.17	0.43
1:D:221:ASP:O	1:D:222:HIS:HB3	2.17	0.43
1:A:227:ASN:HB2	1:A:303:PHE:CE2	2.53	0.43
1:B:293:VAL:HB	1:B:315:ALA:HB3	2.00	0.43
1:B:93:ARG:HD2	6:B:6316:HOH:O	2.18	0.43
1:C:369:ASP:CB	6:C:7452:HOH:O	2.55	0.43
1:C:372:TYR:N	1:C:372:TYR:CD1	2.82	0.43
1:D:281:LEU:N	6:D:7891:HOH:O	2.51	0.43
1:D:59:GLN:CD	6:D:8251:HOH:O	2.56	0.43
1:A:215:MET:HA	6:A:5455:HOH:O	2.17	0.43
1:C:372:TYR:O	1:C:396:SER:HB3	2.18	0.43
1:D:144:ASN:HB3	1:D:187:LEU:HB2	1.99	0.43
1:A:553:ASN:N	6:A:5417:HOH:O	2.51	0.43
1:A:397:LYS:HE3	1:B:564:PHE:CD2	2.54	0.43
1:D:525:THR:CB	6:D:8240:HOH:O	2.67	0.43
1:A:177:VAL:CG1	1:A:246:VAL:HG21	2.42	0.43
1:A:293:VAL:HB	1:A:315:ALA:HB3	2.01	0.43
1:A:69:ARG:NE	6:A:5290:HOH:O	2.52	0.43
1:C:267:ASN:N	6:C:7427:HOH:O	2.51	0.43
1:D:436:PRO:HB3	6:D:8060:HOH:O	2.18	0.43
1:D:49:PHE:CZ	1:D:99:ASP:HB2	2.54	0.43
1:C:212:LEU:N	1:C:213:PRO:HD2	2.33	0.43
1:C:317:PRO:HD2	6:C:7086:HOH:O	2.17	0.43
1:B:506:LYS:HD2	6:B:6085:HOH:O	2.17	0.43
1:A:28:GLN:HB3	1:B:562:GLN:HG3	2.00	0.43
1:C:397:LYS:HD3	6:C:7350:HOH:O	2.18	0.43
1:B:118:ILE:HD11	6:B:6156:HOH:O	2.18	0.43
1:B:579:GLU:HA	1:B:580:PRO:HD3	1.93	0.43
1:C:209:GLY:C	6:C:7335:HOH:O	2.57	0.43
1:D:498:PHE:HD2	6:D:7982:HOH:O	2.02	0.43
1:D:530:MET:HG3	6:D:8310:HOH:O	2.19	0.43
1:A:123:ASN:HD22	1:A:180:GLN:NE2	2.09	0.43

Continued on next page...

Continued from previous page...

Atom-1	Atom-2	Interatomic distance (Å)	Clash overlap (Å)
1:A:203:SER:C	6:A:5609:HOH:O	2.56	0.43
1:C:123:ASN:HD22	1:C:180:GLN:NE2	2.04	0.43
1:D:390:ASP:OD1	1:D:391:TRP:N	2.49	0.43
1:D:424:MET:CG	6:D:8187:HOH:O	2.67	0.43
1:B:10:GLY:HA3	1:B:38:PRO:HB2	2.01	0.42
1:C:395:LEU:N	1:C:395:LEU:HD12	2.34	0.42
1:C:549:PHE:HB3	6:C:7415:HOH:O	2.19	0.42
1:C:416:LEU:HB3	1:C:428:HIS:HB2	2.01	0.42
1:D:258:LEU:HD12	1:D:258:LEU:N	2.33	0.42
1:D:38:PRO:HB2	1:D:416:LEU:HD21	2.01	0.42
1:C:397:LYS:HE3	1:D:564:PHE:CD2	2.53	0.42
1:A:75:ASN:ND2	1:A:102:ASN:HD21	2.17	0.42
1:A:121:ILE:HD11	6:A:5276:HOH:O	2.18	0.42
1:A:277:ASP:OD2	1:A:280:HIS:HD2	2.03	0.42
1:B:91:ASP:CG	1:B:93:ARG:HD3	2.39	0.42
1:C:225:VAL:HG13	6:C:7338:HOH:O	2.18	0.42
1:D:73:HIS:CD2	6:D:8087:HOH:O	2.72	0.42
1:B:601:THR:HG22	1:B:478:GLU:N	2.35	0.42
1:D:267:ASN:HB2	6:D:7951:HOH:O	2.18	0.42
1:A:529:THR:O	1:A:559:TYR:HA	2.19	0.42
1:A:71:MET:HE3	6:A:5517:HOH:O	2.19	0.42
1:C:182:LEU:HD13	1:C:250:VAL:CG1	2.49	0.42
1:C:325:HIS:CE1	1:C:376:HIS:CE1	3.07	0.42
1:D:280:HIS:HE1	6:D:8021:HOH:O	2.02	0.42
1:D:543:MET:HG2	1:D:544:THR:N	2.33	0.42
1:A:243:LEU:O	1:A:246:VAL:HG12	2.19	0.42
1:A:344:VAL:HG23	1:A:370:VAL:HG11	2.00	0.42
1:B:64:VAL:HG11	1:B:872:ARG:NH2	2.35	0.42
1:C:193:ASP:OD2	1:C:197:LYS:HG2	2.20	0.42
1:A:75:ASN:HD21	1:A:102:ASN:HD21	1.68	0.42
1:A:119:LEU:O	6:A:5276:HOH:O	2.22	0.42
1:A:148:GLU:H	1:A:148:GLU:CD	2.23	0.42
1:A:223:ILE:O	1:A:223:ILE:HG13	2.20	0.42
1:A:448:SER:CB	6:A:5439:HOH:O	2.63	0.42
1:C:528:PHE:N	1:C:562:GLN:HE22	2.17	0.42
1:C:563:TRP:O	1:C:564:PHE:C	2.56	0.42
1:C:98:ASN:HD22	1:C:98:ASN:H	1.67	0.42
1:D:118:ILE:HG12	6:D:7943:HOH:O	2.18	0.42
1:D:288:SER:N	6:D:7951:HOH:O	2.52	0.42
1:D:479:GLU:HG2	1:D:479:GLU:H	1.62	0.42
1:D:541:PRO:O	1:D:542:GLN:HB2	2.19	0.42

Continued on next page...

Continued from previous page...

Atom-1	Atom-2	Interatomic distance (Å)	Clash overlap (Å)
1:B:395:LEU:N	1:B:395:LEU:HD12	2.35	0.42
1:D:188:ASP:N	6:D:8189:HOH:O	2.51	0.42
1:D:469:GLU:CA	6:D:8191:HOH:O	2.67	0.42
1:A:526:HIS:CD2	6:A:5239:HOH:O	2.71	0.42
1:B:539:ILE:HG13	1:B:545:SER:OG	2.20	0.42
1:C:263:ILE:CG2	6:C:7066:HOH:O	2.58	0.42
1:D:108:VAL:HA	6:D:7833:HOH:O	2.20	0.42
1:D:538:GLU:HG2	1:D:539:ILE:N	2.34	0.42
1:B:372:TYR:CD1	1:B:372:TYR:N	2.84	0.42
1:C:147:ASP:HB3	1:D:558:TRP:CD1	2.55	0.42
1:C:543:MET:HG2	1:C:544:THR:N	2.33	0.42
1:D:45:ARG:HG2	6:D:8205:HOH:O	2.20	0.42
1:B:448:SER:CB	6:B:6256:HOH:O	2.68	0.41
1:B:456:ARG:HD2	6:B:6235:HOH:O	2.20	0.41
1:B:50:ASN:N	1:B:50:ASN:HD22	2.05	0.41
1:D:423:LYS:HE3	6:D:8216:HOH:O	2.19	0.41
6:C:7157:HOH:O	1:D:573:ARG:HD3	2.19	0.41
1:C:223:ILE:HG21	1:C:283:VAL:HG21	2.01	0.41
1:D:339:PHE:CE1	1:D:373:GLN:HB3	2.55	0.41
1:A:143:CYS:N	6:A:5258:HOH:O	2.52	0.41
1:A:65:ARG:NH1	1:A:463:GLU:HG3	2.34	0.41
1:A:564:PHE:CD2	1:B:397:LYS:HE3	2.55	0.41
1:A:75:ASN:ND2	1:B:534:GLY:HA2	2.33	0.41
1:A:204:TYR:HA	1:A:268:ASN:HA	2.03	0.41
1:B:228:ILE:CD1	1:B:228:ILE:H	2.33	0.41
1:B:65:ARG:HH12	1:B:463:GLU:H	1.67	0.41
1:C:180:GLN:HB2	1:C:250:VAL:HG22	2.01	0.41
1:C:569:HIS:HB3	6:C:7456:HOH:O	2.20	0.41
1:D:517:ASN:HB3	1:D:540:GLY:O	2.21	0.41
1:A:346:LYS:NZ	6:A:5507:HOH:O	2.54	0.41
1:A:532:ASN:HD21	1:B:125:LYS:CD	2.32	0.41
1:C:226:PHE:C	6:C:7399:HOH:O	2.59	0.41
1:D:77:ASP:CG	1:D:79:HIS:HE2	2.24	0.41
1:B:601:THR:CG2	1:B:479:GLU:H	2.33	0.41
1:B:48:VAL:H	1:B:50:ASN:ND2	2.18	0.41
1:C:205:ASN:CG	6:C:7335:HOH:O	2.58	0.41
1:C:264:PRO:HB3	6:C:7152:HOH:O	2.20	0.41
6:C:7371:HOH:O	1:D:103:THR:HB	2.20	0.41
1:D:475:ILE:HG12	6:D:7920:HOH:O	2.21	0.41
1:D:860:GLU:CG	1:D:864:LYS:HE2	2.33	0.41
1:A:264:PRO:O	1:A:265:ILE:HD13	2.21	0.41

Continued on next page...

Continued from previous page...

Atom-1	Atom-2	Interatomic distance (Å)	Clash overlap (Å)
1:D:211:THR:O	1:D:215:MET:HG3	2.21	0.41
1:D:562:GLN:NE2	1:D:562:GLN:H	2.15	0.41
1:D:78:LEU:HD12	1:D:79:HIS:N	2.36	0.41
1:A:202:THR:CG2	1:A:269:PRO:HG2	2.47	0.41
1:A:48:VAL:H	1:A:50:ASN:ND2	2.19	0.41
1:B:228:ILE:H	1:B:228:ILE:HD12	1.84	0.41
1:C:443:HIS:HA	1:C:444:PRO:HD3	1.94	0.41
6:C:7395:HOH:O	1:D:17:LEU:HD22	2.20	0.41
1:A:562:GLN:H	1:A:562:GLN:NE2	2.19	0.41
1:B:228:ILE:N	1:B:228:ILE:CD1	2.83	0.41
1:B:438:ASP:N	6:B:6184:HOH:O	2.53	0.41
1:B:49:PHE:CZ	1:B:99:ASP:HB2	2.56	0.41
1:C:411:PRO:HB3	1:D:43:LEU:O	2.21	0.41
1:C:521:ILE:CG2	1:C:524:LEU:CB	2.98	0.41
1:D:134:LYS:HD3	6:D:8042:HOH:O	2.21	0.41
1:D:414:ASP:N	6:D:7979:HOH:O	2.53	0.41
1:C:155:GLY:O	1:D:580:PRO:HD3	2.21	0.41
1:A:130:LEU:C	1:A:130:LEU:HD23	2.41	0.41
1:A:506:LYS:HD2	6:A:5527:HOH:O	2.20	0.41
1:B:103:THR:HA	6:B:6442:HOH:O	2.20	0.41
1:C:514:ILE:N	1:C:514:ILE:HD12	2.36	0.41
1:D:83:MET:SD	1:D:92:GLY:HA2	2.60	0.41
1:A:329:ASP:OD2	1:A:333:ASN:HB2	2.21	0.40
1:A:49:PHE:CE2	1:A:99:ASP:HB2	2.56	0.40
1:B:194:TYR:O	6:B:6421:HOH:O	2.22	0.40
1:C:221:ASP:HB3	6:C:7337:HOH:O	2.21	0.40
1:C:264:PRO:N	6:C:7066:HOH:O	2.53	0.40
1:C:59:GLN:NE2	1:C:534:GLY:O	2.52	0.40
1:D:230:GLU:HA	1:D:233:LYS:HG2	2.03	0.40
1:D:371:HIS:CE1	6:D:8244:HOH:O	2.74	0.40
1:A:98:ASN:ND2	6:A:5480:HOH:O	2.53	0.40
1:B:228:ILE:HG23	6:B:6381:HOH:O	2.21	0.40
1:C:364:ILE:HG23	6:C:6950:HOH:O	2.20	0.40
1:C:50:ASN:HD22	1:C:50:ASN:N	2.10	0.40
1:D:107:ARG:HD2	6:D:8236:HOH:O	2.21	0.40
1:D:440:ILE:N	6:D:8173:HOH:O	2.52	0.40
1:A:186:ASN:HD21	1:A:204:TYR:H	1.68	0.40
1:A:371:HIS:HD2	1:A:415:GLN:OE1	2.03	0.40
1:B:323:PRO:HA	1:B:337:SER:O	2.22	0.40
1:B:433:PHE:CG	1:B:434:ALA:N	2.89	0.40
1:B:563:TRP:O	1:B:564:PHE:C	2.60	0.40

Continued on next page...

Continued from previous page...

Atom-1	Atom-2	Interatomic distance (Å)	Clash overlap (Å)
1:B:65:ARG:HH11	1:B:463:GLU:HG3	1.87	0.40
1:D:343:GLN:HA	1:D:370:VAL:HG22	2.03	0.40
1:C:538:GLU:HA	6:C:7330:HOH:O	2.21	0.40
1:D:185:GLY:HA3	1:D:206:SER:HA	2.04	0.40
1:D:377:LEU:HA	1:D:393:VAL:O	2.21	0.40
1:D:410:LYS:HB3	6:D:7898:HOH:O	2.21	0.40
1:A:40:MET:HB3	6:A:5223:HOH:O	2.22	0.40
1:A:64:VAL:HG11	1:A:872:ARG:CZ	2.51	0.40
1:C:529:THR:HB	6:C:7425:HOH:O	2.22	0.40
1:D:103:THR:N	6:D:8217:HOH:O	2.50	0.40
1:D:150:PRO:HD3	1:D:163:TYR:CE2	2.57	0.40

There are no symmetry-related clashes.

5.3 Torsion angles [i](#)

5.3.1 Protein backbone [i](#)

In the following table, the Percentiles column shows the percent Ramachandran outliers of the chain as a percentile score with respect to all X-ray entries followed by that with respect to entries of similar resolution.

The Analysed column shows the number of residues for which the backbone conformation was analysed, and the total number of residues.

Mol	Chain	Analysed	Favoured	Allowed	Outliers	Percentiles	
1	A	589/595 (99%)	557 (95%)	29 (5%)	3 (0%)	29	11
1	B	587/595 (99%)	561 (96%)	23 (4%)	3 (0%)	29	11
1	C	588/595 (99%)	553 (94%)	31 (5%)	4 (1%)	22	7
1	D	586/595 (98%)	545 (93%)	35 (6%)	6 (1%)	15	3
All	All	2350/2380 (99%)	2216 (94%)	118 (5%)	16 (1%)	22	7

All (16) Ramachandran outliers are listed below:

Mol	Chain	Res	Type
1	A	267	ASN
1	B	434	ALA
1	D	267	ASN
1	A	434	ALA

Continued on next page...

Continued from previous page...

Mol	Chain	Res	Type
1	B	267	ASN
1	B	286	LYS
1	C	286	LYS
1	C	434	ALA
1	D	286	LYS
1	A	286	LYS
1	C	372	TYR
1	D	189	ASN
1	D	372	TYR
1	D	434	ALA
1	C	400	LYS
1	D	184	SER

5.3.2 Protein sidechains [i](#)

In the following table, the Percentiles column shows the percent sidechain outliers of the chain as a percentile score with respect to all X-ray entries followed by that with respect to entries of similar resolution.

The Analysed column shows the number of residues for which the sidechain conformation was analysed, and the total number of residues.

Mol	Chain	Analysed	Rotameric	Outliers	Percentiles	
1	A	501/503 (100%)	489 (98%)	12 (2%)	49	24
1	B	500/503 (99%)	481 (96%)	19 (4%)	33	10
1	C	501/503 (100%)	485 (97%)	16 (3%)	39	15
1	D	499/503 (99%)	485 (97%)	14 (3%)	43	18
All	All	2001/2012 (100%)	1940 (97%)	61 (3%)	41	16

All (61) residues with a non-rotameric sidechain are listed below:

Mol	Chain	Res	Type
1	A	24	TRP
1	A	50	ASN
1	A	75	ASN
1	A	98	ASN
1	A	151	LEU
1	A	186	ASN
1	A	200	PHE
1	A	294	LEU
1	A	496	PRO

Continued on next page...

Continued from previous page...

Mol	Chain	Res	Type
1	A	562	GLN
1	A	563	TRP
1	A	564	PHE
1	B	24	TRP
1	B	38	PRO
1	B	50	ASN
1	B	75	ASN
1	B	98	ASN
1	B	151	LEU
1	B	182	LEU
1	B	186	ASN
1	B	200	PHE
1	B	306	ASN
1	B	360	LYS
1	B	372	TYR
1	B	402	ARG
1	B	409	LEU
1	B	465	ARG
1	B	496	PRO
1	B	562	GLN
1	B	563	TRP
1	B	564	PHE
1	C	24	TRP
1	C	28	GLN
1	C	50	ASN
1	C	75	ASN
1	C	78	LEU
1	C	98	ASN
1	C	182	LEU
1	C	186	ASN
1	C	197	LYS
1	C	200	PHE
1	C	409	LEU
1	C	496	PRO
1	C	562	GLN
1	C	563	TRP
1	C	564	PHE
1	C	571	GLU
1	D	28	GLN
1	D	50	ASN
1	D	75	ASN
1	D	98	ASN

Continued on next page...

Continued from previous page...

Mol	Chain	Res	Type
1	D	151	LEU
1	D	174	LYS
1	D	186	ASN
1	D	200	PHE
1	D	267	ASN
1	D	402	ARG
1	D	479	GLU
1	D	562	GLN
1	D	563	TRP
1	D	564	PHE

Some sidechains can be flipped to improve hydrogen bonding and reduce clashes. All (72) such sidechains are listed below:

Mol	Chain	Res	Type
1	A	50	ASN
1	A	61	ASN
1	A	869	ASN
1	A	75	ASN
1	A	98	ASN
1	A	139	ASN
1	A	144	ASN
1	A	165	ASN
1	A	180	GLN
1	A	186	ASN
1	A	189	ASN
1	A	280	HIS
1	A	371	HIS
1	A	373	GLN
1	A	415	GLN
1	A	485	ASN
1	A	562	GLN
1	B	50	ASN
1	B	61	ASN
1	B	869	ASN
1	B	75	ASN
1	B	98	ASN
1	B	139	ASN
1	B	144	ASN
1	B	165	ASN
1	B	180	GLN
1	B	186	ASN
1	B	189	ASN

Continued on next page...

Continued from previous page...

Mol	Chain	Res	Type
1	B	241	GLN
1	B	280	HIS
1	B	306	ASN
1	B	371	HIS
1	B	373	GLN
1	B	415	GLN
1	B	428	HIS
1	B	562	GLN
1	C	28	GLN
1	C	50	ASN
1	C	61	ASN
1	C	869	ASN
1	C	75	ASN
1	C	98	ASN
1	C	139	ASN
1	C	165	ASN
1	C	180	GLN
1	C	186	ASN
1	C	189	ASN
1	C	280	HIS
1	C	371	HIS
1	C	373	GLN
1	C	415	GLN
1	C	562	GLN
1	D	28	GLN
1	D	50	ASN
1	D	61	ASN
1	D	869	ASN
1	D	75	ASN
1	D	98	ASN
1	D	139	ASN
1	D	144	ASN
1	D	840	ASN
1	D	165	ASN
1	D	180	GLN
1	D	186	ASN
1	D	189	ASN
1	D	267	ASN
1	D	280	HIS
1	D	371	HIS
1	D	373	GLN
1	D	415	GLN

Continued on next page...

Continued from previous page...

Mol	Chain	Res	Type
1	D	428	HIS
1	D	562	GLN

5.3.3 RNA [i](#)

There are no RNA molecules in this entry.

5.4 Non-standard residues in protein, DNA, RNA chains [i](#)

There are no non-standard protein/DNA/RNA residues in this entry.

5.5 Carbohydrates [i](#)

There are no carbohydrates in this entry.

5.6 Ligand geometry [i](#)

Of 23 ligands modelled in this entry, 15 are monoatomic - leaving 8 for Mogul analysis.

In the following table, the Counts columns list the number of bonds (or angles) for which Mogul statistics could be retrieved, the number of bonds (or angles) that are observed in the model and the number of bonds (or angles) that are defined in the Chemical Component Dictionary. The Link column lists molecule types, if any, to which the group is linked. The Z score for a bond length (or angle) is the number of standard deviations the observed value is removed from the expected value. A bond length (or angle) with $|Z| > 2$ is considered an outlier worth inspection. RMSZ is the root-mean-square of all Z scores of the bond lengths (or angles).

Mol	Type	Chain	Res	Link	Bond lengths			Bond angles		
					Counts	RMSZ	# Z > 2	Counts	RMSZ	# Z > 2
4	CUA	D	4701	1	0,1,1	0.00	-	-		
4	CUA	B	4701	1	0,1,1	0.00	-	-		
5	CUZ	B	5801	1	0,9,9	0.00	-	-		
4	CUA	C	4701	1	0,1,1	0.00	-	-		
4	CUA	A	4701	1	0,1,1	0.00	-	-		
5	CUZ	D	7801	1	0,9,9	0.00	-	-		
5	CUZ	C	6801	1	0,9,9	0.00	-	-		
5	CUZ	A	4801	1	0,9,9	0.00	-	-		

There are no bond length outliers.

There are no bond angle outliers.

There are no chirality outliers.

There are no torsion outliers.

There are no ring outliers.

No monomer is involved in short contacts.

5.7 Other polymers

There are no such residues in this entry.

5.8 Polymer linkage issues

There are no chain breaks in this entry.

6 Fit of model and data [i](#)

6.1 Protein, DNA and RNA chains [i](#)

In the following table, the column labelled ‘#RSRZ> 2’ contains the number (and percentage) of RSRZ outliers, followed by percent RSRZ outliers for the chain as percentile scores relative to all X-ray entries and entries of similar resolution. The OWAB column contains the minimum, median, 95th percentile and maximum values of the occupancy-weighted average B-factor per residue. The column labelled ‘Q< 0.9’ lists the number of (and percentage) of residues with an average occupancy less than 0.9.

Mol	Chain	Analysed	<RSRZ>	#RSRZ>2	OWAB(Å ²)	Q<0.9
1	A	591/595 (99%)	0.36	20 (3%) 45 42	10, 18, 28, 39	0
1	B	589/595 (98%)	0.11	10 (1%) 70 69	10, 16, 25, 32	0
1	C	590/595 (99%)	0.57	38 (6%) 19 17	15, 23, 31, 42	0
1	D	588/595 (98%)	1.20	120 (20%) 1 0	17, 31, 40, 46	158 (26%)
All	All	2358/2380 (99%)	0.56	188 (7%) 12 11	10, 21, 37, 46	158 (6%)

All (188) RSRZ outliers are listed below:

Mol	Chain	Res	Type	RSRZ
1	D	302	VAL	8.5
1	D	361	VAL	6.6
1	C	360	LYS	5.6
1	D	449	ASP	5.5
1	D	306	ASN	5.5
1	D	218	ALA	5.1
1	D	267	ASN	5.0
1	C	358	GLY	5.0
1	D	307	ALA	4.9
1	D	135	TRP	4.8
1	D	238	GLY	4.8
1	D	356	TYR	4.7
1	D	372	TYR	4.6
1	C	357	ALA	4.6
1	A	9	ASP	4.5
1	A	360	LYS	4.5
1	C	361	VAL	4.5
1	D	189	ASN	4.4
1	D	212	LEU	4.4
1	D	219	GLU	4.4
1	D	235	ILE	4.4

Continued on next page...

Continued from previous page...

Mol	Chain	Res	Type	RSRZ
1	D	236	ALA	4.4
1	A	434	ALA	4.4
1	D	360	LYS	4.4
1	D	355	ALA	4.4
1	D	167	PHE	4.3
1	D	259	PHE	4.3
1	C	581	LYS	4.3
1	D	354	ARG	4.2
1	C	9	ASP	4.2
1	A	8	ALA	4.2
1	D	152	VAL	4.2
1	A	266	ALA	4.1
1	D	161	VAL	4.1
1	D	223	ILE	4.0
1	A	581	LYS	4.0
1	D	303	PHE	3.9
1	D	301	ALA	3.9
1	D	151	LEU	3.8
1	D	864	LYS	3.8
1	D	217	ALA	3.8
1	D	357	ALA	3.8
1	D	299	PHE	3.7
1	C	151	LEU	3.7
1	C	356	TYR	3.7
1	D	213	PRO	3.7
1	D	840	ASN	3.7
1	A	361	VAL	3.7
1	B	360	LYS	3.6
1	D	187	LEU	3.5
1	D	446	ILE	3.5
1	D	258	LEU	3.5
1	D	358	GLY	3.5
1	B	434	ALA	3.5
1	D	850	ASP	3.5
1	D	327	ALA	3.5
1	D	198	TRP	3.4
1	D	304	TYR	3.4
1	D	297	THR	3.4
1	D	309	PRO	3.4
1	C	306	ASN	3.4
1	C	568	LEU	3.3
1	D	246	VAL	3.2

Continued on next page...

Continued from previous page...

Mol	Chain	Res	Type	RSRZ
1	A	448	SER	3.2
1	D	201	SER	3.2
1	D	314	VAL	3.2
1	D	359	GLU	3.2
1	D	86	THR	3.2
1	D	240	TYR	3.2
1	C	521	ILE	3.1
1	D	810	ALA	3.1
1	A	267	ASN	3.1
1	C	434	ALA	3.1
1	D	136	PRO	3.0
1	D	364	ILE	3.0
1	D	448	SER	3.0
1	D	450	ILE	3.0
1	D	266	ALA	3.0
1	D	65	ARG	2.9
1	A	219	GLU	2.9
1	B	266	ALA	2.9
1	A	357	ALA	2.9
1	D	860	GLU	2.9
1	C	553	ASN	2.9
1	D	141	VAL	2.8
1	D	268	ASN	2.8
1	D	291	VAL	2.8
1	C	304	TYR	2.7
1	D	162	ALA	2.7
1	B	9	ASP	2.7
1	D	287	LEU	2.7
1	D	305	GLU	2.7
1	D	282	CYS	2.7
1	D	239	ASP	2.7
1	D	334	ALA	2.7
1	D	350	GLU	2.7
1	D	485	ASN	2.7
1	C	162	ALA	2.7
1	D	265	ILE	2.7
1	C	840	ASN	2.6
1	B	306	ASN	2.6
1	B	372	TYR	2.6
1	D	139	ASN	2.6
1	C	266	ALA	2.6
1	D	157	ASN	2.6

Continued on next page...

Continued from previous page...

Mol	Chain	Res	Type	RSRZ
1	D	168	THR	2.6
1	D	142	PHE	2.6
1	A	354	ARG	2.6
1	C	258	LEU	2.6
1	D	262	TYR	2.5
1	D	202	THR	2.5
1	D	175	TRP	2.5
1	D	231	ILE	2.5
1	D	362	ASP	2.5
1	D	209	GLY	2.5
1	A	218	ALA	2.5
1	D	85	PHE	2.5
1	A	217	ALA	2.4
1	C	300	ASP	2.4
1	D	78	LEU	2.4
1	D	434	ALA	2.4
1	C	354	ARG	2.4
1	D	71	MET	2.4
1	A	331	ARG	2.4
1	D	811	SER	2.4
1	D	233	LYS	2.4
1	C	267	ASN	2.4
1	D	205	ASN	2.4
1	D	311	SER	2.3
1	C	552	ALA	2.3
1	B	267	ASN	2.3
1	D	208	LYS	2.3
1	D	313	VAL	2.3
1	D	385	LEU	2.3
1	C	864	LYS	2.3
1	D	87	GLU	2.3
1	D	271	GLY	2.3
1	D	300	ASP	2.3
1	D	447(D)	LEU	2.3
1	C	514	ILE	2.3
1	D	365	LYS	2.3
1	D	242	GLU	2.3
1	C	528	PHE	2.3
1	B	552	ALA	2.2
1	A	223	ILE	2.2
1	D	863	LYS	2.2
1	C	428	HIS	2.2

Continued on next page...

Continued from previous page...

Mol	Chain	Res	Type	RSRZ
1	D	241	GLN	2.2
1	D	220	MET	2.2
1	C	448	SER	2.2
1	D	211	THR	2.2
1	D	155	GLY	2.2
1	D	101	ALA	2.2
1	D	335	TYR	2.2
1	C	423	LYS	2.2
1	C	152	VAL	2.2
1	D	321	LEU	2.2
1	B	449	ASP	2.2
1	D	336	THR	2.2
1	C	600	TRP	2.2
1	D	347	TRP	2.2
1	D	143	CYS	2.1
1	C	130	LEU	2.1
1	D	353	ILE	2.1
1	D	423	LYS	2.1
1	D	371	HIS	2.1
1	D	457	ASN	2.1
1	C	372	TYR	2.1
1	A	224	VAL	2.1
1	D	160	ASP	2.1
1	A	258	LEU	2.1
1	D	130	LEU	2.1
1	D	234	ALA	2.1
1	D	237	ALA	2.1
1	A	358	GLY	2.1
1	C	223	ILE	2.1
1	A	225	VAL	2.1
1	C	224	VAL	2.1
1	C	370	VAL	2.0
1	D	170	VAL	2.0
1	D	72	SER	2.0
1	C	457	ASN	2.0
1	C	482	ARG	2.0
1	B	159	GLU	2.0
1	D	425	VAL	2.0
1	C	142	PHE	2.0
1	D	243	LEU	2.0
1	D	330	GLY	2.0

6.2 Non-standard residues in protein, DNA, RNA chains [i](#)

There are no non-standard protein/DNA/RNA residues in this entry.

6.3 Carbohydrates [i](#)

There are no carbohydrates in this entry.

6.4 Ligands [i](#)

In the following table, the Atoms column lists the number of modelled atoms in the group and the number defined in the chemical component dictionary. The B-factors column lists the minimum, median, 95th percentile and maximum values of B factors of atoms in the group. The column labelled 'Q< 0.9' lists the number of atoms with occupancy less than 0.9.

Mol	Type	Chain	Res	Atoms	RSCC	RSR	B-factors(\AA^2)	Q<0.9
3	CA	A	4904	1/1	0.59	0.21	74,74,74,74	0
3	CA	C	4910	1/1	0.76	0.12	66,66,66,66	0
3	CA	B	4909	1/1	0.88	0.11	67,67,67,67	0
3	CA	D	4903	1/1	0.89	0.11	36,36,36,36	0
5	CUZ	D	7801	5/5	0.93	0.10	31,31,32,32	0
2	CL	D	4908	1/1	0.95	0.08	32,32,32,32	0
5	CUZ	A	4801	5/5	0.98	0.05	18,19,19,20	0
4	CUA	C	4701	2/2	0.98	0.06	24,24,24,25	0
3	CA	D	4904	1/1	0.98	0.05	25,25,25,25	0
3	CA	A	4903	1/1	0.98	0.05	21,21,21,21	0
5	CUZ	C	6801	5/5	0.98	0.07	21,21,21,22	0
4	CUA	D	4701	2/2	0.99	0.06	17,17,17,18	0
4	CUA	B	4701	2/2	0.99	0.03	17,17,17,17	0
5	CUZ	B	5801	5/5	0.99	0.04	14,15,15,15	0
3	CA	B	4905	1/1	0.99	0.03	14,14,14,14	0
3	CA	C	4903	1/1	0.99	0.06	17,17,17,17	0
3	CA	A	4905	1/1	0.99	0.03	17,17,17,17	0
2	CL	A	4901	1/1	0.99	0.05	17,17,17,17	0
2	CL	C	4907	1/1	0.99	0.04	18,18,18,18	0
3	CA	B	4903	1/1	1.00	0.03	13,13,13,13	0
4	CUA	A	4701	2/2	1.00	0.02	10,10,10,10	0
2	CL	B	4906	1/1	1.00	0.04	12,12,12,12	0
3	CA	C	4905	1/1	1.00	0.07	22,22,22,22	0

6.5 Other polymers [i](#)

There are no such residues in this entry.