



Full wwPDB EM Validation Report ⓘ

Nov 28, 2023 – 02:05 AM EST

PDB ID : 8FWC
EMDB ID : EMD-29501
Title : Collar sheath structure of Agrobacterium phage Milano
Authors : Sonani, R.R.; Wang, F.; Esteves, N.C.; Kelly, R.J.; Sebastian, A.;
Kreutzberger, M.A.B.; Leiman, P.G.; Scharf, B.E.; Egelman, E.H.
Deposited on : 2023-01-20
Resolution : 2.96 Å(reported)

This is a Full wwPDB EM Validation Report for a publicly released PDB entry.

We welcome your comments at validation@mail.wwpdb.org

A user guide is available at

<https://www.wwpdb.org/validation/2017/EMValidationReportHelp>

with specific help available everywhere you see the ⓘ symbol.

The types of validation reports are described at

<http://www.wwpdb.org/validation/2017/FAQs#types>.

The following versions of software and data (see [references ⓘ](#)) were used in the production of this report:

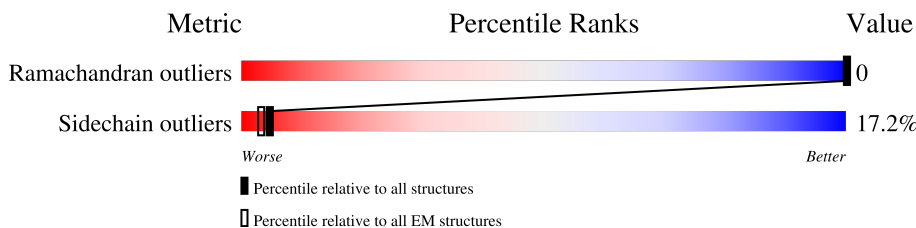
EMDB validation analysis : 0.0.1.dev70
MolProbity : 4.02b-467
Percentile statistics : 20191225.v01 (using entries in the PDB archive December 25th 2019)
MapQ : 1.9.9
Ideal geometry (proteins) : Engh & Huber (2001)
Ideal geometry (DNA, RNA) : Parkinson et al. (1996)
Validation Pipeline (wwPDB-VP) : 2.36

1 Overall quality at a glance

The following experimental techniques were used to determine the structure:
ELECTRON MICROSCOPY

The reported resolution of this entry is 2.96 Å.

Percentile scores (ranging between 0-100) for global validation metrics of the entry are shown in the following graphic. The table shows the number of entries on which the scores are based.



Metric	Whole archive (#Entries)	EM structures (#Entries)
Ramachandran outliers	154571	4023
Sidechain outliers	154315	3826

The table below summarises the geometric issues observed across the polymeric chains and their fit to the map. The red, orange, yellow and green segments of the bar indicate the fraction of residues that contain outliers for ≥ 3 , 2, 1 and 0 types of geometric quality criteria respectively. A grey segment represents the fraction of residues that are not modelled. The numeric value for each fraction is indicated below the corresponding segment, with a dot representing fractions $\leq 5\%$. The upper red bar (where present) indicates the fraction of residues that have poor fit to the EM map (all-atom inclusion $< 40\%$). The numeric value is given above the bar.

Mol	Chain	Length	Quality of chain
1	0	230	16% 83% 14% .
1	0A	230	17% 83% 14% .
1	0B	230	17% 83% 14% .
1	0C	230	17% 83% 14% .
1	0D	230	17% 83% 14% .
1	0E	230	16% 83% 14% .
1	0F	230	17% 83% 14% .
1	0G	230	16% 83% 14% .
1	1	230	10% 83% 14% .

Continued on next page...

Continued from previous page...

Mol	Chain	Length	Quality of chain
1	2	230	10% 83% 14%
1	3	230	16% 83% 14%
1	4	230	17% 83% 14%
1	5	230	16% 83% 14%
1	6	230	16% 83% 14%
1	7	230	16% 83% 14%
1	8	230	17% 83% 14%
1	9	230	16% 83% 14%
1	J	230	16% 83% 14%
1	K	230	14% 83% 14%
1	L	230	16% 83% 14%
1	M	230	16% 83% 14%
1	N	230	15% 83% 14%
1	O	230	15% 83% 14%
1	P	230	15% 83% 14%
1	Q	230	16% 83% 14%
1	R	230	15% 83% 14%
1	S	230	17% 83% 14%
1	T	230	16% 83% 14%
1	U	230	16% 83% 14%
1	V	230	15% 83% 14%
1	W	230	16% 83% 14%
1	X	230	16% 83% 14%
1	Y	230	13% 83% 14%
1	Z	230	13% 83% 14%

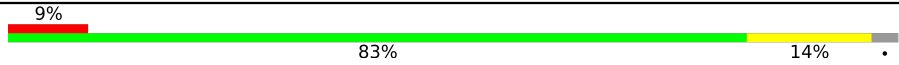
Continued on next page...

Continued from previous page...

Mol	Chain	Length	Quality of chain
1	a	230	13% 83% 14% .
1	b	230	13% 83% 14% .
1	c	230	12% 83% 14% .
1	d	230	13% 83% 14% .
1	e	230	13% 83% 14% .
1	f	230	13% 83% 14% .
1	g	230	12% 83% 14% .
1	h	230	13% 83% 14% .
1	i	230	12% 83% 14% .
1	j	230	13% 83% 14% .
1	k	230	13% 83% 14% .
1	l	230	13% 83% 14% .
1	m	230	13% 83% 14% .
1	n	230	10% 83% 14% .
1	o	230	10% 83% 14% .
1	p	230	10% 83% 14% .
1	q	230	10% 83% 14% .
1	r	230	10% 83% 14% .
1	s	230	10% 83% 14% .
1	t	230	10% 83% 14% .
1	u	230	10% 83% 14% .
1	v	230	10% 83% 14% .
1	w	230	10% 83% 14% .
1	x	230	10% 83% 14% .
1	y	230	10% 83% 14% .

Continued on next page...

Continued from previous page...

Mol	Chain	Length	Quality of chain
1	z	230	 <p>A horizontal bar chart representing the quality of chain. The bar is divided into three segments: a red segment on the left labeled '9%', a large green segment in the middle labeled '83%', and a yellow segment on the right labeled '14%'. A small grey dot is visible at the far right end of the bar.</p>

2 Entry composition [i](#)

There is only 1 type of molecule in this entry. The entry contains 100740 atoms, of which 0 are hydrogens and 0 are deuteriums.

In the tables below, the AltConf column contains the number of residues with at least one atom in alternate conformation and the Trace column contains the number of residues modelled with at most 2 atoms.

- Molecule 1 is a protein called Collar sheath protein, gp13.

Mol	Chain	Residues	Atoms					AltConf	Trace
			Total	C	N	O	S		
1	J	223	1679	1065	279	327	8	0	0
1	K	223	1679	1065	279	327	8	0	0
1	L	223	1679	1065	279	327	8	0	0
1	M	223	1679	1065	279	327	8	0	0
1	N	223	1679	1065	279	327	8	0	0
1	O	223	1679	1065	279	327	8	0	0
1	P	223	1679	1065	279	327	8	0	0
1	Q	223	1679	1065	279	327	8	0	0
1	R	223	1679	1065	279	327	8	0	0
1	S	223	1679	1065	279	327	8	0	0
1	T	223	1679	1065	279	327	8	0	0
1	U	223	1679	1065	279	327	8	0	0
1	V	223	1679	1065	279	327	8	0	0
1	W	223	1679	1065	279	327	8	0	0
1	X	223	1679	1065	279	327	8	0	0
1	Y	223	1679	1065	279	327	8	0	0
1	Z	223	1679	1065	279	327	8	0	0

Continued on next page...

Continued from previous page...

Mol	Chain	Residues	Atoms					AltConf	Trace
1	a	223	Total 1679	C 1065	N 279	O 327	S 8	0	0
1	b	223	Total 1679	C 1065	N 279	O 327	S 8	0	0
1	c	223	Total 1679	C 1065	N 279	O 327	S 8	0	0
1	d	223	Total 1679	C 1065	N 279	O 327	S 8	0	0
1	e	223	Total 1679	C 1065	N 279	O 327	S 8	0	0
1	f	223	Total 1679	C 1065	N 279	O 327	S 8	0	0
1	g	223	Total 1679	C 1065	N 279	O 327	S 8	0	0
1	h	223	Total 1679	C 1065	N 279	O 327	S 8	0	0
1	i	223	Total 1679	C 1065	N 279	O 327	S 8	0	0
1	j	223	Total 1679	C 1065	N 279	O 327	S 8	0	0
1	k	223	Total 1679	C 1065	N 279	O 327	S 8	0	0
1	l	223	Total 1679	C 1065	N 279	O 327	S 8	0	0
1	m	223	Total 1679	C 1065	N 279	O 327	S 8	0	0
1	n	223	Total 1679	C 1065	N 279	O 327	S 8	0	0
1	o	223	Total 1679	C 1065	N 279	O 327	S 8	0	0
1	p	223	Total 1679	C 1065	N 279	O 327	S 8	0	0
1	q	223	Total 1679	C 1065	N 279	O 327	S 8	0	0
1	r	223	Total 1679	C 1065	N 279	O 327	S 8	0	0
1	s	223	Total 1679	C 1065	N 279	O 327	S 8	0	0
1	t	223	Total 1679	C 1065	N 279	O 327	S 8	0	0
1	u	223	Total 1679	C 1065	N 279	O 327	S 8	0	0

Continued on next page...

Continued from previous page...

Mol	Chain	Residues	Atoms					AltConf	Trace
1	v	223	Total 1679	C 1065	N 279	O 327	S 8	0	0
1	w	223	Total 1679	C 1065	N 279	O 327	S 8	0	0
1	x	223	Total 1679	C 1065	N 279	O 327	S 8	0	0
1	y	223	Total 1679	C 1065	N 279	O 327	S 8	0	0
1	z	223	Total 1679	C 1065	N 279	O 327	S 8	0	0
1	1	223	Total 1679	C 1065	N 279	O 327	S 8	0	0
1	2	223	Total 1679	C 1065	N 279	O 327	S 8	0	0
1	3	223	Total 1679	C 1065	N 279	O 327	S 8	0	0
1	4	223	Total 1679	C 1065	N 279	O 327	S 8	0	0
1	5	223	Total 1679	C 1065	N 279	O 327	S 8	0	0
1	6	223	Total 1679	C 1065	N 279	O 327	S 8	0	0
1	7	223	Total 1679	C 1065	N 279	O 327	S 8	0	0
1	8	223	Total 1679	C 1065	N 279	O 327	S 8	0	0
1	9	223	Total 1679	C 1065	N 279	O 327	S 8	0	0
1	0	223	Total 1679	C 1065	N 279	O 327	S 8	0	0
1	0A	223	Total 1679	C 1065	N 279	O 327	S 8	0	0
1	0B	223	Total 1679	C 1065	N 279	O 327	S 8	0	0
1	0C	223	Total 1679	C 1065	N 279	O 327	S 8	0	0
1	0D	223	Total 1679	C 1065	N 279	O 327	S 8	0	0
1	0E	223	Total 1679	C 1065	N 279	O 327	S 8	0	0
1	0F	223	Total 1679	C 1065	N 279	O 327	S 8	0	0

Continued on next page...

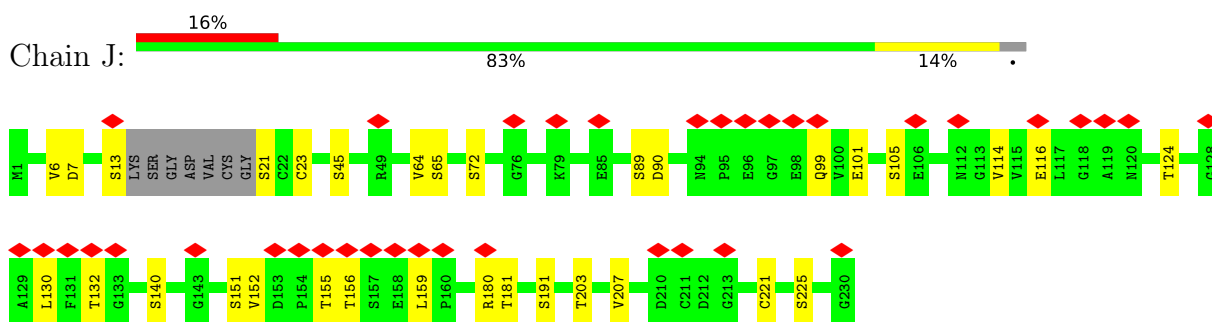
Continued from previous page...

Mol	Chain	Residues	Atoms					AltConf	Trace
			Total	C	N	O	S		
1	0G	223	1679	1065	279	327	8	0	0

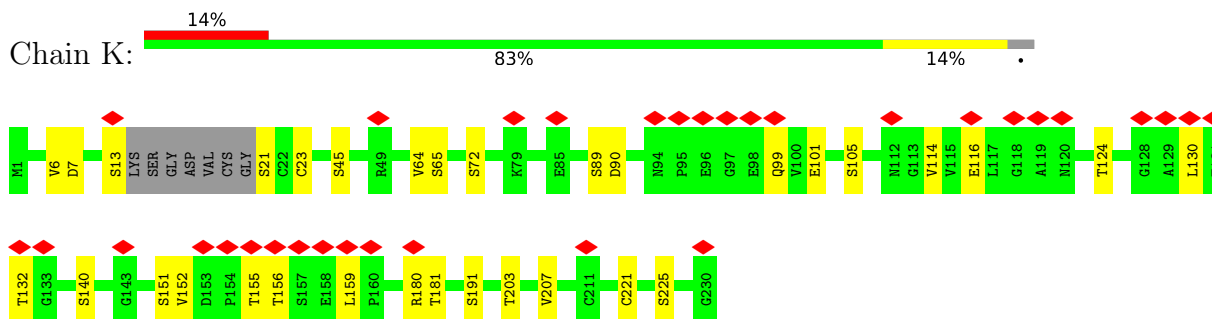
3 Residue-property plots [i](#)

These plots are drawn for all protein, RNA, DNA and oligosaccharide chains in the entry. The first graphic for a chain summarises the proportions of the various outlier classes displayed in the second graphic. The second graphic shows the sequence view annotated by issues in geometry and atom inclusion in map density. Residues are color-coded according to the number of geometric quality criteria for which they contain at least one outlier: green = 0, yellow = 1, orange = 2 and red = 3 or more. A red diamond above a residue indicates a poor fit to the EM map for this residue (all-atom inclusion < 40%). Stretches of 2 or more consecutive residues without any outlier are shown as a green connector. Residues present in the sample, but not in the model, are shown in grey.

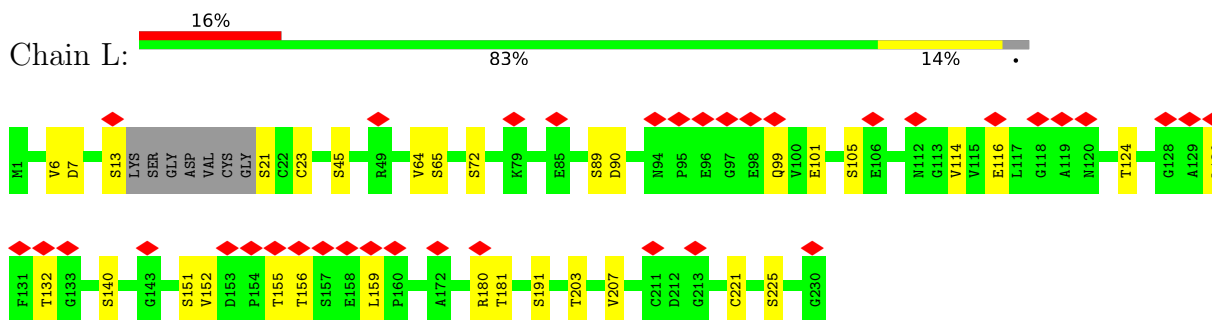
- Molecule 1: Collar sheath protein, gp13



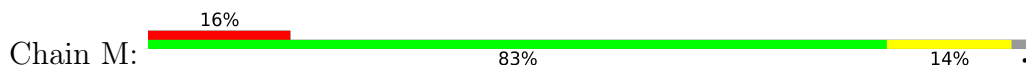
- Molecule 1: Collar sheath protein, gp13

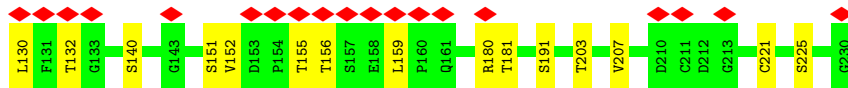


- Molecule 1: Collar sheath protein, gp13

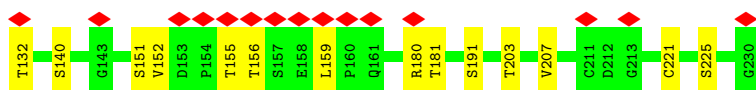
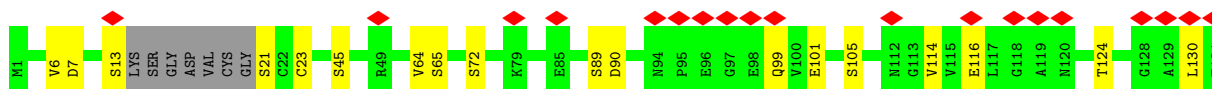
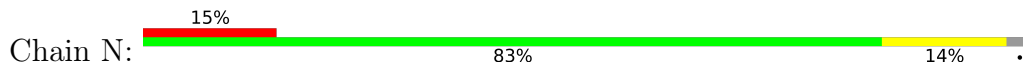


- Molecule 1: Collar sheath protein, gp13

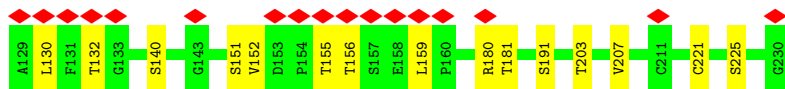
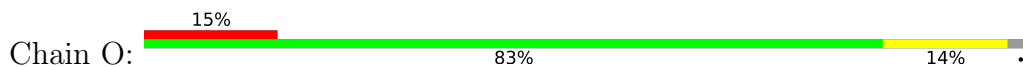




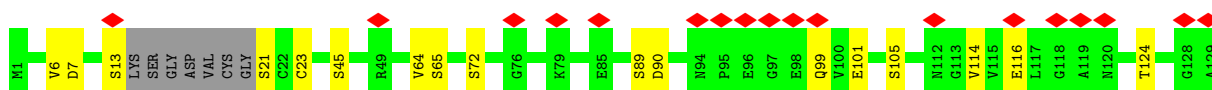
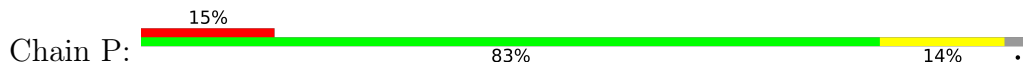
- Molecule 1: Collar sheath protein, gp13



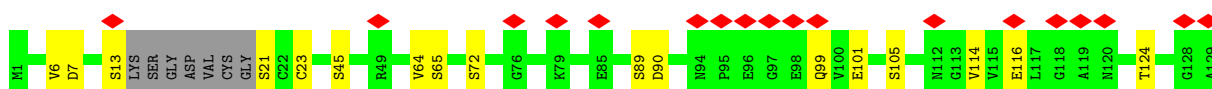
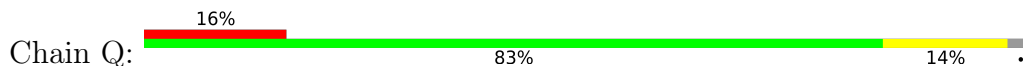
- Molecule 1: Collar sheath protein, gp13

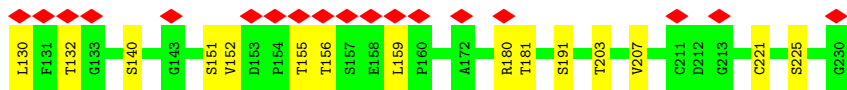


- Molecule 1: Collar sheath protein, gp13

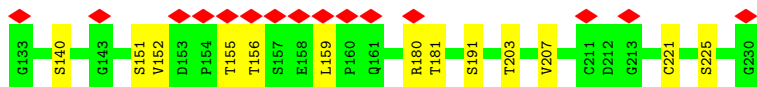
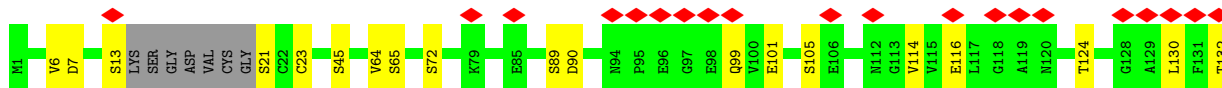
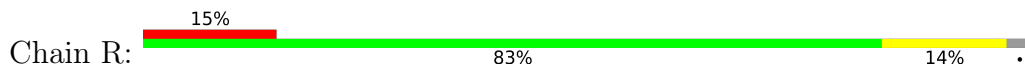


- Molecule 1: Collar sheath protein, gp13

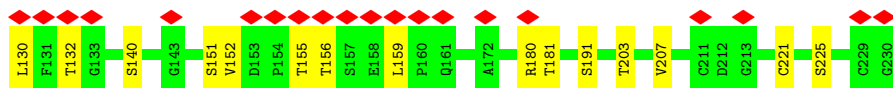
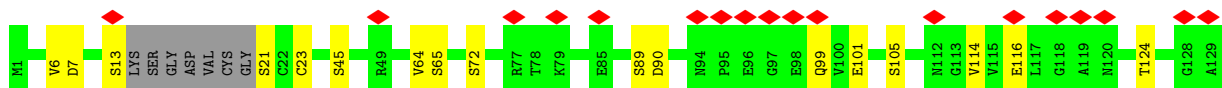
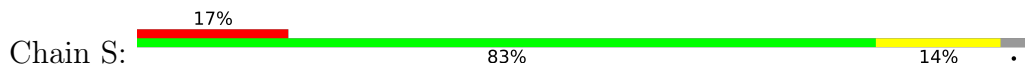




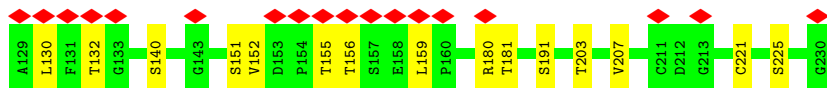
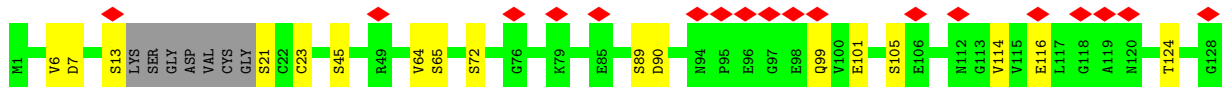
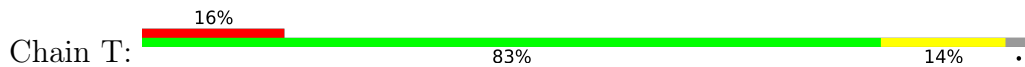
• Molecule 1: Collar sheath protein, gp13



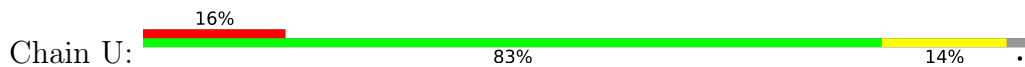
• Molecule 1: Collar sheath protein, gp13



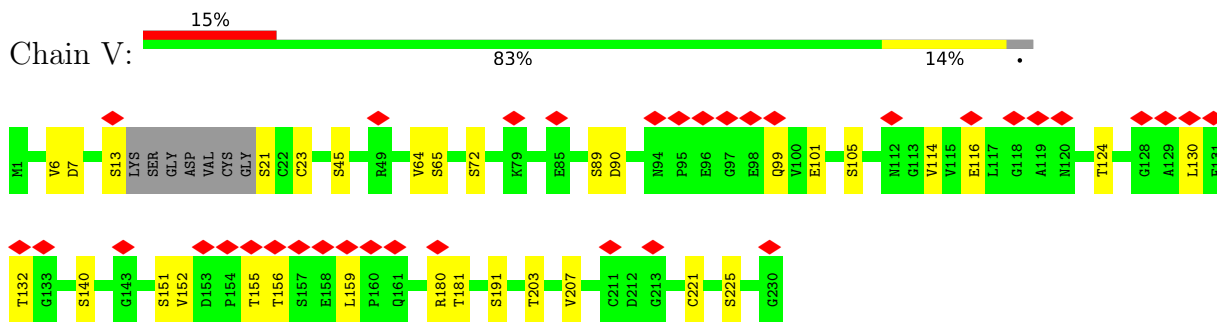
• Molecule 1: Collar sheath protein, gp13



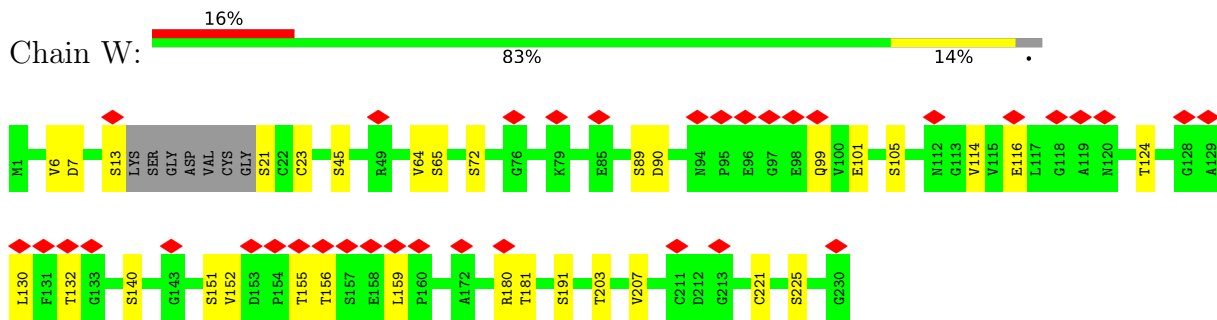
• Molecule 1: Collar sheath protein, gp13



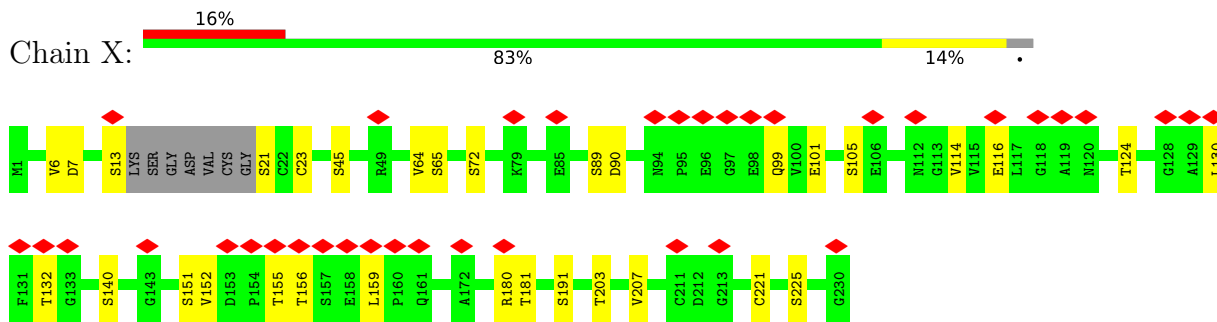
• Molecule 1: Collar sheath protein, gp13



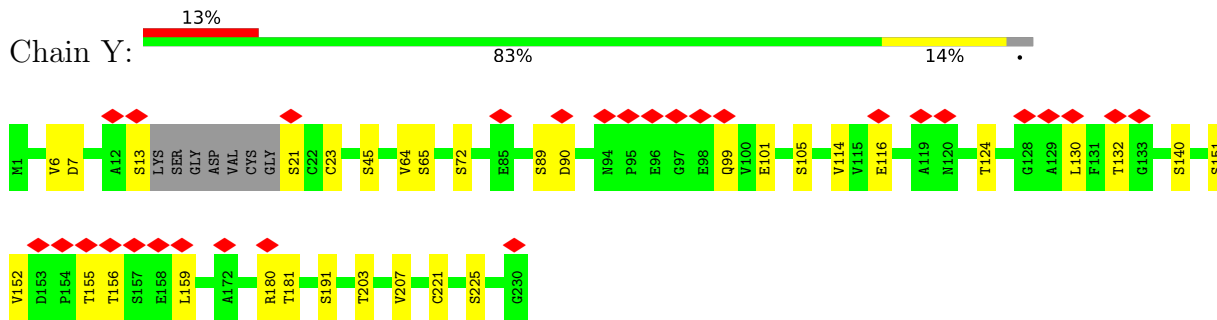
• Molecule 1: Collar sheath protein, gp13



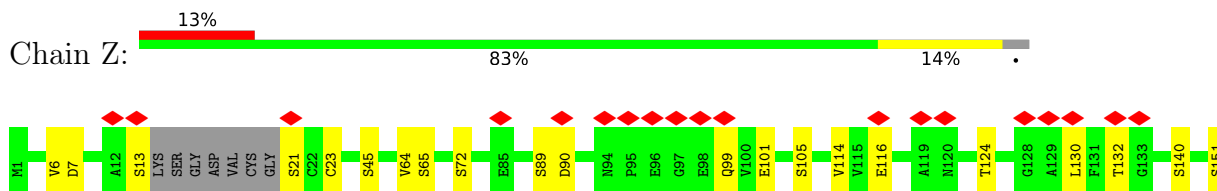
• Molecule 1: Collar sheath protein, gp13

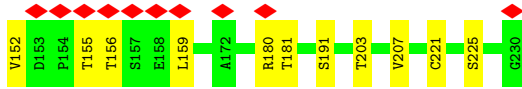


• Molecule 1: Collar sheath protein, gp13

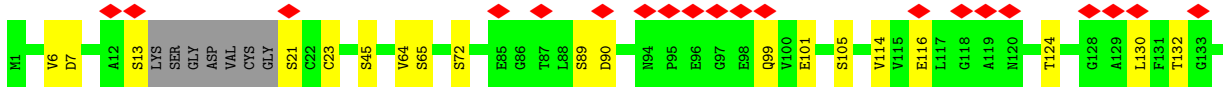
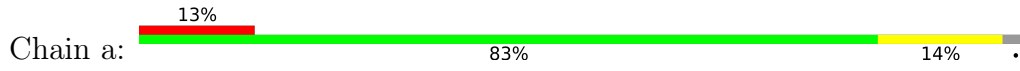


• Molecule 1: Collar sheath protein, gp13

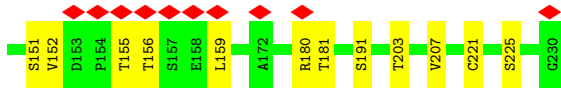
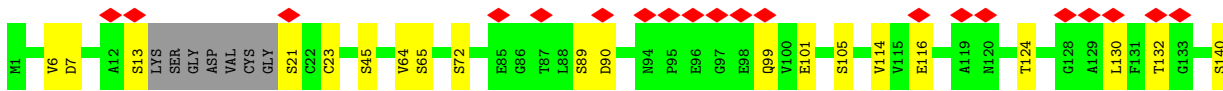
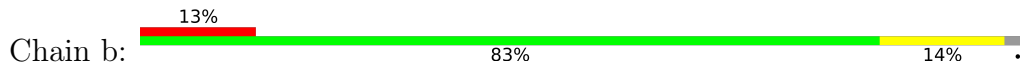




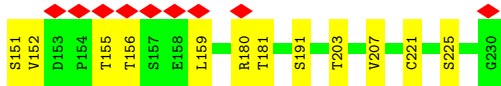
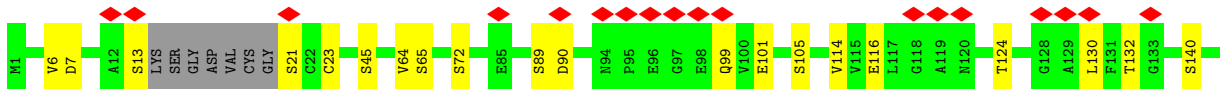
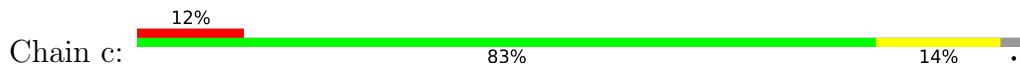
- Molecule 1: Collar sheath protein, gp13



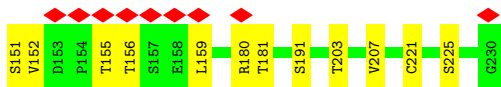
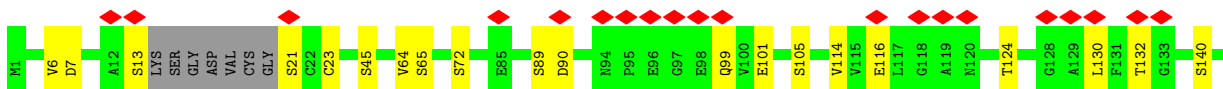
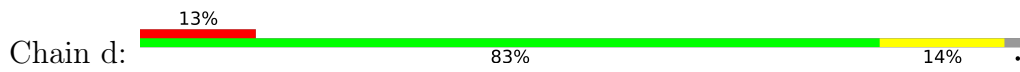
- Molecule 1: Collar sheath protein, gp13



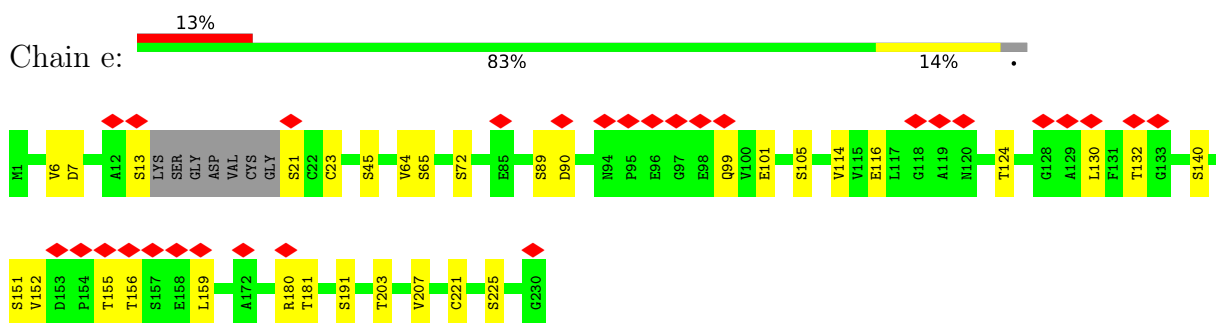
- Molecule 1: Collar sheath protein, gp13



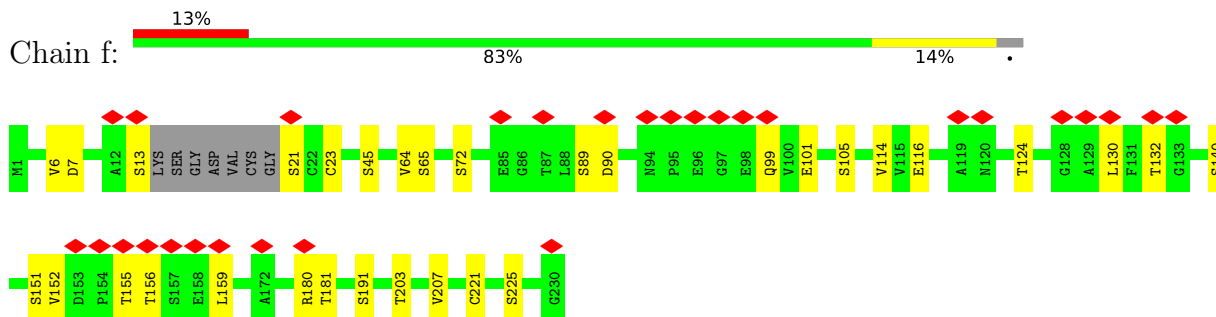
- Molecule 1: Collar sheath protein, gp13



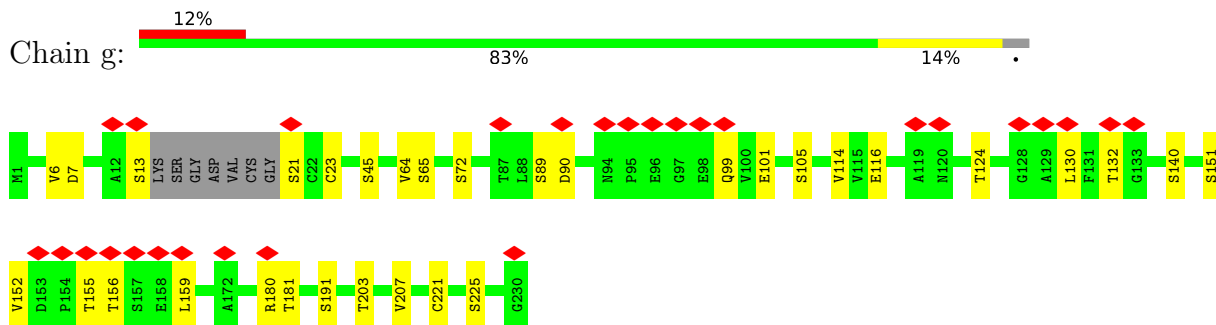
- Molecule 1: Collar sheath protein, gp13



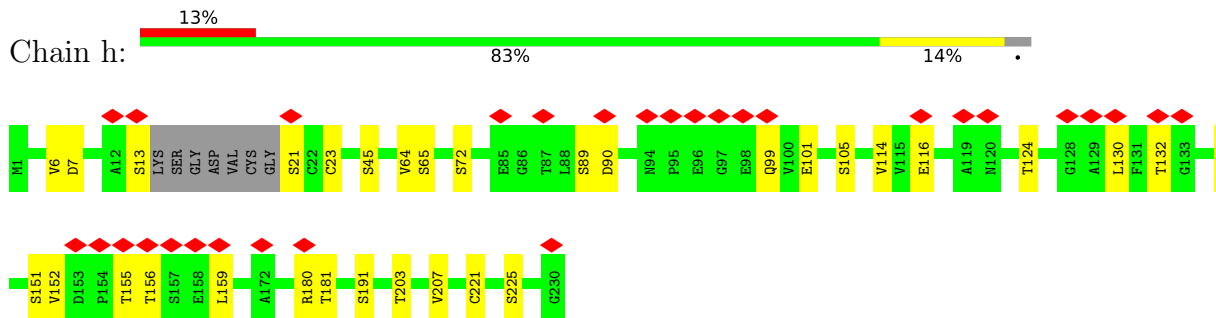
- Molecule 1: Collar sheath protein, gp13



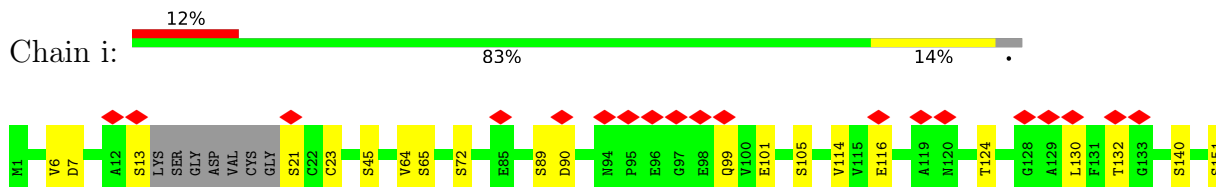
- Molecule 1: Collar sheath protein, gp13

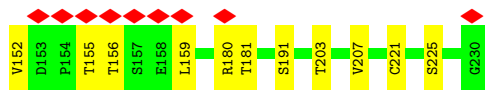


- Molecule 1: Collar sheath protein, gp13

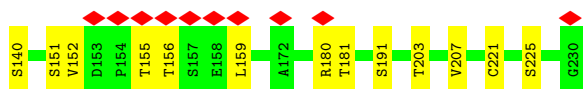
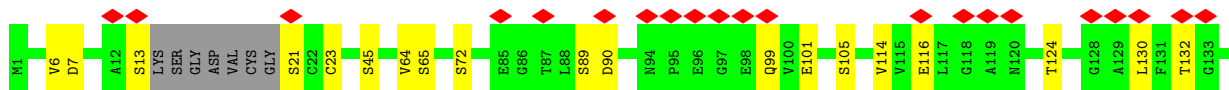
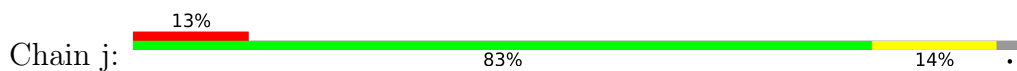


- Molecule 1: Collar sheath protein, gp13

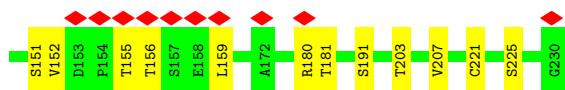
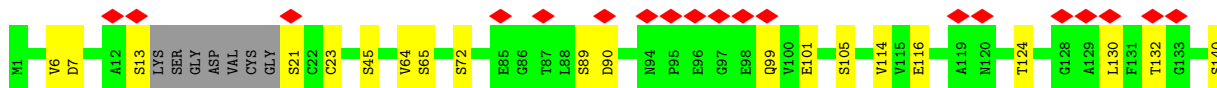
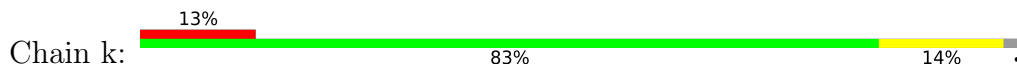




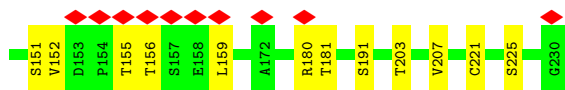
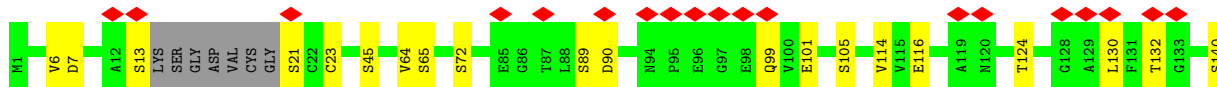
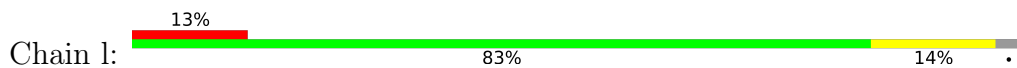
- Molecule 1: Collar sheath protein, gp13



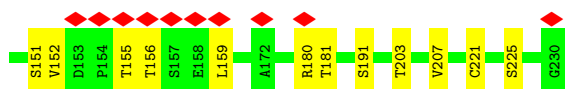
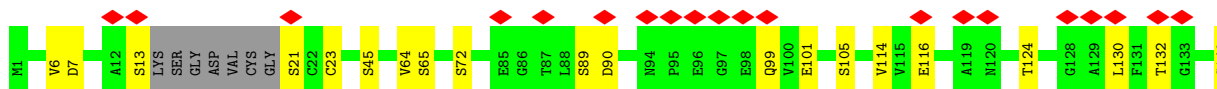
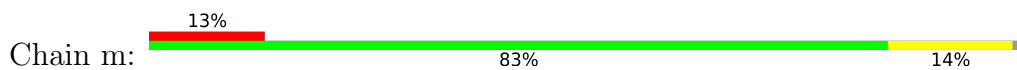
- Molecule 1: Collar sheath protein, gp13



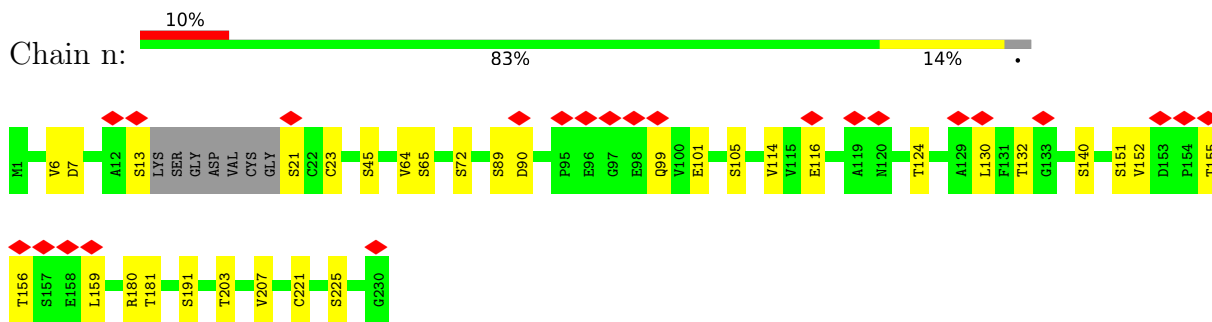
- Molecule 1: Collar sheath protein, gp13



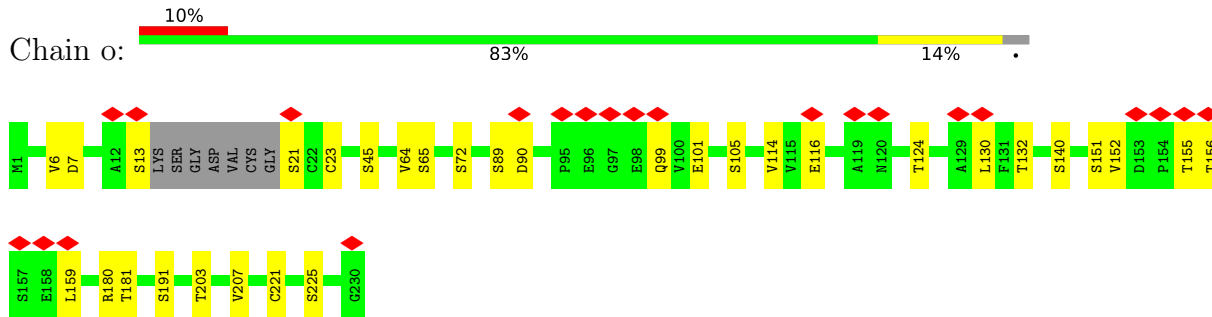
- Molecule 1: Collar sheath protein, gp13



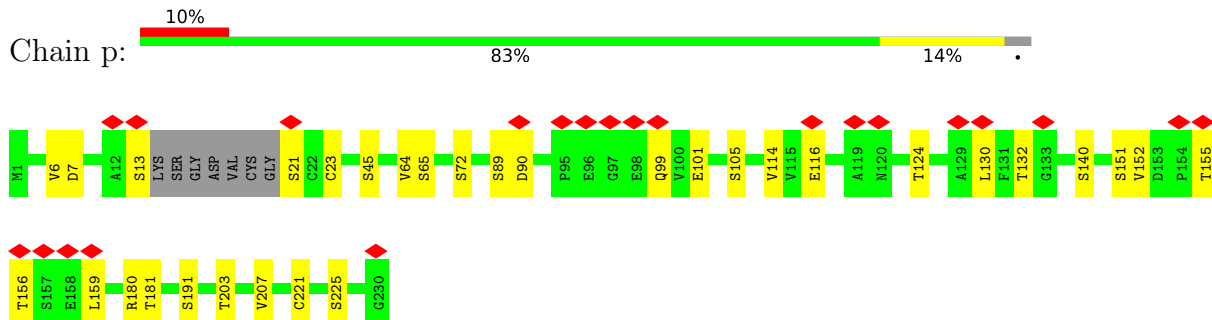
- Molecule 1: Collar sheath protein, gp13



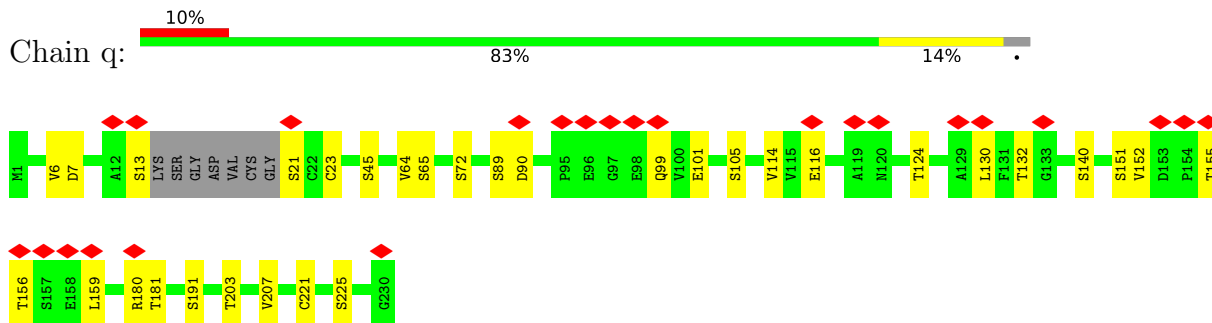
• Molecule 1: Collar sheath protein, gp13



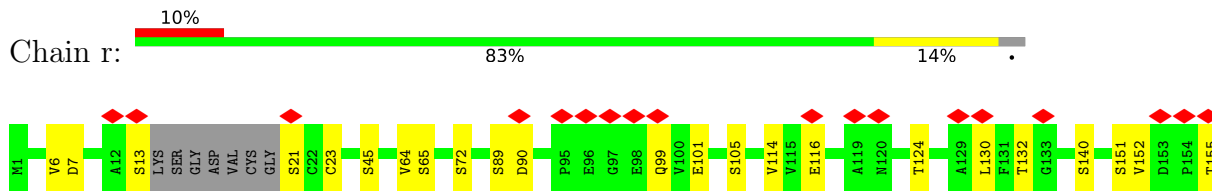
• Molecule 1: Collar sheath protein, gp13



• Molecule 1: Collar sheath protein, gp13


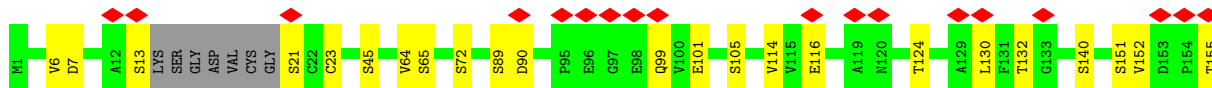
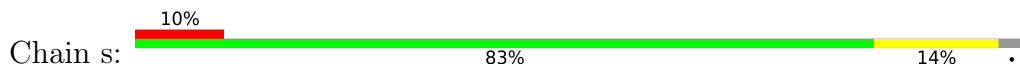


• Molecule 1: Collar sheath protein, gp13

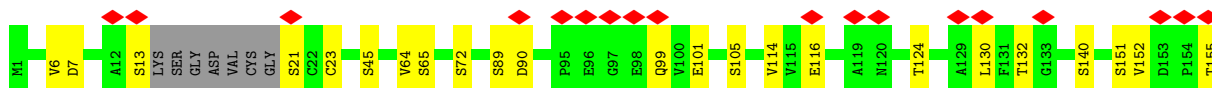
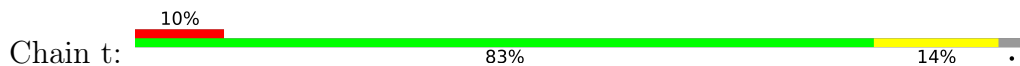




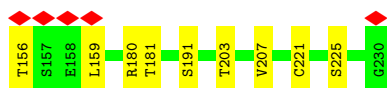
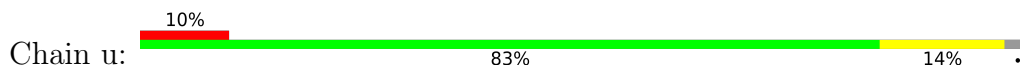
- Molecule 1: Collar sheath protein, gp13



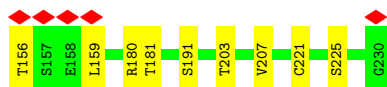
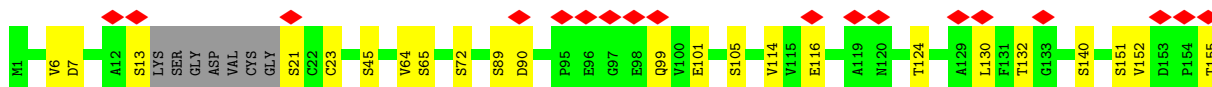
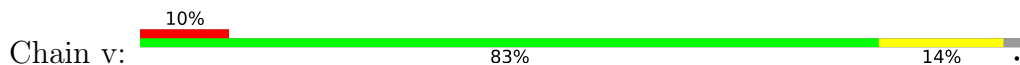
- Molecule 1: Collar sheath protein, gp13



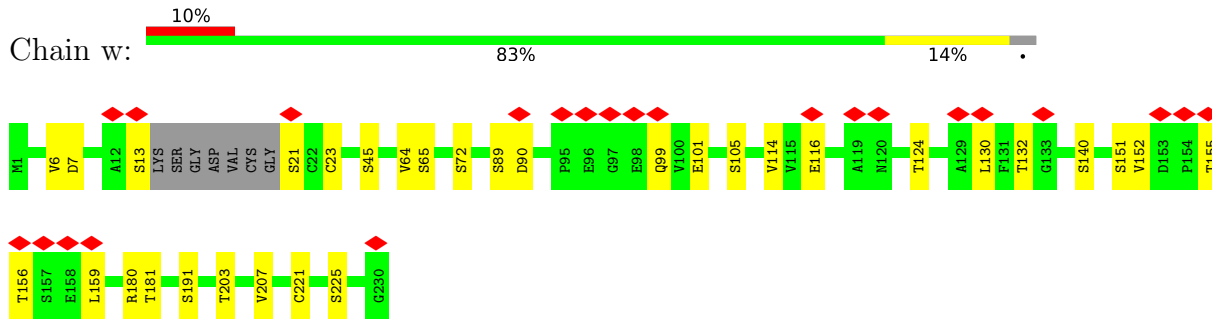
- Molecule 1: Collar sheath protein, gp13



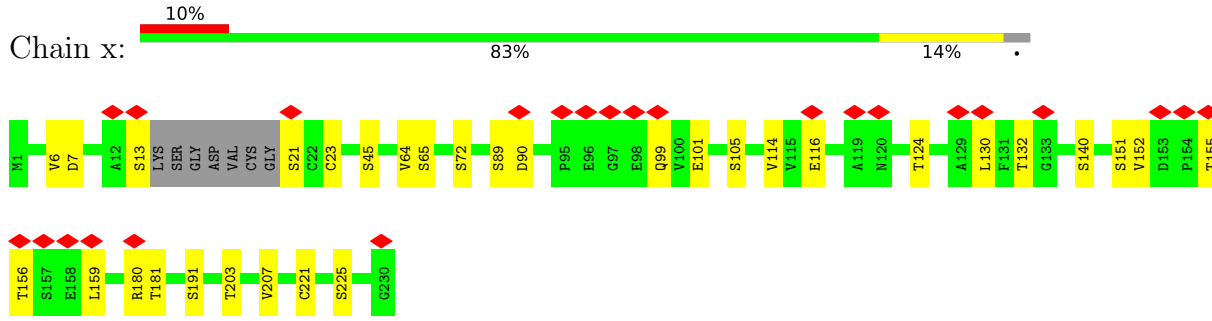
- Molecule 1: Collar sheath protein, gp13



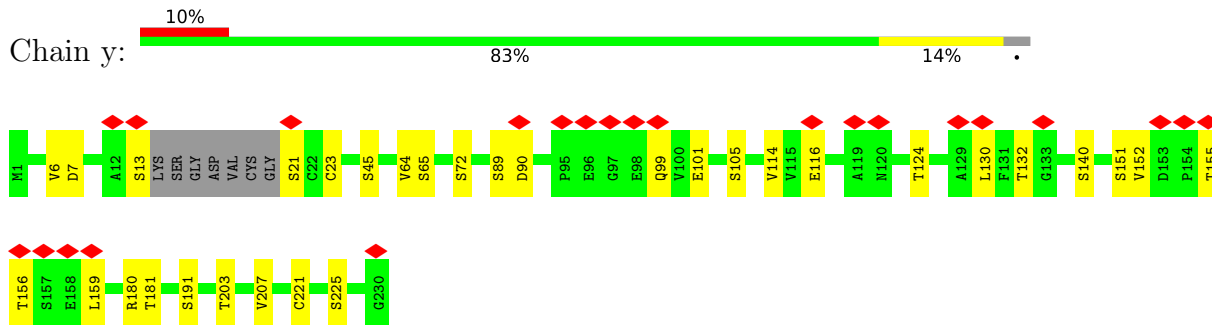
- Molecule 1: Collar sheath protein, gp13



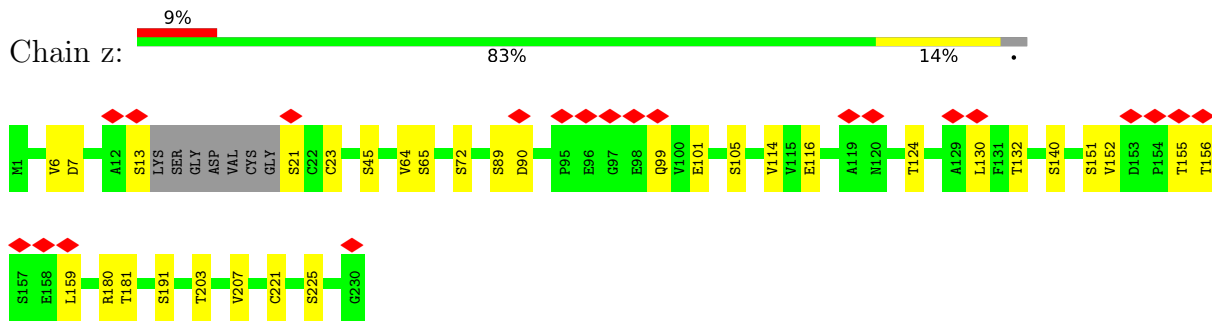
• Molecule 1: Collar sheath protein, gp13



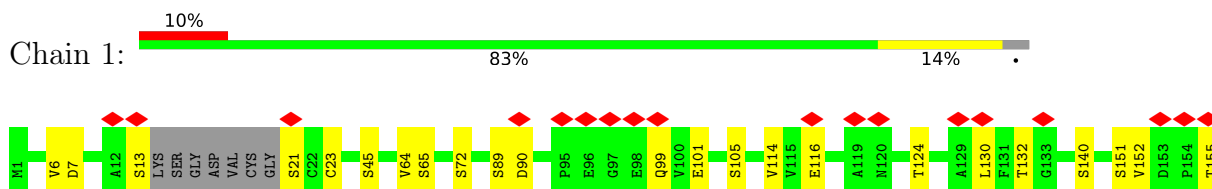
• Molecule 1: Collar sheath protein, gp13



• Molecule 1: Collar sheath protein, gp13


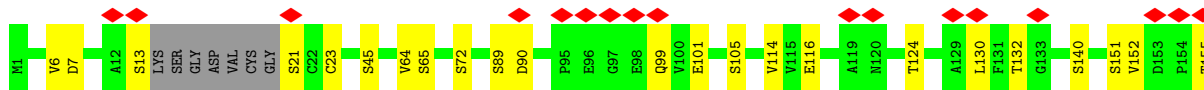
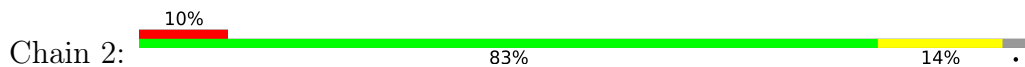


• Molecule 1: Collar sheath protein, gp13

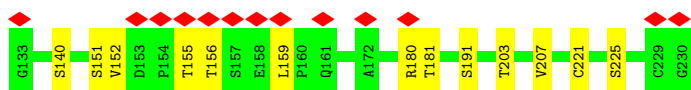
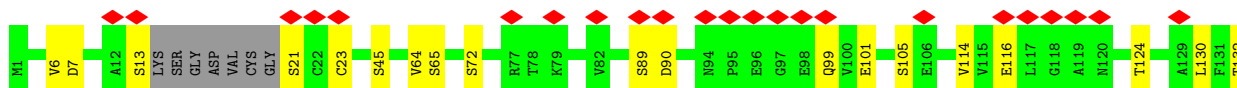
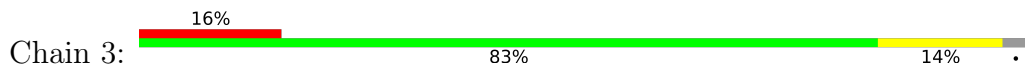




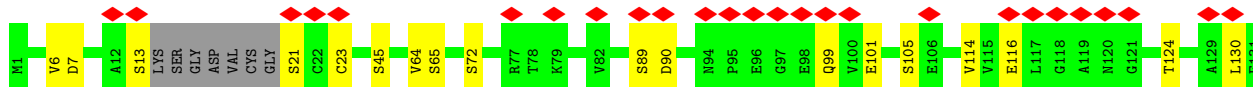
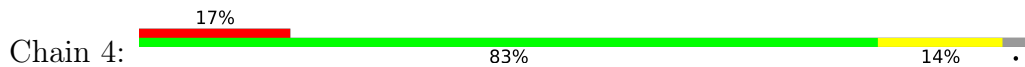
• Molecule 1: Collar sheath protein, gp13



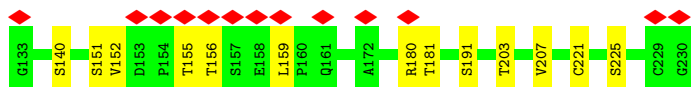
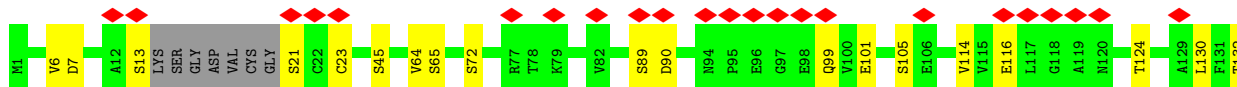
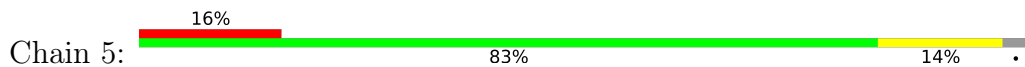
• Molecule 1: Collar sheath protein, gp13



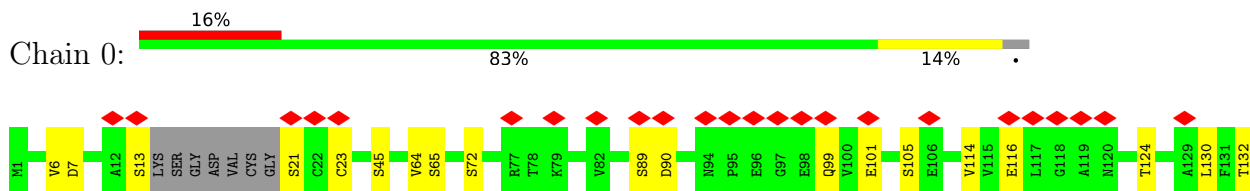
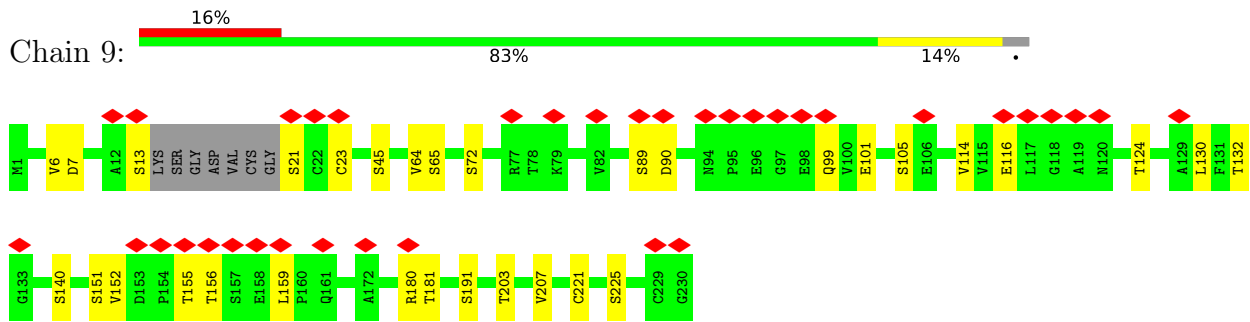
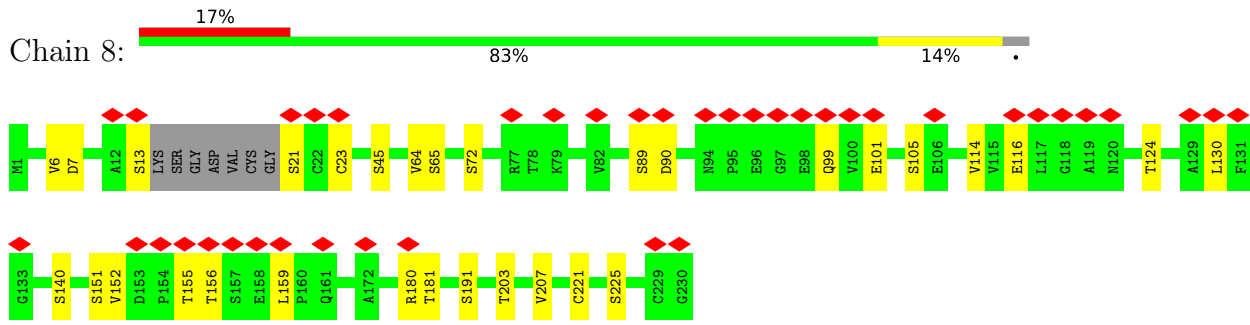
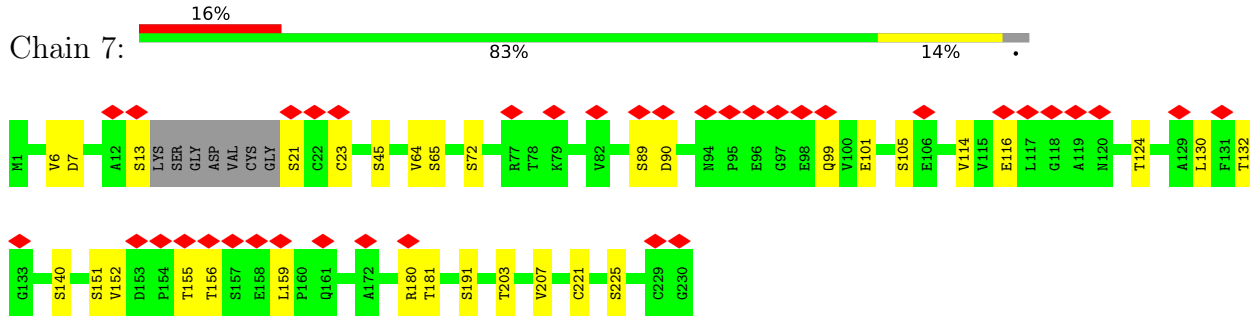
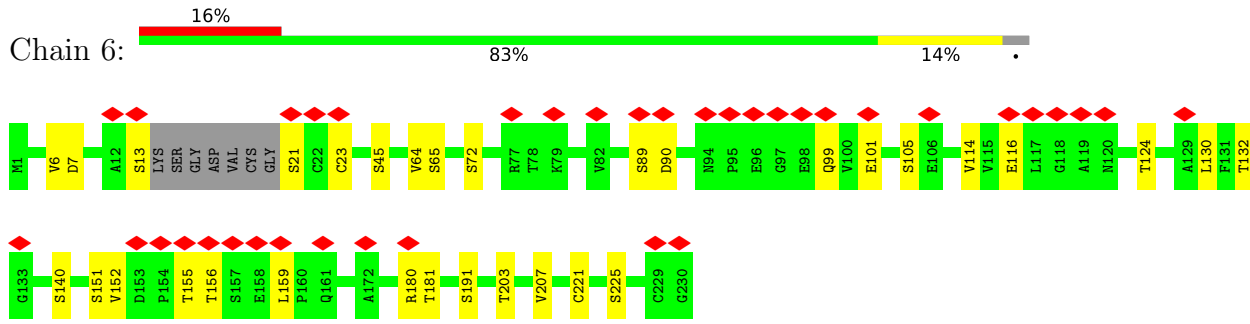
• Molecule 1: Collar sheath protein, gp13

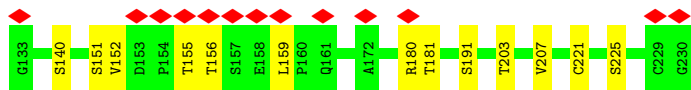


• Molecule 1: Collar sheath protein, gp13

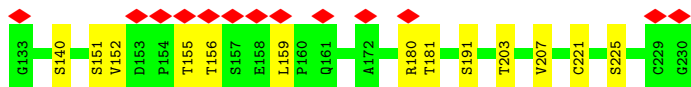
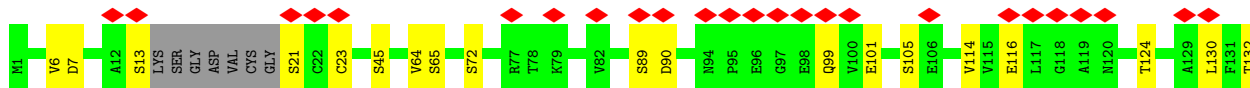
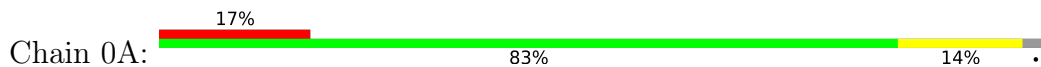


• Molecule 1: Collar sheath protein, gp13

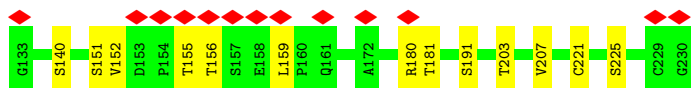
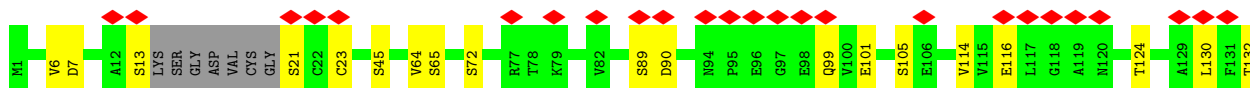
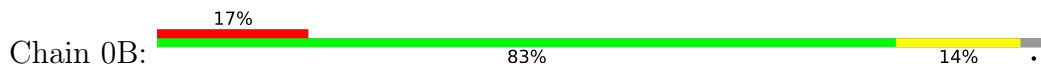




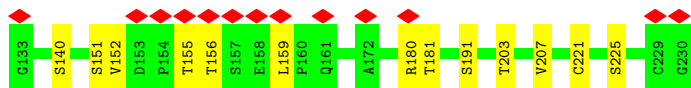
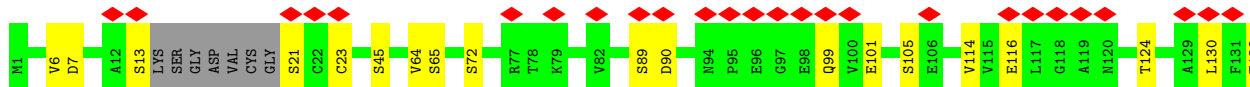
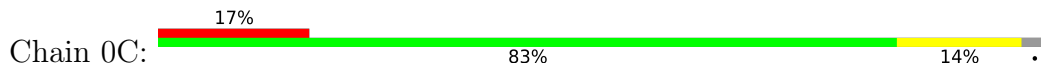
- Molecule 1: Collar sheath protein, gp13



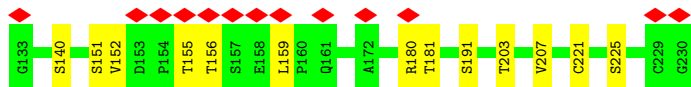
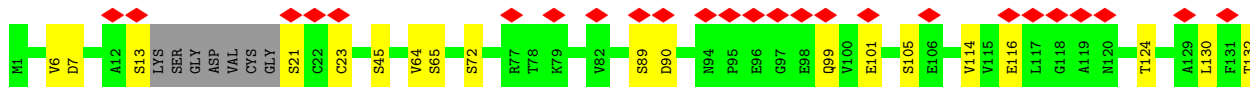
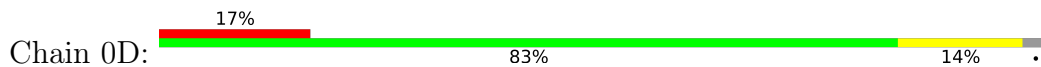
- Molecule 1: Collar sheath protein, gp13



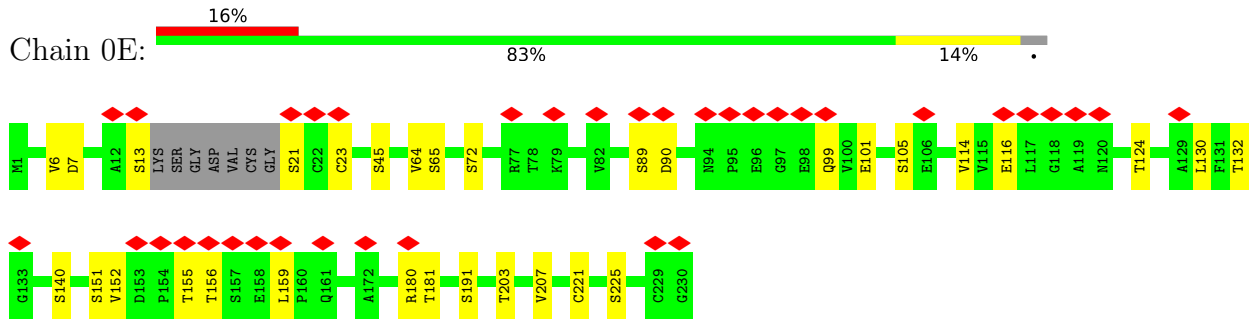
- Molecule 1: Collar sheath protein, gp13



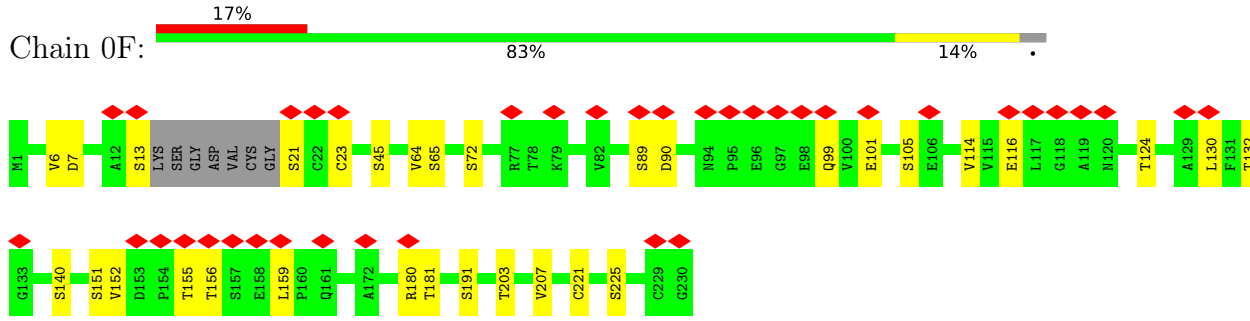
- Molecule 1: Collar sheath protein, gp13



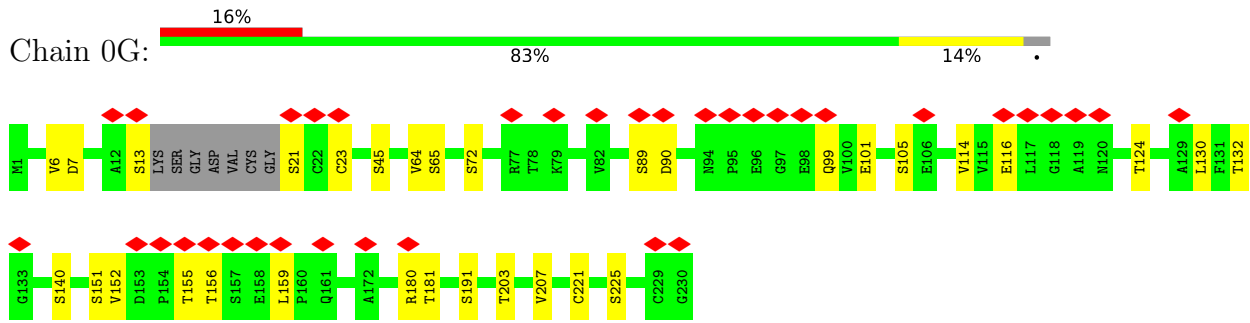
- Molecule 1: Collar sheath protein, gp13



• Molecule 1: Collar sheath protein, gp13



• Molecule 1: Collar sheath protein, gp13



4 Experimental information

Property	Value	Source
EM reconstruction method	SINGLE PARTICLE	Depositor
Imposed symmetry	POINT, Not provided	
Number of particles used	10216	Depositor
Resolution determination method	FSC 0.143 CUT-OFF	Depositor
CTF correction method	PHASE FLIPPING AND AMPLITUDE CORRECTION	Depositor
Microscope	TFS KRIOS	Depositor
Voltage (kV)	300	Depositor
Electron dose ($e^-/\text{\AA}^2$)	50	Depositor
Minimum defocus (nm)	1200	Depositor
Maximum defocus (nm)	2200	Depositor
Magnification	Not provided	
Image detector	GATAN K3 (6k x 4k)	Depositor
Maximum map value	1.361	Depositor
Minimum map value	-0.735	Depositor
Average map value	-0.000	Depositor
Map value standard deviation	0.053	Depositor
Recommended contour level	0.25	Depositor
Map size (\AA)	483.84003, 483.84003, 483.84003	wwPDB
Map dimensions	448, 448, 448	wwPDB
Map angles ($^\circ$)	90.0, 90.0, 90.0	wwPDB
Pixel spacing (\AA)	1.08, 1.08, 1.08	Depositor

5 Model quality [i](#)

5.1 Standard geometry [i](#)

The Z score for a bond length (or angle) is the number of standard deviations the observed value is removed from the expected value. A bond length (or angle) with $|Z| > 5$ is considered an outlier worth inspection. RMSZ is the root-mean-square of all Z scores of the bond lengths (or angles).

Mol	Chain	Bond lengths		Bond angles	
		RMSZ	# Z >5	RMSZ	# Z >5
1	0	0.48	0/1723	0.56	0/2353
1	0A	0.48	0/1723	0.56	0/2353
1	0B	0.48	0/1723	0.56	0/2353
1	0C	0.48	0/1723	0.56	0/2353
1	0D	0.48	0/1723	0.56	0/2353
1	0E	0.48	0/1723	0.56	0/2353
1	0F	0.48	0/1723	0.56	0/2353
1	0G	0.48	0/1723	0.56	0/2353
1	1	0.48	0/1723	0.56	0/2353
1	2	0.48	0/1723	0.56	0/2353
1	3	0.48	0/1723	0.56	0/2353
1	4	0.48	0/1723	0.56	0/2353
1	5	0.48	0/1723	0.56	0/2353
1	6	0.48	0/1723	0.56	0/2353
1	7	0.48	0/1723	0.56	0/2353
1	8	0.48	0/1723	0.56	0/2353
1	9	0.48	0/1723	0.56	0/2353
1	J	0.48	0/1723	0.56	0/2353
1	K	0.48	0/1723	0.56	0/2353
1	L	0.48	0/1723	0.56	0/2353
1	M	0.48	0/1723	0.56	0/2353
1	N	0.48	0/1723	0.56	0/2353
1	O	0.48	0/1723	0.56	0/2353
1	P	0.48	0/1723	0.56	0/2353
1	Q	0.48	0/1723	0.56	0/2353
1	R	0.48	0/1723	0.56	0/2353
1	S	0.48	0/1723	0.56	0/2353
1	T	0.48	0/1723	0.56	0/2353
1	U	0.48	0/1723	0.56	0/2353
1	V	0.48	0/1723	0.56	0/2353
1	W	0.48	0/1723	0.56	0/2353
1	X	0.48	0/1723	0.56	0/2353
1	Y	0.48	0/1723	0.56	0/2353
1	Z	0.48	0/1723	0.56	0/2353

Mol	Chain	Bond lengths		Bond angles	
		RMSZ	# Z >5	RMSZ	# Z >5
1	a	0.48	0/1723	0.56	0/2353
1	b	0.48	0/1723	0.56	0/2353
1	c	0.48	0/1723	0.56	0/2353
1	d	0.48	0/1723	0.56	0/2353
1	e	0.48	0/1723	0.56	0/2353
1	f	0.48	0/1723	0.56	0/2353
1	g	0.48	0/1723	0.56	0/2353
1	h	0.48	0/1723	0.56	0/2353
1	i	0.48	0/1723	0.56	0/2353
1	j	0.48	0/1723	0.56	0/2353
1	k	0.48	0/1723	0.56	0/2353
1	l	0.48	0/1723	0.56	0/2353
1	m	0.48	0/1723	0.56	0/2353
1	n	0.48	0/1723	0.56	0/2353
1	o	0.48	0/1723	0.56	0/2353
1	p	0.48	0/1723	0.56	0/2353
1	q	0.48	0/1723	0.56	0/2353
1	r	0.48	0/1723	0.56	0/2353
1	s	0.48	0/1723	0.56	0/2353
1	t	0.48	0/1723	0.56	0/2353
1	u	0.48	0/1723	0.56	0/2353
1	v	0.48	0/1723	0.56	0/2353
1	w	0.48	0/1723	0.56	0/2353
1	x	0.48	0/1723	0.56	0/2353
1	y	0.48	0/1723	0.56	0/2353
1	z	0.48	0/1723	0.56	0/2353
All	All	0.48	0/103380	0.56	0/141180

There are no bond length outliers.

There are no bond angle outliers.

There are no chirality outliers.

There are no planarity outliers.

5.2 Too-close contacts [i](#)

Due to software issues we are unable to calculate clashes - this section is therefore empty.

5.3 Torsion angles

5.3.1 Protein backbone

In the following table, the Percentiles column shows the percent Ramachandran outliers of the chain as a percentile score with respect to all PDB entries followed by that with respect to all EM entries.

The Analysed column shows the number of residues for which the backbone conformation was analysed, and the total number of residues.

Mol	Chain	Analysed	Favoured	Allowed	Outliers	Percentiles	
1	0	219/230 (95%)	197 (90%)	22 (10%)	0	100	100
1	0A	219/230 (95%)	196 (90%)	23 (10%)	0	100	100
1	0B	219/230 (95%)	196 (90%)	23 (10%)	0	100	100
1	0C	219/230 (95%)	196 (90%)	23 (10%)	0	100	100
1	0D	219/230 (95%)	196 (90%)	23 (10%)	0	100	100
1	0E	219/230 (95%)	196 (90%)	23 (10%)	0	100	100
1	0F	219/230 (95%)	196 (90%)	23 (10%)	0	100	100
1	0G	219/230 (95%)	196 (90%)	23 (10%)	0	100	100
1	1	219/230 (95%)	196 (90%)	23 (10%)	0	100	100
1	2	219/230 (95%)	197 (90%)	22 (10%)	0	100	100
1	3	219/230 (95%)	196 (90%)	23 (10%)	0	100	100
1	4	219/230 (95%)	197 (90%)	22 (10%)	0	100	100
1	5	219/230 (95%)	196 (90%)	23 (10%)	0	100	100
1	6	219/230 (95%)	197 (90%)	22 (10%)	0	100	100
1	7	219/230 (95%)	196 (90%)	23 (10%)	0	100	100
1	8	219/230 (95%)	196 (90%)	23 (10%)	0	100	100
1	9	219/230 (95%)	196 (90%)	23 (10%)	0	100	100
1	J	219/230 (95%)	197 (90%)	22 (10%)	0	100	100
1	K	219/230 (95%)	196 (90%)	23 (10%)	0	100	100
1	L	219/230 (95%)	197 (90%)	22 (10%)	0	100	100
1	M	219/230 (95%)	196 (90%)	23 (10%)	0	100	100
1	N	219/230 (95%)	197 (90%)	22 (10%)	0	100	100
1	O	219/230 (95%)	197 (90%)	22 (10%)	0	100	100
1	P	219/230 (95%)	197 (90%)	22 (10%)	0	100	100
1	Q	219/230 (95%)	197 (90%)	22 (10%)	0	100	100

Continued on next page...

Continued from previous page...

Mol	Chain	Analysed	Favoured	Allowed	Outliers	Percentiles	
1	R	219/230 (95%)	196 (90%)	23 (10%)	0	100	100
1	S	219/230 (95%)	197 (90%)	22 (10%)	0	100	100
1	T	219/230 (95%)	197 (90%)	22 (10%)	0	100	100
1	U	219/230 (95%)	197 (90%)	22 (10%)	0	100	100
1	V	219/230 (95%)	196 (90%)	23 (10%)	0	100	100
1	W	219/230 (95%)	196 (90%)	23 (10%)	0	100	100
1	X	219/230 (95%)	196 (90%)	23 (10%)	0	100	100
1	Y	219/230 (95%)	196 (90%)	23 (10%)	0	100	100
1	Z	219/230 (95%)	196 (90%)	23 (10%)	0	100	100
1	a	219/230 (95%)	196 (90%)	23 (10%)	0	100	100
1	b	219/230 (95%)	196 (90%)	23 (10%)	0	100	100
1	c	219/230 (95%)	196 (90%)	23 (10%)	0	100	100
1	d	219/230 (95%)	196 (90%)	23 (10%)	0	100	100
1	e	219/230 (95%)	196 (90%)	23 (10%)	0	100	100
1	f	219/230 (95%)	196 (90%)	23 (10%)	0	100	100
1	g	219/230 (95%)	196 (90%)	23 (10%)	0	100	100
1	h	219/230 (95%)	196 (90%)	23 (10%)	0	100	100
1	i	219/230 (95%)	196 (90%)	23 (10%)	0	100	100
1	j	219/230 (95%)	196 (90%)	23 (10%)	0	100	100
1	k	219/230 (95%)	196 (90%)	23 (10%)	0	100	100
1	l	219/230 (95%)	196 (90%)	23 (10%)	0	100	100
1	m	219/230 (95%)	197 (90%)	22 (10%)	0	100	100
1	n	219/230 (95%)	197 (90%)	22 (10%)	0	100	100
1	o	219/230 (95%)	196 (90%)	23 (10%)	0	100	100
1	p	219/230 (95%)	197 (90%)	22 (10%)	0	100	100
1	q	219/230 (95%)	196 (90%)	23 (10%)	0	100	100
1	r	219/230 (95%)	196 (90%)	23 (10%)	0	100	100
1	s	219/230 (95%)	197 (90%)	22 (10%)	0	100	100
1	t	219/230 (95%)	197 (90%)	22 (10%)	0	100	100
1	u	219/230 (95%)	196 (90%)	23 (10%)	0	100	100
1	v	219/230 (95%)	197 (90%)	22 (10%)	0	100	100

Continued on next page...

Continued from previous page...

Mol	Chain	Analysed	Favoured	Allowed	Outliers	Percentiles	
1	w	219/230 (95%)	197 (90%)	22 (10%)	0	100	100
1	x	219/230 (95%)	196 (90%)	23 (10%)	0	100	100
1	y	219/230 (95%)	197 (90%)	22 (10%)	0	100	100
1	z	219/230 (95%)	197 (90%)	22 (10%)	0	100	100
All	All	13140/13800 (95%)	11782 (90%)	1358 (10%)	0	100	100

There are no Ramachandran outliers to report.

5.3.2 Protein sidechains [i](#)

In the following table, the Percentiles column shows the percent sidechain outliers of the chain as a percentile score with respect to all PDB entries followed by that with respect to all EM entries.

The Analysed column shows the number of residues for which the sidechain conformation was analysed, and the total number of residues.

Mol	Chain	Analysed	Rotameric	Outliers	Percentiles	
1	0	186/191 (97%)	154 (83%)	32 (17%)	2	8
1	0A	186/191 (97%)	154 (83%)	32 (17%)	2	8
1	0B	186/191 (97%)	154 (83%)	32 (17%)	2	8
1	0C	186/191 (97%)	154 (83%)	32 (17%)	2	8
1	0D	186/191 (97%)	154 (83%)	32 (17%)	2	8
1	0E	186/191 (97%)	154 (83%)	32 (17%)	2	8
1	0F	186/191 (97%)	154 (83%)	32 (17%)	2	8
1	0G	186/191 (97%)	154 (83%)	32 (17%)	2	8
1	1	186/191 (97%)	154 (83%)	32 (17%)	2	8
1	2	186/191 (97%)	154 (83%)	32 (17%)	2	8
1	3	186/191 (97%)	154 (83%)	32 (17%)	2	8
1	4	186/191 (97%)	154 (83%)	32 (17%)	2	8
1	5	186/191 (97%)	154 (83%)	32 (17%)	2	8
1	6	186/191 (97%)	154 (83%)	32 (17%)	2	8
1	7	186/191 (97%)	154 (83%)	32 (17%)	2	8
1	8	186/191 (97%)	154 (83%)	32 (17%)	2	8
1	9	186/191 (97%)	154 (83%)	32 (17%)	2	8

Continued on next page...

Continued from previous page...

Mol	Chain	Analysed	Rotameric	Outliers	Percentiles	
1	J	186/191 (97%)	154 (83%)	32 (17%)	2	8
1	K	186/191 (97%)	154 (83%)	32 (17%)	2	8
1	L	186/191 (97%)	154 (83%)	32 (17%)	2	8
1	M	186/191 (97%)	154 (83%)	32 (17%)	2	8
1	N	186/191 (97%)	154 (83%)	32 (17%)	2	8
1	O	186/191 (97%)	154 (83%)	32 (17%)	2	8
1	P	186/191 (97%)	154 (83%)	32 (17%)	2	8
1	Q	186/191 (97%)	154 (83%)	32 (17%)	2	8
1	R	186/191 (97%)	154 (83%)	32 (17%)	2	8
1	S	186/191 (97%)	154 (83%)	32 (17%)	2	8
1	T	186/191 (97%)	154 (83%)	32 (17%)	2	8
1	U	186/191 (97%)	154 (83%)	32 (17%)	2	8
1	V	186/191 (97%)	154 (83%)	32 (17%)	2	8
1	W	186/191 (97%)	154 (83%)	32 (17%)	2	8
1	X	186/191 (97%)	154 (83%)	32 (17%)	2	8
1	Y	186/191 (97%)	154 (83%)	32 (17%)	2	8
1	Z	186/191 (97%)	154 (83%)	32 (17%)	2	8
1	a	186/191 (97%)	154 (83%)	32 (17%)	2	8
1	b	186/191 (97%)	154 (83%)	32 (17%)	2	8
1	c	186/191 (97%)	154 (83%)	32 (17%)	2	8
1	d	186/191 (97%)	154 (83%)	32 (17%)	2	8
1	e	186/191 (97%)	154 (83%)	32 (17%)	2	8
1	f	186/191 (97%)	154 (83%)	32 (17%)	2	8
1	g	186/191 (97%)	154 (83%)	32 (17%)	2	8
1	h	186/191 (97%)	154 (83%)	32 (17%)	2	8
1	i	186/191 (97%)	154 (83%)	32 (17%)	2	8
1	j	186/191 (97%)	154 (83%)	32 (17%)	2	8
1	k	186/191 (97%)	154 (83%)	32 (17%)	2	8
1	l	186/191 (97%)	154 (83%)	32 (17%)	2	8
1	m	186/191 (97%)	154 (83%)	32 (17%)	2	8
1	n	186/191 (97%)	154 (83%)	32 (17%)	2	8

Continued on next page...

Continued from previous page...

Mol	Chain	Analysed	Rotameric	Outliers	Percentiles	
1	o	186/191 (97%)	154 (83%)	32 (17%)	2	8
1	p	186/191 (97%)	154 (83%)	32 (17%)	2	8
1	q	186/191 (97%)	154 (83%)	32 (17%)	2	8
1	r	186/191 (97%)	154 (83%)	32 (17%)	2	8
1	s	186/191 (97%)	154 (83%)	32 (17%)	2	8
1	t	186/191 (97%)	154 (83%)	32 (17%)	2	8
1	u	186/191 (97%)	154 (83%)	32 (17%)	2	8
1	v	186/191 (97%)	154 (83%)	32 (17%)	2	8
1	w	186/191 (97%)	154 (83%)	32 (17%)	2	8
1	x	186/191 (97%)	154 (83%)	32 (17%)	2	8
1	y	186/191 (97%)	154 (83%)	32 (17%)	2	8
1	z	186/191 (97%)	154 (83%)	32 (17%)	2	8
All	All	11160/11460 (97%)	9240 (83%)	1920 (17%)	5	8

All (1920) residues with a non-rotameric sidechain are listed below:

Mol	Chain	Res	Type
1	J	6	VAL
1	J	7	ASP
1	J	13	SER
1	J	21	SER
1	J	23	CYS
1	J	45	SER
1	J	64	VAL
1	J	65	SER
1	J	72	SER
1	J	89	SER
1	J	90	ASP
1	J	99	GLN
1	J	101	GLU
1	J	105	SER
1	J	114	VAL
1	J	116	GLU
1	J	124	THR
1	J	130	LEU
1	J	132	THR
1	J	140	SER
1	J	151	SER

Continued on next page...

Continued from previous page...

Mol	Chain	Res	Type
1	J	152	VAL
1	J	155	THR
1	J	156	THR
1	J	159	LEU
1	J	180	ARG
1	J	181	THR
1	J	191	SER
1	J	203	THR
1	J	207	VAL
1	J	221	CYS
1	J	225	SER
1	K	6	VAL
1	K	7	ASP
1	K	13	SER
1	K	21	SER
1	K	23	CYS
1	K	45	SER
1	K	64	VAL
1	K	65	SER
1	K	72	SER
1	K	89	SER
1	K	90	ASP
1	K	99	GLN
1	K	101	GLU
1	K	105	SER
1	K	114	VAL
1	K	116	GLU
1	K	124	THR
1	K	130	LEU
1	K	132	THR
1	K	140	SER
1	K	151	SER
1	K	152	VAL
1	K	155	THR
1	K	156	THR
1	K	159	LEU
1	K	180	ARG
1	K	181	THR
1	K	191	SER
1	K	203	THR
1	K	207	VAL
1	K	221	CYS

Continued on next page...

Continued from previous page...

Mol	Chain	Res	Type
1	K	225	SER
1	L	6	VAL
1	L	7	ASP
1	L	13	SER
1	L	21	SER
1	L	23	CYS
1	L	45	SER
1	L	64	VAL
1	L	65	SER
1	L	72	SER
1	L	89	SER
1	L	90	ASP
1	L	99	GLN
1	L	101	GLU
1	L	105	SER
1	L	114	VAL
1	L	116	GLU
1	L	124	THR
1	L	130	LEU
1	L	132	THR
1	L	140	SER
1	L	151	SER
1	L	152	VAL
1	L	155	THR
1	L	156	THR
1	L	159	LEU
1	L	180	ARG
1	L	181	THR
1	L	191	SER
1	L	203	THR
1	L	207	VAL
1	L	221	CYS
1	L	225	SER
1	M	6	VAL
1	M	7	ASP
1	M	13	SER
1	M	21	SER
1	M	23	CYS
1	M	45	SER
1	M	64	VAL
1	M	65	SER
1	M	72	SER

Continued on next page...

Continued from previous page...

Mol	Chain	Res	Type
1	M	89	SER
1	M	90	ASP
1	M	99	GLN
1	M	101	GLU
1	M	105	SER
1	M	114	VAL
1	M	116	GLU
1	M	124	THR
1	M	130	LEU
1	M	132	THR
1	M	140	SER
1	M	151	SER
1	M	152	VAL
1	M	155	THR
1	M	156	THR
1	M	159	LEU
1	M	180	ARG
1	M	181	THR
1	M	191	SER
1	M	203	THR
1	M	207	VAL
1	M	221	CYS
1	M	225	SER
1	N	6	VAL
1	N	7	ASP
1	N	13	SER
1	N	21	SER
1	N	23	CYS
1	N	45	SER
1	N	64	VAL
1	N	65	SER
1	N	72	SER
1	N	89	SER
1	N	90	ASP
1	N	99	GLN
1	N	101	GLU
1	N	105	SER
1	N	114	VAL
1	N	116	GLU
1	N	124	THR
1	N	130	LEU
1	N	132	THR

Continued on next page...

Continued from previous page...

Mol	Chain	Res	Type
1	N	140	SER
1	N	151	SER
1	N	152	VAL
1	N	155	THR
1	N	156	THR
1	N	159	LEU
1	N	180	ARG
1	N	181	THR
1	N	191	SER
1	N	203	THR
1	N	207	VAL
1	N	221	CYS
1	N	225	SER
1	O	6	VAL
1	O	7	ASP
1	O	13	SER
1	O	21	SER
1	O	23	CYS
1	O	45	SER
1	O	64	VAL
1	O	65	SER
1	O	72	SER
1	O	89	SER
1	O	90	ASP
1	O	99	GLN
1	O	101	GLU
1	O	105	SER
1	O	114	VAL
1	O	116	GLU
1	O	124	THR
1	O	130	LEU
1	O	132	THR
1	O	140	SER
1	O	151	SER
1	O	152	VAL
1	O	155	THR
1	O	156	THR
1	O	159	LEU
1	O	180	ARG
1	O	181	THR
1	O	191	SER
1	O	203	THR

Continued on next page...

Continued from previous page...

Mol	Chain	Res	Type
1	O	207	VAL
1	O	221	CYS
1	O	225	SER
1	P	6	VAL
1	P	7	ASP
1	P	13	SER
1	P	21	SER
1	P	23	CYS
1	P	45	SER
1	P	64	VAL
1	P	65	SER
1	P	72	SER
1	P	89	SER
1	P	90	ASP
1	P	99	GLN
1	P	101	GLU
1	P	105	SER
1	P	114	VAL
1	P	116	GLU
1	P	124	THR
1	P	130	LEU
1	P	132	THR
1	P	140	SER
1	P	151	SER
1	P	152	VAL
1	P	155	THR
1	P	156	THR
1	P	159	LEU
1	P	180	ARG
1	P	181	THR
1	P	191	SER
1	P	203	THR
1	P	207	VAL
1	P	221	CYS
1	P	225	SER
1	Q	6	VAL
1	Q	7	ASP
1	Q	13	SER
1	Q	21	SER
1	Q	23	CYS
1	Q	45	SER
1	Q	64	VAL

Continued on next page...

Continued from previous page...

Mol	Chain	Res	Type
1	Q	65	SER
1	Q	72	SER
1	Q	89	SER
1	Q	90	ASP
1	Q	99	GLN
1	Q	101	GLU
1	Q	105	SER
1	Q	114	VAL
1	Q	116	GLU
1	Q	124	THR
1	Q	130	LEU
1	Q	132	THR
1	Q	140	SER
1	Q	151	SER
1	Q	152	VAL
1	Q	155	THR
1	Q	156	THR
1	Q	159	LEU
1	Q	180	ARG
1	Q	181	THR
1	Q	191	SER
1	Q	203	THR
1	Q	207	VAL
1	Q	221	CYS
1	Q	225	SER
1	R	6	VAL
1	R	7	ASP
1	R	13	SER
1	R	21	SER
1	R	23	CYS
1	R	45	SER
1	R	64	VAL
1	R	65	SER
1	R	72	SER
1	R	89	SER
1	R	90	ASP
1	R	99	GLN
1	R	101	GLU
1	R	105	SER
1	R	114	VAL
1	R	116	GLU
1	R	124	THR

Continued on next page...

Continued from previous page...

Mol	Chain	Res	Type
1	R	130	LEU
1	R	132	THR
1	R	140	SER
1	R	151	SER
1	R	152	VAL
1	R	155	THR
1	R	156	THR
1	R	159	LEU
1	R	180	ARG
1	R	181	THR
1	R	191	SER
1	R	203	THR
1	R	207	VAL
1	R	221	CYS
1	R	225	SER
1	S	6	VAL
1	S	7	ASP
1	S	13	SER
1	S	21	SER
1	S	23	CYS
1	S	45	SER
1	S	64	VAL
1	S	65	SER
1	S	72	SER
1	S	89	SER
1	S	90	ASP
1	S	99	GLN
1	S	101	GLU
1	S	105	SER
1	S	114	VAL
1	S	116	GLU
1	S	124	THR
1	S	130	LEU
1	S	132	THR
1	S	140	SER
1	S	151	SER
1	S	152	VAL
1	S	155	THR
1	S	156	THR
1	S	159	LEU
1	S	180	ARG
1	S	181	THR

Continued on next page...

Continued from previous page...

Mol	Chain	Res	Type
1	S	191	SER
1	S	203	THR
1	S	207	VAL
1	S	221	CYS
1	S	225	SER
1	T	6	VAL
1	T	7	ASP
1	T	13	SER
1	T	21	SER
1	T	23	CYS
1	T	45	SER
1	T	64	VAL
1	T	65	SER
1	T	72	SER
1	T	89	SER
1	T	90	ASP
1	T	99	GLN
1	T	101	GLU
1	T	105	SER
1	T	114	VAL
1	T	116	GLU
1	T	124	THR
1	T	130	LEU
1	T	132	THR
1	T	140	SER
1	T	151	SER
1	T	152	VAL
1	T	155	THR
1	T	156	THR
1	T	159	LEU
1	T	180	ARG
1	T	181	THR
1	T	191	SER
1	T	203	THR
1	T	207	VAL
1	T	221	CYS
1	T	225	SER
1	U	6	VAL
1	U	7	ASP
1	U	13	SER
1	U	21	SER
1	U	23	CYS

Continued on next page...

Continued from previous page...

Mol	Chain	Res	Type
1	U	45	SER
1	U	64	VAL
1	U	65	SER
1	U	72	SER
1	U	89	SER
1	U	90	ASP
1	U	99	GLN
1	U	101	GLU
1	U	105	SER
1	U	114	VAL
1	U	116	GLU
1	U	124	THR
1	U	130	LEU
1	U	132	THR
1	U	140	SER
1	U	151	SER
1	U	152	VAL
1	U	155	THR
1	U	156	THR
1	U	159	LEU
1	U	180	ARG
1	U	181	THR
1	U	191	SER
1	U	203	THR
1	U	207	VAL
1	U	221	CYS
1	U	225	SER
1	V	6	VAL
1	V	7	ASP
1	V	13	SER
1	V	21	SER
1	V	23	CYS
1	V	45	SER
1	V	64	VAL
1	V	65	SER
1	V	72	SER
1	V	89	SER
1	V	90	ASP
1	V	99	GLN
1	V	101	GLU
1	V	105	SER
1	V	114	VAL

Continued on next page...

Continued from previous page...

Mol	Chain	Res	Type
1	V	116	GLU
1	V	124	THR
1	V	130	LEU
1	V	132	THR
1	V	140	SER
1	V	151	SER
1	V	152	VAL
1	V	155	THR
1	V	156	THR
1	V	159	LEU
1	V	180	ARG
1	V	181	THR
1	V	191	SER
1	V	203	THR
1	V	207	VAL
1	V	221	CYS
1	V	225	SER
1	W	6	VAL
1	W	7	ASP
1	W	13	SER
1	W	21	SER
1	W	23	CYS
1	W	45	SER
1	W	64	VAL
1	W	65	SER
1	W	72	SER
1	W	89	SER
1	W	90	ASP
1	W	99	GLN
1	W	101	GLU
1	W	105	SER
1	W	114	VAL
1	W	116	GLU
1	W	124	THR
1	W	130	LEU
1	W	132	THR
1	W	140	SER
1	W	151	SER
1	W	152	VAL
1	W	155	THR
1	W	156	THR
1	W	159	LEU

Continued on next page...

Continued from previous page...

Mol	Chain	Res	Type
1	W	180	ARG
1	W	181	THR
1	W	191	SER
1	W	203	THR
1	W	207	VAL
1	W	221	CYS
1	W	225	SER
1	X	6	VAL
1	X	7	ASP
1	X	13	SER
1	X	21	SER
1	X	23	CYS
1	X	45	SER
1	X	64	VAL
1	X	65	SER
1	X	72	SER
1	X	89	SER
1	X	90	ASP
1	X	99	GLN
1	X	101	GLU
1	X	105	SER
1	X	114	VAL
1	X	116	GLU
1	X	124	THR
1	X	130	LEU
1	X	132	THR
1	X	140	SER
1	X	151	SER
1	X	152	VAL
1	X	155	THR
1	X	156	THR
1	X	159	LEU
1	X	180	ARG
1	X	181	THR
1	X	191	SER
1	X	203	THR
1	X	207	VAL
1	X	221	CYS
1	X	225	SER
1	Y	6	VAL
1	Y	7	ASP
1	Y	13	SER

Continued on next page...

Continued from previous page...

Mol	Chain	Res	Type
1	Y	21	SER
1	Y	23	CYS
1	Y	45	SER
1	Y	64	VAL
1	Y	65	SER
1	Y	72	SER
1	Y	89	SER
1	Y	90	ASP
1	Y	99	GLN
1	Y	101	GLU
1	Y	105	SER
1	Y	114	VAL
1	Y	116	GLU
1	Y	124	THR
1	Y	130	LEU
1	Y	132	THR
1	Y	140	SER
1	Y	151	SER
1	Y	152	VAL
1	Y	155	THR
1	Y	156	THR
1	Y	159	LEU
1	Y	180	ARG
1	Y	181	THR
1	Y	191	SER
1	Y	203	THR
1	Y	207	VAL
1	Y	221	CYS
1	Y	225	SER
1	Z	6	VAL
1	Z	7	ASP
1	Z	13	SER
1	Z	21	SER
1	Z	23	CYS
1	Z	45	SER
1	Z	64	VAL
1	Z	65	SER
1	Z	72	SER
1	Z	89	SER
1	Z	90	ASP
1	Z	99	GLN
1	Z	101	GLU

Continued on next page...

Continued from previous page...

Mol	Chain	Res	Type
1	Z	105	SER
1	Z	114	VAL
1	Z	116	GLU
1	Z	124	THR
1	Z	130	LEU
1	Z	132	THR
1	Z	140	SER
1	Z	151	SER
1	Z	152	VAL
1	Z	155	THR
1	Z	156	THR
1	Z	159	LEU
1	Z	180	ARG
1	Z	181	THR
1	Z	191	SER
1	Z	203	THR
1	Z	207	VAL
1	Z	221	CYS
1	Z	225	SER
1	a	6	VAL
1	a	7	ASP
1	a	13	SER
1	a	21	SER
1	a	23	CYS
1	a	45	SER
1	a	64	VAL
1	a	65	SER
1	a	72	SER
1	a	89	SER
1	a	90	ASP
1	a	99	GLN
1	a	101	GLU
1	a	105	SER
1	a	114	VAL
1	a	116	GLU
1	a	124	THR
1	a	130	LEU
1	a	132	THR
1	a	140	SER
1	a	151	SER
1	a	152	VAL
1	a	155	THR

Continued on next page...

Continued from previous page...

Mol	Chain	Res	Type
1	a	156	THR
1	a	159	LEU
1	a	180	ARG
1	a	181	THR
1	a	191	SER
1	a	203	THR
1	a	207	VAL
1	a	221	CYS
1	a	225	SER
1	b	6	VAL
1	b	7	ASP
1	b	13	SER
1	b	21	SER
1	b	23	CYS
1	b	45	SER
1	b	64	VAL
1	b	65	SER
1	b	72	SER
1	b	89	SER
1	b	90	ASP
1	b	99	GLN
1	b	101	GLU
1	b	105	SER
1	b	114	VAL
1	b	116	GLU
1	b	124	THR
1	b	130	LEU
1	b	132	THR
1	b	140	SER
1	b	151	SER
1	b	152	VAL
1	b	155	THR
1	b	156	THR
1	b	159	LEU
1	b	180	ARG
1	b	181	THR
1	b	191	SER
1	b	203	THR
1	b	207	VAL
1	b	221	CYS
1	b	225	SER
1	c	6	VAL

Continued on next page...

Continued from previous page...

Mol	Chain	Res	Type
1	c	7	ASP
1	c	13	SER
1	c	21	SER
1	c	23	CYS
1	c	45	SER
1	c	64	VAL
1	c	65	SER
1	c	72	SER
1	c	89	SER
1	c	90	ASP
1	c	99	GLN
1	c	101	GLU
1	c	105	SER
1	c	114	VAL
1	c	116	GLU
1	c	124	THR
1	c	130	LEU
1	c	132	THR
1	c	140	SER
1	c	151	SER
1	c	152	VAL
1	c	155	THR
1	c	156	THR
1	c	159	LEU
1	c	180	ARG
1	c	181	THR
1	c	191	SER
1	c	203	THR
1	c	207	VAL
1	c	221	CYS
1	c	225	SER
1	d	6	VAL
1	d	7	ASP
1	d	13	SER
1	d	21	SER
1	d	23	CYS
1	d	45	SER
1	d	64	VAL
1	d	65	SER
1	d	72	SER
1	d	89	SER
1	d	90	ASP

Continued on next page...

Continued from previous page...

Mol	Chain	Res	Type
1	d	99	GLN
1	d	101	GLU
1	d	105	SER
1	d	114	VAL
1	d	116	GLU
1	d	124	THR
1	d	130	LEU
1	d	132	THR
1	d	140	SER
1	d	151	SER
1	d	152	VAL
1	d	155	THR
1	d	156	THR
1	d	159	LEU
1	d	180	ARG
1	d	181	THR
1	d	191	SER
1	d	203	THR
1	d	207	VAL
1	d	221	CYS
1	d	225	SER
1	e	6	VAL
1	e	7	ASP
1	e	13	SER
1	e	21	SER
1	e	23	CYS
1	e	45	SER
1	e	64	VAL
1	e	65	SER
1	e	72	SER
1	e	89	SER
1	e	90	ASP
1	e	99	GLN
1	e	101	GLU
1	e	105	SER
1	e	114	VAL
1	e	116	GLU
1	e	124	THR
1	e	130	LEU
1	e	132	THR
1	e	140	SER
1	e	151	SER

Continued on next page...

Continued from previous page...

Mol	Chain	Res	Type
1	e	152	VAL
1	e	155	THR
1	e	156	THR
1	e	159	LEU
1	e	180	ARG
1	e	181	THR
1	e	191	SER
1	e	203	THR
1	e	207	VAL
1	e	221	CYS
1	e	225	SER
1	f	6	VAL
1	f	7	ASP
1	f	13	SER
1	f	21	SER
1	f	23	CYS
1	f	45	SER
1	f	64	VAL
1	f	65	SER
1	f	72	SER
1	f	89	SER
1	f	90	ASP
1	f	99	GLN
1	f	101	GLU
1	f	105	SER
1	f	114	VAL
1	f	116	GLU
1	f	124	THR
1	f	130	LEU
1	f	132	THR
1	f	140	SER
1	f	151	SER
1	f	152	VAL
1	f	155	THR
1	f	156	THR
1	f	159	LEU
1	f	180	ARG
1	f	181	THR
1	f	191	SER
1	f	203	THR
1	f	207	VAL
1	f	221	CYS

Continued on next page...

Continued from previous page...

Mol	Chain	Res	Type
1	f	225	SER
1	g	6	VAL
1	g	7	ASP
1	g	13	SER
1	g	21	SER
1	g	23	CYS
1	g	45	SER
1	g	64	VAL
1	g	65	SER
1	g	72	SER
1	g	89	SER
1	g	90	ASP
1	g	99	GLN
1	g	101	GLU
1	g	105	SER
1	g	114	VAL
1	g	116	GLU
1	g	124	THR
1	g	130	LEU
1	g	132	THR
1	g	140	SER
1	g	151	SER
1	g	152	VAL
1	g	155	THR
1	g	156	THR
1	g	159	LEU
1	g	180	ARG
1	g	181	THR
1	g	191	SER
1	g	203	THR
1	g	207	VAL
1	g	221	CYS
1	g	225	SER
1	h	6	VAL
1	h	7	ASP
1	h	13	SER
1	h	21	SER
1	h	23	CYS
1	h	45	SER
1	h	64	VAL
1	h	65	SER
1	h	72	SER

Continued on next page...

Continued from previous page...

Mol	Chain	Res	Type
1	h	89	SER
1	h	90	ASP
1	h	99	GLN
1	h	101	GLU
1	h	105	SER
1	h	114	VAL
1	h	116	GLU
1	h	124	THR
1	h	130	LEU
1	h	132	THR
1	h	140	SER
1	h	151	SER
1	h	152	VAL
1	h	155	THR
1	h	156	THR
1	h	159	LEU
1	h	180	ARG
1	h	181	THR
1	h	191	SER
1	h	203	THR
1	h	207	VAL
1	h	221	CYS
1	h	225	SER
1	i	6	VAL
1	i	7	ASP
1	i	13	SER
1	i	21	SER
1	i	23	CYS
1	i	45	SER
1	i	64	VAL
1	i	65	SER
1	i	72	SER
1	i	89	SER
1	i	90	ASP
1	i	99	GLN
1	i	101	GLU
1	i	105	SER
1	i	114	VAL
1	i	116	GLU
1	i	124	THR
1	i	130	LEU
1	i	132	THR

Continued on next page...

Continued from previous page...

Mol	Chain	Res	Type
1	i	140	SER
1	i	151	SER
1	i	152	VAL
1	i	155	THR
1	i	156	THR
1	i	159	LEU
1	i	180	ARG
1	i	181	THR
1	i	191	SER
1	i	203	THR
1	i	207	VAL
1	i	221	CYS
1	i	225	SER
1	j	6	VAL
1	j	7	ASP
1	j	13	SER
1	j	21	SER
1	j	23	CYS
1	j	45	SER
1	j	64	VAL
1	j	65	SER
1	j	72	SER
1	j	89	SER
1	j	90	ASP
1	j	99	GLN
1	j	101	GLU
1	j	105	SER
1	j	114	VAL
1	j	116	GLU
1	j	124	THR
1	j	130	LEU
1	j	132	THR
1	j	140	SER
1	j	151	SER
1	j	152	VAL
1	j	155	THR
1	j	156	THR
1	j	159	LEU
1	j	180	ARG
1	j	181	THR
1	j	191	SER
1	j	203	THR

Continued on next page...

Continued from previous page...

Mol	Chain	Res	Type
1	j	207	VAL
1	j	221	CYS
1	j	225	SER
1	k	6	VAL
1	k	7	ASP
1	k	13	SER
1	k	21	SER
1	k	23	CYS
1	k	45	SER
1	k	64	VAL
1	k	65	SER
1	k	72	SER
1	k	89	SER
1	k	90	ASP
1	k	99	GLN
1	k	101	GLU
1	k	105	SER
1	k	114	VAL
1	k	116	GLU
1	k	124	THR
1	k	130	LEU
1	k	132	THR
1	k	140	SER
1	k	151	SER
1	k	152	VAL
1	k	155	THR
1	k	156	THR
1	k	159	LEU
1	k	180	ARG
1	k	181	THR
1	k	191	SER
1	k	203	THR
1	k	207	VAL
1	k	221	CYS
1	k	225	SER
1	l	6	VAL
1	l	7	ASP
1	l	13	SER
1	l	21	SER
1	l	23	CYS
1	l	45	SER
1	l	64	VAL

Continued on next page...

Continued from previous page...

Mol	Chain	Res	Type
1	l	65	SER
1	l	72	SER
1	l	89	SER
1	l	90	ASP
1	l	99	GLN
1	l	101	GLU
1	l	105	SER
1	l	114	VAL
1	l	116	GLU
1	l	124	THR
1	l	130	LEU
1	l	132	THR
1	l	140	SER
1	l	151	SER
1	l	152	VAL
1	l	155	THR
1	l	156	THR
1	l	159	LEU
1	l	180	ARG
1	l	181	THR
1	l	191	SER
1	l	203	THR
1	l	207	VAL
1	l	221	CYS
1	l	225	SER
1	m	6	VAL
1	m	7	ASP
1	m	13	SER
1	m	21	SER
1	m	23	CYS
1	m	45	SER
1	m	64	VAL
1	m	65	SER
1	m	72	SER
1	m	89	SER
1	m	90	ASP
1	m	99	GLN
1	m	101	GLU
1	m	105	SER
1	m	114	VAL
1	m	116	GLU
1	m	124	THR

Continued on next page...

Continued from previous page...

Mol	Chain	Res	Type
1	m	130	LEU
1	m	132	THR
1	m	140	SER
1	m	151	SER
1	m	152	VAL
1	m	155	THR
1	m	156	THR
1	m	159	LEU
1	m	180	ARG
1	m	181	THR
1	m	191	SER
1	m	203	THR
1	m	207	VAL
1	m	221	CYS
1	m	225	SER
1	n	6	VAL
1	n	7	ASP
1	n	13	SER
1	n	21	SER
1	n	23	CYS
1	n	45	SER
1	n	64	VAL
1	n	65	SER
1	n	72	SER
1	n	89	SER
1	n	90	ASP
1	n	99	GLN
1	n	101	GLU
1	n	105	SER
1	n	114	VAL
1	n	116	GLU
1	n	124	THR
1	n	130	LEU
1	n	132	THR
1	n	140	SER
1	n	151	SER
1	n	152	VAL
1	n	155	THR
1	n	156	THR
1	n	159	LEU
1	n	180	ARG
1	n	181	THR

Continued on next page...

Continued from previous page...

Mol	Chain	Res	Type
1	n	191	SER
1	n	203	THR
1	n	207	VAL
1	n	221	CYS
1	n	225	SER
1	o	6	VAL
1	o	7	ASP
1	o	13	SER
1	o	21	SER
1	o	23	CYS
1	o	45	SER
1	o	64	VAL
1	o	65	SER
1	o	72	SER
1	o	89	SER
1	o	90	ASP
1	o	99	GLN
1	o	101	GLU
1	o	105	SER
1	o	114	VAL
1	o	116	GLU
1	o	124	THR
1	o	130	LEU
1	o	132	THR
1	o	140	SER
1	o	151	SER
1	o	152	VAL
1	o	155	THR
1	o	156	THR
1	o	159	LEU
1	o	180	ARG
1	o	181	THR
1	o	191	SER
1	o	203	THR
1	o	207	VAL
1	o	221	CYS
1	o	225	SER
1	p	6	VAL
1	p	7	ASP
1	p	13	SER
1	p	21	SER
1	p	23	CYS

Continued on next page...

Continued from previous page...

Mol	Chain	Res	Type
1	p	45	SER
1	p	64	VAL
1	p	65	SER
1	p	72	SER
1	p	89	SER
1	p	90	ASP
1	p	99	GLN
1	p	101	GLU
1	p	105	SER
1	p	114	VAL
1	p	116	GLU
1	p	124	THR
1	p	130	LEU
1	p	132	THR
1	p	140	SER
1	p	151	SER
1	p	152	VAL
1	p	155	THR
1	p	156	THR
1	p	159	LEU
1	p	180	ARG
1	p	181	THR
1	p	191	SER
1	p	203	THR
1	p	207	VAL
1	p	221	CYS
1	p	225	SER
1	q	6	VAL
1	q	7	ASP
1	q	13	SER
1	q	21	SER
1	q	23	CYS
1	q	45	SER
1	q	64	VAL
1	q	65	SER
1	q	72	SER
1	q	89	SER
1	q	90	ASP
1	q	99	GLN
1	q	101	GLU
1	q	105	SER
1	q	114	VAL

Continued on next page...

Continued from previous page...

Mol	Chain	Res	Type
1	q	116	GLU
1	q	124	THR
1	q	130	LEU
1	q	132	THR
1	q	140	SER
1	q	151	SER
1	q	152	VAL
1	q	155	THR
1	q	156	THR
1	q	159	LEU
1	q	180	ARG
1	q	181	THR
1	q	191	SER
1	q	203	THR
1	q	207	VAL
1	q	221	CYS
1	q	225	SER
1	r	6	VAL
1	r	7	ASP
1	r	13	SER
1	r	21	SER
1	r	23	CYS
1	r	45	SER
1	r	64	VAL
1	r	65	SER
1	r	72	SER
1	r	89	SER
1	r	90	ASP
1	r	99	GLN
1	r	101	GLU
1	r	105	SER
1	r	114	VAL
1	r	116	GLU
1	r	124	THR
1	r	130	LEU
1	r	132	THR
1	r	140	SER
1	r	151	SER
1	r	152	VAL
1	r	155	THR
1	r	156	THR
1	r	159	LEU

Continued on next page...

Continued from previous page...

Mol	Chain	Res	Type
1	r	180	ARG
1	r	181	THR
1	r	191	SER
1	r	203	THR
1	r	207	VAL
1	r	221	CYS
1	r	225	SER
1	s	6	VAL
1	s	7	ASP
1	s	13	SER
1	s	21	SER
1	s	23	CYS
1	s	45	SER
1	s	64	VAL
1	s	65	SER
1	s	72	SER
1	s	89	SER
1	s	90	ASP
1	s	99	GLN
1	s	101	GLU
1	s	105	SER
1	s	114	VAL
1	s	116	GLU
1	s	124	THR
1	s	130	LEU
1	s	132	THR
1	s	140	SER
1	s	151	SER
1	s	152	VAL
1	s	155	THR
1	s	156	THR
1	s	159	LEU
1	s	180	ARG
1	s	181	THR
1	s	191	SER
1	s	203	THR
1	s	207	VAL
1	s	221	CYS
1	s	225	SER
1	t	6	VAL
1	t	7	ASP
1	t	13	SER

Continued on next page...

Continued from previous page...

Mol	Chain	Res	Type
1	t	21	SER
1	t	23	CYS
1	t	45	SER
1	t	64	VAL
1	t	65	SER
1	t	72	SER
1	t	89	SER
1	t	90	ASP
1	t	99	GLN
1	t	101	GLU
1	t	105	SER
1	t	114	VAL
1	t	116	GLU
1	t	124	THR
1	t	130	LEU
1	t	132	THR
1	t	140	SER
1	t	151	SER
1	t	152	VAL
1	t	155	THR
1	t	156	THR
1	t	159	LEU
1	t	180	ARG
1	t	181	THR
1	t	191	SER
1	t	203	THR
1	t	207	VAL
1	t	221	CYS
1	t	225	SER
1	u	6	VAL
1	u	7	ASP
1	u	13	SER
1	u	21	SER
1	u	23	CYS
1	u	45	SER
1	u	64	VAL
1	u	65	SER
1	u	72	SER
1	u	89	SER
1	u	90	ASP
1	u	99	GLN
1	u	101	GLU

Continued on next page...

Continued from previous page...

Mol	Chain	Res	Type
1	u	105	SER
1	u	114	VAL
1	u	116	GLU
1	u	124	THR
1	u	130	LEU
1	u	132	THR
1	u	140	SER
1	u	151	SER
1	u	152	VAL
1	u	155	THR
1	u	156	THR
1	u	159	LEU
1	u	180	ARG
1	u	181	THR
1	u	191	SER
1	u	203	THR
1	u	207	VAL
1	u	221	CYS
1	u	225	SER
1	v	6	VAL
1	v	7	ASP
1	v	13	SER
1	v	21	SER
1	v	23	CYS
1	v	45	SER
1	v	64	VAL
1	v	65	SER
1	v	72	SER
1	v	89	SER
1	v	90	ASP
1	v	99	GLN
1	v	101	GLU
1	v	105	SER
1	v	114	VAL
1	v	116	GLU
1	v	124	THR
1	v	130	LEU
1	v	132	THR
1	v	140	SER
1	v	151	SER
1	v	152	VAL
1	v	155	THR

Continued on next page...

Continued from previous page...

Mol	Chain	Res	Type
1	v	156	THR
1	v	159	LEU
1	v	180	ARG
1	v	181	THR
1	v	191	SER
1	v	203	THR
1	v	207	VAL
1	v	221	CYS
1	v	225	SER
1	w	6	VAL
1	w	7	ASP
1	w	13	SER
1	w	21	SER
1	w	23	CYS
1	w	45	SER
1	w	64	VAL
1	w	65	SER
1	w	72	SER
1	w	89	SER
1	w	90	ASP
1	w	99	GLN
1	w	101	GLU
1	w	105	SER
1	w	114	VAL
1	w	116	GLU
1	w	124	THR
1	w	130	LEU
1	w	132	THR
1	w	140	SER
1	w	151	SER
1	w	152	VAL
1	w	155	THR
1	w	156	THR
1	w	159	LEU
1	w	180	ARG
1	w	181	THR
1	w	191	SER
1	w	203	THR
1	w	207	VAL
1	w	221	CYS
1	w	225	SER
1	x	6	VAL

Continued on next page...

Continued from previous page...

Mol	Chain	Res	Type
1	x	7	ASP
1	x	13	SER
1	x	21	SER
1	x	23	CYS
1	x	45	SER
1	x	64	VAL
1	x	65	SER
1	x	72	SER
1	x	89	SER
1	x	90	ASP
1	x	99	GLN
1	x	101	GLU
1	x	105	SER
1	x	114	VAL
1	x	116	GLU
1	x	124	THR
1	x	130	LEU
1	x	132	THR
1	x	140	SER
1	x	151	SER
1	x	152	VAL
1	x	155	THR
1	x	156	THR
1	x	159	LEU
1	x	180	ARG
1	x	181	THR
1	x	191	SER
1	x	203	THR
1	x	207	VAL
1	x	221	CYS
1	x	225	SER
1	y	6	VAL
1	y	7	ASP
1	y	13	SER
1	y	21	SER
1	y	23	CYS
1	y	45	SER
1	y	64	VAL
1	y	65	SER
1	y	72	SER
1	y	89	SER
1	y	90	ASP

Continued on next page...

Continued from previous page...

Mol	Chain	Res	Type
1	y	99	GLN
1	y	101	GLU
1	y	105	SER
1	y	114	VAL
1	y	116	GLU
1	y	124	THR
1	y	130	LEU
1	y	132	THR
1	y	140	SER
1	y	151	SER
1	y	152	VAL
1	y	155	THR
1	y	156	THR
1	y	159	LEU
1	y	180	ARG
1	y	181	THR
1	y	191	SER
1	y	203	THR
1	y	207	VAL
1	y	221	CYS
1	y	225	SER
1	z	6	VAL
1	z	7	ASP
1	z	13	SER
1	z	21	SER
1	z	23	CYS
1	z	45	SER
1	z	64	VAL
1	z	65	SER
1	z	72	SER
1	z	89	SER
1	z	90	ASP
1	z	99	GLN
1	z	101	GLU
1	z	105	SER
1	z	114	VAL
1	z	116	GLU
1	z	124	THR
1	z	130	LEU
1	z	132	THR
1	z	140	SER
1	z	151	SER

Continued on next page...

Continued from previous page...

Mol	Chain	Res	Type
1	z	152	VAL
1	z	155	THR
1	z	156	THR
1	z	159	LEU
1	z	180	ARG
1	z	181	THR
1	z	191	SER
1	z	203	THR
1	z	207	VAL
1	z	221	CYS
1	z	225	SER
1	1	6	VAL
1	1	7	ASP
1	1	13	SER
1	1	21	SER
1	1	23	CYS
1	1	45	SER
1	1	64	VAL
1	1	65	SER
1	1	72	SER
1	1	89	SER
1	1	90	ASP
1	1	99	GLN
1	1	101	GLU
1	1	105	SER
1	1	114	VAL
1	1	116	GLU
1	1	124	THR
1	1	130	LEU
1	1	132	THR
1	1	140	SER
1	1	151	SER
1	1	152	VAL
1	1	155	THR
1	1	156	THR
1	1	159	LEU
1	1	180	ARG
1	1	181	THR
1	1	191	SER
1	1	203	THR
1	1	207	VAL
1	1	221	CYS

Continued on next page...

Continued from previous page...

Mol	Chain	Res	Type
1	1	225	SER
1	2	6	VAL
1	2	7	ASP
1	2	13	SER
1	2	21	SER
1	2	23	CYS
1	2	45	SER
1	2	64	VAL
1	2	65	SER
1	2	72	SER
1	2	89	SER
1	2	90	ASP
1	2	99	GLN
1	2	101	GLU
1	2	105	SER
1	2	114	VAL
1	2	116	GLU
1	2	124	THR
1	2	130	LEU
1	2	132	THR
1	2	140	SER
1	2	151	SER
1	2	152	VAL
1	2	155	THR
1	2	156	THR
1	2	159	LEU
1	2	180	ARG
1	2	181	THR
1	2	191	SER
1	2	203	THR
1	2	207	VAL
1	2	221	CYS
1	2	225	SER
1	3	6	VAL
1	3	7	ASP
1	3	13	SER
1	3	21	SER
1	3	23	CYS
1	3	45	SER
1	3	64	VAL
1	3	65	SER
1	3	72	SER

Continued on next page...

Continued from previous page...

Mol	Chain	Res	Type
1	3	89	SER
1	3	90	ASP
1	3	99	GLN
1	3	101	GLU
1	3	105	SER
1	3	114	VAL
1	3	116	GLU
1	3	124	THR
1	3	130	LEU
1	3	132	THR
1	3	140	SER
1	3	151	SER
1	3	152	VAL
1	3	155	THR
1	3	156	THR
1	3	159	LEU
1	3	180	ARG
1	3	181	THR
1	3	191	SER
1	3	203	THR
1	3	207	VAL
1	3	221	CYS
1	3	225	SER
1	4	6	VAL
1	4	7	ASP
1	4	13	SER
1	4	21	SER
1	4	23	CYS
1	4	45	SER
1	4	64	VAL
1	4	65	SER
1	4	72	SER
1	4	89	SER
1	4	90	ASP
1	4	99	GLN
1	4	101	GLU
1	4	105	SER
1	4	114	VAL
1	4	116	GLU
1	4	124	THR
1	4	130	LEU
1	4	132	THR

Continued on next page...

Continued from previous page...

Mol	Chain	Res	Type
1	4	140	SER
1	4	151	SER
1	4	152	VAL
1	4	155	THR
1	4	156	THR
1	4	159	LEU
1	4	180	ARG
1	4	181	THR
1	4	191	SER
1	4	203	THR
1	4	207	VAL
1	4	221	CYS
1	4	225	SER
1	5	6	VAL
1	5	7	ASP
1	5	13	SER
1	5	21	SER
1	5	23	CYS
1	5	45	SER
1	5	64	VAL
1	5	65	SER
1	5	72	SER
1	5	89	SER
1	5	90	ASP
1	5	99	GLN
1	5	101	GLU
1	5	105	SER
1	5	114	VAL
1	5	116	GLU
1	5	124	THR
1	5	130	LEU
1	5	132	THR
1	5	140	SER
1	5	151	SER
1	5	152	VAL
1	5	155	THR
1	5	156	THR
1	5	159	LEU
1	5	180	ARG
1	5	181	THR
1	5	191	SER
1	5	203	THR

Continued on next page...

Continued from previous page...

Mol	Chain	Res	Type
1	5	207	VAL
1	5	221	CYS
1	5	225	SER
1	6	6	VAL
1	6	7	ASP
1	6	13	SER
1	6	21	SER
1	6	23	CYS
1	6	45	SER
1	6	64	VAL
1	6	65	SER
1	6	72	SER
1	6	89	SER
1	6	90	ASP
1	6	99	GLN
1	6	101	GLU
1	6	105	SER
1	6	114	VAL
1	6	116	GLU
1	6	124	THR
1	6	130	LEU
1	6	132	THR
1	6	140	SER
1	6	151	SER
1	6	152	VAL
1	6	155	THR
1	6	156	THR
1	6	159	LEU
1	6	180	ARG
1	6	181	THR
1	6	191	SER
1	6	203	THR
1	6	207	VAL
1	6	221	CYS
1	6	225	SER
1	7	6	VAL
1	7	7	ASP
1	7	13	SER
1	7	21	SER
1	7	23	CYS
1	7	45	SER
1	7	64	VAL

Continued on next page...

Continued from previous page...

Mol	Chain	Res	Type
1	7	65	SER
1	7	72	SER
1	7	89	SER
1	7	90	ASP
1	7	99	GLN
1	7	101	GLU
1	7	105	SER
1	7	114	VAL
1	7	116	GLU
1	7	124	THR
1	7	130	LEU
1	7	132	THR
1	7	140	SER
1	7	151	SER
1	7	152	VAL
1	7	155	THR
1	7	156	THR
1	7	159	LEU
1	7	180	ARG
1	7	181	THR
1	7	191	SER
1	7	203	THR
1	7	207	VAL
1	7	221	CYS
1	7	225	SER
1	8	6	VAL
1	8	7	ASP
1	8	13	SER
1	8	21	SER
1	8	23	CYS
1	8	45	SER
1	8	64	VAL
1	8	65	SER
1	8	72	SER
1	8	89	SER
1	8	90	ASP
1	8	99	GLN
1	8	101	GLU
1	8	105	SER
1	8	114	VAL
1	8	116	GLU
1	8	124	THR

Continued on next page...

Continued from previous page...

Mol	Chain	Res	Type
1	8	130	LEU
1	8	132	THR
1	8	140	SER
1	8	151	SER
1	8	152	VAL
1	8	155	THR
1	8	156	THR
1	8	159	LEU
1	8	180	ARG
1	8	181	THR
1	8	191	SER
1	8	203	THR
1	8	207	VAL
1	8	221	CYS
1	8	225	SER
1	9	6	VAL
1	9	7	ASP
1	9	13	SER
1	9	21	SER
1	9	23	CYS
1	9	45	SER
1	9	64	VAL
1	9	65	SER
1	9	72	SER
1	9	89	SER
1	9	90	ASP
1	9	99	GLN
1	9	101	GLU
1	9	105	SER
1	9	114	VAL
1	9	116	GLU
1	9	124	THR
1	9	130	LEU
1	9	132	THR
1	9	140	SER
1	9	151	SER
1	9	152	VAL
1	9	155	THR
1	9	156	THR
1	9	159	LEU
1	9	180	ARG
1	9	181	THR

Continued on next page...

Continued from previous page...

Mol	Chain	Res	Type
1	9	191	SER
1	9	203	THR
1	9	207	VAL
1	9	221	CYS
1	9	225	SER
1	0	6	VAL
1	0	7	ASP
1	0	13	SER
1	0	21	SER
1	0	23	CYS
1	0	45	SER
1	0	64	VAL
1	0	65	SER
1	0	72	SER
1	0	89	SER
1	0	90	ASP
1	0	99	GLN
1	0	101	GLU
1	0	105	SER
1	0	114	VAL
1	0	116	GLU
1	0	124	THR
1	0	130	LEU
1	0	132	THR
1	0	140	SER
1	0	151	SER
1	0	152	VAL
1	0	155	THR
1	0	156	THR
1	0	159	LEU
1	0	180	ARG
1	0	181	THR
1	0	191	SER
1	0	203	THR
1	0	207	VAL
1	0	221	CYS
1	0	225	SER
1	0A	6	VAL
1	0A	7	ASP
1	0A	13	SER
1	0A	21	SER
1	0A	23	CYS

Continued on next page...

Continued from previous page...

Mol	Chain	Res	Type
1	0A	45	SER
1	0A	64	VAL
1	0A	65	SER
1	0A	72	SER
1	0A	89	SER
1	0A	90	ASP
1	0A	99	GLN
1	0A	101	GLU
1	0A	105	SER
1	0A	114	VAL
1	0A	116	GLU
1	0A	124	THR
1	0A	130	LEU
1	0A	132	THR
1	0A	140	SER
1	0A	151	SER
1	0A	152	VAL
1	0A	155	THR
1	0A	156	THR
1	0A	159	LEU
1	0A	180	ARG
1	0A	181	THR
1	0A	191	SER
1	0A	203	THR
1	0A	207	VAL
1	0A	221	CYS
1	0A	225	SER
1	0B	6	VAL
1	0B	7	ASP
1	0B	13	SER
1	0B	21	SER
1	0B	23	CYS
1	0B	45	SER
1	0B	64	VAL
1	0B	65	SER
1	0B	72	SER
1	0B	89	SER
1	0B	90	ASP
1	0B	99	GLN
1	0B	101	GLU
1	0B	105	SER
1	0B	114	VAL

Continued on next page...

Continued from previous page...

Mol	Chain	Res	Type
1	0B	116	GLU
1	0B	124	THR
1	0B	130	LEU
1	0B	132	THR
1	0B	140	SER
1	0B	151	SER
1	0B	152	VAL
1	0B	155	THR
1	0B	156	THR
1	0B	159	LEU
1	0B	180	ARG
1	0B	181	THR
1	0B	191	SER
1	0B	203	THR
1	0B	207	VAL
1	0B	221	CYS
1	0B	225	SER
1	0C	6	VAL
1	0C	7	ASP
1	0C	13	SER
1	0C	21	SER
1	0C	23	CYS
1	0C	45	SER
1	0C	64	VAL
1	0C	65	SER
1	0C	72	SER
1	0C	89	SER
1	0C	90	ASP
1	0C	99	GLN
1	0C	101	GLU
1	0C	105	SER
1	0C	114	VAL
1	0C	116	GLU
1	0C	124	THR
1	0C	130	LEU
1	0C	132	THR
1	0C	140	SER
1	0C	151	SER
1	0C	152	VAL
1	0C	155	THR
1	0C	156	THR
1	0C	159	LEU

Continued on next page...

Continued from previous page...

Mol	Chain	Res	Type
1	0C	180	ARG
1	0C	181	THR
1	0C	191	SER
1	0C	203	THR
1	0C	207	VAL
1	0C	221	CYS
1	0C	225	SER
1	0D	6	VAL
1	0D	7	ASP
1	0D	13	SER
1	0D	21	SER
1	0D	23	CYS
1	0D	45	SER
1	0D	64	VAL
1	0D	65	SER
1	0D	72	SER
1	0D	89	SER
1	0D	90	ASP
1	0D	99	GLN
1	0D	101	GLU
1	0D	105	SER
1	0D	114	VAL
1	0D	116	GLU
1	0D	124	THR
1	0D	130	LEU
1	0D	132	THR
1	0D	140	SER
1	0D	151	SER
1	0D	152	VAL
1	0D	155	THR
1	0D	156	THR
1	0D	159	LEU
1	0D	180	ARG
1	0D	181	THR
1	0D	191	SER
1	0D	203	THR
1	0D	207	VAL
1	0D	221	CYS
1	0D	225	SER
1	0E	6	VAL
1	0E	7	ASP
1	0E	13	SER

Continued on next page...

Continued from previous page...

Mol	Chain	Res	Type
1	0E	21	SER
1	0E	23	CYS
1	0E	45	SER
1	0E	64	VAL
1	0E	65	SER
1	0E	72	SER
1	0E	89	SER
1	0E	90	ASP
1	0E	99	GLN
1	0E	101	GLU
1	0E	105	SER
1	0E	114	VAL
1	0E	116	GLU
1	0E	124	THR
1	0E	130	LEU
1	0E	132	THR
1	0E	140	SER
1	0E	151	SER
1	0E	152	VAL
1	0E	155	THR
1	0E	156	THR
1	0E	159	LEU
1	0E	180	ARG
1	0E	181	THR
1	0E	191	SER
1	0E	203	THR
1	0E	207	VAL
1	0E	221	CYS
1	0E	225	SER
1	0F	6	VAL
1	0F	7	ASP
1	0F	13	SER
1	0F	21	SER
1	0F	23	CYS
1	0F	45	SER
1	0F	64	VAL
1	0F	65	SER
1	0F	72	SER
1	0F	89	SER
1	0F	90	ASP
1	0F	99	GLN
1	0F	101	GLU

Continued on next page...

Continued from previous page...

Mol	Chain	Res	Type
1	0F	105	SER
1	0F	114	VAL
1	0F	116	GLU
1	0F	124	THR
1	0F	130	LEU
1	0F	132	THR
1	0F	140	SER
1	0F	151	SER
1	0F	152	VAL
1	0F	155	THR
1	0F	156	THR
1	0F	159	LEU
1	0F	180	ARG
1	0F	181	THR
1	0F	191	SER
1	0F	203	THR
1	0F	207	VAL
1	0F	221	CYS
1	0F	225	SER
1	0G	6	VAL
1	0G	7	ASP
1	0G	13	SER
1	0G	21	SER
1	0G	23	CYS
1	0G	45	SER
1	0G	64	VAL
1	0G	65	SER
1	0G	72	SER
1	0G	89	SER
1	0G	90	ASP
1	0G	99	GLN
1	0G	101	GLU
1	0G	105	SER
1	0G	114	VAL
1	0G	116	GLU
1	0G	124	THR
1	0G	130	LEU
1	0G	132	THR
1	0G	140	SER
1	0G	151	SER
1	0G	152	VAL
1	0G	155	THR

Continued on next page...

Continued from previous page...

Mol	Chain	Res	Type
1	0G	156	THR
1	0G	159	LEU
1	0G	180	ARG
1	0G	181	THR
1	0G	191	SER
1	0G	203	THR
1	0G	207	VAL
1	0G	221	CYS
1	0G	225	SER

Sometimes sidechains can be flipped to improve hydrogen bonding and reduce clashes. There are no such sidechains identified.

5.3.3 RNA [i](#)

There are no RNA molecules in this entry.

5.4 Non-standard residues in protein, DNA, RNA chains [i](#)

There are no non-standard protein/DNA/RNA residues in this entry.

5.5 Carbohydrates [i](#)

There are no monosaccharides in this entry.

5.6 Ligand geometry [i](#)

There are no ligands in this entry.

5.7 Other polymers [i](#)

There are no such residues in this entry.

5.8 Polymer linkage issues [i](#)

There are no chain breaks in this entry.

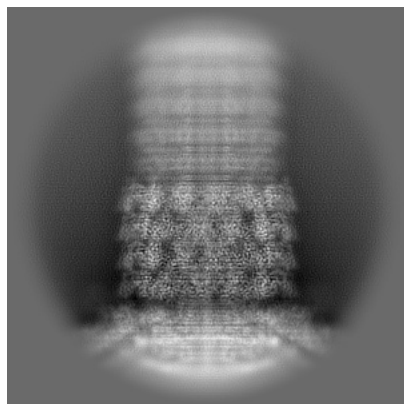
6 Map visualisation [i](#)

This section contains visualisations of the EMDB entry EMD-29501. These allow visual inspection of the internal detail of the map and identification of artifacts.


Images derived from a raw map, generated by summing the deposited half-maps, are presented below the corresponding image components of the primary map to allow further visual inspection and comparison with those of the primary map.

6.1 Orthogonal projections [i](#)

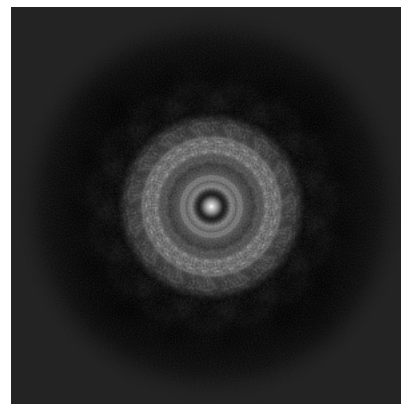
6.1.1 Primary map



X




Y




Z

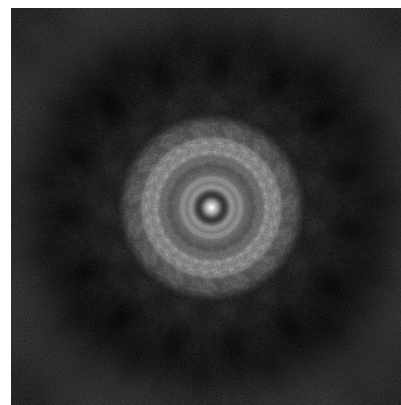
6.1.2 Raw map



X



Y

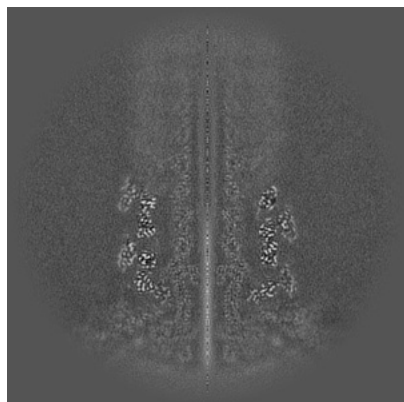


Z

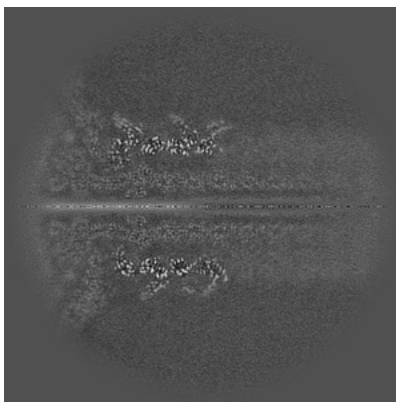
The images above show the map projected in three orthogonal directions.

6.2 Central slices [i](#)

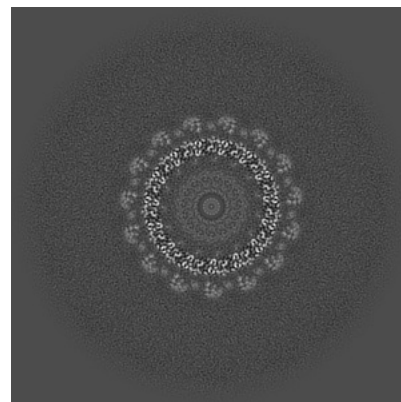
6.2.1 Primary map



X Index: 224

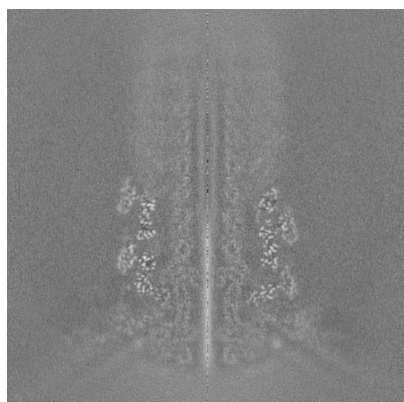


Y Index: 224

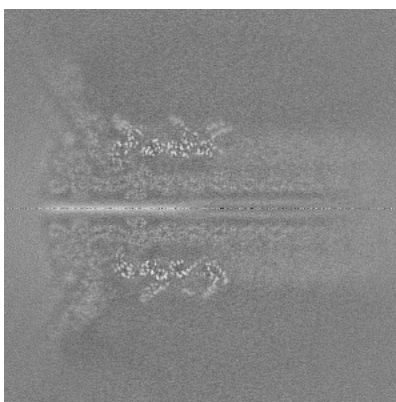


Z Index: 224

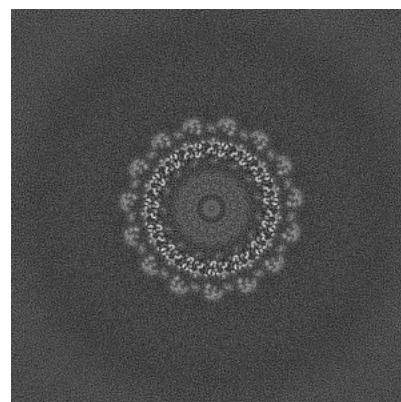
6.2.2 Raw map



X Index: 224



Y Index: 224

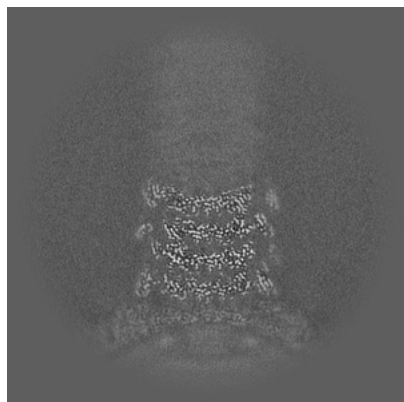


Z Index: 224

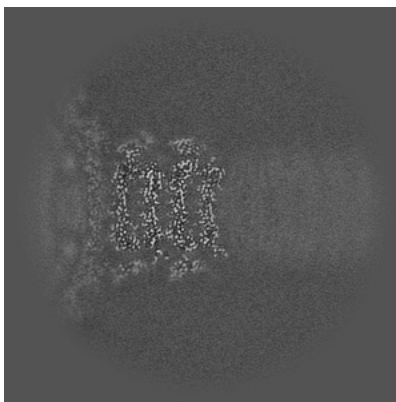
The images above show central slices of the map in three orthogonal directions.

6.3 Largest variance slices [i](#)

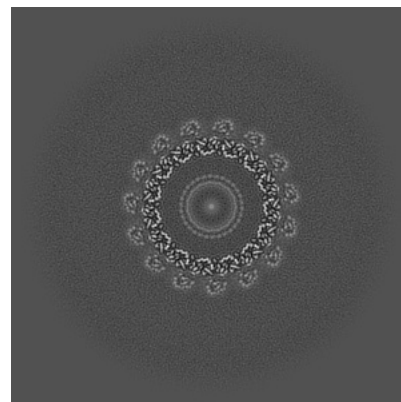
6.3.1 Primary map



X Index: 285

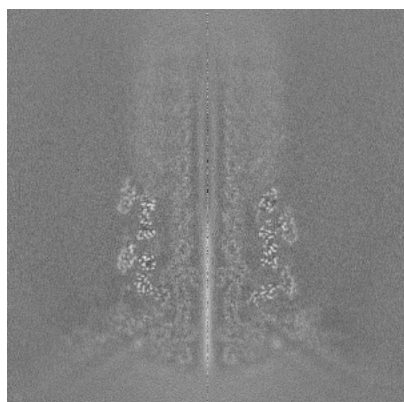


Y Index: 284

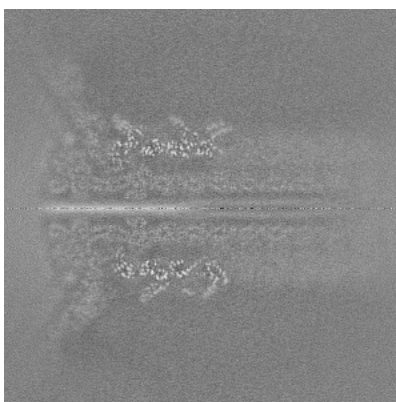


Z Index: 167

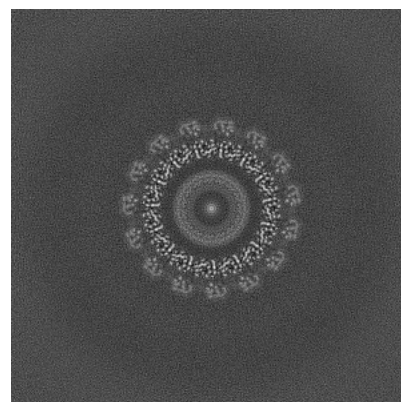
6.3.2 Raw map



X Index: 224



Y Index: 224

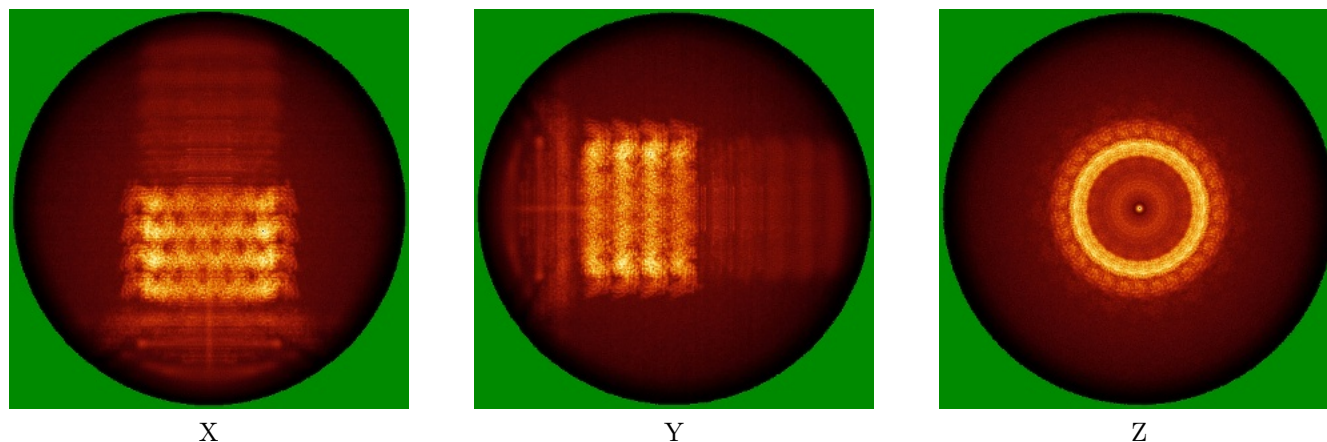


Z Index: 164


The images above show the largest variance slices of the map in three orthogonal directions.

6.4 Orthogonal standard-deviation projections (False-color) [i](#)

6.4.1 Primary map




6.4.2 Raw map



The images above show the map standard deviation projections with false color in three orthogonal directions. Minimum values are shown in green, max in blue, and dark to light orange shades represent small to large values respectively.


6.5 Orthogonal surface views [i](#)

6.5.1 Primary map



The images above show the 3D surface view of the map at the recommended contour level 0.25. These images, in conjunction with the slice images, may facilitate assessment of whether an appropriate contour level has been provided.

6.5.2 Raw map



These images show the 3D surface of the raw map. The raw map's contour level was selected so that its surface encloses the same volume as the primary map does at its recommended contour level.

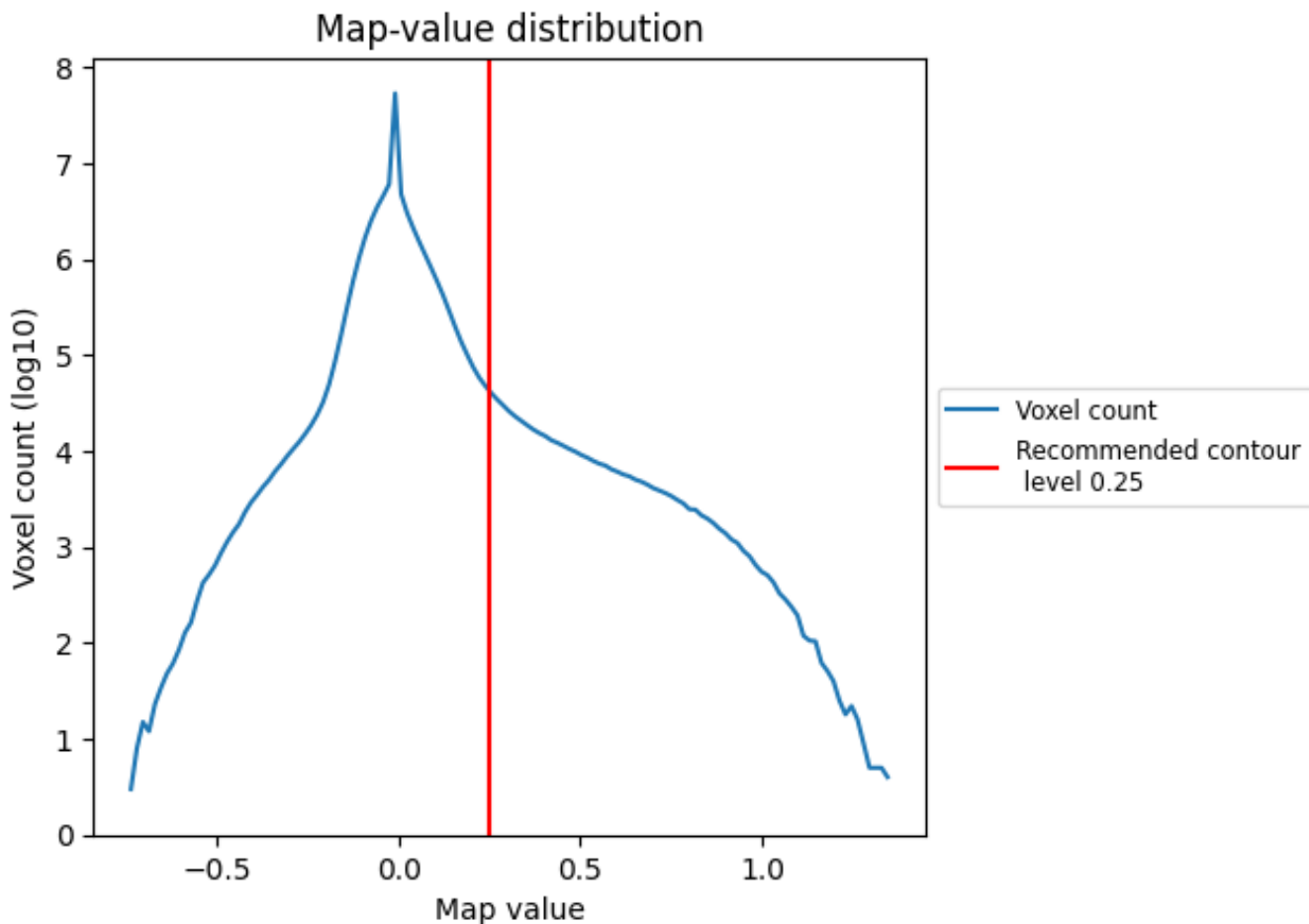
6.6 Mask visualisation [i](#)

This section was not generated. No masks/segmentation were deposited.

7 Map analysis [i](#)

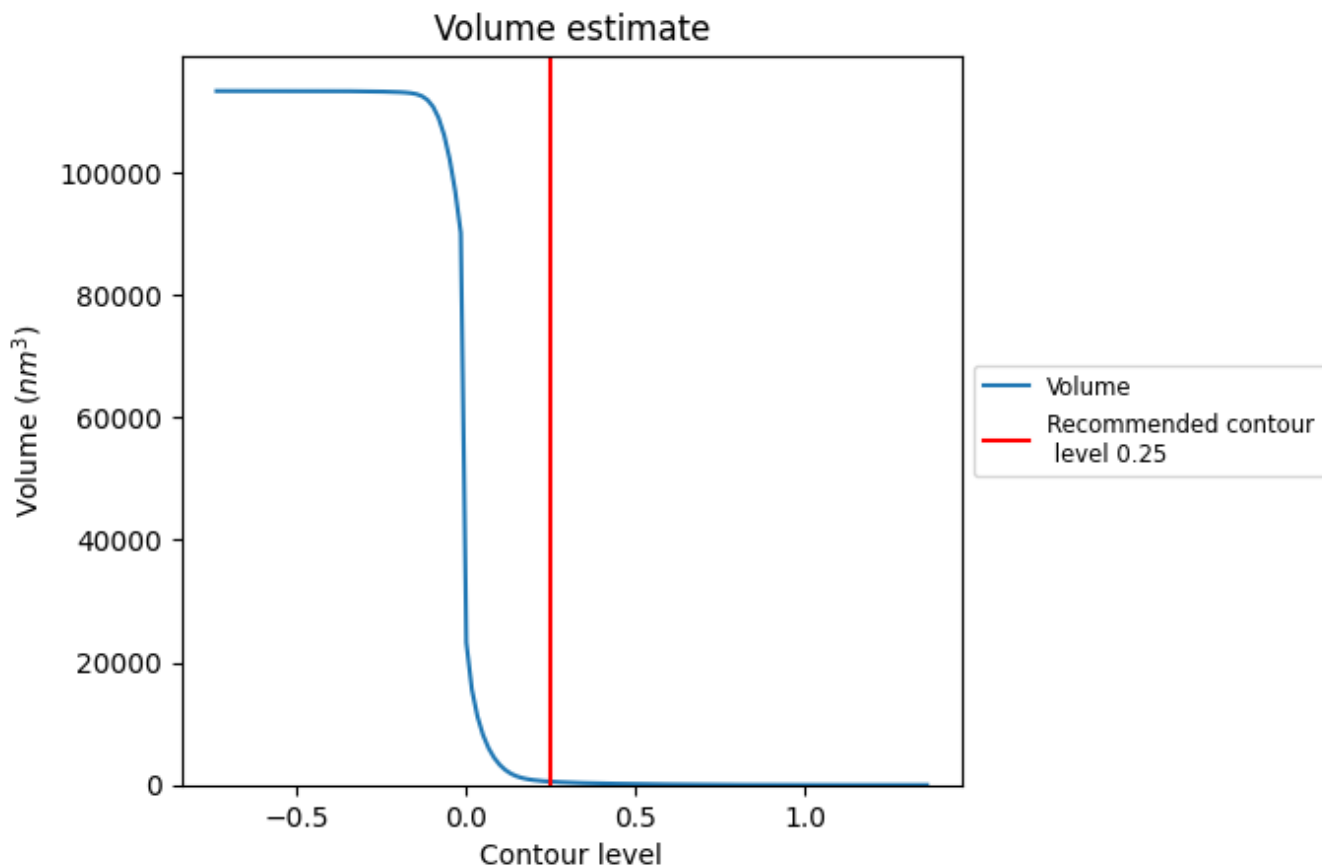
This section contains the results of statistical analysis of the map.

7.1 Map-value distribution [i](#)



The map-value distribution is plotted in 128 intervals along the x-axis. The y-axis is logarithmic. A spike in this graph at zero usually indicates that the volume has been masked.

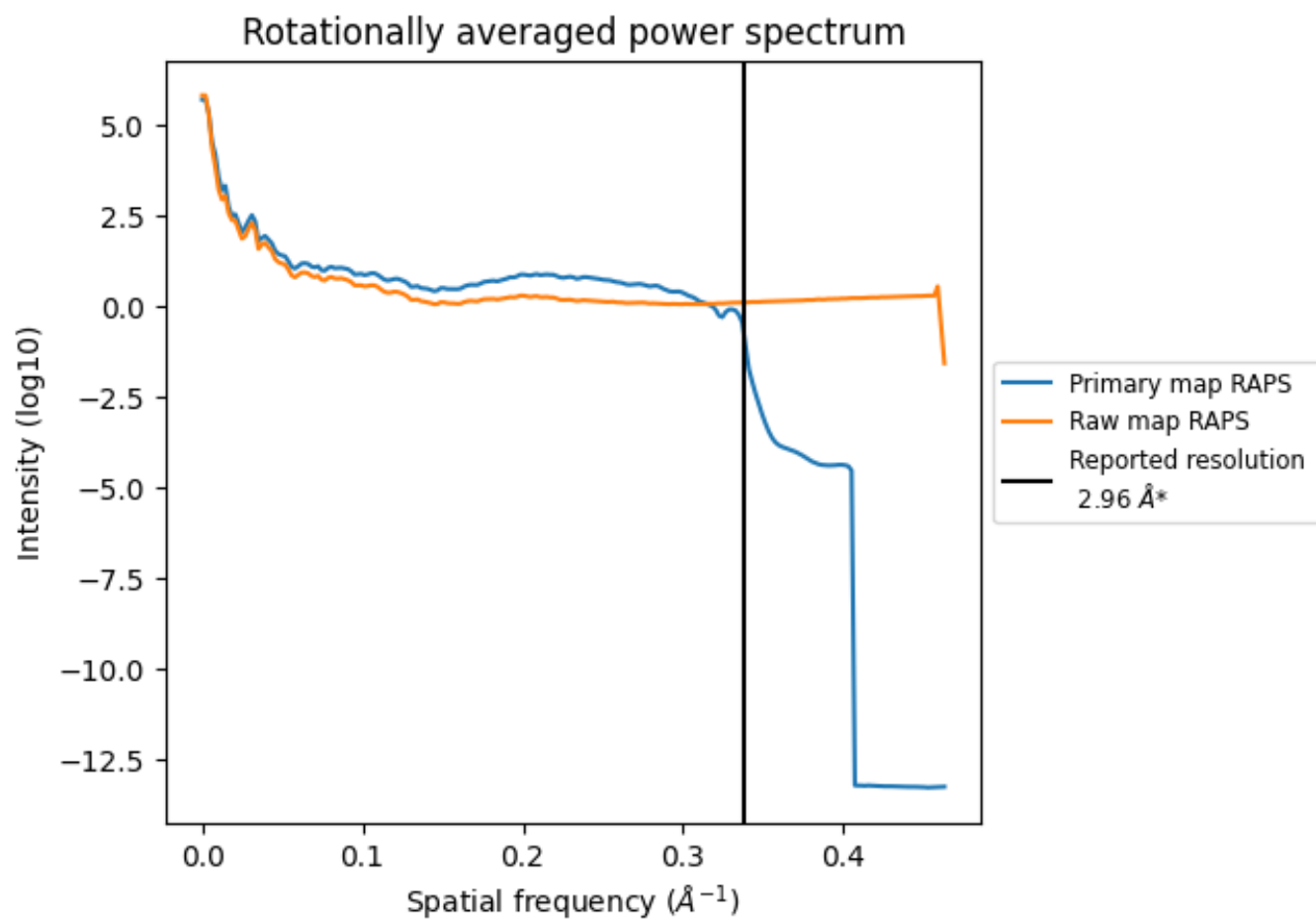
7.2 Volume estimate [i](#)



The volume at the recommended contour level is 544 nm^3 ; this corresponds to an approximate mass of 491 kDa.

The volume estimate graph shows how the enclosed volume varies with the contour level. The recommended contour level is shown as a vertical line and the intersection between the line and the curve gives the volume of the enclosed surface at the given level.

7.3 Rotationally averaged power spectrum i

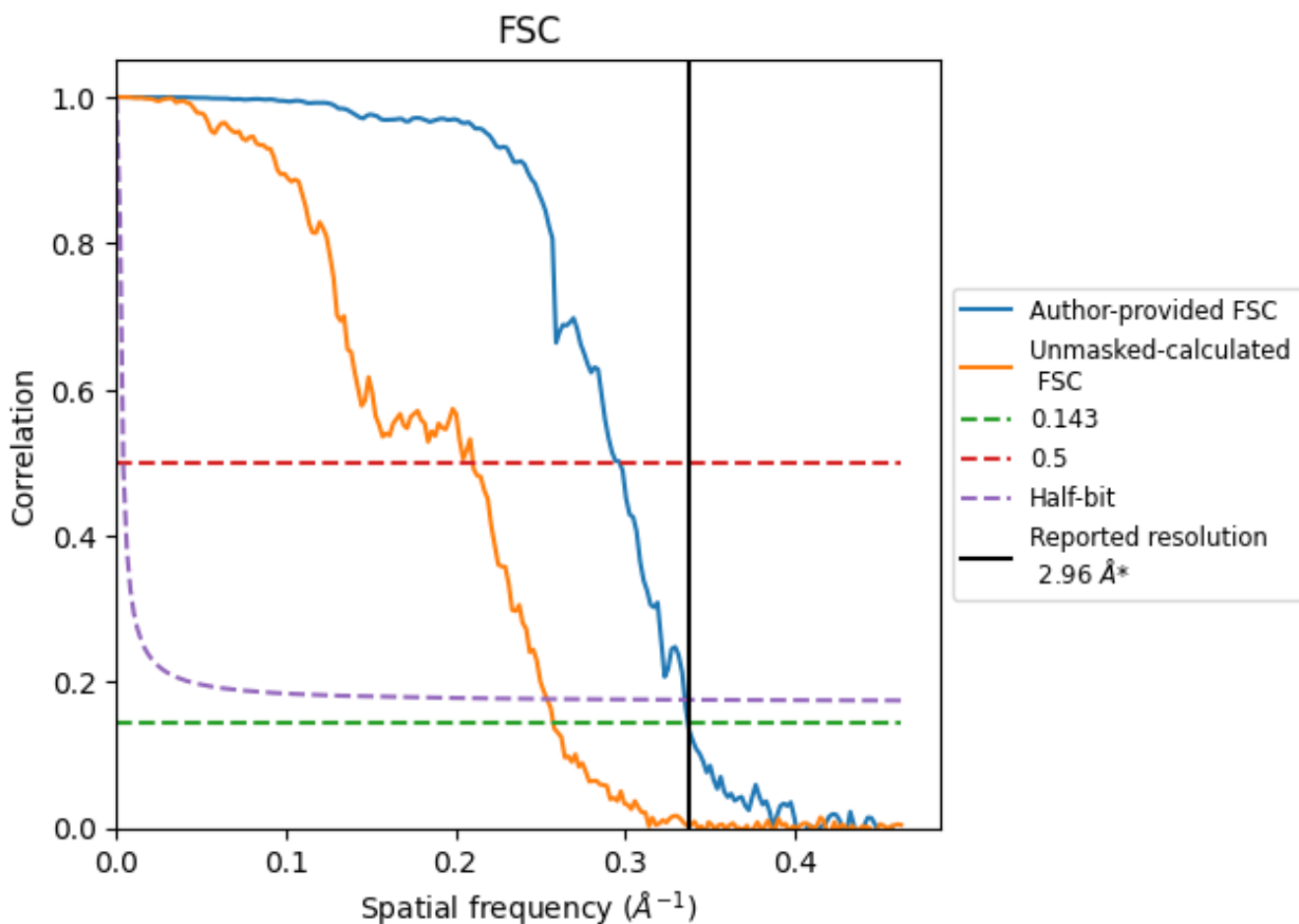


*Reported resolution corresponds to spatial frequency of 0.338 Å⁻¹

8 Fourier-Shell correlation [i](#)

Fourier-Shell Correlation (FSC) is the most commonly used method to estimate the resolution of single-particle and subtomogram-averaged maps. The shape of the curve depends on the imposed symmetry, mask and whether or not the two 3D reconstructions used were processed from a common reference. The reported resolution is shown as a black line. A curve is displayed for the half-bit criterion in addition to lines showing the 0.143 gold standard cut-off and 0.5 cut-off.

8.1 FSC [i](#)



*Reported resolution corresponds to spatial frequency of 0.338 \AA^{-1}

8.2 Resolution estimates [i](#)


Resolution estimate (Å)	Estimation criterion (FSC cut-off)		
	0.143	0.5	Half-bit
Reported by author	2.96	-	-
Author-provided FSC curve	2.96	3.37	2.98
Unmasked-calculated*	3.88	4.76	3.94

*Resolution estimate based on FSC curve calculated by comparison of deposited half-maps. The value from deposited half-maps intersecting FSC 0.143 CUT-OFF 3.88 differs from the reported value 2.96 by more than 10 %

9 Map-model fit [i](#)


This section contains information regarding the fit between EMDB map EMD-29501 and PDB model 8FWC. Per-residue inclusion information can be found in section [3](#) on page [10](#).

9.1 Map-model overlay [i](#)




The images above show the 3D surface view of the map at the recommended contour level 0.25 at 50% transparency in yellow overlaid with a ribbon representation of the model coloured in blue. These images allow for the visual assessment of the quality of fit between the atomic model and the map.

9.2 Q-score mapped to coordinate model [i](#)



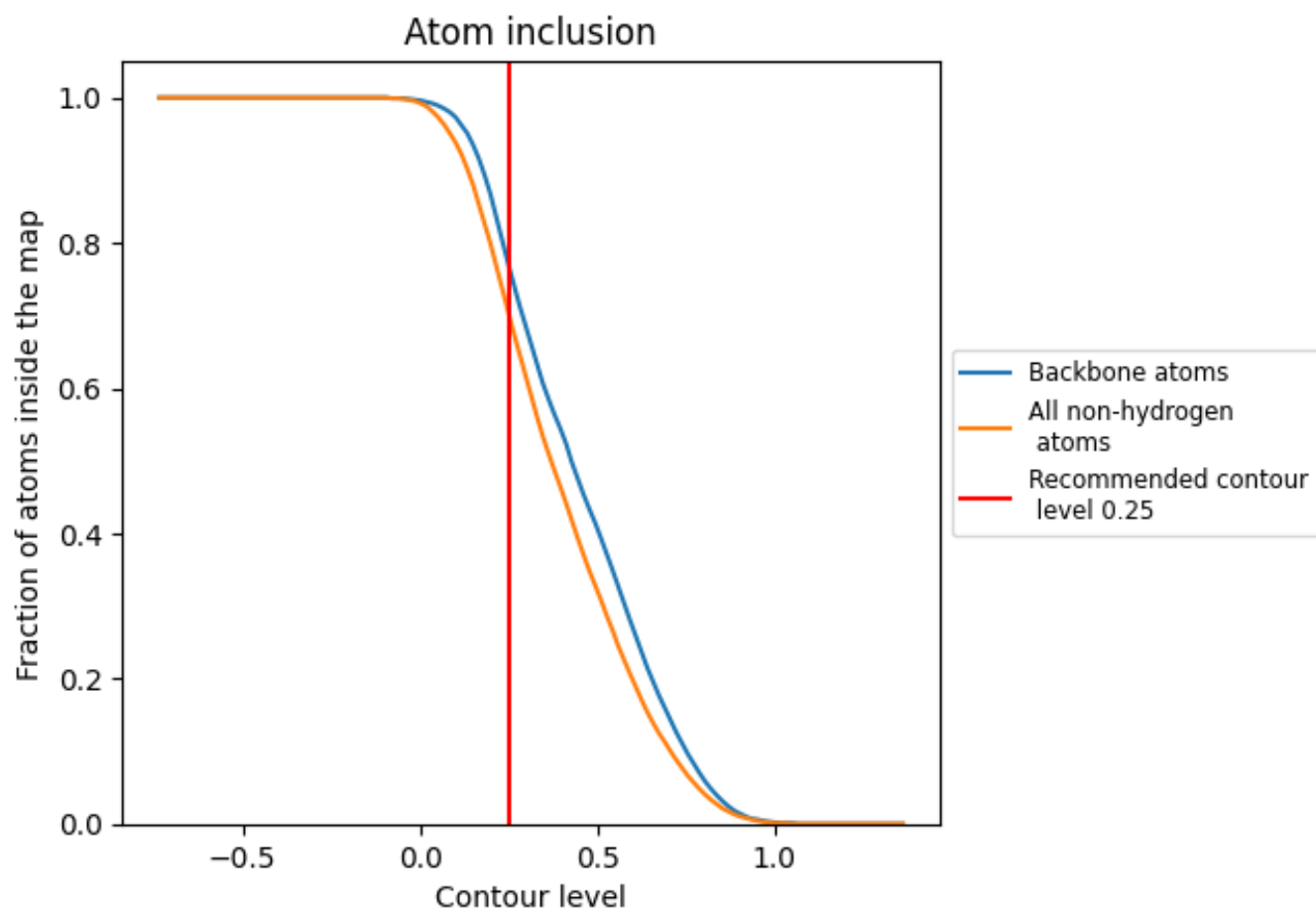
The images above show the model with each residue coloured according to its Q-score. This shows their resolvability in the map with higher Q-score values reflecting better resolvability. Please note: Q-score is calculating the resolvability of atoms, and thus high values are only expected at resolutions at which atoms can be resolved. Low Q-score values may therefore be expected for many entries.

9.3 Atom inclusion mapped to coordinate model [i](#)



The images above show the model with each residue coloured according to its atom inclusion. This shows to what extent they are inside the map at the recommended contour level (0.25).







































































9.4 Atom inclusion [i](#)



At the recommended contour level, 77% of all backbone atoms, 70% of all non-hydrogen atoms, are inside the map.

9.5 Map-model fit summary





















































The table lists the average atom inclusion at the recommended contour level (0.25) and Q-score for the entire model and for each chain.

Chain	Atom inclusion	Q-score
All	 0.7010	 0.5290
0	 0.6620	 0.5100
0A	 0.6590	 0.5100
0B	 0.6630	 0.5100
0C	 0.6590	 0.5110
0D	 0.6550	 0.5100
0E	 0.6610	 0.5110
0F	 0.6620	 0.5100
0G	 0.6610	 0.5090
1	 0.7460	 0.5350
2	 0.7500	 0.5360
3	 0.6630	 0.5090
4	 0.6620	 0.5080
5	 0.6620	 0.5100
6	 0.6620	 0.5100
7	 0.6590	 0.5080
8	 0.6540	 0.5110
9	 0.6600	 0.5100
J	 0.6660	 0.5350
K	 0.6710	 0.5360
L	 0.6690	 0.5360
M	 0.6630	 0.5350
N	 0.6620	 0.5350
O	 0.6670	 0.5360
P	 0.6650	 0.5350
Q	 0.6690	 0.5360
R	 0.6680	 0.5360
S	 0.6630	 0.5340
T	 0.6610	 0.5370
U	 0.6700	 0.5370
V	 0.6630	 0.5360
W	 0.6710	 0.5370
X	 0.6660	 0.5360
Y	 0.7260	 0.5340
Z	 0.7250	 0.5340



Continued on next page...

Continued from previous page...

Chain	Atom inclusion	Q-score
a	 0.7200	 0.5330
b	 0.7280	 0.5350
c	 0.7250	 0.5340
d	 0.7230	 0.5350
e	 0.7270	 0.5360
f	 0.7280	 0.5370
g	 0.7300	 0.5360
h	 0.7280	 0.5370
i	 0.7250	 0.5350
j	 0.7230	 0.5360
k	 0.7270	 0.5370
l	 0.7280	 0.5350
m	 0.7240	 0.5360
n	 0.7560	 0.5350
o	 0.7480	 0.5350
p	 0.7460	 0.5360
q	 0.7510	 0.5350
r	 0.7540	 0.5360
s	 0.7480	 0.5350
t	 0.7500	 0.5340
u	 0.7490	 0.5360
v	 0.7510	 0.5360
w	 0.7530	 0.5350
x	 0.7480	 0.5360
y	 0.7520	 0.5360
z	 0.7480	 0.5350