



Full wwPDB X-ray Structure Validation Report ⓘ

Jan 5, 2024 – 12:52 am GMT

PDB ID : 5G2E
Title : Structure of the Nap1 H2A H2B complex
Authors : AguilarGurrieri, C.; Larabi, A.; Vinayachandran, V.; Patel, N.A.; Yen, K.;
Reja, R.; Ebong, I.O.; Schoehn, G.; Robinson, C.V.; Pugh, B.F.; Panne, D.
Deposited on : 2016-04-07
Resolution : 6.70 Å(reported)

This is a Full wwPDB X-ray Structure Validation Report for a publicly released PDB entry.

We welcome your comments at validation@mail.wwpdb.org

A user guide is available at

<https://www.wwpdb.org/validation/2017/XrayValidationReportHelp>

with specific help available everywhere you see the ⓘ symbol.

The types of validation reports are described at

<http://www.wwpdb.org/validation/2017/FAQs#types>.

The following versions of software and data (see [references ⓘ](#)) were used in the production of this report:

MolProbity : 4.02b-467
Xtriage (Phenix) : 1.13
EDS : 2.36
Percentile statistics : 20191225.v01 (using entries in the PDB archive December 25th 2019)
Refmac : 5.8.0158
CCP4 : 7.0.044 (Gargrove)
Ideal geometry (proteins) : Engh & Huber (2001)
Ideal geometry (DNA, RNA) : Parkinson et al. (1996)
Validation Pipeline (wwPDB-VP) : 2.36

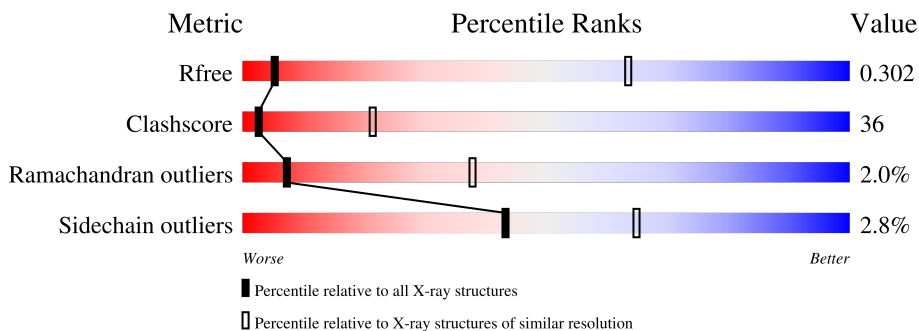
1 Overall quality at a glance

The following experimental techniques were used to determine the structure:

X-RAY DIFFRACTION

The reported resolution of this entry is 6.70 Å.

Percentile scores (ranging between 0-100) for global validation metrics of the entry are shown in the following graphic. The table shows the number of entries on which the scores are based.



Metric	Whole archive (#Entries)	Similar resolution (#Entries, resolution range(Å))
R_{free}	130704	1002 (9.50-3.90)
Clashscore	141614	1066 (9.50-3.90)
Ramachandran outliers	138981	1000 (9.50-3.90)
Sidechain outliers	138945	1000 (9.50-3.86)

The table below summarises the geometric issues observed across the polymeric chains and their fit to the electron density. The red, orange, yellow and green segments of the lower bar indicate the fraction of residues that contain outliers for ≥ 3 , 2, 1 and 0 types of geometric quality criteria respectively. A grey segment represents the fraction of residues that are not modelled. The numeric value for each fraction is indicated below the corresponding segment, with a dot representing fractions $\leq 5\%$

Mol	Chain	Length	Quality of chain
1	A	310	
1	B	310	
1	E	310	
1	F	310	
1	I	310	
1	J	310	
1	M	310	

Continued on next page...

Continued from previous page...

Mol	Chain	Length	Quality of chain		
1	N	310	34%	44%	21%
1	Q	310	35%	44%	19%
1	R	310	35%	42%	21%
1	U	310	34%	45%	19%
1	V	310	33%	44%	21%
2	C	107	44%	39%	16%
2	G	107	38%	38%	16%
2	K	107	32%	48%	16%
2	O	107	36%	43%	16%
2	S	107	40%	40%	16%
2	W	107	32%	49%	16%
3	D	100	49%	40%	11%
3	H	100	47%	42%	11%
3	L	100	45%	44%	11%
3	P	100	46%	43%	11%
3	T	100	52%	37%	11%
3	X	100	44%	45%	11%

2 Entry composition

There are 3 unique types of molecules in this entry. The entry contains 32814 atoms, of which 0 are hydrogens and 0 are deuteriums.

In the tables below, the ZeroOcc column contains the number of atoms modelled with zero occupancy, the AltConf column contains the number of residues with at least one atom in alternate conformation and the Trace column contains the number of residues modelled with at most 2 atoms.

- Molecule 1 is a protein called NUCLEOSOME ASSEMBLY PROTEIN.

Mol	Chain	Residues	Atoms					ZeroOcc	AltConf	Trace
			Total	C	N	O	S			
1	A	252	2067	1328	323	412	4	0	0	0
1	B	245	2009	1297	315	393	4	0	0	0
1	E	252	2067	1328	323	412	4	0	0	0
1	F	245	2009	1297	315	393	4	0	0	0
1	I	252	2067	1328	323	412	4	0	0	0
1	J	245	2009	1297	315	393	4	0	0	0
1	M	252	2067	1328	323	412	4	0	0	0
1	N	245	2009	1297	315	393	4	0	0	0
1	Q	252	2067	1328	323	412	4	0	0	0
1	R	245	2009	1297	315	393	4	0	0	0
1	U	252	2067	1328	323	412	4	0	0	0
1	V	245	2009	1297	315	393	4	0	0	0

There are 132 discrepancies between the modelled and reference sequences:

Chain	Residue	Modelled	Actual	Comment	Reference
A	63	SER	-	expression tag	UNP P25293
A	64	GLN	-	expression tag	UNP P25293
A	65	ASP	-	expression tag	UNP P25293
A	66	PRO	-	expression tag	UNP P25293
A	67	GLU	-	expression tag	UNP P25293

Continued on next page...

Continued from previous page...

Chain	Residue	Modelled	Actual	Comment	Reference
A	68	ASN	-	expression tag	UNP P25293
A	69	LEU	-	expression tag	UNP P25293
A	70	TYR	-	expression tag	UNP P25293
A	71	PHE	-	expression tag	UNP P25293
A	72	GLN	-	expression tag	UNP P25293
A	73	GLY	-	expression tag	UNP P25293
B	63	SER	-	expression tag	UNP P25293
B	64	GLN	-	expression tag	UNP P25293
B	65	ASP	-	expression tag	UNP P25293
B	66	PRO	-	expression tag	UNP P25293
B	67	GLU	-	expression tag	UNP P25293
B	68	ASN	-	expression tag	UNP P25293
B	69	LEU	-	expression tag	UNP P25293
B	70	TYR	-	expression tag	UNP P25293
B	71	PHE	-	expression tag	UNP P25293
B	72	GLN	-	expression tag	UNP P25293
B	73	GLY	-	expression tag	UNP P25293
E	63	SER	-	expression tag	UNP P25293
E	64	GLN	-	expression tag	UNP P25293
E	65	ASP	-	expression tag	UNP P25293
E	66	PRO	-	expression tag	UNP P25293
E	67	GLU	-	expression tag	UNP P25293
E	68	ASN	-	expression tag	UNP P25293
E	69	LEU	-	expression tag	UNP P25293
E	70	TYR	-	expression tag	UNP P25293
E	71	PHE	-	expression tag	UNP P25293
E	72	GLN	-	expression tag	UNP P25293
E	73	GLY	-	expression tag	UNP P25293
F	63	SER	-	expression tag	UNP P25293
F	64	GLN	-	expression tag	UNP P25293
F	65	ASP	-	expression tag	UNP P25293
F	66	PRO	-	expression tag	UNP P25293
F	67	GLU	-	expression tag	UNP P25293
F	68	ASN	-	expression tag	UNP P25293
F	69	LEU	-	expression tag	UNP P25293
F	70	TYR	-	expression tag	UNP P25293
F	71	PHE	-	expression tag	UNP P25293
F	72	GLN	-	expression tag	UNP P25293
F	73	GLY	-	expression tag	UNP P25293
I	63	SER	-	expression tag	UNP P25293
I	64	GLN	-	expression tag	UNP P25293
I	65	ASP	-	expression tag	UNP P25293

Continued on next page...

Continued from previous page...

Chain	Residue	Modelled	Actual	Comment	Reference
I	66	PRO	-	expression tag	UNP P25293
I	67	GLU	-	expression tag	UNP P25293
I	68	ASN	-	expression tag	UNP P25293
I	69	LEU	-	expression tag	UNP P25293
I	70	TYR	-	expression tag	UNP P25293
I	71	PHE	-	expression tag	UNP P25293
I	72	GLN	-	expression tag	UNP P25293
I	73	GLY	-	expression tag	UNP P25293
J	63	SER	-	expression tag	UNP P25293
J	64	GLN	-	expression tag	UNP P25293
J	65	ASP	-	expression tag	UNP P25293
J	66	PRO	-	expression tag	UNP P25293
J	67	GLU	-	expression tag	UNP P25293
J	68	ASN	-	expression tag	UNP P25293
J	69	LEU	-	expression tag	UNP P25293
J	70	TYR	-	expression tag	UNP P25293
J	71	PHE	-	expression tag	UNP P25293
J	72	GLN	-	expression tag	UNP P25293
J	73	GLY	-	expression tag	UNP P25293
M	63	SER	-	expression tag	UNP P25293
M	64	GLN	-	expression tag	UNP P25293
M	65	ASP	-	expression tag	UNP P25293
M	66	PRO	-	expression tag	UNP P25293
M	67	GLU	-	expression tag	UNP P25293
M	68	ASN	-	expression tag	UNP P25293
M	69	LEU	-	expression tag	UNP P25293
M	70	TYR	-	expression tag	UNP P25293
M	71	PHE	-	expression tag	UNP P25293
M	72	GLN	-	expression tag	UNP P25293
M	73	GLY	-	expression tag	UNP P25293
N	63	SER	-	expression tag	UNP P25293
N	64	GLN	-	expression tag	UNP P25293
N	65	ASP	-	expression tag	UNP P25293
N	66	PRO	-	expression tag	UNP P25293
N	67	GLU	-	expression tag	UNP P25293
N	68	ASN	-	expression tag	UNP P25293
N	69	LEU	-	expression tag	UNP P25293
N	70	TYR	-	expression tag	UNP P25293
N	71	PHE	-	expression tag	UNP P25293
N	72	GLN	-	expression tag	UNP P25293
N	73	GLY	-	expression tag	UNP P25293
Q	63	SER	-	expression tag	UNP P25293

Continued on next page...

Continued from previous page...

Chain	Residue	Modelled	Actual	Comment	Reference
Q	64	GLN	-	expression tag	UNP P25293
Q	65	ASP	-	expression tag	UNP P25293
Q	66	PRO	-	expression tag	UNP P25293
Q	67	GLU	-	expression tag	UNP P25293
Q	68	ASN	-	expression tag	UNP P25293
Q	69	LEU	-	expression tag	UNP P25293
Q	70	TYR	-	expression tag	UNP P25293
Q	71	PHE	-	expression tag	UNP P25293
Q	72	GLN	-	expression tag	UNP P25293
Q	73	GLY	-	expression tag	UNP P25293
R	63	SER	-	expression tag	UNP P25293
R	64	GLN	-	expression tag	UNP P25293
R	65	ASP	-	expression tag	UNP P25293
R	66	PRO	-	expression tag	UNP P25293
R	67	GLU	-	expression tag	UNP P25293
R	68	ASN	-	expression tag	UNP P25293
R	69	LEU	-	expression tag	UNP P25293
R	70	TYR	-	expression tag	UNP P25293
R	71	PHE	-	expression tag	UNP P25293
R	72	GLN	-	expression tag	UNP P25293
R	73	GLY	-	expression tag	UNP P25293
U	63	SER	-	expression tag	UNP P25293
U	64	GLN	-	expression tag	UNP P25293
U	65	ASP	-	expression tag	UNP P25293
U	66	PRO	-	expression tag	UNP P25293
U	67	GLU	-	expression tag	UNP P25293
U	68	ASN	-	expression tag	UNP P25293
U	69	LEU	-	expression tag	UNP P25293
U	70	TYR	-	expression tag	UNP P25293
U	71	PHE	-	expression tag	UNP P25293
U	72	GLN	-	expression tag	UNP P25293
U	73	GLY	-	expression tag	UNP P25293
V	63	SER	-	expression tag	UNP P25293
V	64	GLN	-	expression tag	UNP P25293
V	65	ASP	-	expression tag	UNP P25293
V	66	PRO	-	expression tag	UNP P25293
V	67	GLU	-	expression tag	UNP P25293
V	68	ASN	-	expression tag	UNP P25293
V	69	LEU	-	expression tag	UNP P25293
V	70	TYR	-	expression tag	UNP P25293
V	71	PHE	-	expression tag	UNP P25293
V	72	GLN	-	expression tag	UNP P25293

Continued on next page...

Continued from previous page...

Chain	Residue	Modelled	Actual	Comment	Reference
V	73	GLY	-	expression tag	UNP P25293

- Molecule 2 is a protein called HISTONE H2A TYPE 1.

Mol	Chain	Residues	Atoms				ZeroOcc	AltConf	Trace
2	C	90	Total	C	N	O	0	0	0
			699	437	139	123			
2	G	90	Total	C	N	O	0	0	0
			699	437	139	123			
2	K	90	Total	C	N	O	0	0	0
			699	437	139	123			
2	O	90	Total	C	N	O	0	0	0
			699	437	139	123			
2	S	90	Total	C	N	O	0	0	0
			699	437	139	123			
2	W	90	Total	C	N	O	0	0	0
			699	437	139	123			

There are 12 discrepancies between the modelled and reference sequences:

Chain	Residue	Modelled	Actual	Comment	Reference
C	12	MET	-	expression tag	UNP P06897
C	99	ARG	GLY	conflict	UNP P06897
G	12	MET	-	expression tag	UNP P06897
G	99	ARG	GLY	conflict	UNP P06897
K	12	MET	-	expression tag	UNP P06897
K	99	ARG	GLY	conflict	UNP P06897
O	12	MET	-	expression tag	UNP P06897
O	99	ARG	GLY	conflict	UNP P06897
S	12	MET	-	expression tag	UNP P06897
S	99	ARG	GLY	conflict	UNP P06897
W	12	MET	-	expression tag	UNP P06897
W	99	ARG	GLY	conflict	UNP P06897

- Molecule 3 is a protein called HISTONE H2B 1.1.

Mol	Chain	Residues	Atoms					ZeroOcc	AltConf	Trace
3	D	89	Total	C	N	O	S	0	0	0
			694	439	123	130	2			
3	H	89	Total	C	N	O	S	0	0	0
			694	439	123	130	2			

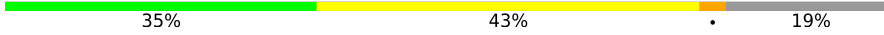
Continued on next page...

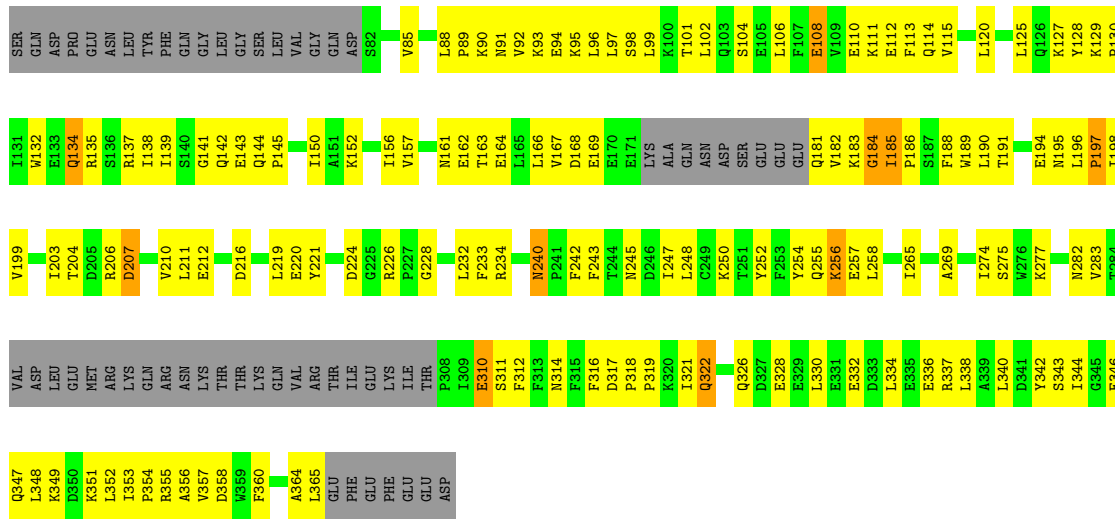
Continued from previous page...

Mol	Chain	Residues	Atoms					ZeroOcc	AltConf	Trace
			Total	C	N	O	S			
3	L	89	694	439	123	130	2	0	0	0
3	P	89	694	439	123	130	2	0	0	0
3	T	89	694	439	123	130	2	0	0	0
3	X	89	694	439	123	130	2	0	0	0

There are 12 discrepancies between the modelled and reference sequences:

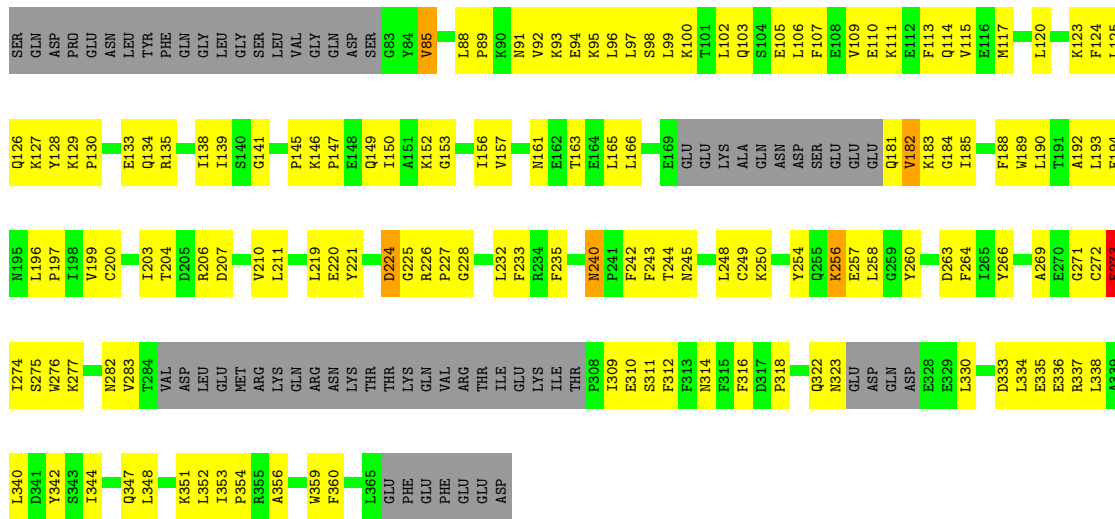
Chain	Residue	Modelled	Actual	Comment	Reference
D	23	MET	-	expression tag	UNP P02281
D	29	THR	SER	conflict	UNP P02281
H	23	MET	-	expression tag	UNP P02281
H	29	THR	SER	conflict	UNP P02281
L	23	MET	-	expression tag	UNP P02281
L	29	THR	SER	conflict	UNP P02281
P	23	MET	-	expression tag	UNP P02281
P	29	THR	SER	conflict	UNP P02281
T	23	MET	-	expression tag	UNP P02281
T	29	THR	SER	conflict	UNP P02281
X	23	MET	-	expression tag	UNP P02281
X	29	THR	SER	conflict	UNP P02281

Chain E:  35% 43% 19%



● Molecule 1: NUCLEOSOME ASSEMBLY PROTEIN

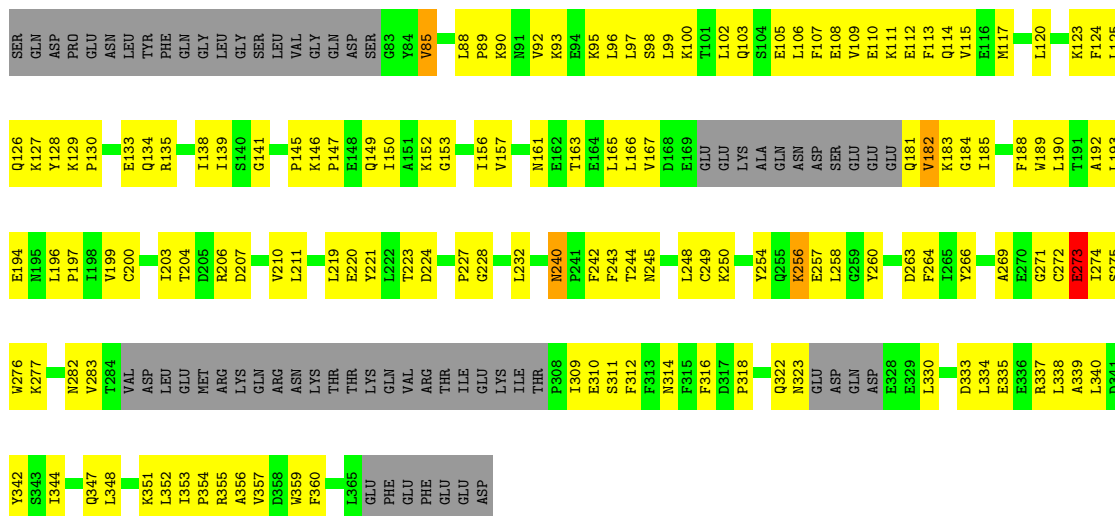
Chain F:  34% 43% 21%



● Molecule 1: NUCLEOSOME ASSEMBLY PROTEIN

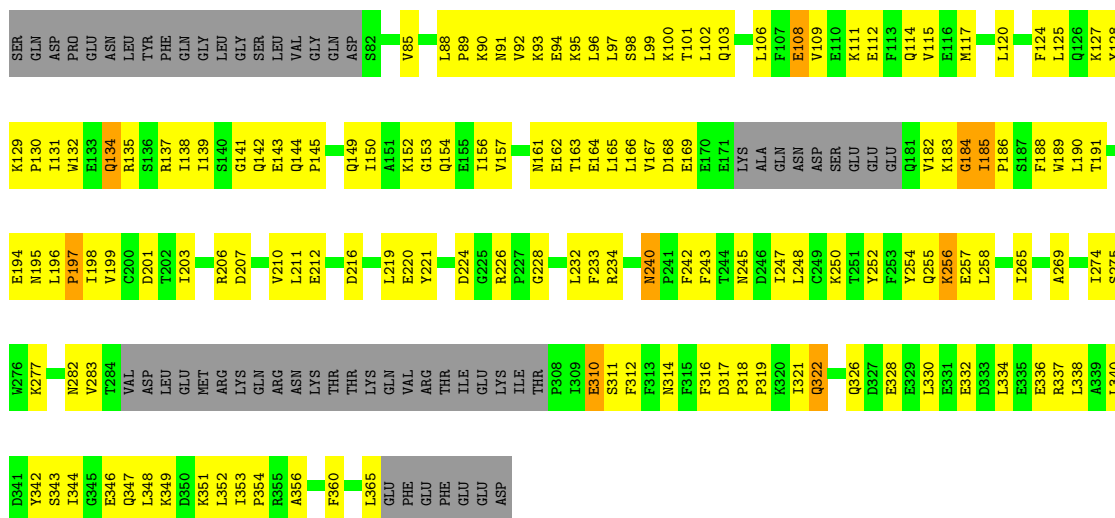
Chain I:  35% 43% 19%





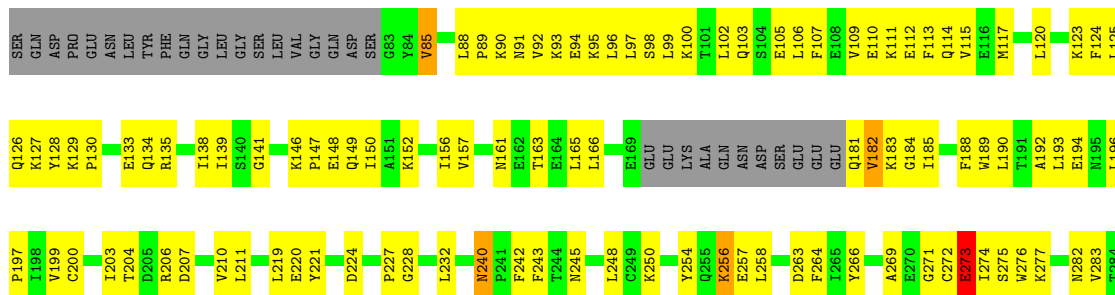
• Molecule 1: NUCLEOSOME ASSEMBLY PROTEIN

Chain Q: 35% 44% 19%



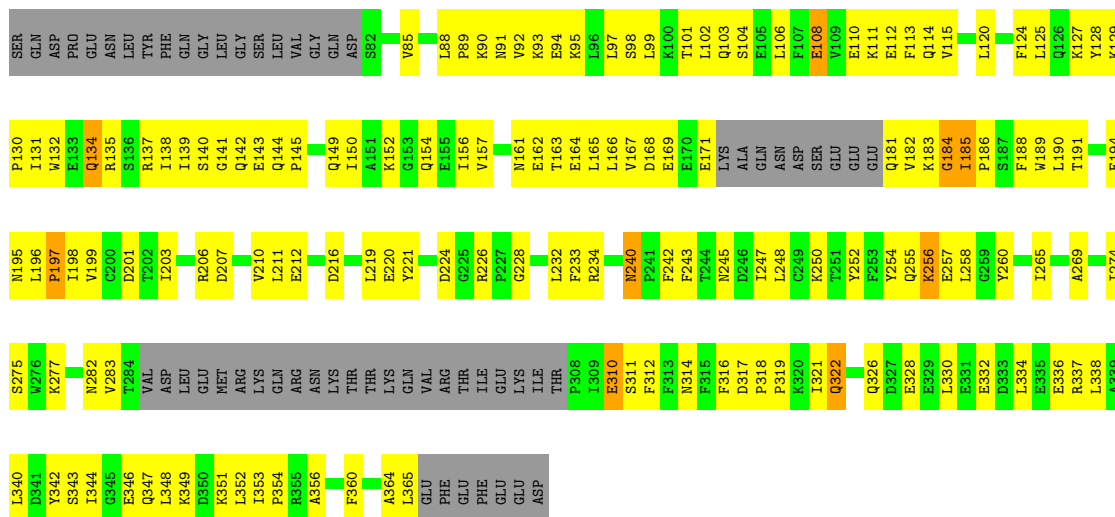
• Molecule 1: NUCLEOSOME ASSEMBLY PROTEIN

Chain R: 35% 42% 21%

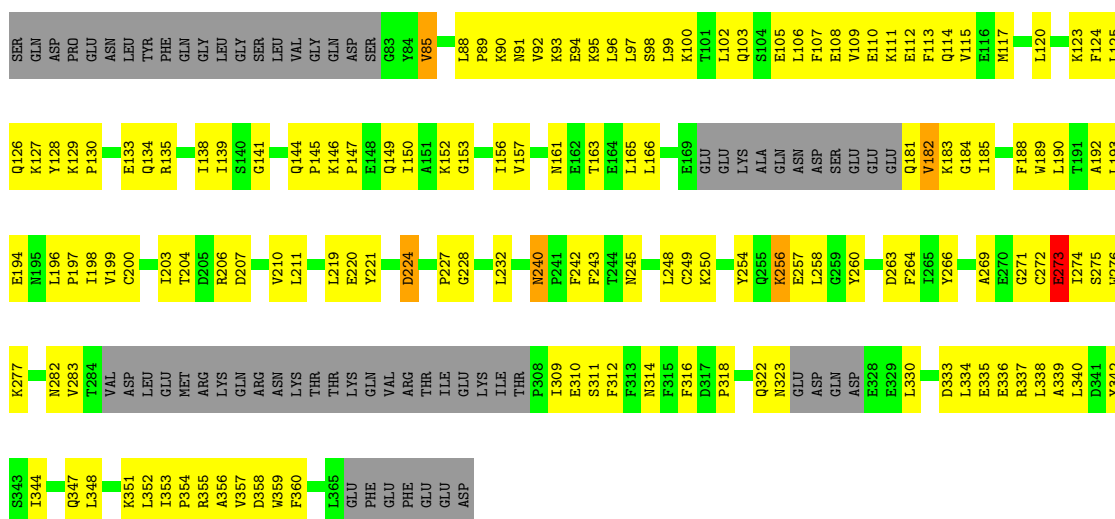




• Molecule 1: NUCLEOSOME ASSEMBLY PROTEIN

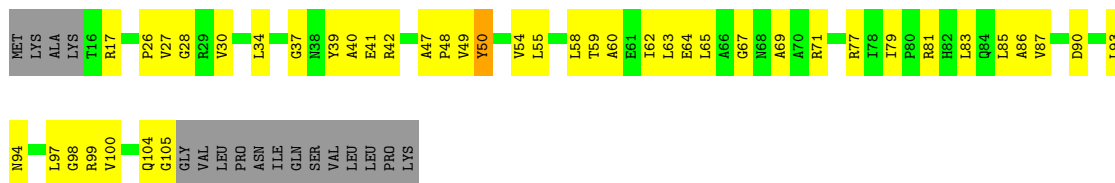


• Molecule 1: NUCLEOSOME ASSEMBLY PROTEIN

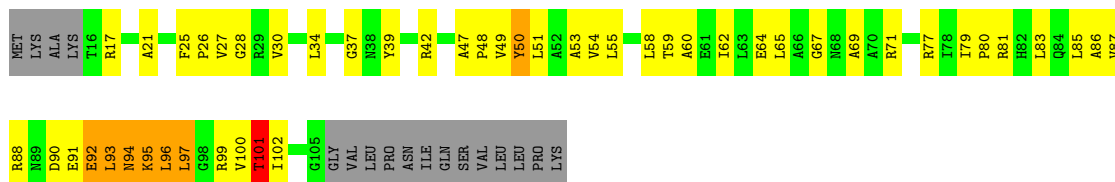


• Molecule 2: HISTONE H2A TYPE 1

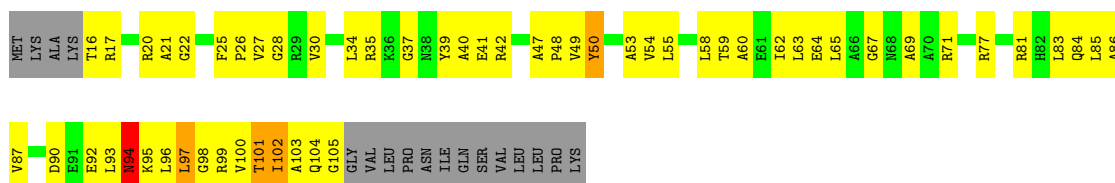




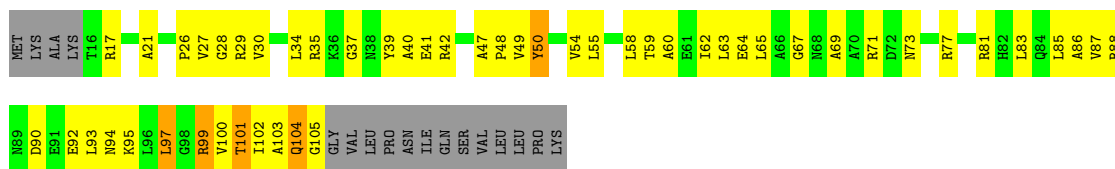
• Molecule 2: HISTONE H2A TYPE 1



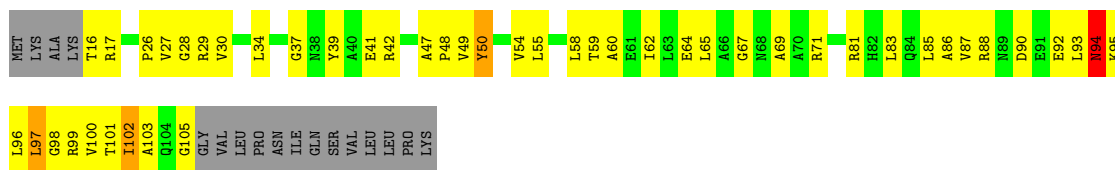
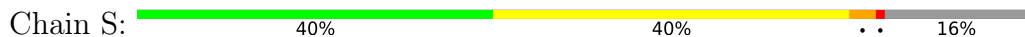
• Molecule 2: HISTONE H2A TYPE 1



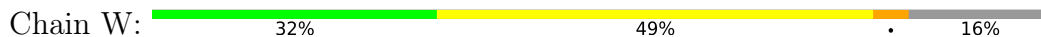
• Molecule 2: HISTONE H2A TYPE 1

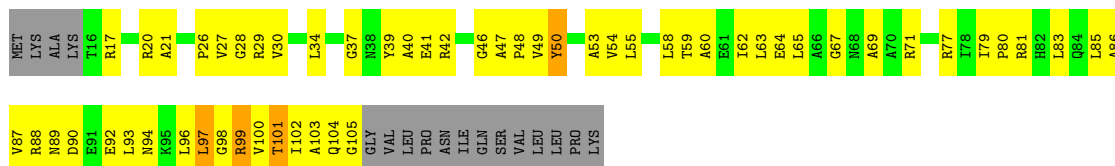


• Molecule 2: HISTONE H2A TYPE 1



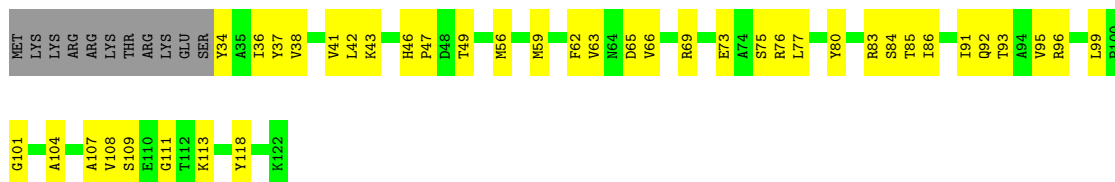
• Molecule 2: HISTONE H2A TYPE 1





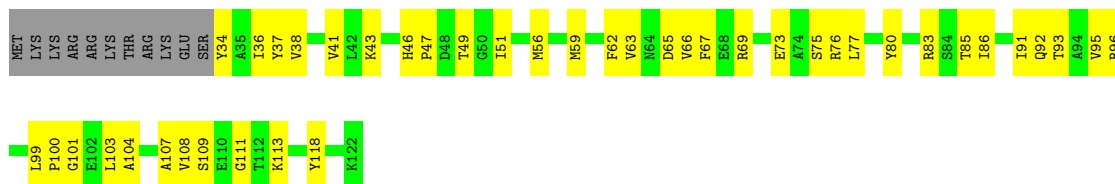
- Molecule 3: HISTONE H2B 1.1

Chain D: 49% 40% 11%



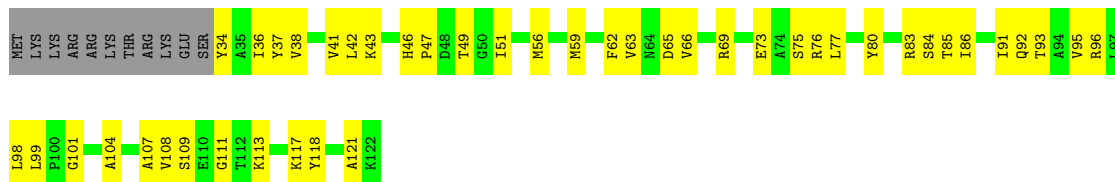
- Molecule 3: HISTONE H2B 1.1

Chain H: 47% 42% 11%



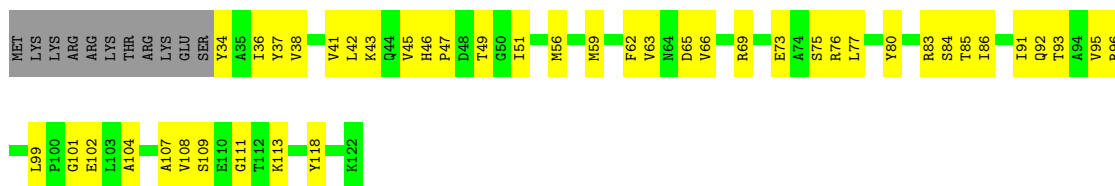
- Molecule 3: HISTONE H2B 1.1

Chain L: 45% 44% 11%



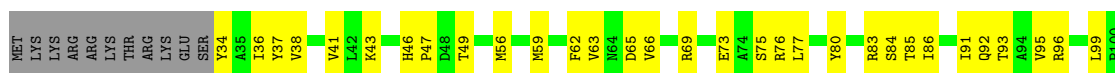
- Molecule 3: HISTONE H2B 1.1

Chain P: 46% 43% 11%



- Molecule 3: HISTONE H2B 1.1

Chain T: 52% 37% 11%



- Molecule 3: HISTONE H2B 1.1

Chain X:



4 Data and refinement statistics

Property	Value	Source
Space group	P 1 21 1	Depositor
Cell constants a, b, c, α , β , γ	111.47Å 211.13Å 126.57Å 90.00° 99.72° 90.00°	Depositor
Resolution (Å)	50.00 – 6.70 56.52 – 6.72	Depositor EDS
% Data completeness (in resolution range)	97.0 (50.00-6.70) 98.1 (56.52-6.72)	Depositor EDS
R_{merge}	0.10	Depositor
R_{sym}	(Not available)	Depositor
$\langle I/\sigma(I) \rangle$ ¹	2.21 (at 6.69Å)	Xtrriage
Refinement program	CNS 1.3	Depositor
R, R_{free}	0.263 , 0.310 0.267 , 0.302	Depositor DCC
R_{free} test set	508 reflections (5.00%)	wwPDB-VP
Wilson B-factor (Å ²)	276.9	Xtrriage
Anisotropy	0.110	Xtrriage
Bulk solvent k_{sol} (e/Å ³), B_{sol} (Å ²)	0.34 , 344.5	EDS
L-test for twinning ²	$\langle L \rangle = 0.44$, $\langle L^2 \rangle = 0.26$	Xtrriage
Estimated twinning fraction	No twinning to report.	Xtrriage
F_o, F_c correlation	0.77	EDS
Total number of atoms	32814	wwPDB-VP
Average B, all atoms (Å ²)	363.0	wwPDB-VP

Xtrriage's analysis on translational NCS is as follows: *The largest off-origin peak in the Patterson function is 4.41% of the height of the origin peak. No significant pseudotranslation is detected.*

¹Intensities estimated from amplitudes.

²Theoretical values of $\langle |L| \rangle$, $\langle L^2 \rangle$ for acentric reflections are 0.5, 0.333 respectively for untwinned datasets, and 0.375, 0.2 for perfectly twinned datasets.

5 Model quality i

5.1 Standard geometry i

The Z score for a bond length (or angle) is the number of standard deviations the observed value is removed from the expected value. A bond length (or angle) with $|Z| > 5$ is considered an outlier worth inspection. RMSZ is the root-mean-square of all Z scores of the bond lengths (or angles).

Mol	Chain	Bond lengths		Bond angles	
		RMSZ	# Z >5	RMSZ	# Z >5
1	A	0.26	0/2112	0.45	0/2853
1	B	0.26	0/2053	0.46	0/2772
1	E	0.26	0/2112	0.45	0/2853
1	F	0.26	0/2053	0.46	0/2772
1	I	0.26	0/2112	0.45	0/2853
1	J	0.26	0/2053	0.46	0/2772
1	M	0.26	0/2112	0.45	0/2853
1	N	0.26	0/2053	0.46	0/2772
1	Q	0.26	0/2112	0.45	0/2853
1	R	0.26	0/2053	0.46	0/2772
1	U	0.26	0/2112	0.45	0/2853
1	V	0.26	0/2053	0.46	0/2772
2	C	0.22	0/707	0.41	0/953
2	G	0.38	0/707	0.57	0/953
2	K	0.22	0/707	0.62	2/953 (0.2%)
2	O	0.30	0/707	1.09	3/953 (0.3%)
2	S	62.54	2/707 (0.3%)	1.51	3/953 (0.3%)
2	W	0.21	0/707	0.40	0/953
3	D	0.24	0/705	0.42	0/949
3	H	0.24	0/705	0.42	0/949
3	L	0.24	0/705	0.42	0/949
3	P	0.24	0/705	0.42	0/949
3	T	0.24	0/705	0.42	0/949
3	X	0.24	0/705	0.42	0/949
All	All	9.09	2/33462 (0.0%)	0.52	8/45162 (0.0%)

Chiral center outliers are detected by calculating the chiral volume of a chiral center and verifying if the center is modelled as a planar moiety or with the opposite hand. A planarity outlier is detected by checking planarity of atoms in a peptide group, atoms in a mainchain group or atoms of a sidechain that are expected to be planar.

Mol	Chain	#Chirality outliers	#Planarity outliers
2	K	0	1

Continued on next page...

Continued from previous page...

Mol	Chain	#Chirality outliers	#Planarity outliers
2	S	0	1
All	All	0	2

All (2) bond length outliers are listed below:

Mol	Chain	Res	Type	Atoms	Z	Observed(Å)	Ideal(Å)
2	S	105	GLY	C-O	1662.54	27.83	1.23
2	S	94	ASN	C-N	-28.57	0.68	1.34

All (8) bond angle outliers are listed below:

Mol	Chain	Res	Type	Atoms	Z	Observed(°)	Ideal(°)
2	S	105	GLY	CA-C-O	-43.57	42.17	120.60
2	O	95	LYS	O-C-N	-22.19	87.19	122.70
2	O	95	LYS	CA-C-N	15.51	151.33	117.20
2	O	95	LYS	C-N-CA	14.63	158.27	121.70
2	K	94	ASN	O-C-N	-13.31	101.40	122.70
2	S	94	ASN	CA-C-N	-9.40	96.52	117.20
2	S	94	ASN	C-N-CA	-5.39	108.21	121.70
2	K	94	ASN	C-N-CA	5.02	134.24	121.70

There are no chirality outliers.

All (2) planarity outliers are listed below:

Mol	Chain	Res	Type	Group
2	K	94	ASN	Mainchain
2	S	94	ASN	Mainchain

5.2 Too-close contacts [\(i\)](#)

In the following table, the Non-H and H(model) columns list the number of non-hydrogen atoms and hydrogen atoms in the chain respectively. The H(added) column lists the number of hydrogen atoms added and optimized by MolProbity. The Clashes column lists the number of clashes within the asymmetric unit, whereas Symm-Clashes lists symmetry-related clashes.

Mol	Chain	Non-H	H(model)	H(added)	Clashes	Symm-Clashes
1	A	2067	0	1986	156	0
1	B	2009	0	1946	150	0
1	E	2067	0	1986	176	0
1	F	2009	0	1946	169	0

Continued on next page...

Continued from previous page...

Mol	Chain	Non-H	H(model)	H(added)	Clashes	Symm-Clashes
1	I	2067	0	1986	172	0
1	J	2009	0	1946	141	0
1	M	2067	0	1986	192	0
1	N	2009	0	1946	172	0
1	Q	2067	0	1986	197	0
1	R	2009	0	1946	164	0
1	U	2067	0	1986	183	0
1	V	2009	0	1946	155	0
2	C	699	0	735	59	0
2	G	699	0	732	81	0
2	K	699	0	733	115	0
2	O	699	0	735	108	0
2	S	699	0	734	65	0
2	W	699	0	733	98	0
3	D	694	0	716	41	0
3	H	694	0	716	53	0
3	L	694	0	715	63	0
3	P	694	0	714	47	0
3	T	694	0	714	52	0
3	X	694	0	713	55	0
All	All	32814	0	32282	2358	0

The all-atom clashscore is defined as the number of clashes found per 1000 atoms (including hydrogen atoms). The all-atom clashscore for this structure is 36.

All (2358) close contacts within the same asymmetric unit are listed below, sorted by their clash magnitude.

Atom-1	Atom-2	Interatomic distance (Å)	Clash overlap (Å)
2:S:94:ASN:C	2:S:95:LYS:CA	1.79	1.48
2:S:94:ASN:CA	2:S:95:LYS:N	1.74	1.48
2:W:99:ARG:NH2	2:W:102:ILE:CG1	1.71	1.48
2:W:99:ARG:NH2	2:W:102:ILE:HG12	1.20	1.48
2:K:103:ALA:CA	2:O:81:ARG:NH1	1.88	1.36
2:S:100:VAL:CG2	3:T:65:ASP:OD2	1.70	1.36
2:K:105:GLY:C	2:O:73:ASN:OD1	1.65	1.34
2:K:96:LEU:HD13	3:L:99:LEU:CD2	1.59	1.31
2:G:87:VAL:HG22	2:G:93:LEU:CD1	1.60	1.29
2:W:99:ARG:O	2:W:102:ILE:HG13	1.28	1.29
2:K:103:ALA:HA	2:O:81:ARG:NH1	0.96	1.27
2:K:96:LEU:CD1	3:L:99:LEU:HD23	1.69	1.23
2:S:94:ASN:O	2:S:95:LYS:N	1.72	1.22

Continued on next page...

Continued from previous page...

Atom-1	Atom-2	Interatomic distance (Å)	Clash overlap (Å)
2:S:100:VAL:HG22	3:T:65:ASP:OD2	1.04	1.20
2:W:99:ARG:NH2	2:W:102:ILE:CD1	2.02	1.19
2:G:87:VAL:CG2	2:G:93:LEU:HD13	1.73	1.19
1:N:88:LEU:HB3	1:N:89:PRO:HD2	1.26	1.17
2:K:100:VAL:HG22	3:L:69:ARG:HD2	1.26	1.17
1:Q:99:LEU:HD22	1:R:135:ARG:HG3	1.24	1.16
1:J:88:LEU:HB3	1:J:89:PRO:HD2	1.26	1.15
1:R:88:LEU:HB3	1:R:89:PRO:HD2	1.26	1.14
1:V:88:LEU:HB3	1:V:89:PRO:HD2	1.26	1.14
2:G:97:LEU:O	3:H:69:ARG:NH2	1.82	1.10
2:O:87:VAL:HG11	2:O:97:LEU:CD1	1.80	1.10
2:G:62:ILE:HD12	2:G:93:LEU:HD11	1.26	1.10
2:O:87:VAL:CG1	2:O:97:LEU:HD12	1.80	1.10
1:F:88:LEU:HB3	1:F:89:PRO:HD2	1.26	1.09
1:B:88:LEU:HB3	1:B:89:PRO:HD2	1.26	1.09
2:S:100:VAL:HG13	3:T:65:ASP:CG	1.73	1.09
2:G:87:VAL:HG13	2:G:93:LEU:HB3	1.10	1.08
2:S:102:ILE:CG2	2:S:103:ALA:H	1.65	1.07
2:S:97:LEU:O	2:S:101:THR:HG23	1.53	1.07
2:S:102:ILE:HG22	2:S:103:ALA:N	1.65	1.07
2:W:42:ARG:HB2	3:X:85:THR:HG22	1.32	1.06
2:S:102:ILE:HG22	2:S:103:ALA:H	0.92	1.06
2:S:87:VAL:HG11	2:S:97:LEU:HD12	1.10	1.05
2:K:96:LEU:CD1	3:L:99:LEU:CD2	2.30	1.05
2:K:103:ALA:HB2	2:O:85:LEU:HD21	1.38	1.05
2:K:96:LEU:HD13	3:L:99:LEU:HD23	1.05	1.04
2:K:97:LEU:CD1	2:O:104:GLN:HG3	1.88	1.03
2:O:42:ARG:HB2	3:P:85:THR:HG22	1.37	1.02
1:B:328:GLU:OE1	2:W:105:GLY:O	1.79	1.00
2:W:99:ARG:NH2	2:W:102:ILE:HD11	1.75	0.99
2:G:62:ILE:CD1	2:G:93:LEU:HD11	1.93	0.99
2:G:97:LEU:HD11	3:H:62:PHE:CD1	1.98	0.98
1:J:245:ASN:HD21	1:J:275:SER:H	1.11	0.98
2:O:87:VAL:HG11	2:O:97:LEU:HD12	1.01	0.98
2:K:97:LEU:HD11	2:O:104:GLN:HE21	1.28	0.98
1:M:245:ASN:HD21	1:M:275:SER:H	1.08	0.98
2:C:81:ARG:HB3	2:W:104:GLN:CD	1.84	0.98
2:C:99:ARG:HH12	2:W:85:LEU:HA	1.29	0.97
1:B:245:ASN:HD21	1:B:275:SER:H	1.11	0.97
1:F:245:ASN:HD21	1:F:275:SER:H	1.11	0.97
2:G:96:LEU:HG	3:H:100:PRO:HD3	1.47	0.97

Continued on next page...

Continued from previous page...

Atom-1	Atom-2	Interatomic distance (Å)	Clash overlap (Å)
2:S:94:ASN:O	2:S:95:LYS:CA	2.10	0.97
2:K:100:VAL:HG22	3:L:69:ARG:CD	1.85	0.96
2:S:92:GLU:O	2:S:95:LYS:HB3	1.65	0.96
1:J:183:LYS:HG3	1:J:184:GLY:H	1.31	0.96
2:K:42:ARG:HB2	3:L:85:THR:HG22	1.44	0.96
1:V:183:LYS:HG3	1:V:184:GLY:H	1.31	0.96
1:F:183:LYS:HG3	1:F:184:GLY:H	1.31	0.96
1:R:183:LYS:HG3	1:R:184:GLY:H	1.31	0.95
2:C:99:ARG:NH1	2:W:85:LEU:HA	1.82	0.95
2:S:87:VAL:HG11	2:S:97:LEU:CD1	1.96	0.95
1:N:183:LYS:HG3	1:N:184:GLY:H	1.31	0.95
1:Q:95:LYS:NZ	1:R:184:GLY:HA2	1.82	0.95
1:Q:245:ASN:HD21	1:Q:275:SER:H	1.08	0.95
2:K:94:ASN:ND2	2:O:94:ASN:HD21	1.64	0.94
2:K:103:ALA:HA	2:O:81:ARG:CZ	1.97	0.94
1:B:183:LYS:HG3	1:B:184:GLY:H	1.31	0.94
1:I:245:ASN:HD21	1:I:275:SER:H	1.08	0.94
1:E:245:ASN:HD21	1:E:275:SER:H	1.08	0.94
2:G:87:VAL:CG1	2:G:93:LEU:HB3	1.98	0.94
2:C:105:GLY:O	2:W:104:GLN:HB3	1.68	0.94
1:Q:137:ARG:HD2	1:U:142:GLN:HE21	1.32	0.94
2:K:84:GLN:HE21	2:O:102:ILE:C	1.70	0.93
2:W:99:ARG:O	2:W:102:ILE:CG1	2.15	0.93
2:S:87:VAL:CG1	2:S:97:LEU:HD12	1.98	0.93
2:K:97:LEU:HD11	2:O:104:GLN:NE2	1.81	0.93
2:K:103:ALA:CB	2:O:85:LEU:HD21	1.99	0.93
1:V:245:ASN:HD21	1:V:275:SER:H	1.11	0.93
1:A:170:GLU:HG3	1:I:169:GLU:OE2	1.67	0.92
2:O:88:ARG:CZ	2:O:97:LEU:HD13	2.00	0.92
1:A:245:ASN:HD21	1:A:275:SER:H	1.08	0.92
1:U:245:ASN:HD21	1:U:275:SER:H	1.08	0.92
2:K:99:ARG:CD	3:L:98:LEU:O	2.19	0.91
2:C:94:ASN:HD21	2:W:94:ASN:HD21	1.14	0.91
1:N:245:ASN:HD21	1:N:275:SER:H	1.11	0.91
1:E:95:LYS:HD2	1:F:145:PRO:HG2	1.51	0.91
1:F:245:ASN:ND2	1:F:275:SER:H	1.70	0.90
1:R:245:ASN:HD21	1:R:275:SER:H	1.11	0.90
1:J:245:ASN:ND2	1:J:275:SER:H	1.70	0.89
2:W:99:ARG:CZ	2:W:99:ARG:HA	2.01	0.89
2:S:100:VAL:CG2	3:T:69:ARG:CZ	2.48	0.89
1:R:245:ASN:ND2	1:R:275:SER:H	1.70	0.89

Continued on next page...

Continued from previous page...

Atom-1	Atom-2	Interatomic distance (Å)	Clash overlap (Å)
2:K:97:LEU:HD11	2:O:104:GLN:HG3	1.54	0.89
1:Q:142:GLN:HE21	1:U:142:GLN:HG2	1.38	0.89
2:G:87:VAL:HG22	2:G:93:LEU:HD13	0.89	0.88
2:K:94:ASN:HD21	2:O:94:ASN:HD21	0.93	0.88
2:S:100:VAL:CB	3:T:65:ASP:OD2	2.20	0.88
1:B:245:ASN:ND2	1:B:275:SER:H	1.70	0.88
2:S:100:VAL:CG1	3:T:65:ASP:OD2	2.21	0.88
2:G:92:GLU:OE1	3:H:103:LEU:CB	2.21	0.88
2:S:94:ASN:N	2:S:95:LYS:N	2.22	0.88
1:N:245:ASN:ND2	1:N:275:SER:H	1.70	0.88
1:E:364:ALA:HA	1:F:260:TYR:HE2	1.35	0.88
1:V:245:ASN:ND2	1:V:275:SER:H	1.70	0.87
2:K:94:ASN:HD21	2:O:94:ASN:ND2	1.72	0.87
1:Q:95:LYS:HZ1	1:R:184:GLY:HA2	1.39	0.87
2:C:42:ARG:HB2	3:D:85:THR:HG22	1.56	0.86
2:G:87:VAL:HG13	2:G:93:LEU:CB	2.01	0.86
2:K:97:LEU:CD1	2:O:104:GLN:CG	2.53	0.85
2:K:97:LEU:HD11	2:O:104:GLN:CG	2.06	0.85
1:M:145:PRO:HB3	1:N:98:SER:HB3	1.56	0.85
2:S:100:VAL:HG13	3:T:65:ASP:OD2	1.77	0.85
2:C:105:GLY:O	2:W:104:GLN:CB	2.24	0.84
1:M:201:ASP:OD1	2:O:29:ARG:HB2	1.78	0.84
1:A:95:LYS:HD2	1:B:145:PRO:HG2	1.59	0.83
1:E:185:ILE:HD12	1:F:96:LEU:HD11	1.60	0.83
1:F:336:GLU:HA	2:G:77:ARG:NH2	1.93	0.83
2:K:100:VAL:CG2	3:L:69:ARG:HD2	2.07	0.83
2:S:99:ARG:HB2	3:T:69:ARG:NH1	1.94	0.83
1:B:226:ARG:NE	1:F:225:GLY:HA2	1.93	0.83
1:Q:198:ILE:HD13	3:T:36:ILE:HD13	1.60	0.82
2:K:103:ALA:HA	2:O:81:ARG:HH12	1.40	0.82
2:K:105:GLY:CA	2:O:73:ASN:OD1	2.27	0.82
1:E:185:ILE:HD12	1:F:96:LEU:CD1	2.08	0.82
1:I:142:GLN:O	1:V:224:ASP:OD2	1.98	0.82
1:V:88:LEU:HB3	1:V:89:PRO:CD	2.09	0.82
1:B:270:GLU:OE2	1:F:224:ASP:HB3	1.80	0.82
1:J:88:LEU:HB3	1:J:89:PRO:CD	2.09	0.81
2:S:94:ASN:C	2:S:95:LYS:HA	1.99	0.81
2:S:94:ASN:O	2:S:95:LYS:HA	1.78	0.81
2:G:92:GLU:O	2:G:96:LEU:HB3	1.79	0.81
2:K:97:LEU:CD1	2:O:104:GLN:HE21	1.93	0.80
2:G:92:GLU:OE1	3:H:103:LEU:HB3	1.81	0.80

Continued on next page...

Continued from previous page...

Atom-1	Atom-2	Interatomic distance (Å)	Clash overlap (Å)
1:R:88:LEU:HB3	1:R:89:PRO:CD	2.09	0.80
2:S:42:ARG:HB2	3:T:85:THR:HG22	1.62	0.80
2:K:100:VAL:CG2	3:L:69:ARG:CD	2.54	0.80
1:Q:142:GLN:HG2	1:U:142:GLN:CG	2.11	0.80
2:C:99:ARG:HH22	2:W:89:ASN:HD21	1.26	0.80
2:K:84:GLN:NE2	2:O:102:ILE:O	2.14	0.80
2:K:103:ALA:CA	2:O:81:ARG:HH11	1.65	0.80
2:K:97:LEU:HD21	2:O:104:GLN:HE21	1.46	0.80
1:I:245:ASN:ND2	1:I:275:SER:H	1.80	0.79
2:K:97:LEU:HD21	2:O:104:GLN:NE2	1.97	0.79
1:U:245:ASN:ND2	1:U:275:SER:H	1.80	0.79
1:A:245:ASN:ND2	1:A:275:SER:H	1.80	0.79
1:I:95:LYS:HD2	1:J:145:PRO:HG2	1.64	0.79
1:E:364:ALA:HA	1:F:260:TYR:CE2	2.17	0.79
1:Q:245:ASN:ND2	1:Q:275:SER:H	1.80	0.79
1:M:245:ASN:ND2	1:M:275:SER:H	1.80	0.79
2:K:105:GLY:C	2:O:73:ASN:CG	2.42	0.78
1:E:245:ASN:ND2	1:E:275:SER:H	1.80	0.78
1:I:185:ILE:HD12	1:J:96:LEU:HD11	1.65	0.78
1:Q:245:ASN:HD21	1:Q:275:SER:N	1.82	0.78
2:K:98:GLY:HA2	2:K:101:THR:OG1	1.83	0.78
2:S:17:ARG:HH21	2:S:28:GLY:HA2	1.48	0.78
1:Q:163:THR:HG23	1:Q:166:LEU:HD12	1.66	0.78
1:M:112:GLU:HG3	1:N:124:PHE:CZ	2.17	0.78
2:G:17:ARG:HH21	2:G:28:GLY:HA2	1.49	0.78
2:O:17:ARG:HH21	2:O:28:GLY:HA2	1.49	0.78
1:I:245:ASN:HD21	1:I:275:SER:N	1.82	0.77
2:K:17:ARG:HH21	2:K:28:GLY:HA2	1.49	0.77
1:M:163:THR:HG23	1:M:166:LEU:HD12	1.66	0.77
1:E:245:ASN:HD21	1:E:275:SER:N	1.82	0.77
1:R:243:PHE:HD2	1:R:245:ASN:HB2	1.50	0.77
1:B:88:LEU:HB3	1:B:89:PRO:CD	2.09	0.77
1:I:163:THR:HG23	1:I:166:LEU:HD12	1.66	0.77
1:M:201:ASP:CG	2:O:29:ARG:HB2	2.04	0.77
1:V:146:LYS:HB2	1:V:149:GLN:HG3	1.67	0.77
1:E:163:THR:HG23	1:E:166:LEU:HD12	1.66	0.77
2:K:96:LEU:HD13	3:L:99:LEU:HD22	1.63	0.77
2:C:17:ARG:HH21	2:C:28:GLY:HA2	1.49	0.77
1:M:112:GLU:HG3	1:N:124:PHE:HZ	1.48	0.77
2:W:17:ARG:HH21	2:W:28:GLY:HA2	1.48	0.77
3:D:93:THR:HG22	3:D:96:ARG:HH12	1.50	0.76

Continued on next page...

Continued from previous page...

Atom-1	Atom-2	Interatomic distance (Å)	Clash overlap (Å)
1:F:88:LEU:HB3	1:F:89:PRO:CD	2.09	0.76
3:H:93:THR:HG22	3:H:96:ARG:HH12	1.50	0.76
3:T:93:THR:HG22	3:T:96:ARG:HH12	1.51	0.76
1:B:243:PHE:HD2	1:B:245:ASN:HB2	1.50	0.76
1:J:243:PHE:HD2	1:J:245:ASN:HB2	1.50	0.76
1:M:245:ASN:HD21	1:M:275:SER:N	1.82	0.76
1:U:163:THR:HG23	1:U:166:LEU:HD12	1.66	0.76
1:V:243:PHE:HD2	1:V:245:ASN:HB2	1.50	0.76
2:C:79:ILE:CD1	2:C:81:ARG:NH2	2.49	0.76
1:F:243:PHE:HD2	1:F:245:ASN:HB2	1.50	0.76
2:G:96:LEU:O	2:G:96:LEU:HD22	1.86	0.76
1:A:163:THR:HG23	1:A:166:LEU:HD12	1.66	0.76
3:P:93:THR:HG22	3:P:96:ARG:HH12	1.51	0.75
2:K:92:GLU:O	2:K:95:LYS:HB3	1.87	0.75
1:F:146:LYS:HB2	1:F:149:GLN:HG3	1.67	0.75
1:N:88:LEU:HB3	1:N:89:PRO:CD	2.09	0.75
1:R:245:ASN:HD21	1:R:275:SER:N	1.84	0.75
1:U:245:ASN:HD21	1:U:275:SER:N	1.82	0.75
2:C:105:GLY:C	2:W:104:GLN:HB3	2.06	0.75
2:W:41:GLU:HB3	3:X:84:SER:HB3	1.68	0.75
1:B:146:LYS:HB2	1:B:149:GLN:HG3	1.67	0.75
1:J:146:LYS:HB2	1:J:149:GLN:HG3	1.67	0.75
1:N:245:ASN:HD21	1:N:275:SER:N	1.84	0.75
2:G:97:LEU:HD11	3:H:62:PHE:HD1	1.46	0.75
2:K:103:ALA:HB2	2:O:85:LEU:CD2	2.17	0.75
1:R:146:LYS:HB2	1:R:149:GLN:HG3	1.67	0.75
1:A:245:ASN:HD21	1:A:275:SER:N	1.82	0.75
1:U:145:PRO:HB3	1:V:98:SER:HB3	1.67	0.74
1:N:243:PHE:HD2	1:N:245:ASN:HB2	1.50	0.74
1:B:245:ASN:HD21	1:B:275:SER:N	1.84	0.74
1:I:353:ILE:HB	1:I:354:PRO:HD3	1.70	0.74
1:M:131:ILE:HD12	1:N:106:LEU:HD23	1.69	0.74
2:G:93:LEU:O	2:G:97:LEU:HB2	1.86	0.74
2:G:99:ARG:HG3	2:G:100:VAL:H	1.52	0.74
1:Q:112:GLU:HG3	1:R:124:PHE:CZ	2.22	0.74
2:W:99:ARG:NH2	2:W:102:ILE:HG13	1.96	0.74
2:G:42:ARG:HB2	3:H:85:THR:HG22	1.68	0.74
1:I:364:ALA:HA	1:J:260:TYR:HE2	1.52	0.74
1:Q:112:GLU:HG3	1:R:124:PHE:HZ	1.50	0.74
1:M:124:PHE:CE1	1:N:112:GLU:HG3	2.22	0.74
1:M:353:ILE:HB	1:M:354:PRO:HD3	1.70	0.74

Continued on next page...

Continued from previous page...

Atom-1	Atom-2	Interatomic distance (Å)	Clash overlap (Å)
1:Q:353:ILE:HB	1:Q:354:PRO:HD3	1.70	0.74
3:L:93:THR:HG22	3:L:96:ARG:HH12	1.50	0.74
2:C:79:ILE:HD12	2:C:81:ARG:CZ	2.17	0.74
1:Q:168:ASP:OD1	1:R:90:LYS:HE2	1.86	0.74
1:E:353:ILE:HB	1:E:354:PRO:HD3	1.70	0.74
1:R:207:ASP:HB3	1:R:283:VAL:HG11	1.70	0.74
1:V:207:ASP:HB3	1:V:283:VAL:HG11	1.70	0.74
3:X:93:THR:HG22	3:X:96:ARG:HH12	1.50	0.74
1:A:353:ILE:HB	1:A:354:PRO:HD3	1.70	0.73
1:F:207:ASP:HB3	1:F:283:VAL:HG11	1.70	0.73
1:M:205:ASP:OD2	2:O:35:ARG:NH1	2.21	0.73
1:Q:142:GLN:HG2	1:U:142:GLN:HG3	1.69	0.73
1:I:311:SER:H	1:I:314:ASN:ND2	1.86	0.73
1:B:207:ASP:HB3	1:B:283:VAL:HG11	1.70	0.73
1:E:181:GLN:HG3	1:F:91:ASN:ND2	2.04	0.73
1:E:311:SER:H	1:E:314:ASN:ND2	1.86	0.73
1:J:336:GLU:HA	2:K:77:ARG:NH2	2.03	0.73
1:U:311:SER:H	1:U:314:ASN:ND2	1.86	0.73
1:B:135:ARG:NH1	1:B:356:ALA:HB3	2.04	0.73
1:J:207:ASP:HB3	1:J:283:VAL:HG11	1.70	0.73
1:J:245:ASN:HD21	1:J:275:SER:N	1.84	0.73
2:S:94:ASN:C	2:S:95:LYS:N	0.68	0.73
1:U:353:ILE:HB	1:U:354:PRO:HD3	1.70	0.73
1:N:146:LYS:HB2	1:N:149:GLN:HG3	1.68	0.73
1:F:245:ASN:HD21	1:F:275:SER:N	1.84	0.73
1:V:135:ARG:NH1	1:V:356:ALA:HB3	2.04	0.73
1:R:135:ARG:NH1	1:R:356:ALA:HB3	2.03	0.73
1:V:245:ASN:HD21	1:V:275:SER:N	1.84	0.73
1:F:135:ARG:NH1	1:F:356:ALA:HB3	2.04	0.72
1:M:113:PHE:HA	1:N:124:PHE:CE2	2.23	0.72
1:A:219:LEU:HD11	1:A:349:LYS:HG3	1.71	0.72
1:M:165:LEU:HD22	1:N:96:LEU:HD23	1.70	0.72
1:M:311:SER:H	1:M:314:ASN:ND2	1.86	0.72
1:N:207:ASP:HB3	1:N:283:VAL:HG11	1.70	0.72
2:O:97:LEU:CD2	2:O:102:ILE:HG13	2.19	0.72
1:Q:311:SER:H	1:Q:314:ASN:ND2	1.86	0.72
2:W:98:GLY:O	2:W:101:THR:OG1	2.07	0.72
1:U:219:LEU:HD11	1:U:349:LYS:HG3	1.72	0.72
1:A:114:GLN:HG3	1:A:258:LEU:HD11	1.72	0.72
2:G:92:GLU:OE1	3:H:103:LEU:HB2	1.88	0.72
1:M:190:LEU:HD23	1:M:211:LEU:HB2	1.72	0.72

Continued on next page...

Continued from previous page...

Atom-1	Atom-2	Interatomic distance (Å)	Clash overlap (Å)
1:U:114:GLN:HG3	1:U:258:LEU:HD11	1.72	0.72
1:Q:137:ARG:CD	1:U:142:GLN:HE21	2.02	0.72
1:A:311:SER:H	1:A:314:ASN:ND2	1.86	0.72
1:J:135:ARG:NH1	1:J:356:ALA:HB3	2.04	0.72
2:K:97:LEU:HD13	2:O:104:GLN:HG3	1.71	0.72
1:I:114:GLN:HG3	1:I:258:LEU:HD11	1.72	0.72
1:M:114:GLN:HG3	1:M:258:LEU:HD11	1.71	0.72
1:N:135:ARG:NH1	1:N:356:ALA:HB3	2.03	0.72
2:C:79:ILE:CD1	2:C:81:ARG:CZ	2.68	0.72
2:K:99:ARG:HD2	3:L:98:LEU:O	1.89	0.72
2:C:26:PRO:HD3	3:D:37:TYR:CD1	2.25	0.71
1:I:219:LEU:HD11	1:I:349:LYS:HG3	1.72	0.71
1:M:219:LEU:HD11	1:M:349:LYS:HG3	1.71	0.71
1:Q:190:LEU:HD23	1:Q:211:LEU:HB2	1.72	0.71
2:S:99:ARG:HB2	3:T:69:ARG:HH12	1.54	0.71
2:W:100:VAL:C	2:W:102:ILE:H	1.94	0.71
1:B:336:GLU:HG2	2:C:77:ARG:HH21	1.54	0.71
1:A:190:LEU:HD23	1:A:211:LEU:HB2	1.72	0.71
2:K:96:LEU:O	3:L:69:ARG:NH1	2.23	0.71
1:R:188:PHE:HA	1:R:360:PHE:CE2	2.26	0.71
1:I:145:PRO:HB3	1:J:98:SER:HB3	1.71	0.71
2:S:100:VAL:HG22	3:T:69:ARG:CZ	2.20	0.71
2:S:100:VAL:HG23	3:T:69:ARG:CZ	2.20	0.71
1:U:190:LEU:HD23	1:U:211:LEU:HB2	1.72	0.71
1:B:225:GLY:HA2	1:F:226:ARG:NE	2.05	0.71
1:I:190:LEU:HD23	1:I:211:LEU:HB2	1.72	0.71
1:Q:114:GLN:HG3	1:Q:258:LEU:HD11	1.72	0.71
1:Q:219:LEU:HD11	1:Q:349:LYS:HG3	1.72	0.71
1:V:188:PHE:HA	1:V:360:PHE:CE2	2.26	0.71
2:S:71:ARG:HH21	3:T:46:HIS:CD2	2.08	0.71
2:K:84:GLN:HG2	2:O:102:ILE:O	1.90	0.70
2:C:105:GLY:O	2:W:104:GLN:HA	1.90	0.70
1:E:190:LEU:HD23	1:E:211:LEU:HB2	1.72	0.70
1:R:353:ILE:HB	1:R:354:PRO:HD3	1.73	0.70
1:I:135:ARG:HB2	1:J:99:LEU:HD22	1.72	0.70
1:N:188:PHE:HA	1:N:360:PHE:CE2	2.26	0.70
1:E:114:GLN:HG3	1:E:258:LEU:HD11	1.72	0.70
2:K:97:LEU:HD13	2:O:104:GLN:CG	2.21	0.70
1:M:99:LEU:HD22	1:N:135:ARG:HG3	1.73	0.70
1:B:188:PHE:HA	1:B:360:PHE:CE2	2.26	0.70
1:M:125:LEU:HD22	1:M:221:TYR:CD1	2.27	0.70

Continued on next page...

Continued from previous page...

Atom-1	Atom-2	Interatomic distance (Å)	Clash overlap (Å)
1:Q:95:LYS:HB2	1:R:185:ILE:HG12	1.73	0.70
1:B:353:ILE:HB	1:B:354:PRO:HD3	1.73	0.70
1:I:185:ILE:HD12	1:J:96:LEU:CD1	2.21	0.70
1:Q:91:ASN:O	1:Q:95:LYS:HG2	1.92	0.70
2:S:102:ILE:CG2	2:S:103:ALA:N	2.35	0.70
1:A:120:LEU:HD13	1:B:120:LEU:HD12	1.73	0.70
1:F:129:LYS:HB2	1:F:130:PRO:HD3	1.74	0.70
1:V:353:ILE:HB	1:V:354:PRO:HD3	1.74	0.70
1:A:125:LEU:HD22	1:A:221:TYR:CD1	2.27	0.69
1:A:145:PRO:HB3	1:B:98:SER:HB3	1.73	0.69
1:E:219:LEU:HD11	1:E:349:LYS:HG3	1.72	0.69
2:C:105:GLY:C	2:W:104:GLN:HA	2.12	0.69
1:F:353:ILE:HB	1:F:354:PRO:HD3	1.73	0.69
1:N:129:LYS:HB2	1:N:130:PRO:HD3	1.74	0.69
1:E:135:ARG:HB2	1:F:99:LEU:HD22	1.75	0.69
1:F:188:PHE:HA	1:F:360:PHE:CE2	2.27	0.69
1:J:188:PHE:HA	1:J:360:PHE:CE2	2.27	0.69
1:Q:154:GLN:N	1:R:97:LEU:HD12	2.08	0.69
1:A:364:ALA:HA	1:B:260:TYR:HE2	1.58	0.69
1:N:353:ILE:HB	1:N:354:PRO:HD3	1.74	0.69
1:U:120:LEU:HD13	1:V:120:LEU:HD12	1.73	0.69
1:A:91:ASN:O	1:A:95:LYS:HG2	1.93	0.69
2:K:97:LEU:CD2	2:O:104:GLN:HE21	2.06	0.69
2:W:93:LEU:HA	2:W:96:LEU:CD2	2.23	0.69
1:E:125:LEU:HD22	1:E:221:TYR:CD1	2.27	0.69
1:J:353:ILE:HB	1:J:354:PRO:HD3	1.74	0.68
1:E:91:ASN:O	1:E:95:LYS:HG2	1.93	0.68
1:V:339:ALA:HB3	2:W:77:ARG:HH22	1.58	0.68
2:C:81:ARG:HB3	2:W:104:GLN:NE2	2.08	0.68
1:V:129:LYS:HB2	1:V:130:PRO:HD3	1.74	0.68
1:F:163:THR:HG23	1:F:166:LEU:HD12	1.75	0.68
1:I:125:LEU:HD22	1:I:221:TYR:CD1	2.27	0.68
1:Q:125:LEU:HD22	1:Q:221:TYR:CD1	2.28	0.68
1:U:91:ASN:O	1:U:95:LYS:HG2	1.93	0.68
2:C:71:ARG:HH21	3:D:46:HIS:CD2	2.11	0.68
1:J:163:THR:HG23	1:J:166:LEU:HD12	1.75	0.68
1:N:163:THR:HG23	1:N:166:LEU:HD12	1.75	0.68
2:W:99:ARG:HA	2:W:99:ARG:NH1	2.08	0.68
1:I:198:ILE:HB	1:I:347:GLN:HG3	1.75	0.68
1:R:163:THR:HG23	1:R:166:LEU:HD12	1.75	0.68
1:U:99:LEU:HD22	1:V:135:ARG:HG3	1.75	0.68

Continued on next page...

Continued from previous page...

Atom-1	Atom-2	Interatomic distance (Å)	Clash overlap (Å)
2:C:81:ARG:HG2	2:W:104:GLN:HB2	1.76	0.68
1:U:131:ILE:HD12	1:V:106:LEU:HD23	1.76	0.68
1:A:181:GLN:HG3	1:B:91:ASN:ND2	2.09	0.68
1:R:129:LYS:HB2	1:R:130:PRO:HD3	1.74	0.68
1:B:129:LYS:HB2	1:B:130:PRO:HD3	1.74	0.68
1:M:141:GLY:HA3	1:M:183:LYS:HD3	1.76	0.68
2:O:41:GLU:HB3	3:P:84:SER:HB3	1.75	0.68
1:A:198:ILE:HB	1:A:347:GLN:HG3	1.76	0.68
1:E:360:PHE:HE1	1:F:96:LEU:HD21	1.58	0.68
1:J:129:LYS:HB2	1:J:130:PRO:HD3	1.74	0.68
1:M:149:GLN:HB3	1:N:98:SER:HA	1.76	0.68
1:Q:198:ILE:HB	1:Q:347:GLN:HG3	1.76	0.68
1:U:125:LEU:HD22	1:U:221:TYR:CD1	2.27	0.68
1:U:198:ILE:HB	1:U:347:GLN:HG3	1.76	0.68
1:M:91:ASN:O	1:M:95:LYS:HG2	1.93	0.67
1:V:250:LYS:HE3	1:V:318:PRO:HG3	1.76	0.67
1:U:98:SER:HB3	1:V:145:PRO:HB3	1.76	0.67
1:F:111:LYS:NZ	1:F:258:LEU:HD13	2.10	0.67
2:G:96:LEU:HD13	2:G:97:LEU:N	2.09	0.67
1:I:91:ASN:O	1:I:95:LYS:HG2	1.93	0.67
1:U:120:LEU:CD1	1:V:120:LEU:HD12	2.25	0.67
1:B:111:LYS:NZ	1:B:258:LEU:HD13	2.10	0.67
1:N:111:LYS:NZ	1:N:258:LEU:HD13	2.09	0.67
1:B:163:THR:HG23	1:B:166:LEU:HD12	1.75	0.67
1:E:181:GLN:N	1:F:91:ASN:ND2	2.42	0.67
1:R:111:LYS:NZ	1:R:258:LEU:HD13	2.09	0.67
1:R:250:LYS:HE3	1:R:318:PRO:HG3	1.76	0.67
2:G:26:PRO:HD3	3:H:37:TYR:CD1	2.29	0.67
1:B:336:GLU:HA	2:C:77:ARG:NH2	2.10	0.67
2:C:94:ASN:ND2	2:W:94:ASN:HD21	1.89	0.67
1:V:111:LYS:NZ	1:V:258:LEU:HD13	2.09	0.67
1:Q:153:GLY:C	1:R:97:LEU:HD12	2.15	0.67
1:J:250:LYS:HE3	1:J:318:PRO:HG3	1.77	0.66
1:Q:142:GLN:HG2	1:U:142:GLN:HG2	1.76	0.66
1:E:141:GLY:HA3	1:E:183:LYS:HD3	1.78	0.66
1:J:111:LYS:NZ	1:J:258:LEU:HD13	2.10	0.66
1:M:198:ILE:HB	1:M:347:GLN:HG3	1.76	0.66
2:O:88:ARG:NH2	2:O:97:LEU:HD13	2.10	0.66
2:O:97:LEU:HD22	2:O:102:ILE:HG13	1.76	0.66
1:V:163:THR:HG23	1:V:166:LEU:HD12	1.75	0.66
1:I:144:GLN:OE1	1:J:95:LYS:HE3	1.96	0.66

Continued on next page...

Continued from previous page...

Atom-1	Atom-2	Interatomic distance (Å)	Clash overlap (Å)
1:A:181:GLN:HG3	1:B:91:ASN:HD22	1.59	0.66
1:Q:141:GLY:HA3	1:Q:183:LYS:HD3	1.77	0.66
2:W:92:GLU:OE2	3:X:102:GLU:HB3	1.95	0.66
1:U:199:VAL:HG22	1:U:344:ILE:HG23	1.78	0.66
1:A:120:LEU:CD1	1:B:120:LEU:HD12	2.26	0.66
1:I:141:GLY:HA3	1:I:183:LYS:HD3	1.78	0.66
2:O:97:LEU:CD2	2:O:102:ILE:CD1	2.72	0.66
1:N:250:LYS:HE3	1:N:318:PRO:HG3	1.77	0.66
2:C:81:ARG:CB	2:W:104:GLN:CD	2.56	0.66
1:E:125:LEU:HA	1:E:128:TYR:HD2	1.61	0.66
1:E:198:ILE:HB	1:E:347:GLN:HG3	1.76	0.66
1:F:127:LYS:HE3	1:U:169:GLU:OE1	1.95	0.66
1:A:199:VAL:HG22	1:A:344:ILE:HG23	1.78	0.65
1:I:199:VAL:HG22	1:I:344:ILE:HG23	1.77	0.65
1:Q:95:LYS:NZ	1:R:184:GLY:CA	2.56	0.65
1:B:250:LYS:HE3	1:B:318:PRO:HG3	1.77	0.65
1:Q:199:VAL:HG22	1:Q:344:ILE:HG23	1.77	0.65
1:U:125:LEU:HA	1:U:128:TYR:HD2	1.61	0.65
1:M:199:VAL:HG22	1:M:344:ILE:HG23	1.78	0.65
1:Q:131:ILE:HD12	1:R:106:LEU:HD23	1.77	0.65
1:F:183:LYS:HG3	1:F:184:GLY:N	2.10	0.65
1:I:125:LEU:HA	1:I:128:TYR:HD2	1.61	0.65
2:K:81:ARG:HH22	2:O:101:THR:HA	1.62	0.65
2:S:100:VAL:CG1	3:T:65:ASP:CG	2.56	0.65
2:W:100:VAL:O	2:W:102:ILE:N	2.30	0.65
2:G:93:LEU:O	2:G:97:LEU:CB	2.44	0.65
2:G:87:VAL:HA	2:G:93:LEU:HD12	1.79	0.65
1:Q:100:LYS:HA	1:R:357:VAL:HG11	1.78	0.65
1:Q:149:GLN:HB3	1:R:98:SER:HA	1.79	0.65
2:W:99:ARG:HA	2:W:99:ARG:NE	2.08	0.65
1:A:125:LEU:HA	1:A:128:TYR:HD2	1.61	0.65
2:G:87:VAL:CG2	2:G:93:LEU:CD1	2.52	0.65
1:A:141:GLY:HA3	1:A:183:LYS:HD3	1.78	0.65
1:M:125:LEU:HA	1:M:128:TYR:HD2	1.61	0.65
2:C:99:ARG:HH22	2:W:89:ASN:ND2	1.94	0.64
1:F:250:LYS:HE3	1:F:318:PRO:HG3	1.78	0.64
2:G:100:VAL:O	2:G:101:THR:HG23	1.98	0.64
1:B:311:SER:H	1:B:314:ASN:ND2	1.96	0.64
1:F:311:SER:H	1:F:314:ASN:ND2	1.96	0.64
1:Q:125:LEU:HA	1:Q:128:TYR:HD2	1.61	0.64
1:Q:137:ARG:HD2	1:U:142:GLN:NE2	2.08	0.64

Continued on next page...

Continued from previous page...

Atom-1	Atom-2	Interatomic distance (Å)	Clash overlap (Å)
1:I:196:LEU:HD21	1:I:347:GLN:HB3	1.80	0.64
1:M:95:LYS:HD2	1:N:145:PRO:HG2	1.79	0.64
1:N:311:SER:H	1:N:314:ASN:ND2	1.96	0.64
1:U:141:GLY:HA3	1:U:183:LYS:HD3	1.77	0.64
2:W:77:ARG:HG3	3:X:51:ILE:N	2.11	0.64
1:R:311:SER:H	1:R:314:ASN:ND2	1.96	0.64
1:U:99:LEU:HD21	1:V:138:ILE:HB	1.80	0.64
1:E:199:VAL:HG22	1:E:344:ILE:HG23	1.78	0.64
1:U:256:LYS:HD2	1:U:257:GLU:H	1.63	0.64
1:J:219:LEU:HD23	1:J:220:GLU:N	2.13	0.64
1:B:206:ARG:HH21	1:B:283:VAL:HA	1.63	0.64
1:N:206:ARG:HH21	1:N:283:VAL:HA	1.63	0.64
3:T:91:ILE:O	3:T:95:VAL:HG23	1.98	0.64
2:C:105:GLY:O	2:W:104:GLN:CA	2.46	0.63
1:E:196:LEU:HD21	1:E:347:GLN:HB3	1.80	0.63
1:F:336:GLU:HA	2:G:77:ARG:HH22	1.58	0.63
1:M:256:LYS:HD2	1:M:257:GLU:H	1.63	0.63
1:N:85:VAL:HA	1:N:88:LEU:HD12	1.80	0.63
1:V:206:ARG:HH21	1:V:283:VAL:HA	1.63	0.63
1:B:219:LEU:HD23	1:B:220:GLU:N	2.13	0.63
1:V:219:LEU:HD23	1:V:220:GLU:N	2.13	0.63
1:A:190:LEU:O	1:A:194:GLU:HG2	1.99	0.63
3:L:91:ILE:O	3:L:95:VAL:HG23	1.98	0.63
1:Q:95:LYS:HZ1	1:R:184:GLY:CA	2.10	0.63
1:U:190:LEU:O	1:U:194:GLU:HG2	1.99	0.63
1:A:256:LYS:HD2	1:A:257:GLU:H	1.63	0.63
1:I:190:LEU:O	1:I:194:GLU:HG2	1.99	0.63
1:Q:203:ILE:HD12	1:Q:203:ILE:O	1.99	0.63
1:Q:256:LYS:HD2	1:Q:257:GLU:H	1.63	0.63
1:U:196:LEU:HD21	1:U:347:GLN:HB3	1.80	0.63
1:M:203:ILE:HD12	1:M:203:ILE:O	1.99	0.63
1:E:203:ILE:HD12	1:E:203:ILE:O	1.99	0.63
1:E:256:LYS:HD2	1:E:257:GLU:H	1.63	0.63
2:G:97:LEU:HD11	3:H:62:PHE:CE1	2.34	0.63
2:K:26:PRO:HD3	3:L:37:TYR:CD1	2.34	0.63
1:M:93:LYS:HD2	1:N:167:VAL:HG22	1.80	0.63
1:M:196:LEU:HD21	1:M:347:GLN:HB3	1.80	0.63
1:Q:196:LEU:HD21	1:Q:347:GLN:HB3	1.80	0.63
1:R:219:LEU:HD23	1:R:220:GLU:N	2.13	0.63
2:S:99:ARG:CB	3:T:69:ARG:NH1	2.61	0.63
2:G:100:VAL:HG12	2:G:101:THR:OG1	1.97	0.63

Continued on next page...

Continued from previous page...

Atom-1	Atom-2	Interatomic distance (Å)	Clash overlap (Å)
1:I:125:LEU:HD22	1:I:221:TYR:HD1	1.64	0.63
1:J:134:GLN:O	1:J:138:ILE:HG12	1.99	0.63
1:J:183:LYS:HG3	1:J:184:GLY:N	2.10	0.63
1:J:206:ARG:HH21	1:J:283:VAL:HA	1.63	0.63
2:K:84:GLN:NE2	2:O:102:ILE:C	2.48	0.63
1:M:190:LEU:O	1:M:194:GLU:HG2	1.99	0.63
1:U:206:ARG:NH2	1:U:283:VAL:HA	2.14	0.63
1:V:311:SER:H	1:V:314:ASN:ND2	1.95	0.63
1:E:360:PHE:CE1	1:F:96:LEU:HD21	2.33	0.63
1:I:256:LYS:HD2	1:I:257:GLU:H	1.63	0.63
1:M:154:GLN:N	1:N:97:LEU:HD12	2.13	0.63
1:U:203:ILE:HD12	1:U:203:ILE:O	1.99	0.63
1:U:243:PHE:HD2	1:U:245:ASN:HB2	1.64	0.63
1:V:85:VAL:HA	1:V:88:LEU:HD12	1.80	0.63
1:A:196:LEU:HD21	1:A:347:GLN:HB3	1.80	0.63
1:A:243:PHE:HD2	1:A:245:ASN:HB2	1.64	0.63
1:F:219:LEU:HD23	1:F:220:GLU:N	2.13	0.63
1:J:311:SER:H	1:J:314:ASN:ND2	1.96	0.63
1:N:219:LEU:HD23	1:N:220:GLU:N	2.13	0.63
1:B:85:VAL:HA	1:B:88:LEU:HD12	1.80	0.62
1:E:97:LEU:HD13	1:F:157:VAL:HG21	1.80	0.62
1:E:125:LEU:HD22	1:E:221:TYR:HD1	1.64	0.62
1:E:185:ILE:HG13	1:F:92:VAL:HG13	1.80	0.62
3:H:91:ILE:O	3:H:95:VAL:HG23	1.98	0.62
1:N:190:LEU:HD23	1:N:211:LEU:HB2	1.81	0.62
1:V:190:LEU:HD23	1:V:211:LEU:HB2	1.81	0.62
1:A:195:ASN:HB3	1:A:365:LEU:HD21	1.81	0.62
1:B:190:LEU:HD23	1:B:211:LEU:HB2	1.81	0.62
1:I:195:ASN:HB3	1:I:365:LEU:HD21	1.81	0.62
1:I:203:ILE:HD12	1:I:203:ILE:O	1.99	0.62
1:J:85:VAL:HA	1:J:88:LEU:HD12	1.80	0.62
1:M:206:ARG:NH2	1:M:283:VAL:HA	2.14	0.62
3:X:91:ILE:O	3:X:95:VAL:HG23	1.98	0.62
1:A:203:ILE:HD12	1:A:203:ILE:O	1.99	0.62
1:E:190:LEU:O	1:E:194:GLU:HG2	1.99	0.62
1:E:243:PHE:HD2	1:E:245:ASN:HB2	1.64	0.62
1:M:116:GLU:C	1:N:120:LEU:HD11	2.20	0.62
1:R:206:ARG:HH21	1:R:283:VAL:HA	1.63	0.62
1:F:206:ARG:HH21	1:F:283:VAL:HA	1.63	0.62
1:N:134:GLN:O	1:N:138:ILE:HG12	1.99	0.62
3:P:91:ILE:O	3:P:95:VAL:HG23	1.98	0.62

Continued on next page...

Continued from previous page...

Atom-1	Atom-2	Interatomic distance (Å)	Clash overlap (Å)
1:B:134:GLN:O	1:B:138:ILE:HG12	1.99	0.62
1:Q:99:LEU:CD2	1:R:135:ARG:HG3	2.14	0.62
1:Q:190:LEU:O	1:Q:194:GLU:HG2	1.99	0.62
1:Q:243:PHE:HD2	1:Q:245:ASN:HB2	1.64	0.62
1:U:195:ASN:HB3	1:U:365:LEU:HD21	1.82	0.62
1:F:85:VAL:HA	1:F:88:LEU:HD12	1.80	0.62
2:O:37:GLY:HA3	2:O:39:TYR:CE2	2.35	0.62
1:U:103:GLN:OE1	1:V:357:VAL:HB	2.00	0.62
1:A:206:ARG:NH2	1:A:283:VAL:HA	2.14	0.62
1:F:134:GLN:O	1:F:138:ILE:HG12	1.99	0.62
1:I:181:GLN:N	1:J:91:ASN:ND2	2.48	0.62
1:M:195:ASN:HB3	1:M:365:LEU:HD21	1.81	0.62
1:U:125:LEU:HD22	1:U:221:TYR:HD1	1.64	0.62
1:N:183:LYS:HG3	1:N:184:GLY:N	2.10	0.62
3:D:91:ILE:O	3:D:95:VAL:HG23	1.98	0.61
1:E:186:PRO:CD	1:F:92:VAL:HG22	2.30	0.61
1:I:206:ARG:NH2	1:I:283:VAL:HA	2.14	0.61
3:D:93:THR:HG22	3:D:96:ARG:NH1	2.15	0.61
1:E:357:VAL:HG11	1:F:100:LYS:HA	1.82	0.61
2:G:37:GLY:HA3	2:G:39:TYR:CE2	2.35	0.61
1:I:243:PHE:HD2	1:I:245:ASN:HB2	1.64	0.61
1:J:190:LEU:HD23	1:J:211:LEU:HB2	1.81	0.61
2:S:37:GLY:HA3	2:S:39:TYR:CE2	2.35	0.61
1:A:169:GLU:O	1:I:169:GLU:OE1	2.19	0.61
2:C:37:GLY:HA3	2:C:39:TYR:CE2	2.35	0.61
1:J:200:CYS:O	1:J:203:ILE:HG13	2.01	0.61
2:K:37:GLY:HA3	2:K:39:TYR:CE2	2.35	0.61
2:K:96:LEU:HD11	3:L:99:LEU:CD2	2.28	0.61
1:Q:206:ARG:NH2	1:Q:283:VAL:HA	2.14	0.61
1:R:243:PHE:CD2	1:R:245:ASN:HB2	2.35	0.61
1:V:134:GLN:O	1:V:138:ILE:HG12	1.99	0.61
1:Q:195:ASN:HB3	1:Q:365:LEU:HD21	1.82	0.61
1:R:183:LYS:HG3	1:R:184:GLY:N	2.09	0.61
1:A:125:LEU:HD22	1:A:221:TYR:HD1	1.64	0.61
1:M:124:PHE:CZ	1:N:112:GLU:HG3	2.35	0.61
1:M:260:TYR:O	1:N:355:ARG:NH2	2.34	0.61
1:R:141:GLY:HA3	1:R:183:LYS:HE2	1.83	0.61
1:B:200:CYS:O	1:B:203:ILE:HG13	2.01	0.61
1:F:190:LEU:HD23	1:F:211:LEU:HB2	1.81	0.61
2:G:97:LEU:HG	3:H:62:PHE:HE1	1.64	0.61
1:M:124:PHE:HE1	1:N:112:GLU:HG3	1.66	0.61

Continued on next page...

Continued from previous page...

Atom-1	Atom-2	Interatomic distance (Å)	Clash overlap (Å)
1:N:141:GLY:HA3	1:N:183:LYS:HE2	1.82	0.61
1:R:190:LEU:HD23	1:R:211:LEU:HB2	1.81	0.61
2:S:26:PRO:HD3	3:T:37:TYR:CD1	2.35	0.61
1:E:206:ARG:NH2	1:E:283:VAL:HA	2.14	0.61
1:V:183:LYS:HG3	1:V:184:GLY:N	2.10	0.61
2:W:37:GLY:HA3	2:W:39:TYR:CE2	2.35	0.61
1:F:200:CYS:O	1:F:203:ILE:HG13	2.01	0.61
2:G:97:LEU:CD1	3:H:62:PHE:CE1	2.84	0.61
1:M:98:SER:HB3	1:N:145:PRO:HB3	1.81	0.61
1:N:200:CYS:O	1:N:203:ILE:HG13	2.01	0.61
1:V:141:GLY:HA3	1:V:183:LYS:HE2	1.83	0.61
2:K:97:LEU:HD11	2:O:104:GLN:CD	2.20	0.61
1:N:242:PHE:O	1:N:277:LYS:HG2	2.01	0.61
1:Q:125:LEU:HD22	1:Q:221:TYR:HD1	1.64	0.61
1:R:200:CYS:O	1:R:203:ILE:HG13	2.01	0.61
2:S:100:VAL:HG23	3:T:69:ARG:NH1	2.15	0.61
1:V:200:CYS:O	1:V:203:ILE:HG13	2.01	0.61
2:O:77:ARG:HG3	3:P:51:ILE:N	2.15	0.60
1:R:85:VAL:HA	1:R:88:LEU:HD12	1.80	0.60
3:T:93:THR:HG22	3:T:96:ARG:NH1	2.16	0.60
1:V:242:PHE:O	1:V:277:LYS:HG2	2.01	0.60
2:C:105:GLY:C	2:W:104:GLN:CA	2.70	0.60
1:M:125:LEU:HD22	1:M:221:TYR:HD1	1.64	0.60
1:Q:145:PRO:HG2	1:R:95:LYS:HD3	1.83	0.60
1:R:134:GLN:O	1:R:138:ILE:HG12	1.99	0.60
1:E:129:LYS:NZ	1:E:220:GLU:HG2	2.17	0.60
3:X:93:THR:HG22	3:X:96:ARG:NH1	2.16	0.60
3:D:46:HIS:HB3	3:D:49:THR:HB	1.84	0.60
1:F:243:PHE:CD2	1:F:245:ASN:HB2	2.35	0.60
1:M:243:PHE:HD2	1:M:245:ASN:HB2	1.64	0.60
3:P:93:THR:HG22	3:P:96:ARG:NH1	2.16	0.60
1:Q:96:LEU:HD21	1:R:360:PHE:HE1	1.67	0.60
1:Q:135:ARG:HB2	1:R:99:LEU:HD22	1.83	0.60
3:X:46:HIS:HB3	3:X:49:THR:HB	1.84	0.60
1:F:242:PHE:O	1:F:277:LYS:HG2	2.01	0.60
1:M:129:LYS:NZ	1:M:220:GLU:HG2	2.16	0.60
1:N:243:PHE:CD2	1:N:245:ASN:HB2	2.35	0.60
2:S:101:THR:O	2:S:102:ILE:O	2.20	0.60
1:B:242:PHE:O	1:B:277:LYS:HG2	2.01	0.60
1:J:141:GLY:HA3	1:J:183:LYS:HE2	1.83	0.60
2:K:103:ALA:HB1	2:O:81:ARG:HD3	1.84	0.60

Continued on next page...

Continued from previous page...

Atom-1	Atom-2	Interatomic distance (Å)	Clash overlap (Å)
1:N:339:ALA:HB3	2:O:77:ARG:HH22	1.67	0.60
2:O:99:ARG:HH11	2:O:99:ARG:CG	2.14	0.60
1:Q:124:PHE:CD2	1:R:113:PHE:HD1	2.20	0.60
1:R:242:PHE:O	1:R:277:LYS:HG2	2.01	0.60
1:E:195:ASN:HB3	1:E:365:LEU:HD21	1.81	0.60
2:G:96:LEU:HD13	2:G:96:LEU:C	2.22	0.60
1:R:114:GLN:HE21	1:R:263:ASP:HA	1.67	0.60
1:U:95:LYS:HD2	1:V:145:PRO:HG2	1.84	0.60
1:B:243:PHE:CD2	1:B:245:ASN:HB2	2.35	0.60
1:Q:129:LYS:NZ	1:Q:220:GLU:HG2	2.17	0.60
3:T:46:HIS:HB3	3:T:49:THR:HB	1.84	0.60
1:U:198:ILE:HD13	3:X:36:ILE:HD13	1.84	0.60
1:U:260:TYR:O	1:V:355:ARG:NH2	2.34	0.60
2:O:63:LEU:HD13	3:P:42:LEU:HB2	1.83	0.59
1:V:114:GLN:HE21	1:V:263:ASP:HA	1.67	0.59
1:A:196:LEU:HD12	1:A:197:PRO:HD2	1.84	0.59
1:A:201:ASP:OD2	3:D:37:TYR:OH	2.21	0.59
3:H:93:THR:HG22	3:H:96:ARG:NH1	2.15	0.59
1:J:242:PHE:O	1:J:277:LYS:HG2	2.01	0.59
1:E:250:LYS:HE2	1:E:318:PRO:CG	2.33	0.59
2:G:87:VAL:O	2:G:90:ASP:O	2.20	0.59
1:F:141:GLY:HA3	1:F:183:LYS:HE2	1.83	0.59
1:I:129:LYS:NZ	1:I:220:GLU:HG2	2.17	0.59
2:O:99:ARG:NH1	2:O:99:ARG:HG2	2.16	0.59
1:B:141:GLY:HA3	1:B:183:LYS:HE2	1.83	0.59
3:P:46:HIS:HB3	3:P:49:THR:HB	1.84	0.59
1:J:114:GLN:HE21	1:J:263:ASP:HA	1.68	0.59
1:Q:250:LYS:HE2	1:Q:318:PRO:CG	2.32	0.59
2:C:81:ARG:O	2:C:85:LEU:HG	2.03	0.59
2:G:62:ILE:HD11	2:G:93:LEU:HD21	1.83	0.59
2:G:81:ARG:O	2:G:85:LEU:HG	2.03	0.59
1:M:128:TYR:CE1	1:N:110:GLU:HG2	2.37	0.59
2:O:81:ARG:O	2:O:85:LEU:HG	2.03	0.59
2:O:88:ARG:NH1	2:O:97:LEU:HD13	2.17	0.59
1:V:243:PHE:CD2	1:V:245:ASN:HB2	2.35	0.59
1:A:129:LYS:NZ	1:A:220:GLU:HG2	2.17	0.59
3:H:46:HIS:HB3	3:H:49:THR:HB	1.84	0.59
3:L:93:THR:HG22	3:L:96:ARG:NH1	2.16	0.59
1:N:114:GLN:HE21	1:N:263:ASP:HA	1.67	0.59
1:B:114:GLN:HE21	1:B:263:ASP:HA	1.68	0.58
2:K:81:ARG:O	2:K:85:LEU:HG	2.03	0.58

Continued on next page...

Continued from previous page...

Atom-1	Atom-2	Interatomic distance (Å)	Clash overlap (Å)
1:V:124:PHE:CD1	1:V:127:LYS:HD2	2.38	0.58
2:W:81:ARG:O	2:W:85:LEU:HG	2.03	0.58
1:A:250:LYS:HE2	1:A:318:PRO:CG	2.33	0.58
1:A:337:ARG:NH1	1:A:337:ARG:HB2	2.19	0.58
1:F:124:PHE:CD1	1:F:127:LYS:HD2	2.38	0.58
1:I:250:LYS:HE2	1:I:318:PRO:CG	2.33	0.58
1:J:124:PHE:CD1	1:J:127:LYS:HD2	2.38	0.58
3:L:46:HIS:HB3	3:L:49:THR:HB	1.84	0.58
1:Q:196:LEU:HD12	1:Q:197:PRO:HD2	1.84	0.58
2:W:96:LEU:HG	2:W:97:LEU:N	2.19	0.58
1:E:120:LEU:HD13	1:F:120:LEU:HD12	1.86	0.58
1:I:131:ILE:HD12	1:J:106:LEU:HD23	1.85	0.58
1:I:138:ILE:HB	1:J:99:LEU:HD21	1.84	0.58
2:O:26:PRO:HD3	3:P:37:TYR:CD1	2.39	0.58
1:U:129:LYS:NZ	1:U:220:GLU:HG2	2.17	0.58
1:B:105:GLU:O	1:B:109:VAL:HG23	2.04	0.58
1:I:196:LEU:HD12	1:I:197:PRO:HD2	1.84	0.58
1:I:310:GLU:HG2	2:K:16:THR:CA	2.33	0.58
1:J:105:GLU:O	1:J:109:VAL:HG23	2.04	0.58
1:N:105:GLU:O	1:N:109:VAL:HG23	2.04	0.58
1:N:124:PHE:CD1	1:N:127:LYS:HD2	2.38	0.58
1:B:124:PHE:CD1	1:B:127:LYS:HD2	2.38	0.58
1:M:196:LEU:HD12	1:M:197:PRO:HD2	1.84	0.58
1:M:250:LYS:HE2	1:M:318:PRO:CG	2.33	0.58
1:R:124:PHE:CD1	1:R:127:LYS:HD2	2.38	0.58
1:U:337:ARG:NH1	1:U:337:ARG:HB2	2.19	0.58
1:V:105:GLU:O	1:V:109:VAL:HG23	2.04	0.58
1:E:196:LEU:HD12	1:E:197:PRO:HD2	1.84	0.58
1:F:114:GLN:HE21	1:F:263:ASP:HA	1.68	0.58
1:I:99:LEU:HD22	1:J:135:ARG:HG3	1.85	0.58
1:Q:337:ARG:NH1	1:Q:337:ARG:HB2	2.19	0.58
2:S:81:ARG:O	2:S:85:LEU:HG	2.03	0.58
1:U:250:LYS:HE2	1:U:318:PRO:CG	2.33	0.58
2:W:96:LEU:HB3	3:X:100:PRO:HD3	1.84	0.58
1:M:337:ARG:HB2	1:M:337:ARG:NH1	2.19	0.58
1:A:182:VAL:HG21	1:A:186:PRO:HD3	1.86	0.58
1:E:182:VAL:HG21	1:E:186:PRO:HD3	1.86	0.58
2:G:97:LEU:HA	3:H:69:ARG:HH12	1.68	0.58
2:K:103:ALA:HA	2:O:81:ARG:HH11	0.75	0.58
2:W:39:TYR:HB3	3:X:75:SER:HB2	1.86	0.58
1:I:337:ARG:NH1	1:I:337:ARG:HB2	2.19	0.57

Continued on next page...

Continued from previous page...

Atom-1	Atom-2	Interatomic distance (Å)	Clash overlap (Å)
1:M:182:VAL:HG21	1:M:186:PRO:HD3	1.86	0.57
1:E:337:ARG:HB2	1:E:337:ARG:NH1	2.19	0.57
1:F:111:LYS:O	1:F:115:VAL:HG23	2.04	0.57
1:F:125:LEU:HD21	1:F:219:LEU:O	2.05	0.57
1:I:181:GLN:HG3	1:J:91:ASN:ND2	2.20	0.57
1:E:85:VAL:HG23	1:E:88:LEU:HD12	1.87	0.57
2:G:97:LEU:O	3:H:69:ARG:CZ	2.51	0.57
1:I:182:VAL:HG21	1:I:186:PRO:HD3	1.86	0.57
1:J:125:LEU:HD21	1:J:219:LEU:O	2.04	0.57
1:Q:85:VAL:HG23	1:Q:88:LEU:HD12	1.86	0.57
1:Q:95:LYS:HB3	1:R:185:ILE:HG13	1.85	0.57
1:Q:182:VAL:HG21	1:Q:186:PRO:HD3	1.86	0.57
1:V:125:LEU:HD21	1:V:219:LEU:O	2.04	0.57
1:N:111:LYS:O	1:N:115:VAL:HG23	2.04	0.57
1:R:105:GLU:O	1:R:109:VAL:HG23	2.04	0.57
1:E:184:GLY:HA2	1:F:95:LYS:HE2	1.85	0.57
1:I:85:VAL:HG23	1:I:88:LEU:HD12	1.87	0.57
2:K:99:ARG:NE	3:L:98:LEU:O	2.37	0.57
1:M:85:VAL:HG23	1:M:88:LEU:HD12	1.86	0.57
1:F:129:LYS:O	1:F:133:GLU:HG3	2.04	0.57
1:F:227:PRO:HB2	1:F:254:TYR:HB2	1.87	0.57
1:N:125:LEU:HD21	1:N:219:LEU:O	2.04	0.57
1:U:196:LEU:HD12	1:U:197:PRO:HD2	1.84	0.57
1:B:183:LYS:HG3	1:B:184:GLY:N	2.10	0.57
1:Q:95:LYS:HB2	1:R:185:ILE:CG1	2.35	0.57
1:R:129:LYS:O	1:R:133:GLU:HG3	2.04	0.57
2:W:40:ALA:CB	3:X:86:ILE:HG13	2.34	0.57
1:E:181:GLN:HG3	1:F:91:ASN:HD22	1.69	0.57
1:F:105:GLU:O	1:F:109:VAL:HG23	2.04	0.57
3:H:95:VAL:HG13	3:H:99:LEU:HD12	1.87	0.57
1:R:125:LEU:HD21	1:R:219:LEU:O	2.04	0.57
1:B:111:LYS:O	1:B:115:VAL:HG23	2.04	0.57
1:J:111:LYS:O	1:J:115:VAL:HG23	2.04	0.57
1:R:210:VAL:HG22	1:R:242:PHE:CE2	2.40	0.57
1:V:129:LYS:O	1:V:133:GLU:HG3	2.04	0.57
1:E:322:GLN:NE2	1:E:334:LEU:HD22	2.20	0.57
3:H:92:GLN:HE21	3:H:108:VAL:HG13	1.69	0.57
1:M:117:MET:HA	1:N:120:LEU:CD1	2.35	0.57
3:P:92:GLN:HE21	3:P:108:VAL:HG13	1.70	0.57
1:R:227:PRO:HB2	1:R:254:TYR:HB2	1.87	0.57
1:U:182:VAL:HG21	1:U:186:PRO:HD3	1.86	0.57

Continued on next page...

Continued from previous page...

Atom-1	Atom-2	Interatomic distance (Å)	Clash overlap (Å)
2:W:54:VAL:HG13	3:X:107:ALA:HB1	1.87	0.57
1:A:102:LEU:HD11	1:B:149:GLN:NE2	2.20	0.56
1:F:210:VAL:HG22	1:F:242:PHE:CE2	2.40	0.56
1:I:310:GLU:HG2	2:K:16:THR:HA	1.87	0.56
1:J:129:LYS:O	1:J:133:GLU:HG3	2.04	0.56
3:L:92:GLN:HE21	3:L:108:VAL:HG13	1.70	0.56
1:M:124:PHE:CD2	1:N:113:PHE:HD1	2.23	0.56
1:N:129:LYS:O	1:N:133:GLU:HG3	2.04	0.56
1:Q:95:LYS:HZ3	1:R:184:GLY:HA2	1.66	0.56
2:W:103:ALA:C	2:W:104:GLN:HG3	2.25	0.56
1:M:322:GLN:NE2	1:M:334:LEU:HD22	2.20	0.56
2:O:64:GLU:OE1	3:P:45:VAL:HB	2.05	0.56
1:A:85:VAL:HG23	1:A:88:LEU:HD12	1.87	0.56
1:B:270:GLU:OE2	1:F:224:ASP:CB	2.52	0.56
3:D:92:GLN:HE21	3:D:108:VAL:HG13	1.70	0.56
1:E:181:GLN:CG	1:F:91:ASN:HD22	2.18	0.56
1:I:120:LEU:HD13	1:J:120:LEU:HD12	1.88	0.56
1:J:227:PRO:HB2	1:J:254:TYR:HB2	1.87	0.56
1:M:252:TYR:HE2	1:M:342:TYR:HA	1.70	0.56
3:P:34:TYR:O	3:P:38:VAL:HG23	2.06	0.56
1:Q:322:GLN:NE2	1:Q:334:LEU:HD22	2.20	0.56
1:R:111:LYS:O	1:R:115:VAL:HG23	2.04	0.56
1:V:210:VAL:HG22	1:V:242:PHE:CE2	2.40	0.56
3:X:92:GLN:HE21	3:X:108:VAL:HG13	1.69	0.56
3:H:34:TYR:O	3:H:38:VAL:HG23	2.06	0.56
1:J:210:VAL:HG22	1:J:242:PHE:CE2	2.40	0.56
1:M:168:ASP:OD1	1:N:90:LYS:HE2	2.04	0.56
1:Q:198:ILE:CD1	3:T:36:ILE:HD13	2.32	0.56
1:U:322:GLN:NE2	1:U:334:LEU:HD22	2.20	0.56
1:A:252:TYR:HE2	1:A:342:TYR:HA	1.70	0.56
1:B:125:LEU:HD21	1:B:219:LEU:O	2.05	0.56
1:E:185:ILE:CD1	1:F:96:LEU:HD11	2.33	0.56
2:G:87:VAL:CG1	2:G:94:ASN:N	2.69	0.56
1:J:243:PHE:CD2	1:J:245:ASN:HB2	2.35	0.56
2:K:41:GLU:HB3	3:L:84:SER:HB3	1.87	0.56
1:V:111:LYS:O	1:V:115:VAL:HG23	2.04	0.56
3:L:34:TYR:O	3:L:38:VAL:HG23	2.06	0.56
1:B:129:LYS:O	1:B:133:GLU:HG3	2.04	0.56
2:C:81:ARG:HG2	2:W:104:GLN:CB	2.35	0.56
1:U:85:VAL:HG23	1:U:88:LEU:HD12	1.86	0.56
2:W:30:VAL:O	2:W:34:LEU:HG	2.06	0.56

Continued on next page...

Continued from previous page...

Atom-1	Atom-2	Interatomic distance (Å)	Clash overlap (Å)
3:X:34:TYR:O	3:X:38:VAL:HG23	2.06	0.56
1:I:120:LEU:CD1	1:J:120:LEU:HD12	2.36	0.56
2:O:40:ALA:CB	3:P:86:ILE:HG13	2.36	0.56
3:T:34:TYR:O	3:T:38:VAL:HG23	2.06	0.56
1:I:252:TYR:HE2	1:I:342:TYR:HA	1.71	0.56
1:Q:252:TYR:HE2	1:Q:342:TYR:HA	1.71	0.56
1:B:210:VAL:HG22	1:B:242:PHE:CE2	2.40	0.56
2:K:71:ARG:HH21	3:L:46:HIS:CD2	2.24	0.56
2:K:77:ARG:HG3	3:L:51:ILE:N	2.21	0.56
1:N:210:VAL:HG22	1:N:242:PHE:CE2	2.40	0.56
3:T:92:GLN:HE21	3:T:108:VAL:HG13	1.69	0.56
2:W:64:GLU:OE1	3:X:45:VAL:HB	2.06	0.56
1:U:135:ARG:NH1	1:U:356:ALA:HB3	2.21	0.55
1:V:227:PRO:HB2	1:V:254:TYR:HB2	1.87	0.55
1:A:185:ILE:HD11	1:A:360:PHE:CZ	2.41	0.55
2:O:97:LEU:HD21	2:O:102:ILE:CD1	2.35	0.55
3:T:95:VAL:HG13	3:T:99:LEU:HD12	1.87	0.55
2:G:30:VAL:O	2:G:34:LEU:HG	2.06	0.55
1:I:322:GLN:NE2	1:I:334:LEU:HD22	2.20	0.55
3:L:95:VAL:HG13	3:L:99:LEU:HD12	1.87	0.55
1:Q:135:ARG:NH1	1:Q:356:ALA:HB3	2.22	0.55
2:K:30:VAL:O	2:K:34:LEU:HG	2.06	0.55
2:K:105:GLY:C	2:O:73:ASN:CB	2.75	0.55
1:Q:99:LEU:HD22	1:R:135:ARG:CG	2.17	0.55
1:U:149:GLN:NE2	1:V:102:LEU:HD11	2.21	0.55
1:U:250:LYS:HE2	1:U:318:PRO:HG3	1.89	0.55
2:C:30:VAL:O	2:C:34:LEU:HG	2.06	0.55
1:E:330:LEU:O	1:E:334:LEU:HD13	2.07	0.55
1:E:357:VAL:HG22	1:F:99:LEU:HB3	1.88	0.55
1:J:336:GLU:HA	2:K:77:ARG:HH21	1.72	0.55
3:P:95:VAL:HG13	3:P:99:LEU:HD12	1.87	0.55
3:T:36:ILE:HG13	3:T:37:TYR:N	2.22	0.55
1:A:322:GLN:NE2	1:A:334:LEU:HD22	2.20	0.55
3:D:34:TYR:O	3:D:38:VAL:HG23	2.06	0.55
3:D:95:VAL:HG13	3:D:99:LEU:HD12	1.87	0.55
2:K:97:LEU:CG	2:O:104:GLN:HE21	2.20	0.55
1:M:99:LEU:HD11	1:N:185:ILE:HD12	1.89	0.55
1:N:227:PRO:HB2	1:N:254:TYR:HB2	1.87	0.55
1:Q:330:LEU:O	1:Q:334:LEU:HD13	2.07	0.55
2:S:30:VAL:O	2:S:34:LEU:HG	2.06	0.55
1:U:185:ILE:HD11	1:U:360:PHE:CZ	2.42	0.55

Continued on next page...

Continued from previous page...

Atom-1	Atom-2	Interatomic distance (Å)	Clash overlap (Å)
1:U:330:LEU:O	1:U:334:LEU:HD13	2.07	0.55
2:W:100:VAL:C	2:W:102:ILE:N	2.60	0.55
3:X:95:VAL:HG13	3:X:99:LEU:HD12	1.87	0.55
1:E:135:ARG:NH1	1:E:356:ALA:HB3	2.22	0.55
2:G:87:VAL:CB	2:G:93:LEU:HD13	2.34	0.55
2:W:92:GLU:CD	3:X:102:GLU:HB3	2.27	0.55
1:A:250:LYS:HE2	1:A:318:PRO:HG3	1.89	0.55
1:B:328:GLU:CD	2:W:105:GLY:O	2.45	0.55
1:E:252:TYR:HE2	1:E:342:TYR:HA	1.71	0.55
2:G:71:ARG:HH21	3:H:46:HIS:CD2	2.25	0.55
1:I:185:ILE:HD11	1:I:360:PHE:CZ	2.42	0.55
3:L:113:LYS:HB3	3:L:113:LYS:NZ	2.22	0.55
2:O:30:VAL:O	2:O:34:LEU:HG	2.06	0.55
2:O:97:LEU:CD2	2:O:102:ILE:CG1	2.85	0.55
3:P:36:ILE:HG13	3:P:37:TYR:N	2.22	0.55
3:P:113:LYS:NZ	3:P:113:LYS:HB3	2.22	0.55
2:S:98:GLY:O	2:S:101:THR:OG1	2.19	0.55
2:G:96:LEU:HD22	2:G:96:LEU:C	2.27	0.55
1:A:135:ARG:NH1	1:A:356:ALA:HB3	2.22	0.55
1:B:227:PRO:HB2	1:B:254:TYR:HB2	1.87	0.55
1:I:135:ARG:NH1	1:I:356:ALA:HB3	2.22	0.55
2:K:65:LEU:HB2	2:K:86:ALA:HB1	1.89	0.55
1:M:135:ARG:NH1	1:M:356:ALA:HB3	2.21	0.55
1:Q:185:ILE:HD11	1:Q:360:PHE:CZ	2.42	0.55
3:D:36:ILE:HG13	3:D:37:TYR:N	2.23	0.54
1:I:330:LEU:O	1:I:334:LEU:HD13	2.07	0.54
3:L:36:ILE:HG13	3:L:37:TYR:N	2.22	0.54
1:M:124:PHE:CE2	1:N:113:PHE:HA	2.42	0.54
1:U:113:PHE:HA	1:V:124:PHE:CE2	2.42	0.54
1:U:252:TYR:HE2	1:U:342:TYR:HA	1.71	0.54
1:B:336:GLU:HA	2:C:77:ARG:HH22	1.72	0.54
1:E:129:LYS:HB2	1:E:130:PRO:HD3	1.90	0.54
2:G:65:LEU:HB2	2:G:86:ALA:HB1	1.89	0.54
1:M:134:GLN:OE1	1:N:102:LEU:HD21	2.07	0.54
1:M:330:LEU:O	1:M:334:LEU:HD13	2.07	0.54
1:V:211:LEU:HD21	1:V:312:PHE:HE2	1.72	0.54
2:W:96:LEU:O	2:W:100:VAL:HG23	2.07	0.54
1:A:104:SER:OG	1:B:156:ILE:HD13	2.07	0.54
3:H:36:ILE:HG13	3:H:37:TYR:N	2.22	0.54
1:J:125:LEU:HD22	1:J:221:TYR:CD1	2.43	0.54
2:K:103:ALA:N	2:O:81:ARG:NH1	2.53	0.54

Continued on next page...

Continued from previous page...

Atom-1	Atom-2	Interatomic distance (Å)	Clash overlap (Å)
1:M:185:ILE:HD11	1:M:360:PHE:CZ	2.41	0.54
1:Q:248:LEU:HD22	1:Q:274:ILE:HG12	1.90	0.54
3:T:113:LYS:NZ	3:T:113:LYS:HB3	2.22	0.54
2:G:50:TYR:OH	3:H:92:GLN:HG3	2.07	0.54
1:J:183:LYS:CG	1:J:184:GLY:H	2.13	0.54
1:M:248:LEU:HD22	1:M:274:ILE:HG12	1.90	0.54
1:M:250:LYS:HE2	1:M:318:PRO:HG3	1.89	0.54
1:U:129:LYS:HB2	1:U:130:PRO:HD3	1.90	0.54
1:V:250:LYS:HE2	1:V:269:ALA:HB1	1.90	0.54
1:A:330:LEU:O	1:A:334:LEU:HD13	2.07	0.54
1:B:125:LEU:HD22	1:B:221:TYR:CD1	2.43	0.54
2:C:105:GLY:C	2:W:104:GLN:CB	2.75	0.54
2:K:47:ALA:N	2:K:48:PRO:HD2	2.23	0.54
2:S:47:ALA:N	2:S:48:PRO:HD2	2.23	0.54
1:V:206:ARG:NH2	1:V:283:VAL:HA	2.22	0.54
2:W:65:LEU:HB2	2:W:86:ALA:HB1	1.89	0.54
1:A:364:ALA:HA	1:B:260:TYR:CE2	2.40	0.54
1:E:185:ILE:HD11	1:E:360:PHE:CZ	2.42	0.54
3:H:113:LYS:NZ	3:H:113:LYS:HB3	2.22	0.54
1:J:206:ARG:NH2	1:J:283:VAL:HA	2.22	0.54
1:V:125:LEU:HD22	1:V:221:TYR:CD1	2.43	0.54
3:X:36:ILE:HG13	3:X:37:TYR:N	2.22	0.54
1:B:125:LEU:HG	1:B:129:LYS:HE3	1.90	0.54
1:E:248:LEU:HD22	1:E:274:ILE:HG12	1.90	0.54
1:A:129:LYS:HB2	1:A:130:PRO:HD3	1.90	0.54
1:A:135:ARG:O	1:A:139:ILE:HG13	2.08	0.54
1:A:348:LEU:HA	1:A:352:LEU:HB3	1.90	0.54
2:C:40:ALA:HB2	3:D:86:ILE:HG13	1.90	0.54
2:C:65:LEU:HB2	2:C:86:ALA:HB1	1.89	0.54
1:I:348:LEU:HA	1:I:352:LEU:HB3	1.90	0.54
1:Q:124:PHE:CE2	1:R:113:PHE:HA	2.43	0.54
1:R:125:LEU:HD22	1:R:221:TYR:CD1	2.42	0.54
1:R:190:LEU:O	1:R:194:GLU:HG3	2.08	0.54
1:A:131:ILE:HD12	1:B:106:LEU:HD23	1.90	0.54
1:B:250:LYS:HE2	1:B:269:ALA:HB1	1.90	0.54
2:C:94:ASN:HD21	2:W:94:ASN:ND2	1.96	0.54
1:F:125:LEU:HD22	1:F:221:TYR:CD1	2.43	0.54
1:I:250:LYS:HE2	1:I:318:PRO:HG3	1.89	0.54
1:M:198:ILE:HD13	3:P:36:ILE:CD1	2.38	0.54
2:O:47:ALA:N	2:O:48:PRO:HD2	2.23	0.54
1:U:113:PHE:HD1	1:V:124:PHE:CD2	2.25	0.54

Continued on next page...

Continued from previous page...

Atom-1	Atom-2	Interatomic distance (Å)	Clash overlap (Å)
1:U:255:GLN:HG2	1:U:265:ILE:O	2.08	0.54
1:V:272:CYS:O	1:V:273:GLU:HG3	2.08	0.54
1:E:135:ARG:O	1:E:139:ILE:HG13	2.08	0.54
1:E:250:LYS:HE2	1:E:318:PRO:HG3	1.89	0.54
1:I:129:LYS:HB2	1:I:130:PRO:HD3	1.90	0.54
1:J:190:LEU:O	1:J:194:GLU:HG3	2.08	0.54
1:M:255:GLN:HG2	1:M:265:ILE:O	2.08	0.54
1:N:125:LEU:HG	1:N:129:LYS:HE3	1.90	0.54
1:N:190:LEU:O	1:N:194:GLU:HG3	2.08	0.54
1:Q:135:ARG:O	1:Q:139:ILE:HG13	2.08	0.54
1:R:250:LYS:HE2	1:R:269:ALA:HB1	1.90	0.54
3:X:113:LYS:NZ	3:X:113:LYS:HB3	2.22	0.54
2:C:47:ALA:N	2:C:48:PRO:HD2	2.23	0.53
3:D:56:MET:HE3	3:D:59:MET:HB2	1.89	0.53
3:D:113:LYS:HB3	3:D:113:LYS:NZ	2.22	0.53
1:E:186:PRO:HD2	1:F:92:VAL:HG22	1.90	0.53
1:E:255:GLN:HG2	1:E:265:ILE:O	2.08	0.53
1:F:190:LEU:O	1:F:194:GLU:HG3	2.08	0.53
1:F:272:CYS:O	1:F:273:GLU:HG3	2.08	0.53
1:M:135:ARG:O	1:M:139:ILE:HG13	2.08	0.53
2:O:92:GLU:OE2	3:P:102:GLU:HB3	2.08	0.53
1:R:206:ARG:NH2	1:R:283:VAL:HA	2.22	0.53
2:W:97:LEU:O	2:W:101:THR:HG23	2.08	0.53
1:E:97:LEU:HD12	1:F:153:GLY:C	2.28	0.53
1:E:114:GLN:HG3	1:E:258:LEU:CD1	2.39	0.53
1:F:206:ARG:NH2	1:F:283:VAL:HA	2.22	0.53
1:I:210:VAL:HG22	1:I:242:PHE:CE2	2.43	0.53
1:Q:210:VAL:HG22	1:Q:242:PHE:CE2	2.43	0.53
1:A:255:GLN:HG2	1:A:265:ILE:O	2.08	0.53
1:I:135:ARG:O	1:I:139:ILE:HG13	2.08	0.53
1:I:364:ALA:HA	1:J:260:TYR:CE2	2.38	0.53
1:J:125:LEU:HG	1:J:129:LYS:HE3	1.90	0.53
1:M:165:LEU:CD2	1:N:96:LEU:HD23	2.35	0.53
1:N:206:ARG:NH2	1:N:283:VAL:HA	2.22	0.53
1:Q:129:LYS:HB2	1:Q:130:PRO:HD3	1.90	0.53
1:Q:250:LYS:HE2	1:Q:318:PRO:HG3	1.89	0.53
1:A:228:GLY:HA2	1:A:254:TYR:CD2	2.44	0.53
1:E:93:LYS:O	1:E:97:LEU:HD23	2.09	0.53
1:F:125:LEU:HG	1:F:129:LYS:HE3	1.90	0.53
1:F:250:LYS:HE2	1:F:269:ALA:HB1	1.89	0.53
1:M:311:SER:H	1:M:314:ASN:HD21	1.57	0.53

Continued on next page...

Continued from previous page...

Atom-1	Atom-2	Interatomic distance (Å)	Clash overlap (Å)
2:O:40:ALA:HB2	3:P:86:ILE:HG13	1.91	0.53
1:R:211:LEU:HD21	1:R:312:PHE:HE2	1.72	0.53
1:U:248:LEU:HD22	1:U:274:ILE:HG12	1.90	0.53
2:W:47:ALA:N	2:W:48:PRO:HD2	2.23	0.53
1:B:211:LEU:HD21	1:B:312:PHE:HE2	1.74	0.53
1:I:108:GLU:O	1:I:111:LYS:HB3	2.09	0.53
1:I:181:GLN:HG3	1:J:91:ASN:HD22	1.73	0.53
1:Q:128:TYR:CE1	1:R:110:GLU:HG2	2.44	0.53
1:R:250:LYS:HE3	1:R:318:PRO:CG	2.39	0.53
1:U:135:ARG:O	1:U:139:ILE:HG13	2.08	0.53
2:W:71:ARG:HH21	3:X:46:HIS:CD2	2.27	0.53
1:E:210:VAL:HG22	1:E:242:PHE:CE2	2.43	0.53
2:G:47:ALA:N	2:G:48:PRO:HD2	2.23	0.53
2:G:101:THR:O	2:G:102:ILE:HG12	2.08	0.53
2:O:88:ARG:HH22	2:O:97:LEU:HD22	1.74	0.53
1:Q:108:GLU:O	1:Q:111:LYS:HB3	2.09	0.53
1:Q:348:LEU:HA	1:Q:352:LEU:HB3	1.90	0.53
1:U:108:GLU:O	1:U:111:LYS:HB3	2.09	0.53
3:X:56:MET:HE3	3:X:59:MET:HB2	1.90	0.53
1:A:93:LYS:O	1:A:97:LEU:HD23	2.09	0.53
1:A:108:GLU:O	1:A:111:LYS:HB3	2.09	0.53
1:E:112:GLU:HB2	1:U:171:GLU:CG	2.39	0.53
1:F:211:LEU:HD21	1:F:312:PHE:HE2	1.74	0.53
1:I:311:SER:H	1:I:314:ASN:HD21	1.57	0.53
1:J:250:LYS:HE2	1:J:269:ALA:HB1	1.90	0.53
1:N:125:LEU:HD22	1:N:221:TYR:CD1	2.42	0.53
1:Q:228:GLY:HA2	1:Q:254:TYR:CD2	2.44	0.53
1:U:95:LYS:NZ	1:V:184:GLY:HA2	2.24	0.53
1:A:114:GLN:HG3	1:A:258:LEU:CD1	2.39	0.53
1:E:185:ILE:HD12	1:F:96:LEU:HD12	1.90	0.53
1:F:135:ARG:O	1:F:139:ILE:HG13	2.09	0.53
1:F:340:LEU:O	1:F:344:ILE:HG13	2.09	0.53
1:J:250:LYS:HE3	1:J:318:PRO:CG	2.39	0.53
1:M:93:LYS:O	1:M:97:LEU:HD23	2.09	0.53
1:M:129:LYS:HB2	1:M:130:PRO:HD3	1.90	0.53
1:N:340:LEU:O	1:N:344:ILE:HG13	2.09	0.53
1:R:135:ARG:O	1:R:139:ILE:HG13	2.09	0.53
1:U:348:LEU:HA	1:U:352:LEU:HB3	1.90	0.53
1:V:125:LEU:HG	1:V:129:LYS:HE3	1.90	0.53
1:V:250:LYS:HE3	1:V:318:PRO:CG	2.39	0.53
1:A:141:GLY:HA3	1:A:183:LYS:CD	2.39	0.53

Continued on next page...

Continued from previous page...

Atom-1	Atom-2	Interatomic distance (Å)	Clash overlap (Å)
1:B:206:ARG:NH2	1:B:283:VAL:HA	2.22	0.53
2:C:50:TYR:CE1	3:D:111:GLY:HA3	2.44	0.53
1:I:93:LYS:O	1:I:97:LEU:HD23	2.09	0.53
1:I:248:LEU:HD22	1:I:274:ILE:HG12	1.90	0.53
3:L:56:MET:HE3	3:L:59:MET:HB2	1.91	0.53
1:M:210:VAL:HG22	1:M:242:PHE:CE2	2.44	0.53
1:N:211:LEU:HD21	1:N:312:PHE:HE2	1.73	0.53
1:Q:255:GLN:HG2	1:Q:265:ILE:O	2.08	0.53
1:B:135:ARG:O	1:B:139:ILE:HG13	2.09	0.53
1:E:141:GLY:HA3	1:E:183:LYS:CD	2.39	0.53
1:E:145:PRO:HB3	1:F:98:SER:HB3	1.89	0.53
1:J:272:CYS:O	1:J:273:GLU:HG3	2.08	0.53
1:M:124:PHE:CZ	1:N:113:PHE:HA	2.44	0.53
1:Q:109:VAL:HG23	1:R:128:TYR:CE1	2.44	0.53
1:Q:142:GLN:NE2	1:U:142:GLN:HG2	2.17	0.53
1:Q:145:PRO:CG	1:R:95:LYS:HD3	2.39	0.53
1:R:125:LEU:HG	1:R:129:LYS:HE3	1.90	0.53
1:V:340:LEU:O	1:V:344:ILE:HG13	2.09	0.53
1:B:190:LEU:O	1:B:194:GLU:HG3	2.08	0.52
2:C:41:GLU:HB3	3:D:84:SER:HB3	1.91	0.52
1:E:269:ALA:HB3	1:E:318:PRO:HB3	1.91	0.52
1:J:135:ARG:O	1:J:139:ILE:HG13	2.09	0.52
2:O:65:LEU:HB2	2:O:86:ALA:HB1	1.89	0.52
1:Q:109:VAL:HG23	1:R:128:TYR:HE1	1.74	0.52
1:U:141:GLY:HA3	1:U:183:LYS:CD	2.39	0.52
1:U:210:VAL:HG22	1:U:242:PHE:CE2	2.43	0.52
1:V:199:VAL:HG22	1:V:344:ILE:HG23	1.91	0.52
1:E:317:ASP:N	1:E:318:PRO:HD3	2.25	0.52
1:E:348:LEU:HA	1:E:352:LEU:HB3	1.90	0.52
2:O:99:ARG:HH11	2:O:99:ARG:HG2	1.72	0.52
1:Q:95:LYS:CB	1:R:185:ILE:CG1	2.87	0.52
1:Q:99:LEU:HB3	1:R:357:VAL:HG22	1.90	0.52
2:S:65:LEU:HB2	2:S:86:ALA:HB1	1.89	0.52
1:U:114:GLN:HG3	1:U:258:LEU:CD1	2.39	0.52
1:F:250:LYS:HE3	1:F:318:PRO:CG	2.39	0.52
1:M:108:GLU:O	1:M:111:LYS:HB3	2.09	0.52
1:M:141:GLY:HA3	1:M:183:LYS:CD	2.38	0.52
1:M:348:LEU:HA	1:M:352:LEU:HB3	1.90	0.52
1:U:317:ASP:N	1:U:318:PRO:HD3	2.25	0.52
1:V:190:LEU:O	1:V:194:GLU:HG3	2.08	0.52
1:F:330:LEU:O	1:F:334:LEU:HD13	2.10	0.52

Continued on next page...

Continued from previous page...

Atom-1	Atom-2	Interatomic distance (Å)	Clash overlap (Å)
1:I:141:GLY:HA3	1:I:183:LYS:CD	2.40	0.52
1:M:228:GLY:HA2	1:M:254:TYR:CD2	2.44	0.52
1:M:328:GLU:C	1:M:330:LEU:H	2.13	0.52
1:N:135:ARG:O	1:N:139:ILE:HG13	2.09	0.52
1:Q:93:LYS:O	1:Q:97:LEU:HD23	2.09	0.52
1:R:330:LEU:O	1:R:334:LEU:HD13	2.10	0.52
1:A:185:ILE:HD12	1:B:96:LEU:HD11	1.91	0.52
1:A:210:VAL:HG22	1:A:242:PHE:CE2	2.43	0.52
1:A:248:LEU:HD22	1:A:274:ILE:HG12	1.90	0.52
1:B:340:LEU:O	1:B:344:ILE:HG13	2.09	0.52
1:E:340:LEU:O	1:E:344:ILE:HG13	2.10	0.52
1:F:203:ILE:HD12	1:F:203:ILE:O	2.10	0.52
1:I:255:GLN:HG2	1:I:265:ILE:O	2.08	0.52
1:J:330:LEU:O	1:J:334:LEU:HD13	2.10	0.52
1:J:340:LEU:O	1:J:344:ILE:HG13	2.09	0.52
1:U:111:LYS:O	1:U:115:VAL:HG23	2.10	0.52
1:U:328:GLU:C	1:U:330:LEU:H	2.13	0.52
1:U:340:LEU:O	1:U:344:ILE:HG13	2.10	0.52
1:B:272:CYS:O	1:B:273:GLU:HG3	2.08	0.52
1:B:330:LEU:O	1:B:334:LEU:HD13	2.10	0.52
1:I:111:LYS:O	1:I:115:VAL:HG23	2.10	0.52
1:M:152:LYS:O	1:M:156:ILE:HG13	2.10	0.52
1:M:269:ALA:HB3	1:M:318:PRO:HB3	1.92	0.52
1:N:203:ILE:HD12	1:N:203:ILE:O	2.10	0.52
2:O:100:VAL:HG21	3:P:65:ASP:OD2	2.09	0.52
1:R:272:CYS:O	1:R:273:GLU:HG3	2.09	0.52
1:U:93:LYS:O	1:U:97:LEU:HD23	2.09	0.52
1:A:152:LYS:O	1:A:156:ILE:HG13	2.10	0.52
1:A:328:GLU:C	1:A:330:LEU:H	2.13	0.52
1:E:111:LYS:O	1:E:115:VAL:HG23	2.10	0.52
1:M:317:ASP:N	1:M:318:PRO:HD3	2.24	0.52
1:N:250:LYS:HE2	1:N:269:ALA:HB1	1.90	0.52
1:N:272:CYS:O	1:N:273:GLU:HG3	2.08	0.52
1:Q:141:GLY:HA3	1:Q:183:LYS:CD	2.39	0.52
1:U:152:LYS:O	1:U:156:ILE:HG13	2.10	0.52
1:U:228:GLY:HA2	1:U:254:TYR:CD2	2.44	0.52
1:E:108:GLU:O	1:E:111:LYS:HB3	2.09	0.52
1:F:199:VAL:HG22	1:F:344:ILE:HG23	1.92	0.52
1:I:228:GLY:HA2	1:I:254:TYR:CD2	2.44	0.52
1:N:250:LYS:HE3	1:N:318:PRO:CG	2.39	0.52
1:Q:111:LYS:O	1:Q:115:VAL:HG23	2.10	0.52

Continued on next page...

Continued from previous page...

Atom-1	Atom-2	Interatomic distance (Å)	Clash overlap (Å)
1:Q:269:ALA:HB3	1:Q:318:PRO:HB3	1.91	0.52
1:A:243:PHE:CD2	1:A:245:ASN:HB2	2.45	0.52
1:A:245:ASN:HD22	1:A:274:ILE:HG23	1.75	0.52
1:B:199:VAL:HG22	1:B:344:ILE:HG23	1.92	0.52
1:B:250:LYS:HE3	1:B:318:PRO:CG	2.39	0.52
1:N:199:VAL:HG22	1:N:344:ILE:HG23	1.92	0.52
2:O:71:ARG:HH21	3:P:46:HIS:CD2	2.27	0.52
1:A:111:LYS:O	1:A:115:VAL:HG23	2.10	0.52
1:A:340:LEU:O	1:A:344:ILE:HG13	2.10	0.52
1:E:228:GLY:HA2	1:E:254:TYR:CD2	2.44	0.52
1:I:269:ALA:HB3	1:I:318:PRO:HB3	1.92	0.52
1:I:328:GLU:C	1:I:330:LEU:H	2.13	0.52
2:O:67:GLY:HA3	3:P:46:HIS:CD2	2.45	0.52
1:B:203:ILE:HD12	1:B:203:ILE:O	2.10	0.51
1:B:271:GLY:HA3	1:B:316:PHE:O	2.10	0.51
1:E:152:LYS:O	1:E:156:ILE:HG13	2.10	0.51
1:E:328:GLU:C	1:E:330:LEU:H	2.13	0.51
1:I:152:LYS:O	1:I:156:ILE:HG13	2.10	0.51
1:M:340:LEU:O	1:M:344:ILE:HG13	2.10	0.51
1:Q:340:LEU:O	1:Q:344:ILE:HG13	2.10	0.51
1:U:269:ALA:HB3	1:U:318:PRO:HB3	1.91	0.51
1:V:203:ILE:HD12	1:V:203:ILE:O	2.10	0.51
2:C:98:GLY:O	2:W:88:ARG:HG3	2.09	0.51
3:H:56:MET:HE3	3:H:59:MET:HB2	1.92	0.51
1:J:211:LEU:HD21	1:J:312:PHE:HE2	1.74	0.51
1:J:271:GLY:HA3	1:J:316:PHE:O	2.10	0.51
1:M:165:LEU:HD22	1:N:96:LEU:CD2	2.40	0.51
1:N:330:LEU:O	1:N:334:LEU:HD13	2.10	0.51
1:N:338:LEU:O	1:N:338:LEU:HD23	2.11	0.51
1:Q:152:LYS:O	1:Q:156:ILE:HG13	2.10	0.51
3:T:56:MET:HE3	3:T:59:MET:HB2	1.92	0.51
1:V:135:ARG:O	1:V:139:ILE:HG13	2.09	0.51
1:E:125:LEU:HA	1:E:128:TYR:CD2	2.44	0.51
1:E:127:LYS:C	1:E:130:PRO:HD2	2.31	0.51
1:F:271:GLY:HA3	1:F:316:PHE:O	2.10	0.51
1:J:203:ILE:HD12	1:J:203:ILE:O	2.10	0.51
1:M:127:LYS:C	1:M:130:PRO:HD2	2.31	0.51
1:Q:243:PHE:CD2	1:Q:245:ASN:HB2	2.45	0.51
1:R:199:VAL:HG22	1:R:344:ILE:HG23	1.92	0.51
1:J:125:LEU:HA	1:J:128:TYR:HD2	1.76	0.51
3:L:73:GLU:HA	3:L:76:ARG:HH11	1.76	0.51

Continued on next page...

Continued from previous page...

Atom-1	Atom-2	Interatomic distance (Å)	Clash overlap (Å)
1:N:271:GLY:HA3	1:N:316:PHE:O	2.10	0.51
1:Q:127:LYS:C	1:Q:130:PRO:HD2	2.31	0.51
1:Q:245:ASN:HD22	1:Q:274:ILE:HG23	1.75	0.51
1:Q:317:ASP:N	1:Q:318:PRO:HD3	2.25	0.51
1:R:125:LEU:HD22	1:R:221:TYR:HD1	1.75	0.51
3:X:93:THR:HA	3:X:96:ARG:NH1	2.26	0.51
1:E:120:LEU:CD1	1:F:120:LEU:HD12	2.40	0.51
1:E:245:ASN:HD22	1:E:274:ILE:HG23	1.75	0.51
1:F:232:LEU:N	1:F:232:LEU:HD12	2.26	0.51
2:K:98:GLY:CA	2:K:101:THR:OG1	2.55	0.51
1:M:114:GLN:HG3	1:M:258:LEU:CD1	2.39	0.51
2:O:97:LEU:CD2	2:O:102:ILE:HD11	2.40	0.51
1:Q:201:ASP:OD2	2:S:29:ARG:NE	2.44	0.51
1:Q:233:PHE:O	1:Q:247:ILE:HA	2.11	0.51
1:R:340:LEU:O	1:R:344:ILE:HG13	2.09	0.51
3:T:93:THR:HA	3:T:96:ARG:NH1	2.25	0.51
1:V:232:LEU:N	1:V:232:LEU:HD12	2.26	0.51
1:A:269:ALA:HB3	1:A:318:PRO:HB3	1.91	0.51
1:E:181:GLN:CB	1:F:91:ASN:HD22	2.23	0.51
3:L:93:THR:HA	3:L:96:ARG:NH1	2.26	0.51
1:M:232:LEU:HD12	1:M:232:LEU:N	2.26	0.51
1:Q:142:GLN:CD	1:U:142:GLN:O	2.49	0.51
1:R:232:LEU:HD12	1:R:232:LEU:N	2.26	0.51
1:U:233:PHE:O	1:U:247:ILE:HA	2.11	0.51
1:U:243:PHE:CD2	1:U:245:ASN:HB2	2.45	0.51
3:X:73:GLU:HA	3:X:76:ARG:HH11	1.76	0.51
1:A:282:ASN:O	1:A:283:VAL:HB	2.11	0.51
1:B:139:ILE:HD13	1:B:188:PHE:CD2	2.46	0.51
2:C:58:LEU:O	2:C:62:ILE:HG12	2.11	0.51
1:E:232:LEU:HD12	1:E:232:LEU:N	2.26	0.51
1:I:232:LEU:N	1:I:232:LEU:HD12	2.26	0.51
1:I:317:ASP:N	1:I:318:PRO:HD3	2.25	0.51
2:K:97:LEU:HD22	2:O:105:GLY:O	2.11	0.51
1:M:111:LYS:O	1:M:115:VAL:HG23	2.10	0.51
1:Q:114:GLN:HG3	1:Q:258:LEU:CD1	2.39	0.51
1:Q:310:GLU:HG2	2:S:16:THR:HA	1.91	0.51
1:U:232:LEU:HD12	1:U:232:LEU:N	2.26	0.51
1:V:125:LEU:HD22	1:V:221:TYR:HD1	1.75	0.51
1:V:330:LEU:O	1:V:334:LEU:HD13	2.10	0.51
1:B:92:VAL:O	1:B:96:LEU:HD13	2.11	0.51
3:D:93:THR:HA	3:D:96:ARG:NH1	2.26	0.51

Continued on next page...

Continued from previous page...

Atom-1	Atom-2	Interatomic distance (Å)	Clash overlap (Å)
1:E:282:ASN:O	1:E:283:VAL:HB	2.11	0.51
1:I:340:LEU:O	1:I:344:ILE:HG13	2.10	0.51
2:K:58:LEU:O	2:K:62:ILE:HG12	2.11	0.51
1:M:233:PHE:O	1:M:247:ILE:HA	2.11	0.51
1:M:282:ASN:O	1:M:283:VAL:HB	2.11	0.51
2:O:58:LEU:O	2:O:62:ILE:HG12	2.11	0.51
3:P:56:MET:HE3	3:P:59:MET:HB2	1.92	0.51
1:Q:232:LEU:N	1:Q:232:LEU:HD12	2.26	0.51
1:Q:328:GLU:C	1:Q:330:LEU:H	2.13	0.51
1:R:139:ILE:HD13	1:R:188:PHE:CD2	2.45	0.51
1:U:245:ASN:HD22	1:U:274:ILE:HG23	1.75	0.51
1:V:139:ILE:HD13	1:V:188:PHE:CD2	2.46	0.51
2:W:67:GLY:HA3	3:X:46:HIS:CD2	2.44	0.51
1:E:186:PRO:HD3	1:F:92:VAL:HG22	1.91	0.51
1:J:232:LEU:HD12	1:J:232:LEU:N	2.26	0.51
3:L:113:LYS:HB3	3:L:113:LYS:HZ3	1.76	0.51
1:M:245:ASN:HD22	1:M:274:ILE:HG23	1.75	0.51
1:N:232:LEU:N	1:N:232:LEU:HD12	2.26	0.51
3:P:93:THR:HA	3:P:96:ARG:NH1	2.25	0.51
1:Q:282:ASN:O	1:Q:283:VAL:HB	2.11	0.51
1:R:203:ILE:HD12	1:R:203:ILE:O	2.10	0.51
1:U:91:ASN:ND2	1:V:181:GLN:O	2.44	0.51
1:A:317:ASP:N	1:A:318:PRO:HD3	2.25	0.51
1:B:348:LEU:HA	1:B:352:LEU:HB3	1.93	0.51
1:J:338:LEU:HD23	1:J:338:LEU:O	2.11	0.51
2:K:99:ARG:O	2:K:102:ILE:HG13	2.11	0.51
3:P:73:GLU:HA	3:P:76:ARG:HH11	1.76	0.51
1:R:114:GLN:HA	1:R:117:MET:HB3	1.93	0.51
1:R:125:LEU:HA	1:R:128:TYR:HD2	1.75	0.51
1:U:181:GLN:HG3	1:V:91:ASN:HD22	1.75	0.51
2:W:60:ALA:O	2:W:64:GLU:HB2	2.11	0.51
3:X:104:ALA:O	3:X:108:VAL:HG23	2.11	0.51
1:I:233:PHE:O	1:I:247:ILE:HA	2.11	0.50
1:I:245:ASN:HD22	1:I:274:ILE:HG23	1.75	0.50
1:I:282:ASN:O	1:I:283:VAL:HB	2.11	0.50
1:J:348:LEU:HA	1:J:352:LEU:HB3	1.93	0.50
1:M:149:GLN:NE2	1:N:102:LEU:HD11	2.25	0.50
1:N:125:LEU:HA	1:N:128:TYR:HD2	1.76	0.50
3:P:104:ALA:O	3:P:108:VAL:HG23	2.11	0.50
2:W:69:ALA:HB1	2:W:85:LEU:HD12	1.93	0.50
1:A:233:PHE:O	1:A:247:ILE:HA	2.11	0.50

Continued on next page...

Continued from previous page...

Atom-1	Atom-2	Interatomic distance (Å)	Clash overlap (Å)
1:F:114:GLN:HA	1:F:117:MET:HB3	1.94	0.50
1:F:125:LEU:HA	1:F:128:TYR:HD2	1.76	0.50
1:F:338:LEU:O	1:F:338:LEU:HD23	2.11	0.50
2:G:58:LEU:O	2:G:62:ILE:HG12	2.11	0.50
3:H:93:THR:HA	3:H:96:ARG:NH1	2.26	0.50
1:I:243:PHE:CD2	1:I:245:ASN:HB2	2.45	0.50
2:K:105:GLY:HA3	2:O:73:ASN:CG	2.32	0.50
2:O:50:TYR:CE1	3:P:111:GLY:HA3	2.45	0.50
1:Q:95:LYS:NZ	1:R:183:LYS:O	2.44	0.50
1:R:188:PHE:HA	1:R:360:PHE:HE2	1.76	0.50
1:R:271:GLY:HA3	1:R:316:PHE:O	2.11	0.50
3:T:104:ALA:O	3:T:108:VAL:HG23	2.11	0.50
1:U:127:LYS:C	1:U:130:PRO:HD2	2.31	0.50
1:V:348:LEU:HA	1:V:352:LEU:HB3	1.93	0.50
1:A:127:LYS:C	1:A:130:PRO:HD2	2.31	0.50
1:B:125:LEU:HD22	1:B:221:TYR:HD1	1.75	0.50
2:C:60:ALA:O	2:C:64:GLU:HB2	2.11	0.50
1:E:120:LEU:C	1:E:120:LEU:HD23	2.32	0.50
1:F:183:LYS:CG	1:F:184:GLY:H	2.13	0.50
2:G:69:ALA:HB1	2:G:85:LEU:HD12	1.94	0.50
1:I:127:LYS:C	1:I:130:PRO:HD2	2.31	0.50
1:J:127:LYS:HG2	1:R:148:GLU:OE2	2.12	0.50
1:M:97:LEU:HB3	1:N:150:ILE:HA	1.93	0.50
1:N:125:LEU:HD22	1:N:221:TYR:HD1	1.75	0.50
1:Q:211:LEU:HD21	1:Q:312:PHE:CE2	2.47	0.50
1:R:348:LEU:HA	1:R:352:LEU:HB3	1.93	0.50
2:S:60:ALA:O	2:S:64:GLU:HB2	2.11	0.50
1:V:92:VAL:O	1:V:96:LEU:HD13	2.11	0.50
1:B:338:LEU:HD23	1:B:338:LEU:O	2.11	0.50
1:E:233:PHE:O	1:E:247:ILE:HA	2.11	0.50
1:E:243:PHE:CD2	1:E:245:ASN:HB2	2.45	0.50
1:I:114:GLN:HG3	1:I:258:LEU:CD1	2.39	0.50
1:J:92:VAL:O	1:J:96:LEU:HD13	2.11	0.50
1:N:92:VAL:O	1:N:96:LEU:HD13	2.11	0.50
1:N:248:LEU:HD22	1:N:274:ILE:HG12	1.94	0.50
1:F:139:ILE:HD13	1:F:188:PHE:CD2	2.46	0.50
2:G:60:ALA:O	2:G:64:GLU:HB2	2.11	0.50
3:L:73:GLU:O	3:L:77:LEU:HD23	2.12	0.50
3:L:104:ALA:O	3:L:108:VAL:HG23	2.11	0.50
1:N:139:ILE:HD13	1:N:188:PHE:CD2	2.46	0.50
2:O:60:ALA:O	2:O:64:GLU:HB2	2.11	0.50

Continued on next page...

Continued from previous page...

Atom-1	Atom-2	Interatomic distance (Å)	Clash overlap (Å)
1:Q:131:ILE:HG23	1:R:102:LEU:HB3	1.93	0.50
3:T:73:GLU:HA	3:T:76:ARG:HH11	1.76	0.50
1:U:99:LEU:HD11	1:V:185:ILE:HD12	1.94	0.50
1:U:145:PRO:HB3	1:V:98:SER:CB	2.40	0.50
1:A:132:TRP:HA	1:A:135:ARG:HG2	1.94	0.50
1:B:248:LEU:HD22	1:B:274:ILE:HG12	1.94	0.50
3:D:73:GLU:O	3:D:77:LEU:HD23	2.12	0.50
1:E:95:LYS:CD	1:F:145:PRO:HG2	2.34	0.50
1:F:125:LEU:HD22	1:F:221:TYR:HD1	1.76	0.50
2:K:40:ALA:CB	3:L:86:ILE:HG13	2.42	0.50
1:M:144:GLN:OE1	1:N:95:LYS:HE3	2.12	0.50
1:M:243:PHE:CD2	1:M:245:ASN:HB2	2.45	0.50
1:R:92:VAL:O	1:R:96:LEU:HD13	2.11	0.50
1:U:240:ASN:ND2	1:U:242:PHE:H	2.10	0.50
1:A:120:LEU:HD23	1:A:120:LEU:C	2.32	0.50
1:A:240:ASN:ND2	1:A:242:PHE:H	2.10	0.50
3:D:73:GLU:HA	3:D:76:ARG:HH11	1.76	0.50
1:I:211:LEU:HD21	1:I:312:PHE:CE2	2.46	0.50
1:J:114:GLN:HA	1:J:117:MET:HB3	1.93	0.50
1:J:248:LEU:HD22	1:J:274:ILE:HG12	1.94	0.50
2:K:60:ALA:O	2:K:64:GLU:HB2	2.11	0.50
2:K:63:LEU:HD13	3:L:42:LEU:HB2	1.93	0.50
1:M:138:ILE:HB	1:N:99:LEU:HD21	1.94	0.50
1:M:145:PRO:HG2	1:N:95:LYS:HA	1.94	0.50
1:N:146:LYS:HB2	1:N:149:GLN:CG	2.41	0.50
2:O:49:VAL:HG21	3:P:118:TYR:CD2	2.47	0.50
2:S:58:LEU:O	2:S:62:ILE:HG12	2.11	0.50
1:U:120:LEU:C	1:U:120:LEU:HD23	2.32	0.50
1:U:132:TRP:HA	1:U:135:ARG:HG2	1.94	0.50
1:V:338:LEU:O	1:V:338:LEU:HD23	2.11	0.50
2:W:93:LEU:HA	2:W:96:LEU:HD21	1.92	0.50
1:A:211:LEU:HD21	1:A:312:PHE:CE2	2.47	0.50
1:E:219:LEU:HD23	1:E:220:GLU:N	2.27	0.50
1:F:248:LEU:HD22	1:F:274:ILE:HG12	1.94	0.50
1:J:199:VAL:HG22	1:J:344:ILE:HG23	1.92	0.50
1:M:211:LEU:HD21	1:M:312:PHE:CE2	2.47	0.50
3:P:73:GLU:O	3:P:77:LEU:HD23	2.12	0.50
1:Q:99:LEU:HD11	1:R:185:ILE:HD12	1.94	0.50
1:R:338:LEU:HD23	1:R:338:LEU:O	2.11	0.50
2:W:58:LEU:O	2:W:62:ILE:HG12	2.11	0.50
1:A:232:LEU:N	1:A:232:LEU:HD12	2.26	0.50

Continued on next page...

Continued from previous page...

Atom-1	Atom-2	Interatomic distance (Å)	Clash overlap (Å)
1:B:232:LEU:HD12	1:B:232:LEU:N	2.26	0.50
1:F:348:LEU:HA	1:F:352:LEU:HB3	1.93	0.50
1:I:120:LEU:HD23	1:I:120:LEU:C	2.32	0.50
1:I:125:LEU:HA	1:I:128:TYR:CD2	2.44	0.50
1:J:125:LEU:HD22	1:J:221:TYR:HD1	1.75	0.50
2:K:69:ALA:HB1	2:K:85:LEU:HD12	1.93	0.50
1:M:240:ASN:ND2	1:M:242:PHE:H	2.10	0.50
1:R:147:PRO:HA	1:R:150:ILE:HD12	1.93	0.50
1:V:125:LEU:HA	1:V:128:TYR:HD2	1.76	0.50
1:V:248:LEU:HD22	1:V:274:ILE:HG12	1.94	0.50
2:W:21:ALA:HB2	3:X:118:TYR:HB2	1.93	0.50
1:F:188:PHE:HA	1:F:360:PHE:HE2	1.77	0.49
3:H:104:ALA:O	3:H:108:VAL:HG23	2.11	0.49
1:I:219:LEU:HD23	1:I:220:GLU:N	2.27	0.49
1:J:139:ILE:HD13	1:J:188:PHE:CD2	2.46	0.49
1:M:219:LEU:HD23	1:M:220:GLU:N	2.27	0.49
1:Q:132:TRP:HA	1:Q:135:ARG:HG2	1.94	0.49
2:S:93:LEU:C	2:S:95:LYS:N	2.64	0.49
1:B:147:PRO:HA	1:B:150:ILE:HD12	1.94	0.49
3:D:104:ALA:O	3:D:108:VAL:HG23	2.11	0.49
1:F:147:PRO:HA	1:F:150:ILE:HD12	1.93	0.49
3:H:43:LYS:O	3:H:47:PRO:HG3	2.13	0.49
1:M:120:LEU:C	1:M:120:LEU:HD23	2.32	0.49
1:Q:145:PRO:HB2	1:Q:150:ILE:HD11	1.95	0.49
1:Q:310:GLU:OE2	2:S:16:THR:N	2.45	0.49
1:A:206:ARG:HH22	1:A:283:VAL:H	1.60	0.49
2:C:69:ALA:HB1	2:C:85:LEU:HD12	1.93	0.49
1:I:145:PRO:HB2	1:I:150:ILE:HD11	1.95	0.49
1:M:125:LEU:HA	1:M:128:TYR:CD2	2.44	0.49
1:Q:120:LEU:HD23	1:Q:120:LEU:C	2.32	0.49
1:Q:240:ASN:ND2	1:Q:242:PHE:H	2.10	0.49
2:S:69:ALA:HB1	2:S:85:LEU:HD12	1.93	0.49
1:U:282:ASN:O	1:U:283:VAL:HB	2.11	0.49
1:V:147:PRO:HA	1:V:150:ILE:HD12	1.94	0.49
3:X:73:GLU:O	3:X:77:LEU:HD23	2.12	0.49
1:A:170:GLU:HG3	1:I:169:GLU:CD	2.33	0.49
1:B:114:GLN:HA	1:B:117:MET:HB3	1.93	0.49
1:B:185:ILE:HG21	1:B:188:PHE:HD1	1.78	0.49
3:D:43:LYS:O	3:D:47:PRO:HG3	2.13	0.49
1:E:113:PHE:CE1	1:F:120:LEU:HD22	2.48	0.49
1:F:92:VAL:O	1:F:96:LEU:HD13	2.11	0.49

Continued on next page...

Continued from previous page...

Atom-1	Atom-2	Interatomic distance (Å)	Clash overlap (Å)
3:H:73:GLU:O	3:H:77:LEU:HD23	2.12	0.49
2:K:50:TYR:OH	3:L:92:GLN:HG3	2.12	0.49
1:M:113:PHE:HD1	1:N:124:PHE:CD2	2.31	0.49
1:N:348:LEU:HA	1:N:352:LEU:HB3	1.93	0.49
1:Q:124:PHE:CZ	1:R:113:PHE:HA	2.48	0.49
1:Q:311:SER:H	1:Q:314:ASN:HD21	1.57	0.49
1:R:93:LYS:O	1:R:97:LEU:HD23	2.13	0.49
1:R:185:ILE:HG21	1:R:188:PHE:HD1	1.78	0.49
3:T:73:GLU:O	3:T:77:LEU:HD23	2.12	0.49
1:U:211:LEU:HD21	1:U:312:PHE:CE2	2.47	0.49
1:V:185:ILE:HG21	1:V:188:PHE:HD1	1.78	0.49
1:E:311:SER:H	1:E:314:ASN:HD21	1.57	0.49
2:G:99:ARG:HG3	2:G:100:VAL:HG23	1.94	0.49
1:I:185:ILE:HD13	1:I:188:PHE:HD1	1.78	0.49
2:K:21:ALA:HB2	3:L:118:TYR:HB2	1.94	0.49
3:L:43:LYS:O	3:L:47:PRO:HG3	2.13	0.49
1:M:198:ILE:HD13	3:P:36:ILE:HD13	1.94	0.49
1:M:206:ARG:HH22	1:M:283:VAL:H	1.60	0.49
2:W:99:ARG:O	2:W:102:ILE:CD1	2.60	0.49
1:B:125:LEU:HA	1:B:128:TYR:HD2	1.76	0.49
1:E:132:TRP:HA	1:E:135:ARG:HG2	1.94	0.49
2:G:99:ARG:HB3	3:H:69:ARG:NH2	2.26	0.49
1:I:185:ILE:HG13	1:J:92:VAL:HG13	1.95	0.49
1:M:117:MET:HA	1:N:120:LEU:HD13	1.93	0.49
1:N:114:GLN:HA	1:N:117:MET:HB3	1.94	0.49
1:R:248:LEU:HD22	1:R:274:ILE:HG12	1.94	0.49
1:E:211:LEU:HD21	1:E:312:PHE:CE2	2.47	0.49
1:F:93:LYS:O	1:F:97:LEU:HD23	2.13	0.49
1:M:103:GLN:OE1	1:N:357:VAL:HB	2.13	0.49
1:N:93:LYS:O	1:N:97:LEU:HD23	2.13	0.49
1:N:196:LEU:HD23	1:N:199:VAL:HG21	1.95	0.49
1:U:145:PRO:HB2	1:U:150:ILE:HD11	1.95	0.49
1:U:219:LEU:HD23	1:U:220:GLU:N	2.27	0.49
2:W:42:ARG:O	3:X:85:THR:HA	2.12	0.49
1:E:185:ILE:HD13	1:E:188:PHE:HD1	1.77	0.49
1:F:185:ILE:HG21	1:F:188:PHE:HD1	1.78	0.49
3:H:73:GLU:HA	3:H:76:ARG:HH11	1.76	0.49
1:I:132:TRP:HA	1:I:135:ARG:HG2	1.93	0.49
1:I:205:ASP:OD2	2:K:35:ARG:HD2	2.12	0.49
3:T:43:LYS:O	3:T:47:PRO:HG3	2.13	0.49
1:U:206:ARG:HH22	1:U:283:VAL:H	1.60	0.49

Continued on next page...

Continued from previous page...

Atom-1	Atom-2	Interatomic distance (Å)	Clash overlap (Å)
1:A:96:LEU:HB3	1:B:165:LEU:HD21	1.94	0.49
1:A:219:LEU:HD23	1:A:220:GLU:N	2.27	0.49
1:U:185:ILE:HD13	1:U:188:PHE:HD1	1.78	0.49
1:U:319:PRO:HB2	1:U:338:LEU:CD2	2.43	0.49
1:E:206:ARG:HH22	1:E:283:VAL:H	1.60	0.49
1:J:93:LYS:O	1:J:97:LEU:HD23	2.13	0.49
1:J:147:PRO:HA	1:J:150:ILE:HD12	1.93	0.49
1:Q:219:LEU:HD23	1:Q:220:GLU:N	2.27	0.49
1:Q:316:PHE:C	1:Q:318:PRO:HD3	2.34	0.49
1:R:146:LYS:HB2	1:R:149:GLN:CG	2.41	0.49
1:U:316:PHE:C	1:U:318:PRO:HD3	2.34	0.49
1:V:114:GLN:HA	1:V:117:MET:HB3	1.94	0.49
1:V:196:LEU:HD23	1:V:199:VAL:HG21	1.95	0.49
1:A:181:GLN:CG	1:B:91:ASN:HD22	2.25	0.48
1:E:145:PRO:HB2	1:E:150:ILE:HD11	1.95	0.48
1:I:206:ARG:HH22	1:I:283:VAL:H	1.61	0.48
1:I:319:PRO:HB2	1:I:338:LEU:CD2	2.43	0.48
1:M:131:ILE:HG21	1:N:106:LEU:HG	1.94	0.48
1:M:157:VAL:HG13	1:M:162:GLU:HB2	1.95	0.48
2:O:69:ALA:HB1	2:O:85:LEU:HD12	1.93	0.48
1:Q:99:LEU:O	1:R:357:VAL:HG21	2.13	0.48
1:R:196:LEU:HD23	1:R:199:VAL:HG21	1.95	0.48
1:V:211:LEU:HD21	1:V:312:PHE:CE2	2.47	0.48
1:V:271:GLY:HA3	1:V:316:PHE:O	2.12	0.48
3:X:43:LYS:O	3:X:47:PRO:HG3	2.13	0.48
1:A:234:ARG:HG2	1:A:247:ILE:HG12	1.95	0.48
1:A:319:PRO:HB2	1:A:338:LEU:CD2	2.43	0.48
1:E:240:ASN:ND2	1:E:242:PHE:H	2.10	0.48
1:E:319:PRO:HB2	1:E:338:LEU:CD2	2.43	0.48
1:I:240:ASN:ND2	1:I:242:PHE:H	2.10	0.48
1:J:185:ILE:HG21	1:J:188:PHE:HD1	1.78	0.48
1:Q:274:ILE:HG22	1:Q:275:SER:N	2.29	0.48
1:U:132:TRP:O	1:U:135:ARG:HG2	2.13	0.48
1:U:274:ILE:HG22	1:U:275:SER:N	2.28	0.48
1:A:132:TRP:O	1:A:135:ARG:HG2	2.13	0.48
1:A:274:ILE:HG22	1:A:275:SER:N	2.28	0.48
1:E:132:TRP:O	1:E:135:ARG:HG2	2.13	0.48
1:M:132:TRP:O	1:M:135:ARG:HG2	2.13	0.48
1:Q:256:LYS:HE3	1:Q:256:LYS:H	1.79	0.48
1:R:211:LEU:HD21	1:R:312:PHE:CE2	2.48	0.48
1:A:97:LEU:HD12	1:B:153:GLY:C	2.33	0.48

Continued on next page...

Continued from previous page...

Atom-1	Atom-2	Interatomic distance (Å)	Clash overlap (Å)
1:A:145:PRO:HB2	1:A:150:ILE:HD11	1.95	0.48
1:E:316:PHE:C	1:E:318:PRO:HD3	2.34	0.48
2:K:84:GLN:NE2	2:O:102:ILE:HB	2.28	0.48
1:M:316:PHE:C	1:M:318:PRO:HD3	2.34	0.48
1:N:147:PRO:HA	1:N:150:ILE:HD12	1.93	0.48
1:N:185:ILE:HG21	1:N:188:PHE:HD1	1.78	0.48
1:Q:125:LEU:HA	1:Q:128:TYR:CD2	2.43	0.48
1:Q:137:ARG:HB3	1:Q:142:GLN:HB3	1.96	0.48
1:V:93:LYS:O	1:V:97:LEU:HD23	2.13	0.48
1:A:316:PHE:C	1:A:318:PRO:HD3	2.34	0.48
1:I:157:VAL:HG13	1:I:162:GLU:HB2	1.95	0.48
2:K:40:ALA:HB2	3:L:86:ILE:HG13	1.95	0.48
3:L:46:HIS:HB3	3:L:49:THR:CB	2.44	0.48
3:L:76:ARG:HB3	3:L:80:TYR:CZ	2.49	0.48
1:M:99:LEU:HD21	1:N:138:ILE:HB	1.95	0.48
1:M:274:ILE:HG22	1:M:275:SER:N	2.28	0.48
1:Q:167:VAL:HG12	1:Q:168:ASP:N	2.29	0.48
1:U:167:VAL:HG12	1:U:168:ASP:N	2.29	0.48
1:U:234:ARG:HG2	1:U:247:ILE:HG12	1.96	0.48
1:B:196:LEU:HD23	1:B:199:VAL:HG21	1.95	0.48
2:C:50:TYR:O	2:C:54:VAL:HG23	2.14	0.48
3:H:62:PHE:O	3:H:66:VAL:HG23	2.14	0.48
1:I:106:LEU:HD13	1:I:106:LEU:O	2.14	0.48
1:M:132:TRP:HA	1:M:135:ARG:HG2	1.94	0.48
1:M:256:LYS:HE3	1:M:256:LYS:H	1.78	0.48
2:O:50:TYR:O	2:O:54:VAL:HG23	2.14	0.48
1:Q:117:MET:SD	1:R:117:MET:CE	3.02	0.48
1:Q:319:PRO:HB2	1:Q:338:LEU:CD2	2.43	0.48
1:A:125:LEU:HA	1:A:128:TYR:CD2	2.44	0.48
1:A:135:ARG:HB2	1:B:99:LEU:HD22	1.96	0.48
1:A:157:VAL:HG13	1:A:162:GLU:HB2	1.95	0.48
1:A:185:ILE:HD13	1:A:188:PHE:HD1	1.78	0.48
2:C:40:ALA:CB	3:D:86:ILE:HG13	2.43	0.48
3:D:34:TYR:HA	3:D:37:TYR:HD2	1.79	0.48
2:G:50:TYR:O	2:G:54:VAL:HG23	2.14	0.48
2:G:87:VAL:HG12	2:G:94:ASN:HB2	1.95	0.48
3:H:46:HIS:HB3	3:H:49:THR:CB	2.44	0.48
3:H:76:ARG:HB3	3:H:80:TYR:CZ	2.49	0.48
1:I:316:PHE:C	1:I:318:PRO:HD3	2.34	0.48
1:J:196:LEU:HD23	1:J:199:VAL:HG21	1.95	0.48
1:M:125:LEU:HD22	1:M:221:TYR:CE1	2.49	0.48

Continued on next page...

Continued from previous page...

Atom-1	Atom-2	Interatomic distance (Å)	Clash overlap (Å)
1:M:319:PRO:HB2	1:M:338:LEU:CD2	2.43	0.48
1:N:106:LEU:O	1:N:110:GLU:HG3	2.14	0.48
3:P:43:LYS:O	3:P:47:PRO:HG3	2.13	0.48
1:Q:132:TRP:O	1:Q:135:ARG:HG2	2.13	0.48
3:T:46:HIS:HB3	3:T:49:THR:CB	2.44	0.48
3:D:62:PHE:O	3:D:66:VAL:HG23	2.14	0.48
1:E:125:LEU:HD22	1:E:221:TYR:CE1	2.49	0.48
1:I:132:TRP:O	1:I:135:ARG:HG2	2.13	0.48
1:J:211:LEU:HD21	1:J:312:PHE:CE2	2.49	0.48
2:K:50:TYR:O	2:K:54:VAL:HG23	2.14	0.48
1:M:106:LEU:O	1:M:106:LEU:HD13	2.14	0.48
1:M:137:ARG:HB3	1:M:142:GLN:HB3	1.96	0.48
1:M:167:VAL:HG12	1:M:168:ASP:N	2.29	0.48
3:P:76:ARG:HB3	3:P:80:TYR:CZ	2.49	0.48
1:Q:106:LEU:HD13	1:Q:106:LEU:O	2.14	0.48
1:Q:125:LEU:HD22	1:Q:221:TYR:CE1	2.49	0.48
2:S:50:TYR:O	2:S:54:VAL:HG23	2.14	0.48
1:U:137:ARG:HB3	1:U:142:GLN:HB3	1.95	0.48
1:U:157:VAL:HG13	1:U:162:GLU:HB2	1.95	0.48
1:B:93:LYS:O	1:B:97:LEU:HD23	2.13	0.48
3:D:65:ASP:O	3:D:69:ARG:HG3	2.13	0.48
2:K:84:GLN:CG	2:O:102:ILE:O	2.59	0.48
2:K:103:ALA:CA	2:O:81:ARG:CZ	2.75	0.48
3:L:65:ASP:O	3:L:69:ARG:HG3	2.13	0.48
3:P:65:ASP:O	3:P:69:ARG:HG3	2.13	0.48
1:U:102:LEU:HD11	1:V:149:GLN:NE2	2.28	0.48
1:U:106:LEU:O	1:U:106:LEU:HD13	2.14	0.48
2:W:99:ARG:NE	2:W:99:ARG:CA	2.73	0.48
1:A:311:SER:H	1:A:314:ASN:HD21	1.57	0.48
1:E:167:VAL:HG12	1:E:168:ASP:N	2.29	0.48
1:E:256:LYS:H	1:E:256:LYS:HE3	1.79	0.48
1:E:355:ARG:NH2	1:F:110:GLU:OE1	2.46	0.48
1:F:196:LEU:HD23	1:F:199:VAL:HG21	1.95	0.48
3:P:46:HIS:HB3	3:P:49:THR:CB	2.44	0.48
1:Q:352:LEU:HD13	1:Q:352:LEU:C	2.35	0.48
3:T:76:ARG:HB3	3:T:80:TYR:CZ	2.49	0.48
1:U:99:LEU:CD1	1:V:185:ILE:HD12	2.44	0.48
1:U:154:GLN:N	1:V:97:LEU:HD12	2.29	0.48
1:A:256:LYS:HE3	1:A:256:LYS:H	1.78	0.47
1:B:211:LEU:HD21	1:B:312:PHE:CE2	2.49	0.47
3:D:46:HIS:HB3	3:D:49:THR:CB	2.44	0.47

Continued on next page...

Continued from previous page...

Atom-1	Atom-2	Interatomic distance (Å)	Clash overlap (Å)
1:E:102:LEU:HD11	1:F:149:GLN:NE2	2.29	0.47
1:E:157:VAL:HG13	1:E:162:GLU:HB2	1.95	0.47
1:E:358:ASP:OD1	1:F:100:LYS:HE2	2.14	0.47
1:I:125:LEU:HD22	1:I:221:TYR:CE1	2.49	0.47
1:I:167:VAL:HG12	1:I:168:ASP:N	2.29	0.47
1:I:352:LEU:HD13	1:I:352:LEU:C	2.35	0.47
1:M:150:ILE:HA	1:N:97:LEU:HB3	1.95	0.47
1:R:352:LEU:C	1:R:352:LEU:HD13	2.35	0.47
3:X:76:ARG:HB3	3:X:80:TYR:CZ	2.49	0.47
1:M:91:ASN:ND2	1:N:181:GLN:O	2.47	0.47
1:N:211:LEU:HD21	1:N:312:PHE:CE2	2.48	0.47
1:N:352:LEU:HD13	1:N:352:LEU:C	2.35	0.47
1:Q:201:ASP:CG	2:S:29:ARG:HB2	2.35	0.47
1:Q:206:ARG:HH22	1:Q:283:VAL:H	1.61	0.47
1:U:165:LEU:HD22	1:V:96:LEU:HD23	1.95	0.47
2:W:90:ASP:OD2	2:W:93:LEU:HG	2.14	0.47
1:A:144:GLN:OE1	1:B:95:LYS:HE3	2.13	0.47
1:B:225:GLY:HA2	1:F:226:ARG:HE	1.75	0.47
1:F:106:LEU:O	1:F:110:GLU:HG3	2.15	0.47
1:I:190:LEU:C	1:I:190:LEU:HD13	2.35	0.47
1:M:145:PRO:HB2	1:M:150:ILE:HD11	1.95	0.47
1:M:190:LEU:HD13	1:M:190:LEU:C	2.35	0.47
1:M:234:ARG:HG2	1:M:247:ILE:HG12	1.96	0.47
1:Q:157:VAL:HG13	1:Q:162:GLU:HB2	1.95	0.47
3:T:65:ASP:O	3:T:69:ARG:HG3	2.13	0.47
1:B:188:PHE:HA	1:B:360:PHE:HE2	1.77	0.47
1:I:274:ILE:HG22	1:I:275:SER:N	2.28	0.47
1:J:190:LEU:HD13	1:J:190:LEU:C	2.35	0.47
3:L:62:PHE:O	3:L:66:VAL:HG23	2.14	0.47
1:M:185:ILE:HD13	1:M:188:PHE:HD1	1.78	0.47
1:M:352:LEU:C	1:M:352:LEU:HD13	2.35	0.47
3:P:62:PHE:O	3:P:66:VAL:HG23	2.14	0.47
1:U:311:SER:H	1:U:314:ASN:HD21	1.57	0.47
2:W:40:ALA:HB2	3:X:86:ILE:HG13	1.96	0.47
3:X:34:TYR:HA	3:X:37:TYR:HD2	1.79	0.47
1:A:167:VAL:HG12	1:A:168:ASP:N	2.29	0.47
3:D:76:ARG:HB3	3:D:80:TYR:CZ	2.49	0.47
1:F:211:LEU:HD21	1:F:312:PHE:CE2	2.49	0.47
3:H:34:TYR:HA	3:H:37:TYR:HD2	1.79	0.47
3:H:65:ASP:O	3:H:69:ARG:HG3	2.13	0.47
1:I:332:GLU:O	1:I:336:GLU:HG3	2.15	0.47

Continued on next page...

Continued from previous page...

Atom-1	Atom-2	Interatomic distance (Å)	Clash overlap (Å)
1:J:106:LEU:O	1:J:110:GLU:HG3	2.14	0.47
2:K:105:GLY:CA	2:O:73:ASN:CG	2.81	0.47
1:R:106:LEU:O	1:R:110:GLU:HG3	2.14	0.47
1:V:190:LEU:C	1:V:190:LEU:HD13	2.35	0.47
1:V:352:LEU:HD13	1:V:352:LEU:C	2.35	0.47
1:A:137:ARG:HB3	1:A:142:GLN:HB3	1.96	0.47
1:E:352:LEU:C	1:E:352:LEU:HD13	2.35	0.47
1:I:137:ARG:HB3	1:I:142:GLN:HB3	1.96	0.47
1:I:256:LYS:HE3	1:I:256:LYS:H	1.79	0.47
1:Q:91:ASN:ND2	1:R:181:GLN:O	2.48	0.47
3:T:62:PHE:O	3:T:66:VAL:HG23	2.14	0.47
1:U:125:LEU:HA	1:U:128:TYR:CD2	2.44	0.47
1:V:183:LYS:CG	1:V:184:GLY:H	2.13	0.47
2:W:50:TYR:O	2:W:54:VAL:HG23	2.14	0.47
3:X:62:PHE:O	3:X:66:VAL:HG23	2.14	0.47
3:X:65:ASP:O	3:X:69:ARG:HG3	2.13	0.47
1:A:106:LEU:O	1:A:106:LEU:HD13	2.13	0.47
1:A:125:LEU:HD22	1:A:221:TYR:CE1	2.49	0.47
1:A:185:ILE:HD12	1:B:96:LEU:CD1	2.44	0.47
1:A:203:ILE:HD12	1:A:203:ILE:C	2.35	0.47
1:B:106:LEU:O	1:B:110:GLU:HG3	2.14	0.47
1:E:106:LEU:O	1:E:106:LEU:HD13	2.14	0.47
1:E:190:LEU:HD13	1:E:190:LEU:C	2.35	0.47
1:E:274:ILE:HG22	1:E:275:SER:N	2.28	0.47
3:H:37:TYR:O	3:H:41:VAL:HG23	2.15	0.47
1:I:310:GLU:CG	2:K:16:THR:HA	2.44	0.47
2:O:90:ASP:OD2	2:O:93:LEU:HG	2.14	0.47
1:Q:185:ILE:HD13	1:Q:188:PHE:HD1	1.78	0.47
1:R:190:LEU:HD13	1:R:190:LEU:C	2.35	0.47
2:S:41:GLU:HB3	3:T:84:SER:HB3	1.96	0.47
2:S:95:LYS:HB2	2:S:95:LYS:HE3	1.76	0.47
1:U:190:LEU:HD13	1:U:190:LEU:C	2.35	0.47
1:U:203:ILE:HD12	1:U:203:ILE:C	2.35	0.47
3:X:37:TYR:O	3:X:41:VAL:HG23	2.15	0.47
3:X:46:HIS:HB3	3:X:49:THR:CB	2.44	0.47
1:A:134:GLN:NE2	1:A:143:GLU:OE1	2.48	0.47
1:B:98:SER:O	1:B:102:LEU:HD13	2.15	0.47
1:B:352:LEU:C	1:B:352:LEU:HD13	2.35	0.47
1:E:137:ARG:HB3	1:E:142:GLN:HB3	1.96	0.47
1:E:234:ARG:HG2	1:E:247:ILE:HG12	1.96	0.47
1:F:98:SER:O	1:F:102:LEU:HD13	2.15	0.47

Continued on next page...

Continued from previous page...

Atom-1	Atom-2	Interatomic distance (Å)	Clash overlap (Å)
1:F:336:GLU:HA	2:G:77:ARG:HH21	1.78	0.47
1:F:352:LEU:HD13	1:F:352:LEU:C	2.35	0.47
1:J:98:SER:O	1:J:102:LEU:HD13	2.15	0.47
1:J:352:LEU:C	1:J:352:LEU:HD13	2.35	0.47
2:K:90:ASP:OD2	2:K:93:LEU:HG	2.14	0.47
1:M:191:THR:O	1:M:194:GLU:HB2	2.15	0.47
3:P:34:TYR:HA	3:P:37:TYR:HD2	1.79	0.47
1:Q:124:PHE:CZ	1:R:112:GLU:HG3	2.50	0.47
1:U:125:LEU:HD22	1:U:221:TYR:CE1	2.49	0.47
2:W:63:LEU:HD13	3:X:42:LEU:HB2	1.96	0.47
1:E:319:PRO:HB2	1:E:338:LEU:HD21	1.97	0.47
1:I:234:ARG:HG2	1:I:247:ILE:HG12	1.96	0.47
1:J:204:THR:H	1:J:207:ASP:CG	2.18	0.47
2:K:105:GLY:HA3	2:O:73:ASN:OD1	2.11	0.47
1:Q:95:LYS:HZ3	1:R:184:GLY:CA	2.25	0.47
1:Q:234:ARG:HG2	1:Q:247:ILE:HG12	1.95	0.47
1:R:344:ILE:O	1:R:348:LEU:HD23	2.15	0.47
1:V:336:GLU:OE2	2:W:79:ILE:HD13	2.15	0.47
3:D:37:TYR:O	3:D:41:VAL:HG23	2.15	0.47
1:M:120:LEU:CD1	1:N:120:LEU:HD12	2.44	0.47
1:Q:332:GLU:O	1:Q:336:GLU:HG3	2.15	0.47
3:T:34:TYR:HA	3:T:37:TYR:HD2	1.79	0.47
3:T:37:TYR:O	3:T:41:VAL:HG23	2.15	0.47
1:U:344:ILE:O	1:U:348:LEU:HD23	2.15	0.47
2:C:90:ASP:OD2	2:C:93:LEU:HG	2.14	0.46
1:F:146:LYS:HB2	1:F:149:GLN:CG	2.41	0.46
1:I:185:ILE:HD13	1:I:188:PHE:CD1	2.50	0.46
3:L:34:TYR:HA	3:L:37:TYR:HD2	1.79	0.46
1:M:145:PRO:HB3	1:N:98:SER:CB	2.37	0.46
1:N:98:SER:O	1:N:102:LEU:HD13	2.15	0.46
1:Q:190:LEU:C	1:Q:190:LEU:HD13	2.35	0.46
1:Q:344:ILE:O	1:Q:348:LEU:HD23	2.15	0.46
2:S:90:ASP:OD2	2:S:93:LEU:HG	2.14	0.46
1:V:106:LEU:O	1:V:110:GLU:HG3	2.14	0.46
2:W:99:ARG:CZ	2:W:102:ILE:HD11	2.44	0.46
1:A:248:LEU:HB3	1:A:316:PHE:CE2	2.51	0.46
1:A:319:PRO:HB2	1:A:338:LEU:HD21	1.97	0.46
1:B:146:LYS:HB2	1:B:149:GLN:CG	2.41	0.46
1:B:256:LYS:HD2	1:B:257:GLU:H	1.81	0.46
2:C:97:LEU:HD22	2:C:100:VAL:HG21	1.97	0.46
1:E:191:THR:O	1:E:194:GLU:HB2	2.15	0.46

Continued on next page...

Continued from previous page...

Atom-1	Atom-2	Interatomic distance (Å)	Clash overlap (Å)
1:E:250:LYS:HE2	1:E:318:PRO:HG2	1.98	0.46
1:E:310:GLU:HG2	2:G:17:ARG:N	2.30	0.46
1:I:97:LEU:HD13	1:J:157:VAL:HG21	1.97	0.46
1:I:203:ILE:HD12	1:I:203:ILE:C	2.35	0.46
2:K:103:ALA:CB	2:O:81:ARG:CZ	2.93	0.46
1:M:113:PHE:HA	1:N:124:PHE:CD2	2.50	0.46
1:M:344:ILE:O	1:M:348:LEU:HD23	2.15	0.46
2:O:102:ILE:HG22	2:O:103:ALA:N	2.30	0.46
1:U:352:LEU:C	1:U:352:LEU:HD13	2.35	0.46
1:A:344:ILE:O	1:A:348:LEU:HD23	2.15	0.46
1:A:352:LEU:HD13	1:A:352:LEU:C	2.35	0.46
1:E:332:GLU:O	1:E:336:GLU:HG3	2.15	0.46
1:F:190:LEU:C	1:F:190:LEU:HD13	2.35	0.46
2:K:97:LEU:HD13	2:O:104:GLN:HG2	1.95	0.46
1:M:98:SER:O	1:M:102:LEU:HD13	2.16	0.46
1:M:332:GLU:O	1:M:336:GLU:HG3	2.15	0.46
2:O:97:LEU:HD23	2:O:102:ILE:HD11	1.97	0.46
1:R:204:THR:H	1:R:207:ASP:CG	2.18	0.46
2:S:98:GLY:HA2	2:S:101:THR:OG1	2.16	0.46
1:V:98:SER:O	1:V:102:LEU:HD13	2.15	0.46
2:W:26:PRO:O	2:W:30:VAL:HG23	2.16	0.46
1:E:185:ILE:HD13	1:E:188:PHE:CD1	2.50	0.46
3:H:83:ARG:HB3	3:H:83:ARG:NH1	2.31	0.46
1:I:344:ILE:O	1:I:348:LEU:HD23	2.15	0.46
1:J:146:LYS:HB2	1:J:149:GLN:CG	2.41	0.46
2:K:54:VAL:HG13	3:L:107:ALA:HB1	1.96	0.46
3:L:37:TYR:O	3:L:41:VAL:HG23	2.15	0.46
3:L:83:ARG:NH1	3:L:83:ARG:HB3	2.31	0.46
1:R:188:PHE:HA	1:R:360:PHE:CD2	2.50	0.46
1:R:219:LEU:HD12	1:R:353:ILE:HD12	1.98	0.46
1:U:191:THR:O	1:U:194:GLU:HB2	2.15	0.46
1:U:256:LYS:HE3	1:U:256:LYS:H	1.79	0.46
1:U:319:PRO:HB2	1:U:338:LEU:HD21	1.97	0.46
1:A:190:LEU:C	1:A:190:LEU:HD13	2.35	0.46
1:B:204:THR:H	1:B:207:ASP:CG	2.18	0.46
1:B:226:ARG:CD	1:F:225:GLY:HA2	2.45	0.46
1:E:185:ILE:H	1:F:95:LYS:HG3	1.80	0.46
1:F:240:ASN:ND2	1:F:242:PHE:H	2.14	0.46
1:I:98:SER:O	1:I:102:LEU:HD13	2.16	0.46
1:I:250:LYS:HE2	1:I:318:PRO:HG2	1.97	0.46
2:K:26:PRO:O	2:K:30:VAL:HG23	2.16	0.46

Continued on next page...

Continued from previous page...

Atom-1	Atom-2	Interatomic distance (Å)	Clash overlap (Å)
1:N:190:LEU:C	1:N:190:LEU:HD13	2.35	0.46
1:N:204:THR:H	1:N:207:ASP:CG	2.18	0.46
1:Q:319:PRO:HB2	1:Q:338:LEU:HD21	1.97	0.46
1:R:98:SER:O	1:R:102:LEU:HD13	2.15	0.46
2:S:26:PRO:O	2:S:30:VAL:HG23	2.16	0.46
1:V:120:LEU:O	1:V:123:LYS:HB3	2.16	0.46
1:A:250:LYS:HE2	1:A:318:PRO:HG2	1.98	0.46
1:I:162:GLU:C	1:I:164:GLU:H	2.19	0.46
1:I:319:PRO:HB2	1:I:338:LEU:HD21	1.97	0.46
1:M:182:VAL:HG21	1:M:186:PRO:CD	2.46	0.46
1:M:203:ILE:HD12	1:M:203:ILE:C	2.35	0.46
3:P:37:TYR:O	3:P:41:VAL:HG23	2.15	0.46
1:Q:144:GLN:OE1	1:R:95:LYS:HE3	2.15	0.46
1:U:112:GLU:HG3	1:V:124:PHE:CZ	2.51	0.46
1:V:152:LYS:O	1:V:156:ILE:HG13	2.16	0.46
1:I:248:LEU:HB3	1:I:316:PHE:CE2	2.51	0.46
1:M:319:PRO:HB2	1:M:338:LEU:HD21	1.97	0.46
1:Q:162:GLU:C	1:Q:164:GLU:H	2.19	0.46
1:Q:182:VAL:HG21	1:Q:186:PRO:CD	2.46	0.46
2:S:50:TYR:OH	3:T:92:GLN:HG3	2.15	0.46
1:U:127:LYS:O	1:U:130:PRO:HD2	2.16	0.46
1:B:120:LEU:O	1:B:123:LYS:HB3	2.16	0.46
1:B:344:ILE:O	1:B:348:LEU:HD23	2.15	0.46
1:F:256:LYS:HD2	1:F:257:GLU:H	1.81	0.46
2:G:77:ARG:HG3	3:H:51:ILE:N	2.31	0.46
2:G:87:VAL:HA	2:G:93:LEU:CD1	2.45	0.46
2:K:87:VAL:HG11	2:K:97:LEU:HD12	1.98	0.46
1:M:127:LYS:O	1:M:130:PRO:HD2	2.16	0.46
1:M:248:LEU:HB3	1:M:316:PHE:CE2	2.50	0.46
1:N:120:LEU:O	1:N:123:LYS:HB3	2.16	0.46
1:Q:191:THR:O	1:Q:194:GLU:HB2	2.15	0.46
1:Q:248:LEU:HB3	1:Q:316:PHE:CE2	2.51	0.46
1:R:120:LEU:O	1:R:123:LYS:HB3	2.16	0.46
1:U:248:LEU:HB3	1:U:316:PHE:CE2	2.51	0.46
1:U:332:GLU:O	1:U:336:GLU:HG3	2.15	0.46
1:V:204:THR:H	1:V:207:ASP:CG	2.18	0.46
1:V:344:ILE:O	1:V:348:LEU:HD23	2.15	0.46
2:W:20:ARG:O	3:X:118:TYR:HA	2.16	0.46
1:A:127:LYS:O	1:A:130:PRO:HD2	2.16	0.46
1:A:185:ILE:HD13	1:A:188:PHE:CD1	2.51	0.46
1:A:191:THR:O	1:A:194:GLU:HB2	2.15	0.46

Continued on next page...

Continued from previous page...

Atom-1	Atom-2	Interatomic distance (Å)	Clash overlap (Å)
1:E:219:LEU:HD23	1:E:219:LEU:C	2.37	0.46
1:F:219:LEU:HD12	1:F:353:ILE:HD12	1.98	0.46
2:G:26:PRO:O	2:G:30:VAL:HG23	2.16	0.46
2:K:20:ARG:HB3	3:L:121:ALA:HB3	1.98	0.46
1:M:219:LEU:HD23	1:M:219:LEU:C	2.37	0.46
1:N:240:ASN:ND2	1:N:242:PHE:H	2.13	0.46
1:Q:98:SER:O	1:Q:102:LEU:HD13	2.16	0.46
1:Q:134:GLN:NE2	1:Q:143:GLU:OE1	2.48	0.46
1:Q:203:ILE:HD12	1:Q:203:ILE:C	2.35	0.46
1:U:219:LEU:HD23	1:U:219:LEU:C	2.37	0.46
2:W:53:ALA:HB3	3:X:111:GLY:HA2	1.98	0.46
2:C:27:VAL:HG11	2:C:49:VAL:HG22	1.98	0.46
2:C:83:LEU:O	2:C:87:VAL:HG23	2.16	0.46
1:E:134:GLN:HA	1:E:137:ARG:NH2	2.32	0.46
1:E:344:ILE:O	1:E:348:LEU:HD23	2.15	0.46
1:F:152:LYS:O	1:F:156:ILE:HG13	2.16	0.46
2:G:83:LEU:O	2:G:87:VAL:HG23	2.16	0.46
1:J:256:LYS:HD2	1:J:257:GLU:H	1.81	0.46
1:M:120:LEU:HD13	1:N:120:LEU:HD12	1.98	0.46
1:R:256:LYS:N	1:R:256:LYS:HD2	2.31	0.46
1:R:256:LYS:HD2	1:R:257:GLU:H	1.81	0.46
1:V:256:LYS:HD2	1:V:257:GLU:H	1.81	0.46
1:E:182:VAL:HG21	1:E:186:PRO:CD	2.46	0.45
1:E:203:ILE:HD12	1:E:203:ILE:C	2.35	0.45
1:F:344:ILE:O	1:F:348:LEU:HD23	2.15	0.45
2:G:99:ARG:CG	2:G:100:VAL:N	2.79	0.45
1:I:191:THR:O	1:I:194:GLU:HB2	2.15	0.45
1:J:120:LEU:O	1:J:123:LYS:HB3	2.16	0.45
1:J:256:LYS:HD2	1:J:256:LYS:N	2.31	0.45
1:J:344:ILE:O	1:J:348:LEU:HD23	2.15	0.45
1:N:188:PHE:HA	1:N:360:PHE:CD2	2.51	0.45
1:N:256:LYS:HD2	1:N:257:GLU:H	1.81	0.45
2:O:54:VAL:HG13	3:P:107:ALA:HB1	1.99	0.45
3:T:83:ARG:NH1	3:T:83:ARG:HB3	2.31	0.45
1:V:146:LYS:HB2	1:V:149:GLN:CG	2.40	0.45
1:V:188:PHE:HA	1:V:360:PHE:CD2	2.50	0.45
3:D:83:ARG:NH1	3:D:83:ARG:HB3	2.31	0.45
1:I:219:LEU:HD23	1:I:219:LEU:C	2.37	0.45
1:N:219:LEU:HD12	1:N:353:ILE:HD12	1.98	0.45
1:R:152:LYS:O	1:R:156:ILE:HG13	2.16	0.45
1:U:250:LYS:HE2	1:U:318:PRO:HG2	1.98	0.45

Continued on next page...

Continued from previous page...

Atom-1	Atom-2	Interatomic distance (Å)	Clash overlap (Å)
2:W:27:VAL:HG11	2:W:49:VAL:HG22	1.98	0.45
1:A:162:GLU:C	1:A:164:GLU:H	2.19	0.45
1:A:332:GLU:O	1:A:336:GLU:HG3	2.15	0.45
1:B:190:LEU:HD13	1:B:190:LEU:C	2.35	0.45
1:I:127:LYS:O	1:I:130:PRO:HD2	2.16	0.45
1:I:134:GLN:HA	1:I:137:ARG:NH2	2.32	0.45
1:J:188:PHE:HA	1:J:360:PHE:CD2	2.51	0.45
1:N:256:LYS:HD2	1:N:256:LYS:N	2.31	0.45
1:N:344:ILE:O	1:N:348:LEU:HD23	2.15	0.45
3:P:83:ARG:HB3	3:P:83:ARG:NH1	2.31	0.45
1:Q:185:ILE:HD13	1:Q:188:PHE:CD1	2.51	0.45
2:S:88:ARG:NH2	2:S:97:LEU:HD13	2.31	0.45
3:X:83:ARG:HB3	3:X:83:ARG:NH1	2.31	0.45
1:E:98:SER:O	1:E:102:LEU:HD13	2.16	0.45
1:F:348:LEU:O	1:F:353:ILE:HG13	2.17	0.45
1:I:89:PRO:HD2	1:I:92:VAL:HG21	1.99	0.45
1:N:219:LEU:HB2	1:N:353:ILE:HD13	1.99	0.45
1:Q:250:LYS:HE2	1:Q:318:PRO:HG2	1.97	0.45
1:U:185:ILE:HD13	1:U:188:PHE:CD1	2.51	0.45
1:U:318:PRO:HA	1:U:319:PRO:HD3	1.87	0.45
1:V:240:ASN:ND2	1:V:242:PHE:H	2.13	0.45
2:W:83:LEU:O	2:W:87:VAL:HG23	2.17	0.45
1:B:256:LYS:HD2	1:B:256:LYS:N	2.31	0.45
2:C:26:PRO:O	2:C:30:VAL:HG23	2.16	0.45
3:D:113:LYS:HB3	3:D:113:LYS:HZ3	1.80	0.45
1:J:152:LYS:O	1:J:156:ILE:HG13	2.16	0.45
1:M:185:ILE:HD13	1:M:188:PHE:CD1	2.51	0.45
1:N:152:LYS:O	1:N:156:ILE:HG13	2.16	0.45
1:N:348:LEU:O	1:N:353:ILE:HG13	2.17	0.45
1:Q:219:LEU:HD23	1:Q:219:LEU:C	2.37	0.45
1:R:240:ASN:ND2	1:R:242:PHE:H	2.13	0.45
1:U:98:SER:O	1:U:102:LEU:HD13	2.16	0.45
2:W:92:GLU:OE1	3:X:102:GLU:HB3	2.17	0.45
1:A:310:GLU:HG2	2:C:17:ARG:N	2.32	0.45
1:B:240:ASN:ND2	1:B:242:PHE:H	2.14	0.45
2:C:79:ILE:HD13	2:C:81:ARG:NH2	2.28	0.45
1:E:186:PRO:HD2	1:F:92:VAL:CG2	2.46	0.45
1:E:248:LEU:HB3	1:E:316:PHE:CE2	2.51	0.45
1:F:120:LEU:O	1:F:123:LYS:HB3	2.16	0.45
1:F:204:THR:H	1:F:207:ASP:CG	2.18	0.45
1:J:113:PHE:CZ	1:J:117:MET:HE2	2.52	0.45

Continued on next page...

Continued from previous page...

Atom-1	Atom-2	Interatomic distance (Å)	Clash overlap (Å)
1:J:240:ASN:ND2	1:J:242:PHE:H	2.13	0.45
2:K:83:LEU:O	2:K:87:VAL:HG23	2.17	0.45
1:M:134:GLN:HA	1:M:137:ARG:NH2	2.32	0.45
1:R:219:LEU:HB2	1:R:353:ILE:HD13	1.99	0.45
1:R:348:LEU:O	1:R:353:ILE:HG13	2.17	0.45
1:U:134:GLN:NE2	1:U:143:GLU:OE1	2.48	0.45
1:V:256:LYS:HD2	1:V:256:LYS:N	2.31	0.45
1:A:89:PRO:HD2	1:A:92:VAL:HG21	1.99	0.45
1:I:182:VAL:HG21	1:I:186:PRO:CD	2.46	0.45
1:J:188:PHE:HA	1:J:360:PHE:HE2	1.77	0.45
2:K:49:VAL:HG21	3:L:118:TYR:CD2	2.51	0.45
3:T:59:MET:O	3:T:63:VAL:HG23	2.17	0.45
1:A:182:VAL:HG21	1:A:186:PRO:CD	2.46	0.45
1:B:152:LYS:O	1:B:156:ILE:HG13	2.16	0.45
1:B:309:ILE:HG22	1:B:310:GLU:N	2.32	0.45
1:E:95:LYS:HE3	1:F:145:PRO:HD3	1.98	0.45
1:E:245:ASN:ND2	1:E:274:ILE:HG23	2.32	0.45
2:G:54:VAL:HG13	3:H:107:ALA:HB1	1.98	0.45
3:H:59:MET:O	3:H:63:VAL:HG23	2.17	0.45
1:I:245:ASN:ND2	1:I:274:ILE:HG23	2.32	0.45
1:M:112:GLU:HG3	1:N:124:PHE:CE1	2.52	0.45
2:O:26:PRO:O	2:O:30:VAL:HG23	2.16	0.45
2:O:83:LEU:O	2:O:87:VAL:HG23	2.16	0.45
3:P:59:MET:O	3:P:63:VAL:HG23	2.17	0.45
2:W:93:LEU:O	2:W:96:LEU:HD23	2.17	0.45
1:A:318:PRO:HA	1:A:319:PRO:HD3	1.87	0.45
1:E:127:LYS:O	1:E:130:PRO:HD2	2.16	0.45
1:E:138:ILE:HG21	1:F:98:SER:OG	2.17	0.45
1:E:144:GLN:OE1	1:F:95:LYS:HE3	2.16	0.45
1:F:135:ARG:HG2	1:F:139:ILE:HD11	1.99	0.45
1:F:256:LYS:HD2	1:F:256:LYS:N	2.31	0.45
1:J:322:GLN:O	1:J:323:ASN:HB2	2.17	0.45
1:M:250:LYS:HE2	1:M:318:PRO:HG2	1.98	0.45
1:N:322:GLN:O	1:N:323:ASN:HB2	2.17	0.45
3:P:36:ILE:HD11	3:P:37:TYR:CZ	2.52	0.45
1:U:124:PHE:CE1	1:V:112:GLU:HG3	2.52	0.45
1:U:134:GLN:HA	1:U:137:ARG:NH2	2.32	0.45
2:C:54:VAL:HG13	3:D:107:ALA:HB1	1.99	0.45
3:H:113:LYS:HB3	3:H:113:LYS:HZ3	1.81	0.45
1:J:348:LEU:O	1:J:353:ILE:HG13	2.17	0.45
1:M:128:TYR:HE1	1:N:110:GLU:HG2	1.79	0.45

Continued on next page...

Continued from previous page...

Atom-1	Atom-2	Interatomic distance (Å)	Clash overlap (Å)
1:M:201:ASP:OD2	2:O:26:PRO:HG3	2.17	0.45
1:N:125:LEU:O	1:N:129:LYS:HG3	2.17	0.45
1:Q:90:LYS:O	1:Q:94:GLU:HG3	2.17	0.45
1:R:322:GLN:O	1:R:323:ASN:HB2	2.17	0.45
1:V:135:ARG:HG2	1:V:139:ILE:HD11	1.99	0.45
1:A:98:SER:O	1:A:102:LEU:HD13	2.16	0.44
1:B:125:LEU:O	1:B:129:LYS:HG3	2.17	0.44
1:E:162:GLU:C	1:E:164:GLU:H	2.19	0.44
2:G:91:GLU:O	2:G:95:LYS:HB3	2.16	0.44
1:M:139:ILE:HD13	1:M:188:PHE:CD2	2.53	0.44
1:U:90:LYS:O	1:U:94:GLU:HG3	2.17	0.44
1:U:112:GLU:HG3	1:V:124:PHE:HZ	1.83	0.44
1:U:260:TYR:CE1	1:V:355:ARG:HG3	2.52	0.44
1:V:322:GLN:O	1:V:323:ASN:HB2	2.17	0.44
1:E:243:PHE:HA	1:E:277:LYS:HG3	1.99	0.44
1:I:201:ASP:OD2	3:L:37:TYR:OH	2.36	0.44
2:K:27:VAL:HG11	2:K:49:VAL:HG22	1.98	0.44
2:K:53:ALA:HB3	3:L:111:GLY:HA2	1.99	0.44
1:M:89:PRO:HD2	1:M:92:VAL:HG21	1.99	0.44
1:Q:91:ASN:CG	1:R:182:VAL:HB	2.38	0.44
1:U:101:THR:OG1	1:V:149:GLN:O	2.34	0.44
1:V:348:LEU:O	1:V:353:ILE:HG13	2.17	0.44
1:A:219:LEU:HD23	1:A:219:LEU:C	2.37	0.44
1:B:135:ARG:HG2	1:B:139:ILE:HD11	1.99	0.44
1:B:188:PHE:HA	1:B:360:PHE:CD2	2.51	0.44
1:B:219:LEU:HD12	1:B:353:ILE:HD12	1.98	0.44
1:B:348:LEU:O	1:B:353:ILE:HG13	2.17	0.44
1:E:89:PRO:HD2	1:E:92:VAL:HG21	1.99	0.44
1:F:188:PHE:HA	1:F:360:PHE:CD2	2.51	0.44
1:F:219:LEU:HB2	1:F:353:ILE:HD13	1.99	0.44
2:G:27:VAL:HG11	2:G:49:VAL:HG22	1.98	0.44
1:I:128:TYR:CE1	1:J:110:GLU:HG2	2.52	0.44
1:I:138:ILE:HG21	1:J:98:SER:OG	2.17	0.44
1:J:125:LEU:O	1:J:129:LYS:HG3	2.17	0.44
1:M:90:LYS:O	1:M:94:GLU:HG3	2.17	0.44
1:M:95:LYS:NZ	1:N:184:GLY:HA2	2.32	0.44
2:O:27:VAL:HG11	2:O:49:VAL:HG22	1.98	0.44
1:Q:127:LYS:O	1:Q:130:PRO:HD2	2.16	0.44
1:Q:134:GLN:HA	1:Q:137:ARG:NH2	2.32	0.44
1:R:125:LEU:O	1:R:129:LYS:HG3	2.17	0.44
1:R:309:ILE:HG22	1:R:310:GLU:N	2.32	0.44

Continued on next page...

Continued from previous page...

Atom-1	Atom-2	Interatomic distance (Å)	Clash overlap (Å)
2:S:27:VAL:HG11	2:S:49:VAL:HG22	1.98	0.44
1:U:144:GLN:OE1	1:V:95:LYS:HE3	2.17	0.44
1:V:309:ILE:HG22	1:V:310:GLU:N	2.32	0.44
3:D:59:MET:O	3:D:63:VAL:HG23	2.17	0.44
1:I:90:LYS:O	1:I:94:GLU:HG3	2.17	0.44
2:K:103:ALA:CA	2:O:81:ARG:HH12	2.09	0.44
1:M:245:ASN:ND2	1:M:274:ILE:HG23	2.32	0.44
1:R:135:ARG:HG2	1:R:139:ILE:HD11	2.00	0.44
1:U:138:ILE:HB	1:V:99:LEU:HD21	1.99	0.44
1:V:125:LEU:O	1:V:129:LYS:HG3	2.17	0.44
1:A:138:ILE:HB	1:B:99:LEU:HD21	1.98	0.44
1:A:334:LEU:N	1:A:334:LEU:HD12	2.33	0.44
1:E:318:PRO:HA	1:E:319:PRO:HD3	1.87	0.44
1:F:125:LEU:O	1:F:129:LYS:HG3	2.17	0.44
2:G:99:ARG:CG	2:G:100:VAL:H	2.18	0.44
1:I:104:SER:OG	1:J:156:ILE:HD13	2.17	0.44
3:L:59:MET:O	3:L:63:VAL:HG23	2.17	0.44
1:M:129:LYS:HZ1	1:M:220:GLU:HG2	1.83	0.44
1:M:134:GLN:NE2	1:M:143:GLU:OE1	2.48	0.44
2:O:21:ALA:HB2	3:P:118:TYR:HB2	1.98	0.44
1:Q:139:ILE:HD13	1:Q:188:PHE:CD2	2.52	0.44
1:Q:334:LEU:N	1:Q:334:LEU:HD12	2.33	0.44
1:R:189:TRP:O	1:R:193:LEU:HG	2.18	0.44
1:U:89:PRO:HD2	1:U:92:VAL:HG21	1.99	0.44
2:W:26:PRO:HD3	3:X:37:TYR:CD1	2.52	0.44
2:W:42:ARG:N	3:X:84:SER:O	2.50	0.44
2:W:49:VAL:HG21	3:X:118:TYR:CD2	2.53	0.44
1:F:113:PHE:CZ	1:F:117:MET:HE2	2.52	0.44
2:G:99:ARG:HG3	2:G:100:VAL:N	2.27	0.44
3:H:93:THR:HA	3:H:96:ARG:HH11	1.83	0.44
2:K:103:ALA:CB	2:O:81:ARG:NH1	2.74	0.44
1:M:243:PHE:HA	1:M:277:LYS:HG3	1.99	0.44
2:S:83:LEU:O	2:S:87:VAL:HG23	2.16	0.44
3:X:36:ILE:HD11	3:X:37:TYR:CZ	2.53	0.44
3:X:59:MET:O	3:X:63:VAL:HG23	2.17	0.44
1:A:90:LYS:O	1:A:94:GLU:HG3	2.17	0.44
1:A:245:ASN:ND2	1:A:274:ILE:HG23	2.32	0.44
1:B:225:GLY:CA	1:F:226:ARG:NE	2.79	0.44
2:C:63:LEU:HD13	3:D:42:LEU:HB2	1.99	0.44
1:E:139:ILE:HD13	1:E:188:PHE:CD2	2.53	0.44
2:K:99:ARG:O	2:K:102:ILE:CG1	2.66	0.44

Continued on next page...

Continued from previous page...

Atom-1	Atom-2	Interatomic distance (Å)	Clash overlap (Å)
1:N:126:GLN:HE22	1:N:129:LYS:NZ	2.16	0.44
1:Q:95:LYS:O	1:Q:99:LEU:HG	2.18	0.44
1:Q:245:ASN:ND2	1:Q:274:ILE:HG23	2.32	0.44
2:S:54:VAL:HG13	3:T:107:ALA:HB1	1.99	0.44
1:V:219:LEU:HD12	1:V:353:ILE:HD12	1.99	0.44
1:A:134:GLN:HA	1:A:137:ARG:NH2	2.32	0.44
1:A:243:PHE:HA	1:A:277:LYS:HG3	1.99	0.44
1:B:187:SER:HG	1:B:212:GLU:CD	2.21	0.44
1:F:309:ILE:HG22	1:F:310:GLU:N	2.32	0.44
1:I:129:LYS:HZ3	1:I:220:GLU:HG2	1.82	0.44
1:I:243:PHE:HA	1:I:277:LYS:HG3	1.99	0.44
1:I:334:LEU:N	1:I:334:LEU:HD12	2.33	0.44
1:J:120:LEU:O	1:J:120:LEU:HD23	2.18	0.44
1:J:219:LEU:HD12	1:J:353:ILE:HD12	1.98	0.44
1:Q:142:GLN:NE2	1:U:142:GLN:O	2.50	0.44
3:T:36:ILE:HD11	3:T:37:TYR:CZ	2.53	0.44
1:U:334:LEU:HD12	1:U:334:LEU:N	2.33	0.44
2:W:42:ARG:CB	3:X:85:THR:HG22	2.22	0.44
1:E:334:LEU:HD12	1:E:334:LEU:N	2.33	0.44
1:F:322:GLN:O	1:F:323:ASN:HB2	2.17	0.44
1:I:201:ASP:OD2	2:K:26:PRO:HG3	2.18	0.44
1:J:309:ILE:HG22	1:J:310:GLU:N	2.32	0.44
3:L:109:SER:O	3:L:113:LYS:HG3	2.18	0.44
1:M:162:GLU:C	1:M:164:GLU:H	2.19	0.44
1:N:120:LEU:O	1:N:120:LEU:HD23	2.18	0.44
2:O:97:LEU:HD21	2:O:102:ILE:HD12	1.99	0.44
1:U:162:GLU:C	1:U:164:GLU:H	2.19	0.44
1:B:189:TRP:O	1:B:193:LEU:HG	2.18	0.43
2:C:50:TYR:CD1	3:D:111:GLY:HA3	2.53	0.43
1:E:96:LEU:HB3	1:F:165:LEU:HD21	2.00	0.43
1:F:120:LEU:O	1:F:120:LEU:HD23	2.18	0.43
1:M:194:GLU:C	1:M:195:ASN:HD22	2.22	0.43
1:N:309:ILE:HG22	1:N:310:GLU:N	2.32	0.43
3:X:109:SER:O	3:X:113:LYS:HG3	2.18	0.43
1:B:100:LYS:O	1:B:103:GLN:HB3	2.18	0.43
1:B:120:LEU:O	1:B:120:LEU:HD23	2.18	0.43
1:B:322:GLN:O	1:B:323:ASN:HB2	2.17	0.43
1:E:95:LYS:O	1:E:99:LEU:HG	2.18	0.43
1:E:134:GLN:NE2	1:E:143:GLU:OE1	2.48	0.43
3:H:109:SER:O	3:H:113:LYS:HG3	2.18	0.43
1:I:139:ILE:HD13	1:I:188:PHE:CD2	2.53	0.43

Continued on next page...

Continued from previous page...

Atom-1	Atom-2	Interatomic distance (Å)	Clash overlap (Å)
1:J:126:GLN:HE22	1:J:129:LYS:NZ	2.16	0.43
3:P:93:THR:HA	3:P:96:ARG:HH11	1.83	0.43
1:Q:98:SER:O	1:Q:101:THR:HB	2.19	0.43
1:Q:194:GLU:C	1:Q:195:ASN:HD22	2.22	0.43
1:Q:334:LEU:HA	1:Q:337:ARG:NH1	2.34	0.43
3:T:93:THR:HA	3:T:96:ARG:HH11	1.83	0.43
1:V:126:GLN:HE22	1:V:129:LYS:NZ	2.16	0.43
1:A:194:GLU:C	1:A:195:ASN:HD22	2.22	0.43
1:B:126:GLN:HE22	1:B:129:LYS:NZ	2.16	0.43
1:E:90:LYS:O	1:E:94:GLU:HG3	2.17	0.43
1:F:189:TRP:O	1:F:193:LEU:HG	2.18	0.43
1:I:310:GLU:CG	2:K:16:THR:CA	2.96	0.43
1:Q:130:PRO:O	1:Q:134:GLN:HB2	2.19	0.43
1:Q:243:PHE:HA	1:Q:277:LYS:HG3	1.99	0.43
3:T:75:SER:HA	3:T:86:ILE:HD11	2.01	0.43
1:U:130:PRO:O	1:U:134:GLN:HB2	2.19	0.43
1:U:139:ILE:HD13	1:U:188:PHE:CD2	2.52	0.43
1:U:243:PHE:HA	1:U:277:LYS:HG3	1.99	0.43
1:U:245:ASN:ND2	1:U:274:ILE:HG23	2.32	0.43
1:A:139:ILE:HD13	1:A:188:PHE:CD2	2.53	0.43
3:D:95:VAL:CG1	3:D:99:LEU:HD12	2.49	0.43
1:F:100:LYS:O	1:F:103:GLN:HB3	2.18	0.43
3:H:36:ILE:HD11	3:H:37:TYR:CZ	2.53	0.43
3:H:95:VAL:CG1	3:H:99:LEU:HD12	2.49	0.43
1:I:194:GLU:C	1:I:195:ASN:HD22	2.22	0.43
1:I:334:LEU:HA	1:I:337:ARG:NH1	2.33	0.43
1:R:125:LEU:HA	1:R:128:TYR:CD2	2.54	0.43
1:R:266:TYR:HB3	1:R:342:TYR:CZ	2.54	0.43
1:U:182:VAL:HG21	1:U:186:PRO:CD	2.46	0.43
1:V:120:LEU:O	1:V:120:LEU:HD23	2.18	0.43
1:V:189:TRP:O	1:V:193:LEU:HG	2.18	0.43
1:A:88:LEU:O	1:A:93:LYS:HE3	2.19	0.43
1:B:219:LEU:HB2	1:B:353:ILE:HD13	1.99	0.43
2:G:88:ARG:HD3	2:G:94:ASN:CB	2.48	0.43
1:M:93:LYS:CD	1:N:167:VAL:HG22	2.47	0.43
1:M:130:PRO:O	1:M:134:GLN:HB2	2.19	0.43
1:N:339:ALA:CB	2:O:77:ARG:HH22	2.31	0.43
1:V:100:LYS:O	1:V:103:GLN:HB3	2.18	0.43
1:V:347:GLN:O	1:V:351:LYS:HB2	2.19	0.43
2:W:50:TYR:CE1	3:X:111:GLY:HA3	2.53	0.43
3:X:95:VAL:CG1	3:X:99:LEU:HD12	2.49	0.43

Continued on next page...

Continued from previous page...

Atom-1	Atom-2	Interatomic distance (Å)	Clash overlap (Å)
1:B:183:LYS:CG	1:B:184:GLY:H	2.13	0.43
1:I:95:LYS:O	1:I:99:LEU:HG	2.18	0.43
1:J:100:LYS:O	1:J:103:GLN:HB3	2.18	0.43
2:K:55:LEU:O	2:K:59:THR:HG23	2.19	0.43
2:K:95:LYS:HE3	2:K:95:LYS:HB2	1.76	0.43
1:M:95:LYS:O	1:M:99:LEU:HG	2.19	0.43
1:M:201:ASP:OD2	2:O:26:PRO:CB	2.66	0.43
1:M:334:LEU:HA	1:M:337:ARG:NH1	2.34	0.43
1:N:113:PHE:CZ	1:N:117:MET:HE2	2.54	0.43
3:P:75:SER:HA	3:P:86:ILE:HD11	2.01	0.43
3:P:109:SER:O	3:P:113:LYS:HG3	2.18	0.43
1:U:88:LEU:O	1:U:93:LYS:HE3	2.19	0.43
1:U:321:ILE:O	1:U:322:GLN:O	2.37	0.43
2:W:102:ILE:O	2:W:104:GLN:HG3	2.18	0.43
1:A:98:SER:O	1:A:101:THR:HB	2.19	0.43
1:E:104:SER:OG	1:F:156:ILE:HD13	2.19	0.43
1:F:266:TYR:HB3	1:F:342:TYR:CZ	2.54	0.43
1:F:311:SER:H	1:F:314:ASN:HD21	1.65	0.43
2:G:55:LEU:O	2:G:59:THR:HG23	2.19	0.43
1:I:88:LEU:O	1:I:93:LYS:HE3	2.19	0.43
1:I:130:PRO:O	1:I:134:GLN:HB2	2.19	0.43
1:J:189:TRP:O	1:J:193:LEU:HG	2.18	0.43
2:K:99:ARG:HD3	3:L:98:LEU:O	2.10	0.43
1:Q:96:LEU:HD21	1:R:360:PHE:CE1	2.51	0.43
1:R:311:SER:H	1:R:314:ASN:HD21	1.65	0.43
1:R:347:GLN:O	1:R:351:LYS:HB2	2.19	0.43
3:T:95:VAL:CG1	3:T:99:LEU:HD12	2.49	0.43
1:U:95:LYS:O	1:U:99:LEU:HG	2.19	0.43
1:U:102:LEU:HD21	1:V:134:GLN:HB3	2.01	0.43
3:D:36:ILE:HD11	3:D:37:TYR:CZ	2.53	0.43
3:D:93:THR:HA	3:D:96:ARG:HH11	1.83	0.43
1:E:194:GLU:C	1:E:195:ASN:HD22	2.22	0.43
1:E:322:GLN:HE21	1:E:334:LEU:HD22	1.84	0.43
1:I:169:GLU:O	1:I:169:GLU:HG3	2.19	0.43
1:J:135:ARG:HG2	1:J:139:ILE:HD11	1.99	0.43
1:M:98:SER:HA	1:N:149:GLN:HB3	2.01	0.43
1:N:189:TRP:O	1:N:193:LEU:HG	2.18	0.43
1:N:228:GLY:HA2	1:N:254:TYR:CE2	2.54	0.43
1:R:126:GLN:HE22	1:R:129:LYS:NZ	2.16	0.43
3:T:109:SER:O	3:T:113:LYS:HG3	2.18	0.43
1:U:98:SER:O	1:U:101:THR:HB	2.19	0.43

Continued on next page...

Continued from previous page...

Atom-1	Atom-2	Interatomic distance (Å)	Clash overlap (Å)
1:V:144:GLN:HA	1:V:145:PRO:HD3	1.93	0.43
1:V:219:LEU:HB2	1:V:353:ILE:HD13	2.00	0.43
1:A:95:LYS:O	1:A:99:LEU:HG	2.18	0.43
1:A:334:LEU:HA	1:A:337:ARG:NH1	2.34	0.43
1:E:88:LEU:O	1:E:93:LYS:HE3	2.19	0.43
1:E:130:PRO:O	1:E:134:GLN:HB2	2.19	0.43
1:E:334:LEU:HA	1:E:337:ARG:NH1	2.34	0.43
1:E:351:LYS:O	1:E:354:PRO:HD2	2.19	0.43
1:I:163:THR:HA	1:I:166:LEU:HG	2.01	0.43
1:I:310:GLU:HG2	2:K:16:THR:C	2.38	0.43
1:J:266:TYR:HB3	1:J:342:TYR:CZ	2.54	0.43
3:L:36:ILE:HD11	3:L:37:TYR:CZ	2.53	0.43
3:L:95:VAL:CG1	3:L:99:LEU:HD12	2.49	0.43
1:M:321:ILE:O	1:M:322:GLN:O	2.37	0.43
1:N:125:LEU:HA	1:N:128:TYR:CD2	2.54	0.43
2:O:55:LEU:O	2:O:59:THR:HG23	2.19	0.43
1:Q:85:VAL:HA	1:Q:88:LEU:HG	2.01	0.43
1:Q:89:PRO:HD2	1:Q:92:VAL:HG21	1.99	0.43
1:U:334:LEU:HA	1:U:337:ARG:NH1	2.34	0.43
1:V:188:PHE:HA	1:V:360:PHE:HE2	1.77	0.43
3:X:93:THR:HA	3:X:96:ARG:HH11	1.83	0.43
1:A:130:PRO:O	1:A:134:GLN:HB2	2.19	0.43
1:A:189:TRP:CE2	1:A:216:ASP:HA	2.54	0.43
1:I:144:GLN:HA	1:I:145:PRO:HD3	1.88	0.43
1:J:219:LEU:HB2	1:J:353:ILE:HD13	1.99	0.43
1:Q:351:LYS:O	1:Q:354:PRO:HD2	2.19	0.43
1:R:100:LYS:O	1:R:103:GLN:HB3	2.18	0.43
1:U:194:GLU:C	1:U:195:ASN:HD22	2.22	0.43
1:V:192:ALA:HA	1:V:359:TRP:O	2.19	0.43
1:V:266:TYR:HB3	1:V:342:TYR:CZ	2.54	0.43
1:A:163:THR:HA	1:A:166:LEU:HG	2.01	0.42
2:C:55:LEU:O	2:C:59:THR:HG23	2.19	0.42
3:D:109:SER:O	3:D:113:LYS:HG3	2.18	0.42
1:E:163:THR:HA	1:E:166:LEU:HG	2.01	0.42
1:E:210:VAL:HG22	1:E:242:PHE:CD2	2.54	0.42
1:E:321:ILE:O	1:E:322:GLN:O	2.37	0.42
1:F:347:GLN:O	1:F:351:LYS:HB2	2.19	0.42
3:H:75:SER:HA	3:H:86:ILE:HD11	2.01	0.42
1:I:189:TRP:CE2	1:I:216:ASP:HA	2.54	0.42
1:I:310:GLU:HG2	2:K:17:ARG:N	2.34	0.42
1:I:351:LYS:O	1:I:354:PRO:HD2	2.19	0.42

Continued on next page...

Continued from previous page...

Atom-1	Atom-2	Interatomic distance (Å)	Clash overlap (Å)
1:M:85:VAL:HA	1:M:88:LEU:HG	2.01	0.42
1:M:88:LEU:O	1:M:93:LYS:HE3	2.19	0.42
1:M:102:LEU:HD11	1:N:149:GLN:NE2	2.34	0.42
1:N:135:ARG:HG2	1:N:139:ILE:HD11	1.99	0.42
1:Q:210:VAL:HG22	1:Q:242:PHE:CD2	2.54	0.42
1:U:189:TRP:CE2	1:U:216:ASP:HA	2.54	0.42
1:U:201:ASP:OD2	2:W:29:ARG:NE	2.52	0.42
1:V:125:LEU:HA	1:V:128:TYR:CD2	2.54	0.42
1:A:351:LYS:O	1:A:354:PRO:HD2	2.19	0.42
1:B:196:LEU:HD23	1:B:199:VAL:CG2	2.49	0.42
1:E:129:LYS:HZ3	1:E:220:GLU:HG2	1.83	0.42
1:F:126:GLN:HE22	1:F:129:LYS:NZ	2.16	0.42
1:F:337:ARG:HB3	1:F:337:ARG:HH11	1.84	0.42
1:I:210:VAL:HG22	1:I:242:PHE:CD2	2.55	0.42
3:L:93:THR:HA	3:L:96:ARG:HH11	1.83	0.42
2:O:50:TYR:CD1	3:P:111:GLY:HA3	2.54	0.42
1:Q:95:LYS:CB	1:R:185:ILE:HG13	2.49	0.42
1:R:120:LEU:O	1:R:120:LEU:HD23	2.18	0.42
1:B:203:ILE:HD12	1:B:203:ILE:C	2.40	0.42
1:E:181:GLN:HB2	1:F:91:ASN:HD22	1.84	0.42
1:F:203:ILE:HD12	1:F:203:ILE:C	2.40	0.42
1:F:228:GLY:HA2	1:F:254:TYR:CE2	2.54	0.42
1:J:228:GLY:HA2	1:J:254:TYR:CE2	2.54	0.42
2:K:96:LEU:HD11	3:L:99:LEU:HD21	2.02	0.42
1:M:189:TRP:CE2	1:M:216:ASP:HA	2.54	0.42
1:M:343:SER:O	1:M:346:GLU:HB2	2.20	0.42
1:N:266:TYR:HB3	1:N:342:TYR:CZ	2.54	0.42
1:Q:95:LYS:C	1:R:185:ILE:HD11	2.40	0.42
1:Q:165:LEU:HD22	1:R:96:LEU:HD23	2.00	0.42
2:S:55:LEU:O	2:S:59:THR:HG23	2.19	0.42
1:V:333:ASP:C	1:V:335:GLU:H	2.23	0.42
2:W:55:LEU:O	2:W:59:THR:HG23	2.19	0.42
1:B:125:LEU:HA	1:B:128:TYR:CD2	2.54	0.42
1:E:98:SER:O	1:E:101:THR:HB	2.19	0.42
1:F:125:LEU:HA	1:F:128:TYR:CD2	2.54	0.42
1:F:181:GLN:O	1:F:182:VAL:HB	2.20	0.42
1:I:185:ILE:CD1	1:J:96:LEU:HD11	2.44	0.42
1:M:334:LEU:HD12	1:M:334:LEU:N	2.33	0.42
1:N:100:LYS:O	1:N:103:GLN:HB3	2.18	0.42
1:R:192:ALA:HA	1:R:359:TRP:O	2.19	0.42
1:R:196:LEU:HD23	1:R:199:VAL:CG2	2.49	0.42

Continued on next page...

Continued from previous page...

Atom-1	Atom-2	Interatomic distance (Å)	Clash overlap (Å)
1:R:333:ASP:C	1:R:335:GLU:H	2.23	0.42
1:U:169:GLU:HG3	1:U:169:GLU:O	2.19	0.42
1:A:111:LYS:HA	1:A:258:LEU:HD22	2.02	0.42
1:A:343:SER:O	1:A:346:GLU:HB2	2.20	0.42
1:E:85:VAL:HA	1:E:88:LEU:HG	2.01	0.42
1:E:189:TRP:CE2	1:E:216:ASP:HA	2.54	0.42
3:L:75:SER:HA	3:L:86:ILE:HD11	2.01	0.42
1:M:98:SER:O	1:M:101:THR:HB	2.19	0.42
1:N:333:ASP:C	1:N:335:GLU:H	2.23	0.42
1:Q:88:LEU:O	1:Q:93:LYS:HE3	2.19	0.42
1:Q:163:THR:HA	1:Q:166:LEU:HG	2.01	0.42
1:Q:189:TRP:CE2	1:Q:216:ASP:HA	2.54	0.42
1:Q:321:ILE:O	1:Q:322:GLN:O	2.37	0.42
1:U:111:LYS:HA	1:U:258:LEU:HD22	2.02	0.42
1:U:260:TYR:HE2	1:V:358:ASP:OD2	2.02	0.42
3:X:75:SER:HA	3:X:86:ILE:HD11	2.00	0.42
1:A:169:GLU:O	1:A:169:GLU:HG3	2.19	0.42
1:B:181:GLN:O	1:B:182:VAL:HB	2.20	0.42
2:G:88:ARG:CD	2:G:94:ASN:CB	2.98	0.42
1:J:181:GLN:O	1:J:182:VAL:HB	2.19	0.42
1:J:203:ILE:HD12	1:J:203:ILE:C	2.40	0.42
1:J:351:LYS:C	1:J:354:PRO:HD2	2.40	0.42
1:N:311:SER:H	1:N:314:ASN:HD21	1.65	0.42
1:Q:88:LEU:HA	1:Q:89:PRO:HD3	1.94	0.42
1:U:163:THR:HA	1:U:166:LEU:HG	2.01	0.42
1:V:181:GLN:O	1:V:182:VAL:HB	2.20	0.42
1:A:210:VAL:HG22	1:A:242:PHE:CD2	2.55	0.42
1:B:228:GLY:HA2	1:B:254:TYR:CE2	2.54	0.42
1:B:266:TYR:HB3	1:B:342:TYR:CZ	2.54	0.42
1:B:333:ASP:C	1:B:335:GLU:H	2.23	0.42
1:B:347:GLN:O	1:B:351:LYS:HB2	2.19	0.42
1:B:351:LYS:C	1:B:354:PRO:HD2	2.40	0.42
3:D:75:SER:HA	3:D:86:ILE:HD11	2.01	0.42
1:E:113:PHE:HE1	1:F:120:LEU:HD22	1.85	0.42
1:I:134:GLN:NE2	1:I:143:GLU:OE1	2.48	0.42
1:M:358:ASP:OD2	1:N:260:TYR:OH	2.22	0.42
1:N:347:GLN:O	1:N:351:LYS:HB2	2.19	0.42
1:Q:129:LYS:HZ1	1:Q:220:GLU:HG2	1.85	0.42
1:R:113:PHE:CZ	1:R:117:MET:HE2	2.54	0.42
1:R:228:GLY:HA2	1:R:254:TYR:CE2	2.54	0.42
1:V:351:LYS:C	1:V:354:PRO:HD2	2.40	0.42

Continued on next page...

Continued from previous page...

Atom-1	Atom-2	Interatomic distance (Å)	Clash overlap (Å)
1:A:182:VAL:HG21	1:A:186:PRO:CG	2.50	0.42
1:J:337:ARG:HB3	1:J:337:ARG:HH11	1.84	0.42
1:M:310:GLU:OE1	1:M:310:GLU:HA	2.20	0.42
1:Q:184:GLY:O	1:Q:185:ILE:C	2.58	0.42
1:R:203:ILE:HD12	1:R:203:ILE:C	2.40	0.42
2:S:100:VAL:HG13	3:T:65:ASP:OD1	2.11	0.42
1:U:95:LYS:HA	1:V:145:PRO:HG2	2.01	0.42
1:B:192:ALA:HA	1:B:359:TRP:O	2.20	0.42
2:G:21:ALA:HB2	3:H:118:TYR:HB2	2.01	0.42
1:I:195:ASN:HD22	1:I:195:ASN:N	2.18	0.42
1:I:343:SER:O	1:I:346:GLU:HB2	2.20	0.42
1:M:111:LYS:HA	1:M:258:LEU:HD22	2.01	0.42
1:N:188:PHE:HA	1:N:360:PHE:HE2	1.76	0.42
1:N:203:ILE:HD12	1:N:203:ILE:C	2.40	0.42
1:R:181:GLN:O	1:R:182:VAL:HB	2.20	0.42
1:V:203:ILE:HD12	1:V:203:ILE:C	2.40	0.42
1:I:98:SER:O	1:I:101:THR:HB	2.19	0.42
1:I:321:ILE:O	1:I:322:GLN:O	2.37	0.42
1:J:192:ALA:HA	1:J:359:TRP:O	2.20	0.42
1:J:347:GLN:O	1:J:351:LYS:HB2	2.19	0.42
2:K:25:PHE:HE1	3:L:41:VAL:HG21	1.85	0.42
1:M:102:LEU:HD21	1:N:134:GLN:HB3	2.02	0.42
1:N:192:ALA:HA	1:N:359:TRP:O	2.20	0.42
1:N:196:LEU:HD23	1:N:199:VAL:CG2	2.50	0.42
1:N:249:CYS:H	1:N:272:CYS:HB2	1.85	0.42
1:Q:100:LYS:CA	1:R:357:VAL:HG11	2.46	0.42
1:Q:169:GLU:O	1:Q:169:GLU:HG3	2.19	0.42
1:R:219:LEU:HD23	1:R:219:LEU:C	2.40	0.42
1:U:104:SER:OG	1:V:156:ILE:HD13	2.20	0.42
1:V:196:LEU:HD23	1:V:199:VAL:CG2	2.49	0.42
2:W:103:ALA:C	2:W:104:GLN:CG	2.87	0.42
1:A:310:GLU:OE1	1:A:310:GLU:HA	2.20	0.41
1:B:276:TRP:CE3	1:B:282:ASN:HA	2.55	0.41
2:C:49:VAL:HG21	3:D:118:TYR:CD2	2.55	0.41
1:E:169:GLU:HG3	1:E:169:GLU:O	2.19	0.41
1:E:182:VAL:HG21	1:E:186:PRO:CG	2.50	0.41
1:E:343:SER:O	1:E:346:GLU:HB2	2.20	0.41
2:G:99:ARG:HA	2:G:99:ARG:HD2	1.71	0.41
1:I:85:VAL:HA	1:I:88:LEU:HG	2.01	0.41
1:I:182:VAL:HG21	1:I:186:PRO:CG	2.50	0.41
1:J:219:LEU:HD23	1:J:219:LEU:C	2.40	0.41

Continued on next page...

Continued from previous page...

Atom-1	Atom-2	Interatomic distance (Å)	Clash overlap (Å)
1:M:117:MET:N	1:N:120:LEU:HD11	2.34	0.41
1:R:337:ARG:HB3	1:R:337:ARG:HH11	1.84	0.41
1:U:85:VAL:HA	1:U:88:LEU:HG	2.01	0.41
1:V:228:GLY:HA2	1:V:254:TYR:CE2	2.54	0.41
1:A:181:GLN:N	1:B:91:ASN:ND2	2.68	0.41
1:A:321:ILE:O	1:A:322:GLN:O	2.37	0.41
1:E:99:LEU:HD22	1:F:135:ARG:HG3	2.01	0.41
1:F:333:ASP:C	1:F:335:GLU:H	2.23	0.41
1:F:351:LYS:C	1:F:354:PRO:HD2	2.40	0.41
2:G:97:LEU:O	3:H:69:ARG:NH1	2.52	0.41
1:J:187:SER:HG	1:J:212:GLU:CD	2.23	0.41
1:M:322:GLN:HE21	1:M:334:LEU:HD22	1.84	0.41
1:M:351:LYS:O	1:M:354:PRO:HD2	2.19	0.41
1:N:337:ARG:HB3	1:N:337:ARG:HH11	1.84	0.41
1:R:351:LYS:C	1:R:354:PRO:HD2	2.40	0.41
1:U:139:ILE:HD13	1:U:188:PHE:CE2	2.55	0.41
1:U:210:VAL:HG22	1:U:242:PHE:CD2	2.55	0.41
1:U:351:LYS:O	1:U:354:PRO:HD2	2.19	0.41
1:A:85:VAL:HA	1:A:88:LEU:HG	2.01	0.41
1:A:144:GLN:HA	1:A:145:PRO:HD3	1.88	0.41
1:F:249:CYS:H	1:F:272:CYS:HB2	1.85	0.41
2:G:67:GLY:O	2:G:71:ARG:HG3	2.21	0.41
2:K:103:ALA:N	2:O:81:ARG:HH12	2.18	0.41
1:M:182:VAL:HG21	1:M:186:PRO:CG	2.50	0.41
1:M:210:VAL:HG22	1:M:242:PHE:CD2	2.55	0.41
1:N:181:GLN:O	1:N:182:VAL:HB	2.20	0.41
1:N:351:LYS:C	1:N:354:PRO:HD2	2.40	0.41
3:P:95:VAL:CG1	3:P:99:LEU:HD12	2.49	0.41
1:Q:137:ARG:HG2	1:Q:142:GLN:NE2	2.35	0.41
1:Q:139:ILE:HD13	1:Q:188:PHE:CE2	2.56	0.41
1:U:124:PHE:CD2	1:V:113:PHE:HD1	2.39	0.41
1:U:343:SER:O	1:U:346:GLU:HB2	2.20	0.41
2:W:46:GLY:O	3:X:88:SER:HB3	2.21	0.41
2:W:99:ARG:CZ	2:W:99:ARG:CA	2.86	0.41
1:F:196:LEU:HD23	1:F:199:VAL:CG2	2.49	0.41
1:F:219:LEU:HD23	1:F:219:LEU:C	2.41	0.41
1:I:102:LEU:HD11	1:J:149:GLN:NE2	2.35	0.41
1:I:111:LYS:HA	1:I:258:LEU:HD22	2.02	0.41
1:J:276:TRP:CE3	1:J:282:ASN:HA	2.55	0.41
1:M:99:LEU:CD1	1:N:185:ILE:HD12	2.49	0.41
1:N:219:LEU:HD23	1:N:219:LEU:C	2.40	0.41

Continued on next page...

Continued from previous page...

Atom-1	Atom-2	Interatomic distance (Å)	Clash overlap (Å)
2:S:96:LEU:HD21	3:T:62:PHE:CE1	2.55	0.41
1:U:311:SER:H	1:U:314:ASN:HD22	1.67	0.41
1:B:219:LEU:HD23	1:B:219:LEU:C	2.40	0.41
1:B:337:ARG:HB3	1:B:337:ARG:HH11	1.84	0.41
2:G:25:PHE:HE1	3:H:41:VAL:HG21	1.84	0.41
2:G:51:LEU:HD21	3:H:67:PHE:CD1	2.55	0.41
1:I:186:PRO:CD	1:J:92:VAL:HG22	2.51	0.41
1:J:311:SER:H	1:J:314:ASN:HD21	1.65	0.41
1:M:139:ILE:HD13	1:M:188:PHE:CE2	2.56	0.41
1:M:169:GLU:HG3	1:M:169:GLU:O	2.19	0.41
1:R:276:TRP:CE3	1:R:282:ASN:HA	2.55	0.41
1:U:120:LEU:HD12	1:V:120:LEU:HD12	2.02	0.41
1:A:322:GLN:HE21	1:A:334:LEU:HD22	1.84	0.41
1:B:311:SER:H	1:B:314:ASN:HD21	1.65	0.41
1:E:184:GLY:O	1:E:185:ILE:C	2.58	0.41
1:E:256:LYS:HD2	1:E:256:LYS:N	2.36	0.41
1:E:319:PRO:HG2	1:E:337:ARG:HG2	2.03	0.41
1:F:276:TRP:CE3	1:F:282:ASN:HA	2.55	0.41
1:J:139:ILE:O	1:J:184:GLY:HA3	2.21	0.41
2:K:22:GLY:HA3	3:L:117:LYS:NZ	2.36	0.41
1:M:124:PHE:HE1	1:N:112:GLU:CG	2.31	0.41
1:N:96:LEU:HD12	1:N:96:LEU:N	2.36	0.41
1:Q:111:LYS:HA	1:Q:258:LEU:HD22	2.02	0.41
1:U:182:VAL:HG21	1:U:186:PRO:CG	2.50	0.41
1:U:184:GLY:O	1:U:185:ILE:C	2.58	0.41
1:A:184:GLY:O	1:A:185:ILE:C	2.58	0.41
1:A:348:LEU:HD22	1:A:348:LEU:N	2.36	0.41
1:I:322:GLN:HE21	1:I:334:LEU:HD22	1.84	0.41
1:J:107:PHE:O	1:J:111:LYS:HB2	2.21	0.41
1:M:348:LEU:HD22	1:M:348:LEU:N	2.36	0.41
1:R:183:LYS:CG	1:R:184:GLY:H	2.12	0.41
1:V:311:SER:H	1:V:314:ASN:HD21	1.65	0.41
2:W:67:GLY:O	2:W:71:ARG:HG3	2.21	0.41
1:B:332:GLU:OE1	2:C:81:ARG:NH1	2.53	0.41
1:F:96:LEU:HD12	1:F:96:LEU:N	2.35	0.41
1:F:336:GLU:HG2	2:G:77:ARG:HH21	1.85	0.41
1:I:139:ILE:HD13	1:I:188:PHE:CE2	2.56	0.41
1:I:181:GLN:CG	1:J:91:ASN:HD22	2.34	0.41
1:I:256:LYS:HD2	1:I:256:LYS:N	2.36	0.41
1:I:319:PRO:HG2	1:I:337:ARG:HG2	2.03	0.41
1:J:125:LEU:HA	1:J:128:TYR:CD2	2.54	0.41

Continued on next page...

Continued from previous page...

Atom-1	Atom-2	Interatomic distance (Å)	Clash overlap (Å)
1:M:195:ASN:HD22	1:M:195:ASN:N	2.18	0.41
1:V:139:ILE:O	1:V:184:GLY:HA3	2.21	0.41
1:V:337:ARG:HB3	1:V:337:ARG:HH11	1.84	0.41
1:A:139:ILE:HD13	1:A:188:PHE:CE2	2.56	0.41
1:B:249:CYS:H	1:B:272:CYS:HB2	1.85	0.41
1:B:254:TYR:HB3	1:B:264:PHE:HB3	2.03	0.41
1:E:111:LYS:HA	1:E:258:LEU:HD22	2.02	0.41
1:E:139:ILE:HD13	1:E:188:PHE:CE2	2.56	0.41
1:F:139:ILE:O	1:F:184:GLY:HA3	2.21	0.41
1:F:192:ALA:HA	1:F:359:TRP:O	2.20	0.41
1:F:244:THR:HG23	1:F:277:LYS:HE2	2.03	0.41
1:F:254:TYR:HB3	1:F:264:PHE:HB3	2.03	0.41
2:G:53:ALA:HB3	3:H:111:GLY:HA2	2.03	0.41
1:J:196:LEU:HD23	1:J:199:VAL:CG2	2.49	0.41
1:J:233:PHE:HB3	1:J:235:PHE:HE1	1.86	0.41
1:M:140:SER:C	1:M:142:GLN:H	2.24	0.41
1:M:163:THR:HA	1:M:166:LEU:HG	2.01	0.41
1:M:170:GLU:HB3	1:N:90:LYS:HZ3	1.86	0.41
1:N:107:PHE:O	1:N:111:LYS:HB2	2.21	0.41
1:N:244:THR:HG23	1:N:277:LYS:HE2	2.03	0.41
1:Q:96:LEU:HD23	1:R:361:THR:HG22	2.02	0.41
1:Q:145:PRO:HB3	1:R:98:SER:HB3	2.02	0.41
1:Q:182:VAL:HG21	1:Q:186:PRO:CG	2.50	0.41
1:Q:195:ASN:HD22	1:Q:195:ASN:N	2.18	0.41
1:Q:343:SER:O	1:Q:346:GLU:HB2	2.20	0.41
1:Q:348:LEU:N	1:Q:348:LEU:HD22	2.36	0.41
1:R:107:PHE:O	1:R:111:LYS:HB2	2.21	0.41
1:R:111:LYS:HZ2	1:R:258:LEU:HD13	1.84	0.41
1:R:139:ILE:O	1:R:184:GLY:HA3	2.20	0.41
1:R:157:VAL:HG11	1:R:165:LEU:O	2.21	0.41
2:S:67:GLY:O	2:S:71:ARG:HG3	2.21	0.41
1:U:140:SER:C	1:U:142:GLN:H	2.24	0.41
1:V:108:GLU:O	1:V:111:LYS:HB3	2.21	0.41
1:V:153:GLY:O	1:V:157:VAL:HG23	2.21	0.41
1:V:249:CYS:H	1:V:272:CYS:HB2	1.85	0.41
2:W:100:VAL:HG11	3:X:65:ASP:OD2	2.21	0.41
1:A:204:THR:H	1:A:207:ASP:HB2	1.86	0.41
1:B:96:LEU:HD12	1:B:96:LEU:N	2.36	0.41
1:B:233:PHE:HB3	1:B:235:PHE:HE1	1.86	0.41
2:C:67:GLY:O	2:C:71:ARG:HG3	2.21	0.41
1:E:138:ILE:HB	1:F:99:LEU:HD21	2.03	0.41

Continued on next page...

Continued from previous page...

Atom-1	Atom-2	Interatomic distance (Å)	Clash overlap (Å)
1:E:204:THR:H	1:E:207:ASP:HB2	1.86	0.41
1:F:91:ASN:HA	1:F:94:GLU:OE2	2.21	0.41
1:F:107:PHE:O	1:F:111:LYS:HB2	2.21	0.41
2:G:87:VAL:CG1	2:G:93:LEU:HD13	2.51	0.41
1:J:96:LEU:N	1:J:96:LEU:HD12	2.36	0.41
1:J:157:VAL:HG11	1:J:165:LEU:O	2.21	0.41
1:J:333:ASP:C	1:J:335:GLU:H	2.23	0.41
2:K:67:GLY:HA3	3:L:46:HIS:CD2	2.56	0.41
1:N:153:GLY:O	1:N:157:VAL:HG23	2.21	0.41
1:U:256:LYS:HD2	1:U:256:LYS:N	2.36	0.41
1:U:310:GLU:HA	1:U:310:GLU:OE1	2.20	0.41
1:V:107:PHE:O	1:V:111:LYS:HB2	2.21	0.41
1:A:256:LYS:HD2	1:A:256:LYS:N	2.36	0.40
1:I:110:GLU:O	1:I:113:PHE:HB3	2.22	0.40
1:I:137:ARG:HG2	1:I:142:GLN:NE2	2.36	0.40
1:N:254:TYR:HB3	1:N:264:PHE:HB3	2.03	0.40
1:Q:103:GLN:HE22	1:R:358:ASP:CG	2.25	0.40
1:Q:310:GLU:OE1	1:Q:310:GLU:HA	2.20	0.40
1:Q:318:PRO:HA	1:Q:319:PRO:HD3	1.87	0.40
1:R:91:ASN:HA	1:R:94:GLU:OE2	2.21	0.40
1:U:129:LYS:HZ1	1:U:220:GLU:HG2	1.83	0.40
1:U:144:GLN:HA	1:U:145:PRO:HD3	1.88	0.40
1:V:254:TYR:HB3	1:V:264:PHE:HB3	2.03	0.40
1:A:110:GLU:O	1:A:113:PHE:HB3	2.22	0.40
1:A:120:LEU:HD12	1:B:120:LEU:HD12	2.03	0.40
1:B:328:GLU:HG2	2:C:104:GLN:OE1	2.21	0.40
1:E:310:GLU:OE1	1:E:310:GLU:HA	2.20	0.40
1:I:184:GLY:O	1:I:185:ILE:C	2.58	0.40
1:N:108:GLU:O	1:N:111:LYS:HB3	2.21	0.40
1:N:135:ARG:CZ	1:N:356:ALA:HB3	2.51	0.40
1:N:139:ILE:O	1:N:184:GLY:HA3	2.21	0.40
1:N:223:THR:O	1:N:223:THR:HG22	2.22	0.40
2:O:67:GLY:O	2:O:71:ARG:HG3	2.21	0.40
1:Q:144:GLN:HA	1:Q:145:PRO:HD3	1.88	0.40
1:Q:256:LYS:HD2	1:Q:256:LYS:N	2.36	0.40
1:Q:337:ARG:NH1	1:Q:337:ARG:CB	2.84	0.40
1:R:110:GLU:O	1:R:113:PHE:HB3	2.22	0.40
1:R:256:LYS:HG2	1:R:257:GLU:N	2.36	0.40
1:U:337:ARG:NH1	1:U:337:ARG:CB	2.84	0.40
1:U:348:LEU:HD22	1:U:348:LEU:N	2.36	0.40
1:V:157:VAL:HG11	1:V:165:LEU:O	2.21	0.40

Continued on next page...

Continued from previous page...

Atom-1	Atom-2	Interatomic distance (Å)	Clash overlap (Å)
1:V:276:TRP:CE3	1:V:282:ASN:HA	2.55	0.40
2:W:93:LEU:O	2:W:97:LEU:HB2	2.21	0.40
1:A:137:ARG:HG2	1:A:142:GLN:NE2	2.36	0.40
1:B:110:GLU:O	1:B:113:PHE:HB3	2.22	0.40
1:B:144:GLN:HA	1:B:145:PRO:HD3	1.93	0.40
1:B:157:VAL:HG11	1:B:165:LEU:O	2.21	0.40
1:E:110:GLU:O	1:E:113:PHE:HB3	2.22	0.40
1:F:233:PHE:HB3	1:F:235:PHE:HE1	1.86	0.40
1:I:134:GLN:OE1	1:J:102:LEU:HD21	2.21	0.40
1:I:357:VAL:HG11	1:J:100:LYS:HA	2.03	0.40
1:M:110:GLU:O	1:M:113:PHE:HB3	2.21	0.40
1:N:276:TRP:CE3	1:N:282:ASN:HA	2.55	0.40
1:Q:322:GLN:HE21	1:Q:334:LEU:HD22	1.84	0.40
1:R:111:LYS:CE	1:R:258:LEU:HD13	2.52	0.40
1:R:254:TYR:HB3	1:R:264:PHE:HB3	2.03	0.40
1:U:110:GLU:O	1:U:113:PHE:HB3	2.22	0.40
1:U:195:ASN:HD22	1:U:195:ASN:N	2.18	0.40
2:W:79:ILE:HB	2:W:80:PRO:HD2	2.04	0.40
2:W:96:LEU:CG	2:W:97:LEU:N	2.83	0.40
1:A:156:ILE:HD13	1:B:104:SER:OG	2.22	0.40
1:B:125:LEU:HD21	1:B:220:GLU:HA	2.04	0.40
1:E:134:GLN:O	1:E:138:ILE:HG12	2.22	0.40
1:E:137:ARG:HG2	1:E:142:GLN:NE2	2.36	0.40
1:E:348:LEU:HD22	1:E:348:LEU:N	2.36	0.40
1:F:256:LYS:HG2	1:F:257:GLU:N	2.36	0.40
1:F:348:LEU:N	1:F:348:LEU:HD22	2.37	0.40
2:G:79:ILE:HB	2:G:80:PRO:HD2	2.04	0.40
1:I:204:THR:H	1:I:207:ASP:HB2	1.86	0.40
2:K:67:GLY:O	2:K:71:ARG:HG3	2.21	0.40
1:M:85:VAL:HG23	1:M:88:LEU:CD1	2.52	0.40
1:M:137:ARG:HG2	1:M:142:GLN:NE2	2.36	0.40
1:N:157:VAL:HG11	1:N:165:LEU:O	2.21	0.40
1:U:168:ASP:OD1	1:V:90:LYS:HE2	2.22	0.40
1:U:364:ALA:HA	1:V:260:TYR:HE2	1.85	0.40
1:V:91:ASN:HA	1:V:94:GLU:OE2	2.21	0.40
1:V:96:LEU:HD12	1:V:96:LEU:N	2.36	0.40
1:B:118:PHE:CE1	1:B:221:TYR:HD2	2.40	0.40
1:B:348:LEU:HD22	1:B:348:LEU:N	2.37	0.40
1:I:88:LEU:HA	1:I:89:PRO:HD3	1.94	0.40
1:I:134:GLN:O	1:I:138:ILE:HG12	2.22	0.40
1:I:310:GLU:HA	1:I:310:GLU:OE1	2.20	0.40

Continued on next page...

Continued from previous page...

Atom-1	Atom-2	Interatomic distance (Å)	Clash overlap (Å)
1:J:91:ASN:HA	1:J:94:GLU:OE2	2.21	0.40
1:M:128:TYR:HE1	1:N:110:GLU:CG	2.34	0.40
1:M:204:THR:H	1:M:207:ASP:HB2	1.86	0.40
1:Q:134:GLN:O	1:Q:138:ILE:HG12	2.22	0.40
1:R:96:LEU:HD12	1:R:96:LEU:N	2.36	0.40
1:U:149:GLN:HB3	1:V:98:SER:HA	2.02	0.40
1:V:198:ILE:HB	1:V:347:GLN:HG3	2.04	0.40
1:V:256:LYS:HG2	1:V:257:GLU:N	2.36	0.40

There are no symmetry-related clashes.

5.3 Torsion angles [i](#)

5.3.1 Protein backbone [i](#)

In the following table, the Percentiles column shows the percent Ramachandran outliers of the chain as a percentile score with respect to all X-ray entries followed by that with respect to entries of similar resolution.

The Analysed column shows the number of residues for which the backbone conformation was analysed, and the total number of residues.

Mol	Chain	Analysed	Favoured	Allowed	Outliers	Percentiles	
1	A	246/310 (79%)	208 (85%)	31 (13%)	7 (3%)	5	30
1	B	237/310 (76%)	202 (85%)	31 (13%)	4 (2%)	9	42
1	E	246/310 (79%)	209 (85%)	30 (12%)	7 (3%)	5	30
1	F	237/310 (76%)	202 (85%)	31 (13%)	4 (2%)	9	42
1	I	246/310 (79%)	209 (85%)	30 (12%)	7 (3%)	5	30
1	J	237/310 (76%)	202 (85%)	31 (13%)	4 (2%)	9	42
1	M	246/310 (79%)	209 (85%)	30 (12%)	7 (3%)	5	30
1	N	237/310 (76%)	201 (85%)	32 (14%)	4 (2%)	9	42
1	Q	246/310 (79%)	208 (85%)	31 (13%)	7 (3%)	5	30
1	R	237/310 (76%)	202 (85%)	31 (13%)	4 (2%)	9	42
1	U	246/310 (79%)	208 (85%)	31 (13%)	7 (3%)	5	30
1	V	237/310 (76%)	201 (85%)	32 (14%)	4 (2%)	9	42
2	C	88/107 (82%)	87 (99%)	1 (1%)	0	100	100

Continued on next page...

Continued from previous page...

Mol	Chain	Analysed	Favoured	Allowed	Outliers	Percentiles	
2	G	88/107 (82%)	84 (96%)	3 (3%)	1 (1%)	14	52
2	K	88/107 (82%)	84 (96%)	2 (2%)	2 (2%)	6	34
2	O	88/107 (82%)	87 (99%)	1 (1%)	0	100	100
2	S	88/107 (82%)	85 (97%)	2 (2%)	1 (1%)	14	52
2	W	88/107 (82%)	86 (98%)	1 (1%)	1 (1%)	14	52
3	D	87/100 (87%)	84 (97%)	2 (2%)	1 (1%)	14	52
3	H	87/100 (87%)	84 (97%)	2 (2%)	1 (1%)	14	52
3	L	87/100 (87%)	84 (97%)	2 (2%)	1 (1%)	14	52
3	P	87/100 (87%)	84 (97%)	2 (2%)	1 (1%)	14	52
3	T	87/100 (87%)	84 (97%)	2 (2%)	1 (1%)	14	52
3	X	87/100 (87%)	84 (97%)	2 (2%)	1 (1%)	14	52
All	All	3948/4962 (80%)	3478 (88%)	393 (10%)	77 (2%)	7	38

All (77) Ramachandran outliers are listed below:

Mol	Chain	Res	Type
1	A	185	ILE
1	A	322	GLN
1	B	273	GLU
1	E	185	ILE
1	E	322	GLN
1	F	273	GLU
1	I	185	ILE
1	I	322	GLN
1	J	273	GLU
1	M	185	ILE
1	M	322	GLN
1	N	273	GLU
1	Q	185	ILE
1	Q	322	GLN
1	R	273	GLU
2	S	102	ILE
1	U	185	ILE
1	U	322	GLN
1	V	273	GLU
2	W	101	THR
1	A	184	GLY
1	A	224	ASP

Continued on next page...

Continued from previous page...

Mol	Chain	Res	Type
1	B	182	VAL
3	D	101	GLY
1	E	184	GLY
1	E	224	ASP
1	F	182	VAL
3	H	101	GLY
1	I	184	GLY
1	I	224	ASP
1	J	182	VAL
3	L	101	GLY
1	M	184	GLY
1	M	224	ASP
1	N	182	VAL
3	P	101	GLY
1	Q	184	GLY
1	Q	224	ASP
1	R	182	VAL
3	T	101	GLY
1	U	184	GLY
1	U	224	ASP
1	V	182	VAL
3	X	101	GLY
2	G	101	THR
1	A	326	GLN
1	B	197	PRO
1	E	326	GLN
1	F	197	PRO
1	I	326	GLN
1	J	197	PRO
1	M	326	GLN
1	N	197	PRO
1	Q	326	GLN
1	R	197	PRO
1	U	326	GLN
1	V	197	PRO
1	A	226	ARG
1	E	226	ARG
1	I	226	ARG
2	K	102	ILE
1	M	226	ARG
1	Q	226	ARG
1	U	226	ARG

Continued on next page...

Continued from previous page...

Mol	Chain	Res	Type
1	A	197	PRO
1	E	197	PRO
1	I	197	PRO
2	K	94	ASN
1	M	197	PRO
1	Q	197	PRO
1	U	197	PRO
1	B	85	VAL
1	F	85	VAL
1	J	85	VAL
1	N	85	VAL
1	R	85	VAL
1	V	85	VAL

5.3.2 Protein sidechains [i](#)

In the following table, the Percentiles column shows the percent sidechain outliers of the chain as a percentile score with respect to all X-ray entries followed by that with respect to entries of similar resolution.

The Analysed column shows the number of residues for which the sidechain conformation was analysed, and the total number of residues.

Mol	Chain	Analysed	Rotameric	Outliers	Percentiles	
1	A	228/282 (81%)	220 (96%)	8 (4%)	36	59
1	B	221/282 (78%)	216 (98%)	5 (2%)	50	70
1	E	228/282 (81%)	220 (96%)	8 (4%)	36	59
1	F	221/282 (78%)	216 (98%)	5 (2%)	50	70
1	I	228/282 (81%)	220 (96%)	8 (4%)	36	59
1	J	221/282 (78%)	216 (98%)	5 (2%)	50	70
1	M	228/282 (81%)	220 (96%)	8 (4%)	36	59
1	N	221/282 (78%)	216 (98%)	5 (2%)	50	70
1	Q	228/282 (81%)	220 (96%)	8 (4%)	36	59
1	R	221/282 (78%)	216 (98%)	5 (2%)	50	70
1	U	228/282 (81%)	220 (96%)	8 (4%)	36	59
1	V	221/282 (78%)	216 (98%)	5 (2%)	50	70
2	C	70/85 (82%)	69 (99%)	1 (1%)	67	80
2	G	70/85 (82%)	62 (89%)	8 (11%)	5	21

Continued on next page...

Continued from previous page...

Mol	Chain	Analysed	Rotameric	Outliers	Percentiles	
2	K	70/85 (82%)	66 (94%)	4 (6%)	20	45
2	O	70/85 (82%)	65 (93%)	5 (7%)	14	39
2	S	70/85 (82%)	68 (97%)	2 (3%)	42	64
2	W	70/85 (82%)	67 (96%)	3 (4%)	29	54
3	D	75/86 (87%)	75 (100%)	0	100	100
3	H	75/86 (87%)	75 (100%)	0	100	100
3	L	75/86 (87%)	75 (100%)	0	100	100
3	P	75/86 (87%)	75 (100%)	0	100	100
3	T	75/86 (87%)	75 (100%)	0	100	100
3	X	75/86 (87%)	75 (100%)	0	100	100
All	All	3564/4410 (81%)	3463 (97%)	101 (3%)	43	65

All (101) residues with a non-rotameric sidechain are listed below:

Mol	Chain	Res	Type
1	A	108	GLU
1	A	134	GLN
1	A	161	ASN
1	A	207	ASP
1	A	212	GLU
1	A	240	ASN
1	A	256	LYS
1	A	310	GLU
1	B	161	ASN
1	B	224	ASP
1	B	240	ASN
1	B	256	LYS
1	B	273	GLU
2	C	50	TYR
1	E	108	GLU
1	E	134	GLN
1	E	161	ASN
1	E	207	ASP
1	E	212	GLU
1	E	240	ASN
1	E	256	LYS
1	E	310	GLU
1	F	161	ASN

Continued on next page...

Continued from previous page...

Mol	Chain	Res	Type
1	F	224	ASP
1	F	240	ASN
1	F	256	LYS
1	F	273	GLU
2	G	50	TYR
2	G	92	GLU
2	G	93	LEU
2	G	94	ASN
2	G	95	LYS
2	G	96	LEU
2	G	97	LEU
2	G	101	THR
1	I	108	GLU
1	I	134	GLN
1	I	161	ASN
1	I	207	ASP
1	I	212	GLU
1	I	240	ASN
1	I	256	LYS
1	I	310	GLU
1	J	161	ASN
1	J	224	ASP
1	J	240	ASN
1	J	256	LYS
1	J	273	GLU
2	K	50	TYR
2	K	97	LEU
2	K	101	THR
2	K	104	GLN
1	M	108	GLU
1	M	134	GLN
1	M	161	ASN
1	M	207	ASP
1	M	212	GLU
1	M	240	ASN
1	M	256	LYS
1	M	310	GLU
1	N	161	ASN
1	N	224	ASP
1	N	240	ASN
1	N	256	LYS
1	N	273	GLU

Continued on next page...

Continued from previous page...

Mol	Chain	Res	Type
2	O	50	TYR
2	O	97	LEU
2	O	99	ARG
2	O	101	THR
2	O	104	GLN
1	Q	108	GLU
1	Q	134	GLN
1	Q	161	ASN
1	Q	207	ASP
1	Q	212	GLU
1	Q	240	ASN
1	Q	256	LYS
1	Q	310	GLU
1	R	161	ASN
1	R	224	ASP
1	R	240	ASN
1	R	256	LYS
1	R	273	GLU
2	S	50	TYR
2	S	97	LEU
1	U	108	GLU
1	U	134	GLN
1	U	161	ASN
1	U	207	ASP
1	U	212	GLU
1	U	240	ASN
1	U	256	LYS
1	U	310	GLU
1	V	161	ASN
1	V	224	ASP
1	V	240	ASN
1	V	256	LYS
1	V	273	GLU
2	W	50	TYR
2	W	97	LEU
2	W	99	ARG

Sometimes sidechains can be flipped to improve hydrogen bonding and reduce clashes. All (112) such sidechains are listed below:

Mol	Chain	Res	Type
1	A	142	GLN
1	A	161	ASN

Continued on next page...

Continued from previous page...

Mol	Chain	Res	Type
1	A	195	ASN
1	A	240	ASN
1	A	245	ASN
1	A	314	ASN
1	A	322	GLN
1	B	91	ASN
1	B	114	GLN
1	B	126	GLN
1	B	142	GLN
1	B	161	ASN
1	B	195	ASN
1	B	240	ASN
1	B	245	ASN
2	C	68	ASN
2	C	73	ASN
2	C	94	ASN
3	D	46	HIS
3	D	64	ASN
3	D	92	GLN
1	E	142	GLN
1	E	161	ASN
1	E	195	ASN
1	E	240	ASN
1	E	245	ASN
1	E	314	ASN
1	E	322	GLN
1	F	91	ASN
1	F	126	GLN
1	F	142	GLN
1	F	161	ASN
1	F	195	ASN
1	F	240	ASN
1	F	245	ASN
2	G	68	ASN
2	G	73	ASN
3	H	64	ASN
3	H	92	GLN
1	I	142	GLN
1	I	161	ASN
1	I	195	ASN
1	I	240	ASN
1	I	245	ASN

Continued on next page...

Continued from previous page...

Mol	Chain	Res	Type
1	I	314	ASN
1	I	322	GLN
1	J	91	ASN
1	J	126	GLN
1	J	142	GLN
1	J	161	ASN
1	J	195	ASN
1	J	240	ASN
1	J	245	ASN
2	K	68	ASN
2	K	73	ASN
2	K	94	ASN
3	L	92	GLN
1	M	142	GLN
1	M	161	ASN
1	M	195	ASN
1	M	240	ASN
1	M	245	ASN
1	M	314	ASN
1	M	322	GLN
1	N	91	ASN
1	N	126	GLN
1	N	142	GLN
1	N	161	ASN
1	N	195	ASN
1	N	240	ASN
1	N	245	ASN
2	O	68	ASN
2	O	104	GLN
3	P	46	HIS
3	P	64	ASN
3	P	92	GLN
1	Q	142	GLN
1	Q	161	ASN
1	Q	195	ASN
1	Q	240	ASN
1	Q	245	ASN
1	Q	314	ASN
1	Q	322	GLN
1	R	126	GLN
1	R	142	GLN
1	R	161	ASN

Continued on next page...

Continued from previous page...

Mol	Chain	Res	Type
1	R	195	ASN
1	R	240	ASN
1	R	245	ASN
2	S	68	ASN
2	S	73	ASN
3	T	64	ASN
3	T	92	GLN
1	U	142	GLN
1	U	161	ASN
1	U	195	ASN
1	U	240	ASN
1	U	245	ASN
1	U	314	ASN
1	U	322	GLN
1	V	91	ASN
1	V	126	GLN
1	V	142	GLN
1	V	161	ASN
1	V	195	ASN
1	V	240	ASN
1	V	245	ASN
2	W	68	ASN
2	W	73	ASN
2	W	89	ASN
3	X	64	ASN
3	X	92	GLN

5.3.3 RNA [i](#)

There are no RNA molecules in this entry.

5.4 Non-standard residues in protein, DNA, RNA chains [i](#)

There are no non-standard protein/DNA/RNA residues in this entry.

5.5 Carbohydrates [i](#)

There are no monosaccharides in this entry.

5.6 Ligand geometry [i](#)

There are no ligands in this entry.

5.7 Other polymers [i](#)

There are no such residues in this entry.

5.8 Polymer linkage issues [i](#)

The following chains have linkage breaks:

Mol	Chain	Number of breaks
2	S	1

All chain breaks are listed below:

Model	Chain	Residue-1	Atom-1	Residue-2	Atom-2	Distance (Å)
1	S	94:ASN	C	95:LYS	N	0.68

6 Fit of model and data

6.1 Protein, DNA and RNA chains

Unable to reproduce the depositors R factor - this section is therefore empty.

6.2 Non-standard residues in protein, DNA, RNA chains

Unable to reproduce the depositors R factor - this section is therefore empty.

6.3 Carbohydrates

Unable to reproduce the depositors R factor - this section is therefore empty.

6.4 Ligands

Unable to reproduce the depositors R factor - this section is therefore empty.

6.5 Other polymers

Unable to reproduce the depositors R factor - this section is therefore empty.