



Full wwPDB EM Validation Report ⓘ

Nov 3, 2024 – 08:29 pm GMT

PDB ID : 9GDY
EMDB ID : EMD-51280
Title : SARS-CoV-2 Spike protein Beta Variant at 37C structural flexibility / heterogeneity analyses
Authors : Herreros, D.; Mata, C.P.; Noddings, C.; Irene, D.; Agard, D.A.; Tsai, M.-D.; Sorzano, C.O.S.; Carazo, J.M.
Deposited on : 2024-08-06
Resolution : 2.80 Å (reported)
Based on initial models : 7WEV, 7VX1

This is a Full wwPDB EM Validation Report for a publicly released PDB entry.

We welcome your comments at validation@mail.wwpdb.org

A user guide is available at

<https://www.wwpdb.org/validation/2017/EMValidationReportHelp>

with specific help available everywhere you see the ⓘ symbol.

The types of validation reports are described at

<http://www.wwpdb.org/validation/2017/FAQs#types>.

The following versions of software and data (see [references ⓘ](#)) were used in the production of this report:

EMDB validation analysis : 0.0.1.dev113
MolProbity : 4.02b-467
Percentile statistics : 20231227.v01 (using entries in the PDB archive December 27th 2023)
MapQ : 1.9.13
Ideal geometry (proteins) : Engh & Huber (2001)
Ideal geometry (DNA, RNA) : Parkinson et al. (1996)
Validation Pipeline (wwPDB-VP) : 2.39

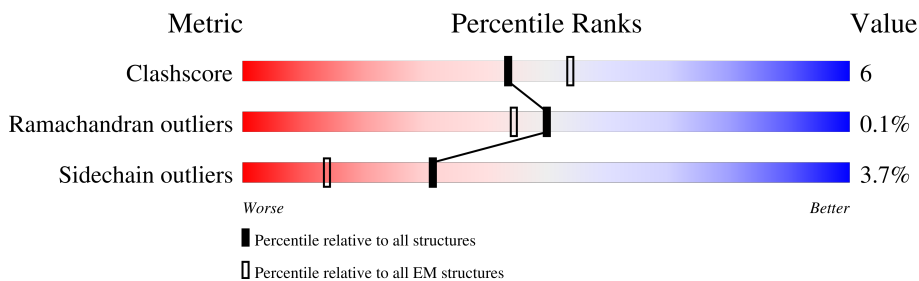
1 Overall quality at a glance

The following experimental techniques were used to determine the structure:

ELECTRON MICROSCOPY

The reported resolution of this entry is 2.80 Å.

Percentile scores (ranging between 0-100) for global validation metrics of the entry are shown in the following graphic. The table shows the number of entries on which the scores are based.



Metric	Whole archive (#Entries)	EM structures (#Entries)
Clashscore	210492	15764
Ramachandran outliers	207382	16835
Sidechain outliers	206894	16415

The table below summarises the geometric issues observed across the polymeric chains and their fit to the map. The red, orange, yellow and green segments of the bar indicate the fraction of residues that contain outliers for ≥ 3 , 2, 1 and 0 types of geometric quality criteria respectively. A grey segment represents the fraction of residues that are not modelled. The numeric value for each fraction is indicated below the corresponding segment, with a dot representing fractions $\leq 5\%$. The upper red bar (where present) indicates the fraction of residues that have poor fit to the EM map (all-atom inclusion $< 40\%$). The numeric value is given above the bar.

Mol	Chain	Length	Quality of chain
1	1-A	1230	
1	1-B	1230	
1	1-C	1230	
1	10-A	1230	
1	10-B	1230	
1	10-C	1230	
1	11-A	1230	
1	11-B	1230	

Continued on next page...

Continued from previous page...

Mol	Chain	Length	Quality of chain		
1	11-C	1230	70%	16%	• 12%
1	12-A	1230	70%	16%	• 12%
1	12-B	1230	68%	18%	• 12%
1	12-C	1230	69%	17%	• 12%
1	13-A	1230	68%	17%	• 12%
1	13-B	1230	70%	16%	• 12%
1	13-C	1230	69%	17%	• 12%
1	14-A	1230	69%	17%	• 12%
1	14-B	1230	71%	15%	• 12%
1	14-C	1230	68%	18%	• 12%
1	15-A	1230	69%	17%	• 12%
1	15-B	1230	69%	17%	• 12%
1	15-C	1230	68%	18%	• 12%
1	16-A	1230	68%	17%	• 12%
1	16-B	1230	70%	16%	• 12%
1	16-C	1230	70%	16%	• 12%
1	17-A	1230	68%	18%	• 12%
1	17-B	1230	70%	16%	• 12%
1	17-C	1230	67%	19%	• 12%
1	18-A	1230	71%	16%	• 12%
1	18-B	1230	71%	15%	• 12%
1	18-C	1230	70%	17%	• 12%
1	19-A	1230	69%	17%	• 12%
1	19-B	1230	70%	17%	• 12%
1	19-C	1230	68%	18%	• 12%



Continued on next page...

Continued from previous page...

Mol	Chain	Length	Quality of chain		
1	2-A	1230	72%	15%	12%
1	2-B	1230	70%	16%	12%
1	2-C	1230	70%	15%	12%
1	20-A	1230	71%	16%	12%
1	20-B	1230	70%	16%	12%
1	20-C	1230	71%	15%	12%
1	3-A	1230	69%	17%	12%
1	3-B	1230	71%	15%	12%
1	3-C	1230	70%	16%	12%
1	4-A	1230	66%	20%	12%
1	4-B	1230	66%	19%	12%
1	4-C	1230	68%	18%	12%
1	5-A	1230	67%	18%	12%
1	5-B	1230	70%	16%	12%
1	5-C	1230	69%	18%	12%
1	6-A	1230	69%	17%	12%
1	6-B	1230	72%	14%	12%
1	6-C	1230	70%	15%	12%
1	7-A	1230	69%	17%	12%
1	7-B	1230	70%	16%	12%
1	7-C	1230	69%	17%	12%
1	8-A	1230	70%	16%	12%
1	8-B	1230	69%	16%	12%
1	8-C	1230	69%	17%	12%
1	9-A	1230	71%	16%	12%

Continued on next page...

Continued from previous page...

Mol	Chain	Length	Quality of chain
1	9-B	1230	 68% 17% 12%
1	9-C	1230	 69% 17% 12%

2 Entry composition [i](#)

There is only 1 type of molecule in this entry. The entry contains 509160 atoms, of which 0 are hydrogens and 0 are deuteriums.

In the tables below, the AltConf column contains the number of residues with at least one atom in alternate conformation and the Trace column contains the number of residues modelled with at most 2 atoms.

- Molecule 1 is a protein called Spike glycoprotein,Fibritin.

Mol	Chain	Residues	Atoms					AltConf	Trace
			Total	C	N	O	S		
1	1-A	1079	8454	5399	1410	1606	39	0	0
1	2-A	1079	8454	5399	1410	1606	39	0	0
1	3-A	1085	8494	5425	1416	1615	38	0	0
1	4-A	1085	8494	5425	1416	1615	38	0	0
1	5-A	1085	8494	5425	1416	1615	38	0	0
1	6-A	1085	8494	5425	1416	1615	38	0	0
1	7-A	1085	8494	5425	1416	1615	38	0	0
1	8-A	1085	8494	5425	1416	1615	38	0	0
1	9-A	1079	8454	5399	1410	1606	39	0	0
1	10-A	1085	8494	5425	1416	1615	38	0	0
1	11-A	1079	8454	5399	1410	1606	39	0	0
1	12-A	1085	8494	5425	1416	1615	38	0	0
1	13-A	1085	8494	5425	1416	1615	38	0	0
1	14-A	1085	8494	5425	1416	1615	38	0	0
1	15-A	1085	8494	5425	1416	1615	38	0	0
1	16-A	1085	8494	5425	1416	1615	38	0	0
1	17-A	1085	8494	5425	1416	1615	38	0	0

Continued on next page...

Continued from previous page...

Mol	Chain	Residues	Atoms					AltConf	Trace
			Total	C	N	O	S		
1	18-A	1085	Total 8494	C 5425	N 1416	O 1615	S 38	0	0
1	19-A	1085	Total 8494	C 5425	N 1416	O 1615	S 38	0	0
1	20-A	1085	Total 8494	C 5425	N 1416	O 1615	S 38	0	0
1	1-B	1079	Total 8454	C 5399	N 1410	O 1606	S 39	0	0
1	2-B	1079	Total 8454	C 5399	N 1410	O 1606	S 39	0	0
1	3-B	1085	Total 8494	C 5425	N 1416	O 1615	S 38	0	0
1	4-B	1085	Total 8494	C 5425	N 1416	O 1615	S 38	0	0
1	5-B	1085	Total 8494	C 5425	N 1416	O 1615	S 38	0	0
1	6-B	1085	Total 8494	C 5425	N 1416	O 1615	S 38	0	0
1	7-B	1085	Total 8494	C 5425	N 1416	O 1615	S 38	0	0
1	8-B	1085	Total 8494	C 5425	N 1416	O 1615	S 38	0	0
1	9-B	1079	Total 8454	C 5399	N 1410	O 1606	S 39	0	0
1	10-B	1085	Total 8494	C 5425	N 1416	O 1615	S 38	0	0
1	11-B	1079	Total 8454	C 5399	N 1410	O 1606	S 39	0	0
1	12-B	1085	Total 8494	C 5425	N 1416	O 1615	S 38	0	0
1	13-B	1085	Total 8494	C 5425	N 1416	O 1615	S 38	0	0
1	14-B	1085	Total 8494	C 5425	N 1416	O 1615	S 38	0	0
1	15-B	1085	Total 8494	C 5425	N 1416	O 1615	S 38	0	0
1	16-B	1085	Total 8494	C 5425	N 1416	O 1615	S 38	0	0
1	17-B	1085	Total 8494	C 5425	N 1416	O 1615	S 38	0	0
1	18-B	1085	Total 8494	C 5425	N 1416	O 1615	S 38	0	0

Continued on next page...

Continued from previous page...

Mol	Chain	Residues	Atoms					AltConf	Trace
			Total	C	N	O	S		
1	19-B	1085	Total 8494	C 5425	N 1416	O 1615	S 38	0	0
1	20-B	1085	Total 8494	C 5425	N 1416	O 1615	S 38	0	0
1	1-C	1079	Total 8454	C 5399	N 1410	O 1606	S 39	0	0
1	2-C	1079	Total 8454	C 5399	N 1410	O 1606	S 39	0	0
1	3-C	1085	Total 8494	C 5425	N 1416	O 1615	S 38	0	0
1	4-C	1085	Total 8494	C 5425	N 1416	O 1615	S 38	0	0
1	5-C	1085	Total 8494	C 5425	N 1416	O 1615	S 38	0	0
1	6-C	1085	Total 8494	C 5425	N 1416	O 1615	S 38	0	0
1	7-C	1085	Total 8494	C 5425	N 1416	O 1615	S 38	0	0
1	8-C	1085	Total 8494	C 5425	N 1416	O 1615	S 38	0	0
1	9-C	1079	Total 8454	C 5399	N 1410	O 1606	S 39	0	0
1	10-C	1085	Total 8494	C 5425	N 1416	O 1615	S 38	0	0
1	11-C	1079	Total 8454	C 5399	N 1410	O 1606	S 39	0	0
1	12-C	1085	Total 8494	C 5425	N 1416	O 1615	S 38	0	0
1	13-C	1085	Total 8494	C 5425	N 1416	O 1615	S 38	0	0
1	14-C	1085	Total 8494	C 5425	N 1416	O 1615	S 38	0	0
1	15-C	1085	Total 8494	C 5425	N 1416	O 1615	S 38	0	0
1	16-C	1085	Total 8494	C 5425	N 1416	O 1615	S 38	0	0
1	17-C	1085	Total 8494	C 5425	N 1416	O 1615	S 38	0	0
1	18-C	1085	Total 8494	C 5425	N 1416	O 1615	S 38	0	0
1	19-C	1085	Total 8494	C 5425	N 1416	O 1615	S 38	0	0

Continued on next page...

Continued from previous page...

Mol	Chain	Residues	Atoms					AltConf	Trace
			Total	C	N	O	S		
1	20-C	1085	8494	5425	1416	1615	38	0	0

There are 87 discrepancies between the modelled and reference sequences:

Chain	Residue	Modelled	Actual	Comment	Reference
A	18	PHE	LEU	variant	UNP P0DTC2
A	80	ALA	ASP	variant	UNP P0DTC2
A	215	GLY	ASP	variant	UNP P0DTC2
A	?	-	LEU	deletion	UNP P0DTC2
A	?	-	ALA	deletion	UNP P0DTC2
A	?	-	LEU	deletion	UNP P0DTC2
A	246	ILE	ARG	conflict	UNP P0DTC2
A	417	ASN	LYS	variant	UNP P0DTC2
A	484	LYS	GLU	variant	UNP P0DTC2
A	501	TYR	ASN	variant	UNP P0DTC2
A	614	GLY	ASP	variant	UNP P0DTC2
A	682	GLY	ARG	engineered mutation	UNP P0DTC2
A	683	SER	ARG	engineered mutation	UNP P0DTC2
A	685	SER	ARG	engineered mutation	UNP P0DTC2
A	701	VAL	ALA	variant	UNP P0DTC2
A	986	PRO	LYS	engineered mutation	UNP P0DTC2
A	987	PRO	VAL	engineered mutation	UNP P0DTC2
A	1209	GLY	-	linker	UNP P0DTC2
A	1210	SER	-	linker	UNP P0DTC2
A	1232	LEU	PHE	engineered mutation	UNP P10104
A	1238	GLY	-	expression tag	UNP P10104
A	1239	ARG	-	expression tag	UNP P10104
A	1240	SER	-	expression tag	UNP P10104
A	1241	LEU	-	expression tag	UNP P10104
A	1242	GLU	-	expression tag	UNP P10104
A	1243	VAL	-	expression tag	UNP P10104
A	1244	LEU	-	expression tag	UNP P10104
A	1245	PHE	-	expression tag	UNP P10104
A	1246	GLN	-	expression tag	UNP P10104
B	18	PHE	LEU	variant	UNP P0DTC2
B	80	ALA	ASP	variant	UNP P0DTC2
B	215	GLY	ASP	variant	UNP P0DTC2
B	?	-	LEU	deletion	UNP P0DTC2
B	?	-	ALA	deletion	UNP P0DTC2
B	?	-	LEU	deletion	UNP P0DTC2
B	246	ILE	ARG	conflict	UNP P0DTC2

Continued on next page...

Continued from previous page...

Chain	Residue	Modelled	Actual	Comment	Reference
B	417	ASN	LYS	variant	UNP P0DTC2
B	484	LYS	GLU	variant	UNP P0DTC2
B	501	TYR	ASN	variant	UNP P0DTC2
B	614	GLY	ASP	variant	UNP P0DTC2
B	682	GLY	ARG	engineered mutation	UNP P0DTC2
B	683	SER	ARG	engineered mutation	UNP P0DTC2
B	685	SER	ARG	engineered mutation	UNP P0DTC2
B	701	VAL	ALA	variant	UNP P0DTC2
B	986	PRO	LYS	engineered mutation	UNP P0DTC2
B	987	PRO	VAL	engineered mutation	UNP P0DTC2
B	1209	GLY	-	linker	UNP P0DTC2
B	1210	SER	-	linker	UNP P0DTC2
B	1232	LEU	PHE	engineered mutation	UNP P10104
B	1238	GLY	-	expression tag	UNP P10104
B	1239	ARG	-	expression tag	UNP P10104
B	1240	SER	-	expression tag	UNP P10104
B	1241	LEU	-	expression tag	UNP P10104
B	1242	GLU	-	expression tag	UNP P10104
B	1243	VAL	-	expression tag	UNP P10104
B	1244	LEU	-	expression tag	UNP P10104
B	1245	PHE	-	expression tag	UNP P10104
B	1246	GLN	-	expression tag	UNP P10104
C	18	PHE	LEU	variant	UNP P0DTC2
C	80	ALA	ASP	variant	UNP P0DTC2
C	215	GLY	ASP	variant	UNP P0DTC2
C	?	-	LEU	deletion	UNP P0DTC2
C	?	-	ALA	deletion	UNP P0DTC2
C	?	-	LEU	deletion	UNP P0DTC2
C	246	ILE	ARG	conflict	UNP P0DTC2
C	417	ASN	LYS	variant	UNP P0DTC2
C	484	LYS	GLU	variant	UNP P0DTC2
C	501	TYR	ASN	variant	UNP P0DTC2
C	614	GLY	ASP	variant	UNP P0DTC2
C	682	GLY	ARG	engineered mutation	UNP P0DTC2
C	683	SER	ARG	engineered mutation	UNP P0DTC2
C	685	SER	ARG	engineered mutation	UNP P0DTC2
C	701	VAL	ALA	variant	UNP P0DTC2
C	986	PRO	LYS	engineered mutation	UNP P0DTC2
C	987	PRO	VAL	engineered mutation	UNP P0DTC2
C	1209	GLY	-	linker	UNP P0DTC2
C	1210	SER	-	linker	UNP P0DTC2
C	1232	LEU	PHE	engineered mutation	UNP P10104

Continued on next page...

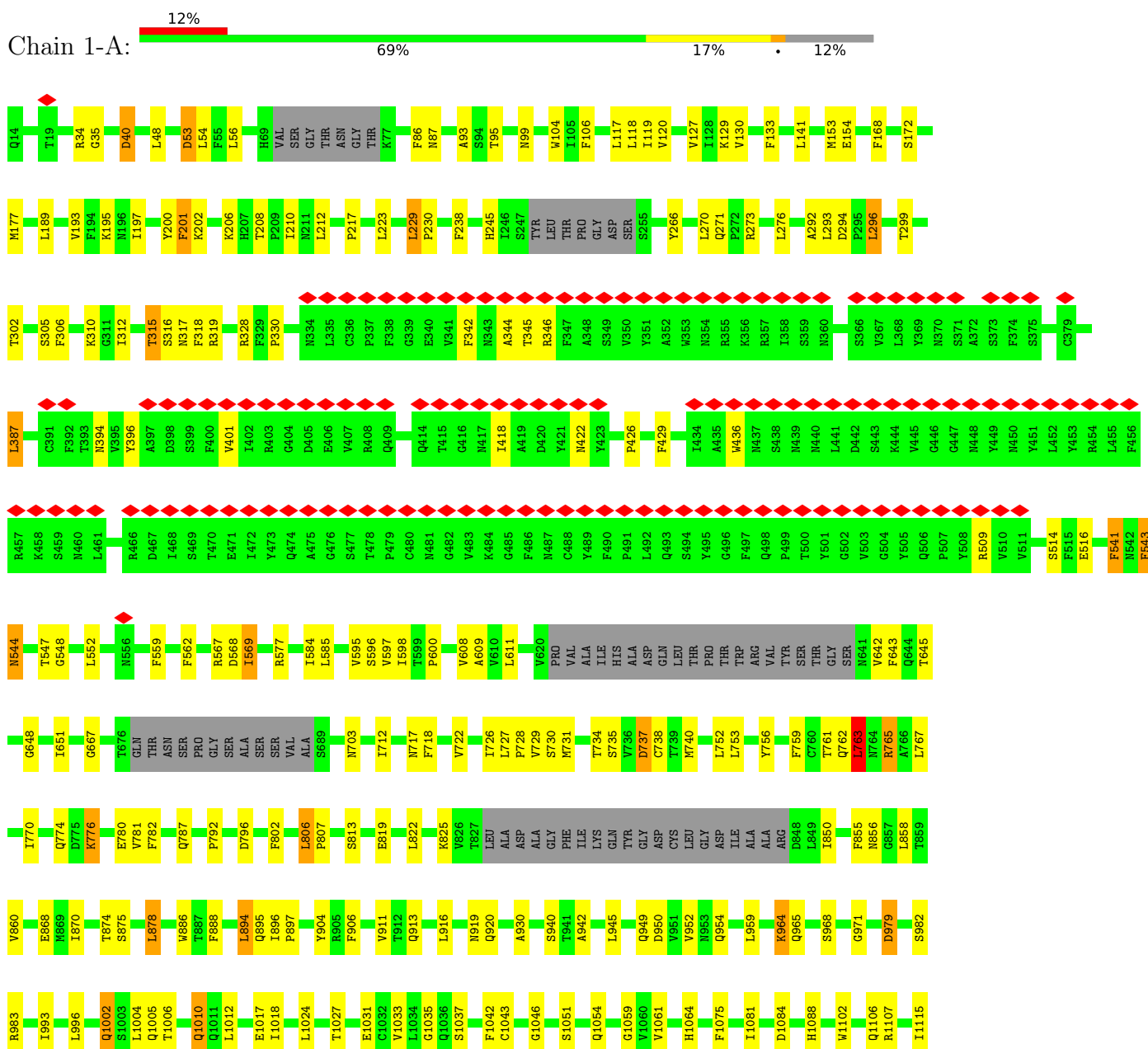
Continued from previous page...

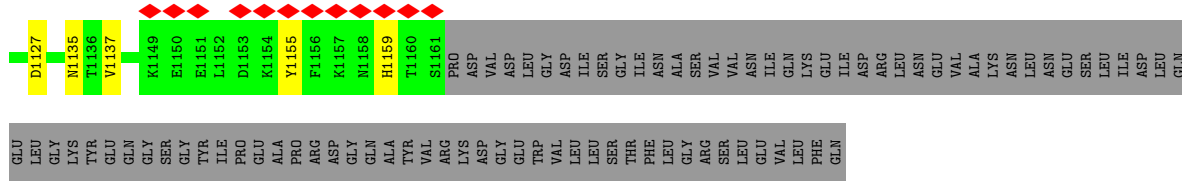
Chain	Residue	Modelled	Actual	Comment	Reference
C	1238	GLY	-	expression tag	UNP P10104
C	1239	ARG	-	expression tag	UNP P10104
C	1240	SER	-	expression tag	UNP P10104
C	1241	LEU	-	expression tag	UNP P10104
C	1242	GLU	-	expression tag	UNP P10104
C	1243	VAL	-	expression tag	UNP P10104
C	1244	LEU	-	expression tag	UNP P10104
C	1245	PHE	-	expression tag	UNP P10104
C	1246	GLN	-	expression tag	UNP P10104

3 Residue-property plots [i](#)

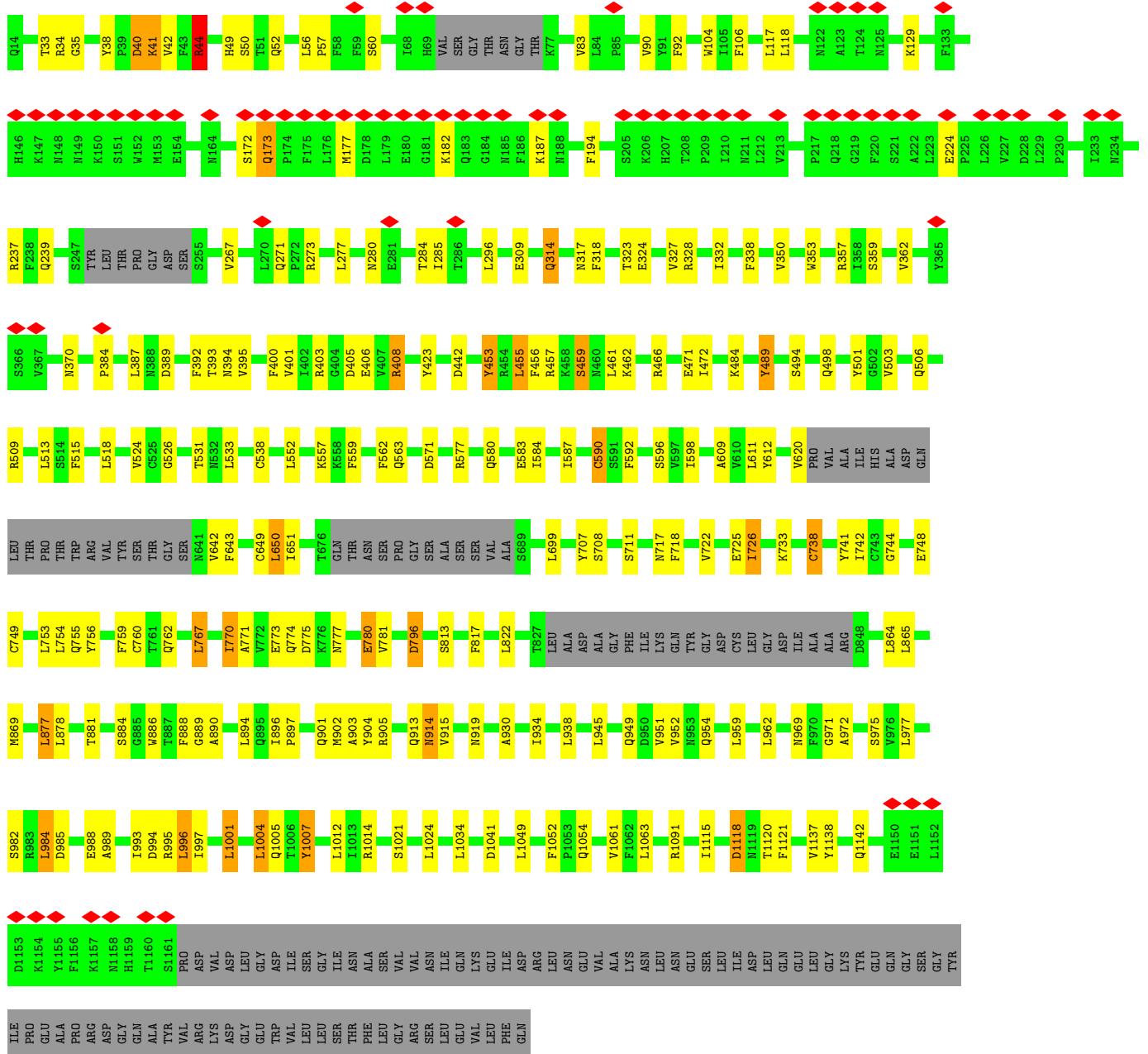
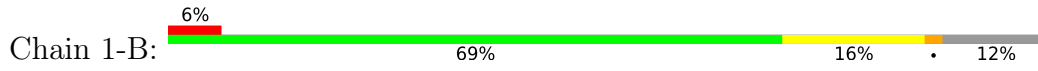
These plots are drawn for all protein, RNA, DNA and oligosaccharide chains in the entry. The first graphic for a chain summarises the proportions of the various outlier classes displayed in the second graphic. The second graphic shows the sequence view annotated by issues in geometry and atom inclusion in map density. Residues are color-coded according to the number of geometric quality criteria for which they contain at least one outlier: green = 0, yellow = 1, orange = 2 and red = 3 or more. A red diamond above a residue indicates a poor fit to the EM map for this residue (all-atom inclusion < 40%). Stretches of 2 or more consecutive residues without any outlier are shown as a green connector. Residues present in the sample, but not in the model, are shown in grey.

- Molecule 1: Spike glycoprotein,Fibrinin

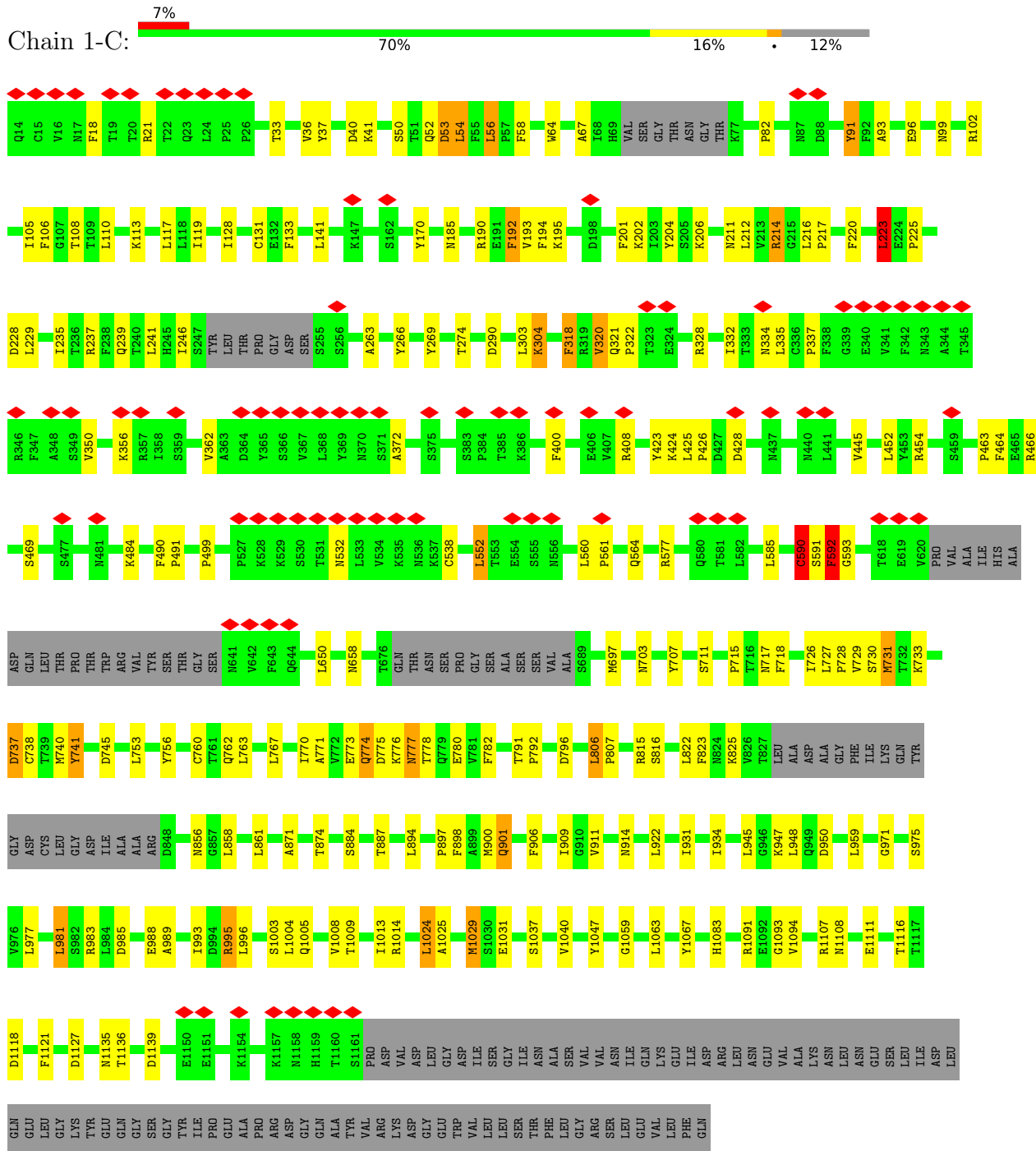




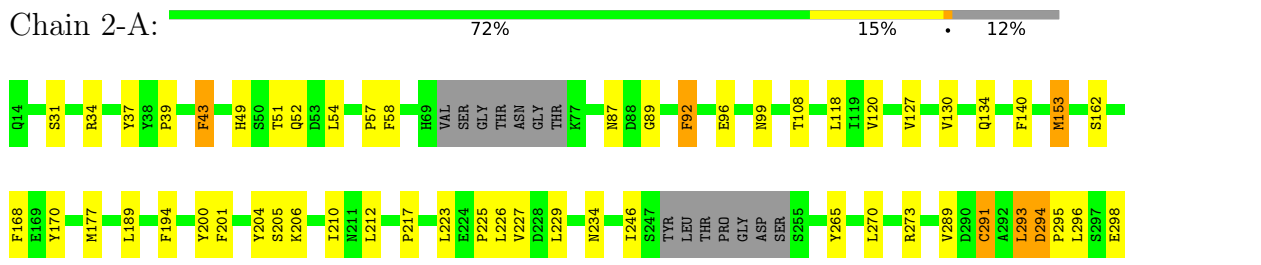
● Molecule 1: Spike glycoprotein, Fibrin

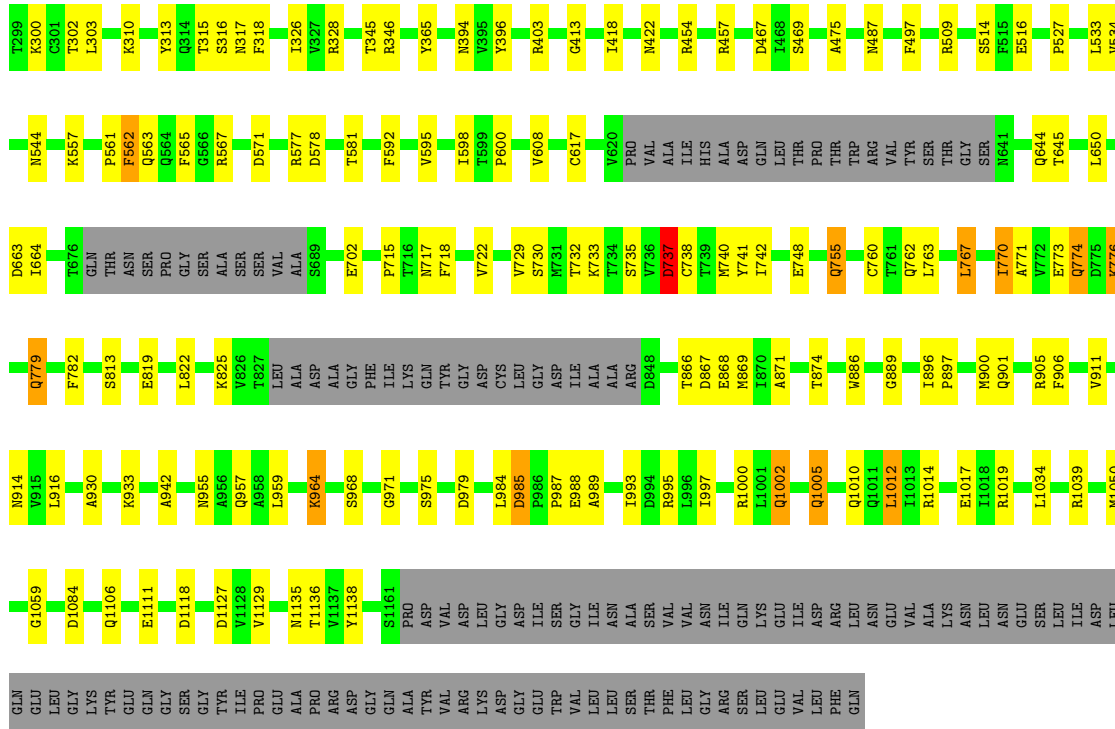


● Molecule 1: Spike glycoprotein, Fibrin

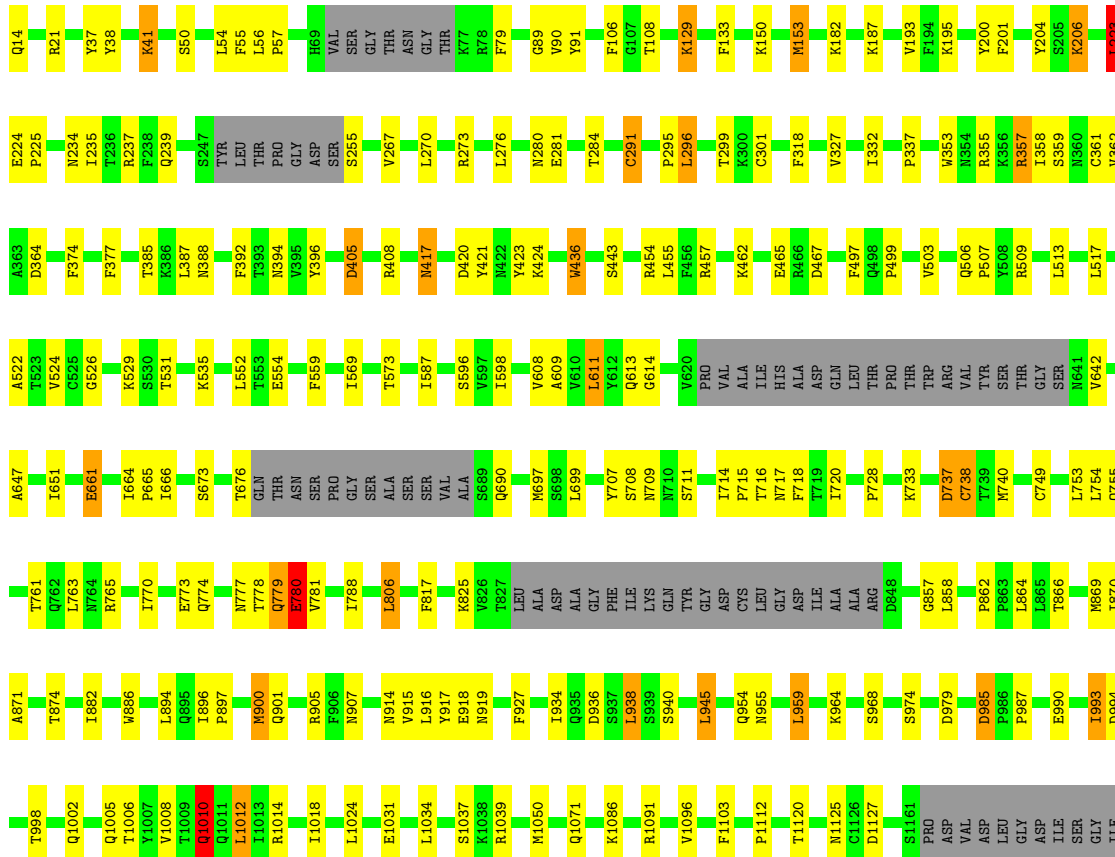


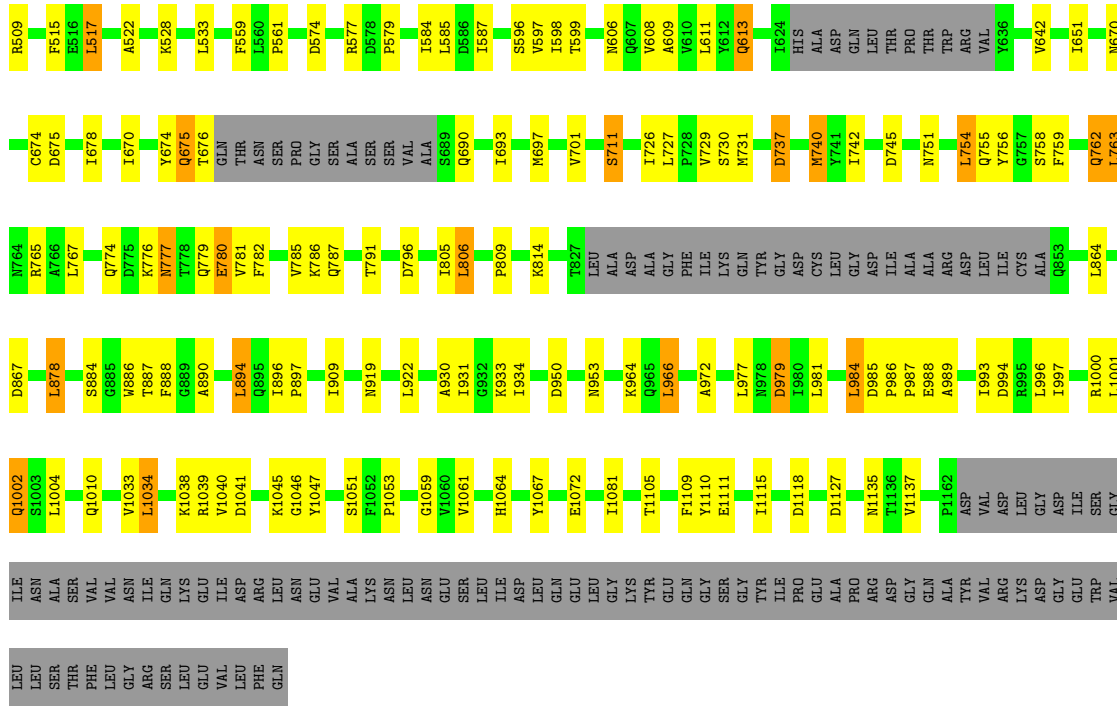
• Molecule 1: Spike glycoprotein, Fibrin



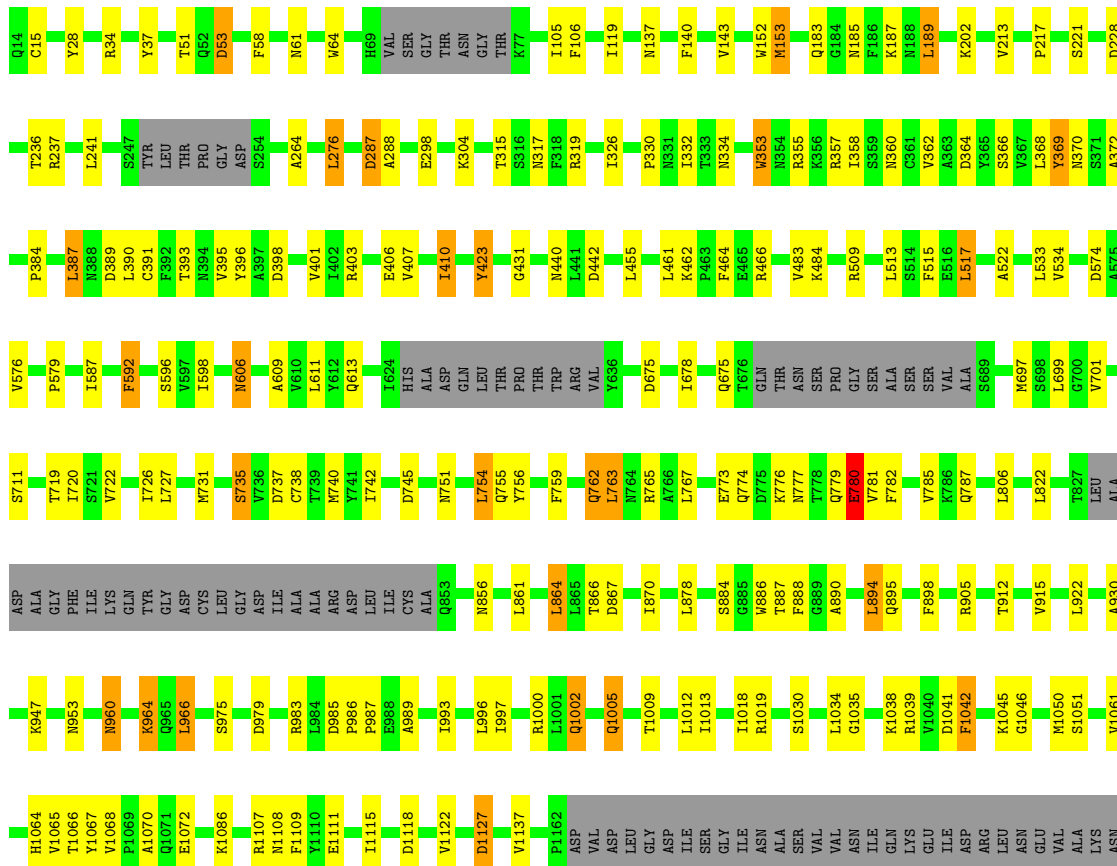


• Molecule 1: Spike glycoprotein,Fibrinin





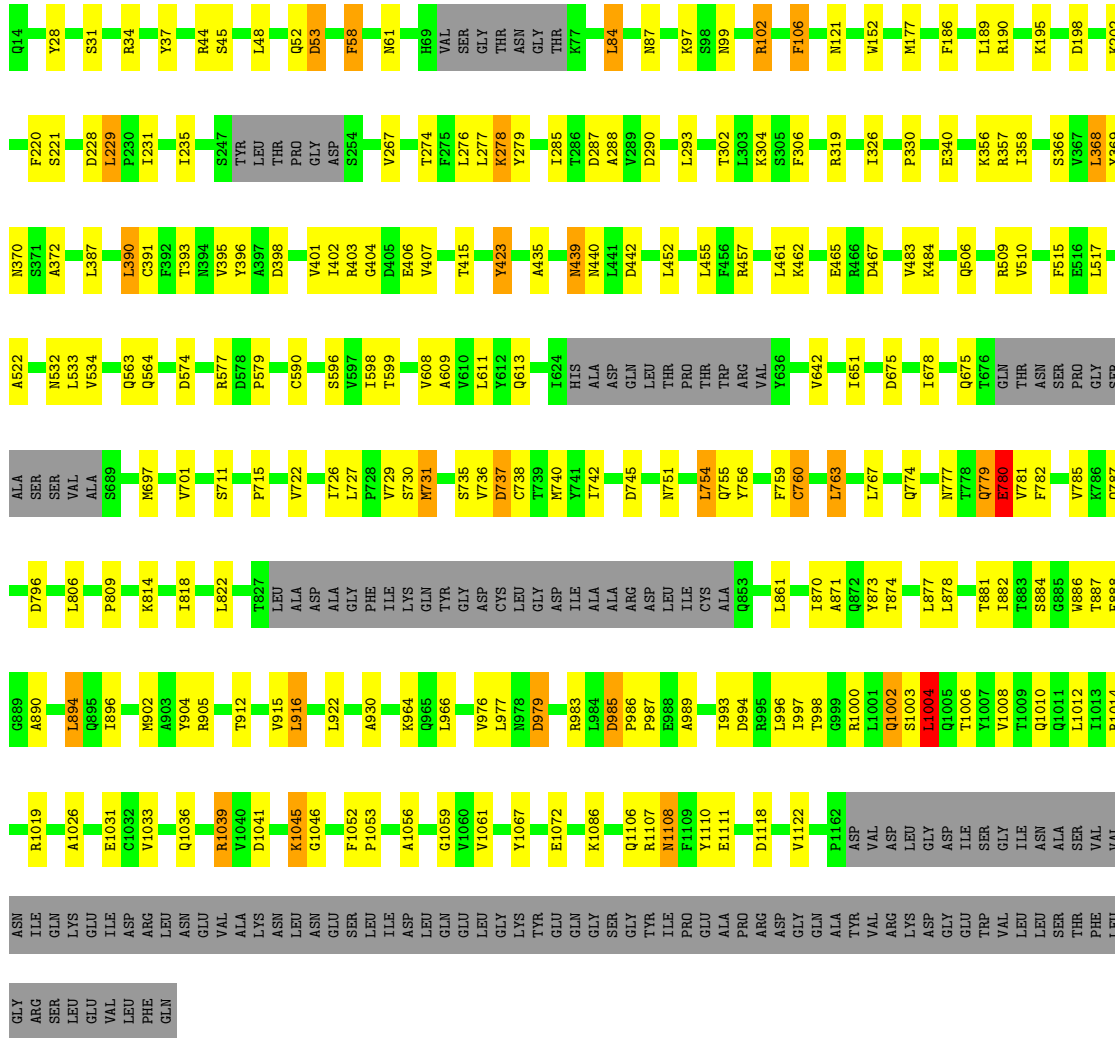
● Molecule 1: Spike glycoprotein, Fibrin



LEU	ASN	GLU	SER	ILE	ASP	LEU	GLN	LEU	GLY	LYS	TYR	GLU	GLN	GLY	SER	SER	GLY	TYR	ILE	PRO	PRO	GLU	ALA	PRO	ARG	ARG	ASP	GLY	GLN	ALA	TYR	VAL	ARG	LYS	LYS	ASP	GLY	TRP	VAL	LEU	LEU	SER	SER	THR	THR	PHE	LEU	GLY	ARG	ARG	SER	SER	LEU	GLU	VAL	LEU	PHE	GLN
-----	-----	-----	-----	-----	-----	-----	-----	-----	-----	-----	-----	-----	-----	-----	-----	-----	-----	-----	-----	-----	-----	-----	-----	-----	-----	-----	-----	-----	-----	-----	-----	-----	-----	-----	-----	-----	-----	-----	-----	-----	-----	-----	-----	-----	-----	-----	-----	-----	-----	-----	-----	-----	-----	-----	-----	-----	-----	-----

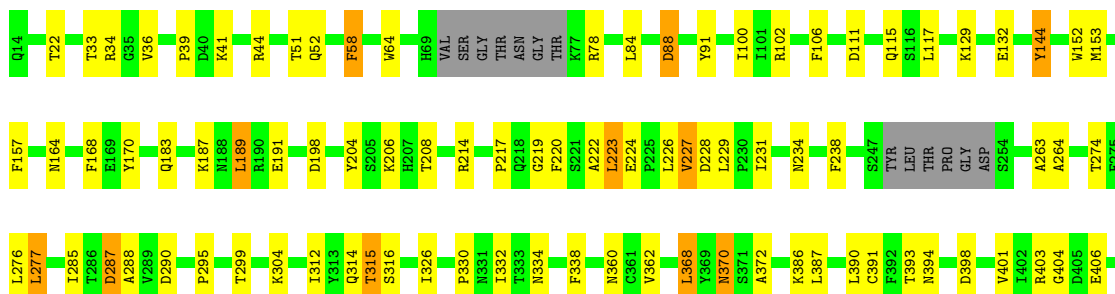
● Molecule 1: Spike glycoprotein,Fibrin

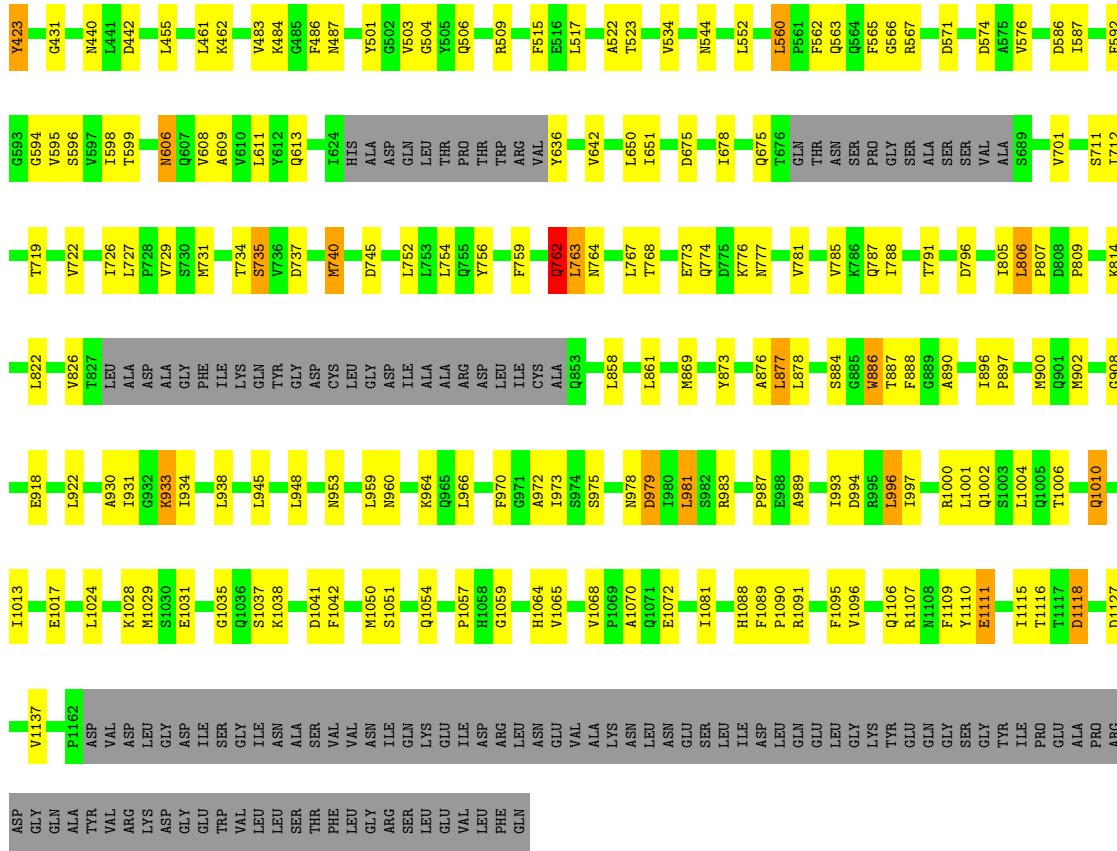
Chain 3-C:  70% 16% 12%



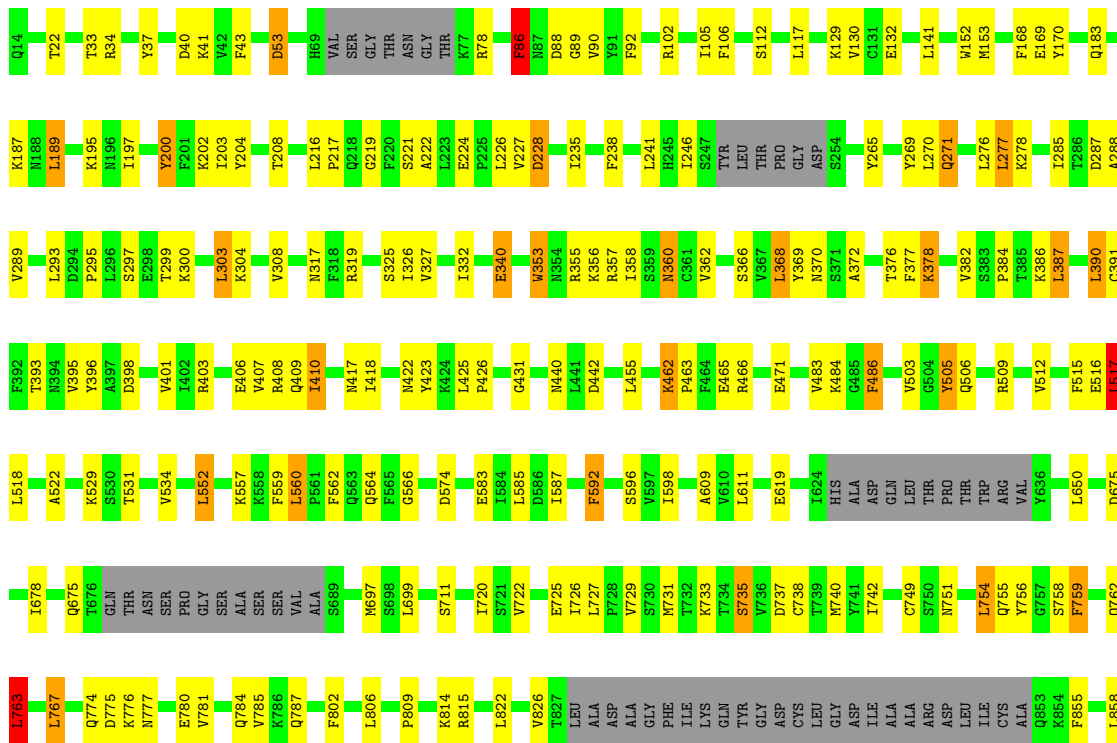
● Molecule 1: Spike glycoprotein,Fibrin

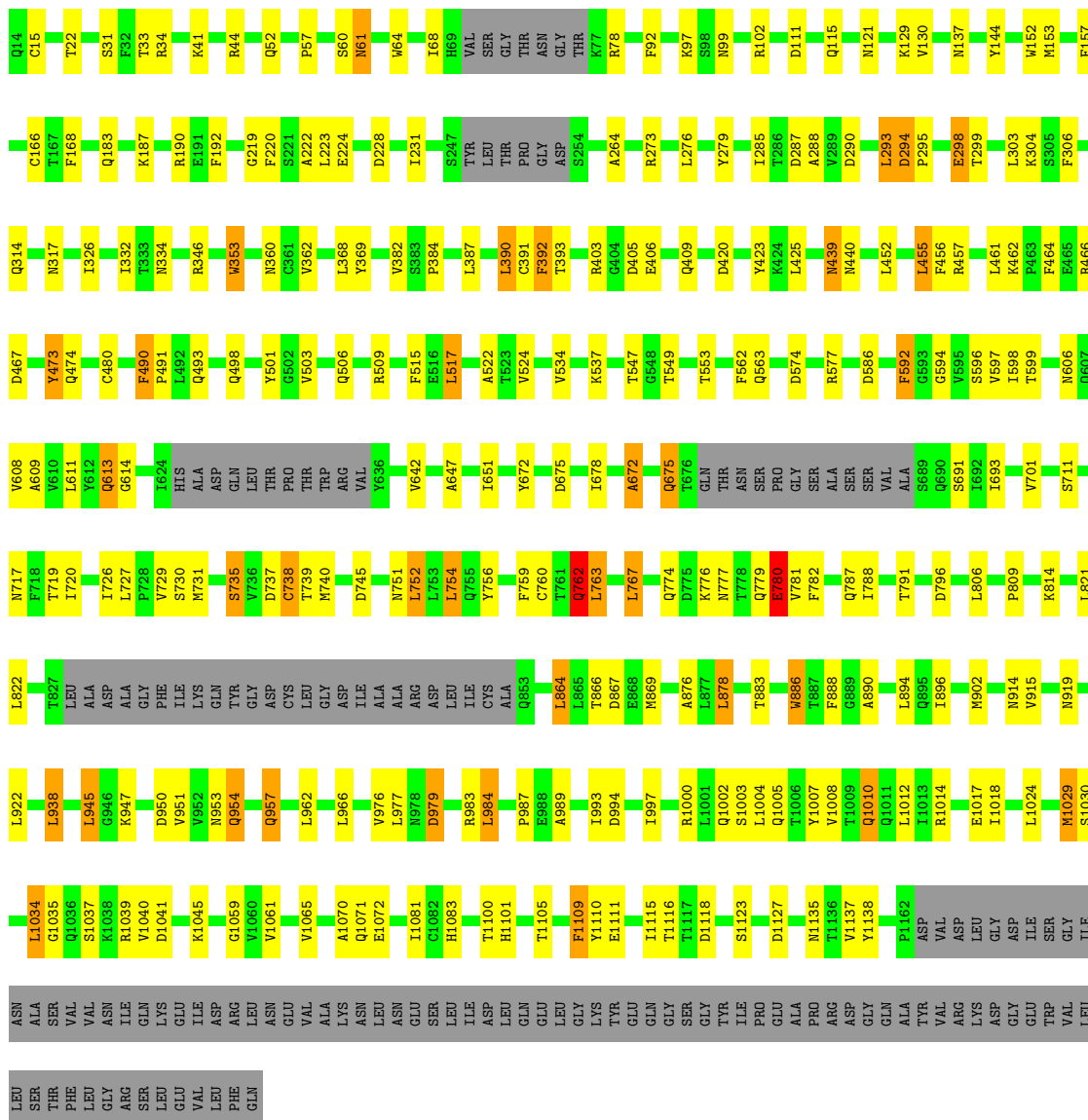
Chain 4-A:  66% 20% 12%



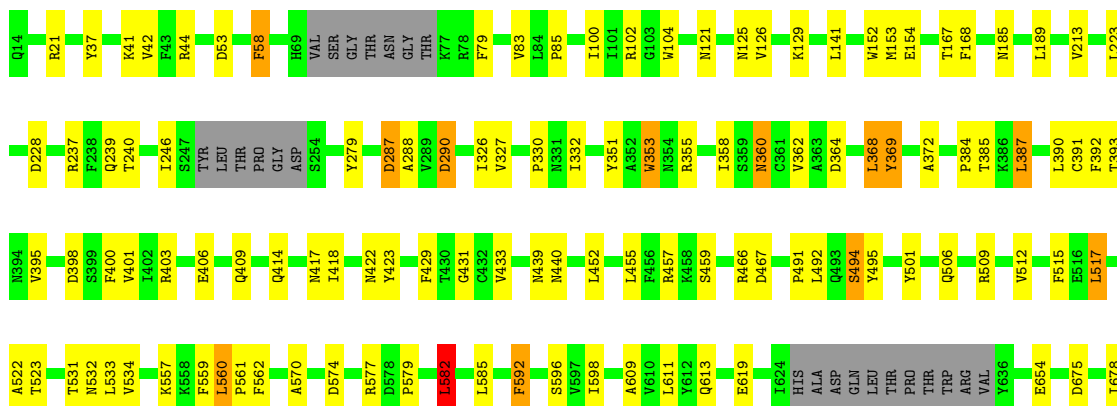


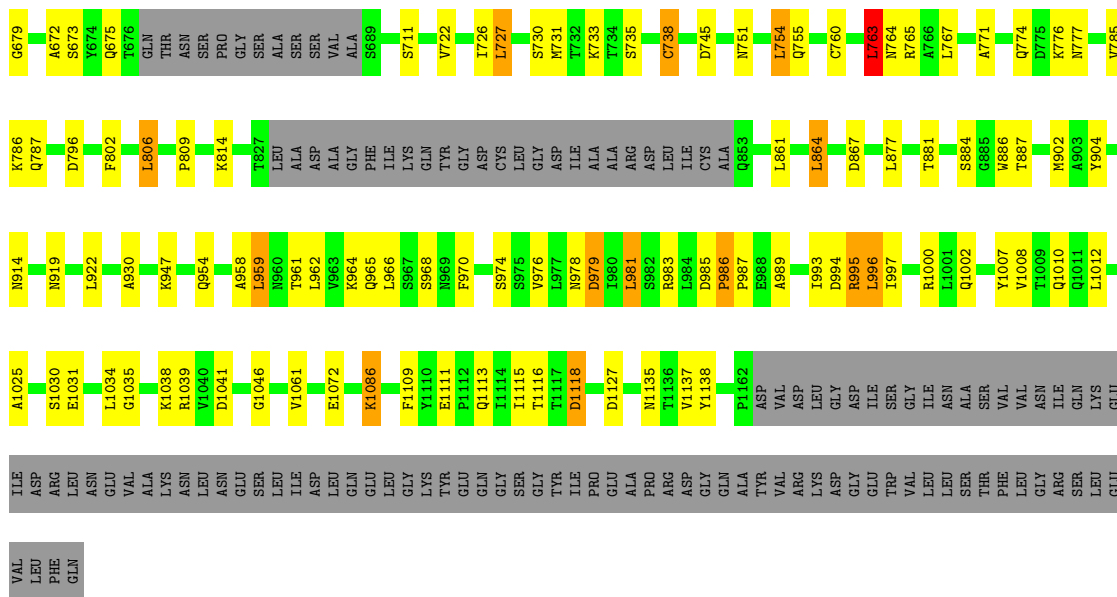
• Molecule 1: Spike glycoprotein, Fibritin



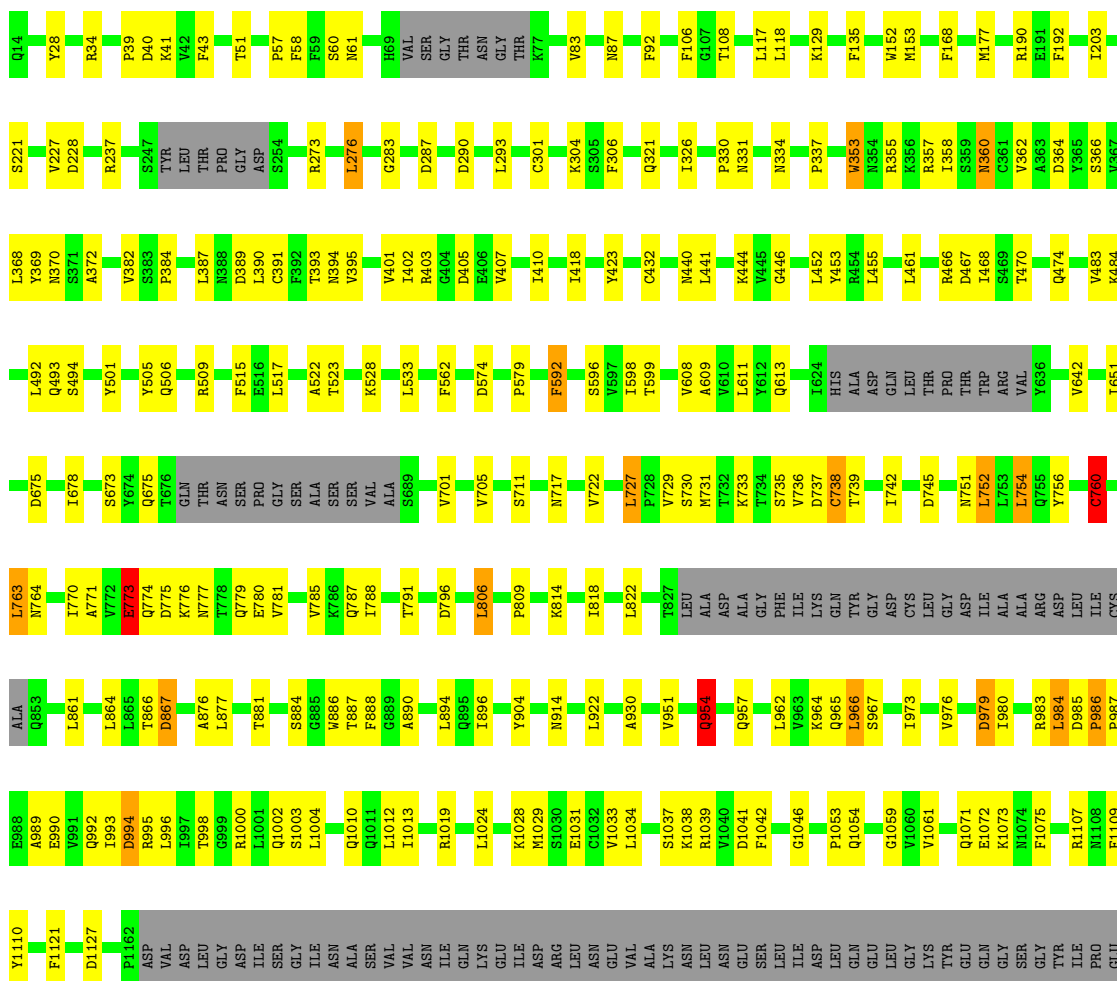


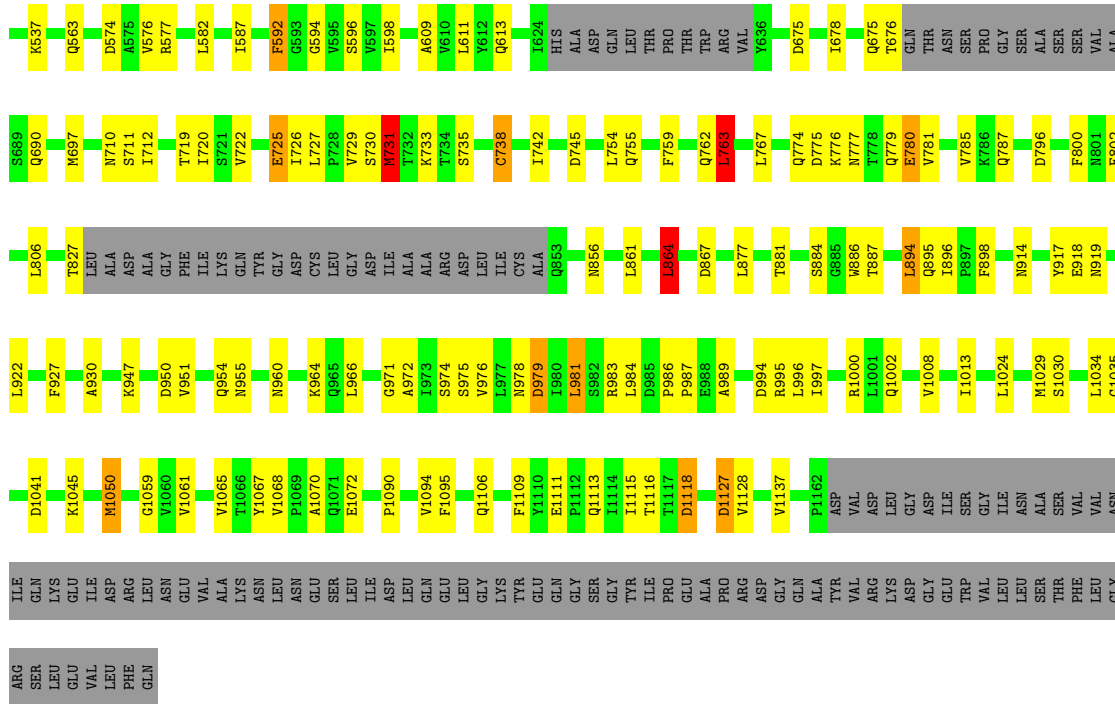
● Molecule 1: Spike glycoprotein,Fibrin



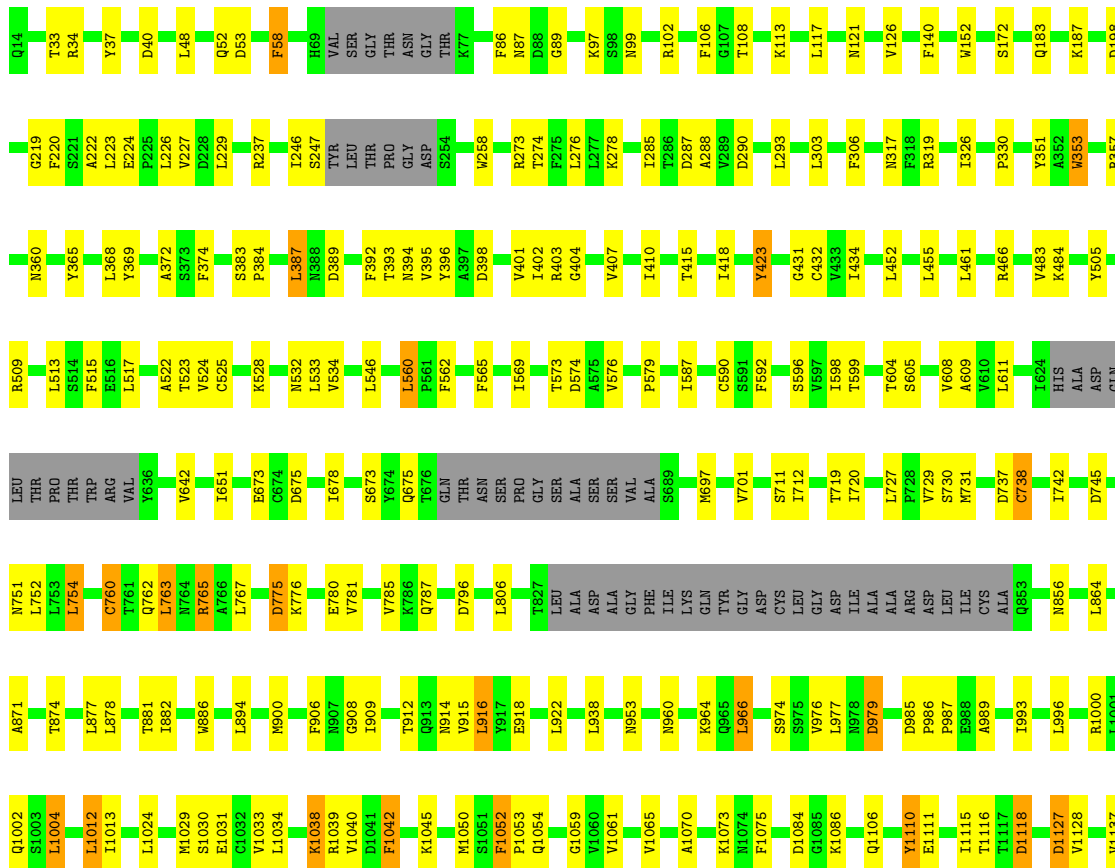


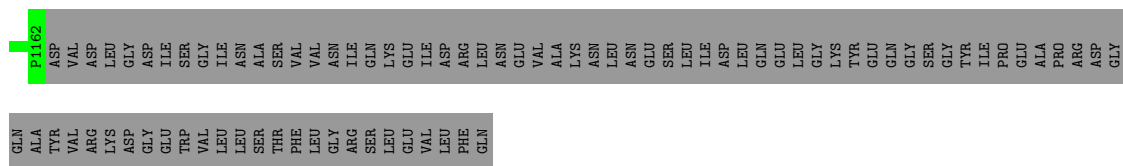
● Molecule 1: Spike glycoprotein,Fibrin





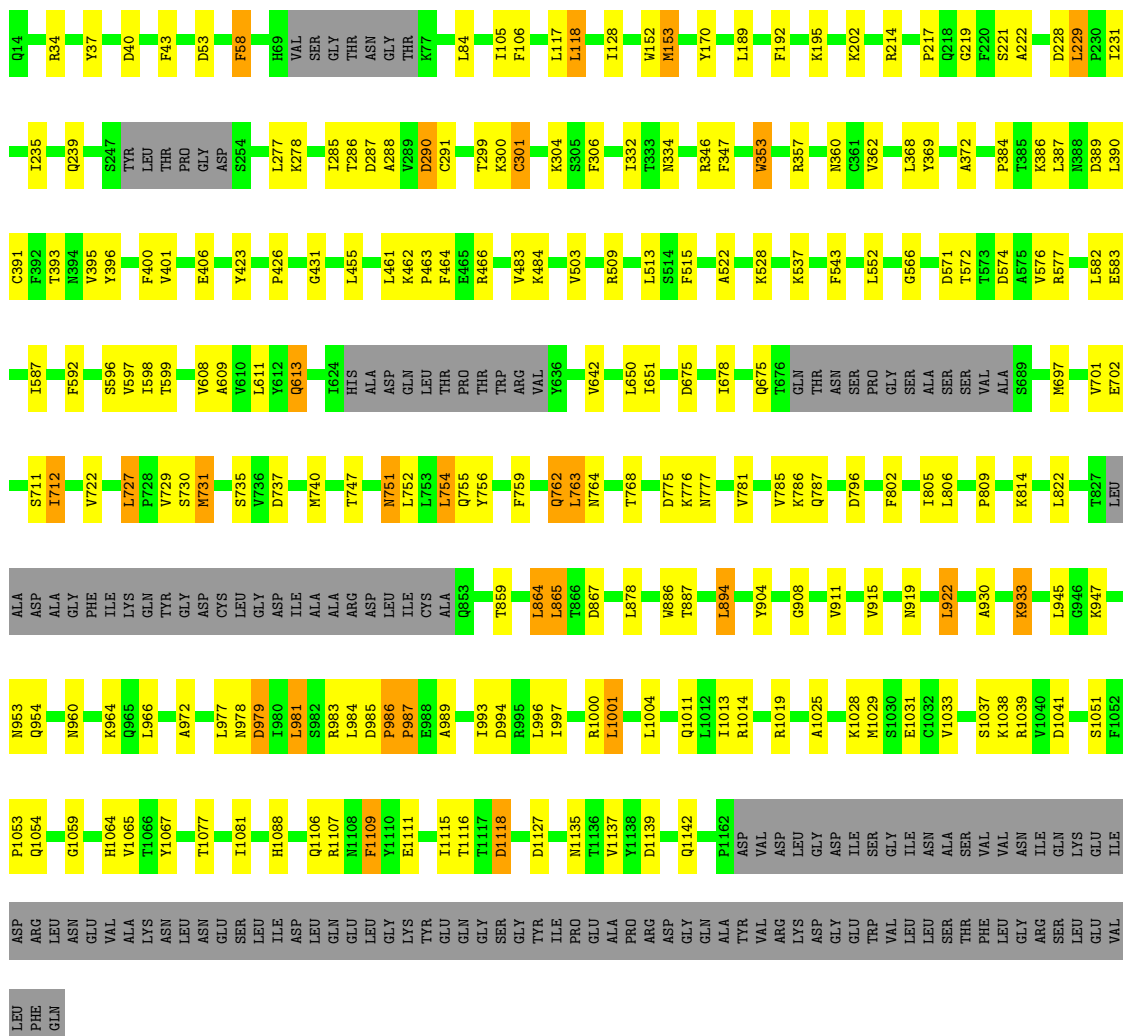
• Molecule 1: Spike glycoprotein, Fibrin





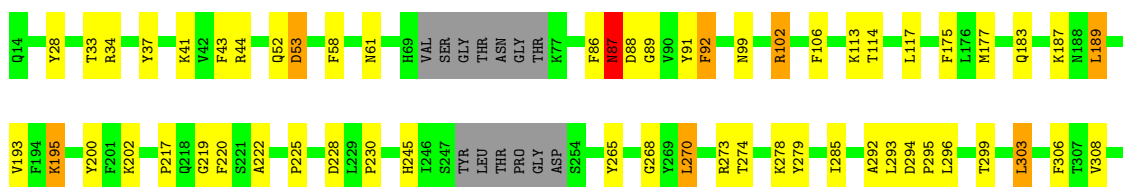
● Molecule 1: Spike glycoprotein, Fibrin

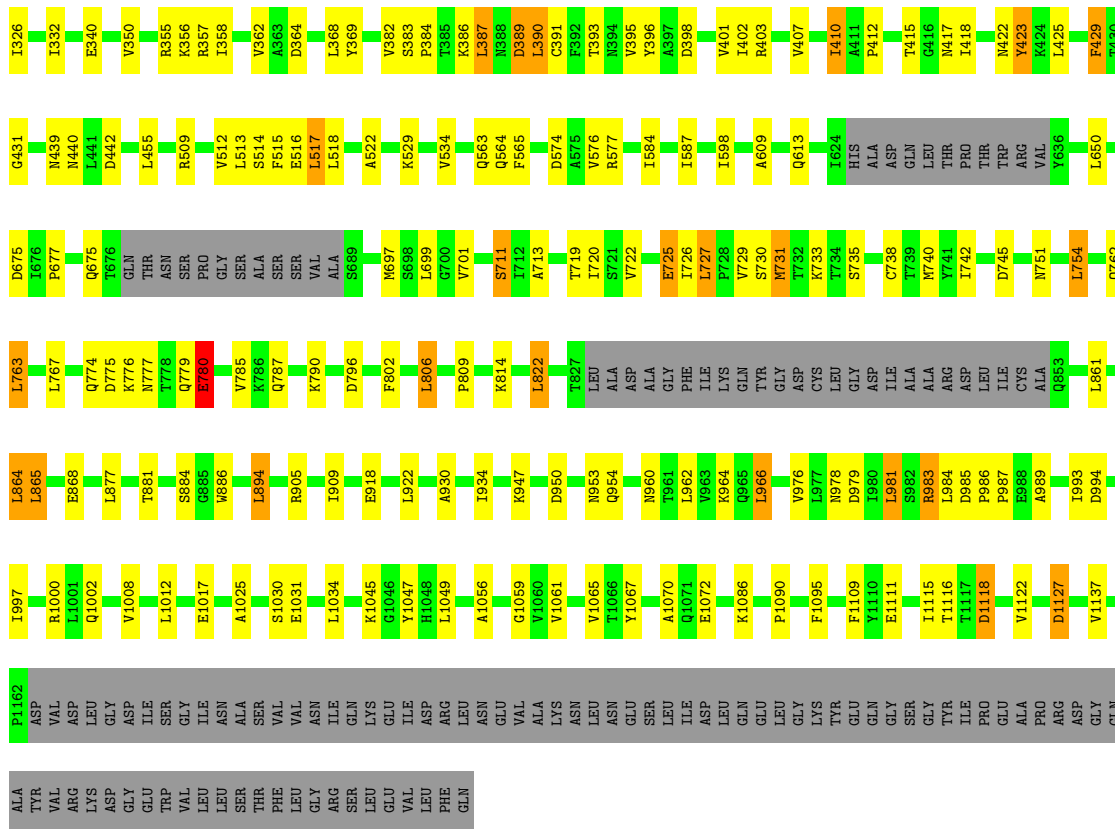
Chain 8-A: 70% 16% 12%



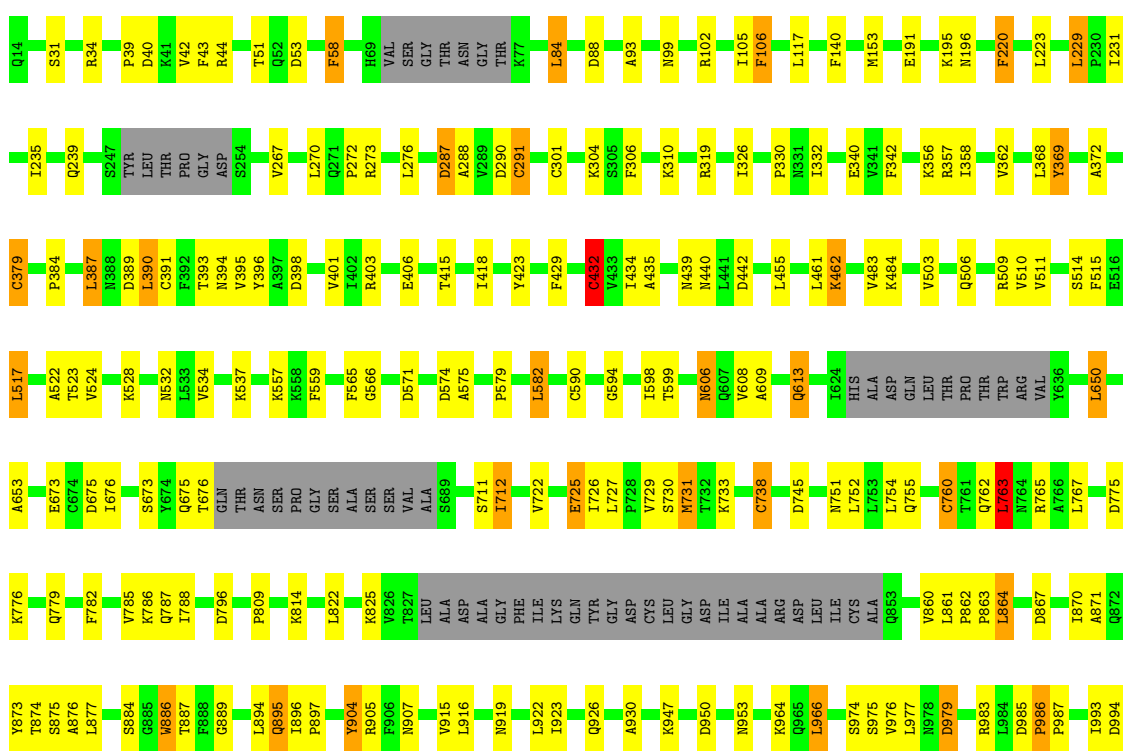
● Molecule 1: Spike glycoprotein, Fibrin


Chain 8-B: 69% 16% 12%





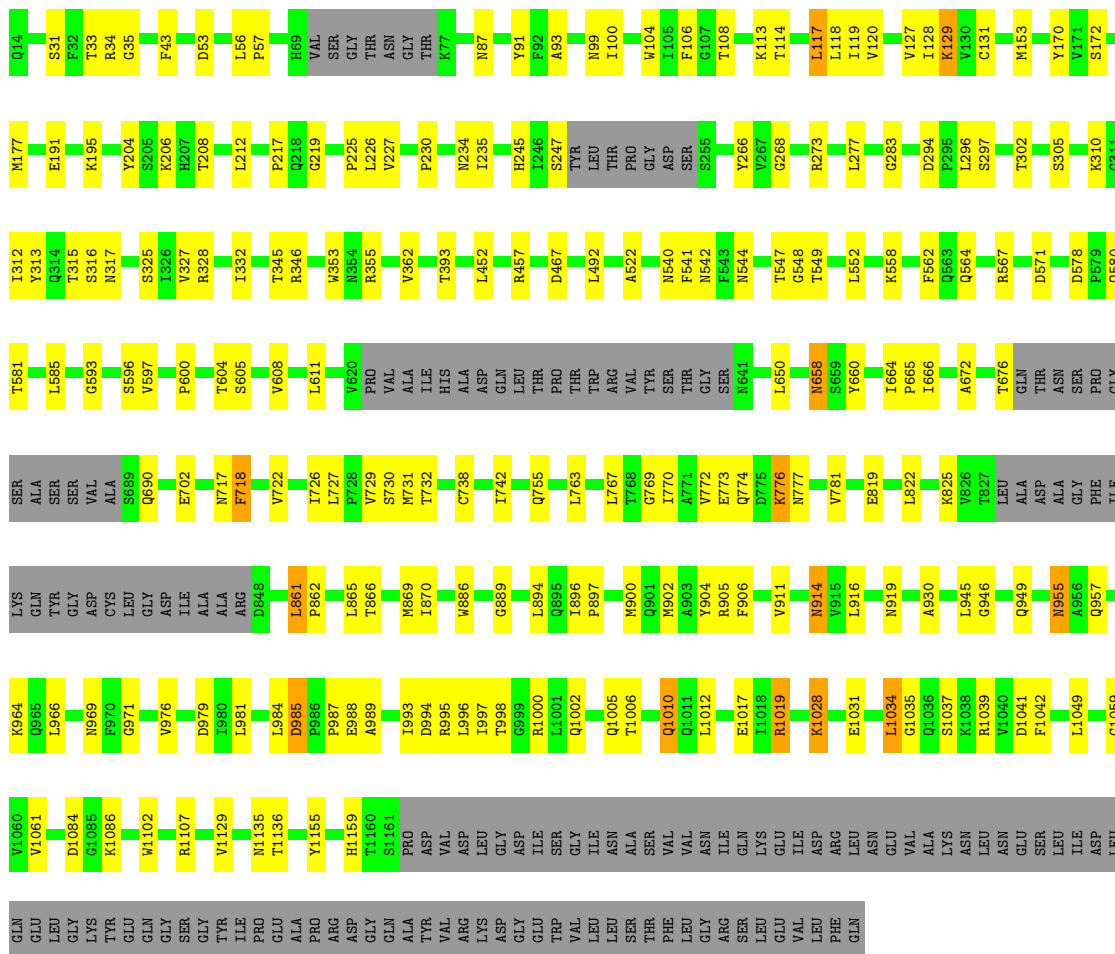
• Molecule 1: Spike glycoprotein, Fibritin





• Molecule 1: Spike glycoprotein,Fibrin

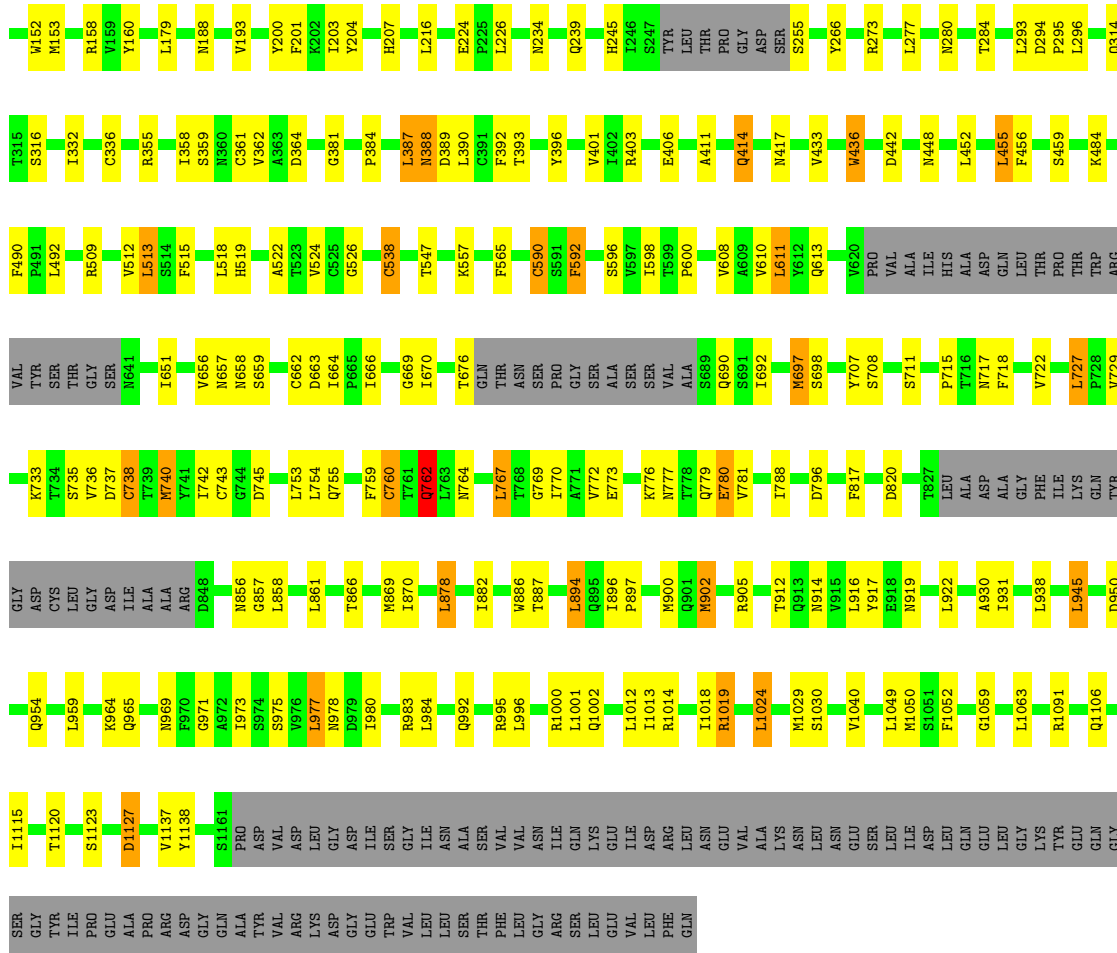
Chain 9-A: 71% 16% 12%



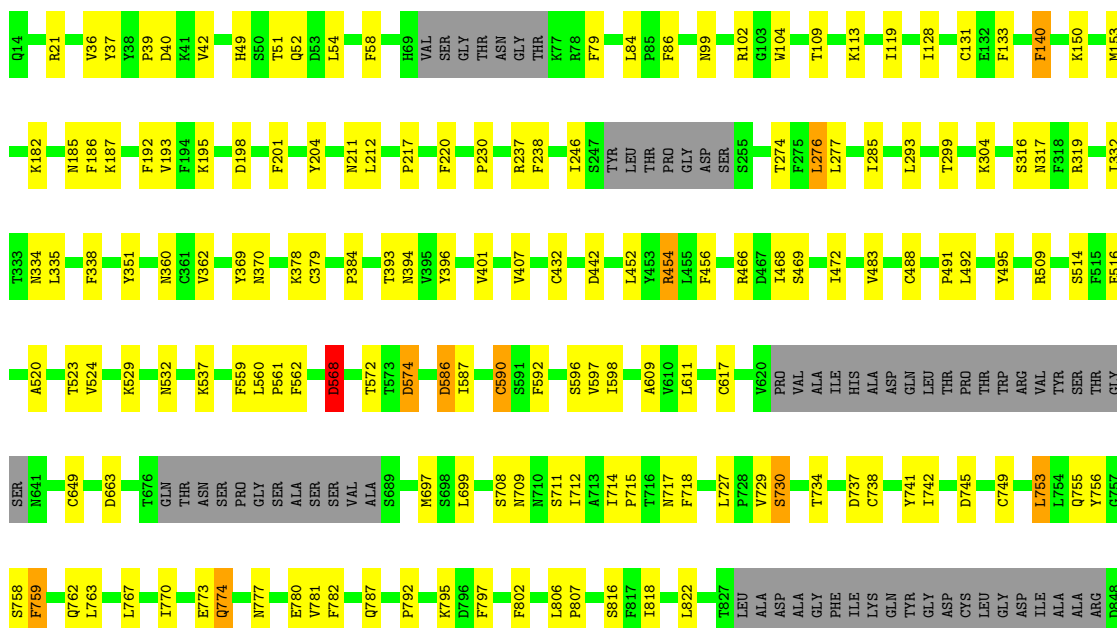
• Molecule 1: Spike glycoprotein,Fibrin

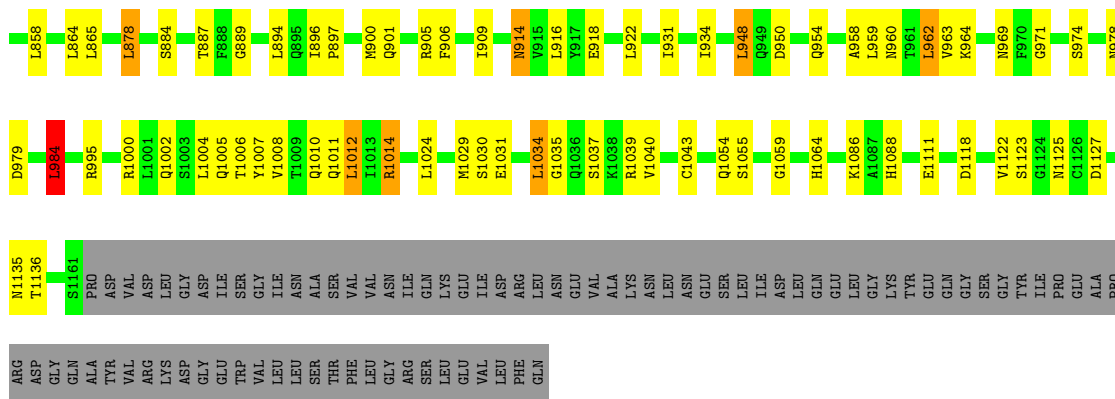
Chain 9-B: 68% 17% 12%





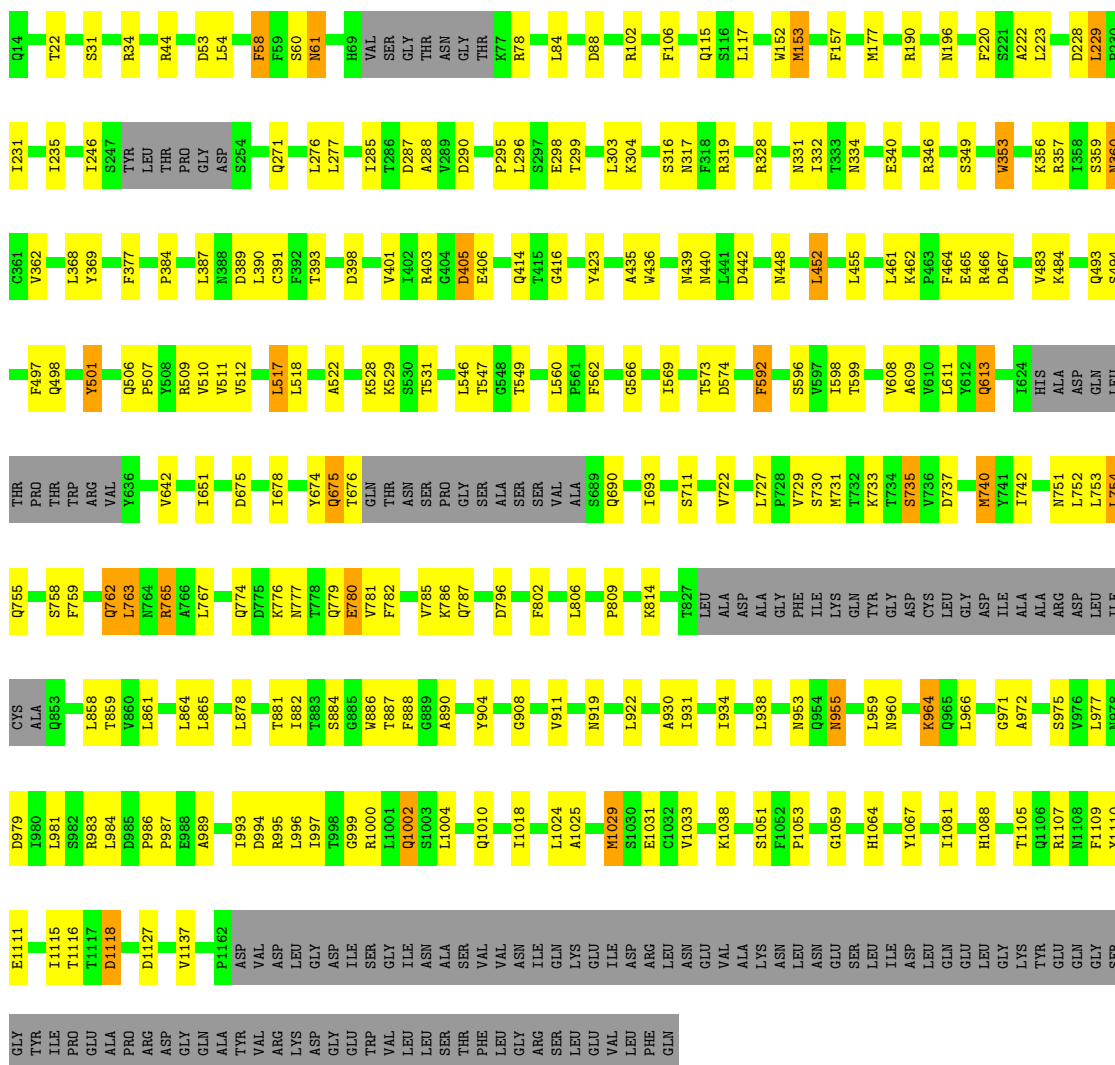
• Molecule 1: Spike glycoprotein,Fibrinin






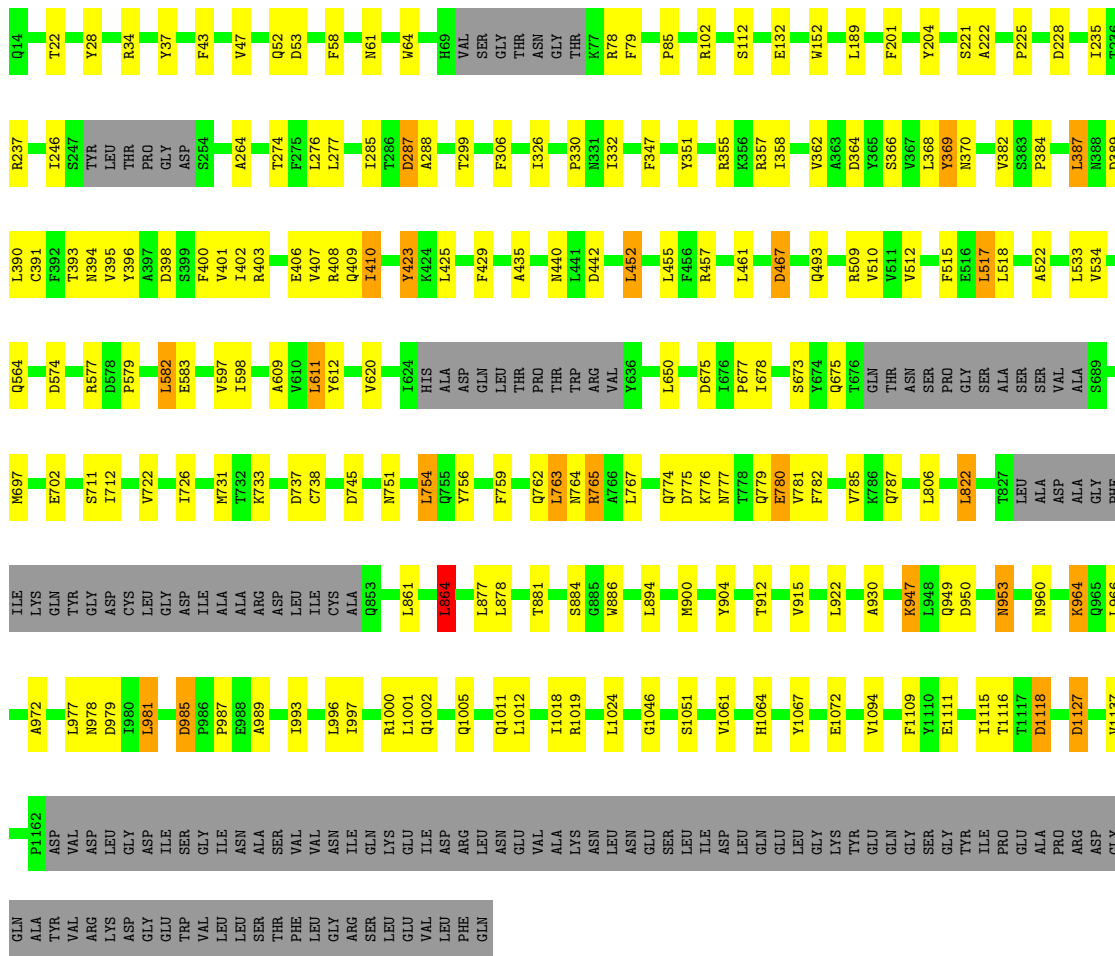
• Molecule 1: Spike glycoprotein, Fibrin

Chain 10-A:



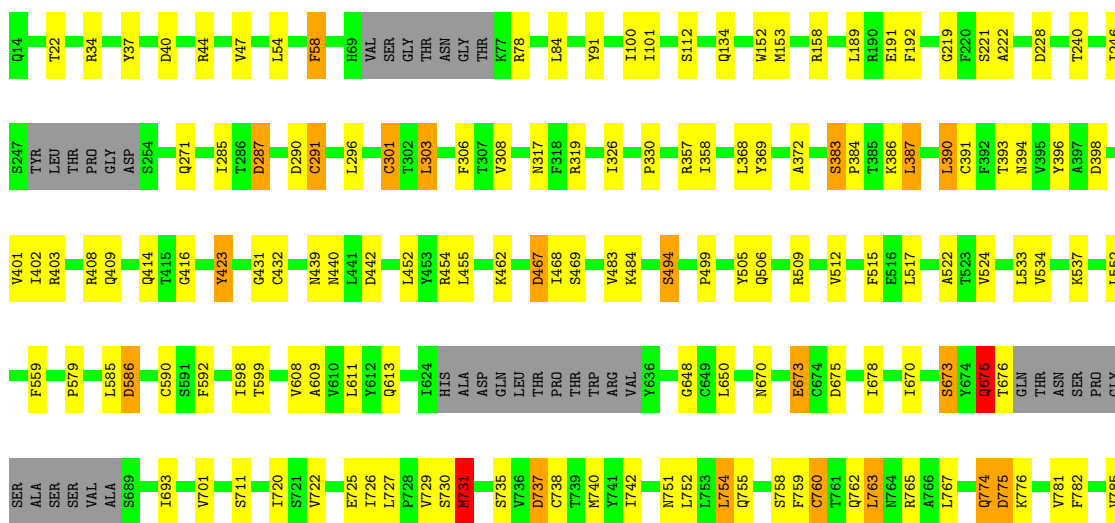
• Molecule 1: Spike glycoprotein, Fibrin

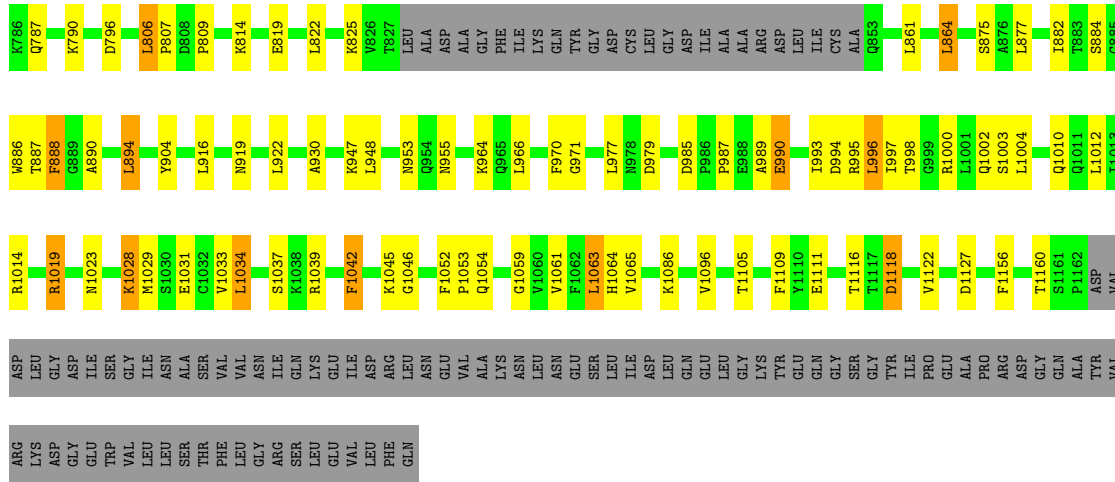
Chain 10-B:  72% 14% 12%



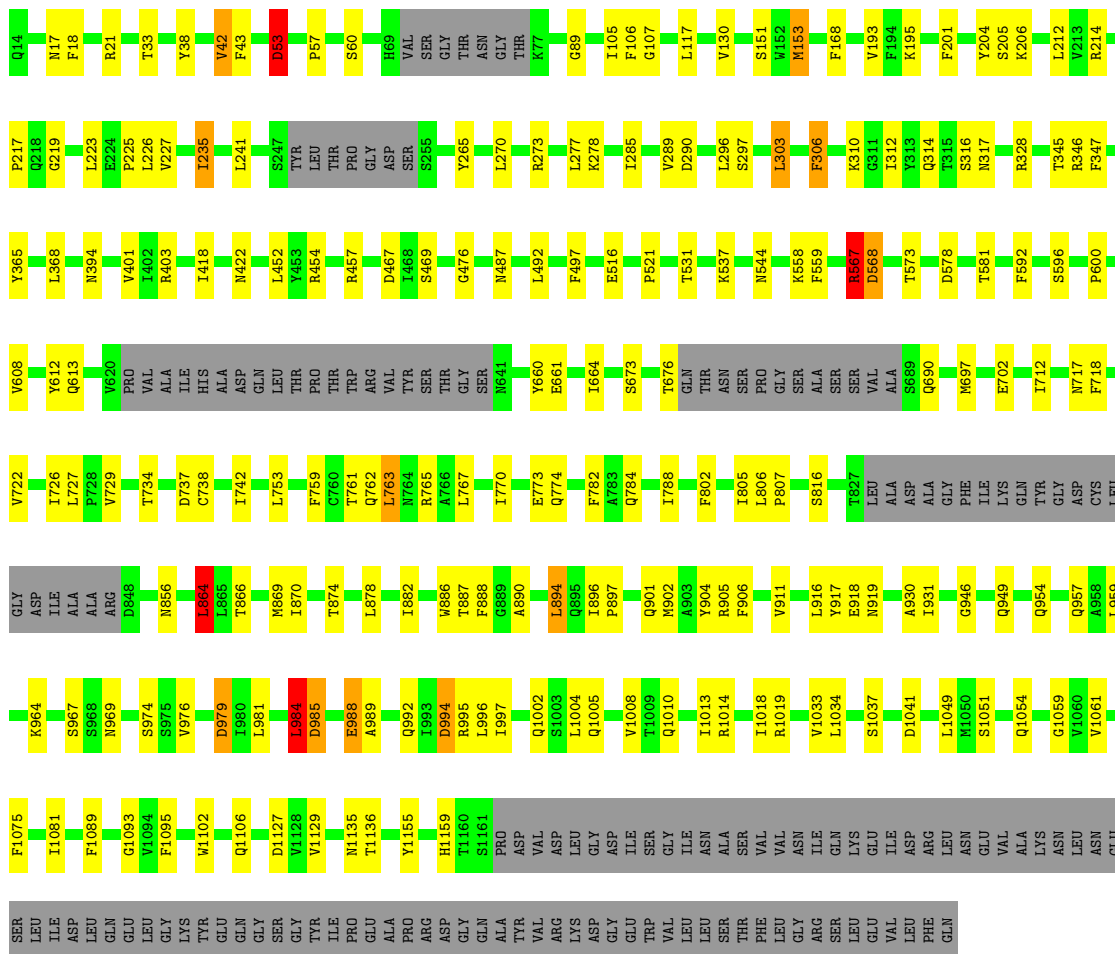
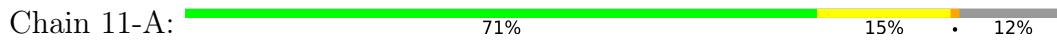
● Molecule 1: Spike glycoprotein, Fibrin

Chain 10-C:  69% 16% 12%

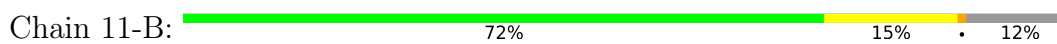


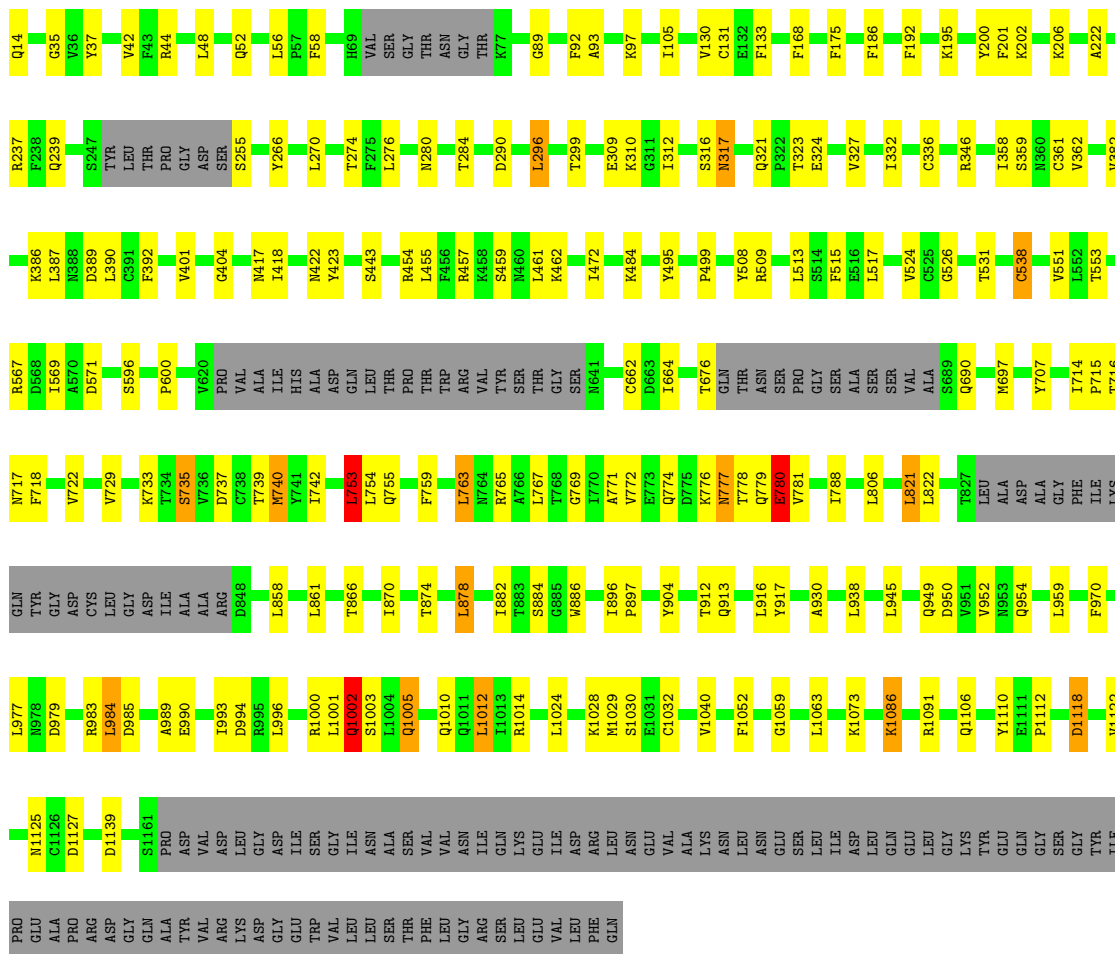


• Molecule 1: Spike glycoprotein, Fibrin



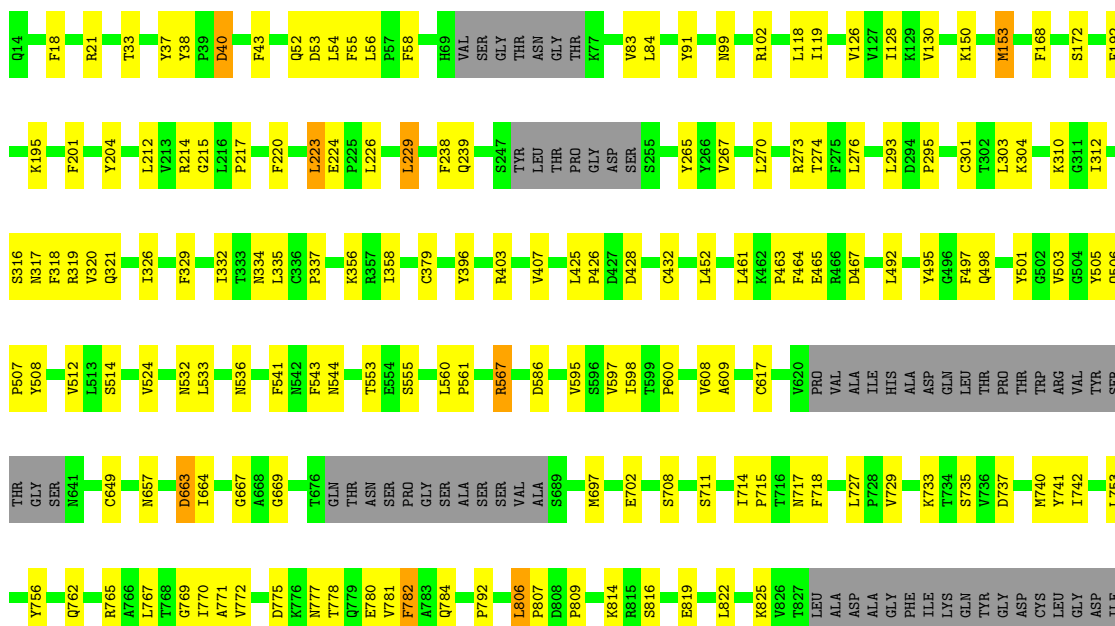
• Molecule 1: Spike glycoprotein, Fibrin






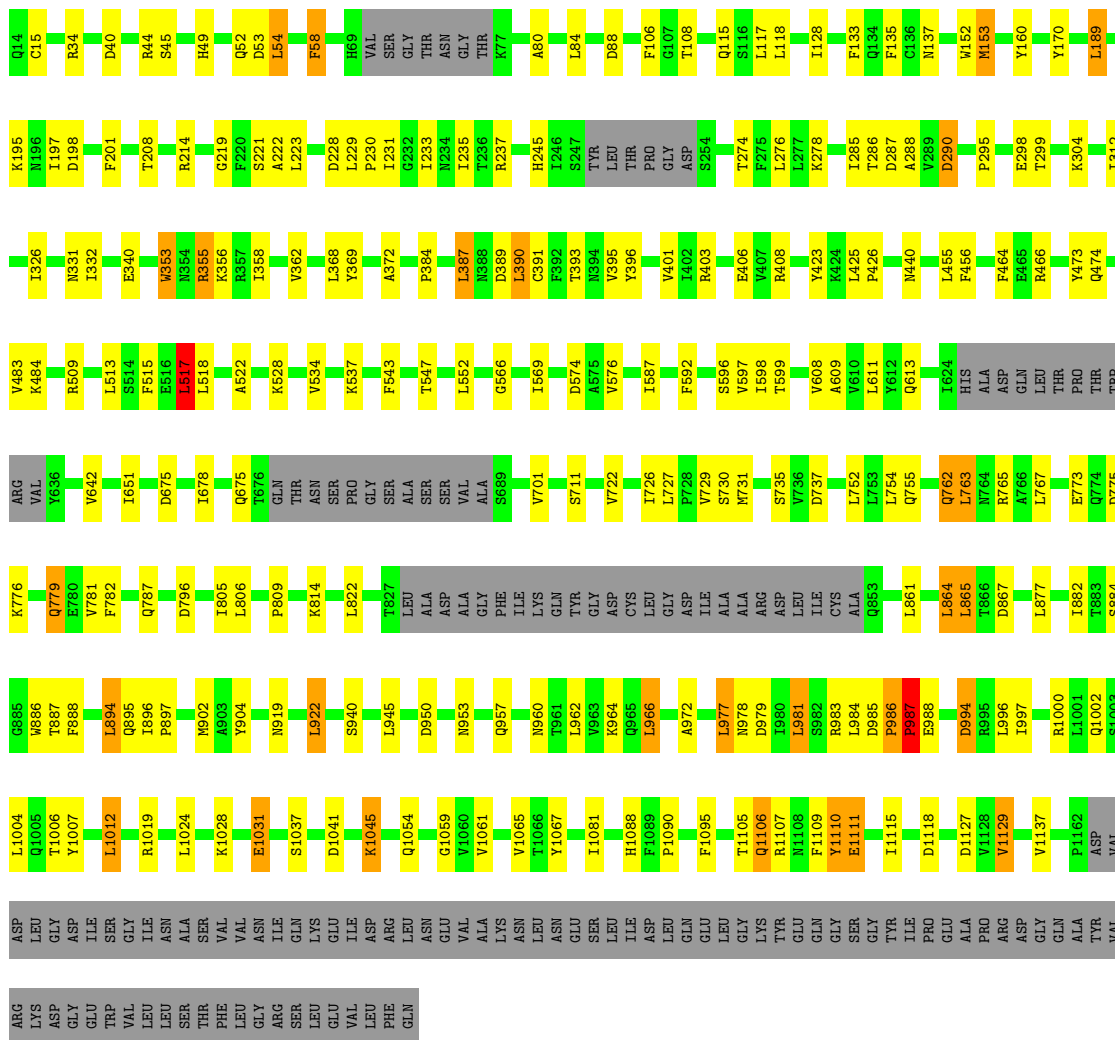
• Molecule 1: Spike glycoprotein,Fibrin

Chain 11-C: 70% 16% 12%



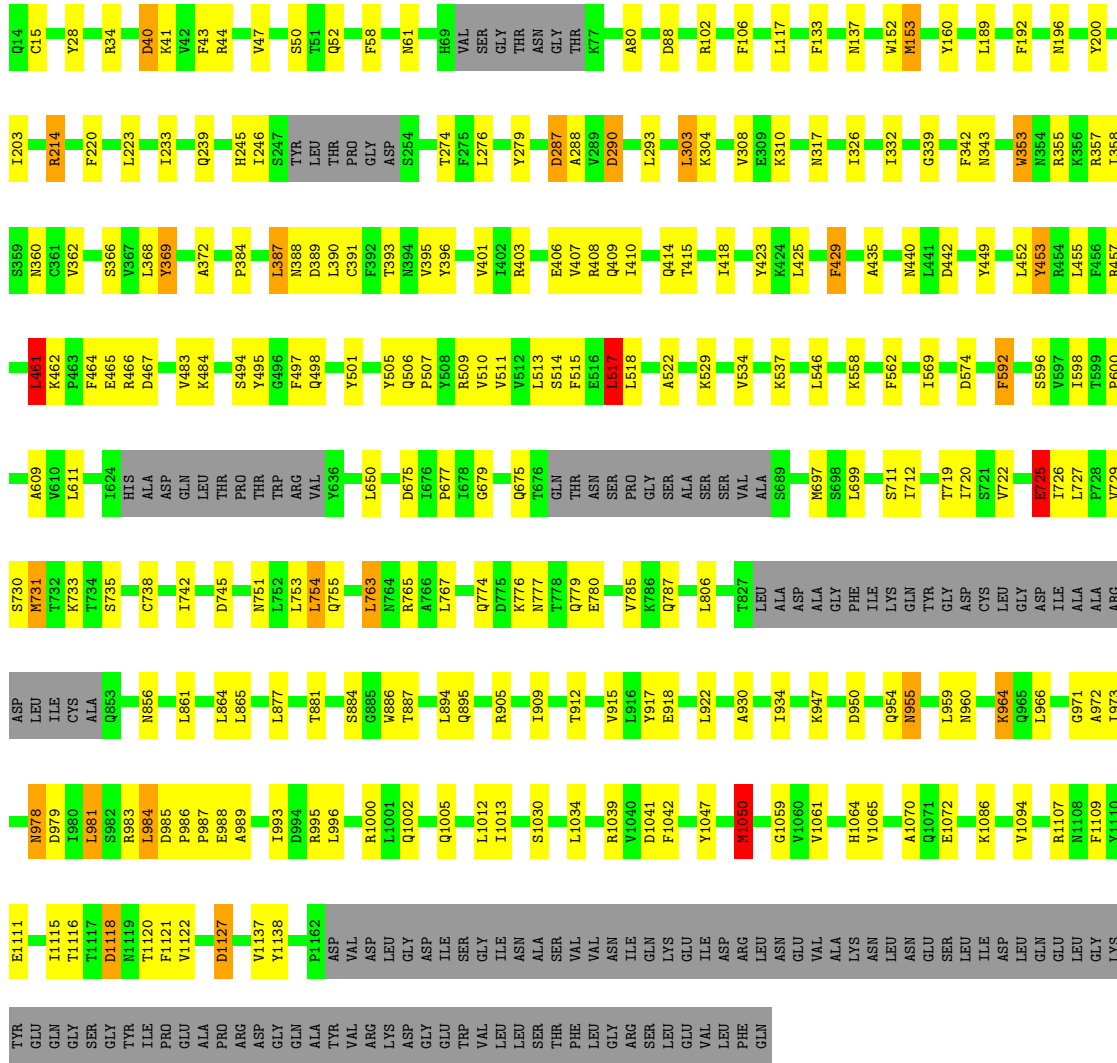


● Molecule 1: Spike glycoprotein, Fibrin



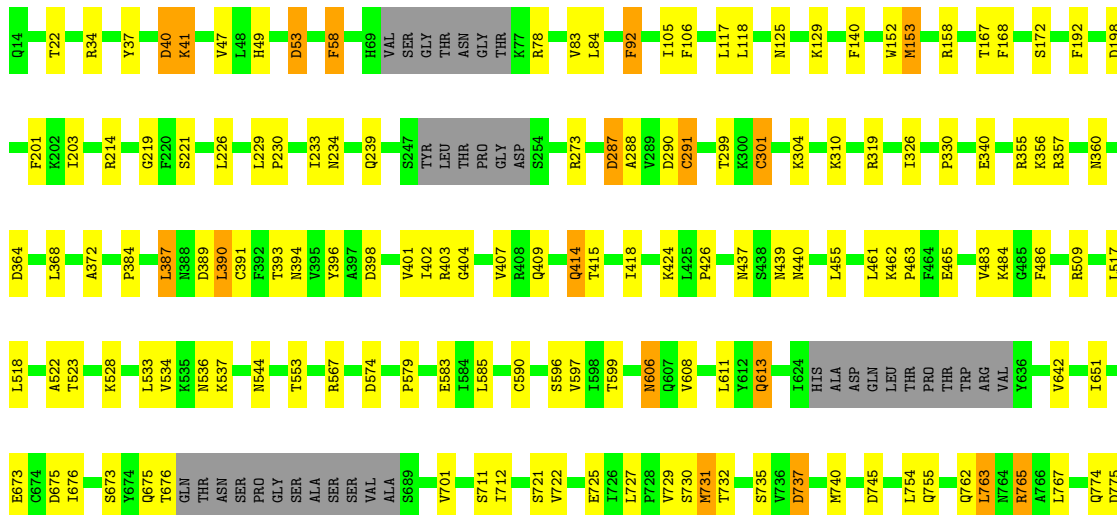
● Molecule 1: Spike glycoprotein, Fibrin





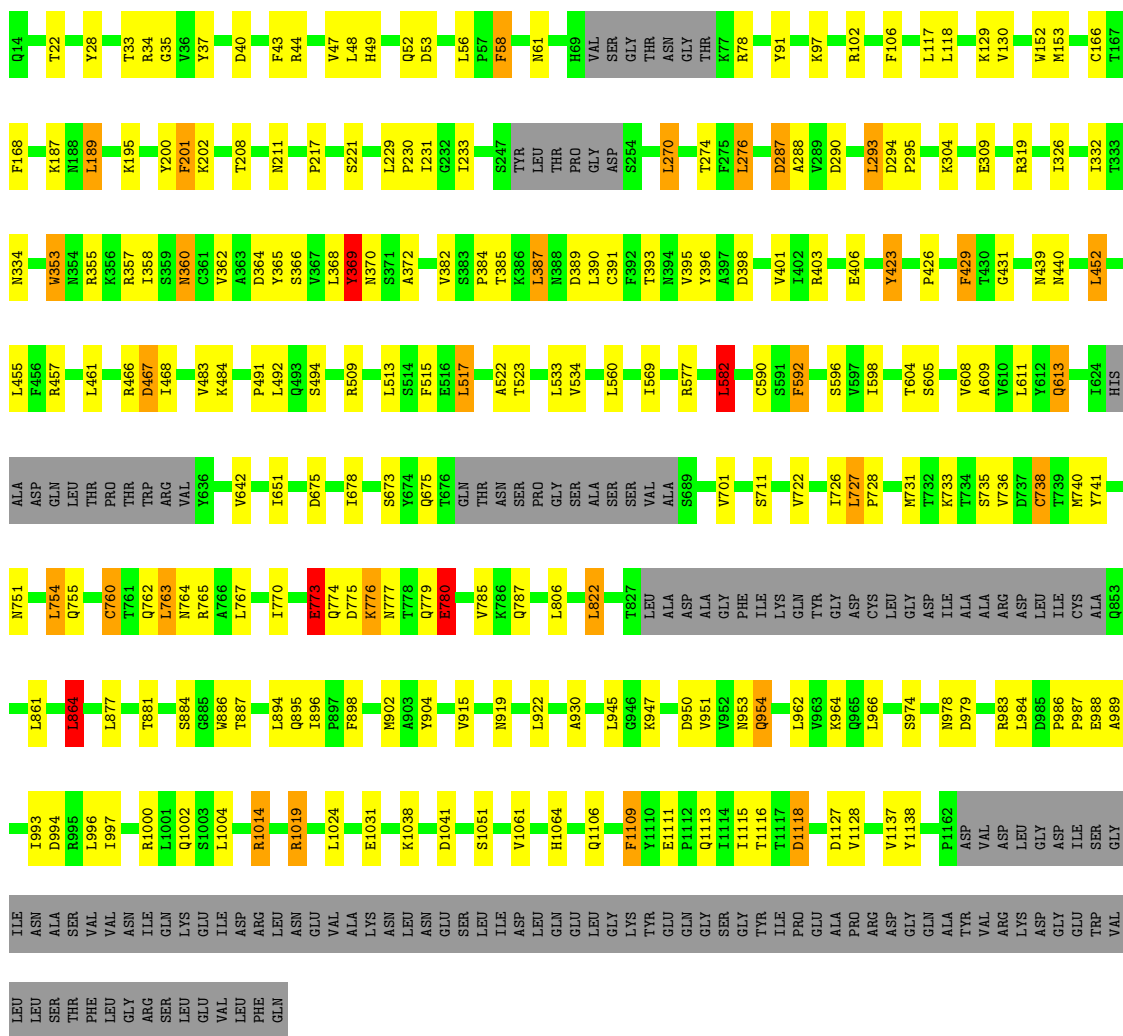
● Molecule 1: Spike glycoprotein, Fibritin

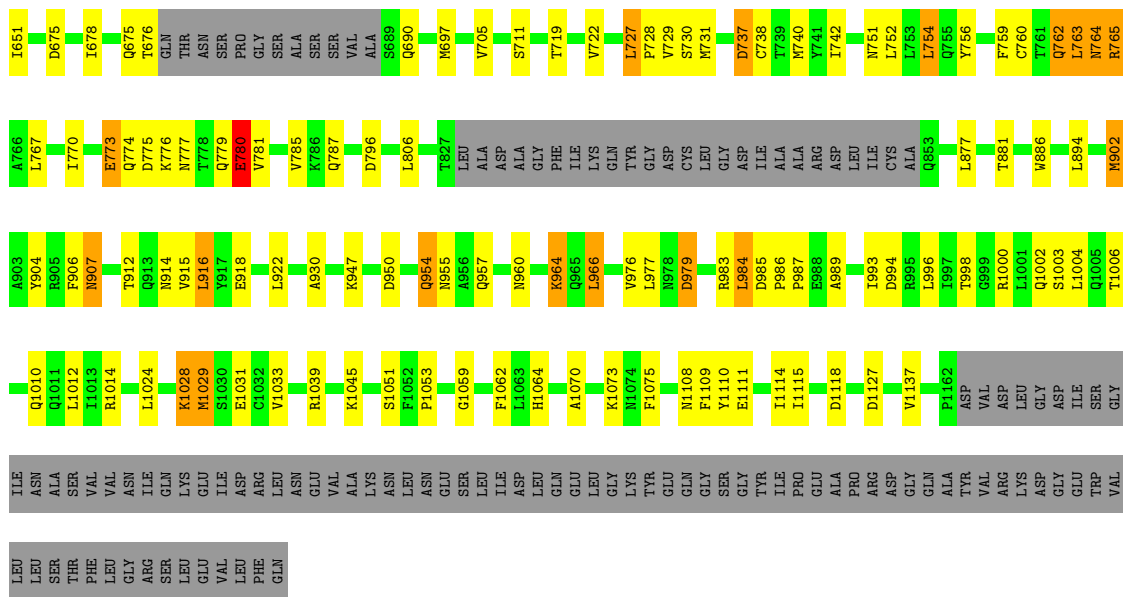
Chain 12-C: 69% 17% 12%



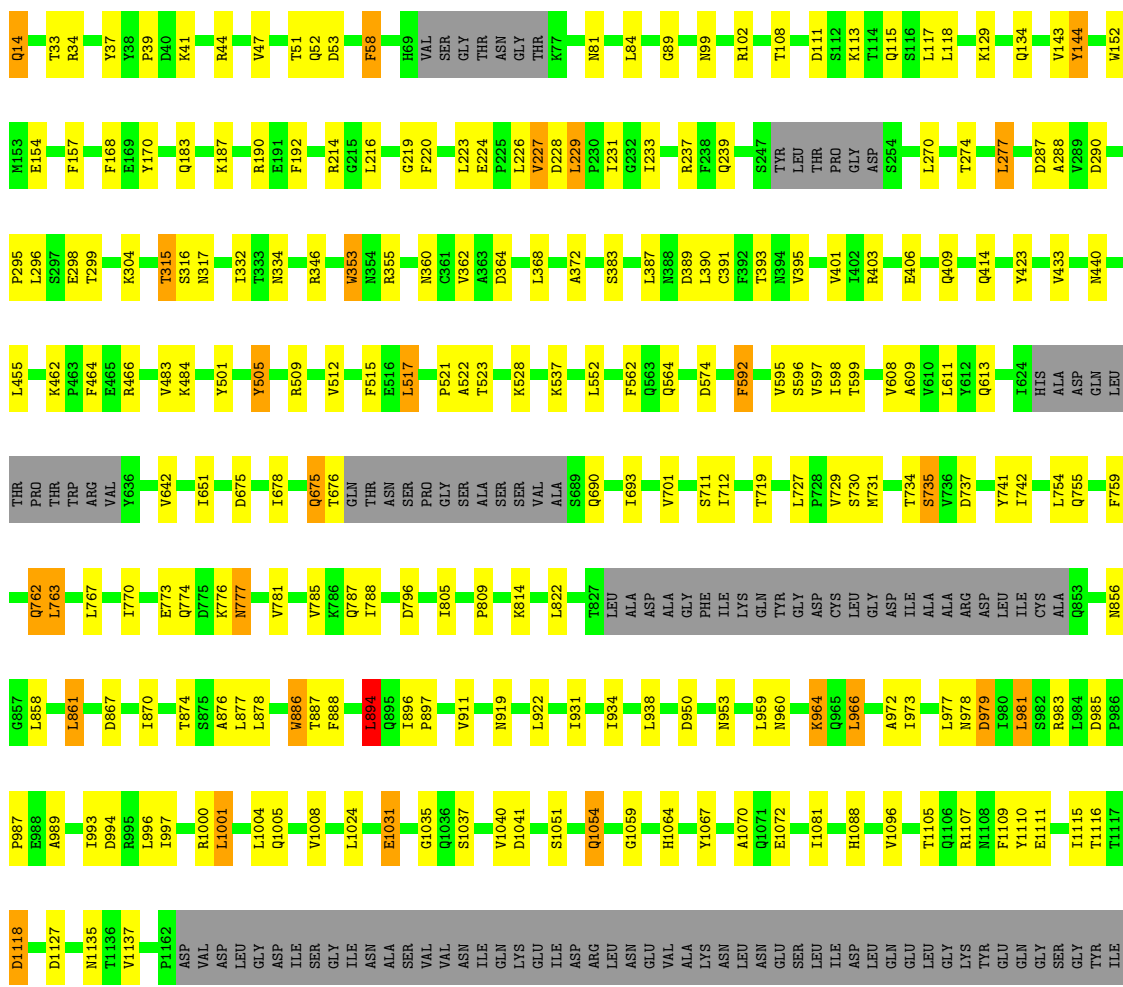
• Molecule 1: Spike glycoprotein,Fibrin

Chain 13-B:  70% 16% 12%





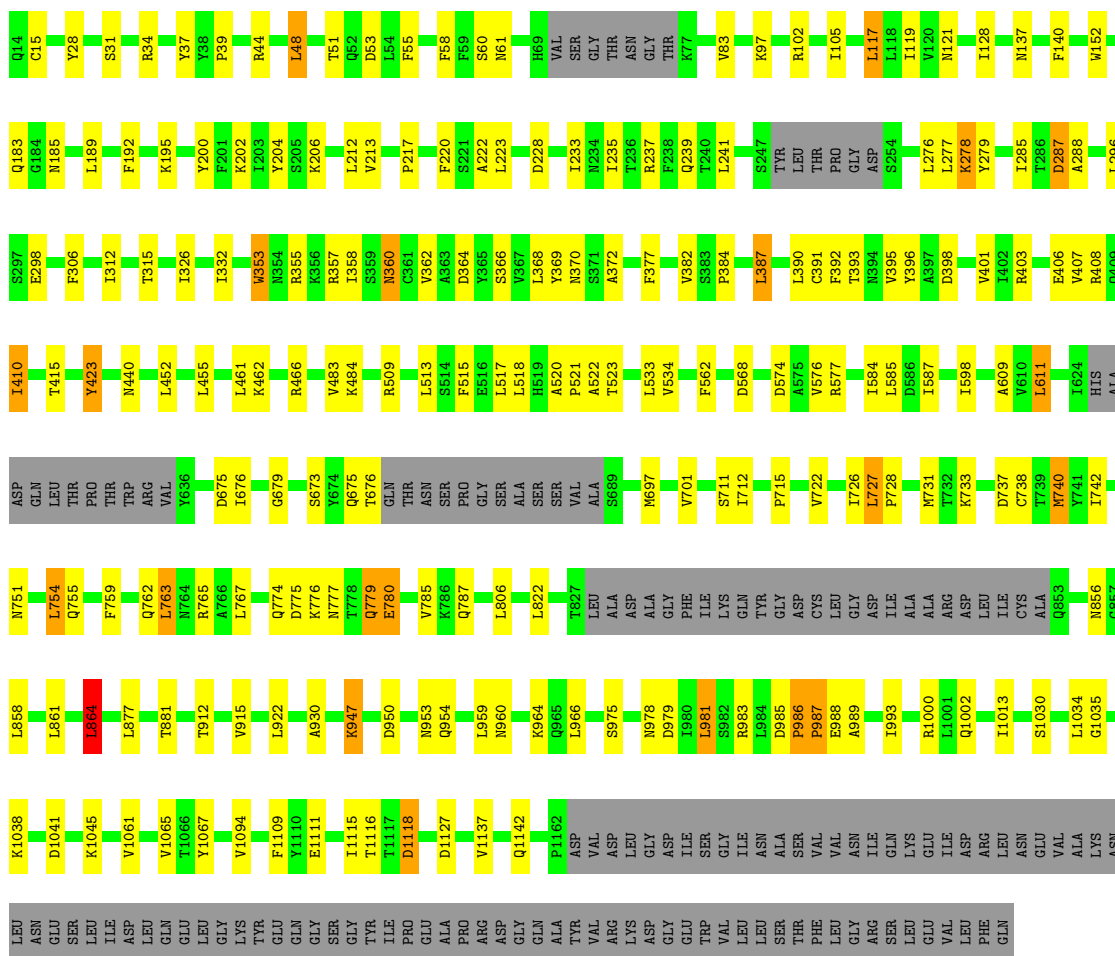
● Molecule 1: Spike glycoprotein, Fibritin



PRO	GLU	GLN	ALA	PRO	ARG	ASP	GLY	GLN	ALA	VAL	TRP	TRP	LYS	ASP	GLY	GLN	PHE	GLN
-----	-----	-----	-----	-----	-----	-----	-----	-----	-----	-----	-----	-----	-----	-----	-----	-----	-----	-----

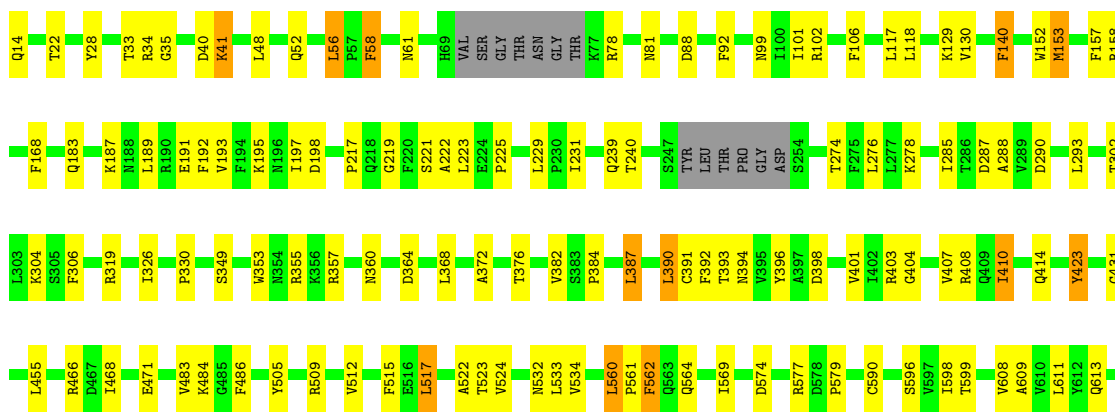
● Molecule 1: Spike glycoprotein,Fibrin

Chain 14-B: 71% 15% 12%



● Molecule 1: Spike glycoprotein,Fibrin

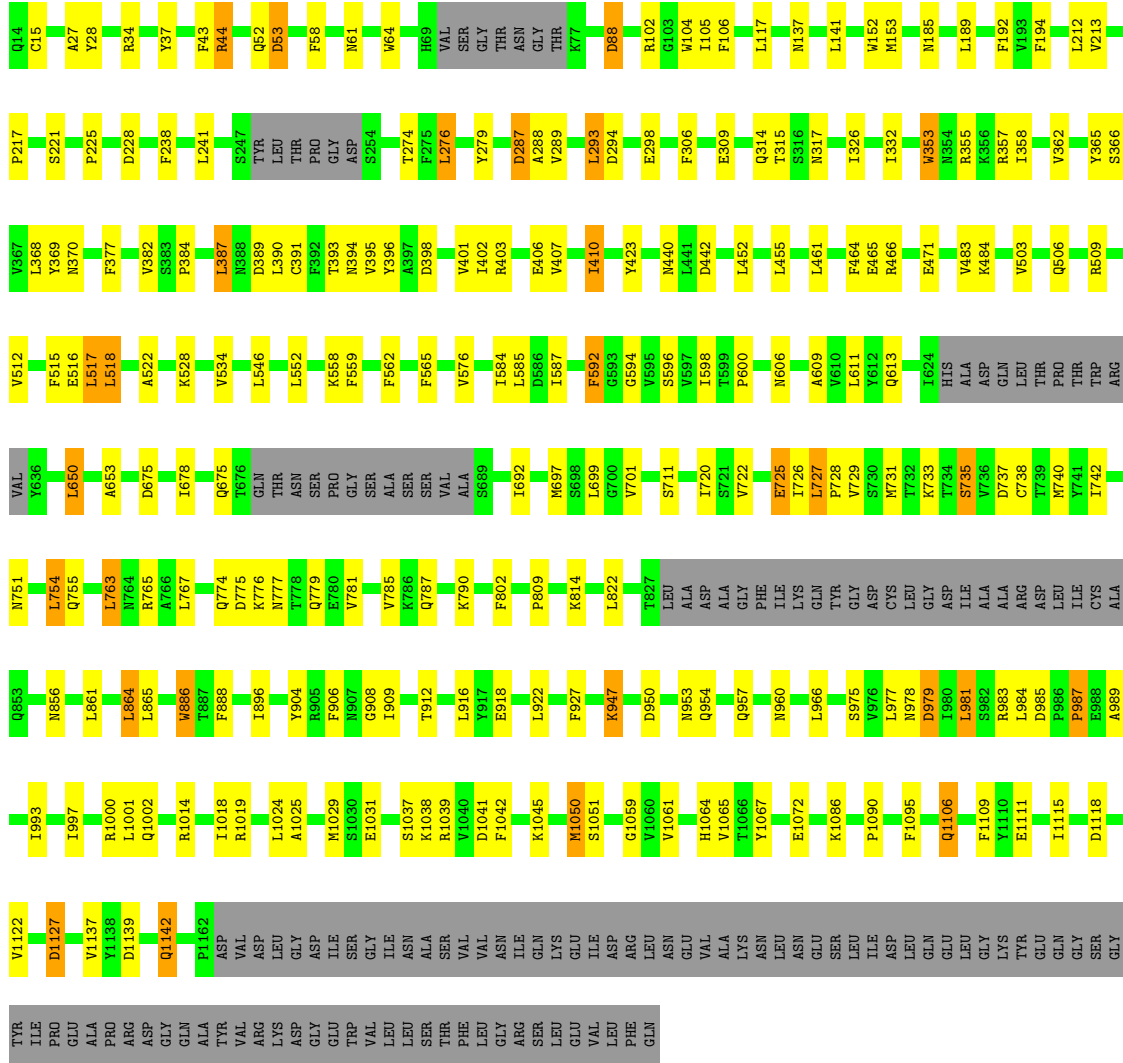
Chain 14-C: 68% 18% 12%



ASP
GLY
GLN
ALA
TYR
VAL
VAL
ARG
LYS
ASP
GLY
GLU
TRP
VAL
LEU
LEU
VAL
GLU
LEU
PHE
GLN

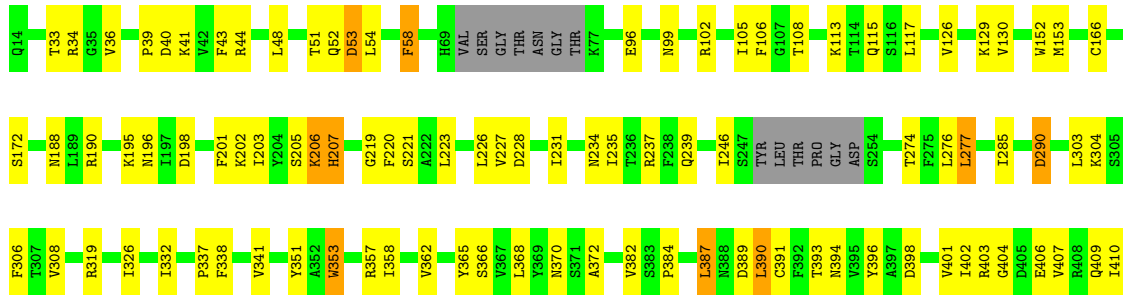
● Molecule 1: Spike glycoprotein,Fibrinin

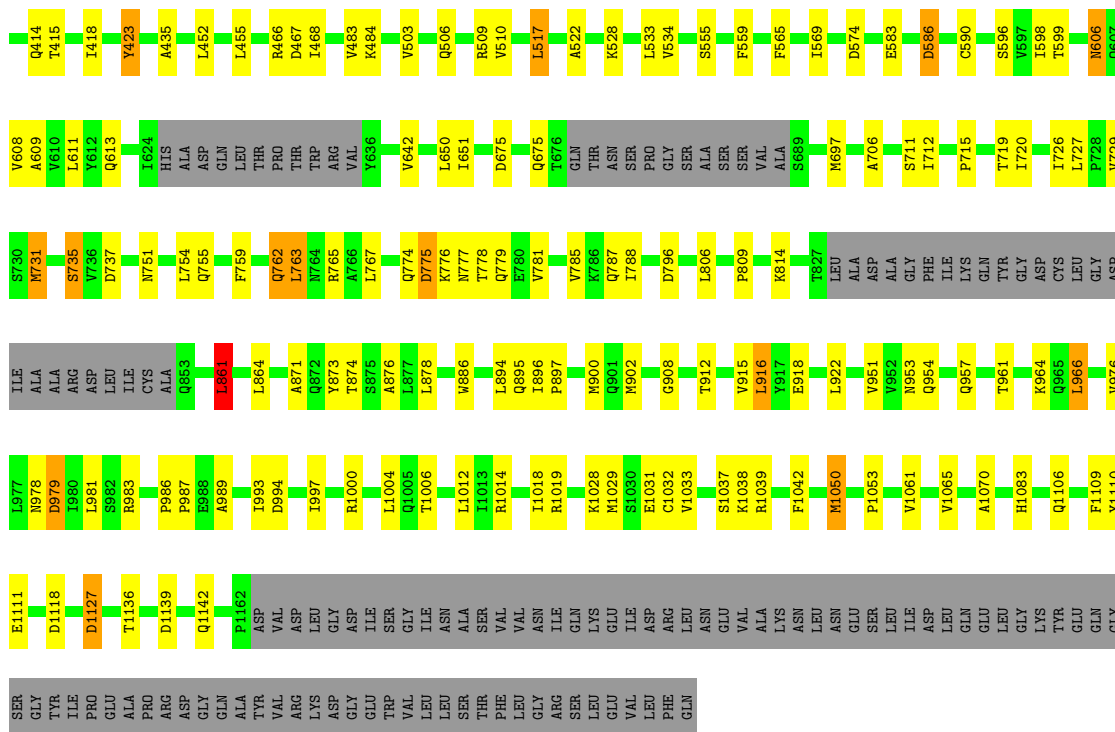
Chain 15-B:  69% 17% 12%



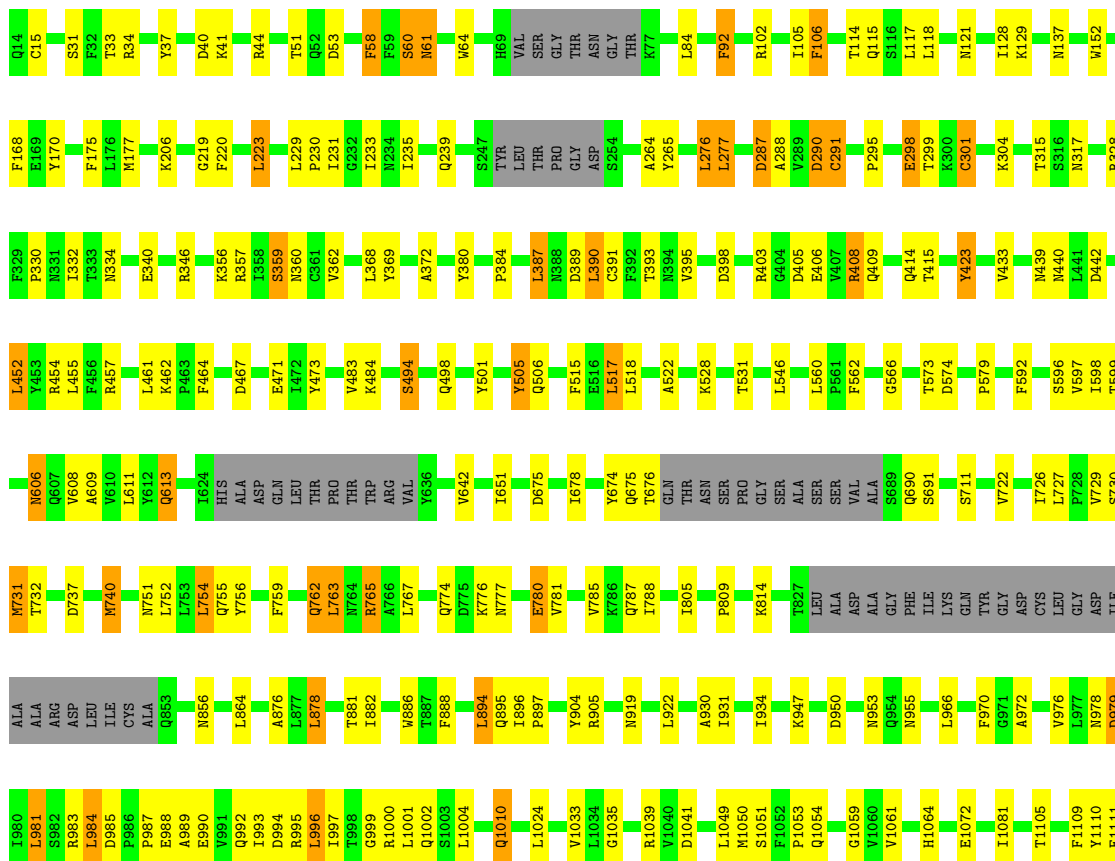
● Molecule 1: Spike glycoprotein,Fibrinin

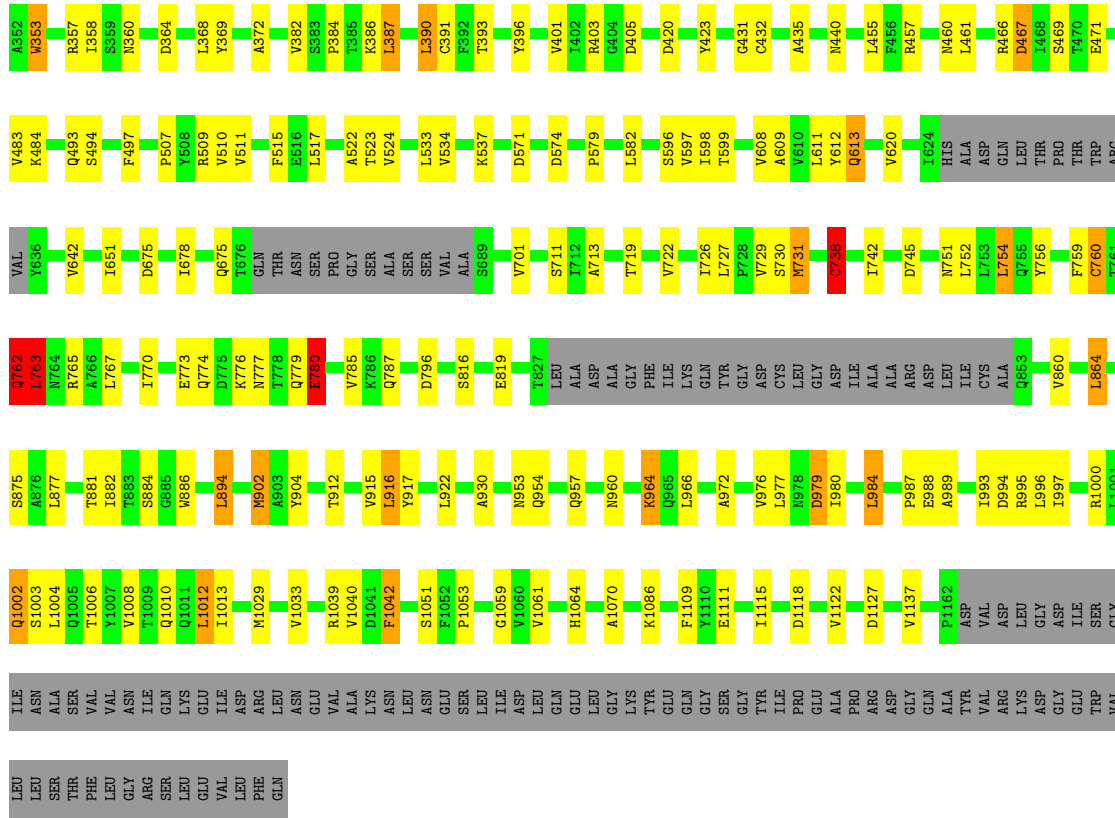
Chain 15-C:  68% 18% 12%



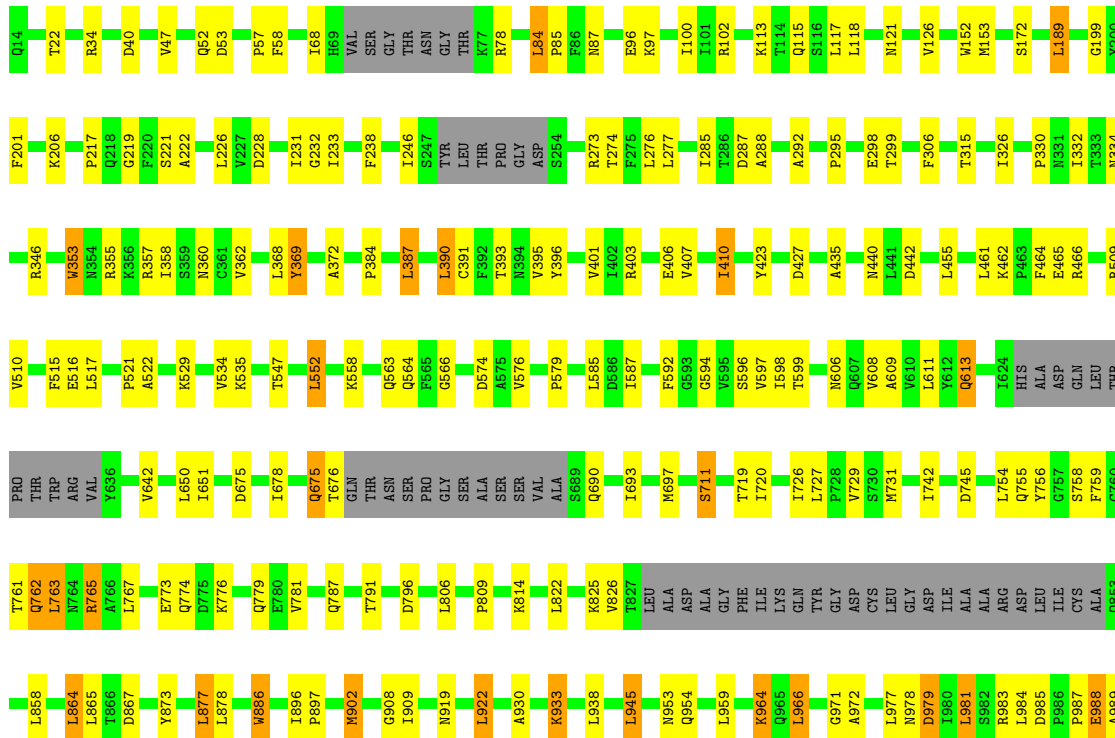


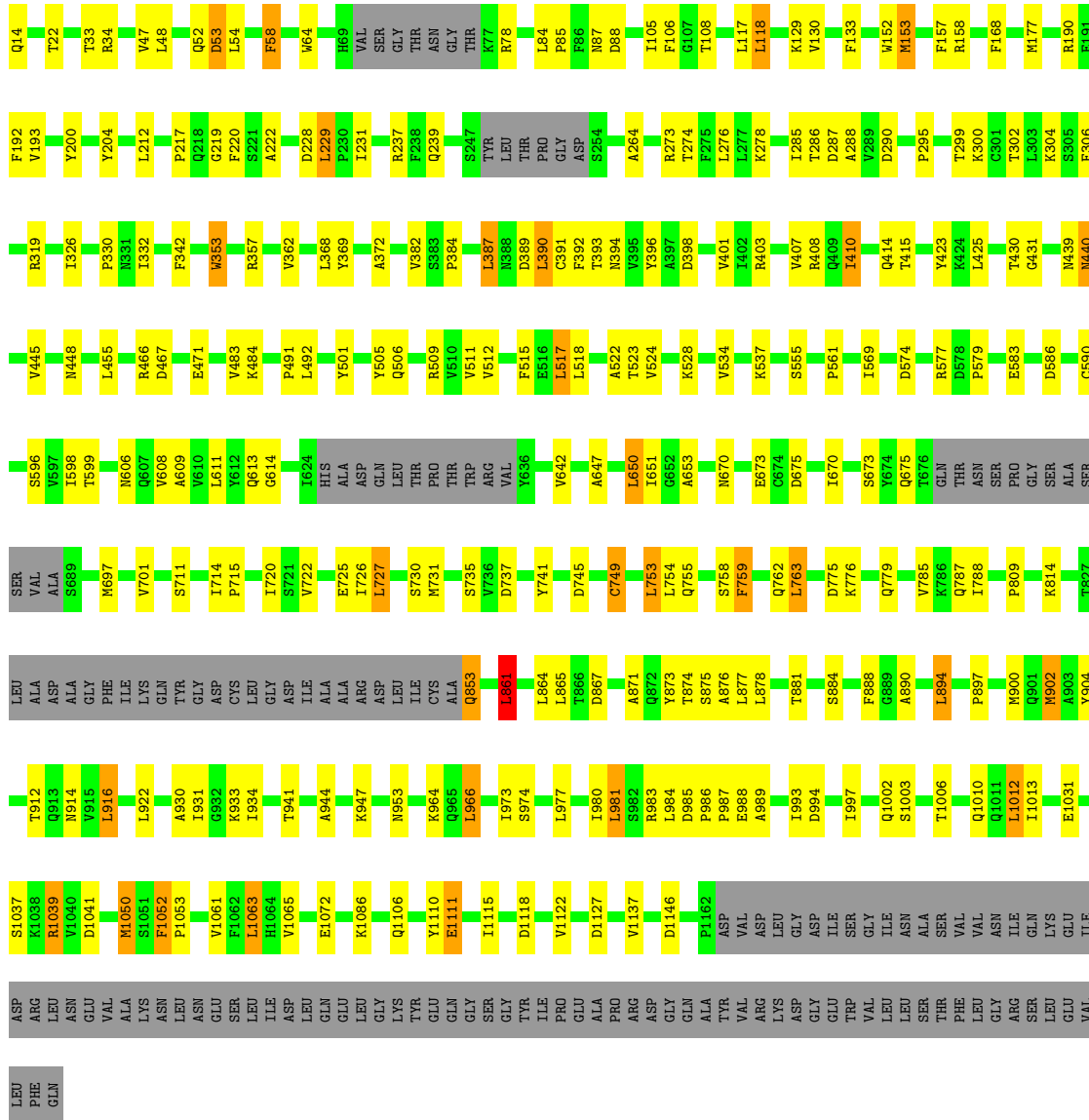
- Molecule 1: Spike glycoprotein, Fibrin



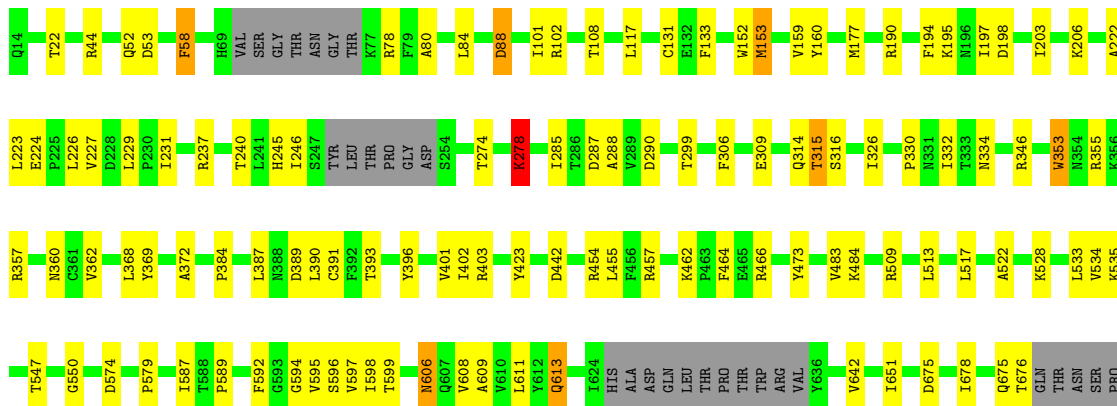
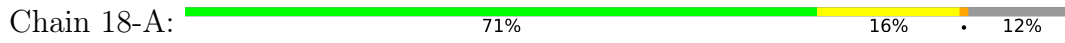


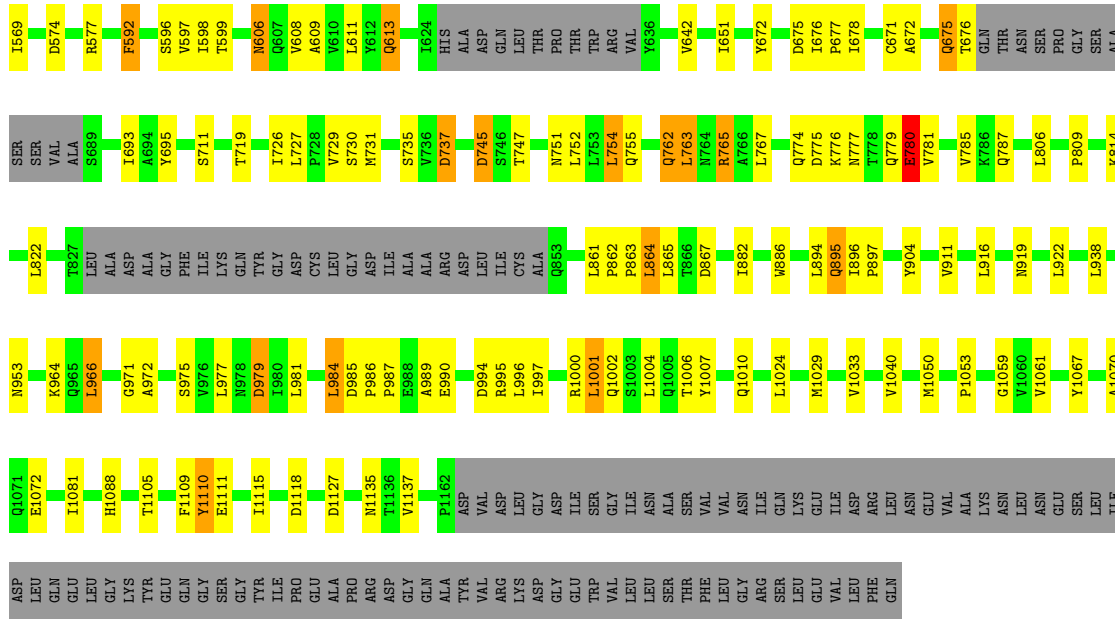
• Molecule 1: Spike glycoprotein, Fibritin



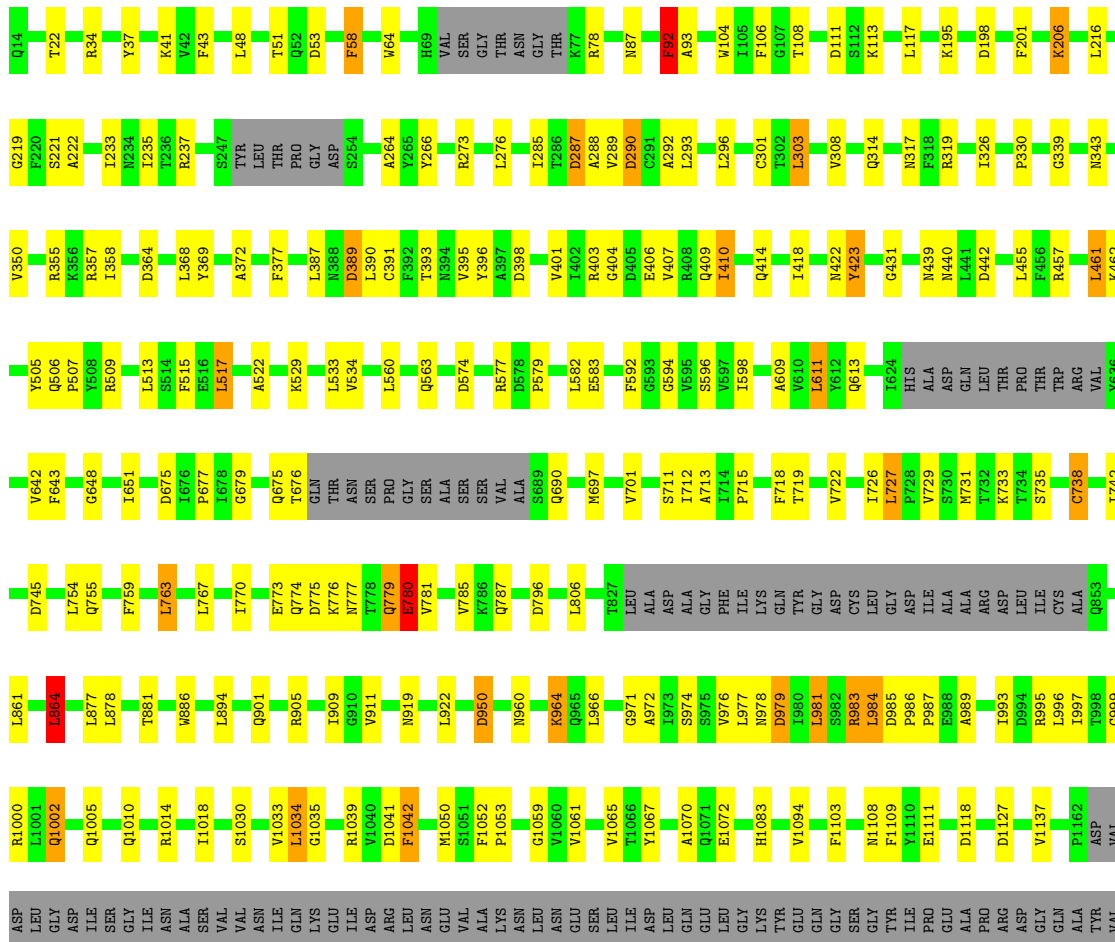


● Molecule 1: Spike glycoprotein,Fibritin





• Molecule 1: Spike glycoprotein, Fibrin



4 Experimental information

Property	Value	Source
EM reconstruction method	SINGLE PARTICLE	Depositor
Imposed symmetry	POINT, C1	Depositor
Number of particles used	309062	Depositor
Resolution determination method	FSC 0.143 CUT-OFF	Depositor
CTF correction method	NONE	Depositor
Microscope	TFS KRIOS	Depositor
Voltage (kV)	300	Depositor
Electron dose ($e^-/\text{\AA}^2$)	50	Depositor
Minimum defocus (nm)	1500	Depositor
Maximum defocus (nm)	2200	Depositor
Magnification	81000	Depositor
Image detector	GATAN K3 BIOQUANTUM (6k x 4k)	Depositor
Maximum map value	1.384	Depositor
Minimum map value	-0.335	Depositor
Average map value	0.001	Depositor
Map value standard deviation	0.057	Depositor
Recommended contour level	0.15	Depositor
Map size (\AA)	313.6, 313.6, 313.6	wwPDB
Map dimensions	224, 224, 224	wwPDB
Map angles ($^\circ$)	90.0, 90.0, 90.0	wwPDB
Pixel spacing (\AA)	1.4, 1.4, 1.4	Depositor

5 Model quality i

5.1 Standard geometry i

The Z score for a bond length (or angle) is the number of standard deviations the observed value is removed from the expected value. A bond length (or angle) with $|Z| > 5$ is considered an outlier worth inspection. RMSZ is the root-mean-square of all Z scores of the bond lengths (or angles).

Mol	Chain	Bond lengths		Bond angles	
		RMSZ	# Z >5	RMSZ	# Z >5
1	1-A	0.39	0/8652	0.86	28/11768 (0.2%)
1	1-B	0.43	2/8652 (0.0%)	0.93	48/11768 (0.4%)
1	1-C	0.43	2/8652 (0.0%)	0.90	36/11768 (0.3%)
1	2-A	0.38	1/8652 (0.0%)	0.87	38/11768 (0.3%)
1	2-B	0.41	1/8652 (0.0%)	0.92	41/11768 (0.3%)
1	2-C	0.42	3/8652 (0.0%)	0.94	43/11768 (0.4%)
1	3-A	0.41	0/8695	0.97	54/11829 (0.5%)
1	3-B	0.41	0/8695	0.93	46/11829 (0.4%)
1	3-C	0.42	0/8695	0.95	40/11829 (0.3%)
1	4-A	0.43	0/8695	0.99	50/11829 (0.4%)
1	4-B	0.45	0/8695	1.00	62/11829 (0.5%)
1	4-C	0.45	0/8695	1.05	64/11829 (0.5%)
1	5-A	0.45	1/8695 (0.0%)	1.03	63/11829 (0.5%)
1	5-B	0.44	0/8695	0.98	51/11829 (0.4%)
1	5-C	0.45	0/8695	0.99	47/11829 (0.4%)
1	6-A	0.43	0/8695	0.98	55/11829 (0.5%)
1	6-B	0.42	0/8695	0.94	37/11829 (0.3%)
1	6-C	0.43	1/8695 (0.0%)	0.99	49/11829 (0.4%)
1	7-A	0.46	0/8695	1.01	57/11829 (0.5%)
1	7-B	0.46	0/8695	0.95	45/11829 (0.4%)
1	7-C	0.46	2/8695 (0.0%)	0.99	48/11829 (0.4%)
1	8-A	0.43	0/8695	1.02	63/11829 (0.5%)
1	8-B	0.42	0/8695	0.97	47/11829 (0.4%)
1	8-C	0.46	2/8695 (0.0%)	1.01	56/11829 (0.5%)
1	9-A	0.38	0/8652	0.85	28/11768 (0.2%)
1	9-B	0.41	2/8652 (0.0%)	0.91	45/11768 (0.4%)
1	9-C	0.40	0/8652	0.90	34/11768 (0.3%)
1	10-A	0.41	0/8695	0.96	48/11829 (0.4%)
1	10-B	0.41	0/8695	0.93	45/11829 (0.4%)
1	10-C	0.43	1/8695 (0.0%)	1.00	56/11829 (0.5%)
1	11-A	0.37	0/8652	0.83	26/11768 (0.2%)
1	11-B	0.38	0/8652	0.90	41/11768 (0.3%)
1	11-C	0.40	1/8652 (0.0%)	0.89	34/11768 (0.3%)
1	12-A	0.44	0/8695	0.99	58/11829 (0.5%)

Mol	Chain	Bond lengths		Bond angles	
		RMSZ	# Z >5	RMSZ	# Z >5
1	12-B	0.44	0/8695	0.99	53/11829 (0.4%)
1	12-C	0.45	1/8695 (0.0%)	1.01	60/11829 (0.5%)
1	13-A	0.42	0/8695	0.98	60/11829 (0.5%)
1	13-B	0.43	0/8695	0.97	56/11829 (0.5%)
1	13-C	0.43	2/8695 (0.0%)	0.96	51/11829 (0.4%)
1	14-A	0.43	0/8695	0.99	58/11829 (0.5%)
1	14-B	0.41	0/8695	0.93	45/11829 (0.4%)
1	14-C	0.43	0/8695	0.99	49/11829 (0.4%)
1	15-A	0.42	0/8695	0.97	47/11829 (0.4%)
1	15-B	0.42	0/8695	0.95	51/11829 (0.4%)
1	15-C	0.43	0/8695	0.97	42/11829 (0.4%)
1	16-A	0.42	0/8695	1.02	65/11829 (0.5%)
1	16-B	0.43	0/8695	0.95	49/11829 (0.4%)
1	16-C	0.44	2/8695 (0.0%)	1.01	54/11829 (0.5%)
1	17-A	0.42	0/8695	0.99	57/11829 (0.5%)
1	17-B	0.41	0/8695	0.97	55/11829 (0.5%)
1	17-C	0.43	0/8695	1.01	54/11829 (0.5%)
1	18-A	0.42	0/8695	0.96	44/11829 (0.4%)
1	18-B	0.42	0/8695	0.95	43/11829 (0.4%)
1	18-C	0.41	0/8695	0.96	50/11829 (0.4%)
1	19-A	0.43	0/8695	1.00	50/11829 (0.4%)
1	19-B	0.42	1/8695 (0.0%)	0.99	53/11829 (0.4%)
1	19-C	0.43	1/8695 (0.0%)	1.01	63/11829 (0.5%)
1	20-A	0.42	0/8695	0.98	58/11829 (0.5%)
1	20-B	0.41	1/8695 (0.0%)	0.94	47/11829 (0.4%)
1	20-C	0.41	1/8695 (0.0%)	0.98	41/11829 (0.3%)
All	All	0.42	28/521184 (0.0%)	0.96	2938/709008 (0.4%)

Chiral center outliers are detected by calculating the chiral volume of a chiral center and verifying if the center is modelled as a planar moiety or with the opposite hand. A planarity outlier is detected by checking planarity of atoms in a peptide group, atoms in a mainchain group or atoms of a sidechain that are expected to be planar.

Mol	Chain	#Chirality outliers	#Planarity outliers
1	1-B	0	1
1	1-C	0	2
1	2-C	0	1
1	8-B	0	1
1	10-B	0	1
1	11-C	0	1
1	17-C	0	1
1	20-B	0	1
All	All	0	9

All (28) bond length outliers are listed below:

Mol	Chain	Res	Type	Atoms	Z	Observed(Å)	Ideal(Å)
1	1-C	320	VAL	C-N	15.62	1.70	1.34
1	8-C	379	CYS	CB-SG	7.88	1.95	1.82
1	6-C	291	CYS	CB-SG	-7.63	1.69	1.82
1	19-C	291	CYS	CB-SG	-7.59	1.69	1.82
1	13-C	432	CYS	CB-SG	-7.09	1.70	1.82
1	9-B	760	CYS	CB-SG	-7.03	1.70	1.82
1	2-B	291	CYS	CB-SG	-7.01	1.70	1.82
1	9-B	738	CYS	CB-SG	-6.77	1.70	1.82
1	13-C	760	CYS	CB-SG	-6.58	1.71	1.82
1	12-C	291	CYS	CB-SG	-6.57	1.71	1.82
1	1-C	760	CYS	CB-SG	-6.53	1.71	1.82
1	19-B	291	CYS	CB-SG	-6.29	1.71	1.82
1	1-B	738	CYS	CB-SG	-6.07	1.72	1.82
1	2-C	223	LEU	C-N	6.00	1.47	1.34
1	8-C	432	CYS	CB-SG	-5.79	1.72	1.81
1	5-A	760	CYS	CB-SG	-5.65	1.72	1.81
1	11-C	223	LEU	C-N	5.52	1.46	1.34
1	7-C	525	CYS	CB-SG	-5.50	1.72	1.81
1	1-B	760	CYS	CB-SG	-5.47	1.72	1.81
1	10-C	760	CYS	CB-SG	-5.32	1.73	1.81
1	2-C	353	TRP	CB-CG	5.27	1.59	1.50
1	20-C	760	CYS	CB-SG	-5.23	1.73	1.81
1	7-C	760	CYS	CB-SG	-5.20	1.73	1.81
1	2-C	320	VAL	C-N	5.19	1.46	1.34
1	2-A	760	CYS	CB-SG	-5.15	1.73	1.81
1	16-C	760	CYS	CB-SG	-5.08	1.73	1.81
1	20-B	1039	ARG	CB-CG	-5.04	1.39	1.52
1	16-C	738	CYS	CB-SG	5.03	1.90	1.82

All (2938) bond angle outliers are listed below:

Mol	Chain	Res	Type	Atoms	Z	Observed(°)	Ideal(°)
1	12-C	745	ASP	CB-CG-OD2	15.96	132.66	118.30
1	3-A	1034	LEU	CA-CB-CG	15.12	150.08	115.30
1	16-C	745	ASP	CB-CG-OD1	14.75	131.57	118.30
1	8-B	745	ASP	CB-CG-OD1	14.48	131.33	118.30
1	17-A	1034	LEU	CA-CB-CG	14.18	147.91	115.30
1	7-C	916	LEU	CB-CG-CD2	13.97	134.76	111.00
1	14-C	387	LEU	CA-CB-CG	13.88	147.23	115.30
1	19-C	745	ASP	CB-CG-OD2	13.81	130.73	118.30
1	20-C	894	LEU	CA-CB-CG	13.77	146.96	115.30
1	4-B	1049	LEU	CA-CB-CG	13.45	146.23	115.30

Continued on next page...

Continued from previous page...

Mol	Chain	Res	Type	Atoms	Z	Observed(°)	Ideal(°)
1	19-C	560	LEU	CA-CB-CG	12.98	145.16	115.30
1	5-C	763	LEU	CA-CB-CG	12.59	144.26	115.30
1	20-C	916	LEU	CB-CG-CD2	12.58	132.39	111.00
1	19-C	894	LEU	CA-CB-CG	12.47	143.97	115.30
1	4-C	806	LEU	CA-CB-CG	12.34	143.69	115.30
1	10-A	467	ASP	CB-CG-OD1	12.24	129.32	118.30
1	4-C	467	ASP	CB-CG-OD2	12.22	129.29	118.30
1	10-C	760	CYS	CA-CB-SG	12.21	135.99	114.00
1	20-C	745	ASP	CB-CG-OD2	12.20	129.28	118.30
1	10-C	806	LEU	CA-CB-CG	12.19	143.35	115.30
1	13-B	293	LEU	CB-CG-CD2	12.13	131.63	111.00
1	1-C	738	CYS	CA-CB-SG	12.12	135.82	114.00
1	14-C	88	ASP	CB-CG-OD1	12.02	129.11	118.30
1	4-C	916	LEU	CB-CG-CD2	11.98	131.37	111.00
1	20-C	560	LEU	CA-CB-CG	11.93	142.75	115.30
1	13-C	916	LEU	CB-CG-CD2	11.92	131.26	111.00
1	12-B	389	ASP	CB-CG-OD1	11.91	129.02	118.30
1	7-C	760	CYS	CA-CB-SG	11.84	135.32	114.00
1	5-B	560	LEU	CA-CB-CG	11.79	142.41	115.30
1	4-C	560	LEU	CA-CB-CG	11.77	142.37	115.30
1	12-C	916	LEU	CB-CG-CD2	11.72	130.92	111.00
1	17-A	387	LEU	CA-CB-CG	11.71	142.23	115.30
1	5-A	745	ASP	CB-CG-OD1	11.64	128.78	118.30
1	7-A	916	LEU	CB-CG-CD2	11.62	130.76	111.00
1	16-A	985	ASP	CB-CG-OD2	11.55	128.69	118.30
1	19-C	916	LEU	CB-CG-CD2	11.53	130.60	111.00
1	15-A	737	ASP	CB-CG-OD1	11.52	128.67	118.30
1	2-C	966	LEU	CA-CB-CG	11.50	141.75	115.30
1	8-A	894	LEU	CA-CB-CG	11.48	141.70	115.30
1	15-B	518	LEU	CA-CB-CG	11.42	141.56	115.30
1	6-A	916	LEU	CB-CG-CD2	11.38	130.35	111.00
1	7-A	1063	LEU	CA-CB-CG	11.35	141.41	115.30
1	11-C	806	LEU	CA-CB-CG	11.27	141.23	115.30
1	15-C	1004	LEU	CA-CB-CG	11.24	141.14	115.30
1	4-C	894	LEU	CA-CB-CG	11.22	141.10	115.30
1	12-A	387	LEU	CA-CB-CG	11.21	141.08	115.30
1	2-C	294	ASP	CB-CG-OD1	11.20	128.38	118.30
1	5-A	763	LEU	CA-CB-CG	11.18	141.01	115.30
1	17-C	753	LEU	CA-CB-CG	11.12	140.87	115.30
1	10-C	467	ASP	CB-CG-OD2	11.09	128.28	118.30
1	12-B	1041	ASP	CB-CG-OD1	11.07	128.26	118.30
1	5-A	979	ASP	CB-CG-OD1	11.06	128.25	118.30

Continued on next page...

Continued from previous page...

Mol	Chain	Res	Type	Atoms	Z	Observed(°)	Ideal(°)
1	12-C	979	ASP	CB-CG-OD1	11.05	128.24	118.30
1	17-C	1063	LEU	CA-CB-CG	11.03	140.67	115.30
1	19-C	518	LEU	CA-CB-CG	11.03	140.66	115.30
1	14-A	1041	ASP	CB-CG-OD1	11.01	128.21	118.30
1	18-C	979	ASP	CB-CG-OD1	11.00	128.20	118.30
1	2-B	1012	LEU	CA-CB-CG	11.00	140.60	115.30
1	2-B	737	ASP	CB-CG-OD1	10.99	128.20	118.30
1	4-A	1041	ASP	CB-CG-OD1	10.99	128.19	118.30
1	18-A	977	LEU	CA-CB-CG	10.98	140.55	115.30
1	19-C	979	ASP	CB-CG-OD1	10.95	128.16	118.30
1	2-C	1034	LEU	CA-CB-CG	10.94	140.46	115.30
1	6-A	387	LEU	CA-CB-CG	10.92	140.41	115.30
1	4-C	979	ASP	CB-CG-OD1	10.91	128.12	118.30
1	6-C	1063	LEU	CA-CB-CG	10.91	140.40	115.30
1	7-C	979	ASP	CB-CG-OD1	10.90	128.11	118.30
1	17-C	88	ASP	CB-CG-OD2	10.89	128.10	118.30
1	16-B	985	ASP	CB-CA-C	10.88	132.15	110.40
1	16-C	760	CYS	CA-CB-SG	10.86	133.54	114.00
1	17-A	1041	ASP	CB-CG-OD1	10.85	128.07	118.30
1	4-B	979	ASP	CB-CG-OD1	10.84	128.06	118.30
1	19-A	867	ASP	CB-CG-OD1	10.84	128.05	118.30
1	20-B	979	ASP	CB-CG-OD1	10.82	128.04	118.30
1	13-A	979	ASP	CB-CG-OD1	10.80	128.02	118.30
1	7-A	979	ASP	CB-CG-OD1	10.79	128.01	118.30
1	17-A	865	LEU	CA-CB-CG	10.79	140.11	115.30
1	16-A	979	ASP	CB-CG-OD1	10.77	127.99	118.30
1	3-B	979	ASP	CB-CG-OD1	10.73	127.96	118.30
1	18-B	293	LEU	CB-CG-CD2	10.73	129.24	111.00
1	18-B	979	ASP	CB-CG-OD1	10.73	127.96	118.30
1	13-B	979	ASP	CB-CG-OD1	10.71	127.94	118.30
1	5-C	760	CYS	CA-CB-SG	10.71	133.27	114.00
1	11-B	985	ASP	CB-CG-OD1	10.70	127.93	118.30
1	7-C	1004	LEU	CA-CB-CG	10.69	139.89	115.30
1	3-C	979	ASP	CB-CG-OD1	10.69	127.92	118.30
1	19-A	1041	ASP	CB-CG-OD1	10.66	127.89	118.30
1	6-B	979	ASP	CB-CG-OD1	10.65	127.88	118.30
1	8-C	979	ASP	CB-CG-OD1	10.65	127.88	118.30
1	3-C	229	LEU	CB-CG-CD2	10.64	129.09	111.00
1	18-A	979	ASP	CB-CG-OD1	10.64	127.88	118.30
1	4-C	223	LEU	CA-CB-CG	10.61	139.71	115.30
1	19-A	571	ASP	CB-CG-OD1	10.60	127.84	118.30
1	20-C	760	CYS	CA-CB-SG	10.57	133.02	114.00

Continued on next page...

Continued from previous page...

Mol	Chain	Res	Type	Atoms	Z	Observed(°)	Ideal(°)
1	6-C	979	ASP	CB-CG-OD1	10.56	127.81	118.30
1	7-B	979	ASP	CB-CG-OD1	10.54	127.79	118.30
1	19-C	985	ASP	CB-CA-C	10.45	131.31	110.40
1	6-C	301	CYS	CA-CB-SG	10.42	132.76	114.00
1	11-C	229	LEU	CA-CB-CG	10.42	139.26	115.30
1	11-A	1034	LEU	CA-CB-CG	10.41	139.25	115.30
1	20-C	979	ASP	CB-CG-OD1	10.41	127.67	118.30
1	8-C	745	ASP	CB-CG-OD2	10.40	127.66	118.30
1	16-B	467	ASP	CB-CG-OD1	10.40	127.66	118.30
1	1-B	1041	ASP	CB-CG-OD1	10.36	127.62	118.30
1	16-A	291	CYS	CA-CB-SG	10.36	132.65	114.00
1	4-B	1041	ASP	CB-CG-OD1	10.35	127.62	118.30
1	20-C	387	LEU	CA-CB-CG	10.34	139.08	115.30
1	5-C	979	ASP	CB-CG-OD1	10.31	127.58	118.30
1	12-A	737	ASP	CB-CG-OD1	10.31	127.58	118.30
1	19-B	294	ASP	CB-CG-OD1	10.30	127.57	118.30
1	14-A	894	LEU	CA-CB-CG	10.30	138.99	115.30
1	20-A	518	LEU	CA-CB-CG	10.29	138.97	115.30
1	18-A	916	LEU	CB-CG-CD2	10.27	128.46	111.00
1	10-C	979	ASP	CB-CG-OD1	10.22	127.50	118.30
1	19-A	737	ASP	CB-CG-OD1	10.21	127.49	118.30
1	15-C	916	LEU	CB-CG-CD2	10.21	128.36	111.00
1	19-B	301	CYS	CA-CB-SG	10.18	132.33	114.00
1	12-C	301	CYS	CA-CB-SG	10.17	132.31	114.00
1	11-B	753	LEU	CA-CB-CG	10.12	138.59	115.30
1	15-A	867	ASP	CB-CG-OD1	10.12	127.40	118.30
1	19-C	291	CYS	CA-CB-SG	10.12	132.21	114.00
1	5-B	979	ASP	CB-CG-OD1	10.10	127.39	118.30
1	10-A	223	LEU	CA-CB-CG	10.10	138.52	115.30
1	19-A	229	LEU	CA-CB-CG	10.09	138.51	115.30
1	5-B	467	ASP	CB-CG-OD1	10.09	127.38	118.30
1	15-C	979	ASP	CB-CG-OD1	10.06	127.35	118.30
1	20-A	985	ASP	CB-CA-C	10.06	130.52	110.40
1	12-B	979	ASP	CB-CG-OD1	10.05	127.34	118.30
1	6-B	745	ASP	CB-CG-OD1	10.04	127.34	118.30
1	18-A	223	LEU	CA-CB-CG	10.03	138.36	115.30
1	14-C	979	ASP	CB-CG-OD1	10.03	127.32	118.30
1	10-A	1127	ASP	CB-CG-OD1	10.00	127.30	118.30
1	6-A	737	ASP	CB-CG-OD2	9.99	127.29	118.30
1	16-C	364	ASP	CB-CG-OD2	9.98	127.29	118.30
1	19-B	88	ASP	CB-CG-OD1	9.98	127.29	118.30
1	14-C	1004	LEU	CA-CB-CG	9.97	138.24	115.30

Continued on next page...

Continued from previous page...

Mol	Chain	Res	Type	Atoms	Z	Observed(°)	Ideal(°)
1	13-C	763	LEU	CA-CB-CG	9.97	138.22	115.30
1	5-B	368	LEU	CA-CB-CG	9.96	138.21	115.30
1	1-A	294	ASP	CB-CG-OD1	9.94	127.25	118.30
1	10-B	1012	LEU	CA-CB-CG	9.94	138.16	115.30
1	5-B	996	LEU	CA-CB-CG	9.93	138.15	115.30
1	3-A	979	ASP	CB-CG-OD1	9.92	127.22	118.30
1	11-C	56	LEU	CA-CB-CG	9.90	138.08	115.30
1	6-A	745	ASP	CB-CG-OD1	9.90	127.21	118.30
1	20-B	745	ASP	CB-CG-OD1	9.90	127.21	118.30
1	13-B	763	LEU	CA-CB-CG	9.88	138.03	115.30
1	9-C	574	ASP	CB-CG-OD1	9.87	127.18	118.30
1	13-B	1127	ASP	CB-CG-OD1	9.87	127.18	118.30
1	4-A	560	LEU	CA-CB-CG	9.86	137.98	115.30
1	14-C	916	LEU	CB-CG-CD2	9.86	127.77	111.00
1	17-A	84	LEU	CA-CB-CG	9.86	137.98	115.30
1	18-B	865	LEU	CA-CB-CG	9.86	137.98	115.30
1	20-C	1063	LEU	CA-CB-CG	9.86	137.97	115.30
1	14-A	1127	ASP	CB-CG-OD1	9.85	127.17	118.30
1	16-B	368	LEU	CA-CB-CG	9.84	137.93	115.30
1	12-A	867	ASP	CB-CG-OD2	9.84	127.15	118.30
1	14-A	979	ASP	CB-CG-OD1	9.82	127.14	118.30
1	16-C	916	LEU	CB-CG-CD1	-9.82	94.30	111.00
1	4-C	229	LEU	CB-CG-CD2	9.81	127.68	111.00
1	5-C	1041	ASP	CB-CG-OD1	9.81	127.13	118.30
1	8-C	763	LEU	CA-CB-CG	9.81	137.87	115.30
1	16-B	763	LEU	CA-CB-CG	9.81	137.87	115.30
1	16-C	979	ASP	CB-CG-OD1	9.81	127.13	118.30
1	12-A	806	LEU	CA-CB-CG	9.80	137.83	115.30
1	8-C	916	LEU	CB-CG-CD2	9.78	127.62	111.00
1	5-B	1127	ASP	CB-CG-OD1	9.77	127.10	118.30
1	13-A	1127	ASP	CB-CG-OD1	9.77	127.09	118.30
1	18-A	737	ASP	CB-CG-OD1	9.76	127.08	118.30
1	6-A	1127	ASP	CB-CG-OD1	9.75	127.08	118.30
1	4-A	979	ASP	CB-CG-OD1	9.75	127.07	118.30
1	10-A	303	LEU	CA-CB-CG	9.74	137.69	115.30
1	17-C	745	ASP	CB-CG-OD1	9.73	127.06	118.30
1	17-B	518	LEU	CA-CB-CG	9.72	137.67	115.30
1	11-B	513	LEU	CA-CB-CG	9.70	137.62	115.30
1	8-C	571	ASP	CB-CG-OD1	9.66	127.00	118.30
1	5-A	1034	LEU	CA-CB-CG	9.66	137.51	115.30
1	7-C	763	LEU	CA-CB-CG	9.65	137.49	115.30
1	3-C	760	CYS	CA-CB-SG	9.65	131.36	114.00

Continued on next page...

Continued from previous page...

Mol	Chain	Res	Type	Atoms	Z	Observed(°)	Ideal(°)
1	2-B	513	LEU	CA-CB-CG	9.64	137.48	115.30
1	17-A	979	ASP	CB-CG-OD1	9.64	126.97	118.30
1	9-B	959	LEU	CA-CB-CG	9.63	137.46	115.30
1	12-A	994	ASP	CB-CG-OD2	9.63	126.97	118.30
1	2-C	1041	ASP	CB-CG-OD1	9.62	126.96	118.30
1	15-B	979	ASP	CB-CG-OD1	9.62	126.96	118.30
1	8-A	979	ASP	CB-CG-OD1	9.62	126.95	118.30
1	20-B	611	LEU	CA-CB-CG	9.62	137.42	115.30
1	15-C	894	LEU	CA-CB-CG	9.60	137.39	115.30
1	18-B	745	ASP	CB-CG-OD1	9.60	126.94	118.30
1	3-C	368	LEU	CA-CB-CG	9.60	137.37	115.30
1	12-A	979	ASP	CB-CG-OD2	9.60	126.94	118.30
1	8-C	88	ASP	CB-CG-OD2	9.59	126.93	118.30
1	11-C	916	LEU	CB-CG-CD2	9.59	127.30	111.00
1	4-C	763	LEU	CA-CB-CG	9.57	137.32	115.30
1	5-B	763	LEU	CA-CB-CG	9.57	137.32	115.30
1	12-A	985	ASP	CB-CA-C	9.57	129.55	110.40
1	12-B	745	ASP	CB-CG-OD1	9.57	126.92	118.30
1	15-A	303	LEU	CA-CB-CG	9.56	137.30	115.30
1	8-B	389	ASP	CB-CG-OD1	9.56	126.91	118.30
1	10-C	1034	LEU	CA-CB-CG	9.56	137.28	115.30
1	16-C	1012	LEU	CB-CG-CD2	9.53	127.20	111.00
1	7-A	223	LEU	CA-CB-CG	9.53	137.21	115.30
1	5-B	387	LEU	CA-CB-CG	9.51	137.18	115.30
1	6-C	745	ASP	CB-CG-OD1	9.51	126.86	118.30
1	9-A	985	ASP	CB-CG-OD1	9.51	126.86	118.30
1	5-A	977	LEU	CA-CB-CG	9.50	137.14	115.30
1	14-C	763	LEU	CA-CB-CG	9.46	137.05	115.30
1	7-B	867	ASP	CB-CG-OD1	9.45	126.81	118.30
1	15-A	84	LEU	CA-CB-CG	9.45	137.03	115.30
1	11-C	985	ASP	CB-CG-OD1	9.45	126.80	118.30
1	15-C	467	ASP	CB-CG-OD1	9.45	126.80	118.30
1	8-A	864	LEU	CA-CB-CG	9.42	136.97	115.30
1	16-B	979	ASP	CB-CG-OD1	9.42	126.78	118.30
1	4-B	865	LEU	CA-CB-CG	9.41	136.95	115.30
1	16-A	467	ASP	CB-CG-OD1	9.41	126.77	118.30
1	5-C	745	ASP	CB-CG-OD1	9.40	126.76	118.30
1	13-A	916	LEU	CB-CG-CD2	9.40	126.97	111.00
1	18-C	1118	ASP	CB-CG-OD1	9.40	126.76	118.30
1	10-C	763	LEU	CA-CB-CG	9.39	136.90	115.30
1	2-B	291	CYS	CA-CB-SG	9.39	130.90	114.00
1	18-C	1063	LEU	CA-CB-CG	9.39	136.90	115.30

Continued on next page...

Continued from previous page...

Mol	Chain	Res	Type	Atoms	Z	Observed(°)	Ideal(°)
1	19-C	88	ASP	CB-CG-OD1	9.39	126.75	118.30
1	15-A	994	ASP	CB-CG-OD1	9.37	126.73	118.30
1	5-C	754	LEU	CA-CB-CG	9.37	136.84	115.30
1	7-B	368	LEU	CA-CB-CG	9.37	136.84	115.30
1	18-B	1050	MET	CA-CB-CG	9.37	129.22	113.30
1	9-B	1127	ASP	CB-CG-OD1	9.35	126.72	118.30
1	9-B	762	GLN	CA-CB-CG	9.34	133.95	113.40
1	12-A	865	LEU	CA-CB-CG	9.34	136.78	115.30
1	16-A	754	LEU	CA-CB-CG	9.32	136.75	115.30
1	15-B	88	ASP	CB-CG-OD2	9.32	126.69	118.30
1	3-A	1127	ASP	CB-CG-OD1	9.31	126.68	118.30
1	14-B	950	ASP	CB-CG-OD1	9.30	126.67	118.30
1	18-B	518	LEU	CA-CB-CG	9.30	136.68	115.30
1	4-B	368	LEU	CA-CB-CG	9.29	136.67	115.30
1	1-C	806	LEU	CA-CB-CG	9.28	136.65	115.30
1	18-A	1118	ASP	CB-CG-OD2	9.25	126.62	118.30
1	7-B	745	ASP	CB-CG-OD1	9.24	126.62	118.30
1	13-C	979	ASP	CB-CG-OD1	9.24	126.62	118.30
1	4-C	966	LEU	CA-CB-CG	9.24	136.55	115.30
1	5-A	298	GLU	CA-CB-CG	9.24	133.72	113.40
1	18-B	754	LEU	CA-CB-CG	9.23	136.54	115.30
1	12-B	763	LEU	CA-CB-CG	9.23	136.53	115.30
1	8-C	291	CYS	CA-CB-SG	9.23	130.61	114.00
1	20-C	763	LEU	CA-CB-CG	9.22	136.52	115.30
1	15-B	293	LEU	CB-CG-CD2	9.22	126.68	111.00
1	2-C	293	LEU	CA-CB-CG	9.22	136.50	115.30
1	14-B	985	ASP	CB-CA-C	9.20	128.80	110.40
1	7-A	1118	ASP	CB-CG-OD1	9.19	126.57	118.30
1	20-B	950	ASP	CB-CG-OD1	9.19	126.57	118.30
1	15-A	228	ASP	CB-CG-OD1	9.19	126.57	118.30
1	3-B	1012	LEU	CA-CB-CG	9.19	136.43	115.30
1	17-B	916	LEU	CB-CG-CD2	9.18	126.61	111.00
1	14-C	754	LEU	CA-CB-CG	9.18	136.40	115.30
1	5-A	368	LEU	CA-CB-CG	9.17	136.39	115.30
1	3-C	763	LEU	CA-CB-CG	9.16	136.36	115.30
1	3-C	1118	ASP	CB-CG-OD1	9.15	126.54	118.30
1	15-B	865	LEU	CA-CB-CG	9.15	136.35	115.30
1	19-B	865	LEU	CA-CB-CG	9.14	136.33	115.30
1	12-B	754	LEU	CA-CB-CG	9.13	136.31	115.30
1	20-A	754	LEU	CA-CB-CG	9.13	136.29	115.30
1	3-A	1118	ASP	CB-CG-OD2	9.12	126.51	118.30
1	16-C	571	ASP	CB-CG-OD1	9.12	126.51	118.30

Continued on next page...

Continued from previous page...

Mol	Chain	Res	Type	Atoms	Z	Observed(°)	Ideal(°)
1	17-C	985	ASP	CB-CA-C	9.12	128.64	110.40
1	20-A	864	LEU	CA-CB-CG	9.12	136.27	115.30
1	9-B	663	ASP	CB-CG-OD1	9.12	126.50	118.30
1	16-C	387	LEU	CA-CB-CG	9.12	136.27	115.30
1	14-C	560	LEU	CA-CB-CG	9.11	136.26	115.30
1	16-A	1127	ASP	CB-CG-OD1	9.11	126.50	118.30
1	9-A	916	LEU	CB-CG-CD2	9.10	126.47	111.00
1	10-B	737	ASP	CB-CG-OD1	9.10	126.49	118.30
1	4-A	754	LEU	CA-CB-CG	9.09	136.21	115.30
1	6-B	754	LEU	CA-CB-CG	9.09	136.22	115.30
1	11-B	822	LEU	CA-CB-CG	9.08	136.18	115.30
1	17-A	1127	ASP	CB-CG-OD1	9.08	126.47	118.30
1	17-C	916	LEU	CB-CG-CD2	9.07	126.43	111.00
1	16-A	894	LEU	CA-CB-CG	9.07	136.16	115.30
1	16-B	1127	ASP	CB-CG-OD2	9.07	126.46	118.30
1	8-B	294	ASP	CB-CG-OD1	9.07	126.46	118.30
1	19-B	979	ASP	CB-CG-OD1	9.06	126.46	118.30
1	14-A	223	LEU	CA-CB-CG	9.06	136.15	115.30
1	16-C	467	ASP	CB-CG-OD2	9.06	126.45	118.30
1	19-A	1127	ASP	CB-CG-OD1	9.04	126.44	118.30
1	17-B	293	LEU	CB-CG-CD2	9.04	126.37	111.00
1	5-A	294	ASP	CB-CG-OD1	9.03	126.43	118.30
1	14-B	754	LEU	CA-CB-CG	9.03	136.07	115.30
1	7-A	387	LEU	CA-CB-CG	9.02	136.06	115.30
1	7-C	754	LEU	CA-CB-CG	9.02	136.05	115.30
1	18-C	1041	ASP	CB-CG-OD1	9.02	126.42	118.30
1	12-A	1118	ASP	CB-CG-OD1	9.02	126.42	118.30
1	16-A	1004	LEU	CA-CB-CG	9.02	136.04	115.30
1	11-A	916	LEU	CB-CG-CD2	9.01	126.32	111.00
1	20-A	1004	LEU	CA-CB-CG	9.01	136.03	115.30
1	20-C	1118	ASP	CB-CG-OD1	9.01	126.41	118.30
1	16-C	1004	LEU	CA-CB-CG	9.01	136.01	115.30
1	3-C	754	LEU	CA-CB-CG	8.99	135.98	115.30
1	14-A	754	LEU	CA-CB-CG	8.99	135.98	115.30
1	11-B	821	LEU	CA-CB-CG	8.99	135.97	115.30
1	17-C	1127	ASP	CB-CG-OD1	8.98	126.38	118.30
1	8-A	1127	ASP	CB-CG-OD1	8.98	126.38	118.30
1	2-B	864	LEU	CA-CB-CG	8.96	135.92	115.30
1	6-B	1127	ASP	CB-CG-OD1	8.96	126.37	118.30
1	13-C	1012	LEU	CB-CG-CD2	8.96	126.23	111.00
1	16-C	1118	ASP	CB-CG-OD2	8.96	126.36	118.30
1	17-A	822	LEU	CA-CB-CG	8.96	135.90	115.30

Continued on next page...

Continued from previous page...

Mol	Chain	Res	Type	Atoms	Z	Observed(°)	Ideal(°)
1	3-B	1127	ASP	CB-CG-OD1	8.95	126.35	118.30
1	13-A	985	ASP	CB-CA-C	8.95	128.29	110.40
1	3-B	1118	ASP	CB-CG-OD1	8.94	126.35	118.30
1	14-A	737	ASP	CB-CG-OD1	8.94	126.34	118.30
1	4-B	754	LEU	CA-CB-CG	8.93	135.84	115.30
1	1-C	737	ASP	CB-CG-OD2	8.93	126.34	118.30
1	1-C	981	LEU	CA-CB-CG	8.93	135.84	115.30
1	15-A	1127	ASP	CB-CG-OD1	8.93	126.33	118.30
1	1-A	796	ASP	CB-CG-OD2	8.92	126.33	118.30
1	7-C	1127	ASP	CB-CG-OD1	8.92	126.33	118.30
1	14-B	518	LEU	CA-CB-CG	8.91	135.80	115.30
1	10-A	864	LEU	CA-CB-CG	8.91	135.79	115.30
1	17-B	979	ASP	CB-CG-OD1	8.91	126.32	118.30
1	17-B	985	ASP	CB-CA-C	8.91	128.21	110.40
1	17-C	865	LEU	CA-CB-CG	8.90	135.77	115.30
1	18-B	1127	ASP	CB-CG-OD1	8.90	126.31	118.30
1	8-C	1127	ASP	CB-CG-OD1	8.89	126.31	118.30
1	1-B	959	LEU	CA-CB-CG	8.89	135.74	115.30
1	14-B	364	ASP	CB-CG-OD1	8.88	126.29	118.30
1	5-B	959	LEU	CA-CB-CG	8.87	135.71	115.30
1	10-B	1127	ASP	CB-CG-OD1	8.86	126.28	118.30
1	16-C	754	LEU	CA-CB-CG	8.86	135.68	115.30
1	14-B	1127	ASP	CB-CG-OD1	8.86	126.27	118.30
1	9-C	590	CYS	CA-CB-SG	8.85	129.92	114.00
1	12-A	290	ASP	CB-CG-OD1	8.85	126.26	118.30
1	12-C	1039	ARG	CG-CD-NE	8.84	130.36	111.80
1	8-B	1127	ASP	CB-CG-OD1	8.83	126.24	118.30
1	14-C	1127	ASP	CB-CG-OD1	8.83	126.24	118.30
1	6-C	754	LEU	CA-CB-CG	8.82	135.60	115.30
1	20-A	916	LEU	CB-CG-CD2	8.82	126.00	111.00
1	10-B	368	LEU	CA-CB-CG	8.81	135.56	115.30
1	16-A	368	LEU	CA-CB-CG	8.81	135.56	115.30
1	4-A	806	LEU	CA-CB-CG	8.80	135.55	115.30
1	12-A	1127	ASP	CB-CG-OD1	8.80	126.22	118.30
1	20-C	1004	LEU	CA-CB-CG	8.80	135.55	115.30
1	10-C	1127	ASP	CB-CG-OD1	8.80	126.22	118.30
1	20-A	737	ASP	CB-CG-OD1	8.80	126.22	118.30
1	3-B	754	LEU	CA-CB-CG	8.80	135.54	115.30
1	13-A	368	LEU	CA-CB-CG	8.79	135.52	115.30
1	16-A	298	GLU	CA-CB-CG	8.79	132.73	113.40
1	17-B	754	LEU	CA-CB-CG	8.79	135.51	115.30
1	17-C	754	LEU	CA-CB-CG	8.78	135.49	115.30

Continued on next page...

Continued from previous page...

Mol	Chain	Res	Type	Atoms	Z	Observed(°)	Ideal(°)
1	19-A	223	LEU	CA-CB-CG	8.77	135.48	115.30
1	17-B	865	LEU	CA-CB-CG	8.77	135.47	115.30
1	5-B	754	LEU	CA-CB-CG	8.77	135.47	115.30
1	19-B	737	ASP	CB-CG-OD1	8.77	126.19	118.30
1	7-A	754	LEU	CA-CB-CG	8.77	135.46	115.30
1	9-B	727	LEU	CB-CG-CD1	8.76	125.90	111.00
1	2-A	43	PHE	CB-CG-CD1	8.76	126.93	120.80
1	8-A	754	LEU	CA-CB-CG	8.76	135.45	115.30
1	20-B	754	LEU	CA-CB-CG	8.75	135.42	115.30
1	19-B	745	ASP	CB-CG-OD1	8.74	126.17	118.30
1	2-A	979	ASP	CB-CG-OD2	8.74	126.17	118.30
1	20-A	1118	ASP	CB-CG-OD1	8.74	126.17	118.30
1	6-B	865	LEU	CA-CB-CG	8.74	135.40	115.30
1	9-B	916	LEU	CB-CG-CD2	8.74	125.86	111.00
1	10-C	754	LEU	CA-CB-CG	8.74	135.40	115.30
1	18-A	752	LEU	CA-CB-CG	8.73	135.39	115.30
1	1-C	950	ASP	CB-CG-OD1	8.73	126.16	118.30
1	11-B	977	LEU	CA-CB-CG	8.73	135.38	115.30
1	20-C	1012	LEU	CB-CG-CD2	8.73	125.84	111.00
1	12-B	1127	ASP	CB-CG-OD1	8.73	126.16	118.30
1	7-A	894	LEU	CA-CB-CG	8.72	135.37	115.30
1	15-C	754	LEU	CA-CB-CG	8.72	135.36	115.30
1	4-B	1127	ASP	CB-CG-OD1	8.71	126.14	118.30
1	12-C	737	ASP	CB-CG-OD2	8.71	126.14	118.30
1	8-B	763	LEU	CA-CB-CG	8.70	135.31	115.30
1	5-A	1127	ASP	CB-CG-OD1	8.70	126.13	118.30
1	7-A	1127	ASP	CB-CG-OD1	8.69	126.12	118.30
1	5-A	467	ASP	CB-CG-OD1	8.69	126.12	118.30
1	2-C	994	ASP	CB-CG-OD1	8.69	126.12	118.30
1	20-B	364	ASP	CB-CG-OD2	8.69	126.12	118.30
1	12-C	745	ASP	CB-CG-OD1	-8.68	110.49	118.30
1	17-B	1127	ASP	CB-CG-OD1	8.68	126.11	118.30
1	16-A	517	LEU	CA-CB-CG	8.67	135.25	115.30
1	2-C	538	CYS	CA-CB-SG	8.66	129.59	114.00
1	15-B	1127	ASP	CB-CG-OD1	8.66	126.09	118.30
1	12-B	88	ASP	CB-CG-OD2	8.65	126.09	118.30
1	17-A	864	LEU	CA-CB-CG	8.65	135.19	115.30
1	11-B	763	LEU	CA-CB-CG	8.65	135.19	115.30
1	11-A	727	LEU	CA-CB-CG	8.64	135.18	115.30
1	19-B	1041	ASP	CB-CG-OD1	8.64	126.08	118.30
1	7-C	1118	ASP	CB-CG-OD1	8.64	126.07	118.30
1	2-A	43	PHE	CB-CG-CD2	-8.62	114.77	120.80

Continued on next page...

Continued from previous page...

Mol	Chain	Res	Type	Atoms	Z	Observed(°)	Ideal(°)
1	13-B	40	ASP	CB-CG-OD1	8.61	126.05	118.30
1	5-C	467	ASP	CB-CG-OD1	8.61	126.05	118.30
1	10-B	754	LEU	CA-CB-CG	8.61	135.09	115.30
1	15-C	1127	ASP	CB-CG-OD1	8.60	126.04	118.30
1	20-B	1127	ASP	CB-CG-OD2	8.60	126.04	118.30
1	15-B	754	LEU	CA-CB-CG	8.60	135.07	115.30
1	13-A	1118	ASP	CB-CG-OD1	8.59	126.03	118.30
1	13-B	754	LEU	CA-CB-CG	8.59	135.05	115.30
1	20-C	1127	ASP	CB-CG-OD1	8.58	126.03	118.30
1	5-C	1127	ASP	CB-CG-OD1	8.58	126.02	118.30
1	13-C	1012	LEU	CA-CB-CG	8.58	135.03	115.30
1	17-C	118	LEU	CA-CB-CG	8.58	135.03	115.30
1	13-C	467	ASP	CB-CG-OD1	8.57	126.02	118.30
1	5-A	754	LEU	CA-CB-CG	8.57	135.02	115.30
1	16-C	1127	ASP	CB-CG-OD1	8.57	126.02	118.30
1	2-C	1127	ASP	CB-CG-OD1	8.57	126.01	118.30
1	13-C	1118	ASP	CB-CG-OD1	8.57	126.01	118.30
1	8-B	754	LEU	CA-CB-CG	8.56	134.98	115.30
1	16-B	1118	ASP	CB-CG-OD2	8.56	126.00	118.30
1	12-C	1004	LEU	CA-CB-CG	8.55	134.96	115.30
1	10-C	291	CYS	CA-CB-SG	8.55	129.38	114.00
1	3-C	189	LEU	CA-CB-CG	8.54	134.95	115.30
1	18-C	1012	LEU	CB-CG-CD2	8.54	125.52	111.00
1	16-A	223	LEU	CA-CB-CG	8.53	134.92	115.30
1	9-B	996	LEU	CA-CB-CG	8.53	134.91	115.30
1	2-C	118	LEU	CA-CB-CG	8.52	134.90	115.30
1	10-C	916	LEU	CB-CG-CD2	8.52	125.48	111.00
1	18-B	737	ASP	CB-CG-OD2	8.52	125.97	118.30
1	4-C	754	LEU	CA-CB-CG	8.52	134.89	115.30
1	10-B	517	LEU	CA-CB-CG	8.51	134.88	115.30
1	12-B	894	LEU	CA-CB-CG	8.51	134.87	115.30
1	19-B	1127	ASP	CB-CG-OD1	8.51	125.95	118.30
1	9-C	1012	LEU	CA-CB-CG	8.50	134.86	115.30
1	11-A	1127	ASP	CB-CG-OD2	8.49	125.94	118.30
1	7-B	754	LEU	CA-CB-CG	8.48	134.81	115.30
1	10-B	745	ASP	CB-CG-OD2	8.48	125.94	118.30
1	10-C	84	LEU	CA-CB-CG	8.48	134.80	115.30
1	6-C	753	LEU	CA-CB-CG	8.48	134.79	115.30
1	12-A	977	LEU	CA-CB-CG	8.47	134.78	115.30
1	19-A	894	LEU	CA-CB-CG	8.47	134.78	115.30
1	19-A	754	LEU	CA-CB-CG	8.46	134.77	115.30
1	20-A	1127	ASP	CB-CG-OD1	8.46	125.92	118.30

Continued on next page...

Continued from previous page...

Mol	Chain	Res	Type	Atoms	Z	Observed(°)	Ideal(°)
1	17-C	1118	ASP	CB-CG-OD2	8.46	125.92	118.30
1	5-A	1012	LEU	CA-CB-CG	8.46	134.75	115.30
1	8-C	387	LEU	CA-CB-CG	8.45	134.75	115.30
1	3-A	754	LEU	CA-CB-CG	8.45	134.74	115.30
1	2-C	985	ASP	CB-CG-OD1	8.45	125.90	118.30
1	16-A	442	ASP	CB-CG-OD2	8.45	125.90	118.30
1	2-C	40	ASP	CB-CG-OD1	8.44	125.89	118.30
1	8-B	364	ASP	CB-CG-OD1	8.44	125.89	118.30
1	9-C	568	ASP	CB-CG-OD1	8.43	125.89	118.30
1	15-B	737	ASP	CB-CG-OD2	8.43	125.89	118.30
1	8-A	290	ASP	CB-CG-OD1	8.43	125.88	118.30
1	4-C	118	LEU	CA-CB-CG	8.42	134.67	115.30
1	13-A	754	LEU	CA-CB-CG	8.42	134.67	115.30
1	10-C	985	ASP	CB-CA-C	8.41	127.22	110.40
1	20-A	894	LEU	CA-CB-CG	8.40	134.63	115.30
1	2-A	1127	ASP	CB-CG-OD1	8.40	125.86	118.30
1	6-C	894	LEU	CA-CB-CG	8.40	134.62	115.30
1	12-B	387	LEU	CA-CB-CG	8.40	134.62	115.30
1	17-A	754	LEU	CA-CB-CG	8.40	134.61	115.30
1	6-A	754	LEU	CA-CB-CG	8.39	134.61	115.30
1	13-A	763	LEU	CA-CB-CG	8.38	134.58	115.30
1	15-A	560	LEU	CA-CB-CG	8.38	134.57	115.30
1	4-B	1118	ASP	CB-CG-OD1	8.38	125.84	118.30
1	14-C	364	ASP	CB-CG-OD1	8.37	125.83	118.30
1	13-C	754	LEU	CA-CB-CG	8.37	134.54	115.30
1	1-A	1127	ASP	CB-CG-OD1	8.36	125.82	118.30
1	3-C	84	LEU	CA-CB-CG	8.35	134.50	115.30
1	13-A	894	LEU	CA-CB-CG	8.35	134.50	115.30
1	7-B	1127	ASP	CB-CG-OD1	8.34	125.81	118.30
1	18-C	387	LEU	CA-CB-CG	8.34	134.49	115.30
1	9-B	364	ASP	CB-CG-OD2	8.34	125.81	118.30
1	3-A	84	LEU	CA-CB-CG	8.34	134.47	115.30
1	12-C	894	LEU	CA-CB-CG	8.34	134.47	115.30
1	8-A	865	LEU	CA-CB-CG	8.33	134.46	115.30
1	17-C	1050	MET	CA-CB-CG	8.33	127.47	113.30
1	4-A	1118	ASP	CB-CG-OD1	8.33	125.80	118.30
1	6-A	84	LEU	CA-CB-CG	8.32	134.44	115.30
1	15-C	737	ASP	CB-CG-OD1	8.31	125.78	118.30
1	5-C	1012	LEU	CA-CB-CG	8.31	134.41	115.30
1	9-C	916	LEU	CB-CG-CD2	8.30	125.11	111.00
1	7-A	864	LEU	CA-CB-CG	8.28	134.34	115.30
1	13-C	984	LEU	CA-CB-CG	8.27	134.33	115.30

Continued on next page...

Continued from previous page...

Mol	Chain	Res	Type	Atoms	Z	Observed(°)	Ideal(°)
1	16-B	754	LEU	CA-CB-CG	8.27	134.32	115.30
1	8-A	1041	ASP	CB-CG-OD2	8.26	125.73	118.30
1	10-B	822	LEU	CB-CG-CD1	8.26	125.04	111.00
1	10-B	985	ASP	CB-CA-C	8.26	126.91	110.40
1	17-A	1142	GLN	CA-CB-CG	8.26	131.56	113.40
1	13-C	760	CYS	CA-CB-SG	8.25	128.86	114.00
1	8-B	865	LEU	CA-CB-CG	8.25	134.27	115.30
1	11-B	916	LEU	CB-CG-CD2	8.25	125.02	111.00
1	12-A	517	LEU	CA-CB-CG	8.25	134.27	115.30
1	3-A	737	ASP	CB-CG-OD2	8.25	125.72	118.30
1	4-B	1050	MET	CA-CB-CG	8.25	127.32	113.30
1	18-A	88	ASP	CB-CG-OD1	8.25	125.72	118.30
1	16-B	740	MET	CA-CB-CG	8.24	127.31	113.30
1	7-C	1012	LEU	CB-CG-CD2	8.24	125.00	111.00
1	15-A	754	LEU	CA-CB-CG	8.24	134.24	115.30
1	6-C	303	LEU	CA-CB-CG	8.23	134.22	115.30
1	13-B	822	LEU	CB-CG-CD1	8.22	124.98	111.00
1	2-B	359	SER	C-N-CA	8.22	142.26	121.70
1	19-C	754	LEU	CA-CB-CG	8.22	134.21	115.30
1	2-B	916	LEU	CB-CG-CD2	8.20	124.94	111.00
1	5-B	727	LEU	CA-CB-CG	8.20	134.16	115.30
1	8-A	1001	LEU	CA-CB-CG	8.20	134.15	115.30
1	12-C	1063	LEU	CA-CB-CG	8.20	134.15	115.30
1	1-A	763	LEU	CA-CB-CG	8.19	134.14	115.30
1	4-A	1004	LEU	CA-CB-CG	8.19	134.14	115.30
1	13-C	916	LEU	CB-CG-CD1	-8.19	97.08	111.00
1	9-C	663	ASP	CB-CG-OD2	8.18	125.66	118.30
1	8-B	979	ASP	CB-CG-OD1	8.18	125.66	118.30
1	18-B	1118	ASP	CB-CG-OD1	8.18	125.66	118.30
1	14-C	1041	ASP	CB-CG-OD1	8.17	125.66	118.30
1	8-C	864	LEU	CB-CG-CD2	-8.17	97.11	111.00
1	8-C	894	LEU	CB-CG-CD1	8.17	124.89	111.00
1	7-A	389	ASP	CB-CG-OD1	8.16	125.65	118.30
1	9-B	41	LYS	CA-CB-CG	8.16	131.36	113.40
1	12-C	984	LEU	CA-CB-CG	8.15	134.06	115.30
1	8-A	737	ASP	CB-CG-OD2	8.15	125.64	118.30
1	13-B	560	LEU	CA-CB-CG	8.15	134.04	115.30
1	5-C	954	GLN	CA-CB-CG	8.14	131.31	113.40
1	8-C	84	LEU	CA-CB-CG	8.14	134.03	115.30
1	4-B	737	ASP	CB-CG-OD2	8.14	125.63	118.30
1	18-B	1041	ASP	CB-CG-OD2	8.14	125.62	118.30
1	12-C	84	LEU	CA-CB-CG	8.12	133.99	115.30

Continued on next page...

Continued from previous page...

Mol	Chain	Res	Type	Atoms	Z	Observed(°)	Ideal(°)
1	1-B	996	LEU	CA-CB-CG	8.12	133.98	115.30
1	3-C	894	LEU	CA-CB-CG	8.12	133.98	115.30
1	14-B	979	ASP	CB-CG-OD2	8.12	125.61	118.30
1	6-C	916	LEU	CB-CG-CD2	8.12	124.80	111.00
1	18-C	894	LEU	CA-CB-CG	8.11	133.96	115.30
1	1-B	738	CYS	CA-CB-SG	8.11	128.60	114.00
1	8-C	1012	LEU	CB-CG-CD2	8.11	124.78	111.00
1	3-C	387	LEU	CA-CB-CG	8.10	133.92	115.30
1	12-C	754	LEU	CA-CB-CG	8.10	133.92	115.30
1	20-C	389	ASP	CB-CG-OD1	8.09	125.58	118.30
1	2-B	296	LEU	CA-CB-CG	8.09	133.91	115.30
1	4-B	1049	LEU	CB-CG-CD1	8.08	124.74	111.00
1	5-A	938	LEU	CA-CB-CG	8.07	133.87	115.30
1	4-A	1127	ASP	CB-CG-OD2	8.07	125.56	118.30
1	8-A	571	ASP	CB-CG-OD1	8.07	125.56	118.30
1	14-C	894	LEU	CA-CB-CG	8.06	133.85	115.30
1	17-B	611	LEU	CA-CB-CG	8.06	133.85	115.30
1	9-B	1012	LEU	CA-CB-CG	8.06	133.84	115.30
1	6-C	985	ASP	CB-CA-C	8.06	126.51	110.40
1	6-A	878	LEU	CA-CB-CG	8.05	133.81	115.30
1	10-A	979	ASP	CB-CG-OD2	8.04	125.54	118.30
1	2-A	916	LEU	CB-CG-CD2	8.04	124.66	111.00
1	17-B	1012	LEU	CA-CB-CG	8.04	133.78	115.30
1	2-A	293	LEU	CA-CB-CG	8.03	133.77	115.30
1	20-B	1050	MET	CA-CB-CG	8.01	126.92	113.30
1	3-A	291	CYS	CA-CB-SG	8.01	128.41	114.00
1	6-A	118	LEU	CA-CB-CG	8.01	133.71	115.30
1	3-C	916	LEU	CB-CG-CD2	8.00	124.61	111.00
1	13-C	894	LEU	CA-CB-CG	7.99	133.67	115.30
1	4-C	40	ASP	CB-CG-OD1	7.99	125.49	118.30
1	6-C	84	LEU	CA-CB-CG	7.98	133.66	115.30
1	11-C	40	ASP	CB-CG-OD1	7.98	125.48	118.30
1	11-B	1012	LEU	CA-CB-CG	7.98	133.64	115.30
1	16-C	84	LEU	CA-CB-CG	7.97	133.64	115.30
1	17-C	518	LEU	CA-CB-CG	7.97	133.64	115.30
1	15-B	1142	GLN	CA-CB-CG	7.97	130.93	113.40
1	10-A	977	LEU	CA-CB-CG	7.96	133.61	115.30
1	6-A	979	ASP	CB-CG-OD1	7.96	125.46	118.30
1	20-A	389	ASP	CB-CG-OD1	7.96	125.46	118.30
1	6-B	737	ASP	CB-CG-OD1	7.96	125.46	118.30
1	8-C	864	LEU	CA-CB-CG	7.94	133.57	115.30
1	9-C	878	LEU	CA-CB-CG	7.94	133.55	115.30

Continued on next page...

Continued from previous page...

Mol	Chain	Res	Type	Atoms	Z	Observed(°)	Ideal(°)
1	12-A	864	LEU	CA-CB-CG	7.94	133.55	115.30
1	19-B	754	LEU	CA-CB-CG	7.93	133.55	115.30
1	5-A	760	CYS	CA-CB-SG	7.93	128.28	114.00
1	5-C	675	ASP	CB-CG-OD1	7.93	125.44	118.30
1	3-C	1039	ARG	CG-CD-NE	7.92	128.44	111.80
1	9-B	296	LEU	CA-CB-CG	7.91	133.50	115.30
1	2-C	290	ASP	CB-CG-OD2	7.91	125.42	118.30
1	7-B	389	ASP	CB-CG-OD1	7.91	125.42	118.30
1	20-A	966	LEU	CA-CB-CG	7.90	133.47	115.30
1	1-A	40	ASP	CB-CG-OD1	7.90	125.41	118.30
1	1-B	1118	ASP	CB-CG-OD1	7.89	125.40	118.30
1	8-C	754	LEU	CA-CB-CG	7.89	133.45	115.30
1	8-C	861	LEU	CA-CB-CG	7.89	133.44	115.30
1	20-A	894	LEU	CB-CG-CD2	-7.89	97.59	111.00
1	2-A	1118	ASP	CB-CG-OD1	7.88	125.39	118.30
1	3-B	737	ASP	CB-CG-OD2	7.88	125.39	118.30
1	12-A	894	LEU	CA-CB-CG	7.88	133.41	115.30
1	9-B	727	LEU	CA-CB-CG	7.87	133.41	115.30
1	10-A	754	LEU	CA-CB-CG	7.87	133.39	115.30
1	13-C	560	LEU	CA-CB-CG	7.86	133.38	115.30
1	4-C	1118	ASP	CB-CG-OD2	7.86	125.38	118.30
1	14-C	153	MET	CA-CB-CG	7.86	126.66	113.30
1	16-A	1118	ASP	CB-CG-OD1	7.86	125.37	118.30
1	19-C	301	CYS	CA-CB-SG	7.86	128.14	114.00
1	19-C	1004	LEU	CA-CB-CG	7.86	133.37	115.30
1	7-C	560	LEU	CA-CB-CG	7.85	133.36	115.30
1	7-C	198	ASP	CB-CG-OD1	7.85	125.37	118.30
1	13-A	1004	LEU	CA-CB-CG	7.85	133.35	115.30
1	15-A	1004	LEU	CA-CB-CG	7.85	133.35	115.30
1	2-A	118	LEU	CA-CB-CG	7.83	133.31	115.30
1	11-B	984	LEU	CA-CB-CG	7.83	133.30	115.30
1	11-B	996	LEU	CA-CB-CG	7.83	133.30	115.30
1	14-B	1041	ASP	CB-CG-OD1	7.82	125.34	118.30
1	12-A	1041	ASP	CB-CG-OD1	7.82	125.34	118.30
1	13-A	864	LEU	CA-CB-CG	7.82	133.27	115.30
1	2-C	153	MET	CB-CG-SD	7.80	135.81	112.40
1	1-A	1012	LEU	CB-CG-CD2	-7.80	97.74	111.00
1	1-A	878	LEU	CA-CB-CG	7.79	133.22	115.30
1	4-A	763	LEU	CA-CB-CG	7.79	133.22	115.30
1	17-B	88	ASP	CB-CG-OD1	7.79	125.31	118.30
1	4-B	1024	LEU	CA-CB-CG	7.79	133.21	115.30
1	13-A	1012	LEU	CA-CB-CG	7.78	133.20	115.30

Continued on next page...

Continued from previous page...

Mol	Chain	Res	Type	Atoms	Z	Observed(°)	Ideal(°)
1	13-C	1127	ASP	CB-CG-OD1	7.78	125.31	118.30
1	11-A	981	LEU	CA-CB-CG	7.78	133.19	115.30
1	18-A	84	LEU	CA-CB-CG	7.77	133.17	115.30
1	1-B	408	ARG	CB-CG-CD	7.77	131.80	111.60
1	12-A	979	ASP	CB-CG-OD1	-7.76	111.31	118.30
1	15-C	228	ASP	CB-CG-OD1	7.76	125.29	118.30
1	14-C	118	LEU	CA-CB-CG	7.74	133.11	115.30
1	7-B	237	ARG	CA-CB-CG	7.74	130.43	113.40
1	6-B	763	LEU	CA-CB-CG	7.74	133.10	115.30
1	9-C	745	ASP	CB-CG-OD1	7.74	125.27	118.30
1	8-C	1118	ASP	CB-CG-OD1	7.74	125.26	118.30
1	8-B	296	LEU	CA-CB-CG	7.73	133.09	115.30
1	10-C	1012	LEU	CB-CG-CD2	7.73	124.13	111.00
1	6-B	727	LEU	CA-CB-CG	7.72	133.07	115.30
1	11-B	1127	ASP	CB-CG-OD1	7.72	125.25	118.30
1	10-C	864	LEU	CA-CB-CG	7.72	133.06	115.30
1	5-C	40	ASP	CB-CG-OD2	7.72	125.25	118.30
1	18-C	40	ASP	CB-CG-OD1	7.72	125.25	118.30
1	7-B	1118	ASP	CB-CG-OD1	7.72	125.24	118.30
1	20-C	84	LEU	CA-CB-CG	7.70	133.01	115.30
1	15-A	979	ASP	CB-CG-OD2	7.70	125.23	118.30
1	19-B	560	LEU	CA-CB-CG	7.70	133.00	115.30
1	13-A	303	LEU	CA-CB-CG	7.70	133.00	115.30
1	15-A	1118	ASP	CB-CG-OD1	7.70	125.23	118.30
1	20-C	754	LEU	CA-CB-CG	7.70	133.00	115.30
1	14-C	229	LEU	CA-CB-CG	7.69	132.99	115.30
1	18-B	763	LEU	CA-CB-CG	7.69	132.98	115.30
1	19-C	745	ASP	CB-CG-OD1	-7.68	111.39	118.30
1	18-C	1050	MET	CA-CB-CG	7.68	126.36	113.30
1	15-C	1118	ASP	CB-CG-OD1	7.68	125.21	118.30
1	14-B	737	ASP	CB-CG-OD2	7.68	125.21	118.30
1	8-B	1012	LEU	CA-CB-CG	7.67	132.95	115.30
1	16-A	985	ASP	CB-CA-C	7.67	125.75	110.40
1	3-A	290	ASP	CB-CG-OD2	7.67	125.21	118.30
1	19-C	382	VAL	C-N-CA	-7.66	102.54	121.70
1	15-A	1041	ASP	CB-CG-OD1	7.66	125.20	118.30
1	8-A	1118	ASP	CB-CG-OD1	7.66	125.19	118.30
1	20-A	40	ASP	CB-CG-OD1	7.66	125.19	118.30
1	14-C	1118	ASP	CB-CG-OD1	7.66	125.19	118.30
1	12-A	88	ASP	CB-CG-OD2	7.65	125.19	118.30
1	10-B	1118	ASP	CB-CG-OD1	7.65	125.19	118.30
1	11-C	1012	LEU	CB-CG-CD2	7.65	124.01	111.00

Continued on next page...

Continued from previous page...

Mol	Chain	Res	Type	Atoms	Z	Observed(°)	Ideal(°)
1	19-A	1118	ASP	CB-CG-OD1	7.65	125.19	118.30
1	19-C	1118	ASP	CB-CG-OD1	7.65	125.19	118.30
1	6-B	1118	ASP	CB-CG-OD1	7.64	125.18	118.30
1	2-B	56	LEU	CA-CB-CG	7.64	132.87	115.30
1	14-B	1118	ASP	CB-CG-OD1	7.64	125.17	118.30
1	19-B	1118	ASP	CB-CG-OD1	7.64	125.17	118.30
1	10-B	979	ASP	CB-CG-OD1	7.63	125.17	118.30
1	14-C	56	LEU	CB-CG-CD1	-7.63	98.02	111.00
1	4-C	737	ASP	CB-CG-OD1	7.63	125.17	118.30
1	17-A	228	ASP	CB-CG-OD1	7.63	125.17	118.30
1	6-C	1118	ASP	CB-CG-OD1	7.63	125.16	118.30
1	17-C	368	LEU	CA-CB-CG	7.62	132.83	115.30
1	1-A	996	LEU	CA-CB-CG	7.62	132.83	115.30
1	11-C	1034	LEU	CA-CB-CG	7.62	132.83	115.30
1	14-A	1031	GLU	CA-CB-CG	7.62	130.16	113.40
1	9-C	979	ASP	CB-CG-OD1	7.62	125.16	118.30
1	10-A	1118	ASP	CB-CG-OD1	7.62	125.16	118.30
1	12-B	1118	ASP	CB-CG-OD1	7.62	125.16	118.30
1	13-B	1118	ASP	CB-CG-OD1	7.62	125.16	118.30
1	2-B	364	ASP	CB-CG-OD2	7.62	125.15	118.30
1	14-A	1118	ASP	CB-CG-OD1	7.62	125.15	118.30
1	11-B	461	LEU	CB-CG-CD2	-7.61	98.06	111.00
1	7-A	938	LEU	CA-CB-CG	7.61	132.80	115.30
1	8-B	1118	ASP	CB-CG-OD1	7.61	125.15	118.30
1	17-A	40	ASP	CB-CG-OD1	7.60	125.14	118.30
1	3-A	118	LEU	CB-CG-CD2	-7.60	98.08	111.00
1	6-A	1118	ASP	CB-CG-OD1	7.60	125.14	118.30
1	6-A	560	LEU	CA-CB-CG	7.60	132.77	115.30
1	5-B	1012	LEU	CA-CB-CG	7.59	132.75	115.30
1	10-C	442	ASP	CB-CG-OD1	7.58	125.13	118.30
1	17-A	1118	ASP	CB-CG-OD1	7.58	125.12	118.30
1	6-B	981	LEU	CA-CB-CG	7.58	132.73	115.30
1	14-B	1142	GLN	CA-CB-CG	7.58	130.07	113.40
1	19-A	224	GLU	CA-CB-CG	7.58	130.06	113.40
1	17-A	763	LEU	CA-CB-CG	7.57	132.70	115.30
1	3-A	864	LEU	CA-CB-CG	7.56	132.70	115.30
1	6-C	364	ASP	CB-CG-OD1	7.56	125.11	118.30
1	16-B	387	LEU	CA-CB-CG	7.56	132.69	115.30
1	2-A	979	ASP	CB-CG-OD1	-7.56	111.50	118.30
1	4-C	985	ASP	CB-CA-C	7.56	125.52	110.40
1	5-A	894	LEU	CA-CB-CG	7.56	132.68	115.30
1	3-B	894	LEU	CA-CB-CG	7.55	132.67	115.30

Continued on next page...

Continued from previous page...

Mol	Chain	Res	Type	Atoms	Z	Observed(°)	Ideal(°)
1	8-B	517	LEU	CA-CB-CG	7.55	132.67	115.30
1	10-C	1063	LEU	CA-CB-CG	7.55	132.67	115.30
1	13-B	517	LEU	CA-CB-CG	7.55	132.67	115.30
1	7-A	517	LEU	CA-CB-CG	7.55	132.66	115.30
1	11-A	894	LEU	CA-CB-CG	7.54	132.65	115.30
1	10-C	864	LEU	CB-CG-CD2	-7.54	98.19	111.00
1	8-A	712	ILE	CG1-CB-CG2	-7.54	94.82	111.40
1	4-B	40	ASP	CB-CG-OD1	7.53	125.08	118.30
1	5-A	223	LEU	CA-CB-CG	7.53	132.63	115.30
1	6-C	223	LEU	CB-CG-CD1	-7.53	98.20	111.00
1	4-B	981	LEU	CA-CB-CG	7.53	132.62	115.30
1	12-C	364	ASP	CB-CG-OD1	7.52	125.07	118.30
1	10-C	1118	ASP	CB-CG-OD1	7.52	125.07	118.30
1	17-A	867	ASP	CB-CG-OD1	7.52	125.07	118.30
1	3-A	979	ASP	CB-CG-OD2	-7.51	111.54	118.30
1	19-A	228	ASP	CB-CG-OD1	7.51	125.06	118.30
1	15-B	763	LEU	CA-CB-CG	7.50	132.56	115.30
1	15-B	1118	ASP	CB-CG-OD1	7.50	125.06	118.30
1	17-C	1012	LEU	CA-CB-CG	7.50	132.56	115.30
1	19-C	1063	LEU	CA-CB-CG	7.50	132.56	115.30
1	20-B	1118	ASP	CB-CG-OD1	7.50	125.05	118.30
1	2-A	294	ASP	CB-CG-OD1	7.50	125.05	118.30
1	13-B	467	ASP	CB-CG-OD2	7.50	125.05	118.30
1	10-C	387	LEU	CA-CB-CG	7.50	132.54	115.30
1	19-C	1029	MET	CA-CB-CG	7.50	126.05	113.30
1	10-A	878	LEU	CA-CB-CG	7.50	132.54	115.30
1	5-C	364	ASP	CB-CG-OD2	7.49	125.05	118.30
1	2-B	938	LEU	CA-CB-CG	7.49	132.53	115.30
1	13-B	189	LEU	CA-CB-CG	7.49	132.53	115.30
1	9-C	1118	ASP	CB-CG-OD1	7.49	125.04	118.30
1	5-A	945	LEU	CA-CB-CG	7.48	132.51	115.30
1	17-C	84	LEU	CA-CB-CG	7.48	132.51	115.30
1	16-C	984	LEU	CA-CB-CG	7.48	132.50	115.30
1	3-A	981	LEU	CA-CB-CG	7.47	132.49	115.30
1	18-A	229	LEU	CA-CB-CG	7.47	132.49	115.30
1	16-C	763	LEU	CA-CB-CG	7.47	132.48	115.30
1	2-A	762	GLN	CA-CB-CG	7.47	129.82	113.40
1	2-A	985	ASP	CB-CG-OD1	7.47	125.02	118.30
1	8-C	894	LEU	CA-CB-CG	7.47	132.47	115.30
1	12-A	877	LEU	CB-CG-CD2	-7.47	98.31	111.00
1	17-C	1041	ASP	CB-CG-OD1	7.47	125.02	118.30
1	4-C	231	ILE	CB-CA-C	-7.45	96.70	111.60

Continued on next page...

Continued from previous page...

Mol	Chain	Res	Type	Atoms	Z	Observed(°)	Ideal(°)
1	10-A	455	LEU	CA-CB-CG	7.45	132.44	115.30
1	12-C	1127	ASP	CB-CG-OD1	7.45	125.00	118.30
1	6-C	737	ASP	CB-CG-OD1	7.44	125.00	118.30
1	14-B	192	PHE	CB-CG-CD2	7.44	126.01	120.80
1	12-A	1004	LEU	CA-CB-CG	7.44	132.41	115.30
1	7-C	229	LEU	CA-CB-CG	7.43	132.39	115.30
1	2-B	1034	LEU	CA-CB-CG	7.43	132.38	115.30
1	2-C	894	LEU	CA-CB-CG	7.43	132.38	115.30
1	12-A	779	GLN	CA-CB-CG	7.42	129.74	113.40
1	13-A	224	GLU	CA-CB-CG	7.42	129.73	113.40
1	14-A	979	ASP	CB-CG-OD2	-7.42	111.62	118.30
1	17-B	737	ASP	CB-CG-OD1	7.42	124.98	118.30
1	5-C	984	LEU	CA-CB-CG	7.42	132.36	115.30
1	8-C	877	LEU	CB-CG-CD2	-7.42	98.39	111.00
1	9-A	172	SER	C-N-CA	7.42	140.24	121.70
1	15-B	918	GLU	CA-CB-CG	7.41	129.70	113.40
1	17-C	749	CYS	CA-CB-SG	7.41	127.34	114.00
1	1-B	754	LEU	CA-CB-CG	7.40	132.32	115.30
1	9-B	754	LEU	CA-CB-CG	7.40	132.32	115.30
1	16-B	867	ASP	CB-CG-OD1	7.40	124.96	118.30
1	8-A	763	LEU	CA-CB-CG	7.40	132.31	115.30
1	16-B	1012	LEU	CA-CB-CG	7.40	132.31	115.30
1	10-C	894	LEU	CA-CB-CG	7.39	132.30	115.30
1	4-C	276	LEU	CA-CB-CG	7.39	132.29	115.30
1	6-A	40	ASP	CB-CG-OD1	7.39	124.95	118.30
1	8-B	88	ASP	CB-CG-OD2	7.39	124.95	118.30
1	15-B	650	LEU	CA-CB-CG	7.39	132.29	115.30
1	8-B	745	ASP	CB-CG-OD2	-7.38	111.66	118.30
1	14-A	84	LEU	CA-CB-CG	7.38	132.26	115.30
1	4-B	918	GLU	N-CA-CB	7.37	123.87	110.60
1	16-A	864	LEU	CA-CB-CG	7.37	132.25	115.30
1	20-B	303	LEU	CA-CB-CG	7.36	132.24	115.30
1	18-B	552	LEU	CA-CB-CG	7.36	132.23	115.30
1	18-A	754	LEU	CA-CB-CG	7.36	132.22	115.30
1	15-A	737	ASP	CB-CG-OD2	-7.36	111.68	118.30
1	4-A	979	ASP	CB-CG-OD2	-7.35	111.69	118.30
1	4-C	1127	ASP	CB-CG-OD1	7.35	124.91	118.30
1	10-C	737	ASP	CB-CG-OD2	7.35	124.91	118.30
1	19-C	737	ASP	CB-CG-OD1	7.34	124.91	118.30
1	20-C	745	ASP	CB-CG-OD1	-7.34	111.69	118.30
1	1-B	359	SER	C-N-CA	7.34	140.05	121.70
1	10-B	822	LEU	CB-CG-CD2	-7.34	98.52	111.00

Continued on next page...

Continued from previous page...

Mol	Chain	Res	Type	Atoms	Z	Observed(°)	Ideal(°)
1	8-A	1004	LEU	CA-CB-CG	7.34	132.18	115.30
1	11-A	763	LEU	CA-CB-CG	7.33	132.17	115.30
1	6-C	118	LEU	CB-CG-CD2	-7.33	98.53	111.00
1	6-A	763	LEU	CA-CB-CG	7.33	132.16	115.30
1	4-C	467	ASP	CB-CG-OD1	-7.33	111.70	118.30
1	4-A	877	LEU	CB-CG-CD2	-7.33	98.55	111.00
1	1-C	922	LEU	CA-CB-CG	7.32	132.14	115.30
1	7-A	985	ASP	CB-CA-C	7.32	125.03	110.40
1	6-C	387	LEU	CA-CB-CG	7.31	132.11	115.30
1	9-A	979	ASP	CB-CG-OD1	7.31	124.88	118.30
1	3-C	1004	LEU	CA-CB-CG	7.31	132.10	115.30
1	17-C	1012	LEU	CB-CG-CD2	7.31	123.42	111.00
1	15-C	368	LEU	CA-CB-CG	7.30	132.09	115.30
1	16-A	84	LEU	CA-CB-CG	7.29	132.08	115.30
1	7-C	966	LEU	CA-CB-CG	7.29	132.07	115.30
1	3-A	228	ASP	CB-CG-OD1	7.29	124.86	118.30
1	18-B	1024	LEU	CA-CB-CG	7.28	132.05	115.30
1	9-C	1034	LEU	CA-CB-CG	7.28	132.05	115.30
1	5-C	461	LEU	CA-CB-CG	7.27	132.03	115.30
1	7-A	223	LEU	CB-CG-CD1	-7.27	98.64	111.00
1	2-B	455	LEU	CA-CB-CG	7.26	132.01	115.30
1	6-B	918	GLU	CA-CB-CG	7.26	129.38	113.40
1	20-A	675	ASP	CB-CG-OD2	7.26	124.84	118.30
1	4-B	763	LEU	CA-CB-CG	7.26	132.00	115.30
1	18-C	368	LEU	CA-CB-CG	7.25	131.99	115.30
1	2-A	153	MET	CB-CG-SD	7.25	134.14	112.40
1	13-B	389	ASP	CB-CG-OD1	7.25	124.82	118.30
1	18-C	918	GLU	N-CA-CB	7.25	123.64	110.60
1	19-C	387	LEU	CA-CB-CG	-7.24	98.64	115.30
1	20-C	291	CYS	CA-CB-SG	7.24	127.04	114.00
1	10-A	517	LEU	CA-CB-CG	7.24	131.94	115.30
1	15-B	368	LEU	CA-CB-CG	7.23	131.93	115.30
1	17-A	455	LEU	CA-CB-CG	7.23	131.92	115.30
1	15-A	505	TYR	C-N-CA	7.22	139.76	121.70
1	6-C	877	LEU	CB-CG-CD2	-7.22	98.72	111.00
1	12-C	118	LEU	CB-CG-CD2	-7.22	98.72	111.00
1	9-B	1024	LEU	CB-CG-CD2	7.22	123.27	111.00
1	9-A	894	LEU	CA-CB-CG	7.22	131.90	115.30
1	5-A	420	ASP	CB-CG-OD1	7.22	124.79	118.30
1	16-B	760	CYS	CA-CB-SG	7.21	126.98	114.00
1	14-A	228	ASP	CB-CG-OD1	7.21	124.79	118.30
1	10-B	675	ASP	CB-CG-OD2	7.21	124.79	118.30

Continued on next page...

Continued from previous page...

Mol	Chain	Res	Type	Atoms	Z	Observed(°)	Ideal(°)
1	8-A	985	ASP	CB-CA-C	7.21	124.81	110.40
1	16-A	40	ASP	CB-CG-OD1	7.20	124.78	118.30
1	15-A	118	LEU	CA-CB-CG	7.20	131.86	115.30
1	3-A	767	LEU	CA-CB-CG	7.20	131.85	115.30
1	19-C	1107	ARG	CB-CG-CD	7.20	130.31	111.60
1	20-C	364	ASP	CB-CG-OD1	7.20	124.78	118.30
1	14-B	763	LEU	CA-CB-CG	7.19	131.84	115.30
1	4-B	984	LEU	CA-CB-CG	7.18	131.81	115.30
1	16-A	118	LEU	CB-CG-CD2	-7.17	98.80	111.00
1	17-B	1063	LEU	CA-CB-CG	7.17	131.80	115.30
1	14-A	763	LEU	CA-CB-CG	7.17	131.80	115.30
1	4-A	387	LEU	CA-CB-CG	7.17	131.79	115.30
1	10-C	727	LEU	CA-CB-CG	7.17	131.78	115.30
1	12-A	754	LEU	CA-CB-CG	7.16	131.78	115.30
1	20-A	387	LEU	CA-CB-CG	7.16	131.78	115.30
1	19-C	984	LEU	CA-CB-CG	7.16	131.77	115.30
1	2-C	922	LEU	CA-CB-CG	7.16	131.76	115.30
1	4-A	84	LEU	CA-CB-CG	7.15	131.75	115.30
1	1-C	822	LEU	CA-CB-CG	7.14	131.72	115.30
1	16-C	675	ASP	CB-CG-OD2	7.14	124.72	118.30
1	8-C	432	CYS	CA-CB-SG	7.13	126.84	114.00
1	12-B	1012	LEU	CA-CB-CG	7.13	131.71	115.30
1	17-A	981	LEU	CA-CB-CG	7.13	131.71	115.30
1	10-C	675	ASP	CB-CG-OD2	7.13	124.72	118.30
1	16-B	1002	GLN	CA-CB-CG	7.13	129.09	113.40
1	17-C	229	LEU	CA-CB-CG	7.12	131.69	115.30
1	17-B	763	LEU	CA-CB-CG	7.12	131.68	115.30
1	12-A	228	ASP	CB-CG-OD1	7.12	124.71	118.30
1	8-A	387	LEU	CA-CB-CG	7.11	131.66	115.30
1	13-B	1004	LEU	CA-CB-CG	7.11	131.66	115.30
1	13-B	767	LEU	CB-CG-CD2	7.11	123.09	111.00
1	18-B	368	LEU	CA-CB-CG	7.11	131.65	115.30
1	2-C	1012	LEU	CA-CB-CG	7.11	131.64	115.30
1	13-A	118	LEU	CA-CB-CG	7.10	131.63	115.30
1	13-C	364	ASP	CB-CG-OD2	7.10	124.69	118.30
1	16-C	745	ASP	CB-CG-OD2	-7.09	111.92	118.30
1	18-C	737	ASP	CB-CG-OD1	7.09	124.68	118.30
1	14-B	981	LEU	CA-CB-CG	7.09	131.61	115.30
1	10-B	1002	GLN	CA-CB-CG	7.09	129.00	113.40
1	15-C	40	ASP	CB-CG-OD1	7.09	124.68	118.30
1	19-B	878	LEU	CA-CB-CG	7.09	131.60	115.30
1	1-C	760	CYS	CA-CB-SG	-7.09	101.24	114.00

Continued on next page...

Continued from previous page...

Mol	Chain	Res	Type	Atoms	Z	Observed(°)	Ideal(°)
1	6-C	966	LEU	CA-CB-CG	7.08	131.59	115.30
1	9-B	538	CYS	CA-CB-SG	7.08	126.75	114.00
1	20-A	977	LEU	CA-CB-CG	7.08	131.59	115.30
1	13-B	822	LEU	CB-CG-CD2	-7.08	98.96	111.00
1	2-A	1005	GLN	CA-CB-CG	7.07	128.96	113.40
1	16-A	1010	GLN	CA-CB-CG	7.07	128.96	113.40
1	3-A	894	LEU	CA-CB-CG	7.07	131.56	115.30
1	6-A	368	LEU	CA-CB-CG	7.07	131.56	115.30
1	7-B	455	LEU	CA-CB-CG	7.07	131.56	115.30
1	3-B	878	LEU	CA-CB-CG	7.07	131.56	115.30
1	6-C	461	LEU	CA-CB-CG	7.07	131.55	115.30
1	9-C	84	LEU	CA-CB-CG	7.06	131.55	115.30
1	15-A	752	LEU	CA-CB-CG	7.06	131.54	115.30
1	4-C	981	LEU	CA-CB-CG	7.06	131.54	115.30
1	7-A	1004	LEU	CA-CB-CG	7.06	131.54	115.30
1	8-B	387	LEU	CA-CB-CG	7.06	131.53	115.30
1	12-A	84	LEU	CA-CB-CG	7.06	131.53	115.30
1	13-C	157	PHE	CB-CG-CD2	7.06	125.74	120.80
1	10-A	88	ASP	CB-CG-OD2	7.05	124.65	118.30
1	20-C	767	LEU	CA-CB-CG	7.05	131.52	115.30
1	14-C	157	PHE	CB-CG-CD2	7.05	125.73	120.80
1	19-A	226	LEU	CA-CB-CG	7.05	131.51	115.30
1	13-B	429	PHE	CB-CG-CD1	7.05	125.73	120.80
1	13-A	518	LEU	CA-CB-CG	7.04	131.49	115.30
1	14-A	214	ARG	CA-CB-CG	7.04	128.88	113.40
1	2-A	763	LEU	CA-CB-CG	7.03	131.47	115.30
1	16-C	303	LEU	CA-CB-CG	7.03	131.47	115.30
1	4-A	877	LEU	CA-CB-CG	7.03	131.47	115.30
1	1-B	590	CYS	CA-CB-SG	7.03	126.65	114.00
1	11-A	303	LEU	CA-CB-CG	7.03	131.46	115.30
1	16-B	560	LEU	CA-CB-CG	7.03	131.46	115.30
1	1-A	1012	LEU	CA-CB-CG	7.02	131.45	115.30
1	14-C	368	LEU	CA-CB-CG	7.02	131.45	115.30
1	9-B	513	LEU	CA-CB-CG	7.02	131.44	115.30
1	10-B	364	ASP	CB-CG-OD2	7.01	124.61	118.30
1	8-A	945	LEU	CA-CB-CG	7.01	131.42	115.30
1	20-A	1001	LEU	CA-CB-CG	7.00	131.41	115.30
1	4-A	455	LEU	CA-CB-CG	7.00	131.41	115.30
1	4-B	228	ASP	CB-CG-OD1	7.00	124.60	118.30
1	18-A	513	LEU	CA-CB-CG	6.99	131.39	115.30
1	20-A	224	GLU	CA-CB-CG	6.99	128.79	113.40
1	5-C	1029	MET	CB-CG-SD	6.99	133.37	112.40

Continued on next page...

Continued from previous page...

Mol	Chain	Res	Type	Atoms	Z	Observed(°)	Ideal(°)
1	17-A	767	LEU	CA-CB-CG	6.98	131.36	115.30
1	4-B	387	LEU	CA-CB-CG	6.98	131.36	115.30
1	12-A	214	ARG	CA-CB-CG	6.98	128.76	113.40
1	1-A	979	ASP	CB-CG-OD1	6.98	124.58	118.30
1	6-C	368	LEU	CA-CB-CG	6.98	131.35	115.30
1	17-A	368	LEU	CA-CB-CG	6.98	131.35	115.30
1	15-C	1050	MET	CB-CG-SD	6.97	133.31	112.40
1	1-A	296	LEU	CA-CB-CG	6.97	131.33	115.30
1	3-A	742	ILE	CG1-CB-CG2	-6.97	96.07	111.40
1	2-B	1127	ASP	CB-CG-OD2	6.96	124.57	118.30
1	11-B	979	ASP	CB-CG-OD1	6.96	124.56	118.30
1	5-A	455	LEU	CA-CB-CG	6.96	131.30	115.30
1	9-C	922	LEU	CA-CB-CG	6.95	131.29	115.30
1	2-B	985	ASP	CB-CG-OD2	6.95	124.56	118.30
1	20-B	763	LEU	CA-CB-CG	6.95	131.28	115.30
1	16-A	984	LEU	CA-CB-CG	6.94	131.27	115.30
1	1-C	796	ASP	CB-CG-OD2	6.94	124.55	118.30
1	1-C	241	LEU	CA-CB-CG	6.94	131.26	115.30
1	2-A	957	GLN	CA-CB-CG	6.94	128.66	113.40
1	8-A	979	ASP	CB-CG-OD2	-6.93	112.06	118.30
1	20-A	1072	GLU	CA-CB-CG	6.93	128.65	113.40
1	8-A	513	LEU	CA-CB-CG	6.93	131.24	115.30
1	14-B	387	LEU	CA-CB-CG	6.93	131.24	115.30
1	18-A	1004	LEU	CA-CB-CG	6.93	131.24	115.30
1	19-B	822	LEU	CA-CB-CG	6.93	131.24	115.30
1	16-B	979	ASP	CB-CG-OD2	-6.93	112.06	118.30
1	5-C	996	LEU	CA-CB-CG	6.93	131.23	115.30
1	10-B	1012	LEU	CB-CG-CD2	6.93	122.78	111.00
1	13-A	977	LEU	CA-CB-CG	6.92	131.22	115.30
1	20-A	214	ARG	CA-CB-CG	6.92	128.63	113.40
1	2-B	405	ASP	CB-CG-OD2	6.92	124.53	118.30
1	13-B	767	LEU	CA-CB-CG	6.92	131.22	115.30
1	15-A	40	ASP	CB-CG-OD1	6.92	124.53	118.30
1	18-C	918	GLU	CA-CB-CG	6.92	128.62	113.40
1	15-B	979	ASP	CB-CG-OD2	-6.91	112.08	118.30
1	11-C	1029	MET	CB-CG-SD	6.91	133.14	112.40
1	9-B	590	CYS	CA-CB-SG	6.91	126.44	114.00
1	3-C	1072	GLU	CA-CB-CG	6.91	128.59	113.40
1	4-C	767	LEU	CA-CB-CG	6.91	131.19	115.30
1	8-A	977	LEU	CA-CB-CG	6.91	131.19	115.30
1	8-A	697	MET	CA-CB-CG	6.91	125.04	113.30
1	13-B	675	ASP	CB-CG-OD2	6.91	124.51	118.30

Continued on next page...

Continued from previous page...

Mol	Chain	Res	Type	Atoms	Z	Observed(°)	Ideal(°)
1	5-A	293	LEU	CA-CB-CG	6.90	131.18	115.30
1	8-A	400	PHE	CB-CG-CD2	6.90	125.63	120.80
1	9-C	959	LEU	CA-CB-CG	6.90	131.17	115.30
1	15-A	977	LEU	CA-CB-CG	6.90	131.17	115.30
1	18-B	822	LEU	CA-CB-CG	6.90	131.17	115.30
1	2-A	737	ASP	CB-CG-OD1	6.90	124.51	118.30
1	12-A	513	LEU	CA-CB-CG	6.89	131.16	115.30
1	6-A	894	LEU	CA-CB-CG	6.89	131.15	115.30
1	19-B	455	LEU	CA-CB-CG	6.89	131.15	115.30
1	9-C	40	ASP	CB-CG-OD1	6.89	124.50	118.30
1	19-B	157	PHE	CB-CG-CD1	6.89	125.62	120.80
1	12-B	959	LEU	CA-CB-CG	6.88	131.12	115.30
1	13-C	996	LEU	CA-CB-CG	6.88	131.12	115.30
1	5-B	1038	LYS	CA-CB-CG	6.87	128.51	113.40
1	8-A	84	LEU	CB-CG-CD2	-6.87	99.33	111.00
1	3-B	364	ASP	CB-CG-OD2	6.86	124.48	118.30
1	7-A	966	LEU	CA-CB-CG	6.86	131.08	115.30
1	4-A	88	ASP	CB-CG-OD2	6.86	124.47	118.30
1	7-C	1052	PHE	CB-CG-CD1	6.86	125.60	120.80
1	11-A	916	LEU	CB-CG-CD1	-6.86	99.34	111.00
1	15-A	877	LEU	CB-CG-CD2	-6.86	99.34	111.00
1	4-C	387	LEU	CA-CB-CG	6.86	131.07	115.30
1	19-A	767	LEU	CA-CB-CG	6.85	131.05	115.30
1	10-A	763	LEU	CA-CB-CG	6.85	131.05	115.30
1	5-B	1118	ASP	CB-CG-OD1	6.84	124.46	118.30
1	10-C	368	LEU	CA-CB-CG	6.84	131.04	115.30
1	11-A	864	LEU	CA-CB-CG	6.84	131.03	115.30
1	15-A	223	LEU	CA-CB-CG	6.84	131.03	115.30
1	8-C	895	GLN	CA-CB-CG	6.84	128.44	113.40
1	13-B	1002	GLN	CA-CB-CG	6.84	128.44	113.40
1	18-C	763	LEU	CA-CB-CG	6.83	131.01	115.30
1	12-A	981	LEU	CA-CB-CG	6.83	131.00	115.30
1	17-C	1002	GLN	CA-CB-CG	6.83	128.42	113.40
1	7-C	387	LEU	CA-CB-CG	6.82	130.99	115.30
1	7-A	1129	VAL	CG1-CB-CG2	-6.82	99.99	110.90
1	8-C	88	ASP	CB-CG-OD1	-6.82	112.16	118.30
1	12-B	40	ASP	CB-CG-OD1	6.82	124.44	118.30
1	19-C	455	LEU	CA-CB-CG	6.82	130.98	115.30
1	19-B	293	LEU	CA-CB-CG	6.82	130.97	115.30
1	2-C	1005	GLN	CA-CB-CG	6.80	128.37	113.40
1	3-B	763	LEU	CA-CB-CG	6.80	130.95	115.30
1	8-C	916	LEU	CB-CG-CD1	-6.80	99.44	111.00

Continued on next page...

Continued from previous page...

Mol	Chain	Res	Type	Atoms	Z	Observed(°)	Ideal(°)
1	12-C	1118	ASP	CB-CG-OD1	6.79	124.41	118.30
1	13-A	1012	LEU	CB-CG-CD2	6.79	122.55	111.00
1	14-A	877	LEU	CB-CG-CD2	-6.79	99.46	111.00
1	19-C	387	LEU	CB-CG-CD2	6.79	122.54	111.00
1	13-C	966	LEU	CA-CB-CG	6.78	130.90	115.30
1	3-A	368	LEU	CA-CB-CG	6.78	130.89	115.30
1	19-B	767	LEU	CA-CB-CG	6.78	130.89	115.30
1	8-C	966	LEU	CA-CB-CG	6.78	130.88	115.30
1	16-A	894	LEU	CB-CG-CD2	-6.77	99.48	111.00
1	9-A	1005	GLN	CA-CB-CG	6.77	128.29	113.40
1	2-B	467	ASP	CB-CG-OD1	6.77	124.39	118.30
1	7-A	227	VAL	CG1-CB-CG2	-6.76	100.08	110.90
1	7-B	981	LEU	CA-CB-CG	6.76	130.84	115.30
1	7-A	157	PHE	CB-CG-CD1	6.76	125.53	120.80
1	19-C	442	ASP	CB-CG-OD2	6.76	124.38	118.30
1	6-C	40	ASP	CB-CG-OD1	6.75	124.38	118.30
1	11-C	663	ASP	CB-CG-OD1	6.75	124.38	118.30
1	19-C	390	LEU	CA-CB-CG	6.75	130.83	115.30
1	8-C	650	LEU	CA-CB-CG	6.75	130.82	115.30
1	12-A	877	LEU	CA-CB-CG	6.74	130.81	115.30
1	11-A	979	ASP	CB-CG-OD1	6.74	124.37	118.30
1	20-B	878	LEU	CA-CB-CG	6.74	130.81	115.30
1	1-C	223	LEU	CA-CB-CG	6.74	130.79	115.30
1	16-C	198	ASP	CB-CG-OD1	6.74	124.36	118.30
1	19-A	727	LEU	CA-CB-CG	6.74	130.79	115.30
1	9-B	224	GLU	CA-CB-CG	6.73	128.21	113.40
1	12-A	455	LEU	CA-CB-CG	6.72	130.76	115.30
1	14-A	1004	LEU	CA-CB-CG	6.72	130.77	115.30
1	3-B	767	LEU	CA-CB-CG	6.72	130.76	115.30
1	13-A	389	ASP	CB-CG-OD1	6.72	124.35	118.30
1	20-B	767	LEU	CA-CB-CG	6.72	130.76	115.30
1	6-C	650	LEU	CA-CB-CG	6.72	130.76	115.30
1	13-B	779	GLN	CA-CB-CG	6.72	128.18	113.40
1	16-B	877	LEU	CA-CB-CG	6.72	130.76	115.30
1	5-B	517	LEU	CA-CB-CG	6.72	130.75	115.30
1	1-B	767	LEU	CA-CB-CG	6.71	130.75	115.30
1	9-C	1012	LEU	CB-CG-CD2	6.71	122.42	111.00
1	19-C	228	ASP	CB-CG-OD1	6.71	124.34	118.30
1	1-C	552	LEU	CA-CB-CG	6.71	130.74	115.30
1	16-B	877	LEU	CB-CG-CD2	-6.71	99.60	111.00
1	16-B	387	LEU	CB-CG-CD2	6.71	122.40	111.00
1	15-A	877	LEU	CA-CB-CG	6.70	130.72	115.30

Continued on next page...

Continued from previous page...

Mol	Chain	Res	Type	Atoms	Z	Observed(°)	Ideal(°)
1	16-B	767	LEU	CA-CB-CG	6.70	130.70	115.30
1	8-A	878	LEU	CA-CB-CG	6.70	130.70	115.30
1	1-A	118	LEU	CA-CB-CG	6.69	130.69	115.30
1	7-A	922	LEU	CA-CB-CG	6.69	130.69	115.30
1	17-B	650	LEU	CA-CB-CG	6.69	130.69	115.30
1	10-B	878	LEU	CA-CB-CG	6.69	130.69	115.30
1	17-C	966	LEU	CA-CB-CG	6.69	130.69	115.30
1	7-B	1050	MET	CA-CB-CG	6.69	124.67	113.30
1	15-C	1050	MET	CA-CB-CG	6.69	124.67	113.30
1	14-A	574	ASP	CB-CG-OD1	6.69	124.32	118.30
1	15-B	1050	MET	CB-CG-SD	6.68	132.46	112.40
1	17-C	650	LEU	CA-CB-CG	6.68	130.67	115.30
1	20-A	922	LEU	CA-CB-CG	6.68	130.67	115.30
1	11-A	737	ASP	CB-CG-OD1	6.68	124.31	118.30
1	10-C	1004	LEU	CA-CB-CG	6.68	130.66	115.30
1	20-B	1111	GLU	CA-CB-CG	6.68	128.09	113.40
1	4-B	918	GLU	CA-CB-CG	6.68	128.09	113.40
1	1-C	740	MET	CB-CG-SD	6.67	132.43	112.40
1	17-A	979	ASP	CB-CG-OD2	-6.67	112.29	118.30
1	4-B	749	CYS	CA-CB-SG	6.67	126.01	114.00
1	2-B	740	MET	CA-CB-CG	6.66	124.63	113.30
1	6-C	767	LEU	CA-CB-CG	6.66	130.63	115.30
1	11-B	994	ASP	CB-CG-OD1	6.66	124.30	118.30
1	7-C	368	LEU	CA-CB-CG	6.66	130.62	115.30
1	10-A	84	LEU	CA-CB-CG	6.65	130.59	115.30
1	10-B	389	ASP	CB-CG-OD1	6.65	124.28	118.30
1	9-C	442	ASP	CB-CG-OD1	6.64	124.28	118.30
1	4-A	287	ASP	CB-CG-OD1	6.64	124.28	118.30
1	14-A	877	LEU	CA-CB-CG	6.64	130.57	115.30
1	20-A	767	LEU	CA-CB-CG	6.64	130.57	115.30
1	1-B	877	LEU	CA-CB-CG	6.64	130.57	115.30
1	13-C	455	LEU	CA-CB-CG	6.64	130.57	115.30
1	10-A	981	LEU	CA-CB-CG	6.64	130.57	115.30
1	9-B	902	MET	CA-CB-CG	6.64	124.58	113.30
1	16-A	922	LEU	CA-CB-CG	6.63	130.55	115.30
1	5-A	984	LEU	CB-CG-CD1	6.63	122.27	111.00
1	18-B	650	LEU	CA-CB-CG	6.63	130.55	115.30
1	15-B	387	LEU	CA-CB-CG	6.63	130.54	115.30
1	17-B	1050	MET	CB-CG-SD	6.62	132.28	112.40
1	4-A	878	LEU	CA-CB-CG	6.62	130.53	115.30
1	8-B	368	LEU	CA-CB-CG	6.62	130.54	115.30
1	9-C	192	PHE	CB-CG-CD2	6.62	125.44	120.80

Continued on next page...

Continued from previous page...

Mol	Chain	Res	Type	Atoms	Z	Observed(°)	Ideal(°)
1	19-A	763	LEU	CA-CB-CG	6.62	130.53	115.30
1	20-B	779	GLN	CA-CB-CG	6.62	127.96	113.40
1	6-A	727	LEU	CA-CB-CG	6.62	130.52	115.30
1	7-B	364	ASP	CB-CG-OD2	6.62	124.26	118.30
1	14-C	767	LEU	CA-CB-CG	6.62	130.52	115.30
1	18-A	878	LEU	CA-CB-CG	6.62	130.52	115.30
1	3-A	966	LEU	CA-CB-CG	6.62	130.52	115.30
1	7-B	894	LEU	CA-CB-CG	6.62	130.52	115.30
1	19-B	368	LEU	CA-CB-CG	6.62	130.51	115.30
1	6-A	977	LEU	CA-CB-CG	6.61	130.51	115.30
1	3-A	303	LEU	CA-CB-CG	6.61	130.50	115.30
1	14-A	192	PHE	CB-CG-CD1	6.61	125.43	120.80
1	14-A	922	LEU	CA-CB-CG	6.61	130.51	115.30
1	16-A	763	LEU	CA-CB-CG	6.61	130.50	115.30
1	1-B	552	LEU	CA-CB-CG	6.61	130.50	115.30
1	8-C	760	CYS	CA-CB-SG	6.61	125.89	114.00
1	3-A	387	LEU	CA-CB-CG	6.60	130.49	115.30
1	16-C	767	LEU	CA-CB-CG	6.60	130.49	115.30
1	5-C	966	LEU	CA-CB-CG	6.60	130.48	115.30
1	7-C	113	LYS	CA-CB-CG	6.59	127.91	113.40
1	14-C	40	ASP	CB-CG-OD1	6.59	124.23	118.30
1	18-A	922	LEU	CA-CB-CG	6.59	130.46	115.30
1	17-B	979	ASP	CB-CG-OD2	-6.59	112.37	118.30
1	15-C	1111	GLU	CA-CB-CG	6.59	127.89	113.40
1	3-A	922	LEU	CA-CB-CG	6.59	130.45	115.30
1	1-C	763	LEU	CA-CB-CG	6.58	130.45	115.30
1	1-B	118	LEU	CA-CB-CG	6.58	130.44	115.30
1	2-C	1012	LEU	CB-CG-CD2	6.58	122.18	111.00
1	2-C	984	LEU	CA-CB-CG	6.58	130.43	115.30
1	17-A	877	LEU	CA-CB-CG	6.57	130.42	115.30
1	7-B	763	LEU	CA-CB-CG	6.57	130.41	115.30
1	7-B	387	LEU	CA-CB-CG	6.57	130.41	115.30
1	11-C	727	LEU	CA-CB-CG	6.57	130.41	115.30
1	6-B	650	LEU	CA-CB-CG	6.57	130.41	115.30
1	13-A	157	PHE	CB-CG-CD1	6.57	125.40	120.80
1	17-A	877	LEU	CB-CG-CD2	-6.57	99.84	111.00
1	11-B	387	LEU	CA-CB-CG	6.57	130.40	115.30
1	14-B	779	GLN	CA-CB-CG	6.57	127.84	113.40
1	13-A	387	LEU	CA-CB-CG	6.56	130.40	115.30
1	13-B	894	LEU	CA-CB-CG	6.56	130.39	115.30
1	3-C	767	LEU	CA-CB-CG	6.56	130.39	115.30
1	19-A	227	VAL	CG1-CB-CG2	-6.56	100.41	110.90

Continued on next page...

Continued from previous page...

Mol	Chain	Res	Type	Atoms	Z	Observed(°)	Ideal(°)
1	18-C	754	LEU	CA-CB-CG	6.56	130.38	115.30
1	10-A	979	ASP	CB-CG-OD1	-6.55	112.40	118.30
1	17-B	1118	ASP	CB-CG-OD1	6.55	124.20	118.30
1	1-C	745	ASP	CB-CG-OD1	6.55	124.20	118.30
1	4-A	102	ARG	CA-CB-CG	6.55	127.81	113.40
1	13-B	387	LEU	CA-CB-CG	6.54	130.35	115.30
1	14-B	296	LEU	CA-CB-CG	6.54	130.35	115.30
1	20-A	981	LEU	CA-CB-CG	6.54	130.35	115.30
1	8-B	979	ASP	CB-CG-OD2	-6.54	112.41	118.30
1	11-A	984	LEU	CA-CB-CG	6.54	130.35	115.30
1	18-A	455	LEU	CA-CB-CG	6.54	130.34	115.30
1	18-C	198	ASP	CB-CG-OD1	6.54	124.19	118.30
1	5-B	228	ASP	CB-CG-OD1	6.54	124.19	118.30
1	8-C	368	LEU	CA-CB-CG	6.54	130.34	115.30
1	10-B	455	LEU	CA-CB-CG	6.54	130.34	115.30
1	17-A	977	LEU	CA-CB-CG	6.54	130.34	115.30
1	10-A	737	ASP	CB-CG-OD1	6.54	124.18	118.30
1	5-B	1012	LEU	CB-CG-CD2	6.54	122.11	111.00
1	6-B	368	LEU	CA-CB-CG	6.54	130.33	115.30
1	10-A	922	LEU	CA-CB-CG	6.54	130.33	115.30
1	14-B	979	ASP	CB-CG-OD1	-6.54	112.42	118.30
1	4-C	1004	LEU	CA-CB-CG	6.53	130.32	115.30
1	3-C	198	ASP	CB-CG-OD1	6.53	124.18	118.30
1	5-A	762	GLN	CA-CB-CG	6.53	127.76	113.40
1	18-A	763	LEU	CA-CB-CG	6.53	130.31	115.30
1	18-B	41	LYS	CA-CB-CG	6.53	127.76	113.40
1	6-C	981	LEU	CA-CB-CG	6.52	130.30	115.30
1	19-A	861	LEU	CA-CB-CG	6.52	130.30	115.30
1	12-B	1050	MET	CA-CB-CG	6.52	124.39	113.30
1	6-B	387	LEU	CA-CB-CG	6.52	130.29	115.30
1	8-A	455	LEU	CA-CB-CG	6.52	130.29	115.30
1	8-C	765	ARG	CG-CD-NE	-6.52	98.11	111.80
1	13-A	878	LEU	CA-CB-CG	6.52	130.29	115.30
1	5-A	922	LEU	CA-CB-CG	6.51	130.28	115.30
1	11-C	740	MET	CG-SD-CE	-6.51	89.79	100.20
1	8-C	922	LEU	CA-CB-CG	6.51	130.26	115.30
1	5-A	1012	LEU	CB-CG-CD2	6.50	122.06	111.00
1	11-B	740	MET	CA-CB-CG	6.50	124.35	113.30
1	12-B	895	GLN	CA-CB-CG	6.50	127.71	113.40
1	6-A	92	PHE	CB-CG-CD1	6.50	125.35	120.80
1	7-C	1111	GLU	CA-CB-CG	6.50	127.70	113.40
1	10-C	922	LEU	CA-CB-CG	6.50	130.25	115.30

Continued on next page...

Continued from previous page...

Mol	Chain	Res	Type	Atoms	Z	Observed(°)	Ideal(°)
1	12-C	996	LEU	CA-CB-CG	6.50	130.25	115.30
1	20-B	1042	PHE	CB-CG-CD1	6.50	125.35	120.80
1	3-B	1072	GLU	CA-CB-CG	6.49	127.68	113.40
1	14-B	287	ASP	CB-CG-OD1	6.48	124.13	118.30
1	15-A	763	LEU	CA-CB-CG	6.48	130.21	115.30
1	8-C	1111	GLU	CA-CB-CG	6.48	127.66	113.40
1	11-B	1024	LEU	CA-CB-CG	6.48	130.21	115.30
1	15-A	368	LEU	CA-CB-CG	6.48	130.21	115.30
1	2-B	979	ASP	CB-CG-OD1	6.48	124.13	118.30
1	10-A	1004	LEU	CA-CB-CG	6.48	130.20	115.30
1	11-B	296	LEU	CA-CB-CG	6.48	130.20	115.30
1	15-A	966	LEU	CA-CB-CG	6.48	130.19	115.30
1	16-B	429	PHE	CB-CG-CD1	6.47	125.33	120.80
1	6-C	119	ILE	CG1-CB-CG2	-6.47	97.16	111.40
1	20-A	752	LEU	CB-CG-CD2	-6.47	100.00	111.00
1	4-B	340	GLU	CA-CB-CG	6.47	127.64	113.40
1	6-B	986	PRO	CA-N-CD	-6.47	102.44	111.50
1	15-A	979	ASP	CB-CG-OD1	-6.47	112.48	118.30
1	5-C	368	LEU	CA-CB-CG	6.47	130.17	115.30
1	12-C	1111	GLU	CA-CB-CG	6.47	127.63	113.40
1	17-A	277	LEU	CA-CB-CG	6.46	130.17	115.30
1	12-C	922	LEU	CA-CB-CG	6.46	130.17	115.30
1	10-C	303	LEU	CA-CB-CG	6.46	130.16	115.30
1	13-A	922	LEU	CA-CB-CG	6.46	130.16	115.30
1	14-C	1111	GLU	CA-CB-CG	6.46	127.62	113.40
1	15-B	740	MET	CA-CB-CG	6.46	124.28	113.30
1	20-B	461	LEU	CA-CB-CG	6.46	130.16	115.30
1	3-A	40	ASP	CB-CG-OD2	6.46	124.11	118.30
1	3-C	455	LEU	CA-CB-CG	6.46	130.16	115.30
1	6-C	1012	LEU	CB-CG-CD2	6.46	121.98	111.00
1	19-A	571	ASP	CB-CG-OD2	-6.46	112.49	118.30
1	16-C	1010	GLN	CA-CB-CG	6.46	127.61	113.40
1	13-C	767	LEU	CA-CB-CG	6.46	130.15	115.30
1	10-B	767	LEU	CA-CB-CG	6.45	130.15	115.30
1	12-C	1052	PHE	CB-CG-CD1	6.45	125.32	120.80
1	19-C	650	LEU	CA-CB-CG	6.45	130.14	115.30
1	2-C	650	LEU	CA-CB-CG	6.45	130.14	115.30
1	18-C	767	LEU	CA-CB-CG	6.45	130.14	115.30
1	19-A	1004	LEU	CA-CB-CG	6.45	130.13	115.30
1	2-C	754	LEU	CA-CB-CG	6.45	130.13	115.30
1	11-B	538	CYS	CA-CB-SG	6.45	125.60	114.00
1	16-A	981	LEU	CA-CB-CG	6.45	130.12	115.30

Continued on next page...

Continued from previous page...

Mol	Chain	Res	Type	Atoms	Z	Observed(°)	Ideal(°)
1	4-B	88	ASP	CB-CG-OD2	6.44	124.10	118.30
1	3-C	996	LEU	CA-CB-CG	6.44	130.12	115.30
1	18-A	1034	LEU	CA-CB-CG	6.44	130.12	115.30
1	2-B	993	ILE	CG1-CB-CG2	-6.44	97.23	111.40
1	2-C	513	LEU	CA-CB-CG	6.44	130.11	115.30
1	9-A	996	LEU	CA-CB-CG	6.44	130.11	115.30
1	20-C	455	LEU	CA-CB-CG	6.44	130.11	115.30
1	3-A	977	LEU	CA-CB-CG	6.44	130.11	115.30
1	4-B	767	LEU	CA-CB-CG	6.44	130.10	115.30
1	15-A	878	LEU	CA-CB-CG	6.44	130.10	115.30
1	13-A	767	LEU	CA-CB-CG	6.43	130.10	115.30
1	16-B	922	LEU	CA-CB-CG	6.43	130.10	115.30
1	16-C	1029	MET	CB-CG-SD	6.43	131.70	112.40
1	7-C	1012	LEU	CA-CB-CG	6.43	130.09	115.30
1	5-B	922	LEU	CA-CB-CG	6.43	130.09	115.30
1	15-C	277	LEU	CA-CB-CG	6.43	130.09	115.30
1	7-A	727	LEU	CA-CB-CG	6.43	130.08	115.30
1	20-A	763	LEU	CA-CB-CG	6.43	130.08	115.30
1	5-C	1004	LEU	CA-CB-CG	6.43	130.08	115.30
1	17-B	303	LEU	CA-CB-CG	6.43	130.08	115.30
1	18-B	1111	GLU	CA-CB-CG	6.43	127.54	113.40
1	8-B	228	ASP	CB-CG-OD1	6.42	124.08	118.30
1	11-C	428	ASP	CB-CG-OD1	6.42	124.08	118.30
1	17-A	226	LEU	CA-CB-CG	6.42	130.07	115.30
1	19-B	985	ASP	CB-CA-C	6.42	123.24	110.40
1	4-B	560	LEU	CA-CB-CG	6.42	130.06	115.30
1	6-B	822	LEU	CA-CB-CG	6.42	130.06	115.30
1	12-C	763	LEU	CA-CB-CG	6.42	130.06	115.30
1	16-B	1012	LEU	CB-CG-CD2	6.42	121.91	111.00
1	15-B	984	LEU	CA-CB-CG	6.42	130.05	115.30
1	6-B	1050	MET	CA-CB-CG	6.41	124.20	113.30
1	17-B	922	LEU	CA-CB-CG	6.41	130.05	115.30
1	10-B	1024	LEU	CA-CB-CG	6.41	130.05	115.30
1	5-B	1113	GLN	CA-CB-CG	6.41	127.50	113.40
1	10-A	767	LEU	CA-CB-CG	6.41	130.04	115.30
1	6-B	189	LEU	CA-CB-CG	6.41	130.04	115.30
1	12-A	1111	GLU	CA-CB-CG	6.41	127.49	113.40
1	1-B	822	LEU	CA-CB-CG	6.41	130.03	115.30
1	13-A	105	ILE	CG1-CB-CG2	-6.41	97.31	111.40
1	20-C	916	LEU	CB-CG-CD1	-6.40	100.12	111.00
1	3-A	1072	GLU	CA-CB-CG	6.40	127.48	113.40
1	4-C	517	LEU	CB-CG-CD1	-6.40	100.13	111.00

Continued on next page...

Continued from previous page...

Mol	Chain	Res	Type	Atoms	Z	Observed(°)	Ideal(°)
1	11-A	988	GLU	CA-CB-CG	6.40	127.47	113.40
1	7-C	675	ASP	CB-CG-OD1	6.39	124.05	118.30
1	11-C	303	LEU	CA-CB-CG	6.39	130.01	115.30
1	8-B	303	LEU	CA-CB-CG	6.39	130.00	115.30
1	13-A	1041	ASP	CB-CG-OD1	6.39	124.05	118.30
1	12-B	675	ASP	CB-CG-OD1	6.39	124.05	118.30
1	15-B	287	ASP	CB-CG-OD1	6.39	124.05	118.30
1	19-B	763	LEU	CA-CB-CG	6.39	129.99	115.30
1	6-A	878	LEU	CB-CG-CD1	-6.38	100.15	111.00
1	15-C	382	VAL	CG1-CB-CG2	-6.38	100.69	110.90
1	5-B	981	LEU	CA-CB-CG	6.38	129.97	115.30
1	14-A	1072	GLU	CA-CB-CG	6.38	127.43	113.40
1	1-C	697	MET	CA-CB-CG	6.38	124.14	113.30
1	12-B	1111	GLU	CA-CB-CG	6.38	127.42	113.40
1	15-C	198	ASP	CB-CG-OD1	6.37	124.03	118.30
1	19-B	84	LEU	CA-CB-CG	6.37	129.95	115.30
1	19-C	945	LEU	CB-CG-CD1	6.37	121.83	111.00
1	17-A	1111	GLU	CA-CB-CG	6.37	127.41	113.40
1	19-A	1072	GLU	CA-CB-CG	6.37	127.41	113.40
1	1-C	318	PHE	CB-CG-CD1	6.37	125.26	120.80
1	7-B	293	LEU	CB-CG-CD2	-6.37	100.18	111.00
1	9-B	697	MET	CA-CB-CG	6.37	124.12	113.30
1	10-B	611	LEU	CA-CB-CG	6.37	129.94	115.30
1	10-C	1033	VAL	CG1-CB-CG2	-6.37	100.72	110.90
1	2-C	902	MET	CA-CB-CG	6.36	124.11	113.30
1	8-B	822	LEU	CB-CG-CD1	6.36	121.81	111.00
1	10-C	1111	GLU	CA-CB-CG	6.36	127.39	113.40
1	12-C	455	LEU	CA-CB-CG	6.36	129.93	115.30
1	13-B	364	ASP	CB-CG-OD1	6.36	124.02	118.30
1	16-A	1111	GLU	CA-CB-CG	6.36	127.39	113.40
1	6-A	223	LEU	CA-CB-CG	6.36	129.93	115.30
1	5-B	429	PHE	CB-CG-CD1	6.36	125.25	120.80
1	20-B	922	LEU	CA-CB-CG	6.36	129.92	115.30
1	4-A	229	LEU	CA-CB-CG	6.36	129.92	115.30
1	16-C	916	LEU	CB-CG-CD2	6.36	121.80	111.00
1	17-B	1038	LYS	CA-CB-CG	6.36	127.38	113.40
1	20-A	228	ASP	CB-CG-OD1	6.35	124.02	118.30
1	1-C	731	MET	CA-CB-CG	6.35	124.09	113.30
1	7-B	303	LEU	CA-CB-CG	6.35	129.90	115.30
1	16-C	1012	LEU	CA-CB-CG	6.35	129.90	115.30
1	20-C	981	LEU	CA-CB-CG	6.35	129.90	115.30
1	18-B	1018	ILE	CG1-CB-CG2	-6.35	97.44	111.40

Continued on next page...

Continued from previous page...

Mol	Chain	Res	Type	Atoms	Z	Observed(°)	Ideal(°)
1	19-A	84	LEU	CA-CB-CG	6.34	129.89	115.30
1	7-A	226	LEU	CA-CB-CG	6.34	129.89	115.30
1	15-C	767	LEU	CA-CB-CG	6.34	129.89	115.30
1	17-B	228	ASP	CB-CG-OD1	6.34	124.01	118.30
1	4-C	737	ASP	CB-CA-C	6.34	123.08	110.40
1	17-B	309	GLU	CA-CB-CG	6.34	127.34	113.40
1	3-C	896	ILE	CA-CB-CG1	6.33	123.03	111.00
1	6-A	303	LEU	CA-CB-CG	6.33	129.87	115.30
1	5-B	287	ASP	CB-CG-OD1	6.33	124.00	118.30
1	6-A	228	ASP	CB-CG-OD1	6.33	124.00	118.30
1	6-A	740	MET	CA-CB-CG	6.33	124.06	113.30
1	7-A	304	LYS	CA-CB-CG	6.33	127.32	113.40
1	6-A	697	MET	CA-CB-CG	6.33	124.05	113.30
1	9-A	776	LYS	CA-CB-CG	6.33	127.31	113.40
1	11-A	996	LEU	CA-CB-CG	6.33	129.85	115.30
1	19-B	1050	MET	CB-CG-SD	6.32	131.37	112.40
1	20-B	894	LEU	CA-CB-CG	6.32	129.84	115.30
1	3-A	1111	GLU	CA-CB-CG	6.32	127.31	113.40
1	18-B	986	PRO	CA-N-CD	-6.32	102.65	111.50
1	9-C	962	LEU	CA-CB-CG	6.32	129.84	115.30
1	12-C	390	LEU	CA-CB-CG	6.32	129.84	115.30
1	8-A	1111	GLU	CA-CB-CG	6.32	127.30	113.40
1	13-B	986	PRO	CA-N-CD	-6.32	102.66	111.50
1	15-B	767	LEU	CA-CB-CG	6.32	129.83	115.30
1	3-C	986	PRO	CA-N-CD	-6.32	102.66	111.50
1	4-B	303	LEU	CA-CB-CG	6.32	129.83	115.30
1	7-C	40	ASP	CB-CG-OD2	6.31	123.98	118.30
1	11-C	1002	GLN	CA-CB-CG	6.31	127.29	113.40
1	17-A	938	LEU	CA-CB-CG	6.31	129.82	115.30
1	14-C	675	ASP	CB-CG-OD1	6.31	123.98	118.30
1	3-B	228	ASP	CB-CG-OD1	6.31	123.98	118.30
1	1-B	780	GLU	CA-CB-CG	6.31	127.28	113.40
1	20-B	92	PHE	CB-CG-CD1	6.31	125.22	120.80
1	12-B	461	LEU	CA-CB-CG	6.31	129.80	115.30
1	18-B	189	LEU	CA-CB-CG	6.31	129.80	115.30
1	19-C	1111	GLU	CA-CB-CG	6.30	127.27	113.40
1	6-A	922	LEU	CA-CB-CG	6.30	129.79	115.30
1	19-C	388	ASN	C-N-CA	6.30	137.45	121.70
1	19-B	1111	GLU	CA-CB-CG	6.30	127.25	113.40
1	9-B	727	LEU	N-CA-CB	6.30	122.99	110.40
1	13-B	922	LEU	CA-CB-CG	6.30	129.78	115.30
1	14-A	1111	GLU	CA-CB-CG	6.29	127.25	113.40

Continued on next page...

Continued from previous page...

Mol	Chain	Res	Type	Atoms	Z	Observed(°)	Ideal(°)
1	1-B	770	ILE	CG1-CB-CG2	-6.29	97.56	111.40
1	5-B	1041	ASP	CB-CG-OD1	6.29	123.96	118.30
1	13-C	368	LEU	CA-CB-CG	6.29	129.77	115.30
1	17-B	1002	GLN	CA-CB-CG	6.29	127.24	113.40
1	10-A	865	LEU	CA-CB-CG	6.29	129.77	115.30
1	15-B	1029	MET	CB-CG-SD	6.29	131.26	112.40
1	18-A	1111	GLU	CA-CB-CG	6.29	127.23	113.40
1	4-A	938	LEU	CA-CB-CG	6.28	129.75	115.30
1	10-A	1111	GLU	CA-CB-CG	6.28	127.22	113.40
1	4-C	1041	ASP	CB-CG-OD1	6.28	123.95	118.30
1	13-C	1029	MET	CB-CG-SD	6.28	131.24	112.40
1	12-B	515	PHE	CB-CG-CD2	6.28	125.19	120.80
1	7-A	763	LEU	CA-CB-CG	6.28	129.74	115.30
1	1-A	387	LEU	CA-CB-CG	6.27	129.73	115.30
1	14-B	1111	GLU	CA-CB-CG	6.27	127.20	113.40
1	3-A	727	LEU	CA-CB-CG	6.27	129.72	115.30
1	4-C	410	ILE	CG1-CB-CG2	-6.27	97.61	111.40
1	6-A	1111	GLU	CA-CB-CG	6.27	127.19	113.40
1	7-C	224	GLU	CA-CB-CG	6.27	127.19	113.40
1	8-C	229	LEU	CB-CG-CD2	6.27	121.65	111.00
1	9-A	118	LEU	CA-CB-CG	6.27	129.71	115.30
1	11-A	697	MET	CB-CG-SD	6.27	131.20	112.40
1	19-B	1050	MET	CA-CB-CG	6.26	123.95	113.30
1	8-B	986	PRO	CA-N-CD	-6.26	102.73	111.50
1	9-A	988	GLU	CA-CB-CG	6.26	127.18	113.40
1	16-A	276	LEU	CB-CG-CD1	-6.26	100.35	111.00
1	4-C	877	LEU	CA-CB-CG	6.26	129.70	115.30
1	10-B	979	ASP	CB-CG-OD2	-6.26	112.67	118.30
1	6-A	981	LEU	CA-CB-CG	6.26	129.69	115.30
1	13-C	1111	GLU	CA-CB-CG	6.26	127.17	113.40
1	4-B	86	PHE	CB-CG-CD1	6.25	125.18	120.80
1	18-C	1111	GLU	CA-CB-CG	6.25	127.16	113.40
1	15-A	922	LEU	CA-CB-CG	6.25	129.68	115.30
1	4-B	486	PHE	CB-CG-CD2	6.25	125.18	120.80
1	8-C	1146	ASP	CB-CG-OD1	6.25	123.93	118.30
1	14-B	767	LEU	CA-CB-CG	6.25	129.68	115.30
1	11-B	767	LEU	CA-CB-CG	6.25	129.68	115.30
1	6-B	1111	GLU	CA-CB-CG	6.25	127.15	113.40
1	14-C	390	LEU	CA-CB-CG	6.25	129.67	115.30
1	3-A	229	LEU	CA-CB-CG	6.24	129.66	115.30
1	8-B	966	LEU	CA-CB-CG	6.24	129.66	115.30
1	12-A	763	LEU	CA-CB-CG	6.24	129.66	115.30

Continued on next page...

Continued from previous page...

Mol	Chain	Res	Type	Atoms	Z	Observed(°)	Ideal(°)
1	15-B	410	ILE	CG1-CB-CG2	-6.24	97.67	111.40
1	17-C	53	ASP	CB-CG-OD1	6.24	123.92	118.30
1	9-B	455	LEU	CB-CG-CD1	-6.24	100.39	111.00
1	18-C	877	LEU	CA-CB-CG	6.24	129.65	115.30
1	8-C	767	LEU	CA-CB-CG	6.23	129.64	115.30
1	17-A	922	LEU	CA-CB-CG	6.23	129.64	115.30
1	8-A	192	PHE	CB-CG-CD1	6.23	125.16	120.80
1	15-C	455	LEU	CA-CB-CG	6.23	129.63	115.30
1	20-B	986	PRO	CA-N-CD	-6.23	102.78	111.50
1	6-A	387	LEU	CB-CG-CD2	6.23	121.59	111.00
1	1-B	894	LEU	CA-CB-CG	6.23	129.63	115.30
1	14-A	387	LEU	CA-CB-CG	6.23	129.63	115.30
1	19-A	922	LEU	CA-CB-CG	6.23	129.63	115.30
1	4-C	922	LEU	CA-CB-CG	6.23	129.62	115.30
1	7-C	455	LEU	CA-CB-CG	6.23	129.62	115.30
1	15-A	1111	GLU	CA-CB-CG	6.23	127.10	113.40
1	3-A	304	LYS	CA-CB-CG	6.23	127.10	113.40
1	2-A	650	LEU	CA-CB-CG	6.22	129.62	115.30
1	18-C	922	LEU	CA-CB-CG	6.22	129.62	115.30
1	3-B	1111	GLU	CA-CB-CG	6.22	127.09	113.40
1	4-B	410	ILE	CG1-CB-CG2	-6.22	97.71	111.40
1	14-A	977	LEU	CA-CB-CG	6.22	129.61	115.30
1	14-B	228	ASP	CB-CG-OD1	6.22	123.90	118.30
1	3-B	922	LEU	CA-CB-CG	6.22	129.60	115.30
1	10-A	452	LEU	CA-CB-CG	6.22	129.60	115.30
1	16-C	41	LYS	CA-CB-CG	6.22	127.08	113.40
1	14-C	192	PHE	CB-CG-CD2	6.22	125.15	120.80
1	17-C	763	LEU	CA-CB-CG	6.22	129.60	115.30
1	20-B	767	LEU	CB-CG-CD2	6.22	121.57	111.00
1	3-B	822	LEU	CA-CB-CG	6.22	129.60	115.30
1	9-B	922	LEU	CA-CB-CG	6.21	129.59	115.30
1	14-A	224	GLU	CA-CB-CG	6.21	127.07	113.40
1	12-B	287	ASP	CB-CG-OD1	6.21	123.89	118.30
1	12-B	767	LEU	CA-CB-CG	6.21	129.58	115.30
1	19-C	945	LEU	CA-CB-CG	6.21	129.59	115.30
1	1-C	223	LEU	C-N-CA	6.21	137.22	121.70
1	5-A	157	PHE	CB-CG-CD1	6.21	125.14	120.80
1	6-B	922	LEU	CA-CB-CG	6.21	129.58	115.30
1	7-B	922	LEU	CA-CB-CG	6.21	129.57	115.30
1	15-C	922	LEU	CA-CB-CG	6.21	129.58	115.30
1	2-A	916	LEU	CB-CG-CD1	-6.21	100.45	111.00
1	16-B	727	LEU	CA-CB-CG	6.21	129.57	115.30

Continued on next page...

Continued from previous page...

Mol	Chain	Res	Type	Atoms	Z	Observed(°)	Ideal(°)
1	3-B	387	LEU	CA-CB-CG	6.20	129.57	115.30
1	8-A	922	LEU	CA-CB-CG	6.20	129.57	115.30
1	9-C	1029	MET	CB-CG-SD	6.20	131.01	112.40
1	17-C	1010	GLN	CA-CB-CG	6.20	127.05	113.40
1	4-C	455	LEU	CA-CB-CG	6.20	129.56	115.30
1	12-C	192	PHE	CB-CG-CD1	6.20	125.14	120.80
1	19-B	291	CYS	CA-CB-SG	6.20	125.16	114.00
1	17-B	1111	GLU	CA-CB-CG	6.20	127.04	113.40
1	19-B	779	GLN	CA-CB-CG	6.20	127.04	113.40
1	12-C	1050	MET	CG-SD-CE	6.20	110.11	100.20
1	1-A	172	SER	C-N-CA	6.20	137.19	121.70
1	1-C	1029	MET	CB-CG-SD	6.20	130.99	112.40
1	3-A	1041	ASP	CB-CG-OD1	6.20	123.88	118.30
1	9-A	650	LEU	CA-CB-CG	6.20	129.55	115.30
1	4-B	922	LEU	CA-CB-CG	6.19	129.54	115.30
1	19-A	153	MET	CA-CB-CG	6.19	123.83	113.30
1	19-B	675	ASP	CB-CG-OD1	6.19	123.87	118.30
1	8-A	228	ASP	CB-CG-OD1	6.19	123.87	118.30
1	20-A	865	LEU	CA-CB-CG	6.19	129.54	115.30
1	12-B	189	LEU	CA-CB-CG	6.19	129.54	115.30
1	7-B	369	TYR	CB-CG-CD2	-6.19	117.29	121.00
1	8-B	918	GLU	CA-CB-CG	6.19	127.01	113.40
1	8-B	1111	GLU	CA-CB-CG	6.18	127.00	113.40
1	10-B	1111	GLU	CA-CB-CG	6.18	127.00	113.40
1	17-C	675	ASP	CB-CG-OD1	6.18	123.87	118.30
1	14-B	922	LEU	CA-CB-CG	6.18	129.52	115.30
1	15-A	981	LEU	CA-CB-CG	6.18	129.52	115.30
1	17-C	922	LEU	CA-CB-CG	6.18	129.52	115.30
1	19-B	740	MET	CA-CB-CG	6.18	123.81	113.30
1	4-B	1065	VAL	CG1-CB-CG2	-6.18	101.01	110.90
1	13-C	922	LEU	CA-CB-CG	6.18	129.51	115.30
1	4-A	1072	GLU	CA-CB-CG	6.18	126.99	113.40
1	6-C	922	LEU	CA-CB-CG	6.18	129.51	115.30
1	7-B	287	ASP	CB-CG-OD1	6.18	123.86	118.30
1	12-A	922	LEU	CA-CB-CG	6.17	129.50	115.30
1	20-A	1111	GLU	CA-CB-CG	6.17	126.98	113.40
1	2-B	959	LEU	CB-CG-CD2	6.17	121.49	111.00
1	6-A	1041	ASP	CB-CG-OD2	6.17	123.85	118.30
1	13-B	287	ASP	CB-CG-OD1	6.17	123.86	118.30
1	16-C	194	PHE	CB-CG-CD1	6.17	125.12	120.80
1	6-C	228	ASP	CB-CG-OD1	6.17	123.85	118.30
1	19-A	1111	GLU	CA-CB-CG	6.17	126.97	113.40

Continued on next page...

Continued from previous page...

Mol	Chain	Res	Type	Atoms	Z	Observed(°)	Ideal(°)
1	2-B	737	ASP	CB-CG-OD2	-6.17	112.75	118.30
1	18-A	368	LEU	CA-CB-CG	6.17	129.48	115.30
1	19-B	922	LEU	CA-CB-CG	6.16	129.48	115.30
1	1-B	296	LEU	CA-CB-CG	6.16	129.47	115.30
1	7-A	865	LEU	CA-CB-CG	6.16	129.47	115.30
1	14-B	611	LEU	CA-CB-CG	6.16	129.47	115.30
1	6-C	455	LEU	CA-CB-CG	6.16	129.46	115.30
1	6-B	675	ASP	CB-CG-OD1	6.16	123.84	118.30
1	11-B	977	LEU	CB-CG-CD2	-6.16	100.54	111.00
1	11-C	996	LEU	CA-CB-CG	6.16	129.46	115.30
1	8-A	822	LEU	CA-CB-CG	6.15	129.45	115.30
1	1-C	977	LEU	CA-CB-CG	6.15	129.45	115.30
1	8-C	462	LYS	CB-CG-CD	6.15	127.60	111.60
1	13-C	727	LEU	CA-CB-CG	6.15	129.45	115.30
1	15-C	900	MET	CA-CB-CG	6.15	123.76	113.30
1	18-B	922	LEU	CA-CB-CG	6.15	129.45	115.30
1	20-A	223	LEU	CB-CG-CD1	-6.15	100.54	111.00
1	4-A	223	LEU	CA-CB-CG	6.15	129.45	115.30
1	16-B	189	LEU	CA-CB-CG	6.15	129.45	115.30
1	3-C	922	LEU	CA-CB-CG	6.15	129.44	115.30
1	4-A	922	LEU	CA-CB-CG	6.15	129.44	115.30
1	5-A	144	TYR	CA-CB-CG	6.15	125.08	113.40
1	4-A	1111	GLU	CA-CB-CG	6.15	126.93	113.40
1	9-A	1012	LEU	CA-CB-CG	6.15	129.44	115.30
1	20-A	455	LEU	CA-CB-CG	6.15	129.44	115.30
1	4-B	189	LEU	CA-CB-CG	6.15	129.44	115.30
1	17-C	741	TYR	CB-CG-CD1	6.15	124.69	121.00
1	1-B	767	LEU	CB-CG-CD2	6.14	121.44	111.00
1	6-C	1012	LEU	CA-CB-CG	6.14	129.43	115.30
1	15-B	675	ASP	CB-CG-OD1	6.14	123.83	118.30
1	19-C	904	TYR	CA-CB-CG	-6.14	101.73	113.40
1	7-A	1111	GLU	CA-CB-CG	6.14	126.91	113.40
1	17-B	287	ASP	CB-CG-OD1	6.14	123.83	118.30
1	14-A	229	LEU	CA-CB-CG	6.14	129.42	115.30
1	4-B	986	PRO	CA-N-CD	-6.14	102.91	111.50
1	19-A	309	GLU	CA-CB-CG	6.14	126.90	113.40
1	2-A	774	GLN	CA-CB-CG	6.14	126.90	113.40
1	16-C	922	LEU	CA-CB-CG	6.14	129.41	115.30
1	19-B	981	LEU	CA-CB-CG	6.14	129.41	115.30
1	20-B	206	LYS	CA-CB-CG	6.14	126.90	113.40
1	6-A	938	LEU	CA-CB-CG	6.13	129.41	115.30
1	10-B	387	LEU	CA-CB-CG	6.13	129.41	115.30

Continued on next page...

Continued from previous page...

Mol	Chain	Res	Type	Atoms	Z	Observed(°)	Ideal(°)
1	16-B	1111	GLU	CA-CB-CG	6.13	126.90	113.40
1	15-B	1072	GLU	CA-CB-CG	6.13	126.89	113.40
1	2-A	985	ASP	CB-CA-C	6.13	122.66	110.40
1	10-A	368	LEU	CA-CB-CG	6.13	129.40	115.30
1	17-A	410	ILE	CG1-CB-CG2	-6.13	97.91	111.40
1	8-B	779	GLN	CA-CB-CG	6.13	126.88	113.40
1	9-B	592	PHE	CB-CG-CD1	6.13	125.09	120.80
1	14-B	675	ASP	CB-CG-OD1	6.13	123.81	118.30
1	15-B	922	LEU	CA-CB-CG	6.13	129.40	115.30
1	20-B	389	ASP	CB-CG-OD1	-6.13	112.79	118.30
1	1-C	318	PHE	CB-CG-CD2	-6.12	116.51	120.80
1	9-A	567	ARG	CG-CD-NE	6.12	124.66	111.80
1	11-C	1118	ASP	CB-CG-OD2	6.12	123.81	118.30
1	12-B	986	PRO	CA-N-CD	-6.12	102.93	111.50
1	14-A	727	LEU	CA-CB-CG	6.12	129.38	115.30
1	14-A	1001	LEU	CA-CB-CG	6.12	129.38	115.30
1	15-B	1111	GLU	CA-CB-CG	6.12	126.87	113.40
1	5-C	1012	LEU	CB-CG-CD2	6.12	121.41	111.00
1	16-C	461	LEU	CA-CB-CG	6.12	129.38	115.30
1	13-A	228	ASP	CB-CG-OD1	6.12	123.81	118.30
1	4-C	675	ASP	CB-CG-OD1	6.12	123.81	118.30
1	4-C	894	LEU	CB-CG-CD2	-6.12	100.60	111.00
1	1-A	1010	GLN	CA-CB-CG	6.12	126.86	113.40
1	7-B	675	ASP	CB-CG-OD1	6.12	123.80	118.30
1	13-A	865	LEU	CA-CB-CG	6.12	129.37	115.30
1	16-C	996	LEU	CA-CB-CG	6.12	129.37	115.30
1	20-C	727	LEU	CA-CB-CG	6.12	129.37	115.30
1	6-A	985	ASP	CB-CG-OD1	6.11	123.80	118.30
1	8-A	806	LEU	CA-CB-CG	6.11	129.36	115.30
1	20-C	922	LEU	CA-CB-CG	6.11	129.36	115.30
1	4-A	675	ASP	CB-CG-OD1	6.11	123.80	118.30
1	6-B	1050	MET	CB-CG-SD	6.11	130.73	112.40
1	8-A	802	PHE	CB-CG-CD1	6.11	125.08	120.80
1	16-B	471	GLU	CA-CB-CG	6.11	126.84	113.40
1	4-B	822	LEU	CB-CG-CD1	6.11	121.38	111.00
1	8-B	650	LEU	CA-CB-CG	6.11	129.34	115.30
1	16-A	727	LEU	CA-CB-CG	6.11	129.34	115.30
1	11-B	1029	MET	CB-CG-SD	6.10	130.71	112.40
1	8-B	922	LEU	CA-CB-CG	6.10	129.33	115.30
1	16-A	287	ASP	CB-CG-OD1	6.10	123.79	118.30
1	17-A	945	LEU	CB-CG-CD1	6.10	121.37	111.00
1	7-B	1072	GLU	CA-CB-CG	6.10	126.82	113.40

Continued on next page...

Continued from previous page...

Mol	Chain	Res	Type	Atoms	Z	Observed(°)	Ideal(°)
1	14-C	922	LEU	CA-CB-CG	6.10	129.33	115.30
1	14-A	304	LYS	CA-CB-CG	6.10	126.82	113.40
1	2-C	1111	GLU	CA-CB-CG	6.10	126.81	113.40
1	5-A	864	LEU	CA-CB-CG	6.10	129.32	115.30
1	5-A	1111	GLU	CA-CB-CG	6.10	126.82	113.40
1	8-B	293	LEU	CA-CB-CG	6.10	129.32	115.30
1	17-A	779	GLN	CA-CB-CG	6.10	126.81	113.40
1	5-C	773	GLU	CA-CB-CG	6.09	126.81	113.40
1	6-C	763	LEU	CA-CB-CG	6.09	129.31	115.30
1	8-A	727	LEU	CA-CB-CG	6.09	129.31	115.30
1	3-C	1041	ASP	CB-CG-OD1	6.09	123.78	118.30
1	4-C	1111	GLU	CA-CB-CG	6.09	126.80	113.40
1	8-B	675	ASP	CB-CG-OD1	6.09	123.78	118.30
1	14-C	56	LEU	CA-CB-CG	6.09	129.31	115.30
1	16-C	894	LEU	CA-CB-CG	6.09	129.31	115.30
1	12-C	153	MET	CA-CB-CG	6.09	123.65	113.30
1	4-B	1072	GLU	CA-CB-CG	6.09	126.80	113.40
1	8-A	400	PHE	CB-CG-CD1	-6.09	116.54	120.80
1	10-A	727	LEU	CA-CB-CG	6.09	129.30	115.30
1	1-B	902	MET	CA-CB-CG	6.09	123.65	113.30
1	10-B	922	LEU	CA-CB-CG	6.09	129.30	115.30
1	14-C	752	LEU	CA-CB-CG	6.09	129.30	115.30
1	17-B	675	ASP	CB-CG-OD1	6.09	123.78	118.30
1	20-C	996	LEU	CA-CB-CG	6.09	129.30	115.30
1	11-A	42	VAL	CG1-CB-CG2	-6.08	101.16	110.90
1	18-C	455	LEU	CA-CB-CG	6.08	129.30	115.30
1	20-C	1012	LEU	CA-CB-CG	6.08	129.29	115.30
1	20-B	198	ASP	CB-CG-OD1	6.08	123.77	118.30
1	16-B	762	GLN	CA-CB-CG	6.08	126.78	113.40
1	7-B	1111	GLU	CA-CB-CG	6.08	126.77	113.40
1	12-B	922	LEU	CA-CB-CG	6.08	129.28	115.30
1	18-C	675	ASP	CB-CG-OD1	6.08	123.77	118.30
1	8-A	543	PHE	CB-CG-CD1	6.08	125.05	120.80
1	5-C	922	LEU	CA-CB-CG	6.08	129.27	115.30
1	13-B	429	PHE	CB-CG-CD2	-6.08	116.55	120.80
1	13-B	740	MET	CA-CB-CG	6.08	123.63	113.30
1	19-C	922	LEU	CA-CB-CG	6.08	129.27	115.30
1	6-A	675	ASP	CB-CG-OD1	6.07	123.77	118.30
1	7-C	922	LEU	CA-CB-CG	6.07	129.26	115.30
1	11-C	697	MET	CB-CG-SD	6.07	130.62	112.40
1	16-C	1111	GLU	CA-CB-CG	6.07	126.75	113.40
1	19-A	675	ASP	CB-CG-OD1	6.07	123.76	118.30

Continued on next page...

Continued from previous page...

Mol	Chain	Res	Type	Atoms	Z	Observed(°)	Ideal(°)
1	6-A	229	LEU	CA-CB-CG	6.07	129.26	115.30
1	19-A	88	ASP	CB-CG-OD1	6.07	123.76	118.30
1	6-C	877	LEU	CA-CB-CG	6.07	129.26	115.30
1	13-B	1111	GLU	CA-CB-CG	6.07	126.75	113.40
1	20-C	1111	GLU	CA-CB-CG	6.07	126.75	113.40
1	14-A	462	LYS	CA-CB-CG	6.06	126.74	113.40
1	18-A	1041	ASP	CB-CG-OD2	6.06	123.75	118.30
1	20-C	900	MET	CA-CB-CG	6.06	123.60	113.30
1	3-C	727	LEU	CA-CB-CG	6.06	129.24	115.30
1	4-C	461	LEU	CA-CB-CG	6.06	129.24	115.30
1	12-B	1050	MET	CB-CG-SD	6.06	130.57	112.40
1	16-C	727	LEU	CA-CB-CG	6.06	129.23	115.30
1	20-C	368	LEU	CA-CB-CG	6.06	129.23	115.30
1	12-B	1072	GLU	CA-CB-CG	6.05	126.72	113.40
1	15-B	727	LEU	CA-CB-CG	6.05	129.22	115.30
1	19-C	1034	LEU	CA-CB-CG	6.05	129.22	115.30
1	19-B	228	ASP	CB-CG-OD1	6.05	123.74	118.30
1	6-B	767	LEU	CA-CB-CG	6.05	129.21	115.30
1	4-C	1107	ARG	N-CA-CB	6.05	121.48	110.60
1	17-C	1111	GLU	CA-CB-CG	6.05	126.70	113.40
1	19-C	895	GLN	CA-CB-CG	6.05	126.70	113.40
1	6-A	979	ASP	CB-CG-OD2	-6.04	112.86	118.30
1	15-C	53	ASP	CB-CG-OD1	6.04	123.74	118.30
1	8-A	984	LEU	CA-CB-CG	6.04	129.20	115.30
1	16-B	1072	GLU	CA-CB-CG	6.04	126.70	113.40
1	3-A	455	LEU	CA-CB-CG	6.04	129.20	115.30
1	3-B	287	ASP	CB-CG-OD1	6.04	123.74	118.30
1	3-C	1111	GLU	CA-CB-CG	6.04	126.69	113.40
1	10-B	779	GLN	CA-CB-CG	6.04	126.69	113.40
1	16-B	765	ARG	CB-CG-CD	6.04	127.30	111.60
1	17-A	1004	LEU	CA-CB-CG	6.04	129.19	115.30
1	3-B	737	ASP	CB-CA-C	6.04	122.47	110.40
1	4-B	1111	GLU	CA-CB-CG	6.04	126.68	113.40
1	6-C	291	CYS	CA-CB-SG	6.03	124.86	114.00
1	8-A	1029	MET	CB-CG-SD	6.03	130.50	112.40
1	8-C	88	ASP	N-CA-CB	6.03	121.46	110.60
1	19-B	452	LEU	CA-CB-CG	6.03	129.18	115.30
1	19-A	560	LEU	CA-CB-CG	6.03	129.17	115.30
1	5-A	224	GLU	CA-CB-CG	6.03	126.66	113.40
1	5-A	776	LYS	CA-CB-CG	6.03	126.66	113.40
1	12-B	865	LEU	CA-CB-CG	6.03	129.16	115.30
1	14-C	88	ASP	CB-CG-OD2	-6.03	112.88	118.30

Continued on next page...

Continued from previous page...

Mol	Chain	Res	Type	Atoms	Z	Observed(°)	Ideal(°)
1	17-A	390	LEU	CA-CB-CG	6.03	129.16	115.30
1	6-C	1111	GLU	CA-CB-CG	6.02	126.65	113.40
1	3-B	1012	LEU	CB-CG-CD2	6.02	121.24	111.00
1	19-A	979	ASP	CB-CG-OD1	6.02	123.72	118.30
1	17-C	425	LEU	CA-CB-CG	6.02	129.15	115.30
1	4-A	727	LEU	CA-CB-CG	6.02	129.14	115.30
1	3-B	986	PRO	CA-N-CD	-6.02	103.08	111.50
1	4-C	390	LEU	CA-CB-CG	6.02	129.14	115.30
1	8-C	613	GLN	CA-CB-CG	6.02	126.64	113.40
1	10-A	1002	GLN	CA-CB-CG	6.02	126.64	113.40
1	17-C	410	ILE	CG1-CB-CG2	-6.01	98.17	111.40
1	8-C	675	ASP	CB-CG-OD1	6.01	123.71	118.30
1	12-C	765	ARG	CB-CG-CD	6.01	127.23	111.60
1	15-B	1050	MET	CA-CB-CG	6.01	123.52	113.30
1	19-B	1072	GLU	CA-CB-CG	6.01	126.62	113.40
1	1-C	303	LEU	CA-CB-CG	6.01	129.12	115.30
1	13-A	1111	GLU	CA-CB-CG	6.01	126.62	113.40
1	5-B	189	LEU	CA-CB-CG	6.01	129.12	115.30
1	9-C	1127	ASP	CB-CG-OD1	6.01	123.71	118.30
1	12-B	303	LEU	CA-CB-CG	6.01	129.12	115.30
1	13-C	105	ILE	CG1-CB-CG2	-6.01	98.19	111.40
1	19-C	287	ASP	CB-CG-OD1	6.00	123.70	118.30
1	2-A	738	CYS	CA-CB-SG	6.00	124.80	114.00
1	13-C	117	LEU	CA-CB-CG	6.00	129.10	115.30
1	17-A	762	GLN	CA-CB-CG	6.00	126.60	113.40
1	19-B	979	ASP	CB-CG-OD2	-6.00	112.90	118.30
1	6-B	228	ASP	CB-CG-OD1	6.00	123.70	118.30
1	11-B	1005	GLN	CA-CB-CG	6.00	126.60	113.40
1	18-B	675	ASP	CB-CG-OD1	6.00	123.70	118.30
1	10-C	864	LEU	CB-CG-CD1	6.00	121.20	111.00
1	14-A	675	ASP	CB-CG-OD1	6.00	123.70	118.30
1	18-A	1031	GLU	CA-CB-CG	6.00	126.60	113.40
1	18-B	153	MET	CA-CB-CG	6.00	123.50	113.30
1	1-B	40	ASP	CB-CA-C	6.00	122.39	110.40
1	8-C	461	LEU	CA-CB-CG	6.00	129.09	115.30
1	14-A	938	LEU	CA-CB-CG	6.00	129.09	115.30
1	7-B	1002	GLN	CA-CB-CG	5.99	126.59	113.40
1	17-C	517	LEU	CA-CB-CG	5.99	129.09	115.30
1	11-B	1118	ASP	CB-CG-OD2	5.99	123.69	118.30
1	14-C	727	LEU	CA-CB-CG	5.99	129.08	115.30
1	1-A	229	LEU	CB-CG-CD1	-5.99	100.82	111.00
1	1-B	984	LEU	CA-CB-CG	5.99	129.08	115.30

Continued on next page...

Continued from previous page...

Mol	Chain	Res	Type	Atoms	Z	Observed(°)	Ideal(°)
1	10-C	767	LEU	CA-CB-CG	5.99	129.08	115.30
1	16-A	675	ASP	CB-CG-OD1	5.99	123.69	118.30
1	19-A	287	ASP	CB-CG-OD1	5.99	123.69	118.30
1	7-A	762	GLN	CA-CB-CG	5.98	126.56	113.40
1	3-B	675	ASP	CB-CG-OD1	5.98	123.69	118.30
1	7-C	894	LEU	CA-CB-CG	5.98	129.06	115.30
1	16-C	368	LEU	CA-CB-CG	5.98	129.06	115.30
1	18-C	41	LYS	CA-CB-CG	5.98	126.56	113.40
1	9-B	894	LEU	CA-CB-CG	5.98	129.06	115.30
1	17-B	1072	GLU	CA-CB-CG	5.98	126.56	113.40
1	17-C	1072	GLU	CA-CB-CG	5.98	126.56	113.40
1	8-A	675	ASP	CB-CG-OD1	5.98	123.68	118.30
1	5-B	1010	GLN	CA-CB-CG	5.98	126.55	113.40
1	17-A	189	LEU	CA-CB-CG	5.98	129.05	115.30
1	19-B	1029	MET	CB-CG-SD	5.98	130.33	112.40
1	14-A	144	TYR	CA-CB-CG	5.97	124.75	113.40
1	8-C	455	LEU	CA-CB-CG	5.97	129.04	115.30
1	11-B	309	GLU	CA-CB-CG	5.97	126.54	113.40
1	11-C	740	MET	CB-CG-SD	5.97	130.31	112.40
1	17-A	1002	GLN	CA-CB-CG	5.97	126.54	113.40
1	20-A	1029	MET	CB-CG-SD	5.97	130.31	112.40
1	12-C	287	ASP	CB-CG-OD1	5.97	123.67	118.30
1	9-B	945	LEU	CA-CB-CG	5.97	129.02	115.30
1	18-C	1052	PHE	CB-CG-CD1	5.97	124.98	120.80
1	5-B	455	LEU	CA-CB-CG	5.96	129.02	115.30
1	8-C	287	ASP	CB-CG-OD1	5.96	123.67	118.30
1	10-B	1072	GLU	CA-CB-CG	5.96	126.52	113.40
1	14-C	455	LEU	CA-CB-CG	5.96	129.02	115.30
1	19-B	461	LEU	CA-CB-CG	5.96	129.02	115.30
1	3-C	675	ASP	CB-CG-OD1	5.96	123.67	118.30
1	4-B	153	MET	CA-CB-CG	5.96	123.43	113.30
1	10-B	287	ASP	CB-CG-OD1	5.96	123.67	118.30
1	2-A	959	LEU	CA-CB-CG	5.96	129.01	115.30
1	6-B	201	PHE	CB-CG-CD2	5.96	124.97	120.80
1	18-A	153	MET	CA-CB-CG	5.96	123.43	113.30
1	8-B	270	LEU	CA-CB-CG	5.96	129.00	115.30
1	7-C	996	LEU	CA-CB-CG	5.95	129.00	115.30
1	15-A	229	LEU	CA-CB-CG	5.95	128.99	115.30
1	18-A	387	LEU	CA-CB-CG	5.95	128.99	115.30
1	19-C	727	LEU	CA-CB-CG	5.95	128.99	115.30
1	5-B	1072	GLU	CA-CB-CG	5.95	126.49	113.40
1	12-A	153	MET	CA-CB-CG	5.95	123.42	113.30

Continued on next page...

Continued from previous page...

Mol	Chain	Res	Type	Atoms	Z	Observed(°)	Ideal(°)
1	1-C	54	LEU	CA-CB-CG	5.95	128.98	115.30
1	20-B	1072	GLU	CA-CB-CG	5.95	126.49	113.40
1	8-C	712	ILE	CG1-CB-CG2	-5.95	98.32	111.40
1	12-C	387	LEU	CA-CB-CG	5.95	128.98	115.30
1	17-C	228	ASP	CB-CG-OD1	5.95	123.65	118.30
1	5-C	228	ASP	CB-CG-OD1	5.95	123.65	118.30
1	7-A	229	LEU	CA-CB-CG	5.95	128.97	115.30
1	7-B	517	LEU	CA-CB-CG	5.95	128.97	115.30
1	13-B	270	LEU	CA-CB-CG	5.95	128.97	115.30
1	9-B	387	LEU	CA-CB-CG	5.94	128.97	115.30
1	5-A	1029	MET	CA-CB-CG	5.94	123.40	113.30
1	7-A	455	LEU	CA-CB-CG	5.94	128.97	115.30
1	17-A	675	ASP	CB-CG-OD1	5.94	123.65	118.30
1	6-C	675	ASP	CB-CG-OD1	5.94	123.65	118.30
1	5-B	1086	LYS	CB-CG-CD	5.94	127.04	111.60
1	5-C	1107	ARG	CA-CB-CG	5.94	126.47	113.40
1	10-C	990	GLU	CA-CB-CG	5.94	126.46	113.40
1	4-C	740	MET	CA-CB-CG	5.93	123.39	113.30
1	11-C	922	LEU	CA-CB-CG	5.93	128.95	115.30
1	14-C	1072	GLU	CA-CB-CG	5.93	126.46	113.40
1	19-C	981	LEU	CA-CB-CG	5.93	128.95	115.30
1	18-C	900	MET	CA-CB-CG	5.93	123.39	113.30
1	2-C	54	LEU	CA-CB-CG	5.93	128.94	115.30
1	13-B	1113	GLN	CA-CB-CG	5.93	126.45	113.40
1	4-A	189	LEU	CA-CB-CG	5.93	128.94	115.30
1	6-C	727	LEU	CA-CB-CG	5.93	128.94	115.30
1	7-A	287	ASP	CB-CG-OD1	5.93	123.64	118.30
1	11-A	697	MET	CA-CB-CG	5.93	123.38	113.30
1	12-A	675	ASP	CB-CG-OD1	5.93	123.64	118.30
1	2-C	537	LYS	CA-CB-CG	5.93	126.44	113.40
1	3-B	153	MET	CA-CB-CG	5.93	123.38	113.30
1	9-B	1029	MET	CB-CG-SD	5.93	130.18	112.40
1	13-C	977	LEU	CA-CB-CG	5.93	128.93	115.30
1	15-C	675	ASP	CB-CG-OD1	5.92	123.63	118.30
1	16-B	287	ASP	CB-CG-OD1	5.92	123.63	118.30
1	20-C	287	ASP	CB-CG-OD1	5.92	123.63	118.30
1	18-A	675	ASP	CB-CG-OD1	5.92	123.63	118.30
1	17-B	918	GLU	CA-CB-CG	5.92	126.42	113.40
1	20-A	762	GLN	CA-CB-CG	5.92	126.42	113.40
1	18-C	981	LEU	CA-CB-CG	5.92	128.91	115.30
1	5-B	1111	GLU	CA-CB-CG	5.92	126.41	113.40
1	3-B	1002	GLN	CA-CB-CG	5.91	126.41	113.40

Continued on next page...

Continued from previous page...

Mol	Chain	Res	Type	Atoms	Z	Observed(°)	Ideal(°)
1	6-A	226	LEU	CA-CB-CG	5.91	128.90	115.30
1	12-C	786	LYS	CA-CB-CG	5.91	126.41	113.40
1	15-A	675	ASP	CB-CG-OD1	5.91	123.62	118.30
1	11-B	455	LEU	CA-CB-CG	5.91	128.90	115.30
1	14-B	452	LEU	CA-CB-CG	5.91	128.90	115.30
1	7-B	1041	ASP	CB-CG-OD1	5.91	123.62	118.30
1	14-A	455	LEU	CA-CB-CG	5.91	128.89	115.30
1	7-C	461	LEU	CA-CB-CG	5.91	128.89	115.30
1	14-A	368	LEU	CA-CB-CG	5.91	128.89	115.30
1	15-C	966	LEU	CA-CB-CG	5.91	128.89	115.30
1	17-C	455	LEU	CA-CB-CG	5.91	128.89	115.30
1	15-C	390	LEU	CA-CB-CG	5.91	128.88	115.30
1	10-B	189	LEU	CA-CB-CG	5.90	128.88	115.30
1	15-A	277	LEU	CA-CB-CG	5.90	128.88	115.30
1	17-C	977	LEU	CA-CB-CG	5.90	128.87	115.30
1	20-C	767	LEU	CB-CG-CD2	5.90	121.03	111.00
1	10-A	228	ASP	CB-CG-OD1	5.90	123.61	118.30
1	17-C	387	LEU	CA-CB-CG	5.90	128.87	115.30
1	16-A	304	LYS	CB-CG-CD	5.90	126.93	111.60
1	13-C	675	ASP	CB-CG-OD1	5.90	123.61	118.30
1	2-C	759	PHE	CB-CG-CD1	5.89	124.93	120.80
1	13-B	727	LEU	CA-CB-CG	5.89	128.86	115.30
1	5-A	752	LEU	CA-CB-CG	5.89	128.85	115.30
1	16-A	301	CYS	CA-CB-SG	5.89	124.61	114.00
1	4-A	981	LEU	CA-CB-CG	5.89	128.84	115.30
1	12-B	779	GLN	CA-CB-CG	5.88	126.35	113.40
1	17-C	981	LEU	CA-CB-CG	5.88	128.83	115.30
1	19-B	517	LEU	CA-CB-CG	5.88	128.82	115.30
1	9-A	981	LEU	CB-CG-CD1	5.88	121.00	111.00
1	9-B	878	LEU	CA-CB-CG	5.88	128.82	115.30
1	19-C	763	LEU	CA-CB-CG	5.88	128.82	115.30
1	6-B	452	LEU	CA-CB-CG	5.88	128.81	115.30
1	6-B	779	GLN	CA-CB-CG	5.88	126.33	113.40
1	2-B	153	MET	CG-SD-CE	-5.88	90.80	100.20
1	10-B	981	LEU	CA-CB-CG	5.88	128.81	115.30
1	13-C	153	MET	CA-CB-CG	5.87	123.29	113.30
1	5-B	153	MET	CA-CB-CG	5.87	123.28	113.30
1	8-A	229	LEU	CA-CB-CG	5.87	128.81	115.30
1	14-B	192	PHE	CB-CG-CD1	-5.87	116.69	120.80
1	1-B	309	GLU	CA-CB-CG	5.87	126.31	113.40
1	2-A	303	LEU	CA-CB-CG	5.87	128.80	115.30
1	17-A	902	MET	CB-CG-SD	5.87	130.01	112.40

Continued on next page...

Continued from previous page...

Mol	Chain	Res	Type	Atoms	Z	Observed(°)	Ideal(°)
1	4-C	1072	GLU	CA-CB-CG	5.87	126.31	113.40
1	5-C	1072	GLU	CA-CB-CG	5.87	126.31	113.40
1	13-A	966	LEU	CA-CB-CG	5.87	128.80	115.30
1	1-B	177	MET	CA-CB-CG	5.87	123.27	113.30
1	3-B	1042	PHE	CB-CG-CD1	5.87	124.91	120.80
1	20-B	727	LEU	CA-CB-CG	5.87	128.79	115.30
1	6-C	755	GLN	CA-CB-CG	5.86	126.30	113.40
1	10-C	673	GLU	CA-CB-CG	5.86	126.30	113.40
1	16-A	1041	ASP	CB-CG-OD1	5.86	123.58	118.30
1	7-A	916	LEU	CB-CG-CD1	-5.86	101.04	111.00
1	17-A	517	LEU	CA-CB-CG	5.86	128.78	115.30
1	5-A	878	LEU	CA-CB-CG	5.86	128.78	115.30
1	20-B	287	ASP	CB-CG-OD1	5.86	123.57	118.30
1	20-B	387	LEU	CA-CB-CG	5.86	128.78	115.30
1	4-B	271	GLN	CA-CB-CG	5.86	126.29	113.40
1	12-C	675	ASP	CB-CG-OD1	5.86	123.57	118.30
1	16-B	959	LEU	CA-CB-CG	5.86	128.77	115.30
1	9-B	1024	LEU	CA-CB-CG	5.86	128.77	115.30
1	12-B	239	GLN	CA-CB-CG	5.86	126.28	113.40
1	19-C	518	LEU	CB-CG-CD2	5.85	120.95	111.00
1	5-C	1002	GLN	CA-CB-CG	5.85	126.27	113.40
1	11-B	1012	LEU	CB-CG-CD2	5.85	120.94	111.00
1	14-B	278	LYS	CB-CG-CD	5.85	126.80	111.60
1	19-A	938	LEU	CA-CB-CG	5.85	128.75	115.30
1	13-C	228	ASP	CB-CG-OD1	5.85	123.56	118.30
1	15-B	985	ASP	CB-CG-OD1	5.84	123.56	118.30
1	3-B	966	LEU	CA-CB-CG	5.84	128.74	115.30
1	16-C	1002	GLN	CA-CB-CG	5.84	126.25	113.40
1	4-C	918	GLU	CA-CB-CG	5.84	126.24	113.40
1	1-B	129	LYS	CA-CB-CG	5.83	126.24	113.40
1	16-A	471	GLU	CA-CB-CG	5.83	126.24	113.40
1	10-C	228	ASP	CB-CG-OD1	5.83	123.55	118.30
1	10-C	296	LEU	CA-CB-CG	5.83	128.72	115.30
1	18-B	455	LEU	CA-CB-CG	5.83	128.71	115.30
1	20-C	675	ASP	CB-CG-OD1	5.83	123.55	118.30
1	4-B	1002	GLN	CA-CB-CG	5.83	126.22	113.40
1	20-A	565	PHE	CB-CG-CD1	5.83	124.88	120.80
1	5-C	1024	LEU	CB-CG-CD2	5.82	120.90	111.00
1	13-A	675	ASP	CB-CG-OD1	5.82	123.54	118.30
1	16-B	429	PHE	CB-CG-CD2	-5.82	116.72	120.80
1	19-C	675	ASP	CB-CG-OD1	5.82	123.54	118.30
1	1-A	293	LEU	CA-CB-CG	5.82	128.69	115.30

Continued on next page...

Continued from previous page...

Mol	Chain	Res	Type	Atoms	Z	Observed(°)	Ideal(°)
1	2-B	945	LEU	CA-CB-CG	5.82	128.69	115.30
1	20-C	228	ASP	CB-CG-OD1	5.82	123.54	118.30
1	5-A	727	LEU	CA-CB-CG	5.82	128.68	115.30
1	15-A	153	MET	CA-CB-CG	5.82	123.19	113.30
1	18-A	1012	LEU	CA-CB-CG	5.82	128.68	115.30
1	18-C	192	PHE	CB-CG-CD2	5.82	124.87	120.80
1	2-C	428	ASP	CB-CG-OD2	5.81	123.53	118.30
1	7-B	153	MET	CA-CB-CG	5.81	123.18	113.30
1	5-C	455	LEU	CA-CB-CG	5.81	128.67	115.30
1	7-C	1042	PHE	CB-CG-CD1	5.81	124.87	120.80
1	8-A	981	LEU	CA-CB-CG	5.81	128.67	115.30
1	10-A	752	LEU	CA-CB-CG	5.81	128.67	115.30
1	4-A	773	GLU	CA-CB-CG	5.81	126.18	113.40
1	20-B	977	LEU	CA-CB-CG	5.81	128.66	115.30
1	3-C	737	ASP	CB-CG-OD2	5.80	123.52	118.30
1	5-C	321	GLN	CA-CB-CG	5.80	126.17	113.40
1	12-B	981	LEU	CA-CB-CG	5.80	128.64	115.30
1	17-C	153	MET	CA-CB-CG	5.80	123.16	113.30
1	17-C	894	LEU	CA-CB-CG	5.80	128.64	115.30
1	7-B	1029	MET	CB-CG-SD	5.80	129.79	112.40
1	12-A	966	LEU	CA-CB-CG	5.80	128.63	115.30
1	9-C	1111	GLU	CA-CB-CG	5.79	126.15	113.40
1	17-A	1072	GLU	CA-CB-CG	5.79	126.15	113.40
1	4-A	277	LEU	CA-CB-CG	5.79	128.63	115.30
1	12-B	368	LEU	CA-CB-CG	5.79	128.62	115.30
1	2-C	749	CYS	CA-CB-SG	-5.79	103.58	114.00
1	4-B	675	ASP	CB-CG-OD1	5.79	123.51	118.30
1	14-A	981	LEU	CA-CB-CG	5.79	128.62	115.30
1	19-C	900	MET	CA-CB-CG	5.79	123.15	113.30
1	11-B	754	LEU	CA-CB-CG	5.78	128.60	115.30
1	1-B	726	ILE	CG1-CB-CG2	-5.78	98.68	111.40
1	16-A	985	ASP	CB-CG-OD1	-5.78	113.10	118.30
1	7-C	727	LEU	CA-CB-CG	5.78	128.59	115.30
1	19-C	984	LEU	CB-CG-CD1	5.78	120.83	111.00
1	7-A	296	LEU	CA-CB-CG	5.78	128.59	115.30
1	14-C	755	GLN	CA-CB-CG	5.78	126.11	113.40
1	2-A	755	GLN	CA-CB-CG	5.77	126.10	113.40
1	6-C	1002	GLN	CA-CB-CG	5.77	126.10	113.40
1	7-A	153	MET	CA-CB-CG	5.77	123.11	113.30
1	12-B	153	MET	CA-CB-CG	5.77	123.11	113.30
1	19-A	762	GLN	CA-CB-CG	5.77	126.10	113.40
1	16-B	228	ASP	CB-CG-OD1	5.77	123.49	118.30

Continued on next page...

Continued from previous page...

Mol	Chain	Res	Type	Atoms	Z	Observed(°)	Ideal(°)
1	20-C	918	GLU	CA-CB-CG	5.77	126.09	113.40
1	3-A	675	ASP	CB-CG-OD1	5.77	123.49	118.30
1	8-A	802	PHE	CB-CG-CD2	-5.77	116.76	120.80
1	8-C	860	VAL	C-N-CA	-5.77	107.28	121.70
1	10-C	191	GLU	CA-CB-CG	5.76	126.08	113.40
1	12-C	762	GLN	CA-CB-CG	5.76	126.07	113.40
1	8-A	462	LYS	CA-CB-CG	5.76	126.07	113.40
1	15-B	189	LEU	CA-CB-CG	5.76	128.54	115.30
1	3-B	368	LEU	CA-CB-CG	5.76	128.54	115.30
1	6-A	737	ASP	CB-CG-OD1	-5.76	113.12	118.30
1	17-C	1146	ASP	CB-CG-OD1	5.75	123.48	118.30
1	8-C	786	LYS	CA-CB-CG	5.75	126.06	113.40
1	5-B	1113	GLN	N-CA-CB	5.75	120.95	110.60
1	6-B	287	ASP	CB-CG-OD1	5.75	123.48	118.30
1	7-B	731	MET	CB-CG-SD	5.75	129.65	112.40
1	18-C	755	GLN	CA-CB-CG	5.75	126.06	113.40
1	19-C	861	LEU	CA-CB-CG	5.75	128.53	115.30
1	9-B	996	LEU	CB-CG-CD2	5.75	120.78	111.00
1	13-A	106	PHE	CB-CG-CD2	5.75	124.83	120.80
1	18-B	387	LEU	CA-CB-CG	5.75	128.52	115.30
1	13-C	568	ASP	CB-CG-OD1	5.75	123.47	118.30
1	3-A	118	LEU	CB-CG-CD1	5.75	120.77	111.00
1	7-B	293	LEU	CA-CB-CG	5.75	128.52	115.30
1	8-A	214	ARG	CA-CB-CG	5.75	126.04	113.40
1	10-A	878	LEU	CB-CG-CD1	-5.75	101.23	111.00
1	11-B	916	LEU	CB-CG-CD1	-5.75	101.23	111.00
1	17-B	368	LEU	CA-CB-CG	5.75	128.52	115.30
1	11-A	567	ARG	CA-CB-CG	5.75	126.04	113.40
1	12-C	198	ASP	CB-CG-OD1	5.74	123.47	118.30
1	17-B	727	LEU	CA-CB-CG	5.74	128.51	115.30
1	8-A	752	LEU	CA-CB-CG	5.74	128.50	115.30
1	13-A	1002	GLN	CA-CB-CG	5.74	126.03	113.40
1	11-C	1024	LEU	CA-CB-CG	5.74	128.50	115.30
1	12-A	737	ASP	CB-CG-OD2	-5.74	113.14	118.30
1	14-C	140	PHE	CB-CG-CD2	5.74	124.82	120.80
1	18-C	1107	ARG	CB-CA-C	-5.74	98.92	110.40
1	15-A	727	LEU	CA-CB-CG	5.74	128.50	115.30
1	16-A	767	LEU	CA-CB-CG	5.74	128.50	115.30
1	10-A	675	ASP	CB-CG-OD1	5.74	123.46	118.30
1	18-C	224	GLU	CA-CB-CG	5.74	126.02	113.40
1	20-A	368	LEU	CA-CB-CG	5.74	128.49	115.30
1	17-B	745	ASP	CB-CG-OD2	5.73	123.46	118.30

Continued on next page...

Continued from previous page...

Mol	Chain	Res	Type	Atoms	Z	Observed(°)	Ideal(°)
1	1-B	1142	GLN	CA-CB-CG	5.73	126.01	113.40
1	10-A	153	MET	CA-CB-CG	5.73	123.05	113.30
1	3-B	745	ASP	CB-CG-OD2	5.73	123.46	118.30
1	1-B	1012	LEU	CA-CB-CG	5.73	128.48	115.30
1	14-A	878	LEU	CA-CB-CG	5.73	128.48	115.30
1	15-C	727	LEU	CA-CB-CG	5.73	128.48	115.30
1	15-C	1029	MET	CB-CG-SD	5.73	129.59	112.40
1	20-C	189	LEU	CA-CB-CG	5.73	128.48	115.30
1	2-A	770	ILE	CG1-CB-CG2	-5.72	98.80	111.40
1	16-A	752	LEU	CA-CB-CG	5.72	128.47	115.30
1	17-C	613	GLN	CA-CB-CG	5.72	125.99	113.40
1	13-B	461	LEU	CA-CB-CG	5.72	128.46	115.30
1	17-A	945	LEU	CB-CG-CD2	-5.72	101.28	111.00
1	15-A	822	LEU	CA-CB-CG	5.72	128.45	115.30
1	5-A	957	GLN	CA-CB-CG	5.72	125.98	113.40
1	14-C	760	CYS	CA-CB-SG	5.72	124.29	114.00
1	6-B	755	GLN	CA-CB-CG	5.71	125.97	113.40
1	13-A	760	CYS	CA-CB-SG	5.71	124.29	114.00
1	2-C	304	LYS	CB-CG-CD	5.71	126.45	111.60
1	8-A	84	LEU	CA-CB-CG	5.71	128.44	115.30
1	9-B	40	ASP	CB-CA-C	5.71	121.83	110.40
1	12-C	1050	MET	CB-CG-SD	5.71	129.54	112.40
1	14-B	727	LEU	CA-CB-CG	5.71	128.44	115.30
1	16-B	767	LEU	CB-CG-CD2	5.71	120.71	111.00
1	4-C	228	ASP	CB-CG-OD2	5.71	123.44	118.30
1	10-C	1029	MET	CB-CG-SD	5.71	129.52	112.40
1	13-A	822	LEU	CA-CB-CG	5.71	128.43	115.30
1	18-B	938	LEU	CA-CB-CG	5.71	128.43	115.30
1	19-A	192	PHE	CB-CG-CD1	5.71	124.80	120.80
1	1-B	461	LEU	CB-CG-CD2	-5.71	101.30	111.00
1	3-C	779	GLN	CA-CB-CG	5.71	125.95	113.40
1	17-B	461	LEU	CA-CB-CG	5.71	128.43	115.30
1	7-C	1002	GLN	CA-CB-CG	5.71	125.95	113.40
1	19-C	304	LYS	CA-CB-CG	5.71	125.95	113.40
1	2-B	661	GLU	CA-CB-CG	5.70	125.95	113.40
1	13-A	229	LEU	CA-CB-CG	5.70	128.42	115.30
1	20-A	144	TYR	CA-CB-CG	5.70	124.24	113.40
1	14-B	568	ASP	CB-CG-OD1	5.70	123.43	118.30
1	7-A	473	TYR	CB-CG-CD1	5.70	124.42	121.00
1	8-C	582	LEU	CA-CB-CG	5.70	128.41	115.30
1	3-B	985	ASP	CB-CA-C	5.70	121.80	110.40
1	10-A	742	ILE	CG1-CB-CG2	-5.70	98.86	111.40

Continued on next page...

Continued from previous page...

Mol	Chain	Res	Type	Atoms	Z	Observed(°)	Ideal(°)
1	16-B	309	GLU	CA-CB-CG	5.70	125.94	113.40
1	18-B	287	ASP	CB-CG-OD1	5.70	123.43	118.30
1	3-C	985	ASP	CB-CA-C	5.70	121.79	110.40
1	18-B	864	LEU	CA-CB-CG	5.70	128.40	115.30
1	19-A	752	LEU	CA-CB-CG	5.70	128.40	115.30
1	3-B	189	LEU	CA-CB-CG	5.70	128.40	115.30
1	11-B	1002	GLN	CA-CB-CG	5.70	125.93	113.40
1	14-A	966	LEU	CA-CB-CG	5.69	128.40	115.30
1	3-A	786	LYS	CA-CB-CG	5.69	125.92	113.40
1	9-A	1010	GLN	CA-CB-CG	5.69	125.92	113.40
1	13-B	592	PHE	CB-CG-CD1	5.69	124.78	120.80
1	20-B	1041	ASP	CB-CG-OD1	5.69	123.42	118.30
1	4-C	224	GLU	CA-CB-CG	5.69	125.92	113.40
1	7-B	369	TYR	CA-CB-CG	5.69	124.21	113.40
1	5-A	490	PHE	CB-CG-CD1	5.69	124.78	120.80
1	7-C	1052	PHE	CB-CG-CD2	-5.69	116.82	120.80
1	18-B	410	ILE	CG1-CB-CG2	-5.69	98.89	111.40
1	6-A	822	LEU	CA-CB-CG	5.68	128.38	115.30
1	9-B	753	LEU	CA-CB-CG	5.68	128.37	115.30
1	5-C	1024	LEU	CA-CB-CG	5.68	128.37	115.30
1	16-C	954	GLN	CA-CB-CG	5.68	125.90	113.40
1	8-B	1072	GLU	CA-CB-CG	5.68	125.89	113.40
1	8-A	153	MET	CA-CB-CG	5.67	122.94	113.30
1	13-A	428	ASP	CB-CG-OD1	5.67	123.41	118.30
1	20-A	727	LEU	CA-CB-CG	5.67	128.35	115.30
1	6-A	762	GLN	CA-CB-CG	5.67	125.88	113.40
1	12-B	918	GLU	CA-CB-CG	5.67	125.88	113.40
1	4-C	368	LEU	CA-CB-CG	5.67	128.34	115.30
1	5-A	675	ASP	CB-CG-OD1	5.67	123.40	118.30
1	17-B	192	PHE	CB-CG-CD2	5.67	124.77	120.80
1	3-A	984	LEU	CA-CB-CG	5.67	128.33	115.30
1	1-A	781	VAL	CA-CB-CG1	5.67	119.40	110.90
1	7-C	1029	MET	CB-CG-SD	5.66	129.39	112.40
1	13-A	802	PHE	CB-CG-CD1	5.66	124.77	120.80
1	14-C	92	PHE	CB-CG-CD1	5.66	124.77	120.80
1	15-C	751	ASN	N-CA-CB	5.66	120.79	110.60
1	19-C	877	LEU	CA-CB-CG	5.66	128.32	115.30
1	8-B	727	LEU	CA-CB-CG	5.66	128.32	115.30
1	7-A	1052	PHE	CB-CG-CD1	5.66	124.76	120.80
1	7-B	189	LEU	CA-CB-CG	5.66	128.32	115.30
1	10-A	786	LYS	CA-CB-CG	5.66	125.85	113.40
1	13-B	755	GLN	CA-CB-CG	5.66	125.85	113.40

Continued on next page...

Continued from previous page...

Mol	Chain	Res	Type	Atoms	Z	Observed(°)	Ideal(°)
1	11-A	805	ILE	CG1-CB-CG2	-5.66	98.95	111.40
1	11-C	916	LEU	CB-CG-CD1	-5.66	101.38	111.00
1	13-B	762	GLN	CA-CB-CG	5.66	125.85	113.40
1	12-C	1012	LEU	CB-CG-CD1	5.66	120.62	111.00
1	4-A	565	PHE	CB-CG-CD1	5.66	124.76	120.80
1	6-A	1029	MET	CB-CG-SD	5.66	129.37	112.40
1	12-B	755	GLN	CA-CB-CG	5.66	125.84	113.40
1	12-B	1002	GLN	CA-CB-CG	5.66	125.84	113.40
1	14-A	277	LEU	CA-CB-CG	5.66	128.31	115.30
1	15-B	452	LEU	CA-CB-CG	5.66	128.31	115.30
1	7-C	1038	LYS	CA-CB-CG	5.65	125.84	113.40
1	3-A	1002	GLN	CA-CB-CG	5.65	125.84	113.40
1	8-B	731	MET	CB-CG-SD	5.65	129.36	112.40
1	9-A	861	LEU	CA-CB-CG	5.65	128.30	115.30
1	11-B	1001	LEU	CA-CB-CG	5.65	128.30	115.30
1	16-A	765	ARG	CB-CG-CD	5.65	126.30	111.60
1	12-A	189	LEU	CA-CB-CG	5.65	128.30	115.30
1	14-A	762	GLN	CA-CB-CG	5.65	125.83	113.40
1	14-A	822	LEU	CA-CB-CG	5.65	128.29	115.30
1	4-A	153	MET	CA-CB-CG	5.65	122.90	113.30
1	13-C	111	ASP	CB-CG-OD1	5.65	123.38	118.30
1	5-A	304	LYS	CA-CB-CG	5.65	125.82	113.40
1	10-B	452	LEU	CA-CB-CG	5.65	128.29	115.30
1	18-C	277	LEU	CA-CB-CG	5.64	128.28	115.30
1	1-A	153	MET	CB-CG-SD	5.64	129.33	112.40
1	4-A	902	MET	CB-CG-SD	5.64	129.33	112.40
1	13-B	1113	GLN	N-CA-CB	5.64	120.76	110.60
1	20-A	117	LEU	CA-CB-CG	5.64	128.28	115.30
1	12-A	1012	LEU	CB-CG-CD2	5.64	120.59	111.00
1	9-C	916	LEU	CA-CB-CG	5.64	128.27	115.30
1	16-A	41	LYS	CA-CB-CG	5.64	125.81	113.40
1	8-C	950	ASP	CB-CG-OD1	5.64	123.38	118.30
1	13-B	1041	ASP	CB-CG-OD1	5.64	123.37	118.30
1	14-B	822	LEU	CA-CB-CG	5.64	128.27	115.30
1	4-A	762	GLN	CA-CB-CG	5.64	125.80	113.40
1	14-B	410	ILE	CG1-CB-CG2	-5.64	99.00	111.40
1	18-B	40	ASP	CB-CG-OD1	5.64	123.37	118.30
1	18-C	585	LEU	CA-CB-CG	5.64	128.26	115.30
1	15-A	762	GLN	CA-CB-CG	5.63	125.80	113.40
1	17-B	755	GLN	CA-CB-CG	5.63	125.80	113.40
1	19-B	727	LEU	CA-CB-CG	5.63	128.26	115.30
1	20-A	1024	LEU	CA-CB-CG	5.63	128.25	115.30

Continued on next page...

Continued from previous page...

Mol	Chain	Res	Type	Atoms	Z	Observed(°)	Ideal(°)
1	3-B	727	LEU	CA-CB-CG	5.63	128.25	115.30
1	7-A	822	LEU	CA-CB-CG	5.63	128.25	115.30
1	10-C	462	LYS	CB-CG-CD	5.63	126.23	111.60
1	20-C	461	LEU	CA-CB-CG	5.63	128.25	115.30
1	11-A	277	LEU	CA-CB-CG	5.63	128.24	115.30
1	1-A	271	GLN	CA-CB-CG	5.62	125.77	113.40
1	12-B	1012	LEU	CB-CG-CD2	5.62	120.56	111.00
1	12-C	1010	GLN	CA-CB-CG	5.62	125.77	113.40
1	14-B	277	LEU	CA-CB-CG	5.62	128.24	115.30
1	5-A	462	LYS	CA-CB-CG	5.62	125.77	113.40
1	8-C	745	ASP	CB-CG-OD1	-5.62	113.24	118.30
1	9-B	776	LYS	CA-CB-CG	5.62	125.77	113.40
1	15-B	461	LEU	CA-CB-CG	5.62	128.23	115.30
1	8-B	410	ILE	CG1-CB-CG2	-5.62	99.04	111.40
1	19-B	1002	GLN	CA-CB-CG	5.62	125.77	113.40
1	2-B	41	LYS	CD-CE-NZ	-5.62	98.78	111.70
1	14-B	1002	GLN	CA-CB-CG	5.62	125.76	113.40
1	1-B	173	GLN	CA-CB-CG	5.62	125.76	113.40
1	7-A	1113	GLN	CA-CB-CG	5.62	125.75	113.40
1	18-A	1012	LEU	CB-CG-CD1	-5.62	101.45	111.00
1	4-C	223	LEU	CB-CG-CD1	-5.61	101.46	111.00
1	7-A	996	LEU	CA-CB-CG	5.61	128.21	115.30
1	7-B	452	LEU	CA-CB-CG	5.61	128.21	115.30
1	13-B	369	TYR	CB-CG-CD1	-5.61	117.64	121.00
1	2-B	1010	GLN	CA-CB-CG	5.61	125.74	113.40
1	4-C	41	LYS	CA-CB-CG	5.61	125.74	113.40
1	6-C	390	LEU	CA-CB-CG	5.61	128.20	115.30
1	17-A	727	LEU	CA-CB-CG	5.61	128.20	115.30
1	17-A	773	GLU	CA-CB-CG	5.61	125.74	113.40
1	20-C	340	GLU	CA-CB-CG	5.61	125.74	113.40
1	8-B	1002	GLN	CA-CB-CG	5.61	125.73	113.40
1	16-A	613	GLN	CA-CB-CG	5.61	125.73	113.40
1	17-C	727	LEU	CA-CB-CG	5.61	128.19	115.30
1	4-A	144	TYR	CA-CB-CG	5.60	124.05	113.40
1	5-A	228	ASP	CB-CG-OD1	5.60	123.34	118.30
1	7-A	41	LYS	CA-CB-CG	5.60	125.72	113.40
1	16-B	298	GLU	CA-CB-CG	5.60	125.72	113.40
1	17-A	878	LEU	CA-CB-CG	5.60	128.17	115.30
1	1-C	590	CYS	CA-CB-SG	5.60	124.07	114.00
1	5-B	777	ASN	N-CA-CB	5.60	120.67	110.60
1	13-A	918	GLU	CA-CB-CG	5.60	125.71	113.40
1	9-A	1012	LEU	CB-CG-CD2	5.59	120.51	111.00

Continued on next page...

Continued from previous page...

Mol	Chain	Res	Type	Atoms	Z	Observed(°)	Ideal(°)
1	11-C	979	ASP	CB-CG-OD1	5.59	123.33	118.30
1	12-A	1129	VAL	CG1-CB-CG2	-5.59	101.95	110.90
1	12-C	518	LEU	CA-CB-CG	5.59	128.17	115.30
1	15-B	977	LEU	CA-CB-CG	5.59	128.17	115.30
1	2-B	223	LEU	CB-CG-CD1	5.59	120.51	111.00
1	4-A	552	LEU	CA-CB-CG	5.59	128.16	115.30
1	5-B	867	ASP	CB-CG-OD1	5.59	123.33	118.30
1	13-A	984	LEU	CA-CB-CG	5.59	128.16	115.30
1	3-B	461	LEU	CA-CB-CG	5.59	128.16	115.30
1	9-B	767	LEU	CB-CG-CD1	5.59	120.50	111.00
1	1-B	878	LEU	CA-CB-CG	5.59	128.15	115.30
1	2-C	806	LEU	CA-CB-CG	5.59	128.15	115.30
1	5-A	902	MET	CA-CB-CG	5.59	122.80	113.30
1	18-A	902	MET	CB-CG-SD	5.59	129.16	112.40
1	19-A	894	LEU	CB-CG-CD2	-5.59	101.50	111.00
1	10-C	455	LEU	CA-CB-CG	5.58	128.15	115.30
1	7-A	1002	GLN	CA-CB-CG	5.58	125.69	113.40
1	10-A	467	ASP	CB-CG-OD2	-5.58	113.27	118.30
1	10-C	755	GLN	CA-CB-CG	5.58	125.68	113.40
1	8-A	878	LEU	CB-CG-CD1	-5.58	101.51	111.00
1	10-C	192	PHE	N-CA-CB	5.58	120.64	110.60
1	12-C	767	LEU	CA-CB-CG	5.58	128.14	115.30
1	16-C	762	GLN	CA-CB-CG	5.58	125.68	113.40
1	20-B	675	ASP	CB-CG-OD1	5.58	123.32	118.30
1	10-C	559	PHE	CB-CG-CD2	5.58	124.71	120.80
1	16-C	493	GLN	CA-CB-CG	5.58	125.68	113.40
1	7-A	304	LYS	CB-CG-CD	5.58	126.10	111.60
1	12-A	198	ASP	CB-CG-OD1	5.58	123.32	118.30
1	10-C	1012	LEU	CA-CB-CG	5.58	128.13	115.30
1	13-C	902	MET	CB-CG-SD	5.58	129.13	112.40
1	15-B	981	LEU	CA-CB-CG	5.58	128.13	115.30
1	8-A	368	LEU	CA-CB-CG	5.58	128.12	115.30
1	4-C	727	LEU	CA-CB-CG	5.57	128.12	115.30
1	15-B	309	GLU	CA-CB-CG	5.57	125.66	113.40
1	18-A	613	GLN	CA-CB-CG	5.57	125.66	113.40
1	5-C	153	MET	CA-CB-CG	5.57	122.77	113.30
1	8-A	118	LEU	CB-CG-CD2	-5.57	101.53	111.00
1	15-B	1002	GLN	CA-CB-CG	5.57	125.65	113.40
1	18-B	727	LEU	CA-CB-CG	5.57	128.11	115.30
1	19-C	902	MET	CB-CG-SD	5.57	129.11	112.40
1	16-A	277	LEU	CA-CB-CG	5.57	128.10	115.30
1	20-C	1002	GLN	CA-CB-CG	5.57	125.65	113.40

Continued on next page...

Continued from previous page...

Mol	Chain	Res	Type	Atoms	Z	Observed(°)	Ideal(°)
1	10-C	752	LEU	CA-CB-CG	5.57	128.10	115.30
1	11-C	304	LYS	CA-CB-CG	5.57	125.64	113.40
1	15-B	918	GLU	N-CA-CB	5.57	120.62	110.60
1	17-C	192	PHE	CB-CG-CD2	5.57	124.70	120.80
1	7-B	986	PRO	C-N-CD	5.56	140.09	128.40
1	16-C	304	LYS	CA-CB-CG	5.56	125.64	113.40
1	17-B	277	LEU	CA-CB-CG	5.56	128.09	115.30
1	20-B	1042	PHE	CB-CG-CD2	-5.56	116.91	120.80
1	13-B	368	LEU	CA-CB-CG	5.56	128.09	115.30
1	14-B	461	LEU	CA-CB-CG	5.56	128.09	115.30
1	2-A	1017	GLU	CA-CB-CG	5.56	125.63	113.40
1	8-A	762	GLN	CA-CB-CG	5.56	125.63	113.40
1	12-A	727	LEU	CA-CB-CG	5.56	128.08	115.30
1	5-B	902	MET	CB-CG-SD	5.55	129.06	112.40
1	6-C	468	ILE	CB-CA-C	-5.55	100.49	111.60
1	9-C	878	LEU	CB-CG-CD2	5.55	120.44	111.00
1	19-A	916	LEU	CB-CG-CD1	5.55	120.44	111.00
1	5-A	740	MET	CB-CG-SD	5.55	129.06	112.40
1	6-A	390	LEU	CA-CB-CG	5.55	128.07	115.30
1	9-B	611	LEU	CB-CG-CD2	5.55	120.44	111.00
1	5-B	864	LEU	CA-CB-CG	5.55	128.06	115.30
1	16-A	1072	GLU	CA-CB-CG	5.55	125.61	113.40
1	16-C	390	LEU	CA-CB-CG	5.55	128.06	115.30
1	4-C	1107	ARG	CA-CB-CG	5.55	125.60	113.40
1	10-A	229	LEU	CA-CB-CG	5.55	128.06	115.30
1	11-C	962	LEU	CB-CG-CD2	5.55	120.43	111.00
1	20-B	368	LEU	CA-CB-CG	5.55	128.06	115.30
1	13-A	223	LEU	CA-CB-CG	5.54	128.05	115.30
1	19-C	779	GLN	CA-CB-CG	5.54	125.60	113.40
1	1-C	304	LYS	CB-CG-CD	5.54	126.02	111.60
1	15-C	586	ASP	CB-CG-OD1	-5.54	113.31	118.30
1	16-B	1031	GLU	CA-CB-CG	5.54	125.59	113.40
1	16-C	902	MET	CB-CG-SD	5.54	129.03	112.40
1	17-B	996	LEU	CA-CB-CG	5.54	128.05	115.30
1	17-B	822	LEU	CA-CB-CG	5.54	128.05	115.30
1	3-A	878	LEU	CA-CB-CG	5.54	128.04	115.30
1	3-A	737	ASP	CB-CA-C	5.54	121.48	110.40
1	3-B	410	ILE	CG1-CB-CG2	-5.54	99.22	111.40
1	4-A	752	LEU	CA-CB-CG	5.54	128.04	115.30
1	6-B	1002	GLN	CA-CB-CG	5.54	125.58	113.40
1	8-C	304	LYS	CA-CB-CG	5.54	125.58	113.40
1	12-C	92	PHE	CB-CG-CD1	5.54	124.68	120.80

Continued on next page...

Continued from previous page...

Mol	Chain	Res	Type	Atoms	Z	Observed(°)	Ideal(°)
1	18-C	877	LEU	CB-CG-CD2	-5.54	101.58	111.00
1	8-C	779	GLN	CA-CB-CG	5.54	125.58	113.40
1	12-A	368	LEU	CA-CB-CG	5.53	128.03	115.30
1	14-C	157	PHE	CB-CG-CD1	-5.53	116.93	120.80
1	11-B	878	LEU	CA-CB-CG	5.53	128.02	115.30
1	10-A	1029	MET	CB-CG-SD	5.53	128.99	112.40
1	12-C	461	LEU	CA-CB-CG	5.53	128.02	115.30
1	1-A	53	ASP	CB-CG-OD1	5.53	123.27	118.30
1	6-C	864	LEU	CB-CG-CD1	-5.53	101.60	111.00
1	17-C	583	GLU	N-CA-CB	5.53	120.55	110.60
1	3-A	613	GLN	CA-CB-CG	5.53	125.56	113.40
1	3-C	461	LEU	CA-CB-CG	5.53	128.01	115.30
1	7-A	1113	GLN	N-CA-CB	5.53	120.55	110.60
1	18-A	727	LEU	CA-CB-CG	5.52	128.00	115.30
1	13-A	1024	LEU	CA-CB-CG	5.52	128.00	115.30
1	3-C	755	GLN	CA-CB-CG	5.52	125.55	113.40
1	20-A	153	MET	CA-CB-CG	5.52	122.69	113.30
1	15-A	986	PRO	C-N-CD	5.52	139.99	128.40
1	19-C	368	LEU	CA-CB-CG	5.52	127.99	115.30
1	18-B	613	GLN	CA-CB-CG	5.52	125.54	113.40
1	9-A	117	LEU	CA-CB-CG	5.51	127.98	115.30
1	9-C	767	LEU	CB-CG-CD2	5.51	120.38	111.00
1	1-C	53	ASP	CB-CG-OD2	5.51	123.26	118.30
1	8-A	740	MET	CA-CB-CG	5.51	122.67	113.30
1	4-A	462	LYS	CA-CB-CG	5.51	125.52	113.40
1	14-B	740	MET	CA-CB-CG	5.51	122.67	113.30
1	20-B	864	LEU	CA-CB-CG	5.51	127.97	115.30
1	1-A	569	ILE	CG1-CB-CG2	-5.51	99.28	111.40
1	4-C	192	PHE	CB-CG-CD2	5.51	124.66	120.80
1	5-A	392	PHE	CB-CG-CD1	5.51	124.66	120.80
1	11-C	697	MET	CA-CB-CG	5.51	122.67	113.30
1	12-B	731	MET	CB-CG-SD	5.51	128.93	112.40
1	17-B	1012	LEU	CB-CG-CD2	5.51	120.37	111.00
1	19-A	226	LEU	CB-CG-CD2	5.51	120.36	111.00
1	15-B	779	GLN	CA-CB-CG	5.51	125.51	113.40
1	16-A	762	GLN	CA-CB-CG	5.51	125.51	113.40
1	4-B	293	LEU	CB-CG-CD2	-5.50	101.64	111.00
1	9-B	959	LEU	CB-CG-CD2	5.50	120.36	111.00
1	16-A	106	PHE	CB-CG-CD2	5.50	124.65	120.80
1	3-A	985	ASP	CB-CA-C	5.50	121.40	110.40
1	2-C	214	ARG	CA-CB-CG	5.50	125.50	113.40
1	14-C	779	GLN	CA-CB-CG	5.50	125.50	113.40

Continued on next page...

Continued from previous page...

Mol	Chain	Res	Type	Atoms	Z	Observed(°)	Ideal(°)
1	13-A	226	LEU	CA-CB-CG	5.50	127.95	115.30
1	13-A	762	GLN	CA-CB-CG	5.50	125.49	113.40
1	19-C	461	LEU	CB-CG-CD1	5.50	120.35	111.00
1	4-B	740	MET	CA-CB-CG	5.49	122.64	113.30
1	9-B	738	CYS	CA-CB-SG	5.49	123.89	114.00
1	14-B	117	LEU	CA-CB-CG	5.49	127.94	115.30
1	14-A	985	ASP	CB-CA-C	5.49	121.38	110.40
1	17-A	153	MET	CA-CB-CG	5.49	122.64	113.30
1	12-C	368	LEU	CA-CB-CG	5.49	127.93	115.30
1	4-A	740	MET	CB-CG-SD	5.49	128.87	112.40
1	8-A	613	GLN	CA-CB-CG	5.49	125.48	113.40
1	13-B	760	CYS	CA-CB-SG	5.49	123.88	114.00
1	20-A	613	GLN	CA-CB-CG	5.49	125.47	113.40
1	6-C	304	LYS	CA-CB-CG	5.49	125.47	113.40
1	14-C	1029	MET	CB-CG-SD	5.48	128.85	112.40
1	1-A	894	LEU	CA-CB-CG	5.48	127.91	115.30
1	3-A	1004	LEU	CA-CB-CG	5.48	127.91	115.30
1	8-B	382	VAL	CG1-CB-CG2	-5.48	102.13	110.90
1	17-B	189	LEU	CA-CB-CG	5.48	127.91	115.30
1	11-C	153	MET	CB-CG-SD	5.48	128.84	112.40
1	16-A	455	LEU	CA-CB-CG	5.48	127.91	115.30
1	1-B	877	LEU	CB-CG-CD2	5.48	120.31	111.00
1	4-C	779	GLN	CA-CB-CG	5.48	125.45	113.40
1	20-A	1002	GLN	CA-CB-CG	5.48	125.45	113.40
1	2-B	387	LEU	CA-CB-CG	5.48	127.89	115.30
1	9-A	1028	LYS	CA-CB-CG	5.47	125.44	113.40
1	13-C	157	PHE	CB-CG-CD1	-5.47	116.97	120.80
1	14-B	755	GLN	CA-CB-CG	5.47	125.44	113.40
1	4-A	900	MET	CB-CG-SD	5.47	128.81	112.40
1	12-A	752	LEU	CA-CB-CG	5.47	127.88	115.30
1	16-A	740	MET	CA-CB-CG	5.47	122.60	113.30
1	7-C	752	LEU	CA-CB-CG	5.47	127.88	115.30
1	7-A	981	LEU	CA-CB-CG	5.47	127.87	115.30
1	13-B	369	TYR	CA-CB-CG	5.47	123.78	113.40
1	16-C	779	GLN	CA-CB-CG	5.47	125.42	113.40
1	15-C	918	GLU	CA-CB-CG	5.46	125.42	113.40
1	7-C	140	PHE	CB-CG-CD1	5.46	124.62	120.80
1	9-A	981	LEU	CA-CB-CG	5.46	127.86	115.30
1	12-C	118	LEU	CB-CG-CD1	5.46	120.28	111.00
1	20-B	1002	GLN	CA-CB-CG	5.46	125.41	113.40
1	8-C	755	GLN	CA-CB-CG	5.46	125.41	113.40
1	14-A	118	LEU	CA-CB-CG	5.46	127.86	115.30

Continued on next page...

Continued from previous page...

Mol	Chain	Res	Type	Atoms	Z	Observed(°)	Ideal(°)
1	1-B	455	LEU	CA-CB-CG	5.46	127.85	115.30
1	7-B	153	MET	CB-CG-SD	5.46	128.77	112.40
1	16-A	462	LYS	CA-CB-CG	5.46	125.41	113.40
1	18-B	1002	GLN	CA-CB-CG	5.46	125.41	113.40
1	5-A	425	LEU	CA-CB-CG	5.45	127.84	115.30
1	7-C	223	LEU	CB-CG-CD1	5.45	120.27	111.00
1	13-A	727	LEU	CA-CB-CG	5.45	127.84	115.30
1	13-B	996	LEU	CA-CB-CG	5.45	127.84	115.30
1	16-B	878	LEU	CA-CB-CG	5.45	127.84	115.30
1	1-C	753	LEU	CA-CB-CG	5.45	127.84	115.30
1	14-C	673	GLU	CA-CB-CG	5.45	125.39	113.40
1	15-C	763	LEU	CA-CB-CG	5.45	127.84	115.30
1	19-B	387	LEU	CA-CB-CG	5.45	127.84	115.30
1	5-A	1004	LEU	CA-CB-CG	5.45	127.83	115.30
1	6-B	918	GLU	N-CA-CB	5.45	120.41	110.60
1	10-A	613	GLN	CA-CB-CG	5.45	125.39	113.40
1	11-B	970	PHE	CB-CG-CD1	5.45	124.61	120.80
1	17-B	153	MET	CA-CB-CG	5.45	122.56	113.30
1	1-B	1012	LEU	CB-CG-CD2	5.45	120.26	111.00
1	4-B	1010	GLN	CA-CB-CG	5.45	125.38	113.40
1	4-C	153	MET	CA-CB-CG	5.45	122.56	113.30
1	5-A	153	MET	CA-CB-CG	5.45	122.56	113.30
1	7-B	1050	MET	CB-CG-SD	5.45	128.73	112.40
1	9-B	916	LEU	CB-CG-CD1	-5.45	101.74	111.00
1	4-B	985	ASP	CB-CA-C	5.44	121.29	110.40
1	1-B	538	CYS	CA-CB-SG	5.44	123.80	114.00
1	17-B	387	LEU	CA-CB-CG	5.44	127.82	115.30
1	19-C	938	LEU	CA-CB-CG	5.44	127.82	115.30
1	8-A	304	LYS	CA-CB-CG	5.44	125.37	113.40
1	5-C	776	LYS	CA-CB-CG	5.44	125.36	113.40
1	9-C	984	LEU	CA-CB-CG	5.44	127.81	115.30
1	3-A	762	GLN	CA-CB-CG	5.43	125.36	113.40
1	12-C	304	LYS	CB-CG-CD	5.43	125.73	111.60
1	14-C	41	LYS	CB-CG-CD	5.43	125.73	111.60
1	5-A	1072	GLU	CA-CB-CG	5.43	125.35	113.40
1	13-A	390	LEU	CA-CB-CG	5.43	127.80	115.30
1	17-B	517	LEU	CA-CB-CG	5.43	127.80	115.30
1	2-B	916	LEU	CB-CG-CD1	-5.43	101.77	111.00
1	7-C	1042	PHE	CB-CG-CD2	-5.43	117.00	120.80
1	16-A	118	LEU	CB-CG-CD1	5.43	120.23	111.00
1	16-B	864	LEU	CA-CB-CG	5.43	127.78	115.30
1	2-A	1002	GLN	CA-CB-CG	5.42	125.34	113.40

Continued on next page...

Continued from previous page...

Mol	Chain	Res	Type	Atoms	Z	Observed(°)	Ideal(°)
1	16-C	304	LYS	CB-CG-CD	5.42	125.70	111.60
1	19-C	966	LEU	CA-CB-CG	5.42	127.78	115.30
1	1-B	984	LEU	CB-CG-CD1	-5.42	101.78	111.00
1	8-C	153	MET	CA-CB-CG	5.42	122.52	113.30
1	12-B	727	LEU	CA-CB-CG	5.42	127.77	115.30
1	16-A	408	ARG	CA-CB-CG	5.42	125.33	113.40
1	18-B	996	LEU	CA-CB-CG	5.42	127.77	115.30
1	10-C	1002	GLN	CA-CB-CG	5.42	125.32	113.40
1	2-A	293	LEU	CB-CG-CD1	5.42	120.21	111.00
1	17-A	755	GLN	CA-CB-CG	5.42	125.32	113.40
1	5-A	1010	GLN	CA-CB-CG	5.42	125.32	113.40
1	2-A	767	LEU	CB-CG-CD2	5.41	120.20	111.00
1	4-B	390	LEU	CA-CB-CG	5.41	127.75	115.30
1	12-C	755	GLN	CA-CB-CG	5.41	125.31	113.40
1	14-A	296	LEU	CB-CG-CD2	5.41	120.20	111.00
1	1-C	190	ARG	NE-CZ-NH1	5.41	123.00	120.30
1	3-A	153	MET	CA-CB-CG	5.41	122.50	113.30
1	4-C	583	GLU	N-CA-CB	5.41	120.34	110.60
1	5-B	592	PHE	CB-CG-CD1	5.41	124.59	120.80
1	10-B	900	MET	CB-CG-SD	5.41	128.63	112.40
1	12-B	389	ASP	CB-CG-OD2	-5.41	113.43	118.30
1	14-B	392	PHE	CB-CG-CD1	-5.41	117.02	120.80
1	20-A	755	GLN	CA-CB-CG	5.41	125.30	113.40
1	8-C	727	LEU	CB-CG-CD2	-5.41	101.81	111.00
1	13-C	752	LEU	CA-CB-CG	5.41	127.73	115.30
1	16-A	1024	LEU	CA-CB-CG	5.41	127.73	115.30
1	18-B	517	LEU	CA-CB-CG	5.41	127.73	115.30
1	19-A	223	LEU	CB-CG-CD1	-5.41	101.81	111.00
1	1-B	650	LEU	CA-CB-CG	5.40	127.73	115.30
1	16-A	290	ASP	CB-CG-OD1	5.40	123.16	118.30
1	20-A	1072	GLU	N-CA-CB	-5.40	100.87	110.60
1	13-C	517	LEU	CA-CB-CG	5.40	127.73	115.30
1	5-C	592	PHE	CB-CG-CD1	5.40	124.58	120.80
1	7-A	740	MET	CB-CG-SD	5.40	128.60	112.40
1	17-A	613	GLN	CA-CB-CG	5.40	125.27	113.40
1	20-B	981	LEU	CA-CB-CG	5.40	127.72	115.30
1	5-A	779	GLN	CA-CB-CG	5.40	125.27	113.40
1	18-A	1067	TYR	CA-CB-CG	5.40	123.65	113.40
1	7-A	1029	MET	CB-CG-SD	5.39	128.58	112.40
1	11-C	320	VAL	C-N-CA	5.39	135.19	121.70
1	12-C	918	GLU	CA-CB-CG	5.39	125.27	113.40
1	1-B	41	LYS	CA-CB-CG	5.39	125.26	113.40

Continued on next page...

Continued from previous page...

Mol	Chain	Res	Type	Atoms	Z	Observed(°)	Ideal(°)
1	3-B	276	LEU	CB-CG-CD1	-5.39	101.83	111.00
1	16-C	767	LEU	CB-CG-CD2	5.39	120.16	111.00
1	19-B	529	LYS	CB-CG-CD	5.39	125.61	111.60
1	5-C	276	LEU	CA-CB-CG	5.39	127.69	115.30
1	6-A	902	MET	CB-CG-SD	5.39	128.56	112.40
1	12-A	767	LEU	CA-CB-CG	5.39	127.69	115.30
1	2-C	1007	TYR	CB-CG-CD1	5.38	124.23	121.00
1	8-C	270	LEU	CA-CB-CG	5.38	127.68	115.30
1	13-A	751	ASN	N-CA-CB	5.38	120.29	110.60
1	12-C	727	LEU	CA-CB-CG	5.38	127.68	115.30
1	18-A	278	LYS	CB-CG-CD	5.38	125.60	111.60
1	2-B	41	LYS	CA-CB-CG	5.38	125.24	113.40
1	18-C	727	LEU	CA-CB-CG	5.38	127.68	115.30
1	17-C	779	GLN	CA-CB-CG	5.38	125.24	113.40
1	5-A	452	LEU	CA-CB-CG	5.38	127.67	115.30
1	6-B	864	LEU	CA-CB-CG	5.38	127.67	115.30
1	7-A	773	GLU	CA-CB-CG	5.38	125.23	113.40
1	3-B	864	LEU	CA-CB-CG	5.38	127.67	115.30
1	4-C	990	GLU	CA-CB-CG	5.38	125.23	113.40
1	10-C	189	LEU	CA-CB-CG	5.38	127.67	115.30
1	17-A	988	GLU	CA-CB-CG	5.38	125.23	113.40
1	14-B	189	LEU	CA-CB-CG	5.38	127.66	115.30
1	10-C	40	ASP	CB-CG-OD2	5.37	123.14	118.30
1	12-C	613	GLN	CA-CB-CG	5.37	125.22	113.40
1	14-C	966	LEU	CA-CB-CG	5.37	127.66	115.30
1	15-B	737	ASP	CB-CG-OD1	-5.37	113.46	118.30
1	1-B	1041	ASP	CB-CG-OD2	-5.37	113.47	118.30
1	1-B	822	LEU	CB-CG-CD2	5.37	120.13	111.00
1	6-A	1024	LEU	CA-CB-CG	5.37	127.65	115.30
1	7-C	916	LEU	CB-CG-CD1	-5.37	101.87	111.00
1	13-B	276	LEU	CA-CB-CG	5.37	127.65	115.30
1	1-B	643	PHE	CB-CG-CD1	5.37	124.56	120.80
1	6-A	613	GLN	CA-CB-CG	5.37	125.20	113.40
1	7-C	303	LEU	CA-CB-CG	5.37	127.64	115.30
1	9-B	277	LEU	CA-CB-CG	5.37	127.64	115.30
1	15-C	779	GLN	CA-CB-CG	5.37	125.20	113.40
1	9-A	567	ARG	NE-CZ-NH1	5.36	122.98	120.30
1	13-C	1002	GLN	CA-CB-CG	5.36	125.20	113.40
1	13-C	461	LEU	CA-CB-CG	5.36	127.63	115.30
1	20-C	1029	MET	CB-CG-SD	5.36	128.49	112.40
1	11-A	568	ASP	CB-CA-C	5.36	121.12	110.40
1	11-B	1139	ASP	CB-CG-OD2	5.36	123.12	118.30

Continued on next page...

Continued from previous page...

Mol	Chain	Res	Type	Atoms	Z	Observed(°)	Ideal(°)
1	15-C	387	LEU	CA-CB-CG	5.36	127.63	115.30
1	9-B	773	GLU	CA-CB-CG	5.36	125.19	113.40
1	19-B	762	GLN	CA-CB-CG	5.36	125.19	113.40
1	4-B	517	LEU	CA-CB-CG	5.36	127.62	115.30
1	6-A	461	LEU	CA-CB-CG	5.36	127.62	115.30
1	9-A	593	GLY	N-CA-C	-5.36	99.71	113.10
1	3-B	389	ASP	CB-CG-OD1	5.36	123.12	118.30
1	8-B	894	LEU	CB-CG-CD1	5.36	120.11	111.00
1	12-B	517	LEU	CA-CB-CG	5.36	127.62	115.30
1	14-A	741	TYR	CB-CG-CD1	5.36	124.21	121.00
1	6-A	336	CYS	CA-CB-SG	5.35	123.64	114.00
1	11-A	996	LEU	CB-CG-CD2	5.35	120.10	111.00
1	18-A	1012	LEU	CB-CG-CD2	5.35	120.10	111.00
1	2-A	779	GLN	CA-CB-CG	5.35	125.18	113.40
1	3-C	106	PHE	CB-CG-CD2	5.35	124.55	120.80
1	5-B	654	GLU	CA-CB-CG	5.35	125.18	113.40
1	10-B	582	LEU	CA-CB-CG	5.35	127.61	115.30
1	13-C	986	PRO	C-N-CD	5.35	139.64	128.40
1	15-C	583	GLU	CA-CB-CG	5.35	125.18	113.40
1	17-A	552	LEU	CA-CB-CG	5.35	127.61	115.30
1	19-A	786	LYS	CA-CB-CG	5.35	125.18	113.40
1	7-A	157	PHE	CB-CG-CD2	-5.35	117.05	120.80
1	12-A	408	ARG	CG-CD-NE	5.35	123.03	111.80
1	12-B	214	ARG	CA-CB-CG	5.35	125.17	113.40
1	16-A	878	LEU	CA-CB-CG	5.35	127.60	115.30
1	1-A	776	LYS	CA-CB-CG	5.35	125.17	113.40
1	6-A	865	LEU	CA-CB-CG	5.35	127.60	115.30
1	6-C	153	MET	CA-CB-CG	5.35	122.39	113.30
1	16-A	996	LEU	CA-CB-CG	5.35	127.60	115.30
1	17-C	390	LEU	CA-CB-CG	5.35	127.60	115.30
1	20-A	779	GLN	CA-CB-CG	5.35	125.17	113.40
1	20-C	755	GLN	CA-CB-CG	5.35	125.17	113.40
1	13-B	902	MET	CB-CG-SD	5.35	128.44	112.40
1	15-B	1024	LEU	CA-CB-CG	5.35	127.60	115.30
1	2-C	740	MET	CA-CB-CG	5.34	122.39	113.30
1	5-B	1002	GLN	CA-CB-CG	5.34	125.16	113.40
1	13-A	802	PHE	CB-CG-CD2	-5.34	117.06	120.80
1	20-A	462	LYS	CA-CB-CG	5.34	125.16	113.40
1	17-A	118	LEU	CB-CG-CD1	-5.34	101.92	111.00
1	7-A	368	LEU	CA-CB-CG	5.34	127.59	115.30
1	7-C	767	LEU	CA-CB-CG	5.34	127.58	115.30
1	8-B	189	LEU	CA-CB-CG	5.34	127.58	115.30

Continued on next page...

Continued from previous page...

Mol	Chain	Res	Type	Atoms	Z	Observed(°)	Ideal(°)
1	5-C	1013	ILE	CA-CB-CG1	5.34	121.14	111.00
1	3-A	304	LYS	CB-CG-CD	5.34	125.48	111.60
1	17-A	1013	ILE	CA-CB-CG1	5.34	121.14	111.00
1	13-C	780	GLU	CA-CB-CG	5.34	125.14	113.40
1	18-B	278	LYS	CB-CG-CD	5.34	125.48	111.60
1	3-A	763	LEU	CA-CB-CG	5.33	127.57	115.30
1	4-B	996	LEU	CA-CB-CG	5.33	127.57	115.30
1	10-B	763	LEU	CA-CB-CG	5.33	127.57	115.30
1	14-A	737	ASP	CB-CA-C	5.33	121.07	110.40
1	10-A	1029	MET	CA-CB-CG	5.33	122.36	113.30
1	2-C	740	MET	CB-CG-SD	5.33	128.38	112.40
1	9-B	390	LEU	CA-CB-CG	5.33	127.55	115.30
1	19-C	1024	LEU	CA-CB-CG	5.33	127.55	115.30
1	15-B	558	LYS	CA-CB-CG	5.32	125.11	113.40
1	18-B	461	LEU	CA-CB-CG	5.32	127.54	115.30
1	8-B	981	LEU	CA-CB-CG	5.32	127.54	115.30
1	5-B	387	LEU	CB-CG-CD2	5.32	120.05	111.00
1	5-C	986	PRO	C-N-CD	5.32	139.57	128.40
1	20-A	984	LEU	CB-CG-CD2	-5.32	101.95	111.00
1	1-B	592	PHE	CB-CG-CD1	5.32	124.52	120.80
1	15-B	755	GLN	CA-CB-CG	5.32	125.10	113.40
1	20-A	1029	MET	CA-CB-CG	5.32	122.34	113.30
1	2-B	611	LEU	CB-CG-CD2	5.32	120.04	111.00
1	2-A	1111	GLU	CA-CB-CG	5.32	125.10	113.40
1	2-B	1024	LEU	CA-CB-CG	5.32	127.53	115.30
1	12-A	40	ASP	CB-CG-OD1	5.32	123.08	118.30
1	16-A	461	LEU	CA-CB-CG	5.32	127.53	115.30
1	19-C	773	GLU	CA-CB-CG	5.32	125.09	113.40
1	8-A	1013	ILE	CA-CB-CG1	5.31	121.09	111.00
1	19-C	1107	ARG	CG-CD-NE	5.31	122.96	111.80
1	5-A	1002	GLN	CA-CB-CG	5.31	125.08	113.40
1	19-C	568	ASP	CB-CG-OD1	5.31	123.08	118.30
1	7-B	410	ILE	CG1-CB-CG2	-5.31	99.72	111.40
1	8-A	277	LEU	CA-CB-CG	5.31	127.51	115.30
1	1-B	699	LEU	CB-CG-CD2	5.31	120.02	111.00
1	3-A	227	VAL	CA-CB-CG2	5.31	118.86	110.90
1	17-B	725	GLU	CA-CB-CG	5.31	125.08	113.40
1	18-C	779	GLN	CA-CB-CG	5.31	125.07	113.40
1	5-B	954	GLN	CA-CB-CG	5.30	125.07	113.40
1	6-B	239	GLN	CA-CB-CG	5.30	125.07	113.40
1	11-B	359	SER	C-N-CA	5.30	134.96	121.70
1	6-A	806	LEU	CA-CB-CG	5.30	127.50	115.30

Continued on next page...

Continued from previous page...

Mol	Chain	Res	Type	Atoms	Z	Observed(°)	Ideal(°)
1	6-C	91	TYR	CA-CB-CG	5.30	123.47	113.40
1	14-A	304	LYS	CB-CG-CD	5.30	125.38	111.60
1	17-C	673	GLU	CA-CB-CG	5.30	125.06	113.40
1	8-C	725	GLU	CA-CB-CG	5.30	125.06	113.40
1	10-B	461	LEU	CA-CB-CG	5.30	127.49	115.30
1	12-A	223	LEU	CB-CG-CD1	-5.30	101.99	111.00
1	14-C	410	ILE	CG1-CB-CG2	-5.30	99.74	111.40
1	3-B	369	TYR	CA-CB-CG	5.30	123.47	113.40
1	16-C	964	LYS	CB-CG-CD	5.30	125.37	111.60
1	18-A	1029	MET	CA-CB-CG	5.30	122.31	113.30
1	18-B	779	GLN	CA-CB-CG	5.30	125.05	113.40
1	2-B	613	GLN	CA-CB-CG	5.29	125.04	113.40
1	18-C	1052	PHE	CB-CG-CD2	-5.29	117.09	120.80
1	19-C	88	ASP	CB-CG-OD2	-5.29	113.54	118.30
1	17-B	981	LEU	CA-CB-CG	5.29	127.47	115.30
1	19-A	1017	GLU	CA-CB-CG	5.29	125.04	113.40
1	1-B	44	ARG	CG-CD-NE	-5.29	100.69	111.80
1	17-B	410	ILE	CG1-CB-CG2	-5.29	99.76	111.40
1	11-C	118	LEU	CA-CB-CG	5.29	127.46	115.30
1	10-A	755	GLN	CA-CB-CG	5.29	125.03	113.40
1	20-A	592	PHE	CB-CG-CD1	5.29	124.50	120.80
1	6-C	673	GLU	CA-CB-CG	5.28	125.02	113.40
1	15-A	409	GLN	CA-CB-CG	5.28	125.02	113.40
1	20-B	985	ASP	CB-CA-C	5.28	120.97	110.40
1	16-A	464	PHE	CB-CG-CD2	5.28	124.50	120.80
1	16-C	613	GLN	CA-CB-CG	5.28	125.02	113.40
1	9-C	753	LEU	CA-CB-CG	5.28	127.45	115.30
1	13-C	964	LYS	CB-CG-CD	5.28	125.33	111.60
1	19-C	767	LEU	CA-CB-CG	5.28	127.44	115.30
1	8-A	986	PRO	CA-N-CD	-5.28	104.11	111.50
1	13-B	309	GLU	CA-CB-CG	5.28	125.01	113.40
1	19-B	565	PHE	CB-CG-CD2	5.28	124.49	120.80
1	2-A	755	GLN	N-CA-CB	-5.28	101.11	110.60
1	12-B	515	PHE	CB-CG-CD1	-5.28	117.11	120.80
1	4-B	755	GLN	CA-CB-CG	5.27	125.00	113.40
1	15-B	228	ASP	CB-CG-OD1	5.27	123.05	118.30
1	16-A	390	LEU	CA-CB-CG	5.27	127.43	115.30
1	1-C	1024	LEU	CA-CB-CG	5.27	127.42	115.30
1	6-C	229	LEU	CA-CB-CG	5.27	127.42	115.30
1	12-B	984	LEU	CA-CB-CG	5.27	127.42	115.30
1	12-C	780	GLU	CA-CB-CG	5.27	125.00	113.40
1	4-A	223	LEU	CB-CG-CD1	-5.27	102.04	111.00

Continued on next page...

Continued from previous page...

Mol	Chain	Res	Type	Atoms	Z	Observed(°)	Ideal(°)
1	10-B	977	LEU	CA-CB-CG	5.27	127.42	115.30
1	11-C	492	LEU	CA-CB-CG	5.27	127.42	115.30
1	12-A	390	LEU	CA-CB-CG	5.26	127.41	115.30
1	13-B	780	GLU	CA-CB-CG	5.26	124.98	113.40
1	13-C	456	PHE	CB-CG-CD1	5.26	124.48	120.80
1	14-C	780	GLU	CA-CB-CG	5.26	124.98	113.40
1	2-C	938	LEU	CA-CB-CG	5.26	127.40	115.30
1	4-C	140	PHE	CB-CG-CD2	5.26	124.48	120.80
1	19-B	271	GLN	CA-CB-CG	5.26	124.98	113.40
1	19-A	878	LEU	CA-CB-CG	5.26	127.39	115.30
1	11-C	467	ASP	CB-CG-OD1	5.26	123.03	118.30
1	18-C	895	GLN	CA-CB-CG	5.26	124.96	113.40
1	18-C	1050	MET	CG-SD-CE	-5.26	91.79	100.20
1	10-A	938	LEU	CA-CB-CG	5.25	127.39	115.30
1	15-C	153	MET	CA-CB-CG	5.25	122.23	113.30
1	4-C	900	MET	CA-CB-CG	5.25	122.23	113.30
1	15-C	986	PRO	C-N-CD	5.25	139.43	128.40
1	5-A	745	ASP	CB-CG-OD2	-5.25	113.57	118.30
1	11-B	1001	LEU	CB-CG-CD1	-5.25	102.07	111.00
1	10-A	740	MET	CB-CG-SD	5.25	128.15	112.40
1	16-A	304	LYS	CA-CB-CG	5.25	124.94	113.40
1	4-C	895	GLN	CA-CB-CG	5.25	124.94	113.40
1	4-C	1039	ARG	CG-CD-NE	5.25	122.82	111.80
1	7-B	779	GLN	CA-CB-CG	5.25	124.94	113.40
1	7-C	1038	LYS	CB-CG-CD	5.25	125.24	111.60
1	9-A	979	ASP	CB-CG-OD2	-5.25	113.58	118.30
1	13-B	864	LEU	CA-CB-CG	5.25	127.37	115.30
1	6-A	1029	MET	CA-CB-CG	5.25	122.22	113.30
1	2-B	779	GLN	CA-CB-CG	5.24	124.94	113.40
1	18-C	731	MET	CA-CB-CG	5.24	122.21	113.30
1	3-B	780	GLU	CA-CB-CG	5.24	124.93	113.40
1	3-C	1107	ARG	N-CA-CB	5.24	120.03	110.60
1	11-B	237	ARG	CA-CB-CG	5.24	124.92	113.40
1	14-A	227	VAL	CA-CB-CG2	5.24	118.76	110.90
1	16-C	752	LEU	CA-CB-CG	5.24	127.35	115.30
1	19-C	303	LEU	CA-CB-CG	5.24	127.35	115.30
1	20-B	1034	LEU	CA-CB-CG	5.24	127.35	115.30
1	1-C	1063	LEU	CA-CB-CG	5.24	127.34	115.30
1	18-C	861	LEU	CA-CB-CG	5.24	127.34	115.30
1	4-C	755	GLN	CA-CB-CG	5.23	124.91	113.40
1	5-A	613	GLN	CA-CB-CG	5.23	124.91	113.40
1	5-B	765	ARG	CB-CG-CD	5.23	125.21	111.60

Continued on next page...

Continued from previous page...

Mol	Chain	Res	Type	Atoms	Z	Observed(°)	Ideal(°)
1	19-B	157	PHE	CB-CG-CD2	-5.23	117.14	120.80
1	2-B	985	ASP	CB-CA-C	5.23	120.87	110.40
1	7-B	727	LEU	CA-CB-CG	5.23	127.33	115.30
1	10-B	277	LEU	CA-CB-CG	5.23	127.33	115.30
1	13-A	157	PHE	CB-CG-CD2	-5.23	117.14	120.80
1	1-C	996	LEU	CA-CB-CG	5.23	127.33	115.30
1	12-A	902	MET	CB-CG-SD	5.23	128.09	112.40
1	15-A	613	GLN	CA-CB-CG	5.23	124.91	113.40
1	16-B	954	GLN	CA-CB-CG	5.23	124.91	113.40
1	17-B	986	PRO	CA-N-CD	-5.23	104.18	111.50
1	18-B	755	GLN	CA-CB-CG	5.23	124.91	113.40
1	5-C	896	ILE	CA-CB-CG1	5.23	120.93	111.00
1	18-A	737	ASP	CB-CG-OD2	-5.23	113.59	118.30
1	2-C	378	LYS	CA-CB-CG	5.23	124.90	113.40
1	10-B	737	ASP	CB-CG-OD2	-5.23	113.59	118.30
1	13-A	996	LEU	CA-CB-CG	5.23	127.32	115.30
1	9-B	1018	ILE	CG1-CB-CG2	-5.23	99.90	111.40
1	8-A	552	LEU	CB-CG-CD1	5.22	119.88	111.00
1	17-A	118	LEU	CA-CB-CG	5.22	127.31	115.30
1	17-A	1041	ASP	CB-CG-OD2	-5.22	113.60	118.30
1	18-A	786	LYS	CA-CB-CG	5.22	124.89	113.40
1	1-B	1024	LEU	CA-CB-CG	5.22	127.31	115.30
1	5-A	392	PHE	CB-CG-CD2	-5.22	117.15	120.80
1	9-B	53	ASP	CB-CA-C	5.22	120.84	110.40
1	17-A	558	LYS	CA-CB-CG	5.22	124.88	113.40
1	17-B	290	ASP	CB-CG-OD1	5.22	123.00	118.30
1	9-A	1034	LEU	CA-CB-CG	5.22	127.30	115.30
1	16-B	977	LEU	CA-CB-CG	5.22	127.30	115.30
1	3-C	894	LEU	CB-CG-CD1	5.21	119.86	111.00
1	10-B	611	LEU	CB-CG-CD1	5.21	119.86	111.00
1	13-B	201	PHE	CB-CG-CD1	5.21	124.45	120.80
1	17-A	966	LEU	CA-CB-CG	5.21	127.29	115.30
1	17-C	861	LEU	CA-CB-CG	5.21	127.29	115.30
1	19-B	650	LEU	CB-CG-CD2	5.21	119.86	111.00
1	20-A	979	ASP	CB-CG-OD1	5.21	122.99	118.30
1	13-C	1004	LEU	CA-CB-CG	5.21	127.29	115.30
1	2-A	1012	LEU	CB-CG-CD2	5.21	119.86	111.00
1	18-A	979	ASP	CB-CG-OD2	-5.21	113.61	118.30
1	3-C	228	ASP	CB-CG-OD1	5.21	122.99	118.30
1	20-A	822	LEU	CA-CB-CG	5.21	127.28	115.30
1	1-A	737	ASP	CB-CG-OD1	5.21	122.98	118.30
1	4-A	996	LEU	CA-CB-CG	5.21	127.28	115.30

Continued on next page...

Continued from previous page...

Mol	Chain	Res	Type	Atoms	Z	Observed(°)	Ideal(°)
1	9-A	1019	ARG	NE-CZ-NH1	5.21	122.90	120.30
1	15-C	731	MET	CA-CB-CG	5.21	122.15	113.30
1	17-B	767	LEU	CA-CB-CG	5.21	127.28	115.30
1	19-B	1024	LEU	CA-CB-CG	5.21	127.27	115.30
1	5-B	582	LEU	CA-CB-CG	5.21	127.27	115.30
1	5-B	786	LYS	CB-CG-CD	5.21	125.13	111.60
1	6-B	369	TYR	CA-CB-CG	5.21	123.29	113.40
1	2-C	276	LEU	CB-CG-CD1	-5.20	102.16	111.00
1	3-B	740	MET	CB-CG-SD	5.20	128.01	112.40
1	14-C	140	PHE	CB-CG-CD1	-5.20	117.16	120.80
1	10-A	762	GLN	CA-CB-CG	5.20	124.84	113.40
1	3-C	780	GLU	CA-CB-CG	5.20	124.84	113.40
1	10-B	493	GLN	CA-CB-CG	5.20	124.84	113.40
1	12-C	986	PRO	C-N-CD	5.20	139.32	128.40
1	5-A	954	GLN	CA-CB-CG	5.20	124.84	113.40
1	10-B	467	ASP	CB-CG-OD2	5.20	122.98	118.30
1	10-B	864	LEU	CA-CB-CG	5.20	127.26	115.30
1	19-A	996	LEU	CA-CB-CG	5.20	127.26	115.30
1	19-B	113	LYS	CA-CB-CG	5.20	124.84	113.40
1	1-C	192	PHE	CB-CG-CD2	5.20	124.44	120.80
1	14-B	767	LEU	CB-CG-CD2	5.20	119.83	111.00
1	20-A	410	ILE	CG1-CB-CG2	-5.20	99.97	111.40
1	10-C	390	LEU	CA-CB-CG	5.20	127.25	115.30
1	19-A	984	LEU	CB-CG-CD1	5.20	119.83	111.00
1	20-A	1004	LEU	CB-CG-CD1	-5.20	102.17	111.00
1	10-C	153	MET	CA-CB-CG	5.19	122.13	113.30
1	13-B	1019	ARG	NE-CZ-NH1	5.19	122.90	120.30
1	20-A	938	LEU	CA-CB-CG	5.19	127.25	115.30
1	4-A	461	LEU	CA-CB-CG	5.19	127.25	115.30
1	10-B	410	ILE	CG1-CB-CG2	-5.19	99.98	111.40
1	16-C	228	ASP	CB-CG-OD1	5.19	122.97	118.30
1	16-C	860	VAL	C-N-CA	-5.19	108.72	121.70
1	5-C	1034	LEU	CA-CB-CG	5.19	127.24	115.30
1	14-A	1054	GLN	CA-CB-CG	5.19	124.82	113.40
1	3-C	390	LEU	CA-CB-CG	5.19	127.23	115.30
1	5-B	727	LEU	CB-CG-CD1	-5.19	102.18	111.00
1	5-C	806	LEU	CA-CB-CG	5.19	127.23	115.30
1	17-B	1050	MET	CA-CB-CG	5.19	122.12	113.30
1	5-A	52	GLN	CA-CB-CG	5.19	124.81	113.40
1	13-A	226	LEU	CB-CG-CD2	5.19	119.82	111.00
1	15-B	153	MET	CA-CB-CG	5.19	122.12	113.30
1	3-B	822	LEU	CB-CG-CD2	5.18	119.81	111.00

Continued on next page...

Continued from previous page...

Mol	Chain	Res	Type	Atoms	Z	Observed(°)	Ideal(°)
1	4-B	780	GLU	CA-CB-CG	5.18	124.80	113.40
1	14-B	986	PRO	CA-N-CD	-5.18	104.25	111.50
1	5-B	290	ASP	CB-CG-OD1	5.18	122.96	118.30
1	11-C	900	MET	CB-CG-SD	5.18	127.94	112.40
1	12-C	41	LYS	CA-CB-CG	5.18	124.80	113.40
1	14-A	364	ASP	CB-CG-OD1	5.18	122.96	118.30
1	2-B	780	GLU	CA-CB-CG	5.18	124.79	113.40
1	3-A	779	GLN	CA-CB-CG	5.18	124.79	113.40
1	17-A	461	LEU	CA-CB-CG	5.18	127.21	115.30
1	2-A	964	LYS	CB-CG-CD	5.18	125.06	111.60
1	4-B	767	LEU	CB-CG-CD2	5.18	119.80	111.00
1	5-C	1041	ASP	CB-CG-OD2	-5.18	113.64	118.30
1	15-C	861	LEU	CA-CB-CG	5.18	127.20	115.30
1	12-A	54	LEU	CB-CG-CD2	5.17	119.80	111.00
1	14-B	864	LEU	CA-CB-CG	5.17	127.20	115.30
1	16-C	780	GLU	CA-CB-CG	5.17	124.78	113.40
1	4-B	386	LYS	CA-CB-CG	-5.17	102.02	113.40
1	4-B	583	GLU	N-CA-CB	5.17	119.91	110.60
1	4-B	270	LEU	CA-CB-CG	5.17	127.19	115.30
1	14-A	861	LEU	CA-CB-CG	5.17	127.19	115.30
1	15-A	773	GLU	CA-CB-CG	5.17	124.77	113.40
1	7-B	780	GLU	CA-CB-CG	5.17	124.77	113.40
1	8-C	390	LEU	CA-CB-CG	5.17	127.19	115.30
1	10-A	986	PRO	C-N-CD	5.17	139.25	128.40
1	18-C	979	ASP	CB-CG-OD2	-5.17	113.65	118.30
1	12-A	755	GLN	CA-CB-CG	5.17	124.77	113.40
1	12-C	583	GLU	CA-CB-CG	5.17	124.77	113.40
1	17-B	369	TYR	CA-CB-CG	5.17	123.22	113.40
1	18-A	938	LEU	CA-CB-CG	5.17	127.18	115.30
1	18-C	1107	ARG	CA-CB-CG	5.17	124.77	113.40
1	20-A	895	GLN	CA-CB-CG	5.17	124.77	113.40
1	20-B	984	LEU	CB-CG-CD2	-5.17	102.22	111.00
1	16-B	755	GLN	CA-CB-CG	5.17	124.76	113.40
1	16-C	1013	ILE	CA-CB-CG1	5.17	120.81	111.00
1	20-B	290	ASP	CB-CG-OD1	5.17	122.95	118.30
1	4-B	86	PHE	CB-CG-CD2	-5.16	117.19	120.80
1	5-B	996	LEU	CB-CG-CD2	5.16	119.78	111.00
1	12-C	414	GLN	CB-CA-C	5.16	120.72	110.40
1	17-C	448	ASN	C-N-CA	5.16	134.60	121.70
1	7-A	277	LEU	CA-CB-CG	5.16	127.17	115.30
1	16-B	779	GLN	CA-CB-CG	5.16	124.75	113.40
1	16-B	902	MET	CB-CG-SD	5.16	127.88	112.40

Continued on next page...

Continued from previous page...

Mol	Chain	Res	Type	Atoms	Z	Observed(°)	Ideal(°)
1	8-B	529	LYS	CB-CG-CD	5.16	125.01	111.60
1	13-A	415	THR	OG1-CB-CG2	-5.16	98.14	110.00
1	14-A	613	GLN	CA-CB-CG	5.16	124.75	113.40
1	16-B	981	LEU	CA-CB-CG	5.16	127.16	115.30
1	18-A	198	ASP	CB-CG-OD1	5.16	122.94	118.30
1	3-A	277	LEU	CA-CB-CG	5.15	127.15	115.30
1	7-C	900	MET	CA-CB-CG	5.15	122.06	113.30
1	13-A	461	LEU	CA-CB-CG	5.15	127.15	115.30
1	1-A	964	LYS	CA-CB-CG	5.15	124.74	113.40
1	12-B	558	LYS	CA-CB-CG	5.15	124.74	113.40
1	18-C	468	ILE	CB-CA-C	-5.15	101.30	111.60
1	4-A	368	LEU	CA-CB-CG	5.15	127.15	115.30
1	11-C	321	GLN	CA-CB-CG	5.15	124.73	113.40
1	9-C	948	LEU	CA-CB-CG	5.15	127.14	115.30
1	12-A	986	PRO	CA-N-CD	-5.15	104.29	111.50
1	4-C	231	ILE	CA-CB-CG1	5.15	120.78	111.00
1	7-C	1110	TYR	CB-CG-CD1	5.15	124.09	121.00
1	15-C	290	ASP	CB-CG-OD1	5.15	122.93	118.30
1	3-A	364	ASP	CB-CG-OD2	5.15	122.93	118.30
1	8-C	986	PRO	C-N-CD	5.15	139.21	128.40
1	16-C	1010	GLN	N-CA-CB	-5.14	101.34	110.60
1	18-A	762	GLN	CA-CB-CG	5.14	124.72	113.40
1	1-B	773	GLU	CA-CB-CG	5.14	124.71	113.40
1	13-C	767	LEU	CB-CG-CD2	5.14	119.74	111.00
1	17-B	731	MET	CB-CG-SD	5.14	127.82	112.40
1	14-A	755	GLN	CA-CB-CG	5.14	124.71	113.40
1	12-B	425	LEU	CA-CB-CG	5.14	127.12	115.30
1	4-C	965	GLN	CA-CB-CG	5.14	124.70	113.40
1	5-A	822	LEU	CB-CG-CD2	5.14	119.73	111.00
1	15-B	987	PRO	CA-N-CD	-5.14	104.31	111.50
1	18-A	755	GLN	CA-CB-CG	5.14	124.70	113.40
1	1-C	56	LEU	CB-CG-CD2	5.13	119.73	111.00
1	2-A	291	CYS	CA-CB-SG	5.13	123.24	114.00
1	8-A	1019	ARG	CA-CB-CG	5.13	124.69	113.40
1	8-C	762	GLN	CA-CB-CG	5.13	124.69	113.40
1	9-C	276	LEU	CB-CG-CD2	5.13	119.73	111.00
1	14-A	773	GLU	CA-CB-CG	5.13	124.70	113.40
1	16-A	387	LEU	CA-CB-CG	5.13	127.11	115.30
1	10-A	414	GLN	CB-CA-C	5.13	120.66	110.40
1	12-C	1029	MET	CB-CG-SD	5.13	127.79	112.40
1	16-A	223	LEU	CB-CG-CD1	-5.13	102.28	111.00
1	1-A	806	LEU	CA-CB-CG	5.13	127.10	115.30

Continued on next page...

Continued from previous page...

Mol	Chain	Res	Type	Atoms	Z	Observed(°)	Ideal(°)
1	15-A	1049	LEU	CA-CB-CG	5.13	127.10	115.30
1	4-C	916	LEU	CB-CG-CD1	-5.13	102.28	111.00
1	12-C	1061	VAL	CG1-CB-CG2	-5.13	102.69	110.90
1	4-B	1050	MET	N-CA-CB	5.13	119.83	110.60
1	4-C	1110	TYR	CB-CG-CD1	5.13	124.08	121.00
1	8-B	1012	LEU	CB-CG-CD2	5.13	119.72	111.00
1	9-B	359	SER	C-N-CA	5.13	134.52	121.70
1	5-C	994	ASP	CB-CG-OD1	5.12	122.91	118.30
1	6-A	277	LEU	CA-CB-CG	5.12	127.09	115.30
1	10-C	559	PHE	CB-CG-CD1	-5.12	117.21	120.80
1	14-A	1024	LEU	CA-CB-CG	5.12	127.09	115.30
1	6-A	118	LEU	CB-CG-CD1	-5.12	102.29	111.00
1	7-A	779	GLN	CA-CB-CG	5.12	124.67	113.40
1	10-C	767	LEU	CB-CG-CD2	5.12	119.71	111.00
1	1-B	583	GLU	CA-CB-CG	5.12	124.66	113.40
1	18-A	902	MET	CA-CB-CG	5.12	122.00	113.30
1	19-B	755	GLN	CA-CB-CG	5.12	124.66	113.40
1	13-C	740	MET	CA-CB-CG	5.12	122.00	113.30
1	1-A	964	LYS	CB-CG-CD	5.12	124.90	111.60
1	6-B	865	LEU	CB-CG-CD2	5.12	119.70	111.00
1	6-C	425	LEU	CA-CB-CG	5.12	127.07	115.30
1	14-C	900	MET	CA-CB-CG	5.12	122.00	113.30
1	19-C	271	GLN	CA-CB-CG	5.12	124.65	113.40
1	4-A	198	ASP	CB-CG-OD1	5.11	122.90	118.30
1	7-A	752	LEU	CA-CB-CG	5.11	127.06	115.30
1	7-C	938	LEU	CA-CB-CG	5.11	127.06	115.30
1	8-A	40	ASP	CB-CG-OD1	5.11	122.90	118.30
1	13-B	773	GLU	CA-CB-CG	5.11	124.65	113.40
1	14-A	552	LEU	CB-CG-CD1	5.11	119.69	111.00
1	5-C	752	LEU	CA-CB-CG	5.11	127.06	115.30
1	7-A	737	ASP	CB-CG-OD1	5.11	122.90	118.30
1	19-C	762	GLN	CA-CB-CG	5.11	124.64	113.40
1	12-A	1024	LEU	CA-CB-CG	5.11	127.05	115.30
1	16-C	1042	PHE	CB-CG-CD2	5.11	124.38	120.80
1	18-B	985	ASP	CB-CA-C	5.11	120.62	110.40
1	8-A	755	GLN	CA-CB-CG	5.11	124.64	113.40
1	11-C	226	LEU	CA-CB-CG	5.11	127.05	115.30
1	14-B	48	LEU	CA-CB-CG	5.11	127.05	115.30
1	3-A	894	LEU	CB-CG-CD1	5.11	119.68	111.00
1	7-B	1024	LEU	CA-CB-CG	5.11	127.04	115.30
1	12-B	369	TYR	CA-CB-CG	5.11	123.10	113.40
1	13-A	455	LEU	CA-CB-CG	5.11	127.04	115.30

Continued on next page...

Continued from previous page...

Mol	Chain	Res	Type	Atoms	Z	Observed(°)	Ideal(°)
1	2-C	1024	LEU	CA-CB-CG	5.10	127.04	115.30
1	4-A	228	ASP	CB-CG-OD2	5.10	122.89	118.30
1	5-A	780	GLU	CA-CB-CG	5.10	124.62	113.40
1	5-B	755	GLN	CA-CB-CG	5.10	124.63	113.40
1	7-B	755	GLN	CA-CB-CG	5.10	124.62	113.40
1	8-A	461	LEU	CA-CB-CG	5.10	127.03	115.30
1	9-A	277	LEU	CA-CB-CG	5.10	127.04	115.30
1	11-B	996	LEU	CB-CG-CD2	5.10	119.67	111.00
1	12-A	474	GLN	CA-CB-CG	5.10	124.62	113.40
1	6-B	461	LEU	CA-CB-CG	5.10	127.03	115.30
1	20-B	296	LEU	CA-CB-CG	5.10	127.03	115.30
1	4-C	583	GLU	CA-CB-CG	5.10	124.62	113.40
1	12-C	304	LYS	CA-CB-CG	5.10	124.62	113.40
1	13-B	613	GLN	CA-CB-CG	5.10	124.62	113.40
1	18-C	1110	TYR	CB-CG-CD1	5.10	124.06	121.00
1	5-B	369	TYR	CA-CB-CG	5.10	123.09	113.40
1	6-A	966	LEU	CA-CB-CG	5.10	127.02	115.30
1	12-B	529	LYS	CA-CB-CG	5.10	124.62	113.40
1	3-C	278	LYS	CB-CG-CD	5.09	124.84	111.60
1	7-B	864	LEU	CA-CB-CG	5.09	127.02	115.30
1	12-B	725	GLU	CA-CB-CG	5.09	124.61	113.40
1	13-A	779	GLN	CA-CB-CG	5.09	124.61	113.40
1	17-C	1039	ARG	CG-CD-NE	5.09	122.50	111.80
1	12-C	585	LEU	CA-CB-CG	5.09	127.01	115.30
1	20-B	1103	PHE	CB-CA-C	-5.09	100.22	110.40
1	2-B	918	GLU	CA-CB-CG	5.09	124.60	113.40
1	3-A	65	PHE	CB-CG-CD1	5.09	124.36	120.80
1	7-C	673	GLU	CA-CB-CG	5.09	124.59	113.40
1	12-A	762	GLN	CA-CB-CG	5.09	124.60	113.40
1	14-C	762	GLN	CA-CB-CG	5.09	124.59	113.40
1	16-A	985	ASP	N-CA-CB	-5.09	101.44	110.60
1	12-C	775	ASP	CB-CG-OD1	-5.09	113.72	118.30
1	13-C	894	LEU	CB-CG-CD1	5.09	119.65	111.00
1	17-C	583	GLU	CA-CB-CG	5.09	124.59	113.40
1	19-A	864	LEU	CA-CB-CG	5.09	127.00	115.30
1	9-C	865	LEU	CA-CB-CG	5.08	127.00	115.30
1	18-C	996	LEU	CA-CB-CG	5.08	127.00	115.30
1	1-C	959	LEU	CB-CG-CD2	5.08	119.64	111.00
1	2-B	754	LEU	CA-CB-CG	5.08	126.99	115.30
1	2-C	759	PHE	CB-CG-CD2	-5.08	117.24	120.80
1	3-A	473	TYR	CB-CG-CD1	5.08	124.05	121.00
1	4-B	277	LEU	CA-CB-CG	5.08	126.99	115.30

Continued on next page...

Continued from previous page...

Mol	Chain	Res	Type	Atoms	Z	Observed(°)	Ideal(°)
1	13-A	767	LEU	CB-CG-CD2	5.08	119.64	111.00
1	4-A	227	VAL	CA-CB-CG2	5.08	118.52	110.90
1	6-A	864	LEU	CA-CB-CG	5.08	126.99	115.30
1	8-B	390	LEU	CA-CB-CG	5.08	126.99	115.30
1	16-B	986	PRO	CA-N-CD	-5.08	104.39	111.50
1	4-C	229	LEU	CA-CB-CG	5.08	126.98	115.30
1	5-A	896	ILE	CA-CB-CG1	5.08	120.65	111.00
1	15-A	888	PHE	CB-CG-CD1	5.08	124.36	120.80
1	3-B	755	GLN	CA-CB-CG	5.08	124.57	113.40
1	4-B	425	LEU	CA-CB-CG	5.08	126.98	115.30
1	4-B	552	LEU	CA-CB-CG	5.08	126.98	115.30
1	6-B	745	ASP	CB-CG-OD2	-5.08	113.73	118.30
1	15-B	546	LEU	CB-CG-CD2	5.08	119.63	111.00
1	20-B	755	GLN	CA-CB-CG	5.08	124.57	113.40
1	12-A	1031	GLU	CG-CD-OE1	-5.08	108.14	118.30
1	15-A	755	GLN	CA-CB-CG	5.08	124.57	113.40
1	3-B	1005	GLN	CA-CB-CG	5.08	124.57	113.40
1	5-B	429	PHE	CB-CG-CD2	-5.08	117.25	120.80
1	10-C	996	LEU	CA-CB-CG	5.08	126.98	115.30
1	11-A	878	LEU	CA-CB-CG	5.08	126.97	115.30
1	15-B	725	GLU	CA-CB-CG	5.08	124.56	113.40
1	15-C	206	LYS	CA-CB-CG	5.08	124.56	113.40
1	16-B	493	GLN	CA-CB-CG	5.08	124.57	113.40
1	5-A	767	LEU	CA-CB-CG	5.07	126.97	115.30
1	7-A	153	MET	CB-CG-SD	5.07	127.61	112.40
1	9-C	153	MET	CB-CG-SD	5.07	127.62	112.40
1	15-B	822	LEU	CA-CB-CG	5.07	126.97	115.30
1	17-B	452	LEU	CA-CB-CG	5.07	126.97	115.30
1	7-A	990	GLU	CA-CB-CG	5.07	124.56	113.40
1	13-A	1029	MET	CB-CG-SD	5.07	127.61	112.40
1	14-C	562	PHE	N-CA-CB	-5.07	101.47	110.60
1	8-B	762	GLN	CA-CB-CG	5.07	124.55	113.40
1	9-C	697	MET	CG-SD-CE	5.07	108.31	100.20
1	10-C	731	MET	CB-CG-SD	5.07	127.61	112.40
1	2-A	1084	ASP	CB-CG-OD1	5.07	122.86	118.30
1	10-C	467	ASP	CB-CG-OD1	-5.07	113.74	118.30
1	12-B	290	ASP	CB-CG-OD1	5.07	122.86	118.30
1	12-C	1024	LEU	CA-CB-CG	5.07	126.95	115.30
1	3-A	986	PRO	C-N-CD	5.07	139.04	128.40
1	4-A	1024	LEU	CA-CB-CG	5.07	126.95	115.30
1	9-C	488	CYS	CA-CB-SG	5.07	123.12	114.00
1	19-A	552	LEU	CA-CB-CG	5.06	126.95	115.30

Continued on next page...

Continued from previous page...

Mol	Chain	Res	Type	Atoms	Z	Observed(°)	Ideal(°)
1	5-C	727	LEU	CA-CB-CG	5.06	126.94	115.30
1	4-B	1107	ARG	N-CA-CB	-5.06	101.49	110.60
1	9-C	198	ASP	CB-CG-OD2	5.06	122.85	118.30
1	10-A	1024	LEU	CA-CB-CG	5.06	126.94	115.30
1	20-A	461	LEU	CA-CB-CG	5.06	126.94	115.30
1	13-A	755	GLN	CA-CB-CG	5.06	124.53	113.40
1	13-C	113	LYS	CB-CG-CD	5.06	124.75	111.60
1	19-A	461	LEU	CA-CB-CG	5.06	126.93	115.30
1	7-C	1013	ILE	CA-CB-CG1	5.06	120.61	111.00
1	5-C	493	GLN	CA-CB-CG	5.05	124.52	113.40
1	6-C	1024	LEU	CA-CB-CG	5.05	126.93	115.30
1	7-A	462	LYS	CB-CG-CD	5.05	124.74	111.60
1	3-B	1041	ASP	CB-CG-OD1	5.05	122.85	118.30
1	3-C	277	LEU	CA-CB-CG	5.05	126.92	115.30
1	11-A	53	ASP	CB-CA-C	5.05	120.50	110.40
1	11-B	780	GLU	CA-CB-CG	5.05	124.51	113.40
1	15-B	864	LEU	CA-CB-CG	5.05	126.92	115.30
1	4-B	278	LYS	CB-CG-CD	5.05	124.73	111.60
1	10-A	779	GLN	CA-CB-CG	5.05	124.51	113.40
1	16-C	277	LEU	CA-CB-CG	5.05	126.91	115.30
1	17-B	984	LEU	CA-CB-CG	5.05	126.91	115.30
1	18-B	753	LEU	CA-CB-CG	5.05	126.92	115.30
1	18-C	390	LEU	CA-CB-CG	5.05	126.92	115.30
1	18-C	400	PHE	CB-CG-CD1	-5.05	117.27	120.80
1	18-C	865	LEU	CA-CB-CG	5.05	126.91	115.30
1	20-A	780	GLU	CA-CB-CG	5.05	124.51	113.40
1	2-B	301	CYS	CA-CB-SG	5.05	123.09	114.00
1	4-B	505	TYR	C-N-CA	5.05	134.32	121.70
1	5-A	303	LEU	CA-CB-CG	5.05	126.91	115.30
1	2-A	1050	MET	CB-CA-C	-5.05	100.31	110.40
1	2-C	53	ASP	CB-CG-OD1	5.05	122.84	118.30
1	2-C	229	LEU	CA-CB-CG	5.05	126.91	115.30
1	4-A	900	MET	CA-CB-CG	5.05	121.88	113.30
1	5-A	1024	LEU	CA-CB-CG	5.05	126.91	115.30
1	9-A	966	LEU	CA-CB-CG	5.05	126.91	115.30
1	13-B	741	TYR	CB-CG-CD1	5.05	124.03	121.00
1	15-A	402	ILE	CG1-CB-CG2	-5.05	100.30	111.40
1	16-B	780	GLU	CA-CB-CG	5.05	124.50	113.40
1	20-B	410	ILE	CG1-CB-CG2	-5.05	100.30	111.40
1	9-A	313	TYR	CA-CB-CG	5.04	122.98	113.40
1	15-A	1010	GLN	CA-CB-CG	5.04	124.50	113.40
1	8-B	725	GLU	CA-CB-CG	5.04	124.50	113.40

Continued on next page...

Continued from previous page...

Mol	Chain	Res	Type	Atoms	Z	Observed(°)	Ideal(°)
1	10-C	1012	LEU	CB-CG-CD1	-5.04	102.42	111.00
1	13-C	779	GLN	CA-CB-CG	5.04	124.50	113.40
1	5-A	390	LEU	CA-CB-CG	5.04	126.90	115.30
1	7-C	986	PRO	C-N-CD	5.04	138.99	128.40
1	8-B	780	GLU	CA-CB-CG	5.04	124.49	113.40
1	13-A	780	GLU	CA-CB-CG	5.04	124.49	113.40
1	15-B	276	LEU	CA-CB-CG	5.04	126.89	115.30
1	16-A	755	GLN	CA-CB-CG	5.04	124.49	113.40
1	17-B	864	LEU	CA-CB-CG	5.04	126.89	115.30
1	16-A	1001	LEU	CA-CB-CG	5.04	126.89	115.30
1	8-A	118	LEU	CB-CG-CD1	5.04	119.57	111.00
1	13-B	582	LEU	CA-CB-CG	5.04	126.89	115.30
1	18-C	1127	ASP	CB-CG-OD2	5.04	122.83	118.30
1	19-B	996	LEU	CA-CB-CG	5.04	126.89	115.30
1	18-A	957	GLN	CA-CB-CG	5.04	124.48	113.40
1	7-B	725	GLU	CA-CB-CG	5.04	124.48	113.40
1	13-C	410	ILE	CG1-CB-CG2	-5.04	100.32	111.40
1	14-C	950	ASP	CB-CG-OD1	5.03	122.83	118.30
1	15-A	387	LEU	CA-CB-CG	5.03	126.88	115.30
1	19-C	979	ASP	CB-CG-OD2	-5.03	113.77	118.30
1	12-B	985	ASP	CB-CA-C	5.03	120.46	110.40
1	3-B	762	GLN	CA-CB-CG	5.03	124.47	113.40
1	14-B	368	LEU	CA-CB-CG	5.03	126.87	115.30
1	5-C	779	GLN	CA-CB-CG	5.03	124.46	113.40
1	16-A	315	THR	OG1-CB-CG2	-5.03	98.43	110.00
1	20-B	529	LYS	CA-CB-CG	5.03	124.46	113.40
1	1-C	1139	ASP	CB-CG-OD2	5.03	122.83	118.30
1	3-A	755	GLN	CA-CB-CG	5.03	124.46	113.40
1	4-B	727	LEU	CA-CB-CG	5.03	126.86	115.30
1	5-B	986	PRO	C-N-CD	5.03	138.95	128.40
1	10-B	228	ASP	CB-CG-OD1	5.03	122.82	118.30
1	3-C	1107	ARG	CA-CB-CG	5.02	124.45	113.40
1	6-A	290	ASP	CB-CG-OD1	5.02	122.82	118.30
1	7-A	1024	LEU	CA-CB-CG	5.02	126.85	115.30
1	12-A	986	PRO	C-N-CD	5.02	138.95	128.40
1	14-A	296	LEU	CA-CB-CG	5.02	126.85	115.30
1	15-C	755	GLN	CA-CB-CG	5.02	124.45	113.40
1	13-B	1024	LEU	CA-CB-CG	5.02	126.85	115.30
1	16-A	505	TYR	C-N-CA	5.02	134.25	121.70
1	17-C	755	GLN	CA-CB-CG	5.02	124.45	113.40
1	20-B	780	GLU	CA-CB-CG	5.02	124.45	113.40
1	4-C	568	ASP	CB-CG-OD2	5.02	122.82	118.30

Continued on next page...

Continued from previous page...

Mol	Chain	Res	Type	Atoms	Z	Observed(°)	Ideal(°)
1	11-B	763	LEU	CB-CG-CD2	-5.02	102.47	111.00
1	18-C	153	MET	CA-CB-CG	5.02	121.83	113.30
1	6-A	755	GLN	CA-CB-CG	5.02	124.44	113.40
1	14-A	742	ILE	CA-CB-CG2	5.02	120.94	110.90
1	7-C	1024	LEU	CA-CB-CG	5.01	126.83	115.30
1	13-C	1024	LEU	CA-CB-CG	5.01	126.84	115.30
1	19-B	977	LEU	CA-CB-CG	5.01	126.83	115.30
1	5-C	727	LEU	CB-CG-CD1	-5.01	102.48	111.00
1	1-B	1004	LEU	CA-CB-CG	5.01	126.83	115.30
1	8-B	740	MET	CA-CB-CG	5.01	121.82	113.30
1	11-A	235	ILE	CG1-CB-CG2	5.01	122.43	111.40
1	12-B	753	LEU	CA-CB-CG	5.01	126.83	115.30
1	12-C	977	LEU	CA-CB-CG	5.01	126.83	115.30
1	13-A	776	LYS	CA-CB-CG	5.01	124.43	113.40
1	16-A	452	LEU	CA-CB-CG	5.01	126.83	115.30
1	19-A	737	ASP	CB-CG-OD2	-5.01	113.79	118.30
1	19-B	780	GLU	CA-CB-CG	5.01	124.42	113.40
1	2-B	806	LEU	CA-CB-CG	5.01	126.82	115.30
1	19-C	916	LEU	CB-CG-CD1	-5.01	102.48	111.00
1	10-C	1019	ARG	CG-CD-NE	5.01	122.32	111.80
1	3-B	996	LEU	CA-CB-CG	5.01	126.81	115.30
1	10-A	753	LEU	CB-CG-CD1	5.01	119.51	111.00
1	12-A	987	PRO	CA-N-CD	-5.01	104.49	111.50
1	19-A	558	LYS	CA-CB-CG	5.01	124.41	113.40
1	3-B	779	GLN	CA-CB-CG	5.00	124.41	113.40
1	5-B	965	GLN	CA-CB-CG	5.00	124.41	113.40
1	18-A	986	PRO	C-N-CD	5.00	138.91	128.40
1	19-A	368	LEU	CA-CB-CG	5.00	126.81	115.30
1	20-A	298	GLU	CA-CB-CG	5.00	124.41	113.40
1	2-C	822	LEU	CA-CB-CG	5.00	126.80	115.30

There are no chirality outliers.

All (9) planarity outliers are listed below:

Mol	Chain	Res	Type	Group
1	1-B	338	PHE	Sidechain
1	1-C	590	CYS	Peptide
1	1-C	592	PHE	Peptide
1	10-B	985	ASP	Sidechain
1	11-C	318	PHE	Peptide
1	17-C	1052	PHE	Sidechain
1	2-C	595	VAL	Peptide

Continued on next page...

Continued from previous page...

Mol	Chain	Res	Type	Group
1	20-B	1052	PHE	Sidechain
1	8-B	87	ASN	Mainchain

5.2 Too-close contacts [i](#)

In the following table, the Non-H and H(model) columns list the number of non-hydrogen atoms and hydrogen atoms in the chain respectively. The H(added) column lists the number of hydrogen atoms added and optimized by MolProbity. The Clashes column lists the number of clashes within the asymmetric unit, whereas Symm-Clashes lists symmetry-related clashes.

Mol	Chain	Non-H	H(model)	H(added)	Clashes	Symm-Clashes
1	1-A	8454	0	8245	121	0
1	1-B	8454	0	8246	111	0
1	1-C	8454	0	8248	120	0
1	2-A	8454	0	8246	100	0
1	2-B	8454	0	8246	114	0
1	2-C	8454	0	8248	109	0
1	3-A	8494	0	8289	110	0
1	3-B	8494	0	8289	98	0
1	3-C	8494	0	8289	116	0
1	4-A	8494	0	8289	142	0
1	4-B	8494	0	8289	140	0
1	4-C	8494	0	8289	125	0
1	5-A	8494	0	8289	135	0
1	5-B	8494	0	8289	112	0
1	5-C	8494	0	8289	124	0
1	6-A	8494	0	8289	115	0
1	6-B	8494	0	8289	102	0
1	6-C	8494	0	8289	114	0
1	7-A	8494	0	8289	119	0
1	7-B	8494	0	8289	110	0
1	7-C	8494	0	8289	112	0
1	8-A	8494	0	8289	99	0
1	8-B	8494	0	8289	123	0
1	8-C	8494	0	8289	121	0
1	9-A	8454	0	8245	116	0
1	9-B	8454	0	8246	130	0
1	9-C	8454	0	8248	126	0
1	10-A	8494	0	8289	113	0
1	10-B	8494	0	8289	90	0
1	10-C	8494	0	8289	105	0
1	11-A	8454	0	8246	103	0

Continued on next page...

Continued from previous page...

Mol	Chain	Non-H	H(model)	H(added)	Clashes	Symm-Clashes
1	11-B	8454	0	8246	97	0
1	11-C	8454	0	8248	111	0
1	12-A	8494	0	8289	117	0
1	12-B	8494	0	8289	116	0
1	12-C	8494	0	8289	112	0
1	13-A	8494	0	8289	123	0
1	13-B	8494	0	8289	109	0
1	13-C	8494	0	8289	118	0
1	14-A	8494	0	8289	112	0
1	14-B	8494	0	8289	93	0
1	14-C	8494	0	8289	122	0
1	15-A	8494	0	8289	112	0
1	15-B	8494	0	8289	110	0
1	15-C	8494	0	8289	123	0
1	16-A	8494	0	8289	120	0
1	16-B	8494	0	8289	99	0
1	16-C	8494	0	8289	110	0
1	17-A	8494	0	8289	128	0
1	17-B	8494	0	8289	115	0
1	17-C	8494	0	8289	130	0
1	18-A	8494	0	8289	103	0
1	18-B	8494	0	8289	100	0
1	18-C	8494	0	8289	115	0
1	19-A	8494	0	8289	120	0
1	19-B	8494	0	8289	105	0
1	19-C	8494	0	8289	126	0
1	20-A	8494	0	8289	89	0
1	20-B	8494	0	8289	110	0
1	20-C	8494	0	8289	94	0
All	All	509160	0	496830	6304	0

The all-atom clashscore is defined as the number of clashes found per 1000 atoms (including hydrogen atoms). The all-atom clashscore for this structure is 6.

All (6304) close contacts within the same asymmetric unit are listed below, sorted by their clash magnitude.

Atom-1	Atom-2	Interatomic distance (Å)	Clash overlap (Å)
1:C:320:VAL:C	1:C:321:GLN:N	1.70	1.45
1:A:14:GLN:HE21	1:A:14:GLN:N	1.41	1.18
1:C:853:GLN:N	1:C:853:GLN:HE21	1.62	0.97
1:B:1051:SER:HG	1:B:1064:HIS:HD1	1.23	0.86

Continued on next page...

Continued from previous page...

Atom-1	Atom-2	Interatomic distance (Å)	Clash overlap (Å)
1:C:353:TRP:HE1	1:C:466:ARG:HB2	1.41	0.84
1:A:353:TRP:HE1	1:A:466:ARG:HB2	1.44	0.81
1:B:237:ARG:HH12	1:B:239:GLN:HG3	1.46	0.81
1:A:552:LEU:HB3	1:A:585:LEU:HD12	1.63	0.81
1:A:353:TRP:HE1	1:A:466:ARG:HB2	1.46	0.80
1:B:353:TRP:HE1	1:B:466:ARG:HB2	1.44	0.80
1:C:353:TRP:HE1	1:C:466:ARG:HB2	1.47	0.80
1:C:730:SER:HB2	1:C:774:GLN:HE22	1.47	0.80
1:B:749:CYS:O	1:B:753:LEU:HB2	1.83	0.79
1:A:14:GLN:N	1:A:14:GLN:NE2	2.27	0.77
1:C:214:ARG:HE	1:C:215:GLY:H	1.31	0.77
1:C:778:THR:O	1:C:782:PHE:HB2	1.85	0.76
1:C:714:ILE:HD12	1:C:715:PRO:HD2	1.68	0.76
1:A:687:GLN:HG2	1:A:693:ILE:HD13	1.68	0.75
1:A:687:GLN:HG2	1:A:693:ILE:HD13	1.67	0.75
1:B:353:TRP:HE1	1:B:466:ARG:HB2	1.51	0.75
1:A:955:ASN:HD22	1:A:955:ASN:C	1.89	0.74
1:C:984:LEU:HD11	1:C:988:GLU:HB2	1.68	0.74
1:C:762:GLN:HA	1:C:765:ARG:HE	1.52	0.74
1:A:312:ILE:HD11	1:A:596:SER:HB3	1.70	0.74
1:A:312:ILE:HD11	1:A:596:SER:HB3	1.69	0.74
1:B:384:PRO:HA	1:B:387:LEU:HD22	1.70	0.74
1:C:853:GLN:N	1:C:853:GLN:NE2	2.34	0.74
1:A:353:TRP:HE1	1:A:466:ARG:HB2	1.53	0.74
1:B:714:ILE:HD12	1:B:715:PRO:HD2	1.70	0.74
1:A:596:SER:HB2	1:A:611:LEU:HB3	1.70	0.74
1:A:353:TRP:HE1	1:A:466:ARG:HB2	1.53	0.73
1:A:1128:VAL:HG21	1:B:918:GLU:HG3	1.70	0.73
1:B:384:PRO:HA	1:B:387:LEU:HG	1.71	0.73
1:C:611:LEU:HD22	1:C:678:ILE:HD11	1.69	0.73
1:B:408:ARG:HH22	1:B:409:GLN:HE21	1.36	0.73
1:A:562:PHE:O	1:B:41:LYS:NZ	2.21	0.73
1:A:966:LEU:HA	1:A:1000:ARG:HH12	1.54	0.72
1:C:1030:SER:HA	1:C:1034:LEU:HD23	1.71	0.72
1:B:611:LEU:HD22	1:B:678:ILE:HD11	1.70	0.72
1:A:596:SER:HB2	1:A:611:LEU:HB3	1.71	0.72
1:A:353:TRP:HE1	1:A:466:ARG:HB2	1.53	0.72
1:A:295:PRO:HA	1:A:298:GLU:HG2	1.71	0.72
1:B:312:ILE:HD11	1:B:596:SER:HB3	1.71	0.72
1:C:778:THR:O	1:C:782:PHE:HB2	1.90	0.72
1:C:353:TRP:HE1	1:C:355:ARG:HD3	1.55	0.72

Continued on next page...

Continued from previous page...

Atom-1	Atom-2	Interatomic distance (Å)	Clash overlap (Å)
1:A:353:TRP:HE1	1:A:466:ARG:HB2	1.54	0.72
1:A:43:PHE:O	1:C:567:ARG:NH2	2.23	0.72
1:C:984:LEU:HD11	1:C:988:GLU:HB2	1.72	0.72
1:A:353:TRP:HE1	1:A:466:ARG:HB2	1.54	0.72
1:A:353:TRP:HE1	1:A:466:ARG:HB2	1.53	0.72
1:B:722:VAL:HG12	1:B:1065:VAL:HG12	1.72	0.71
1:B:966:LEU:HA	1:B:1000:ARG:HH12	1.54	0.71
1:C:983:ARG:HG3	1:C:984:LEU:HD22	1.72	0.71
1:A:611:LEU:HD22	1:A:678:ILE:HD11	1.72	0.71
1:A:415:THR:HG1	1:B:369:TYR:HH	1.38	0.71
1:A:687:GLN:HG2	1:A:693:ILE:HD13	1.71	0.71
1:B:517:LEU:HD23	1:B:518:LEU:HB2	1.73	0.71
1:C:611:LEU:HD22	1:C:678:ILE:HD11	1.72	0.71
1:B:439:ASN:ND2	1:B:506:GLN:OE1	2.24	0.71
1:A:735:SER:HB3	1:A:861:LEU:HD21	1.73	0.71
1:A:596:SER:HB2	1:A:611:LEU:HB3	1.73	0.71
1:A:353:TRP:HE1	1:A:466:ARG:HB2	1.56	0.71
1:B:117:LEU:HD21	1:B:231:ILE:HG21	1.73	0.71
1:A:745:ASP:OD1	1:C:319:ARG:NH1	2.24	0.71
1:C:735:SER:HB3	1:C:861:LEU:HD21	1.73	0.71
1:A:984:LEU:HD11	1:A:988:GLU:HB2	1.73	0.71
1:A:727:LEU:HD11	1:A:1025:ALA:HB2	1.72	0.71
1:A:611:LEU:HD22	1:A:678:ILE:HD11	1.73	0.71
1:A:562:PHE:O	1:B:41:LYS:NZ	2.25	0.70
1:A:904:TYR:HB3	1:C:1107:ARG:HH22	1.55	0.70
1:B:727:LEU:HD11	1:B:1025:ALA:HB2	1.74	0.70
1:A:596:SER:HB2	1:A:611:LEU:HB3	1.72	0.70
1:A:762:GLN:HA	1:A:765:ARG:HE	1.56	0.70
1:B:332:ILE:HG12	1:B:524:VAL:HG13	1.73	0.70
1:C:611:LEU:HD22	1:C:678:ILE:HD11	1.71	0.70
1:C:611:LEU:HD22	1:C:678:ILE:HD11	1.74	0.70
1:B:596:SER:HB2	1:B:611:LEU:HB3	1.73	0.70
1:A:312:ILE:HD11	1:A:596:SER:HB3	1.74	0.70
1:A:312:ILE:HD11	1:A:596:SER:HB3	1.72	0.70
1:A:596:SER:HB2	1:A:611:LEU:HB3	1.73	0.70
1:A:687:GLN:HG2	1:A:693:ILE:HD13	1.74	0.70
1:C:560:LEU:HD12	1:C:561:PRO:HD2	1.74	0.70
1:B:439:ASN:HD21	1:B:506:GLN:HB3	1.56	0.70
1:A:611:LEU:HD22	1:A:678:ILE:HD11	1.74	0.70
1:B:517:LEU:HD11	1:C:983:ARG:HH11	1.56	0.70
1:B:735:SER:HB3	1:B:861:LEU:HD21	1.73	0.70

Continued on next page...

Continued from previous page...

Atom-1	Atom-2	Interatomic distance (Å)	Clash overlap (Å)
1:B:395:VAL:HG13	1:B:513:LEU:HD11	1.73	0.69
1:C:353:TRP:HE1	1:C:466:ARG:HB2	1.57	0.69
1:C:523:THR:HG23	1:C:524:VAL:HG23	1.74	0.69
1:C:393:THR:HA	1:C:522:ALA:HA	1.73	0.69
1:A:353:TRP:HE1	1:A:466:ARG:HB2	1.55	0.69
1:A:517:LEU:HD23	1:A:518:LEU:HB2	1.73	0.69
1:A:384:PRO:HA	1:A:387:LEU:HD22	1.72	0.69
1:B:596:SER:HB2	1:B:611:LEU:HB3	1.74	0.69
1:A:517:LEU:HD23	1:A:518:LEU:HB2	1.73	0.69
1:A:596:SER:HB2	1:A:611:LEU:HB3	1.73	0.69
1:A:117:LEU:HD21	1:A:231:ILE:HG21	1.74	0.69
1:B:353:TRP:HE1	1:B:466:ARG:HB2	1.56	0.69
1:A:1123:SER:OG	1:B:914:ASN:ND2	2.26	0.69
1:A:611:LEU:HD22	1:A:678:ILE:HD11	1.73	0.69
1:B:611:LEU:HD22	1:B:678:ILE:HD11	1.73	0.69
1:B:598:ILE:HD11	1:B:678:ILE:HD13	1.75	0.69
1:A:966:LEU:HA	1:A:1000:ARG:HH12	1.57	0.69
1:A:598:ILE:HD11	1:A:664:ILE:HD12	1.75	0.69
1:B:353:TRP:HE1	1:B:466:ARG:HB2	1.57	0.69
1:C:106:PHE:HB2	1:C:117:LEU:HB3	1.75	0.69
1:B:1052:PHE:HB2	1:B:1063:LEU:HB2	1.75	0.69
1:C:290:ASP:HB3	1:C:293:LEU:HD23	1.74	0.69
1:B:14:GLN:N	1:B:255:SER:HG	1.90	0.69
1:B:735:SER:HB3	1:B:861:LEU:HD21	1.75	0.69
1:B:662:CYS:HB2	1:B:697:MET:HG2	1.75	0.69
1:A:966:LEU:HA	1:A:1000:ARG:HH12	1.57	0.69
1:A:596:SER:HB2	1:A:611:LEU:HB3	1.74	0.69
1:A:984:LEU:HD12	1:A:988:GLU:HG2	1.74	0.69
1:C:276:LEU:HD11	1:C:304:LYS:HA	1.76	0.68
1:A:755:GLN:NE2	1:C:969:ASN:OD1	2.22	0.68
1:C:401:VAL:HG22	1:C:509:ARG:HG2	1.73	0.68
1:C:312:ILE:HD12	1:C:598:ILE:HD12	1.75	0.68
1:A:966:LEU:HA	1:A:1000:ARG:HH12	1.58	0.68
1:C:596:SER:HB2	1:C:611:LEU:HB3	1.74	0.68
1:C:384:PRO:HA	1:C:387:LEU:HD23	1.75	0.68
1:A:969:ASN:HD21	1:B:755:GLN:HB2	1.59	0.68
1:C:884:SER:HB3	1:C:887:THR:HB	1.75	0.68
1:A:906:PHE:HB3	1:A:911:VAL:HB	1.76	0.68
1:C:770:ILE:O	1:C:774:GLN:HB3	1.94	0.68
1:B:237:ARG:HD2	1:B:238:PHE:H	1.59	0.68
1:A:596:SER:HB2	1:A:611:LEU:HB3	1.76	0.68

Continued on next page...

Continued from previous page...

Atom-1	Atom-2	Interatomic distance (Å)	Clash overlap (Å)
1:A:688:THR:HA	1:A:690:GLN:HG2	1.76	0.68
1:A:113:LYS:HD3	1:C:483:VAL:HA	1.76	0.68
1:C:806:LEU:HD12	1:C:807:PRO:HD2	1.73	0.68
1:C:319:ARG:NH2	1:C:590:CYS:SG	2.66	0.68
1:C:714:ILE:HD12	1:C:715:PRO:HD2	1.75	0.68
1:B:713:ALA:HB2	1:C:895:GLN:HG2	1.76	0.68
1:B:403:ARG:HG3	1:B:406:GLU:HG2	1.75	0.68
1:B:611:LEU:HD22	1:B:678:ILE:HD11	1.75	0.68
1:B:562:PHE:O	1:C:41:LYS:NZ	2.28	0.67
1:B:897:PRO:HG2	1:B:900:MET:HG2	1.75	0.67
1:A:43:PHE:H	1:C:567:ARG:HH12	1.41	0.67
1:B:353:TRP:HE1	1:B:466:ARG:HB2	1.58	0.67
1:C:100:ILE:HD12	1:C:263:ALA:HB2	1.76	0.67
1:A:360:ASN:H	1:A:523:THR:HB	1.60	0.67
1:C:983:ARG:HG3	1:C:984:LEU:HD22	1.74	0.67
1:C:1010:GLN:HE22	1:C:1014:ARG:HH22	1.42	0.67
1:C:735:SER:HB3	1:C:861:LEU:HD21	1.74	0.67
1:A:984:LEU:HD13	1:A:988:GLU:HG2	1.77	0.67
1:A:102:ARG:HE	1:A:246:ILE:HD11	1.59	0.67
1:C:196:ASN:HD22	1:C:235:ILE:HG12	1.59	0.67
1:B:1052:PHE:HB2	1:B:1063:LEU:HB2	1.77	0.67
1:C:736:VAL:O	1:C:764:ASN:ND2	2.27	0.67
1:C:735:SER:HB3	1:C:861:LEU:HD21	1.76	0.67
1:A:564:GLN:H	1:B:41:LYS:HZ2	1.40	0.67
1:A:889:GLY:HA3	1:A:1034:LEU:HD21	1.76	0.67
1:B:727:LEU:HD11	1:B:1025:ALA:HB2	1.75	0.67
1:A:226:LEU:HG	1:A:227:VAL:HG23	1.77	0.67
1:A:418:ILE:HA	1:A:422:ASN:HD22	1.60	0.67
1:A:984:LEU:HB2	1:A:989:ALA:HB2	1.75	0.67
1:C:195:LYS:HE3	1:C:202:LYS:HD3	1.77	0.67
1:C:58:PHE:HD2	1:C:290:ASP:HB2	1.59	0.67
1:B:1040:VAL:HG11	1:C:1035:GLY:HA3	1.76	0.67
1:C:193:VAL:HG22	1:C:223:LEU:HD23	1.77	0.67
1:B:767:LEU:HD13	1:B:770:ILE:HD11	1.77	0.67
1:C:393:THR:HA	1:C:522:ALA:HA	1.77	0.67
1:C:596:SER:HB2	1:C:611:LEU:HB3	1.77	0.67
1:B:520:ALA:HA	1:C:41:LYS:HE2	1.76	0.67
1:B:731:MET:H	1:B:774:GLN:HE21	1.43	0.67
1:B:901:GLN:NE2	1:B:1050:MET:SD	2.68	0.67
1:B:393:THR:HA	1:B:522:ALA:HA	1.77	0.67
1:B:563:GLN:HE21	1:B:563:GLN:HA	1.60	0.67

Continued on next page...

Continued from previous page...

Atom-1	Atom-2	Interatomic distance (Å)	Clash overlap (Å)
1:A:762:GLN:HA	1:A:765:ARG:HE	1.59	0.67
1:A:206:LYS:HD3	1:A:223:LEU:HA	1.77	0.67
1:A:966:LEU:HA	1:A:1000:ARG:HH12	1.59	0.67
1:C:319:ARG:HH22	1:C:590:CYS:HB2	1.60	0.67
1:A:611:LEU:HD22	1:A:678:ILE:HD11	1.77	0.67
1:C:965:GLN:HE21	1:C:965:GLN:HA	1.59	0.66
1:A:729:VAL:HG12	1:A:1059:GLY:HA2	1.77	0.66
1:A:735:SER:HB3	1:A:861:LEU:HD21	1.76	0.66
1:A:369:TYR:HH	1:C:415:THR:HG1	1.41	0.66
1:C:126:VAL:HG22	1:C:172:SER:HB3	1.77	0.66
1:A:755:GLN:HE22	1:C:971:GLY:HA2	1.59	0.66
1:B:729:VAL:HG12	1:B:1059:GLY:HA2	1.78	0.66
1:C:729:VAL:HG12	1:C:1059:GLY:HA2	1.78	0.66
1:A:729:VAL:HG12	1:A:1059:GLY:HA2	1.77	0.66
1:A:1002:GLN:HE22	1:B:759:PHE:HE2	1.44	0.66
1:C:35:GLY:HA3	1:C:56:LEU:HD13	1.78	0.66
1:C:82:PRO:O	1:C:239:GLN:NE2	2.28	0.66
1:A:596:SER:HB2	1:A:611:LEU:HB3	1.78	0.66
1:A:552:LEU:HB3	1:A:585:LEU:HD23	1.78	0.66
1:A:1123:SER:OG	1:B:914:ASN:ND2	2.29	0.66
1:C:733:LYS:HD3	1:C:771:ALA:HB1	1.78	0.66
1:C:401:VAL:HG22	1:C:509:ARG:HG2	1.78	0.66
1:A:596:SER:HB2	1:A:611:LEU:HB3	1.76	0.66
1:A:596:SER:HB2	1:A:611:LEU:HB3	1.78	0.66
1:C:106:PHE:HB2	1:C:117:LEU:HB3	1.78	0.66
1:A:57:PRO:HG3	1:A:273:ARG:HG3	1.76	0.66
1:A:688:THR:HA	1:A:690:GLN:HG2	1.78	0.66
1:B:393:THR:HA	1:B:522:ALA:HA	1.78	0.66
1:A:729:VAL:HG12	1:A:1059:GLY:HA2	1.78	0.66
1:B:1030:SER:HA	1:B:1034:LEU:HD23	1.77	0.66
1:C:714:ILE:HD12	1:C:715:PRO:HD2	1.77	0.66
1:B:722:VAL:HG22	1:B:1065:VAL:HG12	1.78	0.66
1:B:727:LEU:HD11	1:B:1025:ALA:HB2	1.77	0.65
1:B:596:SER:HB2	1:B:611:LEU:HB3	1.78	0.65
1:A:596:SER:HB2	1:A:611:LEU:HB3	1.77	0.65
1:B:393:THR:HA	1:B:522:ALA:HA	1.78	0.65
1:A:372:ALA:O	1:C:403:ARG:NH2	2.28	0.65
1:B:735:SER:HB3	1:B:861:LEU:HD21	1.78	0.65
1:C:729:VAL:HG12	1:C:1059:GLY:HA2	1.78	0.65
1:A:129:LYS:NZ	1:A:168:PHE:O	2.26	0.65
1:A:195:LYS:HE2	1:A:197:ILE:HD11	1.79	0.65

Continued on next page...

Continued from previous page...

Atom-1	Atom-2	Interatomic distance (Å)	Clash overlap (Å)
1:A:596:SER:HB2	1:A:611:LEU:HB3	1.77	0.65
1:B:560:LEU:HD12	1:B:561:PRO:HD2	1.76	0.65
1:B:729:VAL:HG12	1:B:1059:GLY:HA2	1.79	0.65
1:C:353:TRP:HE1	1:C:466:ARG:HB2	1.61	0.65
1:C:106:PHE:HB3	1:C:235:ILE:HG12	1.77	0.65
1:A:992:GLN:OE1	1:A:995:ARG:NH2	2.29	0.65
1:A:1002:GLN:NE2	1:B:1005:GLN:OE1	2.28	0.65
1:A:611:LEU:HD22	1:A:678:ILE:HD11	1.79	0.65
1:C:596:SER:HB2	1:C:611:LEU:HB3	1.77	0.65
1:B:729:VAL:HG12	1:B:1059:GLY:HA2	1.79	0.65
1:B:770:ILE:O	1:B:774:GLN:HB2	1.97	0.65
1:C:119:ILE:HG22	1:C:128:ILE:HG13	1.77	0.65
1:A:966:LEU:HA	1:A:1000:ARG:HH12	1.60	0.65
1:A:1028:LYS:NZ	1:A:1042:PHE:O	2.30	0.65
1:A:31:SER:HB3	1:A:34:ARG:HB2	1.79	0.65
1:A:596:SER:HB2	1:A:611:LEU:HB3	1.79	0.65
1:A:521:PRO:HG2	1:B:200:TYR:HE1	1.62	0.65
1:A:129:LYS:NZ	1:A:166:CYS:SG	2.70	0.65
1:C:239:GLN:NE2	1:C:240:THR:O	2.30	0.65
1:A:1046:GLY:HA2	1:B:890:ALA:HA	1.79	0.65
1:C:1028:LYS:O	1:C:1032:CYS:HB2	1.96	0.65
1:A:729:VAL:HG12	1:A:1059:GLY:HA2	1.78	0.65
1:A:735:SER:HB3	1:A:861:LEU:HD21	1.79	0.65
1:B:725:GLU:OE2	1:B:1064:HIS:NE2	2.30	0.65
1:B:971:GLY:HA3	1:B:995:ARG:HH12	1.62	0.65
1:B:971:GLY:HA3	1:B:995:ARG:HH22	1.62	0.65
1:B:106:PHE:HB2	1:B:117:LEU:HB3	1.79	0.65
1:C:437:ASN:OD1	1:C:439:ASN:ND2	2.30	0.65
1:C:177:MET:SD	1:C:190:ARG:NH2	2.70	0.65
1:A:372:ALA:O	1:C:403:ARG:NH2	2.29	0.65
1:B:403:ARG:NH2	1:C:372:ALA:O	2.30	0.65
1:A:774:GLN:HE22	1:A:1018:ILE:HG21	1.62	0.65
1:A:715:PRO:HD3	1:B:894:LEU:HD21	1.77	0.64
1:C:384:PRO:HA	1:C:387:LEU:HD23	1.79	0.64
1:C:353:TRP:HE1	1:C:466:ARG:HB2	1.61	0.64
1:B:611:LEU:HD22	1:B:666:ILE:HD11	1.78	0.64
1:C:742:ILE:HD11	1:C:997:ILE:HA	1.79	0.64
1:C:393:THR:HA	1:C:522:ALA:HA	1.78	0.64
1:A:117:LEU:HD11	1:A:231:ILE:HG21	1.79	0.64
1:A:117:LEU:HD11	1:A:231:ILE:HG12	1.80	0.64
1:B:393:THR:HA	1:B:522:ALA:HA	1.79	0.64

Continued on next page...

Continued from previous page...

Atom-1	Atom-2	Interatomic distance (Å)	Clash overlap (Å)
1:A:729:VAL:HG12	1:A:1059:GLY:HA2	1.80	0.64
1:C:884:SER:HB3	1:C:887:THR:HB	1.79	0.64
1:A:312:ILE:HD11	1:A:596:SER:HB3	1.79	0.64
1:C:106:PHE:HB2	1:C:117:LEU:HB3	1.79	0.64
1:B:106:PHE:HB2	1:B:117:LEU:HB3	1.77	0.64
1:A:61:ASN:HD22	1:A:61:ASN:C	2.01	0.64
1:A:53:ASP:OD1	1:A:54:LEU:N	2.30	0.64
1:B:564:GLN:HG2	1:B:577:ARG:HD2	1.78	0.64
1:A:729:VAL:HG12	1:A:1059:GLY:HA2	1.79	0.64
1:A:762:GLN:HA	1:A:765:ARG:HE	1.62	0.64
1:A:200:TYR:O	1:A:202:LYS:NZ	2.31	0.64
1:B:353:TRP:O	1:B:466:ARG:NH2	2.31	0.64
1:A:729:VAL:HG12	1:A:1059:GLY:HA2	1.78	0.64
1:A:493:GLN:NE2	1:A:494:SER:O	2.30	0.64
1:A:984:LEU:HB3	1:A:989:ALA:HB2	1.77	0.64
1:C:729:VAL:HG12	1:C:1059:GLY:HA2	1.80	0.64
1:C:34:ARG:NH1	1:C:191:GLU:OE1	2.30	0.64
1:B:55:PHE:HB2	1:B:273:ARG:HB2	1.80	0.64
1:B:403:ARG:NH2	1:C:372:ALA:O	2.29	0.64
1:A:726:ILE:HD13	1:A:1061:VAL:HG22	1.78	0.64
1:A:384:PRO:HG3	1:C:415:THR:HG21	1.79	0.64
1:B:64:TRP:HE1	1:B:264:ALA:HB1	1.62	0.64
1:A:129:LYS:HZ3	1:A:169:GLU:HB2	1.62	0.64
1:A:1081:ILE:HG23	1:A:1088:HIS:HB2	1.78	0.64
1:C:560:LEU:HD12	1:C:561:PRO:HD2	1.80	0.64
1:A:61:ASN:HD22	1:A:61:ASN:C	2.01	0.64
1:B:130:VAL:HB	1:B:168:PHE:HB2	1.78	0.64
1:C:598:ILE:HD11	1:C:678:ILE:HD13	1.80	0.64
1:B:596:SER:HB2	1:B:611:LEU:HB3	1.79	0.64
1:A:729:VAL:HG12	1:A:1059:GLY:HA2	1.79	0.64
1:B:1031:GLU:HB3	1:B:1037:SER:HB2	1.80	0.64
1:C:896:ILE:HD12	1:C:897:PRO:HD2	1.80	0.64
1:C:129:LYS:NZ	1:C:166:CYS:SG	2.63	0.64
1:B:360:ASN:H	1:B:523:THR:HB	1.62	0.64
1:A:611:LEU:HD22	1:A:678:ILE:HD11	1.79	0.64
1:A:104:TRP:H	1:A:119:ILE:HB	1.62	0.64
1:B:1030:SER:HA	1:B:1034:LEU:HD23	1.79	0.64
1:B:403:ARG:HB2	1:B:495:TYR:HE2	1.63	0.64
1:B:353:TRP:HE1	1:B:466:ARG:HB2	1.63	0.64
1:C:106:PHE:HB2	1:C:117:LEU:HB3	1.80	0.64
1:B:735:SER:HB3	1:B:861:LEU:HD21	1.79	0.64

Continued on next page...

Continued from previous page...

Atom-1	Atom-2	Interatomic distance (Å)	Clash overlap (Å)
1:C:384:PRO:HA	1:C:387:LEU:HD23	1.80	0.64
1:A:577:ARG:HG3	1:A:584:ILE:HG12	1.78	0.64
1:B:317:ASN:ND2	1:C:737:ASP:OD2	2.31	0.64
1:C:401:VAL:HG22	1:C:509:ARG:HG2	1.79	0.64
1:A:598:ILE:HD11	1:A:678:ILE:HD12	1.79	0.63
1:B:332:ILE:HG12	1:B:524:VAL:HG13	1.80	0.63
1:B:577:ARG:HG2	1:B:584:ILE:HG12	1.79	0.63
1:C:1106:GLN:HA	1:C:1106:GLN:HE21	1.62	0.63
1:A:966:LEU:HA	1:A:1000:ARG:HH12	1.61	0.63
1:C:726:ILE:HG22	1:C:1061:VAL:HG22	1.79	0.63
1:C:966:LEU:HA	1:C:1000:ARG:HH12	1.63	0.63
1:C:83:VAL:HG13	1:C:239:GLN:HE21	1.63	0.63
1:A:894:LEU:HD21	1:C:715:PRO:HD3	1.81	0.63
1:A:1054:GLN:HB2	1:A:1061:VAL:HG23	1.79	0.63
1:A:711:SER:OG	1:B:895:GLN:NE2	2.30	0.63
1:C:302:THR:O	1:C:304:LYS:NZ	2.31	0.63
1:C:384:PRO:HA	1:C:387:LEU:HD23	1.80	0.63
1:A:966:LEU:HA	1:A:1000:ARG:HH12	1.63	0.63
1:C:384:PRO:HA	1:C:387:LEU:HD23	1.78	0.63
1:C:393:THR:HA	1:C:522:ALA:HA	1.79	0.63
1:C:726:ILE:HG22	1:C:1061:VAL:HG22	1.80	0.63
1:B:353:TRP:HE1	1:B:466:ARG:HB2	1.64	0.63
1:B:714:ILE:HD12	1:B:715:PRO:HD2	1.79	0.63
1:B:897:PRO:HG2	1:B:900:MET:HG2	1.80	0.63
1:A:353:TRP:HE1	1:A:466:ARG:HB2	1.64	0.63
1:C:596:SER:HB2	1:C:611:LEU:HB3	1.81	0.63
1:C:762:GLN:HA	1:C:765:ARG:HE	1.61	0.63
1:B:736:VAL:O	1:B:764:ASN:ND2	2.31	0.63
1:A:517:LEU:HD11	1:B:983:ARG:HD2	1.81	0.63
1:A:330:PRO:HD3	1:A:544:ASN:HD22	1.63	0.63
1:C:295:PRO:HG2	1:C:608:VAL:HG11	1.79	0.63
1:A:81:ASN:O	1:A:239:GLN:NE2	2.31	0.63
1:B:577:ARG:HH21	1:B:582:LEU:HD12	1.64	0.63
1:B:914:ASN:N	1:B:914:ASN:HD22	1.94	0.63
1:C:735:SER:HB3	1:C:861:LEU:HD21	1.79	0.63
1:C:726:ILE:HG22	1:C:1061:VAL:HG22	1.81	0.63
1:A:966:LEU:HA	1:A:1000:ARG:HH12	1.62	0.63
1:A:598:ILE:HD11	1:A:678:ILE:HD12	1.79	0.63
1:C:941:THR:HG23	1:C:944:ALA:HB2	1.79	0.63
1:B:966:LEU:HA	1:B:1000:ARG:HH12	1.62	0.63
1:A:394:ASN:ND2	1:B:200:TYR:OH	2.31	0.63

Continued on next page...

Continued from previous page...

Atom-1	Atom-2	Interatomic distance (Å)	Clash overlap (Å)
1:C:393:THR:HA	1:C:522:ALA:HA	1.81	0.63
1:B:722:VAL:HG12	1:B:1065:VAL:HG22	1.79	0.63
1:A:994:ASP:HA	1:A:997:ILE:HG12	1.81	0.63
1:A:729:VAL:HG12	1:A:1059:GLY:HA2	1.80	0.63
1:A:31:SER:HB2	1:A:34:ARG:HB2	1.80	0.63
1:C:598:ILE:HB	1:C:609:ALA:HB3	1.80	0.63
1:C:1028:LYS:NZ	1:C:1042:PHE:O	2.23	0.63
1:A:278:LYS:NZ	1:A:286:THR:OG1	2.30	0.63
1:B:353:TRP:HE1	1:B:466:ARG:HB2	1.64	0.63
1:C:1043:CYS:O	1:C:1064:HIS:ND1	2.31	0.63
1:B:966:LEU:HA	1:B:1000:ARG:HH12	1.63	0.63
1:A:729:VAL:HG12	1:A:1059:GLY:HA2	1.80	0.63
1:B:360:ASN:H	1:B:523:THR:HB	1.64	0.63
1:A:752:LEU:HD22	1:A:993:ILE:HD12	1.80	0.63
1:A:394:ASN:HB2	1:A:516:GLU:HB3	1.81	0.63
1:B:64:TRP:HE1	1:B:264:ALA:HB1	1.63	0.63
1:A:393:THR:HA	1:A:522:ALA:HA	1.80	0.63
1:A:719:THR:HG22	1:A:1070:ALA:HB2	1.81	0.63
1:A:896:ILE:HD12	1:A:897:PRO:HD2	1.80	0.62
1:B:707:TYR:HD2	1:C:792:PRO:HG3	1.64	0.62
1:C:994:ASP:HA	1:C:997:ILE:HG12	1.81	0.62
1:A:983:ARG:HH21	1:C:517:LEU:HD21	1.63	0.62
1:C:1030:SER:HA	1:C:1034:LEU:HD23	1.81	0.62
1:B:106:PHE:HB2	1:B:117:LEU:HB3	1.81	0.62
1:A:735:SER:HB3	1:A:861:LEU:HD21	1.80	0.62
1:B:517:LEU:HD11	1:C:983:ARG:HH11	1.63	0.62
1:B:102:ARG:HH21	1:B:246:ILE:HG12	1.64	0.62
1:B:984:LEU:HB2	1:B:989:ALA:HB2	1.80	0.62
1:A:1010:GLN:OE1	1:A:1014:ARG:NH1	2.30	0.62
1:C:966:LEU:HA	1:C:1000:ARG:HH12	1.62	0.62
1:C:320:VAL:C	1:C:321:GLN:CA	2.67	0.62
1:A:234:ASN:ND2	1:C:465:GLU:OE1	2.32	0.62
1:B:729:VAL:HG12	1:B:1059:GLY:HA2	1.81	0.62
1:A:372:ALA:O	1:C:403:ARG:NH2	2.30	0.62
1:B:1030:SER:HA	1:B:1034:LEU:HD23	1.81	0.62
1:A:1081:ILE:HG23	1:A:1088:HIS:HB2	1.81	0.62
1:C:908:GLY:O	1:C:1038:LYS:NZ	2.31	0.62
1:A:702:GLU:OE2	1:B:790:LYS:NZ	2.32	0.62
1:C:53:ASP:OD1	1:C:54:LEU:N	2.32	0.62
1:B:517:LEU:HD11	1:C:983:ARG:HH11	1.65	0.62
1:C:1031:GLU:HG3	1:C:1039:ARG:HH21	1.64	0.62

Continued on next page...

Continued from previous page...

Atom-1	Atom-2	Interatomic distance (Å)	Clash overlap (Å)
1:C:670:ASN:C	1:C:670:ASN:HD22	2.01	0.62
1:C:887:THR:HG21	1:C:894:LEU:HG	1.80	0.62
1:C:598:ILE:HB	1:C:609:ALA:HB3	1.82	0.62
1:C:907:ASN:C	1:C:907:ASN:HD22	2.02	0.62
1:B:670:ASN:C	1:B:670:ASN:HD22	2.01	0.62
1:A:226:LEU:HG	1:A:227:VAL:HG23	1.81	0.62
1:C:53:ASP:OD2	1:C:54:LEU:N	2.31	0.62
1:A:984:LEU:HD13	1:A:988:GLU:HG2	1.81	0.62
1:A:403:ARG:NH2	1:B:372:ALA:O	2.31	0.62
1:B:598:ILE:HB	1:B:609:ALA:HB3	1.81	0.62
1:C:229:LEU:HD22	1:C:231:ILE:HD13	1.81	0.62
1:B:729:VAL:HG12	1:B:1059:GLY:HA2	1.80	0.62
1:C:99:ASN:O	1:C:102:ARG:NH2	2.32	0.62
1:A:763:LEU:HD23	1:A:1004:LEU:HD13	1.81	0.62
1:A:1102:TRP:HD1	1:A:1135:ASN:HD22	1.47	0.62
1:A:314:GLN:HE22	1:A:594:GLY:HA3	1.65	0.62
1:C:1031:GLU:HG3	1:C:1039:ARG:HH21	1.64	0.62
1:A:372:ALA:O	1:C:403:ARG:NH2	2.28	0.62
1:C:897:PRO:HG2	1:C:900:MET:HG2	1.80	0.62
1:C:106:PHE:HB2	1:C:117:LEU:HB3	1.81	0.62
1:A:825:LYS:HD3	1:A:945:LEU:HD13	1.81	0.62
1:B:353:TRP:HE1	1:B:466:ARG:HB2	1.63	0.62
1:A:521:PRO:HD3	1:B:41:LYS:HE2	1.82	0.62
1:A:571:ASP:OD1	1:B:975:SER:OG	2.18	0.62
1:A:99:ASN:HB3	1:A:102:ARG:HH12	1.64	0.62
1:A:598:ILE:HB	1:A:609:ALA:HB3	1.82	0.62
1:C:393:THR:HA	1:C:522:ALA:HA	1.81	0.62
1:C:596:SER:HB2	1:C:611:LEU:HB3	1.81	0.62
1:A:729:VAL:HG12	1:A:1059:GLY:HA2	1.82	0.62
1:C:726:ILE:HG22	1:C:1061:VAL:HG22	1.82	0.62
1:C:362:VAL:HG21	1:C:524:VAL:HB	1.81	0.62
1:C:338:PHE:HA	1:C:341:VAL:HG12	1.81	0.62
1:A:393:THR:HA	1:A:522:ALA:HA	1.81	0.62
1:B:596:SER:HB2	1:B:611:LEU:HB3	1.81	0.62
1:A:393:THR:HA	1:A:522:ALA:HA	1.81	0.62
1:B:969:ASN:OD1	1:C:755:GLN:NE2	2.26	0.62
1:A:1031:GLU:HB3	1:A:1037:SER:HB2	1.81	0.62
1:B:353:TRP:HE1	1:B:466:ARG:HB2	1.64	0.62
1:A:984:LEU:HB2	1:A:989:ALA:HB2	1.82	0.62
1:A:317:ASN:ND2	1:B:737:ASP:OD2	2.32	0.62
1:A:372:ALA:O	1:C:403:ARG:NH2	2.33	0.62

Continued on next page...

Continued from previous page...

Atom-1	Atom-2	Interatomic distance (Å)	Clash overlap (Å)
1:C:555:SER:HB2	1:C:586:ASP:HB2	1.82	0.62
1:C:130:VAL:HG21	1:C:231:ILE:HD11	1.81	0.62
1:B:735:SER:HB3	1:B:861:LEU:HD21	1.80	0.62
1:C:287:ASP:HB2	1:C:306:PHE:HE2	1.65	0.62
1:C:393:THR:HA	1:C:522:ALA:HA	1.82	0.62
1:A:994:ASP:HA	1:A:997:ILE:HG12	1.81	0.61
1:C:729:VAL:HG21	1:C:781:VAL:HG11	1.81	0.61
1:C:729:VAL:HG12	1:C:1059:GLY:HA2	1.82	0.61
1:A:117:LEU:HD11	1:A:231:ILE:HG12	1.81	0.61
1:B:393:THR:HA	1:B:522:ALA:HA	1.80	0.61
1:C:1106:GLN:NE2	1:C:1111:GLU:OE1	2.33	0.61
1:C:560:LEU:HD12	1:C:561:PRO:HD2	1.82	0.61
1:A:968:SER:OG	1:B:755:GLN:O	2.18	0.61
1:C:1010:GLN:OE1	1:C:1014:ARG:NH2	2.33	0.61
1:C:1019:ARG:NH2	1:C:1023:ASN:OD1	2.33	0.61
1:A:1081:ILE:HG23	1:A:1088:HIS:HB2	1.81	0.61
1:C:357:ARG:NH2	1:C:396:TYR:OH	2.33	0.61
1:A:774:GLN:O	1:A:777:ASN:ND2	2.34	0.61
1:B:735:SER:HB3	1:B:861:LEU:HD21	1.82	0.61
1:A:598:ILE:HD11	1:A:678:ILE:HD12	1.82	0.61
1:B:393:THR:HA	1:B:522:ALA:HA	1.81	0.61
1:B:393:THR:HA	1:B:522:ALA:HA	1.83	0.61
1:B:401:VAL:HG22	1:B:509:ARG:HG2	1.82	0.61
1:A:729:VAL:HG12	1:A:1059:GLY:HA2	1.81	0.61
1:A:729:VAL:HG12	1:A:1059:GLY:HA2	1.81	0.61
1:A:729:VAL:HG21	1:A:781:VAL:HG11	1.82	0.61
1:A:273:ARG:HD2	1:A:292:ALA:HB3	1.82	0.61
1:A:369:TYR:HH	1:C:415:THR:HG1	1.48	0.61
1:A:576:VAL:HG12	1:A:587:ILE:HD11	1.82	0.61
1:C:393:THR:HA	1:C:522:ALA:HA	1.82	0.61
1:B:317:ASN:ND2	1:C:737:ASP:OD2	2.34	0.61
1:A:730:SER:HA	1:A:774:GLN:HE22	1.64	0.61
1:C:802:PHE:HB3	1:C:806:LEU:HD23	1.81	0.61
1:A:908:GLY:O	1:A:1038:LYS:NZ	2.30	0.61
1:A:547:THR:O	1:B:978:ASN:ND2	2.34	0.61
1:A:735:SER:HB3	1:A:861:LEU:HD21	1.81	0.61
1:B:319:ARG:HH22	1:C:745:ASP:HA	1.64	0.61
1:A:117:LEU:HD11	1:A:231:ILE:HG21	1.82	0.61
1:C:106:PHE:HD1	1:C:235:ILE:HD13	1.65	0.61
1:A:897:PRO:HG2	1:A:900:MET:HG2	1.82	0.61
1:A:992:GLN:OE1	1:A:995:ARG:NH2	2.33	0.61

Continued on next page...

Continued from previous page...

Atom-1	Atom-2	Interatomic distance (Å)	Clash overlap (Å)
1:C:393:THR:HA	1:C:522:ALA:HA	1.82	0.61
1:C:105:ILE:HG12	1:C:241:LEU:HD21	1.83	0.61
1:B:729:VAL:HG12	1:B:1059:GLY:HA2	1.83	0.61
1:C:401:VAL:HG22	1:C:509:ARG:HG2	1.81	0.61
1:B:403:ARG:NH2	1:C:372:ALA:O	2.31	0.61
1:B:729:VAL:HG12	1:B:1059:GLY:HA2	1.82	0.61
1:A:687:GLN:HG2	1:A:693:ILE:HD13	1.82	0.61
1:A:887:THR:HB	1:A:894:LEU:HD23	1.83	0.61
1:A:394:ASN:HB2	1:A:516:GLU:HB3	1.81	0.61
1:C:858:LEU:HD22	1:C:959:LEU:HD12	1.82	0.61
1:A:1081:ILE:HG23	1:A:1088:HIS:HB2	1.83	0.61
1:B:1051:SER:OG	1:B:1064:HIS:ND1	2.31	0.61
1:C:735:SER:HB3	1:C:861:LEU:HD21	1.82	0.61
1:C:379:CYS:HA	1:C:432:CYS:HB3	1.83	0.61
1:A:914:ASN:OD1	1:C:1123:SER:OG	2.18	0.61
1:C:99:ASN:O	1:C:102:ARG:NH1	2.33	0.61
1:A:1017:GLU:OE1	1:B:1019:ARG:NH1	2.31	0.61
1:A:598:ILE:HB	1:A:609:ALA:HB3	1.83	0.61
1:C:28:TYR:HB3	1:C:61:ASN:HB3	1.83	0.61
1:C:729:VAL:HG12	1:C:1059:GLY:HA2	1.83	0.61
1:A:389:ASP:OD1	1:A:528:LYS:NZ	2.34	0.61
1:C:596:SER:HB2	1:C:611:LEU:HB3	1.83	0.61
1:C:1031:GLU:OE2	1:C:1039:ARG:NH2	2.34	0.61
1:A:393:THR:HA	1:A:522:ALA:HA	1.83	0.61
1:C:444:LYS:HD3	1:C:446:GLY:H	1.66	0.61
1:A:915:VAL:HG12	1:A:1109:PHE:HD2	1.65	0.61
1:A:517:LEU:HD23	1:A:518:LEU:HB2	1.83	0.61
1:B:1052:PHE:HB2	1:B:1063:LEU:HB2	1.82	0.61
1:A:596:SER:HB2	1:A:611:LEU:HB3	1.83	0.61
1:A:189:LEU:HD22	1:A:210:ILE:HD13	1.83	0.61
1:C:106:PHE:HB3	1:C:235:ILE:HD12	1.82	0.61
1:B:317:ASN:HD21	1:B:592:PHE:HD1	1.49	0.61
1:B:577:ARG:HH21	1:B:582:LEU:HD12	1.66	0.61
1:B:731:MET:H	1:B:774:GLN:HE21	1.48	0.61
1:A:598:ILE:HB	1:A:609:ALA:HB3	1.83	0.61
1:B:729:VAL:HG12	1:B:1059:GLY:HA2	1.83	0.61
1:A:908:GLY:O	1:A:1038:LYS:NZ	2.30	0.61
1:C:858:LEU:HD22	1:C:959:LEU:HD12	1.83	0.60
1:C:598:ILE:HB	1:C:609:ALA:HB3	1.82	0.60
1:A:923:ILE:HA	1:A:926:GLN:HG3	1.82	0.60
1:B:326:ILE:HD11	1:B:534:VAL:HG12	1.81	0.60

Continued on next page...

Continued from previous page...

Atom-1	Atom-2	Interatomic distance (Å)	Clash overlap (Å)
1:B:106:PHE:HB2	1:B:117:LEU:HB3	1.83	0.60
1:B:707:TYR:HD2	1:C:792:PRO:HG3	1.66	0.60
1:A:93:ALA:HB3	1:A:266:TYR:HB2	1.82	0.60
1:C:452:LEU:HD22	1:C:492:LEU:HD11	1.83	0.60
1:C:1030:SER:HA	1:C:1034:LEU:HD23	1.84	0.60
1:B:896:ILE:HD12	1:B:897:PRO:HD2	1.82	0.60
1:B:384:PRO:HA	1:B:387:LEU:HD23	1.84	0.60
1:A:664:ILE:HD12	1:A:665:PRO:HD2	1.81	0.60
1:A:418:ILE:HA	1:A:422:ASN:HD22	1.66	0.60
1:B:966:LEU:HA	1:B:1000:ARG:HH12	1.66	0.60
1:B:729:VAL:HG12	1:B:1059:GLY:HA2	1.82	0.60
1:A:562:PHE:O	1:B:41:LYS:NZ	2.35	0.60
1:A:983:ARG:NH2	1:C:428:ASP:OD1	2.35	0.60
1:B:606:ASN:C	1:B:606:ASN:HD22	2.04	0.60
1:C:1031:GLU:HB3	1:C:1037:SER:HB2	1.82	0.60
1:C:357:ARG:NH2	1:C:396:TYR:OH	2.34	0.60
1:C:720:ILE:HD11	1:C:1065:VAL:HG13	1.84	0.60
1:C:598:ILE:HB	1:C:609:ALA:HB3	1.84	0.60
1:A:596:SER:HB2	1:A:611:LEU:HB3	1.83	0.60
1:A:729:VAL:HG12	1:A:1059:GLY:HA2	1.82	0.60
1:B:398:ASP:OD2	1:B:423:TYR:OH	2.19	0.60
1:C:67:ALA:HB3	1:C:263:ALA:H	1.65	0.60
1:B:738:CYS:O	1:B:742:ILE:HB	2.00	0.60
1:A:973:ILE:HG21	1:A:983:ARG:HH22	1.66	0.60
1:A:372:ALA:O	1:C:403:ARG:NH2	2.34	0.60
1:C:109:THR:HG21	1:C:113:LYS:HD3	1.82	0.60
1:A:598:ILE:HB	1:A:609:ALA:HB3	1.84	0.60
1:C:735:SER:HB3	1:C:861:LEU:HD21	1.82	0.60
1:B:598:ILE:HB	1:B:609:ALA:HB3	1.83	0.60
1:A:598:ILE:HB	1:A:609:ALA:HB3	1.84	0.60
1:C:762:GLN:HA	1:C:765:ARG:HE	1.66	0.60
1:A:403:ARG:NH1	1:A:405:ASP:OD2	2.34	0.60
1:A:729:VAL:HG12	1:A:1059:GLY:HA2	1.82	0.60
1:A:729:VAL:HG21	1:A:781:VAL:HG11	1.84	0.60
1:A:981:LEU:O	1:C:386:LYS:NZ	2.34	0.60
1:B:966:LEU:HA	1:B:1000:ARG:HH12	1.65	0.60
1:B:401:VAL:HG22	1:B:509:ARG:HG2	1.83	0.60
1:B:738:CYS:HB3	1:B:763:LEU:HD11	1.82	0.60
1:C:806:LEU:HD12	1:C:807:PRO:HD2	1.81	0.60
1:B:733:LYS:HD3	1:B:771:ALA:HB1	1.82	0.60
1:A:357:ARG:NH2	1:A:394:ASN:OD1	2.34	0.60

Continued on next page...

Continued from previous page...

Atom-1	Atom-2	Interatomic distance (Å)	Clash overlap (Å)
1:B:560:LEU:HD23	1:B:563:GLN:HB2	1.83	0.60
1:A:372:ALA:O	1:C:403:ARG:NH2	2.31	0.60
1:A:557:LYS:NZ	1:B:281:GLU:O	2.35	0.60
1:B:598:ILE:HD11	1:B:678:ILE:HD13	1.83	0.60
1:B:726:ILE:HG22	1:B:1061:VAL:HG22	1.84	0.60
1:C:902:MET:HB3	1:C:916:LEU:HD11	1.84	0.60
1:C:299:THR:HG22	1:C:597:VAL:HG11	1.83	0.60
1:A:598:ILE:HB	1:A:609:ALA:HB3	1.82	0.60
1:A:984:LEU:HD13	1:A:988:GLU:HG2	1.83	0.60
1:C:729:VAL:HG12	1:C:1059:GLY:HA2	1.83	0.60
1:C:1033:VAL:HG21	1:C:1053:PRO:HG3	1.82	0.60
1:A:226:LEU:HG	1:A:227:VAL:HG23	1.82	0.60
1:C:452:LEU:HB3	1:C:492:LEU:HD12	1.82	0.60
1:C:378:LYS:NZ	1:C:407:VAL:O	2.35	0.60
1:A:729:VAL:HG12	1:A:1059:GLY:HA2	1.83	0.60
1:A:195:LYS:HD2	1:A:197:ILE:HD11	1.84	0.60
1:A:34:ARG:NH1	1:A:219:GLY:O	2.33	0.60
1:C:598:ILE:HB	1:C:609:ALA:HB3	1.83	0.60
1:A:403:ARG:NH2	1:B:372:ALA:O	2.28	0.60
1:C:598:ILE:HB	1:C:609:ALA:HB3	1.84	0.60
1:A:726:ILE:HG22	1:A:1061:VAL:HG22	1.83	0.60
1:C:53:ASP:OD1	1:C:54:LEU:N	2.34	0.60
1:A:119:ILE:HD12	1:A:128:ILE:HG12	1.84	0.60
1:A:889:GLY:HA3	1:A:1034:LEU:HD21	1.84	0.60
1:B:332:ILE:HG23	1:B:529:LYS:HE3	1.84	0.60
1:B:598:ILE:HB	1:B:609:ALA:HB3	1.84	0.60
1:B:729:VAL:HG21	1:B:781:VAL:HG11	1.83	0.60
1:C:407:VAL:HG21	1:C:508:TYR:HD2	1.65	0.60
1:B:58:PHE:HB3	1:B:293:LEU:HD12	1.84	0.60
1:A:1081:ILE:HG23	1:A:1088:HIS:HB2	1.84	0.60
1:C:598:ILE:HB	1:C:609:ALA:HB3	1.84	0.60
1:A:230:PRO:O	1:C:466:ARG:NH2	2.34	0.60
1:A:396:TYR:HB2	1:A:514:SER:HB3	1.84	0.60
1:B:498:GLN:HE21	1:B:501:TYR:HB2	1.66	0.60
1:A:598:ILE:HB	1:A:609:ALA:HB3	1.82	0.60
1:C:598:ILE:HD11	1:C:678:ILE:HD13	1.84	0.60
1:C:825:LYS:NZ	1:C:938:LEU:O	2.35	0.60
1:A:117:LEU:HD11	1:A:231:ILE:HG12	1.84	0.60
1:C:756:TYR:HB3	1:C:759:PHE:HD2	1.66	0.60
1:A:315:THR:HG23	1:A:595:VAL:HG23	1.84	0.60
1:A:276:LEU:HD11	1:A:304:LYS:HE2	1.84	0.60

Continued on next page...

Continued from previous page...

Atom-1	Atom-2	Interatomic distance (Å)	Clash overlap (Å)
1:A:418:ILE:HA	1:A:422:ASN:HD22	1.66	0.59
1:B:393:THR:HA	1:B:522:ALA:HA	1.82	0.59
1:A:193:VAL:HG12	1:A:204:TYR:HB2	1.84	0.59
1:A:598:ILE:HD11	1:A:678:ILE:HD12	1.84	0.59
1:B:393:THR:HA	1:B:522:ALA:HA	1.84	0.59
1:A:34:ARG:HH22	1:A:220:PHE:HA	1.65	0.59
1:B:1030:SER:HA	1:B:1034:LEU:HD23	1.84	0.59
1:C:108:THR:O	1:C:237:ARG:NH2	2.35	0.59
1:C:731:MET:H	1:C:774:GLN:HE21	1.49	0.59
1:B:328:ARG:HH21	1:B:533:LEU:H	1.49	0.59
1:B:327:VAL:O	1:B:531:THR:OG1	2.21	0.59
1:C:777:ASN:HA	1:C:780:GLU:HG3	1.83	0.59
1:B:418:ILE:HD12	1:B:422:ASN:HD22	1.67	0.59
1:A:276:LEU:HG	1:A:306:PHE:HE1	1.66	0.59
1:C:598:ILE:HB	1:C:609:ALA:HB3	1.84	0.59
1:C:58:PHE:HD1	1:C:290:ASP:HB2	1.67	0.59
1:A:702:GLU:OE2	1:B:790:LYS:NZ	2.32	0.59
1:B:118:LEU:HD21	1:B:160:TYR:HE2	1.67	0.59
1:C:53:ASP:OD2	1:C:54:LEU:N	2.34	0.59
1:B:40:ASP:OD1	1:B:41:LYS:N	2.36	0.59
1:A:729:VAL:HG21	1:A:781:VAL:HG11	1.84	0.59
1:A:905:ARG:HH21	1:A:1050:MET:HB2	1.66	0.59
1:A:966:LEU:HA	1:A:1000:ARG:HH12	1.68	0.59
1:A:729:VAL:HG21	1:A:781:VAL:HG11	1.83	0.59
1:B:970:PHE:HA	1:C:756:TYR:HE2	1.67	0.59
1:A:108:THR:O	1:A:237:ARG:NH2	2.36	0.59
1:C:712:ILE:HG13	1:C:1094:VAL:HG11	1.84	0.59
1:B:401:VAL:HG22	1:B:509:ARG:HG2	1.83	0.59
1:A:788:ILE:HD12	1:A:876:ALA:HB2	1.83	0.59
1:C:53:ASP:OD1	1:C:54:LEU:N	2.35	0.59
1:A:904:TYR:OH	1:C:1093:GLY:O	2.20	0.59
1:A:729:VAL:HG12	1:A:1059:GLY:HA2	1.85	0.59
1:B:28:TYR:HB3	1:B:61:ASN:HB3	1.84	0.59
1:A:1116:THR:OG1	1:A:1118:ASP:OD1	2.20	0.59
1:C:229:LEU:HD22	1:C:231:ILE:HG22	1.84	0.59
1:C:393:THR:HA	1:C:522:ALA:HA	1.84	0.59
1:C:55:PHE:HB2	1:C:273:ARG:HB2	1.83	0.59
1:C:1033:VAL:HG21	1:C:1053:PRO:HG3	1.84	0.59
1:A:598:ILE:HB	1:A:609:ALA:HB3	1.84	0.59
1:A:598:ILE:HB	1:A:609:ALA:HB3	1.84	0.59
1:B:129:LYS:NZ	1:B:168:PHE:O	2.34	0.59

Continued on next page...

Continued from previous page...

Atom-1	Atom-2	Interatomic distance (Å)	Clash overlap (Å)
1:B:966:LEU:HA	1:B:1000:ARG:HH12	1.67	0.59
1:A:1129:VAL:HG22	1:B:917:TYR:HB3	1.83	0.59
1:B:560:LEU:HD12	1:B:562:PHE:H	1.68	0.59
1:C:384:PRO:HA	1:C:387:LEU:HD23	1.83	0.59
1:C:408:ARG:NH1	1:C:414:GLN:OE1	2.35	0.59
1:B:908:GLY:O	1:B:1038:LYS:NZ	2.34	0.59
1:B:915:VAL:HG11	1:B:1108:ASN:HB2	1.85	0.59
1:A:598:ILE:HB	1:A:609:ALA:HB3	1.85	0.59
1:A:598:ILE:HB	1:A:609:ALA:HB3	1.85	0.59
1:B:108:THR:O	1:B:237:ARG:NH2	2.35	0.59
1:A:201:PHE:HB2	1:A:229:LEU:HB2	1.83	0.59
1:C:598:ILE:HB	1:C:609:ALA:HB3	1.84	0.59
1:C:729:VAL:HG12	1:C:1059:GLY:HA2	1.84	0.59
1:A:729:VAL:HG21	1:A:781:VAL:HG11	1.84	0.59
1:B:393:THR:HA	1:B:522:ALA:HA	1.84	0.59
1:A:102:ARG:NH1	1:A:121:ASN:O	2.36	0.59
1:A:299:THR:HG21	1:A:597:VAL:HG21	1.84	0.59
1:B:521:PRO:HD3	1:C:41:LYS:HE2	1.84	0.59
1:A:34:ARG:NH1	1:A:219:GLY:O	2.35	0.59
1:C:598:ILE:HB	1:C:609:ALA:HB3	1.85	0.59
1:B:954:GLN:OE1	1:B:1014:ARG:NH1	2.36	0.59
1:C:240:THR:HG1	1:C:245:HIS:HE2	1.47	0.59
1:A:598:ILE:HB	1:A:609:ALA:HB3	1.84	0.59
1:A:1043:CYS:O	1:A:1064:HIS:ND1	2.36	0.59
1:C:726:ILE:HG22	1:C:1061:VAL:HG22	1.85	0.59
1:A:729:VAL:HG12	1:A:1059:GLY:HA2	1.85	0.59
1:A:988:GLU:OE2	1:C:383:SER:OG	2.20	0.59
1:A:896:ILE:HD12	1:A:897:PRO:HD2	1.85	0.59
1:B:777:ASN:OD1	1:B:1019:ARG:NH2	2.35	0.59
1:A:1129:VAL:HG12	1:B:917:TYR:HB3	1.84	0.59
1:B:596:SER:HB2	1:B:611:LEU:HB3	1.85	0.59
1:A:372:ALA:O	1:C:403:ARG:NH2	2.32	0.59
1:C:726:ILE:HG22	1:C:1061:VAL:HG22	1.85	0.59
1:C:546:LEU:HD21	1:C:573:THR:HG21	1.85	0.59
1:B:990:GLU:HA	1:B:993:ILE:HG22	1.85	0.59
1:B:408:ARG:HH22	1:B:409:GLN:HE21	1.49	0.59
1:C:276:LEU:HD11	1:C:304:LYS:HA	1.85	0.59
1:C:461:LEU:HD22	1:C:465:GLU:HG2	1.84	0.59
1:A:389:ASP:OD1	1:A:528:LYS:NZ	2.35	0.59
1:A:517:LEU:HD11	1:B:983:ARG:HH11	1.68	0.59
1:A:99:ASN:ND2	1:A:177:MET:SD	2.76	0.58

Continued on next page...

Continued from previous page...

Atom-1	Atom-2	Interatomic distance (Å)	Clash overlap (Å)
1:A:970:PHE:HD2	1:A:996:LEU:HA	1.67	0.58
1:C:1031:GLU:HB3	1:C:1037:SER:HB2	1.84	0.58
1:A:729:VAL:HG12	1:A:1059:GLY:HA2	1.85	0.58
1:B:398:ASP:OD2	1:B:423:TYR:OH	2.21	0.58
1:A:226:LEU:HG	1:A:227:VAL:HG23	1.83	0.58
1:B:130:VAL:HB	1:B:168:PHE:HB3	1.85	0.58
1:B:770:ILE:HA	1:B:773:GLU:HG3	1.85	0.58
1:A:372:ALA:O	1:C:403:ARG:NH2	2.32	0.58
1:C:177:MET:SD	1:C:190:ARG:NH2	2.77	0.58
1:C:81:ASN:O	1:C:239:GLN:NE2	2.36	0.58
1:B:1030:SER:HA	1:B:1034:LEU:HD23	1.85	0.58
1:C:1030:SER:OG	1:C:1031:GLU:OE1	2.20	0.58
1:A:398:ASP:HB2	1:A:512:VAL:HG12	1.85	0.58
1:A:596:SER:HB2	1:A:611:LEU:HB3	1.86	0.58
1:A:866:THR:OG1	1:A:869:MET:SD	2.57	0.58
1:C:729:VAL:HG21	1:C:781:VAL:HG11	1.85	0.58
1:A:384:PRO:HG3	1:C:415:THR:HG21	1.85	0.58
1:A:129:LYS:NZ	1:A:166:CYS:SG	2.68	0.58
1:B:357:ARG:NH2	1:B:396:TYR:OH	2.37	0.58
1:A:727:LEU:HD11	1:A:1025:ALA:HB2	1.84	0.58
1:A:296:LEU:HB2	1:A:608:VAL:HG21	1.85	0.58
1:A:726:ILE:HG12	1:A:1061:VAL:HG23	1.86	0.58
1:A:401:VAL:HG22	1:A:509:ARG:HG2	1.85	0.58
1:C:384:PRO:HA	1:C:387:LEU:HD23	1.85	0.58
1:A:984:LEU:HB2	1:A:989:ALA:HB2	1.84	0.58
1:C:393:THR:HA	1:C:522:ALA:HA	1.85	0.58
1:C:611:LEU:HD22	1:C:678:ILE:HD11	1.86	0.58
1:A:44:ARG:NH2	1:A:279:TYR:OH	2.36	0.58
1:C:222:ALA:HB2	1:C:285:ILE:HB	1.85	0.58
1:A:278:LYS:NZ	1:A:286:THR:OG1	2.33	0.58
1:B:436:TRP:HZ3	1:B:509:ARG:HD2	1.67	0.58
1:C:983:ARG:HG3	1:C:984:LEU:HD22	1.85	0.58
1:A:598:ILE:HB	1:A:609:ALA:HB3	1.85	0.58
1:A:566:GLY:HA2	1:B:43:PHE:HB3	1.86	0.58
1:B:385:THR:O	1:B:388:ASN:ND2	2.36	0.58
1:C:738:CYS:O	1:C:742:ILE:HB	2.03	0.58
1:C:1031:GLU:HB3	1:C:1037:SER:HB2	1.84	0.58
1:A:372:ALA:O	1:C:403:ARG:NH2	2.36	0.58
1:C:96:GLU:OE1	1:C:188:ASN:ND2	2.36	0.58
1:A:64:TRP:HE1	1:A:264:ALA:HB1	1.68	0.58
1:A:1091:ARG:NH1	1:A:1118:ASP:O	2.36	0.58

Continued on next page...

Continued from previous page...

Atom-1	Atom-2	Interatomic distance (Å)	Clash overlap (Å)
1:C:129:LYS:HZ3	1:C:168:PHE:H	1.52	0.58
1:B:733:LYS:HE3	1:B:771:ALA:HB1	1.85	0.58
1:A:598:ILE:HB	1:A:609:ALA:HB3	1.86	0.58
1:B:403:ARG:NH2	1:C:372:ALA:O	2.32	0.58
1:B:403:ARG:NH2	1:C:372:ALA:O	2.32	0.58
1:B:896:ILE:HD12	1:B:897:PRO:HD2	1.85	0.58
1:A:106:PHE:HB2	1:A:117:LEU:HB2	1.85	0.58
1:C:896:ILE:HD12	1:C:897:PRO:HD2	1.86	0.58
1:A:561:PRO:O	1:A:577:ARG:NH1	2.36	0.58
1:C:357:ARG:NH2	1:C:396:TYR:OH	2.37	0.58
1:B:38:TYR:HE2	1:B:224:GLU:HG3	1.68	0.58
1:A:299:THR:HG21	1:A:597:VAL:HG21	1.85	0.58
1:A:972:ALA:HB2	1:A:996:LEU:HD21	1.86	0.58
1:C:777:ASN:HB3	1:C:1019:ARG:HH21	1.69	0.58
1:A:195:LYS:HD2	1:A:197:ILE:HD11	1.86	0.58
1:B:34:ARG:HH22	1:B:220:PHE:HA	1.69	0.58
1:B:398:ASP:OD2	1:B:423:TYR:OH	2.22	0.58
1:C:193:VAL:HG22	1:C:223:LEU:HD23	1.85	0.58
1:A:129:LYS:NZ	1:A:168:PHE:O	2.33	0.58
1:B:28:TYR:HB3	1:B:61:ASN:HB3	1.85	0.58
1:C:598:ILE:HB	1:C:609:ALA:HB3	1.86	0.58
1:C:1031:GLU:HB3	1:C:1037:SER:HB2	1.85	0.58
1:A:372:ALA:O	1:C:403:ARG:NH2	2.36	0.58
1:B:995:ARG:HE	1:B:996:LEU:HD22	1.67	0.58
1:B:106:PHE:HB2	1:B:117:LEU:HB2	1.85	0.58
1:A:729:VAL:HG21	1:A:781:VAL:HG11	1.84	0.58
1:A:805:ILE:HD12	1:A:878:LEU:HD11	1.86	0.58
1:A:983:ARG:HE	1:C:517:LEU:HD11	1.68	0.58
1:A:774:GLN:OE1	1:A:777:ASN:ND2	2.37	0.58
1:A:115:GLN:HE22	1:C:468:ILE:HG12	1.68	0.58
1:C:606:ASN:HD22	1:C:606:ASN:C	2.06	0.58
1:A:84:LEU:HD12	1:A:85:PRO:HD2	1.84	0.58
1:C:915:VAL:HG12	1:C:1109:PHE:HD2	1.69	0.58
1:A:767:LEU:HA	1:A:770:ILE:HG22	1.85	0.58
1:C:552:LEU:HB3	1:C:585:LEU:HD22	1.86	0.58
1:A:729:VAL:HG21	1:A:781:VAL:HG11	1.84	0.58
1:C:101:ILE:HD11	1:C:240:THR:HB	1.85	0.58
1:C:226:LEU:HG	1:C:227:VAL:HG23	1.86	0.58
1:A:566:GLY:HA2	1:B:43:PHE:HB3	1.85	0.58
1:B:598:ILE:HB	1:B:609:ALA:HB3	1.85	0.58
1:B:896:ILE:HD12	1:B:897:PRO:HD2	1.85	0.58

Continued on next page...

Continued from previous page...

Atom-1	Atom-2	Interatomic distance (Å)	Clash overlap (Å)
1:B:64:TRP:HE1	1:B:264:ALA:HB1	1.69	0.58
1:A:276:LEU:HD11	1:A:304:LYS:HE2	1.85	0.58
1:C:357:ARG:NH2	1:C:396:TYR:OH	2.36	0.58
1:A:276:LEU:HG	1:A:306:PHE:HE1	1.69	0.58
1:B:677:PRO:HB2	1:C:864:LEU:HD11	1.86	0.58
1:C:316:SER:OG	1:C:593:GLY:O	2.21	0.58
1:A:517:LEU:HD11	1:B:983:ARG:HD2	1.86	0.58
1:B:357:ARG:NH2	1:B:396:TYR:OH	2.37	0.58
1:A:742:ILE:O	1:A:1000:ARG:NH1	2.36	0.58
1:C:738:CYS:HB2	1:C:763:LEU:HD11	1.85	0.58
1:A:310:LYS:HG2	1:A:664:ILE:HG21	1.86	0.58
1:A:389:ASP:OD1	1:A:528:LYS:NZ	2.37	0.58
1:A:911:VAL:HG11	1:A:1067:TYR:HE1	1.69	0.58
1:C:326:ILE:HD11	1:C:534:VAL:HG22	1.86	0.58
1:A:369:TYR:HH	1:C:415:THR:HG1	1.48	0.58
1:C:273:ARG:NH1	1:C:290:ASP:OD2	2.37	0.58
1:B:503:VAL:HA	1:B:506:GLN:HE21	1.69	0.57
1:A:389:ASP:OD1	1:A:528:LYS:NZ	2.36	0.57
1:C:966:LEU:HB2	1:C:1000:ARG:HH12	1.68	0.57
1:A:806:LEU:HD22	1:A:878:LEU:HD21	1.86	0.57
1:B:912:THR:OG1	1:B:1106:GLN:NE2	2.37	0.57
1:A:805:ILE:HD12	1:A:1054:GLN:HE21	1.69	0.57
1:B:738:CYS:O	1:B:742:ILE:HB	2.04	0.57
1:B:559:PHE:HB2	1:B:584:ILE:HD13	1.84	0.57
1:C:809:PRO:O	1:C:814:LYS:NZ	2.36	0.57
1:B:326:ILE:HD11	1:B:534:VAL:HG22	1.85	0.57
1:A:372:ALA:O	1:C:403:ARG:NH2	2.32	0.57
1:B:34:ARG:HH22	1:B:220:PHE:HA	1.69	0.57
1:B:415:THR:OG1	1:C:369:TYR:OH	2.18	0.57
1:A:738:CYS:HB3	1:A:763:LEU:HD11	1.85	0.57
1:C:357:ARG:NH2	1:C:396:TYR:OH	2.36	0.57
1:A:774:GLN:OE1	1:A:777:ASN:ND2	2.36	0.57
1:B:961:THR:HA	1:B:964:LYS:HD3	1.86	0.57
1:A:106:PHE:HB2	1:A:117:LEU:HB3	1.85	0.57
1:A:1051:SER:OG	1:A:1064:HIS:ND1	2.31	0.57
1:A:896:ILE:HD12	1:A:897:PRO:HD2	1.86	0.57
1:C:340:GLU:OE2	1:C:356:LYS:NZ	2.37	0.57
1:A:966:LEU:HA	1:A:1000:ARG:HH12	1.70	0.57
1:C:726:ILE:HG22	1:C:1061:VAL:HG22	1.85	0.57
1:B:106:PHE:HB2	1:B:117:LEU:HB3	1.87	0.57
1:A:393:THR:HA	1:A:522:ALA:HA	1.86	0.57

Continued on next page...

Continued from previous page...

Atom-1	Atom-2	Interatomic distance (Å)	Clash overlap (Å)
1:A:130:VAL:HG21	1:A:231:ILE:HD11	1.86	0.57
1:C:726:ILE:HG22	1:C:1061:VAL:HG22	1.85	0.57
1:C:48:LEU:HB3	1:C:276:LEU:HD11	1.85	0.57
1:A:552:LEU:HB3	1:A:585:LEU:HD23	1.86	0.57
1:A:17:ASN:HB2	1:A:21:ARG:HD3	1.87	0.57
1:B:403:ARG:NH2	1:C:372:ALA:O	2.36	0.57
1:A:276:LEU:HG	1:A:306:PHE:HE1	1.68	0.57
1:A:129:LYS:NZ	1:A:168:PHE:O	2.36	0.57
1:C:1106:GLN:NE2	1:C:1111:GLU:OE2	2.36	0.57
1:A:966:LEU:HA	1:A:1000:ARG:HH12	1.68	0.57
1:A:676:ILE:HD12	1:A:677:PRO:HD2	1.86	0.57
1:A:1002:GLN:OE1	1:C:1002:GLN:NE2	2.37	0.57
1:C:426:PRO:HB3	1:C:464:PHE:HB2	1.87	0.57
1:B:770:ILE:HA	1:B:773:GLU:HG3	1.87	0.57
1:B:401:VAL:HG22	1:B:509:ARG:HG2	1.86	0.57
1:C:357:ARG:NH2	1:C:396:TYR:OH	2.37	0.57
1:C:978:ASN:HA	1:C:981:LEU:HG	1.86	0.57
1:C:774:GLN:HE22	1:C:1018:ILE:HG21	1.69	0.57
1:B:332:ILE:HA	1:B:524:VAL:HG22	1.86	0.57
1:B:905:ARG:NH1	1:B:1049:LEU:O	2.37	0.57
1:B:984:LEU:HD11	1:B:988:GLU:HB2	1.85	0.57
1:C:884:SER:HB3	1:C:887:THR:HB	1.85	0.57
1:A:563:GLN:O	1:A:577:ARG:NH2	2.37	0.57
1:A:946:GLY:HA2	1:A:949:GLN:HB3	1.86	0.57
1:A:1093:GLY:O	1:B:904:TYR:OH	2.18	0.57
1:B:457:ARG:NH1	1:B:467:ASP:OD2	2.33	0.57
1:B:229:LEU:HD12	1:B:230:PRO:HD2	1.87	0.57
1:B:360:ASN:H	1:B:523:THR:HB	1.69	0.57
1:C:129:LYS:NZ	1:C:166:CYS:SG	2.76	0.57
1:A:105:ILE:HG22	1:A:239:GLN:HB3	1.87	0.57
1:C:14:GLN:O	1:C:158:ARG:NH1	2.35	0.57
1:B:317:ASN:ND2	1:C:737:ASP:OD1	2.37	0.57
1:A:762:GLN:HA	1:A:765:ARG:HE	1.70	0.57
1:A:805:ILE:HD12	1:A:1054:GLN:HE21	1.69	0.57
1:B:564:GLN:H	1:C:41:LYS:HZ3	1.52	0.57
1:C:775:ASP:HB3	1:C:864:LEU:HD23	1.86	0.57
1:B:129:LYS:NZ	1:B:168:PHE:O	2.33	0.57
1:A:106:PHE:HB2	1:A:117:LEU:HB2	1.86	0.57
1:C:185:ASN:ND2	1:C:211:ASN:OD1	2.37	0.57
1:A:102:ARG:NH1	1:A:121:ASN:O	2.37	0.57
1:B:598:ILE:HB	1:B:609:ALA:HB3	1.86	0.57

Continued on next page...

Continued from previous page...

Atom-1	Atom-2	Interatomic distance (Å)	Clash overlap (Å)
1:C:316:SER:OG	1:C:317:ASN:N	2.37	0.57
1:A:501:TYR:O	1:A:506:GLN:NE2	2.37	0.57
1:C:781:VAL:HG13	1:C:782:PHE:HD2	1.70	0.57
1:A:567:ARG:NH1	1:A:573:THR:OG1	2.38	0.57
1:B:384:PRO:HA	1:B:387:LEU:HD23	1.87	0.57
1:C:108:THR:O	1:C:237:ARG:NH2	2.38	0.57
1:C:177:MET:SD	1:C:190:ARG:NH2	2.78	0.57
1:B:362:VAL:HG21	1:B:526:GLY:H	1.70	0.57
1:C:126:VAL:HB	1:C:172:SER:HB3	1.86	0.57
1:A:745:ASP:OD1	1:C:319:ARG:NH1	2.38	0.57
1:B:86:PHE:HE1	1:B:89:GLY:HA2	1.70	0.57
1:B:360:ASN:HD22	1:B:360:ASN:C	2.07	0.57
1:A:47:VAL:HG12	1:C:569:ILE:HA	1.87	0.57
1:A:177:MET:SD	1:A:190:ARG:NH2	2.78	0.57
1:B:1030:SER:HA	1:B:1034:LEU:HD23	1.86	0.57
1:B:28:TYR:HB3	1:B:61:ASN:HB3	1.86	0.57
1:B:569:ILE:HG13	1:C:47:VAL:HG12	1.86	0.57
1:C:606:ASN:HD22	1:C:606:ASN:C	2.08	0.57
1:A:360:ASN:H	1:A:523:THR:HB	1.69	0.57
1:A:973:ILE:HG21	1:A:983:ARG:HH22	1.70	0.57
1:C:560:LEU:HD22	1:C:562:PHE:HB3	1.87	0.57
1:C:99:ASN:HB3	1:C:102:ARG:HH12	1.70	0.57
1:C:401:VAL:HG22	1:C:509:ARG:HG2	1.87	0.57
1:C:994:ASP:HA	1:C:997:ILE:HG12	1.85	0.57
1:C:375:SER:HB3	1:C:436:TRP:HA	1.87	0.57
1:A:1051:SER:OG	1:A:1064:HIS:ND1	2.33	0.57
1:B:37:TYR:OH	1:B:53:ASP:OD1	2.22	0.57
1:B:978:ASN:HA	1:B:981:LEU:HG	1.86	0.57
1:A:299:THR:HG21	1:A:597:VAL:HG21	1.87	0.57
1:B:767:LEU:HA	1:B:770:ILE:HG12	1.86	0.57
1:B:28:TYR:HB3	1:B:61:ASN:HB3	1.86	0.57
1:A:393:THR:HA	1:A:522:ALA:HA	1.87	0.57
1:C:101:ILE:HD11	1:C:240:THR:HB	1.87	0.57
1:A:276:LEU:HD11	1:A:304:LYS:HE2	1.85	0.57
1:B:403:ARG:NH2	1:C:372:ALA:O	2.36	0.57
1:C:741:TYR:HE1	1:C:1004:LEU:HD13	1.70	0.57
1:C:1010:GLN:HB3	1:C:1014:ARG:HH21	1.70	0.57
1:A:574:ASP:OD1	1:A:574:ASP:N	2.38	0.57
1:C:822:LEU:HD22	1:C:945:LEU:HD21	1.85	0.57
1:A:299:THR:HG21	1:A:597:VAL:HG21	1.87	0.57
1:C:340:GLU:OE2	1:C:356:LYS:NZ	2.38	0.57

Continued on next page...

Continued from previous page...

Atom-1	Atom-2	Interatomic distance (Å)	Clash overlap (Å)
1:B:14:GLN:N	1:B:255:SER:HG	2.02	0.57
1:B:48:LEU:HB3	1:B:276:LEU:HD11	1.87	0.57
1:A:384:PRO:HA	1:A:387:LEU:HD23	1.86	0.57
1:B:401:VAL:HG22	1:B:509:ARG:HG2	1.87	0.57
1:A:809:PRO:O	1:A:814:LYS:NZ	2.37	0.57
1:C:984:LEU:HG	1:C:989:ALA:HB2	1.86	0.57
1:C:276:LEU:HG	1:C:306:PHE:HE1	1.70	0.57
1:B:984:LEU:HB2	1:B:989:ALA:HB2	1.86	0.57
1:B:741:TYR:HE2	1:B:1004:LEU:HB2	1.70	0.56
1:B:353:TRP:HE1	1:B:355:ARG:HH21	1.52	0.56
1:B:376:THR:OG1	1:B:378:LYS:NZ	2.38	0.56
1:B:966:LEU:HA	1:B:1000:ARG:HH12	1.69	0.56
1:C:606:ASN:HD22	1:C:606:ASN:C	2.08	0.56
1:A:687:GLN:HG2	1:A:693:ILE:HD13	1.87	0.56
1:B:382:VAL:HG22	1:C:983:ARG:HH12	1.70	0.56
1:B:984:LEU:HB2	1:B:989:ALA:HB2	1.87	0.56
1:C:564:GLN:HG2	1:C:577:ARG:HD2	1.86	0.56
1:A:384:PRO:HG3	1:C:415:THR:HG21	1.87	0.56
1:C:384:PRO:HA	1:C:387:LEU:HD23	1.87	0.56
1:A:726:ILE:HG22	1:A:1061:VAL:HG22	1.87	0.56
1:C:440:ASN:OD1	1:C:440:ASN:N	2.38	0.56
1:C:1033:VAL:HG21	1:C:1053:PRO:HG3	1.87	0.56
1:A:369:TYR:HH	1:C:415:THR:HG1	1.51	0.56
1:A:1040:VAL:HG11	1:B:1035:GLY:HA3	1.86	0.56
1:A:105:ILE:HG23	1:A:239:GLN:HB3	1.88	0.56
1:B:576:VAL:HG12	1:B:587:ILE:HD11	1.87	0.56
1:A:761:THR:HG22	1:A:765:ARG:HH21	1.68	0.56
1:B:390:LEU:HD21	1:C:983:ARG:HA	1.86	0.56
1:C:119:ILE:HG12	1:C:128:ILE:HG12	1.87	0.56
1:A:517:LEU:HD11	1:B:983:ARG:HH21	1.70	0.56
1:B:102:ARG:NH1	1:B:121:ASN:O	2.37	0.56
1:A:439:ASN:OD1	1:A:506:GLN:NE2	2.38	0.56
1:A:326:ILE:HD11	1:A:534:VAL:HG12	1.86	0.56
1:B:390:LEU:HD21	1:C:983:ARG:HG2	1.87	0.56
1:C:326:ILE:HD11	1:C:534:VAL:HG22	1.88	0.56
1:B:35:GLY:HA3	1:B:56:LEU:HB3	1.86	0.56
1:A:896:ILE:HD12	1:A:897:PRO:HD2	1.86	0.56
1:B:777:ASN:HA	1:B:780:GLU:HG3	1.85	0.56
1:A:108:THR:O	1:A:237:ARG:NH2	2.39	0.56
1:A:1039:ARG:HD2	1:B:1039:ARG:HH22	1.70	0.56
1:A:34:ARG:HH22	1:A:220:PHE:HA	1.70	0.56

Continued on next page...

Continued from previous page...

Atom-1	Atom-2	Interatomic distance (Å)	Clash overlap (Å)
1:A:132:GLU:OE1	1:A:164:ASN:ND2	2.37	0.56
1:A:809:PRO:O	1:A:814:LYS:NZ	2.38	0.56
1:B:763:LEU:HB2	1:B:1008:VAL:HG11	1.88	0.56
1:B:384:PRO:HA	1:B:387:LEU:HD23	1.86	0.56
1:C:357:ARG:NH2	1:C:396:TYR:OH	2.38	0.56
1:C:99:ASN:HB3	1:C:102:ARG:HH12	1.70	0.56
1:C:374:PHE:CG	1:C:434:ILE:HD11	2.40	0.56
1:A:316:SER:OG	1:A:317:ASN:N	2.37	0.56
1:B:759:PHE:HA	1:B:762:GLN:OE1	2.05	0.56
1:C:360:ASN:HB3	1:C:523:THR:HG22	1.85	0.56
1:C:901:GLN:OE1	1:C:905:ARG:NH1	2.38	0.56
1:C:735:SER:HB3	1:C:861:LEU:HD21	1.85	0.56
1:C:809:PRO:O	1:C:814:LYS:NZ	2.36	0.56
1:A:890:ALA:HA	1:C:1046:GLY:HA2	1.87	0.56
1:A:340:GLU:OE2	1:A:356:LYS:NZ	2.38	0.56
1:B:409:GLN:HA	1:B:414:GLN:HG2	1.86	0.56
1:C:389:ASP:OD1	1:C:528:LYS:NZ	2.38	0.56
1:C:731:MET:H	1:C:774:GLN:HE21	1.52	0.56
1:A:353:TRP:HE1	1:A:466:ARG:HB2	1.71	0.56
1:A:702:GLU:OE2	1:B:790:LYS:NZ	2.35	0.56
1:B:562:PHE:O	1:C:41:LYS:NZ	2.30	0.56
1:C:357:ARG:NH2	1:C:396:TYR:OH	2.38	0.56
1:C:973:ILE:HG21	1:C:983:ARG:HH12	1.70	0.56
1:B:896:ILE:HD12	1:B:897:PRO:HD2	1.88	0.56
1:B:1002:GLN:HA	1:B:1005:GLN:HE21	1.70	0.56
1:A:80:ALA:O	1:A:245:HIS:NE2	2.38	0.56
1:B:733:LYS:HB2	1:B:861:LEU:HB2	1.86	0.56
1:B:702:GLU:OE2	1:C:790:LYS:NZ	2.36	0.56
1:C:383:SER:HB3	1:C:386:LYS:HE2	1.87	0.56
1:C:498:GLN:HE22	1:C:505:TYR:HD2	1.53	0.56
1:C:393:THR:HA	1:C:522:ALA:HA	1.86	0.56
1:A:569:ILE:HG13	1:B:47:VAL:HG23	1.87	0.56
1:A:1115:ILE:HG22	1:A:1137:VAL:HG23	1.87	0.56
1:A:384:PRO:HG3	1:C:415:THR:HG21	1.87	0.56
1:C:52:GLN:OE1	1:C:274:THR:OG1	2.21	0.56
1:A:606:ASN:C	1:A:606:ASN:HD22	2.08	0.56
1:B:966:LEU:HA	1:B:1000:ARG:HH12	1.70	0.56
1:C:106:PHE:HD1	1:C:235:ILE:HD13	1.71	0.56
1:A:439:ASN:ND2	1:A:506:GLN:OE1	2.34	0.56
1:A:394:ASN:HB2	1:A:516:GLU:HB3	1.87	0.56
1:A:1031:GLU:HB3	1:A:1037:SER:HB2	1.85	0.56

Continued on next page...

Continued from previous page...

Atom-1	Atom-2	Interatomic distance (Å)	Clash overlap (Å)
1:B:562:PHE:O	1:C:41:LYS:NZ	2.39	0.56
1:C:1104:VAL:H	1:C:1115:ILE:HD11	1.71	0.56
1:A:37:TYR:OH	1:A:53:ASP:OD1	2.20	0.56
1:B:360:ASN:H	1:B:523:THR:HB	1.69	0.56
1:C:777:ASN:HA	1:C:780:GLU:HG3	1.88	0.56
1:A:971:GLY:HA3	1:A:995:ARG:HH12	1.70	0.56
1:A:598:ILE:HB	1:A:609:ALA:HB3	1.87	0.56
1:A:802:PHE:HB3	1:A:806:LEU:HD23	1.86	0.56
1:A:130:VAL:HB	1:A:168:PHE:HB3	1.88	0.56
1:C:896:ILE:HD12	1:C:897:PRO:HD2	1.88	0.56
1:A:357:ARG:NH2	1:A:396:TYR:OH	2.38	0.56
1:A:954:GLN:OE1	1:A:1014:ARG:NH2	2.39	0.56
1:B:357:ARG:NH2	1:B:396:TYR:OH	2.38	0.56
1:A:869:MET:HG2	1:C:699:LEU:HD21	1.88	0.56
1:A:1035:GLY:HA3	1:C:1040:VAL:HG11	1.88	0.56
1:C:319:ARG:NH2	1:C:590:CYS:SG	2.78	0.56
1:C:401:VAL:HG22	1:C:509:ARG:HG2	1.88	0.56
1:A:310:LYS:HG3	1:A:600:PRO:HA	1.87	0.56
1:C:809:PRO:O	1:C:814:LYS:NZ	2.36	0.56
1:A:719:THR:HG22	1:A:1070:ALA:HB2	1.86	0.56
1:C:896:ILE:HD12	1:C:897:PRO:HD2	1.88	0.56
1:C:994:ASP:HA	1:C:997:ILE:HG12	1.86	0.56
1:A:988:GLU:OE1	1:C:383:SER:OG	2.24	0.56
1:A:106:PHE:HB2	1:A:117:LEU:HB2	1.88	0.56
1:B:216:LEU:HD12	1:B:217:PRO:HD2	1.86	0.56
1:A:334:ASN:ND2	1:A:360:ASN:O	2.34	0.56
1:A:199:GLY:HA2	1:A:232:GLY:HA2	1.86	0.56
1:A:1129:VAL:HG22	1:B:917:TYR:HB3	1.88	0.56
1:B:912:THR:OG1	1:B:1106:GLN:NE2	2.38	0.56
1:A:887:THR:HB	1:A:894:LEU:HD13	1.88	0.56
1:B:742:ILE:O	1:B:1000:ARG:NH1	2.39	0.56
1:C:129:LYS:HZ3	1:C:168:PHE:H	1.53	0.56
1:B:598:ILE:HB	1:B:609:ALA:HB3	1.87	0.56
1:A:401:VAL:HG22	1:A:509:ARG:HG2	1.87	0.56
1:B:189:LEU:HD21	1:B:210:ILE:HD13	1.88	0.56
1:B:384:PRO:HA	1:B:387:LEU:HD23	1.88	0.56
1:C:106:PHE:HB2	1:C:117:LEU:HB2	1.88	0.56
1:B:398:ASP:OD2	1:B:423:TYR:OH	2.22	0.56
1:B:966:LEU:HA	1:B:1000:ARG:HH12	1.70	0.56
1:C:777:ASN:HB3	1:C:1019:ARG:HH21	1.70	0.56
1:C:195:LYS:HG3	1:C:197:ILE:HG12	1.88	0.56

Continued on next page...

Continued from previous page...

Atom-1	Atom-2	Interatomic distance (Å)	Clash overlap (Å)
1:A:914:ASN:HD21	1:C:1121:PHE:HE2	1.53	0.56
1:C:973:ILE:HG21	1:C:983:ARG:HH12	1.70	0.56
1:A:606:ASN:C	1:A:606:ASN:HD22	2.08	0.56
1:B:358:ILE:HB	1:B:395:VAL:HG23	1.86	0.56
1:C:395:VAL:HG12	1:C:515:PHE:HB3	1.86	0.56
1:A:1011:GLN:OE1	1:A:1014:ARG:NH1	2.37	0.56
1:A:384:PRO:HG3	1:C:415:THR:HG21	1.86	0.56
1:A:809:PRO:O	1:A:814:LYS:NZ	2.38	0.56
1:A:729:VAL:HG21	1:A:781:VAL:HG11	1.88	0.56
1:B:506:GLN:HG3	1:B:507:PRO:HD2	1.87	0.56
1:A:564:GLN:OE1	1:B:41:LYS:NZ	2.38	0.56
1:A:133:PHE:HE2	1:A:159:VAL:HG12	1.69	0.56
1:C:357:ARG:NH2	1:C:396:TYR:OH	2.38	0.56
1:C:353:TRP:HB2	1:C:399:SER:H	1.70	0.56
1:B:191:GLU:HG2	1:B:223:LEU:HD21	1.88	0.56
1:A:918:GLU:HG3	1:C:1128:VAL:HG21	1.87	0.56
1:C:34:ARG:HH22	1:C:220:PHE:HA	1.70	0.56
1:C:440:ASN:OD1	1:C:440:ASN:N	2.39	0.56
1:A:972:ALA:HB2	1:A:996:LEU:HD21	1.88	0.56
1:A:296:LEU:HB2	1:A:608:VAL:HG21	1.86	0.56
1:A:1013:ILE:HG21	1:B:1012:LEU:HB3	1.87	0.56
1:A:440:ASN:OD1	1:A:440:ASN:N	2.39	0.56
1:C:384:PRO:HA	1:C:387:LEU:HD23	1.88	0.56
1:C:393:THR:HA	1:C:522:ALA:HA	1.87	0.56
1:B:357:ARG:NH2	1:B:396:TYR:OH	2.39	0.56
1:C:401:VAL:HG22	1:C:509:ARG:HG2	1.87	0.56
1:A:34:ARG:HH22	1:A:220:PHE:HA	1.71	0.56
1:A:394:ASN:OD1	1:B:200:TYR:OH	2.23	0.56
1:A:1051:SER:OG	1:A:1064:HIS:ND1	2.33	0.56
1:A:57:PRO:HG3	1:A:273:ARG:HG3	1.88	0.56
1:B:357:ARG:NH2	1:B:396:TYR:OH	2.38	0.56
1:B:22:THR:OG1	1:B:78:ARG:NH1	2.38	0.56
1:A:954:GLN:HA	1:A:957:GLN:HG3	1.88	0.56
1:A:369:TYR:OH	1:C:415:THR:OG1	2.22	0.56
1:C:401:VAL:HG22	1:C:509:ARG:HG2	1.88	0.56
1:A:547:THR:O	1:B:978:ASN:ND2	2.34	0.56
1:A:300:LYS:NZ	1:A:306:PHE:O	2.39	0.56
1:B:966:LEU:HA	1:B:1000:ARG:HH12	1.70	0.56
1:B:355:ARG:NH1	1:C:230:PRO:O	2.38	0.56
1:B:519:HIS:HE1	1:C:42:VAL:HA	1.71	0.56
1:A:31:SER:OG	1:A:60:SER:O	2.24	0.56

Continued on next page...

Continued from previous page...

Atom-1	Atom-2	Interatomic distance (Å)	Clash overlap (Å)
1:A:461:LEU:HD12	1:A:465:GLU:HB3	1.86	0.56
1:A:316:SER:OG	1:A:317:ASN:N	2.39	0.56
1:C:425:LEU:HD22	1:C:512:VAL:HG11	1.87	0.56
1:B:457:ARG:NH1	1:B:467:ASP:OD1	2.36	0.56
1:C:984:LEU:HB2	1:C:989:ALA:HB2	1.87	0.56
1:B:966:LEU:HA	1:B:1000:ARG:HH12	1.71	0.56
1:C:712:ILE:HG12	1:C:1094:VAL:HG11	1.87	0.56
1:A:896:ILE:HD12	1:C:712:ILE:HD11	1.88	0.56
1:A:369:TYR:OH	1:C:415:THR:OG1	2.22	0.56
1:B:1017:GLU:OE2	1:C:1019:ARG:NH1	2.39	0.56
1:C:196:ASN:ND2	1:C:233:ILE:O	2.34	0.56
1:B:22:THR:O	1:B:78:ARG:NH1	2.39	0.56
1:C:454:ARG:NH1	1:C:469:SER:O	2.38	0.55
1:A:68:ILE:H	1:A:78:ARG:HB2	1.71	0.55
1:B:298:GLU:HB3	1:B:315:THR:HG21	1.89	0.55
1:A:332:ILE:HG13	1:A:362:VAL:HG22	1.87	0.55
1:C:129:LYS:HZ1	1:C:167:THR:H	1.54	0.55
1:B:317:ASN:HD21	1:B:592:PHE:HD2	1.55	0.55
1:A:401:VAL:HG22	1:A:509:ARG:HG2	1.88	0.55
1:A:401:VAL:HG22	1:A:509:ARG:HG2	1.88	0.55
1:B:726:ILE:HG22	1:B:1061:VAL:HG22	1.88	0.55
1:C:395:VAL:HG22	1:C:515:PHE:HB3	1.88	0.55
1:C:1010:GLN:OE1	1:C:1014:ARG:NH1	2.39	0.55
1:B:104:TRP:HD1	1:B:238:PHE:HZ	1.55	0.55
1:C:177:MET:SD	1:C:190:ARG:NH2	2.79	0.55
1:C:357:ARG:NH2	1:C:396:TYR:OH	2.39	0.55
1:A:296:LEU:HB3	1:A:608:VAL:HG21	1.86	0.55
1:B:726:ILE:HG22	1:B:1061:VAL:HG22	1.89	0.55
1:C:340:GLU:OE1	1:C:356:LYS:NZ	2.39	0.55
1:A:394:ASN:ND2	1:B:200:TYR:OH	2.38	0.55
1:C:1031:GLU:OE2	1:C:1039:ARG:NE	2.39	0.55
1:A:106:PHE:HB3	1:A:235:ILE:HD12	1.89	0.55
1:C:34:ARG:NH1	1:C:219:GLY:O	2.40	0.55
1:C:877:LEU:HG	1:C:1053:PRO:HG2	1.87	0.55
1:B:195:LYS:HZ3	1:B:202:LYS:HD3	1.71	0.55
1:C:994:ASP:HA	1:C:997:ILE:HG12	1.87	0.55
1:C:52:GLN:OE1	1:C:274:THR:OG1	2.25	0.55
1:B:357:ARG:NH2	1:B:396:TYR:OH	2.39	0.55
1:C:401:VAL:HG22	1:C:509:ARG:HG2	1.87	0.55
1:A:809:PRO:O	1:A:814:LYS:NZ	2.39	0.55
1:B:598:ILE:HD11	1:B:678:ILE:HD12	1.87	0.55

Continued on next page...

Continued from previous page...

Atom-1	Atom-2	Interatomic distance (Å)	Clash overlap (Å)
1:B:598:ILE:HB	1:B:609:ALA:HB3	1.86	0.55
1:B:1031:GLU:HB3	1:B:1037:SER:HB2	1.88	0.55
1:C:39:PRO:HG3	1:C:51:THR:HG21	1.87	0.55
1:A:372:ALA:O	1:C:403:ARG:NH2	2.39	0.55
1:B:994:ASP:HA	1:B:997:ILE:HG12	1.88	0.55
1:C:276:LEU:HG	1:C:306:PHE:HE1	1.71	0.55
1:A:753:LEU:HD21	1:A:997:ILE:HG21	1.88	0.55
1:B:1139:ASP:HB3	1:B:1142:GLN:HG2	1.87	0.55
1:A:34:ARG:NH1	1:A:219:GLY:O	2.39	0.55
1:A:338:PHE:HE1	1:A:368:LEU:HD23	1.71	0.55
1:A:611:LEU:HD22	1:A:678:ILE:HD11	1.88	0.55
1:B:336:CYS:HB3	1:B:358:ILE:HD12	1.89	0.55
1:B:442:ASP:O	1:B:448:ASN:ND2	2.39	0.55
1:C:394:ASN:ND2	1:C:516:GLU:OE1	2.35	0.55
1:C:1088:HIS:CE1	1:C:1122:VAL:HG22	2.41	0.55
1:C:384:PRO:HA	1:C:387:LEU:HD23	1.89	0.55
1:C:738:CYS:O	1:C:742:ILE:HB	2.06	0.55
1:A:57:PRO:O	1:A:60:SER:OG	2.24	0.55
1:A:108:THR:O	1:A:237:ARG:NH2	2.39	0.55
1:B:117:LEU:HD13	1:B:235:ILE:HD11	1.89	0.55
1:A:970:PHE:O	1:A:995:ARG:NH1	2.40	0.55
1:B:28:TYR:HB3	1:B:61:ASN:HB3	1.88	0.55
1:C:229:LEU:HD12	1:C:230:PRO:HD2	1.88	0.55
1:B:994:ASP:HA	1:B:997:ILE:HG12	1.88	0.55
1:A:606:ASN:O	1:A:606:ASN:ND2	2.39	0.55
1:C:64:TRP:HE1	1:C:264:ALA:HB1	1.72	0.55
1:C:440:ASN:OD1	1:C:440:ASN:N	2.40	0.55
1:A:566:GLY:HA2	1:B:43:PHE:HB3	1.88	0.55
1:C:729:VAL:HG12	1:C:1059:GLY:HA2	1.87	0.55
1:C:809:PRO:HA	1:C:814:LYS:HD2	1.86	0.55
1:B:384:PRO:HA	1:B:387:LEU:HD23	1.88	0.55
1:B:357:ARG:NH2	1:B:396:TYR:OH	2.40	0.55
1:A:717:ASN:HB3	1:A:1071:GLN:HB2	1.88	0.55
1:C:287:ASP:HB2	1:C:306:PHE:HE2	1.71	0.55
1:A:576:VAL:HG12	1:A:587:ILE:HD11	1.88	0.55
1:C:326:ILE:HD11	1:C:534:VAL:HG22	1.87	0.55
1:A:129:LYS:NZ	1:A:131:CYS:SG	2.71	0.55
1:A:230:PRO:O	1:C:466:ARG:NH2	2.40	0.55
1:C:524:VAL:HG13	1:C:529:LYS:HD3	1.87	0.55
1:C:34:ARG:NH1	1:C:219:GLY:O	2.39	0.55
1:B:222:ALA:HB2	1:B:285:ILE:HB	1.87	0.55

Continued on next page...

Continued from previous page...

Atom-1	Atom-2	Interatomic distance (Å)	Clash overlap (Å)
1:B:358:ILE:HB	1:B:395:VAL:HG23	1.88	0.55
1:C:994:ASP:HA	1:C:997:ILE:HG12	1.88	0.55
1:A:1031:GLU:HB3	1:A:1037:SER:HB2	1.89	0.55
1:C:108:THR:O	1:C:237:ARG:NH2	2.40	0.55
1:A:398:ASP:OD2	1:A:423:TYR:OH	2.23	0.55
1:A:729:VAL:HG21	1:A:781:VAL:HG11	1.89	0.55
1:A:887:THR:HB	1:A:894:LEU:HD23	1.89	0.55
1:B:978:ASN:HA	1:B:981:LEU:HG	1.88	0.55
1:A:972:ALA:HB2	1:A:996:LEU:HD21	1.87	0.55
1:C:966:LEU:HA	1:C:1000:ARG:HH12	1.71	0.55
1:A:312:ILE:HG22	1:A:664:ILE:HD11	1.88	0.55
1:A:328:ARG:NH2	1:A:580:GLN:OE1	2.40	0.55
1:B:357:ARG:NH2	1:B:396:TYR:OH	2.40	0.55
1:A:1129:VAL:HG22	1:B:917:TYR:HB3	1.88	0.55
1:B:950:ASP:OD1	1:B:950:ASP:N	2.38	0.55
1:B:596:SER:HB2	1:B:611:LEU:HB3	1.89	0.55
1:C:37:TYR:OH	1:C:53:ASP:OD1	2.24	0.55
1:C:809:PRO:O	1:C:814:LYS:NZ	2.38	0.55
1:B:276:LEU:HB3	1:B:289:VAL:HG22	1.88	0.55
1:C:398:ASP:HB2	1:C:512:VAL:HG12	1.88	0.55
1:C:58:PHE:HD2	1:C:290:ASP:HB2	1.72	0.55
1:C:815:ARG:HH11	1:C:823:PHE:HD1	1.55	0.55
1:B:358:ILE:HB	1:B:395:VAL:HG23	1.88	0.55
1:B:471:GLU:OE2	1:C:113:LYS:NZ	2.39	0.55
1:B:598:ILE:HB	1:B:609:ALA:HB3	1.89	0.55
1:B:735:SER:HB3	1:B:861:LEU:HD21	1.88	0.55
1:B:809:PRO:HA	1:B:814:LYS:HD2	1.87	0.55
1:B:102:ARG:HH21	1:B:246:ILE:HG12	1.72	0.55
1:C:729:VAL:HG12	1:C:1059:GLY:HA2	1.88	0.55
1:B:393:THR:HA	1:B:522:ALA:HA	1.89	0.55
1:C:99:ASN:O	1:C:102:ARG:NH1	2.40	0.55
1:C:553:THR:O	1:C:586:ASP:N	2.39	0.55
1:C:776:LYS:NZ	1:C:777:ASN:OD1	2.40	0.55
1:C:467:ASP:OD1	1:C:467:ASP:N	2.37	0.55
1:C:867:ASP:OD2	1:C:867:ASP:N	2.39	0.55
1:B:457:ARG:NH1	1:B:467:ASP:OD2	2.40	0.55
1:B:37:TYR:OH	1:B:53:ASP:OD1	2.24	0.55
1:C:140:PHE:HA	1:C:246:ILE:HG23	1.89	0.55
1:A:401:VAL:HG22	1:A:509:ARG:HG2	1.89	0.55
1:A:702:GLU:HA	1:B:788:ILE:HB	1.88	0.55
1:A:807:PRO:HA	1:A:816:SER:HA	1.88	0.55

Continued on next page...

Continued from previous page...

Atom-1	Atom-2	Interatomic distance (Å)	Clash overlap (Å)
1:B:662:CYS:HB2	1:B:697:MET:HG3	1.88	0.55
1:A:80:ALA:O	1:A:245:HIS:NE2	2.36	0.55
1:B:357:ARG:NH2	1:B:396:TYR:OH	2.38	0.55
1:C:896:ILE:HD12	1:C:897:PRO:HD2	1.88	0.55
1:A:115:GLN:HB2	1:A:233:ILE:HG12	1.89	0.55
1:B:888:PHE:HE2	1:B:1034:LEU:HA	1.71	0.55
1:C:37:TYR:OH	1:C:195:LYS:NZ	2.39	0.55
1:C:598:ILE:HD11	1:C:678:ILE:HD13	1.87	0.55
1:A:722:VAL:HG22	1:A:930:ALA:HB1	1.89	0.55
1:A:741:TYR:HD1	1:A:742:ILE:HD13	1.71	0.55
1:C:979:ASP:OD2	1:C:983:ARG:NH1	2.39	0.55
1:A:403:ARG:NH2	1:B:372:ALA:O	2.33	0.55
1:B:358:ILE:HB	1:B:395:VAL:HG23	1.88	0.55
1:A:806:LEU:HD12	1:A:807:PRO:HD2	1.87	0.55
1:C:276:LEU:HD13	1:C:301:CYS:HA	1.88	0.55
1:A:358:ILE:HB	1:A:395:VAL:HG23	1.87	0.55
1:A:719:THR:HG22	1:A:1070:ALA:HB2	1.89	0.55
1:B:200:TYR:HA	1:B:230:PRO:HA	1.89	0.55
1:C:357:ARG:NH2	1:C:396:TYR:OH	2.40	0.55
1:A:319:ARG:NH2	1:A:549:THR:OG1	2.40	0.55
1:A:403:ARG:NH2	1:B:372:ALA:O	2.32	0.55
1:C:360:ASN:H	1:C:523:THR:HB	1.72	0.55
1:C:994:ASP:HA	1:C:997:ILE:HG12	1.88	0.55
1:B:401:VAL:HG22	1:B:509:ARG:HG2	1.89	0.55
1:C:99:ASN:OD1	1:C:190:ARG:NH2	2.34	0.55
1:A:968:SER:OG	1:B:755:GLN:O	2.25	0.55
1:B:393:THR:HG21	1:B:518:LEU:HB2	1.88	0.55
1:B:296:LEU:O	1:B:299:THR:OG1	2.22	0.55
1:C:273:ARG:NH2	1:C:290:ASP:OD2	2.39	0.55
1:C:395:VAL:HG12	1:C:515:PHE:HB3	1.88	0.55
1:A:1091:ARG:NH1	1:A:1118:ASP:O	2.37	0.55
1:A:752:LEU:HD21	1:A:994:ASP:HB3	1.89	0.55
1:B:726:ILE:HG22	1:B:1061:VAL:HG22	1.88	0.55
1:B:37:TYR:OH	1:B:53:ASP:OD1	2.24	0.55
1:B:37:TYR:OH	1:B:53:ASP:OD1	2.25	0.55
1:C:340:GLU:OE2	1:C:356:LYS:NZ	2.39	0.55
1:C:809:PRO:HA	1:C:814:LYS:HD2	1.89	0.55
1:B:362:VAL:HG21	1:B:526:GLY:H	1.71	0.55
1:A:61:ASN:HD22	1:A:61:ASN:C	2.03	0.55
1:A:193:VAL:HG12	1:A:204:TYR:HB2	1.89	0.55
1:C:33:THR:OG1	1:C:219:GLY:O	2.25	0.55

Continued on next page...

Continued from previous page...

Atom-1	Atom-2	Interatomic distance (Å)	Clash overlap (Å)
1:C:729:VAL:HG21	1:C:781:VAL:HG11	1.89	0.55
1:C:1031:GLU:HB3	1:C:1037:SER:HB2	1.88	0.55
1:A:357:ARG:HD2	1:A:359:SER:HB2	1.88	0.55
1:C:52:GLN:OE1	1:C:274:THR:OG1	2.23	0.55
1:C:1031:GLU:HG3	1:C:1039:ARG:HH21	1.72	0.55
1:C:1033:VAL:HG21	1:C:1053:PRO:HG3	1.89	0.55
1:C:546:LEU:HD21	1:C:573:THR:HG21	1.88	0.55
1:B:738:CYS:O	1:B:742:ILE:HB	2.07	0.55
1:C:276:LEU:HD22	1:C:306:PHE:HE1	1.70	0.55
1:A:966:LEU:HA	1:A:1000:ARG:HH12	1.72	0.55
1:B:106:PHE:HB2	1:B:117:LEU:HB3	1.88	0.55
1:B:440:ASN:OD1	1:B:440:ASN:N	2.37	0.55
1:B:707:TYR:HD2	1:C:792:PRO:HG3	1.70	0.55
1:B:950:ASP:OD1	1:B:950:ASP:N	2.37	0.55
1:A:177:MET:SD	1:A:190:ARG:NH2	2.78	0.55
1:C:204:TYR:HB3	1:C:223:LEU:HB3	1.88	0.55
1:B:971:GLY:HA3	1:B:995:ARG:HH12	1.72	0.55
1:B:983:ARG:HG2	1:B:984:LEU:HD23	1.88	0.55
1:A:1005:GLN:HA	1:A:1008:VAL:HG22	1.88	0.55
1:C:276:LEU:HG	1:C:306:PHE:HE1	1.71	0.55
1:B:357:ARG:NH2	1:B:396:TYR:OH	2.39	0.55
1:C:276:LEU:HG	1:C:306:PHE:HE1	1.71	0.55
1:A:117:LEU:HD11	1:A:231:ILE:HG21	1.87	0.55
1:A:731:MET:H	1:A:774:GLN:HE21	1.55	0.55
1:C:735:SER:HB3	1:C:861:LEU:HD21	1.90	0.54
1:A:97:LYS:HE2	1:A:187:LYS:H	1.72	0.54
1:A:439:ASN:ND2	1:A:506:GLN:OE1	2.40	0.54
1:C:337:PRO:HD2	1:C:358:ILE:HD12	1.90	0.54
1:C:440:ASN:OD1	1:C:440:ASN:N	2.40	0.54
1:A:440:ASN:OD1	1:A:440:ASN:N	2.39	0.54
1:B:577:ARG:HH21	1:B:582:LEU:HD13	1.72	0.54
1:A:389:ASP:OD1	1:A:528:LYS:NZ	2.38	0.54
1:C:52:GLN:OE1	1:C:274:THR:OG1	2.25	0.54
1:C:753:LEU:HD13	1:C:756:TYR:HD2	1.71	0.54
1:B:357:ARG:NH2	1:B:396:TYR:OH	2.39	0.54
1:A:973:ILE:HG21	1:A:983:ARG:HH22	1.72	0.54
1:B:358:ILE:HB	1:B:395:VAL:HG23	1.88	0.54
1:B:403:ARG:NH2	1:C:372:ALA:O	2.32	0.54
1:C:129:LYS:NZ	1:C:167:THR:OG1	2.40	0.54
1:A:278:LYS:HB2	1:A:306:PHE:HE1	1.71	0.54
1:B:269:TYR:O	1:B:271:GLN:NE2	2.39	0.54

Continued on next page...

Continued from previous page...

Atom-1	Atom-2	Interatomic distance (Å)	Clash overlap (Å)
1:A:596:SER:HB2	1:A:611:LEU:HB3	1.88	0.54
1:B:726:ILE:HG23	1:B:1061:VAL:HG22	1.90	0.54
1:C:99:ASN:OD1	1:C:190:ARG:NH2	2.40	0.54
1:B:269:TYR:O	1:B:271:GLN:NE2	2.40	0.54
1:B:501:TYR:O	1:B:506:GLN:NE2	2.40	0.54
1:C:1073:LYS:HE3	1:C:1075:PHE:HZ	1.71	0.54
1:B:777:ASN:HA	1:B:780:GLU:HG3	1.89	0.54
1:C:1031:GLU:HB3	1:C:1037:SER:HB2	1.89	0.54
1:C:319:ARG:NH2	1:C:590:CYS:SG	2.79	0.54
1:C:398:ASP:OD2	1:C:423:TYR:OH	2.18	0.54
1:A:113:LYS:NZ	1:C:471:GLU:OE2	2.34	0.54
1:C:393:THR:HA	1:C:522:ALA:HA	1.88	0.54
1:A:826:VAL:HB	1:A:1057:PRO:HG2	1.88	0.54
1:C:398:ASP:OD2	1:C:423:TYR:OH	2.24	0.54
1:C:606:ASN:O	1:C:606:ASN:ND2	2.40	0.54
1:A:340:GLU:OE2	1:A:356:LYS:NZ	2.40	0.54
1:B:598:ILE:HB	1:B:609:ALA:HB3	1.89	0.54
1:A:403:ARG:NH2	1:B:372:ALA:O	2.35	0.54
1:B:533:LEU:HD21	1:B:585:LEU:HD11	1.89	0.54
1:B:295:PRO:HA	1:B:298:GLU:HG3	1.89	0.54
1:B:403:ARG:NH2	1:C:372:ALA:O	2.32	0.54
1:A:819:GLU:HA	1:A:822:LEU:HB2	1.90	0.54
1:A:971:GLY:HA2	1:B:755:GLN:HE21	1.71	0.54
1:C:37:TYR:OH	1:C:195:LYS:NZ	2.38	0.54
1:C:108:THR:O	1:C:237:ARG:NH2	2.41	0.54
1:C:212:LEU:HD22	1:C:217:PRO:HD3	1.90	0.54
1:C:1081:ILE:HG13	1:C:1088:HIS:HB2	1.90	0.54
1:C:28:TYR:HB3	1:C:61:ASN:HB3	1.90	0.54
1:A:358:ILE:HB	1:A:395:VAL:HG23	1.89	0.54
1:C:994:ASP:HA	1:C:997:ILE:HG12	1.89	0.54
1:A:37:TYR:OH	1:A:53:ASP:OD1	2.22	0.54
1:B:1091:ARG:NH2	1:B:1120:THR:O	2.40	0.54
1:A:58:PHE:HD1	1:A:290:ASP:HB2	1.72	0.54
1:A:384:PRO:HA	1:A:387:LEU:HD23	1.88	0.54
1:A:440:ASN:OD1	1:A:440:ASN:N	2.40	0.54
1:C:287:ASP:HB2	1:C:306:PHE:HE2	1.71	0.54
1:B:206:LYS:NZ	1:B:222:ALA:O	2.39	0.54
1:B:316:SER:OG	1:B:317:ASN:N	2.40	0.54
1:B:949:GLN:HA	1:B:952:VAL:HG22	1.89	0.54
1:B:403:ARG:NH2	1:C:372:ALA:O	2.30	0.54
1:B:360:ASN:H	1:B:523:THR:HB	1.72	0.54

Continued on next page...

Continued from previous page...

Atom-1	Atom-2	Interatomic distance (Å)	Clash overlap (Å)
1:C:357:ARG:NH2	1:C:396:TYR:OH	2.40	0.54
1:C:440:ASN:OD1	1:C:440:ASN:N	2.40	0.54
1:A:299:THR:HG21	1:A:597:VAL:HG21	1.89	0.54
1:B:560:LEU:HD23	1:B:562:PHE:H	1.72	0.54
1:A:276:LEU:HD11	1:A:304:LYS:HE3	1.88	0.54
1:A:316:SER:HB3	1:A:595:VAL:HG22	1.89	0.54
1:B:535:LYS:NZ	1:B:554:GLU:OE2	2.40	0.54
1:A:226:LEU:HG	1:A:227:VAL:HG23	1.88	0.54
1:A:890:ALA:HA	1:C:1046:GLY:HA2	1.89	0.54
1:A:403:ARG:NH2	1:B:372:ALA:O	2.31	0.54
1:A:756:TYR:HB3	1:A:759:PHE:HD2	1.73	0.54
1:A:1002:GLN:NE2	1:B:1005:GLN:OE1	2.40	0.54
1:B:365:TYR:O	1:B:369:TYR:HB2	2.08	0.54
1:A:966:LEU:HA	1:A:1000:ARG:HH12	1.72	0.54
1:A:33:THR:OG1	1:A:219:GLY:O	2.26	0.54
1:B:104:TRP:HZ3	1:B:240:THR:HG22	1.72	0.54
1:A:972:ALA:HB2	1:A:996:LEU:HD21	1.90	0.54
1:A:809:PRO:O	1:A:814:LYS:NZ	2.39	0.54
1:A:904:TYR:HE2	1:A:913:GLN:HE21	1.54	0.54
1:B:858:LEU:HD23	1:B:959:LEU:HD12	1.90	0.54
1:B:340:GLU:OE2	1:B:356:LYS:NZ	2.41	0.54
1:B:358:ILE:HB	1:B:395:VAL:HG23	1.89	0.54
1:C:598:ILE:HB	1:C:609:ALA:HB3	1.89	0.54
1:B:384:PRO:HA	1:B:387:LEU:HD23	1.89	0.54
1:A:349:SER:OG	1:A:452:LEU:O	2.25	0.54
1:B:737:ASP:HB3	1:B:740:MET:HG3	1.90	0.54
1:A:369:TYR:HH	1:C:415:THR:HG1	1.47	0.54
1:B:358:ILE:HB	1:B:395:VAL:HG23	1.89	0.54
1:B:393:THR:HA	1:B:522:ALA:HA	1.90	0.54
1:A:34:ARG:HH22	1:A:220:PHE:HA	1.71	0.54
1:A:600:PRO:HD3	1:A:692:ILE:HD11	1.90	0.54
1:A:576:VAL:HG12	1:A:587:ILE:HD11	1.89	0.54
1:B:702:GLU:OE2	1:C:790:LYS:NZ	2.35	0.54
1:B:357:ARG:NH2	1:B:396:TYR:OH	2.40	0.54
1:A:562:PHE:O	1:B:41:LYS:NZ	2.38	0.54
1:C:727:LEU:HD22	1:C:1025:ALA:HB2	1.89	0.54
1:C:319:ARG:NH2	1:C:590:CYS:SG	2.79	0.54
1:A:774:GLN:OE1	1:A:777:ASN:ND2	2.36	0.54
1:A:1010:GLN:OE1	1:A:1014:ARG:NH2	2.41	0.54
1:B:358:ILE:HB	1:B:395:VAL:HG23	1.90	0.54
1:A:756:TYR:HB3	1:A:759:PHE:HD2	1.72	0.54

Continued on next page...

Continued from previous page...

Atom-1	Atom-2	Interatomic distance (Å)	Clash overlap (Å)
1:B:82:PRO:HG2	1:B:84:LEU:HD21	1.89	0.54
1:A:598:ILE:HD11	1:A:678:ILE:HD12	1.89	0.54
1:A:809:PRO:O	1:A:814:LYS:NZ	2.40	0.54
1:B:440:ASN:OD1	1:B:440:ASN:N	2.41	0.54
1:C:21:ARG:HA	1:C:79:PHE:HB3	1.89	0.54
1:A:393:THR:HA	1:A:522:ALA:HA	1.89	0.54
1:B:384:PRO:HA	1:B:387:LEU:HD23	1.90	0.54
1:C:596:SER:HB2	1:C:611:LEU:HB3	1.88	0.54
1:C:353:TRP:HE1	1:C:466:ARG:HB2	1.73	0.54
1:C:401:VAL:HG22	1:C:509:ARG:HG2	1.89	0.54
1:C:788:ILE:HD12	1:C:876:ALA:HB2	1.89	0.54
1:B:759:PHE:HA	1:B:762:GLN:HG3	1.88	0.54
1:C:83:VAL:HG22	1:C:239:GLN:HG2	1.90	0.54
1:C:130:VAL:HB	1:C:168:PHE:HB2	1.89	0.54
1:A:1013:ILE:HD13	1:B:1012:LEU:HD12	1.90	0.54
1:B:340:GLU:OE2	1:B:356:LYS:NZ	2.41	0.54
1:B:966:LEU:HA	1:B:1000:ARG:HH12	1.73	0.54
1:C:57:PRO:HG3	1:C:273:ARG:HD2	1.89	0.54
1:A:406:GLU:HG2	1:A:418:ILE:HG13	1.89	0.54
1:B:457:ARG:NH1	1:B:467:ASP:OD2	2.38	0.54
1:C:394:ASN:N	1:C:394:ASN:OD1	2.40	0.54
1:B:293:LEU:HD23	1:B:294:ASP:HB3	1.89	0.54
1:B:314:GLN:NE2	1:B:316:SER:O	2.40	0.54
1:A:858:LEU:HD13	1:A:959:LEU:HB3	1.88	0.54
1:C:994:ASP:HA	1:C:997:ILE:HG12	1.89	0.54
1:C:598:ILE:HB	1:C:609:ALA:HB3	1.89	0.54
1:A:226:LEU:HG	1:A:227:VAL:HG23	1.88	0.54
1:B:908:GLY:O	1:B:1038:LYS:NZ	2.35	0.54
1:B:1002:GLN:HA	1:B:1005:GLN:HG3	1.88	0.54
1:B:360:ASN:O	1:B:360:ASN:ND2	2.39	0.54
1:C:353:TRP:HE1	1:C:466:ARG:HB2	1.72	0.54
1:A:140:PHE:HD1	1:A:246:ILE:HG12	1.73	0.54
1:A:742:ILE:O	1:A:1000:ARG:NH1	2.40	0.54
1:B:719:THR:HG22	1:B:1070:ALA:HB2	1.88	0.54
1:A:440:ASN:OD1	1:A:440:ASN:N	2.39	0.54
1:C:193:VAL:HB	1:C:204:TYR:HB2	1.89	0.54
1:C:1031:GLU:HB3	1:C:1037:SER:HB2	1.90	0.54
1:C:276:LEU:HG	1:C:306:PHE:HE1	1.73	0.54
1:B:353:TRP:HH2	1:B:464:PHE:HA	1.73	0.54
1:B:403:ARG:NH2	1:C:372:ALA:O	2.32	0.54
1:B:401:VAL:HG22	1:B:509:ARG:HG2	1.89	0.54

Continued on next page...

Continued from previous page...

Atom-1	Atom-2	Interatomic distance (Å)	Clash overlap (Å)
1:B:34:ARG:NH1	1:B:219:GLY:O	2.41	0.54
1:A:1027:THR:HG22	1:A:1042:PHE:HZ	1.73	0.54
1:C:193:VAL:HB	1:C:204:TYR:HB2	1.90	0.54
1:B:295:PRO:HG2	1:B:608:VAL:HG11	1.89	0.54
1:B:596:SER:HB2	1:B:611:LEU:HB3	1.90	0.54
1:B:708:SER:HB3	1:B:711:SER:HB3	1.88	0.54
1:C:52:GLN:OE1	1:C:274:THR:OG1	2.23	0.54
1:A:642:VAL:HG22	1:A:651:ILE:HG22	1.90	0.54
1:C:729:VAL:O	1:C:777:ASN:ND2	2.41	0.54
1:C:389:ASP:OD1	1:C:528:LYS:NZ	2.35	0.54
1:C:915:VAL:HG11	1:C:1108:ASN:HB2	1.90	0.54
1:B:401:VAL:HG12	1:B:509:ARG:HG2	1.90	0.54
1:B:708:SER:HB3	1:B:711:SER:HB3	1.90	0.54
1:B:28:TYR:HB3	1:B:61:ASN:HB3	1.89	0.54
1:C:877:LEU:HD23	1:C:1053:PRO:HG2	1.89	0.54
1:B:52:GLN:OE1	1:B:274:THR:OG1	2.24	0.54
1:B:707:TYR:HD2	1:C:792:PRO:HG3	1.73	0.54
1:B:1010:GLN:HB3	1:B:1014:ARG:HH12	1.72	0.54
1:C:887:THR:HG21	1:C:894:LEU:HG	1.89	0.54
1:B:596:SER:HB2	1:B:611:LEU:HB3	1.90	0.54
1:C:398:ASP:OD1	1:C:398:ASP:N	2.39	0.54
1:B:401:VAL:HG22	1:B:509:ARG:HG2	1.89	0.54
1:B:106:PHE:HB2	1:B:117:LEU:HB3	1.89	0.54
1:B:317:ASN:HD21	1:B:592:PHE:HD1	1.55	0.54
1:A:805:ILE:HD12	1:A:1054:GLN:HE21	1.73	0.54
1:A:1115:ILE:HG22	1:A:1137:VAL:HG23	1.89	0.54
1:A:971:GLY:HA3	1:A:995:ARG:HH12	1.72	0.54
1:B:418:ILE:HD12	1:B:422:ASN:HD22	1.71	0.54
1:C:756:TYR:HB3	1:C:759:PHE:HD1	1.72	0.54
1:B:34:ARG:NH1	1:B:219:GLY:O	2.41	0.54
1:B:738:CYS:O	1:B:742:ILE:HB	2.08	0.54
1:A:338:PHE:HE2	1:A:368:LEU:HD23	1.73	0.54
1:A:802:PHE:HB3	1:A:806:LEU:HD23	1.90	0.54
1:C:398:ASP:OD2	1:C:423:TYR:OH	2.26	0.54
1:A:969:ASN:HD21	1:B:755:GLN:HG2	1.72	0.54
1:B:139:PRO:O	1:B:245:HIS:ND1	2.40	0.54
1:B:442:ASP:OD1	1:B:509:ARG:NH2	2.41	0.54
1:B:726:ILE:HD13	1:B:1061:VAL:HG22	1.90	0.54
1:B:102:ARG:HH21	1:B:246:ILE:HG12	1.73	0.54
1:B:440:ASN:OD1	1:B:440:ASN:N	2.41	0.54
1:A:745:ASP:OD1	1:C:319:ARG:NH1	2.34	0.54

Continued on next page...

Continued from previous page...

Atom-1	Atom-2	Interatomic distance (Å)	Clash overlap (Å)
1:C:688:THR:HA	1:C:690:GLN:HG2	1.89	0.54
1:B:177:MET:HG2	1:B:190:ARG:HH22	1.72	0.54
1:A:440:ASN:OD1	1:A:440:ASN:N	2.40	0.54
1:B:28:TYR:HB3	1:B:61:ASN:HB3	1.88	0.54
1:C:278:LYS:NZ	1:C:286:THR:OG1	2.41	0.54
1:C:131:CYS:SG	1:C:132:GLU:N	2.80	0.54
1:A:86:PHE:HB2	1:A:238:PHE:HD1	1.72	0.53
1:C:337:PRO:HG3	1:C:356:LYS:HD3	1.89	0.53
1:A:115:GLN:HB2	1:A:233:ILE:HD13	1.90	0.53
1:C:599:THR:HB	1:C:608:VAL:HG23	1.89	0.53
1:B:226:LEU:HG	1:B:227:VAL:HG23	1.89	0.53
1:C:357:ARG:NH2	1:C:396:TYR:OH	2.41	0.53
1:C:501:TYR:O	1:C:506:GLN:NE2	2.41	0.53
1:B:326:ILE:HD11	1:B:534:VAL:HG22	1.90	0.53
1:B:398:ASP:HB2	1:B:512:VAL:HG12	1.91	0.53
1:C:1033:VAL:HG21	1:C:1053:PRO:HG3	1.89	0.53
1:C:727:LEU:HD21	1:C:1024:LEU:HG	1.90	0.53
1:A:599:THR:HB	1:A:608:VAL:HG23	1.89	0.53
1:A:315:THR:HG23	1:A:595:VAL:HG23	1.90	0.53
1:A:401:VAL:HG22	1:A:509:ARG:HG2	1.89	0.53
1:B:762:GLN:HA	1:B:765:ARG:HE	1.73	0.53
1:A:58:PHE:HD1	1:A:290:ASP:HB2	1.72	0.53
1:A:384:PRO:HA	1:A:387:LEU:HD23	1.90	0.53
1:B:1116:THR:OG1	1:B:1118:ASP:OD1	2.26	0.53
1:C:735:SER:HB3	1:C:861:LEU:HD21	1.90	0.53
1:B:731:MET:H	1:B:774:GLN:HE21	1.55	0.53
1:C:126:VAL:HG22	1:C:172:SER:HB3	1.90	0.53
1:C:393:THR:OG1	1:C:394:ASN:OD1	2.24	0.53
1:A:386:LYS:NZ	1:B:984:LEU:O	2.36	0.53
1:B:726:ILE:HD13	1:B:1061:VAL:HG22	1.90	0.53
1:A:87:ASN:OD1	1:A:87:ASN:N	2.39	0.53
1:C:326:ILE:HD12	1:C:539:VAL:HG21	1.90	0.53
1:A:791:THR:HG21	1:A:806:LEU:HD11	1.89	0.53
1:B:44:ARG:NH2	1:B:279:TYR:OH	2.42	0.53
1:C:384:PRO:HA	1:C:387:LEU:HD23	1.89	0.53
1:B:440:ASN:OD1	1:B:440:ASN:N	2.39	0.53
1:C:222:ALA:HB2	1:C:285:ILE:HB	1.90	0.53
1:A:759:PHE:HA	1:A:762:GLN:HE21	1.73	0.53
1:C:1031:GLU:HG3	1:C:1039:ARG:HH21	1.73	0.53
1:A:604:THR:OG1	1:A:605:SER:N	2.41	0.53
1:A:1028:LYS:NZ	1:A:1042:PHE:O	2.40	0.53

Continued on next page...

Continued from previous page...

Atom-1	Atom-2	Interatomic distance (Å)	Clash overlap (Å)
1:B:1040:VAL:HG11	1:C:1035:GLY:HA3	1.89	0.53
1:A:34:ARG:NH1	1:A:219:GLY:O	2.41	0.53
1:C:440:ASN:OD1	1:C:440:ASN:N	2.41	0.53
1:A:39:PRO:HG3	1:A:51:THR:HG21	1.90	0.53
1:A:1051:SER:OG	1:A:1064:HIS:ND1	2.35	0.53
1:B:679:GLY:HA2	1:C:864:LEU:HD12	1.89	0.53
1:A:984:LEU:O	1:C:386:LYS:NZ	2.41	0.53
1:A:299:THR:HG21	1:A:597:VAL:HG21	1.91	0.53
1:A:358:ILE:HB	1:A:395:VAL:HG23	1.90	0.53
1:B:719:THR:HG22	1:B:1070:ALA:HB2	1.89	0.53
1:A:393:THR:HA	1:A:522:ALA:HA	1.91	0.53
1:C:858:LEU:HD22	1:C:959:LEU:HD12	1.90	0.53
1:B:398:ASP:OD2	1:B:423:TYR:OH	2.23	0.53
1:A:312:ILE:HD11	1:A:596:SER:HB3	1.90	0.53
1:C:484:LYS:HD2	1:C:490:PHE:HB2	1.89	0.53
1:B:357:ARG:NH2	1:B:394:ASN:OD1	2.41	0.53
1:C:966:LEU:HA	1:C:1000:ARG:HH12	1.73	0.53
1:A:52:GLN:OE1	1:A:274:THR:OG1	2.23	0.53
1:A:276:LEU:HD11	1:A:304:LYS:HE2	1.91	0.53
1:A:908:GLY:O	1:A:1038:LYS:NZ	2.30	0.53
1:C:1031:GLU:HB3	1:C:1037:SER:HB2	1.89	0.53
1:C:729:VAL:HG21	1:C:781:VAL:HG11	1.91	0.53
1:B:87:ASN:OD1	1:B:87:ASN:N	2.40	0.53
1:B:384:PRO:HA	1:B:387:LEU:HD23	1.91	0.53
1:A:87:ASN:OD1	1:A:87:ASN:N	2.41	0.53
1:A:998:THR:O	1:A:1002:GLN:NE2	2.41	0.53
1:B:452:LEU:HD12	1:B:492:LEU:HD12	1.91	0.53
1:A:130:VAL:HB	1:A:168:PHE:HB3	1.89	0.53
1:C:574:ASP:N	1:C:574:ASP:OD1	2.39	0.53
1:A:358:ILE:HB	1:A:395:VAL:HG23	1.89	0.53
1:A:393:THR:HA	1:A:522:ALA:HA	1.89	0.53
1:A:1051:SER:OG	1:A:1064:HIS:ND1	2.33	0.53
1:B:384:PRO:HA	1:B:387:LEU:HD22	1.90	0.53
1:A:384:PRO:HA	1:A:387:LEU:HD23	1.91	0.53
1:A:719:THR:HG22	1:A:1070:ALA:HB2	1.89	0.53
1:A:994:ASP:HA	1:A:997:ILE:HG12	1.89	0.53
1:B:408:ARG:NH2	1:C:376:THR:OG1	2.40	0.53
1:B:611:LEU:HD22	1:B:666:ILE:HD11	1.90	0.53
1:A:688:THR:HA	1:A:690:GLN:HG2	1.89	0.53
1:C:326:ILE:HD11	1:C:534:VAL:HG22	1.89	0.53
1:B:289:VAL:HG11	1:B:300:LYS:HB2	1.91	0.53

Continued on next page...

Continued from previous page...

Atom-1	Atom-2	Interatomic distance (Å)	Clash overlap (Å)
1:B:994:ASP:HA	1:B:997:ILE:HG12	1.90	0.53
1:B:365:TYR:O	1:B:369:TYR:HB2	2.08	0.53
1:C:729:VAL:HG21	1:C:781:VAL:HG11	1.89	0.53
1:C:788:ILE:HG13	1:C:876:ALA:HB2	1.90	0.53
1:C:58:PHE:HD2	1:C:290:ASP:HB2	1.74	0.53
1:C:126:VAL:HB	1:C:172:SER:HB3	1.90	0.53
1:C:887:THR:HB	1:C:894:LEU:HD23	1.89	0.53
1:A:809:PRO:HA	1:A:814:LYS:HD2	1.90	0.53
1:A:34:ARG:HH22	1:A:220:PHE:HA	1.74	0.53
1:A:972:ALA:HB2	1:A:996:LEU:HD21	1.90	0.53
1:A:91:TYR:OH	1:A:191:GLU:OE2	2.18	0.53
1:A:129:LYS:NZ	1:A:168:PHE:O	2.42	0.53
1:A:440:ASN:OD1	1:A:440:ASN:N	2.39	0.53
1:B:1030:SER:HA	1:B:1034:LEU:HD23	1.91	0.53
1:C:994:ASP:HA	1:C:997:ILE:HG12	1.90	0.53
1:A:34:ARG:HH22	1:A:220:PHE:HA	1.72	0.53
1:B:418:ILE:HD12	1:B:422:ASN:HD22	1.73	0.53
1:B:401:VAL:HG22	1:B:509:ARG:HG2	1.89	0.53
1:B:777:ASN:HA	1:B:780:GLU:HG3	1.91	0.53
1:B:384:PRO:HA	1:B:387:LEU:HD23	1.89	0.53
1:B:411:ALA:HB3	1:B:414:GLN:HG2	1.89	0.53
1:B:571:ASP:OD2	1:C:975:SER:OG	2.25	0.53
1:C:503:VAL:HA	1:C:506:GLN:HG3	1.91	0.53
1:A:735:SER:HA	1:A:767:LEU:HD23	1.89	0.53
1:A:908:GLY:O	1:A:1038:LYS:NZ	2.38	0.53
1:A:314:GLN:HE22	1:A:594:GLY:HA3	1.73	0.53
1:A:759:PHE:HA	1:A:762:GLN:HE21	1.72	0.53
1:C:326:ILE:HD11	1:C:534:VAL:HG22	1.90	0.53
1:C:401:VAL:HG22	1:C:509:ARG:HG2	1.90	0.53
1:C:117:LEU:HD11	1:C:231:ILE:HG12	1.91	0.53
1:B:323:THR:OG1	1:B:324:GLU:OE2	2.21	0.53
1:A:1051:SER:OG	1:A:1064:HIS:ND1	2.33	0.53
1:C:598:ILE:HB	1:C:609:ALA:HB3	1.91	0.53
1:C:733:LYS:NZ	1:C:775:ASP:OD2	2.32	0.53
1:B:457:ARG:NH1	1:B:467:ASP:OD1	2.41	0.53
1:B:960:ASN:O	1:B:964:LYS:HB2	2.09	0.53
1:C:393:THR:OG1	1:C:394:ASN:OD1	2.25	0.53
1:B:358:ILE:HB	1:B:395:VAL:HG23	1.90	0.53
1:C:125:ASN:HB2	1:C:172:SER:H	1.73	0.53
1:C:1116:THR:OG1	1:C:1118:ASP:OD1	2.25	0.53
1:C:598:ILE:HB	1:C:609:ALA:HB3	1.91	0.53

Continued on next page...

Continued from previous page...

Atom-1	Atom-2	Interatomic distance (Å)	Clash overlap (Å)
1:C:408:ARG:HD2	1:C:414:GLN:HE21	1.73	0.53
1:C:897:PRO:HB2	1:C:900:MET:HG2	1.91	0.53
1:A:177:MET:SD	1:A:190:ARG:NH2	2.82	0.53
1:A:745:ASP:OD1	1:C:319:ARG:NH1	2.41	0.53
1:B:102:ARG:HH21	1:B:246:ILE:HG12	1.73	0.53
1:A:731:MET:SD	1:A:774:GLN:NE2	2.81	0.53
1:C:897:PRO:HG2	1:C:900:MET:HG2	1.91	0.53
1:A:562:PHE:HE1	1:B:225:PRO:HG2	1.74	0.53
1:B:454:ARG:HH12	1:B:457:ARG:HD2	1.73	0.53
1:A:129:LYS:NZ	1:A:166:CYS:SG	2.67	0.53
1:C:598:ILE:HD11	1:C:678:ILE:HD12	1.90	0.53
1:C:326:ILE:HD11	1:C:534:VAL:HG22	1.90	0.53
1:A:994:ASP:HA	1:A:997:ILE:HG12	1.89	0.53
1:C:1010:GLN:NE2	1:C:1011:GLN:OE1	2.42	0.53
1:A:762:GLN:HB3	1:A:765:ARG:HH21	1.74	0.53
1:B:384:PRO:HA	1:B:387:LEU:HD23	1.89	0.53
1:C:357:ARG:NH2	1:C:396:TYR:OH	2.41	0.53
1:C:22:THR:O	1:C:78:ARG:NH1	2.42	0.53
1:A:547:THR:O	1:B:978:ASN:ND2	2.42	0.53
1:B:440:ASN:OD1	1:B:440:ASN:N	2.39	0.53
1:B:976:VAL:HG13	1:B:979:ASP:HB3	1.91	0.53
1:A:357:ARG:NH2	1:A:396:TYR:OH	2.41	0.53
1:A:729:VAL:HG21	1:A:781:VAL:HG11	1.90	0.53
1:A:111:ASP:OD1	1:A:111:ASP:N	2.41	0.53
1:A:994:ASP:HA	1:A:997:ILE:HG12	1.90	0.53
1:B:994:ASP:HA	1:B:997:ILE:HG12	1.91	0.53
1:C:34:ARG:HH22	1:C:220:PHE:HA	1.73	0.53
1:A:960:ASN:O	1:A:964:LYS:HB2	2.09	0.53
1:C:908:GLY:O	1:C:1038:LYS:NZ	2.34	0.53
1:B:358:ILE:HB	1:B:395:VAL:HG23	1.91	0.53
1:B:326:ILE:HD11	1:B:534:VAL:HG12	1.90	0.53
1:C:984:LEU:HD12	1:C:988:GLU:HB2	1.91	0.53
1:B:598:ILE:HB	1:B:609:ALA:HB3	1.89	0.53
1:C:101:ILE:HD11	1:C:240:THR:HB	1.90	0.53
1:A:599:THR:HB	1:A:608:VAL:HG23	1.91	0.53
1:A:141:LEU:HD13	1:A:154:GLU:HG3	1.91	0.53
1:C:454:ARG:HH21	1:C:491:PRO:HB2	1.74	0.53
1:A:296:LEU:HB2	1:A:608:VAL:HG21	1.91	0.53
1:A:440:ASN:OD1	1:A:440:ASN:N	2.40	0.53
1:A:99:ASN:OD1	1:A:190:ARG:NH2	2.42	0.53
1:B:326:ILE:HD11	1:B:534:VAL:HG22	1.90	0.53

Continued on next page...

Continued from previous page...

Atom-1	Atom-2	Interatomic distance (Å)	Clash overlap (Å)
1:A:1115:ILE:HG22	1:A:1137:VAL:HG23	1.90	0.53
1:A:712:ILE:HG12	1:A:1077:THR:HB	1.90	0.53
1:B:383:SER:OG	1:C:983:ARG:O	2.22	0.53
1:C:712:ILE:HG12	1:C:1077:THR:HB	1.90	0.53
1:C:396:TYR:HB2	1:C:514:SER:HB2	1.89	0.53
1:A:902:MET:HE2	1:A:905:ARG:HD2	1.91	0.53
1:B:729:VAL:HG12	1:B:1059:GLY:HA2	1.89	0.53
1:A:440:ASN:OD1	1:A:440:ASN:N	2.39	0.53
1:C:722:VAL:HG12	1:C:1065:VAL:HB	1.90	0.53
1:A:52:GLN:OE1	1:A:274:THR:OG1	2.23	0.53
1:A:80:ALA:O	1:A:245:HIS:NE2	2.41	0.53
1:A:393:THR:HA	1:A:522:ALA:HA	1.91	0.53
1:C:1031:GLU:HG3	1:C:1039:ARG:HH21	1.74	0.53
1:B:966:LEU:HA	1:B:1000:ARG:HH12	1.73	0.53
1:A:809:PRO:HA	1:A:814:LYS:HD2	1.91	0.53
1:C:759:PHE:HA	1:C:762:GLN:HE21	1.73	0.53
1:B:357:ARG:NH2	1:B:396:TYR:OH	2.42	0.53
1:B:393:THR:HA	1:B:522:ALA:HA	1.89	0.53
1:B:930:ALA:HA	1:B:933:LYS:HG2	1.91	0.53
1:C:52:GLN:OE1	1:C:274:THR:OG1	2.24	0.53
1:C:973:ILE:HG21	1:C:983:ARG:HH12	1.73	0.53
1:A:102:ARG:HE	1:A:246:ILE:HD11	1.73	0.53
1:A:825:LYS:HZ3	1:A:942:ALA:HA	1.74	0.53
1:B:401:VAL:HG22	1:B:509:ARG:HG2	1.90	0.53
1:A:805:ILE:HD12	1:A:878:LEU:HD11	1.91	0.53
1:B:440:ASN:OD1	1:B:440:ASN:N	2.39	0.53
1:C:877:LEU:O	1:C:881:THR:OG1	2.27	0.53
1:A:189:LEU:HD22	1:A:208:THR:HB	1.91	0.53
1:B:503:VAL:HA	1:B:506:GLN:HG3	1.91	0.53
1:C:129:LYS:NZ	1:C:167:THR:OG1	2.42	0.53
1:A:105:ILE:HG23	1:A:239:GLN:HB3	1.90	0.53
1:B:222:ALA:HB2	1:B:285:ILE:HB	1.89	0.53
1:C:729:VAL:HG12	1:C:1059:GLY:HA2	1.91	0.53
1:C:40:ASP:N	1:C:40:ASP:OD1	2.40	0.53
1:C:34:ARG:HH22	1:C:220:PHE:HA	1.74	0.53
1:A:997:ILE:O	1:A:1001:LEU:HB3	2.09	0.53
1:B:440:ASN:OD1	1:B:440:ASN:N	2.39	0.53
1:C:319:ARG:NH2	1:C:590:CYS:SG	2.82	0.53
1:A:756:TYR:HB3	1:A:759:PHE:HD2	1.74	0.53
1:A:976:VAL:HG13	1:A:979:ASP:HB3	1.89	0.53
1:A:1128:VAL:HG21	1:B:918:GLU:HG3	1.90	0.53

Continued on next page...

Continued from previous page...

Atom-1	Atom-2	Interatomic distance (Å)	Clash overlap (Å)
1:B:99:ASN:OD1	1:B:190:ARG:NH2	2.41	0.53
1:A:1035:GLY:HA3	1:C:1040:VAL:HG11	1.91	0.52
1:C:322:PRO:HG3	1:C:538:CYS:HB3	1.90	0.52
1:A:64:TRP:HE1	1:A:264:ALA:HB1	1.74	0.52
1:A:106:PHE:HB2	1:A:117:LEU:HB2	1.91	0.52
1:C:777:ASN:HA	1:C:780:GLU:HG3	1.91	0.52
1:A:58:PHE:HD2	1:A:290:ASP:HB2	1.74	0.52
1:A:930:ALA:HA	1:A:933:LYS:HG2	1.90	0.52
1:C:302:THR:O	1:C:304:LYS:NZ	2.43	0.52
1:C:326:ILE:HD11	1:C:534:VAL:HG22	1.91	0.52
1:A:92:PHE:HB3	1:A:192:PHE:HB2	1.91	0.52
1:C:326:ILE:HD13	1:C:533:LEU:HD12	1.91	0.52
1:C:992:GLN:OE1	1:C:995:ARG:NH2	2.42	0.52
1:A:1035:GLY:HA3	1:C:1040:VAL:HG11	1.90	0.52
1:B:719:THR:HG22	1:B:1070:ALA:HB2	1.89	0.52
1:B:965:GLN:OE1	1:C:758:SER:OG	2.26	0.52
1:A:403:ARG:NH1	1:A:405:ASP:OD1	2.42	0.52
1:C:398:ASP:OD2	1:C:423:TYR:OH	2.26	0.52
1:C:117:LEU:HB2	1:C:233:ILE:HD11	1.91	0.52
1:C:994:ASP:HA	1:C:997:ILE:HG12	1.92	0.52
1:C:902:MET:HB3	1:C:916:LEU:HD11	1.91	0.52
1:C:1031:GLU:HG3	1:C:1039:ARG:HH11	1.73	0.52
1:C:357:ARG:NH2	1:C:396:TYR:OH	2.42	0.52
1:A:759:PHE:HA	1:A:762:GLN:HE21	1.74	0.52
1:B:37:TYR:HB3	1:B:223:LEU:HB2	1.91	0.52
1:B:440:ASN:OD1	1:B:440:ASN:N	2.42	0.52
1:C:966:LEU:HA	1:C:1000:ARG:HH12	1.74	0.52
1:B:398:ASP:OD2	1:B:423:TYR:OH	2.23	0.52
1:C:195:LYS:HG2	1:C:202:LYS:HB2	1.91	0.52
1:C:315:THR:HG23	1:C:595:VAL:HG23	1.91	0.52
1:A:561:PRO:HA	1:A:577:ARG:HH22	1.74	0.52
1:B:92:PHE:HE2	1:B:104:TRP:HE1	1.56	0.52
1:A:35:GLY:HA3	1:A:56:LEU:HB3	1.91	0.52
1:A:295:PRO:HG2	1:A:608:VAL:HG11	1.90	0.52
1:B:401:VAL:HG22	1:B:509:ARG:HG2	1.90	0.52
1:B:401:VAL:HG22	1:B:509:ARG:HG2	1.91	0.52
1:C:1033:VAL:HG21	1:C:1053:PRO:HG3	1.91	0.52
1:C:599:THR:HB	1:C:608:VAL:HG23	1.92	0.52
1:C:750:SER:HA	1:C:753:LEU:HG	1.90	0.52
1:A:777:ASN:HA	1:A:780:GLU:HG3	1.90	0.52
1:A:102:ARG:HE	1:A:246:ILE:HD11	1.74	0.52

Continued on next page...

Continued from previous page...

Atom-1	Atom-2	Interatomic distance (Å)	Clash overlap (Å)
1:A:822:LEU:HD22	1:A:945:LEU:HD11	1.91	0.52
1:C:14:GLN:O	1:C:158:ARG:NE	2.43	0.52
1:A:99:ASN:OD1	1:A:190:ARG:NH2	2.42	0.52
1:A:759:PHE:HA	1:A:762:GLN:HE21	1.75	0.52
1:C:360:ASN:H	1:C:523:THR:HB	1.74	0.52
1:C:858:LEU:HD22	1:C:959:LEU:HD12	1.90	0.52
1:C:40:ASP:N	1:C:40:ASP:OD1	2.42	0.52
1:A:719:THR:HG22	1:A:1070:ALA:HB2	1.90	0.52
1:A:1010:GLN:HE22	1:A:1014:ARG:HD2	1.73	0.52
1:A:1028:LYS:NZ	1:A:1042:PHE:O	2.41	0.52
1:A:1107:ARG:HH21	1:B:904:TYR:HD2	1.55	0.52
1:B:968:SER:OG	1:C:755:GLN:O	2.27	0.52
1:A:822:LEU:HD22	1:A:945:LEU:HD11	1.92	0.52
1:B:112:SER:HB2	1:B:132:GLU:HB3	1.92	0.52
1:B:58:PHE:HD2	1:B:290:ASP:HB2	1.74	0.52
1:A:986:PRO:HD2	1:A:987:PRO:HD3	1.91	0.52
1:A:34:ARG:HH22	1:A:220:PHE:HA	1.73	0.52
1:A:340:GLU:OE2	1:A:356:LYS:NZ	2.43	0.52
1:B:327:VAL:O	1:B:531:THR:OG1	2.25	0.52
1:C:741:TYR:HH	1:C:1003:SER:HG	1.57	0.52
1:A:762:GLN:HA	1:A:765:ARG:HE	1.74	0.52
1:B:319:ARG:NH2	1:B:590:CYS:SG	2.82	0.52
1:C:733:LYS:NZ	1:C:862:PRO:O	2.34	0.52
1:A:894:LEU:HD21	1:C:715:PRO:HD3	1.91	0.52
1:A:393:THR:HA	1:A:522:ALA:HA	1.90	0.52
1:A:701:VAL:HG13	1:B:787:GLN:HG2	1.91	0.52
1:C:37:TYR:OH	1:C:53:ASP:OD1	2.27	0.52
1:C:994:ASP:HA	1:C:997:ILE:HG12	1.91	0.52
1:C:458:LYS:HB3	1:C:474:GLN:HB3	1.91	0.52
1:C:887:THR:HG21	1:C:894:LEU:HB2	1.92	0.52
1:B:720:ILE:HD11	1:B:1065:VAL:HB	1.91	0.52
1:C:440:ASN:OD1	1:C:440:ASN:N	2.39	0.52
1:C:877:LEU:O	1:C:881:THR:OG1	2.27	0.52
1:B:760:CYS:O	1:B:764:ASN:HB2	2.09	0.52
1:C:586:ASP:N	1:C:586:ASP:OD1	2.40	0.52
1:C:1030:SER:HA	1:C:1034:LEU:HD23	1.91	0.52
1:B:358:ILE:HB	1:B:395:VAL:HG23	1.91	0.52
1:C:586:ASP:N	1:C:586:ASP:OD1	2.41	0.52
1:C:902:MET:HB3	1:C:916:LEU:HD11	1.91	0.52
1:B:384:PRO:HA	1:B:387:LEU:HG	1.90	0.52
1:C:599:THR:HB	1:C:608:VAL:HG23	1.91	0.52

Continued on next page...

Continued from previous page...

Atom-1	Atom-2	Interatomic distance (Å)	Clash overlap (Å)
1:C:40:ASP:N	1:C:40:ASP:OD1	2.43	0.52
1:B:317:ASN:HD21	1:B:592:PHE:HD2	1.57	0.52
1:B:357:ARG:NH2	1:B:396:TYR:OH	2.42	0.52
1:C:45:SER:HA	1:C:279:TYR:HB3	1.92	0.52
1:A:1083:HIS:HD2	1:A:1137:VAL:H	1.56	0.52
1:B:440:ASN:OD1	1:B:440:ASN:N	2.41	0.52
1:C:791:THR:HG21	1:C:806:LEU:HD11	1.92	0.52
1:B:418:ILE:HD12	1:B:422:ASN:HB2	1.91	0.52
1:B:972:ALA:HB2	1:B:996:LEU:HD21	1.90	0.52
1:C:576:VAL:HG12	1:C:587:ILE:HD11	1.92	0.52
1:C:310:LYS:HG2	1:C:676:ILE:HG21	1.92	0.52
1:A:416:GLY:HA2	1:B:369:TYR:HE2	1.74	0.52
1:B:440:ASN:OD1	1:B:440:ASN:N	2.40	0.52
1:A:784:GLN:NE2	1:C:1041:ASP:OD2	2.42	0.52
1:B:323:THR:OG1	1:B:324:GLU:OE1	2.18	0.52
1:C:326:ILE:HD13	1:C:533:LEU:HA	1.89	0.52
1:A:563:GLN:HG2	1:B:43:PHE:HD1	1.75	0.52
1:A:1051:SER:OG	1:A:1064:HIS:ND1	2.35	0.52
1:B:1013:ILE:HD13	1:C:1012:LEU:HG	1.92	0.52
1:C:34:ARG:HH22	1:C:220:PHE:HA	1.74	0.52
1:B:440:ASN:OD1	1:B:440:ASN:N	2.39	0.52
1:A:130:VAL:HB	1:A:168:PHE:HB3	1.92	0.52
1:A:328:ARG:HB2	1:A:543:PHE:HD2	1.74	0.52
1:B:756:TYR:OH	1:B:994:ASP:OD1	2.27	0.52
1:A:33:THR:OG1	1:A:219:GLY:O	2.25	0.52
1:C:809:PRO:O	1:C:814:LYS:NZ	2.40	0.52
1:A:858:LEU:HD13	1:A:959:LEU:HB3	1.91	0.52
1:C:276:LEU:HG	1:C:306:PHE:HE1	1.75	0.52
1:C:742:ILE:O	1:C:1000:ARG:NH1	2.34	0.52
1:B:102:ARG:HH21	1:B:246:ILE:HG12	1.74	0.52
1:B:393:THR:HA	1:B:522:ALA:HA	1.91	0.52
1:A:299:THR:HG21	1:A:597:VAL:HG21	1.92	0.52
1:B:440:ASN:OD1	1:B:440:ASN:N	2.39	0.52
1:A:87:ASN:OD1	1:A:87:ASN:N	2.42	0.52
1:C:22:THR:O	1:C:78:ARG:NH1	2.43	0.52
1:A:908:GLY:O	1:A:1038:LYS:NZ	2.34	0.52
1:B:28:TYR:HB3	1:B:61:ASN:HB3	1.90	0.52
1:B:99:ASN:O	1:B:102:ARG:NH2	2.43	0.52
1:C:1067:TYR:HE2	1:C:1108:ASN:HD22	1.58	0.52
1:B:362:VAL:HG21	1:B:526:GLY:H	1.75	0.52
1:C:950:ASP:N	1:C:950:ASP:OD1	2.42	0.52

Continued on next page...

Continued from previous page...

Atom-1	Atom-2	Interatomic distance (Å)	Clash overlap (Å)
1:B:90:VAL:HG21	1:B:238:PHE:HE2	1.75	0.52
1:B:771:ALA:HA	1:B:774:GLN:HG2	1.92	0.52
1:C:440:ASN:N	1:C:440:ASN:OD1	2.39	0.52
1:A:777:ASN:HA	1:A:780:GLU:HG3	1.92	0.52
1:B:22:THR:OG1	1:B:78:ARG:NH1	2.40	0.52
1:C:99:ASN:OD1	1:C:190:ARG:NH2	2.41	0.52
1:C:81:ASN:O	1:C:239:GLN:NE2	2.35	0.52
1:B:350:VAL:HG21	1:B:418:ILE:HD11	1.92	0.52
1:C:1052:PHE:HB2	1:C:1063:LEU:HD12	1.92	0.52
1:A:729:VAL:HG21	1:A:781:VAL:HG11	1.92	0.52
1:A:440:ASN:OD1	1:A:440:ASN:N	2.40	0.52
1:B:314:GLN:HE21	1:B:314:GLN:HA	1.74	0.52
1:A:291:CYS:HB2	1:A:298:GLU:HA	1.91	0.52
1:B:901:GLN:HE21	1:B:905:ARG:HE	1.58	0.52
1:A:106:PHE:HB2	1:A:117:LEU:HB3	1.92	0.52
1:A:599:THR:HB	1:A:608:VAL:HG23	1.91	0.52
1:A:719:THR:HG22	1:A:1070:ALA:HB2	1.92	0.52
1:B:203:ILE:HG13	1:B:226:LEU:HB3	1.91	0.52
1:C:401:VAL:HG22	1:C:509:ARG:HG2	1.92	0.52
1:A:33:THR:OG1	1:A:219:GLY:O	2.28	0.52
1:A:688:THR:HA	1:A:690:GLN:HG2	1.91	0.52
1:B:28:TYR:HB3	1:B:61:ASN:HB3	1.91	0.52
1:B:720:ILE:HD11	1:B:1065:VAL:HG13	1.91	0.52
1:A:34:ARG:NH1	1:A:219:GLY:O	2.42	0.52
1:B:86:PHE:HE1	1:B:89:GLY:HA2	1.74	0.52
1:C:93:ALA:HA	1:C:191:GLU:HA	1.92	0.52
1:C:37:TYR:OH	1:C:54:LEU:O	2.28	0.52
1:C:759:PHE:HA	1:C:762:GLN:HE21	1.74	0.52
1:B:93:ALA:HB3	1:B:266:TYR:HB2	1.91	0.52
1:B:1115:ILE:HG22	1:B:1137:VAL:HG23	1.92	0.52
1:C:599:THR:HB	1:C:608:VAL:HG23	1.92	0.52
1:C:319:ARG:NH2	1:C:590:CYS:SG	2.79	0.52
1:C:877:LEU:O	1:C:881:THR:OG1	2.27	0.52
1:B:317:ASN:HD21	1:B:592:PHE:HD2	1.57	0.52
1:B:326:ILE:HD11	1:B:534:VAL:HG22	1.92	0.52
1:B:731:MET:H	1:B:774:GLN:HE22	1.58	0.52
1:A:403:ARG:NH2	1:B:372:ALA:O	2.36	0.52
1:A:994:ASP:HA	1:A:997:ILE:HG12	1.90	0.52
1:A:357:ARG:HH12	1:A:394:ASN:HD22	1.58	0.52
1:B:54:LEU:HB3	1:B:270:LEU:HD13	1.92	0.52
1:C:398:ASP:OD2	1:C:423:TYR:OH	2.20	0.52

Continued on next page...

Continued from previous page...

Atom-1	Atom-2	Interatomic distance (Å)	Clash overlap (Å)
1:B:889:GLY:HA3	1:B:1034:LEU:HD11	1.92	0.52
1:A:930:ALA:HA	1:A:933:LYS:HE2	1.91	0.52
1:C:393:THR:OG1	1:C:394:ASN:OD1	2.27	0.52
1:B:950:ASP:OD1	1:B:950:ASP:N	2.42	0.52
1:C:546:LEU:HD21	1:C:573:THR:HG21	1.92	0.52
1:B:92:PHE:HB3	1:B:192:PHE:HB2	1.92	0.52
1:B:735:SER:HB3	1:B:861:LEU:HD21	1.91	0.52
1:A:398:ASP:OD2	1:A:423:TYR:OH	2.25	0.52
1:B:48:LEU:HD12	1:B:276:LEU:HD21	1.92	0.52
1:B:326:ILE:HD11	1:B:534:VAL:HG22	1.91	0.52
1:C:403:ARG:NH1	1:C:405:ASP:OD1	2.42	0.52
1:C:1115:ILE:HG22	1:C:1137:VAL:HG23	1.91	0.52
1:A:895:GLN:HE22	1:C:706:ALA:HB3	1.74	0.52
1:A:994:ASP:HA	1:A:997:ILE:HG12	1.90	0.52
1:A:809:PRO:HA	1:A:814:LYS:HD2	1.91	0.52
1:B:440:ASN:OD1	1:B:440:ASN:N	2.40	0.52
1:A:574:ASP:O	1:A:587:ILE:N	2.38	0.52
1:C:53:ASP:OD1	1:C:54:LEU:N	2.43	0.52
1:A:92:PHE:HB3	1:A:192:PHE:HB2	1.90	0.52
1:B:108:THR:OG1	1:B:234:ASN:O	2.28	0.52
1:C:806:LEU:HD12	1:C:807:PRO:HD2	1.92	0.52
1:B:37:TYR:OH	1:B:53:ASP:OD1	2.27	0.52
1:A:951:VAL:HA	1:A:954:GLN:HG3	1.92	0.52
1:B:104:TRP:HZ3	1:B:240:THR:HG22	1.74	0.52
1:B:398:ASP:HB2	1:B:512:VAL:HG12	1.91	0.52
1:C:751:ASN:HA	1:C:754:LEU:HG	1.92	0.52
1:A:1010:GLN:HE22	1:A:1014:ARG:HD2	1.75	0.52
1:B:978:ASN:HA	1:B:981:LEU:HG	1.91	0.52
1:C:276:LEU:HG	1:C:306:PHE:HE1	1.74	0.52
1:A:384:PRO:HG3	1:C:415:THR:HG21	1.91	0.52
1:C:887:THR:HG21	1:C:894:LEU:HB2	1.90	0.52
1:A:133:PHE:HE1	1:A:160:TYR:HB3	1.75	0.52
1:C:326:ILE:HD11	1:C:534:VAL:HG22	1.90	0.52
1:C:326:ILE:HD11	1:C:534:VAL:HG22	1.90	0.52
1:C:1010:GLN:HE22	1:C:1014:ARG:HH21	1.58	0.52
1:A:503:VAL:HA	1:A:506:GLN:HG3	1.91	0.52
1:C:729:VAL:HG12	1:C:1059:GLY:HA2	1.92	0.52
1:A:84:LEU:HD12	1:A:85:PRO:HD2	1.91	0.52
1:C:64:TRP:HE1	1:C:264:ALA:HB1	1.75	0.52
1:B:994:ASP:HA	1:B:997:ILE:HG12	1.92	0.52
1:B:389:ASP:OD1	1:B:389:ASP:N	2.42	0.52

Continued on next page...

Continued from previous page...

Atom-1	Atom-2	Interatomic distance (Å)	Clash overlap (Å)
1:B:406:GLU:HB3	1:B:418:ILE:HG21	1.92	0.52
1:C:401:VAL:HG22	1:C:509:ARG:HG2	1.92	0.51
1:B:106:PHE:HB2	1:B:117:LEU:HB3	1.93	0.51
1:B:915:VAL:HG12	1:B:1109:PHE:HD2	1.74	0.51
1:C:53:ASP:OD1	1:C:54:LEU:N	2.43	0.51
1:B:393:THR:HA	1:B:522:ALA:HA	1.92	0.51
1:A:574:ASP:OD1	1:A:574:ASP:N	2.41	0.51
1:C:395:VAL:HG12	1:C:515:PHE:HB3	1.92	0.51
1:B:355:ARG:HH22	1:C:230:PRO:HB2	1.76	0.51
1:C:212:LEU:HD22	1:C:217:PRO:HD3	1.92	0.51
1:A:881:THR:HG22	1:A:882:ILE:HD13	1.90	0.51
1:A:384:PRO:HA	1:A:387:LEU:HD23	1.92	0.51
1:C:599:THR:HB	1:C:608:VAL:HG23	1.92	0.51
1:B:440:ASN:OD1	1:B:440:ASN:N	2.43	0.51
1:A:905:ARG:NH2	1:A:1049:LEU:O	2.42	0.51
1:A:328:ARG:NH1	1:A:531:THR:O	2.39	0.51
1:A:791:THR:HG21	1:A:806:LEU:HD11	1.91	0.51
1:B:298:GLU:HB3	1:B:315:THR:HG21	1.92	0.51
1:B:440:ASN:OD1	1:B:440:ASN:N	2.40	0.51
1:C:467:ASP:OD2	1:C:467:ASP:N	2.41	0.51
1:A:299:THR:HG21	1:A:597:VAL:HG21	1.92	0.51
1:A:33:THR:OG1	1:A:219:GLY:O	2.25	0.51
1:A:389:ASP:OD1	1:A:528:LYS:NZ	2.42	0.51
1:B:571:ASP:OD2	1:C:975:SER:OG	2.29	0.51
1:B:733:LYS:NZ	1:B:862:PRO:O	2.43	0.51
1:A:559:PHE:HB2	1:A:584:ILE:HD13	1.92	0.51
1:A:574:ASP:OD1	1:A:574:ASP:N	2.42	0.51
1:A:919:ASN:HD22	1:A:922:LEU:HD21	1.75	0.51
1:B:189:LEU:HD12	1:B:217:PRO:HG2	1.92	0.51
1:B:381:GLY:HA2	1:C:984:LEU:HD13	1.90	0.51
1:B:736:VAL:HG22	1:B:858:LEU:HG	1.92	0.51
1:C:1010:GLN:HE22	1:C:1014:ARG:HH21	1.58	0.51
1:A:986:PRO:HD2	1:A:987:PRO:HD3	1.93	0.51
1:B:777:ASN:HA	1:B:780:GLU:HG3	1.93	0.51
1:C:401:VAL:HG22	1:C:509:ARG:HG2	1.92	0.51
1:A:334:ASN:ND2	1:A:360:ASN:O	2.41	0.51
1:A:887:THR:HB	1:A:894:LEU:HD23	1.91	0.51
1:B:276:LEU:HG	1:B:306:PHE:HE1	1.76	0.51
1:B:566:GLY:HA2	1:C:43:PHE:HB3	1.93	0.51
1:A:52:GLN:OE1	1:A:274:THR:OG1	2.22	0.51
1:B:300:LYS:HE3	1:B:306:PHE:HA	1.93	0.51

Continued on next page...

Continued from previous page...

Atom-1	Atom-2	Interatomic distance (Å)	Clash overlap (Å)
1:A:353:TRP:HH2	1:A:464:PHE:HA	1.75	0.51
1:A:1031:GLU:OE1	1:A:1039:ARG:NH1	2.39	0.51
1:A:319:ARG:HH11	1:B:744:GLY:HA3	1.75	0.51
1:C:271:GLN:HG2	1:C:272:PRO:HD2	1.91	0.51
1:C:807:PRO:HA	1:C:816:SER:HA	1.92	0.51
1:A:598:ILE:HB	1:A:609:ALA:HB3	1.92	0.51
1:B:15:CYS:SG	1:B:137:ASN:N	2.80	0.51
1:C:394:ASN:N	1:C:394:ASN:OD1	2.42	0.51
1:C:599:THR:HB	1:C:608:VAL:HG23	1.93	0.51
1:A:68:ILE:H	1:A:78:ARG:HB2	1.74	0.51
1:C:330:PRO:HD3	1:C:579:PRO:HB2	1.93	0.51
1:A:52:GLN:OE1	1:A:274:THR:OG1	2.23	0.51
1:C:809:PRO:HA	1:C:814:LYS:HD2	1.92	0.51
1:A:599:THR:HB	1:A:608:VAL:HG23	1.92	0.51
1:C:599:THR:HB	1:C:608:VAL:HG23	1.92	0.51
1:C:809:PRO:HA	1:C:814:LYS:HD2	1.91	0.51
1:A:45:SER:OG	1:C:567:ARG:O	2.29	0.51
1:A:299:THR:HG21	1:A:597:VAL:HG21	1.92	0.51
1:B:1051:SER:OG	1:B:1064:HIS:ND1	2.36	0.51
1:C:58:PHE:HD2	1:C:290:ASP:HB2	1.75	0.51
1:A:33:THR:OG1	1:A:219:GLY:O	2.27	0.51
1:A:330:PRO:HG3	1:A:579:PRO:HB2	1.91	0.51
1:A:452:LEU:HA	1:A:494:SER:HA	1.93	0.51
1:A:930:ALA:HA	1:A:933:LYS:HG2	1.91	0.51
1:C:34:ARG:NH1	1:C:219:GLY:O	2.40	0.51
1:C:564:GLN:HG2	1:C:577:ARG:HD2	1.91	0.51
1:A:770:ILE:HD12	1:A:1012:LEU:HD13	1.91	0.51
1:A:41:LYS:HD2	1:C:562:PHE:HE1	1.76	0.51
1:A:384:PRO:HA	1:A:387:LEU:HD23	1.92	0.51
1:B:358:ILE:HB	1:B:395:VAL:HG23	1.92	0.51
1:B:564:GLN:O	1:B:577:ARG:N	2.43	0.51
1:A:755:GLN:NE2	1:C:971:GLY:H	2.08	0.51
1:A:773:GLU:HG2	1:A:1019:ARG:HH21	1.74	0.51
1:C:709:ASN:OD1	1:C:709:ASN:N	2.41	0.51
1:C:112:SER:HB3	1:C:134:GLN:HG3	1.91	0.51
1:C:329:PHE:HZ	1:C:544:ASN:H	1.57	0.51
1:B:390:LEU:HD12	1:B:391:CYS:H	1.76	0.51
1:A:994:ASP:HA	1:A:997:ILE:HG12	1.91	0.51
1:B:733:LYS:NZ	1:B:775:ASP:OD1	2.36	0.51
1:C:34:ARG:HH22	1:C:220:PHE:HA	1.73	0.51
1:C:326:ILE:HD11	1:C:534:VAL:HG22	1.92	0.51

Continued on next page...

Continued from previous page...

Atom-1	Atom-2	Interatomic distance (Å)	Clash overlap (Å)
1:A:440:ASN:OD1	1:A:440:ASN:N	2.43	0.51
1:A:574:ASP:OD1	1:A:574:ASP:N	2.43	0.51
1:A:985:ASP:OD1	1:A:985:ASP:N	2.33	0.51
1:C:517:LEU:HG	1:C:518:LEU:HD22	1.92	0.51
1:A:1033:VAL:HG11	1:A:1053:PRO:HG3	1.92	0.51
1:B:1002:GLN:HA	1:B:1005:GLN:HG3	1.92	0.51
1:A:316:SER:OG	1:A:317:ASN:N	2.44	0.51
1:B:392:PHE:HD1	1:B:517:LEU:HD13	1.75	0.51
1:C:299:THR:HG21	1:C:597:VAL:HG11	1.92	0.51
1:A:533:LEU:HD21	1:A:585:LEU:HD11	1.91	0.51
1:B:390:LEU:HD12	1:B:391:CYS:H	1.75	0.51
1:B:815:ARG:NH1	1:B:867:ASP:OD1	2.43	0.51
1:A:111:ASP:OD1	1:A:111:ASP:N	2.43	0.51
1:A:914:ASN:OD1	1:A:914:ASN:N	2.43	0.51
1:A:560:LEU:HD23	1:A:562:PHE:H	1.76	0.51
1:A:334:ASN:ND2	1:A:360:ASN:O	2.41	0.51
1:A:35:GLY:HA3	1:A:56:LEU:HB3	1.93	0.51
1:A:120:VAL:HB	1:A:127:VAL:HB	1.92	0.51
1:C:273:ARG:NH1	1:C:290:ASP:OD2	2.44	0.51
1:A:393:THR:HA	1:A:522:ALA:HA	1.93	0.51
1:A:1115:ILE:HG22	1:A:1137:VAL:HG23	1.91	0.51
1:A:37:TYR:OH	1:A:53:ASP:OD1	2.22	0.51
1:A:994:ASP:HA	1:A:997:ILE:HG12	1.91	0.51
1:B:326:ILE:HD11	1:B:534:VAL:HG22	1.91	0.51
1:A:384:PRO:HA	1:A:387:LEU:HD23	1.93	0.51
1:C:326:ILE:HD13	1:C:533:LEU:HD12	1.93	0.51
1:C:326:ILE:HD11	1:C:534:VAL:HG22	1.91	0.51
1:C:599:THR:HB	1:C:608:VAL:HG23	1.92	0.51
1:B:33:THR:OG1	1:B:219:GLY:O	2.22	0.51
1:B:105:ILE:HG23	1:B:239:GLN:HB2	1.92	0.51
1:C:599:THR:HB	1:C:608:VAL:HG23	1.93	0.51
1:C:650:LEU:HD13	1:C:653:ALA:HB3	1.92	0.51
1:A:1105:THR:HG21	1:A:1110:TYR:HA	1.93	0.51
1:A:971:GLY:HA3	1:A:995:ARG:HH22	1.76	0.51
1:C:897:PRO:HG2	1:C:900:MET:HB2	1.92	0.51
1:B:785:VAL:HG12	1:B:787:GLN:H	1.74	0.51
1:A:401:VAL:HG22	1:A:509:ARG:HG2	1.92	0.51
1:A:64:TRP:HE1	1:A:264:ALA:HB1	1.76	0.51
1:A:403:ARG:NE	1:A:406:GLU:OE1	2.40	0.51
1:C:966:LEU:HA	1:C:1000:ARG:HH12	1.75	0.51
1:B:726:ILE:HD13	1:B:1061:VAL:HG22	1.92	0.51

Continued on next page...

Continued from previous page...

Atom-1	Atom-2	Interatomic distance (Å)	Clash overlap (Å)
1:A:911:VAL:HG11	1:A:1067:TYR:HE1	1.76	0.51
1:A:33:THR:OG1	1:A:219:GLY:O	2.27	0.51
1:A:702:GLU:HA	1:B:788:ILE:HB	1.93	0.51
1:B:722:VAL:HG22	1:B:930:ALA:HB1	1.93	0.51
1:B:1013:ILE:HD13	1:C:1012:LEU:HG	1.92	0.51
1:A:317:ASN:HD21	1:A:592:PHE:HB2	1.75	0.51
1:C:326:ILE:HD13	1:C:533:LEU:HD12	1.93	0.51
1:A:130:VAL:HG21	1:A:231:ILE:HD11	1.93	0.51
1:A:881:THR:HG22	1:A:882:ILE:HD13	1.91	0.51
1:B:670:ASN:C	1:B:670:ASN:ND2	2.64	0.51
1:A:58:PHE:HD2	1:A:290:ASP:HB2	1.76	0.51
1:A:111:ASP:OD1	1:A:111:ASP:N	2.43	0.51
1:A:742:ILE:HG21	1:A:997:ILE:HG22	1.92	0.51
1:B:905:ARG:HE	1:B:1050:MET:HB3	1.75	0.51
1:C:737:ASP:OD2	1:C:740:MET:N	2.42	0.51
1:A:370:ASN:N	1:A:370:ASN:HD22	2.08	0.51
1:A:501:TYR:O	1:A:506:GLN:NE2	2.43	0.51
1:C:1073:LYS:HE3	1:C:1075:PHE:HZ	1.75	0.51
1:B:117:LEU:HG	1:B:233:ILE:HD11	1.93	0.51
1:B:33:THR:OG1	1:B:219:GLY:O	2.29	0.51
1:B:577:ARG:HH21	1:B:584:ILE:HD11	1.75	0.51
1:C:931:ILE:HA	1:C:934:ILE:HG22	1.93	0.51
1:A:994:ASP:HA	1:A:997:ILE:HG12	1.91	0.51
1:C:317:ASN:HD21	1:C:592:PHE:HD1	1.59	0.51
1:B:317:ASN:ND2	1:C:737:ASP:OD1	2.44	0.51
1:C:769:GLY:HA2	1:C:772:VAL:HG12	1.93	0.51
1:A:52:GLN:OE1	1:A:274:THR:OG1	2.23	0.51
1:A:547:THR:O	1:B:978:ASN:ND2	2.43	0.51
1:C:102:ARG:HE	1:C:246:ILE:HD11	1.74	0.51
1:C:105:ILE:HB	1:C:239:GLN:HB3	1.92	0.51
1:A:34:ARG:HH22	1:A:220:PHE:HA	1.75	0.51
1:B:726:ILE:HG22	1:B:1061:VAL:HG22	1.92	0.51
1:C:206:LYS:HG2	1:C:224:GLU:H	1.76	0.51
1:C:34:ARG:HH22	1:C:220:PHE:HA	1.75	0.51
1:C:106:PHE:O	1:C:117:LEU:N	2.41	0.51
1:C:614:GLY:N	1:C:647:ALA:O	2.41	0.51
1:C:599:THR:HB	1:C:608:VAL:HG23	1.92	0.51
1:A:644:GLN:NE2	1:A:645:THR:O	2.43	0.51
1:B:614:GLY:N	1:B:647:ALA:O	2.35	0.51
1:C:409:GLN:HE22	1:C:417:ASN:HB3	1.76	0.51
1:B:1051:SER:OG	1:B:1064:HIS:ND1	2.37	0.51

Continued on next page...

Continued from previous page...

Atom-1	Atom-2	Interatomic distance (Å)	Clash overlap (Å)
1:C:809:PRO:HA	1:C:814:LYS:HD2	1.92	0.51
1:A:873:TYR:O	1:A:877:LEU:HB2	2.11	0.51
1:B:34:ARG:NH2	1:B:221:SER:H	2.08	0.51
1:B:729:VAL:HG21	1:B:781:VAL:HG11	1.92	0.51
1:A:326:ILE:HD11	1:A:534:VAL:HG22	1.93	0.51
1:A:599:THR:HB	1:A:608:VAL:HG23	1.91	0.51
1:A:864:LEU:HD12	1:A:865:LEU:HD13	1.92	0.51
1:A:997:ILE:O	1:A:1001:LEU:HB3	2.11	0.51
1:B:699:LEU:HG	1:C:873:TYR:HE1	1.76	0.51
1:C:729:VAL:HG12	1:C:1059:GLY:HA2	1.93	0.51
1:A:327:VAL:HA	1:A:542:ASN:HB3	1.92	0.51
1:B:105:ILE:HB	1:B:239:GLN:HB2	1.93	0.51
1:B:37:TYR:OH	1:B:53:ASP:OD1	2.29	0.51
1:C:611:LEU:HB2	1:C:650:LEU:HD13	1.92	0.51
1:A:734:THR:HG21	1:A:959:LEU:HD21	1.92	0.51
1:A:806:LEU:HD22	1:A:878:LEU:HD21	1.92	0.51
1:B:729:VAL:HG21	1:B:781:VAL:HG11	1.91	0.51
1:B:506:GLN:HG3	1:B:507:PRO:HD2	1.92	0.51
1:C:383:SER:O	1:C:387:LEU:HB2	2.10	0.51
1:C:37:TYR:OH	1:C:53:ASP:OD1	2.27	0.51
1:A:904:TYR:OH	1:C:1093:GLY:O	2.16	0.51
1:B:405:ASP:N	1:B:405:ASP:OD1	2.43	0.51
1:A:87:ASN:OD1	1:A:87:ASN:N	2.43	0.51
1:A:120:VAL:HB	1:A:127:VAL:HB	1.92	0.51
1:C:37:TYR:OH	1:C:53:ASP:OD1	2.23	0.51
1:B:678:ILE:HD11	1:B:684:ALA:HB2	1.93	0.51
1:A:1091:ARG:NH1	1:A:1118:ASP:O	2.36	0.51
1:C:393:THR:HA	1:C:522:ALA:HA	1.91	0.51
1:C:402:ILE:HD12	1:C:418:ILE:HG21	1.93	0.51
1:C:896:ILE:HD12	1:C:897:PRO:HD2	1.91	0.51
1:A:57:PRO:HG3	1:A:273:ARG:HG3	1.92	0.51
1:A:905:ARG:NH1	1:A:1049:LEU:O	2.39	0.51
1:A:802:PHE:HB3	1:A:806:LEU:HD23	1.93	0.51
1:A:52:GLN:OE1	1:A:274:THR:OG1	2.19	0.51
1:B:712:ILE:HG12	1:B:1094:VAL:HG11	1.92	0.51
1:B:884:SER:OG	1:B:887:THR:OG1	2.27	0.51
1:C:729:VAL:HG21	1:C:781:VAL:HG11	1.92	0.51
1:A:105:ILE:HG22	1:A:239:GLN:HB3	1.93	0.51
1:A:566:GLY:HA2	1:B:43:PHE:HB3	1.93	0.51
1:A:777:ASN:HA	1:A:780:GLU:HG3	1.92	0.51
1:C:877:LEU:O	1:C:881:THR:OG1	2.25	0.51

Continued on next page...

Continued from previous page...

Atom-1	Atom-2	Interatomic distance (Å)	Clash overlap (Å)
1:A:56:LEU:HD22	1:A:91:TYR:HD1	1.76	0.51
1:A:1139:ASP:HB3	1:A:1142:GLN:HG2	1.92	0.51
1:B:37:TYR:OH	1:B:195:LYS:NZ	2.41	0.51
1:C:440:ASN:OD1	1:C:440:ASN:N	2.42	0.51
1:A:592:PHE:HZ	1:B:857:GLY:HA2	1.76	0.51
1:B:462:LYS:NZ	1:B:465:GLU:OE1	2.35	0.51
1:C:1118:ASP:OD2	1:C:1118:ASP:N	2.39	0.51
1:B:326:ILE:HD11	1:B:534:VAL:HG22	1.92	0.51
1:B:1013:ILE:HD13	1:C:1012:LEU:HG	1.92	0.51
1:C:1008:VAL:O	1:C:1012:LEU:HB2	2.11	0.51
1:B:102:ARG:HH21	1:B:246:ILE:HG12	1.76	0.51
1:B:129:LYS:HZ3	1:B:169:GLU:HB2	1.75	0.51
1:C:358:ILE:HB	1:C:395:VAL:HG23	1.93	0.51
1:A:102:ARG:NH2	1:A:121:ASN:O	2.43	0.51
1:C:360:ASN:H	1:C:523:THR:HB	1.76	0.51
1:A:277:LEU:HD12	1:A:285:ILE:HD13	1.92	0.51
1:A:414:GLN:HA	1:A:414:GLN:NE2	2.26	0.51
1:B:360:ASN:H	1:B:523:THR:HB	1.75	0.51
1:C:317:ASN:HD21	1:C:592:PHE:HD2	1.58	0.51
1:A:819:GLU:HA	1:A:822:LEU:HG	1.93	0.51
1:C:1052:PHE:HB2	1:C:1063:LEU:HG	1.92	0.51
1:B:332:ILE:HG12	1:B:524:VAL:HG13	1.91	0.51
1:A:372:ALA:O	1:C:403:ARG:NH2	2.31	0.51
1:A:81:ASN:O	1:A:239:GLN:NE2	2.36	0.51
1:B:312:ILE:HD11	1:B:676:ILE:HB	1.92	0.51
1:C:326:ILE:HD11	1:C:534:VAL:HG22	1.92	0.51
1:C:777:ASN:HA	1:C:780:GLU:HG3	1.92	0.51
1:A:334:ASN:ND2	1:A:360:ASN:O	2.40	0.51
1:B:738:CYS:O	1:B:742:ILE:HB	2.11	0.51
1:B:1031:GLU:OE2	1:B:1039:ARG:NH2	2.42	0.51
1:A:229:LEU:HD12	1:A:230:PRO:HD2	1.93	0.51
1:B:777:ASN:HA	1:B:780:GLU:HG3	1.92	0.51
1:B:1051:SER:OG	1:B:1064:HIS:ND1	2.35	0.51
1:A:687:GLN:HG2	1:A:693:ILE:HD13	1.92	0.51
1:C:91:TYR:OH	1:C:191:GLU:OE1	2.28	0.51
1:A:762:GLN:HA	1:A:765:ARG:HE	1.76	0.51
1:A:134:GLN:NE2	1:A:162:SER:H	2.10	0.50
1:B:915:VAL:O	1:B:919:ASN:HB2	2.11	0.50
1:C:918:GLU:N	1:C:918:GLU:OE1	2.43	0.50
1:C:177:MET:SD	1:C:190:ARG:NH2	2.85	0.50
1:A:745:ASP:OD2	1:C:319:ARG:NH1	2.44	0.50

Continued on next page...

Continued from previous page...

Atom-1	Atom-2	Interatomic distance (Å)	Clash overlap (Å)
1:C:108:THR:O	1:C:237:ARG:NH2	2.44	0.50
1:C:298:GLU:HB3	1:C:315:THR:HG21	1.93	0.50
1:A:983:ARG:HG3	1:A:984:LEU:HD23	1.92	0.50
1:C:45:SER:HA	1:C:279:TYR:HB3	1.93	0.50
1:C:326:ILE:HD13	1:C:533:LEU:HD12	1.94	0.50
1:B:785:VAL:HG12	1:B:787:GLN:H	1.76	0.50
1:B:139:PRO:HG2	1:B:245:HIS:HE1	1.76	0.50
1:B:35:GLY:HA3	1:B:56:LEU:HB3	1.93	0.50
1:A:576:VAL:HG12	1:A:587:ILE:HD11	1.91	0.50
1:B:384:PRO:HA	1:B:387:LEU:HD23	1.92	0.50
1:C:777:ASN:HA	1:C:780:GLU:HG3	1.93	0.50
1:A:382:VAL:HG21	1:A:515:PHE:HZ	1.76	0.50
1:A:115:GLN:HB2	1:A:233:ILE:HG12	1.93	0.50
1:C:973:ILE:HG21	1:C:983:ARG:HH12	1.76	0.50
1:B:15:CYS:SG	1:B:137:ASN:N	2.83	0.50
1:B:465:GLU:OE1	1:C:234:ASN:ND2	2.32	0.50
1:C:916:LEU:HD23	1:C:917:TYR:HD2	1.76	0.50
1:B:401:VAL:HG22	1:B:509:ARG:HG2	1.93	0.50
1:B:738:CYS:O	1:B:742:ILE:HB	2.12	0.50
1:B:1115:ILE:HG22	1:B:1137:VAL:HG23	1.92	0.50
1:A:1031:GLU:HB3	1:A:1037:SER:HB2	1.93	0.50
1:B:472:ILE:HD13	1:B:484:LYS:HB2	1.91	0.50
1:C:350:VAL:HG22	1:C:400:PHE:HB2	1.94	0.50
1:A:1115:ILE:HG22	1:A:1137:VAL:HG23	1.93	0.50
1:C:33:THR:OG1	1:C:219:GLY:O	2.27	0.50
1:B:1031:GLU:HG3	1:B:1039:ARG:HH22	1.77	0.50
1:C:440:ASN:N	1:C:440:ASN:OD1	2.40	0.50
1:B:276:LEU:HG	1:B:306:PHE:HE1	1.75	0.50
1:B:1139:ASP:HB3	1:B:1142:GLN:HG2	1.94	0.50
1:B:85:PRO:HA	1:B:237:ARG:HE	1.77	0.50
1:C:33:THR:OG1	1:C:219:GLY:O	2.22	0.50
1:C:401:VAL:HG22	1:C:509:ARG:HG2	1.94	0.50
1:A:1139:ASP:HB3	1:A:1142:GLN:HG2	1.93	0.50
1:B:984:LEU:HB2	1:B:989:ALA:HB2	1.94	0.50
1:C:319:ARG:NH2	1:C:590:CYS:SG	2.84	0.50
1:A:1155:TYR:O	1:A:1159:HIS:ND1	2.33	0.50
1:B:55:PHE:HB2	1:B:273:ARG:HB2	1.93	0.50
1:A:729:VAL:HG21	1:A:781:VAL:HG11	1.93	0.50
1:C:222:ALA:HB2	1:C:285:ILE:HB	1.93	0.50
1:C:737:ASP:OD2	1:C:740:MET:N	2.42	0.50
1:A:222:ALA:HB2	1:A:285:ILE:HB	1.93	0.50

Continued on next page...

Continued from previous page...

Atom-1	Atom-2	Interatomic distance (Å)	Clash overlap (Å)
1:B:569:ILE:HG22	1:C:47:VAL:HG12	1.93	0.50
1:A:745:ASP:OD1	1:C:319:ARG:NH1	2.42	0.50
1:B:577:ARG:HH21	1:B:582:LEU:HD13	1.76	0.50
1:C:330:PRO:HD3	1:C:579:PRO:HB2	1.92	0.50
1:A:1012:LEU:HD12	1:C:1013:ILE:HD13	1.92	0.50
1:B:34:ARG:NH1	1:B:219:GLY:O	2.45	0.50
1:C:106:PHE:HB2	1:C:117:LEU:HB3	1.93	0.50
1:C:491:PRO:HG2	1:C:492:LEU:HD22	1.93	0.50
1:A:389:ASP:OD1	1:A:528:LYS:NZ	2.41	0.50
1:B:117:LEU:HB2	1:B:233:ILE:HD11	1.93	0.50
1:A:401:VAL:HG22	1:A:509:ARG:HG2	1.93	0.50
1:A:751:ASN:HA	1:A:754:LEU:HG	1.93	0.50
1:B:688:THR:HA	1:B:690:GLN:HG2	1.92	0.50
1:A:667:GLY:HA2	1:B:864:LEU:HA	1.93	0.50
1:C:185:ASN:ND2	1:C:211:ASN:OD1	2.45	0.50
1:C:767:LEU:HA	1:C:770:ILE:HG22	1.92	0.50
1:A:985:ASP:OD1	1:A:987:PRO:HD2	2.11	0.50
1:C:129:LYS:NZ	1:C:168:PHE:O	2.41	0.50
1:B:393:THR:OG1	1:B:394:ASN:OD1	2.30	0.50
1:C:58:PHE:HD2	1:C:290:ASP:HB2	1.75	0.50
1:B:1115:ILE:HG22	1:B:1137:VAL:HG23	1.93	0.50
1:A:1033:VAL:HG11	1:A:1053:PRO:HG3	1.93	0.50
1:C:966:LEU:HA	1:C:1000:ARG:HH12	1.75	0.50
1:A:111:ASP:OD1	1:A:111:ASP:N	2.43	0.50
1:C:809:PRO:HA	1:C:814:LYS:HD2	1.92	0.50
1:A:53:ASP:OD1	1:A:54:LEU:N	2.44	0.50
1:C:729:VAL:HG21	1:C:781:VAL:HG11	1.92	0.50
1:C:788:ILE:HG13	1:C:876:ALA:HB2	1.93	0.50
1:C:954:GLN:HE22	1:C:1014:ARG:HH11	1.59	0.50
1:A:409:GLN:HA	1:A:414:GLN:HG2	1.93	0.50
1:A:1115:ILE:HG22	1:A:1137:VAL:HG23	1.93	0.50
1:B:351:TYR:HE2	1:B:452:LEU:HB2	1.75	0.50
1:A:334:ASN:ND2	1:A:360:ASN:O	2.41	0.50
1:B:37:TYR:OH	1:B:53:ASP:OD1	2.29	0.50
1:C:809:PRO:HA	1:C:814:LYS:HD2	1.92	0.50
1:B:52:GLN:OE1	1:B:274:THR:OG1	2.27	0.50
1:A:111:ASP:OD1	1:A:111:ASP:N	2.43	0.50
1:A:403:ARG:NH2	1:B:372:ALA:O	2.36	0.50
1:C:467:ASP:OD2	1:C:467:ASP:N	2.42	0.50
1:A:722:VAL:HG22	1:A:930:ALA:HB1	1.91	0.50
1:B:1028:LYS:NZ	1:B:1042:PHE:O	2.44	0.50

Continued on next page...

Continued from previous page...

Atom-1	Atom-2	Interatomic distance (Å)	Clash overlap (Å)
1:A:886:TRP:HB3	1:A:1035:GLY:HA2	1.94	0.50
1:C:452:LEU:HD23	1:C:492:LEU:HB3	1.93	0.50
1:C:599:THR:HB	1:C:608:VAL:HG23	1.94	0.50
1:A:14:GLN:O	1:A:158:ARG:NE	2.43	0.50
1:A:364:ASP:OD2	1:A:364:ASP:N	2.44	0.50
1:B:442:ASP:OD2	1:B:509:ARG:NE	2.41	0.50
1:C:389:ASP:OD1	1:C:528:LYS:NZ	2.37	0.50
1:B:102:ARG:HH12	1:B:123:ALA:HB2	1.76	0.50
1:C:39:PRO:HG3	1:C:51:THR:HG21	1.92	0.50
1:B:34:ARG:HH22	1:B:220:PHE:HA	1.76	0.50
1:B:1030:SER:HA	1:B:1034:LEU:HD23	1.94	0.50
1:A:108:THR:O	1:A:237:ARG:NH1	2.45	0.50
1:B:44:ARG:HH11	1:B:49:HIS:HB3	1.77	0.50
1:B:950:ASP:OD1	1:B:950:ASP:N	2.44	0.50
1:C:393:THR:HB	1:C:520:ALA:HB3	1.93	0.50
1:C:619:GLU:N	1:C:619:GLU:OE1	2.45	0.50
1:A:87:ASN:OD1	1:A:87:ASN:N	2.44	0.50
1:B:403:ARG:NH2	1:C:372:ALA:O	2.35	0.50
1:A:108:THR:O	1:A:237:ARG:NH2	2.45	0.50
1:A:574:ASP:OD1	1:A:574:ASP:N	2.45	0.50
1:C:338:PHE:HA	1:C:341:VAL:HG12	1.94	0.50
1:C:670:ASN:C	1:C:670:ASN:ND2	2.65	0.50
1:C:1039:ARG:HD2	1:C:1042:PHE:HB2	1.94	0.50
1:A:726:ILE:HG22	1:A:1061:VAL:HG22	1.93	0.50
1:A:994:ASP:HA	1:A:997:ILE:HG12	1.91	0.50
1:B:440:ASN:OD1	1:B:440:ASN:N	2.42	0.50
1:B:236:THR:O	1:B:237:ARG:NE	2.44	0.50
1:B:33:THR:OG1	1:B:219:GLY:O	2.29	0.50
1:C:330:PRO:HD3	1:C:579:PRO:HB2	1.94	0.50
1:A:503:VAL:HA	1:A:506:GLN:HG3	1.93	0.50
1:C:393:THR:HA	1:C:522:ALA:HA	1.93	0.50
1:A:984:LEU:HB2	1:A:989:ALA:HB2	1.94	0.50
1:B:547:THR:O	1:C:978:ASN:ND2	2.44	0.50
1:C:454:ARG:NH1	1:C:456:PHE:O	2.44	0.50
1:C:330:PRO:HD3	1:C:579:PRO:HB2	1.93	0.50
1:C:726:ILE:HG13	1:C:948:LEU:HD23	1.93	0.50
1:C:18:PHE:HB2	1:C:21:ARG:HB2	1.92	0.50
1:A:951:VAL:HA	1:A:954:GLN:HG3	1.93	0.50
1:B:390:LEU:HD12	1:B:391:CYS:H	1.76	0.50
1:C:392:PHE:HB2	1:C:524:VAL:HG23	1.92	0.50
1:B:52:GLN:OE1	1:B:274:THR:OG1	2.22	0.50

Continued on next page...

Continued from previous page...

Atom-1	Atom-2	Interatomic distance (Å)	Clash overlap (Å)
1:B:389:ASP:OD1	1:B:528:LYS:NZ	2.43	0.50
1:C:195:LYS:HG2	1:C:202:LYS:HB2	1.94	0.50
1:B:194:PHE:HB3	1:B:201:PHE:HE1	1.76	0.50
1:C:598:ILE:HD11	1:C:678:ILE:HD13	1.92	0.50
1:A:113:LYS:NZ	1:C:471:GLU:OE2	2.45	0.50
1:B:902:MET:HB3	1:B:916:LEU:HD11	1.93	0.50
1:B:37:TYR:OH	1:B:53:ASP:OD1	2.28	0.50
1:B:613:GLN:HA	1:B:648:GLY:HA3	1.94	0.50
1:B:1054:GLN:N	1:B:1061:VAL:O	2.45	0.50
1:C:1091:ARG:HH12	1:C:1121:PHE:HB3	1.75	0.50
1:A:89:GLY:HA3	1:A:270:LEU:HD12	1.94	0.50
1:A:204:TYR:HD1	1:A:225:PRO:HA	1.76	0.50
1:A:566:GLY:HA2	1:B:43:PHE:HB3	1.94	0.50
1:B:303:LEU:HD23	1:B:308:VAL:HG22	1.93	0.50
1:A:777:ASN:HA	1:A:780:GLU:HG3	1.92	0.50
1:C:290:ASP:HB3	1:C:293:LEU:HB2	1.93	0.50
1:C:382:VAL:HG21	1:C:515:PHE:HZ	1.77	0.50
1:A:299:THR:HG21	1:A:597:VAL:HG21	1.93	0.50
1:A:931:ILE:HA	1:A:934:ILE:HG22	1.94	0.50
1:A:1033:VAL:HG11	1:A:1053:PRO:HG3	1.93	0.50
1:C:730:SER:OG	1:C:731:MET:N	2.45	0.50
1:C:912:THR:H	1:C:1106:GLN:HE22	1.59	0.50
1:A:1051:SER:OG	1:A:1064:HIS:ND1	2.38	0.50
1:C:326:ILE:HD11	1:C:534:VAL:HG22	1.93	0.50
1:C:58:PHE:HB2	1:C:293:LEU:HD22	1.92	0.50
1:A:931:ILE:HA	1:A:934:ILE:HG22	1.94	0.50
1:B:105:ILE:HG13	1:B:241:LEU:HD11	1.92	0.50
1:C:871:ALA:HA	1:C:874:THR:HG22	1.93	0.50
1:A:177:MET:SD	1:A:190:ARG:NH2	2.85	0.50
1:A:1005:GLN:HE21	1:C:1006:THR:HG21	1.77	0.50
1:B:650:LEU:HD13	1:B:653:ALA:HB3	1.93	0.50
1:C:611:LEU:HB2	1:C:650:LEU:HD13	1.92	0.50
1:C:360:ASN:H	1:C:523:THR:HB	1.75	0.50
1:C:905:ARG:HH12	1:C:1036:GLN:HB2	1.76	0.50
1:A:52:GLN:OE1	1:A:274:THR:OG1	2.26	0.50
1:A:729:VAL:HG21	1:A:781:VAL:HG11	1.94	0.50
1:C:902:MET:HB3	1:C:916:LEU:HD11	1.93	0.50
1:B:951:VAL:HA	1:B:954:GLN:HG3	1.94	0.50
1:C:212:LEU:HD22	1:C:217:PRO:HD3	1.92	0.50
1:C:214:ARG:HD2	1:C:215:GLY:H	1.75	0.50
1:A:111:ASP:OD2	1:A:111:ASP:N	2.44	0.50

Continued on next page...

Continued from previous page...

Atom-1	Atom-2	Interatomic distance (Å)	Clash overlap (Å)
1:A:206:LYS:HG2	1:A:224:GLU:H	1.77	0.50
1:B:699:LEU:HG	1:C:873:TYR:HE1	1.77	0.50
1:B:826:VAL:HB	1:B:1057:PRO:HG2	1.93	0.50
1:C:809:PRO:HA	1:C:814:LYS:HD2	1.92	0.50
1:C:106:PHE:O	1:C:117:LEU:N	2.37	0.50
1:A:533:LEU:HD21	1:A:585:LEU:HD11	1.92	0.50
1:A:353:TRP:HH2	1:A:464:PHE:HA	1.76	0.50
1:A:547:THR:O	1:B:978:ASN:ND2	2.45	0.50
1:A:777:ASN:O	1:A:781:VAL:HG12	2.11	0.50
1:B:1086:LYS:HA	1:B:1125:ASN:HA	1.93	0.50
1:C:38:TYR:HE2	1:C:224:GLU:HG3	1.77	0.50
1:C:777:ASN:HA	1:C:780:GLU:HG3	1.93	0.50
1:B:37:TYR:OH	1:B:53:ASP:OD1	2.27	0.50
1:C:393:THR:OG1	1:C:394:ASN:N	2.44	0.50
1:A:1028:LYS:NZ	1:A:1042:PHE:O	2.38	0.50
1:B:34:ARG:NH2	1:B:221:SER:H	2.10	0.50
1:B:569:ILE:HA	1:C:47:VAL:HG12	1.92	0.50
1:C:809:PRO:O	1:C:814:LYS:NZ	2.36	0.50
1:B:598:ILE:HB	1:B:609:ALA:HB3	1.92	0.50
1:B:664:ILE:HD12	1:B:665:PRO:HD2	1.93	0.50
1:C:374:PHE:HB3	1:C:436:TRP:HD1	1.77	0.50
1:B:978:ASN:HA	1:B:981:LEU:HG	1.94	0.50
1:C:401:VAL:HG22	1:C:509:ARG:HG2	1.94	0.50
1:C:1033:VAL:HG21	1:C:1053:PRO:HG3	1.93	0.50
1:C:598:ILE:HB	1:C:609:ALA:HB3	1.94	0.50
1:A:759:PHE:HA	1:A:762:GLN:HE21	1.77	0.50
1:B:22:THR:OG1	1:B:78:ARG:NH1	2.45	0.50
1:B:978:ASN:HA	1:B:981:LEU:HG	1.93	0.50
1:A:722:VAL:HG21	1:A:931:ILE:HD13	1.94	0.50
1:A:47:VAL:HG12	1:C:569:ILE:HA	1.94	0.50
1:A:983:ARG:HH11	1:C:517:LEU:HD11	1.77	0.50
1:B:598:ILE:HB	1:B:609:ALA:HB3	1.94	0.50
1:B:712:ILE:HG12	1:B:1094:VAL:HG11	1.94	0.50
1:B:34:ARG:NH2	1:B:221:SER:H	2.10	0.50
1:A:398:ASP:OD2	1:A:423:TYR:OH	2.28	0.50
1:B:431:GLY:HA2	1:B:515:PHE:CZ	2.47	0.50
1:A:278:LYS:HB2	1:A:306:PHE:CE1	2.46	0.50
1:B:679:GLY:HA2	1:C:864:LEU:HD12	1.94	0.50
1:B:962:LEU:HD22	1:B:1007:TYR:HE2	1.75	0.50
1:C:552:LEU:HB2	1:C:585:LEU:HD22	1.94	0.50
1:A:80:ALA:O	1:A:245:HIS:NE2	2.45	0.50

Continued on next page...

Continued from previous page...

Atom-1	Atom-2	Interatomic distance (Å)	Clash overlap (Å)
1:C:782:PHE:HE1	1:C:870:ILE:HD11	1.77	0.50
1:A:611:LEU:HD22	1:A:678:ILE:HD11	1.94	0.50
1:A:1106:GLN:NE2	1:A:1111:GLU:OE2	2.45	0.50
1:B:195:LYS:HD3	1:B:204:TYR:HE1	1.77	0.50
1:B:185:ASN:HB2	1:B:213:VAL:HA	1.94	0.50
1:C:326:ILE:HD11	1:C:534:VAL:HG22	1.94	0.50
1:C:426:PRO:HA	1:C:463:PRO:HB3	1.92	0.50
1:C:708:SER:HB3	1:C:711:SER:HB3	1.94	0.50
1:B:326:ILE:HD11	1:B:534:VAL:HG22	1.92	0.50
1:B:119:ILE:HG12	1:B:128:ILE:HG12	1.93	0.50
1:C:599:THR:HB	1:C:608:VAL:HG23	1.94	0.50
1:C:972:ALA:HA	1:C:995:ARG:HH22	1.77	0.50
1:C:330:PRO:HD3	1:C:579:PRO:HB2	1.92	0.50
1:B:431:GLY:HA2	1:B:515:PHE:CZ	2.47	0.50
1:A:204:TYR:HB3	1:A:223:LEU:HG	1.94	0.50
1:A:561:PRO:HA	1:A:577:ARG:HH12	1.77	0.50
1:A:344:ALA:O	1:A:509:ARG:NH1	2.45	0.49
1:A:702:GLU:HA	1:B:788:ILE:HB	1.94	0.49
1:B:14:GLN:N	1:B:255:SER:HG	2.09	0.49
1:B:332:ILE:HA	1:B:524:VAL:HG22	1.94	0.49
1:C:642:VAL:HG13	1:C:651:ILE:HG22	1.93	0.49
1:C:276:LEU:HG	1:C:306:PHE:HE1	1.76	0.49
1:A:111:ASP:OD1	1:A:111:ASP:N	2.45	0.49
1:A:994:ASP:HA	1:A:997:ILE:HG12	1.94	0.49
1:B:950:ASP:OD1	1:B:950:ASP:N	2.42	0.49
1:A:392:PHE:HB2	1:A:524:VAL:HG23	1.94	0.49
1:A:302:THR:O	1:A:304:LYS:NZ	2.44	0.49
1:A:401:VAL:HG22	1:A:509:ARG:HG2	1.93	0.49
1:A:994:ASP:HA	1:A:997:ILE:HG12	1.93	0.49
1:A:1115:ILE:HG22	1:A:1137:VAL:HG23	1.94	0.49
1:C:37:TYR:OH	1:C:53:ASP:OD1	2.28	0.49
1:A:566:GLY:HA2	1:B:43:PHE:HB3	1.93	0.49
1:C:483:VAL:HG12	1:C:484:LYS:HG3	1.94	0.49
1:C:119:ILE:HG22	1:C:128:ILE:HD13	1.93	0.49
1:C:389:ASP:OD1	1:C:528:LYS:NZ	2.41	0.49
1:C:966:LEU:HA	1:C:1000:ARG:HH12	1.77	0.49
1:B:394:ASN:OD1	1:B:394:ASN:N	2.45	0.49
1:A:1115:ILE:HG22	1:A:1137:VAL:HG23	1.94	0.49
1:C:561:PRO:O	1:C:577:ARG:NH1	2.42	0.49
1:C:53:ASP:HB3	1:C:55:PHE:HE1	1.77	0.49
1:A:81:ASN:ND2	1:A:138:ASP:OD1	2.45	0.49

Continued on next page...

Continued from previous page...

Atom-1	Atom-2	Interatomic distance (Å)	Clash overlap (Å)
1:B:950:ASP:OD1	1:B:950:ASP:N	2.44	0.49
1:C:729:VAL:HG21	1:C:781:VAL:HG11	1.92	0.49
1:C:552:LEU:HD22	1:C:585:LEU:HD13	1.94	0.49
1:B:403:ARG:NH2	1:C:372:ALA:O	2.37	0.49
1:A:726:ILE:HG22	1:A:1061:VAL:HG22	1.93	0.49
1:A:483:VAL:HG12	1:A:484:LYS:HD3	1.94	0.49
1:B:985:ASP:OD2	1:B:985:ASP:N	2.45	0.49
1:C:752:LEU:HD23	1:C:993:ILE:HG22	1.94	0.49
1:C:440:ASN:N	1:C:440:ASN:OD1	2.41	0.49
1:A:561:PRO:O	1:A:577:ARG:NH1	2.45	0.49
1:A:143:VAL:HG22	1:A:154:GLU:HA	1.94	0.49
1:B:978:ASN:HA	1:B:981:LEU:HG	1.93	0.49
1:B:726:ILE:HD13	1:B:1061:VAL:HG22	1.93	0.49
1:C:809:PRO:HA	1:C:814:LYS:HD2	1.93	0.49
1:C:87:ASN:OD1	1:C:87:ASN:N	2.43	0.49
1:C:650:LEU:HD13	1:C:653:ALA:HB3	1.94	0.49
1:B:332:ILE:HG13	1:B:362:VAL:HG22	1.94	0.49
1:C:1028:LYS:NZ	1:C:1042:PHE:O	2.36	0.49
1:A:574:ASP:OD1	1:A:574:ASP:N	2.45	0.49
1:C:825:LYS:HD2	1:C:942:ALA:HA	1.93	0.49
1:A:189:LEU:HD22	1:A:210:ILE:HD13	1.93	0.49
1:C:484:LYS:HE3	1:C:489:TYR:HA	1.93	0.49
1:A:726:ILE:HD13	1:A:1061:VAL:HG22	1.94	0.49
1:B:276:LEU:HD11	1:B:304:LYS:HE2	1.95	0.49
1:C:52:GLN:OE1	1:C:274:THR:OG1	2.22	0.49
1:B:353:TRP:HE1	1:B:466:ARG:HB2	1.77	0.49
1:B:403:ARG:HB2	1:B:495:TYR:CE2	2.46	0.49
1:A:765:ARG:HH22	1:C:957:GLN:HE21	1.59	0.49
1:B:517:LEU:HD11	1:C:983:ARG:HH11	1.76	0.49
1:B:596:SER:HB2	1:B:611:LEU:HB3	1.94	0.49
1:B:719:THR:HG23	1:B:1070:ALA:HB2	1.94	0.49
1:C:599:THR:HB	1:C:608:VAL:HG23	1.95	0.49
1:A:735:SER:O	1:A:859:THR:OG1	2.26	0.49
1:B:326:ILE:HD11	1:B:534:VAL:HG22	1.92	0.49
1:B:389:ASP:OD1	1:B:389:ASP:N	2.40	0.49
1:B:433:VAL:HA	1:B:512:VAL:HG12	1.94	0.49
1:A:1115:ILE:HG22	1:A:1137:VAL:HG23	1.93	0.49
1:C:491:PRO:HG2	1:C:492:LEU:HD22	1.93	0.49
1:B:105:ILE:HG13	1:B:241:LEU:HD11	1.95	0.49
1:B:358:ILE:HB	1:B:395:VAL:HG23	1.94	0.49
1:B:699:LEU:HG	1:C:873:TYR:HE1	1.77	0.49

Continued on next page...

Continued from previous page...

Atom-1	Atom-2	Interatomic distance (Å)	Clash overlap (Å)
1:A:22:THR:O	1:A:78:ARG:NH1	2.45	0.49
1:B:64:TRP:HE1	1:B:264:ALA:HB1	1.77	0.49
1:A:791:THR:HG21	1:A:806:LEU:HD11	1.94	0.49
1:B:1046:GLY:HA2	1:C:890:ALA:HA	1.95	0.49
1:A:563:GLN:HG2	1:B:43:PHE:HD1	1.76	0.49
1:C:118:LEU:HD11	1:C:135:PHE:HZ	1.77	0.49
1:C:752:LEU:HD11	1:C:994:ASP:HB3	1.94	0.49
1:B:983:ARG:HG3	1:B:984:LEU:HD22	1.94	0.49
1:C:756:TYR:HB3	1:C:759:PHE:CZ	2.47	0.49
1:B:52:GLN:OE1	1:B:274:THR:OG1	2.25	0.49
1:B:598:ILE:HD11	1:B:611:LEU:HD23	1.95	0.49
1:C:687:GLN:HG2	1:C:693:ILE:HD13	1.94	0.49
1:C:1086:LYS:HE3	1:C:1122:VAL:HG11	1.93	0.49
1:C:105:ILE:HG23	1:C:239:GLN:HB2	1.93	0.49
1:C:546:LEU:HD21	1:C:573:THR:HG21	1.93	0.49
1:C:738:CYS:O	1:C:742:ILE:HB	2.12	0.49
1:A:440:ASN:OD1	1:A:440:ASN:N	2.45	0.49
1:C:330:PRO:HD3	1:C:579:PRO:HB2	1.94	0.49
1:B:15:CYS:SG	1:B:137:ASN:N	2.83	0.49
1:A:1116:THR:HG22	1:A:1138:TYR:HD1	1.77	0.49
1:B:1030:SER:HA	1:B:1034:LEU:HD23	1.94	0.49
1:B:1107:ARG:NH2	1:C:904:TYR:OH	2.39	0.49
1:C:884:SER:OG	1:C:887:THR:OG1	2.24	0.49
1:B:777:ASN:HD21	1:B:1019:ARG:HD2	1.77	0.49
1:C:866:THR:OG1	1:C:867:ASP:OD2	2.30	0.49
1:A:222:ALA:HB2	1:A:285:ILE:HB	1.94	0.49
1:C:908:GLY:O	1:C:1038:LYS:NZ	2.37	0.49
1:C:191:GLU:HG2	1:C:223:LEU:HD21	1.92	0.49
1:C:394:ASN:OD1	1:C:394:ASN:N	2.45	0.49
1:C:742:ILE:HG21	1:C:753:LEU:HG	1.93	0.49
1:B:521:PRO:HD3	1:C:41:LYS:HE2	1.95	0.49
1:C:1086:LYS:HE3	1:C:1122:VAL:HG11	1.93	0.49
1:C:58:PHE:HD2	1:C:290:ASP:HB2	1.78	0.49
1:C:599:THR:HB	1:C:608:VAL:HG23	1.94	0.49
1:B:332:ILE:HG13	1:B:362:VAL:HG22	1.94	0.49
1:C:1086:LYS:HE3	1:C:1122:VAL:HG11	1.94	0.49
1:A:737:ASP:OD2	1:C:317:ASN:ND2	2.46	0.49
1:B:37:TYR:OH	1:B:53:ASP:OD1	2.25	0.49
1:A:353:TRP:HH2	1:A:464:PHE:HA	1.78	0.49
1:A:1081:ILE:HG23	1:A:1088:HIS:HB2	1.94	0.49
1:B:972:ALA:HB2	1:B:996:LEU:HD21	1.94	0.49

Continued on next page...

Continued from previous page...

Atom-1	Atom-2	Interatomic distance (Å)	Clash overlap (Å)
1:C:58:PHE:CD2	1:C:290:ASP:HB2	2.47	0.49
1:C:777:ASN:HA	1:C:780:GLU:HG3	1.94	0.49
1:B:193:VAL:HB	1:B:204:TYR:HB2	1.93	0.49
1:A:642:VAL:HG22	1:A:651:ILE:HG22	1.95	0.49
1:B:106:PHE:HE2	1:B:119:ILE:HD12	1.77	0.49
1:A:791:THR:HG21	1:A:806:LEU:HD11	1.94	0.49
1:C:1033:VAL:HG21	1:C:1053:PRO:HG3	1.93	0.49
1:A:39:PRO:HG3	1:A:51:THR:HG21	1.94	0.49
1:A:1031:GLU:HB3	1:A:1037:SER:HB2	1.95	0.49
1:A:755:GLN:HE22	1:C:971:GLY:H	1.60	0.49
1:B:276:LEU:HG	1:B:306:PHE:HE1	1.78	0.49
1:C:774:GLN:HA	1:C:774:GLN:HE21	1.78	0.49
1:A:222:ALA:HB2	1:A:285:ILE:HB	1.93	0.49
1:B:731:MET:H	1:B:774:GLN:HE22	1.58	0.49
1:B:966:LEU:HA	1:B:1000:ARG:HH12	1.77	0.49
1:C:299:THR:HG22	1:C:597:VAL:HG21	1.94	0.49
1:A:99:ASN:OD1	1:A:190:ARG:NH2	2.41	0.49
1:B:401:VAL:HG22	1:B:509:ARG:HG2	1.95	0.49
1:C:106:PHE:HB3	1:C:235:ILE:HD12	1.95	0.49
1:A:809:PRO:O	1:A:814:LYS:NZ	2.41	0.49
1:C:33:THR:OG1	1:C:219:GLY:O	2.26	0.49
1:A:983:ARG:O	1:C:383:SER:N	2.37	0.49
1:B:326:ILE:HD11	1:B:534:VAL:HG22	1.94	0.49
1:C:619:GLU:N	1:C:619:GLU:OE1	2.46	0.49
1:A:767:LEU:HA	1:A:770:ILE:HG22	1.94	0.49
1:C:564:GLN:OE1	1:C:577:ARG:NH2	2.46	0.49
1:C:733:LYS:HE3	1:C:771:ALA:HB1	1.94	0.49
1:A:906:PHE:HB3	1:A:911:VAL:HB	1.94	0.49
1:B:393:THR:HA	1:B:522:ALA:HA	1.94	0.49
1:B:619:GLU:N	1:B:619:GLU:OE1	2.46	0.49
1:B:731:MET:H	1:B:774:GLN:NE2	2.11	0.49
1:A:517:LEU:HD11	1:B:983:ARG:HD2	1.94	0.49
1:A:687:GLN:HG2	1:A:693:ILE:HD13	1.95	0.49
1:A:517:LEU:HD11	1:B:983:ARG:HH11	1.78	0.49
1:A:722:VAL:HG22	1:A:930:ALA:HB1	1.93	0.49
1:B:175:PHE:HE2	1:B:177:MET:HE2	1.77	0.49
1:B:576:VAL:HG12	1:B:587:ILE:HD11	1.94	0.49
1:B:775:ASP:HB3	1:B:864:LEU:HD13	1.94	0.49
1:C:822:LEU:HD13	1:C:1056:ALA:HB2	1.95	0.49
1:A:91:TYR:OH	1:A:191:GLU:OE2	2.29	0.49
1:A:547:THR:O	1:B:978:ASN:ND2	2.46	0.49

Continued on next page...

Continued from previous page...

Atom-1	Atom-2	Interatomic distance (Å)	Clash overlap (Å)
1:C:946:GLY:HA2	1:C:949:GLN:HB2	1.95	0.49
1:B:950:ASP:OD1	1:B:950:ASP:N	2.45	0.49
1:B:58:PHE:HD2	1:B:290:ASP:HB2	1.77	0.49
1:C:728:PRO:HD3	1:C:947:LYS:HG3	1.94	0.49
1:C:756:TYR:HB3	1:C:759:PHE:HD1	1.78	0.49
1:A:315:THR:OG1	1:A:316:SER:N	2.46	0.49
1:A:767:LEU:HD13	1:A:770:ILE:HD11	1.94	0.49
1:B:731:MET:H	1:B:774:GLN:NE2	2.11	0.49
1:C:33:THR:OG1	1:C:219:GLY:O	2.28	0.49
1:B:358:ILE:HB	1:B:395:VAL:HG23	1.94	0.49
1:A:58:PHE:HD2	1:A:290:ASP:HB2	1.77	0.49
1:B:34:ARG:NH2	1:B:221:SER:H	2.11	0.49
1:B:273:ARG:HE	1:B:292:ALA:HB3	1.78	0.49
1:A:729:VAL:HG21	1:A:781:VAL:HG11	1.94	0.49
1:A:36:VAL:HG13	1:A:222:ALA:HA	1.95	0.49
1:A:501:TYR:O	1:A:506:GLN:NE2	2.44	0.49
1:C:389:ASP:OD1	1:C:528:LYS:NZ	2.41	0.49
1:A:382:VAL:HG21	1:A:515:PHE:HZ	1.78	0.49
1:B:21:ARG:HD3	1:B:79:PHE:HB3	1.93	0.49
1:C:731:MET:H	1:C:774:GLN:NE2	2.10	0.49
1:A:785:VAL:HG12	1:A:787:GLN:H	1.77	0.49
1:C:777:ASN:O	1:C:781:VAL:HG12	2.12	0.49
1:A:762:GLN:HA	1:A:765:ARG:HE	1.77	0.49
1:B:52:GLN:OE1	1:B:274:THR:OG1	2.24	0.49
1:A:390:LEU:HD21	1:A:517:LEU:HD12	1.95	0.49
1:B:390:LEU:HD12	1:B:391:CYS:H	1.77	0.49
1:A:598:ILE:HD11	1:A:678:ILE:HD13	1.95	0.49
1:B:722:VAL:HG22	1:B:930:ALA:HB1	1.95	0.49
1:B:185:ASN:HB2	1:B:213:VAL:HA	1.95	0.49
1:A:34:ARG:NH2	1:A:221:SER:H	2.11	0.49
1:A:555:SER:HB2	1:A:586:ASP:HB3	1.93	0.49
1:B:569:ILE:HG12	1:C:47:VAL:HG22	1.95	0.49
1:C:34:ARG:HH22	1:C:220:PHE:HA	1.77	0.49
1:C:276:LEU:HD11	1:C:304:LYS:HA	1.95	0.49
1:B:389:ASP:OD1	1:B:389:ASP:N	2.42	0.49
1:B:642:VAL:HG22	1:B:651:ILE:HD12	1.94	0.49
1:A:777:ASN:HA	1:A:780:GLU:HG3	1.94	0.49
1:C:102:ARG:HD3	1:C:121:ASN:HB3	1.94	0.49
1:A:490:PHE:HD1	1:A:491:PRO:HD2	1.78	0.49
1:A:735:SER:HA	1:A:767:LEU:HD23	1.94	0.49
1:B:102:ARG:NH1	1:B:154:GLU:OE2	2.38	0.49

Continued on next page...

Continued from previous page...

Atom-1	Atom-2	Interatomic distance (Å)	Clash overlap (Å)
1:B:48:LEU:HD12	1:B:276:LEU:HD11	1.95	0.49
1:C:52:GLN:OE1	1:C:274:THR:OG1	2.21	0.49
1:A:599:THR:HB	1:A:608:VAL:HG23	1.94	0.49
1:A:994:ASP:HA	1:A:997:ILE:HG12	1.94	0.49
1:B:40:ASP:OD1	1:B:41:LYS:N	2.43	0.49
1:C:370:ASN:HD22	1:C:384:PRO:HB2	1.77	0.49
1:B:777:ASN:HA	1:B:780:GLU:HG3	1.95	0.49
1:C:970:PHE:O	1:C:995:ARG:NH1	2.46	0.49
1:A:802:PHE:HB3	1:A:806:LEU:HD23	1.94	0.49
1:C:229:LEU:HD12	1:C:230:PRO:HD2	1.94	0.49
1:A:501:TYR:HB3	1:A:505:TYR:HB3	1.93	0.49
1:A:222:ALA:HB2	1:A:285:ILE:HB	1.94	0.49
1:A:1035:GLY:HA3	1:C:1040:VAL:HG11	1.95	0.49
1:C:751:ASN:HA	1:C:754:LEU:HG	1.95	0.49
1:A:330:PRO:HG3	1:A:579:PRO:HB2	1.94	0.49
1:A:886:TRP:HB3	1:A:1035:GLY:HA2	1.95	0.49
1:B:719:THR:HG23	1:B:1070:ALA:HB2	1.95	0.49
1:C:52:GLN:OE1	1:C:274:THR:OG1	2.24	0.49
1:A:390:LEU:HD12	1:A:391:CYS:H	1.77	0.49
1:B:719:THR:HG23	1:B:1070:ALA:HB2	1.95	0.49
1:A:93:ALA:HB3	1:A:266:TYR:HB2	1.95	0.49
1:A:806:LEU:HD22	1:A:878:LEU:HD21	1.94	0.49
1:B:457:ARG:NE	1:B:459:SER:O	2.46	0.49
1:B:777:ASN:HA	1:B:780:GLU:HG3	1.94	0.49
1:C:785:VAL:HG12	1:C:787:GLN:H	1.78	0.49
1:B:719:THR:HG23	1:B:1068:VAL:HB	1.94	0.49
1:B:1116:THR:OG1	1:B:1118:ASP:OD1	2.29	0.49
1:B:28:TYR:HB3	1:B:61:ASN:HB3	1.95	0.49
1:B:92:PHE:HE2	1:B:265:TYR:HB2	1.78	0.49
1:A:560:LEU:HD12	1:A:562:PHE:HE1	1.78	0.49
1:B:204:TYR:CZ	1:B:225:PRO:HG3	2.48	0.49
1:B:326:ILE:HD11	1:B:534:VAL:HG22	1.94	0.49
1:B:574:ASP:OD1	1:B:574:ASP:N	2.46	0.49
1:B:472:ILE:HD13	1:B:484:LYS:HB2	1.94	0.49
1:C:825:LYS:HD3	1:C:942:ALA:HA	1.95	0.49
1:A:701:VAL:HG13	1:B:787:GLN:HG2	1.95	0.49
1:B:353:TRP:HH2	1:B:464:PHE:HA	1.78	0.49
1:B:452:LEU:HA	1:B:494:SER:HA	1.95	0.49
1:C:725:GLU:OE2	1:C:1064:HIS:NE2	2.43	0.49
1:C:80:ALA:O	1:C:245:HIS:NE2	2.46	0.49
1:C:770:ILE:HA	1:C:773:GLU:HG3	1.95	0.49

Continued on next page...

Continued from previous page...

Atom-1	Atom-2	Interatomic distance (Å)	Clash overlap (Å)
1:B:34:ARG:HH22	1:B:220:PHE:HA	1.78	0.49
1:A:498:GLN:HB2	1:A:501:TYR:HE2	1.78	0.49
1:A:732:THR:OG1	1:A:955:ASN:OD1	2.30	0.49
1:B:596:SER:HB2	1:B:611:LEU:HG	1.94	0.49
1:B:781:VAL:HG13	1:B:782:PHE:HD2	1.77	0.49
1:A:353:TRP:HH2	1:A:464:PHE:HA	1.78	0.49
1:B:718:PHE:HE1	1:B:1108:ASN:HD21	1.58	0.49
1:A:559:PHE:HB2	1:A:584:ILE:HD13	1.94	0.48
1:A:1081:ILE:HG23	1:A:1088:HIS:HB2	1.95	0.48
1:A:1039:ARG:HH12	1:B:1039:ARG:HH11	1.60	0.48
1:A:599:THR:HB	1:A:608:VAL:HG23	1.94	0.48
1:B:756:TYR:HE2	1:B:997:ILE:HD12	1.76	0.48
1:C:440:ASN:OD1	1:C:440:ASN:N	2.40	0.48
1:A:22:THR:O	1:A:78:ARG:NH1	2.46	0.48
1:C:806:LEU:HD12	1:C:807:PRO:HD2	1.94	0.48
1:A:353:TRP:HH2	1:A:464:PHE:HA	1.78	0.48
1:A:503:VAL:HG21	1:C:503:VAL:HB	1.95	0.48
1:A:546:LEU:HD21	1:A:573:THR:HG21	1.95	0.48
1:B:429:PHE:HE2	1:B:514:SER:HA	1.77	0.48
1:B:727:LEU:HD11	1:B:1025:ALA:HB2	1.95	0.48
1:A:971:GLY:HA3	1:A:995:ARG:HH12	1.78	0.48
1:B:98:SER:HB2	1:B:179:LEU:HA	1.95	0.48
1:C:319:ARG:HH11	1:C:592:PHE:HB3	1.77	0.48
1:B:457:ARG:NE	1:B:459:SER:O	2.45	0.48
1:B:317:ASN:ND2	1:C:737:ASP:OD1	2.46	0.48
1:B:984:LEU:HD13	1:B:988:GLU:HG2	1.94	0.48
1:A:765:ARG:NH1	1:C:957:GLN:OE1	2.45	0.48
1:B:775:ASP:HB3	1:B:864:LEU:HD13	1.93	0.48
1:B:332:ILE:HG13	1:B:362:VAL:HG22	1.94	0.48
1:A:395:VAL:HG12	1:A:515:PHE:HB3	1.95	0.48
1:A:774:GLN:OE1	1:A:777:ASN:ND2	2.35	0.48
1:A:809:PRO:HA	1:A:814:LYS:HD2	1.94	0.48
1:B:1051:SER:OG	1:B:1064:HIS:ND1	2.37	0.48
1:A:31:SER:OG	1:A:60:SER:O	2.25	0.48
1:B:15:CYS:SG	1:B:137:ASN:N	2.81	0.48
1:A:115:GLN:HG3	1:A:233:ILE:HG12	1.95	0.48
1:B:858:LEU:HD13	1:B:959:LEU:HD12	1.94	0.48
1:C:133:PHE:HE1	1:C:160:TYR:HB3	1.77	0.48
1:B:216:LEU:HD13	1:B:266:TYR:HE1	1.77	0.48
1:C:82:PRO:O	1:C:239:GLN:NE2	2.44	0.48
1:A:43:PHE:HE1	1:C:563:GLN:HE21	1.60	0.48

Continued on next page...

Continued from previous page...

Atom-1	Atom-2	Interatomic distance (Å)	Clash overlap (Å)
1:A:901:GLN:HE21	1:A:905:ARG:HE	1.59	0.48
1:C:1111:GLU:OE1	1:C:1113:GLN:NE2	2.33	0.48
1:B:406:GLU:HB3	1:B:418:ILE:HG21	1.94	0.48
1:C:398:ASP:OD2	1:C:423:TYR:OH	2.24	0.48
1:C:1115:ILE:HG22	1:C:1137:VAL:HG23	1.95	0.48
1:A:390:LEU:HD12	1:A:391:CYS:H	1.77	0.48
1:B:390:LEU:HD12	1:B:391:CYS:H	1.79	0.48
1:C:1054:GLN:HB2	1:C:1061:VAL:HG13	1.95	0.48
1:B:950:ASP:OD1	1:B:950:ASP:N	2.46	0.48
1:C:985:ASP:OD1	1:C:985:ASP:N	2.34	0.48
1:A:776:LYS:HG3	1:A:1019:ARG:HH22	1.78	0.48
1:A:393:THR:HA	1:A:522:ALA:HA	1.95	0.48
1:A:454:ARG:NH2	1:A:469:SER:O	2.43	0.48
1:B:401:VAL:HG12	1:B:509:ARG:HG2	1.95	0.48
1:A:966:LEU:HA	1:A:1000:ARG:HH12	1.78	0.48
1:B:461:LEU:HD12	1:B:465:GLU:HB3	1.95	0.48
1:A:1005:GLN:HE21	1:C:1006:THR:HG22	1.78	0.48
1:B:293:LEU:HD22	1:B:294:ASP:OD2	2.13	0.48
1:C:28:TYR:HB3	1:C:61:ASN:HB2	1.94	0.48
1:A:295:PRO:HA	1:A:298:GLU:HB2	1.96	0.48
1:A:994:ASP:HA	1:A:997:ILE:HG12	1.94	0.48
1:B:334:ASN:ND2	1:B:360:ASN:O	2.39	0.48
1:B:1013:ILE:HD13	1:C:1012:LEU:HG	1.94	0.48
1:C:393:THR:OG1	1:C:394:ASN:N	2.46	0.48
1:A:777:ASN:HA	1:A:780:GLU:HG3	1.96	0.48
1:A:896:ILE:HD12	1:A:897:PRO:HD2	1.94	0.48
1:A:48:LEU:HD11	1:A:276:LEU:HB3	1.95	0.48
1:A:342:PHE:O	1:A:509:ARG:NH2	2.46	0.48
1:A:345:THR:HG22	1:A:346:ARG:HG2	1.95	0.48
1:A:547:THR:HG22	1:B:982:SER:HB3	1.93	0.48
1:A:825:LYS:HZ2	1:A:945:LEU:HG	1.78	0.48
1:C:64:TRP:HZ2	1:C:214:ARG:HH22	1.62	0.48
1:A:134:GLN:HE22	1:A:162:SER:H	1.59	0.48
1:A:561:PRO:O	1:A:577:ARG:NH1	2.43	0.48
1:B:483:VAL:HG12	1:B:484:LYS:HG3	1.95	0.48
1:B:751:ASN:HA	1:B:754:LEU:HG	1.94	0.48
1:C:408:ARG:HD2	1:C:414:GLN:HE21	1.78	0.48
1:C:871:ALA:HA	1:C:874:THR:HG22	1.94	0.48
1:A:317:ASN:HD21	1:A:592:PHE:HB2	1.79	0.48
1:B:431:GLY:HA2	1:B:515:PHE:CZ	2.48	0.48
1:B:985:ASP:OD1	1:B:985:ASP:N	2.41	0.48

Continued on next page...

Continued from previous page...

Atom-1	Atom-2	Interatomic distance (Å)	Clash overlap (Å)
1:A:822:LEU:HD12	1:A:945:LEU:HD11	1.95	0.48
1:A:759:PHE:HA	1:A:762:GLN:HE21	1.78	0.48
1:A:805:ILE:HD12	1:A:1054:GLN:HE21	1.78	0.48
1:B:52:GLN:OE1	1:B:274:THR:OG1	2.25	0.48
1:C:738:CYS:HB2	1:C:760:CYS:HB2	1.37	0.48
1:B:950:ASP:OD1	1:B:950:ASP:N	2.46	0.48
1:B:877:LEU:O	1:B:881:THR:OG1	2.30	0.48
1:C:915:VAL:HG21	1:C:1108:ASN:HD22	1.77	0.48
1:C:985:ASP:OD1	1:C:985:ASP:N	2.39	0.48
1:A:763:LEU:HB2	1:A:1008:VAL:HG11	1.95	0.48
1:A:353:TRP:HH2	1:A:464:PHE:HA	1.78	0.48
1:B:276:LEU:HG	1:B:306:PHE:HE1	1.78	0.48
1:A:722:VAL:HG22	1:A:930:ALA:HB1	1.95	0.48
1:B:701:VAL:HG13	1:C:787:GLN:HG3	1.95	0.48
1:B:330:PRO:HD3	1:B:579:PRO:HB2	1.95	0.48
1:B:517:LEU:HD11	1:C:983:ARG:HH11	1.78	0.48
1:A:873:TYR:HE1	1:C:699:LEU:HG	1.78	0.48
1:B:34:ARG:NH2	1:B:221:SER:H	2.11	0.48
1:B:552:LEU:HD12	1:B:585:LEU:HB2	1.94	0.48
1:C:732:THR:HB	1:C:955:ASN:HD22	1.78	0.48
1:A:390:LEU:HD12	1:A:391:CYS:H	1.78	0.48
1:C:819:GLU:HA	1:C:822:LEU:HG	1.94	0.48
1:A:315:THR:HG23	1:A:595:VAL:HG23	1.95	0.48
1:B:1106:GLN:NE2	1:B:1111:GLU:OE1	2.45	0.48
1:A:719:THR:HG23	1:A:1070:ALA:HB2	1.94	0.48
1:C:395:VAL:HG12	1:C:515:PHE:HB3	1.96	0.48
1:C:908:GLY:O	1:C:1038:LYS:NZ	2.38	0.48
1:C:984:LEU:HD23	1:C:988:GLU:HG2	1.95	0.48
1:A:39:PRO:HG3	1:A:51:THR:HG21	1.96	0.48
1:A:972:ALA:HB2	1:A:996:LEU:HD21	1.95	0.48
1:B:483:VAL:HG12	1:B:484:LYS:HG3	1.95	0.48
1:A:722:VAL:HG12	1:A:1065:VAL:HG22	1.96	0.48
1:A:767:LEU:HA	1:A:770:ILE:HG22	1.95	0.48
1:B:37:TYR:OH	1:B:54:LEU:O	2.25	0.48
1:A:53:ASP:OD1	1:A:54:LEU:N	2.45	0.48
1:A:276:LEU:HD11	1:A:304:LYS:HE2	1.94	0.48
1:A:1115:ILE:HG22	1:A:1137:VAL:HG23	1.96	0.48
1:A:403:ARG:NH2	1:B:372:ALA:O	2.39	0.48
1:B:426:PRO:HD2	1:B:429:PHE:HD2	1.79	0.48
1:B:491:PRO:HG2	1:B:492:LEU:HD22	1.94	0.48
1:C:414:GLN:NE2	1:C:414:GLN:HA	2.28	0.48

Continued on next page...

Continued from previous page...

Atom-1	Atom-2	Interatomic distance (Å)	Clash overlap (Å)
1:A:896:ILE:HD12	1:A:897:PRO:HD2	1.94	0.48
1:A:108:THR:O	1:A:237:ARG:NH2	2.46	0.48
1:B:785:VAL:HG12	1:B:787:GLN:H	1.78	0.48
1:B:997:ILE:O	1:B:1001:LEU:HB2	2.14	0.48
1:C:440:ASN:OD1	1:C:440:ASN:N	2.41	0.48
1:A:642:VAL:HG22	1:A:651:ILE:HG22	1.95	0.48
1:B:1116:THR:OG1	1:B:1118:ASP:OD1	2.30	0.48
1:A:1040:VAL:HG11	1:B:1035:GLY:HA3	1.96	0.48
1:B:90:VAL:HG13	1:B:267:VAL:HG13	1.95	0.48
1:C:729:VAL:HG12	1:C:1059:GLY:HA2	1.95	0.48
1:C:642:VAL:HG22	1:C:651:ILE:HG22	1.95	0.48
1:B:970:PHE:HD2	1:B:996:LEU:HA	1.79	0.48
1:B:64:TRP:HE1	1:B:264:ALA:HB1	1.78	0.48
1:B:726:ILE:HD13	1:B:1061:VAL:HG22	1.95	0.48
1:C:119:ILE:HG12	1:C:128:ILE:HG12	1.96	0.48
1:C:730:SER:HB2	1:C:774:GLN:NE2	2.22	0.48
1:A:989:ALA:O	1:A:993:ILE:HD12	2.13	0.48
1:C:1031:GLU:HB3	1:C:1037:SER:HB2	1.94	0.48
1:A:107:GLY:H	1:A:235:ILE:HD11	1.77	0.48
1:C:785:VAL:HG12	1:C:787:GLN:H	1.78	0.48
1:B:1116:THR:OG1	1:B:1118:ASP:OD1	2.29	0.48
1:C:106:PHE:HB2	1:C:117:LEU:HB3	1.96	0.48
1:A:994:ASP:HA	1:A:997:ILE:HG12	1.94	0.48
1:A:403:ARG:NH2	1:B:372:ALA:O	2.38	0.48
1:B:326:ILE:HD13	1:B:533:LEU:HD12	1.96	0.48
1:B:687:GLN:NE2	1:B:688:THR:O	2.47	0.48
1:A:22:THR:O	1:A:78:ARG:NH1	2.46	0.48
1:C:599:THR:HB	1:C:608:VAL:HG23	1.95	0.48
1:A:80:ALA:O	1:A:245:HIS:NE2	2.45	0.48
1:B:642:VAL:HG22	1:B:651:ILE:HG22	1.95	0.48
1:B:83:VAL:HG13	1:B:237:ARG:NH1	2.28	0.48
1:B:237:ARG:NH1	1:B:239:GLN:OE1	2.44	0.48
1:B:977:LEU:HD21	1:B:996:LEU:HG	1.95	0.48
1:C:409:GLN:HE21	1:C:418:ILE:HG12	1.79	0.48
1:A:302:THR:HG21	1:A:315:THR:HG23	1.95	0.48
1:C:37:TYR:OH	1:C:53:ASP:OD1	2.27	0.48
1:C:360:ASN:H	1:C:523:THR:HB	1.79	0.48
1:C:896:ILE:HD12	1:C:897:PRO:HD2	1.95	0.48
1:A:115:GLN:HE22	1:C:468:ILE:HG21	1.77	0.48
1:A:442:ASP:OD1	1:A:448:ASN:ND2	2.47	0.48
1:A:345:THR:HG22	1:A:346:ARG:HG2	1.96	0.48

Continued on next page...

Continued from previous page...

Atom-1	Atom-2	Interatomic distance (Å)	Clash overlap (Å)
1:B:389:ASP:OD1	1:B:389:ASP:N	2.40	0.48
1:B:722:VAL:HG22	1:B:930:ALA:HB1	1.94	0.48
1:A:106:PHE:HB3	1:A:235:ILE:HD12	1.94	0.48
1:B:722:VAL:HG12	1:B:1065:VAL:HG22	1.96	0.48
1:B:728:PRO:HD3	1:B:947:LYS:HG3	1.95	0.48
1:B:884:SER:OG	1:B:887:THR:OG1	2.25	0.48
1:A:58:PHE:HD2	1:A:290:ASP:HB2	1.78	0.48
1:A:206:LYS:NZ	1:A:221:SER:OG	2.46	0.48
1:A:332:ILE:HG13	1:A:362:VAL:HG22	1.95	0.48
1:A:858:LEU:HD13	1:A:959:LEU:HD12	1.96	0.48
1:A:1106:GLN:NE2	1:A:1111:GLU:OE2	2.47	0.48
1:B:976:VAL:HG13	1:B:979:ASP:HB3	1.95	0.48
1:B:44:ARG:NH2	1:B:49:HIS:HB2	2.29	0.48
1:B:57:PRO:HB2	1:B:60:SER:HB3	1.96	0.48
1:B:90:VAL:HG13	1:B:267:VAL:HG13	1.96	0.48
1:B:183:GLN:HG3	1:B:187:LYS:HG3	1.95	0.48
1:A:456:PHE:HB3	1:A:473:TYR:CD1	2.48	0.48
1:C:884:SER:OG	1:C:887:THR:OG1	2.27	0.48
1:A:315:THR:HG23	1:A:595:VAL:HG23	1.95	0.48
1:C:394:ASN:OD1	1:C:394:ASN:N	2.46	0.48
1:B:951:VAL:HA	1:B:954:GLN:HG3	1.94	0.48
1:B:731:MET:H	1:B:774:GLN:NE2	2.12	0.48
1:C:483:VAL:HG12	1:C:484:LYS:HG3	1.96	0.48
1:A:108:THR:OG1	1:A:234:ASN:O	2.30	0.48
1:C:708:SER:HB3	1:C:711:SER:HB3	1.96	0.48
1:A:196:ASN:HD22	1:A:235:ILE:HG22	1.79	0.48
1:A:767:LEU:HA	1:A:770:ILE:HG22	1.95	0.48
1:A:906:PHE:HB3	1:A:911:VAL:HB	1.96	0.48
1:C:212:LEU:HD22	1:C:217:PRO:HD3	1.96	0.48
1:C:784:GLN:HA	1:C:784:GLN:HE21	1.79	0.48
1:A:389:ASP:OD1	1:A:528:LYS:NZ	2.40	0.48
1:C:976:VAL:HG13	1:C:979:ASP:HB3	1.95	0.48
1:A:317:ASN:HD21	1:A:592:PHE:HB2	1.79	0.48
1:A:357:ARG:NH2	1:A:396:TYR:OH	2.47	0.48
1:A:535:LYS:HD2	1:A:585:LEU:HD11	1.95	0.48
1:A:745:ASP:OD1	1:C:319:ARG:NH1	2.46	0.48
1:B:727:LEU:HD11	1:B:1025:ALA:HB2	1.96	0.48
1:B:785:VAL:HG12	1:B:787:GLN:H	1.78	0.48
1:C:58:PHE:HD2	1:C:290:ASP:HB2	1.77	0.48
1:B:577:ARG:HH21	1:B:582:LEU:HD22	1.78	0.48
1:C:738:CYS:O	1:C:742:ILE:HB	2.13	0.48

Continued on next page...

Continued from previous page...

Atom-1	Atom-2	Interatomic distance (Å)	Clash overlap (Å)
1:B:611:LEU:HD13	1:B:650:LEU:HD22	1.96	0.48
1:C:908:GLY:O	1:C:1038:LYS:NZ	2.30	0.48
1:C:1051:SER:OG	1:C:1064:HIS:ND1	2.33	0.48
1:A:950:ASP:N	1:A:950:ASP:OD1	2.45	0.48
1:B:390:LEU:HD21	1:C:983:ARG:HG2	1.96	0.48
1:A:642:VAL:HG22	1:A:651:ILE:HG22	1.96	0.48
1:A:906:PHE:HB3	1:A:911:VAL:HB	1.96	0.48
1:A:296:LEU:O	1:A:299:THR:OG1	2.28	0.48
1:A:599:THR:HB	1:A:608:VAL:HG23	1.94	0.48
1:B:822:LEU:HD21	1:B:1061:VAL:HG21	1.96	0.48
1:B:990:GLU:HA	1:B:993:ILE:HD12	1.95	0.48
1:A:229:LEU:HD12	1:A:230:PRO:HD2	1.95	0.48
1:A:864:LEU:HD12	1:A:865:LEU:HD13	1.94	0.48
1:B:777:ASN:HA	1:B:780:GLU:HG3	1.94	0.48
1:B:726:ILE:HD13	1:B:1061:VAL:HG22	1.96	0.48
1:B:390:LEU:HD12	1:B:391:CYS:H	1.79	0.48
1:C:130:VAL:HG21	1:C:231:ILE:HD11	1.96	0.48
1:C:389:ASP:OD1	1:C:528:LYS:NZ	2.38	0.48
1:A:106:PHE:HD1	1:A:235:ILE:HD13	1.79	0.48
1:A:599:THR:HB	1:A:608:VAL:HG23	1.94	0.48
1:B:733:LYS:HB3	1:B:861:LEU:HD23	1.96	0.48
1:C:360:ASN:H	1:C:523:THR:HB	1.78	0.48
1:A:200:TYR:OH	1:C:464:PHE:O	2.25	0.48
1:C:871:ALA:HA	1:C:874:THR:HG22	1.96	0.48
1:A:49:HIS:NE2	1:A:51:THR:HB	2.29	0.48
1:A:92:PHE:HE2	1:A:265:TYR:HB2	1.79	0.48
1:B:1091:ARG:NH1	1:B:1120:THR:O	2.45	0.48
1:B:699:LEU:HG	1:C:873:TYR:HE1	1.79	0.48
1:A:1051:SER:OG	1:A:1064:HIS:ND1	2.39	0.48
1:C:366:SER:O	1:C:370:ASN:HB2	2.13	0.48
1:B:15:CYS:SG	1:B:137:ASN:N	2.86	0.48
1:B:731:MET:H	1:B:774:GLN:NE2	2.11	0.48
1:C:483:VAL:HG12	1:C:484:LYS:HG3	1.95	0.48
1:C:762:GLN:HA	1:C:765:ARG:HE	1.78	0.48
1:A:106:PHE:HB2	1:A:117:LEU:HB2	1.96	0.48
1:B:1045:LYS:NZ	1:C:889:GLY:O	2.47	0.48
1:A:61:ASN:O	1:A:61:ASN:ND2	2.34	0.48
1:A:931:ILE:HA	1:A:934:ILE:HG22	1.95	0.48
1:B:949:GLN:O	1:B:953:ASN:ND2	2.47	0.48
1:A:38:TYR:HE1	1:A:285:ILE:HG12	1.79	0.48
1:A:105:ILE:HB	1:A:241:LEU:HD21	1.96	0.48

Continued on next page...

Continued from previous page...

Atom-1	Atom-2	Interatomic distance (Å)	Clash overlap (Å)
1:C:83:VAL:HG13	1:C:239:GLN:HE21	1.78	0.48
1:C:877:LEU:O	1:C:881:THR:OG1	2.28	0.48
1:A:389:ASP:OD1	1:A:528:LYS:NZ	2.46	0.48
1:A:395:VAL:HG22	1:A:515:PHE:HB3	1.95	0.48
1:A:1033:VAL:HG11	1:A:1053:PRO:HG3	1.96	0.48
1:B:334:ASN:ND2	1:B:360:ASN:O	2.41	0.48
1:A:84:LEU:HD11	1:A:267:VAL:HG11	1.96	0.48
1:A:765:ARG:NH1	1:C:957:GLN:OE1	2.46	0.48
1:A:566:GLY:HA2	1:B:43:PHE:HB3	1.96	0.48
1:B:681:GLY:N	1:C:864:LEU:O	2.47	0.48
1:C:34:ARG:NH2	1:C:221:SER:H	2.11	0.48
1:C:52:GLN:OE1	1:C:274:THR:OG1	2.24	0.48
1:C:457:ARG:NE	1:C:467:ASP:OD1	2.46	0.48
1:A:1105:THR:HG21	1:A:1110:TYR:HD2	1.77	0.48
1:B:279:TYR:HE1	1:B:285:ILE:HG12	1.79	0.48
1:B:722:VAL:HG12	1:B:1065:VAL:HG22	1.96	0.48
1:B:738:CYS:O	1:B:742:ILE:HB	2.14	0.48
1:A:858:LEU:HD13	1:A:959:LEU:HD12	1.96	0.48
1:A:345:THR:HG22	1:A:346:ARG:HG2	1.96	0.48
1:A:567:ARG:HG2	1:A:571:ASP:HA	1.96	0.48
1:A:896:ILE:HD12	1:A:897:PRO:HD2	1.96	0.48
1:C:973:ILE:HG21	1:C:983:ARG:HH12	1.79	0.48
1:A:976:VAL:HG13	1:A:979:ASP:HB3	1.95	0.48
1:C:407:VAL:HA	1:C:410:ILE:HG12	1.96	0.48
1:C:884:SER:OG	1:C:894:LEU:O	2.32	0.48
1:C:980:ILE:HG23	1:C:984:LEU:HD23	1.95	0.48
1:A:1072:GLU:OE1	1:A:1072:GLU:N	2.47	0.48
1:C:650:LEU:HD13	1:C:653:ALA:HB3	1.96	0.48
1:B:401:VAL:HG22	1:B:509:ARG:HG2	1.95	0.48
1:B:577:ARG:HB2	1:B:584:ILE:HG12	1.96	0.48
1:C:40:ASP:N	1:C:40:ASP:OD1	2.44	0.48
1:C:435:ALA:HB2	1:C:510:VAL:HG12	1.96	0.48
1:C:905:ARG:HE	1:C:1050:MET:HE3	1.79	0.48
1:A:717:ASN:OD1	1:A:718:PHE:N	2.46	0.48
1:B:96:GLU:OE1	1:B:100:ILE:N	2.46	0.48
1:A:574:ASP:OD1	1:A:574:ASP:N	2.46	0.48
1:C:1028:LYS:NZ	1:C:1042:PHE:O	2.47	0.48
1:C:394:ASN:N	1:C:394:ASN:OD1	2.46	0.48
1:A:867:ASP:OD1	1:A:867:ASP:N	2.47	0.48
1:A:931:ILE:HA	1:A:934:ILE:HG22	1.96	0.48
1:C:52:GLN:OE1	1:C:274:THR:OG1	2.23	0.48

Continued on next page...

Continued from previous page...

Atom-1	Atom-2	Interatomic distance (Å)	Clash overlap (Å)
1:C:189:LEU:HD22	1:C:217:PRO:HG2	1.96	0.48
1:C:965:GLN:HE21	1:C:965:GLN:CA	2.27	0.48
1:A:574:ASP:OD1	1:A:574:ASP:N	2.46	0.48
1:C:642:VAL:HG22	1:C:651:ILE:HG22	1.95	0.48
1:B:619:GLU:N	1:B:619:GLU:OE1	2.46	0.48
1:A:1081:ILE:HD11	1:A:1135:ASN:HB3	1.96	0.48
1:B:390:LEU:HD12	1:B:391:CYS:H	1.79	0.48
1:A:1115:ILE:HG22	1:A:1137:VAL:HG23	1.96	0.48
1:B:206:LYS:NZ	1:B:221:SER:OG	2.46	0.48
1:B:222:ALA:HB2	1:B:285:ILE:HB	1.96	0.48
1:B:358:ILE:HB	1:B:395:VAL:HG23	1.96	0.48
1:C:206:LYS:HB2	1:C:223:LEU:HA	1.96	0.47
1:C:390:LEU:HD12	1:C:391:CYS:H	1.79	0.47
1:C:532:ASN:N	1:C:532:ASN:OD1	2.46	0.47
1:C:906:PHE:HD1	1:C:916:LEU:HB2	1.78	0.47
1:A:346:ARG:HA	1:A:509:ARG:HH22	1.79	0.47
1:C:34:ARG:NH2	1:C:221:SER:H	2.10	0.47
1:C:87:ASN:OD1	1:C:87:ASN:N	2.45	0.47
1:B:52:GLN:OE1	1:B:274:THR:OG1	2.26	0.47
1:C:229:LEU:HD22	1:C:231:ILE:HB	1.96	0.47
1:A:393:THR:HA	1:A:522:ALA:HA	1.95	0.47
1:B:193:VAL:HG23	1:B:270:LEU:HD21	1.96	0.47
1:B:822:LEU:HD23	1:B:1056:ALA:HB2	1.95	0.47
1:C:809:PRO:O	1:C:814:LYS:NZ	2.41	0.47
1:B:131:CYS:HB2	1:B:133:PHE:CE1	2.49	0.47
1:B:610:VAL:N	1:B:651:ILE:O	2.46	0.47
1:C:568:ASP:HB3	1:C:574:ASP:HB2	1.96	0.47
1:A:1116:THR:OG1	1:A:1118:ASP:OD1	2.29	0.47
1:C:552:LEU:HD13	1:C:585:LEU:HD22	1.95	0.47
1:A:204:TYR:HD1	1:A:225:PRO:HA	1.78	0.47
1:A:365:TYR:HD1	1:A:368:LEU:HD12	1.79	0.47
1:C:396:TYR:HB2	1:C:514:SER:HB2	1.96	0.47
1:A:15:CYS:SG	1:A:137:ASN:N	2.82	0.47
1:A:566:GLY:HA2	1:B:43:PHE:HB3	1.96	0.47
1:B:719:THR:HG23	1:B:1070:ALA:HB2	1.96	0.47
1:A:14:GLN:O	1:A:158:ARG:NE	2.47	0.47
1:A:738:CYS:HB2	1:A:760:CYS:HB2	1.55	0.47
1:A:915:VAL:HG21	1:A:1109:PHE:HE2	1.79	0.47
1:C:36:VAL:O	1:C:223:LEU:HG	2.14	0.47
1:B:960:ASN:O	1:B:964:LYS:HB2	2.14	0.47
1:A:101:ILE:HD13	1:A:240:THR:HG23	1.95	0.47

Continued on next page...

Continued from previous page...

Atom-1	Atom-2	Interatomic distance (Å)	Clash overlap (Å)
1:A:390:LEU:HD12	1:A:391:CYS:H	1.79	0.47
1:C:732:THR:HB	1:C:955:ASN:ND2	2.29	0.47
1:C:1116:THR:OG1	1:C:1118:ASP:OD1	2.29	0.47
1:C:1156:PHE:HA	1:C:1159:HIS:CD2	2.48	0.47
1:A:384:PRO:HG3	1:C:415:THR:HG21	1.96	0.47
1:B:777:ASN:HA	1:B:780:GLU:HG3	1.96	0.47
1:C:877:LEU:O	1:C:881:THR:OG1	2.28	0.47
1:B:314:GLN:HE21	1:B:314:GLN:CA	2.27	0.47
1:C:110:LEU:HD11	1:C:237:ARG:HB2	1.96	0.47
1:A:1106:GLN:OE1	1:A:1106:GLN:N	2.47	0.47
1:B:871:ALA:HA	1:B:874:THR:HG22	1.95	0.47
1:C:965:GLN:HE21	1:C:965:GLN:CA	2.21	0.47
1:A:562:PHE:O	1:B:41:LYS:NZ	2.47	0.47
1:A:1115:ILE:HG22	1:A:1137:VAL:HG23	1.96	0.47
1:A:84:LEU:HD13	1:A:238:PHE:HE2	1.79	0.47
1:B:297:SER:HA	1:B:300:LYS:HG2	1.96	0.47
1:A:916:LEU:HD22	1:A:917:TYR:HD1	1.78	0.47
1:B:719:THR:HG23	1:B:1070:ALA:HB2	1.96	0.47
1:C:393:THR:OG1	1:C:394:ASN:N	2.47	0.47
1:C:334:ASN:OD1	1:C:335:LEU:N	2.43	0.47
1:A:390:LEU:HD12	1:A:391:CYS:H	1.78	0.47
1:A:911:VAL:HG11	1:A:1067:TYR:HE1	1.78	0.47
1:C:34:ARG:NH1	1:C:219:GLY:O	2.46	0.47
1:A:106:PHE:HB2	1:A:117:LEU:HB2	1.96	0.47
1:A:957:GLN:HG3	1:B:765:ARG:HH21	1.79	0.47
1:B:483:VAL:HG12	1:B:484:LYS:HG3	1.95	0.47
1:C:404:GLY:HA2	1:C:407:VAL:HG13	1.96	0.47
1:B:52:GLN:OE1	1:B:274:THR:OG1	2.26	0.47
1:C:33:THR:OG1	1:C:219:GLY:O	2.33	0.47
1:C:58:PHE:HD1	1:C:290:ASP:HB2	1.77	0.47
1:C:380:TYR:HE1	1:C:433:VAL:HG12	1.79	0.47
1:A:599:THR:HB	1:A:608:VAL:HG23	1.95	0.47
1:B:398:ASP:OD2	1:B:423:TYR:OH	2.23	0.47
1:C:81:ASN:O	1:C:239:GLN:NE2	2.41	0.47
1:A:423:TYR:HE1	1:A:512:VAL:HG11	1.79	0.47
1:B:398:ASP:OD2	1:B:423:TYR:OH	2.27	0.47
1:B:393:THR:OG1	1:B:394:ASN:OD1	2.32	0.47
1:B:431:GLY:HA2	1:B:515:PHE:CZ	2.50	0.47
1:B:950:ASP:OD1	1:B:950:ASP:N	2.47	0.47
1:A:972:ALA:HB2	1:A:996:LEU:HD21	1.95	0.47
1:B:37:TYR:OH	1:B:53:ASP:OD1	2.28	0.47

Continued on next page...

Continued from previous page...

Atom-1	Atom-2	Interatomic distance (Å)	Clash overlap (Å)
1:B:699:LEU:HG	1:C:873:TYR:HE1	1.79	0.47
1:C:189:LEU:HD12	1:C:217:PRO:HG2	1.96	0.47
1:A:334:ASN:ND2	1:A:360:ASN:O	2.42	0.47
1:A:501:TYR:HB3	1:A:505:TYR:HB3	1.95	0.47
1:A:787:GLN:HG2	1:C:701:VAL:HG13	1.95	0.47
1:A:1084:ASP:OD1	1:A:1084:ASP:N	2.39	0.47
1:C:423:TYR:HD1	1:C:466:ARG:HB3	1.79	0.47
1:C:856:ASN:ND2	1:C:858:LEU:HD23	2.29	0.47
1:B:129:LYS:HG2	1:B:133:PHE:HZ	1.78	0.47
1:A:353:TRP:HE1	1:A:466:ARG:HB2	1.80	0.47
1:B:185:ASN:HB2	1:B:213:VAL:HA	1.96	0.47
1:B:332:ILE:HG13	1:B:362:VAL:HG22	1.96	0.47
1:C:203:ILE:HD11	1:C:227:VAL:HB	1.96	0.47
1:A:1100:THR:OG1	1:A:1101:HIS:ND1	2.38	0.47
1:A:1116:THR:OG1	1:A:1118:ASP:OD1	2.29	0.47
1:C:1052:PHE:HB2	1:C:1063:LEU:HD12	1.96	0.47
1:B:976:VAL:HG13	1:B:979:ASP:HB3	1.96	0.47
1:C:108:THR:O	1:C:237:ARG:NH1	2.47	0.47
1:A:930:ALA:HA	1:A:933:LYS:HG2	1.96	0.47
1:B:713:ALA:HB2	1:C:895:GLN:OE1	2.14	0.47
1:B:1116:THR:OG1	1:B:1118:ASP:OD1	2.31	0.47
1:C:976:VAL:HG13	1:C:979:ASP:HB3	1.95	0.47
1:B:727:LEU:HD21	1:B:1024:LEU:HD22	1.96	0.47
1:A:1051:SER:OG	1:A:1064:HIS:ND1	2.36	0.47
1:A:53:ASP:OD2	1:A:195:LYS:NZ	2.48	0.47
1:B:739:THR:HA	1:B:753:LEU:HD21	1.95	0.47
1:B:777:ASN:HA	1:B:780:GLU:HG3	1.95	0.47
1:C:276:LEU:HD11	1:C:301:CYS:HA	1.96	0.47
1:C:984:LEU:HD23	1:C:988:GLU:HG2	1.96	0.47
1:C:1084:ASP:OD2	1:C:1086:LYS:NZ	2.48	0.47
1:B:295:PRO:HG2	1:B:608:VAL:HG21	1.96	0.47
1:C:222:ALA:HB2	1:C:285:ILE:HB	1.96	0.47
1:C:382:VAL:HG11	1:C:387:LEU:HD13	1.96	0.47
1:C:877:LEU:HG	1:C:1053:PRO:HG2	1.96	0.47
1:B:37:TYR:OH	1:B:54:LEU:O	2.31	0.47
1:B:715:PRO:HD3	1:C:894:LEU:HD11	1.96	0.47
1:C:22:THR:O	1:C:78:ARG:NH1	2.47	0.47
1:C:58:PHE:HD1	1:C:290:ASP:HB2	1.79	0.47
1:A:897:PRO:HG2	1:A:900:MET:HG2	1.94	0.47
1:A:1115:ILE:HG22	1:A:1137:VAL:HG23	1.96	0.47
1:A:474:GLN:HG2	1:A:480:CYS:H	1.79	0.47

Continued on next page...

Continued from previous page...

Atom-1	Atom-2	Interatomic distance (Å)	Clash overlap (Å)
1:B:1046:GLY:HA2	1:C:890:ALA:HA	1.96	0.47
1:A:730:SER:OG	1:A:731:MET:N	2.46	0.47
1:B:133:PHE:HD1	1:B:160:TYR:HB3	1.79	0.47
1:A:117:LEU:HG	1:A:128:ILE:HD11	1.96	0.47
1:B:390:LEU:HD12	1:B:391:CYS:H	1.79	0.47
1:C:101:ILE:HD11	1:C:240:THR:HB	1.96	0.47
1:B:443:SER:HB3	1:B:499:PRO:HG3	1.96	0.47
1:A:53:ASP:OD1	1:A:54:LEU:N	2.45	0.47
1:A:611:LEU:HD22	1:A:678:ILE:HD11	1.95	0.47
1:A:896:ILE:HD12	1:A:897:PRO:HD2	1.95	0.47
1:B:408:ARG:HH21	1:B:409:GLN:HE21	1.62	0.47
1:C:310:LYS:HG2	1:C:676:ILE:HG21	1.96	0.47
1:C:774:GLN:HE22	1:C:1018:ILE:HG21	1.80	0.47
1:C:822:LEU:HD13	1:C:1056:ALA:HB2	1.97	0.47
1:A:950:ASP:N	1:A:950:ASP:OD1	2.46	0.47
1:A:108:THR:O	1:A:237:ARG:NH2	2.47	0.47
1:A:390:LEU:HD12	1:A:391:CYS:H	1.78	0.47
1:C:687:GLN:HG2	1:C:693:ILE:HD13	1.97	0.47
1:A:910:GLY:O	1:A:1106:GLN:OE1	2.31	0.47
1:A:37:TYR:OH	1:A:53:ASP:OD1	2.26	0.47
1:A:574:ASP:OD1	1:A:574:ASP:N	2.46	0.47
1:B:315:THR:HG23	1:B:595:VAL:HG23	1.95	0.47
1:C:730:SER:OG	1:C:731:MET:N	2.48	0.47
1:C:884:SER:OG	1:C:894:LEU:O	2.33	0.47
1:A:896:ILE:HD12	1:A:897:PRO:HD2	1.96	0.47
1:A:785:VAL:HG12	1:A:787:GLN:H	1.78	0.47
1:B:1054:GLN:HB2	1:B:1061:VAL:HG23	1.96	0.47
1:A:384:PRO:HG3	1:C:415:THR:HG21	1.96	0.47
1:A:560:LEU:HD12	1:A:562:PHE:H	1.79	0.47
1:B:457:ARG:HH12	1:B:461:LEU:HD23	1.79	0.47
1:C:978:ASN:HA	1:C:981:LEU:HG	1.97	0.47
1:A:299:THR:HG21	1:A:597:VAL:HG21	1.96	0.47
1:C:1009:THR:O	1:C:1013:ILE:HG12	2.15	0.47
1:A:39:PRO:HG3	1:A:51:THR:HG21	1.96	0.47
1:B:573:THR:HG22	1:B:587:ILE:HD13	1.95	0.47
1:A:330:PRO:HD3	1:A:579:PRO:HB2	1.96	0.47
1:B:517:LEU:HD11	1:C:983:ARG:HD2	1.96	0.47
1:A:858:LEU:HD13	1:A:959:LEU:HD12	1.96	0.47
1:A:553:THR:OG1	1:A:586:ASP:OD1	2.28	0.47
1:C:809:PRO:HA	1:C:814:LYS:HD2	1.96	0.47
1:B:317:ASN:HD21	1:B:592:PHE:HD1	1.61	0.47

Continued on next page...

Continued from previous page...

Atom-1	Atom-2	Interatomic distance (Å)	Clash overlap (Å)
1:A:767:LEU:HA	1:A:770:ILE:HG12	1.97	0.47
1:C:966:LEU:HA	1:C:1000:ARG:HH12	1.79	0.47
1:A:751:ASN:HA	1:A:754:LEU:HG	1.97	0.47
1:A:1115:ILE:HG22	1:A:1137:VAL:HG23	1.97	0.47
1:C:58:PHE:HD2	1:C:290:ASP:HB2	1.80	0.47
1:A:971:GLY:HA3	1:A:995:ARG:HH22	1.80	0.47
1:C:1054:GLN:HB2	1:C:1061:VAL:HG12	1.96	0.47
1:A:1116:THR:OG1	1:A:1118:ASP:OD1	2.29	0.47
1:B:369:TYR:CZ	1:B:384:PRO:HB2	2.50	0.47
1:C:129:LYS:NZ	1:C:168:PHE:O	2.36	0.47
1:A:798:GLY:O	1:A:920:GLN:NE2	2.47	0.47
1:B:912:THR:OG1	1:B:1106:GLN:NE2	2.35	0.47
1:C:431:GLY:HA2	1:C:515:PHE:CE1	2.49	0.47
1:C:976:VAL:HG23	1:C:979:ASP:HB3	1.97	0.47
1:B:1033:VAL:HG21	1:B:1053:PRO:HG3	1.95	0.47
1:B:931:ILE:HA	1:B:934:ILE:HG22	1.95	0.47
1:C:310:LYS:HG2	1:C:676:ILE:HG21	1.95	0.47
1:C:389:ASP:OD1	1:C:528:LYS:NZ	2.33	0.47
1:A:577:ARG:HD3	1:A:584:ILE:HG12	1.97	0.47
1:C:424:LYS:HD3	1:C:463:PRO:HA	1.96	0.47
1:A:96:GLU:OE1	1:A:99:ASN:ND2	2.39	0.47
1:C:889:GLY:HA3	1:C:1034:LEU:HD22	1.96	0.47
1:B:722:VAL:HG22	1:B:930:ALA:HB1	1.97	0.47
1:B:1019:ARG:O	1:B:1019:ARG:NH1	2.46	0.47
1:A:115:GLN:NE2	1:C:466:ARG:O	2.48	0.47
1:A:931:ILE:HA	1:A:934:ILE:HG22	1.97	0.47
1:A:1031:GLU:HB3	1:A:1037:SER:HB2	1.97	0.47
1:B:366:SER:O	1:B:370:ASN:HB2	2.14	0.47
1:C:34:ARG:HH22	1:C:220:PHE:HA	1.79	0.47
1:C:183:GLN:HG3	1:C:187:LYS:HG3	1.97	0.47
1:A:409:GLN:N	1:A:409:GLN:OE1	2.48	0.47
1:A:678:ILE:HD11	1:A:684:ALA:HB2	1.97	0.47
1:A:711:SER:OG	1:B:895:GLN:OE1	2.32	0.47
1:B:365:TYR:CE2	1:B:387:LEU:HD12	2.50	0.47
1:C:1033:VAL:HG21	1:C:1053:PRO:HG3	1.96	0.47
1:A:577:ARG:HD2	1:A:582:LEU:HA	1.96	0.47
1:B:677:PRO:HB3	1:C:864:LEU:HD21	1.97	0.47
1:B:203:ILE:HD11	1:B:226:LEU:HD23	1.96	0.47
1:A:785:VAL:HG12	1:A:787:GLN:H	1.79	0.47
1:C:613:GLN:HA	1:C:648:GLY:HA3	1.95	0.47
1:A:742:ILE:HD11	1:A:753:LEU:HD22	1.96	0.47

Continued on next page...

Continued from previous page...

Atom-1	Atom-2	Interatomic distance (Å)	Clash overlap (Å)
1:A:1013:ILE:HG13	1:B:1012:LEU:HG	1.95	0.47
1:A:34:ARG:NH2	1:A:221:SER:H	2.12	0.47
1:A:115:GLN:HB2	1:A:233:ILE:HG12	1.96	0.47
1:A:950:ASP:N	1:A:950:ASP:OD1	2.45	0.47
1:C:732:THR:OG1	1:C:955:ASN:ND2	2.47	0.47
1:B:385:THR:OG1	1:C:985:ASP:OD2	2.33	0.47
1:A:642:VAL:HG22	1:A:651:ILE:HG22	1.97	0.47
1:A:805:ILE:HG22	1:A:878:LEU:HD21	1.96	0.47
1:B:785:VAL:HG12	1:B:787:GLN:H	1.79	0.47
1:A:688:THR:HA	1:A:690:GLN:HG2	1.97	0.47
1:A:759:PHE:HA	1:A:762:GLN:HE21	1.79	0.47
1:A:796:ASP:OD1	1:A:796:ASP:N	2.48	0.47
1:B:576:VAL:HG12	1:B:587:ILE:HD11	1.95	0.47
1:C:884:SER:OG	1:C:894:LEU:O	2.33	0.47
1:A:729:VAL:HG21	1:A:781:VAL:HG11	1.96	0.47
1:C:1010:GLN:HE22	1:C:1014:ARG:HH21	1.62	0.47
1:A:916:LEU:O	1:A:920:GLN:HB2	2.15	0.47
1:B:612:TYR:HB2	1:B:649:CYS:HB3	1.95	0.47
1:A:776:LYS:HZ3	1:A:1019:ARG:HH21	1.61	0.47
1:A:819:GLU:HA	1:A:822:LEU:HG	1.97	0.47
1:B:417:ASN:O	1:B:421:TYR:HB2	2.15	0.47
1:B:1010:GLN:OE1	1:B:1014:ARG:NH1	2.47	0.47
1:B:1103:PHE:CD1	1:B:1112:PRO:HB3	2.49	0.47
1:C:344:ALA:HB3	1:C:347:PHE:HE2	1.80	0.47
1:A:809:PRO:HA	1:A:814:LYS:HD2	1.97	0.47
1:A:894:LEU:HD21	1:C:715:PRO:HD3	1.95	0.47
1:B:334:ASN:ND2	1:B:360:ASN:O	2.39	0.47
1:A:867:ASP:OD1	1:A:867:ASP:N	2.46	0.47
1:B:83:VAL:HG22	1:B:239:GLN:HE22	1.79	0.47
1:B:517:LEU:HD11	1:C:983:ARG:HH21	1.80	0.47
1:C:738:CYS:O	1:C:742:ILE:HB	2.15	0.47
1:A:403:ARG:NH2	1:B:372:ALA:O	2.33	0.47
1:A:503:VAL:HA	1:A:506:GLN:HG3	1.96	0.47
1:A:895:GLN:NE2	1:C:711:SER:OG	2.46	0.47
1:B:877:LEU:O	1:B:881:THR:HG23	2.15	0.47
1:C:37:TYR:HB3	1:C:223:LEU:HD23	1.96	0.47
1:C:483:VAL:HG12	1:C:484:LYS:HG3	1.97	0.47
1:B:34:ARG:HG3	1:B:216:LEU:HD11	1.97	0.47
1:B:326:ILE:HD13	1:B:533:LEU:HD12	1.97	0.47
1:B:398:ASP:OD2	1:B:423:TYR:OH	2.22	0.47
1:A:919:ASN:HD22	1:A:922:LEU:HD21	1.79	0.47

Continued on next page...

Continued from previous page...

Atom-1	Atom-2	Interatomic distance (Å)	Clash overlap (Å)
1:A:1116:THR:OG1	1:A:1118:ASP:OD1	2.29	0.47
1:B:87:ASN:C	1:B:87:ASN:HD22	2.15	0.47
1:B:390:LEU:HD12	1:B:391:CYS:H	1.79	0.47
1:C:401:VAL:HG22	1:C:509:ARG:HG2	1.97	0.47
1:C:439:ASN:ND2	1:C:506:GLN:OE1	2.48	0.47
1:C:785:VAL:HG12	1:C:787:GLN:H	1.79	0.47
1:C:871:ALA:HA	1:C:874:THR:HG22	1.95	0.47
1:A:53:ASP:OD2	1:A:195:LYS:NZ	2.47	0.47
1:A:345:THR:HG22	1:A:346:ARG:HG2	1.96	0.47
1:C:379:CYS:HA	1:C:432:CYS:HA	1.97	0.47
1:C:958:ALA:HB1	1:C:1007:TYR:HE2	1.80	0.47
1:A:334:ASN:ND2	1:A:360:ASN:O	2.41	0.47
1:A:751:ASN:HA	1:A:754:LEU:HG	1.97	0.47
1:B:310:LYS:HE2	1:B:664:ILE:HD11	1.97	0.47
1:B:1091:ARG:NH1	1:B:1118:ASP:O	2.48	0.47
1:A:189:LEU:HD22	1:A:208:THR:HB	1.96	0.47
1:A:722:VAL:HG12	1:A:1065:VAL:HG22	1.97	0.47
1:B:276:LEU:HD11	1:B:304:LYS:HE2	1.96	0.47
1:B:731:MET:H	1:B:774:GLN:NE2	2.13	0.47
1:B:978:ASN:HA	1:B:981:LEU:HG	1.97	0.47
1:B:994:ASP:HA	1:B:997:ILE:HG12	1.97	0.47
1:B:28:TYR:HB3	1:B:61:ASN:HB3	1.96	0.47
1:B:195:LYS:HE3	1:B:202:LYS:HD3	1.97	0.47
1:B:533:LEU:HD21	1:B:585:LEU:HD11	1.95	0.47
1:A:102:ARG:HE	1:A:246:ILE:HD11	1.80	0.47
1:B:483:VAL:HG12	1:B:484:LYS:HG3	1.96	0.47
1:B:950:ASP:OD1	1:B:950:ASP:N	2.46	0.47
1:C:196:ASN:HD22	1:C:235:ILE:HG12	1.78	0.47
1:A:15:CYS:SG	1:A:137:ASN:N	2.87	0.47
1:A:931:ILE:HA	1:A:934:ILE:HG22	1.97	0.47
1:B:390:LEU:HD12	1:B:391:CYS:H	1.80	0.47
1:B:442:ASP:O	1:B:448:ASN:ND2	2.43	0.47
1:A:1116:THR:OG1	1:A:1118:ASP:OD1	2.27	0.47
1:C:785:VAL:HG12	1:C:787:GLN:H	1.79	0.47
1:A:194:PHE:HE2	1:A:203:ILE:HG23	1.80	0.47
1:A:752:LEU:HD12	1:A:753:LEU:HD22	1.97	0.47
1:A:984:LEU:HB2	1:A:989:ALA:HB2	1.97	0.47
1:C:190:ARG:CZ	1:C:207:HIS:HE1	2.27	0.47
1:B:574:ASP:OD1	1:B:574:ASP:N	2.47	0.47
1:B:442:ASP:OD2	1:B:509:ARG:NE	2.44	0.47
1:B:560:LEU:HB2	1:B:563:GLN:HE22	1.80	0.47

Continued on next page...

Continued from previous page...

Atom-1	Atom-2	Interatomic distance (Å)	Clash overlap (Å)
1:A:563:GLN:HA	1:B:41:LYS:HZ2	1.79	0.47
1:A:574:ASP:OD1	1:A:574:ASP:N	2.47	0.47
1:A:785:VAL:HG12	1:A:787:GLN:H	1.79	0.47
1:C:395:VAL:HG12	1:C:515:PHE:HB3	1.96	0.47
1:A:599:THR:HB	1:A:608:VAL:HG23	1.96	0.47
1:A:398:ASP:HB2	1:A:512:VAL:HG13	1.96	0.47
1:B:688:THR:HA	1:B:690:GLN:HG2	1.97	0.47
1:B:711:SER:OG	1:C:895:GLN:NE2	2.41	0.47
1:A:865:LEU:HA	1:A:869:MET:HE2	1.97	0.47
1:B:295:PRO:HG2	1:B:608:VAL:HG21	1.97	0.47
1:A:777:ASN:HA	1:A:780:GLU:HG3	1.97	0.47
1:C:722:VAL:HG12	1:C:1065:VAL:HG22	1.97	0.47
1:C:966:LEU:HA	1:C:1000:ARG:HH12	1.79	0.47
1:C:334:ASN:OD1	1:C:335:LEU:N	2.43	0.47
1:C:393:THR:OG1	1:C:394:ASN:N	2.48	0.47
1:A:972:ALA:HB2	1:A:996:LEU:HD21	1.96	0.47
1:B:483:VAL:HG12	1:B:484:LYS:HG3	1.96	0.47
1:A:390:LEU:HD12	1:A:391:CYS:H	1.79	0.47
1:A:785:VAL:HG12	1:A:787:GLN:H	1.79	0.47
1:A:1115:ILE:HG22	1:A:1137:VAL:HG23	1.97	0.47
1:C:483:VAL:HG12	1:C:484:LYS:HG3	1.96	0.47
1:A:805:ILE:HD12	1:A:1054:GLN:HE21	1.80	0.47
1:A:999:GLY:O	1:A:1002:GLN:NE2	2.48	0.47
1:C:994:ASP:HA	1:C:997:ILE:HG12	1.97	0.47
1:B:435:ALA:HB2	1:B:510:VAL:HG22	1.97	0.47
1:A:884:SER:OG	1:A:887:THR:OG1	2.27	0.47
1:B:52:GLN:OE1	1:B:274:THR:OG1	2.26	0.47
1:C:34:ARG:HH22	1:C:220:PHE:HA	1.79	0.47
1:A:206:LYS:HB2	1:A:223:LEU:HA	1.96	0.47
1:B:620:VAL:HG11	1:B:642:VAL:HG11	1.97	0.47
1:C:56:LEU:HD22	1:C:91:TYR:CD1	2.50	0.47
1:A:310:LYS:HG3	1:A:600:PRO:HA	1.97	0.47
1:A:316:SER:OG	1:A:317:ASN:N	2.48	0.47
1:A:454:ARG:NH2	1:A:469:SER:O	2.40	0.47
1:A:567:ARG:HD3	1:A:571:ASP:HA	1.96	0.47
1:C:729:VAL:HG12	1:C:1059:GLY:HA2	1.97	0.47
1:C:738:CYS:HB2	1:C:763:LEU:HD11	1.96	0.47
1:A:291:CYS:HB3	1:A:301:CYS:HB2	1.31	0.47
1:B:319:ARG:HH22	1:C:745:ASP:H	1.62	0.47
1:C:483:VAL:HG12	1:C:484:LYS:HG3	1.96	0.47
1:A:390:LEU:HD12	1:A:391:CYS:H	1.79	0.47

Continued on next page...

Continued from previous page...

Atom-1	Atom-2	Interatomic distance (Å)	Clash overlap (Å)
1:A:431:GLY:HA2	1:A:515:PHE:CE2	2.50	0.47
1:A:978:ASN:HA	1:A:981:LEU:HG	1.97	0.47
1:B:1045:LYS:HA	1:B:1045:LYS:HD3	1.82	0.47
1:C:503:VAL:HA	1:C:506:GLN:HG3	1.97	0.47
1:B:596:SER:HB2	1:B:611:LEU:HB3	1.96	0.47
1:A:315:THR:OG1	1:A:316:SER:N	2.48	0.47
1:A:701:VAL:HG13	1:B:787:GLN:HG2	1.95	0.47
1:A:978:ASN:HA	1:A:981:LEU:HG	1.97	0.47
1:B:442:ASP:OD2	1:B:509:ARG:NE	2.45	0.47
1:A:785:VAL:HG12	1:A:787:GLN:H	1.79	0.47
1:A:985:ASP:OD2	1:A:987:PRO:HD2	2.15	0.47
1:A:1129:VAL:HG12	1:B:917:TYR:HB3	1.95	0.47
1:C:365:TYR:O	1:C:369:TYR:HB2	2.15	0.47
1:C:976:VAL:HG13	1:C:979:ASP:HB3	1.97	0.47
1:A:189:LEU:HD22	1:A:217:PRO:HG2	1.96	0.47
1:B:574:ASP:OD1	1:B:574:ASP:N	2.46	0.47
1:B:1115:ILE:HG22	1:B:1137:VAL:HG23	1.97	0.47
1:C:787:GLN:OE1	1:C:787:GLN:N	2.48	0.47
1:C:598:ILE:HB	1:C:609:ALA:HB3	1.96	0.47
1:A:905:ARG:NH1	1:A:1049:LEU:O	2.48	0.47
1:B:386:LYS:NZ	1:C:985:ASP:OD2	2.48	0.47
1:C:762:GLN:HA	1:C:765:ARG:HG2	1.96	0.47
1:B:598:ILE:HB	1:B:609:ALA:HB3	1.97	0.47
1:C:58:PHE:HD2	1:C:290:ASP:HB2	1.79	0.47
1:A:599:THR:HB	1:A:608:VAL:HG23	1.95	0.47
1:B:287:ASP:OD1	1:B:288:ALA:N	2.48	0.47
1:B:912:THR:O	1:B:915:VAL:HG12	2.15	0.47
1:B:1139:ASP:HB3	1:B:1142:GLN:HG3	1.97	0.47
1:B:858:LEU:HD13	1:B:959:LEU:HD12	1.96	0.47
1:C:877:LEU:HG	1:C:1053:PRO:HG2	1.97	0.47
1:A:369:TYR:OH	1:C:415:THR:OG1	2.26	0.47
1:B:442:ASP:OD2	1:B:509:ARG:NE	2.43	0.47
1:A:676:ILE:HD12	1:A:677:PRO:HD2	1.96	0.47
1:B:58:PHE:HD2	1:B:290:ASP:HB2	1.79	0.47
1:C:1115:ILE:HG22	1:C:1137:VAL:HG23	1.96	0.47
1:B:421:TYR:HE2	1:B:457:ARG:H	1.63	0.47
1:B:761:THR:O	1:B:765:ARG:HG2	2.15	0.47
1:B:770:ILE:HD11	1:B:1012:LEU:HD22	1.97	0.47
1:C:401:VAL:HA	1:C:509:ARG:HA	1.97	0.47
1:C:664:ILE:HD12	1:C:665:PRO:HD2	1.96	0.47
1:C:773:GLU:OE2	1:C:1019:ARG:NE	2.48	0.47

Continued on next page...

Continued from previous page...

Atom-1	Atom-2	Interatomic distance (Å)	Clash overlap (Å)
1:C:34:ARG:NH2	1:C:221:SER:H	2.13	0.47
1:C:58:PHE:HD2	1:C:290:ASP:HB2	1.80	0.47
1:B:433:VAL:HA	1:B:512:VAL:HG23	1.96	0.47
1:B:722:VAL:HG22	1:B:930:ALA:HB1	1.97	0.47
1:B:751:ASN:HA	1:B:754:LEU:HG	1.97	0.47
1:A:360:ASN:H	1:A:523:THR:HB	1.80	0.47
1:A:34:ARG:NH2	1:A:221:SER:H	2.14	0.47
1:B:91:TYR:N	1:B:268:GLY:O	2.37	0.47
1:B:701:VAL:HG13	1:C:787:GLN:HG3	1.96	0.47
1:C:532:ASN:N	1:C:532:ASN:OD1	2.46	0.47
1:A:738:CYS:HB3	1:A:763:LEU:HD21	1.97	0.47
1:C:291:CYS:HB3	1:C:301:CYS:HB2	1.37	0.47
1:C:722:VAL:HG22	1:C:930:ALA:HB1	1.96	0.47
1:C:931:ILE:HA	1:C:934:ILE:HG22	1.97	0.47
1:A:574:ASP:OD1	1:A:574:ASP:N	2.48	0.47
1:B:611:LEU:HD13	1:B:650:LEU:HD22	1.96	0.47
1:C:642:VAL:HG22	1:C:651:ILE:HG22	1.97	0.47
1:B:332:ILE:HG13	1:B:362:VAL:HG22	1.97	0.47
1:B:1115:ILE:HG22	1:B:1137:VAL:HG23	1.96	0.47
1:C:435:ALA:HB2	1:C:510:VAL:HG12	1.96	0.47
1:A:295:PRO:HA	1:A:298:GLU:HB3	1.97	0.47
1:A:1033:VAL:HG21	1:A:1053:PRO:HG3	1.97	0.47
1:A:719:THR:HG23	1:A:1070:ALA:HB2	1.97	0.47
1:A:919:ASN:HD22	1:A:922:LEU:HD21	1.80	0.47
1:B:189:LEU:HD12	1:B:217:PRO:HG2	1.97	0.47
1:C:300:LYS:NZ	1:C:306:PHE:O	2.47	0.47
1:A:791:THR:HG21	1:A:806:LEU:HD11	1.96	0.47
1:B:398:ASP:HB2	1:B:512:VAL:HG12	1.96	0.47
1:B:573:THR:HG22	1:B:587:ILE:HD13	1.97	0.47
1:B:775:ASP:HB3	1:B:864:LEU:HD13	1.96	0.47
1:C:390:LEU:HD12	1:C:391:CYS:H	1.80	0.47
1:A:732:THR:HG23	1:A:955:ASN:HD22	1.80	0.46
1:B:443:SER:HB3	1:B:499:PRO:HG3	1.97	0.46
1:C:18:PHE:HB2	1:C:21:ARG:HB2	1.98	0.46
1:C:96:GLU:OE1	1:C:96:GLU:N	2.48	0.46
1:A:105:ILE:HG23	1:A:239:GLN:HB3	1.96	0.46
1:A:1002:GLN:HE21	1:B:1005:GLN:NE2	2.12	0.46
1:B:143:VAL:HG11	1:B:152:TRP:CE3	2.51	0.46
1:B:576:VAL:HG12	1:B:587:ILE:HD11	1.96	0.46
1:A:330:PRO:HD3	1:A:544:ASN:HD21	1.80	0.46
1:A:788:ILE:HG23	1:A:876:ALA:HB2	1.95	0.46

Continued on next page...

Continued from previous page...

Atom-1	Atom-2	Interatomic distance (Å)	Clash overlap (Å)
1:C:390:LEU:HD12	1:C:391:CYS:H	1.80	0.46
1:A:353:TRP:HH2	1:A:464:PHE:HA	1.79	0.46
1:A:1040:VAL:HG11	1:B:1035:GLY:HA3	1.97	0.46
1:A:1105:THR:HG21	1:A:1110:TYR:HD1	1.79	0.46
1:B:912:THR:O	1:B:915:VAL:HG12	2.15	0.46
1:C:976:VAL:HG13	1:C:979:ASP:HB3	1.97	0.46
1:C:877:LEU:O	1:C:881:THR:OG1	2.28	0.46
1:A:393:THR:HA	1:A:522:ALA:HA	1.97	0.46
1:B:722:VAL:HG12	1:B:1065:VAL:HG22	1.97	0.46
1:C:390:LEU:HD12	1:C:391:CYS:H	1.79	0.46
1:B:135:PHE:HD2	1:B:160:TYR:HE1	1.63	0.46
1:B:866:THR:O	1:B:870:ILE:HG12	2.15	0.46
1:A:483:VAL:HG12	1:A:484:LYS:HG3	1.98	0.46
1:B:1013:ILE:HD13	1:C:1012:LEU:HB3	1.97	0.46
1:C:393:THR:OG1	1:C:394:ASN:OD1	2.32	0.46
1:A:34:ARG:HG3	1:A:216:LEU:HD11	1.97	0.46
1:A:712:ILE:HG21	1:A:1096:VAL:HG12	1.97	0.46
1:A:1040:VAL:HG11	1:B:1035:GLY:HA3	1.96	0.46
1:B:858:LEU:HD13	1:B:959:LEU:HD12	1.97	0.46
1:B:39:PRO:HG3	1:B:51:THR:HG21	1.96	0.46
1:B:80:ALA:O	1:B:245:HIS:NE2	2.48	0.46
1:A:785:VAL:HG12	1:A:787:GLN:H	1.79	0.46
1:A:919:ASN:HD22	1:A:922:LEU:HD21	1.80	0.46
1:C:326:ILE:HD13	1:C:533:LEU:HD12	1.96	0.46
1:A:759:PHE:HA	1:A:762:GLN:HE21	1.80	0.46
1:A:183:GLN:HG3	1:A:187:LYS:HG3	1.96	0.46
1:A:315:THR:OG1	1:A:316:SER:N	2.48	0.46
1:A:1030:SER:HA	1:A:1034:LEU:HD23	1.97	0.46
1:B:326:ILE:HD11	1:B:534:VAL:HG22	1.96	0.46
1:C:92:PHE:HB3	1:C:192:PHE:HB2	1.97	0.46
1:A:972:ALA:HB2	1:A:996:LEU:HD21	1.96	0.46
1:B:34:ARG:HH22	1:B:220:PHE:HA	1.80	0.46
1:B:679:GLY:HA2	1:C:864:LEU:HD13	1.97	0.46
1:A:503:VAL:HG21	1:C:503:VAL:HB	1.96	0.46
1:C:1116:THR:OG1	1:C:1118:ASP:OD1	2.32	0.46
1:A:294:ASP:OD1	1:A:297:SER:N	2.45	0.46
1:B:330:PRO:HD3	1:B:579:PRO:HB2	1.97	0.46
1:A:1106:GLN:OE1	1:A:1111:GLU:OE2	2.33	0.46
1:B:34:ARG:NH2	1:B:221:SER:H	2.13	0.46
1:C:785:VAL:HG12	1:C:787:GLN:H	1.80	0.46
1:B:15:CYS:SG	1:B:137:ASN:N	2.84	0.46

Continued on next page...

Continued from previous page...

Atom-1	Atom-2	Interatomic distance (Å)	Clash overlap (Å)
1:B:777:ASN:HA	1:B:780:GLU:HG3	1.97	0.46
1:C:951:VAL:HA	1:C:954:GLN:HG3	1.98	0.46
1:A:117:LEU:HD11	1:A:231:ILE:HG12	1.97	0.46
1:A:1116:THR:OG1	1:A:1118:ASP:OD1	2.30	0.46
1:B:1115:ILE:HG22	1:B:1137:VAL:HG23	1.96	0.46
1:A:357:ARG:NH2	1:A:396:TYR:OH	2.49	0.46
1:A:598:ILE:HD11	1:A:678:ILE:HD13	1.97	0.46
1:A:1031:GLU:HB3	1:A:1037:SER:HB2	1.95	0.46
1:C:431:GLY:HA2	1:C:515:PHE:CZ	2.51	0.46
1:A:299:THR:HG21	1:A:597:VAL:HG21	1.96	0.46
1:B:330:PRO:HD3	1:B:579:PRO:HB2	1.97	0.46
1:B:715:PRO:HD3	1:C:894:LEU:HD11	1.96	0.46
1:C:106:PHE:HD2	1:C:117:LEU:HD23	1.80	0.46
1:C:426:PRO:HB3	1:C:464:PHE:HB2	1.98	0.46
1:C:738:CYS:HB3	1:C:760:CYS:HB2	1.64	0.46
1:A:15:CYS:SG	1:A:137:ASN:N	2.86	0.46
1:B:37:TYR:OH	1:B:53:ASP:OD1	2.33	0.46
1:C:989:ALA:O	1:C:993:ILE:HG12	2.16	0.46
1:B:334:ASN:ND2	1:B:360:ASN:O	2.40	0.46
1:A:425:LEU:HD12	1:A:429:PHE:CG	2.51	0.46
1:A:688:THR:HA	1:A:690:GLN:HG2	1.97	0.46
1:C:871:ALA:HA	1:C:874:THR:HG22	1.96	0.46
1:A:386:LYS:NZ	1:B:981:LEU:O	2.46	0.46
1:A:989:ALA:O	1:A:993:ILE:HG12	2.15	0.46
1:C:606:ASN:O	1:C:606:ASN:ND2	2.37	0.46
1:B:1123:SER:OG	1:C:914:ASN:OD1	2.20	0.46
1:B:37:TYR:OH	1:B:195:LYS:NZ	2.43	0.46
1:A:730:SER:OG	1:A:731:MET:N	2.46	0.46
1:A:796:ASP:OD1	1:A:796:ASP:N	2.48	0.46
1:C:596:SER:HB2	1:C:611:LEU:HB3	1.98	0.46
1:A:712:ILE:HD11	1:B:896:ILE:HD12	1.97	0.46
1:C:406:GLU:N	1:C:406:GLU:OE2	2.49	0.46
1:B:728:PRO:HD3	1:B:947:LYS:HG3	1.97	0.46
1:C:1039:ARG:HG2	1:C:1042:PHE:HB2	1.97	0.46
1:A:731:MET:H	1:A:774:GLN:NE2	2.13	0.46
1:B:330:PRO:HD3	1:B:579:PRO:HB2	1.97	0.46
1:C:390:LEU:HD12	1:C:391:CYS:H	1.79	0.46
1:C:276:LEU:HD21	1:C:304:LYS:HA	1.98	0.46
1:C:720:ILE:HD11	1:C:1065:VAL:HG12	1.96	0.46
1:A:108:THR:O	1:A:237:ARG:NH2	2.49	0.46
1:C:326:ILE:HD11	1:C:534:VAL:HG22	1.98	0.46

Continued on next page...

Continued from previous page...

Atom-1	Atom-2	Interatomic distance (Å)	Clash overlap (Å)
1:C:785:VAL:HG12	1:C:787:GLN:H	1.80	0.46
1:C:788:ILE:HG13	1:C:876:ALA:HB2	1.98	0.46
1:A:310:LYS:HG3	1:A:600:PRO:HA	1.97	0.46
1:A:34:ARG:NH2	1:A:221:SER:H	2.14	0.46
1:A:796:ASP:OD1	1:A:796:ASP:N	2.49	0.46
1:C:355:ARG:NH2	1:C:398:ASP:OD2	2.49	0.46
1:C:483:VAL:HG12	1:C:484:LYS:HG3	1.96	0.46
1:C:1115:ILE:HG22	1:C:1137:VAL:HG23	1.98	0.46
1:A:756:TYR:HB3	1:A:759:PHE:CD2	2.50	0.46
1:B:332:ILE:HG13	1:B:362:VAL:HG22	1.97	0.46
1:B:619:GLU:N	1:B:619:GLU:OE1	2.49	0.46
1:C:87:ASN:OD1	1:C:87:ASN:N	2.46	0.46
1:C:183:GLN:HG3	1:C:187:LYS:HG3	1.97	0.46
1:A:222:ALA:HB2	1:A:285:ILE:HB	1.98	0.46
1:A:796:ASP:OD1	1:A:796:ASP:N	2.49	0.46
1:C:31:SER:O	1:C:31:SER:OG	2.31	0.46
1:C:617:CYS:N	1:C:649:CYS:SG	2.87	0.46
1:B:85:PRO:HA	1:B:237:ARG:HD2	1.97	0.46
1:B:564:GLN:HG2	1:B:577:ARG:HD2	1.98	0.46
1:C:303:LEU:HD23	1:C:308:VAL:HG22	1.98	0.46
1:A:954:GLN:HG3	1:A:1014:ARG:HE	1.79	0.46
1:B:58:PHE:HD2	1:B:290:ASP:HB2	1.81	0.46
1:A:87:ASN:OD1	1:A:87:ASN:N	2.49	0.46
1:A:1010:GLN:OE1	1:A:1014:ARG:NH2	2.49	0.46
1:C:966:LEU:HD13	1:C:1000:ARG:HH22	1.79	0.46
1:C:1028:LYS:HB3	1:C:1062:PHE:HE1	1.80	0.46
1:B:562:PHE:CZ	1:C:225:PRO:HG2	2.51	0.46
1:B:565:PHE:O	1:C:43:PHE:HB3	2.15	0.46
1:C:770:ILE:HA	1:C:773:GLU:HG3	1.96	0.46
1:C:105:ILE:HG23	1:C:239:GLN:HB3	1.98	0.46
1:C:130:VAL:HG21	1:C:231:ILE:HD11	1.98	0.46
1:C:393:THR:OG1	1:C:394:ASN:N	2.48	0.46
1:A:688:THR:HA	1:A:690:GLN:HG2	1.98	0.46
1:B:353:TRP:HH2	1:B:464:PHE:HA	1.80	0.46
1:A:403:ARG:NH2	1:B:372:ALA:O	2.33	0.46
1:A:564:GLN:HG2	1:A:565:PHE:CD1	2.50	0.46
1:A:792:PRO:HG3	1:C:707:TYR:HB3	1.98	0.46
1:B:33:THR:OG1	1:B:34:ARG:NH2	2.47	0.46
1:C:93:ALA:HB3	1:C:266:TYR:HB2	1.97	0.46
1:B:719:THR:HG23	1:B:1068:VAL:HB	1.96	0.46
1:A:1031:GLU:OE1	1:C:1039:ARG:HG3	2.14	0.46

Continued on next page...

Continued from previous page...

Atom-1	Atom-2	Interatomic distance (Å)	Clash overlap (Å)
1:B:202:LYS:HZ3	1:B:228:ASP:HB2	1.81	0.46
1:C:807:PRO:HG2	1:C:875:SER:HB2	1.96	0.46
1:C:389:ASP:OD2	1:C:528:LYS:NZ	2.41	0.46
1:C:951:VAL:HA	1:C:954:GLN:NE2	2.31	0.46
1:B:365:TYR:HE2	1:B:387:LEU:HD12	1.80	0.46
1:A:882:ILE:HD12	1:A:882:ILE:HA	1.79	0.46
1:B:767:LEU:HD21	1:B:1008:VAL:HG12	1.98	0.46
1:B:777:ASN:HA	1:B:780:GLU:HG3	1.97	0.46
1:A:226:LEU:HD23	1:A:227:VAL:HG12	1.97	0.46
1:A:222:ALA:HB2	1:A:285:ILE:HB	1.98	0.46
1:A:289:VAL:HG13	1:A:297:SER:HB3	1.97	0.46
1:B:858:LEU:HD23	1:B:959:LEU:HD12	1.98	0.46
1:B:287:ASP:OD1	1:B:288:ALA:N	2.48	0.46
1:B:751:ASN:HA	1:B:754:LEU:HG	1.97	0.46
1:C:34:ARG:NH2	1:C:221:SER:H	2.12	0.46
1:A:390:LEU:HD12	1:A:391:CYS:H	1.80	0.46
1:B:722:VAL:HG22	1:B:930:ALA:HB1	1.98	0.46
1:C:330:PRO:HD3	1:C:579:PRO:HB2	1.97	0.46
1:A:58:PHE:HD2	1:A:290:ASP:HB2	1.80	0.46
1:A:796:ASP:OD1	1:A:796:ASP:N	2.49	0.46
1:C:398:ASP:HB2	1:C:512:VAL:HG22	1.97	0.46
1:C:989:ALA:O	1:C:993:ILE:HD12	2.16	0.46
1:A:562:PHE:CE1	1:B:225:PRO:HG2	2.51	0.46
1:B:102:ARG:HD2	1:B:141:LEU:HD22	1.98	0.46
1:A:1105:THR:HG21	1:A:1110:TYR:HD1	1.80	0.46
1:B:48:LEU:HD12	1:B:276:LEU:HD11	1.97	0.46
1:B:680:ALA:H	1:C:864:LEU:HA	1.81	0.46
1:A:462:LYS:HE2	1:A:465:GLU:HG3	1.96	0.46
1:C:58:PHE:HD2	1:C:290:ASP:HB2	1.80	0.46
1:C:439:ASN:ND2	1:C:506:GLN:OE1	2.49	0.46
1:B:58:PHE:HD2	1:B:290:ASP:HB2	1.81	0.46
1:C:48:LEU:HB3	1:C:276:LEU:HD11	1.98	0.46
1:C:315:THR:OG1	1:C:316:SER:N	2.48	0.46
1:C:390:LEU:HD12	1:C:391:CYS:H	1.80	0.46
1:B:390:LEU:HD12	1:B:391:CYS:H	1.80	0.46
1:B:978:ASN:HA	1:B:981:LEU:HG	1.97	0.46
1:A:457:ARG:NH2	1:A:467:ASP:OD2	2.45	0.46
1:C:902:MET:HB3	1:C:916:LEU:HD11	1.98	0.46
1:A:796:ASP:OD1	1:A:796:ASP:N	2.49	0.46
1:B:566:GLY:HA2	1:C:43:PHE:HB3	1.98	0.46
1:B:983:ARG:HG3	1:B:984:LEU:HD23	1.97	0.46

Continued on next page...

Continued from previous page...

Atom-1	Atom-2	Interatomic distance (Å)	Clash overlap (Å)
1:C:543:PHE:HE1	1:C:552:LEU:HD11	1.80	0.46
1:B:1030:SER:HA	1:B:1034:LEU:HD23	1.98	0.46
1:A:295:PRO:HA	1:A:298:GLU:HB2	1.98	0.46
1:A:1052:PHE:HB2	1:A:1063:LEU:HD12	1.98	0.46
1:C:532:ASN:OD1	1:C:533:LEU:N	2.49	0.46
1:B:41:LYS:HD3	1:B:225:PRO:HG2	1.97	0.46
1:C:49:HIS:CE1	1:C:51:THR:HG22	2.51	0.46
1:C:971:GLY:HA3	1:C:995:ARG:HH21	1.81	0.46
1:A:498:GLN:H	1:A:501:TYR:HE1	1.62	0.46
1:B:775:ASP:HB3	1:B:864:LEU:HD13	1.98	0.46
1:B:984:LEU:HD12	1:B:989:ALA:HA	1.97	0.46
1:A:326:ILE:HD11	1:A:534:VAL:HG22	1.96	0.46
1:B:435:ALA:HB2	1:B:510:VAL:HG22	1.96	0.46
1:C:989:ALA:O	1:C:993:ILE:HD12	2.16	0.46
1:A:395:VAL:HG22	1:A:515:PHE:HB3	1.98	0.46
1:A:688:THR:HA	1:A:690:GLN:HG2	1.98	0.46
1:C:560:LEU:HD23	1:C:561:PRO:HD2	1.98	0.46
1:A:989:ALA:O	1:A:993:ILE:HG12	2.15	0.46
1:B:729:VAL:HG21	1:B:781:VAL:HG11	1.98	0.46
1:C:394:ASN:OD1	1:C:394:ASN:N	2.47	0.46
1:C:557:LYS:HE2	1:C:559:PHE:HE2	1.81	0.46
1:A:358:ILE:HB	1:A:395:VAL:HG23	1.98	0.46
1:C:385:THR:OG1	1:C:386:LYS:N	2.48	0.46
1:C:762:GLN:HA	1:C:765:ARG:HE	1.80	0.46
1:C:896:ILE:HD12	1:C:897:PRO:HD2	1.96	0.46
1:C:931:ILE:HA	1:C:934:ILE:HG22	1.97	0.46
1:C:483:VAL:HG12	1:C:484:LYS:HG3	1.98	0.46
1:B:40:ASP:OD1	1:B:42:VAL:HG12	2.16	0.46
1:B:977:LEU:HD22	1:B:993:ILE:HG22	1.98	0.46
1:A:205:SER:HB3	1:A:226:LEU:HD22	1.97	0.46
1:B:882:ILE:HD12	1:B:882:ILE:HA	1.71	0.46
1:A:295:PRO:HA	1:A:298:GLU:HB3	1.97	0.46
1:A:326:ILE:HD11	1:A:534:VAL:HG22	1.97	0.46
1:B:319:ARG:HH22	1:C:745:ASP:H	1.64	0.46
1:C:576:VAL:HG12	1:C:587:ILE:HD11	1.96	0.46
1:B:326:ILE:HD13	1:B:533:LEU:HD12	1.98	0.46
1:A:390:LEU:HD12	1:A:391:CYS:H	1.81	0.46
1:C:240:THR:OG1	1:C:245:HIS:NE2	2.41	0.46
1:B:796:ASP:OD1	1:B:796:ASP:N	2.48	0.46
1:A:1039:ARG:NE	1:B:1031:GLU:OE2	2.44	0.46
1:B:425:LEU:HD23	1:B:429:PHE:CD1	2.51	0.46

Continued on next page...

Continued from previous page...

Atom-1	Atom-2	Interatomic distance (Å)	Clash overlap (Å)
1:B:44:ARG:HH12	1:B:49:HIS:CD2	2.34	0.46
1:A:642:VAL:HG22	1:A:651:ILE:HG22	1.98	0.46
1:C:398:ASP:HB2	1:C:512:VAL:HG22	1.98	0.46
1:C:452:LEU:HA	1:C:494:SER:HA	1.98	0.46
1:A:866:THR:H	1:A:869:MET:HE2	1.80	0.46
1:A:1155:TYR:O	1:A:1159:HIS:ND1	2.34	0.46
1:C:807:PRO:HA	1:C:816:SER:HA	1.96	0.46
1:A:809:PRO:HA	1:A:814:LYS:HD2	1.97	0.46
1:B:442:ASP:OD2	1:B:509:ARG:NE	2.44	0.46
1:A:976:VAL:HG13	1:A:979:ASP:HB3	1.96	0.46
1:C:642:VAL:HG22	1:C:651:ILE:HG22	1.97	0.46
1:B:298:GLU:HB3	1:B:315:THR:HG21	1.98	0.46
1:B:785:VAL:HG12	1:B:787:GLN:H	1.80	0.46
1:C:756:TYR:HB3	1:C:759:PHE:HD2	1.80	0.46
1:C:483:VAL:HG12	1:C:484:LYS:HG3	1.98	0.46
1:B:386:LYS:O	1:B:390:LEU:HB2	2.15	0.46
1:B:429:PHE:HE2	1:B:514:SER:HA	1.80	0.46
1:B:809:PRO:HA	1:B:814:LYS:HD2	1.98	0.46
1:A:133:PHE:CE2	1:A:160:TYR:HB3	2.50	0.46
1:A:728:PRO:HD3	1:A:947:LYS:HG2	1.98	0.46
1:C:483:VAL:HG12	1:C:484:LYS:HG3	1.98	0.46
1:B:403:ARG:NH2	1:C:372:ALA:O	2.37	0.46
1:C:365:TYR:O	1:C:369:TYR:HB2	2.16	0.46
1:C:412:PRO:HD3	1:C:425:LEU:HD23	1.98	0.46
1:A:997:ILE:O	1:A:1001:LEU:HB3	2.16	0.46
1:B:314:GLN:HE22	1:B:594:GLY:HA3	1.81	0.46
1:B:390:LEU:HD12	1:B:391:CYS:H	1.81	0.46
1:C:366:SER:O	1:C:370:ASN:HB2	2.15	0.46
1:B:557:LYS:HB3	1:B:559:PHE:HE2	1.81	0.46
1:A:483:VAL:HG12	1:A:484:LYS:HG3	1.98	0.46
1:A:456:PHE:HB3	1:A:473:TYR:HD1	1.81	0.46
1:A:737:ASP:OD1	1:A:737:ASP:N	2.40	0.46
1:B:37:TYR:HB3	1:B:223:LEU:HB2	1.98	0.46
1:A:882:ILE:HD12	1:A:882:ILE:HA	1.87	0.46
1:B:37:TYR:HB3	1:B:223:LEU:HB2	1.98	0.46
1:B:332:ILE:HG13	1:B:362:VAL:HG22	1.98	0.46
1:A:65:PHE:HE1	1:A:84:LEU:HD11	1.80	0.46
1:B:287:ASP:OD1	1:B:288:ALA:N	2.48	0.46
1:B:966:LEU:HA	1:B:1000:ARG:HH12	1.80	0.46
1:B:877:LEU:O	1:B:881:THR:HG23	2.16	0.46
1:C:393:THR:OG1	1:C:520:ALA:O	2.32	0.46

Continued on next page...

Continued from previous page...

Atom-1	Atom-2	Interatomic distance (Å)	Clash overlap (Å)
1:C:948:LEU:HD11	1:C:1059:GLY:HA3	1.96	0.46
1:B:398:ASP:HB2	1:B:512:VAL:HG13	1.98	0.46
1:C:751:ASN:HA	1:C:754:LEU:HG	1.98	0.46
1:A:206:LYS:HB2	1:A:223:LEU:HA	1.97	0.46
1:A:722:VAL:HG22	1:A:930:ALA:HB1	1.98	0.46
1:A:759:PHE:HA	1:A:762:GLN:HG3	1.97	0.46
1:B:105:ILE:HB	1:B:239:GLN:HB2	1.97	0.46
1:B:878:LEU:O	1:B:882:ILE:HG12	2.16	0.46
1:C:777:ASN:HA	1:C:780:GLU:HG3	1.97	0.46
1:B:950:ASP:HA	1:B:953:ASN:ND2	2.30	0.46
1:C:197:ILE:HG13	1:C:198:ASP:OD2	2.16	0.46
1:C:1051:SER:OG	1:C:1064:HIS:ND1	2.35	0.46
1:A:115:GLN:HB2	1:A:233:ILE:HG12	1.97	0.46
1:A:796:ASP:OD1	1:A:796:ASP:N	2.49	0.46
1:C:596:SER:HB2	1:C:611:LEU:HB3	1.97	0.46
1:C:989:ALA:O	1:C:993:ILE:HG12	2.16	0.46
1:C:64:TRP:HE1	1:C:264:ALA:HB1	1.80	0.46
1:C:105:ILE:HG23	1:C:239:GLN:HB3	1.97	0.46
1:A:599:THR:HB	1:A:608:VAL:HG23	1.96	0.46
1:B:408:ARG:HE	1:B:409:GLN:HG3	1.80	0.46
1:C:129:LYS:NZ	1:C:168:PHE:H	2.14	0.46
1:C:586:ASP:N	1:C:586:ASP:OD1	2.49	0.46
1:B:406:GLU:HG2	1:B:418:ILE:HG12	1.98	0.46
1:C:106:PHE:HB2	1:C:117:LEU:HB3	1.98	0.46
1:A:386:LYS:NZ	1:B:984:LEU:O	2.47	0.46
1:A:802:PHE:HB3	1:A:806:LEU:HD23	1.98	0.46
1:B:195:LYS:HE3	1:B:202:LYS:HD3	1.98	0.46
1:A:37:TYR:OH	1:A:53:ASP:OD1	2.32	0.46
1:A:326:ILE:HD11	1:A:534:VAL:HG22	1.97	0.46
1:C:358:ILE:HB	1:C:395:VAL:HG23	1.98	0.46
1:C:722:VAL:HG22	1:C:930:ALA:HB1	1.96	0.46
1:C:1051:SER:OG	1:C:1064:HIS:ND1	2.37	0.46
1:B:350:VAL:HA	1:B:400:PHE:HB2	1.98	0.46
1:C:313:TYR:HB2	1:C:597:VAL:HG12	1.98	0.46
1:C:1014:ARG:O	1:C:1018:ILE:HG12	2.16	0.46
1:C:290:ASP:HB3	1:C:293:LEU:HB2	1.97	0.46
1:C:398:ASP:OD2	1:C:423:TYR:OH	2.24	0.46
1:A:214:ARG:O	1:A:214:ARG:NH1	2.49	0.46
1:C:276:LEU:HD13	1:C:301:CYS:HA	1.97	0.46
1:B:751:ASN:HA	1:B:754:LEU:HG	1.97	0.46
1:C:733:LYS:HD3	1:C:771:ALA:HB1	1.97	0.46

Continued on next page...

Continued from previous page...

Atom-1	Atom-2	Interatomic distance (Å)	Clash overlap (Å)
1:A:92:PHE:HE1	1:A:94:SER:HB2	1.80	0.46
1:A:328:ARG:NH1	1:A:531:THR:O	2.44	0.46
1:B:287:ASP:OD1	1:B:288:ALA:N	2.49	0.46
1:C:442:ASP:OD2	1:C:509:ARG:NE	2.41	0.46
1:A:985:ASP:O	1:A:989:ALA:CB	2.64	0.46
1:B:216:LEU:HD21	1:B:266:TYR:HE2	1.80	0.46
1:B:513:LEU:HB3	1:B:515:PHE:HE2	1.81	0.46
1:C:338:PHE:HE1	1:C:369:TYR:H	1.63	0.46
1:C:606:ASN:O	1:C:606:ASN:ND2	2.36	0.46
1:B:1116:THR:OG1	1:B:1118:ASP:OD1	2.32	0.46
1:C:390:LEU:HD12	1:C:391:CYS:H	1.80	0.46
1:C:1073:LYS:HE3	1:C:1075:PHE:HZ	1.81	0.46
1:A:483:VAL:HG12	1:A:484:LYS:HG3	1.98	0.46
1:B:471:GLU:OE2	1:C:113:LYS:NZ	2.44	0.46
1:A:762:GLN:HA	1:A:765:ARG:HH21	1.81	0.46
1:A:108:THR:O	1:A:237:ARG:NH2	2.49	0.46
1:A:389:ASP:OD1	1:A:528:LYS:NZ	2.47	0.46
1:A:1081:ILE:HD11	1:A:1135:ASN:HB3	1.97	0.46
1:B:503:VAL:HA	1:B:506:GLN:HG3	1.96	0.46
1:B:936:ASP:O	1:B:940:SER:OG	2.24	0.46
1:A:994:ASP:HA	1:A:997:ILE:HG12	1.98	0.46
1:C:302:THR:O	1:C:304:LYS:NZ	2.48	0.46
1:A:100:ILE:HG21	1:A:263:ALA:HB2	1.98	0.46
1:A:332:ILE:HG13	1:A:362:VAL:HG22	1.97	0.46
1:A:486:PHE:O	1:A:487:ASN:ND2	2.49	0.46
1:B:287:ASP:OD1	1:B:288:ALA:N	2.49	0.46
1:A:756:TYR:HB3	1:A:759:PHE:HD2	1.81	0.46
1:B:42:VAL:O	1:B:44:ARG:NH1	2.49	0.46
1:B:491:PRO:HG2	1:B:492:LEU:HD22	1.97	0.46
1:C:737:ASP:N	1:C:737:ASP:OD1	2.42	0.46
1:A:100:ILE:HA	1:A:246:ILE:HD12	1.97	0.46
1:A:1031:GLU:CD	1:C:1039:ARG:HG3	2.37	0.46
1:C:650:LEU:HD13	1:C:653:ALA:HB3	1.98	0.46
1:B:796:ASP:N	1:B:796:ASP:OD2	2.49	0.46
1:A:955:ASN:HD22	1:A:955:ASN:HA	1.48	0.46
1:B:366:SER:O	1:B:370:ASN:HB2	2.15	0.46
1:C:785:VAL:HG12	1:C:787:GLN:H	1.80	0.46
1:A:452:LEU:HD23	1:A:492:LEU:HB3	1.97	0.46
1:A:717:ASN:OD1	1:A:718:PHE:N	2.49	0.46
1:A:788:ILE:HB	1:C:702:GLU:HA	1.97	0.46
1:A:976:VAL:HG23	1:A:979:ASP:HB3	1.97	0.46

Continued on next page...

Continued from previous page...

Atom-1	Atom-2	Interatomic distance (Å)	Clash overlap (Å)
1:B:778:THR:HA	1:B:781:VAL:HG12	1.98	0.46
1:C:560:LEU:HD12	1:C:561:PRO:HD2	1.98	0.46
1:A:390:LEU:HD12	1:A:391:CYS:H	1.81	0.46
1:C:730:SER:OG	1:C:731:MET:N	2.49	0.46
1:A:168:PHE:HE2	1:C:466:ARG:HH12	1.64	0.46
1:B:984:LEU:HD13	1:B:988:GLU:HG2	1.97	0.46
1:B:775:ASP:HB3	1:B:864:LEU:HD13	1.98	0.46
1:B:442:ASP:OD2	1:B:509:ARG:NE	2.44	0.46
1:B:699:LEU:HG	1:C:873:TYR:HE1	1.81	0.46
1:C:978:ASN:HA	1:C:981:LEU:HG	1.98	0.46
1:A:390:LEU:HD12	1:A:391:CYS:H	1.81	0.46
1:B:287:ASP:OD1	1:B:288:ALA:N	2.49	0.46
1:B:366:SER:O	1:B:370:ASN:HB2	2.15	0.46
1:C:785:VAL:HG12	1:C:787:GLN:H	1.81	0.46
1:C:1002:GLN:O	1:C:1006:THR:HG23	2.16	0.46
1:A:611:LEU:HD13	1:A:650:LEU:HD13	1.97	0.46
1:B:393:THR:OG1	1:B:394:ASN:N	2.49	0.46
1:C:984:LEU:HD23	1:C:988:GLU:HB2	1.97	0.46
1:A:315:THR:OG1	1:A:316:SER:N	2.49	0.46
1:A:574:ASP:OD2	1:A:574:ASP:N	2.48	0.46
1:A:1031:GLU:OE2	1:C:1039:ARG:HG3	2.16	0.46
1:B:330:PRO:HD3	1:B:579:PRO:HB2	1.97	0.46
1:B:728:PRO:HD3	1:B:947:LYS:HG3	1.98	0.46
1:B:735:SER:HB2	1:B:861:LEU:HD21	1.98	0.46
1:C:532:ASN:OD1	1:C:533:LEU:N	2.49	0.46
1:A:761:THR:O	1:A:765:ARG:HB3	2.16	0.45
1:A:989:ALA:O	1:A:993:ILE:HG13	2.15	0.45
1:B:497:PHE:CE2	1:B:507:PRO:HB3	2.51	0.45
1:C:858:LEU:HD13	1:C:959:LEU:HB3	1.97	0.45
1:C:1067:TYR:OH	1:C:1108:ASN:O	2.34	0.45
1:B:222:ALA:HB2	1:B:285:ILE:HB	1.98	0.45
1:B:532:ASN:OD1	1:B:533:LEU:N	2.49	0.45
1:A:796:ASP:OD1	1:A:796:ASP:N	2.49	0.45
1:A:722:VAL:HG12	1:A:1065:VAL:HG22	1.99	0.45
1:B:984:LEU:HB2	1:B:989:ALA:HB2	1.98	0.45
1:B:1115:ILE:HG22	1:B:1137:VAL:HG23	1.98	0.45
1:C:642:VAL:HG22	1:C:651:ILE:HG22	1.98	0.45
1:C:84:LEU:HD11	1:C:267:VAL:HG11	1.98	0.45
1:A:1041:ASP:OD1	1:B:1030:SER:HB2	2.16	0.45
1:B:152:TRP:HB3	1:B:179:LEU:HD12	1.98	0.45
1:B:403:ARG:HG2	1:B:406:GLU:OE1	2.16	0.45

Continued on next page...

Continued from previous page...

Atom-1	Atom-2	Interatomic distance (Å)	Clash overlap (Å)
1:B:887:THR:HG21	1:B:894:LEU:HB2	1.99	0.45
1:B:973:ILE:HB	1:B:980:ILE:HD11	1.98	0.45
1:C:100:ILE:HA	1:C:246:ILE:HD12	1.98	0.45
1:A:353:TRP:HH2	1:A:464:PHE:HA	1.81	0.45
1:B:483:VAL:HG12	1:B:484:LYS:HG3	1.98	0.45
1:C:532:ASN:OD1	1:C:533:LEU:N	2.49	0.45
1:C:1051:SER:OG	1:C:1064:HIS:ND1	2.35	0.45
1:A:433:VAL:HG12	1:A:512:VAL:HG22	1.97	0.45
1:B:287:ASP:OD1	1:B:288:ALA:N	2.49	0.45
1:C:1096:VAL:HG11	1:C:1105:THR:HG22	1.97	0.45
1:C:719:THR:HG23	1:C:1070:ALA:HB2	1.98	0.45
1:C:555:SER:HB2	1:C:586:ASP:OD1	2.16	0.45
1:C:596:SER:HB2	1:C:611:LEU:HB3	1.98	0.45
1:C:606:ASN:O	1:C:606:ASN:ND2	2.37	0.45
1:C:735:SER:HB3	1:C:861:LEU:HD21	1.97	0.45
1:C:231:ILE:HG13	1:C:233:ILE:HG22	1.98	0.45
1:C:483:VAL:HG12	1:C:484:LYS:HG3	1.97	0.45
1:A:360:ASN:H	1:A:523:THR:HB	1.81	0.45
1:B:909:ILE:HG23	1:B:911:VAL:HG12	1.98	0.45
1:B:971:GLY:HA3	1:B:995:ARG:HH12	1.81	0.45
1:C:1033:VAL:HG21	1:C:1053:PRO:HG3	1.98	0.45
1:A:737:ASP:OD1	1:A:740:MET:HB3	2.15	0.45
1:B:57:PRO:HG3	1:B:273:ARG:HG3	1.98	0.45
1:B:330:PRO:HD3	1:B:579:PRO:HB2	1.97	0.45
1:A:722:VAL:HG12	1:A:1065:VAL:HG22	1.98	0.45
1:B:809:PRO:HA	1:B:814:LYS:HD2	1.97	0.45
1:B:984:LEU:HD12	1:B:988:GLU:HB2	1.97	0.45
1:B:679:GLY:HA2	1:C:864:LEU:HD13	1.97	0.45
1:C:994:ASP:O	1:C:998:THR:HG23	2.16	0.45
1:A:787:GLN:HG2	1:C:701:VAL:HG13	1.99	0.45
1:A:791:THR:HG21	1:A:806:LEU:HD11	1.97	0.45
1:C:751:ASN:HA	1:C:754:LEU:HG	1.98	0.45
1:A:195:LYS:HE3	1:A:202:LYS:HG3	1.97	0.45
1:A:735:SER:O	1:A:859:THR:OG1	2.30	0.45
1:B:401:VAL:HG22	1:B:509:ARG:HG2	1.96	0.45
1:B:912:THR:O	1:B:915:VAL:HG12	2.16	0.45
1:C:483:VAL:HG12	1:C:484:LYS:HG3	1.98	0.45
1:C:871:ALA:HA	1:C:874:THR:HG22	1.98	0.45
1:C:426:PRO:HD3	1:C:463:PRO:HB3	1.98	0.45
1:C:34:ARG:HH21	1:C:221:SER:HB3	1.81	0.45
1:C:287:ASP:OD1	1:C:288:ALA:N	2.49	0.45

Continued on next page...

Continued from previous page...

Atom-1	Atom-2	Interatomic distance (Å)	Clash overlap (Å)
1:A:347:PHE:CE1	1:A:509:ARG:HD3	2.51	0.45
1:B:1086:LYS:HE3	1:B:1122:VAL:HG11	1.98	0.45
1:C:735:SER:HB3	1:C:861:LEU:HD21	1.98	0.45
1:C:871:ALA:HA	1:C:874:THR:HG22	1.97	0.45
1:A:989:ALA:O	1:A:993:ILE:HG12	2.16	0.45
1:A:353:TRP:HH2	1:A:464:PHE:HA	1.81	0.45
1:B:978:ASN:HA	1:B:981:LEU:HG	1.99	0.45
1:A:483:VAL:HG12	1:A:484:LYS:HG3	1.99	0.45
1:A:533:LEU:HB3	1:A:535:LYS:HZ3	1.82	0.45
1:B:442:ASP:OD2	1:B:509:ARG:NE	2.45	0.45
1:C:366:SER:O	1:C:370:ASN:HB2	2.16	0.45
1:B:722:VAL:HG22	1:B:930:ALA:HB1	1.97	0.45
1:C:767:LEU:HA	1:C:770:ILE:HG12	1.97	0.45
1:C:905:ARG:NH1	1:C:1036:GLN:HB2	2.31	0.45
1:C:871:ALA:HA	1:C:874:THR:HG22	1.97	0.45
1:A:1033:VAL:HA	1:A:1051:SER:HB2	1.99	0.45
1:B:106:PHE:HB2	1:B:117:LEU:HB3	1.99	0.45
1:C:318:PHE:HB3	1:C:591:SER:O	2.16	0.45
1:A:108:THR:OG1	1:A:234:ASN:O	2.33	0.45
1:B:204:TYR:CE1	1:B:225:PRO:HB3	2.51	0.45
1:B:326:ILE:HD13	1:B:533:LEU:HD12	1.98	0.45
1:B:483:VAL:HG12	1:B:484:LYS:HG3	1.98	0.45
1:B:722:VAL:HG12	1:B:1065:VAL:HG22	1.99	0.45
1:B:947:LYS:HE3	1:B:947:LYS:HB2	1.87	0.45
1:C:99:ASN:HB3	1:C:102:ARG:NH2	2.32	0.45
1:A:574:ASP:O	1:A:587:ILE:N	2.37	0.45
1:A:884:SER:OG	1:A:887:THR:OG1	2.30	0.45
1:B:877:LEU:O	1:B:881:THR:HG23	2.17	0.45
1:C:57:PRO:HB2	1:C:60:SER:HB3	1.98	0.45
1:A:483:VAL:HG12	1:A:484:LYS:HG3	1.99	0.45
1:B:674:CYS:HB2	1:B:697:MET:HG3	1.99	0.45
1:B:1115:ILE:HG22	1:B:1137:VAL:HG23	1.98	0.45
1:C:319:ARG:NH2	1:C:590:CYS:SG	2.89	0.45
1:B:1013:ILE:HD13	1:C:1012:LEU:HG	1.97	0.45
1:C:121:ASN:HA	1:C:126:VAL:HA	1.98	0.45
1:C:287:ASP:OD1	1:C:288:ALA:N	2.50	0.45
1:B:113:LYS:HG2	1:B:114:THR:HG23	1.99	0.45
1:C:918:GLU:N	1:C:918:GLU:OE1	2.49	0.45
1:A:569:ILE:HG13	1:B:47:VAL:HG23	1.99	0.45
1:B:966:LEU:HA	1:B:1000:ARG:HH12	1.80	0.45
1:A:476:GLY:H	1:A:487:ASN:HB3	1.81	0.45

Continued on next page...

Continued from previous page...

Atom-1	Atom-2	Interatomic distance (Å)	Clash overlap (Å)
1:A:567:ARG:HG2	1:B:42:VAL:HG13	1.98	0.45
1:B:954:GLN:OE1	1:B:1014:ARG:NE	2.49	0.45
1:C:918:GLU:OE2	1:C:918:GLU:N	2.49	0.45
1:B:912:THR:O	1:B:915:VAL:HG12	2.16	0.45
1:A:642:VAL:HG22	1:A:651:ILE:HG22	1.99	0.45
1:A:712:ILE:HD13	1:A:712:ILE:HA	1.74	0.45
1:A:908:GLY:O	1:A:1038:LYS:NZ	2.39	0.45
1:B:822:LEU:HG	1:B:945:LEU:HD21	1.98	0.45
1:A:950:ASP:N	1:A:950:ASP:OD1	2.46	0.45
1:B:751:ASN:HA	1:B:754:LEU:HG	1.97	0.45
1:C:483:VAL:HG12	1:C:484:LYS:HG3	1.98	0.45
1:C:642:VAL:HG22	1:C:651:ILE:HG22	1.98	0.45
1:B:105:ILE:HD12	1:B:241:LEU:HD21	1.98	0.45
1:A:115:GLN:HB2	1:A:233:ILE:HG12	1.96	0.45
1:B:712:ILE:HG12	1:B:1094:VAL:HG11	1.98	0.45
1:A:599:THR:HB	1:A:608:VAL:HG23	1.97	0.45
1:B:84:LEU:HB2	1:B:237:ARG:HH12	1.81	0.45
1:A:115:GLN:HE21	1:A:233:ILE:HD13	1.82	0.45
1:B:92:PHE:HE2	1:B:265:TYR:HB2	1.81	0.45
1:B:565:PHE:O	1:C:43:PHE:HB3	2.17	0.45
1:B:777:ASN:HA	1:B:780:GLU:HG3	1.97	0.45
1:A:687:GLN:HG2	1:A:693:ILE:HD13	1.97	0.45
1:B:978:ASN:HA	1:B:981:LEU:HG	1.97	0.45
1:A:787:GLN:HE21	1:C:703:ASN:HB3	1.82	0.45
1:B:327:VAL:O	1:B:531:THR:OG1	2.23	0.45
1:B:722:VAL:HG22	1:B:930:ALA:HB1	1.98	0.45
1:C:320:VAL:HA	1:C:592:PHE:HB2	1.98	0.45
1:C:423:TYR:HE2	1:C:425:LEU:HD23	1.82	0.45
1:B:361:CYS:H	1:B:522:ALA:HB1	1.81	0.45
1:B:699:LEU:HD21	1:C:869:MET:HB3	1.98	0.45
1:B:773:GLU:OE2	1:B:774:GLN:NE2	2.46	0.45
1:C:976:VAL:HG13	1:C:979:ASP:HB3	1.98	0.45
1:B:775:ASP:HB3	1:B:864:LEU:HD13	1.99	0.45
1:B:1115:ILE:HG22	1:B:1137:VAL:HG23	1.99	0.45
1:C:1054:GLN:HB2	1:C:1061:VAL:HG13	1.99	0.45
1:B:350:VAL:HG21	1:B:418:ILE:HD11	1.99	0.45
1:C:1031:GLU:HG3	1:C:1039:ARG:HH21	1.82	0.45
1:A:128:ILE:HB	1:A:170:TYR:HD2	1.81	0.45
1:A:457:ARG:NH2	1:A:467:ASP:OD2	2.39	0.45
1:A:360:ASN:HD22	1:A:360:ASN:C	2.16	0.45
1:A:796:ASP:OD1	1:A:796:ASP:N	2.49	0.45

Continued on next page...

Continued from previous page...

Atom-1	Atom-2	Interatomic distance (Å)	Clash overlap (Å)
1:B:598:ILE:HB	1:B:609:ALA:HB3	1.97	0.45
1:C:37:TYR:OH	1:C:54:LEU:O	2.35	0.45
1:C:1096:VAL:HG11	1:C:1105:THR:HG22	1.97	0.45
1:B:15:CYS:SG	1:B:137:ASN:N	2.87	0.45
1:A:574:ASP:OD1	1:A:574:ASP:N	2.48	0.45
1:A:987:PRO:HD2	1:A:988:GLU:OE1	2.16	0.45
1:B:37:TYR:OH	1:B:53:ASP:OD1	2.33	0.45
1:B:48:LEU:HD12	1:B:276:LEU:HD11	1.98	0.45
1:B:722:VAL:HG12	1:B:1065:VAL:HG22	1.99	0.45
1:C:785:VAL:HG12	1:C:787:GLN:H	1.81	0.45
1:B:353:TRP:HH2	1:B:464:PHE:HD1	1.64	0.45
1:C:299:THR:HG22	1:C:597:VAL:HG21	1.97	0.45
1:C:326:ILE:HD13	1:C:533:LEU:HD12	1.98	0.45
1:A:826:VAL:HB	1:A:1057:PRO:HG2	1.99	0.45
1:C:390:LEU:HD12	1:C:391:CYS:H	1.80	0.45
1:A:984:LEU:HD13	1:A:988:GLU:HG2	1.99	0.45
1:B:931:ILE:HA	1:B:934:ILE:HG22	1.97	0.45
1:A:896:ILE:HD12	1:A:897:PRO:HD2	1.97	0.45
1:B:56:LEU:HD22	1:B:91:TYR:CD2	2.51	0.45
1:B:785:VAL:HG12	1:B:787:GLN:H	1.81	0.45
1:A:220:PHE:HE2	1:A:285:ILE:HG22	1.82	0.45
1:C:825:LYS:HD2	1:C:945:LEU:HD13	1.98	0.45
1:B:206:LYS:HB2	1:B:223:LEU:HA	1.98	0.45
1:B:738:CYS:HB2	1:B:763:LEU:HD21	1.98	0.45
1:B:774:GLN:HA	1:B:777:ASN:ND2	2.32	0.45
1:B:1005:GLN:HA	1:B:1008:VAL:HG12	1.98	0.45
1:C:756:TYR:CE2	1:C:997:ILE:HD12	2.52	0.45
1:C:884:SER:OG	1:C:887:THR:OG1	2.29	0.45
1:C:985:ASP:OD1	1:C:985:ASP:N	2.49	0.45
1:C:931:ILE:HA	1:C:934:ILE:HG22	1.98	0.45
1:A:455:LEU:HD11	1:A:493:GLN:HB3	1.98	0.45
1:B:457:ARG:NH1	1:B:459:SER:O	2.50	0.45
1:B:989:ALA:O	1:B:993:ILE:HG12	2.17	0.45
1:C:1116:THR:OG1	1:C:1118:ASP:OD1	2.29	0.45
1:A:989:ALA:O	1:A:993:ILE:HD12	2.16	0.45
1:C:1073:LYS:HE3	1:C:1075:PHE:CZ	2.50	0.45
1:A:825:LYS:HB2	1:A:945:LEU:HD12	1.98	0.45
1:A:353:TRP:HH2	1:A:464:PHE:HA	1.82	0.45
1:B:97:LYS:HG3	1:B:186:PHE:HD1	1.82	0.45
1:C:195:LYS:HD3	1:C:270:LEU:HD12	1.98	0.45
1:C:295:PRO:HG2	1:C:608:VAL:HG11	1.98	0.45

Continued on next page...

Continued from previous page...

Atom-1	Atom-2	Interatomic distance (Å)	Clash overlap (Å)
1:A:128:ILE:HB	1:A:170:TYR:HD2	1.81	0.45
1:A:972:ALA:HB2	1:A:996:LEU:HD21	1.99	0.45
1:A:701:VAL:HG13	1:B:787:GLN:HG2	1.98	0.45
1:B:733:LYS:HB3	1:B:861:LEU:HD23	1.97	0.45
1:C:390:LEU:HD12	1:C:391:CYS:H	1.82	0.45
1:C:52:GLN:OE1	1:C:274:THR:OG1	2.22	0.45
1:C:212:LEU:HD13	1:C:217:PRO:HG3	1.99	0.45
1:C:902:MET:HB3	1:C:916:LEU:HD11	1.98	0.45
1:C:1115:ILE:HG22	1:C:1137:VAL:HG23	1.99	0.45
1:C:105:ILE:HD13	1:C:105:ILE:HA	1.77	0.45
1:C:726:ILE:HG22	1:C:1061:VAL:HG22	1.98	0.45
1:A:84:LEU:HD21	1:A:267:VAL:HG11	1.96	0.45
1:A:299:THR:HG22	1:A:315:THR:HG21	1.97	0.45
1:B:729:VAL:HG21	1:B:781:VAL:HG11	1.98	0.45
1:A:212:LEU:HD13	1:A:217:PRO:HD3	1.99	0.45
1:B:393:THR:OG1	1:B:394:ASN:N	2.49	0.45
1:B:949:GLN:HA	1:B:952:VAL:HG22	1.98	0.45
1:A:756:TYR:HB3	1:A:759:PHE:HD2	1.82	0.45
1:A:1033:VAL:HG11	1:A:1053:PRO:HG3	1.98	0.45
1:C:729:VAL:HG12	1:C:1059:GLY:HA2	1.97	0.45
1:A:796:ASP:OD1	1:A:796:ASP:N	2.50	0.45
1:B:393:THR:OG1	1:B:394:ASN:N	2.49	0.45
1:B:726:ILE:HG22	1:B:1061:VAL:HG22	1.97	0.45
1:C:978:ASN:HA	1:C:981:LEU:HG	1.97	0.45
1:B:712:ILE:HG12	1:B:1094:VAL:HG11	1.99	0.45
1:C:431:GLY:HA2	1:C:515:PHE:CE1	2.52	0.45
1:A:729:VAL:HG21	1:A:781:VAL:HG11	1.99	0.45
1:B:402:ILE:HD12	1:B:403:ARG:H	1.81	0.45
1:A:302:THR:HG21	1:A:315:THR:HB	1.98	0.45
1:C:182:LYS:HD2	1:C:187:LYS:HG3	1.98	0.45
1:C:351:TYR:HB2	1:C:468:ILE:HB	1.98	0.45
1:A:295:PRO:HA	1:A:298:GLU:HB3	1.99	0.45
1:A:722:VAL:HG12	1:A:930:ALA:HB1	1.99	0.45
1:B:785:VAL:HG12	1:B:787:GLN:H	1.81	0.45
1:B:1001:LEU:O	1:B:1005:GLN:HG3	2.16	0.45
1:A:151:SER:HB2	1:A:153:MET:HE3	1.99	0.45
1:A:295:PRO:HA	1:A:298:GLU:HB2	1.98	0.45
1:A:456:PHE:HB3	1:A:473:TYR:HD2	1.81	0.45
1:C:788:ILE:HG13	1:C:876:ALA:HB2	1.98	0.45
1:B:56:LEU:HD21	1:B:91:TYR:HB2	1.98	0.45
1:B:56:LEU:HG	1:B:270:LEU:HD13	1.99	0.45

Continued on next page...

Continued from previous page...

Atom-1	Atom-2	Interatomic distance (Å)	Clash overlap (Å)
1:C:15:CYS:SG	1:C:137:ASN:N	2.86	0.45
1:C:276:LEU:HG	1:C:306:PHE:HE1	1.81	0.45
1:B:206:LYS:HB3	1:B:223:LEU:HD22	1.97	0.45
1:C:48:LEU:HB3	1:C:276:LEU:HD11	1.98	0.45
1:B:503:VAL:HA	1:B:506:GLN:HG3	1.99	0.45
1:B:276:LEU:HG	1:B:306:PHE:HE1	1.81	0.45
1:B:774:GLN:HE22	1:B:1018:ILE:HG21	1.81	0.45
1:A:189:LEU:HD12	1:A:217:PRO:HG2	1.99	0.45
1:B:366:SER:HB3	1:B:388:ASN:HD21	1.81	0.45
1:B:483:VAL:HG12	1:B:484:LYS:HG3	1.98	0.45
1:A:384:PRO:HG3	1:C:415:THR:HG21	1.98	0.45
1:A:1105:THR:HG21	1:A:1110:TYR:HA	1.99	0.45
1:C:611:LEU:HB2	1:C:650:LEU:HD13	1.99	0.45
1:B:386:LYS:NZ	1:C:981:LEU:O	2.39	0.45
1:C:100:ILE:HG21	1:C:263:ALA:HB2	1.99	0.45
1:A:33:THR:OG1	1:A:219:GLY:O	2.32	0.45
1:A:105:ILE:HD12	1:A:105:ILE:HA	1.81	0.45
1:B:725:GLU:OE1	1:B:725:GLU:N	2.50	0.45
1:B:749:CYS:O	1:B:753:LEU:HB3	2.17	0.45
1:C:773:GLU:HG2	1:C:1019:ARG:HH21	1.80	0.45
1:C:1028:LYS:HE2	1:C:1028:LYS:HB2	1.75	0.45
1:A:774:GLN:HA	1:A:777:ASN:HD22	1.82	0.45
1:B:606:ASN:O	1:B:606:ASN:ND2	2.37	0.45
1:B:751:ASN:HA	1:B:754:LEU:HG	1.98	0.45
1:C:751:ASN:HA	1:C:754:LEU:HG	1.99	0.45
1:B:905:ARG:HE	1:B:1050:MET:HB3	1.81	0.45
1:C:287:ASP:OD1	1:C:288:ALA:N	2.50	0.45
1:C:390:LEU:HD12	1:C:391:CYS:H	1.82	0.45
1:A:290:ASP:HB3	1:A:293:LEU:HB2	1.99	0.45
1:A:738:CYS:SG	1:A:739:THR:N	2.90	0.45
1:A:774:GLN:HE22	1:A:1018:ILE:HG21	1.81	0.45
1:B:403:ARG:NH2	1:C:372:ALA:O	2.32	0.45
1:C:965:GLN:HE21	1:C:1003:SER:HB2	1.81	0.45
1:A:989:ALA:O	1:A:993:ILE:HG12	2.16	0.45
1:C:390:LEU:HD12	1:C:391:CYS:H	1.81	0.45
1:C:393:THR:OG1	1:C:394:ASN:N	2.50	0.45
1:C:912:THR:OG1	1:C:1106:GLN:NE2	2.50	0.45
1:A:287:ASP:OD1	1:A:288:ALA:N	2.50	0.45
1:B:733:LYS:HB3	1:B:861:LEU:HD23	1.99	0.45
1:C:342:PHE:CE1	1:C:511:VAL:HG11	2.52	0.45
1:B:659:SER:HB3	1:B:698:SER:HB2	1.97	0.45

Continued on next page...

Continued from previous page...

Atom-1	Atom-2	Interatomic distance (Å)	Clash overlap (Å)
1:A:1081:ILE:HG23	1:A:1088:HIS:HB2	1.98	0.45
1:B:403:ARG:NH2	1:C:372:ALA:O	2.32	0.45
1:B:947:LYS:HE3	1:B:947:LYS:HB2	1.89	0.45
1:A:773:GLU:HG2	1:A:1019:ARG:HH21	1.82	0.45
1:B:989:ALA:O	1:B:993:ILE:HD12	2.16	0.45
1:B:785:VAL:HG12	1:B:787:GLN:H	1.81	0.45
1:C:191:GLU:HB2	1:C:223:LEU:HD11	1.98	0.45
1:C:382:VAL:HG21	1:C:515:PHE:HZ	1.82	0.45
1:C:1116:THR:OG1	1:C:1118:ASP:OD1	2.34	0.45
1:A:483:VAL:HG12	1:A:484:LYS:HG3	1.99	0.45
1:B:382:VAL:HG11	1:B:515:PHE:HZ	1.81	0.45
1:B:393:THR:OG1	1:B:516:GLU:O	2.35	0.45
1:C:1106:GLN:HA	1:C:1106:GLN:NE2	2.28	0.45
1:B:972:ALA:HB2	1:B:996:LEU:HD21	1.99	0.45
1:A:295:PRO:HA	1:A:298:GLU:HB2	1.97	0.45
1:A:390:LEU:HD12	1:A:391:CYS:H	1.80	0.45
1:A:564:GLN:OE1	1:A:564:GLN:N	2.49	0.45
1:C:115:GLN:HB2	1:C:233:ILE:HD12	1.98	0.45
1:C:1038:LYS:HB3	1:C:1038:LYS:HE3	1.76	0.45
1:A:785:VAL:HG12	1:A:787:GLN:H	1.81	0.45
1:B:770:ILE:HA	1:B:773:GLU:HG3	1.98	0.45
1:C:931:ILE:HA	1:C:934:ILE:HG22	1.98	0.45
1:A:914:ASN:OD1	1:A:914:ASN:N	2.49	0.45
1:B:676:THR:HA	1:B:690:GLN:HG2	1.99	0.45
1:C:53:ASP:OD1	1:C:195:LYS:NZ	2.49	0.45
1:C:409:GLN:NE2	1:C:418:ILE:HG12	2.31	0.45
1:C:931:ILE:HA	1:C:934:ILE:HG22	1.99	0.45
1:C:84:LEU:HD11	1:C:267:VAL:HG11	1.98	0.45
1:B:407:VAL:O	1:B:410:ILE:HG22	2.17	0.45
1:A:31:SER:OG	1:A:60:SER:O	2.31	0.45
1:A:791:THR:HG21	1:A:806:LEU:HD11	1.99	0.45
1:A:890:ALA:HA	1:C:1046:GLY:HA2	1.98	0.45
1:B:564:GLN:HG2	1:B:577:ARG:HD2	1.98	0.45
1:B:802:PHE:HE1	1:B:927:PHE:HE2	1.65	0.45
1:C:330:PRO:HD3	1:C:579:PRO:HB2	1.98	0.45
1:C:719:THR:HG23	1:C:1070:ALA:HB2	1.99	0.45
1:C:785:VAL:HG12	1:C:787:GLN:H	1.81	0.45
1:B:412:PRO:HG3	1:B:429:PHE:HD1	1.82	0.45
1:B:415:THR:HG21	1:C:384:PRO:HG3	1.99	0.45
1:B:814:LYS:N	1:B:868:GLU:OE2	2.49	0.45
1:B:193:VAL:HB	1:B:204:TYR:HD2	1.80	0.45

Continued on next page...

Continued from previous page...

Atom-1	Atom-2	Interatomic distance (Å)	Clash overlap (Å)
1:C:44:ARG:HD2	1:C:47:VAL:HG21	1.99	0.45
1:C:390:LEU:HD12	1:C:391:CYS:H	1.81	0.45
1:B:404:GLY:HA2	1:B:508:TYR:CD2	2.52	0.45
1:C:355:ARG:NH2	1:C:398:ASP:OD2	2.50	0.45
1:B:35:GLY:HA3	1:B:56:LEU:HD12	1.98	0.45
1:B:106:PHE:O	1:B:117:LEU:N	2.40	0.45
1:B:398:ASP:OD2	1:B:423:TYR:OH	2.25	0.45
1:B:802:PHE:HE1	1:B:927:PHE:HE2	1.65	0.45
1:C:226:LEU:HG	1:C:227:VAL:HG13	1.99	0.45
1:C:390:LEU:HD12	1:C:391:CYS:H	1.82	0.45
1:A:787:GLN:HG2	1:C:701:VAL:HG13	1.98	0.45
1:B:483:VAL:HG12	1:B:484:LYS:HG3	1.98	0.45
1:B:195:LYS:HG3	1:B:197:ILE:HG13	1.98	0.45
1:B:293:LEU:HD22	1:B:294:ASP:OD2	2.16	0.45
1:C:523:THR:HG23	1:C:524:VAL:HG13	1.98	0.45
1:A:1081:ILE:HD11	1:A:1135:ASN:HB3	1.98	0.45
1:B:563:GLN:HG2	1:C:41:LYS:HZ2	1.82	0.45
1:B:748:GLU:N	1:B:748:GLU:OE2	2.50	0.45
1:C:106:PHE:HB2	1:C:117:LEU:HB3	1.98	0.45
1:C:989:ALA:O	1:C:993:ILE:HG13	2.16	0.45
1:B:650:LEU:HD21	1:B:678:ILE:HD12	1.98	0.45
1:A:574:ASP:OD1	1:A:574:ASP:N	2.49	0.45
1:C:395:VAL:HG12	1:C:515:PHE:HB3	1.99	0.45
1:A:574:ASP:OD1	1:A:574:ASP:N	2.49	0.45
1:B:983:ARG:HB2	1:B:984:LEU:HD22	1.99	0.45
1:C:966:LEU:HD13	1:C:1000:ARG:HH22	1.81	0.45
1:B:278:LYS:HB2	1:B:306:PHE:CE2	2.52	0.45
1:B:332:ILE:HG13	1:B:362:VAL:HG22	1.98	0.45
1:A:325:SER:HA	1:A:540:ASN:HB3	1.99	0.45
1:A:332:ILE:HB	1:A:362:VAL:HG11	1.99	0.45
1:A:732:THR:OG1	1:A:955:ASN:OD1	2.19	0.45
1:B:722:VAL:HG22	1:B:930:ALA:HB1	1.99	0.45
1:C:326:ILE:HD13	1:C:533:LEU:HD12	1.99	0.45
1:C:888:PHE:HE2	1:C:1034:LEU:HB2	1.82	0.45
1:B:733:LYS:HG2	1:B:774:GLN:NE2	2.32	0.45
1:A:919:ASN:HD22	1:A:922:LEU:HD21	1.82	0.45
1:C:923:ILE:HA	1:C:926:GLN:HG3	1.99	0.45
1:A:483:VAL:HG12	1:A:484:LYS:HG3	1.99	0.45
1:C:276:LEU:HD21	1:C:304:LYS:HA	1.99	0.45
1:A:168:PHE:HZ	1:C:466:ARG:HH22	1.65	0.45
1:B:97:LYS:NZ	1:B:183:GLN:O	2.44	0.45

Continued on next page...

Continued from previous page...

Atom-1	Atom-2	Interatomic distance (Å)	Clash overlap (Å)
1:B:877:LEU:O	1:B:881:THR:HG23	2.17	0.45
1:B:1013:ILE:HD13	1:C:1012:LEU:HB3	1.99	0.45
1:C:914:ASN:OD1	1:C:914:ASN:N	2.50	0.45
1:A:701:VAL:HG13	1:B:787:GLN:HG2	1.98	0.45
1:C:332:ILE:HG13	1:C:362:VAL:HG22	1.98	0.45
1:A:332:ILE:HG13	1:A:362:VAL:HG22	1.99	0.45
1:A:606:ASN:O	1:A:606:ASN:ND2	2.50	0.45
1:A:47:VAL:HG12	1:C:569:ILE:HA	1.98	0.45
1:C:722:VAL:HG12	1:C:1065:VAL:HG22	1.99	0.45
1:B:887:THR:HG21	1:B:894:LEU:HB2	1.98	0.45
1:C:785:VAL:HG12	1:C:787:GLN:H	1.81	0.45
1:B:287:ASP:OD1	1:B:288:ALA:N	2.50	0.45
1:B:809:PRO:HA	1:B:814:LYS:HD2	1.97	0.45
1:A:683:CYS:O	1:A:695:TYR:N	2.44	0.45
1:C:202:LYS:NZ	1:C:228:ASP:OD1	2.40	0.45
1:C:726:ILE:HG13	1:C:947:LYS:HE2	1.98	0.45
1:C:807:PRO:HA	1:C:816:SER:HA	1.99	0.45
1:A:302:THR:HG21	1:A:315:THR:HB	1.98	0.45
1:A:751:ASN:HA	1:A:754:LEU:HG	1.98	0.45
1:C:781:VAL:HG23	1:C:1026:ALA:HA	1.99	0.45
1:A:983:ARG:HD3	1:C:517:LEU:HD11	1.99	0.45
1:C:1002:GLN:O	1:C:1006:THR:HG23	2.17	0.45
1:B:121:ASN:HA	1:B:126:VAL:HA	1.98	0.45
1:B:731:MET:H	1:B:774:GLN:NE2	2.14	0.45
1:C:102:ARG:HG2	1:C:246:ILE:HD11	1.99	0.45
1:C:247:SER:O	1:C:258:TRP:NE1	2.47	0.45
1:C:796:ASP:OD1	1:C:796:ASP:N	2.48	0.45
1:C:330:PRO:HD3	1:C:579:PRO:HB2	1.99	0.45
1:B:612:TYR:HD2	1:B:620:VAL:HG22	1.82	0.45
1:B:733:LYS:HB3	1:B:861:LEU:HD23	1.99	0.45
1:C:393:THR:OG1	1:C:394:ASN:N	2.50	0.45
1:A:1041:ASP:OD1	1:B:1030:SER:HB2	2.16	0.45
1:C:909:ILE:HD11	1:C:1047:TYR:CD1	2.52	0.45
1:A:357:ARG:HD3	1:A:396:TYR:CE1	2.52	0.45
1:A:978:ASN:HA	1:A:981:LEU:HG	1.99	0.45
1:C:99:ASN:HB3	1:C:102:ARG:HH12	1.82	0.45
1:A:642:VAL:HG22	1:A:651:ILE:HG22	1.99	0.45
1:B:366:SER:O	1:B:370:ASN:HB2	2.17	0.45
1:B:722:VAL:HG22	1:B:930:ALA:HB1	1.99	0.45
1:B:1115:ILE:HG22	1:B:1137:VAL:HG23	1.98	0.45
1:C:290:ASP:HB3	1:C:293:LEU:HB2	1.99	0.45

Continued on next page...

Continued from previous page...

Atom-1	Atom-2	Interatomic distance (Å)	Clash overlap (Å)
1:C:763:LEU:HB2	1:C:1008:VAL:HG11	1.99	0.45
1:A:787:GLN:HG2	1:C:701:VAL:HG13	1.98	0.45
1:B:442:ASP:OD2	1:B:509:ARG:NE	2.46	0.45
1:B:613:GLN:HA	1:B:648:GLY:HA3	1.99	0.45
1:A:976:VAL:HG13	1:A:979:ASP:HB3	1.99	0.45
1:A:809:PRO:HA	1:A:814:LYS:HD2	1.99	0.45
1:B:326:ILE:HD11	1:B:534:VAL:HG22	1.99	0.45
1:B:408:ARG:HH21	1:B:409:GLN:HE21	1.64	0.45
1:A:22:THR:O	1:A:78:ARG:NH1	2.50	0.45
1:B:574:ASP:OD1	1:B:574:ASP:N	2.49	0.45
1:C:216:LEU:HD21	1:C:266:TYR:HE2	1.81	0.44
1:C:773:GLU:HA	1:C:776:LYS:HE3	1.99	0.44
1:C:31:SER:O	1:C:31:SER:OG	2.34	0.44
1:B:326:ILE:HD11	1:B:534:VAL:HG22	1.99	0.44
1:C:914:ASN:OD1	1:C:914:ASN:N	2.50	0.44
1:A:1005:GLN:HA	1:A:1008:VAL:HG22	1.98	0.44
1:A:1037:SER:OG	1:A:1039:ARG:HG2	2.16	0.44
1:C:402:ILE:HD12	1:C:403:ARG:H	1.81	0.44
1:C:52:GLN:OE1	1:C:274:THR:OG1	2.30	0.44
1:C:231:ILE:HG13	1:C:233:ILE:HG22	1.99	0.44
1:C:574:ASP:OD1	1:C:574:ASP:N	2.49	0.44
1:C:886:TRP:HH2	1:C:904:TYR:HB3	1.82	0.44
1:A:384:PRO:HG3	1:C:415:THR:HG21	1.98	0.44
1:A:1105:THR:HG21	1:A:1110:TYR:HA	1.98	0.44
1:A:1107:ARG:HE	1:A:1107:ARG:HB3	1.61	0.44
1:B:401:VAL:HG22	1:B:509:ARG:HG2	1.97	0.44
1:C:596:SER:HB2	1:C:611:LEU:HB3	1.98	0.44
1:B:947:LYS:HE3	1:B:947:LYS:HB2	1.86	0.44
1:C:379:CYS:CA	1:C:432:CYS:HB3	2.47	0.44
1:A:1135:ASN:OD1	1:A:1136:THR:N	2.45	0.44
1:C:332:ILE:HG12	1:C:524:VAL:HG21	1.99	0.44
1:C:597:VAL:HG13	1:C:608:VAL:HG13	1.99	0.44
1:A:887:THR:HB	1:A:894:LEU:HD23	1.98	0.44
1:B:1086:LYS:HE3	1:B:1122:VAL:HG11	1.99	0.44
1:B:1116:THR:OG1	1:B:1118:ASP:OD1	2.31	0.44
1:C:906:PHE:CD2	1:C:916:LEU:HB2	2.52	0.44
1:A:39:PRO:HG3	1:A:51:THR:HG21	1.98	0.44
1:A:332:ILE:HG13	1:A:362:VAL:HG22	1.98	0.44
1:C:287:ASP:OD1	1:C:288:ALA:N	2.50	0.44
1:C:560:LEU:O	1:C:577:ARG:NH2	2.50	0.44
1:A:106:PHE:O	1:A:117:LEU:N	2.42	0.44

Continued on next page...

Continued from previous page...

Atom-1	Atom-2	Interatomic distance (Å)	Clash overlap (Å)
1:B:1106:GLN:H	1:B:1106:GLN:HG2	1.53	0.44
1:A:96:GLU:HG3	1:A:100:ILE:HG22	1.99	0.44
1:A:1051:SER:OG	1:A:1064:HIS:ND1	2.41	0.44
1:A:326:ILE:HD11	1:A:534:VAL:HG22	2.00	0.44
1:B:382:VAL:HG11	1:B:515:PHE:HZ	1.82	0.44
1:C:190:ARG:CZ	1:C:207:HIS:CE1	3.00	0.44
1:A:611:LEU:HD13	1:A:650:LEU:HD13	1.99	0.44
1:B:365:TYR:CE2	1:B:387:LEU:HD12	2.52	0.44
1:B:287:ASP:OD1	1:B:288:ALA:N	2.50	0.44
1:B:290:ASP:HB3	1:B:293:LEU:HB2	1.99	0.44
1:A:315:THR:HG23	1:A:595:VAL:HG23	1.99	0.44
1:A:717:ASN:OD1	1:A:718:PHE:N	2.50	0.44
1:A:1002:GLN:O	1:A:1006:THR:HG23	2.18	0.44
1:B:489:TYR:CE2	1:C:372:ALA:HB3	2.51	0.44
1:C:1127:ASP:OD2	1:C:1127:ASP:N	2.50	0.44
1:A:871:ALA:HA	1:A:874:THR:HG22	1.99	0.44
1:C:560:LEU:HD12	1:C:561:PRO:HD2	1.99	0.44
1:B:287:ASP:OD1	1:B:288:ALA:N	2.50	0.44
1:C:290:ASP:HB3	1:C:293:LEU:HB2	1.99	0.44
1:B:406:GLU:HB3	1:B:418:ILE:HG21	1.98	0.44
1:B:406:GLU:HA	1:B:409:GLN:NE2	2.32	0.44
1:A:785:VAL:HG12	1:A:787:GLN:H	1.81	0.44
1:C:404:GLY:HA2	1:C:407:VAL:HG13	1.98	0.44
1:A:701:VAL:HG13	1:B:787:GLN:HG2	1.99	0.44
1:A:390:LEU:HD12	1:A:391:CYS:H	1.82	0.44
1:C:782:PHE:HE1	1:C:870:ILE:HD11	1.81	0.44
1:A:971:GLY:H	1:B:755:GLN:NE2	2.14	0.44
1:B:656:VAL:HG12	1:B:658:ASN:H	1.82	0.44
1:C:431:GLY:HA2	1:C:515:PHE:HE1	1.82	0.44
1:B:717:ASN:OD1	1:B:718:PHE:N	2.49	0.44
1:C:316:SER:H	1:C:595:VAL:HG22	1.82	0.44
1:C:203:ILE:HG22	1:C:226:LEU:HD23	1.99	0.44
1:A:401:VAL:HG22	1:A:509:ARG:HG2	1.99	0.44
1:A:642:VAL:HG22	1:A:651:ILE:HG22	1.99	0.44
1:B:83:VAL:HG22	1:B:239:GLN:HE21	1.82	0.44
1:C:183:GLN:HG3	1:C:187:LYS:HG3	1.99	0.44
1:B:1115:ILE:HG22	1:B:1137:VAL:HG23	1.99	0.44
1:A:454:ARG:HD3	1:A:457:ARG:HD3	1.99	0.44
1:A:896:ILE:HD12	1:A:897:PRO:HD2	1.98	0.44
1:C:435:ALA:HB2	1:C:510:VAL:HG12	1.99	0.44
1:A:102:ARG:NH1	1:A:121:ASN:O	2.47	0.44

Continued on next page...

Continued from previous page...

Atom-1	Atom-2	Interatomic distance (Å)	Clash overlap (Å)
1:B:394:ASN:OD1	1:B:394:ASN:N	2.50	0.44
1:B:972:ALA:HB2	1:B:996:LEU:HD21	1.99	0.44
1:B:986:PRO:HD2	1:B:987:PRO:HD3	1.99	0.44
1:A:574:ASP:O	1:A:587:ILE:N	2.36	0.44
1:A:1028:LYS:HE2	1:A:1028:LYS:HB2	1.85	0.44
1:A:102:ARG:HA	1:A:102:ARG:HD3	1.86	0.44
1:A:753:LEU:HD12	1:A:759:PHE:HZ	1.82	0.44
1:B:1120:THR:OG1	1:B:1121:PHE:N	2.51	0.44
1:A:729:VAL:HG13	1:A:1059:GLY:HA2	1.99	0.44
1:A:733:LYS:HE3	1:A:771:ALA:HB1	1.98	0.44
1:A:773:GLU:HA	1:A:776:LYS:HE3	1.99	0.44
1:B:1086:LYS:HA	1:B:1125:ASN:HA	1.99	0.44
1:A:701:VAL:HG13	1:B:787:GLN:HG2	1.99	0.44
1:C:884:SER:OG	1:C:894:LEU:O	2.34	0.44
1:A:393:THR:HA	1:A:522:ALA:HA	1.98	0.44
1:A:58:PHE:HD2	1:A:290:ASP:HB2	1.82	0.44
1:C:989:ALA:O	1:C:993:ILE:HG12	2.17	0.44
1:A:822:LEU:HD11	1:A:1061:VAL:HG21	2.00	0.44
1:A:1094:VAL:HG11	1:A:1107:ARG:HH21	1.82	0.44
1:A:106:PHE:HB2	1:A:117:LEU:HD12	1.99	0.44
1:A:1033:VAL:HG21	1:A:1053:PRO:HG3	1.99	0.44
1:C:42:VAL:HG13	1:C:44:ARG:HH22	1.82	0.44
1:A:564:GLN:N	1:B:41:LYS:HZ2	2.11	0.44
1:C:454:ARG:NH2	1:C:469:SER:O	2.46	0.44
1:A:774:GLN:HE22	1:A:1018:ILE:HG21	1.82	0.44
1:A:864:LEU:O	1:C:669:GLY:N	2.50	0.44
1:B:310:LYS:HG3	1:B:600:PRO:HA	2.00	0.44
1:A:295:PRO:O	1:A:299:THR:HG23	2.17	0.44
1:A:773:GLU:OE2	1:A:1019:ARG:NH1	2.44	0.44
1:A:887:THR:HG21	1:A:894:LEU:HB2	1.99	0.44
1:A:978:ASN:HA	1:A:981:LEU:HG	2.00	0.44
1:C:719:THR:HG23	1:C:1070:ALA:HB2	1.99	0.44
1:A:129:LYS:HE2	1:A:129:LYS:HB2	1.80	0.44
1:A:886:TRP:HB3	1:A:1035:GLY:HA2	2.00	0.44
1:C:905:ARG:NH1	1:C:1036:GLN:HB2	2.33	0.44
1:B:402:ILE:HD12	1:B:403:ARG:H	1.82	0.44
1:A:722:VAL:HG12	1:A:930:ALA:HB1	1.99	0.44
1:C:612:TYR:HD1	1:C:620:VAL:HG22	1.82	0.44
1:A:102:ARG:HE	1:A:246:ILE:HD11	1.82	0.44
1:B:212:LEU:HD13	1:B:217:PRO:HG3	2.00	0.44
1:B:722:VAL:HG22	1:B:930:ALA:HB1	1.99	0.44

Continued on next page...

Continued from previous page...

Atom-1	Atom-2	Interatomic distance (Å)	Clash overlap (Å)
1:B:1019:ARG:HD2	1:B:1019:ARG:HA	1.69	0.44
1:B:777:ASN:HB3	1:B:1019:ARG:NH2	2.33	0.44
1:C:191:GLU:N	1:C:191:GLU:OE1	2.51	0.44
1:C:642:VAL:HG22	1:C:651:ILE:HG22	1.99	0.44
1:A:43:PHE:HB3	1:C:565:PHE:O	2.17	0.44
1:A:888:PHE:HE2	1:A:1034:LEU:HG	1.83	0.44
1:B:118:LEU:HD21	1:B:135:PHE:HE2	1.81	0.44
1:B:87:ASN:OD1	1:B:87:ASN:N	2.42	0.44
1:B:111:ASP:OD1	1:B:113:LYS:NZ	2.48	0.44
1:A:813:SER:OG	1:A:868:GLU:OE2	2.29	0.44
1:B:611:LEU:HD13	1:B:650:LEU:HD22	1.99	0.44
1:A:717:ASN:OD1	1:A:718:PHE:N	2.50	0.44
1:A:825:LYS:HE2	1:A:825:LYS:HB2	1.87	0.44
1:C:214:ARG:HD2	1:C:215:GLY:N	2.31	0.44
1:B:1115:ILE:HG22	1:B:1137:VAL:HG23	1.99	0.44
1:A:787:GLN:HG2	1:C:701:VAL:HG13	2.00	0.44
1:B:552:LEU:HD22	1:B:587:ILE:HD13	2.00	0.44
1:B:390:LEU:HD12	1:B:391:CYS:H	1.83	0.44
1:C:106:PHE:O	1:C:117:LEU:N	2.41	0.44
1:C:34:ARG:NH2	1:C:221:SER:H	2.14	0.44
1:A:229:LEU:HG	1:A:231:ILE:HG23	2.00	0.44
1:B:1086:LYS:HE3	1:B:1122:VAL:HG11	1.99	0.44
1:C:523:THR:HG23	1:C:524:VAL:HG13	1.99	0.44
1:B:715:PRO:HD3	1:C:894:LEU:HD21	2.00	0.44
1:C:332:ILE:HG12	1:C:524:VAL:HG21	1.99	0.44
1:B:287:ASP:OD1	1:B:288:ALA:N	2.50	0.44
1:B:442:ASP:OD2	1:B:509:ARG:NE	2.42	0.44
1:C:22:THR:O	1:C:78:ARG:NH1	2.50	0.44
1:A:212:LEU:HD22	1:A:217:PRO:HD3	2.00	0.44
1:B:1086:LYS:HD3	1:B:1122:VAL:HG11	1.98	0.44
1:C:809:PRO:O	1:C:814:LYS:NZ	2.39	0.44
1:A:787:GLN:HG2	1:C:701:VAL:HG13	1.99	0.44
1:B:192:PHE:HD1	1:B:203:ILE:HD11	1.82	0.44
1:C:330:PRO:HG3	1:C:579:PRO:HB2	2.00	0.44
1:C:360:ASN:OD1	1:C:523:THR:OG1	2.35	0.44
1:B:877:LEU:O	1:B:881:THR:HG23	2.18	0.44
1:A:195:LYS:HD2	1:A:197:ILE:HD11	1.99	0.44
1:B:298:GLU:HB3	1:B:315:THR:HG21	1.99	0.44
1:C:916:LEU:HD23	1:C:917:TYR:CD2	2.53	0.44
1:B:33:THR:OG1	1:B:34:ARG:NH1	2.51	0.44
1:A:1040:VAL:HG21	1:B:1035:GLY:HA3	1.99	0.44

Continued on next page...

Continued from previous page...

Atom-1	Atom-2	Interatomic distance (Å)	Clash overlap (Å)
1:B:220:PHE:HE2	1:B:285:ILE:HG22	1.82	0.44
1:C:950:ASP:N	1:C:950:ASP:OD1	2.50	0.44
1:A:129:LYS:NZ	1:A:166:CYS:SG	2.69	0.44
1:C:58:PHE:HD2	1:C:290:ASP:HB2	1.82	0.44
1:C:276:LEU:HD21	1:C:304:LYS:HA	1.99	0.44
1:B:984:LEU:HB2	1:B:989:ALA:HB2	1.98	0.44
1:C:560:LEU:HD12	1:C:561:PRO:HD2	1.99	0.44
1:B:394:ASN:HB3	1:B:396:TYR:HE2	1.82	0.44
1:C:759:PHE:HA	1:C:762:GLN:HE21	1.83	0.44
1:C:330:PRO:HD3	1:C:579:PRO:HB2	2.00	0.44
1:C:406:GLU:N	1:C:406:GLU:OE2	2.50	0.44
1:A:287:ASP:OD1	1:A:288:ALA:N	2.51	0.44
1:A:719:THR:HG23	1:A:1068:VAL:HB	1.99	0.44
1:B:465:GLU:OE1	1:B:466:ARG:N	2.49	0.44
1:C:442:ASP:OD2	1:C:509:ARG:NE	2.44	0.44
1:A:751:ASN:HA	1:A:754:LEU:HG	1.99	0.44
1:B:100:ILE:HA	1:B:246:ILE:HD12	2.00	0.44
1:B:351:TYR:HE2	1:B:452:LEU:HB2	1.81	0.44
1:A:1081:ILE:HD11	1:A:1135:ASN:HB3	1.99	0.44
1:B:483:VAL:HG12	1:B:484:LYS:HG3	1.99	0.44
1:C:389:ASP:OD1	1:C:528:LYS:NZ	2.36	0.44
1:C:523:THR:HG23	1:C:524:VAL:HG13	1.98	0.44
1:C:730:SER:OG	1:C:731:MET:N	2.51	0.44
1:A:486:PHE:O	1:A:487:ASN:ND2	2.51	0.44
1:C:1050:MET:SD	1:C:1052:PHE:HE1	2.40	0.44
1:B:350:VAL:HG21	1:B:418:ILE:HD11	1.99	0.44
1:B:731:MET:H	1:B:774:GLN:HE22	1.65	0.44
1:A:976:VAL:HG22	1:C:572:THR:HG22	1.98	0.44
1:A:1002:GLN:O	1:A:1006:THR:HG23	2.17	0.44
1:C:277:LEU:HD12	1:C:285:ILE:HD13	1.99	0.44
1:B:751:ASN:HA	1:B:754:LEU:HG	1.99	0.44
1:C:762:GLN:HA	1:C:765:ARG:HG2	2.00	0.44
1:C:1135:ASN:OD1	1:C:1136:THR:N	2.42	0.44
1:A:983:ARG:HH21	1:C:517:LEU:HD11	1.82	0.44
1:A:34:ARG:NH2	1:A:221:SER:H	2.15	0.44
1:C:730:SER:OG	1:C:731:MET:N	2.51	0.44
1:C:1054:GLN:HB2	1:C:1061:VAL:HG13	2.00	0.44
1:A:398:ASP:HB2	1:A:512:VAL:HG13	2.00	0.44
1:A:1104:VAL:HG23	1:A:1115:ILE:HD13	1.99	0.44
1:A:756:TYR:HB3	1:A:759:PHE:HD2	1.83	0.44
1:B:989:ALA:O	1:B:993:ILE:HG12	2.17	0.44

Continued on next page...

Continued from previous page...

Atom-1	Atom-2	Interatomic distance (Å)	Clash overlap (Å)
1:B:471:GLU:OE2	1:C:113:LYS:NZ	2.40	0.44
1:C:1115:ILE:HG22	1:C:1137:VAL:HG23	1.98	0.44
1:B:92:PHE:HD1	1:B:93:ALA:N	2.16	0.44
1:C:434:ILE:HB	1:C:511:VAL:HG13	1.99	0.44
1:C:896:ILE:HD12	1:C:897:PRO:HD2	1.98	0.44
1:A:850:ILE:HG23	1:A:860:VAL:HG11	2.00	0.44
1:A:949:GLN:HA	1:A:952:VAL:HG12	1.99	0.44
1:C:906:PHE:HA	1:C:909:ILE:HG12	2.00	0.44
1:C:971:GLY:O	1:C:995:ARG:NH1	2.51	0.44
1:B:38:TYR:O	1:B:204:TYR:OH	2.25	0.44
1:C:537:LYS:HD3	1:C:538:CYS:N	2.32	0.44
1:B:781:VAL:HG13	1:B:782:PHE:HD1	1.82	0.44
1:A:890:ALA:HA	1:C:1046:GLY:HA2	1.99	0.44
1:C:129:LYS:HZ3	1:C:169:GLU:HB2	1.81	0.44
1:C:785:VAL:HG12	1:C:787:GLN:H	1.82	0.44
1:A:547:THR:O	1:B:978:ASN:ND2	2.51	0.44
1:C:39:PRO:HG3	1:C:51:THR:HG21	1.98	0.44
1:C:402:ILE:HD11	1:C:418:ILE:HG13	1.99	0.44
1:B:468:ILE:HG12	1:C:115:GLN:HE22	1.83	0.44
1:A:976:VAL:HG13	1:A:979:ASP:HB3	2.00	0.44
1:C:914:ASN:OD1	1:C:914:ASN:N	2.49	0.44
1:A:291:CYS:HB2	1:A:301:CYS:HB2	1.79	0.44
1:B:431:GLY:HA2	1:B:515:PHE:CZ	2.53	0.44
1:C:106:PHE:HB2	1:C:117:LEU:HD12	1.99	0.44
1:B:557:LYS:HD2	1:B:557:LYS:HA	1.68	0.44
1:C:777:ASN:O	1:C:781:VAL:HG12	2.17	0.44
1:C:960:ASN:HA	1:C:963:VAL:HG22	1.98	0.44
1:B:650:LEU:HD21	1:B:678:ILE:HD11	1.99	0.44
1:C:971:GLY:HA3	1:C:995:ARG:HH12	1.82	0.44
1:A:1107:ARG:HE	1:A:1107:ARG:HB3	1.60	0.44
1:A:954:GLN:OE1	1:A:1014:ARG:NE	2.49	0.44
1:B:1019:ARG:HG3	1:B:1019:ARG:HH11	1.83	0.44
1:C:532:ASN:OD1	1:C:533:LEU:N	2.50	0.44
1:A:406:GLU:N	1:A:406:GLU:OE2	2.51	0.44
1:C:33:THR:OG1	1:C:219:GLY:O	2.31	0.44
1:A:742:ILE:HG13	1:A:997:ILE:HG22	1.99	0.44
1:B:762:GLN:HB3	1:B:765:ARG:HH21	1.82	0.44
1:B:767:LEU:HD13	1:B:770:ILE:HD11	2.00	0.44
1:C:912:THR:OG1	1:C:914:ASN:OD1	2.35	0.44
1:A:796:ASP:OD1	1:A:796:ASP:N	2.45	0.44
1:B:287:ASP:OD1	1:B:288:ALA:N	2.50	0.44

Continued on next page...

Continued from previous page...

Atom-1	Atom-2	Interatomic distance (Å)	Clash overlap (Å)
1:B:762:GLN:HA	1:B:765:ARG:HE	1.82	0.44
1:B:915:VAL:HG21	1:B:1108:ASN:HD22	1.82	0.44
1:B:1010:GLN:O	1:B:1014:ARG:HG3	2.18	0.44
1:B:1086:LYS:HE3	1:B:1122:VAL:HG11	2.00	0.44
1:C:882:ILE:HD12	1:C:882:ILE:HA	1.85	0.44
1:C:390:LEU:HD12	1:C:391:CYS:H	1.82	0.44
1:B:517:LEU:HD11	1:C:983:ARG:HD2	1.98	0.44
1:C:287:ASP:OD1	1:C:288:ALA:N	2.50	0.44
1:B:717:ASN:OD1	1:B:718:PHE:N	2.49	0.44
1:C:727:LEU:HD11	1:C:1024:LEU:HG	2.00	0.44
1:A:787:GLN:HG2	1:C:701:VAL:HG13	2.00	0.44
1:A:826:VAL:HG23	1:A:945:LEU:HD12	1.99	0.44
1:B:775:ASP:OD1	1:B:775:ASP:N	2.51	0.44
1:A:781:VAL:HG13	1:A:782:PHE:HD1	1.82	0.44
1:B:574:ASP:OD1	1:B:574:ASP:N	2.50	0.44
1:A:1081:ILE:HG23	1:A:1088:HIS:HB2	2.00	0.44
1:B:985:ASP:OD2	1:B:985:ASP:N	2.47	0.44
1:C:738:CYS:O	1:C:742:ILE:HB	2.17	0.44
1:A:756:TYR:HE2	1:A:997:ILE:HD11	1.83	0.44
1:B:722:VAL:HG22	1:B:930:ALA:HB1	2.00	0.44
1:B:827:THR:O	1:B:827:THR:OG1	2.27	0.44
1:B:877:LEU:O	1:B:881:THR:HG23	2.18	0.44
1:C:290:ASP:HB3	1:C:293:LEU:HB2	1.99	0.44
1:C:513:LEU:HD12	1:C:513:LEU:HA	1.86	0.44
1:C:989:ALA:O	1:C:993:ILE:HG12	2.18	0.44
1:A:611:LEU:HD13	1:A:650:LEU:HD13	2.00	0.44
1:C:566:GLY:N	1:C:575:ALA:O	2.36	0.44
1:A:104:TRP:H	1:A:119:ILE:HB	1.82	0.44
1:B:729:VAL:HG12	1:B:1059:GLY:HA2	2.00	0.44
1:B:762:GLN:HA	1:B:765:ARG:HE	1.83	0.44
1:C:34:ARG:NH2	1:C:221:SER:H	2.16	0.44
1:A:1102:TRP:HD1	1:A:1135:ASN:HD22	1.66	0.44
1:C:767:LEU:HA	1:C:770:ILE:HG22	2.00	0.44
1:A:287:ASP:OD1	1:A:288:ALA:N	2.51	0.44
1:A:642:VAL:HG22	1:A:651:ILE:HG22	2.00	0.44
1:A:1105:THR:HG21	1:A:1110:TYR:HA	2.00	0.44
1:B:506:GLN:HG3	1:B:507:PRO:HD2	1.99	0.44
1:B:972:ALA:HB2	1:B:996:LEU:HD21	2.00	0.44
1:C:37:TYR:OH	1:C:53:ASP:OD1	2.24	0.44
1:B:369:TYR:CZ	1:B:384:PRO:HB2	2.53	0.44
1:C:407:VAL:O	1:C:410:ILE:HG22	2.17	0.44

Continued on next page...

Continued from previous page...

Atom-1	Atom-2	Interatomic distance (Å)	Clash overlap (Å)
1:C:729:VAL:HG21	1:C:781:VAL:HG11	1.99	0.44
1:B:552:LEU:HD12	1:B:585:LEU:HD22	1.99	0.44
1:C:277:LEU:HD12	1:C:285:ILE:HG12	1.99	0.44
1:A:199:GLY:HA2	1:A:232:GLY:HA2	1.99	0.44
1:A:711:SER:OG	1:B:895:GLN:OE1	2.34	0.44
1:B:877:LEU:O	1:B:881:THR:HG23	2.17	0.44
1:A:195:LYS:HG3	1:A:197:ILE:HG23	1.98	0.44
1:C:28:TYR:HB3	1:C:61:ASN:HB3	1.98	0.44
1:A:712:ILE:HG21	1:A:1096:VAL:HG12	1.99	0.44
1:C:712:ILE:HD12	1:C:712:ILE:HA	1.71	0.44
1:C:877:LEU:O	1:C:881:THR:HG23	2.18	0.44
1:B:409:GLN:HA	1:B:414:GLN:HG2	2.00	0.44
1:B:731:MET:H	1:B:774:GLN:NE2	2.16	0.44
1:C:276:LEU:HD22	1:C:306:PHE:HE1	1.82	0.44
1:B:271:GLN:HB2	1:B:273:ARG:HH22	1.82	0.44
1:B:408:ARG:NH1	1:C:408:ARG:HA	2.33	0.44
1:B:587:ILE:HD12	1:B:587:ILE:HA	1.76	0.44
1:C:204:TYR:HA	1:C:225:PRO:HA	1.99	0.44
1:A:289:VAL:HG11	1:A:300:LYS:HD2	2.00	0.44
1:A:737:ASP:OD1	1:A:740:MET:HB3	2.17	0.44
1:C:105:ILE:HG23	1:C:239:GLN:HB2	1.99	0.44
1:A:1046:GLY:HA2	1:B:890:ALA:HA	2.00	0.44
1:B:442:ASP:OD2	1:B:509:ARG:NE	2.47	0.44
1:C:229:LEU:HD22	1:C:231:ILE:HG22	2.00	0.44
1:C:1086:LYS:HE3	1:C:1122:VAL:HG11	1.99	0.44
1:A:39:PRO:HG3	1:A:51:THR:HG21	1.99	0.44
1:A:222:ALA:HB2	1:A:285:ILE:HB	2.00	0.44
1:B:105:ILE:HD11	1:B:241:LEU:HD21	1.98	0.44
1:B:390:LEU:HD12	1:B:391:CYS:H	1.82	0.44
1:A:915:VAL:HG12	1:A:1109:PHE:HD2	1.83	0.44
1:A:1000:ARG:O	1:A:1003:SER:OG	2.27	0.44
1:B:722:VAL:HG22	1:B:930:ALA:HB1	2.00	0.44
1:B:796:ASP:OD1	1:B:796:ASP:N	2.51	0.44
1:A:611:LEU:HD22	1:A:678:ILE:HD11	2.00	0.44
1:A:183:GLN:HG3	1:A:187:LYS:HG3	1.99	0.44
1:C:738:CYS:HB3	1:C:760:CYS:HB2	1.87	0.44
1:A:393:THR:HA	1:A:522:ALA:HA	1.99	0.44
1:B:735:SER:HB3	1:B:861:LEU:HD21	2.00	0.44
1:A:287:ASP:OD1	1:A:288:ALA:N	2.50	0.44
1:A:406:GLU:N	1:A:406:GLU:OE1	2.51	0.44
1:A:890:ALA:HA	1:C:1046:GLY:HA2	1.99	0.44

Continued on next page...

Continued from previous page...

Atom-1	Atom-2	Interatomic distance (Å)	Clash overlap (Å)
1:B:731:MET:H	1:B:774:GLN:NE2	2.16	0.44
1:B:1116:THR:OG1	1:B:1118:ASP:OD1	2.31	0.44
1:B:574:ASP:OD1	1:B:574:ASP:N	2.48	0.44
1:B:785:VAL:HG12	1:B:787:GLN:H	1.82	0.44
1:C:106:PHE:O	1:C:117:LEU:N	2.46	0.44
1:A:712:ILE:O	1:A:1075:PHE:N	2.38	0.44
1:C:290:ASP:HB3	1:C:293:LEU:HB2	1.99	0.44
1:C:299:THR:HG22	1:C:597:VAL:HG21	1.99	0.44
1:A:960:ASN:O	1:A:964:LYS:HB2	2.18	0.44
1:C:785:VAL:HG12	1:C:787:GLN:H	1.82	0.44
1:C:712:ILE:HD12	1:C:712:ILE:HA	1.79	0.44
1:C:1139:ASP:HB3	1:C:1142:GLN:HG2	2.00	0.44
1:A:598:ILE:HD11	1:A:678:ILE:HD13	1.99	0.44
1:A:1039:ARG:HH21	1:C:1039:ARG:HH11	1.65	0.44
1:A:964:LYS:NZ	1:C:569:ILE:O	2.42	0.44
1:A:1005:GLN:HE21	1:C:1006:THR:HG22	1.83	0.44
1:B:1046:GLY:HA2	1:C:890:ALA:HA	2.00	0.44
1:C:431:GLY:HA2	1:C:515:PHE:CE1	2.52	0.44
1:B:513:LEU:HD12	1:B:513:LEU:HA	1.87	0.44
1:C:1045:LYS:HD3	1:C:1045:LYS:HA	1.73	0.44
1:B:781:VAL:HG13	1:B:782:PHE:HD1	1.83	0.44
1:C:598:ILE:HB	1:C:609:ALA:HB3	2.00	0.44
1:B:506:GLN:HG3	1:B:507:PRO:HD2	1.99	0.44
1:C:1107:ARG:H	1:C:1107:ARG:HG3	1.41	0.44
1:A:120:VAL:HB	1:A:127:VAL:HB	1.99	0.44
1:A:774:GLN:HE22	1:A:1018:ILE:HG21	1.82	0.44
1:B:997:ILE:O	1:B:1001:LEU:HB2	2.17	0.44
1:C:96:GLU:HG3	1:C:99:ASN:H	1.82	0.44
1:A:722:VAL:HG22	1:A:930:ALA:HB1	2.00	0.44
1:A:748:GLU:H	1:A:748:GLU:HG3	1.55	0.44
1:A:1135:ASN:OD1	1:A:1136:THR:N	2.43	0.44
1:B:37:TYR:CZ	1:B:195:LYS:HE2	2.53	0.44
1:B:337:PRO:HD2	1:B:358:ILE:HG21	1.99	0.44
1:B:420:ASP:OD2	1:B:424:LYS:NZ	2.51	0.44
1:A:357:ARG:NH2	1:A:396:TYR:OH	2.51	0.44
1:A:409:GLN:HA	1:A:414:GLN:HG2	1.99	0.44
1:A:417:ASN:O	1:A:421:TYR:HB2	2.18	0.44
1:A:781:VAL:HG13	1:A:782:PHE:HD1	1.82	0.44
1:A:931:ILE:HA	1:A:934:ILE:HG22	2.00	0.44
1:C:287:ASP:OD2	1:C:288:ALA:N	2.50	0.44
1:C:358:ILE:HB	1:C:395:VAL:HG23	2.00	0.44

Continued on next page...

Continued from previous page...

Atom-1	Atom-2	Interatomic distance (Å)	Clash overlap (Å)
1:C:730:SER:OG	1:C:731:MET:N	2.51	0.44
1:A:58:PHE:CD2	1:A:290:ASP:HB2	2.53	0.44
1:B:393:THR:OG1	1:B:516:GLU:O	2.36	0.44
1:A:642:VAL:HG22	1:A:651:ILE:HG22	2.00	0.44
1:B:785:VAL:HG12	1:B:787:GLN:H	1.82	0.44
1:B:1116:THR:OG1	1:B:1118:ASP:OD1	2.31	0.44
1:A:566:GLY:HA2	1:B:43:PHE:HB3	1.99	0.44
1:A:973:ILE:HG21	1:A:983:ARG:NH1	2.33	0.44
1:A:984:LEU:HB2	1:A:989:ALA:HB2	2.00	0.44
1:B:314:GLN:HE22	1:B:594:GLY:HA3	1.82	0.44
1:A:58:PHE:HD2	1:A:290:ASP:HB2	1.83	0.44
1:C:594:GLY:H	1:C:613:GLN:NE2	2.16	0.44
1:C:763:LEU:HB2	1:C:1008:VAL:HG11	2.00	0.44
1:A:985:ASP:OD1	1:A:987:PRO:HD2	2.17	0.44
1:A:1031:GLU:HB3	1:A:1037:SER:HB2	2.00	0.44
1:C:131:CYS:HB2	1:C:133:PHE:CE1	2.53	0.44
1:A:357:ARG:HD2	1:A:359:SER:OG	2.17	0.44
1:B:677:PRO:HB3	1:C:864:LEU:HD11	2.00	0.44
1:C:409:GLN:HA	1:C:414:GLN:HE21	1.82	0.44
1:C:914:ASN:ND2	1:C:1106:GLN:OE1	2.45	0.44
1:A:33:THR:OG1	1:A:219:GLY:O	2.35	0.44
1:A:40:ASP:OD1	1:A:40:ASP:N	2.51	0.44
1:B:951:VAL:HA	1:B:954:GLN:HG3	1.98	0.44
1:C:483:VAL:HG12	1:C:484:LYS:HG3	1.99	0.44
1:C:688:THR:HA	1:C:690:GLN:HG2	2.00	0.44
1:C:398:ASP:OD2	1:C:423:TYR:OH	2.24	0.44
1:B:906:PHE:CD2	1:B:916:LEU:HB2	2.53	0.44
1:C:1033:VAL:HG21	1:C:1053:PRO:HG3	2.00	0.44
1:A:395:VAL:HG12	1:A:515:PHE:HB3	1.99	0.44
1:A:521:PRO:HD3	1:B:41:LYS:HZ2	1.82	0.44
1:C:1086:LYS:HE3	1:C:1122:VAL:HG11	1.98	0.44
1:B:195:LYS:HD2	1:B:195:LYS:HA	1.70	0.44
1:A:402:ILE:HD12	1:A:403:ARG:H	1.83	0.44
1:A:701:VAL:HG13	1:B:787:GLN:HG2	1.99	0.44
1:A:189:LEU:HD13	1:A:210:ILE:HD13	2.00	0.44
1:A:730:SER:OG	1:A:731:MET:N	2.49	0.44
1:C:912:THR:O	1:C:915:VAL:HG22	2.18	0.44
1:A:319:ARG:NH1	1:B:744:GLY:HA3	2.33	0.43
1:A:436:TRP:HE1	1:A:509:ARG:HH21	1.65	0.43
1:A:822:LEU:HD11	1:A:1061:VAL:HG11	2.00	0.43
1:C:18:PHE:HB2	1:C:21:ARG:HB2	2.00	0.43

Continued on next page...

Continued from previous page...

Atom-1	Atom-2	Interatomic distance (Å)	Clash overlap (Å)
1:B:37:TYR:HB2	1:B:204:TYR:CE2	2.53	0.43
1:B:569:ILE:HG22	1:C:47:VAL:HB	2.00	0.43
1:C:334:ASN:OD1	1:C:335:LEU:N	2.43	0.43
1:A:774:GLN:OE1	1:A:777:ASN:ND2	2.51	0.43
1:C:220:PHE:HE2	1:C:285:ILE:HG22	1.83	0.43
1:C:193:VAL:HG13	1:C:223:LEU:HD21	1.99	0.43
1:C:737:ASP:OD1	1:C:740:MET:HB3	2.17	0.43
1:C:574:ASP:N	1:C:574:ASP:OD1	2.51	0.43
1:C:964:LYS:O	1:C:967:SER:OG	2.32	0.43
1:B:1010:GLN:HE22	1:B:1014:ARG:HD2	1.83	0.43
1:C:785:VAL:HG12	1:C:787:GLN:H	1.82	0.43
1:A:879:ALA:O	1:A:883:THR:OG1	2.33	0.43
1:C:909:ILE:HA	1:C:1038:LYS:NZ	2.32	0.43
1:A:395:VAL:HG22	1:A:515:PHE:HB3	2.00	0.43
1:B:563:GLN:N	1:B:563:GLN:OE1	2.51	0.43
1:C:358:ILE:HB	1:C:395:VAL:HG23	2.00	0.43
1:A:1084:ASP:OD1	1:A:1084:ASP:N	2.41	0.43
1:B:37:TYR:OH	1:B:53:ASP:OD2	2.35	0.43
1:A:517:LEU:HD12	1:A:518:LEU:HB2	1.99	0.43
1:C:1049:LEU:HD11	1:C:1067:TYR:HB2	1.99	0.43
1:A:722:VAL:HG22	1:A:930:ALA:HB1	1.99	0.43
1:A:788:ILE:HG23	1:A:876:ALA:HB2	1.99	0.43
1:B:129:LYS:NZ	1:B:166:CYS:SG	2.87	0.43
1:C:22:THR:O	1:C:78:ARG:NH1	2.51	0.43
1:C:33:THR:HG22	1:C:58:PHE:HE1	1.83	0.43
1:C:302:THR:O	1:C:304:LYS:NZ	2.51	0.43
1:A:931:ILE:HA	1:A:934:ILE:HG22	2.00	0.43
1:B:332:ILE:HG13	1:B:362:VAL:HG22	1.99	0.43
1:B:398:ASP:HB2	1:B:512:VAL:HG13	2.00	0.43
1:B:576:VAL:HG12	1:B:587:ILE:HD11	1.99	0.43
1:B:906:PHE:HD2	1:B:916:LEU:HB2	1.83	0.43
1:C:365:TYR:HD1	1:C:387:LEU:HB3	1.83	0.43
1:C:966:LEU:HA	1:C:1000:ARG:HH12	1.82	0.43
1:C:358:ILE:HG22	1:C:524:VAL:HG11	1.99	0.43
1:C:394:ASN:N	1:C:394:ASN:OD1	2.51	0.43
1:C:483:VAL:HG12	1:C:484:LYS:HG3	2.00	0.43
1:C:523:THR:HG23	1:C:524:VAL:HG13	1.99	0.43
1:A:80:ALA:O	1:A:245:HIS:NE2	2.45	0.43
1:C:226:LEU:HG	1:C:227:VAL:HG13	2.00	0.43
1:C:871:ALA:HA	1:C:874:THR:HG22	1.98	0.43
1:B:191:GLU:HB2	1:B:223:LEU:HD21	1.99	0.43

Continued on next page...

Continued from previous page...

Atom-1	Atom-2	Interatomic distance (Å)	Clash overlap (Å)
1:B:222:ALA:HB2	1:B:285:ILE:HB	2.00	0.43
1:B:1033:VAL:HG21	1:B:1053:PRO:HG3	1.98	0.43
1:C:785:VAL:HG12	1:C:787:GLN:H	1.82	0.43
1:B:767:LEU:HA	1:B:770:ILE:HG22	1.99	0.43
1:B:864:LEU:HG	1:B:865:LEU:HD23	2.00	0.43
1:C:1135:ASN:OD1	1:C:1136:THR:N	2.44	0.43
1:A:1010:GLN:HG3	1:A:1014:ARG:NH1	2.32	0.43
1:A:896:ILE:HD12	1:A:897:PRO:HD2	2.00	0.43
1:B:884:SER:OG	1:B:887:THR:OG1	2.29	0.43
1:A:1010:GLN:HE21	1:A:1010:GLN:C	2.21	0.43
1:B:997:ILE:O	1:B:1001:LEU:HB2	2.17	0.43
1:C:394:ASN:N	1:C:394:ASN:OD1	2.51	0.43
1:C:722:VAL:HG22	1:C:930:ALA:HB1	1.99	0.43
1:B:574:ASP:OD1	1:B:574:ASP:N	2.50	0.43
1:C:105:ILE:HD11	1:C:110:LEU:HD22	2.00	0.43
1:C:330:PRO:HD3	1:C:579:PRO:HB2	2.00	0.43
1:A:406:GLU:N	1:A:406:GLU:OE1	2.51	0.43
1:A:562:PHE:O	1:B:41:LYS:NZ	2.40	0.43
1:B:431:GLY:HA2	1:B:515:PHE:CE2	2.54	0.43
1:C:126:VAL:HB	1:C:172:SER:HB3	2.00	0.43
1:B:743:CYS:HB3	1:B:977:LEU:HD21	2.01	0.43
1:B:769:GLY:HA2	1:B:772:VAL:HG12	2.01	0.43
1:C:596:SER:HB2	1:C:611:LEU:HD23	1.99	0.43
1:B:382:VAL:HG11	1:B:515:PHE:HZ	1.83	0.43
1:C:989:ALA:O	1:C:993:ILE:HG12	2.18	0.43
1:B:392:PHE:CD1	1:B:517:LEU:HD13	2.53	0.43
1:C:99:ASN:O	1:C:102:ARG:NH1	2.50	0.43
1:A:425:LEU:HD22	1:A:426:PRO:HD2	1.99	0.43
1:A:882:ILE:HD12	1:A:882:ILE:HA	1.78	0.43
1:B:960:ASN:O	1:B:964:LYS:HB2	2.18	0.43
1:C:97:LYS:HD2	1:C:97:LYS:HA	1.84	0.43
1:B:989:ALA:O	1:B:993:ILE:HG12	2.18	0.43
1:A:332:ILE:HG13	1:A:362:VAL:HG22	1.99	0.43
1:B:728:PRO:HD3	1:B:947:LYS:HG3	2.00	0.43
1:B:731:MET:H	1:B:774:GLN:NE2	2.16	0.43
1:A:92:PHE:HE2	1:A:265:TYR:HB2	1.83	0.43
1:A:287:ASP:OD2	1:A:288:ALA:N	2.51	0.43
1:A:934:ILE:HG13	1:A:938:LEU:HD23	1.99	0.43
1:A:1116:THR:OG1	1:A:1118:ASP:OD1	2.29	0.43
1:B:562:PHE:HE1	1:C:41:LYS:HE3	1.83	0.43
1:B:735:SER:HB2	1:B:861:LEU:HD21	1.99	0.43

Continued on next page...

Continued from previous page...

Atom-1	Atom-2	Interatomic distance (Å)	Clash overlap (Å)
1:C:777:ASN:HA	1:C:780:GLU:HG3	1.99	0.43
1:B:513:LEU:HG	1:B:515:PHE:CE1	2.54	0.43
1:B:866:THR:O	1:B:870:ILE:HG12	2.19	0.43
1:C:295:PRO:HB3	1:C:595:VAL:HG22	2.01	0.43
1:B:183:GLN:HG3	1:B:187:LYS:HG3	2.00	0.43
1:B:1002:GLN:HA	1:B:1005:GLN:NE2	2.33	0.43
1:C:871:ALA:HA	1:C:874:THR:HG22	2.00	0.43
1:C:905:ARG:NH1	1:C:1036:GLN:HB2	2.34	0.43
1:A:503:VAL:HA	1:A:506:GLN:HG3	1.99	0.43
1:A:650:LEU:HD12	1:A:650:LEU:HA	1.90	0.43
1:A:764:ASN:O	1:A:768:THR:HG23	2.18	0.43
1:B:130:VAL:HB	1:B:168:PHE:HB2	2.00	0.43
1:B:517:LEU:HD12	1:B:518:LEU:HB2	1.98	0.43
1:C:796:ASP:OD1	1:C:796:ASP:N	2.49	0.43
1:B:287:ASP:OD1	1:B:288:ALA:N	2.50	0.43
1:C:483:VAL:HG12	1:C:484:LYS:HG3	2.00	0.43
1:C:962:LEU:HD12	1:C:962:LEU:HA	1.87	0.43
1:A:222:ALA:HB2	1:A:285:ILE:HB	1.99	0.43
1:A:326:ILE:HD11	1:A:534:VAL:HG22	2.00	0.43
1:A:759:PHE:HA	1:A:762:GLN:HE21	1.83	0.43
1:B:563:GLN:N	1:B:563:GLN:OE1	2.51	0.43
1:B:735:SER:HB2	1:B:861:LEU:HD21	2.01	0.43
1:A:310:LYS:HG3	1:A:600:PRO:HA	1.99	0.43
1:C:472:ILE:HG23	1:C:491:PRO:HG2	1.99	0.43
1:B:677:PRO:HB3	1:C:864:LEU:HD21	2.00	0.43
1:B:707:TYR:CD2	1:C:792:PRO:HG3	2.51	0.43
1:C:617:CYS:N	1:C:649:CYS:SG	2.91	0.43
1:C:390:LEU:HD12	1:C:391:CYS:H	1.83	0.43
1:A:426:PRO:HD3	1:A:463:PRO:HB3	2.00	0.43
1:A:745:ASP:OD2	1:C:549:THR:OG1	2.36	0.43
1:B:738:CYS:HB2	1:B:760:CYS:HB2	1.51	0.43
1:A:41:LYS:NZ	1:C:562:PHE:O	2.51	0.43
1:A:332:ILE:HG13	1:A:362:VAL:HG22	2.00	0.43
1:A:858:LEU:HD13	1:A:959:LEU:HD12	2.00	0.43
1:B:407:VAL:O	1:B:410:ILE:HG22	2.18	0.43
1:B:986:PRO:HD2	1:B:987:PRO:HD3	2.00	0.43
1:A:115:GLN:HE22	1:C:468:ILE:HG12	1.82	0.43
1:B:731:MET:HG3	1:B:1018:ILE:HG13	2.00	0.43
1:B:93:ALA:HB3	1:B:266:TYR:HD2	1.82	0.43
1:C:537:LYS:HE3	1:C:537:LYS:HB3	1.89	0.43
1:C:574:ASP:N	1:C:574:ASP:OD1	2.52	0.43

Continued on next page...

Continued from previous page...

Atom-1	Atom-2	Interatomic distance (Å)	Clash overlap (Å)
1:A:298:GLU:HB3	1:A:315:THR:HG21	2.00	0.43
1:A:611:LEU:HD22	1:A:678:ILE:HD11	2.00	0.43
1:B:483:VAL:HG12	1:B:484:LYS:HG3	2.00	0.43
1:B:569:ILE:HA	1:C:47:VAL:HG12	2.00	0.43
1:C:383:SER:O	1:C:387:LEU:CB	2.67	0.43
1:C:424:LYS:HA	1:C:424:LYS:HD3	1.87	0.43
1:C:596:SER:HB2	1:C:611:LEU:HB3	1.99	0.43
1:C:733:LYS:HD3	1:C:861:LEU:HB2	2.00	0.43
1:C:916:LEU:HD22	1:C:917:TYR:CD1	2.53	0.43
1:A:737:ASP:OD2	1:C:317:ASN:ND2	2.50	0.43
1:C:84:LEU:HD11	1:C:267:VAL:HG11	2.00	0.43
1:A:129:LYS:HG2	1:A:133:PHE:HZ	1.82	0.43
1:C:1004:LEU:HD12	1:C:1004:LEU:HA	1.83	0.43
1:B:825:LYS:HE3	1:B:825:LYS:HB2	1.81	0.43
1:B:407:VAL:O	1:B:410:ILE:HG22	2.19	0.43
1:B:513:LEU:HD12	1:B:513:LEU:HA	1.90	0.43
1:B:912:THR:O	1:B:915:VAL:HG12	2.18	0.43
1:C:442:ASP:OD2	1:C:509:ARG:NE	2.46	0.43
1:A:483:VAL:HG12	1:A:484:LYS:HG3	2.00	0.43
1:A:498:GLN:HB3	1:A:501:TYR:HE2	1.83	0.43
1:A:701:VAL:HG13	1:B:787:GLN:HG2	2.00	0.43
1:B:785:VAL:HG12	1:B:787:GLN:H	1.83	0.43
1:C:287:ASP:OD2	1:C:288:ALA:N	2.51	0.43
1:C:994:ASP:O	1:C:998:THR:HG23	2.18	0.43
1:C:1086:LYS:HE3	1:C:1122:VAL:HG11	1.99	0.43
1:A:950:ASP:N	1:A:950:ASP:OD1	2.49	0.43
1:C:398:ASP:OD2	1:C:423:TYR:OH	2.26	0.43
1:A:887:THR:HB	1:A:894:LEU:HD23	2.00	0.43
1:A:1081:ILE:HG23	1:A:1088:HIS:HB2	2.00	0.43
1:B:796:ASP:OD1	1:B:796:ASP:N	2.50	0.43
1:B:396:TYR:CZ	1:C:230:PRO:HG3	2.54	0.43
1:B:878:LEU:O	1:B:882:ILE:HG12	2.18	0.43
1:A:290:ASP:OD2	1:A:290:ASP:N	2.50	0.43
1:A:985:ASP:O	1:A:989:ALA:HB2	2.18	0.43
1:C:951:VAL:HA	1:C:954:GLN:HG3	2.00	0.43
1:A:1019:ARG:HA	1:A:1019:ARG:HH11	1.82	0.43
1:B:513:LEU:HD12	1:B:513:LEU:HA	1.87	0.43
1:B:1038:LYS:HD3	1:B:1038:LYS:HA	1.71	0.43
1:C:733:LYS:HD3	1:C:861:LEU:HB2	2.00	0.43
1:C:738:CYS:HB2	1:C:760:CYS:HB2	1.46	0.43
1:A:1094:VAL:HG23	1:A:1096:VAL:HG13	2.01	0.43

Continued on next page...

Continued from previous page...

Atom-1	Atom-2	Interatomic distance (Å)	Clash overlap (Å)
1:B:384:PRO:HA	1:B:387:LEU:HD23	2.01	0.43
1:B:777:ASN:HD21	1:B:1019:ARG:HD2	1.83	0.43
1:C:503:VAL:HA	1:C:506:GLN:HG3	2.00	0.43
1:A:442:ASP:OD2	1:A:509:ARG:NE	2.47	0.43
1:B:574:ASP:OD1	1:B:574:ASP:N	2.52	0.43
1:C:287:ASP:OD2	1:C:288:ALA:N	2.51	0.43
1:A:731:MET:HG3	1:A:1018:ILE:HG13	2.00	0.43
1:B:58:PHE:HD2	1:B:290:ASP:HB2	1.83	0.43
1:A:731:MET:H	1:A:774:GLN:NE2	2.15	0.43
1:B:983:ARG:HG3	1:B:984:LEU:HD23	2.00	0.43
1:C:642:VAL:HG22	1:C:651:ILE:HG22	2.00	0.43
1:A:726:ILE:HD12	1:A:1061:VAL:HG12	2.00	0.43
1:B:598:ILE:HB	1:B:609:ALA:HB3	1.99	0.43
1:B:1096:VAL:HG13	1:B:1103:PHE:HB2	2.01	0.43
1:C:1135:ASN:OD1	1:C:1136:THR:N	2.41	0.43
1:A:401:VAL:HG22	1:A:509:ARG:HG2	2.00	0.43
1:B:989:ALA:O	1:B:993:ILE:HG12	2.18	0.43
1:A:1083:HIS:CD2	1:A:1137:VAL:H	2.36	0.43
1:B:533:LEU:HD21	1:B:585:LEU:HD11	2.01	0.43
1:B:557:LYS:HE2	1:B:559:PHE:HE1	1.84	0.43
1:C:738:CYS:HB3	1:C:760:CYS:HB2	1.90	0.43
1:C:906:PHE:CD1	1:C:916:LEU:HB2	2.53	0.43
1:A:52:GLN:OE1	1:A:274:THR:OG1	2.24	0.43
1:A:332:ILE:HG13	1:A:362:VAL:HG22	2.01	0.43
1:A:395:VAL:HG12	1:A:515:PHE:HB3	1.99	0.43
1:B:398:ASP:HB2	1:B:512:VAL:HG13	2.01	0.43
1:B:738:CYS:O	1:B:742:ILE:HB	2.19	0.43
1:A:369:TYR:OH	1:C:415:THR:OG1	2.17	0.43
1:A:730:SER:OG	1:A:731:MET:N	2.51	0.43
1:B:395:VAL:HG12	1:B:515:PHE:HB3	2.00	0.43
1:B:1017:GLU:OE1	1:C:1019:ARG:NH1	2.52	0.43
1:C:287:ASP:OD1	1:C:288:ALA:N	2.51	0.43
1:C:574:ASP:N	1:C:574:ASP:OD1	2.51	0.43
1:B:388:ASN:OD1	1:B:388:ASN:N	2.52	0.43
1:B:393:THR:HG21	1:B:518:LEU:HB2	2.00	0.43
1:B:781:VAL:HG13	1:B:782:PHE:HD2	1.83	0.43
1:A:1002:GLN:HA	1:A:1005:GLN:HG3	2.00	0.43
1:B:89:GLY:HA3	1:B:270:LEU:HD12	2.00	0.43
1:C:819:GLU:HA	1:C:822:LEU:HG	1.99	0.43
1:B:735:SER:HB2	1:B:861:LEU:HD21	2.00	0.43
1:A:565:PHE:O	1:B:43:PHE:HB3	2.19	0.43

Continued on next page...

Continued from previous page...

Atom-1	Atom-2	Interatomic distance (Å)	Clash overlap (Å)
1:B:231:ILE:HG13	1:B:233:ILE:HG12	1.98	0.43
1:C:914:ASN:OD1	1:C:914:ASN:N	2.52	0.43
1:C:950:ASP:O	1:C:954:GLN:NE2	2.50	0.43
1:A:334:ASN:ND2	1:A:360:ASN:O	2.42	0.43
1:C:337:PRO:HD2	1:C:358:ILE:HD12	2.00	0.43
1:A:334:ASN:ND2	1:A:360:ASN:O	2.44	0.43
1:A:408:ARG:HH12	1:A:409:GLN:HE21	1.65	0.43
1:A:785:VAL:HG12	1:A:787:GLN:H	1.83	0.43
1:C:58:PHE:HD2	1:C:290:ASP:HB2	1.84	0.43
1:C:193:VAL:HG22	1:C:204:TYR:HB2	2.00	0.43
1:A:222:ALA:HB2	1:A:285:ILE:HB	1.99	0.43
1:B:52:GLN:HE22	1:B:273:ARG:N	2.17	0.43
1:B:751:ASN:HA	1:B:754:LEU:HG	2.01	0.43
1:B:973:ILE:HG21	1:B:983:ARG:HH12	1.83	0.43
1:B:1096:VAL:HG11	1:B:1105:THR:HG22	2.01	0.43
1:C:1086:LYS:HE3	1:C:1122:VAL:HG11	2.00	0.43
1:B:418:ILE:HD12	1:B:422:ASN:HD22	1.83	0.43
1:C:52:GLN:OE1	1:C:274:THR:OG1	2.29	0.43
1:C:574:ASP:N	1:C:574:ASP:OD1	2.50	0.43
1:C:613:GLN:HA	1:C:648:GLY:HA3	2.01	0.43
1:A:606:ASN:O	1:A:606:ASN:ND2	2.46	0.43
1:B:731:MET:HG3	1:B:1018:ILE:HG13	2.00	0.43
1:C:105:ILE:HD11	1:C:110:LEU:HD22	2.00	0.43
1:A:727:LEU:HD23	1:A:728:PRO:HD2	1.99	0.43
1:B:1091:ARG:NH1	1:B:1118:ASP:O	2.52	0.43
1:B:1091:ARG:NH1	1:B:1120:THR:O	2.50	0.43
1:C:774:GLN:HA	1:C:777:ASN:ND2	2.34	0.43
1:C:736:VAL:HG21	1:C:1007:TYR:HE2	1.83	0.43
1:C:976:VAL:HG13	1:C:979:ASP:HB3	2.00	0.43
1:A:100:ILE:HA	1:A:246:ILE:HD12	2.01	0.43
1:C:87:ASN:OD1	1:C:87:ASN:N	2.49	0.43
1:A:41:LYS:HD2	1:C:562:PHE:HE1	1.83	0.43
1:A:1050:MET:HE2	1:A:1050:MET:HB3	1.91	0.43
1:A:1090:PRO:HD3	1:A:1095:PHE:HE2	1.82	0.43
1:C:276:LEU:HD23	1:C:306:PHE:HE1	1.82	0.43
1:C:884:SER:OG	1:C:887:THR:OG1	2.28	0.43
1:A:866:THR:OG1	1:A:867:ASP:OD1	2.35	0.43
1:B:385:THR:OG1	1:C:985:ASP:OD2	2.36	0.43
1:C:738:CYS:SG	1:C:739:THR:N	2.91	0.43
1:C:785:VAL:HG12	1:C:787:GLN:H	1.83	0.43
1:C:976:VAL:HG13	1:C:979:ASP:HB3	1.99	0.43

Continued on next page...

Continued from previous page...

Atom-1	Atom-2	Interatomic distance (Å)	Clash overlap (Å)
1:A:395:VAL:HG12	1:A:515:PHE:HB3	2.00	0.43
1:A:357:ARG:HG3	1:A:396:TYR:CE1	2.53	0.43
1:A:642:VAL:HG22	1:A:651:ILE:HG22	2.00	0.43
1:A:1040:VAL:HG11	1:B:1035:GLY:HA3	2.01	0.43
1:A:1072:GLU:HG3	1:B:894:LEU:HD13	2.00	0.43
1:C:537:LYS:HE3	1:C:537:LYS:HB3	1.89	0.43
1:A:106:PHE:HB3	1:A:235:ILE:HD12	2.01	0.43
1:A:108:THR:HB	1:A:114:THR:HG21	2.00	0.43
1:A:666:ILE:HD11	1:A:672:ALA:HB2	2.00	0.43
1:B:361:CYS:H	1:B:522:ALA:HB1	1.83	0.43
1:B:912:THR:HG22	1:B:914:ASN:H	1.84	0.43
1:C:1002:GLN:O	1:C:1006:THR:HG23	2.18	0.43
1:B:435:ALA:HB2	1:B:510:VAL:HG22	2.01	0.43
1:B:777:ASN:HD21	1:B:1019:ARG:HD2	1.84	0.43
1:B:877:LEU:O	1:B:881:THR:HG23	2.18	0.43
1:C:402:ILE:HD12	1:C:403:ARG:H	1.83	0.43
1:C:781:VAL:HG13	1:C:782:PHE:CD2	2.52	0.43
1:A:676:THR:HA	1:A:690:GLN:HG2	2.00	0.43
1:C:356:LYS:HE2	1:C:358:ILE:HD11	2.01	0.43
1:C:403:ARG:HB3	1:C:495:TYR:HE1	1.84	0.43
1:A:89:GLY:HA3	1:A:270:LEU:HD12	2.01	0.43
1:A:980:ILE:HG23	1:A:984:LEU:HD13	2.01	0.43
1:B:106:PHE:HB2	1:B:117:LEU:HB3	2.00	0.43
1:B:733:LYS:HB3	1:B:861:LEU:HD23	1.99	0.43
1:B:915:VAL:HG12	1:B:1109:PHE:HD2	1.84	0.43
1:A:287:ASP:OD2	1:A:288:ALA:N	2.52	0.43
1:A:867:ASP:OD1	1:A:867:ASP:N	2.51	0.43
1:A:1115:ILE:HG22	1:A:1137:VAL:HG23	2.00	0.43
1:B:117:LEU:HD12	1:B:233:ILE:HD11	2.00	0.43
1:C:48:LEU:HB3	1:C:276:LEU:HD11	2.00	0.43
1:B:877:LEU:O	1:B:881:THR:HG23	2.18	0.43
1:C:273:ARG:NH1	1:C:290:ASP:OD2	2.51	0.43
1:C:497:PHE:CE2	1:C:507:PRO:HB3	2.53	0.43
1:A:369:TYR:CZ	1:A:384:PRO:HB2	2.53	0.43
1:A:873:TYR:O	1:A:877:LEU:HB2	2.18	0.43
1:B:720:ILE:HD11	1:B:1065:VAL:HG12	2.00	0.43
1:C:408:ARG:HH11	1:C:414:GLN:NE2	2.16	0.43
1:C:871:ALA:HA	1:C:874:THR:HG22	2.00	0.43
1:A:287:ASP:OD1	1:A:288:ALA:N	2.51	0.43
1:A:401:VAL:HG22	1:A:509:ARG:HG2	2.00	0.43
1:B:48:LEU:HD23	1:B:276:LEU:HD11	2.00	0.43

Continued on next page...

Continued from previous page...

Atom-1	Atom-2	Interatomic distance (Å)	Clash overlap (Å)
1:C:574:ASP:N	1:C:574:ASP:OD1	2.52	0.43
1:B:57:PRO:HB2	1:B:60:SER:HB3	2.01	0.43
1:B:731:MET:H	1:B:774:GLN:NE2	2.16	0.43
1:B:989:ALA:O	1:B:993:ILE:HG12	2.18	0.43
1:C:126:VAL:HB	1:C:172:SER:HB3	2.00	0.43
1:C:916:LEU:HD22	1:C:917:TYR:HD1	1.83	0.43
1:A:911:VAL:HG11	1:A:1067:TYR:HE1	1.84	0.43
1:B:738:CYS:O	1:B:742:ILE:HB	2.18	0.43
1:B:796:ASP:OD1	1:B:796:ASP:N	2.51	0.43
1:A:753:LEU:HD12	1:A:759:PHE:CZ	2.53	0.43
1:B:182:LYS:HD3	1:B:187:LYS:HD2	2.00	0.43
1:B:969:ASN:ND2	1:B:972:ALA:O	2.52	0.43
1:C:965:GLN:HG3	1:C:970:PHE:HZ	1.84	0.43
1:A:674:CYS:HB2	1:A:697:MET:HE3	2.01	0.43
1:A:781:VAL:HG13	1:A:782:PHE:CD1	2.54	0.43
1:B:960:ASN:O	1:B:964:LYS:HB2	2.19	0.43
1:C:462:LYS:O	1:C:465:GLU:HG3	2.18	0.43
1:C:736:VAL:HG11	1:C:1004:LEU:HD11	1.99	0.43
1:A:404:GLY:HA3	1:A:504:GLY:HA2	2.01	0.43
1:A:759:PHE:HA	1:A:762:GLN:HE21	1.84	0.43
1:B:189:LEU:HD22	1:B:208:THR:HB	2.00	0.43
1:C:131:CYS:SG	1:C:163:ALA:HB1	2.58	0.43
1:C:470:THR:O	1:C:470:THR:OG1	2.32	0.43
1:A:193:VAL:HG21	1:A:270:LEU:HD21	2.00	0.43
1:A:896:ILE:HD12	1:A:897:PRO:HD2	1.99	0.43
1:B:394:ASN:OD1	1:B:394:ASN:N	2.52	0.43
1:C:722:VAL:HG22	1:C:930:ALA:HB1	2.01	0.43
1:A:106:PHE:O	1:A:117:LEU:N	2.43	0.43
1:A:578:ASP:OD2	1:A:581:THR:OG1	2.34	0.43
1:C:878:LEU:HD21	1:C:1054:GLN:HE22	1.83	0.43
1:C:358:ILE:HG22	1:C:524:VAL:HG11	2.00	0.43
1:C:687:GLN:NE2	1:C:688:THR:O	2.52	0.43
1:A:347:PHE:HB2	1:A:401:VAL:HG23	2.00	0.43
1:B:567:ARG:HD3	1:B:571:ASP:HA	2.00	0.43
1:B:569:ILE:H	1:B:569:ILE:HG13	1.65	0.43
1:A:802:PHE:HB3	1:A:806:LEU:HD23	2.01	0.43
1:B:382:VAL:HG11	1:B:515:PHE:HZ	1.83	0.43
1:C:222:ALA:HB2	1:C:285:ILE:HB	2.00	0.43
1:C:1033:VAL:HG21	1:C:1053:PRO:HG3	2.00	0.43
1:B:287:ASP:OD1	1:B:288:ALA:N	2.51	0.43
1:B:751:ASN:HA	1:B:754:LEU:HG	2.00	0.43

Continued on next page...

Continued from previous page...

Atom-1	Atom-2	Interatomic distance (Å)	Clash overlap (Å)
1:C:201:PHE:HE2	1:C:203:ILE:HD11	1.83	0.43
1:A:978:ASN:HA	1:A:981:LEU:HG	2.00	0.43
1:B:802:PHE:HE1	1:B:927:PHE:HE2	1.67	0.43
1:B:989:ALA:O	1:B:993:ILE:HG12	2.18	0.43
1:C:273:ARG:HH21	1:C:292:ALA:HB3	1.84	0.43
1:C:1115:ILE:HG22	1:C:1137:VAL:HG23	2.00	0.43
1:A:989:ALA:O	1:A:993:ILE:HG12	2.18	0.43
1:B:287:ASP:OD1	1:B:288:ALA:N	2.51	0.43
1:B:326:ILE:HD13	1:B:533:LEU:HD12	2.01	0.43
1:B:407:VAL:O	1:B:410:ILE:HG22	2.19	0.43
1:B:418:ILE:HD12	1:B:422:ASN:HD22	1.83	0.43
1:B:931:ILE:HA	1:B:934:ILE:HG22	2.00	0.43
1:C:537:LYS:HE3	1:C:537:LYS:HB3	1.91	0.43
1:A:332:ILE:HG13	1:A:362:VAL:HG22	2.00	0.43
1:C:331:ASN:OD1	1:C:331:ASN:N	2.44	0.43
1:A:611:LEU:HD22	1:A:678:ILE:HD11	2.01	0.43
1:C:717:ASN:OD1	1:C:718:PHE:N	2.49	0.43
1:A:825:LYS:HD3	1:A:942:ALA:HA	2.01	0.43
1:A:395:VAL:HG22	1:A:515:PHE:HB3	2.01	0.43
1:B:1086:LYS:HE3	1:B:1122:VAL:HG11	2.00	0.43
1:C:44:ARG:HB3	1:C:279:TYR:CE2	2.54	0.43
1:C:1045:LYS:HD3	1:C:1045:LYS:HA	1.81	0.43
1:B:129:LYS:NZ	1:B:168:PHE:O	2.51	0.43
1:A:390:LEU:HD12	1:A:391:CYS:H	1.83	0.43
1:A:781:VAL:HG13	1:A:782:PHE:CD1	2.54	0.43
1:B:409:GLN:HA	1:B:414:GLN:HG2	2.00	0.43
1:C:83:VAL:HG11	1:C:237:ARG:HH11	1.83	0.43
1:A:414:GLN:HA	1:A:414:GLN:HE21	1.83	0.43
1:A:1123:SER:OG	1:A:1123:SER:O	2.34	0.43
1:A:1081:ILE:HD11	1:A:1135:ASN:HB3	2.00	0.43
1:A:353:TRP:HZ3	1:A:355:ARG:HB2	1.84	0.43
1:B:35:GLY:HA3	1:B:56:LEU:HB3	1.99	0.43
1:C:58:PHE:HB2	1:C:293:LEU:HD22	2.00	0.43
1:C:807:PRO:HA	1:C:816:SER:HA	1.99	0.43
1:A:483:VAL:HG12	1:A:484:LYS:HG3	2.01	0.43
1:B:393:THR:OG1	1:B:394:ASN:N	2.51	0.43
1:A:1106:GLN:OE1	1:A:1106:GLN:N	2.50	0.43
1:A:1028:LYS:HE2	1:A:1028:LYS:HB2	1.87	0.43
1:B:80:ALA:O	1:B:245:HIS:NE2	2.52	0.43
1:C:882:ILE:HD12	1:C:882:ILE:HA	1.87	0.43
1:C:950:ASP:N	1:C:950:ASP:OD1	2.51	0.43

Continued on next page...

Continued from previous page...

Atom-1	Atom-2	Interatomic distance (Å)	Clash overlap (Å)
1:A:97:LYS:HA	1:A:97:LYS:HD2	1.80	0.43
1:A:1081:ILE:HD11	1:A:1135:ASN:HB3	2.00	0.43
1:B:513:LEU:HD12	1:B:513:LEU:HA	1.91	0.43
1:B:776:LYS:NZ	1:B:1019:ARG:HE	2.16	0.43
1:B:989:ALA:O	1:B:993:ILE:HG12	2.19	0.43
1:A:170:TYR:CE2	1:A:229:LEU:HD11	2.54	0.43
1:B:731:MET:H	1:B:774:GLN:NE2	2.16	0.43
1:C:404:GLY:HA2	1:C:407:VAL:HG13	1.99	0.43
1:A:1107:ARG:HH21	1:B:896:ILE:HD11	1.84	0.43
1:C:351:TYR:HE2	1:C:452:LEU:HB2	1.83	0.43
1:C:402:ILE:HG23	1:C:407:VAL:HG12	2.00	0.43
1:C:404:GLY:HA2	1:C:407:VAL:HG13	1.99	0.43
1:C:642:VAL:HG22	1:C:651:ILE:HG22	2.01	0.43
1:A:395:VAL:HG22	1:A:515:PHE:HB3	2.01	0.43
1:A:332:ILE:HG13	1:A:362:VAL:HG22	2.01	0.43
1:A:918:GLU:HG3	1:C:1128:VAL:HG21	2.01	0.43
1:B:1015:ALA:HA	1:B:1018:ILE:HG22	2.01	0.43
1:C:729:VAL:HG21	1:C:781:VAL:HG11	2.01	0.43
1:B:962:LEU:HD12	1:B:962:LEU:HA	1.89	0.43
1:A:483:VAL:HG12	1:A:484:LYS:HG2	2.01	0.43
1:A:809:PRO:HA	1:A:814:LYS:HD2	2.00	0.43
1:B:785:VAL:HG12	1:B:787:GLN:H	1.83	0.43
1:A:727:LEU:HD11	1:A:1024:LEU:HG	2.01	0.43
1:B:357:ARG:O	1:B:357:ARG:NH1	2.52	0.43
1:C:229:LEU:HD23	1:C:229:LEU:HA	1.90	0.43
1:B:985:ASP:OD2	1:B:987:PRO:HD2	2.19	0.43
1:B:34:ARG:NH2	1:B:221:SER:H	2.17	0.43
1:B:276:LEU:HD11	1:B:304:LYS:HE2	2.01	0.43
1:A:562:PHE:CE2	1:B:41:LYS:HD2	2.54	0.43
1:A:726:ILE:HG13	1:A:948:LEU:HD23	2.00	0.43
1:A:886:TRP:HB3	1:A:1035:GLY:HA2	2.00	0.43
1:B:92:PHE:HE1	1:B:265:TYR:HB2	1.84	0.43
1:B:390:LEU:HG	1:B:392:PHE:CE1	2.54	0.43
1:B:452:LEU:HA	1:B:494:SER:HA	2.01	0.43
1:A:334:ASN:ND2	1:A:360:ASN:O	2.46	0.43
1:A:886:TRP:HH2	1:A:904:TYR:HB3	1.83	0.43
1:B:722:VAL:HG12	1:B:1065:VAL:HG22	2.01	0.43
1:A:64:TRP:HE1	1:A:264:ALA:HB1	1.83	0.43
1:A:678:ILE:HD11	1:A:684:ALA:HB2	2.01	0.43
1:B:777:ASN:O	1:B:781:VAL:HG12	2.19	0.43
1:C:83:VAL:HG22	1:C:239:GLN:HG2	2.01	0.43

Continued on next page...

Continued from previous page...

Atom-1	Atom-2	Interatomic distance (Å)	Clash overlap (Å)
1:A:543:PHE:HZ	1:A:552:LEU:HD21	1.83	0.43
1:A:751:ASN:HA	1:A:754:LEU:HG	2.01	0.43
1:A:765:ARG:HH12	1:C:957:GLN:CD	2.22	0.43
1:C:574:ASP:OD1	1:C:574:ASP:N	2.51	0.43
1:C:912:THR:O	1:C:915:VAL:HG12	2.19	0.43
1:A:1031:GLU:OE1	1:C:1039:ARG:HD3	2.18	0.43
1:B:31:SER:OG	1:B:60:SER:O	2.32	0.43
1:B:574:ASP:OD1	1:B:574:ASP:N	2.51	0.43
1:B:598:ILE:HD11	1:B:611:LEU:HD23	2.00	0.43
1:B:914:ASN:N	1:B:914:ASN:OD1	2.51	0.43
1:C:302:THR:O	1:C:304:LYS:NZ	2.52	0.43
1:A:334:ASN:ND2	1:A:360:ASN:O	2.44	0.43
1:A:1090:PRO:HD3	1:A:1095:PHE:HE2	1.84	0.43
1:C:409:GLN:HA	1:C:414:GLN:HG3	2.01	0.43
1:B:877:LEU:O	1:B:881:THR:HG23	2.19	0.43
1:A:197:ILE:HB	1:A:202:LYS:HE3	2.00	0.43
1:B:280:ASN:OD1	1:B:284:THR:N	2.52	0.43
1:A:1081:ILE:HD12	1:A:1081:ILE:HA	1.84	0.43
1:C:439:ASN:ND2	1:C:506:GLN:OE1	2.49	0.43
1:C:574:ASP:N	1:C:574:ASP:OD1	2.52	0.43
1:A:731:MET:H	1:A:774:GLN:NE2	2.17	0.43
1:A:918:GLU:HG3	1:C:1128:VAL:HG21	2.00	0.43
1:B:874:THR:HG21	1:B:1055:SER:HB2	2.01	0.43
1:A:767:LEU:HA	1:A:770:ILE:HG12	2.01	0.43
1:B:576:VAL:HG12	1:B:587:ILE:HD11	2.00	0.43
1:C:775:ASP:HB3	1:C:864:LEU:HD12	2.00	0.43
1:B:720:ILE:HD11	1:B:1065:VAL:HG12	2.00	0.43
1:B:722:VAL:HG22	1:B:930:ALA:HB1	2.01	0.43
1:C:39:PRO:HG3	1:C:51:THR:HG21	2.01	0.43
1:C:730:SER:OG	1:C:731:MET:N	2.52	0.43
1:C:966:LEU:HD13	1:C:1000:ARG:NH1	2.33	0.43
1:C:985:ASP:HB2	1:C:986:PRO:HD2	2.01	0.43
1:A:204:TYR:HD1	1:A:225:PRO:HA	1.83	0.43
1:A:985:ASP:O	1:A:989:ALA:HB2	2.19	0.43
1:A:989:ALA:O	1:A:993:ILE:HG13	2.19	0.43
1:C:960:ASN:O	1:C:964:LYS:HG2	2.18	0.43
1:B:34:ARG:NH2	1:B:221:SER:H	2.17	0.43
1:B:112:SER:HB2	1:B:132:GLU:HB3	2.01	0.43
1:C:725:GLU:OE1	1:C:1064:HIS:NE2	2.52	0.43
1:B:1028:LYS:O	1:B:1032:CYS:HB2	2.18	0.43
1:C:310:LYS:HG3	1:C:600:PRO:HA	2.00	0.43

Continued on next page...

Continued from previous page...

Atom-1	Atom-2	Interatomic distance (Å)	Clash overlap (Å)
1:C:717:ASN:OD1	1:C:718:PHE:N	2.49	0.43
1:A:1081:ILE:HD11	1:A:1135:ASN:HB3	2.01	0.43
1:B:37:TYR:OH	1:B:53:ASP:OD1	2.31	0.43
1:B:382:VAL:HG11	1:B:515:PHE:HZ	1.84	0.43
1:C:407:VAL:O	1:C:410:ILE:HG22	2.19	0.43
1:C:574:ASP:N	1:C:574:ASP:OD1	2.52	0.43
1:B:989:ALA:O	1:B:993:ILE:HG12	2.19	0.43
1:A:560:LEU:HD12	1:A:562:PHE:HE1	1.84	0.43
1:A:751:ASN:HA	1:A:754:LEU:HG	2.00	0.43
1:A:972:ALA:HB2	1:A:996:LEU:HD21	2.01	0.43
1:A:407:VAL:O	1:A:410:ILE:HG22	2.19	0.43
1:B:781:VAL:HG13	1:B:782:PHE:CD2	2.54	0.43
1:B:796:ASP:OD1	1:B:796:ASP:N	2.50	0.43
1:C:994:ASP:O	1:C:998:THR:HG23	2.19	0.43
1:A:873:TYR:HE1	1:C:699:LEU:HG	1.84	0.43
1:A:201:PHE:HB3	1:A:229:LEU:HB2	2.00	0.42
1:A:328:ARG:HD3	1:A:543:PHE:HE2	1.84	0.42
1:C:334:ASN:OD1	1:C:335:LEU:N	2.45	0.42
1:A:295:PRO:HA	1:A:298:GLU:HB3	2.02	0.42
1:A:345:THR:O	1:A:509:ARG:NH2	2.52	0.42
1:A:403:ARG:HG2	1:A:497:PHE:HE1	1.83	0.42
1:A:950:ASP:N	1:A:950:ASP:OD1	2.49	0.42
1:C:48:LEU:HB3	1:C:276:LEU:HD11	2.00	0.42
1:C:58:PHE:HD1	1:C:290:ASP:HB2	1.84	0.42
1:A:204:TYR:HB3	1:A:223:LEU:HG	2.01	0.42
1:B:106:PHE:HB3	1:B:235:ILE:HG21	2.00	0.42
1:C:722:VAL:HG22	1:C:930:ALA:HB1	2.01	0.42
1:C:1045:LYS:HA	1:C:1045:LYS:HD3	1.77	0.42
1:A:22:THR:O	1:A:78:ARG:NH1	2.52	0.42
1:A:457:ARG:HH12	1:A:461:LEU:HB3	1.83	0.42
1:A:730:SER:OG	1:A:731:MET:N	2.52	0.42
1:C:334:ASN:O	1:C:362:VAL:N	2.42	0.42
1:C:117:LEU:HD12	1:C:117:LEU:HA	1.77	0.42
1:A:751:ASN:HA	1:A:754:LEU:HG	2.00	0.42
1:B:407:VAL:O	1:B:410:ILE:HG22	2.19	0.42
1:C:404:GLY:HA2	1:C:407:VAL:HG13	2.00	0.42
1:C:574:ASP:OD1	1:C:574:ASP:N	2.51	0.42
1:B:751:ASN:HA	1:B:754:LEU:HG	2.00	0.42
1:C:825:LYS:HE3	1:C:825:LYS:HB2	1.87	0.42
1:C:923:ILE:HA	1:C:926:GLN:HG3	2.01	0.42
1:B:455:LEU:HG	1:B:456:PHE:CD2	2.54	0.42

Continued on next page...

Continued from previous page...

Atom-1	Atom-2	Interatomic distance (Å)	Clash overlap (Å)
1:B:717:ASN:OD1	1:B:718:PHE:N	2.50	0.42
1:C:36:VAL:HG11	1:C:220:PHE:CZ	2.54	0.42
1:C:759:PHE:HA	1:C:762:GLN:OE1	2.19	0.42
1:A:332:ILE:HG13	1:A:362:VAL:HG22	2.01	0.42
1:B:351:TYR:HE1	1:B:452:LEU:HB2	1.84	0.42
1:C:537:LYS:HE3	1:C:537:LYS:HB3	1.90	0.42
1:C:970:PHE:HD2	1:C:996:LEU:HA	1.84	0.42
1:B:361:CYS:HB3	1:B:524:VAL:O	2.19	0.42
1:C:287:ASP:OD1	1:C:288:ALA:N	2.52	0.42
1:C:1073:LYS:HE3	1:C:1075:PHE:CZ	2.54	0.42
1:C:290:ASP:HB3	1:C:293:LEU:HB2	2.00	0.42
1:A:462:LYS:HE2	1:A:465:GLU:HG3	2.00	0.42
1:A:884:SER:OG	1:A:894:LEU:O	2.37	0.42
1:B:407:VAL:O	1:B:410:ILE:HG22	2.19	0.42
1:B:517:LEU:HD11	1:C:983:ARG:HD2	2.01	0.42
1:C:1019:ARG:HA	1:C:1019:ARG:HH11	1.84	0.42
1:A:483:VAL:HG12	1:A:484:LYS:HG3	2.00	0.42
1:B:37:TYR:OH	1:B:53:ASP:OD1	2.23	0.42
1:B:406:GLU:HB3	1:B:418:ILE:HG21	2.01	0.42
1:C:737:ASP:OD2	1:C:737:ASP:N	2.45	0.42
1:A:102:ARG:HE	1:A:246:ILE:HD11	1.84	0.42
1:B:989:ALA:O	1:B:993:ILE:HG12	2.19	0.42
1:C:985:ASP:OD1	1:C:985:ASP:N	2.44	0.42
1:B:327:VAL:HB	1:B:531:THR:HG23	2.01	0.42
1:B:402:ILE:HD12	1:B:402:ILE:HA	1.85	0.42
1:C:287:ASP:OD1	1:C:288:ALA:N	2.51	0.42
1:C:884:SER:OG	1:C:887:THR:OG1	2.28	0.42
1:A:47:VAL:HG12	1:C:569:ILE:HA	2.01	0.42
1:A:882:ILE:HD12	1:A:882:ILE:HA	1.91	0.42
1:B:303:LEU:HD23	1:B:308:VAL:HG22	2.00	0.42
1:B:712:ILE:HG12	1:B:1094:VAL:HG11	2.00	0.42
1:A:401:VAL:HG22	1:A:509:ARG:HG2	2.01	0.42
1:C:332:ILE:HG23	1:C:362:VAL:HG11	2.01	0.42
1:A:396:TYR:HB2	1:A:514:SER:HB3	2.00	0.42
1:C:97:LYS:HD3	1:C:186:PHE:HE1	1.84	0.42
1:C:326:ILE:HD13	1:C:533:LEU:HD12	2.01	0.42
1:C:404:GLY:HA2	1:C:407:VAL:HG13	2.00	0.42
1:B:557:LYS:HE2	1:B:559:PHE:HE1	1.84	0.42
1:C:984:LEU:HD12	1:C:988:GLU:HB2	2.01	0.42
1:A:183:GLN:HG3	1:A:187:LYS:HG3	2.00	0.42
1:A:287:ASP:OD2	1:A:288:ALA:N	2.52	0.42

Continued on next page...

Continued from previous page...

Atom-1	Atom-2	Interatomic distance (Å)	Clash overlap (Å)
1:A:287:ASP:OD2	1:A:288:ALA:N	2.52	0.42
1:B:1010:GLN:O	1:B:1014:ARG:HG3	2.19	0.42
1:B:303:LEU:HD23	1:B:308:VAL:HG22	2.02	0.42
1:C:796:ASP:OD1	1:C:796:ASP:N	2.49	0.42
1:C:1077:THR:OG1	1:C:1078:ALA:N	2.52	0.42
1:C:560:LEU:HD12	1:C:561:PRO:HD2	2.01	0.42
1:A:328:ARG:NH1	1:A:531:THR:O	2.41	0.42
1:A:435:ALA:HB2	1:A:510:VAL:HG22	2.01	0.42
1:C:310:LYS:NZ	1:C:663:ASP:OD2	2.44	0.42
1:C:784:GLN:HA	1:C:784:GLN:NE2	2.35	0.42
1:A:355:ARG:HD2	1:A:396:TYR:HB3	2.01	0.42
1:B:738:CYS:O	1:B:742:ILE:HB	2.19	0.42
1:A:870:ILE:O	1:A:874:THR:HG23	2.20	0.42
1:B:189:LEU:HD11	1:B:208:THR:HB	2.01	0.42
1:B:366:SER:O	1:B:370:ASN:HB2	2.19	0.42
1:C:28:TYR:HB3	1:C:61:ASN:HB3	1.99	0.42
1:A:287:ASP:OD1	1:A:288:ALA:N	2.52	0.42
1:A:380:TYR:HE1	1:A:433:VAL:HG12	1.84	0.42
1:B:822:LEU:HD23	1:B:1056:ALA:HB2	2.01	0.42
1:C:762:GLN:HA	1:C:765:ARG:HG2	2.00	0.42
1:B:462:LYS:HE2	1:B:462:LYS:H	1.84	0.42
1:B:756:TYR:HB3	1:B:759:PHE:HD2	1.84	0.42
1:B:817:PHE:HE2	1:B:935:GLN:HE21	1.67	0.42
1:C:954:GLN:OE1	1:C:1014:ARG:NH1	2.52	0.42
1:A:719:THR:HG23	1:A:1068:VAL:HB	2.00	0.42
1:A:883:THR:HB	1:C:705:VAL:HG11	2.01	0.42
1:C:404:GLY:HA2	1:C:407:VAL:HG13	2.00	0.42
1:C:989:ALA:O	1:C:993:ILE:HG12	2.19	0.42
1:A:806:LEU:HD13	1:A:807:PRO:HD2	2.00	0.42
1:A:904:TYR:HE1	1:C:1094:VAL:HG22	1.84	0.42
1:C:36:VAL:HG11	1:C:220:PHE:CZ	2.54	0.42
1:C:141:LEU:HD13	1:C:246:ILE:HD13	2.01	0.42
1:C:1116:THR:OG1	1:C:1118:ASP:OD1	2.24	0.42
1:A:37:TYR:OH	1:A:54:LEU:O	2.25	0.42
1:A:365:TYR:H	1:A:527:PRO:HD3	1.85	0.42
1:A:578:ASP:OD2	1:A:581:THR:OG1	2.32	0.42
1:B:716:THR:N	1:B:1071:GLN:O	2.52	0.42
1:B:778:THR:HA	1:B:781:VAL:HG12	2.00	0.42
1:A:287:ASP:OD2	1:A:288:ALA:N	2.52	0.42
1:C:564:GLN:O	1:C:577:ARG:N	2.51	0.42
1:A:712:ILE:HG21	1:A:1096:VAL:HG12	2.01	0.42

Continued on next page...

Continued from previous page...

Atom-1	Atom-2	Interatomic distance (Å)	Clash overlap (Å)
1:B:733:LYS:HB3	1:B:861:LEU:HD23	2.01	0.42
1:B:785:VAL:HG12	1:B:787:GLN:H	1.84	0.42
1:C:87:ASN:OD1	1:C:87:ASN:N	2.46	0.42
1:C:331:ASN:OD1	1:C:331:ASN:N	2.44	0.42
1:A:1105:THR:HG21	1:A:1110:TYR:HD2	1.84	0.42
1:C:986:PRO:O	1:C:990:GLU:HG2	2.19	0.42
1:B:989:ALA:O	1:B:993:ILE:HG12	2.19	0.42
1:B:802:PHE:HB3	1:B:806:LEU:HD23	2.00	0.42
1:C:106:PHE:O	1:C:117:LEU:N	2.46	0.42
1:C:882:ILE:HD12	1:C:882:ILE:HA	1.87	0.42
1:A:106:PHE:HB3	1:A:235:ILE:HD12	2.00	0.42
1:A:287:ASP:OD1	1:A:288:ALA:N	2.53	0.42
1:B:407:VAL:O	1:B:410:ILE:HG22	2.20	0.42
1:A:897:PRO:HD2	1:C:712:ILE:HD13	2.01	0.42
1:B:188:ASN:OD1	1:B:207:HIS:NE2	2.45	0.42
1:B:992:GLN:N	1:B:992:GLN:OE1	2.51	0.42
1:C:276:LEU:HD11	1:C:304:LYS:HA	2.02	0.42
1:C:749:CYS:O	1:C:753:LEU:HB2	2.19	0.42
1:C:758:SER:O	1:C:762:GLN:HG3	2.20	0.42
1:C:884:SER:OG	1:C:894:LEU:O	2.37	0.42
1:C:497:PHE:CE2	1:C:507:PRO:HB3	2.53	0.42
1:C:1001:LEU:HD23	1:C:1001:LEU:HA	1.92	0.42
1:A:395:VAL:HG12	1:A:515:PHE:HB3	2.01	0.42
1:A:1012:LEU:HB3	1:C:1013:ILE:HD13	2.02	0.42
1:B:453:TYR:HD1	1:B:495:TYR:CZ	2.37	0.42
1:B:720:ILE:HD11	1:B:1065:VAL:HG12	2.01	0.42
1:A:883:THR:HB	1:C:705:VAL:HG11	2.01	0.42
1:B:468:ILE:HB	1:C:115:GLN:HE22	1.84	0.42
1:C:331:ASN:OD1	1:C:331:ASN:N	2.44	0.42
1:A:785:VAL:HG12	1:A:787:GLN:H	1.83	0.42
1:C:353:TRP:HE1	1:C:466:ARG:HB2	1.83	0.42
1:A:406:GLU:N	1:A:406:GLU:OE1	2.52	0.42
1:A:788:ILE:HG23	1:A:876:ALA:HB2	2.01	0.42
1:B:557:LYS:HE2	1:B:559:PHE:HE1	1.85	0.42
1:C:194:PHE:HB3	1:C:201:PHE:CE2	2.54	0.42
1:C:382:VAL:HG21	1:C:515:PHE:HZ	1.82	0.42
1:C:1033:VAL:HG21	1:C:1053:PRO:HG3	2.00	0.42
1:B:44:ARG:HB2	1:B:279:TYR:CD2	2.54	0.42
1:B:726:ILE:HG22	1:B:1061:VAL:HG22	2.01	0.42
1:C:642:VAL:HG22	1:C:651:ILE:HG22	2.01	0.42
1:C:931:ILE:HA	1:C:934:ILE:HG22	2.01	0.42

Continued on next page...

Continued from previous page...

Atom-1	Atom-2	Interatomic distance (Å)	Clash overlap (Å)
1:A:52:GLN:OE1	1:A:274:THR:OG1	2.27	0.42
1:C:106:PHE:HD1	1:C:235:ILE:HG21	1.84	0.42
1:A:295:PRO:HA	1:A:298:GLU:HB2	2.01	0.42
1:A:731:MET:H	1:A:774:GLN:NE2	2.17	0.42
1:A:642:VAL:HG22	1:A:651:ILE:HG22	2.01	0.42
1:B:701:VAL:HG13	1:C:787:GLN:HG2	2.01	0.42
1:A:979:ASP:HA	1:A:982:SER:HG	1.84	0.42
1:B:971:GLY:O	1:B:995:ARG:NH2	2.44	0.42
1:C:33:THR:HB	1:C:220:PHE:HD1	1.84	0.42
1:B:206:LYS:HE3	1:B:206:LYS:HB3	1.81	0.42
1:B:717:ASN:OD1	1:B:718:PHE:N	2.48	0.42
1:C:717:ASN:OD1	1:C:718:PHE:N	2.50	0.42
1:A:989:ALA:O	1:A:993:ILE:HG12	2.19	0.42
1:B:382:VAL:HG11	1:B:515:PHE:HZ	1.83	0.42
1:B:406:GLU:HB3	1:B:418:ILE:HG21	2.00	0.42
1:B:858:LEU:HD22	1:B:959:LEU:HD12	2.01	0.42
1:A:293:LEU:HD23	1:A:294:ASP:HB3	2.02	0.42
1:A:614:GLY:N	1:A:647:ALA:O	2.42	0.42
1:A:787:GLN:HG2	1:C:701:VAL:HG13	2.02	0.42
1:A:715:PRO:HD3	1:B:894:LEU:HD11	2.01	0.42
1:A:867:ASP:OD1	1:A:867:ASP:N	2.52	0.42
1:B:395:VAL:HG12	1:B:515:PHE:HB3	2.00	0.42
1:B:884:SER:HA	1:B:896:ILE:HG22	2.00	0.42
1:C:712:ILE:HD12	1:C:712:ILE:HA	1.70	0.42
1:C:912:THR:O	1:C:915:VAL:HG22	2.19	0.42
1:A:537:LYS:HE3	1:A:537:LYS:HB3	1.92	0.42
1:B:565:PHE:O	1:C:43:PHE:HB3	2.19	0.42
1:A:212:LEU:HD13	1:A:217:PRO:HD3	2.01	0.42
1:A:1039:ARG:NH1	1:C:1039:ARG:HH12	2.18	0.42
1:C:795:LYS:HB3	1:C:797:PHE:CE2	2.55	0.42
1:A:331:ASN:OD1	1:A:331:ASN:N	2.44	0.42
1:A:578:ASP:OD2	1:A:581:THR:OG1	2.31	0.42
1:A:962:LEU:HD12	1:A:962:LEU:HA	1.90	0.42
1:B:722:VAL:HG22	1:B:930:ALA:HB1	2.00	0.42
1:B:934:ILE:HD12	1:B:934:ILE:HA	1.76	0.42
1:A:457:ARG:HH12	1:A:461:LEU:HD23	1.84	0.42
1:B:1128:VAL:HG11	1:C:918:GLU:HG3	2.02	0.42
1:C:906:PHE:CD2	1:C:916:LEU:HB2	2.54	0.42
1:A:870:ILE:O	1:A:874:THR:HG23	2.19	0.42
1:C:906:PHE:CD1	1:C:916:LEU:HB2	2.54	0.42
1:A:984:LEU:HD12	1:A:988:GLU:HB2	2.02	0.42

Continued on next page...

Continued from previous page...

Atom-1	Atom-2	Interatomic distance (Å)	Clash overlap (Å)
1:B:978:ASN:HA	1:B:981:LEU:HG	2.02	0.42
1:C:762:GLN:HB3	1:C:765:ARG:HH21	1.84	0.42
1:A:894:LEU:HD23	1:C:713:ALA:HB3	2.01	0.42
1:B:315:THR:OG1	1:B:316:SER:N	2.52	0.42
1:C:403:ARG:NH1	1:C:405:ASP:OD2	2.52	0.42
1:C:877:LEU:O	1:C:881:THR:OG1	2.32	0.42
1:C:332:ILE:HG13	1:C:362:VAL:HG22	2.01	0.42
1:C:342:PHE:CE1	1:C:511:VAL:HG11	2.55	0.42
1:B:552:LEU:HD13	1:B:587:ILE:HD13	2.01	0.42
1:A:806:LEU:HD22	1:A:878:LEU:HD21	2.00	0.42
1:C:200:TYR:HA	1:C:230:PRO:HA	2.02	0.42
1:B:117:LEU:HB2	1:B:233:ILE:HD11	2.02	0.42
1:A:950:ASP:O	1:A:954:GLN:HB3	2.19	0.42
1:B:715:PRO:HD3	1:C:894:LEU:HD21	2.01	0.42
1:A:106:PHE:HB3	1:A:235:ILE:HG12	2.02	0.42
1:A:574:ASP:O	1:A:587:ILE:N	2.39	0.42
1:C:722:VAL:HG22	1:C:930:ALA:HB1	2.01	0.42
1:C:882:ILE:HD12	1:C:882:ILE:HA	1.85	0.42
1:A:386:LYS:NZ	1:B:981:LEU:O	2.35	0.42
1:A:1089:PHE:HE2	1:B:917:TYR:HD2	1.67	0.42
1:B:317:ASN:HD21	1:B:592:PHE:HD2	1.66	0.42
1:B:552:LEU:HD12	1:B:585:LEU:HB2	2.02	0.42
1:B:574:ASP:OD1	1:B:574:ASP:N	2.46	0.42
1:B:989:ALA:O	1:B:993:ILE:HG12	2.20	0.42
1:C:717:ASN:HB3	1:C:1071:GLN:HG2	2.01	0.42
1:A:908:GLY:O	1:A:1038:LYS:NZ	2.30	0.42
1:B:393:THR:HG1	1:B:394:ASN:N	2.17	0.42
1:B:431:GLY:HA2	1:B:515:PHE:CE2	2.54	0.42
1:A:1129:VAL:HG23	1:A:1132:ILE:HB	2.01	0.42
1:B:594:GLY:H	1:B:613:GLN:NE2	2.18	0.42
1:C:220:PHE:HE2	1:C:285:ILE:HG22	1.84	0.42
1:C:1116:THR:OG1	1:C:1118:ASP:OD1	2.37	0.42
1:A:406:GLU:N	1:A:406:GLU:OE1	2.52	0.42
1:A:809:PRO:HA	1:A:814:LYS:HD2	2.01	0.42
1:B:44:ARG:HD3	1:B:279:TYR:HE2	1.83	0.42
1:A:1086:LYS:HB3	1:A:1086:LYS:HE3	1.87	0.42
1:B:400:PHE:HE2	1:B:402:ILE:HD13	1.84	0.42
1:B:418:ILE:O	1:B:422:ASN:HB2	2.20	0.42
1:B:769:GLY:HA2	1:B:772:VAL:HG12	2.01	0.42
1:A:543:PHE:HD2	1:A:576:VAL:HG11	1.84	0.42
1:B:332:ILE:HG13	1:B:362:VAL:HG22	2.00	0.42

Continued on next page...

Continued from previous page...

Atom-1	Atom-2	Interatomic distance (Å)	Clash overlap (Å)
1:C:796:ASP:OD1	1:C:796:ASP:N	2.49	0.42
1:A:328:ARG:NH1	1:A:531:THR:O	2.44	0.42
1:A:598:ILE:HD11	1:A:678:ILE:HD13	2.01	0.42
1:A:989:ALA:O	1:A:993:ILE:HG12	2.19	0.42
1:C:394:ASN:OD1	1:C:394:ASN:N	2.52	0.42
1:C:730:SER:OG	1:C:731:MET:N	2.52	0.42
1:A:1025:ALA:O	1:A:1029:MET:HB2	2.20	0.42
1:C:574:ASP:N	1:C:574:ASP:OD1	2.52	0.42
1:A:175:PHE:HE2	1:A:177:MET:HG3	1.85	0.42
1:B:462:LYS:HE2	1:B:462:LYS:H	1.85	0.42
1:C:48:LEU:HB3	1:C:276:LEU:HD11	2.01	0.42
1:C:796:ASP:OD1	1:C:796:ASP:N	2.50	0.42
1:A:57:PRO:HB3	1:A:273:ARG:HH12	1.84	0.42
1:A:97:LYS:HD2	1:A:97:LYS:HA	1.87	0.42
1:A:547:THR:O	1:B:978:ASN:ND2	2.52	0.42
1:B:332:ILE:HG13	1:B:362:VAL:HG22	2.01	0.42
1:C:52:GLN:HE22	1:C:273:ARG:N	2.18	0.42
1:C:222:ALA:HB2	1:C:285:ILE:HB	2.02	0.42
1:A:206:LYS:HG2	1:A:224:GLU:H	1.83	0.42
1:A:642:VAL:HG22	1:A:651:ILE:HG22	2.02	0.42
1:C:287:ASP:OD1	1:C:288:ALA:N	2.52	0.42
1:B:106:PHE:HB3	1:B:235:ILE:HD12	2.02	0.42
1:C:871:ALA:HA	1:C:874:THR:HG22	2.01	0.42
1:B:350:VAL:HG21	1:B:418:ILE:HD11	2.01	0.42
1:C:86:PHE:HE2	1:C:90:VAL:HG22	1.84	0.42
1:A:426:PRO:HG2	1:A:429:PHE:HB2	2.01	0.42
1:A:870:ILE:O	1:A:874:THR:HG23	2.20	0.42
1:B:796:ASP:OD2	1:B:796:ASP:N	2.53	0.42
1:B:1115:ILE:HG22	1:B:1137:VAL:HG13	2.01	0.42
1:C:445:VAL:HG22	1:C:499:PRO:HG2	2.02	0.42
1:C:825:LYS:HE2	1:C:825:LYS:HB2	1.81	0.42
1:C:914:ASN:HD21	1:C:1111:GLU:CD	2.23	0.42
1:A:776:LYS:NZ	1:A:1019:ARG:HH21	2.18	0.42
1:B:1039:ARG:NE	1:C:1031:GLU:OE1	2.40	0.42
1:A:997:ILE:O	1:A:1001:LEU:HB3	2.19	0.42
1:C:366:SER:O	1:C:370:ASN:HB2	2.20	0.42
1:A:788:ILE:HG13	1:A:876:ALA:HB2	2.02	0.42
1:B:1046:GLY:HA2	1:C:890:ALA:HA	2.02	0.42
1:C:63:THR:HB	1:C:267:VAL:HG13	2.02	0.42
1:C:402:ILE:HD11	1:C:418:ILE:HG13	2.00	0.42
1:C:462:LYS:H	1:C:462:LYS:HD2	1.85	0.42

Continued on next page...

Continued from previous page...

Atom-1	Atom-2	Interatomic distance (Å)	Clash overlap (Å)
1:A:115:GLN:NE2	1:C:468:ILE:HG12	2.34	0.42
1:B:102:ARG:HD2	1:B:141:LEU:HD22	2.02	0.42
1:B:129:LYS:HZ3	1:B:168:PHE:H	1.67	0.42
1:B:958:ALA:O	1:B:961:THR:OG1	2.33	0.42
1:C:441:LEU:HB3	1:C:509:ARG:HH22	1.85	0.42
1:B:279:TYR:HE1	1:B:285:ILE:HG12	1.85	0.42
1:B:435:ALA:HB2	1:B:510:VAL:HG22	2.02	0.42
1:B:983:ARG:HE	1:B:983:ARG:HB2	1.53	0.42
1:A:278:LYS:HB2	1:A:306:PHE:CE2	2.54	0.42
1:B:319:ARG:HH22	1:C:745:ASP:H	1.66	0.42
1:A:43:PHE:HB3	1:C:565:PHE:O	2.18	0.42
1:A:426:PRO:HD3	1:A:463:PRO:HB3	2.02	0.42
1:A:764:ASN:O	1:A:768:THR:HG23	2.18	0.42
1:A:43:PHE:HE2	1:A:283:GLY:HA3	1.85	0.42
1:A:206:LYS:NZ	1:A:208:THR:HG22	2.34	0.42
1:B:91:TYR:HD1	1:B:193:VAL:HG22	1.84	0.42
1:C:1086:LYS:HA	1:C:1125:ASN:HA	2.01	0.42
1:A:369:TYR:CE2	1:C:416:GLY:HA2	2.54	0.42
1:C:439:ASN:HD21	1:C:499:PRO:HA	1.84	0.42
1:C:611:LEU:HD13	1:C:678:ILE:HD11	2.01	0.42
1:A:1033:VAL:HA	1:A:1051:SER:HB2	2.02	0.42
1:B:774:GLN:HA	1:B:777:ASN:OD1	2.20	0.42
1:B:1002:GLN:O	1:B:1005:GLN:NE2	2.52	0.42
1:C:33:THR:HB	1:C:220:PHE:HD1	1.85	0.42
1:A:312:ILE:HD13	1:A:598:ILE:HD13	2.01	0.42
1:A:735:SER:HB2	1:A:861:LEU:HD21	2.01	0.42
1:B:462:LYS:N	1:B:465:GLU:OE2	2.38	0.42
1:B:1120:THR:OG1	1:B:1121:PHE:N	2.51	0.42
1:A:314:GLN:HE22	1:A:594:GLY:HA3	1.84	0.42
1:A:406:GLU:N	1:A:406:GLU:OE1	2.53	0.42
1:C:1114:ILE:HD13	1:C:1114:ILE:HA	1.92	0.42
1:A:787:GLN:HG2	1:C:701:VAL:HG13	2.02	0.42
1:A:905:ARG:HB3	1:A:1049:LEU:HD12	2.00	0.42
1:B:733:LYS:HB3	1:B:861:LEU:HD23	2.00	0.42
1:C:409:GLN:HA	1:C:414:GLN:HG3	2.02	0.42
1:B:513:LEU:HD12	1:B:513:LEU:HA	1.87	0.42
1:C:722:VAL:HG22	1:C:930:ALA:HB1	2.01	0.42
1:C:816:SER:N	1:C:819:GLU:OE1	2.36	0.42
1:C:1051:SER:OG	1:C:1064:HIS:ND1	2.35	0.42
1:C:212:LEU:HD13	1:C:217:PRO:HG3	2.02	0.42
1:C:332:ILE:HG13	1:C:362:VAL:HG22	2.01	0.42

Continued on next page...

Continued from previous page...

Atom-1	Atom-2	Interatomic distance (Å)	Clash overlap (Å)
1:C:796:ASP:OD1	1:C:796:ASP:N	2.50	0.42
1:A:970:PHE:HD2	1:A:996:LEU:HA	1.83	0.42
1:B:720:ILE:HD11	1:B:1065:VAL:HG12	2.00	0.42
1:B:802:PHE:HE1	1:B:927:PHE:HE2	1.67	0.42
1:B:370:ASN:HD22	1:B:384:PRO:HB2	1.84	0.42
1:C:1047:TYR:HB2	1:C:1067:TYR:HB3	2.02	0.42
1:B:182:LYS:HD3	1:B:187:LYS:HD2	2.02	0.42
1:A:289:VAL:HG11	1:A:300:LYS:HB2	2.01	0.42
1:A:636:TYR:HB3	1:A:651:ILE:HD12	2.00	0.42
1:A:314:GLN:HE22	1:A:594:GLY:HA3	1.84	0.42
1:A:537:LYS:HE3	1:A:537:LYS:HB3	1.91	0.42
1:A:1041:ASP:OD1	1:B:1030:SER:HB2	2.20	0.42
1:B:802:PHE:HB3	1:B:806:LEU:HD23	2.02	0.42
1:C:108:THR:O	1:C:237:ARG:NH2	2.45	0.42
1:C:203:ILE:HD13	1:C:227:VAL:HG13	2.01	0.42
1:A:408:ARG:HH11	1:A:414:GLN:HE21	1.66	0.42
1:B:15:CYS:SG	1:B:137:ASN:N	2.91	0.42
1:C:86:PHE:CZ	1:C:89:GLY:HA2	2.55	0.42
1:B:295:PRO:O	1:B:299:THR:HG23	2.19	0.42
1:B:418:ILE:HD12	1:B:422:ASN:HD22	1.85	0.42
1:C:291:CYS:HB3	1:C:301:CYS:HB2	1.34	0.42
1:C:862:PRO:HA	1:C:863:PRO:HD3	1.93	0.42
1:C:994:ASP:O	1:C:998:THR:HG23	2.20	0.42
1:A:18:PHE:HB2	1:A:21:ARG:HB2	2.02	0.42
1:A:33:THR:OG1	1:A:219:GLY:O	2.24	0.42
1:A:864:LEU:HA	1:C:667:GLY:HA2	2.00	0.42
1:A:882:ILE:HD12	1:A:882:ILE:HA	1.89	0.42
1:B:362:VAL:HG21	1:B:526:GLY:H	1.85	0.42
1:A:569:ILE:HG13	1:B:47:VAL:HG12	2.00	0.42
1:A:884:SER:OG	1:A:887:THR:OG1	2.35	0.42
1:C:402:ILE:HD11	1:C:418:ILE:HG13	2.01	0.42
1:A:785:VAL:HG12	1:A:787:GLN:H	1.83	0.42
1:A:984:LEU:HB2	1:A:989:ALA:HB2	2.02	0.42
1:B:731:MET:H	1:B:774:GLN:NE2	2.18	0.42
1:B:735:SER:HB2	1:B:861:LEU:HD21	2.02	0.42
1:C:877:LEU:O	1:C:881:THR:OG1	2.31	0.42
1:C:994:ASP:O	1:C:998:THR:HG23	2.20	0.42
1:B:715:PRO:HD3	1:C:894:LEU:HD11	2.01	0.42
1:A:43:PHE:HB3	1:C:565:PHE:O	2.19	0.42
1:A:983:ARG:HH11	1:C:517:LEU:HD11	1.84	0.42
1:B:1039:ARG:HD2	1:B:1042:PHE:HB2	2.02	0.42

Continued on next page...

Continued from previous page...

Atom-1	Atom-2	Interatomic distance (Å)	Clash overlap (Å)
1:A:414:GLN:HG3	1:A:415:THR:H	1.83	0.42
1:A:730:SER:OG	1:A:731:MET:N	2.52	0.42
1:A:273:ARG:HD2	1:A:292:ALA:HB3	2.01	0.42
1:A:442:ASP:OD2	1:A:509:ARG:NE	2.45	0.42
1:B:407:VAL:O	1:B:410:ILE:HG22	2.20	0.42
1:A:882:ILE:HD12	1:A:882:ILE:HA	1.78	0.42
1:C:426:PRO:HD3	1:C:463:PRO:HB3	2.01	0.42
1:C:1105:THR:HG21	1:C:1110:TYR:HD2	1.85	0.42
1:A:745:ASP:OD1	1:A:745:ASP:N	2.53	0.42
1:A:986:PRO:O	1:A:990:GLU:HB2	2.19	0.42
1:B:733:LYS:HB3	1:B:861:LEU:HD23	2.02	0.42
1:A:193:VAL:HG23	1:A:270:LEU:HD21	2.02	0.42
1:B:455:LEU:HG	1:B:456:PHE:CD2	2.54	0.42
1:B:934:ILE:HD12	1:B:934:ILE:HA	1.80	0.42
1:C:105:ILE:HB	1:C:239:GLN:HB3	2.02	0.42
1:C:1029:MET:HE2	1:C:1029:MET:HA	2.01	0.42
1:A:475:ALA:HB3	1:A:487:ASN:HB3	2.01	0.42
1:A:586:ASP:OD1	1:A:586:ASP:N	2.51	0.42
1:B:195:LYS:HE3	1:B:197:ILE:HD12	2.02	0.42
1:B:985:ASP:HB2	1:B:986:PRO:HD2	2.02	0.42
1:C:642:VAL:HG22	1:C:651:ILE:HG22	2.02	0.42
1:B:738:CYS:HB2	1:B:763:LEU:HD11	2.00	0.42
1:B:989:ALA:O	1:B:993:ILE:HG12	2.20	0.42
1:C:434:ILE:HB	1:C:511:VAL:HG13	2.02	0.42
1:C:722:VAL:HG22	1:C:930:ALA:HB1	2.01	0.42
1:A:658:ASN:C	1:A:658:ASN:ND2	2.73	0.42
1:C:1156:PHE:O	1:C:1160:THR:OG1	2.32	0.42
1:A:205:SER:HB3	1:A:226:LEU:HD22	2.02	0.42
1:A:1005:GLN:HE22	1:B:1005:GLN:HG2	1.85	0.42
1:C:130:VAL:HB	1:C:168:PHE:HB3	2.02	0.42
1:A:406:GLU:N	1:A:406:GLU:OE1	2.53	0.42
1:A:781:VAL:HG13	1:A:782:PHE:HD1	1.84	0.42
1:A:957:GLN:HE21	1:B:765:ARG:NH1	2.18	0.42
1:B:310:LYS:HG3	1:B:600:PRO:HA	2.01	0.42
1:B:1039:ARG:HD2	1:B:1042:PHE:HB2	2.01	0.42
1:C:129:LYS:NZ	1:C:167:THR:H	2.16	0.42
1:B:33:THR:OG1	1:B:34:ARG:NH1	2.53	0.42
1:B:326:ILE:HD13	1:B:533:LEU:HD12	2.02	0.42
1:C:915:VAL:HG21	1:C:1108:ASN:HB3	2.00	0.42
1:A:730:SER:OG	1:A:731:MET:N	2.51	0.42
1:A:759:PHE:HA	1:A:762:GLN:HE21	1.84	0.42

Continued on next page...

Continued from previous page...

Atom-1	Atom-2	Interatomic distance (Å)	Clash overlap (Å)
1:C:1012:LEU:HD13	1:C:1012:LEU:HA	1.89	0.42
1:A:68:ILE:H	1:A:78:ARG:HB2	1.84	0.42
1:A:369:TYR:OH	1:C:415:THR:OG1	2.24	0.42
1:A:742:ILE:HD12	1:A:742:ILE:HA	1.80	0.42
1:C:574:ASP:N	1:C:574:ASP:OD1	2.53	0.42
1:A:58:PHE:CD2	1:A:290:ASP:HB2	2.55	0.42
1:A:550:GLY:HA2	1:A:589:PRO:HA	2.02	0.42
1:B:276:LEU:HG	1:B:306:PHE:HE1	1.85	0.42
1:B:788:ILE:HG23	1:B:876:ALA:HB2	2.02	0.42
1:B:884:SER:OG	1:B:887:THR:OG1	2.31	0.42
1:C:796:ASP:OD1	1:C:796:ASP:N	2.50	0.42
1:B:339:GLY:O	1:B:343:ASN:HB2	2.19	0.42
1:B:731:MET:H	1:B:774:GLN:HE22	1.67	0.42
1:C:532:ASN:OD1	1:C:533:LEU:N	2.53	0.42
1:C:774:GLN:HA	1:C:777:ASN:ND2	2.35	0.42
1:B:38:TYR:HE2	1:B:224:GLU:HG2	1.85	0.42
1:B:903:ALA:HB1	1:B:913:GLN:HG2	2.01	0.42
1:C:131:CYS:HB2	1:C:133:PHE:CE1	2.55	0.42
1:C:898:PHE:HA	1:C:901:GLN:HB2	2.02	0.42
1:C:985:ASP:OD1	1:C:988:GLU:HG3	2.20	0.42
1:B:1002:GLN:O	1:B:1006:THR:HG23	2.19	0.42
1:A:398:ASP:OD2	1:A:398:ASP:N	2.53	0.42
1:A:701:VAL:HG13	1:B:787:GLN:HG2	2.01	0.42
1:B:202:LYS:HD2	1:B:202:LYS:HA	1.89	0.42
1:B:574:ASP:OD2	1:B:574:ASP:N	2.53	0.42
1:A:756:TYR:HB3	1:A:759:PHE:CD2	2.55	0.42
1:A:809:PRO:HA	1:A:814:LYS:HD2	2.00	0.42
1:B:360:ASN:O	1:B:360:ASN:ND2	2.34	0.42
1:A:222:ALA:HB2	1:A:285:ILE:HB	2.02	0.42
1:B:733:LYS:HB3	1:B:861:LEU:HD23	2.02	0.42
1:B:884:SER:OG	1:B:894:LEU:O	2.37	0.42
1:C:796:ASP:OD1	1:C:796:ASP:N	2.50	0.42
1:A:326:ILE:HD11	1:A:534:VAL:HG22	2.01	0.42
1:A:401:VAL:HG22	1:A:509:ARG:HG2	2.00	0.42
1:B:1106:GLN:OE1	1:B:1106:GLN:N	2.49	0.42
1:C:1009:THR:O	1:C:1013:ILE:HG12	2.20	0.42
1:A:1107:ARG:HH21	1:B:896:ILE:HD11	1.85	0.42
1:B:44:ARG:HH22	1:B:49:HIS:CG	2.37	0.42
1:B:538:CYS:HB3	1:B:590:CYS:HB3	1.52	0.42
1:C:195:LYS:HE3	1:C:195:LYS:HB3	1.88	0.42
1:A:1105:THR:HG21	1:A:1110:TYR:HD1	1.85	0.42

Continued on next page...

Continued from previous page...

Atom-1	Atom-2	Interatomic distance (Å)	Clash overlap (Å)
1:C:1028:LYS:NZ	1:C:1042:PHE:O	2.53	0.42
1:A:738:CYS:HB3	1:A:763:LEU:HD11	2.02	0.42
1:B:223:LEU:HD12	1:B:223:LEU:HA	1.92	0.42
1:A:791:THR:HG21	1:A:806:LEU:HD11	2.02	0.42
1:A:409:GLN:HA	1:A:414:GLN:HG2	2.01	0.42
1:A:809:PRO:HA	1:A:814:LYS:HD2	2.00	0.42
1:B:44:ARG:HD2	1:B:279:TYR:HE2	1.85	0.42
1:C:796:ASP:OD1	1:C:796:ASP:N	2.50	0.42
1:A:47:VAL:HG12	1:C:569:ILE:HA	2.02	0.42
1:A:815:ARG:NH1	1:A:867:ASP:OD1	2.50	0.42
1:B:44:ARG:HB3	1:B:279:TYR:HD2	1.85	0.42
1:C:882:ILE:HD12	1:C:882:ILE:HA	1.88	0.42
1:A:909:ILE:HA	1:A:1038:LYS:NZ	2.35	0.42
1:C:319:ARG:NH2	1:C:590:CYS:SG	2.93	0.42
1:C:980:ILE:HD13	1:C:980:ILE:HA	1.90	0.42
1:A:592:PHE:CE2	1:B:740:MET:HG3	2.55	0.42
1:A:890:ALA:HA	1:C:1046:GLY:HA2	2.01	0.42
1:A:191:GLU:HG2	1:A:223:LEU:HD22	2.02	0.42
1:B:390:LEU:HG	1:B:392:PHE:HE1	1.85	0.42
1:B:106:PHE:HB3	1:B:235:ILE:HD12	2.02	0.42
1:B:999:GLY:HA2	1:B:1002:GLN:HG3	2.02	0.42
1:A:205:SER:O	1:A:206:LYS:HD2	2.20	0.42
1:B:106:PHE:HB3	1:B:235:ILE:HD13	2.02	0.42
1:C:457:ARG:NH2	1:C:461:LEU:HG	2.35	0.42
1:C:1002:GLN:O	1:C:1006:THR:HG23	2.19	0.42
1:C:822:LEU:HD13	1:C:1056:ALA:HB2	2.02	0.42
1:C:994:ASP:O	1:C:998:THR:HG23	2.20	0.42
1:C:1010:GLN:HE22	1:C:1014:ARG:HH12	1.68	0.42
1:A:972:ALA:HB2	1:A:996:LEU:HD21	2.02	0.42
1:B:462:LYS:HE2	1:B:462:LYS:H	1.85	0.42
1:C:720:ILE:HD11	1:C:1065:VAL:HG22	2.02	0.42
1:C:788:ILE:HG13	1:C:876:ALA:HB2	2.02	0.42
1:A:720:ILE:HD11	1:A:1065:VAL:HG12	2.02	0.42
1:A:58:PHE:CD2	1:A:290:ASP:HB2	2.54	0.42
1:A:331:ASN:OD1	1:A:331:ASN:N	2.44	0.42
1:A:1143:PRO:HA	1:A:1146:ASP:HB2	2.02	0.42
1:B:442:ASP:OD2	1:B:509:ARG:NE	2.44	0.42
1:B:730:SER:OG	1:B:731:MET:N	2.52	0.42
1:B:884:SER:OG	1:B:887:THR:OG1	2.29	0.42
1:B:809:PRO:HA	1:B:814:LYS:HD2	2.01	0.42
1:B:983:ARG:HG3	1:B:984:LEU:HD23	2.02	0.42

Continued on next page...

Continued from previous page...

Atom-1	Atom-2	Interatomic distance (Å)	Clash overlap (Å)
1:B:994:ASP:HA	1:B:997:ILE:HG12	2.02	0.42
1:C:105:ILE:N	1:C:239:GLN:O	2.35	0.42
1:A:541:PHE:N	1:A:548:GLY:O	2.45	0.42
1:B:139:PRO:HG2	1:B:245:HIS:CE1	2.55	0.42
1:C:1008:VAL:O	1:C:1012:LEU:HD22	2.20	0.42
1:A:774:GLN:HE22	1:A:1018:ILE:HG21	1.85	0.42
1:A:787:GLN:HG2	1:C:701:VAL:HG13	2.02	0.42
1:C:819:GLU:HA	1:C:822:LEU:HG	2.02	0.42
1:A:214:ARG:HD2	1:A:214:ARG:HA	1.84	0.42
1:A:1004:LEU:O	1:A:1008:VAL:HG12	2.20	0.42
1:B:454:ARG:HH12	1:B:457:ARG:HB2	1.84	0.42
1:C:37:TYR:HA	1:C:223:LEU:H	1.84	0.42
1:B:406:GLU:HB3	1:B:418:ILE:HG21	2.02	0.42
1:C:751:ASN:HA	1:C:754:LEU:HG	2.02	0.42
1:A:406:GLU:N	1:A:406:GLU:OE1	2.53	0.42
1:A:730:SER:OG	1:A:731:MET:N	2.51	0.42
1:A:915:VAL:HG11	1:A:1109:PHE:CE2	2.55	0.42
1:A:972:ALA:HB2	1:A:996:LEU:HD21	2.02	0.42
1:B:720:ILE:HD11	1:B:1065:VAL:HG12	2.01	0.42
1:A:113:LYS:HA	1:A:113:LYS:HD2	1.86	0.42
1:A:357:ARG:NH2	1:A:396:TYR:OH	2.53	0.42
1:A:393:THR:OG1	1:A:516:GLU:O	2.37	0.42
1:A:435:ALA:HB2	1:A:510:VAL:HG22	2.02	0.42
1:A:758:SER:O	1:A:762:GLN:HG3	2.20	0.42
1:B:200:TYR:HA	1:B:230:PRO:HA	2.01	0.42
1:B:901:GLN:O	1:B:905:ARG:HG2	2.20	0.42
1:C:393:THR:OG1	1:C:394:ASN:N	2.52	0.42
1:C:759:PHE:HD2	1:C:762:GLN:HE21	1.67	0.42
1:C:1002:GLN:O	1:C:1006:THR:HG23	2.19	0.42
1:A:962:LEU:HD12	1:A:962:LEU:HA	1.89	0.42
1:C:407:VAL:O	1:C:410:ILE:HG22	2.20	0.42
1:B:328:ARG:NH1	1:B:580:GLN:OE1	2.50	0.41
1:A:975:SER:O	1:A:1000:ARG:NH2	2.53	0.41
1:A:984:LEU:HB3	1:A:988:GLU:HG2	2.01	0.41
1:B:709:ASN:ND2	1:C:796:ASP:OD2	2.50	0.41
1:B:869:MET:HB2	1:B:869:MET:HE2	1.79	0.41
1:B:934:ILE:HD12	1:B:934:ILE:HA	1.85	0.41
1:A:737:ASP:OD2	1:A:740:MET:HB3	2.20	0.41
1:B:366:SER:O	1:B:370:ASN:HB2	2.19	0.41
1:A:64:TRP:HE1	1:A:264:ALA:HB1	1.84	0.41
1:A:1107:ARG:HE	1:A:1107:ARG:HB3	1.65	0.41

Continued on next page...

Continued from previous page...

Atom-1	Atom-2	Interatomic distance (Å)	Clash overlap (Å)
1:B:102:ARG:HD2	1:B:141:LEU:HD22	2.02	0.41
1:B:398:ASP:HB2	1:B:512:VAL:HG13	2.02	0.41
1:A:403:ARG:NH2	1:B:372:ALA:O	2.53	0.41
1:A:883:THR:HB	1:C:705:VAL:HG11	2.02	0.41
1:B:85:PRO:HA	1:B:237:ARG:HH11	1.85	0.41
1:A:406:GLU:N	1:A:406:GLU:OE1	2.53	0.41
1:C:962:LEU:HD21	1:C:1007:TYR:CG	2.55	0.41
1:A:947:LYS:HE2	1:A:947:LYS:HB2	1.95	0.41
1:B:759:PHE:HD1	1:B:762:GLN:HE21	1.67	0.41
1:B:1128:VAL:HG21	1:C:918:GLU:HG3	2.01	0.41
1:C:560:LEU:HD23	1:C:562:PHE:H	1.85	0.41
1:C:738:CYS:O	1:C:742:ILE:HB	2.20	0.41
1:A:332:ILE:HG13	1:A:362:VAL:HG22	2.02	0.41
1:A:701:VAL:HG13	1:B:787:GLN:HG2	2.02	0.41
1:B:513:LEU:HD12	1:B:513:LEU:HA	1.90	0.41
1:A:999:GLY:HA2	1:A:1002:GLN:HG3	2.01	0.41
1:B:407:VAL:O	1:B:410:ILE:HG22	2.19	0.41
1:B:972:ALA:HB2	1:B:996:LEU:HD21	2.02	0.41
1:B:993:ILE:O	1:B:997:ILE:HG12	2.20	0.41
1:B:1115:ILE:HG22	1:B:1137:VAL:HG23	2.02	0.41
1:A:994:ASP:HA	1:A:997:ILE:HG12	2.02	0.41
1:A:1135:ASN:OD1	1:A:1136:THR:N	2.43	0.41
1:A:58:PHE:HD2	1:A:290:ASP:HB2	1.84	0.41
1:A:1002:GLN:O	1:A:1006:THR:HG23	2.20	0.41
1:C:966:LEU:HA	1:C:1000:ARG:HH12	1.85	0.41
1:A:383:SER:OG	1:B:988:GLU:OE1	2.38	0.41
1:B:185:ASN:HB2	1:B:213:VAL:HA	2.02	0.41
1:C:886:TRP:HH2	1:C:904:TYR:HB3	1.85	0.41
1:A:1116:THR:OG1	1:A:1118:ASP:OD1	2.30	0.41
1:B:886:TRP:HZ2	1:B:904:TYR:HD2	1.68	0.41
1:B:904:TYR:HD1	1:B:904:TYR:HA	1.61	0.41
1:B:1090:PRO:HD3	1:B:1095:PHE:HE2	1.85	0.41
1:A:105:ILE:HD12	1:A:105:ILE:HA	1.80	0.41
1:B:117:LEU:HB2	1:B:233:ILE:HD11	2.02	0.41
1:B:701:VAL:HG13	1:C:787:GLN:HG2	2.01	0.41
1:C:37:TYR:OH	1:C:53:ASP:OD1	2.25	0.41
1:C:229:LEU:HG	1:C:231:ILE:HG23	2.02	0.41
1:A:978:ASN:HA	1:A:981:LEU:HG	2.01	0.41
1:B:701:VAL:HG13	1:C:787:GLN:HG2	2.01	0.41
1:C:989:ALA:O	1:C:993:ILE:HG12	2.20	0.41
1:A:1002:GLN:NE2	1:B:1005:GLN:OE1	2.50	0.41

Continued on next page...

Continued from previous page...

Atom-1	Atom-2	Interatomic distance (Å)	Clash overlap (Å)
1:B:1004:LEU:O	1:B:1008:VAL:HG12	2.20	0.41
1:C:822:LEU:HD13	1:C:1056:ALA:HB2	2.02	0.41
1:A:129:LYS:HE3	1:A:129:LYS:HB3	1.86	0.41
1:A:332:ILE:HG13	1:A:362:VAL:HG22	2.02	0.41
1:A:569:ILE:HD11	1:B:964:LYS:NZ	2.35	0.41
1:B:48:LEU:HD12	1:B:48:LEU:HA	1.93	0.41
1:C:185:ASN:ND2	1:C:211:ASN:OD1	2.52	0.41
1:A:332:ILE:HG13	1:A:362:VAL:HG22	2.02	0.41
1:A:170:TYR:HE2	1:A:231:ILE:HD11	1.85	0.41
1:A:295:PRO:O	1:A:299:THR:HG23	2.20	0.41
1:B:297:SER:HA	1:B:300:LYS:HG2	2.02	0.41
1:B:426:PRO:HD3	1:B:463:PRO:HB3	2.01	0.41
1:B:58:PHE:HD2	1:B:290:ASP:HB2	1.84	0.41
1:C:1038:LYS:HA	1:C:1038:LYS:HD3	1.79	0.41
1:A:431:GLY:HA2	1:A:515:PHE:CE2	2.55	0.41
1:B:118:LEU:HD21	1:B:135:PHE:HE1	1.85	0.41
1:A:105:ILE:HD13	1:A:105:ILE:HG21	1.83	0.41
1:C:1031:GLU:HG3	1:C:1039:ARG:NH2	2.35	0.41
1:A:195:LYS:HE2	1:A:195:LYS:HB3	1.76	0.41
1:B:934:ILE:HD12	1:B:934:ILE:HA	1.74	0.41
1:C:884:SER:OG	1:C:887:THR:OG1	2.28	0.41
1:A:549:THR:HB	1:B:745:ASP:HB3	2.01	0.41
1:A:436:TRP:HZ3	1:A:511:VAL:HG12	1.85	0.41
1:C:796:ASP:OD1	1:C:796:ASP:N	2.50	0.41
1:A:457:ARG:NH2	1:A:467:ASP:OD2	2.50	0.41
1:A:332:ILE:HG13	1:A:362:VAL:HG22	2.02	0.41
1:B:196:ASN:ND2	1:B:233:ILE:O	2.42	0.41
1:B:679:GLY:HA2	1:C:864:LEU:HD23	2.02	0.41
1:C:867:ASP:N	1:C:867:ASP:OD1	2.51	0.41
1:C:871:ALA:HA	1:C:874:THR:HG22	2.02	0.41
1:A:393:THR:HB	1:A:520:ALA:HB3	2.02	0.41
1:A:396:TYR:CZ	1:B:230:PRO:HG3	2.55	0.41
1:B:187:LYS:NZ	1:B:211:ASN:OD1	2.52	0.41
1:B:751:ASN:HA	1:B:754:LEU:HG	2.01	0.41
1:B:44:ARG:HB2	1:B:279:TYR:CD2	2.55	0.41
1:A:951:VAL:HA	1:A:954:GLN:HG3	2.02	0.41
1:A:1002:GLN:O	1:A:1006:THR:HG23	2.20	0.41
1:B:212:LEU:HD13	1:B:217:PRO:HG3	2.02	0.41
1:B:365:TYR:CE1	1:B:387:LEU:HD12	2.55	0.41
1:C:366:SER:O	1:C:370:ASN:HB2	2.20	0.41
1:C:407:VAL:O	1:C:410:ILE:HG22	2.20	0.41

Continued on next page...

Continued from previous page...

Atom-1	Atom-2	Interatomic distance (Å)	Clash overlap (Å)
1:C:775:ASP:HB3	1:C:864:LEU:HD12	2.02	0.41
1:C:777:ASN:OD1	1:C:778:THR:N	2.53	0.41
1:B:1014:ARG:O	1:B:1018:ILE:HG12	2.20	0.41
1:C:48:LEU:HB3	1:C:276:LEU:HD11	2.02	0.41
1:C:393:THR:OG1	1:C:394:ASN:OD1	2.37	0.41
1:C:934:ILE:HD12	1:C:934:ILE:HA	1.89	0.41
1:A:131:CYS:HB2	1:A:133:PHE:CD1	2.55	0.41
1:A:547:THR:OG1	1:B:978:ASN:OD1	2.29	0.41
1:A:39:PRO:HG3	1:A:51:THR:HG21	2.01	0.41
1:C:537:LYS:HE3	1:C:537:LYS:HB3	1.87	0.41
1:B:404:GLY:HA2	1:B:407:VAL:HG13	2.03	0.41
1:B:901:GLN:O	1:B:905:ARG:HG2	2.21	0.41
1:B:1083:HIS:CG	1:B:1137:VAL:HG12	2.55	0.41
1:C:291:CYS:HB2	1:C:301:CYS:HB2	1.27	0.41
1:C:796:ASP:OD1	1:C:796:ASP:N	2.51	0.41
1:A:568:ASP:OD1	1:A:569:ILE:N	2.51	0.41
1:B:453:TYR:HE2	1:B:455:LEU:HB2	1.85	0.41
1:B:777:ASN:O	1:B:781:VAL:HG12	2.20	0.41
1:C:304:LYS:HA	1:C:304:LYS:HE3	2.01	0.41
1:C:728:PRO:HB3	1:C:948:LEU:HD13	2.02	0.41
1:A:222:ALA:HB2	1:A:285:ILE:HB	2.02	0.41
1:A:909:ILE:HG12	1:A:1047:TYR:HB3	2.02	0.41
1:C:912:THR:O	1:C:915:VAL:HG12	2.20	0.41
1:A:406:GLU:OE1	1:A:406:GLU:N	2.53	0.41
1:A:785:VAL:HG12	1:A:787:GLN:H	1.84	0.41
1:A:220:PHE:HE2	1:A:285:ILE:HG22	1.83	0.41
1:A:809:PRO:HA	1:A:814:LYS:HD2	2.02	0.41
1:A:317:ASN:HD21	1:A:592:PHE:HD2	1.67	0.41
1:B:533:LEU:HD21	1:B:585:LEU:HD11	2.02	0.41
1:C:36:VAL:HG21	1:C:220:PHE:CZ	2.55	0.41
1:A:498:GLN:HB2	1:A:501:TYR:CE1	2.55	0.41
1:B:598:ILE:HB	1:B:609:ALA:HB3	2.01	0.41
1:B:1090:PRO:HD3	1:B:1095:PHE:HE2	1.85	0.41
1:C:272:PRO:O	1:C:273:ARG:HD3	2.20	0.41
1:C:369:TYR:CZ	1:C:384:PRO:HB2	2.56	0.41
1:A:100:ILE:HG23	1:A:247:SER:HB3	2.01	0.41
1:B:600:PRO:HD3	1:B:692:ILE:HD11	2.02	0.41
1:A:1025:ALA:O	1:A:1029:MET:HB2	2.20	0.41
1:B:966:LEU:HD22	1:B:1000:ARG:HH12	1.84	0.41
1:B:415:THR:HG21	1:C:384:PRO:HG3	2.02	0.41
1:B:465:GLU:OE1	1:C:234:ASN:ND2	2.47	0.41

Continued on next page...

Continued from previous page...

Atom-1	Atom-2	Interatomic distance (Å)	Clash overlap (Å)
1:A:15:CYS:SG	1:A:137:ASN:N	2.88	0.41
1:A:315:THR:HB	1:A:595:VAL:HG23	2.01	0.41
1:A:317:ASN:HD21	1:A:592:PHE:HB2	1.85	0.41
1:C:737:ASP:HA	1:C:764:ASN:HD21	1.86	0.41
1:A:537:LYS:HE3	1:A:537:LYS:HB3	1.95	0.41
1:A:788:ILE:HG13	1:A:876:ALA:HB2	2.02	0.41
1:B:366:SER:O	1:B:370:ASN:HB2	2.19	0.41
1:C:223:LEU:HD12	1:C:223:LEU:HA	1.84	0.41
1:C:431:GLY:HA2	1:C:515:PHE:CZ	2.56	0.41
1:A:731:MET:H	1:A:774:GLN:NE2	2.18	0.41
1:B:600:PRO:HD3	1:B:692:ILE:HD11	2.02	0.41
1:B:390:LEU:HG	1:B:392:PHE:HE1	1.85	0.41
1:B:1013:ILE:HD13	1:C:1012:LEU:HG	2.02	0.41
1:C:223:LEU:HD12	1:C:223:LEU:HA	1.85	0.41
1:A:1090:PRO:HD3	1:A:1095:PHE:HE2	1.86	0.41
1:B:735:SER:HB2	1:B:861:LEU:HD21	2.02	0.41
1:C:758:SER:O	1:C:762:GLN:HG3	2.21	0.41
1:C:914:ASN:OD1	1:C:914:ASN:N	2.53	0.41
1:B:796:ASP:OD1	1:B:796:ASP:N	2.50	0.41
1:A:227:VAL:HG12	1:A:229:LEU:HD22	2.03	0.41
1:A:905:ARG:HE	1:A:1050:MET:HE2	1.86	0.41
1:B:701:VAL:HG13	1:C:787:GLN:HG3	2.02	0.41
1:A:557:LYS:HE2	1:A:559:PHE:HE1	1.85	0.41
1:B:407:VAL:O	1:B:410:ILE:HG22	2.21	0.41
1:B:439:ASN:OD1	1:B:440:ASN:N	2.51	0.41
1:A:541:PHE:HD2	1:A:543:PHE:CE1	2.39	0.41
1:A:561:PRO:O	1:A:577:ARG:NH1	2.54	0.41
1:C:335:LEU:HD22	1:C:364:ASP:HA	2.01	0.41
1:C:1031:GLU:HB3	1:C:1037:SER:HB2	2.01	0.41
1:A:1040:VAL:HG11	1:B:1035:GLY:HA3	2.01	0.41
1:B:189:LEU:HD12	1:B:217:PRO:HG2	2.01	0.41
1:B:884:SER:OG	1:B:894:LEU:O	2.39	0.41
1:A:1002:GLN:O	1:A:1006:THR:HG23	2.20	0.41
1:B:802:PHE:HE1	1:B:927:PHE:HE2	1.69	0.41
1:B:934:ILE:HD12	1:B:934:ILE:HA	1.78	0.41
1:B:1039:ARG:HD2	1:B:1042:PHE:HB2	2.01	0.41
1:C:34:ARG:NH2	1:C:221:SER:H	2.19	0.41
1:A:1081:ILE:HD11	1:A:1135:ASN:HB3	2.02	0.41
1:C:796:ASP:OD1	1:C:796:ASP:N	2.50	0.41
1:C:204:TYR:HB3	1:C:223:LEU:HG	2.02	0.41
1:A:674:CYS:HB2	1:A:697:MET:HG2	2.01	0.41

Continued on next page...

Continued from previous page...

Atom-1	Atom-2	Interatomic distance (Å)	Clash overlap (Å)
1:C:52:GLN:HE22	1:C:273:ARG:N	2.18	0.41
1:C:351:TYR:HE2	1:C:452:LEU:HB2	1.86	0.41
1:A:576:VAL:HG12	1:A:587:ILE:HD11	2.01	0.41
1:A:947:LYS:HE3	1:A:947:LYS:HB2	1.96	0.41
1:B:517:LEU:HD23	1:B:518:LEU:HB2	2.01	0.41
1:C:1086:LYS:HE3	1:C:1122:VAL:HG11	2.01	0.41
1:A:91:TYR:HB3	1:A:268:GLY:HA3	2.03	0.41
1:B:722:VAL:HG21	1:B:931:ILE:HD13	2.01	0.41
1:C:86:PHE:HB2	1:C:238:PHE:HD2	1.85	0.41
1:A:758:SER:O	1:A:762:GLN:HG3	2.20	0.41
1:A:884:SER:OG	1:A:887:THR:OG1	2.30	0.41
1:A:1031:GLU:CD	1:C:1039:ARG:HG3	2.41	0.41
1:A:946:GLY:HA2	1:A:949:GLN:HB3	2.02	0.41
1:C:201:PHE:HD2	1:C:229:LEU:HD22	1.85	0.41
1:C:312:ILE:HD12	1:C:598:ILE:HD12	2.01	0.41
1:A:537:LYS:HE3	1:A:537:LYS:HB3	1.95	0.41
1:C:537:LYS:HE3	1:C:537:LYS:HB3	1.89	0.41
1:A:805:ILE:HG13	1:A:1054:GLN:NE2	2.36	0.41
1:A:1039:ARG:HG3	1:B:1031:GLU:OE1	2.20	0.41
1:B:642:VAL:HG22	1:B:651:ILE:HG22	2.02	0.41
1:C:203:ILE:HD13	1:C:227:VAL:HG13	2.03	0.41
1:C:796:ASP:OD1	1:C:796:ASP:N	2.50	0.41
1:C:884:SER:OG	1:C:894:LEU:O	2.38	0.41
1:A:54:LEU:HD12	1:A:88:ASP:HB3	2.02	0.41
1:A:317:ASN:HD21	1:A:592:PHE:HD2	1.68	0.41
1:A:498:GLN:HB2	1:A:501:TYR:CE2	2.56	0.41
1:A:950:ASP:N	1:A:950:ASP:OD1	2.52	0.41
1:B:914:ASN:OD1	1:B:914:ASN:N	2.53	0.41
1:C:989:ALA:O	1:C:993:ILE:HG13	2.21	0.41
1:C:382:VAL:HG21	1:C:515:PHE:HZ	1.85	0.41
1:C:389:ASP:OD1	1:C:528:LYS:NZ	2.38	0.41
1:B:650:LEU:HD13	1:B:653:ALA:HB3	2.02	0.41
1:B:719:THR:HG23	1:B:1068:VAL:HB	2.02	0.41
1:A:365:TYR:CE2	1:A:387:LEU:HD12	2.56	0.41
1:C:105:ILE:HD11	1:C:110:LEU:HD22	2.03	0.41
1:C:1031:GLU:HG3	1:C:1039:ARG:HH21	1.84	0.41
1:B:276:LEU:HD21	1:B:301:CYS:HA	2.02	0.41
1:C:436:TRP:HZ3	1:C:511:VAL:HG12	1.85	0.41
1:C:730:SER:OG	1:C:731:MET:N	2.54	0.41
1:B:442:ASP:OD1	1:B:509:ARG:NH2	2.44	0.41
1:B:877:LEU:O	1:B:881:THR:HG23	2.20	0.41

Continued on next page...

Continued from previous page...

Atom-1	Atom-2	Interatomic distance (Å)	Clash overlap (Å)
1:B:985:ASP:O	1:B:989:ALA:HB2	2.20	0.41
1:C:106:PHE:HB3	1:C:235:ILE:HD13	2.02	0.41
1:C:856:ASN:HD22	1:C:858:LEU:HD23	1.85	0.41
1:A:298:GLU:O	1:A:302:THR:HG23	2.20	0.41
1:B:720:ILE:HD12	1:B:720:ILE:HA	1.86	0.41
1:B:994:ASP:O	1:B:998:THR:HG23	2.21	0.41
1:B:353:TRP:HH2	1:B:464:PHE:HD1	1.67	0.41
1:B:701:VAL:HG13	1:C:787:GLN:HG3	2.02	0.41
1:B:759:PHE:HA	1:B:762:GLN:HE21	1.85	0.41
1:C:796:ASP:OD1	1:C:796:ASP:N	2.50	0.41
1:C:105:ILE:HG22	1:C:239:GLN:O	2.21	0.41
1:C:1032:CYS:HA	1:C:1048:HIS:CE1	2.55	0.41
1:A:439:ASN:HD21	1:A:506:GLN:HB3	1.84	0.41
1:B:327:VAL:HB	1:B:531:THR:HG23	2.03	0.41
1:B:730:SER:OG	1:B:731:MET:N	2.53	0.41
1:B:970:PHE:HA	1:C:756:TYR:CE2	2.51	0.41
1:C:276:LEU:HD11	1:C:304:LYS:HA	2.02	0.41
1:B:332:ILE:HG13	1:B:362:VAL:HG22	2.02	0.41
1:B:369:TYR:CZ	1:B:384:PRO:HB2	2.55	0.41
1:C:392:PHE:HB2	1:C:524:VAL:HG13	2.03	0.41
1:C:906:PHE:CD2	1:C:916:LEU:HB2	2.55	0.41
1:C:906:PHE:HA	1:C:909:ILE:HG12	2.02	0.41
1:A:529:LYS:H	1:A:529:LYS:HG2	1.68	0.41
1:A:1081:ILE:HD12	1:A:1081:ILE:HA	1.83	0.41
1:B:762:GLN:HB3	1:B:765:ARG:HH21	1.84	0.41
1:A:870:ILE:O	1:A:874:THR:HG23	2.20	0.41
1:B:296:LEU:O	1:B:299:THR:OG1	2.32	0.41
1:A:960:ASN:O	1:A:964:LYS:HB2	2.20	0.41
1:B:517:LEU:HD11	1:C:983:ARG:NH2	2.35	0.41
1:A:33:THR:OG1	1:A:219:GLY:O	2.30	0.41
1:B:406:GLU:N	1:B:406:GLU:OE1	2.53	0.41
1:B:1115:ILE:HG22	1:B:1137:VAL:HG23	2.02	0.41
1:B:353:TRP:CH2	1:B:464:PHE:HA	2.54	0.41
1:B:809:PRO:HA	1:B:814:LYS:HD2	2.01	0.41
1:C:36:VAL:HG11	1:C:220:PHE:CZ	2.56	0.41
1:C:276:LEU:HD21	1:C:304:LYS:HA	2.02	0.41
1:C:796:ASP:OD1	1:C:796:ASP:N	2.50	0.41
1:C:912:THR:O	1:C:915:VAL:HG22	2.21	0.41
1:C:957:GLN:O	1:C:961:THR:HG23	2.20	0.41
1:A:895:GLN:NE2	1:C:713:ALA:HB2	2.35	0.41
1:B:884:SER:OG	1:B:887:THR:OG1	2.26	0.41

Continued on next page...

Continued from previous page...

Atom-1	Atom-2	Interatomic distance (Å)	Clash overlap (Å)
1:B:951:VAL:HA	1:B:954:GLN:HG3	2.02	0.41
1:C:222:ALA:HB2	1:C:285:ILE:HB	2.02	0.41
1:C:407:VAL:O	1:C:410:ILE:HG22	2.20	0.41
1:C:722:VAL:HG22	1:C:930:ALA:HB1	2.03	0.41
1:C:788:ILE:HG13	1:C:876:ALA:HB2	2.02	0.41
1:A:642:VAL:HG22	1:A:651:ILE:HG22	2.02	0.41
1:A:957:GLN:O	1:A:961:THR:HG23	2.21	0.41
1:B:970:PHE:HD2	1:B:996:LEU:HA	1.85	0.41
1:C:52:GLN:HE22	1:C:273:ARG:N	2.18	0.41
1:C:195:LYS:HE3	1:C:195:LYS:HB2	1.75	0.41
1:A:115:GLN:HB2	1:A:233:ILE:HG12	2.03	0.41
1:B:775:ASP:HB3	1:B:864:LEU:HD13	2.01	0.41
1:B:1010:GLN:HE22	1:B:1014:ARG:NH2	2.19	0.41
1:C:220:PHE:HE2	1:C:285:ILE:HG22	1.85	0.41
1:C:406:GLU:OE1	1:C:406:GLU:N	2.52	0.41
1:C:557:LYS:HE2	1:C:559:PHE:HE1	1.85	0.41
1:C:985:ASP:HB2	1:C:986:PRO:HD2	2.03	0.41
1:A:1106:GLN:OE1	1:A:1106:GLN:N	2.51	0.41
1:B:172:SER:OG	1:B:173:GLN:N	2.53	0.41
1:B:577:ARG:HG2	1:B:584:ILE:HG13	2.03	0.41
1:A:326:ILE:HD11	1:A:534:VAL:HB	2.02	0.41
1:B:728:PRO:HB2	1:B:1018:ILE:HD11	2.02	0.41
1:C:1004:LEU:O	1:C:1008:VAL:HG23	2.20	0.41
1:A:406:GLU:N	1:A:406:GLU:OE1	2.53	0.41
1:A:758:SER:O	1:A:762:GLN:HG3	2.21	0.41
1:B:105:ILE:HD12	1:B:241:LEU:HD21	2.02	0.41
1:C:402:ILE:HG23	1:C:407:VAL:HG12	2.02	0.41
1:A:826:VAL:HB	1:A:1057:PRO:HG2	2.02	0.41
1:B:431:GLY:HA2	1:B:515:PHE:CE2	2.55	0.41
1:C:642:VAL:HG22	1:C:651:ILE:HG22	2.02	0.41
1:A:168:PHE:HZ	1:C:466:ARG:HH22	1.68	0.41
1:A:821:LEU:HD23	1:A:821:LEU:HA	1.93	0.41
1:A:989:ALA:O	1:A:993:ILE:HG12	2.21	0.41
1:B:827:THR:O	1:B:827:THR:OG1	2.32	0.41
1:C:56:LEU:HD22	1:C:91:TYR:CD1	2.56	0.41
1:C:614:GLY:N	1:C:647:ALA:O	2.44	0.41
1:C:871:ALA:HA	1:C:874:THR:HG22	2.03	0.41
1:C:878:LEU:HD23	1:C:878:LEU:HA	1.90	0.41
1:B:406:GLU:N	1:B:406:GLU:OE1	2.54	0.41
1:B:574:ASP:OD1	1:B:574:ASP:N	2.45	0.41
1:C:604:THR:OG1	1:C:605:SER:N	2.53	0.41

Continued on next page...

Continued from previous page...

Atom-1	Atom-2	Interatomic distance (Å)	Clash overlap (Å)
1:C:1084:ASP:OD1	1:C:1086:LYS:NZ	2.53	0.41
1:B:303:LEU:HD23	1:B:308:VAL:HG22	2.02	0.41
1:A:99:ASN:ND2	1:A:177:MET:SD	2.94	0.41
1:B:442:ASP:OD2	1:B:509:ARG:NE	2.49	0.41
1:B:866:THR:O	1:B:870:ILE:HG12	2.21	0.41
1:C:587:ILE:HD12	1:C:587:ILE:HA	1.82	0.41
1:C:729:VAL:HG21	1:C:781:VAL:HG11	2.02	0.41
1:B:756:TYR:HE2	1:B:997:ILE:HD12	1.85	0.41
1:C:1116:THR:OG1	1:C:1118:ASP:OD2	2.36	0.41
1:A:358:ILE:HB	1:A:395:VAL:HG23	2.03	0.41
1:A:781:VAL:HG13	1:A:782:PHE:CD1	2.55	0.41
1:B:905:ARG:HH21	1:B:1050:MET:HA	1.86	0.41
1:C:731:MET:H	1:C:774:GLN:NE2	2.16	0.41
1:B:701:VAL:HG23	1:C:787:GLN:HG2	2.02	0.41
1:A:978:ASN:HA	1:A:981:LEU:HG	2.02	0.41
1:A:1051:SER:OG	1:A:1064:HIS:ND1	2.39	0.41
1:B:395:VAL:HG12	1:B:515:PHE:HB3	2.02	0.41
1:B:406:GLU:N	1:B:406:GLU:OE1	2.54	0.41
1:C:555:SER:HB2	1:C:586:ASP:OD1	2.20	0.41
1:C:720:ILE:HD11	1:C:1065:VAL:HG12	2.02	0.41
1:A:546:LEU:HD21	1:A:573:THR:HG21	2.02	0.41
1:A:976:VAL:HG13	1:A:979:ASP:HB3	2.01	0.41
1:B:774:GLN:HA	1:B:777:ASN:HD22	1.86	0.41
1:C:420:ASP:HB2	1:C:460:ASN:OD1	2.20	0.41
1:A:427:ASP:OD2	1:C:986:PRO:HB2	2.20	0.41
1:A:563:GLN:HG2	1:B:43:PHE:HB2	2.02	0.41
1:A:1010:GLN:HE22	1:A:1014:ARG:NH2	2.17	0.41
1:C:537:LYS:HE3	1:C:537:LYS:HB3	1.94	0.41
1:A:330:PRO:HD3	1:A:579:PRO:HB2	2.03	0.41
1:B:462:LYS:HE2	1:B:462:LYS:H	1.86	0.41
1:C:914:ASN:N	1:C:914:ASN:OD1	2.52	0.41
1:A:425:LEU:HD22	1:A:426:PRO:HD2	2.03	0.41
1:A:758:SER:O	1:A:762:GLN:HG3	2.21	0.41
1:C:223:LEU:HD12	1:C:223:LEU:HA	1.94	0.41
1:C:383:SER:HB2	1:C:387:LEU:HB2	2.03	0.41
1:C:398:ASP:HB2	1:C:512:VAL:HG13	2.03	0.41
1:C:436:TRP:HZ3	1:C:511:VAL:HG12	1.85	0.41
1:B:406:GLU:N	1:B:406:GLU:OE1	2.54	0.41
1:C:337:PRO:HB3	1:C:340:GLU:OE2	2.21	0.41
1:A:413:GLY:O	1:C:501:TYR:OH	2.39	0.41
1:C:866:THR:O	1:C:870:ILE:HG12	2.21	0.41

Continued on next page...

Continued from previous page...

Atom-1	Atom-2	Interatomic distance (Å)	Clash overlap (Å)
1:A:295:PRO:O	1:A:299:THR:HG23	2.21	0.41
1:C:457:ARG:NE	1:C:467:ASP:OD1	2.52	0.41
1:A:334:ASN:ND2	1:A:360:ASN:O	2.43	0.41
1:C:326:ILE:HD13	1:C:533:LEU:HD12	2.03	0.41
1:C:393:THR:OG1	1:C:516:GLU:O	2.38	0.41
1:A:951:VAL:HG13	1:A:954:GLN:HE21	1.86	0.41
1:B:102:ARG:HH21	1:B:246:ILE:HG12	1.86	0.41
1:B:406:GLU:N	1:B:406:GLU:OE1	2.54	0.41
1:B:562:PHE:HD1	1:C:41:LYS:HG2	1.85	0.41
1:B:738:CYS:HB2	1:B:760:CYS:HB2	1.39	0.41
1:B:767:LEU:HD21	1:B:1008:VAL:HG12	2.02	0.41
1:B:962:LEU:HD22	1:B:1007:TYR:CZ	2.56	0.41
1:C:331:ASN:OD1	1:C:331:ASN:N	2.44	0.41
1:C:773:GLU:HB2	1:C:1019:ARG:HH12	1.85	0.41
1:C:818:ILE:O	1:C:822:LEU:HG	2.20	0.41
1:C:91:TYR:HE2	1:C:93:ALA:HB2	1.86	0.41
1:A:202:LYS:HG3	1:A:228:ASP:OD1	2.21	0.41
1:A:429:PHE:HE2	1:A:514:SER:HA	1.86	0.41
1:A:557:LYS:HE2	1:A:559:PHE:HE2	1.86	0.41
1:B:503:VAL:HA	1:B:506:GLN:HG3	2.03	0.41
1:B:767:LEU:HD21	1:B:1008:VAL:HG12	2.03	0.41
1:C:985:ASP:OD1	1:C:985:ASP:N	2.53	0.41
1:B:386:LYS:HA	1:B:389:ASP:HB3	2.02	0.41
1:B:884:SER:OG	1:B:894:LEU:O	2.38	0.41
1:B:978:ASN:HA	1:B:981:LEU:HG	2.02	0.41
1:A:722:VAL:HG22	1:A:930:ALA:HB1	2.02	0.41
1:B:598:ILE:HD11	1:B:666:ILE:HD13	2.02	0.41
1:A:22:THR:OG1	1:A:78:ARG:NH1	2.53	0.41
1:A:377:PHE:H	1:C:408:ARG:NH2	2.18	0.41
1:A:398:ASP:HB2	1:A:512:VAL:HG13	2.03	0.41
1:B:731:MET:HG3	1:B:1018:ILE:HG13	2.03	0.41
1:B:989:ALA:O	1:B:993:ILE:HG12	2.21	0.41
1:C:884:SER:OG	1:C:887:THR:OG1	2.32	0.41
1:A:89:GLY:HA3	1:A:270:LEU:HD12	2.03	0.41
1:A:328:ARG:NH1	1:A:531:THR:O	2.54	0.41
1:C:310:LYS:HG2	1:C:664:ILE:HG21	2.03	0.41
1:C:316:SER:OG	1:C:317:ASN:N	2.54	0.41
1:C:806:LEU:HD12	1:C:807:PRO:HD2	2.02	0.41
1:A:987:PRO:HD2	1:A:988:GLU:OE1	2.21	0.41
1:B:290:ASP:HB3	1:B:293:LEU:HB2	2.01	0.41
1:B:407:VAL:O	1:B:410:ILE:HG22	2.21	0.41

Continued on next page...

Continued from previous page...

Atom-1	Atom-2	Interatomic distance (Å)	Clash overlap (Å)
1:C:536:ASN:HA	1:C:553:THR:HG22	2.01	0.41
1:C:912:THR:O	1:C:915:VAL:HG12	2.21	0.41
1:A:31:SER:OG	1:A:60:SER:O	2.31	0.41
1:A:730:SER:OG	1:A:731:MET:N	2.53	0.41
1:C:462:LYS:H	1:C:462:LYS:HE2	1.86	0.41
1:A:403:ARG:HD2	1:A:505:TYR:CD1	2.55	0.41
1:A:1107:ARG:HE	1:A:1107:ARG:HB3	1.66	0.41
1:A:287:ASP:OD1	1:A:288:ALA:N	2.54	0.41
1:A:326:ILE:HD11	1:A:534:VAL:HG22	2.03	0.41
1:A:862:PRO:HA	1:A:863:PRO:HD3	1.95	0.41
1:B:27:ALA:HB3	1:B:64:TRP:HE3	1.86	0.41
1:B:1014:ARG:O	1:B:1018:ILE:HG12	2.21	0.41
1:A:599:THR:HB	1:A:608:VAL:HG23	2.02	0.41
1:A:737:ASP:OD1	1:A:740:MET:HB3	2.21	0.41
1:B:517:LEU:HD12	1:B:518:LEU:HB3	2.02	0.41
1:B:822:LEU:HD11	1:B:1061:VAL:HG21	2.03	0.41
1:A:22:THR:O	1:A:78:ARG:NH1	2.53	0.41
1:A:402:ILE:HD12	1:A:403:ARG:H	1.85	0.41
1:B:84:LEU:H	1:B:237:ARG:CZ	2.34	0.41
1:B:537:LYS:HE3	1:B:537:LYS:HB3	1.90	0.41
1:C:586:ASP:OD1	1:C:586:ASP:N	2.53	0.41
1:C:670:ASN:HD22	1:C:671:SER:N	2.18	0.41
1:B:326:ILE:HD13	1:B:533:LEU:HD12	2.02	0.41
1:B:379:CYS:HA	1:B:432:CYS:HA	2.02	0.41
1:A:406:GLU:OE1	1:A:406:GLU:N	2.53	0.41
1:A:407:VAL:O	1:A:410:ILE:HG22	2.20	0.41
1:A:1006:THR:OG1	1:A:1007:TYR:N	2.52	0.41
1:A:1050:MET:HE2	1:A:1050:MET:HB3	1.79	0.41
1:B:326:ILE:HD13	1:B:533:LEU:HD12	2.03	0.41
1:A:598:ILE:HB	1:A:609:ALA:HB3	2.02	0.41
1:B:708:SER:HB3	1:B:711:SER:HB2	2.03	0.41
1:C:452:LEU:HD23	1:C:452:LEU:HA	1.94	0.41
1:C:741:TYR:HH	1:C:1003:SER:HG	1.68	0.41
1:C:791:THR:HG21	1:C:806:LEU:HD21	2.02	0.41
1:C:435:ALA:HB2	1:C:510:VAL:HG12	2.03	0.41
1:C:818:ILE:O	1:C:822:LEU:HG	2.20	0.41
1:C:878:LEU:HD21	1:C:1052:PHE:HB3	2.02	0.41
1:A:560:LEU:HD21	1:B:224:GLU:OE2	2.20	0.41
1:A:993:ILE:O	1:A:997:ILE:HG12	2.21	0.41
1:A:1116:THR:OG1	1:A:1118:ASP:OD1	2.37	0.41
1:B:993:ILE:O	1:B:997:ILE:HG12	2.21	0.41

Continued on next page...

Continued from previous page...

Atom-1	Atom-2	Interatomic distance (Å)	Clash overlap (Å)
1:C:976:VAL:HG13	1:C:979:ASP:HB3	2.03	0.41
1:B:1039:ARG:HD3	1:C:1031:GLU:OE2	2.20	0.41
1:C:452:LEU:HG	1:C:494:SER:HA	2.03	0.41
1:A:365:TYR:HD1	1:A:387:LEU:HB3	1.84	0.41
1:B:720:ILE:HD11	1:B:1065:VAL:HG12	2.02	0.41
1:B:818:ILE:O	1:B:822:LEU:HD23	2.20	0.41
1:C:84:LEU:HD22	1:C:238:PHE:CZ	2.56	0.41
1:A:762:GLN:HA	1:A:765:ARG:HG2	2.02	0.41
1:B:390:LEU:HD21	1:B:517:LEU:HD11	2.03	0.41
1:C:1115:ILE:HG22	1:C:1137:VAL:HG23	2.03	0.41
1:B:415:THR:OG1	1:C:369:TYR:OH	2.22	0.41
1:A:866:THR:O	1:A:870:ILE:HG22	2.21	0.41
1:B:676:THR:HA	1:B:690:GLN:HG2	2.03	0.41
1:A:1107:ARG:HE	1:A:1107:ARG:HB3	1.68	0.41
1:B:201:PHE:CE2	1:B:235:ILE:HD12	2.55	0.41
1:C:775:ASP:OD1	1:C:775:ASP:N	2.54	0.41
1:A:1081:ILE:HG12	1:A:1095:PHE:CE2	2.56	0.41
1:A:299:THR:HG21	1:A:597:VAL:HG21	2.02	0.41
1:A:765:ARG:CZ	1:C:957:GLN:HE21	2.34	0.41
1:B:498:GLN:HB2	1:B:501:TYR:CE2	2.56	0.41
1:A:984:LEU:HD23	1:A:988:GLU:HG2	2.02	0.41
1:B:189:LEU:HD23	1:B:217:PRO:HG2	2.01	0.41
1:B:276:LEU:HD11	1:B:304:LYS:HA	2.03	0.41
1:C:877:LEU:HD21	1:C:1029:MET:SD	2.60	0.41
1:B:722:VAL:HG12	1:B:1065:VAL:HG22	2.02	0.41
1:C:722:VAL:HG22	1:C:930:ALA:HB1	2.03	0.41
1:C:882:ILE:HD12	1:C:882:ILE:HA	1.87	0.41
1:A:295:PRO:O	1:A:299:THR:HG23	2.21	0.41
1:B:293:LEU:HD22	1:B:294:ASP:OD2	2.20	0.41
1:B:314:GLN:HE22	1:B:594:GLY:HA3	1.86	0.41
1:C:402:ILE:HD11	1:C:418:ILE:HG13	2.02	0.41
1:C:774:GLN:HE22	1:C:1018:ILE:HG21	1.85	0.41
1:A:233:ILE:HD12	1:A:233:ILE:HA	1.94	0.41
1:A:276:LEU:HD13	1:A:276:LEU:HA	1.86	0.41
1:B:533:LEU:HD21	1:B:585:LEU:HD11	2.03	0.41
1:B:763:LEU:HB2	1:B:1008:VAL:HG11	2.03	0.41
1:A:720:ILE:HD11	1:A:1065:VAL:HG12	2.02	0.41
1:B:177:MET:HG2	1:B:190:ARG:HH22	1.85	0.41
1:B:598:ILE:HB	1:B:609:ALA:HB3	2.02	0.41
1:B:722:VAL:HG12	1:B:1065:VAL:HG22	2.02	0.41
1:A:759:PHE:O	1:A:762:GLN:NE2	2.54	0.41

Continued on next page...

Continued from previous page...

Atom-1	Atom-2	Interatomic distance (Å)	Clash overlap (Å)
1:A:989:ALA:O	1:A:993:ILE:HG12	2.21	0.41
1:B:406:GLU:N	1:B:406:GLU:OE1	2.54	0.41
1:B:279:TYR:HE1	1:B:285:ILE:HG12	1.86	0.41
1:C:332:ILE:HG13	1:C:362:VAL:HG22	2.02	0.41
1:C:1031:GLU:HG3	1:C:1039:ARG:NH2	2.35	0.41
1:A:34:ARG:HG3	1:A:216:LEU:HD11	2.02	0.41
1:B:513:LEU:HD12	1:B:513:LEU:HA	1.93	0.41
1:B:775:ASP:N	1:B:775:ASP:OD1	2.54	0.41
1:C:722:VAL:HG12	1:C:1065:VAL:HG22	2.02	0.41
1:A:302:THR:HG21	1:A:315:THR:HA	2.03	0.41
1:A:541:PHE:N	1:A:548:GLY:O	2.52	0.41
1:B:277:LEU:HD12	1:B:285:ILE:HD13	2.02	0.41
1:B:471:GLU:OE1	1:C:113:LYS:NZ	2.41	0.41
1:C:192:PHE:HB3	1:C:194:PHE:HE2	1.86	0.41
1:C:592:PHE:HD1	1:C:593:GLY:HA2	1.86	0.41
1:C:906:PHE:HB3	1:C:911:VAL:HB	2.03	0.41
1:C:1108:ASN:OD1	1:C:1108:ASN:N	2.54	0.41
1:B:89:GLY:HA3	1:B:270:LEU:HD12	2.03	0.41
1:B:374:PHE:HB2	1:B:377:PHE:CE1	2.55	0.41
1:B:552:LEU:HD12	1:B:552:LEU:HA	1.94	0.41
1:C:973:ILE:HG21	1:C:983:ARG:HH22	1.86	0.41
1:A:334:ASN:ND2	1:A:360:ASN:O	2.44	0.41
1:A:867:ASP:N	1:A:867:ASP:OD1	2.54	0.41
1:A:1105:THR:HG21	1:A:1110:TYR:HA	2.03	0.41
1:B:332:ILE:HG13	1:B:362:VAL:HG22	2.02	0.41
1:B:406:GLU:N	1:B:406:GLU:OE1	2.54	0.41
1:B:1045:LYS:O	1:B:1066:THR:HG21	2.21	0.41
1:B:1107:ARG:HG3	1:B:1108:ASN:OD1	2.21	0.41
1:C:1002:GLN:O	1:C:1006:THR:HG23	2.21	0.41
1:C:1010:GLN:NE2	1:C:1014:ARG:HH12	2.19	0.41
1:A:997:ILE:O	1:A:1001:LEU:HB3	2.21	0.41
1:B:431:GLY:HA2	1:B:515:PHE:CZ	2.56	0.41
1:B:442:ASP:OD2	1:B:509:ARG:NE	2.48	0.41
1:B:758:SER:O	1:B:762:GLN:HG3	2.21	0.41
1:B:759:PHE:HA	1:B:762:GLN:HE21	1.86	0.41
1:C:295:PRO:O	1:C:299:THR:HG23	2.21	0.41
1:A:406:GLU:OE1	1:A:406:GLU:N	2.54	0.41
1:A:962:LEU:HD22	1:A:1007:TYR:CE2	2.56	0.41
1:C:1073:LYS:HE3	1:C:1075:PHE:CZ	2.55	0.41
1:B:406:GLU:N	1:B:406:GLU:OE1	2.54	0.41
1:B:462:LYS:H	1:B:462:LYS:HE2	1.86	0.41

Continued on next page...

Continued from previous page...

Atom-1	Atom-2	Interatomic distance (Å)	Clash overlap (Å)
1:B:1106:GLN:H	1:B:1106:GLN:HG2	1.56	0.41
1:C:759:PHE:HA	1:C:762:GLN:HE21	1.86	0.41
1:A:43:PHE:HB3	1:C:565:PHE:O	2.20	0.41
1:A:47:VAL:HG12	1:C:569:ILE:HA	2.03	0.41
1:B:48:LEU:HD12	1:B:48:LEU:HA	1.94	0.41
1:B:537:LYS:HE3	1:B:537:LYS:HB3	1.87	0.41
1:B:733:LYS:HB3	1:B:861:LEU:HD23	2.01	0.41
1:B:775:ASP:HB3	1:B:864:LEU:HD13	2.03	0.41
1:B:429:PHE:CE2	1:B:514:SER:HA	2.55	0.41
1:B:785:VAL:HG12	1:B:787:GLN:H	1.86	0.41
1:B:905:ARG:NE	1:B:1049:LEU:O	2.52	0.41
1:C:406:GLU:HG2	1:C:418:ILE:HD11	2.03	0.41
1:C:429:PHE:HE1	1:C:514:SER:HA	1.86	0.41
1:C:557:LYS:HE2	1:C:559:PHE:HE1	1.86	0.41
1:C:867:ASP:N	1:C:867:ASP:OD1	2.52	0.41
1:A:769:GLY:HA2	1:A:772:VAL:HG22	2.01	0.41
1:A:994:ASP:O	1:A:998:THR:HG23	2.21	0.41
1:B:484:LYS:HD2	1:B:490:PHE:HB2	2.02	0.41
1:B:740:MET:HE1	1:B:857:GLY:HA3	2.02	0.41
1:B:905:ARG:NH1	1:B:1049:LEU:O	2.54	0.41
1:B:1106:GLN:OE1	1:B:1106:GLN:N	2.54	0.41
1:C:1135:ASN:OD1	1:C:1136:THR:N	2.44	0.41
1:A:781:VAL:HG13	1:A:782:PHE:CD1	2.56	0.41
1:B:222:ALA:HB2	1:B:285:ILE:HB	2.02	0.41
1:B:299:THR:HG22	1:B:597:VAL:HG21	2.01	0.41
1:B:425:LEU:HD12	1:B:429:PHE:CD2	2.56	0.41
1:B:1046:GLY:HA2	1:C:890:ALA:HA	2.03	0.41
1:C:1116:THR:OG1	1:C:1118:ASP:OD1	2.34	0.41
1:A:712:ILE:HG23	1:A:1075:PHE:HB2	2.02	0.41
1:B:324:GLU:OE1	1:B:324:GLU:N	2.54	0.41
1:B:716:THR:HG21	1:B:1073:LYS:HG3	2.03	0.41
1:C:407:VAL:HG21	1:C:508:TYR:CD2	2.52	0.41
1:C:976:VAL:HG13	1:C:979:ASP:HB3	2.02	0.41
1:B:517:LEU:HD12	1:B:518:LEU:HB2	2.02	0.41
1:B:699:LEU:HG	1:C:873:TYR:HE1	1.86	0.41
1:B:909:ILE:HD11	1:B:1047:TYR:CD1	2.56	0.41
1:C:424:LYS:HD3	1:C:424:LYS:HA	1.86	0.41
1:C:462:LYS:O	1:C:465:GLU:HG3	2.21	0.41
1:C:712:ILE:HD12	1:C:712:ILE:HA	1.82	0.41
1:C:722:VAL:HG22	1:C:930:ALA:HB1	2.01	0.41
1:A:392:PHE:HB2	1:A:524:VAL:HG22	2.03	0.41

Continued on next page...

Continued from previous page...

Atom-1	Atom-2	Interatomic distance (Å)	Clash overlap (Å)
1:A:431:GLY:HA2	1:A:515:PHE:CE1	2.55	0.41
1:A:559:PHE:HB2	1:A:584:ILE:HD13	2.02	0.41
1:A:714:ILE:HD12	1:A:1107:ARG:HA	2.01	0.41
1:A:1051:SER:OG	1:A:1064:HIS:ND1	2.36	0.41
1:B:406:GLU:N	1:B:406:GLU:OE1	2.54	0.41
1:B:604:THR:OG1	1:B:605:SER:N	2.53	0.41
1:B:701:VAL:HG13	1:C:787:GLN:HG2	2.03	0.41
1:C:722:VAL:HG22	1:C:930:ALA:HB1	2.03	0.41
1:C:914:ASN:O	1:C:918:GLU:HB2	2.21	0.41
1:A:89:GLY:HA3	1:A:270:LEU:HD12	2.03	0.41
1:A:521:PRO:HA	1:A:564:GLN:HE22	1.86	0.41
1:A:734:THR:O	1:A:767:LEU:HD12	2.21	0.41
1:A:1081:ILE:HG23	1:A:1088:HIS:HB2	2.03	0.41
1:B:576:VAL:HG12	1:B:587:ILE:HD11	2.03	0.41
1:B:759:PHE:HA	1:B:762:GLN:HE21	1.86	0.41
1:C:14:GLN:O	1:C:158:ARG:NE	2.54	0.41
1:A:106:PHE:HD1	1:A:238:PHE:HB3	1.86	0.41
1:A:557:LYS:HE2	1:A:559:PHE:HE2	1.86	0.41
1:C:976:VAL:HG13	1:C:979:ASP:HB3	2.03	0.41
1:A:128:ILE:HB	1:A:170:TYR:HD2	1.84	0.41
1:A:1081:ILE:HD12	1:A:1081:ILE:HA	1.80	0.41
1:B:379:CYS:HA	1:B:432:CYS:HA	2.02	0.41
1:B:670:ASN:HD22	1:B:671:SER:N	2.17	0.41
1:C:912:THR:O	1:C:915:VAL:HG12	2.21	0.41
1:A:222:ALA:HB2	1:A:285:ILE:HB	2.03	0.41
1:A:406:GLU:OE1	1:A:406:GLU:N	2.54	0.41
1:B:293:LEU:HD22	1:B:294:ASP:OD2	2.20	0.41
1:B:365:TYR:O	1:B:369:TYR:HB2	2.21	0.41
1:C:387:LEU:HD13	1:C:392:PHE:HZ	1.86	0.41
1:C:393:THR:HG1	1:C:394:ASN:N	2.19	0.41
1:C:501:TYR:HB3	1:C:505:TYR:HB3	2.03	0.41
1:A:1002:GLN:O	1:A:1006:THR:HG23	2.21	0.41
1:B:196:ASN:N	1:B:196:ASN:OD1	2.54	0.41
1:C:247:SER:O	1:C:258:TRP:NE1	2.52	0.41
1:C:330:PRO:HD3	1:C:579:PRO:HB2	2.03	0.41
1:C:912:THR:O	1:C:915:VAL:HG12	2.21	0.41
1:A:86:PHE:CE1	1:A:90:VAL:HG12	2.56	0.41
1:A:594:GLY:H	1:A:613:GLN:HE21	1.68	0.41
1:A:759:PHE:HA	1:A:762:GLN:HE21	1.86	0.41
1:B:54:LEU:HD12	1:B:270:LEU:HD12	2.03	0.41
1:B:293:LEU:HD23	1:B:294:ASP:HB3	2.03	0.41

Continued on next page...

Continued from previous page...

Atom-1	Atom-2	Interatomic distance (Å)	Clash overlap (Å)
1:B:406:GLU:N	1:B:406:GLU:OE1	2.54	0.41
1:C:410:ILE:HG21	1:C:433:VAL:HG21	2.03	0.41
1:A:14:GLN:O	1:A:158:ARG:NE	2.52	0.41
1:B:431:GLY:HA2	1:B:515:PHE:CE2	2.55	0.41
1:B:596:SER:HB2	1:B:611:LEU:HG	2.02	0.41
1:C:330:PRO:HD3	1:C:579:PRO:HB2	2.03	0.41
1:C:380:TYR:HE1	1:C:433:VAL:HG12	1.85	0.41
1:A:206:LYS:HE3	1:A:208:THR:HG23	2.02	0.41
1:B:280:ASN:OD1	1:B:284:THR:N	2.53	0.41
1:B:955:ASN:O	1:B:959:LEU:HD22	2.22	0.41
1:C:457:ARG:HH22	1:C:461:LEU:HG	1.86	0.41
1:A:1081:ILE:HD11	1:A:1135:ASN:HB3	2.01	0.41
1:B:431:GLY:HA2	1:B:515:PHE:CE2	2.56	0.41
1:B:774:GLN:HE22	1:B:1018:ILE:HG21	1.86	0.41
1:B:866:THR:O	1:B:870:ILE:HG12	2.22	0.41
1:A:734:THR:O	1:A:767:LEU:HD12	2.21	0.41
1:B:327:VAL:HB	1:B:531:THR:HG23	2.03	0.41
1:A:57:PRO:HB3	1:A:273:ARG:HH12	1.86	0.41
1:A:759:PHE:HA	1:A:762:GLN:HE21	1.86	0.41
1:A:890:ALA:HA	1:C:1046:GLY:HA2	2.03	0.41
1:B:129:LYS:HZ3	1:B:167:THR:H	1.68	0.41
1:B:330:PRO:HD3	1:B:579:PRO:HB2	2.02	0.41
1:B:1116:THR:OG1	1:B:1118:ASP:OD1	2.30	0.41
1:C:788:ILE:HG23	1:C:876:ALA:HB2	2.03	0.41
1:A:866:THR:OG1	1:A:867:ASP:N	2.54	0.41
1:A:883:THR:HB	1:C:705:VAL:HG11	2.02	0.41
1:B:351:TYR:HE1	1:B:452:LEU:HB2	1.85	0.41
1:B:1090:PRO:HD3	1:B:1095:PHE:HE2	1.86	0.41
1:C:431:GLY:HA2	1:C:515:PHE:CE1	2.56	0.41
1:C:878:LEU:HD21	1:C:1052:PHE:HB3	2.03	0.41
1:A:299:THR:HG21	1:A:597:VAL:HG21	2.03	0.41
1:C:369:TYR:CZ	1:C:384:PRO:HB2	2.56	0.41
1:B:183:GLN:HG3	1:B:187:LYS:HG3	2.03	0.41
1:A:861:LEU:HD12	1:A:862:PRO:HD2	2.03	0.41
1:B:669:GLY:O	1:B:670:ILE:HD13	2.21	0.41
1:C:370:ASN:ND2	1:C:384:PRO:HB2	2.36	0.41
1:A:733:LYS:HB3	1:A:861:LEU:HD23	2.02	0.41
1:A:809:PRO:HA	1:A:814:LYS:HD2	2.03	0.41
1:B:884:SER:OG	1:B:894:LEU:O	2.39	0.41
1:C:726:ILE:HG23	1:C:947:LYS:HB3	2.03	0.41
1:A:726:ILE:HD12	1:A:1061:VAL:HG12	2.02	0.41

Continued on next page...

Continued from previous page...

Atom-1	Atom-2	Interatomic distance (Å)	Clash overlap (Å)
1:A:1090:PRO:HD3	1:A:1095:PHE:HE2	1.85	0.41
1:B:537:LYS:HE3	1:B:537:LYS:HB3	1.89	0.41
1:B:592:PHE:CE2	1:C:740:MET:HG3	2.56	0.41
1:B:730:SER:OG	1:B:731:MET:N	2.52	0.41
1:A:701:VAL:HG13	1:B:787:GLN:HG2	2.03	0.41
1:A:758:SER:O	1:A:762:GLN:HG3	2.21	0.41
1:A:999:GLY:HA2	1:A:1002:GLN:HG3	2.02	0.41
1:A:183:GLN:HG3	1:A:187:LYS:HG3	2.02	0.41
1:B:39:PRO:HG3	1:B:51:THR:HG21	2.03	0.41
1:A:365:TYR:CE2	1:A:387:LEU:HD12	2.55	0.41
1:C:206:LYS:HD2	1:C:207:HIS:N	2.36	0.41
1:C:365:TYR:CE1	1:C:387:LEU:HD12	2.56	0.41
1:C:902:MET:HB3	1:C:916:LEU:HD11	2.02	0.41
1:A:984:LEU:HG	1:A:989:ALA:HB2	2.02	0.41
1:B:973:ILE:HG21	1:B:983:ARG:HH12	1.86	0.41
1:C:902:MET:HB3	1:C:916:LEU:HD11	2.03	0.41
1:C:980:ILE:HD13	1:C:980:ILE:HA	1.94	0.41
1:B:183:GLN:HG3	1:B:187:LYS:HG3	2.02	0.41
1:C:85:PRO:HA	1:C:237:ARG:HG2	2.03	0.41
1:A:1028:LYS:NZ	1:A:1042:PHE:O	2.48	0.41
1:B:742:ILE:HD13	1:B:742:ILE:HA	1.95	0.41
1:B:802:PHE:HE1	1:B:927:PHE:HE2	1.68	0.41
1:A:287:ASP:OD1	1:A:288:ALA:N	2.54	0.41
1:A:402:ILE:HD11	1:A:418:ILE:HG13	2.03	0.41
1:A:1090:PRO:HD3	1:A:1095:PHE:HE2	1.86	0.41
1:C:205:SER:N	1:C:224:GLU:O	2.39	0.41
1:C:406:GLU:OE1	1:C:406:GLU:N	2.54	0.41
1:C:730:SER:OG	1:C:731:MET:N	2.54	0.41
1:C:758:SER:O	1:C:762:GLN:HG3	2.21	0.41
1:A:735:SER:HB2	1:A:861:LEU:HD21	2.02	0.41
1:A:862:PRO:HA	1:A:863:PRO:HD3	1.97	0.41
1:B:722:VAL:HG12	1:B:1065:VAL:HG22	2.02	0.41
1:C:31:SER:O	1:C:31:SER:OG	2.36	0.41
1:C:121:ASN:HA	1:C:126:VAL:HA	2.02	0.41
1:B:738:CYS:O	1:B:742:ILE:HG12	2.21	0.40
1:A:212:LEU:HD22	1:A:217:PRO:HD3	2.03	0.40
1:C:714:ILE:HG12	1:C:1075:PHE:HD2	1.86	0.40
1:A:559:PHE:CD1	1:A:584:ILE:HG21	2.56	0.40
1:B:1005:GLN:O	1:B:1009:THR:HG23	2.21	0.40
1:A:442:ASP:OD2	1:A:509:ARG:NE	2.47	0.40
1:C:867:ASP:N	1:C:867:ASP:OD1	2.52	0.40

Continued on next page...

Continued from previous page...

Atom-1	Atom-2	Interatomic distance (Å)	Clash overlap (Å)
1:C:934:ILE:HD12	1:C:934:ILE:HA	1.89	0.40
1:A:115:GLN:HE21	1:C:468:ILE:HG12	1.86	0.40
1:B:733:LYS:HD2	1:B:771:ALA:HB1	2.03	0.40
1:C:966:LEU:HD12	1:C:1000:ARG:NH1	2.36	0.40
1:A:642:VAL:HG22	1:A:651:ILE:HG22	2.03	0.40
1:A:775:ASP:HB3	1:A:864:LEU:HD13	2.03	0.40
1:B:513:LEU:HD12	1:B:513:LEU:HA	1.91	0.40
1:C:802:PHE:HB3	1:C:806:LEU:HD23	2.03	0.40
1:C:983:ARG:HB2	1:C:984:LEU:HD12	2.03	0.40
1:A:295:PRO:O	1:A:299:THR:HG23	2.21	0.40
1:A:896:ILE:HD12	1:C:712:ILE:HD11	2.03	0.40
1:A:347:PHE:HB2	1:A:401:VAL:HG23	2.02	0.40
1:B:993:ILE:O	1:B:997:ILE:HG12	2.21	0.40
1:B:1090:PRO:HD3	1:B:1095:PHE:HE2	1.87	0.40
1:C:195:LYS:HD2	1:C:196:ASN:H	1.85	0.40
1:C:886:TRP:HH2	1:C:904:TYR:HB3	1.86	0.40
1:C:947:LYS:HE2	1:C:947:LYS:HB2	1.94	0.40
1:A:452:LEU:HD23	1:A:492:LEU:HB3	2.03	0.40
1:B:117:LEU:HD11	1:B:128:ILE:HG23	2.03	0.40
1:B:738:CYS:O	1:B:742:ILE:HG12	2.21	0.40
1:B:742:ILE:O	1:B:1000:ARG:NH1	2.55	0.40
1:C:818:ILE:O	1:C:822:LEU:HG	2.21	0.40
1:C:889:GLY:HA3	1:C:1034:LEU:HD11	2.03	0.40
1:C:1004:LEU:O	1:C:1008:VAL:HG13	2.21	0.40
1:A:369:TYR:CE1	1:A:384:PRO:HB2	2.56	0.40
1:B:347:PHE:CE2	1:B:509:ARG:HD3	2.56	0.40
1:B:712:ILE:HG12	1:B:1094:VAL:HG11	2.03	0.40
1:C:409:GLN:HA	1:C:414:GLN:HG2	2.02	0.40
1:C:599:THR:HB	1:C:608:VAL:HG23	2.04	0.40
1:A:917:TYR:HB3	1:C:1129:VAL:HG22	2.02	0.40
1:B:336:CYS:HB3	1:B:358:ILE:HD12	2.02	0.40
1:C:84:LEU:HD12	1:C:267:VAL:HG21	2.03	0.40
1:A:962:LEU:HD22	1:A:1007:TYR:CE2	2.56	0.40
1:B:303:LEU:HD23	1:B:308:VAL:HG22	2.03	0.40
1:B:733:LYS:HB3	1:B:861:LEU:HD23	2.03	0.40
1:C:1045:LYS:HD3	1:C:1045:LYS:HA	1.86	0.40
1:B:954:GLN:OE1	1:B:1014:ARG:NE	2.54	0.40
1:C:223:LEU:HA	1:C:223:LEU:HD12	1.90	0.40
1:A:993:ILE:O	1:A:997:ILE:HG12	2.21	0.40
1:A:1080:ALA:HB3	1:A:1129:VAL:HG11	2.02	0.40
1:C:993:ILE:O	1:C:997:ILE:HG12	2.21	0.40

Continued on next page...

Continued from previous page...

Atom-1	Atom-2	Interatomic distance (Å)	Clash overlap (Å)
1:A:117:LEU:HD22	1:A:235:ILE:HD11	2.02	0.40
1:A:1128:VAL:HG21	1:B:918:GLU:HG3	2.03	0.40
1:B:406:GLU:OE1	1:B:406:GLU:N	2.54	0.40
1:C:278:LYS:NZ	1:C:287:ASP:OD2	2.52	0.40
1:A:126:VAL:HB	1:A:172:SER:HB3	2.03	0.40
1:A:594:GLY:H	1:A:613:GLN:HE21	1.69	0.40
1:A:1033:VAL:HG11	1:A:1053:PRO:HG3	2.03	0.40
1:B:1052:PHE:HA	1:B:1053:PRO:HD3	1.95	0.40
1:B:330:PRO:HD3	1:B:579:PRO:HB2	2.03	0.40
1:B:713:ALA:HB2	1:C:895:GLN:NE2	2.36	0.40
1:C:87:ASN:OD1	1:C:87:ASN:N	2.49	0.40
1:C:412:PRO:HG3	1:C:429:PHE:HD2	1.86	0.40
1:B:426:PRO:HD3	1:B:463:PRO:HB3	2.02	0.40
1:C:34:ARG:NH2	1:C:221:SER:H	2.19	0.40
1:C:199:GLY:HA2	1:C:232:GLY:HA2	2.03	0.40
1:C:722:VAL:HG22	1:C:930:ALA:HB1	2.03	0.40
1:C:106:PHE:HB2	1:C:117:LEU:HB3	2.01	0.40
1:A:645:THR:OG1	1:A:648:GLY:O	2.33	0.40
1:A:734:THR:O	1:A:767:LEU:HD12	2.21	0.40
1:A:1115:ILE:HG22	1:A:1137:VAL:HG13	2.03	0.40
1:B:314:GLN:HA	1:B:314:GLN:NE2	2.36	0.40
1:C:1083:HIS:HE1	1:C:1136:THR:HG23	1.87	0.40
1:A:328:ARG:HD2	1:A:533:LEU:HB2	2.01	0.40
1:A:813:SER:OG	1:A:868:GLU:OE2	2.26	0.40
1:B:54:LEU:HB3	1:B:270:LEU:HB3	2.02	0.40
1:B:436:TRP:CE3	1:B:509:ARG:HD2	2.57	0.40
1:C:994:ASP:O	1:C:998:THR:HG23	2.21	0.40
1:A:43:PHE:CG	1:C:563:GLN:HG2	2.56	0.40
1:A:233:ILE:HG13	1:A:234:ASN:N	2.36	0.40
1:A:730:SER:OG	1:A:731:MET:N	2.53	0.40
1:A:993:ILE:O	1:A:997:ILE:HG12	2.22	0.40
1:B:720:ILE:HD11	1:B:1065:VAL:HG12	2.02	0.40
1:B:867:ASP:OD1	1:B:867:ASP:N	2.55	0.40
1:C:884:SER:OG	1:C:894:LEU:O	2.39	0.40
1:B:870:ILE:O	1:B:874:THR:HG23	2.21	0.40
1:A:549:THR:HG22	1:B:745:ASP:HB3	2.03	0.40
1:C:730:SER:OG	1:C:731:MET:N	2.55	0.40
1:A:353:TRP:NE1	1:A:466:ARG:HB2	2.31	0.40
1:A:916:LEU:HD22	1:A:917:TYR:CD1	2.56	0.40
1:B:52:GLN:HE22	1:B:273:ARG:N	2.19	0.40
1:C:358:ILE:HB	1:C:395:VAL:HG23	2.01	0.40

Continued on next page...

Continued from previous page...

Atom-1	Atom-2	Interatomic distance (Å)	Clash overlap (Å)
1:C:1002:GLN:O	1:C:1006:THR:HG23	2.22	0.40
1:A:1090:PRO:HD3	1:A:1095:PHE:HE2	1.86	0.40
1:B:800:PHE:HD1	1:B:927:PHE:HD2	1.69	0.40
1:B:884:SER:OG	1:B:894:LEU:O	2.39	0.40
1:A:572:THR:HG22	1:B:976:VAL:HG23	2.03	0.40
1:B:273:ARG:HD3	1:B:273:ARG:HA	1.88	0.40
1:B:273:ARG:HD2	1:B:292:ALA:HB3	2.04	0.40
1:B:909:ILE:HD11	1:B:1047:TYR:CD1	2.57	0.40
1:C:814:LYS:HA	1:C:814:LYS:HD3	1.86	0.40
1:B:49:HIS:HE1	1:B:51:THR:HB	1.86	0.40
1:B:280:ASN:OD1	1:B:284:THR:N	2.53	0.40
1:C:537:LYS:HE3	1:C:537:LYS:HB2	1.94	0.40
1:A:497:PHE:CE1	1:A:507:PRO:HB3	2.56	0.40
1:B:326:ILE:HD13	1:B:533:LEU:HD12	2.04	0.40
1:C:730:SER:OG	1:C:731:MET:N	2.55	0.40
1:C:498:GLN:HE21	1:C:501:TYR:HD2	1.68	0.40
1:C:742:ILE:HD12	1:C:742:ILE:HA	1.81	0.40
1:B:497:PHE:CE2	1:B:507:PRO:HB3	2.56	0.40
1:C:970:PHE:HD2	1:C:996:LEU:HD13	1.86	0.40
1:B:431:GLY:HA2	1:B:515:PHE:CE2	2.56	0.40
1:B:452:LEU:HA	1:B:494:SER:HA	2.03	0.40
1:A:1105:THR:HG21	1:A:1110:TYR:HA	2.03	0.40
1:B:212:LEU:HD13	1:B:217:PRO:HG3	2.04	0.40
1:C:1083:HIS:HE1	1:C:1136:THR:HG23	1.86	0.40
1:A:905:ARG:NE	1:A:1049:LEU:O	2.53	0.40
1:B:954:GLN:OE1	1:B:1014:ARG:NH1	2.54	0.40
1:C:738:CYS:O	1:C:742:ILE:HB	2.21	0.40
1:A:983:ARG:NH2	1:C:517:LEU:HD11	2.36	0.40
1:B:559:PHE:HB3	1:B:563:GLN:HB2	2.02	0.40
1:B:598:ILE:HD11	1:B:611:LEU:HD23	2.03	0.40
1:B:751:ASN:HA	1:B:754:LEU:HG	2.02	0.40
1:C:730:SER:OG	1:C:731:MET:N	2.54	0.40
1:A:1046:GLY:HA2	1:B:890:ALA:HA	2.02	0.40
1:C:290:ASP:HB3	1:C:293:LEU:HB2	2.03	0.40
1:A:819:GLU:HA	1:A:822:LEU:HG	2.03	0.40
1:B:350:VAL:HG11	1:B:418:ILE:HD11	2.03	0.40
1:B:569:ILE:H	1:B:569:ILE:HG13	1.59	0.40
1:A:642:VAL:HG13	1:A:651:ILE:HG22	2.03	0.40
1:A:712:ILE:HG23	1:A:1075:PHE:HB2	2.02	0.40
1:A:895:GLN:OE1	1:C:711:SER:OG	2.28	0.40
1:B:642:VAL:HG22	1:B:651:ILE:HG22	2.04	0.40

Continued on next page...

Continued from previous page...

Atom-1	Atom-2	Interatomic distance (Å)	Clash overlap (Å)
1:B:21:ARG:HG3	1:B:79:PHE:HD2	1.86	0.40
1:C:14:GLN:HA	1:C:138:ASP:HB2	2.04	0.40
1:C:207:HIS:O	1:C:207:HIS:ND1	2.54	0.40
1:C:370:ASN:HD22	1:C:384:PRO:HD2	1.86	0.40
1:C:452:LEU:HB3	1:C:492:LEU:HD11	2.03	0.40
1:A:390:LEU:HD12	1:A:391:CYS:H	1.85	0.40
1:A:884:SER:OG	1:A:887:THR:OG1	2.30	0.40
1:C:887:THR:HG21	1:C:894:LEU:HB2	2.02	0.40
1:A:189:LEU:HD12	1:A:217:PRO:HG2	2.03	0.40
1:B:295:PRO:O	1:B:299:THR:HG23	2.21	0.40
1:B:406:GLU:N	1:B:406:GLU:OE1	2.55	0.40
1:B:763:LEU:O	1:B:767:LEU:HD22	2.21	0.40
1:C:431:GLY:HA2	1:C:515:PHE:CE2	2.55	0.40
1:C:858:LEU:HD13	1:C:959:LEU:HD12	2.02	0.40
1:C:906:PHE:CD1	1:C:916:LEU:HB2	2.56	0.40
1:B:884:SER:OG	1:B:887:THR:OG1	2.25	0.40
1:C:43:PHE:CE1	1:C:283:GLY:HA3	2.57	0.40
1:C:770:ILE:HA	1:C:773:GLU:HG3	2.03	0.40
1:A:1028:LYS:HE2	1:A:1028:LYS:HB2	1.81	0.40
1:C:52:GLN:HE22	1:C:273:ARG:N	2.19	0.40
1:C:303:LEU:HD21	1:C:313:TYR:CE2	2.57	0.40
1:A:425:LEU:HD13	1:A:426:PRO:HD2	2.03	0.40
1:B:431:GLY:HA2	1:B:515:PHE:CZ	2.56	0.40
1:B:513:LEU:HD12	1:B:513:LEU:HA	1.89	0.40
1:C:407:VAL:O	1:C:410:ILE:HG22	2.21	0.40
1:C:720:ILE:HD11	1:C:1065:VAL:HG12	2.03	0.40
1:B:99:ASN:HB3	1:B:102:ARG:CZ	2.51	0.40
1:B:802:PHE:HB3	1:B:806:LEU:HD23	2.04	0.40
1:B:962:LEU:HD12	1:B:962:LEU:HA	1.86	0.40
1:C:332:ILE:HG13	1:C:362:VAL:HG22	2.03	0.40
1:A:597:VAL:HG13	1:A:608:VAL:HG13	2.03	0.40
1:C:741:TYR:CE1	1:C:962:LEU:HD12	2.56	0.40
1:C:960:ASN:OD1	1:C:964:LYS:NZ	2.51	0.40
1:A:730:SER:OG	1:A:731:MET:N	2.52	0.40
1:B:406:GLU:N	1:B:406:GLU:OE1	2.54	0.40
1:A:42:VAL:HG12	1:C:567:ARG:NH2	2.37	0.40
1:A:1089:PHE:HB3	1:B:913:GLN:HE21	1.86	0.40
1:B:280:ASN:OD1	1:B:284:THR:N	2.53	0.40
1:B:676:THR:HA	1:B:690:GLN:HG2	2.02	0.40
1:B:1110:TYR:CZ	1:B:1112:PRO:HG3	2.56	0.40
1:C:878:LEU:HD12	1:C:878:LEU:HA	1.88	0.40

Continued on next page...

Continued from previous page...

Atom-1	Atom-2	Interatomic distance (Å)	Clash overlap (Å)
1:A:331:ASN:OD1	1:A:331:ASN:N	2.44	0.40
1:A:1045:LYS:HD3	1:A:1045:LYS:HA	1.83	0.40
1:B:44:ARG:HB2	1:B:279:TYR:CD2	2.57	0.40
1:B:133:PHE:HD1	1:B:160:TYR:HB3	1.86	0.40
1:B:955:ASN:HD22	1:B:955:ASN:C	2.23	0.40
1:B:195:LYS:HD2	1:B:202:LYS:HD3	2.03	0.40
1:B:962:LEU:HD12	1:B:962:LEU:HA	1.95	0.40
1:C:110:LEU:HD22	1:C:135:PHE:HE1	1.86	0.40
1:A:805:ILE:HG13	1:A:1054:GLN:NE2	2.36	0.40
1:B:462:LYS:H	1:B:462:LYS:HE2	1.86	0.40
1:C:1083:HIS:HE1	1:C:1136:THR:HG23	1.87	0.40
1:C:406:GLU:OE1	1:C:406:GLU:N	2.54	0.40
1:A:291:CYS:HB3	1:A:301:CYS:HB2	1.35	0.40
1:A:1050:MET:HE2	1:A:1050:MET:HB3	1.90	0.40
1:A:650:LEU:HD12	1:A:650:LEU:HA	1.95	0.40
1:A:1081:ILE:HD11	1:A:1135:ASN:HB3	2.02	0.40
1:C:295:PRO:O	1:C:299:THR:HG23	2.22	0.40
1:A:278:LYS:HB2	1:A:306:PHE:CE2	2.56	0.40
1:A:454:ARG:HD3	1:A:457:ARG:HD3	2.03	0.40
1:B:278:LYS:HB2	1:B:306:PHE:CZ	2.57	0.40
1:C:295:PRO:O	1:C:299:THR:HG23	2.21	0.40
1:B:598:ILE:HB	1:B:609:ALA:HB3	2.02	0.40
1:B:742:ILE:HD13	1:B:742:ILE:HA	1.95	0.40
1:A:1155:TYR:O	1:A:1159:HIS:ND1	2.34	0.40
1:B:596:SER:O	1:B:611:LEU:N	2.41	0.40
1:C:1004:LEU:O	1:C:1008:VAL:HG13	2.21	0.40
1:C:1031:GLU:HB3	1:C:1037:SER:HB2	2.03	0.40
1:A:54:LEU:HD23	1:A:197:ILE:HD11	2.02	0.40
1:C:1031:GLU:OE2	1:C:1039:ARG:NH2	2.55	0.40
1:C:106:PHE:O	1:C:117:LEU:N	2.40	0.40
1:C:131:CYS:HB2	1:C:133:PHE:CZ	2.56	0.40
1:B:570:ALA:O	1:C:966:LEU:HD23	2.21	0.40
1:B:1115:ILE:HG22	1:B:1137:VAL:HG23	2.03	0.40
1:A:462:LYS:HE2	1:A:462:LYS:H	1.85	0.40
1:A:993:ILE:O	1:A:997:ILE:HG12	2.21	0.40
1:A:712:ILE:HA	1:A:712:ILE:HD13	1.78	0.40
1:A:802:PHE:HE2	1:A:927:PHE:HE2	1.70	0.40
1:B:200:TYR:HA	1:B:230:PRO:HA	2.03	0.40
1:B:462:LYS:H	1:B:462:LYS:HE2	1.87	0.40
1:A:978:ASN:HA	1:A:981:LEU:HG	2.04	0.40
1:B:393:THR:OG1	1:B:516:GLU:O	2.34	0.40

Continued on next page...

Continued from previous page...

Atom-1	Atom-2	Interatomic distance (Å)	Clash overlap (Å)
1:B:439:ASN:OD1	1:B:440:ASN:N	2.53	0.40
1:B:735:SER:HB2	1:B:861:LEU:HD21	2.03	0.40
1:B:108:THR:OG1	1:B:234:ASN:O	2.39	0.40
1:B:759:PHE:CD1	1:B:1001:LEU:HD11	2.56	0.40
1:B:902:MET:HE2	1:B:905:ARG:HD2	2.03	0.40
1:C:717:ASN:OD1	1:C:718:PHE:N	2.51	0.40
1:C:950:ASP:O	1:C:954:GLN:HG2	2.21	0.40
1:A:229:LEU:HG	1:A:231:ILE:HG12	2.04	0.40
1:B:332:ILE:HG13	1:B:362:VAL:HG22	2.02	0.40
1:C:882:ILE:HD12	1:C:882:ILE:HA	1.86	0.40
1:A:403:ARG:HG2	1:A:497:PHE:HE1	1.85	0.40
1:B:131:CYS:HB2	1:B:133:PHE:CE1	2.56	0.40
1:B:321:GLN:OE1	1:B:321:GLN:N	2.53	0.40
1:B:874:THR:O	1:B:878:LEU:HD23	2.21	0.40
1:C:337:PRO:HD3	1:C:358:ILE:HD12	2.02	0.40
1:A:389:ASP:HA	1:A:528:LYS:HE3	2.03	0.40
1:B:388:ASN:OD1	1:B:388:ASN:O	2.39	0.40
1:B:429:PHE:HE2	1:B:514:SER:HA	1.86	0.40
1:B:513:LEU:HA	1:B:513:LEU:HD12	1.84	0.40
1:B:973:ILE:HD12	1:B:973:ILE:HG23	1.86	0.40
1:A:189:LEU:HB3	1:A:208:THR:HB	2.04	0.40
1:A:547:THR:O	1:B:978:ASN:ND2	2.54	0.40
1:A:759:PHE:HA	1:A:762:GLN:HE21	1.85	0.40
1:B:326:ILE:HD13	1:B:533:LEU:HD12	2.04	0.40
1:B:439:ASN:OD1	1:B:440:ASN:N	2.53	0.40
1:C:106:PHE:O	1:C:117:LEU:N	2.44	0.40
1:A:58:PHE:CD2	1:A:290:ASP:HB2	2.56	0.40
1:B:408:ARG:HH12	1:C:376:THR:HA	1.87	0.40
1:B:415:THR:HG21	1:C:384:PRO:HG2	2.04	0.40
1:C:195:LYS:HG3	1:C:197:ILE:HG22	2.04	0.40
1:A:1094:VAL:N	1:A:1105:THR:O	2.43	0.40
1:B:909:ILE:HA	1:B:1038:LYS:HZ1	1.85	0.40
1:C:303:LEU:HD12	1:C:308:VAL:HG12	2.04	0.40
1:A:114:THR:HG22	1:C:469:SER:HB2	2.02	0.40
1:B:873:TYR:O	1:B:877:LEU:HB2	2.22	0.40
1:B:1090:PRO:HD3	1:B:1095:PHE:HE2	1.87	0.40
1:C:22:THR:OG1	1:C:78:ARG:NH1	2.52	0.40
1:A:862:PRO:HA	1:A:863:PRO:HD3	1.97	0.40
1:B:194:PHE:HB3	1:B:201:PHE:HE1	1.86	0.40
1:B:503:VAL:HA	1:B:506:GLN:HG3	2.02	0.40
1:B:1002:GLN:O	1:B:1006:THR:HG23	2.21	0.40

Continued on next page...

Continued from previous page...

Atom-1	Atom-2	Interatomic distance (Å)	Clash overlap (Å)
1:C:955:ASN:HD22	1:C:955:ASN:HA	1.64	0.40
1:A:80:ALA:O	1:A:245:HIS:NE2	2.55	0.40
1:A:867:ASP:OD1	1:A:867:ASP:N	2.54	0.40
1:B:276:LEU:HD23	1:B:289:VAL:HB	2.04	0.40
1:C:34:ARG:NH2	1:C:221:SER:H	2.19	0.40
1:C:738:CYS:HB3	1:C:760:CYS:HB2	1.67	0.40
1:B:915:VAL:O	1:B:919:ASN:HB2	2.22	0.40
1:C:989:ALA:O	1:C:993:ILE:HG12	2.21	0.40
1:A:58:PHE:HB2	1:A:293:LEU:HD21	2.04	0.40
1:C:33:THR:HB	1:C:220:PHE:HD1	1.86	0.40
1:C:92:PHE:HE1	1:C:265:TYR:HB2	1.86	0.40
1:C:96:GLU:HG2	1:C:99:ASN:HA	2.03	0.40
1:C:106:PHE:O	1:C:117:LEU:N	2.54	0.40
1:C:131:CYS:HB2	1:C:133:PHE:CE1	2.56	0.40
1:B:742:ILE:HD13	1:B:742:ILE:HA	1.93	0.40
1:B:756:TYR:HE2	1:B:997:ILE:HD12	1.86	0.40
1:C:58:PHE:CD2	1:C:290:ASP:HB2	2.56	0.40
1:C:537:LYS:HE3	1:C:537:LYS:HB3	1.90	0.40
1:C:936:ASP:O	1:C:940:SER:OG	2.32	0.40
1:B:204:TYR:CE2	1:B:225:PRO:HG3	2.57	0.40
1:C:537:LYS:HE3	1:C:537:LYS:HB3	1.89	0.40
1:C:97:LYS:HD2	1:C:97:LYS:HA	1.86	0.40
1:A:431:GLY:HA2	1:A:515:PHE:CE2	2.56	0.40
1:B:730:SER:OG	1:B:731:MET:N	2.53	0.40
1:B:738:CYS:O	1:B:742:ILE:HB	2.21	0.40
1:C:1002:GLN:O	1:C:1006:THR:HG23	2.22	0.40
1:A:676:THR:HA	1:A:690:GLN:HG2	2.02	0.40
1:A:969:ASN:OD1	1:B:755:GLN:NE2	2.54	0.40
1:A:1102:TRP:HD1	1:A:1135:ASN:HD22	1.70	0.40
1:B:954:GLN:HG3	1:B:1014:ARG:NE	2.37	0.40
1:A:106:PHE:HD2	1:A:117:LEU:HD22	1.85	0.40
1:A:546:LEU:HD21	1:A:573:THR:HG21	2.03	0.40
1:A:278:LYS:HD2	1:A:306:PHE:CE2	2.57	0.40
1:B:551:VAL:HG12	1:B:553:THR:HG23	2.03	0.40
1:C:379:CYS:HA	1:C:432:CYS:HA	2.03	0.40
1:B:339:GLY:O	1:B:343:ASN:HB2	2.21	0.40
1:B:342:PHE:HE1	1:B:511:VAL:HG11	1.85	0.40
1:B:725:GLU:HG3	1:B:1064:HIS:CD2	2.56	0.40
1:B:726:ILE:HG22	1:B:1061:VAL:HG22	2.04	0.40
1:C:106:PHE:CD1	1:C:117:LEU:HD23	2.56	0.40
1:A:206:LYS:HD3	1:A:224:GLU:H	1.86	0.40

Continued on next page...

Continued from previous page...

Atom-1	Atom-2	Interatomic distance (Å)	Clash overlap (Å)
1:A:733:LYS:HB3	1:A:861:LEU:HD23	2.04	0.40
1:A:1002:GLN:O	1:A:1006:THR:HG23	2.21	0.40
1:B:97:LYS:HD2	1:B:97:LYS:HA	1.81	0.40
1:C:332:ILE:HG13	1:C:362:VAL:HG22	2.03	0.40
1:C:738:CYS:SG	1:C:739:THR:N	2.94	0.40
1:C:866:THR:O	1:C:870:ILE:HG12	2.22	0.40
1:C:1033:VAL:HG21	1:C:1053:PRO:HG3	2.04	0.40
1:A:563:GLN:HG2	1:B:43:PHE:CD1	2.55	0.40
1:C:719:THR:HG23	1:C:1070:ALA:HB2	2.03	0.40
1:A:206:LYS:HD2	1:A:223:LEU:HA	2.03	0.40
1:A:1105:THR:HG21	1:A:1110:TYR:HA	2.04	0.40
1:B:574:ASP:OD1	1:B:574:ASP:N	2.46	0.40
1:B:862:PRO:HA	1:B:863:PRO:HD3	2.00	0.40
1:C:295:PRO:O	1:C:299:THR:HG23	2.22	0.40
1:C:342:PHE:HE2	1:C:511:VAL:HG11	1.86	0.40
1:B:389:ASP:HA	1:B:528:LYS:HE3	2.04	0.40
1:C:983:ARG:HE	1:C:983:ARG:HB2	1.54	0.40
1:A:309:GLU:OE2	1:A:309:GLU:N	2.55	0.40
1:B:1051:SER:OG	1:B:1064:HIS:ND1	2.42	0.40
1:C:369:TYR:CZ	1:C:384:PRO:HB2	2.56	0.40
1:A:1002:GLN:O	1:A:1006:THR:HG23	2.21	0.40
1:B:365:TYR:HE2	1:B:387:LEU:HD12	1.87	0.40
1:B:993:ILE:O	1:B:997:ILE:HG12	2.22	0.40
1:C:143:VAL:HG13	1:C:154:GLU:HA	2.03	0.40
1:C:332:ILE:HG13	1:C:362:VAL:HG22	2.03	0.40
1:C:402:ILE:HD11	1:C:418:ILE:HG13	2.02	0.40
1:C:405:ASP:N	1:C:405:ASP:OD1	2.52	0.40

There are no symmetry-related clashes.

5.3 Torsion angles [i](#)

5.3.1 Protein backbone [i](#)

In the following table, the Percentiles column shows the percent Ramachandran outliers of the chain as a percentile score with respect to all PDB entries followed by that with respect to all EM entries.

The Analysed column shows the number of residues for which the backbone conformation was analysed, and the total number of residues.

Mol	Chain	Analysed	Favoured	Allowed	Outliers	Percentiles	
1	1-A	1067/1230 (87%)	1024 (96%)	42 (4%)	1 (0%)	48	77
1	1-B	1067/1230 (87%)	1020 (96%)	47 (4%)	0	100	100
1	1-C	1067/1230 (87%)	1011 (95%)	54 (5%)	2 (0%)	44	73
1	2-A	1067/1230 (87%)	1025 (96%)	41 (4%)	1 (0%)	48	77
1	2-B	1067/1230 (87%)	1019 (96%)	47 (4%)	1 (0%)	48	77
1	2-C	1067/1230 (87%)	1013 (95%)	53 (5%)	1 (0%)	48	77
1	3-A	1073/1230 (87%)	1038 (97%)	34 (3%)	1 (0%)	48	77
1	3-B	1073/1230 (87%)	1033 (96%)	39 (4%)	1 (0%)	48	77
1	3-C	1073/1230 (87%)	1035 (96%)	37 (3%)	1 (0%)	48	77
1	4-A	1073/1230 (87%)	1038 (97%)	34 (3%)	1 (0%)	48	77
1	4-B	1073/1230 (87%)	1037 (97%)	35 (3%)	1 (0%)	48	77
1	4-C	1073/1230 (87%)	1038 (97%)	34 (3%)	1 (0%)	48	77
1	5-A	1073/1230 (87%)	1038 (97%)	34 (3%)	1 (0%)	48	77
1	5-B	1073/1230 (87%)	1033 (96%)	39 (4%)	1 (0%)	48	77
1	5-C	1073/1230 (87%)	1036 (97%)	36 (3%)	1 (0%)	48	77
1	6-A	1073/1230 (87%)	1036 (97%)	36 (3%)	1 (0%)	48	77
1	6-B	1073/1230 (87%)	1035 (96%)	37 (3%)	1 (0%)	48	77
1	6-C	1073/1230 (87%)	1039 (97%)	33 (3%)	1 (0%)	48	77
1	7-A	1073/1230 (87%)	1037 (97%)	35 (3%)	1 (0%)	48	77
1	7-B	1073/1230 (87%)	1036 (97%)	36 (3%)	1 (0%)	48	77
1	7-C	1073/1230 (87%)	1034 (96%)	38 (4%)	1 (0%)	48	77
1	8-A	1073/1230 (87%)	1037 (97%)	35 (3%)	1 (0%)	48	77
1	8-B	1073/1230 (87%)	1035 (96%)	37 (3%)	1 (0%)	48	77
1	8-C	1073/1230 (87%)	1037 (97%)	35 (3%)	1 (0%)	48	77
1	9-A	1067/1230 (87%)	1023 (96%)	43 (4%)	1 (0%)	48	77
1	9-B	1067/1230 (87%)	1022 (96%)	45 (4%)	0	100	100
1	9-C	1067/1230 (87%)	1016 (95%)	49 (5%)	2 (0%)	44	73
1	10-A	1073/1230 (87%)	1037 (97%)	35 (3%)	1 (0%)	48	77
1	10-B	1073/1230 (87%)	1037 (97%)	35 (3%)	1 (0%)	48	77
1	10-C	1073/1230 (87%)	1038 (97%)	34 (3%)	1 (0%)	48	77
1	11-A	1067/1230 (87%)	1026 (96%)	40 (4%)	1 (0%)	48	77
1	11-B	1067/1230 (87%)	1019 (96%)	48 (4%)	0	100	100

Continued on next page...

Continued from previous page...

Mol	Chain	Analysed	Favoured	Allowed	Outliers	Percentiles	
1	11-C	1067/1230 (87%)	1013 (95%)	51 (5%)	3 (0%)	37	67
1	12-A	1073/1230 (87%)	1039 (97%)	33 (3%)	1 (0%)	48	77
1	12-B	1073/1230 (87%)	1037 (97%)	35 (3%)	1 (0%)	48	77
1	12-C	1073/1230 (87%)	1037 (97%)	35 (3%)	1 (0%)	48	77
1	13-A	1073/1230 (87%)	1040 (97%)	32 (3%)	1 (0%)	48	77
1	13-B	1073/1230 (87%)	1036 (97%)	36 (3%)	1 (0%)	48	77
1	13-C	1073/1230 (87%)	1036 (97%)	36 (3%)	1 (0%)	48	77
1	14-A	1073/1230 (87%)	1038 (97%)	34 (3%)	1 (0%)	48	77
1	14-B	1073/1230 (87%)	1036 (97%)	36 (3%)	1 (0%)	48	77
1	14-C	1073/1230 (87%)	1038 (97%)	34 (3%)	1 (0%)	48	77
1	15-A	1073/1230 (87%)	1037 (97%)	35 (3%)	1 (0%)	48	77
1	15-B	1073/1230 (87%)	1039 (97%)	33 (3%)	1 (0%)	48	77
1	15-C	1073/1230 (87%)	1036 (97%)	36 (3%)	1 (0%)	48	77
1	16-A	1073/1230 (87%)	1036 (97%)	36 (3%)	1 (0%)	48	77
1	16-B	1073/1230 (87%)	1037 (97%)	35 (3%)	1 (0%)	48	77
1	16-C	1073/1230 (87%)	1037 (97%)	35 (3%)	1 (0%)	48	77
1	17-A	1073/1230 (87%)	1038 (97%)	34 (3%)	1 (0%)	48	77
1	17-B	1073/1230 (87%)	1037 (97%)	35 (3%)	1 (0%)	48	77
1	17-C	1073/1230 (87%)	1032 (96%)	38 (4%)	3 (0%)	37	67
1	18-A	1073/1230 (87%)	1035 (96%)	37 (3%)	1 (0%)	48	77
1	18-B	1073/1230 (87%)	1037 (97%)	35 (3%)	1 (0%)	48	77
1	18-C	1073/1230 (87%)	1040 (97%)	32 (3%)	1 (0%)	48	77
1	19-A	1073/1230 (87%)	1040 (97%)	32 (3%)	1 (0%)	48	77
1	19-B	1073/1230 (87%)	1037 (97%)	35 (3%)	1 (0%)	48	77
1	19-C	1073/1230 (87%)	1038 (97%)	33 (3%)	2 (0%)	44	73
1	20-A	1073/1230 (87%)	1038 (97%)	34 (3%)	1 (0%)	48	77
1	20-B	1073/1230 (87%)	1035 (96%)	37 (3%)	1 (0%)	48	77
1	20-C	1073/1230 (87%)	1040 (97%)	32 (3%)	1 (0%)	48	77
All	All	64308/73800 (87%)	62001 (96%)	2243 (4%)	64 (0%)	50	77

All (64) Ramachandran outliers are listed below:

Mol	Chain	Res	Type
1	11-C	319	ARG
1	1-C	590	CYS
1	17-C	445	VAL
1	19-C	385	THR
1	2-A	544	ASN
1	1-A	544	ASN
1	1-C	532	ASN
1	2-C	532	ASN
1	9-A	544	ASN
1	9-C	532	ASN
1	11-A	544	ASN
1	11-C	532	ASN
1	13-A	987	PRO
1	20-A	987	PRO
1	3-A	987	PRO
1	3-B	987	PRO
1	3-C	987	PRO
1	4-A	987	PRO
1	4-B	987	PRO
1	4-C	987	PRO
1	5-A	987	PRO
1	5-B	987	PRO
1	5-C	987	PRO
1	6-A	987	PRO
1	6-B	987	PRO
1	6-C	987	PRO
1	7-A	987	PRO
1	7-B	987	PRO
1	7-C	987	PRO
1	8-B	987	PRO
1	8-C	987	PRO
1	10-A	987	PRO
1	10-B	987	PRO
1	10-C	987	PRO
1	12-A	987	PRO
1	12-B	987	PRO
1	12-C	987	PRO
1	13-B	987	PRO
1	13-C	987	PRO
1	14-A	987	PRO
1	14-B	987	PRO
1	14-C	987	PRO
1	15-A	987	PRO

Continued on next page...

Continued from previous page...

Mol	Chain	Res	Type
1	15-B	987	PRO
1	15-C	987	PRO
1	16-B	987	PRO
1	16-C	987	PRO
1	17-A	987	PRO
1	17-B	987	PRO
1	17-C	440	ASN
1	17-C	987	PRO
1	18-A	987	PRO
1	18-B	987	PRO
1	18-C	987	PRO
1	19-A	987	PRO
1	19-B	987	PRO
1	19-C	987	PRO
1	20-B	987	PRO
1	20-C	987	PRO
1	2-B	150	LYS
1	8-A	987	PRO
1	9-C	150	LYS
1	11-C	150	LYS
1	16-A	987	PRO

5.3.2 Protein sidechains [i](#)

In the following table, the Percentiles column shows the percent sidechain outliers of the chain as a percentile score with respect to all PDB entries followed by that with respect to all EM entries.

The Analysed column shows the number of residues for which the sidechain conformation was analysed, and the total number of residues.

Mol	Chain	Analysed	Rotameric	Outliers	Percentiles
1	1-A	944/1067 (88%)	907 (96%)	37 (4%)	27 61
1	1-B	944/1067 (88%)	907 (96%)	37 (4%)	27 61
1	1-C	944/1067 (88%)	917 (97%)	27 (3%)	37 71
1	2-A	944/1067 (88%)	916 (97%)	28 (3%)	36 70
1	2-B	944/1067 (88%)	910 (96%)	34 (4%)	30 64
1	2-C	944/1067 (88%)	911 (96%)	33 (4%)	31 65
1	3-A	949/1067 (89%)	910 (96%)	39 (4%)	26 59
1	3-B	949/1067 (89%)	910 (96%)	39 (4%)	26 59

Continued on next page...

Continued from previous page...

Mol	Chain	Analysed	Rotameric	Outliers	Percentiles	
1	3-C	949/1067 (89%)	917 (97%)	32 (3%)	32	66
1	4-A	949/1067 (89%)	914 (96%)	35 (4%)	29	63
1	4-B	949/1067 (89%)	904 (95%)	45 (5%)	22	54
1	4-C	949/1067 (89%)	913 (96%)	36 (4%)	28	62
1	5-A	949/1067 (89%)	915 (96%)	34 (4%)	30	64
1	5-B	949/1067 (89%)	912 (96%)	37 (4%)	27	61
1	5-C	949/1067 (89%)	916 (96%)	33 (4%)	31	65
1	6-A	949/1067 (89%)	912 (96%)	37 (4%)	27	61
1	6-B	949/1067 (89%)	913 (96%)	36 (4%)	28	62
1	6-C	949/1067 (89%)	915 (96%)	34 (4%)	30	64
1	7-A	949/1067 (89%)	919 (97%)	30 (3%)	34	68
1	7-B	949/1067 (89%)	911 (96%)	38 (4%)	27	60
1	7-C	949/1067 (89%)	918 (97%)	31 (3%)	33	67
1	8-A	949/1067 (89%)	915 (96%)	34 (4%)	30	64
1	8-B	949/1067 (89%)	917 (97%)	32 (3%)	32	66
1	8-C	949/1067 (89%)	915 (96%)	34 (4%)	30	64
1	9-A	944/1067 (88%)	924 (98%)	20 (2%)	48	80
1	9-B	944/1067 (88%)	908 (96%)	36 (4%)	28	62
1	9-C	944/1067 (88%)	916 (97%)	28 (3%)	36	70
1	10-A	949/1067 (89%)	912 (96%)	37 (4%)	27	61
1	10-B	949/1067 (89%)	922 (97%)	27 (3%)	38	72
1	10-C	949/1067 (89%)	906 (96%)	43 (4%)	23	55
1	11-A	944/1067 (88%)	909 (96%)	35 (4%)	29	63
1	11-B	944/1067 (88%)	914 (97%)	30 (3%)	34	68
1	11-C	944/1067 (88%)	921 (98%)	23 (2%)	44	77
1	12-A	949/1067 (89%)	916 (96%)	33 (4%)	31	65
1	12-B	949/1067 (89%)	909 (96%)	40 (4%)	25	58
1	12-C	949/1067 (89%)	910 (96%)	39 (4%)	26	59
1	13-A	949/1067 (89%)	914 (96%)	35 (4%)	29	63
1	13-B	949/1067 (89%)	907 (96%)	42 (4%)	24	56
1	13-C	949/1067 (89%)	918 (97%)	31 (3%)	33	67

Continued on next page...

Continued from previous page...

Mol	Chain	Analysed	Rotameric	Outliers	Percentiles	
1	14-A	949/1067 (89%)	918 (97%)	31 (3%)	33	67
1	14-B	949/1067 (89%)	914 (96%)	35 (4%)	29	63
1	14-C	949/1067 (89%)	912 (96%)	37 (4%)	27	61
1	15-A	949/1067 (89%)	911 (96%)	38 (4%)	27	60
1	15-B	949/1067 (89%)	905 (95%)	44 (5%)	23	55
1	15-C	949/1067 (89%)	916 (96%)	33 (4%)	31	65
1	16-A	949/1067 (89%)	911 (96%)	38 (4%)	27	60
1	16-B	949/1067 (89%)	903 (95%)	46 (5%)	21	53
1	16-C	949/1067 (89%)	910 (96%)	39 (4%)	26	59
1	17-A	949/1067 (89%)	916 (96%)	33 (4%)	31	65
1	17-B	949/1067 (89%)	917 (97%)	32 (3%)	32	66
1	17-C	949/1067 (89%)	906 (96%)	43 (4%)	23	55
1	18-A	949/1067 (89%)	919 (97%)	30 (3%)	34	68
1	18-B	949/1067 (89%)	904 (95%)	45 (5%)	22	54
1	18-C	949/1067 (89%)	909 (96%)	40 (4%)	25	58
1	19-A	949/1067 (89%)	916 (96%)	33 (4%)	31	65
1	19-B	949/1067 (89%)	914 (96%)	35 (4%)	29	63
1	19-C	949/1067 (89%)	915 (96%)	34 (4%)	30	64
1	20-A	949/1067 (89%)	911 (96%)	38 (4%)	27	60
1	20-B	949/1067 (89%)	913 (96%)	36 (4%)	28	62
1	20-C	949/1067 (89%)	910 (96%)	39 (4%)	26	59
All	All	56880/64020 (89%)	54770 (96%)	2110 (4%)	31	63

All (2110) residues with a non-rotameric sidechain are listed below:

Mol	Chain	Res	Type
1	1-A	34	ARG
1	1-A	40	ASP
1	1-A	95	THR
1	1-A	195	LYS
1	1-A	201	PHE
1	1-A	245	HIS
1	1-A	305	SER
1	1-A	306	PHE
1	1-A	315	THR

Continued on next page...

Continued from previous page...

Mol	Chain	Res	Type
1	1-A	318	PHE
1	1-A	387	LEU
1	1-A	541	PHE
1	1-A	543	PHE
1	1-A	567	ARG
1	1-A	643	PHE
1	1-A	703	ASN
1	1-A	730	SER
1	1-A	735	SER
1	1-A	756	TYR
1	1-A	763	LEU
1	1-A	765	ARG
1	1-A	776	LYS
1	1-A	780	GLU
1	1-A	782	PHE
1	1-A	855	PHE
1	1-A	856	ASN
1	1-A	875	SER
1	1-A	886	TRP
1	1-A	888	PHE
1	1-A	919	ASN
1	1-A	940	SER
1	1-A	964	LYS
1	1-A	965	GLN
1	1-A	1002	GLN
1	1-A	1005	GLN
1	1-A	1010	GLN
1	1-A	1017	GLU
1	1-B	44	ARG
1	1-B	50	SER
1	1-B	52	GLN
1	1-B	92	PHE
1	1-B	104	TRP
1	1-B	194	PHE
1	1-B	314	GLN
1	1-B	318	PHE
1	1-B	392	PHE
1	1-B	423	TYR
1	1-B	453	TYR
1	1-B	459	SER
1	1-B	462	LYS
1	1-B	489	TYR

Continued on next page...

Continued from previous page...

Mol	Chain	Res	Type
1	1-B	494	SER
1	1-B	562	PHE
1	1-B	590	CYS
1	1-B	775	ASP
1	1-B	780	GLU
1	1-B	796	ASP
1	1-B	813	SER
1	1-B	817	PHE
1	1-B	869	MET
1	1-B	884	SER
1	1-B	886	TRP
1	1-B	888	PHE
1	1-B	901	GLN
1	1-B	914	ASN
1	1-B	938	LEU
1	1-B	945	LEU
1	1-B	975	SER
1	1-B	1001	LEU
1	1-B	1005	GLN
1	1-B	1007	TYR
1	1-B	1014	ARG
1	1-B	1021	SER
1	1-B	1138	TYR
1	1-C	40	ASP
1	1-C	50	SER
1	1-C	91	TYR
1	1-C	170	TYR
1	1-C	201	PHE
1	1-C	214	ARG
1	1-C	223	LEU
1	1-C	269	TYR
1	1-C	328	ARG
1	1-C	592	PHE
1	1-C	650	LEU
1	1-C	658	ASN
1	1-C	730	SER
1	1-C	731	MET
1	1-C	741	TYR
1	1-C	756	TYR
1	1-C	762	GLN
1	1-C	774	GLN
1	1-C	775	ASP

Continued on next page...

Continued from previous page...

Mol	Chain	Res	Type
1	1-C	777	ASN
1	1-C	861	LEU
1	1-C	901	GLN
1	1-C	981	LEU
1	1-C	983	ARG
1	1-C	995	ARG
1	1-C	1005	GLN
1	1-C	1014	ARG
1	2-A	52	GLN
1	2-A	92	PHE
1	2-A	153	MET
1	2-A	170	TYR
1	2-A	177	MET
1	2-A	194	PHE
1	2-A	200	TYR
1	2-A	294	ASP
1	2-A	313	TYR
1	2-A	318	PHE
1	2-A	562	PHE
1	2-A	565	PHE
1	2-A	617	CYS
1	2-A	663	ASP
1	2-A	730	SER
1	2-A	735	SER
1	2-A	737	ASP
1	2-A	774	GLN
1	2-A	776	LYS
1	2-A	779	GLN
1	2-A	782	PHE
1	2-A	867	ASP
1	2-A	886	TRP
1	2-A	933	LYS
1	2-A	964	LYS
1	2-A	1002	GLN
1	2-A	1005	GLN
1	2-A	1138	TYR
1	2-B	50	SER
1	2-B	91	TYR
1	2-B	129	LYS
1	2-B	153	MET
1	2-B	200	TYR
1	2-B	201	PHE

Continued on next page...

Continued from previous page...

Mol	Chain	Res	Type
1	2-B	206	LYS
1	2-B	223	LEU
1	2-B	276	LEU
1	2-B	291	CYS
1	2-B	318	PHE
1	2-B	357	ARG
1	2-B	405	ASP
1	2-B	417	ASN
1	2-B	423	TYR
1	2-B	436	TRP
1	2-B	559	PHE
1	2-B	673	SER
1	2-B	697	MET
1	2-B	738	CYS
1	2-B	779	GLN
1	2-B	780	GLU
1	2-B	806	LEU
1	2-B	817	PHE
1	2-B	886	TRP
1	2-B	900	MET
1	2-B	907	ASN
1	2-B	914	ASN
1	2-B	927	PHE
1	2-B	938	LEU
1	2-B	945	LEU
1	2-B	964	LYS
1	2-B	974	SER
1	2-B	1010	GLN
1	2-C	92	PHE
1	2-C	104	TRP
1	2-C	118	LEU
1	2-C	153	MET
1	2-C	201	PHE
1	2-C	206	LYS
1	2-C	207	HIS
1	2-C	301	CYS
1	2-C	346	ARG
1	2-C	349	SER
1	2-C	371	SER
1	2-C	421	TYR
1	2-C	436	TRP
1	2-C	467	ASP

Continued on next page...

Continued from previous page...

Mol	Chain	Res	Type
1	2-C	643	PHE
1	2-C	674	TYR
1	2-C	741	TYR
1	2-C	777	ASN
1	2-C	779	GLN
1	2-C	780	GLU
1	2-C	782	PHE
1	2-C	869	MET
1	2-C	914	ASN
1	2-C	979	ASP
1	2-C	981	LEU
1	2-C	996	LEU
1	2-C	1007	TYR
1	2-C	1014	ARG
1	2-C	1034	LEU
1	2-C	1110	TYR
1	2-C	1111	GLU
1	2-C	1118	ASP
1	2-C	1127	ASP
1	3-A	49	HIS
1	3-A	53	ASP
1	3-A	58	PHE
1	3-A	60	SER
1	3-A	116	SER
1	3-A	152	TRP
1	3-A	153	MET
1	3-A	157	PHE
1	3-A	277	LEU
1	3-A	301	CYS
1	3-A	353	TRP
1	3-A	355	ARG
1	3-A	398	ASP
1	3-A	405	ASP
1	3-A	473	TYR
1	3-A	505	TYR
1	3-A	517	LEU
1	3-A	606	ASN
1	3-A	613	GLN
1	3-A	670	ASN
1	3-A	711	SER
1	3-A	740	MET
1	3-A	763	LEU

Continued on next page...

Continued from previous page...

Mol	Chain	Res	Type
1	3-A	776	LYS
1	3-A	777	ASN
1	3-A	780	GLU
1	3-A	806	LEU
1	3-A	886	TRP
1	3-A	888	PHE
1	3-A	919	ASN
1	3-A	953	ASN
1	3-A	964	LYS
1	3-A	979	ASP
1	3-A	1010	GLN
1	3-A	1034	LEU
1	3-A	1038	LYS
1	3-A	1045	LYS
1	3-A	1067	TYR
1	3-A	1109	PHE
1	3-B	51	THR
1	3-B	53	ASP
1	3-B	58	PHE
1	3-B	140	PHE
1	3-B	153	MET
1	3-B	353	TRP
1	3-B	355	ARG
1	3-B	369	TYR
1	3-B	423	TYR
1	3-B	455	LEU
1	3-B	462	LYS
1	3-B	517	LEU
1	3-B	592	PHE
1	3-B	606	ASN
1	3-B	613	GLN
1	3-B	697	MET
1	3-B	711	SER
1	3-B	731	MET
1	3-B	735	SER
1	3-B	763	LEU
1	3-B	765	ARG
1	3-B	773	GLU
1	3-B	776	LYS
1	3-B	780	GLU
1	3-B	806	LEU
1	3-B	856	ASN

Continued on next page...

Continued from previous page...

Mol	Chain	Res	Type
1	3-B	864	LEU
1	3-B	886	TRP
1	3-B	888	PHE
1	3-B	898	PHE
1	3-B	953	ASN
1	3-B	960	ASN
1	3-B	964	LYS
1	3-B	975	SER
1	3-B	1038	LYS
1	3-B	1042	PHE
1	3-B	1067	TYR
1	3-B	1109	PHE
1	3-B	1127	ASP
1	3-C	53	ASP
1	3-C	58	PHE
1	3-C	102	ARG
1	3-C	152	TRP
1	3-C	278	LYS
1	3-C	368	LEU
1	3-C	369	TYR
1	3-C	423	TYR
1	3-C	439	ASN
1	3-C	452	LEU
1	3-C	517	LEU
1	3-C	613	GLN
1	3-C	697	MET
1	3-C	711	SER
1	3-C	731	MET
1	3-C	763	LEU
1	3-C	774	GLN
1	3-C	779	GLN
1	3-C	780	GLU
1	3-C	806	LEU
1	3-C	886	TRP
1	3-C	888	PHE
1	3-C	904	TYR
1	3-C	964	LYS
1	3-C	977	LEU
1	3-C	1002	GLN
1	3-C	1003	SER
1	3-C	1004	LEU
1	3-C	1045	LYS

Continued on next page...

Continued from previous page...

Mol	Chain	Res	Type
1	3-C	1106	GLN
1	3-C	1108	ASN
1	3-C	1110	TYR
1	4-A	44	ARG
1	4-A	58	PHE
1	4-A	88	ASP
1	4-A	144	TYR
1	4-A	152	TRP
1	4-A	157	PHE
1	4-A	238	PHE
1	4-A	277	LEU
1	4-A	315	THR
1	4-A	370	ASN
1	4-A	423	TYR
1	4-A	517	LEU
1	4-A	592	PHE
1	4-A	606	ASN
1	4-A	613	GLN
1	4-A	711	SER
1	4-A	735	SER
1	4-A	737	ASP
1	4-A	740	MET
1	4-A	762	GLN
1	4-A	763	LEU
1	4-A	776	LYS
1	4-A	869	MET
1	4-A	886	TRP
1	4-A	888	PHE
1	4-A	933	LYS
1	4-A	953	ASN
1	4-A	960	ASN
1	4-A	964	LYS
1	4-A	975	SER
1	4-A	979	ASP
1	4-A	1010	GLN
1	4-A	1029	MET
1	4-A	1109	PHE
1	4-A	1110	TYR
1	4-B	53	ASP
1	4-B	86	PHE
1	4-B	152	TRP
1	4-B	170	TYR

Continued on next page...

Continued from previous page...

Mol	Chain	Res	Type
1	4-B	200	TYR
1	4-B	277	LEU
1	4-B	325	SER
1	4-B	353	TRP
1	4-B	355	ARG
1	4-B	360	ASN
1	4-B	368	LEU
1	4-B	369	TYR
1	4-B	377	PHE
1	4-B	378	LYS
1	4-B	417	ASN
1	4-B	423	TYR
1	4-B	455	LEU
1	4-B	462	LYS
1	4-B	486	PHE
1	4-B	505	TYR
1	4-B	517	LEU
1	4-B	529	LYS
1	4-B	592	PHE
1	4-B	697	MET
1	4-B	711	SER
1	4-B	735	SER
1	4-B	759	PHE
1	4-B	763	LEU
1	4-B	776	LYS
1	4-B	784	GLN
1	4-B	806	LEU
1	4-B	855	PHE
1	4-B	864	LEU
1	4-B	886	TRP
1	4-B	933	LYS
1	4-B	947	LYS
1	4-B	964	LYS
1	4-B	974	SER
1	4-B	1002	GLN
1	4-B	1038	LYS
1	4-B	1045	LYS
1	4-B	1049	LEU
1	4-B	1050	MET
1	4-B	1067	TYR
1	4-B	1109	PHE
1	4-C	14	GLN

Continued on next page...

Continued from previous page...

Mol	Chain	Res	Type
1	4-C	51	THR
1	4-C	58	PHE
1	4-C	140	PHE
1	4-C	152	TRP
1	4-C	153	MET
1	4-C	353	TRP
1	4-C	408	ARG
1	4-C	423	TYR
1	4-C	462	LYS
1	4-C	517	LEU
1	4-C	613	GLN
1	4-C	697	MET
1	4-C	711	SER
1	4-C	731	MET
1	4-C	737	ASP
1	4-C	760	CYS
1	4-C	763	LEU
1	4-C	775	ASP
1	4-C	776	LYS
1	4-C	780	GLU
1	4-C	855	PHE
1	4-C	856	ASN
1	4-C	875	SER
1	4-C	888	PHE
1	4-C	953	ASN
1	4-C	965	GLN
1	4-C	966	LEU
1	4-C	974	SER
1	4-C	977	LEU
1	4-C	990	GLU
1	4-C	1010	GLN
1	4-C	1045	LYS
1	4-C	1073	LYS
1	4-C	1106	GLN
1	4-C	1110	TYR
1	5-A	61	ASN
1	5-A	152	TRP
1	5-A	353	TRP
1	5-A	369	TYR
1	5-A	405	ASP
1	5-A	423	TYR
1	5-A	439	ASN

Continued on next page...

Continued from previous page...

Mol	Chain	Res	Type
1	5-A	473	TYR
1	5-A	517	LEU
1	5-A	592	PHE
1	5-A	606	ASN
1	5-A	613	GLN
1	5-A	672	TYR
1	5-A	691	SER
1	5-A	711	SER
1	5-A	735	SER
1	5-A	738	CYS
1	5-A	762	GLN
1	5-A	763	LEU
1	5-A	780	GLU
1	5-A	864	LEU
1	5-A	869	MET
1	5-A	886	TRP
1	5-A	888	PHE
1	5-A	919	ASN
1	5-A	938	LEU
1	5-A	945	LEU
1	5-A	947	LYS
1	5-A	953	ASN
1	5-A	1017	GLU
1	5-A	1029	MET
1	5-A	1045	LYS
1	5-A	1109	PHE
1	5-A	1138	TYR
1	5-B	58	PHE
1	5-B	125	ASN
1	5-B	152	TRP
1	5-B	353	TRP
1	5-B	355	ARG
1	5-B	360	ASN
1	5-B	364	ASP
1	5-B	368	LEU
1	5-B	369	TYR
1	5-B	400	PHE
1	5-B	417	ASN
1	5-B	423	TYR
1	5-B	494	SER
1	5-B	582	LEU
1	5-B	592	PHE

Continued on next page...

Continued from previous page...

Mol	Chain	Res	Type
1	5-B	613	GLN
1	5-B	675	ASP
1	5-B	685	SER
1	5-B	711	SER
1	5-B	738	CYS
1	5-B	763	LEU
1	5-B	764	ASN
1	5-B	776	LYS
1	5-B	806	LEU
1	5-B	864	LEU
1	5-B	886	TRP
1	5-B	904	TYR
1	5-B	919	ASN
1	5-B	947	LYS
1	5-B	959	LEU
1	5-B	968	SER
1	5-B	974	SER
1	5-B	995	ARG
1	5-B	1086	LYS
1	5-B	1109	PHE
1	5-B	1135	ASN
1	5-B	1138	TYR
1	5-C	152	TRP
1	5-C	353	TRP
1	5-C	355	ARG
1	5-C	357	ARG
1	5-C	360	ASN
1	5-C	369	TYR
1	5-C	405	ASP
1	5-C	423	TYR
1	5-C	432	CYS
1	5-C	453	TYR
1	5-C	474	GLN
1	5-C	505	TYR
1	5-C	517	LEU
1	5-C	592	PHE
1	5-C	613	GLN
1	5-C	685	SER
1	5-C	711	SER
1	5-C	727	LEU
1	5-C	738	CYS
1	5-C	760	CYS

Continued on next page...

Continued from previous page...

Mol	Chain	Res	Type
1	5-C	763	LEU
1	5-C	773	GLU
1	5-C	780	GLU
1	5-C	867	ASP
1	5-C	886	TRP
1	5-C	888	PHE
1	5-C	904	TYR
1	5-C	914	ASN
1	5-C	954	GLN
1	5-C	957	GLN
1	5-C	1010	GLN
1	5-C	1109	PHE
1	5-C	1110	TYR
1	6-A	44	ARG
1	6-A	58	PHE
1	6-A	92	PHE
1	6-A	116	SER
1	6-A	152	TRP
1	6-A	201	PHE
1	6-A	238	PHE
1	6-A	271	GLN
1	6-A	277	LEU
1	6-A	298	GLU
1	6-A	315	THR
1	6-A	346	ARG
1	6-A	353	TRP
1	6-A	355	ARG
1	6-A	369	TYR
1	6-A	423	TYR
1	6-A	455	LEU
1	6-A	462	LYS
1	6-A	517	LEU
1	6-A	606	ASN
1	6-A	711	SER
1	6-A	725	GLU
1	6-A	731	MET
1	6-A	762	GLN
1	6-A	763	LEU
1	6-A	775	ASP
1	6-A	776	LYS
1	6-A	856	ASN
1	6-A	867	ASP

Continued on next page...

Continued from previous page...

Mol	Chain	Res	Type
1	6-A	886	TRP
1	6-A	888	PHE
1	6-A	902	MET
1	6-A	940	SER
1	6-A	964	LYS
1	6-A	986	PRO
1	6-A	1107	ARG
1	6-A	1109	PHE
1	6-B	53	ASP
1	6-B	58	PHE
1	6-B	104	TRP
1	6-B	152	TRP
1	6-B	194	PHE
1	6-B	200	TYR
1	6-B	201	PHE
1	6-B	351	TYR
1	6-B	353	TRP
1	6-B	355	ARG
1	6-B	364	ASP
1	6-B	369	TYR
1	6-B	389	ASP
1	6-B	423	TYR
1	6-B	429	PHE
1	6-B	455	LEU
1	6-B	506	GLN
1	6-B	517	LEU
1	6-B	592	PHE
1	6-B	613	GLN
1	6-B	711	SER
1	6-B	725	GLU
1	6-B	735	SER
1	6-B	759	PHE
1	6-B	763	LEU
1	6-B	776	LYS
1	6-B	779	GLN
1	6-B	864	LEU
1	6-B	865	LEU
1	6-B	886	TRP
1	6-B	953	ASN
1	6-B	960	ASN
1	6-B	964	LYS
1	6-B	974	SER

Continued on next page...

Continued from previous page...

Mol	Chain	Res	Type
1	6-B	1050	MET
1	6-B	1109	PHE
1	6-C	53	ASP
1	6-C	58	PHE
1	6-C	87	ASN
1	6-C	91	TYR
1	6-C	152	TRP
1	6-C	194	PHE
1	6-C	237	ARG
1	6-C	245	HIS
1	6-C	291	CYS
1	6-C	301	CYS
1	6-C	349	SER
1	6-C	369	TYR
1	6-C	423	TYR
1	6-C	517	LEU
1	6-C	559	PHE
1	6-C	697	MET
1	6-C	711	SER
1	6-C	727	LEU
1	6-C	735	SER
1	6-C	753	LEU
1	6-C	763	LEU
1	6-C	765	ARG
1	6-C	775	ASP
1	6-C	776	LYS
1	6-C	777	ASN
1	6-C	878	LEU
1	6-C	886	TRP
1	6-C	904	TYR
1	6-C	953	ASN
1	6-C	964	LYS
1	6-C	974	SER
1	6-C	1045	LYS
1	6-C	1063	LEU
1	6-C	1108	ASN
1	7-A	44	ARG
1	7-A	152	TRP
1	7-A	200	TYR
1	7-A	277	LEU
1	7-A	316	SER
1	7-A	346	ARG

Continued on next page...

Continued from previous page...

Mol	Chain	Res	Type
1	7-A	353	TRP
1	7-A	355	ARG
1	7-A	405	ASP
1	7-A	414	GLN
1	7-A	473	TYR
1	7-A	583	GLU
1	7-A	592	PHE
1	7-A	711	SER
1	7-A	735	SER
1	7-A	763	LEU
1	7-A	776	LYS
1	7-A	864	LEU
1	7-A	886	TRP
1	7-A	888	PHE
1	7-A	904	TYR
1	7-A	919	ASN
1	7-A	938	LEU
1	7-A	953	ASN
1	7-A	964	LYS
1	7-A	1004	LEU
1	7-A	1010	GLN
1	7-A	1063	LEU
1	7-A	1067	TYR
1	7-A	1109	PHE
1	7-B	51	THR
1	7-B	55	PHE
1	7-B	58	PHE
1	7-B	152	TRP
1	7-B	200	TYR
1	7-B	353	TRP
1	7-B	355	ARG
1	7-B	360	ASN
1	7-B	368	LEU
1	7-B	378	LYS
1	7-B	423	TYR
1	7-B	592	PHE
1	7-B	697	MET
1	7-B	710	ASN
1	7-B	711	SER
1	7-B	725	GLU
1	7-B	731	MET
1	7-B	738	CYS

Continued on next page...

Continued from previous page...

Mol	Chain	Res	Type
1	7-B	763	LEU
1	7-B	776	LYS
1	7-B	856	ASN
1	7-B	864	LEU
1	7-B	886	TRP
1	7-B	895	GLN
1	7-B	898	PHE
1	7-B	919	ASN
1	7-B	947	LYS
1	7-B	955	ASN
1	7-B	960	ASN
1	7-B	964	LYS
1	7-B	974	SER
1	7-B	975	SER
1	7-B	1045	LYS
1	7-B	1050	MET
1	7-B	1067	TYR
1	7-B	1109	PHE
1	7-B	1113	GLN
1	7-B	1127	ASP
1	7-C	58	PHE
1	7-C	152	TRP
1	7-C	278	LYS
1	7-C	353	TRP
1	7-C	423	TYR
1	7-C	432	CYS
1	7-C	505	TYR
1	7-C	517	LEU
1	7-C	697	MET
1	7-C	711	SER
1	7-C	737	ASP
1	7-C	738	CYS
1	7-C	763	LEU
1	7-C	765	ARG
1	7-C	775	ASP
1	7-C	776	LYS
1	7-C	780	GLU
1	7-C	806	LEU
1	7-C	856	ASN
1	7-C	878	LEU
1	7-C	886	TRP
1	7-C	953	ASN

Continued on next page...

Continued from previous page...

Mol	Chain	Res	Type
1	7-C	960	ASN
1	7-C	964	LYS
1	7-C	974	SER
1	7-C	977	LEU
1	7-C	1004	LEU
1	7-C	1042	PHE
1	7-C	1045	LYS
1	7-C	1110	TYR
1	7-C	1127	ASP
1	8-A	37	TYR
1	8-A	53	ASP
1	8-A	58	PHE
1	8-A	118	LEU
1	8-A	152	TRP
1	8-A	153	MET
1	8-A	301	CYS
1	8-A	346	ARG
1	8-A	353	TRP
1	8-A	423	TYR
1	8-A	583	GLU
1	8-A	592	PHE
1	8-A	613	GLN
1	8-A	711	SER
1	8-A	731	MET
1	8-A	747	THR
1	8-A	751	ASN
1	8-A	763	LEU
1	8-A	775	ASP
1	8-A	776	LYS
1	8-A	777	ASN
1	8-A	786	LYS
1	8-A	867	ASP
1	8-A	886	TRP
1	8-A	904	TYR
1	8-A	933	LYS
1	8-A	953	ASN
1	8-A	960	ASN
1	8-A	964	LYS
1	8-A	979	ASP
1	8-A	1028	LYS
1	8-A	1106	GLN
1	8-A	1107	ARG

Continued on next page...

Continued from previous page...

Mol	Chain	Res	Type
1	8-A	1109	PHE
1	8-B	53	ASP
1	8-B	58	PHE
1	8-B	87	ASN
1	8-B	92	PHE
1	8-B	102	ARG
1	8-B	195	LYS
1	8-B	245	HIS
1	8-B	355	ARG
1	8-B	369	TYR
1	8-B	417	ASN
1	8-B	423	TYR
1	8-B	429	PHE
1	8-B	455	LEU
1	8-B	613	GLN
1	8-B	697	MET
1	8-B	711	SER
1	8-B	725	GLU
1	8-B	763	LEU
1	8-B	776	LYS
1	8-B	780	GLU
1	8-B	806	LEU
1	8-B	864	LEU
1	8-B	865	LEU
1	8-B	886	TRP
1	8-B	953	ASN
1	8-B	954	GLN
1	8-B	960	ASN
1	8-B	964	LYS
1	8-B	983	ARG
1	8-B	1067	TYR
1	8-B	1109	PHE
1	8-B	1127	ASP
1	8-C	53	ASP
1	8-C	58	PHE
1	8-C	106	PHE
1	8-C	140	PHE
1	8-C	220	PHE
1	8-C	369	TYR
1	8-C	432	CYS
1	8-C	462	LYS
1	8-C	517	LEU

Continued on next page...

Continued from previous page...

Mol	Chain	Res	Type
1	8-C	582	LEU
1	8-C	606	ASN
1	8-C	673	GLU
1	8-C	711	SER
1	8-C	725	GLU
1	8-C	731	MET
1	8-C	738	CYS
1	8-C	751	ASN
1	8-C	763	LEU
1	8-C	776	LYS
1	8-C	875	SER
1	8-C	886	TRP
1	8-C	904	TYR
1	8-C	907	ASN
1	8-C	919	ASN
1	8-C	953	ASN
1	8-C	964	LYS
1	8-C	974	SER
1	8-C	975	SER
1	8-C	977	LEU
1	8-C	1010	GLN
1	8-C	1028	LYS
1	8-C	1103	PHE
1	8-C	1109	PHE
1	8-C	1110	TYR
1	9-A	129	LYS
1	9-A	153	MET
1	9-A	170	TYR
1	9-A	245	HIS
1	9-A	305	SER
1	9-A	558	LYS
1	9-A	658	ASN
1	9-A	718	PHE
1	9-A	727	LEU
1	9-A	731	MET
1	9-A	886	TRP
1	9-A	902	MET
1	9-A	904	TYR
1	9-A	914	ASN
1	9-A	919	ASN
1	9-A	955	ASN
1	9-A	957	GLN

Continued on next page...

Continued from previous page...

Mol	Chain	Res	Type
1	9-A	964	LYS
1	9-A	1010	GLN
1	9-A	1017	GLU
1	9-B	53	ASP
1	9-B	92	PHE
1	9-B	140	PHE
1	9-B	153	MET
1	9-B	158	ARG
1	9-B	200	TYR
1	9-B	201	PHE
1	9-B	388	ASN
1	9-B	392	PHE
1	9-B	414	GLN
1	9-B	417	ASN
1	9-B	436	TRP
1	9-B	459	SER
1	9-B	565	PHE
1	9-B	592	PHE
1	9-B	613	GLN
1	9-B	737	ASP
1	9-B	740	MET
1	9-B	762	GLN
1	9-B	779	GLN
1	9-B	780	GLU
1	9-B	817	PHE
1	9-B	820	ASP
1	9-B	856	ASN
1	9-B	869	MET
1	9-B	886	TRP
1	9-B	919	ASN
1	9-B	938	LEU
1	9-B	945	LEU
1	9-B	964	LYS
1	9-B	977	LEU
1	9-B	1002	GLN
1	9-B	1019	ARG
1	9-B	1050	MET
1	9-B	1127	ASP
1	9-B	1138	TYR
1	9-C	104	TRP
1	9-C	140	PHE
1	9-C	186	PHE

Continued on next page...

Continued from previous page...

Mol	Chain	Res	Type
1	9-C	201	PHE
1	9-C	237	ARG
1	9-C	454	ARG
1	9-C	469	SER
1	9-C	495	TYR
1	9-C	559	PHE
1	9-C	562	PHE
1	9-C	568	ASP
1	9-C	586	ASP
1	9-C	730	SER
1	9-C	734	THR
1	9-C	737	ASP
1	9-C	759	PHE
1	9-C	773	GLU
1	9-C	774	GLN
1	9-C	780	GLU
1	9-C	782	PHE
1	9-C	858	LEU
1	9-C	864	LEU
1	9-C	914	ASN
1	9-C	974	SER
1	9-C	984	LEU
1	9-C	1005	GLN
1	9-C	1014	ARG
1	9-C	1055	SER
1	10-A	44	ARG
1	10-A	58	PHE
1	10-A	61	ASN
1	10-A	152	TRP
1	10-A	153	MET
1	10-A	157	PHE
1	10-A	271	GLN
1	10-A	277	LEU
1	10-A	316	SER
1	10-A	346	ARG
1	10-A	353	TRP
1	10-A	360	ASN
1	10-A	405	ASP
1	10-A	423	TYR
1	10-A	462	LYS
1	10-A	501	TYR
1	10-A	592	PHE

Continued on next page...

Continued from previous page...

Mol	Chain	Res	Type
1	10-A	613	GLN
1	10-A	686	TYR
1	10-A	711	SER
1	10-A	735	SER
1	10-A	740	MET
1	10-A	763	LEU
1	10-A	765	ARG
1	10-A	776	LYS
1	10-A	780	GLU
1	10-A	886	TRP
1	10-A	888	PHE
1	10-A	904	TYR
1	10-A	919	ASN
1	10-A	953	ASN
1	10-A	955	ASN
1	10-A	964	LYS
1	10-A	975	SER
1	10-A	983	ARG
1	10-A	1010	GLN
1	10-A	1109	PHE
1	10-B	58	PHE
1	10-B	79	PHE
1	10-B	152	TRP
1	10-B	355	ARG
1	10-B	369	TYR
1	10-B	423	TYR
1	10-B	582	LEU
1	10-B	583	GLU
1	10-B	685	SER
1	10-B	697	MET
1	10-B	711	SER
1	10-B	759	PHE
1	10-B	764	ASN
1	10-B	765	ARG
1	10-B	776	LYS
1	10-B	780	GLU
1	10-B	806	LEU
1	10-B	864	LEU
1	10-B	886	TRP
1	10-B	904	TYR
1	10-B	947	LYS
1	10-B	953	ASN

Continued on next page...

Continued from previous page...

Mol	Chain	Res	Type
1	10-B	964	LYS
1	10-B	1011	GLN
1	10-B	1067	TYR
1	10-B	1109	PHE
1	10-B	1127	ASP
1	10-C	58	PHE
1	10-C	91	TYR
1	10-C	152	TRP
1	10-C	158	ARG
1	10-C	271	GLN
1	10-C	287	ASP
1	10-C	301	CYS
1	10-C	369	TYR
1	10-C	383	SER
1	10-C	423	TYR
1	10-C	432	CYS
1	10-C	467	ASP
1	10-C	494	SER
1	10-C	505	TYR
1	10-C	506	GLN
1	10-C	517	LEU
1	10-C	586	ASP
1	10-C	670	ASN
1	10-C	673	GLU
1	10-C	687	GLN
1	10-C	711	SER
1	10-C	731	MET
1	10-C	760	CYS
1	10-C	763	LEU
1	10-C	774	GLN
1	10-C	775	ASP
1	10-C	776	LYS
1	10-C	825	LYS
1	10-C	875	SER
1	10-C	886	TRP
1	10-C	888	PHE
1	10-C	904	TYR
1	10-C	919	ASN
1	10-C	953	ASN
1	10-C	955	ASN
1	10-C	964	LYS
1	10-C	977	LEU

Continued on next page...

Continued from previous page...

Mol	Chain	Res	Type
1	10-C	990	GLU
1	10-C	1003	SER
1	10-C	1028	LYS
1	10-C	1042	PHE
1	10-C	1045	LYS
1	10-C	1109	PHE
1	11-A	53	ASP
1	11-A	153	MET
1	11-A	201	PHE
1	11-A	265	TYR
1	11-A	303	LEU
1	11-A	306	PHE
1	11-A	314	GLN
1	11-A	537	LYS
1	11-A	558	LYS
1	11-A	559	PHE
1	11-A	567	ARG
1	11-A	568	ASP
1	11-A	592	PHE
1	11-A	612	TYR
1	11-A	613	GLN
1	11-A	660	TYR
1	11-A	673	SER
1	11-A	782	PHE
1	11-A	856	ASN
1	11-A	864	LEU
1	11-A	886	TRP
1	11-A	888	PHE
1	11-A	901	GLN
1	11-A	904	TYR
1	11-A	918	GLU
1	11-A	919	ASN
1	11-A	964	LYS
1	11-A	967	SER
1	11-A	974	SER
1	11-A	984	LEU
1	11-A	985	ASP
1	11-A	994	ASP
1	11-A	1010	GLN
1	11-A	1037	SER
1	11-A	1054	GLN
1	11-B	44	ARG

Continued on next page...

Continued from previous page...

Mol	Chain	Res	Type
1	11-B	175	PHE
1	11-B	201	PHE
1	11-B	202	LYS
1	11-B	317	ASN
1	11-B	346	ARG
1	11-B	417	ASN
1	11-B	423	TYR
1	11-B	462	LYS
1	11-B	495	TYR
1	11-B	515	PHE
1	11-B	538	CYS
1	11-B	735	SER
1	11-B	753	LEU
1	11-B	759	PHE
1	11-B	763	LEU
1	11-B	776	LYS
1	11-B	777	ASN
1	11-B	779	GLN
1	11-B	780	GLU
1	11-B	806	LEU
1	11-B	821	LEU
1	11-B	884	SER
1	11-B	886	TRP
1	11-B	938	LEU
1	11-B	945	LEU
1	11-B	983	ARG
1	11-B	1002	GLN
1	11-B	1003	SER
1	11-B	1086	LYS
1	11-C	40	ASP
1	11-C	43	PHE
1	11-C	91	TYR
1	11-C	153	MET
1	11-C	192	PHE
1	11-C	238	PHE
1	11-C	265	TYR
1	11-C	452	LEU
1	11-C	536	ASN
1	11-C	541	PHE
1	11-C	543	PHE
1	11-C	567	ARG
1	11-C	775	ASP

Continued on next page...

Continued from previous page...

Mol	Chain	Res	Type
1	11-C	782	PHE
1	11-C	954	GLN
1	11-C	983	ARG
1	11-C	988	GLU
1	11-C	996	LEU
1	11-C	1002	GLN
1	11-C	1003	SER
1	11-C	1005	GLN
1	11-C	1007	TYR
1	11-C	1055	SER
1	12-A	44	ARG
1	12-A	49	HIS
1	12-A	58	PHE
1	12-A	118	LEU
1	12-A	135	PHE
1	12-A	152	TRP
1	12-A	153	MET
1	12-A	201	PHE
1	12-A	353	TRP
1	12-A	355	ARG
1	12-A	423	TYR
1	12-A	517	LEU
1	12-A	592	PHE
1	12-A	613	GLN
1	12-A	711	SER
1	12-A	763	LEU
1	12-A	775	ASP
1	12-A	776	LYS
1	12-A	779	GLN
1	12-A	886	TRP
1	12-A	888	PHE
1	12-A	895	GLN
1	12-A	904	TYR
1	12-A	940	SER
1	12-A	953	ASN
1	12-A	960	ASN
1	12-A	964	LYS
1	12-A	977	LEU
1	12-A	1045	LYS
1	12-A	1067	TYR
1	12-A	1106	GLN
1	12-A	1109	PHE

Continued on next page...

Continued from previous page...

Mol	Chain	Res	Type
1	12-A	1110	TYR
1	12-B	50	SER
1	12-B	58	PHE
1	12-B	152	TRP
1	12-B	153	MET
1	12-B	200	TYR
1	12-B	214	ARG
1	12-B	353	TRP
1	12-B	355	ARG
1	12-B	360	ASN
1	12-B	366	SER
1	12-B	369	TYR
1	12-B	423	TYR
1	12-B	429	PHE
1	12-B	449	TYR
1	12-B	453	TYR
1	12-B	455	LEU
1	12-B	461	LEU
1	12-B	505	TYR
1	12-B	517	LEU
1	12-B	546	LEU
1	12-B	592	PHE
1	12-B	697	MET
1	12-B	711	SER
1	12-B	725	GLU
1	12-B	763	LEU
1	12-B	776	LYS
1	12-B	806	LEU
1	12-B	856	ASN
1	12-B	864	LEU
1	12-B	886	TRP
1	12-B	947	LYS
1	12-B	954	GLN
1	12-B	955	ASN
1	12-B	964	LYS
1	12-B	978	ASN
1	12-B	1050	MET
1	12-B	1107	ARG
1	12-B	1109	PHE
1	12-B	1127	ASP
1	12-B	1138	TYR
1	12-C	40	ASP

Continued on next page...

Continued from previous page...

Mol	Chain	Res	Type
1	12-C	49	HIS
1	12-C	53	ASP
1	12-C	58	PHE
1	12-C	92	PHE
1	12-C	140	PHE
1	12-C	152	TRP
1	12-C	153	MET
1	12-C	158	ARG
1	12-C	201	PHE
1	12-C	214	ARG
1	12-C	291	CYS
1	12-C	301	CYS
1	12-C	486	PHE
1	12-C	544	ASN
1	12-C	606	ASN
1	12-C	613	GLN
1	12-C	673	GLU
1	12-C	711	SER
1	12-C	721	SER
1	12-C	731	MET
1	12-C	763	LEU
1	12-C	765	ARG
1	12-C	776	LYS
1	12-C	780	GLU
1	12-C	806	LEU
1	12-C	813	SER
1	12-C	919	ASN
1	12-C	947	LYS
1	12-C	953	ASN
1	12-C	964	LYS
1	12-C	974	SER
1	12-C	1003	SER
1	12-C	1010	GLN
1	12-C	1045	LYS
1	12-C	1050	MET
1	12-C	1103	PHE
1	12-C	1109	PHE
1	12-C	1119	ASN
1	13-A	51	THR
1	13-A	118	LEU
1	13-A	134	GLN
1	13-A	152	TRP

Continued on next page...

Continued from previous page...

Mol	Chain	Res	Type
1	13-A	316	SER
1	13-A	355	ARG
1	13-A	428	ASP
1	13-A	473	TYR
1	13-A	517	LEU
1	13-A	592	PHE
1	13-A	613	GLN
1	13-A	691	SER
1	13-A	711	SER
1	13-A	735	SER
1	13-A	738	CYS
1	13-A	741	TYR
1	13-A	762	GLN
1	13-A	763	LEU
1	13-A	765	ARG
1	13-A	776	LYS
1	13-A	780	GLU
1	13-A	856	ASN
1	13-A	867	ASP
1	13-A	869	MET
1	13-A	886	TRP
1	13-A	919	ASN
1	13-A	953	ASN
1	13-A	957	GLN
1	13-A	960	ASN
1	13-A	964	LYS
1	13-A	974	SER
1	13-A	983	ARG
1	13-A	1014	ARG
1	13-A	1028	LYS
1	13-A	1109	PHE
1	13-B	58	PHE
1	13-B	102	ARG
1	13-B	118	LEU
1	13-B	152	TRP
1	13-B	153	MET
1	13-B	200	TYR
1	13-B	201	PHE
1	13-B	353	TRP
1	13-B	355	ARG
1	13-B	360	ASN
1	13-B	369	TYR

Continued on next page...

Continued from previous page...

Mol	Chain	Res	Type
1	13-B	423	TYR
1	13-B	452	LEU
1	13-B	455	LEU
1	13-B	582	LEU
1	13-B	592	PHE
1	13-B	613	GLN
1	13-B	685	SER
1	13-B	711	SER
1	13-B	727	LEU
1	13-B	738	CYS
1	13-B	763	LEU
1	13-B	765	ARG
1	13-B	773	GLU
1	13-B	776	LYS
1	13-B	780	GLU
1	13-B	806	LEU
1	13-B	864	LEU
1	13-B	886	TRP
1	13-B	895	GLN
1	13-B	898	PHE
1	13-B	904	TYR
1	13-B	919	ASN
1	13-B	954	GLN
1	13-B	964	LYS
1	13-B	974	SER
1	13-B	983	ARG
1	13-B	1014	ARG
1	13-B	1038	LYS
1	13-B	1106	GLN
1	13-B	1109	PHE
1	13-B	1138	TYR
1	13-C	152	TRP
1	13-C	355	ARG
1	13-C	423	TYR
1	13-C	452	LEU
1	13-C	462	LYS
1	13-C	697	MET
1	13-C	711	SER
1	13-C	727	LEU
1	13-C	737	ASP
1	13-C	762	GLN
1	13-C	763	LEU

Continued on next page...

Continued from previous page...

Mol	Chain	Res	Type
1	13-C	764	ASN
1	13-C	765	ARG
1	13-C	773	GLU
1	13-C	775	ASP
1	13-C	776	LYS
1	13-C	780	GLU
1	13-C	806	LEU
1	13-C	886	TRP
1	13-C	904	TYR
1	13-C	907	ASN
1	13-C	954	GLN
1	13-C	955	ASN
1	13-C	960	ASN
1	13-C	964	LYS
1	13-C	1003	SER
1	13-C	1028	LYS
1	13-C	1045	LYS
1	13-C	1108	ASN
1	13-C	1109	PHE
1	13-C	1110	TYR
1	14-A	14	GLN
1	14-A	44	ARG
1	14-A	58	PHE
1	14-A	134	GLN
1	14-A	144	TYR
1	14-A	152	TRP
1	14-A	157	PHE
1	14-A	277	LEU
1	14-A	315	THR
1	14-A	346	ARG
1	14-A	353	TRP
1	14-A	355	ARG
1	14-A	423	TYR
1	14-A	505	TYR
1	14-A	517	LEU
1	14-A	562	PHE
1	14-A	592	PHE
1	14-A	711	SER
1	14-A	735	SER
1	14-A	763	LEU
1	14-A	776	LYS
1	14-A	777	ASN

Continued on next page...

Continued from previous page...

Mol	Chain	Res	Type
1	14-A	856	ASN
1	14-A	886	TRP
1	14-A	888	PHE
1	14-A	894	LEU
1	14-A	919	ASN
1	14-A	953	ASN
1	14-A	964	LYS
1	14-A	979	ASP
1	14-A	1109	PHE
1	14-B	55	PHE
1	14-B	58	PHE
1	14-B	140	PHE
1	14-B	152	TRP
1	14-B	200	TYR
1	14-B	204	TYR
1	14-B	237	ARG
1	14-B	278	LYS
1	14-B	353	TRP
1	14-B	355	ARG
1	14-B	360	ASN
1	14-B	377	PHE
1	14-B	423	TYR
1	14-B	455	LEU
1	14-B	685	SER
1	14-B	697	MET
1	14-B	711	SER
1	14-B	727	LEU
1	14-B	740	MET
1	14-B	763	LEU
1	14-B	776	LYS
1	14-B	779	GLN
1	14-B	780	GLU
1	14-B	806	LEU
1	14-B	856	ASN
1	14-B	864	LEU
1	14-B	947	LYS
1	14-B	953	ASN
1	14-B	954	GLN
1	14-B	960	ASN
1	14-B	964	LYS
1	14-B	975	SER
1	14-B	1045	LYS

Continued on next page...

Continued from previous page...

Mol	Chain	Res	Type
1	14-B	1067	TYR
1	14-B	1109	PHE
1	14-C	58	PHE
1	14-C	140	PHE
1	14-C	152	TRP
1	14-C	153	MET
1	14-C	278	LYS
1	14-C	349	SER
1	14-C	355	ARG
1	14-C	423	TYR
1	14-C	486	PHE
1	14-C	505	TYR
1	14-C	517	LEU
1	14-C	613	GLN
1	14-C	711	SER
1	14-C	731	MET
1	14-C	735	SER
1	14-C	738	CYS
1	14-C	763	LEU
1	14-C	765	ARG
1	14-C	775	ASP
1	14-C	776	LYS
1	14-C	779	GLN
1	14-C	780	GLU
1	14-C	806	LEU
1	14-C	856	ASN
1	14-C	878	LEU
1	14-C	886	TRP
1	14-C	888	PHE
1	14-C	904	TYR
1	14-C	953	ASN
1	14-C	964	LYS
1	14-C	965	GLN
1	14-C	974	SER
1	14-C	1011	GLN
1	14-C	1028	LYS
1	14-C	1038	LYS
1	14-C	1109	PHE
1	14-C	1127	ASP
1	15-A	44	ARG
1	15-A	51	THR
1	15-A	54	LEU

Continued on next page...

Continued from previous page...

Mol	Chain	Res	Type
1	15-A	58	PHE
1	15-A	79	PHE
1	15-A	84	LEU
1	15-A	152	TRP
1	15-A	153	MET
1	15-A	238	PHE
1	15-A	276	LEU
1	15-A	277	LEU
1	15-A	318	PHE
1	15-A	353	TRP
1	15-A	355	ARG
1	15-A	455	LEU
1	15-A	517	LEU
1	15-A	565	PHE
1	15-A	592	PHE
1	15-A	606	ASN
1	15-A	711	SER
1	15-A	759	PHE
1	15-A	762	GLN
1	15-A	763	LEU
1	15-A	776	LYS
1	15-A	886	TRP
1	15-A	888	PHE
1	15-A	900	MET
1	15-A	904	TYR
1	15-A	953	ASN
1	15-A	964	LYS
1	15-A	986	PRO
1	15-A	1010	GLN
1	15-A	1017	GLU
1	15-A	1028	LYS
1	15-A	1067	TYR
1	15-A	1106	GLN
1	15-A	1107	ARG
1	15-A	1109	PHE
1	15-B	44	ARG
1	15-B	53	ASP
1	15-B	58	PHE
1	15-B	88	ASP
1	15-B	152	TRP
1	15-B	192	PHE
1	15-B	194	PHE

Continued on next page...

Continued from previous page...

Mol	Chain	Res	Type
1	15-B	353	TRP
1	15-B	355	ARG
1	15-B	369	TYR
1	15-B	377	PHE
1	15-B	423	TYR
1	15-B	455	LEU
1	15-B	517	LEU
1	15-B	518	LEU
1	15-B	592	PHE
1	15-B	606	ASN
1	15-B	613	GLN
1	15-B	697	MET
1	15-B	711	SER
1	15-B	725	GLU
1	15-B	735	SER
1	15-B	763	LEU
1	15-B	765	ARG
1	15-B	776	LYS
1	15-B	856	ASN
1	15-B	864	LEU
1	15-B	886	TRP
1	15-B	888	PHE
1	15-B	947	LYS
1	15-B	953	ASN
1	15-B	954	GLN
1	15-B	957	GLN
1	15-B	960	ASN
1	15-B	975	SER
1	15-B	979	ASP
1	15-B	983	ARG
1	15-B	1041	ASP
1	15-B	1045	LYS
1	15-B	1050	MET
1	15-B	1067	TYR
1	15-B	1106	GLN
1	15-B	1109	PHE
1	15-B	1127	ASP
1	15-C	44	ARG
1	15-C	58	PHE
1	15-C	115	GLN
1	15-C	152	TRP
1	15-C	205	SER

Continued on next page...

Continued from previous page...

Mol	Chain	Res	Type
1	15-C	207	HIS
1	15-C	221	SER
1	15-C	353	TRP
1	15-C	423	TYR
1	15-C	517	LEU
1	15-C	559	PHE
1	15-C	606	ASN
1	15-C	613	GLN
1	15-C	697	MET
1	15-C	711	SER
1	15-C	731	MET
1	15-C	735	SER
1	15-C	759	PHE
1	15-C	762	GLN
1	15-C	763	LEU
1	15-C	775	ASP
1	15-C	776	LYS
1	15-C	806	LEU
1	15-C	861	LEU
1	15-C	878	LEU
1	15-C	886	TRP
1	15-C	895	GLN
1	15-C	953	ASN
1	15-C	964	LYS
1	15-C	1050	MET
1	15-C	1109	PHE
1	15-C	1110	TYR
1	15-C	1127	ASP
1	16-A	44	ARG
1	16-A	51	THR
1	16-A	58	PHE
1	16-A	60	SER
1	16-A	61	ASN
1	16-A	92	PHE
1	16-A	152	TRP
1	16-A	277	LEU
1	16-A	346	ARG
1	16-A	359	SER
1	16-A	369	TYR
1	16-A	405	ASP
1	16-A	423	TYR
1	16-A	473	TYR

Continued on next page...

Continued from previous page...

Mol	Chain	Res	Type
1	16-A	494	SER
1	16-A	505	TYR
1	16-A	606	ASN
1	16-A	613	GLN
1	16-A	686	TYR
1	16-A	691	SER
1	16-A	711	SER
1	16-A	731	MET
1	16-A	763	LEU
1	16-A	765	ARG
1	16-A	776	LYS
1	16-A	780	GLU
1	16-A	856	ASN
1	16-A	886	TRP
1	16-A	888	PHE
1	16-A	904	TYR
1	16-A	919	ASN
1	16-A	947	LYS
1	16-A	953	ASN
1	16-A	983	ARG
1	16-A	990	GLU
1	16-A	1010	GLN
1	16-A	1109	PHE
1	16-A	1127	ASP
1	16-B	51	THR
1	16-B	58	PHE
1	16-B	152	TRP
1	16-B	153	MET
1	16-B	237	ARG
1	16-B	266	TYR
1	16-B	353	TRP
1	16-B	355	ARG
1	16-B	360	ASN
1	16-B	368	LEU
1	16-B	369	TYR
1	16-B	378	LYS
1	16-B	423	TYR
1	16-B	425	LEU
1	16-B	455	LEU
1	16-B	457	ARG
1	16-B	459	SER
1	16-B	462	LYS

Continued on next page...

Continued from previous page...

Mol	Chain	Res	Type
1	16-B	506	GLN
1	16-B	517	LEU
1	16-B	563	GLN
1	16-B	592	PHE
1	16-B	613	GLN
1	16-B	670	ASN
1	16-B	685	SER
1	16-B	710	ASN
1	16-B	711	SER
1	16-B	727	LEU
1	16-B	738	CYS
1	16-B	740	MET
1	16-B	763	LEU
1	16-B	765	ARG
1	16-B	773	GLU
1	16-B	776	LYS
1	16-B	780	GLU
1	16-B	864	LEU
1	16-B	886	TRP
1	16-B	904	TYR
1	16-B	918	GLU
1	16-B	919	ASN
1	16-B	947	LYS
1	16-B	955	ASN
1	16-B	964	LYS
1	16-B	985	ASP
1	16-B	1109	PHE
1	16-B	1138	TYR
1	16-C	53	ASP
1	16-C	58	PHE
1	16-C	106	PHE
1	16-C	152	TRP
1	16-C	237	ARG
1	16-C	245	HIS
1	16-C	287	ASP
1	16-C	351	TYR
1	16-C	353	TRP
1	16-C	369	TYR
1	16-C	423	TYR
1	16-C	432	CYS
1	16-C	455	LEU
1	16-C	471	GLU

Continued on next page...

Continued from previous page...

Mol	Chain	Res	Type
1	16-C	494	SER
1	16-C	517	LEU
1	16-C	582	LEU
1	16-C	613	GLN
1	16-C	711	SER
1	16-C	731	MET
1	16-C	738	CYS
1	16-C	760	CYS
1	16-C	762	GLN
1	16-C	763	LEU
1	16-C	774	GLN
1	16-C	776	LYS
1	16-C	780	GLU
1	16-C	864	LEU
1	16-C	875	SER
1	16-C	886	TRP
1	16-C	904	TYR
1	16-C	953	ASN
1	16-C	957	GLN
1	16-C	960	ASN
1	16-C	964	LYS
1	16-C	977	LEU
1	16-C	1003	SER
1	16-C	1042	PHE
1	16-C	1109	PHE
1	17-A	53	ASP
1	17-A	58	PHE
1	17-A	152	TRP
1	17-A	201	PHE
1	17-A	238	PHE
1	17-A	346	ARG
1	17-A	353	TRP
1	17-A	355	ARG
1	17-A	369	TYR
1	17-A	423	TYR
1	17-A	529	LYS
1	17-A	592	PHE
1	17-A	606	ASN
1	17-A	697	MET
1	17-A	711	SER
1	17-A	731	MET
1	17-A	761	THR

Continued on next page...

Continued from previous page...

Mol	Chain	Res	Type
1	17-A	763	LEU
1	17-A	765	ARG
1	17-A	776	LYS
1	17-A	864	LEU
1	17-A	886	TRP
1	17-A	902	MET
1	17-A	933	LYS
1	17-A	953	ASN
1	17-A	954	GLN
1	17-A	964	LYS
1	17-A	979	ASP
1	17-A	1028	LYS
1	17-A	1034	LEU
1	17-A	1067	TYR
1	17-A	1073	LYS
1	17-A	1109	PHE
1	17-B	53	ASP
1	17-B	58	PHE
1	17-B	238	PHE
1	17-B	277	LEU
1	17-B	278	LYS
1	17-B	319	ARG
1	17-B	355	ARG
1	17-B	369	TYR
1	17-B	377	PHE
1	17-B	389	ASP
1	17-B	408	ARG
1	17-B	423	TYR
1	17-B	455	LEU
1	17-B	494	SER
1	17-B	613	GLN
1	17-B	697	MET
1	17-B	711	SER
1	17-B	763	LEU
1	17-B	775	ASP
1	17-B	776	LYS
1	17-B	806	LEU
1	17-B	864	LEU
1	17-B	904	TYR
1	17-B	919	ASN
1	17-B	933	LYS
1	17-B	953	ASN

Continued on next page...

Continued from previous page...

Mol	Chain	Res	Type
1	17-B	955	ASN
1	17-B	964	LYS
1	17-B	977	LEU
1	17-B	1050	MET
1	17-B	1106	GLN
1	17-B	1109	PHE
1	17-C	58	PHE
1	17-C	118	LEU
1	17-C	133	PHE
1	17-C	152	TRP
1	17-C	153	MET
1	17-C	157	PHE
1	17-C	200	TYR
1	17-C	229	LEU
1	17-C	353	TRP
1	17-C	369	TYR
1	17-C	423	TYR
1	17-C	430	THR
1	17-C	606	ASN
1	17-C	670	ASN
1	17-C	697	MET
1	17-C	711	SER
1	17-C	725	GLU
1	17-C	727	LEU
1	17-C	749	CYS
1	17-C	753	LEU
1	17-C	759	PHE
1	17-C	763	LEU
1	17-C	775	ASP
1	17-C	776	LYS
1	17-C	853	GLN
1	17-C	861	LEU
1	17-C	864	LEU
1	17-C	867	ASP
1	17-C	875	SER
1	17-C	878	LEU
1	17-C	888	PHE
1	17-C	902	MET
1	17-C	904	TYR
1	17-C	933	LYS
1	17-C	947	LYS
1	17-C	953	ASN

Continued on next page...

Continued from previous page...

Mol	Chain	Res	Type
1	17-C	964	LYS
1	17-C	966	LEU
1	17-C	974	SER
1	17-C	981	LEU
1	17-C	1003	SER
1	17-C	1050	MET
1	17-C	1110	TYR
1	18-A	44	ARG
1	18-A	53	ASP
1	18-A	58	PHE
1	18-A	88	ASP
1	18-A	152	TRP
1	18-A	153	MET
1	18-A	278	LYS
1	18-A	315	THR
1	18-A	346	ARG
1	18-A	353	TRP
1	18-A	355	ARG
1	18-A	423	TYR
1	18-A	462	LYS
1	18-A	473	TYR
1	18-A	606	ASN
1	18-A	613	GLN
1	18-A	702	GLU
1	18-A	711	SER
1	18-A	759	PHE
1	18-A	763	LEU
1	18-A	776	LYS
1	18-A	804	GLN
1	18-A	886	TRP
1	18-A	888	PHE
1	18-A	919	ASN
1	18-A	953	ASN
1	18-A	960	ASN
1	18-A	964	LYS
1	18-A	1109	PHE
1	18-A	1125	ASN
1	18-B	44	ARG
1	18-B	53	ASP
1	18-B	58	PHE
1	18-B	59	PHE
1	18-B	152	TRP

Continued on next page...

Continued from previous page...

Mol	Chain	Res	Type
1	18-B	153	MET
1	18-B	194	PHE
1	18-B	200	TYR
1	18-B	201	PHE
1	18-B	353	TRP
1	18-B	355	ARG
1	18-B	360	ASN
1	18-B	369	TYR
1	18-B	377	PHE
1	18-B	423	TYR
1	18-B	462	LYS
1	18-B	541	PHE
1	18-B	613	GLN
1	18-B	697	MET
1	18-B	711	SER
1	18-B	727	LEU
1	18-B	735	SER
1	18-B	754	LEU
1	18-B	759	PHE
1	18-B	763	LEU
1	18-B	765	ARG
1	18-B	775	ASP
1	18-B	776	LYS
1	18-B	806	LEU
1	18-B	864	LEU
1	18-B	886	TRP
1	18-B	888	PHE
1	18-B	914	ASN
1	18-B	919	ASN
1	18-B	933	LYS
1	18-B	947	LYS
1	18-B	953	ASN
1	18-B	1038	LYS
1	18-B	1039	ARG
1	18-B	1041	ASP
1	18-B	1042	PHE
1	18-B	1045	LYS
1	18-B	1050	MET
1	18-B	1109	PHE
1	18-B	1127	ASP
1	18-C	53	ASP
1	18-C	58	PHE

Continued on next page...

Continued from previous page...

Mol	Chain	Res	Type
1	18-C	152	TRP
1	18-C	200	TYR
1	18-C	205	SER
1	18-C	278	LYS
1	18-C	315	THR
1	18-C	316	SER
1	18-C	346	ARG
1	18-C	349	SER
1	18-C	353	TRP
1	18-C	377	PHE
1	18-C	423	TYR
1	18-C	517	LEU
1	18-C	586	ASP
1	18-C	592	PHE
1	18-C	606	ASN
1	18-C	613	GLN
1	18-C	670	ASN
1	18-C	697	MET
1	18-C	711	SER
1	18-C	731	MET
1	18-C	735	SER
1	18-C	754	LEU
1	18-C	763	LEU
1	18-C	775	ASP
1	18-C	776	LYS
1	18-C	777	ASN
1	18-C	780	GLU
1	18-C	815	ARG
1	18-C	861	LEU
1	18-C	875	SER
1	18-C	953	ASN
1	18-C	955	ASN
1	18-C	964	LYS
1	18-C	1028	LYS
1	18-C	1045	LYS
1	18-C	1050	MET
1	18-C	1063	LEU
1	18-C	1110	TYR
1	19-A	44	ARG
1	19-A	58	PHE
1	19-A	152	TRP
1	19-A	153	MET

Continued on next page...

Continued from previous page...

Mol	Chain	Res	Type
1	19-A	201	PHE
1	19-A	353	TRP
1	19-A	400	PHE
1	19-A	423	TYR
1	19-A	455	LEU
1	19-A	487	ASN
1	19-A	494	SER
1	19-A	505	TYR
1	19-A	517	LEU
1	19-A	592	PHE
1	19-A	711	SER
1	19-A	727	LEU
1	19-A	731	MET
1	19-A	763	LEU
1	19-A	776	LYS
1	19-A	806	LEU
1	19-A	861	LEU
1	19-A	864	LEU
1	19-A	886	TRP
1	19-A	888	PHE
1	19-A	895	GLN
1	19-A	937	SER
1	19-A	953	ASN
1	19-A	964	LYS
1	19-A	981	LEU
1	19-A	1017	GLU
1	19-A	1028	LYS
1	19-A	1107	ARG
1	19-A	1109	PHE
1	19-B	58	PHE
1	19-B	88	ASP
1	19-B	152	TRP
1	19-B	291	CYS
1	19-B	301	CYS
1	19-B	325	SER
1	19-B	355	ARG
1	19-B	369	TYR
1	19-B	378	LYS
1	19-B	389	ASP
1	19-B	423	TYR
1	19-B	449	TYR
1	19-B	461	LEU

Continued on next page...

Continued from previous page...

Mol	Chain	Res	Type
1	19-B	462	LYS
1	19-B	505	TYR
1	19-B	643	PHE
1	19-B	697	MET
1	19-B	711	SER
1	19-B	763	LEU
1	19-B	765	ARG
1	19-B	776	LYS
1	19-B	779	GLN
1	19-B	780	GLU
1	19-B	813	SER
1	19-B	856	ASN
1	19-B	864	LEU
1	19-B	886	TRP
1	19-B	933	LYS
1	19-B	947	LYS
1	19-B	953	ASN
1	19-B	960	ASN
1	19-B	1050	MET
1	19-B	1109	PHE
1	19-B	1127	ASP
1	19-B	1142	GLN
1	19-C	40	ASP
1	19-C	58	PHE
1	19-C	152	TRP
1	19-C	191	GLU
1	19-C	291	CYS
1	19-C	369	TYR
1	19-C	400	PHE
1	19-C	423	TYR
1	19-C	432	CYS
1	19-C	462	LYS
1	19-C	517	LEU
1	19-C	518	LEU
1	19-C	697	MET
1	19-C	711	SER
1	19-C	731	MET
1	19-C	748	GLU
1	19-C	759	PHE
1	19-C	763	LEU
1	19-C	775	ASP
1	19-C	776	LYS

Continued on next page...

Continued from previous page...

Mol	Chain	Res	Type
1	19-C	777	ASN
1	19-C	780	GLU
1	19-C	813	SER
1	19-C	822	LEU
1	19-C	861	LEU
1	19-C	953	ASN
1	19-C	954	GLN
1	19-C	955	ASN
1	19-C	964	LYS
1	19-C	977	LEU
1	19-C	983	ARG
1	19-C	1028	LYS
1	19-C	1108	ASN
1	19-C	1109	PHE
1	20-A	144	TYR
1	20-A	152	TRP
1	20-A	157	PHE
1	20-A	206	LYS
1	20-A	277	LEU
1	20-A	316	SER
1	20-A	346	ARG
1	20-A	353	TRP
1	20-A	355	ARG
1	20-A	423	TYR
1	20-A	440	ASN
1	20-A	517	LEU
1	20-A	543	PHE
1	20-A	592	PHE
1	20-A	606	ASN
1	20-A	613	GLN
1	20-A	672	TYR
1	20-A	711	SER
1	20-A	745	ASP
1	20-A	747	THR
1	20-A	763	LEU
1	20-A	765	ARG
1	20-A	775	ASP
1	20-A	776	LYS
1	20-A	780	GLU
1	20-A	806	LEU
1	20-A	864	LEU
1	20-A	886	TRP

Continued on next page...

Continued from previous page...

Mol	Chain	Res	Type
1	20-A	895	GLN
1	20-A	904	TYR
1	20-A	919	ASN
1	20-A	953	ASN
1	20-A	964	LYS
1	20-A	975	SER
1	20-A	979	ASP
1	20-A	1010	GLN
1	20-A	1109	PHE
1	20-A	1110	TYR
1	20-B	51	THR
1	20-B	58	PHE
1	20-B	92	PHE
1	20-B	201	PHE
1	20-B	206	LYS
1	20-B	355	ARG
1	20-B	369	TYR
1	20-B	377	PHE
1	20-B	423	TYR
1	20-B	455	LEU
1	20-B	462	LYS
1	20-B	505	TYR
1	20-B	517	LEU
1	20-B	583	GLU
1	20-B	643	PHE
1	20-B	697	MET
1	20-B	711	SER
1	20-B	727	LEU
1	20-B	738	CYS
1	20-B	759	PHE
1	20-B	763	LEU
1	20-B	776	LYS
1	20-B	779	GLN
1	20-B	780	GLU
1	20-B	806	LEU
1	20-B	864	LEU
1	20-B	886	TRP
1	20-B	919	ASN
1	20-B	950	ASP
1	20-B	960	ASN
1	20-B	964	LYS
1	20-B	974	SER

Continued on next page...

Continued from previous page...

Mol	Chain	Res	Type
1	20-B	983	ARG
1	20-B	1042	PHE
1	20-B	1067	TYR
1	20-B	1109	PHE
1	20-C	53	ASP
1	20-C	58	PHE
1	20-C	92	PHE
1	20-C	152	TRP
1	20-C	158	ARG
1	20-C	237	ARG
1	20-C	301	CYS
1	20-C	355	ARG
1	20-C	369	TYR
1	20-C	400	PHE
1	20-C	405	ASP
1	20-C	423	TYR
1	20-C	505	TYR
1	20-C	517	LEU
1	20-C	613	GLN
1	20-C	697	MET
1	20-C	711	SER
1	20-C	731	MET
1	20-C	737	ASP
1	20-C	751	ASN
1	20-C	763	LEU
1	20-C	765	ARG
1	20-C	775	ASP
1	20-C	776	LYS
1	20-C	784	GLN
1	20-C	806	LEU
1	20-C	875	SER
1	20-C	886	TRP
1	20-C	947	LYS
1	20-C	953	ASN
1	20-C	960	ASN
1	20-C	964	LYS
1	20-C	974	SER
1	20-C	977	LEU
1	20-C	1002	GLN
1	20-C	1028	LYS
1	20-C	1063	LEU
1	20-C	1109	PHE

Continued on next page...

Continued from previous page...

Mol	Chain	Res	Type
1	20-C	1110	TYR

Sometimes sidechains can be flipped to improve hydrogen bonding and reduce clashes. All (120) such sidechains are listed below:

Mol	Chain	Res	Type
1	1-B	314	GLN
1	1-B	544	ASN
1	1-B	613	GLN
1	1-C	185	ASN
1	1-C	1005	GLN
1	2-A	755	GLN
1	2-B	901	GLN
1	2-C	777	ASN
1	3-A	777	ASN
1	3-A	1002	GLN
1	3-B	606	ASN
1	3-B	762	GLN
1	3-B	774	GLN
1	3-B	895	GLN
1	3-B	1005	GLN
1	4-A	613	GLN
1	4-A	1106	GLN
1	4-B	422	ASN
1	4-B	762	GLN
1	4-C	239	GLN
1	4-C	965	GLN
1	5-A	115	GLN
1	5-A	439	ASN
1	5-A	506	GLN
1	5-A	1083	HIS
1	5-B	439	ASN
1	5-B	506	GLN
1	5-B	613	GLN
1	5-B	774	GLN
1	5-B	914	ASN
1	5-C	762	GLN
1	5-C	774	GLN
1	5-C	1071	GLN
1	6-A	1005	GLN
1	6-B	448	ASN
1	6-B	955	ASN
1	6-C	239	GLN

Continued on next page...

Continued from previous page...

Mol	Chain	Res	Type
1	6-C	762	GLN
1	6-C	957	GLN
1	6-C	1002	GLN
1	7-A	414	GLN
1	7-B	762	GLN
1	7-B	774	GLN
1	7-B	914	ASN
1	8-B	774	GLN
1	8-B	957	GLN
1	8-C	409	GLN
1	8-C	439	ASN
1	8-C	606	ASN
1	8-C	1106	GLN
1	9-A	658	ASN
1	9-A	755	GLN
1	9-A	777	ASN
1	9-A	1074	ASN
1	9-B	49	HIS
1	9-B	755	GLN
1	9-C	185	ASN
1	9-C	969	ASN
1	9-C	1088	HIS
1	10-B	409	GLN
1	10-C	762	GLN
1	10-C	955	ASN
1	11-A	422	ASN
1	11-A	613	GLN
1	11-B	137	ASN
1	11-B	437	ASN
1	11-B	1005	GLN
1	11-C	784	GLN
1	11-C	954	GLN
1	11-C	1058	HIS
1	12-A	414	GLN
1	12-A	957	GLN
1	12-A	1002	GLN
1	12-A	1054	GLN
1	12-B	506	GLN
1	12-B	774	GLN
1	12-B	1005	GLN
1	12-C	414	GLN
1	12-C	955	ASN

Continued on next page...

Continued from previous page...

Mol	Chain	Res	Type
1	13-C	239	GLN
1	13-C	414	GLN
1	13-C	762	GLN
1	13-C	774	GLN
1	13-C	907	ASN
1	14-A	115	GLN
1	14-A	149	ASN
1	14-A	777	ASN
1	14-B	762	GLN
1	14-C	965	GLN
1	14-C	1002	GLN
1	15-B	317	ASN
1	15-B	762	GLN
1	15-B	955	ASN
1	15-C	1106	GLN
1	16-A	1002	GLN
1	16-A	1054	GLN
1	16-B	563	GLN
1	16-B	670	ASN
1	16-B	774	GLN
1	16-B	1005	GLN
1	17-A	239	GLN
1	17-B	762	GLN
1	17-B	774	GLN
1	17-C	414	GLN
1	17-C	1010	GLN
1	18-A	762	GLN
1	18-A	1054	GLN
1	18-C	207	HIS
1	18-C	670	ASN
1	18-C	762	GLN
1	19-A	115	GLN
1	19-A	777	ASN
1	19-A	901	GLN
1	19-C	901	GLN
1	20-A	613	GLN
1	20-A	774	GLN
1	20-B	777	ASN
1	20-C	774	GLN
1	20-C	777	ASN
1	20-C	1002	GLN

5.3.3 RNA [i](#)

There are no RNA molecules in this entry.

5.4 Non-standard residues in protein, DNA, RNA chains [i](#)

There are no non-standard protein/DNA/RNA residues in this entry.

5.5 Carbohydrates [i](#)

There are no oligosaccharides in this entry.

5.6 Ligand geometry [i](#)

There are no ligands in this entry.

5.7 Other polymers [i](#)

There are no such residues in this entry.

5.8 Polymer linkage issues [i](#)

The following chains have linkage breaks:

Mol	Chain	Number of breaks
1	1-C	1

All chain breaks are listed below:

Model	Chain	Residue-1	Atom-1	Residue-2	Atom-2	Distance (Å)
1	C	320:VAL	C	321:GLN	N	1.70

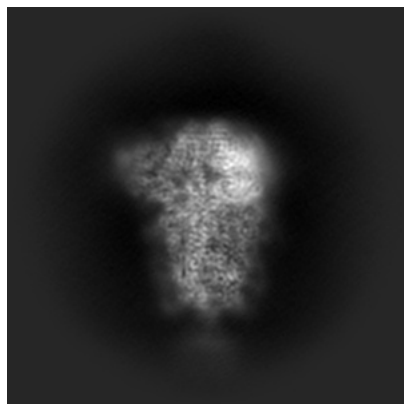
6 Map visualisation [i](#)

This section contains visualisations of the EMDB entry EMD-51280. These allow visual inspection of the internal detail of the map and identification of artifacts.

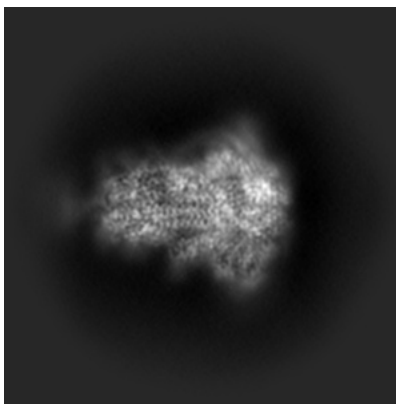
Images derived from a raw map, generated by summing the deposited half-maps, are presented below the corresponding image components of the primary map to allow further visual inspection and comparison with those of the primary map.

6.1 Orthogonal projections [i](#)

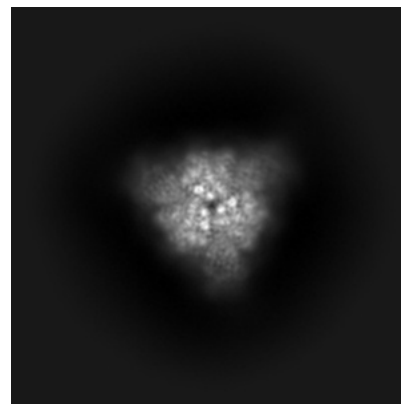
6.1.1 Primary map



X

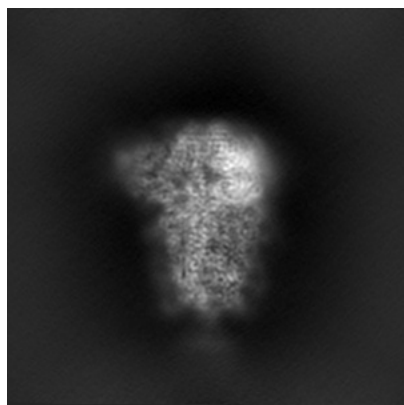


Y

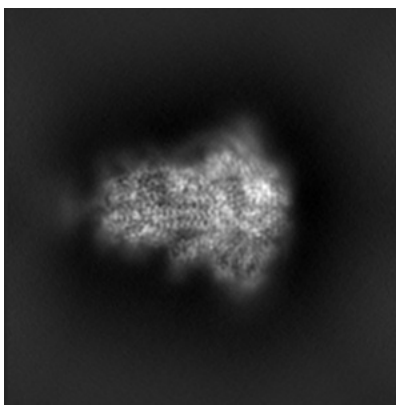


Z

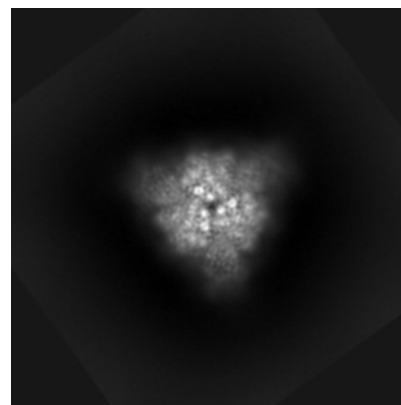
6.1.2 Raw map



X



Y

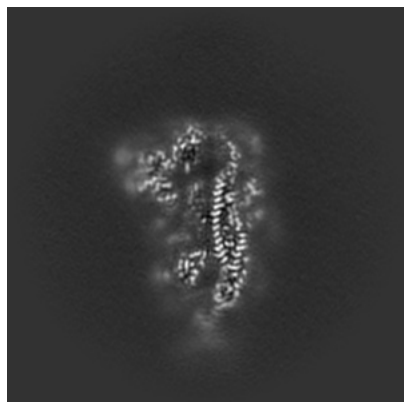


Z

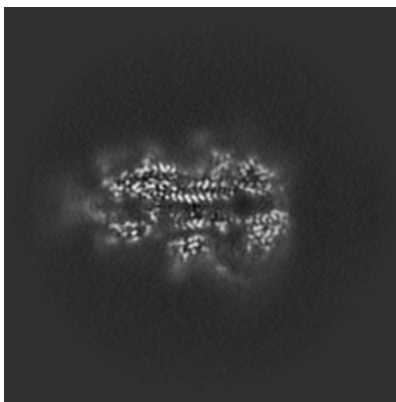
The images above show the map projected in three orthogonal directions.

6.2 Central slices [i](#)

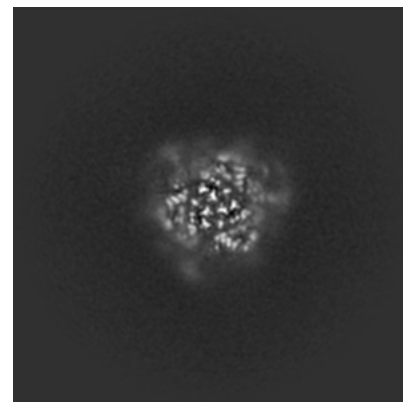
6.2.1 Primary map



X Index: 112

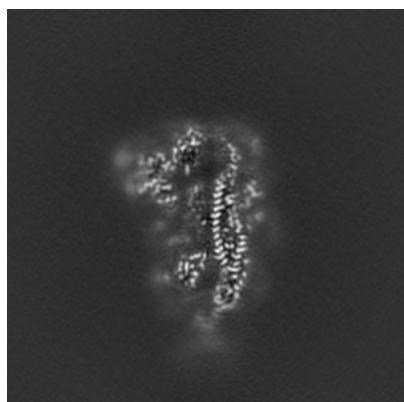


Y Index: 112

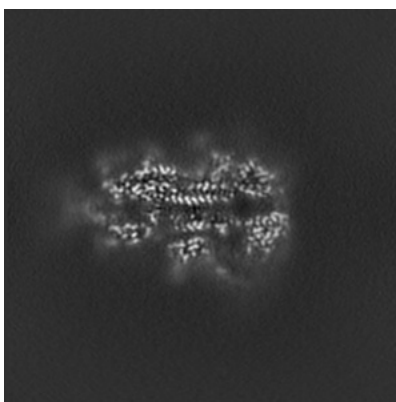


Z Index: 112

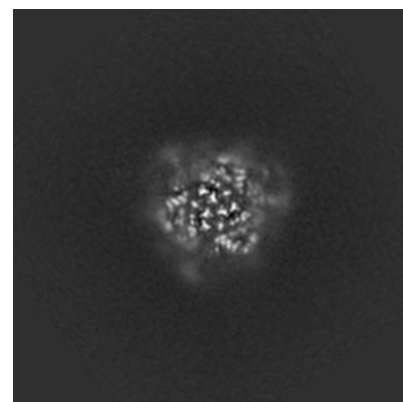
6.2.2 Raw map



X Index: 112



Y Index: 112

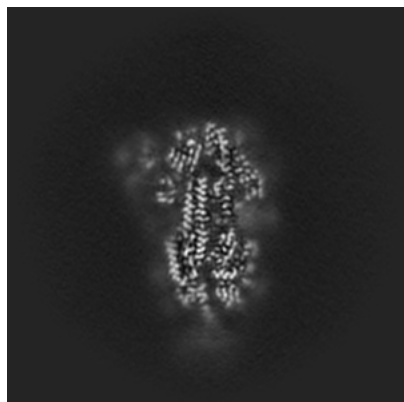


Z Index: 112

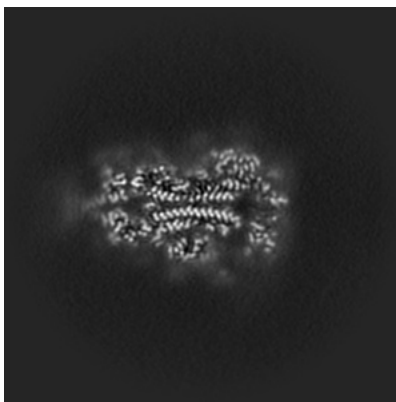
The images above show central slices of the map in three orthogonal directions.

6.3 Largest variance slices [i](#)

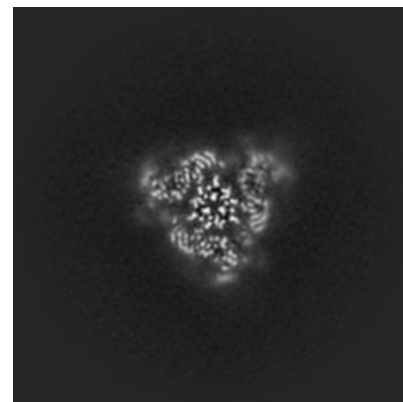
6.3.1 Primary map



X Index: 107

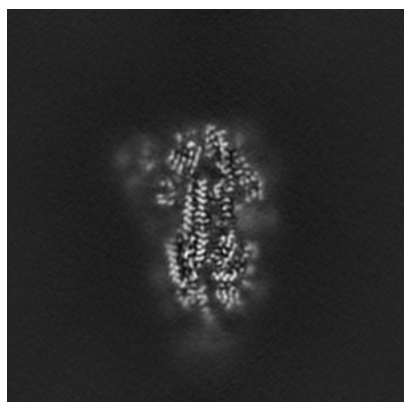


Y Index: 109

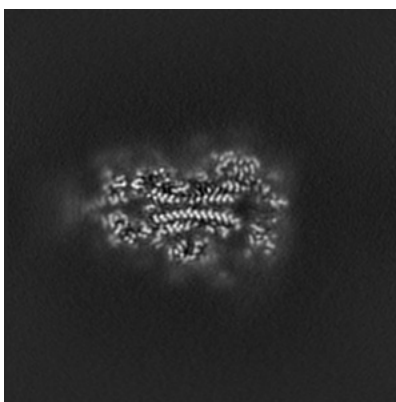


Z Index: 119

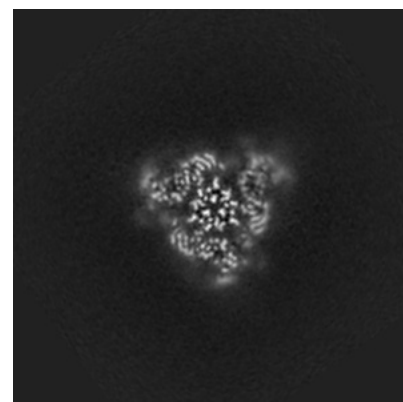
6.3.2 Raw map



X Index: 107



Y Index: 109




Z Index: 119


The images above show the largest variance slices of the map in three orthogonal directions.

6.4 Orthogonal standard-deviation projections (False-color) [i](#)

6.4.1 Primary map




6.4.2 Raw map



The images above show the map standard deviation projections with false color in three orthogonal directions. Minimum values are shown in green, max in blue, and dark to light orange shades represent small to large values respectively.


6.5 Orthogonal surface views [i](#)

6.5.1 Primary map



The images above show the 3D surface view of the map at the recommended contour level 0.15. These images, in conjunction with the slice images, may facilitate assessment of whether an appropriate contour level has been provided.

6.5.2 Raw map



These images show the 3D surface of the raw map. The raw map's contour level was selected so that its surface encloses the same volume as the primary map does at its recommended contour level.

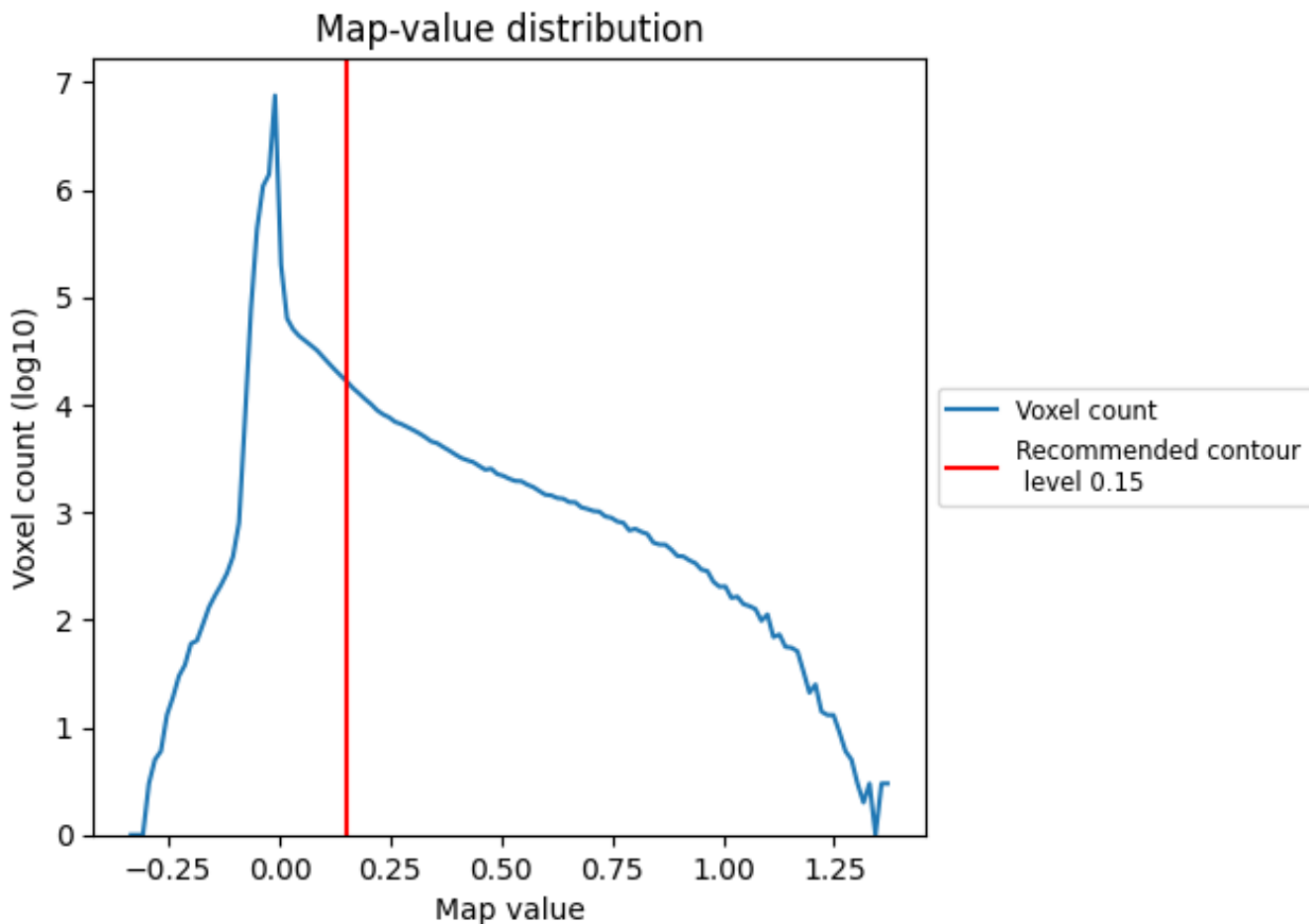
6.6 Mask visualisation [i](#)

This section was not generated. No masks/segmentation were deposited.

7 Map analysis [i](#)

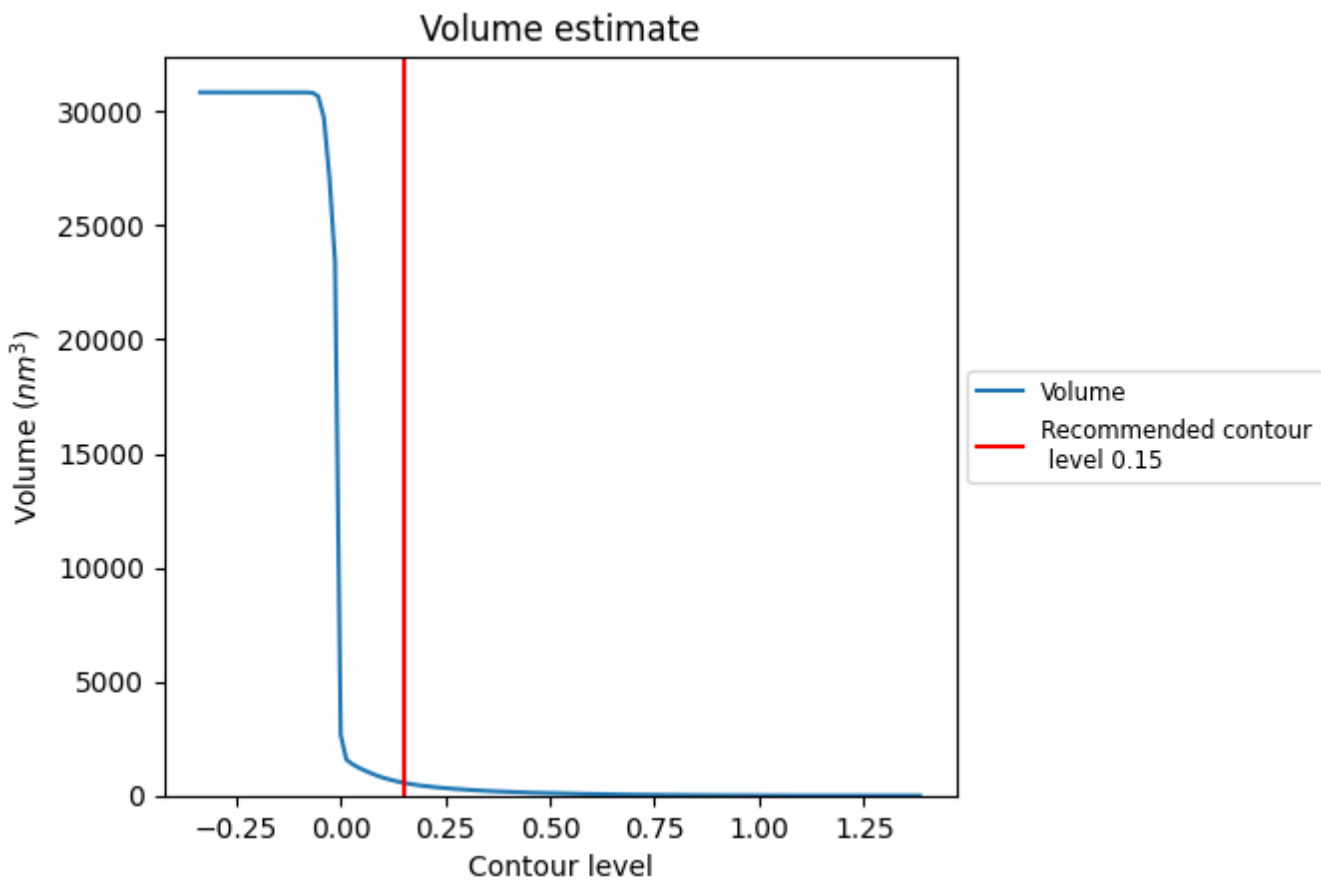
This section contains the results of statistical analysis of the map.

7.1 Map-value distribution [i](#)



The map-value distribution is plotted in 128 intervals along the x-axis. The y-axis is logarithmic. A spike in this graph at zero usually indicates that the volume has been masked.

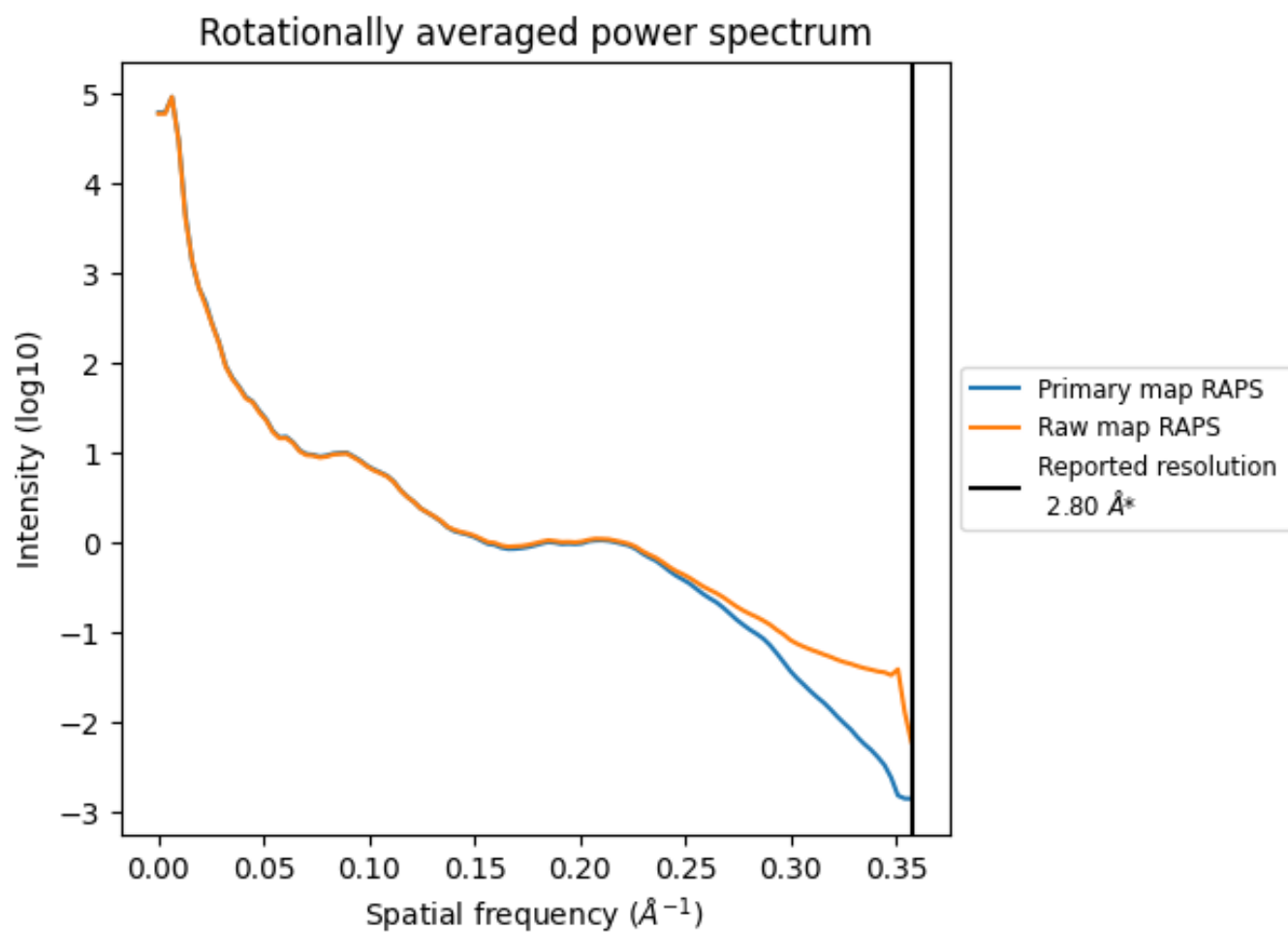
7.2 Volume estimate [\(i\)](#)



The volume at the recommended contour level is 564 nm^3 ; this corresponds to an approximate mass of 510 kDa.

The volume estimate graph shows how the enclosed volume varies with the contour level. The recommended contour level is shown as a vertical line and the intersection between the line and the curve gives the volume of the enclosed surface at the given level.

7.3 Rotationally averaged power spectrum [i](#)

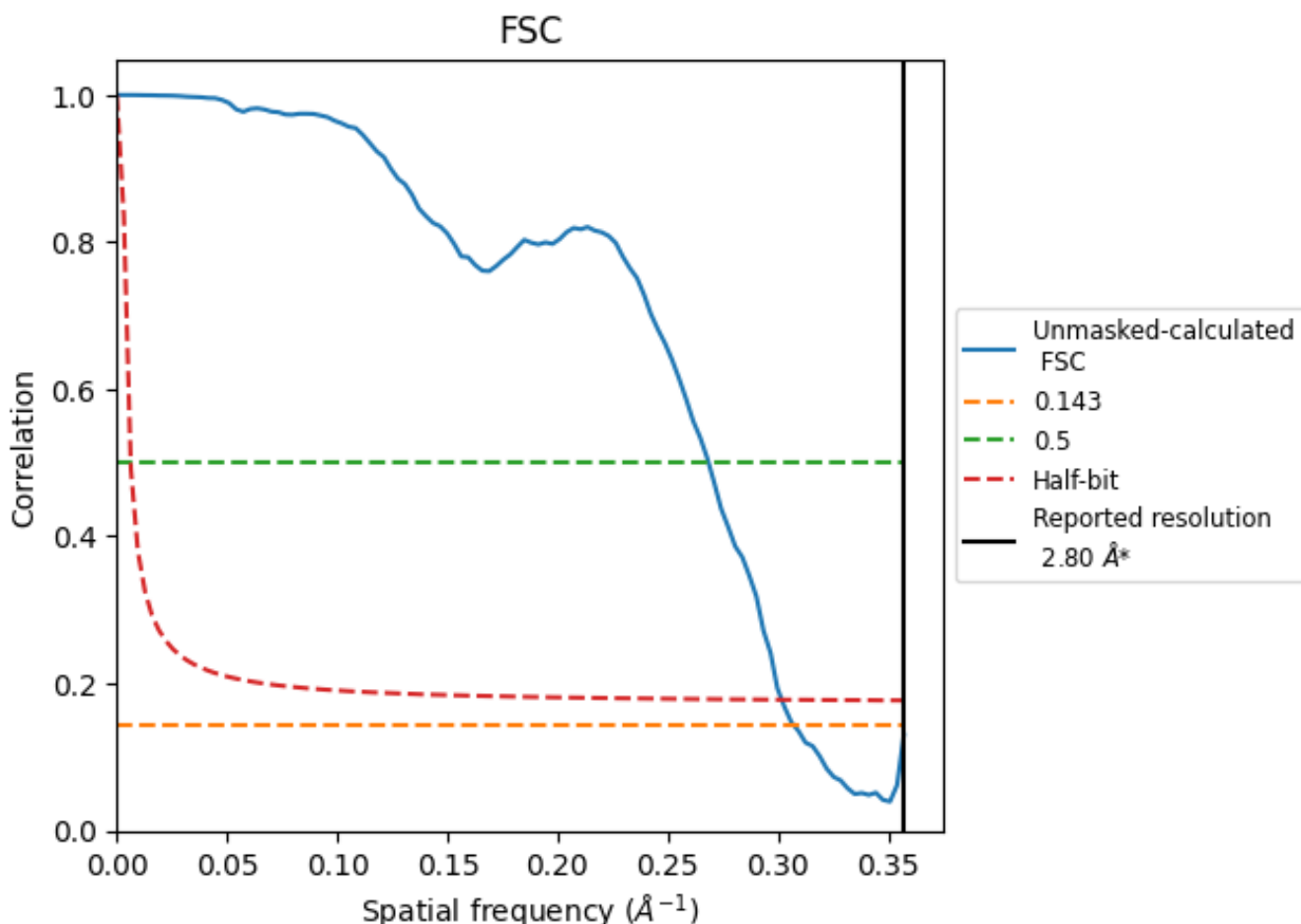


*Reported resolution corresponds to spatial frequency of 0.357 Å⁻¹

8 Fourier-Shell correlation [i](#)

Fourier-Shell Correlation (FSC) is the most commonly used method to estimate the resolution of single-particle and subtomogram-averaged maps. The shape of the curve depends on the imposed symmetry, mask and whether or not the two 3D reconstructions used were processed from a common reference. The reported resolution is shown as a black line. A curve is displayed for the half-bit criterion in addition to lines showing the 0.143 gold standard cut-off and 0.5 cut-off.

8.1 FSC [i](#)



*Reported resolution corresponds to spatial frequency of 0.357 Å⁻¹

8.2 Resolution estimates [i](#)


Resolution estimate (Å)	Estimation criterion (FSC cut-off)		
	0.143	0.5	Half-bit
Reported by author	2.80	-	-
Author-provided FSC curve	-	-	-
Unmasked-calculated*	3.26	3.73	3.31

*Resolution estimate based on FSC curve calculated by comparison of deposited half-maps. The value from deposited half-maps intersecting FSC 0.143 CUT-OFF 3.26 differs from the reported value 2.8 by more than 10 %

9 Map-model fit [i](#)

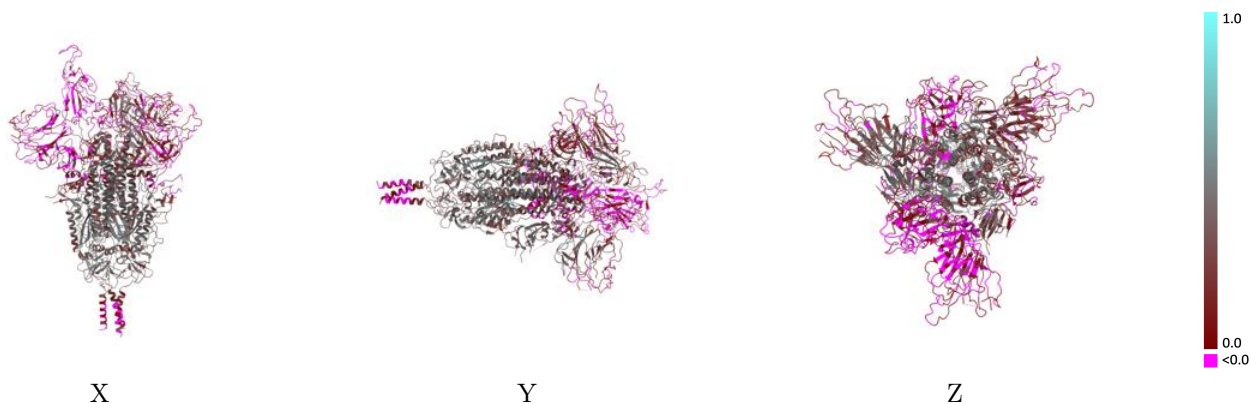
This section contains information regarding the fit between EMDB map EMD-51280 and PDB model 9GDY. Per-residue inclusion information can be found in section [3](#) on page [12](#).

9.1 Map-model overlay [i](#)



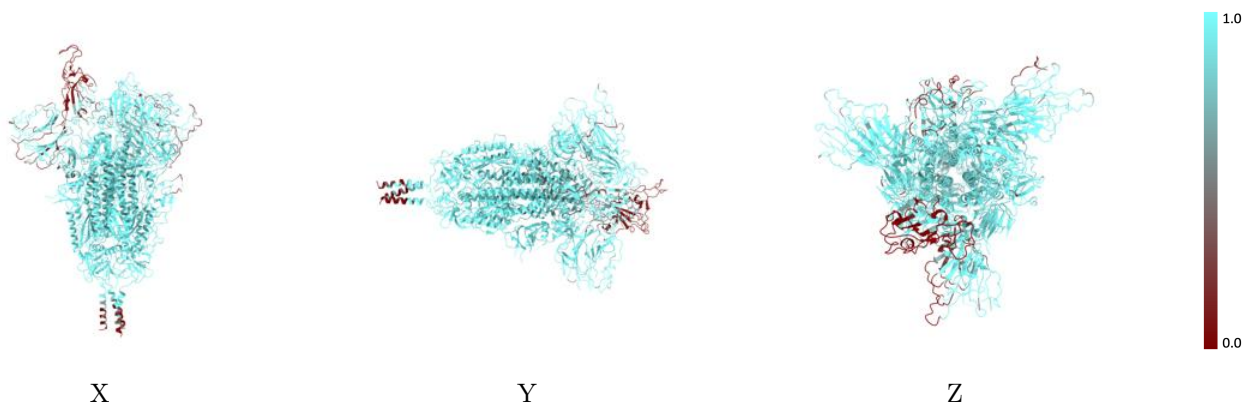
The images above show the 3D surface view of the map at the recommended contour level 0.15 at 50% transparency in yellow overlaid with a ribbon representation of the model coloured in blue. These images allow for the visual assessment of the quality of fit between the atomic model and the map.

9.2 Q-score mapped to coordinate model [i](#)



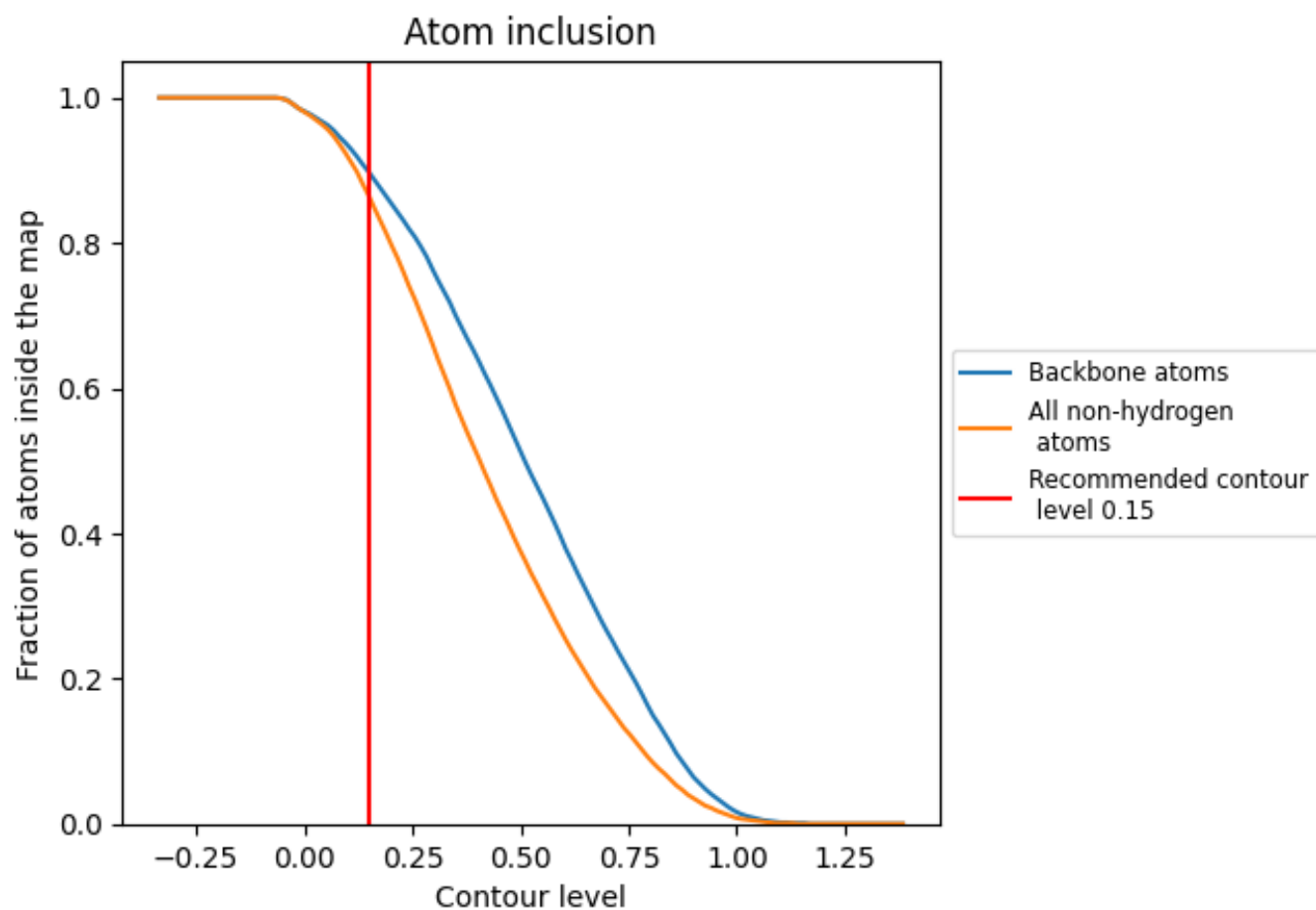
The images above show the model with each residue coloured according its Q-score. This shows their resolvability in the map with higher Q-score values reflecting better resolvability. Please note: Q-score is calculating the resolvability of atoms, and thus high values are only expected at resolutions at which atoms can be resolved. Low Q-score values may therefore be expected for many entries.

9.3 Atom inclusion mapped to coordinate model [i](#)



The images above show the model with each residue coloured according to its atom inclusion. This shows to what extent they are inside the map at the recommended contour level (0.15).




9.4 Atom inclusion [i](#)



At the recommended contour level, 90% of all backbone atoms, 86% of all non-hydrogen atoms, are inside the map.

9.5 Map-model fit summary

The table lists the average atom inclusion at the recommended contour level (0.15) and Q-score for the entire model and for each chain.

Chain	Atom inclusion	Q-score
All	 0.8640	 0.2390
A	 0.8260	 0.2590
B	 0.8900	 0.2410
C	 0.8750	 0.2170

