



Full wwPDB EM Validation Report ⓘ

May 2, 2023 – 10:43 AM EDT

PDB ID : 8GHF
EMDB ID : EMD-40044
Title : cryo-EM structure of hSlo1 in plasma membrane vesicles
Authors : Tao, X.; Zhao, C.; MacKinnon, R.
Deposited on : 2023-03-10
Resolution : 2.70 Å (reported)

This is a Full wwPDB EM Validation Report for a publicly released PDB entry.

We welcome your comments at validation@mail.wwpdb.org

A user guide is available at

<https://www.wwpdb.org/validation/2017/EMValidationReportHelp>

with specific help available everywhere you see the ⓘ symbol.

The types of validation reports are described at

<http://www.wwpdb.org/validation/2017/FAQs#types>.

The following versions of software and data (see [references ⓘ](#)) were used in the production of this report:

EMDB validation analysis : 0.0.1.dev50
Mogul : 1.8.5 (274361), CSD as541be (2020)
MolProbity : 4.02b-467
buster-report : 1.1.7 (2018)
Percentile statistics : 20191225.v01 (using entries in the PDB archive December 25th 2019)
MapQ : 1.9.9
Ideal geometry (proteins) : Engh & Huber (2001)
Ideal geometry (DNA, RNA) : Parkinson et al. (1996)
Validation Pipeline (wwPDB-VP) : 2.32.2

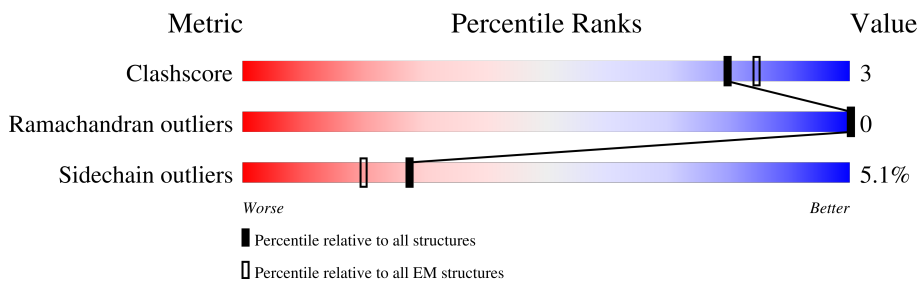
1 Overall quality at a glance

The following experimental techniques were used to determine the structure:

ELECTRON MICROSCOPY

The reported resolution of this entry is 2.70 Å.

Percentile scores (ranging between 0-100) for global validation metrics of the entry are shown in the following graphic. The table shows the number of entries on which the scores are based.



Metric	Whole archive (#Entries)	EM structures (#Entries)
Clashscore	158937	4297
Ramachandran outliers	154571	4023
Sidechain outliers	154315	3826

The table below summarises the geometric issues observed across the polymeric chains and their fit to the map. The red, orange, yellow and green segments of the bar indicate the fraction of residues that contain outliers for ≥ 3 , 2, 1 and 0 types of geometric quality criteria respectively. A grey segment represents the fraction of residues that are not modelled. The numeric value for each fraction is indicated below the corresponding segment, with a dot representing fractions $\leq 5\%$. The upper red bar (where present) indicates the fraction of residues that have poor fit to the EM map (all-atom inclusion $< 40\%$). The numeric value is given above the bar.

Mol	Chain	Length	Quality of chain
1	A	1090	75% 8% 17%
1	B	1090	75% 8% 17%
1	C	1090	75% 8% 17%
1	D	1090	75% 8% 17%

2 Entry composition i

There are 6 unique types of molecules in this entry. The entry contains 31920 atoms, of which 0 are hydrogens and 0 are deuteriums.

In the tables below, the AltConf column contains the number of residues with at least one atom in alternate conformation and the Trace column contains the number of residues modelled with at most 2 atoms.

- Molecule 1 is a protein called Calcium-activated potassium channel subunit alpha-1.

Mol	Chain	Residues	Atoms					AltConf	Trace
			Total	C	N	O	S		
1	A	910	7209	4682	1176	1305	46	1	0
1	B	910	7209	4682	1176	1305	46	1	0
1	C	910	7209	4682	1176	1305	46	1	0
1	D	910	7209	4682	1176	1305	46	1	0

There are 68 discrepancies between the modelled and reference sequences:

Chain	Residue	Modelled	Actual	Comment	Reference
A	-15	MET	-	expression tag	UNP Q12791
A	-14	ALA	-	expression tag	UNP Q12791
A	-13	PRO	-	expression tag	UNP Q12791
A	-12	SER	-	expression tag	UNP Q12791
A	-11	ARG	-	expression tag	UNP Q12791
A	-10	LEU	-	expression tag	UNP Q12791
A	-9	GLU	-	expression tag	UNP Q12791
A	-8	GLU	-	expression tag	UNP Q12791
A	-7	GLU	-	expression tag	UNP Q12791
A	-6	LEU	-	expression tag	UNP Q12791
A	-5	ARG	-	expression tag	UNP Q12791
A	-4	ARG	-	expression tag	UNP Q12791
A	-3	ARG	-	expression tag	UNP Q12791
A	-2	LEU	-	expression tag	UNP Q12791
A	-1	THR	-	expression tag	UNP Q12791
A	0	GLU	-	expression tag	UNP Q12791
A	1	PRO	-	expression tag	UNP Q12791
B	-15	MET	-	expression tag	UNP Q12791
B	-14	ALA	-	expression tag	UNP Q12791
B	-13	PRO	-	expression tag	UNP Q12791
B	-12	SER	-	expression tag	UNP Q12791
B	-11	ARG	-	expression tag	UNP Q12791

Continued on next page...

Continued from previous page...

Chain	Residue	Modelled	Actual	Comment	Reference
B	-10	LEU	-	expression tag	UNP Q12791
B	-9	GLU	-	expression tag	UNP Q12791
B	-8	GLU	-	expression tag	UNP Q12791
B	-7	GLU	-	expression tag	UNP Q12791
B	-6	LEU	-	expression tag	UNP Q12791
B	-5	ARG	-	expression tag	UNP Q12791
B	-4	ARG	-	expression tag	UNP Q12791
B	-3	ARG	-	expression tag	UNP Q12791
B	-2	LEU	-	expression tag	UNP Q12791
B	-1	THR	-	expression tag	UNP Q12791
B	0	GLU	-	expression tag	UNP Q12791
B	1	PRO	-	expression tag	UNP Q12791
C	-15	MET	-	expression tag	UNP Q12791
C	-14	ALA	-	expression tag	UNP Q12791
C	-13	PRO	-	expression tag	UNP Q12791
C	-12	SER	-	expression tag	UNP Q12791
C	-11	ARG	-	expression tag	UNP Q12791
C	-10	LEU	-	expression tag	UNP Q12791
C	-9	GLU	-	expression tag	UNP Q12791
C	-8	GLU	-	expression tag	UNP Q12791
C	-7	GLU	-	expression tag	UNP Q12791
C	-6	LEU	-	expression tag	UNP Q12791
C	-5	ARG	-	expression tag	UNP Q12791
C	-4	ARG	-	expression tag	UNP Q12791
C	-3	ARG	-	expression tag	UNP Q12791
C	-2	LEU	-	expression tag	UNP Q12791
C	-1	THR	-	expression tag	UNP Q12791
C	0	GLU	-	expression tag	UNP Q12791
C	1	PRO	-	expression tag	UNP Q12791
D	-15	MET	-	expression tag	UNP Q12791
D	-14	ALA	-	expression tag	UNP Q12791
D	-13	PRO	-	expression tag	UNP Q12791
D	-12	SER	-	expression tag	UNP Q12791
D	-11	ARG	-	expression tag	UNP Q12791
D	-10	LEU	-	expression tag	UNP Q12791
D	-9	GLU	-	expression tag	UNP Q12791
D	-8	GLU	-	expression tag	UNP Q12791
D	-7	GLU	-	expression tag	UNP Q12791
D	-6	LEU	-	expression tag	UNP Q12791
D	-5	ARG	-	expression tag	UNP Q12791
D	-4	ARG	-	expression tag	UNP Q12791
D	-3	ARG	-	expression tag	UNP Q12791

Continued on next page...

Continued from previous page...

Chain	Residue	Modelled	Actual	Comment	Reference
D	-2	LEU	-	expression tag	UNP Q12791
D	-1	THR	-	expression tag	UNP Q12791
D	0	GLU	-	expression tag	UNP Q12791
D	1	PRO	-	expression tag	UNP Q12791

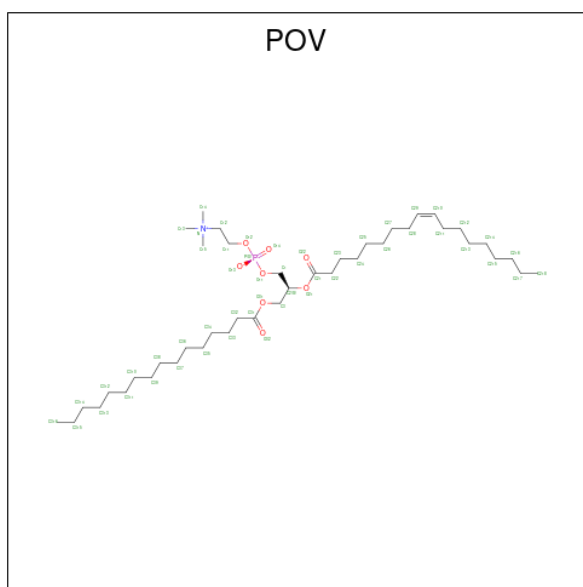
- Molecule 2 is MAGNESIUM ION (three-letter code: MG) (formula: Mg) (labeled as "Ligand of Interest" by depositor).

Mol	Chain	Residues	Atoms		AltConf
2	A	1	Total 1	Mg 1	0
2	B	1	Total 1	Mg 1	0
2	C	1	Total 1	Mg 1	0
2	D	1	Total 1	Mg 1	0

- Molecule 3 is CALCIUM ION (three-letter code: CA) (formula: Ca) (labeled as "Ligand of Interest" by depositor).

Mol	Chain	Residues	Atoms		AltConf
3	A	2	Total 2	Ca 2	0
3	B	2	Total 2	Ca 2	0
3	C	2	Total 2	Ca 2	0
3	D	2	Total 2	Ca 2	0

- Molecule 4 is (2S)-3-(hexadecanoyloxy)-2-[(9Z)-octadec-9-enoyloxy]propyl 2-(trimethylammonio)ethyl phosphate (three-letter code: POV) (formula: C₄₂H₈₂NO₈P) (labeled as "Ligand of Interest" by depositor).



Mol	Chain	Residues	Atoms					AltConf
4	A	1	Total	C	N	O	P	0
			33	23	1	8	1	
4	A	1	Total	C	N	O	P	0
			30	21	1	7	1	
4	A	1	Total	C	O			0
			33	28	5			
4	A	1	Total	C	N	O	P	0
			22	12	1	8	1	
4	A	1	Total	C	O	P		0
			27	20	6	1		
4	A	1	Total	C	N	O	P	0
			16	8	1	6	1	
4	A	1	Total	C	N	O	P	0
			30	20	1	8	1	
4	A	1	Total	C	N	O	P	0
			23	15	1	6	1	
4	A	1	Total	C	N	O	P	0
			20	11	1	7	1	
4	A	1	Total	C	N	O	P	0
			31	21	1	8	1	
4	A	1	Total	C	N	O	P	0
			32	22	1	8	1	
4	A	1	Total	C	N	O	P	0
			35	25	1	8	1	
4	A	1	Total	C	O	P		0
			21	12	8	1		
4	A	1	Total	C	N	O	P	0
			52	42	1	8	1	

Continued on next page...

Continued from previous page...

Mol	Chain	Residues	Atoms					AltConf
4	A	1	Total	C	N	O	P	0
			38	28	1	8	1	
4	A	1	Total	C	N	O	P	0
			30	20	1	8	1	
4	A	1	Total	C				0
			18	18				
4	A	1	Total	C	N	O	P	0
			21	13	1	6	1	
4	A	1	Total	C	O			0
			11	7	4			
4	A	1	Total	C	O	P		0
			41	32	8	1		
4	A	1	Total	C	O			0
			33	28	5			
4	A	1	Total	C				0
			12	12				
4	A	1	Total	C	N	O	P	0
			23	14	1	7	1	
4	B	1	Total	C	N	O	P	0
			33	23	1	8	1	
4	B	1	Total	C	N	O	P	0
			30	21	1	7	1	
4	B	1	Total	C	N	O	P	0
			22	12	1	8	1	
4	B	1	Total	C	O	P		0
			27	20	6	1		
4	B	1	Total	C	N	O	P	0
			16	8	1	6	1	
4	B	1	Total	C	N	O	P	0
			30	20	1	8	1	
4	B	1	Total	C	N	O	P	0
			23	15	1	6	1	
4	B	1	Total	C	N	O	P	0
			20	11	1	7	1	
4	B	1	Total	C	N	O	P	0
			31	21	1	8	1	
4	B	1	Total	C	N	O	P	0
			32	22	1	8	1	
4	B	1	Total	C	N	O	P	0
			35	25	1	8	1	
4	B	1	Total	C	O	P		0
			21	12	8	1		

Continued on next page...

Continued from previous page...

Mol	Chain	Residues	Atoms					AltConf
4	B	1	Total	C	N	O	P	0
			52	42	1	8	1	
4	B	1	Total	C	N	O	P	0
			38	28	1	8	1	
4	B	1	Total	C	N	O	P	0
			30	20	1	8	1	
4	B	1	Total	C				0
			18	18				
4	B	1	Total	C	N	O	P	0
			21	13	1	6	1	
4	B	1	Total	C	O			0
			11	7	4			
4	B	1	Total	C	O	P		0
			41	32	8	1		
4	B	1	Total	C				0
			12	12				
4	B	1	Total	C	N	O	P	0
			23	14	1	7	1	
4	C	1	Total	C	O	P		0
			41	32	8	1		
4	C	1	Total	C				0
			12	12				
4	C	1	Total	C	N	O	P	0
			23	14	1	7	1	
4	C	1	Total	C	N	O	P	0
			33	23	1	8	1	
4	C	1	Total	C	N	O	P	0
			30	21	1	7	1	
4	C	1	Total	C	O			0
			33	28	5			
4	C	1	Total	C	N	O	P	0
			22	12	1	8	1	
4	C	1	Total	C	O	P		0
			27	20	6	1		
4	C	1	Total	C	N	O	P	0
			16	8	1	6	1	
4	C	1	Total	C	N	O	P	0
			30	20	1	8	1	
4	C	1	Total	C	N	O	P	0
			23	15	1	6	1	
4	C	1	Total	C	N	O	P	0
			20	11	1	7	1	

Continued on next page...

Continued from previous page...

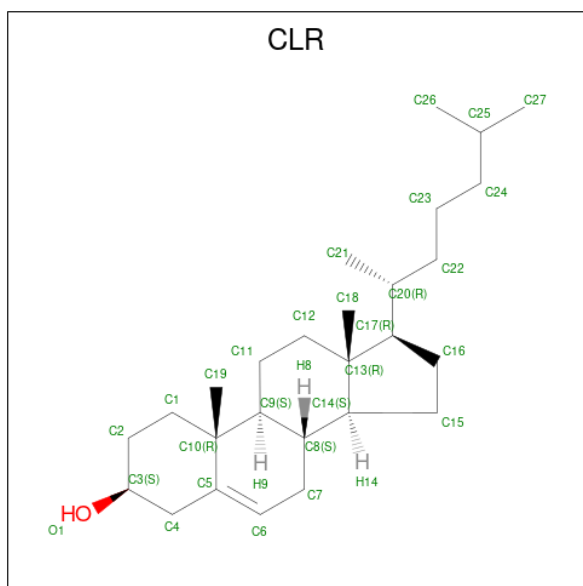
Mol	Chain	Residues	Atoms					AltConf
4	C	1	Total	C	N	O	P	0
			31	21	1	8	1	
4	C	1	Total	C	N	O	P	0
			32	22	1	8	1	
4	C	1	Total	C	N	O	P	0
			35	25	1	8	1	
4	C	1	Total	C	O	P		0
			21	12	8	1		
4	C	1	Total	C	N	O	P	0
			52	42	1	8	1	
4	C	1	Total	C	N	O	P	0
			38	28	1	8	1	
4	C	1	Total	C	N	O	P	0
			30	20	1	8	1	
4	C	1	Total	C				0
			18	18				
4	C	1	Total	C	N	O	P	0
			21	13	1	6	1	
4	C	1	Total	C	O			0
			11	7	4			
4	D	1	Total	C	O	P		0
			41	32	8	1		
4	D	1	Total	C				0
			12	12				
4	D	1	Total	C	N	O	P	0
			23	14	1	7	1	
4	D	1	Total	C	N	O	P	0
			33	23	1	8	1	
4	D	1	Total	C	N	O	P	0
			30	21	1	7	1	
4	D	1	Total	C	O			0
			33	28	5			
4	D	1	Total	C	N	O	P	0
			22	12	1	8	1	
4	D	1	Total	C	O	P		0
			27	20	6	1		
4	D	1	Total	C	N	O	P	0
			16	8	1	6	1	
4	D	1	Total	C	N	O	P	0
			30	20	1	8	1	
4	D	1	Total	C	N	O	P	0
			23	15	1	6	1	

Continued on next page...

Continued from previous page...

Mol	Chain	Residues	Atoms					AltConf
4	D	1	Total	C	N	O	P	0
			20	11	1	7	1	
4	D	1	Total	C	N	O	P	0
			31	21	1	8	1	
4	D	1	Total	C	N	O	P	0
			32	22	1	8	1	
4	D	1	Total	C	N	O	P	0
			35	25	1	8	1	
4	D	1	Total	C	O	P		0
			21	12	8	1		
4	D	1	Total	C	N	O	P	0
			52	42	1	8	1	
4	D	1	Total	C	N	O	P	0
			38	28	1	8	1	
4	D	1	Total	C	N	O	P	0
			30	20	1	8	1	
4	D	1	Total	C				0
			18	18				
4	D	1	Total	C	N	O	P	0
			21	13	1	6	1	
4	D	1	Total	C	O			0
			11	7	4			

- Molecule 5 is CHOLESTEROL (three-letter code: CLR) (formula: $C_{27}H_{46}O$) (labeled as "Ligand of Interest" by depositor).



Mol	Chain	Residues	Atoms			AltConf
5	A	1	Total	C	O	0
			28	27	1	
5	A	1	Total	C	O	0
			28	27	1	
5	A	1	Total	C	O	0
			28	27	1	
5	A	1	Total	C	O	0
			28	27	1	
5	A	1	Total	C	O	0
			28	27	1	
5	B	1	Total	C	O	0
			28	27	1	
5	B	1	Total	C	O	0
			28	27	1	
5	B	1	Total	C	O	0
			28	27	1	
5	B	1	Total	C	O	0
			28	27	1	
5	B	1	Total	C	O	0
			28	27	1	
5	C	1	Total	C	O	0
			28	27	1	
5	C	1	Total	C	O	0
			28	27	1	
5	C	1	Total	C	O	0
			28	27	1	
5	C	1	Total	C	O	0
			28	27	1	
5	C	1	Total	C	O	0
			28	27	1	
5	C	1	Total	C	O	0
			28	27	1	
5	D	1	Total	C	O	0
			28	27	1	
5	D	1	Total	C	O	0
			28	27	1	
5	D	1	Total	C	O	0
			28	27	1	
5	D	1	Total	C	O	0
			28	27	1	

Continued on next page...

Continued from previous page...

Mol	Chain	Residues	Atoms			AltConf
5	D	1	Total	C	O	0
			28	27	1	
5	D	1	Total	C	O	0
			28	27	1	

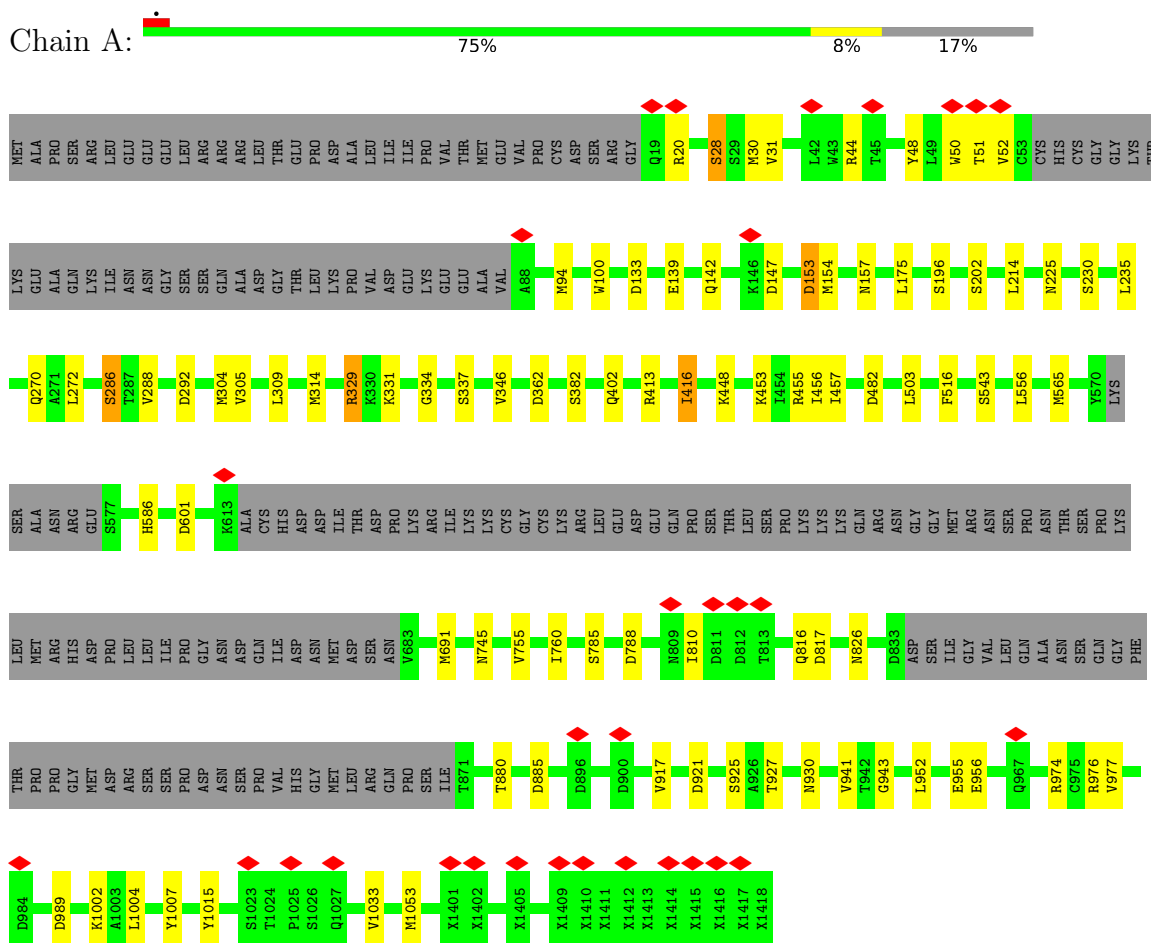
- Molecule 6 is SODIUM ION (three-letter code: NA) (formula: Na) (labeled as "Ligand of Interest" by depositor).

Mol	Chain	Residues	Atoms		AltConf
6	A	1	Total	Na	0
			1	1	
6	B	1	Total	Na	0
			1	1	
6	C	1	Total	Na	0
			1	1	
6	D	1	Total	Na	0
			1	1	

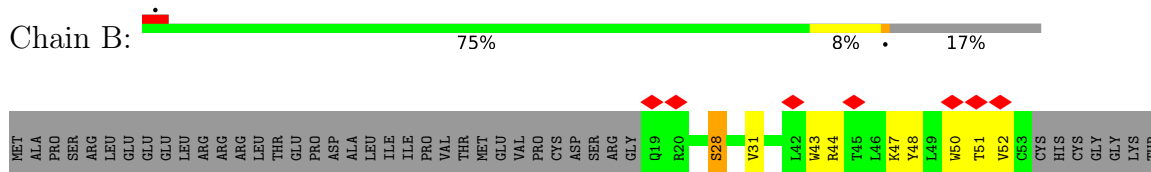
3 Residue-property plots [i](#)

These plots are drawn for all protein, RNA, DNA and oligosaccharide chains in the entry. The first graphic for a chain summarises the proportions of the various outlier classes displayed in the second graphic. The second graphic shows the sequence view annotated by issues in geometry and atom inclusion in map density. Residues are color-coded according to the number of geometric quality criteria for which they contain at least one outlier: green = 0, yellow = 1, orange = 2 and red = 3 or more. A red diamond above a residue indicates a poor fit to the EM map for this residue (all-atom inclusion < 40%). Stretches of 2 or more consecutive residues without any outlier are shown as a green connector. Residues present in the sample, but not in the model, are shown in grey.

- Molecule 1: Calcium-activated potassium channel subunit alpha-1



- Molecule 1: Calcium-activated potassium channel subunit alpha-1



4 Experimental information

Property	Value	Source
EM reconstruction method	SINGLE PARTICLE	Depositor
Imposed symmetry	POINT, C4	Depositor
Number of particles used	32063	Depositor
Resolution determination method	FSC 0.143 CUT-OFF	Depositor
CTF correction method	PHASE FLIPPING AND AMPLITUDE CORRECTION	Depositor
Microscope	FEI TITAN KRIOS	Depositor
Voltage (kV)	300	Depositor
Electron dose ($e^-/\text{\AA}^2$)	60	Depositor
Minimum defocus (nm)	1000	Depositor
Maximum defocus (nm)	2000	Depositor
Magnification	Not provided	
Image detector	FEI FALCON IV (4k x 4k)	Depositor
Maximum map value	0.920	Depositor
Minimum map value	-0.509	Depositor
Average map value	0.001	Depositor
Map value standard deviation	0.031	Depositor
Recommended contour level	0.11	Depositor
Map size (Å)	309.08798, 309.08798, 309.08798	wwPDB
Map dimensions	416, 416, 416	wwPDB
Map angles (°)	90.0, 90.0, 90.0	wwPDB
Pixel spacing (Å)	0.743, 0.743, 0.743	Depositor

5 Model quality [i](#)

5.1 Standard geometry [i](#)

Bond lengths and bond angles in the following residue types are not validated in this section: NA, MG, POV, CA, CLR

The Z score for a bond length (or angle) is the number of standard deviations the observed value is removed from the expected value. A bond length (or angle) with $|Z| > 5$ is considered an outlier worth inspection. RMSZ is the root-mean-square of all Z scores of the bond lengths (or angles).

Mol	Chain	Bond lengths		Bond angles	
		RMSZ	# Z >5	RMSZ	# Z >5
1	A	0.25	0/7285	0.48	1/9887 (0.0%)
1	B	0.25	0/7285	0.48	1/9887 (0.0%)
1	C	0.25	0/7285	0.48	1/9887 (0.0%)
1	D	0.25	0/7285	0.48	1/9887 (0.0%)
All	All	0.25	0/29140	0.48	4/39548 (0.0%)

There are no bond length outliers.

All (4) bond angle outliers are listed below:

Mol	Chain	Res	Type	Atoms	Z	Observed(°)	Ideal(°)
1	B	601	ASP	CB-CG-OD2	5.36	123.12	118.30
1	C	601	ASP	CB-CG-OD2	5.33	123.10	118.30
1	A	601	ASP	CB-CG-OD2	5.27	123.04	118.30
1	D	601	ASP	CB-CG-OD2	5.26	123.04	118.30

There are no chirality outliers.

There are no planarity outliers.

5.2 Too-close contacts [i](#)

In the following table, the Non-H and H(model) columns list the number of non-hydrogen atoms and hydrogen atoms in the chain respectively. The H(added) column lists the number of hydrogen atoms added and optimized by MolProbity. The Clashes column lists the number of clashes within the asymmetric unit, whereas Symm-Clashes lists symmetry-related clashes.

Mol	Chain	Non-H	H(model)	H(added)	Clashes	Symm-Clashes
1	A	7209	0	7124	36	0
1	B	7209	0	7124	39	0
1	C	7209	0	7124	32	0

Continued on next page...

Continued from previous page...

Mol	Chain	Non-H	H(model)	H(added)	Clashes	Symm-Clashes
1	D	7209	0	7124	35	0
2	A	1	0	0	0	0
2	B	1	0	0	0	0
2	C	1	0	0	0	0
2	D	1	0	0	0	0
3	A	2	0	0	0	0
3	B	2	0	0	0	0
3	C	2	0	0	0	0
3	D	2	0	0	0	0
4	A	632	0	764	12	0
4	B	566	0	674	11	0
4	C	599	0	719	10	0
4	D	599	0	719	13	0
5	A	168	0	273	4	0
5	B	168	0	273	6	0
5	C	168	0	273	5	0
5	D	168	0	273	7	0
6	A	1	0	0	0	0
6	B	1	0	0	0	0
6	C	1	0	0	0	0
6	D	1	0	0	0	0
All	All	31920	0	32464	174	0

The all-atom clashscore is defined as the number of clashes found per 1000 atoms (including hydrogen atoms). The all-atom clashscore for this structure is 3.

All (174) close contacts within the same asymmetric unit are listed below, sorted by their clash magnitude.

Atom-1	Atom-2	Interatomic distance (Å)	Clash overlap (Å)
1:A:785:SER:HB3	1:A:788:ASP:HB2	1.82	0.61
1:B:785:SER:HB3	1:B:788:ASP:HB2	1.82	0.61
1:C:785:SER:HB3	1:C:788:ASP:HB2	1.82	0.61
1:D:785:SER:HB3	1:D:788:ASP:HB2	1.82	0.60
1:B:44:ARG:HH12	1:B:175:LEU:HD22	1.67	0.59
1:C:100:TRP:HE1	5:C:1528:CLR:H231	1.68	0.59
1:D:100:TRP:HE1	5:D:1528:CLR:H231	1.68	0.59
1:A:943:GLY:O	1:A:974:ARG:NH1	2.36	0.58
1:B:100:TRP:HE1	5:B:1524:CLR:H231	1.68	0.58
1:A:44:ARG:HH12	1:A:175:LEU:HD22	1.69	0.58
1:C:44:ARG:HH12	1:C:175:LEU:HD22	1.69	0.58
1:A:100:TRP:HE1	5:A:1525:CLR:H231	1.69	0.57

Continued on next page...

Continued from previous page...

Atom-1	Atom-2	Interatomic distance (Å)	Clash overlap (Å)
1:D:44:ARG:HH12	1:D:175:LEU:HD22	1.69	0.56
1:B:943:GLY:O	1:B:974:ARG:NH1	2.38	0.55
1:B:402:GLN:O	1:B:413:ARG:NH2	2.40	0.55
1:D:214:LEU:HD13	4:D:1524:POV:H31D	1.89	0.54
1:A:402:GLN:O	1:A:413:ARG:NH2	2.39	0.54
1:C:214:LEU:HD13	4:C:1524:POV:H31D	1.89	0.54
1:C:402:GLN:O	1:C:413:ARG:NH2	2.40	0.54
1:A:214:LEU:HD13	4:A:1521:POV:H31D	1.89	0.54
1:D:402:GLN:O	1:D:413:ARG:NH2	2.40	0.53
1:B:214:LEU:HD13	4:B:1520:POV:H31D	1.89	0.53
1:C:943:GLY:O	1:C:974:ARG:NH1	2.43	0.52
1:D:286:SER:HB2	1:D:288:VAL:HG23	1.92	0.52
1:A:286:SER:HB2	1:A:288:VAL:HG23	1.92	0.52
1:B:286:SER:HB2	1:B:288:VAL:HG23	1.91	0.51
1:B:334:GLY:O	1:B:413:ARG:NH1	2.43	0.51
1:D:334:GLY:O	1:D:413:ARG:NH1	2.43	0.51
1:D:943:GLY:O	1:D:974:ARG:NH1	2.43	0.51
1:A:334:GLY:O	1:A:413:ARG:NH1	2.43	0.51
4:B:1529:POV:H33A	1:D:314:MET:HG3	1.93	0.50
1:D:142:GLN:NE2	1:D:202:SER:OG	2.40	0.50
1:C:286:SER:HB2	1:C:288:VAL:HG23	1.91	0.50
1:A:810:ILE:HD11	1:A:816:GLN:HG2	1.94	0.50
1:C:142:GLN:NE2	1:C:202:SER:OG	2.40	0.49
1:C:810:ILE:HD11	1:C:816:GLN:HG2	1.95	0.49
1:C:955:GLU:HG3	1:C:956:GLU:HG3	1.93	0.49
1:C:334:GLY:O	1:C:413:ARG:NH1	2.43	0.49
4:A:1530:POV:H33A	1:B:314:MET:HG3	1.95	0.49
1:C:314:MET:HG3	4:D:1501:POV:H33A	1.94	0.49
1:D:810:ILE:HD11	1:D:816:GLN:HG2	1.94	0.49
1:D:955:GLU:HG3	1:D:956:GLU:HG3	1.94	0.49
1:C:457:ILE:HG23	1:C:482:ASP:HB2	1.95	0.48
1:A:955:GLU:HG3	1:A:956:GLU:HG3	1.93	0.48
4:C:1509:POV:H23A	4:C:1521:POV:H22A	1.96	0.48
1:A:455:ARG:NH2	1:A:927:THR:O	2.46	0.48
5:B:1507:CLR:H222	5:B:1507:CLR:H162	1.59	0.48
1:D:457:ILE:HG23	1:D:482:ASP:HB2	1.96	0.48
1:B:955:GLU:HG3	1:B:956:GLU:HG3	1.94	0.48
5:C:1527:CLR:H222	5:C:1527:CLR:H162	1.70	0.47
4:D:1509:POV:H23A	4:D:1521:POV:H22A	1.96	0.47
1:A:314:MET:HG3	4:C:1501:POV:H33A	1.95	0.47
1:B:457:ILE:HG23	1:B:482:ASP:HB2	1.96	0.47

Continued on next page...

Continued from previous page...

Atom-1	Atom-2	Interatomic distance (Å)	Clash overlap (Å)
1:B:810:ILE:HD11	1:B:816:GLN:HG2	1.95	0.47
1:D:745:ASN:OD1	1:D:745:ASN:N	2.43	0.47
1:A:691:MET:O	1:A:974:ARG:NH2	2.47	0.47
4:A:1506:POV:H23A	4:A:1518:POV:H22A	1.97	0.47
1:B:990:LEU:HD23	1:B:994:GLY:HA3	1.96	0.47
1:D:455:ARG:NH2	1:D:927:THR:O	2.48	0.47
4:C:1515:POV:H33	4:C:1515:POV:H24A	1.96	0.47
1:A:51:THR:HG23	1:A:52:VAL:HG23	1.97	0.47
1:A:235:LEU:HD23	4:A:1521:POV:H32	1.97	0.47
1:B:51:THR:HG23	1:B:52:VAL:HG23	1.97	0.47
1:C:51:THR:HG23	1:C:52:VAL:HG23	1.96	0.47
4:A:1531:POV:H23A	4:B:1517:POV:H22A	1.97	0.46
1:B:142:GLN:NE2	1:B:202:SER:OG	2.41	0.46
1:C:455:ARG:NH2	1:C:927:THR:O	2.49	0.46
4:D:1515:POV:H24A	4:D:1515:POV:H33	1.96	0.46
1:D:51:THR:HG23	1:D:52:VAL:HG23	1.97	0.46
4:A:1512:POV:H24A	4:A:1512:POV:H33	1.97	0.46
1:B:691:MET:O	1:B:974:ARG:NH2	2.48	0.46
5:A:1524:CLR:H183	5:A:1524:CLR:H242	1.98	0.46
5:D:1519:CLR:H193	5:D:1520:CLR:H161	1.97	0.46
1:A:503:LEU:HD22	1:A:977:VAL:HG11	1.98	0.46
1:B:448:LYS:HE2	1:B:456:ILE:HD12	1.98	0.46
1:C:448:LYS:HE2	1:C:456:ILE:HD12	1.98	0.45
1:C:503:LEU:HD22	1:C:977:VAL:HG11	1.98	0.45
1:D:448:LYS:HE2	1:D:456:ILE:HD12	1.98	0.45
1:B:235:LEU:HD23	4:B:1520:POV:H32	1.98	0.45
5:C:1513:CLR:H222	5:C:1513:CLR:H162	1.71	0.45
1:B:455:ARG:NH2	1:B:927:THR:O	2.48	0.45
4:B:1511:POV:H33	4:B:1511:POV:H24A	1.97	0.45
1:A:20:ARG:NH2	1:A:139:GLU:OE2	2.49	0.45
4:A:1519:POV:H1	4:B:1517:POV:H1	1.99	0.44
5:B:1523:CLR:H242	5:B:1523:CLR:H183	1.98	0.44
1:C:225:ASN:HD22	4:C:1508:POV:H15B	1.82	0.44
1:D:225:ASN:HD22	4:D:1508:POV:H15B	1.81	0.44
1:A:142:GLN:NE2	1:A:202:SER:OG	2.41	0.44
1:A:453:LYS:HB3	1:A:453:LYS:HE2	1.85	0.44
1:D:503:LEU:HD22	1:D:977:VAL:HG11	1.98	0.44
1:B:503:LEU:HD22	1:B:977:VAL:HG11	1.98	0.44
5:C:1511:CLR:H222	5:C:1511:CLR:H162	1.57	0.44
5:D:1527:CLR:H162	5:D:1527:CLR:H222	1.69	0.44
5:D:1527:CLR:H242	5:D:1527:CLR:H183	2.00	0.43

Continued on next page...

Continued from previous page...

Atom-1	Atom-2	Interatomic distance (Å)	Clash overlap (Å)
1:A:270:GLN:HG2	1:A:272:LEU:HG	2.00	0.43
1:D:292:ASP:OD1	1:D:292:ASP:N	2.52	0.43
4:D:1521:POV:H29	4:D:1521:POV:H26	1.81	0.43
1:A:153:ASP:O	1:A:157:ASN:ND2	2.42	0.43
1:A:331:LYS:HB2	1:A:331:LYS:HE3	1.83	0.43
1:C:235:LEU:HD23	4:C:1524:POV:H32	1.99	0.43
5:C:1527:CLR:H183	5:C:1527:CLR:H242	2.01	0.43
1:D:453:LYS:HE2	1:D:453:LYS:HB3	1.85	0.43
1:B:292:ASP:N	1:B:292:ASP:OD1	2.52	0.43
1:D:270:GLN:HG2	1:D:272:LEU:HG	2.00	0.43
5:D:1513:CLR:H162	5:D:1513:CLR:H222	1.71	0.43
1:A:346:VAL:HG21	1:A:416:ILE:HG13	2.01	0.42
4:B:1518:POV:H1	4:D:1521:POV:H1	2.01	0.42
5:B:1509:CLR:H222	5:B:1509:CLR:H162	1.71	0.42
4:A:1518:POV:H1	4:C:1522:POV:H1	2.00	0.42
1:B:346:VAL:HG21	1:B:416:ILE:HG13	2.01	0.42
1:B:976:ARG:NH2	1:B:1053:MET:SD	2.91	0.42
1:B:270:GLN:HG2	1:B:272:LEU:HG	2.00	0.42
1:C:292:ASP:N	1:C:292:ASP:OD1	2.52	0.42
1:D:969:LEU:HD23	1:D:969:LEU:HA	1.91	0.42
1:A:225:ASN:HD22	4:A:1505:POV:H15B	1.84	0.42
1:A:292:ASP:OD1	1:A:292:ASP:N	2.52	0.42
1:B:309:LEU:HD22	4:B:1504:POV:H36	2.02	0.42
5:B:1523:CLR:H162	5:B:1523:CLR:H222	1.69	0.42
1:C:270:GLN:HG2	1:C:272:LEU:HG	2.00	0.42
1:B:701:GLU:H	1:B:701:GLU:HG2	1.65	0.42
1:D:346:VAL:HG21	1:D:416:ILE:HG13	2.01	0.42
1:A:976:ARG:NH2	1:A:1053:MET:SD	2.90	0.41
1:D:331:LYS:HB2	1:D:331:LYS:HE3	1.84	0.41
1:C:923:LEU:HD23	1:C:923:LEU:HA	1.85	0.41
1:A:142:GLN:HE22	1:A:202:SER:HG	1.63	0.41
1:A:448:LYS:HE2	1:A:456:ILE:HD12	2.02	0.41
1:D:760:ILE:HD12	1:D:760:ILE:HA	1.92	0.41
4:B:1530:POV:H33	4:D:1516:POV:H1	2.02	0.41
1:C:346:VAL:HG21	1:C:416:ILE:HG13	2.01	0.41
1:D:235:LEU:HD23	4:D:1524:POV:H32	2.01	0.41
1:C:353:LEU:HA	1:C:387:LEU:HD13	2.02	0.41
4:C:1516:POV:H1	4:D:1502:POV:H33	2.03	0.41
1:D:833:ASP:OD1	1:D:833:ASP:N	2.54	0.41
1:A:30:MET:HE3	1:A:30:MET:HB3	1.97	0.41
1:C:309:LEU:HD22	4:C:1507:POV:H36	2.03	0.41

Continued on next page...

Continued from previous page...

Atom-1	Atom-2	Interatomic distance (Å)	Clash overlap (Å)
1:A:28:SER:HA	5:A:1524:CLR:H162	2.03	0.41
1:A:329:ARG:HG2	4:A:1533:POV:H15A	2.03	0.41
1:A:760:ILE:HD12	1:A:760:ILE:HA	1.92	0.41
1:B:953:ILE:HD13	1:B:953:ILE:HA	1.90	0.41
1:C:331:LYS:HB2	1:C:331:LYS:HE3	1.83	0.41
1:D:353:LEU:HA	1:D:387:LEU:HD13	2.02	0.41
1:A:745:ASN:OD1	1:A:745:ASN:N	2.42	0.41
5:A:1508:CLR:H222	5:A:1508:CLR:H162	1.60	0.41
1:D:976:ARG:NH2	1:D:1053:MET:SD	2.91	0.41
1:B:969:LEU:HD23	1:B:969:LEU:HA	1.92	0.41
1:C:976:ARG:NH2	1:C:1053:MET:SD	2.92	0.41
4:C:1521:POV:H1	4:D:1522:POV:H1	2.02	0.41
1:D:152:ILE:H	1:D:152:ILE:HG12	1.73	0.41
1:D:687:ASP:HA	1:D:961:GLY:HA2	2.03	0.41
4:D:1518:POV:H22	4:D:1524:POV:H33A	2.03	0.41
1:A:309:LEU:HD22	4:A:1504:POV:H36	2.02	0.40
1:B:153:ASP:O	1:B:157:ASN:ND2	2.42	0.40
1:B:833:ASP:N	1:B:833:ASP:OD1	2.54	0.40
1:C:613:LYS:HE3	1:C:613:LYS:HB3	1.92	0.40
1:A:305:VAL:HG13	1:C:282:MET:HG2	2.03	0.40
1:B:687:ASP:HA	1:B:961:GLY:HA2	2.04	0.40
1:B:968:THR:O	1:B:968:THR:OG1	2.37	0.40
1:B:1002:LYS:O	1:B:1006:THR:OG1	2.33	0.40
1:C:566:ILE:HG22	1:C:1010:LEU:HD21	2.03	0.40
1:C:969:LEU:HD23	1:C:969:LEU:HA	1.91	0.40
4:D:1517:POV:H13B	4:D:1517:POV:H11A	1.97	0.40
1:B:47:LYS:HD3	1:B:47:LYS:HA	1.90	0.40
1:D:47:LYS:HD3	1:D:47:LYS:HA	1.90	0.40
5:D:1511:CLR:H222	5:D:1511:CLR:H162	1.57	0.40
4:A:1532:POV:H33	4:B:1512:POV:H1	2.02	0.40
1:B:329:ARG:HG2	4:B:1531:POV:H15A	2.04	0.40
1:C:253:ILE:HG13	1:C:281:LEU:HD21	2.03	0.40
1:D:28:SER:HB2	5:D:1527:CLR:H181	2.03	0.40
1:D:953:ILE:HD13	1:D:953:ILE:HA	1.90	0.40
1:A:457:ILE:HG23	1:A:482:ASP:HB2	2.03	0.40
1:B:28:SER:HA	5:B:1523:CLR:H162	2.03	0.40
1:B:282:MET:O	1:B:286:SER:OG	2.39	0.40
1:B:613:LYS:HE3	1:B:613:LYS:HB3	1.92	0.40
1:B:1010:LEU:HD23	1:B:1052:LEU:HD12	2.03	0.40

There are no symmetry-related clashes.

5.3 Torsion angles [i](#)

5.3.1 Protein backbone [i](#)

In the following table, the Percentiles column shows the percent Ramachandran outliers of the chain as a percentile score with respect to all PDB entries followed by that with respect to all EM entries.

The Analysed column shows the number of residues for which the backbone conformation was analysed, and the total number of residues.

Mol	Chain	Analysed	Favoured	Allowed	Outliers	Percentiles	
1	A	883/1090 (81%)	862 (98%)	21 (2%)	0	100	100
1	B	883/1090 (81%)	862 (98%)	21 (2%)	0	100	100
1	C	883/1090 (81%)	862 (98%)	21 (2%)	0	100	100
1	D	883/1090 (81%)	860 (97%)	23 (3%)	0	100	100
All	All	3532/4360 (81%)	3446 (98%)	86 (2%)	0	100	100

There are no Ramachandran outliers to report.

5.3.2 Protein sidechains [i](#)

In the following table, the Percentiles column shows the percent sidechain outliers of the chain as a percentile score with respect to all PDB entries followed by that with respect to all EM entries.

The Analysed column shows the number of residues for which the sidechain conformation was analysed, and the total number of residues.

Mol	Chain	Analysed	Rotameric	Outliers	Percentiles	
1	A	782/943 (83%)	741 (95%)	41 (5%)	23	49
1	B	783/943 (83%)	742 (95%)	41 (5%)	23	49
1	C	783/943 (83%)	742 (95%)	41 (5%)	23	49
1	D	783/943 (83%)	742 (95%)	41 (5%)	23	49
All	All	3131/3772 (83%)	2967 (95%)	164 (5%)	27	49

All (164) residues with a non-rotameric sidechain are listed below:

Mol	Chain	Res	Type
1	A	28	SER
1	A	31	VAL

Continued on next page...

Continued from previous page...

Mol	Chain	Res	Type
1	A	48	TYR
1	A	50	TRP
1	A	94	MET
1	A	133	ASP
1	A	147	ASP
1	A	153	ASP
1	A	154	MET
1	A	196	SER
1	A	230	SER
1	A	286	SER
1	A	304	MET
1	A	329	ARG
1	A	337	SER
1	A	362	ASP
1	A	382	SER
1	A	416	ILE
1	A	516	PHE
1	A	543	SER
1	A	556	LEU
1	A	565	MET
1	A	586	HIS
1	A	755	VAL
1	A	817	ASP
1	A	826[A]	ASN
1	A	826[B]	ASN
1	A	880	THR
1	A	885	ASP
1	A	917	VAL
1	A	921	ASP
1	A	925	SER
1	A	930	ASN
1	A	941	VAL
1	A	952	LEU
1	A	989	ASP
1	A	1002	LYS
1	A	1004	LEU
1	A	1007	TYR
1	A	1015	TYR
1	A	1033	VAL
1	B	28	SER
1	B	31	VAL
1	B	43	TRP

Continued on next page...

Continued from previous page...

Mol	Chain	Res	Type
1	B	48	TYR
1	B	50	TRP
1	B	94	MET
1	B	133	ASP
1	B	147	ASP
1	B	154	MET
1	B	196	SER
1	B	230	SER
1	B	286	SER
1	B	329	ARG
1	B	337	SER
1	B	362	ASP
1	B	382	SER
1	B	416	ILE
1	B	516	PHE
1	B	543	SER
1	B	556	LEU
1	B	586	HIS
1	B	691	MET
1	B	755	VAL
1	B	817	ASP
1	B	826[A]	ASN
1	B	826[B]	ASN
1	B	880	THR
1	B	885	ASP
1	B	917	VAL
1	B	921	ASP
1	B	925	SER
1	B	930	ASN
1	B	941	VAL
1	B	952	LEU
1	B	989	ASP
1	B	990	LEU
1	B	1002	LYS
1	B	1004	LEU
1	B	1007	TYR
1	B	1015	TYR
1	B	1033	VAL
1	C	20	ARG
1	C	28	SER
1	C	31	VAL
1	C	48	TYR

Continued on next page...

Continued from previous page...

Mol	Chain	Res	Type
1	C	50	TRP
1	C	94	MET
1	C	133	ASP
1	C	147	ASP
1	C	154	MET
1	C	196	SER
1	C	230	SER
1	C	286	SER
1	C	329	ARG
1	C	337	SER
1	C	362	ASP
1	C	382	SER
1	C	416	ILE
1	C	516	PHE
1	C	543	SER
1	C	556	LEU
1	C	586	HIS
1	C	691	MET
1	C	755	VAL
1	C	817	ASP
1	C	826[A]	ASN
1	C	826[B]	ASN
1	C	880	THR
1	C	885	ASP
1	C	917	VAL
1	C	921	ASP
1	C	925	SER
1	C	930	ASN
1	C	941	VAL
1	C	952	LEU
1	C	974	ARG
1	C	989	ASP
1	C	1002	LYS
1	C	1004	LEU
1	C	1007	TYR
1	C	1015	TYR
1	C	1033	VAL
1	D	20	ARG
1	D	28	SER
1	D	31	VAL
1	D	48	TYR
1	D	50	TRP

Continued on next page...

Continued from previous page...

Mol	Chain	Res	Type
1	D	94	MET
1	D	133	ASP
1	D	147	ASP
1	D	154	MET
1	D	196	SER
1	D	230	SER
1	D	286	SER
1	D	304	MET
1	D	329	ARG
1	D	337	SER
1	D	362	ASP
1	D	382	SER
1	D	416	ILE
1	D	516	PHE
1	D	543	SER
1	D	556	LEU
1	D	586	HIS
1	D	691	MET
1	D	755	VAL
1	D	817	ASP
1	D	826[A]	ASN
1	D	826[B]	ASN
1	D	880	THR
1	D	885	ASP
1	D	917	VAL
1	D	921	ASP
1	D	925	SER
1	D	930	ASN
1	D	941	VAL
1	D	974	ARG
1	D	989	ASP
1	D	1002	LYS
1	D	1004	LEU
1	D	1007	TYR
1	D	1015	TYR
1	D	1033	VAL

Sometimes sidechains can be flipped to improve hydrogen bonding and reduce clashes. All (37) such sidechains are listed below:

Mol	Chain	Res	Type
1	A	142	GLN
1	A	451	HIS

Continued on next page...

Continued from previous page...

Mol	Chain	Res	Type
1	A	471	ASN
1	A	496	GLN
1	A	586	HIS
1	A	590	GLN
1	A	893	GLN
1	A	907	GLN
1	A	967	GLN
1	A	1027	GLN
1	B	451	HIS
1	B	471	ASN
1	B	496	GLN
1	B	586	HIS
1	B	590	GLN
1	B	893	GLN
1	B	907	GLN
1	B	967	GLN
1	B	1027	GLN
1	C	142	GLN
1	C	451	HIS
1	C	471	ASN
1	C	496	GLN
1	C	586	HIS
1	C	590	GLN
1	C	893	GLN
1	C	907	GLN
1	C	967	GLN
1	C	1027	GLN
1	D	471	ASN
1	D	496	GLN
1	D	586	HIS
1	D	590	GLN
1	D	893	GLN
1	D	907	GLN
1	D	967	GLN
1	D	1027	GLN

5.3.3 RNA

There are no RNA molecules in this entry.

5.4 Non-standard residues in protein, DNA, RNA chains [i](#)

There are no non-standard protein/DNA/RNA residues in this entry.

5.5 Carbohydrates [i](#)

There are no monosaccharides in this entry.

5.6 Ligand geometry [i](#)

Of 128 ligands modelled in this entry, 16 are monoatomic - leaving 112 for Mogul analysis.

In the following table, the Counts columns list the number of bonds (or angles) for which Mogul statistics could be retrieved, the number of bonds (or angles) that are observed in the model and the number of bonds (or angles) that are defined in the Chemical Component Dictionary. The Link column lists molecule types, if any, to which the group is linked. The Z score for a bond length (or angle) is the number of standard deviations the observed value is removed from the expected value. A bond length (or angle) with $|Z| > 2$ is considered an outlier worth inspection. RMSZ is the root-mean-square of all Z scores of the bond lengths (or angles).

Mol	Type	Chain	Res	Link	Bond lengths			Bond angles		
					Counts	RMSZ	# Z > 2	Counts	RMSZ	# Z > 2
5	CLR	C	1527	-	31,31,31	0.34	0	48,48,48	0.67	1 (2%)
4	POV	A	1522	-	37,37,51	0.57	0	43,45,59	0.54	0
5	CLR	C	1528	-	31,31,31	0.39	0	48,48,48	0.64	0
4	POV	C	1514	-	15,15,51	0.69	0	19,21,59	0.66	0
4	POV	B	1520	-	51,51,51	0.50	0	57,59,59	0.46	0
4	POV	C	1508	-	27,29,51	0.55	0	30,35,59	0.62	1 (3%)
4	POV	D	1524	-	51,51,51	0.50	0	57,59,59	0.46	0
4	POV	D	1529	-	17,17,51	0.22	0	16,16,59	0.25	0
4	POV	B	1513	-	19,19,51	0.68	0	24,26,59	0.58	0
4	POV	B	1511	-	29,29,51	0.63	0	35,37,59	0.58	0
4	POV	B	1530	-	10,10,51	0.20	0	9,9,59	0.27	0
4	POV	D	1501	-	39,39,51	0.67	1 (2%)	42,43,59	0.82	2 (4%)
5	CLR	A	1524	-	31,31,31	0.34	0	48,48,48	0.65	1 (2%)
4	POV	A	1531	-	32,32,51	0.43	0	33,34,59	0.56	1 (3%)
4	POV	C	1522	-	34,34,51	0.59	0	40,42,59	0.52	0
4	POV	D	1526	-	28,28,51	0.64	0	34,36,59	0.56	0
4	POV	C	1526	-	28,28,51	0.64	0	34,36,59	0.56	0
4	POV	B	1518	-	34,34,51	0.59	0	40,42,59	0.52	0
5	CLR	A	1508	-	31,31,31	0.36	0	48,48,48	0.67	1 (2%)
5	CLR	D	1520	-	31,31,31	0.37	0	48,48,48	0.81	0
5	CLR	A	1510	-	31,31,31	0.37	0	48,48,48	0.62	0

Mol	Type	Chain	Res	Link	Bond lengths			Bond angles		
					Counts	RMSZ	# Z > 2	Counts	RMSZ	# Z > 2
4	POV	C	1503	-	22,22,51	0.67	0	27,29,59	0.67	0
4	POV	B	1526	-	19,19,51	0.65	0	24,25,59	0.56	0
4	POV	C	1501	-	39,39,51	0.67	1 (2%)	42,43,59	0.82	2 (4%)
4	POV	A	1520	-	20,20,51	0.91	1 (5%)	24,25,59	1.05	2 (8%)
4	POV	A	1521	-	51,51,51	0.50	0	57,59,59	0.46	0
4	POV	D	1510	-	21,21,51	0.74	0	27,29,59	0.61	0
5	CLR	A	1516	-	31,31,31	0.42	0	48,48,48	1.05	3 (6%)
4	POV	B	1512	-	22,22,51	0.62	0	27,28,59	0.55	0
4	POV	A	1527	-	19,19,51	0.66	0	24,25,59	0.55	0
4	POV	A	1511	-	15,15,51	0.69	0	19,21,59	0.66	0
4	POV	A	1505	-	27,29,51	0.55	0	30,35,59	0.62	1 (3%)
4	POV	C	1517	-	19,19,51	0.67	0	24,26,59	0.58	0
4	POV	C	1525	-	37,37,51	0.57	0	43,45,59	0.54	0
5	CLR	C	1519	-	31,31,31	0.42	0	48,48,48	1.06	4 (8%)
4	POV	A	1533	-	22,22,51	0.68	0	27,29,59	0.68	0
5	CLR	D	1513	-	31,31,31	0.37	0	48,48,48	0.62	0
4	POV	D	1508	-	27,29,51	0.55	0	30,35,59	0.62	1 (3%)
4	POV	A	1530	-	39,39,51	0.67	1 (2%)	42,43,59	0.82	2 (4%)
4	POV	D	1521	-	31,31,51	0.62	0	36,39,59	0.70	1 (2%)
4	POV	D	1523	-	20,20,51	0.91	1 (5%)	24,25,59	1.05	2 (8%)
4	POV	C	1523	-	20,20,51	0.92	1 (5%)	24,25,59	1.05	2 (8%)
4	POV	A	1506	-	32,32,51	0.43	0	33,34,59	0.56	1 (3%)
4	POV	D	1518	-	30,30,51	0.62	0	36,38,59	0.52	0
4	POV	B	1531	-	22,22,51	0.68	0	27,29,59	0.67	0
4	POV	B	1525	-	17,17,51	0.21	0	16,16,59	0.25	0
4	POV	D	1531	-	10,10,51	0.88	1 (10%)	12,12,59	0.62	0
5	CLR	D	1519	-	31,31,31	0.41	0	48,48,48	1.05	4 (8%)
4	POV	D	1502	-	10,10,51	0.21	0	9,9,59	0.27	0
4	POV	C	1502	-	10,10,51	0.20	0	9,9,59	0.27	0
5	CLR	C	1513	-	31,31,31	0.38	0	48,48,48	0.62	0
5	CLR	D	1527	-	31,31,31	0.34	0	48,48,48	0.65	1 (2%)
4	POV	C	1512	-	26,26,51	0.73	1 (3%)	29,29,59	0.95	2 (6%)
4	POV	B	1522	-	28,28,51	0.64	0	34,36,59	0.56	0
4	POV	A	1507	-	21,21,51	0.74	0	27,29,59	0.61	0
4	POV	A	1515	-	30,30,51	0.62	0	36,38,59	0.53	0
4	POV	D	1522	-	34,34,51	0.59	0	40,42,59	0.52	0
4	POV	C	1530	-	19,19,51	0.66	0	24,25,59	0.56	0
4	POV	B	1527	-	10,10,51	0.88	1 (10%)	12,12,59	0.62	0
4	POV	A	1526	-	17,17,51	0.21	0	16,16,59	0.25	0

Mol	Type	Chain	Res	Link	Bond lengths			Bond angles		
					Counts	RMSZ	# Z > 2	Counts	RMSZ	# Z > 2
4	POV	B	1505	-	27,29,51	0.55	0	30,35,59	0.60	1 (3%)
4	POV	A	1504	-	32,32,51	0.60	0	38,40,59	0.54	0
4	POV	D	1509	-	32,32,51	0.42	0	33,34,59	0.56	1 (3%)
4	POV	A	1528	-	10,10,51	0.88	1 (10%)	12,12,59	0.61	0
4	POV	D	1530	-	19,19,51	0.66	0	24,25,59	0.56	0
4	POV	C	1516	-	22,22,51	0.61	0	27,28,59	0.54	0
4	POV	D	1517	-	19,19,51	0.67	0	24,26,59	0.58	0
4	POV	A	1519	-	34,34,51	0.59	0	40,42,59	0.52	0
4	POV	A	1523	-	28,28,51	0.65	0	34,36,59	0.56	0
4	POV	D	1525	-	37,37,51	0.56	0	43,45,59	0.54	0
5	CLR	C	1520	-	31,31,31	0.39	0	48,48,48	0.79	0
5	CLR	B	1515	-	31,31,31	0.41	0	48,48,48	1.05	4 (8%)
5	CLR	B	1516	-	31,31,31	0.37	0	48,48,48	0.81	0
4	POV	B	1517	-	31,31,51	0.62	0	36,39,59	0.63	0
4	POV	C	1507	-	32,32,51	0.60	0	38,40,59	0.54	0
4	POV	A	1513	-	22,22,51	0.62	0	27,28,59	0.54	0
5	CLR	C	1511	-	31,31,31	0.36	0	48,48,48	0.67	1 (2%)
5	CLR	B	1509	-	31,31,31	0.38	0	48,48,48	0.62	0
4	POV	D	1507	-	32,32,51	0.60	0	38,40,59	0.54	0
4	POV	C	1518	-	30,30,51	0.62	0	36,38,59	0.53	0
4	POV	C	1529	-	17,17,51	0.22	0	16,16,59	0.25	0
5	CLR	D	1528	-	31,31,31	0.39	0	48,48,48	0.64	0
4	POV	D	1514	-	15,15,51	0.69	0	19,21,59	0.66	0
4	POV	B	1508	-	26,26,51	0.73	1 (3%)	29,29,59	0.95	2 (6%)
4	POV	A	1509	-	26,26,51	0.73	1 (3%)	29,29,59	0.95	2 (6%)
4	POV	D	1503	-	22,22,51	0.68	0	27,29,59	0.67	0
4	POV	A	1512	-	29,29,51	0.63	0	35,37,59	0.58	0
5	CLR	B	1523	-	31,31,31	0.35	0	48,48,48	0.64	1 (2%)
4	POV	B	1519	-	20,20,51	0.91	1 (5%)	24,25,59	1.05	2 (8%)
4	POV	C	1524	-	51,51,51	0.50	0	57,59,59	0.46	0
4	POV	B	1506	-	21,21,51	0.74	0	27,29,59	0.61	0
5	CLR	D	1511	-	31,31,31	0.36	0	48,48,48	0.66	1 (2%)
4	POV	A	1532	-	10,10,51	0.21	0	9,9,59	0.27	0
4	POV	C	1515	-	29,29,51	0.63	0	35,37,59	0.58	0
4	POV	C	1509	-	32,32,51	0.42	0	33,34,59	0.56	1 (3%)
4	POV	D	1516	-	22,22,51	0.62	0	27,28,59	0.55	0
5	CLR	B	1524	-	31,31,31	0.39	0	48,48,48	0.64	0
4	POV	A	1514	-	19,19,51	0.67	0	24,26,59	0.58	0
5	CLR	A	1525	-	31,31,31	0.39	0	48,48,48	0.64	0
4	POV	B	1529	-	39,39,51	0.67	1 (2%)	42,43,59	0.82	2 (4%)

Mol	Type	Chain	Res	Link	Bond lengths			Bond angles		
					Counts	RMSZ	# Z > 2	Counts	RMSZ	# Z > 2
4	POV	B	1510	-	15,15,51	0.69	0	19,21,59	0.66	0
4	POV	D	1512	-	26,26,51	0.73	1 (3%)	29,29,59	0.95	2 (6%)
4	POV	B	1504	-	32,32,51	0.61	0	38,40,59	0.54	0
4	POV	D	1515	-	29,29,51	0.63	0	35,37,59	0.58	0
5	CLR	A	1517	-	31,31,31	0.38	0	48,48,48	0.82	0
4	POV	C	1521	-	31,31,51	0.61	0	36,39,59	0.70	0
4	POV	A	1518	-	31,31,51	0.62	0	36,39,59	0.63	0
5	CLR	B	1507	-	31,31,31	0.35	0	48,48,48	0.67	1 (2%)
4	POV	B	1521	-	37,37,51	0.57	0	43,45,59	0.53	0
4	POV	C	1510	-	21,21,51	0.74	0	27,29,59	0.61	0
4	POV	B	1514	-	30,30,51	0.62	0	36,38,59	0.53	0
4	POV	C	1531	-	10,10,51	0.88	1 (10%)	12,12,59	0.62	0

In the following table, the Chirals column lists the number of chiral outliers, the number of chiral centers analysed, the number of these observed in the model and the number defined in the Chemical Component Dictionary. Similar counts are reported in the Torsion and Rings columns. '-' means no outliers of that kind were identified.

Mol	Type	Chain	Res	Link	Chirals	Torsions	Rings
5	CLR	C	1527	-	-	7/10/68/68	0/4/4/4
4	POV	A	1522	-	-	19/41/41/55	-
5	CLR	C	1528	-	-	4/10/68/68	0/4/4/4
4	POV	C	1514	-	-	4/16/16/55	-
4	POV	B	1520	-	-	18/55/55/55	-
4	POV	C	1508	-	-	7/28/32/55	-
4	POV	D	1524	-	-	17/55/55/55	-
4	POV	D	1529	-	-	3/15/15/55	-
4	POV	B	1513	-	-	4/21/21/55	-
4	POV	B	1511	-	-	8/33/33/55	-
4	POV	B	1530	-	-	2/8/8/55	-
4	POV	D	1501	-	-	14/39/39/55	-
5	CLR	A	1524	-	-	7/10/68/68	0/4/4/4
4	POV	A	1531	-	-	9/34/34/55	-
4	POV	C	1522	-	-	8/38/38/55	-
4	POV	D	1526	-	-	7/32/32/55	-
4	POV	C	1526	-	-	7/32/32/55	-
4	POV	B	1518	-	-	8/38/38/55	-
5	CLR	A	1508	-	-	6/10/68/68	0/4/4/4

Continued on next page...

Continued from previous page...

Mol	Type	Chain	Res	Link	Chirals	Torsions	Rings
5	CLR	D	1520	-	-	3/10/68/68	0/4/4/4
5	CLR	A	1510	-	-	5/10/68/68	0/4/4/4
4	POV	C	1503	-	-	15/25/25/55	-
4	POV	B	1526	-	-	7/20/20/55	-
4	POV	C	1501	-	-	13/39/39/55	-
4	POV	A	1520	-	-	9/22/22/55	-
4	POV	A	1521	-	-	17/55/55/55	-
4	POV	D	1510	-	-	11/23/23/55	-
5	CLR	A	1516	-	-	4/10/68/68	0/4/4/4
4	POV	B	1512	-	-	7/23/23/55	-
4	POV	A	1527	-	-	8/20/20/55	-
4	POV	A	1511	-	-	4/16/16/55	-
4	POV	A	1505	-	-	7/28/32/55	-
4	POV	C	1517	-	-	4/21/21/55	-
4	POV	C	1525	-	-	19/41/41/55	-
5	CLR	C	1519	-	-	4/10/68/68	0/4/4/4
4	POV	A	1533	-	-	15/25/25/55	-
5	CLR	D	1513	-	-	5/10/68/68	0/4/4/4
4	POV	D	1508	-	-	7/28/32/55	-
4	POV	A	1530	-	-	14/39/39/55	-
4	POV	D	1521	-	-	13/34/34/55	-
4	POV	D	1523	-	-	8/22/22/55	-
4	POV	C	1523	-	-	9/22/22/55	-
4	POV	A	1506	-	-	9/34/34/55	-
4	POV	D	1518	-	-	16/34/34/55	-
4	POV	B	1531	-	-	16/25/25/55	-
4	POV	B	1525	-	-	2/15/15/55	-
4	POV	D	1531	-	-	1/9/9/55	-
5	CLR	D	1519	-	-	4/10/68/68	0/4/4/4
4	POV	D	1502	-	-	2/8/8/55	-
4	POV	C	1502	-	-	2/8/8/55	-
5	CLR	C	1513	-	-	5/10/68/68	0/4/4/4
5	CLR	D	1527	-	-	7/10/68/68	0/4/4/4
4	POV	C	1512	-	-	8/25/25/55	-

Continued on next page...

Continued from previous page...

Mol	Type	Chain	Res	Link	Chirals	Torsions	Rings
4	POV	B	1522	-	-	7/32/32/55	-
4	POV	A	1507	-	-	8/23/23/55	-
4	POV	A	1515	-	-	16/34/34/55	-
4	POV	D	1522	-	-	8/38/38/55	-
4	POV	C	1530	-	-	9/20/20/55	-
4	POV	B	1527	-	-	0/9/9/55	-
4	POV	A	1526	-	-	2/15/15/55	-
4	POV	B	1505	-	-	5/28/32/55	-
4	POV	A	1504	-	-	14/36/36/55	-
4	POV	D	1509	-	-	9/34/34/55	-
4	POV	A	1528	-	-	1/9/9/55	-
4	POV	D	1530	-	-	9/20/20/55	-
4	POV	C	1516	-	-	7/23/23/55	-
4	POV	D	1517	-	-	4/21/21/55	-
4	POV	A	1519	-	-	9/38/38/55	-
4	POV	A	1523	-	-	7/32/32/55	-
4	POV	D	1525	-	-	19/41/41/55	-
5	CLR	C	1520	-	-	2/10/68/68	0/4/4/4
5	CLR	B	1515	-	-	4/10/68/68	0/4/4/4
5	CLR	B	1516	-	-	0/10/68/68	0/4/4/4
4	POV	B	1517	-	-	13/34/34/55	-
4	POV	C	1507	-	-	14/36/36/55	-
4	POV	A	1513	-	-	7/23/23/55	-
5	CLR	C	1511	-	-	6/10/68/68	0/4/4/4
5	CLR	B	1509	-	-	5/10/68/68	0/4/4/4
4	POV	D	1507	-	-	13/36/36/55	-
4	POV	C	1518	-	-	16/34/34/55	-
4	POV	C	1529	-	-	3/15/15/55	-
5	CLR	D	1528	-	-	4/10/68/68	0/4/4/4
4	POV	D	1514	-	-	4/16/16/55	-
4	POV	B	1508	-	-	9/25/25/55	-
4	POV	A	1509	-	-	9/25/25/55	-
4	POV	D	1503	-	-	15/25/25/55	-
4	POV	A	1512	-	-	8/33/33/55	-
5	CLR	B	1523	-	-	7/10/68/68	0/4/4/4

Continued on next page...

Continued from previous page...

Mol	Type	Chain	Res	Link	Chirals	Torsions	Rings
4	POV	B	1519	-	-	8/22/22/55	-
4	POV	C	1524	-	-	18/55/55/55	-
4	POV	B	1506	-	-	9/23/23/55	-
5	CLR	D	1511	-	-	6/10/68/68	0/4/4/4
4	POV	A	1532	-	-	2/8/8/55	-
4	POV	C	1515	-	-	8/33/33/55	-
4	POV	C	1509	-	-	9/34/34/55	-
4	POV	D	1516	-	-	7/23/23/55	-
5	CLR	B	1524	-	-	4/10/68/68	0/4/4/4
4	POV	A	1514	-	-	4/21/21/55	-
5	CLR	A	1525	-	-	4/10/68/68	0/4/4/4
4	POV	B	1529	-	-	14/39/39/55	-
4	POV	B	1510	-	-	4/16/16/55	-
4	POV	D	1512	-	-	8/25/25/55	-
4	POV	B	1504	-	-	14/36/36/55	-
4	POV	D	1515	-	-	8/33/33/55	-
5	CLR	A	1517	-	-	0/10/68/68	0/4/4/4
4	POV	C	1521	-	-	14/34/34/55	-
4	POV	A	1518	-	-	13/34/34/55	-
5	CLR	B	1507	-	-	6/10/68/68	0/4/4/4
4	POV	B	1521	-	-	19/41/41/55	-
4	POV	C	1510	-	-	10/23/23/55	-
4	POV	B	1514	-	-	16/34/34/55	-
4	POV	C	1531	-	-	1/9/9/55	-

All (16) bond length outliers are listed below:

Mol	Chain	Res	Type	Atoms	Z	Observed(Å)	Ideal(Å)
4	A	1509	POV	P-O12	2.96	1.66	1.54
4	C	1523	POV	P-O12	2.94	1.66	1.54
4	B	1529	POV	P-O12	2.94	1.66	1.54
4	A	1520	POV	P-O12	2.94	1.66	1.54
4	B	1508	POV	P-O12	2.94	1.66	1.54
4	D	1523	POV	P-O12	2.94	1.66	1.54
4	D	1501	POV	P-O12	2.93	1.66	1.54
4	C	1512	POV	P-O12	2.93	1.66	1.54
4	B	1519	POV	P-O12	2.93	1.66	1.54

Continued on next page...

Continued from previous page...

Mol	Chain	Res	Type	Atoms	Z	Observed(Å)	Ideal(Å)
4	C	1501	POV	P-O12	2.93	1.66	1.54
4	A	1530	POV	P-O12	2.93	1.66	1.54
4	D	1512	POV	P-O12	2.91	1.66	1.54
4	B	1527	POV	O21-C2	-2.25	1.43	1.47
4	C	1531	POV	O21-C2	-2.24	1.43	1.47
4	D	1531	POV	O21-C2	-2.23	1.43	1.47
4	A	1528	POV	O21-C2	-2.23	1.43	1.47

All (56) bond angle outliers are listed below:

Mol	Chain	Res	Type	Atoms	Z	Observed(°)	Ideal(°)
5	A	1516	CLR	C1-C2-C3	3.61	115.10	110.47
5	B	1515	CLR	C1-C2-C3	3.54	115.01	110.47
4	B	1529	POV	O12-P-O11	-3.44	97.58	106.73
4	A	1530	POV	O12-P-O11	-3.44	97.58	106.73
4	D	1501	POV	O12-P-O11	-3.43	97.60	106.73
4	C	1512	POV	O12-P-O11	-3.42	97.62	106.73
4	C	1501	POV	O12-P-O11	-3.42	97.63	106.73
4	A	1509	POV	O12-P-O11	-3.41	97.66	106.73
4	B	1508	POV	O12-P-O11	-3.40	97.68	106.73
4	D	1512	POV	O12-P-O11	-3.40	97.68	106.73
4	D	1523	POV	O12-P-O11	-3.38	97.73	106.73
4	A	1520	POV	O12-P-O11	-3.37	97.75	106.73
4	C	1523	POV	O12-P-O11	-3.37	97.76	106.73
5	D	1519	CLR	C1-C2-C3	3.37	114.79	110.47
4	B	1519	POV	O12-P-O11	-3.36	97.80	106.73
5	C	1519	CLR	C1-C2-C3	3.31	114.72	110.47
4	C	1512	POV	O13-P-O14	2.70	121.25	110.68
4	A	1509	POV	O13-P-O14	2.70	121.23	110.68
4	B	1508	POV	O13-P-O14	2.70	121.23	110.68
4	D	1512	POV	O13-P-O14	2.69	121.19	110.68
4	B	1529	POV	O13-P-O14	2.67	121.12	110.68
4	A	1530	POV	O13-P-O14	2.67	121.12	110.68
4	D	1523	POV	O13-P-O14	2.66	121.10	110.68
4	C	1523	POV	O13-P-O14	2.66	121.10	110.68
4	D	1501	POV	O13-P-O14	2.66	121.09	110.68
4	C	1501	POV	O13-P-O14	2.66	121.08	110.68
4	A	1520	POV	O13-P-O14	2.65	121.07	110.68
5	C	1519	CLR	C2-C3-C4	2.65	113.94	110.31
4	B	1519	POV	O13-P-O14	2.65	121.05	110.68
5	D	1519	CLR	C2-C3-C4	2.60	113.87	110.31
5	B	1515	CLR	C2-C3-C4	2.50	113.74	110.31

Continued on next page...

Continued from previous page...

Mol	Chain	Res	Type	Atoms	Z	Observed(°)	Ideal(°)
4	A	1505	POV	O12-C11-C12	2.43	113.46	106.90
4	D	1508	POV	O12-C11-C12	2.42	113.42	106.90
4	C	1508	POV	O12-C11-C12	2.41	113.40	106.90
5	A	1516	CLR	C2-C3-C4	2.36	113.55	110.31
4	B	1505	POV	O12-C11-C12	2.27	113.03	106.90
5	A	1516	CLR	C4-C5-C6	-2.26	117.35	120.61
5	A	1524	CLR	C16-C17-C20	2.23	115.60	112.15
5	C	1527	CLR	C16-C17-C20	2.23	115.59	112.15
5	B	1515	CLR	C4-C5-C6	-2.23	117.40	120.61
4	A	1531	POV	C2-O21-C21	2.20	123.22	117.79
4	A	1506	POV	C2-O21-C21	2.20	123.20	117.79
4	C	1509	POV	C2-O21-C21	2.20	123.20	117.79
5	D	1527	CLR	C16-C17-C20	2.19	115.54	112.15
4	D	1509	POV	C2-O21-C21	2.19	123.17	117.79
5	B	1523	CLR	C16-C17-C20	2.17	115.51	112.15
5	C	1519	CLR	C3-C4-C5	2.16	115.69	112.03
5	B	1507	CLR	C16-C17-C20	2.14	115.46	112.15
5	C	1519	CLR	C4-C5-C6	-2.13	117.54	120.61
5	D	1519	CLR	C4-C5-C6	-2.12	117.55	120.61
5	A	1508	CLR	C16-C17-C20	2.10	115.39	112.15
5	C	1511	CLR	C16-C17-C20	2.09	115.38	112.15
5	D	1511	CLR	C16-C17-C20	2.06	115.33	112.15
5	B	1515	CLR	C3-C4-C5	2.05	115.50	112.03
5	D	1519	CLR	C3-C4-C5	2.04	115.48	112.03
4	D	1521	POV	C2-O21-C21	2.04	122.81	117.79

There are no chirality outliers.

All (918) torsion outliers are listed below:

Mol	Chain	Res	Type	Atoms
4	A	1504	POV	C1-O11-P-O14
4	A	1504	POV	C11-O12-P-O14
4	A	1504	POV	C22-C21-O21-C2
4	A	1504	POV	O22-C21-O21-C2
4	A	1505	POV	O12-C11-C12-N
4	A	1506	POV	O11-C1-C2-O21
4	A	1507	POV	C11-O12-P-O14
4	A	1507	POV	O11-C1-C2-O21
4	A	1507	POV	O21-C2-C3-O31
4	A	1509	POV	C1-O11-P-O12
4	A	1509	POV	C1-O11-P-O13
4	A	1509	POV	C1-O11-P-O14

Continued on next page...

Continued from previous page...

Mol	Chain	Res	Type	Atoms
4	A	1511	POV	O12-C11-C12-N
4	A	1512	POV	O11-C1-C2-O21
4	A	1513	POV	C1-O11-P-O13
4	A	1513	POV	C11-O12-P-O14
4	A	1513	POV	O12-C11-C12-N
4	A	1514	POV	C11-O12-P-O11
4	A	1514	POV	C11-O12-P-O13
4	A	1514	POV	O12-C11-C12-N
4	A	1515	POV	C1-O11-P-O13
4	A	1515	POV	C1-O11-P-O14
4	A	1515	POV	C11-O12-P-O11
4	A	1515	POV	C11-O12-P-O13
4	A	1515	POV	C11-O12-P-O14
4	A	1518	POV	O12-C11-C12-N
4	A	1519	POV	C11-O12-P-O13
4	A	1520	POV	C1-O11-P-O12
4	A	1520	POV	C1-O11-P-O13
4	A	1521	POV	C11-O12-P-O13
4	A	1521	POV	O11-C1-C2-O21
4	A	1522	POV	C1-O11-P-O13
4	A	1522	POV	C1-O11-P-O14
4	A	1522	POV	C11-O12-P-O14
4	A	1522	POV	O12-C11-C12-N
4	A	1523	POV	C1-O11-P-O12
4	A	1523	POV	O12-C11-C12-N
4	A	1523	POV	C22-C21-O21-C2
4	A	1527	POV	C11-O12-P-O14
4	A	1530	POV	C1-O11-P-O12
4	A	1530	POV	C1-O11-P-O13
4	A	1530	POV	O21-C2-C3-O31
4	A	1531	POV	O11-C1-C2-O21
4	A	1533	POV	C11-O12-P-O11
4	A	1533	POV	C11-O12-P-O13
4	A	1533	POV	O11-C1-C2-O21
4	B	1504	POV	C1-O11-P-O14
4	B	1504	POV	C11-O12-P-O14
4	B	1504	POV	C22-C21-O21-C2
4	B	1504	POV	O22-C21-O21-C2
4	B	1505	POV	O12-C11-C12-N
4	B	1506	POV	C11-O12-P-O14
4	B	1506	POV	O11-C1-C2-O21
4	B	1508	POV	C1-O11-P-O12

Continued on next page...

Continued from previous page...

Mol	Chain	Res	Type	Atoms
4	B	1508	POV	C1-O11-P-O13
4	B	1508	POV	C1-O11-P-O14
4	B	1510	POV	C1-C2-C3-O31
4	B	1510	POV	O12-C11-C12-N
4	B	1511	POV	O11-C1-C2-O21
4	B	1512	POV	C1-O11-P-O13
4	B	1512	POV	C11-O12-P-O14
4	B	1512	POV	O12-C11-C12-N
4	B	1513	POV	C11-O12-P-O11
4	B	1513	POV	C11-O12-P-O13
4	B	1513	POV	O12-C11-C12-N
4	B	1514	POV	C1-O11-P-O13
4	B	1514	POV	C1-O11-P-O14
4	B	1514	POV	C11-O12-P-O11
4	B	1514	POV	C11-O12-P-O13
4	B	1514	POV	C11-O12-P-O14
4	B	1514	POV	C11-O12-P-O14
4	B	1517	POV	O12-C11-C12-N
4	B	1518	POV	C11-O12-P-O13
4	B	1519	POV	C1-O11-P-O12
4	B	1519	POV	C1-O11-P-O13
4	B	1520	POV	C11-O12-P-O13
4	B	1520	POV	O11-C1-C2-O21
4	B	1521	POV	C1-O11-P-O13
4	B	1521	POV	C1-O11-P-O14
4	B	1521	POV	C11-O12-P-O14
4	B	1521	POV	O12-C11-C12-N
4	B	1522	POV	C1-O11-P-O12
4	B	1522	POV	O12-C11-C12-N
4	B	1522	POV	C22-C21-O21-C2
4	B	1526	POV	C11-O12-P-O14
4	B	1526	POV	O12-C11-C12-N
4	B	1529	POV	C1-O11-P-O12
4	B	1529	POV	C1-O11-P-O13
4	B	1529	POV	O21-C2-C3-O31
4	B	1531	POV	C11-O12-P-O13
4	B	1531	POV	O11-C1-C2-O21
4	C	1501	POV	C1-O11-P-O12
4	C	1501	POV	C1-O11-P-O13
4	C	1501	POV	O21-C2-C3-O31
4	C	1503	POV	C11-O12-P-O13
4	C	1503	POV	O11-C1-C2-O21
4	C	1507	POV	C1-O11-P-O14

Continued on next page...

Continued from previous page...

Mol	Chain	Res	Type	Atoms
4	C	1507	POV	C11-O12-P-O14
4	C	1507	POV	C22-C21-O21-C2
4	C	1507	POV	O22-C21-O21-C2
4	C	1508	POV	O12-C11-C12-N
4	C	1510	POV	O11-C1-C2-O21
4	C	1512	POV	C1-O11-P-O12
4	C	1512	POV	C1-O11-P-O13
4	C	1512	POV	C1-O11-P-O14
4	C	1514	POV	C1-C2-C3-O31
4	C	1514	POV	O12-C11-C12-N
4	C	1515	POV	O11-C1-C2-O21
4	C	1516	POV	C1-O11-P-O13
4	C	1516	POV	C11-O12-P-O14
4	C	1516	POV	O12-C11-C12-N
4	C	1517	POV	C11-O12-P-O11
4	C	1517	POV	C11-O12-P-O13
4	C	1517	POV	O12-C11-C12-N
4	C	1518	POV	C1-O11-P-O13
4	C	1518	POV	C1-O11-P-O14
4	C	1518	POV	C11-O12-P-O11
4	C	1518	POV	C11-O12-P-O13
4	C	1518	POV	C11-O12-P-O14
4	C	1521	POV	C11-O12-P-O11
4	C	1521	POV	O12-C11-C12-N
4	C	1522	POV	C11-O12-P-O13
4	C	1523	POV	C1-O11-P-O12
4	C	1523	POV	C1-O11-P-O13
4	C	1524	POV	C11-O12-P-O13
4	C	1524	POV	O11-C1-C2-O21
4	C	1525	POV	C1-O11-P-O13
4	C	1525	POV	C1-O11-P-O14
4	C	1525	POV	C11-O12-P-O14
4	C	1525	POV	O12-C11-C12-N
4	C	1526	POV	C1-O11-P-O12
4	C	1526	POV	O12-C11-C12-N
4	C	1526	POV	C22-C21-O21-C2
4	C	1530	POV	C11-O12-P-O14
4	C	1530	POV	O12-C11-C12-N
4	D	1501	POV	C1-O11-P-O12
4	D	1501	POV	C1-O11-P-O13
4	D	1501	POV	O21-C2-C3-O31
4	D	1503	POV	C11-O12-P-O13

Continued on next page...

Continued from previous page...

Mol	Chain	Res	Type	Atoms
4	D	1503	POV	O11-C1-C2-O21
4	D	1507	POV	C1-O11-P-O14
4	D	1507	POV	C11-O12-P-O14
4	D	1507	POV	C22-C21-O21-C2
4	D	1507	POV	O22-C21-O21-C2
4	D	1508	POV	O12-C11-C12-N
4	D	1510	POV	O21-C2-C3-O31
4	D	1512	POV	C1-O11-P-O12
4	D	1512	POV	C1-O11-P-O13
4	D	1512	POV	C1-O11-P-O14
4	D	1514	POV	C1-C2-C3-O31
4	D	1514	POV	O12-C11-C12-N
4	D	1515	POV	O11-C1-C2-O21
4	D	1516	POV	C1-O11-P-O13
4	D	1516	POV	C11-O12-P-O14
4	D	1516	POV	O12-C11-C12-N
4	D	1517	POV	C11-O12-P-O11
4	D	1517	POV	C11-O12-P-O13
4	D	1517	POV	O12-C11-C12-N
4	D	1518	POV	C1-O11-P-O13
4	D	1518	POV	C1-O11-P-O14
4	D	1518	POV	C11-O12-P-O11
4	D	1518	POV	C11-O12-P-O13
4	D	1518	POV	C11-O12-P-O14
4	D	1521	POV	C11-O12-P-O11
4	D	1521	POV	O12-C11-C12-N
4	D	1522	POV	C11-O12-P-O13
4	D	1523	POV	C1-O11-P-O12
4	D	1523	POV	C1-O11-P-O13
4	D	1524	POV	C11-O12-P-O13
4	D	1524	POV	O11-C1-C2-O21
4	D	1525	POV	C1-O11-P-O13
4	D	1525	POV	C1-O11-P-O14
4	D	1525	POV	C11-O12-P-O14
4	D	1525	POV	O12-C11-C12-N
4	D	1526	POV	C1-O11-P-O12
4	D	1526	POV	O12-C11-C12-N
4	D	1526	POV	C22-C21-O21-C2
4	D	1530	POV	C11-O12-P-O14
4	D	1530	POV	O12-C11-C12-N
5	A	1508	CLR	C13-C17-C20-C21
5	A	1508	CLR	C13-C17-C20-C22

Continued on next page...

Continued from previous page...

Mol	Chain	Res	Type	Atoms
5	A	1508	CLR	C16-C17-C20-C22
5	B	1507	CLR	C13-C17-C20-C21
5	B	1507	CLR	C13-C17-C20-C22
5	B	1507	CLR	C16-C17-C20-C22
5	C	1511	CLR	C13-C17-C20-C21
5	C	1511	CLR	C13-C17-C20-C22
5	C	1511	CLR	C16-C17-C20-C22
5	D	1511	CLR	C13-C17-C20-C21
5	D	1511	CLR	C13-C17-C20-C22
5	D	1511	CLR	C16-C17-C20-C22
4	C	1510	POV	C22-C21-O21-C2
4	D	1510	POV	C22-C21-O21-C2
5	A	1508	CLR	C16-C17-C20-C21
5	B	1507	CLR	C16-C17-C20-C21
5	C	1511	CLR	C16-C17-C20-C21
5	D	1511	CLR	C16-C17-C20-C21
4	A	1523	POV	O22-C21-O21-C2
4	B	1522	POV	O22-C21-O21-C2
4	C	1526	POV	O22-C21-O21-C2
4	D	1526	POV	O22-C21-O21-C2
5	A	1524	CLR	C16-C17-C20-C21
5	B	1523	CLR	C16-C17-C20-C21
5	C	1527	CLR	C16-C17-C20-C21
5	D	1527	CLR	C16-C17-C20-C21
5	A	1524	CLR	C13-C17-C20-C21
5	B	1523	CLR	C13-C17-C20-C21
5	C	1527	CLR	C13-C17-C20-C21
5	D	1527	CLR	C13-C17-C20-C21
5	A	1524	CLR	C13-C17-C20-C22
5	B	1523	CLR	C13-C17-C20-C22
5	C	1527	CLR	C13-C17-C20-C22
5	D	1513	CLR	C13-C17-C20-C22
5	D	1527	CLR	C13-C17-C20-C22
4	A	1520	POV	O32-C31-O31-C3
4	C	1523	POV	O32-C31-O31-C3
4	A	1520	POV	C32-C31-O31-C3
4	B	1519	POV	C32-C31-O31-C3
4	C	1523	POV	C32-C31-O31-C3
4	D	1523	POV	C32-C31-O31-C3
4	C	1510	POV	O22-C21-O21-C2
4	B	1519	POV	O32-C31-O31-C3
4	D	1523	POV	O32-C31-O31-C3

Continued on next page...

Continued from previous page...

Mol	Chain	Res	Type	Atoms
5	A	1524	CLR	C16-C17-C20-C22
5	B	1523	CLR	C16-C17-C20-C22
5	C	1527	CLR	C16-C17-C20-C22
5	D	1527	CLR	C16-C17-C20-C22
4	C	1510	POV	C32-C31-O31-C3
4	A	1512	POV	C22-C21-O21-C2
4	B	1511	POV	C22-C21-O21-C2
4	C	1515	POV	C22-C21-O21-C2
4	D	1515	POV	C22-C21-O21-C2
5	A	1510	CLR	C13-C17-C20-C22
5	B	1509	CLR	C13-C17-C20-C22
5	C	1513	CLR	C13-C17-C20-C22
5	A	1516	CLR	C17-C20-C22-C23
5	B	1515	CLR	C17-C20-C22-C23
5	C	1519	CLR	C17-C20-C22-C23
5	D	1519	CLR	C17-C20-C22-C23
4	A	1512	POV	O22-C21-O21-C2
4	B	1511	POV	O22-C21-O21-C2
4	C	1515	POV	O22-C21-O21-C2
4	D	1515	POV	O22-C21-O21-C2
4	D	1510	POV	O22-C21-O21-C2
4	D	1510	POV	C32-C31-O31-C3
5	D	1513	CLR	C16-C17-C20-C21
4	C	1530	POV	C1-C2-C3-O31
4	D	1530	POV	C1-C2-C3-O31
5	B	1515	CLR	C22-C23-C24-C25
5	C	1519	CLR	C22-C23-C24-C25
5	A	1516	CLR	C21-C20-C22-C23
5	B	1515	CLR	C21-C20-C22-C23
5	C	1519	CLR	C21-C20-C22-C23
5	D	1519	CLR	C21-C20-C22-C23
4	B	1506	POV	O21-C2-C3-O31
5	A	1516	CLR	C22-C23-C24-C25
5	D	1519	CLR	C22-C23-C24-C25
5	C	1513	CLR	C16-C17-C20-C21
5	C	1513	CLR	C13-C17-C20-C21
5	D	1513	CLR	C13-C17-C20-C21
4	B	1521	POV	C21-C22-C23-C24
4	A	1527	POV	C1-C2-C3-O31
4	B	1526	POV	C1-C2-C3-O31
5	B	1509	CLR	C16-C17-C20-C21
5	B	1509	CLR	C13-C17-C20-C21

Continued on next page...

Continued from previous page...

Mol	Chain	Res	Type	Atoms
4	A	1522	POV	C21-C22-C23-C24
4	C	1525	POV	C21-C22-C23-C24
4	D	1525	POV	C21-C22-C23-C24
5	D	1519	CLR	C20-C22-C23-C24
4	C	1510	POV	O32-C31-O31-C3
5	B	1509	CLR	C16-C17-C20-C22
5	C	1513	CLR	C16-C17-C20-C22
5	D	1513	CLR	C16-C17-C20-C22
4	D	1510	POV	O32-C31-O31-C3
5	C	1519	CLR	C20-C22-C23-C24
5	A	1525	CLR	C17-C20-C22-C23
5	A	1516	CLR	C20-C22-C23-C24
5	B	1515	CLR	C20-C22-C23-C24
5	B	1524	CLR	C17-C20-C22-C23
5	C	1511	CLR	C17-C20-C22-C23
5	C	1528	CLR	C17-C20-C22-C23
5	D	1511	CLR	C17-C20-C22-C23
5	D	1528	CLR	C17-C20-C22-C23
4	A	1506	POV	C22-C21-O21-C2
4	A	1531	POV	C22-C21-O21-C2
4	C	1509	POV	C22-C21-O21-C2
4	C	1521	POV	C22-C21-O21-C2
4	D	1509	POV	C22-C21-O21-C2
4	A	1515	POV	C1-O11-P-O12
4	A	1519	POV	C1-O11-P-O12
4	A	1519	POV	C11-O12-P-O11
4	A	1521	POV	C11-O12-P-O11
4	A	1522	POV	C1-O11-P-O12
4	A	1527	POV	C11-O12-P-O11
4	A	1533	POV	C1-O11-P-O12
4	B	1514	POV	C1-O11-P-O12
4	B	1518	POV	C1-O11-P-O12
4	B	1518	POV	C11-O12-P-O11
4	B	1520	POV	C11-O12-P-O11
4	B	1521	POV	C1-O11-P-O12
4	B	1531	POV	C1-O11-P-O12
4	B	1531	POV	C11-O12-P-O11
4	C	1503	POV	C1-O11-P-O12
4	C	1503	POV	C11-O12-P-O11
4	C	1518	POV	C1-O11-P-O12
4	C	1522	POV	C1-O11-P-O12
4	C	1522	POV	C11-O12-P-O11

Continued on next page...

Continued from previous page...

Mol	Chain	Res	Type	Atoms
4	C	1524	POV	C11-O12-P-O11
4	C	1525	POV	C1-O11-P-O12
4	C	1530	POV	C11-O12-P-O11
4	D	1503	POV	C1-O11-P-O12
4	D	1503	POV	C11-O12-P-O11
4	D	1518	POV	C1-O11-P-O12
4	D	1522	POV	C1-O11-P-O12
4	D	1522	POV	C11-O12-P-O11
4	D	1524	POV	C11-O12-P-O11
4	D	1525	POV	C1-O11-P-O12
4	D	1530	POV	C11-O12-P-O11
5	A	1510	CLR	C13-C17-C20-C21
5	A	1510	CLR	C16-C17-C20-C22
4	A	1506	POV	O22-C21-O21-C2
4	A	1531	POV	O22-C21-O21-C2
4	C	1509	POV	O22-C21-O21-C2
4	C	1521	POV	O22-C21-O21-C2
4	D	1509	POV	O22-C21-O21-C2
4	D	1521	POV	O22-C21-O21-C2
4	D	1521	POV	C22-C21-O21-C2
4	A	1531	POV	C22-C23-C24-C25
4	A	1506	POV	C22-C23-C24-C25
4	D	1510	POV	O11-C1-C2-O21
4	B	1504	POV	C33-C34-C35-C36
4	A	1504	POV	C33-C34-C35-C36
4	C	1507	POV	C33-C34-C35-C36
4	D	1507	POV	C33-C34-C35-C36
4	A	1511	POV	C1-C2-C3-O31
5	A	1510	CLR	C16-C17-C20-C21
4	C	1518	POV	C22-C21-O21-C2
4	D	1518	POV	C22-C21-O21-C2
4	D	1509	POV	C22-C23-C24-C25
4	A	1533	POV	C21-C22-C23-C24
4	B	1531	POV	C21-C22-C23-C24
4	C	1509	POV	C22-C23-C24-C25
4	B	1518	POV	C21-C22-C23-C24
4	C	1503	POV	C21-C22-C23-C24
4	A	1515	POV	C22-C21-O21-C2
4	A	1533	POV	C22-C21-O21-C2
4	B	1514	POV	C22-C21-O21-C2
4	B	1531	POV	C22-C21-O21-C2
4	C	1503	POV	C22-C21-O21-C2

Continued on next page...

Continued from previous page...

Mol	Chain	Res	Type	Atoms
4	D	1503	POV	C22-C21-O21-C2
4	A	1519	POV	C21-C22-C23-C24
4	D	1503	POV	C21-C22-C23-C24
4	A	1533	POV	O22-C21-O21-C2
4	B	1531	POV	O22-C21-O21-C2
4	C	1503	POV	O22-C21-O21-C2
4	C	1518	POV	O22-C21-O21-C2
4	D	1518	POV	O22-C21-O21-C2
4	C	1522	POV	C21-C22-C23-C24
4	D	1522	POV	C21-C22-C23-C24
4	A	1509	POV	C22-C21-O21-C2
4	B	1508	POV	C22-C21-O21-C2
4	C	1512	POV	C22-C21-O21-C2
4	D	1512	POV	C22-C21-O21-C2
4	A	1520	POV	C22-C21-O21-C2
4	B	1517	POV	C22-C21-O21-C2
4	B	1519	POV	C22-C21-O21-C2
4	C	1523	POV	C22-C21-O21-C2
4	A	1507	POV	C32-C31-O31-C3
4	A	1526	POV	C210-C211-C212-C213
4	B	1525	POV	C210-C211-C212-C213
4	C	1529	POV	C210-C211-C212-C213
4	D	1529	POV	C210-C211-C212-C213
4	A	1515	POV	O22-C21-O21-C2
4	B	1514	POV	O22-C21-O21-C2
4	D	1503	POV	O22-C21-O21-C2
4	A	1506	POV	C32-C31-O31-C3
4	A	1531	POV	C32-C31-O31-C3
4	C	1509	POV	C32-C31-O31-C3
4	D	1509	POV	C32-C31-O31-C3
5	A	1525	CLR	C21-C20-C22-C23
5	B	1524	CLR	C21-C20-C22-C23
5	D	1511	CLR	C21-C20-C22-C23
4	B	1508	POV	O22-C21-O21-C2
4	A	1518	POV	C22-C21-O21-C2
4	D	1523	POV	C22-C21-O21-C2
5	B	1507	CLR	C17-C20-C22-C23
4	A	1509	POV	O22-C21-O21-C2
4	B	1529	POV	C34-C35-C36-C37
4	C	1501	POV	C34-C35-C36-C37
4	D	1501	POV	C34-C35-C36-C37
4	A	1518	POV	O22-C21-O21-C2

Continued on next page...

Continued from previous page...

Mol	Chain	Res	Type	Atoms
4	B	1519	POV	O22-C21-O21-C2
4	A	1521	POV	O21-C2-C3-O31
4	B	1520	POV	O21-C2-C3-O31
4	C	1510	POV	O21-C2-C3-O31
4	C	1521	POV	O21-C2-C3-O31
4	C	1524	POV	O21-C2-C3-O31
4	D	1524	POV	O21-C2-C3-O31
4	C	1512	POV	O22-C21-O21-C2
4	D	1512	POV	O22-C21-O21-C2
4	A	1530	POV	C34-C35-C36-C37
4	B	1506	POV	C32-C31-O31-C3
5	C	1511	CLR	C21-C20-C22-C23
5	C	1528	CLR	C21-C20-C22-C23
4	A	1520	POV	O22-C21-O21-C2
4	B	1517	POV	O22-C21-O21-C2
4	C	1523	POV	O22-C21-O21-C2
4	D	1523	POV	O22-C21-O21-C2
4	A	1530	POV	C22-C21-O21-C2
4	C	1501	POV	C22-C21-O21-C2
4	B	1512	POV	C1-O11-P-O12
4	C	1521	POV	O11-C1-C2-C3
4	D	1510	POV	O11-C1-C2-C3
4	D	1521	POV	O11-C1-C2-C3
5	D	1528	CLR	C21-C20-C22-C23
4	C	1524	POV	C310-C311-C312-C313
4	D	1524	POV	C310-C311-C312-C313
4	B	1520	POV	C310-C311-C312-C313
4	A	1530	POV	C31-C32-C33-C34
4	B	1521	POV	C22-C21-O21-C2
4	B	1529	POV	C22-C21-O21-C2
4	A	1506	POV	O32-C31-O31-C3
4	A	1531	POV	O32-C31-O31-C3
4	C	1509	POV	O32-C31-O31-C3
4	D	1509	POV	O32-C31-O31-C3
4	A	1507	POV	C1-C2-C3-O31
4	A	1515	POV	C1-C2-C3-O31
4	A	1521	POV	C1-C2-C3-O31
4	A	1521	POV	C310-C311-C312-C313
4	A	1522	POV	C1-C2-C3-O31
4	B	1506	POV	C1-C2-C3-O31
4	B	1514	POV	C1-C2-C3-O31
4	B	1520	POV	C1-C2-C3-O31

Continued on next page...

Continued from previous page...

Mol	Chain	Res	Type	Atoms
4	B	1521	POV	C1-C2-C3-O31
4	C	1510	POV	C1-C2-C3-O31
4	C	1518	POV	C1-C2-C3-O31
4	C	1524	POV	C1-C2-C3-O31
4	C	1525	POV	C1-C2-C3-O31
4	D	1518	POV	C1-C2-C3-O31
4	D	1524	POV	C1-C2-C3-O31
4	D	1525	POV	C1-C2-C3-O31
4	B	1529	POV	C31-C32-C33-C34
4	D	1501	POV	C22-C21-O21-C2
4	C	1501	POV	C31-C32-C33-C34
4	D	1501	POV	C31-C32-C33-C34
4	C	1530	POV	C32-C31-O31-C3
4	D	1530	POV	C32-C31-O31-C3
4	C	1507	POV	O11-C1-C2-O21
4	D	1525	POV	C22-C21-O21-C2
4	A	1504	POV	O21-C2-C3-O31
4	B	1504	POV	O21-C2-C3-O31
4	C	1507	POV	O21-C2-C3-O31
4	D	1507	POV	O21-C2-C3-O31
4	D	1521	POV	O21-C2-C3-O31
4	C	1502	POV	C35-C36-C37-C38
4	D	1524	POV	C32-C33-C34-C35
5	A	1508	CLR	C17-C20-C22-C23
4	B	1530	POV	C35-C36-C37-C38
4	D	1502	POV	C35-C36-C37-C38
4	A	1532	POV	C35-C36-C37-C38
4	B	1526	POV	C32-C31-O31-C3
4	C	1524	POV	C32-C33-C34-C35
5	B	1524	CLR	C20-C22-C23-C24
5	C	1528	CLR	C20-C22-C23-C24
5	D	1528	CLR	C20-C22-C23-C24
4	A	1522	POV	C22-C21-O21-C2
4	C	1525	POV	C22-C21-O21-C2
4	B	1529	POV	C33-C34-C35-C36
4	D	1501	POV	C33-C34-C35-C36
4	A	1527	POV	C32-C31-O31-C3
5	A	1525	CLR	C20-C22-C23-C24
4	A	1504	POV	O11-C1-C2-C3
4	A	1512	POV	O11-C1-C2-C3
4	A	1518	POV	O11-C1-C2-C3
4	A	1521	POV	O11-C1-C2-C3

Continued on next page...

Continued from previous page...

Mol	Chain	Res	Type	Atoms
4	A	1522	POV	O11-C1-C2-C3
4	B	1504	POV	O11-C1-C2-C3
4	B	1511	POV	O11-C1-C2-C3
4	B	1517	POV	O11-C1-C2-C3
4	B	1520	POV	O11-C1-C2-C3
4	C	1503	POV	O11-C1-C2-C3
4	C	1507	POV	O11-C1-C2-C3
4	C	1515	POV	O11-C1-C2-C3
4	C	1524	POV	O11-C1-C2-C3
4	D	1507	POV	O11-C1-C2-C3
4	D	1515	POV	O11-C1-C2-C3
4	D	1524	POV	O11-C1-C2-C3
4	D	1525	POV	C35-C36-C37-C38
4	D	1525	POV	C32-C31-O31-C3
4	B	1521	POV	C35-C36-C37-C38
4	B	1521	POV	C32-C31-O31-C3
4	C	1525	POV	C32-C31-O31-C3
4	A	1530	POV	C33-C34-C35-C36
4	C	1501	POV	C33-C34-C35-C36
4	A	1522	POV	C32-C31-O31-C3
4	A	1504	POV	C1-C2-C3-O31
4	B	1504	POV	C1-C2-C3-O31
4	B	1505	POV	C1-C2-C3-O31
4	C	1507	POV	C1-C2-C3-O31
4	C	1521	POV	C1-C2-C3-O31
4	D	1507	POV	C1-C2-C3-O31
4	D	1510	POV	C1-C2-C3-O31
4	D	1521	POV	C1-C2-C3-O31
4	A	1530	POV	O22-C21-O21-C2
4	C	1501	POV	O22-C21-O21-C2
4	A	1521	POV	C32-C33-C34-C35
4	A	1513	POV	C1-O11-P-O12
4	C	1516	POV	C1-O11-P-O12
4	D	1516	POV	C1-O11-P-O12
4	A	1504	POV	O11-C1-C2-O21
4	A	1518	POV	O11-C1-C2-O21
4	B	1504	POV	O11-C1-C2-O21
4	B	1517	POV	O11-C1-C2-O21
4	D	1507	POV	O11-C1-C2-O21
4	B	1520	POV	C32-C33-C34-C35
4	D	1530	POV	O32-C31-O31-C3
4	B	1526	POV	O32-C31-O31-C3

Continued on next page...

Continued from previous page...

Mol	Chain	Res	Type	Atoms
4	C	1530	POV	O32-C31-O31-C3
4	A	1518	POV	O21-C2-C3-O31
4	A	1522	POV	O21-C2-C3-O31
4	B	1517	POV	O21-C2-C3-O31
4	C	1525	POV	O21-C2-C3-O31
4	A	1521	POV	C32-C31-O31-C3
4	C	1524	POV	C32-C31-O31-C3
4	B	1530	POV	C34-C35-C36-C37
4	D	1502	POV	C34-C35-C36-C37
4	A	1506	POV	O11-C1-C2-C3
4	A	1531	POV	O11-C1-C2-C3
4	C	1509	POV	O11-C1-C2-C3
4	D	1509	POV	O11-C1-C2-C3
4	B	1521	POV	O22-C21-O21-C2
4	B	1529	POV	O22-C21-O21-C2
4	D	1501	POV	O22-C21-O21-C2
4	D	1525	POV	O22-C21-O21-C2
4	C	1502	POV	C34-C35-C36-C37
4	A	1532	POV	C34-C35-C36-C37
4	A	1522	POV	O22-C21-O21-C2
4	C	1525	POV	O22-C21-O21-C2
4	A	1522	POV	C34-C35-C36-C37
4	A	1507	POV	O32-C31-O31-C3
4	B	1521	POV	C34-C35-C36-C37
4	D	1525	POV	C34-C35-C36-C37
4	A	1507	POV	O11-C1-C2-C3
4	A	1530	POV	O11-C1-C2-C3
4	A	1533	POV	O11-C1-C2-C3
4	B	1506	POV	O11-C1-C2-C3
4	B	1521	POV	O11-C1-C2-C3
4	B	1529	POV	O11-C1-C2-C3
4	B	1531	POV	O11-C1-C2-C3
4	C	1501	POV	O11-C1-C2-C3
4	C	1510	POV	O11-C1-C2-C3
4	C	1525	POV	O11-C1-C2-C3
4	D	1501	POV	O11-C1-C2-C3
4	D	1503	POV	O11-C1-C2-C3
5	A	1524	CLR	C17-C20-C22-C23
5	B	1523	CLR	C17-C20-C22-C23
4	C	1525	POV	C34-C35-C36-C37
4	C	1525	POV	C35-C36-C37-C38
4	C	1509	POV	O11-C1-C2-O21

Continued on next page...

Continued from previous page...

Mol	Chain	Res	Type	Atoms
4	D	1509	POV	O11-C1-C2-O21
5	B	1523	CLR	C22-C23-C24-C25
4	A	1515	POV	C32-C31-O31-C3
4	B	1514	POV	C32-C31-O31-C3
4	B	1520	POV	C32-C31-O31-C3
4	D	1524	POV	C32-C31-O31-C3
4	A	1522	POV	C35-C36-C37-C38
4	A	1506	POV	C3-C2-O21-C21
4	A	1531	POV	C3-C2-O21-C21
4	C	1509	POV	C3-C2-O21-C21
4	C	1521	POV	C1-C2-O21-C21
4	D	1509	POV	C3-C2-O21-C21
4	D	1521	POV	C1-C2-O21-C21
4	C	1518	POV	C32-C31-O31-C3
4	D	1518	POV	C32-C31-O31-C3
4	A	1530	POV	C1-C2-C3-O31
4	B	1529	POV	C1-C2-C3-O31
4	C	1501	POV	C1-C2-C3-O31
4	D	1501	POV	C1-C2-C3-O31
4	A	1521	POV	O32-C31-O31-C3
4	A	1527	POV	O32-C31-O31-C3
4	C	1524	POV	O32-C31-O31-C3
4	D	1525	POV	O32-C31-O31-C3
4	A	1521	POV	C22-C21-O21-C2
4	B	1520	POV	C22-C21-O21-C2
4	C	1524	POV	C22-C21-O21-C2
4	D	1524	POV	C22-C21-O21-C2
4	B	1521	POV	O11-C1-C2-O21
4	B	1529	POV	O11-C1-C2-O21
4	C	1521	POV	O11-C1-C2-O21
4	C	1525	POV	O11-C1-C2-O21
4	D	1501	POV	O11-C1-C2-O21
4	D	1521	POV	O11-C1-C2-O21
4	D	1525	POV	O11-C1-C2-O21
5	D	1513	CLR	C20-C22-C23-C24
4	C	1515	POV	C32-C33-C34-C35
4	D	1515	POV	C32-C33-C34-C35
4	A	1522	POV	O32-C31-O31-C3
4	B	1514	POV	O32-C31-O31-C3
4	C	1525	POV	O32-C31-O31-C3
4	A	1515	POV	O21-C2-C3-O31
4	B	1505	POV	O21-C2-C3-O31

Continued on next page...

Continued from previous page...

Mol	Chain	Res	Type	Atoms
4	B	1514	POV	O21-C2-C3-O31
4	B	1521	POV	O32-C31-O31-C3
4	B	1520	POV	O32-C31-O31-C3
4	A	1521	POV	O22-C21-O21-C2
4	B	1520	POV	O22-C21-O21-C2
4	C	1524	POV	O22-C21-O21-C2
4	D	1524	POV	O22-C21-O21-C2
4	A	1515	POV	O32-C31-O31-C3
4	D	1524	POV	O32-C31-O31-C3
5	C	1513	CLR	C20-C22-C23-C24
4	B	1506	POV	O32-C31-O31-C3
4	A	1507	POV	C11-O12-P-O11
4	A	1513	POV	C11-O12-P-O11
4	A	1518	POV	C11-O12-P-O11
4	A	1522	POV	C11-O12-P-O11
4	B	1506	POV	C11-O12-P-O11
4	B	1512	POV	C11-O12-P-O11
4	B	1517	POV	C11-O12-P-O11
4	B	1521	POV	C11-O12-P-O11
4	B	1522	POV	C11-O12-P-O11
4	B	1526	POV	C11-O12-P-O11
4	C	1516	POV	C11-O12-P-O11
4	C	1525	POV	C11-O12-P-O11
4	D	1516	POV	C11-O12-P-O11
4	D	1525	POV	C11-O12-P-O11
4	D	1526	POV	C11-O12-P-O11
4	C	1525	POV	C37-C38-C39-C310
4	D	1518	POV	O32-C31-O31-C3
4	A	1513	POV	C1-O11-P-O14
4	A	1519	POV	C1-O11-P-O14
4	A	1521	POV	C11-O12-P-O14
4	A	1523	POV	C1-O11-P-O13
4	A	1527	POV	C11-O12-P-O13
4	A	1533	POV	C1-O11-P-O13
4	A	1533	POV	C1-O11-P-O14
4	B	1512	POV	C1-O11-P-O14
4	B	1517	POV	C11-O12-P-O13
4	B	1518	POV	C1-O11-P-O14
4	B	1520	POV	C11-O12-P-O14
4	B	1522	POV	C1-O11-P-O13
4	B	1531	POV	C1-O11-P-O13
4	B	1531	POV	C1-O11-P-O14

Continued on next page...

Continued from previous page...

Mol	Chain	Res	Type	Atoms
4	C	1503	POV	C1-O11-P-O13
4	C	1503	POV	C1-O11-P-O14
4	C	1516	POV	C1-O11-P-O14
4	C	1521	POV	C11-O12-P-O13
4	C	1522	POV	C1-O11-P-O14
4	C	1526	POV	C1-O11-P-O13
4	C	1530	POV	C11-O12-P-O13
4	D	1503	POV	C1-O11-P-O13
4	D	1503	POV	C1-O11-P-O14
4	D	1516	POV	C1-O11-P-O14
4	D	1521	POV	C11-O12-P-O13
4	D	1522	POV	C1-O11-P-O14
4	D	1526	POV	C1-O11-P-O13
4	D	1530	POV	C11-O12-P-O13
4	D	1525	POV	O11-C1-C2-C3
4	C	1518	POV	O32-C31-O31-C3
4	A	1522	POV	C37-C38-C39-C310
4	A	1533	POV	C12-C11-O12-P
4	B	1531	POV	C12-C11-O12-P
4	C	1503	POV	C12-C11-O12-P
4	D	1503	POV	C12-C11-O12-P
5	D	1527	CLR	C17-C20-C22-C23
5	C	1527	CLR	C22-C23-C24-C25
5	D	1527	CLR	C22-C23-C24-C25
4	D	1525	POV	C37-C38-C39-C310
4	C	1508	POV	O22-C21-O21-C2
4	C	1524	POV	C34-C35-C36-C37
4	A	1522	POV	O11-C1-C2-O21
4	A	1530	POV	O11-C1-C2-O21
4	C	1501	POV	O11-C1-C2-O21
4	B	1520	POV	C34-C35-C36-C37
4	B	1521	POV	C37-C38-C39-C310
4	A	1521	POV	C34-C35-C36-C37
4	A	1512	POV	C32-C33-C34-C35
4	A	1505	POV	C22-C21-O21-C2
4	C	1508	POV	C22-C21-O21-C2
4	D	1508	POV	C22-C21-O21-C2
4	D	1524	POV	C34-C35-C36-C37
4	B	1511	POV	C32-C33-C34-C35
5	A	1524	CLR	C22-C23-C24-C25
5	B	1507	CLR	C21-C20-C22-C23
4	D	1522	POV	O31-C31-C32-C33

Continued on next page...

Continued from previous page...

Mol	Chain	Res	Type	Atoms
4	A	1515	POV	O12-C11-C12-N
4	A	1518	POV	C1-C2-C3-O31
4	A	1527	POV	O12-C11-C12-N
4	B	1514	POV	O12-C11-C12-N
4	B	1517	POV	C1-C2-C3-O31
4	C	1518	POV	O12-C11-C12-N
4	D	1518	POV	O12-C11-C12-N
4	A	1505	POV	O22-C21-O21-C2
4	D	1508	POV	O22-C21-O21-C2
4	B	1521	POV	O21-C2-C3-O31
4	C	1518	POV	O21-C2-C3-O31
4	D	1518	POV	O21-C2-C3-O31
4	D	1525	POV	O21-C2-C3-O31
4	C	1522	POV	O31-C31-C32-C33
4	A	1519	POV	O31-C31-C32-C33
4	B	1510	POV	O21-C2-C3-O31
4	D	1514	POV	O21-C2-C3-O31
5	C	1527	CLR	C17-C20-C22-C23
4	C	1516	POV	C1-C2-C3-O31
4	C	1524	POV	C33-C34-C35-C36
4	A	1521	POV	C33-C34-C35-C36
4	A	1531	POV	C36-C37-C38-C39
4	B	1518	POV	O31-C31-C32-C33
4	A	1506	POV	C36-C37-C38-C39
4	B	1517	POV	C3-C2-O21-C21
4	C	1521	POV	C27-C28-C29-C210
4	A	1520	POV	C1-O11-P-O14
4	A	1530	POV	C1-O11-P-O14
4	B	1519	POV	C1-O11-P-O14
4	B	1529	POV	C1-O11-P-O14
4	C	1501	POV	C1-O11-P-O14
4	C	1521	POV	C2-C1-O11-P
4	C	1523	POV	C1-O11-P-O14
4	D	1501	POV	C1-O11-P-O14
4	D	1523	POV	C1-O11-P-O14
4	D	1516	POV	C1-C2-C3-O31
5	B	1509	CLR	C20-C22-C23-C24
4	C	1524	POV	C212-C213-C214-C215
4	D	1524	POV	C33-C34-C35-C36
5	A	1510	CLR	C20-C22-C23-C24
4	D	1509	POV	C36-C37-C38-C39
4	C	1522	POV	O21-C2-C3-O31

Continued on next page...

Continued from previous page...

Mol	Chain	Res	Type	Atoms
4	B	1520	POV	C33-C34-C35-C36
4	A	1513	POV	C1-C2-C3-O31
4	A	1504	POV	C11-O12-P-O11
4	A	1512	POV	C11-O12-P-O11
4	A	1523	POV	C11-O12-P-O11
4	B	1504	POV	C11-O12-P-O11
4	B	1511	POV	C11-O12-P-O11
4	C	1507	POV	C11-O12-P-O11
4	C	1510	POV	C11-O12-P-O11
4	C	1515	POV	C11-O12-P-O11
4	C	1526	POV	C11-O12-P-O11
4	D	1507	POV	C11-O12-P-O11
4	D	1510	POV	C11-O12-P-O11
4	D	1515	POV	C11-O12-P-O11
5	A	1508	CLR	C21-C20-C22-C23
4	A	1521	POV	C212-C213-C214-C215
4	D	1523	POV	C22-C23-C24-C25
4	A	1533	POV	C11-C12-N-C13
4	B	1531	POV	C11-C12-N-C13
4	C	1503	POV	C11-C12-N-C13
4	D	1503	POV	C11-C12-N-C13
4	C	1509	POV	C36-C37-C38-C39
4	B	1512	POV	C1-C2-C3-O31
4	A	1505	POV	C32-C31-O31-C3
4	D	1529	POV	C22-C23-C24-C25
4	D	1524	POV	C212-C213-C214-C215
4	A	1505	POV	O32-C31-O31-C3
4	B	1526	POV	O11-C1-C2-C3
4	C	1529	POV	C22-C23-C24-C25
4	B	1520	POV	C212-C213-C214-C215
4	A	1519	POV	O21-C2-C3-O31
4	D	1521	POV	C2-C1-O11-P
4	D	1522	POV	C22-C23-C24-C25
4	C	1508	POV	C32-C31-O31-C3
4	D	1508	POV	C32-C31-O31-C3
4	A	1526	POV	C22-C23-C24-C25
4	A	1518	POV	C1-C2-O21-C21
4	B	1517	POV	C1-C2-O21-C21
4	A	1533	POV	C11-C12-N-C15
4	B	1531	POV	C11-C12-N-C15
4	C	1503	POV	C11-C12-N-C15
4	D	1503	POV	C11-C12-N-C15

Continued on next page...

Continued from previous page...

Mol	Chain	Res	Type	Atoms
4	A	1504	POV	C1-O11-P-O12
4	C	1507	POV	C1-O11-P-O12
4	C	1508	POV	O32-C31-O31-C3
4	D	1508	POV	O32-C31-O31-C3
5	D	1520	CLR	C13-C17-C20-C21
4	C	1522	POV	C22-C23-C24-C25
4	D	1521	POV	C27-C28-C29-C210
5	A	1524	CLR	C21-C20-C22-C23
4	B	1508	POV	C211-C212-C213-C214
4	A	1509	POV	C211-C212-C213-C214
4	C	1512	POV	C211-C212-C213-C214
4	D	1522	POV	O21-C2-C3-O31
4	D	1512	POV	C211-C212-C213-C214
4	B	1520	POV	C210-C211-C212-C213
4	D	1524	POV	C210-C211-C212-C213
4	B	1517	POV	C25-C26-C27-C28
4	A	1519	POV	C22-C23-C24-C25
4	B	1525	POV	C22-C23-C24-C25
4	A	1518	POV	C25-C26-C27-C28
4	C	1503	POV	C11-C12-N-C14
4	D	1503	POV	C11-C12-N-C14
5	B	1523	CLR	C21-C20-C22-C23
4	D	1531	POV	C32-C31-O31-C3
4	B	1518	POV	C22-C23-C24-C25
5	D	1520	CLR	C13-C17-C20-C22
4	C	1524	POV	C210-C211-C212-C213
4	C	1514	POV	O21-C2-C3-O31
4	A	1514	POV	O31-C31-C32-C33
4	B	1513	POV	O31-C31-C32-C33
4	C	1517	POV	O31-C31-C32-C33
4	D	1517	POV	O31-C31-C32-C33
4	B	1518	POV	O21-C2-C3-O31
4	C	1501	POV	C24-C25-C26-C27
4	D	1501	POV	C24-C25-C26-C27
4	C	1507	POV	C32-C33-C34-C35
4	A	1533	POV	C11-C12-N-C14
4	B	1531	POV	C11-C12-N-C14
4	C	1531	POV	C32-C31-O31-C3
4	A	1521	POV	C210-C211-C212-C213
4	C	1507	POV	C35-C36-C37-C38
5	D	1527	CLR	C21-C20-C22-C23
4	A	1509	POV	C27-C28-C29-C210

Continued on next page...

Continued from previous page...

Mol	Chain	Res	Type	Atoms
4	B	1508	POV	C27-C28-C29-C210
4	C	1512	POV	C27-C28-C29-C210
4	D	1512	POV	C27-C28-C29-C210
4	D	1518	POV	C33-C34-C35-C36
4	A	1518	POV	C3-C2-O21-C21
4	C	1518	POV	C33-C34-C35-C36
4	B	1505	POV	O22-C21-O21-C2
4	D	1507	POV	C32-C33-C34-C35
4	C	1518	POV	O21-C21-C22-C23
4	D	1518	POV	O21-C21-C22-C23
4	A	1504	POV	C32-C33-C34-C35
4	A	1530	POV	C24-C25-C26-C27
4	B	1529	POV	C24-C25-C26-C27
4	A	1515	POV	O21-C21-C22-C23
4	B	1514	POV	O21-C21-C22-C23
5	C	1527	CLR	C21-C20-C22-C23
4	C	1512	POV	C22-C23-C24-C25
4	D	1512	POV	C22-C23-C24-C25
5	C	1520	CLR	C13-C17-C20-C21
4	D	1507	POV	C35-C36-C37-C38
4	B	1504	POV	C32-C33-C34-C35
4	B	1504	POV	C35-C36-C37-C38
4	A	1504	POV	C35-C36-C37-C38
4	A	1509	POV	C22-C23-C24-C25
5	D	1520	CLR	C16-C17-C20-C22
4	C	1508	POV	O31-C31-C32-C33
4	A	1527	POV	O11-C1-C2-C3
4	A	1505	POV	O31-C31-C32-C33
4	D	1508	POV	O31-C31-C32-C33
4	A	1518	POV	C27-C28-C29-C210
5	C	1528	CLR	C22-C23-C24-C25
4	B	1514	POV	O22-C21-C22-C23
4	B	1514	POV	C33-C34-C35-C36
4	B	1508	POV	C22-C23-C24-C25
4	B	1517	POV	C27-C28-C29-C210
4	C	1518	POV	O22-C21-C22-C23
4	A	1515	POV	C33-C34-C35-C36
4	C	1521	POV	C25-C26-C27-C28
4	A	1515	POV	O22-C21-C22-C23
4	B	1505	POV	C22-C21-O21-C2
4	B	1506	POV	C22-C21-O21-C2
4	D	1524	POV	C211-C212-C213-C214

Continued on next page...

Continued from previous page...

Mol	Chain	Res	Type	Atoms
4	D	1518	POV	O22-C21-C22-C23
4	B	1504	POV	C1-O11-P-O12
4	D	1507	POV	C1-O11-P-O12
4	A	1522	POV	O31-C31-C32-C33
4	A	1512	POV	C11-O12-P-O14
4	A	1518	POV	C11-O12-P-O13
4	B	1511	POV	C11-O12-P-O14
4	C	1510	POV	C11-O12-P-O14
4	C	1515	POV	C11-O12-P-O14
4	D	1510	POV	C11-O12-P-O14
4	D	1515	POV	C11-O12-P-O14
4	B	1531	POV	O21-C21-C22-C23
4	D	1503	POV	O21-C21-C22-C23
5	D	1528	CLR	C22-C23-C24-C25
5	A	1525	CLR	C22-C23-C24-C25
4	A	1504	POV	C12-C11-O12-P
4	A	1511	POV	C12-C11-O12-P
4	A	1523	POV	C12-C11-O12-P
4	B	1504	POV	C12-C11-O12-P
4	B	1510	POV	C12-C11-O12-P
4	B	1522	POV	C12-C11-O12-P
4	C	1507	POV	C12-C11-O12-P
4	C	1514	POV	C12-C11-O12-P
4	C	1521	POV	C12-C11-O12-P
4	C	1526	POV	C12-C11-O12-P
4	C	1530	POV	O11-C1-C2-C3
4	C	1530	POV	C12-C11-O12-P
4	D	1510	POV	C12-C11-O12-P
4	D	1514	POV	C12-C11-O12-P
4	D	1521	POV	C12-C11-O12-P
4	D	1526	POV	C12-C11-O12-P
4	D	1530	POV	O11-C1-C2-C3
4	D	1530	POV	C12-C11-O12-P
4	B	1521	POV	O31-C31-C32-C33
4	A	1511	POV	O21-C2-C3-O31
4	A	1512	POV	C11-C12-N-C15
4	B	1511	POV	C11-C12-N-C15
4	C	1515	POV	C11-C12-N-C15
4	D	1515	POV	C11-C12-N-C15
4	A	1533	POV	O21-C21-C22-C23
4	C	1523	POV	O21-C21-C22-C23
4	B	1520	POV	C211-C212-C213-C214

Continued on next page...

Continued from previous page...

Mol	Chain	Res	Type	Atoms
4	A	1520	POV	O21-C21-C22-C23
4	C	1525	POV	O31-C31-C32-C33
4	C	1524	POV	C211-C212-C213-C214
4	C	1503	POV	O21-C21-C22-C23
4	D	1525	POV	O31-C31-C32-C33
5	C	1520	CLR	C16-C17-C20-C22
4	A	1519	POV	C37-C38-C39-C310
4	B	1529	POV	C32-C33-C34-C35
4	D	1529	POV	C211-C212-C213-C214
4	C	1524	POV	C26-C27-C28-C29
4	A	1505	POV	O32-C31-C32-C33
4	C	1508	POV	O32-C31-C32-C33
4	C	1523	POV	O22-C21-C22-C23
4	D	1508	POV	O32-C31-C32-C33
4	A	1528	POV	C32-C31-O31-C3
4	D	1501	POV	C32-C33-C34-C35
4	A	1530	POV	C32-C33-C34-C35
4	B	1519	POV	O21-C21-C22-C23
4	B	1531	POV	O22-C21-C22-C23
4	C	1529	POV	C211-C212-C213-C214
4	A	1520	POV	O22-C21-C22-C23
4	A	1509	POV	O21-C21-C22-C23
4	B	1508	POV	O21-C21-C22-C23
5	B	1524	CLR	C22-C23-C24-C25

There are no ring outliers.

57 monomers are involved in 60 short contacts:

Mol	Chain	Res	Type	Clashes	Symm-Clashes
5	C	1527	CLR	2	0
5	C	1528	CLR	1	0
4	B	1520	POV	2	0
4	C	1508	POV	1	0
4	D	1524	POV	3	0
4	B	1511	POV	1	0
4	B	1530	POV	1	0
4	D	1501	POV	1	0
5	A	1524	CLR	2	0
4	A	1531	POV	1	0
4	C	1522	POV	1	0
4	B	1518	POV	1	0
5	A	1508	CLR	1	0

Continued on next page...

Continued from previous page...

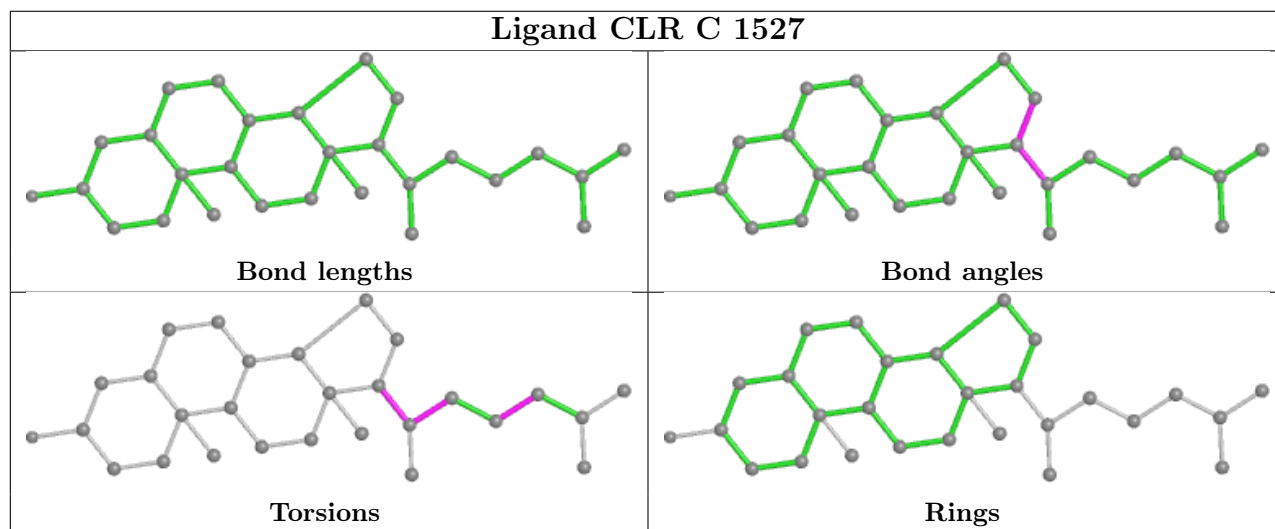
Mol	Chain	Res	Type	Clashes	Symm-Clashes
5	D	1520	CLR	1	0
4	C	1501	POV	1	0
4	A	1521	POV	2	0
4	B	1512	POV	1	0
4	A	1505	POV	1	0
4	A	1533	POV	1	0
5	D	1513	CLR	1	0
4	D	1508	POV	1	0
4	A	1530	POV	1	0
4	D	1521	POV	3	0
4	A	1506	POV	1	0
4	D	1518	POV	1	0
4	B	1531	POV	1	0
5	D	1519	CLR	1	0
4	D	1502	POV	1	0
5	C	1513	CLR	1	0
5	D	1527	CLR	3	0
4	D	1522	POV	1	0
4	A	1504	POV	1	0
4	D	1509	POV	1	0
4	C	1516	POV	1	0
4	D	1517	POV	1	0
4	A	1519	POV	1	0
4	B	1517	POV	2	0
4	C	1507	POV	1	0
5	C	1511	CLR	1	0
5	B	1509	CLR	1	0
5	D	1528	CLR	1	0
4	A	1512	POV	1	0
5	B	1523	CLR	3	0
4	C	1524	POV	2	0
5	D	1511	CLR	1	0
4	A	1532	POV	1	0
4	C	1515	POV	1	0
4	C	1509	POV	1	0
4	D	1516	POV	1	0
5	B	1524	CLR	1	0
5	A	1525	CLR	1	0
4	B	1529	POV	1	0
4	B	1504	POV	1	0
4	D	1515	POV	1	0
4	C	1521	POV	2	0

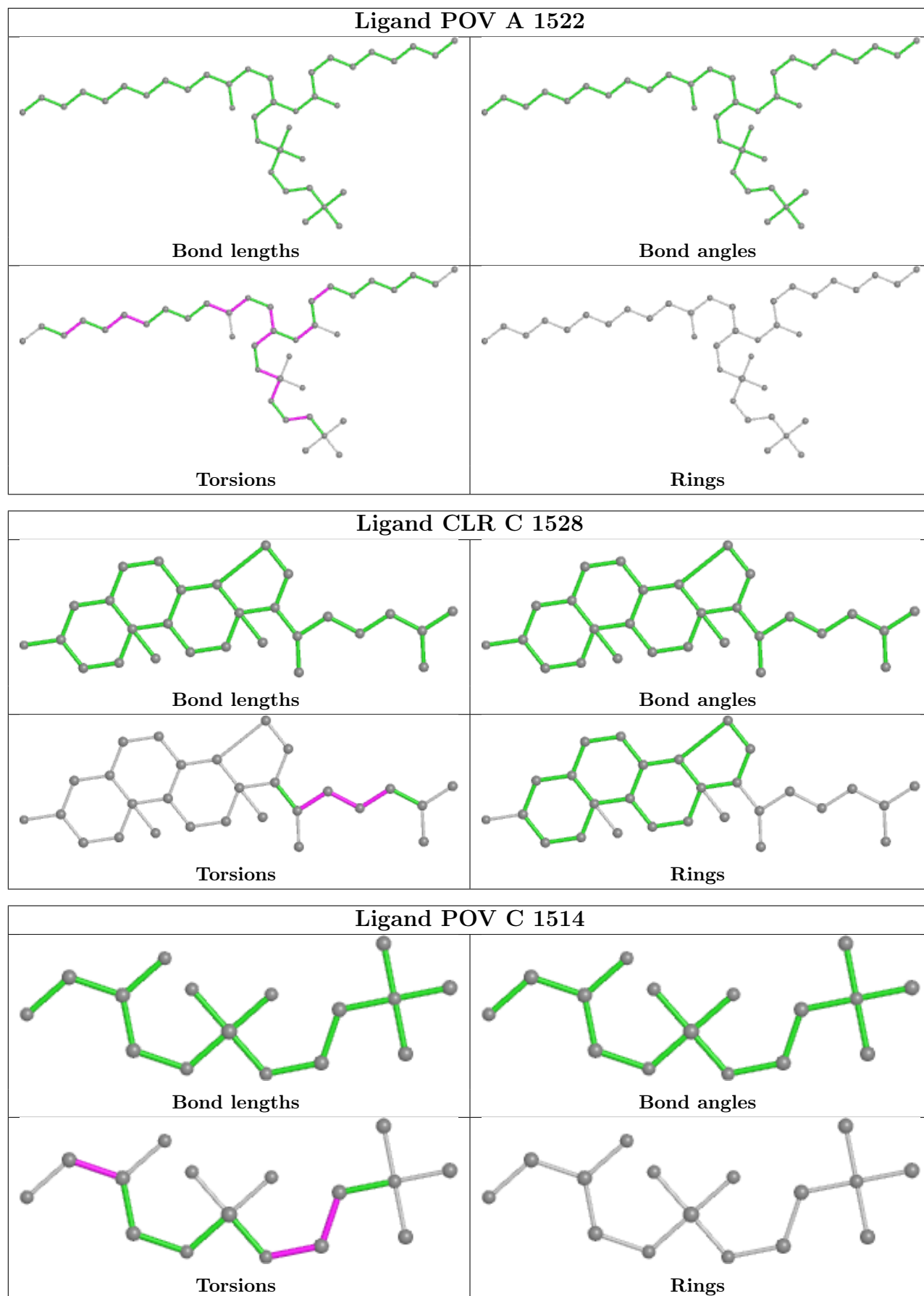
Continued on next page...

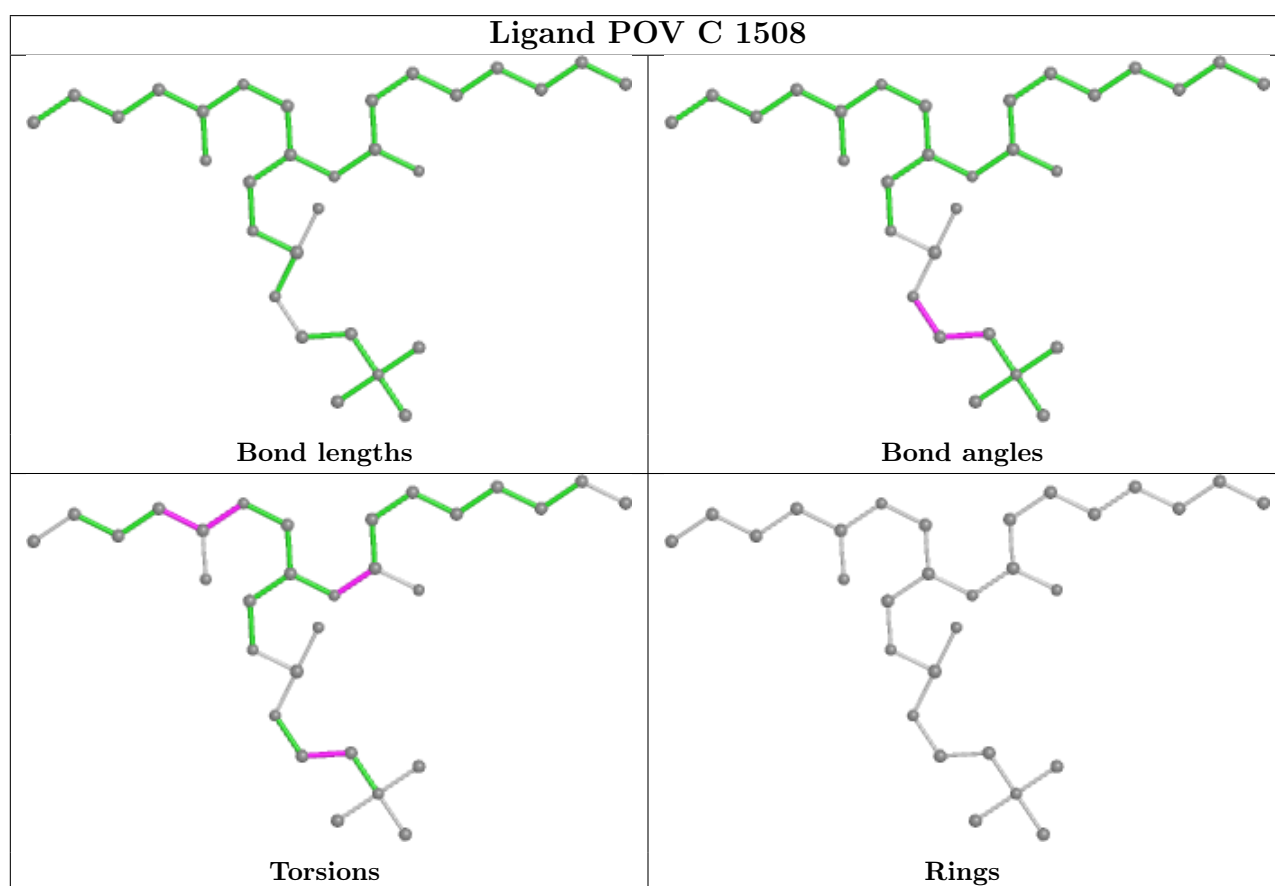
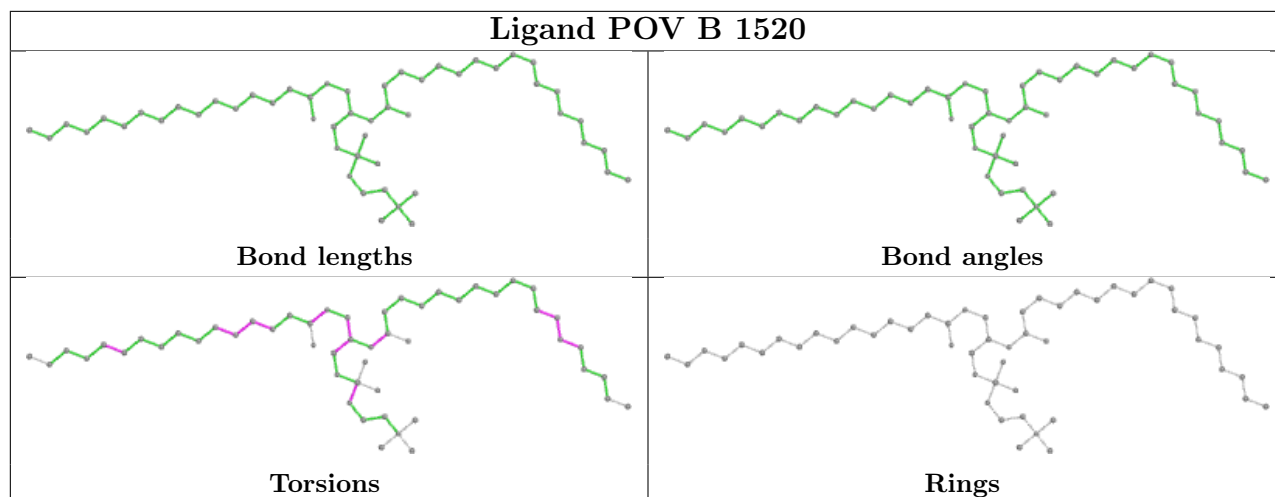
Continued from previous page...

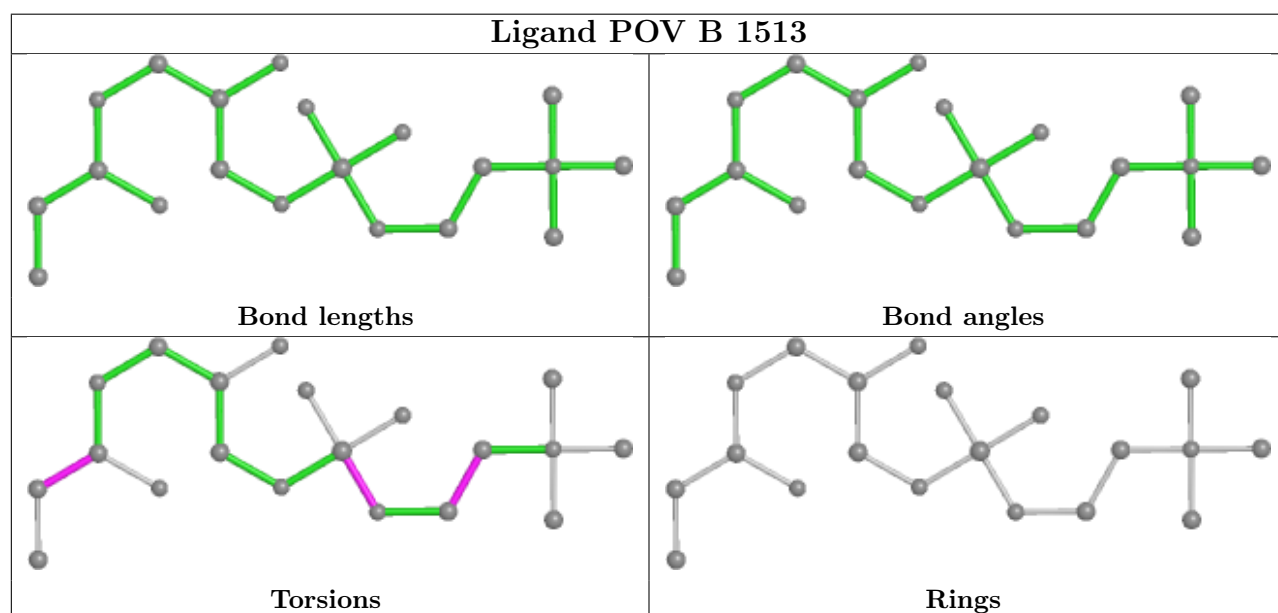
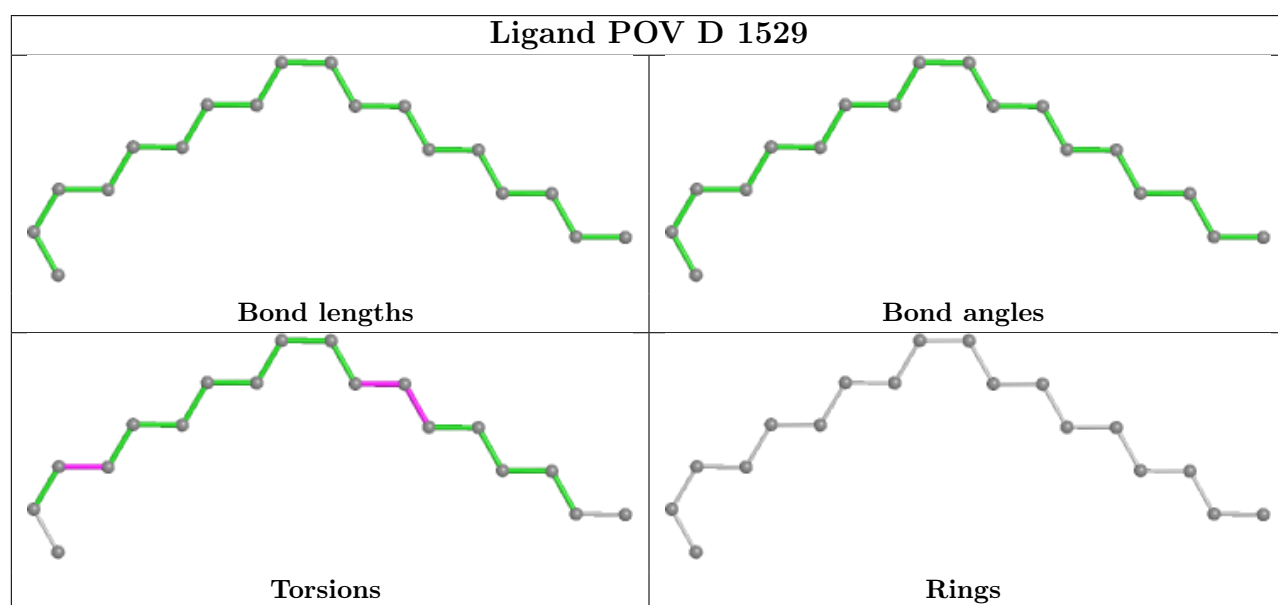
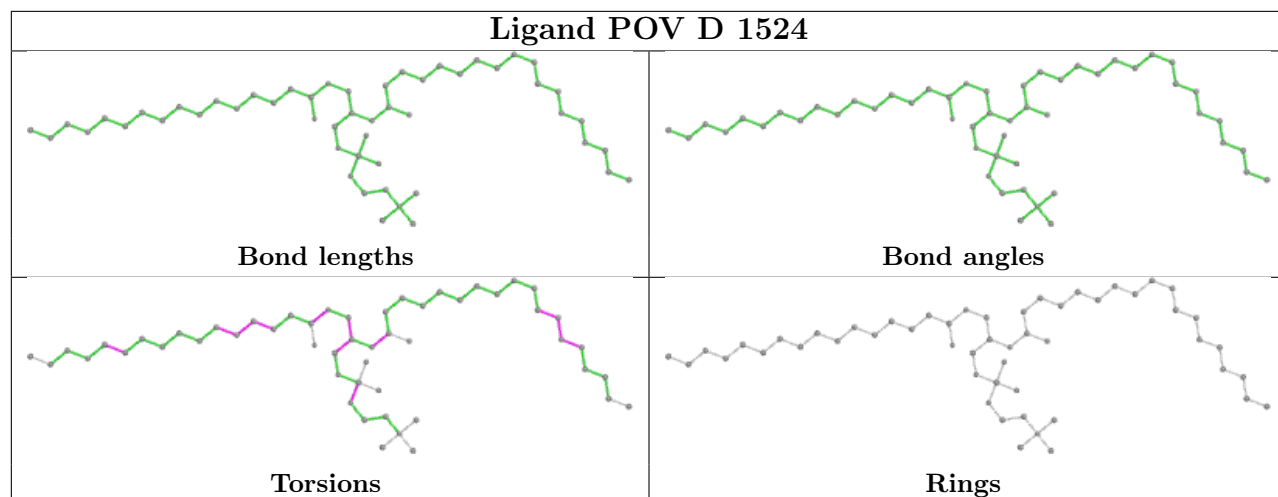
Mol	Chain	Res	Type	Clashes	Symm-Clashes
4	A	1518	POV	2	0
5	B	1507	CLR	1	0

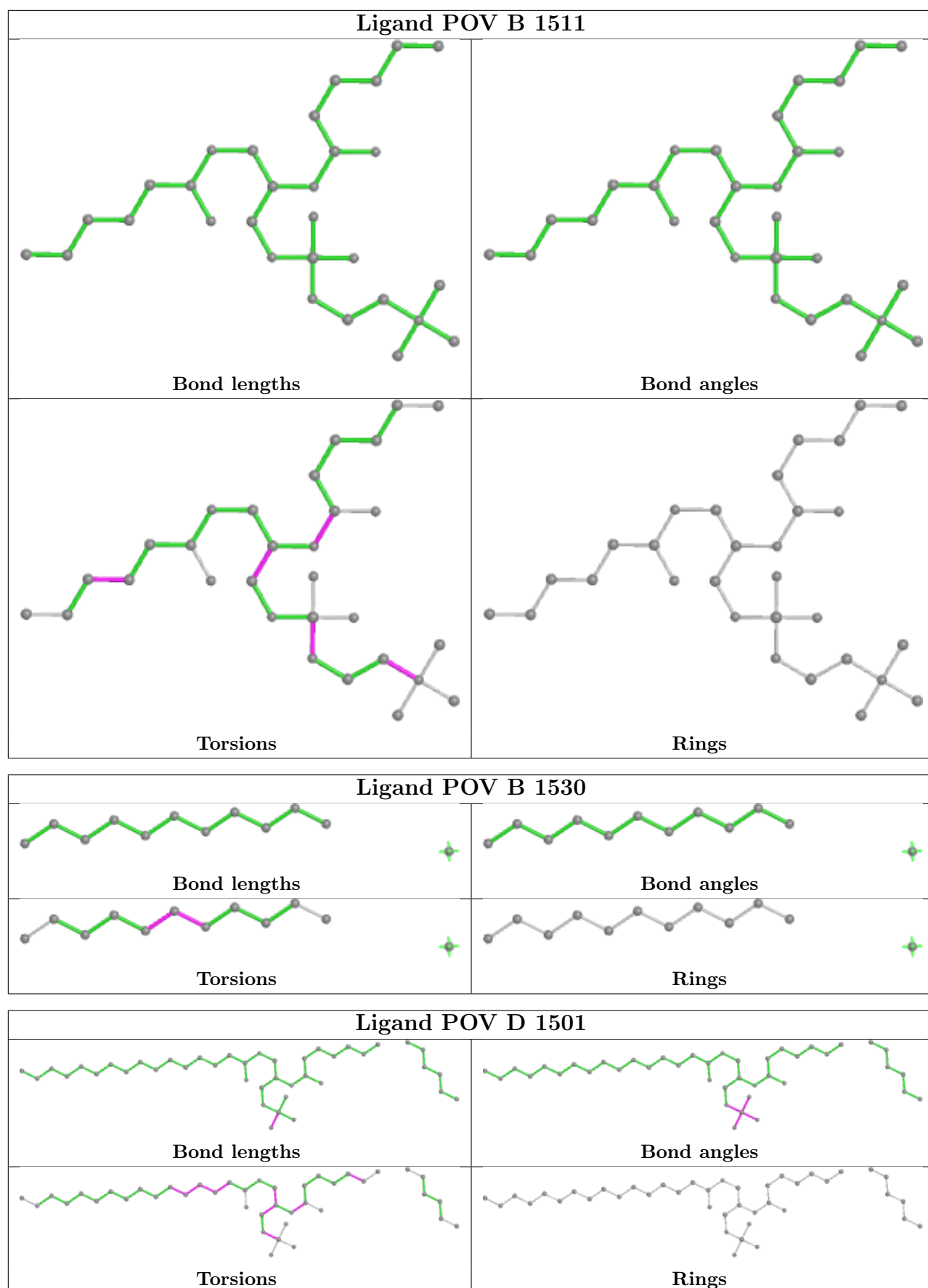
The following is a two-dimensional graphical depiction of Mogul quality analysis of bond lengths, bond angles, torsion angles, and ring geometry for all instances of the Ligand of Interest. In addition, ligands with molecular weight > 250 and outliers as shown on the validation Tables will also be included. For torsion angles, if less than 5% of the Mogul distribution of torsion angles is within 10 degrees of the torsion angle in question, then that torsion angle is considered an outlier. Any bond that is central to one or more torsion angles identified as an outlier by Mogul will be highlighted in the graph. For rings, the root-mean-square deviation (RMSD) between the ring in question and similar rings identified by Mogul is calculated over all ring torsion angles. If the average RMSD is greater than 60 degrees and the minimal RMSD between the ring in question and any Mogul-identified rings is also greater than 60 degrees, then that ring is considered an outlier. The outliers are highlighted in purple. The color gray indicates Mogul did not find sufficient equivalents in the CSD to analyse the geometry.

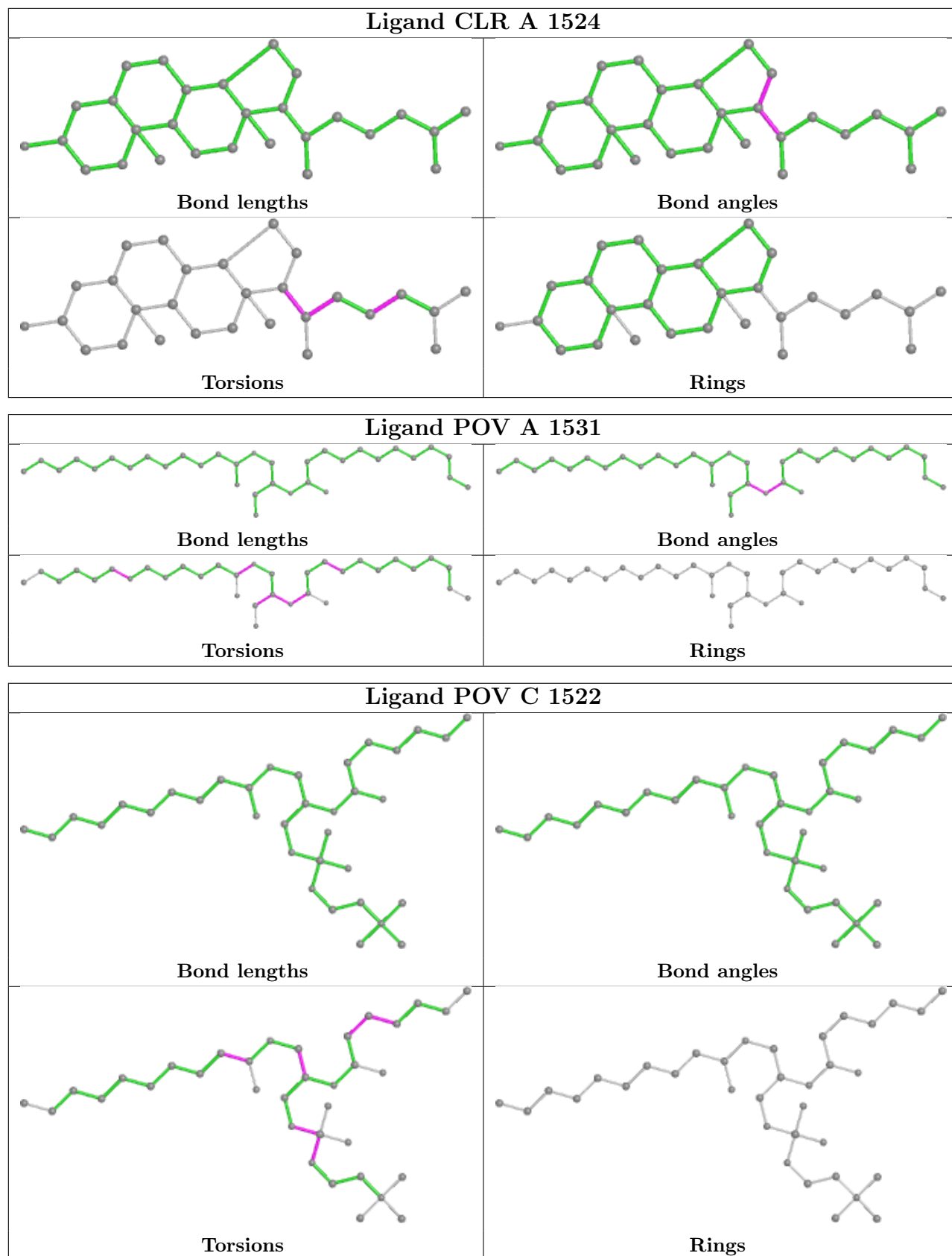


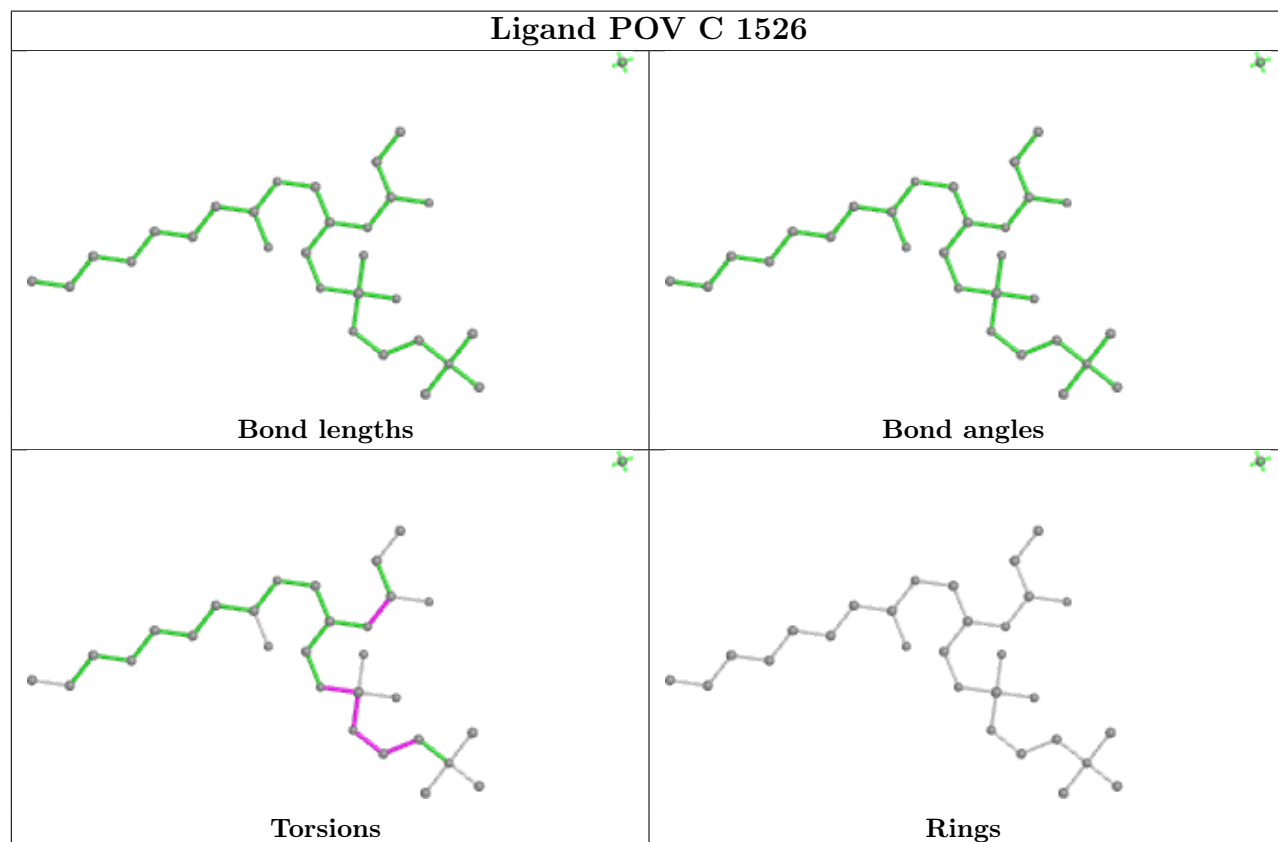
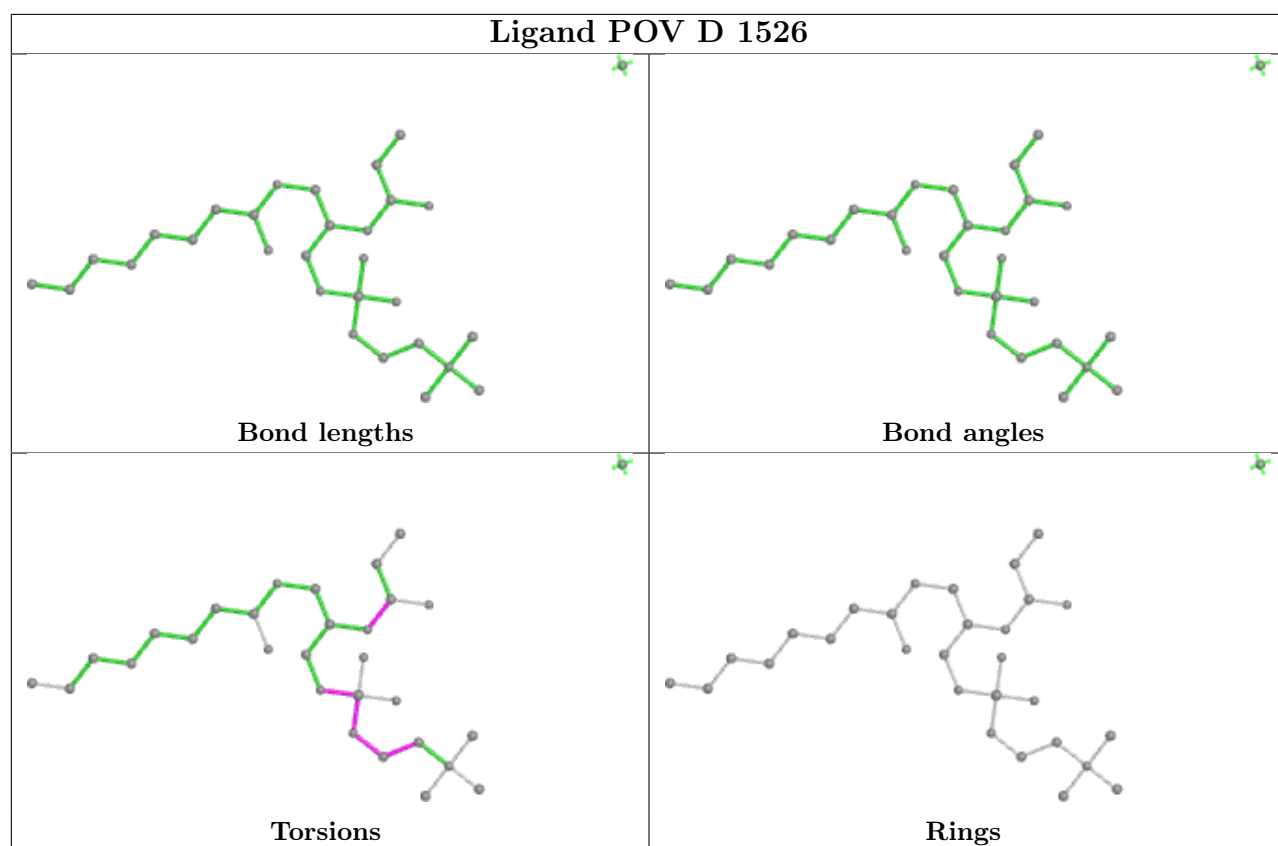


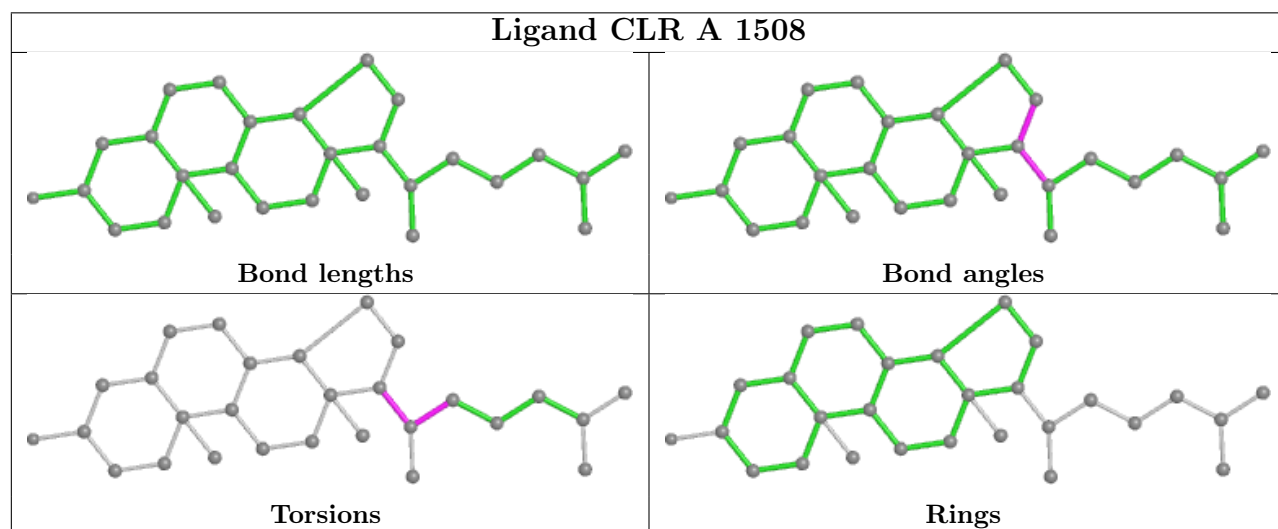
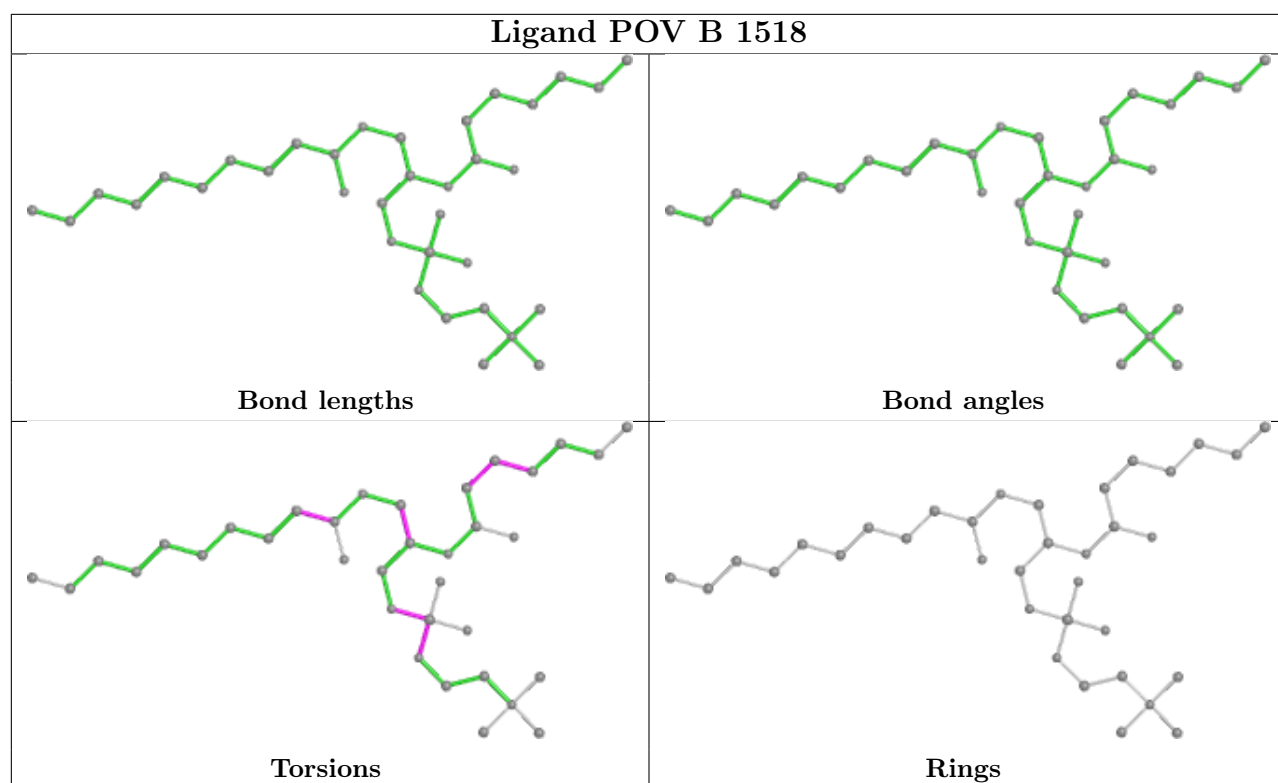


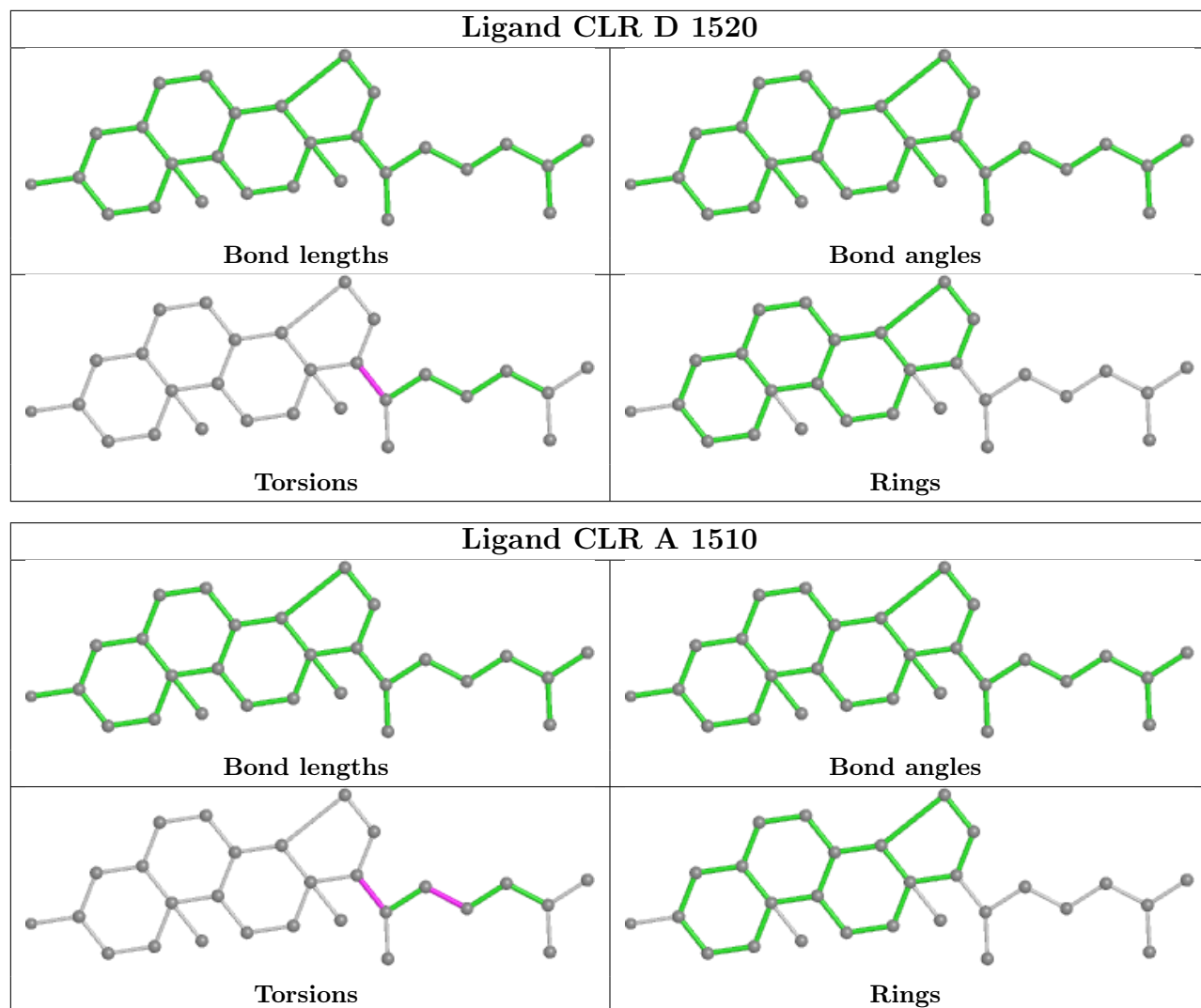


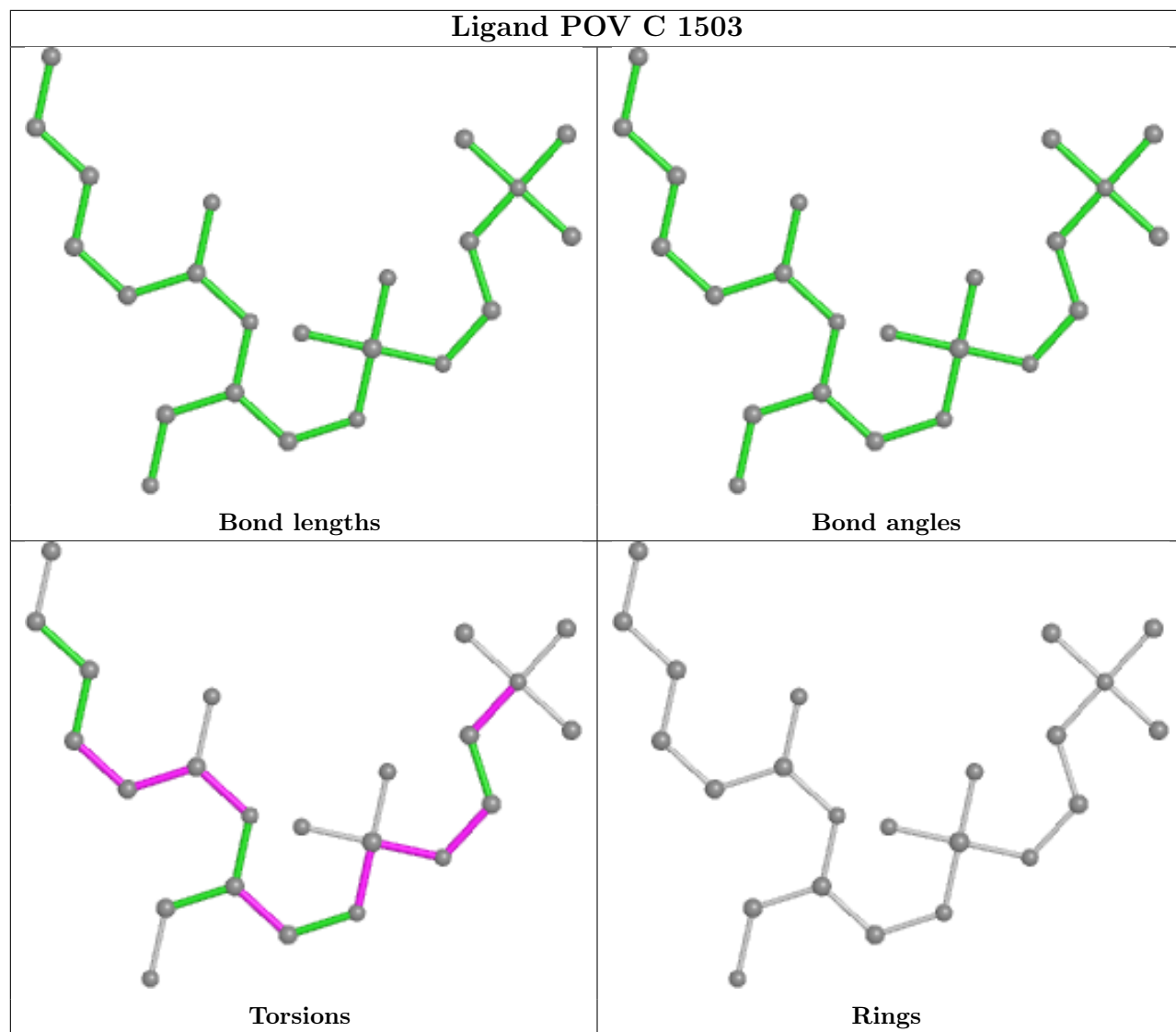


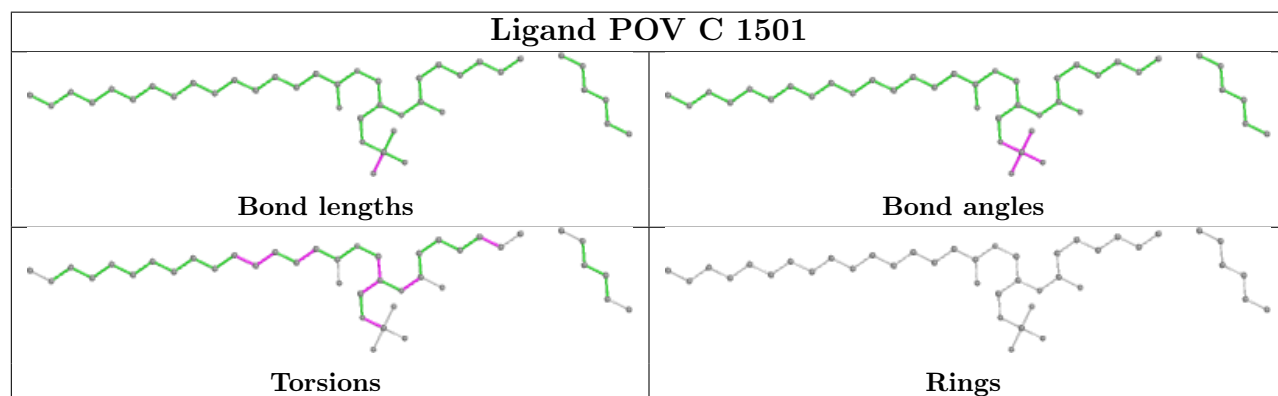
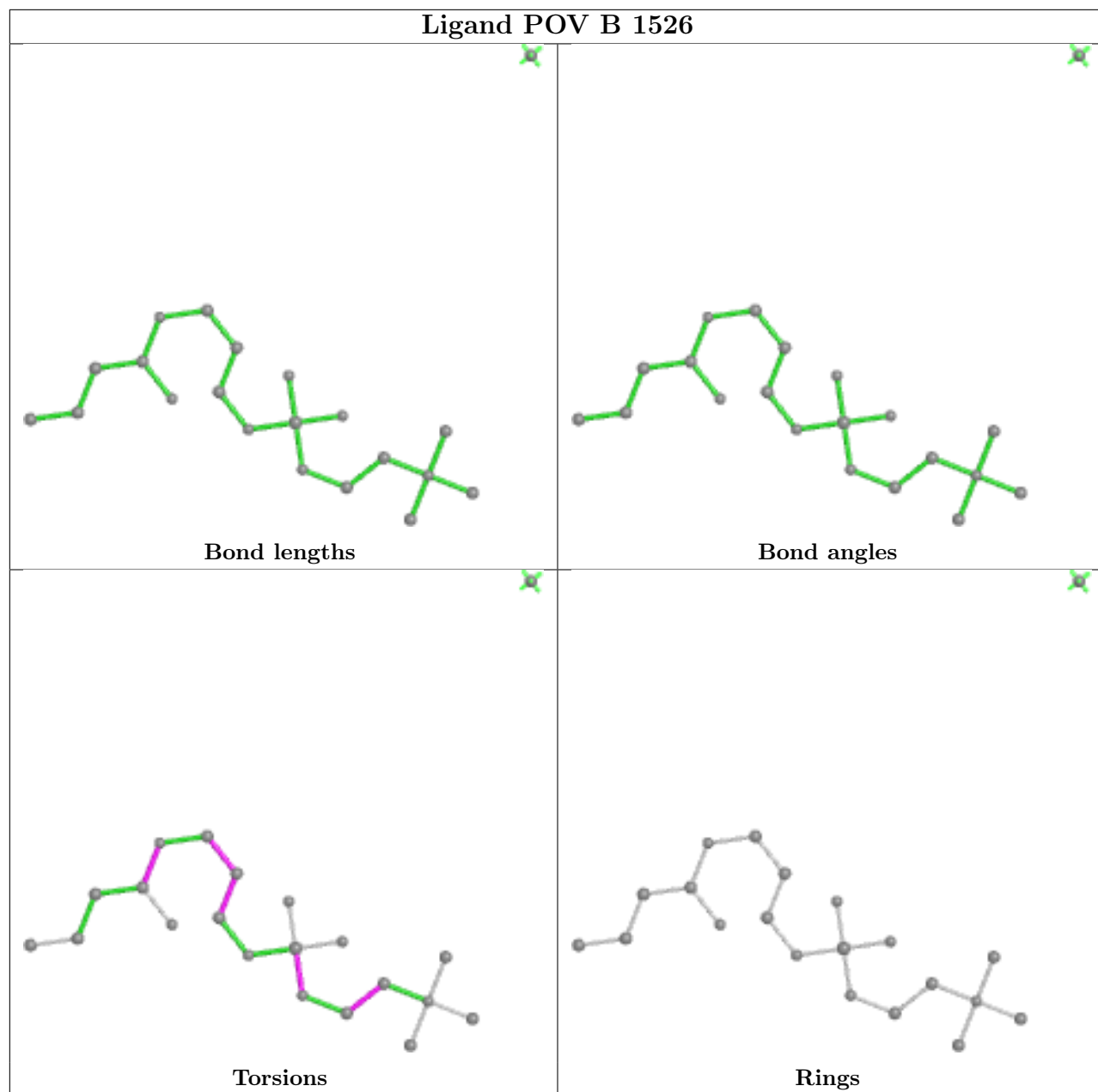


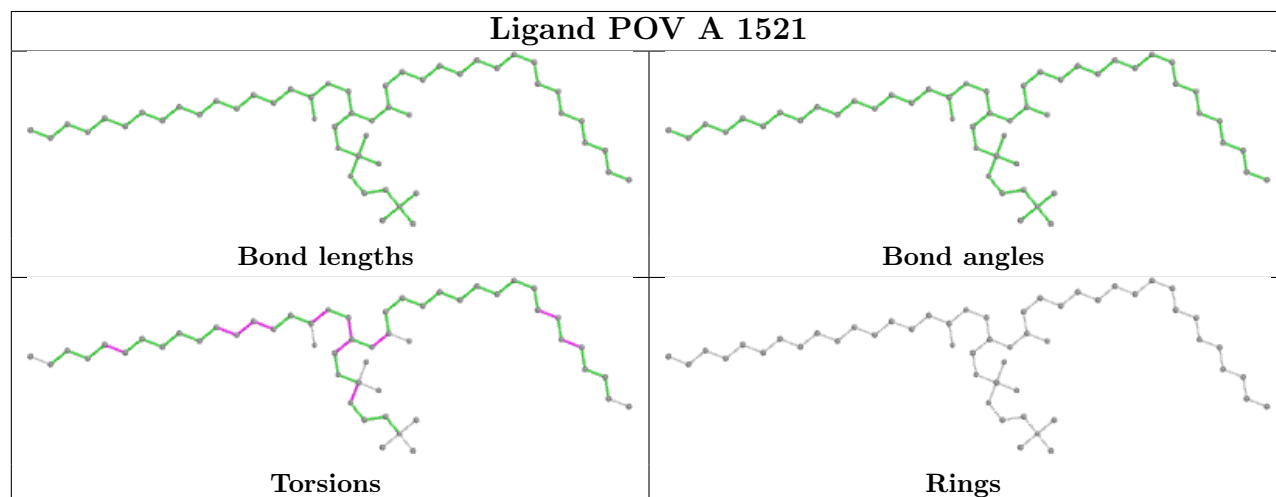
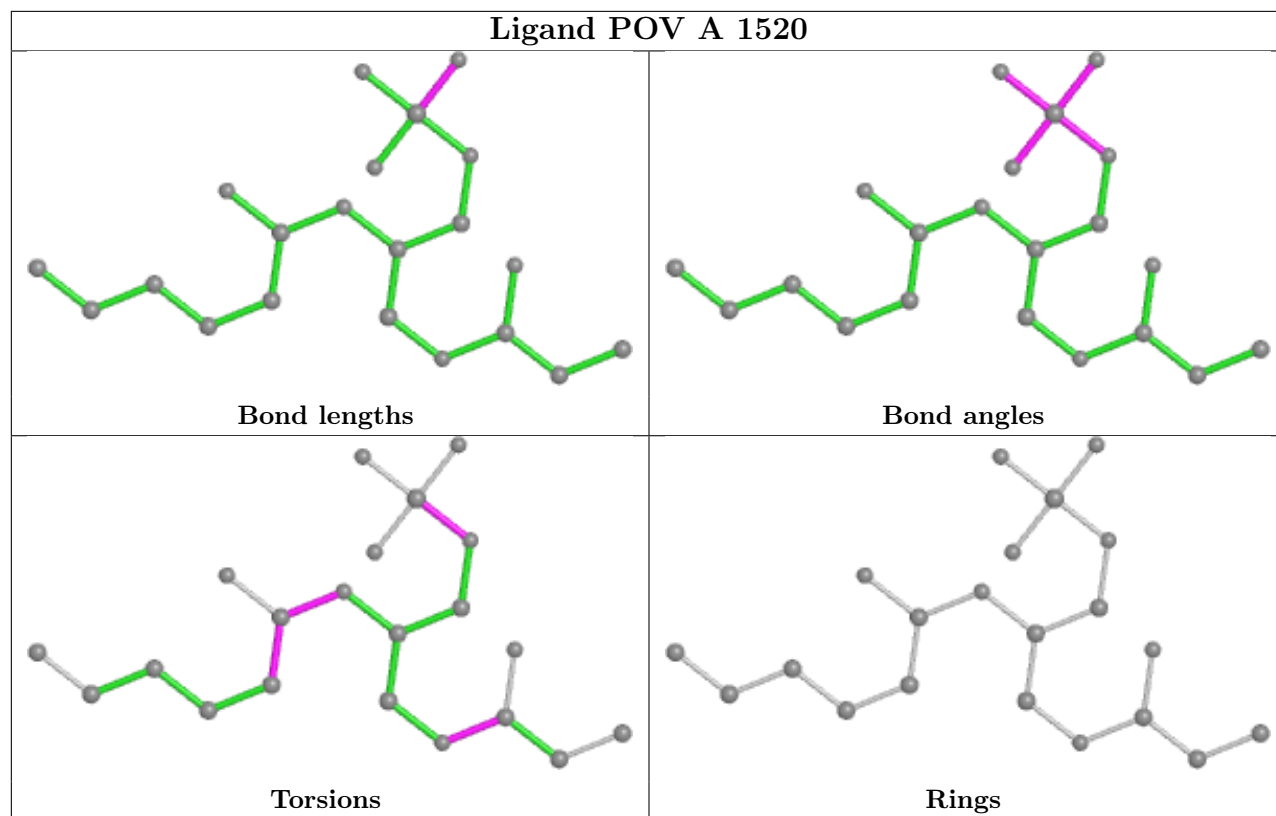


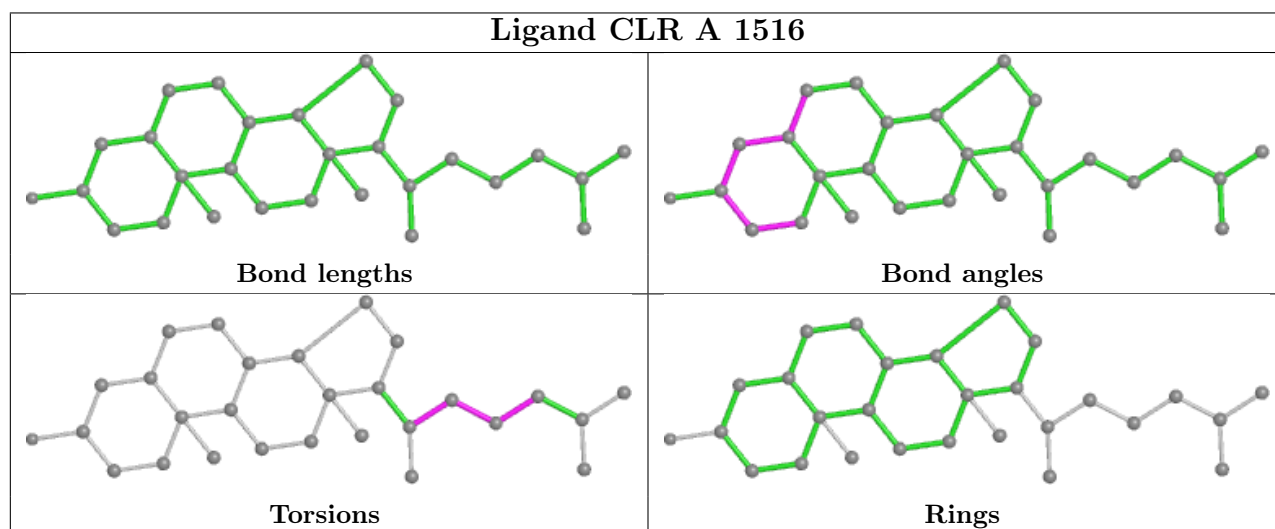
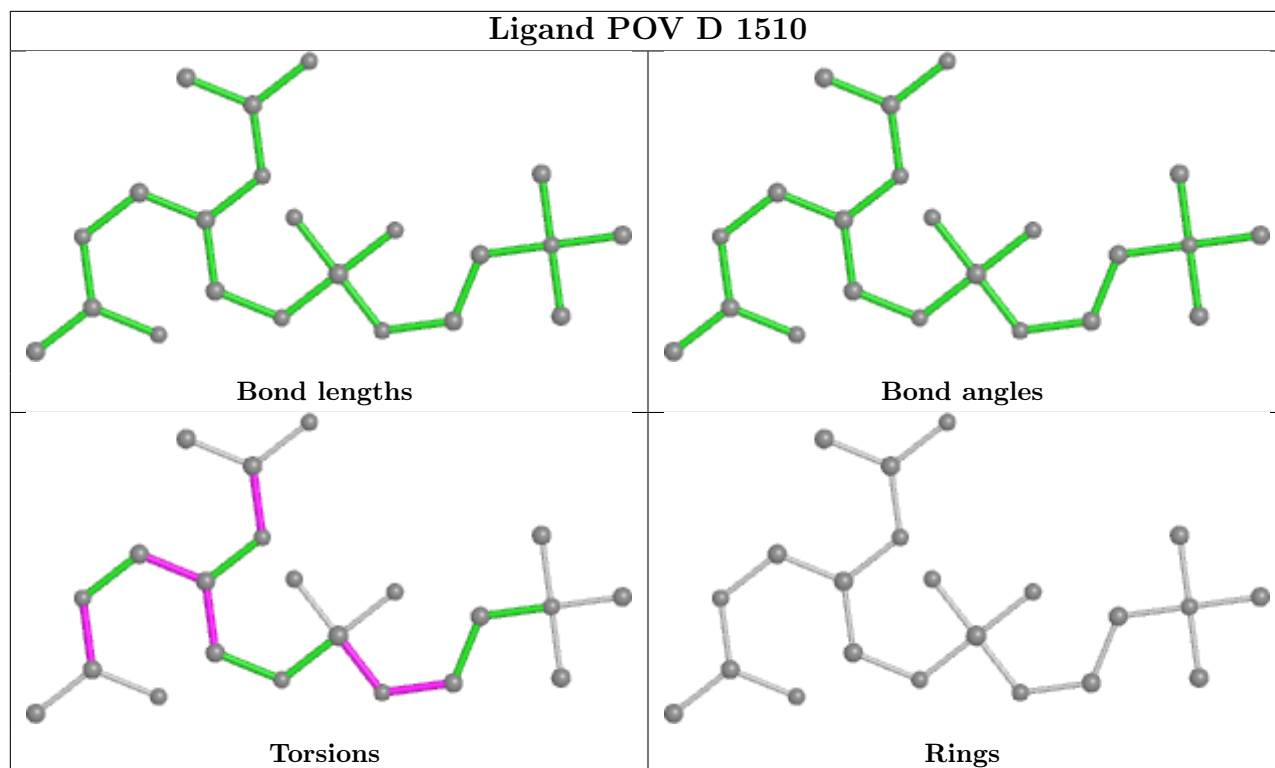


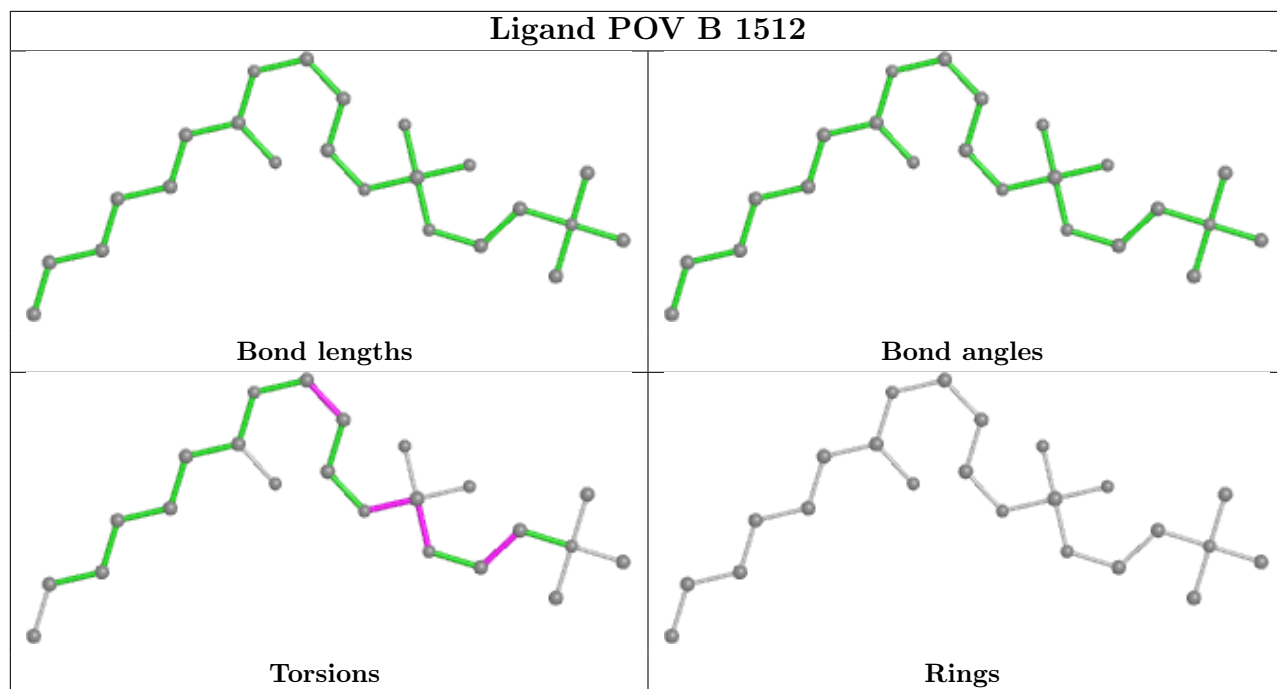


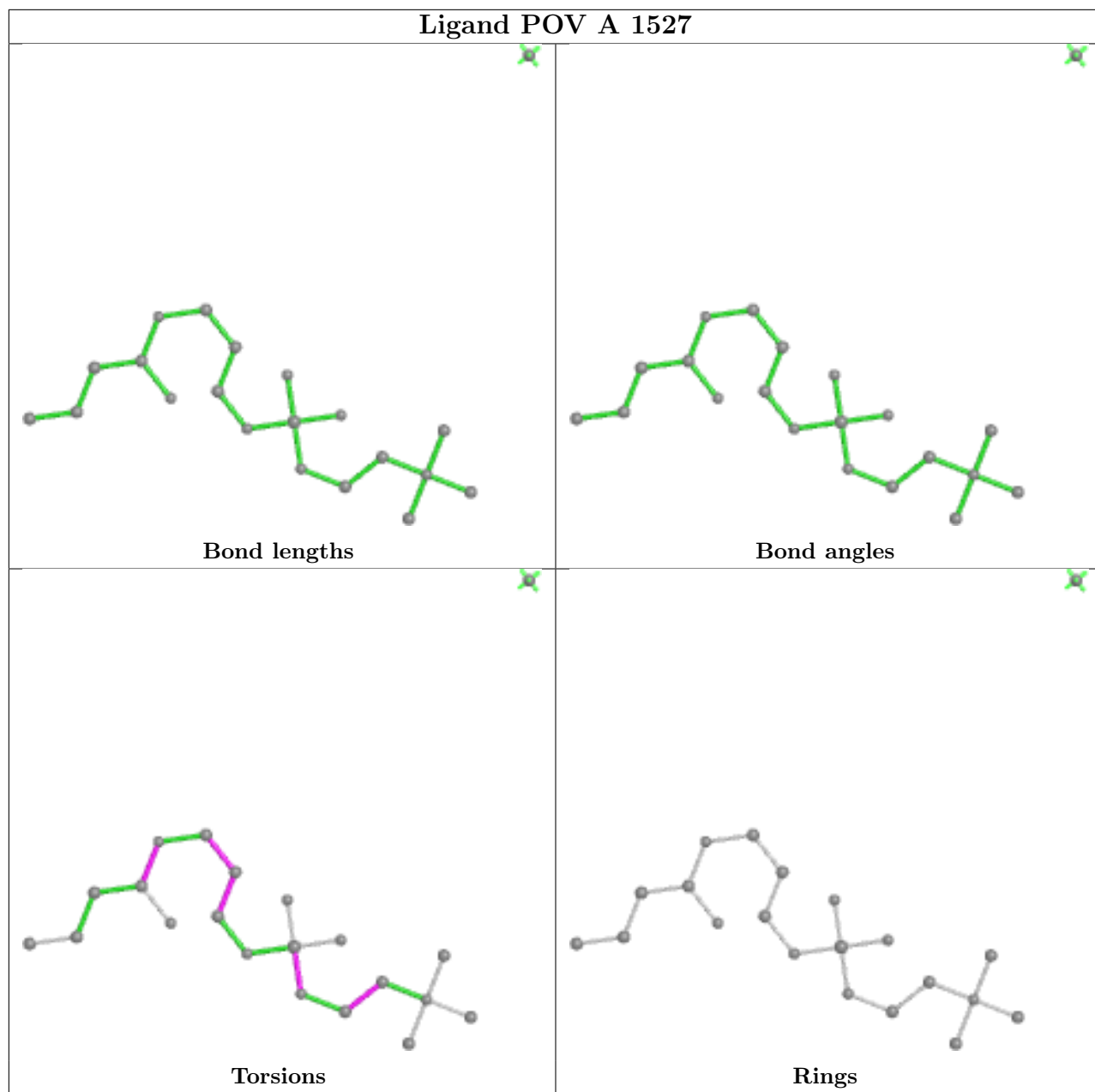


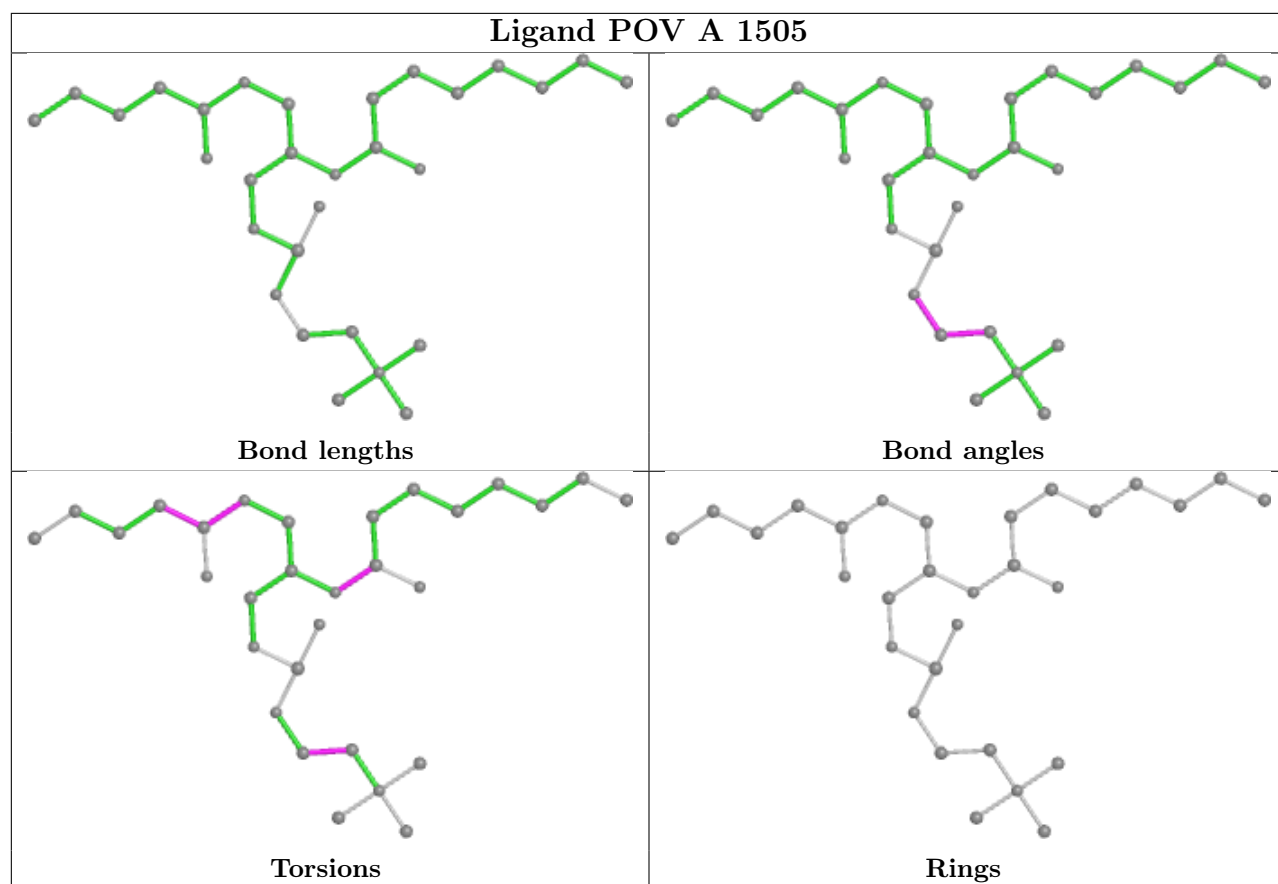
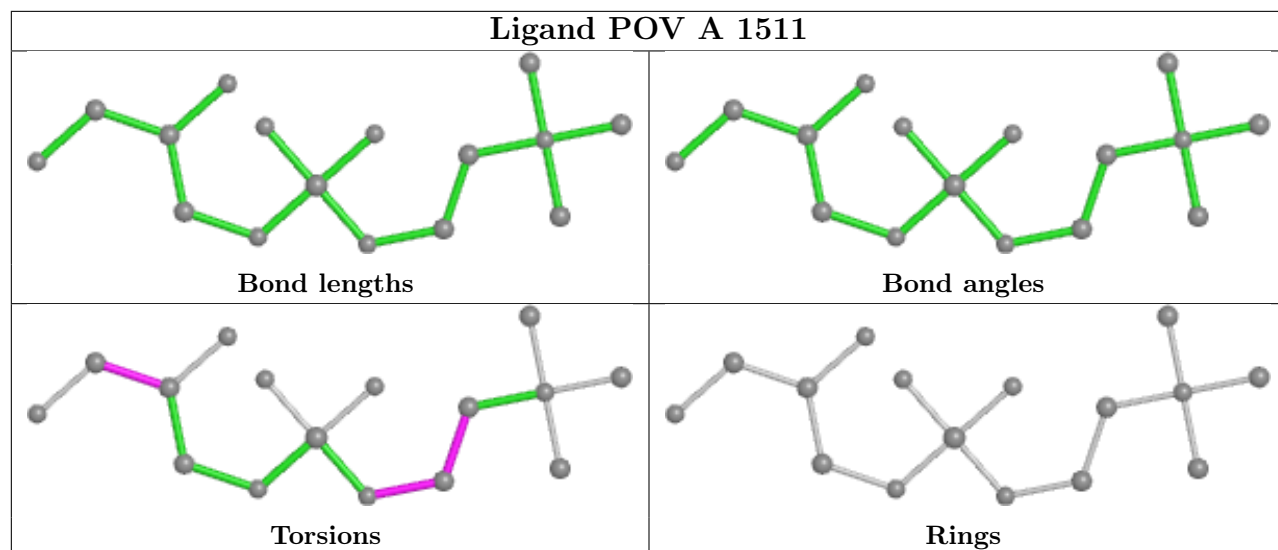


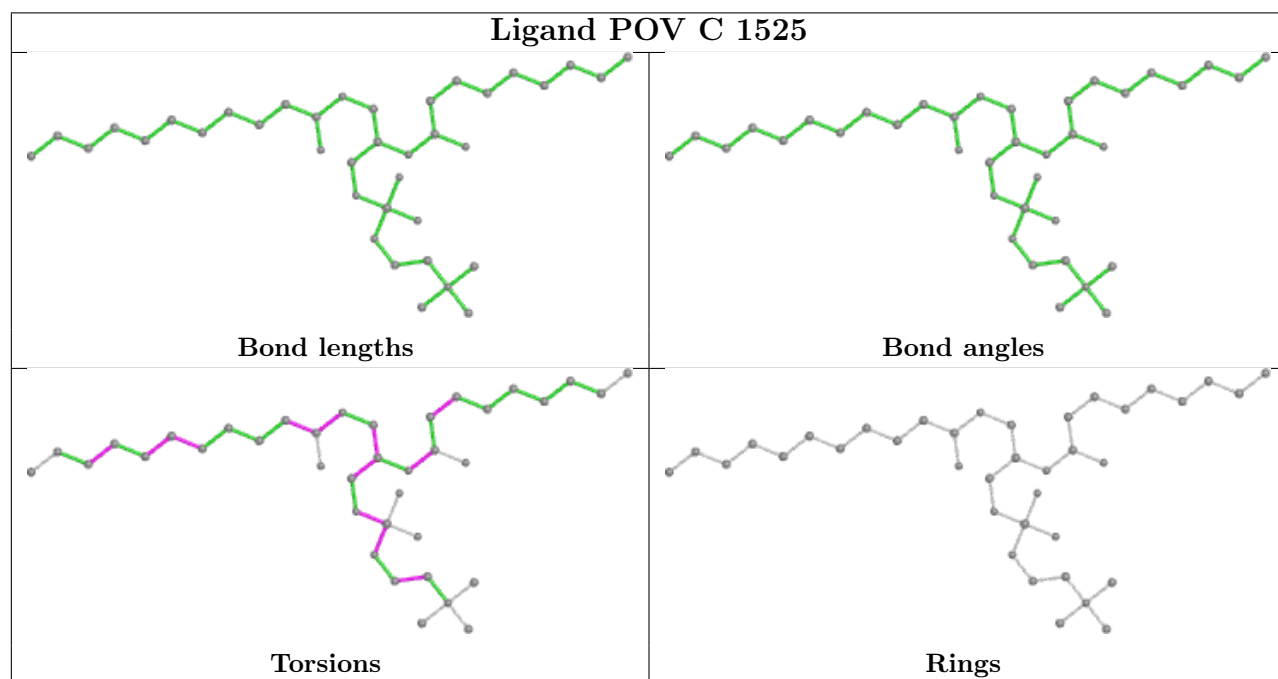
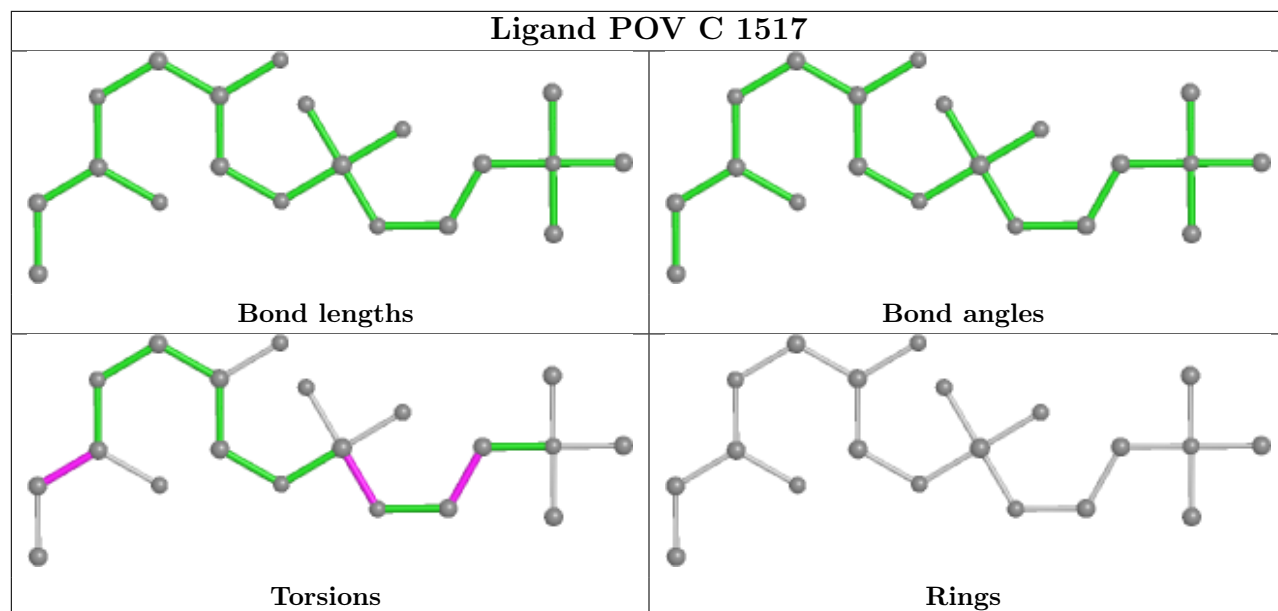


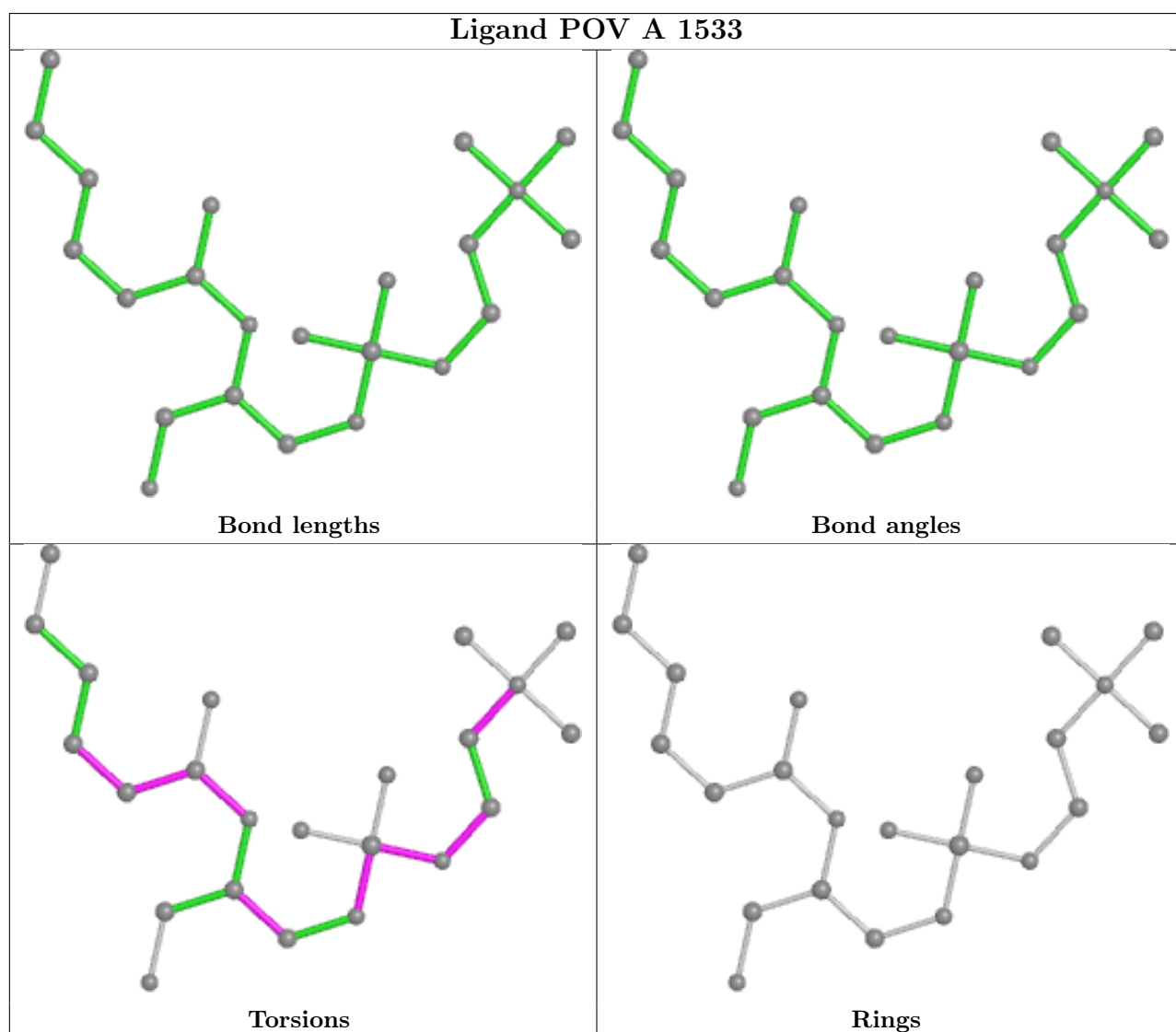
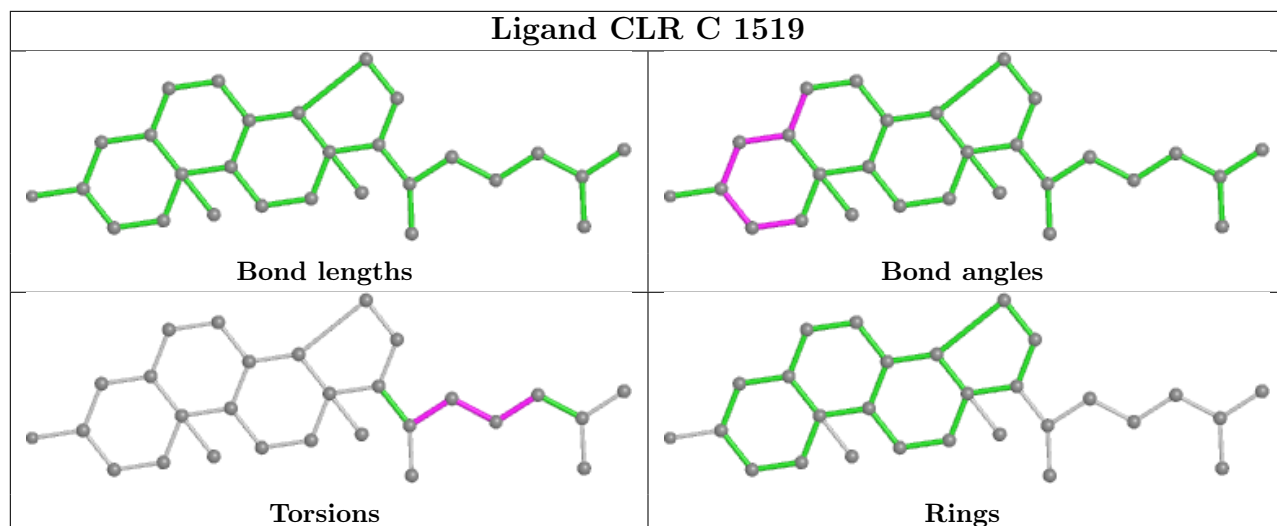


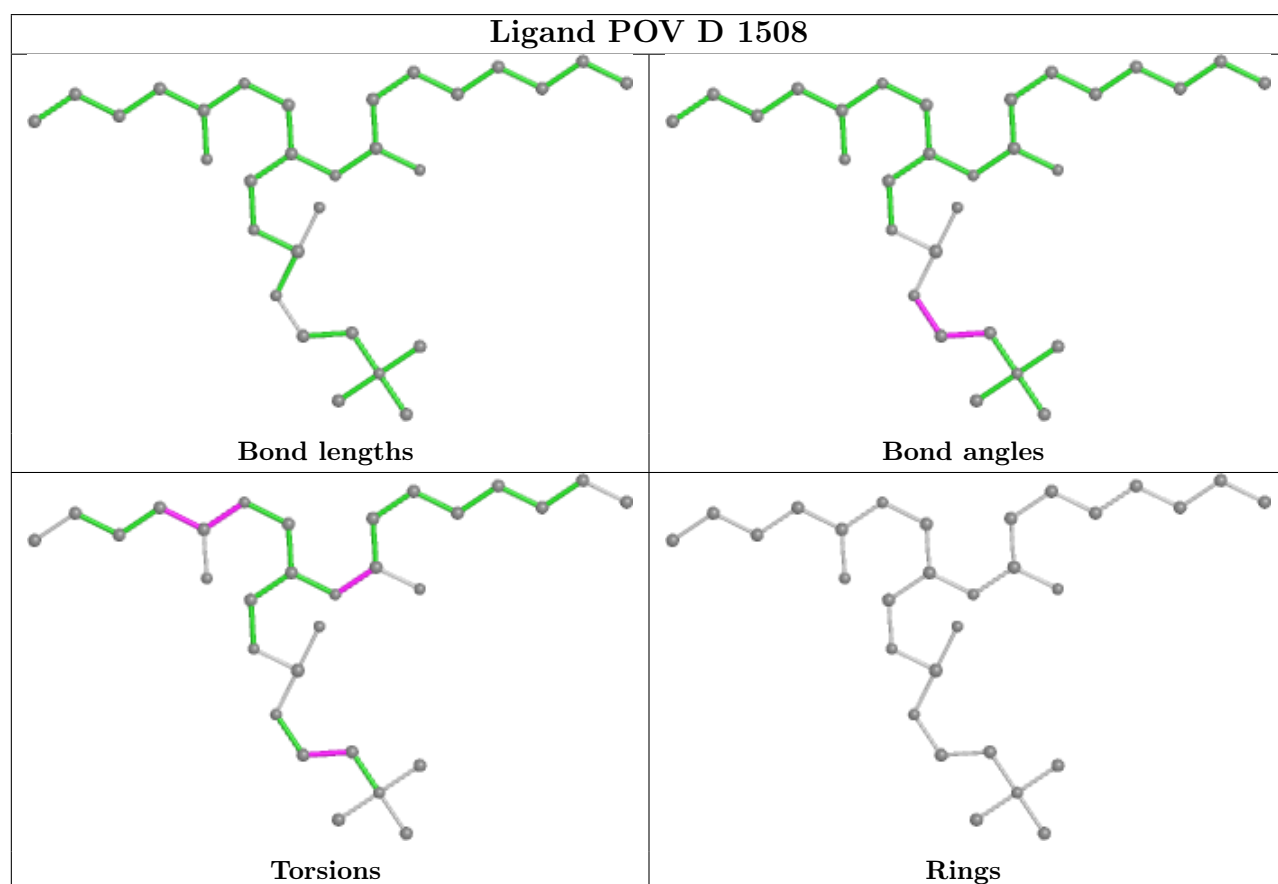
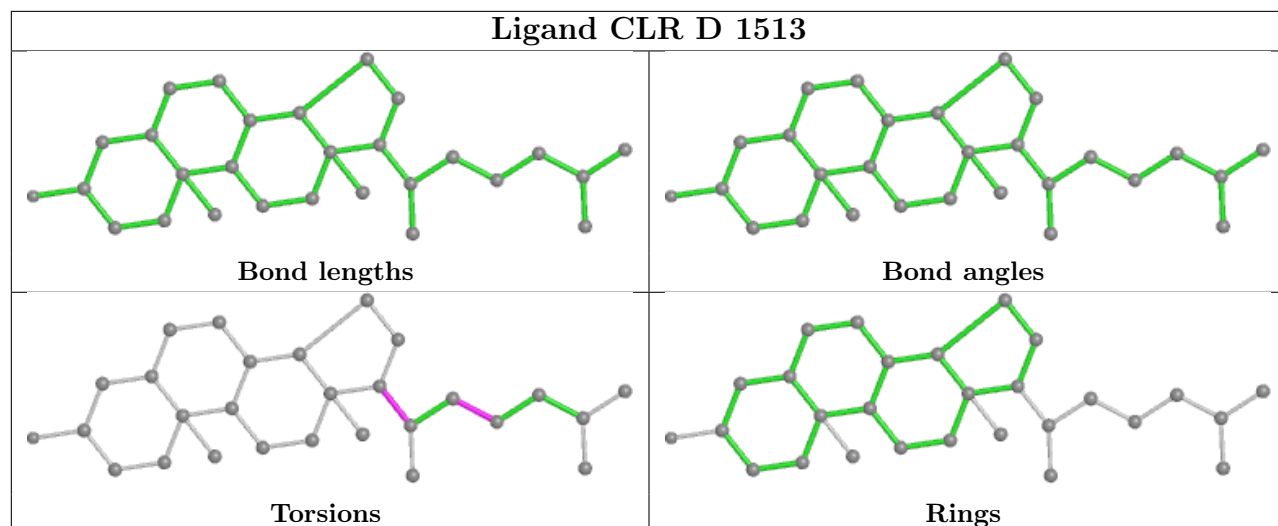


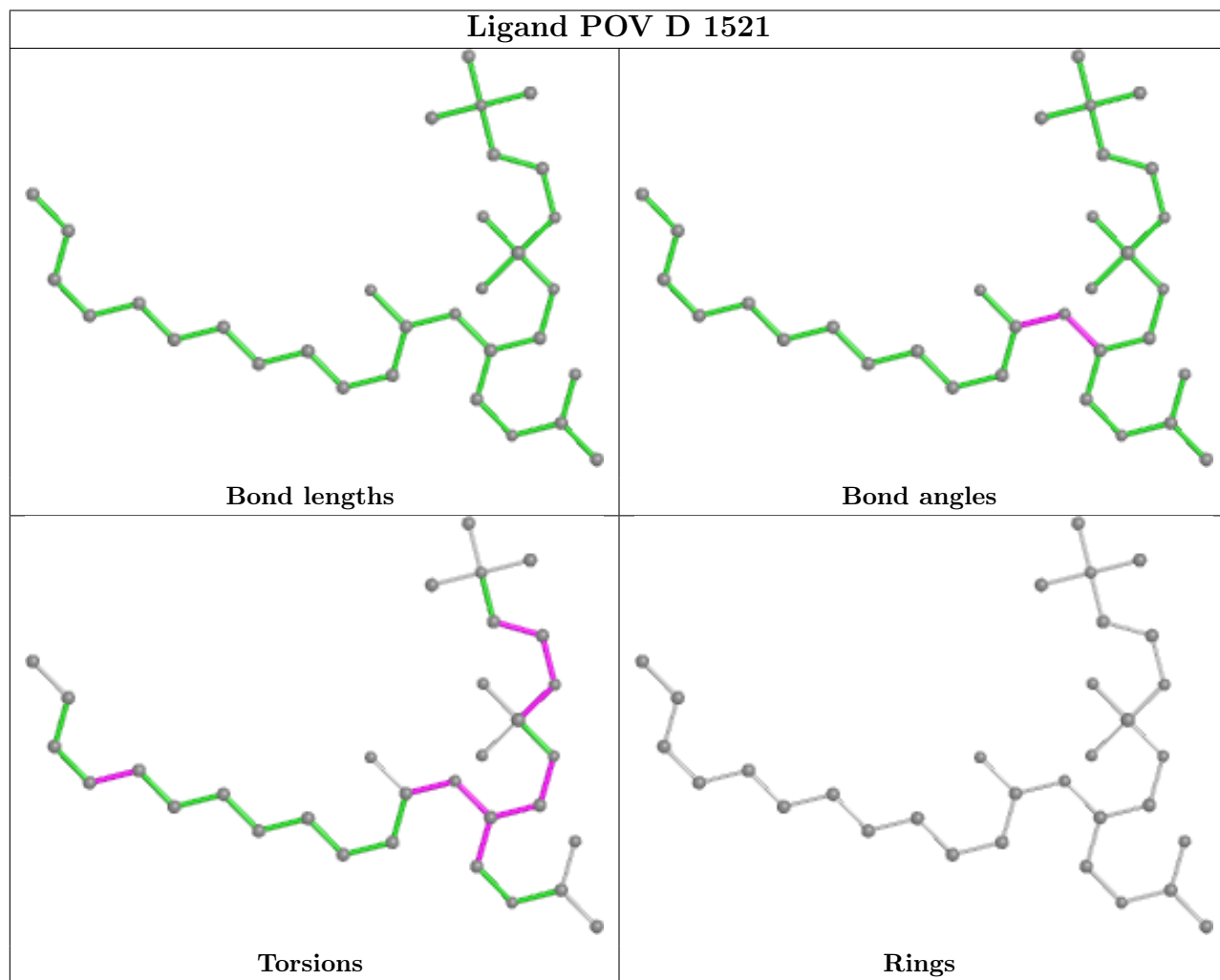
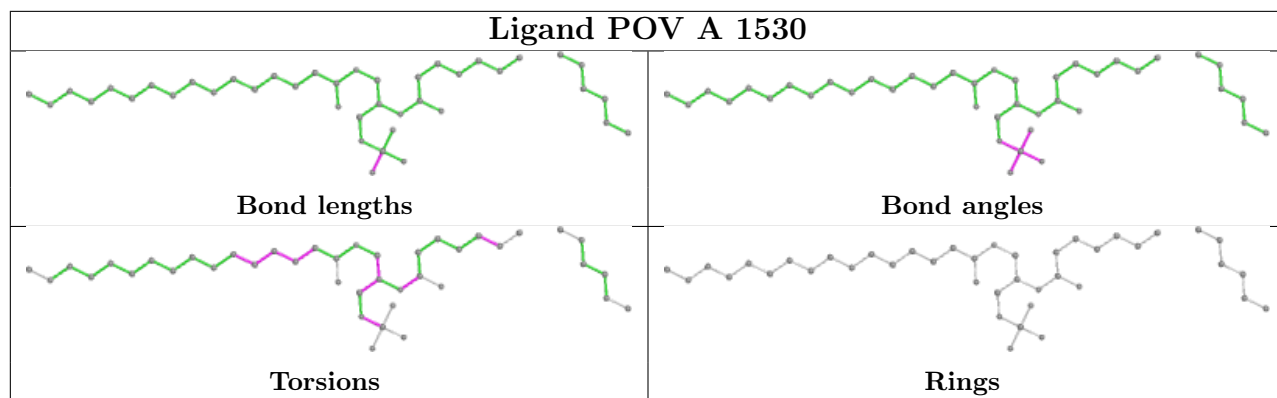


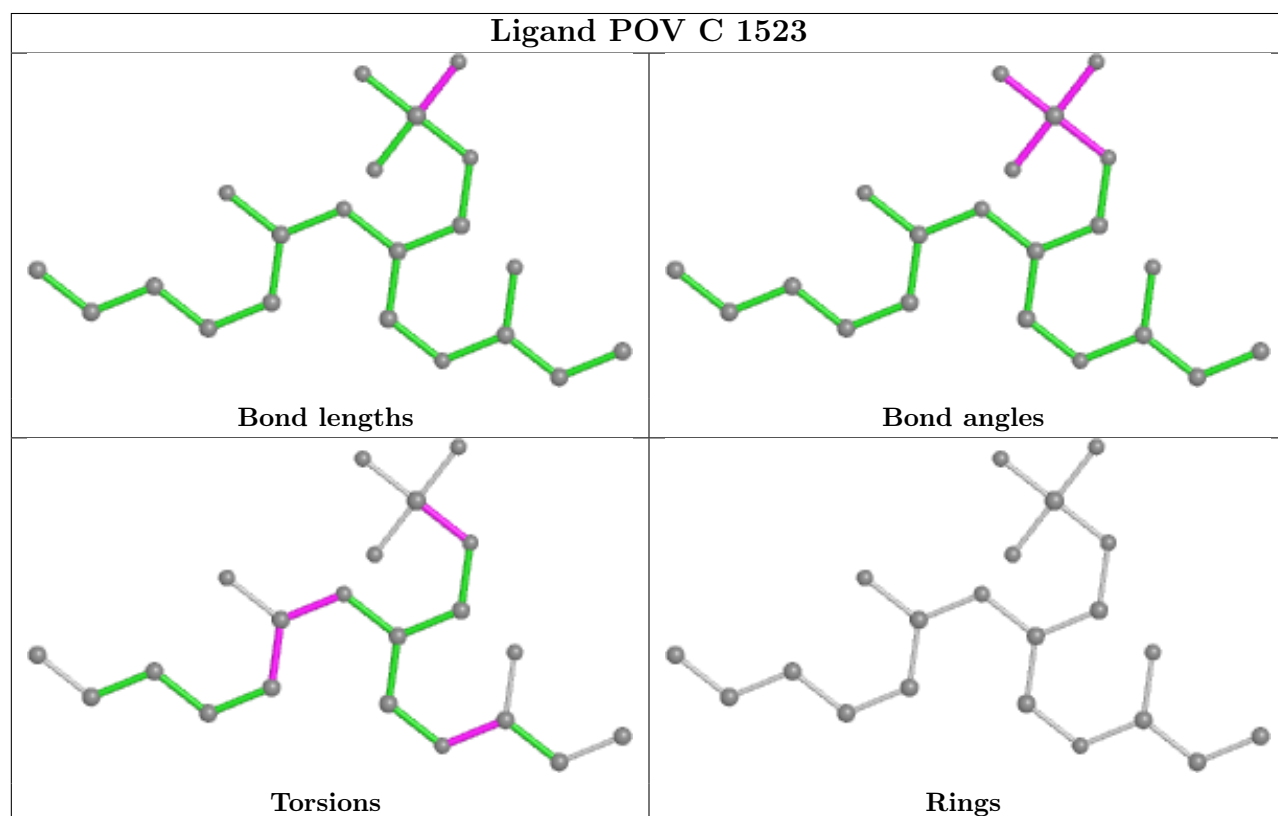
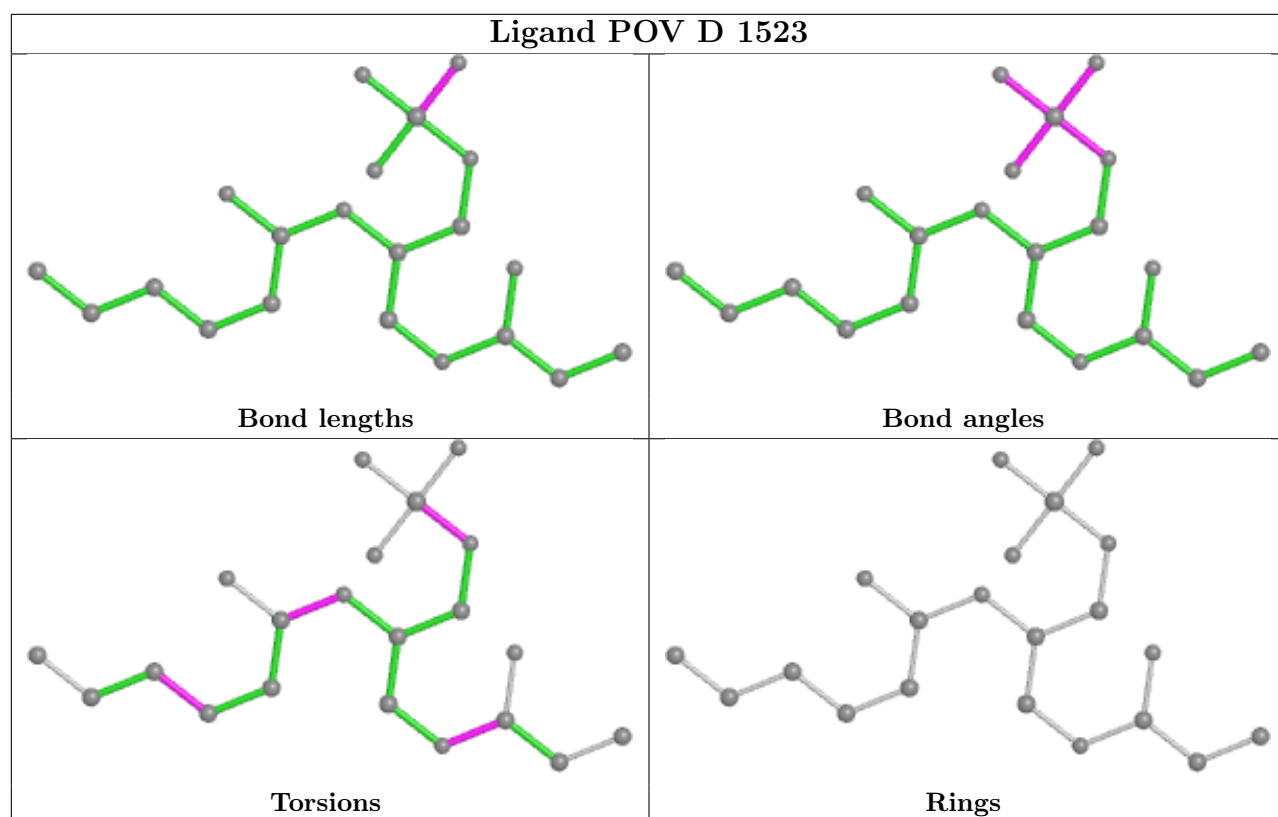


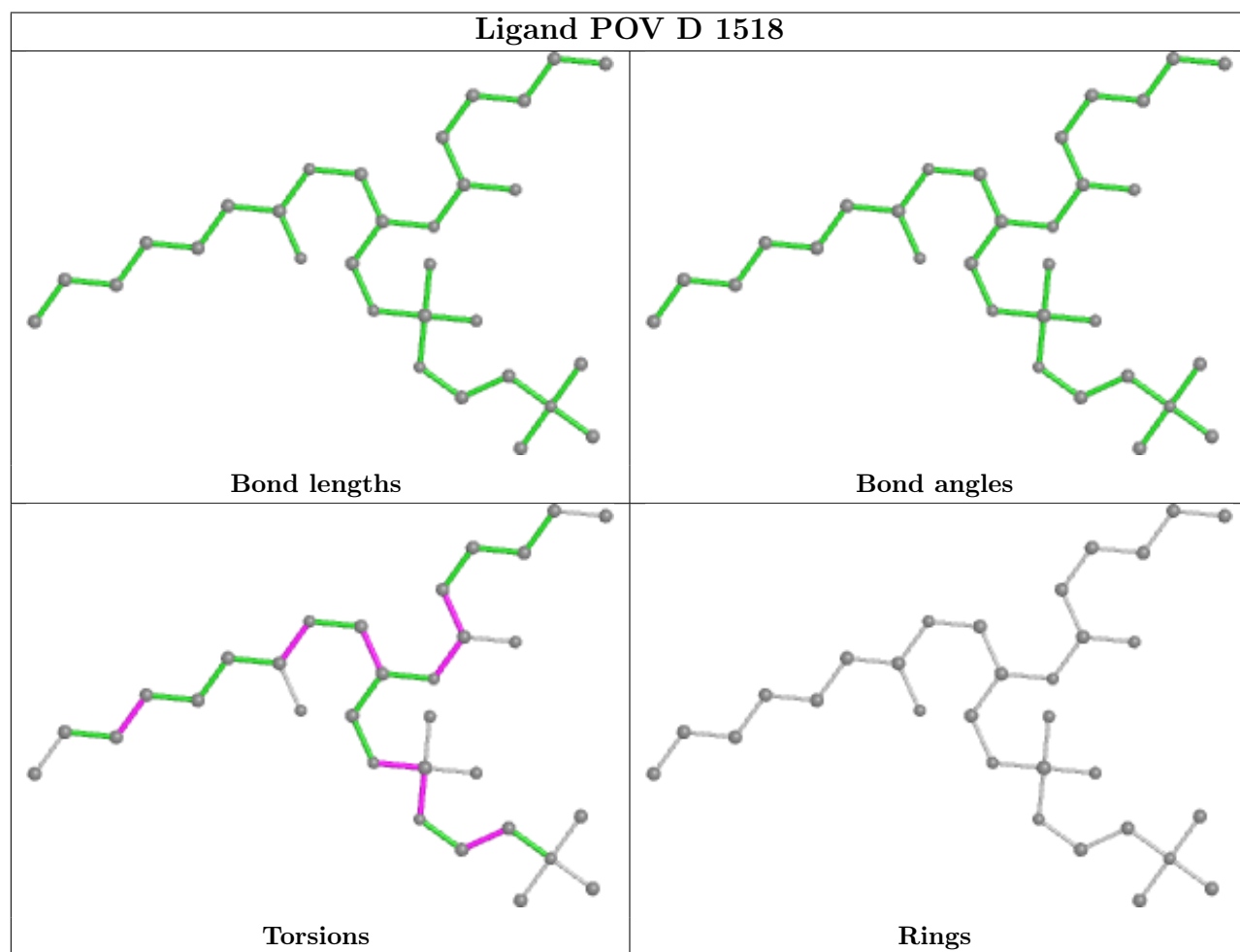
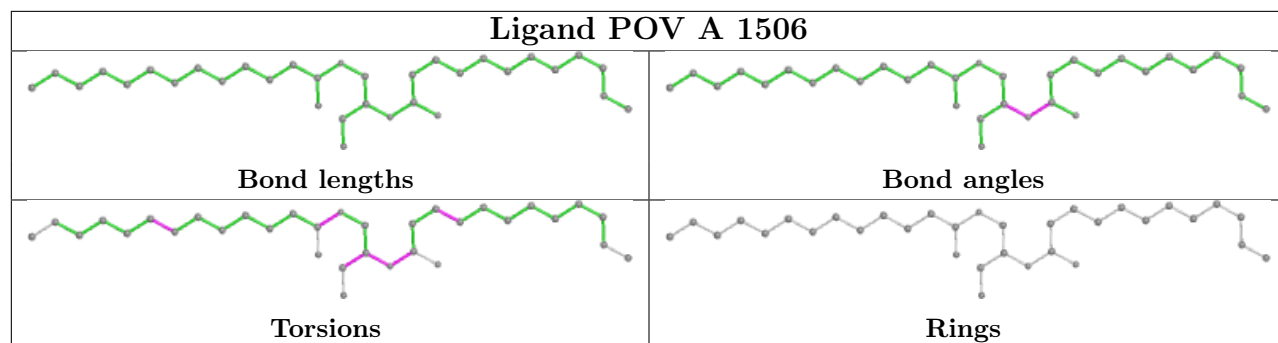


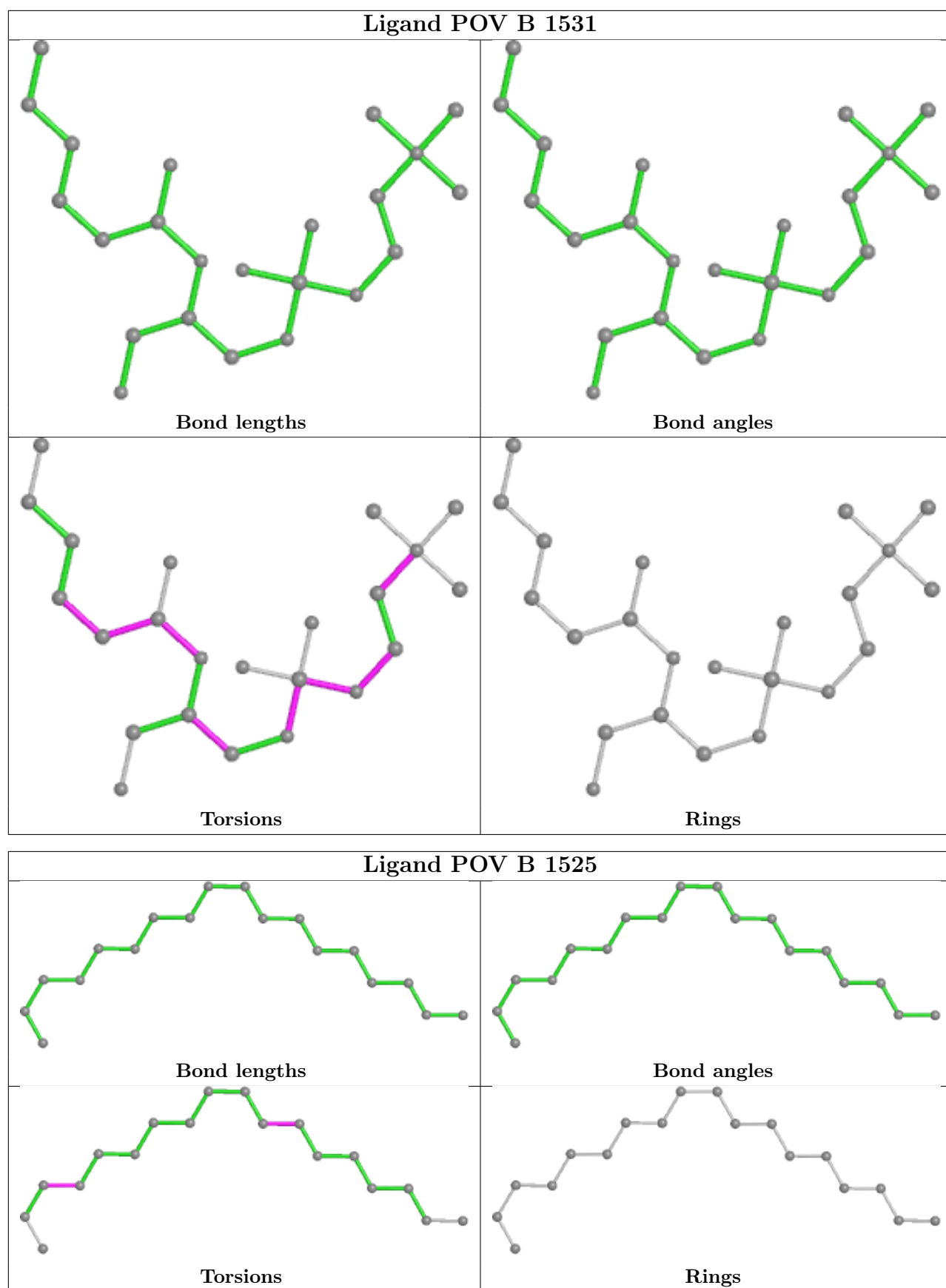


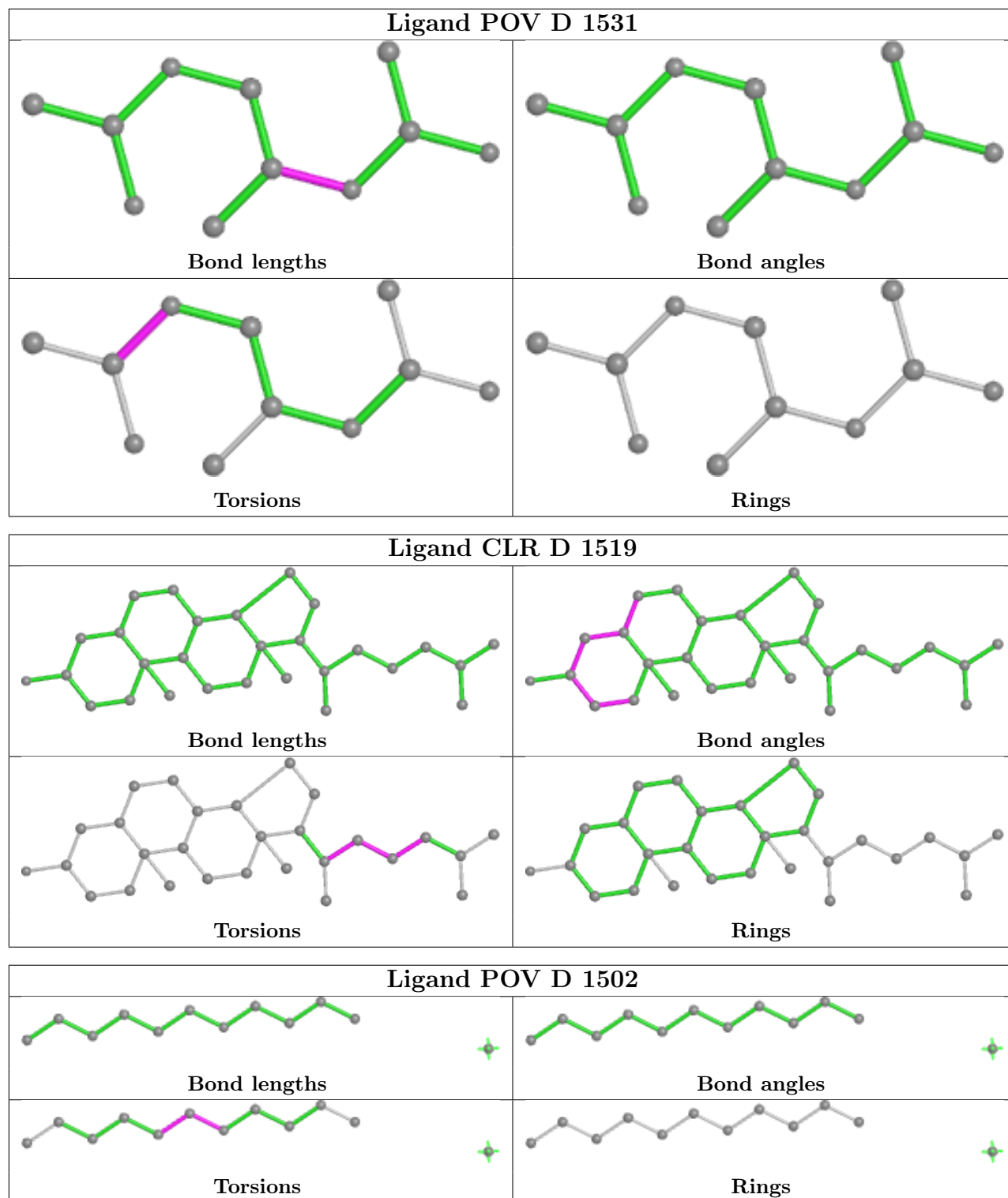


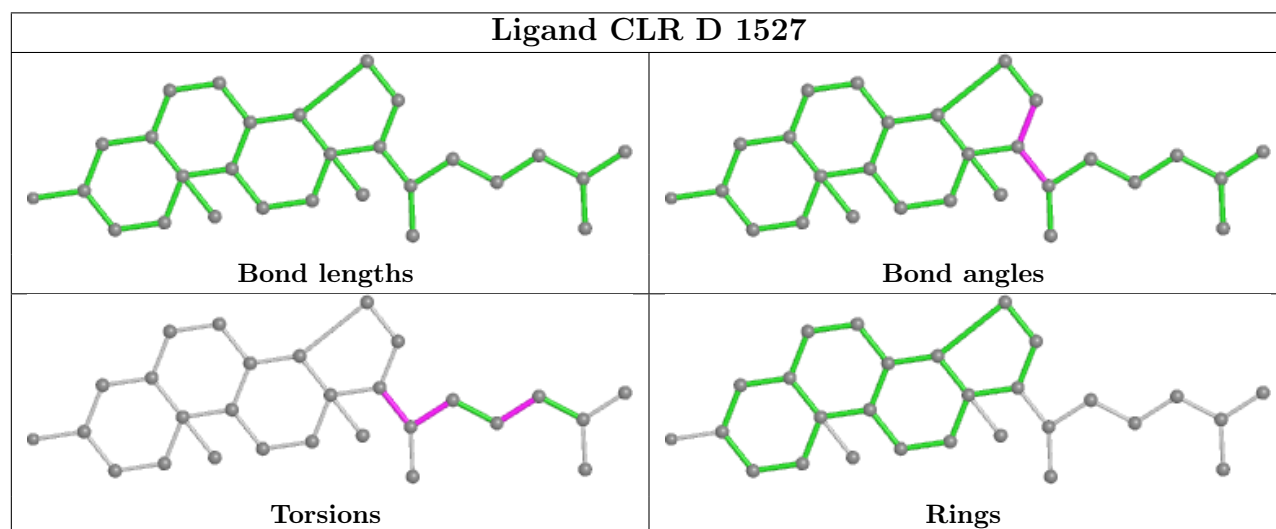
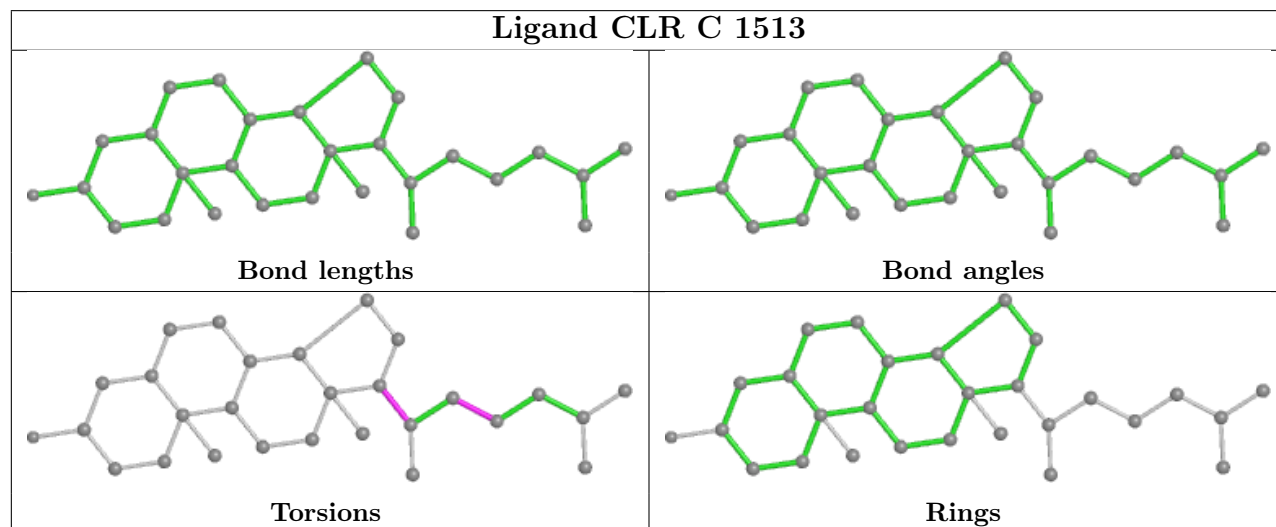
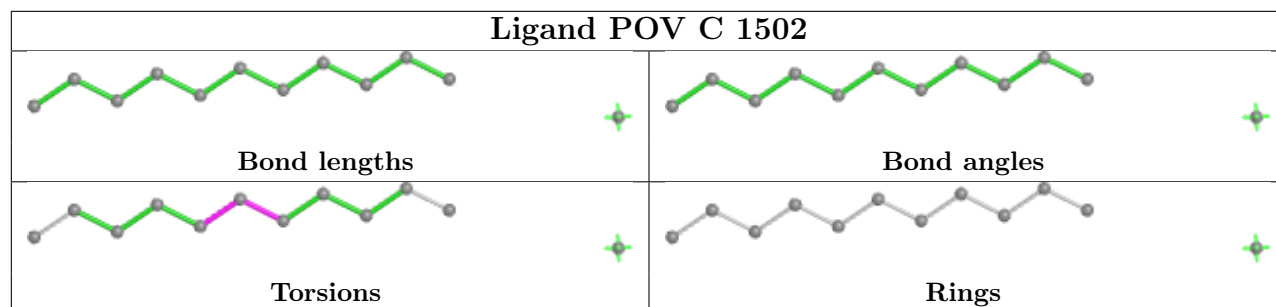


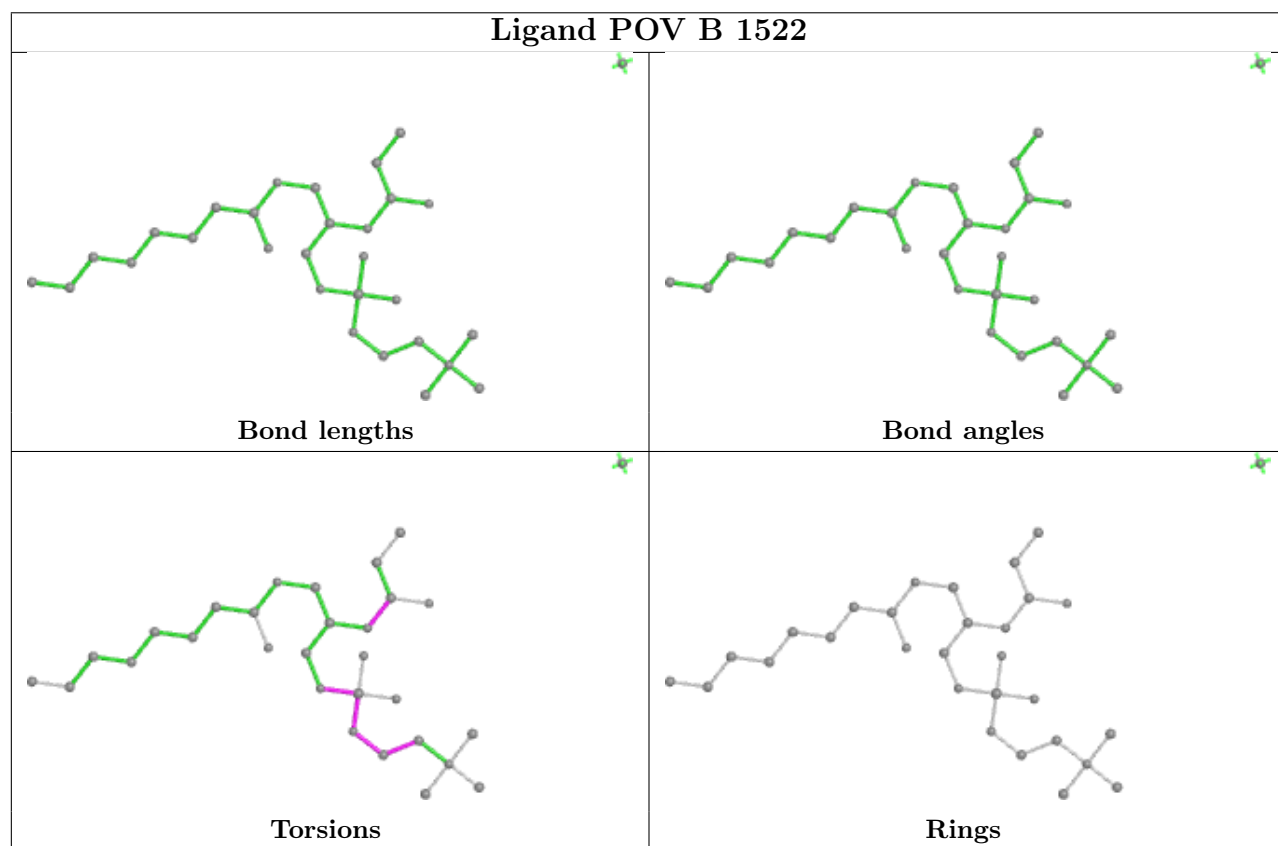
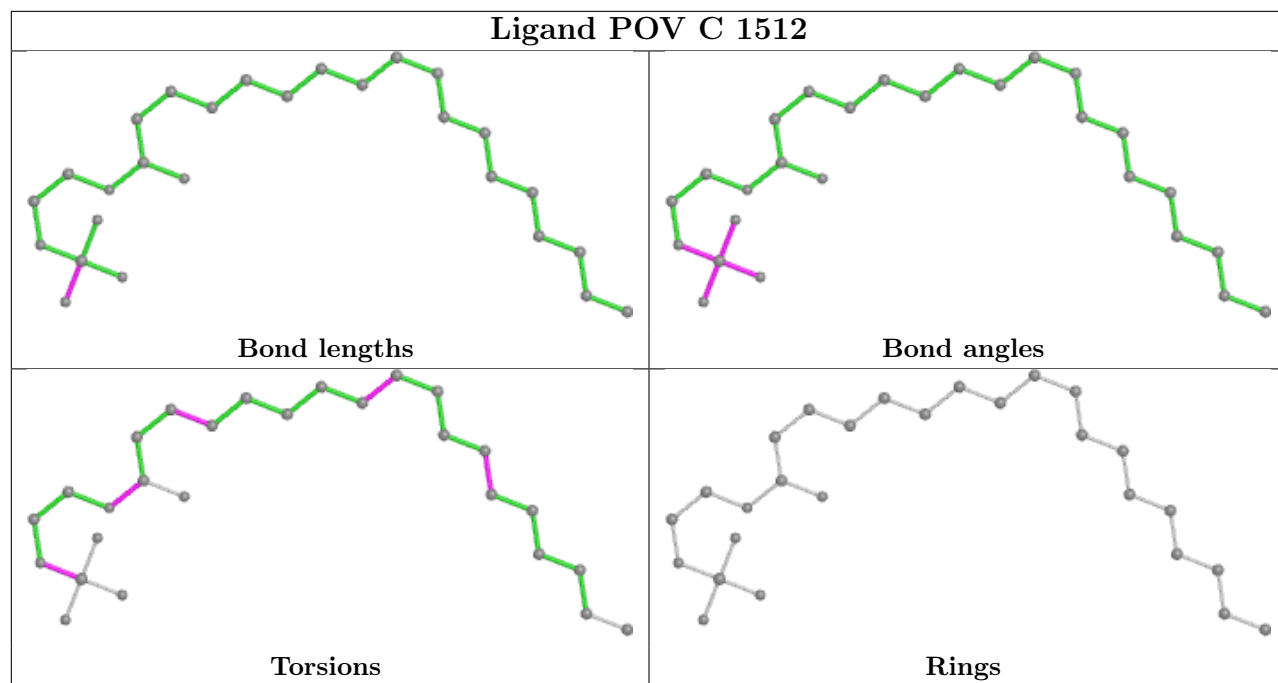


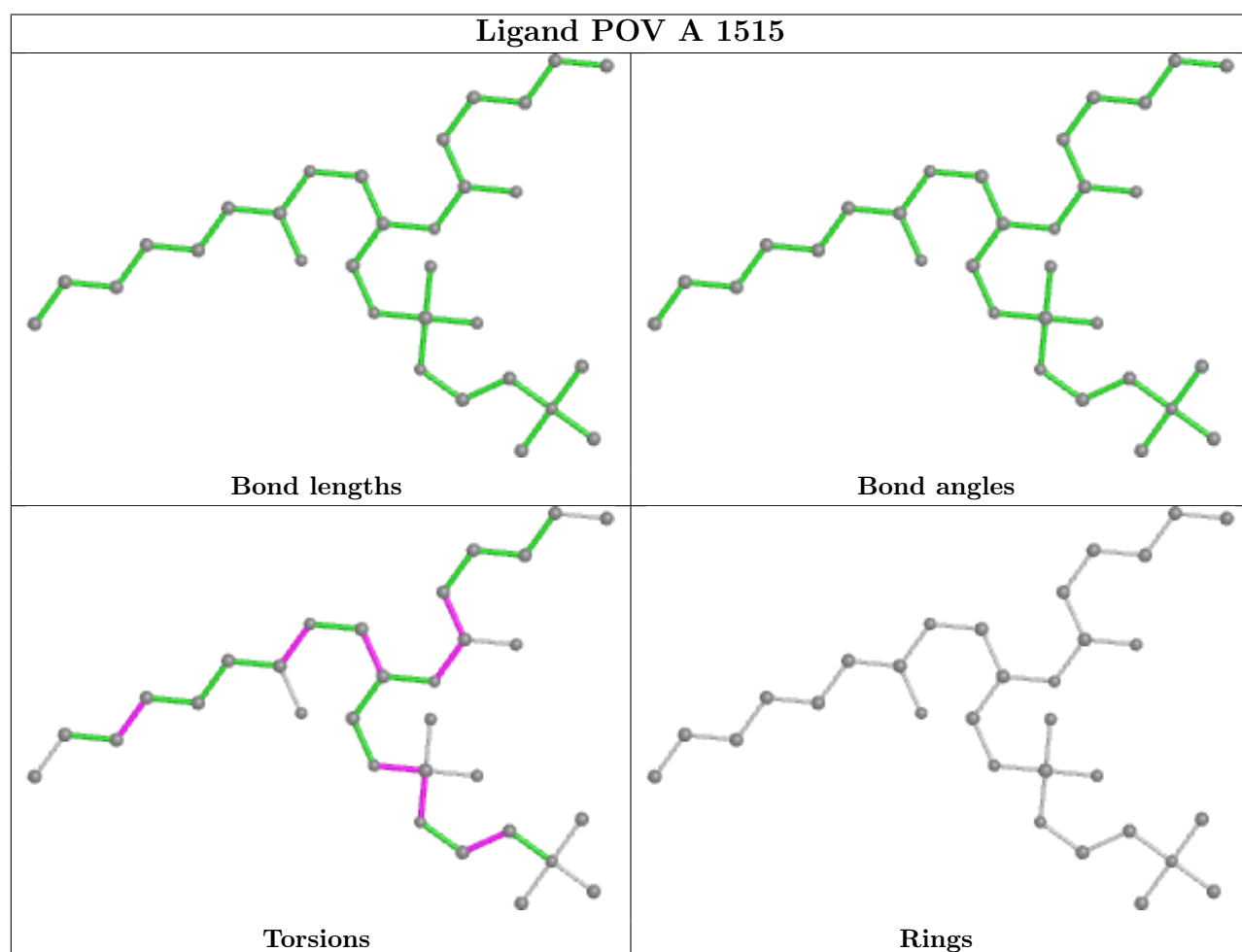
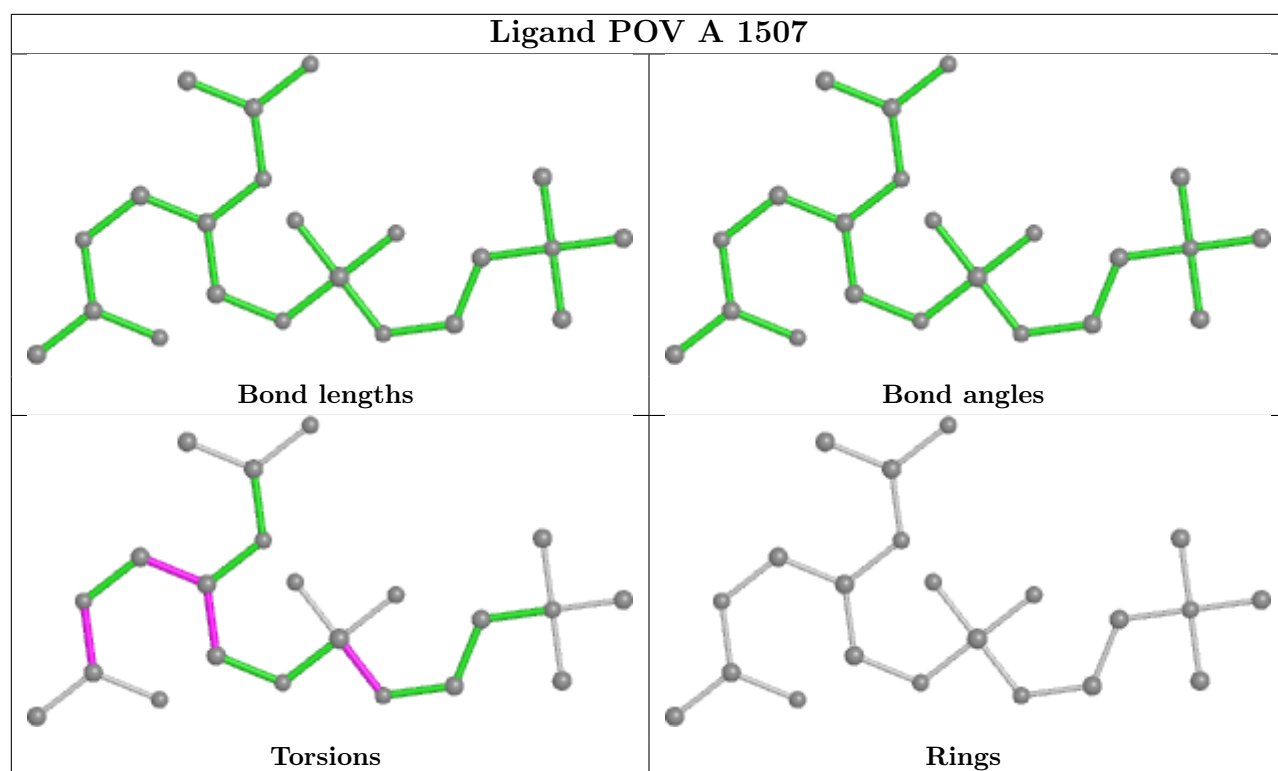


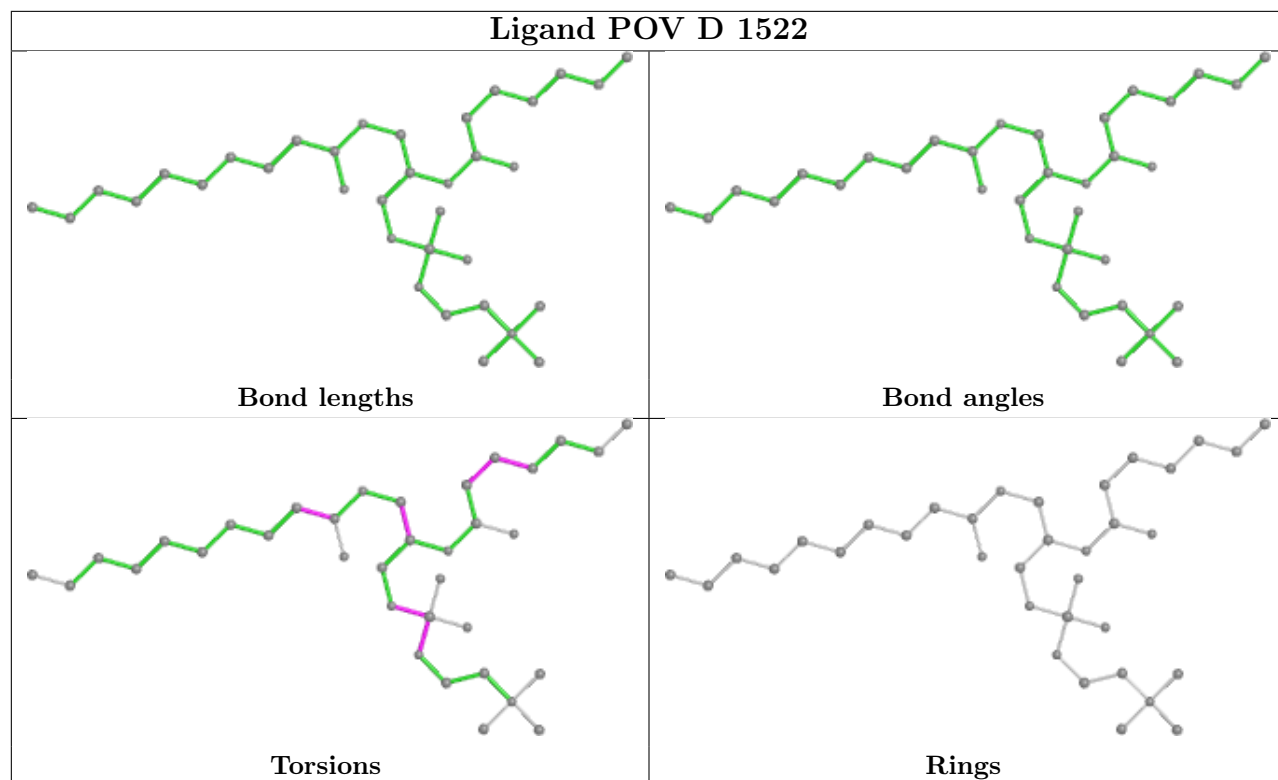


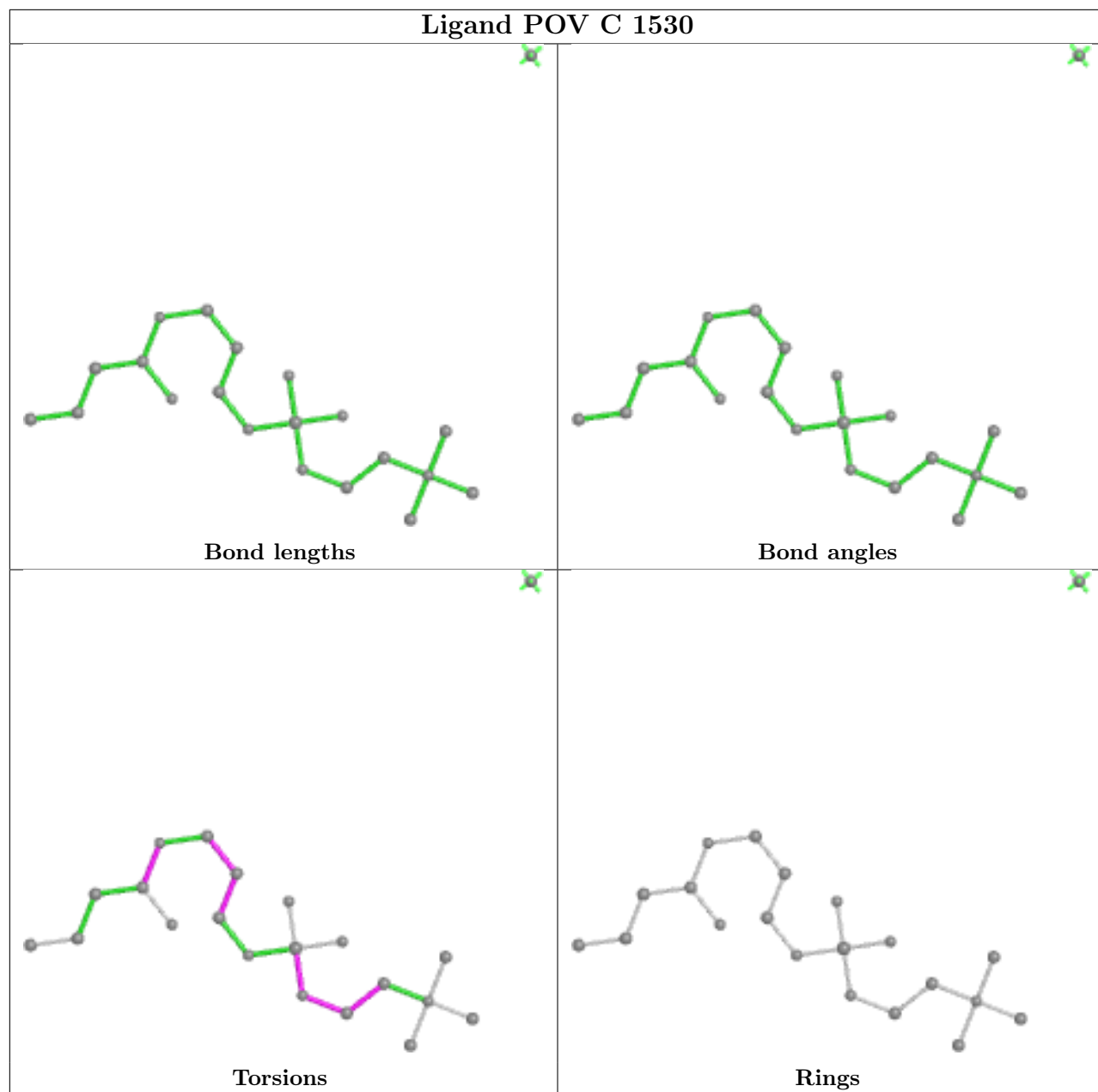


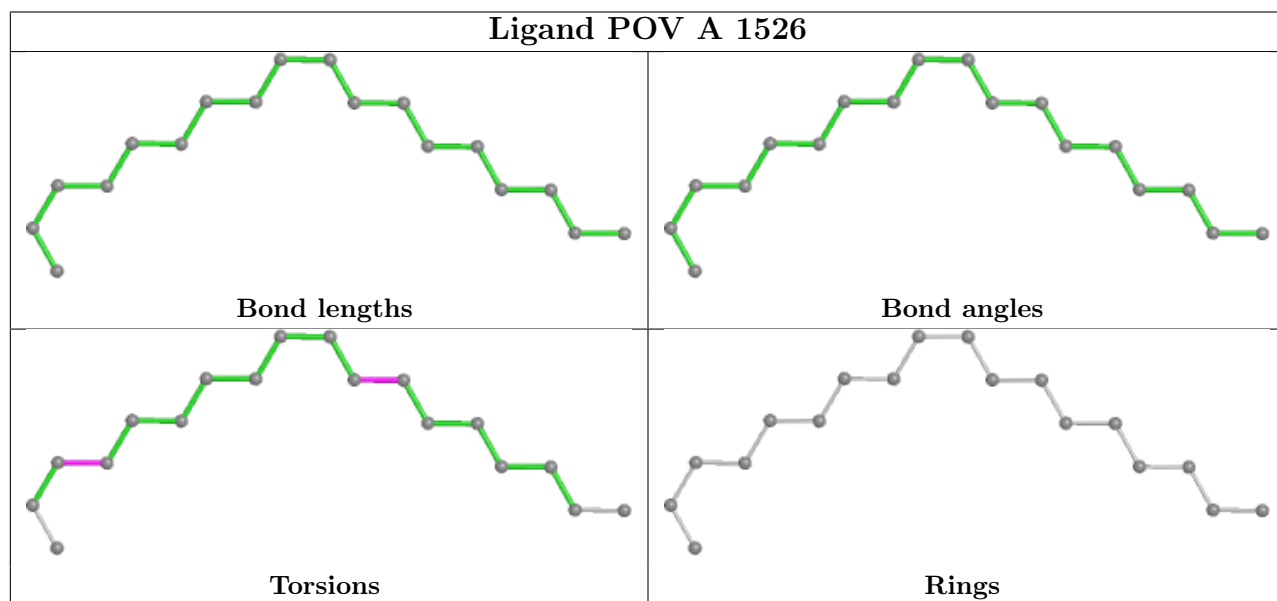
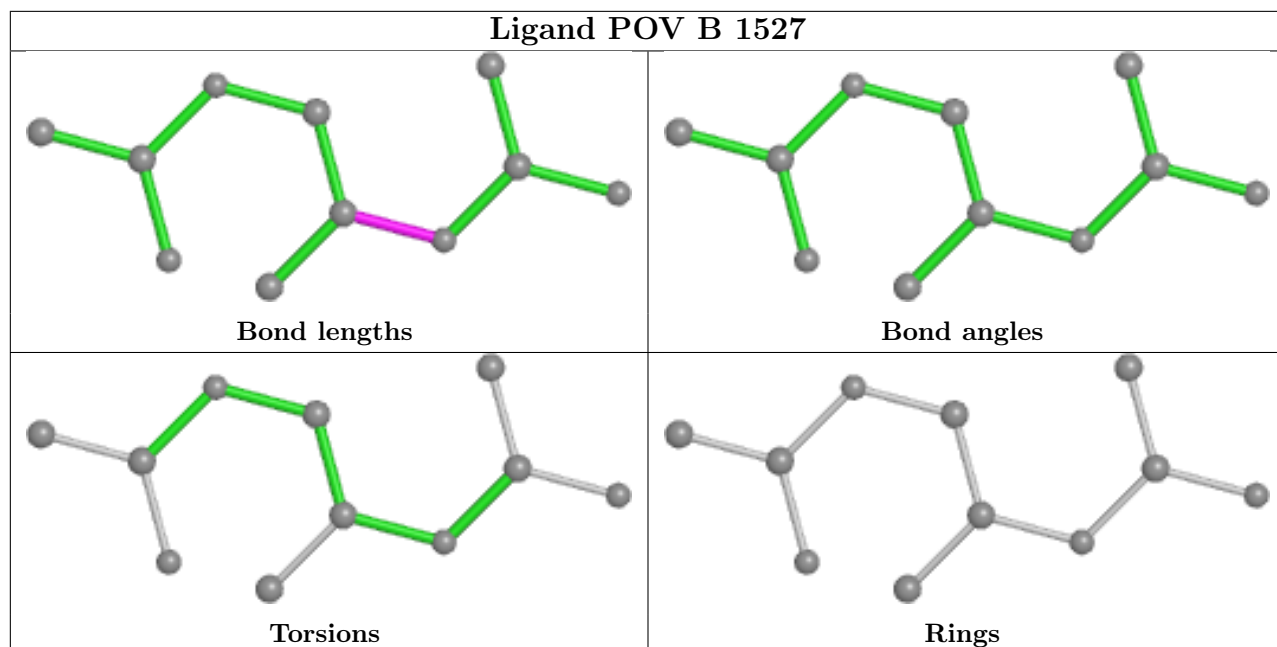


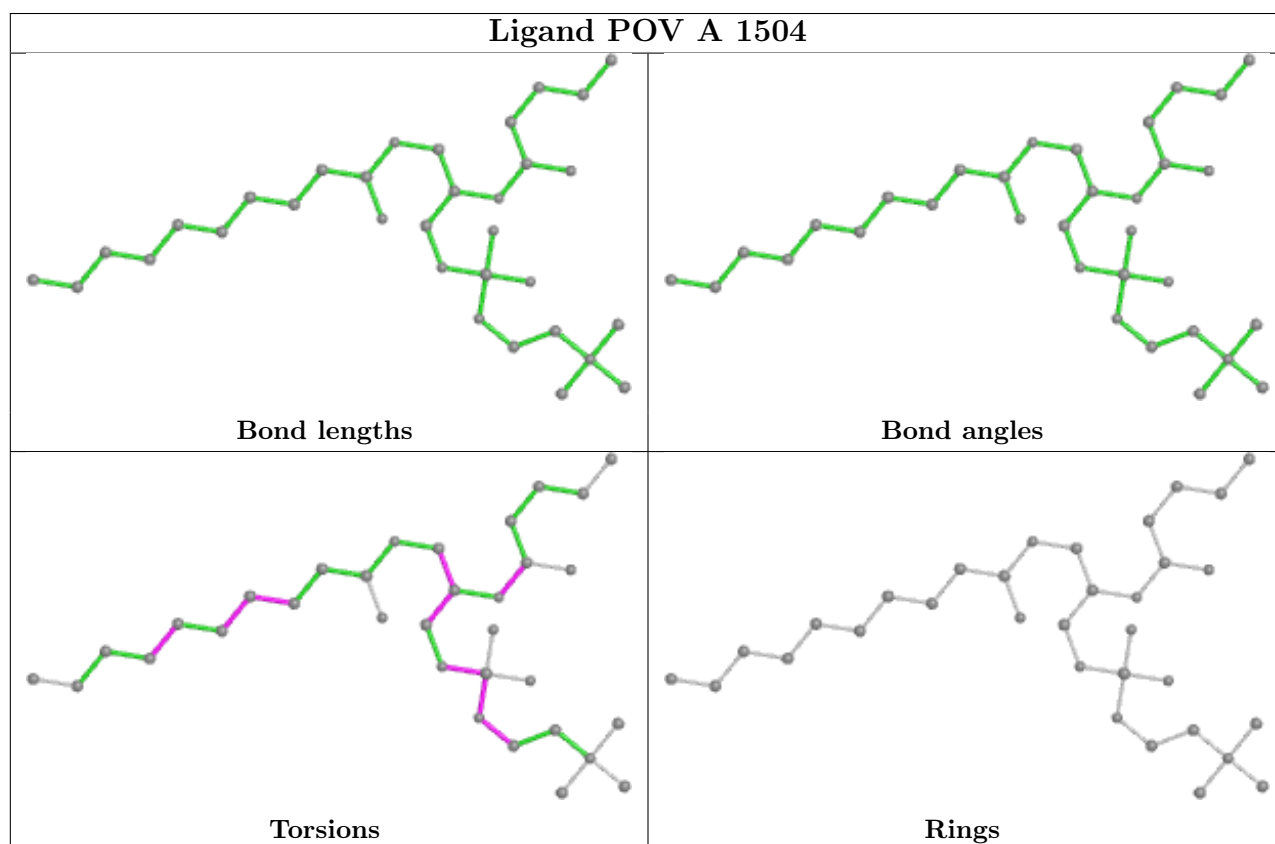
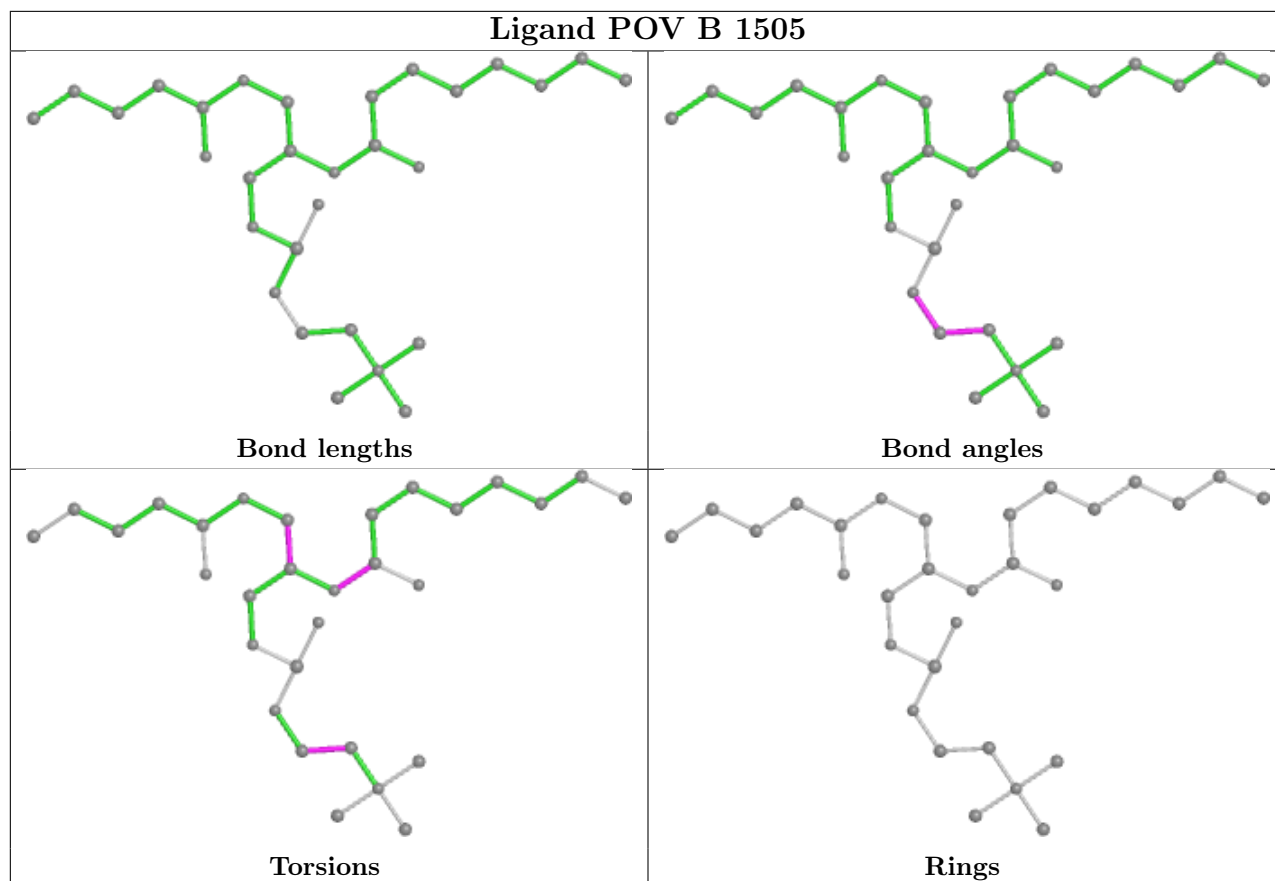


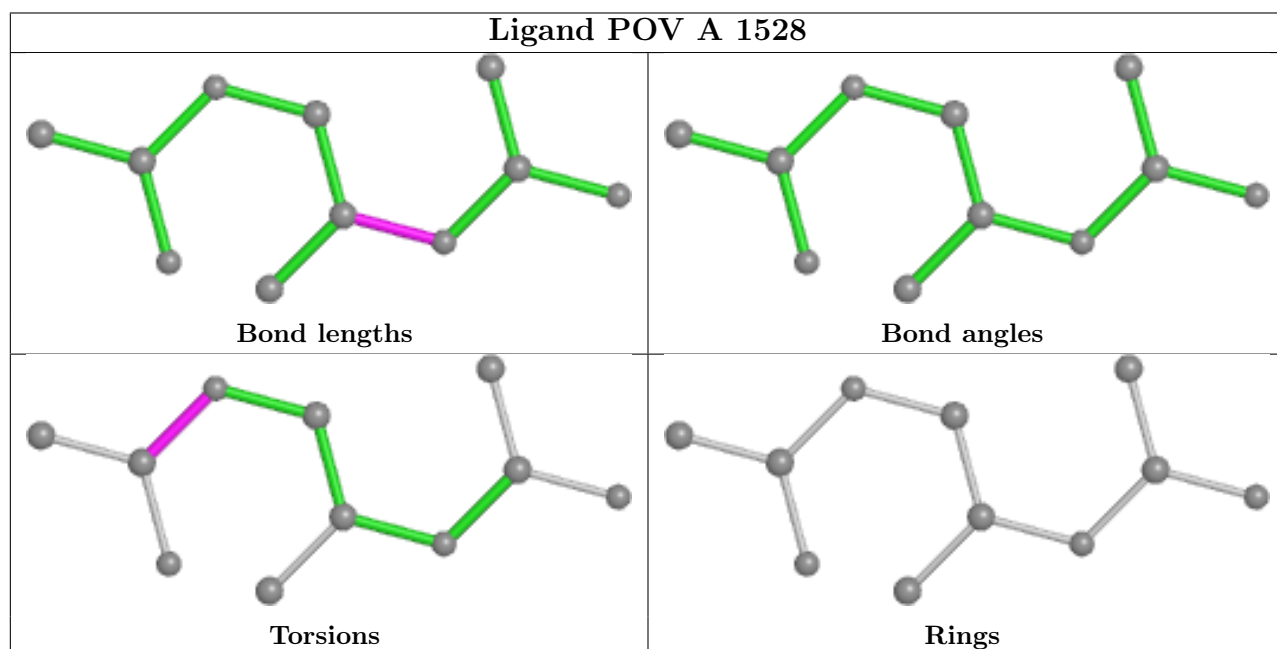
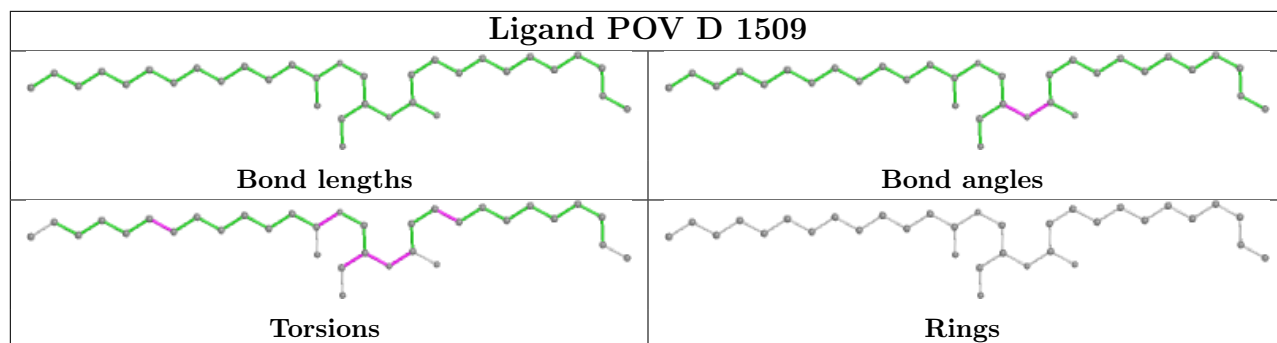


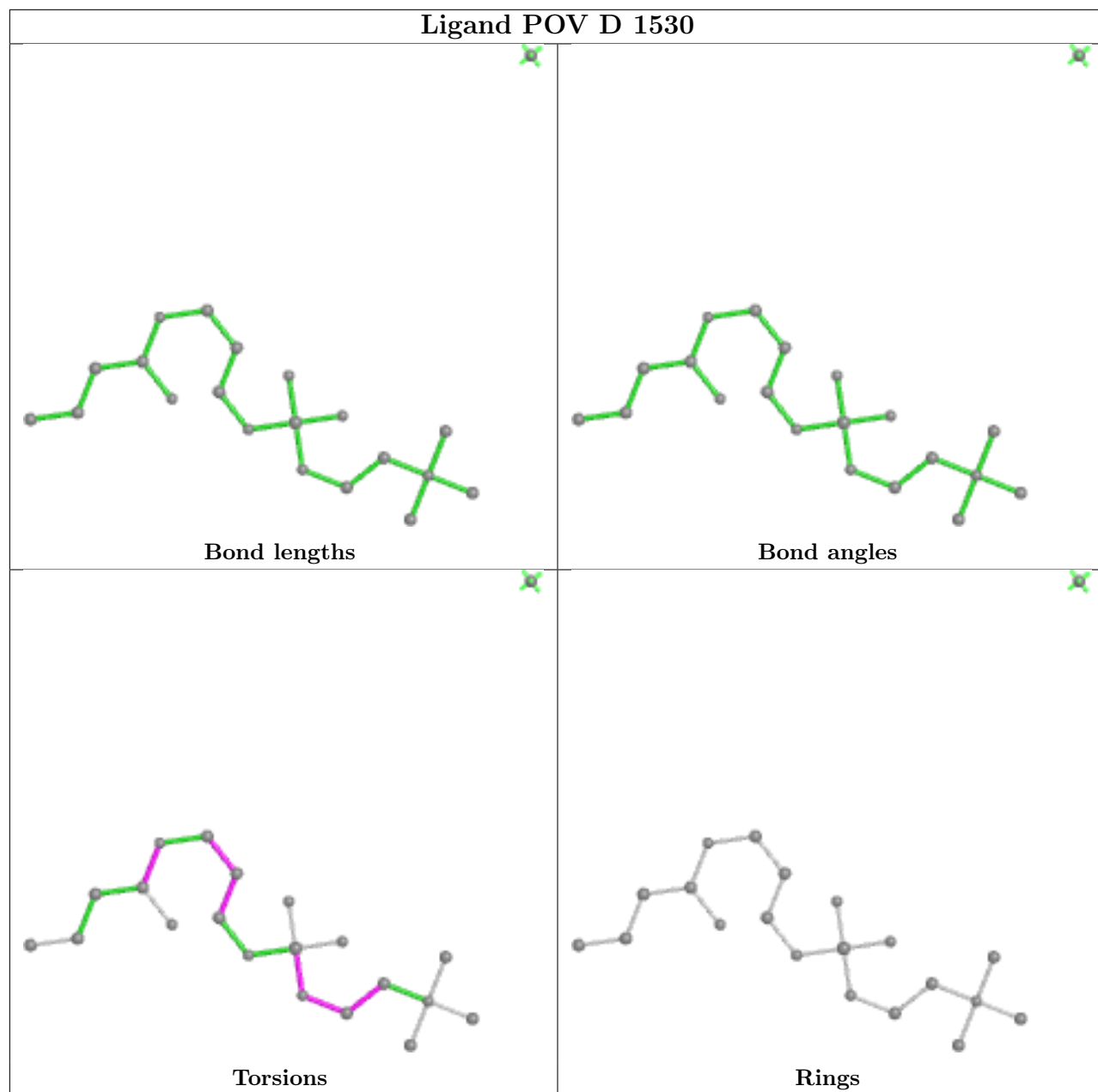


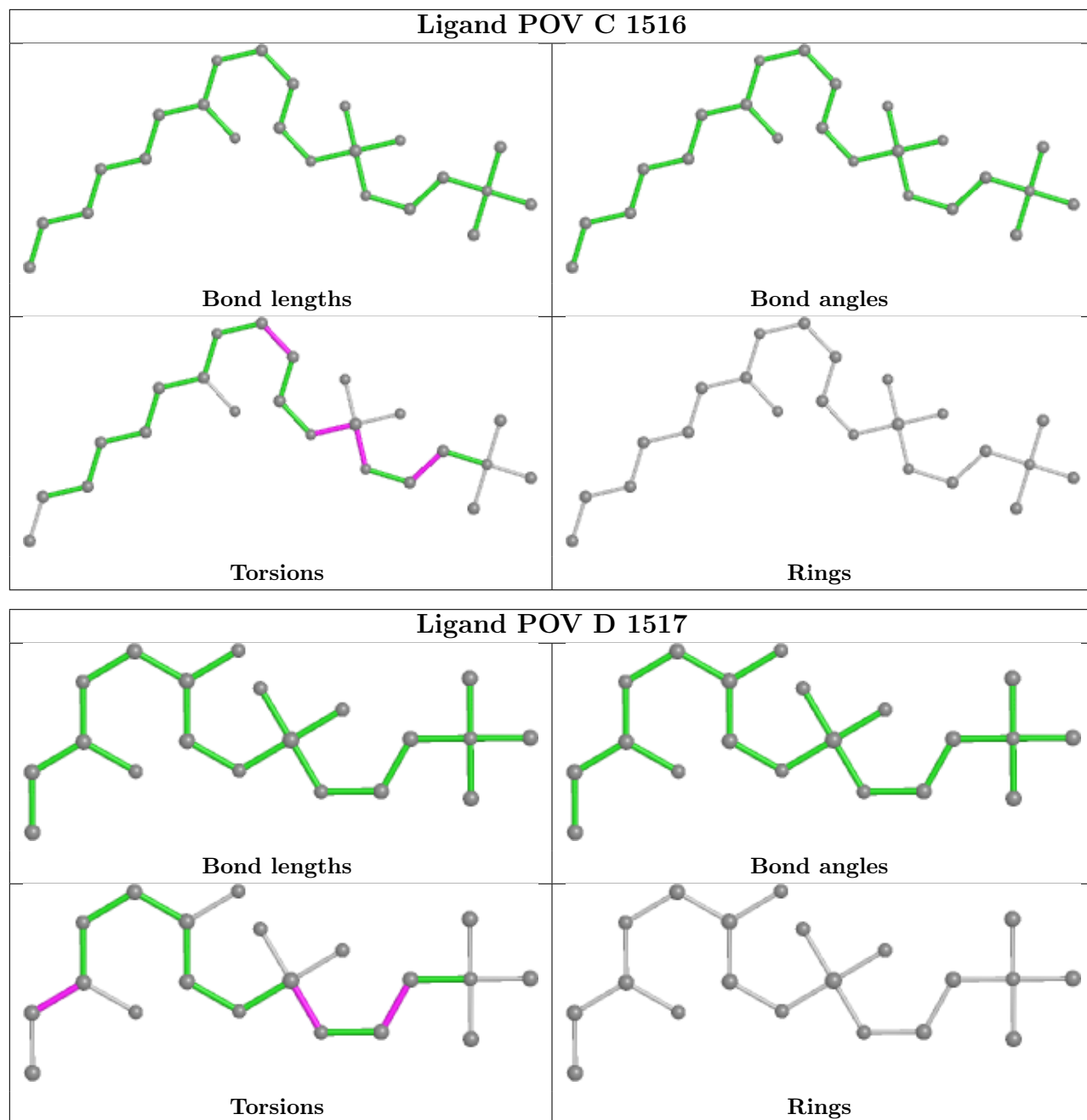


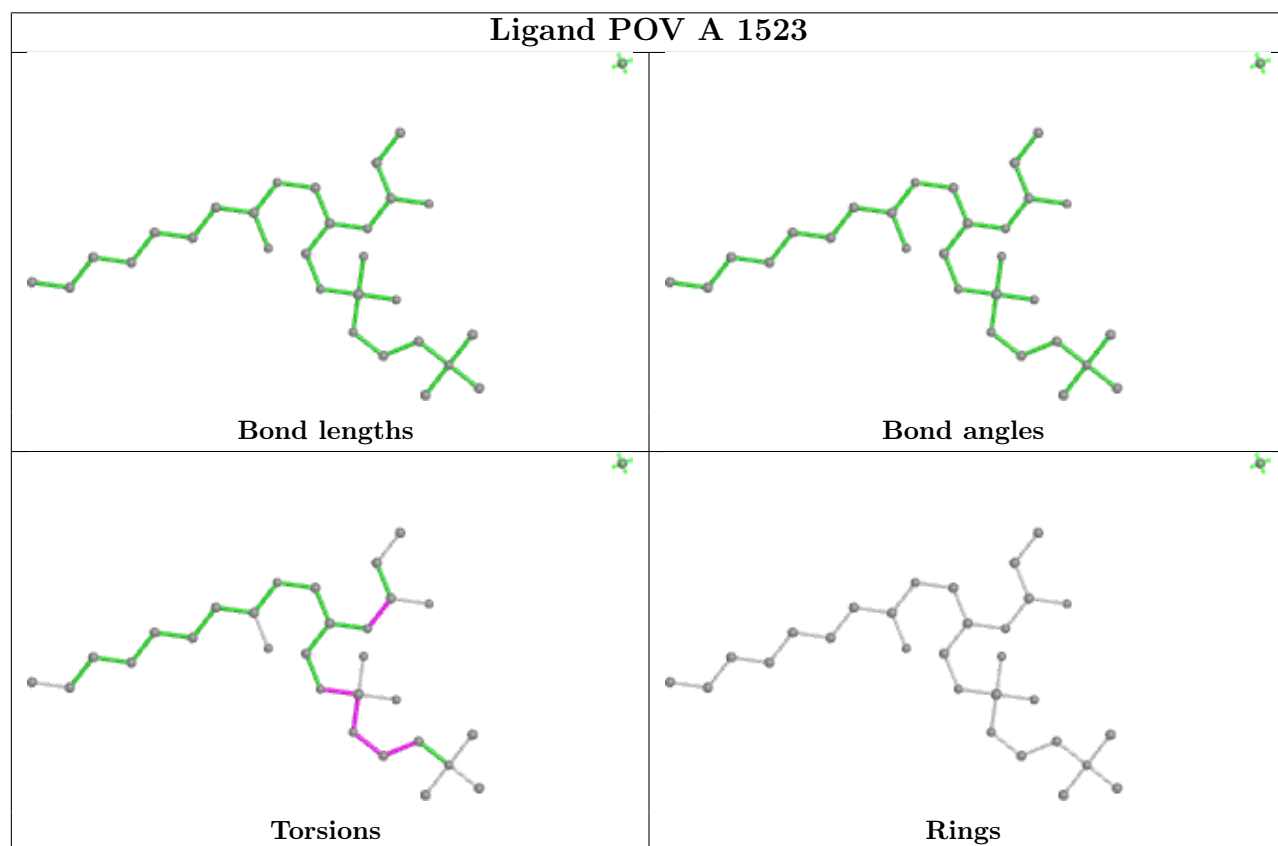
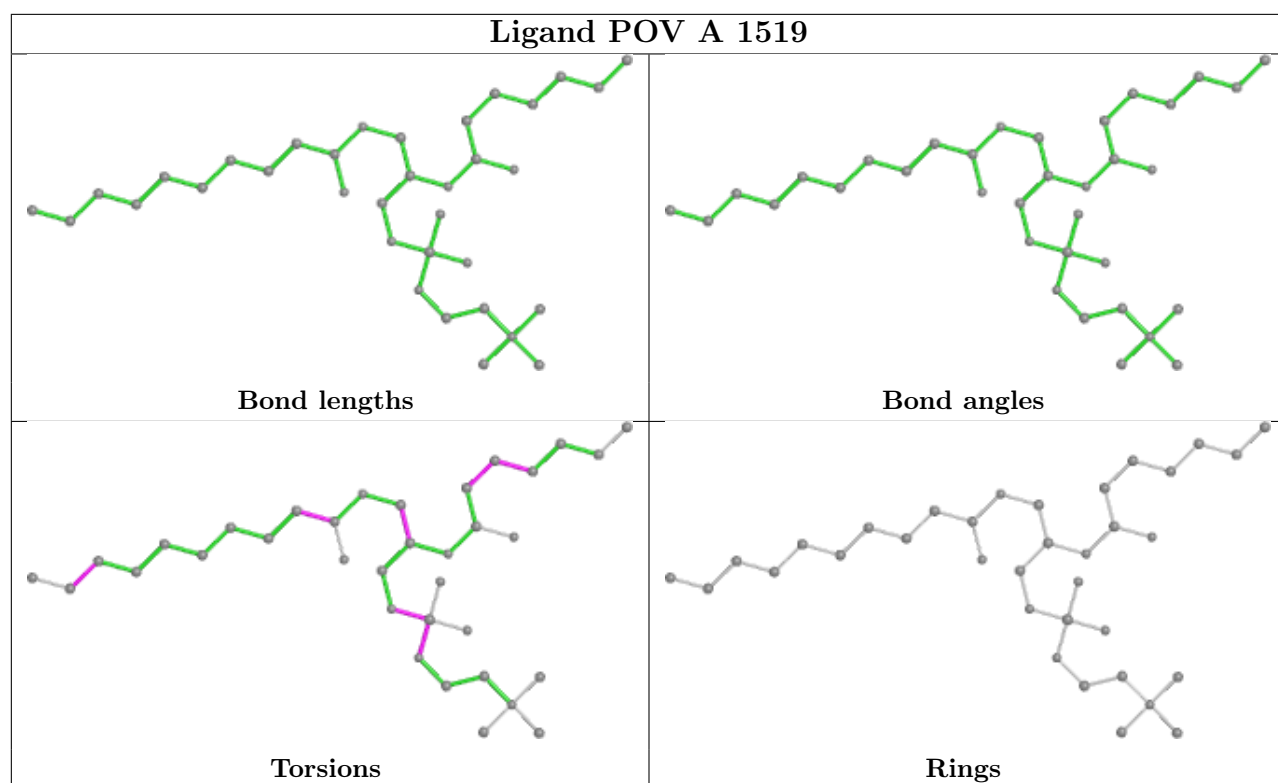


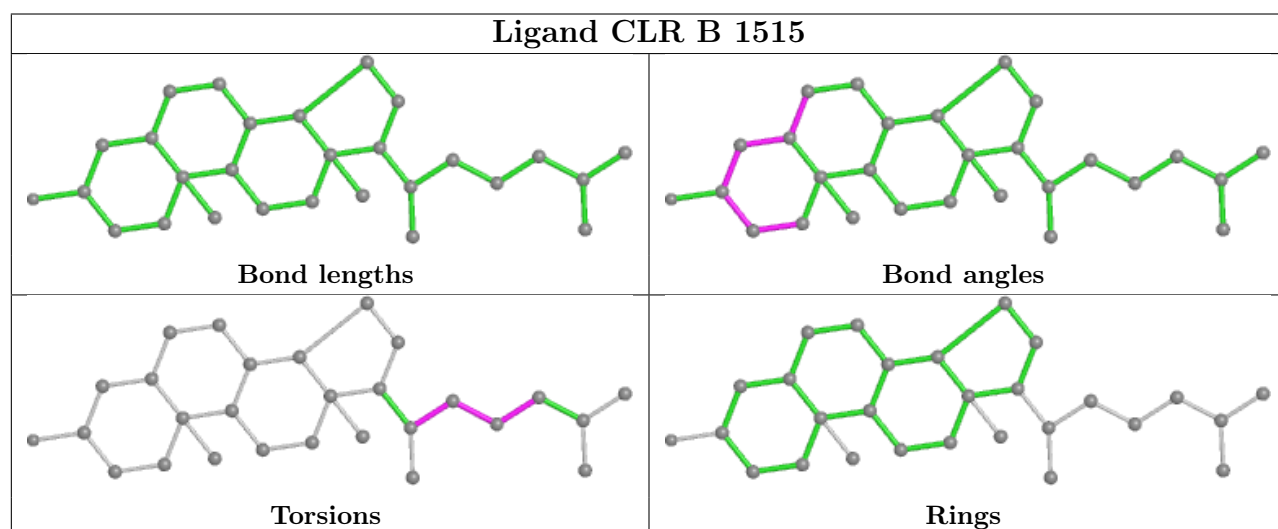
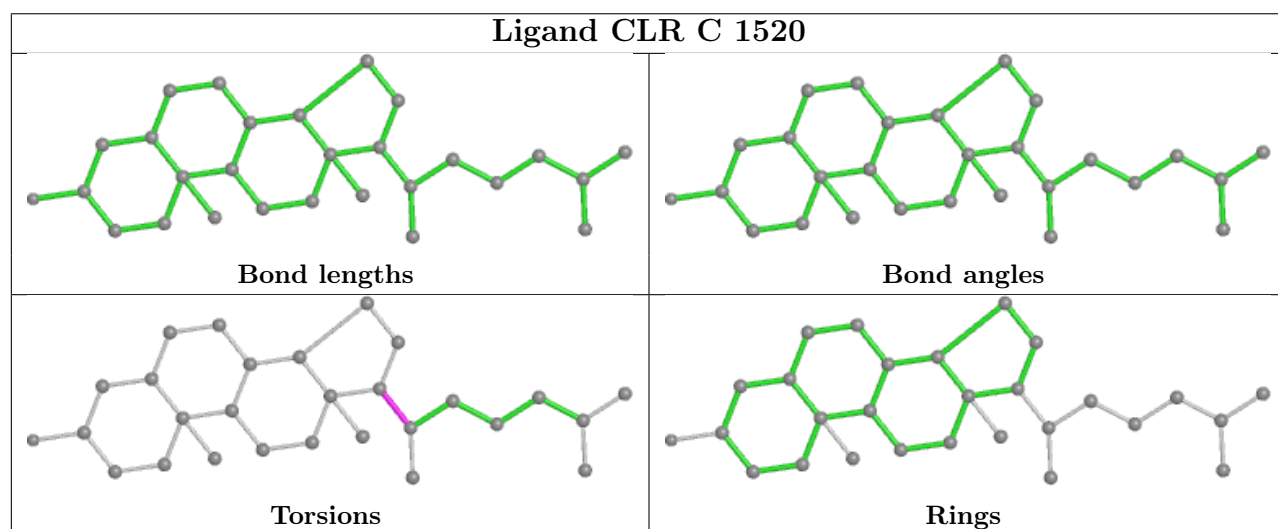
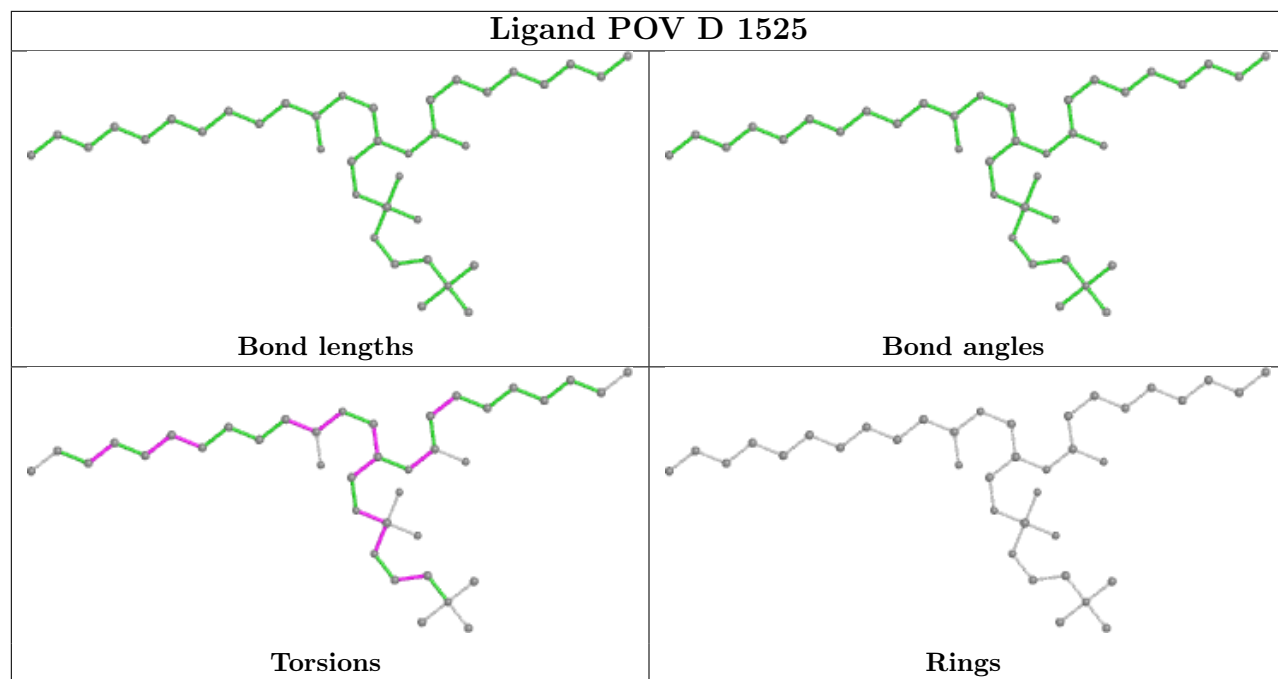


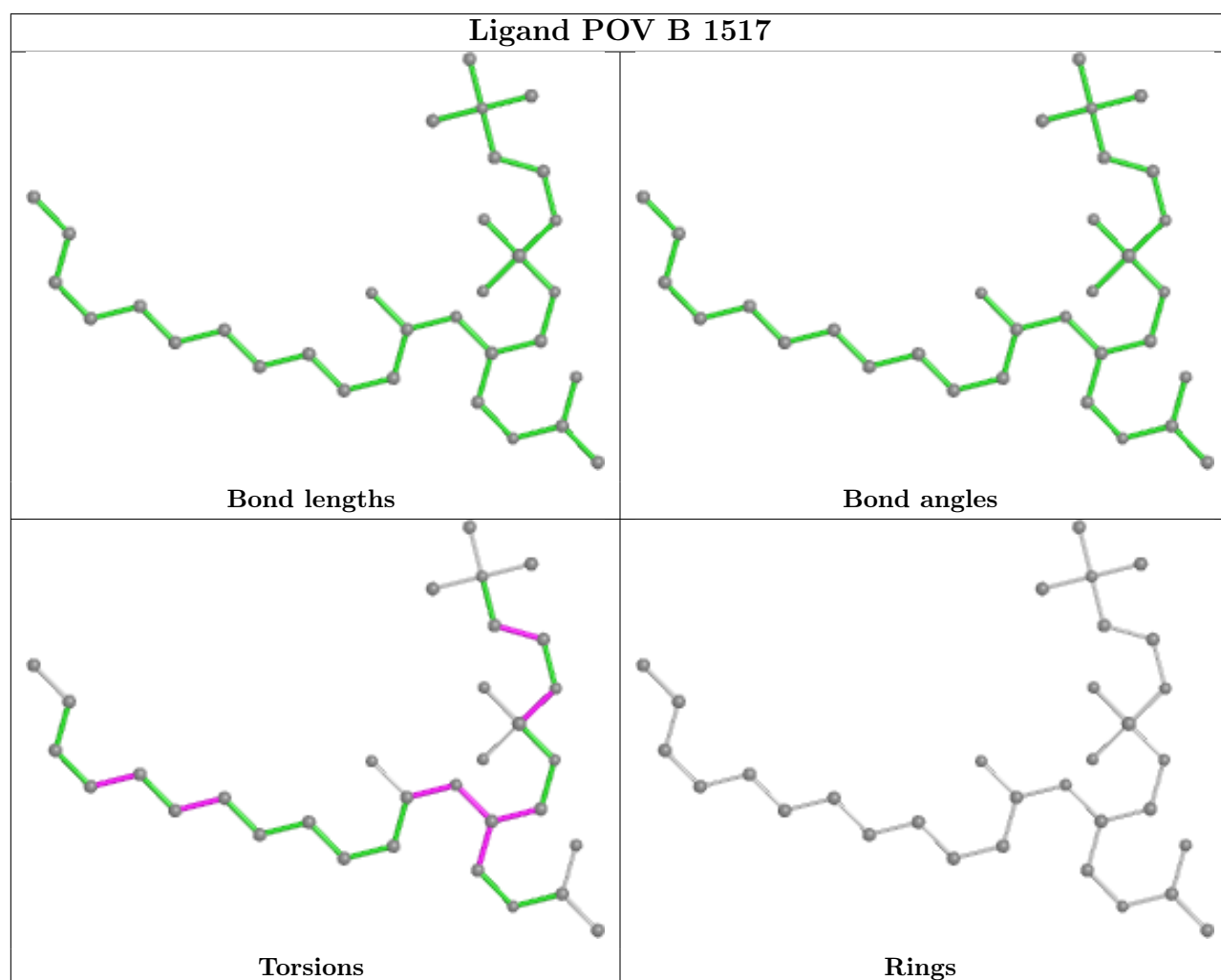
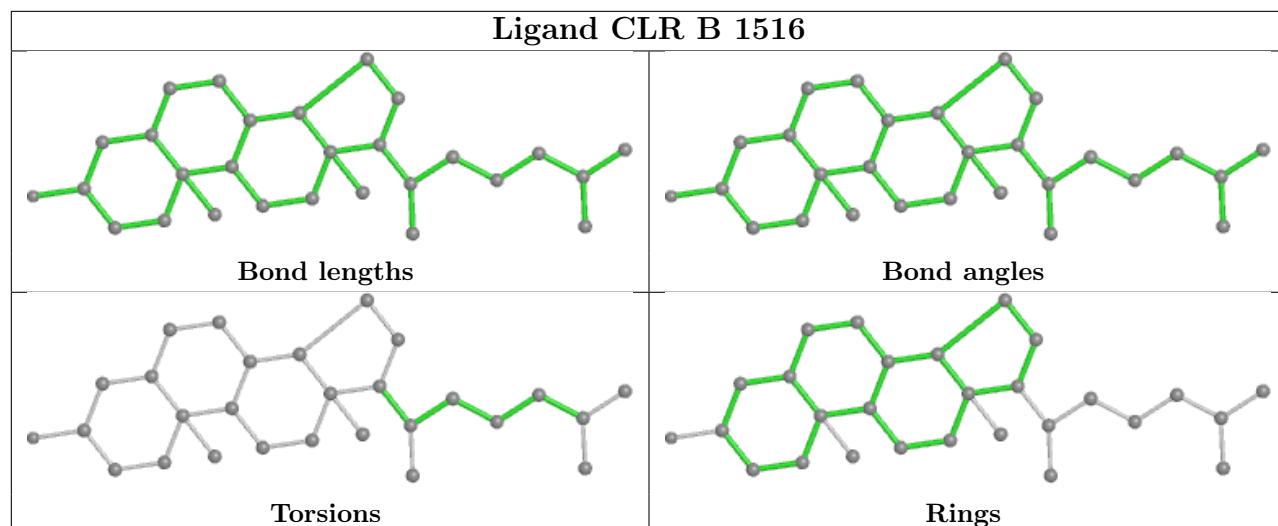


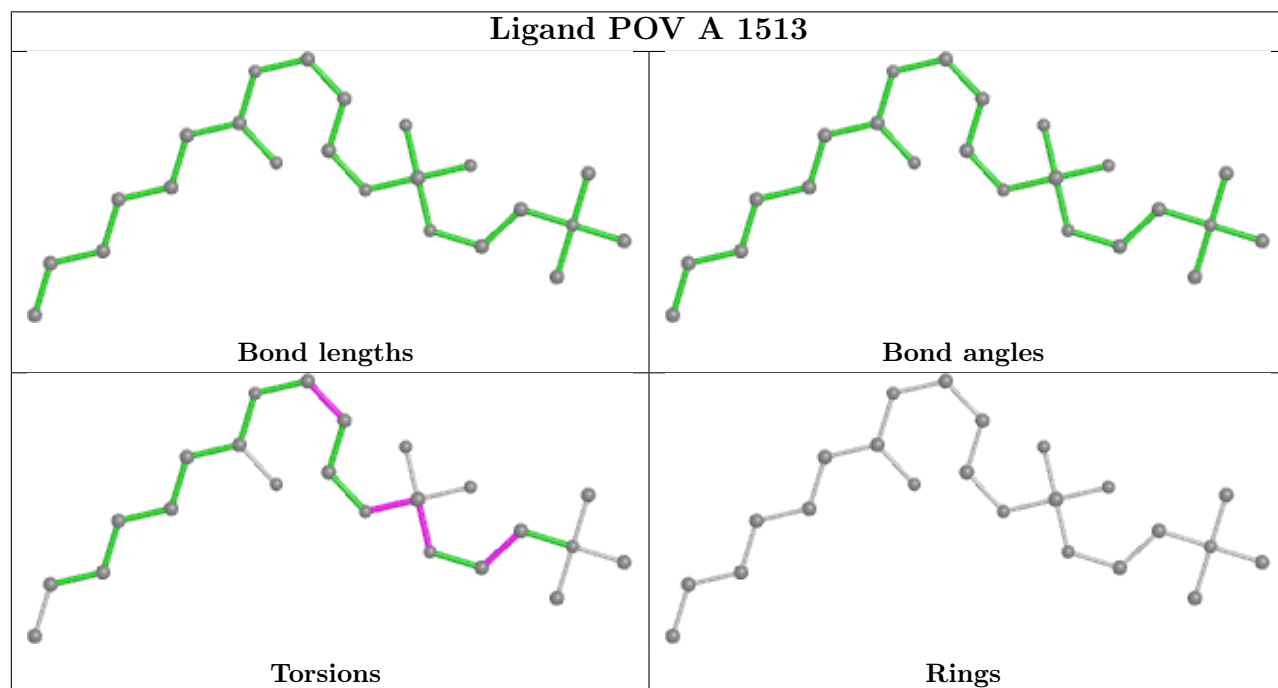
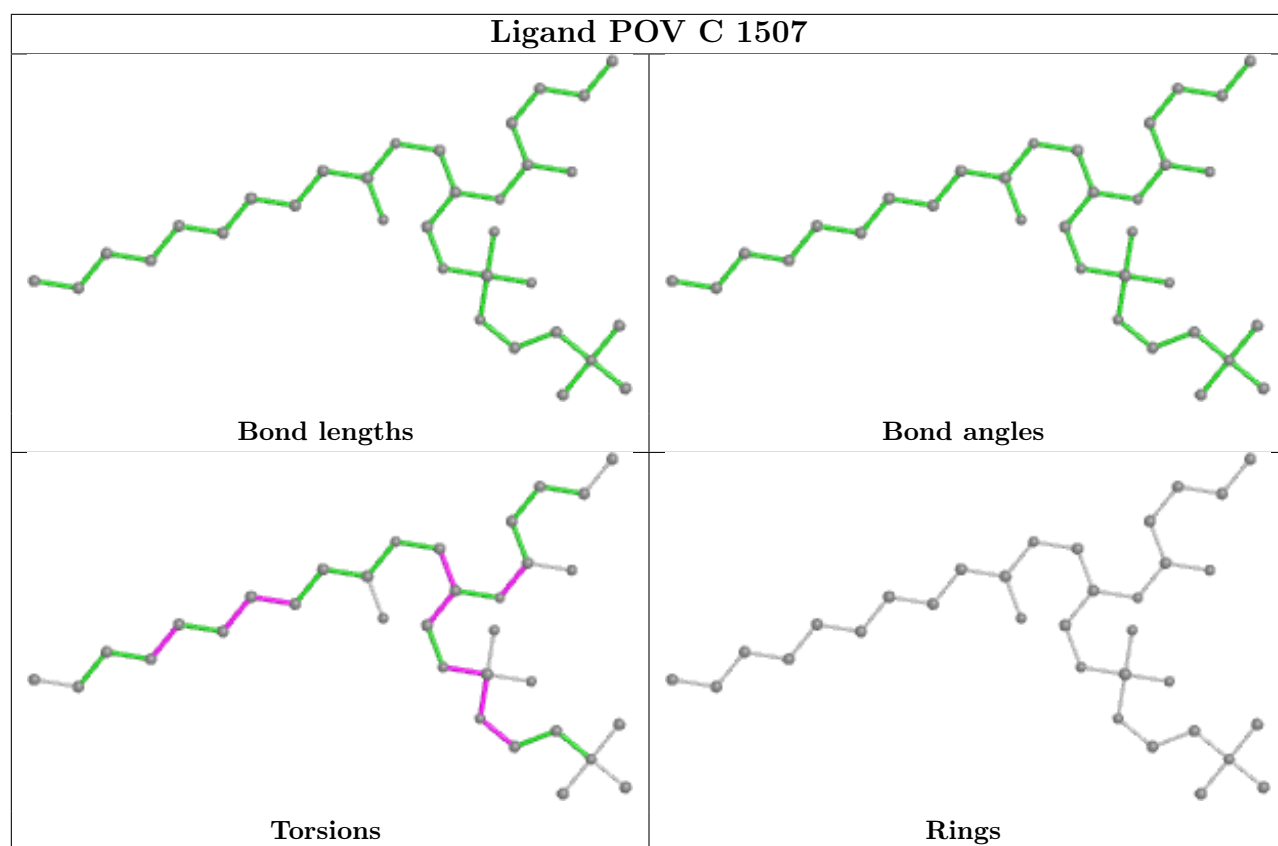


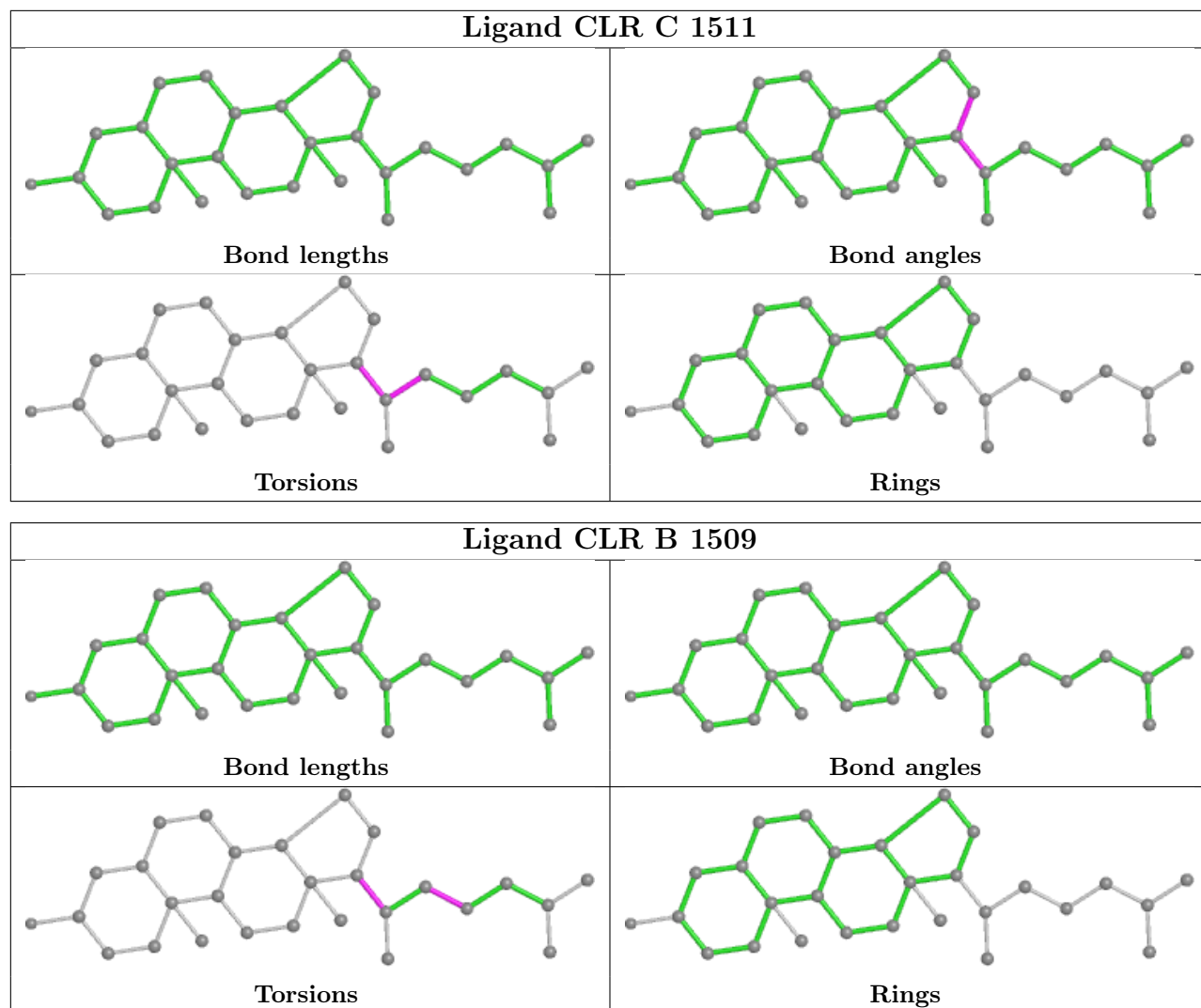


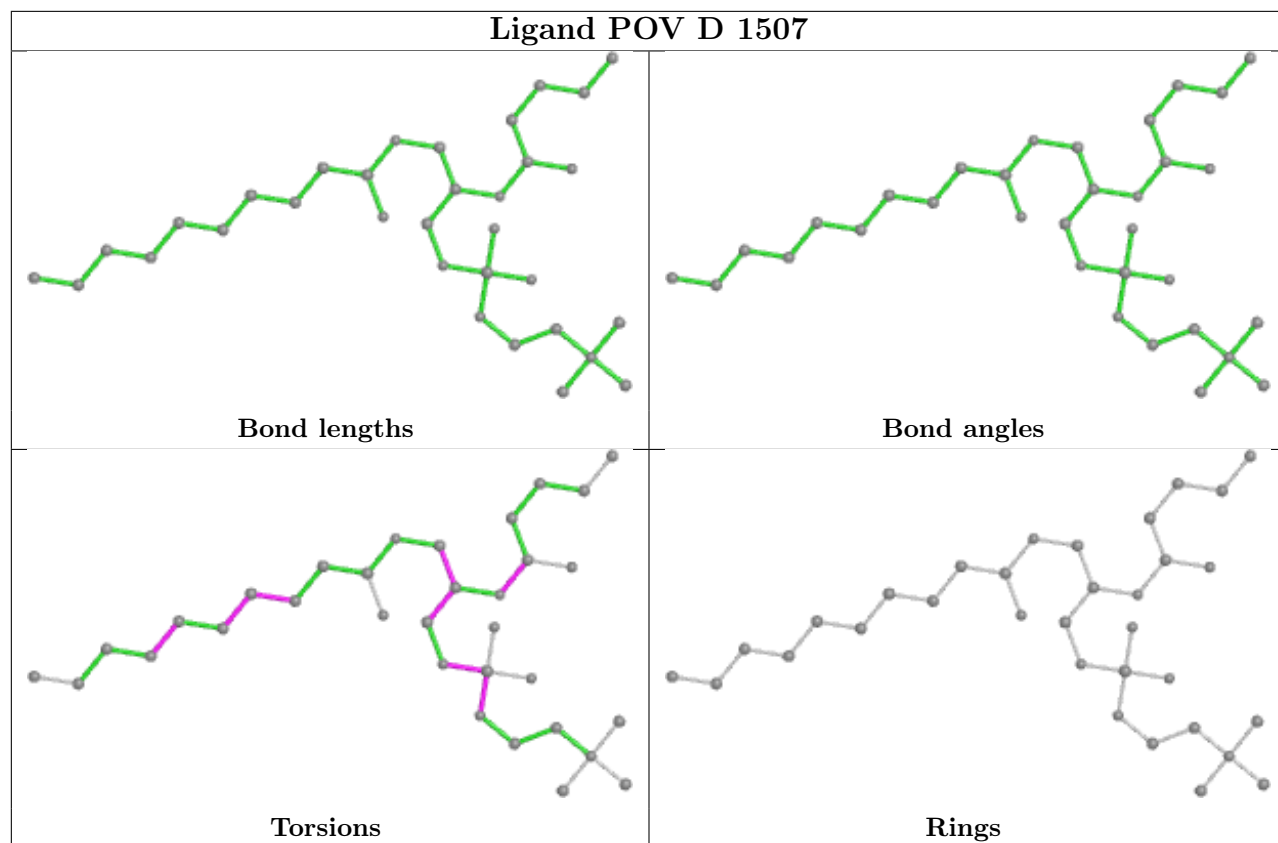


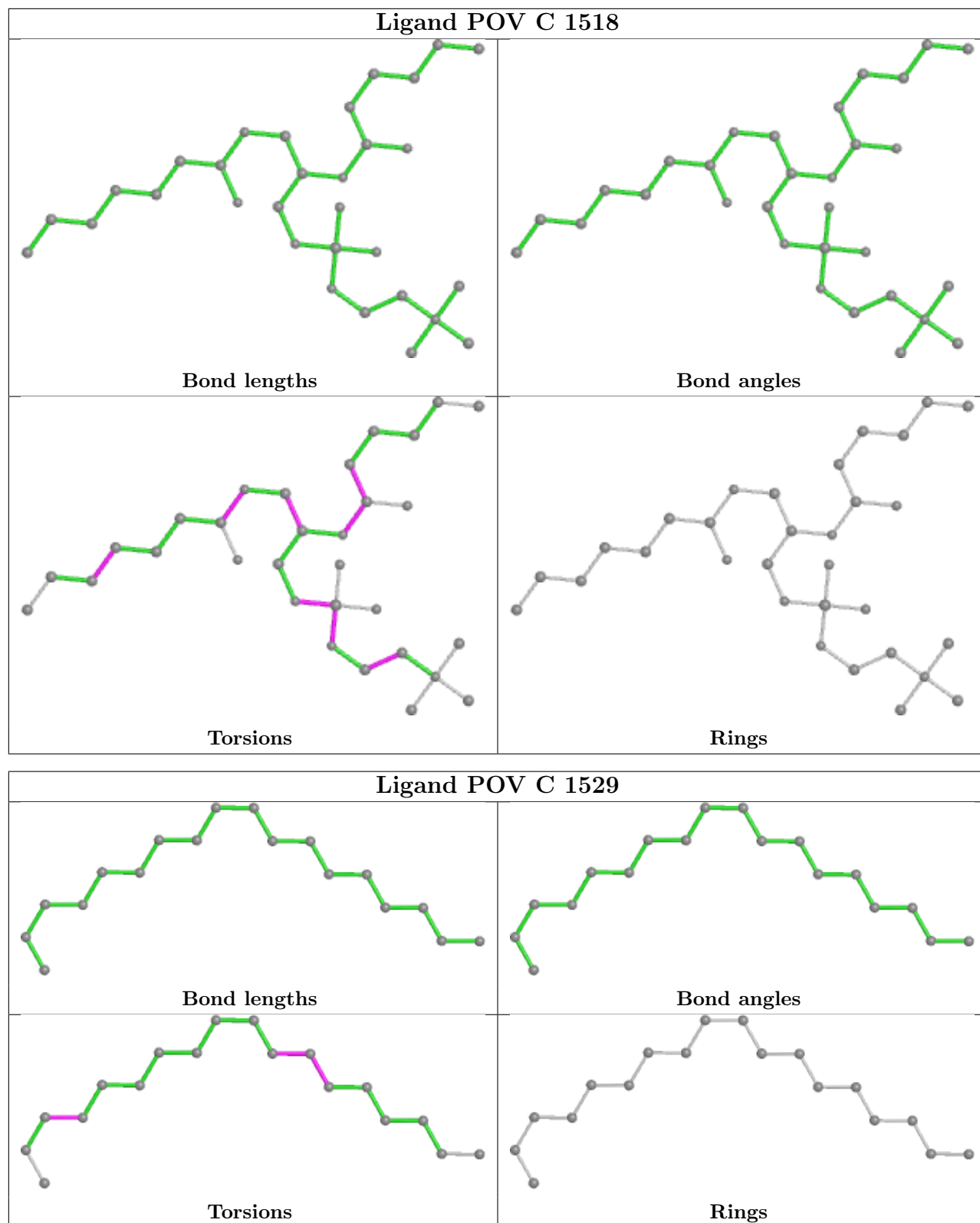


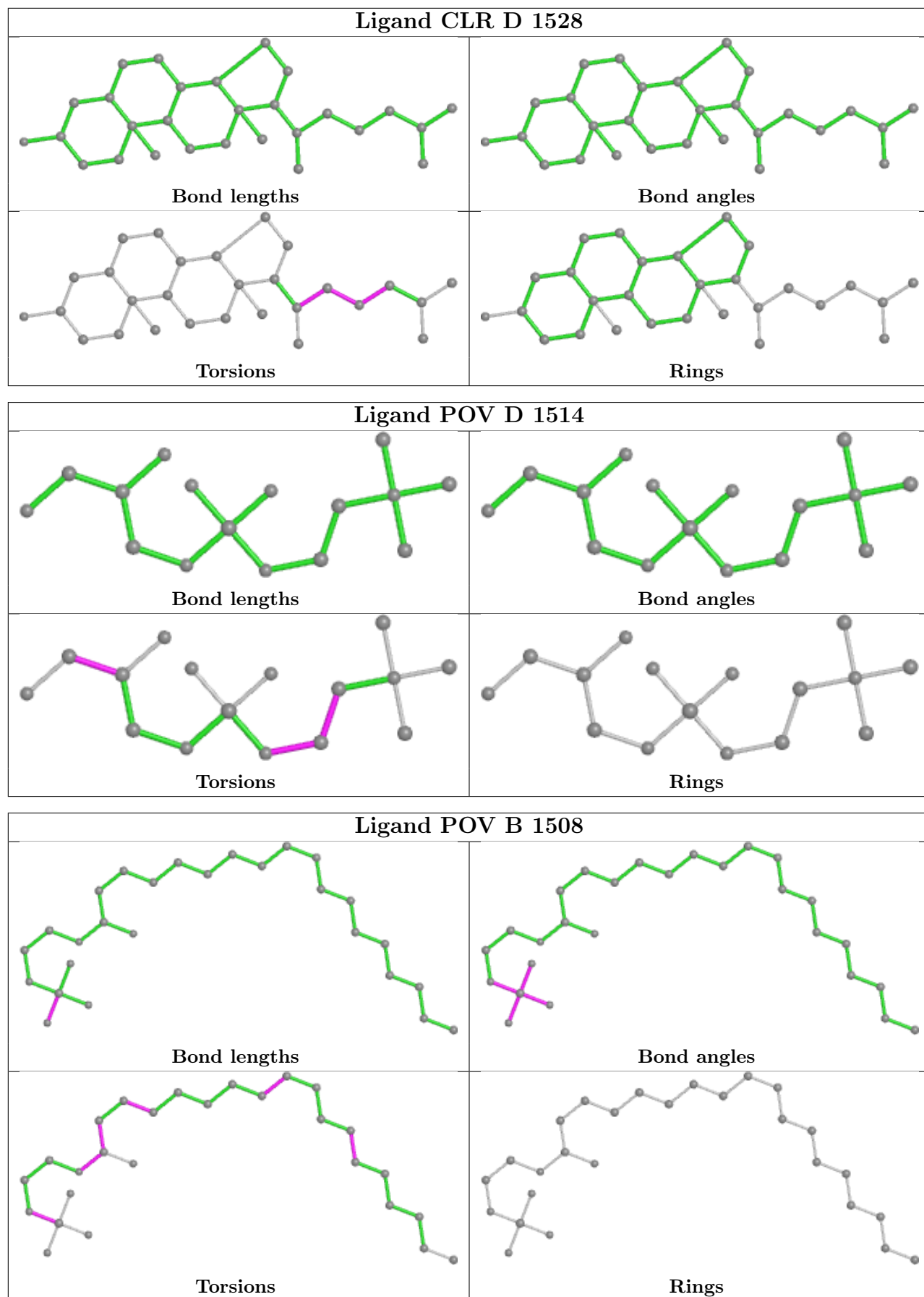


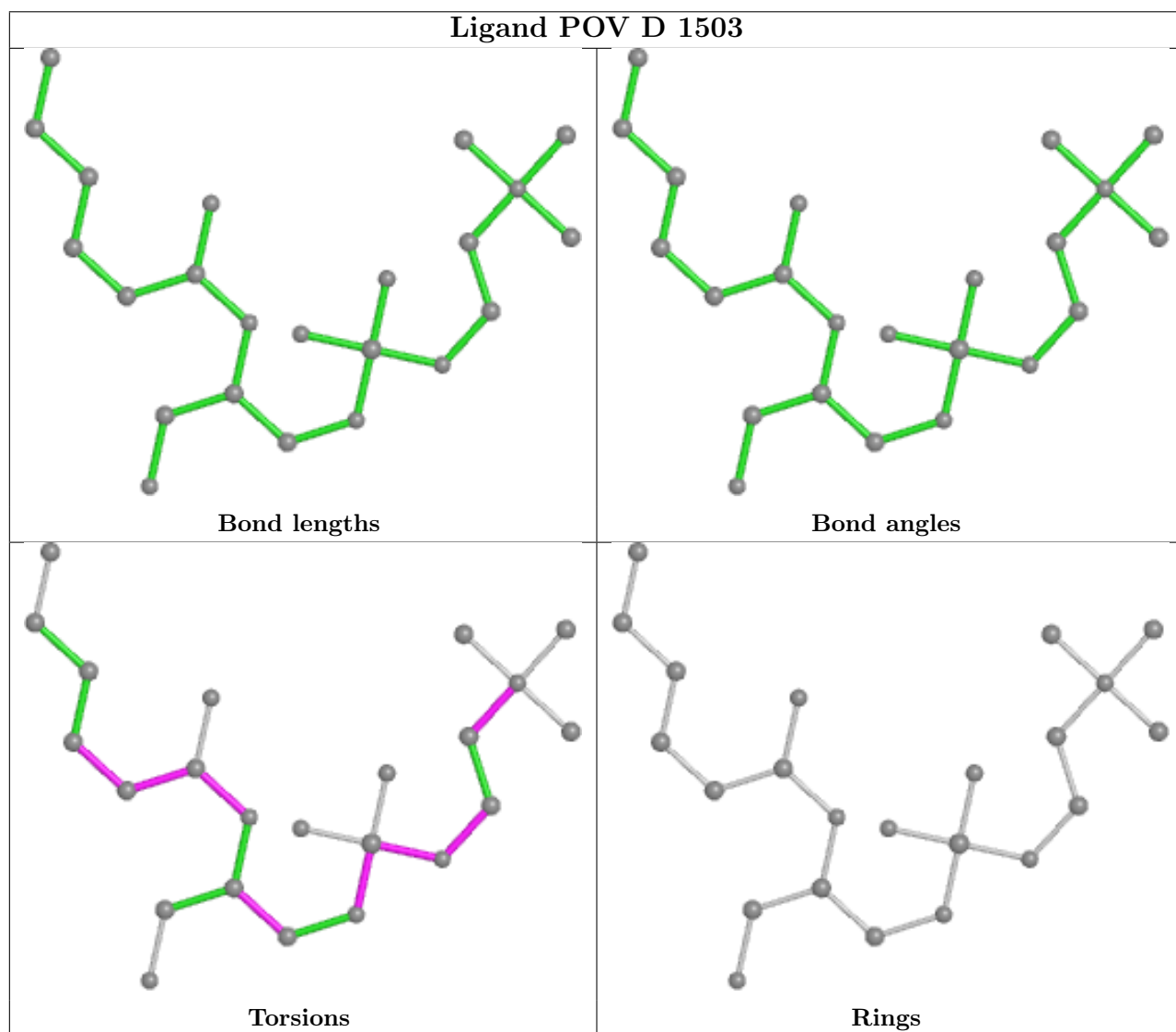
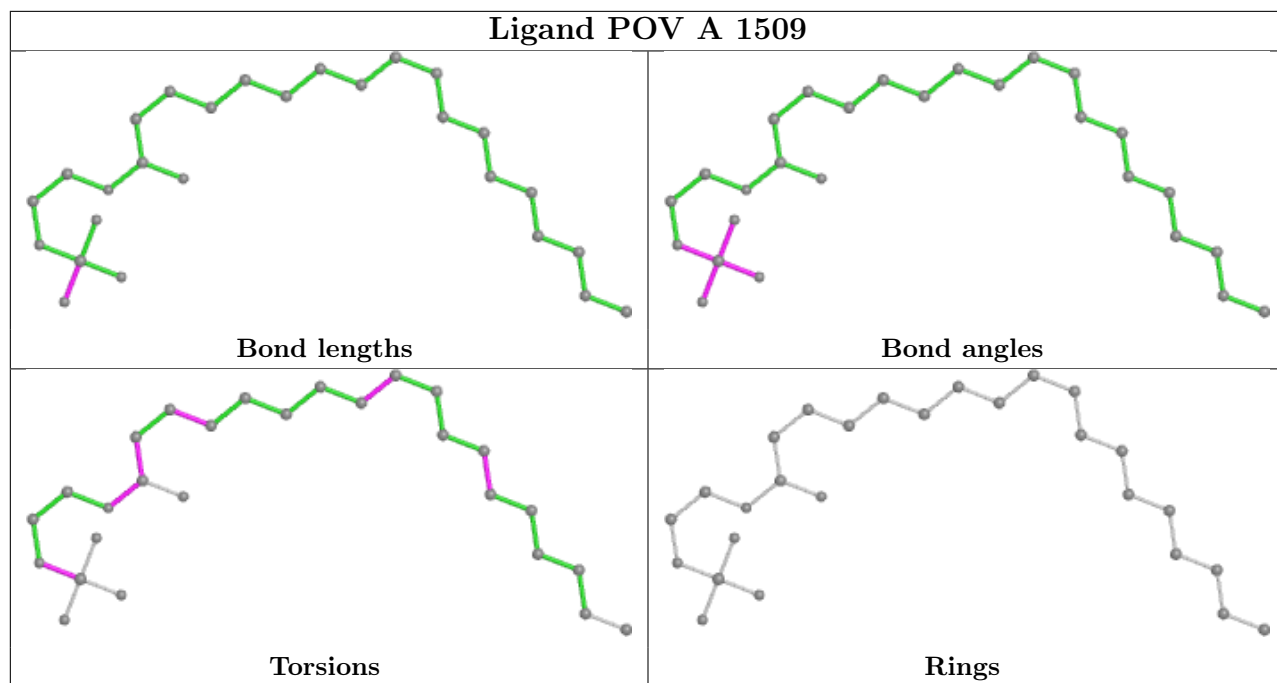


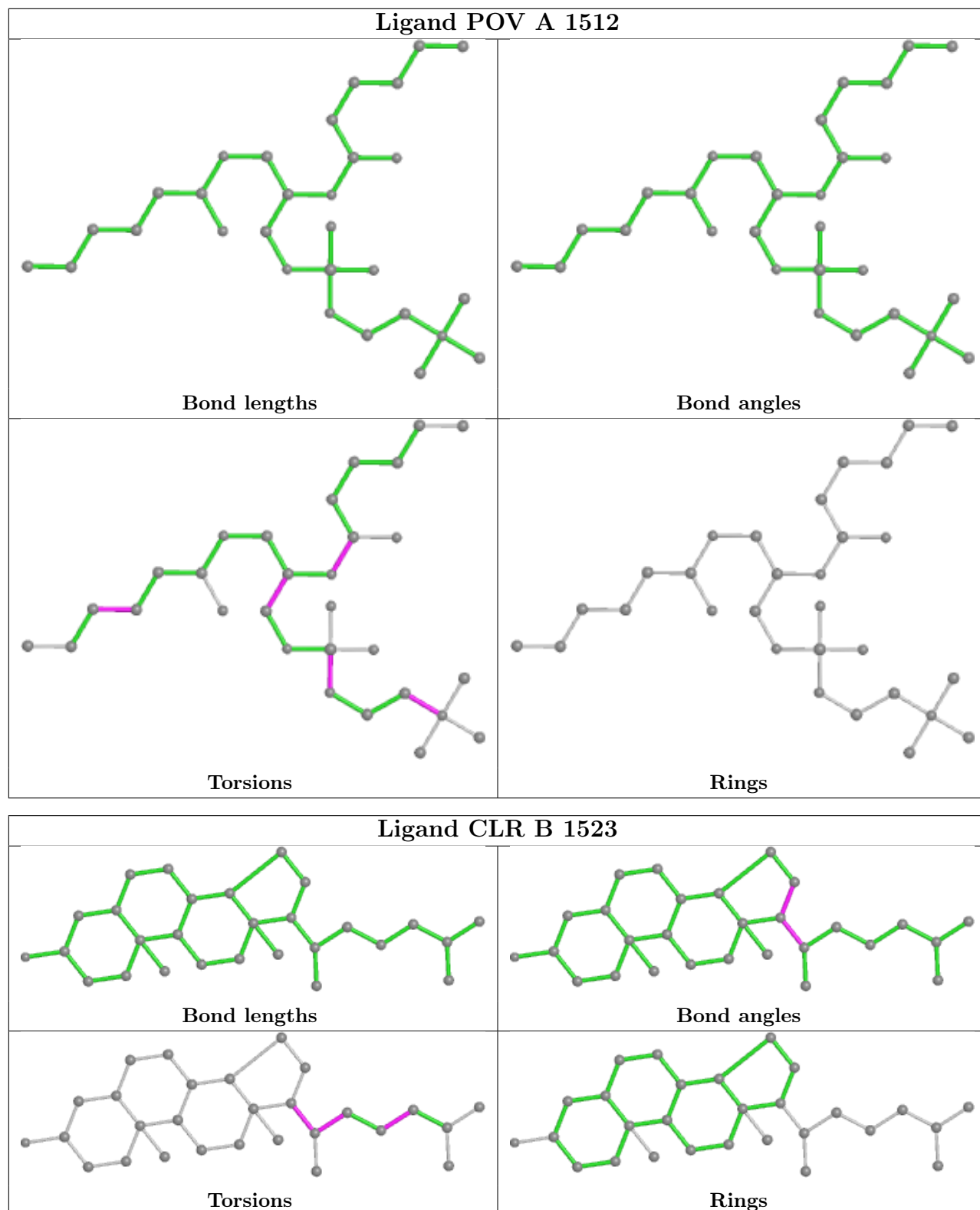


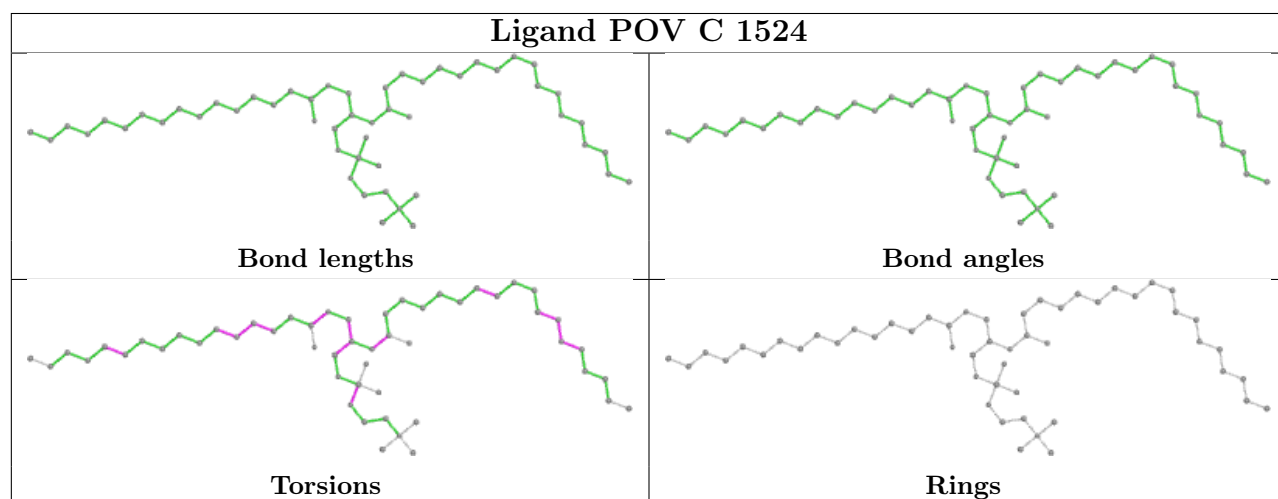
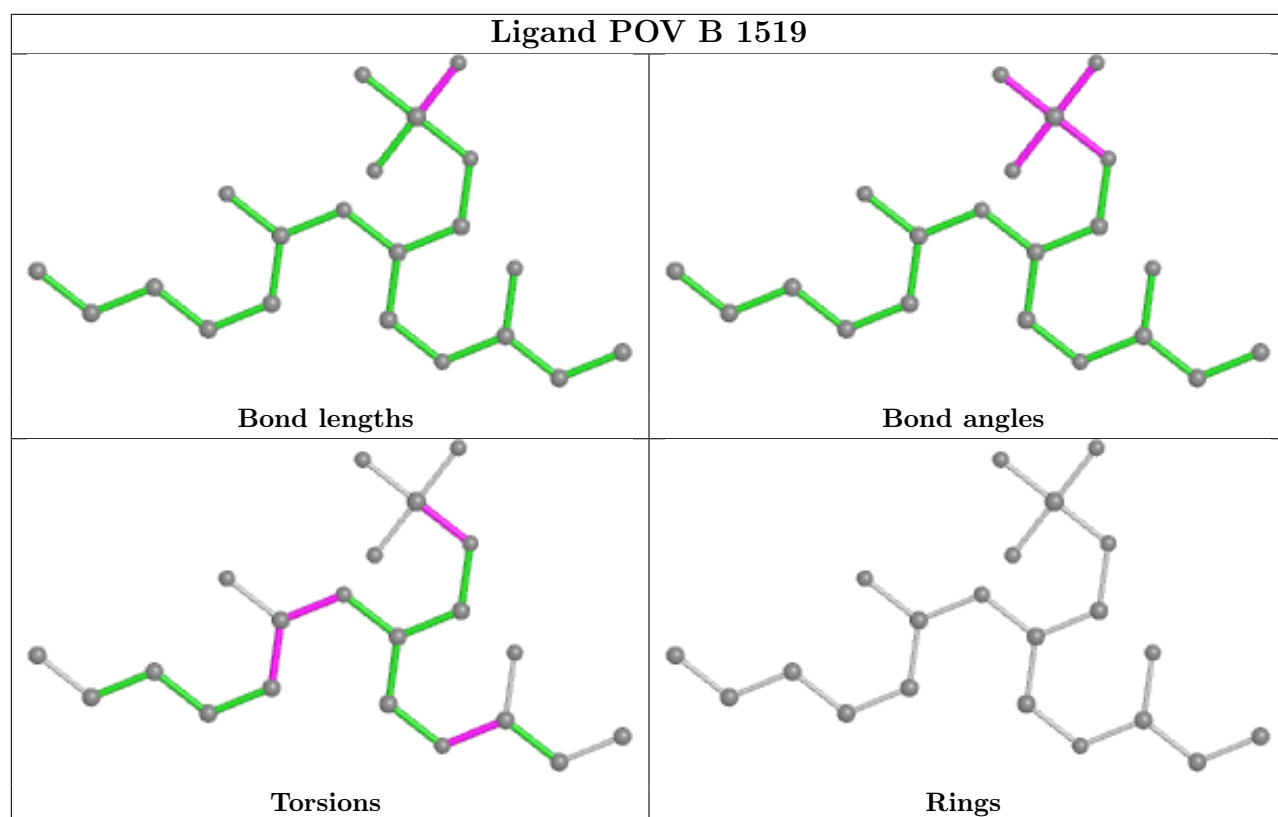


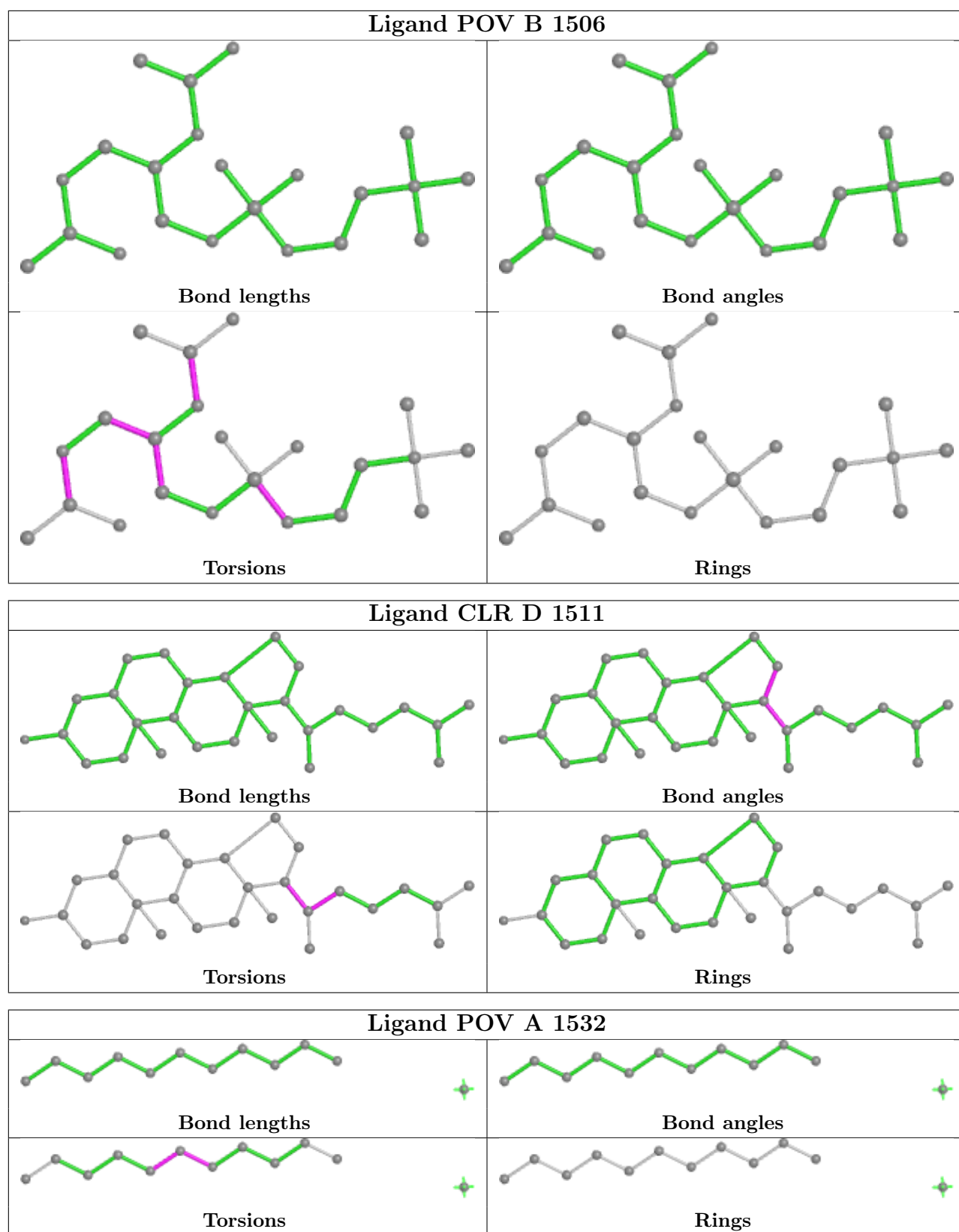


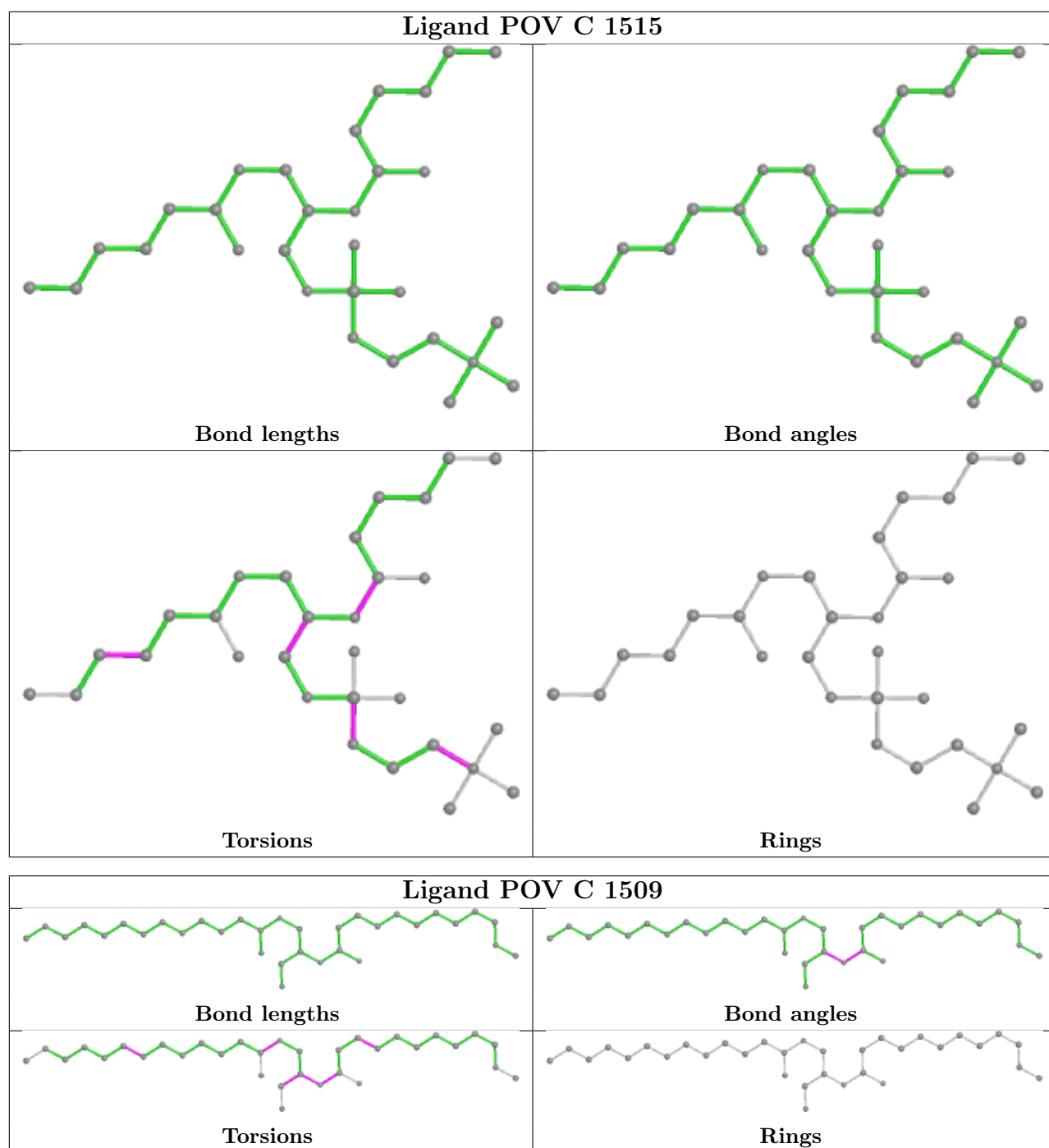


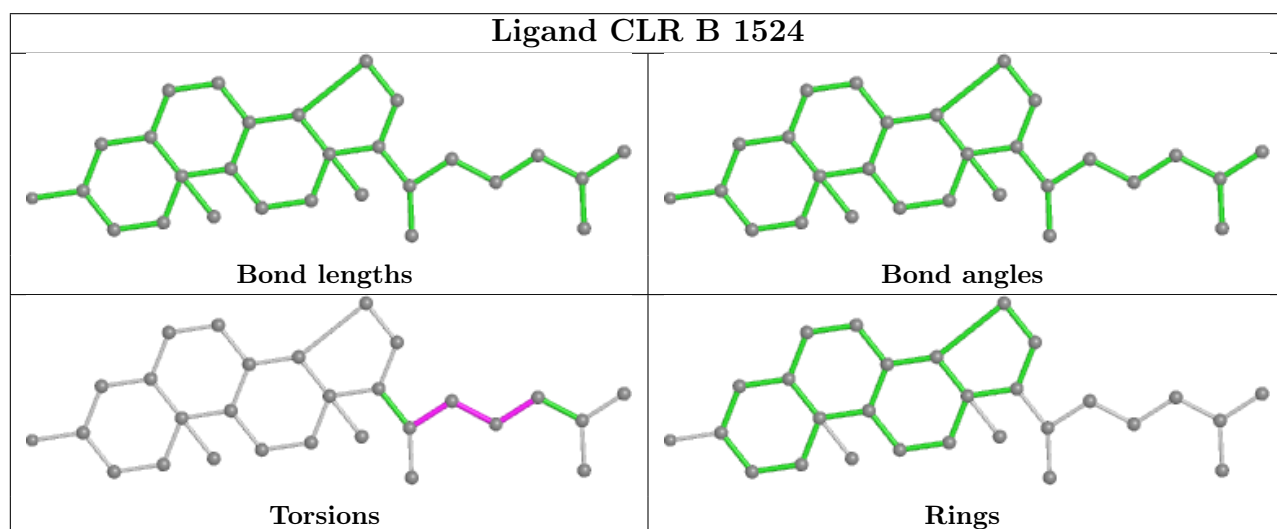
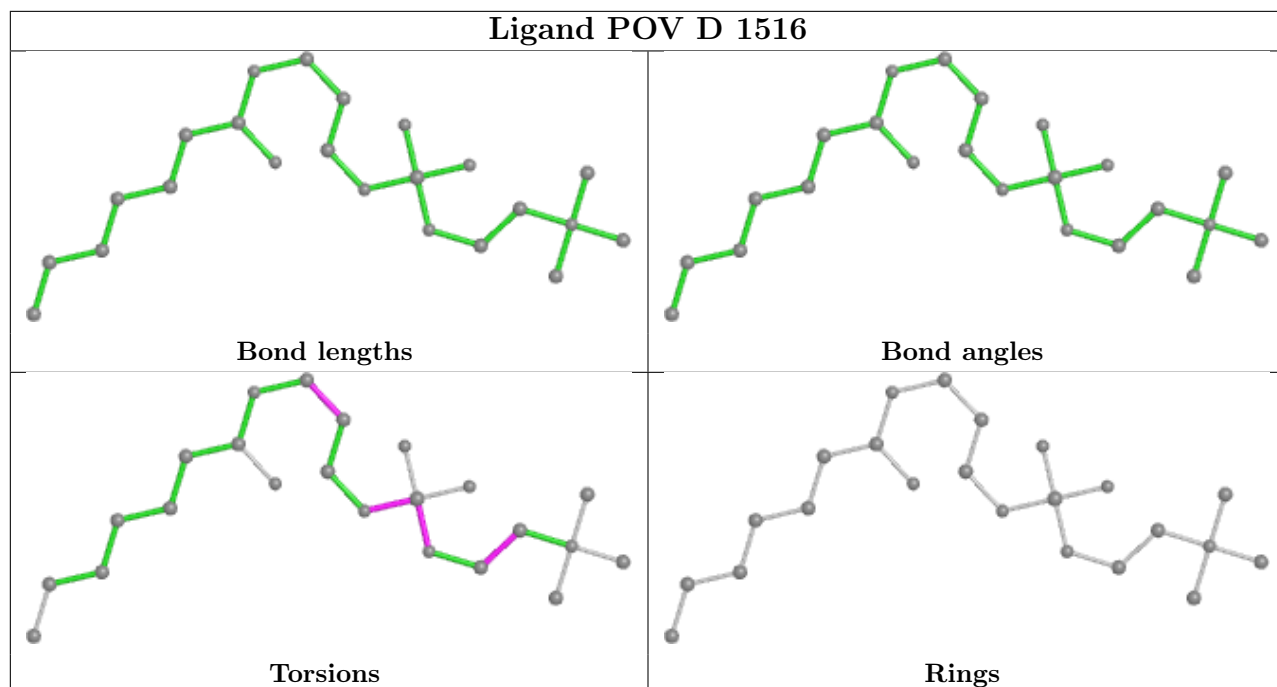


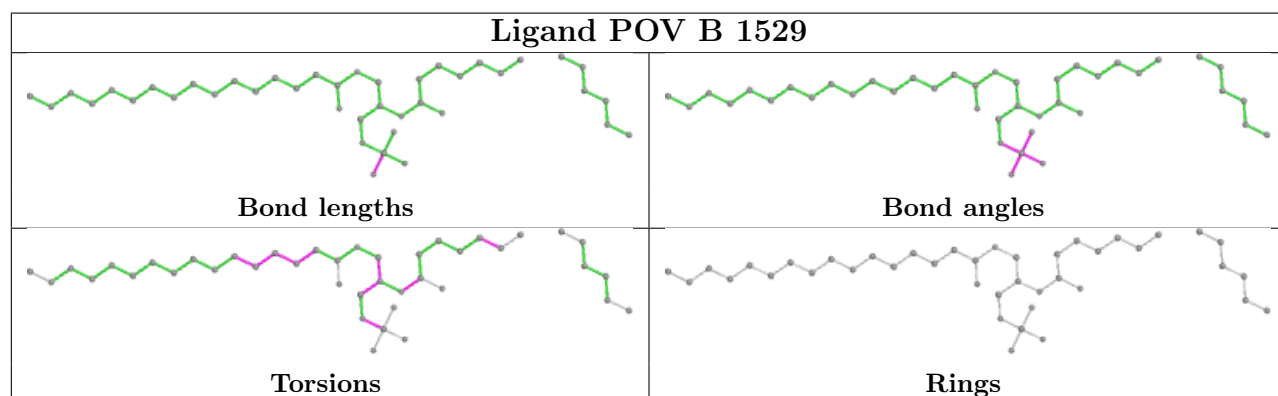
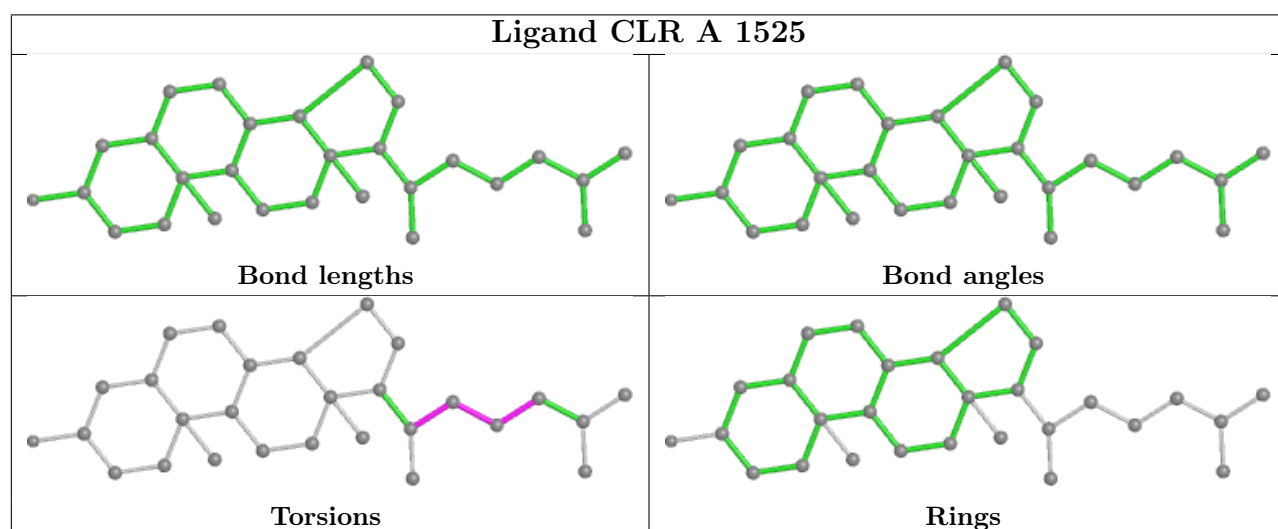
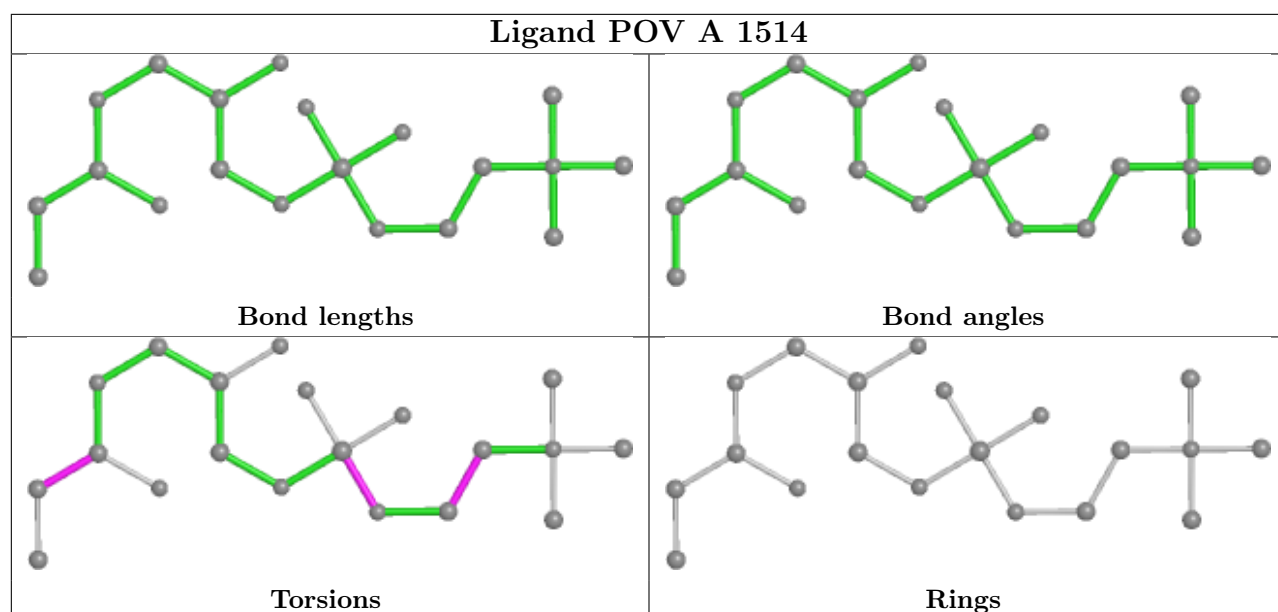


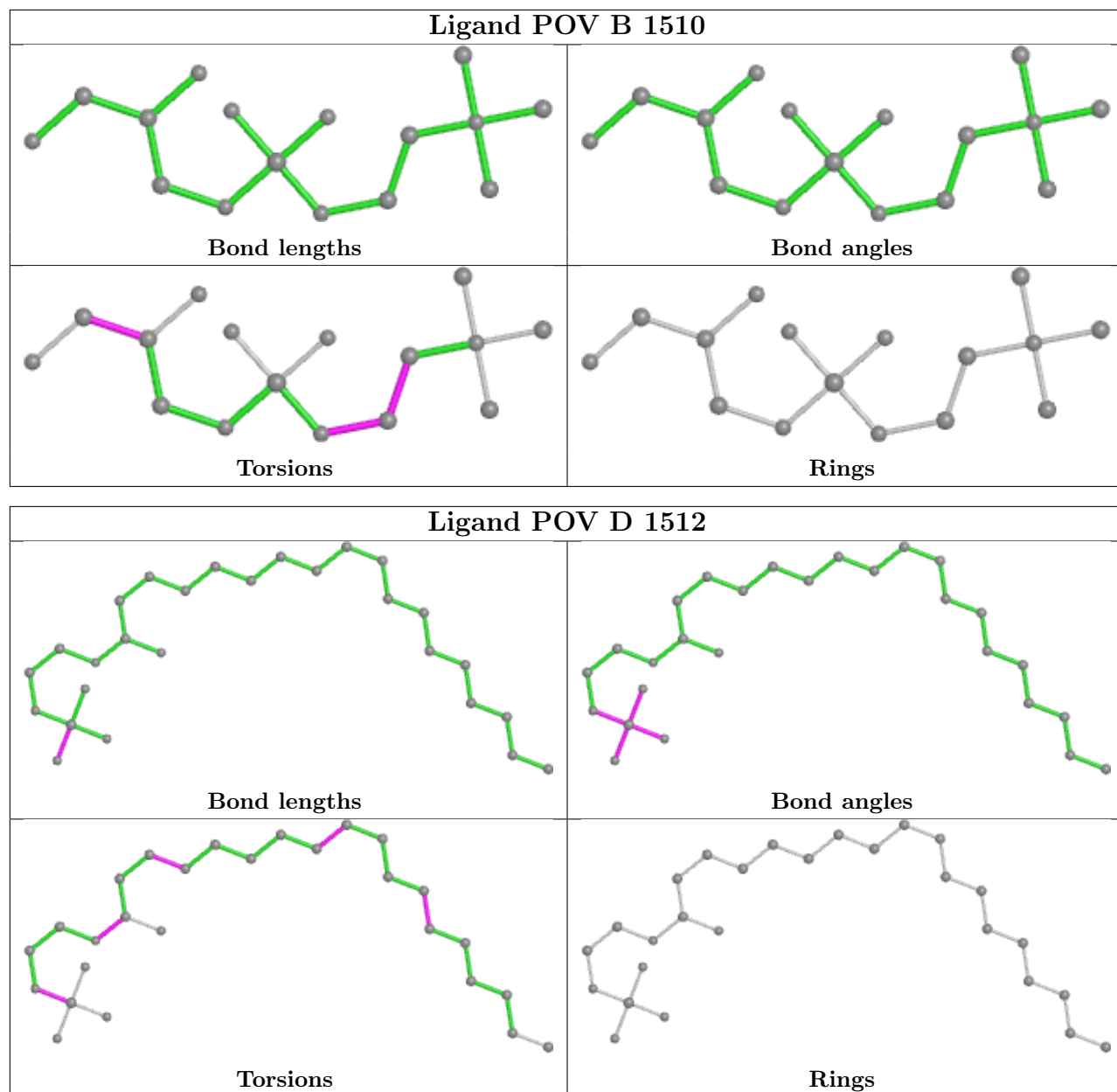


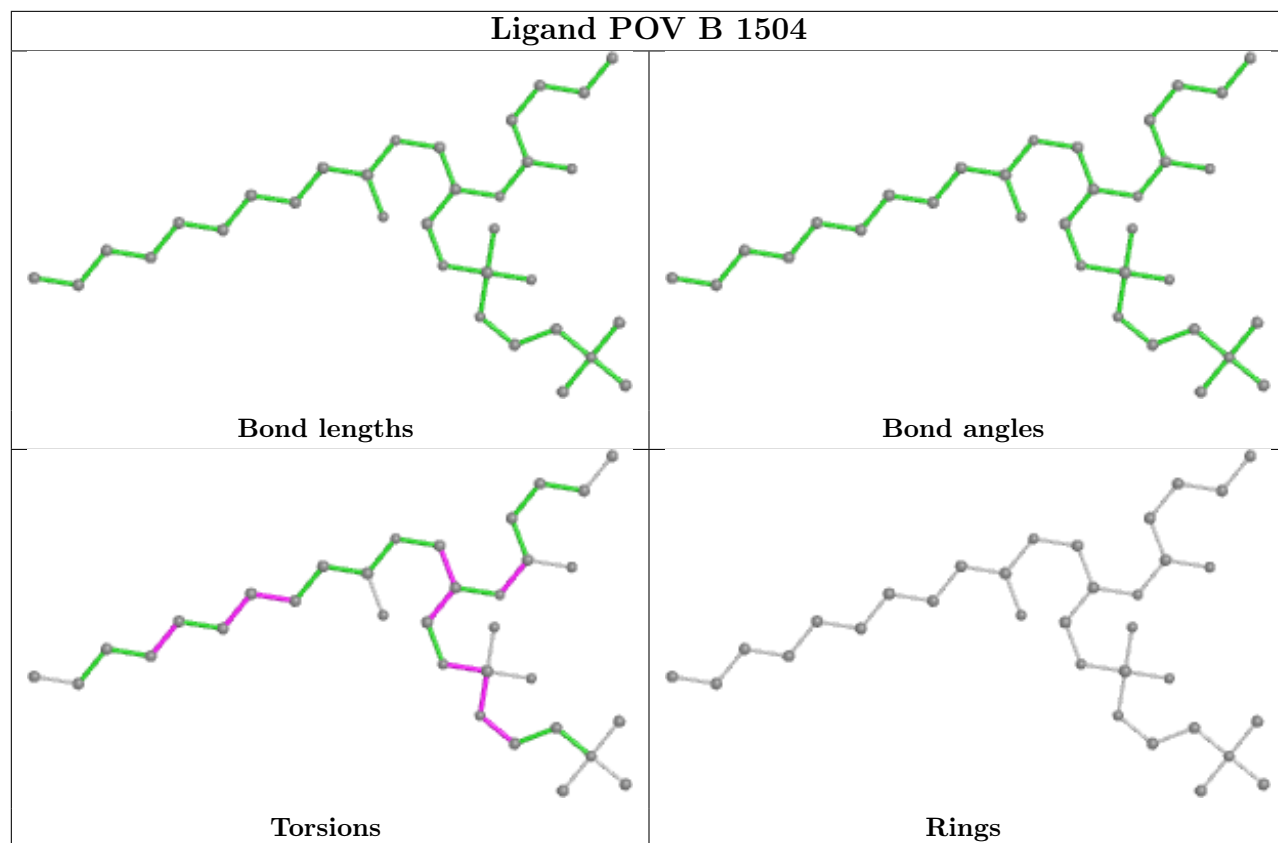


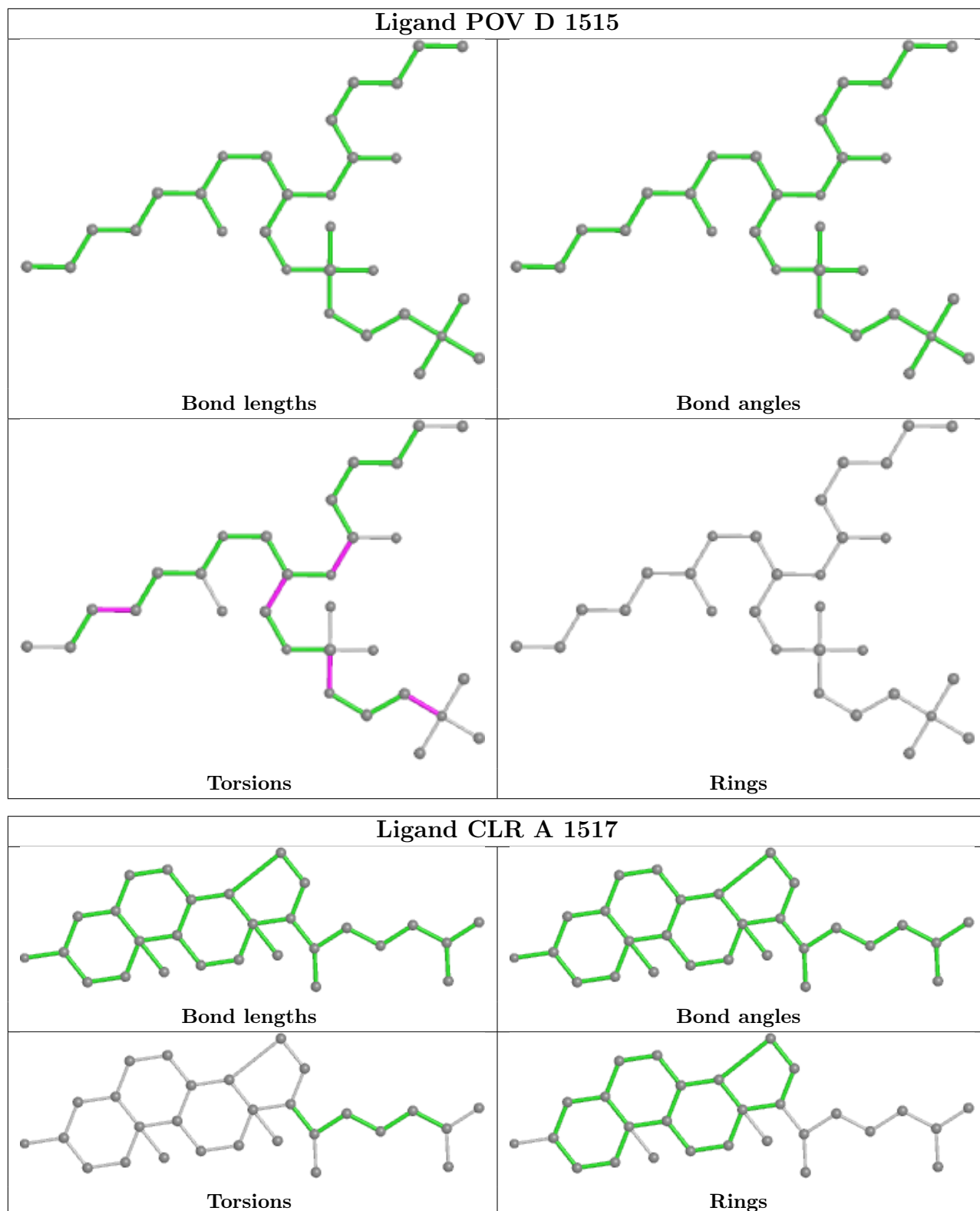


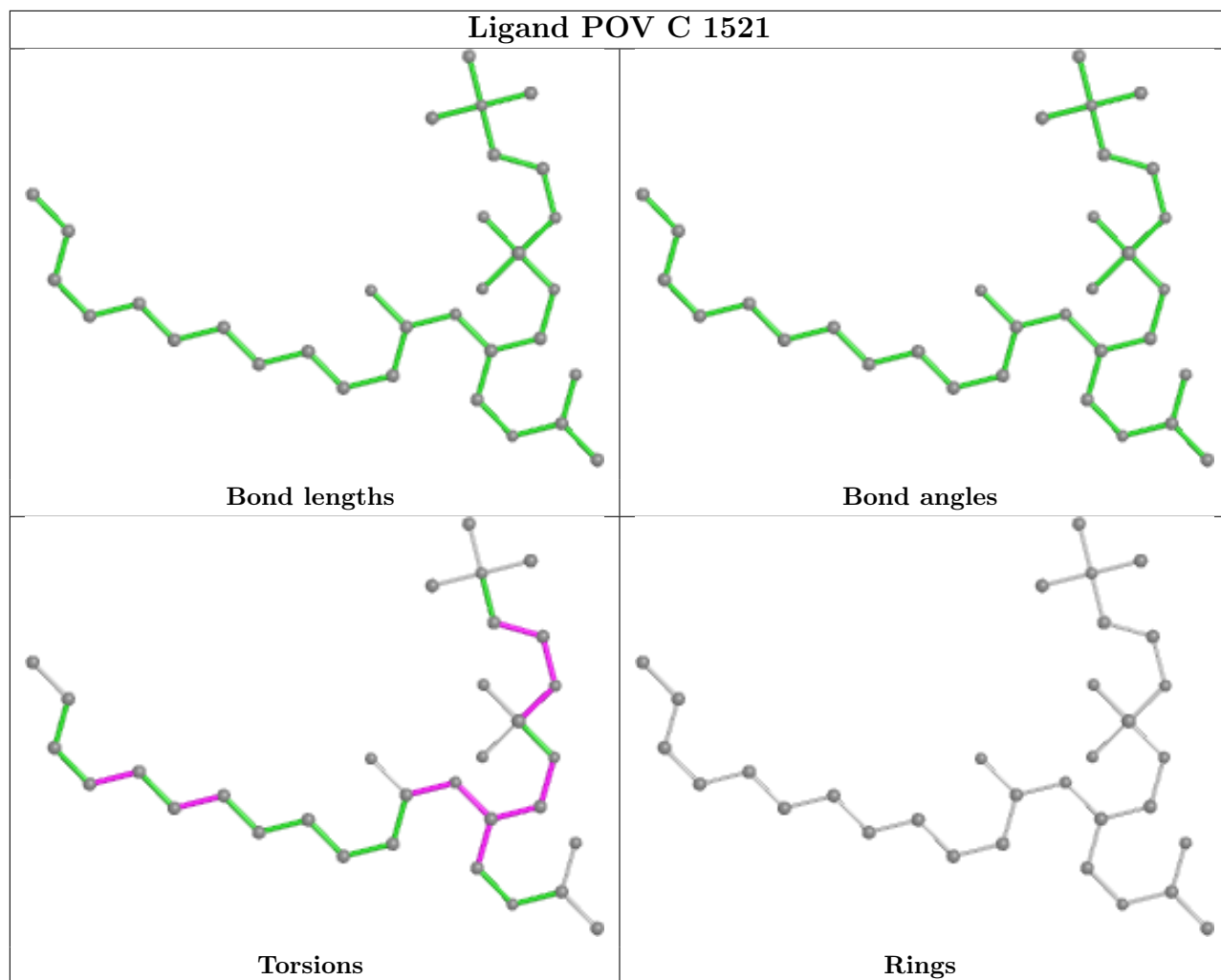


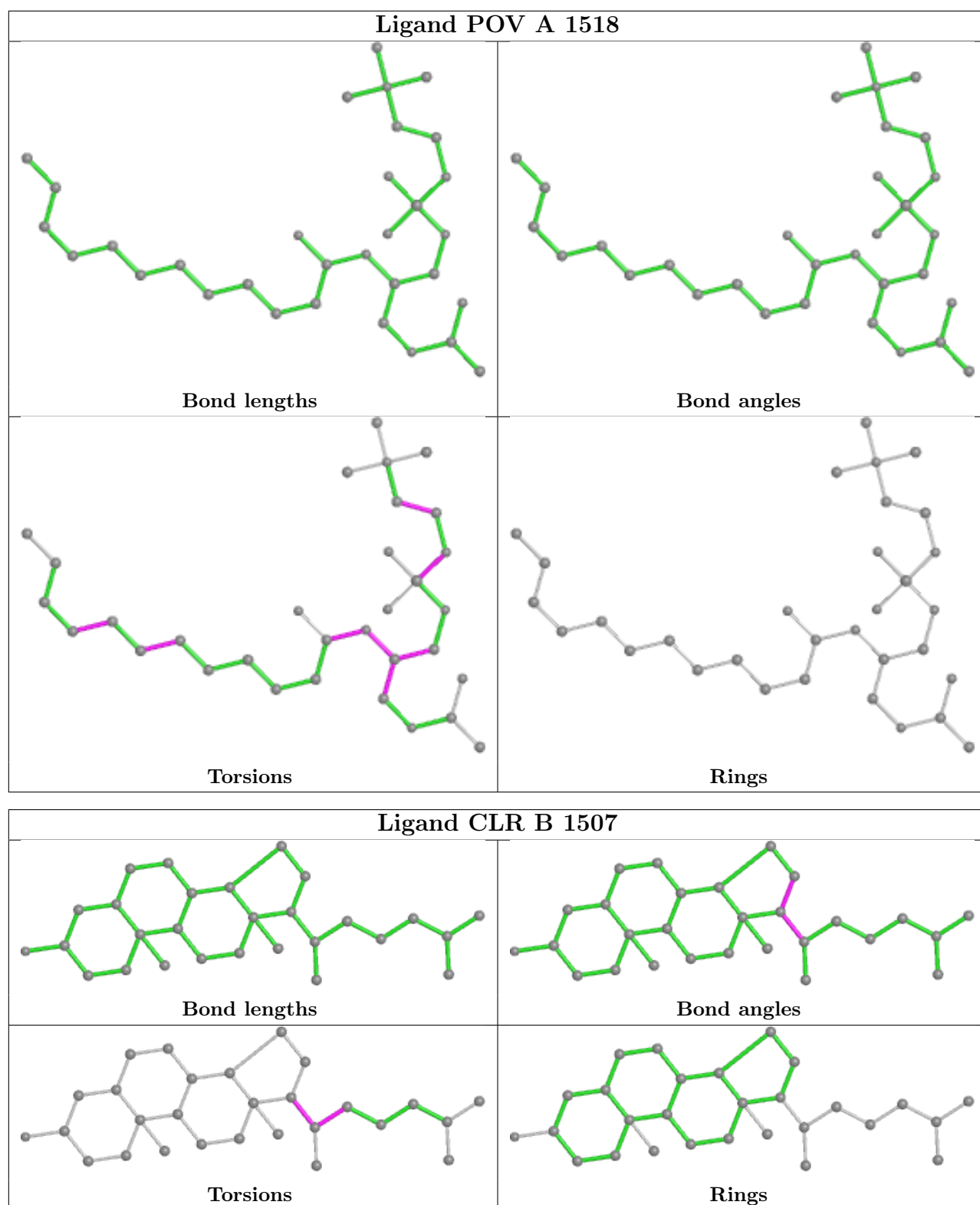


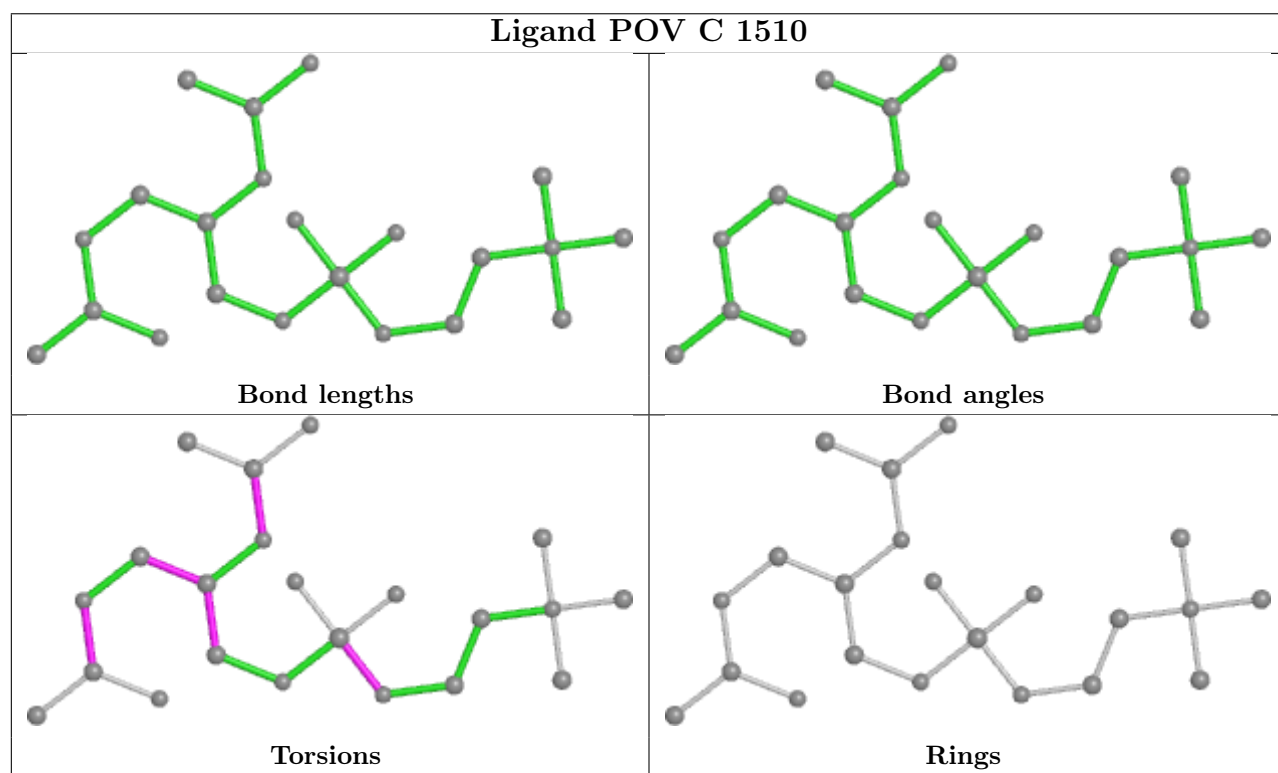
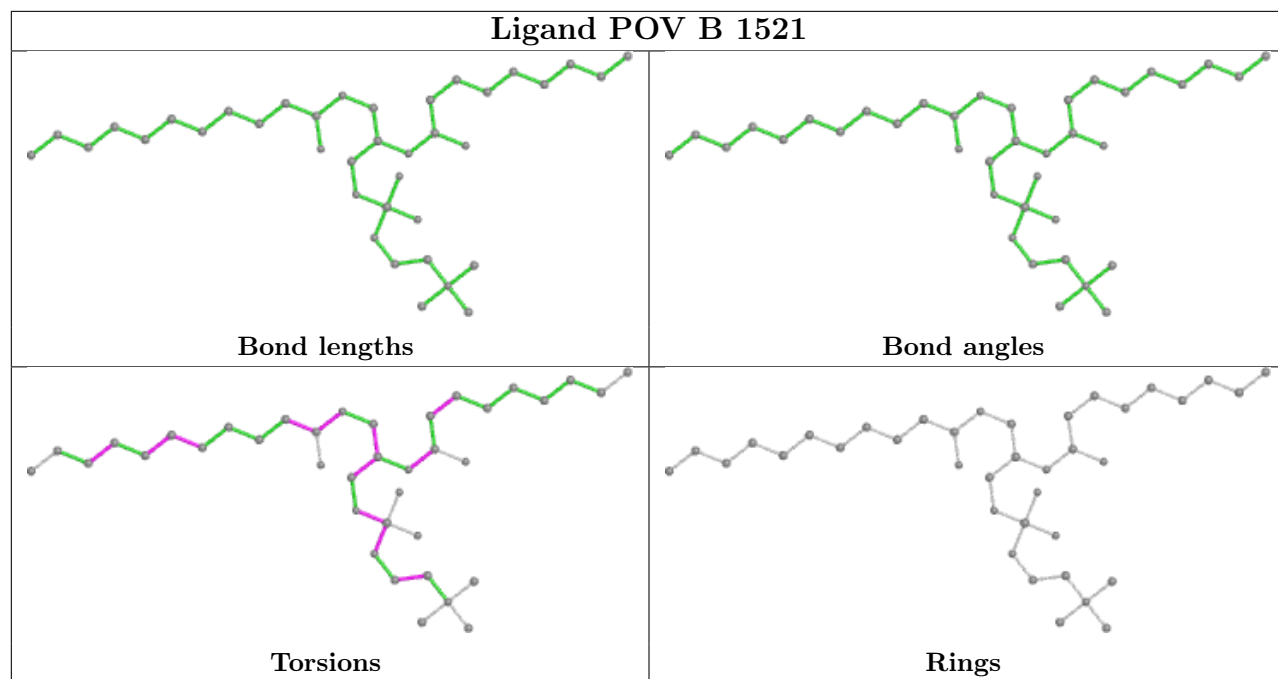


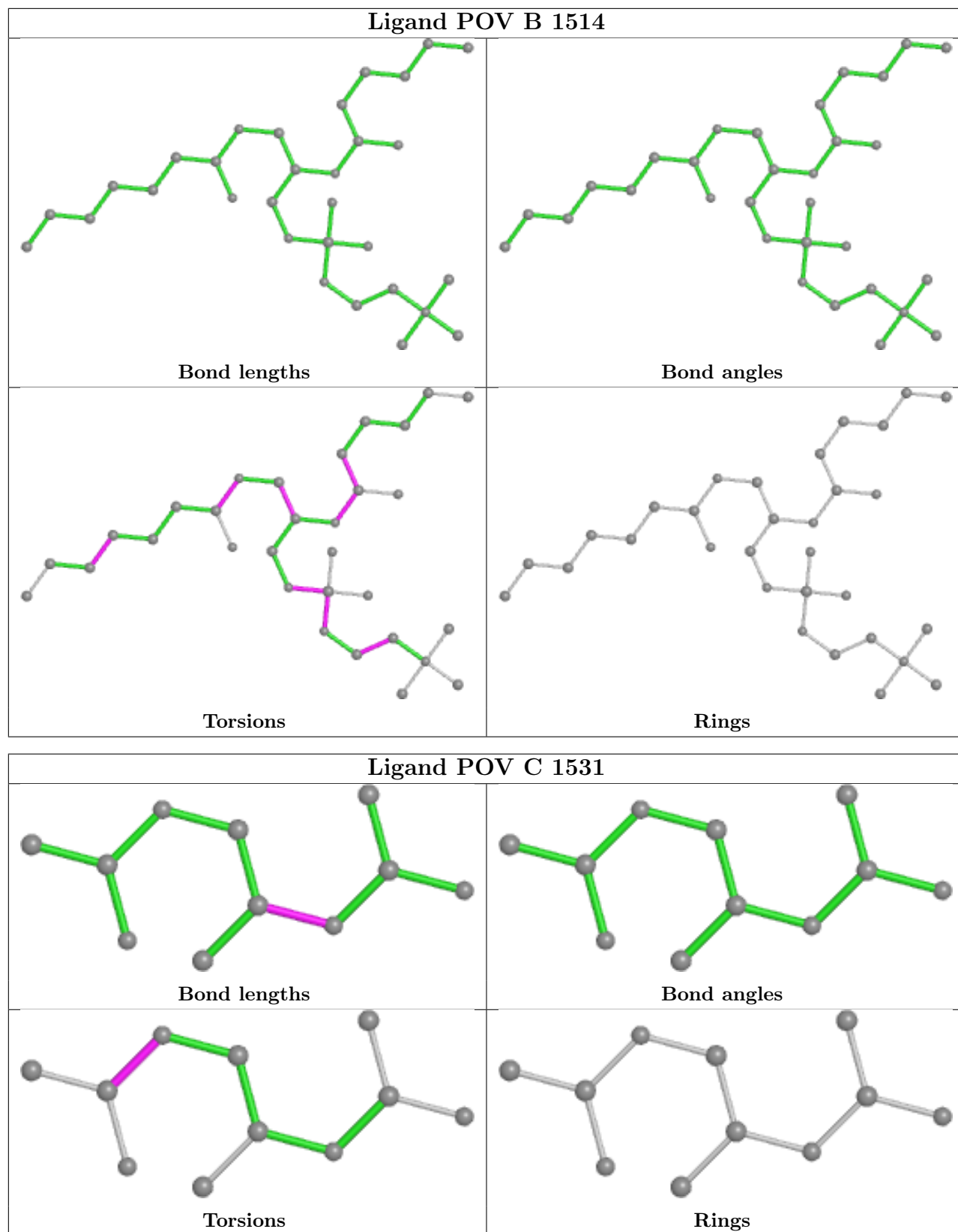












5.7 Other polymers [i](#)

There are no such residues in this entry.

5.8 Polymer linkage issues [i](#)

The following chains have linkage breaks:

Mol	Chain	Number of breaks
1	B	1
1	A	1
1	C	1
1	D	1

All chain breaks are listed below:

Model	Chain	Residue-1	Atom-1	Residue-2	Atom-2	Distance (Å)
1	B	1056:ASP	C	1401:UNK	N	105.49
1	A	1056:ASP	C	1401:UNK	N	105.48
1	C	1056:ASP	C	1401:UNK	N	105.45
1	D	1056:ASP	C	1401:UNK	N	105.45


6 Map visualisation [i](#)

This section contains visualisations of the EMDB entry EMD-40044. These allow visual inspection of the internal detail of the map and identification of artifacts.


Images derived from a raw map, generated by summing the deposited half-maps, are presented below the corresponding image components of the primary map to allow further visual inspection and comparison with those of the primary map.

6.1 Orthogonal projections [i](#)

6.1.1 Primary map



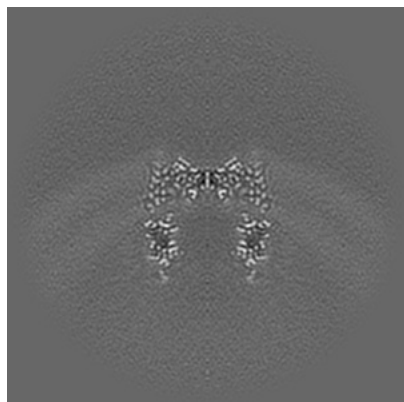
6.1.2 Raw map



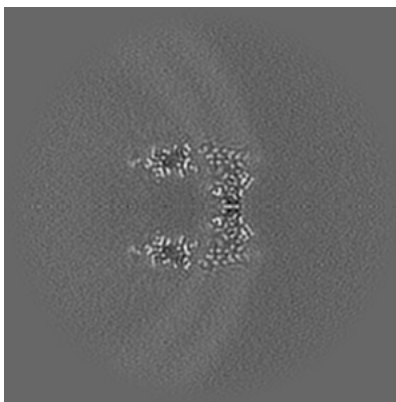
The images above show the map projected in three orthogonal directions.

6.2 Central slices [i](#)

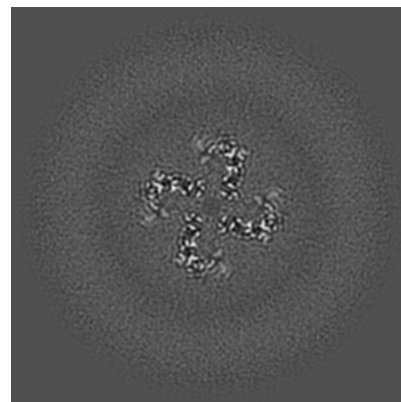
6.2.1 Primary map



X Index: 208

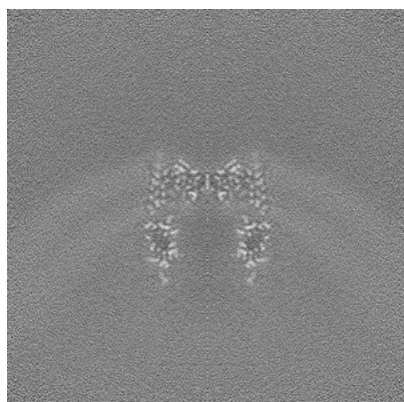


Y Index: 208

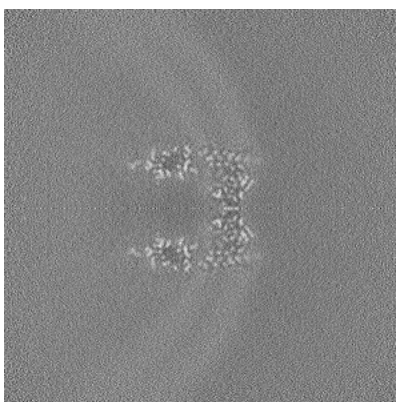


Z Index: 208

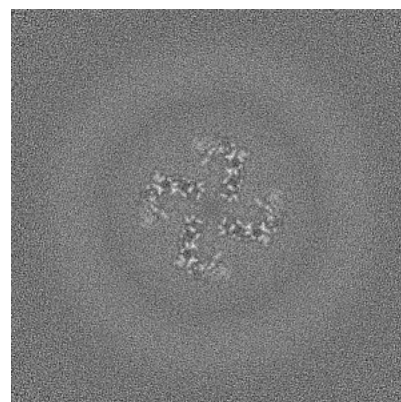
6.2.2 Raw map



X Index: 208



Y Index: 208

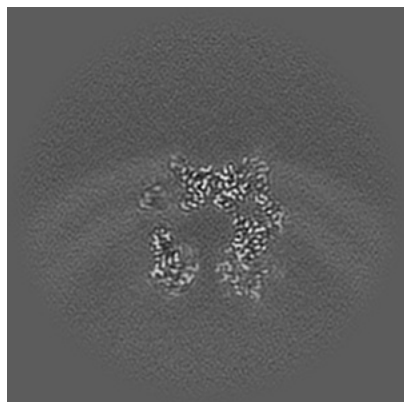


Z Index: 208

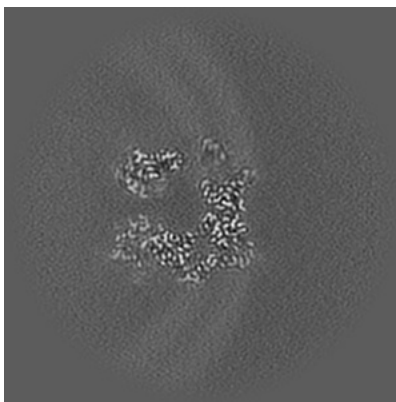
The images above show central slices of the map in three orthogonal directions.

6.3 Largest variance slices [i](#)

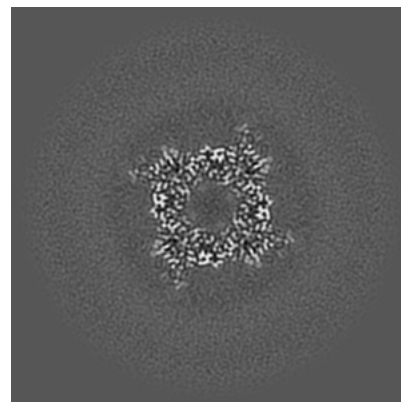
6.3.1 Primary map



X Index: 220




Y Index: 220




Z Index: 165


6.3.2 Raw map



X Index: 0



Y Index: 0




Z Index: 0


The images above show the largest variance slices of the map in three orthogonal directions.

6.4 Orthogonal standard-deviation projections (False-color) [i](#)

6.4.1 Primary map




6.4.2 Raw map



The images above show the map standard deviation projections with false color in three orthogonal directions. Minimum values are shown in green, max in blue, and dark to light orange shades represent small to large values respectively.


6.5 Orthogonal surface views [i](#)

6.5.1 Primary map



The images above show the 3D surface view of the map at the recommended contour level 0.11. These images, in conjunction with the slice images, may facilitate assessment of whether an appropriate contour level has been provided.

6.5.2 Raw map



These images show the 3D surface of the raw map. The raw map's contour level was selected so that its surface encloses the same volume as the primary map does at its recommended contour level.

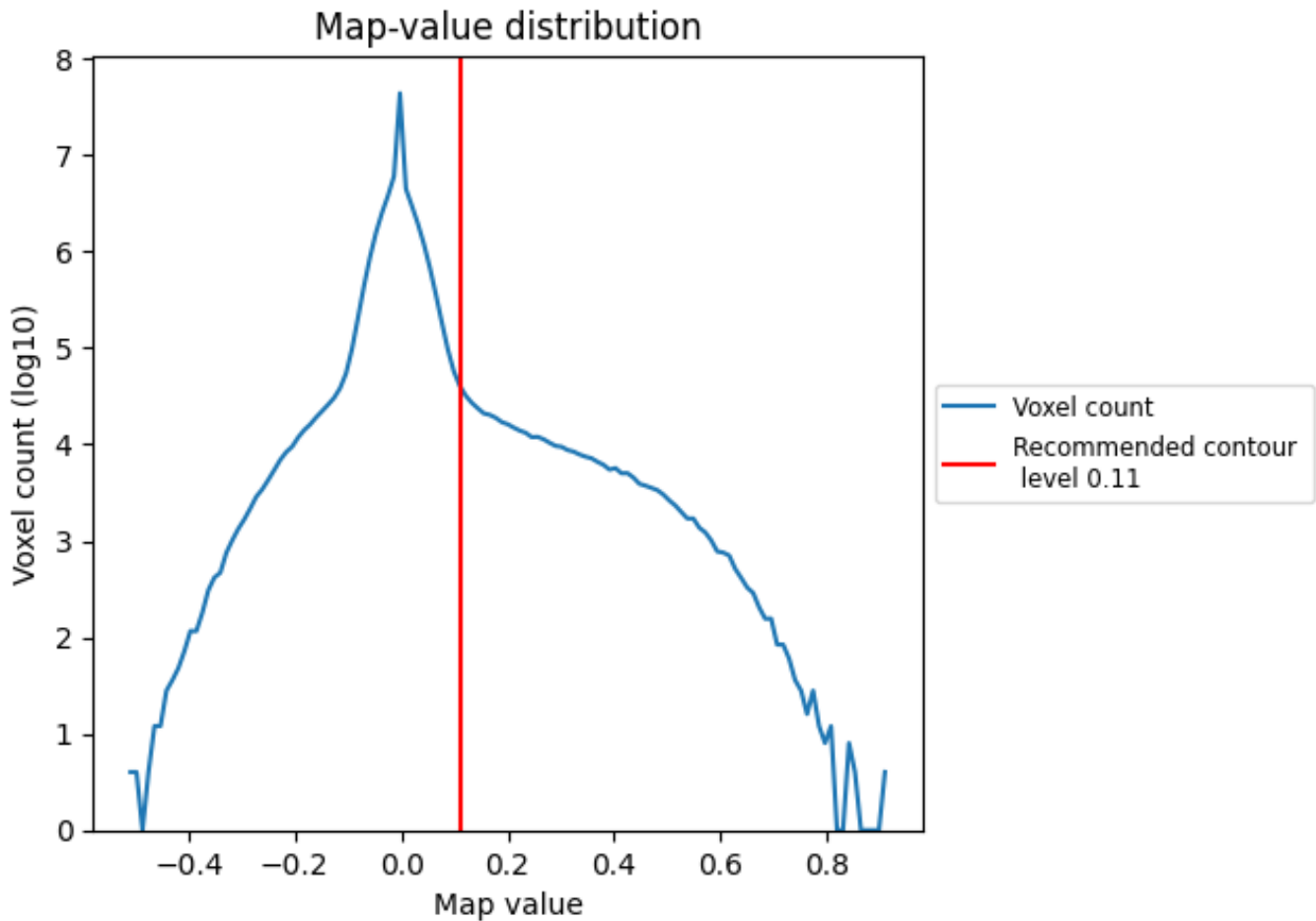
6.6 Mask visualisation [i](#)

This section was not generated. No masks/segmentation were deposited.

7 Map analysis [i](#)

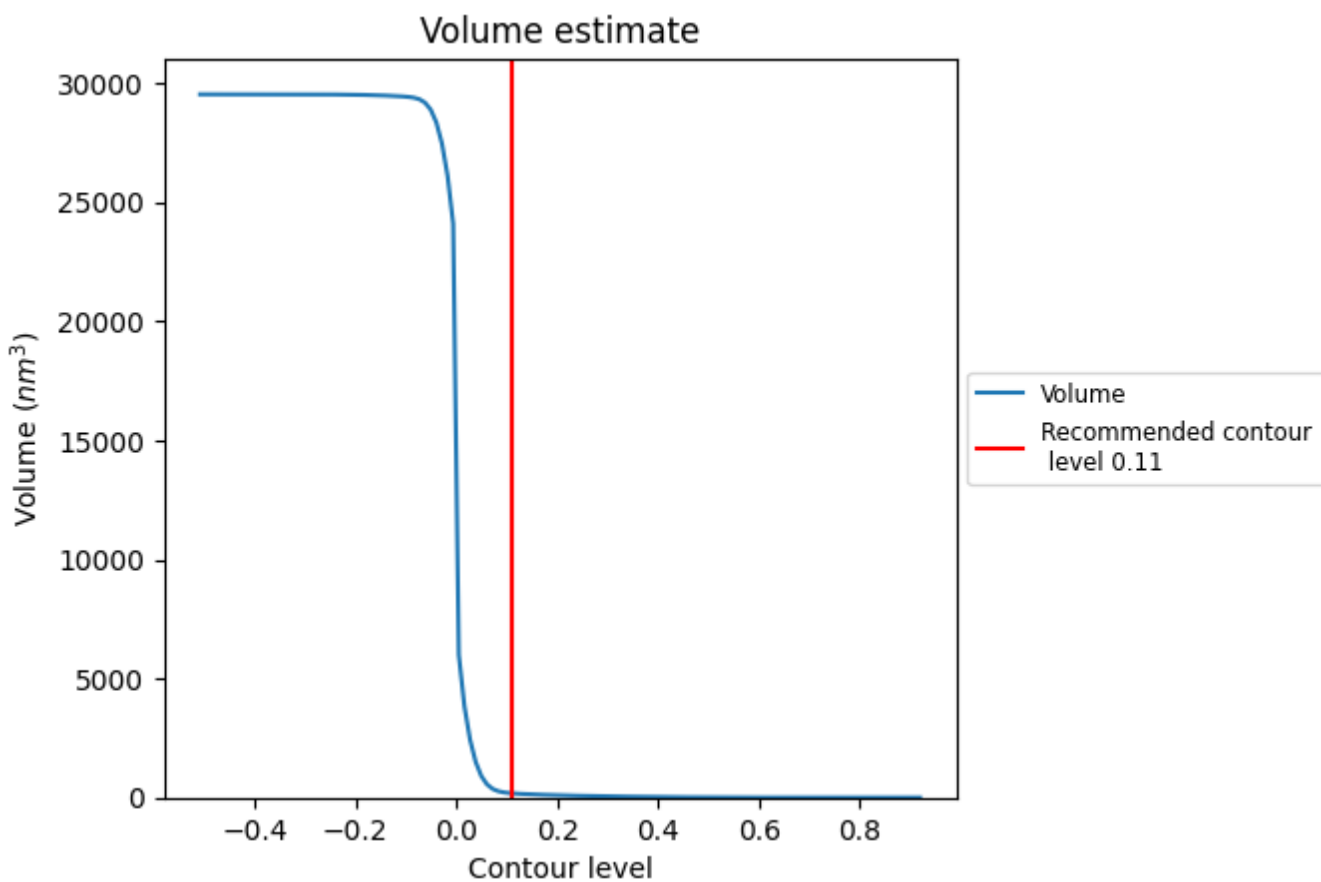
This section contains the results of statistical analysis of the map.

7.1 Map-value distribution [i](#)



The map-value distribution is plotted in 128 intervals along the x-axis. The y-axis is logarithmic. A spike in this graph at zero usually indicates that the volume has been masked.

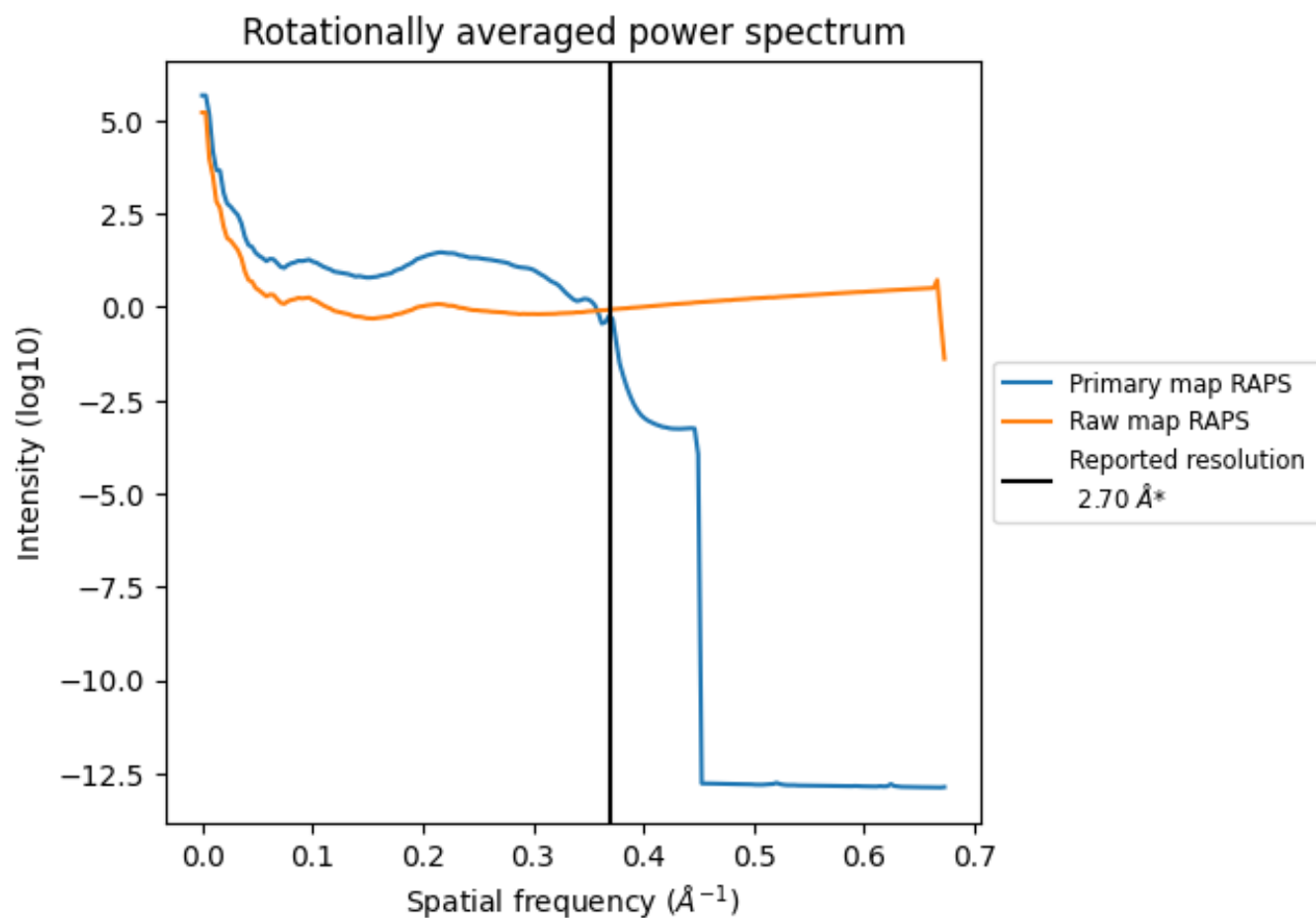
7.2 Volume estimate [i](#)



The volume at the recommended contour level is 180 nm³; this corresponds to an approximate mass of 163 kDa.

The volume estimate graph shows how the enclosed volume varies with the contour level. The recommended contour level is shown as a vertical line and the intersection between the line and the curve gives the volume of the enclosed surface at the given level.

7.3 Rotationally averaged power spectrum [i](#)

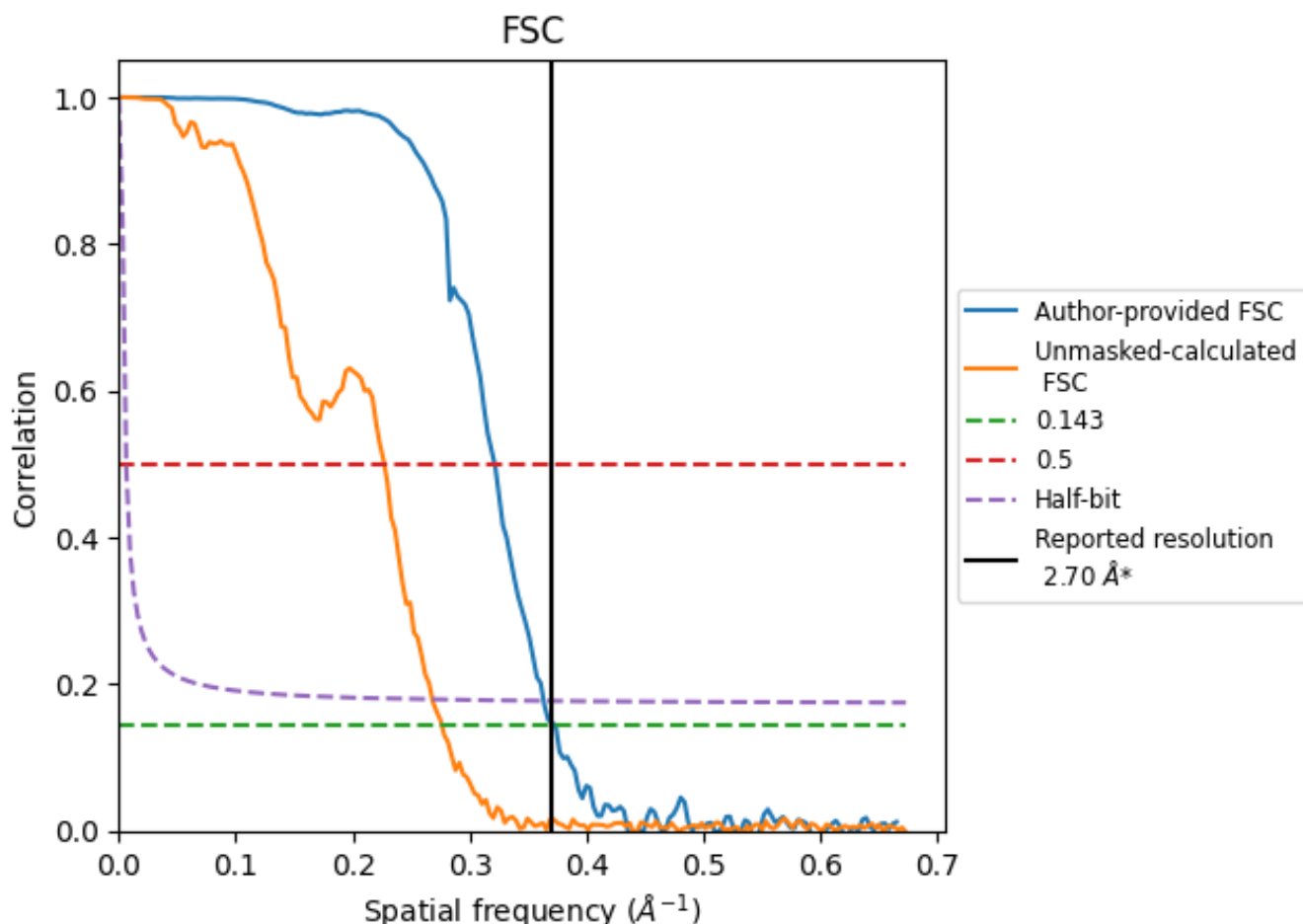


*Reported resolution corresponds to spatial frequency of 0.370 Å⁻¹

8 Fourier-Shell correlation [i](#)

Fourier-Shell Correlation (FSC) is the most commonly used method to estimate the resolution of single-particle and subtomogram-averaged maps. The shape of the curve depends on the imposed symmetry, mask and whether or not the two 3D reconstructions used were processed from a common reference. The reported resolution is shown as a black line. A curve is displayed for the half-bit criterion in addition to lines showing the 0.143 gold standard cut-off and 0.5 cut-off.

8.1 FSC [i](#)



*Reported resolution corresponds to spatial frequency of 0.370\AA^{-1}

8.2 Resolution estimates [i](#)


Resolution estimate (Å)	Estimation criterion (FSC cut-off)		
	0.143	0.5	Half-bit
Reported by author	2.70	-	-
Author-provided FSC curve	2.68	3.11	2.75
Unmasked-calculated*	3.62	4.41	3.73

*Resolution estimate based on FSC curve calculated by comparison of deposited half-maps. The value from deposited half-maps intersecting FSC 0.143 CUT-OFF 3.62 differs from the reported value 2.7 by more than 10 %

9 Map-model fit [i](#)

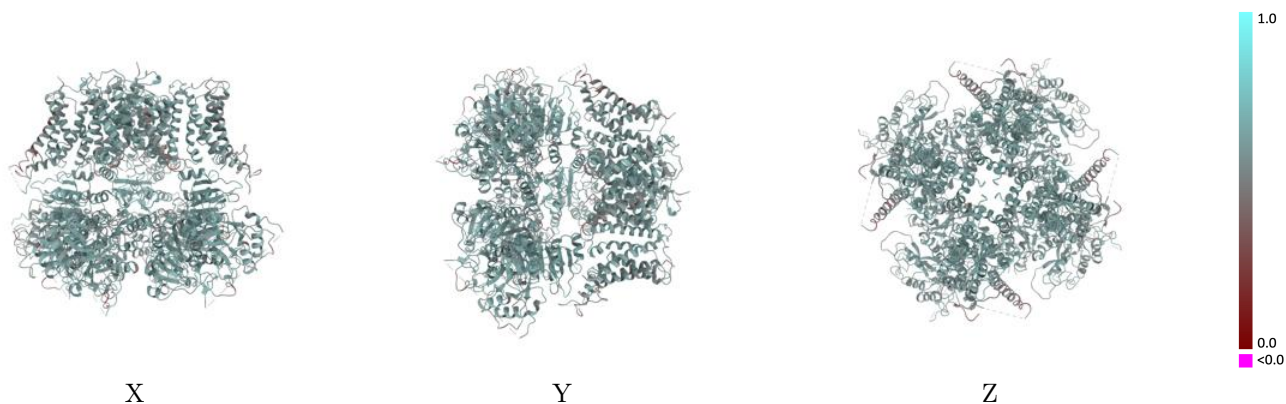
This section contains information regarding the fit between EMDB map EMD-40044 and PDB model 8GHF. Per-residue inclusion information can be found in section 3 on page 13.

9.1 Map-model overlay [i](#)



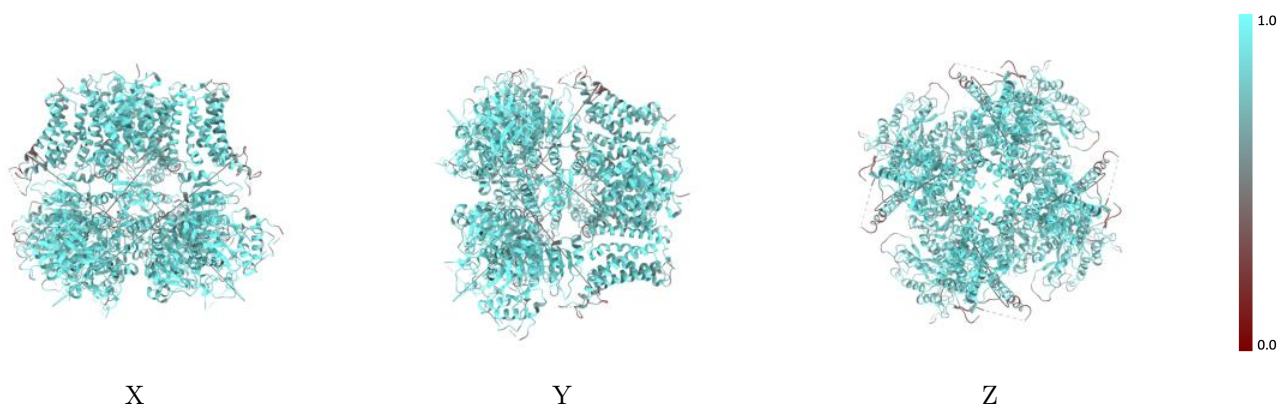
The images above show the 3D surface view of the map at the recommended contour level 0.11 at 50% transparency in yellow overlaid with a ribbon representation of the model coloured in blue. These images allow for the visual assessment of the quality of fit between the atomic model and the map.

9.2 Q-score mapped to coordinate model [i](#)



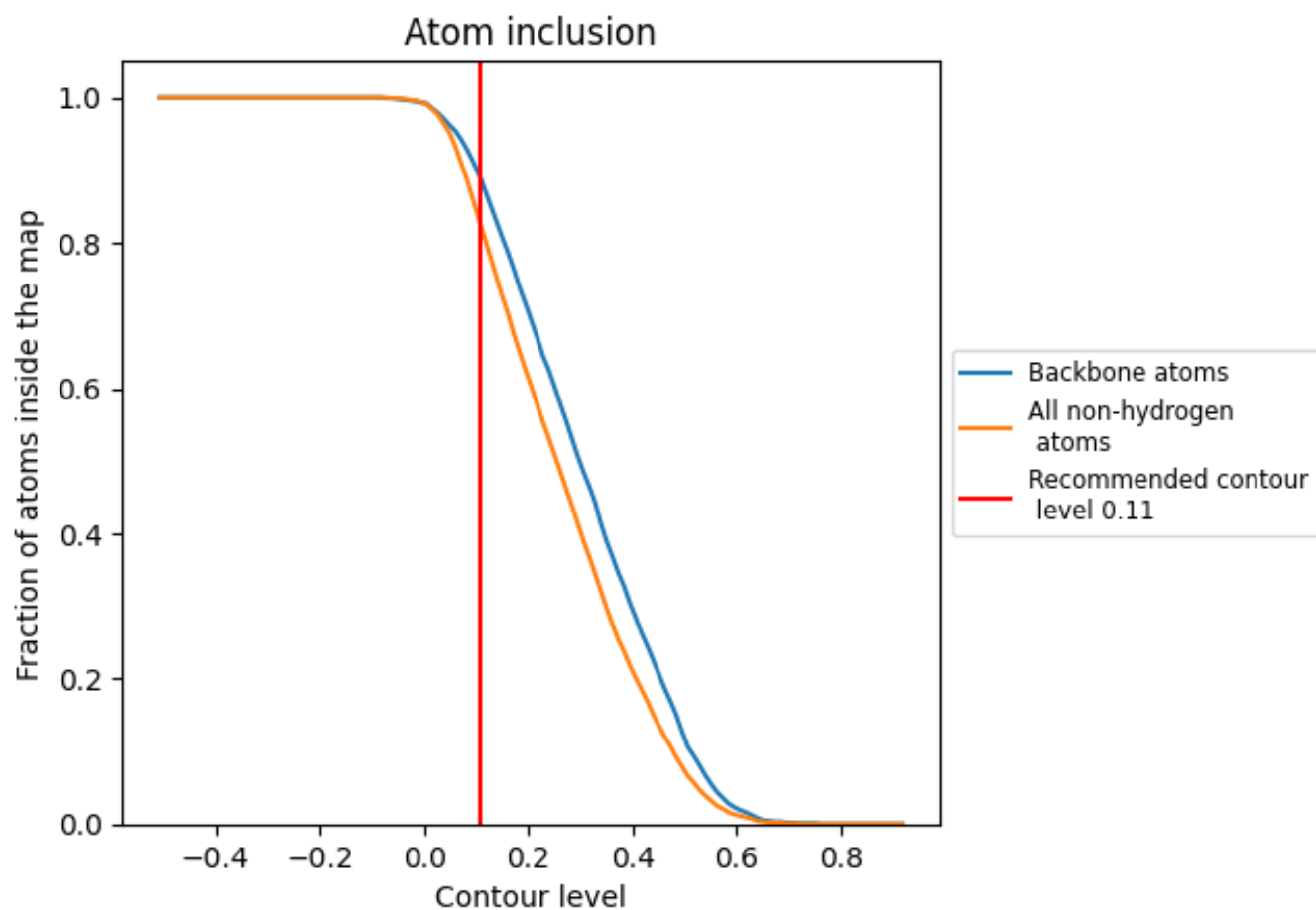
The images above show the model with each residue coloured according to its Q-score. This shows their resolvability in the map with higher Q-score values reflecting better resolvability. Please note: Q-score is calculating the resolvability of atoms, and thus high values are only expected at resolutions at which atoms can be resolved. Low Q-score values may therefore be expected for many entries.

9.3 Atom inclusion mapped to coordinate model [i](#)



The images above show the model with each residue coloured according to its atom inclusion. This shows to what extent they are inside the map at the recommended contour level (0.11).











9.4 Atom inclusion [i](#)



At the recommended contour level, 89% of all backbone atoms, 82% of all non-hydrogen atoms, are inside the map.

9.5 Map-model fit summary [i](#)

The table lists the average atom inclusion at the recommended contour level (0.11) and Q-score for the entire model and for each chain.

Chain	Atom inclusion	Q-score
All	 0.8230	 0.5720
A	 0.8230	 0.5730
B	 0.8210	 0.5720
C	 0.8230	 0.5720
D	 0.8230	 0.5720

