



## Full wwPDB EM Validation Report ⓘ

Apr 30, 2024 – 12:07 am BST

PDB ID : 1GRU  
EMDB ID : EMD-1046  
Title : SOLUTION STRUCTURE OF GROES-ADP7-GROEL-ATP7 COMPLEX BY CRYO-EM  
Authors : Ranson, N.A.; Farr, G.W.; Roseman, A.M.; Gowen, B.; Fenton, W.A.; Horwich, A.L.; Saibil, H.R.  
Deposited on : 2001-12-16  
Resolution : 12.50 Å (reported)  
Based on initial model : 1GRU

This is a Full wwPDB EM Validation Report for a publicly released PDB entry.

We welcome your comments at [validation@mail.wwpdb.org](mailto:validation@mail.wwpdb.org)

A user guide is available at

<https://www.wwpdb.org/validation/2017/EMValidationReportHelp>

with specific help available everywhere you see the ⓘ symbol.

The types of validation reports are described at

<http://www.wwpdb.org/validation/2017/FAQs#types>.

---

The following versions of software and data (see [references ⓘ](#)) were used in the production of this report:

EMDB validation analysis : 0.0.1.dev92  
MolProbity : 4.02b-467  
Percentile statistics : 20191225.v01 (using entries in the PDB archive December 25th 2019)  
MapQ : 1.9.13  
Ideal geometry (proteins) : Engh & Huber (2001)  
Ideal geometry (DNA, RNA) : Parkinson et al. (1996)  
Validation Pipeline (wwPDB-VP) : 2.36.2

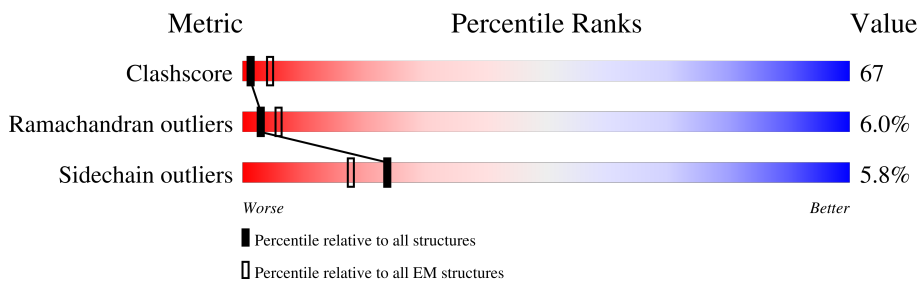
# 1 Overall quality at a glance i

The following experimental techniques were used to determine the structure:

*ELECTRON MICROSCOPY*

The reported resolution of this entry is 12.50 Å.

Percentile scores (ranging between 0-100) for global validation metrics of the entry are shown in the following graphic. The table shows the number of entries on which the scores are based.



Metric	Whole archive (#Entries)	EM structures (#Entries)
Clashscore	158937	4297
Ramachandran outliers	154571	4023
Sidechain outliers	154315	3826

The table below summarises the geometric issues observed across the polymeric chains and their fit to the map. The red, orange, yellow and green segments of the bar indicate the fraction of residues that contain outliers for  $\geq 3$ , 2, 1 and 0 types of geometric quality criteria respectively. A grey segment represents the fraction of residues that are not modelled. The numeric value for each fraction is indicated below the corresponding segment, with a dot representing fractions  $\leq 5\%$ . The upper red bar (where present) indicates the fraction of residues that have poor fit to the EM map (all-atom inclusion  $< 40\%$ ). The numeric value is given above the bar.

Mol	Chain	Length	Quality of chain
1	A	547	29% 58% 8% . .
1	B	547	29% 59% 8% . .
1	C	547	29% 58% 9% . .
1	D	547	30% 58% 8% . .
1	E	547	27% 59% 9% . .
1	F	547	28% 59% 8% . .
1	G	547	28% 59% 9% . .
1	H	547	29% 60% 6% . .

Continued on next page...

*Continued from previous page...*

Mol	Chain	Length	Quality of chain		
1	I	547	29%	60%	7% . .
1	J	547	30%	59%	7% .
1	K	547	29%	60%	6% . .
1	L	547	28%	61%	7% . .
1	M	547	29%	60%	7% . .
1	N	547	29%	60%	7% . .
2	O	97	33%	58%	9%
2	P	97	34%	57%	9%
2	Q	97	30%	59%	11%
2	R	97	27%	61%	12%
2	S	97	32%	60%	8%
2	T	97	31%	56%	13%
2	U	97	29%	59%	12%

## 2 Entry composition [i](#)

There are 2 unique types of molecules in this entry. The entry contains 58688 atoms, of which 0 are hydrogens and 0 are deuteriums.

In the tables below, the AltConf column contains the number of residues with at least one atom in alternate conformation and the Trace column contains the number of residues modelled with at most 2 atoms.

- Molecule 1 is a protein called GROEL.

Mol	Chain	Residues	Atoms					AltConf	Trace
			Total	C	N	O	S		
1	A	525	3809	2368	654	767	20	0	1
1	B	525	3809	2368	654	767	20	0	1
1	C	525	3809	2368	654	767	20	0	1
1	D	525	3809	2368	654	767	20	0	1
1	E	525	3809	2368	654	767	20	0	1
1	F	525	3809	2368	654	767	20	0	1
1	G	525	3809	2368	654	767	20	0	1
1	H	525	3850	2394	663	773	20	0	1
1	I	525	3850	2394	663	773	20	0	1
1	J	525	3850	2394	663	773	20	0	1
1	K	525	3850	2394	663	773	20	0	1
1	L	525	3850	2394	663	773	20	0	1
1	M	525	3850	2394	663	773	20	0	1
1	N	525	3850	2394	663	773	20	0	1

- Molecule 2 is a protein called GROES.

Mol	Chain	Residues	Atoms					AltConf	Trace
			Total	C	N	O	S		
2	O	97	725	452	127	145	1	0	0

*Continued on next page...*

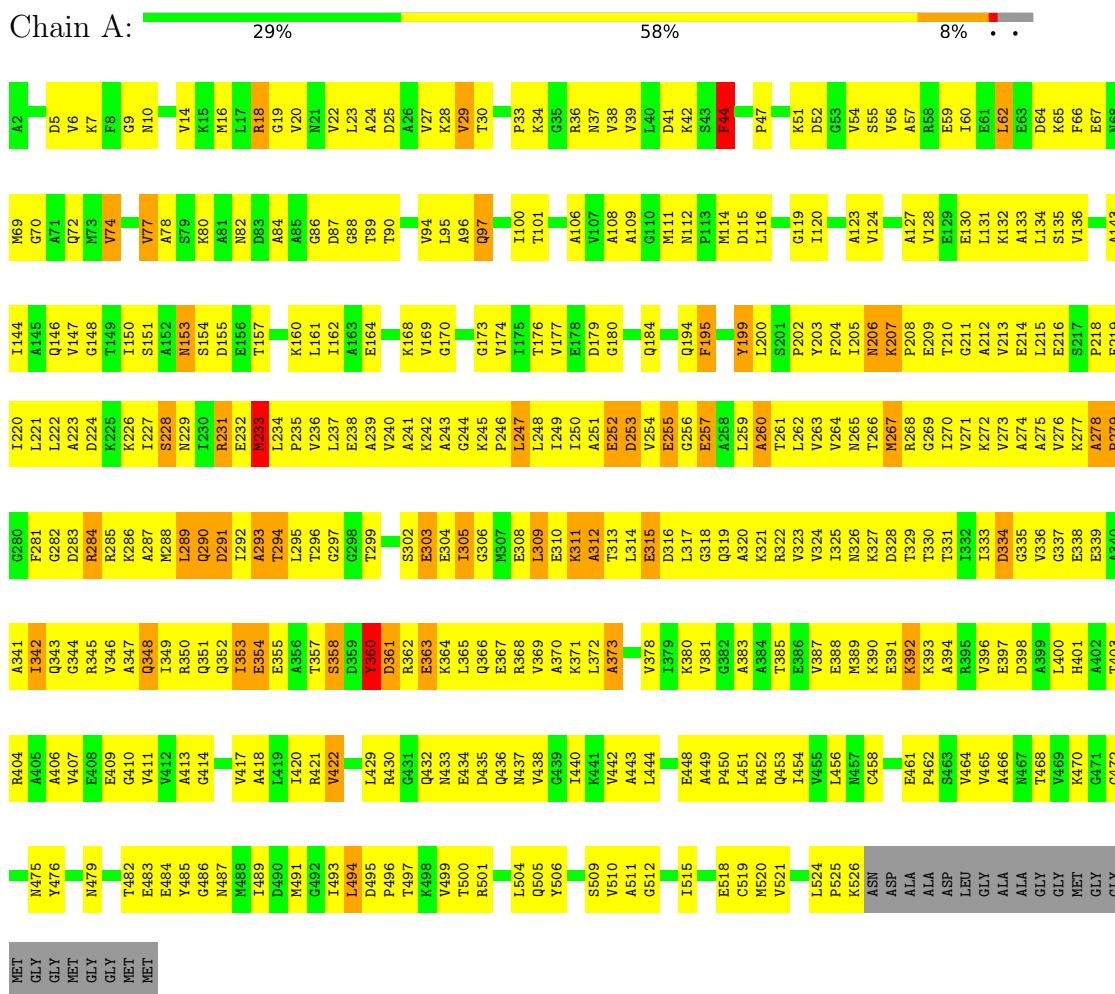
*Continued from previous page...*

Mol	Chain	Residues	Atoms					AltConf	Trace
2	P	97	Total	C	N	O	S	0	0
			725	452	127	145	1		
2	Q	97	Total	C	N	O	S	0	0
			725	452	127	145	1		
2	R	97	Total	C	N	O	S	0	0
			725	452	127	145	1		
2	S	97	Total	C	N	O	S	0	0
			725	452	127	145	1		
2	T	97	Total	C	N	O	S	0	0
			725	452	127	145	1		
2	U	97	Total	C	N	O	S	0	0
			725	452	127	145	1		

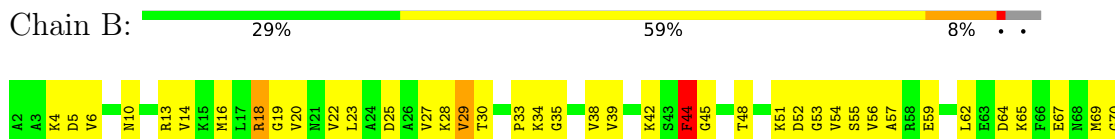
### 3 Residue-property plots

These plots are drawn for all protein, RNA, DNA and oligosaccharide chains in the entry. The first graphic for a chain summarises the proportions of the various outlier classes displayed in the second graphic. The second graphic shows the sequence view annotated by issues in geometry and atom inclusion in map density. Residues are color-coded according to the number of geometric quality criteria for which they contain at least one outlier: green = 0, yellow = 1, orange = 2 and red = 3 or more. A red diamond above a residue indicates a poor fit to the EM map for this residue (all-atom inclusion < 40%). Stretches of 2 or more consecutive residues without any outlier are shown as a green connector. Residues present in the sample, but not in the model, are shown in grey.

#### • Molecule 1: GROEL



#### • Molecule 1: GROEL









F219	G280	Q343	G410	Y476	GLY
I220	F281	G344	V411	G477	GLY
L221	Q282	R345	V412	Y478	GLY
L222	G283	R346	V413	Y479	MET
D223	R284	R347	G414	A480	GLY
D224	R285	Q348	V417	A481	MET
K225	K286	I349	A418	T482	GLY
K226	A287	R350	A419	E483	GLY
I227	M288	Q351	L418	E484	GLY
S228	L289	R352	I420	Y485	MET
N229	Q290	I353	R421	Y486	MET
N230	R421	Q352	V422	Q486	
I230	D291	E354	K425	M487	
R231	I292	E355		M488	
E232	A293	A356	D428	I489	
M233	T294	T357	D429	D490	
L234	L295	S358	L429	M491	
P235	T296	D359	R430	G492	
V236		Y360	R431	I493	
L237	T299	D361	G432	L494	
E238		R362	Q432	D495	
A239	S302	E363	N433	P496	
V240	E303	K364	E434	T497	
A241	E304	L365	D435	K498	
K242	I305	Q366	Q436	V499	
	G306	E367	N437	T500	
	A307	R368	V438	R501	
K245	A308	V369	G439	L504	
P246	E309	A370	L440	Q505	
L247	L308	K371	K441	Y506	
L248	E310	L372	V442		
L249	K311	A312	A443		
I250	A312	T313		S509	
A251	L314	L314	M447	V510	
E252	D253	E315	E448	A511	
D253	V254	A383	A449	G512	
E255	L317	A384	P450		
G256	G318	T385	L451	I515	
E257	Q319	E386	R452	T516	
A258	A320	V387	Q453	T517	
L259	K321	E388	I454	E518	
A260	R322	M389	V455	C519	
T261	V323	K390	M520	M520	
L262	V324	E391	L456	V521	
V263	I325	K392	C458	T522	
V264	N326	K393	G459	D523	
N265	K327	A394	E460	L524	
T266	D328	R395	E461	P525	
M267	T329	K526	P462	K526	
R268	T330	ASN	S463	ASN	
G269	T331	ASP	V464	ASP	
I270	I332	ALA	V465	ALA	
V271	L333	ALA	A466	ALA	
K272	D334	LEU	N467	ALA	
V273	G335	LEU	T468	LEU	
A274	V336	GLY	V469	GLY	
A275	G337	ALA	K470	ALA	
V276	E338	ALA	G471	ALA	
K277	E339	GLY	G472	GLY	
A278	I342	MET	N475	MET	

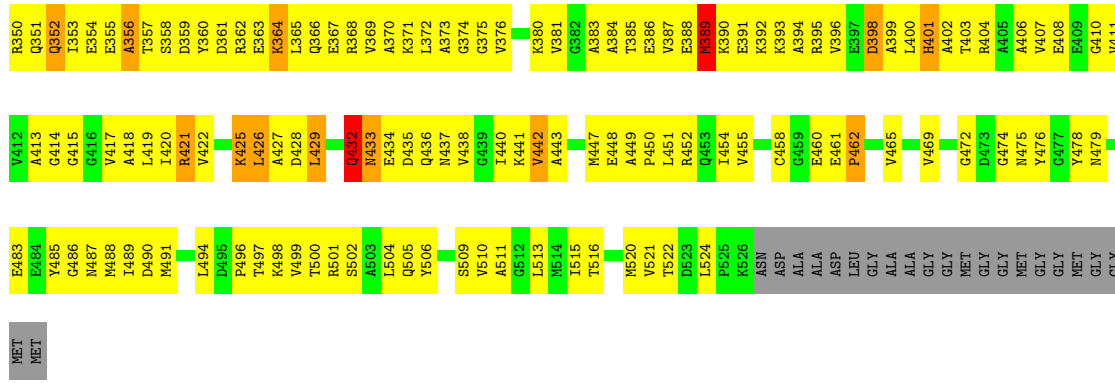
• Molecule 1: GROEL



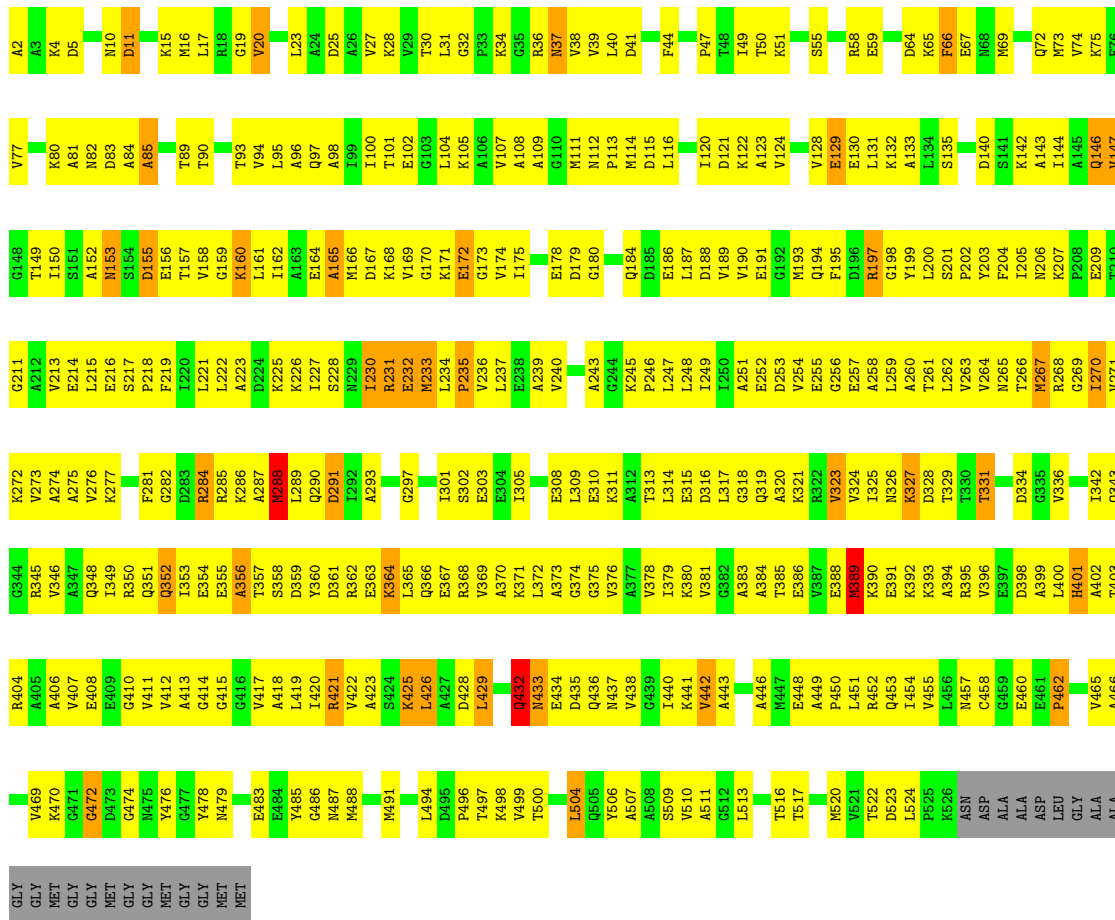
A2	G70	Q146	P218	P279	A341	E409	M475	GLY
A3	A71	V147	F219	G280	I342	G410	Y476	GLY
R4	Q72	G148	I220	F281	Q343	V411	Y477	GLY
D5	M73	G149	L221	G282	G344	V412	Y478	MET
V6	M74	I150	L222	G283	G345	V413	Y479	MET
K7	K75	A151	A223	R284	R346	G414	M479	GLY
F8	E76	A152	D224	R285	V346	G415	M480	MET
G9	V77	M153	K225	K286	Q347	V417	M481	MET
M10	A78	S154	K226	K287	Q348	A418	T482	
V14	R80	D155	S228	M288	I349	A419	E483	
K15	K81	V158	N229	Q290	L419	L420	Y485	
M16	A82	A163	L230	R421	R421	R421	Y486	
L17	B83	K160	R231	D291	V422	V422	M487	
R18	A84	L161	E232	A293	D428	D428	M488	
G19	A85	I162	M233	T294	L429	L429	M491	
V20	G86	A163	L234	L295	R430	R430	G492	
N21	D87	E164	P235	T296	G431	G431	I493	
V22	G88	A165	V236	L296	Q432	Q432	L494	
L23	T89	M166	L237	V300	M433	M433	D495	
A24		D167	E238	I301	A434	A434	T497	
A26	Y94	V168	A239	S302	R435	R435	K498	
A26	L95	V169	V240	E303	Q436	Q436	V499	
V27	A96		A241	E304	N437	N437	T500	
K28	Q97	G173	K242	I305	V438	V438	R501	
V29	I100	V174	A243	G306	G439	G439	L504	
T30	T101	I175	G244	F507	I440	I440	Q505	
P33	L101	T176	K245	E308	K441	K441	Y506	
K34	V107	V177	P246	L309	V442	V442		
G35	A108	D179	L248	E310	A443	A443		
V39	G110	G180	L249	K311	L444	L444		
L40	M111	L183	L250	A312	M447	M447		
D41	N112	Q184	A251	L314	E448	E448		
K42	P113	D185	E252	E315	A449	A449		
S43	M114	D185	D253	D316	P450	P450		
F44	G115	M183	V254	L317	L451	L451		
T48	L116	Q194	E255	G318	R452	R452		
K51	I120	F195	G256	Q319	Q453	Q453		
D52	D121	Y199	A258	A320	I454	I454		
G53	K122	L200	A259	K321	V455	V455		
V54	A123	S201	L259	R322	L456	L456		
S55	A124	P202	L262	V323	M457	M457		
V56	Y203	Y203	V263	V324	G458	G458		
A57	A127	F204	V264	V324	V459	V459		
E58	V128	L205	N265	D328	P462	P462		
I60	E129	N206	T266	T329	S463	S463		
E59	E130	K207	M267	T330	V464	V464		
E61	L131	P208	I270	T331	V465	V465		
L62	K132	E209	K271	I332	A466	A466		
E63	A133	T210	V271	L333	N467	N467		
D64	L134	G211	K272	D334	A402	A402		
K65	S135	A212	V273	G335	T403	T403		
F66	V136	V213	A274	V336	V470	V470		
E67	E214	E214	A275	G337	G471	G471		
N68	L215	L215	V276	E338	D472	D472		
A144	I144	I144	K277	E339	G474	G474		
A145	A145	S217	A278	A340				

• Molecule 1: GROEL

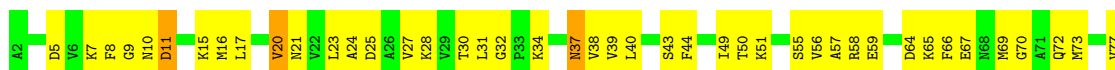




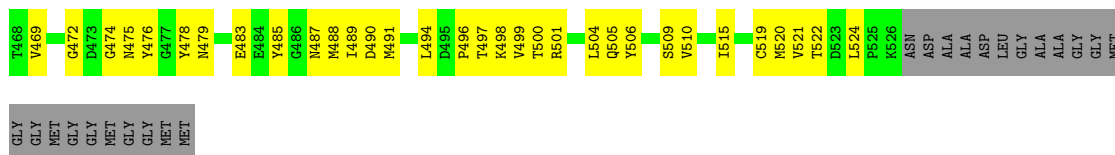
• Molecule 1: GROEL



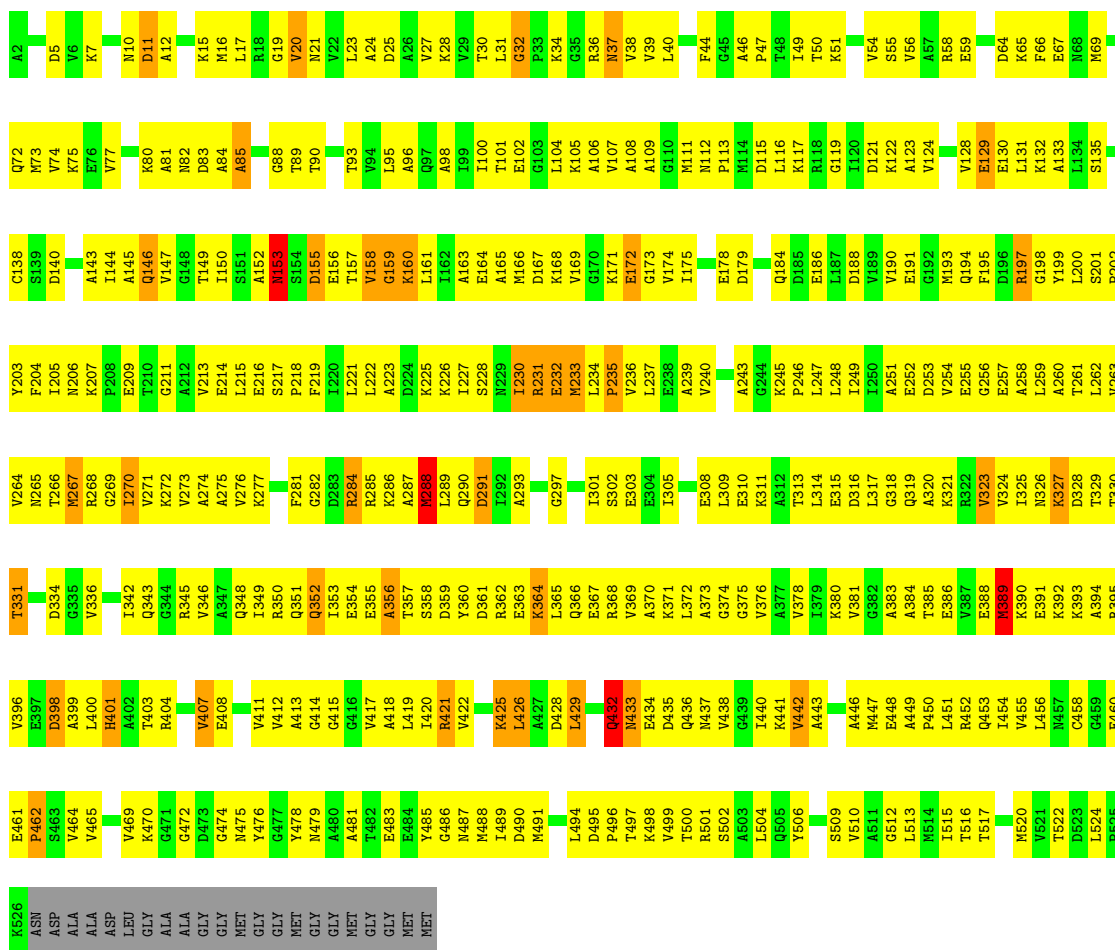
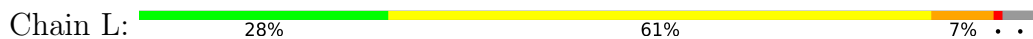
• Molecule 1: GROEL



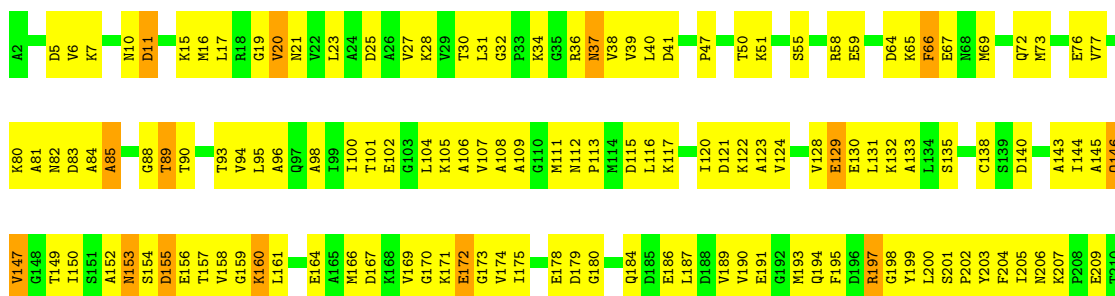




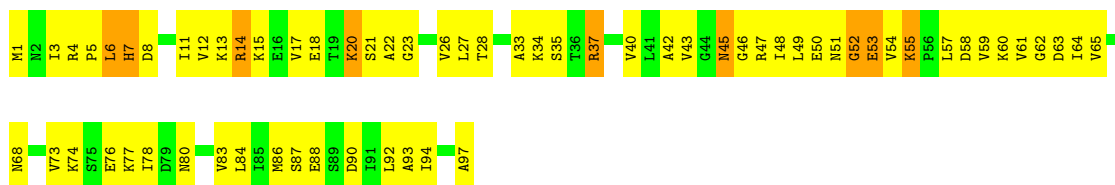
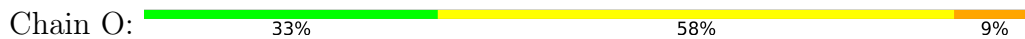
• Molecule 1: GROEL



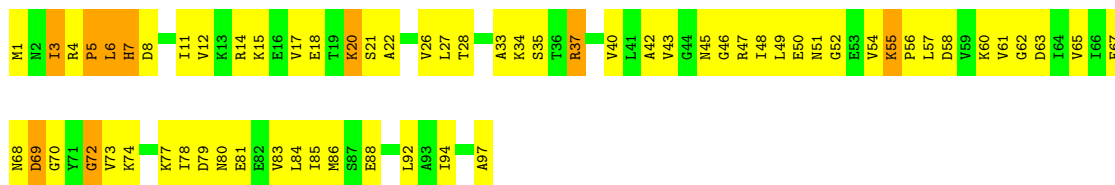
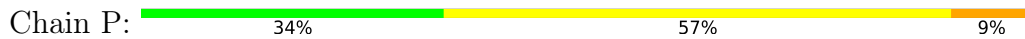
• Molecule 1: GROEL



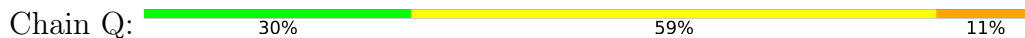




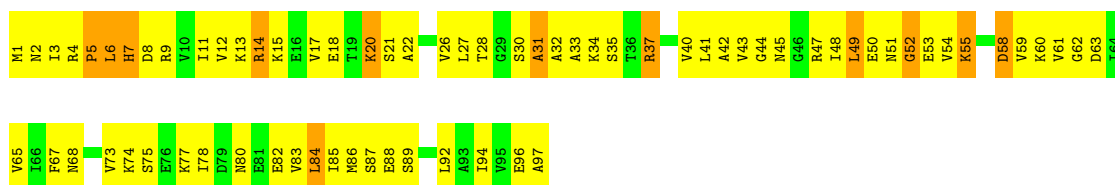
• Molecule 2: GROES



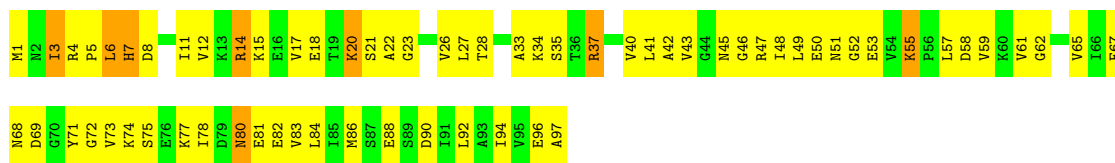
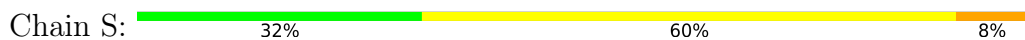
• Molecule 2: GROES



• Molecule 2: GROES



• Molecule 2: GROES

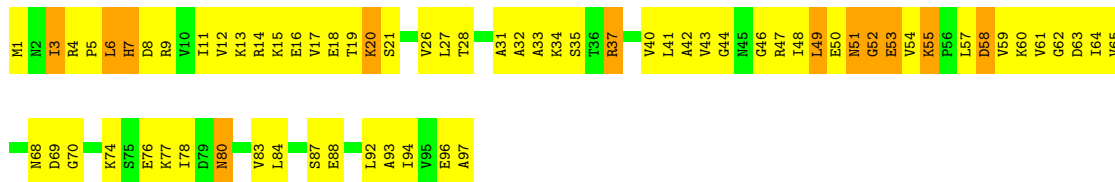


• Molecule 2: GROES





• Molecule 2: GROES





## 4 Experimental information

Property	Value	Source
EM reconstruction method	SINGLE PARTICLE	Depositor
Imposed symmetry	POINT, C7	Depositor
Number of particles used	1448	Depositor
Resolution determination method	Not provided	
CTF correction method	CLASS AVERAGES	Depositor
Microscope	FEI TECNAI F20	Depositor
Voltage (kV)	200	Depositor
Electron dose ( $e^-/\text{\AA}^2$ )	20	Depositor
Minimum defocus (nm)	900	Depositor
Maximum defocus (nm)	3000	Depositor
Magnification	50000	Depositor
Image detector	KODAK SO-163 FILM	Depositor
Maximum map value	0.276	Depositor
Minimum map value	-0.047	Depositor
Average map value	0.006	Depositor
Map value standard deviation	0.030	Depositor
Recommended contour level	0.029	Depositor
Map size ( $\text{\AA}$ )	358.4, 358.4, 358.4	wwPDB
Map dimensions	128, 128, 128	wwPDB
Map angles ( $^\circ$ )	90.0, 90.0, 90.0	wwPDB
Pixel spacing ( $\text{\AA}$ )	2.8, 2.8, 2.8	Depositor

## 5 Model quality [i](#)

### 5.1 Standard geometry [i](#)

The Z score for a bond length (or angle) is the number of standard deviations the observed value is removed from the expected value. A bond length (or angle) with  $|Z| > 5$  is considered an outlier worth inspection. RMSZ is the root-mean-square of all Z scores of the bond lengths (or angles).

Mol	Chain	Bond lengths		Bond angles	
		RMSZ	# Z  >5	RMSZ	# Z  >5
1	A	0.52	0/3836	0.76	0/5188
1	B	0.52	0/3836	0.75	0/5188
1	C	0.52	0/3836	0.74	0/5188
1	D	0.53	0/3836	0.74	0/5188
1	E	0.52	0/3836	0.76	0/5188
1	F	0.53	0/3836	0.75	0/5188
1	G	0.53	0/3836	0.75	0/5188
1	H	0.48	0/3876	0.73	0/5232
1	I	0.49	0/3876	0.72	0/5232
1	J	0.48	0/3876	0.72	0/5232
1	K	0.48	0/3876	0.72	0/5232
1	L	0.47	0/3876	0.72	0/5232
1	M	0.48	0/3876	0.72	0/5232
1	N	0.48	0/3876	0.72	0/5232
2	O	0.39	0/729	0.68	0/980
2	P	0.36	0/729	0.68	0/980
2	Q	0.37	0/729	0.69	0/980
2	R	0.39	0/729	0.69	0/980
2	S	0.37	0/729	0.69	0/980
2	T	0.39	0/729	0.69	0/980
2	U	0.36	0/729	0.68	0/980
All	All	0.49	0/59087	0.73	0/79800

There are no bond length outliers.

There are no bond angle outliers.

There are no chirality outliers.

There are no planarity outliers.

### 5.2 Too-close contacts [i](#)

In the following table, the Non-H and H(model) columns list the number of non-hydrogen atoms and hydrogen atoms in the chain respectively. The H(added) column lists the number of hydrogen

atoms added and optimized by MolProbity. The Clashes column lists the number of clashes within the asymmetric unit, whereas Symm-Clashes lists symmetry-related clashes.

Mol	Chain	Non-H	H(model)	H(added)	Clashes	Symm-Clashes
1	A	3809	0	3890	559	0
1	B	3809	0	3890	514	0
1	C	3809	0	3890	524	0
1	D	3809	0	3890	530	0
1	E	3809	0	3890	542	0
1	F	3809	0	3890	542	0
1	G	3809	0	3890	528	0
1	H	3850	0	3959	527	0
1	I	3850	0	3959	528	0
1	J	3850	0	3958	512	0
1	K	3850	0	3960	531	0
1	L	3850	0	3961	564	0
1	M	3850	0	3960	538	0
1	N	3850	0	3960	518	0
2	O	725	0	755	119	0
2	P	725	0	755	98	0
2	Q	725	0	755	103	0
2	R	725	0	755	107	0
2	S	725	0	755	100	0
2	T	725	0	755	109	0
2	U	725	0	755	102	0
All	All	58688	0	60232	7994	0

The all-atom clashscore is defined as the number of clashes found per 1000 atoms (including hydrogen atoms). The all-atom clashscore for this structure is 67.

All (7994) close contacts within the same asymmetric unit are listed below, sorted by their clash magnitude.

Atom-1	Atom-2	Interatomic distance (Å)	Clash overlap (Å)
1:L:191:GLU:CB	1:L:342:ILE:HG21	1.14	1.61
1:I:191:GLU:CG	1:I:342:ILE:HG22	1.26	1.59
1:I:191:GLU:CB	1:I:342:ILE:CG2	1.77	1.58
1:J:174:VAL:HG21	1:J:371:LYS:CD	1.38	1.53
1:H:373:ALA:N	1:H:375:GLY:HA2	1.25	1.50
1:L:373:ALA:C	1:L:375:GLY:HA3	1.20	1.49
1:I:191:GLU:HB2	1:I:342:ILE:CG2	1.36	1.43
1:L:191:GLU:HB3	1:L:342:ILE:CG2	1.49	1.42
1:K:372:LEU:C	1:K:375:GLY:HA2	1.36	1.42
1:M:191:GLU:CA	1:M:373:ALA:HA	1.50	1.41

*Continued on next page...*

*Continued from previous page...*

Atom-1	Atom-2	Interatomic distance (Å)	Clash overlap (Å)
1:L:191:GLU:CG	1:L:342:ILE:CG2	1.96	1.41
1:L:384:ALA:O	1:M:281:PHE:CE2	1.74	1.41
1:L:373:ALA:C	1:L:375:GLY:CA	1.90	1.40
1:J:174:VAL:CG2	1:J:371:LYS:HD3	1.50	1.39
1:M:191:GLU:HA	1:M:373:ALA:CA	1.52	1.37
1:L:371:LYS:O	1:L:376:VAL:HG23	1.21	1.35
1:J:191:GLU:OE2	1:J:346:VAL:CG2	1.71	1.35
1:N:373:ALA:N	1:N:375:GLY:HA2	1.02	1.34
1:N:373:ALA:N	1:N:375:GLY:CA	1.90	1.33
1:M:371:LYS:O	1:M:376:VAL:HG23	1.20	1.31
1:N:190:VAL:N	1:N:373:ALA:O	1.65	1.29
1:M:371:LYS:O	1:M:376:VAL:CG2	1.77	1.29
1:L:373:ALA:N	1:L:375:GLY:HA2	1.47	1.29
1:K:373:ALA:N	1:K:375:GLY:CA	1.94	1.28
1:K:371:LYS:O	1:K:376:VAL:CG2	1.79	1.28
1:H:373:ALA:N	1:H:375:GLY:CA	1.97	1.27
1:L:191:GLU:HG2	1:L:343:GLN:NE2	1.44	1.27
1:L:191:GLU:CG	1:L:342:ILE:HG22	1.58	1.26
1:J:191:GLU:CD	1:J:346:VAL:CG2	2.04	1.25
1:M:191:GLU:HG2	1:M:343:GLN:NE2	1.52	1.24
1:M:373:ALA:C	1:M:375:GLY:CA	2.06	1.23
1:J:191:GLU:OE2	1:J:346:VAL:HG21	1.09	1.23
1:M:373:ALA:N	1:M:375:GLY:HA2	1.54	1.22
1:L:191:GLU:HG3	1:L:342:ILE:CG2	1.63	1.22
1:L:191:GLU:CB	1:L:342:ILE:CG2	1.98	1.21
1:M:191:GLU:CB	1:M:342:ILE:CG2	2.19	1.21
1:M:384:ALA:O	1:N:281:PHE:CE2	1.94	1.21
1:L:370:ALA:O	1:L:375:GLY:N	1.74	1.21
1:M:373:ALA:CA	1:M:375:GLY:HA2	1.72	1.20
1:I:373:ALA:N	1:I:375:GLY:HA2	1.55	1.19
1:J:191:GLU:C	1:J:372:LEU:O	1.80	1.19
1:K:370:ALA:CA	1:K:374:GLY:O	1.84	1.19
1:I:191:GLU:N	1:I:373:ALA:HA	1.58	1.18
1:F:322:ARG:HB3	1:F:333:ILE:HD12	1.24	1.18
1:G:233:MET:HA	1:G:310:GLU:HG3	1.20	1.17
1:H:190:VAL:O	1:H:373:ALA:C	1.83	1.17
1:K:384:ALA:O	1:L:281:PHE:CD2	1.97	1.17
1:K:373:ALA:N	1:K:375:GLY:HA2	1.53	1.16
1:M:191:GLU:HB3	1:M:342:ILE:CG2	1.72	1.16
1:H:190:VAL:N	1:H:373:ALA:O	1.78	1.15
1:L:191:GLU:CD	1:L:342:ILE:HG22	1.67	1.14

*Continued on next page...*

*Continued from previous page...*

Atom-1	Atom-2	Interatomic distance (Å)	Clash overlap (Å)
1:B:228:SER:HA	1:B:255:GLU:HB2	1.27	1.13
1:L:373:ALA:N	1:L:375:GLY:CA	2.11	1.12
1:D:214:GLU:HB3	1:D:322:ARG:HD3	1.30	1.12
1:K:193:MET:HA	1:K:376:VAL:HG21	1.23	1.11
1:I:230:ILE:HG13	1:I:258:ALA:HA	1.32	1.11
1:K:174:VAL:CG2	1:K:371:LYS:HD3	1.78	1.11
1:K:230:ILE:HG13	1:K:258:ALA:HA	1.32	1.11
1:H:230:ILE:HG13	1:H:258:ALA:HA	1.32	1.11
1:I:191:GLU:CA	1:I:373:ALA:HA	1.81	1.11
2:O:55:LYS:H	2:O:55:LYS:HE2	1.15	1.11
1:F:233:MET:HA	1:F:310:GLU:HG3	1.33	1.10
1:K:384:ALA:O	1:L:281:PHE:CE2	2.05	1.10
1:M:191:GLU:HB2	1:M:342:ILE:HG21	1.33	1.10
1:N:174:VAL:HG21	1:N:371:LYS:HD3	1.11	1.10
1:A:233:MET:HA	1:A:310:GLU:HG3	1.31	1.10
1:G:214:GLU:HB3	1:G:322:ARG:HD3	1.34	1.10
1:H:174:VAL:HG21	1:H:371:LYS:HD3	1.11	1.10
1:K:174:VAL:HG21	1:K:371:LYS:CD	1.80	1.10
2:Q:55:LYS:H	2:Q:55:LYS:HE2	1.14	1.10
1:J:230:ILE:HG13	1:J:258:ALA:HA	1.32	1.10
1:L:230:ILE:HG13	1:L:258:ALA:HA	1.32	1.10
1:C:233:MET:HA	1:C:310:GLU:HG3	1.29	1.10
1:N:230:ILE:HG13	1:N:258:ALA:HA	1.32	1.10
1:A:228:SER:HA	1:A:255:GLU:HB2	1.29	1.09
1:N:190:VAL:O	1:N:373:ALA:C	1.90	1.09
1:I:191:GLU:HA	1:I:373:ALA:CA	1.83	1.09
1:G:18:ARG:HB3	1:G:18:ARG:HH11	1.15	1.09
1:I:191:GLU:HG3	1:I:342:ILE:CG2	1.80	1.09
1:D:305:ILE:HG22	1:D:306:GLY:H	1.10	1.09
1:M:230:ILE:HG13	1:M:258:ALA:HA	1.32	1.09
1:H:308:GLU:HB3	1:H:311:LYS:HD3	1.35	1.08
1:B:18:ARG:HB3	1:B:18:ARG:HH11	1.14	1.08
1:K:308:GLU:HB3	1:K:311:LYS:HD3	1.35	1.08
1:M:191:GLU:CB	1:M:342:ILE:HG21	1.80	1.08
1:C:18:ARG:HB3	1:C:18:ARG:HH11	1.02	1.08
1:K:371:LYS:O	1:K:376:VAL:HG23	0.91	1.08
1:N:373:ALA:H	1:N:375:GLY:CA	1.55	1.07
1:C:322:ARG:HB3	1:C:333:ILE:HD12	1.37	1.07
1:I:174:VAL:HG21	1:I:371:LYS:HD3	1.17	1.07
2:U:55:LYS:HE2	2:U:55:LYS:H	1.11	1.07
1:I:191:GLU:HA	1:I:373:ALA:N	1.60	1.07

*Continued on next page...*

*Continued from previous page...*

Atom-1	Atom-2	Interatomic distance (Å)	Clash overlap (Å)
1:M:373:ALA:C	1:M:375:GLY:HA2	1.70	1.07
1:K:372:LEU:CA	1:K:375:GLY:HA2	1.85	1.07
1:B:214:GLU:HB3	1:B:322:ARG:HD3	1.32	1.06
1:F:228:SER:HA	1:F:255:GLU:HB2	1.32	1.06
1:I:190:VAL:N	1:I:373:ALA:O	1.88	1.06
1:I:191:GLU:CB	1:I:342:ILE:HG22	1.54	1.06
1:E:18:ARG:HB3	1:E:18:ARG:HH11	1.16	1.06
1:I:308:GLU:HB3	1:I:311:LYS:HD3	1.35	1.06
1:L:191:GLU:OE1	1:L:342:ILE:HG22	1.55	1.06
1:L:308:GLU:HB3	1:L:311:LYS:HD3	1.35	1.06
1:L:372:LEU:C	1:L:375:GLY:HA2	1.75	1.06
1:N:308:GLU:HB3	1:N:311:LYS:HD3	1.35	1.06
1:B:233:MET:HA	1:B:310:GLU:HG3	1.30	1.05
1:F:296:THR:HG22	1:F:335:GLY:HA3	1.39	1.05
1:J:232:GLU:HB3	1:J:309:LEU:HB2	1.38	1.05
1:K:191:GLU:HB2	1:K:342:ILE:HD13	1.36	1.05
1:L:191:GLU:CG	1:L:342:ILE:HG21	1.69	1.05
1:M:191:GLU:CB	1:M:342:ILE:HG22	1.86	1.05
1:H:232:GLU:HB3	1:H:309:LEU:HB2	1.38	1.05
1:I:232:GLU:HB3	1:I:309:LEU:HB2	1.38	1.05
1:E:296:THR:HG22	1:E:335:GLY:HA3	1.35	1.05
1:E:228:SER:HA	1:E:255:GLU:HB2	1.33	1.04
1:H:230:ILE:H	1:H:230:ILE:HD12	1.21	1.04
1:J:308:GLU:HB3	1:J:311:LYS:HD3	1.35	1.04
1:N:232:GLU:HB3	1:N:309:LEU:HB2	1.38	1.04
1:M:308:GLU:HB3	1:M:311:LYS:HD3	1.35	1.04
1:A:18:ARG:HH11	1:A:18:ARG:HB3	1.18	1.03
1:G:322:ARG:HB3	1:G:333:ILE:HD12	1.37	1.03
1:L:373:ALA:CA	1:L:375:GLY:CA	2.35	1.03
1:N:373:ALA:HB3	1:N:375:GLY:HA3	1.40	1.03
1:K:230:ILE:H	1:K:230:ILE:HD12	1.21	1.03
1:K:232:GLU:HB3	1:K:309:LEU:HB2	1.38	1.03
1:I:191:GLU:HB3	1:I:342:ILE:CG2	1.84	1.03
1:N:191:GLU:N	1:N:373:ALA:HA	1.73	1.03
1:N:230:ILE:H	1:N:230:ILE:HD12	1.21	1.03
1:D:18:ARG:HB3	1:D:18:ARG:HH11	1.14	1.03
1:E:322:ARG:HB3	1:E:333:ILE:HD12	1.39	1.03
1:I:230:ILE:H	1:I:230:ILE:HD12	1.21	1.02
1:F:18:ARG:HB3	1:F:18:ARG:HH11	1.19	1.02
2:U:47:ARG:HD3	2:U:49:LEU:HD12	1.40	1.02
1:D:322:ARG:HB3	1:D:333:ILE:HD12	1.40	1.02

*Continued on next page...*

*Continued from previous page...*

Atom-1	Atom-2	Interatomic distance (Å)	Clash overlap (Å)
1:L:191:GLU:C	1:L:372:LEU:O	1.98	1.02
1:M:370:ALA:HA	1:M:374:GLY:C	1.80	1.02
1:C:228:SER:HA	1:C:255:GLU:HB2	1.41	1.02
1:D:233:MET:HA	1:D:310:GLU:HG3	1.42	1.02
1:L:230:ILE:H	1:L:230:ILE:HD12	1.21	1.02
1:N:373:ALA:CA	1:N:375:GLY:CA	2.37	1.02
1:M:232:GLU:HB3	1:M:309:LEU:HB2	1.38	1.01
1:N:190:VAL:C	1:N:373:ALA:HA	1.81	1.01
1:B:322:ARG:HB3	1:B:333:ILE:HD12	1.40	1.01
1:J:191:GLU:OE1	1:J:346:VAL:CG2	2.07	1.01
1:G:305:ILE:HG22	1:G:306:GLY:H	1.26	1.01
1:J:230:ILE:HD12	1:J:230:ILE:H	1.21	1.01
1:L:232:GLU:HB3	1:L:309:LEU:HB2	1.38	1.01
1:N:174:VAL:HG21	1:N:371:LYS:CD	1.89	1.01
2:Q:47:ARG:HD3	2:Q:49:LEU:HD12	1.42	1.01
1:A:265:ASN:HA	1:A:270:ILE:HD12	1.40	1.01
1:G:239:ALA:HB1	1:G:314:LEU:HD23	1.43	1.00
1:N:223:ALA:HB3	1:N:251:ALA:HB2	1.43	1.00
1:H:223:ALA:HB3	1:H:251:ALA:HB2	1.43	1.00
1:H:372:LEU:C	1:H:375:GLY:HA2	1.81	1.00
1:K:223:ALA:HB3	1:K:251:ALA:HB2	1.43	1.00
1:L:16:MET:O	1:L:20:VAL:HG12	1.60	1.00
1:M:230:ILE:H	1:M:230:ILE:HD12	1.21	1.00
1:H:373:ALA:H	1:H:375:GLY:CA	1.66	1.00
1:A:322:ARG:HB3	1:A:333:ILE:HD12	1.43	1.00
1:E:214:GLU:HB3	1:E:322:ARG:HD3	1.44	1.00
1:M:191:GLU:HG2	1:M:343:GLN:HE22	1.27	1.00
1:L:223:ALA:HB3	1:L:251:ALA:HB2	1.43	1.00
1:M:223:ALA:HB3	1:M:251:ALA:HB2	1.43	0.99
1:J:191:GLU:CD	1:J:346:VAL:HG23	1.82	0.99
1:K:372:LEU:C	1:K:375:GLY:CA	2.26	0.99
1:M:191:GLU:CG	1:M:342:ILE:HG22	1.92	0.99
1:G:33:PRO:HA	1:G:153:ASN:HD21	1.27	0.99
1:L:314:LEU:HD12	1:L:314:LEU:H	1.28	0.99
1:N:65:LYS:O	1:N:66:PHE:HB2	1.61	0.99
1:B:322:ARG:HG2	1:B:323:VAL:H	1.27	0.98
1:M:314:LEU:H	1:M:314:LEU:HD12	1.28	0.98
2:U:55:LYS:H	2:U:55:LYS:CE	1.75	0.98
1:G:228:SER:HA	1:G:255:GLU:HB2	1.45	0.98
1:H:314:LEU:H	1:H:314:LEU:HD12	1.28	0.98
1:J:223:ALA:HB3	1:J:251:ALA:HB2	1.43	0.98

*Continued on next page...*

*Continued from previous page...*

Atom-1	Atom-2	Interatomic distance (Å)	Clash overlap (Å)
1:K:373:ALA:N	1:K:375:GLY:HA3	1.76	0.98
1:L:191:GLU:CG	1:L:343:GLN:NE2	2.26	0.98
1:D:207:LYS:HB3	1:D:208:PRO:HD3	1.42	0.98
1:I:191:GLU:CB	1:I:342:ILE:HG23	1.90	0.98
1:J:191:GLU:CA	1:J:372:LEU:O	2.11	0.98
1:J:314:LEU:H	1:J:314:LEU:HD12	1.28	0.98
1:N:426:LEU:HD23	1:N:426:LEU:H	1.28	0.98
1:M:373:ALA:C	1:M:375:GLY:HA3	1.81	0.97
1:A:346:VAL:HG12	1:A:350:ARG:HH22	1.29	0.97
1:L:149:THR:HG23	1:L:159:GLY:HA3	1.46	0.97
1:I:223:ALA:HB3	1:I:251:ALA:HB2	1.43	0.97
1:K:166:MET:HE2	1:K:171:LYS:HA	1.46	0.97
1:N:314:LEU:H	1:N:314:LEU:HD12	1.28	0.97
2:R:17:VAL:HG21	2:R:34:LYS:HD2	1.46	0.97
1:L:371:LYS:O	1:L:376:VAL:CG2	2.11	0.97
1:N:373:ALA:CB	1:N:375:GLY:HA3	1.95	0.97
1:B:33:PRO:HA	1:B:153:ASN:HD21	1.28	0.96
1:F:33:PRO:HA	1:F:153:ASN:HD21	1.30	0.96
1:M:426:LEU:H	1:M:426:LEU:HD23	1.30	0.96
1:B:199:TYR:HA	1:B:276:VAL:HG12	1.46	0.96
1:C:18:ARG:HB3	1:C:18:ARG:NH1	1.79	0.96
1:J:426:LEU:HD23	1:J:426:LEU:H	1.30	0.96
1:N:190:VAL:O	1:N:372:LEU:O	1.82	0.96
1:K:314:LEU:H	1:K:314:LEU:HD12	1.28	0.96
1:N:373:ALA:CA	1:N:375:GLY:HA3	1.94	0.96
1:F:214:GLU:HB3	1:F:322:ARG:HD3	1.42	0.96
1:A:207:LYS:HB3	1:A:208:PRO:HD3	1.47	0.96
1:D:277:LYS:HD3	1:D:285:ARG:HH22	1.31	0.96
1:M:191:GLU:CG	1:M:343:GLN:NE2	2.28	0.96
1:H:174:VAL:HG21	1:H:371:LYS:CD	1.95	0.96
1:H:381:VAL:HG21	1:H:393:LYS:HA	1.48	0.95
1:I:191:GLU:CG	1:I:342:ILE:CG2	2.16	0.95
1:I:314:LEU:HD12	1:I:314:LEU:H	1.28	0.95
1:B:452:ARG:HB2	1:B:462:PRO:HB3	1.49	0.95
1:J:169:VAL:CG2	1:J:370:ALA:HB1	1.95	0.95
2:R:55:LYS:HE2	2:R:55:LYS:H	1.30	0.95
2:O:17:VAL:HG21	2:O:34:LYS:HD2	1.48	0.95
2:Q:55:LYS:H	2:Q:55:LYS:CE	1.78	0.95
1:K:174:VAL:HG21	1:K:371:LYS:HD3	0.97	0.95
1:E:207:LYS:HB3	1:E:208:PRO:HD3	1.43	0.95
1:F:322:ARG:HG2	1:F:323:VAL:H	1.29	0.94

*Continued on next page...*



*Continued from previous page...*

Atom-1	Atom-2	Interatomic distance (Å)	Clash overlap (Å)
1:I:174:VAL:HG21	1:I:371:LYS:CD	1.97	0.94
1:H:384:ALA:O	1:I:281:PHE:CE2	2.20	0.94
1:I:65:LYS:O	1:I:66:PHE:HB2	1.65	0.94
1:K:58:ARG:HD3	1:K:209:GLU:OE1	1.66	0.94
1:G:322:ARG:HG2	1:G:323:VAL:H	1.31	0.94
1:E:273:VAL:HG12	1:E:274:ALA:H	1.29	0.94
1:F:207:LYS:HB3	1:F:208:PRO:HD3	1.50	0.94
1:J:191:GLU:OE1	1:J:346:VAL:HG22	1.67	0.94
1:I:191:GLU:HB3	1:I:372:LEU:HG	1.47	0.94
1:L:191:GLU:HB2	1:L:342:ILE:HG21	1.43	0.94
1:M:449:ALA:HB3	1:M:450:PRO:HD3	1.49	0.94
1:C:207:LYS:HB3	1:C:208:PRO:HD3	1.46	0.94
1:G:291:ASP:HB3	1:G:345:ARG:HH21	1.30	0.94
1:J:69:MET:HE1	1:J:522:THR:HB	1.50	0.94
1:K:426:LEU:HD23	1:K:426:LEU:H	1.30	0.94
1:I:190:VAL:O	1:I:373:ALA:C	2.06	0.93
1:M:166:MET:HE2	1:M:171:LYS:HA	1.47	0.93
2:S:78:ILE:HD13	2:S:83:VAL:HG21	1.51	0.93
1:H:433:ASN:HB3	1:H:436:GLN:HG3	1.50	0.93
1:A:237:LEU:HD22	2:O:26:VAL:HG22	1.50	0.93
1:J:69:MET:CE	1:J:522:THR:HB	1.99	0.93
1:M:65:LYS:O	1:M:66:PHE:HB2	1.67	0.93
1:N:373:ALA:CA	1:N:375:GLY:HA2	1.98	0.93
1:D:411:VAL:HG12	1:D:496:PRO:HA	1.51	0.93
1:C:245:LYS:HE2	1:C:245:LYS:HA	1.49	0.93
1:D:452:ARG:HB2	1:D:462:PRO:HB3	1.51	0.93
1:J:65:LYS:O	1:J:66:PHE:HB2	1.68	0.93
2:P:65:VAL:HG12	2:P:94:ILE:HG12	1.50	0.92
1:D:228:SER:HA	1:D:255:GLU:HB2	1.50	0.92
1:F:360:TYR:O	1:F:364:LYS:HE2	1.69	0.92
1:K:370:ALA:HA	1:K:374:GLY:O	1.12	0.92
1:C:305:ILE:HG22	1:C:306:GLY:H	1.34	0.92
1:K:373:ALA:C	1:K:375:GLY:HA3	1.89	0.92
1:E:346:VAL:HG12	1:E:350:ARG:HH22	1.31	0.92
1:I:449:ALA:HB3	1:I:450:PRO:HD3	1.49	0.92
1:L:373:ALA:CA	1:L:375:GLY:HA2	1.98	0.92
1:K:191:GLU:CA	1:K:372:LEU:O	2.18	0.92
1:H:191:GLU:N	1:H:373:ALA:HA	1.83	0.92
1:J:190:VAL:N	1:J:373:ALA:O	2.01	0.92
1:N:191:GLU:CA	1:N:373:ALA:HA	1.99	0.92
2:O:55:LYS:H	2:O:55:LYS:CE	1.83	0.92

*Continued on next page...*

*Continued from previous page...*

Atom-1	Atom-2	Interatomic distance (Å)	Clash overlap (Å)
1:C:452:ARG:HB2	1:C:462:PRO:HB3	1.51	0.92
1:A:305:ILE:HG22	1:A:306:GLY:H	1.35	0.92
1:B:245:LYS:HA	1:B:245:LYS:HE2	1.47	0.92
1:F:452:ARG:HB2	1:F:462:PRO:HB3	1.49	0.92
1:I:16:MET:O	1:I:20:VAL:HG12	1.70	0.92
2:O:47:ARG:HD3	2:O:49:LEU:HD12	1.51	0.92
1:G:199:TYR:HA	1:G:276:VAL:HG12	1.50	0.92
2:T:55:LYS:CE	2:T:55:LYS:H	1.82	0.92
1:B:305:ILE:HG22	1:B:306:GLY:H	1.36	0.91
1:A:245:LYS:HE2	1:A:245:LYS:HA	1.50	0.91
1:J:58:ARG:HD3	1:J:209:GLU:OE1	1.71	0.91
1:N:191:GLU:HG3	1:N:343:GLN:N	1.86	0.91
1:A:223:ALA:HB3	1:A:251:ALA:HB2	1.53	0.91
1:L:426:LEU:HD23	1:L:426:LEU:H	1.33	0.91
1:K:143:ALA:O	1:K:146:GLN:HB3	1.71	0.91
1:D:74:VAL:O	1:D:77:VAL:HG13	1.71	0.91
1:D:350:ARG:HD3	1:D:353:ILE:HD12	1.53	0.90
1:N:373:ALA:C	1:N:376:VAL:H	1.73	0.90
1:H:373:ALA:H	1:H:375:GLY:HA2	1.12	0.90
1:H:436:GLN:O	1:H:440:ILE:HG13	1.72	0.90
1:I:373:ALA:N	1:I:375:GLY:CA	2.33	0.90
1:F:314:LEU:HD12	1:F:315:GLU:N	1.86	0.90
1:L:191:GLU:HG2	1:L:343:GLN:HE22	1.25	0.90
2:R:14:ARG:HD3	2:R:35:SER:HB3	1.53	0.90
1:D:215:LEU:HB3	1:D:246:PRO:HB2	1.54	0.90
1:K:191:GLU:C	1:K:372:LEU:O	2.08	0.90
2:U:65:VAL:HG12	2:U:94:ILE:HG12	1.51	0.90
1:I:69:MET:CE	1:I:522:THR:HB	2.01	0.90
1:G:487:ASN:O	1:G:491:MET:HG3	1.69	0.90
1:M:373:ALA:CA	1:M:375:GLY:CA	2.47	0.90
1:N:381:VAL:HG21	1:N:393:LYS:HA	1.53	0.90
1:I:373:ALA:H	1:I:375:GLY:HA2	1.29	0.90
1:G:349:ILE:HA	1:G:352:GLN:NE2	1.87	0.90
1:J:449:ALA:HB3	1:J:450:PRO:HD3	1.54	0.90
1:H:65:LYS:O	1:H:66:PHE:HB2	1.70	0.89
1:H:190:VAL:O	1:H:372:LEU:O	1.89	0.89
1:K:65:LYS:O	1:K:66:PHE:HB2	1.71	0.89
1:M:190:VAL:C	1:M:373:ALA:O	2.10	0.89
1:M:191:GLU:HG3	1:M:342:ILE:HG22	1.51	0.89
1:G:207:LYS:HB3	1:G:208:PRO:HD3	1.52	0.89
1:L:69:MET:CE	1:L:522:THR:HB	2.03	0.89

*Continued on next page...*

*Continued from previous page...*

Atom-1	Atom-2	Interatomic distance (Å)	Clash overlap (Å)
1:D:245:LYS:HE2	1:D:245:LYS:HA	1.53	0.89
1:I:190:VAL:O	1:I:372:LEU:O	1.89	0.89
1:L:157:THR:O	1:L:160:LYS:HB3	1.70	0.89
1:C:265:ASN:HA	1:C:270:ILE:HD12	1.53	0.89
1:I:308:GLU:HG2	1:I:309:LEU:H	1.37	0.89
1:J:191:GLU:HG3	1:J:342:ILE:C	1.82	0.89
1:E:322:ARG:HG2	1:E:323:VAL:H	1.34	0.89
1:I:190:VAL:C	1:I:373:ALA:C	2.31	0.89
1:I:191:GLU:HA	1:I:373:ALA:HA	1.45	0.89
1:G:256:GLY:HA2	1:G:259:LEU:HB2	1.54	0.89
1:I:426:LEU:HD23	1:I:426:LEU:H	1.35	0.89
1:N:370:ALA:HA	1:N:374:GLY:O	1.70	0.89
2:T:55:LYS:H	2:T:55:LYS:HE2	1.36	0.89
1:H:449:ALA:HB3	1:H:450:PRO:HD3	1.53	0.89
1:N:308:GLU:HG2	1:N:309:LEU:H	1.37	0.89
1:L:191:GLU:HG3	1:L:342:ILE:CB	2.03	0.89
1:M:190:VAL:O	1:M:373:ALA:C	2.11	0.89
1:N:191:GLU:HG3	1:N:342:ILE:C	1.92	0.89
1:B:18:ARG:HB3	1:B:18:ARG:NH1	1.86	0.89
1:H:308:GLU:HG2	1:H:309:LEU:H	1.37	0.88
1:C:487:ASN:O	1:C:491:MET:HG3	1.73	0.88
1:M:143:ALA:O	1:M:146:GLN:HB3	1.72	0.88
1:I:191:GLU:HB3	1:I:342:ILE:HG23	1.47	0.88
1:J:239:ALA:HB1	1:J:314:LEU:HD11	1.56	0.88
1:M:381:VAL:HG21	1:M:393:LYS:HA	1.53	0.88
1:E:349:ILE:HA	1:E:352:GLN:NE2	1.88	0.88
1:L:85:ALA:HB1	1:L:499:VAL:HG12	1.56	0.88
1:L:370:ALA:C	1:L:375:GLY:N	2.26	0.88
1:G:414:GLY:O	1:G:417:VAL:HG12	1.72	0.88
1:A:411:VAL:HG12	1:A:496:PRO:HA	1.56	0.88
1:C:273:VAL:HG12	1:C:274:ALA:H	1.37	0.88
1:K:239:ALA:HB1	1:K:314:LEU:HD11	1.56	0.88
2:P:47:ARG:HD3	2:P:49:LEU:HD12	1.55	0.88
1:B:207:LYS:HB3	1:B:208:PRO:HD3	1.51	0.88
1:H:190:VAL:C	1:H:373:ALA:HA	1.93	0.88
1:C:64:ASP:HB3	1:C:67:GLU:HB2	1.55	0.88
1:L:373:ALA:CA	1:L:375:GLY:HA3	1.99	0.87
1:L:381:VAL:HG21	1:L:393:LYS:HA	1.53	0.87
1:M:149:THR:HG23	1:M:159:GLY:HA3	1.53	0.87
1:G:411:VAL:HG12	1:G:496:PRO:HA	1.56	0.87
1:M:191:GLU:HB3	1:M:342:ILE:HG22	1.48	0.87

*Continued on next page...*

*Continued from previous page...*

Atom-1	Atom-2	Interatomic distance (Å)	Clash overlap (Å)
1:M:308:GLU:HG2	1:M:309:LEU:H	1.37	0.87
1:E:215:LEU:O	1:E:218:PRO:HD3	1.73	0.87
1:H:143:ALA:O	1:H:146:GLN:HB3	1.73	0.87
1:M:16:MET:O	1:M:20:VAL:HG12	1.74	0.87
2:U:78:ILE:HD13	2:U:83:VAL:HG21	1.56	0.87
1:D:305:ILE:HG22	1:D:306:GLY:N	1.89	0.87
1:I:239:ALA:HB1	1:I:314:LEU:HD11	1.56	0.87
1:K:371:LYS:C	1:K:375:GLY:C	2.33	0.87
1:B:34:LYS:HD2	1:B:458:CYS:SG	2.14	0.87
1:F:245:LYS:HE2	1:F:245:LYS:HA	1.54	0.87
1:K:308:GLU:HG2	1:K:309:LEU:H	1.37	0.87
1:N:239:ALA:HB1	1:N:314:LEU:HD11	1.56	0.87
1:H:191:GLU:CA	1:H:373:ALA:HA	2.04	0.87
1:H:284:ARG:HB2	1:H:284:ARG:HH11	1.40	0.87
1:L:284:ARG:HH11	1:L:284:ARG:HB2	1.40	0.87
1:D:18:ARG:HB3	1:D:18:ARG:NH1	1.90	0.87
1:K:433:ASN:HB3	1:K:436:GLN:HG3	1.56	0.87
1:I:284:ARG:HH11	1:I:284:ARG:HB2	1.40	0.87
1:J:284:ARG:HH11	1:J:284:ARG:HB2	1.40	0.87
1:J:433:ASN:HB3	1:J:436:GLN:HG3	1.54	0.87
1:L:239:ALA:HB1	1:L:314:LEU:HD11	1.56	0.87
1:M:239:ALA:HB1	1:M:314:LEU:HD11	1.56	0.87
2:O:78:ILE:HD13	2:O:83:VAL:HG21	1.57	0.87
2:R:55:LYS:H	2:R:55:LYS:CE	1.87	0.87
1:A:219:PHE:HD1	1:A:319:GLN:HE21	1.22	0.86
1:N:190:VAL:O	1:N:373:ALA:CA	2.23	0.86
1:B:296:THR:HG22	1:B:335:GLY:HA3	1.56	0.86
1:H:166:MET:HE2	1:H:171:LYS:HA	1.56	0.86
1:J:16:MET:O	1:J:20:VAL:HG12	1.75	0.86
1:E:18:ARG:HB3	1:E:18:ARG:NH1	1.89	0.86
1:N:174:VAL:CG2	1:N:371:LYS:HD3	2.02	0.86
2:S:17:VAL:HG21	2:S:34:LYS:HD2	1.57	0.86
1:D:199:TYR:HA	1:D:276:VAL:HG12	1.57	0.86
1:L:166:MET:HE2	1:L:171:LYS:HA	1.55	0.86
1:L:169:VAL:HG13	1:L:173:GLY:HA3	1.57	0.86
1:F:199:TYR:HA	1:F:276:VAL:HG12	1.57	0.86
1:J:143:ALA:O	1:J:147:VAL:HG12	1.75	0.86
1:L:308:GLU:HG2	1:L:309:LEU:H	1.37	0.86
1:D:360:TYR:HA	1:D:363:GLU:OE1	1.76	0.86
1:H:239:ALA:HB1	1:H:314:LEU:HD11	1.56	0.86
1:N:190:VAL:CA	1:N:373:ALA:O	2.23	0.86

*Continued on next page...*

*Continued from previous page...*

Atom-1	Atom-2	Interatomic distance (Å)	Clash overlap (Å)
1:N:284:ARG:HB2	1:N:284:ARG:HH11	1.40	0.86
1:G:245:LYS:HA	1:G:245:LYS:HE2	1.56	0.86
1:J:169:VAL:CG2	1:J:370:ALA:CB	2.54	0.86
1:C:234:LEU:H	1:C:234:LEU:HD12	1.41	0.86
1:F:82:ASN:ND2	1:F:86:GLY:HA2	1.90	0.86
1:A:360:TYR:HA	1:A:363:GLU:OE1	1.75	0.85
1:C:256:GLY:HA2	1:C:259:LEU:HB2	1.56	0.85
1:D:226:LYS:C	1:D:227:ILE:HD12	1.96	0.85
1:E:131:LEU:CD2	1:E:422:VAL:HG11	2.06	0.85
1:D:273:VAL:HG12	1:D:274:ALA:H	1.41	0.85
1:M:434:GLU:HA	1:M:437:ASN:ND2	1.91	0.85
1:B:265:ASN:HA	1:B:270:ILE:HD12	1.58	0.85
1:J:308:GLU:HG2	1:J:309:LEU:H	1.37	0.85
1:M:284:ARG:HB2	1:M:284:ARG:HH11	1.40	0.85
1:B:411:VAL:HG12	1:B:496:PRO:HA	1.58	0.85
1:D:349:ILE:HA	1:D:352:GLN:NE2	1.90	0.85
1:K:149:THR:HG23	1:K:159:GLY:HA3	1.55	0.85
1:M:169:VAL:HG13	1:M:173:GLY:HA3	1.58	0.85
1:E:417:VAL:O	1:E:420:ILE:HG22	1.77	0.85
1:B:74:VAL:O	1:B:77:VAL:HG13	1.76	0.85
1:E:215:LEU:HB3	1:E:246:PRO:HB2	1.57	0.85
1:K:449:ALA:HB3	1:K:450:PRO:HD3	1.58	0.85
1:C:322:ARG:HG2	1:C:323:VAL:H	1.41	0.85
1:G:64:ASP:HB3	1:G:67:GLU:HB2	1.59	0.85
1:I:190:VAL:CA	1:I:373:ALA:O	2.25	0.85
1:N:434:GLU:HA	1:N:437:ASN:ND2	1.92	0.85
2:P:55:LYS:CE	2:P:55:LYS:H	1.89	0.85
1:C:34:LYS:HD2	1:C:458:CYS:SG	2.16	0.85
1:F:18:ARG:HB3	1:F:18:ARG:NH1	1.92	0.85
1:E:33:PRO:HA	1:E:153:ASN:HD21	1.42	0.85
1:I:381:VAL:HG21	1:I:393:LYS:HA	1.56	0.84
1:L:249:ILE:HB	1:L:275:ALA:CB	2.07	0.84
2:S:14:ARG:HG2	2:S:15:LYS:H	1.40	0.84
1:B:417:VAL:O	1:B:420:ILE:HG22	1.77	0.84
1:C:33:PRO:HA	1:C:153:ASN:HD21	1.42	0.84
1:L:191:GLU:HB3	1:L:342:ILE:HG21	0.86	0.84
1:D:265:ASN:HA	1:D:270:ILE:HD12	1.57	0.84
1:E:452:ARG:HB2	1:E:462:PRO:HB3	1.59	0.84
1:G:452:ARG:HB2	1:G:462:PRO:HB3	1.59	0.84
1:H:191:GLU:HA	1:H:373:ALA:HA	1.59	0.84
1:H:314:LEU:HA	1:H:317:LEU:HD13	1.59	0.84

*Continued on next page...*

*Continued from previous page...*

Atom-1	Atom-2	Interatomic distance (Å)	Clash overlap (Å)
1:I:249:ILE:HB	1:I:275:ALA:CB	2.07	0.84
1:J:381:VAL:HG21	1:J:393:LYS:HA	1.60	0.84
1:N:190:VAL:C	1:N:373:ALA:CA	2.45	0.84
1:N:314:LEU:HA	1:N:317:LEU:HD13	1.59	0.84
2:T:47:ARG:HD3	2:T:49:LEU:HD12	1.60	0.84
1:C:249:ILE:HB	1:C:275:ALA:CB	2.07	0.84
1:G:18:ARG:HB3	1:G:18:ARG:NH1	1.92	0.84
1:I:254:VAL:HG12	1:I:259:LEU:HB2	1.59	0.84
1:D:233:MET:C	1:D:235:PRO:HD2	1.97	0.84
1:D:234:LEU:H	1:D:234:LEU:HD12	1.40	0.84
1:I:169:VAL:HG13	1:I:173:GLY:HA3	1.58	0.84
1:N:249:ILE:HB	1:N:275:ALA:CB	2.07	0.84
1:N:449:ALA:HB3	1:N:450:PRO:HD3	1.58	0.84
1:A:215:LEU:HB3	1:A:246:PRO:HB2	1.58	0.84
1:A:487:ASN:O	1:A:491:MET:HG3	1.78	0.84
1:F:34:LYS:HD2	1:F:458:CYS:SG	2.18	0.84
1:G:273:VAL:HG12	1:G:274:ALA:H	1.40	0.84
1:H:249:ILE:HB	1:H:275:ALA:CB	2.07	0.84
1:J:254:VAL:HG12	1:J:259:LEU:HB2	1.59	0.84
1:M:249:ILE:HB	1:M:275:ALA:CB	2.07	0.84
1:E:305:ILE:HG22	1:E:306:GLY:H	1.43	0.84
1:H:373:ALA:CA	1:H:375:GLY:HA3	2.06	0.84
1:K:284:ARG:HB2	1:K:284:ARG:HH11	1.40	0.84
1:L:191:GLU:CA	1:L:372:LEU:O	2.25	0.84
1:N:373:ALA:C	1:N:376:VAL:N	2.31	0.84
1:K:190:VAL:O	1:K:372:LEU:O	1.96	0.84
1:K:373:ALA:CA	1:K:375:GLY:HA3	2.07	0.84
1:L:373:ALA:C	1:L:375:GLY:HA2	1.91	0.84
1:N:403:THR:O	1:N:407:VAL:HG23	1.76	0.84
1:A:82:ASN:HD22	1:A:86:GLY:HA2	1.42	0.83
1:E:295:LEU:O	1:E:337:GLY:HA3	1.78	0.83
1:I:191:GLU:HG3	1:I:342:ILE:HG22	0.86	0.83
1:L:65:LYS:O	1:L:66:PHE:HB2	1.75	0.83
1:M:190:VAL:O	1:M:373:ALA:O	1.95	0.83
2:S:14:ARG:HD3	2:S:35:SER:HB3	1.58	0.83
1:F:74:VAL:O	1:F:77:VAL:HG13	1.77	0.83
1:A:266:THR:HG22	1:A:271:VAL:O	1.78	0.83
1:E:273:VAL:HG12	1:E:274:ALA:N	1.93	0.83
1:H:190:VAL:O	1:H:373:ALA:CA	2.25	0.83
1:J:249:ILE:HB	1:J:275:ALA:CB	2.07	0.83
1:C:360:TYR:O	1:C:364:LYS:HE2	1.78	0.83

*Continued on next page...*

*Continued from previous page...*

Atom-1	Atom-2	Interatomic distance (Å)	Clash overlap (Å)
1:E:314:LEU:HD12	1:E:315:GLU:N	1.92	0.83
2:Q:11:ILE:HB	2:Q:42:ALA:HB3	1.60	0.83
1:B:277:LYS:HD3	1:B:285:ARG:HH22	1.43	0.83
1:D:296:THR:HG22	1:D:335:GLY:HA3	1.60	0.83
1:H:69:MET:CE	1:H:522:THR:HB	2.09	0.83
1:F:349:ILE:O	1:F:353:ILE:HG13	1.79	0.83
1:M:254:VAL:HG12	1:M:259:LEU:HB2	1.59	0.83
1:M:370:ALA:CA	1:M:375:GLY:N	2.42	0.83
1:K:249:ILE:HB	1:K:275:ALA:CB	2.07	0.83
1:L:359:ASP:HA	1:L:362:ARG:HH12	1.44	0.83
1:N:359:ASP:HA	1:N:362:ARG:HH12	1.44	0.83
2:Q:68:ASN:HD22	2:R:74:LYS:HE3	1.43	0.83
1:B:360:TYR:HA	1:B:363:GLU:OE1	1.78	0.83
1:G:174:VAL:HG21	1:G:367:GLU:HA	1.61	0.83
1:L:254:VAL:HG12	1:L:259:LEU:HB2	1.59	0.83
1:N:254:VAL:HG12	1:N:259:LEU:HB2	1.59	0.83
1:A:452:ARG:HB2	1:A:462:PRO:HB3	1.58	0.83
1:E:360:TYR:HA	1:E:363:GLU:OE1	1.79	0.83
1:J:359:ASP:HA	1:J:362:ARG:HH12	1.44	0.83
1:D:417:VAL:O	1:D:420:ILE:HG22	1.79	0.82
1:F:280:GLY:HA3	1:F:284:ARG:HH11	1.43	0.82
1:J:100:ILE:O	1:J:104:LEU:HB2	1.79	0.82
1:A:64:ASP:HB3	1:A:67:GLU:HB2	1.61	0.82
1:A:174:VAL:HG21	1:A:367:GLU:HA	1.60	0.82
1:E:224:ASP:HB2	1:E:303:GLU:HB3	1.59	0.82
2:P:55:LYS:H	2:P:55:LYS:HE2	1.44	0.82
1:A:214:GLU:HB3	1:A:322:ARG:HD3	1.61	0.82
1:H:100:ILE:O	1:H:104:LEU:HB2	1.79	0.82
1:H:359:ASP:HA	1:H:362:ARG:HH12	1.44	0.82
1:I:314:LEU:HA	1:I:317:LEU:HD13	1.59	0.82
1:J:314:LEU:HA	1:J:317:LEU:HD13	1.59	0.82
1:M:69:MET:CE	1:M:522:THR:HB	2.08	0.82
1:A:314:LEU:HD12	1:A:315:GLU:N	1.94	0.82
1:F:33:PRO:HA	1:F:153:ASN:ND2	1.94	0.82
1:F:223:ALA:HB3	1:F:251:ALA:HB2	1.61	0.82
1:F:414:GLY:O	1:F:417:VAL:HG12	1.78	0.82
1:H:254:VAL:HG12	1:H:259:LEU:HB2	1.59	0.82
1:I:359:ASP:HA	1:I:362:ARG:HH12	1.44	0.82
1:N:372:LEU:C	1:N:375:GLY:HA2	1.98	0.82
1:N:433:ASN:HB3	1:N:436:GLN:HG3	1.62	0.82
2:O:14:ARG:HG2	2:O:15:LYS:H	1.45	0.82

*Continued on next page...*

*Continued from previous page...*

Atom-1	Atom-2	Interatomic distance (Å)	Clash overlap (Å)
1:B:233:MET:C	1:B:235:PRO:HD2	1.98	0.82
1:I:69:MET:HE2	1:I:522:THR:HB	1.59	0.82
1:I:433:ASN:HB3	1:I:436:GLN:HG3	1.60	0.82
1:M:314:LEU:HA	1:M:317:LEU:HD13	1.59	0.82
1:B:33:PRO:HA	1:B:153:ASN:ND2	1.94	0.82
1:K:314:LEU:HA	1:K:317:LEU:HD13	1.59	0.82
1:K:359:ASP:HA	1:K:362:ARG:HH12	1.44	0.82
1:L:384:ALA:O	1:M:281:PHE:CD2	2.31	0.82
1:H:149:THR:HG23	1:H:159:GLY:HA3	1.61	0.82
1:H:190:VAL:C	1:H:373:ALA:C	2.38	0.82
1:J:436:GLN:O	1:J:440:ILE:HG13	1.80	0.82
1:K:381:VAL:HG21	1:K:393:LYS:HA	1.60	0.82
1:N:69:MET:CE	1:N:522:THR:HB	2.09	0.82
1:B:349:ILE:HA	1:B:352:GLN:NE2	1.95	0.82
1:K:372:LEU:N	1:K:375:GLY:CA	2.43	0.82
1:A:277:LYS:HD3	1:A:285:ARG:HH22	1.44	0.82
1:G:461:GLU:HB2	1:G:464:VAL:HB	1.60	0.82
1:A:18:ARG:HB3	1:A:18:ARG:NH1	1.94	0.82
1:A:33:PRO:HA	1:A:153:ASN:HD21	1.45	0.82
1:C:199:TYR:HA	1:C:276:VAL:HG12	1.62	0.82
1:C:249:ILE:HB	1:C:275:ALA:HB2	1.60	0.82
1:M:359:ASP:HA	1:M:362:ARG:HH12	1.44	0.82
1:F:82:ASN:HD22	1:F:86:GLY:HA2	1.45	0.81
1:K:143:ALA:O	1:K:147:VAL:HG12	1.80	0.81
1:K:254:VAL:HG12	1:K:259:LEU:HB2	1.59	0.81
1:C:411:VAL:HG12	1:C:496:PRO:HA	1.62	0.81
1:F:411:VAL:HG12	1:F:496:PRO:HA	1.60	0.81
1:G:273:VAL:HG12	1:G:274:ALA:N	1.95	0.81
1:J:174:VAL:HG21	1:J:371:LYS:CE	2.08	0.81
2:T:17:VAL:HG21	2:T:34:LYS:HD2	1.62	0.81
2:T:65:VAL:HG12	2:T:94:ILE:HG12	1.61	0.81
1:D:322:ARG:HB3	1:D:333:ILE:CD1	2.10	0.81
1:I:85:ALA:HB1	1:I:499:VAL:HG12	1.60	0.81
1:L:69:MET:HE1	1:L:522:THR:HB	1.61	0.81
1:L:314:LEU:HA	1:L:317:LEU:HD13	1.59	0.81
2:Q:14:ARG:HG2	2:Q:15:LYS:H	1.45	0.81
2:U:55:LYS:HE2	2:U:55:LYS:N	1.94	0.81
1:A:74:VAL:O	1:A:77:VAL:HG13	1.80	0.81
1:B:487:ASN:O	1:B:491:MET:HG3	1.80	0.81
1:E:199:TYR:HA	1:E:276:VAL:HG12	1.61	0.81
1:E:414:GLY:O	1:E:417:VAL:HG12	1.80	0.81

*Continued on next page...*



*Continued from previous page...*

Atom-1	Atom-2	Interatomic distance (Å)	Clash overlap (Å)
1:F:368:ARG:HG2	1:F:372:LEU:HG	1.62	0.81
1:H:143:ALA:O	1:H:147:VAL:HG12	1.81	0.81
1:B:107:VAL:HG13	1:B:113:PRO:HG3	1.63	0.81
1:C:349:ILE:HA	1:C:352:GLN:NE2	1.95	0.81
1:G:265:ASN:HA	1:G:270:ILE:HD12	1.61	0.81
1:I:191:GLU:HB2	1:I:342:ILE:HG21	0.82	0.81
1:I:415:GLY:H	1:I:417:VAL:HG23	1.43	0.81
1:I:436:GLN:O	1:I:440:ILE:HG13	1.80	0.81
1:K:69:MET:CE	1:K:522:THR:HB	2.10	0.81
1:B:215:LEU:O	1:B:218:PRO:HD3	1.79	0.81
1:C:461:GLU:HB2	1:C:464:VAL:HB	1.62	0.81
1:F:44:PHE:N	1:F:44:PHE:CD1	2.46	0.81
1:J:494:LEU:HD23	1:J:494:LEU:N	1.95	0.81
1:A:233:MET:C	1:A:235:PRO:HD2	2.02	0.81
1:M:143:ALA:O	1:M:147:VAL:HG12	1.79	0.81
1:N:16:MET:O	1:N:20:VAL:HG12	1.80	0.81
1:B:273:VAL:HG12	1:B:274:ALA:H	1.45	0.81
1:C:414:GLY:O	1:C:417:VAL:HG12	1.81	0.81
1:E:349:ILE:O	1:E:353:ILE:HG13	1.81	0.81
1:H:233:MET:HE2	1:H:233:MET:HA	1.61	0.81
1:L:384:ALA:O	1:M:281:PHE:CZ	2.33	0.81
2:Q:78:ILE:HD13	2:Q:83:VAL:HG21	1.63	0.81
1:C:273:VAL:HG12	1:C:274:ALA:N	1.96	0.81
1:L:191:GLU:HA	1:L:372:LEU:O	1.81	0.81
1:M:436:GLN:O	1:M:440:ILE:HG13	1.81	0.81
1:B:278:ALA:HB1	1:B:279:PRO:CD	2.12	0.80
1:C:226:LYS:C	1:C:227:ILE:HD12	2.01	0.80
1:G:74:VAL:O	1:G:77:VAL:HG13	1.80	0.80
1:I:191:GLU:CB	1:I:342:ILE:HG21	1.70	0.80
1:L:34:LYS:HB2	1:L:458:CYS:SG	2.21	0.80
1:L:286:LYS:HE2	1:L:286:LYS:HA	1.64	0.80
1:C:111:MET:CE	1:J:434:GLU:OE2	2.29	0.80
1:C:302:SER:HB2	1:C:305:ILE:HD13	1.62	0.80
1:F:346:VAL:HG12	1:F:350:ARG:HH22	1.44	0.80
1:K:286:LYS:HE2	1:K:286:LYS:HA	1.64	0.80
2:Q:17:VAL:HG21	2:Q:34:LYS:HD2	1.64	0.80
1:H:426:LEU:HD23	1:H:426:LEU:H	1.45	0.80
1:I:143:ALA:O	1:I:146:GLN:HB3	1.81	0.80
1:N:190:VAL:C	1:N:373:ALA:C	2.39	0.80
1:D:64:ASP:HB3	1:D:67:GLU:HB2	1.63	0.80
1:F:215:LEU:HB3	1:F:246:PRO:HB2	1.62	0.80

*Continued on next page...*

*Continued from previous page...*

Atom-1	Atom-2	Interatomic distance (Å)	Clash overlap (Å)
1:M:286:LYS:HE2	1:M:286:LYS:HA	1.64	0.80
1:A:322:ARG:HG2	1:A:323:VAL:H	1.46	0.80
1:C:449:ALA:HB3	1:C:450:PRO:HD3	1.64	0.80
1:E:233:MET:C	1:E:235:PRO:HD2	2.00	0.80
1:K:436:GLN:O	1:K:440:ILE:HG13	1.81	0.80
1:A:131:LEU:CD2	1:A:422:VAL:HG11	2.12	0.80
1:A:310:GLU:CD	1:A:310:GLU:H	1.85	0.80
1:B:224:ASP:HB2	1:B:303:GLU:HB3	1.64	0.80
1:C:278:ALA:HB1	1:C:279:PRO:CD	2.11	0.80
1:G:33:PRO:HA	1:G:153:ASN:ND2	1.95	0.80
1:H:69:MET:HE1	1:H:522:THR:HB	1.63	0.80
1:D:249:ILE:HB	1:D:275:ALA:HB2	1.61	0.80
1:D:273:VAL:HG12	1:D:274:ALA:N	1.95	0.80
1:E:34:LYS:HD2	1:E:458:CYS:SG	2.22	0.80
1:J:286:LYS:HE2	1:J:286:LYS:HA	1.64	0.80
1:L:5:ASP:HB2	1:L:524:LEU:HD23	1.62	0.80
1:L:194:GLN:HG3	1:L:331:THR:HB	1.62	0.80
2:O:65:VAL:HG12	2:O:94:ILE:HG12	1.62	0.80
1:A:82:ASN:ND2	1:A:86:GLY:HA2	1.97	0.80
1:F:64:ASP:HB3	1:F:67:GLU:HB2	1.64	0.80
1:J:85:ALA:HB1	1:J:499:VAL:HG12	1.63	0.80
1:M:194:GLN:HG3	1:M:331:THR:HB	1.62	0.80
1:A:234:LEU:HD12	1:A:234:LEU:H	1.47	0.80
1:D:291:ASP:OD1	1:D:292:ILE:HG13	1.81	0.80
1:M:433:ASN:HB3	1:M:436:GLN:HG3	1.62	0.80
1:N:266:THR:HG22	1:N:272:LYS:HA	1.63	0.80
1:B:314:LEU:HD12	1:B:315:GLU:N	1.97	0.80
1:D:249:ILE:HB	1:D:275:ALA:CB	2.12	0.80
1:M:284:ARG:HB2	1:M:284:ARG:NH1	1.97	0.80
1:N:286:LYS:HA	1:N:286:LYS:HE2	1.63	0.80
2:S:14:ARG:HG2	2:S:15:LYS:N	1.97	0.80
1:C:233:MET:C	1:C:235:PRO:HD2	2.02	0.79
1:C:281:PHE:O	1:C:285:ARG:HG2	1.83	0.79
1:M:385:THR:HG23	1:M:388:GLU:H	1.46	0.79
1:N:100:ILE:O	1:N:104:LEU:HB2	1.82	0.79
1:N:284:ARG:HB2	1:N:284:ARG:NH1	1.97	0.79
1:D:235:PRO:HG3	1:D:310:GLU:HB3	1.62	0.79
1:G:360:TYR:O	1:G:364:LYS:HE2	1.82	0.79
1:G:417:VAL:O	1:G:420:ILE:HG22	1.81	0.79
1:H:194:GLN:HG3	1:H:331:THR:HB	1.62	0.79
1:H:266:THR:HG22	1:H:272:LYS:HA	1.63	0.79

*Continued on next page...*

*Continued from previous page...*

Atom-1	Atom-2	Interatomic distance (Å)	Clash overlap (Å)
1:H:284:ARG:HB2	1:H:284:ARG:NH1	1.97	0.79
2:S:18:GLU:CD	2:S:33:ALA:HB3	2.02	0.79
1:J:169:VAL:HG13	1:J:173:GLY:HA3	1.63	0.79
1:N:85:ALA:HB1	1:N:499:VAL:HG12	1.65	0.79
1:N:194:GLN:HG3	1:N:331:THR:HB	1.62	0.79
1:D:305:ILE:N	1:D:305:ILE:HD12	1.98	0.79
1:G:234:LEU:H	1:G:234:LEU:HD12	1.46	0.79
1:J:403:THR:O	1:J:407:VAL:HG23	1.81	0.79
1:K:371:LYS:O	1:K:376:VAL:N	2.15	0.79
1:L:415:GLY:H	1:L:417:VAL:HG23	1.46	0.79
1:M:370:ALA:CA	1:M:374:GLY:C	2.49	0.79
1:E:33:PRO:HA	1:E:153:ASN:ND2	1.97	0.79
1:F:277:LYS:HD3	1:F:285:ARG:HH22	1.48	0.79
1:G:349:ILE:O	1:G:353:ILE:HG13	1.82	0.79
1:H:85:ALA:HB1	1:H:499:VAL:HG12	1.64	0.79
1:H:190:VAL:CA	1:H:373:ALA:O	2.29	0.79
1:H:286:LYS:HE2	1:H:286:LYS:HA	1.64	0.79
1:I:194:GLN:HG3	1:I:331:THR:HB	1.62	0.79
1:L:284:ARG:HB2	1:L:284:ARG:NH1	1.97	0.79
1:A:417:VAL:O	1:A:420:ILE:HG22	1.82	0.79
1:B:461:GLU:HB2	1:B:464:VAL:HB	1.65	0.79
1:E:123:ALA:HB2	1:E:440:ILE:HG23	1.65	0.79
1:F:234:LEU:HD12	1:F:234:LEU:H	1.46	0.79
2:R:47:ARG:HD3	2:R:49:LEU:HD12	1.64	0.79
2:T:34:LYS:HG3	2:T:35:SER:H	1.47	0.79
1:A:273:VAL:HG12	1:A:274:ALA:N	1.98	0.79
1:C:18:ARG:HH11	1:C:18:ARG:CB	1.90	0.79
1:E:108:ALA:HB1	1:L:109:ALA:O	1.82	0.79
1:E:368:ARG:HG2	1:E:372:LEU:HG	1.63	0.79
1:H:191:GLU:HA	1:H:373:ALA:N	1.97	0.79
1:I:284:ARG:HB2	1:I:284:ARG:NH1	1.97	0.79
1:I:286:LYS:HA	1:I:286:LYS:HE2	1.64	0.79
1:K:194:GLN:HG3	1:K:331:THR:HB	1.62	0.79
1:M:371:LYS:O	1:M:376:VAL:HG21	1.79	0.79
1:C:325:ILE:HG13	1:C:330:THR:HG23	1.64	0.79
1:H:191:GLU:HG3	1:H:342:ILE:C	2.04	0.79
1:H:373:ALA:N	1:H:375:GLY:HA3	1.97	0.79
1:J:169:VAL:HG21	1:J:370:ALA:HB1	1.64	0.79
1:J:415:GLY:H	1:J:417:VAL:HG23	1.47	0.79
1:K:373:ALA:H	1:K:375:GLY:CA	1.94	0.79
1:N:191:GLU:HA	1:N:373:ALA:HA	1.65	0.79

*Continued on next page...*

*Continued from previous page...*

Atom-1	Atom-2	Interatomic distance (Å)	Clash overlap (Å)
1:A:199:TYR:HA	1:A:276:VAL:HG12	1.65	0.79
1:A:206:ASN:CB	1:A:214:GLU:H	1.96	0.79
1:A:414:GLY:O	1:A:417:VAL:HG12	1.82	0.79
1:D:215:LEU:O	1:D:218:PRO:HD3	1.82	0.79
1:G:233:MET:C	1:G:235:PRO:HD2	2.01	0.79
1:K:96:ALA:O	1:K:100:ILE:HG13	1.82	0.79
1:L:433:ASN:HB3	1:L:436:GLN:HG3	1.64	0.79
1:E:487:ASN:O	1:E:491:MET:HG3	1.83	0.79
1:J:266:THR:HG22	1:J:272:LYS:HA	1.63	0.79
1:K:5:ASP:HB2	1:K:524:LEU:HD23	1.63	0.79
1:N:143:ALA:O	1:N:146:GLN:HB3	1.83	0.79
1:K:266:THR:HG22	1:K:272:LYS:HA	1.63	0.78
1:M:266:THR:HG22	1:M:272:LYS:HA	1.63	0.78
1:N:166:MET:HE2	1:N:171:LYS:HA	1.64	0.78
1:N:436:GLN:O	1:N:440:ILE:HG13	1.84	0.78
2:T:14:ARG:HD3	2:T:35:SER:HB3	1.63	0.78
1:B:414:GLY:HA2	1:B:495:ASP:OD2	1.83	0.78
1:J:194:GLN:HG3	1:J:331:THR:HB	1.62	0.78
1:L:230:ILE:HD12	1:L:230:ILE:N	1.99	0.78
1:M:230:ILE:HD12	1:M:230:ILE:N	1.98	0.78
1:A:20:VAL:HG13	1:A:74:VAL:HG11	1.63	0.78
1:B:64:ASP:HB3	1:B:67:GLU:HB2	1.65	0.78
1:B:295:LEU:O	1:B:337:GLY:HA3	1.83	0.78
1:I:190:VAL:C	1:I:373:ALA:HA	2.02	0.78
1:J:235:PRO:HG3	1:J:310:GLU:HA	1.66	0.78
1:J:284:ARG:HB2	1:J:284:ARG:NH1	1.97	0.78
1:K:284:ARG:HB2	1:K:284:ARG:NH1	1.97	0.78
2:R:14:ARG:HG2	2:R:15:LYS:H	1.48	0.78
1:H:190:VAL:C	1:H:373:ALA:CA	2.52	0.78
1:H:191:GLU:HA	1:H:373:ALA:CA	2.12	0.78
1:N:124:VAL:HG13	1:N:504:LEU:CD1	2.13	0.78
1:B:219:PHE:HD1	1:B:319:GLN:HE21	1.29	0.78
1:B:273:VAL:HG12	1:B:274:ALA:N	1.99	0.78
1:B:351:GLN:HG2	1:C:210:THR:OG1	1.82	0.78
1:H:217:SER:HA	1:H:320:ALA:O	1.84	0.78
1:L:161:LEU:H	1:L:161:LEU:HD12	1.47	0.78
1:L:217:SER:HA	1:L:320:ALA:O	1.84	0.78
1:N:230:ILE:HD12	1:N:230:ILE:N	1.99	0.78
2:T:78:ILE:HD13	2:T:83:VAL:HG21	1.66	0.78
2:U:14:ARG:HG2	2:U:15:LYS:H	1.48	0.78
1:K:359:ASP:HA	1:K:362:ARG:NH1	1.99	0.78

*Continued on next page...*

*Continued from previous page...*

Atom-1	Atom-2	Interatomic distance (Å)	Clash overlap (Å)
1:N:217:SER:HA	1:N:320:ALA:O	1.84	0.78
2:O:97:ALA:O	2:P:1:MET:HA	1.83	0.78
2:S:55:LYS:H	2:S:55:LYS:HE2	1.47	0.78
1:A:215:LEU:O	1:A:218:PRO:HD3	1.84	0.78
1:L:235:PRO:HG3	1:L:310:GLU:HA	1.66	0.78
1:B:414:GLY:O	1:B:417:VAL:HG12	1.83	0.78
1:C:215:LEU:O	1:C:218:PRO:HD3	1.84	0.78
1:F:222:LEU:HD22	1:F:300:VAL:HG22	1.66	0.78
1:F:273:VAL:HG12	1:F:274:ALA:H	1.49	0.78
1:G:295:LEU:O	1:G:337:GLY:HA3	1.84	0.78
1:G:305:ILE:N	1:G:305:ILE:HD12	1.99	0.78
1:I:266:THR:HG22	1:I:272:LYS:HA	1.63	0.78
1:K:230:ILE:HD12	1:K:230:ILE:N	1.99	0.78
1:K:235:PRO:HG3	1:K:310:GLU:HA	1.66	0.78
1:K:371:LYS:O	1:K:375:GLY:C	2.23	0.78
1:B:355:GLU:HG3	1:B:357:THR:H	1.48	0.78
1:E:233:MET:HA	1:E:310:GLU:HG3	1.64	0.78
1:F:360:TYR:HA	1:F:363:GLU:OE1	1.83	0.78
1:G:34:LYS:HD2	1:G:458:CYS:SG	2.23	0.78
1:G:350:ARG:HD3	1:G:353:ILE:HD12	1.64	0.78
1:L:356:ALA:HB1	1:L:362:ARG:HE	1.49	0.78
1:M:217:SER:HA	1:M:320:ALA:O	1.84	0.78
1:G:305:ILE:HG22	1:G:306:GLY:N	1.98	0.78
1:I:235:PRO:HG3	1:I:310:GLU:HA	1.66	0.78
1:K:191:GLU:HA	1:K:372:LEU:O	1.82	0.78
1:M:359:ASP:HA	1:M:362:ARG:NH1	1.99	0.78
1:N:359:ASP:HA	1:N:362:ARG:NH1	1.99	0.78
1:B:44:PHE:N	1:B:44:PHE:CD1	2.50	0.77
1:C:305:ILE:HD12	1:C:305:ILE:N	1.98	0.77
1:J:356:ALA:HB1	1:J:362:ARG:HE	1.49	0.77
2:S:20:LYS:HD2	2:S:20:LYS:H	1.49	0.77
1:E:234:LEU:H	1:E:234:LEU:HD12	1.48	0.77
1:G:237:LEU:HD22	2:U:26:VAL:HG22	1.66	0.77
1:G:314:LEU:HD12	1:G:315:GLU:N	1.99	0.77
1:J:384:ALA:O	1:K:281:PHE:CD2	2.36	0.77
1:L:266:THR:HG22	1:L:272:LYS:HA	1.63	0.77
1:M:235:PRO:HG3	1:M:310:GLU:HA	1.66	0.77
1:A:44:PHE:CD1	1:A:44:PHE:N	2.47	0.77
1:G:322:ARG:HG2	1:G:323:VAL:N	1.98	0.77
1:I:217:SER:HA	1:I:320:ALA:O	1.84	0.77
1:J:189:VAL:C	1:J:373:ALA:O	2.22	0.77

*Continued on next page...*

*Continued from previous page...*

Atom-1	Atom-2	Interatomic distance (Å)	Clash overlap (Å)
2:S:65:VAL:HG12	2:S:94:ILE:HG12	1.66	0.77
1:A:291:ASP:OD1	1:A:292:ILE:HG13	1.84	0.77
1:E:322:ARG:HB3	1:E:333:ILE:CD1	2.14	0.77
1:H:230:ILE:HD12	1:H:230:ILE:N	1.99	0.77
1:I:166:MET:HE2	1:I:171:LYS:HA	1.65	0.77
1:K:217:SER:HA	1:K:320:ALA:O	1.84	0.77
1:M:124:VAL:O	1:M:128:VAL:HG23	1.84	0.77
1:E:245:LYS:HE2	1:E:245:LYS:HA	1.67	0.77
1:K:16:MET:O	1:K:20:VAL:HG12	1.83	0.77
1:A:131:LEU:HD21	1:A:422:VAL:HG11	1.67	0.77
1:D:252:GLU:HA	1:D:285:ARG:NH1	2.00	0.77
1:G:215:LEU:O	1:G:218:PRO:HD3	1.85	0.77
1:J:5:ASP:HB2	1:J:524:LEU:HD23	1.66	0.77
1:M:356:ALA:HB1	1:M:362:ARG:HE	1.49	0.77
1:I:5:ASP:HB2	1:I:524:LEU:HD23	1.64	0.77
1:N:143:ALA:O	1:N:147:VAL:HG12	1.84	0.77
2:S:7:HIS:O	2:S:8:ASP:HB3	1.84	0.77
1:H:359:ASP:HA	1:H:362:ARG:NH1	1.99	0.77
1:I:356:ALA:HB1	1:I:362:ARG:HE	1.49	0.77
1:K:100:ILE:O	1:K:104:LEU:HB2	1.83	0.77
1:M:206:ASN:OD1	1:M:213:VAL:HA	1.85	0.77
1:N:373:ALA:HB3	1:N:375:GLY:CA	2.14	0.77
1:N:415:GLY:H	1:N:417:VAL:HG23	1.47	0.77
1:H:356:ALA:HB1	1:H:362:ARG:HE	1.49	0.77
1:K:85:ALA:HB1	1:K:499:VAL:HG12	1.66	0.77
2:O:7:HIS:O	2:O:8:ASP:HB3	1.85	0.77
2:O:48:ILE:HG23	2:O:54:VAL:HG22	1.67	0.77
1:A:322:ARG:HB3	1:A:333:ILE:CD1	2.14	0.77
1:A:339:GLU:HB3	1:A:343:GLN:OE1	1.85	0.77
1:A:449:ALA:HB3	1:A:450:PRO:HD3	1.65	0.77
1:C:214:GLU:HB3	1:C:322:ARG:HD3	1.65	0.77
1:F:322:ARG:HB3	1:F:333:ILE:CD1	2.11	0.77
1:J:206:ASN:OD1	1:J:213:VAL:HA	1.85	0.77
1:K:372:LEU:N	1:K:375:GLY:HA2	1.99	0.77
1:L:359:ASP:HA	1:L:362:ARG:NH1	1.99	0.77
1:N:206:ASN:OD1	1:N:213:VAL:HA	1.85	0.77
1:N:356:ALA:HB1	1:N:362:ARG:HE	1.49	0.77
1:I:34:LYS:HB2	1:I:458:CYS:SG	2.25	0.76
1:M:111:MET:HG2	1:M:435:ASP:OD1	1.85	0.76
1:M:370:ALA:HA	1:M:375:GLY:N	1.99	0.76
1:E:44:PHE:N	1:E:44:PHE:CD1	2.50	0.76

*Continued on next page...*

*Continued from previous page...*

Atom-1	Atom-2	Interatomic distance (Å)	Clash overlap (Å)
1:N:235:PRO:HG3	1:N:310:GLU:HA	1.66	0.76
2:R:92:LEU:O	2:S:6:LEU:HB2	1.85	0.76
1:B:281:PHE:O	1:B:285:ARG:HG2	1.84	0.76
1:C:296:THR:HG22	1:C:335:GLY:HA3	1.66	0.76
1:E:305:ILE:HD12	1:E:305:ILE:N	1.99	0.76
1:H:122:LYS:HE2	1:H:429:LEU:HD11	1.67	0.76
1:J:217:SER:HA	1:J:320:ALA:O	1.84	0.76
1:J:230:ILE:HD12	1:J:230:ILE:N	1.99	0.76
1:L:174:VAL:HG21	1:L:371:LYS:HD3	1.66	0.76
1:M:85:ALA:HB1	1:M:499:VAL:HG12	1.65	0.76
2:P:78:ILE:HD13	2:P:83:VAL:HG21	1.68	0.76
1:A:411:VAL:HA	1:A:497:THR:H	1.50	0.76
1:H:16:MET:O	1:H:20:VAL:HG12	1.84	0.76
1:H:235:PRO:HG3	1:H:310:GLU:HA	1.66	0.76
1:K:233:MET:HE2	1:K:233:MET:HA	1.66	0.76
1:L:206:ASN:OD1	1:L:213:VAL:HA	1.85	0.76
1:A:350:ARG:HD3	1:A:353:ILE:HD12	1.66	0.76
1:B:266:THR:HG22	1:B:271:VAL:O	1.85	0.76
1:F:131:LEU:CD2	1:F:422:VAL:HG11	2.15	0.76
1:H:169:VAL:HG13	1:H:173:GLY:HA3	1.65	0.76
1:I:206:ASN:OD1	1:I:213:VAL:HA	1.85	0.76
2:O:14:ARG:HG2	2:O:15:LYS:N	1.99	0.76
2:T:11:ILE:HB	2:T:42:ALA:HB3	1.68	0.76
1:A:219:PHE:HB3	1:A:317:LEU:HD13	1.66	0.76
1:A:273:VAL:HG12	1:A:274:ALA:H	1.50	0.76
1:D:33:PRO:HA	1:D:153:ASN:HD21	1.50	0.76
1:D:247:LEU:HD12	1:D:249:ILE:HD11	1.67	0.76
1:E:127:ALA:O	1:E:130:GLU:HB2	1.86	0.76
1:E:411:VAL:HG12	1:E:496:PRO:HA	1.65	0.76
1:J:359:ASP:HA	1:J:362:ARG:NH1	1.99	0.76
1:M:230:ILE:H	1:M:230:ILE:CD1	1.97	0.76
1:N:191:GLU:HG2	1:N:343:GLN:NE2	2.00	0.76
1:A:346:VAL:HG12	1:A:350:ARG:NH2	2.00	0.76
1:G:360:TYR:HA	1:G:363:GLU:OE1	1.85	0.76
1:I:230:ILE:HD12	1:I:230:ILE:N	1.98	0.76
1:J:191:GLU:HA	1:J:372:LEU:C	2.05	0.76
1:M:122:LYS:HE2	1:M:429:LEU:HD11	1.66	0.76
2:S:47:ARG:HD3	2:S:49:LEU:HD12	1.67	0.76
1:A:346:VAL:CG1	1:A:350:ARG:HH22	1.98	0.76
1:B:342:ILE:O	1:B:346:VAL:HG23	1.85	0.76
1:F:20:VAL:HG13	1:F:74:VAL:HG11	1.66	0.76

*Continued on next page...*

*Continued from previous page...*

Atom-1	Atom-2	Interatomic distance (Å)	Clash overlap (Å)
1:G:215:LEU:HB3	1:G:246:PRO:HB2	1.68	0.76
1:G:226:LYS:C	1:G:227:ILE:HD12	2.06	0.76
1:H:206:ASN:OD1	1:H:213:VAL:HA	1.85	0.76
1:I:191:GLU:N	1:I:373:ALA:CA	2.46	0.76
1:I:359:ASP:HA	1:I:362:ARG:NH1	1.99	0.76
1:B:305:ILE:HG22	1:B:306:GLY:N	2.00	0.76
1:B:360:TYR:O	1:B:364:LYS:HE2	1.86	0.76
1:I:233:MET:HA	1:I:233:MET:HE3	1.67	0.76
1:K:206:ASN:OD1	1:K:213:VAL:HA	1.85	0.76
1:N:69:MET:HE1	1:N:522:THR:HB	1.66	0.76
2:Q:48:ILE:HG12	2:Q:54:VAL:HG13	1.68	0.76
1:C:111:MET:HE3	1:J:434:GLU:OE2	1.86	0.76
1:C:208:PRO:HB2	1:C:212:ALA:CB	2.17	0.76
1:K:256:GLY:HA2	1:K:259:LEU:HB3	1.68	0.76
1:K:371:LYS:C	1:K:376:VAL:HG23	2.01	0.76
1:N:230:ILE:H	1:N:230:ILE:CD1	1.98	0.76
1:B:322:ARG:HG2	1:B:323:VAL:N	2.01	0.75
1:D:214:GLU:HA	1:D:323:VAL:O	1.86	0.75
1:D:414:GLY:O	1:D:417:VAL:HG12	1.84	0.75
1:E:74:VAL:O	1:E:77:VAL:HG13	1.84	0.75
1:E:461:GLU:HB2	1:E:464:VAL:HB	1.68	0.75
1:F:449:ALA:HB3	1:F:450:PRO:HD3	1.68	0.75
1:G:233:MET:CA	1:G:310:GLU:HG3	2.11	0.75
1:M:100:ILE:O	1:M:104:LEU:HB2	1.86	0.75
1:B:392:LYS:O	1:B:396:VAL:HG23	1.86	0.75
1:F:247:LEU:HD12	1:F:249:ILE:HD11	1.67	0.75
1:F:273:VAL:HG12	1:F:274:ALA:N	1.99	0.75
1:G:220:ILE:HG23	1:G:248:LEU:HD12	1.68	0.75
1:I:190:VAL:C	1:I:373:ALA:CA	2.54	0.75
1:L:256:GLY:HA2	1:L:259:LEU:HB3	1.68	0.75
1:A:289:LEU:HA	1:A:292:ILE:HD12	1.67	0.75
1:B:237:LEU:HD22	2:P:26:VAL:HG22	1.69	0.75
1:E:82:ASN:ND2	1:E:86:GLY:HA2	2.01	0.75
1:F:417:VAL:O	1:F:420:ILE:HG22	1.84	0.75
1:L:230:ILE:H	1:L:230:ILE:CD1	1.97	0.75
1:N:111:MET:HG2	1:N:435:ASP:OD1	1.85	0.75
1:A:147:VAL:O	1:A:150:ILE:HG22	1.86	0.75
1:D:314:LEU:HD12	1:D:315:GLU:N	2.01	0.75
1:F:281:PHE:O	1:F:285:ARG:HG2	1.87	0.75
1:K:356:ALA:HB1	1:K:362:ARG:HE	1.49	0.75
1:L:32:GLY:HA2	1:L:454:ILE:HD12	1.68	0.75

*Continued on next page...*



*Continued from previous page...*

Atom-1	Atom-2	Interatomic distance (Å)	Clash overlap (Å)
1:N:373:ALA:C	1:N:375:GLY:HA3	2.05	0.75
1:F:461:GLU:HB2	1:F:464:VAL:HB	1.67	0.75
1:J:434:GLU:HA	1:J:437:ASN:ND2	2.01	0.75
2:R:48:ILE:HG23	2:R:54:VAL:HG22	1.69	0.75
1:A:247:LEU:HD12	1:A:249:ILE:HD11	1.67	0.75
1:B:235:PRO:HG3	1:B:310:GLU:HB3	1.69	0.75
1:D:321:LYS:HD2	1:D:333:ILE:HG22	1.69	0.75
1:E:226:LYS:C	1:E:227:ILE:HD12	2.07	0.75
1:E:234:LEU:N	1:E:235:PRO:HD2	2.02	0.75
1:G:302:SER:HB2	1:G:305:ILE:HD13	1.68	0.75
1:H:198:GLY:HA3	1:H:328:ASP:HA	1.69	0.75
1:M:256:GLY:HA2	1:M:259:LEU:HB3	1.68	0.75
1:A:229:ASN:HA	1:A:257:GLU:OE2	1.87	0.75
1:E:321:LYS:HD2	1:E:333:ILE:HG22	1.67	0.75
1:H:5:ASP:HB2	1:H:524:LEU:HD23	1.69	0.75
1:K:191:GLU:O	1:K:295:LEU:HD13	1.87	0.75
1:E:305:ILE:HG22	1:E:306:GLY:N	2.02	0.75
1:H:373:ALA:CA	1:H:375:GLY:CA	2.65	0.75
1:K:169:VAL:HG13	1:K:173:GLY:HA3	1.67	0.75
1:K:215:LEU:HB3	1:K:218:PRO:HG2	1.68	0.75
1:L:434:GLU:HA	1:L:437:ASN:ND2	2.00	0.75
2:O:18:GLU:CD	2:O:33:ALA:HB3	2.06	0.75
1:A:234:LEU:N	1:A:235:PRO:HD2	2.02	0.75
1:B:223:ALA:HB3	1:B:251:ALA:HB2	1.69	0.75
1:C:237:LEU:HD22	2:Q:26:VAL:HG22	1.68	0.75
1:E:82:ASN:HD22	1:E:86:GLY:HA2	1.52	0.75
1:G:239:ALA:O	1:G:242:LYS:HB3	1.87	0.75
1:I:82:ASN:HB2	1:I:89:THR:OG1	1.87	0.75
1:I:198:GLY:HA3	1:I:328:ASP:HA	1.69	0.75
1:J:149:THR:HG23	1:J:159:GLY:HA3	1.67	0.75
1:J:256:GLY:HA2	1:J:259:LEU:HB3	1.68	0.75
1:N:198:GLY:HA3	1:N:328:ASP:HA	1.69	0.75
2:O:5:PRO:HD3	2:O:42:ALA:HB1	1.69	0.75
1:B:202:PRO:O	1:B:205:ILE:HG13	1.87	0.74
1:C:252:GLU:HA	1:C:285:ARG:NH1	2.02	0.74
1:D:199:TYR:HE1	1:D:327:LYS:HG3	1.50	0.74
1:H:215:LEU:HB3	1:H:218:PRO:HG2	1.68	0.74
1:H:230:ILE:H	1:H:230:ILE:CD1	1.97	0.74
1:J:198:GLY:HA3	1:J:328:ASP:HA	1.69	0.74
2:Q:14:ARG:HD3	2:Q:35:SER:HB3	1.68	0.74
1:I:100:ILE:O	1:I:104:LEU:HB2	1.87	0.74

*Continued on next page...*

*Continued from previous page...*

Atom-1	Atom-2	Interatomic distance (Å)	Clash overlap (Å)
2:P:77:LYS:HG3	2:P:80:ASN:HA	1.69	0.74
1:E:360:TYR:O	1:E:364:LYS:HE2	1.87	0.74
1:F:308:GLU:HB2	1:F:311:LYS:HB2	1.68	0.74
1:K:157:THR:O	1:K:160:LYS:HB3	1.86	0.74
1:N:256:GLY:HA2	1:N:259:LEU:HB3	1.68	0.74
1:B:18:ARG:HH11	1:B:18:ARG:CB	1.98	0.74
1:C:235:PRO:HG3	1:C:310:GLU:HB3	1.68	0.74
1:C:314:LEU:HD12	1:C:315:GLU:N	2.01	0.74
1:C:342:ILE:O	1:C:346:VAL:HG23	1.86	0.74
1:D:461:GLU:HB2	1:D:464:VAL:HB	1.69	0.74
1:E:291:ASP:HB3	1:E:345:ARG:HH21	1.52	0.74
1:G:44:PHE:N	1:G:44:PHE:CD1	2.48	0.74
1:G:291:ASP:HB3	1:G:345:ARG:NH2	2.03	0.74
1:L:215:LEU:HB3	1:L:218:PRO:HG2	1.68	0.74
1:M:215:LEU:HB3	1:M:218:PRO:HG2	1.68	0.74
1:N:169:VAL:HG13	1:N:173:GLY:HA3	1.69	0.74
1:B:215:LEU:HB3	1:B:246:PRO:HB2	1.67	0.74
1:F:305:ILE:HG22	1:F:306:GLY:H	1.51	0.74
1:I:215:LEU:HB3	1:I:218:PRO:HG2	1.68	0.74
1:J:494:LEU:HD23	1:J:494:LEU:H	1.52	0.74
1:M:233:MET:HE2	1:M:233:MET:HA	1.69	0.74
2:O:14:ARG:HD3	2:O:35:SER:HB3	1.68	0.74
1:A:308:GLU:HB2	1:A:311:LYS:HB2	1.70	0.74
1:E:449:ALA:HB3	1:E:450:PRO:HD3	1.70	0.74
1:I:370:ALA:C	1:I:375:GLY:N	2.14	0.74
1:J:215:LEU:HB3	1:J:218:PRO:HG2	1.68	0.74
1:M:191:GLU:HG2	1:M:343:GLN:CD	2.08	0.74
1:N:66:PHE:H	1:N:69:MET:HG3	1.51	0.74
2:O:6:LEU:HB2	2:U:92:LEU:O	1.88	0.74
1:D:44:PHE:CD1	1:D:44:PHE:N	2.50	0.74
1:I:149:THR:CG2	1:I:156:GLU:HA	2.18	0.74
1:I:434:GLU:HA	1:I:437:ASN:ND2	2.03	0.74
1:J:66:PHE:H	1:J:69:MET:HG3	1.51	0.74
1:N:215:LEU:HB3	1:N:218:PRO:HG2	1.68	0.74
2:Q:20:LYS:H	2:Q:20:LYS:HD2	1.52	0.74
1:C:74:VAL:O	1:C:77:VAL:HG13	1.88	0.74
1:C:360:TYR:HA	1:C:363:GLU:OE1	1.87	0.74
1:D:302:SER:HB2	1:D:305:ILE:HB	1.70	0.74
1:G:414:GLY:HA2	1:G:495:ASP:OD2	1.88	0.74
1:K:198:GLY:HA3	1:K:328:ASP:HA	1.69	0.74
1:K:230:ILE:H	1:K:230:ILE:CD1	1.97	0.74

*Continued on next page...*

*Continued from previous page...*

Atom-1	Atom-2	Interatomic distance (Å)	Clash overlap (Å)
1:L:124:VAL:O	1:L:128:VAL:HG23	1.87	0.74
1:M:198:GLY:HA3	1:M:328:ASP:HA	1.69	0.74
2:Q:14:ARG:HG2	2:Q:15:LYS:N	2.03	0.74
1:I:157:THR:O	1:I:160:LYS:HB3	1.86	0.74
1:L:124:VAL:HG13	1:L:504:LEU:CD1	2.18	0.74
1:B:302:SER:HB2	1:B:305:ILE:HB	1.69	0.74
1:I:415:GLY:N	1:I:417:VAL:HG23	2.02	0.74
1:J:166:MET:HE2	1:J:171:LYS:HA	1.70	0.74
1:K:124:VAL:HG13	1:K:504:LEU:CD1	2.18	0.74
2:S:5:PRO:HD3	2:S:42:ALA:HB1	1.70	0.74
1:A:235:PRO:HG3	1:A:310:GLU:HB3	1.70	0.73
1:B:111:MET:CE	1:I:434:GLU:OE2	2.36	0.73
1:E:237:LEU:HD22	2:S:26:VAL:HG22	1.68	0.73
1:E:277:LYS:HD3	1:E:285:ARG:HH22	1.53	0.73
1:G:281:PHE:O	1:G:285:ARG:HG2	1.87	0.73
1:I:249:ILE:HB	1:I:275:ALA:HB2	1.69	0.73
1:L:191:GLU:HG3	1:L:342:ILE:HB	1.70	0.73
1:L:191:GLU:HA	1:L:373:ALA:HA	1.70	0.73
2:U:40:VAL:HB	2:U:62:GLY:H	1.51	0.73
1:E:135:SER:HB2	1:E:497:THR:HG21	1.69	0.73
1:I:256:GLY:HA2	1:I:259:LEU:HB3	1.68	0.73
1:J:249:ILE:HB	1:J:275:ALA:HB2	1.69	0.73
1:L:100:ILE:O	1:L:104:LEU:HB2	1.87	0.73
1:M:157:THR:O	1:M:160:LYS:HB3	1.88	0.73
1:G:256:GLY:O	1:G:260:ALA:N	2.21	0.73
1:I:191:GLU:CA	1:I:373:ALA:CA	2.48	0.73
1:K:249:ILE:HB	1:K:275:ALA:HB2	1.69	0.73
1:N:149:THR:HG23	1:N:159:GLY:HA3	1.68	0.73
2:Q:55:LYS:HE2	2:Q:55:LYS:N	1.98	0.73
1:C:325:ILE:HD12	1:C:325:ILE:N	2.03	0.73
1:D:324:VAL:C	1:D:325:ILE:HD12	2.09	0.73
1:E:252:GLU:HA	1:E:285:ARG:NH1	2.02	0.73
1:H:249:ILE:HB	1:H:275:ALA:HB2	1.69	0.73
1:H:256:GLY:HA2	1:H:259:LEU:HB3	1.68	0.73
1:I:230:ILE:H	1:I:230:ILE:CD1	1.97	0.73
1:L:107:VAL:HG23	1:L:108:ALA:N	2.04	0.73
1:N:149:THR:CG2	1:N:156:GLU:HA	2.18	0.73
2:O:17:VAL:CG2	2:O:34:LYS:HD2	2.18	0.73
1:B:449:ALA:HB3	1:B:450:PRO:HD3	1.70	0.73
1:D:266:THR:HG22	1:D:271:VAL:O	1.89	0.73
1:H:149:THR:CG2	1:H:156:GLU:HA	2.17	0.73

*Continued on next page...*

*Continued from previous page...*

Atom-1	Atom-2	Interatomic distance (Å)	Clash overlap (Å)
1:L:233:MET:HE2	1:L:233:MET:HA	1.70	0.73
1:L:494:LEU:N	1:L:494:LEU:HD23	2.04	0.73
1:A:70:GLY:O	1:A:74:VAL:HG22	1.88	0.73
1:A:349:ILE:O	1:A:353:ILE:HG13	1.88	0.73
1:B:234:LEU:N	1:B:235:PRO:HD2	2.03	0.73
1:E:131:LEU:HD23	1:E:422:VAL:HG11	1.71	0.73
1:J:174:VAL:CG2	1:J:371:LYS:CD	2.32	0.73
1:M:175:ILE:N	1:M:175:ILE:HD12	2.04	0.73
1:A:226:LYS:C	1:A:227:ILE:HD12	2.09	0.73
1:A:295:LEU:O	1:A:337:GLY:HA3	1.89	0.73
1:E:265:ASN:HA	1:E:270:ILE:HD12	1.69	0.73
1:I:32:GLY:HA2	1:I:454:ILE:HD12	1.71	0.73
1:J:230:ILE:H	1:J:230:ILE:CD1	1.97	0.73
1:J:385:THR:HG23	1:J:388:GLU:H	1.52	0.73
1:L:249:ILE:HB	1:L:275:ALA:HB2	1.69	0.73
1:L:370:ALA:O	1:L:374:GLY:C	2.27	0.73
1:M:247:LEU:HD22	1:M:248:LEU:H	1.54	0.73
1:N:249:ILE:HB	1:N:275:ALA:HB2	1.69	0.73
1:C:228:SER:O	1:C:257:GLU:HB3	1.89	0.73
1:D:277:LYS:HD3	1:D:285:ARG:NH2	2.04	0.73
1:E:20:VAL:HG13	1:E:74:VAL:HG11	1.71	0.73
1:N:494:LEU:N	1:N:494:LEU:HD23	2.04	0.73
2:Q:7:HIS:O	2:Q:8:ASP:HB3	1.88	0.73
1:A:220:ILE:HD12	1:A:220:ILE:N	2.03	0.73
1:B:229:ASN:HA	1:B:257:GLU:OE2	1.88	0.73
1:B:291:ASP:HB3	1:B:345:ARG:HH21	1.54	0.73
1:C:33:PRO:HA	1:C:153:ASN:ND2	2.02	0.73
1:C:291:ASP:HB3	1:C:345:ARG:HH21	1.52	0.73
1:C:305:ILE:HG22	1:C:306:GLY:N	2.03	0.73
1:D:34:LYS:HD2	1:D:458:CYS:SG	2.29	0.73
1:D:131:LEU:CD2	1:D:422:VAL:HG11	2.19	0.73
1:D:229:ASN:HA	1:D:257:GLU:OE2	1.89	0.73
1:F:233:MET:C	1:F:235:PRO:HD2	2.08	0.73
1:G:296:THR:HG22	1:G:335:GLY:HA3	1.71	0.73
1:I:247:LEU:HD22	1:I:248:LEU:H	1.54	0.73
1:K:124:VAL:O	1:K:128:VAL:HG23	1.88	0.73
1:L:247:LEU:HD22	1:L:248:LEU:H	1.54	0.73
2:R:14:ARG:HG2	2:R:15:LYS:N	2.04	0.73
1:H:384:ALA:O	1:I:281:PHE:CD2	2.41	0.72
1:J:193:MET:HG2	1:J:194:GLN:N	2.04	0.72
1:M:249:ILE:HB	1:M:275:ALA:HB2	1.69	0.72

*Continued on next page...*

*Continued from previous page...*

Atom-1	Atom-2	Interatomic distance (Å)	Clash overlap (Å)
1:M:308:GLU:HG2	1:M:309:LEU:N	2.04	0.72
1:N:373:ALA:C	1:N:375:GLY:CA	2.58	0.72
1:C:82:ASN:ND2	1:C:86:GLY:HA2	2.04	0.72
1:C:202:PRO:O	1:C:205:ILE:HG13	1.88	0.72
1:D:248:LEU:C	1:D:249:ILE:HD12	2.09	0.72
1:F:247:LEU:HD12	1:F:249:ILE:CD1	2.19	0.72
1:N:233:MET:HE2	1:N:233:MET:HA	1.71	0.72
1:D:305:ILE:CG2	1:D:306:GLY:H	1.93	0.72
1:E:229:ASN:HA	1:E:257:GLU:OE2	1.89	0.72
1:F:305:ILE:HD12	1:F:305:ILE:N	2.04	0.72
1:I:190:VAL:C	1:I:373:ALA:O	2.26	0.72
1:L:191:GLU:OE1	1:L:342:ILE:CG2	2.36	0.72
1:L:193:MET:HG2	1:L:194:GLN:N	2.04	0.72
1:L:198:GLY:HA3	1:L:328:ASP:HA	1.69	0.72
1:L:370:ALA:C	1:L:374:GLY:C	2.39	0.72
1:A:510:VAL:HG23	1:A:511:ALA:N	2.03	0.72
1:D:351:GLN:HG2	1:E:210:THR:OG1	1.88	0.72
1:F:322:ARG:HG2	1:F:323:VAL:N	2.04	0.72
1:F:342:ILE:O	1:F:346:VAL:HG23	1.89	0.72
1:G:249:ILE:HB	1:G:275:ALA:HB2	1.72	0.72
1:K:247:LEU:HD22	1:K:248:LEU:H	1.54	0.72
1:N:308:GLU:HG2	1:N:309:LEU:N	2.04	0.72
1:C:339:GLU:HB3	1:C:343:GLN:OE1	1.90	0.72
1:D:510:VAL:HG23	1:D:511:ALA:N	2.04	0.72
1:F:169:VAL:HB	1:F:173:GLY:HA3	1.72	0.72
1:F:310:GLU:CD	1:F:310:GLU:H	1.92	0.72
1:I:308:GLU:HG2	1:I:309:LEU:N	2.04	0.72
1:K:32:GLY:HA2	1:K:454:ILE:HD12	1.69	0.72
1:B:131:LEU:CD2	1:B:422:VAL:HG11	2.18	0.72
1:B:291:ASP:OD1	1:B:292:ILE:HG13	1.90	0.72
1:D:202:PRO:O	1:D:205:ILE:HG13	1.89	0.72
1:D:291:ASP:HB3	1:D:345:ARG:HH21	1.55	0.72
1:G:228:SER:HA	1:G:255:GLU:CB	2.19	0.72
1:H:308:GLU:HG2	1:H:309:LEU:N	2.04	0.72
1:J:308:GLU:HG2	1:J:309:LEU:N	2.04	0.72
1:L:191:GLU:HB3	1:L:342:ILE:HG23	1.66	0.72
2:U:40:VAL:HG21	2:U:63:ASP:HB2	1.71	0.72
1:C:249:ILE:HD12	1:C:249:ILE:N	2.04	0.72
1:C:266:THR:HG22	1:C:271:VAL:O	1.89	0.72
1:D:219:PHE:HB3	1:D:317:LEU:HD13	1.70	0.72
1:F:134:LEU:O	1:F:136:VAL:HG13	1.90	0.72

*Continued on next page...*

*Continued from previous page...*

Atom-1	Atom-2	Interatomic distance (Å)	Clash overlap (Å)
1:J:124:VAL:HG13	1:J:504:LEU:CD1	2.19	0.72
1:J:175:ILE:HD12	1:J:175:ILE:N	2.04	0.72
1:L:308:GLU:HG2	1:L:309:LEU:N	2.04	0.72
1:N:247:LEU:HD22	1:N:248:LEU:H	1.54	0.72
1:C:351:GLN:HG2	1:D:210:THR:OG1	1.90	0.72
1:C:392:LYS:O	1:C:396:VAL:HG23	1.89	0.72
1:E:206:ASN:CB	1:E:214:GLU:H	2.03	0.72
1:E:219:PHE:HB3	1:E:317:LEU:HD13	1.69	0.72
1:F:124:VAL:HG13	1:F:504:LEU:CD1	2.19	0.72
1:I:149:THR:HG23	1:I:159:GLY:HA3	1.69	0.72
1:K:205:ILE:HD13	1:K:211:GLY:HA2	1.72	0.72
1:L:143:ALA:O	1:L:146:GLN:HB3	1.89	0.72
1:N:191:GLU:HA	1:N:373:ALA:CA	2.19	0.72
1:N:193:MET:HG2	1:N:194:GLN:N	2.04	0.72
2:P:43:VAL:HG23	2:P:61:VAL:HG22	1.71	0.72
1:B:219:PHE:O	1:B:247:LEU:HD22	1.89	0.72
1:L:143:ALA:O	1:L:147:VAL:HG12	1.90	0.72
1:L:205:ILE:HD13	1:L:211:GLY:HA2	1.72	0.72
1:M:371:LYS:C	1:M:376:VAL:HG23	2.07	0.72
1:M:411:VAL:HG21	1:M:494:LEU:HD12	1.72	0.72
2:Q:48:ILE:HG23	2:Q:54:VAL:HG22	1.70	0.72
2:R:47:ARG:HD2	2:R:55:LYS:HD2	1.72	0.72
1:A:349:ILE:HA	1:A:352:GLN:NE2	2.05	0.72
1:B:234:LEU:H	1:B:234:LEU:HD12	1.54	0.72
1:C:346:VAL:HG12	1:C:350:ARG:HH22	1.53	0.72
1:D:285:ARG:HG3	1:D:286:LYS:H	1.54	0.72
1:D:487:ASN:O	1:D:491:MET:HG3	1.89	0.72
1:H:193:MET:HG2	1:H:194:GLN:N	2.04	0.72
1:N:124:VAL:O	1:N:128:VAL:HG23	1.89	0.72
1:A:233:MET:CA	1:A:310:GLU:HG3	2.17	0.71
1:A:299:THR:HB	1:A:316:ASP:HB3	1.72	0.71
1:C:195:PHE:O	1:C:329:THR:HG23	1.89	0.71
1:C:234:LEU:N	1:C:235:PRO:HD2	2.05	0.71
1:H:247:LEU:HD22	1:H:248:LEU:H	1.54	0.71
1:A:252:GLU:HA	1:A:285:ARG:NH1	2.05	0.71
1:H:373:ALA:C	1:H:375:GLY:HA3	2.11	0.71
1:J:191:GLU:OE1	1:J:346:VAL:HG23	1.80	0.71
1:K:25:ASP:HA	1:K:28:LYS:HE2	1.72	0.71
1:K:193:MET:HG2	1:K:194:GLN:N	2.04	0.71
2:S:34:LYS:HG3	2:S:35:SER:H	1.55	0.71
1:A:305:ILE:HD12	1:A:305:ILE:N	2.05	0.71

*Continued on next page...*

*Continued from previous page...*

Atom-1	Atom-2	Interatomic distance (Å)	Clash overlap (Å)
1:B:310:GLU:H	1:B:310:GLU:CD	1.94	0.71
1:D:147:VAL:O	1:D:150:ILE:HG22	1.90	0.71
1:G:322:ARG:HB3	1:G:333:ILE:CD1	2.17	0.71
1:H:32:GLY:HA2	1:H:454:ILE:HD12	1.72	0.71
1:L:373:ALA:N	1:L:375:GLY:N	2.37	0.71
1:F:237:LEU:HD22	2:T:26:VAL:HG22	1.72	0.71
1:F:365:LEU:HD22	1:F:366:GLN:HE22	1.55	0.71
1:H:116:LEU:HD23	1:H:435:ASP:O	1.89	0.71
1:J:149:THR:CG2	1:J:156:GLU:HA	2.19	0.71
1:B:368:ARG:HG2	1:B:372:LEU:HG	1.71	0.71
1:H:494:LEU:N	1:H:494:LEU:HD23	2.05	0.71
1:J:233:MET:HA	1:J:233:MET:HE2	1.72	0.71
1:J:392:LYS:O	1:J:396:VAL:HG23	1.91	0.71
1:K:308:GLU:HG2	1:K:309:LEU:N	2.04	0.71
1:L:175:ILE:HD12	1:L:175:ILE:N	2.05	0.71
1:M:494:LEU:HD23	1:M:494:LEU:N	2.06	0.71
1:A:5:ASP:HB2	1:A:524:LEU:HD23	1.72	0.71
1:B:195:PHE:O	1:B:329:THR:HG23	1.91	0.71
1:C:253:ASP:CG	1:C:254:VAL:H	1.93	0.71
1:C:350:ARG:HD3	1:C:353:ILE:HD12	1.71	0.71
1:E:64:ASP:HB3	1:E:67:GLU:HB2	1.73	0.71
1:J:205:ILE:HD13	1:J:211:GLY:HA2	1.72	0.71
1:K:69:MET:HE1	1:K:522:THR:HB	1.70	0.71
1:L:487:ASN:HB3	1:L:490:ASP:HB2	1.73	0.71
1:A:305:ILE:HG22	1:A:306:GLY:N	2.05	0.71
1:E:280:GLY:HA3	1:E:284:ARG:HH11	1.53	0.71
1:I:373:ALA:H	1:I:375:GLY:CA	1.98	0.71
1:J:247:LEU:HD22	1:J:248:LEU:H	1.54	0.71
1:E:266:THR:HG22	1:E:271:VAL:O	1.91	0.71
1:G:279:PRO:HB3	1:G:288:MET:HE3	1.72	0.71
1:H:205:ILE:HD13	1:H:211:GLY:HA2	1.72	0.71
1:J:191:GLU:CD	1:J:346:VAL:HG22	2.02	0.71
1:L:436:GLN:O	1:L:440:ILE:HG13	1.90	0.71
2:O:55:LYS:HE2	2:O:55:LYS:N	2.00	0.71
1:A:202:PRO:O	1:A:205:ILE:HG13	1.90	0.71
1:A:264:VAL:HA	1:A:267:MET:HB2	1.72	0.71
1:H:301:ILE:HD12	1:H:301:ILE:N	2.06	0.71
1:M:193:MET:HG2	1:M:194:GLN:N	2.04	0.71
1:N:32:GLY:HA2	1:N:454:ILE:HD12	1.71	0.71
2:R:17:VAL:CG2	2:R:34:LYS:HD2	2.18	0.71
2:T:68:ASN:HD22	2:U:74:LYS:HE3	1.56	0.71

*Continued on next page...*

*Continued from previous page...*

Atom-1	Atom-2	Interatomic distance (Å)	Clash overlap (Å)
1:E:339:GLU:HB3	1:E:343:GLN:OE1	1.90	0.71
1:F:77:VAL:HG12	1:F:510:VAL:HG21	1.71	0.71
1:G:234:LEU:N	1:G:235:PRO:HD2	2.06	0.71
1:G:252:GLU:O	1:G:253:ASP:HB2	1.91	0.71
1:K:123:ALA:HB2	1:K:440:ILE:HG23	1.73	0.71
1:N:301:ILE:N	1:N:301:ILE:HD12	2.06	0.71
2:S:5:PRO:CD	2:S:42:ALA:HB1	2.21	0.71
1:E:349:ILE:HG21	1:E:369:VAL:HG22	1.73	0.70
1:F:350:ARG:HA	1:F:353:ILE:HD12	1.73	0.70
1:H:415:GLY:H	1:H:417:VAL:HG23	1.56	0.70
1:K:191:GLU:OE2	1:K:346:VAL:CG2	2.39	0.70
1:N:116:LEU:HD23	1:N:435:ASP:O	1.91	0.70
1:E:348:GLN:NE2	1:E:352:GLN:NE2	2.40	0.70
1:F:346:VAL:HG12	1:F:350:ARG:NH2	2.07	0.70
1:G:18:ARG:HB2	1:G:67:GLU:HG2	1.73	0.70
1:H:96:ALA:O	1:H:100:ILE:HG13	1.92	0.70
1:H:281:PHE:CD2	1:N:384:ALA:O	2.44	0.70
1:J:417:VAL:HG21	1:J:488:MET:HG3	1.73	0.70
1:L:265:ASN:O	1:L:269:GLY:HA3	1.91	0.70
1:M:265:ASN:O	1:M:269:GLY:HA3	1.91	0.70
1:N:385:THR:HG23	1:N:388:GLU:H	1.54	0.70
1:A:252:GLU:O	1:A:253:ASP:HB2	1.89	0.70
1:A:278:ALA:HB1	1:A:279:PRO:CD	2.21	0.70
1:C:44:PHE:N	1:C:44:PHE:CD1	2.46	0.70
1:C:235:PRO:HG2	1:C:236:VAL:H	1.57	0.70
1:D:194:GLN:HG2	1:D:195:PHE:N	2.07	0.70
1:D:213:VAL:O	1:D:324:VAL:HA	1.92	0.70
1:F:206:ASN:CB	1:F:214:GLU:H	2.04	0.70
1:F:226:LYS:C	1:F:227:ILE:HD12	2.12	0.70
1:F:248:LEU:C	1:F:249:ILE:HD12	2.11	0.70
1:H:265:ASN:O	1:H:269:GLY:HA3	1.91	0.70
1:I:58:ARG:HD3	1:I:209:GLU:OE1	1.91	0.70
1:I:205:ILE:HD13	1:I:211:GLY:HA2	1.72	0.70
1:J:174:VAL:CG2	1:J:371:LYS:CE	2.67	0.70
1:K:161:LEU:H	1:K:161:LEU:HD12	1.55	0.70
1:L:17:LEU:O	1:L:20:VAL:HG13	1.91	0.70
1:M:5:ASP:HB2	1:M:524:LEU:HD23	1.72	0.70
1:M:205:ILE:HD13	1:M:211:GLY:HA2	1.72	0.70
2:Q:5:PRO:HD3	2:Q:42:ALA:HB1	1.71	0.70
1:D:346:VAL:HG12	1:D:350:ARG:HH22	1.55	0.70
1:G:392:LYS:O	1:G:396:VAL:HG23	1.90	0.70

*Continued on next page...*



*Continued from previous page...*

Atom-1	Atom-2	Interatomic distance (Å)	Clash overlap (Å)
1:I:193:MET:HG2	1:I:194:GLN:N	2.04	0.70
1:F:233:MET:CA	1:F:310:GLU:HG3	2.18	0.70
1:F:365:LEU:HD22	1:F:366:GLN:NE2	2.05	0.70
1:H:221:LEU:HD13	1:H:222:LEU:N	2.07	0.70
1:M:69:MET:HE1	1:M:522:THR:HB	1.73	0.70
1:N:205:ILE:HD13	1:N:211:GLY:HA2	1.72	0.70
1:C:510:VAL:HG23	1:C:511:ALA:N	2.06	0.70
1:E:346:VAL:CG1	1:E:350:ARG:HH22	2.03	0.70
1:G:247:LEU:HD12	1:G:249:ILE:HD11	1.73	0.70
1:J:221:LEU:HD13	1:J:222:LEU:N	2.07	0.70
1:L:122:LYS:HE2	1:L:429:LEU:HD11	1.73	0.70
1:N:221:LEU:HD13	1:N:222:LEU:N	2.07	0.70
1:B:305:ILE:N	1:B:305:ILE:HD12	2.07	0.70
1:D:411:VAL:HA	1:D:497:THR:H	1.55	0.70
1:D:449:ALA:HB3	1:D:450:PRO:HD3	1.72	0.70
1:E:235:PRO:HG2	1:E:236:VAL:H	1.55	0.70
1:E:392:LYS:O	1:E:396:VAL:HG23	1.91	0.70
1:G:131:LEU:CD2	1:G:422:VAL:HG11	2.20	0.70
1:J:404:ARG:O	1:J:408:GLU:HG3	1.91	0.70
1:M:107:VAL:HG23	1:M:108:ALA:N	2.07	0.70
2:U:18:GLU:CD	2:U:33:ALA:HB3	2.10	0.70
1:A:16:MET:O	1:A:20:VAL:HG23	1.92	0.70
1:A:218:PRO:HA	1:A:246:PRO:HG2	1.74	0.70
1:C:194:GLN:HG3	1:C:330:THR:O	1.92	0.70
1:E:266:THR:HG22	1:E:273:VAL:H	1.55	0.70
1:F:259:LEU:O	1:F:263:VAL:HG23	1.92	0.70
1:F:325:ILE:HG13	1:F:330:THR:HG23	1.73	0.70
1:F:486:GLY:HA3	1:F:491:MET:CE	2.22	0.70
1:I:265:ASN:O	1:I:269:GLY:HA3	1.91	0.70
1:J:40:LEU:HD22	1:J:40:LEU:N	2.05	0.70
1:K:155:ASP:OD1	1:K:158:VAL:HG23	1.91	0.70
1:M:221:LEU:HD13	1:M:222:LEU:N	2.07	0.70
2:S:17:VAL:HG13	2:S:34:LYS:HA	1.74	0.70
2:U:47:ARG:HD3	2:U:49:LEU:CD1	2.20	0.70
1:D:237:LEU:HD22	2:R:26:VAL:HG22	1.73	0.70
1:F:44:PHE:H	1:F:44:PHE:HD1	1.35	0.70
1:G:162:ILE:HG21	1:G:403:THR:HG21	1.74	0.70
1:K:221:LEU:HD13	1:K:222:LEU:N	2.07	0.70
1:K:386:GLU:HG2	1:K:390:LYS:HE2	1.73	0.70
1:M:301:ILE:HD12	1:M:301:ILE:N	2.06	0.70
2:O:92:LEU:O	2:P:6:LEU:HB2	1.91	0.70

*Continued on next page...*

*Continued from previous page...*

Atom-1	Atom-2	Interatomic distance (Å)	Clash overlap (Å)
1:B:248:LEU:HD13	1:B:249:ILE:N	2.07	0.70
1:G:249:ILE:N	1:G:249:ILE:HD12	2.07	0.70
1:G:449:ALA:HB3	1:G:450:PRO:HD3	1.72	0.70
1:I:301:ILE:N	1:I:301:ILE:HD12	2.06	0.70
1:N:93:THR:O	1:N:96:ALA:HB3	1.90	0.70
1:N:190:VAL:C	1:N:373:ALA:O	2.31	0.70
2:S:40:VAL:HB	2:S:62:GLY:H	1.56	0.70
1:C:365:LEU:HD22	1:C:366:GLN:NE2	2.07	0.69
1:D:219:PHE:HD1	1:D:319:GLN:HE21	1.38	0.69
1:I:111:MET:HG2	1:I:435:ASP:OD1	1.91	0.69
1:I:161:LEU:H	1:I:161:LEU:HD12	1.55	0.69
1:J:301:ILE:HD12	1:J:301:ILE:N	2.06	0.69
1:L:221:LEU:HD13	1:L:222:LEU:N	2.07	0.69
1:N:265:ASN:O	1:N:269:GLY:HA3	1.91	0.69
1:D:234:LEU:H	1:D:234:LEU:CD1	2.05	0.69
1:D:264:VAL:HA	1:D:267:MET:HB2	1.74	0.69
1:F:291:ASP:HB3	1:F:345:ARG:HH21	1.58	0.69
1:G:510:VAL:HG23	1:G:511:ALA:N	2.04	0.69
1:I:69:MET:HE1	1:I:522:THR:HB	1.74	0.69
1:J:265:ASN:O	1:J:269:GLY:HA3	1.91	0.69
1:K:191:GLU:OE2	1:K:346:VAL:HG21	1.90	0.69
2:P:7:HIS:HB3	2:P:45:ASN:HD22	1.55	0.69
1:A:235:PRO:HG2	1:A:236:VAL:H	1.57	0.69
1:B:134:LEU:N	1:B:134:LEU:HD12	2.06	0.69
1:F:392:LYS:O	1:F:396:VAL:HG23	1.92	0.69
1:J:116:LEU:HD23	1:J:435:ASP:O	1.91	0.69
1:K:371:LYS:C	1:K:375:GLY:CA	2.61	0.69
1:L:205:ILE:HA	1:L:213:VAL:HG22	1.74	0.69
1:N:205:ILE:HA	1:N:213:VAL:HG22	1.75	0.69
1:F:249:ILE:HD12	1:F:249:ILE:N	2.08	0.69
1:G:277:LYS:HD3	1:G:285:ARG:HH22	1.56	0.69
1:I:221:LEU:HD13	1:I:222:LEU:N	2.07	0.69
1:K:116:LEU:HD23	1:K:435:ASP:O	1.90	0.69
1:K:265:ASN:O	1:K:269:GLY:HA3	1.91	0.69
1:M:205:ILE:HA	1:M:213:VAL:HG22	1.74	0.69
1:C:349:ILE:O	1:C:353:ILE:HG13	1.91	0.69
1:D:135:SER:HB2	1:D:497:THR:HG21	1.74	0.69
1:E:199:TYR:CZ	1:E:202:PRO:HA	2.27	0.69
1:H:190:VAL:C	1:H:373:ALA:O	2.30	0.69
1:L:115:ASP:HB3	1:L:436:GLN:HG2	1.75	0.69
1:N:34:LYS:HB2	1:N:458:CYS:SG	2.33	0.69

*Continued on next page...*

*Continued from previous page...*

Atom-1	Atom-2	Interatomic distance (Å)	Clash overlap (Å)
2:O:20:LYS:HB3	2:O:27:LEU:HG	1.73	0.69
2:S:20:LYS:HD2	2:S:20:LYS:N	2.07	0.69
1:B:146:GLN:NE2	1:B:494:LEU:HD11	2.08	0.69
1:C:169:VAL:HB	1:C:173:GLY:HA3	1.75	0.69
1:D:310:GLU:H	1:D:310:GLU:CD	1.95	0.69
1:E:169:VAL:HB	1:E:173:GLY:HA3	1.74	0.69
1:E:346:VAL:HG12	1:E:350:ARG:NH2	2.07	0.69
1:F:266:THR:HG22	1:F:271:VAL:O	1.92	0.69
1:H:205:ILE:HA	1:H:213:VAL:HG22	1.74	0.69
1:B:325:ILE:HD12	1:B:325:ILE:N	2.07	0.69
1:F:222:LEU:HD12	1:F:222:LEU:N	2.08	0.69
1:F:324:VAL:C	1:F:325:ILE:HD12	2.12	0.69
1:I:345:ARG:HA	1:I:348:GLN:HE21	1.58	0.69
1:K:191:GLU:HG2	1:K:343:GLN:NE2	2.08	0.69
1:K:301:ILE:HD12	1:K:301:ILE:N	2.06	0.69
1:L:82:ASN:HB2	1:L:89:THR:OG1	1.92	0.69
1:N:96:ALA:O	1:N:100:ILE:HG13	1.93	0.69
1:A:177:VAL:HG11	1:A:397:GLU:HG2	1.75	0.69
1:A:296:THR:HG22	1:A:335:GLY:HA3	1.74	0.69
1:B:123:ALA:HB2	1:B:440:ILE:HG23	1.74	0.69
1:B:219:PHE:HB2	1:B:247:LEU:CD2	2.22	0.69
1:B:249:ILE:N	1:B:249:ILE:HD12	2.07	0.69
1:D:5:ASP:HB2	1:D:524:LEU:HD23	1.75	0.69
1:E:486:GLY:HA3	1:E:491:MET:CE	2.22	0.69
1:F:350:ARG:O	1:F:354:GLU:HG2	1.93	0.69
1:H:398:ASP:O	1:H:401:HIS:HB2	1.92	0.69
1:I:17:LEU:O	1:I:20:VAL:HG13	1.92	0.69
1:J:422:VAL:O	1:J:425:LYS:HB2	1.93	0.69
1:K:417:VAL:HG21	1:K:488:MET:HG3	1.75	0.69
1:L:403:THR:O	1:L:407:VAL:HG23	1.93	0.69
2:Q:47:ARG:HD3	2:Q:49:LEU:CD1	2.17	0.69
2:Q:65:VAL:HG12	2:Q:94:ILE:HG12	1.73	0.69
1:C:242:LYS:C	1:C:242:LYS:HD3	2.13	0.69
1:D:123:ALA:HB2	1:D:440:ILE:HG23	1.74	0.69
1:E:342:ILE:O	1:E:346:VAL:HG23	1.92	0.69
1:F:234:LEU:N	1:F:235:PRO:HD2	2.07	0.69
1:K:193:MET:CA	1:K:376:VAL:HG21	2.12	0.69
1:N:345:ARG:HA	1:N:348:GLN:HE21	1.58	0.69
1:A:239:ALA:O	1:A:242:LYS:HB3	1.93	0.69
1:A:248:LEU:C	1:A:249:ILE:HD12	2.13	0.69
1:D:325:ILE:HD12	1:D:325:ILE:N	2.08	0.69

*Continued on next page...*

*Continued from previous page...*

Atom-1	Atom-2	Interatomic distance (Å)	Clash overlap (Å)
1:F:487:ASN:O	1:F:491:MET:HG3	1.92	0.69
1:G:20:VAL:HG13	1:G:74:VAL:HG11	1.74	0.69
1:H:267:MET:HG3	1:H:267:MET:O	1.93	0.69
1:I:115:ASP:HB3	1:I:436:GLN:HG2	1.73	0.69
1:M:267:MET:O	1:M:267:MET:HG3	1.93	0.69
1:M:345:ARG:HA	1:M:348:GLN:HE21	1.58	0.69
2:R:34:LYS:HG3	2:R:35:SER:H	1.56	0.69
1:A:248:LEU:HD13	1:A:249:ILE:N	2.09	0.68
1:A:256:GLY:HA2	1:A:259:LEU:HB2	1.75	0.68
1:G:247:LEU:HD12	1:G:249:ILE:CD1	2.23	0.68
1:G:288:MET:HA	1:G:291:ASP:OD2	1.92	0.68
1:A:325:ILE:N	1:A:325:ILE:HD12	2.09	0.68
1:C:285:ARG:HG3	1:C:286:LYS:H	1.56	0.68
1:C:324:VAL:C	1:C:325:ILE:HD12	2.13	0.68
1:D:278:ALA:HB1	1:D:279:PRO:CD	2.22	0.68
1:G:273:VAL:CG1	1:G:274:ALA:H	2.06	0.68
1:G:325:ILE:N	1:G:325:ILE:HD12	2.08	0.68
1:H:66:PHE:H	1:H:69:MET:HG3	1.58	0.68
1:H:82:ASN:HB2	1:H:89:THR:OG1	1.92	0.68
1:I:32:GLY:HA3	1:I:454:ILE:HG23	1.75	0.68
1:I:66:PHE:H	1:I:69:MET:HG3	1.57	0.68
1:J:32:GLY:HA2	1:J:454:ILE:HD12	1.75	0.68
1:K:205:ILE:HA	1:K:213:VAL:HG22	1.74	0.68
1:L:111:MET:HG2	1:L:435:ASP:OD1	1.93	0.68
1:L:301:ILE:N	1:L:301:ILE:HD12	2.06	0.68
1:A:218:PRO:CA	1:A:246:PRO:HG2	2.23	0.68
1:B:124:VAL:HG13	1:B:504:LEU:CD1	2.23	0.68
1:B:134:LEU:O	1:B:136:VAL:HG13	1.93	0.68
1:B:264:VAL:HA	1:B:267:MET:HB2	1.75	0.68
1:F:5:ASP:HB2	1:F:524:LEU:HD23	1.75	0.68
1:H:175:ILE:N	1:H:175:ILE:HD12	2.08	0.68
1:H:465:VAL:O	1:H:469:VAL:HG23	1.93	0.68
1:J:455:VAL:HG13	1:J:460:GLU:HB2	1.75	0.68
1:K:191:GLU:HB2	1:K:342:ILE:CD1	2.18	0.68
1:K:434:GLU:HA	1:K:437:ASN:ND2	2.08	0.68
2:R:7:HIS:O	2:R:8:ASP:HB3	1.93	0.68
1:A:247:LEU:HD12	1:A:249:ILE:CD1	2.23	0.68
1:C:82:ASN:HD22	1:C:86:GLY:HA2	1.58	0.68
1:C:234:LEU:H	1:C:234:LEU:CD1	2.06	0.68
1:C:417:VAL:O	1:C:420:ILE:HG22	1.94	0.68
1:D:18:ARG:HH11	1:D:18:ARG:CB	2.00	0.68

*Continued on next page...*

*Continued from previous page...*

Atom-1	Atom-2	Interatomic distance (Å)	Clash overlap (Å)
1:D:234:LEU:N	1:D:235:PRO:HD2	2.07	0.68
1:D:256:GLY:HA2	1:D:259:LEU:HB2	1.76	0.68
1:G:290:GLN:OE1	1:G:290:GLN:N	2.26	0.68
1:G:404:ARG:HG3	1:G:404:ARG:HH11	1.58	0.68
1:H:157:THR:O	1:H:160:LYS:HB3	1.93	0.68
1:M:149:THR:CG2	1:M:156:GLU:HA	2.22	0.68
1:A:219:PHE:HB2	1:A:247:LEU:HD22	1.74	0.68
1:A:404:ARG:HH11	1:A:404:ARG:HG3	1.58	0.68
1:E:214:GLU:CB	1:E:322:ARG:HD3	2.23	0.68
1:F:339:GLU:HB3	1:F:343:GLN:OE1	1.93	0.68
1:H:219:PHE:HE1	1:H:245:LYS:HB2	1.58	0.68
1:I:205:ILE:HA	1:I:213:VAL:HG22	1.74	0.68
1:K:82:ASN:HB2	1:K:89:THR:OG1	1.93	0.68
1:M:373:ALA:C	1:M:376:VAL:H	1.97	0.68
1:A:456:LEU:HD13	1:A:462:PRO:CG	2.24	0.68
1:B:228:SER:O	1:B:257:GLU:HB3	1.93	0.68
1:D:199:TYR:CE1	1:D:327:LYS:HG3	2.28	0.68
1:F:305:ILE:HG22	1:F:306:GLY:N	2.08	0.68
1:G:475:ASN:HD22	1:G:475:ASN:N	1.91	0.68
1:J:157:THR:O	1:J:160:LYS:HB3	1.94	0.68
1:M:314:LEU:H	1:M:314:LEU:CD1	2.06	0.68
1:B:349:ILE:O	1:B:353:ILE:HG13	1.94	0.68
1:D:220:ILE:HD12	1:D:220:ILE:N	2.08	0.68
1:D:257:GLU:O	1:D:261:THR:HG22	1.94	0.68
1:H:381:VAL:HB	1:H:389:MET:HE3	1.76	0.68
1:K:219:PHE:HE1	1:K:245:LYS:HB2	1.58	0.68
2:P:7:HIS:O	2:P:8:ASP:HB3	1.93	0.68
2:T:20:LYS:N	2:T:20:LYS:HD2	2.08	0.68
1:A:259:LEU:O	1:A:262:LEU:HB3	1.94	0.68
1:B:365:LEU:HD22	1:B:366:GLN:NE2	2.08	0.68
1:C:219:PHE:HB3	1:C:317:LEU:HD13	1.75	0.68
1:D:310:GLU:O	1:D:312:ALA:N	2.27	0.68
1:F:291:ASP:OD1	1:F:292:ILE:HG13	1.93	0.68
1:F:325:ILE:HD12	1:F:325:ILE:N	2.09	0.68
1:H:413:ALA:HB1	1:H:417:VAL:HB	1.76	0.68
1:I:398:ASP:O	1:I:401:HIS:HB2	1.93	0.68
1:J:267:MET:O	1:J:267:MET:HG3	1.93	0.68
1:L:219:PHE:HE1	1:L:245:LYS:HB2	1.58	0.68
1:L:404:ARG:O	1:L:408:GLU:HG3	1.92	0.68
1:M:384:ALA:O	1:N:281:PHE:CD2	2.47	0.68
2:U:77:LYS:C	2:U:78:ILE:HD12	2.14	0.68

*Continued on next page...*

*Continued from previous page...*

Atom-1	Atom-2	Interatomic distance (Å)	Clash overlap (Å)
1:D:432:GLN:NE2	1:D:436:GLN:HE22	1.92	0.68
1:F:208:PRO:HB2	1:F:212:ALA:HB3	1.76	0.68
1:G:219:PHE:HD1	1:G:319:GLN:HE21	1.42	0.68
1:I:417:VAL:HG21	1:I:488:MET:HG3	1.76	0.68
1:J:205:ILE:HA	1:J:213:VAL:HG22	1.74	0.68
1:J:345:ARG:HA	1:J:348:GLN:HE21	1.58	0.68
1:N:455:VAL:HG13	1:N:460:GLU:HB2	1.76	0.68
2:U:17:VAL:HG13	2:U:34:LYS:HA	1.76	0.68
2:U:34:LYS:HG3	2:U:35:SER:H	1.58	0.68
1:D:82:ASN:ND2	1:D:86:GLY:HA2	2.09	0.68
1:E:27:VAL:HG12	1:E:90:THR:HG23	1.76	0.68
1:E:325:ILE:HD12	1:E:325:ILE:N	2.09	0.68
1:H:281:PHE:CE2	1:N:384:ALA:O	2.47	0.68
1:H:345:ARG:HA	1:H:348:GLN:HE21	1.58	0.68
1:K:111:MET:HG2	1:K:435:ASP:OD1	1.94	0.68
1:K:267:MET:HG3	1:K:267:MET:O	1.93	0.68
1:M:373:ALA:N	1:M:375:GLY:CA	2.47	0.68
1:N:5:ASP:HB2	1:N:524:LEU:HD23	1.76	0.68
2:O:47:ARG:O	2:O:55:LYS:HE3	1.94	0.68
1:C:224:ASP:HB2	1:C:303:GLU:HB3	1.75	0.67
1:F:486:GLY:HA3	1:F:491:MET:HE2	1.76	0.67
1:G:278:ALA:HB1	1:G:279:PRO:CD	2.23	0.67
1:H:314:LEU:H	1:H:314:LEU:CD1	2.06	0.67
1:H:404:ARG:O	1:H:408:GLU:HG3	1.94	0.67
1:N:247:LEU:HD22	1:N:248:LEU:N	2.10	0.67
1:A:224:ASP:HB2	1:A:303:GLU:HB3	1.76	0.67
1:C:247:LEU:O	1:C:273:VAL:HG13	1.94	0.67
1:E:249:ILE:HB	1:E:275:ALA:CB	2.24	0.67
1:F:241:ALA:HA	1:F:271:VAL:HG12	1.74	0.67
1:F:349:ILE:HA	1:F:352:GLN:NE2	2.08	0.67
1:G:411:VAL:HA	1:G:497:THR:H	1.59	0.67
1:K:107:VAL:HG23	1:K:108:ALA:N	2.09	0.67
1:M:82:ASN:HB2	1:M:89:THR:OG1	1.95	0.67
2:P:14:ARG:HG2	2:P:15:LYS:N	2.09	0.67
2:R:65:VAL:HG12	2:R:94:ILE:HG12	1.76	0.67
1:B:169:VAL:HB	1:B:173:GLY:HA3	1.75	0.67
1:D:404:ARG:HH11	1:D:404:ARG:HG3	1.59	0.67
1:G:249:ILE:HB	1:G:275:ALA:CB	2.24	0.67
1:G:456:LEU:HD13	1:G:462:PRO:CG	2.24	0.67
1:I:175:ILE:HD12	1:I:175:ILE:N	2.10	0.67
1:J:247:LEU:HD22	1:J:248:LEU:N	2.10	0.67

*Continued on next page...*

*Continued from previous page...*

Atom-1	Atom-2	Interatomic distance (Å)	Clash overlap (Å)
1:K:66:PHE:H	1:K:69:MET:HG3	1.60	0.67
1:L:149:THR:CG2	1:L:156:GLU:HA	2.24	0.67
1:L:191:GLU:HG2	1:L:343:GLN:HE21	1.54	0.67
1:M:455:VAL:HG13	1:M:460:GLU:HB2	1.76	0.67
1:C:239:ALA:HB1	1:C:314:LEU:HD23	1.76	0.67
1:E:247:LEU:HD12	1:E:249:ILE:CD1	2.25	0.67
1:E:288:MET:HA	1:E:291:ASP:OD2	1.94	0.67
1:E:322:ARG:HG2	1:E:323:VAL:N	2.09	0.67
1:E:339:GLU:HA	1:E:342:ILE:HB	1.76	0.67
1:F:321:LYS:HD2	1:F:333:ILE:HG22	1.76	0.67
1:I:124:VAL:O	1:I:128:VAL:HG23	1.94	0.67
1:I:366:GLN:O	1:I:374:GLY:HA3	1.93	0.67
1:J:143:ALA:O	1:J:146:GLN:HB3	1.94	0.67
1:J:219:PHE:HE1	1:J:245:LYS:HB2	1.58	0.67
1:L:345:ARG:HA	1:L:348:GLN:HE21	1.58	0.67
1:M:219:PHE:HE1	1:M:245:LYS:HB2	1.58	0.67
1:M:247:LEU:HD22	1:M:248:LEU:N	2.10	0.67
1:N:155:ASP:OD1	1:N:158:VAL:HG23	1.95	0.67
2:O:17:VAL:HG13	2:O:34:LYS:HA	1.76	0.67
2:T:14:ARG:HG2	2:T:15:LYS:N	2.10	0.67
2:U:14:ARG:HG2	2:U:15:LYS:N	2.10	0.67
1:C:194:GLN:HG2	1:C:195:PHE:N	2.09	0.67
1:C:215:LEU:HB3	1:C:246:PRO:HB2	1.76	0.67
1:E:239:ALA:O	1:E:242:LYS:HB3	1.94	0.67
1:E:259:LEU:O	1:E:262:LEU:HB3	1.93	0.67
1:F:123:ALA:HB2	1:F:440:ILE:HG23	1.76	0.67
1:I:267:MET:HG3	1:I:267:MET:O	1.93	0.67
1:L:370:ALA:HA	1:L:374:GLY:O	1.67	0.67
1:N:175:ILE:HD12	1:N:175:ILE:N	2.09	0.67
2:U:37:ARG:HG2	2:U:37:ARG:HH11	1.59	0.67
1:B:228:SER:HA	1:B:255:GLU:CB	2.17	0.67
1:E:195:PHE:O	1:E:329:THR:HG23	1.95	0.67
1:E:291:ASP:HB2	1:E:372:LEU:HD21	1.76	0.67
1:G:246:PRO:HA	1:G:272:LYS:O	1.95	0.67
1:I:247:LEU:HD22	1:I:248:LEU:N	2.10	0.67
1:I:494:LEU:N	1:I:494:LEU:HD23	2.10	0.67
1:K:386:GLU:OE1	1:L:277:LYS:HD2	1.93	0.67
1:E:350:ARG:O	1:E:354:GLU:HG2	1.95	0.67
1:F:124:VAL:HG13	1:F:504:LEU:HD12	1.77	0.67
1:I:385:THR:HG23	1:I:388:GLU:H	1.58	0.67
1:J:193:MET:HA	1:J:376:VAL:HG21	1.77	0.67

*Continued on next page...*

*Continued from previous page...*

Atom-1	Atom-2	Interatomic distance (Å)	Clash overlap (Å)
1:M:434:GLU:HA	1:M:437:ASN:HD22	1.57	0.67
2:O:49:LEU:O	2:O:55:LYS:NZ	2.27	0.67
2:Q:92:LEU:O	2:R:6:LEU:HB2	1.94	0.67
1:C:44:PHE:H	1:C:44:PHE:HD1	1.35	0.67
1:D:414:GLY:HA2	1:D:495:ASP:OD2	1.95	0.67
1:E:273:VAL:CG1	1:E:274:ALA:H	2.04	0.67
1:H:34:LYS:HB2	1:H:458:CYS:SG	2.35	0.67
1:J:314:LEU:H	1:J:314:LEU:CD1	2.06	0.67
1:K:487:ASN:HB3	1:K:490:ASP:HB2	1.77	0.67
1:N:267:MET:HG3	1:N:267:MET:O	1.93	0.67
2:Q:37:ARG:HG2	2:Q:37:ARG:HH11	1.59	0.67
1:D:322:ARG:HG2	1:D:323:VAL:N	2.10	0.67
1:E:202:PRO:O	1:E:205:ILE:HG13	1.94	0.67
1:E:325:ILE:HG13	1:E:330:THR:HG23	1.76	0.67
1:E:472:GLY:HA3	1:E:476:TYR:CD2	2.29	0.67
1:F:248:LEU:HD13	1:F:249:ILE:N	2.10	0.67
1:F:302:SER:HB2	1:F:305:ILE:HD13	1.76	0.67
1:F:499:VAL:HG23	1:F:500:THR:N	2.10	0.67
1:G:194:GLN:HG3	1:G:330:THR:O	1.94	0.67
1:G:214:GLU:CB	1:G:322:ARG:HD3	2.20	0.67
1:J:226:LYS:HA	1:J:252:GLU:HB2	1.76	0.67
1:J:415:GLY:N	1:J:417:VAL:HG23	2.09	0.67
1:L:267:MET:HG3	1:L:267:MET:O	1.93	0.67
1:M:226:LYS:HA	1:M:252:GLU:HB2	1.76	0.67
1:N:417:VAL:HG21	1:N:488:MET:HG3	1.76	0.67
2:O:40:VAL:HB	2:O:62:GLY:N	2.10	0.67
1:B:247:LEU:HD13	1:B:248:LEU:N	2.10	0.67
1:E:220:ILE:N	1:E:220:ILE:HD12	2.10	0.67
1:E:510:VAL:HG23	1:E:511:ALA:N	2.10	0.67
1:G:247:LEU:O	1:G:273:VAL:HG13	1.95	0.67
1:I:226:LYS:HA	1:I:252:GLU:HB2	1.76	0.67
1:K:247:LEU:HD22	1:K:248:LEU:N	2.09	0.67
1:L:96:ALA:O	1:L:100:ILE:HG13	1.94	0.67
1:L:415:GLY:N	1:L:417:VAL:HG23	2.09	0.67
1:N:219:PHE:HE1	1:N:245:LYS:HB2	1.58	0.67
2:Q:68:ASN:ND2	2:R:74:LYS:HE3	2.09	0.67
1:B:288:MET:HA	1:B:291:ASP:OD2	1.94	0.66
1:B:355:GLU:O	1:B:362:ARG:NH2	2.28	0.66
1:C:20:VAL:HG13	1:C:74:VAL:HG11	1.78	0.66
1:C:70:GLY:O	1:C:74:VAL:HG22	1.95	0.66
1:D:233:MET:CE	1:D:237:LEU:HB2	2.25	0.66

*Continued on next page...*



*Continued from previous page...*

Atom-1	Atom-2	Interatomic distance (Å)	Clash overlap (Å)
1:F:227:ILE:HD12	1:F:227:ILE:N	2.10	0.66
1:F:302:SER:HB2	1:F:305:ILE:HB	1.77	0.66
1:H:226:LYS:HA	1:H:252:GLU:HB2	1.76	0.66
1:H:247:LEU:HD22	1:H:248:LEU:N	2.10	0.66
1:J:422:VAL:O	1:J:426:LEU:HD23	1.95	0.66
1:L:226:LYS:HA	1:L:252:GLU:HB2	1.76	0.66
1:M:465:VAL:O	1:M:469:VAL:HG23	1.94	0.66
2:P:20:LYS:HG2	2:P:27:LEU:HD23	1.77	0.66
2:P:20:LYS:HG3	2:P:28:THR:O	1.95	0.66
1:A:362:ARG:HA	1:A:365:LEU:HD13	1.77	0.66
1:C:234:LEU:HD12	1:C:234:LEU:N	2.09	0.66
1:D:281:PHE:O	1:D:285:ARG:HG2	1.94	0.66
1:E:309:LEU:HD12	1:E:309:LEU:H	1.58	0.66
1:F:219:PHE:HB2	1:F:247:LEU:HD22	1.76	0.66
1:F:349:ILE:HG21	1:F:369:VAL:HG22	1.77	0.66
1:G:205:ILE:CD1	1:G:211:GLY:HA2	2.25	0.66
1:J:199:TYR:HA	1:J:276:VAL:HG12	1.77	0.66
1:L:247:LEU:HD22	1:L:248:LEU:N	2.10	0.66
2:Q:17:VAL:CG2	2:Q:34:LYS:HD2	2.25	0.66
2:U:17:VAL:HG21	2:U:34:LYS:HD2	1.77	0.66
1:A:461:GLU:HB2	1:A:464:VAL:HB	1.78	0.66
1:E:247:LEU:HD12	1:E:249:ILE:HD11	1.76	0.66
1:F:381:VAL:HG21	1:F:393:LYS:HA	1.77	0.66
1:G:234:LEU:H	1:G:234:LEU:CD1	2.09	0.66
1:I:107:VAL:HG23	1:I:108:ALA:N	2.10	0.66
1:K:345:ARG:HA	1:K:348:GLN:HE21	1.58	0.66
1:K:372:LEU:N	1:K:375:GLY:N	2.43	0.66
1:L:72:GLN:HA	1:L:72:GLN:NE2	2.10	0.66
1:N:434:GLU:HA	1:N:437:ASN:HD22	1.58	0.66
1:B:326:ASN:ND2	1:B:328:ASP:H	1.92	0.66
1:I:199:TYR:HA	1:I:276:VAL:HG12	1.77	0.66
1:M:249:ILE:HB	1:M:275:ALA:HB1	1.78	0.66
1:N:494:LEU:HD23	1:N:494:LEU:H	1.60	0.66
2:O:20:LYS:HG2	2:O:27:LEU:CD2	2.26	0.66
1:B:214:GLU:HA	1:B:323:VAL:O	1.95	0.66
1:B:227:ILE:N	1:B:227:ILE:HD12	2.10	0.66
1:C:273:VAL:CG1	1:C:274:ALA:H	2.07	0.66
1:E:146:GLN:NE2	1:E:494:LEU:HD11	2.10	0.66
1:E:253:ASP:CG	1:E:254:VAL:H	1.99	0.66
1:F:131:LEU:HD21	1:F:422:VAL:HG11	1.76	0.66
1:I:219:PHE:HE1	1:I:245:LYS:HB2	1.58	0.66

*Continued on next page...*

*Continued from previous page...*

Atom-1	Atom-2	Interatomic distance (Å)	Clash overlap (Å)
1:J:122:LYS:HE2	1:J:429:LEU:HD11	1.77	0.66
1:K:169:VAL:CG2	1:K:370:ALA:HB1	2.25	0.66
1:K:249:ILE:HB	1:K:275:ALA:HB1	1.78	0.66
1:N:226:LYS:HA	1:N:252:GLU:HB2	1.76	0.66
1:N:249:ILE:HB	1:N:275:ALA:HB1	1.78	0.66
1:A:194:GLN:HG2	1:A:195:PHE:N	2.09	0.66
1:A:220:ILE:HG23	1:A:248:LEU:HD12	1.77	0.66
1:A:302:SER:HB2	1:A:305:ILE:HD13	1.76	0.66
1:B:472:GLY:HA3	1:B:476:TYR:CD2	2.31	0.66
1:M:161:LEU:HD12	1:M:161:LEU:H	1.60	0.66
1:N:115:ASP:HB3	1:N:436:GLN:HG2	1.77	0.66
2:R:84:LEU:N	2:R:84:LEU:HD12	2.11	0.66
1:A:146:GLN:NE2	1:A:494:LEU:HD11	2.10	0.66
1:C:321:LYS:HD2	1:C:333:ILE:HG22	1.78	0.66
1:E:219:PHE:HB2	1:E:247:LEU:CD2	2.25	0.66
1:F:239:ALA:O	1:F:242:LYS:HB3	1.96	0.66
1:F:284:ARG:HG2	1:F:288:MET:CE	2.25	0.66
1:G:206:ASN:CB	1:G:214:GLU:H	2.09	0.66
1:H:249:ILE:HB	1:H:275:ALA:HB1	1.78	0.66
1:M:123:ALA:HB2	1:M:440:ILE:HG23	1.78	0.66
1:A:228:SER:O	1:A:257:GLU:HB3	1.94	0.66
1:B:206:ASN:CB	1:B:214:GLU:H	2.09	0.66
1:C:350:ARG:O	1:C:354:GLU:HG2	1.94	0.66
1:D:223:ALA:HB3	1:D:251:ALA:HB2	1.78	0.66
1:F:456:LEU:HD13	1:F:462:PRO:CG	2.24	0.66
1:G:124:VAL:HG13	1:G:504:LEU:CD1	2.26	0.66
1:G:169:VAL:HB	1:G:173:GLY:HA3	1.78	0.66
1:H:107:VAL:HG23	1:H:108:ALA:N	2.10	0.66
1:L:499:VAL:HG23	1:L:500:THR:N	2.10	0.66
1:M:65:LYS:O	1:M:66:PHE:CB	2.43	0.66
1:N:160:LYS:HG2	1:N:164:GLU:OE2	1.95	0.66
1:C:219:PHE:HB2	1:C:247:LEU:HD22	1.76	0.66
1:D:70:GLY:O	1:D:74:VAL:HG22	1.96	0.66
1:D:124:VAL:HG22	1:D:504:LEU:HD11	1.77	0.66
1:D:214:GLU:CB	1:D:322:ARG:HD3	2.17	0.66
1:E:302:SER:HB2	1:E:305:ILE:HB	1.78	0.66
1:F:253:ASP:CG	1:F:254:VAL:H	1.99	0.66
1:F:355:GLU:O	1:F:362:ARG:NH2	2.24	0.66
1:G:220:ILE:HD12	1:G:220:ILE:N	2.09	0.66
1:I:249:ILE:HB	1:I:275:ALA:HB1	1.78	0.66
1:K:226:LYS:HA	1:K:252:GLU:HB2	1.76	0.66

*Continued on next page...*

*Continued from previous page...*

Atom-1	Atom-2	Interatomic distance (Å)	Clash overlap (Å)
1:L:413:ALA:CB	1:L:417:VAL:HB	2.26	0.66
1:L:449:ALA:HB3	1:L:450:PRO:HD3	1.78	0.66
1:N:277:LYS:HB2	1:N:277:LYS:NZ	2.11	0.66
2:Q:84:LEU:HD12	2:Q:84:LEU:N	2.10	0.66
2:T:48:ILE:HG23	2:T:54:VAL:HG22	1.78	0.66
1:A:27:VAL:HG12	1:A:90:THR:HG23	1.78	0.66
1:A:108:ALA:HB1	1:H:109:ALA:HB1	1.78	0.66
1:D:256:GLY:O	1:D:260:ALA:N	2.26	0.66
1:F:214:GLU:HA	1:F:323:VAL:O	1.96	0.66
1:F:222:LEU:HD22	1:F:293:ALA:HB2	1.76	0.66
1:F:242:LYS:C	1:F:242:LYS:HD3	2.16	0.66
1:G:82:ASN:ND2	1:G:86:GLY:HA2	2.11	0.66
1:G:219:PHE:HB2	1:G:247:LEU:HD22	1.76	0.66
2:P:20:LYS:HG2	2:P:27:LEU:CD2	2.26	0.66
1:C:290:GLN:OE1	1:C:290:GLN:N	2.29	0.65
1:E:219:PHE:HB2	1:E:247:LEU:HD22	1.77	0.65
1:E:350:ARG:HA	1:E:353:ILE:HD12	1.78	0.65
1:H:199:TYR:HA	1:H:276:VAL:HG12	1.77	0.65
1:K:199:TYR:HA	1:K:276:VAL:HG12	1.77	0.65
1:L:161:LEU:H	1:L:161:LEU:CD1	2.08	0.65
1:N:499:VAL:HG23	1:N:500:THR:N	2.10	0.65
2:O:40:VAL:HB	2:O:62:GLY:H	1.61	0.65
2:R:14:ARG:CD	2:R:35:SER:HB3	2.25	0.65
2:T:37:ARG:HG2	2:T:37:ARG:HH11	1.61	0.65
1:A:349:ILE:HG21	1:A:369:VAL:HG22	1.77	0.65
1:C:248:LEU:C	1:C:249:ILE:HD12	2.15	0.65
1:C:322:ARG:HB3	1:C:333:ILE:CD1	2.22	0.65
1:I:191:GLU:OE2	1:I:373:ALA:HB2	1.95	0.65
1:K:385:THR:HG23	1:K:388:GLU:H	1.62	0.65
1:M:403:THR:O	1:M:407:VAL:HG23	1.96	0.65
1:A:348:GLN:NE2	1:A:352:GLN:NE2	2.45	0.65
1:D:273:VAL:CG1	1:D:274:ALA:H	2.09	0.65
1:E:249:ILE:HD12	1:E:249:ILE:N	2.10	0.65
1:I:191:GLU:CB	1:I:372:LEU:HG	2.25	0.65
1:I:372:LEU:C	1:I:375:GLY:HA2	2.15	0.65
1:L:277:LYS:HB2	1:L:277:LYS:NZ	2.11	0.65
1:L:314:LEU:H	1:L:314:LEU:CD1	2.06	0.65
1:L:417:VAL:HG21	1:L:488:MET:HG3	1.79	0.65
1:M:34:LYS:HB2	1:M:458:CYS:SG	2.37	0.65
1:A:123:ALA:HB2	1:A:440:ILE:HG23	1.77	0.65
1:A:348:GLN:HE22	1:A:352:GLN:NE2	1.95	0.65

*Continued on next page...*

*Continued from previous page...*

Atom-1	Atom-2	Interatomic distance (Å)	Clash overlap (Å)
1:B:257:GLU:O	1:B:261:THR:HG22	1.97	0.65
1:D:131:LEU:HD23	1:D:422:VAL:HG11	1.78	0.65
1:F:29:VAL:HG23	1:F:30:THR:HG23	1.78	0.65
1:F:218:PRO:CA	1:F:246:PRO:HG2	2.26	0.65
1:F:247:LEU:HB3	1:F:273:VAL:HG13	1.76	0.65
1:F:510:VAL:HG23	1:F:511:ALA:N	2.12	0.65
1:G:235:PRO:HG2	1:G:236:VAL:H	1.60	0.65
1:G:248:LEU:C	1:G:249:ILE:HD12	2.17	0.65
1:I:175:ILE:HD13	1:I:404:ARG:NH2	2.12	0.65
1:L:30:THR:HB	1:L:51:LYS:O	1.97	0.65
1:M:417:VAL:HG21	1:M:488:MET:HG3	1.78	0.65
1:N:256:GLY:HA2	1:N:260:ALA:H	1.61	0.65
1:A:499:VAL:HG23	1:A:500:THR:N	2.11	0.65
1:B:456:LEU:HD13	1:B:462:PRO:CG	2.27	0.65
1:C:247:LEU:HD12	1:C:249:ILE:HD11	1.77	0.65
1:D:360:TYR:O	1:D:364:LYS:HE2	1.96	0.65
1:G:10:ASN:O	1:G:14:VAL:HG23	1.96	0.65
1:G:219:PHE:HB2	1:G:247:LEU:CD2	2.26	0.65
1:K:494:LEU:N	1:K:494:LEU:HD23	2.11	0.65
1:L:191:GLU:HG3	1:L:342:ILE:HG22	1.40	0.65
1:L:494:LEU:HD23	1:L:494:LEU:H	1.61	0.65
1:M:256:GLY:HA2	1:M:260:ALA:H	1.61	0.65
2:T:47:ARG:HD2	2:T:55:LYS:HD2	1.77	0.65
1:A:135:SER:HB2	1:A:497:THR:HG21	1.79	0.65
1:B:321:LYS:HD2	1:B:333:ILE:HG22	1.78	0.65
1:J:115:ASP:HB3	1:J:436:GLN:HG2	1.77	0.65
1:J:249:ILE:HB	1:J:275:ALA:HB1	1.78	0.65
2:O:47:ARG:HD3	2:O:49:LEU:CD1	2.26	0.65
1:B:82:ASN:ND2	1:B:86:GLY:HA2	2.12	0.65
1:D:368:ARG:CD	1:D:372:LEU:HD11	2.27	0.65
1:E:310:GLU:O	1:E:312:ALA:N	2.30	0.65
1:F:213:VAL:O	1:F:324:VAL:HA	1.97	0.65
1:H:155:ASP:OD1	1:H:158:VAL:HG23	1.97	0.65
1:K:115:ASP:HB3	1:K:436:GLN:HG2	1.79	0.65
1:M:199:TYR:HA	1:M:276:VAL:HG12	1.77	0.65
1:M:277:LYS:HB2	1:M:277:LYS:NZ	2.11	0.65
1:B:313:THR:HB	1:B:315:GLU:OE2	1.96	0.65
1:C:123:ALA:HB2	1:C:440:ILE:HG23	1.78	0.65
1:C:281:PHE:H	1:C:284:ARG:HD2	1.61	0.65
1:D:368:ARG:HG2	1:D:372:LEU:HG	1.79	0.65
1:E:499:VAL:HG23	1:E:500:THR:N	2.10	0.65

*Continued on next page...*

*Continued from previous page...*

Atom-1	Atom-2	Interatomic distance (Å)	Clash overlap (Å)
1:F:52:ASP:OD1	1:F:54:VAL:HG12	1.96	0.65
1:F:193:MET:O	1:F:331:THR:HG23	1.97	0.65
1:J:25:ASP:HA	1:J:28:LYS:HE2	1.78	0.65
1:L:66:PHE:H	1:L:69:MET:HG3	1.62	0.65
1:B:44:PHE:H	1:B:44:PHE:HD1	1.40	0.65
1:D:320:ALA:HA	1:D:335:GLY:HA2	1.78	0.65
1:F:229:ASN:C	1:F:231:ARG:H	1.96	0.65
1:G:313:THR:CG2	1:G:315:GLU:HG3	2.27	0.65
1:J:191:GLU:CA	1:J:372:LEU:C	2.63	0.65
2:S:55:LYS:H	2:S:55:LYS:CE	2.09	0.65
1:D:346:VAL:CG1	1:D:350:ARG:HH22	2.10	0.65
1:F:228:SER:HA	1:F:255:GLU:CB	2.18	0.65
1:F:326:ASN:ND2	1:F:328:ASP:H	1.94	0.65
1:G:279:PRO:HB2	1:G:285:ARG:HA	1.78	0.65
1:I:384:ALA:O	1:J:281:PHE:CE2	2.50	0.65
1:L:116:LEU:HD23	1:L:435:ASP:O	1.97	0.65
1:L:155:ASP:OD1	1:L:158:VAL:HG23	1.97	0.65
1:L:226:LYS:HG3	1:L:252:GLU:HB3	1.79	0.65
1:M:69:MET:HE2	1:M:522:THR:HB	1.78	0.65
2:O:12:VAL:HG23	2:O:84:LEU:HB2	1.79	0.65
1:A:249:ILE:HD12	1:A:249:ILE:N	2.12	0.64
1:A:338:GLU:O	1:A:341:ALA:HB3	1.97	0.64
1:B:248:LEU:C	1:B:249:ILE:HD12	2.18	0.64
1:B:349:ILE:HG21	1:B:369:VAL:HG22	1.79	0.64
1:E:499:VAL:CG2	1:E:500:THR:N	2.59	0.64
1:H:256:GLY:HA2	1:H:260:ALA:H	1.61	0.64
1:H:370:ALA:C	1:H:375:GLY:N	2.42	0.64
1:J:371:LYS:C	1:J:375:GLY:C	2.55	0.64
1:L:199:TYR:HA	1:L:276:VAL:HG12	1.77	0.64
1:L:326:ASN:OD1	1:L:329:THR:HB	1.97	0.64
1:L:400:LEU:HD23	1:L:400:LEU:C	2.18	0.64
1:M:226:LYS:HG3	1:M:252:GLU:HB3	1.78	0.64
1:M:326:ASN:OD1	1:M:329:THR:HB	1.97	0.64
1:N:199:TYR:HA	1:N:276:VAL:HG12	1.77	0.64
2:O:68:ASN:HD22	2:P:74:LYS:HE3	1.62	0.64
2:O:78:ILE:HD13	2:O:83:VAL:CG2	2.26	0.64
2:R:78:ILE:HD13	2:R:83:VAL:HG21	1.78	0.64
1:A:29:VAL:HG23	1:A:30:THR:HG23	1.78	0.64
1:A:44:PHE:H	1:A:44:PHE:HD1	1.40	0.64
1:B:291:ASP:HB3	1:B:345:ARG:NH2	2.12	0.64
1:C:280:GLY:HA3	1:C:284:ARG:HH11	1.62	0.64

*Continued on next page...*

*Continued from previous page...*

Atom-1	Atom-2	Interatomic distance (Å)	Clash overlap (Å)
1:D:249:ILE:HD12	1:D:249:ILE:N	2.11	0.64
1:F:35:GLY:HA3	1:F:51:LYS:HE2	1.78	0.64
1:I:135:SER:HA	1:I:412:VAL:HG12	1.79	0.64
1:K:277:LYS:HB2	1:K:277:LYS:NZ	2.11	0.64
1:M:415:GLY:H	1:M:417:VAL:HG23	1.62	0.64
1:N:122:LYS:HE2	1:N:429:LEU:HD11	1.79	0.64
2:R:96:GLU:OE1	2:S:4:ARG:HB2	1.96	0.64
2:T:20:LYS:HD2	2:T:20:LYS:H	1.62	0.64
1:A:33:PRO:HA	1:A:153:ASN:ND2	2.11	0.64
1:A:265:ASN:HB3	1:A:271:VAL:HG22	1.78	0.64
1:A:302:SER:HB2	1:A:305:ILE:HB	1.77	0.64
1:B:353:ILE:HG12	1:B:366:GLN:NE2	2.12	0.64
1:B:366:GLN:HA	1:B:369:VAL:CG2	2.27	0.64
1:B:472:GLY:HA3	1:B:476:TYR:HD2	1.63	0.64
1:C:247:LEU:HD12	1:C:249:ILE:CD1	2.27	0.64
1:D:206:ASN:CB	1:D:214:GLU:H	2.11	0.64
1:D:233:MET:HE2	1:D:237:LEU:HB2	1.79	0.64
1:F:249:ILE:HB	1:F:275:ALA:CB	2.28	0.64
1:F:249:ILE:HB	1:F:275:ALA:HB2	1.79	0.64
1:F:348:GLN:HE22	1:F:352:GLN:NE2	1.96	0.64
1:G:348:GLN:NE2	1:G:352:GLN:NE2	2.45	0.64
1:H:277:LYS:NZ	1:H:277:LYS:HB2	2.11	0.64
1:I:143:ALA:O	1:I:147:VAL:HG12	1.96	0.64
1:I:403:THR:O	1:I:407:VAL:HG23	1.97	0.64
1:J:256:GLY:HA2	1:J:260:ALA:H	1.61	0.64
1:J:277:LYS:HB2	1:J:277:LYS:NZ	2.11	0.64
1:K:398:ASP:O	1:K:401:HIS:HB2	1.96	0.64
1:N:191:GLU:HA	1:N:373:ALA:N	2.10	0.64
2:O:68:ASN:ND2	2:P:74:LYS:HE3	2.12	0.64
2:S:17:VAL:CG1	2:S:34:LYS:HA	2.28	0.64
2:S:84:LEU:HD12	2:S:84:LEU:N	2.12	0.64
1:A:277:LYS:HD3	1:A:285:ARG:NH2	2.13	0.64
1:B:207:LYS:NZ	1:B:207:LYS:HB2	2.13	0.64
1:C:262:LEU:HD11	1:C:273:VAL:HB	1.80	0.64
1:D:18:ARG:HB2	1:D:67:GLU:HG2	1.80	0.64
1:D:20:VAL:HG13	1:D:74:VAL:HG11	1.78	0.64
1:D:219:PHE:HB2	1:D:247:LEU:HD22	1.80	0.64
1:D:248:LEU:HD13	1:D:249:ILE:N	2.13	0.64
1:D:350:ARG:O	1:D:354:GLU:HG2	1.97	0.64
1:E:353:ILE:HG12	1:E:366:GLN:HE22	1.62	0.64
1:G:123:ALA:HB2	1:G:440:ILE:HG23	1.80	0.64

*Continued on next page...*

*Continued from previous page...*

Atom-1	Atom-2	Interatomic distance (Å)	Clash overlap (Å)
1:K:149:THR:CG2	1:K:156:GLU:HA	2.27	0.64
1:K:191:GLU:CB	1:K:342:ILE:HD13	2.19	0.64
1:K:256:GLY:HA2	1:K:260:ALA:H	1.61	0.64
1:L:249:ILE:HB	1:L:275:ALA:HB1	1.78	0.64
2:R:20:LYS:HG3	2:R:28:THR:O	1.97	0.64
1:C:368:ARG:HG2	1:C:372:LEU:HG	1.80	0.64
1:F:278:ALA:HB1	1:F:279:PRO:CD	2.27	0.64
1:F:360:TYR:H	1:F:363:GLU:CD	2.00	0.64
1:H:417:VAL:HG21	1:H:488:MET:HG3	1.79	0.64
1:I:277:LYS:HB2	1:I:277:LYS:NZ	2.11	0.64
1:L:256:GLY:HA2	1:L:260:ALA:H	1.61	0.64
2:P:20:LYS:H	2:P:20:LYS:HD2	1.63	0.64
2:Q:20:LYS:HD2	2:Q:20:LYS:N	2.12	0.64
2:T:84:LEU:N	2:T:84:LEU:HD12	2.13	0.64
1:B:82:ASN:HD22	1:B:86:GLY:HA2	1.63	0.64
1:C:131:LEU:CD2	1:C:422:VAL:HG11	2.27	0.64
1:D:27:VAL:HG12	1:D:90:THR:HG23	1.78	0.64
1:D:222:LEU:N	1:D:222:LEU:HD12	2.12	0.64
1:E:324:VAL:C	1:E:325:ILE:HD12	2.18	0.64
1:F:346:VAL:CG1	1:F:350:ARG:HH22	2.09	0.64
1:F:414:GLY:HA2	1:F:495:ASP:OD2	1.98	0.64
1:G:213:VAL:O	1:G:324:VAL:HA	1.98	0.64
1:H:32:GLY:HA3	1:H:454:ILE:HG23	1.80	0.64
1:I:226:LYS:HG3	1:I:252:GLU:HB3	1.78	0.64
1:J:190:VAL:C	1:J:373:ALA:HA	2.17	0.64
1:N:23:LEU:O	1:N:27:VAL:HG12	1.96	0.64
1:D:350:ARG:HA	1:D:353:ILE:HD12	1.78	0.64
1:F:208:PRO:HB2	1:F:212:ALA:CB	2.28	0.64
1:G:229:ASN:HA	1:G:257:GLU:OE2	1.98	0.64
1:H:191:GLU:HG3	1:H:343:GLN:N	2.13	0.64
1:H:325:ILE:HD12	1:H:325:ILE:N	2.13	0.64
1:H:413:ALA:CB	1:H:417:VAL:HB	2.28	0.64
1:J:223:ALA:HB3	1:J:251:ALA:CB	2.25	0.64
1:K:415:GLY:H	1:K:417:VAL:HG23	1.62	0.64
1:M:115:ASP:HB3	1:M:436:GLN:HG2	1.80	0.64
2:P:20:LYS:HD2	2:P:20:LYS:N	2.12	0.64
2:S:12:VAL:HG23	2:S:84:LEU:HB2	1.78	0.64
1:A:5:ASP:HB2	1:A:524:LEU:CD2	2.28	0.64
1:B:29:VAL:HG23	1:B:30:THR:HG23	1.80	0.64
1:B:411:VAL:HA	1:B:497:THR:H	1.61	0.64
1:D:247:LEU:HD12	1:D:249:ILE:CD1	2.28	0.64

*Continued on next page...*

*Continued from previous page...*

Atom-1	Atom-2	Interatomic distance (Å)	Clash overlap (Å)
1:F:135:SER:HB2	1:F:497:THR:HG21	1.79	0.64
1:F:352:GLN:C	1:F:365:LEU:HD11	2.18	0.64
1:G:18:ARG:HH11	1:G:18:ARG:CB	2.02	0.64
1:I:499:VAL:HG23	1:I:500:THR:N	2.12	0.64
1:J:191:GLU:HG3	1:J:343:GLN:N	2.12	0.64
1:K:325:ILE:HD12	1:K:325:ILE:N	2.13	0.64
1:K:326:ASN:OD1	1:K:329:THR:HB	1.97	0.64
1:N:123:ALA:HB2	1:N:440:ILE:HG23	1.80	0.64
1:N:161:LEU:H	1:N:161:LEU:HD12	1.63	0.64
1:A:195:PHE:O	1:A:329:THR:HG23	1.98	0.64
1:A:417:VAL:HA	1:A:420:ILE:HG22	1.80	0.64
1:B:160:LYS:HE3	1:B:164:GLU:OE2	1.97	0.64
1:C:310:GLU:O	1:C:312:ALA:N	2.31	0.64
1:D:219:PHE:HB2	1:D:247:LEU:CD2	2.28	0.64
1:D:233:MET:CA	1:D:310:GLU:HG3	2.24	0.64
1:D:345:ARG:O	1:D:349:ILE:HG13	1.98	0.64
1:F:30:THR:HB	1:F:51:LYS:HG3	1.79	0.64
1:F:195:PHE:O	1:F:329:THR:HG23	1.98	0.64
1:H:326:ASN:OD1	1:H:329:THR:HB	1.97	0.64
1:I:160:LYS:HG2	1:I:164:GLU:OE2	1.97	0.64
1:K:175:ILE:N	1:K:175:ILE:HD12	2.12	0.64
1:K:226:LYS:HG3	1:K:252:GLU:HB3	1.79	0.64
1:K:373:ALA:H	1:K:375:GLY:N	1.96	0.64
1:K:385:THR:O	1:K:389:MET:HB2	1.98	0.64
1:L:422:VAL:O	1:L:425:LYS:HB2	1.97	0.64
1:N:157:THR:O	1:N:160:LYS:HB3	1.97	0.64
1:N:415:GLY:N	1:N:417:VAL:HG23	2.12	0.64
2:U:14:ARG:HD3	2:U:35:SER:HB3	1.79	0.64
1:A:54:VAL:HB	1:A:89:THR:HG21	1.79	0.64
1:B:20:VAL:HG13	1:B:74:VAL:HG11	1.80	0.64
1:B:220:ILE:HD12	1:B:220:ILE:N	2.13	0.64
1:C:322:ARG:HG2	1:C:323:VAL:N	2.13	0.64
1:E:130:GLU:O	1:E:134:LEU:HD13	1.97	0.64
1:E:228:SER:O	1:E:257:GLU:HB3	1.97	0.64
1:E:512:GLY:O	1:E:515:ILE:HG12	1.98	0.64
1:H:171:LYS:HD3	1:H:407:VAL:HG11	1.79	0.64
1:H:226:LYS:HG3	1:H:252:GLU:HB3	1.78	0.64
1:J:325:ILE:HD12	1:J:325:ILE:N	2.13	0.64
1:L:325:ILE:N	1:L:325:ILE:HD12	2.13	0.64
1:M:385:THR:O	1:M:389:MET:HB2	1.98	0.64
2:S:78:ILE:HD13	2:S:83:VAL:CG2	2.26	0.64

*Continued on next page...*



*Continued from previous page...*

Atom-1	Atom-2	Interatomic distance (Å)	Clash overlap (Å)
1:B:219:PHE:HB3	1:B:317:LEU:HD13	1.80	0.63
1:D:160:LYS:HE3	1:D:164:GLU:OE2	1.98	0.63
1:E:147:VAL:O	1:E:150:ILE:HG22	1.97	0.63
1:I:25:ASP:HA	1:I:28:LYS:HE2	1.78	0.63
1:I:256:GLY:HA2	1:I:260:ALA:H	1.61	0.63
1:K:478:TYR:HB2	1:K:485:TYR:CD2	2.33	0.63
1:M:25:ASP:HA	1:M:28:LYS:HE2	1.79	0.63
2:S:49:LEU:O	2:S:55:LYS:NZ	2.32	0.63
1:D:10:ASN:O	1:D:14:VAL:HG23	1.97	0.63
1:D:228:SER:HA	1:D:255:GLU:CB	2.28	0.63
1:F:207:LYS:CB	1:F:208:PRO:HD3	2.27	0.63
1:F:264:VAL:HA	1:F:267:MET:HB2	1.79	0.63
1:G:235:PRO:HG3	1:G:310:GLU:HB3	1.80	0.63
1:I:66:PHE:HA	1:I:520:MET:HE1	1.79	0.63
1:J:111:MET:HG2	1:J:435:ASP:OD1	1.98	0.63
1:J:326:ASN:OD1	1:J:329:THR:HB	1.97	0.63
1:K:372:LEU:N	1:K:375:GLY:H	1.96	0.63
1:N:325:ILE:N	1:N:325:ILE:HD12	2.13	0.63
1:B:177:VAL:HG11	1:B:397:GLU:HG2	1.80	0.63
1:B:279:PRO:HG2	1:B:288:MET:HE3	1.80	0.63
1:G:130:GLU:O	1:G:133:ALA:HB3	1.98	0.63
1:H:157:THR:O	1:H:161:LEU:HD13	1.98	0.63
1:J:226:LYS:HG3	1:J:252:GLU:HB3	1.78	0.63
1:M:365:LEU:O	1:M:369:VAL:HG23	1.99	0.63
1:N:326:ASN:OD1	1:N:329:THR:HB	1.97	0.63
2:P:37:ARG:HG2	2:P:37:ARG:HH11	1.63	0.63
1:A:247:LEU:O	1:A:273:VAL:HG13	1.97	0.63
1:B:222:LEU:HD12	1:B:222:LEU:N	2.14	0.63
1:B:247:LEU:HD12	1:B:249:ILE:HD11	1.79	0.63
1:C:288:MET:HA	1:C:291:ASP:OD2	1.99	0.63
1:C:499:VAL:HG23	1:C:500:THR:N	2.14	0.63
1:D:259:LEU:O	1:D:263:VAL:HG23	1.98	0.63
1:D:349:ILE:O	1:D:353:ILE:HG13	1.99	0.63
1:E:252:GLU:O	1:E:253:ASP:HB2	1.99	0.63
1:F:291:ASP:HB3	1:F:345:ARG:NH2	2.12	0.63
1:G:325:ILE:HG13	1:G:330:THR:HG23	1.80	0.63
1:G:326:ASN:ND2	1:G:328:ASP:H	1.95	0.63
1:H:422:VAL:O	1:H:426:LEU:HD23	1.98	0.63
1:I:365:LEU:O	1:I:369:VAL:HG23	1.99	0.63
1:J:191:GLU:O	1:J:295:LEU:HD13	1.98	0.63
1:L:365:LEU:O	1:L:369:VAL:HG23	1.99	0.63

*Continued on next page...*

*Continued from previous page...*

Atom-1	Atom-2	Interatomic distance (Å)	Clash overlap (Å)
1:A:199:TYR:HE2	1:A:205:ILE:HG12	1.63	0.63
1:A:199:TYR:HE1	1:A:327:LYS:HG3	1.64	0.63
1:A:223:ALA:HB3	1:A:251:ALA:CB	2.28	0.63
1:C:365:LEU:HD22	1:C:366:GLN:HE22	1.63	0.63
1:D:234:LEU:HD12	1:D:234:LEU:N	2.11	0.63
1:D:456:LEU:HD13	1:D:462:PRO:CG	2.28	0.63
1:E:247:LEU:HB3	1:E:273:VAL:HG13	1.79	0.63
1:E:291:ASP:OD1	1:E:292:ILE:HG13	1.98	0.63
1:F:280:GLY:HA3	1:F:284:ARG:NH1	2.13	0.63
1:H:365:LEU:O	1:H:369:VAL:HG23	1.99	0.63
1:L:385:THR:HG23	1:L:388:GLU:H	1.63	0.63
1:N:31:LEU:HG	1:N:454:ILE:HD11	1.81	0.63
2:P:47:ARG:HG2	2:P:49:LEU:H	1.63	0.63
2:S:43:VAL:HG23	2:S:61:VAL:HG22	1.80	0.63
1:B:324:VAL:C	1:B:325:ILE:HD12	2.18	0.63
1:E:310:GLU:H	1:E:310:GLU:CD	2.02	0.63
1:E:391:GLU:O	1:E:394:ALA:HB3	1.98	0.63
1:G:228:SER:O	1:G:257:GLU:HB3	1.98	0.63
1:G:365:LEU:O	1:G:369:VAL:HG23	1.99	0.63
1:I:180:GLY:HA2	1:I:380:LYS:HB3	1.80	0.63
1:J:365:LEU:O	1:J:369:VAL:HG23	1.99	0.63
1:K:314:LEU:H	1:K:314:LEU:CD1	2.06	0.63
1:K:365:LEU:O	1:K:369:VAL:HG23	1.99	0.63
1:L:37:ASN:H	1:L:37:ASN:ND2	1.96	0.63
1:M:370:ALA:C	1:M:375:GLY:N	2.52	0.63
1:N:169:VAL:HG21	1:N:370:ALA:HB1	1.80	0.63
1:N:226:LYS:HG3	1:N:252:GLU:HB3	1.79	0.63
2:T:49:LEU:O	2:T:55:LYS:NZ	2.32	0.63
1:A:368:ARG:HG2	1:A:372:LEU:HG	1.81	0.63
1:C:404:ARG:HH11	1:C:404:ARG:HG3	1.63	0.63
1:D:309:LEU:H	1:D:309:LEU:HD12	1.64	0.63
1:D:322:ARG:HG2	1:D:323:VAL:H	1.62	0.63
1:D:339:GLU:HB3	1:D:343:GLN:OE1	1.99	0.63
1:D:510:VAL:HG23	1:D:511:ALA:H	1.62	0.63
1:E:131:LEU:HD21	1:E:422:VAL:HG11	1.78	0.63
1:E:353:ILE:HG12	1:E:366:GLN:NE2	2.14	0.63
1:F:215:LEU:O	1:F:218:PRO:HD3	1.98	0.63
1:H:200:LEU:CD1	1:H:276:VAL:HA	2.29	0.63
1:H:345:ARG:HA	1:H:348:GLN:NE2	2.14	0.63
1:H:434:GLU:HA	1:H:437:ASN:ND2	2.14	0.63
1:J:82:ASN:HB2	1:J:89:THR:OG1	1.99	0.63

*Continued on next page...*

*Continued from previous page...*

Atom-1	Atom-2	Interatomic distance (Å)	Clash overlap (Å)
1:J:138:CYS:SG	1:J:144:ILE:HD13	2.39	0.63
1:J:169:VAL:HG22	1:J:370:ALA:HB1	1.78	0.63
1:J:499:VAL:HG23	1:J:500:THR:N	2.13	0.63
1:M:450:PRO:O	1:M:454:ILE:HG12	1.99	0.63
1:N:82:ASN:HB2	1:N:89:THR:OG1	1.97	0.63
2:Q:34:LYS:HG3	2:Q:35:SER:H	1.63	0.63
2:T:17:VAL:CG2	2:T:34:LYS:HD2	2.29	0.63
2:T:55:LYS:HE2	2:T:55:LYS:N	2.11	0.63
2:T:97:ALA:O	2:U:1:MET:HA	1.99	0.63
2:U:78:ILE:HD13	2:U:83:VAL:CG2	2.27	0.63
1:A:342:ILE:O	1:A:346:VAL:HG23	1.98	0.63
1:G:108:ALA:HB1	1:N:109:ALA:HB1	1.80	0.63
1:I:326:ASN:OD1	1:I:329:THR:HB	1.97	0.63
1:I:345:ARG:HA	1:I:348:GLN:NE2	2.14	0.63
1:I:422:VAL:O	1:I:425:LYS:HB2	1.99	0.63
1:L:247:LEU:H	1:L:273:VAL:HG12	1.64	0.63
1:M:325:ILE:HD12	1:M:325:ILE:N	2.13	0.63
1:N:345:ARG:HA	1:N:348:GLN:NE2	2.14	0.63
2:Q:5:PRO:CD	2:Q:42:ALA:HB1	2.28	0.63
2:Q:50:GLU:OE1	2:R:50:GLU:HA	1.98	0.63
2:Q:77:LYS:HG3	2:Q:80:ASN:HA	1.81	0.63
2:R:77:LYS:HG3	2:R:80:ASN:HA	1.80	0.63
1:C:223:ALA:HB3	1:C:251:ALA:HB2	1.80	0.63
1:C:256:GLY:O	1:C:260:ALA:N	2.31	0.63
1:D:266:THR:HA	1:D:271:VAL:O	1.99	0.63
1:D:283:ASP:O	1:D:287:ALA:HB2	1.98	0.63
1:E:218:PRO:CA	1:E:246:PRO:HG2	2.29	0.63
1:F:224:ASP:HB2	1:F:303:GLU:HB3	1.80	0.63
1:G:207:LYS:HB2	1:G:207:LYS:NZ	2.12	0.63
1:I:200:LEU:CD1	1:I:276:VAL:HA	2.29	0.63
1:I:325:ILE:N	1:I:325:ILE:HD12	2.13	0.63
1:J:10:ASN:O	1:J:11:ASP:C	2.38	0.63
1:J:200:LEU:CD1	1:J:276:VAL:HA	2.29	0.63
1:K:426:LEU:H	1:K:426:LEU:CD2	2.09	0.63
1:L:472:GLY:HA3	1:L:476:TYR:HD2	1.63	0.63
1:N:373:ALA:CB	1:N:375:GLY:CA	2.65	0.63
2:P:17:VAL:HG13	2:P:34:LYS:HA	1.80	0.63
1:A:210:THR:OG1	1:G:351:GLN:HG2	1.97	0.62
1:B:226:LYS:C	1:B:227:ILE:HD12	2.19	0.62
1:C:368:ARG:O	1:C:372:LEU:HG	1.97	0.62
1:F:127:ALA:O	1:F:130:GLU:HB2	1.99	0.62

*Continued on next page...*

*Continued from previous page...*

Atom-1	Atom-2	Interatomic distance (Å)	Clash overlap (Å)
1:F:229:ASN:HA	1:F:257:GLU:OE2	1.99	0.62
1:F:313:THR:HB	1:F:315:GLU:OE2	1.99	0.62
1:G:242:LYS:C	1:G:242:LYS:HD3	2.20	0.62
1:I:411:VAL:HG21	1:I:494:LEU:HD12	1.79	0.62
1:J:247:LEU:H	1:J:273:VAL:HG12	1.64	0.62
1:K:147:VAL:HA	1:K:150:ILE:HD12	1.81	0.62
1:K:200:LEU:CD1	1:K:276:VAL:HA	2.29	0.62
1:K:422:VAL:O	1:K:425:LYS:HB2	1.99	0.62
1:L:58:ARG:HD3	1:L:209:GLU:OE1	1.99	0.62
1:L:223:ALA:HB3	1:L:251:ALA:CB	2.25	0.62
2:O:6:LEU:O	2:O:7:HIS:O	2.16	0.62
1:B:135:SER:HB2	1:B:497:THR:HG21	1.81	0.62
1:E:70:GLY:O	1:E:74:VAL:HG22	1.99	0.62
1:F:18:ARG:HB2	1:F:67:GLU:HG2	1.80	0.62
1:H:302:SER:HB2	1:H:305:ILE:HD12	1.82	0.62
1:J:107:VAL:HG23	1:J:108:ALA:N	2.13	0.62
1:J:478:TYR:HB2	1:J:485:TYR:CD2	2.35	0.62
1:L:200:LEU:CD1	1:L:276:VAL:HA	2.29	0.62
1:N:426:LEU:H	1:N:426:LEU:CD2	2.09	0.62
1:A:291:ASP:HB3	1:A:345:ARG:NH2	2.13	0.62
1:B:273:VAL:CG1	1:B:274:ALA:H	2.12	0.62
1:C:220:ILE:N	1:C:220:ILE:HD12	2.14	0.62
1:F:310:GLU:O	1:F:312:ALA:N	2.32	0.62
1:H:16:MET:HG3	1:H:520:MET:SD	2.38	0.62
1:H:247:LEU:H	1:H:273:VAL:HG12	1.64	0.62
1:I:124:VAL:HG13	1:I:504:LEU:CD1	2.28	0.62
1:I:385:THR:O	1:I:389:MET:HB2	1.99	0.62
1:J:371:LYS:O	1:J:376:VAL:N	2.23	0.62
1:K:72:GLN:NE2	1:K:72:GLN:HA	2.14	0.62
1:M:32:GLY:HA2	1:M:454:ILE:HD12	1.81	0.62
1:M:116:LEU:HD23	1:M:435:ASP:O	1.98	0.62
1:M:200:LEU:CD1	1:M:276:VAL:HA	2.29	0.62
1:M:345:ARG:HA	1:M:348:GLN:NE2	2.14	0.62
1:A:207:LYS:CB	1:A:208:PRO:HD3	2.25	0.62
1:D:239:ALA:HB1	1:D:314:LEU:HD23	1.79	0.62
1:G:234:LEU:HD12	1:G:234:LEU:N	2.12	0.62
1:H:31:LEU:HG	1:H:454:ILE:HD11	1.81	0.62
1:H:223:ALA:HB3	1:H:251:ALA:CB	2.25	0.62
1:J:345:ARG:HA	1:J:348:GLN:NE2	2.14	0.62
1:M:247:LEU:H	1:M:273:VAL:HG12	1.64	0.62
1:N:200:LEU:CD1	1:N:276:VAL:HA	2.29	0.62

*Continued on next page...*

*Continued from previous page...*

Atom-1	Atom-2	Interatomic distance (Å)	Clash overlap (Å)
1:N:247:LEU:H	1:N:273:VAL:HG12	1.64	0.62
1:N:302:SER:HB2	1:N:305:ILE:HD12	1.82	0.62
1:A:372:LEU:O	1:A:373:ALA:HB2	2.00	0.62
1:B:218:PRO:CA	1:B:246:PRO:HG2	2.30	0.62
1:C:25:ASP:HA	1:C:28:LYS:HE2	1.79	0.62
1:C:411:VAL:HA	1:C:497:THR:H	1.64	0.62
1:F:18:ARG:HH11	1:F:18:ARG:CB	2.05	0.62
1:F:219:PHE:HB2	1:F:247:LEU:CD2	2.28	0.62
1:G:72:GLN:HA	1:G:72:GLN:NE2	2.15	0.62
1:G:313:THR:N	1:G:316:ASP:OD2	2.33	0.62
1:H:145:ALA:HA	1:H:159:GLY:O	1.99	0.62
1:M:66:PHE:H	1:M:69:MET:HG3	1.65	0.62
2:P:14:ARG:HD3	2:P:35:SER:HB3	1.81	0.62
2:Q:50:GLU:O	2:Q:52:GLY:N	2.32	0.62
1:B:52:ASP:OD1	1:B:54:VAL:HG12	2.00	0.62
1:B:218:PRO:HA	1:B:246:PRO:HG2	1.81	0.62
1:B:247:LEU:HD12	1:B:249:ILE:CD1	2.30	0.62
1:C:219:PHE:HD1	1:C:319:GLN:HE21	1.48	0.62
1:C:475:ASN:HD22	1:C:475:ASN:N	1.97	0.62
1:D:496:PRO:HG2	1:D:499:VAL:HG13	1.81	0.62
1:E:18:ARG:HH11	1:E:18:ARG:CB	2.01	0.62
1:F:257:GLU:O	1:F:261:THR:HG22	2.00	0.62
1:G:241:ALA:HA	1:G:271:VAL:HG12	1.79	0.62
1:H:155:ASP:CG	1:H:158:VAL:HG23	2.20	0.62
1:I:157:THR:O	1:I:161:LEU:HD13	1.99	0.62
1:L:385:THR:O	1:L:389:MET:HB2	2.00	0.62
1:M:164:GLU:O	1:M:167:ASP:HB3	1.99	0.62
1:N:386:GLU:HG2	1:N:390:LYS:HE2	1.81	0.62
1:A:44:PHE:N	1:A:44:PHE:HD1	1.94	0.62
1:D:266:THR:CG2	1:D:273:VAL:H	2.12	0.62
1:F:134:LEU:HD12	1:F:134:LEU:N	2.15	0.62
1:G:224:ASP:HB2	1:G:303:GLU:HB3	1.81	0.62
1:G:399:ALA:O	1:G:403:THR:HG23	2.00	0.62
1:G:433:ASN:HD21	1:G:435:ASP:HB2	1.65	0.62
1:I:302:SER:HB2	1:I:305:ILE:HD12	1.82	0.62
1:K:247:LEU:H	1:K:273:VAL:HG12	1.64	0.62
1:K:403:THR:O	1:K:407:VAL:HG23	1.99	0.62
1:B:235:PRO:HG2	1:B:236:VAL:H	1.63	0.62
1:B:350:ARG:HD3	1:B:353:ILE:HD12	1.82	0.62
1:C:499:VAL:CG2	1:C:500:THR:N	2.62	0.62
1:D:218:PRO:CA	1:D:246:PRO:HG2	2.30	0.62

*Continued on next page...*

*Continued from previous page...*

Atom-1	Atom-2	Interatomic distance (Å)	Clash overlap (Å)
1:D:295:LEU:O	1:D:337:GLY:HA3	2.00	0.62
1:E:94:VAL:HG12	1:E:449:ALA:HB1	1.82	0.62
1:E:280:GLY:HA3	1:E:284:ARG:NH1	2.13	0.62
1:E:291:ASP:HB3	1:E:345:ARG:NH2	2.14	0.62
1:F:259:LEU:O	1:F:262:LEU:HB3	1.99	0.62
1:F:472:GLY:HA3	1:F:476:TYR:CD2	2.35	0.62
1:G:417:VAL:HA	1:G:420:ILE:HG22	1.82	0.62
1:I:122:LYS:HE2	1:I:429:LEU:HD11	1.81	0.62
1:I:404:ARG:O	1:I:408:GLU:HG3	1.99	0.62
2:O:7:HIS:HB3	2:O:45:ASN:HD22	1.64	0.62
1:B:35:GLY:HA3	1:B:51:LYS:HE2	1.81	0.62
1:C:281:PHE:H	1:C:284:ARG:CD	2.13	0.62
1:E:278:ALA:HB1	1:E:279:PRO:CD	2.30	0.62
1:F:18:ARG:O	1:F:22:VAL:HG23	2.00	0.62
1:G:339:GLU:HB3	1:G:343:GLN:OE1	1.99	0.62
1:K:413:ALA:CB	1:K:417:VAL:HB	2.30	0.62
1:L:123:ALA:HB2	1:L:440:ILE:HG23	1.82	0.62
1:M:149:THR:CG2	1:M:159:GLY:HA3	2.30	0.62
1:N:365:LEU:O	1:N:369:VAL:HG23	1.99	0.62
2:R:18:GLU:CD	2:R:33:ALA:HB3	2.19	0.62
1:D:116:LEU:O	1:D:120:ILE:HG13	1.99	0.62
1:D:247:LEU:O	1:D:273:VAL:HG13	1.99	0.62
1:E:472:GLY:HA3	1:E:476:TYR:HD2	1.64	0.62
1:F:25:ASP:HA	1:F:28:LYS:HE2	1.82	0.62
1:F:219:PHE:HB3	1:F:317:LEU:HD13	1.80	0.62
1:F:221:LEU:HD13	1:F:317:LEU:CD2	2.29	0.62
1:L:413:ALA:HB1	1:L:417:VAL:HB	1.81	0.62
1:M:223:ALA:HB3	1:M:251:ALA:CB	2.25	0.62
1:M:373:ALA:C	1:M:376:VAL:N	2.53	0.62
1:N:217:SER:HB3	1:N:321:LYS:HA	1.82	0.62
1:N:314:LEU:H	1:N:314:LEU:CD1	2.06	0.62
2:O:22:ALA:O	2:O:26:VAL:HB	1.99	0.62
1:A:200:LEU:N	1:A:200:LEU:HD12	2.15	0.61
1:A:360:TYR:O	1:A:364:LYS:HE2	1.99	0.61
1:B:475:ASN:HD22	1:B:475:ASN:N	1.97	0.61
1:C:472:GLY:HA3	1:C:476:TYR:CD2	2.35	0.61
1:D:169:VAL:HB	1:D:173:GLY:HA3	1.81	0.61
1:F:202:PRO:O	1:F:205:ILE:HG13	2.00	0.61
1:G:227:ILE:HD12	1:G:227:ILE:N	2.15	0.61
1:H:32:GLY:CA	1:H:454:ILE:HG23	2.30	0.61
1:I:178:GLU:O	1:I:380:LYS:HA	2.00	0.61

*Continued on next page...*

*Continued from previous page...*

Atom-1	Atom-2	Interatomic distance (Å)	Clash overlap (Å)
1:M:217:SER:HB3	1:M:321:LYS:HA	1.82	0.61
1:A:41:ASP:HB2	1:G:69:MET:SD	2.40	0.61
1:A:134:LEU:N	1:A:134:LEU:HD12	2.15	0.61
1:B:249:ILE:HB	1:B:275:ALA:CB	2.30	0.61
1:B:381:VAL:HG21	1:B:393:LYS:HA	1.82	0.61
1:C:291:ASP:OD1	1:C:292:ILE:HG13	2.00	0.61
1:D:433:ASN:HD21	1:D:435:ASP:HB2	1.65	0.61
1:E:222:LEU:HD12	1:E:222:LEU:N	2.15	0.61
1:E:313:THR:N	1:E:316:ASP:OD2	2.33	0.61
1:E:414:GLY:HA2	1:E:495:ASP:OD2	2.00	0.61
1:F:233:MET:HE3	1:F:236:VAL:HB	1.81	0.61
1:G:450:PRO:O	1:G:454:ILE:HG13	1.99	0.61
1:K:122:LYS:HE2	1:K:429:LEU:HD11	1.81	0.61
1:M:191:GLU:N	1:M:373:ALA:HA	2.14	0.61
2:O:37:ARG:HG2	2:O:37:ARG:HH11	1.64	0.61
2:P:7:HIS:HB3	2:P:45:ASN:ND2	2.14	0.61
2:Q:76:GLU:O	2:Q:83:VAL:HG22	2.00	0.61
2:T:43:VAL:HG23	2:T:61:VAL:HG22	1.82	0.61
1:B:5:ASP:HB2	1:B:524:LEU:HD23	1.82	0.61
1:B:310:GLU:O	1:B:312:ALA:N	2.32	0.61
1:C:207:LYS:CB	1:C:208:PRO:HD3	2.27	0.61
1:D:346:VAL:HG12	1:D:350:ARG:NH2	2.15	0.61
1:H:191:GLU:HG2	1:H:343:GLN:NE2	2.16	0.61
1:L:25:ASP:HA	1:L:28:LYS:HE2	1.81	0.61
2:O:40:VAL:CG1	2:O:61:VAL:HA	2.30	0.61
1:A:259:LEU:O	1:A:263:VAL:HG23	2.00	0.61
1:B:504:LEU:HD13	1:B:504:LEU:C	2.21	0.61
1:C:76:GLU:OE1	1:D:387:VAL:HG13	2.00	0.61
1:C:194:GLN:HB2	1:C:331:THR:HG23	1.83	0.61
1:D:450:PRO:O	1:D:454:ILE:HG13	2.00	0.61
1:E:207:LYS:CB	1:E:208:PRO:HD3	2.24	0.61
1:E:234:LEU:HD12	1:E:234:LEU:N	2.14	0.61
1:E:295:LEU:HD23	1:E:295:LEU:C	2.21	0.61
1:F:448:GLU:O	1:F:452:ARG:HG2	2.00	0.61
1:G:299:THR:HB	1:G:316:ASP:HB3	1.82	0.61
1:I:455:VAL:HG13	1:I:460:GLU:HB2	1.82	0.61
2:S:17:VAL:CG2	2:S:34:LYS:HD2	2.28	0.61
2:T:68:ASN:ND2	2:U:74:LYS:HE3	2.16	0.61
1:B:201:SER:HB3	1:B:259:LEU:HD22	1.82	0.61
1:B:266:THR:CG2	1:B:273:VAL:H	2.12	0.61
1:B:325:ILE:HG13	1:B:330:THR:HG23	1.82	0.61

*Continued on next page...*

*Continued from previous page...*

Atom-1	Atom-2	Interatomic distance (Å)	Clash overlap (Å)
1:C:228:SER:HA	1:C:255:GLU:CB	2.25	0.61
1:C:433:ASN:HD21	1:C:435:ASP:HB2	1.63	0.61
1:D:33:PRO:HA	1:D:153:ASN:ND2	2.15	0.61
1:D:65:LYS:O	1:D:69:MET:HG3	2.00	0.61
1:F:289:LEU:HD23	1:F:292:ILE:HD12	1.82	0.61
1:G:5:ASP:HB2	1:G:524:LEU:HD23	1.83	0.61
1:H:257:GLU:O	1:H:261:THR:HG23	2.01	0.61
1:I:257:GLU:O	1:I:261:THR:HG23	2.01	0.61
1:K:135:SER:HA	1:K:412:VAL:HG12	1.82	0.61
1:K:345:ARG:HA	1:K:348:GLN:NE2	2.14	0.61
1:L:217:SER:HB3	1:L:321:LYS:HA	1.82	0.61
1:M:124:VAL:HG13	1:M:504:LEU:HD13	1.82	0.61
2:T:77:LYS:HG3	2:T:80:ASN:HA	1.82	0.61
1:A:228:SER:HA	1:A:255:GLU:CB	2.19	0.61
1:E:234:LEU:H	1:E:234:LEU:CD1	2.12	0.61
1:E:413:ALA:HB1	1:E:417:VAL:HG11	1.83	0.61
1:F:234:LEU:HD12	1:F:234:LEU:N	2.15	0.61
1:G:194:GLN:HB2	1:G:331:THR:HG23	1.82	0.61
1:I:247:LEU:H	1:I:273:VAL:HG12	1.64	0.61
1:N:186:GLU:HB2	1:N:380:LYS:HB2	1.83	0.61
1:B:247:LEU:O	1:B:273:VAL:HG13	2.01	0.61
1:C:193:MET:SD	1:C:371:LYS:HB3	2.40	0.61
1:E:264:VAL:HA	1:E:267:MET:HB2	1.82	0.61
1:H:219:PHE:HB2	1:H:247:LEU:HD23	1.83	0.61
1:J:450:PRO:O	1:J:454:ILE:HG12	2.01	0.61
1:K:383:ALA:CB	1:K:389:MET:HA	2.31	0.61
1:L:257:GLU:O	1:L:261:THR:HG23	2.01	0.61
1:L:345:ARG:HA	1:L:348:GLN:NE2	2.14	0.61
1:L:373:ALA:H	1:L:375:GLY:N	1.97	0.61
1:M:400:LEU:C	1:M:400:LEU:HD23	2.21	0.61
1:N:179:ASP:OD2	1:N:390:LYS:HG2	2.01	0.61
1:N:223:ALA:HB3	1:N:251:ALA:CB	2.25	0.61
1:N:257:GLU:O	1:N:261:THR:HG23	2.01	0.61
2:Q:77:LYS:C	2:Q:78:ILE:HD12	2.21	0.61
1:C:368:ARG:CD	1:C:372:LEU:HD11	2.31	0.61
1:D:339:GLU:CD	1:D:339:GLU:H	2.04	0.61
1:F:218:PRO:HA	1:F:246:PRO:HG2	1.82	0.61
1:G:448:GLU:O	1:G:452:ARG:HG2	2.00	0.61
1:H:217:SER:HB3	1:H:321:LYS:HA	1.83	0.61
1:H:219:PHE:HB3	1:H:317:LEU:HD23	1.82	0.61
1:J:257:GLU:O	1:J:261:THR:HG23	2.01	0.61

*Continued on next page...*



*Continued from previous page...*

Atom-1	Atom-2	Interatomic distance (Å)	Clash overlap (Å)
1:K:217:SER:HB3	1:K:321:LYS:HA	1.83	0.61
1:K:223:ALA:HB3	1:K:251:ALA:CB	2.25	0.61
1:K:257:GLU:O	1:K:261:THR:HG23	2.01	0.61
1:K:372:LEU:CA	1:K:375:GLY:CA	2.71	0.61
1:M:124:VAL:HG13	1:M:504:LEU:CD1	2.31	0.61
1:N:189:VAL:C	1:N:373:ALA:O	2.37	0.61
1:N:221:LEU:HD13	1:N:221:LEU:C	2.21	0.61
2:O:34:LYS:HG3	2:O:35:SER:H	1.66	0.61
1:A:124:VAL:HG22	1:A:504:LEU:HD11	1.83	0.61
1:C:308:GLU:HB2	1:C:311:LYS:HB2	1.81	0.61
1:E:69:MET:SD	1:F:41:ASP:HB2	2.41	0.61
1:E:285:ARG:HG3	1:E:286:LYS:H	1.64	0.61
1:F:194:GLN:HB2	1:F:331:THR:HG23	1.83	0.61
1:F:247:LEU:O	1:F:273:VAL:HG13	2.01	0.61
1:H:221:LEU:HD13	1:H:221:LEU:C	2.21	0.61
1:K:221:LEU:HD13	1:K:221:LEU:C	2.21	0.61
1:K:302:SER:HB2	1:K:305:ILE:HD12	1.82	0.61
1:M:135:SER:HA	1:M:412:VAL:HG12	1.82	0.61
1:M:411:VAL:HG21	1:M:494:LEU:CD1	2.31	0.61
1:N:155:ASP:CG	1:N:158:VAL:HG23	2.21	0.61
1:B:70:GLY:O	1:B:74:VAL:HG22	2.00	0.61
1:B:131:LEU:HD21	1:B:422:VAL:HG11	1.83	0.61
1:B:193:MET:O	1:B:331:THR:HG23	2.01	0.61
1:D:77:VAL:HG12	1:D:510:VAL:HG21	1.82	0.61
1:E:326:ASN:ND2	1:E:328:ASP:H	1.99	0.61
1:I:217:SER:HB3	1:I:321:LYS:HA	1.82	0.61
1:J:217:SER:HB3	1:J:321:LYS:HA	1.82	0.61
1:L:221:LEU:HD13	1:L:221:LEU:C	2.21	0.61
2:P:77:LYS:C	2:P:78:ILE:HD12	2.20	0.61
2:R:68:ASN:HD22	2:S:74:LYS:HE3	1.66	0.61
1:A:222:LEU:N	1:A:222:LEU:HD12	2.15	0.60
1:A:360:TYR:HA	1:A:363:GLU:CD	2.19	0.60
1:A:372:LEU:O	1:A:373:ALA:CB	2.49	0.60
1:B:510:VAL:HG23	1:B:511:ALA:N	2.16	0.60
1:D:299:THR:HB	1:D:316:ASP:HB3	1.81	0.60
1:D:325:ILE:HG13	1:D:330:THR:HG23	1.82	0.60
1:E:146:GLN:HE21	1:E:494:LEU:HD11	1.66	0.60
1:F:146:GLN:NE2	1:F:494:LEU:HD11	2.15	0.60
1:F:223:ALA:HB3	1:F:251:ALA:CB	2.31	0.60
1:F:265:ASN:HA	1:F:270:ILE:HD12	1.81	0.60
1:I:219:PHE:HB2	1:I:247:LEU:HD23	1.82	0.60

*Continued on next page...*

*Continued from previous page...*

Atom-1	Atom-2	Interatomic distance (Å)	Clash overlap (Å)
1:K:264:VAL:HA	1:K:267:MET:HG2	1.83	0.60
1:M:302:SER:HB2	1:M:305:ILE:HD12	1.82	0.60
1:N:10:ASN:O	1:N:11:ASP:C	2.40	0.60
1:N:448:GLU:HB3	1:N:452:ARG:HD2	1.82	0.60
2:P:97:ALA:O	2:Q:1:MET:HA	2.01	0.60
2:S:37:ARG:HH11	2:S:37:ARG:HG2	1.66	0.60
1:A:10:ASN:O	1:A:14:VAL:HG23	2.02	0.60
1:A:313:THR:HB	1:A:315:GLU:OE2	2.00	0.60
1:B:348:GLN:NE2	1:B:352:GLN:NE2	2.49	0.60
1:C:248:LEU:HD13	1:C:249:ILE:N	2.16	0.60
1:D:339:GLU:CD	1:D:339:GLU:N	2.55	0.60
1:E:108:ALA:CB	1:L:109:ALA:O	2.49	0.60
1:I:223:ALA:HB3	1:I:251:ALA:CB	2.25	0.60
1:K:219:PHE:HB3	1:K:317:LEU:HD23	1.82	0.60
1:L:161:LEU:HD12	1:L:161:LEU:N	2.16	0.60
1:M:264:VAL:HA	1:M:267:MET:HG2	1.83	0.60
1:M:499:VAL:HG23	1:M:500:THR:N	2.15	0.60
2:O:17:VAL:CG1	2:O:34:LYS:HA	2.32	0.60
2:Q:18:GLU:CD	2:Q:33:ALA:HB3	2.21	0.60
1:A:160:LYS:HE3	1:A:164:GLU:OE2	2.01	0.60
1:A:227:ILE:HD12	1:A:227:ILE:N	2.16	0.60
1:D:30:THR:HB	1:D:51:LYS:HG3	1.82	0.60
1:D:142:LYS:HE2	1:D:146:GLN:OE1	2.00	0.60
1:D:270:ILE:HD13	2:R:27:LEU:HB2	1.83	0.60
1:G:253:ASP:CG	1:G:254:VAL:H	2.05	0.60
1:G:291:ASP:OD1	1:G:292:ILE:HG13	2.01	0.60
1:G:472:GLY:HA3	1:G:476:TYR:CD2	2.36	0.60
1:J:221:LEU:HD13	1:J:221:LEU:C	2.21	0.60
1:J:264:VAL:HA	1:J:267:MET:HG2	1.84	0.60
1:K:219:PHE:HB2	1:K:247:LEU:HD23	1.83	0.60
1:L:219:PHE:HB3	1:L:317:LEU:HD23	1.82	0.60
1:M:257:GLU:O	1:M:261:THR:HG23	2.01	0.60
2:P:48:ILE:HG12	2:P:54:VAL:HG13	1.82	0.60
2:R:6:LEU:O	2:R:7:HIS:O	2.19	0.60
2:U:17:VAL:CG2	2:U:34:LYS:HD2	2.32	0.60
1:B:44:PHE:N	1:B:44:PHE:HD1	1.95	0.60
1:B:124:VAL:HG13	1:B:504:LEU:HD12	1.83	0.60
1:B:346:VAL:HG12	1:B:350:ARG:HH22	1.66	0.60
1:C:213:VAL:HB	1:C:325:ILE:HD13	1.84	0.60
1:C:320:ALA:HA	1:C:334:ASP:O	2.02	0.60
1:D:271:VAL:O	1:D:271:VAL:HG23	2.02	0.60

*Continued on next page...*

*Continued from previous page...*

Atom-1	Atom-2	Interatomic distance (Å)	Clash overlap (Å)
1:F:200:LEU:HD12	1:F:200:LEU:N	2.15	0.60
1:F:381:VAL:CG1	1:F:392:LYS:CG	2.79	0.60
1:G:44:PHE:N	1:G:44:PHE:HD1	1.94	0.60
1:G:285:ARG:HG3	1:G:286:LYS:H	1.67	0.60
1:I:219:PHE:HB3	1:I:317:LEU:HD23	1.82	0.60
1:K:66:PHE:HA	1:K:520:MET:HE1	1.84	0.60
1:K:392:LYS:O	1:K:396:VAL:HG23	2.02	0.60
1:L:147:VAL:HA	1:L:150:ILE:HD12	1.84	0.60
1:M:180:GLY:HA2	1:M:380:LYS:HB3	1.83	0.60
1:N:219:PHE:HB3	1:N:317:LEU:HD23	1.82	0.60
1:N:264:VAL:HA	1:N:267:MET:HG2	1.83	0.60
2:R:49:LEU:O	2:R:55:LYS:NZ	2.35	0.60
1:A:146:GLN:HE21	1:A:494:LEU:HD11	1.65	0.60
1:B:413:ALA:HB1	1:B:417:VAL:HG11	1.83	0.60
1:E:84:ALA:HB2	1:E:506:TYR:HE2	1.66	0.60
1:E:239:ALA:HB1	1:E:314:LEU:HD23	1.83	0.60
1:G:499:VAL:CG2	1:G:500:THR:N	2.65	0.60
1:H:115:ASP:HB3	1:H:436:GLN:HG2	1.83	0.60
1:H:400:LEU:C	1:H:400:LEU:HD23	2.22	0.60
1:I:191:GLU:HG3	1:I:342:ILE:C	2.21	0.60
1:J:69:MET:HE2	1:J:522:THR:HB	1.84	0.60
1:J:383:ALA:CB	1:J:389:MET:HA	2.31	0.60
1:K:284:ARG:HH11	1:K:284:ARG:CB	2.14	0.60
1:L:264:VAL:HA	1:L:267:MET:HG2	1.83	0.60
1:L:302:SER:HB2	1:L:305:ILE:HD12	1.82	0.60
2:T:20:LYS:HG2	2:T:27:LEU:CD2	2.32	0.60
1:B:10:ASN:O	1:B:14:VAL:HG23	2.01	0.60
1:B:18:ARG:O	1:B:22:VAL:HG23	2.01	0.60
1:B:25:ASP:HA	1:B:28:LYS:HE2	1.82	0.60
1:B:233:MET:CA	1:B:310:GLU:HG3	2.18	0.60
1:B:512:GLY:O	1:B:515:ILE:HG12	2.00	0.60
1:C:28:LYS:O	1:C:30:THR:N	2.35	0.60
1:C:199:TYR:CZ	1:C:202:PRO:HA	2.36	0.60
1:C:249:ILE:HB	1:C:275:ALA:HB1	1.84	0.60
1:C:259:LEU:O	1:C:262:LEU:HB3	2.01	0.60
1:D:281:PHE:O	1:D:284:ARG:HB3	2.01	0.60
1:E:18:ARG:HB2	1:E:67:GLU:HG2	1.83	0.60
1:G:272:LYS:NZ	1:G:272:LYS:HB2	2.16	0.60
1:H:372:LEU:CA	1:H:375:GLY:HA2	2.31	0.60
1:J:200:LEU:HD13	1:J:276:VAL:HA	1.84	0.60
1:K:395:ARG:O	1:K:398:ASP:HB2	2.02	0.60

*Continued on next page...*

*Continued from previous page...*

Atom-1	Atom-2	Interatomic distance (Å)	Clash overlap (Å)
1:L:107:VAL:HG23	1:L:108:ALA:H	1.67	0.60
1:N:200:LEU:HD13	1:N:276:VAL:HA	1.84	0.60
2:O:20:LYS:N	2:O:20:LYS:HD2	2.16	0.60
2:T:7:HIS:O	2:T:8:ASP:HB3	2.02	0.60
2:U:84:LEU:HD12	2:U:84:LEU:N	2.16	0.60
1:A:34:LYS:HD2	1:A:458:CYS:SG	2.41	0.60
1:A:291:ASP:HB3	1:A:345:ARG:HH21	1.65	0.60
1:B:229:ASN:C	1:B:231:ARG:H	2.03	0.60
1:C:44:PHE:N	1:C:44:PHE:HD1	1.93	0.60
1:C:310:GLU:CD	1:C:310:GLU:H	2.04	0.60
1:D:195:PHE:O	1:D:329:THR:HG23	2.02	0.60
1:G:131:LEU:HD23	1:G:422:VAL:HG11	1.83	0.60
1:G:349:ILE:HG21	1:G:369:VAL:HG22	1.82	0.60
1:I:161:LEU:HD12	1:I:161:LEU:N	2.17	0.60
1:I:264:VAL:HA	1:I:267:MET:HG2	1.83	0.60
1:J:23:LEU:O	1:J:27:VAL:HG12	2.02	0.60
1:J:219:PHE:HB3	1:J:317:LEU:HD23	1.82	0.60
1:J:426:LEU:H	1:J:426:LEU:CD2	2.09	0.60
1:K:124:VAL:HG13	1:K:504:LEU:HD11	1.83	0.60
1:K:200:LEU:HD13	1:K:276:VAL:HA	1.84	0.60
1:K:359:ASP:O	1:K:363:GLU:HB2	2.02	0.60
1:L:219:PHE:HB2	1:L:247:LEU:HD23	1.82	0.60
1:M:55:SER:HA	1:M:58:ARG:NH1	2.17	0.60
2:O:40:VAL:HG12	2:O:61:VAL:HA	1.84	0.60
1:A:169:VAL:HB	1:A:173:GLY:HA3	1.84	0.60
1:A:237:LEU:CD2	2:O:26:VAL:HG22	2.29	0.60
1:A:270:ILE:HD13	2:O:27:LEU:HB2	1.84	0.60
1:C:241:ALA:HA	1:C:271:VAL:HG12	1.83	0.60
1:D:207:LYS:CB	1:D:208:PRO:HD3	2.24	0.60
1:F:122:LYS:HE2	1:F:429:LEU:HD11	1.83	0.60
1:F:499:VAL:CG2	1:F:500:THR:N	2.65	0.60
1:G:368:ARG:HG2	1:G:372:LEU:HG	1.83	0.60
1:H:31:LEU:HG	1:H:454:ILE:CD1	2.31	0.60
1:H:200:LEU:HD13	1:H:276:VAL:HA	1.84	0.60
1:J:219:PHE:HB2	1:J:247:LEU:HD23	1.83	0.60
1:J:302:SER:HB2	1:J:305:ILE:HD12	1.82	0.60
1:J:359:ASP:O	1:J:363:GLU:HB2	2.02	0.60
2:O:27:LEU:HD23	2:O:27:LEU:O	2.01	0.60
1:A:234:LEU:H	1:A:234:LEU:CD1	2.14	0.60
1:A:353:ILE:HG12	1:A:366:GLN:HE22	1.67	0.60
1:E:235:PRO:HG3	1:E:310:GLU:HB3	1.83	0.60

*Continued on next page...*

*Continued from previous page...*

Atom-1	Atom-2	Interatomic distance (Å)	Clash overlap (Å)
1:E:247:LEU:O	1:E:273:VAL:HG13	2.02	0.60
1:F:313:THR:N	1:F:316:ASP:OD2	2.32	0.60
1:H:385:THR:HG23	1:H:388:GLU:HB3	1.83	0.60
1:I:366:GLN:O	1:I:374:GLY:CA	2.50	0.60
1:J:233:MET:HE1	1:J:309:LEU:HD13	1.84	0.60
1:L:37:ASN:H	1:L:37:ASN:HD22	1.50	0.60
1:M:200:LEU:HD13	1:M:276:VAL:HA	1.84	0.60
1:M:221:LEU:HD13	1:M:221:LEU:C	2.21	0.60
1:N:25:ASP:HA	1:N:28:LYS:HE2	1.84	0.60
1:N:107:VAL:HG23	1:N:108:ALA:N	2.15	0.60
1:N:398:ASP:O	1:N:401:HIS:HB2	2.02	0.60
1:A:219:PHE:HB2	1:A:247:LEU:CD2	2.32	0.60
1:C:233:MET:HE3	1:C:236:VAL:HB	1.84	0.60
1:G:184:GLN:OE1	1:G:184:GLN:N	2.32	0.60
1:H:169:VAL:HG22	1:H:169:VAL:O	2.01	0.60
1:H:216:GLU:CD	1:I:228:SER:HB2	2.22	0.60
1:H:264:VAL:HA	1:H:267:MET:HG2	1.83	0.60
1:I:55:SER:O	1:I:58:ARG:HB3	2.02	0.60
1:I:200:LEU:HD13	1:I:276:VAL:HA	1.84	0.60
1:J:17:LEU:O	1:J:20:VAL:HG13	2.01	0.60
1:M:219:PHE:HB3	1:M:317:LEU:HD23	1.82	0.60
2:P:92:LEU:O	2:Q:6:LEU:HB2	2.02	0.60
2:R:17:VAL:HG22	2:R:35:SER:N	2.16	0.60
1:B:28:LYS:O	1:B:30:THR:N	2.34	0.59
1:B:94:VAL:HG12	1:B:449:ALA:HB1	1.84	0.59
1:C:219:PHE:CE2	1:C:245:LYS:HB2	2.37	0.59
1:D:218:PRO:HA	1:D:246:PRO:HG2	1.83	0.59
1:F:350:ARG:HD3	1:F:353:ILE:HD12	1.84	0.59
1:G:140:ASP:OD1	1:G:142:LYS:HB3	2.02	0.59
1:H:111:MET:HG2	1:H:435:ASP:OD1	2.02	0.59
1:I:221:LEU:HD13	1:I:221:LEU:C	2.21	0.59
1:I:384:ALA:O	1:J:281:PHE:CD2	2.54	0.59
1:K:69:MET:HE2	1:K:522:THR:HB	1.83	0.59
1:K:216:GLU:CD	1:L:228:SER:HB2	2.22	0.59
1:L:112:ASN:O	1:L:116:LEU:HG	2.02	0.59
1:L:200:LEU:HD13	1:L:276:VAL:HA	1.84	0.59
1:L:359:ASP:O	1:L:363:GLU:HB2	2.02	0.59
1:N:219:PHE:HB2	1:N:247:LEU:HD23	1.83	0.59
2:O:20:LYS:HG3	2:O:28:THR:O	2.02	0.59
2:O:43:VAL:HG23	2:O:61:VAL:HG22	1.84	0.59
2:R:14:ARG:NH1	2:R:14:ARG:HB2	2.17	0.59

*Continued on next page...*

*Continued from previous page...*

Atom-1	Atom-2	Interatomic distance (Å)	Clash overlap (Å)
2:R:20:LYS:HD2	2:R:20:LYS:N	2.17	0.59
2:R:48:ILE:HG12	2:R:54:VAL:HG13	1.82	0.59
2:S:77:LYS:HG3	2:S:80:ASN:HA	1.83	0.59
1:A:339:GLU:CD	1:A:339:GLU:N	2.54	0.59
1:B:242:LYS:HD3	1:B:242:LYS:C	2.23	0.59
1:C:52:ASP:OD1	1:C:54:VAL:HG12	2.01	0.59
1:C:252:GLU:OE1	1:C:252:GLU:N	2.35	0.59
1:C:266:THR:CG2	1:C:273:VAL:H	2.14	0.59
1:D:25:ASP:HA	1:D:28:LYS:HE2	1.84	0.59
1:D:84:ALA:HB2	1:D:506:TYR:HE2	1.66	0.59
1:E:29:VAL:HG23	1:E:30:THR:HG23	1.84	0.59
1:E:292:ILE:O	1:E:295:LEU:HB3	2.02	0.59
1:F:232:GLU:O	1:F:233:MET:HB3	2.02	0.59
1:F:273:VAL:CG1	1:F:274:ALA:H	2.15	0.59
1:H:422:VAL:O	1:H:425:LYS:HB2	2.02	0.59
1:I:124:VAL:HG13	1:I:504:LEU:HD13	1.84	0.59
1:I:359:ASP:O	1:I:363:GLU:HB2	2.02	0.59
1:K:155:ASP:CG	1:K:158:VAL:HG23	2.22	0.59
1:K:282:GLY:O	1:K:285:ARG:HG2	2.02	0.59
1:M:284:ARG:HH11	1:M:284:ARG:CB	2.14	0.59
1:N:395:ARG:O	1:N:398:ASP:HB2	2.01	0.59
2:S:20:LYS:HG2	2:S:27:LEU:CD2	2.33	0.59
1:C:295:LEU:O	1:C:337:GLY:HA3	2.02	0.59
1:D:392:LYS:O	1:D:396:VAL:HG23	2.02	0.59
1:D:499:VAL:HG23	1:D:500:THR:N	2.17	0.59
1:E:219:PHE:HD1	1:E:319:GLN:HE21	1.50	0.59
1:H:124:VAL:O	1:H:128:VAL:HG23	2.02	0.59
1:H:228:SER:HB2	1:N:216:GLU:CD	2.23	0.59
1:H:415:GLY:N	1:H:417:VAL:HG23	2.17	0.59
1:I:216:GLU:CD	1:J:228:SER:HB2	2.23	0.59
1:J:282:GLY:O	1:J:285:ARG:HG2	2.03	0.59
1:K:169:VAL:O	1:K:169:VAL:HG22	2.02	0.59
1:K:266:THR:HB	1:K:272:LYS:HG3	1.84	0.59
1:L:135:SER:HA	1:L:412:VAL:HG12	1.83	0.59
1:L:369:VAL:HG12	1:L:374:GLY:CA	2.31	0.59
1:M:270:ILE:HG22	1:M:271:VAL:N	2.18	0.59
2:S:50:GLU:OE1	2:T:50:GLU:HA	2.02	0.59
1:D:232:GLU:O	1:D:233:MET:HB3	2.03	0.59
1:D:512:GLY:O	1:D:515:ILE:HG12	2.03	0.59
1:F:44:PHE:N	1:F:44:PHE:HD1	1.92	0.59
1:G:207:LYS:CB	1:G:208:PRO:HD3	2.30	0.59

*Continued on next page...*

*Continued from previous page...*

Atom-1	Atom-2	Interatomic distance (Å)	Clash overlap (Å)
1:I:169:VAL:HG21	1:I:370:ALA:HB1	1.84	0.59
1:I:504:LEU:O	1:I:504:LEU:HD22	2.02	0.59
1:J:175:ILE:HD13	1:J:404:ARG:NH2	2.18	0.59
1:K:101:THR:O	1:K:105:LYS:HG3	2.01	0.59
1:L:266:THR:CG2	1:L:273:VAL:H	2.16	0.59
1:A:333:ILE:O	1:A:334:ASP:HB2	2.02	0.59
1:A:355:GLU:HG3	1:A:357:THR:H	1.67	0.59
1:B:346:VAL:CG1	1:B:350:ARG:HH22	2.16	0.59
1:C:177:VAL:HG11	1:C:397:GLU:HG2	1.84	0.59
1:D:193:MET:O	1:D:331:THR:HG23	2.02	0.59
1:E:228:SER:HA	1:E:255:GLU:CB	2.22	0.59
1:G:19:GLY:HA3	1:G:67:GLU:O	2.02	0.59
1:G:214:GLU:HA	1:G:323:VAL:O	2.03	0.59
1:G:229:ASN:C	1:G:231:ARG:H	2.06	0.59
1:H:411:VAL:HG21	1:H:494:LEU:HD12	1.83	0.59
1:J:266:THR:HB	1:J:272:LYS:HG3	1.84	0.59
1:L:369:VAL:HG12	1:L:374:GLY:HA2	1.84	0.59
1:M:36:ARG:HB3	1:N:516:THR:O	2.02	0.59
1:M:219:PHE:HB2	1:M:247:LEU:HD23	1.83	0.59
1:M:232:GLU:HA	1:M:310:GLU:CG	2.33	0.59
1:A:160:LYS:O	1:A:164:GLU:HG3	2.03	0.59
1:A:177:VAL:HG11	1:A:397:GLU:CG	2.31	0.59
1:A:245:LYS:HA	1:A:245:LYS:CE	2.30	0.59
1:B:327:LYS:H	1:B:327:LYS:HD3	1.67	0.59
1:C:205:ILE:CD1	1:C:211:GLY:HA2	2.32	0.59
1:C:349:ILE:HG21	1:C:369:VAL:HG22	1.84	0.59
1:D:305:ILE:N	1:D:305:ILE:CD1	2.66	0.59
1:E:124:VAL:HG13	1:E:504:LEU:CD1	2.33	0.59
1:E:285:ARG:HG3	1:E:286:LYS:N	2.18	0.59
1:E:381:VAL:HG21	1:E:393:LYS:HA	1.85	0.59
1:F:348:GLN:NE2	1:F:352:GLN:NE2	2.49	0.59
1:G:247:LEU:HD13	1:G:248:LEU:N	2.16	0.59
1:H:385:THR:O	1:H:389:MET:HB2	2.02	0.59
1:H:499:VAL:HG23	1:H:500:THR:N	2.17	0.59
1:I:189:VAL:C	1:I:373:ALA:O	2.41	0.59
1:K:146:GLN:O	1:K:150:ILE:HG13	2.02	0.59
1:K:232:GLU:HA	1:K:310:GLU:CG	2.33	0.59
1:L:232:GLU:HA	1:L:310:GLU:CG	2.33	0.59
1:A:219:PHE:CE2	1:A:245:LYS:HB2	2.38	0.59
1:A:350:ARG:HA	1:A:353:ILE:HD12	1.84	0.59
1:C:487:ASN:OD1	1:C:489:ILE:N	2.35	0.59

*Continued on next page...*

*Continued from previous page...*

Atom-1	Atom-2	Interatomic distance (Å)	Clash overlap (Å)
1:D:80:LYS:HD2	1:D:506:TYR:CZ	2.38	0.59
1:D:252:GLU:O	1:D:253:ASP:HB2	2.01	0.59
1:F:234:LEU:H	1:F:234:LEU:CD1	2.12	0.59
1:G:44:PHE:HD1	1:G:44:PHE:H	1.39	0.59
1:G:54:VAL:HB	1:G:89:THR:HG21	1.83	0.59
1:G:499:VAL:HG23	1:G:500:THR:N	2.17	0.59
1:L:31:LEU:HG	1:L:454:ILE:HD11	1.84	0.59
1:L:499:VAL:CG2	1:L:500:THR:N	2.65	0.59
1:M:478:TYR:CE1	1:M:483:GLU:HA	2.37	0.59
2:R:17:VAL:HG13	2:R:34:LYS:HA	1.84	0.59
2:U:7:HIS:O	2:U:8:ASP:HB3	2.02	0.59
2:U:64:ILE:O	2:U:94:ILE:HG23	2.03	0.59
1:A:339:GLU:CD	1:A:339:GLU:H	2.06	0.59
1:B:278:ALA:HB1	1:B:279:PRO:HD3	1.84	0.59
1:D:227:ILE:HD12	1:D:227:ILE:N	2.18	0.59
1:F:206:ASN:HB3	1:F:214:GLU:H	1.65	0.59
1:H:232:GLU:HA	1:H:310:GLU:CG	2.33	0.59
1:H:282:GLY:O	1:H:285:ARG:HG2	2.03	0.59
1:I:116:LEU:HD23	1:I:435:ASP:O	2.03	0.59
1:I:161:LEU:H	1:I:161:LEU:CD1	2.16	0.59
1:I:266:THR:CG2	1:I:273:VAL:H	2.16	0.59
1:I:282:GLY:O	1:I:285:ARG:HG2	2.03	0.59
1:I:465:VAL:O	1:I:469:VAL:HG23	2.02	0.59
1:L:5:ASP:HB2	1:L:524:LEU:CD2	2.31	0.59
1:L:10:ASN:O	1:L:11:ASP:C	2.41	0.59
1:D:240:VAL:O	1:D:244:GLY:N	2.35	0.59
1:D:266:THR:HG22	1:D:273:VAL:H	1.68	0.59
1:I:32:GLY:CA	1:I:454:ILE:HG23	2.32	0.59
1:J:101:THR:O	1:J:105:LYS:HG3	2.01	0.59
1:J:232:GLU:HA	1:J:310:GLU:CG	2.33	0.59
1:L:266:THR:HB	1:L:272:LYS:HG3	1.84	0.59
2:O:73:VAL:HG22	2:O:86:MET:HB3	1.84	0.59
2:P:50:GLU:O	2:P:52:GLY:N	2.35	0.59
1:A:28:LYS:O	1:A:30:THR:N	2.36	0.59
1:C:221:LEU:HD13	1:C:317:LEU:CD2	2.33	0.59
1:C:253:ASP:CG	1:C:254:VAL:N	2.53	0.59
1:D:215:LEU:C	1:D:322:ARG:HG3	2.23	0.59
1:D:304:GLU:HB2	1:D:305:ILE:HD12	1.84	0.59
1:D:321:LYS:HB2	1:D:333:ILE:HB	1.84	0.59
1:E:352:GLN:C	1:E:365:LEU:HD11	2.22	0.59
1:G:84:ALA:HB2	1:G:506:TYR:HE2	1.68	0.59

*Continued on next page...*



*Continued from previous page...*

Atom-1	Atom-2	Interatomic distance (Å)	Clash overlap (Å)
1:J:160:LYS:HG2	1:J:164:GLU:OE2	2.03	0.59
1:J:166:MET:CE	1:J:171:LYS:HA	2.33	0.59
1:J:216:GLU:CD	1:K:228:SER:HB2	2.22	0.59
1:K:368:ARG:O	1:K:374:GLY:N	2.35	0.59
1:K:415:GLY:N	1:K:417:VAL:HG23	2.16	0.59
1:M:216:GLU:CD	1:N:228:SER:HB2	2.23	0.59
2:O:84:LEU:N	2:O:84:LEU:HD12	2.18	0.59
1:B:234:LEU:N	1:B:234:LEU:HD12	2.17	0.58
1:B:499:VAL:HG23	1:B:500:THR:N	2.16	0.58
1:E:366:GLN:O	1:E:369:VAL:HB	2.03	0.58
1:F:284:ARG:HG2	1:F:288:MET:HE2	1.85	0.58
1:F:403:THR:O	1:F:407:VAL:HG23	2.03	0.58
1:H:17:LEU:O	1:H:20:VAL:HG13	2.03	0.58
1:H:124:VAL:HG13	1:H:504:LEU:CD1	2.33	0.58
1:H:373:ALA:HB3	1:H:375:GLY:HA3	1.85	0.58
1:H:385:THR:HG23	1:H:388:GLU:H	1.68	0.58
1:I:157:THR:O	1:I:161:LEU:CD1	2.51	0.58
1:I:169:VAL:CG2	1:I:370:ALA:HB1	2.33	0.58
1:K:384:ALA:C	1:L:281:PHE:CE2	2.76	0.58
1:K:422:VAL:O	1:K:426:LEU:HD23	2.02	0.58
1:L:191:GLU:OE1	1:L:346:VAL:CG2	2.51	0.58
1:M:282:GLY:O	1:M:285:ARG:HG2	2.02	0.58
1:N:266:THR:HB	1:N:272:LYS:HG3	1.84	0.58
1:N:270:ILE:HG22	1:N:271:VAL:N	2.18	0.58
1:N:282:GLY:O	1:N:285:ARG:HG2	2.03	0.58
2:S:11:ILE:HB	2:S:42:ALA:HB3	1.85	0.58
2:S:47:ARG:HG2	2:S:49:LEU:H	1.68	0.58
1:A:206:ASN:HB3	1:A:214:GLU:H	1.69	0.58
1:A:310:GLU:O	1:A:312:ALA:N	2.35	0.58
1:C:84:ALA:HB2	1:C:506:TYR:HE2	1.68	0.58
1:C:266:THR:HG22	1:C:273:VAL:H	1.67	0.58
1:C:273:VAL:CG1	1:C:274:ALA:N	2.65	0.58
1:C:299:THR:HB	1:C:316:ASP:HB3	1.85	0.58
1:D:44:PHE:N	1:D:44:PHE:HD1	1.97	0.58
1:D:242:LYS:C	1:D:242:LYS:HD3	2.24	0.58
1:E:302:SER:HB2	1:E:305:ILE:HD13	1.85	0.58
1:E:339:GLU:N	1:E:339:GLU:CD	2.57	0.58
1:F:16:MET:O	1:F:20:VAL:HG23	2.03	0.58
1:F:308:GLU:H	1:F:311:LYS:HB3	1.68	0.58
1:H:58:ARG:HD3	1:H:209:GLU:OE1	2.03	0.58
1:H:266:THR:HB	1:H:272:LYS:HG3	1.84	0.58

*Continued on next page...*

*Continued from previous page...*

Atom-1	Atom-2	Interatomic distance (Å)	Clash overlap (Å)
1:J:270:ILE:HG22	1:J:271:VAL:N	2.18	0.58
1:K:31:LEU:HG	1:K:454:ILE:HD11	1.85	0.58
1:L:69:MET:HE2	1:L:522:THR:HB	1.84	0.58
1:L:228:SER:O	1:L:257:GLU:HB3	2.04	0.58
1:L:282:GLY:O	1:L:285:ARG:HG2	2.03	0.58
1:M:266:THR:CG2	1:M:273:VAL:H	2.16	0.58
1:M:359:ASP:O	1:M:363:GLU:HB2	2.02	0.58
1:N:359:ASP:O	1:N:363:GLU:HB2	2.02	0.58
2:O:77:LYS:HG3	2:O:80:ASN:HA	1.85	0.58
2:Q:17:VAL:HG13	2:Q:34:LYS:HA	1.84	0.58
1:A:313:THR:N	1:A:316:ASP:OD2	2.35	0.58
1:A:327:LYS:H	1:A:327:LYS:HD3	1.69	0.58
1:B:77:VAL:HG12	1:B:510:VAL:HG21	1.84	0.58
1:B:130:GLU:O	1:B:133:ALA:HB3	2.03	0.58
1:B:208:PRO:HB2	1:B:212:ALA:CB	2.33	0.58
1:B:266:THR:HG22	1:B:273:VAL:H	1.68	0.58
1:B:434:GLU:OE2	1:B:438:VAL:HG23	2.03	0.58
1:B:482:THR:OG1	1:B:484:GLU:HG2	2.02	0.58
1:C:418:ALA:O	1:C:422:VAL:HG13	2.04	0.58
1:E:247:LEU:HD13	1:E:248:LEU:N	2.17	0.58
1:E:355:GLU:O	1:E:362:ARG:NH2	2.35	0.58
1:F:247:LEU:HD13	1:F:248:LEU:N	2.18	0.58
1:F:472:GLY:HA3	1:F:476:TYR:HD2	1.68	0.58
1:G:487:ASN:OD1	1:G:489:ILE:N	2.36	0.58
1:H:270:ILE:HG22	1:H:271:VAL:N	2.17	0.58
1:J:370:ALA:C	1:J:375:GLY:N	2.48	0.58
1:K:149:THR:CG2	1:K:159:GLY:HA3	2.30	0.58
1:K:228:SER:O	1:K:257:GLU:HB3	2.04	0.58
1:M:228:SER:O	1:M:257:GLU:HB3	2.04	0.58
1:N:101:THR:O	1:N:105:LYS:HG3	2.02	0.58
2:R:97:ALA:O	2:S:1:MET:HA	2.03	0.58
1:A:273:VAL:CG1	1:A:274:ALA:N	2.67	0.58
1:C:131:LEU:HD21	1:C:422:VAL:HG11	1.84	0.58
1:E:35:GLY:HA3	1:E:51:LYS:HE2	1.84	0.58
1:E:434:GLU:OE2	1:E:438:VAL:HG23	2.03	0.58
1:L:216:GLU:CD	1:M:228:SER:HB2	2.23	0.58
1:M:386:GLU:O	1:M:389:MET:HB3	2.04	0.58
2:T:20:LYS:HG2	2:T:27:LEU:HD23	1.86	0.58
2:T:50:GLU:O	2:T:52:GLY:N	2.36	0.58
1:A:84:ALA:HB2	1:A:506:TYR:HE2	1.68	0.58
1:A:242:LYS:C	1:A:242:LYS:HD3	2.23	0.58

*Continued on next page...*

*Continued from previous page...*

Atom-1	Atom-2	Interatomic distance (Å)	Clash overlap (Å)
1:A:387:VAL:HG13	1:G:76:GLU:OE1	2.03	0.58
1:A:499:VAL:CG2	1:A:500:THR:N	2.66	0.58
1:B:16:MET:O	1:B:20:VAL:HG23	2.04	0.58
1:C:177:VAL:HG11	1:C:397:GLU:CG	2.33	0.58
1:D:82:ASN:HD22	1:D:86:GLY:HA2	1.68	0.58
1:D:124:VAL:HG13	1:D:504:LEU:CD1	2.33	0.58
1:F:285:ARG:HG3	1:F:286:LYS:H	1.68	0.58
1:G:18:ARG:O	1:G:22:VAL:HG23	2.04	0.58
1:H:266:THR:CG2	1:H:273:VAL:H	2.16	0.58
1:H:359:ASP:O	1:H:363:GLU:HB2	2.02	0.58
1:H:487:ASN:HB3	1:H:490:ASP:HB2	1.85	0.58
1:I:228:SER:O	1:I:257:GLU:HB3	2.04	0.58
1:I:266:THR:HB	1:I:272:LYS:HG3	1.84	0.58
1:I:270:ILE:HG22	1:I:271:VAL:N	2.18	0.58
1:J:123:ALA:HB2	1:J:440:ILE:HG23	1.86	0.58
1:M:415:GLY:N	1:M:417:VAL:HG23	2.18	0.58
1:N:228:SER:O	1:N:257:GLU:HB3	2.04	0.58
1:N:266:THR:CG2	1:N:273:VAL:H	2.16	0.58
2:Q:6:LEU:O	2:Q:7:HIS:O	2.21	0.58
2:U:6:LEU:O	2:U:7:HIS:O	2.20	0.58
1:A:215:LEU:O	1:A:322:ARG:HG3	2.03	0.58
1:A:253:ASP:CG	1:A:254:VAL:H	2.07	0.58
1:A:510:VAL:HG23	1:A:511:ALA:H	1.68	0.58
1:B:360:TYR:HA	1:B:363:GLU:CD	2.23	0.58
1:C:124:VAL:HG13	1:C:504:LEU:CD1	2.33	0.58
1:C:259:LEU:O	1:C:263:VAL:HG23	2.02	0.58
1:D:237:LEU:HD23	1:D:237:LEU:C	2.24	0.58
1:E:72:GLN:HA	1:E:72:GLN:NE2	2.18	0.58
1:E:218:PRO:HA	1:E:246:PRO:HG2	1.85	0.58
1:G:293:ALA:HB1	1:G:298:GLY:O	2.04	0.58
1:G:472:GLY:HA3	1:G:476:TYR:HD2	1.68	0.58
1:H:123:ALA:HB2	1:H:440:ILE:HG23	1.85	0.58
1:H:284:ARG:HH11	1:H:284:ARG:CB	2.14	0.58
1:I:392:LYS:O	1:I:396:VAL:HG23	2.04	0.58
1:J:39:VAL:HG22	1:J:49:ILE:HG12	1.85	0.58
1:K:270:ILE:HG22	1:K:271:VAL:N	2.17	0.58
1:M:478:TYR:HB2	1:M:485:TYR:CE2	2.39	0.58
2:S:14:ARG:CG	2:S:15:LYS:H	2.15	0.58
2:U:40:VAL:CG2	2:U:63:ASP:HB2	2.33	0.58
2:U:57:LEU:HD22	2:U:88:GLU:HB2	1.85	0.58
1:A:80:LYS:HD2	1:A:506:TYR:CZ	2.39	0.58

*Continued on next page...*

*Continued from previous page...*

Atom-1	Atom-2	Interatomic distance (Å)	Clash overlap (Å)
1:A:324:VAL:C	1:A:325:ILE:HD12	2.24	0.58
1:B:418:ALA:O	1:B:422:VAL:HG13	2.04	0.58
1:D:279:PRO:HD2	1:D:285:ARG:HA	1.85	0.58
1:E:411:VAL:HA	1:E:497:THR:H	1.68	0.58
1:F:84:ALA:HB2	1:F:506:TYR:HE2	1.67	0.58
1:F:372:LEU:O	1:F:373:ALA:HB2	2.03	0.58
1:G:266:THR:HG22	1:G:271:VAL:O	2.03	0.58
1:J:228:SER:O	1:J:257:GLU:HB3	2.04	0.58
1:K:266:THR:CG2	1:K:273:VAL:H	2.16	0.58
1:L:219:PHE:CE1	1:L:245:LYS:HB2	2.38	0.58
1:N:31:LEU:HG	1:N:454:ILE:CD1	2.32	0.58
1:A:234:LEU:HD12	1:A:234:LEU:N	2.17	0.58
1:B:350:ARG:O	1:B:354:GLU:HG2	2.02	0.58
1:D:199:TYR:HE2	1:D:205:ILE:HG12	1.67	0.58
1:E:162:ILE:HG21	1:E:403:THR:HG21	1.86	0.58
1:G:180:GLY:CA	1:G:380:LYS:HB3	2.33	0.58
1:G:237:LEU:HD22	2:U:26:VAL:CG2	2.33	0.58
1:G:264:VAL:HA	1:G:267:MET:HB2	1.85	0.58
1:G:266:THR:CG2	1:G:273:VAL:H	2.17	0.58
1:G:280:GLY:HA3	1:G:284:ARG:HH11	1.69	0.58
1:G:310:GLU:H	1:G:310:GLU:CD	2.07	0.58
1:I:302:SER:HB2	1:I:305:ILE:CD1	2.34	0.58
1:I:367:GLU:O	1:I:370:ALA:HB3	2.04	0.58
1:J:219:PHE:CE1	1:J:245:LYS:HB2	2.38	0.58
1:K:219:PHE:CE1	1:K:245:LYS:HB2	2.38	0.58
1:K:367:GLU:O	1:K:370:ALA:HB3	2.04	0.58
1:L:191:GLU:OE2	1:L:346:VAL:HG21	2.04	0.58
1:M:191:GLU:CA	1:M:373:ALA:CA	2.39	0.58
1:M:219:PHE:CE1	1:M:245:LYS:HB2	2.38	0.58
1:M:266:THR:HB	1:M:272:LYS:HG3	1.84	0.58
1:N:233:MET:HE1	1:N:309:LEU:HD13	1.86	0.58
1:N:413:ALA:CB	1:N:417:VAL:HB	2.34	0.58
1:A:273:VAL:CG1	1:A:274:ALA:H	2.15	0.58
1:A:475:ASN:N	1:A:475:ASN:HD22	2.01	0.58
1:B:249:ILE:HB	1:B:275:ALA:HB2	1.85	0.58
1:C:232:GLU:O	1:C:233:MET:HB3	2.03	0.58
1:D:107:VAL:HG13	1:D:113:PRO:HG3	1.85	0.58
1:D:228:SER:O	1:D:257:GLU:HB3	2.04	0.58
1:E:174:VAL:HG21	1:E:367:GLU:HA	1.86	0.58
1:F:147:VAL:O	1:F:150:ILE:HG22	2.04	0.58
1:G:199:TYR:CA	1:G:276:VAL:HG12	2.29	0.58

*Continued on next page...*

*Continued from previous page...*

Atom-1	Atom-2	Interatomic distance (Å)	Clash overlap (Å)
1:H:373:ALA:CB	1:H:375:GLY:HA3	2.34	0.58
1:I:232:GLU:HA	1:I:310:GLU:CG	2.33	0.58
1:I:314:LEU:H	1:I:314:LEU:CD1	2.06	0.58
1:J:494:LEU:N	1:J:494:LEU:CD2	2.66	0.58
1:L:367:GLU:O	1:L:370:ALA:HB3	2.04	0.58
1:M:17:LEU:O	1:M:20:VAL:HG13	2.04	0.58
1:M:191:GLU:HA	1:M:373:ALA:N	2.12	0.58
1:N:367:GLU:O	1:N:370:ALA:HB3	2.04	0.58
1:A:281:PHE:O	1:A:285:ARG:HG2	2.03	0.58
1:B:199:TYR:CZ	1:B:202:PRO:HA	2.39	0.58
1:B:290:GLN:OE1	1:B:290:GLN:N	2.37	0.58
1:C:147:VAL:O	1:C:150:ILE:HG22	2.04	0.58
1:C:213:VAL:O	1:C:324:VAL:HA	2.04	0.58
1:C:414:GLY:HA2	1:C:495:ASP:OD2	2.04	0.58
1:E:5:ASP:HB2	1:E:524:LEU:HD23	1.86	0.58
1:G:222:LEU:N	1:G:222:LEU:HD12	2.19	0.58
1:G:326:ASN:ND2	1:G:328:ASP:N	2.52	0.58
1:H:302:SER:HB2	1:H:305:ILE:CD1	2.34	0.58
1:I:31:LEU:HG	1:I:454:ILE:CD1	2.34	0.58
1:I:219:PHE:CE1	1:I:245:LYS:HB2	2.38	0.58
1:J:64:ASP:OD1	1:J:65:LYS:O	2.21	0.58
1:J:385:THR:O	1:J:389:MET:HB2	2.04	0.58
1:M:367:GLU:O	1:M:370:ALA:HB3	2.04	0.58
1:N:219:PHE:CE1	1:N:245:LYS:HB2	2.38	0.58
1:A:288:MET:HA	1:A:291:ASP:OD2	2.04	0.57
1:C:346:VAL:CG1	1:C:350:ARG:HH22	2.16	0.57
1:E:381:VAL:CG1	1:E:392:LYS:CG	2.81	0.57
1:E:448:GLU:O	1:E:452:ARG:HG2	2.03	0.57
1:F:177:VAL:HG11	1:F:397:GLU:CG	2.34	0.57
1:F:455:VAL:HG12	1:F:460:GLU:O	2.03	0.57
1:G:134:LEU:O	1:G:136:VAL:HG13	2.04	0.57
1:I:146:GLN:HE21	1:I:150:ILE:HD11	1.69	0.57
1:J:66:PHE:HA	1:J:520:MET:HE1	1.86	0.57
1:J:124:VAL:HG13	1:J:504:LEU:HD13	1.83	0.57
1:J:248:LEU:HD22	1:J:249:ILE:H	1.69	0.57
1:J:302:SER:HB2	1:J:305:ILE:CD1	2.34	0.57
1:K:413:ALA:HB1	1:K:417:VAL:HB	1.85	0.57
1:L:256:GLY:O	1:L:260:ALA:N	2.37	0.57
2:O:50:GLU:HA	2:U:50:GLU:OE1	2.03	0.57
1:A:130:GLU:O	1:A:134:LEU:HD13	2.04	0.57
1:B:296:THR:HG22	1:B:335:GLY:CA	2.32	0.57

*Continued on next page...*

*Continued from previous page...*

Atom-1	Atom-2	Interatomic distance (Å)	Clash overlap (Å)
1:B:299:THR:HB	1:B:316:ASP:HB3	1.86	0.57
1:C:18:ARG:HB2	1:C:67:GLU:HG2	1.86	0.57
1:D:273:VAL:CG1	1:D:274:ALA:N	2.65	0.57
1:E:249:ILE:HB	1:E:275:ALA:HB2	1.86	0.57
1:F:130:GLU:O	1:F:134:LEU:HD13	2.05	0.57
1:G:310:GLU:O	1:G:312:ALA:N	2.36	0.57
1:G:342:ILE:O	1:G:346:VAL:HG23	2.04	0.57
1:G:348:GLN:HE22	1:G:352:GLN:NE2	2.01	0.57
1:H:161:LEU:H	1:H:161:LEU:HD12	1.70	0.57
1:J:161:LEU:HD12	1:J:161:LEU:H	1.68	0.57
1:J:256:GLY:O	1:J:260:ALA:N	2.37	0.57
1:K:248:LEU:HD22	1:K:249:ILE:H	1.69	0.57
1:K:303:GLU:C	1:K:305:ILE:H	2.07	0.57
1:L:472:GLY:HA3	1:L:476:TYR:CD2	2.40	0.57
1:N:232:GLU:HA	1:N:310:GLU:CG	2.33	0.57
1:N:422:VAL:O	1:N:425:LYS:HB2	2.04	0.57
2:P:18:GLU:CD	2:P:33:ALA:HB3	2.24	0.57
2:S:5:PRO:HD3	2:S:42:ALA:CB	2.34	0.57
2:S:17:VAL:HG13	2:S:34:LYS:CA	2.34	0.57
1:A:290:GLN:OE1	1:A:290:GLN:N	2.37	0.57
1:A:325:ILE:HG13	1:A:330:THR:HG23	1.86	0.57
1:B:146:GLN:HE21	1:B:494:LEU:HD11	1.68	0.57
1:B:291:ASP:HB2	1:B:372:LEU:HD21	1.85	0.57
1:E:232:GLU:O	1:E:233:MET:HB3	2.05	0.57
1:F:96:ALA:O	1:F:97:GLN:C	2.43	0.57
1:F:199:TYR:CZ	1:F:202:PRO:HA	2.39	0.57
1:F:230:ILE:O	1:F:232:GLU:N	2.37	0.57
1:F:288:MET:HA	1:F:291:ASP:OD2	2.03	0.57
1:H:219:PHE:CE1	1:H:245:LYS:HB2	2.38	0.57
1:K:411:VAL:HG21	1:K:494:LEU:HD12	1.86	0.57
1:K:499:VAL:HG23	1:K:500:THR:N	2.18	0.57
1:L:72:GLN:HA	1:L:72:GLN:HE21	1.68	0.57
1:A:219:PHE:O	1:A:247:LEU:HD22	2.05	0.57
1:A:227:ILE:O	1:A:227:ILE:HG22	2.03	0.57
1:A:266:THR:CG2	1:A:273:VAL:H	2.17	0.57
1:A:322:ARG:CB	1:A:333:ILE:HD12	2.28	0.57
1:C:219:PHE:HB2	1:C:247:LEU:CD2	2.33	0.57
1:D:278:ALA:HB1	1:D:279:PRO:HD2	1.86	0.57
1:D:499:VAL:CG2	1:D:500:THR:N	2.66	0.57
1:E:246:PRO:HA	1:E:272:LYS:O	2.04	0.57
1:E:434:GLU:O	1:E:435:ASP:C	2.42	0.57

*Continued on next page...*

*Continued from previous page...*

Atom-1	Atom-2	Interatomic distance (Å)	Clash overlap (Å)
1:G:281:PHE:O	1:G:284:ARG:HB3	2.05	0.57
1:G:417:VAL:HG13	1:G:418:ALA:N	2.20	0.57
1:I:96:ALA:O	1:I:100:ILE:HG13	2.05	0.57
1:J:367:GLU:O	1:J:370:ALA:HB3	2.04	0.57
1:J:478:TYR:CE1	1:J:483:GLU:HA	2.40	0.57
1:L:32:GLY:HA3	1:L:454:ILE:HG23	1.87	0.57
1:L:270:ILE:HG22	1:L:271:VAL:N	2.18	0.57
1:L:303:GLU:C	1:L:305:ILE:H	2.07	0.57
1:L:475:ASN:ND2	1:L:489:ILE:HD12	2.18	0.57
2:Q:78:ILE:HD13	2:Q:83:VAL:CG2	2.34	0.57
2:U:20:LYS:HG2	2:U:27:LEU:CD2	2.34	0.57
1:A:510:VAL:CG2	1:A:511:ALA:N	2.68	0.57
1:B:96:ALA:O	1:B:97:GLN:C	2.42	0.57
1:B:259:LEU:O	1:B:263:VAL:HG23	2.04	0.57
1:C:18:ARG:O	1:C:22:VAL:HG23	2.04	0.57
1:C:288:MET:O	1:C:289:LEU:HG	2.04	0.57
1:E:44:PHE:N	1:E:44:PHE:HD1	1.99	0.57
1:E:248:LEU:HD13	1:E:249:ILE:N	2.18	0.57
1:F:309:LEU:H	1:F:309:LEU:HD12	1.70	0.57
1:F:365:LEU:O	1:F:369:VAL:HG23	2.04	0.57
1:H:228:SER:O	1:H:257:GLU:HB3	2.04	0.57
1:I:248:LEU:HD22	1:I:249:ILE:H	1.69	0.57
1:J:149:THR:HG22	1:J:156:GLU:HA	1.85	0.57
1:J:266:THR:CG2	1:J:273:VAL:H	2.16	0.57
1:K:64:ASP:OD1	1:K:65:LYS:O	2.22	0.57
1:L:146:GLN:O	1:L:150:ILE:HG13	2.04	0.57
1:L:506:TYR:O	1:L:509:SER:HB3	2.05	0.57
1:N:124:VAL:HG13	1:N:504:LEU:HD11	1.84	0.57
1:N:302:SER:HB2	1:N:305:ILE:CD1	2.34	0.57
1:A:249:ILE:HB	1:A:275:ALA:HB2	1.86	0.57
1:A:285:ARG:HG3	1:A:286:LYS:H	1.69	0.57
1:B:253:ASP:CG	1:B:254:VAL:H	2.07	0.57
1:B:287:ALA:O	1:B:290:GLN:NE2	2.36	0.57
1:C:417:VAL:HA	1:C:420:ILE:HG22	1.86	0.57
1:D:224:ASP:HB2	1:D:303:GLU:HB3	1.87	0.57
1:D:259:LEU:O	1:D:262:LEU:HB3	2.05	0.57
1:E:279:PRO:HG2	1:E:288:MET:HE3	1.85	0.57
1:E:351:GLN:HG2	1:F:210:THR:OG1	2.04	0.57
1:E:409:GLU:CD	1:E:501:ARG:HH21	2.08	0.57
1:G:357:THR:HB	1:G:361:ASP:CB	2.34	0.57
1:H:27:VAL:HG11	1:H:93:THR:HG21	1.87	0.57

*Continued on next page...*

*Continued from previous page...*

Atom-1	Atom-2	Interatomic distance (Å)	Clash overlap (Å)
1:I:256:GLY:O	1:I:260:ALA:N	2.37	0.57
1:I:406:ALA:O	1:I:410:GLY:N	2.36	0.57
1:J:146:GLN:O	1:J:150:ILE:HG13	2.03	0.57
1:J:359:ASP:CA	1:J:362:ARG:HH12	2.15	0.57
1:K:351:GLN:O	1:K:354:GLU:N	2.34	0.57
1:K:433:ASN:HD22	1:K:434:GLU:N	2.01	0.57
1:M:10:ASN:O	1:M:11:ASP:C	2.42	0.57
1:N:65:LYS:O	1:N:66:PHE:CB	2.38	0.57
1:N:373:ALA:H	1:N:375:GLY:HA2	0.74	0.57
1:A:215:LEU:C	1:A:322:ARG:HG3	2.24	0.57
1:B:273:VAL:CG1	1:B:274:ALA:N	2.67	0.57
1:B:333:ILE:O	1:B:334:ASP:HB2	2.05	0.57
1:C:215:LEU:C	1:C:322:ARG:HG3	2.24	0.57
1:D:229:ASN:C	1:D:231:ARG:H	2.07	0.57
1:D:286:LYS:HA	1:D:289:LEU:HD12	1.87	0.57
1:E:177:VAL:HG11	1:E:397:GLU:HG2	1.86	0.57
1:E:248:LEU:C	1:E:249:ILE:HD12	2.25	0.57
1:E:265:ASN:HB3	1:E:271:VAL:HG22	1.87	0.57
1:E:314:LEU:HD12	1:E:314:LEU:C	2.25	0.57
1:E:456:LEU:HD13	1:E:462:PRO:CG	2.34	0.57
1:F:266:THR:CG2	1:F:273:VAL:H	2.18	0.57
1:G:23:LEU:HD13	1:G:23:LEU:C	2.25	0.57
1:H:303:GLU:C	1:H:305:ILE:H	2.07	0.57
1:H:494:LEU:HD23	1:H:494:LEU:H	1.67	0.57
1:I:147:VAL:HA	1:I:150:ILE:HD12	1.87	0.57
1:J:190:VAL:O	1:J:373:ALA:C	2.43	0.57
1:K:161:LEU:H	1:K:161:LEU:CD1	2.17	0.57
1:L:55:SER:HA	1:L:58:ARG:NH1	2.20	0.57
1:L:215:LEU:CB	1:L:218:PRO:HG2	2.35	0.57
1:M:160:LYS:HG2	1:M:164:GLU:OE2	2.04	0.57
1:M:215:LEU:CB	1:M:218:PRO:HG2	2.35	0.57
1:A:206:ASN:H	1:A:213:VAL:HA	1.68	0.57
1:C:278:ALA:HB1	1:C:279:PRO:HD3	1.85	0.57
1:D:29:VAL:HG23	1:D:30:THR:HG23	1.87	0.57
1:E:266:THR:CG2	1:E:273:VAL:H	2.17	0.57
1:E:278:ALA:HB1	1:E:279:PRO:HD2	1.86	0.57
1:F:227:ILE:O	1:F:227:ILE:HG22	2.05	0.57
1:H:171:LYS:HD3	1:H:407:VAL:CG1	2.35	0.57
1:H:248:LEU:HD22	1:H:249:ILE:H	1.69	0.57
1:H:256:GLY:O	1:H:260:ALA:N	2.37	0.57
1:H:392:LYS:O	1:H:396:VAL:HG23	2.04	0.57

*Continued on next page...*



*Continued from previous page...*

Atom-1	Atom-2	Interatomic distance (Å)	Clash overlap (Å)
1:I:215:LEU:CB	1:I:218:PRO:HG2	2.35	0.57
1:I:317:LEU:HD12	1:I:317:LEU:N	2.20	0.57
1:I:432:GLN:OE1	1:I:432:GLN:N	2.38	0.57
1:J:284:ARG:HH11	1:J:284:ARG:CB	2.14	0.57
1:K:34:LYS:HB2	1:K:458:CYS:SG	2.44	0.57
1:K:302:SER:HB2	1:K:305:ILE:CD1	2.34	0.57
1:K:317:LEU:N	1:K:317:LEU:HD12	2.20	0.57
1:M:31:LEU:HG	1:M:454:ILE:HD11	1.86	0.57
1:N:317:LEU:HD12	1:N:317:LEU:N	2.20	0.57
2:Q:86:MET:HB2	2:Q:90:ASP:OD2	2.04	0.57
1:A:350:ARG:O	1:A:354:GLU:HG2	2.04	0.57
1:A:357:THR:HB	1:A:361:ASP:CB	2.35	0.57
1:C:227:ILE:HD12	1:C:227:ILE:N	2.18	0.57
1:C:247:LEU:HD13	1:C:248:LEU:N	2.19	0.57
1:D:350:ARG:O	1:D:353:ILE:HB	2.05	0.57
1:D:368:ARG:O	1:D:372:LEU:HG	2.04	0.57
1:E:227:ILE:HD12	1:E:227:ILE:N	2.20	0.57
1:E:308:GLU:H	1:E:311:LYS:HB3	1.70	0.57
1:E:327:LYS:H	1:E:327:LYS:HD3	1.68	0.57
1:G:82:ASN:HD22	1:G:86:GLY:HA2	1.67	0.57
1:G:219:PHE:CE2	1:G:245:LYS:HB2	2.39	0.57
1:G:266:THR:HA	1:G:271:VAL:O	2.05	0.57
1:H:317:LEU:N	1:H:317:LEU:HD12	2.20	0.57
1:I:359:ASP:CA	1:I:362:ARG:HH12	2.15	0.57
1:J:34:LYS:HB2	1:J:458:CYS:SG	2.44	0.57
1:J:303:GLU:C	1:J:305:ILE:H	2.07	0.57
1:K:256:GLY:O	1:K:260:ALA:N	2.37	0.57
1:K:434:GLU:HA	1:K:437:ASN:HD22	1.67	0.57
1:L:216:GLU:OE1	1:L:216:GLU:HA	2.05	0.57
1:L:233:MET:HE1	1:L:309:LEU:HD13	1.87	0.57
1:L:385:THR:HG23	1:L:388:GLU:HB3	1.85	0.57
1:M:31:LEU:HG	1:M:454:ILE:CD1	2.35	0.57
1:M:226:LYS:HD2	1:M:252:GLU:HG3	1.86	0.57
2:S:6:LEU:O	2:S:7:HIS:O	2.21	0.57
1:A:206:ASN:HB2	1:A:214:GLU:H	1.70	0.57
1:B:401:HIS:O	1:B:404:ARG:HB2	2.05	0.57
1:C:365:LEU:O	1:C:369:VAL:HG23	2.04	0.57
1:E:200:LEU:HD12	1:E:200:LEU:N	2.20	0.57
1:G:247:LEU:HB3	1:G:273:VAL:HG13	1.87	0.57
1:H:215:LEU:CB	1:H:218:PRO:HG2	2.35	0.57
1:H:499:VAL:CG2	1:H:500:THR:N	2.68	0.57

*Continued on next page...*

*Continued from previous page...*

Atom-1	Atom-2	Interatomic distance (Å)	Clash overlap (Å)
1:M:317:LEU:N	1:M:317:LEU:HD12	2.20	0.57
1:N:226:LYS:HD2	1:N:252:GLU:HG3	1.86	0.57
1:N:248:LEU:HD22	1:N:249:ILE:H	1.69	0.57
1:N:383:ALA:CB	1:N:389:MET:HA	2.35	0.57
2:Q:59:VAL:O	2:Q:59:VAL:HG23	2.05	0.57
1:B:236:VAL:O	1:B:239:ALA:HB3	2.05	0.56
1:C:29:VAL:HG23	1:C:30:THR:HG23	1.86	0.56
1:C:144:ILE:O	1:C:147:VAL:HG22	2.05	0.56
1:C:279:PRO:HB3	1:C:288:MET:HE1	1.87	0.56
1:C:346:VAL:HG12	1:C:350:ARG:NH2	2.18	0.56
1:I:217:SER:N	1:I:218:PRO:HD3	2.21	0.56
1:J:216:GLU:OE1	1:J:216:GLU:HA	2.05	0.56
1:J:386:GLU:HG2	1:J:390:LYS:HE2	1.86	0.56
1:K:217:SER:N	1:K:218:PRO:HD3	2.20	0.56
1:L:248:LEU:HD22	1:L:249:ILE:H	1.69	0.56
1:L:302:SER:HB2	1:L:305:ILE:CD1	2.34	0.56
1:L:317:LEU:HD12	1:L:317:LEU:N	2.20	0.56
1:M:303:GLU:C	1:M:305:ILE:H	2.07	0.56
1:N:69:MET:HE2	1:N:522:THR:HB	1.84	0.56
1:N:161:LEU:H	1:N:161:LEU:CD1	2.18	0.56
1:N:256:GLY:O	1:N:260:ALA:N	2.37	0.56
1:N:284:ARG:HH11	1:N:284:ARG:CB	2.14	0.56
1:N:400:LEU:HD23	1:N:400:LEU:C	2.24	0.56
2:R:47:ARG:HG2	2:R:49:LEU:H	1.69	0.56
2:R:47:ARG:HB3	2:R:55:LYS:HG2	1.87	0.56
2:T:86:MET:HB2	2:T:90:ASP:OD2	2.05	0.56
2:U:77:LYS:HG3	2:U:80:ASN:HA	1.87	0.56
1:A:229:ASN:C	1:A:231:ARG:H	2.06	0.56
1:A:351:GLN:HG2	1:B:210:THR:OG1	2.04	0.56
1:A:433:ASN:OD1	1:A:436:GLN:HB2	2.05	0.56
1:C:207:LYS:HB2	1:C:207:LYS:NZ	2.20	0.56
1:D:247:LEU:HD13	1:D:248:LEU:N	2.20	0.56
1:E:123:ALA:CB	1:E:440:ILE:HG23	2.34	0.56
1:E:308:GLU:HB2	1:E:311:LYS:HB2	1.87	0.56
1:H:217:SER:N	1:H:218:PRO:HD3	2.20	0.56
1:J:217:SER:N	1:J:218:PRO:HD3	2.20	0.56
1:K:215:LEU:CB	1:K:218:PRO:HG2	2.35	0.56
1:K:254:VAL:O	1:K:259:LEU:HD12	2.05	0.56
1:K:359:ASP:CA	1:K:362:ARG:HH12	2.15	0.56
1:L:248:LEU:HD13	1:L:249:ILE:N	2.21	0.56
1:M:217:SER:N	1:M:218:PRO:HD3	2.20	0.56

*Continued on next page...*

*Continued from previous page...*

Atom-1	Atom-2	Interatomic distance (Å)	Clash overlap (Å)
2:Q:12:VAL:HG12	2:Q:40:VAL:HA	1.86	0.56
1:A:232:GLU:O	1:A:233:MET:HB3	2.05	0.56
1:A:289:LEU:O	1:A:292:ILE:HB	2.05	0.56
1:B:199:TYR:CA	1:B:276:VAL:HG12	2.27	0.56
1:B:327:LYS:HD3	1:B:327:LYS:N	2.21	0.56
1:B:450:PRO:O	1:B:454:ILE:HG13	2.05	0.56
1:C:304:GLU:HB2	1:C:305:ILE:HD12	1.86	0.56
1:C:517:THR:HG23	1:D:39:VAL:HG23	1.87	0.56
1:E:19:GLY:HA3	1:E:67:GLU:O	2.05	0.56
1:E:52:ASP:OD1	1:E:54:VAL:HG12	2.04	0.56
1:E:311:LYS:O	1:E:312:ALA:HB2	2.05	0.56
1:E:348:GLN:HE22	1:E:352:GLN:NE2	2.03	0.56
1:E:350:ARG:HD3	1:E:353:ILE:HD12	1.86	0.56
1:E:366:GLN:HA	1:E:369:VAL:CG2	2.36	0.56
1:E:404:ARG:HH11	1:E:404:ARG:HG3	1.70	0.56
1:G:223:ALA:HB3	1:G:251:ALA:HB2	1.85	0.56
1:G:322:ARG:CG	1:G:323:VAL:H	2.10	0.56
1:G:324:VAL:C	1:G:325:ILE:HD12	2.26	0.56
1:G:456:LEU:HD13	1:G:462:PRO:HG2	1.87	0.56
1:H:138:CYS:SG	1:H:144:ILE:HD13	2.45	0.56
1:H:191:GLU:HB3	1:H:372:LEU:HG	1.87	0.56
1:H:254:VAL:O	1:H:259:LEU:HD12	2.05	0.56
1:H:367:GLU:O	1:H:370:ALA:HB3	2.04	0.56
1:I:254:VAL:O	1:I:259:LEU:HD12	2.05	0.56
1:J:226:LYS:HD2	1:J:252:GLU:HG3	1.86	0.56
1:J:317:LEU:HD12	1:J:317:LEU:N	2.20	0.56
1:J:351:GLN:O	1:J:354:GLU:N	2.34	0.56
1:K:248:LEU:HD13	1:K:249:ILE:N	2.21	0.56
1:L:55:SER:O	1:L:58:ARG:HB3	2.05	0.56
1:L:217:SER:N	1:L:218:PRO:HD3	2.20	0.56
1:L:359:ASP:CA	1:L:362:ARG:HH12	2.15	0.56
1:M:66:PHE:HA	1:M:520:MET:HE1	1.87	0.56
1:M:248:LEU:HD22	1:M:249:ILE:H	1.69	0.56
1:M:254:VAL:O	1:M:259:LEU:HD12	2.05	0.56
1:M:256:GLY:O	1:M:260:ALA:N	2.38	0.56
1:M:314:LEU:HD12	1:M:314:LEU:N	2.11	0.56
1:M:324:VAL:C	1:M:325:ILE:HD12	2.26	0.56
1:M:428:ASP:O	1:M:429:LEU:C	2.44	0.56
1:N:138:CYS:SG	1:N:144:ILE:HD13	2.45	0.56
1:N:217:SER:N	1:N:218:PRO:HD3	2.20	0.56
1:N:303:GLU:C	1:N:305:ILE:H	2.07	0.56

*Continued on next page...*

*Continued from previous page...*

Atom-1	Atom-2	Interatomic distance (Å)	Clash overlap (Å)
2:O:5:PRO:CD	2:O:42:ALA:HB1	2.33	0.56
2:P:14:ARG:HG2	2:P:15:LYS:H	1.69	0.56
2:P:65:VAL:CG1	2:P:94:ILE:HG12	2.30	0.56
2:Q:20:LYS:HG2	2:Q:27:LEU:CD2	2.35	0.56
2:R:20:LYS:HG2	2:R:27:LEU:CD2	2.35	0.56
2:R:68:ASN:ND2	2:S:74:LYS:HE3	2.20	0.56
2:U:40:VAL:HG23	2:U:63:ASP:O	2.05	0.56
1:B:111:MET:HE2	1:I:434:GLU:OE2	2.06	0.56
1:B:214:GLU:CB	1:B:322:ARG:HD3	2.21	0.56
1:B:241:ALA:HA	1:B:271:VAL:HG12	1.88	0.56
1:C:240:VAL:HG21	1:C:247:LEU:HD23	1.88	0.56
1:C:248:LEU:C	1:C:248:LEU:HD13	2.26	0.56
1:C:368:ARG:HD2	1:C:372:LEU:HD11	1.86	0.56
1:D:279:PRO:HD2	1:D:285:ARG:CB	2.35	0.56
1:E:358:SER:HA	1:E:362:ARG:CD	2.36	0.56
1:F:381:VAL:CG1	1:F:392:LYS:HG3	2.36	0.56
1:H:124:VAL:HG13	1:H:504:LEU:HD11	1.86	0.56
1:H:248:LEU:HD13	1:H:249:ILE:N	2.21	0.56
1:H:428:ASP:O	1:H:429:LEU:C	2.43	0.56
1:J:324:VAL:C	1:J:325:ILE:HD12	2.26	0.56
1:K:226:LYS:HD2	1:K:252:GLU:HG3	1.86	0.56
1:L:27:VAL:HG11	1:L:93:THR:HG21	1.88	0.56
1:L:149:THR:HG23	1:L:159:GLY:CA	2.29	0.56
1:L:226:LYS:HD2	1:L:252:GLU:HG3	1.86	0.56
1:M:248:LEU:HD13	1:M:249:ILE:N	2.21	0.56
1:N:55:SER:HA	1:N:58:ARG:NH1	2.20	0.56
1:N:169:VAL:O	1:N:169:VAL:HG22	2.05	0.56
2:U:37:ARG:HG2	2:U:37:ARG:NH1	2.20	0.56
1:A:30:THR:HG22	1:A:36:ARG:O	2.05	0.56
1:A:52:ASP:OD1	1:A:54:VAL:HG12	2.05	0.56
1:A:265:ASN:OD1	2:O:27:LEU:HB3	2.06	0.56
1:B:23:LEU:C	1:B:23:LEU:HD13	2.26	0.56
1:C:218:PRO:HA	1:C:246:PRO:HG2	1.87	0.56
1:D:194:GLN:HG3	1:D:331:THR:OG1	2.06	0.56
1:D:227:ILE:O	1:D:227:ILE:HG22	2.04	0.56
1:E:25:ASP:HA	1:E:28:LYS:HE2	1.87	0.56
1:G:232:GLU:O	1:G:233:MET:HB3	2.06	0.56
1:H:226:LYS:HD2	1:H:252:GLU:HG3	1.86	0.56
1:H:359:ASP:CA	1:H:362:ARG:HH12	2.15	0.56
1:H:363:GLU:O	1:H:367:GLU:HG3	2.06	0.56
1:I:415:GLY:H	1:I:417:VAL:CG2	2.17	0.56

*Continued on next page...*

*Continued from previous page...*

Atom-1	Atom-2	Interatomic distance (Å)	Clash overlap (Å)
1:J:400:LEU:HD23	1:J:400:LEU:C	2.25	0.56
1:J:434:GLU:HA	1:J:437:ASN:HD22	1.69	0.56
1:J:499:VAL:CG2	1:J:500:THR:N	2.69	0.56
1:K:363:GLU:O	1:K:367:GLU:HG3	2.06	0.56
1:L:54:VAL:HG22	1:L:89:THR:HG21	1.88	0.56
1:L:107:VAL:CG2	1:L:108:ALA:N	2.68	0.56
1:L:254:VAL:O	1:L:259:LEU:HD12	2.05	0.56
1:L:428:ASP:O	1:L:429:LEU:C	2.44	0.56
1:M:302:SER:HB2	1:M:305:ILE:CD1	2.34	0.56
2:Q:97:ALA:O	2:R:1:MET:HA	2.04	0.56
2:S:20:LYS:HA	2:S:28:THR:HG23	1.88	0.56
2:U:48:ILE:HG12	2:U:54:VAL:HG13	1.88	0.56
1:A:381:VAL:HG21	1:A:393:LYS:HA	1.87	0.56
1:B:134:LEU:N	1:B:134:LEU:CD1	2.68	0.56
1:B:285:ARG:HG3	1:B:286:LYS:H	1.69	0.56
1:B:406:ALA:O	1:B:410:GLY:N	2.38	0.56
1:C:184:GLN:OE1	1:C:184:GLN:N	2.38	0.56
1:C:252:GLU:O	1:C:253:ASP:HB2	2.04	0.56
1:C:295:LEU:HD23	1:C:295:LEU:C	2.26	0.56
1:D:256:GLY:O	1:D:257:GLU:C	2.43	0.56
1:G:41:ASP:O	1:G:42:LYS:HG3	2.06	0.56
1:G:510:VAL:HG23	1:G:511:ALA:H	1.69	0.56
1:K:180:GLY:HA2	1:K:380:LYS:HB3	1.87	0.56
1:K:506:TYR:O	1:K:509:SER:HB3	2.05	0.56
1:L:363:GLU:O	1:L:367:GLU:HG3	2.06	0.56
2:O:57:LEU:HD22	2:O:88:GLU:HB2	1.88	0.56
2:P:6:LEU:O	2:P:7:HIS:O	2.23	0.56
1:A:177:VAL:CG1	1:A:397:GLU:HG2	2.35	0.56
1:C:285:ARG:HG3	1:C:286:LYS:N	2.21	0.56
1:D:368:ARG:HG2	1:D:372:LEU:CG	2.36	0.56
1:D:418:ALA:O	1:D:422:VAL:HG13	2.06	0.56
1:E:219:PHE:O	1:E:247:LEU:HD22	2.06	0.56
1:E:455:VAL:HG12	1:E:460:GLU:O	2.05	0.56
1:F:237:LEU:C	1:F:237:LEU:HD23	2.25	0.56
1:F:404:ARG:HH11	1:F:404:ARG:HG3	1.71	0.56
1:H:324:VAL:C	1:H:325:ILE:HD12	2.26	0.56
1:H:351:GLN:HG2	1:H:354:GLU:OE2	2.06	0.56
1:I:213:VAL:O	1:I:324:VAL:HA	2.06	0.56
1:K:216:GLU:OE1	1:K:216:GLU:HA	2.05	0.56
1:M:345:ARG:HH22	1:M:368:ARG:HH22	1.53	0.56
1:N:248:LEU:HD13	1:N:249:ILE:N	2.21	0.56

*Continued on next page...*

*Continued from previous page...*

Atom-1	Atom-2	Interatomic distance (Å)	Clash overlap (Å)
1:N:363:GLU:O	1:N:367:GLU:HG3	2.06	0.56
1:N:421:ARG:HD2	1:N:474:GLY:O	2.05	0.56
2:P:48:ILE:O	2:P:48:ILE:HG22	2.06	0.56
2:Q:20:LYS:HG3	2:Q:28:THR:O	2.05	0.56
2:S:20:LYS:HG3	2:S:28:THR:O	2.06	0.56
2:T:55:LYS:H	2:T:55:LYS:HE3	1.70	0.56
1:A:237:LEU:HD23	1:A:237:LEU:C	2.26	0.56
1:B:145:ALA:HB2	1:B:163:ALA:HB2	1.87	0.56
1:B:219:PHE:HD1	1:B:319:GLN:NE2	2.02	0.56
1:B:245:LYS:HA	1:B:245:LYS:CE	2.28	0.56
1:C:127:ALA:O	1:C:130:GLU:HB2	2.05	0.56
1:C:472:GLY:HA3	1:C:476:TYR:HD2	1.70	0.56
1:D:272:LYS:HB2	1:D:272:LYS:NZ	2.20	0.56
1:D:346:VAL:HA	1:D:349:ILE:HD12	1.88	0.56
1:E:242:LYS:HD3	1:E:242:LYS:C	2.26	0.56
1:F:475:ASN:HD22	1:F:475:ASN:N	2.02	0.56
1:G:205:ILE:HG12	1:G:211:GLY:HA2	1.86	0.56
1:G:266:THR:HG22	1:G:273:VAL:H	1.69	0.56
1:H:213:VAL:O	1:H:324:VAL:HA	2.06	0.56
1:I:169:VAL:CG1	1:I:173:GLY:HA3	2.34	0.56
1:I:248:LEU:HD13	1:I:249:ILE:N	2.21	0.56
1:I:421:ARG:NH2	1:I:469:VAL:O	2.39	0.56
1:J:254:VAL:O	1:J:259:LEU:HD12	2.05	0.56
1:J:363:GLU:O	1:J:367:GLU:HG3	2.06	0.56
1:K:232:GLU:OE1	1:K:232:GLU:N	2.32	0.56
1:L:284:ARG:HH11	1:L:284:ARG:CB	2.14	0.56
1:L:324:VAL:C	1:L:325:ILE:HD12	2.26	0.56
1:M:313:THR:HG22	1:M:314:LEU:N	2.21	0.56
1:M:363:GLU:O	1:M:367:GLU:HG3	2.06	0.56
1:N:478:TYR:HB2	1:N:485:TYR:CD2	2.40	0.56
1:N:499:VAL:CG2	1:N:500:THR:N	2.67	0.56
2:S:47:ARG:HD2	2:S:55:LYS:HD2	1.88	0.56
1:A:25:ASP:HA	1:A:28:LYS:HE2	1.87	0.56
1:A:249:ILE:HB	1:A:275:ALA:CB	2.36	0.56
1:B:134:LEU:HD11	1:B:425:LYS:NZ	2.21	0.56
1:B:262:LEU:HD11	1:B:273:VAL:HB	1.88	0.56
1:D:202:PRO:HG2	1:D:203:TYR:CD1	2.41	0.56
1:D:233:MET:C	1:D:235:PRO:CD	2.73	0.56
1:D:302:SER:CB	1:D:305:ILE:HB	2.36	0.56
1:E:237:LEU:HD23	1:E:237:LEU:C	2.26	0.56
1:F:164:GLU:O	1:F:167:ASP:HB3	2.06	0.56

*Continued on next page...*

*Continued from previous page...*

Atom-1	Atom-2	Interatomic distance (Å)	Clash overlap (Å)
1:F:486:GLY:CA	1:F:491:MET:CE	2.84	0.56
1:G:35:GLY:HA3	1:G:51:LYS:HE2	1.86	0.56
1:H:216:GLU:OE1	1:H:216:GLU:HA	2.05	0.56
1:H:247:LEU:HD13	1:H:247:LEU:C	2.26	0.56
1:I:226:LYS:HD2	1:I:252:GLU:HG3	1.86	0.56
1:I:247:LEU:C	1:I:247:LEU:HD13	2.26	0.56
1:I:303:GLU:C	1:I:305:ILE:H	2.07	0.56
1:J:248:LEU:HD13	1:J:249:ILE:N	2.21	0.56
1:J:313:THR:HG22	1:J:314:LEU:N	2.21	0.56
1:J:372:LEU:N	1:J:375:GLY:CA	2.68	0.56
1:M:6:VAL:HG22	1:M:521:VAL:HG22	1.86	0.56
1:M:385:THR:HG23	1:M:388:GLU:N	2.17	0.56
1:N:134:LEU:HD11	1:N:475:ASN:OD1	2.06	0.56
1:N:313:THR:HG22	1:N:314:LEU:N	2.21	0.56
2:P:40:VAL:HB	2:P:62:GLY:H	1.71	0.56
2:R:40:VAL:HG21	2:R:63:ASP:HB2	1.87	0.56
2:T:14:ARG:CD	2:T:35:SER:HB3	2.33	0.56
1:A:266:THR:HG22	1:A:273:VAL:H	1.71	0.56
1:B:339:GLU:HB3	1:B:343:GLN:OE1	2.05	0.56
1:C:208:PRO:HB2	1:C:212:ALA:HB3	1.85	0.56
1:D:28:LYS:O	1:D:30:THR:N	2.39	0.56
1:D:194:GLN:NE2	1:D:329:THR:HG21	2.20	0.56
1:E:417:VAL:HA	1:E:420:ILE:HG22	1.87	0.56
1:E:496:PRO:HG2	1:E:499:VAL:HG13	1.87	0.56
1:F:368:ARG:HG2	1:F:372:LEU:CG	2.35	0.56
1:G:29:VAL:HG23	1:G:30:THR:HG23	1.88	0.56
1:H:419:LEU:HD21	1:H:500:THR:HG23	1.87	0.56
1:I:169:VAL:O	1:I:169:VAL:HG22	2.06	0.56
1:J:247:LEU:HD13	1:J:247:LEU:C	2.26	0.56
1:M:58:ARG:HD3	1:M:209:GLU:OE1	2.06	0.56
1:M:174:VAL:HG21	1:M:371:LYS:HD3	1.88	0.56
1:M:351:GLN:HG2	1:M:354:GLU:OE2	2.06	0.56
1:N:129:GLU:O	1:N:132:LYS:N	2.39	0.56
1:N:247:LEU:C	1:N:247:LEU:HD13	2.26	0.56
1:N:314:LEU:HD12	1:N:314:LEU:N	2.11	0.56
2:P:43:VAL:HG13	2:P:57:LEU:HD12	1.87	0.56
2:P:84:LEU:HD12	2:P:84:LEU:N	2.20	0.56
1:A:18:ARG:HH11	1:A:18:ARG:CB	2.04	0.55
1:A:261:THR:O	1:A:265:ASN:ND2	2.39	0.55
1:A:295:LEU:C	1:A:295:LEU:HD23	2.26	0.55
1:A:348:GLN:NE2	1:A:352:GLN:HE21	2.04	0.55

*Continued on next page...*

*Continued from previous page...*

Atom-1	Atom-2	Interatomic distance (Å)	Clash overlap (Å)
1:B:234:LEU:H	1:B:234:LEU:CD1	2.17	0.55
1:B:256:GLY:O	1:B:260:ALA:N	2.38	0.55
1:C:4:LYS:HG3	1:D:59:GLU:O	2.05	0.55
1:C:229:ASN:HA	1:C:257:GLU:OE2	2.06	0.55
1:C:245:LYS:HA	1:C:245:LYS:CE	2.31	0.55
1:D:327:LYS:HD3	1:D:327:LYS:N	2.21	0.55
1:D:489:ILE:HD12	1:D:494:LEU:HD22	1.86	0.55
1:E:504:LEU:HD13	1:E:504:LEU:C	2.26	0.55
1:F:290:GLN:OE1	1:F:290:GLN:N	2.39	0.55
1:F:450:PRO:O	1:F:454:ILE:HG13	2.05	0.55
1:G:305:ILE:CG2	1:G:306:GLY:H	2.02	0.55
1:G:349:ILE:HA	1:G:352:GLN:CD	2.26	0.55
1:H:65:LYS:O	1:H:66:PHE:CB	2.46	0.55
1:I:55:SER:HA	1:I:58:ARG:NH1	2.21	0.55
1:I:216:GLU:OE1	1:I:216:GLU:HA	2.05	0.55
1:J:421:ARG:HD2	1:J:474:GLY:O	2.06	0.55
1:M:373:ALA:HB3	1:M:375:GLY:CA	2.35	0.55
1:N:351:GLN:O	1:N:354:GLU:N	2.34	0.55
1:B:18:ARG:HB2	1:B:67:GLU:HG2	1.88	0.55
1:B:194:GLN:HB2	1:B:331:THR:HG23	1.88	0.55
1:C:227:ILE:HG22	1:C:227:ILE:O	2.06	0.55
1:D:54:VAL:HB	1:D:89:THR:HG21	1.88	0.55
1:D:112:ASN:HD21	1:D:114:MET:HB3	1.71	0.55
1:D:475:ASN:N	1:D:475:ASN:HD22	2.03	0.55
1:F:70:GLY:O	1:F:74:VAL:HG22	2.07	0.55
1:F:94:VAL:HG12	1:F:449:ALA:HB1	1.88	0.55
1:G:80:LYS:HD2	1:G:506:TYR:CZ	2.41	0.55
1:H:319:GLN:O	1:H:336:VAL:HG23	2.07	0.55
1:I:313:THR:HG22	1:I:314:LEU:N	2.21	0.55
1:I:499:VAL:CG2	1:I:500:THR:N	2.69	0.55
1:J:232:GLU:OE1	1:J:232:GLU:N	2.33	0.55
1:K:15:LYS:HD2	1:K:67:GLU:HG3	1.87	0.55
1:L:140:ASP:O	1:L:144:ILE:HG12	2.06	0.55
1:M:214:GLU:HA	1:M:324:VAL:HG12	1.88	0.55
1:N:345:ARG:HH22	1:N:368:ARG:HH22	1.53	0.55
1:N:351:GLN:HG2	1:N:354:GLU:OE2	2.06	0.55
1:N:359:ASP:CA	1:N:362:ARG:HH12	2.15	0.55
2:R:14:ARG:CB	2:R:14:ARG:HH11	2.18	0.55
2:S:48:ILE:O	2:S:48:ILE:HG22	2.05	0.55
2:S:50:GLU:O	2:S:52:GLY:N	2.39	0.55
1:A:130:GLU:O	1:A:133:ALA:HB3	2.06	0.55

*Continued on next page...*



*Continued from previous page...*

Atom-1	Atom-2	Interatomic distance (Å)	Clash overlap (Å)
1:A:309:LEU:H	1:A:309:LEU:HD12	1.70	0.55
1:B:203:TYR:H	1:B:203:TYR:HD1	1.54	0.55
1:C:319:GLN:O	1:C:335:GLY:HA2	2.06	0.55
1:C:357:THR:CG2	1:C:361:ASP:HB2	2.36	0.55
1:D:233:MET:CE	1:D:233:MET:O	2.54	0.55
1:D:342:ILE:O	1:D:346:VAL:HG23	2.05	0.55
1:E:65:LYS:O	1:E:69:MET:HG3	2.07	0.55
1:E:134:LEU:HD12	1:E:134:LEU:N	2.21	0.55
1:E:281:PHE:O	1:E:284:ARG:HB3	2.06	0.55
1:E:486:GLY:CA	1:E:491:MET:CE	2.85	0.55
1:F:236:VAL:O	1:F:239:ALA:HB3	2.06	0.55
1:F:285:ARG:HG3	1:F:286:LYS:N	2.21	0.55
1:G:193:MET:O	1:G:331:THR:HG23	2.07	0.55
1:G:207:LYS:HB2	1:G:207:LYS:HZ2	1.71	0.55
1:G:311:LYS:O	1:G:312:ALA:HB2	2.07	0.55
1:G:496:PRO:HG2	1:G:499:VAL:HG13	1.88	0.55
1:H:313:THR:HG22	1:H:314:LEU:N	2.21	0.55
1:I:284:ARG:HH11	1:I:284:ARG:CB	2.14	0.55
1:I:319:GLN:O	1:I:336:VAL:HG23	2.07	0.55
1:I:324:VAL:C	1:I:325:ILE:HD12	2.26	0.55
1:I:345:ARG:HH22	1:I:368:ARG:HH22	1.53	0.55
1:I:369:VAL:HG12	1:I:374:GLY:C	2.26	0.55
1:J:406:ALA:O	1:J:410:GLY:N	2.36	0.55
1:K:313:THR:HG22	1:K:314:LEU:N	2.21	0.55
1:L:17:LEU:HA	1:L:20:VAL:CG1	2.36	0.55
1:L:247:LEU:C	1:L:247:LEU:HD13	2.26	0.55
1:L:313:THR:HG22	1:L:314:LEU:N	2.21	0.55
1:L:345:ARG:HH22	1:L:368:ARG:HH22	1.53	0.55
1:M:112:ASN:O	1:M:116:LEU:HG	2.06	0.55
1:M:161:LEU:H	1:M:161:LEU:CD1	2.20	0.55
1:M:175:ILE:HD13	1:M:404:ARG:NH2	2.21	0.55
1:M:191:GLU:HG3	1:M:342:ILE:CG2	2.30	0.55
1:M:213:VAL:O	1:M:324:VAL:HA	2.06	0.55
1:M:247:LEU:HD13	1:M:247:LEU:C	2.26	0.55
2:O:46:GLY:HA3	2:O:55:LYS:O	2.06	0.55
2:U:20:LYS:HB3	2:U:27:LEU:HG	1.89	0.55
1:B:322:ARG:CG	1:B:323:VAL:H	2.11	0.55
1:B:432:GLN:NE2	1:B:436:GLN:HE22	2.04	0.55
1:C:16:MET:O	1:C:20:VAL:HG23	2.07	0.55
1:C:222:LEU:HD12	1:C:222:LEU:N	2.21	0.55
1:C:353:ILE:HG12	1:C:366:GLN:NE2	2.22	0.55

*Continued on next page...*

*Continued from previous page...*

Atom-1	Atom-2	Interatomic distance (Å)	Clash overlap (Å)
1:D:326:ASN:ND2	1:D:328:ASP:H	2.03	0.55
1:D:417:VAL:HA	1:D:420:ILE:HG22	1.88	0.55
1:E:119:GLY:O	1:E:440:ILE:HG12	2.06	0.55
1:F:272:LYS:HB2	1:F:272:LYS:NZ	2.20	0.55
1:F:351:GLN:HG2	1:G:210:THR:OG1	2.06	0.55
1:H:7:LYS:HG3	1:H:66:PHE:CE2	2.41	0.55
1:I:30:THR:HB	1:I:51:LYS:O	2.05	0.55
1:I:214:GLU:HA	1:I:324:VAL:HG12	1.88	0.55
1:I:351:GLN:HG2	1:I:354:GLU:OE2	2.06	0.55
1:I:406:ALA:O	1:I:410:GLY:CA	2.54	0.55
1:K:247:LEU:HD13	1:K:247:LEU:C	2.26	0.55
1:K:370:ALA:C	1:K:374:GLY:C	2.04	0.55
1:L:214:GLU:HA	1:L:324:VAL:HG12	1.88	0.55
1:M:191:GLU:HA	1:M:373:ALA:HA	0.66	0.55
1:N:66:PHE:N	1:N:69:MET:HG3	2.20	0.55
2:O:86:MET:HB2	2:O:90:ASP:OD2	2.06	0.55
1:A:65:LYS:O	1:A:69:MET:HG3	2.06	0.55
1:D:258:ALA:O	1:D:261:THR:HG23	2.07	0.55
1:F:7:LYS:HD2	1:F:66:PHE:CE2	2.42	0.55
1:F:266:THR:HG22	1:F:273:VAL:H	1.70	0.55
1:F:347:ALA:O	1:F:350:ARG:HG2	2.06	0.55
1:G:160:LYS:O	1:G:164:GLU:HG3	2.06	0.55
1:G:200:LEU:O	1:G:202:PRO:HD2	2.07	0.55
1:G:289:LEU:HD23	1:G:292:ILE:HD12	1.89	0.55
1:I:155:ASP:OD1	1:I:158:VAL:HG23	2.05	0.55
1:I:449:ALA:HB3	1:I:450:PRO:CD	2.31	0.55
1:J:213:VAL:O	1:J:324:VAL:HA	2.06	0.55
1:K:149:THR:HG22	1:K:156:GLU:HA	1.89	0.55
1:K:351:GLN:HG2	1:K:354:GLU:OE2	2.06	0.55
1:K:428:ASP:O	1:K:429:LEU:C	2.45	0.55
1:L:149:THR:CG2	1:L:159:GLY:HA3	2.30	0.55
1:L:213:VAL:O	1:L:324:VAL:HA	2.06	0.55
1:L:465:VAL:O	1:L:469:VAL:HG23	2.07	0.55
1:M:359:ASP:CA	1:M:362:ARG:HH12	2.15	0.55
1:M:373:ALA:CB	1:M:375:GLY:CA	2.84	0.55
1:N:215:LEU:CB	1:N:218:PRO:HG2	2.35	0.55
1:N:216:GLU:OE1	1:N:216:GLU:HA	2.05	0.55
1:N:324:VAL:C	1:N:325:ILE:HD12	2.26	0.55
2:R:34:LYS:HG3	2:R:35:SER:N	2.21	0.55
1:A:106:ALA:O	1:A:109:ALA:HB3	2.07	0.55
1:B:338:GLU:O	1:B:341:ALA:HB3	2.06	0.55

*Continued on next page...*

*Continued from previous page...*

Atom-1	Atom-2	Interatomic distance (Å)	Clash overlap (Å)
1:C:291:ASP:HB3	1:C:345:ARG:NH2	2.19	0.55
1:C:448:GLU:O	1:C:452:ARG:HG2	2.06	0.55
1:E:365:LEU:O	1:E:369:VAL:HG23	2.06	0.55
1:F:248:LEU:C	1:F:248:LEU:HD13	2.27	0.55
1:G:339:GLU:CD	1:G:339:GLU:N	2.60	0.55
1:H:169:VAL:CG2	1:H:370:ALA:HB1	2.36	0.55
1:H:184:GLN:OE1	1:H:184:GLN:HA	2.07	0.55
1:I:363:GLU:O	1:I:367:GLU:HG3	2.06	0.55
1:J:319:GLN:O	1:J:336:VAL:HG23	2.07	0.55
1:K:39:VAL:HG22	1:K:49:ILE:HG12	1.87	0.55
1:K:478:TYR:HB2	1:K:485:TYR:CE2	2.42	0.55
1:L:221:LEU:HD22	1:L:222:LEU:H	1.72	0.55
1:L:448:GLU:HB3	1:L:452:ARG:HD2	1.89	0.55
1:N:149:THR:HG22	1:N:156:GLU:HA	1.87	0.55
1:N:169:VAL:CG2	1:N:370:ALA:CB	2.85	0.55
1:N:214:GLU:HA	1:N:324:VAL:HG12	1.88	0.55
1:N:254:VAL:O	1:N:259:LEU:HD12	2.05	0.55
2:S:20:LYS:H	2:S:20:LYS:CD	2.18	0.55
2:T:3:ILE:H	2:T:3:ILE:HD12	1.72	0.55
2:U:43:VAL:CG1	2:U:57:LEU:HD12	2.36	0.55
1:A:59:GLU:O	1:G:4:LYS:HG3	2.07	0.55
1:A:472:GLY:HA3	1:A:476:TYR:CD2	2.42	0.55
1:A:512:GLY:O	1:A:515:ILE:HG12	2.06	0.55
1:B:134:LEU:CD1	1:B:134:LEU:H	2.19	0.55
1:B:404:ARG:HG3	1:B:404:ARG:HH11	1.71	0.55
1:C:215:LEU:O	1:C:322:ARG:HG3	2.07	0.55
1:C:381:VAL:HG21	1:C:393:LYS:HA	1.88	0.55
1:D:247:LEU:HB3	1:D:273:VAL:HG13	1.88	0.55
1:D:451:LEU:C	1:D:451:LEU:HD23	2.27	0.55
1:E:220:ILE:HG23	1:E:248:LEU:HD12	1.89	0.55
1:E:349:ILE:HA	1:E:352:GLN:CD	2.27	0.55
1:G:510:VAL:CG2	1:G:511:ALA:N	2.69	0.55
1:H:66:PHE:N	1:H:69:MET:HG3	2.21	0.55
1:I:31:LEU:HG	1:I:454:ILE:HD11	1.89	0.55
1:J:345:ARG:HH22	1:J:368:ARG:HH22	1.53	0.55
1:K:324:VAL:C	1:K:325:ILE:HD12	2.26	0.55
1:K:357:THR:HG22	1:K:357:THR:O	2.07	0.55
1:L:36:ARG:HB3	1:M:516:THR:O	2.06	0.55
1:L:319:GLN:O	1:L:336:VAL:HG23	2.07	0.55
1:L:351:GLN:HG2	1:L:354:GLU:OE2	2.06	0.55
1:M:216:GLU:OE1	1:M:216:GLU:HA	2.05	0.55

*Continued on next page...*

*Continued from previous page...*

Atom-1	Atom-2	Interatomic distance (Å)	Clash overlap (Å)
1:M:233:MET:HE1	1:M:309:LEU:HD13	1.89	0.55
1:N:32:GLY:HA3	1:N:454:ILE:HG23	1.89	0.55
1:N:221:LEU:HD22	1:N:222:LEU:H	1.72	0.55
2:O:20:LYS:HD2	2:O:20:LYS:H	1.71	0.55
2:P:47:ARG:O	2:P:54:VAL:HG13	2.07	0.55
2:U:41:LEU:O	2:U:61:VAL:HG13	2.07	0.55
1:A:256:GLY:O	1:A:260:ALA:N	2.30	0.55
1:A:283:ASP:O	1:A:287:ALA:HB2	2.06	0.55
1:D:5:ASP:HB2	1:D:524:LEU:CD2	2.36	0.55
1:E:18:ARG:O	1:E:22:VAL:HG23	2.05	0.55
1:E:208:PRO:O	1:E:212:ALA:HB3	2.06	0.55
1:F:194:GLN:NE2	1:F:329:THR:HG21	2.22	0.55
1:F:199:TYR:CA	1:F:276:VAL:HG12	2.32	0.55
1:F:409:GLU:CD	1:F:501:ARG:HH21	2.11	0.55
1:G:25:ASP:HA	1:G:28:LYS:HE2	1.88	0.55
1:G:177:VAL:HG11	1:G:397:GLU:CG	2.37	0.55
1:G:259:LEU:O	1:G:263:VAL:HG23	2.07	0.55
1:G:353:ILE:HG22	1:G:354:GLU:N	2.22	0.55
1:H:235:PRO:HG2	1:H:236:VAL:H	1.72	0.55
1:H:357:THR:HG22	1:H:357:THR:O	2.07	0.55
1:I:351:GLN:O	1:I:354:GLU:N	2.34	0.55
1:J:214:GLU:HA	1:J:324:VAL:HG12	1.88	0.55
1:J:398:ASP:O	1:J:401:HIS:HB2	2.06	0.55
1:L:157:THR:O	1:L:161:LEU:HD13	2.06	0.55
1:L:314:LEU:HD12	1:L:314:LEU:N	2.10	0.55
1:N:37:ASN:ND2	1:N:37:ASN:H	2.05	0.55
1:N:186:GLU:O	1:N:379:ILE:HA	2.07	0.55
1:N:319:GLN:O	1:N:336:VAL:HG23	2.07	0.55
2:P:43:VAL:CG1	2:P:57:LEU:HD12	2.37	0.55
2:S:50:GLU:O	2:S:50:GLU:HG2	2.06	0.55
1:A:368:ARG:CD	1:A:372:LEU:HD11	2.37	0.55
1:B:417:VAL:HA	1:B:420:ILE:HG22	1.89	0.55
1:D:203:TYR:HD1	1:D:203:TYR:H	1.55	0.55
1:D:327:LYS:HD3	1:D:327:LYS:H	1.72	0.55
1:K:213:VAL:O	1:K:324:VAL:HA	2.06	0.55
1:K:433:ASN:HD22	1:K:434:GLU:H	1.54	0.55
1:L:226:LYS:CA	1:L:252:GLU:HB2	2.36	0.55
1:M:266:THR:HG22	1:M:273:VAL:H	1.72	0.55
1:M:319:GLN:O	1:M:336:VAL:HG23	2.07	0.55
1:M:351:GLN:O	1:M:354:GLU:N	2.34	0.55
1:N:413:ALA:HB1	1:N:417:VAL:HB	1.87	0.55

*Continued on next page...*

*Continued from previous page...*

Atom-1	Atom-2	Interatomic distance (Å)	Clash overlap (Å)
1:A:237:LEU:HD22	2:O:26:VAL:CG2	2.29	0.55
1:A:285:ARG:HG3	1:A:286:LYS:N	2.21	0.55
1:B:84:ALA:HB2	1:B:506:TYR:HE2	1.72	0.55
1:B:205:ILE:CD1	1:B:211:GLY:HA2	2.37	0.55
1:B:232:GLU:O	1:B:233:MET:HB3	2.07	0.55
1:B:417:VAL:HG13	1:B:418:ALA:N	2.22	0.55
1:E:42:LYS:HE2	1:E:48:THR:HB	1.88	0.55
1:E:130:GLU:HA	1:E:130:GLU:OE1	2.07	0.55
1:F:19:GLY:HA3	1:F:67:GLU:O	2.07	0.55
1:F:349:ILE:HD13	1:F:369:VAL:HG22	1.89	0.55
1:G:195:PHE:O	1:G:329:THR:HG23	2.07	0.55
1:G:486:GLY:HA3	1:G:491:MET:CE	2.36	0.55
1:H:112:ASN:O	1:H:116:LEU:HG	2.06	0.55
1:I:287:ALA:HB1	1:I:368:ARG:NH2	2.22	0.55
1:J:215:LEU:CB	1:J:218:PRO:HG2	2.35	0.55
1:J:287:ALA:HB1	1:J:368:ARG:NH2	2.22	0.55
1:J:351:GLN:HG2	1:J:354:GLU:OE2	2.06	0.55
1:K:179:ASP:OD2	1:K:390:LYS:HG2	2.06	0.55
1:L:455:VAL:HG13	1:L:460:GLU:HB2	1.89	0.55
1:M:40:LEU:HD22	1:M:40:LEU:N	2.22	0.55
1:N:213:VAL:O	1:N:324:VAL:HA	2.06	0.55
1:N:357:THR:O	1:N:357:THR:HG22	2.07	0.55
2:S:20:LYS:HG2	2:S:27:LEU:HD23	1.89	0.55
1:A:308:GLU:H	1:A:311:LYS:HB3	1.72	0.54
1:A:357:THR:CG2	1:A:361:ASP:HB2	2.37	0.54
1:B:108:ALA:HB1	1:I:109:ALA:HB1	1.89	0.54
1:D:302:SER:HB2	1:D:305:ILE:HD13	1.87	0.54
1:E:130:GLU:O	1:E:133:ALA:HB3	2.06	0.54
1:F:161:LEU:O	1:F:164:GLU:HB2	2.08	0.54
1:F:177:VAL:HG11	1:F:397:GLU:HG2	1.89	0.54
1:F:295:LEU:O	1:F:337:GLY:HA3	2.08	0.54
1:F:368:ARG:O	1:F:372:LEU:HG	2.07	0.54
1:G:257:GLU:O	1:G:261:THR:HG22	2.07	0.54
1:G:326:ASN:OD1	1:G:329:THR:N	2.39	0.54
1:H:214:GLU:HA	1:H:324:VAL:HG12	1.88	0.54
1:H:287:ALA:HB1	1:H:368:ARG:NH2	2.22	0.54
1:I:226:LYS:CA	1:I:252:GLU:HB2	2.36	0.54
1:J:226:LYS:CA	1:J:252:GLU:HB2	2.36	0.54
1:L:230:ILE:CG1	1:L:258:ALA:HA	2.23	0.54
1:M:226:LYS:CA	1:M:252:GLU:HB2	2.36	0.54
1:M:357:THR:HG22	1:M:357:THR:O	2.07	0.54

*Continued on next page...*

*Continued from previous page...*

Atom-1	Atom-2	Interatomic distance (Å)	Clash overlap (Å)
2:O:11:ILE:HB	2:O:42:ALA:HB3	1.89	0.54
2:O:48:ILE:HG22	2:O:48:ILE:O	2.07	0.54
1:C:134:LEU:O	1:C:136:VAL:HG13	2.06	0.54
1:C:135:SER:HB2	1:C:497:THR:HG21	1.89	0.54
1:D:362:ARG:O	1:D:366:GLN:OE1	2.26	0.54
1:G:352:GLN:C	1:G:365:LEU:HD11	2.28	0.54
1:H:345:ARG:HH22	1:H:368:ARG:HH22	1.53	0.54
1:J:191:GLU:C	1:J:372:LEU:C	2.61	0.54
1:K:226:LYS:CA	1:K:252:GLU:HB2	2.36	0.54
1:K:235:PRO:HG2	1:K:236:VAL:H	1.72	0.54
1:K:345:ARG:HH22	1:K:368:ARG:HH22	1.53	0.54
1:K:400:LEU:HD23	1:K:400:LEU:C	2.27	0.54
2:R:17:VAL:CG1	2:R:34:LYS:HA	2.38	0.54
2:R:50:GLU:OE1	2:S:50:GLU:HA	2.07	0.54
2:T:48:ILE:HG12	2:T:54:VAL:HG13	1.89	0.54
1:A:220:ILE:N	1:A:220:ILE:CD1	2.70	0.54
1:A:289:LEU:N	1:A:290:GLN:OE1	2.33	0.54
1:B:372:LEU:O	1:B:373:ALA:HB2	2.07	0.54
1:C:220:ILE:HG23	1:C:248:LEU:HD12	1.90	0.54
1:C:277:LYS:HD3	1:C:285:ARG:HH22	1.72	0.54
1:D:130:GLU:O	1:D:134:LEU:HD13	2.07	0.54
1:E:221:LEU:C	1:E:222:LEU:HD12	2.26	0.54
1:F:207:LYS:HB2	1:F:207:LYS:NZ	2.22	0.54
1:G:357:THR:CG2	1:G:361:ASP:HB2	2.37	0.54
1:I:166:MET:CE	1:I:171:LYS:HA	2.35	0.54
1:I:357:THR:O	1:I:357:THR:HG22	2.07	0.54
1:J:40:LEU:HD23	1:J:50:THR:HG22	1.88	0.54
1:J:428:ASP:O	1:J:429:LEU:C	2.45	0.54
1:K:10:ASN:O	1:K:11:ASP:C	2.45	0.54
1:K:193:MET:CG	1:K:194:GLN:N	2.71	0.54
1:K:214:GLU:HA	1:K:324:VAL:HG12	1.88	0.54
1:K:240:VAL:HA	1:K:243:ALA:HB3	1.90	0.54
1:K:371:LYS:CA	1:K:375:GLY:O	2.53	0.54
1:L:266:THR:HG22	1:L:273:VAL:H	1.72	0.54
1:N:287:ALA:HB1	1:N:368:ARG:NH2	2.22	0.54
2:P:78:ILE:HD12	2:P:78:ILE:N	2.22	0.54
2:Q:14:ARG:CG	2:Q:15:LYS:H	2.17	0.54
1:C:206:ASN:CB	1:C:214:GLU:H	2.20	0.54
1:C:494:LEU:N	1:C:494:LEU:HD23	2.21	0.54
1:D:305:ILE:HD11	1:E:203:TYR:OH	2.06	0.54
1:D:436:GLN:O	1:D:440:ILE:HG13	2.06	0.54

*Continued on next page...*

*Continued from previous page...*

Atom-1	Atom-2	Interatomic distance (Å)	Clash overlap (Å)
1:F:339:GLU:CD	1:F:339:GLU:N	2.61	0.54
1:K:198:GLY:CA	1:K:328:ASP:HA	2.38	0.54
1:K:287:ALA:HB1	1:K:368:ARG:NH2	2.22	0.54
1:K:478:TYR:HA	1:K:485:TYR:HA	1.89	0.54
1:L:198:GLY:CA	1:L:328:ASP:HA	2.38	0.54
1:L:235:PRO:HG2	1:L:236:VAL:H	1.72	0.54
1:L:398:ASP:O	1:L:401:HIS:HB2	2.07	0.54
1:M:411:VAL:HA	1:M:497:THR:H	1.71	0.54
1:M:419:LEU:O	1:M:422:VAL:HG22	2.08	0.54
1:N:227:ILE:O	1:N:254:VAL:HA	2.08	0.54
2:O:1:MET:HA	2:U:97:ALA:O	2.07	0.54
2:R:55:LYS:HE2	2:R:55:LYS:N	2.12	0.54
1:A:233:MET:C	1:A:235:PRO:CD	2.75	0.54
1:A:288:MET:O	1:A:289:LEU:HG	2.08	0.54
1:A:417:VAL:HA	1:A:420:ILE:CG2	2.37	0.54
1:A:434:GLU:O	1:A:435:ASP:C	2.44	0.54
1:B:205:ILE:HD13	1:B:211:GLY:HA2	1.90	0.54
1:B:246:PRO:HA	1:B:272:LYS:O	2.07	0.54
1:C:368:ARG:HG2	1:C:372:LEU:CG	2.37	0.54
1:D:174:VAL:HG21	1:D:367:GLU:HA	1.89	0.54
1:D:489:ILE:CD1	1:D:494:LEU:HD22	2.37	0.54
1:F:6:VAL:HG12	1:F:521:VAL:HG22	1.89	0.54
1:F:235:PRO:HG3	1:F:310:GLU:HB3	1.87	0.54
1:H:221:LEU:HD22	1:H:222:LEU:H	1.72	0.54
1:I:433:ASN:HD22	1:I:434:GLU:N	2.06	0.54
1:J:193:MET:CG	1:J:194:GLN:N	2.71	0.54
1:K:69:MET:O	1:K:73:MET:HG3	2.08	0.54
1:K:222:LEU:CD1	1:K:293:ALA:HA	2.38	0.54
1:K:417:VAL:O	1:K:418:ALA:C	2.44	0.54
1:K:478:TYR:CE1	1:K:483:GLU:HA	2.42	0.54
1:L:240:VAL:HA	1:L:243:ALA:HB3	1.90	0.54
1:M:107:VAL:CG2	1:M:108:ALA:N	2.71	0.54
1:M:235:PRO:HG2	1:M:236:VAL:H	1.72	0.54
1:N:232:GLU:HA	1:N:310:GLU:HG3	1.90	0.54
1:N:235:PRO:HG2	1:N:236:VAL:H	1.72	0.54
2:R:20:LYS:HB3	2:R:27:LEU:HG	1.89	0.54
1:A:204:PHE:CB	1:A:274:ALA:HB2	2.37	0.54
1:D:208:PRO:HB2	1:D:212:ALA:CB	2.38	0.54
1:D:252:GLU:O	1:D:277:LYS:HE2	2.08	0.54
1:D:285:ARG:HG3	1:D:286:LYS:N	2.20	0.54
1:D:349:ILE:HG21	1:D:369:VAL:HG22	1.90	0.54

*Continued on next page...*

*Continued from previous page...*

Atom-1	Atom-2	Interatomic distance (Å)	Clash overlap (Å)
1:E:134:LEU:O	1:E:136:VAL:HG13	2.07	0.54
1:F:311:LYS:O	1:F:312:ALA:HB2	2.07	0.54
1:G:208:PRO:HB2	1:G:212:ALA:CB	2.37	0.54
1:K:319:GLN:O	1:K:336:VAL:HG23	2.07	0.54
1:K:406:ALA:O	1:K:410:GLY:N	2.34	0.54
1:L:16:MET:HG3	1:L:520:MET:SD	2.47	0.54
1:L:392:LYS:O	1:L:396:VAL:HG23	2.06	0.54
1:M:222:LEU:CD1	1:M:293:ALA:HA	2.38	0.54
1:M:434:GLU:O	1:M:438:VAL:HG23	2.08	0.54
1:A:381:VAL:CG1	1:A:392:LYS:CG	2.85	0.54
1:B:219:PHE:HB2	1:B:247:LEU:HD22	1.88	0.54
1:C:23:LEU:C	1:C:23:LEU:HD13	2.27	0.54
1:C:278:ALA:HB1	1:C:279:PRO:HD2	1.89	0.54
1:C:409:GLU:CD	1:C:501:ARG:HH21	2.11	0.54
1:C:510:VAL:CG2	1:C:511:ALA:N	2.70	0.54
1:D:220:ILE:HG23	1:D:248:LEU:HD12	1.88	0.54
1:D:357:THR:HB	1:D:361:ASP:CB	2.37	0.54
1:D:384:ALA:N	1:D:388:GLU:OE1	2.40	0.54
1:F:205:ILE:CD1	1:F:211:GLY:HA2	2.38	0.54
1:F:524:LEU:O	1:F:526:LYS:N	2.40	0.54
1:G:77:VAL:HG12	1:G:510:VAL:HG21	1.89	0.54
1:G:372:LEU:O	1:G:373:ALA:HB2	2.08	0.54
1:H:227:ILE:O	1:H:254:VAL:HA	2.08	0.54
1:H:232:GLU:HA	1:H:310:GLU:HG3	1.90	0.54
1:H:266:THR:HG22	1:H:273:VAL:H	1.72	0.54
1:I:10:ASN:O	1:I:11:ASP:C	2.46	0.54
1:I:395:ARG:O	1:I:398:ASP:HB2	2.07	0.54
1:I:428:ASP:O	1:I:429:LEU:C	2.45	0.54
1:I:453:GLN:NE2	1:I:457:ASN:OD1	2.40	0.54
1:J:222:LEU:CD1	1:J:293:ALA:HA	2.38	0.54
1:J:227:ILE:O	1:J:254:VAL:HA	2.08	0.54
1:J:240:VAL:HA	1:J:243:ALA:HB3	1.90	0.54
1:J:420:ILE:HG13	1:J:451:LEU:HD22	1.90	0.54
1:L:155:ASP:CG	1:L:158:VAL:HG23	2.28	0.54
1:M:198:GLY:CA	1:M:328:ASP:HA	2.38	0.54
1:M:221:LEU:HD22	1:M:222:LEU:H	1.72	0.54
1:M:506:TYR:O	1:M:509:SER:HB3	2.08	0.54
1:N:385:THR:O	1:N:389:MET:HB2	2.07	0.54
2:O:40:VAL:HG21	2:O:63:ASP:HB2	1.90	0.54
2:R:14:ARG:CG	2:R:15:LYS:H	2.21	0.54
2:S:14:ARG:CG	2:S:15:LYS:N	2.70	0.54

*Continued on next page...*



*Continued from previous page...*

Atom-1	Atom-2	Interatomic distance (Å)	Clash overlap (Å)
2:S:92:LEU:O	2:T:6:LEU:HB2	2.08	0.54
2:T:40:VAL:HB	2:T:62:GLY:H	1.72	0.54
2:T:47:ARG:HG2	2:T:49:LEU:H	1.73	0.54
1:C:177:VAL:HG22	1:C:393:LYS:HG3	1.89	0.54
1:C:313:THR:HG22	1:C:314:LEU:N	2.22	0.54
1:C:391:GLU:O	1:C:394:ALA:HB3	2.08	0.54
1:D:339:GLU:HA	1:D:342:ILE:HB	1.89	0.54
1:F:245:LYS:HA	1:F:245:LYS:CE	2.34	0.54
1:H:226:LYS:CA	1:H:252:GLU:HB2	2.36	0.54
1:I:222:LEU:CD1	1:I:293:ALA:HA	2.38	0.54
1:I:433:ASN:HD22	1:I:434:GLU:H	1.56	0.54
1:J:102:GLU:HB2	1:J:442:VAL:HG13	1.89	0.54
1:J:235:PRO:HG2	1:J:236:VAL:H	1.72	0.54
1:J:263:VAL:O	1:J:267:MET:HG2	2.08	0.54
1:K:161:LEU:HD12	1:K:161:LEU:N	2.23	0.54
1:L:107:VAL:CG2	1:L:108:ALA:H	2.21	0.54
1:M:232:GLU:HA	1:M:310:GLU:HG3	1.90	0.54
1:N:164:GLU:O	1:N:167:ASP:HB3	2.07	0.54
1:N:226:LYS:CA	1:N:252:GLU:HB2	2.36	0.54
1:N:478:TYR:CE1	1:N:483:GLU:HA	2.42	0.54
2:R:37:ARG:HG2	2:R:37:ARG:HH11	1.71	0.54
1:A:326:ASN:ND2	1:A:328:ASP:H	2.05	0.54
1:B:180:GLY:CA	1:B:380:LYS:HB3	2.38	0.54
1:C:130:GLU:O	1:C:133:ALA:HB3	2.08	0.54
1:C:271:VAL:O	1:C:271:VAL:HG23	2.08	0.54
1:C:302:SER:HB2	1:C:305:ILE:HB	1.90	0.54
1:D:94:VAL:HG12	1:D:449:ALA:HB1	1.89	0.54
1:D:143:ALA:HA	1:D:146:GLN:NE2	2.23	0.54
1:E:468:THR:OG1	1:E:485:TYR:CE2	2.61	0.54
1:F:327:LYS:HD3	1:F:327:LYS:H	1.73	0.54
1:G:204:PHE:CB	1:G:274:ALA:HB2	2.37	0.54
1:I:227:ILE:O	1:I:254:VAL:HA	2.08	0.54
1:I:383:ALA:CB	1:I:389:MET:HA	2.38	0.54
1:I:421:ARG:HD2	1:I:474:GLY:O	2.08	0.54
1:K:263:VAL:O	1:K:267:MET:HG2	2.08	0.54
1:L:129:GLU:O	1:L:132:LYS:N	2.41	0.54
1:L:164:GLU:O	1:L:167:ASP:HB3	2.07	0.54
1:L:287:ALA:HB1	1:L:368:ARG:NH2	2.22	0.54
1:M:499:VAL:CG2	1:M:500:THR:N	2.71	0.54
1:N:55:SER:O	1:N:58:ARG:HB3	2.07	0.54
2:Q:47:ARG:HG2	2:Q:49:LEU:H	1.71	0.54

*Continued on next page...*

*Continued from previous page...*

Atom-1	Atom-2	Interatomic distance (Å)	Clash overlap (Å)
1:B:124:VAL:HG22	1:B:504:LEU:HD11	1.90	0.54
1:B:147:VAL:HA	1:B:150:ILE:HG22	1.90	0.54
1:B:322:ARG:HB3	1:B:333:ILE:CD1	2.26	0.54
1:D:245:LYS:HA	1:D:245:LYS:CE	2.32	0.54
1:D:510:VAL:CG2	1:D:511:ALA:N	2.70	0.54
1:E:107:VAL:HG13	1:E:113:PRO:HG3	1.89	0.54
1:E:115:ASP:HB3	1:E:436:GLN:HG3	1.90	0.54
1:E:215:LEU:HB3	1:E:246:PRO:CB	2.35	0.54
1:E:249:ILE:HG22	1:E:250:ILE:N	2.23	0.54
1:E:313:THR:HG22	1:E:314:LEU:N	2.24	0.54
1:F:221:LEU:HD13	1:F:317:LEU:HD21	1.89	0.54
1:F:252:GLU:HA	1:F:285:ARG:NH1	2.23	0.54
1:H:175:ILE:HD13	1:H:404:ARG:NH2	2.22	0.54
1:H:222:LEU:CD1	1:H:293:ALA:HA	2.38	0.54
1:I:112:ASN:O	1:I:116:LEU:HG	2.08	0.54
1:I:263:VAL:O	1:I:267:MET:HG2	2.08	0.54
1:I:266:THR:HG22	1:I:273:VAL:H	1.72	0.54
1:I:478:TYR:CE1	1:I:483:GLU:HA	2.43	0.54
1:J:266:THR:HG22	1:J:273:VAL:H	1.72	0.54
1:K:221:LEU:HD11	1:K:223:ALA:HB2	1.90	0.54
1:L:32:GLY:CA	1:L:454:ILE:HG23	2.38	0.54
1:M:227:ILE:O	1:M:254:VAL:HA	2.08	0.54
1:M:263:VAL:O	1:M:267:MET:HG2	2.08	0.54
1:M:422:VAL:O	1:M:426:LEU:HD23	2.08	0.54
1:N:193:MET:CG	1:N:194:GLN:N	2.71	0.54
1:N:222:LEU:CD1	1:N:293:ALA:HA	2.38	0.54
2:P:34:LYS:HG3	2:P:35:SER:H	1.73	0.54
2:P:78:ILE:HD13	2:P:83:VAL:CG2	2.38	0.54
1:A:305:ILE:CG2	1:A:306:GLY:H	2.10	0.53
1:B:280:GLY:HA3	1:B:284:ARG:HH11	1.73	0.53
1:B:499:VAL:CG2	1:B:500:THR:N	2.70	0.53
1:D:510:VAL:CG2	1:D:511:ALA:H	2.20	0.53
1:E:206:ASN:HB3	1:E:214:GLU:H	1.73	0.53
1:F:349:ILE:HG22	1:F:353:ILE:HG13	1.89	0.53
1:G:271:VAL:O	1:G:271:VAL:HG23	2.07	0.53
1:H:169:VAL:HG21	1:H:370:ALA:HB1	1.89	0.53
1:H:198:GLY:CA	1:H:328:ASP:HA	2.38	0.53
1:J:38:VAL:HG13	1:K:519:CYS:HB3	1.89	0.53
1:J:357:THR:O	1:J:357:THR:HG22	2.07	0.53
1:J:395:ARG:O	1:J:398:ASP:HB2	2.09	0.53
1:K:221:LEU:HD22	1:K:222:LEU:H	1.72	0.53

*Continued on next page...*

*Continued from previous page...*

Atom-1	Atom-2	Interatomic distance (Å)	Clash overlap (Å)
1:K:227:ILE:O	1:K:254:VAL:HA	2.08	0.53
2:O:77:LYS:C	2:O:78:ILE:HD12	2.28	0.53
2:S:73:VAL:O	2:S:74:LYS:HD3	2.07	0.53
1:A:112:ASN:HD21	1:A:114:MET:HB3	1.73	0.53
1:B:233:MET:C	1:B:235:PRO:CD	2.76	0.53
1:B:289:LEU:N	1:B:290:GLN:OE1	2.37	0.53
1:C:124:VAL:HG13	1:C:504:LEU:HD12	1.90	0.53
1:C:305:ILE:N	1:C:305:ILE:CD1	2.68	0.53
1:D:35:GLY:HA3	1:D:51:LYS:HE2	1.90	0.53
1:D:261:THR:O	1:D:265:ASN:ND2	2.41	0.53
1:D:368:ARG:HD2	1:D:372:LEU:HD11	1.91	0.53
1:D:448:GLU:O	1:D:452:ARG:HG2	2.08	0.53
1:E:161:LEU:O	1:E:164:GLU:HB2	2.08	0.53
1:E:368:ARG:HG2	1:E:372:LEU:CG	2.36	0.53
1:E:381:VAL:CG1	1:E:392:LYS:HG3	2.37	0.53
1:E:486:GLY:HA3	1:E:491:MET:HE2	1.90	0.53
1:F:338:GLU:O	1:F:341:ALA:HB3	2.08	0.53
1:F:381:VAL:HG13	1:F:392:LYS:HG3	1.89	0.53
1:G:278:ALA:HB1	1:G:279:PRO:HD2	1.89	0.53
1:H:193:MET:CG	1:H:194:GLN:N	2.71	0.53
1:H:222:LEU:HD11	1:H:293:ALA:HA	1.90	0.53
1:I:221:LEU:HD22	1:I:222:LEU:H	1.72	0.53
1:I:222:LEU:HD11	1:I:293:ALA:HA	1.90	0.53
1:J:221:LEU:HD22	1:J:222:LEU:H	1.72	0.53
1:K:266:THR:HG22	1:K:273:VAL:H	1.72	0.53
1:K:499:VAL:CG2	1:K:500:THR:N	2.71	0.53
1:L:434:GLU:HA	1:L:437:ASN:HD22	1.73	0.53
2:P:3:ILE:H	2:P:3:ILE:HD12	1.73	0.53
2:S:77:LYS:C	2:S:78:ILE:HD12	2.28	0.53
1:A:207:LYS:HB3	1:A:208:PRO:CD	2.32	0.53
1:B:237:LEU:HD23	1:B:237:LEU:C	2.27	0.53
1:C:240:VAL:O	1:C:244:GLY:N	2.42	0.53
1:C:436:GLN:O	1:C:440:ILE:HG13	2.09	0.53
1:D:311:LYS:O	1:D:312:ALA:HB2	2.09	0.53
1:F:149:THR:HG23	1:F:155:ASP:C	2.28	0.53
1:F:362:ARG:O	1:F:366:GLN:OE1	2.27	0.53
1:F:391:GLU:O	1:F:394:ALA:HB3	2.08	0.53
1:I:232:GLU:HA	1:I:310:GLU:HG3	1.90	0.53
1:J:112:ASN:O	1:J:116:LEU:HG	2.07	0.53
1:J:222:LEU:HD11	1:J:293:ALA:HA	1.90	0.53
1:K:143:ALA:C	1:K:146:GLN:HB3	2.29	0.53

*Continued on next page...*

*Continued from previous page...*

Atom-1	Atom-2	Interatomic distance (Å)	Clash overlap (Å)
1:K:160:LYS:HG2	1:K:164:GLU:OE2	2.08	0.53
1:L:40:LEU:N	1:L:40:LEU:HD22	2.23	0.53
1:M:392:LYS:O	1:M:396:VAL:HG23	2.08	0.53
2:O:74:LYS:HE3	2:U:68:ASN:HD22	1.74	0.53
2:P:77:LYS:HA	2:P:81:GLU:O	2.08	0.53
2:R:27:LEU:O	2:R:27:LEU:HD23	2.07	0.53
1:A:266:THR:HA	1:A:271:VAL:O	2.07	0.53
1:A:270:ILE:HD11	2:O:27:LEU:CD1	2.38	0.53
1:A:271:VAL:O	1:A:271:VAL:HG23	2.08	0.53
1:B:283:ASP:O	1:B:287:ALA:HB2	2.09	0.53
1:B:313:THR:N	1:B:316:ASP:OD2	2.42	0.53
1:C:264:VAL:HA	1:C:267:MET:HB2	1.91	0.53
1:C:381:VAL:CG1	1:C:392:LYS:HG2	2.38	0.53
1:D:295:LEU:C	1:D:295:LEU:HD23	2.29	0.53
1:D:319:GLN:O	1:D:335:GLY:HA2	2.08	0.53
1:D:333:ILE:O	1:D:334:ASP:HB2	2.09	0.53
1:E:475:ASN:HD22	1:E:475:ASN:N	2.05	0.53
1:F:28:LYS:O	1:F:30:THR:N	2.41	0.53
1:F:346:VAL:O	1:F:349:ILE:HB	2.09	0.53
1:F:357:THR:O	1:F:359:ASP:N	2.41	0.53
1:G:131:LEU:HD21	1:G:422:VAL:HG11	1.88	0.53
1:H:69:MET:HE2	1:H:522:THR:HB	1.88	0.53
1:H:406:ALA:O	1:H:410:GLY:N	2.39	0.53
1:L:232:GLU:OE1	1:L:232:GLU:N	2.33	0.53
1:L:357:THR:O	1:L:357:THR:HG22	2.07	0.53
1:L:385:THR:CG2	1:L:388:GLU:HB3	2.39	0.53
1:M:41:ASP:HB2	1:N:69:MET:HE2	1.90	0.53
1:M:422:VAL:O	1:M:425:LYS:HB2	2.07	0.53
1:N:101:THR:HG22	1:N:105:LYS:HE3	1.89	0.53
1:N:263:VAL:O	1:N:267:MET:HG2	2.08	0.53
1:N:411:VAL:HA	1:N:497:THR:H	1.73	0.53
2:T:92:LEU:O	2:U:6:LEU:HB2	2.08	0.53
1:A:313:THR:HG22	1:A:314:LEU:N	2.24	0.53
1:B:329:THR:CG2	1:B:330:THR:N	2.72	0.53
1:G:200:LEU:O	1:G:202:PRO:CD	2.56	0.53
1:G:278:ALA:O	1:G:279:PRO:O	2.27	0.53
1:I:84:ALA:O	1:I:498:LYS:HE2	2.09	0.53
1:I:198:GLY:CA	1:I:328:ASP:HA	2.38	0.53
1:J:30:THR:HB	1:J:51:LYS:O	2.07	0.53
1:J:96:ALA:O	1:J:100:ILE:HG13	2.09	0.53
1:J:221:LEU:HD11	1:J:223:ALA:HB2	1.90	0.53

*Continued on next page...*

*Continued from previous page...*

Atom-1	Atom-2	Interatomic distance (Å)	Clash overlap (Å)
1:K:17:LEU:O	1:K:20:VAL:HG13	2.08	0.53
1:K:31:LEU:HG	1:K:454:ILE:CD1	2.38	0.53
1:L:24:ALA:HA	1:L:27:VAL:HG12	1.89	0.53
1:L:193:MET:CG	1:L:194:GLN:N	2.71	0.53
1:L:227:ILE:O	1:L:254:VAL:HA	2.08	0.53
1:L:263:VAL:O	1:L:267:MET:HG2	2.08	0.53
1:M:193:MET:CG	1:M:194:GLN:N	2.71	0.53
1:M:287:ALA:HB1	1:M:368:ARG:NH2	2.22	0.53
1:N:221:LEU:HD11	1:N:223:ALA:HB2	1.90	0.53
1:N:385:THR:CG2	1:N:388:GLU:HB3	2.38	0.53
2:Q:40:VAL:HB	2:Q:62:GLY:H	1.73	0.53
2:Q:49:LEU:O	2:Q:55:LYS:NZ	2.41	0.53
2:R:8:ASP:O	2:R:87:SER:HA	2.09	0.53
2:U:12:VAL:HG12	2:U:40:VAL:HA	1.91	0.53
1:A:200:LEU:CD1	1:A:276:VAL:HA	2.39	0.53
1:C:96:ALA:O	1:C:97:GLN:C	2.46	0.53
1:D:289:LEU:O	1:D:292:ILE:HB	2.09	0.53
1:E:177:VAL:HG11	1:E:397:GLU:CG	2.39	0.53
1:E:177:VAL:HG22	1:E:393:LYS:HG3	1.90	0.53
1:H:263:VAL:O	1:H:267:MET:HG2	2.08	0.53
1:H:314:LEU:HD12	1:H:314:LEU:N	2.11	0.53
1:I:235:PRO:HG2	1:I:236:VAL:H	1.72	0.53
1:J:66:PHE:N	1:J:69:MET:HG3	2.21	0.53
1:K:84:ALA:O	1:K:498:LYS:HE2	2.08	0.53
1:K:465:VAL:O	1:K:469:VAL:HG23	2.08	0.53
1:L:37:ASN:ND2	1:L:37:ASN:N	2.56	0.53
1:L:158:VAL:O	1:L:160:LYS:N	2.42	0.53
1:M:494:LEU:HD23	1:M:494:LEU:H	1.72	0.53
1:N:406:ALA:O	1:N:410:GLY:N	2.36	0.53
1:N:420:ILE:CD1	1:N:448:GLU:HA	2.38	0.53
1:N:428:ASP:O	1:N:429:LEU:C	2.46	0.53
2:O:14:ARG:CG	2:O:15:LYS:H	2.20	0.53
1:A:381:VAL:CG1	1:A:392:LYS:HG2	2.38	0.53
1:B:278:ALA:CB	1:B:279:PRO:CD	2.85	0.53
1:B:381:VAL:CG1	1:B:392:LYS:CG	2.86	0.53
1:C:230:ILE:O	1:C:232:GLU:N	2.42	0.53
1:D:14:VAL:O	1:D:18:ARG:HG3	2.09	0.53
1:D:235:PRO:HG2	1:D:236:VAL:H	1.73	0.53
1:E:183:LEU:O	1:E:382:GLY:HA3	2.08	0.53
1:E:433:ASN:HD21	1:E:435:ASP:HB2	1.74	0.53
1:G:95:LEU:O	1:G:98:ALA:HB3	2.08	0.53

*Continued on next page...*

*Continued from previous page...*

Atom-1	Atom-2	Interatomic distance (Å)	Clash overlap (Å)
1:I:131:LEU:CD1	1:I:422:VAL:HG11	2.39	0.53
1:I:240:VAL:HA	1:I:243:ALA:HB3	1.90	0.53
1:I:426:LEU:H	1:I:426:LEU:CD2	2.14	0.53
1:I:494:LEU:HD23	1:I:494:LEU:H	1.71	0.53
1:J:191:GLU:N	1:J:373:ALA:HA	2.24	0.53
1:L:90:THR:O	1:L:93:THR:HB	2.09	0.53
1:L:145:ALA:HA	1:L:159:GLY:O	2.09	0.53
1:L:222:LEU:CD1	1:L:293:ALA:HA	2.38	0.53
1:L:264:VAL:HA	1:L:267:MET:CG	2.39	0.53
1:M:240:VAL:HA	1:M:243:ALA:HB3	1.90	0.53
1:M:264:VAL:HA	1:M:267:MET:CG	2.39	0.53
1:M:494:LEU:O	1:M:495:ASP:OD1	2.27	0.53
1:N:95:LEU:O	1:N:98:ALA:HB3	2.09	0.53
2:U:20:LYS:HD2	2:U:20:LYS:N	2.23	0.53
1:B:232:GLU:O	1:B:233:MET:CB	2.57	0.53
1:B:285:ARG:HG3	1:B:286:LYS:N	2.23	0.53
1:C:200:LEU:HD12	1:C:200:LEU:N	2.24	0.53
1:D:127:ALA:O	1:D:130:GLU:HB2	2.08	0.53
1:D:215:LEU:O	1:D:322:ARG:HG3	2.09	0.53
1:D:381:VAL:CG1	1:D:392:LYS:HG2	2.39	0.53
1:E:10:ASN:O	1:E:14:VAL:HG23	2.08	0.53
1:E:432:GLN:NE2	1:E:436:GLN:HE22	2.05	0.53
1:F:107:VAL:HG13	1:F:113:PRO:HG3	1.90	0.53
1:H:145:ALA:O	1:H:149:THR:HG23	2.08	0.53
1:H:221:LEU:HD11	1:H:223:ALA:HB2	1.90	0.53
1:H:395:ARG:O	1:H:398:ASP:HB2	2.09	0.53
1:I:285:ARG:O	1:I:288:MET:HB2	2.09	0.53
1:I:422:VAL:O	1:I:426:LEU:HD23	2.08	0.53
1:J:264:VAL:HA	1:J:267:MET:CG	2.39	0.53
1:K:222:LEU:HD11	1:K:293:ALA:HA	1.90	0.53
1:K:232:GLU:HA	1:K:310:GLU:HG3	1.90	0.53
1:K:404:ARG:O	1:K:408:GLU:HG3	2.09	0.53
1:L:31:LEU:HG	1:L:454:ILE:CD1	2.39	0.53
1:L:221:LEU:HD11	1:L:223:ALA:HB2	1.90	0.53
1:M:398:ASP:O	1:M:401:HIS:HB2	2.08	0.53
1:N:157:THR:O	1:N:161:LEU:HD13	2.08	0.53
1:N:198:GLY:CA	1:N:328:ASP:HA	2.38	0.53
1:N:222:LEU:HD11	1:N:293:ALA:HA	1.90	0.53
2:Q:43:VAL:CG1	2:Q:57:LEU:HD12	2.39	0.53
1:A:403:THR:O	1:A:407:VAL:HG23	2.09	0.53
1:C:7:LYS:HD2	1:C:66:PHE:CE2	2.44	0.53

*Continued on next page...*

*Continued from previous page...*

Atom-1	Atom-2	Interatomic distance (Å)	Clash overlap (Å)
1:C:281:PHE:H	1:C:284:ARG:NE	2.07	0.53
1:C:475:ASN:N	1:C:475:ASN:ND2	2.56	0.53
1:E:299:THR:HB	1:E:316:ASP:HB3	1.90	0.53
1:E:368:ARG:CD	1:E:372:LEU:HD11	2.39	0.53
1:G:381:VAL:CG1	1:G:392:LYS:CG	2.87	0.53
1:J:465:VAL:O	1:J:469:VAL:HG23	2.08	0.53
1:L:193:MET:HG2	1:L:194:GLN:H	1.74	0.53
1:L:285:ARG:O	1:L:288:MET:HB2	2.09	0.53
1:M:426:LEU:H	1:M:426:LEU:CD2	2.10	0.53
1:N:266:THR:HG22	1:N:273:VAL:H	1.72	0.53
2:P:55:LYS:H	2:P:55:LYS:HE3	1.72	0.53
2:P:68:ASN:HD22	2:Q:74:LYS:HE3	1.73	0.53
1:B:127:ALA:O	1:B:130:GLU:HB2	2.08	0.53
1:B:222:LEU:HD22	1:B:293:ALA:HB2	1.91	0.53
1:C:208:PRO:C	1:C:212:ALA:HB3	2.29	0.53
1:C:366:GLN:HA	1:C:369:VAL:CG2	2.39	0.53
1:C:403:THR:O	1:C:407:VAL:HG23	2.09	0.53
1:D:56:VAL:O	1:D:57:ALA:C	2.48	0.53
1:E:54:VAL:HB	1:E:89:THR:HG21	1.90	0.53
1:F:177:VAL:CG1	1:F:397:GLU:HG2	2.39	0.53
1:F:220:ILE:N	1:F:220:ILE:HD12	2.24	0.53
1:F:253:ASP:CG	1:F:254:VAL:N	2.63	0.53
1:F:417:VAL:HA	1:F:420:ILE:HG22	1.90	0.53
1:F:510:VAL:O	1:F:511:ALA:C	2.48	0.53
1:G:96:ALA:O	1:G:97:GLN:C	2.47	0.53
1:G:219:PHE:O	1:G:247:LEU:HD22	2.09	0.53
1:G:346:VAL:HA	1:G:349:ILE:HD12	1.90	0.53
1:H:219:PHE:CB	1:H:317:LEU:HD23	2.39	0.53
1:H:285:ARG:O	1:H:288:MET:HB2	2.09	0.53
1:I:77:VAL:HG22	1:I:506:TYR:HB3	1.91	0.53
1:I:193:MET:CG	1:I:194:GLN:N	2.71	0.53
1:J:193:MET:HG2	1:J:194:GLN:H	1.74	0.53
1:J:198:GLY:CA	1:J:328:ASP:HA	2.38	0.53
1:K:455:VAL:HG11	1:K:462:PRO:HA	1.91	0.53
1:L:345:ARG:HH22	1:L:368:ARG:NH2	2.08	0.53
1:M:221:LEU:HD11	1:M:223:ALA:HB2	1.90	0.53
1:M:383:ALA:CB	1:M:389:MET:HA	2.39	0.53
1:N:285:ARG:O	1:N:288:MET:HB2	2.09	0.53
1:N:450:PRO:O	1:N:454:ILE:HG12	2.09	0.53
2:P:14:ARG:CG	2:P:15:LYS:N	2.72	0.53
1:A:199:TYR:CE2	1:A:205:ILE:HG12	2.41	0.52

*Continued on next page...*

*Continued from previous page...*

Atom-1	Atom-2	Interatomic distance (Å)	Clash overlap (Å)
1:B:65:LYS:O	1:B:69:MET:HG3	2.09	0.52
1:B:122:LYS:HE2	1:B:429:LEU:HD11	1.90	0.52
1:B:311:LYS:O	1:B:312:ALA:HB2	2.09	0.52
1:B:524:LEU:O	1:B:526:LYS:N	2.42	0.52
1:C:202:PRO:HG2	1:C:203:TYR:CD1	2.44	0.52
1:C:348:GLN:HE22	1:C:352:GLN:NE2	2.07	0.52
1:C:451:LEU:HD23	1:C:451:LEU:C	2.30	0.52
1:C:486:GLY:HA3	1:C:491:MET:CE	2.39	0.52
1:D:19:GLY:HA3	1:D:67:GLU:O	2.09	0.52
1:D:366:GLN:O	1:D:369:VAL:HB	2.09	0.52
1:D:472:GLY:HA3	1:D:476:TYR:CD2	2.44	0.52
1:E:509:SER:CB	1:F:385:THR:HG23	2.40	0.52
1:F:418:ALA:O	1:F:422:VAL:HG13	2.09	0.52
1:G:222:LEU:HD21	1:G:292:ILE:HB	1.90	0.52
1:G:381:VAL:HG21	1:G:393:LYS:HA	1.90	0.52
1:G:418:ALA:O	1:G:422:VAL:HG13	2.09	0.52
1:H:161:LEU:H	1:H:161:LEU:CD1	2.23	0.52
1:H:421:ARG:HD2	1:H:474:GLY:O	2.08	0.52
1:I:149:THR:HG22	1:I:156:GLU:HA	1.90	0.52
1:I:233:MET:HE2	1:I:309:LEU:HD13	1.91	0.52
1:I:287:ALA:HB1	1:I:368:ARG:CZ	2.40	0.52
1:I:406:ALA:O	1:I:410:GLY:HA2	2.09	0.52
1:K:219:PHE:CE1	1:K:245:LYS:HD2	2.44	0.52
1:L:190:VAL:HG22	1:L:191:GLU:N	2.23	0.52
1:L:219:PHE:CE1	1:L:245:LYS:HD2	2.44	0.52
1:L:420:ILE:CD1	1:L:448:GLU:HA	2.40	0.52
1:M:345:ARG:HH22	1:M:368:ARG:NH2	2.07	0.52
1:N:219:PHE:CB	1:N:317:LEU:HD23	2.39	0.52
1:N:240:VAL:HA	1:N:243:ALA:HB3	1.90	0.52
1:N:287:ALA:HB1	1:N:368:ARG:CZ	2.39	0.52
2:O:4:ARG:HD2	2:O:5:PRO:HD2	1.90	0.52
2:T:43:VAL:HG13	2:T:57:LEU:HD12	1.90	0.52
1:E:417:VAL:HG13	1:E:418:ALA:N	2.23	0.52
1:E:510:VAL:HG23	1:E:511:ALA:H	1.72	0.52
1:F:54:VAL:HB	1:F:89:THR:HG21	1.91	0.52
1:F:124:VAL:HG22	1:F:504:LEU:HD11	1.91	0.52
1:F:361:ASP:C	1:F:363:GLU:H	2.13	0.52
1:H:104:LEU:O	1:H:107:VAL:HG22	2.09	0.52
1:I:400:LEU:HD23	1:I:400:LEU:C	2.29	0.52
1:J:219:PHE:CE1	1:J:245:LYS:HD2	2.44	0.52
1:J:232:GLU:HA	1:J:310:GLU:HG3	1.90	0.52

*Continued on next page...*



*Continued from previous page...*

Atom-1	Atom-2	Interatomic distance (Å)	Clash overlap (Å)
1:K:285:ARG:O	1:K:288:MET:HB2	2.09	0.52
1:L:232:GLU:HA	1:L:310:GLU:HG3	1.90	0.52
1:L:455:VAL:HG11	1:L:462:PRO:HA	1.91	0.52
1:N:256:GLY:CA	1:N:259:LEU:HB3	2.39	0.52
1:N:404:ARG:O	1:N:408:GLU:HG3	2.10	0.52
2:R:77:LYS:C	2:R:78:ILE:HD12	2.30	0.52
2:T:14:ARG:HG2	2:T:15:LYS:H	1.74	0.52
1:A:360:TYR:H	1:A:363:GLU:HG3	1.74	0.52
1:C:257:GLU:O	1:C:261:THR:HG22	2.09	0.52
1:D:249:ILE:HG22	1:D:250:ILE:N	2.24	0.52
1:D:266:THR:HG22	1:D:273:VAL:N	2.24	0.52
1:D:322:ARG:O	1:D:333:ILE:HG13	2.08	0.52
1:D:346:VAL:O	1:D:349:ILE:HB	2.08	0.52
1:E:14:VAL:O	1:E:18:ARG:HG3	2.09	0.52
1:E:207:LYS:HB3	1:E:208:PRO:CD	2.30	0.52
1:F:77:VAL:CG1	1:F:510:VAL:HG21	2.39	0.52
1:G:41:ASP:O	1:G:42:LYS:CG	2.57	0.52
1:G:202:PRO:HG2	1:G:203:TYR:CD1	2.44	0.52
1:G:237:LEU:HD23	1:G:237:LEU:C	2.29	0.52
1:G:482:THR:OG1	1:G:484:GLU:HG2	2.09	0.52
1:H:152:ALA:O	1:H:153:ASN:HB3	2.08	0.52
1:H:240:VAL:HA	1:H:243:ALA:HB3	1.90	0.52
1:J:180:GLY:HA2	1:J:380:LYS:HB3	1.89	0.52
1:J:285:ARG:O	1:J:288:MET:HB2	2.09	0.52
1:J:385:THR:HG23	1:J:388:GLU:HB3	1.92	0.52
1:K:264:VAL:HA	1:K:267:MET:CG	2.39	0.52
1:K:320:ALA:HA	1:K:334:ASP:O	2.10	0.52
1:K:455:VAL:HG13	1:K:460:GLU:HB2	1.90	0.52
1:L:64:ASP:OD1	1:L:65:LYS:O	2.27	0.52
1:L:117:LYS:HG2	1:L:121:ASP:OD2	2.09	0.52
1:L:450:PRO:O	1:L:454:ILE:HG12	2.09	0.52
1:M:104:LEU:O	1:M:107:VAL:HG22	2.09	0.52
1:M:161:LEU:HD12	1:M:161:LEU:N	2.24	0.52
1:M:256:GLY:CA	1:M:259:LEU:HB3	2.39	0.52
1:N:193:MET:HG2	1:N:194:GLN:H	1.74	0.52
1:N:320:ALA:HA	1:N:334:ASP:O	2.10	0.52
2:Q:27:LEU:HD23	2:Q:27:LEU:O	2.09	0.52
2:S:78:ILE:HD12	2:S:78:ILE:N	2.24	0.52
2:T:20:LYS:HG3	2:T:28:THR:O	2.10	0.52
1:A:417:VAL:CA	1:A:420:ILE:HG22	2.39	0.52
1:B:134:LEU:HD12	1:B:134:LEU:H	1.75	0.52

*Continued on next page...*

*Continued from previous page...*

Atom-1	Atom-2	Interatomic distance (Å)	Clash overlap (Å)
1:B:313:THR:HG22	1:B:314:LEU:N	2.25	0.52
1:C:218:PRO:HD2	1:C:320:ALA:O	2.09	0.52
1:C:329:THR:CG2	1:C:330:THR:N	2.71	0.52
1:D:357:THR:O	1:D:359:ASP:N	2.42	0.52
1:D:434:GLU:O	1:D:435:ASP:C	2.45	0.52
1:E:509:SER:OG	1:F:385:THR:HG23	2.10	0.52
1:F:417:VAL:HG13	1:F:418:ALA:N	2.24	0.52
1:F:433:ASN:OD1	1:F:436:GLN:HB2	2.08	0.52
1:G:127:ALA:O	1:G:130:GLU:HB2	2.10	0.52
1:G:235:PRO:HG2	1:G:236:VAL:HG23	1.92	0.52
1:H:25:ASP:HA	1:H:28:LYS:HE2	1.91	0.52
1:H:411:VAL:HA	1:H:497:THR:H	1.74	0.52
1:I:232:GLU:OE1	1:I:232:GLU:N	2.33	0.52
1:J:219:PHE:CB	1:J:317:LEU:HD23	2.39	0.52
1:J:320:ALA:HA	1:J:334:ASP:O	2.10	0.52
1:K:23:LEU:O	1:K:27:VAL:HG12	2.09	0.52
1:K:145:ALA:O	1:K:149:THR:HG23	2.10	0.52
1:L:15:LYS:HD2	1:L:67:GLU:HG3	1.90	0.52
1:L:219:PHE:CB	1:L:317:LEU:HD23	2.39	0.52
1:N:72:GLN:NE2	1:N:72:GLN:HA	2.24	0.52
1:N:420:ILE:HD13	1:N:448:GLU:HA	1.92	0.52
1:N:487:ASN:HB3	1:N:490:ASP:HB2	1.90	0.52
2:R:83:VAL:C	2:R:84:LEU:HD12	2.30	0.52
1:A:124:VAL:HG13	1:A:504:LEU:CD1	2.39	0.52
1:A:289:LEU:HD23	1:A:292:ILE:HD12	1.92	0.52
1:B:304:GLU:HB2	1:B:305:ILE:HD12	1.91	0.52
1:B:420:ILE:HD11	1:B:470:LYS:CG	2.39	0.52
1:C:352:GLN:C	1:C:365:LEU:HD11	2.30	0.52
1:D:124:VAL:HG13	1:D:504:LEU:HD12	1.92	0.52
1:E:305:ILE:N	1:E:305:ILE:CD1	2.69	0.52
1:F:477:GLY:HA3	1:F:488:MET:SD	2.48	0.52
1:G:261:THR:O	1:G:265:ASN:ND2	2.43	0.52
1:G:468:THR:OG1	1:G:485:TYR:CE2	2.61	0.52
1:G:510:VAL:CG2	1:G:511:ALA:H	2.23	0.52
1:H:504:LEU:HD13	1:H:504:LEU:C	2.29	0.52
1:I:219:PHE:CB	1:I:317:LEU:HD23	2.39	0.52
1:I:301:ILE:N	1:I:301:ILE:CD1	2.73	0.52
1:I:381:VAL:HB	1:I:389:MET:HE3	1.91	0.52
1:J:169:VAL:HG22	1:J:370:ALA:CB	2.36	0.52
1:K:219:PHE:CB	1:K:317:LEU:HD23	2.39	0.52
1:K:345:ARG:HH22	1:K:368:ARG:NH2	2.07	0.52

*Continued on next page...*

*Continued from previous page...*

Atom-1	Atom-2	Interatomic distance (Å)	Clash overlap (Å)
1:N:350:ARG:HE	1:N:369:VAL:HG11	1.75	0.52
2:O:17:VAL:HG13	2:O:34:LYS:CA	2.39	0.52
2:O:17:VAL:HG11	2:O:33:ALA:O	2.08	0.52
2:Q:20:LYS:HG2	2:Q:27:LEU:HD23	1.91	0.52
1:C:54:VAL:HB	1:C:89:THR:HG21	1.91	0.52
1:C:164:GLU:O	1:C:167:ASP:HB3	2.09	0.52
1:C:468:THR:OG1	1:C:485:TYR:CE2	2.62	0.52
1:E:7:LYS:HD2	1:E:66:PHE:CE2	2.45	0.52
1:E:124:VAL:HG13	1:E:504:LEU:HD12	1.91	0.52
1:F:512:GLY:O	1:F:515:ILE:HG12	2.10	0.52
1:G:218:PRO:HA	1:G:246:PRO:HG2	1.91	0.52
1:G:346:VAL:HG12	1:G:350:ARG:HH22	1.73	0.52
1:H:77:VAL:HG22	1:H:506:TYR:HB3	1.91	0.52
1:H:107:VAL:CG2	1:H:108:ALA:N	2.72	0.52
1:H:147:VAL:HA	1:H:150:ILE:HD12	1.91	0.52
1:H:320:ALA:HA	1:H:334:ASP:O	2.10	0.52
1:I:218:PRO:HB3	1:I:246:PRO:HB2	1.92	0.52
1:I:277:LYS:HB2	1:I:277:LYS:HZ2	1.74	0.52
1:K:129:GLU:O	1:K:132:LYS:N	2.41	0.52
1:L:222:LEU:HD11	1:L:293:ALA:HA	1.90	0.52
1:L:320:ALA:HA	1:L:334:ASP:O	2.10	0.52
1:M:222:LEU:HD11	1:M:293:ALA:HA	1.90	0.52
1:M:320:ALA:HA	1:M:334:ASP:O	2.10	0.52
2:O:47:ARG:O	2:O:54:VAL:HG13	2.09	0.52
2:O:50:GLU:O	2:O:52:GLY:N	2.43	0.52
1:A:78:ALA:O	1:A:89:THR:HG22	2.10	0.52
1:A:313:THR:CG2	1:A:315:GLU:HG3	2.40	0.52
1:B:194:GLN:HG3	1:B:330:THR:O	2.10	0.52
1:C:381:VAL:CG1	1:C:392:LYS:CG	2.88	0.52
1:C:455:VAL:O	1:C:458:CYS:HB2	2.09	0.52
1:D:111:MET:CE	1:K:434:GLU:OE2	2.57	0.52
1:F:420:ILE:HD11	1:F:470:LYS:CG	2.40	0.52
1:G:7:LYS:HD2	1:G:66:PHE:CE2	2.45	0.52
1:H:129:GLU:O	1:H:132:LYS:N	2.42	0.52
1:H:256:GLY:CA	1:H:259:LEU:HB3	2.39	0.52
1:I:221:LEU:HD11	1:I:223:ALA:HB2	1.90	0.52
1:J:385:THR:CG2	1:J:388:GLU:HB3	2.40	0.52
1:K:287:ALA:HB1	1:K:368:ARG:CZ	2.39	0.52
1:L:256:GLY:CA	1:L:259:LEU:HB3	2.39	0.52
1:L:343:GLN:O	1:L:346:VAL:HB	2.10	0.52
1:M:219:PHE:CE1	1:M:245:LYS:HD2	2.44	0.52

*Continued on next page...*

*Continued from previous page...*

Atom-1	Atom-2	Interatomic distance (Å)	Clash overlap (Å)
1:M:343:GLN:O	1:M:346:VAL:HB	2.10	0.52
1:N:40:LEU:HD22	1:N:40:LEU:N	2.25	0.52
1:N:264:VAL:HA	1:N:267:MET:CG	2.39	0.52
2:T:20:LYS:HB3	2:T:27:LEU:HG	1.91	0.52
1:A:23:LEU:HD13	1:A:23:LEU:C	2.31	0.52
1:A:199:TYR:CE1	1:A:327:LYS:HG3	2.43	0.52
1:A:496:PRO:HG2	1:A:499:VAL:HG13	1.91	0.52
1:C:290:GLN:O	1:C:294:THR:N	2.40	0.52
1:D:400:LEU:O	1:D:400:LEU:HD13	2.09	0.52
1:D:443:ALA:O	1:D:447:MET:HG3	2.10	0.52
1:E:59:GLU:OE1	1:E:59:GLU:HA	2.10	0.52
1:F:368:ARG:CD	1:F:372:LEU:HD11	2.39	0.52
1:F:402:ALA:O	1:F:405:ALA:HB3	2.09	0.52
1:F:411:VAL:HA	1:F:497:THR:H	1.73	0.52
1:F:436:GLN:O	1:F:440:ILE:HG13	2.10	0.52
1:F:479:ASN:HB3	1:F:482:THR:OG1	2.09	0.52
1:H:149:THR:HG22	1:H:156:GLU:HA	1.90	0.52
1:H:386:GLU:HG2	1:H:390:LYS:HE2	1.90	0.52
1:I:219:PHE:CE1	1:I:245:LYS:HD2	2.44	0.52
1:I:264:VAL:HA	1:I:267:MET:CG	2.39	0.52
1:I:386:GLU:O	1:I:389:MET:HB3	2.10	0.52
1:J:175:ILE:N	1:J:175:ILE:CD1	2.73	0.52
1:K:7:LYS:HG3	1:K:66:PHE:CE2	2.45	0.52
1:K:314:LEU:HD12	1:K:314:LEU:N	2.11	0.52
1:K:487:ASN:O	1:K:491:MET:HG3	2.09	0.52
1:K:494:LEU:HD23	1:K:494:LEU:H	1.73	0.52
1:L:287:ALA:HB1	1:L:368:ARG:CZ	2.39	0.52
1:M:155:ASP:CG	1:M:158:VAL:HG23	2.30	0.52
1:M:219:PHE:CB	1:M:317:LEU:HD23	2.39	0.52
1:M:285:ARG:O	1:M:288:MET:HB2	2.09	0.52
1:M:301:ILE:N	1:M:301:ILE:CD1	2.73	0.52
1:A:262:LEU:HD11	1:A:273:VAL:HB	1.92	0.52
1:B:200:LEU:N	1:B:200:LEU:HD12	2.24	0.52
1:B:475:ASN:N	1:B:475:ASN:ND2	2.57	0.52
1:C:229:ASN:C	1:C:231:ARG:H	2.13	0.52
1:C:233:MET:CA	1:C:310:GLU:HG3	2.21	0.52
1:C:265:ASN:HB3	1:C:271:VAL:HG22	1.92	0.52
1:C:292:ILE:O	1:C:295:LEU:HB3	2.10	0.52
1:E:16:MET:O	1:E:20:VAL:HG23	2.10	0.52
1:E:77:VAL:HG12	1:E:510:VAL:HG21	1.92	0.52
1:E:253:ASP:CG	1:E:254:VAL:N	2.62	0.52

*Continued on next page...*

*Continued from previous page...*

Atom-1	Atom-2	Interatomic distance (Å)	Clash overlap (Å)
1:E:281:PHE:O	1:E:285:ARG:HG2	2.10	0.52
1:E:296:THR:HG22	1:E:335:GLY:CA	2.24	0.52
1:G:475:ASN:N	1:G:475:ASN:ND2	2.56	0.52
1:H:103:GLY:O	1:H:107:VAL:HG13	2.09	0.52
1:H:385:THR:CG2	1:H:388:GLU:HB3	2.39	0.52
1:I:320:ALA:HA	1:I:334:ASP:O	2.10	0.52
1:I:345:ARG:HH22	1:I:368:ARG:NH2	2.07	0.52
1:I:360:TYR:O	1:I:364:LYS:HB2	2.10	0.52
1:K:370:ALA:C	1:K:374:GLY:O	2.35	0.52
1:L:157:THR:O	1:L:161:LEU:CD1	2.58	0.52
1:L:395:ARG:O	1:L:398:ASP:HB2	2.10	0.52
1:L:478:TYR:HB2	1:L:485:TYR:CD2	2.45	0.52
1:N:169:VAL:CG2	1:N:370:ALA:HB1	2.40	0.52
1:N:343:GLN:O	1:N:346:VAL:HB	2.10	0.52
2:O:78:ILE:HD12	2:O:78:ILE:N	2.24	0.52
1:A:161:LEU:O	1:A:164:GLU:HB2	2.10	0.52
1:A:308:GLU:HB2	1:A:311:LYS:CB	2.39	0.52
1:A:510:VAL:CG2	1:A:511:ALA:H	2.23	0.52
1:B:131:LEU:HD23	1:B:422:VAL:HG11	1.90	0.52
1:B:174:VAL:HG21	1:B:367:GLU:HA	1.91	0.52
1:B:278:ALA:HB1	1:B:279:PRO:HD2	1.89	0.52
1:B:486:GLY:HA3	1:B:491:MET:CE	2.39	0.52
1:C:432:GLN:NE2	1:C:436:GLN:HE22	2.08	0.52
1:D:147:VAL:HA	1:D:150:ILE:HG22	1.90	0.52
1:D:199:TYR:CE2	1:D:205:ILE:HG12	2.44	0.52
1:D:253:ASP:CG	1:D:254:VAL:H	2.13	0.52
1:D:289:LEU:HA	1:D:292:ILE:HD12	1.91	0.52
1:E:87:ASP:OD1	1:E:88:GLY:N	2.42	0.52
1:E:256:GLY:O	1:E:260:ALA:N	2.38	0.52
1:F:177:VAL:HG22	1:F:393:LYS:HG3	1.91	0.52
1:H:218:PRO:HB3	1:H:246:PRO:HB2	1.92	0.52
1:H:287:ALA:HB1	1:H:368:ARG:CZ	2.39	0.52
1:H:350:ARG:HE	1:H:369:VAL:HG11	1.75	0.52
1:I:174:VAL:HG21	1:I:371:LYS:CE	2.40	0.52
1:J:169:VAL:HG22	1:J:169:VAL:O	2.10	0.52
1:J:287:ALA:HB1	1:J:368:ARG:CZ	2.39	0.52
1:J:343:GLN:O	1:J:346:VAL:HB	2.10	0.52
1:K:350:ARG:HE	1:K:369:VAL:HG11	1.75	0.52
1:L:301:ILE:N	1:L:301:ILE:CD1	2.73	0.52
1:M:55:SER:O	1:M:58:ARG:HB3	2.10	0.52
1:M:230:ILE:CG1	1:M:258:ALA:HA	2.23	0.52

*Continued on next page...*

*Continued from previous page...*

Atom-1	Atom-2	Interatomic distance (Å)	Clash overlap (Å)
1:M:419:LEU:HD21	1:M:500:THR:HG23	1.92	0.52
1:N:345:ARG:HH22	1:N:368:ARG:NH2	2.07	0.52
1:N:360:TYR:O	1:N:364:LYS:HB2	2.10	0.52
2:O:47:ARG:HD2	2:O:55:LYS:HD2	1.90	0.52
1:A:47:PRO:HD3	1:G:72:GLN:HB3	1.92	0.51
1:A:366:GLN:HA	1:A:369:VAL:CG2	2.41	0.51
1:B:284:ARG:HG2	1:B:288:MET:HE2	1.92	0.51
1:B:284:ARG:O	1:B:287:ALA:HB3	2.10	0.51
1:C:272:LYS:HB2	1:C:272:LYS:NZ	2.24	0.51
1:D:403:THR:O	1:D:407:VAL:HG23	2.10	0.51
1:F:261:THR:HB	2:T:29:GLY:HA3	1.92	0.51
1:G:305:ILE:N	1:G:305:ILE:CD1	2.69	0.51
1:G:417:VAL:CA	1:G:420:ILE:HG22	2.40	0.51
1:H:109:ALA:HB3	1:H:111:MET:CE	2.39	0.51
1:H:264:VAL:HA	1:H:267:MET:CG	2.39	0.51
1:H:403:THR:O	1:H:407:VAL:HG23	2.10	0.51
1:I:190:VAL:O	1:I:373:ALA:CA	2.57	0.51
1:I:259:LEU:HD23	1:I:259:LEU:C	2.31	0.51
1:J:350:ARG:HE	1:J:369:VAL:HG11	1.75	0.51
1:K:30:THR:HB	1:K:51:LYS:O	2.10	0.51
1:K:231:ARG:O	1:K:234:LEU:HG	2.11	0.51
1:L:64:ASP:C	1:L:65:LYS:O	2.43	0.51
1:L:149:THR:HG22	1:L:156:GLU:O	2.10	0.51
1:N:152:ALA:O	1:N:153:ASN:HB3	2.09	0.51
1:N:301:ILE:N	1:N:301:ILE:CD1	2.73	0.51
2:R:14:ARG:CG	2:R:35:SER:HB3	2.39	0.51
2:U:14:ARG:CG	2:U:15:LYS:H	2.22	0.51
1:A:131:LEU:HD23	1:A:422:VAL:HG11	1.91	0.51
1:A:326:ASN:OD1	1:A:329:THR:N	2.43	0.51
1:B:308:GLU:HB2	1:B:311:LYS:HB2	1.92	0.51
1:B:309:LEU:H	1:B:309:LEU:HD12	1.75	0.51
1:D:72:GLN:HA	1:D:72:GLN:NE2	2.25	0.51
1:D:430:ARG:HG2	1:D:430:ARG:HH11	1.76	0.51
1:D:510:VAL:O	1:D:511:ALA:C	2.47	0.51
1:E:95:LEU:O	1:E:99:ILE:HG13	2.10	0.51
1:E:265:ASN:OD1	2:S:27:LEU:HB3	2.10	0.51
1:E:338:GLU:O	1:E:342:ILE:HG13	2.10	0.51
1:F:5:ASP:HB2	1:F:524:LEU:CD2	2.39	0.51
1:F:320:ALA:HA	1:F:335:GLY:HA2	1.91	0.51
1:G:180:GLY:HA3	1:G:380:LYS:HB3	1.92	0.51
1:G:253:ASP:CG	1:G:254:VAL:N	2.63	0.51

*Continued on next page...*

*Continued from previous page...*

Atom-1	Atom-2	Interatomic distance (Å)	Clash overlap (Å)
1:H:219:PHE:CE1	1:H:245:LYS:HD2	2.44	0.51
1:H:266:THR:HG21	1:H:273:VAL:O	2.10	0.51
1:H:345:ARG:HH22	1:H:368:ARG:NH2	2.07	0.51
1:I:37:ASN:ND2	1:I:37:ASN:H	2.08	0.51
1:I:231:ARG:O	1:I:234:LEU:HG	2.11	0.51
1:J:65:LYS:O	1:J:66:PHE:CB	2.44	0.51
1:J:161:LEU:H	1:J:161:LEU:CD1	2.24	0.51
1:J:169:VAL:CG1	1:J:173:GLY:HA3	2.39	0.51
1:J:218:PRO:HB3	1:J:246:PRO:HB2	1.92	0.51
1:J:230:ILE:HD11	1:J:257:GLU:O	2.11	0.51
1:J:231:ARG:O	1:J:234:LEU:HG	2.11	0.51
1:K:190:VAL:HG22	1:K:191:GLU:N	2.25	0.51
1:K:256:GLY:CA	1:K:259:LEU:HB3	2.39	0.51
1:L:350:ARG:HE	1:L:369:VAL:HG11	1.75	0.51
1:M:101:THR:HG22	1:M:105:LYS:HE3	1.90	0.51
1:M:350:ARG:HE	1:M:369:VAL:HG11	1.75	0.51
1:M:360:TYR:O	1:M:364:LYS:HB2	2.10	0.51
1:M:496:PRO:O	1:M:497:THR:C	2.48	0.51
1:N:17:LEU:O	1:N:20:VAL:HG13	2.09	0.51
1:A:257:GLU:O	1:A:261:THR:HG22	2.10	0.51
1:A:321:LYS:HD2	1:A:333:ILE:HG22	1.92	0.51
1:C:252:GLU:O	1:C:277:LYS:HE2	2.11	0.51
1:C:366:GLN:O	1:C:369:VAL:HB	2.10	0.51
1:D:16:MET:O	1:D:20:VAL:HG23	2.10	0.51
1:D:176:THR:OG1	1:D:378:VAL:HG22	2.10	0.51
1:E:234:LEU:HD23	2:S:23:GLY:HA3	1.91	0.51
1:G:206:ASN:HB3	1:G:214:GLU:H	1.73	0.51
1:H:73:MET:HE3	1:N:49:ILE:HD11	1.92	0.51
1:H:259:LEU:HD23	1:H:259:LEU:C	2.31	0.51
1:H:301:ILE:N	1:H:301:ILE:CD1	2.73	0.51
1:H:351:GLN:O	1:H:354:GLU:N	2.34	0.51
1:I:266:THR:HG21	1:I:273:VAL:O	2.10	0.51
1:J:27:VAL:HG11	1:J:93:THR:HG21	1.93	0.51
1:J:360:TYR:O	1:J:364:LYS:HB2	2.10	0.51
1:K:479:ASN:O	1:K:483:GLU:N	2.41	0.51
1:M:72:GLN:HA	1:M:72:GLN:NE2	2.24	0.51
1:M:232:GLU:OE1	1:M:232:GLU:N	2.33	0.51
2:P:5:PRO:CD	2:P:42:ALA:HB1	2.39	0.51
2:Q:9:ARG:NH1	2:Q:86:MET:HA	2.26	0.51
2:U:20:LYS:HG3	2:U:28:THR:O	2.10	0.51
1:B:195:PHE:CE1	1:B:330:THR:HB	2.45	0.51

*Continued on next page...*

*Continued from previous page...*

Atom-1	Atom-2	Interatomic distance (Å)	Clash overlap (Å)
1:C:233:MET:C	1:C:235:PRO:CD	2.76	0.51
1:C:235:PRO:HG2	1:C:236:VAL:HG23	1.92	0.51
1:C:270:ILE:HD13	2:Q:27:LEU:HB2	1.92	0.51
1:E:27:VAL:HG13	1:E:53:GLY:HA2	1.93	0.51
1:E:249:ILE:HB	1:E:275:ALA:HB1	1.93	0.51
1:F:143:ALA:O	1:F:146:GLN:HB2	2.10	0.51
1:F:262:LEU:HD11	1:F:273:VAL:HB	1.92	0.51
1:F:357:THR:CG2	1:F:361:ASP:HB2	2.40	0.51
1:F:434:GLU:O	1:F:435:ASP:C	2.49	0.51
1:G:5:ASP:HB2	1:G:524:LEU:CD2	2.40	0.51
1:G:232:GLU:O	1:G:310:GLU:OE2	2.28	0.51
1:G:240:VAL:O	1:G:244:GLY:N	2.37	0.51
1:G:401:HIS:O	1:G:404:ARG:HB2	2.11	0.51
1:H:190:VAL:O	1:H:373:ALA:O	2.23	0.51
1:H:231:ARG:O	1:H:234:LEU:HG	2.11	0.51
1:I:72:GLN:HA	1:I:72:GLN:NE2	2.26	0.51
1:I:343:GLN:O	1:I:346:VAL:HB	2.10	0.51
1:J:259:LEU:HD23	1:J:259:LEU:C	2.31	0.51
1:L:231:ARG:O	1:L:234:LEU:HG	2.11	0.51
1:L:478:TYR:CE1	1:L:483:GLU:HA	2.46	0.51
1:N:230:ILE:HD11	1:N:257:GLU:O	2.11	0.51
2:R:48:ILE:O	2:R:48:ILE:HG22	2.08	0.51
2:T:78:ILE:HD12	2:T:78:ILE:N	2.25	0.51
1:A:134:LEU:O	1:A:136:VAL:HG13	2.09	0.51
1:A:290:GLN:O	1:A:294:THR:N	2.43	0.51
1:A:292:ILE:O	1:A:295:LEU:HB3	2.11	0.51
1:A:327:LYS:HD3	1:A:327:LYS:N	2.25	0.51
1:B:87:ASP:OD1	1:B:88:GLY:N	2.42	0.51
1:B:249:ILE:HG22	1:B:250:ILE:N	2.26	0.51
1:B:305:ILE:CG2	1:B:306:GLY:H	2.09	0.51
1:C:327:LYS:HD3	1:C:327:LYS:H	1.75	0.51
1:D:160:LYS:O	1:D:164:GLU:HG3	2.10	0.51
1:E:160:LYS:HE3	1:E:164:GLU:OE2	2.10	0.51
1:E:213:VAL:O	1:E:324:VAL:HA	2.10	0.51
1:F:111:MET:CE	1:F:438:VAL:HG21	2.41	0.51
1:F:229:ASN:C	1:F:231:ARG:N	2.64	0.51
1:F:406:ALA:O	1:F:410:GLY:N	2.43	0.51
1:F:501:ARG:O	1:F:505:GLN:HG3	2.10	0.51
1:G:134:LEU:N	1:G:134:LEU:HD12	2.26	0.51
1:G:256:GLY:O	1:G:257:GLU:C	2.49	0.51
1:G:309:LEU:H	1:G:309:LEU:HD12	1.75	0.51

*Continued on next page...*



*Continued from previous page...*

Atom-1	Atom-2	Interatomic distance (Å)	Clash overlap (Å)
1:G:434:GLU:OE2	1:G:438:VAL:HG23	2.10	0.51
1:H:193:MET:HG2	1:H:194:GLN:H	1.74	0.51
1:H:277:LYS:HB2	1:H:277:LYS:HZ2	1.74	0.51
1:J:233:MET:HA	1:J:233:MET:CE	2.40	0.51
1:K:157:THR:O	1:K:161:LEU:HD13	2.10	0.51
1:M:40:LEU:HD23	1:M:50:THR:HG22	1.93	0.51
2:Q:20:LYS:HB3	2:Q:27:LEU:HG	1.92	0.51
1:A:213:VAL:O	1:A:324:VAL:HA	2.10	0.51
1:A:357:THR:HB	1:A:361:ASP:HB2	1.92	0.51
1:B:225:LYS:C	1:B:252:GLU:HB2	2.31	0.51
1:B:501:ARG:O	1:B:505:GLN:HG3	2.11	0.51
1:C:211:GLY:O	1:C:325:ILE:O	2.28	0.51
1:C:510:VAL:HG23	1:C:511:ALA:H	1.75	0.51
1:D:357:THR:CG2	1:D:361:ASP:HB2	2.40	0.51
1:E:296:THR:CG2	1:E:335:GLY:HA3	2.24	0.51
1:E:496:PRO:HG2	1:E:499:VAL:CG1	2.40	0.51
1:F:357:THR:HB	1:F:361:ASP:CB	2.41	0.51
1:G:279:PRO:CB	1:G:288:MET:HE3	2.38	0.51
1:H:343:GLN:O	1:H:346:VAL:HB	2.10	0.51
1:H:360:TYR:O	1:H:364:LYS:HB2	2.10	0.51
1:I:40:LEU:HD22	1:I:40:LEU:N	2.25	0.51
1:I:350:ARG:HE	1:I:369:VAL:HG11	1.75	0.51
1:I:479:ASN:O	1:I:483:GLU:N	2.42	0.51
1:J:476:TYR:HA	1:J:486:GLY:O	2.11	0.51
1:J:478:TYR:HB2	1:J:485:TYR:CE2	2.46	0.51
1:K:95:LEU:O	1:K:98:ALA:HB3	2.11	0.51
1:K:233:MET:HE1	1:K:309:LEU:HD13	1.93	0.51
1:M:149:THR:HG22	1:M:156:GLU:O	2.11	0.51
1:M:287:ALA:HB1	1:M:368:ARG:CZ	2.39	0.51
1:M:422:VAL:HG23	1:M:423:ALA:N	2.26	0.51
1:M:478:TYR:HB2	1:M:485:TYR:CD2	2.46	0.51
2:P:7:HIS:HA	2:P:45:ASN:N	2.24	0.51
2:R:78:ILE:HD12	2:R:78:ILE:N	2.25	0.51
2:T:14:ARG:NH1	2:T:14:ARG:HB2	2.26	0.51
2:T:18:GLU:CD	2:T:33:ALA:HB3	2.31	0.51
1:A:256:GLY:HA2	1:A:259:LEU:HD12	1.91	0.51
1:A:311:LYS:O	1:A:312:ALA:HB2	2.11	0.51
1:C:69:MET:CE	1:D:39:VAL:HG12	2.40	0.51
1:D:78:ALA:O	1:D:89:THR:HG22	2.11	0.51
1:E:200:LEU:CD1	1:E:276:VAL:HA	2.40	0.51
1:F:265:ASN:HB3	1:F:271:VAL:HG22	1.92	0.51

*Continued on next page...*

*Continued from previous page...*

Atom-1	Atom-2	Interatomic distance (Å)	Clash overlap (Å)
1:F:329:THR:CG2	1:F:330:THR:N	2.74	0.51
1:G:325:ILE:HA	1:G:329:THR:O	2.10	0.51
1:G:325:ILE:HG22	1:G:326:ASN:O	2.11	0.51
1:G:350:ARG:HA	1:G:353:ILE:HD12	1.93	0.51
1:H:180:GLY:HA2	1:H:380:LYS:HB3	1.93	0.51
1:H:191:GLU:CA	1:H:373:ALA:CA	2.78	0.51
1:I:247:LEU:O	1:I:273:VAL:HB	2.11	0.51
1:J:266:THR:HG21	1:J:273:VAL:O	2.10	0.51
1:K:27:VAL:HG11	1:K:93:THR:HG21	1.93	0.51
1:K:193:MET:HG2	1:K:194:GLN:H	1.74	0.51
1:K:353:ILE:HG12	1:K:365:LEU:CB	2.41	0.51
1:L:259:LEU:HD23	1:L:259:LEU:C	2.31	0.51
1:M:93:THR:O	1:M:96:ALA:HB3	2.10	0.51
1:M:147:VAL:HA	1:M:150:ILE:HD12	1.91	0.51
1:M:353:ILE:HG12	1:M:365:LEU:CB	2.41	0.51
1:N:219:PHE:CE1	1:N:245:LYS:HD2	2.44	0.51
1:N:231:ARG:O	1:N:234:LEU:HG	2.11	0.51
1:N:259:LEU:C	1:N:259:LEU:HD23	2.31	0.51
1:N:494:LEU:N	1:N:494:LEU:CD2	2.73	0.51
2:O:20:LYS:HG2	2:O:27:LEU:HD23	1.91	0.51
2:R:7:HIS:C	2:R:9:ARG:H	2.14	0.51
2:T:47:ARG:HB3	2:T:55:LYS:HG2	1.92	0.51
1:A:194:GLN:O	1:A:371:LYS:NZ	2.40	0.51
1:A:249:ILE:HG22	1:A:250:ILE:N	2.26	0.51
1:B:194:GLN:NE2	1:B:329:THR:HG21	2.26	0.51
1:B:199:TYR:HE2	1:B:205:ILE:HG12	1.75	0.51
1:B:252:GLU:HA	1:B:285:ARG:NH1	2.26	0.51
1:C:309:LEU:H	1:C:309:LEU:HD12	1.76	0.51
1:D:122:LYS:HE2	1:D:429:LEU:HD11	1.92	0.51
1:D:381:VAL:CG1	1:D:392:LYS:CG	2.89	0.51
1:F:134:LEU:CD1	1:F:134:LEU:H	2.24	0.51
1:F:184:GLN:OE1	1:F:184:GLN:N	2.39	0.51
1:F:247:LEU:HB3	1:F:273:VAL:CG1	2.40	0.51
1:J:247:LEU:O	1:J:273:VAL:HB	2.11	0.51
1:K:230:ILE:HD11	1:K:257:GLU:O	2.11	0.51
1:L:193:MET:HA	1:L:376:VAL:HG21	1.93	0.51
1:L:288:MET:HA	1:L:288:MET:CE	2.41	0.51
1:L:479:ASN:OD1	1:L:481:ALA:HB3	2.11	0.51
1:N:218:PRO:HB3	1:N:246:PRO:HB2	1.92	0.51
1:N:465:VAL:O	1:N:469:VAL:HG23	2.11	0.51
2:Q:37:ARG:HG2	2:Q:37:ARG:NH1	2.25	0.51

*Continued on next page...*

*Continued from previous page...*

Atom-1	Atom-2	Interatomic distance (Å)	Clash overlap (Å)
2:S:14:ARG:NH1	2:S:14:ARG:HB2	2.26	0.51
2:T:48:ILE:HG22	2:T:48:ILE:O	2.11	0.51
1:A:234:LEU:N	1:A:235:PRO:CD	2.73	0.51
1:A:302:SER:CB	1:A:305:ILE:HB	2.41	0.51
1:B:147:VAL:O	1:B:150:ILE:HG22	2.11	0.51
1:B:346:VAL:HG12	1:B:350:ARG:NH2	2.26	0.51
1:D:291:ASP:O	1:D:295:LEU:HB2	2.10	0.51
1:D:482:THR:OG1	1:D:484:GLU:HG2	2.11	0.51
1:D:486:GLY:HA3	1:D:491:MET:HE2	1.93	0.51
1:E:372:LEU:O	1:E:373:ALA:HB2	2.11	0.51
1:E:412:VAL:HG13	1:E:497:THR:OG1	2.10	0.51
1:F:33:PRO:HG2	1:F:34:LYS:H	1.76	0.51
1:F:80:LYS:HD2	1:F:506:TYR:CZ	2.46	0.51
1:H:10:ASN:O	1:H:11:ASP:C	2.49	0.51
1:H:373:ALA:C	1:H:375:GLY:CA	2.78	0.51
1:I:230:ILE:HD11	1:I:257:GLU:O	2.11	0.51
1:K:16:MET:HG3	1:K:520:MET:SD	2.50	0.51
1:K:191:GLU:HA	1:K:372:LEU:C	2.30	0.51
1:K:450:PRO:O	1:K:454:ILE:HG12	2.11	0.51
1:L:152:ALA:HB2	1:L:158:VAL:HG11	1.93	0.51
1:L:218:PRO:HB3	1:L:246:PRO:HB2	1.92	0.51
1:L:494:LEU:N	1:L:494:LEU:CD2	2.72	0.51
1:M:178:GLU:O	1:M:380:LYS:HA	2.11	0.51
1:M:413:ALA:CB	1:M:417:VAL:HB	2.41	0.51
1:N:191:GLU:CA	1:N:373:ALA:CA	2.77	0.51
1:N:266:THR:HG21	1:N:273:VAL:O	2.10	0.51
1:A:72:GLN:HA	1:A:72:GLN:NE2	2.26	0.51
1:A:239:ALA:HB1	1:A:314:LEU:HD23	1.92	0.51
1:C:35:GLY:HA3	1:C:51:LYS:HE2	1.93	0.51
1:C:486:GLY:HA3	1:C:491:MET:HE2	1.92	0.51
1:D:200:LEU:CD1	1:D:276:VAL:HA	2.41	0.51
1:D:366:GLN:HA	1:D:369:VAL:CG2	2.41	0.51
1:E:142:LYS:HE2	1:E:146:GLN:OE1	2.11	0.51
1:E:357:THR:HB	1:E:361:ASP:CB	2.41	0.51
1:G:177:VAL:HG11	1:G:397:GLU:HG2	1.92	0.51
1:G:221:LEU:C	1:G:222:LEU:HD12	2.32	0.51
1:H:230:ILE:HD11	1:H:257:GLU:O	2.11	0.51
1:H:236:VAL:HG23	1:H:237:LEU:N	2.26	0.51
1:J:101:THR:HG22	1:J:105:LYS:HE3	1.92	0.51
1:J:236:VAL:HG23	1:J:237:LEU:N	2.26	0.51
1:J:422:VAL:O	1:J:426:LEU:CD2	2.59	0.51

*Continued on next page...*

*Continued from previous page...*

Atom-1	Atom-2	Interatomic distance (Å)	Clash overlap (Å)
1:L:247:LEU:O	1:L:273:VAL:HB	2.11	0.51
1:N:149:THR:HG22	1:N:156:GLU:O	2.11	0.51
1:N:464:VAL:O	1:N:467:ASN:HB3	2.12	0.51
2:Q:14:ARG:NH2	2:Q:69:ASP:OD2	2.44	0.51
1:B:42:LYS:HE2	1:B:48:THR:HB	1.92	0.50
1:B:202:PRO:HG2	1:B:203:TYR:CD1	2.47	0.50
1:B:234:LEU:N	1:B:235:PRO:CD	2.73	0.50
1:B:468:THR:OG1	1:B:485:TYR:CE2	2.64	0.50
1:D:134:LEU:O	1:D:136:VAL:HG13	2.11	0.50
1:D:381:VAL:HG21	1:D:393:LYS:HA	1.92	0.50
1:D:404:ARG:HG3	1:D:404:ARG:NH1	2.26	0.50
1:F:10:ASN:O	1:F:14:VAL:HG23	2.11	0.50
1:F:305:ILE:CG2	1:F:306:GLY:H	2.19	0.50
1:F:349:ILE:HG21	1:F:369:VAL:CG2	2.40	0.50
1:G:283:ASP:O	1:G:287:ALA:HB2	2.11	0.50
1:G:325:ILE:CG1	1:G:330:THR:HG23	2.40	0.50
1:H:30:THR:HB	1:H:51:LYS:O	2.10	0.50
1:H:232:GLU:OE1	1:H:232:GLU:N	2.33	0.50
1:I:420:ILE:HG13	1:I:451:LEU:HD22	1.92	0.50
1:K:65:LYS:O	1:K:66:PHE:CB	2.46	0.50
1:K:218:PRO:HB3	1:K:246:PRO:HB2	1.92	0.50
1:K:236:VAL:HG23	1:K:237:LEU:N	2.26	0.50
1:K:343:GLN:O	1:K:346:VAL:HB	2.10	0.50
1:K:381:VAL:HB	1:K:389:MET:HE3	1.93	0.50
1:L:138:CYS:SG	1:L:144:ILE:HD13	2.51	0.50
1:L:169:VAL:O	1:L:169:VAL:HG22	2.11	0.50
1:L:256:GLY:O	1:L:257:GLU:C	2.50	0.50
1:L:353:ILE:HG12	1:L:365:LEU:CB	2.41	0.50
1:M:231:ARG:O	1:M:234:LEU:HG	2.11	0.50
2:R:14:ARG:NH1	2:R:14:ARG:CB	2.73	0.50
2:T:14:ARG:CG	2:T:15:LYS:N	2.74	0.50
2:T:78:ILE:HD13	2:T:83:VAL:CG2	2.39	0.50
1:A:130:GLU:OE1	1:A:130:GLU:HA	2.11	0.50
1:A:352:GLN:O	1:A:355:GLU:HB2	2.11	0.50
1:B:211:GLY:O	1:B:325:ILE:O	2.30	0.50
1:B:510:VAL:O	1:B:511:ALA:C	2.49	0.50
1:C:56:VAL:O	1:C:57:ALA:C	2.49	0.50
1:C:308:GLU:H	1:C:311:LYS:HB3	1.76	0.50
1:D:200:LEU:N	1:D:200:LEU:HD12	2.25	0.50
1:E:227:ILE:HG22	1:E:227:ILE:O	2.11	0.50
1:E:309:LEU:HD12	1:E:309:LEU:N	2.25	0.50

*Continued on next page...*

*Continued from previous page...*

Atom-1	Atom-2	Interatomic distance (Å)	Clash overlap (Å)
1:F:287:ALA:O	1:F:290:GLN:NE2	2.39	0.50
1:G:242:LYS:HD3	1:G:243:ALA:N	2.26	0.50
1:H:362:ARG:O	1:H:366:GLN:HB2	2.12	0.50
1:H:434:GLU:O	1:H:438:VAL:HG23	2.11	0.50
1:J:55:SER:HA	1:J:58:ARG:NH1	2.26	0.50
1:J:345:ARG:HH22	1:J:368:ARG:NH2	2.07	0.50
1:J:478:TYR:HA	1:J:485:TYR:HA	1.92	0.50
1:K:256:GLY:O	1:K:257:GLU:C	2.50	0.50
1:K:425:LYS:O	1:K:427:ALA:N	2.44	0.50
1:L:124:VAL:HG13	1:L:504:LEU:HD13	1.90	0.50
1:L:230:ILE:HD11	1:L:257:GLU:O	2.11	0.50
1:L:419:LEU:HD12	1:L:447:MET:HB3	1.93	0.50
1:M:23:LEU:O	1:M:27:VAL:HG12	2.10	0.50
1:M:218:PRO:HB3	1:M:246:PRO:HB2	1.92	0.50
1:M:247:LEU:O	1:M:273:VAL:HB	2.11	0.50
1:M:266:THR:HG21	1:M:273:VAL:O	2.10	0.50
1:M:479:ASN:O	1:M:483:GLU:N	2.42	0.50
1:N:32:GLY:CA	1:N:454:ILE:HG23	2.41	0.50
1:N:233:MET:HA	1:N:233:MET:CE	2.40	0.50
2:P:68:ASN:ND2	2:Q:74:LYS:HE3	2.26	0.50
2:T:6:LEU:O	2:T:7:HIS:O	2.29	0.50
1:A:434:GLU:OE2	1:A:438:VAL:HG23	2.11	0.50
1:C:19:GLY:HA3	1:C:67:GLU:O	2.12	0.50
1:C:434:GLU:OE2	1:C:438:VAL:HG23	2.11	0.50
1:D:267:MET:O	1:D:269:GLY:N	2.44	0.50
1:E:279:PRO:HB2	1:E:285:ARG:HA	1.93	0.50
1:E:320:ALA:HA	1:E:335:GLY:HA2	1.91	0.50
1:E:357:THR:CG2	1:E:361:ASP:HB2	2.41	0.50
1:G:248:LEU:HD13	1:G:249:ILE:N	2.25	0.50
1:G:252:GLU:O	1:G:277:LYS:HE2	2.11	0.50
1:I:236:VAL:HG23	1:I:237:LEU:N	2.26	0.50
1:I:314:LEU:HD12	1:I:314:LEU:N	2.11	0.50
1:J:256:GLY:CA	1:J:259:LEU:HB3	2.39	0.50
1:J:413:ALA:CB	1:J:417:VAL:HB	2.41	0.50
1:K:55:SER:HA	1:K:58:ARG:NH1	2.26	0.50
1:K:288:MET:HA	1:K:288:MET:CE	2.41	0.50
1:K:360:TYR:O	1:K:364:LYS:HB2	2.10	0.50
1:L:360:TYR:O	1:L:364:LYS:HB2	2.10	0.50
1:M:129:GLU:O	1:M:132:LYS:N	2.44	0.50
1:M:362:ARG:O	1:M:366:GLN:HB2	2.12	0.50
1:M:421:ARG:HA	1:M:421:ARG:HE	1.76	0.50

*Continued on next page...*

*Continued from previous page...*

Atom-1	Atom-2	Interatomic distance (Å)	Clash overlap (Å)
1:N:161:LEU:HD12	1:N:161:LEU:N	2.24	0.50
1:N:236:VAL:HG23	1:N:237:LEU:N	2.26	0.50
1:N:362:ARG:O	1:N:366:GLN:HB2	2.12	0.50
1:A:281:PHE:O	1:A:284:ARG:HB3	2.12	0.50
1:A:346:VAL:O	1:A:349:ILE:HB	2.11	0.50
1:A:418:ALA:O	1:A:422:VAL:HG13	2.11	0.50
1:B:130:GLU:O	1:B:134:LEU:HD13	2.11	0.50
1:B:180:GLY:HA2	1:B:380:LYS:HB3	1.92	0.50
1:B:429:LEU:O	1:B:430:ARG:NH1	2.40	0.50
1:C:355:GLU:C	1:C:357:THR:H	2.15	0.50
1:C:450:PRO:O	1:C:454:ILE:HG13	2.11	0.50
1:D:277:LYS:HG2	1:D:278:ALA:N	2.27	0.50
1:D:290:GLN:OE1	1:D:290:GLN:N	2.40	0.50
1:E:234:LEU:N	1:E:235:PRO:CD	2.72	0.50
1:E:277:LYS:HD3	1:E:285:ARG:NH2	2.23	0.50
1:E:443:ALA:O	1:E:447:MET:HG3	2.12	0.50
1:F:59:GLU:OE1	1:F:59:GLU:HA	2.11	0.50
1:G:353:ILE:O	1:G:355:GLU:N	2.44	0.50
1:H:74:VAL:O	1:H:75:LYS:C	2.50	0.50
1:H:109:ALA:HB3	1:H:111:MET:HE3	1.92	0.50
1:H:189:VAL:C	1:H:373:ALA:O	2.45	0.50
1:H:232:GLU:HA	1:H:310:GLU:HG2	1.94	0.50
1:I:65:LYS:O	1:I:66:PHE:CB	2.42	0.50
1:I:179:ASP:OD2	1:I:390:LYS:HG2	2.12	0.50
1:I:362:ARG:O	1:I:366:GLN:HB2	2.12	0.50
1:J:384:ALA:O	1:K:281:PHE:CE2	2.65	0.50
1:K:383:ALA:HB3	1:K:389:MET:HA	1.93	0.50
1:L:109:ALA:HB3	1:L:111:MET:CE	2.42	0.50
1:M:230:ILE:HD11	1:M:257:GLU:O	2.11	0.50
1:M:236:VAL:HG23	1:M:237:LEU:N	2.26	0.50
1:N:64:ASP:OD1	1:N:65:LYS:O	2.30	0.50
1:N:262:LEU:HA	1:N:265:ASN:HB3	1.93	0.50
1:A:279:PRO:HD2	1:A:285:ARG:HA	1.94	0.50
1:B:361:ASP:O	1:B:365:LEU:HB2	2.11	0.50
1:C:246:PRO:HA	1:C:272:LYS:O	2.12	0.50
1:C:333:ILE:O	1:C:334:ASP:HB2	2.11	0.50
1:D:205:ILE:CD1	1:D:211:GLY:HA2	2.41	0.50
1:E:160:LYS:O	1:E:164:GLU:HG3	2.12	0.50
1:E:411:VAL:HG12	1:E:496:PRO:CA	2.40	0.50
1:F:130:GLU:O	1:F:133:ALA:HB3	2.12	0.50
1:F:230:ILE:C	1:F:232:GLU:N	2.64	0.50

*Continued on next page...*

*Continued from previous page...*

Atom-1	Atom-2	Interatomic distance (Å)	Clash overlap (Å)
1:F:292:ILE:O	1:F:295:LEU:HB3	2.11	0.50
1:G:134:LEU:HD11	1:G:425:LYS:NZ	2.27	0.50
1:G:147:VAL:O	1:G:150:ILE:HG22	2.12	0.50
1:G:233:MET:C	1:G:235:PRO:CD	2.77	0.50
1:H:190:VAL:HG22	1:H:191:GLU:N	2.26	0.50
1:H:247:LEU:O	1:H:273:VAL:HB	2.11	0.50
1:H:288:MET:HA	1:H:288:MET:CE	2.41	0.50
1:H:419:LEU:HD21	1:H:500:THR:CG2	2.41	0.50
1:J:7:LYS:HG3	1:J:66:PHE:CE2	2.47	0.50
1:J:232:GLU:HA	1:J:310:GLU:HG2	1.94	0.50
1:K:40:LEU:HD22	1:K:40:LEU:N	2.25	0.50
1:K:259:LEU:C	1:K:259:LEU:HD23	2.31	0.50
1:K:349:ILE:HA	1:K:352:GLN:NE2	2.27	0.50
1:K:370:ALA:O	1:K:374:GLY:O	2.28	0.50
1:L:169:VAL:CG1	1:L:173:GLY:HA3	2.37	0.50
1:N:135:SER:HA	1:N:412:VAL:HG12	1.94	0.50
2:T:14:ARG:CG	2:T:35:SER:HB3	2.42	0.50
1:A:96:ALA:O	1:A:97:GLN:C	2.49	0.50
1:B:199:TYR:HD1	1:B:199:TYR:O	1.95	0.50
1:C:237:LEU:C	1:C:237:LEU:HD23	2.31	0.50
1:C:401:HIS:O	1:C:404:ARG:HB2	2.10	0.50
1:D:279:PRO:HD2	1:D:285:ARG:CA	2.41	0.50
1:E:309:LEU:H	1:E:309:LEU:CD1	2.24	0.50
1:F:145:ALA:O	1:F:159:GLY:HA3	2.11	0.50
1:F:339:GLU:CD	1:F:339:GLU:H	2.15	0.50
1:F:358:SER:HA	1:F:362:ARG:CD	2.42	0.50
1:F:510:VAL:HG23	1:F:511:ALA:H	1.75	0.50
1:G:135:SER:HB2	1:G:497:THR:HG21	1.93	0.50
1:G:247:LEU:HB3	1:G:273:VAL:CG1	2.42	0.50
1:H:262:LEU:HA	1:H:265:ASN:HB3	1.93	0.50
1:J:107:VAL:CG2	1:J:108:ALA:N	2.75	0.50
1:J:349:ILE:HA	1:J:352:GLN:NE2	2.27	0.50
1:J:385:THR:HG23	1:J:388:GLU:N	2.24	0.50
1:K:247:LEU:O	1:K:273:VAL:HB	2.11	0.50
1:K:266:THR:HG21	1:K:273:VAL:O	2.10	0.50
1:M:259:LEU:HD23	1:M:259:LEU:C	2.31	0.50
1:M:288:MET:HA	1:M:288:MET:CE	2.41	0.50
1:M:420:ILE:HG23	1:M:470:LYS:HD3	1.92	0.50
1:N:232:GLU:HA	1:N:310:GLU:HG2	1.94	0.50
2:O:20:LYS:CB	2:O:27:LEU:HG	2.40	0.50
2:S:17:VAL:HG22	2:S:35:SER:N	2.26	0.50

*Continued on next page...*

*Continued from previous page...*

Atom-1	Atom-2	Interatomic distance (Å)	Clash overlap (Å)
1:A:385:THR:OG1	1:A:388:GLU:HB2	2.12	0.50
1:B:434:GLU:O	1:B:437:ASN:N	2.45	0.50
1:D:352:GLN:O	1:D:355:GLU:HB2	2.12	0.50
1:D:361:ASP:O	1:D:365:LEU:HB2	2.12	0.50
1:E:112:ASN:HD21	1:E:114:MET:HB3	1.76	0.50
1:E:200:LEU:O	1:E:202:PRO:HD2	2.12	0.50
1:E:233:MET:C	1:E:235:PRO:CD	2.76	0.50
1:F:23:LEU:HD13	1:F:23:LEU:C	2.32	0.50
1:H:169:VAL:CG2	1:H:370:ALA:CB	2.90	0.50
1:I:15:LYS:HD2	1:I:67:GLU:HG3	1.93	0.50
1:J:145:ALA:O	1:J:149:THR:HG23	2.12	0.50
1:J:149:THR:CG2	1:J:159:GLY:HA3	2.41	0.50
1:J:157:THR:O	1:J:161:LEU:HD13	2.12	0.50
1:K:112:ASN:O	1:K:116:LEU:HG	2.12	0.50
1:L:236:VAL:HG23	1:L:237:LEU:N	2.26	0.50
1:L:411:VAL:HA	1:L:497:THR:H	1.76	0.50
1:M:16:MET:HG3	1:M:520:MET:SD	2.51	0.50
1:M:47:PRO:HG3	1:N:73:MET:HG3	1.93	0.50
1:M:193:MET:HG2	1:M:194:GLN:H	1.74	0.50
1:N:353:ILE:HG12	1:N:365:LEU:CB	2.41	0.50
1:N:385:THR:HG23	1:N:388:GLU:N	2.25	0.50
2:R:40:VAL:HB	2:R:62:GLY:H	1.77	0.50
2:R:58:ASP:N	2:R:88:GLU:OE2	2.40	0.50
2:S:7:HIS:HB2	2:S:46:GLY:O	2.11	0.50
1:A:6:VAL:HG12	1:A:521:VAL:HG13	1.94	0.50
1:A:177:VAL:HG22	1:A:393:LYS:HG3	1.93	0.50
1:A:232:GLU:O	1:A:233:MET:CB	2.60	0.50
1:A:234:LEU:HA	1:A:237:LEU:HB3	1.93	0.50
1:A:270:ILE:HD11	2:O:27:LEU:HD13	1.94	0.50
1:A:279:PRO:HB3	1:A:288:MET:HE3	1.94	0.50
1:A:362:ARG:HA	1:A:365:LEU:CD1	2.40	0.50
1:A:409:GLU:CD	1:A:501:ARG:HH21	2.14	0.50
1:C:200:LEU:CD1	1:C:276:VAL:HA	2.42	0.50
1:C:345:ARG:O	1:C:349:ILE:HG13	2.11	0.50
1:F:302:SER:CB	1:F:305:ILE:HB	2.42	0.50
1:F:456:LEU:HD13	1:F:462:PRO:HG2	1.93	0.50
1:G:218:PRO:CA	1:G:246:PRO:HG2	2.42	0.50
1:G:351:GLN:NE2	1:G:351:GLN:O	2.45	0.50
1:G:391:GLU:O	1:G:394:ALA:HB3	2.11	0.50
1:G:417:VAL:HA	1:G:420:ILE:CG2	2.41	0.50
1:I:107:VAL:CG2	1:I:108:ALA:N	2.75	0.50

*Continued on next page...*



*Continued from previous page...*

Atom-1	Atom-2	Interatomic distance (Å)	Clash overlap (Å)
1:I:140:ASP:O	1:I:144:ILE:HG12	2.11	0.50
1:I:353:ILE:HG12	1:I:365:LEU:CB	2.41	0.50
1:J:32:GLY:HA3	1:J:454:ILE:HG23	1.94	0.50
1:J:124:VAL:O	1:J:128:VAL:HG23	2.11	0.50
1:K:353:ILE:HG12	1:K:365:LEU:HB3	1.94	0.50
1:L:383:ALA:CB	1:L:389:MET:HA	2.41	0.50
1:L:389:MET:HE1	1:L:393:LYS:HB2	1.94	0.50
1:N:140:ASP:O	1:N:144:ILE:HG12	2.11	0.50
1:N:225:LYS:HG3	1:N:227:ILE:HD13	1.94	0.50
2:U:17:VAL:HG13	2:U:34:LYS:CA	2.41	0.50
1:A:127:ALA:O	1:A:130:GLU:HB2	2.12	0.50
1:A:194:GLN:NE2	1:A:329:THR:HG21	2.26	0.50
1:A:322:ARG:HG2	1:A:323:VAL:N	2.19	0.50
1:A:392:LYS:O	1:A:396:VAL:HG23	2.11	0.50
1:C:266:THR:HG22	1:C:273:VAL:N	2.27	0.50
1:C:311:LYS:O	1:C:312:ALA:HB2	2.12	0.50
1:D:267:MET:N	1:D:267:MET:HE3	2.27	0.50
1:D:302:SER:C	1:D:304:GLU:N	2.66	0.50
1:E:241:ALA:HA	1:E:271:VAL:HG12	1.93	0.50
1:E:247:LEU:HD13	1:E:248:LEU:O	2.12	0.50
1:F:451:LEU:HD23	1:F:451:LEU:C	2.32	0.50
1:G:56:VAL:O	1:G:57:ALA:C	2.50	0.50
1:G:417:VAL:O	1:G:420:ILE:CG2	2.56	0.50
1:H:64:ASP:OD1	1:H:65:LYS:O	2.30	0.50
1:H:93:THR:O	1:H:96:ALA:HB3	2.11	0.50
1:H:353:ILE:HG12	1:H:365:LEU:HB3	1.94	0.50
1:I:64:ASP:OD1	1:I:65:LYS:O	2.29	0.50
1:I:169:VAL:CG2	1:I:370:ALA:CB	2.89	0.50
1:I:349:ILE:HA	1:I:352:GLN:NE2	2.27	0.50
1:J:314:LEU:HD12	1:J:314:LEU:N	2.11	0.50
1:J:353:ILE:HG12	1:J:365:LEU:CB	2.41	0.50
1:J:353:ILE:HG12	1:J:365:LEU:HB3	1.94	0.50
1:L:158:VAL:C	1:L:160:LYS:N	2.64	0.50
1:L:266:THR:HG21	1:L:273:VAL:O	2.10	0.50
1:M:69:MET:O	1:M:73:MET:HG3	2.12	0.50
1:M:186:GLU:HB2	1:M:380:LYS:HB2	1.94	0.50
1:M:225:LYS:HG3	1:M:227:ILE:HD13	1.94	0.50
1:M:441:LYS:O	1:M:442:VAL:C	2.50	0.50
1:M:487:ASN:HB3	1:M:490:ASP:HB2	1.94	0.50
1:N:353:ILE:HG12	1:N:365:LEU:HB3	1.94	0.50
2:Q:14:ARG:CD	2:Q:35:SER:HB3	2.39	0.50

*Continued on next page...*

*Continued from previous page...*

Atom-1	Atom-2	Interatomic distance (Å)	Clash overlap (Å)
1:A:206:ASN:HB3	1:A:214:GLU:N	2.26	0.49
1:A:361:ASP:O	1:A:365:LEU:HB2	2.12	0.49
1:A:501:ARG:O	1:A:505:GLN:HG3	2.12	0.49
1:B:215:LEU:C	1:B:322:ARG:HG3	2.31	0.49
1:B:349:ILE:HA	1:B:352:GLN:CD	2.32	0.49
1:D:207:LYS:HB3	1:D:208:PRO:CD	2.29	0.49
1:E:168:LYS:O	1:E:170:GLY:N	2.45	0.49
1:E:208:PRO:HB2	1:E:212:ALA:CB	2.42	0.49
1:F:14:VAL:O	1:F:18:ARG:HG3	2.11	0.49
1:F:228:SER:O	1:F:257:GLU:HB3	2.12	0.49
1:F:315:GLU:OE1	1:F:316:ASP:N	2.45	0.49
1:G:262:LEU:HD11	1:G:273:VAL:HB	1.92	0.49
1:G:352:GLN:O	1:G:355:GLU:HB2	2.12	0.49
1:H:314:LEU:C	1:H:316:ASP:H	2.16	0.49
1:H:425:LYS:O	1:H:427:ALA:N	2.43	0.49
1:I:189:VAL:O	1:I:189:VAL:HG23	2.10	0.49
1:I:288:MET:HA	1:I:288:MET:CE	2.41	0.49
1:I:434:GLU:HA	1:I:437:ASN:HD22	1.75	0.49
1:J:362:ARG:O	1:J:366:GLN:HB2	2.12	0.49
1:L:221:LEU:O	1:L:222:LEU:HD23	2.12	0.49
1:L:349:ILE:HA	1:L:352:GLN:NE2	2.27	0.49
1:M:221:LEU:O	1:M:222:LEU:HD23	2.12	0.49
1:M:256:GLY:O	1:M:257:GLU:C	2.50	0.49
1:M:262:LEU:HA	1:M:265:ASN:HB3	1.94	0.49
1:M:421:ARG:NH2	1:M:469:VAL:O	2.42	0.49
1:N:117:LYS:HG2	1:N:121:ASP:OD2	2.11	0.49
1:N:288:MET:HA	1:N:288:MET:CE	2.41	0.49
1:N:433:ASN:HD22	1:N:434:GLU:N	2.10	0.49
1:B:19:GLY:HA3	1:B:67:GLU:O	2.12	0.49
1:B:353:ILE:O	1:B:355:GLU:N	2.45	0.49
1:D:267:MET:C	1:D:269:GLY:H	2.15	0.49
1:E:28:LYS:O	1:E:30:THR:N	2.45	0.49
1:E:291:ASP:O	1:E:295:LEU:HB2	2.12	0.49
1:E:511:ALA:O	1:E:515:ILE:HG23	2.12	0.49
1:J:256:GLY:O	1:J:257:GLU:C	2.50	0.49
1:J:288:MET:CE	1:J:288:MET:HA	2.41	0.49
1:K:232:GLU:HA	1:K:310:GLU:HG2	1.94	0.49
1:K:385:THR:HG23	1:K:388:GLU:N	2.27	0.49
1:K:441:LYS:O	1:K:442:VAL:C	2.49	0.49
1:M:107:VAL:HG23	1:M:108:ALA:H	1.77	0.49
1:M:191:GLU:CG	1:M:343:GLN:CD	2.75	0.49

*Continued on next page...*

*Continued from previous page...*

Atom-1	Atom-2	Interatomic distance (Å)	Clash overlap (Å)
1:M:215:LEU:HB3	1:M:218:PRO:CG	2.41	0.49
1:M:349:ILE:HA	1:M:352:GLN:NE2	2.27	0.49
1:M:420:ILE:HG13	1:M:451:LEU:HD22	1.95	0.49
1:N:15:LYS:HD2	1:N:67:GLU:HG3	1.94	0.49
2:R:12:VAL:HA	2:R:41:LEU:HG	1.93	0.49
2:R:75:SER:OG	2:R:82:GLU:OE1	2.29	0.49
2:T:37:ARG:HG2	2:T:37:ARG:NH1	2.28	0.49
2:T:83:VAL:C	2:T:84:LEU:HD12	2.32	0.49
1:A:240:VAL:O	1:A:244:GLY:N	2.41	0.49
1:A:302:SER:HB2	1:A:305:ILE:CD1	2.41	0.49
1:A:417:VAL:C	1:A:420:ILE:HG22	2.31	0.49
1:B:77:VAL:HG22	1:B:78:ALA:N	2.27	0.49
1:B:247:LEU:HB3	1:B:273:VAL:HG13	1.93	0.49
1:C:208:PRO:O	1:C:212:ALA:HB3	2.13	0.49
1:D:211:GLY:O	1:D:325:ILE:O	2.31	0.49
1:D:249:ILE:C	1:D:250:ILE:HG13	2.32	0.49
1:E:261:THR:O	1:E:265:ASN:ND2	2.46	0.49
1:F:134:LEU:N	1:F:134:LEU:CD1	2.74	0.49
1:F:194:GLN:HG3	1:F:330:THR:O	2.11	0.49
1:G:432:GLN:NE2	1:G:436:GLN:HE22	2.10	0.49
1:G:451:LEU:HD23	1:G:451:LEU:C	2.32	0.49
1:H:349:ILE:HA	1:H:352:GLN:NE2	2.27	0.49
1:H:353:ILE:HG12	1:H:365:LEU:CB	2.41	0.49
1:J:129:GLU:O	1:J:132:LYS:N	2.46	0.49
1:J:301:ILE:N	1:J:301:ILE:CD1	2.73	0.49
1:J:409:GLU:O	1:J:497:THR:HB	2.12	0.49
1:K:169:VAL:HG22	1:K:370:ALA:HB1	1.93	0.49
1:L:23:LEU:O	1:L:27:VAL:HG12	2.11	0.49
1:L:95:LEU:O	1:L:98:ALA:HB3	2.12	0.49
1:L:362:ARG:O	1:L:366:GLN:HB2	2.12	0.49
1:M:186:GLU:O	1:M:379:ILE:HA	2.11	0.49
1:N:112:ASN:O	1:N:116:LEU:HG	2.11	0.49
1:N:349:ILE:HA	1:N:352:GLN:NE2	2.27	0.49
1:N:392:LYS:O	1:N:396:VAL:HG23	2.11	0.49
1:N:484:GLU:O	1:N:491:MET:HE1	2.12	0.49
2:P:14:ARG:NH1	2:P:14:ARG:HB2	2.26	0.49
2:Q:57:LEU:HD22	2:Q:88:GLU:HB2	1.95	0.49
1:A:37:ASN:OD1	1:A:51:LYS:HB2	2.13	0.49
1:A:242:LYS:HD3	1:A:243:ALA:N	2.28	0.49
1:A:339:GLU:HA	1:A:342:ILE:HB	1.93	0.49
1:A:524:LEU:O	1:A:526:LYS:N	2.45	0.49

*Continued on next page...*

*Continued from previous page...*

Atom-1	Atom-2	Interatomic distance (Å)	Clash overlap (Å)
1:B:183:LEU:O	1:B:382:GLY:HA3	2.12	0.49
1:C:77:VAL:HG12	1:C:510:VAL:HG21	1.93	0.49
1:C:153:ASN:O	1:C:154:SER:HB2	2.13	0.49
1:D:221:LEU:C	1:D:222:LEU:HD12	2.32	0.49
1:D:267:MET:C	1:D:269:GLY:N	2.64	0.49
1:D:353:ILE:O	1:D:355:GLU:N	2.44	0.49
1:D:406:ALA:O	1:D:410:GLY:N	2.44	0.49
1:E:409:GLU:OE1	1:E:501:ARG:NH2	2.46	0.49
1:E:413:ALA:HB1	1:E:417:VAL:CG1	2.42	0.49
1:F:329:THR:HG22	1:F:330:THR:N	2.27	0.49
1:F:443:ALA:O	1:F:447:MET:HG3	2.12	0.49
1:G:164:GLU:O	1:G:167:ASP:HB3	2.12	0.49
1:G:326:ASN:HD21	1:G:328:ASP:HB2	1.77	0.49
1:H:225:LYS:HG3	1:H:227:ILE:HD13	1.94	0.49
1:H:399:ALA:O	1:H:400:LEU:C	2.51	0.49
1:J:277:LYS:HB2	1:J:277:LYS:HZ2	1.77	0.49
1:K:19:GLY:HA3	1:K:67:GLU:O	2.12	0.49
1:K:145:ALA:HA	1:K:159:GLY:O	2.11	0.49
1:L:152:ALA:O	1:L:153:ASN:HB3	2.11	0.49
1:L:262:LEU:HA	1:L:265:ASN:HB3	1.94	0.49
1:L:353:ILE:HG12	1:L:365:LEU:HB3	1.94	0.49
1:L:496:PRO:O	1:L:497:THR:C	2.51	0.49
1:N:221:LEU:O	1:N:222:LEU:HD23	2.13	0.49
1:N:247:LEU:O	1:N:273:VAL:HB	2.11	0.49
2:O:60:LYS:HG2	2:O:63:ASP:OD2	2.12	0.49
2:Q:43:VAL:HG12	2:Q:57:LEU:HD12	1.94	0.49
2:Q:48:ILE:HG22	2:Q:48:ILE:O	2.12	0.49
2:U:83:VAL:C	2:U:84:LEU:HD12	2.33	0.49
1:A:77:VAL:HG12	1:A:510:VAL:HG21	1.94	0.49
1:A:353:ILE:O	1:A:355:GLU:N	2.46	0.49
1:B:177:VAL:CG1	1:B:397:GLU:HG2	2.43	0.49
1:B:301:ILE:HG12	1:B:307:MET:HE2	1.94	0.49
1:D:199:TYR:OH	1:D:211:GLY:HA3	2.13	0.49
1:D:291:ASP:HB3	1:D:345:ARG:NH2	2.25	0.49
1:D:434:GLU:OE2	1:D:438:VAL:HG23	2.12	0.49
1:D:486:GLY:HA3	1:D:491:MET:CE	2.42	0.49
1:E:357:THR:HB	1:E:361:ASP:HB2	1.94	0.49
1:E:509:SER:HB3	1:F:385:THR:HG23	1.94	0.49
1:F:314:LEU:HD12	1:F:314:LEU:C	2.33	0.49
1:F:325:ILE:HG22	1:F:326:ASN:N	2.26	0.49
1:G:496:PRO:HG2	1:G:499:VAL:CG1	2.43	0.49

*Continued on next page...*

*Continued from previous page...*

Atom-1	Atom-2	Interatomic distance (Å)	Clash overlap (Å)
1:H:36:ARG:HB3	1:I:516:THR:O	2.12	0.49
1:H:101:THR:O	1:H:105:LYS:HG3	2.12	0.49
1:H:179:ASP:OD2	1:H:390:LYS:HG2	2.13	0.49
1:I:353:ILE:HG12	1:I:365:LEU:HB3	1.94	0.49
1:I:506:TYR:O	1:I:509:SER:HB3	2.13	0.49
1:K:107:VAL:CG2	1:K:108:ALA:N	2.74	0.49
1:K:166:MET:HE2	1:K:171:LYS:CA	2.30	0.49
1:K:221:LEU:O	1:K:222:LEU:HD23	2.12	0.49
1:K:262:LEU:HA	1:K:265:ASN:HB3	1.93	0.49
1:L:184:GLN:HA	1:L:184:GLN:OE1	2.12	0.49
1:M:41:ASP:HB2	1:N:69:MET:CE	2.41	0.49
1:M:221:LEU:HD13	1:M:223:ALA:N	2.28	0.49
1:M:232:GLU:HA	1:M:310:GLU:HG2	1.94	0.49
1:M:353:ILE:HG12	1:M:365:LEU:HB3	1.94	0.49
1:N:422:VAL:O	1:N:426:LEU:HD23	2.13	0.49
1:A:293:ALA:O	1:A:294:THR:C	2.51	0.49
1:A:329:THR:CG2	1:A:330:THR:N	2.76	0.49
1:A:400:LEU:O	1:A:400:LEU:HD13	2.12	0.49
1:A:433:ASN:HD21	1:A:435:ASP:HB2	1.78	0.49
1:B:54:VAL:HB	1:B:89:THR:HG21	1.93	0.49
1:C:221:LEU:HD13	1:C:317:LEU:HD21	1.94	0.49
1:F:112:ASN:HD22	1:F:115:ASP:CG	2.15	0.49
1:G:27:VAL:HG12	1:G:90:THR:HG23	1.93	0.49
1:G:272:LYS:NZ	1:G:272:LYS:CB	2.75	0.49
1:G:358:SER:HA	1:G:362:ARG:HD2	1.94	0.49
1:G:404:ARG:HG3	1:G:404:ARG:NH1	2.26	0.49
1:H:233:MET:HE2	1:H:233:MET:CA	2.38	0.49
1:H:448:GLU:HB3	1:H:452:ARG:HD2	1.93	0.49
1:I:207:LYS:HG3	1:I:214:GLU:OE2	2.13	0.49
1:I:262:LEU:HA	1:I:265:ASN:HB3	1.93	0.49
1:J:31:LEU:HG	1:J:454:ILE:HD11	1.94	0.49
1:J:191:GLU:HG2	1:J:343:GLN:NE2	2.27	0.49
1:K:6:VAL:HG22	1:K:521:VAL:HG22	1.93	0.49
1:K:233:MET:HB3	1:K:237:LEU:HB2	1.94	0.49
1:L:80:LYS:O	1:L:83:ASP:HB2	2.13	0.49
1:L:225:LYS:HG3	1:L:227:ILE:HD13	1.94	0.49
1:L:386:GLU:O	1:L:389:MET:HB3	2.13	0.49
1:N:190:VAL:O	1:N:372:LEU:C	2.50	0.49
1:N:314:LEU:C	1:N:316:ASP:H	2.16	0.49
2:P:14:ARG:NH2	2:P:84:LEU:HD21	2.28	0.49
2:R:5:PRO:HB2	2:R:9:ARG:O	2.12	0.49

*Continued on next page...*

*Continued from previous page...*

Atom-1	Atom-2	Interatomic distance (Å)	Clash overlap (Å)
1:A:456:LEU:HD13	1:A:462:PRO:HG3	1.93	0.49
1:B:272:LYS:HB2	1:B:272:LYS:NZ	2.28	0.49
1:B:429:LEU:HG	1:B:440:ILE:HD13	1.95	0.49
1:B:496:PRO:O	1:B:499:VAL:HG22	2.13	0.49
1:D:524:LEU:O	1:D:526:LYS:N	2.46	0.49
1:E:360:TYR:H	1:E:363:GLU:HG3	1.77	0.49
1:F:510:VAL:CG2	1:F:511:ALA:N	2.75	0.49
1:G:199:TYR:CZ	1:G:202:PRO:HA	2.47	0.49
1:G:313:THR:HB	1:G:315:GLU:OE2	2.11	0.49
1:G:325:ILE:HG13	1:G:330:THR:HA	1.95	0.49
1:I:72:GLN:NE2	1:I:75:LYS:HD3	2.28	0.49
1:I:164:GLU:O	1:I:167:ASP:HB3	2.13	0.49
1:I:187:LEU:HD23	1:I:187:LEU:C	2.33	0.49
1:I:413:ALA:CB	1:I:417:VAL:HB	2.42	0.49
1:I:419:LEU:HD21	1:I:500:THR:HG23	1.95	0.49
1:J:262:LEU:HA	1:J:265:ASN:HB3	1.94	0.49
1:K:434:GLU:O	1:K:438:VAL:HG23	2.12	0.49
1:L:66:PHE:N	1:L:69:MET:HG3	2.27	0.49
1:L:221:LEU:HD13	1:L:223:ALA:N	2.28	0.49
1:L:314:LEU:C	1:L:316:ASP:H	2.16	0.49
1:L:413:ALA:HB3	1:L:417:VAL:HB	1.95	0.49
1:M:258:ALA:O	1:M:261:THR:OG1	2.30	0.49
1:N:221:LEU:HD13	1:N:223:ALA:N	2.28	0.49
1:N:389:MET:HE1	1:N:393:LYS:HB2	1.94	0.49
2:O:59:VAL:HG23	2:O:59:VAL:O	2.13	0.49
2:Q:48:ILE:HG12	2:Q:54:VAL:CG1	2.38	0.49
1:A:115:ASP:HB3	1:A:436:GLN:HG3	1.93	0.49
1:A:346:VAL:HA	1:A:349:ILE:HD12	1.94	0.49
1:B:149:THR:OG1	1:B:156:GLU:HA	2.11	0.49
1:B:208:PRO:HB2	1:B:212:ALA:HB3	1.94	0.49
1:B:434:GLU:O	1:B:435:ASP:C	2.51	0.49
1:C:496:PRO:HG2	1:C:499:VAL:HG13	1.93	0.49
1:D:87:ASP:OD1	1:D:88:GLY:N	2.46	0.49
1:E:78:ALA:O	1:E:89:THR:HG22	2.12	0.49
1:F:232:GLU:O	1:F:233:MET:CB	2.60	0.49
1:G:319:GLN:O	1:G:335:GLY:HA2	2.13	0.49
1:G:512:GLY:O	1:G:515:ILE:HG12	2.13	0.49
1:H:122:LYS:O	1:H:125:THR:HB	2.13	0.49
1:H:285:ARG:HA	1:H:288:MET:HB2	1.95	0.49
1:H:472:GLY:HA3	1:H:476:TYR:CD2	2.47	0.49
1:I:247:LEU:N	1:I:273:VAL:HG12	2.28	0.49

*Continued on next page...*

*Continued from previous page...*

Atom-1	Atom-2	Interatomic distance (Å)	Clash overlap (Å)
1:I:476:TYR:HA	1:I:486:GLY:O	2.12	0.49
1:J:225:LYS:HG3	1:J:227:ILE:HD13	1.94	0.49
1:J:487:ASN:HB3	1:J:490:ASP:HB2	1.95	0.49
1:K:314:LEU:C	1:K:316:ASP:H	2.16	0.49
1:L:119:GLY:O	1:L:440:ILE:HG12	2.13	0.49
1:L:232:GLU:HA	1:L:310:GLU:HG2	1.94	0.49
1:M:95:LEU:O	1:M:98:ALA:HB3	2.12	0.49
1:M:146:GLN:HE21	1:M:150:ILE:HD11	1.77	0.49
1:M:174:VAL:C	1:M:175:ILE:HD12	2.32	0.49
1:M:353:ILE:O	1:M:353:ILE:HG22	2.13	0.49
1:N:37:ASN:HB3	1:N:51:LYS:CG	2.43	0.49
1:N:215:LEU:HB3	1:N:218:PRO:CG	2.41	0.49
1:N:258:ALA:O	1:N:261:THR:OG1	2.30	0.49
2:P:47:ARG:HB3	2:P:55:LYS:HG2	1.94	0.49
1:A:360:TYR:N	1:A:363:GLU:HG3	2.28	0.49
1:A:466:ALA:O	1:A:470:LYS:HG3	2.13	0.49
1:C:107:VAL:HG13	1:C:113:PRO:HG3	1.95	0.49
1:C:252:GLU:HG3	1:C:285:ARG:HH11	1.78	0.49
1:C:253:ASP:HB2	1:C:277:LYS:HE2	1.95	0.49
1:C:285:ARG:O	1:C:288:MET:N	2.43	0.49
1:D:220:ILE:N	1:D:220:ILE:CD1	2.74	0.49
1:D:233:MET:HE2	1:D:233:MET:O	2.13	0.49
1:D:411:VAL:HG12	1:D:496:PRO:CA	2.35	0.49
1:E:237:LEU:HD22	2:S:26:VAL:CG2	2.42	0.49
1:F:195:PHE:CE1	1:F:330:THR:HB	2.48	0.49
1:F:217:SER:N	1:F:218:PRO:CD	2.76	0.49
1:F:220:ILE:HG23	1:F:248:LEU:HD12	1.93	0.49
1:F:357:THR:HB	1:F:361:ASP:HB2	1.95	0.49
1:G:199:TYR:HE1	1:G:327:LYS:HG3	1.76	0.49
1:G:281:PHE:H	1:G:284:ARG:HD2	1.78	0.49
1:G:327:LYS:H	1:G:327:LYS:HD3	1.78	0.49
1:H:102:GLU:HB2	1:H:442:VAL:HG13	1.94	0.49
1:H:391:GLU:O	1:H:394:ALA:HB3	2.12	0.49
1:H:455:VAL:HG13	1:H:460:GLU:HB2	1.94	0.49
1:H:455:VAL:HG11	1:H:461:GLU:O	2.13	0.49
1:I:152:ALA:O	1:I:153:ASN:HB3	2.13	0.49
1:I:190:VAL:C	1:I:372:LEU:O	2.40	0.49
1:I:215:LEU:HB3	1:I:218:PRO:CG	2.41	0.49
1:I:314:LEU:C	1:I:316:ASP:H	2.16	0.49
1:J:233:MET:HB3	1:J:237:LEU:HB2	1.94	0.49
1:L:233:MET:HB3	1:L:237:LEU:HB2	1.94	0.49

*Continued on next page...*

*Continued from previous page...*

Atom-1	Atom-2	Interatomic distance (Å)	Clash overlap (Å)
1:L:353:ILE:HG22	1:L:353:ILE:O	2.13	0.49
1:L:515:ILE:O	1:L:515:ILE:HG22	2.13	0.49
1:M:96:ALA:O	1:M:100:ILE:HG13	2.12	0.49
1:M:413:ALA:HB1	1:M:417:VAL:HB	1.93	0.49
1:N:190:VAL:HG22	1:N:191:GLU:N	2.28	0.49
2:Q:84:LEU:N	2:Q:84:LEU:CD1	2.76	0.49
2:T:43:VAL:CG1	2:T:57:LEU:HD12	2.42	0.49
2:U:17:VAL:CG1	2:U:34:LYS:HA	2.43	0.49
1:A:19:GLY:HA3	1:A:67:GLU:O	2.13	0.49
1:A:448:GLU:O	1:A:452:ARG:HG2	2.13	0.49
1:B:248:LEU:HD13	1:B:248:LEU:C	2.33	0.49
1:B:277:LYS:HD3	1:B:285:ARG:NH2	2.20	0.49
1:B:504:LEU:HD13	1:B:504:LEU:O	2.13	0.49
1:D:288:MET:HA	1:D:291:ASP:OD2	2.12	0.49
1:F:279:PRO:HG2	1:F:288:MET:HE3	1.95	0.49
1:F:305:ILE:N	1:F:305:ILE:CD1	2.74	0.49
1:F:381:VAL:HG13	1:F:392:LYS:CG	2.43	0.49
1:H:143:ALA:C	1:H:146:GLN:HB3	2.31	0.49
1:I:256:GLY:CA	1:I:259:LEU:HB3	2.39	0.49
1:J:93:THR:O	1:J:96:ALA:HB3	2.12	0.49
1:J:215:LEU:HB3	1:J:218:PRO:CG	2.41	0.49
1:K:194:GLN:HG2	1:K:195:PHE:N	2.28	0.49
1:K:353:ILE:HD11	1:K:369:VAL:HG21	1.95	0.49
1:K:472:GLY:HA3	1:K:476:TYR:HD2	1.78	0.49
1:L:93:THR:O	1:L:96:ALA:HB3	2.13	0.49
1:L:194:GLN:HG2	1:L:195:PHE:N	2.28	0.49
1:M:194:GLN:HG2	1:M:195:PHE:N	2.28	0.49
1:M:233:MET:HA	1:M:233:MET:CE	2.40	0.49
1:N:58:ARG:HD3	1:N:209:GLU:OE1	2.13	0.49
1:N:285:ARG:HA	1:N:288:MET:HB2	1.95	0.49
2:R:50:GLU:O	2:R:52:GLY:N	2.46	0.49
2:S:83:VAL:C	2:S:84:LEU:HD12	2.33	0.49
2:T:12:VAL:HG12	2:T:40:VAL:HA	1.93	0.49
1:B:256:GLY:HA2	1:B:259:LEU:HB2	1.94	0.48
1:C:397:GLU:O	1:C:400:LEU:HB3	2.13	0.48
1:D:9:GLY:HA2	1:D:13:ARG:NH1	2.27	0.48
1:D:74:VAL:O	1:D:77:VAL:CG1	2.54	0.48
1:D:194:GLN:O	1:D:371:LYS:NZ	2.44	0.48
1:D:265:ASN:HB3	1:D:271:VAL:HG22	1.95	0.48
1:D:270:ILE:CD1	2:R:27:LEU:HB2	2.42	0.48
1:D:322:ARG:CB	1:D:333:ILE:HD12	2.29	0.48

*Continued on next page...*



*Continued from previous page...*

Atom-1	Atom-2	Interatomic distance (Å)	Clash overlap (Å)
1:E:290:GLN:OE1	1:E:290:GLN:N	2.42	0.48
1:G:232:GLU:O	1:G:233:MET:CB	2.61	0.48
1:G:273:VAL:CG1	1:G:274:ALA:N	2.64	0.48
1:G:321:LYS:HD2	1:G:333:ILE:HG22	1.95	0.48
1:G:417:VAL:C	1:G:420:ILE:HG22	2.31	0.48
1:H:130:GLU:HG3	1:H:426:LEU:HD22	1.94	0.48
1:H:207:LYS:HG3	1:H:214:GLU:OE2	2.13	0.48
1:H:215:LEU:HB3	1:H:218:PRO:CG	2.41	0.48
1:H:286:LYS:HA	1:H:286:LYS:CE	2.40	0.48
1:I:193:MET:HG2	1:I:194:GLN:H	1.74	0.48
1:J:194:GLN:HG2	1:J:195:PHE:N	2.28	0.48
1:J:381:VAL:HB	1:J:389:MET:HE3	1.95	0.48
1:J:510:VAL:HG13	1:J:511:ALA:N	2.28	0.48
1:K:107:VAL:HG23	1:K:108:ALA:H	1.78	0.48
1:K:362:ARG:O	1:K:366:GLN:HB2	2.12	0.48
1:M:191:GLU:HB2	1:M:342:ILE:CG2	2.06	0.48
1:N:232:GLU:OE1	1:N:232:GLU:N	2.33	0.48
1:N:496:PRO:O	1:N:497:THR:C	2.51	0.48
1:A:112:ASN:N	1:A:435:ASP:OD2	2.40	0.48
1:A:391:GLU:O	1:A:394:ALA:HB3	2.12	0.48
1:B:272:LYS:HB2	1:B:272:LYS:HZ2	1.78	0.48
1:B:448:GLU:O	1:B:452:ARG:HG2	2.13	0.48
1:C:115:ASP:HB3	1:C:436:GLN:HG3	1.95	0.48
1:C:124:VAL:HG22	1:C:504:LEU:HD11	1.95	0.48
1:C:234:LEU:N	1:C:235:PRO:CD	2.75	0.48
1:C:302:SER:HB2	1:C:305:ILE:CD1	2.36	0.48
1:D:131:LEU:HD21	1:D:422:VAL:HG11	1.92	0.48
1:D:208:PRO:HB2	1:D:212:ALA:HB3	1.96	0.48
1:D:390:LYS:O	1:D:391:GLU:C	2.52	0.48
1:E:249:ILE:HD13	1:E:274:ALA:O	2.13	0.48
1:E:381:VAL:HG13	1:E:392:LYS:HG3	1.95	0.48
1:F:147:VAL:HA	1:F:150:ILE:HG22	1.95	0.48
1:F:222:LEU:CD2	1:F:300:VAL:HG22	2.40	0.48
1:F:256:GLY:HA2	1:F:259:LEU:HB2	1.94	0.48
1:F:320:ALA:HA	1:F:334:ASP:O	2.13	0.48
1:F:504:LEU:C	1:F:504:LEU:HD13	2.33	0.48
1:G:77:VAL:HG22	1:G:78:ALA:N	2.28	0.48
1:G:279:PRO:HB2	1:G:285:ARG:CA	2.42	0.48
1:G:320:ALA:HA	1:G:334:ASP:O	2.13	0.48
1:G:346:VAL:O	1:G:349:ILE:HB	2.12	0.48
1:G:383:ALA:HB3	1:G:389:MET:CE	2.43	0.48

*Continued on next page...*

*Continued from previous page...*

Atom-1	Atom-2	Interatomic distance (Å)	Clash overlap (Å)
1:G:465:VAL:O	1:G:466:ALA:C	2.52	0.48
1:G:510:VAL:O	1:G:511:ALA:C	2.51	0.48
1:H:221:LEU:HD13	1:H:223:ALA:N	2.28	0.48
1:H:221:LEU:O	1:H:222:LEU:HD23	2.12	0.48
1:H:256:GLY:O	1:H:257:GLU:C	2.50	0.48
1:H:381:VAL:HB	1:H:389:MET:CE	2.41	0.48
1:H:472:GLY:HA3	1:H:476:TYR:HD2	1.77	0.48
1:H:501:ARG:O	1:H:502:SER:C	2.52	0.48
1:I:129:GLU:O	1:I:132:LYS:N	2.47	0.48
1:I:285:ARG:HA	1:I:288:MET:HB2	1.95	0.48
1:I:286:LYS:HA	1:I:286:LYS:CE	2.40	0.48
1:I:513:LEU:HD12	1:I:513:LEU:HA	1.70	0.48
1:J:132:LYS:O	1:J:135:SER:HB3	2.13	0.48
1:J:186:GLU:HB2	1:J:380:LYS:HB2	1.95	0.48
1:J:413:ALA:HB1	1:J:417:VAL:HB	1.95	0.48
1:J:448:GLU:HB3	1:J:452:ARG:HD2	1.95	0.48
1:K:216:GLU:OE2	1:L:228:SER:HB2	2.14	0.48
1:L:411:VAL:HG21	1:L:494:LEU:HD12	1.95	0.48
1:M:81:ALA:HA	1:M:506:TYR:CD2	2.48	0.48
1:M:358:SER:HB3	1:M:361:ASP:OD1	2.14	0.48
1:M:421:ARG:HD2	1:M:474:GLY:O	2.12	0.48
1:N:353:ILE:HG22	1:N:353:ILE:O	2.13	0.48
2:S:14:ARG:CB	2:S:14:ARG:HH11	2.26	0.48
2:S:47:ARG:HD3	2:S:49:LEU:CD1	2.37	0.48
2:U:49:LEU:O	2:U:55:LYS:NZ	2.45	0.48
1:A:233:MET:HE3	1:A:236:VAL:HB	1.95	0.48
1:A:278:ALA:HB1	1:A:279:PRO:HD2	1.93	0.48
1:B:160:LYS:O	1:B:164:GLU:HG3	2.13	0.48
1:B:200:LEU:CD1	1:B:276:VAL:HA	2.44	0.48
1:B:301:ILE:HG12	1:B:307:MET:CE	2.43	0.48
1:B:305:ILE:N	1:B:305:ILE:CD1	2.76	0.48
1:B:465:VAL:O	1:B:466:ALA:C	2.51	0.48
1:C:368:ARG:O	1:C:372:LEU:N	2.46	0.48
1:D:400:LEU:HD13	1:D:400:LEU:C	2.34	0.48
1:E:208:PRO:C	1:E:212:ALA:HB3	2.33	0.48
1:E:247:LEU:HB3	1:E:273:VAL:CG1	2.42	0.48
1:E:271:VAL:O	1:E:271:VAL:HG23	2.13	0.48
1:E:383:ALA:HB3	1:E:389:MET:CE	2.43	0.48
1:F:210:THR:O	1:F:210:THR:HG22	2.12	0.48
1:G:174:VAL:HG23	1:G:370:ALA:HB2	1.95	0.48
1:G:194:GLN:NE2	1:G:329:THR:HG21	2.27	0.48

*Continued on next page...*

*Continued from previous page...*

Atom-1	Atom-2	Interatomic distance (Å)	Clash overlap (Å)
1:G:220:ILE:N	1:G:220:ILE:CD1	2.76	0.48
1:I:36:ARG:HB3	1:J:516:THR:O	2.13	0.48
1:I:232:GLU:HA	1:I:310:GLU:HG2	1.94	0.48
1:I:353:ILE:HD11	1:I:369:VAL:HG21	1.95	0.48
1:I:449:ALA:CB	1:I:450:PRO:HD3	2.31	0.48
1:J:207:LYS:HG3	1:J:214:GLU:OE2	2.13	0.48
1:J:216:GLU:OE2	1:K:228:SER:HB2	2.14	0.48
1:J:247:LEU:N	1:J:273:VAL:HG12	2.28	0.48
1:J:314:LEU:C	1:J:316:ASP:H	2.16	0.48
1:J:353:ILE:HD11	1:J:369:VAL:HG21	1.95	0.48
1:K:225:LYS:HG3	1:K:227:ILE:HD13	1.94	0.48
1:K:293:ALA:O	1:K:297:GLY:N	2.47	0.48
1:K:353:ILE:O	1:K:353:ILE:HG22	2.13	0.48
1:L:216:GLU:OE2	1:M:228:SER:HB2	2.14	0.48
1:L:358:SER:HB3	1:L:361:ASP:OD1	2.14	0.48
1:M:216:GLU:OE2	1:N:228:SER:HB2	2.14	0.48
2:O:48:ILE:HG12	2:O:54:VAL:HG13	1.95	0.48
2:R:6:LEU:H	2:R:9:ARG:HB2	1.78	0.48
1:A:41:ASP:O	1:A:42:LYS:HG3	2.13	0.48
1:A:308:GLU:O	1:A:309:LEU:O	2.31	0.48
1:B:223:ALA:HB3	1:B:251:ALA:CB	2.42	0.48
1:C:23:LEU:C	1:C:23:LEU:CD1	2.82	0.48
1:C:27:VAL:HG12	1:C:90:THR:HG23	1.94	0.48
1:C:87:ASP:OD1	1:C:88:GLY:N	2.46	0.48
1:C:339:GLU:CD	1:C:339:GLU:N	2.67	0.48
1:C:353:ILE:HG12	1:C:366:GLN:HE22	1.77	0.48
1:C:417:VAL:O	1:C:421:ARG:HB2	2.13	0.48
1:D:309:LEU:HD12	1:D:309:LEU:N	2.27	0.48
1:F:249:ILE:CD1	1:F:249:ILE:N	2.77	0.48
1:F:252:GLU:OE1	1:F:252:GLU:N	2.47	0.48
1:G:203:TYR:HD1	1:G:203:TYR:H	1.59	0.48
1:J:190:VAL:O	1:J:373:ALA:CA	2.61	0.48
1:J:293:ALA:O	1:J:297:GLY:N	2.47	0.48
1:J:353:ILE:O	1:J:353:ILE:HG22	2.13	0.48
1:K:221:LEU:HD13	1:K:223:ALA:N	2.28	0.48
1:K:432:GLN:OE1	1:K:432:GLN:N	2.47	0.48
1:L:353:ILE:HD11	1:L:369:VAL:HG21	1.95	0.48
1:M:19:GLY:HA3	1:M:67:GLU:O	2.14	0.48
1:M:404:ARG:O	1:M:408:GLU:HG3	2.13	0.48
1:M:494:LEU:N	1:M:494:LEU:CD2	2.76	0.48
1:N:247:LEU:N	1:N:273:VAL:HG12	2.28	0.48

*Continued on next page...*

*Continued from previous page...*

Atom-1	Atom-2	Interatomic distance (Å)	Clash overlap (Å)
2:O:17:VAL:HG22	2:O:35:SER:N	2.27	0.48
2:P:20:LYS:CG	2:P:27:LEU:HD23	2.44	0.48
2:U:11:ILE:HB	2:U:42:ALA:HB3	1.95	0.48
1:A:7:LYS:HD2	1:A:66:PHE:CE2	2.49	0.48
1:A:147:VAL:HG23	1:A:148:GLY:N	2.29	0.48
1:C:180:GLY:CA	1:C:380:LYS:HB3	2.43	0.48
1:C:247:LEU:HB3	1:C:273:VAL:HG13	1.94	0.48
1:C:249:ILE:N	1:C:249:ILE:CD1	2.74	0.48
1:D:234:LEU:HA	1:D:237:LEU:HB3	1.94	0.48
1:E:147:VAL:HA	1:E:150:ILE:HG22	1.94	0.48
1:E:295:LEU:HD23	1:E:335:GLY:O	2.13	0.48
1:E:417:VAL:O	1:E:420:ILE:CG2	2.57	0.48
1:E:417:VAL:C	1:E:420:ILE:HG22	2.34	0.48
1:F:174:VAL:C	1:F:175:ILE:HG13	2.34	0.48
1:F:200:LEU:CD1	1:F:276:VAL:HA	2.43	0.48
1:F:256:GLY:O	1:F:260:ALA:N	2.40	0.48
1:F:381:VAL:CG1	1:F:392:LYS:HG2	2.42	0.48
1:F:411:VAL:HG12	1:F:496:PRO:CA	2.39	0.48
1:F:496:PRO:O	1:F:499:VAL:HG22	2.14	0.48
1:G:161:LEU:O	1:G:164:GLU:HB2	2.14	0.48
1:G:252:GLU:HA	1:G:285:ARG:NH1	2.29	0.48
1:G:381:VAL:CG1	1:G:392:LYS:HG2	2.43	0.48
1:H:72:GLN:NE2	1:H:72:GLN:HA	2.29	0.48
1:H:216:GLU:OE2	1:I:228:SER:HB2	2.14	0.48
1:H:233:MET:HB3	1:H:237:LEU:HB2	1.94	0.48
1:I:131:LEU:HD12	1:I:422:VAL:HG11	1.95	0.48
1:I:225:LYS:HG3	1:I:227:ILE:HD13	1.94	0.48
1:I:353:ILE:HG22	1:I:353:ILE:O	2.13	0.48
1:I:448:GLU:HB3	1:I:452:ARG:HD2	1.95	0.48
1:J:145:ALA:HA	1:J:159:GLY:O	2.13	0.48
1:J:215:LEU:HB2	1:J:323:VAL:HG13	1.96	0.48
1:J:221:LEU:O	1:J:222:LEU:HD23	2.12	0.48
1:J:391:GLU:O	1:J:394:ALA:HB3	2.13	0.48
1:J:417:VAL:O	1:J:418:ALA:C	2.51	0.48
1:K:66:PHE:HA	1:K:520:MET:CE	2.43	0.48
1:K:72:GLN:HA	1:K:72:GLN:HE21	1.78	0.48
1:K:93:THR:O	1:K:96:ALA:HB3	2.14	0.48
1:L:422:VAL:O	1:L:426:LEU:HD23	2.12	0.48
1:N:166:MET:CE	1:N:171:LYS:HA	2.36	0.48
1:N:358:SER:HB3	1:N:361:ASP:OD1	2.14	0.48
2:S:40:VAL:HB	2:S:62:GLY:N	2.26	0.48

*Continued on next page...*

*Continued from previous page...*

Atom-1	Atom-2	Interatomic distance (Å)	Clash overlap (Å)
1:B:106:ALA:O	1:B:109:ALA:HB3	2.13	0.48
1:B:119:GLY:O	1:B:440:ILE:HG12	2.14	0.48
1:B:234:LEU:HA	1:B:237:LEU:HB3	1.96	0.48
1:B:235:PRO:HG2	1:B:236:VAL:HG23	1.94	0.48
1:B:247:LEU:HD13	1:B:248:LEU:O	2.13	0.48
1:B:285:ARG:HG3	1:B:286:LYS:HG3	1.96	0.48
1:C:94:VAL:HG12	1:C:449:ALA:HB1	1.96	0.48
1:C:203:TYR:H	1:C:203:TYR:HD1	1.61	0.48
1:C:237:LEU:HD22	2:Q:26:VAL:CG2	2.42	0.48
1:C:289:LEU:N	1:C:290:GLN:OE1	2.46	0.48
1:C:409:GLU:OE1	1:C:501:ARG:NH2	2.47	0.48
1:C:417:VAL:HG13	1:C:418:ALA:N	2.28	0.48
1:D:146:GLN:NE2	1:D:494:LEU:HD11	2.28	0.48
1:E:177:VAL:CG2	1:E:393:LYS:HG3	2.44	0.48
1:E:283:ASP:O	1:E:287:ALA:HB2	2.14	0.48
1:E:358:SER:HA	1:E:362:ARG:HD2	1.94	0.48
1:E:420:ILE:HD11	1:E:470:LYS:CG	2.44	0.48
1:F:277:LYS:HD3	1:F:285:ARG:NH2	2.22	0.48
1:J:90:THR:O	1:J:93:THR:HB	2.14	0.48
1:J:204:PHE:CD2	1:J:274:ALA:HB1	2.49	0.48
1:J:205:ILE:HD13	1:J:211:GLY:CA	2.42	0.48
1:K:301:ILE:N	1:K:301:ILE:CD1	2.73	0.48
1:L:77:VAL:HG11	1:L:510:VAL:HB	1.94	0.48
1:N:66:PHE:HD1	1:N:520:MET:HE2	1.76	0.48
2:Q:7:HIS:O	2:Q:7:HIS:ND1	2.46	0.48
2:R:87:SER:OG	2:R:89:SER:HB2	2.13	0.48
1:A:119:GLY:O	1:A:440:ILE:HG12	2.14	0.48
1:B:362:ARG:O	1:B:366:GLN:OE1	2.31	0.48
1:B:413:ALA:HB1	1:B:417:VAL:CG1	2.42	0.48
1:C:272:LYS:NZ	1:C:272:LYS:CB	2.76	0.48
1:D:219:PHE:HB3	1:D:317:LEU:CD1	2.42	0.48
1:E:199:TYR:HE1	1:E:327:LYS:HG3	1.78	0.48
1:E:219:PHE:CE2	1:E:245:LYS:HB2	2.48	0.48
1:E:232:GLU:O	1:E:233:MET:CB	2.60	0.48
1:E:355:GLU:HG3	1:E:357:THR:H	1.78	0.48
1:F:308:GLU:HB2	1:F:311:LYS:CB	2.43	0.48
1:G:205:ILE:CG1	1:G:211:GLY:HA2	2.43	0.48
1:G:279:PRO:HD2	1:G:285:ARG:HB2	1.95	0.48
1:G:400:LEU:O	1:G:400:LEU:HD13	2.14	0.48
1:H:7:LYS:HG3	1:H:66:PHE:CZ	2.49	0.48
1:H:90:THR:O	1:H:93:THR:HB	2.12	0.48

*Continued on next page...*

*Continued from previous page...*

Atom-1	Atom-2	Interatomic distance (Å)	Clash overlap (Å)
1:H:228:SER:HB2	1:N:216:GLU:OE2	2.14	0.48
1:I:215:LEU:HB2	1:I:323:VAL:HG13	1.96	0.48
1:I:256:GLY:O	1:I:257:GLU:C	2.50	0.48
1:J:189:VAL:HG23	1:J:189:VAL:O	2.12	0.48
1:J:191:GLU:HA	1:J:372:LEU:HG	1.94	0.48
1:K:191:GLU:CD	1:K:342:ILE:C	2.73	0.48
1:K:411:VAL:HA	1:K:497:THR:H	1.79	0.48
1:L:37:ASN:O	1:M:517:THR:HA	2.14	0.48
1:M:27:VAL:HG11	1:M:93:THR:HG21	1.94	0.48
1:M:102:GLU:HB2	1:M:442:VAL:HG13	1.94	0.48
1:M:109:ALA:HB3	1:M:111:MET:CE	2.44	0.48
1:M:149:THR:HG22	1:M:156:GLU:HA	1.95	0.48
1:N:207:LYS:HG3	1:N:214:GLU:OE2	2.13	0.48
1:N:233:MET:HB3	1:N:237:LEU:HB2	1.94	0.48
1:N:441:LYS:O	1:N:442:VAL:C	2.51	0.48
2:T:57:LEU:HD22	2:T:88:GLU:HB2	1.95	0.48
2:U:52:GLY:O	2:U:53:GLU:HB2	2.14	0.48
1:A:220:ILE:HD12	1:A:220:ILE:H	1.78	0.48
1:B:200:LEU:O	1:B:202:PRO:HD2	2.13	0.48
1:B:207:LYS:NZ	1:B:207:LYS:CB	2.77	0.48
1:B:259:LEU:O	1:B:262:LEU:HB3	2.13	0.48
1:B:295:LEU:HD23	1:B:295:LEU:C	2.34	0.48
1:C:134:LEU:HD12	1:C:134:LEU:N	2.28	0.48
1:C:143:ALA:O	1:C:146:GLN:HB2	2.12	0.48
1:D:23:LEU:HD13	1:D:23:LEU:C	2.34	0.48
1:E:254:VAL:HG12	1:E:259:LEU:HG	1.95	0.48
1:G:216:GLU:O	1:G:246:PRO:HG3	2.14	0.48
1:H:38:VAL:HG12	1:H:39:VAL:N	2.29	0.48
1:H:160:LYS:HG2	1:H:164:GLU:OE2	2.14	0.48
1:H:402:ALA:O	1:H:406:ALA:N	2.32	0.48
1:H:494:LEU:N	1:H:494:LEU:CD2	2.74	0.48
1:I:205:ILE:HD13	1:I:211:GLY:CA	2.42	0.48
1:K:215:LEU:HB2	1:K:323:VAL:HG13	1.96	0.48
1:K:233:MET:HA	1:K:233:MET:CE	2.40	0.48
1:L:384:ALA:C	1:M:281:PHE:CE2	2.76	0.48
1:M:207:LYS:HG3	1:M:214:GLU:OE2	2.13	0.48
1:M:285:ARG:HA	1:M:288:MET:HB2	1.95	0.48
1:N:277:LYS:HB2	1:N:277:LYS:HZ2	1.76	0.48
1:N:479:ASN:OD1	1:N:481:ALA:HB3	2.14	0.48
2:P:14:ARG:CG	2:P:15:LYS:H	2.26	0.48
1:A:479:ASN:O	1:A:483:GLU:N	2.47	0.48

*Continued on next page...*

*Continued from previous page...*

Atom-1	Atom-2	Interatomic distance (Å)	Clash overlap (Å)
1:B:134:LEU:HD11	1:B:425:LYS:HZ1	1.77	0.48
1:D:37:ASN:OD1	1:D:51:LYS:HB2	2.14	0.48
1:D:96:ALA:O	1:D:97:GLN:C	2.52	0.48
1:D:215:LEU:O	1:D:322:ARG:HA	2.14	0.48
1:F:162:ILE:HG21	1:F:403:THR:HG21	1.96	0.48
1:G:248:LEU:C	1:G:248:LEU:HD13	2.34	0.48
1:G:249:ILE:N	1:G:249:ILE:CD1	2.77	0.48
1:G:357:THR:HB	1:G:361:ASP:HB2	1.94	0.48
1:H:383:ALA:CB	1:H:389:MET:HA	2.43	0.48
1:H:417:VAL:O	1:H:418:ALA:C	2.52	0.48
1:I:149:THR:HG21	1:I:156:GLU:HA	1.93	0.48
1:I:194:GLN:HG2	1:I:195:PHE:N	2.28	0.48
1:I:221:LEU:O	1:I:222:LEU:HD23	2.12	0.48
1:I:233:MET:HA	1:I:233:MET:CE	2.41	0.48
1:I:233:MET:HB3	1:I:237:LEU:HB2	1.94	0.48
1:J:285:ARG:HA	1:J:288:MET:HB2	1.95	0.48
1:K:40:LEU:HD23	1:K:50:THR:HG22	1.96	0.48
1:K:204:PHE:CD2	1:K:274:ALA:HB1	2.49	0.48
1:K:258:ALA:O	1:K:261:THR:OG1	2.30	0.48
1:L:204:PHE:CD2	1:L:274:ALA:HB1	2.49	0.48
1:L:351:GLN:O	1:L:354:GLU:N	2.34	0.48
1:M:204:PHE:CD2	1:M:274:ALA:HB1	2.49	0.48
1:N:204:PHE:CD2	1:N:274:ALA:HB1	2.49	0.48
2:P:48:ILE:HG23	2:P:54:VAL:HG22	1.94	0.48
2:Q:47:ARG:HD2	2:Q:55:LYS:HD2	1.95	0.48
2:R:11:ILE:HG12	2:R:85:ILE:HG12	1.96	0.48
1:A:74:VAL:O	1:A:77:VAL:CG1	2.59	0.48
1:A:111:MET:CE	1:H:434:GLU:OE2	2.62	0.48
1:A:263:VAL:HG12	1:A:267:MET:SD	2.54	0.48
1:A:475:ASN:N	1:A:475:ASN:ND2	2.62	0.48
1:B:44:PHE:HB2	1:B:45:GLY:H	1.50	0.48
1:B:222:LEU:HD22	1:B:300:VAL:HG22	1.96	0.48
1:B:302:SER:O	1:B:305:ILE:N	2.44	0.48
1:C:177:VAL:CG1	1:C:397:GLU:HG2	2.43	0.48
1:D:161:LEU:O	1:D:164:GLU:HB2	2.14	0.48
1:E:465:VAL:O	1:E:466:ALA:C	2.52	0.48
1:F:246:PRO:HA	1:F:272:LYS:O	2.14	0.48
1:F:468:THR:OG1	1:F:485:TYR:CE2	2.65	0.48
1:H:23:LEU:O	1:H:27:VAL:HG12	2.13	0.48
1:H:55:SER:HA	1:H:58:ARG:NH1	2.29	0.48
1:H:104:LEU:HA	1:H:104:LEU:HD12	1.72	0.48

*Continued on next page...*

*Continued from previous page...*

Atom-1	Atom-2	Interatomic distance (Å)	Clash overlap (Å)
1:H:149:THR:CG2	1:H:159:GLY:HA3	2.37	0.48
1:H:215:LEU:HB2	1:H:323:VAL:HG13	1.96	0.48
1:H:353:ILE:O	1:H:353:ILE:HG22	2.13	0.48
1:H:433:ASN:HD22	1:H:434:GLU:N	2.11	0.48
1:I:80:LYS:O	1:I:83:ASP:HB2	2.14	0.48
1:I:386:GLU:HG2	1:I:390:LYS:HE2	1.96	0.48
1:L:47:PRO:HG3	1:M:73:MET:HG3	1.95	0.48
1:L:49:ILE:HD11	1:M:73:MET:HE3	1.95	0.48
1:L:221:LEU:HB3	1:L:249:ILE:HA	1.96	0.48
1:M:314:LEU:C	1:M:316:ASP:H	2.16	0.48
1:N:256:GLY:O	1:N:257:GLU:C	2.50	0.48
2:P:37:ARG:HG2	2:P:37:ARG:NH1	2.27	0.48
2:Q:5:PRO:HD3	2:Q:42:ALA:CB	2.39	0.48
1:A:18:ARG:O	1:A:22:VAL:HG23	2.14	0.47
1:A:237:LEU:CD2	1:A:237:LEU:C	2.83	0.47
1:A:404:ARG:HG3	1:A:404:ARG:NH1	2.28	0.47
1:A:417:VAL:HG13	1:A:418:ALA:N	2.28	0.47
1:B:304:GLU:C	1:B:305:ILE:HD12	2.33	0.47
1:D:23:LEU:HD23	1:D:60:ILE:HB	1.96	0.47
1:D:149:THR:OG1	1:D:156:GLU:HA	2.14	0.47
1:D:357:THR:HB	1:D:361:ASP:HB2	1.95	0.47
1:E:510:VAL:CG2	1:E:511:ALA:N	2.76	0.47
1:F:207:LYS:HB2	1:F:207:LYS:HZ2	1.78	0.47
1:F:221:LEU:C	1:F:222:LEU:HD12	2.34	0.47
1:F:432:GLN:NE2	1:F:436:GLN:HE22	2.12	0.47
1:G:285:ARG:HG3	1:G:286:LYS:N	2.27	0.47
1:G:295:LEU:HD23	1:G:295:LEU:C	2.34	0.47
1:G:346:VAL:CG1	1:G:350:ARG:HH22	2.27	0.47
1:G:436:GLN:O	1:G:440:ILE:HG13	2.14	0.47
1:H:84:ALA:O	1:H:498:LYS:HE2	2.14	0.47
1:H:247:LEU:N	1:H:273:VAL:HG12	2.28	0.47
1:H:449:ALA:HB3	1:H:450:PRO:CD	2.34	0.47
1:I:66:PHE:HA	1:I:520:MET:CE	2.44	0.47
1:I:204:PHE:CD2	1:I:274:ALA:HB1	2.49	0.47
1:J:97:GLN:O	1:J:98:ALA:C	2.52	0.47
1:J:221:LEU:HD13	1:J:223:ALA:N	2.28	0.47
1:K:205:ILE:HD13	1:K:211:GLY:CA	2.43	0.47
1:K:221:LEU:HB3	1:K:249:ILE:HA	1.96	0.47
1:K:247:LEU:N	1:K:273:VAL:HG12	2.28	0.47
1:K:358:SER:HB3	1:K:361:ASP:OD1	2.14	0.47
1:K:422:VAL:O	1:K:426:LEU:CD2	2.61	0.47

*Continued on next page...*



*Continued from previous page...*

Atom-1	Atom-2	Interatomic distance (Å)	Clash overlap (Å)
1:L:215:LEU:HB2	1:L:323:VAL:HG13	1.96	0.47
1:L:258:ALA:O	1:L:261:THR:OG1	2.30	0.47
1:N:194:GLN:HG2	1:N:195:PHE:N	2.28	0.47
2:O:47:ARG:HG2	2:O:49:LEU:H	1.79	0.47
2:P:48:ILE:HG12	2:P:54:VAL:CG1	2.42	0.47
2:U:78:ILE:HD12	2:U:78:ILE:N	2.29	0.47
1:A:366:GLN:HA	1:A:369:VAL:HB	1.95	0.47
1:B:215:LEU:O	1:B:322:ARG:HG3	2.14	0.47
1:E:256:GLY:O	1:E:257:GLU:C	2.52	0.47
1:F:215:LEU:O	1:F:322:ARG:HG3	2.14	0.47
1:F:235:PRO:HG2	1:F:236:VAL:H	1.79	0.47
1:G:199:TYR:CE1	1:G:327:LYS:HG3	2.48	0.47
1:G:210:THR:O	1:G:210:THR:HG22	2.15	0.47
1:G:289:LEU:N	1:G:290:GLN:OE1	2.36	0.47
1:H:205:ILE:HD13	1:H:211:GLY:CA	2.42	0.47
1:H:353:ILE:HD11	1:H:369:VAL:HG21	1.95	0.47
1:I:230:ILE:CG1	1:I:258:ALA:HA	2.23	0.47
1:I:353:ILE:HA	1:I:365:LEU:CD1	2.45	0.47
1:I:371:LYS:HA	1:I:376:VAL:HG22	1.58	0.47
1:J:197:ARG:HG2	1:J:277:LYS:O	2.14	0.47
1:K:104:LEU:HA	1:K:104:LEU:HD12	1.77	0.47
1:K:131:LEU:CD1	1:K:422:VAL:HG11	2.43	0.47
1:K:385:THR:CG2	1:K:388:GLU:HB3	2.44	0.47
1:L:124:VAL:HG13	1:L:504:LEU:HD11	1.96	0.47
1:L:207:LYS:HG3	1:L:214:GLU:OE2	2.13	0.47
1:M:88:GLY:O	1:M:89:THR:C	2.53	0.47
1:M:190:VAL:C	1:M:373:ALA:C	2.66	0.47
1:M:301:ILE:HG21	1:M:309:LEU:HD23	1.96	0.47
1:N:266:THR:O	1:N:268:ARG:N	2.47	0.47
1:N:286:LYS:HA	1:N:286:LYS:CE	2.40	0.47
1:N:301:ILE:HG21	1:N:309:LEU:HD23	1.96	0.47
1:N:411:VAL:HG21	1:N:494:LEU:HD12	1.96	0.47
2:P:46:GLY:HA3	2:P:55:LYS:O	2.14	0.47
2:Q:7:HIS:HA	2:Q:45:ASN:N	2.29	0.47
2:S:20:LYS:HA	2:S:28:THR:CG2	2.44	0.47
1:A:153:ASN:O	1:A:154:SER:HB2	2.14	0.47
1:C:357:THR:HB	1:C:361:ASP:CB	2.45	0.47
1:D:452:ARG:HB2	1:D:462:PRO:CB	2.33	0.47
1:E:111:MET:CE	1:E:438:VAL:HG21	2.44	0.47
1:E:383:ALA:HB3	1:E:389:MET:HE2	1.94	0.47
1:E:418:ALA:O	1:E:422:VAL:HG13	2.15	0.47

*Continued on next page...*

*Continued from previous page...*

Atom-1	Atom-2	Interatomic distance (Å)	Clash overlap (Å)
1:F:127:ALA:O	1:F:131:LEU:HG	2.14	0.47
1:G:147:VAL:HA	1:G:150:ILE:HG22	1.96	0.47
1:G:252:GLU:O	1:G:253:ASP:CB	2.61	0.47
1:H:266:THR:O	1:H:268:ARG:N	2.47	0.47
1:H:420:ILE:HG13	1:H:451:LEU:HD22	1.95	0.47
1:I:221:LEU:HD13	1:I:223:ALA:N	2.28	0.47
1:I:419:LEU:O	1:I:422:VAL:HG22	2.14	0.47
1:J:187:LEU:C	1:J:187:LEU:HD23	2.34	0.47
1:J:190:VAL:HG22	1:J:191:GLU:N	2.29	0.47
1:J:221:LEU:HB3	1:J:249:ILE:HA	1.96	0.47
1:J:419:LEU:HA	1:J:422:VAL:HG22	1.96	0.47
1:K:169:VAL:CG2	1:K:370:ALA:CB	2.93	0.47
1:K:277:LYS:HB2	1:K:277:LYS:HZ2	1.79	0.47
1:L:285:ARG:HA	1:L:288:MET:HB2	1.95	0.47
1:L:420:ILE:HD13	1:L:448:GLU:HA	1.97	0.47
1:M:179:ASP:OD2	1:M:390:LYS:HG2	2.14	0.47
1:M:221:LEU:HB3	1:M:249:ILE:HA	1.96	0.47
1:M:233:MET:HB3	1:M:237:LEU:HB2	1.94	0.47
1:M:293:ALA:O	1:M:297:GLY:N	2.47	0.47
1:N:348:GLN:O	1:N:352:GLN:HG3	2.15	0.47
1:N:426:LEU:HD23	1:N:426:LEU:N	2.12	0.47
2:R:40:VAL:CG2	2:R:63:ASP:HB2	2.44	0.47
2:U:60:LYS:N	2:U:63:ASP:OD2	2.48	0.47
1:A:209:GLU:CD	1:A:209:GLU:N	2.68	0.47
1:A:326:ASN:HD21	1:A:328:ASP:HB2	1.80	0.47
1:A:413:ALA:HB1	1:A:417:VAL:HG11	1.96	0.47
1:B:115:ASP:HB3	1:B:436:GLN:HG3	1.95	0.47
1:B:365:LEU:O	1:B:369:VAL:HG23	2.13	0.47
1:C:147:VAL:HA	1:C:150:ILE:HG22	1.95	0.47
1:D:23:LEU:HD22	1:D:60:ILE:HG13	1.95	0.47
1:D:438:VAL:O	1:D:442:VAL:HG23	2.15	0.47
1:E:272:LYS:HB2	1:E:272:LYS:NZ	2.30	0.47
1:E:321:LYS:HD2	1:E:333:ILE:CG2	2.42	0.47
1:F:54:VAL:HG13	1:F:55:SER:N	2.29	0.47
1:F:160:LYS:O	1:F:164:GLU:HG3	2.14	0.47
1:F:225:LYS:C	1:F:252:GLU:HB2	2.35	0.47
1:G:72:GLN:NE2	1:G:72:GLN:CA	2.75	0.47
1:H:17:LEU:HA	1:H:20:VAL:CG1	2.45	0.47
1:H:258:ALA:O	1:H:261:THR:OG1	2.30	0.47
1:H:293:ALA:O	1:H:297:GLY:N	2.47	0.47
1:H:476:TYR:HA	1:H:486:GLY:O	2.14	0.47

*Continued on next page...*

*Continued from previous page...*

Atom-1	Atom-2	Interatomic distance (Å)	Clash overlap (Å)
1:I:102:GLU:HB2	1:I:442:VAL:HG13	1.96	0.47
1:I:216:GLU:OE2	1:J:228:SER:HB2	2.14	0.47
1:J:496:PRO:O	1:J:499:VAL:HG22	2.13	0.47
1:K:266:THR:O	1:K:268:ARG:N	2.47	0.47
1:K:288:MET:HA	1:K:288:MET:HE3	1.96	0.47
1:K:372:LEU:H	1:K:375:GLY:H	1.60	0.47
1:K:420:ILE:CD1	1:K:448:GLU:HA	2.44	0.47
1:L:40:LEU:HD23	1:L:50:THR:HG22	1.95	0.47
1:L:247:LEU:N	1:L:273:VAL:HG12	2.28	0.47
1:L:293:ALA:O	1:L:297:GLY:N	2.47	0.47
1:M:7:LYS:HG3	1:M:66:PHE:CE2	2.49	0.47
1:M:215:LEU:HB2	1:M:323:VAL:HG13	1.96	0.47
1:M:218:PRO:HB3	1:M:246:PRO:C	2.35	0.47
1:N:74:VAL:O	1:N:75:LYS:C	2.52	0.47
1:N:205:ILE:HD13	1:N:211:GLY:CA	2.42	0.47
1:N:419:LEU:HD21	1:N:500:THR:HG23	1.96	0.47
1:N:501:ARG:O	1:N:502:SER:C	2.52	0.47
2:R:43:VAL:HG23	2:R:61:VAL:HG22	1.96	0.47
2:T:17:VAL:HG13	2:T:34:LYS:HA	1.95	0.47
1:A:207:LYS:HB2	1:A:207:LYS:NZ	2.29	0.47
1:C:177:VAL:CG2	1:C:393:LYS:HG3	2.45	0.47
1:C:295:LEU:O	1:C:295:LEU:HD23	2.14	0.47
1:C:510:VAL:CG2	1:C:511:ALA:H	2.28	0.47
1:D:233:MET:O	1:D:233:MET:HE3	2.14	0.47
1:D:309:LEU:H	1:D:309:LEU:CD1	2.26	0.47
1:D:360:TYR:HA	1:D:363:GLU:CD	2.33	0.47
1:E:428:ASP:HA	1:E:430:ARG:HH12	1.80	0.47
1:E:487:ASN:HB3	1:E:490:ASP:OD2	2.15	0.47
1:F:69:MET:SD	1:F:522:THR:HB	2.54	0.47
1:F:277:LYS:HG2	1:F:278:ALA:N	2.30	0.47
1:G:23:LEU:C	1:G:23:LEU:CD1	2.82	0.47
1:G:259:LEU:O	1:G:262:LEU:HB3	2.15	0.47
1:H:161:LEU:HD12	1:H:161:LEU:N	2.28	0.47
1:H:233:MET:CE	1:H:309:LEU:HD13	2.44	0.47
1:J:38:VAL:HG12	1:J:39:VAL:N	2.29	0.47
1:J:233:MET:CE	1:J:309:LEU:HD13	2.44	0.47
1:J:286:LYS:HA	1:J:286:LYS:CE	2.40	0.47
1:K:38:VAL:HG12	1:K:39:VAL:N	2.30	0.47
1:K:218:PRO:HB3	1:K:246:PRO:C	2.35	0.47
1:K:317:LEU:N	1:K:317:LEU:CD1	2.78	0.47
1:M:353:ILE:HD11	1:M:369:VAL:HG21	1.95	0.47

*Continued on next page...*

*Continued from previous page...*

Atom-1	Atom-2	Interatomic distance (Å)	Clash overlap (Å)
1:N:107:VAL:CG2	1:N:108:ALA:N	2.77	0.47
1:N:215:LEU:HB2	1:N:323:VAL:HG13	1.96	0.47
1:N:293:ALA:O	1:N:297:GLY:N	2.47	0.47
2:Q:7:HIS:O	2:Q:8:ASP:CB	2.60	0.47
2:S:14:ARG:CD	2:S:35:SER:HB3	2.36	0.47
2:S:17:VAL:HG11	2:S:33:ALA:O	2.14	0.47
1:A:18:ARG:HB2	1:A:67:GLU:HG2	1.95	0.47
1:A:30:THR:HB	1:A:51:LYS:HG3	1.96	0.47
1:A:411:VAL:HG12	1:A:496:PRO:CA	2.38	0.47
1:B:252:GLU:O	1:B:277:LYS:HE2	2.14	0.47
1:B:288:MET:O	1:B:289:LEU:HG	2.14	0.47
1:B:357:THR:O	1:B:359:ASP:N	2.47	0.47
1:B:455:VAL:O	1:B:458:CYS:HB2	2.15	0.47
1:C:5:ASP:HB2	1:C:524:LEU:HD23	1.96	0.47
1:C:207:LYS:HB3	1:C:208:PRO:CD	2.32	0.47
1:C:290:GLN:O	1:C:294:THR:HG23	2.15	0.47
1:C:430:ARG:HG2	1:C:430:ARG:HH11	1.80	0.47
1:D:270:ILE:HD11	2:R:27:LEU:CD1	2.45	0.47
1:D:272:LYS:HB2	1:D:272:LYS:HZ2	1.77	0.47
1:D:302:SER:O	1:D:305:ILE:N	2.45	0.47
1:D:417:VAL:HG13	1:D:418:ALA:N	2.29	0.47
1:E:206:ASN:HB2	1:E:214:GLU:H	1.78	0.47
1:E:349:ILE:O	1:E:349:ILE:HG22	2.14	0.47
1:E:353:ILE:O	1:E:355:GLU:N	2.47	0.47
1:E:430:ARG:HH11	1:E:430:ARG:HG2	1.80	0.47
1:F:56:VAL:O	1:F:57:ALA:C	2.53	0.47
1:F:124:VAL:O	1:F:128:VAL:HG23	2.15	0.47
1:F:237:LEU:C	1:F:237:LEU:CD2	2.83	0.47
1:F:278:ALA:HB1	1:F:279:PRO:HD2	1.96	0.47
1:F:296:THR:HG22	1:F:335:GLY:CA	2.29	0.47
1:G:199:TYR:HE2	1:G:205:ILE:HG12	1.79	0.47
1:G:333:ILE:O	1:G:334:ASP:HB2	2.14	0.47
1:G:353:ILE:HG12	1:G:366:GLN:HE22	1.79	0.47
1:H:366:GLN:O	1:H:374:GLY:HA3	2.13	0.47
1:I:197:ARG:HG2	1:I:277:LYS:O	2.14	0.47
1:I:293:ALA:O	1:I:297:GLY:N	2.47	0.47
1:I:441:LYS:O	1:I:442:VAL:C	2.51	0.47
1:J:31:LEU:HG	1:J:454:ILE:CD1	2.44	0.47
1:J:461:GLU:HB3	1:J:464:VAL:HB	1.95	0.47
1:K:55:SER:O	1:K:58:ARG:HB3	2.14	0.47
1:L:205:ILE:HD13	1:L:211:GLY:CA	2.42	0.47

*Continued on next page...*

*Continued from previous page...*

Atom-1	Atom-2	Interatomic distance (Å)	Clash overlap (Å)
1:L:233:MET:CE	1:L:309:LEU:HD13	2.44	0.47
1:L:301:ILE:HG21	1:L:309:LEU:HD23	1.96	0.47
1:L:317:LEU:N	1:L:317:LEU:CD1	2.78	0.47
1:L:432:GLN:OE1	1:L:432:GLN:N	2.47	0.47
1:M:191:GLU:CG	1:M:342:ILE:CG2	2.70	0.47
1:M:266:THR:O	1:M:268:ARG:N	2.47	0.47
2:O:40:VAL:CG2	2:O:63:ASP:HB2	2.44	0.47
2:O:58:ASP:N	2:O:88:GLU:OE2	2.39	0.47
2:P:47:ARG:HD3	2:P:49:LEU:CD1	2.36	0.47
2:Q:47:ARG:HB3	2:Q:55:LYS:HG2	1.97	0.47
2:R:47:ARG:O	2:R:54:VAL:HG13	2.14	0.47
2:R:48:ILE:HG12	2:R:54:VAL:CG1	2.43	0.47
2:R:59:VAL:HG23	2:R:59:VAL:O	2.15	0.47
1:A:266:THR:HG22	1:A:273:VAL:N	2.28	0.47
1:A:293:ALA:O	1:A:297:GLY:N	2.47	0.47
1:A:414:GLY:HA2	1:A:495:ASP:OD2	2.14	0.47
1:A:472:GLY:HA3	1:A:476:TYR:HD2	1.80	0.47
1:A:496:PRO:HG2	1:A:499:VAL:CG1	2.45	0.47
1:B:4:LYS:HG3	1:C:59:GLU:O	2.14	0.47
1:B:112:ASN:HD21	1:B:114:MET:HB3	1.79	0.47
1:B:203:TYR:CD1	1:B:203:TYR:N	2.82	0.47
1:B:204:PHE:CB	1:B:274:ALA:HB2	2.45	0.47
1:B:239:ALA:O	1:B:242:LYS:HB3	2.15	0.47
1:B:260:ALA:O	1:B:263:VAL:HB	2.14	0.47
1:B:409:GLU:CD	1:B:501:ARG:HH21	2.18	0.47
1:B:510:VAL:CG2	1:B:511:ALA:N	2.78	0.47
1:C:187:LEU:HD12	1:C:188:ASP:N	2.30	0.47
1:C:194:GLN:NE2	1:C:329:THR:HG21	2.30	0.47
1:C:195:PHE:HD1	1:C:195:PHE:C	2.17	0.47
1:C:205:ILE:HD13	1:C:211:GLY:HA2	1.97	0.47
1:C:256:GLY:O	1:C:257:GLU:C	2.53	0.47
1:C:465:VAL:O	1:C:466:ALA:C	2.52	0.47
1:D:7:LYS:HD2	1:D:66:PHE:CE2	2.50	0.47
1:D:219:PHE:O	1:D:247:LEU:HD22	2.15	0.47
1:D:409:GLU:CD	1:D:501:ARG:HH21	2.18	0.47
1:D:455:VAL:O	1:D:458:CYS:HB2	2.13	0.47
1:D:496:PRO:HG2	1:D:499:VAL:CG1	2.44	0.47
1:D:519:CYS:HB3	1:E:38:VAL:HG13	1.97	0.47
1:E:305:ILE:CG2	1:E:306:GLY:H	2.12	0.47
1:E:308:GLU:O	1:E:309:LEU:O	2.33	0.47
1:E:478:TYR:CE2	1:E:480:ALA:HA	2.49	0.47

*Continued on next page...*

*Continued from previous page...*

Atom-1	Atom-2	Interatomic distance (Å)	Clash overlap (Å)
1:F:39:VAL:HA	1:F:48:THR:O	2.14	0.47
1:F:76:GLU:OE1	1:G:387:VAL:HG13	2.14	0.47
1:F:202:PRO:HG2	1:F:203:TYR:CD1	2.50	0.47
1:F:281:PHE:H	1:F:284:ARG:CZ	2.28	0.47
1:F:479:ASN:O	1:F:483:GLU:N	2.46	0.47
1:F:510:VAL:CG2	1:F:511:ALA:H	2.28	0.47
1:G:327:LYS:HD3	1:G:327:LYS:N	2.30	0.47
1:H:15:LYS:HD2	1:H:67:GLU:HG3	1.97	0.47
1:H:90:THR:O	1:H:94:VAL:HG23	2.14	0.47
1:H:197:ARG:HG2	1:H:277:LYS:O	2.14	0.47
1:H:348:GLN:O	1:H:352:GLN:HG3	2.15	0.47
1:H:353:ILE:HA	1:H:365:LEU:CD1	2.45	0.47
1:H:358:SER:HB3	1:H:361:ASP:OD1	2.13	0.47
1:H:414:GLY:N	1:H:494:LEU:HA	2.30	0.47
1:I:266:THR:O	1:I:268:ARG:N	2.47	0.47
1:I:373:ALA:CA	1:I:375:GLY:HA3	2.45	0.47
1:I:385:THR:HG23	1:I:388:GLU:HB3	1.96	0.47
1:I:417:VAL:O	1:I:418:ALA:C	2.53	0.47
1:J:16:MET:HG3	1:J:520:MET:SD	2.54	0.47
1:J:221:LEU:HD13	1:J:223:ALA:H	1.80	0.47
1:J:258:ALA:O	1:J:261:THR:OG1	2.30	0.47
1:J:266:THR:O	1:J:268:ARG:N	2.47	0.47
1:J:353:ILE:HA	1:J:365:LEU:CD1	2.45	0.47
1:K:36:ARG:HB3	1:L:516:THR:O	2.13	0.47
1:K:107:VAL:HG11	1:K:515:ILE:HG23	1.96	0.47
1:K:153:ASN:O	1:K:154:SER:HB2	2.15	0.47
1:K:187:LEU:HD23	1:K:187:LEU:C	2.35	0.47
1:K:215:LEU:HB3	1:K:218:PRO:CG	2.41	0.47
1:K:285:ARG:HA	1:K:288:MET:HB2	1.95	0.47
1:L:106:ALA:HA	1:L:111:MET:CE	2.45	0.47
1:L:266:THR:O	1:L:268:ARG:N	2.47	0.47
1:L:373:ALA:H	1:L:375:GLY:H	1.62	0.47
1:M:84:ALA:O	1:M:498:LYS:HE2	2.14	0.47
1:M:109:ALA:HB3	1:M:111:MET:HE3	1.96	0.47
1:M:169:VAL:HG22	1:M:169:VAL:O	2.14	0.47
1:M:205:ILE:HD13	1:M:211:GLY:CA	2.42	0.47
1:M:233:MET:CE	1:M:309:LEU:HD13	2.44	0.47
1:M:422:VAL:O	1:M:426:LEU:CD2	2.63	0.47
1:N:233:MET:CE	1:N:309:LEU:HD13	2.44	0.47
1:N:353:ILE:HD11	1:N:369:VAL:HG21	1.95	0.47
1:N:381:VAL:HB	1:N:389:MET:HE3	1.96	0.47

*Continued on next page...*

*Continued from previous page...*

Atom-1	Atom-2	Interatomic distance (Å)	Clash overlap (Å)
1:N:478:TYR:HB2	1:N:485:TYR:CE2	2.50	0.47
2:Q:87:SER:C	2:Q:89:SER:N	2.67	0.47
2:R:44:GLY:O	2:R:45:ASN:C	2.51	0.47
1:A:299:THR:N	1:A:316:ASP:O	2.48	0.47
1:A:346:VAL:O	1:A:350:ARG:NH1	2.47	0.47
1:A:482:THR:OG1	1:A:484:GLU:HG2	2.15	0.47
1:B:366:GLN:HA	1:B:369:VAL:HG21	1.97	0.47
1:C:183:LEU:O	1:C:382:GLY:HA3	2.15	0.47
1:C:486:GLY:CA	1:C:491:MET:CE	2.93	0.47
1:E:220:ILE:N	1:E:220:ILE:CD1	2.76	0.47
1:E:326:ASN:OD1	1:E:329:THR:N	2.48	0.47
1:E:381:VAL:CG1	1:E:392:LYS:HG2	2.45	0.47
1:F:355:GLU:HG3	1:F:357:THR:H	1.78	0.47
1:F:413:ALA:HB1	1:F:417:VAL:HG11	1.96	0.47
1:G:116:LEU:O	1:G:120:ILE:HG13	2.15	0.47
1:G:428:ASP:C	1:G:430:ARG:NH1	2.68	0.47
1:H:301:ILE:HG21	1:H:309:LEU:HD23	1.96	0.47
1:I:478:TYR:HB2	1:I:485:TYR:CE2	2.50	0.47
1:J:230:ILE:CG1	1:J:258:ALA:HA	2.23	0.47
1:J:301:ILE:HG21	1:J:309:LEU:HD23	1.96	0.47
1:J:371:LYS:HA	1:J:376:VAL:HG22	1.59	0.47
1:L:188:ASP:O	1:L:378:VAL:HG22	2.15	0.47
1:L:421:ARG:HD2	1:L:474:GLY:O	2.15	0.47
1:M:247:LEU:N	1:M:273:VAL:HG12	2.28	0.47
1:M:317:LEU:N	1:M:317:LEU:CD1	2.78	0.47
1:M:449:ALA:CB	1:M:450:PRO:HD3	2.29	0.47
2:O:83:VAL:C	2:O:84:LEU:HD12	2.35	0.47
2:T:20:LYS:H	2:T:20:LYS:CD	2.26	0.47
2:U:3:ILE:H	2:U:3:ILE:HD12	1.79	0.47
2:U:4:ARG:HD2	2:U:5:PRO:HD2	1.96	0.47
1:A:240:VAL:C	1:A:242:LYS:N	2.64	0.47
1:A:247:LEU:HD13	1:A:248:LEU:N	2.29	0.47
1:B:365:LEU:HD22	1:B:366:GLN:HE22	1.78	0.47
1:B:411:VAL:HG12	1:B:496:PRO:CA	2.37	0.47
1:C:30:THR:HB	1:C:51:LYS:HG3	1.95	0.47
1:C:174:VAL:HG12	1:C:175:ILE:N	2.29	0.47
1:C:195:PHE:C	1:C:195:PHE:CD1	2.88	0.47
1:C:347:ALA:O	1:C:350:ARG:HG2	2.15	0.47
1:C:358:SER:HA	1:C:362:ARG:CD	2.45	0.47
1:C:510:VAL:O	1:C:511:ALA:C	2.53	0.47
1:D:256:GLY:HA2	1:D:259:LEU:HD12	1.96	0.47

*Continued on next page...*

*Continued from previous page...*

Atom-1	Atom-2	Interatomic distance (Å)	Clash overlap (Å)
1:F:73:MET:O	1:F:74:VAL:C	2.53	0.47
1:F:100:ILE:O	1:F:101:THR:C	2.53	0.47
1:F:240:VAL:O	1:F:244:GLY:N	2.45	0.47
1:F:295:LEU:HD23	1:F:295:LEU:C	2.36	0.47
1:F:308:GLU:O	1:F:309:LEU:O	2.33	0.47
1:G:117:LYS:HG2	1:G:121:ASP:OD2	2.14	0.47
1:G:519:CYS:SG	1:G:520:MET:N	2.88	0.47
1:I:233:MET:CE	1:I:309:LEU:HD13	2.44	0.47
1:I:450:PRO:O	1:I:454:ILE:HG12	2.15	0.47
1:J:186:GLU:OE1	1:J:380:LYS:HD2	2.14	0.47
1:J:317:LEU:N	1:J:317:LEU:CD1	2.78	0.47
1:K:233:MET:CE	1:K:309:LEU:HD13	2.44	0.47
1:K:353:ILE:HA	1:K:365:LEU:CD1	2.45	0.47
1:L:7:LYS:HG3	1:L:66:PHE:CE2	2.50	0.47
1:L:130:GLU:OE2	1:L:425:LYS:HB3	2.15	0.47
1:M:131:LEU:CD1	1:M:422:VAL:HG11	2.45	0.47
1:M:348:GLN:O	1:M:352:GLN:HG3	2.15	0.47
1:N:218:PRO:HB3	1:N:246:PRO:C	2.35	0.47
1:N:317:LEU:N	1:N:317:LEU:CD1	2.78	0.47
1:N:433:ASN:HD22	1:N:434:GLU:H	1.63	0.47
2:P:50:GLU:OE1	2:Q:50:GLU:HA	2.15	0.47
2:Q:78:ILE:HD12	2:Q:78:ILE:N	2.30	0.47
2:T:58:ASP:N	2:T:88:GLU:OE2	2.36	0.47
1:A:134:LEU:N	1:A:134:LEU:CD1	2.78	0.47
1:A:305:ILE:N	1:A:305:ILE:CD1	2.75	0.47
1:B:177:VAL:HG11	1:B:397:GLU:CG	2.44	0.47
1:B:234:LEU:O	1:B:238:GLU:N	2.47	0.47
1:B:262:LEU:O	1:B:266:THR:HG23	2.15	0.47
1:C:218:PRO:CA	1:C:246:PRO:HG2	2.45	0.47
1:C:219:PHE:O	1:C:247:LEU:HD22	2.14	0.47
1:C:329:THR:HG22	1:C:330:THR:N	2.30	0.47
1:C:357:THR:O	1:C:359:ASP:N	2.48	0.47
1:E:96:ALA:O	1:E:97:GLN:C	2.54	0.47
1:E:339:GLU:CD	1:E:339:GLU:H	2.18	0.47
1:F:280:GLY:CA	1:F:284:ARG:HD2	2.45	0.47
1:F:313:THR:HG22	1:F:314:LEU:N	2.30	0.47
1:G:234:LEU:HA	1:G:237:LEU:HB3	1.96	0.47
1:G:302:SER:C	1:G:304:GLU:N	2.68	0.47
1:H:37:ASN:ND2	1:H:37:ASN:H	2.13	0.47
1:H:194:GLN:HG2	1:H:195:PHE:N	2.28	0.47
1:H:440:ILE:O	1:H:443:ALA:HB3	2.14	0.47

*Continued on next page...*



*Continued from previous page...*

Atom-1	Atom-2	Interatomic distance (Å)	Clash overlap (Å)
1:I:69:MET:O	1:I:73:MET:HG3	2.14	0.47
1:I:74:VAL:O	1:I:75:LYS:C	2.54	0.47
1:I:221:LEU:HB3	1:I:249:ILE:HA	1.96	0.47
1:J:40:LEU:N	1:J:40:LEU:CD2	2.74	0.47
1:J:161:LEU:HD12	1:J:161:LEU:N	2.30	0.47
1:K:222:LEU:HD22	1:K:289:LEU:HD11	1.97	0.47
1:K:443:ALA:O	1:K:447:MET:HG3	2.14	0.47
1:L:222:LEU:HD22	1:L:289:LEU:HD11	1.97	0.47
1:M:501:ARG:NH1	1:M:505:GLN:OE1	2.48	0.47
1:N:420:ILE:CD1	1:N:448:GLU:HG2	2.46	0.47
2:Q:47:ARG:HD3	2:Q:49:LEU:CG	2.45	0.47
2:S:47:ARG:HG2	2:S:48:ILE:N	2.30	0.47
1:A:368:ARG:O	1:A:372:LEU:HG	2.15	0.46
1:C:456:LEU:HD13	1:C:462:PRO:CG	2.45	0.46
1:D:205:ILE:HD13	1:D:211:GLY:HA2	1.96	0.46
1:E:322:ARG:CG	1:E:323:VAL:H	2.14	0.46
1:E:368:ARG:O	1:E:372:LEU:N	2.46	0.46
1:E:524:LEU:O	1:E:526:LYS:N	2.48	0.46
1:F:212:ALA:HA	1:F:325:ILE:O	2.14	0.46
1:F:304:GLU:HB2	1:F:305:ILE:HD12	1.96	0.46
1:F:400:LEU:O	1:F:400:LEU:HD13	2.15	0.46
1:F:421:ARG:HA	1:F:421:ARG:HD3	1.75	0.46
1:H:496:PRO:O	1:H:497:THR:C	2.53	0.46
1:I:301:ILE:HG21	1:I:309:LEU:HD23	1.96	0.46
1:I:348:GLN:O	1:I:352:GLN:HG3	2.14	0.46
1:K:207:LYS:HG3	1:K:214:GLU:OE2	2.13	0.46
1:K:314:LEU:C	1:K:316:ASP:N	2.68	0.46
1:K:426:LEU:HD23	1:K:426:LEU:N	2.14	0.46
1:L:66:PHE:HA	1:L:520:MET:HE1	1.97	0.46
1:L:175:ILE:HD13	1:L:404:ARG:NH2	2.30	0.46
1:L:487:ASN:O	1:L:491:MET:HG3	2.14	0.46
1:N:301:ILE:HD12	1:N:301:ILE:H	1.80	0.46
1:N:314:LEU:C	1:N:316:ASP:N	2.69	0.46
2:R:84:LEU:N	2:R:84:LEU:CD1	2.77	0.46
2:U:43:VAL:HG12	2:U:57:LEU:HD12	1.95	0.46
1:A:194:GLN:HG3	1:A:330:THR:O	2.14	0.46
1:A:421:ARG:HA	1:A:421:ARG:HD3	1.76	0.46
1:A:486:GLY:HA3	1:A:491:MET:HE2	1.97	0.46
1:B:127:ALA:O	1:B:131:LEU:HG	2.15	0.46
1:B:195:PHE:C	1:B:195:PHE:HD1	2.18	0.46
1:B:195:PHE:C	1:B:195:PHE:CD1	2.88	0.46

*Continued on next page...*

*Continued from previous page...*

Atom-1	Atom-2	Interatomic distance (Å)	Clash overlap (Å)
1:B:199:TYR:O	1:B:199:TYR:CD1	2.68	0.46
1:B:207:LYS:HB3	1:B:208:PRO:CD	2.36	0.46
1:B:271:VAL:O	1:B:271:VAL:HG23	2.14	0.46
1:C:77:VAL:HG22	1:C:78:ALA:N	2.29	0.46
1:C:281:PHE:N	1:C:284:ARG:HD2	2.29	0.46
1:C:296:THR:HG22	1:C:335:GLY:CA	2.42	0.46
1:C:348:GLN:NE2	1:C:352:GLN:NE2	2.62	0.46
1:C:434:GLU:O	1:C:435:ASP:C	2.53	0.46
1:F:475:ASN:N	1:F:475:ASN:ND2	2.63	0.46
1:G:16:MET:O	1:G:20:VAL:HG23	2.15	0.46
1:G:272:LYS:HB2	1:G:272:LYS:HZ2	1.80	0.46
1:G:433:ASN:OD1	1:G:436:GLN:HB2	2.15	0.46
1:G:501:ARG:O	1:G:505:GLN:HG3	2.15	0.46
1:H:72:GLN:NE2	1:H:75:LYS:HD3	2.31	0.46
1:H:175:ILE:N	1:H:175:ILE:CD1	2.77	0.46
1:H:218:PRO:HB3	1:H:246:PRO:C	2.35	0.46
1:I:66:PHE:N	1:I:69:MET:HG3	2.27	0.46
1:I:466:ALA:O	1:I:470:LYS:HG2	2.15	0.46
1:J:15:LYS:HD2	1:J:67:GLU:HG3	1.98	0.46
1:J:186:GLU:O	1:J:379:ILE:HA	2.14	0.46
1:J:222:LEU:HD22	1:J:289:LEU:HD11	1.97	0.46
1:J:371:LYS:C	1:J:376:VAL:N	2.69	0.46
1:J:372:LEU:N	1:J:375:GLY:HA2	2.21	0.46
1:K:197:ARG:HG2	1:K:277:LYS:O	2.14	0.46
1:L:32:GLY:CA	1:L:454:ILE:HD12	2.42	0.46
1:L:218:PRO:HB3	1:L:246:PRO:C	2.35	0.46
1:L:353:ILE:HA	1:L:365:LEU:CD1	2.45	0.46
1:M:145:ALA:HA	1:M:159:GLY:O	2.15	0.46
1:M:157:THR:O	1:M:161:LEU:HD13	2.15	0.46
1:N:102:GLU:HB2	1:N:442:VAL:HG13	1.96	0.46
1:N:163:ALA:O	1:N:167:ASP:HB2	2.15	0.46
1:N:180:GLY:HA2	1:N:380:LYS:HB3	1.97	0.46
2:O:37:ARG:HG2	2:O:37:ARG:NH1	2.29	0.46
2:R:22:ALA:O	2:R:26:VAL:HB	2.16	0.46
2:S:37:ARG:HG2	2:S:37:ARG:NH1	2.30	0.46
2:T:17:VAL:CG1	2:T:34:LYS:HA	2.46	0.46
2:U:8:ASP:O	2:U:87:SER:HA	2.16	0.46
1:A:355:GLU:HG2	1:A:361:ASP:OD2	2.15	0.46
1:B:95:LEU:O	1:B:99:ILE:HG13	2.16	0.46
1:B:221:LEU:C	1:B:222:LEU:HD12	2.36	0.46
1:B:381:VAL:CG1	1:B:392:LYS:HG2	2.46	0.46

*Continued on next page...*

*Continued from previous page...*

Atom-1	Atom-2	Interatomic distance (Å)	Clash overlap (Å)
1:B:391:GLU:O	1:B:394:ALA:HB3	2.15	0.46
1:C:352:GLN:HB3	1:C:365:LEU:HD11	1.97	0.46
1:C:512:GLY:O	1:C:515:ILE:HG12	2.16	0.46
1:D:84:ALA:HB2	1:D:506:TYR:CE2	2.49	0.46
1:D:237:LEU:C	1:D:237:LEU:CD2	2.83	0.46
1:D:241:ALA:HA	1:D:271:VAL:HG12	1.97	0.46
1:E:77:VAL:HG22	1:E:78:ALA:N	2.30	0.46
1:E:248:LEU:HD13	1:E:248:LEU:C	2.36	0.46
1:F:262:LEU:O	1:F:266:THR:HG23	2.15	0.46
1:F:452:ARG:HB2	1:F:462:PRO:CB	2.32	0.46
1:G:52:ASP:OD1	1:G:54:VAL:HG12	2.16	0.46
1:G:200:LEU:HD21	1:G:253:ASP:OD1	2.16	0.46
1:G:256:GLY:HA2	1:G:259:LEU:HD12	1.96	0.46
1:G:287:ALA:O	1:G:290:GLN:NE2	2.44	0.46
1:H:204:PHE:CD2	1:H:274:ALA:HB1	2.49	0.46
1:I:317:LEU:N	1:I:317:LEU:CD1	2.78	0.46
1:I:411:VAL:HG21	1:I:494:LEU:CD1	2.44	0.46
1:J:28:LYS:HD2	1:J:453:GLN:OE1	2.15	0.46
1:J:348:GLN:O	1:J:352:GLN:HG3	2.15	0.46
1:J:358:SER:HB3	1:J:361:ASP:OD1	2.13	0.46
1:K:420:ILE:HD13	1:K:448:GLU:HA	1.98	0.46
1:L:144:ILE:HG21	1:L:163:ALA:HA	1.97	0.46
1:L:478:TYR:HA	1:L:485:TYR:HA	1.98	0.46
1:M:66:PHE:N	1:M:69:MET:HG3	2.28	0.46
1:M:425:LYS:O	1:M:427:ALA:N	2.48	0.46
1:M:433:ASN:HD22	1:M:434:GLU:H	1.63	0.46
1:N:434:GLU:O	1:N:438:VAL:HG23	2.16	0.46
2:O:50:GLU:OE1	2:P:50:GLU:HA	2.16	0.46
2:Q:86:MET:HG3	2:Q:90:ASP:HB2	1.97	0.46
2:R:73:VAL:O	2:R:74:LYS:HD3	2.16	0.46
2:U:5:PRO:CD	2:U:42:ALA:HB1	2.45	0.46
1:A:284:ARG:HG2	1:A:288:MET:HE1	1.98	0.46
1:A:329:THR:HG22	1:A:330:THR:N	2.31	0.46
1:C:10:ASN:O	1:C:14:VAL:HG23	2.15	0.46
1:C:221:LEU:C	1:C:222:LEU:HD12	2.35	0.46
1:D:475:ASN:N	1:D:475:ASN:ND2	2.63	0.46
1:E:277:LYS:HG2	1:E:278:ALA:N	2.30	0.46
1:F:366:GLN:HA	1:F:369:VAL:HB	1.98	0.46
1:F:381:VAL:HG21	1:F:393:LYS:CA	2.45	0.46
1:G:124:VAL:HG13	1:G:504:LEU:HD12	1.95	0.46
1:G:255:GLU:O	1:G:259:LEU:HG	2.15	0.46

*Continued on next page...*

*Continued from previous page...*

Atom-1	Atom-2	Interatomic distance (Å)	Clash overlap (Å)
1:J:218:PRO:HB3	1:J:246:PRO:C	2.35	0.46
1:J:265:ASN:OD1	1:J:271:VAL:O	2.34	0.46
1:K:138:CYS:SG	1:K:144:ILE:HD13	2.55	0.46
1:K:301:ILE:HG21	1:K:309:LEU:HD23	1.96	0.46
1:L:391:GLU:O	1:L:394:ALA:HB3	2.14	0.46
1:L:399:ALA:O	1:L:400:LEU:C	2.54	0.46
1:L:476:TYR:HA	1:L:486:GLY:O	2.14	0.46
1:M:189:VAL:HG23	1:M:189:VAL:O	2.15	0.46
1:M:385:THR:CG2	1:M:388:GLU:H	2.22	0.46
1:N:197:ARG:HG2	1:N:277:LYS:O	2.14	0.46
1:N:353:ILE:HA	1:N:365:LEU:CD1	2.45	0.46
2:O:73:VAL:O	2:O:74:LYS:HD3	2.15	0.46
2:P:69:ASP:HA	2:P:73:VAL:HG21	1.98	0.46
2:Q:47:ARG:O	2:Q:55:LYS:HE3	2.15	0.46
2:R:13:LYS:HG3	2:R:13:LYS:O	2.16	0.46
2:S:75:SER:OG	2:S:82:GLU:OE1	2.34	0.46
2:U:59:VAL:HG23	2:U:59:VAL:O	2.14	0.46
1:A:265:ASN:HB3	1:A:271:VAL:CG2	2.45	0.46
1:B:199:TYR:CE2	1:B:205:ILE:HG12	2.50	0.46
1:B:313:THR:CG2	1:B:315:GLU:HG3	2.46	0.46
1:C:72:GLN:HB3	1:D:47:PRO:HD3	1.96	0.46
1:D:237:LEU:HD22	2:R:26:VAL:CG2	2.45	0.46
1:D:358:SER:HA	1:D:362:ARG:CD	2.46	0.46
1:D:472:GLY:HA3	1:D:476:TYR:HD2	1.80	0.46
1:E:208:PRO:HD2	1:E:212:ALA:HB1	1.96	0.46
1:E:257:GLU:O	1:E:261:THR:HG22	2.15	0.46
1:E:365:LEU:HD22	1:E:366:GLN:NE2	2.30	0.46
1:E:417:VAL:O	1:E:418:ALA:C	2.54	0.46
1:F:260:ALA:O	1:F:263:VAL:HB	2.15	0.46
1:F:346:VAL:HA	1:F:349:ILE:HD12	1.97	0.46
1:F:434:GLU:OE2	1:F:438:VAL:HG23	2.15	0.46
1:G:28:LYS:O	1:G:30:THR:N	2.49	0.46
1:G:207:LYS:NZ	1:G:207:LYS:CB	2.77	0.46
1:G:249:ILE:HG22	1:G:250:ILE:N	2.31	0.46
1:G:355:GLU:C	1:G:357:THR:H	2.18	0.46
1:J:419:LEU:HD21	1:J:500:THR:CG2	2.45	0.46
1:K:124:VAL:HG13	1:K:504:LEU:HD13	1.95	0.46
1:K:421:ARG:HD2	1:K:474:GLY:O	2.16	0.46
1:L:72:GLN:NE2	1:L:75:LYS:HD3	2.30	0.46
1:L:433:ASN:HD22	1:L:434:GLU:H	1.64	0.46
1:M:314:LEU:C	1:M:316:ASP:N	2.68	0.46

*Continued on next page...*

*Continued from previous page...*

Atom-1	Atom-2	Interatomic distance (Å)	Clash overlap (Å)
1:M:353:ILE:HA	1:M:365:LEU:CD1	2.45	0.46
1:M:419:LEU:HD21	1:M:500:THR:CG2	2.46	0.46
1:N:494:LEU:O	1:N:495:ASP:OD1	2.34	0.46
2:R:13:LYS:HB3	2:R:41:LEU:HD11	1.97	0.46
2:T:71:TYR:O	2:T:73:VAL:N	2.48	0.46
2:U:68:ASN:O	2:U:70:GLY:N	2.47	0.46
1:A:249:ILE:C	1:A:250:ILE:HG13	2.35	0.46
1:A:315:GLU:OE1	1:A:316:ASP:N	2.49	0.46
1:A:468:THR:OG1	1:A:485:TYR:CE2	2.68	0.46
1:B:56:VAL:O	1:B:57:ALA:C	2.53	0.46
1:B:279:PRO:CG	1:B:288:MET:HE3	2.45	0.46
1:B:368:ARG:O	1:B:372:LEU:N	2.47	0.46
1:C:3:ALA:HB3	1:C:524:LEU:HD12	1.98	0.46
1:D:128:VAL:HG12	1:D:132:LYS:HE2	1.98	0.46
1:D:280:GLY:CA	1:D:284:ARG:HD2	2.46	0.46
1:E:62:LEU:N	1:E:62:LEU:CD1	2.79	0.46
1:E:122:LYS:HE2	1:E:429:LEU:HD11	1.96	0.46
1:E:353:ILE:HG22	1:E:354:GLU:N	2.30	0.46
1:F:134:LEU:HD12	1:F:134:LEU:H	1.81	0.46
1:F:281:PHE:H	1:F:284:ARG:HD2	1.81	0.46
1:G:219:PHE:HB3	1:G:317:LEU:HD13	1.96	0.46
1:G:245:LYS:HE2	1:G:245:LYS:CA	2.38	0.46
1:H:433:ASN:HD22	1:H:434:GLU:H	1.62	0.46
1:I:38:VAL:HG12	1:I:39:VAL:N	2.30	0.46
1:I:265:ASN:OD1	1:I:271:VAL:O	2.34	0.46
1:I:358:SER:HB3	1:I:361:ASP:OD1	2.13	0.46
1:I:402:ALA:HA	1:I:496:PRO:HG2	1.96	0.46
1:J:17:LEU:HA	1:J:20:VAL:CG1	2.46	0.46
1:J:174:VAL:HG21	1:J:371:LYS:HD3	0.55	0.46
1:J:190:VAL:C	1:J:373:ALA:CA	2.83	0.46
1:J:354:GLU:CG	1:J:355:GLU:N	2.79	0.46
1:J:362:ARG:NH1	1:J:362:ARG:HB3	2.31	0.46
1:J:433:ASN:HD22	1:J:434:GLU:H	1.63	0.46
1:K:353:ILE:HA	1:K:365:LEU:HD12	1.98	0.46
1:L:197:ARG:HG2	1:L:277:LYS:O	2.14	0.46
1:L:221:LEU:HD13	1:L:223:ALA:H	1.80	0.46
1:L:353:ILE:HA	1:L:365:LEU:HD12	1.98	0.46
1:N:221:LEU:HB3	1:N:249:ILE:HA	1.96	0.46
1:N:389:MET:HE1	1:N:389:MET:O	2.16	0.46
2:R:11:ILE:HB	2:R:42:ALA:HB3	1.97	0.46
1:A:56:VAL:O	1:A:57:ALA:C	2.54	0.46

*Continued on next page...*

*Continued from previous page...*

Atom-1	Atom-2	Interatomic distance (Å)	Clash overlap (Å)
1:A:116:LEU:O	1:A:120:ILE:HG13	2.16	0.46
1:A:214:GLU:HA	1:A:323:VAL:O	2.16	0.46
1:A:253:ASP:CG	1:A:254:VAL:N	2.69	0.46
1:A:510:VAL:O	1:A:511:ALA:C	2.53	0.46
1:B:227:ILE:O	1:B:227:ILE:HG22	2.14	0.46
1:C:256:GLY:HA2	1:C:259:LEU:HD12	1.97	0.46
1:C:355:GLU:O	1:C:362:ARG:NH2	2.46	0.46
1:D:69:MET:O	1:D:73:MET:HG3	2.16	0.46
1:D:309:LEU:O	1:D:310:GLU:C	2.53	0.46
1:D:313:THR:HG22	1:D:314:LEU:N	2.30	0.46
1:D:358:SER:HA	1:D:362:ARG:HD2	1.96	0.46
1:E:128:VAL:CG1	1:E:132:LYS:HE2	2.46	0.46
1:E:304:GLU:HB2	1:E:305:ILE:HD12	1.96	0.46
1:E:321:LYS:HB2	1:E:333:ILE:HB	1.96	0.46
1:E:417:VAL:CA	1:E:420:ILE:HG22	2.46	0.46
1:F:77:VAL:HG22	1:F:78:ALA:N	2.31	0.46
1:F:87:ASP:OD1	1:F:88:GLY:N	2.47	0.46
1:F:131:LEU:HD23	1:F:422:VAL:HG11	1.94	0.46
1:F:434:GLU:HA	1:F:437:ASN:HD22	1.80	0.46
1:G:94:VAL:HG12	1:G:449:ALA:HB1	1.97	0.46
1:G:194:GLN:HG3	1:G:331:THR:OG1	2.16	0.46
1:H:55:SER:O	1:H:58:ARG:HB3	2.16	0.46
1:H:362:ARG:NH1	1:H:362:ARG:HB3	2.31	0.46
1:I:362:ARG:NH1	1:I:362:ARG:HB3	2.31	0.46
1:J:314:LEU:C	1:J:316:ASP:N	2.68	0.46
1:K:32:GLY:CA	1:K:454:ILE:HG23	2.46	0.46
1:L:109:ALA:HB3	1:L:111:MET:HE3	1.97	0.46
1:L:215:LEU:HB3	1:L:218:PRO:CG	2.41	0.46
1:L:354:GLU:CG	1:L:355:GLU:N	2.79	0.46
1:M:197:ARG:HG2	1:M:277:LYS:O	2.14	0.46
1:M:222:LEU:HD22	1:M:289:LEU:HD11	1.97	0.46
1:M:353:ILE:HA	1:M:365:LEU:HD12	1.98	0.46
1:N:353:ILE:HA	1:N:365:LEU:HD12	1.98	0.46
2:O:14:ARG:CB	2:O:14:ARG:HH11	2.29	0.46
2:Q:83:VAL:C	2:Q:84:LEU:HD12	2.36	0.46
1:A:179:ASP:OD1	1:A:389:MET:HG3	2.15	0.46
1:A:208:PRO:HB2	1:A:212:ALA:CB	2.45	0.46
1:A:211:GLY:O	1:A:325:ILE:O	2.34	0.46
1:A:449:ALA:O	1:A:450:PRO:C	2.54	0.46
1:B:177:VAL:HG22	1:B:393:LYS:HG3	1.97	0.46
1:C:301:ILE:O	1:C:303:GLU:N	2.47	0.46

*Continued on next page...*

*Continued from previous page...*

Atom-1	Atom-2	Interatomic distance (Å)	Clash overlap (Å)
1:E:72:GLN:NE2	1:E:72:GLN:CA	2.79	0.46
1:E:206:ASN:H	1:E:213:VAL:HA	1.80	0.46
1:E:295:LEU:C	1:E:295:LEU:CD2	2.84	0.46
1:F:271:VAL:O	1:F:271:VAL:HG23	2.16	0.46
1:G:130:GLU:O	1:G:134:LEU:HD13	2.15	0.46
1:G:266:THR:HG22	1:G:273:VAL:N	2.30	0.46
1:G:302:SER:HB2	1:G:305:ILE:HB	1.98	0.46
1:G:345:ARG:O	1:G:349:ILE:HG13	2.16	0.46
1:G:366:GLN:O	1:G:369:VAL:HB	2.16	0.46
1:G:428:ASP:HA	1:G:430:ARG:HH12	1.81	0.46
1:H:39:VAL:HG22	1:H:49:ILE:HG12	1.97	0.46
1:H:265:ASN:OD1	1:H:271:VAL:O	2.34	0.46
1:H:317:LEU:N	1:H:317:LEU:CD1	2.78	0.46
1:I:218:PRO:HB3	1:I:246:PRO:C	2.35	0.46
1:I:258:ALA:O	1:I:261:THR:OG1	2.30	0.46
1:J:353:ILE:HA	1:J:365:LEU:HD12	1.98	0.46
1:K:122:LYS:O	1:K:125:THR:HB	2.15	0.46
1:K:413:ALA:HB3	1:K:417:VAL:HB	1.98	0.46
1:K:472:GLY:HA3	1:K:476:TYR:CD2	2.51	0.46
1:L:305:ILE:O	1:L:305:ILE:HG22	2.16	0.46
1:L:421:ARG:NH2	1:L:469:VAL:O	2.48	0.46
1:M:15:LYS:HD2	1:M:67:GLU:HG3	1.97	0.46
1:M:373:ALA:C	1:M:375:GLY:C	2.71	0.46
1:N:16:MET:HG3	1:N:520:MET:SD	2.56	0.46
1:N:221:LEU:HD13	1:N:223:ALA:H	1.80	0.46
1:N:265:ASN:OD1	1:N:271:VAL:O	2.34	0.46
1:N:478:TYR:HA	1:N:485:TYR:HA	1.98	0.46
2:S:27:LEU:HD23	2:S:27:LEU:O	2.16	0.46
2:T:68:ASN:HD22	2:U:74:LYS:CE	2.27	0.46
2:T:94:ILE:N	2:U:4:ARG:O	2.45	0.46
2:U:5:PRO:HD3	2:U:42:ALA:HB1	1.96	0.46
1:A:219:PHE:HD1	1:A:319:GLN:NE2	2.03	0.46
1:A:385:THR:OG1	1:A:388:GLU:CB	2.64	0.46
1:B:309:LEU:HD12	1:B:309:LEU:N	2.31	0.46
1:C:183:LEU:HD22	1:C:384:ALA:HA	1.98	0.46
1:C:200:LEU:O	1:C:202:PRO:CD	2.63	0.46
1:D:140:ASP:OD1	1:D:142:LYS:HB3	2.15	0.46
1:D:183:LEU:O	1:D:382:GLY:HA3	2.16	0.46
1:D:199:TYR:OH	1:D:211:GLY:CA	2.64	0.46
1:D:320:ALA:HA	1:D:334:ASP:O	2.16	0.46
1:D:468:THR:OG1	1:D:485:TYR:CE2	2.68	0.46

*Continued on next page...*

*Continued from previous page...*

Atom-1	Atom-2	Interatomic distance (Å)	Clash overlap (Å)
1:E:116:LEU:O	1:E:120:ILE:HG13	2.16	0.46
1:E:229:ASN:C	1:E:231:ARG:H	2.19	0.46
1:E:413:ALA:CB	1:E:417:VAL:CG1	2.94	0.46
1:F:256:GLY:O	1:F:257:GLU:C	2.53	0.46
1:H:233:MET:HA	1:H:233:MET:CE	2.40	0.46
1:H:301:ILE:HD12	1:H:301:ILE:H	1.80	0.46
1:H:487:ASN:OD1	1:H:489:ILE:HB	2.16	0.46
1:H:487:ASN:O	1:H:491:MET:HG3	2.15	0.46
1:I:222:LEU:HD22	1:I:289:LEU:HD11	1.97	0.46
1:J:399:ALA:O	1:J:400:LEU:C	2.54	0.46
1:J:512:GLY:HA2	1:J:515:ILE:HD12	1.98	0.46
1:K:221:LEU:HD13	1:K:223:ALA:H	1.80	0.46
1:K:265:ASN:OD1	1:K:271:VAL:O	2.34	0.46
1:K:286:LYS:HA	1:K:286:LYS:CE	2.40	0.46
1:K:362:ARG:NH1	1:K:362:ARG:HB3	2.31	0.46
1:M:265:ASN:OD1	1:M:271:VAL:O	2.34	0.46
1:M:301:ILE:HD12	1:M:301:ILE:H	1.80	0.46
1:M:354:GLU:CG	1:M:355:GLU:N	2.79	0.46
1:M:411:VAL:CG2	1:M:494:LEU:HD12	2.42	0.46
1:N:37:ASN:HB3	1:N:51:LYS:HG3	1.97	0.46
1:N:217:SER:N	1:N:321:LYS:O	2.48	0.46
1:N:354:GLU:CG	1:N:355:GLU:N	2.79	0.46
2:O:48:ILE:HG23	2:O:54:VAL:CG2	2.42	0.46
2:P:5:PRO:HD3	2:P:42:ALA:HB1	1.97	0.46
2:Q:20:LYS:H	2:Q:20:LYS:CD	2.25	0.46
2:Q:53:GLU:N	2:Q:53:GLU:OE1	2.49	0.46
2:Q:71:TYR:O	2:Q:73:VAL:N	2.48	0.46
2:R:20:LYS:HA	2:R:28:THR:CG2	2.46	0.46
2:S:96:GLU:OE1	2:T:4:ARG:HB2	2.16	0.46
2:U:65:VAL:CG1	2:U:94:ILE:HG12	2.35	0.46
1:A:219:PHE:CB	1:A:317:LEU:HD13	2.42	0.46
1:A:385:THR:HG23	1:G:509:SER:OG	2.16	0.46
1:B:23:LEU:C	1:B:23:LEU:CD1	2.84	0.46
1:B:209:GLU:CD	1:B:209:GLU:N	2.69	0.46
1:B:256:GLY:O	1:B:257:GLU:C	2.55	0.46
1:B:348:GLN:HE22	1:B:352:GLN:NE2	2.14	0.46
1:B:433:ASN:HD21	1:B:435:ASP:HB2	1.81	0.46
1:C:281:PHE:HB2	1:C:284:ARG:NH2	2.31	0.46
1:D:200:LEU:O	1:D:202:PRO:HD2	2.16	0.46
1:D:209:GLU:O	1:D:210:THR:HB	2.16	0.46
1:E:421:ARG:HD3	1:E:421:ARG:HA	1.76	0.46

*Continued on next page...*



*Continued from previous page...*

Atom-1	Atom-2	Interatomic distance (Å)	Clash overlap (Å)
1:F:29:VAL:HG23	1:F:30:THR:CG2	2.45	0.46
1:F:144:ILE:O	1:F:147:VAL:HG22	2.16	0.46
1:F:222:LEU:N	1:F:222:LEU:CD1	2.78	0.46
1:F:428:ASP:C	1:F:430:ARG:NH1	2.70	0.46
1:F:433:ASN:HD21	1:F:435:ASP:HB2	1.81	0.46
1:G:209:GLU:O	1:G:210:THR:HB	2.16	0.46
1:G:350:ARG:O	1:G:354:GLU:HG2	2.16	0.46
1:G:409:GLU:CD	1:G:501:ARG:HH21	2.18	0.46
1:H:131:LEU:HD12	1:H:422:VAL:HG11	1.99	0.46
1:H:149:THR:HG22	1:H:156:GLU:O	2.16	0.46
1:H:221:LEU:HD13	1:H:223:ALA:H	1.80	0.46
1:H:354:GLU:CG	1:H:355:GLU:N	2.79	0.46
1:K:272:LYS:HE3	1:K:272:LYS:HB2	1.82	0.46
1:K:305:ILE:HG22	1:K:305:ILE:O	2.16	0.46
1:L:104:LEU:O	1:L:107:VAL:HG22	2.16	0.46
1:M:288:MET:HA	1:M:288:MET:HE3	1.98	0.46
1:M:391:GLU:O	1:M:394:ALA:HB3	2.16	0.46
2:P:17:VAL:CG2	2:P:34:LYS:HD2	2.46	0.46
2:P:49:LEU:O	2:P:55:LYS:NZ	2.48	0.46
2:P:78:ILE:N	2:P:78:ILE:CD1	2.79	0.46
2:R:17:VAL:CG1	2:R:33:ALA:O	2.64	0.46
1:A:128:VAL:HG12	1:A:132:LYS:HE2	1.98	0.45
1:A:279:PRO:HD2	1:A:285:ARG:CB	2.46	0.45
1:A:417:VAL:O	1:A:420:ILE:CG2	2.59	0.45
1:A:450:PRO:O	1:A:454:ILE:HG13	2.16	0.45
1:B:290:GLN:O	1:B:294:THR:N	2.49	0.45
1:B:352:GLN:C	1:B:365:LEU:HD11	2.37	0.45
1:C:84:ALA:CB	1:C:506:TYR:HE2	2.29	0.45
1:C:438:VAL:O	1:C:442:VAL:HG23	2.16	0.45
1:D:86:GLY:O	1:D:87:ASP:HB2	2.16	0.45
1:D:134:LEU:N	1:D:134:LEU:HD12	2.31	0.45
1:D:302:SER:O	1:D:304:GLU:N	2.49	0.45
1:E:56:VAL:O	1:E:57:ALA:C	2.55	0.45
1:E:134:LEU:N	1:E:134:LEU:CD1	2.79	0.45
1:E:206:ASN:HB3	1:E:214:GLU:N	2.30	0.45
1:G:124:VAL:HG22	1:G:504:LEU:HD11	1.98	0.45
1:G:313:THR:HG22	1:G:314:LEU:N	2.31	0.45
1:H:314:LEU:C	1:H:316:ASP:N	2.68	0.45
1:I:41:ASP:HB2	1:J:69:MET:CE	2.45	0.45
1:I:353:ILE:HA	1:I:365:LEU:HD12	1.98	0.45
1:I:434:GLU:O	1:I:438:VAL:HG23	2.15	0.45

*Continued on next page...*

*Continued from previous page...*

Atom-1	Atom-2	Interatomic distance (Å)	Clash overlap (Å)
1:J:64:ASP:C	1:J:65:LYS:O	2.51	0.45
1:J:506:TYR:O	1:J:509:SER:HB3	2.16	0.45
1:K:348:GLN:O	1:K:352:GLN:HG3	2.15	0.45
1:L:81:ALA:HA	1:L:506:TYR:CD2	2.51	0.45
1:M:112:ASN:HA	1:M:113:PRO:HD3	1.67	0.45
1:M:221:LEU:HD13	1:M:223:ALA:H	1.80	0.45
1:M:414:GLY:N	1:M:494:LEU:HA	2.30	0.45
1:M:426:LEU:HD23	1:M:426:LEU:N	2.14	0.45
1:N:432:GLN:OE1	1:N:432:GLN:N	2.49	0.45
2:O:37:ARG:HD2	2:O:37:ARG:N	2.31	0.45
2:Q:41:LEU:O	2:Q:61:VAL:HG13	2.16	0.45
2:R:17:VAL:HG11	2:R:33:ALA:O	2.16	0.45
1:A:209:GLU:O	1:A:210:THR:HB	2.16	0.45
1:B:161:LEU:HD12	1:B:161:LEU:HA	1.74	0.45
1:B:270:ILE:HD13	2:P:27:LEU:HB2	1.99	0.45
1:B:339:GLU:HA	1:B:342:ILE:HB	1.97	0.45
1:C:210:THR:O	1:C:210:THR:HG22	2.17	0.45
1:C:284:ARG:O	1:C:287:ALA:HB3	2.16	0.45
1:D:52:ASP:OD1	1:D:54:VAL:HG12	2.16	0.45
1:E:194:GLN:HG2	1:E:195:PHE:N	2.30	0.45
1:E:366:GLN:HA	1:E:369:VAL:HG21	1.98	0.45
1:E:449:ALA:O	1:E:450:PRO:C	2.53	0.45
1:F:160:LYS:HE3	1:F:164:GLU:OE2	2.16	0.45
1:F:235:PRO:O	1:F:239:ALA:HB2	2.17	0.45
1:F:434:GLU:O	1:F:437:ASN:N	2.50	0.45
1:G:113:PRO:O	1:G:116:LEU:HB2	2.17	0.45
1:G:421:ARG:HD3	1:G:421:ARG:HA	1.78	0.45
1:H:190:VAL:O	1:H:372:LEU:C	2.53	0.45
1:H:190:VAL:C	1:H:372:LEU:O	2.48	0.45
1:H:194:GLN:CG	1:H:331:THR:HB	2.41	0.45
1:I:123:ALA:HB2	1:I:440:ILE:HG23	1.99	0.45
1:I:385:THR:CG2	1:I:388:GLU:HB3	2.47	0.45
1:L:69:MET:O	1:L:73:MET:HG3	2.17	0.45
1:L:88:GLY:O	1:L:89:THR:C	2.55	0.45
1:L:102:GLU:HB2	1:L:442:VAL:HG13	1.97	0.45
1:L:130:GLU:O	1:L:133:ALA:HB3	2.16	0.45
1:L:131:LEU:HD12	1:L:422:VAL:HG11	1.97	0.45
1:L:356:ALA:HB1	1:L:362:ARG:NE	2.26	0.45
1:L:422:VAL:O	1:L:426:LEU:CD2	2.65	0.45
1:N:128:VAL:O	1:N:132:LYS:HG3	2.16	0.45
1:N:169:VAL:HG21	1:N:370:ALA:CB	2.44	0.45

*Continued on next page...*

*Continued from previous page...*

Atom-1	Atom-2	Interatomic distance (Å)	Clash overlap (Å)
1:N:362:ARG:NH1	1:N:362:ARG:HB3	2.31	0.45
2:O:5:PRO:HD3	2:O:42:ALA:CB	2.42	0.45
2:P:11:ILE:HB	2:P:42:ALA:HB3	1.97	0.45
2:P:14:ARG:NH1	2:P:14:ARG:CB	2.80	0.45
2:S:12:VAL:CG2	2:S:84:LEU:HB2	2.45	0.45
1:A:112:ASN:ND2	1:A:115:ASP:H	2.15	0.45
1:A:144:ILE:O	1:A:147:VAL:HG22	2.16	0.45
1:A:215:LEU:HB3	1:A:246:PRO:CB	2.40	0.45
1:B:72:GLN:HA	1:B:72:GLN:NE2	2.31	0.45
1:B:417:VAL:C	1:B:420:ILE:HG22	2.35	0.45
1:C:249:ILE:HD13	1:C:274:ALA:O	2.16	0.45
1:C:302:SER:O	1:C:305:ILE:N	2.47	0.45
1:D:95:LEU:O	1:D:98:ALA:HB3	2.16	0.45
1:D:233:MET:HE1	1:D:237:LEU:HB2	1.98	0.45
1:D:239:ALA:HB1	1:D:314:LEU:HB3	1.99	0.45
1:D:417:VAL:C	1:D:420:ILE:HG22	2.36	0.45
1:D:451:LEU:O	1:D:454:ILE:HB	2.17	0.45
1:E:128:VAL:HG12	1:E:132:LYS:HE2	1.97	0.45
1:E:348:GLN:NE2	1:E:352:GLN:HE22	2.12	0.45
1:E:417:VAL:HA	1:E:420:ILE:CG2	2.47	0.45
1:F:5:ASP:O	1:F:66:PHE:HZ	1.99	0.45
1:F:147:VAL:HG12	1:F:494:LEU:HB2	1.98	0.45
1:F:183:LEU:O	1:F:382:GLY:HA3	2.17	0.45
1:F:219:PHE:CE2	1:F:245:LYS:HB2	2.51	0.45
1:F:266:THR:HG22	1:F:273:VAL:N	2.31	0.45
1:F:406:ALA:HB2	1:F:496:PRO:HB3	1.99	0.45
1:F:428:ASP:HA	1:F:430:ARG:HH12	1.80	0.45
1:F:449:ALA:O	1:F:450:PRO:C	2.51	0.45
1:G:357:THR:HG21	1:G:361:ASP:HB2	1.98	0.45
1:H:217:SER:N	1:H:321:LYS:O	2.48	0.45
1:H:308:GLU:OE2	1:H:310:GLU:HG3	2.17	0.45
1:H:314:LEU:O	1:H:316:ASP:N	2.50	0.45
1:H:353:ILE:HA	1:H:365:LEU:HD12	1.98	0.45
1:I:314:LEU:O	1:I:316:ASP:N	2.50	0.45
1:I:494:LEU:N	1:I:494:LEU:CD2	2.78	0.45
1:J:314:LEU:O	1:J:316:ASP:N	2.50	0.45
1:J:415:GLY:H	1:J:417:VAL:CG2	2.26	0.45
1:J:441:LYS:O	1:J:442:VAL:C	2.53	0.45
1:K:88:GLY:O	1:K:89:THR:C	2.55	0.45
1:K:475:ASN:ND2	1:K:489:ILE:HD12	2.31	0.45
1:L:84:ALA:O	1:L:498:LYS:HE2	2.16	0.45

*Continued on next page...*

*Continued from previous page...*

Atom-1	Atom-2	Interatomic distance (Å)	Clash overlap (Å)
1:N:95:LEU:O	1:N:96:ALA:C	2.54	0.45
2:O:48:ILE:HG12	2:O:54:VAL:CG1	2.45	0.45
2:P:58:ASP:N	2:P:88:GLU:OE2	2.45	0.45
2:U:58:ASP:N	2:U:88:GLU:OE2	2.44	0.45
1:A:210:THR:O	1:A:210:THR:HG22	2.15	0.45
1:A:218:PRO:HA	1:A:246:PRO:O	2.15	0.45
1:A:279:PRO:CB	1:A:288:MET:HE3	2.47	0.45
1:A:496:PRO:O	1:A:497:THR:C	2.53	0.45
1:B:207:LYS:CB	1:B:208:PRO:HD3	2.32	0.45
1:B:509:SER:CB	1:C:385:THR:HG23	2.47	0.45
1:C:193:MET:O	1:C:331:THR:HG23	2.17	0.45
1:D:77:VAL:HG22	1:D:78:ALA:N	2.30	0.45
1:E:72:GLN:CA	1:E:72:GLN:HE21	2.28	0.45
1:E:267:MET:CE	1:E:267:MET:HA	2.46	0.45
1:E:325:ILE:HG22	1:E:326:ASN:N	2.31	0.45
1:E:482:THR:OG1	1:E:484:GLU:HG2	2.16	0.45
1:E:494:LEU:N	1:E:494:LEU:HD23	2.31	0.45
1:F:321:LYS:HG3	1:F:334:ASP:HB3	1.98	0.45
1:F:325:ILE:CG1	1:F:330:THR:HG23	2.44	0.45
1:F:485:TYR:CD1	1:F:485:TYR:N	2.85	0.45
1:G:44:PHE:HB2	1:G:45:GLY:H	1.56	0.45
1:H:221:LEU:HB3	1:H:249:ILE:HA	1.96	0.45
1:H:230:ILE:CG1	1:H:258:ALA:HA	2.23	0.45
1:I:16:MET:HG3	1:I:520:MET:SD	2.57	0.45
1:J:55:SER:O	1:J:58:ARG:HB3	2.16	0.45
1:J:58:ARG:CD	1:J:209:GLU:OE1	2.56	0.45
1:K:354:GLU:CG	1:K:355:GLU:N	2.79	0.45
1:L:131:LEU:CD1	1:L:422:VAL:HG11	2.46	0.45
1:L:286:LYS:HA	1:L:286:LYS:CE	2.40	0.45
1:L:348:GLN:O	1:L:352:GLN:HG3	2.15	0.45
1:M:30:THR:HB	1:M:51:LYS:O	2.16	0.45
1:N:305:ILE:HG22	1:N:305:ILE:O	2.16	0.45
1:N:308:GLU:OE2	1:N:310:GLU:HG3	2.17	0.45
2:O:14:ARG:CB	2:O:14:ARG:NH1	2.80	0.45
2:P:78:ILE:HG22	2:P:79:ASP:OD2	2.17	0.45
2:R:47:ARG:HD3	2:R:49:LEU:CD1	2.43	0.45
2:S:57:LEU:HD22	2:S:88:GLU:HB2	1.98	0.45
2:U:76:GLU:O	2:U:83:VAL:HG22	2.16	0.45
1:A:465:VAL:O	1:A:466:ALA:C	2.55	0.45
1:B:112:ASN:ND2	1:B:115:ASP:H	2.14	0.45
1:B:117:LYS:HG2	1:B:121:ASP:OD2	2.17	0.45

*Continued on next page...*

*Continued from previous page...*

Atom-1	Atom-2	Interatomic distance (Å)	Clash overlap (Å)
1:B:153:ASN:HD22	1:B:153:ASN:C	2.20	0.45
1:B:413:ALA:CB	1:B:417:VAL:CG1	2.94	0.45
1:D:259:LEU:O	1:D:263:VAL:N	2.48	0.45
1:E:66:PHE:O	1:E:67:GLU:C	2.55	0.45
1:E:221:LEU:HD13	1:E:317:LEU:CD2	2.46	0.45
1:F:128:VAL:HG12	1:F:132:LYS:HE2	1.98	0.45
1:F:216:GLU:O	1:F:246:PRO:HG3	2.17	0.45
1:F:281:PHE:O	1:F:284:ARG:HB3	2.16	0.45
1:G:183:LEU:HD22	1:G:384:ALA:HA	1.99	0.45
1:G:315:GLU:OE1	1:G:316:ASP:N	2.49	0.45
1:G:420:ILE:HD11	1:G:470:LYS:CG	2.47	0.45
1:H:131:LEU:CD1	1:H:422:VAL:HG11	2.45	0.45
1:H:356:ALA:HB1	1:H:362:ARG:NE	2.26	0.45
1:I:272:LYS:HE3	1:I:272:LYS:HB2	1.82	0.45
1:I:422:VAL:HG23	1:I:423:ALA:N	2.32	0.45
1:J:164:GLU:O	1:J:167:ASP:HB3	2.16	0.45
1:J:217:SER:N	1:J:321:LYS:O	2.48	0.45
1:J:449:ALA:HB3	1:J:450:PRO:CD	2.37	0.45
1:L:37:ASN:HB3	1:L:51:LYS:CG	2.47	0.45
1:N:77:VAL:HG11	1:N:510:VAL:HB	1.99	0.45
1:N:80:LYS:O	1:N:83:ASP:HB2	2.17	0.45
1:N:222:LEU:HD22	1:N:289:LEU:HD11	1.97	0.45
2:O:43:VAL:CG1	2:O:57:LEU:HD12	2.46	0.45
2:P:11:ILE:HG12	2:P:85:ILE:HG12	1.99	0.45
2:S:7:HIS:HA	2:S:45:ASN:N	2.30	0.45
2:T:50:GLU:OE2	2:U:51:ASN:HB3	2.16	0.45
1:A:94:VAL:HG12	1:A:449:ALA:HB1	1.98	0.45
1:A:127:ALA:O	1:A:131:LEU:HG	2.17	0.45
1:A:162:ILE:HG21	1:A:403:THR:HG21	1.97	0.45
1:A:352:GLN:C	1:A:365:LEU:HD11	2.37	0.45
1:B:95:LEU:O	1:B:98:ALA:HB3	2.17	0.45
1:B:219:PHE:CE2	1:B:245:LYS:HB2	2.52	0.45
1:B:487:ASN:OD1	1:B:489:ILE:N	2.48	0.45
1:D:161:LEU:HD12	1:D:161:LEU:HA	1.85	0.45
1:D:219:PHE:CE2	1:D:245:LYS:HB2	2.52	0.45
1:D:434:GLU:O	1:D:437:ASN:N	2.49	0.45
1:E:333:ILE:O	1:E:334:ASP:HB2	2.17	0.45
1:E:385:THR:OG1	1:E:388:GLU:HB2	2.16	0.45
1:F:146:GLN:HE21	1:F:494:LEU:HD11	1.80	0.45
1:G:115:ASP:HB3	1:G:436:GLN:HG3	1.96	0.45
1:G:434:GLU:O	1:G:435:ASP:C	2.54	0.45

*Continued on next page...*

*Continued from previous page...*

Atom-1	Atom-2	Interatomic distance (Å)	Clash overlap (Å)
1:H:24:ALA:HA	1:H:27:VAL:HG12	1.97	0.45
1:H:222:LEU:HD22	1:H:289:LEU:HD11	1.97	0.45
1:K:117:LYS:HG2	1:K:121:ASP:OD2	2.16	0.45
1:K:233:MET:N	1:K:233:MET:SD	2.90	0.45
1:K:448:GLU:HB3	1:K:452:ARG:HD2	1.99	0.45
1:L:314:LEU:O	1:L:316:ASP:N	2.50	0.45
1:M:217:SER:N	1:M:321:LYS:O	2.48	0.45
1:M:286:LYS:HA	1:M:286:LYS:CE	2.40	0.45
1:M:362:ARG:NH1	1:M:362:ARG:HB3	2.31	0.45
1:M:385:THR:CG2	1:M:388:GLU:HB3	2.47	0.45
1:N:389:MET:C	1:N:389:MET:CE	2.85	0.45
2:R:7:HIS:O	2:R:7:HIS:ND1	2.50	0.45
1:A:232:GLU:O	1:A:310:GLU:OE2	2.35	0.45
1:A:347:ALA:O	1:A:350:ARG:HG2	2.16	0.45
1:A:438:VAL:O	1:A:442:VAL:HG23	2.17	0.45
1:B:165:ALA:O	1:B:169:VAL:HG22	2.17	0.45
1:B:206:ASN:HB2	1:B:214:GLU:H	1.80	0.45
1:B:381:VAL:CG1	1:B:392:LYS:HG3	2.46	0.45
1:C:199:TYR:CA	1:C:276:VAL:HG12	2.39	0.45
1:C:262:LEU:O	1:C:266:THR:HG23	2.16	0.45
1:D:305:ILE:CG2	1:D:306:GLY:N	2.61	0.45
1:D:308:GLU:O	1:D:309:LEU:O	2.35	0.45
1:E:130:GLU:HB3	1:E:422:VAL:HB	1.98	0.45
1:E:479:ASN:O	1:E:483:GLU:N	2.50	0.45
1:G:183:LEU:O	1:G:382:GLY:HA3	2.17	0.45
1:G:486:GLY:CA	1:G:491:MET:CE	2.94	0.45
1:H:64:ASP:C	1:H:65:LYS:O	2.50	0.45
1:H:305:ILE:HG22	1:H:305:ILE:O	2.16	0.45
1:H:443:ALA:O	1:H:447:MET:HG3	2.17	0.45
1:H:516:THR:O	1:N:36:ARG:HB3	2.17	0.45
1:I:175:ILE:N	1:I:175:ILE:CD1	2.78	0.45
1:I:221:LEU:HD13	1:I:223:ALA:H	1.80	0.45
1:K:184:GLN:OE1	1:K:184:GLN:HA	2.15	0.45
1:K:189:VAL:HG23	1:K:189:VAL:O	2.15	0.45
1:K:199:TYR:HD1	1:K:201:SER:H	1.65	0.45
1:K:314:LEU:O	1:K:316:ASP:N	2.50	0.45
1:L:101:THR:O	1:L:105:LYS:HG3	2.17	0.45
1:L:199:TYR:HD1	1:L:201:SER:H	1.65	0.45
1:L:265:ASN:OD1	1:L:271:VAL:O	2.34	0.45
1:L:441:LYS:O	1:L:442:VAL:C	2.54	0.45
1:M:277:LYS:HB2	1:M:277:LYS:HZ3	1.81	0.45

*Continued on next page...*

*Continued from previous page...*

Atom-1	Atom-2	Interatomic distance (Å)	Clash overlap (Å)
1:M:305:ILE:O	1:M:305:ILE:HG22	2.16	0.45
1:M:384:ALA:O	1:N:281:PHE:CZ	2.61	0.45
1:N:187:LEU:HD23	1:N:187:LEU:C	2.37	0.45
2:P:60:LYS:N	2:P:63:ASP:OD2	2.50	0.45
1:A:365:LEU:O	1:A:369:VAL:HG23	2.16	0.45
1:B:284:ARG:HG2	1:B:288:MET:CE	2.46	0.45
1:B:353:ILE:HG22	1:B:354:GLU:N	2.32	0.45
1:B:417:VAL:O	1:B:420:ILE:CG2	2.58	0.45
1:C:216:GLU:O	1:C:246:PRO:HG3	2.16	0.45
1:D:77:VAL:CG1	1:D:510:VAL:HG21	2.47	0.45
1:D:413:ALA:HB1	1:D:417:VAL:HG11	1.98	0.45
1:D:451:LEU:HD23	1:D:451:LEU:O	2.17	0.45
1:E:9:GLY:HA2	1:E:13:ARG:NH1	2.32	0.45
1:E:198:GLY:HA3	1:E:327:LYS:C	2.37	0.45
1:F:281:PHE:H	1:F:284:ARG:NE	2.14	0.45
1:F:465:VAL:O	1:F:466:ALA:C	2.55	0.45
1:G:178:GLU:CD	1:G:378:VAL:HG11	2.36	0.45
1:G:202:PRO:O	1:G:205:ILE:HG13	2.17	0.45
1:G:346:VAL:HG12	1:G:350:ARG:NH2	2.31	0.45
1:G:383:ALA:N	1:G:389:MET:HE1	2.32	0.45
1:H:126:ALA:HB1	1:H:426:LEU:HD13	1.97	0.45
1:H:157:THR:O	1:H:161:LEU:CD1	2.64	0.45
1:I:305:ILE:O	1:I:305:ILE:HG22	2.16	0.45
1:I:308:GLU:OE2	1:I:310:GLU:HG3	2.17	0.45
1:J:233:MET:SD	1:J:233:MET:N	2.90	0.45
1:J:433:ASN:HD22	1:J:434:GLU:N	2.14	0.45
1:K:494:LEU:N	1:K:494:LEU:CD2	2.78	0.45
1:L:101:THR:HG22	1:L:105:LYS:HE3	1.98	0.45
1:L:277:LYS:HB2	1:L:277:LYS:HZ3	1.81	0.45
1:L:362:ARG:NH1	1:L:362:ARG:HB3	2.31	0.45
1:L:443:ALA:O	1:L:447:MET:HG3	2.16	0.45
1:M:17:LEU:HA	1:M:20:VAL:CG1	2.47	0.45
1:M:107:VAL:CG2	1:M:108:ALA:H	2.29	0.45
1:M:199:TYR:HD1	1:M:201:SER:H	1.65	0.45
1:M:420:ILE:CD1	1:M:448:GLU:HG2	2.47	0.45
1:N:56:VAL:O	1:N:57:ALA:C	2.55	0.45
1:N:193:MET:CG	1:N:194:GLN:H	2.29	0.45
1:N:226:LYS:HG3	1:N:252:GLU:CB	2.47	0.45
2:P:20:LYS:HA	2:P:28:THR:HG23	1.99	0.45
1:A:54:VAL:HG13	1:A:55:SER:N	2.32	0.45
1:B:285:ARG:O	1:B:289:LEU:HG	2.17	0.45

*Continued on next page...*

*Continued from previous page...*

Atom-1	Atom-2	Interatomic distance (Å)	Clash overlap (Å)
1:B:293:ALA:HB1	1:B:298:GLY:O	2.17	0.45
1:B:296:THR:CG2	1:B:335:GLY:HA3	2.39	0.45
1:B:353:ILE:HG12	1:B:366:GLN:HE22	1.78	0.45
1:B:417:VAL:CA	1:B:420:ILE:HG22	2.47	0.45
1:B:433:ASN:OD1	1:B:436:GLN:HB2	2.15	0.45
1:C:148:GLY:HA2	1:C:399:ALA:HB1	1.99	0.45
1:C:443:ALA:O	1:C:447:MET:HG3	2.17	0.45
1:E:207:LYS:HB2	1:E:207:LYS:NZ	2.31	0.45
1:E:368:ARG:HD3	1:E:372:LEU:HD11	1.98	0.45
1:F:65:LYS:O	1:F:69:MET:HG3	2.17	0.45
1:F:84:ALA:HB2	1:F:506:TYR:CE2	2.51	0.45
1:F:233:MET:C	1:F:235:PRO:CD	2.81	0.45
1:F:281:PHE:H	1:F:284:ARG:CD	2.29	0.45
1:F:284:ARG:HG2	1:F:288:MET:HE1	1.96	0.45
1:G:215:LEU:C	1:G:322:ARG:HG3	2.37	0.45
1:G:348:GLN:NE2	1:G:352:GLN:HE21	2.15	0.45
1:H:95:LEU:O	1:H:98:ALA:HB3	2.17	0.45
1:H:178:GLU:O	1:H:380:LYS:HA	2.17	0.45
1:H:326:ASN:O	1:H:327:LYS:C	2.55	0.45
1:I:5:ASP:HB2	1:I:524:LEU:CD2	2.41	0.45
1:I:326:ASN:O	1:I:327:LYS:C	2.55	0.45
1:I:354:GLU:CG	1:I:355:GLU:N	2.79	0.45
1:J:321:LYS:HD2	1:J:334:ASP:OD2	2.17	0.45
1:K:112:ASN:HA	1:K:113:PRO:HD3	1.74	0.45
1:L:175:ILE:N	1:L:175:ILE:CD1	2.75	0.45
1:L:314:LEU:C	1:L:316:ASP:N	2.68	0.45
1:M:64:ASP:OD1	1:M:65:LYS:O	2.34	0.45
1:M:95:LEU:O	1:M:96:ALA:C	2.54	0.45
1:M:169:VAL:CG1	1:M:173:GLY:HA3	2.37	0.45
1:M:233:MET:SD	1:M:233:MET:N	2.90	0.45
1:M:308:GLU:OE2	1:M:310:GLU:HG3	2.17	0.45
1:N:77:VAL:HG22	1:N:506:TYR:HB3	1.98	0.45
1:N:420:ILE:HG23	1:N:470:LYS:HD3	1.99	0.45
2:P:12:VAL:HG23	2:P:84:LEU:HB2	1.98	0.45
2:Q:96:GLU:O	2:Q:97:ALA:C	2.55	0.45
2:T:14:ARG:CG	2:T:15:LYS:H	2.29	0.45
2:T:14:ARG:CB	2:T:14:ARG:HH11	2.30	0.45
1:A:59:GLU:OE1	1:A:59:GLU:HA	2.17	0.45
1:A:143:ALA:O	1:A:146:GLN:HB2	2.17	0.45
1:A:206:ASN:CB	1:A:213:VAL:HA	2.46	0.45
1:A:219:PHE:HE2	1:A:245:LYS:HB2	1.80	0.45

*Continued on next page...*



*Continued from previous page...*

Atom-1	Atom-2	Interatomic distance (Å)	Clash overlap (Å)
1:A:263:VAL:O	1:A:267:MET:SD	2.75	0.45
1:A:285:ARG:HG3	1:A:286:LYS:HG3	1.99	0.45
1:B:5:ASP:HB2	1:B:524:LEU:CD2	2.46	0.45
1:B:112:ASN:HA	1:B:113:PRO:HD3	1.76	0.45
1:B:210:THR:HG22	1:B:210:THR:O	2.16	0.45
1:B:421:ARG:HD3	1:B:421:ARG:HA	1.78	0.45
1:B:438:VAL:O	1:B:442:VAL:HG23	2.17	0.45
1:B:510:VAL:HG23	1:B:511:ALA:H	1.82	0.45
1:C:54:VAL:HG13	1:C:55:SER:N	2.31	0.45
1:C:147:VAL:CG2	1:C:403:THR:HG22	2.47	0.45
1:C:304:GLU:C	1:C:305:ILE:HD12	2.36	0.45
1:C:349:ILE:O	1:C:349:ILE:HG22	2.16	0.45
1:C:474:GLY:C	1:C:475:ASN:HD22	2.20	0.45
1:D:232:GLU:O	1:D:310:GLU:OE2	2.35	0.45
1:D:249:ILE:CG2	1:D:250:ILE:N	2.80	0.45
1:D:360:TYR:CE1	1:D:364:LYS:HD3	2.52	0.45
1:D:368:ARG:O	1:D:372:LEU:N	2.50	0.45
1:D:430:ARG:HG2	1:D:430:ARG:NH1	2.32	0.45
1:D:474:GLY:C	1:D:475:ASN:HD22	2.19	0.45
1:E:329:THR:CG2	1:E:330:THR:N	2.80	0.45
1:G:30:THR:HB	1:G:51:LYS:HG3	1.98	0.45
1:G:72:GLN:CA	1:G:72:GLN:HE21	2.30	0.45
1:G:220:ILE:HD12	1:G:220:ILE:H	1.79	0.45
1:G:221:LEU:HD13	1:G:317:LEU:CD2	2.47	0.45
1:G:478:TYR:CE2	1:G:480:ALA:HA	2.52	0.45
1:I:217:SER:N	1:I:321:LYS:O	2.48	0.45
1:I:321:LYS:HD2	1:I:334:ASP:OD2	2.17	0.45
1:I:373:ALA:HB3	1:I:375:GLY:HA3	1.99	0.45
1:J:287:ALA:O	1:J:288:MET:C	2.56	0.45
1:J:326:ASN:O	1:J:327:LYS:C	2.55	0.45
1:M:513:LEU:HD12	1:M:513:LEU:HA	1.72	0.45
1:N:64:ASP:C	1:N:65:LYS:O	2.51	0.45
1:N:314:LEU:O	1:N:316:ASP:N	2.50	0.45
2:O:47:ARG:HB3	2:O:55:LYS:HG2	1.99	0.45
2:R:40:VAL:HG12	2:R:61:VAL:HA	1.99	0.45
2:U:53:GLU:OE1	2:U:53:GLU:N	2.50	0.45
1:A:153:ASN:C	1:A:153:ASN:HD22	2.20	0.44
1:A:233:MET:HE2	1:A:233:MET:O	2.17	0.44
1:C:219:PHE:HE2	1:C:245:LYS:HB2	1.81	0.44
1:C:326:ASN:OD1	1:C:329:THR:N	2.49	0.44
1:C:404:ARG:HG3	1:C:404:ARG:NH1	2.30	0.44

*Continued on next page...*

*Continued from previous page...*

Atom-1	Atom-2	Interatomic distance (Å)	Clash overlap (Å)
1:D:209:GLU:O	1:D:210:THR:CB	2.65	0.44
1:E:70:GLY:HA2	1:E:73:MET:HE2	1.99	0.44
1:E:106:ALA:O	1:E:109:ALA:HB3	2.17	0.44
1:F:109:ALA:HA	1:M:111:MET:HE2	1.98	0.44
1:F:326:ASN:ND2	1:F:328:ASP:N	2.65	0.44
1:G:70:GLY:O	1:G:74:VAL:HG22	2.18	0.44
1:G:78:ALA:O	1:G:89:THR:HG22	2.18	0.44
1:G:304:GLU:HB2	1:G:305:ILE:HD12	1.99	0.44
1:H:40:LEU:HD22	1:H:40:LEU:N	2.32	0.44
1:H:479:ASN:O	1:H:483:GLU:N	2.49	0.44
1:I:19:GLY:HA3	1:I:67:GLU:O	2.17	0.44
1:I:47:PRO:HG3	1:J:73:MET:HG3	1.99	0.44
1:I:101:THR:HG22	1:I:105:LYS:HE3	1.98	0.44
1:I:130:GLU:OE2	1:I:425:LYS:HB3	2.16	0.44
1:I:155:ASP:CG	1:I:158:VAL:HG23	2.38	0.44
1:J:37:ASN:HB3	1:J:51:LYS:HG2	2.00	0.44
1:J:128:VAL:O	1:J:132:LYS:HG3	2.17	0.44
1:J:226:LYS:HG3	1:J:252:GLU:CB	2.47	0.44
1:J:305:ILE:O	1:J:305:ILE:HG22	2.16	0.44
1:J:422:VAL:HG23	1:J:423:ALA:N	2.32	0.44
1:K:106:ALA:HA	1:K:111:MET:HE3	1.99	0.44
1:K:186:GLU:OE1	1:K:380:LYS:HD2	2.17	0.44
1:L:186:GLU:HB2	1:L:380:LYS:HB2	1.99	0.44
1:M:326:ASN:O	1:M:327:LYS:C	2.55	0.44
1:N:233:MET:N	1:N:233:MET:SD	2.90	0.44
2:O:17:VAL:CG1	2:O:33:ALA:O	2.65	0.44
2:P:67:PHE:C	2:P:67:PHE:CD1	2.90	0.44
2:P:68:ASN:O	2:P:70:GLY:N	2.50	0.44
1:A:180:GLY:HA2	1:A:380:LYS:HB3	1.98	0.44
1:A:267:MET:O	1:A:269:GLY:N	2.50	0.44
1:A:486:GLY:HA3	1:A:491:MET:CE	2.46	0.44
1:C:116:LEU:O	1:C:120:ILE:HG13	2.17	0.44
1:C:270:ILE:HD11	2:Q:27:LEU:HD13	1.98	0.44
1:C:280:GLY:CA	1:C:284:ARG:HD2	2.47	0.44
1:D:41:ASP:O	1:D:42:LYS:HG3	2.16	0.44
1:E:455:VAL:O	1:E:458:CYS:HB2	2.16	0.44
1:E:510:VAL:CG2	1:E:511:ALA:H	2.30	0.44
1:F:215:LEU:C	1:F:322:ARG:HG3	2.37	0.44
1:F:258:ALA:O	1:F:261:THR:HG23	2.16	0.44
1:F:406:ALA:HB1	1:F:411:VAL:HG13	1.99	0.44
1:F:417:VAL:O	1:F:420:ILE:CG2	2.60	0.44

*Continued on next page...*

*Continued from previous page...*

Atom-1	Atom-2	Interatomic distance (Å)	Clash overlap (Å)
1:F:478:TYR:CE2	1:F:480:ALA:HA	2.52	0.44
1:G:216:GLU:HA	1:G:216:GLU:OE1	2.17	0.44
1:G:313:THR:HG22	1:G:315:GLU:HG3	1.99	0.44
1:G:362:ARG:O	1:G:366:GLN:OE1	2.34	0.44
1:G:364:LYS:O	1:G:367:GLU:HB3	2.16	0.44
1:H:193:MET:CG	1:H:194:GLN:H	2.29	0.44
1:H:496:PRO:HB2	1:H:499:VAL:HG13	1.99	0.44
1:I:233:MET:N	1:I:233:MET:SD	2.90	0.44
1:J:117:LYS:HG2	1:J:121:ASP:OD2	2.17	0.44
1:J:122:LYS:O	1:J:125:THR:HB	2.17	0.44
1:J:174:VAL:C	1:J:175:ILE:HD12	2.37	0.44
1:K:90:THR:O	1:K:93:THR:HB	2.18	0.44
1:K:175:ILE:HD13	1:K:404:ARG:NH2	2.31	0.44
1:K:287:ALA:O	1:K:288:MET:C	2.56	0.44
1:L:158:VAL:O	1:L:159:GLY:C	2.56	0.44
1:L:202:PRO:C	1:L:204:PHE:H	2.21	0.44
1:L:233:MET:HA	1:L:233:MET:CE	2.40	0.44
1:M:314:LEU:O	1:M:316:ASP:N	2.50	0.44
1:N:178:GLU:O	1:N:380:LYS:HA	2.17	0.44
1:N:199:TYR:HD1	1:N:201:SER:H	1.65	0.44
2:P:20:LYS:H	2:P:20:LYS:CD	2.28	0.44
2:T:14:ARG:NH1	2:T:14:ARG:CB	2.80	0.44
1:A:150:ILE:CG2	1:A:151:SER:N	2.80	0.44
1:A:199:TYR:OH	1:A:211:GLY:HA2	2.17	0.44
1:A:417:VAL:O	1:A:418:ALA:C	2.56	0.44
1:B:221:LEU:HD13	1:B:317:LEU:CD2	2.47	0.44
1:C:272:LYS:HB2	1:C:272:LYS:HZ2	1.83	0.44
1:C:338:GLU:O	1:C:341:ALA:HB3	2.17	0.44
1:C:421:ARG:HD3	1:C:421:ARG:HA	1.76	0.44
1:C:493:ILE:C	1:C:494:LEU:HD23	2.37	0.44
1:D:420:ILE:HD11	1:D:470:LYS:CG	2.47	0.44
1:E:9:GLY:HA2	1:E:13:ARG:HH12	1.82	0.44
1:E:150:ILE:HD13	1:E:493:ILE:HA	2.00	0.44
1:F:30:THR:HB	1:F:51:LYS:CG	2.46	0.44
1:F:69:MET:SD	1:G:41:ASP:HB2	2.57	0.44
1:F:353:ILE:HG22	1:F:354:GLU:N	2.31	0.44
1:F:417:VAL:C	1:F:420:ILE:HG22	2.37	0.44
1:F:444:LEU:HD23	1:F:447:MET:HE3	1.99	0.44
1:G:174:VAL:HG23	1:G:370:ALA:CB	2.48	0.44
1:G:285:ARG:O	1:G:288:MET:N	2.48	0.44
1:G:290:GLN:O	1:G:294:THR:HG23	2.17	0.44

*Continued on next page...*

*Continued from previous page...*

Atom-1	Atom-2	Interatomic distance (Å)	Clash overlap (Å)
1:H:187:LEU:HD23	1:H:187:LEU:C	2.37	0.44
1:H:230:ILE:CD1	1:H:257:GLU:HG2	2.48	0.44
1:H:441:LYS:O	1:H:442:VAL:C	2.55	0.44
1:I:496:PRO:O	1:I:497:THR:C	2.54	0.44
1:J:308:GLU:OE2	1:J:310:GLU:HG3	2.17	0.44
1:K:102:GLU:HB2	1:K:442:VAL:HG13	1.98	0.44
1:L:308:GLU:OE2	1:L:310:GLU:HG3	2.17	0.44
1:L:426:LEU:H	1:L:426:LEU:CD2	2.12	0.44
1:M:149:THR:HG21	1:M:156:GLU:HA	1.99	0.44
1:M:230:ILE:CD1	1:M:257:GLU:HG2	2.48	0.44
1:M:349:ILE:O	1:M:352:GLN:HB2	2.17	0.44
1:N:40:LEU:HD23	1:N:50:THR:HG22	1.99	0.44
1:N:356:ALA:C	1:N:358:SER:H	2.21	0.44
1:N:496:PRO:O	1:N:499:VAL:HG22	2.17	0.44
2:O:14:ARG:HH11	2:O:14:ARG:HB3	1.82	0.44
2:O:64:ILE:O	2:O:94:ILE:HG23	2.17	0.44
2:S:84:LEU:N	2:S:84:LEU:CD1	2.81	0.44
1:A:150:ILE:HG23	1:A:151:SER:N	2.32	0.44
1:A:321:LYS:HB2	1:A:333:ILE:HB	1.99	0.44
1:A:519:CYS:SG	1:A:520:MET:N	2.91	0.44
1:B:401:HIS:O	1:B:402:ALA:C	2.56	0.44
1:C:215:LEU:O	1:C:322:ARG:HA	2.17	0.44
1:C:365:LEU:C	1:C:367:GLU:N	2.71	0.44
1:D:6:VAL:HG12	1:D:521:VAL:HG22	2.00	0.44
1:D:325:ILE:HG22	1:D:326:ASN:O	2.17	0.44
1:E:265:ASN:HB3	1:E:271:VAL:CG2	2.47	0.44
1:E:400:LEU:O	1:E:400:LEU:HD13	2.16	0.44
1:F:95:LEU:HD23	1:F:450:PRO:HD3	1.98	0.44
1:F:262:LEU:HA	1:F:265:ASN:HD22	1.82	0.44
1:F:302:SER:HB2	1:F:305:ILE:CD1	2.44	0.44
1:F:302:SER:O	1:F:304:GLU:N	2.50	0.44
1:F:409:GLU:OE1	1:F:501:ARG:NH2	2.50	0.44
1:H:66:PHE:HD1	1:H:520:MET:HE2	1.81	0.44
1:H:126:ALA:CB	1:H:426:LEU:HD13	2.47	0.44
1:H:233:MET:N	1:H:233:MET:SD	2.90	0.44
1:I:336:VAL:O	1:I:336:VAL:HG12	2.18	0.44
1:J:165:ALA:O	1:J:168:LYS:HB2	2.16	0.44
1:J:199:TYR:HD1	1:J:201:SER:H	1.64	0.44
1:J:336:VAL:O	1:J:336:VAL:HG12	2.18	0.44
1:K:74:VAL:O	1:K:75:LYS:C	2.54	0.44
1:K:202:PRO:C	1:K:204:PHE:H	2.21	0.44

*Continued on next page...*

*Continued from previous page...*

Atom-1	Atom-2	Interatomic distance (Å)	Clash overlap (Å)
1:K:308:GLU:OE2	1:K:310:GLU:HG3	2.17	0.44
1:L:160:LYS:HG2	1:L:164:GLU:OE2	2.17	0.44
1:L:349:ILE:O	1:L:352:GLN:HB2	2.17	0.44
1:M:38:VAL:HG22	1:N:519:CYS:HB3	2.00	0.44
1:M:106:ALA:HA	1:M:111:MET:CE	2.48	0.44
1:M:155:ASP:OD1	1:M:158:VAL:HG23	2.17	0.44
1:N:479:ASN:O	1:N:483:GLU:N	2.51	0.44
2:Q:43:VAL:HG23	2:Q:61:VAL:HG22	2.00	0.44
2:Q:86:MET:N	2:Q:86:MET:SD	2.91	0.44
2:R:11:ILE:HG22	2:R:41:LEU:HB2	1.98	0.44
2:U:5:PRO:HB2	2:U:9:ARG:O	2.17	0.44
2:U:14:ARG:CG	2:U:15:LYS:N	2.79	0.44
1:A:62:LEU:CD1	1:A:62:LEU:N	2.81	0.44
1:A:238:GLU:CB	2:O:23:GLY:O	2.65	0.44
1:A:289:LEU:O	1:A:290:GLN:C	2.55	0.44
1:A:456:LEU:HD13	1:A:462:PRO:HG2	1.98	0.44
1:B:451:LEU:O	1:B:454:ILE:HB	2.18	0.44
1:C:278:ALA:CB	1:C:279:PRO:CD	2.87	0.44
1:C:397:GLU:O	1:C:398:ASP:C	2.54	0.44
1:D:496:PRO:CG	1:D:499:VAL:HG13	2.47	0.44
1:E:325:ILE:N	1:E:325:ILE:CD1	2.79	0.44
1:E:466:ALA:O	1:E:470:LYS:HG3	2.18	0.44
1:F:23:LEU:C	1:F:23:LEU:CD1	2.86	0.44
1:G:194:GLN:HG2	1:G:195:PHE:N	2.31	0.44
1:G:234:LEU:N	1:G:235:PRO:CD	2.76	0.44
1:G:368:ARG:CD	1:G:372:LEU:HD11	2.48	0.44
1:G:403:THR:O	1:G:404:ARG:C	2.54	0.44
1:H:199:TYR:HD1	1:H:201:SER:H	1.65	0.44
1:H:450:PRO:O	1:H:454:ILE:HG12	2.17	0.44
1:H:475:ASN:ND2	1:H:489:ILE:HD12	2.32	0.44
1:I:193:MET:CG	1:I:194:GLN:H	2.29	0.44
1:I:287:ALA:O	1:I:288:MET:C	2.56	0.44
1:I:314:LEU:C	1:I:316:ASP:N	2.68	0.44
1:J:169:VAL:HG23	1:J:370:ALA:CB	2.43	0.44
1:J:272:LYS:HE3	1:J:272:LYS:HB2	1.82	0.44
1:K:326:ASN:O	1:K:327:LYS:C	2.55	0.44
1:M:5:ASP:HB2	1:M:524:LEU:CD2	2.46	0.44
1:M:117:LYS:HG2	1:M:121:ASP:OD2	2.17	0.44
1:M:336:VAL:O	1:M:336:VAL:HG12	2.18	0.44
1:M:356:ALA:C	1:M:358:SER:H	2.21	0.44
1:N:73:MET:HE1	1:N:514:MET:HG2	1.98	0.44

*Continued on next page...*

*Continued from previous page...*

Atom-1	Atom-2	Interatomic distance (Å)	Clash overlap (Å)
1:N:88:GLY:O	1:N:89:THR:C	2.56	0.44
1:N:391:GLU:O	1:N:394:ALA:HB3	2.18	0.44
2:Q:69:ASP:HA	2:Q:73:VAL:HG21	1.99	0.44
2:R:47:ARG:HB3	2:R:55:LYS:CG	2.46	0.44
1:A:147:VAL:CG2	1:A:403:THR:HG22	2.48	0.44
1:A:235:PRO:HG2	1:A:236:VAL:HG23	1.99	0.44
1:A:313:THR:HG22	1:A:315:GLU:HG3	2.00	0.44
1:A:430:ARG:HG2	1:A:430:ARG:HH11	1.82	0.44
1:B:194:GLN:HG2	1:B:195:PHE:N	2.32	0.44
1:B:305:ILE:HD11	1:C:203:TYR:OH	2.17	0.44
1:B:339:GLU:HG3	1:B:342:ILE:HD12	1.99	0.44
1:B:474:GLY:C	1:B:475:ASN:HD22	2.20	0.44
1:C:108:ALA:HB1	1:J:109:ALA:HB1	2.00	0.44
1:C:199:TYR:CE1	1:C:202:PRO:HA	2.53	0.44
1:C:327:LYS:HD3	1:C:327:LYS:N	2.32	0.44
1:D:381:VAL:HG13	1:D:392:LYS:CG	2.48	0.44
1:E:5:ASP:HB2	1:E:524:LEU:CD2	2.47	0.44
1:E:225:LYS:C	1:E:252:GLU:HB2	2.38	0.44
1:F:150:ILE:HG23	1:F:151:SER:N	2.32	0.44
1:F:155:ASP:HB3	1:F:158:VAL:CG2	2.47	0.44
1:F:250:ILE:O	1:F:251:ALA:HB2	2.17	0.44
1:F:302:SER:O	1:F:305:ILE:N	2.50	0.44
1:G:185:ASP:HA	1:G:380:LYS:O	2.17	0.44
1:H:287:ALA:O	1:H:288:MET:C	2.56	0.44
1:I:77:VAL:HG11	1:I:510:VAL:HB	1.99	0.44
1:I:166:MET:O	1:I:170:GLY:CA	2.65	0.44
1:I:199:TYR:HD1	1:I:201:SER:H	1.65	0.44
1:I:399:ALA:O	1:I:400:LEU:C	2.53	0.44
1:K:157:THR:O	1:K:161:LEU:CD1	2.65	0.44
1:L:233:MET:N	1:L:233:MET:SD	2.90	0.44
1:L:326:ASN:O	1:L:327:LYS:C	2.55	0.44
1:L:356:ALA:C	1:L:358:SER:H	2.21	0.44
1:L:417:VAL:O	1:L:418:ALA:C	2.55	0.44
1:L:512:GLY:HA2	1:L:515:ILE:HD12	2.00	0.44
1:M:381:VAL:HG21	1:M:393:LYS:CA	2.38	0.44
1:M:504:LEU:O	1:M:504:LEU:HD22	2.18	0.44
1:N:321:LYS:HD2	1:N:334:ASP:OD2	2.17	0.44
1:N:326:ASN:O	1:N:327:LYS:C	2.55	0.44
2:O:4:ARG:O	2:U:93:ALA:HB1	2.17	0.44
2:Q:55:LYS:CE	2:Q:55:LYS:N	2.63	0.44
2:R:60:LYS:N	2:R:63:ASP:OD2	2.50	0.44

*Continued on next page...*

*Continued from previous page...*

Atom-1	Atom-2	Interatomic distance (Å)	Clash overlap (Å)
2:S:34:LYS:HG3	2:S:35:SER:N	2.29	0.44
2:T:76:GLU:O	2:T:83:VAL:HG22	2.17	0.44
2:T:84:LEU:N	2:T:84:LEU:CD1	2.79	0.44
1:A:194:GLN:HG3	1:A:331:THR:OG1	2.18	0.44
1:A:200:LEU:O	1:A:202:PRO:HD2	2.18	0.44
1:A:248:LEU:C	1:A:248:LEU:HD13	2.38	0.44
1:A:383:ALA:N	1:A:389:MET:HE1	2.32	0.44
1:B:183:LEU:HD22	1:B:384:ALA:HA	2.00	0.44
1:B:309:LEU:H	1:B:309:LEU:CD1	2.30	0.44
1:B:357:THR:HB	1:B:361:ASP:HB2	1.98	0.44
1:B:436:GLN:O	1:B:440:ILE:HG13	2.18	0.44
1:C:8:PHE:N	1:C:8:PHE:CD1	2.85	0.44
1:C:72:GLN:NE2	1:C:72:GLN:HA	2.31	0.44
1:C:280:GLY:HA3	1:C:284:ARG:NH1	2.30	0.44
1:C:308:GLU:O	1:C:309:LEU:O	2.36	0.44
1:C:488:MET:HE3	1:C:493:ILE:HB	2.00	0.44
1:D:44:PHE:HD1	1:D:44:PHE:H	1.43	0.44
1:D:176:THR:O	1:D:378:VAL:HA	2.18	0.44
1:E:134:LEU:HD11	1:E:425:LYS:NZ	2.33	0.44
1:E:201:SER:HB3	1:E:259:LEU:HD22	2.00	0.44
1:E:326:ASN:ND2	1:E:328:ASP:N	2.63	0.44
1:F:179:ASP:OD1	1:F:389:MET:HG3	2.18	0.44
1:F:234:LEU:N	1:F:235:PRO:CD	2.78	0.44
1:F:400:LEU:HD13	1:F:400:LEU:C	2.38	0.44
1:G:176:THR:O	1:G:378:VAL:HA	2.18	0.44
1:G:237:LEU:C	1:G:237:LEU:CD2	2.86	0.44
1:G:384:ALA:N	1:G:388:GLU:OE1	2.50	0.44
1:H:24:ALA:O	1:H:28:LYS:HG2	2.17	0.44
1:H:64:ASP:HB3	1:H:67:GLU:HB2	2.00	0.44
1:H:455:VAL:HG11	1:H:462:PRO:HA	1.99	0.44
1:I:478:TYR:HA	1:I:485:TYR:HA	1.99	0.44
1:J:356:ALA:HB1	1:J:362:ARG:NE	2.26	0.44
1:L:106:ALA:HA	1:L:111:MET:HE3	2.00	0.44
1:M:80:LYS:O	1:M:83:ASP:HB2	2.18	0.44
1:M:128:VAL:O	1:M:132:LYS:HG3	2.17	0.44
1:M:321:LYS:HD2	1:M:334:ASP:OD2	2.17	0.44
1:M:449:ALA:HB3	1:M:450:PRO:CD	2.33	0.44
1:N:37:ASN:ND2	1:N:37:ASN:N	2.64	0.44
1:N:149:THR:CG2	1:N:159:GLY:HA3	2.45	0.44
2:O:13:LYS:O	2:O:13:LYS:HG3	2.17	0.44
2:S:14:ARG:NH2	2:S:69:ASP:OD2	2.50	0.44

*Continued on next page...*

*Continued from previous page...*

Atom-1	Atom-2	Interatomic distance (Å)	Clash overlap (Å)
2:S:47:ARG:CD	2:S:49:LEU:HB2	2.48	0.44
2:T:47:ARG:HB3	2:T:55:LYS:CG	2.48	0.44
2:U:55:LYS:CE	2:U:55:LYS:N	2.60	0.44
1:A:314:LEU:HD12	1:A:315:GLU:H	1.75	0.44
1:C:158:VAL:O	1:C:159:GLY:C	2.55	0.44
1:C:321:LYS:HD2	1:C:333:ILE:CG2	2.47	0.44
1:D:200:LEU:O	1:D:202:PRO:CD	2.66	0.44
1:D:451:LEU:C	1:D:451:LEU:CD2	2.86	0.44
1:E:293:ALA:O	1:E:294:THR:C	2.56	0.44
1:E:456:LEU:HD22	1:E:462:PRO:HG2	1.99	0.44
1:F:130:GLU:OE1	1:F:130:GLU:HA	2.18	0.44
1:F:219:PHE:O	1:F:247:LEU:HD22	2.17	0.44
1:G:309:LEU:HD12	1:G:309:LEU:N	2.33	0.44
1:H:478:TYR:HB2	1:H:485:TYR:CD2	2.53	0.44
1:I:158:VAL:O	1:I:162:ILE:HG13	2.17	0.44
1:I:230:ILE:CD1	1:I:257:GLU:HG2	2.47	0.44
1:J:152:ALA:O	1:J:153:ASN:HB3	2.18	0.44
1:J:169:VAL:HG23	1:J:370:ALA:HA	1.99	0.44
1:J:349:ILE:O	1:J:352:GLN:HB2	2.17	0.44
1:K:66:PHE:N	1:K:69:MET:HG3	2.29	0.44
1:L:217:SER:CB	1:L:321:LYS:HA	2.47	0.44
1:L:433:ASN:OD1	1:L:435:ASP:HB2	2.18	0.44
1:M:21:ASN:HD22	1:M:21:ASN:HA	1.63	0.44
1:M:140:ASP:O	1:M:144:ILE:HG12	2.18	0.44
1:M:217:SER:CB	1:M:321:LYS:HA	2.47	0.44
1:M:247:LEU:HB3	1:M:273:VAL:HG11	2.00	0.44
1:N:15:LYS:HD3	1:N:15:LYS:HA	1.85	0.44
1:N:165:ALA:O	1:N:168:LYS:N	2.35	0.44
1:N:349:ILE:O	1:N:352:GLN:HB2	2.17	0.44
2:O:76:GLU:O	2:O:83:VAL:HG22	2.18	0.44
1:A:219:PHE:HA	1:A:318:GLY:O	2.18	0.44
1:A:279:PRO:HB2	1:A:285:ARG:HA	1.99	0.44
1:A:344:GLY:C	1:A:346:VAL:N	2.71	0.44
1:B:199:TYR:HE1	1:B:327:LYS:HG3	1.82	0.44
1:B:229:ASN:C	1:B:231:ARG:N	2.70	0.44
1:B:235:PRO:HG2	1:B:236:VAL:N	2.32	0.44
1:B:428:ASP:C	1:B:430:ARG:NH1	2.71	0.44
1:C:140:ASP:OD1	1:C:142:LYS:HB3	2.18	0.44
1:C:302:SER:CB	1:C:305:ILE:HB	2.48	0.44
1:C:384:ALA:N	1:C:388:GLU:OE1	2.47	0.44
1:C:417:VAL:CA	1:C:420:ILE:HG22	2.47	0.44

*Continued on next page...*



*Continued from previous page...*

Atom-1	Atom-2	Interatomic distance (Å)	Clash overlap (Å)
1:D:9:GLY:HA2	1:D:13:ARG:HH12	1.82	0.44
1:D:289:LEU:HD23	1:D:292:ILE:HD12	1.99	0.44
1:E:204:PHE:O	1:E:213:VAL:HG22	2.18	0.44
1:E:262:LEU:HD11	1:E:273:VAL:HB	2.00	0.44
1:E:302:SER:C	1:E:304:GLU:N	2.71	0.44
1:F:309:LEU:O	1:F:310:GLU:C	2.56	0.44
1:G:84:ALA:HB2	1:G:506:TYR:CE2	2.51	0.44
1:G:87:ASP:OD1	1:G:88:GLY:N	2.50	0.44
1:G:200:LEU:N	1:G:200:LEU:HD12	2.32	0.44
1:G:228:SER:HA	1:G:255:GLU:CG	2.48	0.44
1:G:284:ARG:O	1:G:287:ALA:HB3	2.18	0.44
1:G:325:ILE:HG22	1:G:326:ASN:N	2.33	0.44
1:G:430:ARG:HG2	1:G:430:ARG:HH11	1.82	0.44
1:H:226:LYS:HG3	1:H:252:GLU:CB	2.47	0.44
1:H:422:VAL:O	1:H:426:LEU:CD2	2.64	0.44
1:I:97:GLN:O	1:I:98:ALA:C	2.57	0.44
1:I:186:GLU:O	1:I:379:ILE:HA	2.18	0.44
1:I:202:PRO:C	1:I:204:PHE:H	2.21	0.44
1:I:301:ILE:HD12	1:I:301:ILE:H	1.80	0.44
1:I:414:GLY:N	1:I:494:LEU:HA	2.33	0.44
1:L:149:THR:HG21	1:L:156:GLU:HA	2.00	0.44
1:M:175:ILE:N	1:M:175:ILE:CD1	2.73	0.44
1:N:230:ILE:CD1	1:N:257:GLU:HG2	2.47	0.44
1:N:287:ALA:O	1:N:288:MET:C	2.56	0.44
2:Q:58:ASP:N	2:Q:88:GLU:OE2	2.47	0.44
2:S:47:ARG:HD3	2:S:49:LEU:CG	2.48	0.44
2:T:7:HIS:HB3	2:T:45:ASN:HD22	1.82	0.44
2:T:50:GLU:OE1	2:U:50:GLU:HA	2.18	0.44
1:A:6:VAL:O	1:A:6:VAL:HG23	2.18	0.43
1:A:208:PRO:C	1:A:212:ALA:HB3	2.38	0.43
1:A:267:MET:C	1:A:269:GLY:N	2.71	0.43
1:A:509:SER:CB	1:B:385:THR:HG23	2.47	0.43
1:C:103:GLY:O	1:C:107:VAL:HG23	2.18	0.43
1:C:194:GLN:NE2	1:C:331:THR:OG1	2.51	0.43
1:C:315:GLU:OE1	1:C:316:ASP:N	2.51	0.43
1:D:183:LEU:HD22	1:D:384:ALA:HA	2.00	0.43
1:D:287:ALA:O	1:D:290:GLN:NE2	2.50	0.43
1:E:211:GLY:O	1:E:325:ILE:O	2.36	0.43
1:E:344:GLY:C	1:E:346:VAL:N	2.71	0.43
1:E:346:VAL:O	1:E:350:ARG:NH1	2.51	0.43
1:E:436:GLN:O	1:E:440:ILE:HG13	2.17	0.43

*Continued on next page...*

*Continued from previous page...*

Atom-1	Atom-2	Interatomic distance (Å)	Clash overlap (Å)
1:F:27:VAL:HG13	1:F:53:GLY:HA2	2.00	0.43
1:F:227:ILE:N	1:F:227:ILE:CD1	2.78	0.43
1:F:233:MET:HE2	1:F:237:LEU:HB2	1.99	0.43
1:F:265:ASN:HB3	1:F:271:VAL:CG2	2.48	0.43
1:F:302:SER:C	1:F:304:GLU:N	2.69	0.43
1:F:456:LEU:HD12	1:F:456:LEU:HA	1.86	0.43
1:G:37:ASN:OD1	1:G:51:LYS:HB2	2.17	0.43
1:H:336:VAL:O	1:H:336:VAL:HG12	2.18	0.43
1:I:349:ILE:O	1:I:352:GLN:HB2	2.17	0.43
1:I:356:ALA:HB1	1:I:362:ARG:NE	2.26	0.43
1:I:356:ALA:C	1:I:358:SER:H	2.21	0.43
1:J:32:GLY:CA	1:J:454:ILE:HG23	2.48	0.43
1:J:109:ALA:HB3	1:J:111:MET:CE	2.48	0.43
1:J:191:GLU:CA	1:J:372:LEU:HG	2.48	0.43
1:J:230:ILE:CD1	1:J:257:GLU:HG2	2.48	0.43
1:K:349:ILE:O	1:K:352:GLN:HB2	2.17	0.43
1:L:226:LYS:HG3	1:L:252:GLU:CB	2.47	0.43
1:L:247:LEU:HB3	1:L:273:VAL:HG11	2.00	0.43
1:L:321:LYS:HD2	1:L:334:ASP:OD2	2.17	0.43
1:M:104:LEU:HD12	1:M:104:LEU:HA	1.70	0.43
1:M:364:LYS:O	1:M:365:LEU:C	2.57	0.43
1:M:371:LYS:C	1:M:376:VAL:CG2	2.72	0.43
1:N:247:LEU:HB3	1:N:273:VAL:HG11	2.00	0.43
1:N:336:VAL:HG12	1:N:336:VAL:O	2.18	0.43
1:N:449:ALA:HB3	1:N:450:PRO:CD	2.39	0.43
2:P:79:ASP:HB2	2:P:81:GLU:OE1	2.18	0.43
2:S:7:HIS:O	2:S:8:ASP:CB	2.57	0.43
1:A:39:VAL:HG12	1:G:69:MET:CE	2.48	0.43
1:A:147:VAL:CG2	1:A:148:GLY:N	2.80	0.43
1:A:213:VAL:HB	1:A:325:ILE:HD13	1.99	0.43
1:B:360:TYR:H	1:B:363:GLU:HG3	1.83	0.43
1:C:73:MET:O	1:C:74:VAL:C	2.57	0.43
1:C:222:LEU:HD22	1:C:300:VAL:HG22	1.99	0.43
1:D:325:ILE:HG22	1:D:326:ASN:N	2.32	0.43
1:D:350:ARG:HD3	1:D:350:ARG:HA	1.82	0.43
1:E:266:THR:HA	1:E:271:VAL:O	2.19	0.43
1:E:267:MET:O	1:E:269:GLY:N	2.50	0.43
1:E:289:LEU:N	1:E:290:GLN:OE1	2.43	0.43
1:F:180:GLY:CA	1:F:380:LYS:HB3	2.47	0.43
1:F:207:LYS:CB	1:F:208:PRO:CD	2.96	0.43
1:F:273:VAL:CG1	1:F:274:ALA:N	2.68	0.43

*Continued on next page...*

*Continued from previous page...*

Atom-1	Atom-2	Interatomic distance (Å)	Clash overlap (Å)
1:F:309:LEU:HD12	1:F:309:LEU:N	2.34	0.43
1:F:409:GLU:OE2	1:F:498:LYS:HA	2.17	0.43
1:G:281:PHE:CG	1:G:282:GLY:N	2.86	0.43
1:H:321:LYS:HD2	1:H:334:ASP:OD2	2.17	0.43
1:H:521:VAL:HB	1:N:40:LEU:HD13	2.00	0.43
1:I:247:LEU:HB3	1:I:273:VAL:HG11	2.00	0.43
1:I:413:ALA:HB1	1:I:417:VAL:HB	1.99	0.43
1:I:487:ASN:O	1:I:491:MET:HG3	2.19	0.43
1:K:120:ILE:O	1:K:121:ASP:C	2.57	0.43
1:K:192:GLY:O	1:K:376:VAL:HB	2.18	0.43
1:K:336:VAL:HG12	1:K:336:VAL:O	2.18	0.43
1:K:381:VAL:HB	1:K:389:MET:CE	2.47	0.43
1:L:152:ALA:CB	1:L:158:VAL:HG11	2.48	0.43
1:L:191:GLU:CG	1:L:343:GLN:HE21	2.20	0.43
1:L:287:ALA:O	1:L:288:MET:C	2.56	0.43
1:L:301:ILE:HD12	1:L:301:ILE:H	1.80	0.43
1:L:364:LYS:O	1:L:365:LEU:C	2.57	0.43
1:M:202:PRO:C	1:M:204:PHE:H	2.21	0.43
1:M:287:ALA:O	1:M:288:MET:C	2.56	0.43
1:M:421:ARG:HA	1:M:421:ARG:NE	2.32	0.43
1:M:461:GLU:HB3	1:M:464:VAL:HB	2.00	0.43
1:N:420:ILE:HG13	1:N:451:LEU:HD22	2.01	0.43
2:P:47:ARG:HG2	2:P:48:ILE:N	2.33	0.43
2:Q:97:ALA:HB3	2:R:2:ASN:H	1.83	0.43
2:S:67:PHE:HE1	2:S:69:ASP:HB2	1.84	0.43
1:A:325:ILE:N	1:A:325:ILE:CD1	2.79	0.43
1:A:434:GLU:O	1:A:437:ASN:N	2.50	0.43
1:B:217:SER:N	1:B:218:PRO:CD	2.80	0.43
1:B:232:GLU:C	1:B:310:GLU:OE2	2.56	0.43
1:B:237:LEU:C	1:B:237:LEU:CD2	2.87	0.43
1:B:325:ILE:N	1:B:325:ILE:CD1	2.77	0.43
1:B:397:GLU:O	1:B:398:ASP:C	2.55	0.43
1:C:178:GLU:O	1:C:380:LYS:HA	2.18	0.43
1:C:346:VAL:HA	1:C:349:ILE:HD12	1.99	0.43
1:C:451:LEU:C	1:C:451:LEU:CD2	2.86	0.43
1:D:325:ILE:CG1	1:D:330:THR:HG23	2.48	0.43
1:E:291:ASP:HB2	1:E:372:LEU:CD2	2.46	0.43
1:E:358:SER:HA	1:E:362:ARG:HG3	2.00	0.43
1:F:219:PHE:HD1	1:F:319:GLN:HE21	1.66	0.43
1:F:368:ARG:O	1:F:372:LEU:N	2.46	0.43
1:G:111:MET:CE	1:G:438:VAL:HG21	2.48	0.43

*Continued on next page...*

*Continued from previous page...*

Atom-1	Atom-2	Interatomic distance (Å)	Clash overlap (Å)
1:G:217:SER:N	1:G:218:PRO:CD	2.82	0.43
1:G:406:ALA:O	1:G:410:GLY:N	2.51	0.43
1:H:202:PRO:C	1:H:204:PHE:H	2.21	0.43
1:I:38:VAL:HG22	1:J:519:CYS:HB3	1.99	0.43
1:J:69:MET:O	1:J:70:GLY:C	2.57	0.43
1:J:77:VAL:HG22	1:J:506:TYR:HB3	1.99	0.43
1:K:230:ILE:CG1	1:K:258:ALA:HA	2.23	0.43
1:K:321:LYS:HD2	1:K:334:ASP:OD2	2.17	0.43
1:L:217:SER:N	1:L:321:LYS:O	2.48	0.43
1:L:230:ILE:CD1	1:L:257:GLU:HG2	2.48	0.43
1:L:385:THR:HG23	1:L:388:GLU:N	2.31	0.43
1:L:398:ASP:O	1:L:401:HIS:N	2.51	0.43
1:L:433:ASN:HD22	1:L:434:GLU:N	2.15	0.43
1:N:175:ILE:HD13	1:N:404:ARG:NH2	2.33	0.43
1:N:217:SER:CB	1:N:321:LYS:HA	2.47	0.43
1:N:366:GLN:O	1:N:374:GLY:HA3	2.19	0.43
1:N:385:THR:HG23	1:N:388:GLU:HB3	1.99	0.43
2:T:59:VAL:HG23	2:T:59:VAL:O	2.18	0.43
1:A:24:ALA:O	1:A:28:LYS:HG3	2.18	0.43
1:A:39:VAL:HG23	1:G:517:THR:HG23	1.99	0.43
1:A:184:GLN:OE1	1:A:184:GLN:N	2.49	0.43
1:A:397:GLU:O	1:A:398:ASP:C	2.55	0.43
1:B:76:GLU:HA	1:B:79:SER:HB3	2.01	0.43
1:B:116:LEU:O	1:B:120:ILE:HG13	2.19	0.43
1:C:111:MET:HE2	1:J:434:GLU:OE2	2.16	0.43
1:C:293:ALA:O	1:C:294:THR:C	2.56	0.43
1:C:303:GLU:C	1:C:303:GLU:OE1	2.57	0.43
1:C:362:ARG:O	1:C:366:GLN:OE1	2.36	0.43
1:D:272:LYS:NZ	1:D:272:LYS:CB	2.81	0.43
1:D:289:LEU:N	1:D:290:GLN:OE1	2.44	0.43
1:D:348:GLN:NE2	1:D:352:GLN:NE2	2.66	0.43
1:D:456:LEU:HD13	1:D:462:PRO:HG2	1.96	0.43
1:D:486:GLY:CA	1:D:491:MET:CE	2.96	0.43
1:E:86:GLY:O	1:E:87:ASP:HB2	2.17	0.43
1:F:112:ASN:HA	1:F:113:PRO:HD3	1.73	0.43
1:F:207:LYS:CB	1:F:207:LYS:NZ	2.81	0.43
1:F:499:VAL:CG2	1:F:500:THR:H	2.31	0.43
1:G:7:LYS:HD2	1:G:66:PHE:CD2	2.53	0.43
1:G:124:VAL:O	1:G:125:THR:C	2.57	0.43
1:G:145:ALA:O	1:G:159:GLY:HA3	2.17	0.43
1:G:183:LEU:CD2	1:G:384:ALA:HA	2.49	0.43

*Continued on next page...*

*Continued from previous page...*

Atom-1	Atom-2	Interatomic distance (Å)	Clash overlap (Å)
1:G:206:ASN:HB3	1:G:214:GLU:N	2.33	0.43
1:G:361:ASP:C	1:G:363:GLU:H	2.22	0.43
1:H:153:ASN:O	1:H:154:SER:HB2	2.18	0.43
1:H:349:ILE:O	1:H:352:GLN:HB2	2.17	0.43
1:J:193:MET:CG	1:J:194:GLN:H	2.29	0.43
1:J:356:ALA:C	1:J:358:SER:H	2.21	0.43
1:K:175:ILE:N	1:K:175:ILE:CD1	2.81	0.43
1:K:253:ASP:OD2	1:K:277:LYS:HD3	2.19	0.43
1:K:496:PRO:O	1:K:499:VAL:HG22	2.18	0.43
1:L:38:VAL:HG12	1:L:39:VAL:N	2.33	0.43
1:M:90:THR:O	1:M:94:VAL:HG23	2.18	0.43
1:M:120:ILE:HG22	1:M:121:ASP:N	2.33	0.43
1:M:193:MET:CG	1:M:194:GLN:H	2.29	0.43
1:N:81:ALA:HA	1:N:506:TYR:CD2	2.54	0.43
1:N:253:ASP:OD1	1:N:254:VAL:N	2.41	0.43
2:R:20:LYS:HD2	2:R:20:LYS:H	1.83	0.43
2:R:67:PHE:CD1	2:R:67:PHE:C	2.91	0.43
2:S:3:ILE:H	2:S:3:ILE:HD12	1.83	0.43
2:T:86:MET:HG3	2:T:90:ASP:HB2	1.99	0.43
2:U:44:GLY:O	2:U:57:LEU:HD12	2.19	0.43
1:A:233:MET:HE2	1:A:237:LEU:HB2	1.99	0.43
1:A:353:ILE:HG22	1:A:354:GLU:N	2.34	0.43
1:A:401:HIS:O	1:A:404:ARG:HB2	2.18	0.43
1:B:249:ILE:HB	1:B:275:ALA:HB1	1.99	0.43
1:B:308:GLU:H	1:B:311:LYS:HB3	1.83	0.43
1:B:456:LEU:HD13	1:B:462:PRO:HG3	1.99	0.43
1:C:65:LYS:O	1:C:69:MET:HG3	2.18	0.43
1:C:288:MET:HG2	1:C:368:ARG:HE	1.83	0.43
1:C:350:ARG:HA	1:C:353:ILE:HD12	2.00	0.43
1:C:456:LEU:HD22	1:C:462:PRO:HG2	2.00	0.43
1:D:136:VAL:HA	1:D:137:PRO:HD3	1.79	0.43
1:D:177:VAL:HG11	1:D:397:GLU:CG	2.49	0.43
1:D:203:TYR:CD1	1:D:203:TYR:N	2.80	0.43
1:D:249:ILE:HB	1:D:275:ALA:HB1	1.96	0.43
1:E:199:TYR:CE2	1:E:202:PRO:HA	2.52	0.43
1:E:235:PRO:CG	1:E:236:VAL:H	2.28	0.43
1:E:237:LEU:C	1:E:237:LEU:CD2	2.87	0.43
1:F:233:MET:CE	1:F:237:LEU:HB2	2.49	0.43
1:F:279:PRO:HD2	1:F:285:ARG:CB	2.48	0.43
1:F:518:GLU:OE1	1:F:518:GLU:HA	2.18	0.43
1:G:177:VAL:HG22	1:G:393:LYS:HG3	2.01	0.43

*Continued on next page...*

*Continued from previous page...*

Atom-1	Atom-2	Interatomic distance (Å)	Clash overlap (Å)
1:G:180:GLY:HA2	1:G:380:LYS:HB3	2.00	0.43
1:G:280:GLY:CA	1:G:284:ARG:HD2	2.49	0.43
1:G:313:THR:HG22	1:G:315:GLU:H	1.83	0.43
1:H:434:GLU:HA	1:H:437:ASN:HD22	1.81	0.43
1:J:217:SER:CB	1:J:321:LYS:HA	2.47	0.43
1:J:522:THR:OG1	1:J:523:ASP:N	2.51	0.43
1:K:356:ALA:C	1:K:358:SER:H	2.21	0.43
1:K:449:ALA:HB3	1:K:450:PRO:CD	2.39	0.43
1:L:95:LEU:O	1:L:96:ALA:C	2.56	0.43
1:L:440:ILE:O	1:L:443:ALA:HB3	2.18	0.43
1:M:153:ASN:O	1:M:154:SER:HB2	2.17	0.43
2:Q:93:ALA:HB1	2:R:4:ARG:O	2.17	0.43
2:R:20:LYS:HG2	2:R:27:LEU:HD23	1.98	0.43
2:R:78:ILE:N	2:R:78:ILE:CD1	2.82	0.43
2:T:3:ILE:HD12	2:T:3:ILE:N	2.34	0.43
1:A:345:ARG:O	1:A:349:ILE:HG13	2.18	0.43
1:B:206:ASN:HB3	1:B:214:GLU:H	1.83	0.43
1:B:292:ILE:O	1:B:295:LEU:HB3	2.19	0.43
1:B:350:ARG:HA	1:B:353:ILE:HD12	2.00	0.43
1:C:185:ASP:HA	1:C:380:LYS:O	2.19	0.43
1:C:270:ILE:HD11	2:Q:27:LEU:CD1	2.49	0.43
1:C:346:VAL:O	1:C:349:ILE:HB	2.18	0.43
1:D:246:PRO:HA	1:D:272:LYS:O	2.19	0.43
1:D:293:ALA:O	1:D:297:GLY:N	2.52	0.43
1:D:299:THR:N	1:D:316:ASP:O	2.52	0.43
1:D:349:ILE:HA	1:D:352:GLN:HE21	1.76	0.43
1:D:417:VAL:CA	1:D:420:ILE:HG22	2.47	0.43
1:D:496:PRO:O	1:D:497:THR:C	2.56	0.43
1:E:164:GLU:O	1:E:167:ASP:HB3	2.18	0.43
1:E:487:ASN:OD1	1:E:489:ILE:N	2.52	0.43
1:F:128:VAL:CG1	1:F:132:LYS:HE2	2.49	0.43
1:F:183:LEU:HD22	1:F:384:ALA:HA	2.01	0.43
1:F:218:PRO:HA	1:F:246:PRO:O	2.18	0.43
1:F:325:ILE:HG22	1:F:326:ASN:O	2.18	0.43
1:F:358:SER:HA	1:F:362:ARG:HG3	2.00	0.43
1:G:177:VAL:CG1	1:G:397:GLU:HG2	2.48	0.43
1:H:81:ALA:HA	1:H:506:TYR:CD2	2.54	0.43
1:H:165:ALA:O	1:H:168:LYS:HB2	2.18	0.43
1:H:362:ARG:HB3	1:H:362:ARG:HH11	1.84	0.43
1:I:478:TYR:HB2	1:I:485:TYR:CD2	2.52	0.43
1:J:120:ILE:O	1:J:121:ASP:C	2.56	0.43

*Continued on next page...*

*Continued from previous page...*

Atom-1	Atom-2	Interatomic distance (Å)	Clash overlap (Å)
1:J:414:GLY:N	1:J:494:LEU:HA	2.33	0.43
1:K:193:MET:CG	1:K:194:GLN:H	2.29	0.43
1:K:217:SER:CB	1:K:321:LYS:HA	2.47	0.43
1:K:253:ASP:OD1	1:K:254:VAL:N	2.41	0.43
1:K:364:LYS:O	1:K:365:LEU:C	2.57	0.43
1:L:47:PRO:HG3	1:M:73:MET:CG	2.48	0.43
1:L:66:PHE:HA	1:L:520:MET:CE	2.49	0.43
1:L:193:MET:CG	1:L:194:GLN:H	2.29	0.43
1:L:336:VAL:O	1:L:336:VAL:HG12	2.18	0.43
1:M:64:ASP:C	1:M:65:LYS:O	2.52	0.43
1:M:253:ASP:OD2	1:M:277:LYS:HD3	2.19	0.43
1:N:364:LYS:O	1:N:365:LEU:C	2.57	0.43
2:R:14:ARG:HH11	2:R:14:ARG:HB3	1.82	0.43
2:S:97:ALA:O	2:T:1:MET:HA	2.18	0.43
2:T:47:ARG:HD3	2:T:49:LEU:HB2	2.01	0.43
1:A:38:VAL:HG12	1:A:39:VAL:N	2.34	0.43
1:A:220:ILE:N	1:A:318:GLY:O	2.48	0.43
1:A:350:ARG:HD3	1:A:350:ARG:HA	1.83	0.43
1:A:400:LEU:HD13	1:A:400:LEU:C	2.39	0.43
1:C:283:ASP:O	1:C:287:ALA:HB2	2.18	0.43
1:C:449:ALA:HB3	1:C:450:PRO:CD	2.41	0.43
1:C:519:CYS:SG	1:C:520:MET:N	2.92	0.43
1:D:349:ILE:HG12	1:D:352:GLN:HE22	1.83	0.43
1:D:391:GLU:O	1:D:394:ALA:HB3	2.18	0.43
1:E:73:MET:O	1:E:74:VAL:C	2.56	0.43
1:E:322:ARG:CB	1:E:333:ILE:HD12	2.29	0.43
1:E:438:VAL:O	1:E:442:VAL:HG23	2.19	0.43
1:F:206:ASN:HB3	1:F:214:GLU:N	2.33	0.43
1:F:230:ILE:C	1:F:232:GLU:H	2.22	0.43
1:F:362:ARG:HA	1:F:365:LEU:HD13	2.01	0.43
1:F:417:VAL:CA	1:F:420:ILE:HG22	2.48	0.43
1:G:127:ALA:O	1:G:131:LEU:HG	2.18	0.43
1:G:295:LEU:HD23	1:G:335:GLY:O	2.18	0.43
1:H:149:THR:H	1:H:159:GLY:HA3	1.83	0.43
1:H:420:ILE:CD1	1:H:448:GLU:HA	2.48	0.43
1:I:391:GLU:O	1:I:394:ALA:HB3	2.19	0.43
1:J:131:LEU:HD12	1:J:422:VAL:HG11	2.00	0.43
1:J:247:LEU:HB3	1:J:273:VAL:HG11	2.00	0.43
1:J:253:ASP:OD1	1:J:254:VAL:N	2.41	0.43
1:J:362:ARG:HB3	1:J:362:ARG:HH11	1.84	0.43
1:J:420:ILE:CD1	1:J:448:GLU:HA	2.48	0.43

*Continued on next page...*

*Continued from previous page...*

Atom-1	Atom-2	Interatomic distance (Å)	Clash overlap (Å)
1:K:135:SER:HA	1:K:412:VAL:CG1	2.48	0.43
1:K:165:ALA:O	1:K:168:LYS:HB2	2.17	0.43
1:K:230:ILE:CD1	1:K:257:GLU:HG2	2.48	0.43
1:L:21:ASN:HD22	1:L:21:ASN:HA	1.58	0.43
1:L:420:ILE:HG23	1:L:470:LYS:HD3	2.01	0.43
1:M:448:GLU:HB3	1:M:452:ARG:HD2	1.99	0.43
1:M:472:GLY:HA3	1:M:476:TYR:CD2	2.54	0.43
1:N:130:GLU:OE2	1:N:425:LYS:HB3	2.18	0.43
1:N:194:GLN:CG	1:N:331:THR:HB	2.41	0.43
2:P:4:ARG:O	2:P:5:PRO:O	2.37	0.43
2:T:68:ASN:ND2	2:U:74:LYS:CE	2.79	0.43
1:A:95:LEU:HD13	1:A:504:LEU:HD23	2.01	0.43
1:A:208:PRO:O	1:A:212:ALA:HB3	2.18	0.43
1:A:284:ARG:HG2	1:A:288:MET:CE	2.48	0.43
1:B:194:GLN:O	1:B:371:LYS:NZ	2.41	0.43
1:B:239:ALA:HB1	1:B:314:LEU:HB3	2.00	0.43
1:B:266:THR:HG22	1:B:273:VAL:N	2.31	0.43
1:B:326:ASN:HD21	1:B:328:ASP:HB2	1.82	0.43
1:C:84:ALA:HB2	1:C:506:TYR:CE2	2.49	0.43
1:C:122:LYS:HE2	1:C:429:LEU:HD11	1.99	0.43
1:C:190:VAL:HB	1:C:376:VAL:HB	1.99	0.43
1:C:222:LEU:HD22	1:C:293:ALA:HB2	2.01	0.43
1:D:352:GLN:C	1:D:365:LEU:HD11	2.39	0.43
1:D:465:VAL:O	1:D:466:ALA:C	2.57	0.43
1:D:519:CYS:HB3	1:E:38:VAL:HG22	1.99	0.43
1:E:207:LYS:CB	1:E:208:PRO:CD	2.93	0.43
1:E:290:GLN:O	1:E:294:THR:N	2.50	0.43
1:E:450:PRO:O	1:E:454:ILE:HG13	2.18	0.43
1:F:203:TYR:H	1:F:203:TYR:HD1	1.65	0.43
1:F:353:ILE:O	1:F:355:GLU:N	2.52	0.43
1:I:95:LEU:O	1:I:96:ALA:C	2.57	0.43
1:J:191:GLU:OE2	1:J:346:VAL:HG22	1.93	0.43
1:J:202:PRO:C	1:J:204:PHE:H	2.21	0.43
1:K:186:GLU:HB2	1:K:380:LYS:HB2	2.00	0.43
1:K:420:ILE:HG13	1:K:451:LEU:HD22	2.01	0.43
1:M:90:THR:O	1:M:93:THR:HB	2.19	0.43
1:M:400:LEU:HD23	1:M:400:LEU:O	2.19	0.43
1:N:112:ASN:C	1:N:112:ASN:OD1	2.57	0.43
1:N:200:LEU:HD12	1:N:200:LEU:N	2.34	0.43
1:N:202:PRO:C	1:N:204:PHE:H	2.21	0.43
1:N:401:HIS:O	1:N:404:ARG:N	2.52	0.43

*Continued on next page...*



*Continued from previous page...*

Atom-1	Atom-2	Interatomic distance (Å)	Clash overlap (Å)
2:P:14:ARG:CD	2:P:35:SER:HB3	2.49	0.43
2:S:7:HIS:O	2:S:7:HIS:ND1	2.52	0.43
2:S:41:LEU:O	2:S:61:VAL:HG13	2.19	0.43
1:A:161:LEU:HD12	1:A:161:LEU:HA	1.86	0.43
1:B:213:VAL:O	1:B:324:VAL:HA	2.18	0.43
1:C:254:VAL:HG12	1:C:259:LEU:HG	2.01	0.43
1:C:309:LEU:O	1:C:311:LYS:N	2.51	0.43
1:C:327:LYS:HE2	1:C:327:LYS:HB2	1.92	0.43
1:C:496:PRO:HG2	1:C:499:VAL:CG1	2.48	0.43
1:D:128:VAL:CG1	1:D:132:LYS:HE2	2.48	0.43
1:E:41:ASP:O	1:E:42:LYS:CG	2.67	0.43
1:E:288:MET:O	1:E:289:LEU:HG	2.19	0.43
1:E:451:LEU:HD23	1:E:451:LEU:C	2.39	0.43
1:F:177:VAL:CG1	1:F:397:GLU:CG	2.97	0.43
1:F:240:VAL:O	1:F:241:ALA:C	2.57	0.43
1:G:208:PRO:HB2	1:G:212:ALA:HB3	2.01	0.43
1:G:279:PRO:HD2	1:G:285:ARG:CB	2.49	0.43
1:G:284:ARG:HG2	1:G:288:MET:HE1	2.01	0.43
1:G:456:LEU:HD12	1:G:456:LEU:HA	1.84	0.43
1:H:288:MET:HA	1:H:288:MET:HE3	2.01	0.43
1:J:7:LYS:HG3	1:J:66:PHE:CZ	2.54	0.43
1:J:21:ASN:HD22	1:J:21:ASN:HA	1.60	0.43
1:J:72:GLN:HA	1:J:72:GLN:NE2	2.34	0.43
1:J:361:ASP:O	1:J:365:LEU:HG	2.19	0.43
1:L:7:LYS:HG3	1:L:66:PHE:CZ	2.54	0.43
1:L:171:LYS:HD3	1:L:407:VAL:HG11	2.01	0.43
1:L:249:ILE:HD12	1:L:275:ALA:HB2	2.00	0.43
1:L:362:ARG:HB3	1:L:362:ARG:HH11	1.84	0.43
1:L:415:GLY:H	1:L:417:VAL:CG2	2.23	0.43
1:M:122:LYS:NZ	1:M:430:ARG:O	2.39	0.43
1:M:249:ILE:HD12	1:M:275:ALA:HB2	2.00	0.43
1:N:37:ASN:H	1:N:37:ASN:HD22	1.65	0.43
2:Q:46:GLY:HA3	2:Q:55:LYS:O	2.19	0.43
2:R:12:VAL:HG12	2:R:40:VAL:HA	2.01	0.43
2:T:37:ARG:N	2:T:37:ARG:HD2	2.34	0.43
2:U:43:VAL:HG13	2:U:57:LEU:HD12	2.01	0.43
1:A:220:ILE:CD1	1:A:220:ILE:H	2.31	0.43
1:A:235:PRO:CG	1:A:236:VAL:H	2.29	0.43
1:A:272:LYS:HB2	1:A:272:LYS:NZ	2.34	0.43
1:A:385:THR:HG21	1:G:510:VAL:HG13	2.01	0.43
1:B:29:VAL:HG23	1:B:30:THR:CG2	2.47	0.43

*Continued on next page...*

*Continued from previous page...*

Atom-1	Atom-2	Interatomic distance (Å)	Clash overlap (Å)
1:B:59:GLU:OE1	1:B:59:GLU:HA	2.19	0.43
1:C:263:VAL:HG12	1:C:267:MET:SD	2.59	0.43
1:C:266:THR:HA	1:C:271:VAL:O	2.19	0.43
1:D:111:MET:HE3	1:K:434:GLU:OE2	2.18	0.43
1:D:310:GLU:CD	1:D:310:GLU:N	2.69	0.43
1:D:456:LEU:C	1:D:458:CYS:H	2.23	0.43
1:E:249:ILE:CD1	1:E:249:ILE:N	2.79	0.43
1:E:326:ASN:HD21	1:E:328:ASP:HB2	1.83	0.43
1:G:14:VAL:O	1:G:15:LYS:C	2.57	0.43
1:G:134:LEU:CD1	1:G:134:LEU:H	2.32	0.43
1:G:215:LEU:O	1:G:322:ARG:HA	2.19	0.43
1:G:479:ASN:HB3	1:G:482:THR:OG1	2.19	0.43
1:H:69:MET:O	1:H:70:GLY:C	2.56	0.43
1:H:200:LEU:HD12	1:H:200:LEU:N	2.34	0.43
1:H:247:LEU:HB3	1:H:273:VAL:HG11	2.00	0.43
1:I:109:ALA:HB3	1:I:111:MET:CE	2.49	0.43
1:I:373:ALA:CA	1:I:375:GLY:CA	2.96	0.43
1:I:373:ALA:C	1:I:375:GLY:HA3	2.39	0.43
1:I:401:HIS:O	1:I:402:ALA:C	2.57	0.43
1:I:472:GLY:HA3	1:I:476:TYR:HD2	1.84	0.43
1:L:37:ASN:HB3	1:L:51:LYS:HG3	2.00	0.43
1:L:171:LYS:HD3	1:L:407:VAL:CG1	2.49	0.43
1:N:476:TYR:HA	1:N:486:GLY:O	2.19	0.43
2:O:14:ARG:CD	2:O:35:SER:HB3	2.42	0.43
2:S:68:ASN:HD22	2:T:74:LYS:HE3	1.83	0.43
2:T:73:VAL:O	2:T:74:LYS:HD3	2.19	0.43
1:A:155:ASP:OD1	1:A:157:THR:HB	2.19	0.42
1:A:214:GLU:O	1:A:322:ARG:HD3	2.19	0.42
1:A:234:LEU:O	1:A:238:GLU:N	2.38	0.42
1:B:239:ALA:HB1	1:B:314:LEU:HD23	2.01	0.42
1:B:362:ARG:HA	1:B:365:LEU:HD13	2.01	0.42
1:B:509:SER:HB3	1:C:385:THR:HG23	2.01	0.42
1:C:230:ILE:C	1:C:232:GLU:N	2.71	0.42
1:C:279:PRO:HD2	1:C:285:ARG:CB	2.49	0.42
1:D:95:LEU:HD13	1:D:504:LEU:HD23	2.01	0.42
1:D:130:GLU:O	1:D:133:ALA:HB3	2.19	0.42
1:D:207:LYS:HB2	1:D:207:LYS:NZ	2.34	0.42
1:D:291:ASP:OD1	1:D:292:ILE:N	2.52	0.42
1:D:355:GLU:O	1:D:362:ARG:NH2	2.52	0.42
1:E:309:LEU:O	1:E:310:GLU:C	2.57	0.42
1:E:345:ARG:O	1:E:349:ILE:HG13	2.19	0.42

*Continued on next page...*

*Continued from previous page...*

Atom-1	Atom-2	Interatomic distance (Å)	Clash overlap (Å)
1:F:72:GLN:NE2	1:F:72:GLN:HA	2.34	0.42
1:G:240:VAL:C	1:G:242:LYS:N	2.68	0.42
1:G:339:GLU:O	1:G:343:GLN:OE1	2.36	0.42
1:I:27:VAL:HG11	1:I:93:THR:HG21	2.01	0.42
1:I:130:GLU:HG3	1:I:426:LEU:HD22	2.01	0.42
1:I:385:THR:HG23	1:I:388:GLU:N	2.30	0.42
1:I:472:GLY:HA3	1:I:476:TYR:CD2	2.54	0.42
1:J:88:GLY:O	1:J:89:THR:C	2.56	0.42
1:J:411:VAL:HG21	1:J:494:LEU:HD12	2.00	0.42
1:K:77:VAL:HG11	1:K:510:VAL:HB	2.00	0.42
1:K:164:GLU:O	1:K:167:ASP:HB3	2.18	0.42
1:K:200:LEU:HD12	1:K:200:LEU:N	2.34	0.42
1:K:247:LEU:HB3	1:K:273:VAL:HG11	2.00	0.42
1:L:74:VAL:O	1:L:75:LYS:C	2.57	0.42
1:L:115:ASP:O	1:L:116:LEU:C	2.58	0.42
1:M:37:ASN:HB3	1:M:51:LYS:CG	2.49	0.42
1:M:101:THR:O	1:M:105:LYS:HG3	2.18	0.42
1:M:362:ARG:HB3	1:M:362:ARG:HH11	1.84	0.42
1:M:402:ALA:O	1:M:406:ALA:N	2.40	0.42
1:N:165:ALA:O	1:N:168:LYS:HB2	2.18	0.42
1:N:349:ILE:O	1:N:350:ARG:C	2.58	0.42
1:N:385:THR:HG22	1:N:388:GLU:HB3	2.01	0.42
1:N:501:ARG:NH1	1:N:505:GLN:OE1	2.51	0.42
2:O:14:ARG:NH1	2:O:14:ARG:HB2	2.33	0.42
2:O:20:LYS:HG2	2:O:27:LEU:HD21	1.99	0.42
2:O:55:LYS:CE	2:O:55:LYS:N	2.67	0.42
2:S:47:ARG:HD3	2:S:49:LEU:HB2	2.01	0.42
2:T:40:VAL:HG21	2:T:63:ASP:HB2	2.00	0.42
2:U:7:HIS:HB2	2:U:46:GLY:O	2.18	0.42
1:A:207:LYS:CB	1:A:208:PRO:CD	2.95	0.42
1:A:368:ARG:O	1:A:372:LEU:N	2.53	0.42
1:A:451:LEU:C	1:A:451:LEU:HD23	2.39	0.42
1:C:117:LYS:HG2	1:C:121:ASP:OD2	2.19	0.42
1:C:200:LEU:HD12	1:C:200:LEU:H	1.84	0.42
1:C:232:GLU:O	1:C:310:GLU:OE2	2.37	0.42
1:C:249:ILE:HG22	1:C:250:ILE:N	2.34	0.42
1:C:302:SER:C	1:C:304:GLU:N	2.72	0.42
1:E:72:GLN:HA	1:E:72:GLN:HE21	1.84	0.42
1:E:88:GLY:O	1:E:91:THR:HB	2.19	0.42
1:E:112:ASN:HA	1:E:113:PRO:HD3	1.76	0.42
1:E:252:GLU:HA	1:E:285:ARG:HH12	1.81	0.42

*Continued on next page...*

*Continued from previous page...*

Atom-1	Atom-2	Interatomic distance (Å)	Clash overlap (Å)
1:E:256:GLY:HA2	1:E:259:LEU:HB2	2.01	0.42
1:E:289:LEU:HD23	1:E:292:ILE:HD12	2.01	0.42
1:E:325:ILE:CG1	1:E:330:THR:HG23	2.45	0.42
1:E:517:THR:HG23	1:F:39:VAL:HG23	2.01	0.42
1:F:350:ARG:HA	1:F:350:ARG:HD3	1.83	0.42
1:F:455:VAL:HG11	1:F:462:PRO:HA	2.02	0.42
1:F:482:THR:OG1	1:F:484:GLU:HG2	2.19	0.42
1:G:211:GLY:O	1:G:325:ILE:O	2.37	0.42
1:G:479:ASN:O	1:G:483:GLU:N	2.51	0.42
1:H:169:VAL:CG1	1:H:173:GLY:HA3	2.42	0.42
1:H:356:ALA:C	1:H:358:SER:H	2.21	0.42
1:H:361:ASP:O	1:H:365:LEU:HG	2.19	0.42
1:I:17:LEU:HA	1:I:20:VAL:CG1	2.49	0.42
1:I:187:LEU:HD23	1:I:188:ASP:N	2.34	0.42
1:I:191:GLU:HB3	1:I:372:LEU:CG	2.35	0.42
1:I:217:SER:CB	1:I:321:LYS:HA	2.47	0.42
1:J:104:LEU:HD12	1:J:104:LEU:HA	1.75	0.42
1:J:124:VAL:HG13	1:J:504:LEU:HD11	1.99	0.42
1:K:15:LYS:HA	1:K:15:LYS:HD3	1.88	0.42
1:K:17:LEU:HA	1:K:20:VAL:CG1	2.49	0.42
1:L:19:GLY:HA3	1:L:67:GLU:O	2.19	0.42
1:L:130:GLU:HG3	1:L:426:LEU:HD22	2.01	0.42
1:L:172:GLU:N	1:L:172:GLU:OE1	2.52	0.42
1:M:107:VAL:HG11	1:M:515:ILE:HG23	2.00	0.42
1:M:184:GLN:OE1	1:M:184:GLN:HA	2.18	0.42
1:N:104:LEU:O	1:N:107:VAL:HG22	2.19	0.42
1:N:130:GLU:HB3	1:N:422:VAL:HG12	2.01	0.42
1:N:373:ALA:C	1:N:375:GLY:C	2.78	0.42
1:N:508:ALA:O	1:N:509:SER:C	2.56	0.42
2:O:20:LYS:CG	2:O:27:LEU:HD23	2.49	0.42
2:O:74:LYS:HE3	2:U:68:ASN:ND2	2.33	0.42
2:P:55:LYS:HE2	2:P:55:LYS:N	2.23	0.42
2:T:40:VAL:CG2	2:T:63:ASP:HB2	2.49	0.42
2:U:20:LYS:HG2	2:U:27:LEU:HD23	2.00	0.42
1:A:262:LEU:O	1:A:266:THR:HG23	2.19	0.42
1:A:278:ALA:O	1:A:279:PRO:O	2.37	0.42
1:A:451:LEU:O	1:A:454:ILE:HB	2.19	0.42
1:B:428:ASP:HA	1:B:430:ARG:HH12	1.84	0.42
1:B:494:LEU:HD23	1:B:494:LEU:N	2.34	0.42
1:D:321:LYS:HD2	1:D:333:ILE:CG2	2.43	0.42
1:D:434:GLU:HA	1:D:437:ASN:HD22	1.84	0.42

*Continued on next page...*

*Continued from previous page...*

Atom-1	Atom-2	Interatomic distance (Å)	Clash overlap (Å)
1:E:44:PHE:HB2	1:E:45:GLY:H	1.54	0.42
1:E:305:ILE:HD12	1:E:305:ILE:H	1.82	0.42
1:G:168:LYS:O	1:G:170:GLY:N	2.52	0.42
1:G:215:LEU:O	1:G:322:ARG:HG3	2.18	0.42
1:G:368:ARG:HG2	1:G:372:LEU:CG	2.49	0.42
1:H:37:ASN:O	1:I:517:THR:HA	2.19	0.42
1:H:49:ILE:HD11	1:I:73:MET:HE3	2.02	0.42
1:H:349:ILE:O	1:H:350:ARG:C	2.58	0.42
1:H:373:ALA:C	1:H:376:VAL:H	2.23	0.42
1:H:432:GLN:OE1	1:H:432:GLN:N	2.53	0.42
1:I:364:LYS:O	1:I:365:LEU:C	2.57	0.42
1:J:155:ASP:CG	1:J:158:VAL:HG23	2.39	0.42
1:J:349:ILE:O	1:J:350:ARG:C	2.58	0.42
1:J:383:ALA:HB3	1:J:389:MET:HA	1.99	0.42
1:K:107:VAL:CG2	1:K:108:ALA:H	2.32	0.42
1:K:112:ASN:OD1	1:K:114:MET:N	2.52	0.42
1:K:130:GLU:HG3	1:K:426:LEU:HD22	2.01	0.42
1:K:178:GLU:O	1:K:380:LYS:HA	2.18	0.42
1:K:362:ARG:HB3	1:K:362:ARG:HH11	1.84	0.42
1:K:399:ALA:O	1:K:400:LEU:C	2.58	0.42
1:L:149:THR:H	1:L:159:GLY:HA3	1.83	0.42
1:L:412:VAL:O	1:L:494:LEU:HB2	2.20	0.42
1:M:391:GLU:OE1	1:M:395:ARG:HD3	2.18	0.42
1:M:432:GLN:OE1	1:M:432:GLN:N	2.52	0.42
1:N:106:ALA:HA	1:N:111:MET:HE3	2.01	0.42
1:N:201:SER:HA	1:N:202:PRO:HD3	1.93	0.42
2:O:5:PRO:HG3	2:O:43:VAL:C	2.39	0.42
2:T:96:GLU:O	2:T:97:ALA:C	2.57	0.42
2:U:13:LYS:HG3	2:U:13:LYS:O	2.19	0.42
2:U:47:ARG:HB3	2:U:55:LYS:HG2	1.99	0.42
1:A:23:LEU:HD23	1:A:60:ILE:HB	2.01	0.42
1:A:241:ALA:HA	1:A:271:VAL:HG12	2.01	0.42
1:A:287:ALA:O	1:A:290:GLN:NE2	2.51	0.42
1:A:360:TYR:H	1:A:363:GLU:CG	2.32	0.42
1:B:266:THR:HA	1:B:271:VAL:O	2.19	0.42
1:C:131:LEU:HD23	1:C:422:VAL:HG11	2.00	0.42
1:C:200:LEU:O	1:C:202:PRO:HD2	2.18	0.42
1:C:289:LEU:O	1:C:290:GLN:C	2.57	0.42
1:C:417:VAL:HA	1:C:420:ILE:CG2	2.49	0.42
1:C:456:LEU:C	1:C:458:CYS:H	2.21	0.42
1:D:232:GLU:O	1:D:233:MET:CB	2.67	0.42

*Continued on next page...*

*Continued from previous page...*

Atom-1	Atom-2	Interatomic distance (Å)	Clash overlap (Å)
1:D:401:HIS:O	1:D:404:ARG:N	2.52	0.42
1:D:417:VAL:O	1:D:420:ILE:CG2	2.59	0.42
1:E:38:VAL:HG12	1:E:39:VAL:N	2.34	0.42
1:E:54:VAL:HG13	1:E:55:SER:N	2.35	0.42
1:E:220:ILE:N	1:E:318:GLY:O	2.37	0.42
1:F:150:ILE:HG21	1:F:494:LEU:O	2.18	0.42
1:F:241:ALA:HB3	2:T:25:ILE:HD12	2.01	0.42
1:G:31:LEU:HD23	1:G:453:GLN:HB3	2.00	0.42
1:G:413:ALA:HB1	1:G:417:VAL:HG11	2.00	0.42
1:G:452:ARG:HB2	1:G:462:PRO:CB	2.41	0.42
1:H:149:THR:N	1:H:159:GLY:HA3	2.35	0.42
1:I:158:VAL:O	1:I:159:GLY:C	2.56	0.42
1:I:221:LEU:CD1	1:I:223:ALA:H	2.33	0.42
1:J:104:LEU:O	1:J:107:VAL:HG22	2.19	0.42
1:J:420:ILE:CD1	1:J:448:GLU:HG2	2.50	0.42
1:K:349:ILE:O	1:K:350:ARG:C	2.58	0.42
1:L:77:VAL:HG22	1:L:506:TYR:HB3	2.01	0.42
1:L:413:ALA:HB1	1:L:417:VAL:CB	2.48	0.42
1:M:194:GLN:CG	1:M:331:THR:HB	2.41	0.42
1:M:200:LEU:HD12	1:M:200:LEU:N	2.34	0.42
1:N:72:GLN:HA	1:N:72:GLN:HE21	1.84	0.42
2:T:9:ARG:NH1	2:T:86:MET:HA	2.35	0.42
2:U:7:HIS:O	2:U:7:HIS:ND1	2.53	0.42
2:U:27:LEU:HD23	2:U:27:LEU:O	2.19	0.42
2:U:43:VAL:HG23	2:U:61:VAL:HG22	2.02	0.42
1:B:220:ILE:HG23	1:B:248:LEU:HD12	2.01	0.42
1:B:385:THR:OG1	1:B:388:GLU:HB2	2.18	0.42
1:B:488:MET:CE	1:B:493:ILE:HG21	2.49	0.42
1:F:165:ALA:O	1:F:169:VAL:HG22	2.19	0.42
1:F:325:ILE:N	1:F:325:ILE:CD1	2.78	0.42
1:F:349:ILE:HG23	1:F:365:LEU:HD21	2.00	0.42
1:G:40:LEU:HD13	1:G:59:GLU:HG3	2.01	0.42
1:G:299:THR:N	1:G:316:ASP:O	2.52	0.42
1:I:112:ASN:OD1	1:I:114:MET:N	2.52	0.42
1:I:130:GLU:O	1:I:133:ALA:HB3	2.19	0.42
1:I:253:ASP:OD2	1:I:277:LYS:HD3	2.19	0.42
1:J:434:GLU:O	1:J:438:VAL:HG23	2.19	0.42
1:K:251:ALA:O	1:K:252:GLU:C	2.58	0.42
1:L:24:ALA:O	1:L:28:LYS:HG2	2.20	0.42
1:L:221:LEU:CD1	1:L:223:ALA:H	2.33	0.42
1:L:253:ASP:OD2	1:L:277:LYS:HD3	2.19	0.42

*Continued on next page...*

*Continued from previous page...*

Atom-1	Atom-2	Interatomic distance (Å)	Clash overlap (Å)
1:L:361:ASP:O	1:L:365:LEU:HG	2.19	0.42
1:L:414:GLY:HA2	1:L:495:ASP:OD2	2.19	0.42
1:L:419:LEU:O	1:L:422:VAL:HG22	2.20	0.42
1:M:228:SER:HA	1:M:255:GLU:HB2	2.02	0.42
1:M:402:ALA:O	1:M:405:ALA:HB3	2.19	0.42
1:M:433:ASN:HD22	1:M:434:GLU:N	2.15	0.42
1:M:465:VAL:HG11	1:M:478:TYR:CD2	2.54	0.42
2:R:17:VAL:HG13	2:R:34:LYS:CA	2.49	0.42
1:A:7:LYS:HD2	1:A:66:PHE:CD2	2.55	0.42
1:A:14:VAL:O	1:A:18:ARG:HG3	2.20	0.42
1:A:176:THR:OG1	1:A:378:VAL:HG22	2.18	0.42
1:A:221:LEU:HD13	1:A:317:LEU:CD2	2.49	0.42
1:A:252:GLU:O	1:A:277:LYS:HE2	2.20	0.42
1:A:259:LEU:O	1:A:263:VAL:N	2.49	0.42
1:B:267:MET:C	1:B:269:GLY:H	2.21	0.42
1:C:195:PHE:CE1	1:C:330:THR:HB	2.55	0.42
1:C:205:ILE:HG12	1:C:211:GLY:HA2	2.01	0.42
1:D:288:MET:O	1:D:289:LEU:HG	2.20	0.42
1:E:113:PRO:O	1:E:116:LEU:HB2	2.20	0.42
1:E:153:ASN:O	1:E:154:SER:HB2	2.20	0.42
1:E:193:MET:O	1:E:331:THR:HG23	2.19	0.42
1:E:235:PRO:HG2	1:E:236:VAL:HG23	2.01	0.42
1:E:349:ILE:CG2	1:E:365:LEU:HD21	2.49	0.42
1:F:229:ASN:O	1:F:231:ARG:N	2.51	0.42
1:F:456:LEU:HD13	1:F:462:PRO:HG3	2.02	0.42
1:G:59:GLU:OE1	1:G:59:GLU:HA	2.19	0.42
1:G:278:ALA:CB	1:G:279:PRO:CD	2.96	0.42
1:H:40:LEU:HD23	1:H:50:THR:HG22	2.00	0.42
1:H:149:THR:HG21	1:H:156:GLU:HA	1.99	0.42
1:H:217:SER:CB	1:H:321:LYS:HA	2.47	0.42
1:H:313:THR:CG2	1:H:314:LEU:N	2.83	0.42
1:I:44:PHE:CD1	1:I:44:PHE:N	2.88	0.42
1:I:200:LEU:N	1:I:200:LEU:HD12	2.34	0.42
1:I:314:LEU:CA	1:I:317:LEU:HD13	2.41	0.42
1:J:313:THR:CG2	1:J:314:LEU:N	2.83	0.42
1:K:37:ASN:HB3	1:K:51:LYS:CG	2.50	0.42
1:K:131:LEU:O	1:K:135:SER:N	2.46	0.42
1:K:221:LEU:CD1	1:K:223:ALA:H	2.33	0.42
1:K:418:ALA:O	1:K:421:ARG:HB3	2.19	0.42
1:L:314:LEU:CA	1:L:317:LEU:HD13	2.41	0.42
1:L:414:GLY:N	1:L:494:LEU:HA	2.35	0.42

*Continued on next page...*

*Continued from previous page...*

Atom-1	Atom-2	Interatomic distance (Å)	Clash overlap (Å)
1:M:130:GLU:O	1:M:133:ALA:HB3	2.19	0.42
1:N:112:ASN:OD1	1:N:114:MET:N	2.52	0.42
1:N:126:ALA:HB1	1:N:426:LEU:HD13	2.00	0.42
1:N:221:LEU:CD1	1:N:223:ALA:H	2.33	0.42
1:N:253:ASP:OD2	1:N:277:LYS:HD3	2.19	0.42
1:N:362:ARG:HB3	1:N:362:ARG:HH11	1.84	0.42
2:O:12:VAL:CG2	2:O:84:LEU:HB2	2.48	0.42
2:Q:20:LYS:HA	2:Q:28:THR:CG2	2.50	0.42
2:R:37:ARG:HG2	2:R:37:ARG:NH1	2.32	0.42
2:S:58:ASP:N	2:S:88:GLU:OE2	2.44	0.42
2:T:5:PRO:HD3	2:T:42:ALA:HB1	2.01	0.42
2:T:13:LYS:HG3	2:T:13:LYS:O	2.19	0.42
1:A:41:ASP:O	1:A:42:LYS:CG	2.67	0.42
1:A:147:VAL:HA	1:A:150:ILE:HG22	2.01	0.42
1:A:200:LEU:N	1:A:200:LEU:CD1	2.82	0.42
1:A:216:GLU:O	1:A:246:PRO:HG3	2.19	0.42
1:A:247:LEU:HD13	1:A:248:LEU:O	2.19	0.42
1:B:164:GLU:O	1:B:167:ASP:HB3	2.19	0.42
1:B:259:LEU:O	1:B:260:ALA:C	2.57	0.42
1:C:232:GLU:O	1:C:233:MET:CB	2.66	0.42
1:C:359:ASP:C	1:C:361:ASP:H	2.22	0.42
1:C:451:LEU:HD23	1:C:451:LEU:O	2.19	0.42
1:D:44:PHE:HB2	1:D:45:GLY:H	1.49	0.42
1:D:401:HIS:O	1:D:404:ARG:HB2	2.19	0.42
1:D:433:ASN:ND2	1:D:435:ASP:HB2	2.32	0.42
1:E:183:LEU:HD22	1:E:384:ALA:HA	2.02	0.42
1:E:302:SER:CB	1:E:305:ILE:HB	2.47	0.42
1:E:386:GLU:C	1:E:388:GLU:H	2.23	0.42
1:E:430:ARG:HG2	1:E:430:ARG:NH1	2.35	0.42
1:E:456:LEU:HD13	1:E:462:PRO:HG3	2.02	0.42
1:F:233:MET:CE	1:F:233:MET:O	2.68	0.42
1:F:291:ASP:O	1:F:295:LEU:HB2	2.19	0.42
1:F:477:GLY:HA3	1:F:488:MET:CG	2.50	0.42
1:G:270:ILE:HD11	2:U:27:LEU:HD13	2.00	0.42
1:H:81:ALA:HA	1:H:506:TYR:CE2	2.55	0.42
1:I:290:GLN:O	1:I:291:ASP:C	2.58	0.42
1:J:200:LEU:N	1:J:200:LEU:HD12	2.34	0.42
1:J:352:GLN:O	1:J:355:GLU:OE1	2.38	0.42
1:J:364:LYS:O	1:J:365:LEU:C	2.57	0.42
1:K:192:GLY:O	1:K:376:VAL:CG2	2.67	0.42
1:K:314:LEU:CA	1:K:317:LEU:HD13	2.41	0.42

*Continued on next page...*



*Continued from previous page...*

Atom-1	Atom-2	Interatomic distance (Å)	Clash overlap (Å)
1:K:352:GLN:O	1:K:355:GLU:OE1	2.38	0.42
1:K:419:LEU:HA	1:K:422:VAL:HG22	2.01	0.42
1:L:352:GLN:O	1:L:355:GLU:OE1	2.38	0.42
1:M:172:GLU:OE1	1:M:172:GLU:N	2.53	0.42
1:N:44:PHE:N	1:N:44:PHE:CD1	2.87	0.42
1:N:249:ILE:HD12	1:N:275:ALA:HB2	2.00	0.42
1:N:262:LEU:O	1:N:265:ASN:HB3	2.20	0.42
2:P:5:PRO:HD3	2:P:42:ALA:CB	2.48	0.42
2:R:31:ALA:O	2:R:32:ALA:HB3	2.18	0.42
2:U:16:GLU:CB	2:U:19:THR:OG1	2.68	0.42
2:U:84:LEU:N	2:U:84:LEU:CD1	2.81	0.42
1:A:432:GLN:NE2	1:A:436:GLN:HE22	2.18	0.42
1:B:27:VAL:HG13	1:B:53:GLY:HA2	2.00	0.42
1:B:206:ASN:CB	1:B:213:VAL:HA	2.49	0.42
1:B:207:LYS:HB2	1:B:207:LYS:HZ2	1.84	0.42
1:B:295:LEU:O	1:B:337:GLY:CA	2.62	0.42
1:B:314:LEU:HD12	1:B:314:LEU:C	2.39	0.42
1:B:357:THR:HB	1:B:361:ASP:CB	2.49	0.42
1:B:479:ASN:O	1:B:483:GLU:N	2.53	0.42
1:C:7:LYS:HD2	1:C:66:PHE:CD2	2.55	0.42
1:C:42:LYS:HE2	1:C:48:THR:HB	2.00	0.42
1:D:206:ASN:CB	1:D:213:VAL:HA	2.50	0.42
1:D:281:PHE:H	1:D:284:ARG:HD2	1.85	0.42
1:D:479:ASN:O	1:D:483:GLU:N	2.51	0.42
1:E:80:LYS:HD2	1:E:506:TYR:CZ	2.54	0.42
1:E:161:LEU:HA	1:E:161:LEU:HD12	1.73	0.42
1:E:199:TYR:HE2	1:E:205:ILE:HG12	1.85	0.42
1:E:266:THR:HG22	1:E:273:VAL:N	2.29	0.42
1:E:325:ILE:HG22	1:E:326:ASN:O	2.20	0.42
1:F:174:VAL:HG12	1:F:175:ILE:N	2.34	0.42
1:F:185:ASP:HA	1:F:380:LYS:O	2.20	0.42
1:G:114:MET:O	1:G:118:ARG:HG3	2.19	0.42
1:G:203:TYR:CD1	1:G:203:TYR:N	2.87	0.42
1:H:56:VAL:O	1:H:57:ALA:C	2.58	0.42
1:H:81:ALA:O	1:H:82:ASN:C	2.57	0.42
1:H:233:MET:HE1	1:H:309:LEU:HD13	2.02	0.42
1:I:95:LEU:O	1:I:98:ALA:HB3	2.20	0.42
1:I:172:GLU:OE1	1:I:172:GLU:N	2.53	0.42
1:I:184:GLN:HA	1:I:184:GLN:OE1	2.19	0.42
1:I:194:GLN:CG	1:I:331:THR:HB	2.41	0.42
1:I:249:ILE:HD12	1:I:275:ALA:HB2	2.00	0.42

*Continued on next page...*

*Continued from previous page...*

Atom-1	Atom-2	Interatomic distance (Å)	Clash overlap (Å)
1:I:362:ARG:HB3	1:I:362:ARG:HH11	1.84	0.42
1:J:172:GLU:OE1	1:J:172:GLU:N	2.53	0.42
1:K:37:ASN:O	1:L:517:THR:HA	2.19	0.42
1:K:228:SER:HA	1:K:255:GLU:HB2	2.02	0.42
1:K:249:ILE:HD12	1:K:275:ALA:HB2	2.00	0.42
1:K:361:ASP:O	1:K:365:LEU:HG	2.19	0.42
1:K:419:LEU:HD21	1:K:500:THR:HG23	2.01	0.42
1:L:478:TYR:HB2	1:L:485:TYR:CE2	2.55	0.42
1:N:361:ASP:O	1:N:365:LEU:HG	2.19	0.42
1:N:513:LEU:HD12	1:N:513:LEU:HA	1.73	0.42
2:P:14:ARG:CB	2:P:14:ARG:HH11	2.33	0.42
2:Q:7:HIS:HB3	2:Q:45:ASN:HD22	1.85	0.42
1:A:206:ASN:CB	1:A:214:GLU:N	2.74	0.42
1:B:39:VAL:HA	1:B:48:THR:O	2.18	0.42
1:B:220:ILE:N	1:B:220:ILE:CD1	2.81	0.42
1:C:206:ASN:HB2	1:C:214:GLU:H	1.84	0.42
1:C:216:GLU:OE1	1:C:216:GLU:HA	2.20	0.42
1:C:220:ILE:N	1:C:220:ILE:CD1	2.82	0.42
1:C:261:THR:O	1:C:265:ASN:ND2	2.52	0.42
1:C:281:PHE:O	1:C:284:ARG:HB3	2.19	0.42
1:C:305:ILE:CG2	1:C:306:GLY:H	2.07	0.42
1:D:147:VAL:CA	1:D:150:ILE:HG22	2.50	0.42
1:D:293:ALA:HB1	1:D:298:GLY:O	2.19	0.42
1:D:409:GLU:O	1:D:409:GLU:HG2	2.18	0.42
1:E:252:GLU:O	1:E:277:LYS:HE2	2.20	0.42
1:E:267:MET:C	1:E:269:GLY:H	2.23	0.42
1:E:434:GLU:HA	1:E:437:ASN:HD22	1.85	0.42
1:F:23:LEU:HD23	1:F:60:ILE:HB	2.02	0.42
1:F:115:ASP:HB3	1:F:436:GLN:HG3	2.02	0.42
1:F:348:GLN:NE2	1:F:352:GLN:HE21	2.17	0.42
1:G:54:VAL:O	1:G:58:ARG:HG3	2.19	0.42
1:G:298:GLY:HA2	1:G:316:ASP:O	2.19	0.42
1:G:357:THR:CB	1:G:361:ASP:HB2	2.50	0.42
1:G:451:LEU:C	1:G:451:LEU:CD2	2.89	0.42
1:H:80:LYS:O	1:H:83:ASP:HB2	2.19	0.42
1:H:158:VAL:C	1:H:160:LYS:N	2.71	0.42
1:H:174:VAL:HG21	1:H:371:LYS:CE	2.46	0.42
1:H:249:ILE:HD12	1:H:275:ALA:HB2	2.00	0.42
1:H:253:ASP:OD2	1:H:277:LYS:HD3	2.19	0.42
1:H:290:GLN:O	1:H:291:ASP:C	2.58	0.42
1:H:364:LYS:O	1:H:365:LEU:C	2.57	0.42

*Continued on next page...*

*Continued from previous page...*

Atom-1	Atom-2	Interatomic distance (Å)	Clash overlap (Å)
1:H:421:ARG:NH2	1:H:469:VAL:O	2.51	0.42
1:I:49:ILE:HD11	1:J:73:MET:HE3	2.02	0.42
1:I:104:LEU:HD12	1:I:104:LEU:HA	1.80	0.42
1:I:361:ASP:O	1:I:365:LEU:HG	2.19	0.42
1:I:420:ILE:CD1	1:I:448:GLU:HG2	2.50	0.42
1:J:228:SER:HA	1:J:255:GLU:HB2	2.02	0.42
1:J:262:LEU:O	1:J:265:ASN:HB3	2.20	0.42
1:J:301:ILE:HD12	1:J:301:ILE:H	1.80	0.42
1:J:314:LEU:CA	1:J:317:LEU:HD13	2.41	0.42
1:J:453:GLN:NE2	1:J:457:ASN:OD1	2.51	0.42
1:K:99:ILE:O	1:K:100:ILE:C	2.58	0.42
1:K:109:ALA:HB3	1:K:111:MET:CE	2.50	0.42
1:K:109:ALA:HB3	1:K:111:MET:HE3	2.02	0.42
1:L:149:THR:HG22	1:L:156:GLU:HA	1.99	0.42
1:L:178:GLU:O	1:L:380:LYS:HA	2.19	0.42
1:L:179:ASP:OD2	1:L:390:LYS:HG2	2.20	0.42
1:M:262:LEU:O	1:M:265:ASN:HB3	2.20	0.42
1:N:30:THR:HB	1:N:51:LYS:O	2.19	0.42
1:N:228:SER:HA	1:N:255:GLU:HB2	2.02	0.42
1:N:420:ILE:CG2	1:N:470:LYS:HD3	2.50	0.42
2:T:5:PRO:CD	2:T:42:ALA:HB1	2.50	0.42
1:A:509:SER:HB3	1:B:385:THR:HG23	2.02	0.42
1:B:128:VAL:HG12	1:B:132:LYS:HE2	2.02	0.42
1:B:451:LEU:HD23	1:B:451:LEU:C	2.40	0.42
1:C:433:ASN:ND2	1:C:435:ASP:HB2	2.31	0.42
1:D:30:THR:HB	1:D:51:LYS:CG	2.47	0.42
1:D:147:VAL:C	1:D:150:ILE:HG22	2.41	0.42
1:D:195:PHE:CD1	1:D:195:PHE:C	2.93	0.42
1:E:199:TYR:CE1	1:E:202:PRO:HA	2.54	0.42
1:E:234:LEU:HA	1:E:237:LEU:HB3	2.01	0.42
1:E:405:ALA:HA	1:E:408:GLU:HG2	2.01	0.42
1:G:284:ARG:HG2	1:G:288:MET:CE	2.50	0.42
1:G:301:ILE:HG12	1:G:307:MET:CE	2.50	0.42
1:G:354:GLU:HG3	1:G:354:GLU:O	2.20	0.42
1:H:128:VAL:O	1:H:132:LYS:HG3	2.19	0.42
1:H:130:GLU:HB3	1:H:422:VAL:HG12	2.02	0.42
1:H:166:MET:HE2	1:H:171:LYS:CA	2.40	0.42
1:H:262:LEU:O	1:H:265:ASN:HB3	2.20	0.42
1:H:366:GLN:O	1:H:369:VAL:HB	2.20	0.42
1:H:389:MET:CE	1:H:389:MET:C	2.87	0.42
1:I:352:GLN:O	1:I:355:GLU:OE1	2.38	0.42

*Continued on next page...*

*Continued from previous page...*

Atom-1	Atom-2	Interatomic distance (Å)	Clash overlap (Å)
1:I:520:MET:HE2	1:I:520:MET:HB3	1.89	0.42
1:J:8:PHE:O	1:J:9:GLY:C	2.57	0.42
1:J:140:ASP:O	1:J:144:ILE:HG12	2.19	0.42
1:J:221:LEU:CD1	1:J:223:ALA:H	2.33	0.42
1:J:251:ALA:O	1:J:252:GLU:C	2.58	0.42
1:J:455:VAL:HG11	1:J:461:GLU:O	2.20	0.42
1:K:301:ILE:HD12	1:K:301:ILE:H	1.80	0.42
1:L:506:TYR:HD1	1:L:506:TYR:HA	1.79	0.42
1:M:37:ASN:ND2	1:M:37:ASN:H	2.18	0.42
1:M:37:ASN:O	1:N:517:THR:HA	2.20	0.42
1:M:66:PHE:HA	1:M:520:MET:CE	2.49	0.42
1:M:226:LYS:HG3	1:M:252:GLU:CB	2.47	0.42
1:M:251:ALA:O	1:M:252:GLU:C	2.58	0.42
1:M:262:LEU:O	1:M:263:VAL:C	2.58	0.42
1:M:349:ILE:O	1:M:350:ARG:C	2.58	0.42
1:M:352:GLN:O	1:M:355:GLU:OE1	2.38	0.42
1:N:38:VAL:HG12	1:N:39:VAL:N	2.34	0.42
2:S:78:ILE:N	2:S:78:ILE:CD1	2.83	0.42
2:T:44:GLY:O	2:T:45:ASN:C	2.58	0.42
1:A:278:ALA:CB	1:A:279:PRO:CD	2.94	0.41
1:A:291:ASP:O	1:A:295:LEU:HB2	2.20	0.41
1:A:293:ALA:O	1:A:296:THR:N	2.53	0.41
1:A:496:PRO:O	1:A:499:VAL:HG22	2.20	0.41
1:C:5:ASP:O	1:C:66:PHE:HZ	2.02	0.41
1:C:209:GLU:CD	1:C:209:GLU:N	2.73	0.41
1:C:305:ILE:HG21	1:D:263:VAL:HG11	2.01	0.41
1:C:325:ILE:CG1	1:C:330:THR:HG23	2.40	0.41
1:C:430:ARG:HG2	1:C:430:ARG:NH1	2.35	0.41
1:D:6:VAL:HG12	1:D:521:VAL:HG13	2.02	0.41
1:D:24:ALA:O	1:D:28:LYS:HG3	2.20	0.41
1:D:296:THR:HA	1:D:335:GLY:HA3	2.02	0.41
1:D:433:ASN:OD1	1:D:436:GLN:HB2	2.20	0.41
1:E:111:MET:HE2	1:E:438:VAL:HG21	2.02	0.41
1:E:195:PHE:C	1:E:195:PHE:CD1	2.93	0.41
1:E:200:LEU:HD22	1:E:254:VAL:HB	2.02	0.41
1:E:519:CYS:SG	1:E:520:MET:N	2.92	0.41
1:F:4:LYS:HG3	1:G:59:GLU:O	2.20	0.41
1:F:194:GLN:HG3	1:F:331:THR:OG1	2.20	0.41
1:G:304:GLU:C	1:G:305:ILE:HD12	2.40	0.41
1:H:37:ASN:HB3	1:H:51:LYS:CG	2.50	0.41
1:H:342:ILE:O	1:H:346:VAL:HG23	2.20	0.41

*Continued on next page...*

*Continued from previous page...*

Atom-1	Atom-2	Interatomic distance (Å)	Clash overlap (Å)
1:H:352:GLN:O	1:H:355:GLU:OE1	2.38	0.41
1:H:389:MET:HE1	1:H:393:LYS:HB2	2.01	0.41
1:I:342:ILE:O	1:I:346:VAL:HG23	2.20	0.41
1:I:411:VAL:HA	1:I:497:THR:H	1.83	0.41
1:J:43:SER:HB2	1:J:44:PHE:CD1	2.55	0.41
1:J:249:ILE:HD12	1:J:275:ALA:HB2	2.00	0.41
1:J:342:ILE:O	1:J:346:VAL:HG23	2.20	0.41
1:J:419:LEU:O	1:J:422:VAL:HG22	2.20	0.41
1:K:32:GLY:HA2	1:K:454:ILE:HG23	2.02	0.41
1:K:37:ASN:HB3	1:K:51:LYS:HG2	2.02	0.41
1:L:112:ASN:HA	1:L:113:PRO:HD3	1.73	0.41
1:L:152:ALA:HB1	1:L:158:VAL:HG21	2.02	0.41
1:L:194:GLN:CG	1:L:331:THR:HB	2.41	0.41
1:L:366:GLN:O	1:L:369:VAL:HB	2.20	0.41
1:L:381:VAL:HB	1:L:389:MET:HE3	2.01	0.41
1:M:287:ALA:O	1:M:290:GLN:HB3	2.20	0.41
1:M:386:GLU:HG2	1:M:390:LYS:HE2	2.01	0.41
1:M:417:VAL:O	1:M:418:ALA:C	2.59	0.41
1:N:126:ALA:CB	1:N:426:LEU:HD13	2.50	0.41
1:N:287:ALA:O	1:N:290:GLN:HB3	2.20	0.41
1:N:383:ALA:HB3	1:N:389:MET:HA	2.02	0.41
1:N:475:ASN:ND2	1:N:489:ILE:HD12	2.35	0.41
2:S:20:LYS:CG	2:S:27:LEU:HD23	2.50	0.41
2:T:93:ALA:HB1	2:U:4:ARG:O	2.20	0.41
1:A:313:THR:HB	1:A:315:GLU:CD	2.40	0.41
1:A:320:ALA:HA	1:A:334:ASP:O	2.20	0.41
1:A:489:ILE:CD1	1:A:494:LEU:HD22	2.50	0.41
1:B:80:LYS:HD2	1:B:506:TYR:CZ	2.55	0.41
1:B:222:LEU:N	1:B:222:LEU:CD1	2.83	0.41
1:D:28:LYS:C	1:D:30:THR:N	2.74	0.41
1:D:144:ILE:O	1:D:147:VAL:HG22	2.19	0.41
1:D:202:PRO:HG2	1:D:203:TYR:CE1	2.54	0.41
1:D:247:LEU:HB3	1:D:273:VAL:CG1	2.50	0.41
1:D:262:LEU:HD11	1:D:273:VAL:HB	2.01	0.41
1:D:279:PRO:HB2	1:D:285:ARG:HA	2.02	0.41
1:E:7:LYS:HD2	1:E:66:PHE:CD2	2.55	0.41
1:E:218:PRO:HA	1:E:246:PRO:O	2.20	0.41
1:E:349:ILE:HG21	1:E:369:VAL:CG2	2.47	0.41
1:E:413:ALA:HB3	1:E:417:VAL:HG13	2.02	0.41
1:F:200:LEU:O	1:F:202:PRO:HD2	2.21	0.41
1:F:222:LEU:CD2	1:F:293:ALA:HB2	2.47	0.41

*Continued on next page...*

*Continued from previous page...*

Atom-1	Atom-2	Interatomic distance (Å)	Clash overlap (Å)
1:F:281:PHE:CG	1:F:282:GLY:N	2.89	0.41
1:G:128:VAL:HG12	1:G:132:LYS:HE2	2.02	0.41
1:G:134:LEU:N	1:G:134:LEU:CD1	2.83	0.41
1:G:256:GLY:HA2	1:G:259:LEU:CB	2.39	0.41
1:G:293:ALA:O	1:G:297:GLY:N	2.52	0.41
1:H:130:GLU:HG3	1:H:426:LEU:CD2	2.49	0.41
1:H:228:SER:HA	1:H:255:GLU:HB2	2.02	0.41
1:H:257:GLU:HB2	1:N:216:GLU:HG2	1.69	0.41
1:H:385:THR:HG23	1:H:388:GLU:CB	2.50	0.41
1:H:510:VAL:HG13	1:H:511:ALA:N	2.35	0.41
1:H:513:LEU:HD12	1:H:513:LEU:HA	1.66	0.41
1:J:253:ASP:OD2	1:J:277:LYS:HD3	2.19	0.41
1:K:366:GLN:O	1:K:369:VAL:HB	2.20	0.41
1:K:389:MET:HE1	1:K:393:LYS:HB2	2.01	0.41
1:K:433:ASN:ND2	1:K:434:GLU:N	2.67	0.41
1:K:464:VAL:O	1:K:467:ASN:HB3	2.20	0.41
1:L:106:ALA:O	1:L:107:VAL:C	2.59	0.41
1:L:233:MET:CE	1:L:233:MET:CA	2.98	0.41
1:L:288:MET:HA	1:L:288:MET:HE3	2.01	0.41
1:L:499:VAL:CG2	1:L:500:THR:H	2.33	0.41
1:M:77:VAL:HG11	1:M:510:VAL:HB	2.02	0.41
1:M:313:THR:CG2	1:M:314:LEU:N	2.83	0.41
1:M:342:ILE:O	1:M:346:VAL:HG23	2.20	0.41
1:N:17:LEU:HA	1:N:20:VAL:CG1	2.50	0.41
1:N:185:ASP:HA	1:N:380:LYS:O	2.20	0.41
1:N:230:ILE:CG1	1:N:258:ALA:HA	2.23	0.41
1:N:251:ALA:O	1:N:252:GLU:C	2.58	0.41
1:N:352:GLN:O	1:N:355:GLU:OE1	2.38	0.41
2:O:4:ARG:HB2	2:U:96:GLU:OE1	2.20	0.41
2:O:78:ILE:N	2:O:78:ILE:CD1	2.83	0.41
2:S:14:ARG:NH1	2:S:14:ARG:CB	2.82	0.41
2:T:27:LEU:HD23	2:T:27:LEU:O	2.20	0.41
2:T:77:LYS:C	2:T:78:ILE:HD12	2.41	0.41
1:A:124:VAL:HG13	1:A:504:LEU:HD12	2.02	0.41
1:A:222:LEU:HD22	1:A:293:ALA:HB2	2.02	0.41
1:A:487:ASN:OD1	1:A:489:ILE:N	2.53	0.41
1:A:509:SER:OG	1:B:385:THR:HG23	2.20	0.41
1:B:249:ILE:N	1:B:249:ILE:CD1	2.76	0.41
1:B:361:ASP:C	1:B:363:GLU:H	2.24	0.41
1:C:128:VAL:O	1:C:129:GLU:C	2.57	0.41
1:C:128:VAL:CG1	1:C:132:LYS:HE2	2.51	0.41

*Continued on next page...*

*Continued from previous page...*

Atom-1	Atom-2	Interatomic distance (Å)	Clash overlap (Å)
1:C:153:ASN:O	1:C:154:SER:CB	2.67	0.41
1:C:301:ILE:HG12	1:C:307:MET:CE	2.50	0.41
1:D:143:ALA:O	1:D:146:GLN:HB2	2.21	0.41
1:D:234:LEU:N	1:D:235:PRO:CD	2.78	0.41
1:D:487:ASN:OD1	1:D:487:ASN:C	2.59	0.41
1:E:401:HIS:O	1:E:402:ALA:C	2.58	0.41
1:F:216:GLU:OE1	1:F:216:GLU:HA	2.19	0.41
1:F:249:ILE:HG22	1:F:250:ILE:N	2.36	0.41
1:F:349:ILE:O	1:F:349:ILE:HG22	2.20	0.41
1:G:443:ALA:O	1:G:447:MET:HG3	2.20	0.41
1:G:486:GLY:HA3	1:G:491:MET:HE2	2.02	0.41
1:H:8:PHE:O	1:H:9:GLY:C	2.59	0.41
1:I:41:ASP:HB2	1:J:69:MET:HE2	2.01	0.41
1:I:349:ILE:O	1:I:350:ARG:C	2.58	0.41
1:J:95:LEU:O	1:J:96:ALA:C	2.58	0.41
1:J:290:GLN:O	1:J:291:ASP:C	2.58	0.41
1:K:248:LEU:HD13	1:K:248:LEU:C	2.41	0.41
1:K:262:LEU:O	1:K:263:VAL:C	2.58	0.41
1:L:191:GLU:HB2	1:L:342:ILE:HD13	2.03	0.41
1:L:248:LEU:HD13	1:L:248:LEU:C	2.41	0.41
1:M:221:LEU:CD1	1:M:223:ALA:H	2.33	0.41
1:M:233:MET:CE	1:M:233:MET:CA	2.98	0.41
1:N:81:ALA:HA	1:N:506:TYR:CE2	2.55	0.41
2:Q:7:HIS:C	2:Q:9:ARG:H	2.23	0.41
2:T:86:MET:N	2:T:86:MET:SD	2.94	0.41
1:A:236:VAL:O	1:A:239:ALA:HB3	2.20	0.41
1:A:494:LEU:N	1:A:494:LEU:HD23	2.35	0.41
1:A:499:VAL:CG2	1:A:500:THR:H	2.33	0.41
1:B:6:VAL:HG12	1:B:521:VAL:HG13	2.01	0.41
1:B:178:GLU:O	1:B:380:LYS:HA	2.21	0.41
1:C:118:ARG:O	1:C:119:GLY:C	2.57	0.41
1:C:134:LEU:HD11	1:C:425:LYS:NZ	2.35	0.41
1:C:293:ALA:O	1:C:296:THR:N	2.53	0.41
1:C:348:GLN:NE2	1:C:348:GLN:O	2.54	0.41
1:E:84:ALA:HB2	1:E:506:TYR:CE2	2.50	0.41
1:E:158:VAL:O	1:E:159:GLY:C	2.59	0.41
1:E:223:ALA:HB3	1:E:251:ALA:HB2	2.02	0.41
1:E:475:ASN:N	1:E:475:ASN:ND2	2.67	0.41
1:F:455:VAL:O	1:F:458:CYS:HB2	2.20	0.41
1:G:229:ASN:C	1:G:231:ARG:N	2.73	0.41
1:G:252:GLU:OE1	1:G:252:GLU:N	2.54	0.41

*Continued on next page...*

*Continued from previous page...*

Atom-1	Atom-2	Interatomic distance (Å)	Clash overlap (Å)
1:G:496:PRO:O	1:G:497:THR:C	2.58	0.41
1:I:23:LEU:O	1:I:27:VAL:HG12	2.21	0.41
1:I:120:ILE:O	1:I:123:ALA:N	2.53	0.41
1:I:201:SER:HA	1:I:202:PRO:HD3	1.93	0.41
1:I:221:LEU:N	1:I:248:LEU:O	2.53	0.41
1:I:313:THR:CG2	1:I:314:LEU:N	2.83	0.41
1:J:69:MET:CE	1:J:522:THR:CB	2.87	0.41
1:K:226:LYS:HG3	1:K:252:GLU:CB	2.47	0.41
1:L:81:ALA:HA	1:L:506:TYR:CE2	2.54	0.41
1:L:146:GLN:HE21	1:L:150:ILE:HD11	1.85	0.41
1:L:200:LEU:N	1:L:200:LEU:HD12	2.34	0.41
1:L:251:ALA:O	1:L:252:GLU:C	2.58	0.41
1:L:262:LEU:O	1:L:265:ASN:HB3	2.20	0.41
1:L:287:ALA:O	1:L:290:GLN:HB3	2.20	0.41
1:L:330:THR:HG22	1:L:331:THR:N	2.35	0.41
1:L:479:ASN:O	1:L:483:GLU:N	2.48	0.41
1:L:524:LEU:HD23	1:L:524:LEU:HA	1.90	0.41
1:M:138:CYS:SG	1:M:144:ILE:HD13	2.59	0.41
1:M:221:LEU:CD1	1:M:223:ALA:N	2.83	0.41
1:M:248:LEU:HD13	1:M:248:LEU:C	2.41	0.41
1:M:361:ASP:O	1:M:365:LEU:HG	2.19	0.41
1:M:420:ILE:HD13	1:M:448:GLU:HG2	2.03	0.41
1:N:221:LEU:CD1	1:N:223:ALA:N	2.84	0.41
1:N:233:MET:CE	1:N:233:MET:CA	2.98	0.41
1:N:248:LEU:HD13	1:N:248:LEU:C	2.41	0.41
1:N:290:GLN:O	1:N:291:ASP:C	2.58	0.41
1:N:342:ILE:O	1:N:346:VAL:HG23	2.20	0.41
1:N:472:GLY:HA3	1:N:476:TYR:CD2	2.55	0.41
2:Q:79:ASP:HB2	2:Q:81:GLU:OE1	2.20	0.41
2:T:17:VAL:HG13	2:T:34:LYS:CA	2.50	0.41
1:A:39:VAL:HG12	1:G:69:MET:HE3	2.03	0.41
1:A:100:ILE:O	1:A:101:THR:C	2.59	0.41
1:A:168:LYS:O	1:A:170:GLY:N	2.53	0.41
1:A:290:GLN:O	1:A:294:THR:HG23	2.19	0.41
1:A:323:VAL:HA	1:A:331:THR:O	2.21	0.41
1:A:430:ARG:HG2	1:A:430:ARG:NH1	2.35	0.41
1:B:258:ALA:O	1:B:261:THR:HG23	2.20	0.41
1:B:272:LYS:NZ	1:B:272:LYS:CB	2.83	0.41
1:C:237:LEU:C	1:C:237:LEU:CD2	2.89	0.41
1:C:250:ILE:O	1:C:251:ALA:HB2	2.19	0.41
1:D:118:ARG:O	1:D:119:GLY:C	2.59	0.41

*Continued on next page...*



*Continued from previous page...*

Atom-1	Atom-2	Interatomic distance (Å)	Clash overlap (Å)
1:D:206:ASN:HB3	1:D:214:GLU:H	1.85	0.41
1:D:361:ASP:C	1:D:363:GLU:H	2.22	0.41
1:E:215:LEU:O	1:E:322:ARG:HA	2.20	0.41
1:E:348:GLN:HE21	1:E:348:GLN:HB2	1.66	0.41
1:E:428:ASP:C	1:E:430:ARG:NH1	2.74	0.41
1:F:7:LYS:HD2	1:F:66:PHE:CD2	2.55	0.41
1:F:116:LEU:O	1:F:120:ILE:HG13	2.19	0.41
1:F:194:GLN:HG2	1:F:195:PHE:N	2.34	0.41
1:F:309:LEU:H	1:F:309:LEU:CD1	2.31	0.41
1:G:13:ARG:O	1:G:16:MET:HB3	2.21	0.41
1:G:314:LEU:HD12	1:G:314:LEU:C	2.41	0.41
1:G:349:ILE:O	1:G:349:ILE:HG22	2.19	0.41
1:H:221:LEU:CD1	1:H:223:ALA:H	2.33	0.41
1:H:221:LEU:CD1	1:H:223:ALA:N	2.84	0.41
1:I:64:ASP:C	1:I:65:LYS:O	2.54	0.41
1:I:186:GLU:HB2	1:I:380:LYS:HB2	2.01	0.41
1:I:226:LYS:HG3	1:I:252:GLU:CB	2.47	0.41
1:I:233:MET:CE	1:I:233:MET:CA	2.98	0.41
1:I:496:PRO:O	1:I:499:VAL:HG22	2.20	0.41
1:J:131:LEU:CD1	1:J:422:VAL:HG11	2.50	0.41
1:J:155:ASP:OD1	1:J:158:VAL:HG23	2.20	0.41
1:K:81:ALA:HA	1:K:506:TYR:CD2	2.55	0.41
1:K:115:ASP:O	1:K:118:ARG:HB3	2.21	0.41
1:K:140:ASP:C	1:K:142:LYS:N	2.74	0.41
1:K:191:GLU:O	1:K:295:LEU:CD1	2.64	0.41
1:K:219:PHE:O	1:K:247:LEU:HD22	2.21	0.41
1:K:342:ILE:O	1:K:346:VAL:HG23	2.20	0.41
1:L:219:PHE:O	1:L:247:LEU:HD22	2.21	0.41
1:L:349:ILE:O	1:L:350:ARG:C	2.58	0.41
1:M:105:LYS:O	1:M:109:ALA:N	2.53	0.41
1:M:406:ALA:O	1:M:410:GLY:N	2.52	0.41
1:N:19:GLY:HA3	1:N:67:GLU:O	2.20	0.41
1:N:262:LEU:O	1:N:263:VAL:C	2.58	0.41
1:N:399:ALA:O	1:N:400:LEU:C	2.59	0.41
2:O:94:ILE:N	2:P:4:ARG:O	2.51	0.41
2:P:55:LYS:HA	2:P:56:PRO:HD2	1.87	0.41
2:Q:96:GLU:OE1	2:R:4:ARG:HB2	2.21	0.41
2:T:20:LYS:HA	2:T:28:THR:HG23	2.01	0.41
2:U:8:ASP:OD2	2:U:87:SER:HB2	2.20	0.41
2:U:11:ILE:HG22	2:U:41:LEU:HD12	2.02	0.41
2:U:40:VAL:HB	2:U:62:GLY:N	2.29	0.41

*Continued on next page...*

*Continued from previous page...*

Atom-1	Atom-2	Interatomic distance (Å)	Clash overlap (Å)
1:B:28:LYS:C	1:B:30:THR:N	2.74	0.41
1:B:265:ASN:HB3	1:B:271:VAL:HG22	2.03	0.41
1:C:364:LYS:HE3	1:C:364:LYS:HB2	1.90	0.41
1:D:66:PHE:O	1:D:67:GLU:C	2.59	0.41
1:D:153:ASN:HD22	1:D:153:ASN:C	2.24	0.41
1:D:187:LEU:HD12	1:D:378:VAL:O	2.21	0.41
1:D:252:GLU:HA	1:D:285:ARG:HH12	1.82	0.41
1:D:302:SER:C	1:D:304:GLU:H	2.23	0.41
1:D:409:GLU:HB3	1:D:498:LYS:HB2	2.03	0.41
1:E:69:MET:SD	1:E:522:THR:HB	2.61	0.41
1:E:267:MET:N	1:E:267:MET:HE3	2.35	0.41
1:F:200:LEU:HD12	1:F:200:LEU:H	1.86	0.41
1:F:519:CYS:O	1:G:38:VAL:HA	2.21	0.41
1:G:218:PRO:HD2	1:G:320:ALA:O	2.21	0.41
1:G:430:ARG:NH1	1:G:430:ARG:HG2	2.35	0.41
1:H:32:GLY:HA2	1:H:454:ILE:HG23	2.01	0.41
1:H:107:VAL:HG11	1:H:515:ILE:HG23	2.02	0.41
1:H:287:ALA:O	1:H:290:GLN:HB3	2.20	0.41
1:H:385:THR:HG23	1:H:388:GLU:N	2.35	0.41
1:I:166:MET:HA	1:I:170:GLY:O	2.21	0.41
1:I:455:VAL:HG12	1:I:460:GLU:O	2.20	0.41
1:I:455:VAL:HG11	1:I:462:PRO:HA	2.03	0.41
1:J:233:MET:CE	1:J:233:MET:CA	2.98	0.41
1:J:366:GLN:O	1:J:369:VAL:HB	2.21	0.41
1:K:77:VAL:HG22	1:K:506:TYR:HB3	2.02	0.41
1:K:506:TYR:HD1	1:K:506:TYR:HA	1.79	0.41
1:L:44:PHE:CD1	1:L:44:PHE:N	2.88	0.41
1:L:221:LEU:CD1	1:L:223:ALA:N	2.84	0.41
1:L:318:GLY:O	1:L:319:GLN:HG3	2.21	0.41
1:M:366:GLN:O	1:M:369:VAL:HB	2.20	0.41
1:N:230:ILE:HG13	1:N:258:ALA:CA	2.24	0.41
1:N:257:GLU:O	1:N:261:THR:CG2	2.69	0.41
1:N:313:THR:CG2	1:N:314:LEU:N	2.83	0.41
1:N:356:ALA:HB1	1:N:362:ARG:NE	2.26	0.41
2:P:7:HIS:O	2:P:8:ASP:CB	2.64	0.41
2:T:13:LYS:HB3	2:T:41:LEU:HD11	2.02	0.41
1:A:249:ILE:N	1:A:249:ILE:CD1	2.82	0.41
1:A:429:LEU:O	1:A:430:ARG:NH1	2.50	0.41
1:B:54:VAL:HG13	1:B:55:SER:N	2.36	0.41
1:B:123:ALA:CB	1:B:440:ILE:HG23	2.44	0.41
1:B:348:GLN:HE21	1:B:348:GLN:HB2	1.66	0.41

*Continued on next page...*

*Continued from previous page...*

Atom-1	Atom-2	Interatomic distance (Å)	Clash overlap (Å)
1:B:368:ARG:HG2	1:B:372:LEU:CG	2.46	0.41
1:B:400:LEU:O	1:B:404:ARG:HG2	2.21	0.41
1:B:452:ARG:HB2	1:B:462:PRO:CB	2.33	0.41
1:C:10:ASN:O	1:C:11:ASP:C	2.58	0.41
1:C:124:VAL:O	1:C:125:THR:C	2.58	0.41
1:C:146:GLN:HE21	1:C:494:LEU:HD11	1.85	0.41
1:C:293:ALA:O	1:C:297:GLY:N	2.53	0.41
1:C:428:ASP:HA	1:C:430:ARG:HH12	1.86	0.41
1:C:429:LEU:HG	1:C:440:ILE:HD13	2.02	0.41
1:D:213:VAL:HB	1:D:325:ILE:HD13	2.01	0.41
1:E:184:GLN:OE1	1:E:184:GLN:N	2.46	0.41
1:E:210:THR:HG22	1:E:210:THR:O	2.20	0.41
1:F:199:TYR:CE1	1:F:202:PRO:HA	2.55	0.41
1:F:438:VAL:O	1:F:442:VAL:HG23	2.20	0.41
1:G:359:ASP:O	1:G:360:TYR:CB	2.69	0.41
1:G:473:ASP:O	1:G:474:GLY:C	2.58	0.41
1:I:165:ALA:O	1:I:168:LYS:HB2	2.20	0.41
1:I:228:SER:HA	1:I:255:GLU:HB2	2.02	0.41
1:I:301:ILE:CD1	1:I:301:ILE:H	2.34	0.41
1:I:510:VAL:HG13	1:I:511:ALA:N	2.36	0.41
1:J:95:LEU:O	1:J:98:ALA:HB3	2.21	0.41
1:J:112:ASN:HA	1:J:113:PRO:HD3	1.70	0.41
1:J:112:ASN:OD1	1:J:114:MET:N	2.54	0.41
1:J:194:GLN:CG	1:J:331:THR:HB	2.41	0.41
1:K:318:GLY:O	1:K:319:GLN:HG3	2.21	0.41
1:K:330:THR:HG22	1:K:331:THR:N	2.35	0.41
1:K:414:GLY:N	1:K:494:LEU:HA	2.35	0.41
1:L:262:LEU:O	1:L:263:VAL:C	2.58	0.41
1:L:325:ILE:N	1:L:325:ILE:CD1	2.83	0.41
1:L:434:GLU:O	1:L:438:VAL:HG23	2.20	0.41
1:L:501:ARG:O	1:L:502:SER:C	2.59	0.41
1:M:115:ASP:O	1:M:116:LEU:C	2.58	0.41
1:M:166:MET:O	1:M:170:GLY:CA	2.68	0.41
1:M:190:VAL:O	1:M:191:GLU:C	2.59	0.41
1:M:257:GLU:O	1:M:261:THR:CG2	2.69	0.41
1:M:419:LEU:N	1:M:419:LEU:HD22	2.35	0.41
1:N:191:GLU:HG2	1:N:343:GLN:CD	2.40	0.41
2:O:6:LEU:HB2	2:U:92:LEU:C	2.40	0.41
2:P:47:ARG:HD2	2:P:55:LYS:HD2	2.01	0.41
2:Q:74:LYS:O	2:Q:84:LEU:HA	2.21	0.41
2:T:78:ILE:N	2:T:78:ILE:CD1	2.84	0.41

*Continued on next page...*

*Continued from previous page...*

Atom-1	Atom-2	Interatomic distance (Å)	Clash overlap (Å)
2:U:14:ARG:CD	2:U:35:SER:HB3	2.49	0.41
1:A:177:VAL:CG2	1:A:393:LYS:HG3	2.51	0.41
1:A:205:ILE:HA	1:A:213:VAL:HG22	2.02	0.41
1:A:216:GLU:OE1	1:A:216:GLU:HA	2.21	0.41
1:A:284:ARG:O	1:A:287:ALA:N	2.54	0.41
1:A:295:LEU:C	1:A:295:LEU:CD2	2.88	0.41
1:A:302:SER:HB2	1:A:305:ILE:CB	2.48	0.41
1:B:267:MET:O	1:B:269:GLY:N	2.54	0.41
1:B:345:ARG:O	1:B:349:ILE:HG13	2.21	0.41
1:B:381:VAL:HG13	1:B:392:LYS:HG3	2.03	0.41
1:C:240:VAL:HG12	1:C:245:LYS:O	2.20	0.41
1:D:62:LEU:HB2	1:D:68:ASN:HA	2.02	0.41
1:D:91:THR:O	1:D:94:VAL:HB	2.21	0.41
1:D:355:GLU:HG2	1:D:361:ASP:OD2	2.20	0.41
1:E:30:THR:HB	1:E:51:LYS:HG3	2.02	0.41
1:E:41:ASP:O	1:E:42:LYS:HG3	2.20	0.41
1:E:195:PHE:C	1:E:195:PHE:HD1	2.24	0.41
1:E:200:LEU:HD12	1:E:200:LEU:H	1.85	0.41
1:E:357:THR:O	1:E:359:ASP:N	2.53	0.41
1:E:404:ARG:HG3	1:E:404:ARG:NH1	2.34	0.41
1:F:252:GLU:O	1:F:253:ASP:HB2	2.21	0.41
1:F:385:THR:OG1	1:F:388:GLU:HB2	2.21	0.41
1:G:249:ILE:HB	1:G:275:ALA:HB1	2.01	0.41
1:H:88:GLY:O	1:H:89:THR:C	2.59	0.41
1:H:187:LEU:HD23	1:H:188:ASP:N	2.36	0.41
1:H:314:LEU:CA	1:H:317:LEU:HD13	2.41	0.41
1:H:401:HIS:O	1:H:402:ALA:C	2.59	0.41
1:I:69:MET:CE	1:I:522:THR:CB	2.88	0.41
1:I:507:ALA:O	1:I:510:VAL:HG12	2.21	0.41
1:J:56:VAL:O	1:J:57:ALA:C	2.59	0.41
1:J:201:SER:HA	1:J:202:PRO:HD3	1.93	0.41
1:K:194:GLN:CG	1:K:331:THR:HB	2.41	0.41
1:K:262:LEU:O	1:K:265:ASN:HB3	2.20	0.41
1:K:287:ALA:O	1:K:290:GLN:HB3	2.20	0.41
1:K:301:ILE:CD1	1:K:301:ILE:H	2.34	0.41
1:K:313:THR:CG2	1:K:314:LEU:N	2.83	0.41
1:K:348:GLN:C	1:K:352:GLN:HE21	2.24	0.41
1:L:104:LEU:HA	1:L:104:LEU:HD12	1.80	0.41
1:L:228:SER:HA	1:L:255:GLU:HB2	2.02	0.41
1:L:348:GLN:C	1:L:352:GLN:HE21	2.24	0.41
1:L:453:GLN:O	1:L:456:LEU:HB3	2.20	0.41

*Continued on next page...*

*Continued from previous page...*

Atom-1	Atom-2	Interatomic distance (Å)	Clash overlap (Å)
1:M:318:GLY:O	1:M:319:GLN:HG3	2.21	0.41
2:P:50:GLU:O	2:P:50:GLU:HG2	2.21	0.41
2:S:59:VAL:O	2:S:59:VAL:HG23	2.21	0.41
2:T:72:GLY:O	2:T:74:LYS:HE2	2.21	0.41
1:A:174:VAL:HG23	1:A:370:ALA:CB	2.51	0.41
1:A:252:GLU:O	1:A:253:ASP:CB	2.62	0.41
1:A:302:SER:C	1:A:304:GLU:N	2.74	0.41
1:A:321:LYS:HG3	1:A:334:ASP:HB3	2.03	0.41
1:A:409:GLU:OE1	1:A:501:ARG:NH2	2.52	0.41
1:A:456:LEU:HD12	1:A:456:LEU:HA	1.86	0.41
1:A:518:GLU:OE1	1:A:518:GLU:HA	2.21	0.41
1:B:42:LYS:HE2	1:B:48:THR:CB	2.51	0.41
1:B:124:VAL:O	1:B:128:VAL:HG23	2.21	0.41
1:B:206:ASN:H	1:B:213:VAL:HA	1.86	0.41
1:B:235:PRO:O	1:B:239:ALA:HB2	2.20	0.41
1:B:284:ARG:O	1:B:287:ALA:N	2.54	0.41
1:B:329:THR:HG22	1:B:330:THR:N	2.36	0.41
1:B:409:GLU:OE2	1:B:498:LYS:HA	2.21	0.41
1:B:510:VAL:CG2	1:B:511:ALA:H	2.34	0.41
1:C:130:GLU:O	1:C:134:LEU:HD13	2.21	0.41
1:C:207:LYS:CB	1:C:207:LYS:NZ	2.83	0.41
1:C:252:GLU:HG3	1:C:285:ARG:NH1	2.35	0.41
1:C:258:ALA:O	1:C:261:THR:HG23	2.20	0.41
1:C:301:ILE:HG12	1:C:307:MET:HE2	2.03	0.41
1:C:357:THR:HB	1:C:361:ASP:HB2	2.03	0.41
1:C:372:LEU:O	1:C:373:ALA:HB2	2.20	0.41
1:C:455:VAL:HG12	1:C:460:GLU:O	2.21	0.41
1:C:478:TYR:CE2	1:C:480:ALA:HA	2.56	0.41
1:C:479:ASN:O	1:C:483:GLU:N	2.54	0.41
1:D:112:ASN:HA	1:D:113:PRO:HD3	1.81	0.41
1:D:128:VAL:O	1:D:129:GLU:C	2.59	0.41
1:D:155:ASP:OD1	1:D:157:THR:HB	2.21	0.41
1:D:199:TYR:O	1:D:199:TYR:HD1	2.04	0.41
1:D:301:ILE:O	1:D:301:ILE:HG22	2.20	0.41
1:D:325:ILE:HG23	1:D:329:THR:O	2.20	0.41
1:E:8:PHE:HE2	1:F:26:ALA:HA	1.85	0.41
1:E:23:LEU:C	1:E:23:LEU:HD13	2.42	0.41
1:E:62:LEU:HB2	1:E:68:ASN:HA	2.03	0.41
1:E:134:LEU:CD1	1:E:134:LEU:H	2.34	0.41
1:E:147:VAL:C	1:E:150:ILE:HG22	2.41	0.41
1:E:174:VAL:HG23	1:E:370:ALA:CB	2.51	0.41

*Continued on next page...*

*Continued from previous page...*

Atom-1	Atom-2	Interatomic distance (Å)	Clash overlap (Å)
1:E:177:VAL:CG1	1:E:397:GLU:HG2	2.50	0.41
1:E:183:LEU:CD2	1:E:384:ALA:HA	2.51	0.41
1:E:281:PHE:HE2	1:E:283:ASP:OD2	2.04	0.41
1:E:288:MET:HG2	1:E:368:ARG:HE	1.85	0.41
1:E:293:ALA:O	1:E:295:LEU:N	2.54	0.41
1:E:397:GLU:O	1:E:398:ASP:C	2.58	0.41
1:F:155:ASP:HB3	1:F:158:VAL:HG21	2.03	0.41
1:F:205:ILE:HG12	1:F:211:GLY:HA2	2.02	0.41
1:F:215:LEU:O	1:F:322:ARG:HA	2.21	0.41
1:F:270:ILE:HG23	2:T:25:ILE:HG22	2.03	0.41
1:F:314:LEU:HD12	1:F:315:GLU:CA	2.50	0.41
1:F:326:ASN:OD1	1:F:329:THR:N	2.50	0.41
1:G:14:VAL:O	1:G:18:ARG:HG3	2.20	0.41
1:G:30:THR:HB	1:G:51:LYS:CG	2.51	0.41
1:G:95:LEU:HD13	1:G:504:LEU:HD23	2.03	0.41
1:G:150:ILE:CG2	1:G:151:SER:N	2.83	0.41
1:G:273:VAL:O	1:G:274:ALA:HB2	2.20	0.41
1:G:358:SER:HA	1:G:362:ARG:CD	2.51	0.41
1:G:403:THR:OG1	1:G:404:ARG:N	2.54	0.41
1:G:455:VAL:HG11	1:G:462:PRO:HA	2.03	0.41
1:G:466:ALA:O	1:G:470:LYS:HG3	2.21	0.41
1:H:233:MET:CA	1:H:233:MET:CE	2.98	0.41
1:H:330:THR:HG22	1:H:331:THR:N	2.35	0.41
1:I:40:LEU:HD23	1:I:50:THR:HG22	2.03	0.41
1:I:262:LEU:O	1:I:265:ASN:HB3	2.20	0.41
1:I:287:ALA:O	1:I:290:GLN:HB3	2.20	0.41
1:I:355:GLU:O	1:I:357:THR:N	2.54	0.41
1:J:24:ALA:HA	1:J:27:VAL:HG12	2.02	0.41
1:J:345:ARG:O	1:J:348:GLN:HB2	2.21	0.41
1:J:348:GLN:C	1:J:352:GLN:HE21	2.24	0.41
1:K:37:ASN:ND2	1:K:37:ASN:H	2.18	0.41
1:K:106:ALA:O	1:K:107:VAL:C	2.59	0.41
1:K:146:GLN:HE21	1:K:150:ILE:HD11	1.86	0.41
1:K:158:VAL:O	1:K:159:GLY:C	2.60	0.41
1:K:217:SER:N	1:K:321:LYS:O	2.48	0.41
1:K:325:ILE:N	1:K:325:ILE:CD1	2.83	0.41
1:K:515:ILE:O	1:K:515:ILE:HG22	2.21	0.41
1:L:10:ASN:O	1:L:12:ALA:N	2.54	0.41
1:L:233:MET:O	1:L:234:LEU:C	2.59	0.41
1:L:290:GLN:O	1:L:291:ASP:C	2.58	0.41
1:L:301:ILE:CD1	1:L:301:ILE:H	2.34	0.41

*Continued on next page...*

*Continued from previous page...*

Atom-1	Atom-2	Interatomic distance (Å)	Clash overlap (Å)
1:L:313:THR:CG2	1:L:314:LEU:N	2.83	0.41
1:L:345:ARG:O	1:L:348:GLN:HB2	2.21	0.41
1:L:420:ILE:CD1	1:L:448:GLU:HG2	2.51	0.41
1:M:38:VAL:HG12	1:M:39:VAL:N	2.36	0.41
1:M:152:ALA:O	1:M:153:ASN:HB3	2.20	0.41
1:M:187:LEU:C	1:M:187:LEU:HD23	2.41	0.41
1:M:233:MET:O	1:M:234:LEU:C	2.59	0.41
1:M:348:GLN:C	1:M:352:GLN:HE21	2.24	0.41
1:N:27:VAL:HG23	1:N:53:GLY:HA2	2.01	0.41
1:N:57:ALA:O	1:N:58:ARG:C	2.58	0.41
1:N:107:VAL:HG11	1:N:515:ILE:HG23	2.02	0.41
1:N:149:THR:HG21	1:N:156:GLU:HA	1.99	0.41
1:N:318:GLY:O	1:N:319:GLN:HG3	2.21	0.41
1:N:330:THR:HG22	1:N:331:THR:N	2.35	0.41
1:N:345:ARG:O	1:N:348:GLN:HB2	2.21	0.41
2:O:8:ASP:OD1	2:O:87:SER:HB2	2.21	0.41
2:O:84:LEU:N	2:O:84:LEU:CD1	2.84	0.41
2:P:86:MET:N	2:P:86:MET:SD	2.94	0.41
2:Q:20:LYS:HA	2:Q:28:THR:HG23	2.01	0.41
2:R:4:ARG:HA	2:R:5:PRO:HD2	1.88	0.41
2:S:43:VAL:CG1	2:S:57:LEU:HD12	2.51	0.41
2:S:77:LYS:HA	2:S:81:GLU:O	2.21	0.41
2:T:74:LYS:O	2:T:84:LEU:HA	2.20	0.41
2:U:31:ALA:O	2:U:32:ALA:HB3	2.20	0.41
1:A:23:LEU:C	1:A:23:LEU:CD1	2.89	0.41
1:A:168:LYS:C	1:A:170:GLY:N	2.74	0.41
1:A:219:PHE:HB3	1:A:317:LEU:CD1	2.44	0.41
1:A:366:GLN:O	1:A:370:ALA:N	2.51	0.41
1:B:207:LYS:CB	1:B:207:LYS:HZ3	2.34	0.41
1:C:417:VAL:C	1:C:420:ILE:HG22	2.42	0.41
1:D:111:MET:HE2	1:K:434:GLU:OE2	2.20	0.41
1:D:115:ASP:HB3	1:D:436:GLN:HG3	2.02	0.41
1:E:74:VAL:O	1:E:77:VAL:CG1	2.62	0.41
1:E:124:VAL:HG22	1:E:504:LEU:HD11	2.02	0.41
1:E:150:ILE:CG2	1:E:151:SER:N	2.84	0.41
1:E:314:LEU:C	1:E:314:LEU:CD1	2.89	0.41
1:E:320:ALA:HA	1:E:334:ASP:O	2.21	0.41
1:E:329:THR:HG22	1:E:330:THR:N	2.36	0.41
1:F:43:SER:O	1:F:44:PHE:O	2.39	0.41
1:F:249:ILE:HB	1:F:275:ALA:HB1	2.00	0.41
1:G:100:ILE:O	1:G:101:THR:C	2.59	0.41

*Continued on next page...*

*Continued from previous page...*

Atom-1	Atom-2	Interatomic distance (Å)	Clash overlap (Å)
1:G:158:VAL:O	1:G:159:GLY:C	2.58	0.41
1:G:406:ALA:HB2	1:G:496:PRO:HB3	2.03	0.41
1:H:130:GLU:O	1:H:133:ALA:HB3	2.19	0.41
1:H:266:THR:HG21	1:H:273:VAL:H	1.86	0.41
1:I:107:VAL:HG23	1:I:108:ALA:H	1.81	0.41
1:I:345:ARG:O	1:I:348:GLN:HB2	2.21	0.41
1:I:389:MET:CE	1:I:389:MET:C	2.90	0.41
1:J:191:GLU:HA	1:J:373:ALA:N	2.33	0.41
1:J:230:ILE:HG13	1:J:258:ALA:CA	2.24	0.41
1:J:230:ILE:HD12	1:J:257:GLU:HG2	2.03	0.41
1:J:287:ALA:O	1:J:290:GLN:HB3	2.20	0.41
1:J:401:HIS:O	1:J:402:ALA:C	2.58	0.41
1:J:449:ALA:CB	1:J:450:PRO:HD3	2.35	0.41
1:K:131:LEU:HD12	1:K:422:VAL:HG11	2.02	0.41
1:K:230:ILE:HD12	1:K:257:GLU:HG2	2.03	0.41
1:K:233:MET:CE	1:K:233:MET:CA	2.98	0.41
1:L:165:ALA:O	1:L:168:LYS:HB2	2.21	0.41
1:L:404:ARG:O	1:L:407:VAL:HB	2.21	0.41
1:L:461:GLU:HB3	1:L:464:VAL:HB	2.02	0.41
1:M:219:PHE:O	1:M:247:LEU:HD22	2.21	0.41
1:M:449:ALA:CB	1:M:450:PRO:CD	2.96	0.41
1:M:520:MET:HB3	1:M:520:MET:HE2	1.95	0.41
1:N:233:MET:O	1:N:234:LEU:C	2.59	0.41
1:N:266:THR:HG21	1:N:273:VAL:H	1.86	0.41
1:N:472:GLY:HA3	1:N:476:TYR:HD2	1.86	0.41
2:P:22:ALA:O	2:P:26:VAL:HB	2.20	0.41
2:R:47:ARG:HD3	2:R:49:LEU:HB2	2.03	0.41
2:U:3:ILE:H	2:U:3:ILE:CD1	2.33	0.41
2:U:7:HIS:C	2:U:9:ARG:H	2.25	0.41
1:B:13:ARG:O	1:B:16:MET:HB3	2.21	0.40
1:B:209:GLU:O	1:B:210:THR:HB	2.21	0.40
1:B:289:LEU:HD23	1:B:292:ILE:HD12	2.03	0.40
1:B:449:ALA:O	1:B:450:PRO:C	2.57	0.40
1:C:31:LEU:HD23	1:C:453:GLN:HB3	2.02	0.40
1:C:176:THR:O	1:C:378:VAL:HA	2.21	0.40
1:C:433:ASN:OD1	1:C:436:GLN:HB2	2.20	0.40
1:D:224:ASP:OD1	1:D:301:ILE:O	2.39	0.40
1:D:353:ILE:HG22	1:D:354:GLU:N	2.35	0.40
1:D:364:LYS:O	1:D:367:GLU:HB3	2.21	0.40
1:F:240:VAL:C	1:F:242:LYS:N	2.69	0.40
1:F:520:MET:HE2	1:F:520:MET:HB3	1.94	0.40

*Continued on next page...*



*Continued from previous page...*

Atom-1	Atom-2	Interatomic distance (Å)	Clash overlap (Å)
1:G:270:ILE:O	1:G:271:VAL:HG13	2.20	0.40
1:G:302:SER:O	1:G:304:GLU:N	2.55	0.40
1:H:31:LEU:HD22	1:H:94:VAL:HG21	2.03	0.40
1:H:354:GLU:HG2	1:H:355:GLU:H	1.87	0.40
1:H:355:GLU:O	1:H:357:THR:N	2.54	0.40
1:H:415:GLY:C	1:H:417:VAL:H	2.24	0.40
1:H:455:VAL:HG11	1:H:461:GLU:C	2.41	0.40
1:H:478:TYR:HB2	1:H:485:TYR:CE2	2.56	0.40
1:I:81:ALA:HA	1:I:506:TYR:CD2	2.56	0.40
1:I:191:GLU:HG3	1:I:343:GLN:N	2.35	0.40
1:J:37:ASN:HB3	1:J:51:LYS:CG	2.51	0.40
1:J:191:GLU:C	1:J:372:LEU:HD12	2.41	0.40
1:J:355:GLU:O	1:J:357:THR:N	2.54	0.40
1:K:221:LEU:CD1	1:K:223:ALA:N	2.84	0.40
1:K:501:ARG:O	1:K:505:GLN:HG3	2.20	0.40
1:L:389:MET:CE	1:L:389:MET:C	2.90	0.40
1:M:355:GLU:O	1:M:357:THR:N	2.54	0.40
1:N:348:GLN:C	1:N:352:GLN:HE21	2.24	0.40
2:O:74:LYS:CE	2:U:68:ASN:HD22	2.34	0.40
2:P:72:GLY:O	2:P:74:LYS:HE2	2.22	0.40
2:Q:14:ARG:CG	2:Q:35:SER:HB3	2.51	0.40
2:Q:55:LYS:HA	2:Q:56:PRO:HD2	1.88	0.40
2:S:4:ARG:HA	2:S:5:PRO:HD2	1.90	0.40
2:S:22:ALA:O	2:S:26:VAL:HB	2.21	0.40
2:T:3:ILE:H	2:T:3:ILE:CD1	2.27	0.40
2:T:20:LYS:CB	2:T:27:LEU:HG	2.50	0.40
1:A:150:ILE:HD11	1:A:493:ILE:HG23	2.03	0.40
1:A:308:GLU:O	1:A:311:LYS:HB3	2.21	0.40
1:A:357:THR:CB	1:A:361:ASP:HB2	2.51	0.40
1:A:361:ASP:C	1:A:363:GLU:N	2.75	0.40
1:A:443:ALA:O	1:A:444:LEU:C	2.60	0.40
1:B:14:VAL:O	1:B:18:ARG:HG3	2.21	0.40
1:B:215:LEU:O	1:B:322:ARG:HA	2.20	0.40
1:B:230:ILE:O	1:B:232:GLU:N	2.53	0.40
1:B:486:GLY:CA	1:B:491:MET:CE	2.98	0.40
1:C:59:GLU:OE1	1:C:59:GLU:HA	2.21	0.40
1:C:194:GLN:HG3	1:C:331:THR:OG1	2.21	0.40
1:C:339:GLU:HA	1:C:342:ILE:HB	2.04	0.40
1:C:524:LEU:HD23	1:C:524:LEU:HA	1.92	0.40
1:D:18:ARG:O	1:D:22:VAL:HG23	2.21	0.40
1:D:255:GLU:O	1:D:259:LEU:HG	2.20	0.40

*Continued on next page...*

*Continued from previous page...*

Atom-1	Atom-2	Interatomic distance (Å)	Clash overlap (Å)
1:D:329:THR:HG22	1:D:330:THR:N	2.36	0.40
1:D:466:ALA:O	1:D:470:LYS:HG3	2.21	0.40
1:E:434:GLU:O	1:E:437:ASN:N	2.53	0.40
1:F:178:GLU:O	1:F:380:LYS:HA	2.22	0.40
1:F:326:ASN:CG	1:F:329:THR:H	2.24	0.40
1:G:84:ALA:CB	1:G:506:TYR:HE2	2.33	0.40
1:G:288:MET:O	1:G:289:LEU:HD23	2.22	0.40
1:H:248:LEU:HD13	1:H:248:LEU:C	2.41	0.40
1:H:257:GLU:O	1:H:261:THR:CG2	2.69	0.40
1:H:426:LEU:H	1:H:426:LEU:CD2	2.22	0.40
1:I:2:ALA:O	1:I:4:LYS:NZ	2.46	0.40
1:I:233:MET:O	1:I:234:LEU:C	2.59	0.40
1:I:366:GLN:O	1:I:369:VAL:HB	2.20	0.40
1:J:221:LEU:N	1:J:248:LEU:O	2.53	0.40
1:J:419:LEU:HD21	1:J:500:THR:HG23	2.02	0.40
1:J:478:TYR:CZ	1:J:483:GLU:HA	2.55	0.40
1:J:520:MET:HE2	1:J:520:MET:HB3	1.88	0.40
1:K:5:ASP:HB2	1:K:524:LEU:CD2	2.42	0.40
1:K:221:LEU:N	1:K:248:LEU:O	2.53	0.40
1:K:354:GLU:HG2	1:K:355:GLU:H	1.87	0.40
1:K:355:GLU:O	1:K:357:THR:N	2.54	0.40
1:K:421:ARG:O	1:K:422:VAL:C	2.59	0.40
1:L:230:ILE:HD12	1:L:257:GLU:HG2	2.03	0.40
1:L:256:GLY:CA	1:L:260:ALA:H	2.32	0.40
1:L:342:ILE:O	1:L:346:VAL:HG23	2.20	0.40
1:L:443:ALA:O	1:L:446:ALA:HB3	2.21	0.40
1:M:7:LYS:HG3	1:M:66:PHE:CZ	2.57	0.40
1:M:373:ALA:HB3	1:M:375:GLY:HA3	2.02	0.40
1:M:395:ARG:O	1:M:398:ASP:HB2	2.21	0.40
1:N:150:ILE:HG21	1:N:494:LEU:HD21	2.03	0.40
1:N:301:ILE:CD1	1:N:301:ILE:H	2.34	0.40
1:N:354:GLU:HG2	1:N:355:GLU:H	1.87	0.40
1:N:499:VAL:CG2	1:N:500:THR:H	2.33	0.40
2:O:93:ALA:HB1	2:P:4:ARG:O	2.21	0.40
2:Q:3:ILE:HD13	2:Q:11:ILE:CD1	2.51	0.40
2:U:3:ILE:HD12	2:U:3:ILE:N	2.36	0.40
1:A:290:GLN:O	1:A:291:ASP:C	2.60	0.40
1:A:326:ASN:ND2	1:A:328:ASP:N	2.69	0.40
1:A:406:ALA:O	1:A:410:GLY:N	2.54	0.40
1:B:38:VAL:HG12	1:B:39:VAL:N	2.36	0.40
1:B:77:VAL:O	1:B:78:ALA:C	2.59	0.40

*Continued on next page...*

*Continued from previous page...*

Atom-1	Atom-2	Interatomic distance (Å)	Clash overlap (Å)
1:B:246:PRO:HB3	1:B:272:LYS:HZ2	1.85	0.40
1:B:478:TYR:CE2	1:B:480:ALA:HA	2.57	0.40
1:C:199:TYR:CE2	1:C:205:ILE:HG12	2.56	0.40
1:C:235:PRO:CG	1:C:236:VAL:H	2.30	0.40
1:C:321:LYS:HG3	1:C:334:ASP:HB3	2.03	0.40
1:C:361:ASP:C	1:C:363:GLU:H	2.25	0.40
1:C:473:ASP:O	1:C:474:GLY:C	2.59	0.40
1:C:499:VAL:CG2	1:C:500:THR:H	2.33	0.40
1:D:177:VAL:HG11	1:D:397:GLU:HG2	2.02	0.40
1:D:217:SER:N	1:D:218:PRO:CD	2.83	0.40
1:D:348:GLN:HE22	1:D:352:GLN:NE2	2.19	0.40
1:D:372:LEU:O	1:D:373:ALA:HB2	2.21	0.40
1:E:217:SER:N	1:E:218:PRO:CD	2.84	0.40
1:E:218:PRO:HD2	1:E:320:ALA:O	2.21	0.40
1:E:240:VAL:C	1:E:242:LYS:N	2.73	0.40
1:E:311:LYS:O	1:E:312:ALA:CB	2.70	0.40
1:F:290:GLN:O	1:F:294:THR:N	2.54	0.40
1:G:21:ASN:O	1:G:22:VAL:C	2.58	0.40
1:G:42:LYS:HE2	1:G:48:THR:HB	2.03	0.40
1:G:160:LYS:HE3	1:G:164:GLU:OE2	2.21	0.40
1:G:199:TYR:O	1:G:199:TYR:CD1	2.73	0.40
1:G:254:VAL:HG12	1:G:259:LEU:HG	2.04	0.40
1:H:142:LYS:O	1:H:146:GLN:HB2	2.21	0.40
1:H:272:LYS:HE3	1:H:272:LYS:HB2	1.82	0.40
1:H:501:ARG:O	1:H:505:GLN:HG3	2.22	0.40
1:I:112:ASN:HA	1:I:113:PRO:HD3	1.73	0.40
1:I:120:ILE:O	1:I:121:ASP:C	2.58	0.40
1:I:188:ASP:O	1:I:378:VAL:HG22	2.21	0.40
1:I:433:ASN:ND2	1:I:434:GLU:N	2.68	0.40
1:I:443:ALA:O	1:I:446:ALA:HB3	2.21	0.40
1:J:106:ALA:HA	1:J:111:MET:CE	2.51	0.40
1:J:219:PHE:O	1:J:247:LEU:HD22	2.21	0.40
1:K:216:GLU:OE1	1:K:216:GLU:CA	2.70	0.40
1:K:290:GLN:O	1:K:291:ASP:C	2.58	0.40
1:L:46:ALA:CB	1:M:76:GLU:OE1	2.69	0.40
1:L:129:GLU:O	1:L:130:GLU:C	2.59	0.40
1:L:190:VAL:CG2	1:L:191:GLU:N	2.84	0.40
1:M:106:ALA:HA	1:M:111:MET:HE3	2.04	0.40
1:M:201:SER:HA	1:M:202:PRO:HD3	1.93	0.40
1:M:216:GLU:OE1	1:M:216:GLU:CA	2.70	0.40
1:M:345:ARG:O	1:M:348:GLN:HB2	2.21	0.40

*Continued on next page...*

*Continued from previous page...*

Atom-1	Atom-2	Interatomic distance (Å)	Clash overlap (Å)
1:M:373:ALA:CB	1:M:375:GLY:HA3	2.50	0.40
1:M:472:GLY:HA3	1:M:476:TYR:HD2	1.87	0.40
1:M:476:TYR:HA	1:M:486:GLY:O	2.20	0.40
1:N:24:ALA:HA	1:N:27:VAL:HG12	2.02	0.40
1:N:39:VAL:HG22	1:N:49:ILE:HG12	2.02	0.40
1:N:166:MET:HE2	1:N:171:LYS:HG2	2.03	0.40
2:O:7:HIS:HB3	2:O:45:ASN:ND2	2.34	0.40
2:T:17:VAL:HG11	2:T:33:ALA:O	2.21	0.40
1:A:87:ASP:OD1	1:A:88:GLY:N	2.51	0.40
1:A:123:ALA:CB	1:A:440:ILE:HG23	2.50	0.40
1:A:290:GLN:NE2	1:A:345:ARG:HH12	2.18	0.40
1:A:309:LEU:H	1:A:309:LEU:CD1	2.34	0.40
1:A:358:SER:HA	1:A:362:ARG:CD	2.52	0.40
1:B:86:GLY:O	1:B:87:ASP:HB2	2.22	0.40
1:B:237:LEU:CD2	1:B:238:GLU:N	2.84	0.40
1:B:360:TYR:N	1:B:363:GLU:HG3	2.37	0.40
1:B:519:CYS:SG	1:B:520:MET:N	2.95	0.40
1:C:95:LEU:HD23	1:C:450:PRO:HD3	2.02	0.40
1:C:233:MET:O	1:C:233:MET:HE2	2.22	0.40
1:C:240:VAL:CG1	1:C:245:LYS:O	2.68	0.40
1:D:111:MET:HE3	1:K:434:GLU:OE1	2.21	0.40
1:D:229:ASN:C	1:D:231:ARG:N	2.74	0.40
1:D:240:VAL:C	1:D:242:LYS:N	2.74	0.40
1:D:344:GLY:C	1:D:346:VAL:N	2.74	0.40
1:E:149:THR:OG1	1:E:156:GLU:HA	2.21	0.40
1:E:168:LYS:HB3	1:E:169:VAL:H	1.73	0.40
1:E:299:THR:N	1:E:316:ASP:O	2.53	0.40
1:E:339:GLU:HA	1:E:342:ILE:CB	2.48	0.40
1:E:350:ARG:O	1:E:353:ILE:HB	2.20	0.40
1:E:362:ARG:O	1:E:366:GLN:OE1	2.39	0.40
1:F:261:THR:O	1:F:265:ASN:ND2	2.55	0.40
1:F:283:ASP:O	1:F:287:ALA:HB2	2.22	0.40
1:G:128:VAL:CG1	1:G:132:LYS:HE2	2.51	0.40
1:G:309:LEU:H	1:G:309:LEU:CD1	2.33	0.40
1:H:158:VAL:O	1:H:159:GLY:C	2.60	0.40
1:H:221:LEU:N	1:H:248:LEU:O	2.53	0.40
1:I:318:GLY:O	1:I:319:GLN:HG3	2.21	0.40
1:J:199:TYR:O	1:J:199:TYR:CD1	2.75	0.40
1:J:233:MET:O	1:J:234:LEU:C	2.59	0.40
1:J:330:THR:HG22	1:J:331:THR:N	2.36	0.40
1:J:501:ARG:O	1:J:502:SER:C	2.60	0.40

*Continued on next page...*

*Continued from previous page...*

Atom-1	Atom-2	Interatomic distance (Å)	Clash overlap (Å)
1:K:21:ASN:HD22	1:K:21:ASN:HA	1.57	0.40
1:K:128:VAL:O	1:K:132:LYS:HG3	2.22	0.40
1:L:130:GLU:HG3	1:L:426:LEU:CD2	2.51	0.40
1:L:257:GLU:O	1:L:261:THR:CG2	2.69	0.40
1:L:355:GLU:O	1:L:357:THR:N	2.54	0.40
1:L:420:ILE:HG13	1:L:451:LEU:HD22	2.04	0.40
1:M:199:TYR:CD1	1:M:199:TYR:O	2.75	0.40
1:M:330:THR:HG22	1:M:331:THR:N	2.36	0.40
1:M:508:ALA:O	1:M:509:SER:C	2.58	0.40
1:N:174:VAL:HG21	1:N:371:LYS:CE	2.50	0.40
1:N:355:GLU:O	1:N:357:THR:N	2.54	0.40
2:O:52:GLY:O	2:O:53:GLU:HB2	2.22	0.40
2:T:47:ARG:CD	2:T:49:LEU:HB2	2.51	0.40
1:A:112:ASN:HD22	1:A:115:ASP:CG	2.25	0.40
1:A:150:ILE:HG21	1:A:494:LEU:O	2.21	0.40
1:A:203:TYR:H	1:A:203:TYR:HD1	1.68	0.40
1:A:207:LYS:HB2	1:A:207:LYS:HZ2	1.85	0.40
1:A:266:THR:CG2	1:A:271:VAL:O	2.60	0.40
1:B:227:ILE:N	1:B:227:ILE:CD1	2.79	0.40
1:B:289:LEU:O	1:B:292:ILE:N	2.55	0.40
1:B:368:ARG:CD	1:B:372:LEU:HD11	2.51	0.40
1:B:441:LYS:HA	1:B:441:LYS:HD2	1.87	0.40
1:C:111:MET:CE	1:C:438:VAL:HG21	2.51	0.40
1:C:479:ASN:HB3	1:C:482:THR:OG1	2.22	0.40
1:D:206:ASN:HB2	1:D:214:GLU:H	1.85	0.40
1:D:216:GLU:HA	1:D:216:GLU:OE1	2.22	0.40
1:D:236:VAL:O	1:D:239:ALA:HB3	2.21	0.40
1:D:360:TYR:H	1:D:363:GLU:CD	2.24	0.40
1:E:230:ILE:O	1:E:232:GLU:N	2.55	0.40
1:E:255:GLU:N	1:E:255:GLU:OE1	2.54	0.40
1:E:441:LYS:HD2	1:E:441:LYS:HA	1.80	0.40
1:E:499:VAL:CG2	1:E:500:THR:H	2.30	0.40
1:F:254:VAL:HG12	1:F:259:LEU:HG	2.03	0.40
1:F:302:SER:C	1:F:304:GLU:H	2.25	0.40
1:F:429:LEU:O	1:F:430:ARG:NH1	2.53	0.40
1:G:209:GLU:N	1:G:209:GLU:CD	2.75	0.40
1:G:320:ALA:HA	1:G:335:GLY:HA2	2.03	0.40
1:G:485:TYR:CD1	1:G:485:TYR:N	2.89	0.40
1:H:172:GLU:N	1:H:172:GLU:OE1	2.54	0.40
1:H:219:PHE:O	1:H:247:LEU:HD22	2.21	0.40
1:H:251:ALA:O	1:H:252:GLU:C	2.58	0.40

*Continued on next page...*

Continued from previous page...

Atom-1	Atom-2	Interatomic distance (Å)	Clash overlap (Å)
1:H:301:ILE:CD1	1:H:301:ILE:H	2.34	0.40
1:H:345:ARG:O	1:H:348:GLN:HB2	2.21	0.40
1:H:348:GLN:C	1:H:352:GLN:HE21	2.24	0.40
1:I:37:ASN:ND2	1:I:37:ASN:N	2.65	0.40
1:I:90:THR:O	1:I:94:VAL:HG23	2.21	0.40
1:I:140:ASP:C	1:I:142:LYS:N	2.75	0.40
1:I:166:MET:HE2	1:I:171:LYS:HG2	2.04	0.40
1:I:221:LEU:CD1	1:I:223:ALA:N	2.84	0.40
1:I:348:GLN:C	1:I:352:GLN:HE21	2.24	0.40
1:I:421:ARG:O	1:I:422:VAL:C	2.59	0.40
1:I:522:THR:OG1	1:I:523:ASP:N	2.55	0.40
1:J:109:ALA:HB3	1:J:111:MET:HE3	2.04	0.40
1:K:186:GLU:O	1:K:379:ILE:HA	2.21	0.40
1:K:356:ALA:HB1	1:K:362:ARG:NE	2.26	0.40
1:L:386:GLU:HG2	1:L:390:LYS:HE2	2.03	0.40
1:L:513:LEU:HA	1:L:513:LEU:HD12	1.71	0.40
1:M:66:PHE:HD1	1:M:520:MET:HE2	1.86	0.40
1:M:259:LEU:O	1:M:260:ALA:C	2.60	0.40
1:M:303:GLU:C	1:M:305:ILE:N	2.75	0.40
1:M:354:GLU:HG2	1:M:355:GLU:H	1.87	0.40
1:M:401:HIS:O	1:M:402:ALA:C	2.59	0.40
1:N:54:VAL:HG22	1:N:89:THR:HG21	2.03	0.40
1:N:366:GLN:O	1:N:369:VAL:HB	2.20	0.40
2:O:7:HIS:HA	2:O:45:ASN:N	2.36	0.40
2:P:12:VAL:HG12	2:P:40:VAL:HA	2.03	0.40
2:P:14:ARG:CG	2:P:35:SER:HB3	2.50	0.40
2:R:14:ARG:CG	2:R:15:LYS:N	2.76	0.40
2:S:71:TYR:O	2:S:73:VAL:N	2.54	0.40
2:S:86:MET:HG3	2:S:90:ASP:HB2	2.04	0.40
2:T:14:ARG:HD2	2:T:34:LYS:HE2	2.04	0.40

There are no symmetry-related clashes.

## 5.3 Torsion angles [i](#)

### 5.3.1 Protein backbone [i](#)

In the following table, the Percentiles column shows the percent Ramachandran outliers of the chain as a percentile score with respect to all PDB entries followed by that with respect to all EM entries.

The Analysed column shows the number of residues for which the backbone conformation was analysed, and the total number of residues.

Mol	Chain	Analysed	Favoured	Allowed	Outliers	Percentiles	
1	A	523/547 (96%)	396 (76%)	92 (18%)	35 (7%)	1	15
1	B	523/547 (96%)	398 (76%)	95 (18%)	30 (6%)	1	18
1	C	523/547 (96%)	397 (76%)	88 (17%)	38 (7%)	1	14
1	D	523/547 (96%)	397 (76%)	93 (18%)	33 (6%)	1	17
1	E	523/547 (96%)	390 (75%)	98 (19%)	35 (7%)	1	15
1	F	523/547 (96%)	399 (76%)	93 (18%)	31 (6%)	1	17
1	G	523/547 (96%)	390 (75%)	99 (19%)	34 (6%)	1	16
1	H	519/547 (95%)	374 (72%)	116 (22%)	29 (6%)	2	19
1	I	519/547 (95%)	377 (73%)	115 (22%)	27 (5%)	2	19
1	J	519/547 (95%)	376 (72%)	117 (22%)	26 (5%)	2	20
1	K	519/547 (95%)	372 (72%)	120 (23%)	27 (5%)	2	19
1	L	519/547 (95%)	372 (72%)	116 (22%)	31 (6%)	1	17
1	M	519/547 (95%)	375 (72%)	117 (22%)	27 (5%)	2	19
1	N	519/547 (95%)	377 (73%)	114 (22%)	28 (5%)	2	19
2	O	95/97 (98%)	69 (73%)	20 (21%)	6 (6%)	1	17
2	P	95/97 (98%)	65 (68%)	24 (25%)	6 (6%)	1	17
2	Q	95/97 (98%)	67 (70%)	21 (22%)	7 (7%)	1	14
2	R	95/97 (98%)	68 (72%)	18 (19%)	9 (10%)	0	10
2	S	95/97 (98%)	73 (77%)	16 (17%)	6 (6%)	1	17
2	T	95/97 (98%)	67 (70%)	20 (21%)	8 (8%)	1	12
2	U	95/97 (98%)	64 (67%)	24 (25%)	7 (7%)	1	14
All	All	7959/8337 (96%)	5863 (74%)	1616 (20%)	480 (6%)	3	17

All (480) Ramachandran outliers are listed below:

Mol	Chain	Res	Type
1	A	29	VAL
1	A	44	PHE
1	A	233	MET
1	A	279	PRO
1	A	309	LEU
1	A	311	LYS
1	A	353	ILE

*Continued on next page...*

*Continued from previous page...*

<b>Mol</b>	<b>Chain</b>	<b>Res</b>	<b>Type</b>
1	A	358	SER
1	B	29	VAL
1	B	44	PHE
1	B	206	ASN
1	B	233	MET
1	B	279	PRO
1	B	309	LEU
1	B	311	LYS
1	B	353	ILE
1	B	354	GLU
1	B	358	SER
1	B	373	ALA
1	C	29	VAL
1	C	44	PHE
1	C	206	ASN
1	C	233	MET
1	C	279	PRO
1	C	309	LEU
1	C	311	LYS
1	C	353	ILE
1	C	358	SER
1	D	44	PHE
1	D	206	ASN
1	D	233	MET
1	D	309	LEU
1	D	311	LYS
1	D	342	ILE
1	D	353	ILE
1	D	354	GLU
1	D	358	SER
1	E	44	PHE
1	E	233	MET
1	E	279	PRO
1	E	309	LEU
1	E	311	LYS
1	E	312	ALA
1	E	353	ILE
1	E	354	GLU
1	F	29	VAL
1	F	44	PHE
1	F	233	MET
1	F	279	PRO

*Continued on next page...*



*Continued from previous page...*

<b>Mol</b>	<b>Chain</b>	<b>Res</b>	<b>Type</b>
1	F	309	LEU
1	F	311	LYS
1	F	353	ILE
1	F	358	SER
1	G	44	PHE
1	G	233	MET
1	G	279	PRO
1	G	309	LEU
1	G	311	LYS
1	G	336	VAL
1	G	353	ILE
1	H	146	GLN
1	H	270	ILE
1	H	401	HIS
1	H	425	LYS
1	I	146	GLN
1	I	270	ILE
1	I	401	HIS
1	J	270	ILE
1	K	270	ILE
1	K	425	LYS
1	L	146	GLN
1	L	270	ILE
1	L	425	LYS
1	M	146	GLN
1	M	270	ILE
1	M	425	LYS
1	N	270	ILE
2	O	7	HIS
2	P	7	HIS
2	P	51	ASN
2	Q	7	HIS
2	Q	49	LEU
2	Q	51	ASN
2	R	7	HIS
2	S	7	HIS
2	S	51	ASN
2	T	7	HIS
2	U	7	HIS
2	U	49	LEU
1	A	206	ASN
1	A	253	ASP

*Continued on next page...*

*Continued from previous page...*

<b>Mol</b>	<b>Chain</b>	<b>Res</b>	<b>Type</b>
1	A	293	ALA
1	A	336	VAL
1	A	342	ILE
1	A	354	GLU
1	A	373	ALA
1	B	284	ARG
1	B	312	ALA
1	B	334	ASP
1	B	342	ILE
1	C	228	SER
1	C	231	ARG
1	C	284	ARG
1	C	354	GLU
1	C	373	ALA
1	D	29	VAL
1	D	279	PRO
1	D	312	ALA
1	D	373	ALA
1	E	29	VAL
1	E	169	VAL
1	E	206	ASN
1	E	231	ARG
1	E	293	ALA
1	E	305	ILE
1	E	336	VAL
1	E	342	ILE
1	E	373	ALA
1	F	206	ASN
1	F	228	SER
1	F	231	ARG
1	F	305	ILE
1	F	312	ALA
1	F	354	GLU
1	F	373	ALA
1	G	9	GLY
1	G	29	VAL
1	G	253	ASP
1	G	293	ALA
1	G	312	ALA
1	G	338	GLU
1	G	342	ILE
1	G	354	GLU

*Continued on next page...*

*Continued from previous page...*

<b>Mol</b>	<b>Chain</b>	<b>Res</b>	<b>Type</b>
1	G	358	SER
1	G	373	ALA
1	H	389	MET
1	H	429	LEU
1	H	432	GLN
1	I	85	ALA
1	I	389	MET
1	I	425	LYS
1	I	429	LEU
1	J	85	ALA
1	J	146	GLN
1	J	389	MET
1	J	425	LYS
1	J	429	LEU
1	J	432	GLN
1	K	85	ALA
1	K	146	GLN
1	K	160	LYS
1	K	389	MET
1	K	401	HIS
1	K	429	LEU
1	K	432	GLN
1	L	85	ALA
1	L	389	MET
1	L	398	ASP
1	L	429	LEU
1	L	432	GLN
1	M	389	MET
1	M	401	HIS
1	M	429	LEU
1	M	432	GLN
1	N	85	ALA
1	N	146	GLN
1	N	155	ASP
1	N	401	HIS
1	N	425	LYS
1	N	429	LEU
1	N	432	GLN
2	O	51	ASN
2	P	5	PRO
2	P	21	SER
2	Q	80	ASN

*Continued on next page...*

*Continued from previous page...*

<b>Mol</b>	<b>Chain</b>	<b>Res</b>	<b>Type</b>
2	R	14	ARG
2	R	51	ASN
2	S	14	ARG
2	T	21	SER
2	T	51	ASN
2	T	72	GLY
2	U	21	SER
2	U	52	GLY
1	A	228	SER
1	A	268	ARG
1	A	282	GLY
1	A	284	ARG
1	A	289	LEU
1	A	312	ALA
1	A	334	ASP
1	A	363	GLU
1	A	390	LYS
1	B	231	ARG
1	B	237	LEU
1	B	263	VAL
1	B	293	ALA
1	C	9	GLY
1	C	153	ASN
1	C	293	ALA
1	C	312	ALA
1	C	336	VAL
1	C	338	GLU
1	C	342	ILE
1	D	231	ARG
1	D	268	ARG
1	D	334	ASP
1	E	153	ASN
1	E	228	SER
1	E	268	ARG
1	E	280	GLY
1	E	358	SER
1	F	251	ALA
1	F	284	ARG
1	F	362	ARG
1	G	206	ASN
1	G	360	TYR
1	G	362	ARG

*Continued on next page...*

*Continued from previous page...*

<b>Mol</b>	<b>Chain</b>	<b>Res</b>	<b>Type</b>
1	H	85	ALA
1	H	155	ASP
1	H	232	GLU
1	H	267	MET
1	H	327	LYS
1	H	352	GLN
1	H	356	ALA
1	H	421	ARG
1	H	462	PRO
1	I	232	GLU
1	I	267	MET
1	I	327	LYS
1	I	352	GLN
1	I	356	ALA
1	I	432	GLN
1	J	232	GLU
1	J	267	MET
1	J	327	LYS
1	J	352	GLN
1	J	356	ALA
1	J	401	HIS
1	J	462	PRO
1	K	232	GLU
1	K	267	MET
1	K	327	LYS
1	K	352	GLN
1	K	356	ALA
1	L	160	LYS
1	L	232	GLU
1	L	267	MET
1	L	327	LYS
1	L	352	GLN
1	L	356	ALA
1	L	401	HIS
1	L	421	ARG
1	M	85	ALA
1	M	232	GLU
1	M	267	MET
1	M	327	LYS
1	M	352	GLN
1	M	356	ALA
1	M	421	ARG

*Continued on next page...*

*Continued from previous page...*

<b>Mol</b>	<b>Chain</b>	<b>Res</b>	<b>Type</b>
1	M	462	PRO
1	M	509	SER
1	N	66	PHE
1	N	232	GLU
1	N	267	MET
1	N	327	LYS
1	N	352	GLN
1	N	356	ALA
1	N	389	MET
1	N	421	ARG
1	N	509	SER
2	O	14	ARG
2	O	21	SER
2	O	45	ASN
2	Q	21	SER
2	R	21	SER
2	S	21	SER
2	T	49	LEU
2	T	80	ASN
2	U	51	ASN
1	A	207	LYS
1	A	231	ARG
1	A	360	TYR
1	A	361	ASP
1	B	153	ASN
1	B	230	ILE
1	B	268	ARG
1	B	278	ALA
1	B	289	LEU
1	B	305	ILE
1	C	253	ASP
1	C	260	ALA
1	C	280	GLY
1	C	289	LEU
1	C	362	ARG
1	D	228	SER
1	D	251	ALA
1	D	253	ASP
1	D	293	ALA
1	D	303	GLU
1	D	305	ILE
1	E	253	ASP

*Continued on next page...*

*Continued from previous page...*

<b>Mol</b>	<b>Chain</b>	<b>Res</b>	<b>Type</b>
1	E	284	ARG
1	E	294	THR
1	E	390	LYS
1	F	207	LYS
1	F	293	ALA
1	F	303	GLU
1	G	207	LYS
1	G	228	SER
1	G	230	ILE
1	H	203	TYR
1	H	231	ARG
1	I	66	PHE
1	I	155	ASP
1	I	160	LYS
1	I	165	ALA
1	I	203	TYR
1	I	421	ARG
1	J	165	ALA
1	J	203	TYR
1	J	231	ARG
1	J	421	ARG
1	K	66	PHE
1	K	155	ASP
1	K	203	TYR
1	K	231	ARG
1	K	421	ARG
1	K	462	PRO
1	L	203	TYR
1	L	231	ARG
1	L	462	PRO
1	M	89	THR
1	M	155	ASP
1	M	160	LYS
1	M	203	TYR
1	M	231	ARG
1	N	203	TYR
1	N	231	ARG
1	N	442	VAL
1	N	462	PRO
2	R	30	SER
2	T	5	PRO
2	T	53	GLU

*Continued on next page...*

*Continued from previous page...*

<b>Mol</b>	<b>Chain</b>	<b>Res</b>	<b>Type</b>
1	A	260	ALA
1	A	294	THR
1	A	305	ILE
1	A	392	LYS
1	C	57	ALA
1	C	182	GLY
1	C	305	ILE
1	D	230	ILE
1	D	263	VAL
1	D	289	LEU
1	D	294	THR
1	E	158	VAL
1	E	207	LYS
1	E	260	ALA
1	E	289	LEU
1	E	334	ASP
1	E	363	GLU
1	E	392	LYS
1	E	525	PRO
1	F	230	ILE
1	F	392	LYS
1	F	525	PRO
1	G	169	VAL
1	G	294	THR
1	G	305	ILE
1	G	392	LYS
1	H	153	ASN
1	H	160	LYS
1	H	288	MET
1	H	315	GLU
1	H	398	ASP
1	H	509	SER
1	I	231	ARG
1	I	288	MET
1	I	315	GLU
1	I	442	VAL
1	I	462	PRO
1	J	160	LYS
1	J	288	MET
1	J	315	GLU
1	J	398	ASP
1	K	288	MET

*Continued on next page...*



*Continued from previous page...*

<b>Mol</b>	<b>Chain</b>	<b>Res</b>	<b>Type</b>
1	K	315	GLU
1	L	158	VAL
1	L	288	MET
1	L	315	GLU
1	L	407	VAL
1	L	442	VAL
1	M	66	PHE
1	M	288	MET
1	M	315	GLU
1	M	442	VAL
1	N	160	LYS
1	N	288	MET
1	N	315	GLU
2	O	52	GLY
2	P	69	ASP
2	Q	72	GLY
2	R	5	PRO
2	S	80	ASN
2	U	69	ASP
1	A	525	PRO
1	B	169	VAL
1	B	207	LYS
1	B	525	PRO
1	C	207	LYS
1	C	251	ALA
1	C	278	ALA
1	C	310	GLU
1	C	361	ASP
1	D	207	LYS
1	D	336	VAL
1	E	237	LEU
1	F	158	VAL
1	F	342	ILE
1	G	231	ARG
1	G	466	ALA
1	H	165	ALA
1	K	442	VAL
1	L	153	ASN
1	L	155	ASP
1	L	159	GLY
2	Q	52	GLY
2	R	31	ALA

*Continued on next page...*

*Continued from previous page...*

<b>Mol</b>	<b>Chain</b>	<b>Res</b>	<b>Type</b>
2	R	49	LEU
2	U	80	ASN
1	A	278	ALA
1	D	525	PRO
1	F	474	GLY
1	H	323	VAL
1	I	323	VAL
1	I	472	GLY
1	J	137	PRO
1	J	323	VAL
1	K	323	VAL
1	L	323	VAL
1	M	323	VAL
1	N	323	VAL
2	P	72	GLY
2	S	72	GLY
1	A	9	GLY
1	B	336	VAL
1	D	9	GLY
1	D	280	GLY
1	G	201	SER
1	G	282	GLY
1	L	56	VAL
1	N	32	GLY
1	C	169	VAL
1	C	525	PRO
1	F	9	GLY
1	F	280	GLY
1	F	336	VAL
1	G	158	VAL
1	H	442	VAL
1	J	442	VAL
2	R	52	GLY
1	C	271	VAL
1	C	465	VAL
1	D	271	VAL
1	D	282	GLY
1	G	271	VAL
1	G	465	VAL
1	H	235	PRO
1	I	235	PRO
1	J	235	PRO

*Continued on next page...*

*Continued from previous page...*

Mol	Chain	Res	Type
1	K	56	VAL
1	K	235	PRO
1	K	387	VAL
1	L	32	GLY
1	L	235	PRO
1	M	235	PRO
1	N	235	PRO
1	B	271	VAL
1	F	271	VAL
1	H	387	VAL
1	N	56	VAL

### 5.3.2 Protein sidechains [i](#)

In the following table, the Percentiles column shows the percent sidechain outliers of the chain as a percentile score with respect to all PDB entries followed by that with respect to all EM entries.

The Analysed column shows the number of residues for which the sidechain conformation was analysed, and the total number of residues.

Mol	Chain	Analysed	Rotameric	Outliers	Percentiles	
1	A	393/414 (95%)	369 (94%)	24 (6%)	18	44
1	B	393/414 (95%)	368 (94%)	25 (6%)	17	42
1	C	393/414 (95%)	369 (94%)	24 (6%)	18	44
1	D	393/414 (95%)	369 (94%)	24 (6%)	18	44
1	E	393/414 (95%)	368 (94%)	25 (6%)	17	42
1	F	393/414 (95%)	368 (94%)	25 (6%)	17	42
1	G	393/414 (95%)	367 (93%)	26 (7%)	16	41
1	H	403/414 (97%)	385 (96%)	18 (4%)	27	52
1	I	403/414 (97%)	382 (95%)	21 (5%)	23	48
1	J	403/414 (97%)	383 (95%)	20 (5%)	24	49
1	K	403/414 (97%)	384 (95%)	19 (5%)	26	51
1	L	403/414 (97%)	384 (95%)	19 (5%)	26	51
1	M	403/414 (97%)	383 (95%)	20 (5%)	24	49
1	N	403/414 (97%)	384 (95%)	19 (5%)	26	51
2	O	79/80 (99%)	73 (92%)	6 (8%)	13	37

*Continued on next page...*

*Continued from previous page...*

Mol	Chain	Analysed	Rotameric	Outliers	Percentiles	
2	P	79/80 (99%)	74 (94%)	5 (6%)	18	43
2	Q	79/80 (99%)	72 (91%)	7 (9%)	9	30
2	R	79/80 (99%)	70 (89%)	9 (11%)	5	21
2	S	79/80 (99%)	73 (92%)	6 (8%)	13	37
2	T	79/80 (99%)	71 (90%)	8 (10%)	7	25
2	U	79/80 (99%)	72 (91%)	7 (9%)	9	30
All	All	6125/6356 (96%)	5768 (94%)	357 (6%)	24	45

All (357) residues with a non-rotameric sidechain are listed below:

Mol	Chain	Res	Type
1	A	18	ARG
1	A	44	PHE
1	A	62	LEU
1	A	74	VAL
1	A	77	VAL
1	A	97	GLN
1	A	153	ASN
1	A	195	PHE
1	A	199	TYR
1	A	233	MET
1	A	247	LEU
1	A	252	GLU
1	A	255	GLU
1	A	257	GLU
1	A	267	MET
1	A	290	GLN
1	A	291	ASP
1	A	303	GLU
1	A	315	GLU
1	A	348	GLN
1	A	360	TYR
1	A	422	VAL
1	A	453	GLN
1	A	494	LEU
1	B	18	ARG
1	B	44	PHE
1	B	62	LEU
1	B	74	VAL
1	B	77	VAL

*Continued on next page...*

*Continued from previous page...*

<b>Mol</b>	<b>Chain</b>	<b>Res</b>	<b>Type</b>
1	B	97	GLN
1	B	153	ASN
1	B	195	PHE
1	B	199	TYR
1	B	203	TYR
1	B	222	LEU
1	B	233	MET
1	B	247	LEU
1	B	255	GLU
1	B	257	GLU
1	B	267	MET
1	B	290	GLN
1	B	291	ASP
1	B	303	GLU
1	B	315	GLU
1	B	348	GLN
1	B	360	TYR
1	B	422	VAL
1	B	453	GLN
1	B	494	LEU
1	C	18	ARG
1	C	23	LEU
1	C	44	PHE
1	C	62	LEU
1	C	74	VAL
1	C	77	VAL
1	C	97	GLN
1	C	153	ASN
1	C	195	PHE
1	C	199	TYR
1	C	233	MET
1	C	247	LEU
1	C	255	GLU
1	C	257	GLU
1	C	267	MET
1	C	290	GLN
1	C	291	ASP
1	C	303	GLU
1	C	305	ILE
1	C	315	GLU
1	C	348	GLN
1	C	360	TYR

*Continued on next page...*

*Continued from previous page...*

<b>Mol</b>	<b>Chain</b>	<b>Res</b>	<b>Type</b>
1	C	453	GLN
1	C	494	LEU
1	D	18	ARG
1	D	44	PHE
1	D	62	LEU
1	D	74	VAL
1	D	77	VAL
1	D	97	GLN
1	D	153	ASN
1	D	195	PHE
1	D	199	TYR
1	D	233	MET
1	D	247	LEU
1	D	255	GLU
1	D	257	GLU
1	D	267	MET
1	D	290	GLN
1	D	291	ASP
1	D	303	GLU
1	D	315	GLU
1	D	348	GLN
1	D	360	TYR
1	D	421	ARG
1	D	422	VAL
1	D	453	GLN
1	D	494	LEU
1	E	18	ARG
1	E	23	LEU
1	E	44	PHE
1	E	62	LEU
1	E	74	VAL
1	E	77	VAL
1	E	97	GLN
1	E	153	ASN
1	E	195	PHE
1	E	199	TYR
1	E	247	LEU
1	E	255	GLU
1	E	257	GLU
1	E	267	MET
1	E	279	PRO
1	E	290	GLN

*Continued on next page...*

*Continued from previous page...*

<b>Mol</b>	<b>Chain</b>	<b>Res</b>	<b>Type</b>
1	E	291	ASP
1	E	303	GLU
1	E	315	GLU
1	E	348	GLN
1	E	360	TYR
1	E	422	VAL
1	E	453	GLN
1	E	461	GLU
1	E	494	LEU
1	F	18	ARG
1	F	23	LEU
1	F	44	PHE
1	F	62	LEU
1	F	74	VAL
1	F	97	GLN
1	F	153	ASN
1	F	195	PHE
1	F	199	TYR
1	F	233	MET
1	F	247	LEU
1	F	252	GLU
1	F	255	GLU
1	F	257	GLU
1	F	267	MET
1	F	290	GLN
1	F	291	ASP
1	F	303	GLU
1	F	315	GLU
1	F	348	GLN
1	F	360	TYR
1	F	421	ARG
1	F	422	VAL
1	F	453	GLN
1	F	494	LEU
1	G	18	ARG
1	G	23	LEU
1	G	44	PHE
1	G	62	LEU
1	G	74	VAL
1	G	77	VAL
1	G	97	GLN
1	G	153	ASN

*Continued on next page...*

*Continued from previous page...*

<b>Mol</b>	<b>Chain</b>	<b>Res</b>	<b>Type</b>
1	G	195	PHE
1	G	199	TYR
1	G	203	TYR
1	G	233	MET
1	G	247	LEU
1	G	255	GLU
1	G	257	GLU
1	G	267	MET
1	G	290	GLN
1	G	291	ASP
1	G	303	GLU
1	G	315	GLU
1	G	348	GLN
1	G	360	TYR
1	G	422	VAL
1	G	453	GLN
1	G	475	ASN
1	G	494	LEU
1	H	20	VAL
1	H	37	ASN
1	H	59	GLU
1	H	129	GLU
1	H	153	ASN
1	H	172	GLU
1	H	197	ARG
1	H	230	ILE
1	H	233	MET
1	H	284	ARG
1	H	288	MET
1	H	291	ASP
1	H	331	THR
1	H	364	LYS
1	H	389	MET
1	H	426	LEU
1	H	432	GLN
1	H	433	ASN
1	I	11	ASP
1	I	20	VAL
1	I	37	ASN
1	I	59	GLU
1	I	129	GLU
1	I	147	VAL

*Continued on next page...*



*Continued from previous page...*

<b>Mol</b>	<b>Chain</b>	<b>Res</b>	<b>Type</b>
1	I	153	ASN
1	I	172	GLU
1	I	197	ARG
1	I	230	ILE
1	I	233	MET
1	I	284	ARG
1	I	288	MET
1	I	291	ASP
1	I	331	THR
1	I	364	LYS
1	I	389	MET
1	I	426	LEU
1	I	432	GLN
1	I	433	ASN
1	I	504	LEU
1	J	11	ASP
1	J	20	VAL
1	J	37	ASN
1	J	59	GLU
1	J	129	GLU
1	J	147	VAL
1	J	153	ASN
1	J	172	GLU
1	J	197	ARG
1	J	230	ILE
1	J	233	MET
1	J	284	ARG
1	J	288	MET
1	J	291	ASP
1	J	331	THR
1	J	364	LYS
1	J	389	MET
1	J	426	LEU
1	J	432	GLN
1	J	433	ASN
1	K	37	ASN
1	K	59	GLU
1	K	129	GLU
1	K	147	VAL
1	K	153	ASN
1	K	172	GLU
1	K	179	ASP

*Continued on next page...*

*Continued from previous page...*

<b>Mol</b>	<b>Chain</b>	<b>Res</b>	<b>Type</b>
1	K	197	ARG
1	K	230	ILE
1	K	233	MET
1	K	284	ARG
1	K	288	MET
1	K	291	ASP
1	K	331	THR
1	K	364	LYS
1	K	389	MET
1	K	426	LEU
1	K	432	GLN
1	K	433	ASN
1	L	11	ASP
1	L	20	VAL
1	L	37	ASN
1	L	59	GLU
1	L	129	GLU
1	L	153	ASN
1	L	172	GLU
1	L	197	ARG
1	L	230	ILE
1	L	233	MET
1	L	284	ARG
1	L	288	MET
1	L	291	ASP
1	L	331	THR
1	L	364	LYS
1	L	389	MET
1	L	426	LEU
1	L	432	GLN
1	L	433	ASN
1	M	11	ASP
1	M	20	VAL
1	M	37	ASN
1	M	59	GLU
1	M	129	GLU
1	M	147	VAL
1	M	153	ASN
1	M	172	GLU
1	M	197	ARG
1	M	230	ILE
1	M	233	MET

*Continued on next page...*

*Continued from previous page...*

<b>Mol</b>	<b>Chain</b>	<b>Res</b>	<b>Type</b>
1	M	284	ARG
1	M	288	MET
1	M	291	ASP
1	M	331	THR
1	M	364	LYS
1	M	389	MET
1	M	426	LEU
1	M	432	GLN
1	M	433	ASN
1	N	11	ASP
1	N	20	VAL
1	N	37	ASN
1	N	59	GLU
1	N	129	GLU
1	N	153	ASN
1	N	172	GLU
1	N	197	ARG
1	N	230	ILE
1	N	233	MET
1	N	284	ARG
1	N	288	MET
1	N	291	ASP
1	N	331	THR
1	N	364	LYS
1	N	389	MET
1	N	426	LEU
1	N	432	GLN
1	N	433	ASN
2	O	3	ILE
2	O	6	LEU
2	O	20	LYS
2	O	37	ARG
2	O	53	GLU
2	O	55	LYS
2	P	3	ILE
2	P	6	LEU
2	P	20	LYS
2	P	37	ARG
2	P	55	LYS
2	Q	3	ILE
2	Q	6	LEU
2	Q	20	LYS

*Continued on next page...*

*Continued from previous page...*

<b>Mol</b>	<b>Chain</b>	<b>Res</b>	<b>Type</b>
2	Q	37	ARG
2	Q	53	GLU
2	Q	55	LYS
2	Q	58	ASP
2	R	3	ILE
2	R	6	LEU
2	R	20	LYS
2	R	37	ARG
2	R	53	GLU
2	R	55	LYS
2	R	58	ASP
2	R	84	LEU
2	R	86	MET
2	S	3	ILE
2	S	6	LEU
2	S	20	LYS
2	S	37	ARG
2	S	53	GLU
2	S	55	LYS
2	T	3	ILE
2	T	6	LEU
2	T	20	LYS
2	T	28	THR
2	T	37	ARG
2	T	53	GLU
2	T	55	LYS
2	T	58	ASP
2	U	3	ILE
2	U	6	LEU
2	U	20	LYS
2	U	37	ARG
2	U	53	GLU
2	U	55	LYS
2	U	58	ASP

Sometimes sidechains can be flipped to improve hydrogen bonding and reduce clashes. All (195) such sidechains are listed below:

<b>Mol</b>	<b>Chain</b>	<b>Res</b>	<b>Type</b>
1	A	21	ASN
1	A	82	ASN
1	A	112	ASN
1	A	146	GLN

*Continued on next page...*

*Continued from previous page...*

<b>Mol</b>	<b>Chain</b>	<b>Res</b>	<b>Type</b>
1	A	153	ASN
1	A	194	GLN
1	A	319	GLN
1	A	348	GLN
1	A	352	GLN
1	A	366	GLN
1	A	432	GLN
1	A	457	ASN
1	A	475	ASN
1	B	21	ASN
1	B	82	ASN
1	B	112	ASN
1	B	146	GLN
1	B	153	ASN
1	B	194	GLN
1	B	319	GLN
1	B	348	GLN
1	B	351	GLN
1	B	352	GLN
1	B	366	GLN
1	B	432	GLN
1	B	475	ASN
1	C	21	ASN
1	C	82	ASN
1	C	112	ASN
1	C	146	GLN
1	C	153	ASN
1	C	194	GLN
1	C	319	GLN
1	C	348	GLN
1	C	351	GLN
1	C	352	GLN
1	C	366	GLN
1	C	432	GLN
1	C	457	ASN
1	C	475	ASN
1	D	21	ASN
1	D	82	ASN
1	D	112	ASN
1	D	146	GLN
1	D	153	ASN
1	D	194	GLN

*Continued on next page...*

*Continued from previous page...*

<b>Mol</b>	<b>Chain</b>	<b>Res</b>	<b>Type</b>
1	D	319	GLN
1	D	348	GLN
1	D	351	GLN
1	D	352	GLN
1	D	366	GLN
1	D	432	GLN
1	D	457	ASN
1	D	475	ASN
1	E	21	ASN
1	E	82	ASN
1	E	112	ASN
1	E	146	GLN
1	E	153	ASN
1	E	194	GLN
1	E	319	GLN
1	E	348	GLN
1	E	351	GLN
1	E	352	GLN
1	E	366	GLN
1	E	432	GLN
1	E	457	ASN
1	F	21	ASN
1	F	82	ASN
1	F	112	ASN
1	F	146	GLN
1	F	153	ASN
1	F	194	GLN
1	F	265	ASN
1	F	348	GLN
1	F	351	GLN
1	F	352	GLN
1	F	366	GLN
1	F	432	GLN
1	F	457	ASN
1	G	21	ASN
1	G	72	GLN
1	G	82	ASN
1	G	112	ASN
1	G	146	GLN
1	G	153	ASN
1	G	194	GLN
1	G	319	GLN

*Continued on next page...*

*Continued from previous page...*

<b>Mol</b>	<b>Chain</b>	<b>Res</b>	<b>Type</b>
1	G	348	GLN
1	G	351	GLN
1	G	352	GLN
1	G	366	GLN
1	G	432	GLN
1	G	457	ASN
1	H	21	ASN
1	H	37	ASN
1	H	72	GLN
1	H	97	GLN
1	H	153	ASN
1	H	319	GLN
1	H	343	GLN
1	H	348	GLN
1	H	352	GLN
1	H	433	ASN
1	H	436	GLN
1	I	21	ASN
1	I	37	ASN
1	I	72	GLN
1	I	97	GLN
1	I	146	GLN
1	I	153	ASN
1	I	319	GLN
1	I	343	GLN
1	I	348	GLN
1	I	352	GLN
1	I	433	ASN
1	I	436	GLN
1	J	21	ASN
1	J	37	ASN
1	J	72	GLN
1	J	97	GLN
1	J	153	ASN
1	J	319	GLN
1	J	343	GLN
1	J	348	GLN
1	J	352	GLN
1	J	433	ASN
1	J	436	GLN
1	K	21	ASN
1	K	37	ASN

*Continued on next page...*

*Continued from previous page...*

<b>Mol</b>	<b>Chain</b>	<b>Res</b>	<b>Type</b>
1	K	72	GLN
1	K	97	GLN
1	K	146	GLN
1	K	153	ASN
1	K	319	GLN
1	K	343	GLN
1	K	348	GLN
1	K	352	GLN
1	K	433	ASN
1	K	436	GLN
1	L	21	ASN
1	L	37	ASN
1	L	72	GLN
1	L	97	GLN
1	L	153	ASN
1	L	319	GLN
1	L	343	GLN
1	L	348	GLN
1	L	352	GLN
1	L	433	ASN
1	L	436	GLN
1	M	21	ASN
1	M	72	GLN
1	M	97	GLN
1	M	146	GLN
1	M	153	ASN
1	M	319	GLN
1	M	343	GLN
1	M	348	GLN
1	M	352	GLN
1	M	433	ASN
1	M	436	GLN
1	N	21	ASN
1	N	37	ASN
1	N	72	GLN
1	N	97	GLN
1	N	146	GLN
1	N	153	ASN
1	N	319	GLN
1	N	343	GLN
1	N	348	GLN
1	N	352	GLN

*Continued on next page...*



*Continued from previous page...*

Mol	Chain	Res	Type
1	N	433	ASN
1	N	436	GLN
2	O	45	ASN
2	O	68	ASN
2	O	80	ASN
2	P	45	ASN
2	P	68	ASN
2	P	80	ASN
2	Q	45	ASN
2	Q	68	ASN
2	Q	80	ASN
2	R	45	ASN
2	R	68	ASN
2	R	80	ASN
2	S	45	ASN
2	S	68	ASN
2	S	80	ASN
2	T	45	ASN
2	T	68	ASN
2	T	80	ASN
2	U	45	ASN
2	U	68	ASN
2	U	80	ASN

### 5.3.3 RNA [i](#)

There are no RNA molecules in this entry.

### 5.4 Non-standard residues in protein, DNA, RNA chains [i](#)

There are no non-standard protein/DNA/RNA residues in this entry.

### 5.5 Carbohydrates [i](#)

There are no monosaccharides in this entry.

### 5.6 Ligand geometry [i](#)

There are no ligands in this entry.

## 5.7 Other polymers [i](#)

There are no such residues in this entry.

## 5.8 Polymer linkage issues [i](#)

The following chains have linkage breaks:

Mol	Chain	Number of breaks
1	I	2
1	J	2
1	N	2
1	H	2
1	K	2
1	M	2
1	L	2

All chain breaks are listed below:

Model	Chain	Residue-1	Atom-1	Residue-2	Atom-2	Distance (Å)
1	I	373:ALA	C	374:GLY	N	6.88
1	J	373:ALA	C	374:GLY	N	6.54
1	N	373:ALA	C	374:GLY	N	6.51
1	H	373:ALA	C	374:GLY	N	6.50
1	K	373:ALA	C	374:GLY	N	6.07
1	M	373:ALA	C	374:GLY	N	6.04
1	L	373:ALA	C	374:GLY	N	5.45
1	N	191:GLU	C	192:GLY	N	4.91
1	I	191:GLU	C	192:GLY	N	4.82
1	H	191:GLU	C	192:GLY	N	4.73
1	M	191:GLU	C	192:GLY	N	4.66
1	J	191:GLU	C	192:GLY	N	4.53
1	K	191:GLU	C	192:GLY	N	3.82
1	L	191:GLU	C	192:GLY	N	3.72

## 6 Map visualisation [i](#)

This section contains visualisations of the EMDB entry EMD-1046. These allow visual inspection of the internal detail of the map and identification of artifacts.

No raw map or half-maps were deposited for this entry and therefore no images, graphs, etc. pertaining to the raw map can be shown.

### 6.1 Orthogonal projections [i](#)


#### 6.1.1 Primary map



X



Y



Z

The images above show the map projected in three orthogonal directions.

### 6.2 Central slices [i](#)


#### 6.2.1 Primary map



X Index: 64



Y Index: 64



Z Index: 64

The images above show central slices of the map in three orthogonal directions.

## 6.3 Largest variance slices [\(i\)](#)


### 6.3.1 Primary map



X Index: 76



Y Index: 74



Z Index: 61


The images above show the largest variance slices of the map in three orthogonal directions.

## 6.4 Orthogonal standard-deviation projections (False-color) [\(i\)](#)

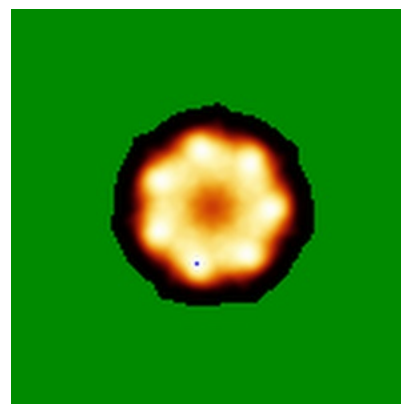
### 6.4.1 Primary map



X



Y

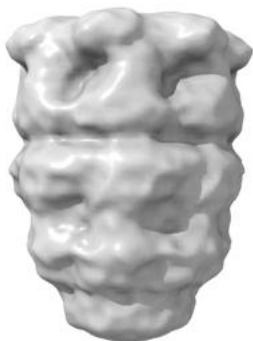


Z

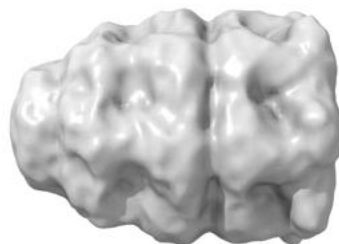
The images above show the map standard deviation projections with false color in three orthogonal directions. Minimum values are shown in green, max in blue, and dark to light orange shades represent small to large values respectively.

## 6.5 Orthogonal surface views [i](#)

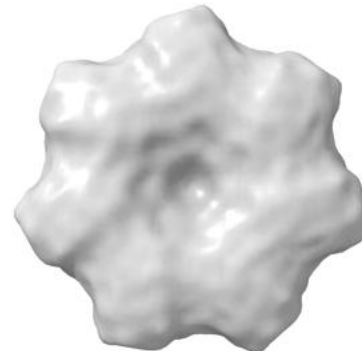
### 6.5.1 Primary map



X



Y



Z

The images above show the 3D surface view of the map at the recommended contour level 0.029. These images, in conjunction with the slice images, may facilitate assessment of whether an appropriate contour level has been provided.

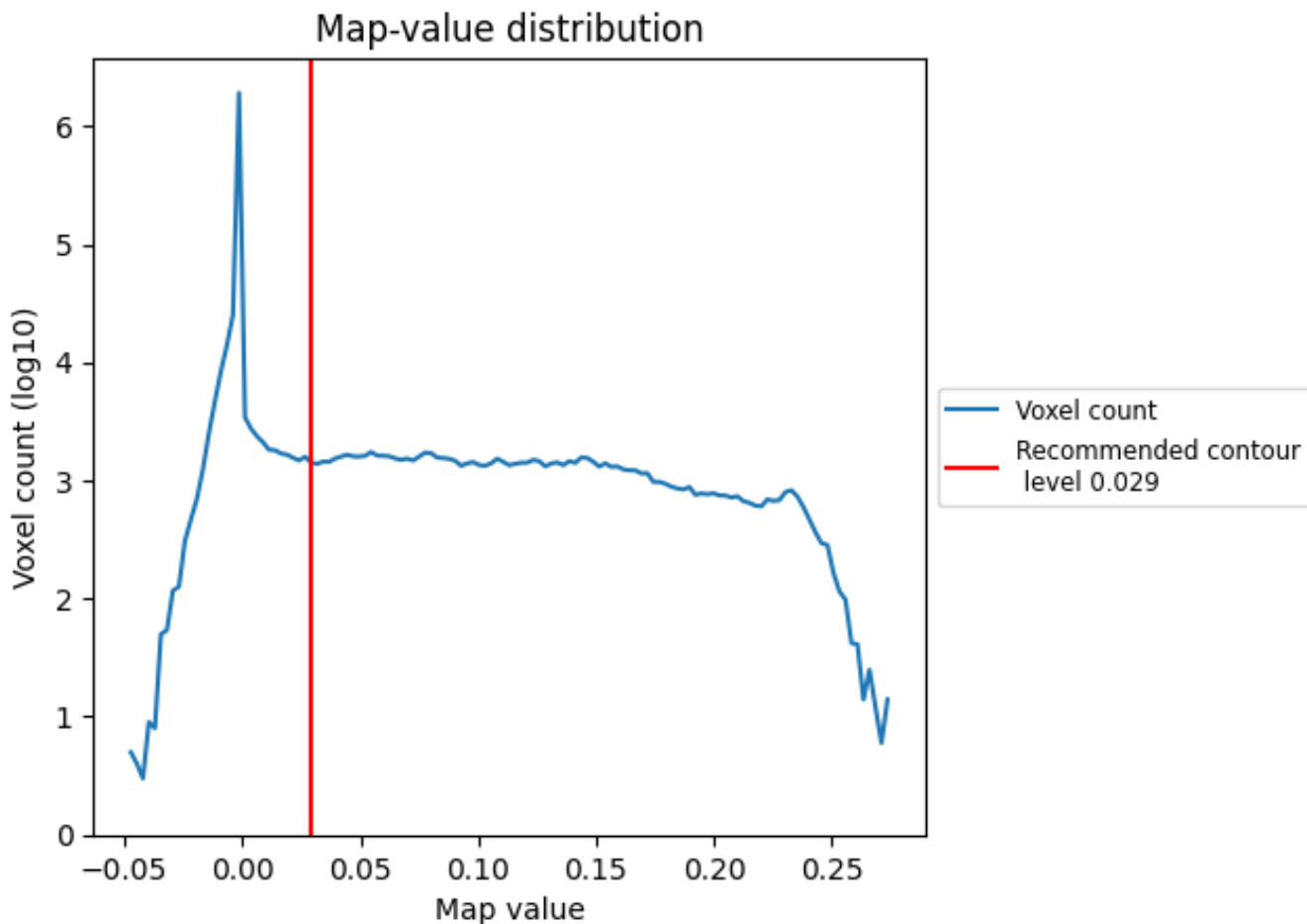
## 6.6 Mask visualisation [i](#)

This section was not generated. No masks/segmentation were deposited.

## 7 Map analysis [i](#)

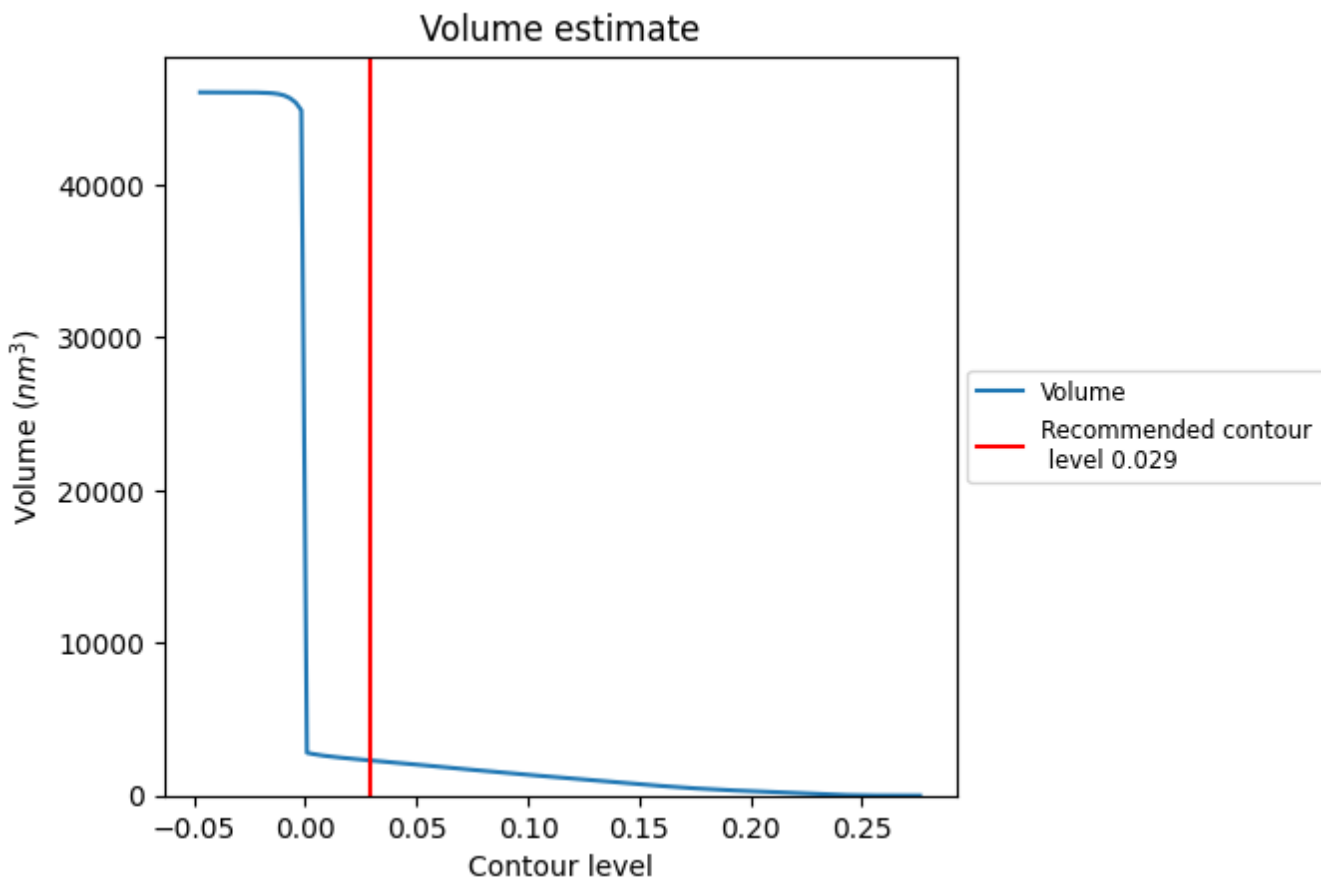
This section contains the results of statistical analysis of the map.

### 7.1 Map-value distribution [i](#)



The map-value distribution is plotted in 128 intervals along the x-axis. The y-axis is logarithmic. A spike in this graph at zero usually indicates that the volume has been masked.

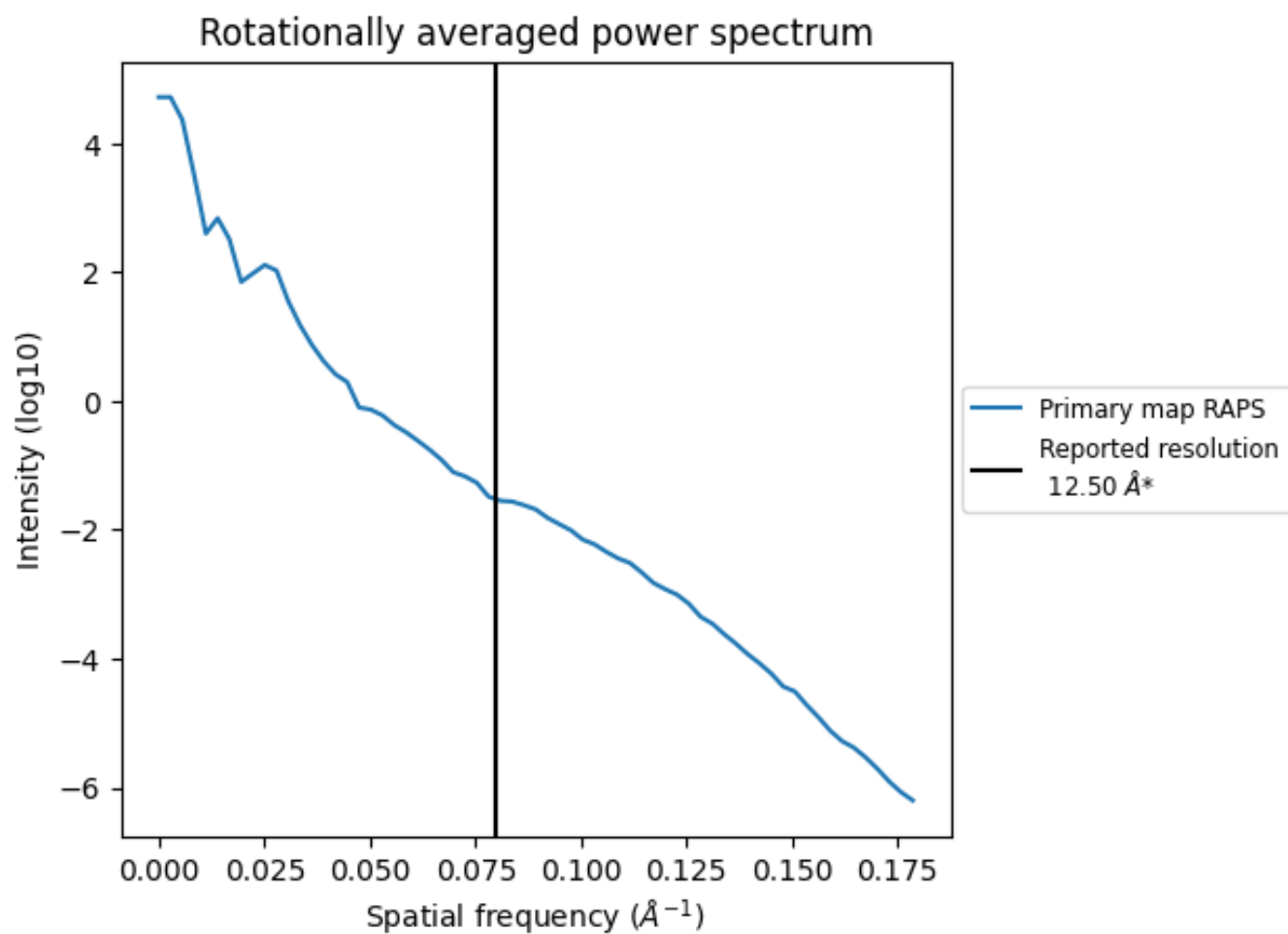
## 7.2 Volume estimate [i](#)



The volume at the recommended contour level is 2303  $\text{nm}^3$ ; this corresponds to an approximate mass of 2080 kDa.

The volume estimate graph shows how the enclosed volume varies with the contour level. The recommended contour level is shown as a vertical line and the intersection between the line and the curve gives the volume of the enclosed surface at the given level.

### 7.3 Rotationally averaged power spectrum [i](#)



\*Reported resolution corresponds to spatial frequency of 0.080 Å<sup>-1</sup>




## 8 Fourier-Shell correlation

This section was not generated. No FSC curve or half-maps provided.

## 9 Map-model fit [i](#)

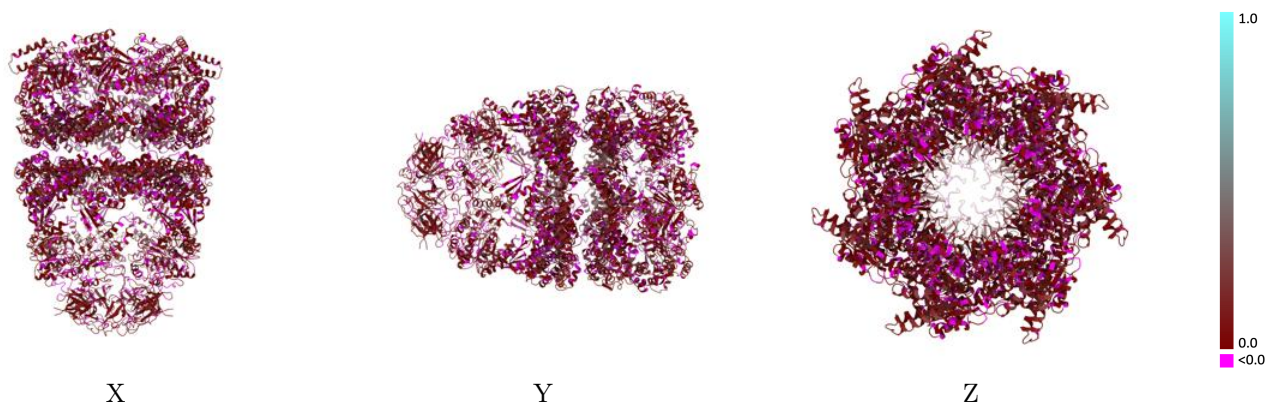
This section contains information regarding the fit between EMDB map EMD-1046 and PDB model 1GRU. Per-residue inclusion information can be found in section [3](#) on page [6](#).

### 9.1 Map-model overlay [i](#)



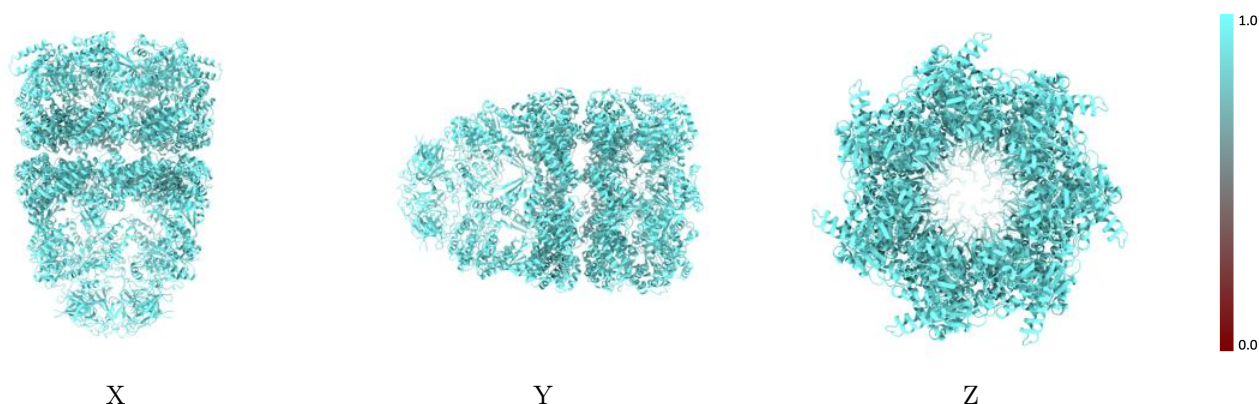
The images above show the 3D surface view of the map at the recommended contour level 0.029 at 50% transparency in yellow overlaid with a ribbon representation of the model coloured in blue. These images allow for the visual assessment of the quality of fit between the atomic model and the map.

## 9.2 Q-score mapped to coordinate model [i](#)



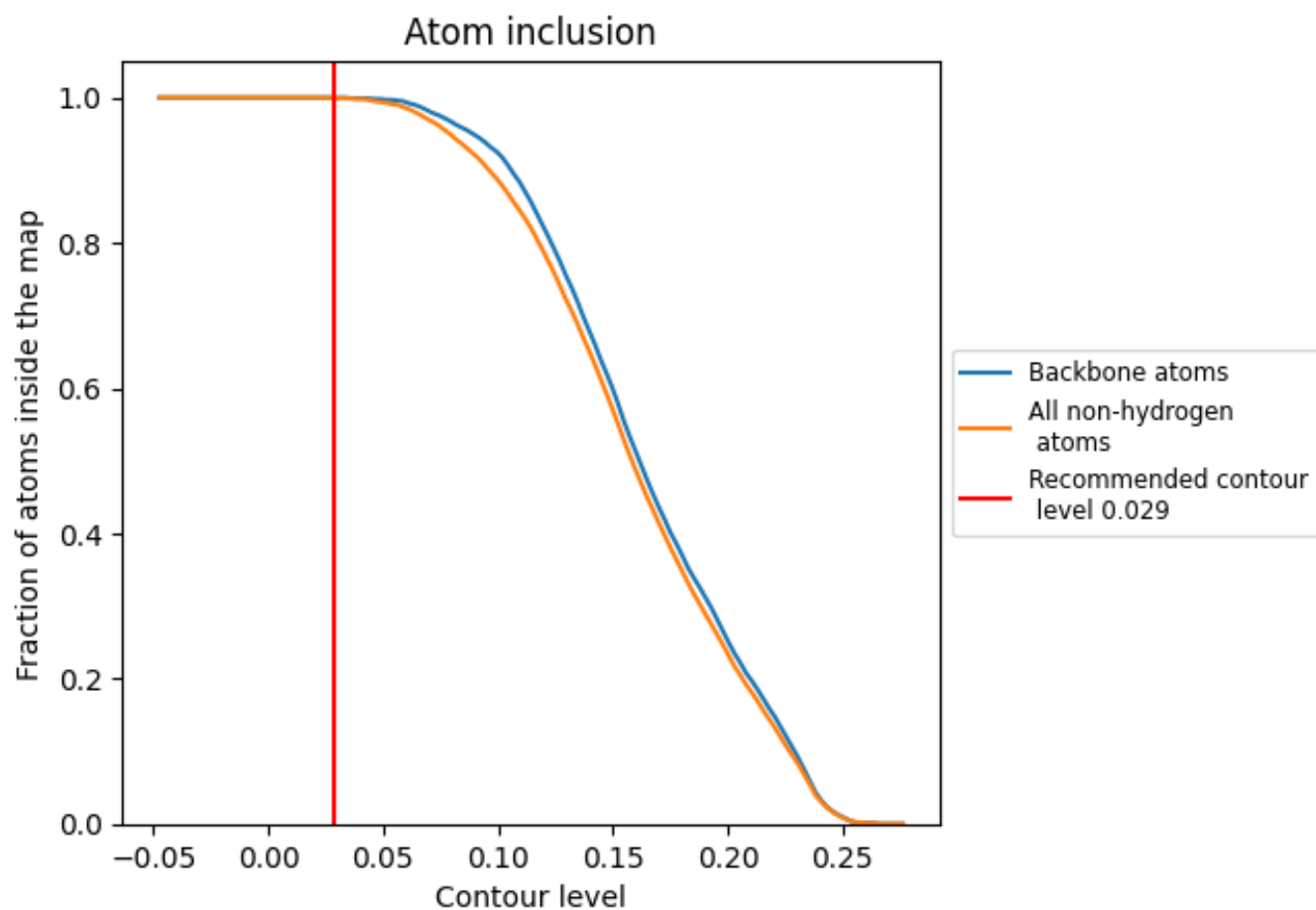
The images above show the model with each residue coloured according to its Q-score. This shows their resolvability in the map with higher Q-score values reflecting better resolvability. Please note: Q-score is calculating the resolvability of atoms, and thus high values are only expected at resolutions at which atoms can be resolved. Low Q-score values may therefore be expected for many entries.

## 9.3 Atom inclusion mapped to coordinate model [i](#)



The images above show the model with each residue coloured according to its atom inclusion. This shows to what extent they are inside the map at the recommended contour level (0.029).













































## 9.4 Atom inclusion [i](#)



At the recommended contour level, 100% of all backbone atoms, 100% of all non-hydrogen atoms, are inside the map.

## 9.5 Map-model fit summary

The table lists the average atom inclusion at the recommended contour level (0.029) and Q-score for the entire model and for each chain.

Chain	Atom inclusion	Q-score
All	 0.9990	 0.0700
A	 1.0000	 0.0690
B	 1.0000	 0.0700
C	 1.0000	 0.0710
D	 1.0000	 0.0680
E	 1.0000	 0.0670
F	 1.0000	 0.0670
G	 1.0000	 0.0690
H	 1.0000	 0.0740
I	 1.0000	 0.0740
J	 1.0000	 0.0720
K	 1.0000	 0.0720
L	 0.9990	 0.0720
M	 1.0000	 0.0730
N	 1.0000	 0.0740
O	 0.9960	 0.0620
P	 0.9930	 0.0640
Q	 0.9940	 0.0690
R	 0.9960	 0.0630
S	 0.9940	 0.0580
T	 0.9970	 0.0570
U	 0.9960	 0.0600

