



Full wwPDB EM Validation Report ⓘ

Nov 3, 2024 – 08:39 am GMT

PDB ID : 6H03
EMDB ID : EMD-0106
Title : OPEN CONFORMATION OF THE MEMBRANE ATTACK COMPLEX
Authors : Menny, A.; Serna, M.; Boyd, C.M.; Gardner, S.; Joseph, A.P.; Topf, M.;
Bubeck, D.
Deposited on : 2018-07-06
Resolution : 5.60 Å(reported)

This is a Full wwPDB EM Validation Report for a publicly released PDB entry.

We welcome your comments at validation@mail.wwpdb.org

A user guide is available at

<https://www.wwpdb.org/validation/2017/EMValidationReportHelp>

with specific help available everywhere you see the ⓘ symbol.

The types of validation reports are described at

<http://www.wwpdb.org/validation/2017/FAQs#types>.

The following versions of software and data (see [references ⓘ](#)) were used in the production of this report:

EMDB validation analysis : 0.0.1.dev113
Mogul : 1.8.4, CSD as541be (2020)
MolProbity : 4.02b-467
Percentile statistics : 20231227.v01 (using entries in the PDB archive December 27th 2023)
MapQ : 1.9.13
Ideal geometry (proteins) : Engh & Huber (2001)
Ideal geometry (DNA, RNA) : Parkinson et al. (1996)
Validation Pipeline (wwPDB-VP) : 2.39

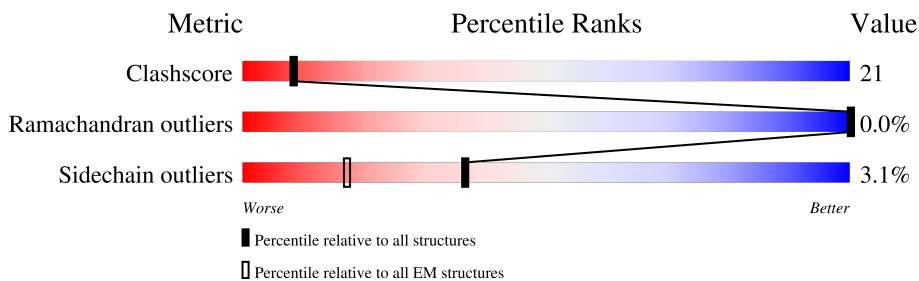
1 Overall quality at a glance

The following experimental techniques were used to determine the structure:

ELECTRON MICROSCOPY

The reported resolution of this entry is 5.60 Å.

Percentile scores (ranging between 0-100) for global validation metrics of the entry are shown in the following graphic. The table shows the number of entries on which the scores are based.



Metric	Whole archive (#Entries)	EM structures (#Entries)
Clashscore	210492	15764
Ramachandran outliers	207382	16835
Sidechain outliers	206894	16415

The table below summarises the geometric issues observed across the polymeric chains and their fit to the map. The red, orange, yellow and green segments of the bar indicate the fraction of residues that contain outliers for ≥ 3 , 2, 1 and 0 types of geometric quality criteria respectively. A grey segment represents the fraction of residues that are not modelled. The numeric value for each fraction is indicated below the corresponding segment, with a dot representing fractions $\leq 5\%$. The upper red bar (where present) indicates the fraction of residues that have poor fit to the EM map (all-atom inclusion $< 40\%$). The numeric value is given above the bar.

Mol	Chain	Length	Quality of chain
1	A	1580	
2	C	537	
3	D	821	
4	E	182	
5	F	554	
6	B	913	
7	G	538	
7	H	538	






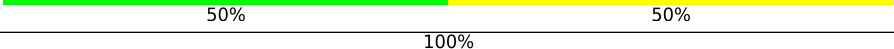
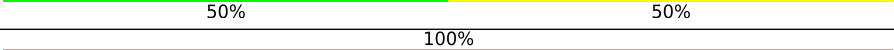
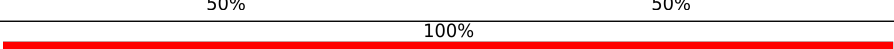

Continued on next page...

Continued from previous page...

Mol	Chain	Length	Quality of chain
7	I	538	 6% 56% 36% 7%
7	J	538	 6% 55% 36% 7%
7	K	538	 6% 56% 36% 7%
7	L	538	 5% 53% 39% 7%
7	M	538	 5% 54% 37% 7%
7	N	538	 8% 55% 36% 7%
7	O	538	 6% 54% 38% 7%
7	P	538	 8% 53% 39% 7%
7	Q	538	 7% 54% 37% 7%
7	R	538	 9% 53% 39% 7%
7	S	538	 12% 53% 39% 7%
7	T	538	 17% 53% 38% 7%
7	U	538	 21% 53% 38% 7%
7	V	538	 32% 51% 40% 7%
7	W	538	 51% 51% 41% 7%
7	X	538	 82% 56% 36% 7%
8	Y	3	 100%
9	Z	2	 100%
9	a	2	 50% 50%
9	b	2	 50% 50%
9	c	2	 50% 50%
9	d	2	 50% 50%
9	e	2	 50% 50%
9	f	2	 50% 50%
9	g	2	 50% 50%

Continued on next page...

Continued from previous page...

Mol	Chain	Length	Quality of chain
9	h	2	50% 
9	i	2	50% 
9	j	2	50% 
9	k	2	50% 
9	l	2	50% 
9	m	2	50% 
9	n	2	50% 
9	o	2	100% 
9	p	2	100% 
9	q	2	100% 
9	r	2	100% 
9	s	2	100% 

2 Entry composition [i](#)

There are 10 unique types of molecules in this entry. The entry contains 102310 atoms, of which 0 are hydrogens and 0 are deuteriums.

In the tables below, the AltConf column contains the number of residues with at least one atom in alternate conformation and the Trace column contains the number of residues modelled with at most 2 atoms.

- Molecule 1 is a protein called Complement C5, Complement C5.

Mol	Chain	Residues	Atoms					AltConf	Trace
			Total	C	N	O	S		
1	A	1223	9686	6226	1594	1839	27	0	0

- Molecule 2 is a protein called Complement component C8 beta chain.

Mol	Chain	Residues	Atoms					AltConf	Trace
			Total	C	N	O	S		
2	C	513	4119	2576	729	780	34	0	0

- Molecule 3 is a protein called Complement component C7.

Mol	Chain	Residues	Atoms					AltConf	Trace
			Total	C	N	O	S		
3	D	657	5129	3190	896	1001	42	0	0

- Molecule 4 is a protein called Complement component C8 gamma chain.

Mol	Chain	Residues	Atoms					AltConf	Trace
			Total	C	N	O	S		
4	E	165	1295	828	224	239	4	0	0

- Molecule 5 is a protein called Complement component C8 alpha chain.

Mol	Chain	Residues	Atoms					AltConf	Trace
			Total	C	N	O	S		
5	F	511	4017	2492	701	787	37	0	0

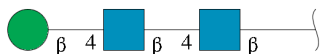
- Molecule 6 is a protein called Complement component C6.

Mol	Chain	Residues	Atoms					AltConf	Trace
			Total	C	N	O	S		
6	B	690	5427	3367	952	1058	50	0	0

- Molecule 7 is a protein called Complement component C9.

Mol	Chain	Residues	Atoms					AltConf	Trace
			Total	C	N	O	S		
7	G	501	Total 3977	C 2488	N 691	O 767	S 31	0	0
7	P	501	Total 3977	C 2488	N 691	O 767	S 31	0	0
7	H	501	Total 3977	C 2488	N 691	O 767	S 31	0	0
7	I	501	Total 3977	C 2488	N 691	O 767	S 31	0	0
7	J	501	Total 3977	C 2488	N 691	O 767	S 31	0	0
7	K	501	Total 3977	C 2488	N 691	O 767	S 31	0	0
7	L	501	Total 3977	C 2488	N 691	O 767	S 31	0	0
7	M	501	Total 3977	C 2488	N 691	O 767	S 31	0	0
7	N	501	Total 3973	C 2486	N 690	O 766	S 31	0	0
7	O	501	Total 3977	C 2488	N 691	O 767	S 31	0	0
7	Q	501	Total 3977	C 2488	N 691	O 767	S 31	0	0
7	R	501	Total 3977	C 2488	N 691	O 767	S 31	0	0
7	S	501	Total 3977	C 2488	N 691	O 767	S 31	0	0
7	T	501	Total 3977	C 2488	N 691	O 767	S 31	0	0
7	U	501	Total 3977	C 2488	N 691	O 767	S 31	0	0
7	V	501	Total 3951	C 2474	N 686	O 760	S 31	0	0
7	W	501	Total 3941	C 2466	N 682	O 762	S 31	0	0
7	X	501	Total 3977	C 2488	N 691	O 767	S 31	0	0

- Molecule 8 is an oligosaccharide called beta-D-mannopyranose-(1-4)-2-acetamido-2-deoxy-beta-D-glucopyranose-(1-4)-2-acetamido-2-deoxy-beta-D-glucopyranose.



Mol	Chain	Residues	Atoms				AltConf	Trace
			Total	C	N	O		
8	Y	3	39	22	2	15	0	0

- Molecule 9 is an oligosaccharide called 2-acetamido-2-deoxy-beta-D-glucopyranose-(1-4)-2-acetamido-2-deoxy-beta-D-glucopyranose.



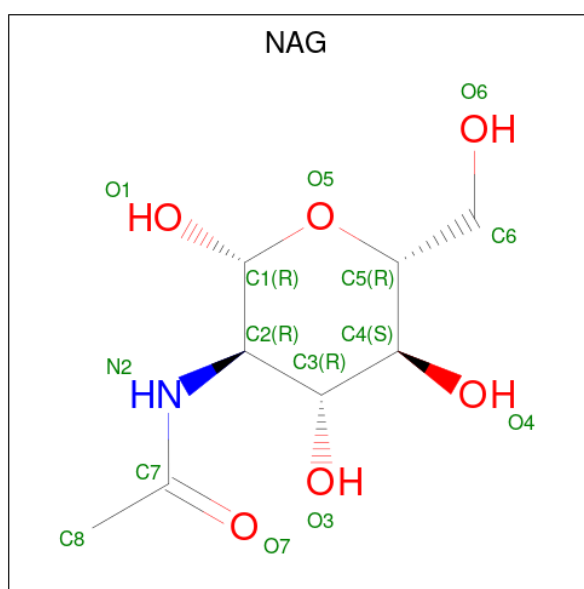
Mol	Chain	Residues	Atoms				AltConf	Trace
			Total	C	N	O		
9	Z	2	28	16	2	10	0	0
9	a	2	28	16	2	10	0	0
9	b	2	28	16	2	10	0	0
9	c	2	28	16	2	10	0	0
9	d	2	28	16	2	10	0	0
9	e	2	28	16	2	10	0	0
9	f	2	28	16	2	10	0	0
9	g	2	28	16	2	10	0	0
9	h	2	28	16	2	10	0	0
9	i	2	28	16	2	10	0	0
9	j	2	28	16	2	10	0	0
9	k	2	28	16	2	10	0	0
9	l	2	28	16	2	10	0	0
9	m	2	28	16	2	10	0	0

Continued on next page...

Continued from previous page...

Mol	Chain	Residues	Atoms				AltConf	Trace
			Total	C	N	O		
9	n	2	Total 28	C 16	N 2	O 10	0	0
9	o	2	Total 28	C 16	N 2	O 10	0	0
9	p	2	Total 28	C 16	N 2	O 10	0	0
9	q	2	Total 28	C 16	N 2	O 10	0	0
9	r	2	Total 28	C 16	N 2	O 10	0	0
9	s	2	Total 28	C 16	N 2	O 10	0	0

- Molecule 10 is 2-acetamido-2-deoxy-beta-D-glucopyranose (three-letter code: NAG) (formula: C₈H₁₅NO₆).



Mol	Chain	Residues	Atoms				AltConf
			Total	C	N	O	
10	F	1	Total 14	C 8	N 1	O 5	0
10	G	1	Total 14	C 8	N 1	O 5	0
10	G	1	Total 14	C 8	N 1	O 5	0
10	P	1	Total 14	C 8	N 1	O 5	0
10	P	1	Total 14	C 8	N 1	O 5	0

Continued on next page...

Continued from previous page...

Mol	Chain	Residues	Atoms				AltConf
			Total	C	N	O	
10	H	1	Total 14	C 8	N 1	O 5	0
10	H	1	Total 14	C 8	N 1	O 5	0
10	I	1	Total 14	C 8	N 1	O 5	0
10	I	1	Total 14	C 8	N 1	O 5	0
10	J	1	Total 14	C 8	N 1	O 5	0
10	J	1	Total 14	C 8	N 1	O 5	0
10	K	1	Total 14	C 8	N 1	O 5	0
10	K	1	Total 14	C 8	N 1	O 5	0
10	L	1	Total 14	C 8	N 1	O 5	0
10	L	1	Total 14	C 8	N 1	O 5	0
10	M	1	Total 14	C 8	N 1	O 5	0
10	M	1	Total 14	C 8	N 1	O 5	0
10	N	1	Total 14	C 8	N 1	O 5	0
10	N	1	Total 14	C 8	N 1	O 5	0
10	O	1	Total 14	C 8	N 1	O 5	0
10	O	1	Total 14	C 8	N 1	O 5	0
10	Q	1	Total 14	C 8	N 1	O 5	0
10	Q	1	Total 14	C 8	N 1	O 5	0
10	R	1	Total 14	C 8	N 1	O 5	0
10	R	1	Total 14	C 8	N 1	O 5	0
10	S	1	Total 14	C 8	N 1	O 5	0

Continued on next page...


Continued from previous page...

Mol	Chain	Residues	Atoms				AltConf
			Total	C	N	O	
10	S	1	Total 14	8	1	5	0
10	T	1	Total 14	8	1	5	0
10	T	1	Total 14	8	1	5	0
10	U	1	Total 14	8	1	5	0
10	U	1	Total 14	8	1	5	0
10	V	1	Total 14	8	1	5	0
10	V	1	Total 14	8	1	5	0
10	W	1	Total 14	8	1	5	0
10	W	1	Total 14	8	1	5	0
10	X	1	Total 14	8	1	5	0
10	X	1	Total 14	8	1	5	0

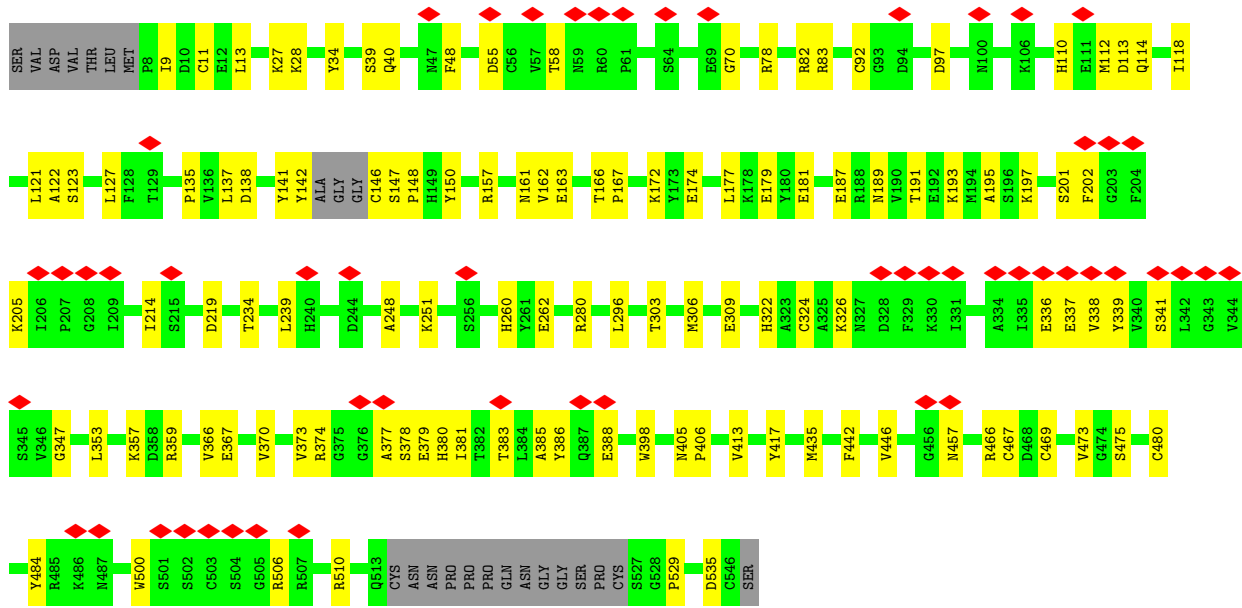
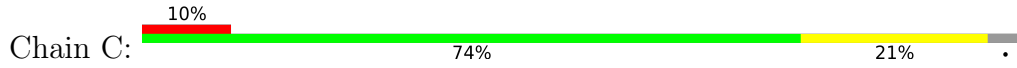
3 Residue-property plots

These plots are drawn for all protein, RNA, DNA and oligosaccharide chains in the entry. The first graphic for a chain summarises the proportions of the various outlier classes displayed in the second graphic. The second graphic shows the sequence view annotated by issues in geometry and atom inclusion in map density. Residues are color-coded according to the number of geometric quality criteria for which they contain at least one outlier: green = 0, yellow = 1, orange = 2 and red = 3 or more. A red diamond above a residue indicates a poor fit to the EM map for this residue (all-atom inclusion < 40%). Stretches of 2 or more consecutive residues without any outlier are shown as a green connector. Residues present in the sample, but not in the model, are shown in grey.

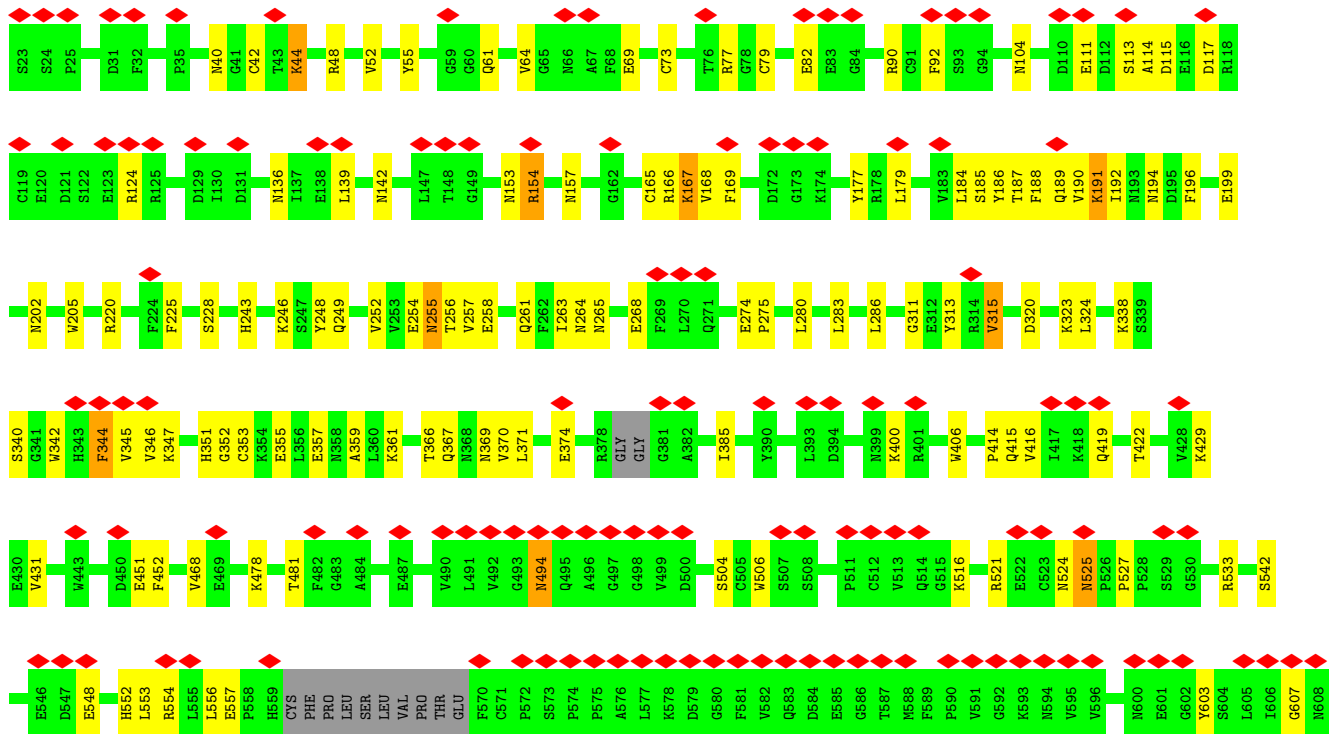
• Molecule 1: Complement C5, Complement C5



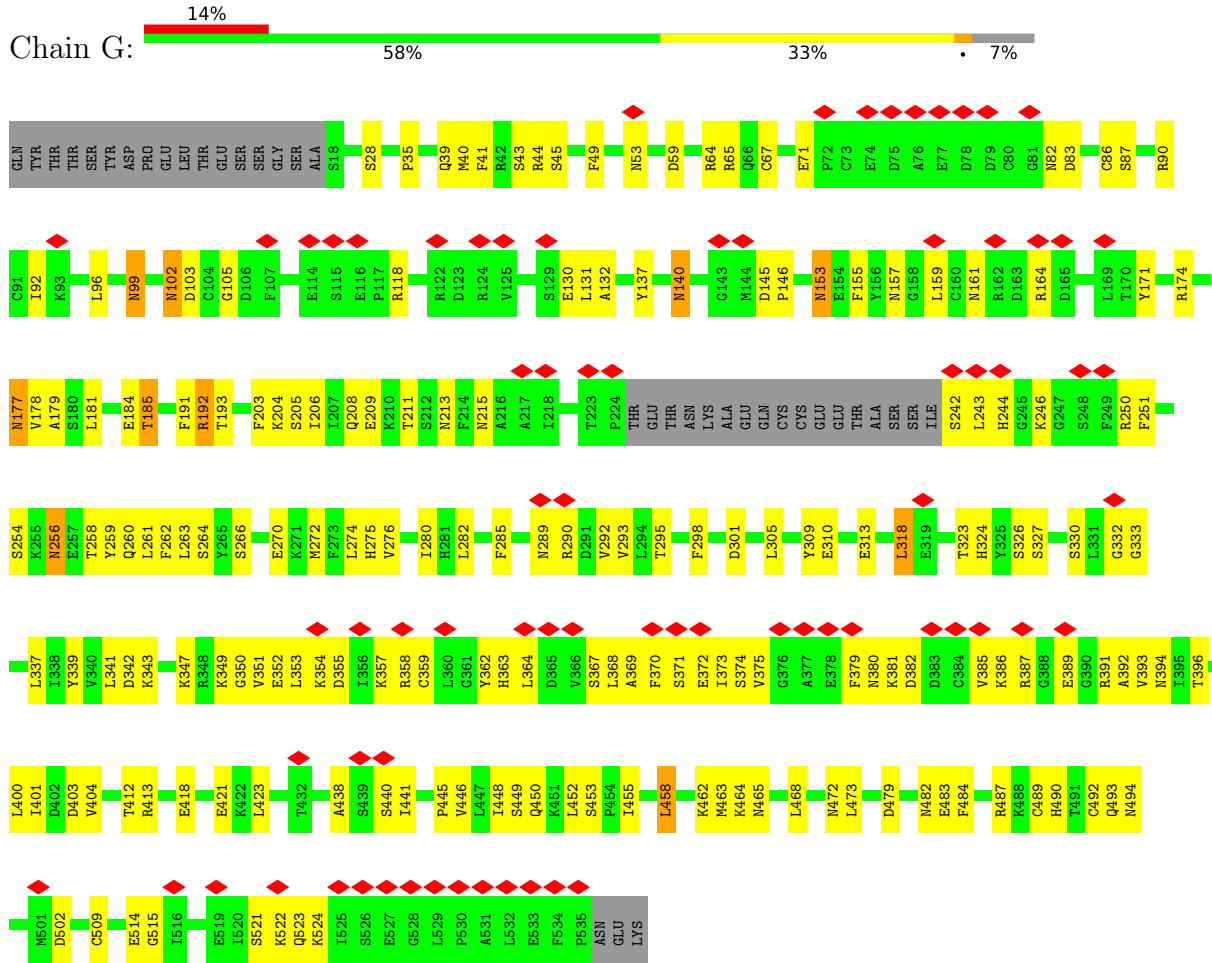
• Molecule 2: Complement component C8 beta chain



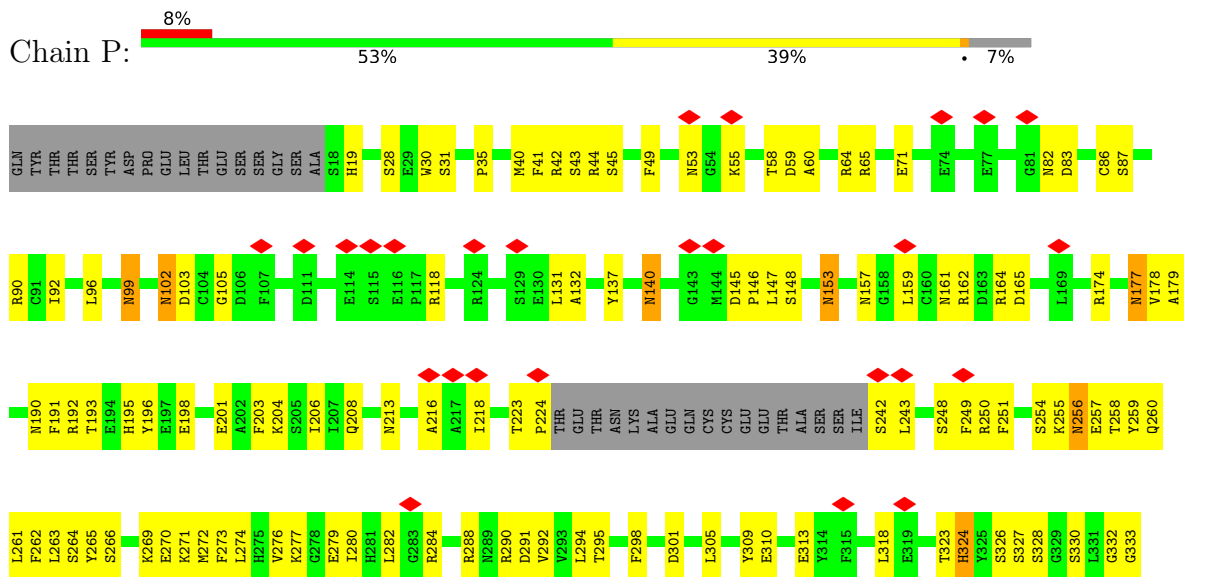
• Molecule 3: Complement component C7

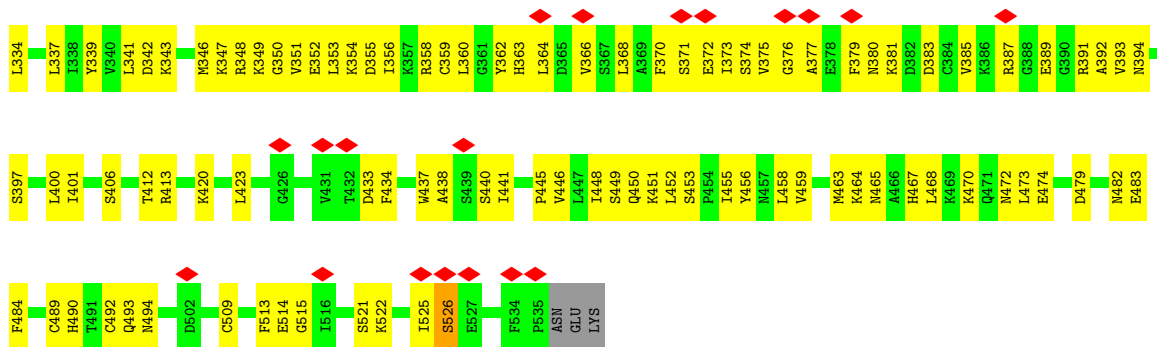


• Molecule 7: Complement component C9

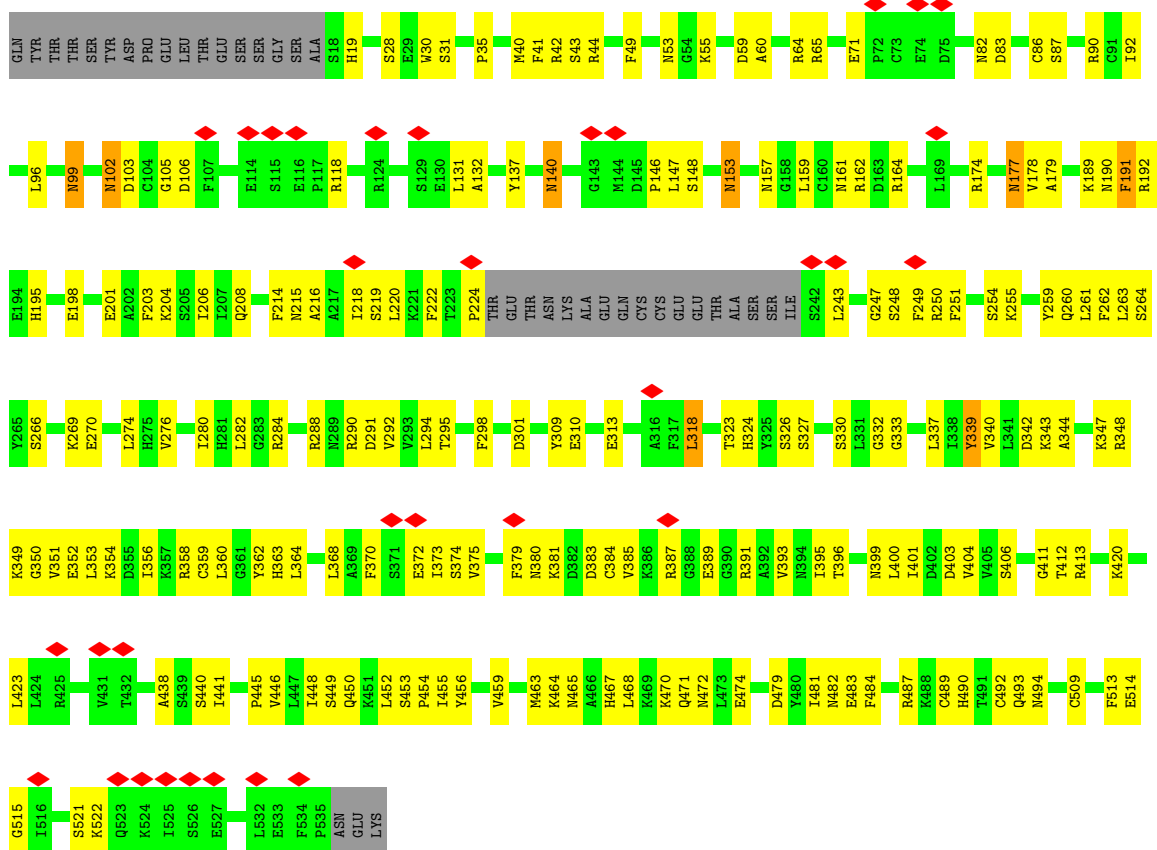


• Molecule 7: Complement component C9



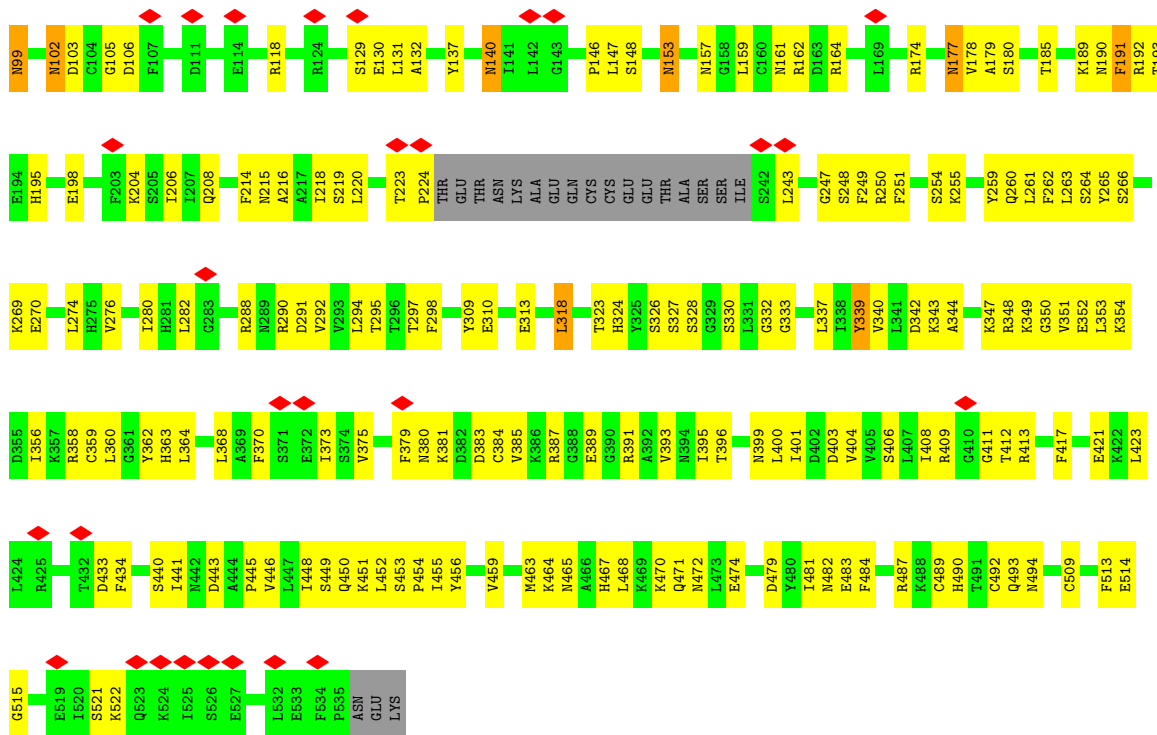


• Molecule 7: Complement component C9

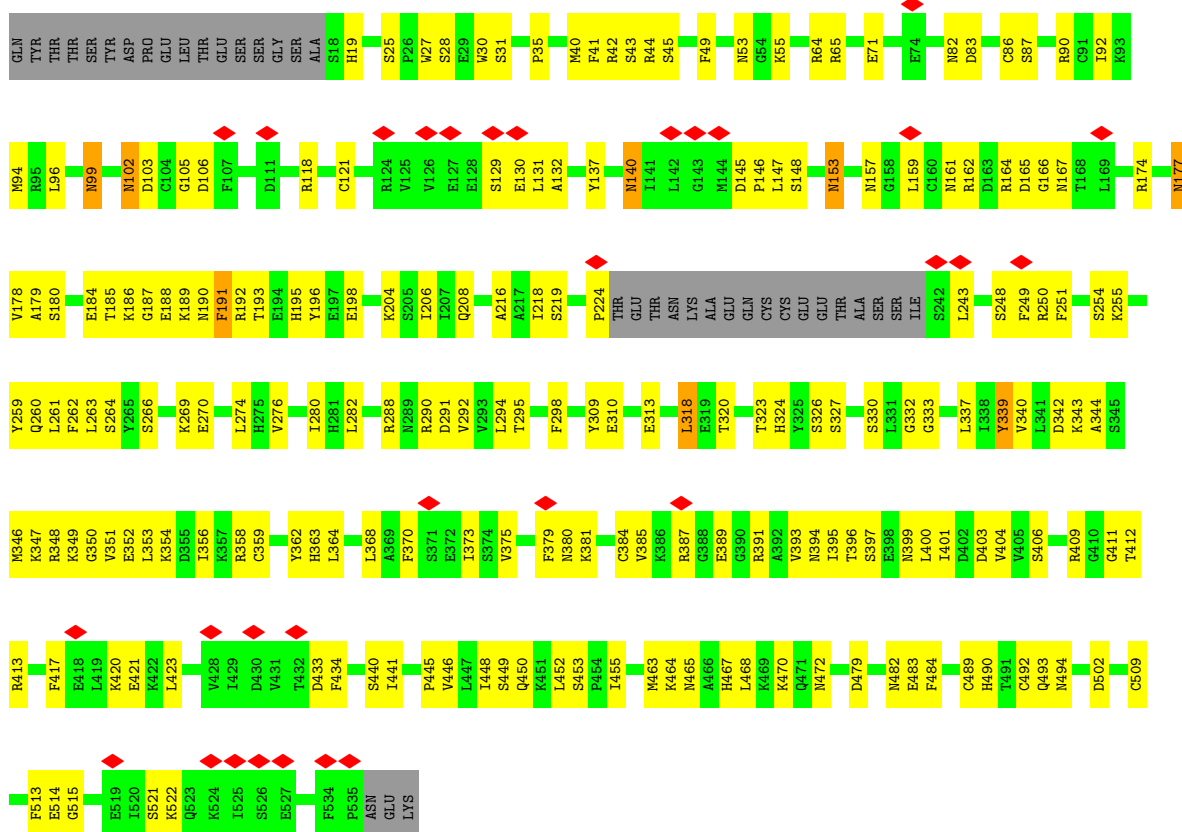


• Molecule 7: Complement component C9

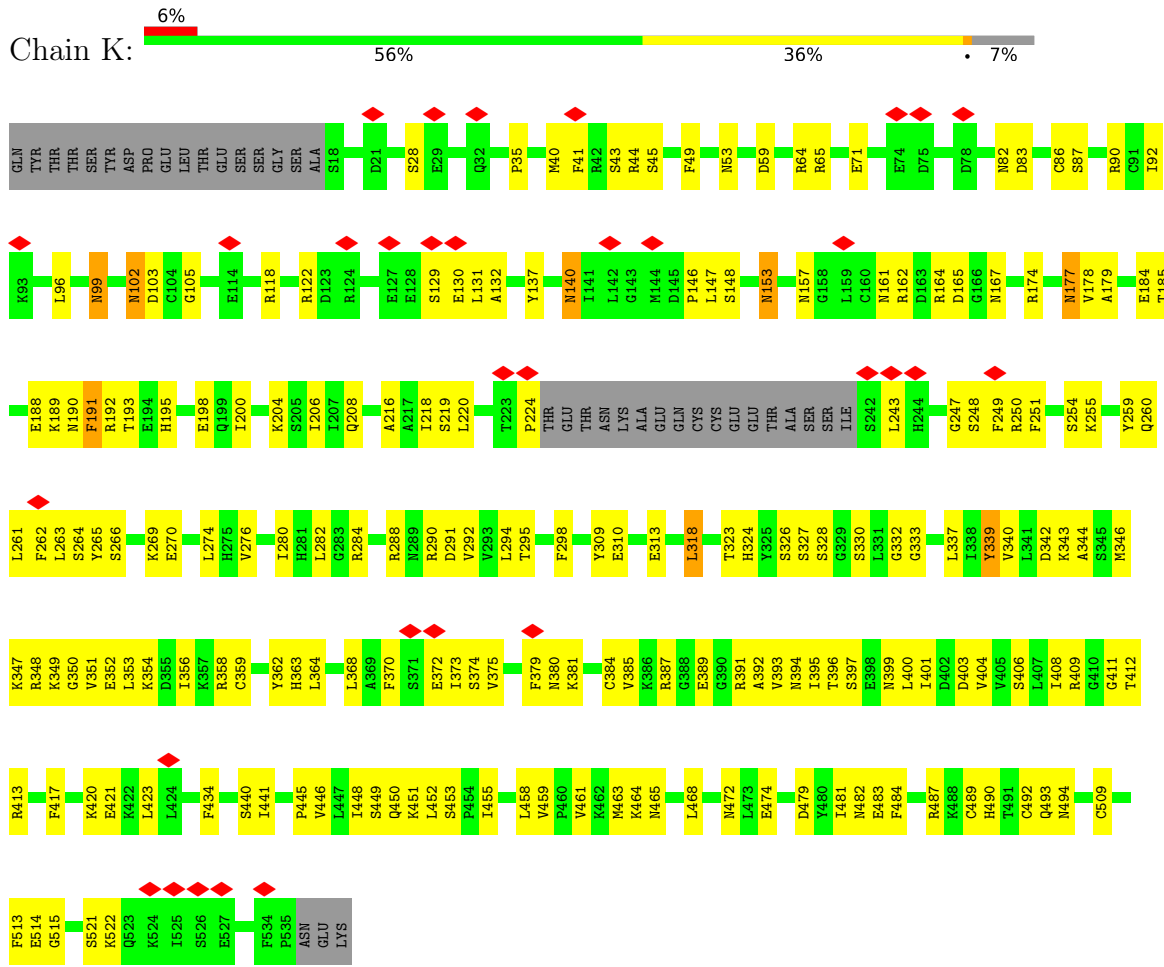




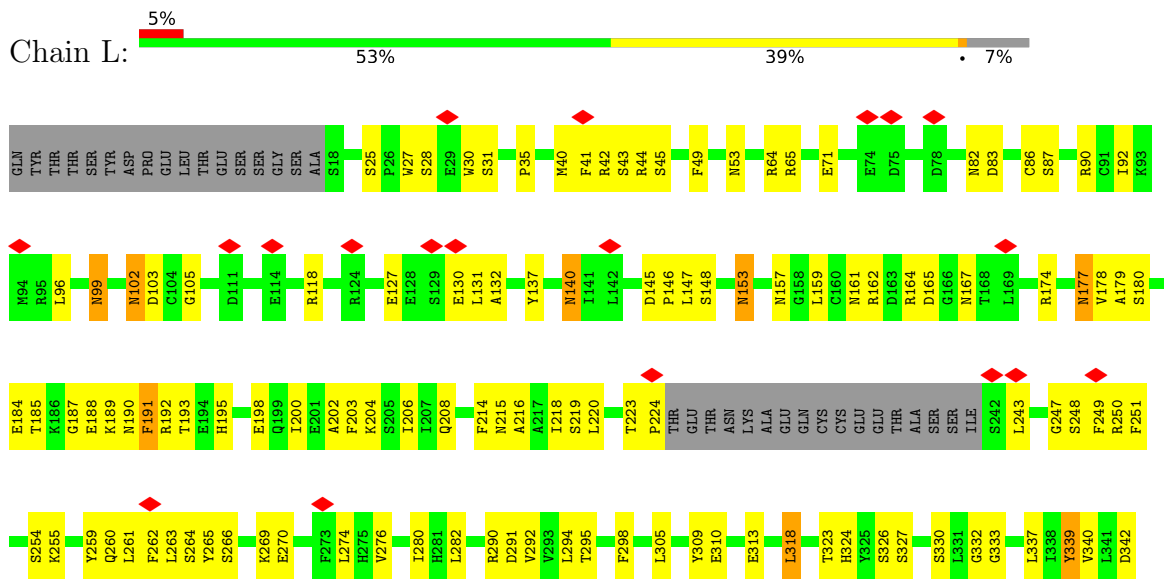
• Molecule 7: Complement component C9

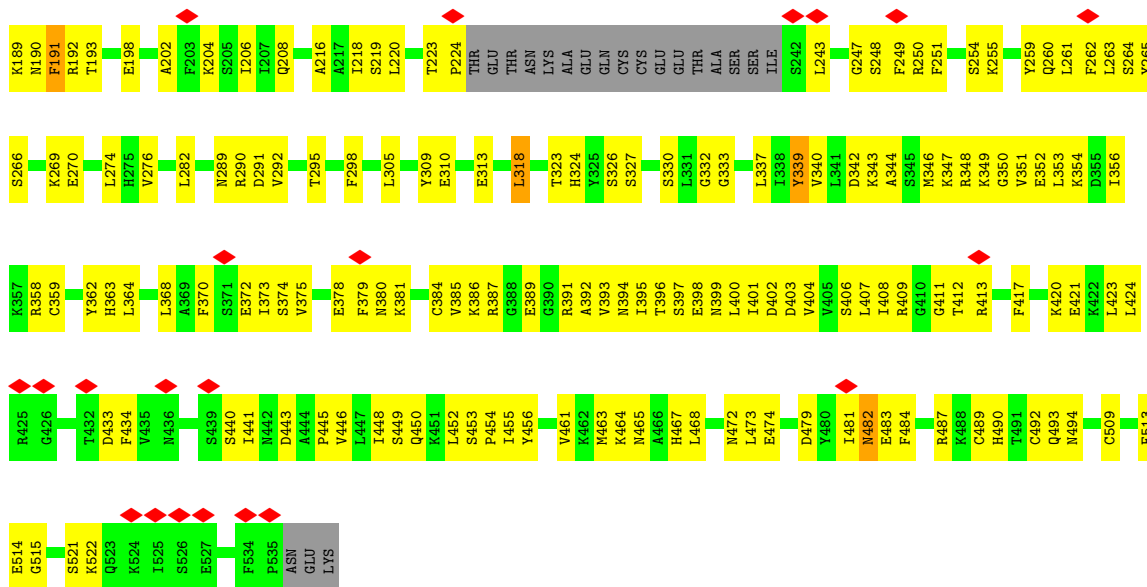


• Molecule 7: Complement component C9

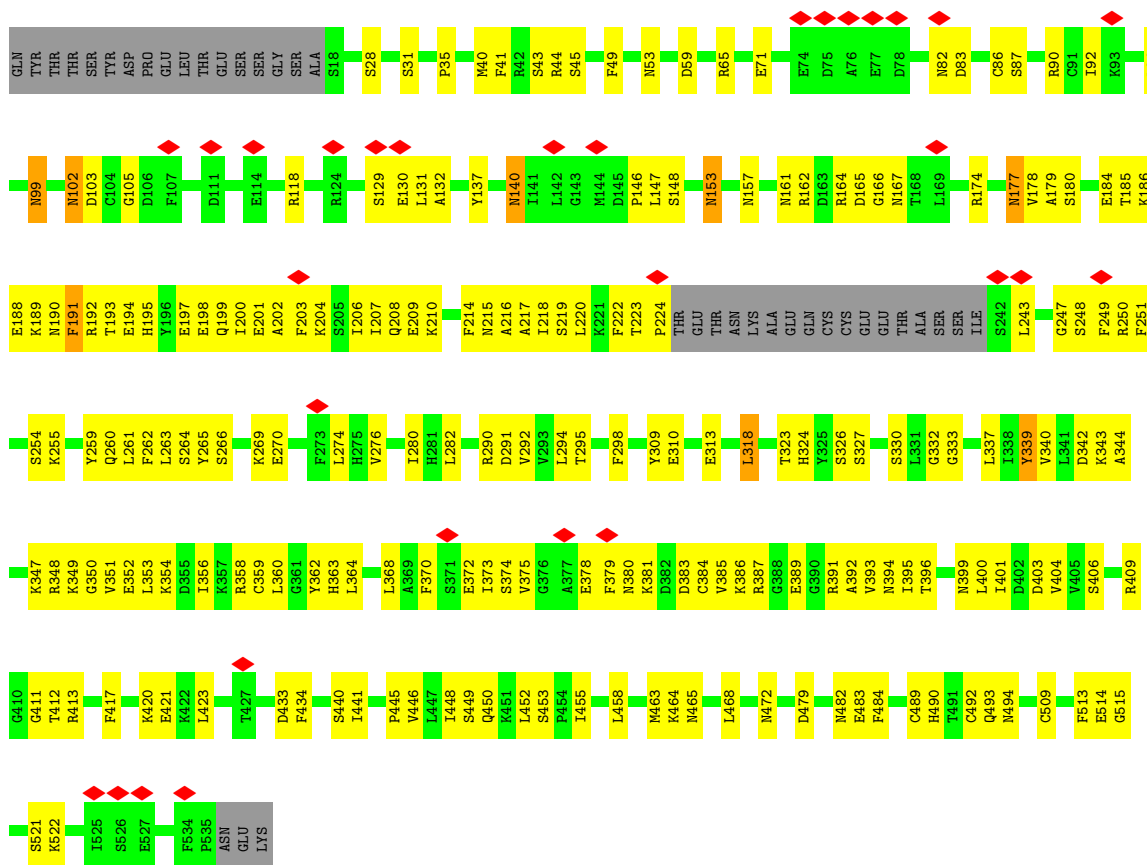


• Molecule 7: Complement component C9



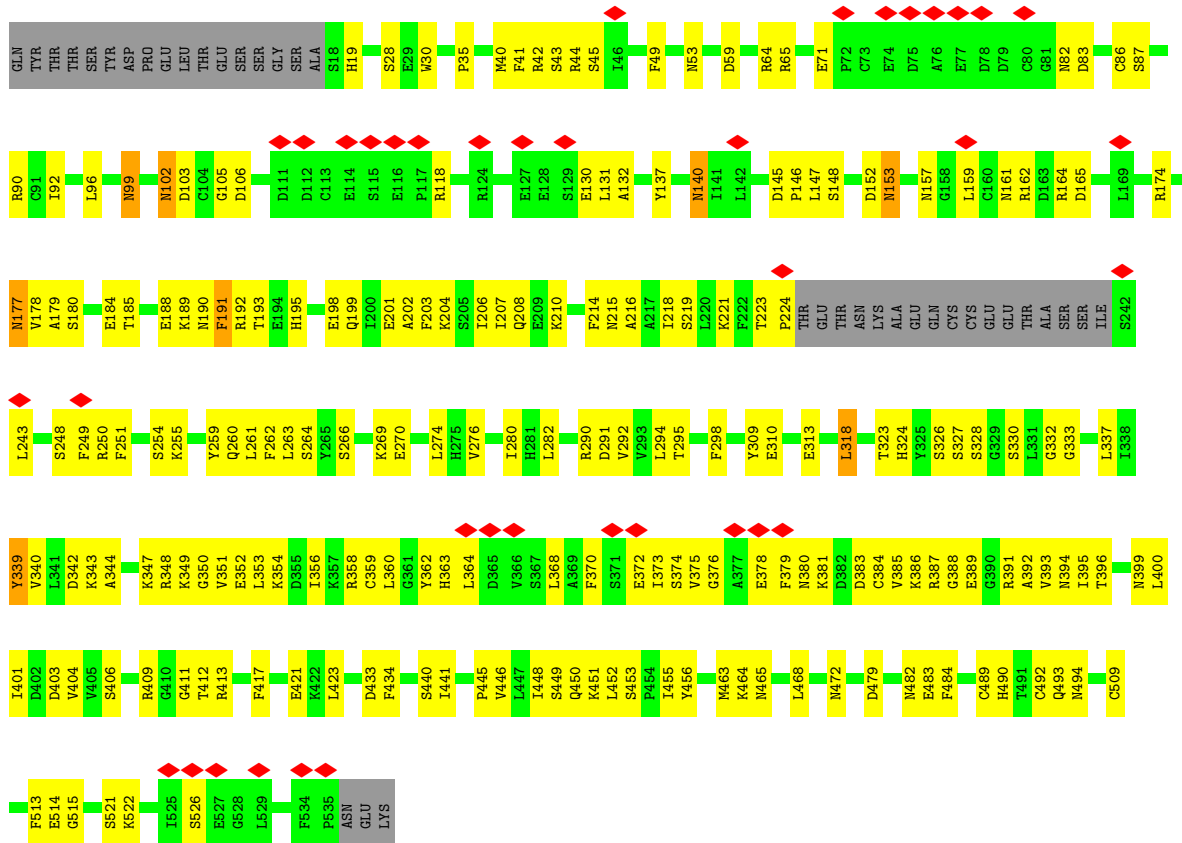


• Molecule 7: Complement component C9

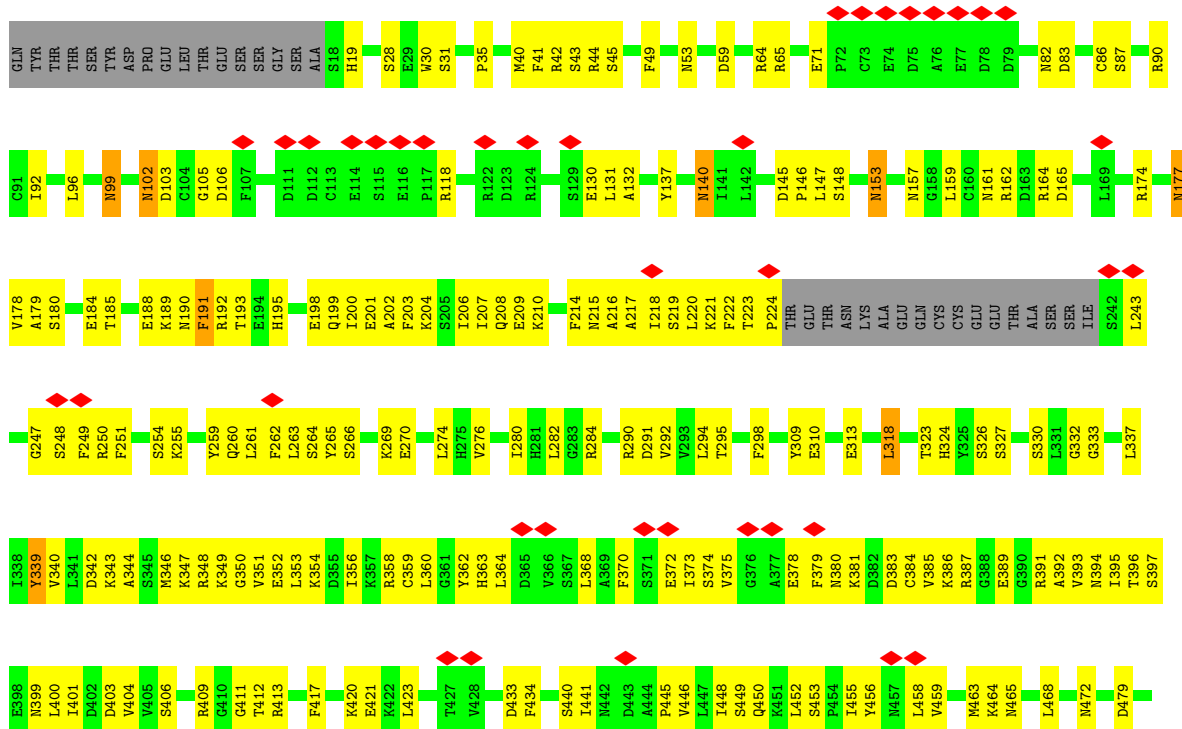


• Molecule 7: Complement component C9



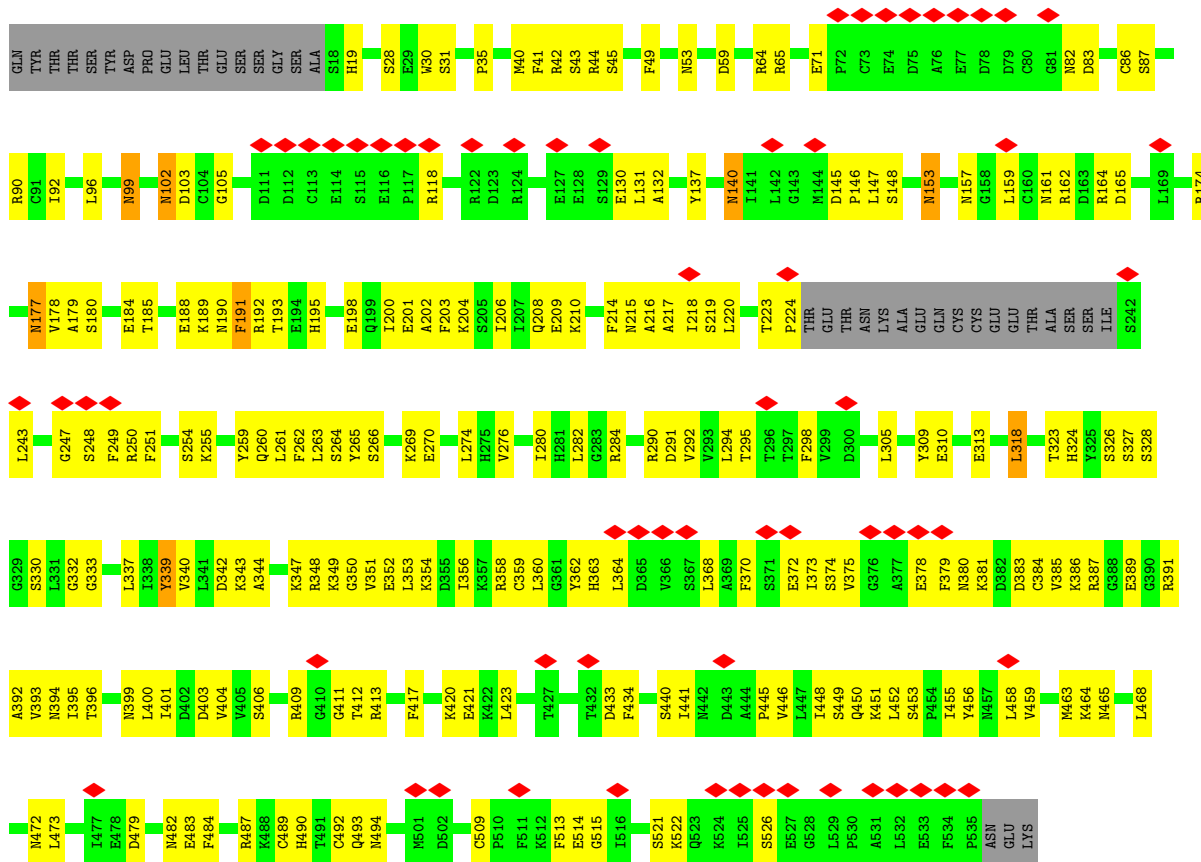


• Molecule 7: Complement component C9

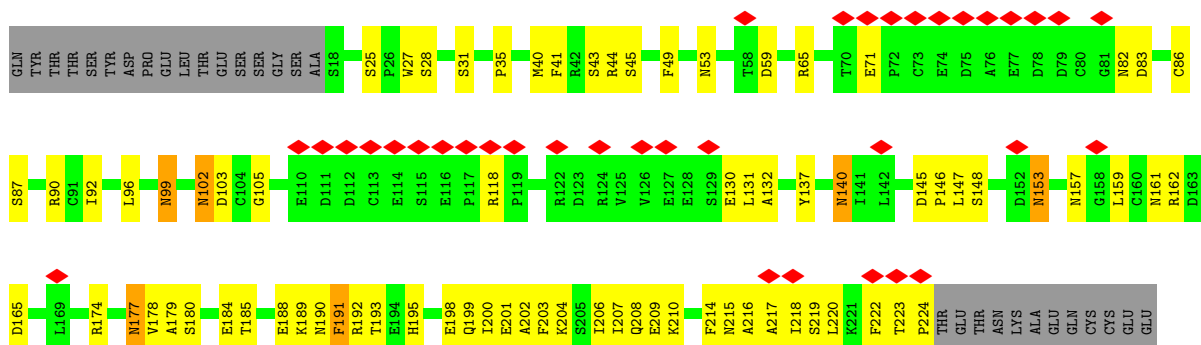


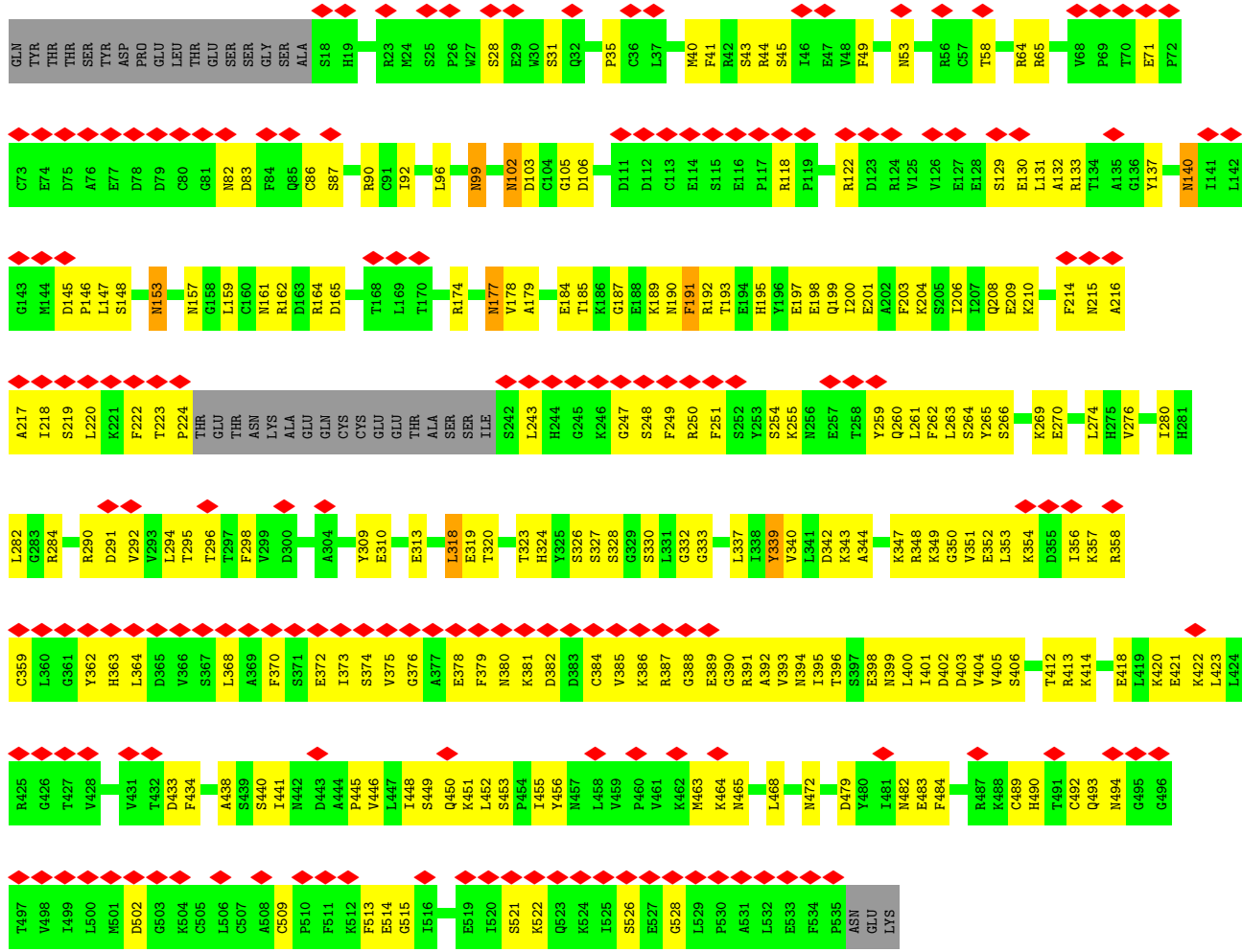


• Molecule 7: Complement component C9

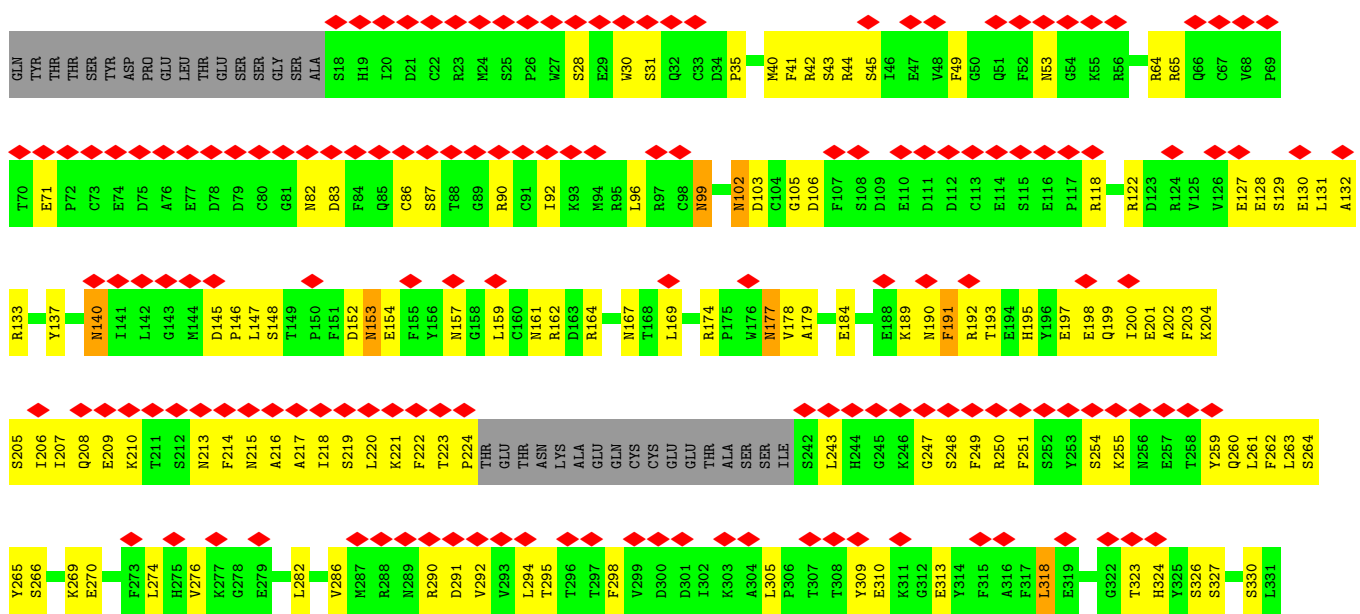


• Molecule 7: Complement component C9



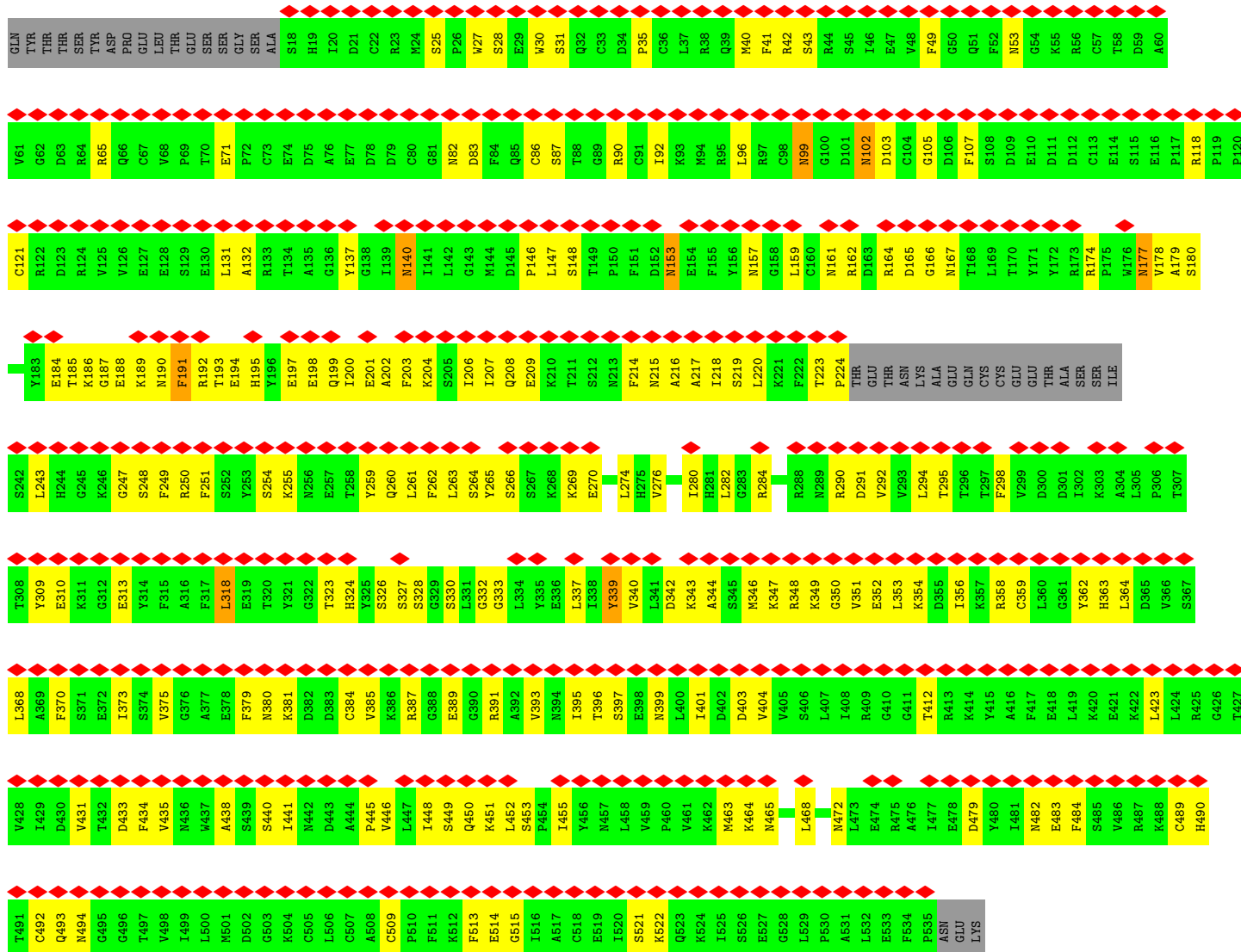
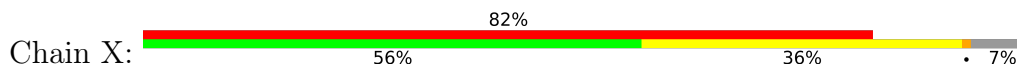


• Molecule 7: Complement component C9





• Molecule 7: Complement component C9



- Molecule 8: beta-D-mannopyranose-(1-4)-2-acetamido-2-deoxy-beta-D-glucopyranose-(1-4)-2-acetamido-2-deoxy-beta-D-glucopyranose

Chain Y: 



- Molecule 9: 2-acetamido-2-deoxy-beta-D-glucopyranose-(1-4)-2-acetamido-2-deoxy-beta-D-glucopyranose

Chain Z: 



- Molecule 9: 2-acetamido-2-deoxy-beta-D-glucopyranose-(1-4)-2-acetamido-2-deoxy-beta-D-glucopyranose

Chain a: 



- Molecule 9: 2-acetamido-2-deoxy-beta-D-glucopyranose-(1-4)-2-acetamido-2-deoxy-beta-D-glucopyranose

Chain b: 



- Molecule 9: 2-acetamido-2-deoxy-beta-D-glucopyranose-(1-4)-2-acetamido-2-deoxy-beta-D-glucopyranose

Chain c: 



- Molecule 9: 2-acetamido-2-deoxy-beta-D-glucopyranose-(1-4)-2-acetamido-2-deoxy-beta-D-glucopyranose

Chain d: 



- Molecule 9: 2-acetamido-2-deoxy-beta-D-glucopyranose-(1-4)-2-acetamido-2-deoxy-beta-D-glucopyranose



- Molecule 9: 2-acetamido-2-deoxy-beta-D-glucopyranose-(1-4)-2-acetamido-2-deoxy-beta-D-glucopyranose



- Molecule 9: 2-acetamido-2-deoxy-beta-D-glucopyranose-(1-4)-2-acetamido-2-deoxy-beta-D-glucopyranose



- Molecule 9: 2-acetamido-2-deoxy-beta-D-glucopyranose-(1-4)-2-acetamido-2-deoxy-beta-D-glucopyranose



- Molecule 9: 2-acetamido-2-deoxy-beta-D-glucopyranose-(1-4)-2-acetamido-2-deoxy-beta-D-glucopyranose



- Molecule 9: 2-acetamido-2-deoxy-beta-D-glucopyranose-(1-4)-2-acetamido-2-deoxy-beta-D-glucopyranose



- Molecule 9: 2-acetamido-2-deoxy-beta-D-glucopyranose-(1-4)-2-acetamido-2-deoxy-beta-D-glucopyranose



- Molecule 9: 2-acetamido-2-deoxy-beta-D-glucopyranose-(1-4)-2-acetamido-2-deoxy-beta-D-glucopyranose



- Molecule 9: 2-acetamido-2-deoxy-beta-D-glucopyranose-(1-4)-2-acetamido-2-deoxy-beta-D-glucopyranose



- Molecule 9: 2-acetamido-2-deoxy-beta-D-glucopyranose-(1-4)-2-acetamido-2-deoxy-beta-D-glucopyranose



- Molecule 9: 2-acetamido-2-deoxy-beta-D-glucopyranose-(1-4)-2-acetamido-2-deoxy-beta-D-glucopyranose



- Molecule 9: 2-acetamido-2-deoxy-beta-D-glucopyranose-(1-4)-2-acetamido-2-deoxy-beta-D-glucopyranose



- Molecule 9: 2-acetamido-2-deoxy-beta-D-glucopyranose-(1-4)-2-acetamido-2-deoxy-beta-D-glucopyranose



- Molecule 9: 2-acetamido-2-deoxy-beta-D-glucopyranose-(1-4)-2-acetamido-2-deoxy-beta-D-glucopyranose



- Molecule 9: 2-acetamido-2-deoxy-beta-D-glucopyranose-(1-4)-2-acetamido-2-deoxy-beta-D-glucopyranose



4 Experimental information

Property	Value	Source
EM reconstruction method	SINGLE PARTICLE	Depositor
Imposed symmetry	POINT, C1	Depositor
Number of particles used	81968	Depositor
Resolution determination method	FSC 0.143 CUT-OFF	Depositor
CTF correction method	PHASE FLIPPING AND AMPLITUDE CORRECTION	Depositor
Microscope	FEI TITAN KRIOS	Depositor
Voltage (kV)	300	Depositor
Electron dose ($e^-/\text{\AA}^2$)	50	Depositor
Minimum defocus (nm)	Not provided	
Maximum defocus (nm)	Not provided	
Magnification	59000	Depositor
Image detector	FEI FALCON II (4k x 4k)	Depositor
Maximum map value	0.308	Depositor
Minimum map value	-0.146	Depositor
Average map value	0.000	Depositor
Map value standard deviation	0.011	Depositor
Recommended contour level	0.06	Depositor
Map size (Å)	498.24, 498.24, 498.24	wwPDB
Map dimensions	360, 360, 360	wwPDB
Map angles (°)	90.0, 90.0, 90.0	wwPDB
Pixel spacing (Å)	1.384, 1.384, 1.384	Depositor

5 Model quality i

5.1 Standard geometry i

Bond lengths and bond angles in the following residue types are not validated in this section: NAG, BMA

The Z score for a bond length (or angle) is the number of standard deviations the observed value is removed from the expected value. A bond length (or angle) with $|Z| > 5$ is considered an outlier worth inspection. RMSZ is the root-mean-square of all Z scores of the bond lengths (or angles).

Mol	Chain	Bond lengths		Bond angles	
		RMSZ	# Z >5	RMSZ	# Z >5
1	A	0.24	0/9902	0.44	1/13446 (0.0%)
2	C	0.24	0/4211	0.42	0/5677
3	D	0.25	0/5254	0.44	0/7104
4	E	0.24	0/1323	0.41	0/1794
5	F	0.25	0/4096	0.42	0/5509
6	B	0.25	0/5540	0.42	0/7476
7	G	0.25	0/4054	0.43	0/5458
7	H	0.25	0/4054	0.43	0/5458
7	I	0.25	0/4054	0.43	0/5458
7	J	0.25	0/4054	0.43	0/5458
7	K	0.25	0/4054	0.43	0/5458
7	L	0.25	0/4054	0.43	0/5458
7	M	0.25	0/4054	0.43	0/5458
7	N	0.26	0/4050	0.43	0/5453
7	O	0.25	0/4054	0.43	0/5458
7	P	0.25	0/4054	0.43	0/5458
7	Q	0.25	0/4054	0.43	0/5458
7	R	0.25	0/4054	0.43	0/5458
7	S	0.25	0/4054	0.43	0/5458
7	T	0.26	0/4054	0.43	0/5458
7	U	0.26	0/4054	0.43	0/5458
7	V	0.25	0/4028	0.43	0/5427
7	W	0.26	0/4017	0.43	0/5412
7	X	0.25	0/4054	0.43	0/5458
All	All	0.25	0/103231	0.43	1/139168 (0.0%)

Chiral center outliers are detected by calculating the chiral volume of a chiral center and verifying if the center is modelled as a planar moiety or with the opposite hand. A planarity outlier is detected by checking planarity of atoms in a peptide group, atoms in a mainchain group or atoms of a sidechain that are expected to be planar.

Mol	Chain	#Chirality outliers	#Planarity outliers
1	A	0	1
3	D	0	1
5	F	0	1
All	All	0	3

There are no bond length outliers.

All (1) bond angle outliers are listed below:

Mol	Chain	Res	Type	Atoms	Z	Observed($^{\circ}$)	Ideal($^{\circ}$)
1	A	61	ASP	C-N-CA	5.28	134.89	121.70

There are no chirality outliers.

All (3) planarity outliers are listed below:

Mol	Chain	Res	Type	Group
1	A	100	SER	Peptide
3	D	557	GLU	Peptide
5	F	488	GLN	Peptide

5.2 Too-close contacts [i](#)

In the following table, the Non-H and H(model) columns list the number of non-hydrogen atoms and hydrogen atoms in the chain respectively. The H(added) column lists the number of hydrogen atoms added and optimized by MolProbity. The Clashes column lists the number of clashes within the asymmetric unit, whereas Symm-Clashes lists symmetry-related clashes.

Mol	Chain	Non-H	H(model)	H(added)	Clashes	Symm-Clashes
1	A	9686	0	9674	179	0
2	C	4119	0	3949	77	0
3	D	5129	0	4822	119	0
4	E	1295	0	1259	20	0
5	F	4017	0	3796	120	0
6	B	5427	0	5152	116	0
7	G	3977	0	3841	181	0
7	H	3977	0	3839	214	0
7	I	3977	0	3839	254	0
7	J	3977	0	3839	256	0
7	K	3977	0	3838	222	0
7	L	3977	0	3839	272	0
7	M	3977	0	3836	293	0
7	N	3973	0	3833	316	0

Continued on next page...

Continued from previous page...

Mol	Chain	Non-H	H(model)	H(added)	Clashes	Symm-Clashes
7	O	3977	0	3839	296	0
7	P	3977	0	3841	212	0
7	Q	3977	0	3839	244	0
7	R	3977	0	3839	249	0
7	S	3977	0	3839	239	0
7	T	3977	0	3839	242	0
7	U	3977	0	3839	276	0
7	V	3951	0	3799	414	0
7	W	3941	0	3782	495	0
7	X	3977	0	3839	306	0
8	Y	39	0	31	0	0
9	Z	28	0	25	2	0
9	a	28	0	25	0	0
9	b	28	0	25	0	0
9	c	28	0	25	0	0
9	d	28	0	25	0	0
9	e	28	0	25	0	0
9	f	28	0	25	0	0
9	g	28	0	25	0	0
9	h	28	0	25	0	0
9	i	28	0	25	0	0
9	j	28	0	25	0	0
9	k	28	0	25	0	0
9	l	28	0	25	0	0
9	m	28	0	25	0	0
9	n	28	0	25	0	0
9	o	28	0	25	0	0
9	p	28	0	25	0	0
9	q	28	0	25	0	0
9	r	28	0	25	0	0
9	s	28	0	25	0	0
10	F	14	0	13	1	0
10	G	28	0	26	0	0
10	H	28	0	26	0	0
10	I	28	0	26	0	0
10	J	28	0	26	0	0
10	K	28	0	26	0	0
10	L	28	0	26	0	0
10	M	28	0	26	0	0
10	N	28	0	26	0	0
10	O	28	0	26	0	0
10	P	28	0	26	2	0

Continued on next page...

Continued from previous page...

Mol	Chain	Non-H	H(model)	H(added)	Clashes	Symm-Clashes
10	Q	28	0	26	0	0
10	R	28	0	26	0	0
10	S	28	0	26	0	0
10	T	28	0	26	0	0
10	U	28	0	26	0	0
10	V	28	0	26	0	0
10	W	28	0	26	0	0
10	X	28	0	26	0	0
All	All	102310	0	98663	4218	0

The all-atom clashscore is defined as the number of clashes found per 1000 atoms (including hydrogen atoms). The all-atom clashscore for this structure is 21.

All (4218) close contacts within the same asymmetric unit are listed below, sorted by their clash magnitude.

Atom-1	Atom-2	Interatomic distance (Å)	Clash overlap (Å)
3:D:225:PHE:CD1	3:D:342:TRP:HB2	1.32	1.62
3:D:225:PHE:CE1	3:D:342:TRP:HB2	1.32	1.61
7:V:58:THR:HG21	7:W:452:LEU:CB	1.21	1.60
7:W:421:GLU:CB	7:X:434:PHE:HD2	1.17	1.58
7:V:58:THR:CG2	7:W:452:LEU:HB3	1.17	1.56
6:B:586:THR:CG2	7:X:107:PHE:CD2	1.82	1.53
7:V:414:LYS:HA	7:W:435:VAL:CG1	1.31	1.53
7:V:133:ARG:HH12	7:W:164:ARG:CB	1.29	1.46
7:G:524:LYS:HG3	7:P:196:TYR:CD2	1.51	1.45
7:P:372:GLU:CG	7:H:222:PHE:HE1	1.30	1.45
6:B:586:THR:HG21	7:X:107:PHE:CD2	0.94	1.45
7:V:64:ARG:HH12	7:W:291:ASP:N	1.11	1.43
7:Q:372:GLU:CG	7:R:223:THR:O	1.66	1.43
7:W:417:PHE:CZ	7:X:280:ILE:HG13	1.54	1.42
7:I:413:ARG:NH1	7:J:282:LEU:HA	1.33	1.40
7:V:64:ARG:NH1	7:W:290:ARG:CB	1.83	1.39
7:W:421:GLU:CB	7:X:434:PHE:CD2	2.06	1.36
7:P:372:GLU:CG	7:H:222:PHE:CE1	2.06	1.36
7:M:65:ARG:HB2	7:N:467:HIS:CG	1.61	1.35
7:M:44:ARG:NH2	7:N:474:GLU:OE2	1.61	1.34
7:W:413:ARG:NH1	7:X:282:LEU:HG	1.38	1.32
7:P:242:SER:CB	7:P:371:SER:OG	1.76	1.32
7:M:19:HIS:NE2	7:N:487:ARG:HD2	1.38	1.32
7:W:421:GLU:HB3	7:X:434:PHE:CD2	1.62	1.32
7:Q:372:GLU:CB	7:R:223:THR:O	1.78	1.32

Continued on next page...

Continued from previous page...

Atom-1	Atom-2	Interatomic distance (Å)	Clash overlap (Å)
3:D:225:PHE:CD1	3:D:342:TRP:CB	2.14	1.31
6:B:586:THR:CG2	7:X:107:PHE:HD2	1.23	1.31
7:V:380:ASN:HD22	7:W:215:ASN:CB	1.44	1.31
7:G:524:LYS:HE3	7:P:196:TYR:CD2	1.64	1.30
7:W:421:GLU:OE1	7:X:434:PHE:CB	1.80	1.29
7:W:412:THR:HA	7:X:167:ASN:OD1	1.26	1.29
6:B:586:THR:CG2	7:X:107:PHE:CE2	2.14	1.28
7:P:242:SER:HB3	7:P:371:SER:OG	1.14	1.27
7:N:372:GLU:CG	7:O:223:THR:O	1.83	1.26
7:S:372:GLU:CG	7:T:223:THR:O	1.84	1.26
7:V:133:ARG:NH1	7:W:164:ARG:HB3	1.48	1.25
7:I:370:PHE:CB	7:I:373:ILE:HB	1.26	1.25
7:J:370:PHE:CB	7:J:373:ILE:HB	1.26	1.25
7:Q:370:PHE:CB	7:Q:373:ILE:HB	1.26	1.25
7:V:64:ARG:NH1	7:W:291:ASP:H	1.35	1.25
7:V:386:LYS:CB	7:W:209:GLU:HB3	1.66	1.24
7:G:524:LYS:CG	7:P:196:TYR:CD2	2.20	1.24
7:R:370:PHE:CB	7:R:373:ILE:HB	1.26	1.24
7:L:372:GLU:CG	7:M:223:THR:O	1.86	1.23
7:V:392:ALA:CB	7:W:203:PHE:HB2	1.66	1.23
7:H:370:PHE:CB	7:H:373:ILE:HB	1.26	1.23
7:N:370:PHE:CB	7:N:373:ILE:HB	1.26	1.23
7:O:370:PHE:CB	7:O:373:ILE:HB	1.26	1.23
7:N:421:GLU:OE1	7:O:434:PHE:HB2	1.39	1.22
7:P:372:GLU:HG3	7:H:222:PHE:CE1	1.69	1.22
7:W:421:GLU:OE1	7:X:434:PHE:HB2	1.07	1.22
3:D:225:PHE:CE1	3:D:342:TRP:CB	2.21	1.22
7:U:374:SER:O	7:V:220:LEU:HD12	1.34	1.22
7:R:372:GLU:CG	7:S:223:THR:O	1.88	1.21
7:M:30:TRP:HH2	7:N:467:HIS:NE2	1.36	1.21
7:O:372:GLU:CG	7:Q:223:THR:O	1.89	1.21
7:U:391:ARG:NH2	7:V:204:LYS:HE3	1.52	1.21
7:P:372:GLU:HG2	7:H:222:PHE:CE1	1.67	1.20
7:I:413:ARG:NH1	7:J:282:LEU:CA	2.03	1.20
7:T:370:PHE:CB	7:T:373:ILE:CB	2.12	1.20
7:K:370:PHE:CB	7:K:373:ILE:HB	1.26	1.20
7:L:370:PHE:CB	7:L:373:ILE:CB	2.12	1.19
7:U:380:ASN:O	7:V:214:PHE:CD1	1.95	1.19
7:W:370:PHE:CB	7:W:373:ILE:HB	1.26	1.19
5:F:231:LEU:HD23	5:F:232:LEU:N	1.55	1.19
7:X:370:PHE:CB	7:X:373:ILE:CB	2.12	1.19

Continued on next page...

Continued from previous page...

Atom-1	Atom-2	Interatomic distance (Å)	Clash overlap (Å)
7:S:370:PHE:CB	7:S:373:ILE:HB	1.26	1.19
7:M:370:PHE:CB	7:M:373:ILE:CB	2.12	1.18
7:V:133:ARG:NH2	7:W:164:ARG:HD3	1.57	1.18
7:G:524:LYS:CG	7:P:196:TYR:CE2	2.26	1.18
7:U:370:PHE:CB	7:U:373:ILE:HB	1.26	1.18
7:O:372:GLU:CB	7:Q:223:THR:O	1.91	1.18
7:U:339:TYR:HB2	7:U:404:VAL:HG22	1.25	1.18
7:M:339:TYR:HB2	7:M:404:VAL:HG22	1.25	1.17
7:V:414:LYS:CA	7:W:435:VAL:CG1	2.22	1.17
7:I:370:PHE:CB	7:I:373:ILE:CB	2.12	1.17
7:L:370:PHE:CB	7:L:373:ILE:HB	1.26	1.17
7:J:370:PHE:CB	7:J:373:ILE:CB	2.12	1.17
7:V:339:TYR:HB2	7:V:404:VAL:HG22	1.25	1.17
7:O:372:GLU:HG3	7:Q:223:THR:O	1.42	1.16
7:H:370:PHE:CB	7:H:373:ILE:CB	2.12	1.16
7:N:339:TYR:HB2	7:N:404:VAL:HG22	1.25	1.16
7:T:370:PHE:HB2	7:T:373:ILE:CA	1.76	1.16
7:V:64:ARG:NH1	7:W:290:ARG:CA	2.08	1.16
7:J:370:PHE:HB2	7:J:373:ILE:CA	1.76	1.16
7:M:370:PHE:CB	7:M:373:ILE:HB	1.26	1.16
7:S:370:PHE:HB2	7:S:373:ILE:CA	1.76	1.16
7:U:370:PHE:CB	7:U:373:ILE:CB	2.12	1.16
7:V:396:THR:HB	7:W:199:GLN:OE1	1.43	1.16
7:O:370:PHE:CB	7:O:373:ILE:CB	2.12	1.16
7:Q:370:PHE:HB2	7:Q:373:ILE:CA	1.76	1.16
7:R:370:PHE:HB2	7:R:373:ILE:CA	1.76	1.16
7:U:378:GLU:OE1	7:V:217:ALA:HB3	1.46	1.16
7:V:370:PHE:HB2	7:V:373:ILE:CA	1.76	1.15
7:X:339:TYR:HB2	7:X:404:VAL:HG22	1.25	1.15
7:I:130:GLU:CD	7:J:165:ASP:HA	1.66	1.15
7:W:443:ASP:OD2	7:X:167:ASN:O	1.63	1.15
7:G:524:LYS:CE	7:P:196:TYR:CD2	2.29	1.15
7:O:370:PHE:HB2	7:O:373:ILE:CA	1.76	1.15
7:V:414:LYS:CA	7:W:435:VAL:HG11	1.77	1.15
7:W:370:PHE:HB2	7:W:373:ILE:CA	1.76	1.15
7:R:339:TYR:HB2	7:R:404:VAL:HG22	1.25	1.15
7:S:372:GLU:HG3	7:T:223:THR:O	1.44	1.15
7:N:370:PHE:HB2	7:N:373:ILE:CA	1.76	1.15
7:V:106:ASP:OD2	7:W:122:ARG:CB	1.95	1.15
7:W:130:GLU:HG3	7:X:165:ASP:HA	1.17	1.15
7:H:370:PHE:HB2	7:H:373:ILE:CA	1.76	1.14

Continued on next page...

Continued from previous page...

Atom-1	Atom-2	Interatomic distance (Å)	Clash overlap (Å)
7:I:370:PHE:HB2	7:I:373:ILE:CA	1.76	1.14
7:N:400:LEU:HD12	7:O:195:HIS:HB2	1.20	1.14
7:O:339:TYR:HB2	7:O:404:VAL:HG22	1.25	1.14
7:V:392:ALA:HB3	7:W:203:PHE:CB	1.76	1.14
7:I:339:TYR:HB2	7:I:404:VAL:HG22	1.25	1.14
7:K:370:PHE:HB2	7:K:373:ILE:CA	1.76	1.14
7:M:370:PHE:HB2	7:M:373:ILE:CA	1.76	1.14
7:U:370:PHE:HB2	7:U:373:ILE:CA	1.76	1.14
7:W:339:TYR:HB2	7:W:404:VAL:HG22	1.25	1.14
6:B:586:THR:HG21	7:X:107:PHE:CE2	1.80	1.14
7:G:524:LYS:CE	7:P:196:TYR:CE2	2.30	1.13
7:U:372:GLU:HG3	7:V:224:PRO:HA	1.28	1.13
7:W:400:LEU:HD12	7:X:195:HIS:HB2	1.30	1.13
7:L:370:PHE:HB2	7:L:373:ILE:CA	1.76	1.13
7:Q:370:PHE:HB2	7:Q:373:ILE:CB	1.77	1.13
7:V:145:ASP:OD2	7:W:184:GLU:CB	1.97	1.13
7:S:339:TYR:HB2	7:S:404:VAL:HG22	1.25	1.13
7:X:370:PHE:CB	7:X:373:ILE:HB	1.26	1.13
7:J:339:TYR:HB2	7:J:404:VAL:HG22	1.25	1.12
7:K:339:TYR:HB2	7:K:404:VAL:HG22	1.25	1.12
7:V:380:ASN:HD22	7:W:215:ASN:HB2	1.05	1.12
7:X:370:PHE:HB2	7:X:373:ILE:CA	1.76	1.12
7:T:370:PHE:CB	7:T:373:ILE:HB	1.26	1.12
7:Q:370:PHE:CB	7:Q:373:ILE:CB	2.12	1.12
7:R:370:PHE:HB2	7:R:373:ILE:CB	1.77	1.12
7:T:339:TYR:HB2	7:T:404:VAL:HG22	1.25	1.12
7:K:370:PHE:CB	7:K:373:ILE:CB	2.12	1.11
7:Q:372:GLU:HG3	7:R:223:THR:O	1.30	1.11
7:V:370:PHE:HB2	7:V:373:ILE:HB	1.31	1.11
7:S:372:GLU:CB	7:T:223:THR:O	1.97	1.11
7:V:370:PHE:CB	7:V:373:ILE:HB	1.26	1.11
7:W:421:GLU:HB2	7:X:434:PHE:CD2	1.73	1.11
7:K:370:PHE:HB2	7:K:373:ILE:CB	1.77	1.11
7:L:370:PHE:HB2	7:L:373:ILE:CB	1.77	1.11
7:L:370:PHE:HB2	7:L:373:ILE:HB	1.31	1.11
7:Q:370:PHE:HB2	7:Q:373:ILE:HB	1.31	1.11
7:S:370:PHE:CB	7:S:373:ILE:CB	2.12	1.11
7:N:370:PHE:HB2	7:N:373:ILE:CB	1.77	1.11
7:L:372:GLU:HG3	7:M:223:THR:O	1.48	1.10
7:J:370:PHE:HB2	7:J:373:ILE:CB	1.77	1.10
7:N:370:PHE:CB	7:N:373:ILE:CB	2.12	1.10

Continued on next page...

Continued from previous page...

Atom-1	Atom-2	Interatomic distance (Å)	Clash overlap (Å)
7:V:528:GLY:HA3	7:W:200:ILE:CD1	1.80	1.10
7:W:370:PHE:CB	7:W:373:ILE:CB	2.12	1.10
7:R:370:PHE:CB	7:R:373:ILE:CB	2.12	1.09
7:U:374:SER:O	7:V:220:LEU:CD1	1.98	1.09
7:W:370:PHE:HB2	7:W:373:ILE:CB	1.77	1.09
7:M:370:PHE:HB2	7:M:373:ILE:HB	1.31	1.09
7:N:372:GLU:HG3	7:O:223:THR:O	1.49	1.09
7:L:339:TYR:HB2	7:L:404:VAL:HG22	1.25	1.09
7:L:372:GLU:CB	7:M:223:THR:O	2.00	1.09
7:O:370:PHE:HB2	7:O:373:ILE:HB	1.30	1.09
7:R:372:GLU:CB	7:S:223:THR:O	1.99	1.09
7:V:414:LYS:HA	7:W:435:VAL:HG13	1.22	1.09
7:O:189:LYS:HE2	7:O:191:PHE:CE1	1.88	1.09
7:T:189:LYS:HE2	7:T:191:PHE:CE1	1.88	1.09
5:F:229:SER:HB3	5:F:356:ASP:OD2	1.52	1.08
7:M:189:LYS:HE2	7:M:191:PHE:CE1	1.88	1.08
7:R:372:GLU:HG3	7:S:223:THR:O	1.53	1.08
7:W:189:LYS:HE2	7:W:191:PHE:CE1	1.88	1.08
7:N:189:LYS:HE2	7:N:191:PHE:CE1	1.88	1.08
7:Q:339:TYR:HB2	7:Q:404:VAL:HG22	1.25	1.08
7:S:189:LYS:HE2	7:S:191:PHE:CE1	1.88	1.08
7:V:380:ASN:ND2	7:W:215:ASN:HB2	1.66	1.08
7:X:370:PHE:HB2	7:X:373:ILE:CB	1.77	1.08
7:P:525:ILE:O	7:P:526:SER:O	1.71	1.08
7:I:189:LYS:HE2	7:I:191:PHE:CE1	1.88	1.08
7:J:189:LYS:HE2	7:J:191:PHE:CE1	1.88	1.08
7:L:189:LYS:HE2	7:L:191:PHE:CE1	1.88	1.08
7:M:65:ARG:HD2	7:N:467:HIS:CD2	1.87	1.08
7:R:189:LYS:HE2	7:R:191:PHE:CE1	1.88	1.08
7:V:189:LYS:HE2	7:V:191:PHE:CE1	1.88	1.08
7:V:386:LYS:HB3	7:W:209:GLU:HB3	1.35	1.08
7:W:130:GLU:CG	7:X:165:ASP:HA	1.82	1.08
7:U:189:LYS:HE2	7:U:191:PHE:CE1	1.88	1.08
7:V:370:PHE:HB2	7:V:373:ILE:CB	1.77	1.08
7:H:339:TYR:HB2	7:H:404:VAL:HG22	1.25	1.07
7:M:64:ARG:O	7:N:467:HIS:ND1	1.86	1.07
7:O:370:PHE:HB2	7:O:373:ILE:CB	1.77	1.07
7:V:386:LYS:HD2	7:W:209:GLU:OE1	1.52	1.07
7:H:189:LYS:HE2	7:H:191:PHE:CE1	1.88	1.07
7:L:421:GLU:OE1	7:M:434:PHE:HB2	1.54	1.07
7:X:189:LYS:HE2	7:X:191:PHE:CE1	1.88	1.07

Continued on next page...

Continued from previous page...

Atom-1	Atom-2	Interatomic distance (Å)	Clash overlap (Å)
7:V:380:ASN:O	7:W:214:PHE:CD1	2.07	1.07
7:K:189:LYS:HE2	7:K:191:PHE:CE1	1.88	1.07
7:Q:189:LYS:HE2	7:Q:191:PHE:CE1	1.88	1.07
7:Q:372:GLU:HB3	7:R:223:THR:O	1.46	1.07
7:W:417:PHE:CZ	7:X:280:ILE:CG1	2.38	1.07
7:V:380:ASN:HB2	7:W:215:ASN:HB2	1.35	1.06
7:G:372:GLU:HG3	7:P:224:PRO:CA	1.83	1.06
7:H:370:PHE:HB2	7:H:373:ILE:CB	1.77	1.06
7:M:370:PHE:HB2	7:M:373:ILE:CB	1.77	1.06
7:K:190:ASN:C	7:K:191:PHE:HD1	1.59	1.06
7:T:370:PHE:HB2	7:T:373:ILE:HB	1.31	1.06
7:I:190:ASN:C	7:I:191:PHE:HD1	1.59	1.06
7:N:413:ARG:HH11	7:O:282:LEU:HA	1.14	1.06
7:X:190:ASN:C	7:X:191:PHE:HD1	1.59	1.06
7:G:372:GLU:CG	7:P:224:PRO:HA	1.86	1.05
7:M:190:ASN:C	7:M:191:PHE:HD1	1.59	1.05
7:U:380:ASN:HD22	7:V:215:ASN:HB2	1.14	1.05
7:N:190:ASN:C	7:N:191:PHE:HD1	1.59	1.05
7:J:190:ASN:C	7:J:191:PHE:HD1	1.59	1.05
7:L:421:GLU:HB3	7:M:434:PHE:HD2	1.15	1.05
7:R:372:GLU:HB3	7:S:223:THR:O	1.55	1.05
7:U:370:PHE:HB2	7:U:373:ILE:CB	1.77	1.05
7:V:133:ARG:HH12	7:W:164:ARG:HB3	0.89	1.05
7:P:374:SER:O	7:H:220:LEU:CD1	2.05	1.05
7:V:422:LYS:HG3	7:W:431:VAL:HG11	1.34	1.05
7:W:413:ARG:NH1	7:X:282:LEU:CG	2.19	1.05
7:W:421:GLU:HB3	7:X:434:PHE:HD2	0.91	1.05
7:H:190:ASN:C	7:H:191:PHE:HD1	1.59	1.05
7:K:370:PHE:HB2	7:K:373:ILE:HB	1.31	1.05
7:T:190:ASN:C	7:T:191:PHE:HD1	1.59	1.05
7:U:190:ASN:C	7:U:191:PHE:HD1	1.59	1.05
7:Q:190:ASN:C	7:Q:191:PHE:HD1	1.59	1.04
7:W:130:GLU:HA	7:X:164:ARG:O	1.56	1.04
7:W:190:ASN:C	7:W:191:PHE:HD1	1.59	1.04
6:B:586:THR:HG22	7:X:107:PHE:CE2	1.86	1.04
7:I:370:PHE:HB2	7:I:373:ILE:CB	1.77	1.04
7:L:190:ASN:C	7:L:191:PHE:HD1	1.59	1.04
7:V:391:ARG:HH21	7:W:204:LYS:HG3	1.16	1.04
7:K:370:PHE:HB2	7:K:373:ILE:N	1.73	1.04
7:V:370:PHE:HB2	7:V:373:ILE:N	1.73	1.04
7:M:65:ARG:CB	7:N:467:HIS:CG	2.40	1.04

Continued on next page...

Continued from previous page...

Atom-1	Atom-2	Interatomic distance (Å)	Clash overlap (Å)
7:S:190:ASN:C	7:S:191:PHE:HD1	1.59	1.04
7:T:370:PHE:HB2	7:T:373:ILE:CB	1.77	1.04
7:U:370:PHE:HB2	7:U:373:ILE:N	1.73	1.04
7:P:374:SER:O	7:H:220:LEU:HD13	1.56	1.03
7:M:65:ARG:CA	7:N:467:HIS:HB2	1.87	1.03
7:L:370:PHE:HB2	7:L:373:ILE:N	1.73	1.03
7:R:190:ASN:C	7:R:191:PHE:HD1	1.59	1.03
7:S:370:PHE:HB2	7:S:373:ILE:CB	1.77	1.03
7:X:370:PHE:HB2	7:X:373:ILE:HB	1.31	1.03
7:G:524:LYS:HG3	7:P:196:TYR:CG	1.93	1.03
7:G:524:LYS:HE2	7:P:196:TYR:HE2	1.20	1.03
7:L:372:GLU:HB3	7:M:223:THR:O	1.58	1.03
7:N:372:GLU:CB	7:O:223:THR:O	2.06	1.03
7:V:190:ASN:C	7:V:191:PHE:HD1	1.59	1.03
7:V:370:PHE:CB	7:V:373:ILE:CB	2.12	1.03
7:W:370:PHE:HB2	7:W:373:ILE:N	1.73	1.03
7:W:421:GLU:CD	7:X:434:PHE:HB2	1.79	1.03
7:G:243:LEU:CD1	7:G:370:PHE:CD1	2.42	1.03
7:G:372:GLU:HG3	7:P:224:PRO:HA	1.04	1.03
7:N:413:ARG:NH1	7:O:282:LEU:HG	1.72	1.03
7:I:370:PHE:HB2	7:I:373:ILE:N	1.73	1.03
7:R:370:PHE:HB2	7:R:373:ILE:N	1.73	1.03
7:N:370:PHE:HB2	7:N:373:ILE:HB	1.31	1.02
7:G:524:LYS:HG2	7:P:196:TYR:CE2	1.93	1.02
7:H:370:PHE:HB2	7:H:373:ILE:N	1.73	1.02
7:M:65:ARG:HA	7:N:467:HIS:HB2	1.04	1.02
7:O:190:ASN:C	7:O:191:PHE:HD1	1.59	1.02
7:O:372:GLU:HB3	7:Q:223:THR:O	1.57	1.02
7:S:370:PHE:HB2	7:S:373:ILE:N	1.73	1.02
7:J:370:PHE:HB2	7:J:373:ILE:N	1.73	1.02
7:M:370:PHE:HB2	7:M:373:ILE:N	1.73	1.02
7:S:370:PHE:HB2	7:S:373:ILE:HB	1.31	1.02
7:W:421:GLU:OE1	7:X:434:PHE:CG	2.12	1.02
7:X:370:PHE:HB2	7:X:373:ILE:N	1.73	1.02
7:N:370:PHE:HB2	7:N:373:ILE:N	1.73	1.02
7:U:370:PHE:HB2	7:U:373:ILE:HB	1.31	1.02
7:W:400:LEU:HD12	7:X:195:HIS:CB	1.90	1.02
7:T:370:PHE:HB2	7:T:373:ILE:N	1.73	1.02
7:W:403:ASP:HA	7:X:192:ARG:HG2	1.40	1.02
7:O:370:PHE:HB2	7:O:373:ILE:N	1.73	1.01
7:S:372:GLU:HB3	7:T:223:THR:O	1.57	1.01

Continued on next page...

Continued from previous page...

Atom-1	Atom-2	Interatomic distance (Å)	Clash overlap (Å)
7:U:105:GLY:HA2	7:V:159:LEU:HD22	1.42	1.01
7:U:400:LEU:HD12	7:V:195:HIS:HB2	1.39	1.01
7:J:370:PHE:HB2	7:J:373:ILE:HB	1.31	1.01
7:L:421:GLU:CB	7:M:434:PHE:HD2	1.71	1.01
7:Q:370:PHE:HB2	7:Q:373:ILE:N	1.73	1.01
7:W:413:ARG:HH11	7:X:282:LEU:HA	1.22	1.01
7:M:30:TRP:CH2	7:N:467:HIS:NE2	2.29	1.01
7:V:133:ARG:HH22	7:W:164:ARG:CD	1.72	1.01
3:D:225:PHE:HD1	3:D:342:TRP:CB	1.62	1.01
7:W:408:ILE:N	7:X:187:GLY:O	1.93	1.01
7:N:391:ARG:NH2	7:O:204:LYS:HE3	1.76	1.00
7:N:421:GLU:OE1	7:O:434:PHE:CB	2.08	1.00
7:U:380:ASN:O	7:V:214:PHE:CE1	2.14	1.00
7:H:370:PHE:HB2	7:H:373:ILE:HB	1.31	1.00
7:N:413:ARG:NH1	7:O:282:LEU:HA	1.75	1.00
7:V:414:LYS:HA	7:W:435:VAL:HG11	1.02	1.00
7:I:370:PHE:HB2	7:I:373:ILE:HB	1.31	0.99
7:U:391:ARG:NE	7:V:204:LYS:HE2	1.78	0.99
7:V:386:LYS:CD	7:W:209:GLU:HB3	1.91	0.99
7:I:413:ARG:HH11	7:J:282:LEU:CA	1.71	0.99
7:R:370:PHE:HB2	7:R:373:ILE:HB	1.31	0.99
7:V:58:THR:HG23	7:W:452:LEU:HB3	1.44	0.99
7:T:372:GLU:CG	7:U:223:THR:O	2.09	0.99
7:N:417:PHE:CZ	7:O:280:ILE:HG13	1.97	0.98
7:O:190:ASN:O	7:O:191:PHE:CD1	2.17	0.98
7:K:190:ASN:O	7:K:191:PHE:CD1	2.17	0.98
7:N:190:ASN:O	7:N:191:PHE:CD1	2.17	0.98
7:L:190:ASN:O	7:L:191:PHE:CD1	2.17	0.98
7:Q:190:ASN:O	7:Q:191:PHE:CD1	2.17	0.98
7:T:190:ASN:O	7:T:191:PHE:CD1	2.17	0.98
7:U:190:ASN:O	7:U:191:PHE:CD1	2.17	0.98
7:M:190:ASN:O	7:M:191:PHE:CD1	2.17	0.98
7:V:133:ARG:HH12	7:W:164:ARG:HB2	1.25	0.98
7:V:190:ASN:O	7:V:191:PHE:CD1	2.17	0.98
7:H:190:ASN:O	7:H:191:PHE:CD1	2.17	0.98
7:S:190:ASN:O	7:S:191:PHE:CD1	2.17	0.98
7:V:133:ARG:HH22	7:W:164:ARG:HD3	0.84	0.98
7:G:243:LEU:CD1	7:G:370:PHE:CE1	2.47	0.97
7:R:190:ASN:O	7:R:191:PHE:CD1	2.17	0.97
7:X:190:ASN:O	7:X:191:PHE:CD1	2.17	0.97
5:F:229:SER:CB	5:F:356:ASP:OD2	2.10	0.97

Continued on next page...

Continued from previous page...

Atom-1	Atom-2	Interatomic distance (Å)	Clash overlap (Å)
7:I:190:ASN:O	7:I:191:PHE:CD1	2.17	0.97
7:Q:339:TYR:HB3	7:Q:404:VAL:HG13	1.46	0.97
7:V:414:LYS:O	7:W:435:VAL:HG21	1.63	0.97
7:W:190:ASN:O	7:W:191:PHE:CD1	2.17	0.97
7:G:243:LEU:HD11	7:G:370:PHE:CE1	1.99	0.97
7:G:524:LYS:HE3	7:P:196:TYR:HD2	1.04	0.97
7:T:339:TYR:HB3	7:T:404:VAL:HG13	1.46	0.97
7:X:339:TYR:HB3	7:X:404:VAL:HG13	1.46	0.97
7:O:339:TYR:HB3	7:O:404:VAL:HG13	1.47	0.97
7:V:133:ARG:NH2	7:W:164:ARG:CD	2.27	0.97
7:H:339:TYR:HB3	7:H:404:VAL:HG13	1.47	0.97
7:U:339:TYR:HB3	7:U:404:VAL:HG13	1.46	0.97
7:W:408:ILE:O	7:X:187:GLY:N	1.98	0.97
7:J:339:TYR:HB3	7:J:404:VAL:HG13	1.46	0.97
7:T:370:PHE:CD1	7:T:373:ILE:HD12	2.00	0.97
7:I:130:GLU:OE2	7:J:165:ASP:HA	1.63	0.97
7:M:370:PHE:CD1	7:M:373:ILE:HD12	2.00	0.97
7:J:190:ASN:O	7:J:191:PHE:CD1	2.17	0.96
7:H:64:ARG:NH2	7:I:459:VAL:O	1.97	0.96
7:W:339:TYR:HB3	7:W:404:VAL:HG13	1.46	0.96
7:N:339:TYR:HB3	7:N:404:VAL:HG13	1.47	0.96
7:V:370:PHE:CD1	7:V:373:ILE:HD12	2.00	0.96
7:W:400:LEU:HD12	7:X:195:HIS:CG	2.00	0.96
7:I:339:TYR:HB3	7:I:404:VAL:HG13	1.46	0.96
7:N:130:GLU:HG3	7:O:164:ARG:O	1.66	0.96
7:K:370:PHE:CD1	7:K:373:ILE:HD12	2.00	0.96
7:N:370:PHE:CD1	7:N:373:ILE:HD12	2.00	0.96
7:N:380:ASN:HD22	7:O:215:ASN:HB2	1.26	0.96
7:W:421:GLU:HB2	7:X:434:PHE:HD2	1.10	0.96
7:H:59:ASP:OD1	7:I:456:TYR:OH	1.83	0.96
7:I:64:ARG:O	7:J:467:HIS:ND1	1.98	0.96
7:I:130:GLU:OE2	7:J:165:ASP:OD1	1.80	0.96
7:K:339:TYR:HB3	7:K:404:VAL:HG13	1.46	0.96
7:R:370:PHE:CD1	7:R:373:ILE:HD12	2.00	0.96
7:V:380:ASN:CB	7:W:215:ASN:HB2	1.94	0.96
7:W:370:PHE:CD1	7:W:373:ILE:HD12	2.00	0.96
7:W:412:THR:CA	7:X:167:ASN:OD1	2.13	0.95
7:X:370:PHE:CD1	7:X:373:ILE:HD12	2.00	0.95
7:J:370:PHE:CD1	7:J:373:ILE:HD12	2.00	0.95
7:L:370:PHE:CD1	7:L:373:ILE:HD12	2.00	0.95
7:W:130:GLU:HG3	7:X:165:ASP:CA	1.95	0.95

Continued on next page...

Continued from previous page...

Atom-1	Atom-2	Interatomic distance (Å)	Clash overlap (Å)
7:L:339:TYR:HB3	7:L:404:VAL:HG13	1.46	0.95
7:U:370:PHE:CD1	7:U:373:ILE:HD12	2.00	0.95
7:O:370:PHE:CD1	7:O:373:ILE:HD12	2.00	0.95
7:S:339:TYR:HB3	7:S:404:VAL:HG13	1.47	0.95
7:V:402:ASP:HB2	7:W:193:THR:CG2	1.96	0.95
7:I:411:GLY:O	7:J:185:THR:CG2	2.14	0.95
3:D:225:PHE:HE1	3:D:342:TRP:HB2	1.21	0.95
7:S:370:PHE:CD1	7:S:373:ILE:HD12	2.00	0.95
7:V:395:ILE:HG13	7:W:199:GLN:O	1.67	0.95
7:I:370:PHE:CD1	7:I:373:ILE:HD12	2.00	0.95
7:T:400:LEU:HD12	7:U:195:HIS:HB2	1.48	0.95
7:P:242:SER:CB	7:P:371:SER:HG	1.66	0.95
7:P:372:GLU:HG2	7:H:222:PHE:HE1	0.79	0.95
7:R:339:TYR:HB3	7:R:404:VAL:HG13	1.47	0.95
7:V:58:THR:HG21	7:W:452:LEU:HB2	1.47	0.95
7:V:339:TYR:HB3	7:V:404:VAL:HG13	1.46	0.95
7:K:400:LEU:HD12	7:L:195:HIS:HB2	1.49	0.94
7:M:339:TYR:HB3	7:M:404:VAL:HG13	1.46	0.94
7:V:64:ARG:HH11	7:W:290:ARG:CB	1.60	0.94
7:V:133:ARG:NH1	7:W:164:ARG:CB	2.13	0.94
7:G:524:LYS:HE2	7:P:196:TYR:CE2	1.98	0.94
7:H:370:PHE:CD1	7:H:373:ILE:HD12	2.00	0.94
7:H:391:ARG:NH2	7:I:204:LYS:HE3	1.82	0.94
7:I:421:GLU:OE1	7:J:434:PHE:HD2	1.48	0.94
7:L:421:GLU:HB3	7:M:434:PHE:CD2	2.02	0.94
7:M:55:LYS:HE3	7:N:481:ILE:HG23	1.48	0.94
7:M:372:GLU:CB	7:N:223:THR:O	2.14	0.94
7:Q:370:PHE:CD1	7:Q:373:ILE:HD12	2.00	0.94
7:V:357:LYS:HE2	7:W:209:GLU:OE1	1.67	0.94
7:W:412:THR:OG1	7:X:167:ASN:HB3	1.66	0.94
7:U:391:ARG:NH2	7:V:204:LYS:CE	2.30	0.94
7:X:189:LYS:HE2	7:X:191:PHE:CZ	2.03	0.94
7:I:189:LYS:HE2	7:I:191:PHE:CZ	2.03	0.94
7:V:392:ALA:HB3	7:W:203:PHE:HB2	0.94	0.94
7:V:64:ARG:CZ	7:W:290:ARG:HA	1.97	0.94
7:M:313:GLU:CD	7:N:290:ARG:NH2	2.20	0.94
7:V:64:ARG:NH1	7:W:291:ASP:N	1.96	0.94
7:M:189:LYS:HE2	7:M:191:PHE:CZ	2.03	0.94
7:S:189:LYS:HE2	7:S:191:PHE:CZ	2.03	0.94
7:V:64:ARG:HH12	7:W:290:ARG:C	1.71	0.94
7:Q:370:PHE:HB2	7:Q:373:ILE:H	1.33	0.93

Continued on next page...

Continued from previous page...

Atom-1	Atom-2	Interatomic distance (Å)	Clash overlap (Å)
7:J:370:PHE:N	7:J:373:ILE:O	2.01	0.93
7:O:370:PHE:N	7:O:373:ILE:O	2.01	0.93
7:T:370:PHE:N	7:T:373:ILE:O	2.01	0.93
7:M:65:ARG:HB2	7:N:467:HIS:ND1	1.83	0.93
7:T:380:ASN:HD22	7:U:215:ASN:HB2	1.32	0.93
7:R:370:PHE:N	7:R:373:ILE:O	2.01	0.93
7:K:189:LYS:HE2	7:K:191:PHE:CZ	2.03	0.93
7:N:189:LYS:HE2	7:N:191:PHE:CZ	2.03	0.93
7:U:370:PHE:HB2	7:U:373:ILE:H	1.33	0.93
7:U:370:PHE:N	7:U:373:ILE:O	2.01	0.93
7:V:386:LYS:HB3	7:W:209:GLU:CB	1.98	0.93
7:H:370:PHE:N	7:H:373:ILE:O	2.01	0.93
7:I:412:THR:OG1	7:J:167:ASN:OD1	1.85	0.93
7:N:372:GLU:HB3	7:O:223:THR:O	1.64	0.93
7:N:370:PHE:N	7:N:373:ILE:O	2.01	0.93
7:N:400:LEU:HD12	7:O:195:HIS:CB	1.99	0.93
7:Q:189:LYS:HE2	7:Q:191:PHE:CZ	2.03	0.93
7:U:189:LYS:HE2	7:U:191:PHE:CZ	2.03	0.93
7:V:370:PHE:N	7:V:373:ILE:O	2.01	0.93
7:W:413:ARG:HH12	7:X:282:LEU:HG	1.11	0.93
7:O:370:PHE:HB2	7:O:373:ILE:H	1.33	0.93
7:W:370:PHE:N	7:W:373:ILE:O	2.01	0.93
7:H:189:LYS:HE2	7:H:191:PHE:CZ	2.03	0.93
7:Q:370:PHE:N	7:Q:373:ILE:O	2.01	0.93
7:V:64:ARG:CZ	7:W:290:ARG:CB	2.46	0.93
7:M:313:GLU:CD	7:N:290:ARG:HH22	1.71	0.92
7:R:189:LYS:HE2	7:R:191:PHE:CZ	2.03	0.92
7:T:189:LYS:HE2	7:T:191:PHE:CZ	2.03	0.92
7:L:370:PHE:N	7:L:373:ILE:O	2.01	0.92
7:X:370:PHE:N	7:X:373:ILE:O	2.01	0.92
7:K:370:PHE:N	7:K:373:ILE:O	2.01	0.92
7:L:189:LYS:HE2	7:L:191:PHE:CZ	2.03	0.92
7:O:189:LYS:HE2	7:O:191:PHE:CZ	2.03	0.92
7:M:370:PHE:N	7:M:373:ILE:O	2.01	0.92
7:N:421:GLU:OE1	7:O:434:PHE:CD2	2.22	0.92
7:H:370:PHE:HB2	7:H:373:ILE:H	1.33	0.92
7:I:413:ARG:CZ	7:J:282:LEU:HA	2.00	0.92
7:V:320:THR:HG23	7:W:179:ALA:HB1	1.49	0.92
7:I:370:PHE:N	7:I:373:ILE:O	2.02	0.92
7:J:189:LYS:HE2	7:J:191:PHE:CZ	2.03	0.92
7:M:19:HIS:NE2	7:N:487:ARG:CD	2.30	0.92

Continued on next page...

Continued from previous page...

Atom-1	Atom-2	Interatomic distance (Å)	Clash overlap (Å)
7:V:189:LYS:HE2	7:V:191:PHE:CZ	2.03	0.92
7:V:414:LYS:CA	7:W:435:VAL:HG13	1.92	0.92
7:L:417:PHE:CZ	7:M:280:ILE:HG13	2.04	0.92
7:T:391:ARG:NH2	7:U:204:LYS:HE3	1.83	0.92
7:V:380:ASN:HD22	7:W:215:ASN:HB3	1.34	0.92
7:J:400:LEU:HD12	7:K:195:HIS:HB2	1.52	0.91
7:V:380:ASN:ND2	7:W:215:ASN:CB	2.27	0.91
7:I:130:GLU:HG3	7:J:164:ARG:O	1.69	0.91
7:S:370:PHE:N	7:S:373:ILE:O	2.01	0.91
7:W:189:LYS:HE2	7:W:191:PHE:CZ	2.03	0.91
7:W:400:LEU:CD1	7:X:195:HIS:HB2	2.01	0.91
7:W:417:PHE:CE2	7:X:280:ILE:HG13	2.04	0.91
7:K:370:PHE:HB2	7:K:373:ILE:H	1.33	0.91
7:W:370:PHE:HB2	7:W:373:ILE:H	1.33	0.91
7:M:65:ARG:HA	7:N:467:HIS:CB	1.98	0.91
7:V:370:PHE:HB2	7:V:373:ILE:H	1.33	0.90
7:N:406:SER:O	7:O:188:GLU:HB2	1.70	0.90
7:V:391:ARG:NH2	7:W:204:LYS:HG3	1.85	0.90
7:M:370:PHE:HB2	7:M:373:ILE:H	1.33	0.90
7:I:370:PHE:HB2	7:I:373:ILE:H	1.33	0.90
7:L:370:PHE:HB2	7:L:373:ILE:H	1.33	0.90
7:X:370:PHE:HB2	7:X:373:ILE:H	1.33	0.89
7:J:370:PHE:HB2	7:J:373:ILE:H	1.33	0.89
7:L:394:ASN:HB2	7:M:201:GLU:HB2	1.53	0.89
7:W:370:PHE:HB2	7:W:373:ILE:HB	1.31	0.89
7:G:524:LYS:CD	7:P:196:TYR:CD2	2.55	0.89
7:K:339:TYR:CB	7:K:404:VAL:HG22	2.03	0.88
7:G:243:LEU:HD11	7:G:370:PHE:HE1	1.38	0.88
7:K:413:ARG:HH11	7:L:282:LEU:HA	1.39	0.88
7:M:417:PHE:HE1	7:N:187:GLY:HA3	1.38	0.88
7:T:370:PHE:HB2	7:T:373:ILE:H	1.33	0.88
7:M:339:TYR:CB	7:M:404:VAL:HG22	2.04	0.88
7:R:370:PHE:HB2	7:R:373:ILE:H	1.33	0.88
7:T:339:TYR:CB	7:T:404:VAL:HG22	2.03	0.88
7:V:386:LYS:N	7:W:209:GLU:O	2.06	0.88
7:W:339:TYR:CB	7:W:404:VAL:HG22	2.04	0.88
7:S:339:TYR:CB	7:S:404:VAL:HG22	2.04	0.88
7:H:44:ARG:NH2	7:I:474:GLU:OE2	2.07	0.88
7:Q:339:TYR:CB	7:Q:404:VAL:HG22	2.03	0.88
7:L:130:GLU:HG3	7:M:165:ASP:HA	1.56	0.88
7:I:421:GLU:OE1	7:J:434:PHE:CD2	2.26	0.88

Continued on next page...

Continued from previous page...

Atom-1	Atom-2	Interatomic distance (Å)	Clash overlap (Å)
7:J:339:TYR:CB	7:J:404:VAL:HG22	2.03	0.88
7:U:391:ARG:HH21	7:V:204:LYS:HE3	1.33	0.88
7:W:406:SER:O	7:X:188:GLU:HB2	1.74	0.88
7:W:421:GLU:OE1	7:X:434:PHE:CD2	2.27	0.88
7:L:339:TYR:CB	7:L:404:VAL:HG22	2.03	0.88
7:U:384:CYS:O	7:V:210:LYS:HG3	1.73	0.88
6:B:586:THR:HG22	7:X:107:PHE:HE2	1.33	0.87
7:U:391:ARG:HE	7:V:204:LYS:HE2	1.35	0.87
7:L:413:ARG:NH1	7:M:282:LEU:HG	1.90	0.87
7:W:400:LEU:HD12	7:X:195:HIS:CD2	2.09	0.87
7:N:413:ARG:NH1	7:O:282:LEU:CA	2.36	0.87
7:I:148:SER:HB3	7:J:180:SER:HB2	1.57	0.87
7:N:339:TYR:CB	7:N:404:VAL:HG22	2.04	0.87
7:V:384:CYS:O	7:W:210:LYS:HG3	1.75	0.87
7:G:524:LYS:HE3	7:P:196:TYR:CE2	2.05	0.87
7:U:339:TYR:CB	7:U:404:VAL:HG22	2.04	0.87
7:H:19:HIS:NE2	7:I:487:ARG:HD2	1.89	0.87
7:N:190:ASN:O	7:N:191:PHE:HD1	1.55	0.87
7:O:339:TYR:CB	7:O:404:VAL:HG22	2.04	0.87
7:G:243:LEU:HD12	7:G:370:PHE:CD1	2.09	0.87
7:N:413:ARG:HH11	7:O:282:LEU:CA	1.87	0.87
7:Q:190:ASN:O	7:Q:191:PHE:HD1	1.55	0.87
7:X:339:TYR:CB	7:X:404:VAL:HG22	2.04	0.87
7:G:524:LYS:HG3	7:P:196:TYR:CE2	2.00	0.86
7:K:190:ASN:C	7:K:191:PHE:CD1	2.49	0.86
7:N:130:GLU:CD	7:O:165:ASP:HA	1.94	0.86
7:N:370:PHE:HB2	7:N:373:ILE:H	1.33	0.86
7:I:190:ASN:O	7:I:191:PHE:HD1	1.55	0.86
7:M:190:ASN:C	7:M:191:PHE:CD1	2.49	0.86
7:X:190:ASN:O	7:X:191:PHE:HD1	1.55	0.86
7:N:400:LEU:CD1	7:O:195:HIS:HB2	2.04	0.86
7:R:339:TYR:CB	7:R:404:VAL:HG22	2.03	0.86
7:S:370:PHE:CD1	7:S:373:ILE:CD1	2.59	0.86
7:V:528:GLY:HA3	7:W:200:ILE:HD12	1.55	0.86
7:L:370:PHE:CD1	7:L:373:ILE:CD1	2.59	0.86
7:W:370:PHE:CD1	7:W:373:ILE:CD1	2.59	0.86
7:N:413:ARG:CZ	7:O:282:LEU:HG	2.04	0.86
7:T:370:PHE:CD1	7:T:373:ILE:CD1	2.59	0.86
7:M:370:PHE:CD1	7:M:373:ILE:CD1	2.59	0.86
7:O:190:ASN:C	7:O:191:PHE:CD1	2.49	0.86
7:T:190:ASN:C	7:T:191:PHE:CD1	2.49	0.86

Continued on next page...

Continued from previous page...

Atom-1	Atom-2	Interatomic distance (Å)	Clash overlap (Å)
7:V:370:PHE:CD1	7:V:373:ILE:CD1	2.59	0.86
7:V:528:GLY:CA	7:W:200:ILE:HD13	2.06	0.86
7:W:417:PHE:CE2	7:X:280:ILE:CD1	2.57	0.86
7:P:372:GLU:HG3	7:H:222:PHE:CZ	2.10	0.86
7:H:370:PHE:CD1	7:H:373:ILE:CD1	2.59	0.86
7:N:130:GLU:OE2	7:O:165:ASP:HA	1.76	0.86
7:N:391:ARG:HH21	7:O:204:LYS:HE3	1.41	0.86
3:D:225:PHE:HD1	3:D:342:TRP:CG	1.93	0.86
7:P:374:SER:HB3	7:H:220:LEU:HD12	1.58	0.86
7:Q:370:PHE:CD1	7:Q:373:ILE:CD1	2.59	0.86
7:Q:400:LEU:HD12	7:R:195:HIS:HB2	1.57	0.86
7:T:190:ASN:O	7:T:191:PHE:HD1	1.55	0.86
7:V:390:GLY:N	7:W:205:SER:O	2.09	0.86
7:I:339:TYR:CB	7:I:404:VAL:HG22	2.03	0.86
7:M:190:ASN:O	7:M:191:PHE:HD1	1.55	0.86
7:U:190:ASN:C	7:U:191:PHE:CD1	2.49	0.86
7:T:372:GLU:OE1	7:U:223:THR:O	1.94	0.85
7:I:370:PHE:CD1	7:I:373:ILE:CD1	2.59	0.85
7:K:413:ARG:NH1	7:L:282:LEU:HA	1.91	0.85
7:T:380:ASN:O	7:U:214:PHE:CD1	2.27	0.85
7:U:190:ASN:O	7:U:191:PHE:HD1	1.55	0.85
7:V:339:TYR:CB	7:V:404:VAL:HG22	2.03	0.85
7:X:370:PHE:CD1	7:X:373:ILE:CD1	2.59	0.85
7:N:190:ASN:C	7:N:191:PHE:CD1	2.49	0.85
7:V:190:ASN:O	7:V:191:PHE:HD1	1.55	0.85
7:P:250:ARG:HB2	7:P:363:HIS:HB3	1.56	0.85
7:J:370:PHE:CD1	7:J:373:ILE:CD1	2.59	0.85
7:L:190:ASN:C	7:L:191:PHE:CD1	2.49	0.85
7:R:370:PHE:CD1	7:R:373:ILE:CD1	2.59	0.85
7:S:190:ASN:C	7:S:191:PHE:CD1	2.49	0.85
7:U:370:PHE:CD1	7:U:373:ILE:CD1	2.59	0.85
7:V:422:LYS:HG3	7:W:431:VAL:CG1	2.06	0.85
7:K:370:PHE:CD1	7:K:373:ILE:CD1	2.59	0.85
7:V:386:LYS:HB3	7:W:209:GLU:N	1.91	0.85
7:W:190:ASN:O	7:W:191:PHE:HD1	1.55	0.85
7:O:370:PHE:CD1	7:O:373:ILE:CD1	2.59	0.85
7:R:190:ASN:C	7:R:191:PHE:CD1	2.49	0.85
7:H:339:TYR:CB	7:H:404:VAL:HG22	2.04	0.85
7:I:413:ARG:HH11	7:J:282:LEU:HA	0.95	0.85
7:N:370:PHE:CD1	7:N:373:ILE:CD1	2.59	0.85
7:V:106:ASP:CG	7:W:122:ARG:CB	2.44	0.85

Continued on next page...

Continued from previous page...

Atom-1	Atom-2	Interatomic distance (Å)	Clash overlap (Å)
7:S:370:PHE:HB2	7:S:373:ILE:H	1.33	0.85
7:U:392:ALA:HB3	7:V:203:PHE:H	1.41	0.85
7:N:421:GLU:CB	7:O:434:PHE:HD2	1.89	0.84
7:V:528:GLY:HA3	7:W:200:ILE:HD13	1.54	0.84
7:L:421:GLU:CB	7:M:434:PHE:CD2	2.60	0.84
7:V:386:LYS:HB3	7:W:209:GLU:CA	2.07	0.84
7:P:64:ARG:NH2	7:H:459:VAL:O	2.09	0.84
7:N:403:ASP:HA	7:O:192:ARG:HG2	1.58	0.84
7:S:190:ASN:O	7:S:191:PHE:HD1	1.55	0.84
7:V:386:LYS:HD3	7:W:209:GLU:CB	2.07	0.84
7:V:391:ARG:HE	7:W:204:LYS:HG2	1.42	0.84
7:G:524:LYS:CE	7:P:196:TYR:HD2	1.80	0.84
7:V:129:SER:OG	7:W:169:LEU:CD1	2.25	0.84
7:V:386:LYS:CD	7:W:209:GLU:CB	2.54	0.84
7:R:190:ASN:O	7:R:191:PHE:HD1	1.55	0.84
7:U:372:GLU:HG3	7:V:224:PRO:CA	2.07	0.84
7:V:106:ASP:HB3	7:W:122:ARG:CB	2.07	0.84
7:I:411:GLY:O	7:J:185:THR:HG22	1.77	0.84
7:H:190:ASN:C	7:H:191:PHE:CD1	2.49	0.84
7:L:380:ASN:HD22	7:M:215:ASN:HB2	1.42	0.84
7:W:391:ARG:NH2	7:X:204:LYS:HE3	1.91	0.84
7:K:190:ASN:O	7:K:191:PHE:HD1	1.55	0.84
7:Q:189:LYS:HE2	7:Q:191:PHE:HE1	1.43	0.84
7:Q:190:ASN:C	7:Q:191:PHE:CD1	2.49	0.84
7:T:189:LYS:HE2	7:T:191:PHE:HE1	1.43	0.84
7:P:372:GLU:CG	7:H:222:PHE:CZ	2.61	0.83
7:G:524:LYS:NZ	7:P:271:LYS:HD3	1.93	0.83
7:I:129:SER:HB2	7:J:164:ARG:NH1	1.92	0.83
7:M:189:LYS:HE2	7:M:191:PHE:HE1	1.43	0.83
7:V:320:THR:CG2	7:W:179:ALA:HB1	2.08	0.83
7:U:391:ARG:HH21	7:V:204:LYS:CE	1.90	0.83
7:I:408:ILE:HG22	7:J:187:GLY:O	1.79	0.83
7:K:391:ARG:NH2	7:L:204:LYS:HE3	1.94	0.83
7:S:400:LEU:HD12	7:T:195:HIS:HB2	1.60	0.83
7:U:189:LYS:HE2	7:U:191:PHE:HE1	1.43	0.83
7:W:190:ASN:C	7:W:191:PHE:CD1	2.49	0.83
7:X:326:SER:HB3	7:X:450:GLN:HE21	1.44	0.83
7:H:326:SER:HB3	7:H:450:GLN:HE21	1.44	0.83
7:U:326:SER:HB3	7:U:450:GLN:HE21	1.44	0.83
7:J:64:ARG:NH2	7:K:459:VAL:O	2.12	0.83
7:G:326:SER:HB3	7:G:450:GLN:HE21	1.44	0.82

Continued on next page...

Continued from previous page...

Atom-1	Atom-2	Interatomic distance (Å)	Clash overlap (Å)
7:P:242:SER:HB2	7:P:371:SER:OG	1.78	0.82
7:L:189:LYS:HE2	7:L:191:PHE:HE1	1.43	0.82
7:M:326:SER:HB3	7:M:450:GLN:HE21	1.44	0.82
7:V:386:LYS:CB	7:W:209:GLU:CB	2.54	0.82
7:W:407:LEU:HA	7:X:188:GLU:HA	1.61	0.82
7:J:326:SER:HB3	7:J:450:GLN:HE21	1.44	0.82
7:O:190:ASN:O	7:O:191:PHE:HD1	1.55	0.82
7:H:190:ASN:O	7:H:191:PHE:HD1	1.55	0.82
7:H:391:ARG:HH21	7:I:204:LYS:HE3	1.43	0.82
7:I:130:GLU:CG	7:J:165:ASP:HA	2.09	0.82
7:I:411:GLY:O	7:J:185:THR:HG21	1.76	0.82
7:K:372:GLU:CG	7:L:223:THR:O	2.26	0.82
7:I:189:LYS:HE2	7:I:191:PHE:HE1	1.43	0.82
7:J:190:ASN:C	7:J:191:PHE:CD1	2.49	0.82
7:V:502:ASP:OD2	7:W:451:LYS:HA	1.78	0.82
7:V:190:ASN:C	7:V:191:PHE:CD1	2.49	0.82
7:N:326:SER:HB3	7:N:450:GLN:HE21	1.44	0.82
7:O:326:SER:HB3	7:O:450:GLN:HE21	1.44	0.82
7:V:64:ARG:CZ	7:W:290:ARG:CA	2.54	0.82
7:W:421:GLU:OE2	7:X:431:VAL:O	1.97	0.82
7:X:190:ASN:C	7:X:191:PHE:CD1	2.49	0.82
7:W:413:ARG:CZ	7:X:282:LEU:HG	2.09	0.82
7:K:189:LYS:HE2	7:K:191:PHE:HE1	1.43	0.82
7:V:326:SER:HB3	7:V:450:GLN:HE21	1.44	0.82
7:J:406:SER:O	7:K:188:GLU:HB2	1.79	0.82
7:M:417:PHE:HE2	7:N:185:THR:HG1	1.26	0.82
7:L:326:SER:HB3	7:L:450:GLN:HE21	1.44	0.82
7:W:326:SER:HB3	7:W:450:GLN:HE21	1.44	0.81
7:I:412:THR:HG1	7:J:167:ASN:CG	1.82	0.81
7:Q:326:SER:HB3	7:Q:450:GLN:HE21	1.44	0.81
7:P:372:GLU:O	7:H:222:PHE:CD1	2.33	0.81
7:I:190:ASN:C	7:I:191:PHE:CD1	2.49	0.81
7:K:130:GLU:HG3	7:L:164:ARG:O	1.80	0.81
7:L:391:ARG:HH22	7:M:202:ALA:HB1	1.42	0.81
7:Q:380:ASN:HD22	7:R:215:ASN:HB2	1.43	0.81
7:S:189:LYS:HE2	7:S:191:PHE:HE1	1.43	0.81
7:V:386:LYS:HB2	7:W:209:GLU:HB3	1.63	0.81
7:W:413:ARG:HH11	7:X:282:LEU:CA	1.93	0.81
7:W:418:GLU:HB2	7:X:435:VAL:HG22	1.63	0.81
7:P:326:SER:HB3	7:P:450:GLN:HE21	1.44	0.81
7:I:413:ARG:NH1	7:J:282:LEU:O	2.14	0.81

Continued on next page...

Continued from previous page...

Atom-1	Atom-2	Interatomic distance (Å)	Clash overlap (Å)
7:U:380:ASN:HD22	7:V:215:ASN:CB	1.92	0.81
7:V:133:ARG:NH2	7:W:164:ARG:CZ	2.43	0.81
7:I:64:ARG:O	7:J:467:HIS:CE1	2.33	0.81
7:I:417:PHE:CE1	7:J:187:GLY:HA3	2.16	0.81
7:K:479:ASP:O	7:K:483:GLU:HB2	1.81	0.81
7:W:394:ASN:HB2	7:X:201:GLU:HB2	1.62	0.81
7:J:391:ARG:HH21	7:K:204:LYS:HE3	1.45	0.81
7:N:380:ASN:O	7:O:214:PHE:CD1	2.34	0.81
7:T:372:GLU:HG3	7:U:223:THR:O	1.81	0.81
7:U:400:LEU:HD12	7:V:195:HIS:CB	2.11	0.81
7:V:479:ASP:O	7:V:483:GLU:HB2	1.81	0.81
7:N:392:ALA:HB3	7:O:203:PHE:H	1.46	0.81
7:S:479:ASP:O	7:S:483:GLU:HB2	1.81	0.81
7:R:400:LEU:HD12	7:S:195:HIS:HB2	1.62	0.81
7:T:374:SER:O	7:U:220:LEU:HD12	1.81	0.81
7:H:189:LYS:HE2	7:H:191:PHE:HE1	1.43	0.81
7:H:479:ASP:O	7:H:483:GLU:HB2	1.81	0.81
7:R:326:SER:HB3	7:R:450:GLN:HE21	1.44	0.81
7:Q:479:ASP:O	7:Q:483:GLU:HB2	1.81	0.80
3:D:225:PHE:CZ	3:D:340:SER:OG	2.34	0.80
7:P:479:ASP:O	7:P:483:GLU:HB2	1.82	0.80
7:K:326:SER:HB3	7:K:450:GLN:HE21	1.44	0.80
7:T:479:ASP:O	7:T:483:GLU:HB2	1.81	0.80
7:U:479:ASP:O	7:U:483:GLU:HB2	1.81	0.80
7:H:105:GLY:HA2	7:I:159:LEU:HD22	1.63	0.80
7:M:372:GLU:HG3	7:N:223:THR:O	1.82	0.80
7:O:479:ASP:O	7:O:483:GLU:HB2	1.81	0.80
7:J:479:ASP:O	7:J:483:GLU:HB2	1.81	0.80
7:L:400:LEU:HD12	7:M:195:HIS:HB2	1.63	0.80
7:M:372:GLU:HB3	7:N:223:THR:O	1.80	0.80
7:I:326:SER:HB3	7:I:450:GLN:HE21	1.44	0.80
7:I:479:ASP:O	7:I:483:GLU:HB2	1.81	0.80
7:M:479:ASP:O	7:M:483:GLU:HB2	1.81	0.80
7:U:413:ARG:HG2	7:V:438:ALA:HB1	1.63	0.80
7:W:412:THR:OG1	7:X:167:ASN:CB	2.28	0.80
7:N:412:THR:HA	7:O:167:ASN:OD1	1.80	0.80
7:O:391:ARG:HH22	7:Q:202:ALA:HB1	1.43	0.80
7:V:106:ASP:CB	7:W:122:ARG:CB	2.60	0.80
7:W:404:VAL:N	7:X:191:PHE:O	2.14	0.80
7:S:326:SER:HB3	7:S:450:GLN:HE21	1.44	0.80
5:F:371:LYS:HB3	7:G:209:GLU:HB3	1.64	0.80

Continued on next page...

Continued from previous page...

Atom-1	Atom-2	Interatomic distance (Å)	Clash overlap (Å)
7:M:65:ARG:HB2	7:N:467:HIS:CD2	2.16	0.80
7:T:326:SER:HB3	7:T:450:GLN:HE21	1.44	0.80
7:W:130:GLU:OE2	7:X:166:GLY:N	2.14	0.80
7:M:417:PHE:CE1	7:N:187:GLY:HA3	2.17	0.80
7:S:380:ASN:HD22	7:T:215:ASN:HB2	1.47	0.80
7:W:479:ASP:O	7:W:483:GLU:HB2	1.81	0.80
7:N:130:GLU:CG	7:O:165:ASP:HA	2.11	0.80
7:R:189:LYS:HE2	7:R:191:PHE:HE1	1.43	0.80
7:V:414:LYS:O	7:W:435:VAL:CG2	2.30	0.80
7:T:372:GLU:CD	7:U:223:THR:O	2.20	0.79
7:I:148:SER:HB3	7:J:180:SER:CB	2.12	0.79
7:L:412:THR:HA	7:M:167:ASN:OD1	1.81	0.79
7:L:479:ASP:O	7:L:483:GLU:HB2	1.81	0.79
7:P:272:MET:HB3	7:P:341:LEU:HB3	1.64	0.79
7:R:479:ASP:O	7:R:483:GLU:HB2	1.81	0.79
7:N:130:GLU:HG3	7:O:165:ASP:HA	1.64	0.79
7:R:391:ARG:NH2	7:S:204:LYS:HE3	1.98	0.79
7:L:190:ASN:O	7:L:191:PHE:HD1	1.55	0.79
7:V:400:LEU:HB2	7:W:195:HIS:CD2	2.18	0.79
7:J:190:ASN:O	7:J:191:PHE:HD1	1.55	0.79
7:L:400:LEU:HD12	7:M:195:HIS:CD2	2.18	0.79
7:V:402:ASP:HB2	7:W:193:THR:HG21	1.62	0.79
7:T:59:ASP:OD1	7:U:456:TYR:OH	2.00	0.79
7:V:189:LYS:HE2	7:V:191:PHE:HE1	1.43	0.79
1:A:61:ASP:HB2	1:A:62:LYS:HB3	1.64	0.79
7:P:264:SER:HB3	7:P:349:LYS:HB3	1.63	0.79
7:V:388:GLY:HA3	7:W:207:ILE:HG22	1.64	0.79
7:X:189:LYS:HE2	7:X:191:PHE:HE1	1.43	0.79
7:X:479:ASP:O	7:X:483:GLU:HB2	1.81	0.79
7:G:208:GLN:HB2	7:G:259:TYR:HB2	1.63	0.79
7:I:413:ARG:NH1	7:J:282:LEU:C	2.36	0.79
7:W:392:ALA:HB3	7:X:203:PHE:H	1.48	0.79
5:F:155:TRP:HE1	5:F:171:ASP:HA	1.49	0.78
7:N:479:ASP:O	7:N:483:GLU:HB2	1.81	0.78
7:V:386:LYS:CG	7:W:209:GLU:HB3	2.13	0.78
7:Q:264:SER:HB3	7:Q:349:LYS:HB3	1.66	0.78
7:Q:391:ARG:NH2	7:R:204:LYS:HE3	1.98	0.78
7:T:391:ARG:HH21	7:U:204:LYS:HE3	1.46	0.78
7:U:386:LYS:CD	7:V:209:GLU:HB3	2.12	0.78
7:K:264:SER:HB3	7:K:349:LYS:HB3	1.66	0.78
7:G:372:GLU:CG	7:P:223:THR:O	2.31	0.78

Continued on next page...

Continued from previous page...

Atom-1	Atom-2	Interatomic distance (Å)	Clash overlap (Å)
7:O:264:SER:HB3	7:O:349:LYS:HB3	1.66	0.78
7:R:264:SER:HB3	7:R:349:LYS:HB3	1.66	0.78
7:O:189:LYS:HE2	7:O:191:PHE:HE1	1.43	0.78
7:X:264:SER:HB3	7:X:349:LYS:HB3	1.66	0.78
6:B:586:THR:CB	7:X:107:PHE:CD2	2.67	0.78
7:J:264:SER:HB3	7:J:349:LYS:HB3	1.66	0.78
7:W:409:ARG:HD3	7:X:184:GLU:OE2	1.84	0.78
7:W:424:LEU:HD11	7:X:191:PHE:CZ	2.19	0.78
7:U:380:ASN:ND2	7:V:215:ASN:HB2	1.96	0.77
7:N:189:LYS:HE2	7:N:191:PHE:HE1	1.43	0.77
7:U:264:SER:HB3	7:U:349:LYS:HB3	1.66	0.77
7:U:386:LYS:HD2	7:V:209:GLU:HB3	1.67	0.77
1:A:283:MET:HA	1:A:284:GLN:HB3	1.67	0.77
7:P:514:GLU:HB2	7:P:522:LYS:HB2	1.65	0.77
7:R:380:ASN:HD22	7:S:215:ASN:HB2	1.49	0.77
7:V:386:LYS:HD3	7:W:209:GLU:HB2	1.67	0.77
7:V:402:ASP:O	7:W:193:THR:HG22	1.83	0.77
7:W:189:LYS:HE2	7:W:191:PHE:HE1	1.43	0.77
7:V:414:LYS:CB	7:W:435:VAL:HG11	2.15	0.77
7:W:413:ARG:NH1	7:X:282:LEU:HA	2.00	0.77
7:W:421:GLU:HB2	7:X:434:PHE:CE2	2.19	0.77
7:G:250:ARG:HB2	7:G:363:HIS:HB2	1.67	0.77
7:K:372:GLU:HB3	7:L:223:THR:O	1.83	0.77
5:F:265:LYS:HB2	5:F:427:ILE:HD11	1.66	0.77
7:U:391:ARG:CZ	7:V:204:LYS:HE3	2.14	0.77
7:V:394:ASN:CB	7:W:201:GLU:OE1	2.33	0.77
3:D:416:VAL:HG12	3:D:419:GLN:HE21	1.49	0.76
7:L:264:SER:HB3	7:L:349:LYS:HB3	1.66	0.76
7:L:400:LEU:HD12	7:M:195:HIS:CG	2.20	0.76
7:M:59:ASP:OD1	7:N:456:TYR:OH	2.01	0.76
7:T:264:SER:HB3	7:T:349:LYS:HB3	1.66	0.76
2:C:336:GLU:N	2:C:336:GLU:OE1	2.18	0.76
7:I:264:SER:HB3	7:I:349:LYS:HB3	1.66	0.76
7:S:264:SER:HB3	7:S:349:LYS:HB3	1.66	0.76
7:V:380:ASN:HB2	7:W:215:ASN:CB	2.14	0.76
3:D:225:PHE:HE1	3:D:342:TRP:CB	1.79	0.76
7:G:177:ASN:HD21	7:G:292:VAL:HG23	1.50	0.76
7:P:372:GLU:OE1	7:H:222:PHE:HZ	1.68	0.76
7:K:372:GLU:HG3	7:L:223:THR:O	1.86	0.76
7:N:264:SER:HB3	7:N:349:LYS:HB3	1.66	0.76
3:D:192:ILE:HG23	6:B:444:ILE:HG23	1.67	0.76

Continued on next page...

Continued from previous page...

Atom-1	Atom-2	Interatomic distance (Å)	Clash overlap (Å)
5:F:69:ASP:HB3	5:F:81:ARG:HG3	1.67	0.76
7:V:404:VAL:O	7:W:191:PHE:HB2	1.85	0.76
7:W:264:SER:HB3	7:W:349:LYS:HB3	1.66	0.76
7:N:409:ARG:HD3	7:O:184:GLU:OE2	1.85	0.76
7:U:391:ARG:HH21	7:V:204:LYS:HG3	1.50	0.76
7:P:380:ASN:HD22	7:H:215:ASN:HB2	1.51	0.76
7:V:264:SER:HB3	7:V:349:LYS:HB3	1.66	0.76
7:P:372:GLU:O	7:H:222:PHE:CE1	2.39	0.76
7:I:130:GLU:CG	7:J:164:ARG:O	2.33	0.76
7:O:400:LEU:HD12	7:Q:195:HIS:HB2	1.67	0.76
7:M:208:GLN:HB2	7:M:259:TYR:HB2	1.68	0.76
7:V:133:ARG:NH2	7:W:164:ARG:NH2	2.33	0.76
3:D:225:PHE:HZ	3:D:340:SER:OG	1.67	0.75
7:I:208:GLN:HB2	7:I:259:TYR:HB2	1.68	0.75
7:G:243:LEU:CD1	7:G:370:PHE:HD1	2.00	0.75
7:L:413:ARG:HH11	7:M:282:LEU:HA	1.51	0.75
7:U:391:ARG:CZ	7:V:204:LYS:CE	2.64	0.75
7:P:59:ASP:OD1	7:H:456:TYR:OH	2.04	0.75
7:N:380:ASN:HD22	7:O:215:ASN:CB	1.99	0.75
7:S:391:ARG:NH2	7:T:204:LYS:HE3	2.00	0.75
7:O:208:GLN:HB2	7:O:259:TYR:HB2	1.68	0.75
7:H:208:GLN:HB2	7:H:259:TYR:HB2	1.68	0.75
7:U:208:GLN:HB2	7:U:259:TYR:HB2	1.68	0.75
7:X:208:GLN:HB2	7:X:259:TYR:HB2	1.68	0.75
6:B:586:THR:CG2	7:X:107:PHE:HE2	1.91	0.75
7:I:106:ASP:OD2	7:J:121:CYS:HA	1.87	0.75
7:I:191:PHE:HA	7:I:276:VAL:HG12	1.69	0.75
7:J:189:LYS:HE2	7:J:191:PHE:HE1	1.43	0.75
7:M:191:PHE:HA	7:M:276:VAL:HG12	1.69	0.75
7:M:264:SER:HB3	7:M:349:LYS:HB3	1.66	0.75
7:N:191:PHE:HA	7:N:276:VAL:HG12	1.69	0.75
7:O:191:PHE:HA	7:O:276:VAL:HG12	1.69	0.75
7:Q:208:GLN:HB2	7:Q:259:TYR:HB2	1.68	0.75
7:S:208:GLN:HB2	7:S:259:TYR:HB2	1.68	0.75
7:U:411:GLY:O	7:V:185:THR:HG21	1.87	0.75
7:M:372:GLU:CG	7:N:223:THR:O	2.34	0.75
7:N:421:GLU:OE1	7:O:434:PHE:CG	2.40	0.75
7:U:145:ASP:OD2	7:V:284:ARG:NH1	2.19	0.75
7:U:191:PHE:HA	7:U:276:VAL:HG12	1.69	0.75
7:J:409:ARG:HD3	7:K:184:GLU:OE2	1.86	0.75
7:O:130:GLU:HG3	7:Q:164:ARG:O	1.87	0.74

Continued on next page...

Continued from previous page...

Atom-1	Atom-2	Interatomic distance (Å)	Clash overlap (Å)
7:S:391:ARG:HH22	7:T:202:ALA:HB1	1.52	0.74
7:T:208:GLN:HB2	7:T:259:TYR:HB2	1.68	0.74
7:V:64:ARG:NH1	7:W:290:ARG:C	2.35	0.74
7:H:264:SER:HB3	7:H:349:LYS:HB3	1.66	0.74
7:J:391:ARG:NH2	7:K:204:LYS:HE3	2.02	0.74
7:T:191:PHE:HA	7:T:276:VAL:HG12	1.69	0.74
7:K:191:PHE:HA	7:K:276:VAL:HG12	1.69	0.74
7:K:208:GLN:HB2	7:K:259:TYR:HB2	1.68	0.74
7:N:129:SER:HB2	7:O:164:ARG:NH1	2.01	0.74
7:N:208:GLN:HB2	7:N:259:TYR:HB2	1.68	0.74
7:S:59:ASP:OD1	7:T:456:TYR:OH	2.05	0.74
7:U:386:LYS:HB3	7:V:209:GLU:H	1.53	0.74
7:W:208:GLN:HB2	7:W:259:TYR:HB2	1.68	0.74
7:L:208:GLN:HB2	7:L:259:TYR:HB2	1.68	0.74
7:Q:413:ARG:HH11	7:R:282:LEU:HA	1.53	0.74
7:V:208:GLN:HB2	7:V:259:TYR:HB2	1.68	0.74
7:L:403:ASP:HA	7:M:192:ARG:HG2	1.69	0.74
7:V:352:GLU:HB3	7:V:391:ARG:HB3	1.70	0.74
5:F:258:ILE:HG23	5:F:327:ILE:HB	1.67	0.74
7:H:391:ARG:HH21	7:I:204:LYS:CE	2.00	0.74
7:T:352:GLU:HB3	7:T:391:ARG:HB3	1.70	0.74
7:U:352:GLU:HB3	7:U:391:ARG:HB3	1.70	0.74
7:V:380:ASN:CG	7:W:215:ASN:HB2	2.07	0.74
7:W:127:GLU:HG2	7:X:164:ARG:HH22	1.53	0.74
7:W:413:ARG:CZ	7:X:282:LEU:HD12	2.17	0.74
7:H:352:GLU:HB3	7:H:391:ARG:HB3	1.70	0.74
7:H:372:GLU:OE1	7:I:223:THR:O	2.04	0.74
7:L:391:ARG:HH21	7:M:204:LYS:HG3	1.52	0.74
7:N:417:PHE:CE2	7:O:280:ILE:HG13	2.22	0.74
7:U:372:GLU:CB	7:V:223:THR:O	2.31	0.74
7:J:413:ARG:NH1	7:K:282:LEU:HG	2.02	0.74
7:N:391:ARG:HE	7:O:204:LYS:HE2	1.53	0.74
7:Q:191:PHE:HA	7:Q:276:VAL:HG12	1.69	0.74
7:X:191:PHE:HA	7:X:276:VAL:HG12	1.69	0.74
7:G:264:SER:HB3	7:G:349:LYS:HB3	1.70	0.74
7:I:521:SER:O	7:I:522:LYS:HB3	1.88	0.74
7:M:55:LYS:HZ1	7:N:482:ASN:HB2	1.53	0.74
7:P:380:ASN:O	7:H:214:PHE:CD1	2.40	0.74
7:L:191:PHE:HA	7:L:276:VAL:HG12	1.69	0.74
7:M:352:GLU:HB3	7:M:391:ARG:HB3	1.70	0.74
7:Q:352:GLU:HB3	7:Q:391:ARG:HB3	1.70	0.74

Continued on next page...

Continued from previous page...

Atom-1	Atom-2	Interatomic distance (Å)	Clash overlap (Å)
7:R:208:GLN:HB2	7:R:259:TYR:HB2	1.68	0.73
7:V:191:PHE:HA	7:V:276:VAL:HG12	1.69	0.73
7:V:394:ASN:O	7:W:201:GLU:HB2	1.88	0.73
7:V:394:ASN:HB2	7:W:201:GLU:OE1	1.88	0.73
7:W:145:ASP:OD2	7:X:284:ARG:NH1	2.21	0.73
7:M:521:SER:O	7:M:522:LYS:HB3	1.88	0.73
7:N:421:GLU:OE1	7:O:434:PHE:HD2	1.70	0.73
7:U:521:SER:O	7:U:522:LYS:HB3	1.88	0.73
7:W:191:PHE:HA	7:W:276:VAL:HG12	1.69	0.73
7:W:446:VAL:HG21	7:X:184:GLU:HG3	1.69	0.73
7:G:254:SER:HB3	7:G:359:CYS:HB3	1.69	0.73
7:H:191:PHE:HA	7:H:276:VAL:HG12	1.69	0.73
7:J:130:GLU:HG3	7:K:164:ARG:O	1.89	0.73
7:L:521:SER:O	7:L:522:LYS:HB3	1.88	0.73
7:O:352:GLU:HB3	7:O:391:ARG:HB3	1.70	0.73
7:V:372:GLU:O	7:W:222:PHE:HA	1.88	0.73
7:V:390:GLY:O	7:W:204:LYS:HA	1.88	0.73
7:Q:391:ARG:HH22	7:R:202:ALA:HB1	1.51	0.73
7:R:352:GLU:HB3	7:R:391:ARG:HB3	1.70	0.73
7:X:521:SER:O	7:X:522:LYS:HB3	1.88	0.73
7:J:191:PHE:HA	7:J:276:VAL:HG12	1.69	0.73
7:J:352:GLU:HB3	7:J:391:ARG:HB3	1.70	0.73
7:Q:521:SER:O	7:Q:522:LYS:HB3	1.88	0.73
7:G:244:HIS:HB2	7:G:369:ALA:HB3	1.71	0.73
7:Q:372:GLU:HB3	7:R:223:THR:C	2.08	0.73
7:W:404:VAL:HB	7:X:191:PHE:HB2	1.70	0.73
7:L:392:ALA:HB3	7:M:203:PHE:H	1.53	0.73
7:M:417:PHE:HE2	7:N:185:THR:OG1	1.71	0.73
7:N:374:SER:O	7:O:220:LEU:HD12	1.86	0.73
7:V:421:GLU:CB	7:W:431:VAL:HG12	2.19	0.73
7:W:417:PHE:HZ	7:X:280:ILE:HG13	1.44	0.73
7:J:208:GLN:HB2	7:J:259:TYR:HB2	1.68	0.73
7:K:352:GLU:HB3	7:K:391:ARG:HB3	1.70	0.73
7:N:521:SER:O	7:N:522:LYS:HB3	1.88	0.73
7:R:191:PHE:HA	7:R:276:VAL:HG12	1.69	0.73
7:M:339:TYR:HB2	7:M:404:VAL:CG2	2.15	0.73
7:V:250:ARG:HB2	7:V:363:HIS:HB3	1.71	0.73
3:D:225:PHE:HD1	3:D:342:TRP:CD1	2.06	0.72
7:W:521:SER:O	7:W:522:LYS:HB3	1.88	0.72
3:D:254:GLU:HB2	3:D:313:TYR:HB3	1.71	0.72
3:D:225:PHE:CD1	3:D:342:TRP:CG	2.74	0.72

Continued on next page...

Continued from previous page...

Atom-1	Atom-2	Interatomic distance (Å)	Clash overlap (Å)
7:P:216:ALA:H	7:P:251:PHE:HB3	1.55	0.72
7:H:521:SER:O	7:H:522:LYS:HB3	1.88	0.72
7:T:250:ARG:HB2	7:T:363:HIS:HB3	1.71	0.72
7:I:250:ARG:HB2	7:I:363:HIS:HB3	1.71	0.72
7:J:521:SER:O	7:J:522:LYS:HB3	1.88	0.72
7:S:250:ARG:HB2	7:S:363:HIS:HB3	1.71	0.72
7:W:250:ARG:HB2	7:W:363:HIS:HB3	1.71	0.72
7:I:352:GLU:HB3	7:I:391:ARG:HB3	1.70	0.72
7:L:352:GLU:HB3	7:L:391:ARG:HB3	1.70	0.72
7:O:521:SER:O	7:O:522:LYS:HB3	1.88	0.72
7:S:352:GLU:HB3	7:S:391:ARG:HB3	1.70	0.72
2:C:201:SER:O	3:D:346:VAL:CB	2.37	0.72
5:F:231:LEU:HD23	5:F:232:LEU:H	1.49	0.72
7:L:404:VAL:HB	7:M:191:PHE:HB2	1.72	0.72
7:N:352:GLU:HB3	7:N:391:ARG:HB3	1.70	0.72
7:S:191:PHE:HA	7:S:276:VAL:HG12	1.69	0.72
7:W:413:ARG:CZ	7:X:282:LEU:CG	2.66	0.72
7:K:406:SER:O	7:L:188:GLU:HB2	1.90	0.72
7:N:412:THR:OG1	7:O:167:ASN:CG	2.28	0.72
7:R:521:SER:O	7:R:522:LYS:HB3	1.88	0.72
7:S:339:TYR:HB2	7:S:404:VAL:CG2	2.15	0.72
7:H:250:ARG:HB2	7:H:363:HIS:HB3	1.71	0.72
7:I:130:GLU:CB	7:J:164:ARG:O	2.37	0.72
7:Q:374:SER:O	7:R:220:LEU:HD12	1.90	0.72
7:V:133:ARG:NH2	7:W:164:ARG:NE	2.37	0.72
7:X:352:GLU:HB3	7:X:391:ARG:HB3	1.70	0.72
7:K:521:SER:O	7:K:522:LYS:HB3	1.88	0.72
7:W:128:GLU:O	7:X:164:ARG:NH2	2.22	0.72
7:P:105:GLY:HA2	7:H:159:LEU:HD22	1.72	0.72
7:M:250:ARG:HB2	7:M:363:HIS:HB3	1.71	0.72
7:V:133:ARG:CZ	7:W:164:ARG:NE	2.53	0.72
7:V:339:TYR:HB2	7:V:404:VAL:CG2	2.15	0.72
7:X:250:ARG:HB2	7:X:363:HIS:HB3	1.71	0.72
7:J:250:ARG:HB2	7:J:363:HIS:HB3	1.71	0.71
7:Q:250:ARG:HB2	7:Q:363:HIS:HB3	1.71	0.71
7:Q:380:ASN:HD22	7:R:215:ASN:CB	2.02	0.71
7:S:413:ARG:HH11	7:T:282:LEU:HA	1.55	0.71
7:V:421:GLU:CB	7:W:431:VAL:HA	2.20	0.71
5:F:389:ILE:HB	7:G:191:PHE:HB3	1.72	0.71
7:M:64:ARG:HD2	7:N:461:VAL:HG23	1.72	0.71
7:N:412:THR:OG1	7:O:167:ASN:OD1	2.07	0.71

Continued on next page...

Continued from previous page...

Atom-1	Atom-2	Interatomic distance (Å)	Clash overlap (Å)
7:R:250:ARG:HB2	7:R:363:HIS:HB3	1.71	0.71
7:M:64:ARG:C	7:N:467:HIS:HD1	1.92	0.71
7:N:378:GLU:OE1	7:O:217:ALA:HB3	1.89	0.71
7:Q:413:ARG:NH1	7:R:282:LEU:HA	2.05	0.71
7:W:424:LEU:HD11	7:X:191:PHE:CE2	2.25	0.71
7:M:19:HIS:CD2	7:N:487:ARG:HD2	2.23	0.71
7:U:391:ARG:HH21	7:V:204:LYS:CG	2.02	0.71
7:W:400:LEU:O	7:X:194:GLU:HB2	1.91	0.71
7:G:342:ASP:HB3	7:G:401:ILE:HB	1.71	0.71
7:V:372:GLU:O	7:W:222:PHE:CD1	2.44	0.71
7:W:352:GLU:HB3	7:W:391:ARG:HB3	1.70	0.71
7:M:30:TRP:HH2	7:N:467:HIS:CE1	2.07	0.71
7:O:250:ARG:HB2	7:O:363:HIS:HB3	1.71	0.71
7:U:250:ARG:HB2	7:U:363:HIS:HB3	1.71	0.71
7:G:372:GLU:OE1	7:P:223:THR:O	2.08	0.71
7:K:250:ARG:HB2	7:K:363:HIS:HB3	1.71	0.71
7:K:372:GLU:CB	7:L:223:THR:O	2.39	0.71
7:U:339:TYR:HB2	7:U:404:VAL:CG2	2.15	0.71
7:N:391:ARG:NE	7:O:204:LYS:HE2	2.06	0.71
7:N:412:THR:OG1	7:O:167:ASN:CB	2.38	0.71
7:Q:380:ASN:O	7:R:214:PHE:CD1	2.44	0.71
7:Q:380:ASN:HB2	7:R:215:ASN:HB2	1.71	0.71
7:P:204:LYS:HD2	7:P:263:LEU:HD23	1.73	0.71
7:H:391:ARG:NH2	7:I:204:LYS:CE	2.53	0.71
7:Q:391:ARG:HH21	7:R:204:LYS:HG3	1.55	0.71
7:U:372:GLU:HB3	7:V:223:THR:O	1.90	0.71
7:H:400:LEU:HD12	7:I:195:HIS:HB2	1.73	0.71
7:I:413:ARG:NH1	7:J:282:LEU:HG	2.06	0.71
7:L:380:ASN:HD22	7:M:215:ASN:CB	2.02	0.71
7:N:372:GLU:CD	7:O:223:THR:O	2.30	0.71
7:O:413:ARG:HH11	7:Q:282:LEU:HA	1.54	0.71
7:G:352:GLU:HB3	7:G:391:ARG:HB3	1.73	0.70
7:W:412:THR:OG1	7:X:167:ASN:CG	2.29	0.70
7:L:250:ARG:HB2	7:L:363:HIS:HB3	1.71	0.70
7:L:400:LEU:HD12	7:M:195:HIS:CB	2.21	0.70
7:N:250:ARG:HB2	7:N:363:HIS:HB3	1.71	0.70
7:W:216:ALA:HB3	7:W:251:PHE:HB3	1.73	0.70
7:I:106:ASP:N	7:J:159:LEU:HD13	2.05	0.70
7:L:216:ALA:HB3	7:L:251:PHE:HB3	1.73	0.70
7:T:521:SER:O	7:T:522:LYS:HB3	1.88	0.70
6:B:754:PRO:HB2	6:B:758:SER:HA	1.73	0.70

Continued on next page...

Continued from previous page...

Atom-1	Atom-2	Interatomic distance (Å)	Clash overlap (Å)
7:G:242:SER:HB3	7:G:371:SER:HA	1.72	0.70
7:N:421:GLU:CB	7:O:434:PHE:CD2	2.73	0.70
7:W:380:ASN:HD22	7:X:215:ASN:HB2	1.56	0.70
7:P:271:LYS:HG2	7:P:342:ASP:OD1	1.91	0.70
7:N:413:ARG:HH12	7:O:282:LEU:HG	1.55	0.70
7:O:363:HIS:ND1	7:O:380:ASN:OD1	2.25	0.70
7:Q:216:ALA:HB3	7:Q:251:PHE:HB3	1.73	0.70
7:R:339:TYR:HB2	7:R:404:VAL:CG2	2.15	0.70
7:H:363:HIS:ND1	7:H:380:ASN:OD1	2.25	0.70
7:J:417:PHE:CZ	7:K:280:ILE:HG13	2.26	0.70
7:R:216:ALA:HB3	7:R:251:PHE:HB3	1.74	0.70
7:S:521:SER:O	7:S:522:LYS:HB3	1.88	0.70
7:V:133:ARG:CZ	7:W:164:ARG:CZ	2.70	0.70
7:W:129:SER:HA	7:X:164:ARG:CZ	2.20	0.70
3:D:184:LEU:H	3:D:264:ASN:HA	1.55	0.70
5:F:267:GLN:HA	5:F:318:GLY:HA3	1.74	0.70
7:I:339:TYR:HB2	7:I:404:VAL:CG2	2.15	0.70
7:V:64:ARG:HD3	7:W:290:ARG:CB	2.22	0.70
7:G:479:ASP:O	7:G:483:GLU:HB2	1.92	0.70
7:P:30:TRP:HH2	7:H:467:HIS:CE1	2.10	0.70
7:O:339:TYR:HB2	7:O:404:VAL:CG2	2.15	0.70
7:S:216:ALA:HB3	7:S:251:PHE:HB3	1.73	0.70
7:V:396:THR:CB	7:W:199:GLN:OE1	2.32	0.70
7:K:391:ARG:HH21	7:L:204:LYS:HE3	1.56	0.70
7:R:363:HIS:ND1	7:R:380:ASN:OD1	2.25	0.70
2:C:197:LYS:HB2	3:D:351:HIS:HB2	1.74	0.70
7:K:216:ALA:HB3	7:K:251:PHE:HB3	1.73	0.70
7:W:391:ARG:HH21	7:X:204:LYS:HE3	1.54	0.70
7:X:339:TYR:HB2	7:X:404:VAL:CG2	2.15	0.70
7:J:216:ALA:HB3	7:J:251:PHE:HB3	1.73	0.69
7:M:65:ARG:CD	7:N:467:HIS:CD2	2.71	0.69
7:N:411:GLY:O	7:O:185:THR:HG21	1.91	0.69
7:W:417:PHE:CE2	7:X:280:ILE:CG1	2.69	0.69
2:C:123:SER:HA	2:C:135:PRO:HA	1.74	0.69
7:H:42:ARG:HH22	7:I:471:GLN:CD	1.95	0.69
7:L:421:GLU:OE1	7:M:434:PHE:CB	2.37	0.69
7:N:216:ALA:HB3	7:N:251:PHE:HB3	1.73	0.69
7:N:394:ASN:O	7:O:200:ILE:HA	1.91	0.69
7:T:216:ALA:HB3	7:T:251:PHE:HB3	1.73	0.69
7:V:319:GLU:OE2	7:W:451:LYS:HD3	1.91	0.69
7:P:65:ARG:HD2	7:H:467:HIS:CD2	2.28	0.69

Continued on next page...

Continued from previous page...

Atom-1	Atom-2	Interatomic distance (Å)	Clash overlap (Å)
7:P:352:GLU:HB3	7:P:391:ARG:HB3	1.74	0.69
7:O:216:ALA:HB3	7:O:251:PHE:HB3	1.73	0.69
7:O:413:ARG:NH1	7:Q:282:LEU:HA	2.08	0.69
7:U:386:LYS:O	7:V:208:GLN:OE1	2.10	0.69
7:K:363:HIS:ND1	7:K:380:ASN:OD1	2.25	0.69
7:N:363:HIS:ND1	7:N:380:ASN:OD1	2.25	0.69
7:N:421:GLU:HB2	7:O:434:PHE:HD2	1.55	0.69
7:Q:384:CYS:O	7:R:210:LYS:HG3	1.92	0.69
7:R:59:ASP:OD1	7:S:456:TYR:OH	2.09	0.69
7:W:413:ARG:CZ	7:X:282:LEU:CD1	2.70	0.69
7:K:413:ARG:NH1	7:L:282:LEU:HG	2.07	0.69
7:V:216:ALA:HB3	7:V:251:PHE:HB3	1.73	0.69
5:F:89:GLN:HB2	7:G:159:LEU:HD22	1.74	0.69
7:G:272:MET:HB3	7:G:341:LEU:HB3	1.73	0.69
7:P:254:SER:HB3	7:P:359:CYS:HB3	1.74	0.69
7:M:363:HIS:ND1	7:M:380:ASN:OD1	2.25	0.69
7:Q:339:TYR:HB2	7:Q:404:VAL:CG2	2.15	0.69
7:S:363:HIS:ND1	7:S:380:ASN:OD1	2.25	0.69
6:B:701:ARG:HD2	6:B:748:GLY:HA2	1.73	0.69
7:I:413:ARG:CZ	7:J:282:LEU:HG	2.23	0.69
7:K:59:ASP:OD1	7:L:456:TYR:OH	2.09	0.69
7:R:413:ARG:HH11	7:S:282:LEU:HA	1.57	0.69
7:T:391:ARG:HE	7:U:204:LYS:HE2	1.58	0.69
7:U:413:ARG:HD3	7:V:280:ILE:HD11	1.75	0.69
7:V:64:ARG:NH2	7:W:290:ARG:HA	2.07	0.69
7:W:394:ASN:O	7:X:200:ILE:HA	1.93	0.69
7:J:44:ARG:NH2	7:K:474:GLU:OE2	2.25	0.69
7:J:363:HIS:ND1	7:J:380:ASN:OD1	2.25	0.69
7:L:363:HIS:ND1	7:L:380:ASN:OD1	2.25	0.69
7:M:65:ARG:HG3	7:N:467:HIS:HB3	1.75	0.69
7:M:216:ALA:HB3	7:M:251:PHE:HB3	1.73	0.69
7:V:372:GLU:CB	7:W:223:THR:O	2.40	0.69
7:G:394:ASN:HB3	7:P:201:GLU:HB2	1.73	0.69
7:G:524:LYS:CD	7:P:196:TYR:CE2	2.73	0.69
7:I:216:ALA:HB3	7:I:251:PHE:HB3	1.73	0.69
7:J:64:ARG:HD2	7:K:461:VAL:CG2	2.23	0.69
7:P:380:ASN:HB2	7:H:215:ASN:HB2	1.75	0.69
7:I:417:PHE:HE1	7:J:187:GLY:HA3	1.58	0.69
7:M:65:ARG:CB	7:N:467:HIS:CB	2.71	0.69
7:R:102:ASN:ND2	7:R:105:GLY:O	2.26	0.69
7:T:413:ARG:HH11	7:U:282:LEU:HA	1.56	0.69

Continued on next page...

Continued from previous page...

Atom-1	Atom-2	Interatomic distance (Å)	Clash overlap (Å)
7:U:421:GLU:HB3	7:V:434:PHE:HD2	1.57	0.69
7:W:354:LYS:HB3	7:W:389:GLU:HB3	1.75	0.69
7:X:363:HIS:ND1	7:X:380:ASN:OD1	2.25	0.69
7:G:524:LYS:HZ1	7:P:271:LYS:HD3	1.59	0.68
7:J:339:TYR:HB2	7:J:404:VAL:CG2	2.15	0.68
7:O:354:LYS:HB3	7:O:389:GLU:HB3	1.75	0.68
7:Q:354:LYS:HB3	7:Q:389:GLU:HB3	1.75	0.68
7:U:216:ALA:HB3	7:U:251:PHE:HB3	1.73	0.68
7:U:413:ARG:HH11	7:V:282:LEU:HA	1.57	0.68
7:V:129:SER:OG	7:W:169:LEU:HD11	1.93	0.68
7:X:354:LYS:HB3	7:X:389:GLU:HB3	1.75	0.68
7:H:216:ALA:HB3	7:H:251:PHE:HB3	1.73	0.68
7:O:102:ASN:ND2	7:O:105:GLY:O	2.27	0.68
7:V:526:SER:HB3	7:W:198:GLU:HG2	1.74	0.68
7:I:102:ASN:ND2	7:I:105:GLY:O	2.27	0.68
7:L:391:ARG:NH2	7:M:204:LYS:HE3	2.08	0.68
2:C:201:SER:HB3	3:D:347:LYS:HB3	1.75	0.68
5:F:399:GLY:HA2	7:G:280:ILE:HD11	1.74	0.68
7:P:204:LYS:HB2	7:P:263:LEU:HB3	1.74	0.68
7:H:102:ASN:ND2	7:H:105:GLY:O	2.27	0.68
7:M:55:LYS:CE	7:N:481:ILE:HG23	2.23	0.68
7:S:102:ASN:ND2	7:S:105:GLY:O	2.27	0.68
7:S:354:LYS:HB3	7:S:389:GLU:HB3	1.75	0.68
7:W:413:ARG:NH1	7:X:282:LEU:CA	2.55	0.68
7:H:370:PHE:HD2	7:H:373:ILE:C	1.97	0.68
7:L:339:TYR:HB2	7:L:404:VAL:CG2	2.15	0.68
7:N:424:LEU:HD11	7:O:191:PHE:CZ	2.27	0.68
7:Q:370:PHE:HD2	7:Q:373:ILE:C	1.97	0.68
7:R:354:LYS:HB3	7:R:389:GLU:HB3	1.75	0.68
7:U:102:ASN:ND2	7:U:105:GLY:O	2.26	0.68
7:V:296:THR:HG21	7:W:159:LEU:HD23	1.75	0.68
7:W:102:ASN:ND2	7:W:105:GLY:O	2.26	0.68
7:X:216:ALA:HB3	7:X:251:PHE:HB3	1.73	0.68
7:K:102:ASN:ND2	7:K:105:GLY:O	2.27	0.68
7:L:102:ASN:ND2	7:L:105:GLY:O	2.26	0.68
7:Q:59:ASP:OD1	7:R:456:TYR:OH	2.11	0.68
7:R:370:PHE:HD2	7:R:373:ILE:C	1.97	0.68
7:V:354:LYS:HB3	7:V:389:GLU:HB3	1.75	0.68
7:W:339:TYR:HB2	7:W:404:VAL:CG2	2.15	0.68
7:W:417:PHE:CE2	7:X:280:ILE:HD11	2.28	0.68
5:F:229:SER:HB2	5:F:356:ASP:OD2	1.92	0.68

Continued on next page...

Continued from previous page...

Atom-1	Atom-2	Interatomic distance (Å)	Clash overlap (Å)
7:I:297:THR:CG2	7:J:288:ARG:NH2	2.57	0.68
7:I:354:LYS:HB3	7:I:389:GLU:HB3	1.75	0.68
7:J:130:GLU:HG3	7:K:165:ASP:HA	1.75	0.68
7:S:413:ARG:NH1	7:T:282:LEU:HA	2.09	0.68
1:A:860:SER:HB3	1:A:911:ASN:HB2	1.76	0.68
7:M:354:LYS:HB3	7:M:389:GLU:HB3	1.75	0.68
7:Q:102:ASN:ND2	7:Q:105:GLY:O	2.27	0.68
7:R:391:ARG:HH22	7:S:202:ALA:HB1	1.59	0.68
7:S:370:PHE:HD2	7:S:373:ILE:C	1.97	0.68
2:C:146:CYS:N	3:D:113:SER:HG	1.92	0.68
7:J:413:ARG:HH11	7:K:282:LEU:HA	1.58	0.68
7:L:354:LYS:HB3	7:L:389:GLU:HB3	1.75	0.68
7:N:421:GLU:HB2	7:O:434:PHE:CD2	2.29	0.68
7:O:370:PHE:HD2	7:O:373:ILE:C	1.97	0.68
7:T:363:HIS:ND1	7:T:380:ASN:OD1	2.25	0.68
7:X:102:ASN:ND2	7:X:105:GLY:O	2.26	0.68
5:F:337:ILE:HG12	5:F:377:THR:HG23	1.76	0.68
7:K:339:TYR:HB2	7:K:404:VAL:CG2	2.15	0.68
7:M:102:ASN:ND2	7:M:105:GLY:O	2.26	0.68
7:N:384:CYS:O	7:O:210:LYS:HG3	1.94	0.68
7:Q:363:HIS:ND1	7:Q:380:ASN:OD1	2.25	0.68
3:D:311:GLY:HA2	3:D:415:GLN:HG3	1.76	0.67
4:E:94:LEU:HB3	4:E:103:VAL:HB	1.76	0.67
7:J:102:ASN:ND2	7:J:105:GLY:O	2.27	0.67
7:J:354:LYS:HB3	7:J:389:GLU:HB3	1.75	0.67
7:V:363:HIS:ND1	7:V:380:ASN:OD1	2.25	0.67
7:X:370:PHE:HD2	7:X:373:ILE:C	1.97	0.67
7:K:354:LYS:HB3	7:K:389:GLU:HB3	1.75	0.67
7:W:410:GLY:C	7:X:185:THR:CG2	2.63	0.67
7:G:330:SER:HB2	7:G:449:SER:H	1.59	0.67
7:L:145:ASP:OD2	7:M:284:ARG:NH1	2.27	0.67
7:T:102:ASN:ND2	7:T:105:GLY:O	2.26	0.67
7:T:372:GLU:CB	7:U:223:THR:O	2.42	0.67
7:U:354:LYS:HB3	7:U:389:GLU:HB3	1.75	0.67
7:V:106:ASP:OD2	7:W:122:ARG:C	2.33	0.67
7:G:243:LEU:HD13	7:G:370:PHE:HD1	1.60	0.67
7:V:378:GLU:CB	7:W:217:ALA:O	2.42	0.67
2:C:179:GLU:HB2	3:D:369:ASN:HB2	1.77	0.67
7:P:206:ILE:HB	7:P:261:LEU:HB2	1.75	0.67
7:P:368:LEU:HB2	7:P:375:VAL:HB	1.77	0.67
7:K:370:PHE:HD2	7:K:373:ILE:C	1.97	0.67

Continued on next page...

Continued from previous page...

Atom-1	Atom-2	Interatomic distance (Å)	Clash overlap (Å)
7:R:189:LYS:CE	7:R:191:PHE:CE1	2.75	0.67
7:T:354:LYS:HB3	7:T:389:GLU:HB3	1.75	0.67
3:D:124:ARG:O	6:B:167:ASN:ND2	2.28	0.67
7:G:102:ASN:ND2	7:G:105:GLY:O	2.27	0.67
7:I:297:THR:HG23	7:J:288:ARG:HH22	1.60	0.67
7:N:102:ASN:ND2	7:N:105:GLY:O	2.26	0.67
7:R:374:SER:O	7:S:220:LEU:HD12	1.94	0.67
7:R:413:ARG:NH1	7:S:282:LEU:HA	2.09	0.67
7:T:370:PHE:HD2	7:T:373:ILE:C	1.97	0.67
7:P:262:PHE:HB3	7:P:351:VAL:HB	1.75	0.67
7:L:105:GLY:HA2	7:M:159:LEU:HD22	1.77	0.67
7:V:370:PHE:HD2	7:V:373:ILE:C	1.97	0.67
7:V:422:LYS:CG	7:W:431:VAL:HG11	2.20	0.67
7:W:370:PHE:HD2	7:W:373:ILE:C	1.97	0.67
7:H:354:LYS:HB3	7:H:389:GLU:HB3	1.75	0.67
7:L:413:ARG:HG2	7:M:438:ALA:HB1	1.77	0.67
7:R:105:GLY:HA2	7:S:159:LEU:HD22	1.76	0.67
2:C:181:GLU:HB2	3:D:367:GLN:HB2	1.76	0.67
3:D:225:PHE:CD1	3:D:342:TRP:CA	2.78	0.67
7:G:412:THR:N	7:G:440:SER:OG	2.28	0.67
7:H:30:TRP:HH2	7:I:467:HIS:CE1	2.13	0.67
7:M:370:PHE:CB	7:M:373:ILE:H	2.08	0.67
7:N:413:ARG:NH1	7:O:282:LEU:CG	2.54	0.67
7:W:189:LYS:CE	7:W:191:PHE:CE1	2.75	0.67
7:I:130:GLU:OE2	7:J:165:ASP:CA	2.39	0.66
7:N:394:ASN:HB2	7:O:201:GLU:HB2	1.77	0.66
7:X:368:LEU:HB2	7:X:375:VAL:HB	1.78	0.66
7:J:370:PHE:HD2	7:J:373:ILE:C	1.97	0.66
7:K:368:LEU:HB2	7:K:375:VAL:HB	1.78	0.66
7:N:370:PHE:HD2	7:N:373:ILE:C	1.97	0.66
7:T:372:GLU:HB3	7:U:223:THR:O	1.95	0.66
7:P:102:ASN:ND2	7:P:105:GLY:O	2.28	0.66
7:K:130:GLU:OE2	7:L:165:ASP:HA	1.95	0.66
7:N:380:ASN:ND2	7:O:215:ASN:HB2	2.05	0.66
7:N:412:THR:OG1	7:O:167:ASN:HB3	1.96	0.66
7:R:391:ARG:HH21	7:S:204:LYS:HG3	1.60	0.66
7:P:162:ARG:HD3	7:P:164:ARG:HD2	1.77	0.66
7:P:372:GLU:OE1	7:H:222:PHE:CZ	2.48	0.66
7:I:86:CYS:SG	7:I:87:SER:N	2.69	0.66
7:I:363:HIS:ND1	7:I:380:ASN:OD1	2.25	0.66
7:J:502:ASP:OD2	7:K:452:LEU:N	2.23	0.66

Continued on next page...

Continued from previous page...

Atom-1	Atom-2	Interatomic distance (Å)	Clash overlap (Å)
7:K:86:CYS:SG	7:K:87:SER:N	2.69	0.66
7:L:368:LEU:HB2	7:L:375:VAL:HB	1.77	0.66
7:M:86:CYS:SG	7:M:87:SER:N	2.69	0.66
7:M:391:ARG:HH22	7:N:202:ALA:HB1	1.58	0.66
7:O:86:CYS:SG	7:O:87:SER:N	2.69	0.66
7:S:86:CYS:SG	7:S:87:SER:N	2.69	0.66
7:S:368:LEU:HB2	7:S:375:VAL:HB	1.78	0.66
7:S:380:ASN:O	7:T:214:PHE:CD1	2.49	0.66
7:V:396:THR:O	7:W:199:GLN:HB3	1.94	0.66
7:L:64:ARG:HH11	7:M:290:ARG:NE	1.93	0.66
7:L:370:PHE:HD2	7:L:373:ILE:C	1.97	0.66
7:N:354:LYS:HB3	7:N:389:GLU:HB3	1.75	0.66
7:R:86:CYS:SG	7:R:87:SER:N	2.69	0.66
7:T:368:LEU:HB2	7:T:375:VAL:HB	1.78	0.66
7:X:86:CYS:SG	7:X:87:SER:N	2.69	0.66
7:J:86:CYS:SG	7:J:87:SER:N	2.69	0.66
7:Q:391:ARG:NE	7:R:204:LYS:HE2	2.11	0.66
7:U:363:HIS:ND1	7:U:380:ASN:OD1	2.25	0.66
7:P:86:CYS:SG	7:P:87:SER:N	2.69	0.66
7:P:372:GLU:O	7:H:222:PHE:HD1	1.79	0.66
7:R:380:ASN:O	7:S:214:PHE:CD1	2.49	0.66
7:S:356:ILE:HB	7:S:387:ARG:HB2	1.78	0.66
7:U:403:ASP:HA	7:V:192:ARG:HG2	1.76	0.66
7:V:58:THR:CG2	7:W:452:LEU:CB	2.10	0.66
7:W:86:CYS:SG	7:W:87:SER:N	2.69	0.66
7:W:363:HIS:ND1	7:W:380:ASN:OD1	2.25	0.66
7:P:64:ARG:H	7:H:470:LYS:HZ3	1.43	0.66
7:K:356:ILE:HB	7:K:387:ARG:HB2	1.78	0.66
7:N:368:LEU:HB2	7:N:375:VAL:HB	1.77	0.66
7:O:189:LYS:CE	7:O:191:PHE:CE1	2.75	0.66
7:V:370:PHE:CB	7:V:373:ILE:H	2.08	0.66
5:F:528:ARG:HB3	5:F:550:GLN:HB3	1.78	0.66
7:J:368:LEU:HB2	7:J:375:VAL:HB	1.78	0.66
7:U:370:PHE:CB	7:U:373:ILE:H	2.08	0.66
7:U:394:ASN:HB2	7:V:201:GLU:HB2	1.77	0.66
7:V:86:CYS:SG	7:V:87:SER:N	2.69	0.66
7:J:64:ARG:CZ	7:K:461:VAL:HB	2.26	0.66
7:M:370:PHE:HD2	7:M:373:ILE:C	1.97	0.66
7:Q:86:CYS:SG	7:Q:87:SER:N	2.69	0.66
7:U:86:CYS:SG	7:U:87:SER:N	2.69	0.66
7:U:368:LEU:HB2	7:U:375:VAL:HB	1.78	0.66

Continued on next page...

Continued from previous page...

Atom-1	Atom-2	Interatomic distance (Å)	Clash overlap (Å)
5:F:71:GLN:HE21	5:F:76:GLY:HA2	1.60	0.65
7:I:130:GLU:HG3	7:J:165:ASP:HA	1.78	0.65
7:I:370:PHE:HD2	7:I:373:ILE:C	1.97	0.65
7:N:356:ILE:HB	7:N:387:ARG:HB2	1.78	0.65
7:R:368:LEU:HB2	7:R:375:VAL:HB	1.77	0.65
7:U:391:ARG:NE	7:V:204:LYS:CE	2.57	0.65
3:D:252:VAL:H	3:D:315:VAL:HG12	1.62	0.65
7:P:44:ARG:NH2	7:H:474:GLU:OE2	2.29	0.65
7:H:86:CYS:SG	7:H:87:SER:N	2.69	0.65
7:I:359:CYS:HA	7:I:384:CYS:HA	1.79	0.65
7:V:162:ARG:HD3	7:V:164:ARG:HD2	1.79	0.65
7:V:359:CYS:HA	7:V:384:CYS:HA	1.79	0.65
7:W:368:LEU:HB2	7:W:375:VAL:HB	1.77	0.65
4:E:68:THR:HB	4:E:79:VAL:HB	1.79	0.65
7:P:360:LEU:HB3	7:P:383:ASP:HB3	1.77	0.65
7:M:189:LYS:CE	7:M:191:PHE:CE1	2.75	0.65
7:N:391:ARG:HH21	7:O:204:LYS:CE	2.09	0.65
7:T:86:CYS:SG	7:T:87:SER:N	2.69	0.65
2:C:191:THR:HB	3:D:357:GLU:HB3	1.79	0.65
7:V:102:ASN:ND2	7:V:105:GLY:O	2.26	0.65
7:W:106:ASP:OD2	7:X:121:CYS:HA	1.96	0.65
7:P:354:LYS:HB3	7:P:389:GLU:HB3	1.77	0.65
7:H:368:LEU:HB2	7:H:375:VAL:HB	1.78	0.65
7:J:359:CYS:HA	7:J:384:CYS:HA	1.79	0.65
7:L:380:ASN:HB2	7:M:215:ASN:HB2	1.77	0.65
7:N:86:CYS:SG	7:N:87:SER:N	2.69	0.65
7:Q:130:GLU:HG3	7:R:164:ARG:O	1.97	0.65
7:T:378:GLU:OE1	7:U:217:ALA:HB3	1.95	0.65
7:U:413:ARG:NH1	7:V:282:LEU:HA	2.10	0.65
7:V:320:THR:HG23	7:W:179:ALA:CB	2.24	0.65
7:W:400:LEU:CG	7:X:195:HIS:HB2	2.27	0.65
7:W:417:PHE:CD2	7:X:280:ILE:CD1	2.80	0.65
9:Z:1:NAG:H5	9:Z:2:NAG:HN2	1.62	0.65
7:K:370:PHE:CB	7:K:373:ILE:H	2.08	0.65
7:M:359:CYS:HA	7:M:384:CYS:HA	1.79	0.65
7:T:339:TYR:HB2	7:T:404:VAL:CG2	2.15	0.65
1:A:336:PHE:HE2	1:A:844:THR:HG22	1.60	0.65
7:H:359:CYS:HA	7:H:384:CYS:HA	1.79	0.65
7:O:359:CYS:HA	7:O:384:CYS:HA	1.79	0.65
7:V:368:LEU:HB2	7:V:375:VAL:HB	1.78	0.65
1:A:286:ALA:HB1	1:A:288:GLN:HG3	1.79	0.65

Continued on next page...

Continued from previous page...

Atom-1	Atom-2	Interatomic distance (Å)	Clash overlap (Å)
7:H:339:TYR:HB2	7:H:404:VAL:CG2	2.15	0.65
7:I:106:ASP:HB2	7:J:159:LEU:CD1	2.27	0.65
7:Q:359:CYS:HA	7:Q:384:CYS:HA	1.79	0.65
7:U:162:ARG:HD3	7:U:164:ARG:HD2	1.79	0.65
7:G:64:ARG:NH2	7:P:459:VAL:O	2.30	0.65
7:L:86:CYS:SG	7:L:87:SER:N	2.69	0.65
7:N:130:GLU:HA	7:O:164:ARG:O	1.96	0.65
7:R:356:ILE:HB	7:R:387:ARG:HB2	1.78	0.65
7:S:359:CYS:HA	7:S:384:CYS:HA	1.79	0.65
7:S:370:PHE:CB	7:S:373:ILE:H	2.08	0.65
7:T:392:ALA:HB3	7:U:203:PHE:H	1.62	0.65
3:D:190:VAL:HA	3:D:257:VAL:HG21	1.79	0.65
7:G:524:LYS:HZ2	7:P:271:LYS:HD3	1.62	0.65
7:H:189:LYS:CE	7:H:191:PHE:CE1	2.75	0.65
7:K:162:ARG:HD3	7:K:164:ARG:HD2	1.79	0.65
7:K:189:LYS:CE	7:K:191:PHE:CE1	2.75	0.65
7:S:374:SER:O	7:T:220:LEU:HD12	1.97	0.65
7:U:398:GLU:OE1	7:V:197:GLU:OE1	2.15	0.65
7:W:370:PHE:CB	7:W:373:ILE:H	2.08	0.65
7:G:260:GLN:HB3	7:G:353:LEU:HB3	1.80	0.64
7:P:342:ASP:HB3	7:P:401:ILE:HB	1.78	0.64
7:I:370:PHE:CB	7:I:373:ILE:H	2.08	0.64
7:K:359:CYS:HA	7:K:384:CYS:HA	1.79	0.64
7:L:64:ARG:NH1	7:M:290:ARG:NE	2.45	0.64
7:N:413:ARG:CZ	7:O:282:LEU:CG	2.74	0.64
7:U:370:PHE:HD2	7:U:373:ILE:C	1.97	0.64
7:V:189:LYS:CE	7:V:191:PHE:CE1	2.75	0.64
7:W:356:ILE:HB	7:W:387:ARG:HB2	1.78	0.64
5:F:369:CYS:HB3	7:G:211:THR:HB	1.78	0.64
5:F:388:ASP:HA	7:G:192:ARG:HA	1.78	0.64
7:P:412:THR:N	7:P:440:SER:OG	2.29	0.64
7:I:189:LYS:CE	7:I:191:PHE:CE1	2.75	0.64
7:J:421:GLU:OE1	7:K:434:PHE:HB2	1.97	0.64
7:L:356:ILE:HB	7:L:387:ARG:HB2	1.78	0.64
7:M:55:LYS:NZ	7:N:482:ASN:HB2	2.12	0.64
7:O:368:LEU:HB2	7:O:375:VAL:HB	1.78	0.64
7:Q:368:LEU:HB2	7:Q:375:VAL:HB	1.77	0.64
7:Q:370:PHE:CB	7:Q:373:ILE:H	2.08	0.64
7:R:204:LYS:HD2	7:R:263:LEU:HD23	1.80	0.64
7:U:356:ILE:HB	7:U:387:ARG:HB2	1.78	0.64
7:V:133:ARG:HH21	7:W:164:ARG:NH2	1.94	0.64

Continued on next page...

Continued from previous page...

Atom-1	Atom-2	Interatomic distance (Å)	Clash overlap (Å)
7:V:414:LYS:N	7:W:435:VAL:HG13	2.12	0.64
7:W:130:GLU:HG3	7:X:164:ARG:O	1.96	0.64
7:I:368:LEU:HB2	7:I:375:VAL:HB	1.78	0.64
7:K:421:GLU:OE1	7:L:434:PHE:HB2	1.97	0.64
7:L:162:ARG:HD3	7:L:164:ARG:HD2	1.79	0.64
7:M:356:ILE:HB	7:M:387:ARG:HB2	1.78	0.64
7:N:162:ARG:HD3	7:N:164:ARG:HD2	1.79	0.64
7:N:337:LEU:HD22	7:N:423:LEU:HD21	1.80	0.64
7:N:421:GLU:HB3	7:O:434:PHE:HD2	1.61	0.64
7:O:356:ILE:HB	7:O:387:ARG:HB2	1.78	0.64
7:O:370:PHE:CB	7:O:373:ILE:H	2.08	0.64
7:Q:204:LYS:HD2	7:Q:263:LEU:HD23	1.80	0.64
7:T:356:ILE:HB	7:T:387:ARG:HB2	1.78	0.64
7:T:413:ARG:NH1	7:U:282:LEU:HA	2.12	0.64
7:U:337:LEU:HD22	7:U:423:LEU:HD21	1.80	0.64
7:W:407:LEU:CB	7:X:188:GLU:HB3	2.27	0.64
7:X:337:LEU:HD22	7:X:423:LEU:HD21	1.80	0.64
7:G:354:LYS:HB3	7:G:389:GLU:HB3	1.79	0.64
7:O:204:LYS:HD2	7:O:263:LEU:HD23	1.80	0.64
7:O:380:ASN:HB2	7:Q:215:ASN:HB2	1.80	0.64
7:X:356:ILE:HB	7:X:387:ARG:HB2	1.78	0.64
1:A:1176:LEU:HD22	1:A:1204:GLN:HB3	1.78	0.64
1:A:1313:ILE:HB	1:A:1326:TYR:HB2	1.80	0.64
3:D:167:LYS:H	3:D:167:LYS:HD2	1.62	0.64
5:F:9:CYS:N	5:F:42:THR:O	2.31	0.64
7:J:356:ILE:HB	7:J:387:ARG:HB2	1.78	0.64
7:O:421:GLU:OE1	7:Q:434:PHE:HB2	1.98	0.64
7:S:130:GLU:HG3	7:T:164:ARG:O	1.97	0.64
7:U:189:LYS:CE	7:U:191:PHE:CE1	2.75	0.64
7:V:356:ILE:HB	7:V:387:ARG:HB2	1.78	0.64
1:A:1087:GLY:HA2	1:A:1090:ASN:HD22	1.62	0.64
1:A:1153:ARG:HG2	1:A:1197:LEU:HB3	1.80	0.64
7:H:162:ARG:HD3	7:H:164:ARG:HD2	1.79	0.64
7:H:356:ILE:HB	7:H:387:ARG:HB2	1.78	0.64
7:I:356:ILE:HB	7:I:387:ARG:HB2	1.78	0.64
7:O:162:ARG:HD3	7:O:164:ARG:HD2	1.79	0.64
7:O:337:LEU:HD22	7:O:423:LEU:HD21	1.80	0.64
7:Q:356:ILE:HB	7:Q:387:ARG:HB2	1.78	0.64
7:T:337:LEU:HD22	7:T:423:LEU:HD21	1.80	0.64
7:T:391:ARG:NE	7:U:204:LYS:HE2	2.11	0.64
7:U:400:LEU:CD1	7:V:195:HIS:HB2	2.22	0.64

Continued on next page...

Continued from previous page...

Atom-1	Atom-2	Interatomic distance (Å)	Clash overlap (Å)
7:V:204:LYS:HD2	7:V:263:LEU:HD23	1.80	0.64
7:V:391:ARG:HA	7:W:203:PHE:O	1.96	0.64
7:W:162:ARG:HD3	7:W:164:ARG:HD2	1.79	0.64
5:F:489:CYS:HB3	5:F:491:LEU:H	1.61	0.64
7:J:403:ASP:HA	7:K:192:ARG:HG2	1.79	0.64
7:J:412:THR:N	7:J:440:SER:OG	2.30	0.64
7:K:204:LYS:HD2	7:K:263:LEU:HD23	1.80	0.64
7:K:337:LEU:HD22	7:K:423:LEU:HD21	1.80	0.64
7:L:337:LEU:HD22	7:L:423:LEU:HD21	1.80	0.64
7:N:421:GLU:HB3	7:O:434:PHE:CD2	2.33	0.64
7:V:403:ASP:OD1	7:W:191:PHE:O	2.15	0.64
7:X:370:PHE:CB	7:X:373:ILE:H	2.08	0.64
5:F:235:VAL:HA	5:F:350:LEU:HG	1.80	0.64
7:G:174:ARG:NH2	7:G:179:ALA:O	2.31	0.64
7:M:368:LEU:HB2	7:M:375:VAL:HB	1.78	0.64
7:S:337:LEU:HD22	7:S:423:LEU:HD21	1.80	0.64
7:W:407:LEU:HB3	7:X:188:GLU:HB3	1.80	0.64
5:F:327:ILE:HG12	5:F:387:GLU:HG3	1.80	0.64
7:G:86:CYS:SG	7:G:87:SER:N	2.71	0.64
7:J:337:LEU:HD22	7:J:423:LEU:HD21	1.80	0.64
7:N:359:CYS:HA	7:N:384:CYS:HA	1.79	0.64
7:S:204:LYS:HD2	7:S:263:LEU:HD23	1.80	0.64
7:T:370:PHE:CB	7:T:373:ILE:H	2.08	0.64
7:V:337:LEU:HD22	7:V:423:LEU:HD21	1.80	0.64
7:X:204:LYS:HD2	7:X:263:LEU:HD23	1.80	0.64
7:X:359:CYS:HA	7:X:384:CYS:HA	1.79	0.64
1:A:1228:TRP:H	1:A:1251:THR:HG22	1.62	0.64
7:G:266:SER:HB3	7:G:347:LYS:HB2	1.81	0.64
7:H:380:ASN:O	7:I:214:PHE:CD1	2.51	0.64
7:L:421:GLU:OE2	7:M:431:VAL:O	2.16	0.64
7:Q:162:ARG:HD3	7:Q:164:ARG:HD2	1.79	0.64
7:S:412:THR:N	7:S:440:SER:OG	2.30	0.64
7:U:359:CYS:HA	7:U:384:CYS:HA	1.79	0.64
7:V:388:GLY:N	7:W:207:ILE:O	2.31	0.64
7:W:204:LYS:HD2	7:W:263:LEU:HD23	1.80	0.64
7:P:337:LEU:HD22	7:P:423:LEU:HD21	1.79	0.63
7:I:413:ARG:NH2	7:J:282:LEU:HG	2.13	0.63
7:L:359:CYS:HA	7:L:384:CYS:HA	1.79	0.63
7:N:130:GLU:CG	7:O:164:ARG:O	2.45	0.63
7:S:162:ARG:HD3	7:S:164:ARG:HD2	1.79	0.63
7:T:403:ASP:HA	7:U:192:ARG:HG2	1.79	0.63

Continued on next page...

Continued from previous page...

Atom-1	Atom-2	Interatomic distance (Å)	Clash overlap (Å)
7:V:386:LYS:HB3	7:W:209:GLU:H	1.62	0.63
7:W:400:LEU:CD1	7:X:195:HIS:CD2	2.81	0.63
7:X:162:ARG:HD3	7:X:164:ARG:HD2	1.79	0.63
5:F:26:LYS:HE3	7:G:462:LYS:HB3	1.80	0.63
7:G:204:LYS:HB2	7:G:263:LEU:HB3	1.81	0.63
7:J:162:ARG:HD3	7:J:164:ARG:HD2	1.79	0.63
7:M:162:ARG:HD3	7:M:164:ARG:HD2	1.79	0.63
7:M:337:LEU:HD22	7:M:423:LEU:HD21	1.80	0.63
7:R:162:ARG:HD3	7:R:164:ARG:HD2	1.79	0.63
7:R:359:CYS:HA	7:R:384:CYS:HA	1.79	0.63
7:S:189:LYS:CE	7:S:191:PHE:CE1	2.75	0.63
7:T:105:GLY:HA2	7:U:159:LEU:HD22	1.80	0.63
7:T:359:CYS:HA	7:T:384:CYS:HA	1.79	0.63
7:P:265:TYR:HB2	7:P:348:ARG:HH11	1.62	0.63
7:K:412:THR:N	7:K:440:SER:OG	2.30	0.63
7:N:339:TYR:HB2	7:N:404:VAL:CG2	2.15	0.63
7:N:411:GLY:O	7:O:185:THR:CG2	2.45	0.63
7:R:412:THR:N	7:R:440:SER:OG	2.30	0.63
7:V:388:GLY:HA3	7:W:207:ILE:CG2	2.27	0.63
7:G:243:LEU:HD13	7:G:370:PHE:CD1	2.29	0.63
7:G:324:HIS:HA	7:G:455:ILE:HG13	1.79	0.63
7:G:404:VAL:HB	7:P:191:PHE:HB3	1.79	0.63
7:H:413:ARG:HD3	7:I:280:ILE:HD11	1.80	0.63
7:I:162:ARG:HD3	7:I:164:ARG:HD2	1.79	0.63
7:V:392:ALA:HB3	7:W:203:PHE:CG	2.33	0.63
7:V:394:ASN:HB3	7:W:201:GLU:OE1	1.98	0.63
3:D:77:ARG:HD2	3:D:286:LEU:HD21	1.81	0.63
7:G:262:PHE:HB3	7:G:351:VAL:HB	1.80	0.63
7:P:208:GLN:HB2	7:P:259:TYR:HB2	1.79	0.63
7:J:204:LYS:HD2	7:J:263:LEU:HD23	1.80	0.63
7:L:204:LYS:HD2	7:L:263:LEU:HD23	1.80	0.63
7:O:189:LYS:CE	7:O:191:PHE:CZ	2.82	0.63
7:Q:380:ASN:ND2	7:R:215:ASN:HB2	2.12	0.63
7:V:129:SER:OG	7:W:169:LEU:HD12	1.97	0.63
7:W:129:SER:HB2	7:X:164:ARG:NH1	2.14	0.63
7:Q:337:LEU:HD22	7:Q:423:LEU:HD21	1.80	0.63
7:U:130:GLU:HG3	7:V:165:ASP:HA	1.79	0.63
7:V:412:THR:N	7:V:440:SER:OG	2.30	0.63
7:W:359:CYS:HA	7:W:384:CYS:HA	1.79	0.63
5:F:231:LEU:HD23	5:F:231:LEU:C	2.17	0.63
7:Q:392:ALA:HB3	7:R:203:PHE:H	1.63	0.63

Continued on next page...

Continued from previous page...

Atom-1	Atom-2	Interatomic distance (Å)	Clash overlap (Å)
5:F:367:ASP:HB3	7:G:213:ASN:HB2	1.81	0.63
7:H:42:ARG:NH2	7:I:471:GLN:OE1	2.29	0.63
7:I:297:THR:HG23	7:J:288:ARG:NH2	2.14	0.63
7:K:380:ASN:HD22	7:L:215:ASN:HB2	1.63	0.63
7:M:204:LYS:HD2	7:M:263:LEU:HD23	1.80	0.63
6:B:95:PRO:HB3	6:B:346:PRO:HB3	1.81	0.63
7:P:324:HIS:HA	7:P:455:ILE:HG13	1.81	0.63
7:I:106:ASP:HB2	7:J:159:LEU:HD13	1.80	0.63
7:J:206:ILE:HB	7:J:261:LEU:HB2	1.81	0.63
7:K:189:LYS:CE	7:K:191:PHE:CZ	2.82	0.63
7:L:412:THR:OG1	7:M:167:ASN:HB3	1.99	0.63
7:N:370:PHE:CB	7:N:373:ILE:H	2.08	0.63
7:N:391:ARG:NH2	7:O:204:LYS:CE	2.57	0.63
7:O:412:THR:N	7:O:440:SER:OG	2.30	0.63
7:R:337:LEU:HD22	7:R:423:LEU:HD21	1.80	0.63
7:U:204:LYS:HD2	7:U:263:LEU:HD23	1.80	0.63
7:P:330:SER:HB2	7:P:449:SER:H	1.63	0.62
7:I:204:LYS:HD2	7:I:263:LEU:HD23	1.80	0.62
7:J:370:PHE:CB	7:J:373:ILE:H	2.08	0.62
7:L:206:ILE:HB	7:L:261:LEU:HB2	1.81	0.62
7:M:412:THR:N	7:M:440:SER:OG	2.30	0.62
7:O:391:ARG:HH21	7:Q:204:LYS:HG3	1.63	0.62
7:L:189:LYS:CE	7:L:191:PHE:CE1	2.75	0.62
7:L:421:GLU:HB2	7:M:434:PHE:CD2	2.33	0.62
7:N:189:LYS:CE	7:N:191:PHE:CE1	2.75	0.62
7:V:380:ASN:O	7:W:214:PHE:CE1	2.51	0.62
7:W:395:ILE:HA	7:X:199:GLN:O	1.99	0.62
7:X:206:ILE:HB	7:X:261:LEU:HB2	1.81	0.62
2:C:83:ARG:NH2	3:D:115:ASP:O	2.31	0.62
7:H:337:LEU:HD22	7:H:423:LEU:HD21	1.80	0.62
7:N:386:LYS:HB3	7:O:209:GLU:H	1.64	0.62
3:D:255:ASN:ND2	3:D:311:GLY:O	2.32	0.62
7:H:65:ARG:HD2	7:I:467:HIS:CD2	2.34	0.62
7:K:255:LYS:HG3	7:K:358:ARG:HG2	1.82	0.62
7:L:370:PHE:CB	7:L:373:ILE:H	2.08	0.62
7:T:162:ARG:HD3	7:T:164:ARG:HD2	1.79	0.62
7:U:372:GLU:HB3	7:V:223:THR:C	2.19	0.62
7:V:378:GLU:O	7:W:216:ALA:HA	1.99	0.62
7:V:400:LEU:H	7:W:195:HIS:HB2	1.63	0.62
7:W:189:LYS:CE	7:W:191:PHE:CZ	2.82	0.62
7:W:337:LEU:HD22	7:W:423:LEU:HD21	1.80	0.62

Continued on next page...

Continued from previous page...

Atom-1	Atom-2	Interatomic distance (Å)	Clash overlap (Å)
7:W:417:PHE:CD2	7:X:280:ILE:HD12	2.34	0.62
1:A:152:LEU:HB3	1:A:808:GLY:HA2	1.81	0.62
3:D:552:HIS:HB2	3:D:556:LEU:HA	1.82	0.62
3:D:553:LEU:HG	6:B:126:PRO:HG2	1.81	0.62
7:H:204:LYS:HD2	7:H:263:LEU:HD23	1.80	0.62
7:N:412:THR:CA	7:O:167:ASN:OD1	2.47	0.62
7:R:255:LYS:HG3	7:R:358:ARG:HG2	1.82	0.62
7:S:262:PHE:HB3	7:S:351:VAL:HB	1.82	0.62
7:T:255:LYS:HG3	7:T:358:ARG:HG2	1.82	0.62
7:U:421:GLU:OE1	7:V:434:PHE:CD2	2.52	0.62
7:X:255:LYS:HG3	7:X:358:ARG:HG2	1.82	0.62
2:C:148:PRO:HA	2:C:157:ARG:HH22	1.64	0.62
7:G:465:ASN:HD21	7:G:468:LEU:HD23	1.64	0.62
7:I:255:LYS:HG3	7:I:358:ARG:HG2	1.82	0.62
7:J:262:PHE:HB3	7:J:351:VAL:HB	1.82	0.62
7:J:342:ASP:HB3	7:J:401:ILE:HB	1.82	0.62
7:K:262:PHE:HB3	7:K:351:VAL:HB	1.82	0.62
7:L:324:HIS:HA	7:L:455:ILE:HG13	1.82	0.62
7:Q:206:ILE:HB	7:Q:261:LEU:HB2	1.81	0.62
7:Q:255:LYS:HG3	7:Q:358:ARG:HG2	1.82	0.62
7:Q:324:HIS:HA	7:Q:455:ILE:HG13	1.82	0.62
7:S:206:ILE:HB	7:S:261:LEU:HB2	1.81	0.62
7:V:357:LYS:CE	7:W:209:GLU:OE1	2.46	0.62
7:X:262:PHE:HB3	7:X:351:VAL:HB	1.82	0.62
7:K:206:ILE:HB	7:K:261:LEU:HB2	1.81	0.62
7:L:262:PHE:HB3	7:L:351:VAL:HB	1.82	0.62
7:L:408:ILE:N	7:M:187:GLY:O	2.29	0.62
7:T:189:LYS:CE	7:T:191:PHE:CZ	2.81	0.62
7:T:374:SER:O	7:U:220:LEU:CD1	2.47	0.62
7:W:413:ARG:NH1	7:X:282:LEU:CB	2.62	0.62
7:P:358:ARG:HB2	7:P:385:VAL:HB	1.82	0.62
7:P:525:ILE:O	7:P:526:SER:C	2.38	0.62
7:I:337:LEU:HD22	7:I:423:LEU:HD21	1.80	0.62
7:N:342:ASP:HB3	7:N:401:ILE:HB	1.82	0.62
7:N:412:THR:N	7:N:440:SER:OG	2.31	0.62
7:O:255:LYS:HG3	7:O:358:ARG:HG2	1.82	0.62
7:T:324:HIS:HA	7:T:455:ILE:HG13	1.82	0.62
7:T:412:THR:N	7:T:440:SER:OG	2.30	0.62
7:W:410:GLY:O	7:X:185:THR:CG2	2.48	0.62
7:I:99:ASN:ND2	7:I:118:ARG:O	2.33	0.62
7:M:99:ASN:ND2	7:M:118:ARG:O	2.33	0.62

Continued on next page...

Continued from previous page...

Atom-1	Atom-2	Interatomic distance (Å)	Clash overlap (Å)
7:N:204:LYS:HD2	7:N:263:LEU:HD23	1.80	0.62
7:R:99:ASN:ND2	7:R:118:ARG:O	2.33	0.62
7:T:421:GLU:OE1	7:U:434:PHE:HB2	1.99	0.62
5:F:159:ARG:NH2	5:F:172:ASP:OD2	2.32	0.62
7:G:99:ASN:ND2	7:G:118:ARG:O	2.33	0.62
7:H:189:LYS:CE	7:H:191:PHE:CZ	2.82	0.62
7:H:255:LYS:HG3	7:H:358:ARG:HG2	1.82	0.62
7:H:412:THR:N	7:H:440:SER:OG	2.30	0.62
7:K:413:ARG:NH1	7:L:282:LEU:CA	2.62	0.62
7:N:400:LEU:HD12	7:O:195:HIS:CG	2.33	0.62
7:Q:394:ASN:HB2	7:R:201:GLU:HB2	1.82	0.62
7:U:99:ASN:ND2	7:U:118:ARG:O	2.33	0.62
7:W:412:THR:N	7:W:440:SER:OG	2.30	0.62
1:A:612:VAL:O	1:A:615:GLY:N	2.33	0.61
1:A:781:PRO:HD2	1:A:784:LYS:HB2	1.82	0.61
4:E:69:PHE:HB3	4:E:168:CYS:HB2	1.80	0.61
7:O:99:ASN:ND2	7:O:118:ARG:O	2.33	0.61
7:O:342:ASP:HB3	7:O:401:ILE:HB	1.82	0.61
7:O:406:SER:O	7:Q:188:GLU:HB2	2.00	0.61
7:S:391:ARG:HH21	7:T:204:LYS:HG3	1.63	0.61
7:W:413:ARG:NH2	7:X:282:LEU:CD1	2.62	0.61
3:D:166:ARG:NH2	6:B:207:GLU:OE1	2.32	0.61
3:D:504:SER:HB3	3:D:524:ASN:HB2	1.82	0.61
6:B:287:SER:HA	6:B:406:LYS:HG2	1.81	0.61
7:H:262:PHE:HB3	7:H:351:VAL:HB	1.82	0.61
7:K:358:ARG:O	7:K:385:VAL:N	2.32	0.61
7:O:59:ASP:OD1	7:Q:456:TYR:OH	2.17	0.61
7:S:324:HIS:HA	7:S:455:ILE:HG13	1.82	0.61
7:T:204:LYS:HD2	7:T:263:LEU:HD23	1.80	0.61
7:V:342:ASP:HB3	7:V:401:ILE:HB	1.82	0.61
7:V:395:ILE:CG1	7:W:199:GLN:O	2.46	0.61
7:W:64:ARG:NH1	7:X:290:ARG:NE	2.48	0.61
7:W:324:HIS:HA	7:W:455:ILE:HG13	1.82	0.61
7:P:99:ASN:ND2	7:P:118:ARG:O	2.34	0.61
7:H:99:ASN:ND2	7:H:118:ARG:O	2.33	0.61
7:M:320:THR:OG1	7:N:289:ASN:HB3	2.01	0.61
7:Q:262:PHE:HB3	7:Q:351:VAL:HB	1.82	0.61
7:S:99:ASN:ND2	7:S:118:ARG:O	2.33	0.61
7:U:412:THR:N	7:U:440:SER:OG	2.30	0.61
7:W:99:ASN:ND2	7:W:118:ARG:O	2.33	0.61
7:P:145:ASP:OD2	7:H:284:ARG:NH1	2.33	0.61

Continued on next page...

Continued from previous page...

Atom-1	Atom-2	Interatomic distance (Å)	Clash overlap (Å)
7:H:206:ILE:HB	7:H:261:LEU:HB2	1.81	0.61
7:K:409:ARG:HD3	7:L:184:GLU:OE2	2.00	0.61
7:L:99:ASN:ND2	7:L:118:ARG:O	2.33	0.61
7:L:412:THR:N	7:L:440:SER:OG	2.30	0.61
7:O:380:ASN:HD22	7:Q:215:ASN:HB2	1.65	0.61
7:Q:99:ASN:ND2	7:Q:118:ARG:O	2.33	0.61
7:T:262:PHE:HB3	7:T:351:VAL:HB	1.82	0.61
7:V:99:ASN:ND2	7:V:118:ARG:O	2.33	0.61
1:A:1175:LEU:O	1:A:1179:THR:OG1	2.15	0.61
7:M:313:GLU:OE2	7:N:290:ARG:NH2	2.33	0.61
7:N:443:ASP:OD2	7:O:167:ASN:O	2.17	0.61
7:T:206:ILE:HB	7:T:261:LEU:HB2	1.81	0.61
7:U:386:LYS:HD3	7:V:209:GLU:HB3	1.83	0.61
2:C:378:SER:OG	2:C:380:HIS:NE2	2.34	0.61
7:K:521:SER:O	7:K:522:LYS:CB	2.49	0.61
7:N:206:ILE:HB	7:N:261:LEU:HB2	1.81	0.61
7:R:370:PHE:CB	7:R:373:ILE:H	2.08	0.61
7:S:255:LYS:HG3	7:S:358:ARG:HG2	1.82	0.61
7:U:206:ILE:HB	7:U:261:LEU:HB2	1.81	0.61
7:U:255:LYS:HG3	7:U:358:ARG:HG2	1.82	0.61
7:V:255:LYS:HG3	7:V:358:ARG:HG2	1.81	0.61
7:X:324:HIS:HA	7:X:455:ILE:HG13	1.82	0.61
2:C:202:PHE:H	2:C:214:ILE:HB	1.64	0.61
7:G:204:LYS:HD2	7:G:263:LEU:HD23	1.82	0.61
7:P:19:HIS:NE2	7:H:487:ARG:HD2	2.15	0.61
7:H:370:PHE:CB	7:H:373:ILE:H	2.08	0.61
7:K:324:HIS:HA	7:K:455:ILE:HG13	1.82	0.61
7:N:189:LYS:CE	7:N:191:PHE:CZ	2.82	0.61
7:N:255:LYS:HG3	7:N:358:ARG:HG2	1.82	0.61
7:R:324:HIS:HA	7:R:455:ILE:HG13	1.82	0.61
7:S:204:LYS:HB2	7:S:263:LEU:HB3	1.83	0.61
7:S:521:SER:O	7:S:522:LYS:CB	2.49	0.61
7:W:130:GLU:CD	7:X:165:ASP:HA	2.21	0.61
7:X:99:ASN:ND2	7:X:118:ARG:O	2.33	0.61
2:C:78:ARG:NH1	2:C:142:TYR:OH	2.34	0.61
7:G:333:GLY:H	7:G:448:ILE:HD11	1.64	0.61
7:P:174:ARG:NH2	7:P:179:ALA:O	2.33	0.61
7:P:256:ASN:OD1	7:P:256:ASN:N	2.33	0.61
7:H:204:LYS:HB2	7:H:263:LEU:HB3	1.83	0.61
7:L:204:LYS:HB2	7:L:263:LEU:HB3	1.83	0.61
7:N:408:ILE:N	7:O:187:GLY:O	2.34	0.61

Continued on next page...

Continued from previous page...

Atom-1	Atom-2	Interatomic distance (Å)	Clash overlap (Å)
7:O:206:ILE:HB	7:O:261:LEU:HB2	1.81	0.61
7:O:324:HIS:HA	7:O:455:ILE:HG13	1.82	0.61
7:U:262:PHE:HB3	7:U:351:VAL:HB	1.82	0.61
7:V:262:PHE:HB3	7:V:351:VAL:HB	1.82	0.61
7:V:386:LYS:HD2	7:W:209:GLU:HB3	1.82	0.61
7:V:391:ARG:HE	7:W:204:LYS:CG	2.14	0.61
7:W:358:ARG:O	7:W:385:VAL:N	2.31	0.61
7:X:204:LYS:HB2	7:X:263:LEU:HB3	1.83	0.61
2:C:341:SER:H	5:F:224:ILE:HG12	1.65	0.61
6:B:223:SER:HB3	6:B:226:THR:HB	1.82	0.61
7:H:55:LYS:HE3	7:I:481:ILE:HG23	1.81	0.61
7:H:413:ARG:NH1	7:I:282:LEU:HA	2.16	0.61
7:I:206:ILE:HB	7:I:261:LEU:HB2	1.81	0.61
7:I:324:HIS:HA	7:I:455:ILE:HG13	1.82	0.61
7:J:99:ASN:ND2	7:J:118:ARG:O	2.33	0.61
7:M:206:ILE:HB	7:M:261:LEU:HB2	1.81	0.61
7:M:342:ASP:HB3	7:M:401:ILE:HB	1.82	0.61
7:N:262:PHE:HB3	7:N:351:VAL:HB	1.82	0.61
7:O:413:ARG:NH1	7:Q:282:LEU:HG	2.15	0.61
7:Q:189:LYS:CE	7:Q:191:PHE:CE1	2.75	0.61
7:Q:342:ASP:HB3	7:Q:401:ILE:HB	1.82	0.61
7:T:99:ASN:ND2	7:T:118:ARG:O	2.33	0.61
7:T:384:CYS:O	7:U:210:LYS:HG3	2.01	0.61
7:V:374:SER:O	7:W:220:LEU:HG	2.00	0.61
7:W:204:LYS:HB2	7:W:263:LEU:HB3	1.83	0.61
7:W:402:ASP:OD2	7:X:193:THR:HG23	2.00	0.61
7:X:412:THR:N	7:X:440:SER:OG	2.31	0.61
5:F:195:ILE:HB	5:F:262:ILE:HD12	1.82	0.61
7:G:372:GLU:HG3	7:P:223:THR:O	2.00	0.61
7:G:372:GLU:HB3	7:P:223:THR:O	2.00	0.61
7:H:324:HIS:HA	7:H:455:ILE:HG13	1.82	0.61
7:H:358:ARG:O	7:H:385:VAL:N	2.32	0.61
7:H:521:SER:O	7:H:522:LYS:CB	2.49	0.61
7:I:412:THR:N	7:I:440:SER:OG	2.30	0.61
7:J:255:LYS:HG3	7:J:358:ARG:HG2	1.82	0.61
7:K:417:PHE:CZ	7:L:280:ILE:HG13	2.35	0.61
7:M:262:PHE:HB3	7:M:351:VAL:HB	1.82	0.61
7:M:324:HIS:HA	7:M:455:ILE:HG13	1.82	0.61
7:M:521:SER:O	7:M:522:LYS:CB	2.49	0.61
7:R:391:ARG:NE	7:S:204:LYS:HE2	2.16	0.61
7:S:342:ASP:HB3	7:S:401:ILE:HB	1.82	0.61

Continued on next page...

Continued from previous page...

Atom-1	Atom-2	Interatomic distance (Å)	Clash overlap (Å)
7:T:391:ARG:HH21	7:U:204:LYS:CE	2.14	0.61
7:V:189:LYS:CE	7:V:191:PHE:CZ	2.82	0.61
7:X:521:SER:O	7:X:522:LYS:CB	2.49	0.61
2:C:359:ARG:HB3	5:F:205:ASP:HB3	1.83	0.60
7:K:99:ASN:ND2	7:K:118:ARG:O	2.33	0.60
7:L:413:ARG:HH12	7:M:282:LEU:HG	1.62	0.60
7:O:391:ARG:NH2	7:Q:204:LYS:HE3	2.15	0.60
7:Q:403:ASP:HA	7:R:192:ARG:HG2	1.82	0.60
7:R:206:ILE:HB	7:R:261:LEU:HB2	1.81	0.60
7:U:324:HIS:HA	7:U:455:ILE:HG13	1.82	0.60
7:H:342:ASP:HB3	7:H:401:ILE:HB	1.82	0.60
7:J:324:HIS:HA	7:J:455:ILE:HG13	1.82	0.60
7:L:342:ASP:HB3	7:L:401:ILE:HB	1.82	0.60
7:Q:412:THR:N	7:Q:440:SER:OG	2.30	0.60
7:T:521:SER:O	7:T:522:LYS:CB	2.49	0.60
7:V:64:ARG:HH12	7:W:291:ASP:H	0.63	0.60
7:W:391:ARG:HH22	7:X:202:ALA:HB1	1.65	0.60
3:D:44:LYS:HB2	3:D:73:CYS:HB3	1.83	0.60
7:I:130:GLU:HA	7:J:164:ARG:O	2.01	0.60
7:I:262:PHE:HB3	7:I:351:VAL:HB	1.82	0.60
7:L:255:LYS:HG3	7:L:358:ARG:HG2	1.82	0.60
7:L:282:LEU:HD13	7:L:445:PRO:HB3	1.84	0.60
7:L:380:ASN:O	7:M:214:PHE:CD1	2.55	0.60
7:L:384:CYS:O	7:M:210:LYS:HG3	2.01	0.60
7:M:255:LYS:HG3	7:M:358:ARG:HG2	1.82	0.60
7:N:282:LEU:HD13	7:N:445:PRO:HB3	1.83	0.60
7:Q:189:LYS:CE	7:Q:191:PHE:CZ	2.82	0.60
7:R:342:ASP:HB3	7:R:401:ILE:HB	1.82	0.60
7:W:521:SER:O	7:W:522:LYS:CB	2.49	0.60
7:X:189:LYS:CE	7:X:191:PHE:CZ	2.82	0.60
1:A:1288:GLN:O	1:A:1292:ASN:ND2	2.33	0.60
2:C:385:ALA:HB1	5:F:193:THR:HG21	1.82	0.60
3:D:187:THR:OG1	3:D:261:GLN:NE2	2.35	0.60
5:F:27:LYS:HB2	5:F:52:ALA:HB3	1.83	0.60
7:G:524:LYS:NZ	7:P:271:LYS:CD	2.65	0.60
7:J:19:HIS:NE2	7:K:487:ARG:HD2	2.16	0.60
7:K:342:ASP:HB3	7:K:401:ILE:HB	1.82	0.60
7:K:421:GLU:OE1	7:L:434:PHE:HD2	1.84	0.60
7:M:313:GLU:HG3	7:N:290:ARG:HH21	1.65	0.60
7:N:424:LEU:HD11	7:O:191:PHE:CE2	2.37	0.60
7:Q:204:LYS:HB2	7:Q:263:LEU:HB3	1.83	0.60

Continued on next page...

Continued from previous page...

Atom-1	Atom-2	Interatomic distance (Å)	Clash overlap (Å)
7:R:262:PHE:HB3	7:R:351:VAL:HB	1.82	0.60
7:T:204:LYS:HB2	7:T:263:LEU:HB3	1.83	0.60
7:V:206:ILE:HB	7:V:261:LEU:HB2	1.81	0.60
7:V:324:HIS:HA	7:V:455:ILE:HG13	1.82	0.60
7:W:206:ILE:HB	7:W:261:LEU:HB2	1.81	0.60
7:W:255:LYS:HG3	7:W:358:ARG:HG2	1.82	0.60
3:D:139:LEU:HD23	3:D:142:ASN:HD22	1.66	0.60
7:J:189:LYS:CE	7:J:191:PHE:CE1	2.75	0.60
7:L:130:GLU:CG	7:M:165:ASP:HA	2.30	0.60
7:L:378:GLU:OE1	7:M:217:ALA:HB3	2.00	0.60
7:O:282:LEU:HD13	7:O:445:PRO:HB3	1.83	0.60
7:T:342:ASP:HB3	7:T:401:ILE:HB	1.82	0.60
7:U:282:LEU:HD13	7:U:445:PRO:HB3	1.84	0.60
7:U:342:ASP:HB3	7:U:401:ILE:HB	1.82	0.60
7:W:409:ARG:CB	7:X:186:LYS:HA	2.31	0.60
2:C:357:LYS:HB3	5:F:207:LEU:HB3	1.82	0.60
5:F:231:LEU:CD2	5:F:232:LEU:N	2.49	0.60
7:J:521:SER:O	7:J:522:LYS:CB	2.49	0.60
7:L:443:ASP:OD2	7:M:167:ASN:O	2.19	0.60
7:N:330:SER:HB2	7:N:449:SER:H	1.67	0.60
7:Q:330:SER:HB2	7:Q:449:SER:H	1.67	0.60
7:R:204:LYS:HB2	7:R:263:LEU:HB3	1.83	0.60
7:S:403:ASP:HA	7:T:192:ARG:HG2	1.82	0.60
7:U:521:SER:O	7:U:522:LYS:CB	2.49	0.60
7:W:262:PHE:HB3	7:W:351:VAL:HB	1.82	0.60
7:W:407:LEU:HA	7:X:188:GLU:CA	2.28	0.60
7:X:330:SER:HB2	7:X:449:SER:H	1.67	0.60
7:X:342:ASP:HB3	7:X:401:ILE:HB	1.82	0.60
7:I:282:LEU:HD13	7:I:445:PRO:HB3	1.83	0.60
7:J:330:SER:HB2	7:J:449:SER:H	1.67	0.60
7:N:99:ASN:ND2	7:N:118:ARG:O	2.33	0.60
7:N:408:ILE:O	7:O:187:GLY:N	2.32	0.60
7:Q:282:LEU:HD13	7:Q:445:PRO:HB3	1.83	0.60
7:Q:521:SER:O	7:Q:522:LYS:CB	2.49	0.60
7:S:384:CYS:O	7:T:210:LYS:HG3	2.01	0.60
7:I:342:ASP:HB3	7:I:401:ILE:HB	1.82	0.60
7:L:330:SER:HB2	7:L:449:SER:H	1.67	0.60
7:O:204:LYS:HB2	7:O:263:LEU:HB3	1.83	0.60
7:V:204:LYS:HB2	7:V:263:LEU:HB3	1.83	0.60
7:W:342:ASP:HB3	7:W:401:ILE:HB	1.82	0.60
7:W:411:GLY:O	7:X:185:THR:HG21	2.01	0.60

Continued on next page...

Continued from previous page...

Atom-1	Atom-2	Interatomic distance (Å)	Clash overlap (Å)
7:X:189:LYS:CE	7:X:191:PHE:CE1	2.75	0.60
7:H:282:LEU:HD13	7:H:445:PRO:HB3	1.83	0.60
7:J:189:LYS:CE	7:J:191:PHE:CZ	2.82	0.60
7:J:204:LYS:HB2	7:J:263:LEU:HB3	1.83	0.60
7:K:421:GLU:OE1	7:L:434:PHE:CD2	2.55	0.60
7:L:218:ILE:HG23	7:L:249:PHE:HB2	1.84	0.60
7:M:218:ILE:HG23	7:M:249:PHE:HB2	1.84	0.60
7:O:218:ILE:HG23	7:O:249:PHE:HB2	1.84	0.60
7:G:256:ASN:HB3	7:G:357:LYS:HB2	1.84	0.60
7:G:524:LYS:HZ2	7:P:271:LYS:CD	2.15	0.60
7:H:330:SER:HB2	7:H:449:SER:H	1.67	0.60
7:K:330:SER:HB2	7:K:449:SER:H	1.67	0.60
7:K:403:ASP:HA	7:L:192:ARG:HG2	1.84	0.60
7:T:330:SER:HB2	7:T:449:SER:H	1.67	0.60
7:V:521:SER:O	7:V:522:LYS:CB	2.49	0.60
2:C:138:ASP:O	2:C:161:ASN:ND2	2.35	0.59
5:F:452:ASN:OD1	5:F:455:ARG:NH2	2.35	0.59
7:K:282:LEU:HD13	7:K:445:PRO:HB3	1.84	0.59
7:N:204:LYS:HB2	7:N:263:LEU:HB3	1.83	0.59
7:N:218:ILE:HG23	7:N:249:PHE:HB2	1.84	0.59
7:N:324:HIS:HA	7:N:455:ILE:HG13	1.82	0.59
7:N:386:LYS:HE2	7:O:207:ILE:HG23	1.84	0.59
7:O:262:PHE:HB3	7:O:351:VAL:HB	1.82	0.59
7:R:282:LEU:HD13	7:R:445:PRO:HB3	1.84	0.59
7:S:218:ILE:HG23	7:S:249:PHE:HB2	1.84	0.59
7:T:218:ILE:HG23	7:T:249:PHE:HB2	1.84	0.59
7:T:358:ARG:O	7:T:385:VAL:N	2.32	0.59
7:V:414:LYS:HG2	7:W:435:VAL:CG1	2.32	0.59
6:B:586:THR:CB	7:X:107:PHE:CE2	2.86	0.59
7:G:105:GLY:HA2	7:P:159:LEU:HD22	1.83	0.59
7:I:358:ARG:O	7:I:385:VAL:N	2.32	0.59
7:J:358:ARG:O	7:J:385:VAL:N	2.32	0.59
7:N:408:ILE:HG22	7:O:187:GLY:O	2.02	0.59
7:R:330:SER:HB2	7:R:449:SER:H	1.67	0.59
7:W:218:ILE:HG23	7:W:249:PHE:HB2	1.84	0.59
7:L:380:ASN:ND2	7:M:215:ASN:HB2	2.13	0.59
7:L:521:SER:O	7:L:522:LYS:CB	2.49	0.59
7:S:380:ASN:HD22	7:T:215:ASN:CB	2.13	0.59
7:T:189:LYS:CE	7:T:191:PHE:CE1	2.75	0.59
7:T:386:LYS:O	7:U:208:GLN:OE1	2.20	0.59
7:G:392:ALA:HB3	7:P:203:PHE:H	1.67	0.59

Continued on next page...

Continued from previous page...

Atom-1	Atom-2	Interatomic distance (Å)	Clash overlap (Å)
7:K:130:GLU:CD	7:L:165:ASP:HA	2.22	0.59
7:M:174:ARG:NH2	7:M:179:ALA:O	2.36	0.59
7:U:204:LYS:HB2	7:U:263:LEU:HB3	1.83	0.59
1:A:40:VAL:HG11	1:A:502:LEU:HD21	1.83	0.59
5:F:42:THR:OG1	7:G:487:ARG:NH2	2.36	0.59
7:P:282:LEU:HD13	7:P:445:PRO:HB3	1.85	0.59
7:I:174:ARG:NH2	7:I:179:ALA:O	2.36	0.59
7:K:204:LYS:HB2	7:K:263:LEU:HB3	1.83	0.59
7:L:189:LYS:CE	7:L:191:PHE:CZ	2.82	0.59
7:N:521:SER:O	7:N:522:LYS:CB	2.49	0.59
7:Q:378:GLU:OE1	7:R:217:ALA:HB3	2.02	0.59
7:U:59:ASP:OD1	7:V:456:TYR:OH	2.20	0.59
7:U:330:SER:HB2	7:U:449:SER:H	1.67	0.59
7:X:174:ARG:NH2	7:X:179:ALA:O	2.36	0.59
2:C:193:LYS:HB3	3:D:355:GLU:HB3	1.84	0.59
7:G:258:THR:HB	7:G:355:ASP:HB3	1.84	0.59
7:H:174:ARG:NH2	7:H:179:ALA:O	2.36	0.59
7:I:521:SER:O	7:I:522:LYS:CB	2.49	0.59
7:Q:218:ILE:HG23	7:Q:249:PHE:HB2	1.84	0.59
7:R:358:ARG:O	7:R:385:VAL:N	2.31	0.59
7:T:417:PHE:CZ	7:U:280:ILE:HG13	2.38	0.59
7:U:398:GLU:HB3	7:V:197:GLU:HB3	1.84	0.59
7:V:174:ARG:NH2	7:V:179:ALA:O	2.36	0.59
7:V:218:ILE:HG23	7:V:249:PHE:HB2	1.84	0.59
7:V:282:LEU:HD13	7:V:445:PRO:HB3	1.83	0.59
7:W:282:LEU:HD13	7:W:445:PRO:HB3	1.84	0.59
7:W:372:GLU:CG	7:X:223:THR:O	2.50	0.59
7:W:404:VAL:O	7:X:190:ASN:HB2	2.03	0.59
7:P:372:GLU:HG2	7:P:372:GLU:O	2.02	0.59
7:H:218:ILE:HG23	7:H:249:PHE:HB2	1.84	0.59
7:I:330:SER:HB2	7:I:449:SER:H	1.67	0.59
7:J:174:ARG:NH2	7:J:179:ALA:O	2.36	0.59
7:J:282:LEU:HD13	7:J:445:PRO:HB3	1.83	0.59
7:M:189:LYS:CE	7:M:191:PHE:HE1	2.15	0.59
7:N:386:LYS:O	7:O:208:GLN:OE1	2.21	0.59
7:Q:105:GLY:HA2	7:R:159:LEU:HD22	1.85	0.59
7:T:174:ARG:NH2	7:T:179:ALA:O	2.36	0.59
7:T:282:LEU:HD13	7:T:445:PRO:HB3	1.84	0.59
7:U:218:ILE:HG23	7:U:249:PHE:HB2	1.84	0.59
7:W:330:SER:HB2	7:W:449:SER:H	1.67	0.59
2:C:234:THR:HG22	2:C:309:GLU:HA	1.85	0.59

Continued on next page...

Continued from previous page...

Atom-1	Atom-2	Interatomic distance (Å)	Clash overlap (Å)
7:I:218:ILE:HG23	7:I:249:PHE:HB2	1.84	0.59
7:M:177:ASN:HD21	7:M:292:VAL:HG23	1.68	0.59
7:M:189:LYS:CE	7:M:191:PHE:CZ	2.82	0.59
7:M:282:LEU:HD13	7:M:445:PRO:HB3	1.83	0.59
7:O:330:SER:HB2	7:O:449:SER:H	1.67	0.59
7:Q:174:ARG:NH2	7:Q:179:ALA:O	2.36	0.59
7:R:218:ILE:HG23	7:R:249:PHE:HB2	1.84	0.59
7:R:521:SER:O	7:R:522:LYS:CB	2.49	0.59
7:S:174:ARG:NH2	7:S:179:ALA:O	2.36	0.59
7:T:406:SER:O	7:U:188:GLU:HB2	2.03	0.59
7:W:174:ARG:NH2	7:W:179:ALA:O	2.36	0.59
7:G:145:ASP:OD2	7:P:284:ARG:NH1	2.36	0.59
7:G:270:GLU:HB3	7:G:343:LYS:HB2	1.83	0.59
7:P:514:GLU:CB	7:P:522:LYS:HD2	2.32	0.59
7:I:87:SER:OG	7:J:94:MET:CE	2.51	0.59
7:K:218:ILE:HG23	7:K:249:PHE:HB2	1.84	0.59
7:L:64:ARG:NH1	7:M:290:ARG:HE	2.01	0.59
7:L:174:ARG:NH2	7:L:179:ALA:O	2.36	0.59
7:M:65:ARG:CA	7:N:467:HIS:CB	2.70	0.59
7:O:358:ARG:O	7:O:385:VAL:N	2.32	0.59
7:S:177:ASN:HD21	7:S:292:VAL:HG23	1.68	0.59
7:S:391:ARG:NE	7:T:204:LYS:HE2	2.17	0.59
7:S:392:ALA:HB3	7:T:203:PHE:H	1.68	0.59
7:T:177:ASN:HD21	7:T:292:VAL:HG23	1.68	0.59
7:G:364:LEU:HB3	7:G:379:PHE:HB2	1.83	0.59
7:P:153:ASN:HD21	7:P:178:VAL:HG23	1.68	0.59
7:P:301:ASP:OD1	7:H:288:ARG:NH2	2.35	0.59
7:J:64:ARG:NH1	7:K:461:VAL:HB	2.18	0.59
7:K:174:ARG:NH2	7:K:179:ALA:O	2.36	0.59
7:M:204:LYS:HB2	7:M:263:LEU:HB3	1.83	0.59
7:O:174:ARG:NH2	7:O:179:ALA:O	2.36	0.59
7:R:174:ARG:NH2	7:R:179:ALA:O	2.36	0.59
7:R:177:ASN:HD21	7:R:292:VAL:HG23	1.68	0.59
7:T:400:LEU:HD12	7:U:195:HIS:CB	2.27	0.59
7:V:330:SER:HB2	7:V:449:SER:H	1.67	0.59
7:W:402:ASP:OD2	7:X:193:THR:CG2	2.50	0.59
7:X:218:ILE:HG23	7:X:249:PHE:HB2	1.84	0.59
7:G:246:LYS:HB2	7:G:367:SER:HB3	1.84	0.58
7:G:372:GLU:CD	7:P:223:THR:O	2.42	0.58
7:I:191:PHE:HD1	7:I:191:PHE:N	2.01	0.58
7:J:218:ILE:HG23	7:J:249:PHE:HB2	1.84	0.58

Continued on next page...

Continued from previous page...

Atom-1	Atom-2	Interatomic distance (Å)	Clash overlap (Å)
7:M:65:ARG:HG3	7:N:467:HIS:CB	2.33	0.58
7:S:189:LYS:CE	7:S:191:PHE:CZ	2.82	0.58
7:U:174:ARG:NH2	7:U:179:ALA:O	2.36	0.58
7:U:388:GLY:O	7:V:206:ILE:HG23	2.03	0.58
7:X:189:LYS:CE	7:X:191:PHE:HE1	2.15	0.58
7:I:204:LYS:HB2	7:I:263:LEU:HB3	1.83	0.58
7:L:413:ARG:NH1	7:M:282:LEU:HA	2.18	0.58
7:M:330:SER:HB2	7:M:449:SER:H	1.67	0.58
7:N:174:ARG:NH2	7:N:179:ALA:O	2.36	0.58
7:S:282:LEU:HD13	7:S:445:PRO:HB3	1.83	0.58
7:W:398:GLU:OE1	7:X:197:GLU:OE1	2.21	0.58
4:E:56:HIS:HB3	4:E:67:SER:HB2	1.86	0.58
7:H:380:ASN:O	7:I:214:PHE:CE1	2.56	0.58
7:K:177:ASN:HD21	7:K:292:VAL:HG23	1.68	0.58
7:U:372:GLU:O	7:V:222:PHE:HA	2.04	0.58
7:Q:406:SER:O	7:R:188:GLU:HB2	2.03	0.58
7:R:191:PHE:HD1	7:R:191:PHE:N	2.01	0.58
7:S:406:SER:O	7:T:188:GLU:HB2	2.02	0.58
7:T:413:ARG:NH1	7:U:282:LEU:HG	2.18	0.58
2:C:195:ALA:HB3	3:D:353:CYS:HB2	1.86	0.58
2:C:353:LEU:HD23	5:F:211:LYS:HB3	1.86	0.58
5:F:171:ASP:O	5:F:174:LYS:NZ	2.34	0.58
7:J:177:ASN:HD21	7:J:292:VAL:HG23	1.68	0.58
7:L:191:PHE:HD1	7:L:191:PHE:N	2.01	0.58
7:N:413:ARG:NH1	7:O:282:LEU:O	2.36	0.58
1:A:253:ARG:HH22	1:A:257:ASN:HD22	1.49	0.58
7:P:177:ASN:HD21	7:P:292:VAL:HG23	1.68	0.58
7:I:412:THR:OG1	7:J:167:ASN:CG	2.37	0.58
7:K:411:GLY:O	7:L:185:THR:HG21	2.04	0.58
7:N:130:GLU:HG3	7:O:165:ASP:CA	2.33	0.58
7:O:177:ASN:HD21	7:O:292:VAL:HG23	1.68	0.58
7:R:380:ASN:HB2	7:S:215:ASN:HB2	1.86	0.58
7:S:330:SER:HB2	7:S:449:SER:H	1.67	0.58
7:V:189:LYS:CE	7:V:191:PHE:HE1	2.15	0.58
7:X:282:LEU:HD13	7:X:445:PRO:HB3	1.83	0.58
1:A:323:LEU:H	1:A:345:ILE:H	1.51	0.58
1:A:364:LYS:NZ	1:A:557:ASP:OD2	2.35	0.58
7:L:358:ARG:O	7:L:385:VAL:N	2.32	0.58
7:N:177:ASN:HD21	7:N:292:VAL:HG23	1.68	0.58
7:N:191:PHE:HD1	7:N:191:PHE:N	2.01	0.58
7:Q:378:GLU:O	7:R:216:ALA:HA	2.03	0.58

Continued on next page...

Continued from previous page...

Atom-1	Atom-2	Interatomic distance (Å)	Clash overlap (Å)
7:S:358:ARG:O	7:S:385:VAL:N	2.31	0.58
7:U:358:ARG:O	7:U:385:VAL:N	2.32	0.58
7:G:350:GLY:O	7:G:393:VAL:N	2.36	0.58
7:P:65:ARG:HB2	7:H:467:HIS:ND1	2.18	0.58
7:V:177:ASN:HD21	7:V:292:VAL:HG23	1.68	0.58
7:X:191:PHE:HD1	7:X:191:PHE:N	2.01	0.58
6:B:256:LYS:HA	6:B:314:ILE:HG22	1.86	0.58
6:B:409:LEU:HD22	6:B:410:PHE:HB2	1.85	0.58
7:I:189:LYS:CE	7:I:191:PHE:CZ	2.82	0.58
7:L:404:VAL:N	7:M:191:PHE:O	2.34	0.58
7:O:521:SER:O	7:O:522:LYS:CB	2.49	0.58
7:R:384:CYS:O	7:S:210:LYS:HG3	2.03	0.58
7:S:380:ASN:HB2	7:T:215:ASN:HB2	1.86	0.58
5:F:377:THR:HB	7:G:203:PHE:HB2	1.86	0.58
7:G:164:ARG:NH2	7:G:171:TYR:OH	2.36	0.58
7:G:524:LYS:HG2	7:P:196:TYR:CZ	2.38	0.58
7:H:191:PHE:HD1	7:H:191:PHE:N	2.01	0.58
7:L:374:SER:O	7:M:220:LEU:HD12	2.03	0.58
7:S:372:GLU:HB3	7:T:223:THR:C	2.24	0.58
7:V:376:GLY:O	7:W:218:ILE:HG13	2.04	0.58
1:A:63:LYS:HE3	3:D:554:ARG:HH21	1.69	0.57
7:N:358:ARG:O	7:N:385:VAL:N	2.31	0.57
7:Q:191:PHE:HD1	7:Q:191:PHE:N	2.01	0.57
7:Q:391:ARG:HE	7:R:204:LYS:HE2	1.68	0.57
7:V:58:THR:HG22	7:W:452:LEU:HD23	1.86	0.57
7:W:130:GLU:CA	7:X:164:ARG:O	2.44	0.57
6:B:501:VAL:HB	6:B:624:ILE:HG21	1.86	0.57
7:G:413:ARG:HD3	7:P:280:ILE:HD11	1.86	0.57
7:H:177:ASN:HD21	7:H:292:VAL:HG23	1.68	0.57
7:H:189:LYS:CE	7:H:191:PHE:HE1	2.15	0.57
7:Q:372:GLU:CD	7:R:223:THR:O	2.41	0.57
7:U:177:ASN:HD21	7:U:292:VAL:HG23	1.68	0.57
7:V:392:ALA:HB2	7:W:203:PHE:HB2	1.79	0.57
1:A:854:GLN:HB3	1:A:885:ARG:HB3	1.86	0.57
1:A:1277:GLU:HG3	1:A:1278:GLN:H	1.69	0.57
3:D:136:ASN:HB3	3:D:414:PRO:HG3	1.87	0.57
6:B:490:ILE:HG13	6:B:493:LEU:HD12	1.86	0.57
7:P:42:ARG:HH22	7:H:471:GLN:CD	2.07	0.57
7:I:417:PHE:CE2	7:J:280:ILE:HG13	2.39	0.57
7:S:189:LYS:CE	7:S:191:PHE:HE1	2.15	0.57
7:S:413:ARG:NH1	7:T:282:LEU:HG	2.19	0.57

Continued on next page...

Continued from previous page...

Atom-1	Atom-2	Interatomic distance (Å)	Clash overlap (Å)
1:A:164:ILE:HB	1:A:200:THR:HB	1.85	0.57
1:A:535:VAL:HG23	1:A:536:PRO:HD3	1.86	0.57
7:P:191:PHE:HA	7:P:276:VAL:HG12	1.86	0.57
7:I:189:LYS:CE	7:I:191:PHE:HE1	2.15	0.57
7:L:177:ASN:HD21	7:L:292:VAL:HG23	1.68	0.57
7:M:313:GLU:CG	7:N:290:ARG:NH2	2.68	0.57
7:N:372:GLU:HB3	7:O:223:THR:C	2.25	0.57
7:R:189:LYS:CE	7:R:191:PHE:CZ	2.82	0.57
7:W:177:ASN:HD21	7:W:292:VAL:HG23	1.68	0.57
7:W:421:GLU:CB	7:X:434:PHE:CE2	2.80	0.57
7:W:446:VAL:HG21	7:X:184:GLU:CG	2.34	0.57
7:X:177:ASN:HD21	7:X:292:VAL:HG23	1.68	0.57
7:M:191:PHE:HD1	7:M:191:PHE:N	2.01	0.57
7:O:403:ASP:HA	7:Q:192:ARG:HG2	1.86	0.57
7:Q:177:ASN:HD21	7:Q:292:VAL:HG23	1.68	0.57
7:W:413:ARG:HD3	7:X:441:ILE:HG23	1.86	0.57
1:A:53:THR:HB	1:A:107:VAL:HB	1.87	0.57
1:A:656:ASN:HD21	3:D:82:GLU:HB2	1.69	0.57
2:C:466:ARG:NH1	2:C:467:CYS:O	2.37	0.57
5:F:259:PHE:HB2	5:F:326:VAL:HG22	1.85	0.57
7:N:189:LYS:CE	7:N:191:PHE:HE1	2.15	0.57
7:Q:358:ARG:O	7:Q:385:VAL:N	2.31	0.57
7:U:189:LYS:CE	7:U:191:PHE:HE1	2.15	0.57
7:X:358:ARG:O	7:X:385:VAL:N	2.31	0.57
1:A:995:GLU:HG2	1:A:1021:VAL:HG21	1.85	0.57
3:D:165:CYS:SG	6:B:162:ASN:ND2	2.78	0.57
7:L:395:ILE:HA	7:M:199:GLN:O	2.04	0.57
7:T:394:ASN:O	7:U:200:ILE:HA	2.05	0.57
7:V:58:THR:HG21	7:W:452:LEU:CG	2.23	0.57
7:W:413:ARG:NH2	7:X:282:LEU:HD12	2.20	0.57
1:A:259:VAL:HB	1:A:295:GLY:HA3	1.85	0.57
3:D:256:THR:HG22	3:D:257:VAL:H	1.68	0.57
7:K:189:LYS:CE	7:K:191:PHE:HE1	2.15	0.57
7:R:189:LYS:CE	7:R:191:PHE:HE1	2.15	0.57
7:T:391:ARG:NH2	7:U:204:LYS:CE	2.64	0.57
1:A:540:LEU:HD23	1:A:561:LEU:HD11	1.87	0.57
3:D:320:ASP:HB3	3:D:370:VAL:HG23	1.87	0.57
7:I:177:ASN:HD21	7:I:292:VAL:HG23	1.68	0.57
7:R:380:ASN:HD22	7:S:215:ASN:CB	2.16	0.57
7:S:105:GLY:HA2	7:T:159:LEU:HD22	1.86	0.57
7:W:410:GLY:N	7:X:185:THR:HG23	2.20	0.57

Continued on next page...

Continued from previous page...

Atom-1	Atom-2	Interatomic distance (Å)	Clash overlap (Å)
6:B:703:GLU:HG2	6:B:721:LEU:HD13	1.87	0.57
7:J:413:ARG:NH1	7:K:282:LEU:HA	2.20	0.57
7:L:130:GLU:HA	7:M:164:ARG:O	2.04	0.57
7:M:358:ARG:O	7:M:385:VAL:N	2.32	0.57
7:U:189:LYS:CE	7:U:191:PHE:CZ	2.82	0.57
1:A:268:THR:HB	1:A:326:ALA:HB3	1.87	0.56
7:J:391:ARG:HH21	7:K:204:LYS:CE	2.16	0.56
7:S:324:HIS:CE1	7:S:452:LEU:HD21	2.40	0.56
7:W:324:HIS:CE1	7:W:452:LEU:HD21	2.40	0.56
7:W:372:GLU:HB3	7:X:223:THR:O	2.04	0.56
7:W:400:LEU:HB2	7:X:195:HIS:N	2.20	0.56
7:W:417:PHE:CZ	7:X:280:ILE:CD1	2.87	0.56
2:C:34:TYR:HA	2:C:280:ARG:HH12	1.70	0.56
6:B:732:CYS:HB3	6:B:737:VAL:HA	1.88	0.56
7:J:189:LYS:CE	7:J:191:PHE:HE1	2.15	0.56
7:R:324:HIS:CE1	7:R:452:LEU:HD21	2.40	0.56
1:A:1279:ARG:HG2	1:A:1281:GLY:HA3	1.85	0.56
3:D:111:GLU:HG2	3:D:274:GLU:HB2	1.87	0.56
6:B:581:TYR:HD2	6:B:610:ASP:HB2	1.68	0.56
10:P:603:NAG:H83	10:P:603:NAG:H3	1.87	0.56
7:K:324:HIS:CE1	7:K:452:LEU:HD21	2.40	0.56
7:M:65:ARG:CG	7:N:467:HIS:CG	2.88	0.56
7:N:324:HIS:CE1	7:N:452:LEU:HD21	2.41	0.56
7:O:417:PHE:CZ	7:Q:280:ILE:HG13	2.41	0.56
7:Q:413:ARG:NH1	7:R:282:LEU:HG	2.21	0.56
7:S:191:PHE:CD1	7:S:191:PHE:N	2.73	0.56
7:U:394:ASN:O	7:V:201:GLU:N	2.36	0.56
6:B:87:PHE:HB3	6:B:102:LYS:HE2	1.86	0.56
6:B:713:LEU:HA	6:B:714:THR:OG1	2.05	0.56
7:G:59:ASP:OD1	7:P:456:TYR:OH	2.21	0.56
7:G:372:GLU:HB3	7:P:223:THR:C	2.25	0.56
7:L:400:LEU:CD1	7:M:195:HIS:HB2	2.33	0.56
7:O:394:ASN:HB2	7:Q:201:GLU:HB2	1.86	0.56
7:T:324:HIS:CE1	7:T:452:LEU:HD21	2.41	0.56
1:A:283:MET:HA	1:A:284:GLN:CB	2.33	0.56
1:A:315:LEU:HD23	1:A:318:LEU:HG	1.87	0.56
1:A:1249:GLU:HG2	1:A:1289:ASP:HB2	1.87	0.56
7:K:191:PHE:HD1	7:K:191:PHE:N	2.01	0.56
7:L:324:HIS:CE1	7:L:452:LEU:HD21	2.40	0.56
7:L:408:ILE:O	7:M:187:GLY:N	2.38	0.56
7:Q:324:HIS:CE1	7:Q:452:LEU:HD21	2.40	0.56

Continued on next page...

Continued from previous page...

Atom-1	Atom-2	Interatomic distance (Å)	Clash overlap (Å)
7:Q:376:GLY:O	7:R:218:ILE:HG13	2.06	0.56
7:V:324:HIS:CE1	7:V:452:LEU:HD21	2.40	0.56
7:W:148:SER:HB3	7:X:180:SER:HB2	1.88	0.56
5:F:399:GLY:HA3	7:G:438:ALA:HB1	1.86	0.56
7:P:198:GLU:HB3	7:P:269:LYS:HB2	1.87	0.56
7:I:130:GLU:HG3	7:J:165:ASP:CA	2.34	0.56
7:L:386:LYS:HB3	7:M:209:GLU:H	1.70	0.56
7:M:55:LYS:HE3	7:N:481:ILE:CG2	2.31	0.56
7:R:372:GLU:HB3	7:S:223:THR:C	2.23	0.56
7:V:386:LYS:HD2	7:W:209:GLU:CB	2.35	0.56
1:A:32:ARG:NH2	1:A:630:SER:O	2.39	0.56
1:A:273:GLU:HA	1:A:321:LYS:HB2	1.87	0.56
6:B:328:LYS:NZ	6:B:330:LYS:O	2.31	0.56
7:M:19:HIS:CD2	7:N:487:ARG:CD	2.85	0.56
7:M:60:ALA:H	7:N:454:PRO:HG2	1.69	0.56
7:O:191:PHE:HD1	7:O:191:PHE:N	2.01	0.56
7:T:130:GLU:HG3	7:U:165:ASP:HA	1.87	0.56
7:U:191:PHE:HD1	7:U:191:PHE:N	2.01	0.56
1:A:1287:THR:HB	1:A:1290:THR:HB	1.87	0.56
7:G:90:ARG:NH1	7:G:103:ASP:OD1	2.37	0.56
7:I:130:GLU:CA	7:J:164:ARG:O	2.53	0.56
7:I:324:HIS:CE1	7:I:452:LEU:HD21	2.40	0.56
7:J:324:HIS:CE1	7:J:452:LEU:HD21	2.41	0.56
7:K:412:THR:HG1	7:L:167:ASN:CG	2.09	0.56
7:L:417:PHE:CZ	7:M:280:ILE:CG1	2.84	0.56
7:L:421:GLU:OE1	7:M:434:PHE:CD2	2.58	0.56
7:O:189:LYS:CE	7:O:191:PHE:HE1	2.15	0.56
7:R:403:ASP:HA	7:S:192:ARG:HG2	1.87	0.56
7:X:370:PHE:CG	7:X:373:ILE:CD1	2.89	0.56
3:D:124:ARG:HG2	6:B:171:ARG:HA	1.88	0.56
7:K:130:GLU:HG3	7:L:165:ASP:HA	1.88	0.56
7:L:198:GLU:HB3	7:L:269:LYS:HB2	1.88	0.56
4:E:107:VAL:HG22	4:E:118:LEU:HG	1.87	0.56
7:H:153:ASN:HD21	7:H:178:VAL:HG23	1.71	0.56
7:J:153:ASN:HD21	7:J:178:VAL:HG23	1.71	0.56
7:J:270:GLU:HB3	7:J:343:LYS:HB2	1.88	0.56
7:M:413:ARG:NH1	7:N:282:LEU:O	2.38	0.56
7:P:394:ASN:HB2	7:H:201:GLU:HB2	1.87	0.55
7:H:324:HIS:CE1	7:H:452:LEU:HD21	2.40	0.55
7:I:409:ARG:HD3	7:J:184:GLU:OE2	2.05	0.55
7:K:198:GLU:HB3	7:K:269:LYS:HB2	1.88	0.55

Continued on next page...

Continued from previous page...

Atom-1	Atom-2	Interatomic distance (Å)	Clash overlap (Å)
7:M:30:TRP:CH2	7:N:467:HIS:CE1	2.90	0.55
7:O:130:GLU:OE2	7:Q:165:ASP:HA	2.06	0.55
7:R:270:GLU:HB3	7:R:343:LYS:HB2	1.89	0.55
7:R:370:PHE:CG	7:R:373:ILE:CD1	2.89	0.55
7:T:153:ASN:HD21	7:T:178:VAL:HG23	1.71	0.55
7:T:391:ARG:HH22	7:U:202:ALA:HB1	1.70	0.55
7:V:153:ASN:HD21	7:V:178:VAL:HG23	1.71	0.55
7:W:409:ARG:HB3	7:X:186:LYS:HA	1.89	0.55
7:I:153:ASN:HD21	7:I:178:VAL:HG23	1.71	0.55
7:O:324:HIS:CE1	7:O:452:LEU:HD21	2.40	0.55
7:Q:153:ASN:HD21	7:Q:178:VAL:HG23	1.71	0.55
7:R:378:GLU:OE1	7:S:217:ALA:HB3	2.07	0.55
7:U:106:ASP:H	7:V:159:LEU:HD13	1.71	0.55
7:V:270:GLU:HB3	7:V:343:LYS:HB2	1.88	0.55
1:A:604:ALA:O	1:A:772:SER:OG	2.22	0.55
7:P:58:THR:HG21	7:H:452:LEU:HD23	1.88	0.55
7:H:391:ARG:HE	7:I:204:LYS:HE2	1.71	0.55
7:J:129:SER:HA	7:K:164:ARG:CZ	2.36	0.55
7:R:198:GLU:HB3	7:R:269:LYS:HB2	1.88	0.55
7:S:270:GLU:HB3	7:S:343:LYS:HB2	1.88	0.55
7:T:380:ASN:O	7:U:214:PHE:CE1	2.59	0.55
7:U:324:HIS:CE1	7:U:452:LEU:HD21	2.41	0.55
1:A:371:ILE:HD12	1:A:422:LEU:HD13	1.89	0.55
2:C:366:VAL:HG12	5:F:198:GLU:HA	1.88	0.55
7:M:324:HIS:CE1	7:M:452:LEU:HD21	2.41	0.55
7:N:270:GLU:HB3	7:N:343:LYS:HB2	1.89	0.55
7:N:370:PHE:CG	7:N:373:ILE:CD1	2.89	0.55
7:S:198:GLU:HB3	7:S:269:LYS:HB2	1.88	0.55
7:U:198:GLU:HB3	7:U:269:LYS:HB2	1.88	0.55
7:V:370:PHE:CG	7:V:373:ILE:CD1	2.89	0.55
7:W:413:ARG:HD3	7:X:441:ILE:CG2	2.37	0.55
1:A:149:ASN:HB2	1:A:155:ALA:HB2	1.88	0.55
1:A:286:ALA:HA	1:A:287:MET:HB2	1.87	0.55
7:G:44:ARG:NH2	7:P:474:GLU:OE2	2.38	0.55
7:L:153:ASN:HD21	7:L:178:VAL:HG23	1.71	0.55
7:L:407:LEU:HA	7:M:188:GLU:HA	1.87	0.55
7:M:413:ARG:HG3	7:N:185:THR:OG1	2.07	0.55
7:R:392:ALA:HB3	7:S:203:PHE:H	1.71	0.55
7:S:153:ASN:HD21	7:S:178:VAL:HG23	1.71	0.55
7:U:270:GLU:HB3	7:U:343:LYS:HB2	1.88	0.55
7:V:394:ASN:HB2	7:W:201:GLU:HB2	1.89	0.55

Continued on next page...

Continued from previous page...

Atom-1	Atom-2	Interatomic distance (Å)	Clash overlap (Å)
7:W:370:PHE:CG	7:W:373:ILE:CD1	2.89	0.55
1:A:539:ARG:NH2	1:A:635:GLY:O	2.35	0.55
3:D:525:ASN:O	3:D:527:PRO:HD3	2.06	0.55
7:G:372:GLU:CB	7:P:223:THR:O	2.55	0.55
7:P:363:HIS:ND1	7:P:380:ASN:OD1	2.31	0.55
7:I:130:GLU:OE2	7:J:166:GLY:N	2.40	0.55
7:J:370:PHE:CG	7:J:373:ILE:CD1	2.89	0.55
7:L:270:GLU:HB3	7:L:343:LYS:HB2	1.89	0.55
7:Q:270:GLU:HB3	7:Q:343:LYS:HB2	1.88	0.55
7:V:528:GLY:CA	7:W:200:ILE:CD1	2.62	0.55
7:X:324:HIS:CE1	7:X:452:LEU:HD21	2.40	0.55
6:B:200:LEU:O	6:B:533:THR:OG1	2.24	0.55
6:B:291:GLU:HA	6:B:402:ILE:HG22	1.89	0.55
7:H:191:PHE:CD1	7:H:191:PHE:N	2.73	0.55
7:I:198:GLU:HB3	7:I:269:LYS:HB2	1.88	0.55
7:M:65:ARG:CB	7:N:467:HIS:HB2	2.36	0.55
7:M:153:ASN:HD21	7:M:178:VAL:HG23	1.71	0.55
7:M:191:PHE:CD1	7:M:191:PHE:N	2.73	0.55
7:N:153:ASN:HD21	7:N:178:VAL:HG23	1.71	0.55
7:N:198:GLU:HB3	7:N:269:LYS:HB2	1.88	0.55
7:Q:191:PHE:CD1	7:Q:191:PHE:N	2.73	0.55
7:Q:198:GLU:HB3	7:Q:269:LYS:HB2	1.88	0.55
7:T:189:LYS:CE	7:T:191:PHE:HE1	2.15	0.55
7:J:370:PHE:HB2	7:J:373:ILE:C	2.28	0.55
7:N:372:GLU:OE1	7:O:223:THR:O	2.25	0.55
7:O:370:PHE:CG	7:O:373:ILE:CD1	2.89	0.55
7:S:394:ASN:HB2	7:T:201:GLU:HB2	1.88	0.55
1:A:171:VAL:HG21	1:A:199:TRP:HZ3	1.71	0.55
3:D:185:SER:HB2	6:B:207:GLU:H	1.72	0.55
7:J:198:GLU:HB3	7:J:269:LYS:HB2	1.88	0.55
7:L:370:PHE:CG	7:L:373:ILE:CD1	2.89	0.55
7:U:370:PHE:CG	7:U:373:ILE:CD1	2.89	0.55
7:V:392:ALA:O	7:W:202:ALA:HA	2.07	0.55
7:W:189:LYS:CE	7:W:191:PHE:HE1	2.15	0.55
9:Z:1:NAG:H3	9:Z:1:NAG:H83	1.88	0.55
2:C:147:SER:O	2:C:157:ARG:NH1	2.40	0.55
3:D:142:ASN:HA	3:D:154:ARG:HA	1.89	0.55
5:F:264:THR:HG23	5:F:321:TYR:HB3	1.90	0.55
7:G:39:GLN:NE2	7:G:310:GLU:OE2	2.40	0.55
7:H:370:PHE:HB2	7:H:373:ILE:C	2.27	0.55
7:M:64:ARG:NH1	7:N:461:VAL:HB	2.21	0.55

Continued on next page...

Continued from previous page...

Atom-1	Atom-2	Interatomic distance (Å)	Clash overlap (Å)
7:O:153:ASN:HD21	7:O:178:VAL:HG23	1.71	0.55
7:V:398:GLU:O	7:W:197:GLU:CB	2.54	0.55
7:W:370:PHE:CD2	7:W:373:ILE:C	2.81	0.55
3:D:552:HIS:HB2	3:D:556:LEU:HD23	1.89	0.54
7:G:206:ILE:HB	7:G:261:LEU:HB2	1.89	0.54
7:G:413:ARG:HG2	7:P:438:ALA:HB1	1.88	0.54
7:P:356:ILE:HB	7:P:387:ARG:HB2	1.89	0.54
7:I:270:GLU:HB3	7:I:343:LYS:HB2	1.89	0.54
7:J:191:PHE:HD1	7:J:191:PHE:N	2.01	0.54
7:L:372:GLU:HB3	7:M:223:THR:C	2.26	0.54
7:S:391:ARG:HE	7:T:204:LYS:HE2	1.71	0.54
5:F:250:ASN:HB3	5:F:335:LEU:HB2	1.88	0.54
5:F:365:SER:HB3	7:G:215:ASN:H	1.72	0.54
6:B:198:HIS:N	6:B:204:PRO:O	2.31	0.54
7:H:270:GLU:HB3	7:H:343:LYS:HB2	1.88	0.54
7:K:270:GLU:HB3	7:K:343:LYS:HB2	1.88	0.54
7:L:189:LYS:CE	7:L:191:PHE:HE1	2.15	0.54
7:Q:189:LYS:CE	7:Q:191:PHE:HE1	2.15	0.54
7:T:198:GLU:HB3	7:T:269:LYS:HB2	1.88	0.54
7:U:153:ASN:HD21	7:U:178:VAL:HG23	1.71	0.54
7:U:421:GLU:HB3	7:V:434:PHE:CD2	2.40	0.54
7:V:198:GLU:HB3	7:V:269:LYS:HB2	1.88	0.54
7:W:391:ARG:HE	7:X:204:LYS:HE2	1.73	0.54
6:B:324:ASN:OD1	6:B:370:SER:OG	2.25	0.54
7:L:402:ASP:HB2	7:M:193:THR:HG22	1.88	0.54
7:M:65:ARG:HB2	7:N:467:HIS:CE1	2.42	0.54
7:O:198:GLU:HB3	7:O:269:LYS:HB2	1.88	0.54
7:T:270:GLU:HB3	7:T:343:LYS:HB2	1.88	0.54
7:V:357:LYS:HE2	7:W:209:GLU:CD	2.28	0.54
5:F:244:SER:HB3	5:F:341:ASP:HB2	1.90	0.54
7:Q:386:LYS:HB3	7:R:209:GLU:H	1.72	0.54
7:R:153:ASN:HD21	7:R:178:VAL:HG23	1.71	0.54
7:S:421:GLU:OE1	7:T:434:PHE:HB2	2.07	0.54
7:V:391:ARG:HH22	7:W:202:ALA:HB1	1.72	0.54
1:A:1360:HIS:NE2	6:B:667:ASP:OD2	2.41	0.54
7:K:380:ASN:O	7:L:214:PHE:CD1	2.60	0.54
7:K:391:ARG:HE	7:L:204:LYS:HE2	1.73	0.54
7:M:65:ARG:HD2	7:N:467:HIS:HD2	1.60	0.54
7:O:370:PHE:HB2	7:O:373:ILE:C	2.27	0.54
7:U:378:GLU:HB3	7:V:217:ALA:H	1.72	0.54
7:W:198:GLU:HB2	7:W:269:LYS:HB2	1.89	0.54

Continued on next page...

Continued from previous page...

Atom-1	Atom-2	Interatomic distance (Å)	Clash overlap (Å)
7:W:386:LYS:HE2	7:X:207:ILE:HG23	1.89	0.54
2:C:163:GLU:HG3	3:D:275:PRO:HG2	1.88	0.54
7:G:282:LEU:HD13	7:G:445:PRO:HB3	1.89	0.54
7:P:270:GLU:O	7:P:343:LYS:N	2.35	0.54
7:P:514:GLU:CG	7:P:522:LYS:HD2	2.38	0.54
7:I:191:PHE:CD1	7:I:191:PHE:N	2.73	0.54
7:I:417:PHE:CZ	7:J:280:ILE:HG13	2.43	0.54
7:M:370:PHE:HB2	7:M:373:ILE:C	2.27	0.54
7:N:395:ILE:HA	7:O:199:GLN:O	2.07	0.54
7:R:370:PHE:HB2	7:R:373:ILE:C	2.28	0.54
7:S:391:ARG:HH21	7:T:204:LYS:HE3	1.73	0.54
7:S:417:PHE:CZ	7:T:280:ILE:HG13	2.43	0.54
7:U:370:PHE:HB2	7:U:373:ILE:C	2.27	0.54
1:A:1286:SER:HB2	1:A:1287:THR:HA	1.89	0.54
5:F:117:PRO:HG3	7:G:164:ARG:HE	1.72	0.54
7:G:522:LYS:O	7:G:522:LYS:HG2	2.07	0.54
7:P:324:HIS:CE1	7:P:452:LEU:HD21	2.41	0.54
7:M:198:GLU:HB3	7:M:269:LYS:HB2	1.88	0.54
7:Q:370:PHE:CG	7:Q:373:ILE:CD1	2.89	0.54
7:V:358:ARG:O	7:V:385:VAL:N	2.32	0.54
7:W:153:ASN:HD21	7:W:178:VAL:HG23	1.71	0.54
5:F:231:LEU:HD23	5:F:232:LEU:CA	2.34	0.54
7:H:198:GLU:HB3	7:H:269:LYS:HB2	1.88	0.54
7:K:137:TYR:HB3	7:K:146:PRO:HB3	1.90	0.54
7:M:270:GLU:HB3	7:M:343:LYS:HB2	1.88	0.54
7:T:370:PHE:CG	7:T:373:ILE:CD1	2.89	0.54
7:V:370:PHE:HB2	7:V:373:ILE:C	2.27	0.54
7:X:153:ASN:HD21	7:X:178:VAL:HG23	1.71	0.54
1:A:127:PHE:HB2	1:A:146:TYR:HB2	1.90	0.54
1:A:430:VAL:HG21	1:A:453:ARG:HH21	1.72	0.54
5:F:389:ILE:N	7:G:191:PHE:O	2.28	0.54
7:N:130:GLU:OE2	7:O:165:ASP:CA	2.53	0.54
7:N:409:ARG:HA	7:O:186:LYS:HA	1.90	0.54
7:O:270:GLU:HB3	7:O:343:LYS:HB2	1.88	0.54
7:X:198:GLU:HB3	7:X:269:LYS:HB2	1.88	0.54
3:D:478:LYS:O	3:D:481:THR:OG1	2.24	0.54
5:F:470:GLY:N	5:F:485:CYS:SG	2.75	0.54
7:G:463:MET:HG2	7:G:464:LYS:H	1.73	0.54
7:K:153:ASN:HD21	7:K:178:VAL:HG23	1.71	0.54
7:R:391:ARG:HE	7:S:204:LYS:HE2	1.72	0.54
7:W:407:LEU:HB3	7:X:188:GLU:CB	2.38	0.54

Continued on next page...

Continued from previous page...

Atom-1	Atom-2	Interatomic distance (Å)	Clash overlap (Å)
1:A:798:GLU:HG2	1:A:816:LYS:HG3	1.90	0.53
7:M:137:TYR:HB3	7:M:146:PRO:HB3	1.90	0.53
7:V:376:GLY:O	7:W:218:ILE:HD12	2.08	0.53
7:W:270:GLU:HB3	7:W:343:LYS:HB2	1.88	0.53
1:A:182:ILE:HD13	1:A:601:ALA:HB2	1.91	0.53
5:F:242:ASP:HB2	5:F:343:THR:HB	1.89	0.53
7:H:137:TYR:HB3	7:H:146:PRO:HB3	1.90	0.53
7:L:386:LYS:HE2	7:M:207:ILE:HG23	1.91	0.53
7:N:148:SER:HB3	7:O:180:SER:HB2	1.90	0.53
7:T:35:PRO:HG3	7:T:71:GLU:HB2	1.90	0.53
7:U:191:PHE:CD1	7:U:191:PHE:N	2.73	0.53
7:X:137:TYR:HB3	7:X:146:PRO:HB3	1.90	0.53
7:X:270:GLU:HB3	7:X:343:LYS:HB2	1.89	0.53
6:B:713:LEU:HB2	6:B:715:ILE:HB	1.91	0.53
7:P:83:ASP:HB3	7:P:92:ILE:HG23	1.90	0.53
7:P:521:SER:O	7:P:522:LYS:HB3	2.08	0.53
7:I:137:TYR:HB3	7:I:146:PRO:HB3	1.90	0.53
7:I:333:GLY:H	7:I:448:ILE:HD11	1.74	0.53
7:J:130:GLU:CG	7:K:165:ASP:HA	2.39	0.53
7:J:412:THR:HA	7:K:167:ASN:OD1	2.08	0.53
7:Q:137:TYR:HB3	7:Q:146:PRO:HB3	1.90	0.53
7:Q:411:GLY:O	7:R:185:THR:HG21	2.08	0.53
7:R:411:GLY:O	7:S:185:THR:HG21	2.08	0.53
7:T:411:GLY:O	7:U:185:THR:HG21	2.08	0.53
7:U:137:TYR:HB3	7:U:146:PRO:HB3	1.90	0.53
7:W:398:GLU:HB3	7:X:197:GLU:HB3	1.90	0.53
7:X:370:PHE:HB2	7:X:373:ILE:C	2.27	0.53
1:A:975:ARG:HB2	1:A:1340:VAL:HB	1.90	0.53
2:C:9:ILE:HD11	2:C:40:GLN:HB3	1.91	0.53
2:C:189:ASN:HB2	3:D:359:ALA:HB3	1.90	0.53
6:B:372:GLY:N	6:B:481:ALA:O	2.42	0.53
7:H:35:PRO:HG3	7:H:71:GLU:HB2	1.91	0.53
7:I:35:PRO:HG3	7:I:71:GLU:HB2	1.91	0.53
7:I:65:ARG:HB2	7:J:467:HIS:CE1	2.43	0.53
7:I:400:LEU:HD12	7:J:195:HIS:HB2	1.90	0.53
7:L:391:ARG:NE	7:M:204:LYS:HE2	2.23	0.53
7:O:35:PRO:HG3	7:O:71:GLU:HB2	1.91	0.53
7:S:370:PHE:HB2	7:S:373:ILE:C	2.28	0.53
1:A:469:TRP:HE1	1:A:473:HIS:HA	1.73	0.53
7:H:391:ARG:NE	7:I:204:LYS:HE2	2.23	0.53
7:S:137:TYR:HB3	7:S:146:PRO:HB3	1.90	0.53

Continued on next page...

Continued from previous page...

Atom-1	Atom-2	Interatomic distance (Å)	Clash overlap (Å)
7:T:137:TYR:HB3	7:T:146:PRO:HB3	1.90	0.53
7:U:35:PRO:HG3	7:U:71:GLU:HB2	1.91	0.53
7:G:140:ASN:HA	7:G:323:THR:HG22	1.91	0.53
7:H:370:PHE:CG	7:H:373:ILE:CD1	2.89	0.53
7:K:370:PHE:HB2	7:K:373:ILE:C	2.28	0.53
7:L:400:LEU:O	7:M:194:GLU:HB2	2.09	0.53
7:M:333:GLY:H	7:M:448:ILE:HD11	1.74	0.53
7:N:137:TYR:HB3	7:N:146:PRO:HB3	1.90	0.53
7:O:380:ASN:HD22	7:Q:215:ASN:CB	2.21	0.53
7:Q:35:PRO:HG3	7:Q:71:GLU:HB2	1.91	0.53
7:Q:421:GLU:OE1	7:R:434:PHE:HB2	2.09	0.53
7:R:137:TYR:HB3	7:R:146:PRO:HB3	1.91	0.53
7:S:35:PRO:HG3	7:S:71:GLU:HB2	1.91	0.53
7:V:35:PRO:HG3	7:V:71:GLU:HB2	1.91	0.53
7:X:333:GLY:H	7:X:448:ILE:HD11	1.74	0.53
1:A:132:LYS:NZ	1:A:134:VAL:O	2.42	0.53
7:I:406:SER:O	7:J:188:GLU:HB2	2.09	0.53
7:R:130:GLU:HG3	7:S:164:ARG:O	2.08	0.53
7:T:370:PHE:HB2	7:T:373:ILE:C	2.27	0.53
5:F:229:SER:HB2	5:F:356:ASP:CG	2.28	0.53
5:F:328:ASP:N	5:F:386:VAL:O	2.41	0.53
7:G:83:ASP:HB3	7:G:92:ILE:HG23	1.90	0.53
7:G:191:PHE:HA	7:G:276:VAL:HG12	1.90	0.53
7:K:35:PRO:HG3	7:K:71:GLU:HB2	1.91	0.53
7:K:391:ARG:HH21	7:L:204:LYS:CE	2.21	0.53
7:M:463:MET:HG2	7:M:464:LYS:H	1.74	0.53
7:N:35:PRO:HG3	7:N:71:GLU:HB2	1.91	0.53
7:N:333:GLY:H	7:N:448:ILE:HD11	1.74	0.53
7:O:333:GLY:H	7:O:448:ILE:HD11	1.74	0.53
7:Q:463:MET:HG2	7:Q:464:LYS:H	1.74	0.53
1:A:971:THR:HG21	1:A:1366:HIS:HB2	1.91	0.53
3:D:225:PHE:CD1	3:D:342:TRP:CD1	2.91	0.53
7:G:337:LEU:HD22	7:G:423:LEU:HD21	1.90	0.53
7:P:514:GLU:HG3	7:P:522:LYS:HD2	1.90	0.53
7:H:333:GLY:H	7:H:448:ILE:HD11	1.74	0.53
7:J:333:GLY:H	7:J:448:ILE:HD11	1.74	0.53
7:J:463:MET:HG2	7:J:464:LYS:H	1.74	0.53
7:J:514:GLU:HG2	7:J:515:GLY:H	1.74	0.53
7:L:35:PRO:HG3	7:L:71:GLU:HB2	1.91	0.53
7:Q:417:PHE:CZ	7:R:280:ILE:HG13	2.44	0.53
7:S:333:GLY:H	7:S:448:ILE:HD11	1.74	0.53

Continued on next page...

Continued from previous page...

Atom-1	Atom-2	Interatomic distance (Å)	Clash overlap (Å)
7:S:370:PHE:CG	7:S:373:ILE:CD1	2.89	0.53
7:S:372:GLU:CD	7:T:223:THR:O	2.47	0.53
7:V:191:PHE:CD1	7:V:191:PHE:N	2.73	0.53
1:A:275:LEU:HB3	1:A:322:TYR:HE2	1.73	0.53
3:D:48:ARG:HH11	3:D:69:GLU:HB3	1.73	0.53
7:N:340:VAL:N	7:N:403:ASP:O	2.39	0.53
7:T:380:ASN:HD22	7:U:215:ASN:CB	2.15	0.53
7:U:333:GLY:H	7:U:448:ILE:HD11	1.74	0.53
7:V:413:ARG:C	7:W:435:VAL:HG13	2.28	0.53
7:X:35:PRO:HG3	7:X:71:GLU:HB2	1.91	0.53
1:A:192:SER:HB3	1:A:976:ILE:HD11	1.91	0.52
3:D:280:LEU:HD12	3:D:283:LEU:HD12	1.91	0.52
7:N:129:SER:HA	7:O:164:ARG:CZ	2.38	0.52
7:N:391:ARG:HH22	7:O:202:ALA:HB1	1.72	0.52
7:O:514:GLU:HG2	7:O:515:GLY:H	1.74	0.52
7:Q:19:HIS:NE2	7:R:487:ARG:HD2	2.23	0.52
7:Q:514:GLU:HG2	7:Q:515:GLY:H	1.74	0.52
7:R:35:PRO:HG3	7:R:71:GLU:HB2	1.91	0.52
7:S:514:GLU:HG2	7:S:515:GLY:H	1.74	0.52
7:V:463:MET:HG2	7:V:464:LYS:H	1.74	0.52
7:W:137:TYR:HB3	7:W:146:PRO:HB3	1.90	0.52
7:H:374:SER:O	7:I:220:LEU:HD12	2.08	0.52
7:L:463:MET:HG2	7:L:464:LYS:H	1.74	0.52
7:M:340:VAL:N	7:M:403:ASP:O	2.39	0.52
7:M:362:TYR:HB3	7:M:381:LYS:HB3	1.92	0.52
7:N:362:TYR:HB3	7:N:381:LYS:HB3	1.92	0.52
7:Q:370:PHE:HB2	7:Q:373:ILE:C	2.28	0.52
7:R:362:TYR:HB3	7:R:381:LYS:HB3	1.92	0.52
7:T:333:GLY:H	7:T:448:ILE:HD11	1.74	0.52
7:T:421:GLU:OE1	7:U:434:PHE:CD2	2.62	0.52
7:T:514:GLU:HG2	7:T:515:GLY:H	1.74	0.52
7:U:463:MET:HG2	7:U:464:LYS:H	1.74	0.52
7:U:514:GLU:HG2	7:U:515:GLY:H	1.74	0.52
7:V:333:GLY:H	7:V:448:ILE:HD11	1.74	0.52
7:W:35:PRO:HG3	7:W:71:GLU:HB2	1.91	0.52
7:W:463:MET:HG2	7:W:464:LYS:H	1.74	0.52
7:X:463:MET:HG2	7:X:464:LYS:H	1.74	0.52
1:A:59:TYR:HB2	1:A:100:SER:HB3	1.90	0.52
6:B:233:PRO:HD2	6:B:236:LEU:HD12	1.91	0.52
7:L:411:GLY:O	7:M:185:THR:HG21	2.10	0.52
7:M:514:GLU:HG2	7:M:515:GLY:H	1.74	0.52

Continued on next page...

Continued from previous page...

Atom-1	Atom-2	Interatomic distance (Å)	Clash overlap (Å)
7:O:409:ARG:HD3	7:Q:184:GLU:OE2	2.10	0.52
7:R:391:ARG:HH21	7:S:204:LYS:HE3	1.72	0.52
7:V:64:ARG:CD	7:W:290:ARG:CB	2.88	0.52
7:W:406:SER:O	7:X:188:GLU:CB	2.51	0.52
4:E:42:PHE:HB2	5:F:166:ARG:HD2	1.91	0.52
7:G:514:GLU:HG2	7:G:515:GLY:H	1.75	0.52
7:H:270:GLU:O	7:H:343:LYS:N	2.40	0.52
7:I:463:MET:HG2	7:I:464:LYS:H	1.74	0.52
7:K:411:GLY:O	7:L:185:THR:CG2	2.57	0.52
7:K:514:GLU:HG2	7:K:515:GLY:H	1.74	0.52
7:L:406:SER:O	7:M:188:GLU:HB2	2.08	0.52
7:O:362:TYR:HB3	7:O:381:LYS:HB3	1.92	0.52
7:Q:270:GLU:O	7:Q:343:LYS:N	2.39	0.52
7:W:370:PHE:HB2	7:W:373:ILE:C	2.28	0.52
1:A:430:VAL:HG12	1:A:455:ILE:HA	1.90	0.52
6:B:649:PRO:HB2	6:B:653:GLY:HA2	1.90	0.52
7:G:309:TYR:H	7:G:472:ASN:HD21	1.58	0.52
7:G:358:ARG:O	7:G:385:VAL:N	2.40	0.52
7:J:137:TYR:HB3	7:J:146:PRO:HB3	1.90	0.52
7:N:514:GLU:HG2	7:N:515:GLY:H	1.74	0.52
7:Q:362:TYR:HB3	7:Q:381:LYS:HB3	1.92	0.52
7:R:64:ARG:NH2	7:S:459:VAL:O	2.43	0.52
7:R:372:GLU:CD	7:S:223:THR:O	2.45	0.52
7:S:340:VAL:N	7:S:403:ASP:O	2.39	0.52
7:S:362:TYR:HB3	7:S:381:LYS:HB3	1.92	0.52
7:T:370:PHE:CD2	7:T:373:ILE:C	2.81	0.52
7:T:372:GLU:HG3	7:U:224:PRO:HA	1.90	0.52
1:A:363:LEU:HD13	1:A:431:LEU:HD23	1.91	0.52
1:A:473:HIS:N	1:A:474:LYS:HA	2.25	0.52
7:G:523:GLN:O	7:G:523:GLN:HG2	2.10	0.52
7:M:64:ARG:O	7:N:467:HIS:CG	2.61	0.52
7:R:270:GLU:O	7:R:343:LYS:N	2.39	0.52
7:R:340:VAL:N	7:R:403:ASP:O	2.39	0.52
7:S:19:HIS:NE2	7:T:487:ARG:HD2	2.25	0.52
7:S:191:PHE:HD1	7:S:191:PHE:N	2.01	0.52
7:S:378:GLU:OE1	7:T:217:ALA:HB3	2.09	0.52
7:S:463:MET:HG2	7:S:464:LYS:H	1.74	0.52
7:V:528:GLY:HA2	7:W:200:ILE:HD13	1.90	0.52
7:W:129:SER:HB2	7:X:164:ARG:HH11	1.73	0.52
7:W:404:VAL:CB	7:X:191:PHE:HB2	2.37	0.52
6:B:322:VAL:HG12	6:B:323:LEU:H	1.75	0.52

Continued on next page...

Continued from previous page...

Atom-1	Atom-2	Interatomic distance (Å)	Clash overlap (Å)
6:B:442:SER:HB2	6:B:459:LYS:NZ	2.24	0.52
7:G:324:HIS:CE1	7:G:452:LEU:HD11	2.45	0.52
7:P:35:PRO:HG3	7:P:71:GLU:HB2	1.92	0.52
7:P:374:SER:CB	7:H:220:LEU:HD12	2.35	0.52
7:P:514:GLU:HG2	7:P:515:GLY:H	1.75	0.52
7:H:370:PHE:CD2	7:H:373:ILE:C	2.80	0.52
7:K:391:ARG:NE	7:L:204:LYS:HE2	2.25	0.52
7:L:137:TYR:HB3	7:L:146:PRO:HB3	1.90	0.52
7:N:191:PHE:CD1	7:N:191:PHE:N	2.73	0.52
7:O:463:MET:HG2	7:O:464:LYS:H	1.74	0.52
7:R:463:MET:HG2	7:R:464:LYS:H	1.74	0.52
3:D:220:ARG:HG2	3:D:228:SER:HA	1.92	0.52
7:P:255:LYS:HG3	7:P:358:ARG:HG2	1.90	0.52
7:P:463:MET:HG2	7:P:464:LYS:H	1.74	0.52
7:L:370:PHE:HB2	7:L:373:ILE:C	2.27	0.52
7:L:446:VAL:HG21	7:M:184:GLU:HG3	1.91	0.52
7:T:362:TYR:HB3	7:T:381:LYS:HB3	1.92	0.52
7:V:362:TYR:HB3	7:V:381:LYS:HB3	1.92	0.52
7:V:388:GLY:O	7:W:206:ILE:HG23	2.09	0.52
7:W:191:PHE:CD1	7:W:191:PHE:N	2.73	0.52
7:W:372:GLU:HG3	7:X:223:THR:O	2.10	0.52
7:W:391:ARG:HH21	7:X:204:LYS:CE	2.21	0.52
7:W:417:PHE:CG	7:X:280:ILE:HD12	2.45	0.52
7:P:193:THR:HA	7:P:274:LEU:HB3	1.90	0.52
7:H:514:GLU:HG2	7:H:515:GLY:H	1.74	0.52
7:I:131:LEU:HG	7:I:132:ALA:H	1.75	0.52
7:I:370:PHE:HB2	7:I:373:ILE:C	2.27	0.52
7:J:35:PRO:HG3	7:J:71:GLU:HB2	1.91	0.52
7:J:83:ASP:HB3	7:J:92:ILE:HG23	1.92	0.52
7:N:400:LEU:HD12	7:O:195:HIS:CD2	2.45	0.52
7:R:191:PHE:CD1	7:R:191:PHE:N	2.73	0.52
5:F:320:ILE:O	5:F:394:ARG:N	2.41	0.52
7:G:92:ILE:HB	7:G:96:LEU:HB3	1.92	0.52
7:H:362:TYR:HB3	7:H:381:LYS:HB3	1.92	0.52
7:I:83:ASP:HB3	7:I:92:ILE:HG23	1.92	0.52
7:I:362:TYR:HB3	7:I:381:LYS:HB3	1.92	0.52
7:K:463:MET:HG2	7:K:464:LYS:H	1.74	0.52
7:N:463:MET:HG2	7:N:464:LYS:H	1.74	0.52
7:R:333:GLY:H	7:R:448:ILE:HD11	1.74	0.52
7:S:411:GLY:O	7:T:185:THR:HG21	2.10	0.52
7:V:137:TYR:HB3	7:V:146:PRO:HB3	1.90	0.52

Continued on next page...

Continued from previous page...

Atom-1	Atom-2	Interatomic distance (Å)	Clash overlap (Å)
7:W:391:ARG:NE	7:X:204:LYS:HE2	2.25	0.52
7:W:514:GLU:HG2	7:W:515:GLY:H	1.74	0.52
2:C:322:HIS:NE2	2:C:324:CYS:SG	2.83	0.51
3:D:42:CYS:N	3:D:79:CYS:SG	2.83	0.51
6:B:654:PHE:HB2	6:B:673:LEU:HD23	1.92	0.51
6:B:738:VAL:HG11	6:B:759:LEU:HB2	1.92	0.51
7:P:270:GLU:HB3	7:P:343:LYS:HB2	1.91	0.51
7:P:413:ARG:HD3	7:H:280:ILE:HD11	1.92	0.51
7:J:92:ILE:HB	7:J:96:LEU:HB3	1.92	0.51
7:J:270:GLU:O	7:J:343:LYS:N	2.40	0.51
7:J:320:THR:HG23	7:K:288:ARG:HG3	1.92	0.51
7:O:380:ASN:HD22	7:Q:215:ASN:HD22	1.58	0.51
7:Q:333:GLY:H	7:Q:448:ILE:HD11	1.74	0.51
7:Q:391:ARG:HH21	7:R:204:LYS:HE3	1.73	0.51
7:T:83:ASP:HB3	7:T:92:ILE:HG23	1.92	0.51
7:T:191:PHE:HD1	7:T:191:PHE:N	2.01	0.51
7:U:83:ASP:HB3	7:U:92:ILE:HG23	1.92	0.51
7:W:92:ILE:HB	7:W:96:LEU:HB3	1.92	0.51
2:C:386:TYR:CE2	2:C:388:GLU:HB3	2.45	0.51
6:B:287:SER:OG	6:B:406:LYS:HE2	2.10	0.51
7:G:35:PRO:HG3	7:G:71:GLU:HB2	1.92	0.51
7:G:301:ASP:OD1	7:P:288:ARG:NH2	2.43	0.51
7:H:463:MET:HG2	7:H:464:LYS:H	1.74	0.51
7:I:409:ARG:HA	7:J:186:LYS:HA	1.91	0.51
7:K:270:GLU:O	7:K:343:LYS:N	2.39	0.51
7:K:362:TYR:HB3	7:K:381:LYS:HB3	1.92	0.51
7:L:362:TYR:HB3	7:L:381:LYS:HB3	1.92	0.51
7:M:35:PRO:HG3	7:M:71:GLU:HB2	1.91	0.51
7:Q:92:ILE:HB	7:Q:96:LEU:HB3	1.92	0.51
7:Q:400:LEU:HD12	7:R:195:HIS:CB	2.35	0.51
7:V:131:LEU:HG	7:V:132:ALA:H	1.75	0.51
1:A:283:MET:HB2	1:A:285:THR:N	2.25	0.51
2:C:374:ARG:HG2	5:F:190:LEU:HG	1.91	0.51
3:D:194:ASN:ND2	6:B:456:ALA:O	2.41	0.51
7:M:83:ASP:HB3	7:M:92:ILE:HG23	1.92	0.51
7:O:137:TYR:HB3	7:O:146:PRO:HB3	1.91	0.51
7:U:374:SER:O	7:V:220:LEU:HD13	2.01	0.51
7:V:92:ILE:HB	7:V:96:LEU:HB3	1.93	0.51
7:V:514:GLU:HG2	7:V:515:GLY:H	1.74	0.51
7:X:83:ASP:HB3	7:X:92:ILE:HG23	1.92	0.51
1:A:322:TYR:HB3	1:A:344:GLY:HA3	1.92	0.51

Continued on next page...

Continued from previous page...

Atom-1	Atom-2	Interatomic distance (Å)	Clash overlap (Å)
3:D:249:GLN:NE2	3:D:494:ASN:OD1	2.43	0.51
5:F:406:GLN:HG3	5:F:407:ASN:N	2.25	0.51
7:I:297:THR:CG2	7:J:288:ARG:CZ	2.88	0.51
7:I:421:GLU:OE1	7:J:434:PHE:HB2	2.10	0.51
7:J:320:THR:CG2	7:K:288:ARG:HG3	2.40	0.51
7:J:370:PHE:CD2	7:J:373:ILE:C	2.80	0.51
7:K:92:ILE:HB	7:K:96:LEU:HB3	1.93	0.51
7:K:333:GLY:H	7:K:448:ILE:HD11	1.74	0.51
7:K:391:ARG:HH2	7:L:202:ALA:HB1	1.75	0.51
7:L:266:SER:HB3	7:L:347:LYS:HB2	1.92	0.51
7:L:514:GLU:HG2	7:L:515:GLY:H	1.74	0.51
7:O:392:ALA:HB3	7:Q:203:PHE:H	1.75	0.51
7:T:463:MET:HG2	7:T:464:LYS:H	1.74	0.51
7:W:404:VAL:HB	7:X:191:PHE:CB	2.39	0.51
7:X:514:GLU:HG2	7:X:515:GLY:H	1.74	0.51
3:D:191:LYS:HA	6:B:445:ARG:HA	1.91	0.51
7:P:137:TYR:HB3	7:P:146:PRO:HB3	1.93	0.51
7:J:55:LYS:HE3	7:K:481:ILE:HG23	1.92	0.51
7:J:64:ARG:HD2	7:K:461:VAL:HG23	1.91	0.51
7:J:130:GLU:HA	7:K:164:ARG:O	2.10	0.51
7:K:83:ASP:HB3	7:K:92:ILE:HG23	1.92	0.51
7:L:92:ILE:HB	7:L:96:LEU:HB3	1.92	0.51
7:O:191:PHE:CD1	7:O:191:PHE:N	2.73	0.51
7:S:64:ARG:NH2	7:T:459:VAL:O	2.43	0.51
7:S:130:GLU:HG3	7:T:165:ASP:HA	1.92	0.51
7:U:400:LEU:HD12	7:V:195:HIS:CG	2.45	0.51
7:V:83:ASP:HB3	7:V:92:ILE:HG23	1.92	0.51
7:W:270:GLU:O	7:W:343:LYS:N	2.39	0.51
7:X:260:GLN:HB3	7:X:353:LEU:HB3	1.93	0.51
1:A:844:THR:OG1	1:A:893:SER:OG	2.21	0.51
6:B:59:ASN:O	6:B:388:ASN:ND2	2.44	0.51
6:B:712:VAL:HG21	6:B:759:LEU:HD11	1.93	0.51
7:P:257:GLU:HA	7:P:356:ILE:HA	1.92	0.51
7:H:30:TRP:HH2	7:I:467:HIS:NE2	2.08	0.51
7:L:131:LEU:HG	7:L:132:ALA:H	1.75	0.51
7:Q:266:SER:HB3	7:Q:347:LYS:HB2	1.93	0.51
7:S:409:ARG:HD3	7:T:184:GLU:OE2	2.11	0.51
7:U:92:ILE:HB	7:U:96:LEU:HB3	1.92	0.51
7:U:417:PHE:CZ	7:V:280:ILE:HG13	2.45	0.51
1:A:120:THR:HG22	1:A:122:ASP:H	1.75	0.51
7:J:131:LEU:HG	7:J:132:ALA:H	1.76	0.51

Continued on next page...

Continued from previous page...

Atom-1	Atom-2	Interatomic distance (Å)	Clash overlap (Å)
7:K:131:LEU:HG	7:K:132:ALA:H	1.76	0.51
7:L:83:ASP:HB3	7:L:92:ILE:HG23	1.92	0.51
7:L:372:GLU:CD	7:M:223:THR:O	2.46	0.51
7:N:131:LEU:HG	7:N:132:ALA:H	1.75	0.51
7:O:131:LEU:HG	7:O:132:ALA:H	1.75	0.51
7:O:260:GLN:HB3	7:O:353:LEU:HB3	1.93	0.51
7:Q:260:GLN:HB3	7:Q:353:LEU:HB3	1.93	0.51
7:S:131:LEU:HG	7:S:132:ALA:H	1.75	0.51
7:X:191:PHE:CD1	7:X:191:PHE:N	2.73	0.51
7:X:266:SER:HB3	7:X:347:LYS:HB2	1.92	0.51
3:D:344:PHE:HD2	3:D:345:VAL:HG23	1.76	0.51
5:F:342:ILE:HG23	5:F:372:PHE:HB2	1.92	0.51
7:I:260:GLN:HB3	7:I:353:LEU:HB3	1.93	0.51
7:J:260:GLN:HB3	7:J:353:LEU:HB3	1.93	0.51
7:M:260:GLN:HB3	7:M:353:LEU:HB3	1.93	0.51
7:N:400:LEU:O	7:O:194:GLU:HB2	2.10	0.51
7:O:92:ILE:HB	7:O:96:LEU:HB3	1.92	0.51
7:Q:374:SER:HB3	7:R:221:LYS:HG2	1.93	0.51
7:U:131:LEU:HG	7:U:132:ALA:H	1.75	0.51
7:U:387:ARG:HA	7:V:208:GLN:HE22	1.75	0.51
7:W:266:SER:HB3	7:W:347:LYS:HB2	1.93	0.51
7:W:362:TYR:HB3	7:W:381:LYS:HB3	1.92	0.51
7:W:409:ARG:HA	7:X:185:THR:O	2.10	0.51
2:C:380:HIS:CE1	2:C:398:TRP:HD1	2.28	0.51
3:D:55:TYR:OH	3:D:451:GLU:O	2.29	0.51
7:P:341:LEU:HD11	7:P:343:LYS:HE3	1.93	0.51
7:H:131:LEU:HG	7:H:132:ALA:H	1.75	0.51
7:I:92:ILE:HB	7:I:96:LEU:HB3	1.92	0.51
7:J:340:VAL:N	7:J:403:ASP:O	2.39	0.51
7:K:191:PHE:CD1	7:K:191:PHE:N	2.73	0.51
7:K:309:TYR:H	7:K:472:ASN:HD21	1.59	0.51
7:M:131:LEU:HG	7:M:132:ALA:H	1.75	0.51
7:N:413:ARG:NH1	7:O:282:LEU:C	2.63	0.51
7:Q:83:ASP:HB3	7:Q:92:ILE:HG23	1.92	0.51
7:Q:372:GLU:O	7:R:222:PHE:HA	2.10	0.51
7:R:514:GLU:HG2	7:R:515:GLY:H	1.74	0.51
7:V:376:GLY:O	7:W:218:ILE:CG1	2.59	0.51
7:W:131:LEU:HG	7:W:132:ALA:H	1.76	0.51
7:W:404:VAL:HB	7:X:191:PHE:N	2.26	0.51
7:X:340:VAL:N	7:X:403:ASP:O	2.39	0.51
1:A:640:LEU:HG	1:A:641:ASN:H	1.75	0.51

Continued on next page...

Continued from previous page...

Atom-1	Atom-2	Interatomic distance (Å)	Clash overlap (Å)
6:B:187:ILE:HD11	6:B:232:VAL:HG22	1.93	0.51
7:J:64:ARG:HD2	7:K:461:VAL:HG21	1.93	0.51
7:K:148:SER:HB3	7:L:180:SER:HB2	1.92	0.51
7:O:266:SER:HB3	7:O:347:LYS:HB2	1.93	0.51
7:R:266:SER:HB3	7:R:347:LYS:HB2	1.93	0.51
7:R:394:ASN:HB2	7:S:201:GLU:HB2	1.92	0.51
7:R:406:SER:O	7:S:188:GLU:HB2	2.11	0.51
7:V:260:GLN:HB3	7:V:353:LEU:HB3	1.93	0.51
7:W:83:ASP:HB3	7:W:92:ILE:HG23	1.92	0.51
7:W:333:GLY:H	7:W:448:ILE:HD11	1.74	0.51
7:X:362:TYR:HB3	7:X:381:LYS:HB3	1.92	0.51
3:D:92:PHE:HB2	3:D:114:ALA:HB2	1.93	0.50
3:D:225:PHE:CE1	3:D:342:TRP:CA	2.92	0.50
7:G:363:HIS:ND1	7:G:380:ASN:OD1	2.36	0.50
7:I:413:ARG:HH11	7:J:282:LEU:C	2.09	0.50
7:I:514:GLU:HG2	7:I:515:GLY:H	1.74	0.50
7:J:266:SER:HB3	7:J:347:LYS:HB2	1.93	0.50
7:J:362:TYR:HB3	7:J:381:LYS:HB3	1.92	0.50
7:K:129:SER:HB2	7:L:164:ARG:NH1	2.25	0.50
7:N:260:GLN:HB3	7:N:353:LEU:HB3	1.93	0.50
7:S:380:ASN:ND2	7:T:215:ASN:HB2	2.21	0.50
7:T:260:GLN:HB3	7:T:353:LEU:HB3	1.93	0.50
7:T:386:LYS:HB3	7:U:209:GLU:H	1.77	0.50
7:U:362:TYR:HB3	7:U:381:LYS:HB3	1.92	0.50
7:W:130:GLU:HG3	7:X:164:ARG:C	2.32	0.50
7:W:407:LEU:HA	7:X:187:GLY:O	2.10	0.50
1:A:1185:THR:HB	1:A:1230:ASP:HA	1.93	0.50
6:B:586:THR:CB	7:X:107:PHE:HD2	2.10	0.50
7:I:413:ARG:CZ	7:J:282:LEU:CG	2.88	0.50
7:L:127:GLU:HG2	7:M:164:ARG:HH22	1.76	0.50
7:L:333:GLY:H	7:L:448:ILE:HD11	1.74	0.50
7:L:526:SER:HB2	7:M:198:GLU:OE2	2.10	0.50
7:M:130:GLU:HG3	7:N:164:ARG:O	2.11	0.50
7:Q:131:LEU:HG	7:Q:132:ALA:H	1.75	0.50
7:S:92:ILE:HB	7:S:96:LEU:HB3	1.92	0.50
7:X:92:ILE:HB	7:X:96:LEU:HB3	1.93	0.50
1:A:1079:THR:HG21	1:A:1107:LEU:HD11	1.93	0.50
2:C:70:GLY:HA2	2:C:82:ARG:HH11	1.77	0.50
4:E:79:VAL:HA	4:E:177:LEU:HB3	1.93	0.50
6:B:138:ALA:O	6:B:141:LYS:NZ	2.42	0.50
7:P:260:GLN:HB3	7:P:353:LEU:HB3	1.92	0.50

Continued on next page...

Continued from previous page...

Atom-1	Atom-2	Interatomic distance (Å)	Clash overlap (Å)
7:K:266:SER:HB3	7:K:347:LYS:HB2	1.93	0.50
7:M:370:PHE:CG	7:M:373:ILE:CD1	2.89	0.50
7:N:130:GLU:OE2	7:O:166:GLY:N	2.43	0.50
7:N:370:PHE:HB2	7:N:373:ILE:C	2.27	0.50
7:R:92:ILE:HB	7:R:96:LEU:HB3	1.93	0.50
7:S:266:SER:HB3	7:S:347:LYS:HB2	1.92	0.50
1:A:581:ALA:HB1	1:A:820:PHE:HB3	1.93	0.50
1:A:1112:GLN:HE22	1:A:1167:ALA:HA	1.76	0.50
1:A:1231:ASN:HB2	1:A:1246:ARG:HH21	1.77	0.50
7:H:83:ASP:HB3	7:H:92:ILE:HG23	1.92	0.50
7:K:347:LYS:HG2	7:K:396:THR:HG23	1.94	0.50
7:O:270:GLU:O	7:O:343:LYS:N	2.39	0.50
7:R:83:ASP:HB3	7:R:92:ILE:HG23	1.92	0.50
7:R:347:LYS:HG2	7:R:396:THR:HG23	1.94	0.50
7:U:309:TYR:H	7:U:472:ASN:HD21	1.60	0.50
7:V:266:SER:HB3	7:V:347:LYS:HB2	1.93	0.50
7:V:309:TYR:H	7:V:472:ASN:HD21	1.60	0.50
7:X:131:LEU:HG	7:X:132:ALA:H	1.75	0.50
2:C:377:ALA:HA	2:C:381:ILE:HG21	1.94	0.50
3:D:188:PHE:H	6:B:192:LEU:HD11	1.77	0.50
7:I:64:ARG:HG2	7:J:470:LYS:HZ2	1.77	0.50
7:I:266:SER:HB3	7:I:347:LYS:HB2	1.93	0.50
7:K:130:GLU:CG	7:L:165:ASP:HA	2.42	0.50
7:N:266:SER:HB3	7:N:347:LYS:HB2	1.93	0.50
7:T:92:ILE:HB	7:T:96:LEU:HB3	1.93	0.50
7:T:131:LEU:HG	7:T:132:ALA:H	1.76	0.50
7:T:266:SER:HB3	7:T:347:LYS:HB2	1.93	0.50
7:T:394:ASN:HB2	7:U:201:GLU:HB2	1.93	0.50
7:W:64:ARG:NH1	7:X:290:ARG:HE	2.10	0.50
7:W:64:ARG:HH11	7:X:290:ARG:CZ	2.25	0.50
1:A:955:ARG:NH2	1:A:1350:THR:O	2.45	0.50
2:C:92:CYS:H	2:C:97:ASP:HB2	1.76	0.50
6:B:95:PRO:HG2	6:B:97:ILE:O	2.11	0.50
7:L:347:LYS:HG2	7:L:396:THR:HG23	1.94	0.50
7:M:92:ILE:HB	7:M:96:LEU:HB3	1.93	0.50
7:R:260:GLN:HB3	7:R:353:LEU:HB3	1.93	0.50
7:V:64:ARG:HH22	7:W:292:VAL:HG12	1.75	0.50
7:V:347:LYS:HG2	7:V:396:THR:HG23	1.94	0.50
7:W:64:ARG:HH11	7:X:290:ARG:NE	2.08	0.50
2:C:239:LEU:O	2:C:303:THR:HA	2.11	0.50
2:C:510:ARG:NH1	2:C:529:PRO:O	2.45	0.50

Continued on next page...

Continued from previous page...

Atom-1	Atom-2	Interatomic distance (Å)	Clash overlap (Å)
5:F:35:GLN:HE22	5:F:38:LYS:HE3	1.76	0.50
5:F:85:CYS:HB3	5:F:103:VAL:HG11	1.93	0.50
5:F:259:PHE:HA	5:F:326:VAL:HA	1.94	0.50
6:B:219:LYS:HG3	6:B:232:VAL:HB	1.94	0.50
7:P:333:GLY:H	7:P:448:ILE:HD11	1.75	0.50
7:J:309:TYR:H	7:J:472:ASN:HD21	1.60	0.50
7:J:347:LYS:HG2	7:J:396:THR:HG23	1.94	0.50
7:M:266:SER:HB3	7:M:347:LYS:HB2	1.92	0.50
7:N:83:ASP:HB3	7:N:92:ILE:HG23	1.92	0.50
7:N:413:ARG:NH2	7:O:282:LEU:HG	2.26	0.50
7:R:19:HIS:NE2	7:S:487:ARG:HD2	2.27	0.50
7:S:270:GLU:O	7:S:343:LYS:N	2.39	0.50
7:U:270:GLU:O	7:U:343:LYS:N	2.40	0.50
7:U:347:LYS:HG2	7:U:396:THR:HG23	1.94	0.50
7:U:394:ASN:O	7:V:200:ILE:HA	2.11	0.50
7:W:260:GLN:HB3	7:W:353:LEU:HB3	1.93	0.50
1:A:1279:ARG:O	1:A:1281:GLY:HA2	2.12	0.50
5:F:216:ASP:O	5:F:241:GLN:N	2.45	0.50
5:F:400:TRP:CZ2	5:F:415:SER:HB2	2.46	0.50
5:F:489:CYS:HA	5:F:498:CYS:HB2	1.93	0.50
5:F:513:SER:OG	5:F:531:GLU:N	2.43	0.50
7:I:270:GLU:O	7:I:343:LYS:N	2.39	0.50
7:J:394:ASN:O	7:K:200:ILE:HA	2.11	0.50
7:N:380:ASN:HB2	7:O:215:ASN:HB2	1.94	0.50
7:Q:340:VAL:N	7:Q:403:ASP:O	2.39	0.50
7:V:372:GLU:O	7:W:222:PHE:HD1	1.95	0.50
1:A:394:THR:O	1:A:401:THR:OG1	2.30	0.50
1:A:1227:PHE:HE2	1:A:1229:LYS:HE3	1.77	0.50
7:G:137:TYR:HB3	7:G:146:PRO:HB3	1.94	0.50
7:P:310:GLU:HG2	7:P:313:GLU:H	1.77	0.50
7:H:65:ARG:HB2	7:I:467:HIS:ND1	2.27	0.50
7:H:347:LYS:HG2	7:H:396:THR:HG23	1.94	0.50
7:J:290:ARG:HG2	7:J:291:ASP:H	1.77	0.50
7:M:313:GLU:CG	7:N:290:ARG:HH21	2.24	0.50
7:M:347:LYS:HG2	7:M:396:THR:HG23	1.94	0.50
7:N:92:ILE:HB	7:N:96:LEU:HB3	1.92	0.50
7:Q:391:ARG:HH21	7:R:204:LYS:CG	2.24	0.50
7:R:309:TYR:H	7:R:472:ASN:HD21	1.59	0.50
7:S:83:ASP:HB3	7:S:92:ILE:HG23	1.92	0.50
7:S:260:GLN:HB3	7:S:353:LEU:HB3	1.93	0.50
7:S:310:GLU:HG2	7:S:313:GLU:H	1.77	0.50

Continued on next page...

Continued from previous page...

Atom-1	Atom-2	Interatomic distance (Å)	Clash overlap (Å)
7:V:376:GLY:O	7:W:218:ILE:CD1	2.60	0.50
7:W:404:VAL:HB	7:X:191:PHE:H	1.76	0.50
1:A:25:ILE:HB	1:A:654:LEU:HB2	1.94	0.49
1:A:62:LYS:HD3	6:B:128:ILE:HD12	1.94	0.49
1:A:658:ASN:HD22	1:A:659:ALA:H	1.59	0.49
3:D:61:GLN:HE21	3:D:64:VAL:HG23	1.77	0.49
6:B:676:PHE:HB3	6:B:699:CYS:HB3	1.94	0.49
7:P:92:ILE:HB	7:P:96:LEU:HB3	1.93	0.49
7:H:413:ARG:HH11	7:I:282:LEU:HA	1.77	0.49
7:I:309:TYR:H	7:I:472:ASN:HD21	1.60	0.49
7:R:131:LEU:HG	7:R:132:ALA:H	1.75	0.49
7:S:90:ARG:NH1	7:S:103:ASP:OD1	2.44	0.49
7:S:309:TYR:H	7:S:472:ASN:HD21	1.60	0.49
7:T:270:GLU:O	7:T:343:LYS:N	2.39	0.49
7:T:347:LYS:HG2	7:T:396:THR:HG23	1.94	0.49
7:U:340:VAL:N	7:U:403:ASP:O	2.39	0.49
7:X:290:ARG:HG2	7:X:291:ASP:H	1.77	0.49
1:A:220:LYS:HG2	1:A:221:GLU:H	1.77	0.49
1:A:767:SER:HB2	1:A:768:TYR:HB3	1.93	0.49
7:P:243:LEU:HD12	7:P:370:PHE:CE1	2.47	0.49
7:H:92:ILE:HB	7:H:96:LEU:HB3	1.92	0.49
7:H:309:TYR:H	7:H:472:ASN:HD21	1.59	0.49
7:I:347:LYS:HG2	7:I:396:THR:HG23	1.94	0.49
7:K:260:GLN:HB3	7:K:353:LEU:HB3	1.93	0.49
7:K:413:ARG:CZ	7:L:282:LEU:HG	2.42	0.49
7:L:260:GLN:HB3	7:L:353:LEU:HB3	1.93	0.49
7:Q:309:TYR:H	7:Q:472:ASN:HD21	1.60	0.49
7:T:309:TYR:H	7:T:472:ASN:HD21	1.59	0.49
2:C:373:VAL:HB	5:F:191:ALA:HB3	1.94	0.49
4:E:70:ARG:HH21	5:F:167:LEU:HB2	1.77	0.49
7:P:327:SER:HB2	7:P:453:SER:HB2	1.94	0.49
7:K:90:ARG:NH1	7:K:103:ASP:OD1	2.44	0.49
7:L:290:ARG:HG2	7:L:291:ASP:H	1.77	0.49
7:N:309:TYR:H	7:N:472:ASN:HD21	1.59	0.49
7:N:391:ARG:CZ	7:O:204:LYS:HE3	2.40	0.49
7:O:309:TYR:H	7:O:472:ASN:HD21	1.60	0.49
7:S:290:ARG:HG2	7:S:291:ASP:H	1.77	0.49
7:T:130:GLU:HG3	7:U:164:ARG:O	2.11	0.49
7:T:290:ARG:HG2	7:T:291:ASP:H	1.78	0.49
7:V:310:GLU:HG2	7:V:313:GLU:H	1.77	0.49
7:W:309:TYR:H	7:W:472:ASN:HD21	1.60	0.49

Continued on next page...

Continued from previous page...

Atom-1	Atom-2	Interatomic distance (Å)	Clash overlap (Å)
7:X:310:GLU:HG2	7:X:313:GLU:H	1.77	0.49
5:F:394:ARG:NH1	7:G:184:GLU:OE2	2.46	0.49
7:H:90:ARG:NH1	7:H:103:ASP:OD1	2.44	0.49
7:H:266:SER:HB3	7:H:347:LYS:HB2	1.93	0.49
7:J:310:GLU:HG2	7:J:313:GLU:H	1.77	0.49
7:J:421:GLU:OE1	7:K:434:PHE:CD2	2.65	0.49
7:K:290:ARG:HG2	7:K:291:ASP:H	1.78	0.49
7:L:270:GLU:O	7:L:343:LYS:N	2.40	0.49
7:O:310:GLU:HG2	7:O:313:GLU:H	1.77	0.49
7:Q:409:ARG:HD3	7:R:184:GLU:OE2	2.12	0.49
7:R:310:GLU:HG2	7:R:313:GLU:H	1.77	0.49
7:T:310:GLU:HG2	7:T:313:GLU:H	1.77	0.49
7:U:421:GLU:OE1	7:V:434:PHE:HD2	1.96	0.49
7:W:347:LYS:HG2	7:W:396:THR:HG23	1.94	0.49
1:A:1342:LEU:HD23	1:A:1342:LEU:H	1.78	0.49
2:C:11:CYS:HB2	2:C:39:SER:HB3	1.94	0.49
4:E:157:ASP:OD2	6:B:182:ARG:NH2	2.36	0.49
7:P:140:ASN:HA	7:P:323:THR:HG22	1.93	0.49
7:M:290:ARG:HG2	7:M:291:ASP:H	1.77	0.49
7:M:313:GLU:HG3	7:N:290:ARG:NH2	2.28	0.49
7:O:372:GLU:HB3	7:Q:223:THR:C	2.29	0.49
7:Q:290:ARG:HG2	7:Q:291:ASP:H	1.77	0.49
7:Q:347:LYS:HG2	7:Q:396:THR:HG23	1.94	0.49
7:R:332:GLY:O	7:R:446:VAL:N	2.46	0.49
7:U:260:GLN:HB3	7:U:353:LEU:HB3	1.93	0.49
7:U:266:SER:HB3	7:U:347:LYS:HB2	1.93	0.49
7:X:295:THR:HG23	7:X:298:PHE:H	1.78	0.49
2:C:177:LEU:HD23	3:D:371:LEU:HD11	1.94	0.49
7:G:130:GLU:HG3	7:P:165:ASP:HA	1.94	0.49
7:I:290:ARG:HG2	7:I:291:ASP:H	1.77	0.49
7:I:413:ARG:NH1	7:J:282:LEU:CB	2.72	0.49
7:K:140:ASN:HA	7:K:323:THR:HG22	1.95	0.49
7:K:413:ARG:HH11	7:L:282:LEU:CA	2.19	0.49
7:L:309:TYR:H	7:L:472:ASN:HD21	1.60	0.49
7:M:309:TYR:H	7:M:472:ASN:HD21	1.60	0.49
7:N:290:ARG:HG2	7:N:291:ASP:H	1.77	0.49
7:O:83:ASP:HB3	7:O:92:ILE:HG23	1.92	0.49
7:O:290:ARG:HG2	7:O:291:ASP:H	1.77	0.49
7:R:413:ARG:NH1	7:S:282:LEU:HG	2.27	0.49
7:U:370:PHE:CB	7:U:373:ILE:N	2.62	0.49
7:V:90:ARG:NH1	7:V:103:ASP:OD1	2.44	0.49

Continued on next page...

Continued from previous page...

Atom-1	Atom-2	Interatomic distance (Å)	Clash overlap (Å)
7:V:133:ARG:NH1	7:W:164:ARG:HB2	2.04	0.49
7:V:270:GLU:O	7:V:343:LYS:N	2.39	0.49
7:W:310:GLU:HG2	7:W:313:GLU:H	1.77	0.49
7:X:309:TYR:H	7:X:472:ASN:HD21	1.60	0.49
1:A:265:VAL:HG13	1:A:329:VAL:HG22	1.95	0.49
1:A:424:LEU:HD23	1:A:428:VAL:HG21	1.94	0.49
5:F:387:GLU:O	7:G:193:THR:N	2.40	0.49
6:B:385:GLU:HA	6:B:434:ILE:HG22	1.95	0.49
7:G:347:LYS:HG2	7:G:396:THR:HG23	1.95	0.49
7:P:218:ILE:HG23	7:P:249:PHE:HB2	1.94	0.49
7:P:370:PHE:HB2	7:P:373:ILE:HB	1.94	0.49
7:H:260:GLN:HB3	7:H:353:LEU:HB3	1.93	0.49
7:I:332:GLY:O	7:I:446:VAL:N	2.46	0.49
7:K:400:LEU:HD12	7:L:195:HIS:CB	2.34	0.49
7:N:391:ARG:HH21	7:O:204:LYS:HG3	1.77	0.49
7:Q:310:GLU:HG2	7:Q:313:GLU:H	1.77	0.49
7:Q:332:GLY:O	7:Q:446:VAL:N	2.46	0.49
7:R:370:PHE:CD2	7:R:373:ILE:C	2.80	0.49
7:T:295:THR:HG23	7:T:298:PHE:H	1.78	0.49
7:U:290:ARG:HG2	7:U:291:ASP:H	1.77	0.49
7:U:376:GLY:O	7:V:218:ILE:HD12	2.12	0.49
6:B:192:LEU:HD23	6:B:482:VAL:HG23	1.95	0.49
7:G:332:GLY:N	7:G:446:VAL:O	2.45	0.49
7:H:140:ASN:HA	7:H:323:THR:HG22	1.95	0.49
7:H:332:GLY:O	7:H:446:VAL:N	2.46	0.49
7:J:90:ARG:NH1	7:J:103:ASP:OD1	2.44	0.49
7:K:295:THR:HG23	7:K:298:PHE:H	1.78	0.49
7:Q:140:ASN:HA	7:Q:323:THR:HG22	1.95	0.49
7:R:290:ARG:HG2	7:R:291:ASP:H	1.78	0.49
7:T:340:VAL:N	7:T:403:ASP:O	2.39	0.49
7:U:310:GLU:HG2	7:U:313:GLU:H	1.77	0.49
7:U:332:GLY:O	7:U:446:VAL:N	2.46	0.49
7:V:398:GLU:H	7:W:197:GLU:CB	2.26	0.49
7:W:140:ASN:HA	7:W:323:THR:HG22	1.95	0.49
7:W:295:THR:HG23	7:W:298:PHE:H	1.78	0.49
1:A:141:VAL:HB	1:A:188:PHE:HB3	1.94	0.49
2:C:127:LEU:HD22	2:C:413:VAL:HG11	1.94	0.49
5:F:190:LEU:N	5:F:267:GLN:HE21	2.10	0.49
5:F:389:ILE:O	7:G:191:PHE:N	2.40	0.49
7:J:145:ASP:OD2	7:K:284:ARG:NH1	2.46	0.49
7:K:310:GLU:HG2	7:K:313:GLU:H	1.77	0.49

Continued on next page...

Continued from previous page...

Atom-1	Atom-2	Interatomic distance (Å)	Clash overlap (Å)
7:K:348:ARG:HB2	7:K:395:ILE:HG23	1.95	0.49
7:M:295:THR:HG23	7:M:298:PHE:H	1.78	0.49
7:M:310:GLU:HG2	7:M:313:GLU:H	1.77	0.49
7:O:347:LYS:HG2	7:O:396:THR:HG23	1.94	0.49
7:S:348:ARG:HB2	7:S:395:ILE:HG23	1.95	0.49
7:X:347:LYS:HG2	7:X:396:THR:HG23	1.94	0.49
6:B:29:TRP:HB3	6:B:46:ARG:HD2	1.95	0.49
7:G:382:ASP:HB3	7:P:213:ASN:H	1.77	0.49
7:P:380:ASN:HD22	7:H:215:ASN:CB	2.24	0.49
7:I:140:ASN:HA	7:I:323:THR:HG22	1.95	0.49
7:J:191:PHE:CD1	7:J:191:PHE:N	2.73	0.49
7:U:295:THR:HG23	7:U:298:PHE:H	1.78	0.49
7:V:133:ARG:CZ	7:W:164:ARG:CD	2.89	0.49
1:A:429:THR:HG22	1:A:430:VAL:HG13	1.93	0.48
1:A:1176:LEU:HD13	1:A:1202:HIS:CE1	2.48	0.48
3:D:452:PHE:HB2	3:D:468:VAL:HG11	1.95	0.48
6:B:293:ILE:HA	6:B:400:VAL:HG12	1.94	0.48
6:B:717:PRO:HD2	6:B:728:ILE:HG13	1.95	0.48
7:J:140:ASN:HA	7:J:323:THR:HG22	1.95	0.48
7:L:310:GLU:HG2	7:L:313:GLU:H	1.77	0.48
7:R:130:GLU:HG3	7:S:165:ASP:HA	1.94	0.48
7:U:526:SER:HB2	7:V:198:GLU:OE2	2.13	0.48
7:V:382:ASP:HB3	7:W:213:ASN:O	2.12	0.48
7:W:410:GLY:H	7:X:185:THR:HG23	1.77	0.48
7:X:140:ASN:HA	7:X:323:THR:HG22	1.95	0.48
2:C:248:ALA:HB3	2:C:296:LEU:HB2	1.94	0.48
3:D:225:PHE:CE2	3:D:340:SER:OG	2.65	0.48
3:D:385:ILE:HD13	3:D:406:TRP:HE1	1.78	0.48
7:P:131:LEU:HG	7:P:132:ALA:H	1.78	0.48
7:I:310:GLU:HG2	7:I:313:GLU:H	1.77	0.48
7:L:295:THR:HG23	7:L:298:PHE:H	1.78	0.48
7:L:332:GLY:N	7:L:446:VAL:O	2.47	0.48
7:M:332:GLY:N	7:M:446:VAL:O	2.47	0.48
7:N:407:LEU:HA	7:O:188:GLU:CB	2.42	0.48
7:O:105:GLY:HA2	7:Q:159:LEU:HD22	1.94	0.48
7:R:140:ASN:HA	7:R:323:THR:HG22	1.95	0.48
7:R:295:THR:HG23	7:R:298:PHE:H	1.78	0.48
7:T:348:ARG:HB2	7:T:395:ILE:HG23	1.95	0.48
7:U:332:GLY:N	7:U:446:VAL:O	2.47	0.48
7:V:140:ASN:HA	7:V:323:THR:HG22	1.95	0.48
7:W:391:ARG:NH2	7:X:204:LYS:CE	2.71	0.48

Continued on next page...

Continued from previous page...

Atom-1	Atom-2	Interatomic distance (Å)	Clash overlap (Å)
7:X:348:ARG:HB2	7:X:395:ILE:HG23	1.95	0.48
5:F:155:TRP:CD1	5:F:174:LYS:HB3	2.48	0.48
7:G:362:TYR:O	7:G:381:LYS:N	2.47	0.48
7:G:387:ARG:NH1	7:P:208:GLN:OE1	2.47	0.48
7:H:290:ARG:HG2	7:H:291:ASP:H	1.77	0.48
7:I:446:VAL:HG21	7:J:184:GLU:CD	2.33	0.48
7:J:348:ARG:HB2	7:J:395:ILE:HG23	1.95	0.48
7:N:295:THR:HG23	7:N:298:PHE:H	1.78	0.48
7:O:384:CYS:O	7:Q:210:LYS:HG3	2.12	0.48
7:V:391:ARG:NH2	7:W:203:PHE:O	2.46	0.48
7:X:332:GLY:O	7:X:446:VAL:N	2.46	0.48
1:A:1255:LEU:HB2	1:A:1270:VAL:HG11	1.94	0.48
3:D:663:MET:HB3	3:D:689:VAL:HG21	1.95	0.48
4:E:177:LEU:HD23	4:E:179:GLU:H	1.78	0.48
7:I:370:PHE:CD2	7:I:373:ILE:C	2.81	0.48
7:M:266:SER:O	7:M:347:LYS:N	2.40	0.48
7:M:370:PHE:CD2	7:M:373:ILE:C	2.81	0.48
7:O:332:GLY:N	7:O:446:VAL:O	2.47	0.48
7:V:414:LYS:HA	7:W:435:VAL:CB	2.29	0.48
3:D:416:VAL:HG12	3:D:419:GLN:NE2	2.23	0.48
4:E:122:ARG:NH1	5:F:161:ASP:OD1	2.46	0.48
5:F:195:ILE:HG13	5:F:262:ILE:HB	1.94	0.48
7:P:295:THR:HG23	7:P:298:PHE:H	1.78	0.48
7:H:310:GLU:HG2	7:H:313:GLU:H	1.77	0.48
7:I:413:ARG:HH12	7:J:282:LEU:HG	1.77	0.48
7:L:386:LYS:HB3	7:M:209:GLU:N	2.28	0.48
7:N:332:GLY:N	7:N:446:VAL:O	2.47	0.48
7:N:332:GLY:O	7:N:446:VAL:N	2.46	0.48
7:Q:295:THR:HG23	7:Q:298:PHE:H	1.78	0.48
7:S:295:THR:HG23	7:S:298:PHE:H	1.78	0.48
7:S:332:GLY:O	7:S:446:VAL:N	2.46	0.48
7:T:90:ARG:NH1	7:T:103:ASP:OD1	2.44	0.48
7:W:191:PHE:HD1	7:W:191:PHE:N	2.01	0.48
1:A:773:TRP:CE3	1:A:774:LEU:HB2	2.49	0.48
3:D:631:CYS:HB2	3:D:649:TYR:HB2	1.95	0.48
7:G:357:LYS:HE2	7:G:386:LYS:HE3	1.96	0.48
7:P:309:TYR:H	7:P:472:ASN:HD21	1.61	0.48
7:H:348:ARG:HB2	7:H:395:ILE:HG23	1.95	0.48
7:I:295:THR:HG23	7:I:298:PHE:H	1.78	0.48
7:L:348:ARG:HB2	7:L:395:ILE:HG23	1.95	0.48
7:S:140:ASN:HA	7:S:323:THR:HG22	1.95	0.48

Continued on next page...

Continued from previous page...

Atom-1	Atom-2	Interatomic distance (Å)	Clash overlap (Å)
7:U:327:SER:HB2	7:U:453:SER:HB2	1.96	0.48
7:U:404:VAL:HB	7:V:191:PHE:HB2	1.95	0.48
7:W:410:GLY:O	7:X:185:THR:HG21	2.12	0.48
2:C:121:LEU:HD11	2:C:296:LEU:HD21	1.96	0.48
3:D:338:LYS:O	3:D:352:GLY:N	2.42	0.48
5:F:329:LYS:HA	5:F:385:ALA:HA	1.96	0.48
6:B:674:THR:HA	6:B:675:GLY:HA2	1.61	0.48
7:P:266:SER:O	7:P:347:LYS:N	2.41	0.48
7:H:340:VAL:N	7:H:403:ASP:O	2.39	0.48
7:J:327:SER:HB2	7:J:453:SER:HB2	1.96	0.48
7:M:90:ARG:NH1	7:M:103:ASP:OD1	2.44	0.48
7:N:310:GLU:HG2	7:N:313:GLU:H	1.77	0.48
7:Q:372:GLU:HB3	7:R:223:THR:H	1.79	0.48
7:T:332:GLY:N	7:T:446:VAL:O	2.47	0.48
7:V:295:THR:HG23	7:V:298:PHE:H	1.78	0.48
7:V:348:ARG:HB2	7:V:395:ILE:HG23	1.95	0.48
1:A:501:TYR:CZ	1:A:513:GLY:HA3	2.49	0.48
1:A:943:THR:HA	1:A:1358:THR:HA	1.95	0.48
7:H:295:THR:HG23	7:H:298:PHE:H	1.78	0.48
7:H:327:SER:HB2	7:H:453:SER:HB2	1.96	0.48
7:I:90:ARG:NH1	7:I:103:ASP:OD1	2.44	0.48
7:L:266:SER:O	7:L:347:LYS:N	2.40	0.48
7:L:394:ASN:O	7:M:200:ILE:HA	2.12	0.48
7:S:332:GLY:N	7:S:446:VAL:O	2.47	0.48
7:V:290:ARG:HG2	7:V:291:ASP:H	1.77	0.48
7:V:340:VAL:N	7:V:403:ASP:O	2.39	0.48
7:X:219:SER:HA	7:X:248:SER:HA	1.96	0.48
7:G:96:LEU:HD11	7:G:103:ASP:HB2	1.95	0.48
7:P:90:ARG:NH1	7:P:103:ASP:OD1	2.42	0.48
7:H:313:GLU:CD	7:I:290:ARG:NH2	2.67	0.48
7:K:327:SER:HB2	7:K:453:SER:HB2	1.96	0.48
7:N:347:LYS:HG2	7:N:396:THR:HG23	1.94	0.48
7:N:348:ARG:HB2	7:N:395:ILE:HG23	1.95	0.48
7:O:391:ARG:NE	7:Q:204:LYS:HE2	2.29	0.48
7:R:254:SER:HB3	7:R:359:CYS:HB3	1.96	0.48
7:W:348:ARG:HB2	7:W:395:ILE:HG23	1.95	0.48
7:X:332:GLY:N	7:X:446:VAL:O	2.47	0.48
7:G:264:SER:N	7:G:349:LYS:O	2.36	0.48
7:G:343:LYS:HG2	7:G:400:LEU:HD22	1.95	0.48
7:J:295:THR:HG23	7:J:298:PHE:H	1.78	0.48
7:N:402:ASP:HB2	7:O:193:THR:O	2.14	0.48

Continued on next page...

Continued from previous page...

Atom-1	Atom-2	Interatomic distance (Å)	Clash overlap (Å)
7:O:295:THR:HG23	7:O:298:PHE:H	1.78	0.48
7:Q:64:ARG:NH2	7:R:459:VAL:O	2.47	0.48
7:S:347:LYS:HG2	7:S:396:THR:HG23	1.94	0.48
7:U:140:ASN:HA	7:U:323:THR:HG22	1.95	0.48
7:V:332:GLY:O	7:V:446:VAL:N	2.46	0.48
7:X:254:SER:HB3	7:X:359:CYS:HB3	1.96	0.48
1:A:1016:VAL:HG21	1:A:1081:PHE:HE2	1.79	0.47
5:F:89:GLN:HG3	7:G:159:LEU:HD13	1.95	0.47
5:F:388:ASP:N	5:F:388:ASP:OD1	2.47	0.47
7:M:219:SER:HA	7:M:248:SER:HA	1.96	0.47
7:N:219:SER:HA	7:N:248:SER:HA	1.96	0.47
7:N:398:GLU:HB3	7:O:197:GLU:HB3	1.96	0.47
7:Q:219:SER:HA	7:Q:248:SER:HA	1.96	0.47
7:R:90:ARG:NH1	7:R:103:ASP:OD1	2.44	0.47
7:R:145:ASP:OD2	7:S:284:ARG:NH1	2.47	0.47
7:R:332:GLY:N	7:R:446:VAL:O	2.47	0.47
7:R:348:ARG:HB2	7:R:395:ILE:HG23	1.95	0.47
7:T:140:ASN:HA	7:T:323:THR:HG22	1.95	0.47
7:T:332:GLY:O	7:T:446:VAL:N	2.46	0.47
7:U:90:ARG:NH1	7:U:103:ASP:OD1	2.44	0.47
7:U:348:ARG:HB2	7:U:395:ILE:HG23	1.95	0.47
7:V:418:GLU:HA	7:W:431:VAL:HB	1.96	0.47
7:W:332:GLY:N	7:W:446:VAL:O	2.47	0.47
2:C:475:SER:HB3	2:C:480:CYS:HB3	1.96	0.47
3:D:257:VAL:HG13	3:D:258:GLU:H	1.79	0.47
6:B:22:CYS:SG	6:B:23:PHE:N	2.87	0.47
6:B:399:CYS:HB2	6:B:420:CYS:HB3	1.67	0.47
6:B:724:ILE:HG23	6:B:747:GLN:HA	1.95	0.47
7:I:332:GLY:N	7:I:446:VAL:O	2.47	0.47
7:J:332:GLY:O	7:J:446:VAL:N	2.46	0.47
7:K:254:SER:HB3	7:K:359:CYS:HB3	1.96	0.47
7:L:332:GLY:O	7:L:446:VAL:N	2.46	0.47
7:L:417:PHE:CE2	7:M:280:ILE:CD1	2.97	0.47
7:M:332:GLY:O	7:M:446:VAL:N	2.46	0.47
7:Q:148:SER:HB3	7:R:180:SER:HB2	1.96	0.47
7:Q:370:PHE:CD2	7:Q:373:ILE:C	2.80	0.47
7:U:402:ASP:HB2	7:V:193:THR:O	2.14	0.47
7:W:254:SER:HB3	7:W:359:CYS:HB3	1.96	0.47
1:A:61:ASP:HB2	1:A:62:LYS:CB	2.42	0.47
1:A:1218:VAL:HB	1:A:1223:PRO:HB3	1.96	0.47
7:I:348:ARG:HB2	7:I:395:ILE:HG23	1.96	0.47

Continued on next page...

Continued from previous page...

Atom-1	Atom-2	Interatomic distance (Å)	Clash overlap (Å)
7:L:140:ASN:HA	7:L:323:THR:HG22	1.95	0.47
7:M:65:ARG:CG	7:N:467:HIS:CB	2.92	0.47
7:M:140:ASN:HA	7:M:323:THR:HG22	1.95	0.47
7:N:140:ASN:HA	7:N:323:THR:HG22	1.95	0.47
7:N:266:SER:O	7:N:347:LYS:N	2.39	0.47
7:Q:332:GLY:N	7:Q:446:VAL:O	2.47	0.47
7:S:254:SER:HB3	7:S:359:CYS:HB3	1.96	0.47
7:T:421:GLU:HB3	7:U:434:PHE:HD2	1.79	0.47
7:V:254:SER:HB3	7:V:359:CYS:HB3	1.96	0.47
7:V:319:GLU:HG2	7:W:286:VAL:HG11	1.96	0.47
7:V:378:GLU:CB	7:W:217:ALA:H	2.26	0.47
7:V:413:ARG:O	7:W:435:VAL:HG22	2.14	0.47
7:W:327:SER:HB2	7:W:453:SER:HB2	1.96	0.47
1:A:272:ARG:HA	1:A:280:LYS:HG3	1.95	0.47
3:D:280:LEU:HD23	3:D:431:VAL:HG11	1.96	0.47
7:P:248:SER:OG	7:P:250:ARG:NH2	2.48	0.47
7:P:290:ARG:HG2	7:P:291:ASP:H	1.78	0.47
7:J:332:GLY:N	7:J:446:VAL:O	2.47	0.47
7:K:340:VAL:N	7:K:403:ASP:O	2.39	0.47
7:L:90:ARG:NH1	7:L:103:ASP:OD1	2.44	0.47
7:O:140:ASN:HA	7:O:323:THR:HG22	1.95	0.47
7:O:254:SER:HB3	7:O:359:CYS:HB3	1.96	0.47
7:Q:394:ASN:O	7:R:200:ILE:HA	2.15	0.47
7:T:145:ASP:OD2	7:U:284:ARG:NH1	2.47	0.47
7:T:219:SER:HA	7:T:248:SER:HA	1.96	0.47
7:V:332:GLY:N	7:V:446:VAL:O	2.47	0.47
7:V:414:LYS:CG	7:W:435:VAL:HG11	2.44	0.47
7:V:502:ASP:OD2	7:W:451:LYS:CA	2.56	0.47
7:W:332:GLY:O	7:W:446:VAL:N	2.46	0.47
1:A:464:TYR:O	1:A:544:TYR:OH	2.33	0.47
4:E:91:ARG:HG2	4:E:106:VAL:HG22	1.95	0.47
4:E:116:ALA:HB3	4:E:131:TYR:HB2	1.97	0.47
7:G:295:THR:HG23	7:G:298:PHE:H	1.79	0.47
7:G:332:GLY:O	7:G:446:VAL:N	2.46	0.47
7:L:327:SER:HB2	7:L:453:SER:HB2	1.96	0.47
7:M:372:GLU:HB2	7:N:223:THR:O	2.11	0.47
7:N:327:SER:HB2	7:N:453:SER:HB2	1.96	0.47
7:O:219:SER:HA	7:O:248:SER:HA	1.96	0.47
7:R:417:PHE:CZ	7:S:280:ILE:HG13	2.49	0.47
7:T:386:LYS:HE2	7:U:207:ILE:HG23	1.96	0.47
7:V:421:GLU:CB	7:W:431:VAL:CG1	2.91	0.47

Continued on next page...

Continued from previous page...

Atom-1	Atom-2	Interatomic distance (Å)	Clash overlap (Å)
7:P:350:GLY:O	7:P:393:VAL:N	2.47	0.47
7:H:332:GLY:N	7:H:446:VAL:O	2.47	0.47
7:H:411:GLY:O	7:I:185:THR:HG21	2.14	0.47
7:I:254:SER:HB3	7:I:359:CYS:HB3	1.96	0.47
7:I:413:ARG:NH1	7:J:282:LEU:CG	2.77	0.47
7:K:332:GLY:O	7:K:446:VAL:N	2.46	0.47
7:K:332:GLY:N	7:K:446:VAL:O	2.47	0.47
7:Q:130:GLU:HG3	7:R:165:ASP:HA	1.95	0.47
7:T:327:SER:HB2	7:T:453:SER:HB2	1.96	0.47
7:U:391:ARG:HH21	7:V:204:LYS:CD	2.26	0.47
1:A:320:ASN:HD21	1:A:348:VAL:HG22	1.80	0.47
3:D:189:GLN:HB3	6:B:192:LEU:HD21	1.97	0.47
3:D:199:GLU:O	3:D:248:TYR:HB2	2.14	0.47
7:I:219:SER:HA	7:I:248:SER:HA	1.96	0.47
7:J:254:SER:HB3	7:J:359:CYS:HB3	1.96	0.47
7:K:391:ARG:NH2	7:L:204:LYS:CE	2.71	0.47
7:K:408:ILE:HG22	7:L:187:GLY:O	2.15	0.47
7:L:219:SER:HA	7:L:248:SER:HA	1.96	0.47
7:L:413:ARG:NH1	7:M:282:LEU:CG	2.73	0.47
7:M:348:ARG:HB2	7:M:395:ILE:HG23	1.95	0.47
7:N:339:TYR:HB3	7:N:404:VAL:CG1	2.33	0.47
7:O:130:GLU:HG3	7:Q:165:ASP:HA	1.95	0.47
7:O:465:ASN:HD21	7:O:468:LEU:HD23	1.80	0.47
7:Q:348:ARG:HB2	7:Q:395:ILE:HG23	1.95	0.47
7:Q:350:GLY:O	7:Q:393:VAL:N	2.48	0.47
7:T:254:SER:HB3	7:T:359:CYS:HB3	1.96	0.47
7:T:350:GLY:O	7:T:393:VAL:N	2.48	0.47
7:T:370:PHE:CB	7:T:373:ILE:N	2.62	0.47
7:T:400:LEU:CD1	7:U:195:HIS:HB2	2.33	0.47
7:U:106:ASP:OD2	7:V:122:ARG:N	2.41	0.47
7:U:219:SER:HA	7:U:248:SER:HA	1.96	0.47
7:V:133:ARG:NH2	7:W:164:ARG:HH21	2.13	0.47
7:V:372:GLU:CB	7:W:223:THR:C	2.83	0.47
7:W:154:GLU:OE2	7:X:162:ARG:NH1	2.47	0.47
7:W:219:SER:HA	7:W:248:SER:HA	1.96	0.47
7:X:327:SER:HB2	7:X:453:SER:HB2	1.96	0.47
3:D:516:LYS:HD2	3:D:542:SER:HB3	1.96	0.47
6:B:704:CYS:SG	6:B:722:TYR:HB2	2.55	0.47
7:G:153:ASN:HD21	7:G:178:VAL:HG23	1.79	0.47
7:I:148:SER:CB	7:J:180:SER:HB3	2.45	0.47
7:J:129:SER:HB2	7:K:164:ARG:NH1	2.30	0.47

Continued on next page...

Continued from previous page...

Atom-1	Atom-2	Interatomic distance (Å)	Clash overlap (Å)
7:J:189:LYS:HE2	7:J:191:PHE:HZ	1.73	0.47
7:M:254:SER:HB3	7:M:359:CYS:HB3	1.96	0.47
7:M:320:THR:OG1	7:N:289:ASN:CB	2.62	0.47
7:N:130:GLU:OE2	7:O:165:ASP:OD1	2.32	0.47
7:S:219:SER:HA	7:S:248:SER:HA	1.96	0.47
7:S:327:SER:HB2	7:S:453:SER:HB2	1.96	0.47
7:T:421:GLU:OE1	7:U:434:PHE:HD2	1.98	0.47
7:V:394:ASN:O	7:W:201:GLU:CB	2.61	0.47
7:W:391:ARG:HH21	7:X:204:LYS:HG3	1.80	0.47
1:A:535:VAL:HA	1:A:563:ILE:HD11	1.96	0.47
1:A:1259:LEU:HD13	1:A:1299:GLU:HB2	1.96	0.47
6:B:35:CYS:SG	6:B:42:GLY:HA3	2.55	0.47
6:B:483:ILE:HG13	6:B:484:ASP:H	1.80	0.47
7:K:370:PHE:CD2	7:K:373:ILE:C	2.80	0.47
7:M:65:ARG:CG	7:N:467:HIS:CD2	2.98	0.47
7:N:413:ARG:NH1	7:O:282:LEU:CB	2.77	0.47
7:Q:41:PHE:CD1	7:Q:310:GLU:HG3	2.50	0.47
7:T:465:ASN:HD21	7:T:468:LEU:HD23	1.80	0.47
7:U:389:GLU:HA	7:V:206:ILE:HG12	1.97	0.47
7:W:129:SER:HA	7:X:164:ARG:NH1	2.30	0.47
7:W:129:SER:CB	7:X:164:ARG:NH1	2.78	0.47
1:A:465:LEU:HD11	1:A:542:VAL:HB	1.97	0.47
1:A:497:THR:HG23	1:A:498:HIS:H	1.79	0.47
7:I:327:SER:HB2	7:I:453:SER:HB2	1.96	0.47
7:I:350:GLY:O	7:I:393:VAL:N	2.48	0.47
7:I:465:ASN:HD21	7:I:468:LEU:HD23	1.80	0.47
7:K:350:GLY:O	7:K:393:VAL:N	2.48	0.47
7:L:254:SER:HB3	7:L:359:CYS:HB3	1.96	0.47
7:N:129:SER:CB	7:O:164:ARG:NH1	2.74	0.47
7:R:41:PHE:CD1	7:R:310:GLU:HG3	2.50	0.47
7:S:394:ASN:O	7:T:200:ILE:HA	2.15	0.47
7:T:409:ARG:HD3	7:U:184:GLU:OE2	2.15	0.47
7:U:370:PHE:CD2	7:U:373:ILE:C	2.80	0.47
7:V:106:ASP:OD2	7:W:122:ARG:CA	2.60	0.47
7:V:219:SER:HA	7:V:248:SER:HA	1.96	0.47
7:W:41:PHE:CD1	7:W:310:GLU:HG3	2.50	0.47
7:W:465:ASN:HD21	7:W:468:LEU:HD23	1.80	0.47
1:A:371:ILE:HB	1:A:420:PHE:HB2	1.96	0.46
5:F:14:TRP:HB3	5:F:29:ARG:HD2	1.97	0.46
5:F:397:SER:HB3	5:F:401:SER:H	1.80	0.46
7:P:41:PHE:CD1	7:P:310:GLU:HG3	2.50	0.46

Continued on next page...

Continued from previous page...

Atom-1	Atom-2	Interatomic distance (Å)	Clash overlap (Å)
7:H:41:PHE:CD1	7:H:310:GLU:HG3	2.50	0.46
7:L:340:VAL:N	7:L:403:ASP:O	2.39	0.46
7:L:465:ASN:HD21	7:L:468:LEU:HD23	1.80	0.46
7:M:64:ARG:HD2	7:N:461:VAL:CG2	2.42	0.46
7:N:465:ASN:HD21	7:N:468:LEU:HD23	1.80	0.46
7:O:348:ARG:HB2	7:O:395:ILE:HG23	1.95	0.46
7:R:350:GLY:O	7:R:393:VAL:N	2.48	0.46
7:V:327:SER:HB2	7:V:453:SER:HB2	1.96	0.46
7:X:266:SER:O	7:X:347:LYS:N	2.40	0.46
1:A:31:PHE:HB2	1:A:119:ILE:HG22	1.97	0.46
1:A:166:PRO:HD3	1:A:199:TRP:CD2	2.50	0.46
2:C:373:VAL:O	5:F:191:ALA:N	2.47	0.46
7:H:65:ARG:HA	7:I:467:HIS:HB2	1.97	0.46
7:H:350:GLY:O	7:H:393:VAL:N	2.48	0.46
7:I:148:SER:HB3	7:J:180:SER:HB3	1.91	0.46
7:J:219:SER:HA	7:J:248:SER:HA	1.96	0.46
7:K:41:PHE:CD1	7:K:310:GLU:HG3	2.50	0.46
7:K:219:SER:HA	7:K:248:SER:HA	1.96	0.46
7:N:370:PHE:CD2	7:N:373:ILE:C	2.81	0.46
7:Q:327:SER:HB2	7:Q:453:SER:HB2	1.96	0.46
7:R:189:LYS:HE2	7:R:191:PHE:HZ	1.73	0.46
7:R:219:SER:HA	7:R:248:SER:HA	1.96	0.46
7:R:327:SER:HB2	7:R:453:SER:HB2	1.96	0.46
7:U:378:GLU:HB3	7:V:217:ALA:O	2.15	0.46
7:V:320:THR:HG21	7:W:179:ALA:HB1	1.95	0.46
7:X:465:ASN:HD21	7:X:468:LEU:HD23	1.80	0.46
3:D:40:ASN:CB	3:D:286:LEU:HD12	2.44	0.46
7:P:332:GLY:O	7:P:446:VAL:N	2.47	0.46
7:H:374:SER:O	7:I:220:LEU:CD1	2.63	0.46
7:I:370:PHE:CG	7:I:373:ILE:CD1	2.89	0.46
7:M:41:PHE:CD1	7:M:310:GLU:HG3	2.50	0.46
7:O:189:LYS:HE2	7:O:191:PHE:HZ	1.73	0.46
7:O:327:SER:HB2	7:O:453:SER:HB2	1.96	0.46
7:S:41:PHE:CD1	7:S:310:GLU:HG3	2.50	0.46
2:C:187:GLU:HB3	3:D:361:LYS:HB3	1.97	0.46
6:B:442:SER:HB2	6:B:459:LYS:HZ2	1.79	0.46
7:G:327:SER:HB2	7:G:453:SER:HB2	1.96	0.46
7:H:219:SER:HA	7:H:248:SER:HA	1.96	0.46
7:H:254:SER:HB3	7:H:359:CYS:HB3	1.96	0.46
7:I:189:LYS:HE2	7:I:191:PHE:HZ	1.73	0.46
7:J:41:PHE:CD1	7:J:310:GLU:HG3	2.50	0.46

Continued on next page...

Continued from previous page...

Atom-1	Atom-2	Interatomic distance (Å)	Clash overlap (Å)
7:J:465:ASN:HD21	7:J:468:LEU:HD23	1.80	0.46
7:L:41:PHE:CD1	7:L:310:GLU:HG3	2.50	0.46
7:M:270:GLU:O	7:M:343:LYS:N	2.39	0.46
7:M:465:ASN:HD21	7:M:468:LEU:HD23	1.80	0.46
7:O:41:PHE:CD1	7:O:310:GLU:HG3	2.50	0.46
7:Q:254:SER:HB3	7:Q:359:CYS:HB3	1.96	0.46
7:Q:386:LYS:O	7:R:208:GLN:OE1	2.34	0.46
7:S:350:GLY:O	7:S:393:VAL:N	2.48	0.46
7:V:405:VAL:HG12	7:W:190:ASN:HA	1.97	0.46
1:A:364:LYS:HG2	1:A:466:TYR:CD1	2.51	0.46
1:A:799:ILE:HD11	1:A:815:VAL:HB	1.98	0.46
2:C:484:TYR:HB2	5:F:198:GLU:HG3	1.97	0.46
5:F:324:ILE:HB	5:F:390:ILE:HB	1.97	0.46
6:B:655:ILE:HG12	6:B:670:ILE:HG22	1.98	0.46
7:G:368:LEU:HB2	7:G:375:VAL:HB	1.97	0.46
7:J:350:GLY:O	7:J:393:VAL:N	2.48	0.46
7:M:327:SER:HB2	7:M:453:SER:HB2	1.96	0.46
7:N:398:GLU:OE1	7:O:197:GLU:OE1	2.32	0.46
7:O:340:VAL:N	7:O:403:ASP:O	2.39	0.46
7:O:350:GLY:O	7:O:393:VAL:N	2.48	0.46
7:O:411:GLY:O	7:Q:185:THR:HG21	2.15	0.46
7:Q:130:GLU:OE2	7:R:165:ASP:HA	2.15	0.46
7:R:206:ILE:O	7:R:261:LEU:N	2.46	0.46
7:U:421:GLU:CB	7:V:434:PHE:HD2	2.26	0.46
7:U:465:ASN:HD21	7:U:468:LEU:HD23	1.80	0.46
7:W:370:PHE:CB	7:W:373:ILE:N	2.62	0.46
7:W:407:LEU:HA	7:X:188:GLU:CB	2.45	0.46
1:A:253:ARG:HE	1:A:259:VAL:HG12	1.81	0.46
1:A:863:GLU:HA	1:A:864:GLY:HA2	1.52	0.46
2:C:306:MET:HG3	2:C:367:GLU:HB3	1.98	0.46
2:C:417:TYR:HB3	2:C:435:MET:HB3	1.96	0.46
7:H:370:PHE:CB	7:H:373:ILE:N	2.62	0.46
7:L:350:GLY:O	7:L:393:VAL:N	2.48	0.46
7:L:400:LEU:CG	7:M:195:HIS:HB2	2.45	0.46
7:Q:373:ILE:HG12	7:R:222:PHE:HD1	1.81	0.46
7:Q:388:GLY:O	7:R:206:ILE:HG23	2.16	0.46
7:T:41:PHE:CD1	7:T:310:GLU:HG3	2.50	0.46
7:U:254:SER:HB3	7:U:359:CYS:HB3	1.96	0.46
7:V:339:TYR:HB3	7:V:404:VAL:CG1	2.33	0.46
7:W:410:GLY:O	7:X:185:THR:HG23	2.16	0.46
2:C:506:ARG:NH2	2:C:535:ASP:O	2.48	0.46

Continued on next page...

Continued from previous page...

Atom-1	Atom-2	Interatomic distance (Å)	Clash overlap (Å)
4:E:174:PHE:HB2	5:F:414:ARG:NE	2.30	0.46
5:F:393:VAL:HG21	5:F:404:LEU:HD23	1.98	0.46
7:G:131:LEU:HG	7:G:132:ALA:H	1.79	0.46
7:G:270:GLU:O	7:G:343:LYS:N	2.35	0.46
7:K:328:SER:O	7:K:451:LYS:N	2.42	0.46
7:N:350:GLY:O	7:N:393:VAL:N	2.48	0.46
7:N:413:ARG:CZ	7:O:282:LEU:HA	2.42	0.46
7:O:380:ASN:ND2	7:Q:215:ASN:HD22	2.13	0.46
7:Q:191:PHE:O	7:Q:192:ARG:HG3	2.16	0.46
7:Q:370:PHE:CD1	7:Q:373:ILE:HD13	2.49	0.46
7:Q:526:SER:HB2	7:R:198:GLU:OE2	2.15	0.46
7:R:465:ASN:HD21	7:R:468:LEU:HD23	1.80	0.46
7:U:350:GLY:O	7:U:393:VAL:N	2.48	0.46
7:V:191:PHE:O	7:V:192:ARG:HG3	2.16	0.46
7:V:465:ASN:HD21	7:V:468:LEU:HD23	1.80	0.46
7:W:394:ASN:CB	7:X:201:GLU:HB2	2.41	0.46
7:X:90:ARG:NH1	7:X:103:ASP:OD1	2.44	0.46
1:A:472:ASN:HA	1:A:474:LYS:HD2	1.97	0.46
1:A:767:SER:HA	1:A:768:TYR:HA	1.69	0.46
2:C:122:ALA:HA	2:C:137:LEU:HD12	1.98	0.46
4:E:111:ASP:OD2	4:E:114:SER:OG	2.24	0.46
6:B:409:LEU:HA	6:B:410:PHE:HA	1.70	0.46
7:P:60:ALA:H	7:H:454:PRO:HG2	1.81	0.46
7:H:106:ASP:H	7:I:159:LEU:HD13	1.80	0.46
7:K:394:ASN:O	7:L:200:ILE:HA	2.16	0.46
7:N:254:SER:HB3	7:N:359:CYS:HB3	1.96	0.46
7:N:404:VAL:O	7:O:190:ASN:HB2	2.16	0.46
7:O:332:GLY:O	7:O:446:VAL:N	2.46	0.46
7:O:378:GLU:O	7:Q:216:ALA:HA	2.16	0.46
7:Q:386:LYS:HE2	7:R:207:ILE:HG23	1.98	0.46
7:Q:465:ASN:HD21	7:Q:468:LEU:HD23	1.80	0.46
7:R:106:ASP:H	7:S:159:LEU:HD13	1.81	0.46
7:U:41:PHE:CD1	7:U:310:GLU:HG3	2.50	0.46
7:V:41:PHE:CD1	7:V:310:GLU:HG3	2.50	0.46
7:V:380:ASN:HB2	7:W:215:ASN:N	2.31	0.46
7:V:414:LYS:HA	7:W:435:VAL:CG2	2.46	0.46
7:W:129:SER:CA	7:X:164:ARG:NH1	2.79	0.46
4:E:31:TRP:HB2	4:E:55:LEU:HB3	1.97	0.46
7:P:413:ARG:HG2	7:H:438:ALA:HB1	1.97	0.46
7:J:191:PHE:O	7:J:192:ARG:HG3	2.16	0.46
7:J:370:PHE:CB	7:J:373:ILE:N	2.62	0.46

Continued on next page...

Continued from previous page...

Atom-1	Atom-2	Interatomic distance (Å)	Clash overlap (Å)
7:N:41:PHE:CD1	7:N:310:GLU:HG3	2.50	0.46
7:R:191:PHE:O	7:R:192:ARG:HG3	2.16	0.46
7:S:148:SER:HB3	7:T:180:SER:HB2	1.98	0.46
7:S:191:PHE:O	7:S:192:ARG:HG3	2.16	0.46
7:T:383:ASP:OD1	7:U:210:LYS:HE3	2.16	0.46
6:B:322:VAL:HB	6:B:371:LEU:O	2.16	0.46
7:G:373:ILE:HG22	7:G:374:SER:N	2.31	0.46
7:I:106:ASP:CA	7:J:159:LEU:HD13	2.45	0.46
7:N:372:GLU:O	7:O:222:PHE:HA	2.16	0.46
7:O:380:ASN:O	7:Q:214:PHE:CD1	2.69	0.46
7:Q:391:ARG:CZ	7:R:204:LYS:HE3	2.43	0.46
7:S:386:LYS:HB3	7:T:209:GLU:H	1.79	0.46
7:T:391:ARG:HH21	7:U:204:LYS:HG3	1.81	0.46
7:V:58:THR:CG2	7:W:452:LEU:CG	2.89	0.46
7:W:380:ASN:O	7:X:214:PHE:CD1	2.69	0.46
1:A:995:GLU:HB2	6:B:616:MET:HG2	1.97	0.45
7:H:370:PHE:CD1	7:H:373:ILE:HD13	2.49	0.45
7:I:106:ASP:H	7:J:159:LEU:HD13	1.77	0.45
7:I:191:PHE:O	7:I:192:ARG:HG3	2.16	0.45
7:I:340:VAL:N	7:I:403:ASP:O	2.39	0.45
7:T:191:PHE:O	7:T:192:ARG:HG3	2.16	0.45
7:U:391:ARG:CZ	7:V:204:LYS:HE2	2.26	0.45
7:V:526:SER:HB3	7:W:198:GLU:CG	2.44	0.45
7:X:41:PHE:CD1	7:X:310:GLU:HG3	2.50	0.45
1:A:315:LEU:HG	1:A:317:ASP:H	1.81	0.45
1:A:1090:ASN:OD1	1:A:1095:GLN:HB2	2.16	0.45
7:J:206:ILE:O	7:J:261:LEU:N	2.46	0.45
7:K:413:ARG:NH1	7:L:282:LEU:O	2.50	0.45
7:L:421:GLU:OE1	7:M:434:PHE:CG	2.68	0.45
7:O:220:LEU:O	7:O:247:GLY:N	2.49	0.45
7:O:266:SER:O	7:O:347:LYS:N	2.40	0.45
7:V:414:LYS:CG	7:W:435:VAL:CG1	2.94	0.45
7:X:370:PHE:CB	7:X:373:ILE:N	2.62	0.45
1:A:283:MET:HB2	1:A:285:THR:H	1.81	0.45
1:A:873:ILE:HA	1:A:874:ASP:HA	1.60	0.45
7:J:421:GLU:OE1	7:K:434:PHE:HD2	1.98	0.45
7:K:392:ALA:HB3	7:L:203:PHE:H	1.80	0.45
7:O:380:ASN:HD22	7:Q:215:ASN:ND2	2.14	0.45
7:R:391:ARG:HH21	7:S:204:LYS:CG	2.25	0.45
7:S:514:GLU:HB2	7:S:522:LYS:HB2	1.99	0.45
7:U:191:PHE:O	7:U:192:ARG:HG3	2.16	0.45

Continued on next page...

Continued from previous page...

Atom-1	Atom-2	Interatomic distance (Å)	Clash overlap (Å)
7:V:58:THR:CG2	7:W:452:LEU:HD23	2.45	0.45
7:V:191:PHE:HD1	7:V:191:PHE:N	2.01	0.45
1:A:510:ILE:H	1:A:510:ILE:HG13	1.63	0.45
1:A:540:LEU:HD23	1:A:561:LEU:HD21	1.99	0.45
1:A:617:LYS:O	1:A:618:LYS:HG2	2.17	0.45
3:D:179:LEU:HD21	3:D:186:TYR:HB2	1.98	0.45
3:D:637:MET:HB2	3:D:640:ILE:HG12	1.99	0.45
5:F:231:LEU:HD21	5:F:233:VAL:HG23	1.99	0.45
7:G:193:THR:HG22	7:G:274:LEU:HD22	1.99	0.45
7:J:130:GLU:OE2	7:K:165:ASP:HA	2.16	0.45
7:J:177:ASN:ND2	7:J:292:VAL:HG23	2.32	0.45
7:K:191:PHE:O	7:K:192:ARG:HG3	2.16	0.45
7:K:374:SER:O	7:L:220:LEU:HD12	2.16	0.45
7:L:191:PHE:CD1	7:L:191:PHE:N	2.73	0.45
7:L:514:GLU:HB2	7:L:522:LYS:HB2	1.99	0.45
7:N:270:GLU:O	7:N:343:LYS:N	2.39	0.45
7:R:514:GLU:HB2	7:R:522:LYS:HB2	1.99	0.45
7:W:402:ASP:HB2	7:X:193:THR:HG22	1.98	0.45
7:X:514:GLU:HB2	7:X:522:LYS:HB2	1.99	0.45
2:C:260:HIS:HD2	2:C:262:GLU:HB2	1.80	0.45
3:D:52:VAL:HB	3:D:55:TYR:HE1	1.81	0.45
7:G:358:ARG:HB3	7:G:385:VAL:HB	1.98	0.45
7:P:433:ASP:OD1	7:P:434:PHE:N	2.50	0.45
7:H:220:LEU:O	7:H:247:GLY:N	2.49	0.45
7:I:41:PHE:CD1	7:I:310:GLU:HG3	2.50	0.45
7:K:266:SER:O	7:K:347:LYS:N	2.40	0.45
7:K:465:ASN:HD21	7:K:468:LEU:HD23	1.80	0.45
7:L:386:LYS:CD	7:M:209:GLU:HB3	2.47	0.45
7:L:391:ARG:HH21	7:M:204:LYS:CG	2.25	0.45
7:M:191:PHE:O	7:M:192:ARG:HG3	2.16	0.45
7:O:479:ASP:O	7:O:483:GLU:CB	2.61	0.45
7:Q:90:ARG:NH1	7:Q:103:ASP:OD1	2.44	0.45
7:V:380:ASN:ND2	7:W:215:ASN:HB3	2.15	0.45
7:W:106:ASP:N	7:X:159:LEU:HD13	2.32	0.45
7:X:189:LYS:CE	7:X:191:PHE:HZ	2.29	0.45
3:D:607:GLY:HA3	3:D:624:MET:HG2	1.98	0.45
5:F:116:ILE:HG22	5:F:176:PHE:HB3	1.99	0.45
7:G:305:LEU:HD21	7:G:473:LEU:HD11	1.98	0.45
7:I:370:PHE:HE2	7:I:375:VAL:HG23	1.82	0.45
7:I:514:GLU:HB2	7:I:522:LYS:HB2	1.99	0.45
7:N:191:PHE:O	7:N:192:ARG:HG3	2.16	0.45

Continued on next page...

Continued from previous page...

Atom-1	Atom-2	Interatomic distance (Å)	Clash overlap (Å)
7:N:413:ARG:HH11	7:O:282:LEU:C	2.20	0.45
7:S:177:ASN:ND2	7:S:292:VAL:HG23	2.32	0.45
7:S:220:LEU:O	7:S:247:GLY:N	2.49	0.45
7:S:465:ASN:HD21	7:S:468:LEU:HD23	1.80	0.45
7:T:370:PHE:HE2	7:T:375:VAL:HG23	1.82	0.45
1:A:363:LEU:HD21	1:A:428:VAL:HG13	1.97	0.45
2:C:383:THR:OG1	5:F:414:ARG:HG2	2.16	0.45
5:F:28:TYR:OH	7:G:290:ARG:NH1	2.34	0.45
5:F:152:ASN:HD21	5:F:174:LYS:HA	1.81	0.45
5:F:192:ASP:OD1	5:F:192:ASP:N	2.50	0.45
5:F:312:ILE:HG23	5:F:429:PHE:HB2	1.99	0.45
7:H:191:PHE:O	7:H:192:ARG:HG3	2.16	0.45
7:H:465:ASN:HD21	7:H:468:LEU:HD23	1.80	0.45
7:J:370:PHE:CB	7:J:373:ILE:CG1	2.93	0.45
7:K:105:GLY:HA2	7:L:159:LEU:HD22	1.98	0.45
7:L:391:ARG:HE	7:M:204:LYS:HE2	1.81	0.45
7:O:370:PHE:HE2	7:O:375:VAL:HG23	1.82	0.45
7:O:514:GLU:HB2	7:O:522:LYS:HB2	1.99	0.45
7:S:378:GLU:O	7:T:216:ALA:HA	2.17	0.45
7:S:400:LEU:HD12	7:T:195:HIS:CB	2.38	0.45
7:U:424:LEU:HD11	7:V:191:PHE:CE2	2.51	0.45
7:W:350:GLY:O	7:W:393:VAL:N	2.48	0.45
7:W:370:PHE:HE2	7:W:375:VAL:HG23	1.82	0.45
6:B:491:VAL:HG23	6:B:507:LEU:HD23	1.98	0.45
7:G:403:ASP:HA	7:P:192:ARG:HG2	1.98	0.45
7:I:87:SER:OG	7:J:94:MET:HE1	2.16	0.45
7:K:64:ARG:O	7:L:467:HIS:ND1	2.47	0.45
7:O:90:ARG:NH1	7:O:103:ASP:OD1	2.44	0.45
7:V:189:LYS:CE	7:V:191:PHE:HZ	2.29	0.45
7:V:414:LYS:HG2	7:W:435:VAL:HG11	1.96	0.45
7:W:220:LEU:O	7:W:247:GLY:N	2.49	0.45
2:C:113:ASP:OD1	2:C:114:GLN:N	2.47	0.45
6:B:122:VAL:HG21	6:B:352:ALA:HB1	1.98	0.45
6:B:733:PRO:HA	6:B:734:LYS:HA	1.67	0.45
7:H:65:ARG:HB2	7:I:467:HIS:CG	2.51	0.45
7:H:266:SER:O	7:H:347:LYS:N	2.40	0.45
7:M:206:ILE:O	7:M:261:LEU:N	2.46	0.45
7:N:370:PHE:HE2	7:N:375:VAL:HG23	1.82	0.45
7:Q:266:SER:O	7:Q:347:LYS:N	2.40	0.45
7:R:346:MET:N	7:R:397:SER:O	2.45	0.45
7:S:145:ASP:OD2	7:T:284:ARG:NH1	2.49	0.45

Continued on next page...

Continued from previous page...

Atom-1	Atom-2	Interatomic distance (Å)	Clash overlap (Å)
7:S:386:LYS:HE2	7:T:207:ILE:HG23	1.99	0.45
7:U:370:PHE:CD1	7:U:373:ILE:HD13	2.49	0.45
7:V:177:ASN:ND2	7:V:292:VAL:HG23	2.32	0.45
7:V:350:GLY:O	7:V:393:VAL:N	2.48	0.45
7:V:389:GLU:HA	7:W:205:SER:O	2.17	0.45
7:V:391:ARG:NE	7:W:204:LYS:HG2	2.21	0.45
7:V:400:LEU:HB2	7:W:195:HIS:CG	2.52	0.45
7:W:514:GLU:HB2	7:W:522:LYS:HB2	1.99	0.45
2:C:251:LYS:HE3	3:D:153:ASN:HD21	1.81	0.45
3:D:261:GLN:HG3	3:D:263:ILE:HG12	1.99	0.45
4:E:78:GLN:O	4:E:177:LEU:N	2.48	0.45
6:B:502:THR:HG23	6:B:621:GLN:HE21	1.82	0.45
7:I:177:ASN:ND2	7:I:292:VAL:HG23	2.32	0.45
7:L:191:PHE:O	7:L:192:ARG:HG3	2.16	0.45
7:O:130:GLU:CD	7:Q:165:ASP:HA	2.37	0.45
7:Q:395:ILE:HA	7:R:199:GLN:O	2.17	0.45
7:R:370:PHE:CB	7:R:373:ILE:N	2.62	0.45
7:R:370:PHE:HE2	7:R:375:VAL:HG23	1.82	0.45
7:R:391:ARG:NH2	7:S:204:LYS:CE	2.75	0.45
7:S:130:GLU:OE2	7:T:165:ASP:HA	2.17	0.45
7:W:191:PHE:O	7:W:192:ARG:HG3	2.16	0.45
7:W:404:VAL:HB	7:X:191:PHE:CA	2.47	0.45
7:X:177:ASN:ND2	7:X:292:VAL:HG23	2.32	0.45
3:D:506:TRP:HE1	3:D:521:ARG:HE	1.64	0.44
3:D:646:LYS:HB2	3:D:649:TYR:HE1	1.82	0.44
5:F:320:ILE:HB	5:F:394:ARG:HB2	1.98	0.44
5:F:435:HIS:HB3	5:F:453:LEU:HD22	2.00	0.44
7:G:92:ILE:HG13	7:G:96:LEU:H	1.82	0.44
7:J:266:SER:O	7:J:347:LYS:N	2.40	0.44
7:J:411:GLY:O	7:K:185:THR:HG21	2.18	0.44
7:M:339:TYR:HB3	7:M:404:VAL:CG1	2.33	0.44
7:N:346:MET:N	7:N:397:SER:O	2.45	0.44
7:O:191:PHE:O	7:O:192:ARG:HG3	2.16	0.44
7:Q:328:SER:O	7:Q:451:LYS:N	2.42	0.44
7:R:489:CYS:SG	7:R:490:HIS:N	2.90	0.44
7:S:266:SER:O	7:S:347:LYS:N	2.40	0.44
7:S:339:TYR:HB3	7:S:404:VAL:CG1	2.33	0.44
7:W:340:VAL:N	7:W:403:ASP:O	2.39	0.44
7:W:372:GLU:CB	7:X:223:THR:O	2.64	0.44
1:A:370:PRO:HG2	1:A:470:THR:HG21	1.98	0.44
1:A:515:ARG:HG3	1:A:526:ILE:HG22	1.99	0.44

Continued on next page...

Continued from previous page...

Atom-1	Atom-2	Interatomic distance (Å)	Clash overlap (Å)
2:C:92:CYS:HB2	2:C:97:ASP:HB2	1.99	0.44
2:C:197:LYS:HG2	2:C:219:ASP:HA	1.98	0.44
7:P:328:SER:O	7:P:451:LYS:N	2.43	0.44
7:H:64:ARG:H	7:I:470:LYS:HZ3	1.65	0.44
7:J:106:ASP:OD2	7:K:122:ARG:N	2.50	0.44
7:J:489:CYS:SG	7:J:490:HIS:N	2.90	0.44
7:N:90:ARG:NH1	7:N:103:ASP:OD1	2.44	0.44
7:T:266:SER:O	7:T:347:LYS:N	2.40	0.44
7:U:489:CYS:SG	7:U:490:HIS:N	2.90	0.44
7:W:130:GLU:OE2	7:X:165:ASP:C	2.54	0.44
7:X:191:PHE:O	7:X:192:ARG:HG3	2.16	0.44
7:X:270:GLU:O	7:X:343:LYS:N	2.39	0.44
7:X:370:PHE:HE2	7:X:375:VAL:HG23	1.82	0.44
1:A:30:ILE:H	1:A:632:LEU:HD13	1.82	0.44
3:D:665:LEU:HD23	3:D:669:SER:HA	1.99	0.44
7:I:328:SER:O	7:I:451:LYS:N	2.42	0.44
7:K:489:CYS:SG	7:K:490:HIS:N	2.90	0.44
7:M:514:GLU:HB2	7:M:522:LYS:HB2	1.99	0.44
7:O:374:SER:HB3	7:Q:221:LYS:HG2	1.98	0.44
7:R:148:SER:HB3	7:S:180:SER:HB2	1.99	0.44
7:R:421:GLU:OE1	7:S:434:PHE:HB2	2.17	0.44
1:A:577:PRO:O	1:A:582:TYR:OH	2.29	0.44
7:G:280:ILE:HG23	7:G:441:ILE:HD13	2.00	0.44
7:G:333:GLY:N	7:G:448:ILE:HD11	2.32	0.44
7:P:279:GLU:HA	7:P:334:LEU:HA	1.99	0.44
7:H:514:GLU:HB2	7:H:522:LYS:HB2	1.99	0.44
7:I:106:ASP:CB	7:J:159:LEU:HD13	2.47	0.44
7:J:391:ARG:HE	7:K:204:LYS:HE2	1.81	0.44
7:J:514:GLU:HB2	7:J:522:LYS:HB2	1.99	0.44
7:M:346:MET:N	7:M:397:SER:O	2.45	0.44
7:N:189:LYS:HE2	7:N:191:PHE:HZ	1.73	0.44
7:N:391:ARG:CZ	7:O:204:LYS:CE	2.94	0.44
7:N:404:VAL:HB	7:O:191:PHE:H	1.82	0.44
7:Q:28:SER:HB2	7:Q:43:SER:HB3	2.00	0.44
7:R:360:LEU:N	7:R:383:ASP:O	2.44	0.44
7:T:489:CYS:SG	7:T:490:HIS:N	2.90	0.44
7:V:328:SER:O	7:V:451:LYS:N	2.42	0.44
7:V:370:PHE:HE2	7:V:375:VAL:HG23	1.82	0.44
7:W:130:GLU:OE2	7:X:165:ASP:HA	2.17	0.44
7:W:400:LEU:HB2	7:X:195:HIS:H	1.81	0.44
7:X:28:SER:HB2	7:X:43:SER:HB3	2.00	0.44

Continued on next page...

Continued from previous page...

Atom-1	Atom-2	Interatomic distance (Å)	Clash overlap (Å)
1:A:283:MET:SD	1:A:283:MET:N	2.81	0.44
2:C:110:HIS:HB2	2:C:112:MET:SD	2.57	0.44
2:C:442:PHE:O	2:C:446:VAL:HG22	2.18	0.44
3:D:323:LYS:HE3	3:D:367:GLN:HE21	1.83	0.44
3:D:554:ARG:HG2	6:B:128:ILE:HG21	1.99	0.44
7:J:479:ASP:O	7:J:483:GLU:CB	2.61	0.44
7:K:514:GLU:HB2	7:K:522:LYS:HB2	1.99	0.44
7:L:220:LEU:O	7:L:247:GLY:N	2.49	0.44
7:L:492:CYS:SG	7:L:493:GLN:N	2.91	0.44
7:M:350:GLY:O	7:M:393:VAL:N	2.48	0.44
7:M:492:CYS:SG	7:M:493:GLN:N	2.91	0.44
7:N:206:ILE:O	7:N:261:LEU:N	2.46	0.44
7:Q:145:ASP:OD2	7:R:284:ARG:NH1	2.51	0.44
7:U:40:MET:HB2	7:U:65:ARG:HB3	2.00	0.44
7:U:328:SER:O	7:U:451:LYS:N	2.42	0.44
7:W:417:PHE:CD2	7:X:280:ILE:HD11	2.49	0.44
7:W:492:CYS:SG	7:W:493:GLN:N	2.91	0.44
6:B:497:ILE:HB	6:B:498:PRO:HD2	2.00	0.44
7:P:196:TYR:HB2	7:P:271:LYS:HB2	2.00	0.44
7:I:220:LEU:O	7:I:247:GLY:N	2.49	0.44
7:J:28:SER:HB2	7:J:43:SER:HB3	2.00	0.44
7:J:370:PHE:HE2	7:J:375:VAL:HG23	1.82	0.44
7:M:189:LYS:CE	7:M:191:PHE:HZ	2.29	0.44
7:O:28:SER:HB2	7:O:43:SER:HB3	2.00	0.44
7:R:28:SER:HB2	7:R:43:SER:HB3	2.00	0.44
7:S:370:PHE:CD1	7:S:373:ILE:HD13	2.50	0.44
7:T:220:LEU:O	7:T:247:GLY:N	2.49	0.44
7:U:370:PHE:HE2	7:U:375:VAL:HG23	1.82	0.44
7:V:266:SER:O	7:V:347:LYS:N	2.40	0.44
7:W:105:GLY:HA2	7:X:159:LEU:HD22	1.99	0.44
7:W:189:LYS:HE2	7:W:191:PHE:HZ	1.73	0.44
7:X:346:MET:N	7:X:397:SER:O	2.45	0.44
1:A:768:TYR:HA	1:A:769:PHE:HA	1.76	0.44
2:C:338:VAL:HG12	2:C:339:TYR:N	2.33	0.44
3:D:139:LEU:HD23	3:D:142:ASN:ND2	2.31	0.44
3:D:139:LEU:HA	3:D:142:ASN:HD22	1.83	0.44
7:H:40:MET:HB2	7:H:65:ARG:HB3	2.00	0.44
7:J:189:LYS:CE	7:J:191:PHE:HZ	2.29	0.44
7:M:28:SER:HB2	7:M:43:SER:HB3	2.00	0.44
7:N:370:PHE:CB	7:N:373:ILE:CG1	2.93	0.44
7:N:514:GLU:HB2	7:N:522:LYS:HB2	1.99	0.44

Continued on next page...

Continued from previous page...

Atom-1	Atom-2	Interatomic distance (Å)	Clash overlap (Å)
7:O:400:LEU:HD12	7:Q:195:HIS:CB	2.43	0.44
7:T:387:ARG:HA	7:U:208:GLN:HE22	1.82	0.44
7:W:479:ASP:O	7:W:483:GLU:CB	2.61	0.44
7:X:489:CYS:SG	7:X:490:HIS:N	2.90	0.44
2:C:473:VAL:HG21	5:F:194:GLY:HA3	1.98	0.44
5:F:519:SER:HB3	5:F:527:GLU:H	1.83	0.44
7:G:193:THR:HA	7:G:274:LEU:HD22	2.00	0.44
7:I:28:SER:HB2	7:I:43:SER:HB3	2.00	0.44
7:K:40:MET:HB2	7:K:65:ARG:HB3	2.00	0.44
7:L:40:MET:HB2	7:L:65:ARG:HB3	2.00	0.44
7:L:392:ALA:HB3	7:M:203:PHE:N	2.29	0.44
7:M:370:PHE:CD1	7:M:373:ILE:HD13	2.49	0.44
7:N:189:LYS:CE	7:N:191:PHE:HZ	2.29	0.44
7:N:386:LYS:CD	7:O:209:GLU:HB3	2.47	0.44
7:Q:177:ASN:ND2	7:Q:292:VAL:HG23	2.32	0.44
7:T:395:ILE:HA	7:U:199:GLN:O	2.18	0.44
7:V:220:LEU:O	7:V:247:GLY:N	2.49	0.44
7:W:409:ARG:HA	7:X:186:LYS:HA	2.00	0.44
7:W:418:GLU:HB2	7:X:435:VAL:CG2	2.41	0.44
7:X:40:MET:HB2	7:X:65:ARG:HB3	2.00	0.44
7:X:370:PHE:CD2	7:X:373:ILE:C	2.80	0.44
1:A:102:VAL:HG12	1:A:117:MET:O	2.18	0.44
1:A:360:PRO:HG3	1:A:636:ALA:HB3	2.00	0.44
1:A:1023:HIS:ND1	1:A:1298:THR:HG21	2.33	0.44
1:A:1285:TYR:N	1:A:1286:SER:HA	2.32	0.44
3:D:274:GLU:HB3	3:D:275:PRO:HD3	2.00	0.44
5:F:333:GLU:HG2	5:F:381:ARG:HG3	1.99	0.44
5:F:407:ASN:OD1	10:F:601:NAG:N2	2.51	0.44
6:B:581:TYR:CD2	6:B:610:ASP:HB2	2.51	0.44
7:I:40:MET:HB2	7:I:65:ARG:HB3	2.00	0.44
7:N:489:CYS:SG	7:N:490:HIS:N	2.90	0.44
7:O:177:ASN:ND2	7:O:292:VAL:HG23	2.32	0.44
7:O:370:PHE:CD1	7:O:373:ILE:HD13	2.49	0.44
7:Q:372:GLU:OE1	7:R:223:THR:HB	2.18	0.44
7:Q:514:GLU:HB2	7:Q:522:LYS:HB2	1.99	0.44
7:R:40:MET:HB2	7:R:65:ARG:HB3	2.00	0.44
7:W:266:SER:O	7:W:347:LYS:N	2.40	0.44
2:C:379:GLU:OE1	5:F:418:ARG:NE	2.47	0.43
7:G:49:PHE:CE2	7:G:484:PHE:HB2	2.53	0.43
7:P:366:VAL:HB	7:P:377:ALA:HB3	2.00	0.43
7:H:177:ASN:ND2	7:H:292:VAL:HG23	2.32	0.43

Continued on next page...

Continued from previous page...

Atom-1	Atom-2	Interatomic distance (Å)	Clash overlap (Å)
7:H:492:CYS:SG	7:H:493:GLN:N	2.91	0.43
7:I:193:THR:HA	7:I:274:LEU:HB3	2.00	0.43
7:M:370:PHE:HE2	7:M:375:VAL:HG23	1.82	0.43
7:O:380:ASN:ND2	7:Q:215:ASN:HB2	2.32	0.43
7:Q:370:PHE:HE2	7:Q:375:VAL:HG23	1.82	0.43
7:T:193:THR:HA	7:T:274:LEU:HB3	2.01	0.43
7:U:189:LYS:CE	7:U:191:PHE:HZ	2.29	0.43
7:V:391:ARG:NH2	7:W:203:PHE:C	2.71	0.43
7:W:28:SER:HB2	7:W:43:SER:HB3	2.00	0.43
7:W:130:GLU:HG3	7:X:165:ASP:N	2.30	0.43
7:X:479:ASP:O	7:X:483:GLU:CB	2.61	0.43
1:A:1184:SER:OG	1:A:1230:ASP:OD1	2.37	0.43
2:C:141:TYR:HE1	2:C:157:ARG:HG3	1.83	0.43
5:F:327:ILE:HG23	5:F:387:GLU:HB2	1.99	0.43
6:B:317:HIS:CD2	6:B:376:ASP:HB3	2.52	0.43
7:P:177:ASN:ND2	7:P:292:VAL:HG23	2.31	0.43
7:H:339:TYR:HB3	7:H:404:VAL:CG1	2.33	0.43
7:J:313:GLU:HG3	7:K:290:ARG:HH21	1.84	0.43
7:K:370:PHE:CB	7:K:373:ILE:N	2.62	0.43
7:K:370:PHE:HE2	7:K:375:VAL:HG23	1.82	0.43
7:M:370:PHE:CB	7:M:373:ILE:CG1	2.92	0.43
7:N:400:LEU:HB2	7:O:195:HIS:H	1.83	0.43
7:R:380:ASN:ND2	7:S:215:ASN:HB2	2.24	0.43
7:U:193:THR:HA	7:U:274:LEU:HB3	2.00	0.43
7:V:28:SER:HB2	7:V:43:SER:HB3	2.00	0.43
7:V:206:ILE:O	7:V:261:LEU:N	2.46	0.43
7:V:404:VAL:O	7:W:191:PHE:CB	2.63	0.43
1:A:205:TYR:HB2	1:A:209:PHE:HB2	2.00	0.43
6:B:499:CYS:HA	6:B:624:ILE:O	2.18	0.43
7:G:274:LEU:HD11	7:G:339:TYR:CE2	2.53	0.43
7:G:502:ASP:OD2	7:P:452:LEU:N	2.44	0.43
7:I:370:PHE:CB	7:I:373:ILE:CG1	2.92	0.43
7:K:220:LEU:O	7:K:247:GLY:N	2.49	0.43
7:L:360:LEU:N	7:L:383:ASP:O	2.44	0.43
7:M:344:ALA:HB3	7:M:399:ASN:HB2	2.01	0.43
7:N:28:SER:HB2	7:N:43:SER:HB3	2.00	0.43
7:O:189:LYS:CE	7:O:191:PHE:HZ	2.29	0.43
7:R:193:THR:HA	7:R:274:LEU:HB3	2.00	0.43
7:S:189:LYS:CE	7:S:191:PHE:HZ	2.29	0.43
7:T:380:ASN:ND2	7:U:215:ASN:HB2	2.16	0.43
7:T:514:GLU:HB2	7:T:522:LYS:HB2	1.99	0.43

Continued on next page...

Continued from previous page...

Atom-1	Atom-2	Interatomic distance (Å)	Clash overlap (Å)
7:U:177:ASN:ND2	7:U:292:VAL:HG23	2.32	0.43
7:W:370:PHE:CD1	7:W:373:ILE:HD13	2.50	0.43
1:A:253:ARG:HH22	1:A:257:ASN:ND2	2.15	0.43
3:D:202:ASN:HA	3:D:246:LYS:HB3	2.01	0.43
3:D:268:GLU:H	3:D:429:LYS:NZ	2.16	0.43
5:F:37:ASN:HD22	5:F:43:ILE:HG22	1.81	0.43
5:F:184:LYS:HG3	5:F:186:HIS:H	1.83	0.43
6:B:418:HIS:NE2	6:B:420:CYS:SG	2.92	0.43
7:G:310:GLU:HG2	7:G:313:GLU:H	1.83	0.43
7:J:40:MET:HB2	7:J:65:ARG:HB3	2.00	0.43
7:J:413:ARG:HH12	7:K:282:LEU:HG	1.82	0.43
7:L:206:ILE:O	7:L:261:LEU:N	2.46	0.43
7:M:479:ASP:O	7:M:483:GLU:CB	2.61	0.43
7:Q:413:ARG:NH1	7:R:282:LEU:CA	2.79	0.43
7:S:370:PHE:HE2	7:S:375:VAL:HG23	1.82	0.43
7:T:346:MET:N	7:T:397:SER:O	2.45	0.43
7:U:514:GLU:HB2	7:U:522:LYS:HB2	1.99	0.43
7:V:130:GLU:OE2	7:W:167:ASN:O	2.36	0.43
7:W:378:GLU:OE1	7:X:217:ALA:HB3	2.19	0.43
7:W:489:CYS:SG	7:W:490:HIS:N	2.90	0.43
3:D:205:TRP:N	3:D:243:HIS:O	2.51	0.43
6:B:59:ASN:HD21	6:B:429:HIS:CE1	2.37	0.43
6:B:284:PHE:CD2	6:B:284:PHE:O	2.70	0.43
7:P:255:LYS:HE3	7:P:358:ARG:HE	1.83	0.43
7:P:392:ALA:HB3	7:H:203:PHE:H	1.84	0.43
7:J:406:SER:OG	7:J:420:LYS:NZ	2.48	0.43
7:J:412:THR:OG1	7:K:167:ASN:HB3	2.18	0.43
7:K:193:THR:HA	7:K:274:LEU:HB3	2.00	0.43
7:L:370:PHE:CD1	7:L:373:ILE:HD13	2.50	0.43
7:N:406:SER:OG	7:N:420:LYS:NZ	2.49	0.43
7:O:370:PHE:CD2	7:O:373:ILE:C	2.81	0.43
7:R:386:LYS:HB3	7:S:209:GLU:H	1.82	0.43
7:S:492:CYS:SG	7:S:493:GLN:N	2.91	0.43
7:T:28:SER:HB2	7:T:43:SER:HB3	2.00	0.43
7:T:370:PHE:CB	7:T:373:ILE:CG1	2.92	0.43
7:U:224:PRO:HG3	7:U:243:LEU:HD23	2.01	0.43
7:U:344:ALA:HB3	7:U:399:ASN:HB2	2.01	0.43
7:V:489:CYS:SG	7:V:490:HIS:N	2.90	0.43
7:W:413:ARG:O	7:X:438:ALA:HB1	2.19	0.43
1:A:1026:GLU:HG2	1:A:1092:TYR:HE1	1.83	0.43
3:D:603:TYR:HA	3:D:628:LYS:HA	2.00	0.43

Continued on next page...

Continued from previous page...

Atom-1	Atom-2	Interatomic distance (Å)	Clash overlap (Å)
6:B:706:LYS:HG2	6:B:707:PRO:HD2	2.00	0.43
7:P:406:SER:OG	7:P:420:LYS:NZ	2.47	0.43
7:H:193:THR:HA	7:H:274:LEU:HB3	2.00	0.43
7:K:28:SER:HB2	7:K:43:SER:HB3	2.00	0.43
7:K:339:TYR:HB3	7:K:404:VAL:CG1	2.33	0.43
7:K:370:PHE:CD1	7:K:373:ILE:HD13	2.49	0.43
7:K:492:CYS:SG	7:K:493:GLN:N	2.91	0.43
7:L:400:LEU:CD1	7:M:195:HIS:CD2	2.96	0.43
7:T:370:PHE:CD1	7:T:373:ILE:HD13	2.50	0.43
7:V:40:MET:HB2	7:V:65:ARG:HB3	2.00	0.43
7:V:344:ALA:HB3	7:V:399:ASN:HB2	2.01	0.43
7:W:90:ARG:NH1	7:W:103:ASP:OD1	2.44	0.43
7:X:344:ALA:HB3	7:X:399:ASN:HB2	2.01	0.43
1:A:265:VAL:HG22	1:A:329:VAL:HG13	2.01	0.43
1:A:855:PHE:HA	1:A:916:THR:HG23	2.00	0.43
1:A:1019:PHE:CD1	1:A:1049:LEU:HG	2.54	0.43
5:F:159:ARG:HE	5:F:170:GLY:HA2	1.84	0.43
6:B:286:SER:O	6:B:287:SER:HB2	2.19	0.43
7:P:256:ASN:HB3	10:P:604:NAG:HN2	1.83	0.43
7:P:465:ASN:HD21	7:P:468:LEU:HD23	1.82	0.43
7:K:224:PRO:HG3	7:K:243:LEU:HD23	2.01	0.43
7:L:147:LEU:HG	7:L:148:SER:H	1.84	0.43
7:N:40:MET:HB2	7:N:65:ARG:HB3	2.00	0.43
7:O:40:MET:HB2	7:O:65:ARG:HB3	2.00	0.43
7:O:489:CYS:SG	7:O:490:HIS:N	2.90	0.43
7:Q:492:CYS:SG	7:Q:493:GLN:N	2.91	0.43
7:T:224:PRO:HG3	7:T:243:LEU:HD23	2.01	0.43
7:U:147:LEU:HG	7:U:148:SER:H	1.84	0.43
7:W:344:ALA:HB3	7:W:399:ASN:HB2	2.01	0.43
1:A:374:GLN:HE21	1:A:382:LEU:HB3	1.83	0.43
1:A:652:THR:OG1	1:A:660:ASP:OD2	2.25	0.43
3:D:184:LEU:HD13	3:D:265:ASN:HB2	2.00	0.43
4:E:174:PHE:HB2	5:F:414:ARG:HE	1.84	0.43
5:F:375:GLY:N	7:G:205:SER:O	2.52	0.43
7:G:28:SER:HB2	7:G:43:SER:HB3	2.00	0.43
7:P:280:ILE:HG21	7:P:437:TRP:HE1	1.83	0.43
7:I:206:ILE:O	7:I:261:LEU:N	2.46	0.43
7:I:492:CYS:SG	7:I:493:GLN:N	2.91	0.43
7:L:28:SER:HB2	7:L:43:SER:HB3	2.00	0.43
7:L:224:PRO:HG3	7:L:243:LEU:HD23	2.01	0.43
7:L:370:PHE:HE2	7:L:375:VAL:HG23	1.82	0.43

Continued on next page...

Continued from previous page...

Atom-1	Atom-2	Interatomic distance (Å)	Clash overlap (Å)
7:M:193:THR:HA	7:M:274:LEU:HB3	2.01	0.43
7:M:224:PRO:HG3	7:M:243:LEU:HD23	2.01	0.43
7:N:177:ASN:ND2	7:N:292:VAL:HG23	2.32	0.43
7:N:387:ARG:HA	7:O:208:GLN:HE22	1.84	0.43
7:O:344:ALA:HB3	7:O:399:ASN:HB2	2.01	0.43
7:R:177:ASN:ND2	7:R:292:VAL:HG23	2.32	0.43
7:R:220:LEU:O	7:R:247:GLY:N	2.49	0.43
7:S:364:LEU:N	7:S:379:PHE:O	2.49	0.43
7:U:396:THR:HB	7:V:199:GLN:HB3	2.01	0.43
1:A:390:LEU:HB3	1:A:435:VAL:HG22	2.00	0.43
4:E:84:GLY:O	4:E:93:LEU:N	2.40	0.43
6:B:205:ARG:HG3	6:B:361:PHE:C	2.39	0.43
7:P:489:CYS:SG	7:P:490:HIS:N	2.91	0.43
7:H:42:ARG:NH2	7:I:471:GLN:CD	2.70	0.43
7:H:224:PRO:HG3	7:H:243:LEU:HD23	2.01	0.43
7:N:407:LEU:HA	7:O:188:GLU:HB3	1.99	0.43
7:Q:193:THR:HA	7:Q:274:LEU:HB3	2.00	0.43
7:T:49:PHE:CE2	7:T:484:PHE:HB2	2.54	0.43
7:U:28:SER:HB2	7:U:43:SER:HB3	2.00	0.43
7:U:380:ASN:O	7:V:214:PHE:HD1	1.82	0.43
7:W:49:PHE:CE2	7:W:484:PHE:HB2	2.54	0.43
7:W:189:LYS:CE	7:W:191:PHE:HZ	2.29	0.43
7:X:193:THR:HA	7:X:274:LEU:HB3	2.00	0.43
7:X:220:LEU:O	7:X:247:GLY:N	2.49	0.43
1:A:1279:ARG:C	1:A:1281:GLY:HA2	2.39	0.43
2:C:28:LYS:NZ	2:C:55:ASP:OD1	2.51	0.43
7:H:364:LEU:N	7:H:379:PHE:O	2.49	0.43
7:I:147:LEU:HG	7:I:148:SER:H	1.84	0.43
7:I:344:ALA:HB3	7:I:399:ASN:HB2	2.01	0.43
7:I:360:LEU:N	7:I:383:ASP:O	2.44	0.43
7:I:522:LYS:HE2	7:J:196:TYR:OH	2.19	0.43
7:J:346:MET:N	7:J:397:SER:O	2.45	0.43
7:K:479:ASP:O	7:K:483:GLU:CB	2.61	0.43
7:Q:40:MET:HB2	7:Q:65:ARG:HB3	2.00	0.43
7:R:370:PHE:CB	7:R:373:ILE:CG1	2.92	0.43
7:S:193:THR:HA	7:S:274:LEU:HB3	2.00	0.43
7:S:370:PHE:CB	7:S:373:ILE:N	2.62	0.43
7:U:413:ARG:CD	7:V:280:ILE:HD11	2.48	0.43
7:V:492:CYS:SG	7:V:493:GLN:N	2.91	0.43
7:W:406:SER:N	7:X:189:LYS:O	2.52	0.43
7:X:147:LEU:HG	7:X:148:SER:H	1.84	0.43

Continued on next page...

Continued from previous page...

Atom-1	Atom-2	Interatomic distance (Å)	Clash overlap (Å)
1:A:22:THR:OG1	1:A:23:TYR:N	2.49	0.42
6:B:210:ASP:O	6:B:235:ASN:ND2	2.52	0.42
7:P:49:PHE:CE2	7:P:484:PHE:HB2	2.54	0.42
7:J:193:THR:HA	7:J:274:LEU:HB3	2.00	0.42
7:L:380:ASN:ND2	7:M:215:ASN:HD22	2.17	0.42
7:M:413:ARG:NH1	7:N:282:LEU:HA	2.34	0.42
7:N:49:PHE:CE2	7:N:484:PHE:HB2	2.54	0.42
7:N:479:ASP:O	7:N:483:GLU:CB	2.61	0.42
7:Q:224:PRO:HG3	7:Q:243:LEU:HD23	2.01	0.42
7:Q:421:GLU:OE1	7:R:434:PHE:CD2	2.72	0.42
7:S:28:SER:HB2	7:S:43:SER:HB3	2.00	0.42
7:S:489:CYS:SG	7:S:490:HIS:N	2.90	0.42
7:T:189:LYS:CE	7:T:191:PHE:HZ	2.29	0.42
7:U:479:ASP:O	7:U:483:GLU:CB	2.61	0.42
7:V:224:PRO:HG3	7:V:243:LEU:HD23	2.01	0.42
7:V:402:ASP:HB2	7:W:193:THR:HG22	1.92	0.42
7:W:206:ILE:O	7:W:261:LEU:N	2.46	0.42
1:A:134:VAL:HG22	1:A:613:GLN:HE22	1.84	0.42
1:A:501:TYR:CE2	1:A:513:GLY:HA3	2.54	0.42
1:A:872:VAL:HG12	1:A:879:LYS:HG3	2.00	0.42
6:B:586:THR:HB	7:X:107:PHE:CE2	2.54	0.42
7:G:489:CYS:SG	7:G:490:HIS:N	2.91	0.42
7:K:346:MET:N	7:K:397:SER:O	2.45	0.42
7:L:193:THR:HA	7:L:274:LEU:HB3	2.01	0.42
7:L:344:ALA:HB3	7:L:399:ASN:HB2	2.01	0.42
7:L:378:GLU:O	7:M:216:ALA:HA	2.19	0.42
7:M:40:MET:HB2	7:M:65:ARG:HB3	2.00	0.42
7:M:147:LEU:HG	7:M:148:SER:H	1.84	0.42
7:N:147:LEU:HG	7:N:148:SER:H	1.84	0.42
7:N:193:THR:HA	7:N:274:LEU:HB3	2.00	0.42
7:T:177:ASN:ND2	7:T:292:VAL:HG23	2.32	0.42
7:U:318:LEU:HD11	7:U:323:THR:HB	2.02	0.42
7:W:360:LEU:N	7:W:383:ASP:O	2.44	0.42
7:W:386:LYS:HB3	7:X:209:GLU:H	1.84	0.42
1:A:1158:ILE:H	1:A:1158:ILE:HG13	1.71	0.42
2:C:166:THR:HB	3:D:139:LEU:HG	2.01	0.42
7:P:147:LEU:HG	7:P:148:SER:H	1.84	0.42
7:P:206:ILE:O	7:P:261:LEU:N	2.49	0.42
7:P:274:LEU:HD11	7:P:339:TYR:CE1	2.54	0.42
7:H:28:SER:HB2	7:H:43:SER:HB3	2.00	0.42
7:H:147:LEU:HG	7:H:148:SER:H	1.84	0.42

Continued on next page...

Continued from previous page...

Atom-1	Atom-2	Interatomic distance (Å)	Clash overlap (Å)
7:H:489:CYS:SG	7:H:490:HIS:N	2.90	0.42
7:I:224:PRO:HG3	7:I:243:LEU:HD23	2.01	0.42
7:M:64:ARG:C	7:N:467:HIS:ND1	2.63	0.42
7:M:177:ASN:ND2	7:M:292:VAL:HG23	2.32	0.42
7:N:318:LEU:HD11	7:N:323:THR:HB	2.02	0.42
7:O:129:SER:HB2	7:Q:164:ARG:NH1	2.33	0.42
7:O:364:LEU:N	7:O:379:PHE:O	2.49	0.42
7:R:224:PRO:HG3	7:R:243:LEU:HD23	2.01	0.42
7:R:364:LEU:HD23	7:R:379:PHE:HB2	2.01	0.42
7:R:409:ARG:HD3	7:S:184:GLU:OE2	2.19	0.42
7:S:40:MET:HB2	7:S:65:ARG:HB3	2.00	0.42
7:S:386:LYS:O	7:T:208:GLN:OE1	2.36	0.42
7:T:344:ALA:HB3	7:T:399:ASN:HB2	2.01	0.42
7:U:421:GLU:OE1	7:V:434:PHE:HB2	2.19	0.42
1:A:29:LYS:HA	1:A:652:THR:HG22	2.01	0.42
1:A:1253:TYR:OH	1:A:1288:GLN:NE2	2.52	0.42
2:C:296:LEU:HB3	2:C:406:PRO:HB2	2.01	0.42
3:D:258:GLU:HB2	3:D:415:GLN:NE2	2.34	0.42
3:D:400:LYS:HZ3	6:B:458:GLU:HB2	1.85	0.42
5:F:231:LEU:C	5:F:231:LEU:CD2	2.86	0.42
7:P:55:LYS:HE3	7:H:481:ILE:HG23	2.00	0.42
7:P:332:GLY:N	7:P:446:VAL:O	2.51	0.42
7:P:380:ASN:ND2	7:H:215:ASN:HB2	2.27	0.42
7:H:49:PHE:CE2	7:H:484:PHE:HB2	2.54	0.42
7:H:370:PHE:HE2	7:H:375:VAL:HG23	1.82	0.42
7:H:380:ASN:HD22	7:I:215:ASN:HB2	1.84	0.42
7:J:49:PHE:CE2	7:J:484:PHE:HB2	2.54	0.42
7:L:130:GLU:HG3	7:M:164:ARG:O	2.18	0.42
7:M:489:CYS:SG	7:M:490:HIS:N	2.90	0.42
7:N:344:ALA:HB3	7:N:399:ASN:HB2	2.00	0.42
7:O:224:PRO:HG3	7:O:243:LEU:HD23	2.01	0.42
7:O:413:ARG:NH1	7:Q:282:LEU:CA	2.79	0.42
7:Q:49:PHE:CE2	7:Q:484:PHE:HB2	2.54	0.42
7:Q:386:LYS:HB3	7:R:209:GLU:N	2.33	0.42
7:R:49:PHE:CE2	7:R:484:PHE:HB2	2.54	0.42
7:S:391:ARG:CZ	7:T:204:LYS:HE3	2.50	0.42
7:S:479:ASP:O	7:S:483:GLU:CB	2.61	0.42
7:W:40:MET:HB2	7:W:65:ARG:HB3	2.00	0.42
6:B:94:ASP:N	6:B:95:PRO:HD3	2.34	0.42
6:B:317:HIS:HD2	6:B:376:ASP:HB3	1.84	0.42
6:B:571:TRP:CE2	6:B:587:ARG:HD3	2.54	0.42

Continued on next page...

Continued from previous page...

Atom-1	Atom-2	Interatomic distance (Å)	Clash overlap (Å)
7:G:204:LYS:N	7:G:263:LEU:O	2.48	0.42
7:P:400:LEU:HD12	7:H:195:HIS:HB2	2.01	0.42
7:H:60:ALA:H	7:I:454:PRO:HG2	1.85	0.42
7:H:189:LYS:CE	7:H:191:PHE:HZ	2.29	0.42
7:I:189:LYS:CE	7:I:191:PHE:HZ	2.29	0.42
7:I:364:LEU:HD23	7:I:379:PHE:HB2	2.01	0.42
7:K:49:PHE:CE2	7:K:484:PHE:HB2	2.54	0.42
7:K:147:LEU:HG	7:K:148:SER:H	1.84	0.42
7:L:189:LYS:CE	7:L:191:PHE:HZ	2.29	0.42
7:L:370:PHE:CB	7:L:373:ILE:CG1	2.93	0.42
7:N:364:LEU:HD23	7:N:379:PHE:HB2	2.01	0.42
7:O:386:LYS:HE2	7:Q:207:ILE:HG23	2.02	0.42
7:R:406:SER:OG	7:R:420:LYS:NZ	2.49	0.42
7:R:492:CYS:SG	7:R:493:GLN:N	2.91	0.42
7:S:49:PHE:CE2	7:S:484:PHE:HB2	2.54	0.42
7:U:364:LEU:N	7:U:379:PHE:O	2.49	0.42
7:U:406:SER:OG	7:U:420:LYS:NZ	2.49	0.42
7:V:49:PHE:CE2	7:V:484:PHE:HB2	2.54	0.42
7:V:193:THR:HA	7:V:274:LEU:HB3	2.00	0.42
7:V:370:PHE:CD2	7:V:373:ILE:C	2.81	0.42
7:W:402:ASP:HB2	7:X:193:THR:O	2.18	0.42
1:A:264:ASP:N	1:A:330:ILE:O	2.51	0.42
2:C:174:GLU:HA	3:D:374:GLU:HA	2.01	0.42
3:D:139:LEU:HA	3:D:142:ASN:ND2	2.35	0.42
6:B:117:CYS:N	6:B:537:THR:HG1	2.18	0.42
7:H:344:ALA:HB3	7:H:399:ASN:HB2	2.01	0.42
7:I:489:CYS:SG	7:I:490:HIS:N	2.90	0.42
7:K:406:SER:OG	7:K:420:LYS:NZ	2.48	0.42
7:M:65:ARG:CB	7:N:467:HIS:CD2	2.92	0.42
7:O:193:THR:HA	7:O:274:LEU:HB3	2.00	0.42
7:Q:344:ALA:HB3	7:Q:399:ASN:HB2	2.01	0.42
7:Q:411:GLY:O	7:R:185:THR:CG2	2.67	0.42
7:S:344:ALA:HB3	7:S:399:ASN:HB2	2.01	0.42
7:X:339:TYR:HB3	7:X:404:VAL:CG1	2.33	0.42
1:A:401:THR:OG1	1:A:402:SER:N	2.53	0.42
1:A:643:ALA:HA	1:A:653:PHE:HE1	1.84	0.42
1:A:1246:ARG:H	1:A:1246:ARG:HD3	1.85	0.42
2:C:13:LEU:HD12	2:C:48:PHE:CZ	2.54	0.42
2:C:40:GLN:NE2	2:C:469:CYS:SG	2.93	0.42
7:I:297:THR:HG21	7:J:288:ARG:CZ	2.49	0.42
7:L:394:ASN:O	7:M:201:GLU:N	2.52	0.42

Continued on next page...

Continued from previous page...

Atom-1	Atom-2	Interatomic distance (Å)	Clash overlap (Å)
7:L:409:ARG:HD3	7:M:184:GLU:OE2	2.19	0.42
7:O:49:PHE:CE2	7:O:484:PHE:HB2	2.54	0.42
7:O:364:LEU:HD23	7:O:379:PHE:HB2	2.01	0.42
7:Q:106:ASP:H	7:R:159:LEU:HD13	1.84	0.42
7:T:421:GLU:CB	7:U:434:PHE:HD2	2.33	0.42
7:U:333:GLY:HA3	7:U:441:ILE:HD11	2.02	0.42
7:V:318:LEU:HD11	7:V:323:THR:HB	2.01	0.42
7:W:127:GLU:HG2	7:X:164:ARG:NH2	2.28	0.42
7:W:364:LEU:HD23	7:W:379:PHE:HB2	2.01	0.42
7:X:333:GLY:HA3	7:X:441:ILE:HD11	2.02	0.42
7:X:350:GLY:O	7:X:393:VAL:N	2.48	0.42
1:A:576:SER:HB3	1:A:577:PRO:HD3	2.01	0.42
1:A:845:VAL:O	1:A:893:SER:OG	2.38	0.42
3:D:548:GLU:O	3:D:552:HIS:N	2.45	0.42
5:F:531:GLU:HG2	5:F:532:CYS:H	1.85	0.42
6:B:210:ASP:HB2	6:B:335:SER:HA	2.02	0.42
6:B:409:LEU:HD13	6:B:410:PHE:N	2.35	0.42
7:G:40:MET:HG3	7:G:67:CYS:HB2	2.01	0.42
7:H:206:ILE:O	7:H:261:LEU:N	2.46	0.42
7:I:64:ARG:HG2	7:J:470:LYS:NZ	2.35	0.42
7:I:129:SER:HB2	7:J:164:ARG:CZ	2.48	0.42
7:J:19:HIS:CE1	7:K:487:ARG:HD2	2.55	0.42
7:K:206:ILE:O	7:K:261:LEU:N	2.46	0.42
7:M:189:LYS:HE2	7:M:191:PHE:HZ	1.73	0.42
7:R:266:SER:O	7:R:347:LYS:N	2.40	0.42
7:U:266:SER:O	7:U:347:LYS:N	2.40	0.42
7:U:294:LEU:HD23	7:U:298:PHE:HD2	1.85	0.42
7:U:364:LEU:HD23	7:U:379:PHE:HB2	2.01	0.42
7:V:333:GLY:HA3	7:V:441:ILE:HD11	2.02	0.42
7:V:380:ASN:HB2	7:W:215:ASN:CA	2.49	0.42
7:W:224:PRO:HG3	7:W:243:LEU:HD23	2.01	0.42
7:W:370:PHE:CB	7:W:373:ILE:CG1	2.93	0.42
7:X:224:PRO:HG3	7:X:243:LEU:HD23	2.01	0.42
7:X:328:SER:O	7:X:451:LYS:N	2.42	0.42
2:C:118:ILE:HD11	2:C:162:VAL:HG21	2.01	0.42
3:D:115:ASP:C	3:D:117:ASP:H	2.23	0.42
7:G:65:ARG:HD2	7:P:467:HIS:CD2	2.55	0.42
7:J:147:LEU:HG	7:J:148:SER:H	1.84	0.42
7:J:224:PRO:HG3	7:J:243:LEU:HD23	2.01	0.42
7:J:318:LEU:HD11	7:J:323:THR:HB	2.01	0.42
7:K:318:LEU:HD11	7:K:323:THR:HB	2.01	0.42

Continued on next page...

Continued from previous page...

Atom-1	Atom-2	Interatomic distance (Å)	Clash overlap (Å)
7:M:333:GLY:HA3	7:M:441:ILE:HD11	2.02	0.42
7:N:224:PRO:HG3	7:N:243:LEU:HD23	2.01	0.42
7:Q:294:LEU:HD23	7:Q:298:PHE:HD2	1.85	0.42
7:S:224:PRO:HG3	7:S:243:LEU:HD23	2.01	0.42
7:S:395:ILE:HA	7:T:199:GLN:O	2.18	0.42
7:S:406:SER:OG	7:S:420:LYS:NZ	2.48	0.42
7:T:206:ILE:O	7:T:261:LEU:N	2.46	0.42
7:T:318:LEU:HD11	7:T:323:THR:HB	2.01	0.42
7:T:339:TYR:CD1	7:T:339:TYR:C	2.94	0.42
7:T:364:LEU:HD23	7:T:379:PHE:HB2	2.02	0.42
7:U:411:GLY:O	7:V:185:THR:CG2	2.65	0.42
7:V:147:LEU:HG	7:V:148:SER:H	1.84	0.42
7:V:339:TYR:CD1	7:V:339:TYR:C	2.94	0.42
7:W:147:LEU:HG	7:W:148:SER:H	1.84	0.42
7:W:193:THR:HA	7:W:274:LEU:HB3	2.00	0.42
7:W:294:LEU:HD23	7:W:298:PHE:HD2	1.85	0.42
7:W:333:GLY:HA3	7:W:441:ILE:HD11	2.02	0.42
7:W:404:VAL:O	7:X:190:ASN:CB	2.66	0.42
7:X:492:CYS:SG	7:X:493:GLN:N	2.91	0.42
1:A:1180:LEU:HB2	1:A:1181:PRO:HD3	2.02	0.42
5:F:512:TRP:CE2	5:F:544:CYS:HB3	2.55	0.42
7:P:40:MET:HB2	7:P:65:ARG:HB3	2.02	0.42
7:P:190:ASN:OD1	7:P:277:LYS:N	2.49	0.42
7:P:492:CYS:SG	7:P:493:GLN:N	2.91	0.42
7:H:360:LEU:N	7:H:383:ASP:O	2.44	0.42
7:H:372:GLU:HG3	7:I:224:PRO:HA	2.02	0.42
7:K:177:ASN:ND2	7:K:292:VAL:HG23	2.32	0.42
7:L:489:CYS:SG	7:L:490:HIS:N	2.90	0.42
7:M:318:LEU:HD11	7:M:323:THR:HB	2.01	0.42
7:M:339:TYR:C	7:M:339:TYR:CD1	2.94	0.42
7:N:130:GLU:CB	7:O:164:ARG:O	2.68	0.42
7:N:374:SER:O	7:O:220:LEU:CD1	2.64	0.42
7:Q:318:LEU:HD11	7:Q:323:THR:HB	2.01	0.42
7:Q:339:TYR:CD1	7:Q:339:TYR:C	2.94	0.42
7:R:344:ALA:HB3	7:R:399:ASN:HB2	2.01	0.42
7:T:191:PHE:CD1	7:T:191:PHE:N	2.73	0.42
7:U:220:LEU:O	7:U:247:GLY:N	2.49	0.42
7:W:394:ASN:O	7:X:201:GLU:N	2.53	0.42
7:X:339:TYR:CD1	7:X:339:TYR:C	2.94	0.42
7:X:364:LEU:HD23	7:X:379:PHE:HB2	2.01	0.42
2:C:326:LYS:HG2	2:C:347:GLY:HA3	2.02	0.41

Continued on next page...

Continued from previous page...

Atom-1	Atom-2	Interatomic distance (Å)	Clash overlap (Å)
2:C:336:GLU:HA	2:C:337:GLU:HA	1.59	0.41
5:F:397:SER:HB2	5:F:419:SER:HB3	2.02	0.41
6:B:715:ILE:HG12	6:B:728:ILE:HG12	2.01	0.41
7:G:64:ARG:H	7:P:470:LYS:HZ3	1.67	0.41
7:P:372:GLU:CD	7:H:222:PHE:CZ	2.93	0.41
7:I:49:PHE:CE2	7:I:484:PHE:HB2	2.54	0.41
7:I:87:SER:OG	7:J:94:MET:HE2	2.20	0.41
7:I:333:GLY:HA3	7:I:441:ILE:HD11	2.02	0.41
7:K:189:LYS:CE	7:K:191:PHE:HZ	2.29	0.41
7:L:364:LEU:HD23	7:L:379:PHE:HB2	2.01	0.41
7:L:391:ARG:HH21	7:M:204:LYS:HE3	1.84	0.41
7:N:333:GLY:HA3	7:N:441:ILE:HD11	2.02	0.41
7:N:386:LYS:HD2	7:O:209:GLU:HB3	2.02	0.41
7:O:162:ARG:HB3	7:O:164:ARG:HG3	2.02	0.41
7:O:294:LEU:HD23	7:O:298:PHE:HD2	1.85	0.41
7:O:318:LEU:HD11	7:O:323:THR:HB	2.02	0.41
7:O:492:CYS:SG	7:O:493:GLN:N	2.91	0.41
7:Q:421:GLU:OE1	7:R:434:PHE:HD2	2.03	0.41
7:R:147:LEU:HG	7:R:148:SER:H	1.84	0.41
7:S:318:LEU:HD11	7:S:323:THR:HB	2.02	0.41
7:T:40:MET:HB2	7:T:65:ARG:HB3	2.00	0.41
7:T:333:GLY:HA3	7:T:441:ILE:HD11	2.02	0.41
7:U:127:GLU:HG2	7:V:164:ARG:HH22	1.85	0.41
7:U:370:PHE:CB	7:U:373:ILE:CG1	2.93	0.41
7:V:406:SER:OG	7:V:420:LYS:NZ	2.49	0.41
1:A:935:LYS:HD2	1:A:1367:LYS:HB2	2.02	0.41
5:F:490:ARG:H	5:F:498:CYS:HB3	1.86	0.41
7:G:192:ARG:HD2	7:G:275:HIS:H	1.84	0.41
7:G:387:ARG:HD3	7:P:208:GLN:HE22	1.85	0.41
7:H:406:SER:OG	7:H:420:LYS:NZ	2.49	0.41
7:I:479:ASP:O	7:I:483:GLU:CB	2.61	0.41
7:K:344:ALA:HB3	7:K:399:ASN:HB2	2.01	0.41
7:K:364:LEU:N	7:K:379:PHE:O	2.49	0.41
7:L:294:LEU:HD23	7:L:298:PHE:HD2	1.85	0.41
7:L:398:GLU:OE1	7:M:197:GLU:OE1	2.38	0.41
7:M:294:LEU:HD23	7:M:298:PHE:HD2	1.85	0.41
7:N:339:TYR:CD1	7:N:339:TYR:C	2.94	0.41
7:O:395:ILE:HA	7:Q:199:GLN:O	2.19	0.41
7:R:294:LEU:HD23	7:R:298:PHE:HD2	1.85	0.41
7:U:49:PHE:CE2	7:U:484:PHE:HB2	2.54	0.41
7:U:162:ARG:HB3	7:U:164:ARG:HG3	2.02	0.41

Continued on next page...

Continued from previous page...

Atom-1	Atom-2	Interatomic distance (Å)	Clash overlap (Å)
7:V:162:ARG:HB3	7:V:164:ARG:HG3	2.03	0.41
7:V:364:LEU:HD23	7:V:379:PHE:HB2	2.02	0.41
7:W:339:TYR:CD1	7:W:339:TYR:C	2.94	0.41
7:X:49:PHE:CE2	7:X:484:PHE:HB2	2.54	0.41
1:A:945:ASP:N	1:A:954:SER:O	2.45	0.41
5:F:324:ILE:N	5:F:390:ILE:O	2.37	0.41
5:F:512:TRP:CZ2	5:F:544:CYS:HB3	2.55	0.41
6:B:495:ARG:HA	6:B:504:ARG:HH21	1.85	0.41
7:P:242:SER:HB3	7:P:371:SER:CB	2.32	0.41
7:P:294:LEU:HD23	7:P:298:PHE:HD2	1.85	0.41
7:P:362:TYR:HB3	7:P:381:LYS:HB3	2.00	0.41
7:I:443:ASP:OD2	7:J:167:ASN:O	2.39	0.41
7:J:333:GLY:HA3	7:J:441:ILE:HD11	2.02	0.41
7:J:344:ALA:HB3	7:J:399:ASN:HB2	2.01	0.41
7:Q:364:LEU:HD23	7:Q:379:PHE:HB2	2.02	0.41
7:Q:364:LEU:N	7:Q:379:PHE:O	2.49	0.41
7:S:294:LEU:HD23	7:S:298:PHE:HD2	1.85	0.41
7:S:339:TYR:C	7:S:339:TYR:CD1	2.94	0.41
7:S:421:GLU:OE1	7:T:434:PHE:CD2	2.73	0.41
7:T:147:LEU:HG	7:T:148:SER:H	1.84	0.41
7:V:364:LEU:N	7:V:379:PHE:O	2.49	0.41
7:W:318:LEU:HD11	7:W:323:THR:HB	2.01	0.41
7:X:162:ARG:HB3	7:X:164:ARG:HG3	2.02	0.41
7:X:318:LEU:HD11	7:X:323:THR:HB	2.01	0.41
1:A:1166:THR:HG23	6:B:718:PHE:CE2	2.55	0.41
7:G:400:LEU:HD12	7:P:195:HIS:CD2	2.55	0.41
7:P:243:LEU:HD12	7:P:370:PHE:CD1	2.54	0.41
7:H:364:LEU:HD23	7:H:379:PHE:HB2	2.01	0.41
7:K:364:LEU:HD23	7:K:379:PHE:HB2	2.01	0.41
7:L:49:PHE:CE2	7:L:484:PHE:HB2	2.54	0.41
7:L:318:LEU:HD11	7:L:323:THR:HB	2.02	0.41
7:L:333:GLY:HA3	7:L:441:ILE:HD11	2.02	0.41
7:L:388:GLY:O	7:M:206:ILE:HG23	2.20	0.41
7:L:479:ASP:O	7:L:483:GLU:CB	2.61	0.41
7:M:49:PHE:CE2	7:M:484:PHE:HB2	2.54	0.41
7:M:328:SER:O	7:M:451:LYS:N	2.42	0.41
7:N:220:LEU:O	7:N:247:GLY:N	2.49	0.41
7:N:391:ARG:NE	7:O:204:LYS:CE	2.80	0.41
7:Q:333:GLY:HA3	7:Q:441:ILE:HD11	2.02	0.41
7:Q:374:SER:O	7:R:220:LEU:HA	2.21	0.41
7:S:370:PHE:CD2	7:S:373:ILE:C	2.81	0.41

Continued on next page...

Continued from previous page...

Atom-1	Atom-2	Interatomic distance (Å)	Clash overlap (Å)
7:T:162:ARG:HB3	7:T:164:ARG:HG3	2.02	0.41
7:U:339:TYR:CD1	7:U:339:TYR:C	2.94	0.41
7:U:383:ASP:OD1	7:V:210:LYS:HE3	2.21	0.41
1:A:56:ILE:O	1:A:66:TYR:N	2.50	0.41
1:A:139:GLN:NE2	1:A:222:TYR:OH	2.53	0.41
1:A:394:THR:HG21	1:A:425:PRO:HD2	2.03	0.41
1:A:504:LEU:HD13	1:A:651:LEU:HD11	2.02	0.41
5:F:135:GLN:NE2	7:G:289:ASN:H	2.18	0.41
7:P:44:ARG:HG2	7:P:45:SER:H	1.86	0.41
7:P:346:MET:N	7:P:397:SER:O	2.51	0.41
7:H:148:SER:HB3	7:I:180:SER:HB2	2.02	0.41
7:H:301:ASP:OD1	7:I:288:ARG:NH2	2.53	0.41
7:J:492:CYS:SG	7:J:493:GLN:N	2.91	0.41
7:K:294:LEU:HD23	7:K:298:PHE:HD2	1.85	0.41
7:L:406:SER:OG	7:L:420:LYS:NZ	2.48	0.41
7:N:492:CYS:SG	7:N:493:GLN:N	2.91	0.41
7:O:206:ILE:O	7:O:261:LEU:N	2.46	0.41
7:S:433:ASP:OD1	7:S:434:PHE:N	2.54	0.41
7:T:406:SER:OG	7:T:420:LYS:NZ	2.48	0.41
7:U:380:ASN:HB2	7:V:215:ASN:HB2	2.02	0.41
7:U:446:VAL:HG21	7:V:184:GLU:HG3	2.02	0.41
7:V:386:LYS:CD	7:W:209:GLU:HB2	2.35	0.41
7:X:370:PHE:CB	7:X:373:ILE:CG1	2.93	0.41
1:A:515:ARG:HH22	1:A:527:ASN:H	1.68	0.41
3:D:184:LEU:HD11	6:B:361:PHE:CE1	2.55	0.41
6:B:167:ASN:OD1	6:B:170:GLU:HB2	2.19	0.41
7:G:418:GLU:HA	7:G:421:GLU:HG2	2.02	0.41
7:P:258:THR:N	7:P:355:ASP:O	2.53	0.41
7:I:266:SER:O	7:I:347:LYS:N	2.40	0.41
7:J:162:ARG:HB3	7:J:164:ARG:HG3	2.03	0.41
7:K:333:GLY:HA3	7:K:441:ILE:HD11	2.02	0.41
7:K:339:TYR:C	7:K:339:TYR:CD1	2.94	0.41
7:L:339:TYR:HB3	7:L:404:VAL:CG1	2.33	0.41
7:R:339:TYR:CD1	7:R:339:TYR:C	2.94	0.41
7:S:333:GLY:HA3	7:S:441:ILE:HD11	2.02	0.41
7:T:44:ARG:HG2	7:T:45:SER:H	1.86	0.41
7:U:492:CYS:SG	7:U:493:GLN:N	2.91	0.41
7:V:370:PHE:CB	7:V:373:ILE:N	2.62	0.41
7:V:380:ASN:HB2	7:W:215:ASN:H	1.85	0.41
7:W:162:ARG:HB3	7:W:164:ARG:HG3	2.02	0.41
1:A:1368:THR:HA	1:A:1369:SER:HB3	2.03	0.41

Continued on next page...

Continued from previous page...

Atom-1	Atom-2	Interatomic distance (Å)	Clash overlap (Å)
2:C:167:PRO:HA	2:C:248:ALA:HA	2.02	0.41
3:D:313:TYR:HB2	3:D:406:TRP:CH2	2.56	0.41
6:B:54:LYS:NZ	6:B:58:GLU:OE2	2.41	0.41
7:G:251:PHE:HD1	7:G:362:TYR:HD1	1.69	0.41
7:G:458:LEU:O	7:G:458:LEU:HD13	2.20	0.41
7:G:522:LYS:NZ	7:P:273:PHE:CD2	2.88	0.41
7:H:162:ARG:HB3	7:H:164:ARG:HG3	2.02	0.41
7:I:318:LEU:HD11	7:I:323:THR:HB	2.01	0.41
7:J:294:LEU:HD23	7:J:298:PHE:HD2	1.85	0.41
7:K:44:ARG:HG2	7:K:45:SER:H	1.86	0.41
7:K:421:GLU:OE1	7:L:434:PHE:CB	2.68	0.41
7:M:364:LEU:HD23	7:M:379:PHE:HB2	2.02	0.41
7:M:391:ARG:HH21	7:N:204:LYS:HG3	1.86	0.41
7:O:147:LEU:HG	7:O:148:SER:H	1.84	0.41
7:O:339:TYR:CD1	7:O:339:TYR:C	2.94	0.41
7:Q:370:PHE:CB	7:Q:373:ILE:CG1	2.93	0.41
7:Q:391:ARG:NH2	7:R:204:LYS:CE	2.76	0.41
7:Q:433:ASP:OD1	7:Q:434:PHE:N	2.54	0.41
7:Q:489:CYS:SG	7:Q:490:HIS:N	2.90	0.41
7:R:318:LEU:HD11	7:R:323:THR:HB	2.01	0.41
7:S:364:LEU:HD23	7:S:379:PHE:HB2	2.01	0.41
7:S:391:ARG:NH2	7:T:204:LYS:CE	2.79	0.41
7:S:391:ARG:HH21	7:T:204:LYS:CG	2.30	0.41
7:S:526:SER:HB2	7:T:198:GLU:OE2	2.21	0.41
7:T:413:ARG:HG2	7:U:438:ALA:HB1	2.02	0.41
7:U:376:GLY:O	7:V:218:ILE:CD1	2.69	0.41
7:W:364:LEU:N	7:W:379:PHE:O	2.49	0.41
7:X:433:ASP:OD1	7:X:434:PHE:N	2.54	0.41
1:A:364:LYS:HZ2	1:A:466:TYR:HD1	1.69	0.41
1:A:661:ASP:OD1	1:A:661:ASP:N	2.53	0.41
1:A:1117:SER:HB2	1:A:1174:PHE:CZ	2.56	0.41
1:A:1264:ILE:HG22	1:A:1268:ASN:HD21	1.85	0.41
5:F:400:TRP:CE2	5:F:415:SER:HB2	2.55	0.41
7:P:31:SER:OG	7:P:41:PHE:HB3	2.21	0.41
7:P:305:LEU:HD21	7:P:473:LEU:HD11	2.03	0.41
7:P:356:ILE:O	7:P:387:ARG:N	2.50	0.41
7:H:333:GLY:HA3	7:H:441:ILE:HD11	2.02	0.41
7:I:294:LEU:HD23	7:I:298:PHE:HD2	1.85	0.41
7:I:421:GLU:OE1	7:J:434:PHE:CB	2.68	0.41
7:I:433:ASP:OD1	7:I:434:PHE:N	2.54	0.41
7:L:177:ASN:ND2	7:L:292:VAL:HG23	2.32	0.41

Continued on next page...

Continued from previous page...

Atom-1	Atom-2	Interatomic distance (Å)	Clash overlap (Å)
7:L:370:PHE:CD2	7:L:373:ILE:C	2.81	0.41
7:N:162:ARG:HB3	7:N:164:ARG:HG3	2.02	0.41
7:O:433:ASP:OD1	7:O:434:PHE:N	2.54	0.41
7:R:433:ASP:OD1	7:R:434:PHE:N	2.54	0.41
7:T:294:LEU:HD23	7:T:298:PHE:HD2	1.85	0.41
7:T:433:ASP:OD1	7:T:434:PHE:N	2.54	0.41
7:U:387:ARG:HA	7:V:208:GLN:NE2	2.34	0.41
7:V:31:SER:OG	7:V:41:PHE:HB3	2.21	0.41
7:V:374:SER:HB3	7:W:221:LYS:H	1.85	0.41
7:V:392:ALA:N	7:W:203:PHE:O	2.54	0.41
7:W:339:TYR:HB3	7:W:404:VAL:CG1	2.33	0.41
7:W:433:ASP:OD1	7:W:434:PHE:N	2.54	0.41
7:X:370:PHE:CD1	7:X:373:ILE:HD13	2.50	0.41
1:A:125:PHE:HZ	1:A:630:SER:HB2	1.85	0.41
1:A:341:GLU:O	1:A:614:ARG:NH2	2.54	0.41
1:A:532:GLN:NE2	1:A:566:LYS:O	2.54	0.41
1:A:658:ASN:ND2	1:A:659:ALA:H	2.19	0.41
1:A:906:GLY:H	1:A:929:VAL:HG22	1.86	0.41
1:A:1255:LEU:HD11	1:A:1267:VAL:HG13	2.03	0.41
3:D:166:ARG:HB2	3:D:179:LEU:HB2	2.02	0.41
3:D:168:VAL:HG13	3:D:177:TYR:HB2	2.03	0.41
6:B:497:ILE:HD12	6:B:503:LYS:HE3	2.03	0.41
7:G:155:PHE:HD2	7:G:293:VAL:HG21	1.86	0.41
7:G:181:LEU:HA	7:G:285:PHE:HA	2.03	0.41
7:G:339:TYR:HA	7:G:404:VAL:HA	2.02	0.41
7:G:521:SER:O	7:G:522:LYS:HB3	2.21	0.41
7:P:162:ARG:HB3	7:P:164:ARG:HG3	2.03	0.41
7:H:31:SER:OG	7:H:41:PHE:HB3	2.21	0.41
7:H:294:LEU:HD23	7:H:298:PHE:HD2	1.85	0.41
7:H:318:LEU:HD11	7:H:323:THR:HB	2.01	0.41
7:I:339:TYR:CD1	7:I:339:TYR:C	2.94	0.41
7:I:370:PHE:CD1	7:I:373:ILE:HD13	2.50	0.41
7:I:413:ARG:CZ	7:J:282:LEU:CA	2.78	0.41
7:I:413:ARG:HH22	7:J:282:LEU:HG	1.84	0.41
7:J:364:LEU:HD23	7:J:379:PHE:HB2	2.02	0.41
7:L:31:SER:OG	7:L:41:PHE:HB3	2.21	0.41
7:L:339:TYR:CD1	7:L:339:TYR:C	2.94	0.41
7:L:370:PHE:CB	7:L:373:ILE:N	2.62	0.41
7:M:265:TYR:HD1	7:M:348:ARG:HG2	1.86	0.41
7:O:370:PHE:CB	7:O:373:ILE:CG1	2.93	0.41
7:O:391:ARG:HE	7:Q:204:LYS:HE2	1.86	0.41

Continued on next page...

Continued from previous page...

Atom-1	Atom-2	Interatomic distance (Å)	Clash overlap (Å)
7:O:406:SER:OG	7:O:420:LYS:NZ	2.48	0.41
7:Q:147:LEU:HG	7:Q:148:SER:H	1.84	0.41
7:R:31:SER:OG	7:R:41:PHE:HB3	2.21	0.41
7:R:391:ARG:HH21	7:S:204:LYS:CE	2.34	0.41
7:R:421:GLU:OE1	7:S:434:PHE:CD2	2.74	0.41
7:S:328:SER:O	7:S:451:LYS:N	2.42	0.41
7:T:265:TYR:HD1	7:T:348:ARG:HG2	1.86	0.41
7:T:391:ARG:CZ	7:U:204:LYS:HE3	2.47	0.41
7:T:492:CYS:SG	7:T:493:GLN:N	2.91	0.41
7:U:206:ILE:O	7:U:261:LEU:N	2.46	0.41
7:U:433:ASP:OD1	7:U:434:PHE:N	2.54	0.41
7:V:294:LEU:HD23	7:V:298:PHE:HD2	1.85	0.41
7:W:44:ARG:HG2	7:W:45:SER:H	1.86	0.41
1:A:618:LYS:HG3	1:A:621:GLU:HG3	2.02	0.41
2:C:303:THR:HG22	2:C:370:VAL:O	2.21	0.41
3:D:400:LYS:HA	6:B:457:TRP:CD1	2.56	0.41
5:F:124:LEU:HD23	5:F:136:SER:HA	2.03	0.41
7:G:41:PHE:CD1	7:G:310:GLU:HG3	2.56	0.41
7:G:292:VAL:HG11	7:G:458:LEU:HD22	2.03	0.41
7:P:376:GLY:O	7:H:218:ILE:HD12	2.21	0.41
7:I:413:ARG:NE	7:J:282:LEU:HA	2.35	0.41
7:K:265:TYR:HD1	7:K:348:ARG:HG2	1.86	0.41
7:M:162:ARG:HB3	7:M:164:ARG:HG3	2.03	0.41
7:M:370:PHE:CB	7:M:373:ILE:N	2.62	0.41
7:M:433:ASP:OD1	7:M:434:PHE:N	2.54	0.41
7:N:30:TRP:CZ2	7:N:42:ARG:HD2	2.56	0.41
7:N:44:ARG:HG2	7:N:45:SER:H	1.86	0.41
7:N:305:LEU:HD21	7:N:473:LEU:HD11	2.03	0.41
7:N:370:PHE:CD1	7:N:373:ILE:HD13	2.49	0.41
7:O:31:SER:OG	7:O:41:PHE:HB3	2.21	0.41
7:O:360:LEU:N	7:O:383:ASP:O	2.44	0.41
7:S:31:SER:OG	7:S:41:PHE:HB3	2.21	0.41
7:S:44:ARG:HG2	7:S:45:SER:H	1.86	0.41
7:S:265:TYR:HD1	7:S:348:ARG:HG2	1.86	0.41
7:U:105:GLY:HA2	7:V:159:LEU:CD2	2.32	0.41
7:W:133:ARG:NE	7:X:164:ARG:HD3	2.36	0.41
7:X:30:TRP:CZ2	7:X:42:ARG:HD2	2.57	0.41
7:X:31:SER:OG	7:X:41:PHE:HB3	2.21	0.41
1:A:34:GLY:N	1:A:87:ILE:O	2.44	0.40
1:A:610:TYR:HB3	1:A:616:ALA:HB3	2.03	0.40
2:C:500:TRP:CE3	2:C:506:ARG:HB3	2.56	0.40

Continued on next page...

Continued from previous page...

Atom-1	Atom-2	Interatomic distance (Å)	Clash overlap (Å)
3:D:196:PHE:HB2	6:B:440:SER:OG	2.20	0.40
5:F:397:SER:O	7:G:185:THR:OG1	2.32	0.40
7:G:44:ARG:HG2	7:G:45:SER:H	1.85	0.40
7:G:318:LEU:HD22	7:G:318:LEU:HA	1.95	0.40
7:H:30:TRP:CZ2	7:H:42:ARG:HD2	2.56	0.40
7:H:339:TYR:CD1	7:H:339:TYR:C	2.94	0.40
7:I:162:ARG:HB3	7:I:164:ARG:HG3	2.02	0.40
7:J:44:ARG:HG2	7:J:45:SER:H	1.86	0.40
7:J:339:TYR:CD1	7:J:339:TYR:C	2.94	0.40
7:K:458:LEU:O	7:K:458:LEU:HD13	2.22	0.40
7:L:305:LEU:HD21	7:L:473:LEU:HD11	2.03	0.40
7:L:400:LEU:HB2	7:M:195:HIS:HB2	2.03	0.40
7:M:30:TRP:CZ2	7:M:42:ARG:HD2	2.57	0.40
7:M:406:SER:OG	7:M:420:LYS:NZ	2.49	0.40
7:N:433:ASP:OD1	7:N:434:PHE:N	2.54	0.40
7:O:148:SER:HB3	7:Q:180:SER:HB2	2.02	0.40
7:O:333:GLY:HA3	7:O:441:ILE:HD11	2.02	0.40
7:Q:162:ARG:HB3	7:Q:164:ARG:HG3	2.03	0.40
7:Q:206:ILE:O	7:Q:261:LEU:N	2.46	0.40
7:Q:386:LYS:CD	7:R:209:GLU:HB3	2.51	0.40
7:R:44:ARG:HG2	7:R:45:SER:H	1.86	0.40
7:R:333:GLY:HA3	7:R:441:ILE:HD11	2.02	0.40
7:S:30:TRP:CZ2	7:S:42:ARG:HD2	2.57	0.40
7:S:147:LEU:HG	7:S:148:SER:H	1.84	0.40
7:S:162:ARG:HB3	7:S:164:ARG:HG3	2.02	0.40
7:U:265:TYR:HD1	7:U:348:ARG:HG2	1.86	0.40
7:V:433:ASP:OD1	7:V:434:PHE:N	2.54	0.40
7:W:31:SER:OG	7:W:41:PHE:HB3	2.21	0.40
7:X:206:ILE:O	7:X:261:LEU:N	2.46	0.40
7:X:294:LEU:HD23	7:X:298:PHE:HD2	1.85	0.40
1:A:33:VAL:HA	1:A:87:ILE:HB	2.03	0.40
1:A:168:GLY:HA3	6:B:664:VAL:HG12	2.03	0.40
3:D:324:LEU:HD12	3:D:366:THR:HB	2.03	0.40
5:F:24:GLN:NE2	5:F:290:GLU:HB3	2.36	0.40
5:F:324:ILE:HG22	5:F:326:VAL:HG23	2.02	0.40
5:F:396:GLY:O	5:F:423:ASN:HB3	2.21	0.40
7:G:40:MET:HB2	7:G:65:ARG:HB3	2.02	0.40
7:G:244:HIS:N	7:G:369:ALA:O	2.53	0.40
7:G:292:VAL:HG21	7:G:458:LEU:HD21	2.03	0.40
7:P:333:GLY:HA3	7:P:441:ILE:HD11	2.04	0.40
7:I:31:SER:OG	7:I:41:PHE:HB3	2.21	0.40

Continued on next page...

Continued from previous page...

Atom-1	Atom-2	Interatomic distance (Å)	Clash overlap (Å)
7:J:370:PHE:CD1	7:J:373:ILE:HD13	2.49	0.40
7:K:412:THR:HA	7:L:167:ASN:OD1	2.21	0.40
7:L:433:ASP:OD1	7:L:434:PHE:N	2.54	0.40
7:M:391:ARG:NH2	7:N:204:LYS:HE3	2.36	0.40
7:M:458:LEU:O	7:M:458:LEU:HD13	2.22	0.40
7:O:421:GLU:OE1	7:Q:434:PHE:CD2	2.75	0.40
7:Q:130:GLU:CD	7:R:165:ASP:HA	2.42	0.40
7:T:31:SER:OG	7:T:41:PHE:HB3	2.21	0.40
7:U:394:ASN:CB	7:V:201:GLU:HB2	2.47	0.40
7:V:265:TYR:HD1	7:V:348:ARG:HG2	1.86	0.40
7:W:30:TRP:CZ2	7:W:42:ARG:HD2	2.56	0.40
1:A:367:ILE:HD13	1:A:466:TYR:CD2	2.56	0.40
3:D:169:PHE:HE1	6:B:191:GLN:HB2	1.86	0.40
5:F:75:THR:HG22	5:F:286:GLN:NE2	2.36	0.40
5:F:300:TYR:CE2	5:F:452:ASN:HB3	2.56	0.40
6:B:717:PRO:O	6:B:722:TYR:OH	2.25	0.40
7:P:30:TRP:CH2	7:H:467:HIS:CE1	3.00	0.40
7:H:372:GLU:CD	7:I:223:THR:O	2.60	0.40
7:I:130:GLU:HG3	7:J:165:ASP:CB	2.52	0.40
7:I:413:ARG:CZ	7:J:282:LEU:CB	3.00	0.40
7:J:433:ASP:OD1	7:J:434:PHE:N	2.54	0.40
7:L:25:SER:OG	7:L:27:TRP:NE1	2.55	0.40
7:L:30:TRP:CZ3	7:L:42:ARG:HB2	2.57	0.40
7:L:265:TYR:HD1	7:L:348:ARG:HG2	1.86	0.40
7:N:265:TYR:HD1	7:N:348:ARG:HG2	1.87	0.40
7:O:44:ARG:HG2	7:O:45:SER:H	1.86	0.40
7:O:265:TYR:HD1	7:O:348:ARG:HG2	1.86	0.40
7:O:400:LEU:HD12	7:Q:195:HIS:CD2	2.57	0.40
7:O:458:LEU:O	7:O:458:LEU:HD13	2.22	0.40
7:Q:152:ASP:HB2	7:Q:295:THR:HA	2.04	0.40
7:Q:360:LEU:N	7:Q:383:ASP:O	2.45	0.40
7:R:30:TRP:CZ3	7:R:42:ARG:HB2	2.57	0.40
7:R:189:LYS:CE	7:R:191:PHE:HZ	2.29	0.40
7:S:30:TRP:CZ3	7:S:42:ARG:HB2	2.57	0.40
7:S:318:LEU:HD22	7:S:318:LEU:HA	1.94	0.40
7:T:305:LEU:HD21	7:T:473:LEU:HD11	2.03	0.40
7:U:30:TRP:CZ2	7:U:42:ARG:HD2	2.57	0.40
7:U:30:TRP:CZ3	7:U:42:ARG:HB2	2.57	0.40
7:U:458:LEU:HD13	7:U:458:LEU:O	2.22	0.40
7:V:44:ARG:HG2	7:V:45:SER:H	1.86	0.40
7:V:318:LEU:HD22	7:V:318:LEU:HA	1.94	0.40

Continued on next page...

Continued from previous page...

Atom-1	Atom-2	Interatomic distance (Å)	Clash overlap (Å)
7:W:152:ASP:HB2	7:W:295:THR:HA	2.04	0.40
7:W:458:LEU:HD13	7:W:458:LEU:O	2.22	0.40
7:X:265:TYR:HD1	7:X:348:ARG:HG2	1.86	0.40
1:A:161:LEU:HD22	1:A:185:PHE:CD2	2.56	0.40
1:A:1285:TYR:H	1:A:1288:GLN:H	1.70	0.40
4:E:19:LYS:N	4:E:107:VAL:O	2.47	0.40
6:B:755:ILE:H	6:B:755:ILE:HG13	1.77	0.40
7:P:28:SER:HB2	7:P:43:SER:HB3	2.03	0.40
7:P:364:LEU:HB3	7:P:379:PHE:HB2	2.04	0.40
7:I:30:TRP:CZ3	7:I:42:ARG:HB2	2.57	0.40
7:J:30:TRP:CZ2	7:J:42:ARG:HD2	2.57	0.40
7:N:400:LEU:HB2	7:O:195:HIS:N	2.37	0.40
7:Q:30:TRP:CZ2	7:Q:42:ARG:HD2	2.57	0.40
7:Q:44:ARG:HG2	7:Q:45:SER:H	1.86	0.40
7:Q:380:ASN:CB	7:R:215:ASN:HB2	2.48	0.40
7:S:305:LEU:HD21	7:S:473:LEU:HD11	2.04	0.40
7:S:458:LEU:O	7:S:458:LEU:HD13	2.22	0.40
7:U:400:LEU:HB2	7:V:195:HIS:HB2	2.02	0.40
7:V:370:PHE:CB	7:V:373:ILE:CG1	2.93	0.40
7:V:396:THR:O	7:W:199:GLN:CB	2.67	0.40
7:W:265:TYR:HD1	7:W:348:ARG:HG2	1.86	0.40
7:X:25:SER:OG	7:X:27:TRP:NE1	2.55	0.40
1:A:132:LYS:HB2	1:A:135:TYR:CE1	2.56	0.40
6:B:312:SER:O	6:B:381:PHE:N	2.37	0.40
6:B:673:LEU:HD13	6:B:674:THR:N	2.36	0.40
7:G:492:CYS:SG	7:G:493:GLN:N	2.93	0.40
7:P:334:LEU:HD23	7:P:448:ILE:HG23	2.03	0.40
7:H:42:ARG:HH12	7:I:471:GLN:NE2	2.19	0.40
7:I:30:TRP:CZ2	7:I:42:ARG:HD2	2.57	0.40
7:I:265:TYR:HD1	7:I:348:ARG:HG2	1.86	0.40
7:J:25:SER:OG	7:J:27:TRP:NE1	2.55	0.40
7:J:31:SER:OG	7:J:41:PHE:HB3	2.21	0.40
7:K:162:ARG:HB3	7:K:164:ARG:HG3	2.02	0.40
7:L:44:ARG:HG2	7:L:45:SER:H	1.86	0.40
7:L:64:ARG:HH11	7:M:290:ARG:CZ	2.35	0.40
7:L:417:PHE:CE2	7:M:280:ILE:HG13	2.53	0.40
7:M:30:TRP:CZ3	7:M:42:ARG:HB2	2.57	0.40
7:M:220:LEU:O	7:M:247:GLY:N	2.49	0.40
7:N:130:GLU:CA	7:O:164:ARG:O	2.65	0.40
7:R:265:TYR:HD1	7:R:348:ARG:HG2	1.86	0.40
7:R:394:ASN:O	7:S:200:ILE:HA	2.21	0.40

Continued on next page...

Continued from previous page...

Atom-1	Atom-2	Interatomic distance (Å)	Clash overlap (Å)
7:R:421:GLU:OE1	7:S:434:PHE:HD2	2.05	0.40
7:R:458:LEU:HD13	7:R:458:LEU:O	2.22	0.40
7:S:360:LEU:N	7:S:383:ASP:O	2.44	0.40
7:S:372:GLU:O	7:T:222:PHE:HA	2.22	0.40
7:T:25:SER:OG	7:T:27:TRP:NE1	2.55	0.40
7:U:408:ILE:N	7:V:187:GLY:O	2.49	0.40
7:V:396:THR:H	7:W:199:GLN:HB3	1.87	0.40
7:W:30:TRP:CZ3	7:W:42:ARG:HB2	2.57	0.40
7:W:177:ASN:ND2	7:W:292:VAL:HG23	2.32	0.40
7:W:305:LEU:HD21	7:W:473:LEU:HD11	2.03	0.40
7:W:404:VAL:O	7:X:191:PHE:N	2.53	0.40

There are no symmetry-related clashes.

5.3 Torsion angles [i](#)

5.3.1 Protein backbone [i](#)

In the following table, the Percentiles column shows the percent Ramachandran outliers of the chain as a percentile score with respect to all PDB entries followed by that with respect to all EM entries.

The Analysed column shows the number of residues for which the backbone conformation was analysed, and the total number of residues.

Mol	Chain	Analysed	Favoured	Allowed	Outliers	Percentiles	
1	A	1211/1580 (77%)	1144 (94%)	67 (6%)	0	100	100
2	C	505/537 (94%)	482 (95%)	23 (5%)	0	100	100
3	D	649/821 (79%)	590 (91%)	58 (9%)	1 (0%)	44	78
4	E	161/182 (88%)	160 (99%)	1 (1%)	0	100	100
5	F	499/554 (90%)	474 (95%)	23 (5%)	2 (0%)	30	68
6	B	676/913 (74%)	645 (95%)	30 (4%)	1 (0%)	48	83
7	G	497/538 (92%)	460 (93%)	37 (7%)	0	100	100
7	H	497/538 (92%)	460 (93%)	37 (7%)	0	100	100
7	I	497/538 (92%)	458 (92%)	39 (8%)	0	100	100
7	J	497/538 (92%)	458 (92%)	39 (8%)	0	100	100
7	K	497/538 (92%)	458 (92%)	39 (8%)	0	100	100

Continued on next page...

Continued from previous page...

Mol	Chain	Analysed	Favoured	Allowed	Outliers	Percentiles	
7	L	497/538 (92%)	459 (92%)	38 (8%)	0	100	100
7	M	497/538 (92%)	459 (92%)	38 (8%)	0	100	100
7	N	497/538 (92%)	458 (92%)	39 (8%)	0	100	100
7	O	497/538 (92%)	459 (92%)	38 (8%)	0	100	100
7	P	497/538 (92%)	454 (91%)	42 (8%)	1 (0%)	44	78
7	Q	497/538 (92%)	458 (92%)	39 (8%)	0	100	100
7	R	497/538 (92%)	459 (92%)	38 (8%)	0	100	100
7	S	497/538 (92%)	458 (92%)	39 (8%)	0	100	100
7	T	497/538 (92%)	458 (92%)	39 (8%)	0	100	100
7	U	497/538 (92%)	460 (93%)	37 (7%)	0	100	100
7	V	497/538 (92%)	459 (92%)	38 (8%)	0	100	100
7	W	497/538 (92%)	459 (92%)	38 (8%)	0	100	100
7	X	497/538 (92%)	458 (92%)	39 (8%)	0	100	100
All	All	12647/14271 (89%)	11747 (93%)	895 (7%)	5 (0%)	100	100

All (5) Ramachandran outliers are listed below:

Mol	Chain	Res	Type
7	P	526	SER
3	D	344	PHE
5	F	226	PRO
5	F	489	CYS
6	B	204	PRO

5.3.2 Protein sidechains [i](#)

In the following table, the Percentiles column shows the percent sidechain outliers of the chain as a percentile score with respect to all PDB entries followed by that with respect to all EM entries.

The Analysed column shows the number of residues for which the sidechain conformation was analysed, and the total number of residues.

Mol	Chain	Analysed	Rotameric	Outliers	Percentiles	
1	A	1083/1403 (77%)	1066 (98%)	17 (2%)	58	73
2	C	453/473 (96%)	446 (98%)	7 (2%)	60	74

Continued on next page...

Continued from previous page...

Mol	Chain	Analysed	Rotameric	Outliers	Percentiles	
3	D	571/714 (80%)	558 (98%)	13 (2%)	45	64
4	E	134/149 (90%)	132 (98%)	2 (2%)	60	74
5	F	437/466 (94%)	426 (98%)	11 (2%)	42	61
6	B	610/810 (75%)	603 (99%)	7 (1%)	70	79
7	G	440/477 (92%)	423 (96%)	17 (4%)	27	48
7	H	440/477 (92%)	424 (96%)	16 (4%)	30	50
7	I	440/477 (92%)	424 (96%)	16 (4%)	30	50
7	J	440/477 (92%)	424 (96%)	16 (4%)	30	50
7	K	440/477 (92%)	424 (96%)	16 (4%)	30	50
7	L	440/477 (92%)	424 (96%)	16 (4%)	30	50
7	M	440/477 (92%)	424 (96%)	16 (4%)	30	50
7	N	439/477 (92%)	423 (96%)	16 (4%)	30	50
7	O	440/477 (92%)	424 (96%)	16 (4%)	30	50
7	P	440/477 (92%)	423 (96%)	17 (4%)	27	48
7	Q	440/477 (92%)	424 (96%)	16 (4%)	30	50
7	R	440/477 (92%)	424 (96%)	16 (4%)	30	50
7	S	440/477 (92%)	424 (96%)	16 (4%)	30	50
7	T	440/477 (92%)	424 (96%)	16 (4%)	30	50
7	U	440/477 (92%)	424 (96%)	16 (4%)	30	50
7	V	434/477 (91%)	418 (96%)	16 (4%)	29	49
7	W	433/477 (91%)	417 (96%)	16 (4%)	29	49
7	X	440/477 (92%)	424 (96%)	16 (4%)	30	50
All	All	11194/12601 (89%)	10847 (97%)	347 (3%)	37	54

All (347) residues with a non-rotameric sidechain are listed below:

Mol	Chain	Res	Type
1	A	116	ARG
1	A	149	ASN
1	A	236	ASN
1	A	257	ASN
1	A	283	MET
1	A	294	ASN
1	A	320	ASN

Continued on next page...

Continued from previous page...

Mol	Chain	Res	Type
1	A	497	THR
1	A	504	LEU
1	A	658	ASN
1	A	782	ARG
1	A	841	LEU
1	A	873	ILE
1	A	920	LYS
1	A	1029	ASN
1	A	1133	LEU
1	A	1246	ARG
2	C	27	LYS
2	C	58	THR
2	C	150	TYR
2	C	172	LYS
2	C	205	LYS
2	C	405	ASN
2	C	457	ASN
3	D	44	LYS
3	D	90	ARG
3	D	104	ASN
3	D	154	ARG
3	D	157	ASN
3	D	167	LYS
3	D	191	LYS
3	D	255	ASN
3	D	315	VAL
3	D	422	THR
3	D	494	ASN
3	D	525	ASN
3	D	533	ARG
4	E	21	ASN
4	E	100	ARG
5	F	31	ARG
5	F	174	LYS
5	F	175	TYR
5	F	250	ASN
5	F	258	ILE
5	F	260	THR
5	F	261	ARG
5	F	264	THR
5	F	305	ASN
5	F	490	ARG

Continued on next page...

Continued from previous page...

Mol	Chain	Res	Type
5	F	548	LYS
6	B	175	ARG
6	B	205	ARG
6	B	381	PHE
6	B	439	LYS
6	B	459	LYS
6	B	623	CYS
6	B	673	LEU
7	G	53	ASN
7	G	82	ASN
7	G	99	ASN
7	G	102	ASN
7	G	140	ASN
7	G	153	ASN
7	G	157	ASN
7	G	161	ASN
7	G	177	ASN
7	G	185	THR
7	G	192	ARG
7	G	256	ASN
7	G	318	LEU
7	G	458	LEU
7	G	482	ASN
7	G	494	ASN
7	G	509	CYS
7	P	53	ASN
7	P	82	ASN
7	P	99	ASN
7	P	102	ASN
7	P	140	ASN
7	P	153	ASN
7	P	157	ASN
7	P	161	ASN
7	P	177	ASN
7	P	256	ASN
7	P	318	LEU
7	P	324	HIS
7	P	458	LEU
7	P	482	ASN
7	P	494	ASN
7	P	509	CYS
7	P	513	PHE

Continued on next page...

Continued from previous page...

Mol	Chain	Res	Type
7	H	53	ASN
7	H	82	ASN
7	H	99	ASN
7	H	102	ASN
7	H	140	ASN
7	H	153	ASN
7	H	157	ASN
7	H	161	ASN
7	H	177	ASN
7	H	191	PHE
7	H	318	LEU
7	H	339	TYR
7	H	482	ASN
7	H	494	ASN
7	H	509	CYS
7	H	513	PHE
7	I	53	ASN
7	I	82	ASN
7	I	99	ASN
7	I	102	ASN
7	I	140	ASN
7	I	153	ASN
7	I	157	ASN
7	I	161	ASN
7	I	177	ASN
7	I	191	PHE
7	I	318	LEU
7	I	339	TYR
7	I	482	ASN
7	I	494	ASN
7	I	509	CYS
7	I	513	PHE
7	J	53	ASN
7	J	82	ASN
7	J	99	ASN
7	J	102	ASN
7	J	140	ASN
7	J	153	ASN
7	J	157	ASN
7	J	161	ASN
7	J	177	ASN
7	J	191	PHE

Continued on next page...

Continued from previous page...

Mol	Chain	Res	Type
7	J	318	LEU
7	J	339	TYR
7	J	482	ASN
7	J	494	ASN
7	J	509	CYS
7	J	513	PHE
7	K	53	ASN
7	K	82	ASN
7	K	99	ASN
7	K	102	ASN
7	K	140	ASN
7	K	153	ASN
7	K	157	ASN
7	K	161	ASN
7	K	177	ASN
7	K	191	PHE
7	K	318	LEU
7	K	339	TYR
7	K	482	ASN
7	K	494	ASN
7	K	509	CYS
7	K	513	PHE
7	L	53	ASN
7	L	82	ASN
7	L	99	ASN
7	L	102	ASN
7	L	140	ASN
7	L	153	ASN
7	L	157	ASN
7	L	161	ASN
7	L	177	ASN
7	L	191	PHE
7	L	318	LEU
7	L	339	TYR
7	L	482	ASN
7	L	494	ASN
7	L	509	CYS
7	L	513	PHE
7	M	53	ASN
7	M	82	ASN
7	M	99	ASN
7	M	102	ASN

Continued on next page...

Continued from previous page...

Mol	Chain	Res	Type
7	M	140	ASN
7	M	153	ASN
7	M	157	ASN
7	M	161	ASN
7	M	177	ASN
7	M	191	PHE
7	M	318	LEU
7	M	339	TYR
7	M	482	ASN
7	M	494	ASN
7	M	509	CYS
7	M	513	PHE
7	N	53	ASN
7	N	82	ASN
7	N	99	ASN
7	N	102	ASN
7	N	140	ASN
7	N	153	ASN
7	N	157	ASN
7	N	161	ASN
7	N	177	ASN
7	N	191	PHE
7	N	318	LEU
7	N	339	TYR
7	N	482	ASN
7	N	494	ASN
7	N	509	CYS
7	N	513	PHE
7	O	53	ASN
7	O	82	ASN
7	O	99	ASN
7	O	102	ASN
7	O	140	ASN
7	O	153	ASN
7	O	157	ASN
7	O	161	ASN
7	O	177	ASN
7	O	191	PHE
7	O	318	LEU
7	O	339	TYR
7	O	482	ASN
7	O	494	ASN

Continued on next page...

Continued from previous page...

Mol	Chain	Res	Type
7	O	509	CYS
7	O	513	PHE
7	Q	53	ASN
7	Q	82	ASN
7	Q	99	ASN
7	Q	102	ASN
7	Q	140	ASN
7	Q	153	ASN
7	Q	157	ASN
7	Q	161	ASN
7	Q	177	ASN
7	Q	191	PHE
7	Q	318	LEU
7	Q	339	TYR
7	Q	482	ASN
7	Q	494	ASN
7	Q	509	CYS
7	Q	513	PHE
7	R	53	ASN
7	R	82	ASN
7	R	99	ASN
7	R	102	ASN
7	R	140	ASN
7	R	153	ASN
7	R	157	ASN
7	R	161	ASN
7	R	177	ASN
7	R	191	PHE
7	R	318	LEU
7	R	339	TYR
7	R	482	ASN
7	R	494	ASN
7	R	509	CYS
7	R	513	PHE
7	S	53	ASN
7	S	82	ASN
7	S	99	ASN
7	S	102	ASN
7	S	140	ASN
7	S	153	ASN
7	S	157	ASN
7	S	161	ASN

Continued on next page...

Continued from previous page...

Mol	Chain	Res	Type
7	S	177	ASN
7	S	191	PHE
7	S	318	LEU
7	S	339	TYR
7	S	482	ASN
7	S	494	ASN
7	S	509	CYS
7	S	513	PHE
7	T	53	ASN
7	T	82	ASN
7	T	99	ASN
7	T	102	ASN
7	T	140	ASN
7	T	153	ASN
7	T	157	ASN
7	T	161	ASN
7	T	177	ASN
7	T	191	PHE
7	T	318	LEU
7	T	339	TYR
7	T	482	ASN
7	T	494	ASN
7	T	509	CYS
7	T	513	PHE
7	U	53	ASN
7	U	82	ASN
7	U	99	ASN
7	U	102	ASN
7	U	140	ASN
7	U	153	ASN
7	U	157	ASN
7	U	161	ASN
7	U	177	ASN
7	U	191	PHE
7	U	318	LEU
7	U	339	TYR
7	U	482	ASN
7	U	494	ASN
7	U	509	CYS
7	U	513	PHE
7	V	53	ASN
7	V	82	ASN

Continued on next page...

Continued from previous page...

Mol	Chain	Res	Type
7	V	99	ASN
7	V	102	ASN
7	V	140	ASN
7	V	153	ASN
7	V	157	ASN
7	V	161	ASN
7	V	177	ASN
7	V	191	PHE
7	V	318	LEU
7	V	339	TYR
7	V	482	ASN
7	V	494	ASN
7	V	509	CYS
7	V	513	PHE
7	W	53	ASN
7	W	82	ASN
7	W	99	ASN
7	W	102	ASN
7	W	140	ASN
7	W	153	ASN
7	W	157	ASN
7	W	161	ASN
7	W	177	ASN
7	W	191	PHE
7	W	318	LEU
7	W	339	TYR
7	W	482	ASN
7	W	494	ASN
7	W	509	CYS
7	W	513	PHE
7	X	53	ASN
7	X	82	ASN
7	X	99	ASN
7	X	102	ASN
7	X	140	ASN
7	X	153	ASN
7	X	157	ASN
7	X	161	ASN
7	X	177	ASN
7	X	191	PHE
7	X	318	LEU
7	X	339	TYR

Continued on next page...

Continued from previous page...

Mol	Chain	Res	Type
7	X	482	ASN
7	X	494	ASN
7	X	509	CYS
7	X	513	PHE

Sometimes sidechains can be flipped to improve hydrogen bonding and reduce clashes. All (323) such sidechains are listed below:

Mol	Chain	Res	Type
1	A	149	ASN
1	A	236	ASN
1	A	294	ASN
1	A	320	ASN
1	A	613	GLN
1	A	658	ASN
1	A	998	ASN
1	A	1029	ASN
1	A	1090	ASN
1	A	1204	GLN
1	A	1260	ASN
1	A	1288	GLN
1	A	1292	ASN
2	C	168	GLN
2	C	233	HIS
2	C	249	HIS
2	C	260	HIS
2	C	405	ASN
2	C	457	ASN
3	D	61	GLN
3	D	104	ASN
3	D	157	ASN
3	D	189	GLN
3	D	210	HIS
3	D	238	HIS
3	D	249	GLN
3	D	255	ASN
3	D	261	GLN
3	D	282	HIS
3	D	525	ASN
4	E	21	ASN
4	E	46	GLN
4	E	104	HIS
5	F	24	GLN

Continued on next page...

Continued from previous page...

Mol	Chain	Res	Type
5	F	35	GLN
5	F	71	GLN
5	F	120	GLN
5	F	135	GLN
5	F	186	HIS
5	F	250	ASN
5	F	267	GLN
5	F	270	HIS
5	F	305	ASN
6	B	57	GLN
6	B	59	ASN
6	B	317	HIS
6	B	333	HIS
6	B	429	HIS
6	B	621	GLN
7	G	53	ASN
7	G	82	ASN
7	G	99	ASN
7	G	140	ASN
7	G	153	ASN
7	G	157	ASN
7	G	161	ASN
7	G	167	ASN
7	G	177	ASN
7	G	275	HIS
7	G	465	ASN
7	G	482	ASN
7	G	494	ASN
7	P	53	ASN
7	P	82	ASN
7	P	99	ASN
7	P	102	ASN
7	P	140	ASN
7	P	153	ASN
7	P	157	ASN
7	P	161	ASN
7	P	177	ASN
7	P	195	HIS
7	P	275	HIS
7	P	442	ASN
7	P	450	GLN
7	P	465	ASN

Continued on next page...

Continued from previous page...

Mol	Chain	Res	Type
7	P	482	ASN
7	P	494	ASN
7	H	53	ASN
7	H	82	ASN
7	H	99	ASN
7	H	140	ASN
7	H	153	ASN
7	H	157	ASN
7	H	161	ASN
7	H	167	ASN
7	H	177	ASN
7	H	195	HIS
7	H	275	HIS
7	H	281	HIS
7	H	465	ASN
7	H	482	ASN
7	H	494	ASN
7	I	39	GLN
7	I	53	ASN
7	I	82	ASN
7	I	99	ASN
7	I	102	ASN
7	I	140	ASN
7	I	153	ASN
7	I	157	ASN
7	I	161	ASN
7	I	177	ASN
7	I	208	GLN
7	I	275	HIS
7	I	281	HIS
7	I	465	ASN
7	I	482	ASN
7	I	494	ASN
7	J	53	ASN
7	J	82	ASN
7	J	99	ASN
7	J	140	ASN
7	J	153	ASN
7	J	157	ASN
7	J	161	ASN
7	J	177	ASN
7	J	275	HIS

Continued on next page...

Continued from previous page...

Mol	Chain	Res	Type
7	J	281	HIS
7	J	450	GLN
7	J	465	ASN
7	J	482	ASN
7	J	494	ASN
7	K	53	ASN
7	K	82	ASN
7	K	99	ASN
7	K	140	ASN
7	K	153	ASN
7	K	157	ASN
7	K	161	ASN
7	K	177	ASN
7	K	208	GLN
7	K	275	HIS
7	K	281	HIS
7	K	465	ASN
7	K	482	ASN
7	K	494	ASN
7	L	53	ASN
7	L	82	ASN
7	L	99	ASN
7	L	102	ASN
7	L	140	ASN
7	L	153	ASN
7	L	157	ASN
7	L	161	ASN
7	L	177	ASN
7	L	275	HIS
7	L	281	HIS
7	L	380	ASN
7	L	450	GLN
7	L	465	ASN
7	L	482	ASN
7	L	494	ASN
7	M	53	ASN
7	M	82	ASN
7	M	99	ASN
7	M	102	ASN
7	M	140	ASN
7	M	153	ASN
7	M	157	ASN

Continued on next page...

Continued from previous page...

Mol	Chain	Res	Type
7	M	161	ASN
7	M	177	ASN
7	M	195	HIS
7	M	275	HIS
7	M	281	HIS
7	M	450	GLN
7	M	465	ASN
7	M	482	ASN
7	M	494	ASN
7	N	39	GLN
7	N	53	ASN
7	N	82	ASN
7	N	99	ASN
7	N	102	ASN
7	N	140	ASN
7	N	153	ASN
7	N	157	ASN
7	N	161	ASN
7	N	177	ASN
7	N	275	HIS
7	N	281	HIS
7	N	450	GLN
7	N	465	ASN
7	N	482	ASN
7	N	494	ASN
7	O	53	ASN
7	O	82	ASN
7	O	99	ASN
7	O	140	ASN
7	O	153	ASN
7	O	157	ASN
7	O	161	ASN
7	O	177	ASN
7	O	195	HIS
7	O	275	HIS
7	O	281	HIS
7	O	465	ASN
7	O	482	ASN
7	O	494	ASN
7	Q	53	ASN
7	Q	82	ASN
7	Q	99	ASN

Continued on next page...

Continued from previous page...

Mol	Chain	Res	Type
7	Q	140	ASN
7	Q	153	ASN
7	Q	157	ASN
7	Q	161	ASN
7	Q	177	ASN
7	Q	195	HIS
7	Q	275	HIS
7	Q	281	HIS
7	Q	380	ASN
7	Q	450	GLN
7	Q	465	ASN
7	Q	482	ASN
7	Q	494	ASN
7	R	53	ASN
7	R	82	ASN
7	R	99	ASN
7	R	140	ASN
7	R	153	ASN
7	R	157	ASN
7	R	161	ASN
7	R	177	ASN
7	R	195	HIS
7	R	275	HIS
7	R	281	HIS
7	R	450	GLN
7	R	465	ASN
7	R	482	ASN
7	R	494	ASN
7	S	53	ASN
7	S	82	ASN
7	S	99	ASN
7	S	102	ASN
7	S	140	ASN
7	S	153	ASN
7	S	157	ASN
7	S	161	ASN
7	S	177	ASN
7	S	275	HIS
7	S	281	HIS
7	S	465	ASN
7	S	482	ASN
7	S	494	ASN

Continued on next page...

Continued from previous page...

Mol	Chain	Res	Type
7	T	53	ASN
7	T	82	ASN
7	T	99	ASN
7	T	140	ASN
7	T	153	ASN
7	T	157	ASN
7	T	161	ASN
7	T	177	ASN
7	T	275	HIS
7	T	281	HIS
7	T	450	GLN
7	T	465	ASN
7	T	482	ASN
7	T	494	ASN
7	U	53	ASN
7	U	82	ASN
7	U	99	ASN
7	U	140	ASN
7	U	153	ASN
7	U	157	ASN
7	U	161	ASN
7	U	177	ASN
7	U	195	HIS
7	U	208	GLN
7	U	275	HIS
7	U	281	HIS
7	U	450	GLN
7	U	465	ASN
7	U	482	ASN
7	U	494	ASN
7	V	39	GLN
7	V	53	ASN
7	V	82	ASN
7	V	99	ASN
7	V	140	ASN
7	V	153	ASN
7	V	157	ASN
7	V	161	ASN
7	V	177	ASN
7	V	208	GLN
7	V	275	HIS
7	V	281	HIS

Continued on next page...

Continued from previous page...

Mol	Chain	Res	Type
7	V	380	ASN
7	V	450	GLN
7	V	465	ASN
7	V	482	ASN
7	V	494	ASN
7	W	39	GLN
7	W	53	ASN
7	W	82	ASN
7	W	99	ASN
7	W	140	ASN
7	W	153	ASN
7	W	157	ASN
7	W	161	ASN
7	W	167	ASN
7	W	177	ASN
7	W	195	HIS
7	W	275	HIS
7	W	281	HIS
7	W	465	ASN
7	W	482	ASN
7	W	494	ASN
7	X	39	GLN
7	X	53	ASN
7	X	82	ASN
7	X	99	ASN
7	X	140	ASN
7	X	153	ASN
7	X	157	ASN
7	X	161	ASN
7	X	177	ASN
7	X	195	HIS
7	X	275	HIS
7	X	281	HIS
7	X	450	GLN
7	X	465	ASN
7	X	482	ASN
7	X	494	ASN

5.3.3 RNA

There are no RNA molecules in this entry.

5.4 Non-standard residues in protein, DNA, RNA chains [i](#)

There are no non-standard protein/DNA/RNA residues in this entry.

5.5 Carbohydrates [i](#)

43 monosaccharides are modelled in this entry.

In the following table, the Counts columns list the number of bonds (or angles) for which Mogul statistics could be retrieved, the number of bonds (or angles) that are observed in the model and the number of bonds (or angles) that are defined in the Chemical Component Dictionary. The Link column lists molecule types, if any, to which the group is linked. The Z score for a bond length (or angle) is the number of standard deviations the observed value is removed from the expected value. A bond length (or angle) with $|Z| > 2$ is considered an outlier worth inspection. RMSZ is the root-mean-square of all Z scores of the bond lengths (or angles).

Mol	Type	Chain	Res	Link	Bond lengths			Bond angles		
					Counts	RMSZ	# Z > 2	Counts	RMSZ	# Z > 2
8	NAG	Y	1	2,8	14,14,15	0.33	0	17,19,21	0.42	0
8	NAG	Y	2	8	14,14,15	0.31	0	17,19,21	0.62	0
8	BMA	Y	3	8	11,11,12	0.58	0	15,15,17	0.84	0
9	NAG	Z	1	3,9	14,14,15	0.57	0	17,19,21	1.69	4 (23%)
9	NAG	Z	2	9	14,14,15	0.42	0	17,19,21	0.52	0
9	NAG	a	1	6,9	14,14,15	0.52	0	17,19,21	1.16	1 (5%)
9	NAG	a	2	9	14,14,15	0.38	0	17,19,21	0.49	0
9	NAG	b	1	7,9	14,14,15	0.51	0	17,19,21	1.34	1 (5%)
9	NAG	b	2	9	14,14,15	0.50	0	17,19,21	0.52	0
9	NAG	c	1	7,9	14,14,15	0.56	0	17,19,21	0.94	1 (5%)
9	NAG	c	2	9	14,14,15	0.55	0	17,19,21	0.54	0
9	NAG	d	1	7,9	14,14,15	0.53	0	17,19,21	0.88	1 (5%)
9	NAG	d	2	9	14,14,15	0.54	0	17,19,21	0.53	0
9	NAG	e	1	7,9	14,14,15	0.53	0	17,19,21	0.89	1 (5%)
9	NAG	e	2	9	14,14,15	0.53	0	17,19,21	0.53	0
9	NAG	f	1	7,9	14,14,15	0.52	0	17,19,21	0.88	1 (5%)
9	NAG	f	2	9	14,14,15	0.56	0	17,19,21	0.51	0
9	NAG	g	1	7,9	14,14,15	0.52	0	17,19,21	0.88	1 (5%)
9	NAG	g	2	9	14,14,15	0.56	0	17,19,21	0.53	0
9	NAG	h	1	7,9	14,14,15	0.53	0	17,19,21	0.88	1 (5%)
9	NAG	h	2	9	14,14,15	0.57	0	17,19,21	0.53	0
9	NAG	i	1	7,9	14,14,15	0.53	0	17,19,21	0.89	1 (5%)
9	NAG	i	2	9	14,14,15	0.56	0	17,19,21	0.53	0
9	NAG	j	1	7,9	14,14,15	0.52	0	17,19,21	0.88	1 (5%)
9	NAG	j	2	9	14,14,15	0.55	0	17,19,21	0.52	0

Mol	Type	Chain	Res	Link	Bond lengths			Bond angles		
					Counts	RMSZ	# Z > 2	Counts	RMSZ	# Z > 2
9	NAG	k	1	7,9	14,14,15	0.52	0	17,19,21	0.89	1 (5%)
9	NAG	k	2	9	14,14,15	0.54	0	17,19,21	0.53	0
9	NAG	l	1	7,9	14,14,15	0.54	0	17,19,21	0.89	1 (5%)
9	NAG	l	2	9	14,14,15	0.55	0	17,19,21	0.54	0
9	NAG	m	1	7,9	14,14,15	0.52	0	17,19,21	0.88	1 (5%)
9	NAG	m	2	9	14,14,15	0.55	0	17,19,21	0.53	0
9	NAG	n	1	7,9	14,14,15	0.54	0	17,19,21	0.88	1 (5%)
9	NAG	n	2	9	14,14,15	0.55	0	17,19,21	0.53	0
9	NAG	o	1	7,9	14,14,15	0.53	0	17,19,21	0.90	1 (5%)
9	NAG	o	2	9	14,14,15	0.56	0	17,19,21	0.54	0
9	NAG	p	1	7,9	14,14,15	0.55	0	17,19,21	0.88	1 (5%)
9	NAG	p	2	9	14,14,15	0.56	0	17,19,21	0.53	0
9	NAG	q	1	7,9	14,14,15	0.53	0	17,19,21	0.88	1 (5%)
9	NAG	q	2	9	14,14,15	0.56	0	17,19,21	0.53	0
9	NAG	r	1	7,9	14,14,15	0.53	0	17,19,21	0.89	1 (5%)
9	NAG	r	2	9	14,14,15	0.55	0	17,19,21	0.53	0
9	NAG	s	1	7,9	14,14,15	0.53	0	17,19,21	0.88	1 (5%)
9	NAG	s	2	9	14,14,15	0.56	0	17,19,21	0.53	0

In the following table, the Chirals column lists the number of chiral outliers, the number of chiral centers analysed, the number of these observed in the model and the number defined in the Chemical Component Dictionary. Similar counts are reported in the Torsion and Rings columns. '-' means no outliers of that kind were identified.

Mol	Type	Chain	Res	Link	Chirals	Torsions	Rings
8	NAG	Y	1	2,8	-	0/6/23/26	0/1/1/1
8	NAG	Y	2	8	-	2/6/23/26	0/1/1/1
8	BMA	Y	3	8	-	0/2/19/22	0/1/1/1
9	NAG	Z	1	3,9	-	5/6/23/26	0/1/1/1
9	NAG	Z	2	9	-	3/6/23/26	0/1/1/1
9	NAG	a	1	6,9	-	3/6/23/26	0/1/1/1
9	NAG	a	2	9	-	2/6/23/26	0/1/1/1
9	NAG	b	1	7,9	-	5/6/23/26	0/1/1/1
9	NAG	b	2	9	-	0/6/23/26	0/1/1/1
9	NAG	c	1	7,9	-	3/6/23/26	0/1/1/1
9	NAG	c	2	9	-	2/6/23/26	0/1/1/1
9	NAG	d	1	7,9	-	3/6/23/26	0/1/1/1
9	NAG	d	2	9	-	2/6/23/26	0/1/1/1

Continued on next page...

Continued from previous page...

Mol	Type	Chain	Res	Link	Chirals	Torsions	Rings
9	NAG	e	1	7,9	-	3/6/23/26	0/1/1/1
9	NAG	e	2	9	-	2/6/23/26	0/1/1/1
9	NAG	f	1	7,9	-	3/6/23/26	0/1/1/1
9	NAG	f	2	9	-	2/6/23/26	0/1/1/1
9	NAG	g	1	7,9	-	3/6/23/26	0/1/1/1
9	NAG	g	2	9	-	2/6/23/26	0/1/1/1
9	NAG	h	1	7,9	-	3/6/23/26	0/1/1/1
9	NAG	h	2	9	-	2/6/23/26	0/1/1/1
9	NAG	i	1	7,9	-	3/6/23/26	0/1/1/1
9	NAG	i	2	9	-	2/6/23/26	0/1/1/1
9	NAG	j	1	7,9	-	3/6/23/26	0/1/1/1
9	NAG	j	2	9	-	2/6/23/26	0/1/1/1
9	NAG	k	1	7,9	-	3/6/23/26	0/1/1/1
9	NAG	k	2	9	-	2/6/23/26	0/1/1/1
9	NAG	l	1	7,9	-	3/6/23/26	0/1/1/1
9	NAG	l	2	9	-	2/6/23/26	0/1/1/1
9	NAG	m	1	7,9	-	3/6/23/26	0/1/1/1
9	NAG	m	2	9	-	2/6/23/26	0/1/1/1
9	NAG	n	1	7,9	-	3/6/23/26	0/1/1/1
9	NAG	n	2	9	-	2/6/23/26	0/1/1/1
9	NAG	o	1	7,9	-	3/6/23/26	0/1/1/1
9	NAG	o	2	9	-	2/6/23/26	0/1/1/1
9	NAG	p	1	7,9	-	3/6/23/26	0/1/1/1
9	NAG	p	2	9	-	2/6/23/26	0/1/1/1
9	NAG	q	1	7,9	-	3/6/23/26	0/1/1/1
9	NAG	q	2	9	-	2/6/23/26	0/1/1/1
9	NAG	r	1	7,9	-	3/6/23/26	0/1/1/1
9	NAG	r	2	9	-	2/6/23/26	0/1/1/1
9	NAG	s	1	7,9	-	3/6/23/26	0/1/1/1
9	NAG	s	2	9	-	2/6/23/26	0/1/1/1

There are no bond length outliers.

All (23) bond angle outliers are listed below:

Mol	Chain	Res	Type	Atoms	Z	Observed(°)	Ideal(°)
9	Z	1	NAG	C2-N2-C7	4.57	129.41	122.90
9	b	1	NAG	C2-N2-C7	4.26	128.96	122.90
9	c	1	NAG	C1-O5-C5	2.94	116.18	112.19
9	o	1	NAG	C1-O5-C5	2.86	116.06	112.19
9	l	1	NAG	C1-O5-C5	2.83	116.02	112.19
9	e	1	NAG	C1-O5-C5	2.80	115.99	112.19
9	i	1	NAG	C1-O5-C5	2.80	115.99	112.19
9	k	1	NAG	C1-O5-C5	2.80	115.99	112.19
9	j	1	NAG	C1-O5-C5	2.80	115.98	112.19
9	p	1	NAG	C1-O5-C5	2.79	115.97	112.19
9	r	1	NAG	C1-O5-C5	2.78	115.96	112.19
9	d	1	NAG	C1-O5-C5	2.78	115.96	112.19
9	m	1	NAG	C1-O5-C5	2.77	115.95	112.19
9	f	1	NAG	C1-O5-C5	2.77	115.95	112.19
9	q	1	NAG	C1-O5-C5	2.77	115.94	112.19
9	s	1	NAG	C1-O5-C5	2.77	115.94	112.19
9	h	1	NAG	C1-O5-C5	2.77	115.94	112.19
9	g	1	NAG	C1-O5-C5	2.76	115.93	112.19
9	n	1	NAG	C1-O5-C5	2.75	115.92	112.19
9	a	1	NAG	C1-O5-C5	2.55	115.65	112.19
9	Z	1	NAG	C1-C2-N2	2.41	114.60	110.49
9	Z	1	NAG	C1-O5-C5	2.14	115.09	112.19
9	Z	1	NAG	C3-C4-C5	2.01	113.83	110.24

There are no chirality outliers.

All (105) torsion outliers are listed below:

Mol	Chain	Res	Type	Atoms
8	Y	2	NAG	C4-C5-C6-O6
9	c	1	NAG	O5-C5-C6-O6
9	Z	1	NAG	C4-C5-C6-O6
9	Z	1	NAG	O5-C5-C6-O6
8	Y	2	NAG	O5-C5-C6-O6
9	Z	2	NAG	O5-C5-C6-O6
9	d	1	NAG	O5-C5-C6-O6
9	e	1	NAG	O5-C5-C6-O6
9	f	1	NAG	O5-C5-C6-O6
9	g	1	NAG	O5-C5-C6-O6
9	h	1	NAG	O5-C5-C6-O6
9	i	1	NAG	O5-C5-C6-O6
9	j	1	NAG	O5-C5-C6-O6
9	k	1	NAG	O5-C5-C6-O6
9	l	1	NAG	O5-C5-C6-O6

Continued on next page...

Continued from previous page...

Mol	Chain	Res	Type	Atoms
9	m	1	NAG	O5-C5-C6-O6
9	n	1	NAG	O5-C5-C6-O6
9	o	1	NAG	O5-C5-C6-O6
9	p	1	NAG	O5-C5-C6-O6
9	q	1	NAG	O5-C5-C6-O6
9	r	1	NAG	O5-C5-C6-O6
9	s	1	NAG	O5-C5-C6-O6
9	d	2	NAG	O5-C5-C6-O6
9	e	2	NAG	O5-C5-C6-O6
9	f	2	NAG	O5-C5-C6-O6
9	g	2	NAG	O5-C5-C6-O6
9	h	2	NAG	O5-C5-C6-O6
9	i	2	NAG	O5-C5-C6-O6
9	j	2	NAG	O5-C5-C6-O6
9	k	2	NAG	O5-C5-C6-O6
9	l	2	NAG	O5-C5-C6-O6
9	m	2	NAG	O5-C5-C6-O6
9	n	2	NAG	O5-C5-C6-O6
9	o	2	NAG	O5-C5-C6-O6
9	p	2	NAG	O5-C5-C6-O6
9	q	2	NAG	O5-C5-C6-O6
9	r	2	NAG	O5-C5-C6-O6
9	s	2	NAG	O5-C5-C6-O6
9	Z	1	NAG	C8-C7-N2-C2
9	Z	1	NAG	O7-C7-N2-C2
9	b	1	NAG	C8-C7-N2-C2
9	b	1	NAG	O7-C7-N2-C2
9	b	1	NAG	O5-C5-C6-O6
9	c	2	NAG	O5-C5-C6-O6
9	g	2	NAG	C4-C5-C6-O6
9	h	2	NAG	C4-C5-C6-O6
9	n	2	NAG	C4-C5-C6-O6
9	d	2	NAG	C4-C5-C6-O6
9	f	2	NAG	C4-C5-C6-O6
9	l	2	NAG	C4-C5-C6-O6
9	m	2	NAG	C4-C5-C6-O6
9	e	2	NAG	C4-C5-C6-O6
9	i	2	NAG	C4-C5-C6-O6
9	j	2	NAG	C4-C5-C6-O6
9	k	2	NAG	C4-C5-C6-O6
9	o	2	NAG	C4-C5-C6-O6
9	p	2	NAG	C4-C5-C6-O6

Continued on next page...

Continued from previous page...

Mol	Chain	Res	Type	Atoms
9	q	2	NAG	C4-C5-C6-O6
9	r	2	NAG	C4-C5-C6-O6
9	s	2	NAG	C4-C5-C6-O6
9	b	1	NAG	C4-C5-C6-O6
9	c	2	NAG	C4-C5-C6-O6
9	a	1	NAG	O5-C5-C6-O6
9	c	1	NAG	C4-C5-C6-O6
9	d	1	NAG	C4-C5-C6-O6
9	e	1	NAG	C4-C5-C6-O6
9	g	1	NAG	C4-C5-C6-O6
9	i	1	NAG	C4-C5-C6-O6
9	p	1	NAG	C4-C5-C6-O6
9	q	1	NAG	C4-C5-C6-O6
9	s	1	NAG	C4-C5-C6-O6
9	f	1	NAG	C4-C5-C6-O6
9	h	1	NAG	C4-C5-C6-O6
9	j	1	NAG	C4-C5-C6-O6
9	k	1	NAG	C4-C5-C6-O6
9	l	1	NAG	C4-C5-C6-O6
9	m	1	NAG	C4-C5-C6-O6
9	n	1	NAG	C4-C5-C6-O6
9	o	1	NAG	C4-C5-C6-O6
9	r	1	NAG	C4-C5-C6-O6
9	a	2	NAG	O5-C5-C6-O6
9	Z	2	NAG	C4-C5-C6-O6
9	a	1	NAG	C3-C2-N2-C7
9	c	1	NAG	C3-C2-N2-C7
9	d	1	NAG	C3-C2-N2-C7
9	e	1	NAG	C3-C2-N2-C7
9	f	1	NAG	C3-C2-N2-C7
9	g	1	NAG	C3-C2-N2-C7
9	h	1	NAG	C3-C2-N2-C7
9	i	1	NAG	C3-C2-N2-C7
9	j	1	NAG	C3-C2-N2-C7
9	k	1	NAG	C3-C2-N2-C7
9	l	1	NAG	C3-C2-N2-C7
9	m	1	NAG	C3-C2-N2-C7
9	n	1	NAG	C3-C2-N2-C7
9	o	1	NAG	C3-C2-N2-C7
9	p	1	NAG	C3-C2-N2-C7
9	q	1	NAG	C3-C2-N2-C7
9	r	1	NAG	C3-C2-N2-C7

Continued on next page...

Continued from previous page...

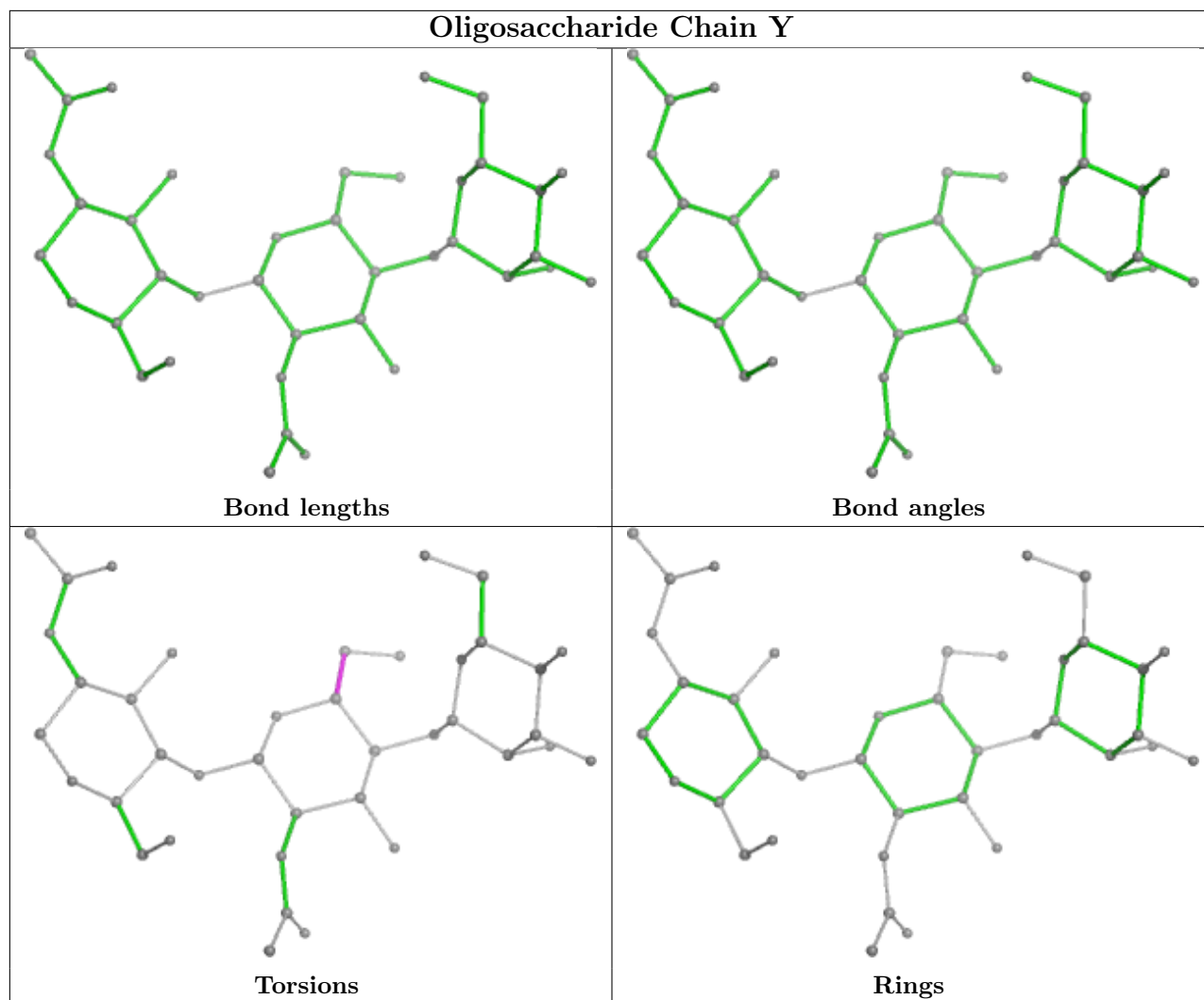
Mol	Chain	Res	Type	Atoms
9	s	1	NAG	C3-C2-N2-C7
9	a	2	NAG	C1-C2-N2-C7
9	Z	2	NAG	C1-C2-N2-C7
9	a	1	NAG	C4-C5-C6-O6
9	Z	1	NAG	C3-C2-N2-C7
9	b	1	NAG	C3-C2-N2-C7

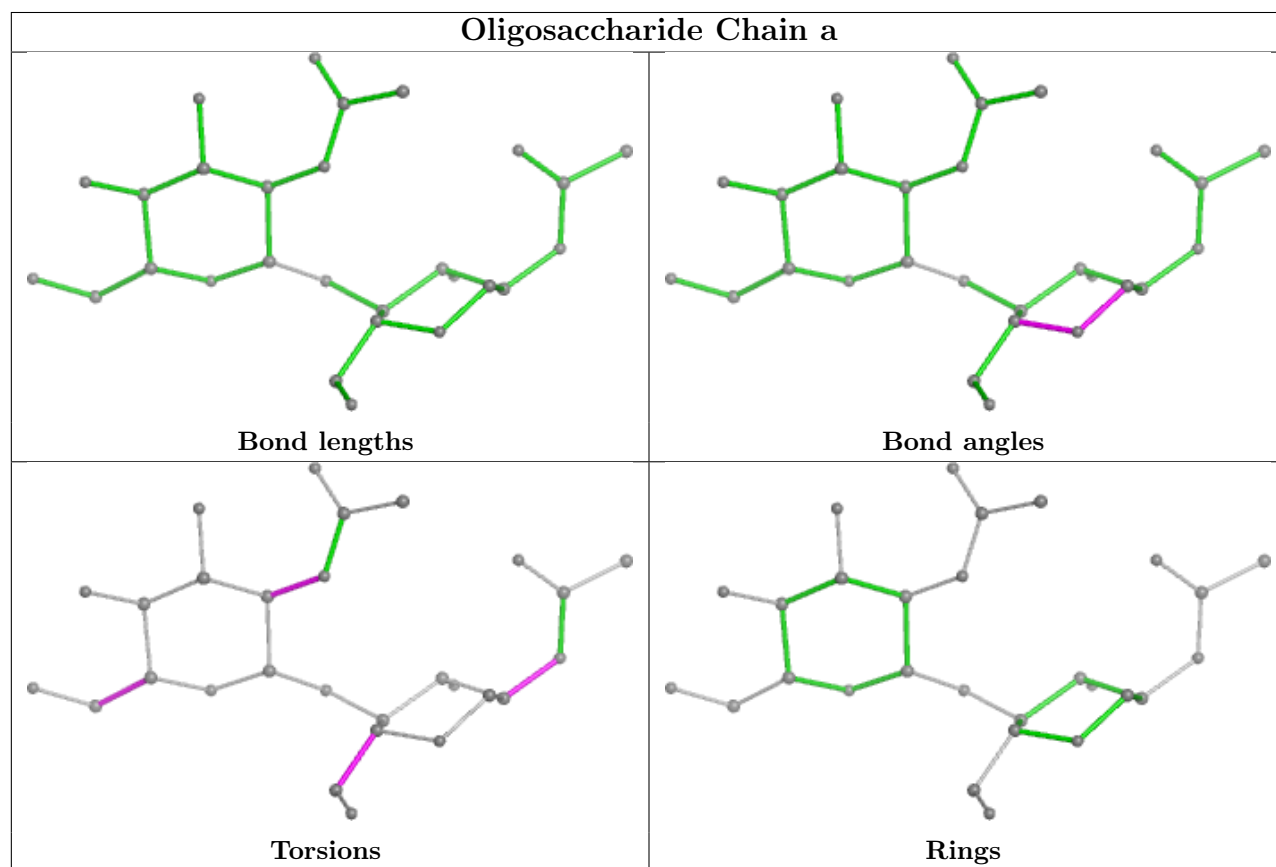
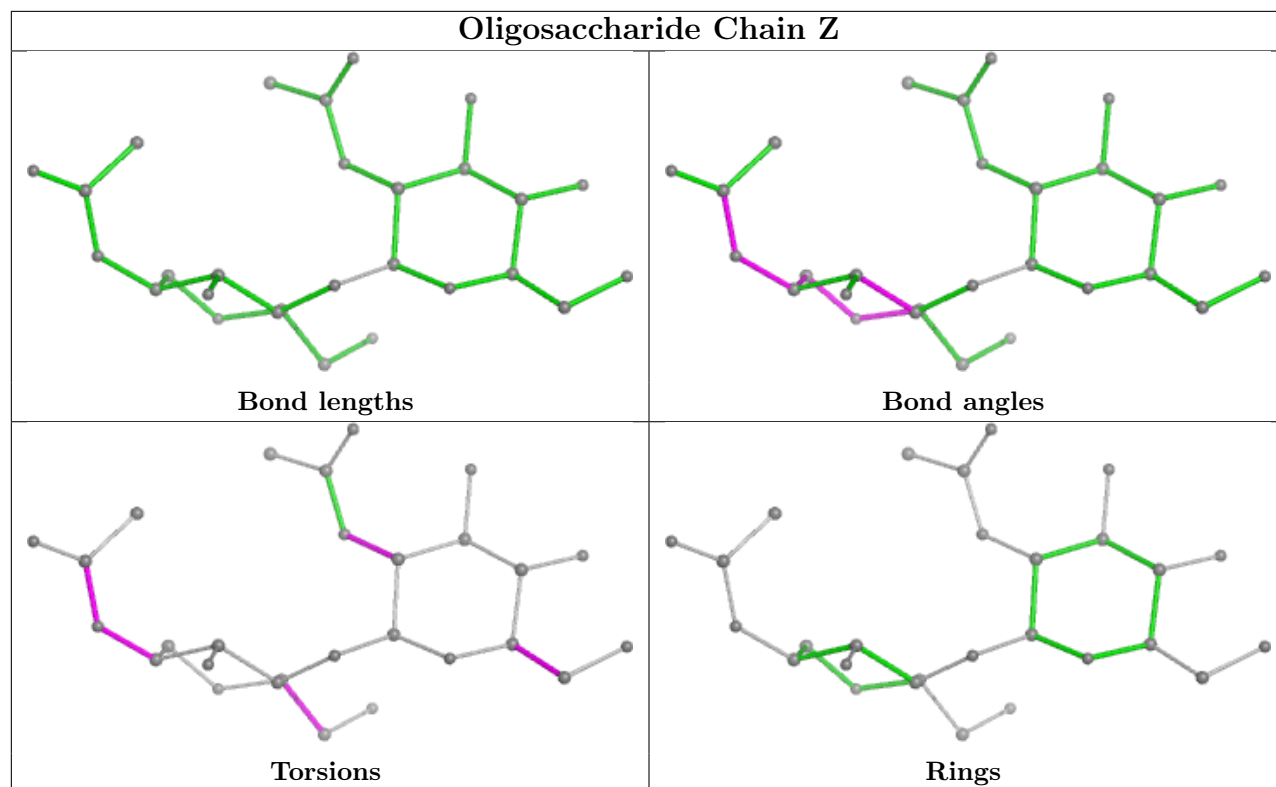
There are no ring outliers.

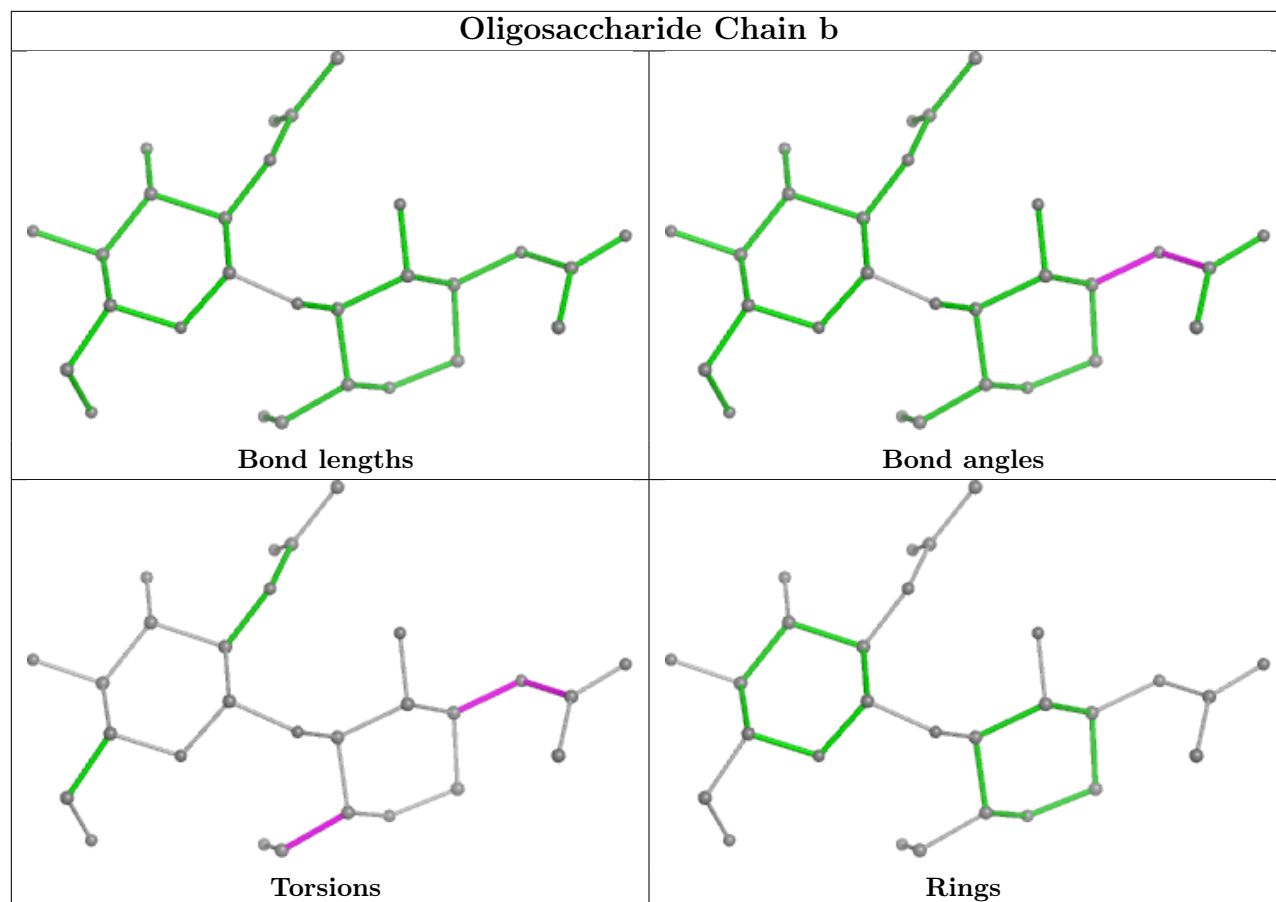
2 monomers are involved in 2 short contacts:

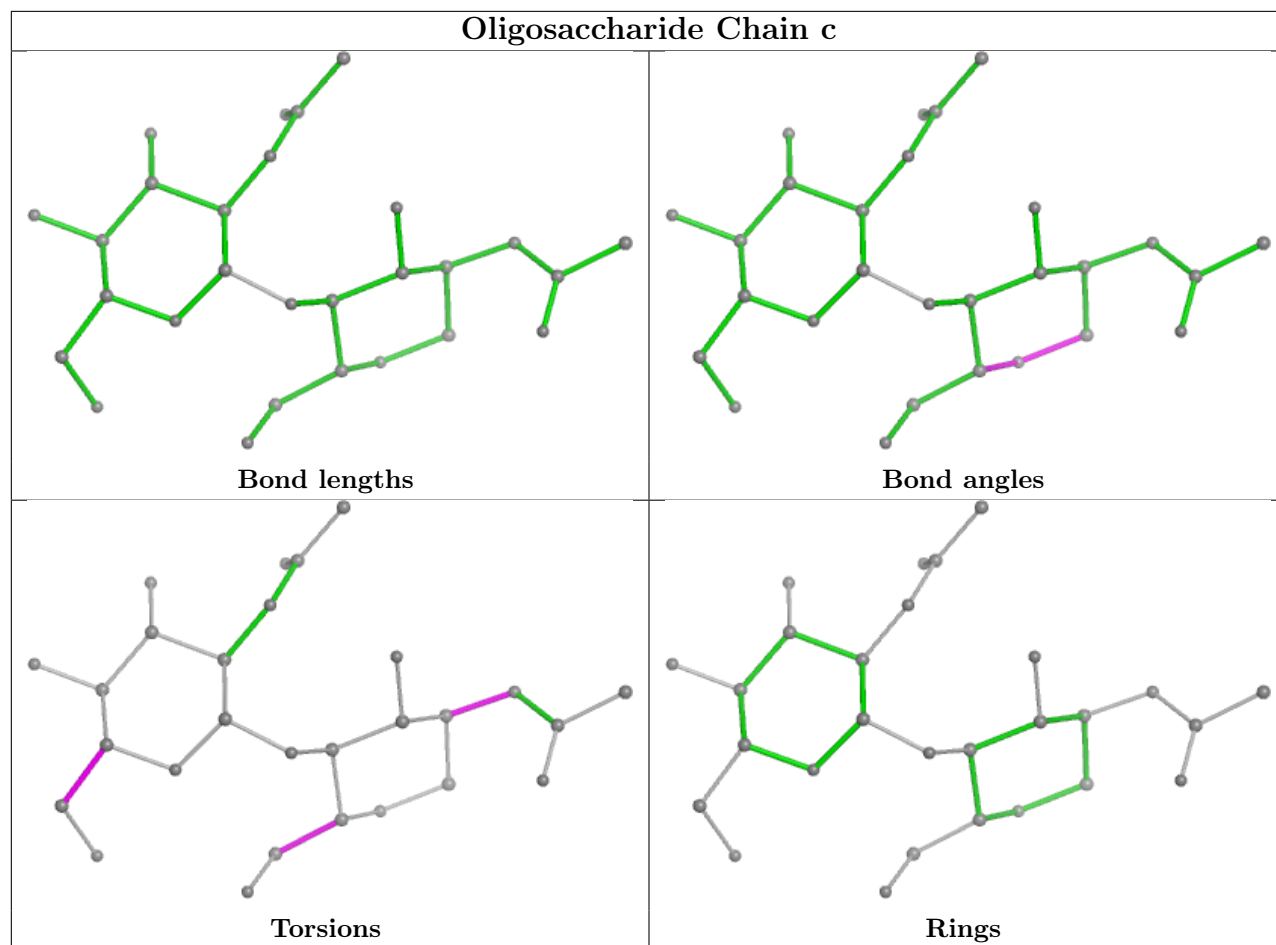
Mol	Chain	Res	Type	Clashes	Symm-Clashes
9	Z	2	NAG	1	0
9	Z	1	NAG	2	0

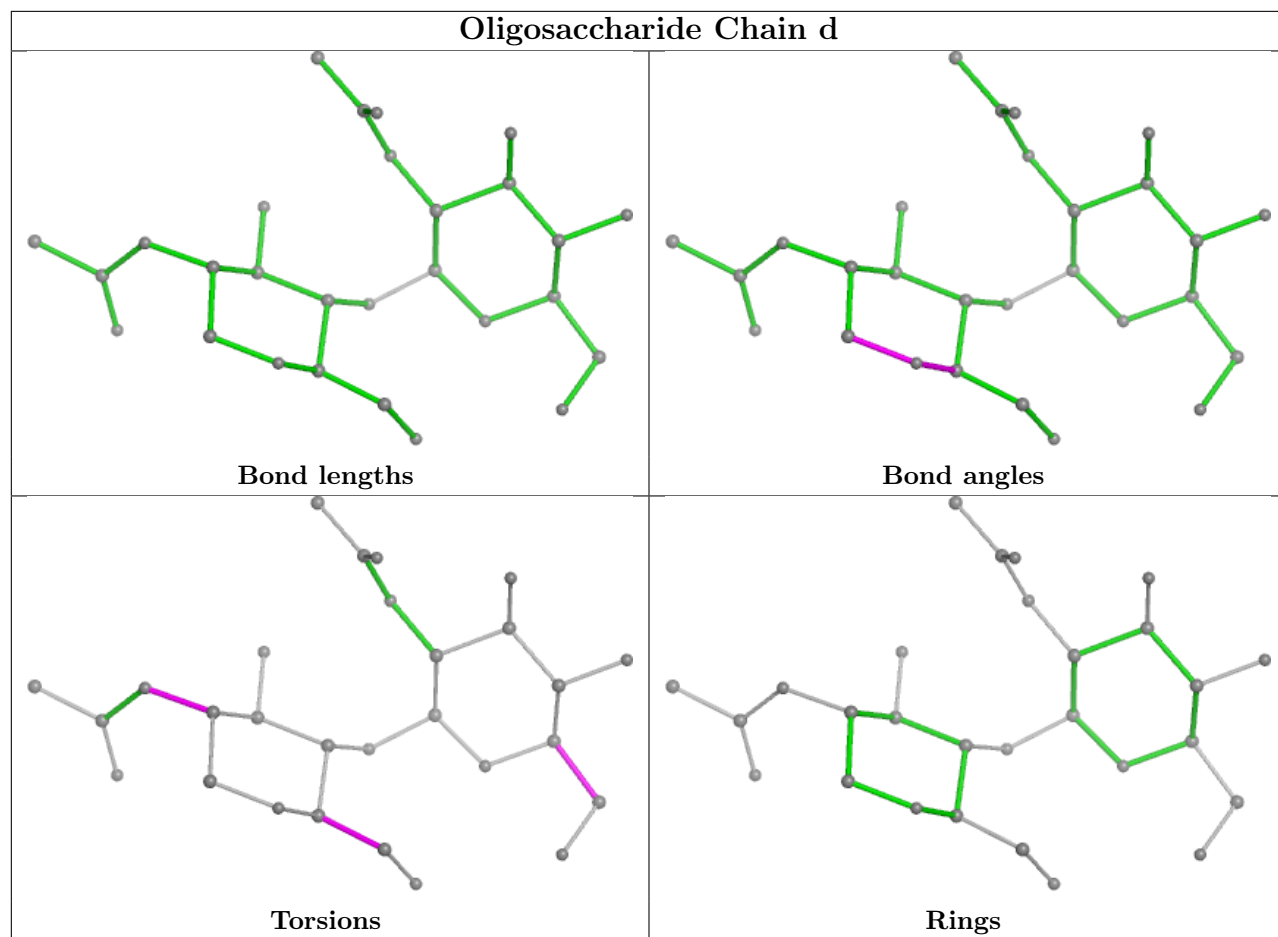
The following is a two-dimensional graphical depiction of Mogul quality analysis of bond lengths, bond angles, torsion angles, and ring geometry for oligosaccharide.

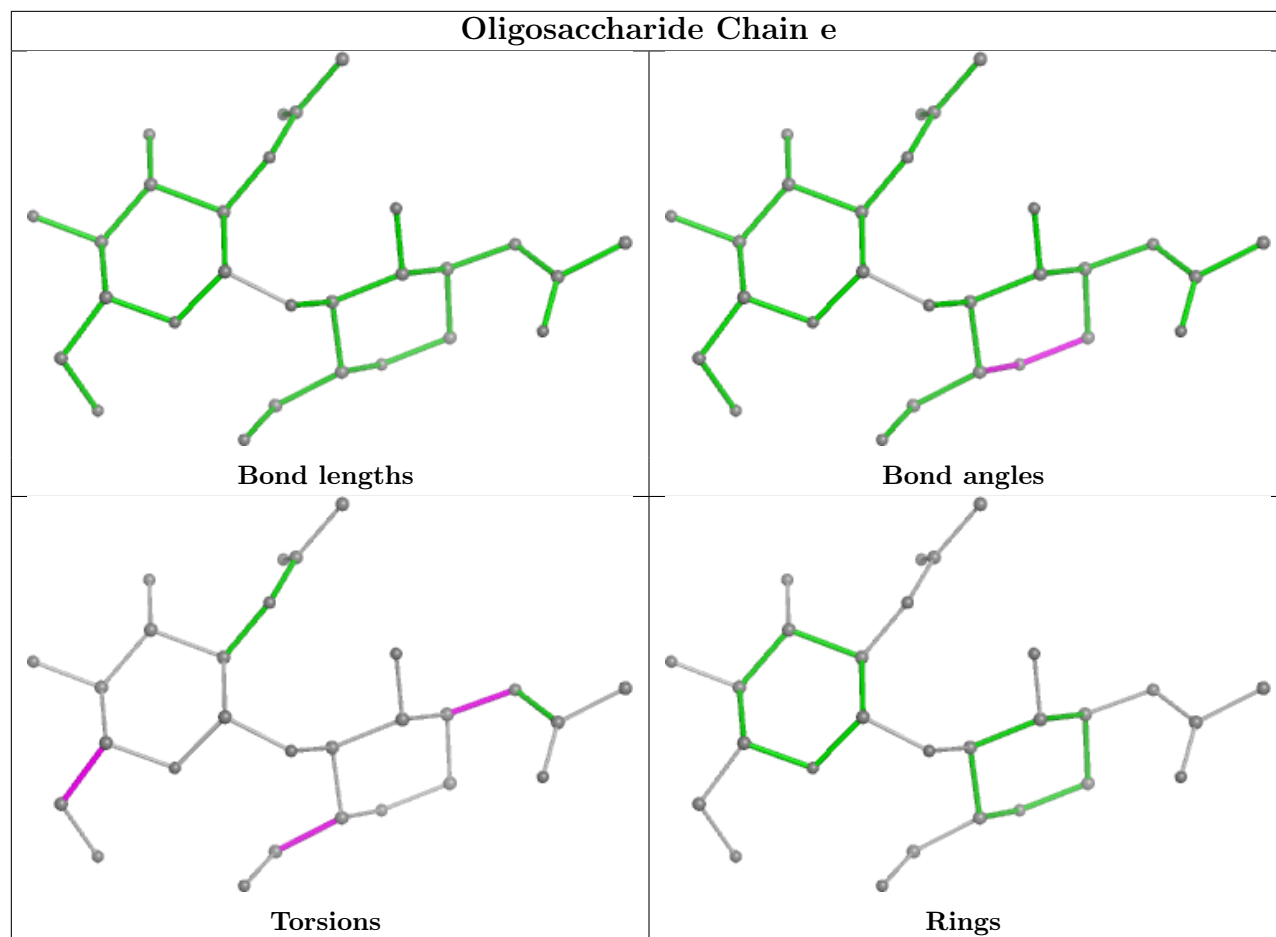


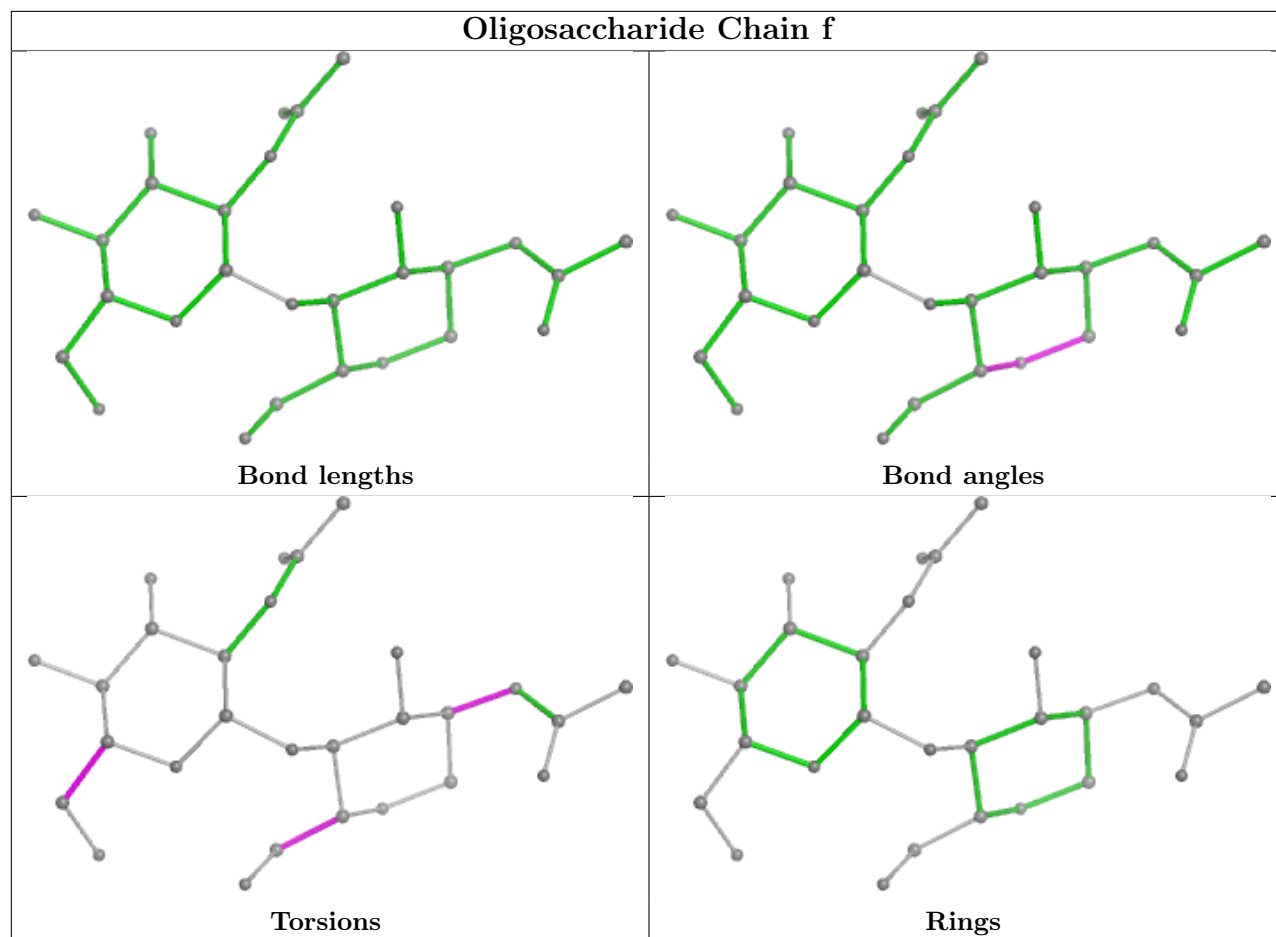


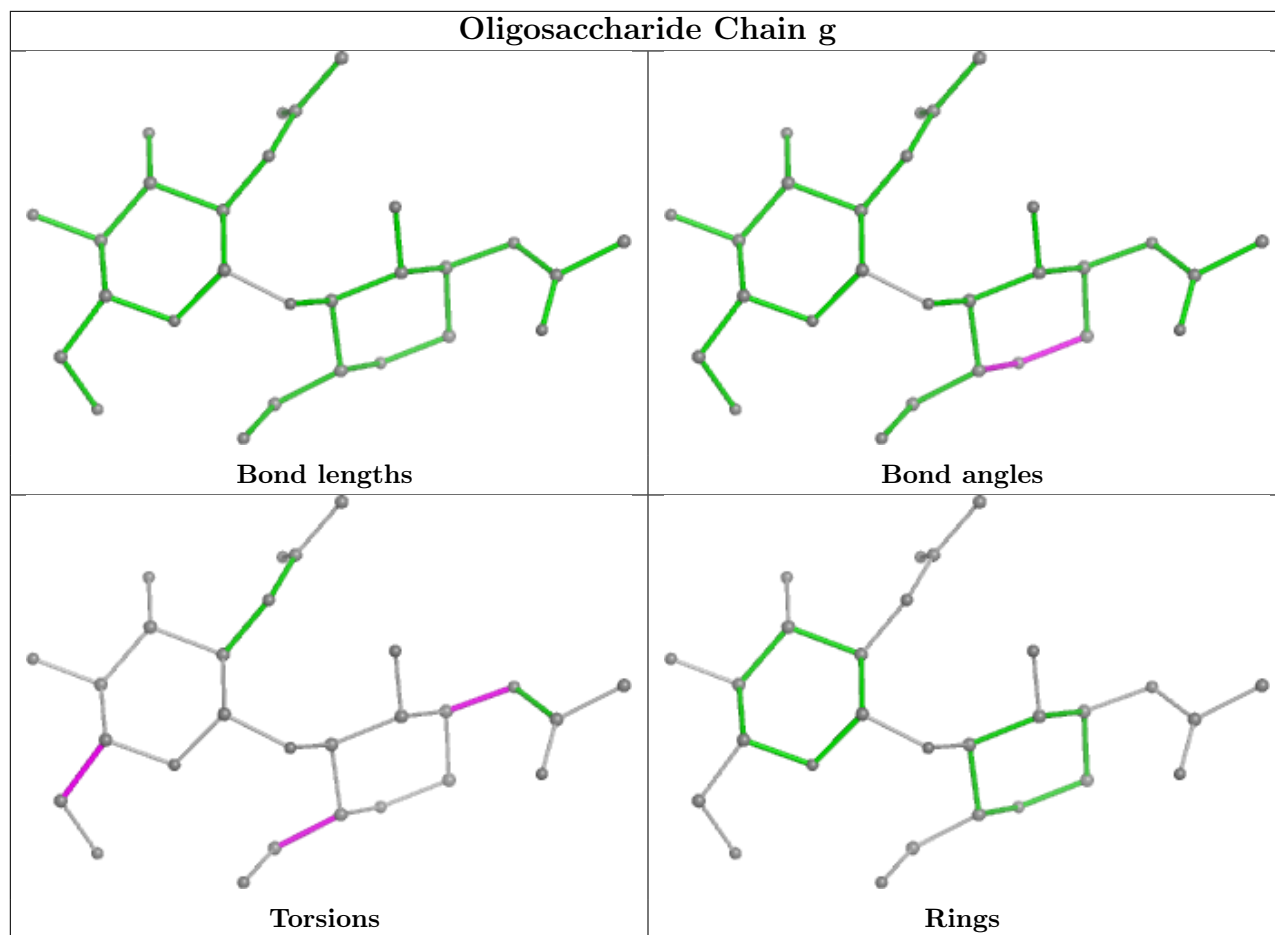


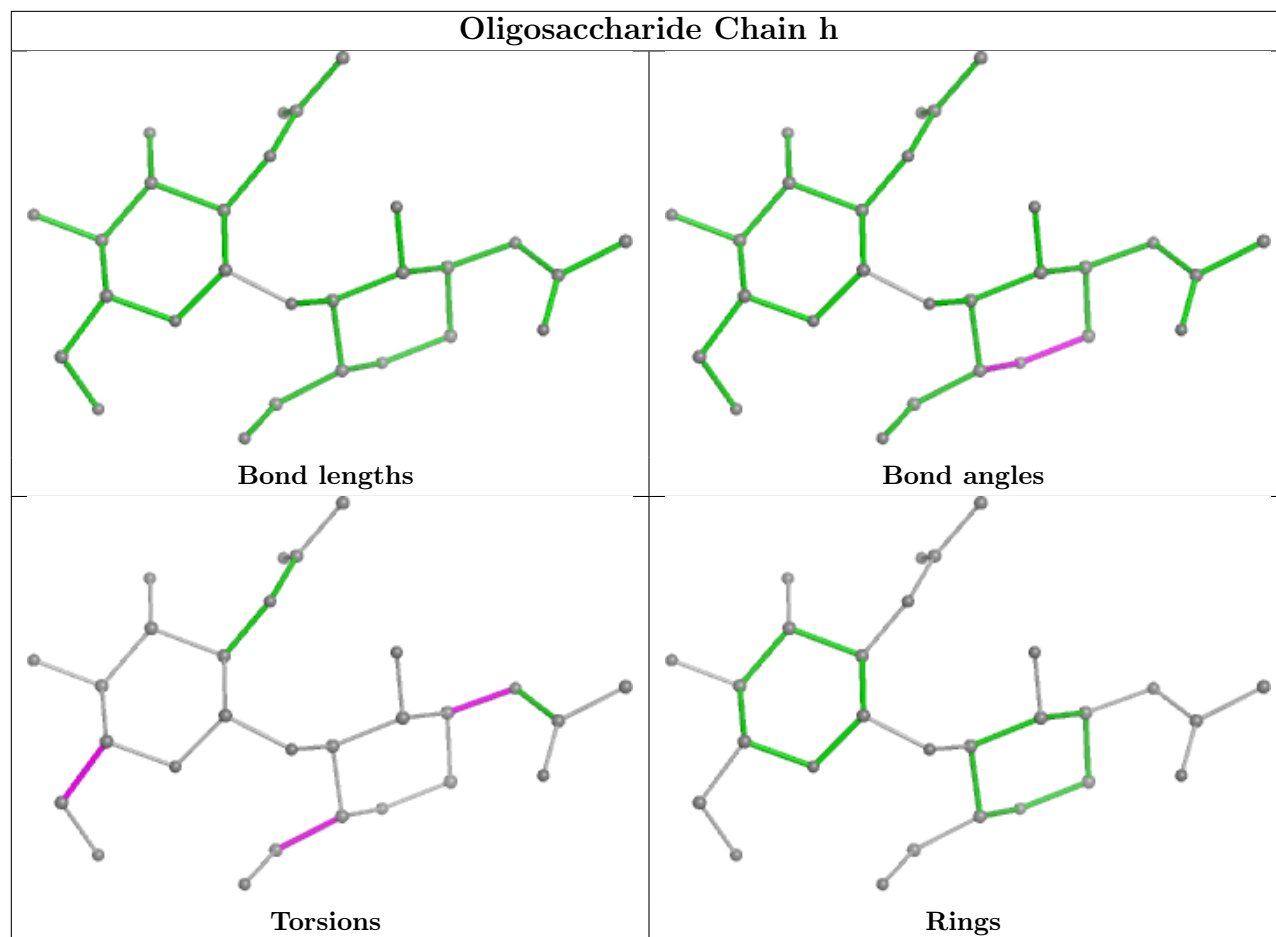


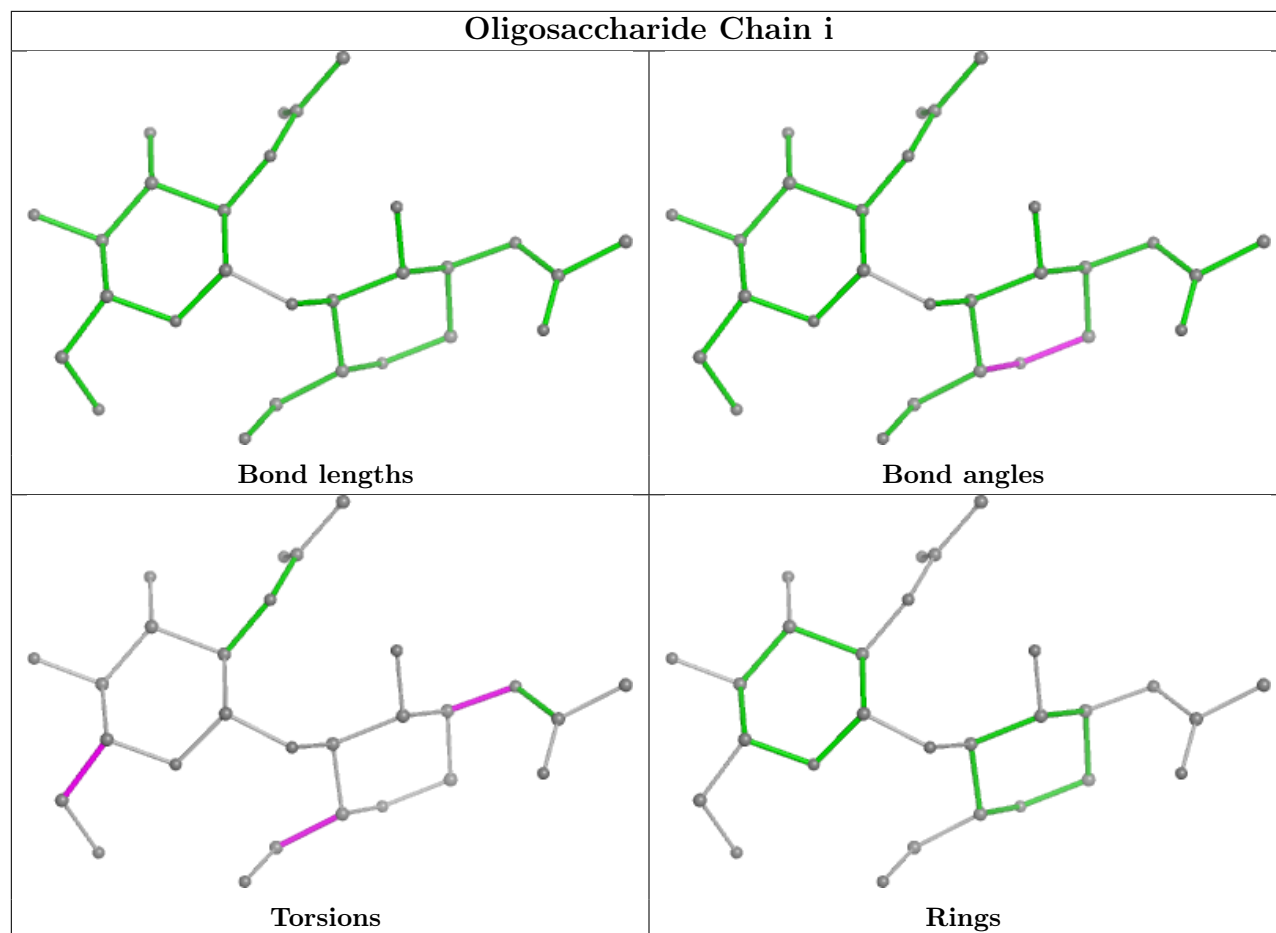


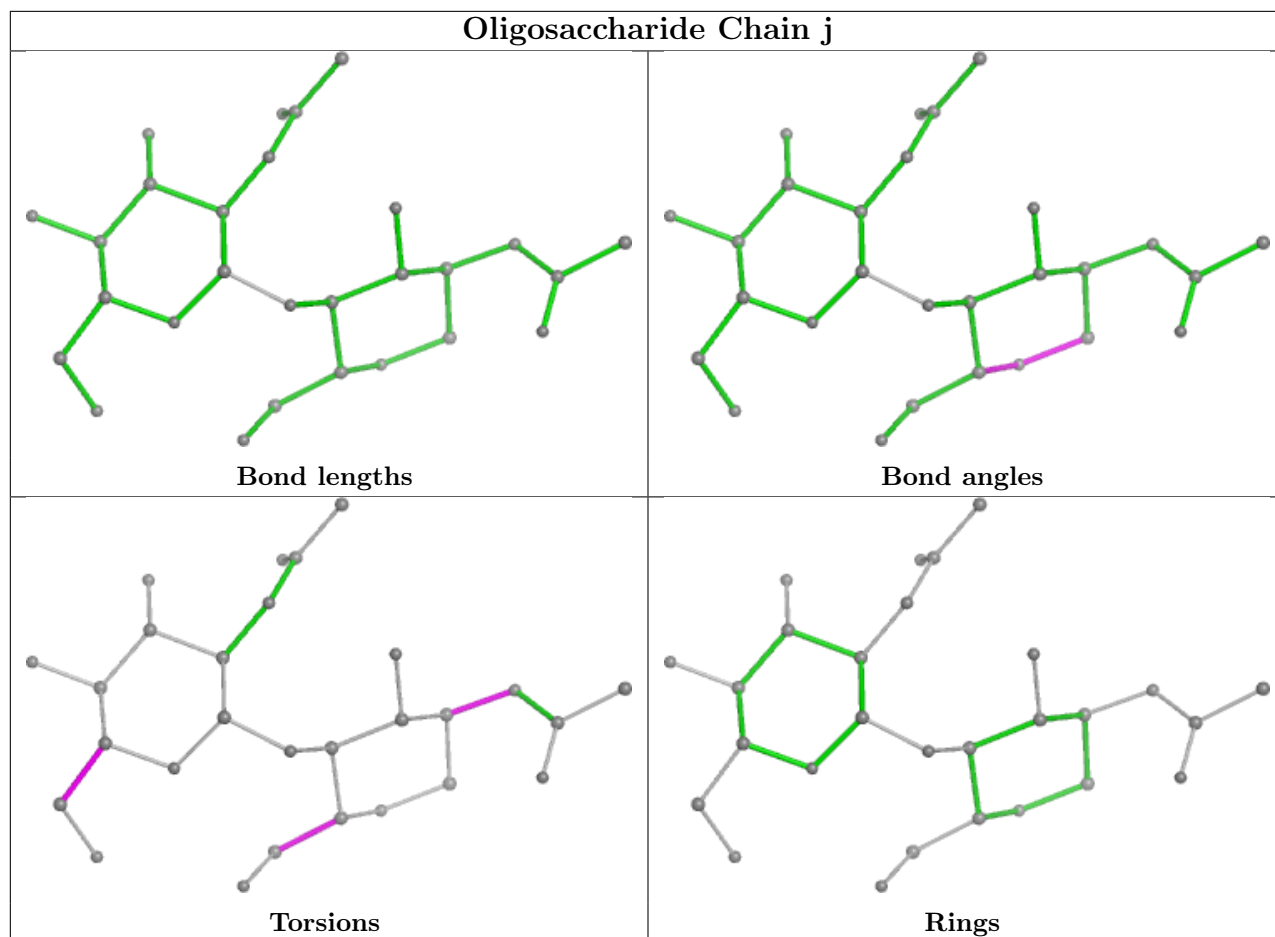


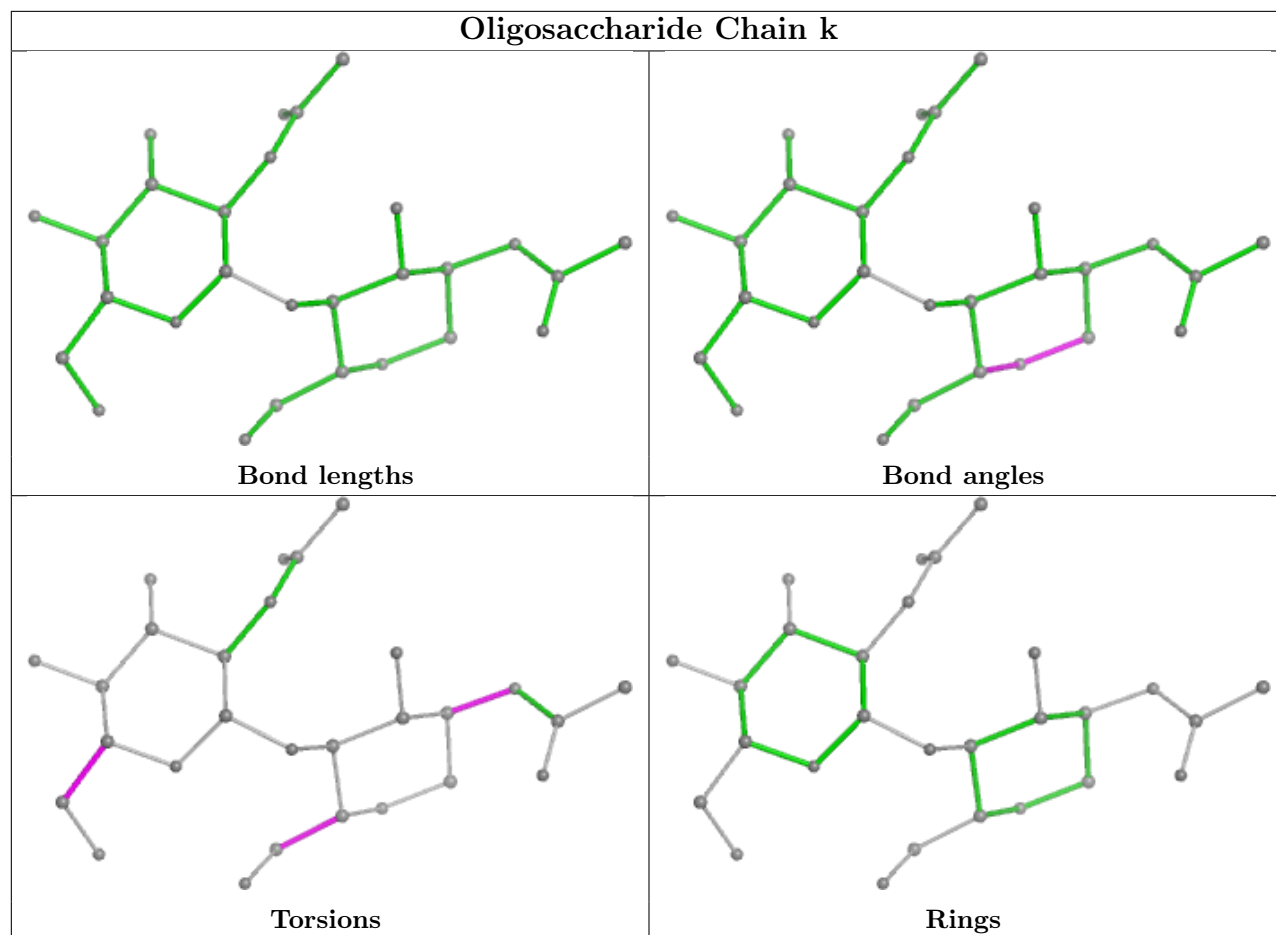


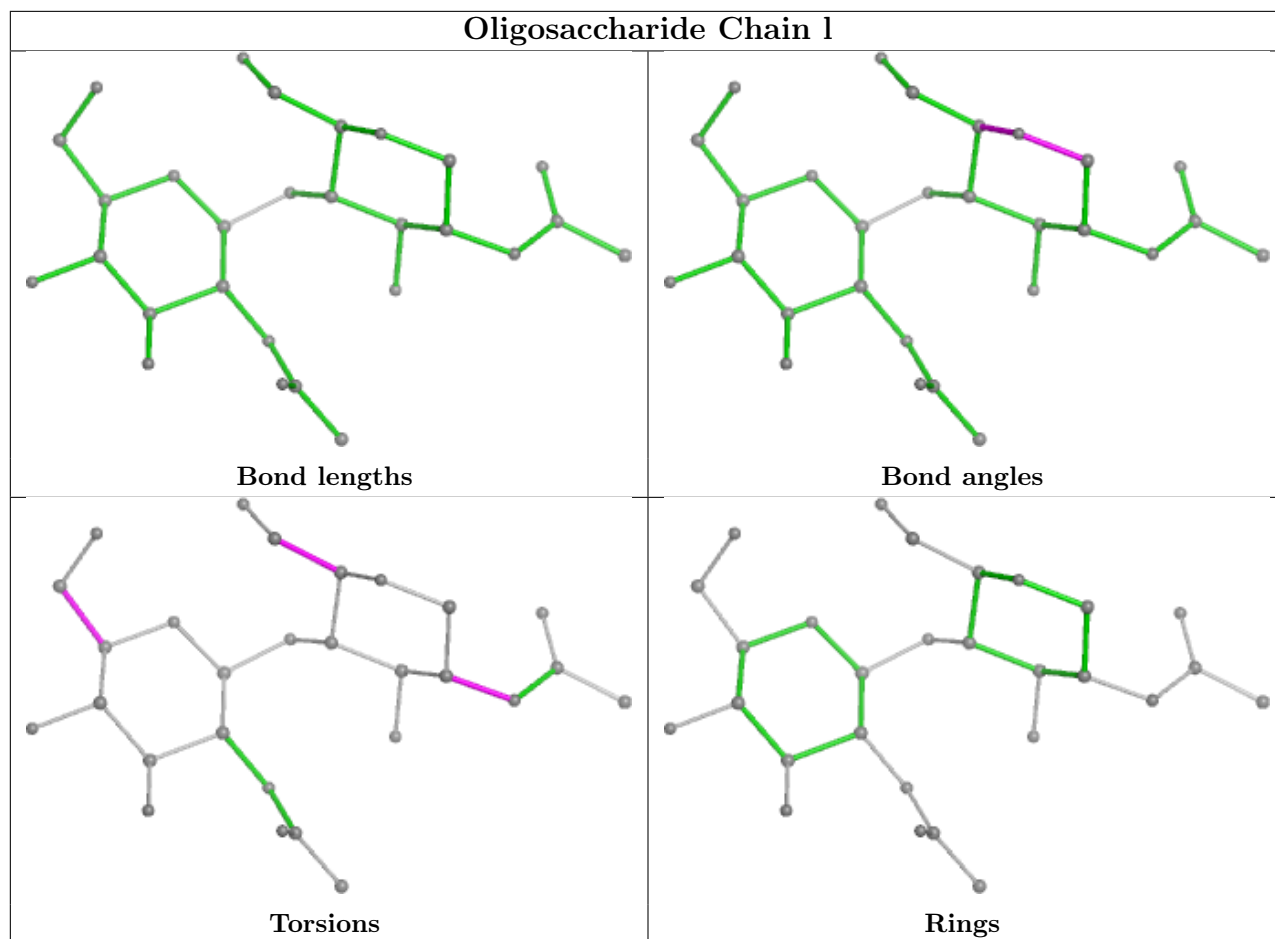


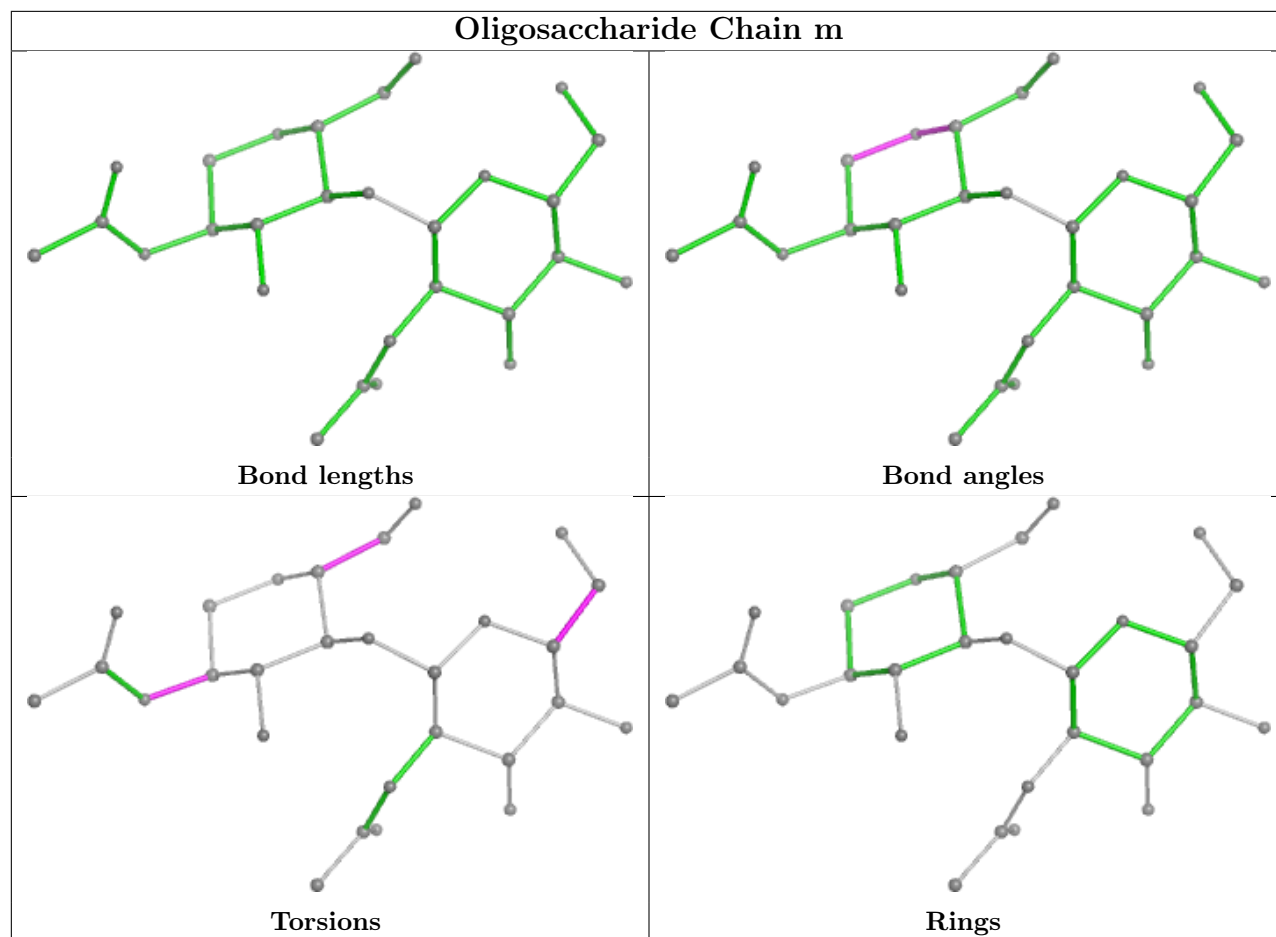


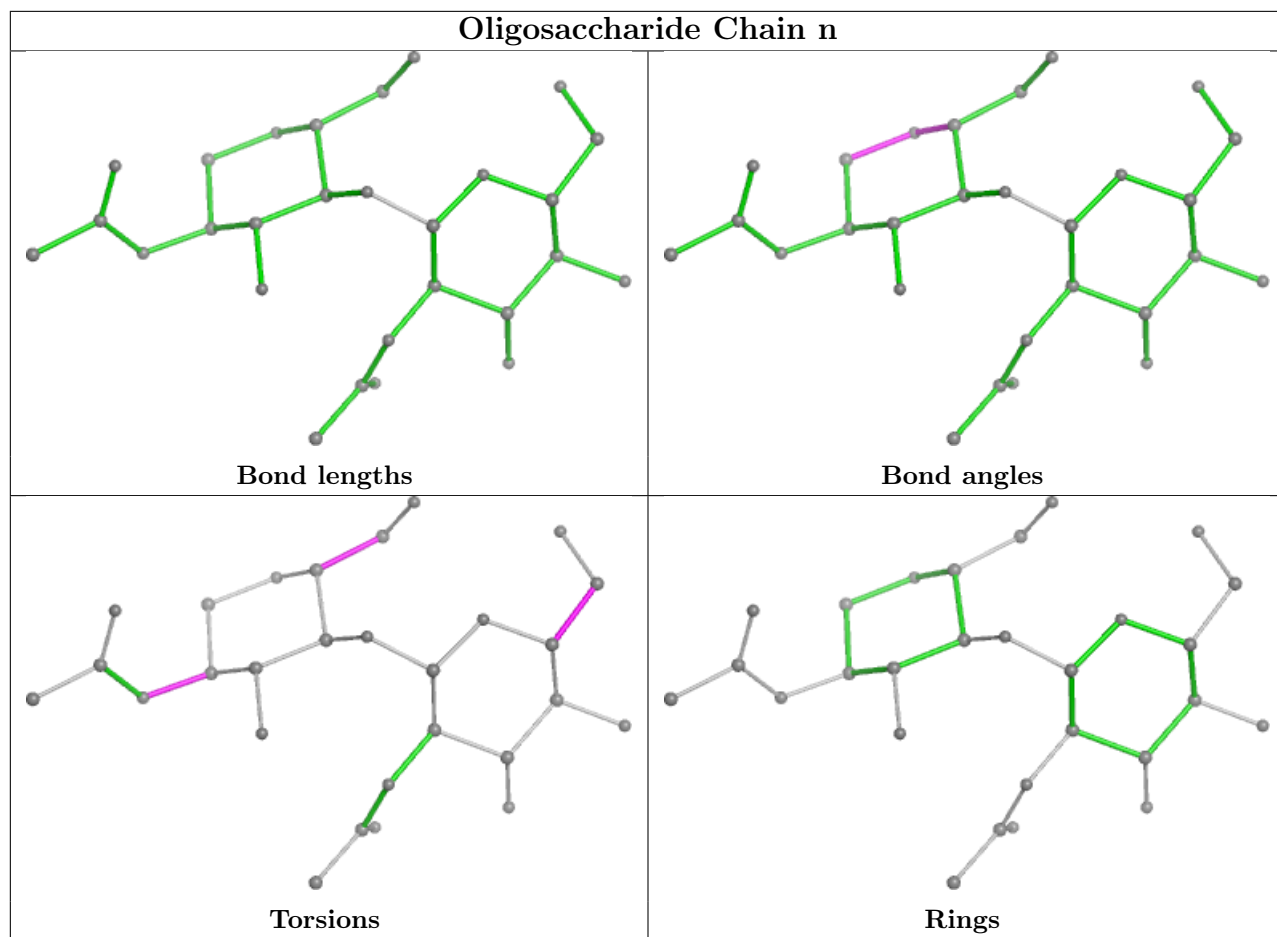


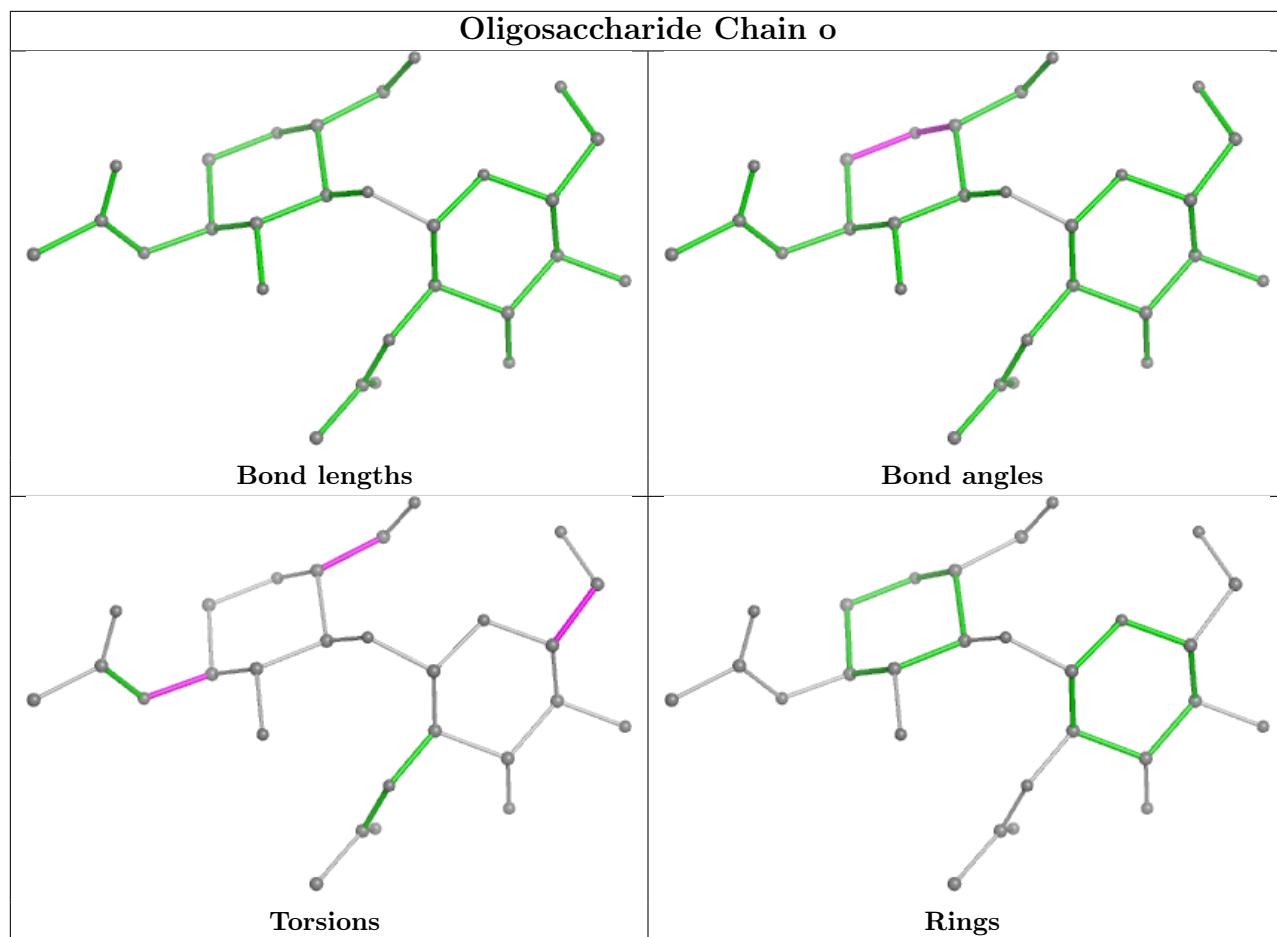


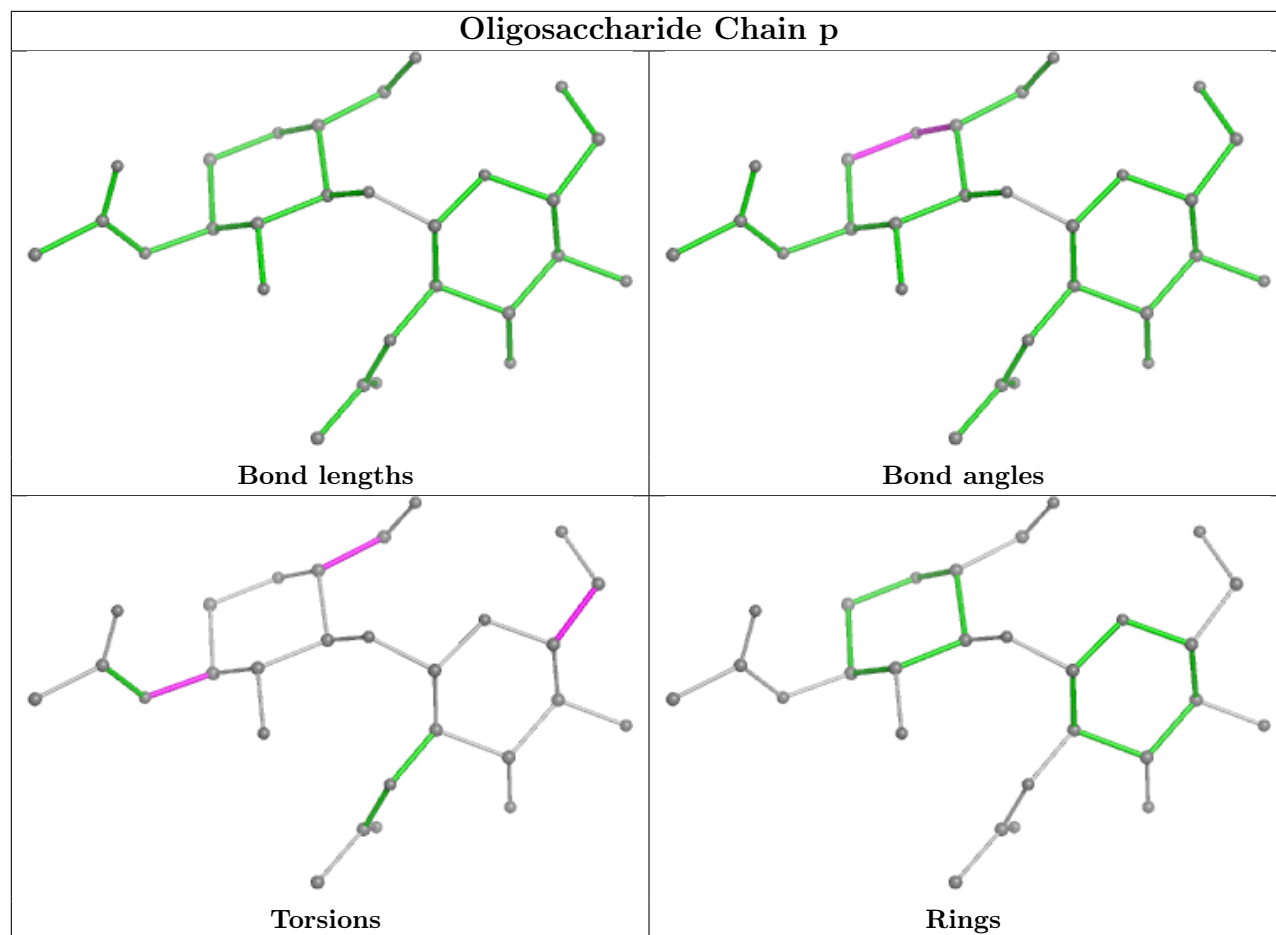


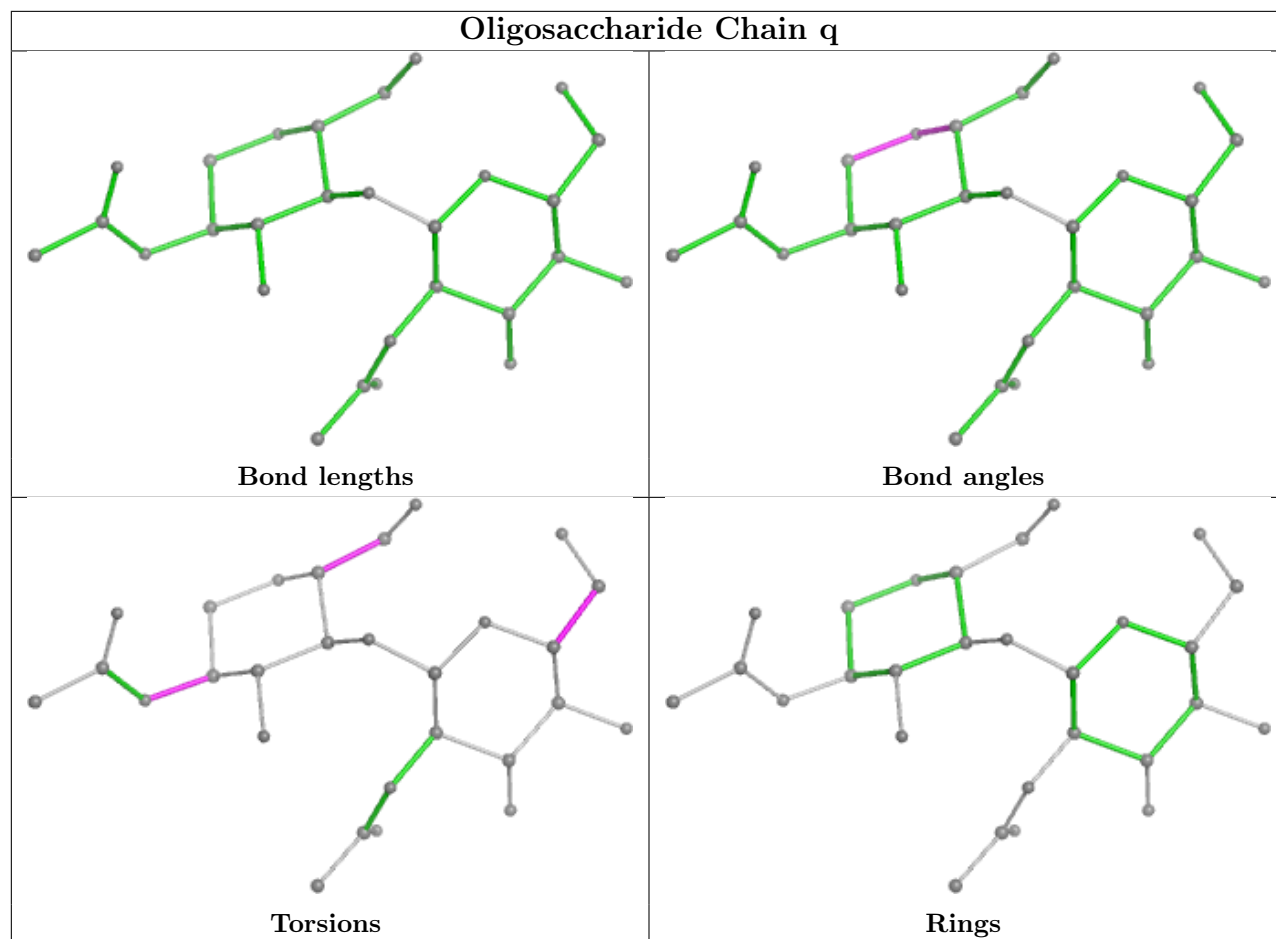


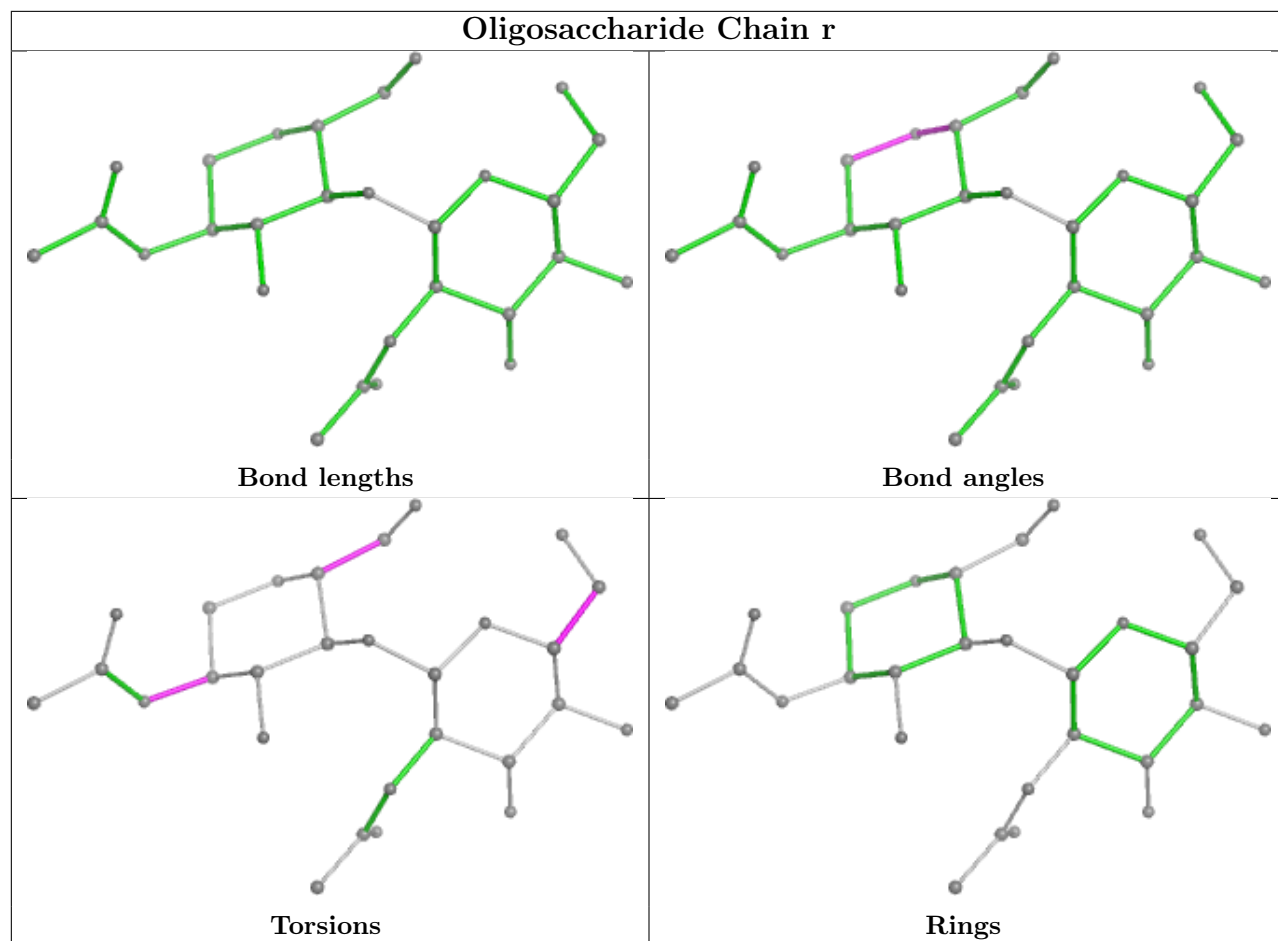


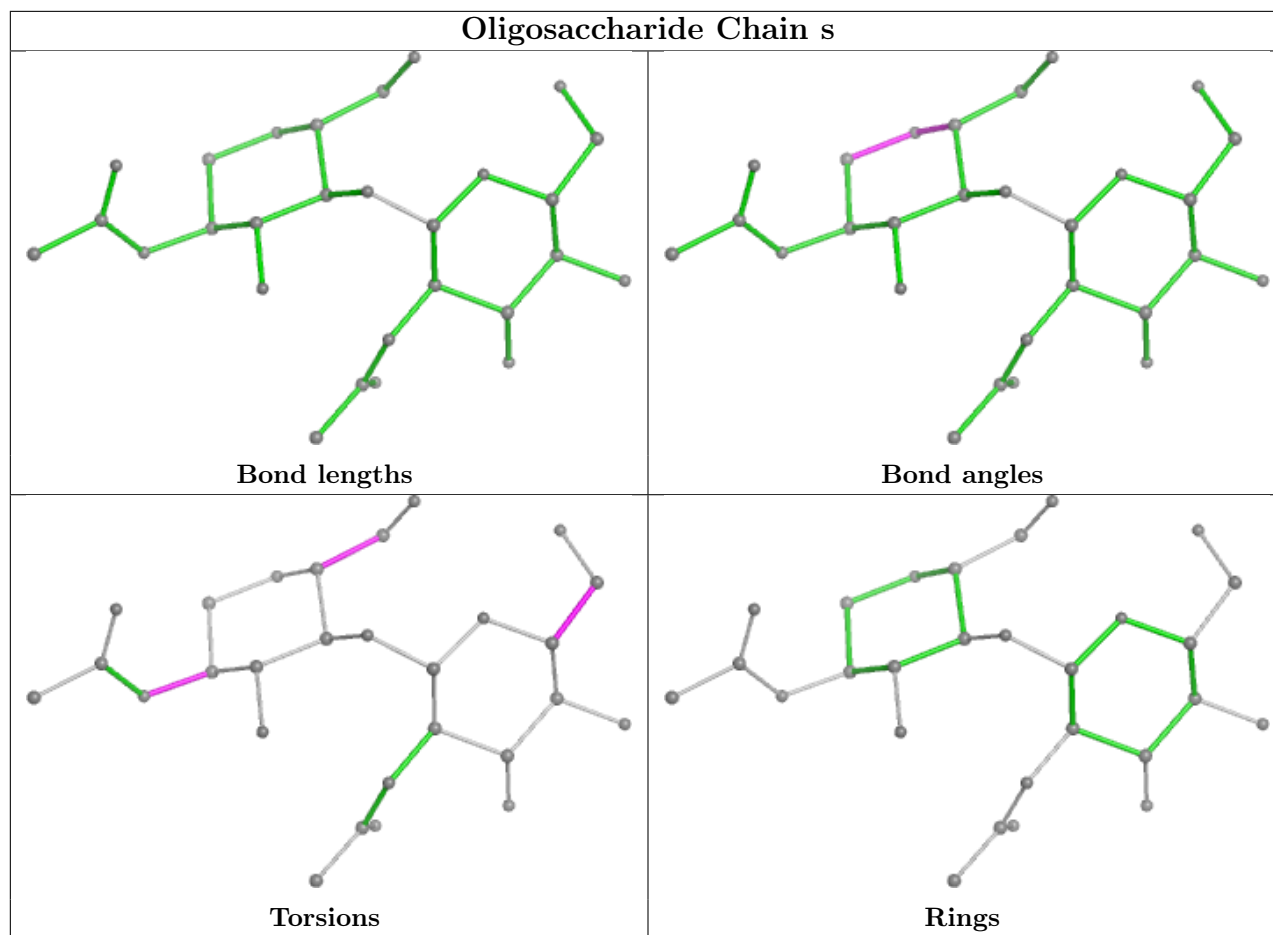












5.6 Ligand geometry [i](#)

37 ligands are modelled in this entry.

In the following table, the Counts columns list the number of bonds (or angles) for which Mogul statistics could be retrieved, the number of bonds (or angles) that are observed in the model and the number of bonds (or angles) that are defined in the Chemical Component Dictionary. The Link column lists molecule types, if any, to which the group is linked. The Z score for a bond length (or angle) is the number of standard deviations the observed value is removed from the expected value. A bond length (or angle) with $|Z| > 2$ is considered an outlier worth inspection. RMSZ is the root-mean-square of all Z scores of the bond lengths (or angles).

Mol	Type	Chain	Res	Link	Bond lengths			Bond angles		
					Counts	RMSZ	# Z > 2	Counts	RMSZ	# Z > 2
10	NAG	P	603	7	14,14,15	0.54	0	17,19,21	1.24	1 (5%)
10	NAG	Q	603	7	14,14,15	0.22	0	17,19,21	0.35	0
10	NAG	I	604	7	14,14,15	0.51	0	17,19,21	1.27	1 (5%)
10	NAG	U	603	7	14,14,15	0.25	0	17,19,21	0.34	0
10	NAG	N	603	7	14,14,15	0.23	0	17,19,21	0.35	0
10	NAG	V	604	7	14,14,15	0.51	0	17,19,21	1.26	1 (5%)

Mol	Type	Chain	Res	Link	Bond lengths			Bond angles		
					Counts	RMSZ	# Z > 2	Counts	RMSZ	# Z > 2
10	NAG	X	603	7	14,14,15	0.24	0	17,19,21	0.35	0
10	NAG	K	604	7	14,14,15	0.52	0	17,19,21	1.26	1 (5%)
10	NAG	R	604	7	14,14,15	0.51	0	17,19,21	1.27	1 (5%)
10	NAG	N	604	7	14,14,15	0.50	0	17,19,21	1.26	1 (5%)
10	NAG	V	603	7	14,14,15	0.23	0	17,19,21	0.36	0
10	NAG	L	603	7	14,14,15	0.23	0	17,19,21	0.35	0
10	NAG	S	603	7	14,14,15	0.24	0	17,19,21	0.35	0
10	NAG	K	603	7	14,14,15	0.24	0	17,19,21	0.35	0
10	NAG	I	603	7	14,14,15	0.25	0	17,19,21	0.34	0
10	NAG	Q	604	7	14,14,15	0.52	0	17,19,21	1.27	1 (5%)
10	NAG	H	604	7	14,14,15	0.52	0	17,19,21	1.27	1 (5%)
10	NAG	J	603	7	14,14,15	0.23	0	17,19,21	0.34	0
10	NAG	G	604	7	14,14,15	0.32	0	17,19,21	0.51	0
10	NAG	H	603	7	14,14,15	0.23	0	17,19,21	0.35	0
10	NAG	S	604	7	14,14,15	0.51	0	17,19,21	1.27	1 (5%)
10	NAG	L	604	7	14,14,15	0.51	0	17,19,21	1.27	1 (5%)
10	NAG	T	604	7	14,14,15	0.51	0	17,19,21	1.27	1 (5%)
10	NAG	O	603	7	14,14,15	0.24	0	17,19,21	0.35	0
10	NAG	J	604	7	14,14,15	0.52	0	17,19,21	1.27	1 (5%)
10	NAG	G	603	7	14,14,15	0.29	0	17,19,21	0.35	0
10	NAG	W	603	7	14,14,15	0.24	0	17,19,21	0.35	0
10	NAG	W	604	7	14,14,15	0.51	0	17,19,21	1.27	1 (5%)
10	NAG	M	604	7	14,14,15	0.52	0	17,19,21	1.27	1 (5%)
10	NAG	T	603	7	14,14,15	0.24	0	17,19,21	0.36	0
10	NAG	P	604	7	14,14,15	0.46	0	17,19,21	0.60	0
10	NAG	O	604	7	14,14,15	0.52	0	17,19,21	1.26	1 (5%)
10	NAG	X	604	7	14,14,15	0.51	0	17,19,21	1.26	1 (5%)
10	NAG	M	603	7	14,14,15	0.23	0	17,19,21	0.36	0
10	NAG	U	604	7	14,14,15	0.52	0	17,19,21	1.27	1 (5%)
10	NAG	R	603	7	14,14,15	0.23	0	17,19,21	0.35	0
10	NAG	F	601	5	14,14,15	0.33	0	17,19,21	0.52	0

In the following table, the Chirals column lists the number of chiral outliers, the number of chiral centers analysed, the number of these observed in the model and the number defined in the Chemical Component Dictionary. Similar counts are reported in the Torsion and Rings columns. ^{1,2} means no outliers of that kind were identified.

Mol	Type	Chain	Res	Link	Chirals	Torsions	Rings
10	NAG	P	603	7	-	5/6/23/26	0/1/1/1

Continued on next page...

Continued from previous page...

Mol	Type	Chain	Res	Link	Chirals	Torsions	Rings
10	NAG	Q	603	7	-	2/6/23/26	0/1/1/1
10	NAG	I	604	7	-	3/6/23/26	0/1/1/1
10	NAG	U	603	7	-	2/6/23/26	0/1/1/1
10	NAG	N	603	7	-	2/6/23/26	0/1/1/1
10	NAG	V	604	7	-	3/6/23/26	0/1/1/1
10	NAG	X	603	7	-	2/6/23/26	0/1/1/1
10	NAG	K	604	7	-	3/6/23/26	0/1/1/1
10	NAG	R	604	7	-	3/6/23/26	0/1/1/1
10	NAG	N	604	7	-	3/6/23/26	0/1/1/1
10	NAG	V	603	7	-	2/6/23/26	0/1/1/1
10	NAG	L	603	7	-	2/6/23/26	0/1/1/1
10	NAG	S	603	7	-	2/6/23/26	0/1/1/1
10	NAG	K	603	7	-	2/6/23/26	0/1/1/1
10	NAG	I	603	7	-	2/6/23/26	0/1/1/1
10	NAG	Q	604	7	-	3/6/23/26	0/1/1/1
10	NAG	H	604	7	-	3/6/23/26	0/1/1/1
10	NAG	J	603	7	-	2/6/23/26	0/1/1/1
10	NAG	G	604	7	-	2/6/23/26	0/1/1/1
10	NAG	H	603	7	-	2/6/23/26	0/1/1/1
10	NAG	S	604	7	-	3/6/23/26	0/1/1/1
10	NAG	L	604	7	-	3/6/23/26	0/1/1/1
10	NAG	T	604	7	-	3/6/23/26	0/1/1/1
10	NAG	O	603	7	-	2/6/23/26	0/1/1/1
10	NAG	J	604	7	-	3/6/23/26	0/1/1/1
10	NAG	G	603	7	-	1/6/23/26	0/1/1/1
10	NAG	W	603	7	-	2/6/23/26	0/1/1/1
10	NAG	W	604	7	-	3/6/23/26	0/1/1/1
10	NAG	M	604	7	-	3/6/23/26	0/1/1/1
10	NAG	T	603	7	-	2/6/23/26	0/1/1/1
10	NAG	P	604	7	-	0/6/23/26	0/1/1/1
10	NAG	O	604	7	-	3/6/23/26	0/1/1/1
10	NAG	X	604	7	-	3/6/23/26	0/1/1/1
10	NAG	M	603	7	-	2/6/23/26	0/1/1/1
10	NAG	U	604	7	-	3/6/23/26	0/1/1/1

Continued on next page...

Continued from previous page...

Mol	Type	Chain	Res	Link	Chirals	Torsions	Rings
10	NAG	R	603	7	-	2/6/23/26	0/1/1/1
10	NAG	F	601	5	-	2/6/23/26	0/1/1/1

There are no bond length outliers.

All (17) bond angle outliers are listed below:

Mol	Chain	Res	Type	Atoms	Z	Observed(°)	Ideal(°)
10	U	604	NAG	C2-N2-C7	4.27	128.99	122.90
10	P	603	NAG	C2-N2-C7	4.27	128.98	122.90
10	I	604	NAG	C2-N2-C7	4.26	128.98	122.90
10	W	604	NAG	C2-N2-C7	4.26	128.97	122.90
10	J	604	NAG	C2-N2-C7	4.26	128.97	122.90
10	R	604	NAG	C2-N2-C7	4.25	128.96	122.90
10	V	604	NAG	C2-N2-C7	4.25	128.96	122.90
10	T	604	NAG	C2-N2-C7	4.25	128.95	122.90
10	L	604	NAG	C2-N2-C7	4.24	128.94	122.90
10	H	604	NAG	C2-N2-C7	4.24	128.94	122.90
10	K	604	NAG	C2-N2-C7	4.22	128.92	122.90
10	M	604	NAG	C2-N2-C7	4.22	128.91	122.90
10	X	604	NAG	C2-N2-C7	4.22	128.91	122.90
10	N	604	NAG	C2-N2-C7	4.21	128.89	122.90
10	Q	604	NAG	C2-N2-C7	4.21	128.89	122.90
10	S	604	NAG	C2-N2-C7	4.21	128.89	122.90
10	O	604	NAG	C2-N2-C7	4.19	128.87	122.90

There are no chirality outliers.

All (90) torsion outliers are listed below:

Mol	Chain	Res	Type	Atoms
10	H	603	NAG	C4-C5-C6-O6
10	I	603	NAG	C4-C5-C6-O6
10	J	603	NAG	C4-C5-C6-O6
10	K	603	NAG	C4-C5-C6-O6
10	L	603	NAG	C4-C5-C6-O6
10	M	603	NAG	C4-C5-C6-O6
10	N	603	NAG	C4-C5-C6-O6
10	O	603	NAG	C4-C5-C6-O6
10	Q	603	NAG	C4-C5-C6-O6
10	R	603	NAG	C4-C5-C6-O6
10	S	603	NAG	C4-C5-C6-O6
10	T	603	NAG	C4-C5-C6-O6

Continued on next page...

Continued from previous page...

Mol	Chain	Res	Type	Atoms
10	U	603	NAG	C4-C5-C6-O6
10	V	603	NAG	C4-C5-C6-O6
10	W	603	NAG	C4-C5-C6-O6
10	X	603	NAG	C4-C5-C6-O6
10	P	603	NAG	O5-C5-C6-O6
10	H	603	NAG	O5-C5-C6-O6
10	I	603	NAG	O5-C5-C6-O6
10	J	603	NAG	O5-C5-C6-O6
10	K	603	NAG	O5-C5-C6-O6
10	L	603	NAG	O5-C5-C6-O6
10	M	603	NAG	O5-C5-C6-O6
10	N	603	NAG	O5-C5-C6-O6
10	O	603	NAG	O5-C5-C6-O6
10	Q	603	NAG	O5-C5-C6-O6
10	R	603	NAG	O5-C5-C6-O6
10	S	603	NAG	O5-C5-C6-O6
10	T	603	NAG	O5-C5-C6-O6
10	U	603	NAG	O5-C5-C6-O6
10	V	603	NAG	O5-C5-C6-O6
10	W	603	NAG	O5-C5-C6-O6
10	X	603	NAG	O5-C5-C6-O6
10	G	604	NAG	C4-C5-C6-O6
10	F	601	NAG	C8-C7-N2-C2
10	F	601	NAG	O7-C7-N2-C2
10	P	603	NAG	C8-C7-N2-C2
10	P	603	NAG	O7-C7-N2-C2
10	H	604	NAG	C8-C7-N2-C2
10	H	604	NAG	O7-C7-N2-C2
10	I	604	NAG	C8-C7-N2-C2
10	I	604	NAG	O7-C7-N2-C2
10	J	604	NAG	C8-C7-N2-C2
10	J	604	NAG	O7-C7-N2-C2
10	K	604	NAG	C8-C7-N2-C2
10	K	604	NAG	O7-C7-N2-C2
10	L	604	NAG	C8-C7-N2-C2
10	L	604	NAG	O7-C7-N2-C2
10	M	604	NAG	C8-C7-N2-C2
10	M	604	NAG	O7-C7-N2-C2
10	N	604	NAG	C8-C7-N2-C2
10	N	604	NAG	O7-C7-N2-C2
10	O	604	NAG	C8-C7-N2-C2
10	O	604	NAG	O7-C7-N2-C2

Continued on next page...

Continued from previous page...

Mol	Chain	Res	Type	Atoms
10	Q	604	NAG	C8-C7-N2-C2
10	Q	604	NAG	O7-C7-N2-C2
10	R	604	NAG	C8-C7-N2-C2
10	R	604	NAG	O7-C7-N2-C2
10	S	604	NAG	C8-C7-N2-C2
10	S	604	NAG	O7-C7-N2-C2
10	T	604	NAG	C8-C7-N2-C2
10	T	604	NAG	O7-C7-N2-C2
10	U	604	NAG	C8-C7-N2-C2
10	U	604	NAG	O7-C7-N2-C2
10	V	604	NAG	C8-C7-N2-C2
10	V	604	NAG	O7-C7-N2-C2
10	W	604	NAG	C8-C7-N2-C2
10	W	604	NAG	O7-C7-N2-C2
10	X	604	NAG	C8-C7-N2-C2
10	X	604	NAG	O7-C7-N2-C2
10	G	604	NAG	O5-C5-C6-O6
10	P	603	NAG	C4-C5-C6-O6
10	G	603	NAG	O5-C5-C6-O6
10	P	603	NAG	C3-C2-N2-C7
10	H	604	NAG	C3-C2-N2-C7
10	I	604	NAG	C3-C2-N2-C7
10	J	604	NAG	C3-C2-N2-C7
10	K	604	NAG	C3-C2-N2-C7
10	L	604	NAG	C3-C2-N2-C7
10	M	604	NAG	C3-C2-N2-C7
10	N	604	NAG	C3-C2-N2-C7
10	O	604	NAG	C3-C2-N2-C7
10	Q	604	NAG	C3-C2-N2-C7
10	R	604	NAG	C3-C2-N2-C7
10	S	604	NAG	C3-C2-N2-C7
10	T	604	NAG	C3-C2-N2-C7
10	U	604	NAG	C3-C2-N2-C7
10	V	604	NAG	C3-C2-N2-C7
10	W	604	NAG	C3-C2-N2-C7
10	X	604	NAG	C3-C2-N2-C7

There are no ring outliers.

3 monomers are involved in 3 short contacts:

Mol	Chain	Res	Type	Clashes	Symm-Clashes
10	P	603	NAG	1	0

Continued on next page...

Continued from previous page...

Mol	Chain	Res	Type	Clashes	Symm-Clashes
10	P	604	NAG	1	0
10	F	601	NAG	1	0

5.7 Other polymers [i](#)

There are no such residues in this entry.

5.8 Polymer linkage issues [i](#)

There are no chain breaks in this entry.

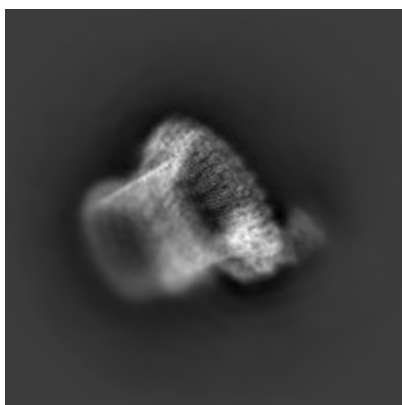
6 Map visualisation [i](#)

This section contains visualisations of the EMDB entry EMD-0106. These allow visual inspection of the internal detail of the map and identification of artifacts.

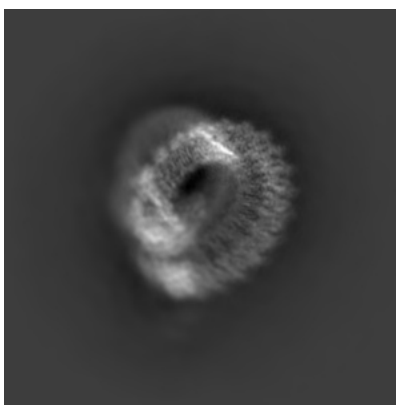
No raw map or half-maps were deposited for this entry and therefore no images, graphs, etc. pertaining to the raw map can be shown.

6.1 Orthogonal projections [i](#)

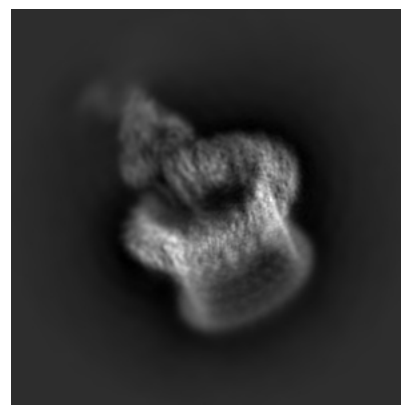
6.1.1 Primary map



X



Y

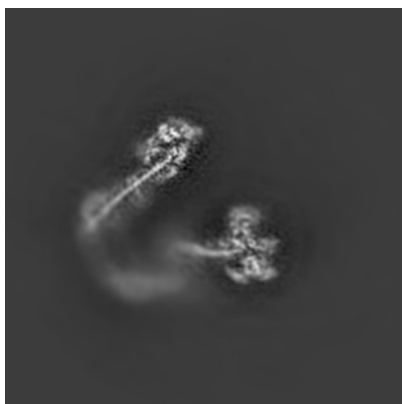


Z

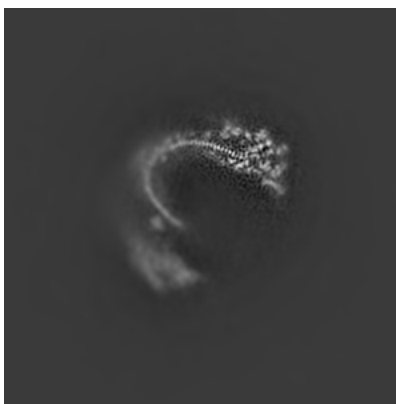
The images above show the map projected in three orthogonal directions.

6.2 Central slices [i](#)

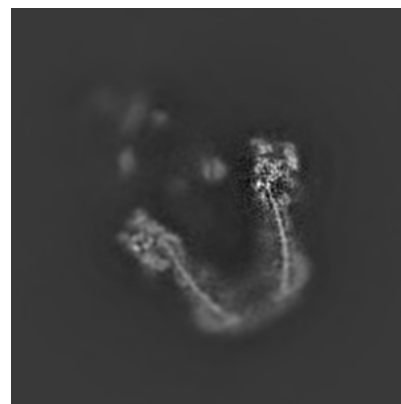
6.2.1 Primary map



X Index: 180



Y Index: 180

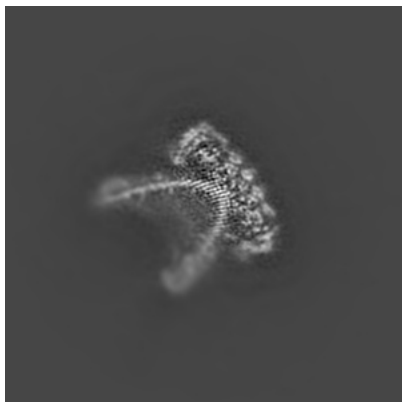


Z Index: 180

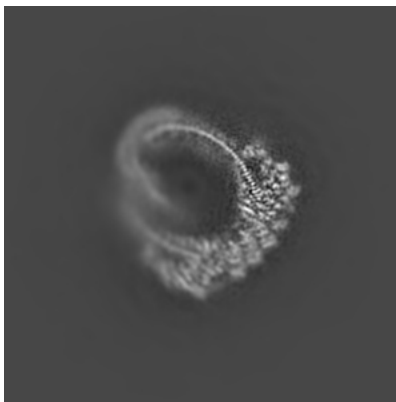
The images above show central slices of the map in three orthogonal directions.

6.3 Largest variance slices [\(i\)](#)

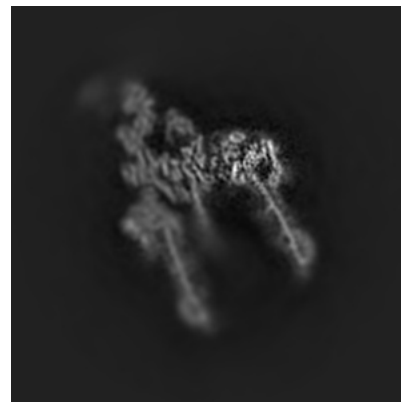
6.3.1 Primary map



X Index: 232



Y Index: 153




Z Index: 152

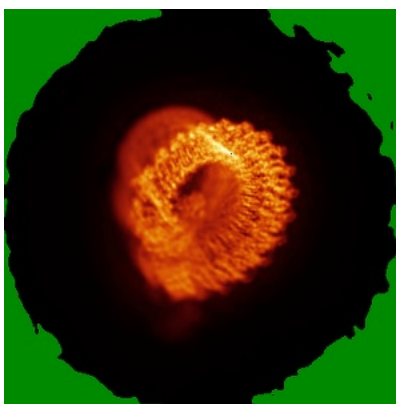
The images above show the largest variance slices of the map in three orthogonal directions.

6.4 Orthogonal standard-deviation projections (False-color) [\(i\)](#)

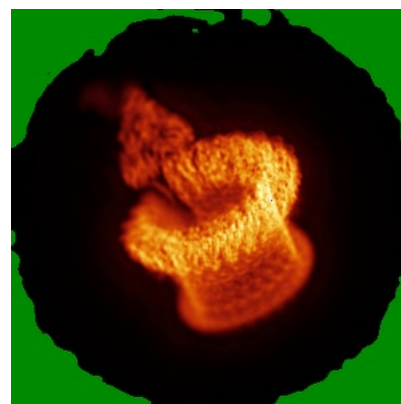
6.4.1 Primary map



X



Y




Z

The images above show the map standard deviation projections with false color in three orthogonal directions. Minimum values are shown in green, max in blue, and dark to light orange shades represent small to large values respectively.

6.5 Orthogonal surface views [i](#)

6.5.1 Primary map



The images above show the 3D surface view of the map at the recommended contour level 0.06. These images, in conjunction with the slice images, may facilitate assessment of whether an appropriate contour level has been provided.

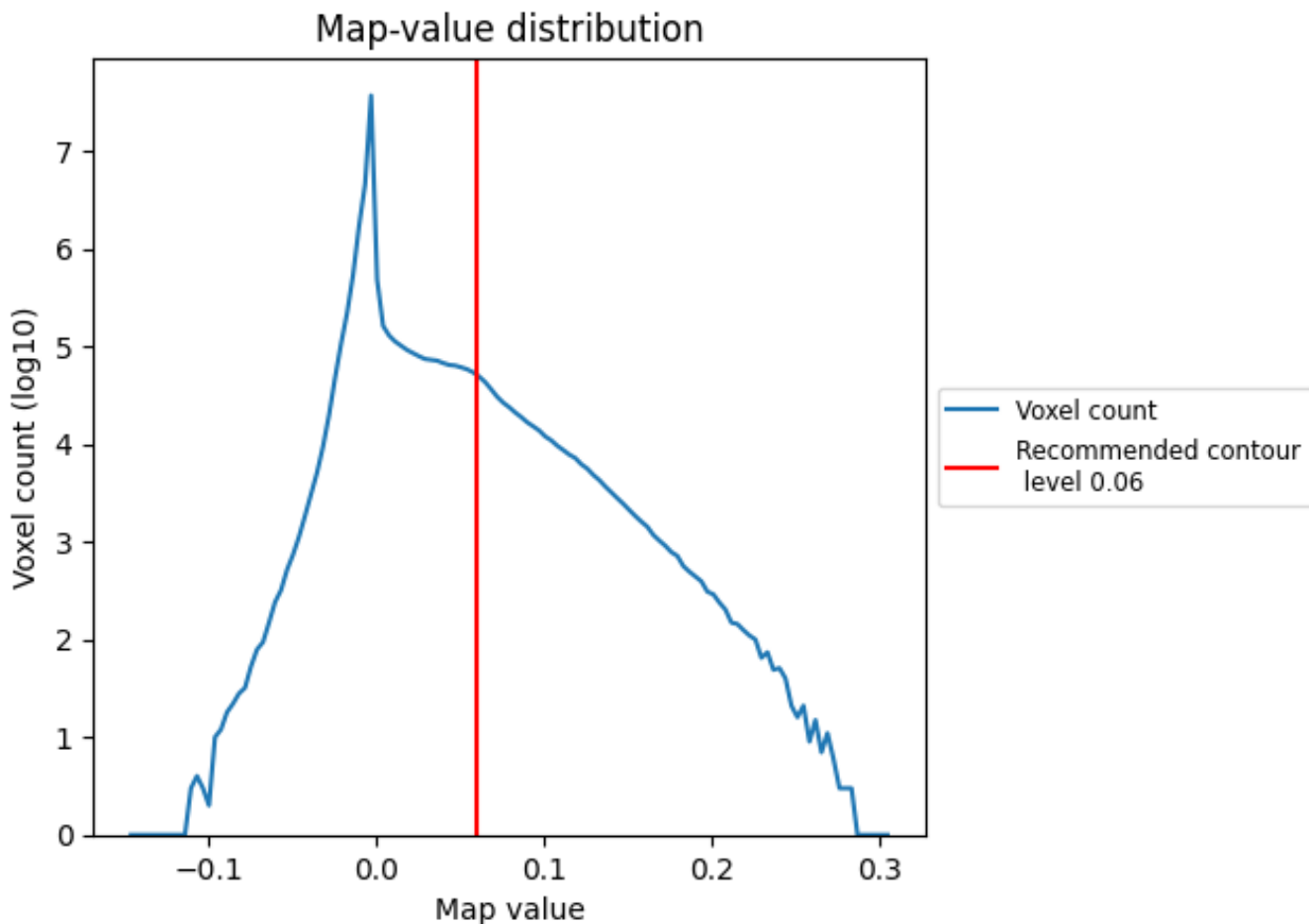
6.6 Mask visualisation [i](#)

This section was not generated. No masks/segmentation were deposited.

7 Map analysis [i](#)

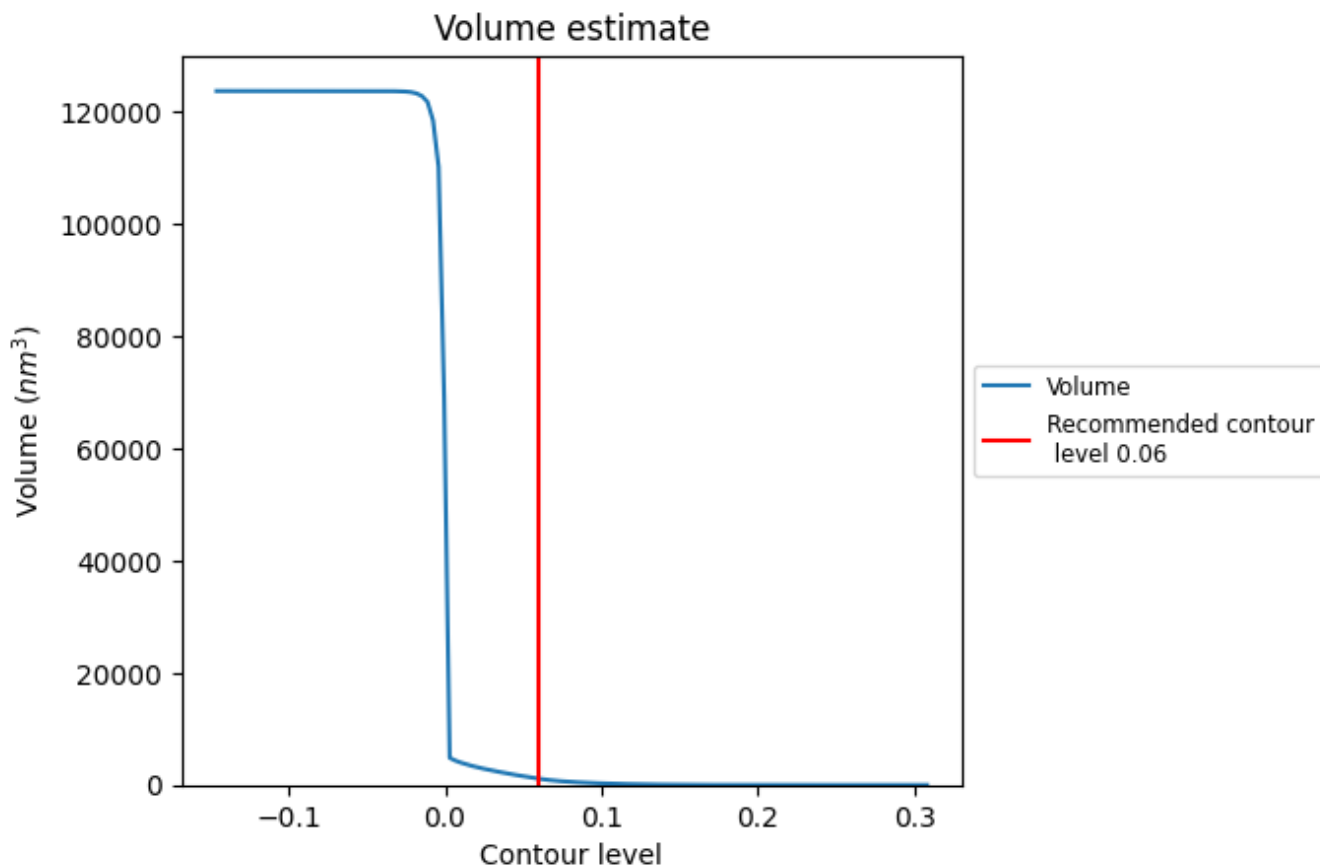
This section contains the results of statistical analysis of the map.

7.1 Map-value distribution [i](#)



The map-value distribution is plotted in 128 intervals along the x-axis. The y-axis is logarithmic. A spike in this graph at zero usually indicates that the volume has been masked.

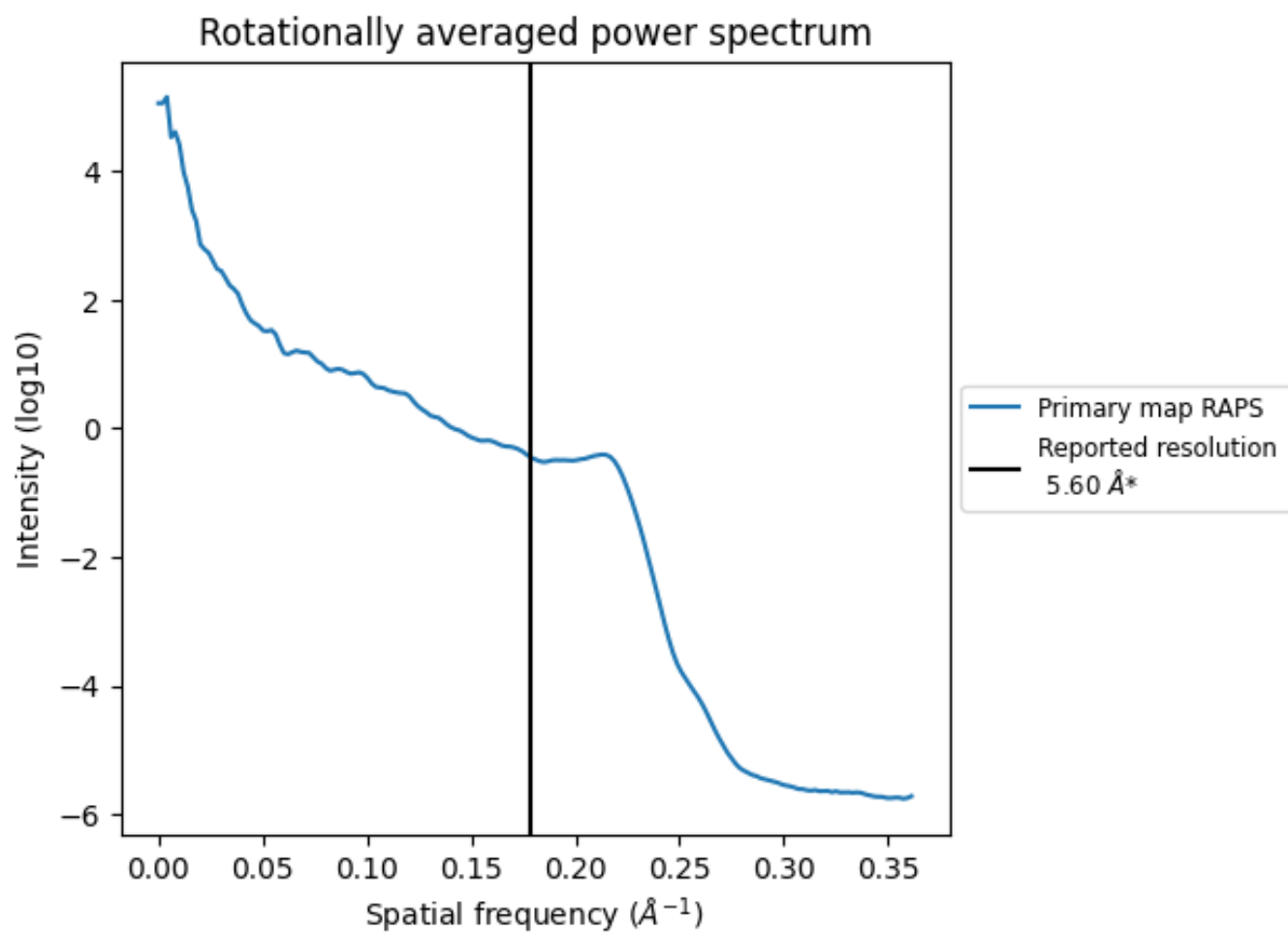
7.2 Volume estimate [\(i\)](#)



The volume at the recommended contour level is 1116 nm³; this corresponds to an approximate mass of 1008 kDa.

The volume estimate graph shows how the enclosed volume varies with the contour level. The recommended contour level is shown as a vertical line and the intersection between the line and the curve gives the volume of the enclosed surface at the given level.

7.3 Rotationally averaged power spectrum



*Reported resolution corresponds to spatial frequency of 0.179\AA^{-1}

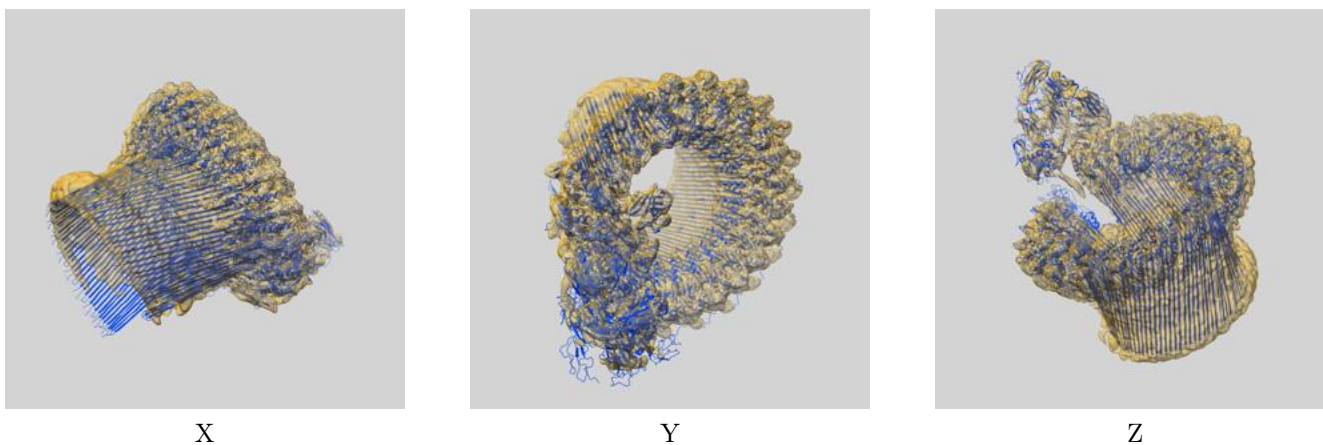
8 Fourier-Shell correlation

This section was not generated. No FSC curve or half-maps provided.

9 Map-model fit [i](#)


This section contains information regarding the fit between EMDB map EMD-0106 and PDB model 6H03. Per-residue inclusion information can be found in section 3 on page 11.

9.1 Map-model overlay [i](#)



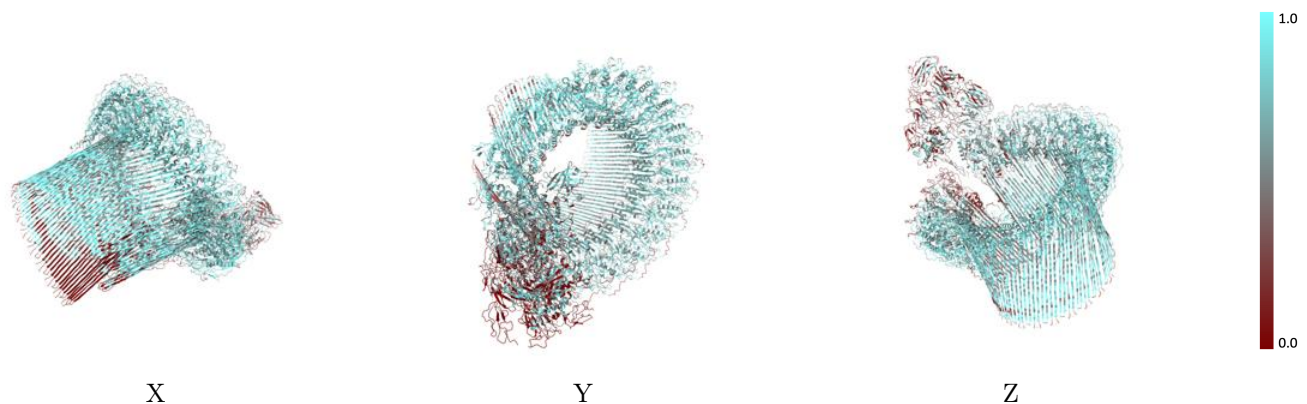
The images above show the 3D surface view of the map at the recommended contour level 0.06 at 50% transparency in yellow overlaid with a ribbon representation of the model coloured in blue. These images allow for the visual assessment of the quality of fit between the atomic model and the map.

9.2 Q-score mapped to coordinate model [i](#)



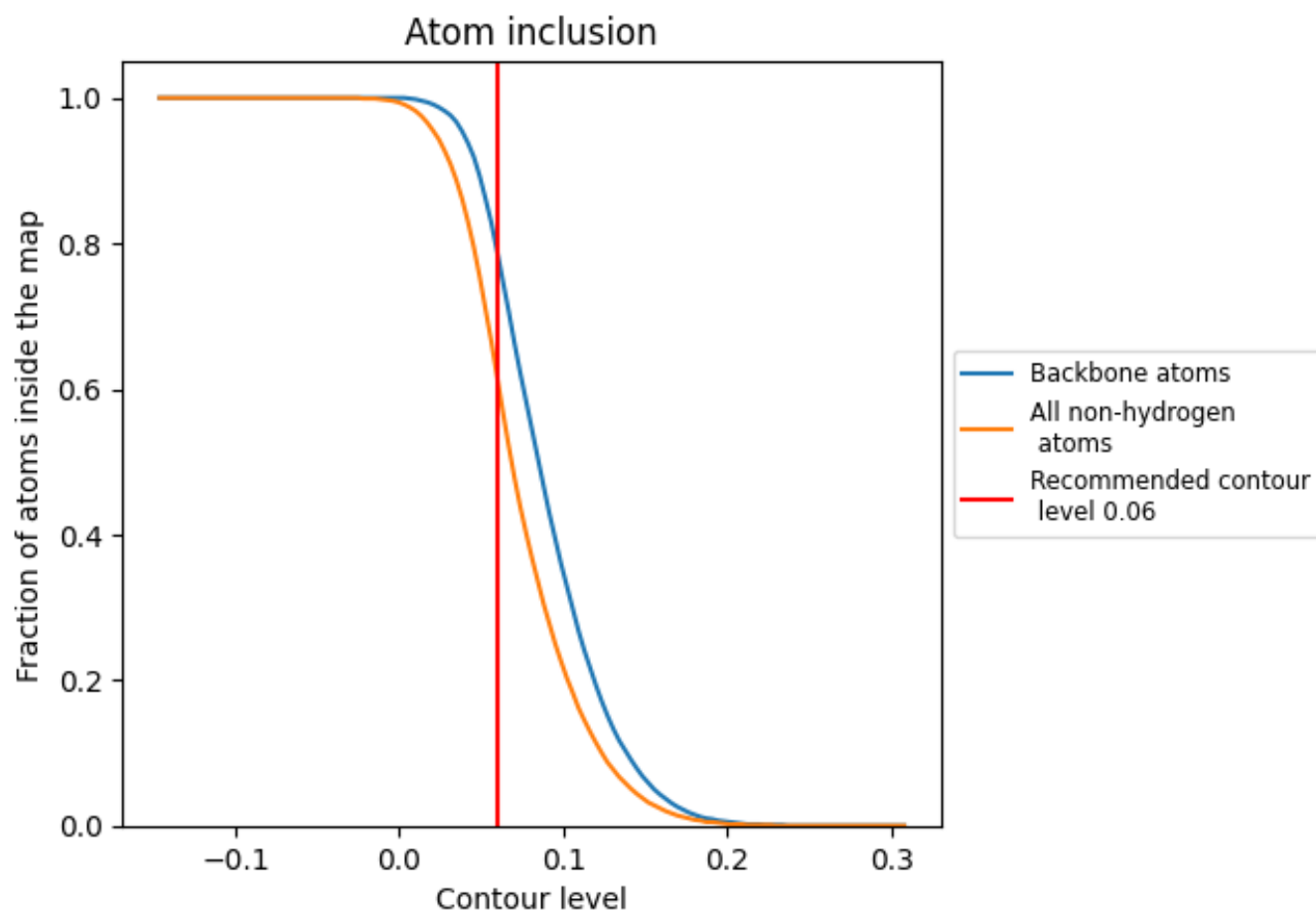
The images above show the model with each residue coloured according to its Q-score. This shows their resolvability in the map with higher Q-score values reflecting better resolvability. Please note: Q-score is calculating the resolvability of atoms, and thus high values are only expected at resolutions at which atoms can be resolved. Low Q-score values may therefore be expected for many entries.

9.3 Atom inclusion mapped to coordinate model [i](#)



The images above show the model with each residue coloured according to its atom inclusion. This shows to what extent they are inside the map at the recommended contour level (0.06).







































































9.4 Atom inclusion [i](#)



At the recommended contour level, 79% of all backbone atoms, 61% of all non-hydrogen atoms, are inside the map.

9.5 Map-model fit summary























The table lists the average atom inclusion at the recommended contour level (0.06) and Q-score for the entire model and for each chain.

Chain	Atom inclusion	Q-score
All	 0.6130	 0.1560
A	 0.3700	 0.1050
B	 0.4420	 0.1270
C	 0.7000	 0.1720
D	 0.5540	 0.1350
E	 0.5510	 0.1650
F	 0.7090	 0.1630
G	 0.6900	 0.1610
H	 0.7480	 0.1980
I	 0.7470	 0.1930
J	 0.7400	 0.1980
K	 0.7430	 0.2070
L	 0.7460	 0.2070
M	 0.7510	 0.2170
N	 0.7250	 0.1850
O	 0.7420	 0.2020
P	 0.7330	 0.1810
Q	 0.7290	 0.1870
R	 0.7170	 0.1620
S	 0.6920	 0.1550
T	 0.6510	 0.1280
U	 0.6250	 0.1280
V	 0.5420	 0.1170
W	 0.3950	 0.0780
X	 0.1110	 0.0670
Y	 0.1280	 0.1780
Z	 0.0000	 0.0820
a	 0.0000	 -0.0210
b	 0.3930	 0.2130
c	 0.4290	 0.2220
d	 0.3930	 0.1300
e	 0.3570	 0.1020
f	 0.4640	 0.2430
g	 0.3930	 0.2000
h	 0.6070	 0.1970



Continued on next page...

Continued from previous page...

Chain	Atom inclusion	Q-score
i	 0.5000	 0.1720
j	 0.6070	 0.1800
k	 0.4290	 0.2100
l	 0.4290	 0.2300
m	 0.5710	 0.2100
n	 0.2500	 0.1690
o	 0.1790	 0.1800
p	 0.1790	 0.0630
q	 0.1430	 0.0170
r	 0.0360	 0.0560
s	 0.0000	 0.0610