



Full wwPDB X-ray Structure Validation Report ⓘ

Apr 28, 2024 – 04:09 pm BST

PDB ID : 1HHT
Title : RNA dependent RNA polymerase from dsRNA bacteriophage phi6 plus template
Authors : Grimes, J.M.; Butcher, S.J.; Makeyev, E.V.; Bamford, D.H.; Stuart, D.I.
Deposited on : 2000-12-28
Resolution : 2.90 Å(reported)

This is a Full wwPDB X-ray Structure Validation Report for a publicly released PDB entry.

We welcome your comments at validation@mail.wwpdb.org

A user guide is available at

<https://www.wwpdb.org/validation/2017/XrayValidationReportHelp>

with specific help available everywhere you see the ⓘ symbol.

The types of validation reports are described at

<http://www.wwpdb.org/validation/2017/FAQs#types>.

The following versions of software and data (see [references ⓘ](#)) were used in the production of this report:

MolProbity : 4.02b-467
Xtriage (Phenix) : 1.13
EDS : 2.36.2
Percentile statistics : 20191225.v01 (using entries in the PDB archive December 25th 2019)
Refmac : 5.8.0158
CCP4 : 7.0.044 (Gargrove)
Ideal geometry (proteins) : Engh & Huber (2001)
Ideal geometry (DNA, RNA) : Parkinson et al. (1996)
Validation Pipeline (wwPDB-VP) : 2.36.2

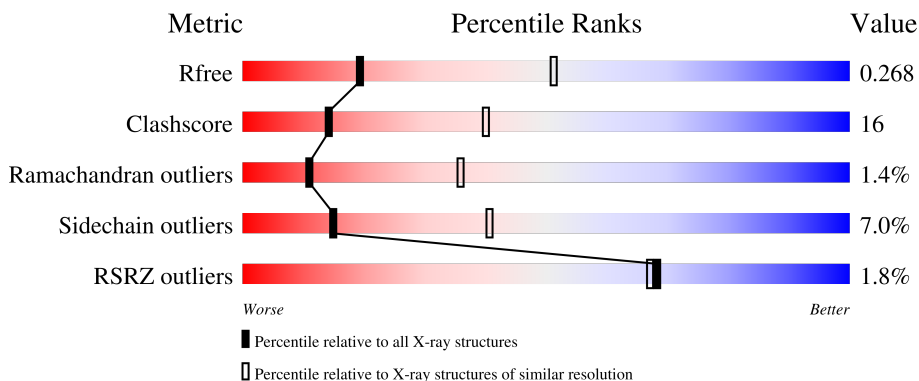
1 Overall quality at a glance i

The following experimental techniques were used to determine the structure:

X-RAY DIFFRACTION

The reported resolution of this entry is 2.90 Å.

Percentile scores (ranging between 0-100) for global validation metrics of the entry are shown in the following graphic. The table shows the number of entries on which the scores are based.



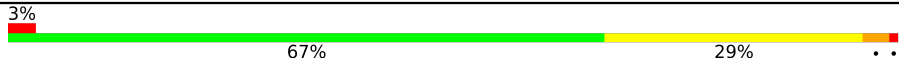
Metric	Whole archive (#Entries)	Similar resolution (#Entries, resolution range(Å))
R_{free}	130704	1957 (2.90-2.90)
Clashscore	141614	2172 (2.90-2.90)
Ramachandran outliers	138981	2115 (2.90-2.90)
Sidechain outliers	138945	2117 (2.90-2.90)
RSRZ outliers	127900	1906 (2.90-2.90)

The table below summarises the geometric issues observed across the polymeric chains and their fit to the electron density. The red, orange, yellow and green segments of the lower bar indicate the fraction of residues that contain outliers for ≥ 3 , 2, 1 and 0 types of geometric quality criteria respectively. A grey segment represents the fraction of residues that are not modelled. The numeric value for each fraction is indicated below the corresponding segment, with a dot representing fractions $\leq 5\%$. The upper red bar (where present) indicates the fraction of residues that have poor fit to the electron density. The numeric value is given above the bar.

Mol	Chain	Length	Quality of chain
1	D	5	<div style="display: flex; justify-content: space-between; align-items: center;"> <div style="text-align: center;">20%</div> <div style="width: 100%; height: 15px; background: linear-gradient(to right, red 20%, orange 20% 80%, yellow 80% 90%, green 90% 100%);"></div> <div style="text-align: center;">80%</div> <div style="text-align: center;">20%</div> </div>
1	E	5	<div style="display: flex; justify-content: space-between; align-items: center;"> <div style="text-align: center;">40%</div> <div style="width: 100%; height: 15px; background: linear-gradient(to right, red 40%, orange 40% 80%, yellow 80% 90%, green 90% 100%);"></div> <div style="text-align: center;">80%</div> <div style="text-align: center;">20%</div> </div>
1	F	5	<div style="display: flex; justify-content: space-between; align-items: center;"> <div style="text-align: center;">20%</div> <div style="width: 100%; height: 15px; background: linear-gradient(to right, red 20%, orange 20% 80%, yellow 80% 90%, green 90% 100%);"></div> <div style="text-align: center;">80%</div> <div style="text-align: center;">20%</div> </div>
2	P	664	<div style="display: flex; justify-content: space-between; align-items: center;"> <div style="text-align: center;">%</div> <div style="width: 100%; height: 15px; background: linear-gradient(to right, red 0%, orange 0% 66%, yellow 66% 90%, green 90% 100%);"></div> <div style="text-align: center;">66%</div> <div style="text-align: center;">30%</div> <div style="text-align: center;">•</div> </div>
2	Q	664	<div style="display: flex; justify-content: space-between; align-items: center;"> <div style="text-align: center;">%</div> <div style="width: 100%; height: 15px; background: linear-gradient(to right, red 0%, orange 0% 67%, yellow 67% 90%, green 90% 100%);"></div> <div style="text-align: center;">67%</div> <div style="text-align: center;">29%</div> <div style="text-align: center;">••</div> </div>

Continued on next page...

Continued from previous page...

Mol	Chain	Length	Quality of chain
2	R	664	 <p>A horizontal bar chart representing the quality of chain. The bar is divided into three segments: a small red segment on the left labeled '3%', a large green segment in the middle labeled '67%', and a yellow segment on the right labeled '29%'. At the far right end of the bar, there are two small black dots.</p>

2 Entry composition [i](#)

There are 3 unique types of molecules in this entry. The entry contains 16083 atoms, of which 0 are hydrogens and 0 are deuteriums.

In the tables below, the ZeroOcc column contains the number of atoms modelled with zero occupancy, the AltConf column contains the number of residues with at least one atom in alternate conformation and the Trace column contains the number of residues modelled with at most 2 atoms.

- Molecule 1 is a DNA chain called DNA (5'-(*TP*TP*TP*CP*C)-3').

Mol	Chain	Residues	Atoms					ZeroOcc	AltConf	Trace
1	D	5	Total	C	N	O	P	0	0	0
			95	48	12	31	4			
1	E	5	Total	C	N	O	P	0	0	0
			95	48	12	31	4			
1	F	5	Total	C	N	O	P	0	0	0
			95	48	12	31	4			

- Molecule 2 is a protein called P2 PROTEIN.

Mol	Chain	Residues	Atoms					ZeroOcc	AltConf	Trace
2	P	664	Total	C	N	O	S	0	0	0
			5265	3342	914	977	32			
2	Q	664	Total	C	N	O	S	0	0	0
			5265	3342	914	977	32			
2	R	664	Total	C	N	O	S	0	0	0
			5265	3342	914	977	32			

There are 3 discrepancies between the modelled and reference sequences:

Chain	Residue	Modelled	Actual	Comment	Reference
P	456	MET	ILE	conflict	UNP P11124
Q	456	MET	ILE	conflict	UNP P11124
R	456	MET	ILE	conflict	UNP P11124

- Molecule 3 is MANGANESE (II) ION (three-letter code: MN) (formula: Mn).

Mol	Chain	Residues	Atoms		ZeroOcc	AltConf
3	P	1	Total	Mn	0	0
			1	1		
3	Q	1	Total	Mn	0	0
			1	1		

Continued on next page...

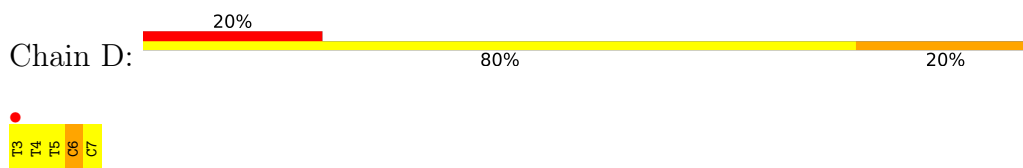
Continued from previous page...

Mol	Chain	Residues	Atoms		ZeroOcc	AltConf
3	R	1	Total	Mn	0	0
			1	1		

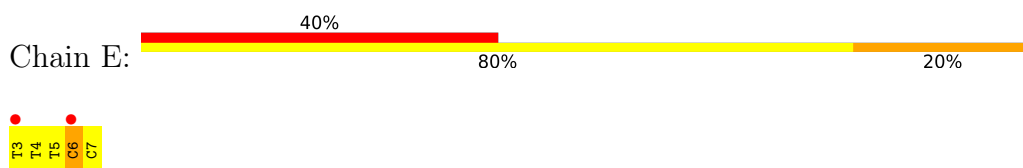
3 Residue-property plots [i](#)

These plots are drawn for all protein, RNA, DNA and oligosaccharide chains in the entry. The first graphic for a chain summarises the proportions of the various outlier classes displayed in the second graphic. The second graphic shows the sequence view annotated by issues in geometry and electron density. Residues are color-coded according to the number of geometric quality criteria for which they contain at least one outlier: green = 0, yellow = 1, orange = 2 and red = 3 or more. A red dot above a residue indicates a poor fit to the electron density ($RSRZ > 2$). Stretches of 2 or more consecutive residues without any outlier are shown as a green connector. Residues present in the sample, but not in the model, are shown in grey.

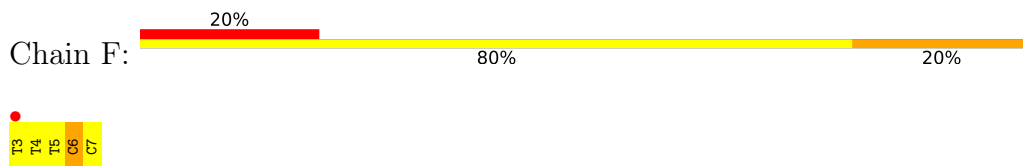
- Molecule 1: DNA (5'-(**TP*TP*TP*CP*C*)-3')



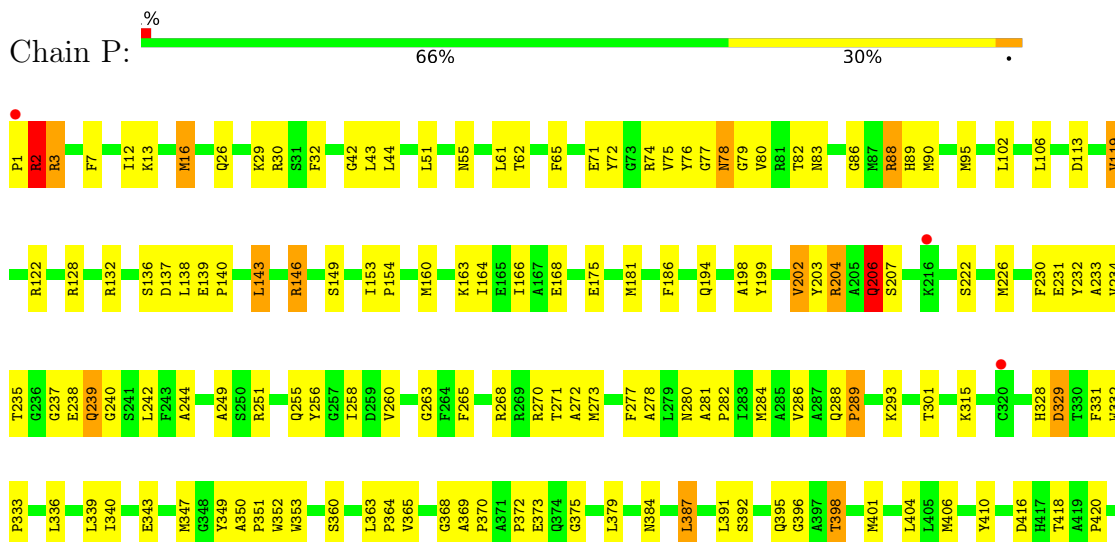
- Molecule 1: DNA (5'-(**TP*TP*TP*CP*C*)-3')

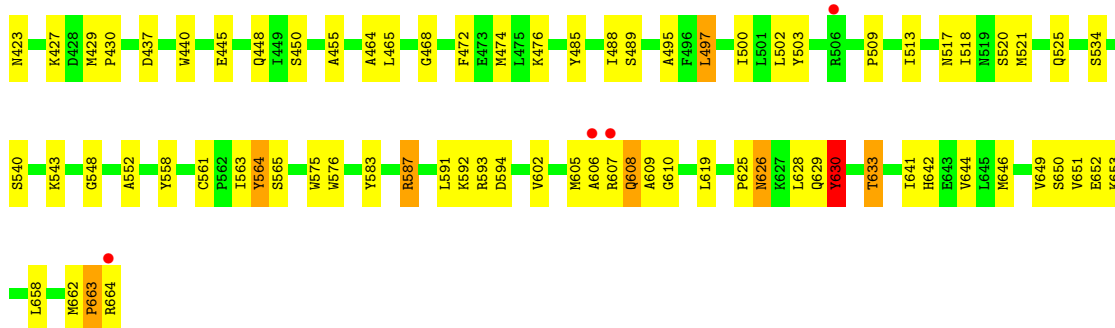


- Molecule 1: DNA (5'-(**TP*TP*TP*CP*C*)-3')

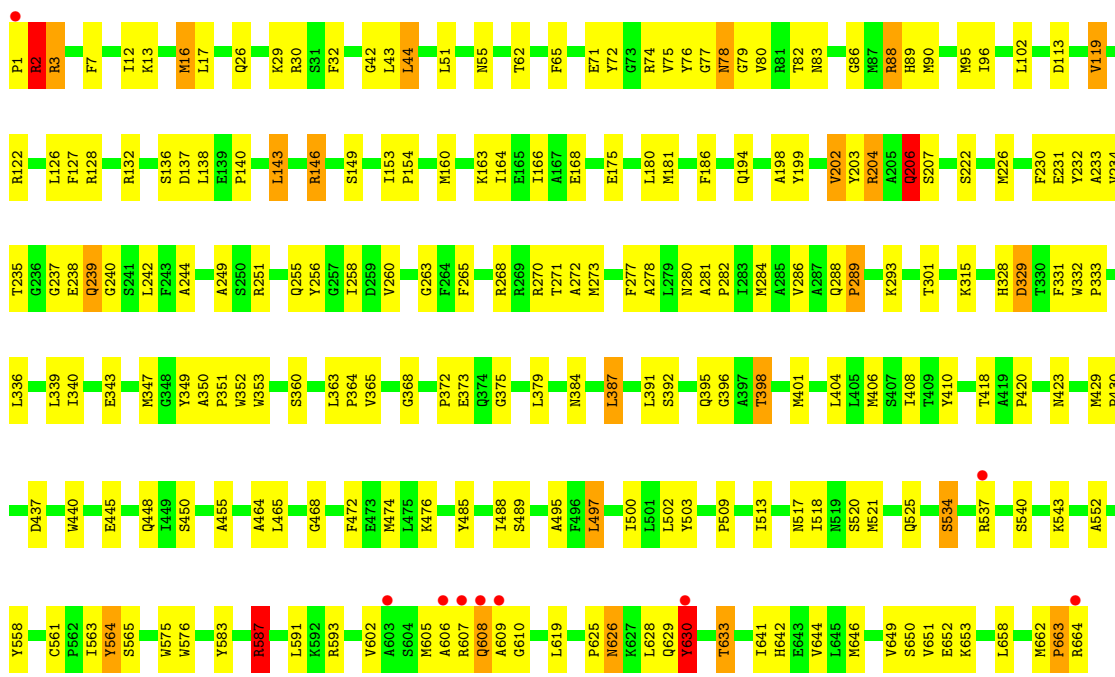


- Molecule 2: P2 PROTEIN

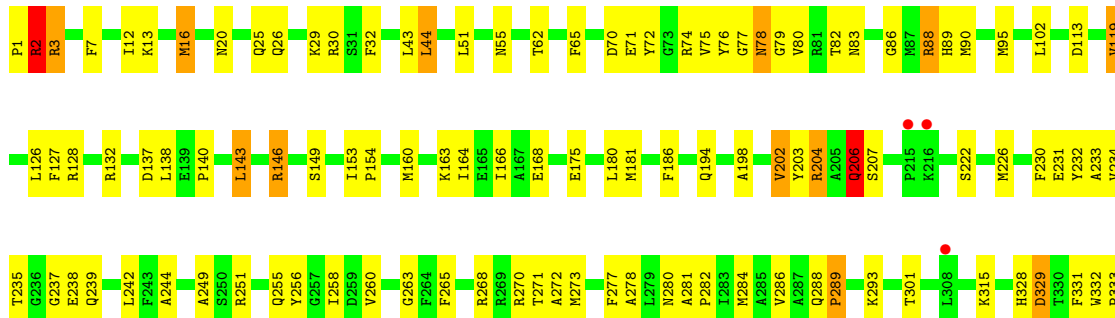


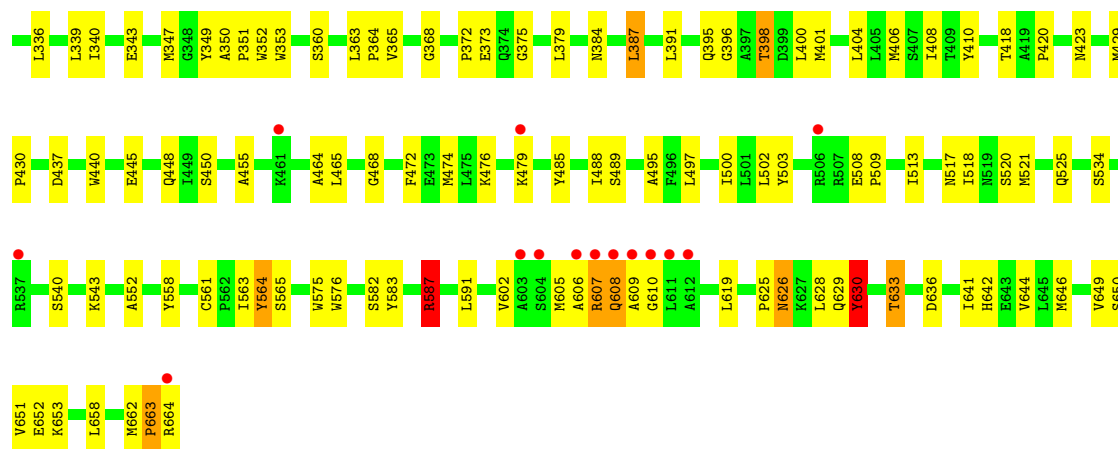


• Molecule 2: P2 PROTEIN



• Molecule 2: P2 PROTEIN





4 Data and refinement statistics

Property	Value	Source
Space group	P 1 21 1	Depositor
Cell constants a, b, c, α , β , γ	105.09Å 92.24Å 140.64Å 90.00° 101.04° 90.00°	Depositor
Resolution (Å)	20.00 – 2.90 19.89 – 2.90	Depositor EDS
% Data completeness (in resolution range)	94.5 (20.00-2.90) 94.5 (19.89-2.90)	Depositor EDS
R_{merge}	0.17	Depositor
R_{sym}	(Not available)	Depositor
$\langle I/\sigma(I) \rangle$ ¹	1.47 (at 2.88Å)	Xtrriage
Refinement program	CNS 1.0	Depositor
R, R_{free}	0.237 , 0.271 0.234 , 0.268	Depositor DCC
R_{free} test set	2799 reflections (5.05%)	wwPDB-VP
Wilson B-factor (Å ²)	49.4	Xtrriage
Anisotropy	0.877	Xtrriage
Bulk solvent k_{sol} (e/Å ³), B_{sol} (Å ²)	0.32 , 43.3	EDS
L-test for twinning ²	$\langle L \rangle = 0.49$, $\langle L^2 \rangle = 0.32$	Xtrriage
Estimated twinning fraction	No twinning to report.	Xtrriage
F_o, F_c correlation	0.91	EDS
Total number of atoms	16083	wwPDB-VP
Average B, all atoms (Å ²)	52.0	wwPDB-VP

Xtrriage's analysis on translational NCS is as follows: *The largest off-origin peak in the Patterson function is 3.28% of the height of the origin peak. No significant pseudotranslation is detected.*

¹Intensities estimated from amplitudes.

²Theoretical values of $\langle |L| \rangle$, $\langle L^2 \rangle$ for acentric reflections are 0.5, 0.333 respectively for untwinned datasets, and 0.375, 0.2 for perfectly twinned datasets.

5 Model quality

5.1 Standard geometry

Bond lengths and bond angles in the following residue types are not validated in this section: MN

The Z score for a bond length (or angle) is the number of standard deviations the observed value is removed from the expected value. A bond length (or angle) with $|Z| > 5$ is considered an outlier worth inspection. RMSZ is the root-mean-square of all Z scores of the bond lengths (or angles).

Mol	Chain	Bond lengths		Bond angles	
		RMSZ	# Z >5	RMSZ	# Z >5
1	D	0.94	0/104	1.06	0/158
1	E	0.94	0/104	1.06	0/158
1	F	0.95	0/104	1.06	0/158
2	P	0.59	0/5396	0.76	1/7297 (0.0%)
2	Q	0.59	0/5396	0.76	2/7297 (0.0%)
2	R	0.59	0/5396	0.76	2/7297 (0.0%)
All	All	0.60	0/16500	0.77	5/22365 (0.0%)

Chiral center outliers are detected by calculating the chiral volume of a chiral center and verifying if the center is modelled as a planar moiety or with the opposite hand. A planarity outlier is detected by checking planarity of atoms in a peptide group, atoms in a mainchain group or atoms of a sidechain that are expected to be planar.

Mol	Chain	#Chirality outliers	#Planarity outliers
1	D	0	2
1	E	0	2
1	F	0	2
All	All	0	6

There are no bond length outliers.

All (5) bond angle outliers are listed below:

Mol	Chain	Res	Type	Atoms	Z	Observed(°)	Ideal(°)
2	P	206	GLN	N-CA-C	-5.25	96.83	111.00
2	R	206	GLN	N-CA-C	-5.25	96.84	111.00
2	Q	206	GLN	N-CA-C	-5.25	96.84	111.00
2	Q	587	ARG	NE-CZ-NH2	-5.06	117.77	120.30
2	R	587	ARG	NE-CZ-NH2	-5.04	117.78	120.30

There are no chirality outliers.

All (6) planarity outliers are listed below:

Mol	Chain	Res	Type	Group
1	D	5	DT	Sidechain
1	D	6	DC	Sidechain
1	E	5	DT	Sidechain
1	E	6	DC	Sidechain
1	F	5	DT	Sidechain
1	F	6	DC	Sidechain

5.2 Too-close contacts [i](#)

In the following table, the Non-H and H(model) columns list the number of non-hydrogen atoms and hydrogen atoms in the chain respectively. The H(added) column lists the number of hydrogen atoms added and optimized by MolProbity. The Clashes column lists the number of clashes within the asymmetric unit, whereas Symm-Clashes lists symmetry-related clashes.

Mol	Chain	Non-H	H(model)	H(added)	Clashes	Symm-Clashes
1	D	95	0	60	7	0
1	E	95	0	60	7	0
1	F	95	0	60	7	0
2	P	5265	0	5165	174	0
2	Q	5265	0	5165	167	1
2	R	5265	0	5165	162	11
3	P	1	0	0	0	0
3	Q	1	0	0	0	0
3	R	1	0	0	0	0
All	All	16083	0	15675	494	11

The all-atom clashscore is defined as the number of clashes found per 1000 atoms (including hydrogen atoms). The all-atom clashscore for this structure is 16.

All (494) close contacts within the same asymmetric unit are listed below, sorted by their clash magnitude.

Atom-1	Atom-2	Interatomic distance (Å)	Clash overlap (Å)
2:P:608:GLN:HE22	2:Q:593:ARG:CZ	1.68	1.05
1:D:6:DC:H2''	1:D:7:DC:H5'	1.46	0.97
1:E:6:DC:H2''	1:E:7:DC:H5'	1.46	0.96
1:F:6:DC:H2''	1:F:7:DC:H5'	1.46	0.94
2:P:608:GLN:HE22	2:Q:593:ARG:NE	1.66	0.93
2:P:608:GLN:HE22	2:Q:593:ARG:CD	1.86	0.87
2:P:132:ARG:NH1	2:P:343:GLU:OE2	2.10	0.85

Continued on next page...

Continued from previous page...

Atom-1	Atom-2	Interatomic distance (Å)	Clash overlap (Å)
2:Q:132:ARG:NH1	2:Q:343:GLU:OE2	2.10	0.85
2:P:608:GLN:NE2	2:Q:593:ARG:CZ	2.39	0.84
2:R:132:ARG:NH1	2:R:343:GLU:OE2	2.10	0.84
2:Q:251:ARG:HB2	2:Q:255:GLN:HE21	1.44	0.83
2:R:251:ARG:HB2	2:R:255:GLN:HE21	1.44	0.82
2:P:364:PRO:HA	2:P:387:LEU:HD22	1.61	0.82
2:R:364:PRO:HA	2:R:387:LEU:HD22	1.61	0.82
2:R:606:ALA:HB3	2:R:609:ALA:HB2	1.62	0.82
2:R:204:ARG:HH12	2:R:626:ASN:HD21	1.28	0.82
2:P:137:ASP:H	2:P:293:LYS:NZ	1.77	0.81
2:Q:137:ASP:H	2:Q:293:LYS:NZ	1.77	0.81
2:R:137:ASP:H	2:R:293:LYS:NZ	1.77	0.80
2:P:608:GLN:HE22	2:Q:593:ARG:NH1	1.79	0.80
2:Q:364:PRO:HA	2:Q:387:LEU:HD22	1.61	0.80
2:P:251:ARG:HB2	2:P:255:GLN:HE21	1.44	0.80
2:Q:606:ALA:HB3	2:Q:609:ALA:HB2	1.62	0.80
2:P:606:ALA:HB3	2:P:609:ALA:HB2	1.62	0.79
2:P:608:GLN:NE2	2:Q:593:ARG:NH1	2.29	0.78
2:P:204:ARG:HH12	2:P:626:ASN:HD21	1.28	0.78
2:Q:137:ASP:H	2:Q:293:LYS:HZ2	1.29	0.78
2:P:119:VAL:O	2:R:25:GLN:HG3	1.84	0.78
2:Q:204:ARG:HH12	2:Q:626:ASN:HD21	1.28	0.77
2:P:137:ASP:H	2:P:293:LYS:HZ2	1.32	0.76
2:Q:203:TYR:HE1	2:Q:271:THR:HG22	1.51	0.75
2:R:251:ARG:HH11	2:R:255:GLN:HE22	1.35	0.75
2:P:203:TYR:HE1	2:P:271:THR:HG22	1.51	0.74
2:P:251:ARG:HH11	2:P:255:GLN:HE22	1.35	0.74
2:R:203:TYR:HE1	2:R:271:THR:HG22	1.51	0.74
1:E:3:DT:H4'	1:E:4:DT:OP2	1.88	0.74
2:P:427:LYS:NZ	2:R:12:ILE:HG21	2.04	0.73
1:D:3:DT:H4'	1:D:4:DT:OP2	1.88	0.72
2:P:608:GLN:NE2	2:Q:593:ARG:CD	2.53	0.72
2:Q:251:ARG:HH11	2:Q:255:GLN:HE22	1.35	0.71
1:F:3:DT:H4'	1:F:4:DT:OP2	1.88	0.71
2:P:1:PRO:HG2	2:P:238:GLU:OE1	1.91	0.71
2:R:137:ASP:H	2:R:293:LYS:HZ2	1.38	0.71
2:R:1:PRO:HG2	2:R:238:GLU:OE1	1.91	0.71
2:P:78:ASN:ND2	2:P:80:VAL:H	1.88	0.71
2:R:78:ASN:ND2	2:R:80:VAL:H	1.88	0.70
2:Q:1:PRO:HG2	2:Q:238:GLU:OE1	1.91	0.70
2:Q:78:ASN:ND2	2:Q:80:VAL:H	1.88	0.70

Continued on next page...

Continued from previous page...

Atom-1	Atom-2	Interatomic distance (Å)	Clash overlap (Å)
2:R:203:TYR:CE1	2:R:271:THR:HG22	2.25	0.70
2:P:203:TYR:CE1	2:P:271:THR:HG22	2.25	0.70
2:Q:203:TYR:CE1	2:Q:271:THR:HG22	2.25	0.70
2:Q:143:LEU:HD21	2:Q:284:MET:HE2	1.72	0.69
2:R:128:ARG:HG3	2:R:339:LEU:HD21	1.74	0.69
2:Q:128:ARG:HG3	2:Q:339:LEU:HD21	1.74	0.69
2:P:128:ARG:HG3	2:P:339:LEU:HD21	1.74	0.68
1:D:6:DC:H2''	1:D:7:DC:C5'	2.24	0.67
1:D:3:DT:H5'	2:P:26:GLN:HE21	1.60	0.67
2:Q:249:ALA:O	2:Q:260:VAL:HG21	1.95	0.67
2:R:663:PRO:O	2:R:664:ARG:CZ	2.43	0.67
2:R:249:ALA:O	2:R:260:VAL:HG21	1.95	0.66
2:P:663:PRO:O	2:P:664:ARG:CZ	2.43	0.66
2:P:42:GLY:HA2	2:Q:256:TYR:O	1.96	0.66
2:Q:663:PRO:O	2:Q:664:ARG:CZ	2.43	0.66
2:P:249:ALA:O	2:P:260:VAL:HG21	1.95	0.66
2:P:608:GLN:NE2	2:Q:593:ARG:HD2	2.11	0.65
1:E:3:DT:H5'	2:Q:26:GLN:HE21	1.60	0.65
2:Q:552:ALA:HB3	2:Q:619:LEU:HD13	1.79	0.65
2:P:518:ILE:HB	2:P:561:CYS:SG	2.37	0.65
2:R:552:ALA:HB3	2:R:619:LEU:HD13	1.79	0.65
1:F:3:DT:H5'	2:R:26:GLN:HE21	1.60	0.64
2:Q:518:ILE:HB	2:Q:561:CYS:SG	2.37	0.64
2:P:552:ALA:HB3	2:P:619:LEU:HD13	1.79	0.64
2:Q:226:MET:HE1	2:Q:244:ALA:HB2	1.78	0.64
2:R:518:ILE:HB	2:R:561:CYS:SG	2.37	0.64
2:R:226:MET:HE1	2:R:244:ALA:HB2	1.78	0.63
2:R:175:GLU:HA	2:R:352:TRP:CE3	2.34	0.63
2:Q:175:GLU:HA	2:Q:352:TRP:CE3	2.34	0.63
2:P:663:PRO:HG2	2:P:664:ARG:H	1.64	0.62
2:Q:2:ARG:HD2	2:Q:2:ARG:O	1.99	0.62
2:Q:364:PRO:HA	2:Q:387:LEU:CD2	2.29	0.62
2:P:251:ARG:HB2	2:P:255:GLN:NE2	2.14	0.62
2:R:2:ARG:HD2	2:R:2:ARG:O	1.99	0.62
2:R:251:ARG:HB2	2:R:255:GLN:NE2	2.14	0.62
2:P:175:GLU:HA	2:P:352:TRP:CE3	2.34	0.62
2:Q:650:SER:OG	2:Q:653:LYS:HG3	1.99	0.62
2:P:650:SER:OG	2:P:653:LYS:HG3	1.99	0.62
2:Q:78:ASN:HD22	2:Q:79:GLY:N	1.98	0.62
2:Q:465:LEU:HD12	2:Q:465:LEU:O	2.00	0.62
2:Q:663:PRO:HG2	2:Q:664:ARG:H	1.64	0.62

Continued on next page...

Continued from previous page...

Atom-1	Atom-2	Interatomic distance (Å)	Clash overlap (Å)
2:R:663:PRO:HG2	2:R:664:ARG:H	1.64	0.62
1:F:6:DC:H2''	1:F:7:DC:C5'	2.24	0.62
2:P:465:LEU:HD12	2:P:465:LEU:O	2.00	0.62
2:P:226:MET:HE1	2:P:244:ALA:HB2	1.81	0.62
2:R:465:LEU:HD12	2:R:465:LEU:O	2.00	0.62
2:P:364:PRO:HA	2:P:387:LEU:CD2	2.29	0.61
2:R:650:SER:OG	2:R:653:LYS:HG3	1.99	0.61
2:R:78:ASN:HD22	2:R:79:GLY:N	1.98	0.61
1:E:6:DC:H2''	1:E:7:DC:C5'	2.24	0.61
2:Q:391:LEU:HD22	2:Q:398:THR:HG22	1.82	0.61
2:P:391:LEU:HD22	2:P:398:THR:HG22	1.82	0.61
2:Q:251:ARG:HB2	2:Q:255:GLN:NE2	2.14	0.61
2:R:364:PRO:HA	2:R:387:LEU:CD2	2.29	0.61
2:P:2:ARG:HD2	2:P:2:ARG:O	1.99	0.61
2:P:78:ASN:HD22	2:P:79:GLY:N	1.98	0.60
2:Q:86:GLY:O	2:Q:89:HIS:HD2	1.85	0.60
2:P:86:GLY:O	2:P:89:HIS:HD2	1.85	0.60
2:R:391:LEU:HD22	2:R:398:THR:HG22	1.82	0.60
2:P:206:GLN:HE21	2:P:268:ARG:HH11	1.51	0.59
2:R:251:ARG:HH11	2:R:255:GLN:NE2	2.00	0.59
2:R:86:GLY:O	2:R:89:HIS:HD2	1.85	0.59
2:R:301:THR:HG22	2:R:448:GLN:O	2.03	0.59
2:Q:301:THR:HG22	2:Q:448:GLN:O	2.02	0.59
2:Q:206:GLN:HE21	2:Q:268:ARG:HH11	1.50	0.58
2:Q:251:ARG:HH11	2:Q:255:GLN:NE2	2.00	0.58
2:R:206:GLN:HE21	2:R:268:ARG:HH11	1.51	0.58
2:Q:76:TYR:HA	2:Q:502:LEU:HD12	1.85	0.58
2:P:251:ARG:HH11	2:P:255:GLN:NE2	2.00	0.58
2:P:301:THR:HG22	2:P:448:GLN:O	2.03	0.58
2:P:76:TYR:HA	2:P:502:LEU:HD12	1.85	0.58
2:R:88:ARG:HD3	2:R:263:GLY:O	2.04	0.58
2:Q:336:LEU:O	2:Q:340:ILE:HG13	2.04	0.58
1:E:3:DT:H5'	2:Q:26:GLN:NE2	2.19	0.58
2:R:76:TYR:HA	2:R:502:LEU:HD12	1.85	0.57
2:P:336:LEU:O	2:P:340:ILE:HG13	2.04	0.57
2:Q:88:ARG:HD3	2:Q:263:GLY:O	2.04	0.57
1:D:3:DT:H5'	2:P:26:GLN:NE2	2.19	0.57
2:R:336:LEU:O	2:R:340:ILE:HG13	2.04	0.57
2:P:55:ASN:OD1	2:P:88:ARG:NH2	2.37	0.57
2:P:88:ARG:HD3	2:P:263:GLY:O	2.04	0.57
2:P:181:MET:HG2	2:P:186:PHE:CD2	2.40	0.57

Continued on next page...

Continued from previous page...

Atom-1	Atom-2	Interatomic distance (Å)	Clash overlap (Å)
2:Q:181:MET:HG2	2:Q:186:PHE:CD2	2.39	0.57
2:Q:652:GLU:CD	2:Q:652:GLU:H	2.08	0.56
2:R:181:MET:HG2	2:R:186:PHE:CD2	2.39	0.56
1:F:3:DT:H5'	2:R:26:GLN:NE2	2.19	0.56
2:R:72:TYR:CE1	2:R:476:LYS:HD3	2.41	0.56
2:R:652:GLU:CD	2:R:652:GLU:H	2.08	0.56
2:Q:72:TYR:CE1	2:Q:476:LYS:HD3	2.41	0.56
2:P:280:ASN:HD21	2:P:395:GLN:HA	1.71	0.56
2:Q:288:GLN:HB3	2:Q:289:PRO:HD3	1.88	0.56
2:P:32:PHE:CD2	2:P:372:PRO:HG3	2.41	0.55
2:P:72:TYR:CE1	2:P:476:LYS:HD3	2.41	0.55
2:R:650:SER:OG	2:R:653:LYS:CG	2.54	0.55
2:R:32:PHE:CD2	2:R:372:PRO:HG3	2.41	0.55
2:R:280:ASN:HD21	2:R:395:GLN:HA	1.71	0.55
2:P:420:PRO:HA	2:P:423:ASN:ND2	2.22	0.55
2:P:650:SER:OG	2:P:653:LYS:CG	2.54	0.55
2:P:288:GLN:HB3	2:P:289:PRO:HD3	1.88	0.55
2:P:608:GLN:NE2	2:Q:593:ARG:NE	2.46	0.55
2:P:652:GLU:CD	2:P:652:GLU:H	2.08	0.55
2:Q:226:MET:CE	2:Q:244:ALA:HB2	2.36	0.55
2:Q:420:PRO:HA	2:Q:423:ASN:ND2	2.22	0.55
2:R:226:MET:CE	2:R:244:ALA:HB2	2.36	0.55
2:R:420:PRO:HA	2:R:423:ASN:ND2	2.22	0.55
2:R:74:ARG:HB3	2:R:503:TYR:CD2	2.42	0.55
2:P:74:ARG:HB3	2:P:503:TYR:CD2	2.42	0.55
2:P:226:MET:CE	2:P:244:ALA:HB2	2.36	0.55
2:Q:650:SER:OG	2:Q:653:LYS:CG	2.54	0.54
2:Q:32:PHE:CD2	2:Q:372:PRO:HG3	2.41	0.54
2:R:288:GLN:HB3	2:R:289:PRO:HD3	1.88	0.54
2:Q:280:ASN:HD21	2:Q:395:GLN:HA	1.71	0.54
2:R:606:ALA:CB	2:R:609:ALA:HB2	2.36	0.54
2:Q:132:ARG:HA	2:Q:347:MET:CE	2.38	0.54
2:Q:55:ASN:OD1	2:Q:88:ARG:NH2	2.37	0.54
2:Q:525:GLN:NE2	2:Q:583:TYR:OH	2.41	0.54
2:P:138:LEU:HB2	2:P:662:MET:SD	2.48	0.54
2:R:132:ARG:HA	2:R:347:MET:CE	2.38	0.54
2:Q:74:ARG:HB3	2:Q:503:TYR:CD2	2.42	0.53
2:Q:138:LEU:HB2	2:Q:662:MET:SD	2.48	0.53
2:R:138:LEU:HB2	2:R:662:MET:SD	2.48	0.53
2:P:525:GLN:NE2	2:P:583:TYR:OH	2.41	0.53
2:Q:194:GLN:O	2:Q:278:ALA:HB3	2.09	0.53

Continued on next page...

Continued from previous page...

Atom-1	Atom-2	Interatomic distance (Å)	Clash overlap (Å)
2:R:525:GLN:NE2	2:R:583:TYR:OH	2.41	0.53
2:Q:160:MET:O	2:Q:164:ILE:HG12	2.09	0.53
2:P:160:MET:O	2:P:164:ILE:HG12	2.09	0.53
2:R:137:ASP:H	2:R:293:LYS:HZ1	1.56	0.53
2:P:3:ARG:O	2:P:3:ARG:HG3	2.09	0.53
2:P:7:PHE:N	2:P:7:PHE:CD1	2.77	0.53
2:P:132:ARG:HA	2:P:347:MET:CE	2.38	0.53
2:P:194:GLN:O	2:P:278:ALA:HB3	2.09	0.53
2:P:495:ALA:HB2	2:P:500:ILE:HG12	1.91	0.53
2:Q:280:ASN:ND2	2:Q:396:GLY:H	2.07	0.53
2:R:160:MET:O	2:R:164:ILE:HG12	2.09	0.53
2:P:140:PRO:HG3	2:P:658:LEU:HD23	1.91	0.53
2:P:226:MET:HE2	2:P:244:ALA:HA	1.91	0.53
2:P:606:ALA:CB	2:P:609:ALA:HB2	2.36	0.52
2:Q:140:PRO:HG3	2:Q:658:LEU:HD23	1.91	0.52
2:Q:495:ALA:HB2	2:Q:500:ILE:HG12	1.91	0.52
2:R:194:GLN:O	2:R:278:ALA:HB3	2.09	0.52
2:R:495:ALA:HB2	2:R:500:ILE:HG12	1.91	0.52
2:P:146:ARG:NH2	2:P:540:SER:O	2.42	0.52
2:R:7:PHE:CD1	2:R:7:PHE:N	2.77	0.52
2:R:55:ASN:OD1	2:R:88:ARG:NH2	2.37	0.52
2:R:280:ASN:ND2	2:R:396:GLY:H	2.07	0.52
2:R:3:ARG:O	2:R:3:ARG:HG3	2.09	0.52
2:R:140:PRO:HG3	2:R:658:LEU:HD23	1.91	0.52
2:Q:230:PHE:O	2:Q:234:VAL:HG22	2.10	0.52
2:R:281:ALA:HB3	2:R:282:PRO:CD	2.40	0.52
2:R:230:PHE:O	2:R:234:VAL:HG22	2.10	0.52
2:P:280:ASN:O	2:P:284:MET:HG3	2.10	0.52
2:P:280:ASN:ND2	2:P:396:GLY:H	2.07	0.52
2:P:368:GLY:O	2:P:375:GLY:HA3	2.10	0.52
2:R:146:ARG:NH2	2:R:540:SER:O	2.42	0.52
2:P:281:ALA:HB3	2:P:282:PRO:CD	2.40	0.51
2:Q:146:ARG:NH2	2:Q:540:SER:O	2.42	0.51
2:P:230:PHE:O	2:P:234:VAL:HG22	2.10	0.51
2:Q:7:PHE:N	2:Q:7:PHE:CD1	2.77	0.51
2:Q:281:ALA:HB3	2:Q:282:PRO:CD	2.40	0.51
2:Q:3:ARG:HG3	2:Q:3:ARG:O	2.09	0.51
2:R:328:HIS:HD2	2:R:329:ASP:OD1	1.94	0.51
2:Q:71:GLU:CD	2:Q:71:GLU:H	2.14	0.51
2:R:280:ASN:O	2:R:284:MET:HG3	2.10	0.51
2:Q:226:MET:HE2	2:Q:244:ALA:HA	1.93	0.51

Continued on next page...

Continued from previous page...

Atom-1	Atom-2	Interatomic distance (Å)	Clash overlap (Å)
2:P:71:GLU:H	2:P:71:GLU:CD	2.14	0.51
2:Q:280:ASN:O	2:Q:284:MET:HG3	2.10	0.51
2:Q:268:ARG:HH22	2:Q:270:ARG:HH21	1.59	0.51
2:P:427:LYS:CE	2:R:12:ILE:HG21	2.41	0.51
2:P:175:GLU:HA	2:P:352:TRP:CD2	2.46	0.51
2:Q:328:HIS:HD2	2:Q:329:ASP:OD1	1.94	0.51
2:R:71:GLU:CD	2:R:71:GLU:H	2.14	0.51
2:R:175:GLU:HA	2:R:352:TRP:CD2	2.46	0.51
2:P:592:LYS:NZ	2:Q:534:SER:HB2	2.26	0.50
2:Q:273:MET:HE1	2:Q:365:VAL:HG11	1.94	0.50
2:Q:368:GLY:O	2:Q:375:GLY:HA3	2.10	0.50
2:Q:175:GLU:HA	2:Q:352:TRP:CD2	2.46	0.50
2:R:368:GLY:O	2:R:375:GLY:HA3	2.10	0.50
2:P:328:HIS:HD2	2:P:329:ASP:OD1	1.94	0.50
2:Q:364:PRO:HB3	2:Q:379:LEU:O	2.12	0.50
2:R:273:MET:HE1	2:R:365:VAL:HG11	1.94	0.50
2:P:268:ARG:NH2	2:P:270:ARG:HH21	2.10	0.50
2:P:429:MET:HB2	2:P:430:PRO:HD3	1.93	0.50
2:Q:602:VAL:HB	2:Q:605:MET:HG3	1.94	0.50
2:R:429:MET:HB2	2:R:430:PRO:HD3	1.93	0.50
2:Q:332:TRP:CZ2	2:Q:401:MET:HB3	2.47	0.50
2:Q:429:MET:HB2	2:Q:430:PRO:HD3	1.93	0.49
2:R:364:PRO:HB3	2:R:379:LEU:O	2.12	0.49
2:P:332:TRP:CZ2	2:P:401:MET:HB3	2.47	0.49
2:P:602:VAL:HB	2:P:605:MET:HG3	1.94	0.49
2:R:119:VAL:HG12	2:R:485:TYR:CZ	2.48	0.49
2:R:226:MET:HE2	2:R:244:ALA:HA	1.93	0.49
2:R:268:ARG:HH22	2:R:270:ARG:HH21	1.59	0.49
2:P:364:PRO:HB3	2:P:379:LEU:O	2.12	0.49
2:P:642:HIS:CE1	2:P:646:MET:HG3	2.48	0.49
2:R:268:ARG:NH2	2:R:270:ARG:HH21	2.10	0.49
2:R:332:TRP:CZ2	2:R:401:MET:HB3	2.47	0.49
2:Q:119:VAL:HG12	2:Q:485:TYR:CZ	2.48	0.49
2:P:268:ARG:HH22	2:P:270:ARG:HH21	1.59	0.49
2:P:662:MET:HB3	2:P:663:PRO:HD2	1.95	0.49
2:R:642:HIS:CE1	2:R:646:MET:HG3	2.48	0.49
2:Q:662:MET:HB3	2:Q:663:PRO:HD2	1.95	0.49
2:Q:268:ARG:NH2	2:Q:270:ARG:HH21	2.10	0.48
2:R:286:VAL:HG21	2:R:353:TRP:CZ2	2.48	0.48
2:P:119:VAL:HG12	2:P:485:TYR:CZ	2.48	0.48
2:Q:642:HIS:CE1	2:Q:646:MET:HG3	2.48	0.48

Continued on next page...

Continued from previous page...

Atom-1	Atom-2	Interatomic distance (Å)	Clash overlap (Å)
2:Q:119:VAL:HG12	2:Q:485:TYR:OH	2.14	0.48
2:R:602:VAL:HB	2:R:605:MET:HG3	1.94	0.48
1:D:3:DT:C4'	1:D:4:DT:OP2	2.60	0.48
2:P:51:LEU:HD13	2:P:90:MET:HE3	1.94	0.48
2:P:286:VAL:HG21	2:P:353:TRP:CZ2	2.48	0.48
2:Q:29:LYS:O	2:Q:30:ARG:C	2.52	0.48
2:R:119:VAL:HG12	2:R:485:TYR:OH	2.13	0.48
2:R:222:SER:HB3	2:R:265:PHE:CD2	2.49	0.48
2:R:232:TYR:CE1	2:R:242:LEU:HB2	2.49	0.48
2:Q:62:THR:HG23	2:Q:83:ASN:HB2	1.95	0.48
2:Q:232:TYR:CE2	2:Q:237:GLY:HA2	2.49	0.48
2:Q:286:VAL:HG21	2:Q:353:TRP:CZ2	2.48	0.48
2:P:62:THR:HG23	2:P:83:ASN:HB2	1.95	0.48
2:P:232:TYR:CE2	2:P:237:GLY:HA2	2.49	0.48
2:R:662:MET:HB3	2:R:663:PRO:HD2	1.95	0.48
2:R:29:LYS:O	2:R:30:ARG:C	2.52	0.47
2:P:273:MET:HE1	2:P:365:VAL:HG11	1.96	0.47
2:R:62:THR:HG23	2:R:83:ASN:HB2	1.95	0.47
2:Q:51:LEU:HD13	2:Q:90:MET:HE3	1.95	0.47
2:Q:606:ALA:CB	2:Q:609:ALA:HB2	2.36	0.47
2:P:119:VAL:HG12	2:P:485:TYR:OH	2.14	0.47
2:R:7:PHE:CE2	2:R:13:LYS:HD2	2.49	0.47
2:P:222:SER:HB3	2:P:265:PHE:CD2	2.49	0.47
2:P:232:TYR:CE1	2:P:242:LEU:HB2	2.49	0.47
2:Q:222:SER:HB3	2:Q:265:PHE:CD2	2.49	0.47
2:Q:232:TYR:CE1	2:Q:242:LEU:HB2	2.49	0.47
2:R:202:VAL:HG22	2:R:272:ALA:HB3	1.96	0.47
2:P:488:ILE:HG22	2:P:489:SER:N	2.30	0.47
2:P:543:LYS:O	2:P:625:PRO:HD2	2.15	0.47
2:R:102:LEU:HD12	2:R:233:ALA:HA	1.96	0.47
2:P:231:GLU:O	2:P:235:THR:HG23	2.15	0.47
2:Q:488:ILE:HG22	2:Q:489:SER:N	2.30	0.47
2:P:427:LYS:HE3	2:R:12:ILE:HG21	1.96	0.47
2:Q:102:LEU:HD12	2:Q:233:ALA:HA	1.96	0.47
2:Q:7:PHE:CE2	2:Q:13:LYS:HD2	2.49	0.46
2:R:543:LYS:O	2:R:625:PRO:HD2	2.15	0.46
2:P:29:LYS:O	2:P:30:ARG:C	2.52	0.46
2:P:102:LEU:HD12	2:P:233:ALA:HA	1.96	0.46
2:P:280:ASN:ND2	2:P:396:GLY:N	2.64	0.46
2:P:301:THR:HG23	2:P:440:TRP:O	2.16	0.46
2:Q:280:ASN:ND2	2:Q:396:GLY:N	2.64	0.46

Continued on next page...

Continued from previous page...

Atom-1	Atom-2	Interatomic distance (Å)	Clash overlap (Å)
2:R:301:THR:HG23	2:R:440:TRP:O	2.16	0.46
2:P:202:VAL:HG22	2:P:272:ALA:HB3	1.96	0.46
2:Q:202:VAL:HG22	2:Q:272:ALA:HB3	1.96	0.46
2:Q:418:THR:HG21	2:Q:468:GLY:HA2	1.98	0.46
2:R:280:ASN:ND2	2:R:396:GLY:N	2.64	0.46
2:R:488:ILE:HG22	2:R:489:SER:N	2.30	0.46
2:P:7:PHE:CE2	2:P:13:LYS:HD2	2.49	0.46
2:R:232:TYR:CE2	2:R:237:GLY:HA2	2.49	0.46
2:Q:543:LYS:O	2:Q:625:PRO:HD2	2.15	0.46
2:P:12:ILE:O	2:P:16:MET:HG3	2.15	0.46
2:P:122:ARG:NH2	2:R:20:ASN:ND2	2.63	0.46
2:Q:231:GLU:O	2:Q:235:THR:HG23	2.15	0.46
2:R:143:LEU:HB3	2:R:649:VAL:HG23	1.98	0.46
1:F:3:DT:C4'	1:F:4:DT:OP2	2.60	0.46
2:Q:12:ILE:O	2:Q:16:MET:HG3	2.15	0.46
2:Q:143:LEU:HB3	2:Q:649:VAL:HG23	1.98	0.46
2:Q:149:SER:OG	2:Q:163:LYS:HE3	2.16	0.46
2:R:86:GLY:O	2:R:89:HIS:CD2	2.68	0.46
2:R:12:ILE:O	2:R:16:MET:HG3	2.15	0.46
2:R:231:GLU:O	2:R:235:THR:HG23	2.15	0.46
2:Q:78:ASN:HD22	2:Q:78:ASN:C	2.19	0.46
2:Q:301:THR:HG23	2:Q:440:TRP:O	2.16	0.46
2:P:427:LYS:HE3	2:R:12:ILE:CG2	2.47	0.45
2:Q:497:LEU:HD12	2:Q:497:LEU:HA	1.75	0.45
2:P:391:LEU:HD23	2:P:391:LEU:HA	1.62	0.45
2:Q:86:GLY:O	2:Q:89:HIS:CD2	2.69	0.45
2:Q:136:SER:OG	2:Q:293:LYS:NZ	2.46	0.45
2:Q:256:TYR:HB2	2:Q:258:ILE:HG13	1.99	0.45
2:Q:521:MET:HB2	2:Q:558:TYR:CD2	2.51	0.45
2:R:521:MET:HB2	2:R:558:TYR:CD2	2.51	0.45
2:P:521:MET:HB2	2:P:558:TYR:CD2	2.52	0.45
2:R:149:SER:OG	2:R:163:LYS:HE3	2.16	0.45
2:R:418:THR:HG21	2:R:468:GLY:HA2	1.98	0.45
2:Q:474:MET:HB2	2:Q:474:MET:HE2	1.78	0.45
2:P:143:LEU:HB3	2:P:649:VAL:HG23	1.98	0.45
2:Q:286:VAL:HG21	2:Q:353:TRP:CE2	2.51	0.45
2:P:149:SER:OG	2:P:163:LYS:HE3	2.16	0.45
2:P:256:TYR:HB2	2:P:258:ILE:HG13	1.99	0.45
2:P:663:PRO:CG	2:P:664:ARG:H	2.29	0.45
2:R:391:LEU:HD23	2:R:391:LEU:HA	1.62	0.45
2:P:78:ASN:HD22	2:P:78:ASN:C	2.19	0.44

Continued on next page...

Continued from previous page...

Atom-1	Atom-2	Interatomic distance (Å)	Clash overlap (Å)
2:P:86:GLY:O	2:P:89:HIS:CD2	2.69	0.44
2:P:286:VAL:HG21	2:P:353:TRP:CE2	2.51	0.44
2:P:474:MET:HB2	2:P:474:MET:HE2	1.78	0.44
2:R:126:LEU:HD23	2:R:126:LEU:HA	1.75	0.44
2:R:286:VAL:HG21	2:R:353:TRP:CE2	2.51	0.44
2:R:44:LEU:HD12	2:R:44:LEU:HA	1.74	0.44
2:R:450:SER:HB3	2:R:455:ALA:HB2	2.00	0.44
2:R:663:PRO:CG	2:R:664:ARG:H	2.29	0.44
2:Q:168:GLU:HG2	2:Q:649:VAL:CG1	2.47	0.44
2:Q:450:SER:HB3	2:Q:455:ALA:HB2	2.00	0.44
2:R:284:MET:HB3	2:R:284:MET:HE2	1.80	0.44
2:P:418:THR:HG21	2:P:468:GLY:HA2	1.98	0.44
2:Q:166:ILE:HG21	2:Q:277:PHE:HD2	1.83	0.44
2:P:168:GLU:HG2	2:P:649:VAL:CG1	2.47	0.44
2:P:575:TRP:CG	2:P:583:TYR:HB2	2.53	0.44
2:P:583:TYR:CE2	2:P:587:ARG:HD3	2.53	0.44
2:R:251:ARG:NH1	2:R:255:GLN:HE22	2.11	0.44
2:R:256:TYR:HB2	2:R:258:ILE:HG13	1.99	0.44
2:Q:164:ILE:O	2:Q:168:GLU:HG3	2.18	0.43
2:R:583:TYR:CE2	2:R:587:ARG:HD3	2.53	0.43
2:P:168:GLU:HG2	2:P:649:VAL:HG11	2.00	0.43
2:R:166:ILE:HG21	2:R:277:PHE:HD2	1.83	0.43
2:Q:401:MET:CE	2:Q:401:MET:HA	2.48	0.43
2:Q:502:LEU:HB3	2:Q:513:ILE:HG13	2.01	0.43
2:Q:663:PRO:CG	2:Q:664:ARG:H	2.29	0.43
2:R:78:ASN:HD22	2:R:78:ASN:C	2.19	0.43
2:Q:65:PHE:CD1	2:Q:563:ILE:HG21	2.54	0.43
2:Q:583:TYR:CE2	2:Q:587:ARG:HD3	2.53	0.43
2:R:168:GLU:HG2	2:R:649:VAL:CG1	2.47	0.43
2:P:401:MET:HA	2:P:401:MET:CE	2.48	0.43
2:R:51:LEU:HD13	2:R:90:MET:HE3	2.00	0.43
2:R:164:ILE:O	2:R:168:GLU:HG3	2.18	0.43
2:R:336:LEU:HD12	2:R:336:LEU:HA	1.79	0.43
2:P:65:PHE:CD1	2:P:563:ILE:HG21	2.54	0.43
2:P:166:ILE:HG21	2:P:277:PHE:HD2	1.83	0.43
2:Q:391:LEU:HA	2:Q:391:LEU:HD23	1.62	0.43
2:R:82:THR:OG1	2:R:83:ASN:N	2.52	0.43
2:R:450:SER:HB3	2:R:455:ALA:CB	2.49	0.43
2:P:122:ARG:NH1	2:P:423:ASN:OD1	2.45	0.43
2:P:164:ILE:O	2:P:168:GLU:HG3	2.18	0.43
2:P:593:ARG:HG3	2:Q:42:GLY:HA2	2.01	0.43

Continued on next page...

Continued from previous page...

Atom-1	Atom-2	Interatomic distance (Å)	Clash overlap (Å)
2:P:76:TYR:CD1	2:P:77:GLY:N	2.87	0.43
2:P:82:THR:OG1	2:P:83:ASN:N	2.52	0.43
2:R:502:LEU:HB3	2:R:513:ILE:HG13	2.01	0.43
2:Q:82:THR:OG1	2:Q:83:ASN:N	2.52	0.43
2:Q:122:ARG:NH1	2:Q:423:ASN:OD1	2.45	0.43
2:P:95:MET:SD	2:P:268:ARG:HA	2.59	0.43
2:P:122:ARG:HH21	2:R:20:ASN:ND2	2.17	0.43
2:P:315:LYS:HA	2:P:509:PRO:O	2.19	0.43
2:Q:95:MET:SD	2:Q:268:ARG:HA	2.59	0.43
2:Q:315:LYS:HA	2:Q:509:PRO:O	2.19	0.43
2:R:180:LEU:HD23	2:R:180:LEU:HA	1.86	0.43
2:P:418:THR:O	2:P:464:ALA:HA	2.19	0.42
2:P:450:SER:HB3	2:P:455:ALA:HB2	2.00	0.42
2:Q:76:TYR:CD1	2:Q:77:GLY:N	2.87	0.42
2:R:95:MET:SD	2:R:268:ARG:HA	2.59	0.42
2:R:401:MET:HE2	2:R:401:MET:HA	2.00	0.42
2:R:575:TRP:CG	2:R:583:TYR:HB2	2.53	0.42
2:Q:450:SER:HB3	2:Q:455:ALA:CB	2.49	0.42
2:Q:602:VAL:CG1	2:Q:605:MET:HG3	2.49	0.42
2:R:418:THR:O	2:R:464:ALA:HA	2.19	0.42
2:P:502:LEU:HB3	2:P:513:ILE:HG13	2.01	0.42
2:Q:76:TYR:HA	2:Q:502:LEU:CD1	2.50	0.42
2:P:139:GLU:HA	2:P:140:PRO:HD3	1.89	0.42
2:P:331:PHE:O	2:P:332:TRP:C	2.58	0.42
2:Q:239:GLN:HB3	2:Q:240:GLY:H	1.69	0.42
2:P:336:LEU:HD12	2:P:336:LEU:HA	1.79	0.42
2:Q:168:GLU:HG2	2:Q:649:VAL:HG11	2.00	0.42
2:Q:331:PHE:O	2:Q:332:TRP:C	2.58	0.42
2:R:76:TYR:CD1	2:R:77:GLY:N	2.87	0.42
2:R:168:GLU:HG2	2:R:649:VAL:HG11	2.00	0.42
2:R:265:PHE:N	2:R:265:PHE:CD1	2.88	0.42
2:P:136:SER:OG	2:P:293:LYS:NZ	2.46	0.42
2:Q:44:LEU:HA	2:Q:44:LEU:HD12	1.74	0.42
2:Q:418:THR:O	2:Q:464:ALA:HA	2.19	0.42
2:Q:575:TRP:CG	2:Q:583:TYR:HB2	2.53	0.42
2:R:132:ARG:HD2	2:R:429:MET:HE2	2.02	0.42
2:R:401:MET:HA	2:R:401:MET:CE	2.48	0.42
2:R:602:VAL:CG1	2:R:605:MET:HG3	2.49	0.42
2:P:606:ALA:C	2:P:608:GLN:H	2.21	0.42
2:Q:280:ASN:HD22	2:Q:396:GLY:H	1.68	0.42
2:Q:401:MET:HA	2:Q:401:MET:HE2	2.02	0.42

Continued on next page...

Continued from previous page...

Atom-1	Atom-2	Interatomic distance (Å)	Clash overlap (Å)
2:R:315:LYS:HA	2:R:509:PRO:O	2.19	0.42
2:R:474:MET:HB2	2:R:474:MET:HE2	1.79	0.42
2:P:406:MET:HB3	2:P:410:TYR:CE2	2.55	0.42
2:P:427:LYS:HZ1	2:R:12:ILE:HG21	1.79	0.42
2:P:602:VAL:CG1	2:P:605:MET:HG3	2.49	0.42
2:Q:628:LEU:HD12	2:Q:628:LEU:HA	1.81	0.42
2:R:65:PHE:CD1	2:R:563:ILE:HG21	2.54	0.42
2:R:349:TYR:O	2:R:350:ALA:C	2.58	0.42
1:D:7:DC:O2	2:P:633:THR:HA	2.20	0.42
2:P:76:TYR:HA	2:P:502:LEU:CD1	2.50	0.42
1:E:7:DC:O2	2:Q:633:THR:HA	2.20	0.41
2:P:239:GLN:HB3	2:P:240:GLY:H	1.68	0.41
2:P:349:TYR:O	2:P:350:ALA:C	2.58	0.41
2:Q:349:TYR:O	2:Q:350:ALA:C	2.58	0.41
2:Q:406:MET:HB3	2:Q:410:TYR:CE2	2.55	0.41
2:Q:641:ILE:O	2:Q:644:VAL:HB	2.20	0.41
2:Q:663:PRO:HG2	2:Q:664:ARG:N	2.34	0.41
2:R:628:LEU:HD12	2:R:628:LEU:HA	1.81	0.41
2:P:450:SER:HB3	2:P:455:ALA:CB	2.49	0.41
2:P:497:LEU:HD12	2:P:497:LEU:HA	1.75	0.41
2:P:641:ILE:O	2:P:644:VAL:HB	2.20	0.41
2:R:331:PHE:O	2:R:332:TRP:C	2.58	0.41
2:Q:180:LEU:HD23	2:Q:180:LEU:HA	1.86	0.41
2:R:630:TYR:CD1	2:R:630:TYR:C	2.94	0.41
2:R:633:THR:O	2:R:636:ASP:N	2.50	0.41
2:P:548:GLY:N	2:P:594:ASP:OD1	2.52	0.41
2:Q:387:LEU:HD12	2:Q:387:LEU:HA	1.89	0.41
2:P:602:VAL:HG11	2:P:605:MET:HG3	2.03	0.41
2:Q:602:VAL:HG11	2:Q:605:MET:HG3	2.03	0.41
2:R:70:ASP:OD1	2:R:74:ARG:NH1	2.51	0.41
2:R:602:VAL:HG11	2:R:605:MET:HG3	2.03	0.41
1:E:3:DT:C4'	1:E:4:DT:OP2	2.60	0.41
2:P:106:LEU:HD23	2:P:106:LEU:HA	1.91	0.41
2:P:273:MET:HG3	2:P:392:SER:OG	2.21	0.41
2:P:606:ALA:O	2:P:608:GLN:N	2.44	0.41
2:R:450:SER:CB	2:R:455:ALA:HB2	2.51	0.41
2:P:61:LEU:HD23	2:P:61:LEU:HA	1.87	0.41
2:P:265:PHE:CD1	2:P:265:PHE:N	2.88	0.41
2:Q:450:SER:CB	2:Q:455:ALA:HB2	2.51	0.41
2:R:517:ASN:HB3	2:R:520:SER:OG	2.21	0.41
2:R:641:ILE:O	2:R:644:VAL:HB	2.20	0.41

Continued on next page...

Continued from previous page...

Atom-1	Atom-2	Interatomic distance (Å)	Clash overlap (Å)
2:P:153:ILE:HD12	2:P:198:ALA:O	2.21	0.41
2:P:416:ASP:CG	2:R:20:ASN:HD22	2.23	0.41
2:P:564:TYR:O	2:P:565:SER:C	2.59	0.41
2:Q:265:PHE:CD1	2:Q:265:PHE:N	2.88	0.41
2:Q:363:LEU:HG	2:Q:364:PRO:HD2	2.03	0.41
2:R:127:PHE:CD2	2:R:408:ILE:HG21	2.56	0.41
2:R:153:ILE:HD12	2:R:198:ALA:O	2.21	0.41
2:R:363:LEU:HG	2:R:364:PRO:HD2	2.03	0.41
2:R:363:LEU:HA	2:R:364:PRO:HD3	1.88	0.41
2:R:406:MET:HB3	2:R:410:TYR:CE2	2.55	0.41
2:P:251:ARG:NH1	2:P:255:GLN:HE22	2.11	0.41
2:P:363:LEU:HG	2:P:364:PRO:HD2	2.03	0.41
2:Q:273:MET:HG3	2:Q:392:SER:OG	2.21	0.41
2:Q:630:TYR:CD1	2:Q:630:TYR:C	2.94	0.41
2:R:508:GLU:HA	2:R:509:PRO:HD3	1.92	0.41
2:Q:95:MET:O	2:Q:96:ILE:HD13	2.21	0.40
2:Q:517:ASN:HB3	2:Q:520:SER:OG	2.21	0.40
2:Q:606:ALA:C	2:Q:608:GLN:H	2.21	0.40
2:R:280:ASN:HD22	2:R:396:GLY:H	1.68	0.40
1:F:7:DC:O2	2:R:633:THR:HA	2.20	0.40
2:P:280:ASN:HD22	2:P:396:GLY:H	1.68	0.40
2:P:517:ASN:HB3	2:P:520:SER:OG	2.21	0.40
2:Q:153:ILE:HD12	2:Q:198:ALA:O	2.21	0.40
2:P:628:LEU:HD12	2:P:628:LEU:HA	1.81	0.40
2:Q:17:LEU:O	2:Q:153:ILE:HG23	2.22	0.40
2:Q:126:LEU:HD23	2:Q:126:LEU:HA	1.75	0.40
2:Q:199:TYR:HB3	2:Q:273:MET:HB3	2.03	0.40
2:R:76:TYR:HA	2:R:502:LEU:CD1	2.50	0.40
2:P:369:ALA:HA	2:P:370:PRO:HD2	1.96	0.40
2:P:387:LEU:HD12	2:P:387:LEU:HA	1.89	0.40
2:P:630:TYR:CD1	2:P:630:TYR:C	2.94	0.40
2:Q:564:TYR:O	2:Q:565:SER:C	2.59	0.40
2:R:400:LEU:HD23	2:R:400:LEU:HA	1.87	0.40
2:P:199:TYR:HB3	2:P:273:MET:HB3	2.03	0.40
2:Q:127:PHE:CD2	2:Q:408:ILE:HG21	2.56	0.40
2:R:564:TYR:O	2:R:565:SER:C	2.59	0.40

All (11) symmetry-related close contacts are listed below. The label for Atom-2 includes the symmetry operator and encoded unit-cell translations to be applied.

Atom-1	Atom-2	Interatomic distance (Å)	Clash overlap (Å)
2:R:479:LYS:NZ	2:R:607:ARG:C[2_445]	0.90	1.30
2:R:479:LYS:NZ	2:R:607:ARG:O[2_445]	0.92	1.28
2:R:479:LYS:CE	2:R:608:GLN:N[2_445]	1.16	1.04
2:R:479:LYS:CD	2:R:608:GLN:CB[2_445]	1.39	0.81
2:R:479:LYS:NZ	2:R:608:GLN:N[2_445]	1.46	0.74
2:R:479:LYS:CE	2:R:608:GLN:CA[2_445]	1.49	0.71
2:R:479:LYS:CE	2:R:607:ARG:C[2_445]	1.82	0.38
2:R:479:LYS:CE	2:R:608:GLN:CB[2_445]	1.88	0.32
2:Q:537:ARG:NH2	2:R:582:SER:N[1_655]	1.97	0.23
2:R:479:LYS:NZ	2:R:608:GLN:CA[2_445]	2.10	0.10
2:R:479:LYS:CD	2:R:608:GLN:CA[2_445]	2.11	0.09

5.3 Torsion angles [i](#)

5.3.1 Protein backbone [i](#)

In the following table, the Percentiles column shows the percent Ramachandran outliers of the chain as a percentile score with respect to all X-ray entries followed by that with respect to entries of similar resolution.

The Analysed column shows the number of residues for which the backbone conformation was analysed, and the total number of residues.

Mol	Chain	Analysed	Favoured	Allowed	Outliers	Percentiles	
2	P	662/664 (100%)	606 (92%)	47 (7%)	9 (1%)	11	36
2	Q	662/664 (100%)	606 (92%)	47 (7%)	9 (1%)	11	36
2	R	662/664 (100%)	606 (92%)	47 (7%)	9 (1%)	11	36
All	All	1986/1992 (100%)	1818 (92%)	141 (7%)	27 (1%)	11	36

All (27) Ramachandran outliers are listed below:

Mol	Chain	Res	Type
2	P	608	GLN
2	Q	608	GLN
2	R	608	GLN
2	P	564	TYR
2	P	607	ARG
2	Q	607	ARG
2	R	564	TYR
2	R	607	ARG
2	P	207	SER

Continued on next page...

Continued from previous page...

Mol	Chain	Res	Type
2	P	610	GLY
2	Q	207	SER
2	Q	564	TYR
2	Q	610	GLY
2	R	207	SER
2	R	610	GLY
2	P	630	TYR
2	Q	630	TYR
2	R	630	TYR
2	P	88	ARG
2	P	663	PRO
2	Q	88	ARG
2	Q	663	PRO
2	R	88	ARG
2	R	663	PRO
2	P	2	ARG
2	Q	2	ARG
2	R	2	ARG

5.3.2 Protein sidechains [i](#)

In the following table, the Percentiles column shows the percent sidechain outliers of the chain as a percentile score with respect to all X-ray entries followed by that with respect to entries of similar resolution.

The Analysed column shows the number of residues for which the sidechain conformation was analysed, and the total number of residues.

Mol	Chain	Analysed	Rotameric	Outliers	Percentiles
2	P	557/557 (100%)	518 (93%)	39 (7%)	15 41
2	Q	557/557 (100%)	518 (93%)	39 (7%)	15 41
2	R	557/557 (100%)	518 (93%)	39 (7%)	15 41
All	All	1671/1671 (100%)	1554 (93%)	117 (7%)	15 41

All (117) residues with a non-rotameric sidechain are listed below:

Mol	Chain	Res	Type
2	P	2	ARG
2	P	3	ARG
2	P	16	MET
2	P	43	LEU

Continued on next page...

Continued from previous page...

Mol	Chain	Res	Type
2	P	44	LEU
2	P	75	VAL
2	P	78	ASN
2	P	113	ASP
2	P	119	VAL
2	P	143	LEU
2	P	146	ARG
2	P	154	PRO
2	P	202	VAL
2	P	204	ARG
2	P	206	GLN
2	P	239	GLN
2	P	289	PRO
2	P	329	ASP
2	P	333	PRO
2	P	351	PRO
2	P	360	SER
2	P	373	GLU
2	P	384	ASN
2	P	387	LEU
2	P	398	THR
2	P	404	LEU
2	P	437	ASP
2	P	445	GLU
2	P	472	PHE
2	P	497	LEU
2	P	534	SER
2	P	576	TRP
2	P	587	ARG
2	P	591	LEU
2	P	626	ASN
2	P	629	GLN
2	P	630	TYR
2	P	633	THR
2	P	651	VAL
2	Q	2	ARG
2	Q	3	ARG
2	Q	16	MET
2	Q	43	LEU
2	Q	44	LEU
2	Q	75	VAL
2	Q	78	ASN

Continued on next page...

Continued from previous page...

Mol	Chain	Res	Type
2	Q	113	ASP
2	Q	119	VAL
2	Q	143	LEU
2	Q	146	ARG
2	Q	154	PRO
2	Q	202	VAL
2	Q	204	ARG
2	Q	206	GLN
2	Q	239	GLN
2	Q	289	PRO
2	Q	329	ASP
2	Q	333	PRO
2	Q	351	PRO
2	Q	360	SER
2	Q	373	GLU
2	Q	384	ASN
2	Q	387	LEU
2	Q	398	THR
2	Q	404	LEU
2	Q	437	ASP
2	Q	445	GLU
2	Q	472	PHE
2	Q	497	LEU
2	Q	534	SER
2	Q	576	TRP
2	Q	587	ARG
2	Q	591	LEU
2	Q	626	ASN
2	Q	629	GLN
2	Q	630	TYR
2	Q	633	THR
2	Q	651	VAL
2	R	2	ARG
2	R	3	ARG
2	R	16	MET
2	R	43	LEU
2	R	44	LEU
2	R	75	VAL
2	R	78	ASN
2	R	113	ASP
2	R	119	VAL
2	R	143	LEU

Continued on next page...

Continued from previous page...

Mol	Chain	Res	Type
2	R	146	ARG
2	R	154	PRO
2	R	202	VAL
2	R	204	ARG
2	R	206	GLN
2	R	239	GLN
2	R	289	PRO
2	R	329	ASP
2	R	333	PRO
2	R	351	PRO
2	R	360	SER
2	R	373	GLU
2	R	384	ASN
2	R	387	LEU
2	R	398	THR
2	R	404	LEU
2	R	437	ASP
2	R	445	GLU
2	R	472	PHE
2	R	497	LEU
2	R	534	SER
2	R	576	TRP
2	R	587	ARG
2	R	591	LEU
2	R	626	ASN
2	R	629	GLN
2	R	630	TYR
2	R	633	THR
2	R	651	VAL

Sometimes sidechains can be flipped to improve hydrogen bonding and reduce clashes. All (40) such sidechains are listed below:

Mol	Chain	Res	Type
2	P	15	GLN
2	P	26	GLN
2	P	78	ASN
2	P	89	HIS
2	P	191	GLN
2	P	206	GLN
2	P	255	GLN
2	P	280	ASN
2	P	309	ASN

Continued on next page...

Continued from previous page...

Mol	Chain	Res	Type
2	P	328	HIS
2	P	448	GLN
2	P	525	GLN
2	P	608	GLN
2	P	626	ASN
2	Q	15	GLN
2	Q	26	GLN
2	Q	78	ASN
2	Q	89	HIS
2	Q	191	GLN
2	Q	206	GLN
2	Q	255	GLN
2	Q	280	ASN
2	Q	309	ASN
2	Q	328	HIS
2	Q	448	GLN
2	Q	525	GLN
2	Q	626	ASN
2	R	15	GLN
2	R	26	GLN
2	R	78	ASN
2	R	89	HIS
2	R	191	GLN
2	R	206	GLN
2	R	255	GLN
2	R	280	ASN
2	R	309	ASN
2	R	328	HIS
2	R	448	GLN
2	R	525	GLN
2	R	626	ASN

5.3.3 RNA [i](#)

There are no RNA molecules in this entry.

5.4 Non-standard residues in protein, DNA, RNA chains [i](#)

There are no non-standard protein/DNA/RNA residues in this entry.

5.5 Carbohydrates [i](#)

There are no monosaccharides in this entry.

5.6 Ligand geometry [i](#)

Of 3 ligands modelled in this entry, 3 are monoatomic - leaving 0 for Mogul analysis.

There are no bond length outliers.

There are no bond angle outliers.

There are no chirality outliers.

There are no torsion outliers.

There are no ring outliers.

No monomer is involved in short contacts.

5.7 Other polymers [i](#)

There are no such residues in this entry.

5.8 Polymer linkage issues [i](#)

There are no chain breaks in this entry.

6 Fit of model and data i

6.1 Protein, DNA and RNA chains i

In the following table, the column labelled ‘#RSRZ > 2’ contains the number (and percentage) of RSRZ outliers, followed by percent RSRZ outliers for the chain as percentile scores relative to all X-ray entries and entries of similar resolution. The OWAB column contains the minimum, median, 95th percentile and maximum values of the occupancy-weighted average B-factor per residue. The column labelled ‘Q < 0.9’ lists the number of (and percentage) of residues with an average occupancy less than 0.9.

Mol	Chain	Analysed	<RSRZ>	#RSRZ>2	OWAB(Å ²)	Q<0.9
1	D	5/5 (100%)	2.79	1 (20%) 1 0	79, 98, 122, 190	0
1	E	5/5 (100%)	3.22	2 (40%) 0 0	79, 98, 122, 190	0
1	F	5/5 (100%)	2.82	1 (20%) 1 0	79, 98, 122, 190	0
2	P	664/664 (100%)	-0.35	7 (1%) 80 80	23, 48, 75, 142	0
2	Q	664/664 (100%)	-0.28	9 (1%) 75 75	23, 48, 75, 142	0
2	R	664/664 (100%)	-0.15	17 (2%) 56 52	23, 48, 75, 142	0
All	All	2007/2007 (100%)	-0.24	37 (1%) 68 67	23, 48, 79, 190	0

All (37) RSRZ outliers are listed below:

Mol	Chain	Res	Type	RSRZ
1	D	3	DT	11.1
1	E	3	DT	10.7
2	R	608	GLN	10.1
1	F	3	DT	8.8
2	R	607	ARG	8.6
2	R	609	ALA	6.3
2	Q	608	GLN	6.2
2	R	610	GLY	5.4
2	R	606	ALA	5.2
2	Q	607	ARG	4.5
2	R	537	ARG	4.1
2	Q	537	ARG	4.0
2	Q	603	ALA	4.0
2	P	664	ARG	3.8
2	P	607	ARG	3.7
2	Q	1	PRO	3.7
2	R	604	SER	3.4
2	R	664	ARG	3.2
2	R	215	PRO	3.1

Continued on next page...

Continued from previous page...

Mol	Chain	Res	Type	RSRZ
2	P	606	ALA	3.1
2	P	1	PRO	3.0
2	P	320	CYS	2.8
2	Q	609	ALA	2.8
2	R	603	ALA	2.7
2	R	479	LYS	2.6
2	Q	630	TYR	2.6
2	R	506	ARG	2.5
2	R	611	LEU	2.4
2	R	612	ALA	2.4
2	R	216	LYS	2.4
2	Q	606	ALA	2.3
2	P	506	ARG	2.3
2	R	461	LYS	2.3
1	E	6	DC	2.1
2	Q	664	ARG	2.1
2	P	216	LYS	2.1
2	R	308	LEU	2.0

6.2 Non-standard residues in protein, DNA, RNA chains [i](#)

There are no non-standard protein/DNA/RNA residues in this entry.

6.3 Carbohydrates [i](#)

There are no monosaccharides in this entry.

6.4 Ligands [i](#)

In the following table, the Atoms column lists the number of modelled atoms in the group and the number defined in the chemical component dictionary. The B-factors column lists the minimum, median, 95th percentile and maximum values of B factors of atoms in the group. The column labelled 'Q< 0.9' lists the number of atoms with occupancy less than 0.9.

Mol	Type	Chain	Res	Atoms	RSCC	RSR	B-factors(Å ²)	Q<0.9
3	MN	R	665	1/1	0.93	0.04	46,46,46,46	0
3	MN	Q	665	1/1	0.96	0.12	46,46,46,46	0
3	MN	P	665	1/1	0.98	0.10	46,46,46,46	0

6.5 Other polymers [i](#)

There are no such residues in this entry.