



Full wwPDB X-ray Structure Validation Report ⓘ

Aug 27, 2023 – 02:34 PM EDT

PDB ID : 3HHG
Title : Structure of CrgA, a LysR-type transcriptional regulator from *Neisseria meningitidis*.
Authors : Sainsbury, S.; Ren, J.; Owens, R.J.; Stuart, D.I.; Oxford Protein Production Facility (OPPF)
Deposited on : 2009-05-15
Resolution : 3.20 Å(reported)

This is a Full wwPDB X-ray Structure Validation Report for a publicly released PDB entry.

We welcome your comments at validation@mail.wwpdb.org

A user guide is available at

<https://www.wwpdb.org/validation/2017/XrayValidationReportHelp>

with specific help available everywhere you see the ⓘ symbol.

The types of validation reports are described at

<http://www.wwpdb.org/validation/2017/FAQs#types>.

The following versions of software and data (see [references ⓘ](#)) were used in the production of this report:

MolProbity : 4.02b-467
Xtriage (Phenix) : 1.13
EDS : 2.35
Percentile statistics : 20191225.v01 (using entries in the PDB archive December 25th 2019)
Refmac : 5.8.0158
CCP4 : 7.0.044 (Gargrove)
Ideal geometry (proteins) : Engh & Huber (2001)
Ideal geometry (DNA, RNA) : Parkinson et al. (1996)
Validation Pipeline (wwPDB-VP) : 2.35

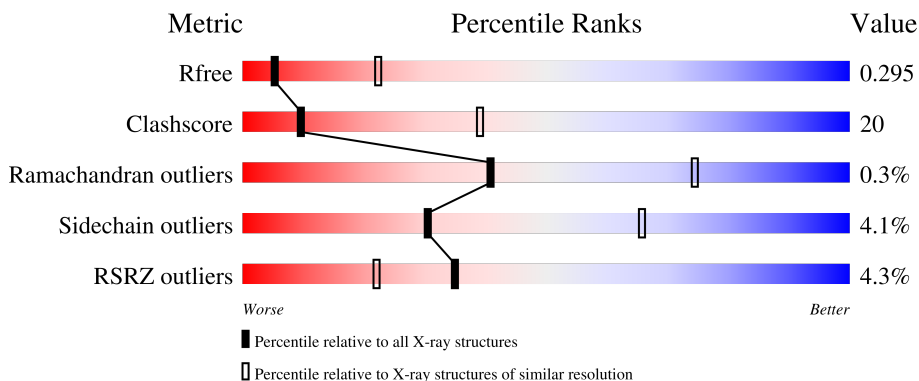
1 Overall quality at a glance i

The following experimental techniques were used to determine the structure:

X-RAY DIFFRACTION

The reported resolution of this entry is 3.20 Å.

Percentile scores (ranging between 0-100) for global validation metrics of the entry are shown in the following graphic. The table shows the number of entries on which the scores are based.



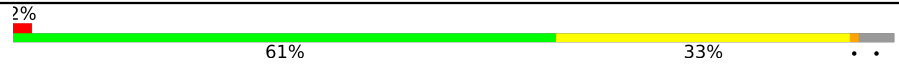


Metric	Whole archive (#Entries)	Similar resolution (#Entries, resolution range(Å))
R_{free}	130704	1133 (3.20-3.20)
Clashscore	141614	1253 (3.20-3.20)
Ramachandran outliers	138981	1234 (3.20-3.20)
Sidechain outliers	138945	1233 (3.20-3.20)
RSRZ outliers	127900	1095 (3.20-3.20)

The table below summarises the geometric issues observed across the polymeric chains and their fit to the electron density. The red, orange, yellow and green segments of the lower bar indicate the fraction of residues that contain outliers for ≥ 3 , 2, 1 and 0 types of geometric quality criteria respectively. A grey segment represents the fraction of residues that are not modelled. The numeric value for each fraction is indicated below the corresponding segment, with a dot representing fractions $\leq 5\%$. The upper red bar (where present) indicates the fraction of residues that have poor fit to the electron density. The numeric value is given above the bar.

Mol	Chain	Length	Quality of chain
1	A	306	<div style="display: flex; align-items: center;"> <div style="width: 2%; height: 10px; background-color: red; margin-right: 5px;"></div> <div style="width: 62%; height: 10px; background-color: green; margin-right: 5px;"></div> <div style="width: 32%; height: 10px; background-color: yellow; margin-right: 5px;"></div> <div style="width: 2%; height: 10px; background-color: grey; margin-right: 5px;"></div> </div> <p style="margin-left: 20px;">62% 32% ..</p>
1	B	306	<div style="display: flex; align-items: center;"> <div style="width: 2%; height: 10px; background-color: red; margin-right: 5px;"></div> <div style="width: 65%; height: 10px; background-color: green; margin-right: 5px;"></div> <div style="width: 30%; height: 10px; background-color: yellow; margin-right: 5px;"></div> <div style="width: 2%; height: 10px; background-color: grey; margin-right: 5px;"></div> </div> <p style="margin-left: 20px;">65% 30% ..</p>
1	C	306	<div style="display: flex; align-items: center;"> <div style="width: 3%; height: 10px; background-color: red; margin-right: 5px;"></div> <div style="width: 59%; height: 10px; background-color: green; margin-right: 5px;"></div> <div style="width: 35%; height: 10px; background-color: yellow; margin-right: 5px;"></div> <div style="width: 2%; height: 10px; background-color: grey; margin-right: 5px;"></div> </div> <p style="margin-left: 20px;">59% 35% ..</p>
1	D	306	<div style="display: flex; align-items: center;"> <div style="width: 4%; height: 10px; background-color: red; margin-right: 5px;"></div> <div style="width: 61%; height: 10px; background-color: green; margin-right: 5px;"></div> <div style="width: 33%; height: 10px; background-color: yellow; margin-right: 5px;"></div> <div style="width: 2%; height: 10px; background-color: grey; margin-right: 5px;"></div> </div> <p style="margin-left: 20px;">61% 33% ..</p>
1	E	306	<div style="display: flex; align-items: center;"> <div style="width: 6%; height: 10px; background-color: red; margin-right: 5px;"></div> <div style="width: 66%; height: 10px; background-color: green; margin-right: 5px;"></div> <div style="width: 29%; height: 10px; background-color: yellow; margin-right: 5px;"></div> <div style="width: 2%; height: 10px; background-color: grey; margin-right: 5px;"></div> </div> <p style="margin-left: 20px;">66% 29% ..</p>

Continued on next page...

Continued from previous page...

Mol	Chain	Length	Quality of chain
1	F	306	
1	G	306	
1	H	306	

2 Entry composition

There is only 1 type of molecule in this entry. The entry contains 18304 atoms, of which 0 are hydrogens and 0 are deuteriums.

In the tables below, the ZeroOcc column contains the number of atoms modelled with zero occupancy, the AltConf column contains the number of residues with at least one atom in alternate conformation and the Trace column contains the number of residues modelled with at most 2 atoms.

- Molecule 1 is a protein called Transcriptional regulator, LysR family.

Mol	Chain	Residues	Atoms					ZeroOcc	AltConf	Trace
1	A	293	Total	C	N	O	S	0	0	0
			2278	1436	399	434	9			
1	B	295	Total	C	N	O	S	0	0	0
			2294	1444	403	438	9			
1	C	294	Total	C	N	O	S	0	0	0
			2286	1440	401	436	9			
1	D	294	Total	C	N	O	S	0	0	0
			2286	1440	401	436	9			
1	E	297	Total	C	N	O	S	0	0	0
			2310	1455	405	440	10			
1	F	293	Total	C	N	O	S	0	0	0
			2278	1436	399	434	9			
1	G	294	Total	C	N	O	S	0	0	0
			2286	1441	400	435	10			
1	H	294	Total	C	N	O	S	0	0	0
			2286	1441	400	435	10			

There are 56 discrepancies between the modelled and reference sequences:

Chain	Residue	Modelled	Actual	Comment	Reference
A	300	LYS	-	expression tag	UNP Q9JXW7
A	301	HIS	-	expression tag	UNP Q9JXW7
A	302	HIS	-	expression tag	UNP Q9JXW7
A	303	HIS	-	expression tag	UNP Q9JXW7
A	304	HIS	-	expression tag	UNP Q9JXW7
A	305	HIS	-	expression tag	UNP Q9JXW7
A	306	HIS	-	expression tag	UNP Q9JXW7
B	300	LYS	-	expression tag	UNP Q9JXW7
B	301	HIS	-	expression tag	UNP Q9JXW7
B	302	HIS	-	expression tag	UNP Q9JXW7
B	303	HIS	-	expression tag	UNP Q9JXW7
B	304	HIS	-	expression tag	UNP Q9JXW7
B	305	HIS	-	expression tag	UNP Q9JXW7

Continued on next page...

Continued from previous page...

Chain	Residue	Modelled	Actual	Comment	Reference
B	306	HIS	-	expression tag	UNP Q9JXW7
C	300	LYS	-	expression tag	UNP Q9JXW7
C	301	HIS	-	expression tag	UNP Q9JXW7
C	302	HIS	-	expression tag	UNP Q9JXW7
C	303	HIS	-	expression tag	UNP Q9JXW7
C	304	HIS	-	expression tag	UNP Q9JXW7
C	305	HIS	-	expression tag	UNP Q9JXW7
C	306	HIS	-	expression tag	UNP Q9JXW7
D	300	LYS	-	expression tag	UNP Q9JXW7
D	301	HIS	-	expression tag	UNP Q9JXW7
D	302	HIS	-	expression tag	UNP Q9JXW7
D	303	HIS	-	expression tag	UNP Q9JXW7
D	304	HIS	-	expression tag	UNP Q9JXW7
D	305	HIS	-	expression tag	UNP Q9JXW7
D	306	HIS	-	expression tag	UNP Q9JXW7
E	300	LYS	-	expression tag	UNP Q9JXW7
E	301	HIS	-	expression tag	UNP Q9JXW7
E	302	HIS	-	expression tag	UNP Q9JXW7
E	303	HIS	-	expression tag	UNP Q9JXW7
E	304	HIS	-	expression tag	UNP Q9JXW7
E	305	HIS	-	expression tag	UNP Q9JXW7
E	306	HIS	-	expression tag	UNP Q9JXW7
F	300	LYS	-	expression tag	UNP Q9JXW7
F	301	HIS	-	expression tag	UNP Q9JXW7
F	302	HIS	-	expression tag	UNP Q9JXW7
F	303	HIS	-	expression tag	UNP Q9JXW7
F	304	HIS	-	expression tag	UNP Q9JXW7
F	305	HIS	-	expression tag	UNP Q9JXW7
F	306	HIS	-	expression tag	UNP Q9JXW7
G	300	LYS	-	expression tag	UNP Q9JXW7
G	301	HIS	-	expression tag	UNP Q9JXW7
G	302	HIS	-	expression tag	UNP Q9JXW7
G	303	HIS	-	expression tag	UNP Q9JXW7
G	304	HIS	-	expression tag	UNP Q9JXW7
G	305	HIS	-	expression tag	UNP Q9JXW7
G	306	HIS	-	expression tag	UNP Q9JXW7
H	300	LYS	-	expression tag	UNP Q9JXW7
H	301	HIS	-	expression tag	UNP Q9JXW7
H	302	HIS	-	expression tag	UNP Q9JXW7
H	303	HIS	-	expression tag	UNP Q9JXW7
H	304	HIS	-	expression tag	UNP Q9JXW7
H	305	HIS	-	expression tag	UNP Q9JXW7

Continued on next page...

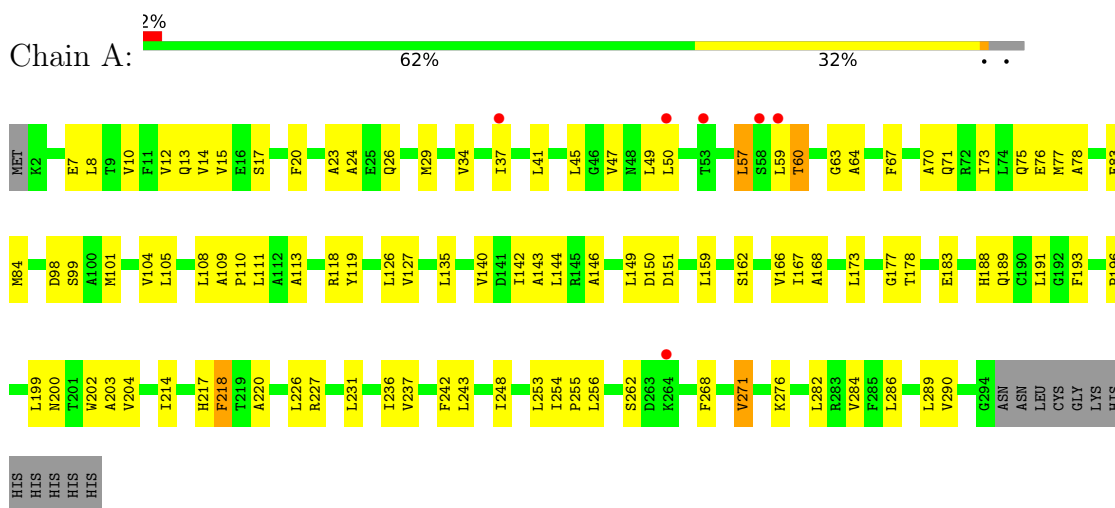
Continued from previous page...

Chain	Residue	Modelled	Actual	Comment	Reference
H	306	HIS	-	expression tag	UNP Q9JXW7

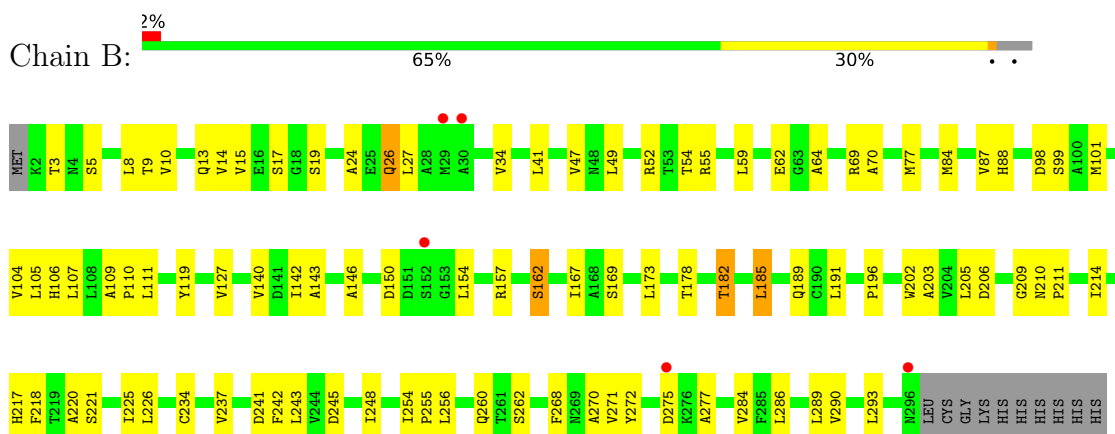
3 Residue-property plots [i](#)

These plots are drawn for all protein, RNA, DNA and oligosaccharide chains in the entry. The first graphic for a chain summarises the proportions of the various outlier classes displayed in the second graphic. The second graphic shows the sequence view annotated by issues in geometry and electron density. Residues are color-coded according to the number of geometric quality criteria for which they contain at least one outlier: green = 0, yellow = 1, orange = 2 and red = 3 or more. A red dot above a residue indicates a poor fit to the electron density ($RSRZ > 2$). Stretches of 2 or more consecutive residues without any outlier are shown as a green connector. Residues present in the sample, but not in the model, are shown in grey.

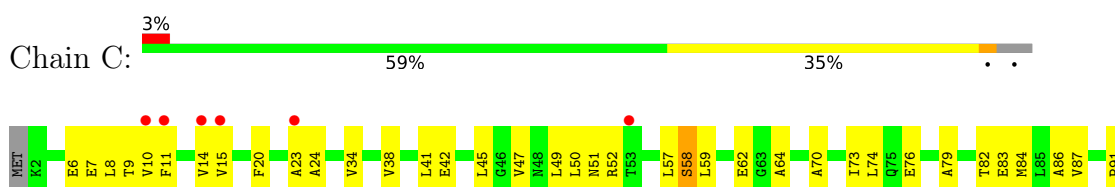
- Molecule 1: Transcriptional regulator, LysR family

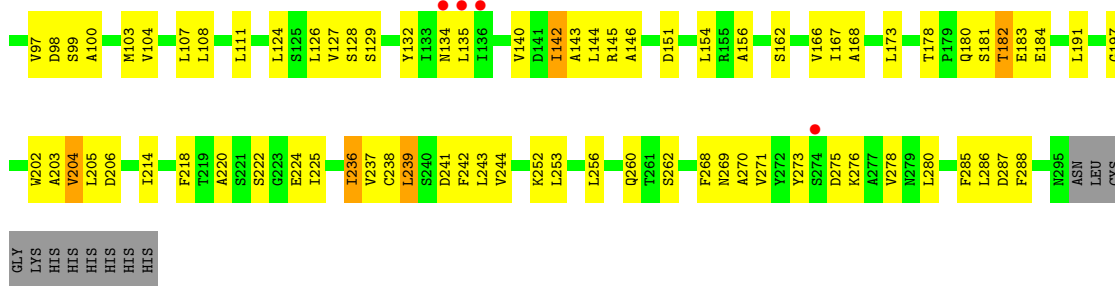


- Molecule 1: Transcriptional regulator, LysR family

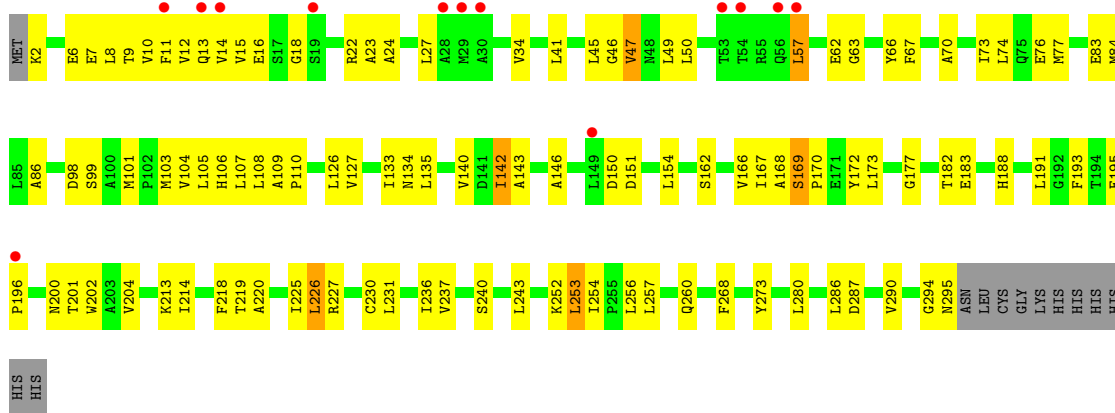


- Molecule 1: Transcriptional regulator, LysR family

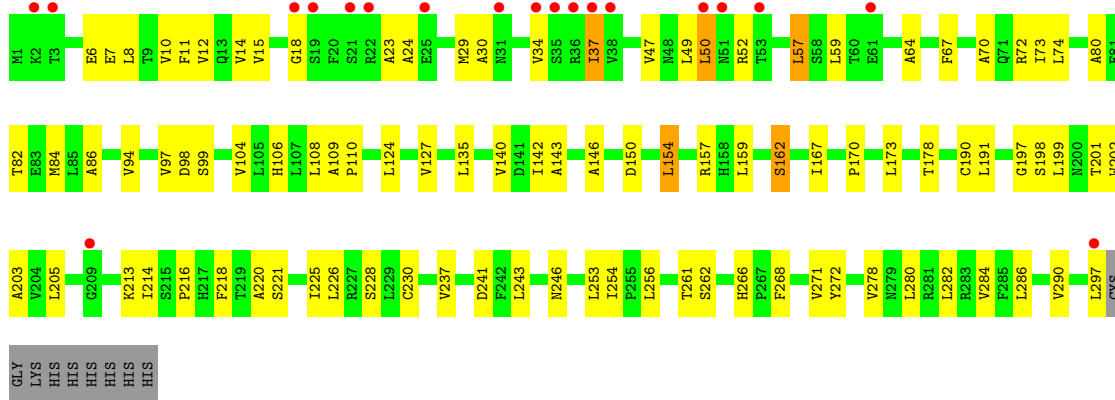




• Molecule 1: Transcriptional regulator, LysR family

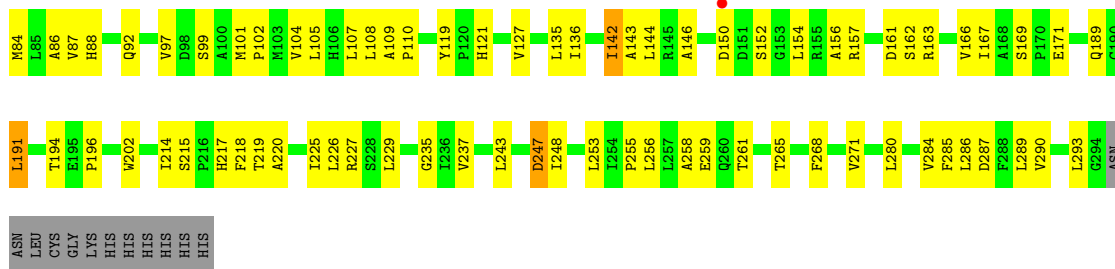


• Molecule 1: Transcriptional regulator, LysR family

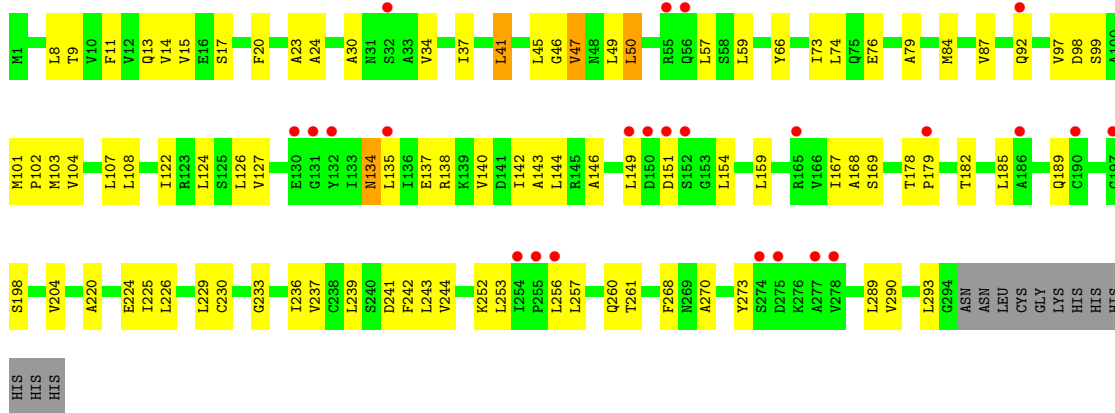


• Molecule 1: Transcriptional regulator, LysR family

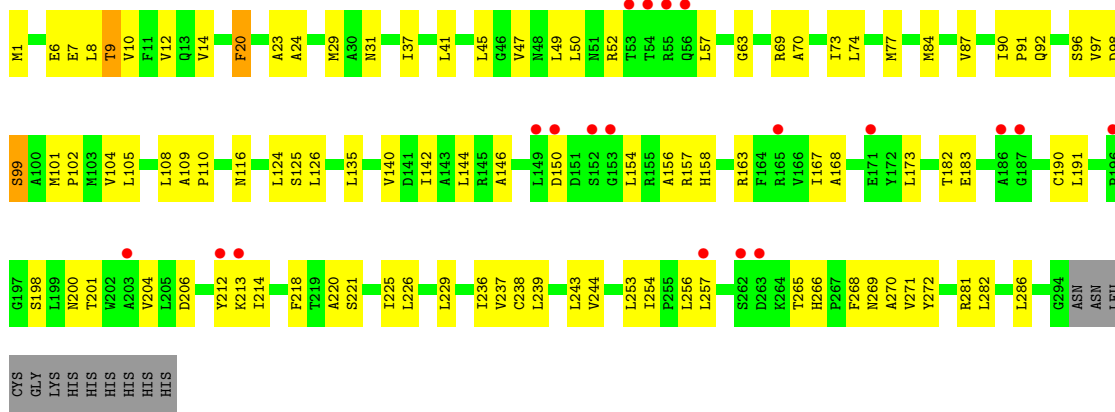




• Molecule 1: Transcriptional regulator, LysR family



• Molecule 1: Transcriptional regulator, LysR family



4 Data and refinement statistics

Property	Value	Source
Space group	P 21 21 21	Depositor
Cell constants a, b, c, α , β , γ	104.64Å 119.09Å 250.20Å 90.00° 90.00° 90.00°	Depositor
Resolution (Å)	29.88 – 3.20 29.81 – 3.20	Depositor EDS
% Data completeness (in resolution range)	86.5 (29.88-3.20) 81.7 (29.81-3.20)	Depositor EDS
R_{merge}	0.06	Depositor
R_{sym}	(Not available)	Depositor
$\langle I/\sigma(I) \rangle$ ¹	1.88 (at 3.18Å)	Xtrriage
Refinement program	REFMAC 5.5.0047	Depositor
R, R_{free}	0.214 , 0.286 0.228 , 0.295	Depositor DCC
R_{free} test set	2165 reflections (5.06%)	wwPDB-VP
Wilson B-factor (Å ²)	93.8	Xtrriage
Anisotropy	0.278	Xtrriage
Bulk solvent k_{sol} (e/Å ³), B_{sol} (Å ²)	0.23 , 45.0	EDS
L-test for twinning ²	$\langle L \rangle = 0.51$, $\langle L^2 \rangle = 0.34$	Xtrriage
Estimated twinning fraction	No twinning to report.	Xtrriage
F_o, F_c correlation	0.94	EDS
Total number of atoms	18304	wwPDB-VP
Average B, all atoms (Å ²)	83.0	wwPDB-VP

Xtrriage's analysis on translational NCS is as follows: *The analyses of the Patterson function reveals a significant off-origin peak that is 35.28 % of the origin peak, indicating pseudo-translational symmetry. The chance of finding a peak of this or larger height randomly in a structure without pseudo-translational symmetry is equal to 5.9808e-04. The detected translational NCS is most likely also responsible for the elevated intensity ratio.*

¹Intensities estimated from amplitudes.

²Theoretical values of $\langle |L| \rangle$, $\langle L^2 \rangle$ for acentric reflections are 0.5, 0.333 respectively for untwinned datasets, and 0.375, 0.2 for perfectly twinned datasets.

5 Model quality [i](#)

5.1 Standard geometry [i](#)

The Z score for a bond length (or angle) is the number of standard deviations the observed value is removed from the expected value. A bond length (or angle) with $|Z| > 5$ is considered an outlier worth inspection. RMSZ is the root-mean-square of all Z scores of the bond lengths (or angles).

Mol	Chain	Bond lengths		Bond angles	
		RMSZ	# Z >5	RMSZ	# Z >5
1	A	0.34	0/2317	0.52	0/3137
1	B	0.35	0/2333	0.52	0/3159
1	C	0.34	0/2325	0.51	0/3148
1	D	0.33	0/2325	0.52	0/3148
1	E	0.35	0/2349	0.52	0/3180
1	F	0.34	0/2317	0.51	0/3137
1	G	0.32	0/2325	0.48	0/3147
1	H	0.34	0/2325	0.47	0/3147
All	All	0.34	0/18616	0.51	0/25203

There are no bond length outliers.

There are no bond angle outliers.

There are no chirality outliers.

There are no planarity outliers.

5.2 Too-close contacts [i](#)

In the following table, the Non-H and H(model) columns list the number of non-hydrogen atoms and hydrogen atoms in the chain respectively. The H(added) column lists the number of hydrogen atoms added and optimized by MolProbity. The Clashes column lists the number of clashes within the asymmetric unit, whereas Symm-Clashes lists symmetry-related clashes.

Mol	Chain	Non-H	H(model)	H(added)	Clashes	Symm-Clashes
1	A	2278	0	2286	92	0
1	B	2294	0	2298	91	0
1	C	2286	0	2292	118	0
1	D	2286	0	2292	103	0
1	E	2310	0	2321	92	0
1	F	2278	0	2286	95	0
1	G	2286	0	2298	94	0
1	H	2286	0	2298	105	0

Continued on next page...

Continued from previous page...

Mol	Chain	Non-H	H(model)	H(added)	Clashes	Symm-Clashes
All	All	18304	0	18371	715	0

The all-atom clashscore is defined as the number of clashes found per 1000 atoms (including hydrogen atoms). The all-atom clashscore for this structure is 20.

All (715) close contacts within the same asymmetric unit are listed below, sorted by their clash magnitude.

Atom-1	Atom-2	Interatomic distance (Å)	Clash overlap (Å)
1:G:9:THR:HG22	1:G:74:LEU:HD21	1.19	1.12
1:H:168:ALA:HB2	1:H:236:ILE:HG22	1.30	1.10
1:E:167:ILE:HD13	1:E:253:LEU:HD13	1.32	1.10
1:F:82:THR:HG21	1:F:287:ASP:OD2	1.56	1.05
1:G:168:ALA:HB2	1:G:236:ILE:HG22	1.42	1.01
1:A:142:ILE:HD11	1:A:286:LEU:HD21	1.43	0.99
1:A:146:ALA:HB2	1:A:268:PHE:CE1	1.98	0.99
1:C:146:ALA:HB2	1:C:268:PHE:CE1	1.98	0.99
1:C:154:LEU:HD13	1:C:271:VAL:HG13	1.45	0.98
1:C:142:ILE:HD12	1:C:286:LEU:HD11	1.45	0.97
1:E:142:ILE:CD1	1:E:286:LEU:HD21	1.94	0.95
1:E:142:ILE:HD11	1:E:286:LEU:HD21	1.49	0.95
1:G:9:THR:HG22	1:G:74:LEU:CD2	2.00	0.92
1:D:182:THR:HG22	1:D:257:LEU:HD13	1.50	0.91
1:H:99:SER:HB2	1:H:104:VAL:HG23	1.51	0.91
1:B:15:VAL:HG22	1:B:59:LEU:HD11	1.53	0.91
1:D:12:VAL:HG11	1:D:74:LEU:HD12	1.51	0.91
1:B:47:VAL:HG21	1:C:84:MET:HE2	1.53	0.89
1:E:201:THR:HG22	1:E:213:LYS:HD2	1.51	0.89
1:G:142:ILE:HD11	1:G:270:ALA:HB1	1.53	0.88
1:G:9:THR:CG2	1:G:74:LEU:HD21	2.04	0.88
1:G:182:THR:HG22	1:G:257:LEU:HD13	1.56	0.86
1:H:50:LEU:HD22	1:H:57:LEU:HD22	1.56	0.86
1:B:173:LEU:HD12	1:B:254:ILE:HD12	1.57	0.85
1:B:167:ILE:HG21	1:B:248:ILE:HD11	1.58	0.85
1:H:226:LEU:HB3	1:H:237:VAL:HG21	1.58	0.85
1:B:142:ILE:HD12	1:B:286:LEU:HD21	1.59	0.84
1:F:191:LEU:HD23	1:F:218:PHE:HB2	1.56	0.84
1:G:178:THR:HG23	1:G:256:LEU:HD13	1.59	0.84
1:D:12:VAL:HA	1:D:15:VAL:HG23	1.59	0.83
1:H:146:ALA:HB2	1:H:268:PHE:CE1	2.13	0.83
1:B:47:VAL:HG21	1:C:84:MET:CE	2.08	0.83
1:C:146:ALA:HB2	1:C:268:PHE:CZ	2.14	0.82

Continued on next page...

Continued from previous page...

Atom-1	Atom-2	Interatomic distance (Å)	Clash overlap (Å)
1:D:15:VAL:HG22	1:D:67:PHE:CE1	2.14	0.82
1:E:97:VAL:HG13	1:E:142:ILE:HG23	1.62	0.81
1:H:104:VAL:HG22	1:H:108:LEU:HD12	1.59	0.81
1:G:204:VAL:HG22	1:G:261:THR:HG22	1.63	0.80
1:D:142:ILE:HD12	1:D:286:LEU:HD11	1.61	0.80
1:F:108:LEU:HD21	1:F:289:LEU:HD21	1.64	0.80
1:B:59:LEU:HD23	1:B:64:ALA:HA	1.64	0.79
1:H:173:LEU:HD12	1:H:254:ILE:HD12	1.64	0.79
1:B:99:SER:HB3	1:B:104:VAL:HG23	1.66	0.77
1:A:189:GLN:HE22	1:A:217:HIS:HB3	1.47	0.77
1:G:41:LEU:HD22	1:G:45:LEU:HD12	1.65	0.77
1:E:191:LEU:HD22	1:E:218:PHE:HB2	1.67	0.77
1:C:154:LEU:HD13	1:C:271:VAL:CG1	2.14	0.76
1:G:182:THR:HG21	1:G:204:VAL:HG12	1.66	0.76
1:A:142:ILE:CD1	1:A:286:LEU:HD21	2.13	0.76
1:B:142:ILE:CD1	1:B:286:LEU:HD21	2.14	0.76
1:H:146:ALA:HB2	1:H:268:PHE:CD1	2.20	0.76
1:H:14:VAL:HA	1:H:23:ALA:HB2	1.68	0.75
1:B:62:GLU:HG2	1:C:87:VAL:HG11	1.69	0.75
1:D:15:VAL:HG22	1:D:67:PHE:CD1	2.22	0.75
1:F:167:ILE:HG22	1:F:255:PRO:HA	1.68	0.75
1:F:88:HIS:NE2	1:G:47:VAL:HG13	2.02	0.75
1:G:99:SER:OG	1:G:104:VAL:HG22	1.87	0.75
1:H:142:ILE:HD11	1:H:270:ALA:HB1	1.67	0.74
1:A:142:ILE:HD11	1:A:286:LEU:CD2	2.16	0.74
1:D:168:ALA:HB3	1:D:173:LEU:HD11	1.70	0.74
1:E:72:ARG:HG2	1:E:297:LEU:HB3	1.70	0.74
1:B:191:LEU:HB2	1:B:237:VAL:HG12	1.70	0.74
1:H:168:ALA:CB	1:H:236:ILE:HG22	2.14	0.73
1:D:191:LEU:HD22	1:D:218:PHE:HB2	1.70	0.73
1:A:13:GLN:HE21	1:A:17:SER:HB3	1.54	0.73
1:E:15:VAL:HG13	1:E:59:LEU:HD11	1.70	0.72
1:B:87:VAL:HG11	1:C:47:VAL:HG11	1.72	0.72
1:D:12:VAL:HA	1:D:15:VAL:CG2	2.19	0.71
1:D:47:VAL:HG21	1:E:84:MET:CE	2.20	0.71
1:D:146:ALA:HB2	1:D:268:PHE:CE2	2.25	0.71
1:E:202:TRP:CZ2	1:E:214:ILE:HD13	2.26	0.71
1:C:167:ILE:HD12	1:C:253:LEU:HD23	1.72	0.71
1:G:97:VAL:HG22	1:G:142:ILE:CG2	2.20	0.71
1:C:167:ILE:HD13	1:C:244:VAL:HG21	1.72	0.71
1:E:98:ASP:HB2	1:E:140:VAL:HG11	1.73	0.71

Continued on next page...

Continued from previous page...

Atom-1	Atom-2	Interatomic distance (Å)	Clash overlap (Å)
1:A:109:ALA:HB3	1:A:110:PRO:HD3	1.72	0.70
1:E:82:THR:CG2	1:E:284:VAL:HG12	2.21	0.70
1:F:167:ILE:HD13	1:F:253:LEU:HD13	1.72	0.70
1:C:111:LEU:HD13	1:C:288:PHE:HE2	1.55	0.70
1:E:178:THR:HG23	1:E:256:LEU:HD22	1.73	0.70
1:B:146:ALA:HB2	1:B:268:PHE:CE1	2.27	0.70
1:D:98:ASP:HB2	1:D:140:VAL:HG11	1.73	0.70
1:G:97:VAL:HG22	1:G:142:ILE:HG23	1.72	0.70
1:F:136:ILE:HD13	1:F:154:LEU:HD21	1.74	0.69
1:G:135:LEU:HD22	1:G:143:ALA:HB3	1.73	0.69
1:H:57:LEU:HD12	1:H:57:LEU:O	1.91	0.69
1:C:191:LEU:HD22	1:C:218:PHE:HB2	1.75	0.69
1:E:59:LEU:HD23	1:E:64:ALA:HA	1.74	0.69
1:A:10:VAL:HG21	1:A:37:ILE:CD1	2.22	0.69
1:B:173:LEU:HD21	1:B:256:LEU:HD11	1.74	0.68
1:C:167:ILE:HD12	1:C:253:LEU:CD2	2.23	0.68
1:C:14:VAL:HG22	1:C:23:ALA:CB	2.23	0.68
1:E:173:LEU:HD11	1:E:256:LEU:HD21	1.74	0.68
1:A:101:MET:CE	1:A:105:LEU:HD11	2.23	0.68
1:F:119:TYR:CE2	1:F:284:VAL:HG21	2.28	0.68
1:H:244:VAL:HG11	1:H:253:LEU:HD13	1.75	0.68
1:E:146:ALA:HB2	1:E:268:PHE:CE1	2.28	0.68
1:C:6:GLU:O	1:C:9:THR:HG22	1.93	0.68
1:A:8:LEU:HD11	1:A:70:ALA:CB	2.24	0.67
1:A:8:LEU:HD11	1:A:70:ALA:HB1	1.74	0.67
1:C:168:ALA:HB3	1:C:173:LEU:HD11	1.76	0.67
1:G:144:LEU:HD21	1:G:289:LEU:HD21	1.76	0.67
1:B:101:MET:HE3	1:B:105:LEU:HD11	1.75	0.67
1:D:24:ALA:HB2	1:D:34:VAL:HG21	1.74	0.67
1:B:178:THR:HG23	1:B:256:LEU:CD2	2.24	0.67
1:F:146:ALA:HB2	1:F:268:PHE:CE1	2.29	0.67
1:B:191:LEU:HD22	1:B:218:PHE:HB2	1.76	0.67
1:D:166:VAL:HG21	1:D:204:VAL:CG1	2.24	0.67
1:E:24:ALA:HB1	1:E:29:MET:O	1.95	0.67
1:G:226:LEU:HB3	1:G:237:VAL:HG21	1.76	0.67
1:A:10:VAL:HG21	1:A:37:ILE:HD12	1.75	0.67
1:A:191:LEU:HB2	1:A:237:VAL:HG12	1.77	0.67
1:G:15:VAL:HG21	1:G:59:LEU:HD11	1.76	0.66
1:G:102:PRO:HB3	1:G:243:LEU:HD13	1.76	0.66
1:F:227:ARG:HD2	1:F:243:LEU:HD23	1.78	0.66
1:C:142:ILE:HD11	1:C:270:ALA:HB1	1.76	0.66

Continued on next page...

Continued from previous page...

Atom-1	Atom-2	Interatomic distance (Å)	Clash overlap (Å)
1:G:167:ILE:HD13	1:G:253:LEU:HD23	1.78	0.65
1:C:42:GLU:HB3	1:C:49:LEU:HD13	1.79	0.65
1:E:15:VAL:HG11	1:E:59:LEU:HD21	1.78	0.65
1:C:220:ALA:HB1	1:C:225:ILE:HB	1.78	0.65
1:C:42:GLU:CB	1:C:49:LEU:HD13	2.27	0.65
1:C:154:LEU:O	1:C:154:LEU:HD12	1.95	0.65
1:A:242:PHE:CE2	1:A:243:LEU:HD12	2.32	0.65
1:C:135:LEU:HD22	1:C:143:ALA:HB3	1.78	0.64
1:D:49:LEU:HD21	1:D:66:TYR:HB3	1.78	0.64
1:G:178:THR:HG23	1:G:256:LEU:CD1	2.27	0.64
1:C:84:MET:HE1	1:C:87:VAL:HG21	1.79	0.64
1:G:225:ILE:HD13	1:H:104:VAL:HG11	1.78	0.64
1:H:20:PHE:CD2	1:H:57:LEU:HD23	2.33	0.64
1:B:106:HIS:C	1:B:107:LEU:HD12	2.18	0.63
1:F:84:MET:O	1:F:87:VAL:HG12	1.96	0.63
1:D:173:LEU:HD21	1:D:256:LEU:HD21	1.81	0.63
1:A:193:PHE:H	1:A:200:ASN:HD21	1.47	0.63
1:G:15:VAL:CG2	1:G:59:LEU:HD11	2.28	0.63
1:G:159:LEU:HA	1:G:290:VAL:HG22	1.80	0.63
1:C:82:THR:HG21	1:C:287:ASP:OD2	1.99	0.63
1:D:220:ALA:HB3	1:D:226:LEU:HD13	1.81	0.63
1:G:146:ALA:HB2	1:G:268:PHE:CE1	2.33	0.63
1:B:101:MET:CE	1:B:105:LEU:HD11	2.30	0.62
1:F:15:VAL:HG11	1:F:59:LEU:HD21	1.80	0.62
1:B:167:ILE:CG2	1:B:248:ILE:HD11	2.29	0.62
1:D:104:VAL:HG13	1:D:126:LEU:HD13	1.80	0.62
1:C:166:VAL:HG22	1:C:238:CYS:SG	2.38	0.62
1:D:47:VAL:HG21	1:E:84:MET:HE3	1.80	0.62
1:F:142:ILE:HD12	1:F:286:LEU:HD11	1.81	0.62
1:A:83:GLU:OE1	1:H:69:ARG:NE	2.33	0.62
1:A:173:LEU:HB3	1:A:178:THR:HG22	1.82	0.62
1:C:98:ASP:HB3	1:C:140:VAL:HG11	1.82	0.61
1:F:191:LEU:HD23	1:F:218:PHE:CB	2.30	0.61
1:E:10:VAL:HG21	1:E:37:ILE:HG21	1.81	0.61
1:F:293:LEU:HD12	1:F:293:LEU:O	2.00	0.61
1:C:191:LEU:HB2	1:C:237:VAL:HG12	1.80	0.61
1:H:244:VAL:CG1	1:H:253:LEU:HD13	2.30	0.61
1:B:69:ARG:NH1	1:C:83:GLU:OE1	2.33	0.61
1:F:166:VAL:HG12	1:F:256:LEU:HB2	1.82	0.61
1:B:101:MET:HE3	1:B:105:LEU:CD1	2.31	0.61
1:A:203:ALA:HB1	1:A:262:SER:HB3	1.83	0.61

Continued on next page...

Continued from previous page...

Atom-1	Atom-2	Interatomic distance (Å)	Clash overlap (Å)
1:B:106:HIS:O	1:B:107:LEU:HD12	2.00	0.61
1:G:189:GLN:HE22	1:H:116:ASN:HD21	1.49	0.61
1:E:142:ILE:HD12	1:E:282:LEU:HD11	1.83	0.60
1:B:154:LEU:HD12	1:B:154:LEU:O	2.01	0.60
1:G:104:VAL:HG13	1:G:126:LEU:HD23	1.82	0.60
1:G:257:LEU:HD22	1:G:260:GLN:NE2	2.16	0.60
1:C:173:LEU:HD21	1:C:256:LEU:HD21	1.83	0.60
1:F:119:TYR:CZ	1:F:284:VAL:HG21	2.37	0.60
1:F:202:TRP:CZ2	1:F:214:ILE:HD13	2.37	0.60
1:C:202:TRP:CZ2	1:C:214:ILE:HG21	2.36	0.60
1:E:167:ILE:HD12	1:E:230:CYS:SG	2.41	0.60
1:C:236:ILE:HD12	1:C:256:LEU:HD13	1.84	0.59
1:F:8:LEU:HD22	1:F:70:ALA:HB1	1.83	0.59
1:G:98:ASP:HB2	1:G:140:VAL:HG11	1.84	0.59
1:C:59:LEU:HD23	1:C:64:ALA:HA	1.85	0.59
1:G:101:MET:SD	1:H:225:ILE:HD11	2.41	0.59
1:D:98:ASP:CB	1:D:140:VAL:HG11	2.33	0.59
1:G:146:ALA:HB2	1:G:268:PHE:CD1	2.38	0.59
1:D:167:ILE:CD1	1:D:237:VAL:HG23	2.32	0.59
1:G:104:VAL:CG1	1:H:225:ILE:HD12	2.33	0.59
1:B:143:ALA:HB3	1:B:271:VAL:HG23	1.84	0.58
1:F:135:LEU:HD13	1:F:143:ALA:HB2	1.83	0.58
1:D:202:TRP:CZ2	1:D:214:ILE:HD13	2.38	0.58
1:F:8:LEU:HD22	1:F:70:ALA:CB	2.34	0.58
1:F:86:ALA:HA	1:F:280:LEU:HD21	1.85	0.58
1:E:98:ASP:HA	1:E:127:VAL:HG23	1.84	0.58
1:H:168:ALA:HB2	1:H:236:ILE:CG2	2.20	0.58
1:H:282:LEU:HD23	1:H:286:LEU:HD13	1.85	0.58
1:C:275:ASP:O	1:C:278:VAL:HG22	2.03	0.58
1:F:76:GLU:HG2	1:G:73:ILE:HD11	1.85	0.58
1:A:47:VAL:HG23	1:A:49:LEU:CD1	2.33	0.58
1:D:6:GLU:HA	1:D:9:THR:HG22	1.85	0.58
1:H:6:GLU:O	1:H:9:THR:HG22	2.03	0.58
1:G:135:LEU:HD22	1:G:143:ALA:CB	2.34	0.58
1:C:182:THR:HG21	1:C:205:LEU:O	2.03	0.58
1:F:88:HIS:NE2	1:G:47:VAL:CG1	2.66	0.58
1:D:66:TYR:HE2	1:E:80:ALA:HB1	1.69	0.58
1:H:204:VAL:HG13	1:H:212:TYR:HB3	1.85	0.58
1:C:182:THR:HG21	1:C:206:ASP:HA	1.86	0.57
1:F:99:SER:HB2	1:F:104:VAL:HG23	1.85	0.57
1:B:289:LEU:HD22	1:B:293:LEU:HD11	1.85	0.57

Continued on next page...

Continued from previous page...

Atom-1	Atom-2	Interatomic distance (Å)	Clash overlap (Å)
1:C:24:ALA:HB2	1:C:34:VAL:HG21	1.85	0.57
1:F:202:TRP:CE2	1:F:214:ILE:HD13	2.38	0.57
1:G:252:LYS:O	1:G:253:LEU:HD12	2.03	0.57
1:C:38:VAL:HG11	1:C:50:LEU:HD11	1.86	0.57
1:F:84:MET:HG3	1:G:45:LEU:HD22	1.86	0.57
1:G:134:ASN:N	1:G:134:ASN:HD22	2.02	0.57
1:A:45:LEU:HD22	1:H:84:MET:HB2	1.87	0.57
1:D:8:LEU:HD11	1:D:70:ALA:HB1	1.86	0.57
1:B:87:VAL:CG1	1:C:47:VAL:HG11	2.35	0.57
1:F:191:LEU:HB2	1:F:237:VAL:HG12	1.86	0.57
1:B:87:VAL:HG13	1:B:88:HIS:CD2	2.40	0.57
1:H:163:ARG:HG2	1:H:265:THR:HG22	1.86	0.57
1:C:104:VAL:HG22	1:C:108:LEU:HD12	1.87	0.57
1:F:258:ALA:O	1:F:261:THR:HG22	2.05	0.57
1:A:24:ALA:HB1	1:A:29:MET:O	2.04	0.57
1:D:15:VAL:HG12	1:D:16:GLU:HG2	1.86	0.57
1:D:47:VAL:HG21	1:E:84:MET:HE2	1.85	0.57
1:F:150:ASP:OD2	1:F:156:ALA:HB2	2.05	0.57
1:D:14:VAL:HG22	1:D:23:ALA:CB	2.35	0.56
1:A:227:ARG:O	1:A:231:LEU:HD12	2.06	0.56
1:C:97:VAL:HG21	1:C:285:PHE:CZ	2.39	0.56
1:C:20:PHE:HB2	1:C:57:LEU:HD21	1.87	0.56
1:D:135:LEU:HD22	1:D:143:ALA:HB3	1.86	0.56
1:H:14:VAL:HG22	1:H:23:ALA:CB	2.34	0.56
1:G:134:ASN:HD22	1:G:134:ASN:H	1.54	0.56
1:A:10:VAL:HG11	1:A:37:ILE:HD11	1.87	0.56
1:D:7:GLU:HG3	1:D:41:LEU:HD12	1.85	0.56
1:G:224:GLU:HB3	1:H:101:MET:HE3	1.87	0.56
1:F:144:LEU:HD21	1:F:289:LEU:CD2	2.35	0.56
1:H:212:TYR:CE2	1:H:214:ILE:HD13	2.41	0.56
1:E:59:LEU:HB3	1:E:64:ALA:HB2	1.88	0.55
1:E:178:THR:HG23	1:E:256:LEU:CD2	2.35	0.55
1:B:15:VAL:CG2	1:B:59:LEU:HD11	2.31	0.55
1:D:13:GLN:HG3	1:D:27:LEU:HD13	1.88	0.55
1:F:189:GLN:HE21	1:F:217:HIS:HB3	1.71	0.55
1:H:24:ALA:HB3	1:H:31:ASN:OD1	2.05	0.55
1:G:104:VAL:CG1	1:G:126:LEU:HD23	2.36	0.55
1:H:244:VAL:HG12	1:H:244:VAL:O	2.05	0.55
1:C:168:ALA:HB3	1:C:173:LEU:CD1	2.36	0.55
1:C:142:ILE:CD1	1:C:286:LEU:HD11	2.28	0.55
1:D:50:LEU:HD11	1:D:57:LEU:HB2	1.89	0.55

Continued on next page...

Continued from previous page...

Atom-1	Atom-2	Interatomic distance (Å)	Clash overlap (Å)
1:H:97:VAL:HG12	1:H:142:ILE:HG23	1.88	0.55
1:D:177:GLY:O	1:D:188:HIS:CE1	2.60	0.55
1:C:111:LEU:HD13	1:C:288:PHE:CE2	2.38	0.54
1:F:109:ALA:HB3	1:F:110:PRO:HD3	1.89	0.54
1:A:47:VAL:HG23	1:A:49:LEU:HD12	1.89	0.54
1:C:166:VAL:HG21	1:C:204:VAL:CG1	2.37	0.54
1:F:97:VAL:HG21	1:F:285:PHE:CZ	2.43	0.54
1:H:109:ALA:HB3	1:H:110:PRO:HD3	1.89	0.54
1:C:178:THR:HG23	1:C:180:GLN:HE22	1.73	0.54
1:F:135:LEU:HD21	1:F:271:VAL:HG12	1.88	0.54
1:F:202:TRP:CE2	1:F:214:ILE:HG21	2.43	0.54
1:G:220:ALA:HB3	1:G:226:LEU:HD23	1.90	0.54
1:H:12:VAL:HG21	1:H:74:LEU:HD12	1.89	0.54
1:E:142:ILE:HD11	1:E:286:LEU:CD2	2.32	0.54
1:A:142:ILE:HD12	1:A:282:LEU:HD11	1.90	0.54
1:C:202:TRP:CZ2	1:C:214:ILE:HD13	2.42	0.54
1:D:99:SER:OG	1:D:104:VAL:CG2	2.56	0.54
1:D:135:LEU:HD22	1:D:143:ALA:CB	2.37	0.54
1:F:84:MET:CE	1:G:47:VAL:HG21	2.38	0.54
1:G:224:GLU:HB3	1:H:101:MET:CE	2.38	0.54
1:H:201:THR:HG22	1:H:213:LYS:HG2	1.89	0.54
1:D:49:LEU:HD23	1:D:63:GLY:O	2.07	0.54
1:E:6:GLU:O	1:E:10:VAL:HG23	2.07	0.54
1:G:50:LEU:HB3	1:G:59:LEU:HD23	1.89	0.54
1:A:108:LEU:HD13	1:A:126:LEU:HD22	1.88	0.54
1:E:18:GLY:O	1:E:57:LEU:HD11	2.08	0.54
1:D:15:VAL:HG22	1:D:67:PHE:HE1	1.73	0.54
1:G:182:THR:HG22	1:G:204:VAL:HG11	1.90	0.54
1:C:14:VAL:HG22	1:C:23:ALA:HB1	1.90	0.53
1:D:220:ALA:HB3	1:D:226:LEU:CD1	2.38	0.53
1:F:82:THR:HG21	1:F:287:ASP:CG	2.26	0.53
1:C:252:LYS:O	1:C:253:LEU:HD12	2.09	0.53
1:E:7:GLU:CB	1:E:37:ILE:HG23	2.39	0.53
1:E:8:LEU:HD11	1:E:70:ALA:CB	2.38	0.53
1:F:24:ALA:HB2	1:F:34:VAL:HG21	1.89	0.53
1:F:101:MET:N	1:F:102:PRO:HD2	2.23	0.53
1:C:129:SER:OG	1:C:134:ASN:ND2	2.41	0.53
1:E:10:VAL:CG1	1:E:34:VAL:HG13	2.38	0.53
1:C:241:ASP:OD1	1:C:242:PHE:N	2.41	0.53
1:D:8:LEU:HD11	1:D:70:ALA:CB	2.39	0.53
1:H:163:ARG:CG	1:H:265:THR:HG22	2.37	0.53

Continued on next page...

Continued from previous page...

Atom-1	Atom-2	Interatomic distance (Å)	Clash overlap (Å)
1:C:79:ALA:O	1:C:82:THR:HG22	2.08	0.53
1:E:162:SER:HB2	1:E:241:ASP:OD1	2.08	0.53
1:F:119:TYR:CZ	1:F:284:VAL:CG2	2.91	0.53
1:A:78:ALA:HB2	1:H:1:MET:HE2	1.91	0.53
1:B:5:SER:O	1:B:9:THR:HG22	2.08	0.53
1:H:96:SER:O	1:H:140:VAL:HG13	2.09	0.53
1:A:59:LEU:HB3	1:A:64:ALA:HB2	1.91	0.53
1:C:142:ILE:HD12	1:C:286:LEU:CD1	2.29	0.53
1:E:15:VAL:CG1	1:E:59:LEU:HD21	2.39	0.53
1:E:70:ALA:O	1:E:74:LEU:HG	2.08	0.53
1:A:98:ASP:HA	1:A:127:VAL:HG23	1.90	0.53
1:B:202:TRP:CE2	1:B:214:ILE:HG21	2.44	0.53
1:E:159:LEU:HD23	1:E:290:VAL:HG12	1.90	0.53
1:G:41:LEU:HD22	1:G:45:LEU:CD1	2.39	0.53
1:A:84:MET:CE	1:H:47:VAL:HG21	2.39	0.52
1:A:202:TRP:CE2	1:A:214:ILE:HD13	2.44	0.52
1:A:276:LYS:O	1:A:282:LEU:HD23	2.09	0.52
1:C:6:GLU:O	1:C:10:VAL:HG23	2.09	0.52
1:B:47:VAL:HG21	1:C:84:MET:HE3	1.90	0.52
1:F:243:LEU:HD23	1:F:243:LEU:O	2.10	0.52
1:A:204:VAL:HG13	1:A:204:VAL:O	2.09	0.52
1:B:98:ASP:HB2	1:B:140:VAL:HG11	1.91	0.52
1:D:253:LEU:C	1:D:254:ILE:HD12	2.30	0.52
1:A:14:VAL:HA	1:A:23:ALA:HB2	1.90	0.52
1:A:253:LEU:C	1:A:254:ILE:HD13	2.30	0.52
1:G:182:THR:CG2	1:G:204:VAL:CG1	2.87	0.52
1:D:146:ALA:HB2	1:D:268:PHE:CZ	2.44	0.52
1:G:239:LEU:HD12	1:G:244:VAL:HG11	1.91	0.52
1:H:226:LEU:HA	1:H:229:LEU:HD12	1.92	0.52
1:D:12:VAL:CG1	1:D:74:LEU:HD12	2.32	0.52
1:C:124:LEU:HD13	1:C:126:LEU:HD21	1.91	0.52
1:G:182:THR:HG21	1:G:204:VAL:CG1	2.39	0.52
1:D:8:LEU:O	1:D:12:VAL:HG23	2.09	0.52
1:E:30:ALA:O	1:E:34:VAL:HG23	2.10	0.52
1:E:50:LEU:HD22	1:E:52:ARG:HG3	1.92	0.52
1:A:101:MET:HE3	1:A:105:LEU:HG	1.91	0.52
1:F:169:SER:OG	1:F:171:GLU:OE1	2.27	0.52
1:G:241:ASP:OD1	1:G:242:PHE:N	2.42	0.52
1:E:173:LEU:CD1	1:E:256:LEU:HD21	2.38	0.51
1:G:127:VAL:HG12	1:H:221:SER:HB3	1.92	0.51
1:H:7:GLU:HB2	1:H:41:LEU:HD12	1.91	0.51

Continued on next page...

Continued from previous page...

Atom-1	Atom-2	Interatomic distance (Å)	Clash overlap (Å)
1:E:104:VAL:HG11	1:F:225:ILE:HD13	1.92	0.51
1:E:198:SER:OG	1:E:199:LEU:HD12	2.11	0.51
1:B:182:THR:HG21	1:B:206:ASP:HA	1.93	0.51
1:H:158:HIS:HA	1:H:269:ASN:HB3	1.92	0.51
1:A:8:LEU:O	1:A:12:VAL:HG23	2.11	0.51
1:A:84:MET:HB3	1:H:47:VAL:HG21	1.92	0.51
1:B:162:SER:HB2	1:B:241:ASP:OD1	2.10	0.51
1:A:248:ILE:HD12	1:A:255:PRO:HD3	1.91	0.51
1:E:225:ILE:HD13	1:F:104:VAL:HG11	1.92	0.51
1:A:166:VAL:HG13	1:A:256:LEU:O	2.11	0.51
1:D:45:LEU:HD22	1:E:84:MET:HB2	1.92	0.51
1:D:101:MET:HG3	1:D:105:LEU:HD12	1.93	0.51
1:G:142:ILE:CD1	1:G:270:ALA:HB1	2.33	0.51
1:G:179:PRO:HD2	1:G:256:LEU:HD13	1.91	0.51
1:B:10:VAL:HA	1:B:27:LEU:HD11	1.93	0.51
1:C:224:GLU:HG3	1:D:105:LEU:HD21	1.93	0.51
1:D:50:LEU:HD11	1:D:57:LEU:CB	2.40	0.51
1:B:8:LEU:HD22	1:B:70:ALA:CB	2.40	0.51
1:C:108:LEU:HD11	1:C:144:LEU:CD1	2.41	0.51
1:D:66:TYR:CE2	1:E:80:ALA:HB1	2.46	0.51
1:E:157:ARG:HH11	1:E:290:VAL:HG11	1.76	0.51
1:H:108:LEU:HD11	1:H:144:LEU:HD12	1.93	0.51
1:A:101:MET:HE1	1:A:105:LEU:HD11	1.93	0.51
1:B:189:GLN:HE22	1:B:217:HIS:CG	2.29	0.51
1:C:203:ALA:HB1	1:C:262:SER:HB3	1.92	0.51
1:A:20:PHE:CE2	1:A:34:VAL:HG12	2.47	0.50
1:B:178:THR:HG23	1:B:256:LEU:HD22	1.92	0.50
1:C:166:VAL:HG21	1:C:204:VAL:HG13	1.92	0.50
1:C:202:TRP:CH2	1:C:214:ILE:HG21	2.46	0.50
1:E:109:ALA:HB3	1:E:110:PRO:HD3	1.92	0.50
1:G:149:LEU:HD12	1:G:149:LEU:O	2.11	0.50
1:C:135:LEU:HD22	1:C:143:ALA:CB	2.42	0.50
1:C:205:LEU:HD12	1:C:260:GLN:O	2.12	0.50
1:H:20:PHE:HD2	1:H:57:LEU:HD23	1.74	0.50
1:B:26:GLN:HA	1:B:26:GLN:HE21	1.77	0.50
1:F:220:ALA:HB3	1:F:226:LEU:CD2	2.41	0.50
1:H:167:ILE:CG2	1:H:253:LEU:HD22	2.41	0.50
1:D:77:MET:HB2	1:E:73:ILE:HD12	1.93	0.50
1:H:156:ALA:HA	1:H:271:VAL:HG12	1.92	0.50
1:C:178:THR:HG23	1:C:180:GLN:NE2	2.27	0.50
1:G:220:ALA:HB3	1:G:226:LEU:CD2	2.42	0.50

Continued on next page...

Continued from previous page...

Atom-1	Atom-2	Interatomic distance (Å)	Clash overlap (Å)
1:H:98:ASP:HB2	1:H:140:VAL:HG21	1.94	0.50
1:D:109:ALA:HB3	1:D:110:PRO:HD3	1.94	0.50
1:G:239:LEU:HD12	1:G:244:VAL:CG1	2.42	0.50
1:B:143:ALA:HB3	1:B:271:VAL:CG2	2.41	0.49
1:D:231:LEU:HD23	1:D:253:LEU:HD13	1.94	0.49
1:F:11:PHE:CE2	1:F:49:LEU:HD23	2.46	0.49
1:F:88:HIS:NE2	1:G:46:GLY:O	2.44	0.49
1:B:210:ASN:HB2	1:B:211:PRO:HD2	1.94	0.49
1:C:202:TRP:CE2	1:C:214:ILE:HG21	2.48	0.49
1:E:135:LEU:HD22	1:E:143:ALA:CB	2.42	0.49
1:F:12:VAL:HG21	1:F:74:LEU:HD12	1.95	0.49
1:A:73:ILE:HD13	1:H:77:MET:HA	1.94	0.49
1:A:101:MET:HE3	1:A:105:LEU:CG	2.42	0.49
1:B:167:ILE:HD11	1:B:237:VAL:HG23	1.93	0.49
1:D:7:GLU:O	1:D:41:LEU:HD13	2.13	0.49
1:D:99:SER:OG	1:D:104:VAL:HG23	2.13	0.49
1:C:108:LEU:HD11	1:C:144:LEU:HD12	1.94	0.49
1:D:103:MET:CE	1:D:107:LEU:HD12	2.42	0.49
1:B:87:VAL:HG13	1:B:88:HIS:CG	2.46	0.49
1:D:10:VAL:HG22	1:D:27:LEU:HD21	1.94	0.49
1:D:46:GLY:O	1:D:47:VAL:HG13	2.13	0.49
1:B:87:VAL:HG11	1:C:47:VAL:CG1	2.41	0.49
1:C:86:ALA:CB	1:C:280:LEU:HD21	2.42	0.49
1:E:170:PRO:HG3	1:E:254:ILE:HD11	1.94	0.49
1:B:77:MET:CG	1:C:73:ILE:HD13	2.43	0.49
1:B:77:MET:HG3	1:C:73:ILE:HD13	1.93	0.49
1:B:98:ASP:HA	1:B:127:VAL:HG23	1.95	0.49
1:E:99:SER:HB3	1:E:104:VAL:HG23	1.95	0.49
1:G:142:ILE:HD11	1:G:270:ALA:CB	2.33	0.49
1:H:146:ALA:O	1:H:266:HIS:NE2	2.45	0.49
1:B:99:SER:HB3	1:B:104:VAL:CG2	2.40	0.49
1:B:142:ILE:CD1	1:B:286:LEU:CD2	2.90	0.49
1:C:135:LEU:HA	1:C:140:VAL:HB	1.94	0.49
1:D:2:LYS:NZ	1:E:278:VAL:HG12	2.27	0.49
1:D:227:ARG:HD2	1:D:243:LEU:HD23	1.94	0.49
1:H:220:ALA:HB3	1:H:226:LEU:HG	1.94	0.49
1:A:168:ALA:HB2	1:A:236:ILE:HG12	1.95	0.49
1:C:225:ILE:HD12	1:D:104:VAL:HG11	1.95	0.49
1:F:11:PHE:CZ	1:F:49:LEU:HD23	2.48	0.49
1:F:286:LEU:O	1:F:290:VAL:HG23	2.13	0.49
1:G:204:VAL:HG22	1:G:261:THR:CG2	2.39	0.49

Continued on next page...

Continued from previous page...

Atom-1	Atom-2	Interatomic distance (Å)	Clash overlap (Å)
1:C:86:ALA:HB2	1:C:280:LEU:HD21	1.94	0.49
1:G:9:THR:HA	1:G:74:LEU:HD21	1.95	0.48
1:H:135:LEU:HD21	1:H:272:TYR:HA	1.96	0.48
1:C:237:VAL:CG2	1:C:239:LEU:HD22	2.44	0.48
1:D:106:HIS:O	1:D:107:LEU:HD23	2.12	0.48
1:B:142:ILE:HD11	1:B:286:LEU:HD21	1.95	0.48
1:C:9:THR:HA	1:C:74:LEU:HD11	1.95	0.48
1:A:183:GLU:OE1	1:A:183:GLU:N	2.45	0.48
1:F:13:GLN:HG2	1:F:27:LEU:HD13	1.96	0.48
1:F:41:LEU:HD22	1:F:45:LEU:HD12	1.96	0.48
1:F:108:LEU:CD2	1:F:289:LEU:HD21	2.40	0.48
1:F:144:LEU:HD12	1:F:144:LEU:N	2.29	0.48
1:G:45:LEU:HD11	1:G:66:TYR:CZ	2.48	0.48
1:C:225:ILE:HD12	1:D:104:VAL:CG1	2.43	0.48
1:E:106:HIS:CD2	1:E:243:LEU:HD12	2.48	0.48
1:A:60:THR:O	1:A:63:GLY:N	2.47	0.48
1:E:220:ALA:HB1	1:E:225:ILE:HB	1.94	0.48
1:F:247:ASP:N	1:F:247:ASP:OD1	2.46	0.48
1:H:182:THR:HA	1:H:257:LEU:HD21	1.95	0.48
1:A:220:ALA:HB3	1:A:226:LEU:CD2	2.44	0.48
1:B:142:ILE:HD11	1:B:270:ALA:HB1	1.96	0.48
1:E:202:TRP:CZ2	1:E:214:ILE:HG21	2.49	0.48
1:G:11:PHE:CE1	1:G:49:LEU:HD13	2.48	0.48
1:E:173:LEU:HD12	1:E:254:ILE:HD12	1.95	0.48
1:D:142:ILE:CD1	1:D:286:LEU:HD11	2.40	0.48
1:C:8:LEU:CD2	1:C:70:ALA:CB	2.92	0.47
1:E:7:GLU:HB3	1:E:37:ILE:HG23	1.96	0.47
1:F:75:GLN:HA	1:F:157:ARG:NH2	2.29	0.47
1:G:257:LEU:O	1:G:261:THR:HG23	2.15	0.47
1:G:57:LEU:HD12	1:G:57:LEU:O	2.14	0.47
1:A:99:SER:HB3	1:A:104:VAL:CG2	2.44	0.47
1:B:205:LEU:HD13	1:B:209:GLY:O	2.14	0.47
1:C:97:VAL:HG21	1:C:285:PHE:CE2	2.49	0.47
1:F:259:GLU:OE1	1:F:259:GLU:N	2.47	0.47
1:G:8:LEU:HD21	1:G:66:TYR:OH	2.14	0.47
1:G:224:GLU:HG3	1:H:105:LEU:HD21	1.96	0.47
1:B:191:LEU:HB2	1:B:237:VAL:CG1	2.43	0.47
1:H:173:LEU:HD12	1:H:254:ILE:CD1	2.40	0.47
1:C:156:ALA:HB1	1:C:269:ASN:HD22	1.79	0.47
1:F:6:GLU:O	1:F:10:VAL:HG23	2.15	0.47
1:H:90:ILE:HG23	1:H:91:PRO:HD2	1.97	0.47

Continued on next page...

Continued from previous page...

Atom-1	Atom-2	Interatomic distance (Å)	Clash overlap (Å)
1:A:101:MET:O	1:A:105:LEU:HG	2.15	0.47
1:E:11:PHE:CE2	1:E:49:LEU:HD23	2.50	0.47
1:A:71:GLN:O	1:A:75:GLN:HG2	2.15	0.47
1:E:14:VAL:HA	1:E:23:ALA:HB2	1.97	0.47
1:E:225:ILE:CD1	1:F:104:VAL:HG11	2.44	0.47
1:F:191:LEU:HD11	1:F:235:GLY:N	2.29	0.47
1:G:127:VAL:HG21	1:G:140:VAL:HG22	1.96	0.47
1:H:97:VAL:CG2	1:H:126:LEU:HD23	2.45	0.47
1:C:273:TYR:HB2	1:C:276:LYS:HD3	1.95	0.47
1:D:103:MET:HE3	1:D:107:LEU:HD12	1.95	0.47
1:H:104:VAL:CG2	1:H:108:LEU:HD12	2.37	0.47
1:F:194:THR:HG22	1:F:219:THR:HB	1.97	0.47
1:H:244:VAL:CG1	1:H:253:LEU:CD1	2.92	0.47
1:B:260:GLN:OE1	1:B:260:GLN:N	2.47	0.47
1:H:173:LEU:HD11	1:H:256:LEU:HD11	1.96	0.47
1:A:73:ILE:CD1	1:H:77:MET:HA	2.46	0.46
1:C:14:VAL:HA	1:C:23:ALA:HB2	1.97	0.46
1:D:133:ILE:HD12	1:D:134:ASN:N	2.30	0.46
1:G:24:ALA:HB2	1:G:34:VAL:HG21	1.96	0.46
1:B:87:VAL:CG1	1:B:88:HIS:N	2.79	0.46
1:G:135:LEU:HD13	1:G:143:ALA:N	2.30	0.46
1:H:97:VAL:HG12	1:H:142:ILE:CG2	2.46	0.46
1:C:15:VAL:HG13	1:C:59:LEU:HD11	1.98	0.46
1:H:9:THR:HA	1:H:74:LEU:HD11	1.96	0.46
1:D:260:GLN:OE1	1:D:260:GLN:N	2.49	0.46
1:F:5:SER:O	1:F:9:THR:HG22	2.15	0.46
1:F:104:VAL:HG22	1:F:108:LEU:HD12	1.98	0.46
1:A:10:VAL:HG21	1:A:37:ILE:HD11	1.94	0.46
1:G:108:LEU:HD21	1:G:144:LEU:CD2	2.45	0.46
1:H:104:VAL:HA	1:H:108:LEU:HD12	1.98	0.46
1:A:8:LEU:CD1	1:A:70:ALA:HB1	2.43	0.46
1:C:103:MET:HG2	1:C:107:LEU:HD12	1.97	0.46
1:D:84:MET:HB3	1:E:47:VAL:HG21	1.98	0.46
1:F:152:SER:O	1:F:154:LEU:HD13	2.15	0.46
1:B:272:TYR:HE2	1:B:277:ALA:HB2	1.81	0.46
1:C:220:ALA:CB	1:C:225:ILE:HB	2.45	0.46
1:E:14:VAL:HG22	1:E:23:ALA:HB3	1.98	0.46
1:G:103:MET:CE	1:G:107:LEU:HD12	2.46	0.46
1:G:146:ALA:HB2	1:G:268:PHE:CZ	2.51	0.46
1:H:14:VAL:HG22	1:H:23:ALA:HB3	1.98	0.46
1:H:104:VAL:HG22	1:H:108:LEU:CD1	2.37	0.46

Continued on next page...

Continued from previous page...

Atom-1	Atom-2	Interatomic distance (Å)	Clash overlap (Å)
1:H:24:ALA:HB1	1:H:29:MET:O	2.16	0.46
1:D:83:GLU:HG2	1:D:84:MET:HE1	1.97	0.45
1:A:98:ASP:HB2	1:A:140:VAL:HG21	1.97	0.45
1:F:135:LEU:HD13	1:F:143:ALA:CB	2.47	0.45
1:F:135:LEU:CD2	1:F:271:VAL:HG12	2.46	0.45
1:F:50:LEU:HD13	1:F:52:ARG:HD2	1.99	0.45
1:A:47:VAL:CG1	1:H:87:VAL:HB	2.47	0.45
1:A:142:ILE:CD1	1:A:286:LEU:CD2	2.87	0.45
1:B:202:TRP:CE2	1:B:214:ILE:HD13	2.51	0.45
1:B:241:ASP:O	1:B:245:ASP:N	2.44	0.45
1:C:237:VAL:HG21	1:C:239:LEU:HD22	1.98	0.45
1:D:201:THR:HG22	1:D:213:LYS:HB2	1.98	0.45
1:G:230:CYS:SG	1:G:237:VAL:HG12	2.57	0.45
1:A:15:VAL:HB	1:A:67:PHE:CE1	2.52	0.45
1:C:99:SER:HB3	1:C:104:VAL:CG2	2.46	0.45
1:A:127:VAL:HG12	1:B:221:SER:HB3	1.98	0.45
1:F:220:ALA:HB3	1:F:226:LEU:HG	1.98	0.45
1:G:97:VAL:CG1	1:G:144:LEU:HD13	2.47	0.45
1:H:99:SER:CB	1:H:104:VAL:HG23	2.36	0.45
1:D:76:GLU:HG3	1:E:73:ILE:CD1	2.47	0.45
1:E:173:LEU:HD22	1:E:178:THR:HA	1.99	0.45
1:G:169:SER:OG	1:G:233:GLY:HA2	2.17	0.45
1:C:7:GLU:HG3	1:C:41:LEU:HD12	1.99	0.45
1:D:166:VAL:HG21	1:D:204:VAL:HG11	1.99	0.45
1:D:193:PHE:H	1:D:200:ASN:HD21	1.63	0.45
1:F:60:THR:O	1:F:64:ALA:N	2.47	0.45
1:B:87:VAL:CG1	1:C:47:VAL:CG1	2.95	0.45
1:C:142:ILE:CD1	1:C:270:ALA:HB1	2.45	0.45
1:C:180:GLN:N	1:C:184:GLU:OE1	2.50	0.45
1:E:203:ALA:HB1	1:E:262:SER:HB3	1.98	0.45
1:A:104:VAL:HG11	1:B:225:ILE:HD13	1.99	0.44
1:B:119:TYR:CE2	1:B:284:VAL:HG11	2.52	0.44
1:B:119:TYR:CZ	1:B:284:VAL:HG13	2.50	0.44
1:C:104:VAL:CG1	1:D:225:ILE:HD12	2.47	0.44
1:A:108:LEU:O	1:A:109:ALA:C	2.55	0.44
1:A:167:ILE:HG22	1:A:255:PRO:HA	1.99	0.44
1:E:59:LEU:CB	1:E:64:ALA:HB2	2.48	0.44
1:F:60:THR:HG22	1:F:62:GLU:H	1.82	0.44
1:A:13:GLN:NE2	1:A:26:GLN:OE1	2.51	0.44
1:A:118:ARG:HD2	1:A:119:TYR:CE1	2.52	0.44
1:C:134:ASN:ND2	1:C:140:VAL:HG21	2.32	0.44

Continued on next page...

Continued from previous page...

Atom-1	Atom-2	Interatomic distance (Å)	Clash overlap (Å)
1:F:47:VAL:HB	1:G:84:MET:HE3	1.99	0.44
1:F:167:ILE:HG21	1:F:248:ILE:HD11	1.99	0.44
1:B:10:VAL:O	1:B:14:VAL:HG23	2.17	0.44
1:B:87:VAL:HG13	1:B:88:HIS:N	2.32	0.44
1:C:98:ASP:CB	1:C:140:VAL:HG11	2.46	0.44
1:C:182:THR:HG23	1:C:183:GLU:OE1	2.17	0.44
1:E:12:VAL:HG13	1:E:67:PHE:CE1	2.53	0.44
1:E:197:GLY:O	1:E:213:LYS:NZ	2.49	0.44
1:A:77:MET:CE	1:H:8:LEU:HD12	2.47	0.44
1:A:135:LEU:HD21	1:A:271:VAL:O	2.17	0.44
1:B:54:THR:HG22	1:B:55:ARG:HG2	1.99	0.44
1:E:272:TYR:CD2	1:E:282:LEU:HD21	2.53	0.44
1:A:101:MET:HE2	1:B:101:MET:HE2	1.99	0.44
1:A:167:ILE:O	1:A:236:ILE:HG23	2.18	0.44
1:D:294:GLY:O	1:D:295:ASN:C	2.56	0.44
1:H:244:VAL:HG13	1:H:253:LEU:CD1	2.48	0.44
1:B:24:ALA:HB2	1:B:34:VAL:HG21	1.99	0.44
1:C:86:ALA:HB1	1:C:91:PRO:HD3	1.99	0.44
1:E:220:ALA:HB3	1:E:226:LEU:HG	1.99	0.44
1:G:76:GLU:HA	1:G:79:ALA:HB3	1.98	0.44
1:A:101:MET:CE	1:B:101:MET:HE2	2.47	0.44
1:C:51:ASN:HD22	1:C:58:SER:HB2	1.82	0.44
1:D:9:THR:O	1:D:13:GLN:HG2	2.17	0.44
1:F:41:LEU:CD2	1:F:45:LEU:CD1	2.96	0.44
1:H:167:ILE:HG22	1:H:253:LEU:HD22	1.98	0.44
1:A:59:LEU:HD23	1:A:64:ALA:HA	2.00	0.44
1:A:98:ASP:CB	1:A:140:VAL:HG11	2.48	0.44
1:B:189:GLN:HE22	1:B:217:HIS:CD2	2.36	0.44
1:C:167:ILE:HD11	1:C:244:VAL:HG11	2.00	0.44
1:E:154:LEU:HD13	1:E:271:VAL:HG12	2.00	0.44
1:F:97:VAL:HG13	1:F:144:LEU:HD13	1.99	0.44
1:H:49:LEU:HD23	1:H:63:GLY:HA2	2.00	0.44
1:D:170:PRO:HD3	1:D:252:LYS:O	2.18	0.43
1:E:201:THR:HG22	1:E:213:LYS:CD	2.36	0.43
1:F:136:ILE:CD1	1:F:154:LEU:HD21	2.45	0.43
1:F:227:ARG:HD2	1:F:243:LEU:CD2	2.47	0.43
1:A:108:LEU:HD13	1:A:126:LEU:CD2	2.48	0.43
1:D:169:SER:O	1:D:173:LEU:HD13	2.17	0.43
1:E:228:SER:OG	1:F:105:LEU:HD22	2.19	0.43
1:A:101:MET:HE3	1:A:105:LEU:HD11	2.00	0.43
1:C:167:ILE:HD12	1:C:253:LEU:HD21	1.98	0.43

Continued on next page...

Continued from previous page...

Atom-1	Atom-2	Interatomic distance (Å)	Clash overlap (Å)
1:D:86:ALA:HA	1:D:280:LEU:HD21	2.00	0.43
1:E:104:VAL:HG11	1:F:225:ILE:CD1	2.48	0.43
1:F:107:LEU:HD22	1:F:293:LEU:HD22	2.00	0.43
1:H:124:LEU:HD23	1:H:125:SER:N	2.33	0.43
1:A:177:GLY:O	1:A:188:HIS:NE2	2.48	0.43
1:B:157:ARG:NH1	1:B:290:VAL:HG21	2.33	0.43
1:H:49:LEU:CD2	1:H:63:GLY:HA2	2.49	0.43
1:H:200:ASN:O	1:H:214:ILE:HG22	2.18	0.43
1:H:238:CYS:O	1:H:239:LEU:HD23	2.19	0.43
1:B:202:TRP:NE1	1:B:214:ILE:HD13	2.34	0.43
1:D:86:ALA:CB	1:D:280:LEU:HD21	2.48	0.43
1:D:287:ASP:O	1:D:290:VAL:HG22	2.19	0.43
1:E:221:SER:HB3	1:F:127:VAL:HG12	1.99	0.43
1:F:34:VAL:O	1:F:38:VAL:HG13	2.19	0.43
1:A:50:LEU:HD13	1:A:57:LEU:HD22	2.00	0.43
1:B:254:ILE:HG22	1:B:255:PRO:O	2.19	0.43
1:C:127:VAL:CG1	1:C:128:SER:N	2.81	0.43
1:D:45:LEU:HD11	1:D:66:TYR:CZ	2.53	0.43
1:E:202:TRP:CE2	1:E:214:ILE:HG21	2.54	0.43
1:A:144:LEU:CD2	1:A:159:LEU:HD11	2.49	0.43
1:D:11:PHE:CD2	1:D:41:LEU:HD22	2.54	0.43
1:D:104:VAL:HG22	1:D:108:LEU:HD12	2.01	0.43
1:F:84:MET:HE3	1:G:47:VAL:HG21	1.99	0.43
1:H:7:GLU:HB3	1:H:37:ILE:HG23	2.00	0.43
1:H:157:ARG:HG2	1:H:286:LEU:HD23	2.01	0.43
1:A:191:LEU:CD2	1:A:218:PHE:HB2	2.49	0.43
1:F:20:PHE:CE2	1:F:38:VAL:HG21	2.54	0.43
1:G:13:GLN:HE21	1:G:17:SER:HB3	1.84	0.43
1:G:154:LEU:HD23	1:G:273:TYR:HA	2.00	0.43
1:H:167:ILE:HA	1:H:256:LEU:HD13	2.01	0.43
1:B:202:TRP:CZ2	1:B:214:ILE:HG21	2.53	0.43
1:C:132:TYR:CZ	1:C:145:ARG:HG3	2.53	0.43
1:E:142:ILE:HD12	1:E:286:LEU:HD21	1.90	0.43
1:G:225:ILE:CD1	1:H:104:VAL:HG11	2.48	0.43
1:A:108:LEU:O	1:A:111:LEU:N	2.52	0.42
1:D:168:ALA:HB3	1:D:256:LEU:HD11	1.99	0.42
1:G:30:ALA:O	1:G:34:VAL:HG23	2.19	0.42
1:C:97:VAL:HG22	1:C:142:ILE:HG23	2.00	0.42
1:D:191:LEU:O	1:D:237:VAL:HG12	2.18	0.42
1:G:182:THR:CG2	1:G:204:VAL:HG12	2.38	0.42
1:C:182:THR:CG2	1:C:206:ASP:HA	2.47	0.42

Continued on next page...

Continued from previous page...

Atom-1	Atom-2	Interatomic distance (Å)	Clash overlap (Å)
1:E:198:SER:CB	1:E:199:LEU:HD12	2.49	0.42
1:F:163:ARG:HG2	1:F:265:THR:HG22	2.01	0.42
1:G:14:VAL:HA	1:G:23:ALA:HB2	2.01	0.42
1:G:225:ILE:HG22	1:G:229:LEU:HD13	2.00	0.42
1:B:13:GLN:HE21	1:B:17:SER:HB3	1.84	0.42
1:G:134:ASN:N	1:G:134:ASN:ND2	2.67	0.42
1:H:154:LEU:O	1:H:154:LEU:HD12	2.19	0.42
1:A:76:GLU:CB	1:H:73:ILE:HD11	2.49	0.42
1:D:166:VAL:HG21	1:D:204:VAL:HG13	1.98	0.42
1:G:185:LEU:HD22	1:G:236:ILE:CD1	2.49	0.42
1:B:109:ALA:N	1:B:110:PRO:HD2	2.34	0.42
1:B:167:ILE:HD11	1:B:237:VAL:CG2	2.49	0.42
1:D:168:ALA:CB	1:D:256:LEU:HD11	2.49	0.42
1:E:205:LEU:N	1:E:205:LEU:HD23	2.34	0.42
1:F:92:GLN:HA	1:F:121:HIS:O	2.20	0.42
1:H:10:VAL:HG21	1:H:37:ILE:HD13	2.01	0.42
1:H:190:CYS:HB3	1:H:214:ILE:HG12	2.02	0.42
1:B:157:ARG:HH11	1:B:290:VAL:HG21	1.84	0.42
1:C:86:ALA:HA	1:C:280:LEU:HD21	2.01	0.42
1:D:18:GLY:HA3	1:D:22:ARG:CZ	2.49	0.42
1:F:20:PHE:CZ	1:F:35:SER:HA	2.55	0.42
1:B:202:TRP:CZ2	1:B:214:ILE:HD13	2.55	0.42
1:D:167:ILE:HD11	1:D:237:VAL:HG23	2.02	0.42
1:F:15:VAL:CG1	1:F:59:LEU:HD21	2.50	0.42
1:F:107:LEU:HB3	1:F:293:LEU:CD2	2.49	0.42
1:A:84:MET:HE2	1:H:47:VAL:HG21	2.01	0.42
1:C:41:LEU:CD2	1:C:45:LEU:HD12	2.49	0.42
1:C:162:SER:HB2	1:C:241:ASP:OD1	2.19	0.42
1:E:190:CYS:O	1:E:216:PRO:HA	2.19	0.42
1:E:191:LEU:HB2	1:E:237:VAL:HG12	2.02	0.42
1:A:84:MET:HE3	1:H:47:VAL:HG21	2.01	0.42
1:G:92:GLN:HA	1:G:122:ILE:HD13	2.00	0.42
1:A:45:LEU:HD22	1:H:84:MET:CB	2.50	0.41
1:B:47:VAL:HG11	1:C:84:MET:HE3	2.02	0.41
1:B:241:ASP:OD1	1:B:242:PHE:N	2.53	0.41
1:D:11:PHE:CE1	1:D:67:PHE:CE1	3.08	0.41
1:D:12:VAL:CA	1:D:15:VAL:HG23	2.39	0.41
1:D:172:TYR:HD1	1:D:173:LEU:HD12	1.86	0.41
1:G:98:ASP:CB	1:G:140:VAL:HG11	2.49	0.41
1:H:84:MET:HA	1:H:87:VAL:HG23	2.02	0.41
1:A:98:ASP:O	1:A:143:ALA:HA	2.19	0.41

Continued on next page...

Continued from previous page...

Atom-1	Atom-2	Interatomic distance (Å)	Clash overlap (Å)
1:B:84:MET:O	1:B:87:VAL:HG12	2.20	0.41
1:D:8:LEU:CD2	1:D:73:ILE:HG21	2.50	0.41
1:D:183:GLU:OE1	1:D:183:GLU:N	2.54	0.41
1:F:225:ILE:HG22	1:F:229:LEU:CD1	2.50	0.41
1:H:239:LEU:HD13	1:H:243:LEU:HD23	2.01	0.41
1:C:41:LEU:HD21	1:C:45:LEU:CD1	2.51	0.41
1:C:100:ALA:H	1:C:103:MET:HE3	1.85	0.41
1:C:260:GLN:N	1:C:260:GLN:OE1	2.53	0.41
1:D:168:ALA:HB3	1:D:173:LEU:CD1	2.43	0.41
1:D:168:ALA:HA	1:D:230:CYS:SG	2.60	0.41
1:H:73:ILE:O	1:H:77:MET:HB2	2.20	0.41
1:H:182:THR:HG23	1:H:183:GLU:OE2	2.20	0.41
1:B:167:ILE:CD1	1:B:237:VAL:CG2	2.98	0.41
1:C:76:GLU:HA	1:C:79:ALA:HB3	2.02	0.41
1:E:124:LEU:HD12	1:F:218:PHE:CE1	2.55	0.41
1:E:135:LEU:HD22	1:E:143:ALA:HB3	2.02	0.41
1:F:225:ILE:HG22	1:F:229:LEU:HD12	2.02	0.41
1:G:137:GLU:O	1:G:138:ARG:HG2	2.20	0.41
1:H:98:ASP:HB3	1:H:140:VAL:HG11	2.01	0.41
1:H:204:VAL:HG13	1:H:212:TYR:CB	2.49	0.41
1:A:101:MET:HE3	1:A:105:LEU:CD1	2.51	0.41
1:G:124:LEU:HD12	1:H:218:PHE:HE1	1.85	0.41
1:H:182:THR:HG21	1:H:206:ASP:HA	2.02	0.41
1:B:220:ALA:HB3	1:B:226:LEU:HG	2.02	0.41
1:E:6:GLU:OE2	1:E:37:ILE:HD11	2.21	0.41
1:A:7:GLU:HG3	1:A:41:LEU:HD12	2.02	0.41
1:A:101:MET:HE2	1:B:101:MET:CE	2.51	0.41
1:D:168:ALA:HB2	1:D:236:ILE:HG12	2.03	0.41
1:F:258:ALA:C	1:F:261:THR:HG22	2.41	0.41
1:H:190:CYS:SG	1:H:214:ILE:HD11	2.60	0.41
1:A:202:TRP:CZ2	1:A:214:ILE:HD13	2.55	0.41
1:D:154:LEU:HD21	1:D:273:TYR:CZ	2.55	0.41
1:B:182:THR:O	1:B:185:LEU:HB2	2.21	0.41
1:C:11:PHE:CZ	1:C:49:LEU:HD23	2.55	0.41
1:D:76:GLU:HG3	1:E:73:ILE:HD13	2.03	0.41
1:D:195:GLU:HA	1:D:196:PRO:HD3	1.98	0.41
1:E:135:LEU:HD22	1:E:143:ALA:HB2	2.03	0.41
1:G:182:THR:HG22	1:G:204:VAL:CG1	2.49	0.41
1:H:8:LEU:HD22	1:H:70:ALA:HB1	2.03	0.41
1:H:102:PRO:HB3	1:H:243:LEU:HD13	2.02	0.41
1:H:150:ASP:OD2	1:H:271:VAL:HG11	2.20	0.41

Continued on next page...

Continued from previous page...

Atom-1	Atom-2	Interatomic distance (Å)	Clash overlap (Å)
1:A:14:VAL:HG23	1:A:20:PHE:HA	2.03	0.41
1:A:84:MET:HB2	1:H:45:LEU:HD22	2.02	0.41
1:C:183:GLU:OE1	1:C:183:GLU:N	2.53	0.41
1:A:113:ALA:HB2	1:B:234:CYS:SG	2.61	0.40
1:B:88:HIS:NE2	1:C:62:GLU:OE1	2.42	0.40
1:E:86:ALA:HB2	1:E:280:LEU:HD21	2.02	0.40
1:E:146:ALA:CB	1:E:268:PHE:CE1	3.02	0.40
1:C:104:VAL:HG12	1:D:225:ILE:HD12	2.02	0.40
1:C:225:ILE:CG2	1:D:126:LEU:HD12	2.51	0.40
1:D:231:LEU:HD23	1:D:253:LEU:CD1	2.51	0.40
1:G:97:VAL:HG13	1:G:144:LEU:HD13	2.02	0.40
1:H:108:LEU:HD11	1:H:144:LEU:CD1	2.51	0.40
1:A:10:VAL:HG11	1:A:37:ILE:CD1	2.52	0.40
1:C:99:SER:HB3	1:C:104:VAL:HG23	2.02	0.40
1:E:162:SER:O	1:E:266:HIS:CD2	2.75	0.40
1:F:202:TRP:NE1	1:F:214:ILE:HD13	2.36	0.40
1:H:101:MET:HG3	1:H:105:LEU:HD12	2.03	0.40
1:B:107:LEU:O	1:B:111:LEU:HD12	2.22	0.40
1:B:203:ALA:HB1	1:B:262:SER:HB3	2.02	0.40
1:C:79:ALA:HA	1:C:82:THR:HG22	2.04	0.40
1:E:72:ARG:CG	1:E:297:LEU:HB3	2.45	0.40
1:E:82:THR:HG23	1:E:284:VAL:HG12	2.03	0.40
1:E:246:ASN:HD22	1:E:246:ASN:N	2.18	0.40
1:F:79:ALA:HA	1:F:82:THR:HG22	2.03	0.40
1:A:149:LEU:O	1:A:149:LEU:HD12	2.21	0.40
1:D:231:LEU:CD2	1:D:253:LEU:HD13	2.52	0.40

There are no symmetry-related clashes.

5.3 Torsion angles [\(i\)](#)

5.3.1 Protein backbone [\(i\)](#)

In the following table, the Percentiles column shows the percent Ramachandran outliers of the chain as a percentile score with respect to all X-ray entries followed by that with respect to entries of similar resolution.

The Analysed column shows the number of residues for which the backbone conformation was analysed, and the total number of residues.

Mol	Chain	Analysed	Favoured	Allowed	Outliers	Percentiles	
1	A	291/306 (95%)	271 (93%)	19 (6%)	1 (0%)	41	74
1	B	293/306 (96%)	275 (94%)	17 (6%)	1 (0%)	41	74
1	C	292/306 (95%)	279 (96%)	12 (4%)	1 (0%)	41	74
1	D	292/306 (95%)	269 (92%)	23 (8%)	0	100	100
1	E	295/306 (96%)	280 (95%)	15 (5%)	0	100	100
1	F	291/306 (95%)	277 (95%)	13 (4%)	1 (0%)	41	74
1	G	292/306 (95%)	273 (94%)	18 (6%)	1 (0%)	41	74
1	H	292/306 (95%)	268 (92%)	23 (8%)	1 (0%)	41	74
All	All	2338/2448 (96%)	2192 (94%)	140 (6%)	6 (0%)	41	74

All (6) Ramachandran outliers are listed below:

Mol	Chain	Res	Type
1	G	20	PHE
1	C	197	GLY
1	F	196	PRO
1	B	196	PRO
1	A	196	PRO
1	H	198	SER

5.3.2 Protein sidechains [i](#)

In the following table, the Percentiles column shows the percent sidechain outliers of the chain as a percentile score with respect to all X-ray entries followed by that with respect to entries of similar resolution.

The Analysed column shows the number of residues for which the sidechain conformation was analysed, and the total number of residues.

Mol	Chain	Analysed	Rotameric	Outliers	Percentiles	
1	A	248/260 (95%)	237 (96%)	11 (4%)	28	64
1	B	250/260 (96%)	237 (95%)	13 (5%)	23	59
1	C	249/260 (96%)	238 (96%)	11 (4%)	28	64
1	D	249/260 (96%)	236 (95%)	13 (5%)	23	59
1	E	252/260 (97%)	243 (96%)	9 (4%)	35	69
1	F	248/260 (95%)	239 (96%)	9 (4%)	35	69
1	G	249/260 (96%)	240 (96%)	9 (4%)	35	69

Continued on next page...

Continued from previous page...

Mol	Chain	Analysed	Rotameric	Outliers	Percentiles
1	H	249/260 (96%)	242 (97%)	7 (3%)	43 74
All	All	1994/2080 (96%)	1912 (96%)	82 (4%)	30 66

All (82) residues with a non-rotameric sidechain are listed below:

Mol	Chain	Res	Type
1	A	57	LEU
1	A	60	THR
1	A	150	ASP
1	A	151	ASP
1	A	162	SER
1	A	199	LEU
1	A	218	PHE
1	A	271	VAL
1	A	284	VAL
1	A	289	LEU
1	A	290	VAL
1	B	3	THR
1	B	19	SER
1	B	26	GLN
1	B	41	LEU
1	B	49	LEU
1	B	52	ARG
1	B	150	ASP
1	B	162	SER
1	B	169	SER
1	B	182	THR
1	B	185	LEU
1	B	243	LEU
1	B	275	ASP
1	C	52	ARG
1	C	58	SER
1	C	142	ILE
1	C	151	ASP
1	C	181	SER
1	C	182	THR
1	C	204	VAL
1	C	222	SER
1	C	236	ILE
1	C	239	LEU
1	C	243	LEU
1	D	47	VAL

Continued on next page...

Continued from previous page...

Mol	Chain	Res	Type
1	D	57	LEU
1	D	62	GLU
1	D	127	VAL
1	D	142	ILE
1	D	150	ASP
1	D	151	ASP
1	D	162	SER
1	D	169	SER
1	D	219	THR
1	D	226	LEU
1	D	240	SER
1	D	253	LEU
1	E	37	ILE
1	E	50	LEU
1	E	57	LEU
1	E	94	VAL
1	E	108	LEU
1	E	150	ASP
1	E	154	LEU
1	E	162	SER
1	E	261	THR
1	F	19	SER
1	F	52	ARG
1	F	57	LEU
1	F	142	ILE
1	F	161	ASP
1	F	162	SER
1	F	191	LEU
1	F	215	SER
1	F	247	ASP
1	G	37	ILE
1	G	41	LEU
1	G	47	VAL
1	G	50	LEU
1	G	87	VAL
1	G	134	ASN
1	G	151	ASP
1	G	198	SER
1	G	293	LEU
1	H	9	THR
1	H	20	PHE
1	H	52	ARG

Continued on next page...

Continued from previous page...

Mol	Chain	Res	Type
1	H	92	GLN
1	H	99	SER
1	H	191	LEU
1	H	281	ARG

Sometimes sidechains can be flipped to improve hydrogen bonding and reduce clashes. All (32) such sidechains are listed below:

Mol	Chain	Res	Type
1	A	13	GLN
1	A	176	HIS
1	A	189	GLN
1	A	200	ASN
1	A	279	ASN
1	B	13	GLN
1	B	26	GLN
1	B	189	GLN
1	B	217	HIS
1	C	51	ASN
1	C	71	GLN
1	C	88	HIS
1	C	180	GLN
1	C	266	HIS
1	D	188	HIS
1	D	200	ASN
1	D	217	HIS
1	D	266	HIS
1	E	31	ASN
1	E	116	ASN
1	E	246	ASN
1	F	106	HIS
1	F	176	HIS
1	F	189	GLN
1	F	266	HIS
1	G	13	GLN
1	G	134	ASN
1	H	13	GLN
1	H	26	GLN
1	H	92	GLN
1	H	116	ASN
1	H	158	HIS

5.3.3 RNA [i](#)

There are no RNA molecules in this entry.

5.4 Non-standard residues in protein, DNA, RNA chains [i](#)

There are no non-standard protein/DNA/RNA residues in this entry.

5.5 Carbohydrates [i](#)

There are no monosaccharides in this entry.

5.6 Ligand geometry [i](#)

There are no ligands in this entry.

5.7 Other polymers [i](#)

There are no such residues in this entry.

5.8 Polymer linkage issues [i](#)

There are no chain breaks in this entry.

6 Fit of model and data

6.1 Protein, DNA and RNA chains

In the following table, the column labelled ‘#RSRZ > 2’ contains the number (and percentage) of RSRZ outliers, followed by percent RSRZ outliers for the chain as percentile scores relative to all X-ray entries and entries of similar resolution. The OWAB column contains the minimum, median, 95th percentile and maximum values of the occupancy-weighted average B-factor per residue. The column labelled ‘Q < 0.9’ lists the number of (and percentage) of residues with an average occupancy less than 0.9.

Mol	Chain	Analysed	<RSRZ>	#RSRZ>2	OWAB(Å ²)	Q<0.9
1	A	293/306 (95%)	-0.20	6 (2%) 65 51	43, 71, 123, 139	0
1	B	295/306 (96%)	-0.24	5 (1%) 70 57	41, 72, 126, 135	0
1	C	294/306 (96%)	-0.12	10 (3%) 45 29	49, 78, 124, 140	0
1	D	294/306 (96%)	0.00	13 (4%) 34 21	50, 78, 129, 138	0
1	E	297/306 (97%)	-0.02	19 (6%) 19 11	38, 76, 131, 145	0
1	F	293/306 (95%)	-0.14	5 (1%) 70 57	48, 76, 126, 140	0
1	G	294/306 (96%)	0.32	24 (8%) 11 6	54, 81, 129, 137	0
1	H	294/306 (96%)	0.17	19 (6%) 18 11	56, 80, 128, 136	0
All	All	2354/2448 (96%)	-0.03	101 (4%) 35 22	38, 77, 128, 145	0

All (101) RSRZ outliers are listed below:

Mol	Chain	Res	Type	RSRZ
1	E	35	SER	5.6
1	G	150	ASP	5.2
1	E	38	VAL	4.9
1	D	30	ALA	4.7
1	E	37	ILE	4.5
1	G	135	LEU	4.4
1	E	51	ASN	4.3
1	E	50	LEU	4.0
1	G	56	GLN	3.8
1	G	256	LEU	3.8
1	H	203	ALA	3.7
1	H	187	GLY	3.7
1	E	61	GLU	3.6
1	D	57	LEU	3.6
1	H	212	TYR	3.6
1	E	53	THR	3.5

Continued on next page...

Continued from previous page...

Mol	Chain	Res	Type	RSRZ
1	C	14	VAL	3.5
1	C	134	ASN	3.5
1	G	254	ILE	3.5
1	F	56	GLN	3.5
1	G	55	ARG	3.4
1	C	53	THR	3.4
1	D	54	THR	3.4
1	F	53	THR	3.3
1	F	25	GLU	3.3
1	G	165	ARG	3.3
1	H	153	GLY	3.3
1	A	50	LEU	3.3
1	D	56	GLN	3.2
1	C	11	PHE	3.2
1	C	23	ALA	3.2
1	G	132	TYR	3.2
1	D	13	GLN	3.2
1	E	22	ARG	3.1
1	G	274	SER	3.1
1	F	150	ASP	3.0
1	D	19	SER	3.0
1	G	275	ASP	3.0
1	E	19	SER	3.0
1	D	53	THR	3.0
1	H	53	THR	3.0
1	E	34	VAL	2.9
1	H	152	SER	2.9
1	B	152	SER	2.9
1	E	18	GLY	2.9
1	F	26	GLN	2.8
1	B	296	ASN	2.8
1	E	21	SER	2.7
1	H	257	LEU	2.7
1	G	186	ALA	2.7
1	D	14	VAL	2.7
1	G	277	ALA	2.7
1	G	151	ASP	2.6
1	D	29	MET	2.6
1	A	59	LEU	2.6
1	H	262	SER	2.6
1	H	165	ARG	2.6
1	G	149	LEU	2.6

Continued on next page...

Continued from previous page...

Mol	Chain	Res	Type	RSRZ
1	E	36	ARG	2.6
1	H	196	PRO	2.6
1	G	255	PRO	2.5
1	H	54	THR	2.5
1	H	171	GLU	2.5
1	G	131	GLY	2.5
1	E	297	LEU	2.4
1	C	15	VAL	2.4
1	C	135	LEU	2.4
1	B	29	MET	2.4
1	H	150	ASP	2.4
1	A	58	SER	2.4
1	G	130	GLU	2.4
1	G	179	PRO	2.4
1	D	11	PHE	2.4
1	D	149	LEU	2.3
1	E	25	GLU	2.3
1	H	55	ARG	2.3
1	H	186	ALA	2.3
1	A	264	LYS	2.3
1	A	53	THR	2.3
1	G	190	CYS	2.3
1	H	213	LYS	2.3
1	G	92	GLN	2.2
1	A	37	ILE	2.2
1	G	32	SER	2.2
1	H	149	LEU	2.2
1	G	197	GLY	2.2
1	C	10	VAL	2.2
1	C	136	ILE	2.2
1	H	263	ASP	2.2
1	G	278	VAL	2.2
1	G	152	SER	2.2
1	E	209	GLY	2.1
1	E	31	ASN	2.1
1	D	196	PRO	2.1
1	E	3	THR	2.1
1	C	274	SER	2.0
1	E	2	LYS	2.0
1	B	275	ASP	2.0
1	H	56	GLN	2.0
1	B	30	ALA	2.0

Continued on next page...

Continued from previous page...

Mol	Chain	Res	Type	RSRZ
1	D	28	ALA	2.0

6.2 Non-standard residues in protein, DNA, RNA chains [i](#)

There are no non-standard protein/DNA/RNA residues in this entry.

6.3 Carbohydrates [i](#)

There are no monosaccharides in this entry.

6.4 Ligands [i](#)

There are no ligands in this entry.

6.5 Other polymers [i](#)

There are no such residues in this entry.