



Full wwPDB X-ray Structure Validation Report ⓘ

Apr 18, 2023 – 10:15 AM JST

PDB ID : 8HKJ
Title : Crystal structure of the CYP102A5 haem Domain isolated from *Bacillus cereus*
Authors : Stanfield, J.K.; Onoda, H.; Sugimoto, H.; Shoji, O.
Deposited on : 2022-11-27
Resolution : 2.80 Å(reported)

This is a Full wwPDB X-ray Structure Validation Report for a publicly released PDB entry.

We welcome your comments at validation@mail.wwpdb.org

A user guide is available at

<https://www.wwpdb.org/validation/2017/XrayValidationReportHelp>

with specific help available everywhere you see the ⓘ symbol.

The types of validation reports are described at

<http://www.wwpdb.org/validation/2017/FAQs#types>.

The following versions of software and data (see [references ⓘ](#)) were used in the production of this report:

MolProbity : 4.02b-467
Mogul : 1.8.5 (274361), CSD as541be (2020)
Xtriage (Phenix) : 1.13
EDS : 2.32.2
buster-report : 1.1.7 (2018)
Percentile statistics : 20191225.v01 (using entries in the PDB archive December 25th 2019)
Refmac : 5.8.0158
CCP4 : 7.0.044 (Gargrove)
Ideal geometry (proteins) : Engh & Huber (2001)
Ideal geometry (DNA, RNA) : Parkinson et al. (1996)
Validation Pipeline (wwPDB-VP) : 2.32.2

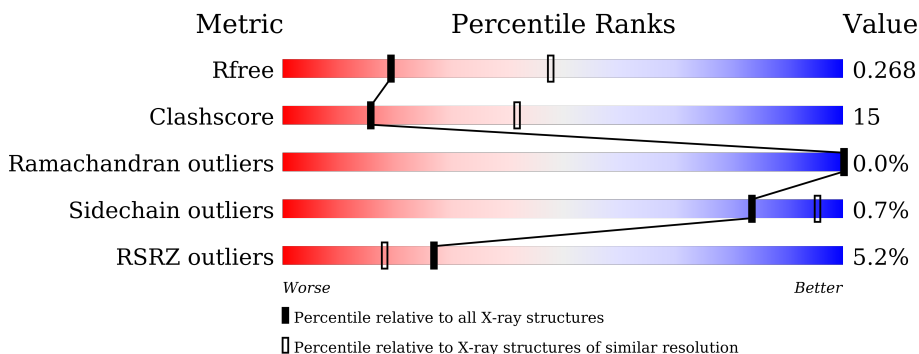
1 Overall quality at a glance

The following experimental techniques were used to determine the structure:

X-RAY DIFFRACTION

The reported resolution of this entry is 2.80 Å.

Percentile scores (ranging between 0-100) for global validation metrics of the entry are shown in the following graphic. The table shows the number of entries on which the scores are based.



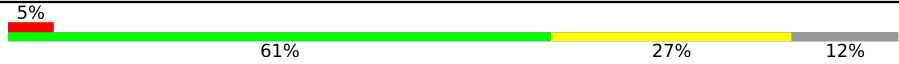


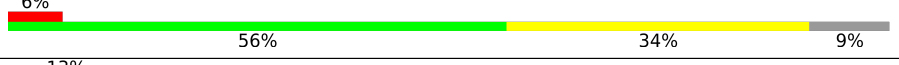


Metric	Whole archive (#Entries)	Similar resolution (#Entries, resolution range(Å))
R_{free}	130704	3140 (2.80-2.80)
Clashscore	141614	3569 (2.80-2.80)
Ramachandran outliers	138981	3498 (2.80-2.80)
Sidechain outliers	138945	3500 (2.80-2.80)
RSRZ outliers	127900	3078 (2.80-2.80)

The table below summarises the geometric issues observed across the polymeric chains and their fit to the electron density. The red, orange, yellow and green segments of the lower bar indicate the fraction of residues that contain outliers for ≥ 3 , 2, 1 and 0 types of geometric quality criteria respectively. A grey segment represents the fraction of residues that are not modelled. The numeric value for each fraction is indicated below the corresponding segment, with a dot representing fractions $\leq 5\%$. The upper red bar (where present) indicates the fraction of residues that have poor fit to the electron density. The numeric value is given above the bar.

Mol	Chain	Length	Quality of chain
1	A	458	 .% 71% 22% 6%
1	B	458	 67% 26% 6%
1	C	458	 .% 69% 22% 8%
1	D	458	 68% 23% 9%
1	E	458	 .% 67% 25% 8%
1	F	458	 2% 68% 23% 9%

Continued on next page...

Continued from previous page...

Mol	Chain	Length	Quality of chain
1	G	458	 <p>5% 61% 27% 12%</p>
1	H	458	 <p>4% 61% 29% 9%</p>
1	I	458	 <p>12% 51% 35% 13%</p>
1	J	458	 <p>6% 56% 34% 9%</p>
1	K	458	 <p>13% 55% 36% 9%</p>
1	L	458	 <p>12% 55% 34% 10%</p>

2 Entry composition [i](#)

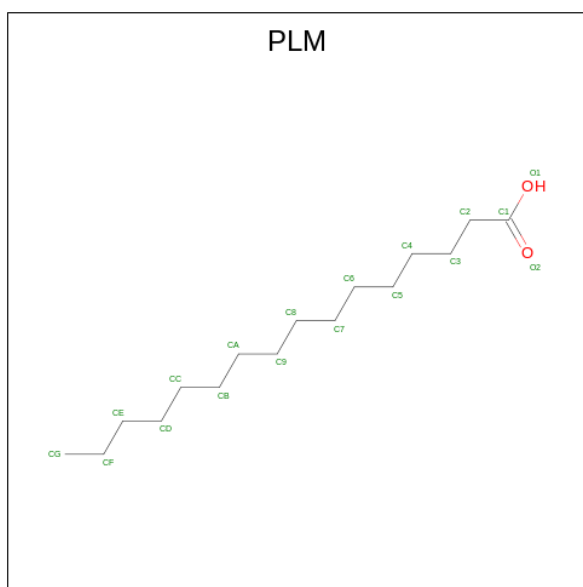
There are 3 unique types of molecules in this entry. The entry contains 41062 atoms, of which 0 are hydrogens and 0 are deuteriums.

In the tables below, the ZeroOcc column contains the number of atoms modelled with zero occupancy, the AltConf column contains the number of residues with at least one atom in alternate conformation and the Trace column contains the number of residues modelled with at most 2 atoms.

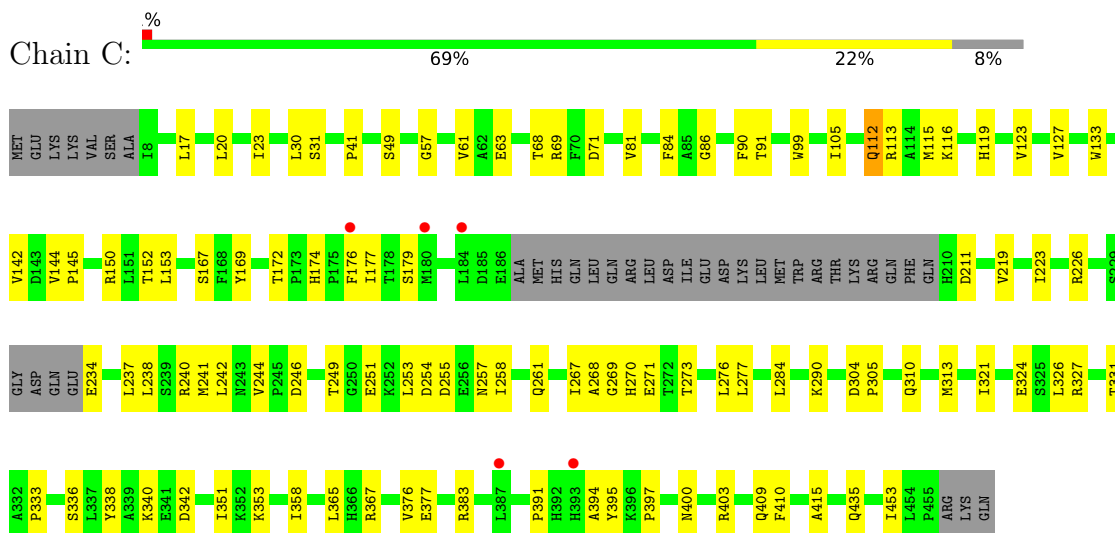
- Molecule 1 is a protein called Bifunctional cytochrome P450/NADPH-P450 reductase.

Mol	Chain	Residues	Atoms					ZeroOcc	AltConf	Trace
1	A	429	Total	C	N	O	S	0	0	0
			3460	2213	582	648	17			
1	B	430	Total	C	N	O	S	0	0	0
			3473	2221	585	649	18			
1	C	421	Total	C	N	O	S	0	0	0
			3400	2180	569	634	17			
1	D	419	Total	C	N	O	S	0	0	0
			3380	2170	566	627	17			
1	E	422	Total	C	N	O	S	0	0	0
			3406	2183	574	632	17			
1	F	419	Total	C	N	O	S	0	0	0
			3382	2171	569	625	17			
1	G	401	Total	C	N	O	S	0	0	0
			3238	2084	542	595	17			
1	H	415	Total	C	N	O	S	0	0	0
			3354	2154	563	620	17			
1	I	399	Total	C	N	O	S	0	0	0
			3223	2075	538	594	16			
1	J	415	Total	C	N	O	S	0	0	0
			3351	2153	562	619	17			
1	K	416	Total	C	N	O	S	0	0	0
			3357	2154	564	622	17			
1	L	410	Total	C	N	O	S	0	0	0
			3306	2126	551	612	17			

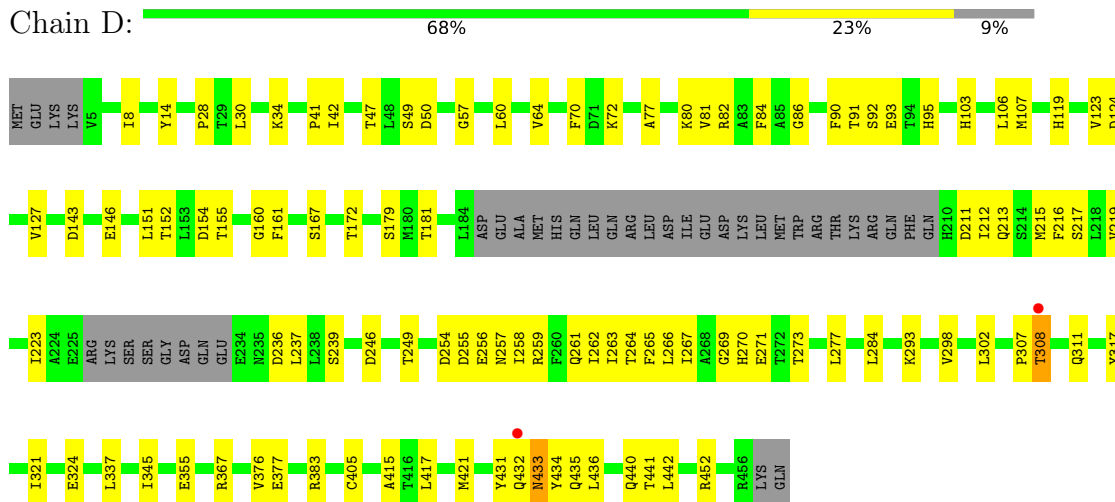
- Molecule 2 is PROTOPORPHYRIN IX CONTAINING FE (three-letter code: HEM) (formula: $C_{34}H_{32}FeN_4O_4$).



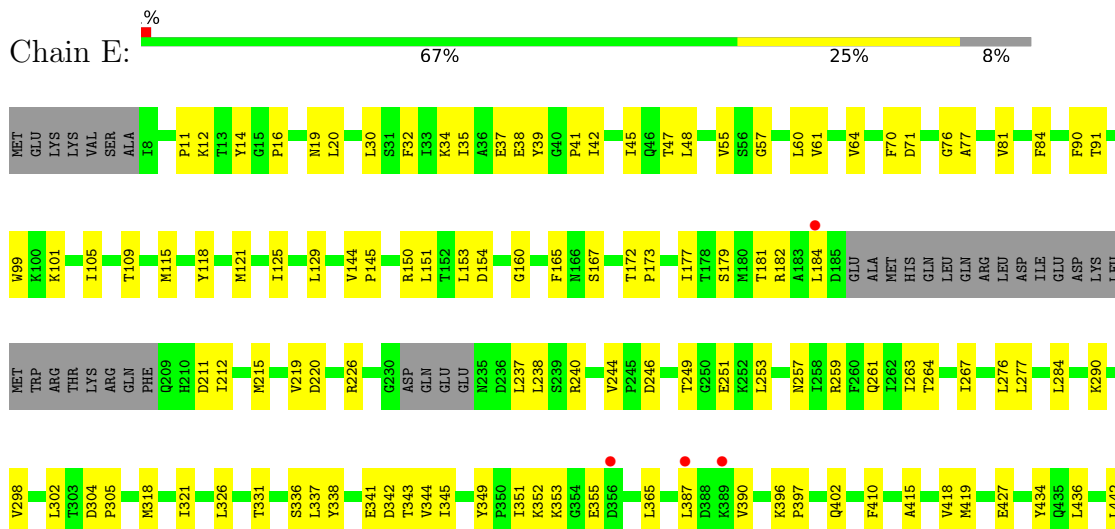
Mol	Chain	Residues	Atoms			ZeroOcc	AltConf
3	A	1	Total	C	O	0	0
			18	16	2		
3	B	1	Total	C	O	0	0
			18	16	2		
3	C	1	Total	C	O	0	0
			18	16	2		
3	D	1	Total	C	O	0	0
			18	16	2		
3	D	1	Total	C	O	0	0
			18	16	2		
3	E	1	Total	C	O	0	0
			18	16	2		
3	G	1	Total	C	O	0	0
			18	16	2		
3	H	1	Total	C	O	0	0
			18	16	2		
3	I	1	Total	C	O	0	0
			18	16	2		
3	J	1	Total	C	O	0	0
			18	16	2		
3	K	1	Total	C	O	0	0
			18	16	2		
3	L	1	Total	C	O	0	0
			18	16	2		

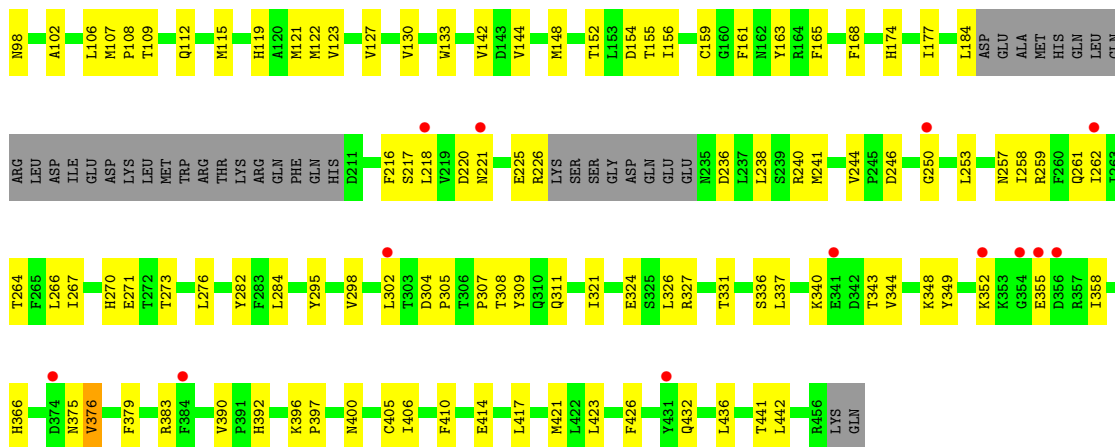


• Molecule 1: Bifunctional cytochrome P450/NADPH-P450 reductase

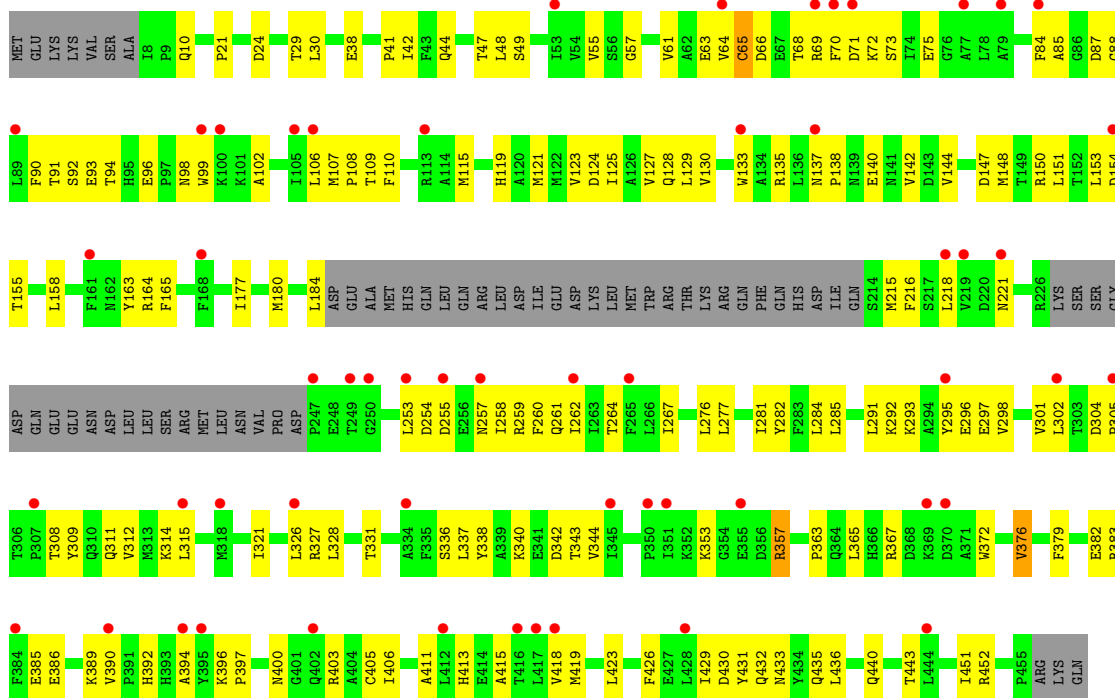


• Molecule 1: Bifunctional cytochrome P450/NADPH-P450 reductase

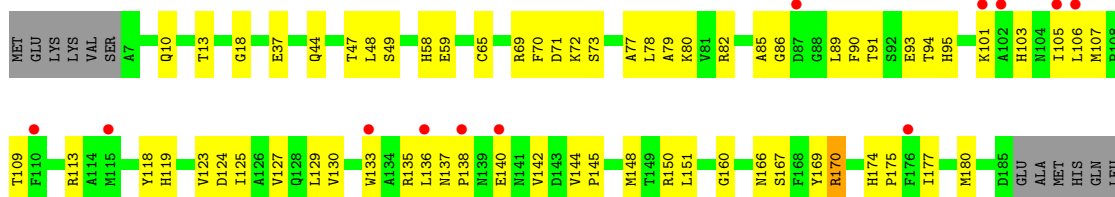


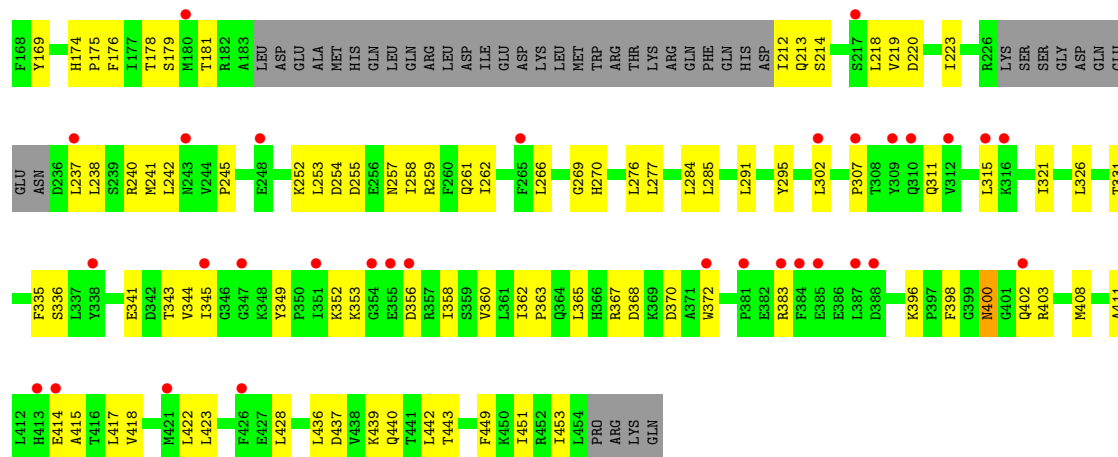


• Molecule 1: Bifunctional cytochrome P450/NADPH-P450 reductase



• Molecule 1: Bifunctional cytochrome P450/NADPH-P450 reductase





4 Data and refinement statistics

Property	Value	Source
Space group	P 1	Depositor
Cell constants a, b, c, α , β , γ	96.62Å 126.06Å 141.44Å 86.66° 79.47° 84.97°	Depositor
Resolution (Å)	19.96 – 2.80 91.18 – 2.80	Depositor EDS
% Data completeness (in resolution range)	91.5 (19.96-2.80) 98.1 (91.18-2.80)	Depositor EDS
R_{merge}	0.06	Depositor
R_{sym}	(Not available)	Depositor
$\langle I/\sigma(I) \rangle$ ¹	1.48 (at 2.82Å)	Xtrriage
Refinement program	PHENIX 1.20.1-4487	Depositor
R, R_{free}	0.239 , 0.270 0.238 , 0.268	Depositor DCC
R_{free} test set	7977 reflections (5.06%)	wwPDB-VP
Wilson B-factor (Å ²)	65.7	Xtrriage
Anisotropy	0.405	Xtrriage
Bulk solvent k_{sol} (e/Å ³), B_{sol} (Å ²)	0.34 , 66.9	EDS
L-test for twinning ²	$\langle L \rangle = 0.45$, $\langle L^2 \rangle = 0.27$	Xtrriage
Estimated twinning fraction	No twinning to report.	Xtrriage
F_o, F_c correlation	0.92	EDS
Total number of atoms	41062	wwPDB-VP
Average B, all atoms (Å ²)	86.0	wwPDB-VP

Xtrriage's analysis on translational NCS is as follows: *The largest off-origin peak in the Patterson function is 8.33% of the height of the origin peak. No significant pseudotranslation is detected.*

¹Intensities estimated from amplitudes.

²Theoretical values of $\langle |L| \rangle$, $\langle L^2 \rangle$ for acentric reflections are 0.5, 0.333 respectively for untwinned datasets, and 0.375, 0.2 for perfectly twinned datasets.

5 Model quality [i](#)

5.1 Standard geometry [i](#)

Bond lengths and bond angles in the following residue types are not validated in this section: HEM, PLM

The Z score for a bond length (or angle) is the number of standard deviations the observed value is removed from the expected value. A bond length (or angle) with $|Z| > 5$ is considered an outlier worth inspection. RMSZ is the root-mean-square of all Z scores of the bond lengths (or angles).

Mol	Chain	Bond lengths		Bond angles	
		RMSZ	# Z >5	RMSZ	# Z >5
1	A	0.32	0/3540	0.54	0/4794
1	B	0.32	0/3554	0.54	0/4812
1	C	0.31	0/3479	0.53	0/4711
1	D	0.33	0/3459	0.55	0/4686
1	E	0.33	0/3485	0.53	0/4718
1	F	0.32	0/3461	0.52	0/4686
1	G	0.33	0/3313	0.56	0/4484
1	H	0.31	0/3432	0.54	0/4648
1	I	0.33	0/3300	0.56	0/4468
1	J	0.34	0/3429	0.58	0/4644
1	K	0.32	0/3435	0.55	0/4652
1	L	0.33	0/3383	0.57	0/4582
All	All	0.32	0/41270	0.55	0/55885

There are no bond length outliers.

There are no bond angle outliers.

There are no chirality outliers.

There are no planarity outliers.

5.2 Too-close contacts [i](#)

In the following table, the Non-H and H(model) columns list the number of non-hydrogen atoms and hydrogen atoms in the chain respectively. The H(added) column lists the number of hydrogen atoms added and optimized by MolProbity. The Clashes column lists the number of clashes within the asymmetric unit, whereas Symm-Clashes lists symmetry-related clashes.

Mol	Chain	Non-H	H(model)	H(added)	Clashes	Symm-Clashes
1	A	3460	0	3435	71	0

Continued on next page...

Continued from previous page...

Mol	Chain	Non-H	H(model)	H(added)	Clashes	Symm-Clashes
1	B	3473	0	3446	83	0
1	C	3400	0	3382	73	0
1	D	3380	0	3368	74	0
1	E	3406	0	3394	80	0
1	F	3382	0	3378	84	0
1	G	3238	0	3237	91	0
1	H	3354	0	3349	102	0
1	I	3223	0	3218	140	0
1	J	3351	0	3348	139	0
1	K	3357	0	3348	137	0
1	L	3306	0	3297	134	0
2	A	43	0	30	3	0
2	B	43	0	30	3	0
2	C	43	0	30	4	0
2	D	43	0	30	4	0
2	E	43	0	30	2	0
2	F	43	0	30	3	0
2	G	43	0	30	4	0
2	H	43	0	30	6	0
2	I	43	0	30	10	0
2	J	43	0	30	3	0
2	K	43	0	30	6	0
2	L	43	0	30	4	0
3	A	18	0	31	4	0
3	B	18	0	31	4	0
3	C	18	0	31	3	0
3	D	36	0	62	4	0
3	E	18	0	31	2	0
3	G	18	0	31	3	0
3	H	18	0	31	5	0
3	I	18	0	31	3	0
3	J	18	0	31	1	0
3	K	18	0	31	1	0
3	L	18	0	31	5	0
All	All	41062	0	40932	1207	0

The all-atom clashscore is defined as the number of clashes found per 1000 atoms (including hydrogen atoms). The all-atom clashscore for this structure is 15.

All (1207) close contacts within the same asymmetric unit are listed below, sorted by their clash magnitude.

Atom-1	Atom-2	Interatomic distance (Å)	Clash overlap (Å)
1:K:302:LEU:HD11	1:K:424:GLN:HG3	1.25	1.15
1:H:65:CYS:HB3	1:H:400:ASN:ND2	1.71	1.06
1:I:65:CYS:HB2	1:I:400:ASN:ND2	1.77	1.00
1:J:10:GLN:HB3	1:J:44:GLN:HG3	1.48	0.94
1:K:302:LEU:HD11	1:K:424:GLN:CG	1.98	0.93
1:I:386:GLU:HB2	1:I:389:LYS:HG2	1.54	0.90
3:D:503:PLM:H22	3:K:502:PLM:HA1	1.50	0.90
1:I:257:ASN:O	1:I:261:GLN:HG2	1.72	0.89
3:B:502:PLM:H92	3:I:502:PLM:H62	1.57	0.86
1:I:125:ILE:HG22	1:I:151:LEU:HD12	1.56	0.86
1:L:219:VAL:HG13	1:L:262:ILE:HD11	1.57	0.85
1:I:163:TYR:HE1	1:L:137:ASN:HD21	1.21	0.85
1:J:339:ALA:HB3	1:J:353:LYS:HD3	1.58	0.85
1:F:219:VAL:HG13	1:F:262:ILE:HD11	1.59	0.85
1:G:216:PHE:HB3	1:G:259:ARG:HH21	1.42	0.85
1:I:216:PHE:HD1	1:I:259:ARG:HD2	1.40	0.84
1:G:63:GLU:OE2	1:G:345:ILE:HA	1.77	0.83
1:H:65:CYS:HB3	1:H:400:ASN:HD21	1.43	0.83
1:E:35:ILE:HD11	1:E:45:ILE:HD11	1.62	0.82
1:J:124:ASP:OD1	1:J:125:ILE:N	2.13	0.81
1:D:219:VAL:HB	1:D:262:ILE:HD11	1.62	0.81
1:F:139:ASN:HB3	1:F:452:ARG:HH21	1.44	0.81
1:G:324:GLU:OE2	1:G:383:ARG:NH1	2.13	0.81
1:L:125:ILE:HG22	1:L:151:LEU:HD12	1.61	0.81
1:L:19:ASN:HD21	1:L:45:ILE:HA	1.44	0.81
1:C:153:LEU:HD21	1:C:177:ILE:HG13	1.63	0.81
1:J:340:LYS:HG3	1:J:341:GLU:HG2	1.61	0.81
1:J:386:GLU:HB3	1:J:389:LYS:HB3	1.61	0.81
1:L:254:ASP:HB3	1:L:257:ASN:HB2	1.60	0.80
1:A:393:HIS:HA	1:A:396:LYS:HE2	1.63	0.80
1:L:276:LEU:HD13	1:L:326:LEU:HG	1.64	0.80
1:A:386:GLU:HG3	1:A:388:ASP:OD1	1.82	0.79
1:L:137:ASN:HB2	1:L:140:GLU:HG3	1.64	0.79
1:I:328:LEU:O	1:I:367:ARG:NH2	2.15	0.79
1:H:216:PHE:HB3	1:H:259:ARG:HH21	1.46	0.78
1:H:273:THR:HG22	2:H:501:HEM:HAB	1.63	0.78
1:E:173:PRO:HB3	1:E:177:ILE:HD11	1.64	0.78
1:G:341:GLU:HA	1:G:353:LYS:HD2	1.65	0.77
1:B:151:LEU:HD21	1:B:418:VAL:HG21	1.65	0.77
1:J:71:ASP:OD1	1:J:94:THR:HG23	1.85	0.76
1:H:375:ASN:O	1:H:383:ARG:NH2	2.19	0.75
1:J:124:ASP:OD1	1:J:125:ILE:HG13	1.86	0.75

Continued on next page...

Continued from previous page...

Atom-1	Atom-2	Interatomic distance (Å)	Clash overlap (Å)
1:F:375:ASN:O	1:F:383:ARG:NH2	2.19	0.75
1:C:174:HIS:HB3	1:C:177:ILE:HG12	1.66	0.75
1:L:29:THR:H	1:L:440:GLN:HE22	1.35	0.75
1:F:113:ARG:HH12	1:F:116:LYS:HD2	1.52	0.75
1:I:93:GLU:HB2	1:I:96:GLU:HG3	1.69	0.74
1:L:372:TRP:O	1:L:383:ARG:NH1	2.21	0.74
1:H:155:THR:HG21	1:H:414:GLU:OE2	1.87	0.74
1:I:64:VAL:HG12	1:I:337:LEU:HD22	1.68	0.74
1:B:125:ILE:HG22	1:B:151:LEU:HD12	1.68	0.74
1:B:153:LEU:HD21	1:B:177:ILE:HG13	1.68	0.74
1:L:131:GLN:HB3	1:L:135:ARG:HH12	1.52	0.74
3:E:502:PLM:H72	3:L:502:PLM:H62	1.69	0.73
1:E:151:LEU:HD21	1:E:418:VAL:HG21	1.70	0.73
1:G:236:ASP:N	1:G:239:SER:HG	1.85	0.73
1:J:144:VAL:HG23	1:J:145:PRO:HD3	1.71	0.73
1:I:285:LEU:HD21	1:I:430:ASP:HB2	1.72	0.72
1:B:269:GLY:O	1:B:273:THR:HG22	1.89	0.71
1:J:427:GLU:HG2	1:J:454:LEU:HB2	1.72	0.71
1:I:276:LEU:HD13	1:I:326:LEU:HG	1.72	0.71
1:A:12:LYS:O	1:A:19:ASN:ND2	2.22	0.71
1:A:355:GLU:O	1:A:357:ARG:NH1	2.22	0.71
1:E:182:ARG:HD2	1:E:211:ASP:OD2	1.89	0.71
1:J:71:ASP:OD1	1:J:94:THR:CG2	2.39	0.71
1:J:10:GLN:HB3	1:J:44:GLN:CG	2.20	0.71
1:A:388:ASP:OD1	1:A:389:LYS:HG2	1.91	0.70
1:C:249:THR:HG23	1:C:251:GLU:H	1.56	0.70
1:F:213:GLN:HG2	1:J:221:ASN:HD21	1.56	0.70
1:G:352:LYS:H	1:G:352:LYS:HD2	1.56	0.70
1:H:65:CYS:CB	1:H:400:ASN:ND2	2.53	0.70
1:K:430:ASP:OD2	1:K:433:ASN:HA	1.91	0.70
1:G:219:VAL:O	1:G:223:ILE:HG23	1.91	0.70
1:K:64:VAL:HG12	1:K:337:LEU:HD21	1.73	0.70
1:J:339:ALA:CB	1:J:353:LYS:HD3	2.21	0.70
1:I:312:VAL:HG11	1:I:413:HIS:HE2	1.56	0.70
1:E:125:ILE:HG22	1:E:151:LEU:HD12	1.73	0.70
1:J:216:PHE:HA	1:J:219:VAL:HG22	1.74	0.69
1:G:116:LYS:HE2	1:G:309:TYR:CE2	2.27	0.69
3:H:502:PLM:H42	3:L:502:PLM:H92	1.74	0.69
1:D:217:SER:HA	1:G:217:SER:OG	1.93	0.69
1:J:79:ALA:O	1:J:82:ARG:HB3	1.92	0.69
1:J:106:LEU:HD13	1:J:265:PHE:HZ	1.56	0.69

Continued on next page...

Continued from previous page...

Atom-1	Atom-2	Interatomic distance (Å)	Clash overlap (Å)
1:J:177:ILE:HA	1:J:180:MET:HG2	1.73	0.69
1:J:85:ALA:HB1	1:J:264:THR:HG22	1.75	0.69
1:L:58:HIS:NE2	1:L:370:ASP:OD2	2.24	0.68
1:K:75:GLU:OE1	1:K:357:ARG:HD2	1.93	0.68
1:C:241:MET:HE2	1:C:258:ILE:HG12	1.75	0.68
1:K:137:ASN:HB3	1:K:138:PRO:HD2	1.76	0.68
1:J:151:LEU:HD21	1:J:418:VAL:HG11	1.76	0.67
1:G:256:GLU:HA	1:G:259:ARG:HD3	1.75	0.67
1:J:169:TYR:OH	1:K:135:ARG:NH1	2.27	0.67
1:L:238:LEU:O	1:L:242:LEU:HB2	1.94	0.67
1:I:65:CYS:CB	1:I:400:ASN:ND2	2.56	0.67
1:I:254:ASP:OD1	1:I:255:ASP:N	2.27	0.67
1:K:155:THR:HG21	1:K:414:GLU:OE2	1.95	0.67
1:L:154:ASP:OD1	1:L:165:PHE:HB2	1.93	0.67
1:I:127:VAL:HA	1:I:130:VAL:HG12	1.76	0.67
1:B:80:LYS:HD3	1:B:187:ALA:HA	1.75	0.67
1:G:87:ASP:OD2	1:G:98:ASN:ND2	2.28	0.67
1:K:173:PRO:HB3	1:K:177:ILE:HD11	1.76	0.67
1:I:216:PHE:CD1	1:I:259:ARG:HD2	2.28	0.67
1:L:176:PHE:O	1:L:179:SER:HB3	1.94	0.67
1:K:72:LYS:HB2	1:K:403:ARG:HD3	1.77	0.66
1:B:241:MET:HE1	1:B:258:ILE:HA	1.76	0.66
1:G:152:THR:HG21	1:G:273:THR:HB	1.77	0.66
1:D:179:SER:HB2	1:D:211:ASP:HB3	1.76	0.66
1:J:125:ILE:HG22	1:J:151:LEU:HD12	1.78	0.66
1:L:143:ASP:OD1	1:L:146:GLU:HG2	1.94	0.66
1:D:367:ARG:NE	1:D:377:GLU:OE2	2.29	0.66
1:K:89:LEU:HG	1:K:261:GLN:HE22	1.60	0.66
1:L:307:PRO:HA	1:L:311:GLN:NE2	2.11	0.66
1:G:352:LYS:HD3	1:G:356:ASP:OD2	1.96	0.66
1:J:290:LYS:NZ	1:J:382:GLU:OE1	2.29	0.66
1:L:148:MET:HE2	1:L:277:LEU:HB3	1.78	0.65
1:F:182:ARG:HD3	1:F:211:ASP:OD2	1.96	0.65
1:K:345:ILE:HG12	1:K:351:ILE:HD13	1.77	0.65
1:H:327:ARG:NH2	1:H:376:VAL:O	2.29	0.65
1:K:215:MET:O	1:K:219:VAL:HG22	1.96	0.65
1:K:254:ASP:O	1:K:258:ILE:HG12	1.96	0.65
1:C:324:GLU:OE2	1:C:383:ARG:NH1	2.30	0.65
1:E:99:TRP:HH2	1:E:402:GLN:HG2	1.62	0.65
1:F:341:GLU:HA	1:F:353:LYS:HG3	1.78	0.65
1:K:70:PHE:HB3	1:K:337:LEU:HD13	1.79	0.65

Continued on next page...

Continued from previous page...

Atom-1	Atom-2	Interatomic distance (Å)	Clash overlap (Å)
2:C:501:HEM:HBC2	2:C:501:HEM:HMC2	1.78	0.65
1:H:216:PHE:HB3	1:H:259:ARG:NH2	2.12	0.65
1:G:220:ASP:O	1:G:223:ILE:HG12	1.97	0.65
1:G:327:ARG:NH2	1:G:376:VAL:O	2.29	0.65
1:K:121:MET:O	1:K:124:ASP:HB3	1.97	0.65
1:E:226:ARG:HH11	1:E:238:LEU:HD23	1.63	0.64
1:B:42:ILE:HD13	1:B:55:VAL:HG12	1.79	0.64
1:G:236:ASP:N	1:G:239:SER:OG	2.30	0.64
1:G:254:ASP:OD1	1:G:255:ASP:N	2.30	0.64
1:H:81:VAL:HG12	1:H:91:THR:HG21	1.79	0.64
1:F:68:THR:O	1:F:340:LYS:NZ	2.30	0.64
1:D:123:VAL:HG13	1:D:421:MET:HE1	1.80	0.64
1:H:87:ASP:OD2	1:H:98:ASN:ND2	2.30	0.64
1:I:137:ASN:HB2	1:I:140:GLU:HG3	1.80	0.64
1:H:152:THR:CG2	1:H:270:HIS:HA	2.28	0.64
1:I:124:ASP:O	1:I:127:VAL:HG22	1.98	0.64
1:G:150:ARG:HG2	1:G:167:SER:HB3	1.78	0.64
1:I:125:ILE:HD11	1:I:158:LEU:HD13	1.80	0.64
1:I:129:LEU:HD22	1:I:151:LEU:HD22	1.80	0.63
1:C:176:PHE:HD1	1:C:177:ILE:HD13	1.63	0.63
1:F:393:HIS:HA	1:F:396:LYS:HE2	1.80	0.63
1:L:131:GLN:HB3	1:L:135:ARG:NH1	2.13	0.63
1:A:388:ASP:OD1	1:A:389:LYS:N	2.31	0.63
1:H:127:VAL:HA	1:H:130:VAL:HG12	1.80	0.63
1:I:135:ARG:NH1	1:L:169:TYR:OH	2.30	0.63
1:J:137:ASN:HB2	1:J:140:GLU:HG3	1.81	0.63
1:J:137:ASN:HB3	1:J:138:PRO:HD2	1.79	0.63
1:K:220:ASP:O	1:K:223:ILE:HG12	1.99	0.63
1:A:345:ILE:HD11	1:A:351:ILE:CG1	2.28	0.63
1:F:298:VAL:HG13	1:F:302:LEU:HD12	1.80	0.63
1:A:345:ILE:HD11	1:A:351:ILE:HG12	1.80	0.63
1:J:69:ARG:O	1:J:339:ALA:HB1	1.98	0.63
1:B:174:HIS:HB3	1:B:177:ILE:HG12	1.81	0.62
1:C:113:ARG:HG2	1:C:116:LYS:HE3	1.81	0.62
1:F:52:ILE:HG12	1:F:357:ARG:HE	1.64	0.62
1:K:161:PHE:HD1	1:K:238:LEU:HB2	1.64	0.62
1:J:127:VAL:HA	1:J:130:VAL:HG12	1.81	0.62
1:L:245:PRO:HA	1:L:252:LYS:HA	1.81	0.62
1:B:78:LEU:HA	1:B:81:VAL:HG12	1.82	0.62
1:E:341:GLU:HA	1:E:353:LYS:HG3	1.81	0.62
1:J:255:ASP:O	1:J:258:ILE:HG12	1.99	0.62

Continued on next page...

Continued from previous page...

Atom-1	Atom-2	Interatomic distance (Å)	Clash overlap (Å)
1:K:20:LEU:HD12	1:K:48:LEU:HD13	1.81	0.62
1:C:219:VAL:O	1:C:223:ILE:HG12	1.99	0.62
1:E:343:THR:HG22	1:E:344:VAL:H	1.63	0.62
1:F:174:HIS:H	1:F:177:ILE:HD12	1.64	0.62
1:G:72:LYS:HE2	2:G:501:HEM:CGA	2.30	0.62
1:L:396:LYS:HD2	1:L:400:ASN:HB2	1.80	0.62
1:A:324:GLU:OE2	1:A:327:ARG:NH2	2.33	0.62
1:K:277:LEU:HD21	1:K:415:ALA:HA	1.80	0.62
1:L:428:LEU:HD22	1:L:451:ILE:HD12	1.81	0.62
2:E:501:HEM:HBC2	2:E:501:HEM:HMC2	1.82	0.62
1:K:69:ARG:HE	1:K:343:THR:HG21	1.65	0.62
1:H:308:THR:N	1:H:311:GLN:OE1	2.25	0.62
1:J:341:GLU:O	1:J:353:LYS:HD2	1.99	0.62
1:K:217:SER:O	1:K:221:ASN:ND2	2.33	0.62
1:F:213:GLN:HG2	1:J:221:ASN:ND2	2.15	0.61
1:L:98:ASN:ND2	1:L:257:ASN:HD21	1.97	0.61
2:L:501:HEM:HMC1	2:L:501:HEM:HBC2	1.82	0.61
1:D:82:ARG:HH12	1:D:92:SER:HA	1.65	0.61
1:D:257:ASN:O	1:D:261:GLN:HG2	2.00	0.61
1:E:42:ILE:HG23	1:E:60:LEU:HD13	1.81	0.61
1:I:47:THR:HG22	1:I:48:LEU:H	1.65	0.61
1:H:284:LEU:HD21	1:H:321:ILE:HD13	1.81	0.61
1:H:417:LEU:HD11	1:H:421:MET:HE3	1.80	0.61
1:K:336:SER:HA	1:K:358:ILE:O	2.00	0.61
1:K:386:GLU:HG3	1:K:389:LYS:HB2	1.82	0.61
1:L:343:THR:HG22	1:L:344:VAL:H	1.65	0.61
1:K:62:ALA:HA	1:K:393:HIS:NE2	2.14	0.61
1:C:284:LEU:HD21	1:C:321:ILE:HD13	1.81	0.61
1:F:219:VAL:CG1	1:F:262:ILE:HD11	2.31	0.61
1:K:264:THR:HA	1:K:267:ILE:HG12	1.83	0.61
1:A:81:VAL:HG12	1:A:91:THR:HG21	1.83	0.61
1:G:240:ARG:NE	1:G:240:ARG:O	2.34	0.61
1:K:144:VAL:O	1:K:148:MET:HG2	1.99	0.61
1:D:60:LEU:HD22	1:D:345:ILE:HG22	1.81	0.61
1:J:212:ILE:N	1:J:215:MET:HG3	2.15	0.61
1:L:341:GLU:HA	1:L:353:LYS:HD3	1.83	0.61
1:I:309:TYR:O	1:I:312:VAL:HG12	2.00	0.61
1:G:331:THR:HG22	1:G:443:THR:HG23	1.83	0.61
1:L:284:LEU:HB3	1:L:291:LEU:HD13	1.83	0.61
1:L:437:ASP:OD2	1:L:439:LYS:NZ	2.34	0.61
3:B:502:PLM:H31	3:C:502:PLM:H81	1.82	0.60

Continued on next page...

Continued from previous page...

Atom-1	Atom-2	Interatomic distance (Å)	Clash overlap (Å)
1:K:161:PHE:CE1	1:K:262:ILE:HG12	2.36	0.60
1:J:47:THR:HG22	1:J:48:LEU:H	1.67	0.60
1:J:82:ARG:NH1	1:J:91:THR:O	2.34	0.60
1:L:220:ASP:HA	1:L:223:ILE:HD12	1.83	0.60
1:A:298:VAL:HG13	1:A:302:LEU:HD12	1.81	0.60
1:H:41:PRO:HB3	1:H:57:GLY:HA3	1.84	0.60
1:I:69:ARG:HH21	1:I:343:THR:HB	1.66	0.60
1:J:375:ASN:O	1:J:383:ARG:NH2	2.31	0.60
1:B:375:ASN:O	1:B:383:ARG:NH2	2.32	0.60
1:F:12:LYS:HG2	1:F:14:TYR:CZ	2.36	0.60
1:L:254:ASP:OD1	1:L:255:ASP:N	2.35	0.60
1:D:82:ARG:NH1	1:D:91:THR:O	2.33	0.60
1:I:147:ASP:OD1	1:I:150:ARG:NH1	2.35	0.60
1:J:72:LYS:HA	1:J:337:LEU:HD23	1.82	0.60
1:I:124:ASP:OD2	1:I:164:ARG:NH2	2.30	0.60
1:J:133:TRP:NE1	1:J:142:VAL:HG21	2.17	0.60
1:L:74:ILE:HG12	1:L:93:GLU:OE2	2.02	0.60
1:F:273:THR:HG21	1:F:414:GLU:OE2	2.01	0.60
3:A:502:PLM:HA1	3:G:502:PLM:H51	1.83	0.60
1:D:30:LEU:HD22	1:K:17:LEU:HD21	1.84	0.60
1:D:432:GLN:O	1:D:433:ASN:C	2.40	0.60
1:H:87:ASP:HA	1:H:92:SER:HB3	1.83	0.59
1:L:98:ASN:HA	1:L:101:LYS:HD3	1.84	0.59
1:K:181:THR:HA	1:K:184:LEU:HG	1.85	0.59
1:A:367:ARG:NE	1:A:377:GLU:OE2	2.31	0.59
2:A:501:HEM:HMC2	2:A:501:HEM:HBC2	1.85	0.59
1:K:219:VAL:O	1:K:223:ILE:HG23	2.03	0.59
1:G:106:LEU:HD13	1:G:265:PHE:HZ	1.68	0.59
1:A:47:THR:HG23	1:A:49:SER:H	1.68	0.59
1:J:290:LYS:HZ3	1:J:381:PRO:HD2	1.67	0.59
1:C:105:ILE:HD12	1:C:253:LEU:HG	1.85	0.59
1:G:113:ARG:O	1:G:116:LYS:HG2	2.02	0.59
1:H:226:ARG:HE	1:H:238:LEU:HD23	1.68	0.59
1:K:308:THR:HG22	1:K:311:GLN:OE1	2.03	0.59
1:K:386:GLU:HG3	1:K:389:LYS:HE3	1.83	0.59
1:F:380:GLN:HB2	1:F:383:ARG:HG3	1.85	0.59
1:G:216:PHE:HB3	1:G:259:ARG:NH2	2.14	0.59
1:I:87:ASP:OD2	1:I:98:ASN:ND2	2.35	0.59
1:L:241:MET:O	1:L:253:LEU:HD22	2.01	0.59
1:B:90:PHE:HB2	1:B:264:THR:HG23	1.84	0.58
1:K:341:GLU:HA	1:K:353:LYS:HG3	1.85	0.58

Continued on next page...

Continued from previous page...

Atom-1	Atom-2	Interatomic distance (Å)	Clash overlap (Å)
1:K:71:ASP:HB2	1:K:340:LYS:HE3	1.84	0.58
1:D:47:THR:HG23	1:D:49:SER:H	1.69	0.58
1:I:98:ASN:OD1	1:I:257:ASN:ND2	2.36	0.58
1:I:106:LEU:HD12	1:I:406:ILE:HD13	1.86	0.58
1:I:293:LYS:O	1:I:296:GLU:HG3	2.03	0.58
2:I:501:HEM:HMC2	2:I:501:HEM:HBC2	1.85	0.58
1:B:30:LEU:HD23	3:B:502:PLM:HE1	1.86	0.58
1:E:42:ILE:HG22	1:E:55:VAL:HA	1.86	0.58
1:H:154:ASP:OD1	1:H:165:PHE:HB2	2.04	0.58
1:F:139:ASN:HA	1:F:452:ARG:HE	1.69	0.58
1:B:93:GLU:OE1	1:B:95:HIS:NE2	2.33	0.58
1:E:34:LYS:HD2	1:H:21:PRO:HB3	1.86	0.58
1:I:284:LEU:HB3	1:I:291:LEU:HD13	1.84	0.58
1:L:411:ALA:HB2	2:L:501:HEM:HMC2	1.84	0.58
1:K:297:GLU:OE1	1:K:317:TYR:HB3	2.03	0.58
1:G:69:ARG:HE	1:G:343:THR:HG21	1.69	0.58
1:L:47:THR:HG23	1:L:49:SER:H	1.68	0.58
1:D:81:VAL:HG12	1:D:91:THR:HG21	1.85	0.57
1:D:298:VAL:HG13	1:D:302:LEU:HD12	1.86	0.57
1:B:75:GLU:HG2	1:B:76:GLY:H	1.69	0.57
1:G:81:VAL:HG12	1:G:91:THR:HG21	1.85	0.57
1:I:312:VAL:HG11	1:I:413:HIS:NE2	2.18	0.57
1:H:102:ALA:O	1:H:106:LEU:HG	2.04	0.57
1:E:246:ASP:OD2	1:E:249:THR:HG22	2.04	0.57
1:F:42:ILE:HD13	1:F:55:VAL:HG22	1.86	0.57
1:F:241:MET:HE1	1:F:258:ILE:HA	1.87	0.57
1:G:72:LYS:HD2	1:G:403:ARG:HB3	1.86	0.57
1:G:257:ASN:O	1:G:261:GLN:HG2	2.05	0.57
1:J:257:ASN:O	1:J:261:GLN:HG2	2.05	0.57
1:L:285:LEU:HD12	1:L:449:PHE:HZ	1.70	0.57
1:B:34:LYS:HD2	1:I:21:PRO:HB3	1.85	0.57
1:C:269:GLY:O	1:C:273:THR:HG22	2.05	0.57
1:L:132:LYS:NZ	1:L:147:ASP:OD1	2.24	0.57
1:C:123:VAL:O	1:C:127:VAL:HG23	2.05	0.57
1:J:312:VAL:HG23	1:J:315:LEU:HD12	1.86	0.57
1:D:269:GLY:O	1:D:273:THR:HG22	2.04	0.56
1:I:99:TRP:NE1	2:I:501:HEM:O1D	2.37	0.56
2:G:501:HEM:HMC2	2:G:501:HEM:HBC2	1.85	0.56
1:J:106:LEU:HD13	1:J:265:PHE:CZ	2.39	0.56
1:A:75:GLU:HG2	1:A:357:ARG:HG3	1.88	0.56
3:E:502:PLM:O2	3:H:502:PLM:H91	2.04	0.56

Continued on next page...

Continued from previous page...

Atom-1	Atom-2	Interatomic distance (Å)	Clash overlap (Å)
1:F:80:LYS:HE3	1:K:432:GLN:HB2	1.87	0.56
2:C:501:HEM:HBB2	2:C:501:HEM:HMB2	1.87	0.56
2:D:501:HEM:HBC2	2:D:501:HEM:HMC2	1.87	0.56
1:J:284:LEU:HD21	1:J:321:ILE:HD13	1.88	0.56
1:K:343:THR:HG22	1:K:344:VAL:H	1.69	0.56
1:H:321:ILE:HG23	1:H:379:PHE:HZ	1.71	0.56
1:J:375:ASN:HB3	1:J:383:ARG:NH2	2.20	0.56
2:K:501:HEM:HBC2	2:K:501:HEM:HMC2	1.86	0.56
1:H:152:THR:HG21	1:H:270:HIS:HA	1.88	0.56
1:J:220:ASP:HA	1:J:223:ILE:HG12	1.86	0.56
1:L:69:ARG:HE	1:L:343:THR:HG21	1.71	0.56
1:D:441:THR:OG1	1:D:442:LEU:N	2.39	0.56
1:F:240:ARG:CZ	1:F:244:VAL:HG21	2.36	0.56
1:J:123:VAL:O	1:J:127:VAL:HG23	2.06	0.56
1:J:340:LYS:HE3	1:J:341:GLU:OE2	2.05	0.56
1:K:181:THR:HG23	1:K:184:LEU:HD12	1.87	0.56
1:B:129:LEU:HD22	1:B:151:LEU:HD22	1.87	0.56
1:C:81:VAL:HG12	1:C:91:THR:HG21	1.86	0.56
1:E:153:LEU:HD21	1:E:177:ILE:HG21	1.87	0.56
1:K:94:THR:OG1	1:K:403:ARG:HD2	2.06	0.56
2:F:501:HEM:HMC2	2:F:501:HEM:HBC2	1.86	0.55
1:D:277:LEU:HD21	1:D:415:ALA:HA	1.88	0.55
1:H:257:ASN:O	1:H:261:GLN:HG2	2.06	0.55
1:G:133:TRP:HA	1:G:136:LEU:HD13	1.87	0.55
1:H:119:HIS:O	1:H:123:VAL:HG23	2.06	0.55
1:K:161:PHE:CE2	1:K:262:ILE:HG23	2.42	0.55
1:B:61:VAL:HG11	1:B:365:LEU:HD22	1.87	0.55
1:I:277:LEU:HD21	1:I:415:ALA:HA	1.89	0.55
1:L:178:THR:HA	1:L:181:THR:OG1	2.07	0.55
1:E:144:VAL:HB	1:E:145:PRO:HD3	1.88	0.55
1:G:284:LEU:HD21	1:G:321:ILE:HD13	1.88	0.55
1:J:277:LEU:HD21	1:J:415:ALA:HA	1.88	0.55
1:A:106:LEU:HD13	1:A:265:PHE:HZ	1.72	0.55
1:F:219:VAL:HG13	1:F:262:ILE:CD1	2.34	0.55
1:G:414:GLU:O	1:G:418:VAL:HG23	2.05	0.55
1:H:75:GLU:HG2	1:H:336:SER:HB2	1.88	0.55
1:I:69:ARG:NH2	1:I:343:THR:HB	2.22	0.55
1:A:226:ARG:NE	1:A:234:GLU:OE1	2.40	0.55
1:B:441:THR:OG1	1:B:442:LEU:N	2.39	0.55
1:F:174:HIS:HB3	1:F:177:ILE:HG13	1.87	0.55
1:K:60:LEU:HD22	1:K:345:ILE:HG22	1.88	0.55

Continued on next page...

Continued from previous page...

Atom-1	Atom-2	Interatomic distance (Å)	Clash overlap (Å)
1:C:246:ASP:OD2	1:C:249:THR:HG22	2.06	0.55
1:F:219:VAL:HG22	1:F:262:ILE:HD11	1.89	0.55
1:G:220:ASP:OD1	1:G:259:ARG:NE	2.39	0.55
1:J:130:VAL:HG23	1:J:426:PHE:CE2	2.41	0.55
1:H:240:ARG:HD3	1:H:244:VAL:HG21	1.87	0.55
1:L:174:HIS:CG	1:L:175:PRO:HD2	2.42	0.55
1:B:71:ASP:HB3	1:B:338:TYR:CE1	2.41	0.54
1:D:216:PHE:HA	1:D:219:VAL:HG22	1.89	0.54
1:F:343:THR:HG22	1:F:344:VAL:H	1.72	0.54
1:G:327:ARG:HG2	1:G:366:HIS:HB3	1.88	0.54
1:H:258:ILE:O	1:H:262:ILE:HG13	2.08	0.54
1:H:348:LYS:HE3	1:H:349:TYR:CZ	2.41	0.54
1:J:103:HIS:CE1	1:J:107:MET:CG	2.90	0.54
1:A:11:PRO:HA	1:A:39:TYR:CZ	2.41	0.54
1:E:99:TRP:CH2	1:E:402:GLN:HG2	2.41	0.54
1:F:304:ASP:HB3	1:F:305:PRO:HD2	1.89	0.54
1:H:405:CYS:HB2	2:H:501:HEM:NA	2.21	0.54
1:J:216:PHE:HA	1:J:219:VAL:CG2	2.37	0.54
1:E:11:PRO:HA	1:E:39:TYR:CZ	2.43	0.54
1:D:28:PRO:HD2	1:D:440:GLN:OE1	2.08	0.54
1:D:302:LEU:HD22	1:D:307:PRO:HB3	1.89	0.54
1:J:13:THR:HG23	1:J:18:GLY:HA2	1.88	0.54
1:J:342:ASP:HA	1:J:353:LYS:HG3	1.88	0.54
1:L:137:ASN:HB3	1:L:138:PRO:HD2	1.89	0.54
1:L:144:VAL:O	1:L:148:MET:HG2	2.07	0.54
1:C:342:ASP:OD1	1:C:353:LYS:N	2.38	0.54
1:E:257:ASN:O	1:E:261:GLN:HG2	2.06	0.54
1:F:213:GLN:HG2	1:J:221:ASN:OD1	2.08	0.54
1:H:152:THR:HG21	1:H:273:THR:OG1	2.07	0.54
1:J:166:ASN:HB3	1:J:169:TYR:CD2	2.43	0.54
1:K:112:GLN:NE2	1:K:313:MET:SD	2.81	0.54
1:G:256:GLU:HA	1:G:259:ARG:CD	2.37	0.54
1:G:352:LYS:H	1:G:352:LYS:CD	2.21	0.54
1:I:284:LEU:HD21	1:I:321:ILE:HD13	1.89	0.54
1:I:311:GLN:O	1:I:314:LYS:HB3	2.07	0.54
1:J:138:PRO:HG3	1:K:225:GLU:OE2	2.07	0.54
1:J:328:LEU:O	1:J:367:ARG:NH2	2.41	0.54
1:B:293:LYS:O	1:B:296:GLU:HG3	2.07	0.54
1:I:297:GLU:HG2	1:I:315:LEU:HD23	1.90	0.54
1:I:336:SER:HB3	1:I:357:ARG:NH1	2.23	0.54
1:L:302:LEU:HD21	1:L:311:GLN:HB2	1.89	0.54

Continued on next page...

Continued from previous page...

Atom-1	Atom-2	Interatomic distance (Å)	Clash overlap (Å)
1:G:66:ASP:OD2	1:G:68:THR:HB	2.08	0.54
1:I:282:TYR:CZ	1:I:436:LEU:HB2	2.43	0.54
1:I:295:TYR:HA	1:I:298:VAL:HG12	1.90	0.54
1:J:103:HIS:CE1	1:J:107:MET:SD	3.00	0.54
1:K:352:LYS:HG2	1:K:356:ASP:OD2	2.08	0.54
1:C:20:LEU:HD23	1:C:23:ILE:HD11	1.90	0.54
1:E:153:LEU:CD2	1:E:177:ILE:HG21	2.38	0.54
1:J:343:THR:HG22	1:J:344:VAL:H	1.73	0.54
1:G:343:THR:HG22	1:G:344:VAL:H	1.71	0.53
1:H:85:ALA:HB1	1:H:264:THR:HG22	1.90	0.53
1:H:65:CYS:HB3	1:H:400:ASN:HD22	1.66	0.53
1:J:101:LYS:HG2	1:J:246:ASP:OD2	2.09	0.53
1:J:293:LYS:HE3	1:J:317:TYR:CE1	2.43	0.53
1:K:372:TRP:CE3	1:K:383:ARG:HD3	2.43	0.53
1:L:266:LEU:O	1:L:270:HIS:ND1	2.30	0.53
2:B:501:HEM:HBC2	2:B:501:HEM:HMC2	1.90	0.53
1:D:124:ASP:O	1:D:127:VAL:HG22	2.07	0.53
1:J:107:MET:SD	1:J:406:ILE:HG23	2.48	0.53
1:J:342:ASP:HB3	1:J:352:LYS:HA	1.90	0.53
1:K:312:VAL:HG11	1:K:413:HIS:NE2	2.24	0.53
1:L:136:LEU:HD12	1:L:453:ILE:HD11	1.89	0.53
1:E:20:LEU:HD21	1:E:47:THR:HG22	1.90	0.53
1:E:427:GLU:HB3	1:E:454:LEU:HB2	1.90	0.53
1:L:284:LEU:HD21	1:L:321:ILE:HD13	1.89	0.53
1:D:106:LEU:HD13	1:D:265:PHE:HZ	1.74	0.53
1:I:61:VAL:O	1:I:65:CYS:HB3	2.09	0.53
1:I:137:ASN:HB3	1:I:138:PRO:HD2	1.90	0.53
1:I:342:ASP:OD1	1:I:353:LYS:N	2.32	0.53
3:C:502:PLM:O2	3:I:502:PLM:HD1	2.08	0.53
1:D:103:HIS:O	1:D:107:MET:HG2	2.08	0.53
1:H:343:THR:HG22	1:H:344:VAL:H	1.73	0.53
2:J:501:HEM:HBC2	2:J:501:HEM:HMC2	1.90	0.53
1:F:124:ASP:OD2	1:F:164:ARG:NH2	2.40	0.53
1:F:218:LEU:O	1:F:221:ASN:HB2	2.09	0.53
1:H:20:LEU:HD12	1:H:48:LEU:HG	1.89	0.53
1:H:71:ASP:HB2	1:H:340:LYS:HE3	1.90	0.53
1:H:352:LYS:HG3	1:H:355:GLU:HB3	1.91	0.53
1:J:136:LEU:HD12	1:J:453:ILE:HD13	1.90	0.53
1:D:256:GLU:O	1:D:259:ARG:HG2	2.08	0.53
1:F:90:PHE:HB2	1:F:264:THR:HG23	1.91	0.53
1:H:308:THR:HG22	1:H:311:GLN:OE1	2.08	0.53

Continued on next page...

Continued from previous page...

Atom-1	Atom-2	Interatomic distance (Å)	Clash overlap (Å)
1:I:254:ASP:O	1:I:258:ILE:HG13	2.08	0.53
1:J:144:VAL:CG2	1:J:145:PRO:HD3	2.39	0.53
1:E:81:VAL:HG12	1:E:91:THR:HG21	1.90	0.53
1:F:276:LEU:HD13	1:F:326:LEU:HG	1.91	0.53
1:D:90:PHE:HB2	1:D:264:THR:HG23	1.90	0.53
1:D:435:GLN:OE1	1:K:49:SER:HB2	2.09	0.53
1:E:276:LEU:HD13	1:E:326:LEU:HG	1.90	0.52
1:H:253:LEU:HD22	1:H:257:ASN:HD22	1.74	0.52
1:K:366:HIS:CE1	1:K:397:PRO:HG3	2.44	0.52
1:D:72:LYS:HA	1:D:337:LEU:HD23	1.92	0.52
1:F:93:GLU:HB2	1:F:96:GLU:HG3	1.91	0.52
1:G:63:GLU:OE1	1:G:346:GLY:N	2.28	0.52
1:G:220:ASP:OD2	1:G:259:ARG:NH2	2.41	0.52
1:B:343:THR:HG22	1:B:344:VAL:H	1.73	0.52
1:G:221:ASN:O	1:G:225:GLU:HG3	2.09	0.52
1:G:352:LYS:HD3	1:G:356:ASP:CG	2.30	0.52
2:H:501:HEM:HMC2	2:H:501:HEM:HBC2	1.91	0.52
1:L:20:LEU:HD23	1:L:23:ILE:HD12	1.92	0.52
1:L:81:VAL:HG12	1:L:91:THR:HG21	1.90	0.52
1:A:14:TYR:HA	1:J:37:GLU:HG2	1.92	0.52
1:A:226:ARG:NH2	1:A:236:ASP:OD1	2.42	0.52
3:B:502:PLM:C3	3:C:502:PLM:H81	2.40	0.52
1:D:308:THR:N	1:D:311:GLN:OE1	2.32	0.52
1:I:321:ILE:HG23	1:I:379:PHE:HZ	1.75	0.52
1:J:254:ASP:O	1:J:258:ILE:HG23	2.09	0.52
1:J:326:LEU:HD12	1:J:330:PRO:HA	1.91	0.52
2:D:501:HEM:HBB2	2:D:501:HEM:HMB2	1.92	0.52
1:I:64:VAL:HA	1:I:70:PHE:CD2	2.45	0.52
1:L:72:LYS:HD3	1:L:336:SER:O	2.09	0.52
1:D:219:VAL:O	1:D:223:ILE:HG12	2.10	0.52
1:G:63:GLU:CD	1:G:345:ILE:HA	2.29	0.52
1:L:74:ILE:O	1:L:74:ILE:HG13	2.09	0.52
1:I:102:ALA:HB2	1:I:253:LEU:HD11	1.91	0.52
1:L:123:VAL:HG12	1:L:417:LEU:HD11	1.92	0.52
1:J:119:HIS:O	1:J:123:VAL:HG23	2.10	0.52
1:A:276:LEU:HD13	1:A:326:LEU:HG	1.92	0.52
1:B:210:HIS:O	1:B:213:GLN:HG2	2.09	0.52
1:J:78:LEU:HD21	1:J:90:PHE:HE1	1.75	0.52
1:K:297:GLU:HG3	1:K:300:ARG:NH2	2.25	0.52
1:L:98:ASN:CG	1:L:257:ASN:HD21	2.13	0.52
1:L:105:ILE:HG22	1:L:106:LEU:HG	1.92	0.52

Continued on next page...

Continued from previous page...

Atom-1	Atom-2	Interatomic distance (Å)	Clash overlap (Å)
1:L:258:ILE:O	1:L:262:ILE:HG23	2.09	0.52
2:A:501:HEM:HBB2	2:A:501:HEM:HMB2	1.91	0.52
1:B:257:ASN:O	1:B:261:GLN:HG2	2.09	0.52
1:B:304:ASP:HB3	1:B:305:PRO:HD2	1.92	0.52
1:H:270:HIS:CE1	1:H:271:GLU:HG3	2.45	0.52
1:I:85:ALA:HB1	1:I:264:THR:HG22	1.92	0.52
1:J:429:ILE:HB	1:J:452:ARG:HB2	1.92	0.52
1:E:284:LEU:HD21	1:E:321:ILE:HD13	1.90	0.51
1:F:47:THR:HG22	1:F:48:LEU:N	2.25	0.51
1:H:84:PHE:HE1	1:H:267:ILE:HD13	1.74	0.51
1:A:20:LEU:HD12	1:A:48:LEU:HD13	1.92	0.51
1:B:152:THR:HG21	1:B:273:THR:HG23	1.92	0.51
1:G:61:VAL:HG11	1:G:365:LEU:HD22	1.92	0.51
1:I:308:THR:HG23	1:I:311:GLN:HB2	1.92	0.51
1:L:302:LEU:HD11	1:L:315:LEU:HD11	1.92	0.51
1:L:331:THR:O	1:L:443:THR:HG23	2.09	0.51
1:A:69:ARG:NH2	1:A:343:THR:OG1	2.39	0.51
1:G:375:ASN:O	1:G:383:ARG:NH2	2.42	0.51
1:I:47:THR:HG22	1:I:48:LEU:N	2.25	0.51
2:K:501:HEM:HBB2	2:K:501:HEM:HMB2	1.92	0.51
1:C:86:GLY:O	1:C:91:THR:OG1	2.29	0.51
1:E:336:SER:C	1:E:337:LEU:HD12	2.31	0.51
1:I:276:LEU:N	1:I:331:THR:HG21	2.26	0.51
1:I:65:CYS:HB2	1:I:400:ASN:HD21	1.68	0.51
1:A:121:MET:SD	1:A:159:CYS:HA	2.50	0.51
1:B:152:THR:CG2	1:B:273:THR:HG23	2.41	0.51
1:C:254:ASP:O	1:C:258:ILE:HG13	2.11	0.51
1:D:324:GLU:OE2	1:D:383:ARG:NH1	2.44	0.51
1:K:63:GLU:OE1	1:K:346:GLY:N	2.36	0.51
1:B:213:GLN:HB2	1:H:221:ASN:OD1	2.11	0.51
1:D:284:LEU:HD21	1:D:321:ILE:HD13	1.92	0.51
1:E:101:LYS:HG3	1:E:246:ASP:HB2	1.91	0.51
1:I:84:PHE:HZ	1:I:184:LEU:HD21	1.75	0.51
1:J:47:THR:HG22	1:J:48:LEU:N	2.25	0.51
1:L:136:LEU:HD11	1:L:142:VAL:HG22	1.93	0.51
2:E:501:HEM:HBB2	2:E:501:HEM:HMB2	1.93	0.51
1:H:72:LYS:HA	1:H:337:LEU:HD23	1.92	0.51
2:I:501:HEM:HMB2	2:I:501:HEM:HBB2	1.91	0.51
1:J:123:VAL:HG13	1:J:421:MET:HE2	1.91	0.51
1:L:212:ILE:HG23	1:L:213:GLN:H	1.76	0.51
2:B:501:HEM:HBB2	2:B:501:HEM:HMB2	1.92	0.51

Continued on next page...

Continued from previous page...

Atom-1	Atom-2	Interatomic distance (Å)	Clash overlap (Å)
1:E:298:VAL:HG13	1:E:302:LEU:HD12	1.92	0.51
1:K:406:ILE:HG12	2:K:501:HEM:HBD2	1.92	0.51
1:L:126:ALA:O	1:L:130:VAL:HG23	2.11	0.51
1:G:343:THR:HG22	1:G:344:VAL:N	2.26	0.51
1:H:123:VAL:HG13	1:H:421:MET:HE2	1.94	0.51
1:I:42:ILE:HD13	1:I:55:VAL:HG12	1.93	0.51
1:J:135:ARG:NH1	1:K:169:TYR:OH	2.41	0.51
1:J:342:ASP:HA	1:J:351:ILE:O	2.11	0.51
1:A:123:VAL:HG11	1:A:306:THR:HG23	1.93	0.50
1:B:355:GLU:O	1:B:357:ARG:NH1	2.44	0.50
1:C:267:ILE:HG13	1:C:268:ALA:H	1.75	0.50
1:F:72:LYS:HD3	1:F:403:ARG:CZ	2.42	0.50
1:F:282:TYR:CZ	1:F:436:LEU:HB2	2.46	0.50
1:H:298:VAL:HG13	1:H:302:LEU:HD12	1.92	0.50
1:B:177:ILE:O	1:B:181:THR:HG23	2.11	0.50
1:G:144:VAL:O	1:G:148:MET:HG2	2.12	0.50
1:L:101:LYS:O	1:L:105:ILE:HG13	2.11	0.50
1:A:11:PRO:HA	1:A:39:TYR:CE2	2.46	0.50
1:A:226:ARG:HH22	1:A:236:ASP:CG	2.15	0.50
1:E:32:PHE:CE1	1:E:45:ILE:HD12	2.46	0.50
1:E:387:LEU:O	1:E:390:VAL:HG22	2.10	0.50
1:I:102:ALA:O	1:I:106:LEU:HG	2.11	0.50
1:J:58:HIS:CE1	1:J:59:GLU:HG3	2.45	0.50
1:K:82:ARG:HG3	1:K:86:GLY:O	2.12	0.50
1:L:295:TYR:CE1	1:L:423:LEU:HD22	2.47	0.50
1:C:254:ASP:OD1	1:C:255:ASP:N	2.44	0.50
1:F:133:TRP:HB3	1:F:453:ILE:CD1	2.41	0.50
2:G:501:HEM:HMB2	2:G:501:HEM:HBB2	1.94	0.50
1:J:72:LYS:HE3	1:J:73:SER:O	2.12	0.50
1:K:81:VAL:HG12	1:K:91:THR:HG21	1.93	0.50
1:L:47:THR:HG23	1:L:50:ASP:H	1.77	0.50
2:L:501:HEM:HBB2	2:L:501:HEM:HMB2	1.94	0.50
1:A:209:GLN:HE22	1:J:140:GLU:HA	1.76	0.50
1:A:267:ILE:HG13	1:A:268:ALA:N	2.26	0.50
1:C:304:ASP:HB3	1:C:305:PRO:HD2	1.93	0.50
1:D:77:ALA:O	1:D:80:LYS:HG2	2.11	0.50
1:E:342:ASP:OD1	1:E:353:LYS:N	2.45	0.50
1:F:237:LEU:O	1:F:241:MET:HG3	2.11	0.50
1:H:276:LEU:HD13	1:H:326:LEU:HG	1.93	0.50
1:I:133:TRP:NE1	1:I:142:VAL:HG21	2.27	0.50
1:I:340:LYS:O	1:I:353:LYS:HD2	2.12	0.50

Continued on next page...

Continued from previous page...

Atom-1	Atom-2	Interatomic distance (Å)	Clash overlap (Å)
1:B:69:ARG:HE	1:B:343:THR:HG21	1.77	0.50
1:C:277:LEU:HD21	1:C:415:ALA:HA	1.93	0.50
1:D:154:ASP:OD1	1:D:167:SER:OG	2.25	0.50
1:D:293:LYS:HB3	1:D:317:TYR:CE2	2.47	0.50
1:E:352:LYS:NZ	1:E:355:GLU:OE2	2.35	0.50
1:H:130:VAL:HG23	1:H:426:PHE:CE2	2.46	0.50
1:I:308:THR:CG2	1:I:311:GLN:HB2	2.41	0.50
1:J:336:SER:HA	1:J:358:ILE:O	2.11	0.50
1:A:20:LEU:HD11	1:A:47:THR:OG1	2.11	0.49
1:B:124:ASP:O	1:B:127:VAL:HG22	2.12	0.49
1:K:113:ARG:HG3	1:K:114:ALA:H	1.76	0.49
1:K:127:VAL:HA	1:K:130:VAL:HG12	1.93	0.49
1:K:219:VAL:CG2	1:K:259:ARG:HG3	2.43	0.49
1:K:342:ASP:OD1	1:K:353:LYS:N	2.45	0.49
1:A:119:HIS:O	1:A:123:VAL:HG23	2.12	0.49
1:B:171:GLU:OE1	1:E:172:THR:HG22	2.11	0.49
1:E:37:GLU:HG2	1:H:14:TYR:HA	1.94	0.49
1:F:41:PRO:HB3	1:F:57:GLY:HA3	1.93	0.49
1:G:71:ASP:HB3	1:G:338:TYR:CE1	2.48	0.49
1:I:135:ARG:HD2	1:L:169:TYR:OH	2.13	0.49
1:A:257:ASN:O	1:A:261:GLN:HG2	2.12	0.49
2:H:501:HEM:HMB2	2:H:501:HEM:HBB2	1.93	0.49
1:I:163:TYR:HE1	1:L:137:ASN:ND2	2.01	0.49
2:J:501:HEM:HBB2	2:J:501:HEM:HMB2	1.95	0.49
1:A:72:LYS:NZ	1:A:90:PHE:O	2.44	0.49
1:C:267:ILE:HG13	1:C:268:ALA:N	2.28	0.49
1:D:84:PHE:HE2	1:D:267:ILE:HD13	1.77	0.49
1:F:342:ASP:OD1	1:F:352:LYS:HA	2.13	0.49
1:G:113:ARG:HG3	1:G:114:ALA:N	2.27	0.49
1:J:240:ARG:O	1:J:244:VAL:HG22	2.12	0.49
1:J:363:PRO:O	1:J:367:ARG:HG3	2.13	0.49
1:F:99:TRP:CH2	1:F:402:GLN:HG2	2.47	0.49
1:F:431:TYR:CE2	1:F:432:GLN:HG3	2.47	0.49
1:I:327:ARG:NH2	1:I:376:VAL:HA	2.27	0.49
1:J:144:VAL:O	1:J:148:MET:HG2	2.13	0.49
1:J:297:GLU:HG2	1:J:315:LEU:HD23	1.94	0.49
1:B:293:LYS:HB3	1:B:317:TYR:CE2	2.47	0.49
1:K:148:MET:HE2	1:K:277:LEU:HD13	1.95	0.49
1:L:129:LEU:HD22	1:L:151:LEU:HD22	1.94	0.49
1:D:47:THR:HG22	1:D:50:ASP:O	2.12	0.49
1:J:301:VAL:O	1:J:311:GLN:NE2	2.41	0.49

Continued on next page...

Continued from previous page...

Atom-1	Atom-2	Interatomic distance (Å)	Clash overlap (Å)
1:K:161:PHE:HZ	1:K:265:PHE:HD2	1.61	0.49
1:A:143:ASP:OD1	1:A:145:PRO:HD2	2.12	0.49
1:B:86:GLY:O	1:B:91:THR:OG1	2.30	0.49
1:D:70:PHE:CZ	1:D:345:ILE:HD11	2.47	0.49
1:D:215:MET:O	1:D:219:VAL:HG13	2.12	0.49
1:F:240:ARG:NH1	1:F:244:VAL:HG11	2.27	0.49
1:H:216:PHE:HD1	1:H:259:ARG:NE	2.11	0.48
1:J:129:LEU:HD22	1:J:151:LEU:HD22	1.95	0.48
1:J:293:LYS:HE3	1:J:317:TYR:CZ	2.47	0.48
1:K:75:GLU:HG3	1:K:76:GLY:N	2.28	0.48
1:B:241:MET:HE3	1:B:261:GLN:HG3	1.95	0.48
1:C:71:ASP:HB3	1:C:338:TYR:CE1	2.48	0.48
1:E:160:GLY:HA2	1:E:237:LEU:HD12	1.93	0.48
1:G:41:PRO:HB3	1:G:57:GLY:HA3	1.95	0.48
1:H:152:THR:HG22	1:H:270:HIS:HA	1.93	0.48
1:H:304:ASP:HB3	1:H:305:PRO:HD2	1.95	0.48
1:I:382:GLU:O	1:I:385:GLU:HG3	2.13	0.48
1:E:249:THR:HG23	1:E:251:GLU:H	1.77	0.48
1:F:47:THR:HG22	1:F:48:LEU:H	1.77	0.48
1:G:387:LEU:O	1:G:390:VAL:HG22	2.14	0.48
1:I:90:PHE:CE1	2:I:501:HEM:HBA1	2.48	0.48
1:B:136:LEU:HD11	1:B:142:VAL:CG1	2.43	0.48
1:C:351:ILE:HD13	1:C:358:ILE:HD11	1.95	0.48
1:D:8:ILE:HD11	1:D:42:ILE:HD11	1.93	0.48
1:E:84:PHE:HB3	1:E:212:ILE:HG12	1.93	0.48
1:F:256:GLU:HG3	1:F:259:ARG:NH2	2.28	0.48
1:G:80:LYS:HD2	1:G:184:LEU:HA	1.95	0.48
1:H:327:ARG:HG2	1:H:366:HIS:HB3	1.95	0.48
1:I:405:CYS:HB2	2:I:501:HEM:NA	2.28	0.48
1:J:72:LYS:NZ	1:J:336:SER:H	2.11	0.48
1:J:169:TYR:OH	1:K:135:ARG:HD2	2.13	0.48
1:K:99:TRP:HH2	1:K:402:GLN:HG2	1.78	0.48
1:L:291:LEU:HG	1:L:295:TYR:CE2	2.48	0.48
1:D:417:LEU:HD11	1:D:421:MET:HE2	1.95	0.48
1:K:238:LEU:HG	1:K:242:LEU:HD23	1.96	0.48
1:C:112:GLN:HG2	1:C:409:GLN:OE1	2.13	0.48
1:C:336:SER:HA	1:C:358:ILE:O	2.13	0.48
1:D:14:TYR:HA	1:F:37:GLU:HG2	1.95	0.48
1:K:99:TRP:CH2	1:K:402:GLN:HG2	2.48	0.48
1:A:113:ARG:HD2	1:I:38:GLU:O	2.14	0.48
1:C:327:ARG:NH2	1:C:376:VAL:O	2.29	0.48

Continued on next page...

Continued from previous page...

Atom-1	Atom-2	Interatomic distance (Å)	Clash overlap (Å)
1:F:72:LYS:HA	1:F:337:LEU:HD23	1.95	0.48
1:F:340:LYS:HB2	1:F:340:LYS:HZ2	1.79	0.48
1:H:10:GLN:HB3	1:H:44:GLN:HG3	1.95	0.48
1:J:174:HIS:O	1:J:177:ILE:HG22	2.14	0.48
1:L:155:THR:HG21	1:L:414:GLU:OE2	2.14	0.48
1:A:115:MET:SD	1:A:410:PHE:HA	2.54	0.48
1:F:105:ILE:HD12	1:F:253:LEU:HG	1.95	0.48
1:I:218:LEU:O	1:I:221:ASN:HB2	2.13	0.48
1:L:142:VAL:HG13	1:L:147:ASP:OD2	2.14	0.48
1:D:47:THR:CG2	1:D:50:ASP:H	2.27	0.48
1:E:35:ILE:CD1	1:E:45:ILE:HD11	2.38	0.48
1:H:144:VAL:O	1:H:148:MET:HG2	2.13	0.48
1:H:270:HIS:NE2	1:H:271:GLU:HG3	2.28	0.48
1:J:293:LYS:O	1:J:296:GLU:HG3	2.13	0.48
1:K:155:THR:HG21	1:K:414:GLU:CD	2.34	0.48
1:K:366:HIS:HE1	1:K:397:PRO:HG3	1.77	0.48
1:L:58:HIS:HD2	1:L:368:ASP:OD2	1.97	0.48
1:C:276:LEU:HD13	1:C:326:LEU:HG	1.96	0.47
1:C:391:PRO:HB2	1:C:394:ALA:HB3	1.96	0.47
1:D:41:PRO:HB3	1:D:57:GLY:HA3	1.96	0.47
1:D:219:VAL:HG11	1:D:263:ILE:HG13	1.96	0.47
1:D:431:TYR:CD1	1:D:452:ARG:HG3	2.48	0.47
1:G:42:ILE:HB	1:G:60:LEU:HD13	1.96	0.47
1:J:105:ILE:HD12	1:J:253:LEU:HG	1.96	0.47
1:J:301:VAL:HG11	1:J:314:LYS:HB2	1.95	0.47
1:K:82:ARG:O	1:K:86:GLY:N	2.35	0.47
1:A:34:LYS:HG2	1:G:14:TYR:CD2	2.49	0.47
1:H:82:ARG:HD2	1:H:91:THR:O	2.13	0.47
1:J:431:TYR:HB3	1:J:452:ARG:HG3	1.96	0.47
1:K:285:LEU:HD11	1:K:451:ILE:HG21	1.95	0.47
1:L:336:SER:HA	1:L:358:ILE:O	2.14	0.47
1:C:133:TRP:HB3	1:C:453:ILE:CD1	2.44	0.47
1:C:257:ASN:O	1:C:261:GLN:HG2	2.14	0.47
1:E:277:LEU:HD21	1:E:415:ALA:HA	1.96	0.47
1:H:441:THR:OG1	1:H:442:LEU:N	2.47	0.47
1:K:64:VAL:HG13	1:K:337:LEU:HD11	1.97	0.47
1:B:343:THR:HG22	1:B:344:VAL:N	2.29	0.47
1:F:257:ASN:O	1:F:261:GLN:HG2	2.15	0.47
3:G:502:PLM:H91	3:J:502:PLM:H21	1.95	0.47
1:L:19:ASN:OD1	1:L:45:ILE:HG23	2.15	0.47
1:C:84:PHE:HE2	1:C:267:ILE:HG21	1.80	0.47

Continued on next page...

Continued from previous page...

Atom-1	Atom-2	Interatomic distance (Å)	Clash overlap (Å)
1:E:30:LEU:HD22	1:H:17:LEU:HD21	1.97	0.47
2:F:501:HEM:HMB2	2:F:501:HEM:HBB2	1.95	0.47
1:H:30:LEU:HD22	1:L:17:LEU:HD21	1.97	0.47
1:H:161:PHE:HA	1:H:236:ASP:OD2	2.14	0.47
1:I:72:LYS:HB2	1:I:403:ARG:HG3	1.95	0.47
1:L:100:LYS:HE3	1:L:104:ASN:HD21	1.79	0.47
1:L:154:ASP:OD1	1:L:167:SER:OG	2.30	0.47
1:B:42:ILE:HD11	1:B:53:ILE:HG23	1.96	0.47
1:E:184:LEU:HD22	1:E:442:LEU:HD11	1.96	0.47
1:K:88:GLY:H	1:K:92:SER:HB3	1.80	0.47
1:L:72:LYS:HB2	1:L:403:ARG:HG3	1.97	0.47
1:A:342:ASP:OD1	1:A:353:LYS:N	2.45	0.47
1:E:41:PRO:HB3	1:E:57:GLY:HA3	1.97	0.47
1:F:174:HIS:N	1:F:177:ILE:HD12	2.29	0.47
1:F:240:ARG:HD3	1:F:244:VAL:HB	1.97	0.47
1:G:20:LEU:HD12	1:G:48:LEU:CD1	2.45	0.47
1:G:115:MET:SD	1:G:410:PHE:HA	2.55	0.47
1:G:336:SER:C	1:G:337:LEU:HD12	2.35	0.47
1:A:105:ILE:HD12	1:A:253:LEU:HG	1.96	0.47
1:B:277:LEU:HD21	1:B:415:ALA:HA	1.96	0.47
1:H:65:CYS:CB	1:H:400:ASN:HD22	2.26	0.47
1:H:89:LEU:HD21	1:H:106:LEU:HD11	1.95	0.47
1:H:217:SER:O	1:H:220:ASP:HB2	2.14	0.47
1:J:225:GLU:OE2	1:J:226:ARG:HG3	2.14	0.47
1:J:351:ILE:HG22	1:J:353:LYS:HG2	1.97	0.47
1:K:31:SER:O	1:K:35:ILE:HG13	2.15	0.47
1:A:137:ASN:H	1:A:140:GLU:CD	2.17	0.47
1:A:171:GLU:OE2	1:D:172:THR:HG23	2.15	0.47
3:A:502:PLM:H61	3:A:502:PLM:H32	1.65	0.47
1:B:435:GLN:OE1	1:I:49:SER:HB2	2.15	0.47
1:J:86:GLY:O	1:J:91:THR:OG1	2.31	0.47
1:A:341:GLU:HA	1:A:353:LYS:HD3	1.97	0.47
1:B:241:MET:HB3	1:B:241:MET:HE2	1.74	0.47
1:E:129:LEU:HD22	1:E:151:LEU:HD22	1.97	0.47
1:F:115:MET:SD	1:F:410:PHE:HA	2.55	0.47
1:F:139:ASN:O	1:F:452:ARG:NH2	2.48	0.47
1:F:343:THR:HG22	1:F:344:VAL:N	2.30	0.47
1:H:396:LYS:N	1:H:397:PRO:HD3	2.29	0.47
1:I:281:ILE:HG13	1:I:419:MET:CE	2.45	0.47
1:J:246:ASP:OD1	1:J:249:THR:N	2.47	0.47
1:J:312:VAL:HG21	1:J:417:LEU:HA	1.97	0.47

Continued on next page...

Continued from previous page...

Atom-1	Atom-2	Interatomic distance (Å)	Clash overlap (Å)
1:K:285:LEU:HD12	1:K:449:PHE:HZ	1.78	0.47
1:L:156:ILE:HD11	1:L:269:GLY:HA3	1.97	0.47
1:L:302:LEU:CD2	1:L:311:GLN:HB2	2.45	0.47
1:D:119:HIS:O	1:D:123:VAL:HG23	2.15	0.46
3:D:502:PLM:H61	3:D:503:PLM:H81	1.97	0.46
1:E:118:TYR:HA	1:E:121:MET:HE3	1.97	0.46
1:F:64:VAL:HG12	1:F:337:LEU:HD13	1.97	0.46
1:F:99:TRP:HH2	1:F:402:GLN:HG2	1.80	0.46
1:I:123:VAL:O	1:I:127:VAL:HG13	2.14	0.46
1:I:130:VAL:HG23	1:I:426:PHE:CE2	2.50	0.46
1:I:430:ASP:OD2	1:I:433:ASN:HA	2.15	0.46
1:L:8:ILE:HG12	1:L:349:TYR:HD1	1.79	0.46
1:C:290:LYS:HD2	1:C:290:LYS:N	2.30	0.46
1:F:133:TRP:CZ2	1:F:142:VAL:HG11	2.51	0.46
1:I:94:THR:HA	1:I:403:ARG:NH1	2.30	0.46
1:L:302:LEU:HD22	1:L:311:GLN:NE2	2.31	0.46
1:A:12:LYS:H	1:A:19:ASN:HD21	1.62	0.46
1:C:115:MET:SD	1:C:410:PHE:HA	2.55	0.46
1:C:119:HIS:O	1:C:123:VAL:HG23	2.15	0.46
1:C:367:ARG:NE	1:C:377:GLU:OE2	2.40	0.46
1:E:11:PRO:HA	1:E:39:TYR:CE2	2.51	0.46
1:J:307:PRO:HD2	1:J:421:MET:HE3	1.98	0.46
1:L:163:TYR:CZ	1:L:218:LEU:HD11	2.51	0.46
1:L:253:LEU:HD21	1:L:258:ILE:HG12	1.96	0.46
1:B:241:MET:HE2	1:B:258:ILE:HG12	1.97	0.46
1:C:41:PRO:HB3	1:C:57:GLY:HA3	1.97	0.46
1:E:64:VAL:HA	1:E:70:PHE:CD2	2.50	0.46
1:G:78:LEU:HD23	1:G:78:LEU:HA	1.67	0.46
1:J:170:ARG:NH2	1:J:175:PRO:HD3	2.30	0.46
1:K:309:TYR:O	1:K:312:VAL:HG12	2.15	0.46
1:B:185:ASP:HA	1:B:188:MET:HG2	1.98	0.46
1:G:99:TRP:CH2	1:G:402:GLN:HG2	2.50	0.46
1:G:119:HIS:O	1:G:123:VAL:HG23	2.15	0.46
1:I:84:PHE:HA	1:I:216:PHE:CZ	2.50	0.46
1:J:335:PHE:CD1	1:J:362:ILE:HD11	2.50	0.46
1:L:120:ALA:O	1:L:123:VAL:HG22	2.16	0.46
1:C:226:ARG:NH1	1:C:234:GLU:HB3	2.30	0.46
1:H:390:VAL:O	1:H:392:HIS:N	2.49	0.46
1:I:127:VAL:O	1:I:130:VAL:HG12	2.15	0.46
1:K:290:LYS:HG3	1:K:317:TYR:OH	2.15	0.46
1:K:367:ARG:NE	1:K:377:GLU:OE2	2.38	0.46

Continued on next page...

Continued from previous page...

Atom-1	Atom-2	Interatomic distance (Å)	Clash overlap (Å)
1:L:212:ILE:N	1:L:214:SER:HG	2.13	0.46
1:E:109:THR:HG21	1:E:237:LEU:HD23	1.97	0.46
1:E:290:LYS:HD2	1:E:290:LYS:N	2.31	0.46
1:H:174:HIS:O	1:H:177:ILE:HG22	2.16	0.46
1:I:84:PHE:HA	1:I:216:PHE:HZ	1.80	0.46
1:I:336:SER:C	1:I:337:LEU:HD12	2.36	0.46
1:K:241:MET:HG2	1:K:258:ILE:HG23	1.98	0.46
1:K:301:VAL:HG12	1:K:301:VAL:O	2.15	0.46
1:L:47:THR:CG2	1:L:50:ASP:H	2.28	0.46
1:B:296:GLU:OE2	1:B:300:ARG:NH2	2.48	0.46
1:E:220:ASP:OD1	1:E:259:ARG:HD3	2.16	0.46
1:G:288:PRO:O	1:G:292:LYS:HG2	2.16	0.46
1:I:99:TRP:HE1	2:I:501:HEM:CGD	2.26	0.46
1:J:65:CYS:HB3	1:J:400:ASN:OD1	2.16	0.46
1:J:272:THR:HA	1:J:331:THR:HG21	1.96	0.46
1:B:184:LEU:HA	1:B:187:ALA:HB3	1.98	0.46
1:C:240:ARG:HH11	1:C:244:VAL:HG11	1.81	0.46
1:I:154:ASP:OD1	1:I:165:PHE:HB2	2.16	0.46
1:J:89:LEU:HD23	1:J:406:ILE:HG13	1.97	0.46
3:A:502:PLM:H42	3:G:502:PLM:H61	1.98	0.46
1:B:84:PHE:HZ	1:B:184:LEU:HD23	1.81	0.46
1:D:161:PHE:CZ	1:D:266:LEU:HD21	2.51	0.46
1:G:276:LEU:HD13	1:G:326:LEU:HG	1.97	0.46
1:I:119:HIS:O	1:I:123:VAL:HG23	2.16	0.46
1:I:121:MET:HB3	1:I:158:LEU:CD2	2.46	0.46
1:J:348:LYS:HE2	1:J:349:TYR:CZ	2.51	0.46
1:K:154:ASP:OD1	1:K:165:PHE:HB2	2.16	0.46
1:L:238:LEU:O	1:L:242:LEU:CB	2.62	0.46
1:H:273:THR:CG2	2:H:501:HEM:HAB	2.40	0.45
1:K:240:ARG:O	1:K:244:VAL:HG22	2.15	0.45
1:C:133:TRP:HB3	1:C:453:ILE:HD13	1.97	0.45
1:E:12:LYS:O	1:E:19:ASN:ND2	2.48	0.45
1:E:61:VAL:HG11	1:E:365:LEU:HD22	1.98	0.45
1:A:72:LYS:HE3	2:A:501:HEM:O1A	2.16	0.45
1:C:90:PHE:HE1	2:C:501:HEM:HBA1	1.82	0.45
1:C:133:TRP:NE1	1:C:142:VAL:HG21	2.32	0.45
1:E:290:LYS:HD2	1:E:290:LYS:H	1.82	0.45
1:F:74:ILE:HG22	1:F:78:LEU:HD13	1.98	0.45
1:G:255:ASP:O	1:G:259:ARG:HG3	2.15	0.45
1:H:80:LYS:HE2	1:H:184:LEU:HA	1.98	0.45
1:J:160:GLY:HA2	1:J:237:LEU:HB2	1.99	0.45

Continued on next page...

Continued from previous page...

Atom-1	Atom-2	Interatomic distance (Å)	Clash overlap (Å)
1:A:284:LEU:HD21	1:A:321:ILE:HD13	1.97	0.45
1:B:285:LEU:HG	1:B:430:ASP:HB2	1.99	0.45
1:E:150:ARG:HG2	1:E:167:SER:HB3	1.98	0.45
1:E:304:ASP:HB3	1:E:305:PRO:HD2	1.97	0.45
1:H:253:LEU:HD22	1:H:257:ASN:ND2	2.31	0.45
1:I:304:ASP:HB3	1:I:305:PRO:HD2	1.96	0.45
1:K:69:ARG:NH2	1:K:345:ILE:HD13	2.31	0.45
1:K:145:PRO:HD3	1:K:449:PHE:HB3	1.97	0.45
1:L:61:VAL:HA	1:L:64:VAL:HG22	1.99	0.45
1:L:133:TRP:CZ3	1:L:422:LEU:HD22	2.52	0.45
1:B:81:VAL:HG23	1:B:84:PHE:CE2	2.51	0.45
1:C:226:ARG:HH12	1:C:234:GLU:HB3	1.82	0.45
1:C:237:LEU:O	1:C:241:MET:HG3	2.16	0.45
1:H:295:TYR:CE1	1:H:423:LEU:HD22	2.51	0.45
1:C:241:MET:HE1	1:C:258:ILE:HA	1.98	0.45
1:F:86:GLY:O	1:F:91:THR:OG1	2.35	0.45
1:I:88:GLY:HA3	1:I:264:THR:HG21	1.99	0.45
1:I:301:VAL:CG1	1:I:311:GLN:HG2	2.47	0.45
1:J:150:ARG:HG2	1:J:167:SER:HB3	1.98	0.45
1:K:411:ALA:HB2	2:K:501:HEM:HHC	1.99	0.45
1:B:179:SER:HB3	1:B:211:ASP:HB3	1.98	0.45
1:C:133:TRP:O	1:C:453:ILE:HD11	2.17	0.45
1:E:396:LYS:N	1:E:397:PRO:HD3	2.32	0.45
1:E:434:TYR:CE2	1:E:436:LEU:HA	2.52	0.45
1:I:153:LEU:HD22	1:I:177:ILE:HD11	1.99	0.45
1:I:405:CYS:HA	2:I:501:HEM:C4D	2.52	0.45
1:K:110:PHE:HB3	1:K:406:ILE:O	2.16	0.45
1:B:151:LEU:HD21	1:B:418:VAL:CG2	2.42	0.45
1:C:61:VAL:HG11	1:C:365:LEU:HD22	1.98	0.45
1:E:16:PRO:HG3	1:L:367:ARG:NE	2.32	0.45
1:L:16:PRO:O	1:L:48:LEU:HD23	2.17	0.45
1:D:161:PHE:HZ	1:D:266:LEU:HD21	1.81	0.45
1:D:254:ASP:OD1	1:D:255:ASP:N	2.49	0.45
1:E:42:ILE:HD11	1:E:349:TYR:CG	2.52	0.45
1:I:115:MET:HE2	1:I:413:HIS:HB3	1.99	0.45
1:K:180:MET:HA	1:K:215:MET:CE	2.47	0.45
1:B:144:VAL:HB	1:B:145:PRO:HD3	1.98	0.45
1:E:38:GLU:OE2	1:H:14:TYR:HE2	2.00	0.45
1:F:71:ASP:HB3	1:F:338:TYR:CE2	2.52	0.45
1:K:321:ILE:HG23	1:K:379:PHE:HZ	1.82	0.45
1:K:405:CYS:HB2	2:K:501:HEM:NA	2.32	0.45

Continued on next page...

Continued from previous page...

Atom-1	Atom-2	Interatomic distance (Å)	Clash overlap (Å)
1:A:309:TYR:CE1	1:A:313:MET:HE3	2.52	0.44
1:A:380:GLN:O	1:A:383:ARG:HG3	2.16	0.44
1:B:42:ILE:HB	1:B:60:LEU:HD13	1.99	0.44
1:D:82:ARG:NH1	1:D:92:SER:HA	2.31	0.44
1:F:71:ASP:OD1	1:F:72:LYS:N	2.50	0.44
3:H:502:PLM:H22	3:L:502:PLM:HB2	1.99	0.44
1:K:302:LEU:CD1	1:K:424:GLN:HG3	2.18	0.44
1:B:41:PRO:HB3	1:B:57:GLY:HA3	1.99	0.44
1:B:276:LEU:HD13	1:B:326:LEU:HG	2.00	0.44
1:F:105:ILE:O	1:F:240:ARG:HD2	2.17	0.44
1:G:103:HIS:O	1:G:107:MET:HG2	2.17	0.44
1:I:295:TYR:CZ	1:I:423:LEU:HD22	2.52	0.44
1:I:396:LYS:N	1:I:397:PRO:HD3	2.32	0.44
1:K:226:ARG:HH12	1:K:236:ASP:CG	2.20	0.44
1:L:90:PHE:HE1	2:L:501:HEM:HBA1	1.81	0.44
1:L:219:VAL:O	1:L:223:ILE:HG13	2.18	0.44
1:I:75:GLU:HB3	1:I:357:ARG:NH1	2.32	0.44
1:J:372:TRP:CZ2	1:J:395:TYR:HB2	2.53	0.44
1:K:181:THR:O	1:K:184:LEU:HB2	2.17	0.44
1:K:260:PHE:O	1:K:264:THR:HG23	2.17	0.44
1:K:414:GLU:O	1:K:418:VAL:HG23	2.17	0.44
1:A:61:VAL:HG21	1:A:365:LEU:HD13	2.00	0.44
1:B:217:SER:O	1:B:221:ASN:ND2	2.47	0.44
1:C:152:THR:CG2	1:C:273:THR:HG23	2.47	0.44
1:C:169:TYR:HD1	1:H:168:PHE:O	2.01	0.44
1:D:93:GLU:OE1	1:D:95:HIS:NE2	2.50	0.44
1:C:179:SER:HB2	1:C:211:ASP:HB3	2.00	0.44
1:E:105:ILE:HD12	1:E:253:LEU:HG	1.99	0.44
1:F:345:ILE:HG12	1:F:351:ILE:HD11	1.98	0.44
1:G:86:GLY:O	1:G:91:THR:OG1	2.35	0.44
1:J:335:PHE:HD1	1:J:362:ILE:HD11	1.82	0.44
1:K:396:LYS:N	1:K:397:PRO:HD3	2.33	0.44
1:L:398:PHE:CE2	1:L:408:MET:HG3	2.53	0.44
1:H:163:TYR:CZ	1:H:218:LEU:HD21	2.53	0.44
1:K:282:TYR:CZ	1:K:436:LEU:HB2	2.53	0.44
1:A:47:THR:HG23	1:A:50:ASP:H	1.81	0.44
1:B:281:ILE:HG23	1:B:428:LEU:HD23	1.98	0.44
1:D:30:LEU:HB3	3:D:503:PLM:HC1	1.99	0.44
1:D:246:ASP:HB3	1:D:249:THR:HG22	2.00	0.44
1:E:42:ILE:CG2	1:E:60:LEU:HD13	2.48	0.44
1:H:405:CYS:HB2	2:H:501:HEM:C4A	2.52	0.44

Continued on next page...

Continued from previous page...

Atom-1	Atom-2	Interatomic distance (Å)	Clash overlap (Å)
1:K:253:LEU:HD22	1:K:257:ASN:OD1	2.18	0.44
1:K:386:GLU:CG	1:K:389:LYS:HB2	2.46	0.44
1:E:115:MET:SD	1:E:410:PHE:HA	2.58	0.44
1:F:213:GLN:HG2	1:J:221:ASN:CG	2.39	0.44
1:G:75:GLU:HG2	1:G:336:SER:HB2	2.00	0.44
1:I:65:CYS:CB	1:I:400:ASN:HD21	2.24	0.44
1:I:363:PRO:HB3	1:I:367:ARG:HH12	1.83	0.44
1:A:71:ASP:HB3	1:A:338:TYR:CE1	2.53	0.44
1:B:226:ARG:NH1	1:B:236:ASP:OD2	2.27	0.44
1:G:272:THR:O	1:G:331:THR:HG21	2.17	0.44
1:H:115:MET:SD	1:H:410:PHE:HA	2.58	0.44
1:I:125:ILE:HD12	1:I:154:ASP:HB3	1.99	0.44
1:J:136:LEU:HB2	1:J:453:ILE:HD11	2.00	0.44
1:L:109:THR:HG22	1:L:118:TYR:OH	2.18	0.44
1:L:161:PHE:CE1	1:L:262:ILE:HG22	2.53	0.44
1:A:133:TRP:HB3	1:A:453:ILE:CD1	2.48	0.43
1:A:136:LEU:HD11	1:A:142:VAL:CG1	2.48	0.43
1:B:17:LEU:HD21	1:C:30:LEU:HD22	1.98	0.43
1:C:144:VAL:HB	1:C:145:PRO:HD3	2.00	0.43
1:D:84:PHE:CE2	1:D:267:ILE:HD13	2.53	0.43
1:F:154:ASP:OD1	1:F:165:PHE:HB2	2.18	0.43
1:I:133:TRP:CE2	1:I:142:VAL:HG21	2.53	0.43
1:I:258:ILE:O	1:I:262:ILE:HG12	2.18	0.43
1:J:270:HIS:NE2	1:J:271:GLU:HG3	2.32	0.43
1:L:70:PHE:HZ	1:L:345:ILE:HD11	1.83	0.43
1:A:47:THR:CG2	1:A:50:ASP:H	2.31	0.43
1:H:121:MET:SD	1:H:159:CYS:HA	2.58	0.43
1:I:66:ASP:CG	1:I:68:THR:HG22	2.39	0.43
1:J:71:ASP:OD1	1:J:94:THR:HG21	2.15	0.43
1:J:212:ILE:HG23	1:J:213:GLN:N	2.33	0.43
1:A:423:LEU:O	1:A:456:ARG:NH1	2.51	0.43
1:A:445:LYS:HB3	1:A:445:LYS:HE2	1.77	0.43
1:K:106:LEU:HD11	1:K:241:MET:CE	2.48	0.43
1:K:119:HIS:O	1:K:123:VAL:HG23	2.18	0.43
1:K:219:VAL:HG21	1:K:259:ARG:HG3	1.99	0.43
1:L:21:PRO:HA	3:L:502:PLM:HD2	2.01	0.43
1:L:109:THR:OG1	1:L:240:ARG:HG2	2.18	0.43
1:A:86:GLY:O	1:A:91:THR:OG1	2.34	0.43
1:B:352:LYS:HG3	1:B:355:GLU:HB3	2.00	0.43
1:B:367:ARG:NE	1:B:377:GLU:OE2	2.44	0.43
1:H:13:THR:HG23	1:H:18:GLY:HA2	2.01	0.43

Continued on next page...

Continued from previous page...

Atom-1	Atom-2	Interatomic distance (Å)	Clash overlap (Å)
1:I:121:MET:O	1:I:124:ASP:HB3	2.19	0.43
1:J:243:ASN:OD1	1:J:244:VAL:HG13	2.18	0.43
1:L:47:THR:HG22	1:L:50:ASP:O	2.18	0.43
1:L:414:GLU:O	1:L:418:VAL:HG23	2.19	0.43
1:A:215:MET:O	1:A:219:VAL:HG23	2.19	0.43
1:C:226:ARG:HD2	1:C:238:LEU:HG	2.00	0.43
1:E:345:ILE:HG12	1:E:351:ILE:HD11	1.99	0.43
1:F:173:PRO:HB2	1:F:177:ILE:HB	2.00	0.43
1:I:107:MET:N	1:I:108:PRO:HD2	2.34	0.43
1:I:390:VAL:O	1:I:392:HIS:N	2.51	0.43
1:K:177:ILE:O	1:K:181:THR:OG1	2.33	0.43
1:L:254:ASP:HB3	1:L:257:ASN:CB	2.42	0.43
1:L:362:ILE:N	1:L:363:PRO:HD2	2.33	0.43
1:B:42:ILE:HD11	1:B:53:ILE:CG2	2.48	0.43
1:B:176:PHE:HD1	1:B:177:ILE:HD13	1.82	0.43
1:H:221:ASN:O	1:H:225:GLU:HG2	2.18	0.43
1:H:276:LEU:N	1:H:331:THR:HG21	2.34	0.43
1:I:29:THR:OG1	1:I:440:GLN:NE2	2.51	0.43
1:I:63:GLU:OE2	1:I:69:ARG:NH1	2.47	0.43
1:K:69:ARG:NE	1:K:343:THR:HG21	2.33	0.43
1:K:421:MET:O	1:K:424:GLN:HB3	2.17	0.43
1:L:353:LYS:HE3	1:L:353:LYS:HB3	1.84	0.43
1:A:226:ARG:HG3	1:A:238:LEU:HD23	2.00	0.43
3:A:502:PLM:H61	3:A:502:PLM:H91	1.83	0.43
1:B:284:LEU:HD21	1:B:321:ILE:HD13	2.00	0.43
1:D:160:GLY:HA2	1:D:237:LEU:HG	1.99	0.43
1:D:236:ASP:O	1:D:239:SER:OG	2.29	0.43
1:F:69:ARG:HE	1:F:343:THR:HG21	1.84	0.43
1:H:161:PHE:CZ	1:H:266:LEU:HD21	2.53	0.43
1:K:28:PRO:HD2	1:K:440:GLN:OE1	2.18	0.43
1:K:69:ARG:NH2	1:K:344:VAL:O	2.51	0.43
1:K:255:ASP:HA	1:K:258:ILE:HG13	2.01	0.43
1:K:295:TYR:CZ	1:K:423:LEU:HD22	2.53	0.43
1:K:386:GLU:O	1:K:386:GLU:HG2	2.18	0.43
1:D:236:ASP:N	1:D:239:SER:OG	2.47	0.43
1:E:12:LYS:HD3	1:E:14:TYR:OH	2.19	0.43
1:F:277:LEU:HD21	1:F:415:ALA:HA	2.00	0.43
1:K:148:MET:O	1:K:152:THR:HG23	2.18	0.43
1:L:345:ILE:HD12	1:L:345:ILE:HG23	1.76	0.43
1:A:304:ASP:HB3	1:A:305:PRO:HD2	2.01	0.43
1:B:49:SER:HB2	1:C:435:GLN:OE1	2.19	0.43

Continued on next page...

Continued from previous page...

Atom-1	Atom-2	Interatomic distance (Å)	Clash overlap (Å)
1:C:310:GLN:O	1:C:313:MET:HB2	2.19	0.43
1:F:17:LEU:HD21	1:K:30:LEU:HD22	2.00	0.43
1:H:123:VAL:O	1:H:127:VAL:HG23	2.18	0.43
1:I:72:LYS:HD3	1:I:403:ARG:NE	2.34	0.43
1:J:169:TYR:HD1	1:J:169:TYR:HA	1.58	0.43
1:J:414:GLU:O	1:J:418:VAL:HG22	2.19	0.43
1:L:61:VAL:HG21	1:L:365:LEU:HD13	2.00	0.43
1:C:68:THR:O	1:C:340:LYS:HD3	2.18	0.43
1:D:152:THR:HG21	1:D:273:THR:HG23	2.00	0.43
1:D:405:CYS:HB2	2:D:501:HEM:NA	2.34	0.43
1:F:184:LEU:HD22	1:F:442:LEU:HD11	2.00	0.43
1:G:20:LEU:HD12	1:G:48:LEU:HD12	2.01	0.43
1:I:24:ASP:OD2	3:I:502:PLM:H22	2.19	0.43
1:I:41:PRO:HB3	1:I:57:GLY:HA3	2.01	0.43
1:I:429:ILE:HG23	1:I:452:ARG:HB2	2.00	0.43
1:J:253:LEU:HD22	1:J:257:ASN:ND2	2.34	0.43
1:L:133:TRP:CE2	1:L:142:VAL:HG11	2.54	0.43
1:L:143:ASP:OD1	1:L:145:PRO:HD2	2.19	0.43
1:D:254:ASP:O	1:D:258:ILE:HG13	2.19	0.42
3:D:502:PLM:H62	3:D:502:PLM:H32	1.83	0.42
1:E:71:ASP:HB3	1:E:338:TYR:CZ	2.54	0.42
1:E:179:SER:HB3	1:E:211:ASP:HB3	2.01	0.42
1:H:241:MET:HE2	1:H:258:ILE:HG23	2.00	0.42
3:H:502:PLM:H22	3:L:502:PLM:H92	2.00	0.42
1:I:431:TYR:HD2	1:I:432:GLN:HG2	1.84	0.42
1:J:243:ASN:OD1	1:J:244:VAL:N	2.52	0.42
1:K:92:SER:O	1:K:403:ARG:NH2	2.52	0.42
1:L:276:LEU:HD22	1:L:326:LEU:HD11	2.00	0.42
1:L:285:LEU:HD21	1:L:428:LEU:HB3	2.00	0.42
1:F:113:ARG:HD2	1:F:113:ARG:HA	1.85	0.42
1:G:121:MET:O	1:G:124:ASP:HB3	2.18	0.42
1:J:415:ALA:O	1:J:419:MET:HG2	2.19	0.42
1:L:418:VAL:O	1:L:422:LEU:HG	2.18	0.42
1:C:395:TYR:CZ	1:C:397:PRO:HG3	2.54	0.42
1:E:71:ASP:HB3	1:E:338:TYR:CE2	2.54	0.42
1:G:112:GLN:O	1:G:309:TYR:OH	2.37	0.42
1:G:282:TYR:CZ	1:G:436:LEU:HB2	2.55	0.42
1:I:69:ARG:NH2	1:I:344:VAL:O	2.45	0.42
1:J:70:PHE:CD1	1:J:339:ALA:HB2	2.54	0.42
1:K:72:LYS:NZ	1:K:400:ASN:HD22	2.16	0.42
1:K:170:ARG:HH11	1:K:174:HIS:CD2	2.37	0.42

Continued on next page...

Continued from previous page...

Atom-1	Atom-2	Interatomic distance (Å)	Clash overlap (Å)
1:K:269:GLY:HA2	2:K:501:HEM:C2C	2.53	0.42
1:L:160:GLY:O	1:L:237:LEU:HB3	2.19	0.42
1:A:49:SER:HB2	1:J:435:GLN:OE1	2.18	0.42
1:B:405:CYS:HB2	2:B:501:HEM:NA	2.33	0.42
1:H:156:ILE:HG22	1:H:266:LEU:HD23	2.00	0.42
1:I:180:MET:N	1:I:215:MET:HE3	2.35	0.42
1:I:260:PHE:O	1:I:264:THR:HG23	2.20	0.42
1:J:219:VAL:O	1:J:223:ILE:HG23	2.19	0.42
1:K:270:HIS:CG	1:K:271:GLU:N	2.88	0.42
1:L:70:PHE:CZ	1:L:345:ILE:HD11	2.54	0.42
1:L:335:PHE:CE1	1:L:360:VAL:HG21	2.54	0.42
1:D:70:PHE:CE2	1:D:345:ILE:HD11	2.54	0.42
1:F:132:LYS:NZ	1:F:147:ASP:OD1	2.37	0.42
1:G:72:LYS:HD3	1:G:403:ARG:CZ	2.49	0.42
1:G:90:PHE:HB2	1:G:264:THR:HG23	2.00	0.42
1:G:277:LEU:HD21	1:G:415:ALA:HA	2.00	0.42
1:G:335:PHE:CD1	1:G:362:ILE:HD11	2.54	0.42
1:H:133:TRP:CE2	1:H:142:VAL:HG11	2.54	0.42
1:I:90:PHE:HE1	2:I:501:HEM:HBA1	1.85	0.42
1:I:93:GLU:HB2	1:I:96:GLU:CG	2.46	0.42
1:J:335:PHE:O	1:J:360:VAL:HG22	2.19	0.42
1:K:106:LEU:HD21	1:K:241:MET:HE2	2.02	0.42
1:B:121:MET:O	1:B:124:ASP:HB3	2.20	0.42
1:B:434:TYR:CE2	1:B:436:LEU:HA	2.55	0.42
1:C:152:THR:HG21	1:C:273:THR:HG23	2.00	0.42
1:D:86:GLY:O	1:D:91:THR:OG1	2.37	0.42
1:D:405:CYS:HA	2:D:501:HEM:CHA	2.50	0.42
1:H:436:LEU:O	1:L:48:LEU:HD12	2.19	0.42
1:J:170:ARG:HH21	1:J:174:HIS:HA	1.84	0.42
1:K:316:LYS:O	1:K:320:MET:HG3	2.19	0.42
1:L:277:LEU:HD21	1:L:415:ALA:HA	2.02	0.42
1:L:307:PRO:HA	1:L:311:GLN:HE21	1.83	0.42
1:A:28:PRO:HD2	1:A:440:GLN:OE1	2.20	0.42
1:B:104:ASN:HB3	1:B:247:PRO:HD2	2.01	0.42
1:B:116:LYS:HE2	1:B:309:TYR:CE2	2.55	0.42
2:C:501:HEM:HBC2	2:C:501:HEM:CMC	2.47	0.42
1:H:46:GLN:HB2	1:H:51:THR:HG22	2.01	0.42
1:I:10:GLN:OE1	1:I:44:GLN:NE2	2.51	0.42
1:I:405:CYS:HA	2:I:501:HEM:CHA	2.49	0.42
1:B:144:VAL:O	1:B:148:MET:HG2	2.20	0.42
1:C:290:LYS:HD2	1:C:290:LYS:H	1.84	0.42

Continued on next page...

Continued from previous page...

Atom-1	Atom-2	Interatomic distance (Å)	Clash overlap (Å)
1:D:434:TYR:CE2	1:D:436:LEU:HA	2.55	0.42
1:E:48:LEU:HD12	1:L:436:LEU:O	2.19	0.42
1:G:115:MET:HE2	1:G:115:MET:HA	2.02	0.42
1:I:125:ILE:O	1:I:128:GLN:HB2	2.20	0.42
1:I:301:VAL:HG12	1:I:311:GLN:HG2	2.00	0.42
1:L:65:CYS:HB2	1:L:400:ASN:CG	2.40	0.42
1:A:75:GLU:OE1	1:A:75:GLU:HA	2.19	0.42
1:A:123:VAL:HG11	1:A:306:THR:CG2	2.48	0.42
1:A:398:PHE:CE2	1:A:408:MET:HG3	2.55	0.42
1:B:386:GLU:HB2	1:B:389:LYS:HB3	2.01	0.42
1:C:150:ARG:HG2	1:C:167:SER:HB3	2.01	0.42
1:D:246:ASP:OD2	1:D:249:THR:HG22	2.20	0.42
1:E:318:MET:HE2	1:E:419:MET:HG2	2.00	0.42
1:G:304:ASP:HB3	1:G:305:PRO:HD2	2.02	0.42
3:H:502:PLM:H41	1:L:21:PRO:O	2.19	0.42
1:J:254:ASP:OD1	1:J:255:ASP:N	2.42	0.42
1:K:150:ARG:HG2	1:K:167:SER:OG	2.19	0.42
1:A:144:VAL:HB	1:A:145:PRO:HD3	2.02	0.42
1:C:49:SER:HB2	1:I:435:GLN:OE1	2.18	0.42
1:C:153:LEU:HD11	1:C:177:ILE:HD12	2.02	0.42
1:C:238:LEU:O	1:C:242:LEU:HG	2.20	0.42
1:C:240:ARG:NH1	1:C:244:VAL:HG11	2.35	0.42
1:E:19:ASN:HB2	1:E:45:ILE:HG23	2.02	0.42
1:H:107:MET:N	1:H:108:PRO:HD2	2.35	0.42
1:I:142:VAL:HG12	1:I:451:ILE:O	2.20	0.42
1:J:307:PRO:HD2	1:J:421:MET:CE	2.50	0.42
1:K:214:SER:O	1:K:217:SER:HB2	2.19	0.42
1:K:240:ARG:H	1:K:240:ARG:HG2	1.54	0.42
1:F:119:HIS:O	1:F:123:VAL:HG23	2.20	0.41
1:I:144:VAL:O	1:I:148:MET:HG2	2.19	0.41
1:J:77:ALA:O	1:J:80:LYS:HG2	2.20	0.41
1:J:90:PHE:HA	2:J:501:HEM:HAD2	2.01	0.41
1:J:290:LYS:NZ	1:J:381:PRO:HD2	2.35	0.41
1:L:442:LEU:HD23	1:L:442:LEU:HA	1.87	0.41
1:A:20:LEU:HD12	1:A:48:LEU:CD1	2.50	0.41
1:F:405:CYS:HB2	2:F:501:HEM:NA	2.35	0.41
1:H:20:LEU:HD21	1:H:47:THR:HG22	2.02	0.41
1:H:115:MET:HE2	1:H:115:MET:HA	2.02	0.41
1:H:324:GLU:OE1	1:H:383:ARG:HD2	2.20	0.41
1:J:113:ARG:HD3	1:J:113:ARG:HA	1.73	0.41
1:K:372:TRP:CZ3	1:K:383:ARG:HD3	2.55	0.41

Continued on next page...

Continued from previous page...

Atom-1	Atom-2	Interatomic distance (Å)	Clash overlap (Å)
1:L:136:LEU:HD11	1:L:142:VAL:CG2	2.50	0.41
1:L:174:HIS:ND1	1:L:175:PRO:HD2	2.35	0.41
1:B:59:GLU:H	1:B:59:GLU:CD	2.24	0.41
1:D:212:ILE:HG13	1:D:213:GLN:N	2.35	0.41
1:E:76:GLY:O	1:E:77:ALA:C	2.59	0.41
1:F:395:TYR:CZ	1:F:397:PRO:HG3	2.56	0.41
1:H:112:GLN:HG3	1:H:309:TYR:OH	2.20	0.41
1:H:282:TYR:CZ	1:H:436:LEU:HB2	2.55	0.41
1:I:92:SER:OG	1:I:99:TRP:HD1	2.03	0.41
1:K:25:LYS:HD2	1:K:25:LYS:HA	1.83	0.41
1:K:302:LEU:HD11	1:K:424:GLN:CD	2.38	0.41
1:B:16:PRO:O	1:B:48:LEU:HD23	2.20	0.41
1:B:84:PHE:CE1	1:B:183:ALA:HB1	2.56	0.41
1:B:115:MET:SD	1:B:410:PHE:HA	2.60	0.41
1:F:345:ILE:HG23	1:F:351:ILE:HD13	2.02	0.41
1:G:290:LYS:HD2	1:G:317:TYR:OH	2.19	0.41
1:I:106:LEU:HD13	1:I:110:PHE:HE2	1.85	0.41
1:I:180:MET:HB2	1:I:215:MET:CE	2.50	0.41
1:J:293:LYS:HG2	1:J:317:TYR:CE2	2.55	0.41
1:A:144:VAL:O	1:A:148:MET:HG2	2.21	0.41
1:B:31:SER:O	1:B:35:ILE:HG13	2.19	0.41
1:D:143:ASP:OD1	1:D:146:GLU:HB2	2.20	0.41
1:G:72:LYS:HB2	1:G:403:ARG:HG3	2.03	0.41
1:H:106:LEU:O	1:H:109:THR:OG1	2.35	0.41
1:H:122:MET:HE3	1:H:122:MET:HB3	1.82	0.41
1:I:372:TRP:CE3	1:I:383:ARG:HD3	2.55	0.41
1:D:123:VAL:O	1:D:127:VAL:HG13	2.21	0.41
1:E:263:ILE:O	1:E:267:ILE:HG22	2.21	0.41
1:F:64:VAL:HA	1:F:70:PHE:CD2	2.55	0.41
1:H:75:GLU:HG3	1:H:78:LEU:HD13	2.02	0.41
1:I:282:TYR:CE2	1:I:436:LEU:HD22	2.56	0.41
1:I:327:ARG:HH22	1:I:376:VAL:HA	1.85	0.41
1:I:331:THR:O	1:I:443:THR:HG23	2.21	0.41
1:L:60:LEU:O	1:L:64:VAL:HG13	2.21	0.41
1:A:431:TYR:CD1	1:A:452:ARG:HG3	2.56	0.41
1:C:270:HIS:CG	1:C:271:GLU:N	2.88	0.41
1:D:50:ASP:OD1	1:D:355:GLU:OE2	2.39	0.41
1:E:90:PHE:HB2	1:E:264:THR:HG23	2.03	0.41
1:G:341:GLU:CA	1:G:353:LYS:HD2	2.41	0.41
1:H:432:GLN:N	1:H:432:GLN:OE1	2.53	0.41
1:I:73:SER:HB2	1:I:338:TYR:HB2	2.01	0.41

Continued on next page...

Continued from previous page...

Atom-1	Atom-2	Interatomic distance (Å)	Clash overlap (Å)
1:I:85:ALA:CB	1:I:91:THR:HG21	2.50	0.41
1:I:411:ALA:HB2	2:I:501:HEM:HHC	2.02	0.41
1:J:72:LYS:NZ	1:J:335:PHE:HB2	2.36	0.41
1:K:238:LEU:HA	1:K:241:MET:HB3	2.02	0.41
1:L:343:THR:HG22	1:L:344:VAL:N	2.33	0.41
1:B:245:PRO:HB3	1:B:252:LYS:HG3	2.03	0.41
1:E:64:VAL:HA	1:E:70:PHE:CE2	2.55	0.41
1:F:81:VAL:HG12	1:F:91:THR:HG21	2.03	0.41
1:G:153:LEU:HD22	1:G:177:ILE:HD11	2.03	0.41
1:K:241:MET:SD	1:K:258:ILE:HD13	2.61	0.41
1:A:154:ASP:OD1	1:A:165:PHE:HB2	2.21	0.41
1:B:270:HIS:CG	1:B:271:GLU:N	2.89	0.41
1:B:295:TYR:HA	1:B:298:VAL:HG12	2.02	0.41
1:B:365:LEU:HD11	1:B:394:ALA:HA	2.03	0.41
1:C:23:ILE:HG22	1:C:31:SER:HB3	2.02	0.41
1:C:63:GLU:HG2	1:C:69:ARG:HH12	1.86	0.41
1:C:99:TRP:CZ2	1:C:403:ARG:HD2	2.56	0.41
1:D:270:HIS:CG	1:D:271:GLU:N	2.88	0.41
1:E:42:ILE:HG22	1:E:55:VAL:HG12	2.03	0.41
1:E:154:ASP:OD1	1:E:165:PHE:HB2	2.21	0.41
1:E:240:ARG:CZ	1:E:244:VAL:HG21	2.50	0.41
1:E:246:ASP:HB3	1:E:249:THR:HG22	2.03	0.41
1:F:52:ILE:HG12	1:F:357:ARG:NE	2.31	0.41
1:G:10:GLN:HG3	1:G:44:GLN:O	2.20	0.41
1:G:61:VAL:O	1:G:64:VAL:HG12	2.21	0.41
1:H:107:MET:HA	1:H:406:ILE:HD11	2.03	0.41
1:I:137:ASN:HB2	1:I:140:GLU:CG	2.50	0.41
1:I:151:LEU:HD21	1:I:418:VAL:HG21	2.03	0.41
1:I:180:MET:SD	1:I:267:ILE:HG12	2.61	0.41
1:I:365:LEU:HD11	1:I:394:ALA:HA	2.03	0.41
1:J:174:HIS:CG	1:J:175:PRO:HD2	2.56	0.41
1:J:295:TYR:O	1:J:298:VAL:HG12	2.21	0.41
1:J:304:ASP:HB3	1:J:305:PRO:HD2	2.02	0.41
1:J:417:LEU:HD11	1:J:421:MET:HE3	2.03	0.41
1:K:27:LYS:HE2	1:K:439:LYS:NZ	2.35	0.41
1:K:180:MET:HA	1:K:215:MET:HE1	2.03	0.41
1:L:20:LEU:HG	1:L:47:THR:HA	2.01	0.41
1:L:161:PHE:HE1	1:L:262:ILE:HG22	1.86	0.41
1:C:17:LEU:HD21	1:I:30:LEU:HD22	2.03	0.41
1:C:365:LEU:HD11	1:C:394:ALA:HA	2.03	0.41
1:F:348:LYS:HD2	1:F:349:TYR:CZ	2.56	0.41

Continued on next page...

Continued from previous page...

Atom-1	Atom-2	Interatomic distance (Å)	Clash overlap (Å)
1:G:454:LEU:HD23	1:G:454:LEU:HA	1.92	0.41
1:H:89:LEU:CD2	1:H:106:LEU:HD11	2.51	0.41
1:H:246:ASP:O	1:H:250:GLY:N	2.41	0.41
1:I:327:ARG:HH22	1:I:376:VAL:CA	2.33	0.41
1:K:113:ARG:HG3	1:K:114:ALA:N	2.36	0.41
1:K:136:LEU:HD23	1:K:136:LEU:HA	1.86	0.41
1:L:133:TRP:HB3	1:L:453:ILE:CD1	2.51	0.41
1:A:277:LEU:HD21	1:A:415:ALA:HA	2.03	0.40
1:F:160:GLY:HA2	1:F:237:LEU:HD12	2.02	0.40
1:F:241:MET:HB3	1:F:241:MET:HE2	1.75	0.40
1:G:132:LYS:HD2	1:G:168:PHE:HD1	1.86	0.40
1:H:336:SER:HA	1:H:358:ILE:O	2.21	0.40
1:I:298:VAL:O	1:I:302:LEU:N	2.54	0.40
1:L:148:MET:CE	1:L:277:LEU:HD13	2.51	0.40
1:A:112:GLN:HG3	1:A:313:MET:HE1	2.02	0.40
1:B:215:MET:O	1:B:219:VAL:HG23	2.20	0.40
1:C:234:GLU:OE1	1:C:234:GLU:HA	2.21	0.40
1:D:151:LEU:O	1:D:155:THR:OG1	2.28	0.40
1:E:276:LEU:N	1:E:331:THR:HG21	2.36	0.40
1:F:240:ARG:HE	1:F:240:ARG:HB2	1.77	0.40
1:G:269:GLY:HA2	2:G:501:HEM:C1C	2.56	0.40
1:G:435:GLN:OE1	1:J:49:SER:HB2	2.21	0.40
1:H:302:LEU:HD22	1:H:307:PRO:HG3	2.03	0.40
1:K:298:VAL:O	1:K:302:LEU:HB2	2.22	0.40
1:L:72:LYS:CB	1:L:403:ARG:HG3	2.51	0.40
1:B:78:LEU:HA	1:B:78:LEU:HD23	1.82	0.40
1:B:99:TRP:CZ2	1:B:403:ARG:HD2	2.57	0.40
1:C:331:THR:O	1:C:333:PRO:HD3	2.22	0.40
1:D:34:LYS:HD2	1:K:21:PRO:HB3	2.03	0.40
1:D:60:LEU:O	1:D:64:VAL:HG23	2.21	0.40
1:E:215:MET:O	1:E:219:VAL:HG23	2.21	0.40
1:G:160:GLY:O	1:G:237:LEU:HB2	2.21	0.40
1:I:106:LEU:O	1:I:109:THR:OG1	2.24	0.40
1:J:79:ALA:O	1:J:82:ARG:CB	2.63	0.40
1:K:324:GLU:OE2	1:K:383:ARG:NH1	2.55	0.40
1:K:434:TYR:CE2	1:K:436:LEU:HA	2.57	0.40
1:G:10:GLN:OE1	1:G:44:GLN:NE2	2.54	0.40
1:G:78:LEU:HD21	1:G:90:PHE:CE2	2.57	0.40
1:G:99:TRP:HH2	1:G:402:GLN:HG2	1.86	0.40
1:I:71:ASP:O	1:I:338:TYR:N	2.52	0.40
1:J:93:GLU:OE1	1:J:95:HIS:NE2	2.54	0.40

Continued on next page...

Continued from previous page...

Atom-1	Atom-2	Interatomic distance (Å)	Clash overlap (Å)
1:J:109:THR:HG23	1:J:118:TYR:OH	2.21	0.40
1:K:20:LEU:HD23	1:K:23:ILE:HD12	2.03	0.40
1:L:107:MET:N	1:L:108:PRO:HD2	2.36	0.40
1:L:352:LYS:HG2	1:L:356:ASP:OD2	2.22	0.40
1:L:402:GLN:OE1	1:L:402:GLN:N	2.54	0.40
1:A:99:TRP:CZ2	1:A:403:ARG:HD2	2.56	0.40
1:E:318:MET:HE3	1:E:321:ILE:HB	2.04	0.40
1:G:152:THR:CG2	1:G:270:HIS:HA	2.52	0.40
1:I:125:ILE:HG13	1:I:155:THR:HA	2.02	0.40
1:J:109:THR:HG21	1:J:237:LEU:HD23	2.04	0.40
1:K:105:ILE:HD12	1:K:253:LEU:HG	2.03	0.40
1:K:297:GLU:HG3	1:K:300:ARG:HH21	1.85	0.40
1:K:326:LEU:HG	1:K:397:PRO:HB3	2.04	0.40
1:L:13:THR:HG23	1:L:18:GLY:HA2	2.03	0.40
1:L:89:LEU:HD13	1:L:261:GLN:OE1	2.20	0.40
1:L:151:LEU:HD21	1:L:418:VAL:CG2	2.52	0.40
1:L:241:MET:SD	1:L:258:ILE:HG23	2.62	0.40

There are no symmetry-related clashes.

5.3 Torsion angles [i](#)

5.3.1 Protein backbone [i](#)

In the following table, the Percentiles column shows the percent Ramachandran outliers of the chain as a percentile score with respect to all X-ray entries followed by that with respect to entries of similar resolution.

The Analysed column shows the number of residues for which the backbone conformation was analysed, and the total number of residues.

Mol	Chain	Analysed	Favoured	Allowed	Outliers	Percentiles	
1	A	425/458 (93%)	411 (97%)	14 (3%)	0	100	100
1	B	426/458 (93%)	414 (97%)	12 (3%)	0	100	100
1	C	415/458 (91%)	401 (97%)	14 (3%)	0	100	100
1	D	413/458 (90%)	401 (97%)	11 (3%)	1 (0%)	47	78
1	E	416/458 (91%)	398 (96%)	18 (4%)	0	100	100
1	F	413/458 (90%)	399 (97%)	14 (3%)	0	100	100
1	G	393/458 (86%)	382 (97%)	11 (3%)	0	100	100

Continued on next page...

Continued from previous page...

Mol	Chain	Analysed	Favoured	Allowed	Outliers	Percentiles	
1	H	409/458 (89%)	394 (96%)	14 (3%)	1 (0%)	47	78
1	I	393/458 (86%)	381 (97%)	12 (3%)	0	100	100
1	J	409/458 (89%)	394 (96%)	15 (4%)	0	100	100
1	K	410/458 (90%)	397 (97%)	13 (3%)	0	100	100
1	L	404/458 (88%)	383 (95%)	21 (5%)	0	100	100
All	All	4926/5496 (90%)	4755 (96%)	169 (3%)	2 (0%)	100	100

All (2) Ramachandran outliers are listed below:

Mol	Chain	Res	Type
1	D	433	ASN
1	H	83	ALA

5.3.2 Protein sidechains [i](#)

In the following table, the Percentiles column shows the percent sidechain outliers of the chain as a percentile score with respect to all X-ray entries followed by that with respect to entries of similar resolution.

The Analysed column shows the number of residues for which the sidechain conformation was analysed, and the total number of residues.

Mol	Chain	Analysed	Rotameric	Outliers	Percentiles	
1	A	381/410 (93%)	377 (99%)	4 (1%)	76	93
1	B	383/410 (93%)	382 (100%)	1 (0%)	92	98
1	C	376/410 (92%)	373 (99%)	3 (1%)	81	94
1	D	373/410 (91%)	370 (99%)	3 (1%)	81	94
1	E	376/410 (92%)	375 (100%)	1 (0%)	92	98
1	F	373/410 (91%)	371 (100%)	2 (0%)	88	96
1	G	356/410 (87%)	353 (99%)	3 (1%)	81	94
1	H	370/410 (90%)	368 (100%)	2 (0%)	88	96
1	I	354/410 (86%)	350 (99%)	4 (1%)	73	92
1	J	369/410 (90%)	366 (99%)	3 (1%)	81	94
1	K	370/410 (90%)	366 (99%)	4 (1%)	73	92
1	L	364/410 (89%)	362 (100%)	2 (0%)	88	96
All	All	4445/4920 (90%)	4413 (99%)	32 (1%)	84	95

All (32) residues with a non-rotameric sidechain are listed below:

Mol	Chain	Res	Type
1	A	181	THR
1	A	308	THR
1	A	345	ILE
1	A	376	VAL
1	B	376	VAL
1	C	112	GLN
1	C	172	THR
1	C	400	ASN
1	D	181	THR
1	D	308	THR
1	D	376	VAL
1	E	181	THR
1	F	240	ARG
1	F	356	ASP
1	G	64	VAL
1	G	357	ARG
1	G	416	THR
1	H	64	VAL
1	H	376	VAL
1	I	65	CYS
1	I	292	LYS
1	I	357	ARG
1	I	376	VAL
1	J	170	ARG
1	J	374	ASP
1	J	376	VAL
1	K	181	THR
1	K	376	VAL
1	K	393	HIS
1	K	410	PHE
1	L	259	ARG
1	L	400	ASN

Sometimes sidechains can be flipped to improve hydrogen bonding and reduce clashes. All (22) such sidechains are listed below:

Mol	Chain	Res	Type
1	A	209	GLN
1	D	141	ASN
1	D	213	GLN
1	D	221	ASN
1	E	58	HIS

Continued on next page...

Continued from previous page...

Mol	Chain	Res	Type
1	F	432	GLN
1	H	44	GLN
1	H	380	GLN
1	I	257	ASN
1	I	261	GLN
1	I	424	GLN
1	J	98	ASN
1	J	103	HIS
1	J	380	GLN
1	K	402	GLN
1	L	98	ASN
1	L	104	ASN
1	L	137	ASN
1	L	257	ASN
1	L	311	GLN
1	L	413	HIS
1	L	440	GLN

5.3.3 RNA [i](#)

There are no RNA molecules in this entry.

5.4 Non-standard residues in protein, DNA, RNA chains [i](#)

There are no non-standard protein/DNA/RNA residues in this entry.

5.5 Carbohydrates [i](#)

There are no monosaccharides in this entry.

5.6 Ligand geometry [i](#)

24 ligands are modelled in this entry.

In the following table, the Counts columns list the number of bonds (or angles) for which Mogul statistics could be retrieved, the number of bonds (or angles) that are observed in the model and the number of bonds (or angles) that are defined in the Chemical Component Dictionary. The Link column lists molecule types, if any, to which the group is linked. The Z score for a bond length (or angle) is the number of standard deviations the observed value is removed from the expected value. A bond length (or angle) with $|Z| > 2$ is considered an outlier worth inspection. RMSZ is the root-mean-square of all Z scores of the bond lengths (or angles).

Mol	Type	Chain	Res	Link	Bond lengths			Bond angles		
					Counts	RMSZ	# Z > 2	Counts	RMSZ	# Z > 2
2	HEM	I	501	1	41,50,50	1.52	6 (14%)	45,82,82	1.56	9 (20%)
2	HEM	L	501	1	41,50,50	1.50	5 (12%)	45,82,82	1.40	8 (17%)
3	PLM	L	502	-	17,17,17	1.21	1 (5%)	17,17,17	0.70	0
3	PLM	G	502	-	17,17,17	1.14	1 (5%)	17,17,17	0.76	2 (11%)
2	HEM	H	501	1	41,50,50	1.48	6 (14%)	45,82,82	1.47	8 (17%)
3	PLM	D	503	-	17,17,17	0.71	0	17,17,17	0.86	2 (11%)
2	HEM	J	501	1	41,50,50	1.46	5 (12%)	45,82,82	1.50	11 (24%)
3	PLM	E	502	-	17,17,17	0.82	1 (5%)	17,17,17	0.82	2 (11%)
3	PLM	J	502	-	17,17,17	0.77	1 (5%)	17,17,17	0.84	2 (11%)
3	PLM	D	502	-	17,17,17	1.07	1 (5%)	17,17,17	0.81	2 (11%)
3	PLM	I	502	-	17,17,17	1.12	1 (5%)	17,17,17	0.74	1 (5%)
2	HEM	G	501	1	41,50,50	1.46	4 (9%)	45,82,82	1.50	9 (20%)
2	HEM	K	501	1	41,50,50	1.45	3 (7%)	45,82,82	1.42	7 (15%)
2	HEM	A	501	1	41,50,50	1.48	4 (9%)	45,82,82	1.45	9 (20%)
3	PLM	B	502	-	17,17,17	0.91	1 (5%)	17,17,17	0.77	1 (5%)
2	HEM	E	501	1	41,50,50	1.52	5 (12%)	45,82,82	1.46	10 (22%)
2	HEM	D	501	1	41,50,50	1.48	5 (12%)	45,82,82	1.48	8 (17%)
3	PLM	K	502	-	17,17,17	1.14	1 (5%)	17,17,17	0.73	1 (5%)
2	HEM	F	501	1	41,50,50	1.46	3 (7%)	45,82,82	1.44	7 (15%)
3	PLM	A	502	-	17,17,17	0.91	1 (5%)	17,17,17	0.72	1 (5%)
2	HEM	C	501	1	41,50,50	1.48	4 (9%)	45,82,82	1.36	6 (13%)
3	PLM	H	502	-	17,17,17	0.61	0	17,17,17	0.85	2 (11%)
2	HEM	B	501	1	41,50,50	1.46	4 (9%)	45,82,82	1.43	7 (15%)
3	PLM	C	502	-	17,17,17	0.98	1 (5%)	17,17,17	0.72	1 (5%)

In the following table, the Chirals column lists the number of chiral outliers, the number of chiral centers analysed, the number of these observed in the model and the number defined in the Chemical Component Dictionary. Similar counts are reported in the Torsion and Rings columns. '-' means no outliers of that kind were identified.

Mol	Type	Chain	Res	Link	Chirals	Torsions	Rings
2	HEM	I	501	1	-	2/12/54/54	-
2	HEM	L	501	1	-	2/12/54/54	-
3	PLM	L	502	-	-	5/15/15/15	-
3	PLM	G	502	-	-	2/15/15/15	-
2	HEM	H	501	1	-	2/12/54/54	-

Continued on next page...

Continued from previous page...

Mol	Type	Chain	Res	Link	Chirals	Torsions	Rings
3	PLM	D	503	-	-	4/15/15/15	-
2	HEM	J	501	1	-	5/12/54/54	-
3	PLM	E	502	-	-	7/15/15/15	-
3	PLM	J	502	-	-	6/15/15/15	-
3	PLM	D	502	-	-	7/15/15/15	-
3	PLM	I	502	-	-	7/15/15/15	-
2	HEM	G	501	1	-	2/12/54/54	-
2	HEM	K	501	1	-	0/12/54/54	-
2	HEM	A	501	1	-	2/12/54/54	-
3	PLM	B	502	-	-	7/15/15/15	-
2	HEM	E	501	1	-	2/12/54/54	-
2	HEM	D	501	1	-	2/12/54/54	-
3	PLM	K	502	-	-	6/15/15/15	-
2	HEM	F	501	1	-	2/12/54/54	-
3	PLM	A	502	-	-	8/15/15/15	-
2	HEM	C	501	1	-	2/12/54/54	-
3	PLM	H	502	-	-	4/15/15/15	-
2	HEM	B	501	1	-	4/12/54/54	-
3	PLM	C	502	-	-	7/15/15/15	-

All (64) bond length outliers are listed below:

Mol	Chain	Res	Type	Atoms	Z	Observed(Å)	Ideal(Å)
2	L	501	HEM	C3C-C2C	-4.27	1.34	1.40
3	K	502	PLM	C2-C1	4.16	1.60	1.50
3	L	502	PLM	C2-C1	4.13	1.60	1.50
2	J	501	HEM	C3C-C2C	-4.07	1.34	1.40
2	H	501	HEM	C3C-CAC	4.04	1.56	1.47
2	C	501	HEM	C3C-C2C	-4.03	1.34	1.40
2	L	501	HEM	C3C-CAC	3.97	1.55	1.47
2	E	501	HEM	C3C-C2C	-3.95	1.34	1.40
2	A	501	HEM	C3C-C2C	-3.95	1.34	1.40
2	G	501	HEM	C3C-CAC	3.93	1.55	1.47
2	B	501	HEM	C3C-CAC	3.92	1.55	1.47
2	G	501	HEM	C3C-C2C	-3.91	1.34	1.40
2	I	501	HEM	C3C-CAC	3.91	1.55	1.47
2	K	501	HEM	C3C-CAC	3.91	1.55	1.47
2	I	501	HEM	C3C-C2C	-3.89	1.35	1.40

Continued on next page...

Continued from previous page...

Mol	Chain	Res	Type	Atoms	Z	Observed(Å)	Ideal(Å)
2	F	501	HEM	C3C-C2C	-3.87	1.35	1.40
3	G	502	PLM	C2-C1	3.85	1.59	1.50
2	E	501	HEM	C3C-CAC	3.84	1.55	1.47
2	D	501	HEM	C3C-C2C	-3.82	1.35	1.40
3	I	502	PLM	C2-C1	3.81	1.59	1.50
2	F	501	HEM	C3C-CAC	3.81	1.55	1.47
2	D	501	HEM	C3C-CAC	3.73	1.55	1.47
2	A	501	HEM	C3C-CAC	3.73	1.55	1.47
2	J	501	HEM	C3C-CAC	3.68	1.55	1.47
2	K	501	HEM	C3C-C2C	-3.66	1.35	1.40
2	B	501	HEM	C3C-C2C	-3.66	1.35	1.40
2	C	501	HEM	C3C-CAC	3.50	1.55	1.47
2	H	501	HEM	C3C-C2C	-3.48	1.35	1.40
3	C	502	PLM	C2-C1	3.40	1.58	1.50
3	D	502	PLM	C2-C1	3.34	1.58	1.50
2	E	501	HEM	CAB-C3B	3.16	1.56	1.47
3	B	502	PLM	C2-C1	3.13	1.57	1.50
2	A	501	HEM	CAB-C3B	3.12	1.55	1.47
2	I	501	HEM	CAB-C3B	3.10	1.55	1.47
2	D	501	HEM	CAB-C3B	3.09	1.55	1.47
2	C	501	HEM	CAB-C3B	3.05	1.55	1.47
2	L	501	HEM	CAB-C3B	3.02	1.55	1.47
2	J	501	HEM	CAB-C3B	3.00	1.55	1.47
2	K	501	HEM	CAB-C3B	3.00	1.55	1.47
2	F	501	HEM	CAB-C3B	2.99	1.55	1.47
2	H	501	HEM	CAB-C3B	2.99	1.55	1.47
3	A	502	PLM	C2-C1	2.99	1.57	1.50
2	G	501	HEM	CAB-C3B	2.96	1.55	1.47
2	I	501	HEM	FE-NB	2.93	2.11	1.96
2	B	501	HEM	CAB-C3B	2.80	1.55	1.47
2	A	501	HEM	FE-NB	2.77	2.10	1.96
2	H	501	HEM	FE-NB	2.71	2.10	1.96
2	E	501	HEM	FE-NB	2.44	2.08	1.96
3	E	502	PLM	C2-C1	2.31	1.55	1.50
2	B	501	HEM	CMB-C2B	2.24	1.55	1.50
2	D	501	HEM	CMB-C2B	2.19	1.55	1.50
2	H	501	HEM	CMB-C2B	2.14	1.55	1.50
3	J	502	PLM	C2-C1	2.14	1.55	1.50
2	C	501	HEM	CAA-C2A	2.13	1.55	1.52
2	I	501	HEM	CMB-C2B	2.09	1.55	1.50
2	J	501	HEM	CMB-C2B	2.09	1.55	1.50
2	L	501	HEM	CMD-C2D	2.07	1.55	1.50

Continued on next page...

Continued from previous page...

Mol	Chain	Res	Type	Atoms	Z	Observed(Å)	Ideal(Å)
2	G	501	HEM	CMB-C2B	2.06	1.55	1.50
2	I	501	HEM	CAD-C3D	2.05	1.56	1.51
2	E	501	HEM	CMB-C2B	2.04	1.55	1.50
2	L	501	HEM	CMB-C2B	2.04	1.55	1.50
2	D	501	HEM	CMD-C2D	2.02	1.55	1.50
2	H	501	HEM	CMD-C2D	2.01	1.55	1.50
2	J	501	HEM	FE-NB	2.00	2.06	1.96

All (116) bond angle outliers are listed below:

Mol	Chain	Res	Type	Atoms	Z	Observed(°)	Ideal(°)
2	H	501	HEM	C4D-ND-C1D	3.58	108.77	105.07
2	D	501	HEM	C4D-ND-C1D	3.57	108.76	105.07
2	I	501	HEM	C4D-ND-C1D	3.51	108.70	105.07
2	I	501	HEM	C4C-CHD-C1D	3.50	127.17	122.56
2	A	501	HEM	C4D-ND-C1D	3.26	108.44	105.07
2	E	501	HEM	C4D-ND-C1D	3.23	108.41	105.07
2	E	501	HEM	C4B-CHC-C1C	3.14	126.70	122.56
2	K	501	HEM	C4D-ND-C1D	3.14	108.31	105.07
2	J	501	HEM	C4B-CHC-C1C	3.12	126.67	122.56
2	F	501	HEM	C4D-ND-C1D	3.08	108.25	105.07
2	D	501	HEM	C4B-CHC-C1C	3.06	126.60	122.56
2	D	501	HEM	C3D-C4D-ND	-3.02	106.80	110.17
2	G	501	HEM	C4D-ND-C1D	3.00	108.17	105.07
2	I	501	HEM	CBA-CAA-C2A	-3.00	107.50	112.62
2	B	501	HEM	C4B-CHC-C1C	2.98	126.49	122.56
2	F	501	HEM	C4B-CHC-C1C	2.95	126.45	122.56
2	A	501	HEM	CBA-CAA-C2A	-2.92	107.64	112.62
2	K	501	HEM	C4B-CHC-C1C	2.81	126.27	122.56
2	L	501	HEM	C4D-ND-C1D	2.79	107.95	105.07
2	G	501	HEM	C1B-NB-C4B	2.78	107.95	105.07
2	F	501	HEM	CBA-CAA-C2A	-2.77	107.89	112.62
2	H	501	HEM	CBA-CAA-C2A	-2.76	107.92	112.62
2	H	501	HEM	C3D-C4D-ND	-2.73	107.12	110.17
2	K	501	HEM	CBD-CAD-C3D	-2.69	105.14	112.63
2	L	501	HEM	C1B-NB-C4B	2.68	107.84	105.07
2	G	501	HEM	C4B-CHC-C1C	2.68	126.09	122.56
3	D	503	PLM	O1-C1-O2	2.67	129.96	123.30
2	B	501	HEM	C1B-NB-C4B	2.67	107.83	105.07
2	L	501	HEM	C4B-CHC-C1C	2.67	126.08	122.56
2	B	501	HEM	C4D-ND-C1D	2.65	107.81	105.07
2	K	501	HEM	C1B-NB-C4B	2.64	107.80	105.07

Continued on next page...

Continued from previous page...

Mol	Chain	Res	Type	Atoms	Z	Observed(°)	Ideal(°)
2	B	501	HEM	CBA-CAA-C2A	-2.61	108.17	112.62
2	C	501	HEM	C4C-CHD-C1D	2.60	126.00	122.56
2	J	501	HEM	CMC-C2C-C3C	2.60	129.54	124.68
2	C	501	HEM	C4A-C3A-C2A	2.58	108.79	107.00
2	J	501	HEM	O1D-CGD-CBD	-2.57	114.81	123.08
3	H	502	PLM	O1-C1-O2	2.57	129.70	123.30
2	H	501	HEM	C4C-CHD-C1D	2.57	125.95	122.56
2	J	501	HEM	C4D-ND-C1D	2.56	107.72	105.07
2	I	501	HEM	C2D-C1D-ND	-2.56	106.82	109.88
2	J	501	HEM	CAA-CBA-CGA	-2.54	106.63	113.76
2	A	501	HEM	C4B-CHC-C1C	2.51	125.87	122.56
3	J	502	PLM	O1-C1-O2	2.51	129.55	123.30
2	B	501	HEM	C4C-CHD-C1D	2.48	125.83	122.56
2	J	501	HEM	C1B-NB-C4B	2.48	107.63	105.07
2	J	501	HEM	CAD-CBD-CGD	-2.47	108.30	113.60
2	C	501	HEM	C4D-ND-C1D	2.45	107.61	105.07
3	E	502	PLM	O1-C1-O2	2.43	129.35	123.30
2	G	501	HEM	C3D-C4D-ND	-2.43	107.47	110.17
2	I	501	HEM	O2D-CGD-CBD	2.42	121.81	114.03
2	I	501	HEM	C1D-C2D-C3D	2.41	109.48	106.96
2	A	501	HEM	C3D-C4D-ND	-2.40	107.49	110.17
2	D	501	HEM	C1B-NB-C4B	2.39	107.55	105.07
2	C	501	HEM	C1B-NB-C4B	2.39	107.55	105.07
2	L	501	HEM	CAA-CBA-CGA	-2.39	107.06	113.76
2	I	501	HEM	CMC-C2C-C3C	2.36	129.09	124.68
2	C	501	HEM	CMC-C2C-C3C	2.35	129.08	124.68
2	E	501	HEM	CMC-C2C-C3C	2.35	129.07	124.68
2	E	501	HEM	C4C-CHD-C1D	2.34	125.65	122.56
2	G	501	HEM	C4C-CHD-C1D	2.34	125.65	122.56
2	A	501	HEM	CMC-C2C-C3C	2.32	129.01	124.68
2	I	501	HEM	C1B-NB-C4B	2.30	107.45	105.07
2	J	501	HEM	CBD-CAD-C3D	-2.30	106.23	112.63
2	K	501	HEM	CMC-C2C-C3C	2.30	128.98	124.68
2	F	501	HEM	CMC-C2C-C3C	2.29	128.97	124.68
2	E	501	HEM	CMA-C3A-C4A	-2.28	124.96	128.46
2	H	501	HEM	CMC-C2C-C3C	2.27	128.93	124.68
2	E	501	HEM	CBA-CAA-C2A	-2.27	108.75	112.62
2	H	501	HEM	C1B-NB-C4B	2.27	107.42	105.07
2	K	501	HEM	C3D-C4D-ND	-2.27	107.64	110.17
2	A	501	HEM	CMA-C3A-C4A	-2.26	124.99	128.46
2	H	501	HEM	C4B-CHC-C1C	2.26	125.54	122.56
3	J	502	PLM	O2-C1-C2	-2.26	115.83	123.08

Continued on next page...

Continued from previous page...

Mol	Chain	Res	Type	Atoms	Z	Observed(°)	Ideal(°)
2	D	501	HEM	CHA-C4D-ND	2.25	127.17	124.38
2	L	501	HEM	C4C-CHD-C1D	2.23	125.50	122.56
2	D	501	HEM	C4C-CHD-C1D	2.22	125.49	122.56
2	B	501	HEM	C3D-C4D-ND	-2.21	107.70	110.17
2	G	501	HEM	CHD-C1D-ND	2.20	126.83	124.43
2	F	501	HEM	C3D-C4D-ND	-2.20	107.72	110.17
3	D	503	PLM	O2-C1-C2	-2.19	116.04	123.08
3	B	502	PLM	O1-C1-O2	2.16	128.69	123.30
2	J	501	HEM	C3D-C4D-ND	-2.15	107.77	110.17
2	K	501	HEM	C3B-C2B-C1B	2.15	108.08	106.49
2	F	501	HEM	C4A-C3A-C2A	2.15	108.49	107.00
2	F	501	HEM	C1B-NB-C4B	2.15	107.29	105.07
2	E	501	HEM	CHD-C1D-ND	2.14	126.75	124.43
3	D	502	PLM	O1-C1-O2	2.13	128.62	123.30
3	G	502	PLM	O2-C1-C2	-2.13	116.23	123.08
3	A	502	PLM	O1-C1-O2	2.13	128.61	123.30
2	E	501	HEM	C2D-C1D-ND	-2.13	107.33	109.88
2	L	501	HEM	CAD-C3D-C4D	-2.13	120.94	124.66
2	A	501	HEM	C4C-CHD-C1D	2.12	125.36	122.56
3	C	502	PLM	O1-C1-O2	2.12	128.59	123.30
2	A	501	HEM	CHD-C1D-ND	2.12	126.73	124.43
2	D	501	HEM	CMC-C2C-C3C	2.12	128.64	124.68
3	H	502	PLM	O2-C1-C2	-2.12	116.28	123.08
2	E	501	HEM	C3D-C4D-ND	-2.10	107.82	110.17
2	E	501	HEM	C4A-C3A-C2A	2.10	108.46	107.00
2	L	501	HEM	CHA-C4D-ND	2.09	126.97	124.38
2	I	501	HEM	C4B-CHC-C1C	2.08	125.31	122.56
3	I	502	PLM	O1-C1-O2	2.07	128.47	123.30
2	G	501	HEM	CMC-C2C-C3C	2.06	128.54	124.68
3	D	502	PLM	O2-C1-C2	-2.06	116.46	123.08
2	G	501	HEM	CMA-C3A-C4A	-2.06	125.30	128.46
2	A	501	HEM	C4A-C3A-C2A	2.06	108.43	107.00
2	J	501	HEM	O2D-CGD-CBD	2.06	120.64	114.03
2	C	501	HEM	C4B-CHC-C1C	2.05	125.27	122.56
3	E	502	PLM	O2-C1-C2	-2.05	116.49	123.08
2	H	501	HEM	CBD-CAD-C3D	-2.04	106.96	112.63
3	K	502	PLM	O2-C1-C2	-2.04	116.53	123.08
2	B	501	HEM	CMC-C2C-C3C	2.03	128.49	124.68
2	G	501	HEM	CAA-CBA-CGA	-2.03	108.06	113.76
2	L	501	HEM	C3D-C4D-ND	-2.02	107.92	110.17
3	G	502	PLM	O1-C1-O2	2.01	128.32	123.30
2	D	501	HEM	CMA-C3A-C4A	-2.00	125.38	128.46

Continued on next page...

Continued from previous page...

Mol	Chain	Res	Type	Atoms	Z	Observed(°)	Ideal(°)
2	J	501	HEM	C3B-C2B-C1B	2.00	107.97	106.49

There are no chirality outliers.

All (97) torsion outliers are listed below:

Mol	Chain	Res	Type	Atoms
3	A	502	PLM	C3-C4-C5-C6
3	K	502	PLM	C1-C2-C3-C4
3	C	502	PLM	C5-C6-C7-C8
3	D	503	PLM	C1-C2-C3-C4
3	H	502	PLM	C9-CA-CB-CC
3	I	502	PLM	CA-CB-CC-CD
3	B	502	PLM	C4-C5-C6-C7
3	D	502	PLM	C8-C9-CA-CB
3	D	503	PLM	C9-CA-CB-CC
3	D	502	PLM	C9-CA-CB-CC
3	D	502	PLM	C4-C5-C6-C7
3	B	502	PLM	C5-C6-C7-C8
3	A	502	PLM	C9-CA-CB-CC
3	A	502	PLM	CA-CB-CC-CD
3	I	502	PLM	C5-C6-C7-C8
3	E	502	PLM	C4-C5-C6-C7
3	G	502	PLM	C9-CA-CB-CC
3	H	502	PLM	C7-C8-C9-CA
3	I	502	PLM	C8-C9-CA-CB
3	C	502	PLM	C4-C5-C6-C7
3	C	502	PLM	C3-C4-C5-C6
3	G	502	PLM	C4-C5-C6-C7
3	D	503	PLM	CA-CB-CC-CD
3	B	502	PLM	C1-C2-C3-C4
3	L	502	PLM	C6-C7-C8-C9
3	E	502	PLM	C1-C2-C3-C4
3	A	502	PLM	C6-C7-C8-C9
3	B	502	PLM	C8-C9-CA-CB
3	C	502	PLM	C8-C9-CA-CB
3	D	503	PLM	C2-C3-C4-C5
3	J	502	PLM	C7-C8-C9-CA
3	L	502	PLM	C7-C8-C9-CA
3	A	502	PLM	C2-C3-C4-C5
3	K	502	PLM	C4-C5-C6-C7
3	K	502	PLM	C2-C3-C4-C5
3	D	502	PLM	CD-CE-CF-CG

Continued on next page...

Continued from previous page...

Mol	Chain	Res	Type	Atoms
3	E	502	PLM	C6-C7-C8-C9
3	J	502	PLM	CA-CB-CC-CD
3	B	502	PLM	C9-CA-CB-CC
3	J	502	PLM	C2-C3-C4-C5
3	J	502	PLM	C6-C7-C8-C9
3	C	502	PLM	C7-C8-C9-CA
3	C	502	PLM	C9-CA-CB-CC
3	H	502	PLM	C6-C7-C8-C9
3	I	502	PLM	C6-C7-C8-C9
3	K	502	PLM	C8-C9-CA-CB
3	A	502	PLM	CB-CC-CD-CE
3	L	502	PLM	CC-CD-CE-CF
3	J	502	PLM	O1-C1-C2-C3
3	D	502	PLM	CB-CC-CD-CE
3	A	502	PLM	C4-C5-C6-C7
3	I	502	PLM	C2-C3-C4-C5
3	E	502	PLM	C5-C6-C7-C8
3	J	502	PLM	O2-C1-C2-C3
3	K	502	PLM	O2-C1-C2-C3
2	I	501	HEM	CAD-CBD-CGD-O1D
3	I	502	PLM	O2-C1-C2-C3
2	B	501	HEM	CAA-CBA-CGA-O1A
3	H	502	PLM	CA-CB-CC-CD
3	K	502	PLM	O1-C1-C2-C3
3	A	502	PLM	C8-C9-CA-CB
3	D	502	PLM	C7-C8-C9-CA
3	E	502	PLM	C2-C3-C4-C5
3	E	502	PLM	O1-C1-C2-C3
2	I	501	HEM	CAD-CBD-CGD-O2D
2	H	501	HEM	CAD-CBD-CGD-O1D
2	D	501	HEM	CAD-CBD-CGD-O1D
2	A	501	HEM	CAD-CBD-CGD-O1D
2	B	501	HEM	CAD-CBD-CGD-O1D
2	J	501	HEM	CAA-CBA-CGA-O2A
3	I	502	PLM	O1-C1-C2-C3
2	D	501	HEM	CAD-CBD-CGD-O2D
2	F	501	HEM	CAD-CBD-CGD-O1D
3	B	502	PLM	O2-C1-C2-C3
3	E	502	PLM	O2-C1-C2-C3
3	D	502	PLM	C3-C4-C5-C6
3	C	502	PLM	C2-C3-C4-C5
2	B	501	HEM	CAD-CBD-CGD-O2D

Continued on next page...

Continued from previous page...

Mol	Chain	Res	Type	Atoms
2	A	501	HEM	CAD-CBD-CGD-O2D
2	F	501	HEM	CAD-CBD-CGD-O2D
2	G	501	HEM	CAD-CBD-CGD-O1D
3	L	502	PLM	C4-C5-C6-C7
2	C	501	HEM	CAD-CBD-CGD-O1D
2	E	501	HEM	CAD-CBD-CGD-O1D
2	G	501	HEM	CAD-CBD-CGD-O2D
2	J	501	HEM	CAA-CBA-CGA-O1A
2	L	501	HEM	CAD-CBD-CGD-O1D
2	L	501	HEM	CAD-CBD-CGD-O2D
2	C	501	HEM	CAD-CBD-CGD-O2D
2	J	501	HEM	CAD-CBD-CGD-O2D
2	E	501	HEM	CAD-CBD-CGD-O2D
3	B	502	PLM	O1-C1-C2-C3
2	J	501	HEM	CAD-CBD-CGD-O1D
2	H	501	HEM	CAD-CBD-CGD-O2D
2	J	501	HEM	C3D-CAD-CBD-CGD
2	B	501	HEM	CAA-CBA-CGA-O2A
3	L	502	PLM	C5-C6-C7-C8

There are no ring outliers.

24 monomers are involved in 74 short contacts:

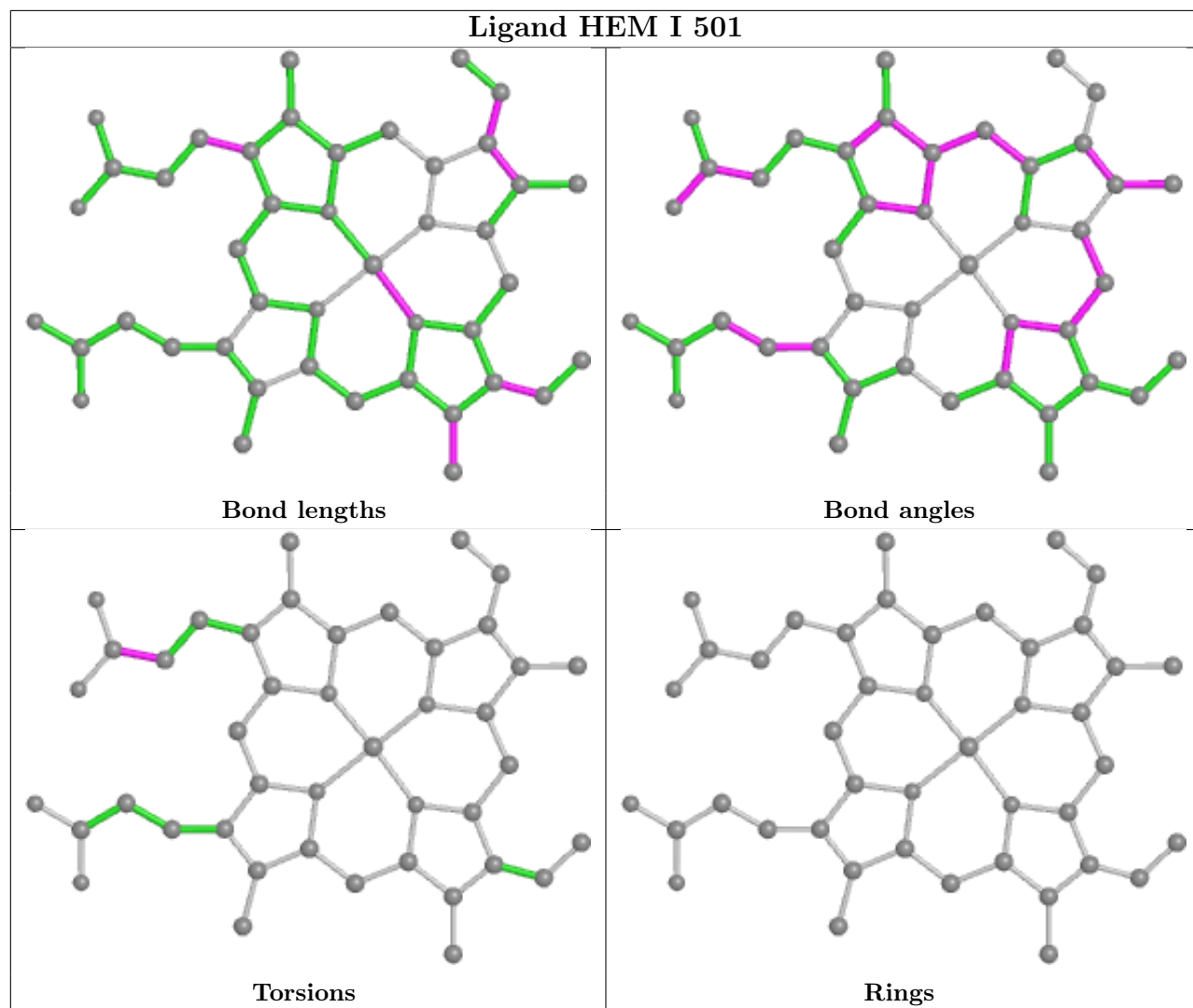
Mol	Chain	Res	Type	Clashes	Symm-Clashes
2	I	501	HEM	10	0
2	L	501	HEM	4	0
3	L	502	PLM	5	0
3	G	502	PLM	3	0
2	H	501	HEM	6	0
3	D	503	PLM	3	0
2	J	501	HEM	3	0
3	E	502	PLM	2	0
3	J	502	PLM	1	0
3	D	502	PLM	2	0
3	I	502	PLM	3	0
2	G	501	HEM	4	0
2	K	501	HEM	6	0
2	A	501	HEM	3	0
3	B	502	PLM	4	0
2	E	501	HEM	2	0
2	D	501	HEM	4	0
3	K	502	PLM	1	0

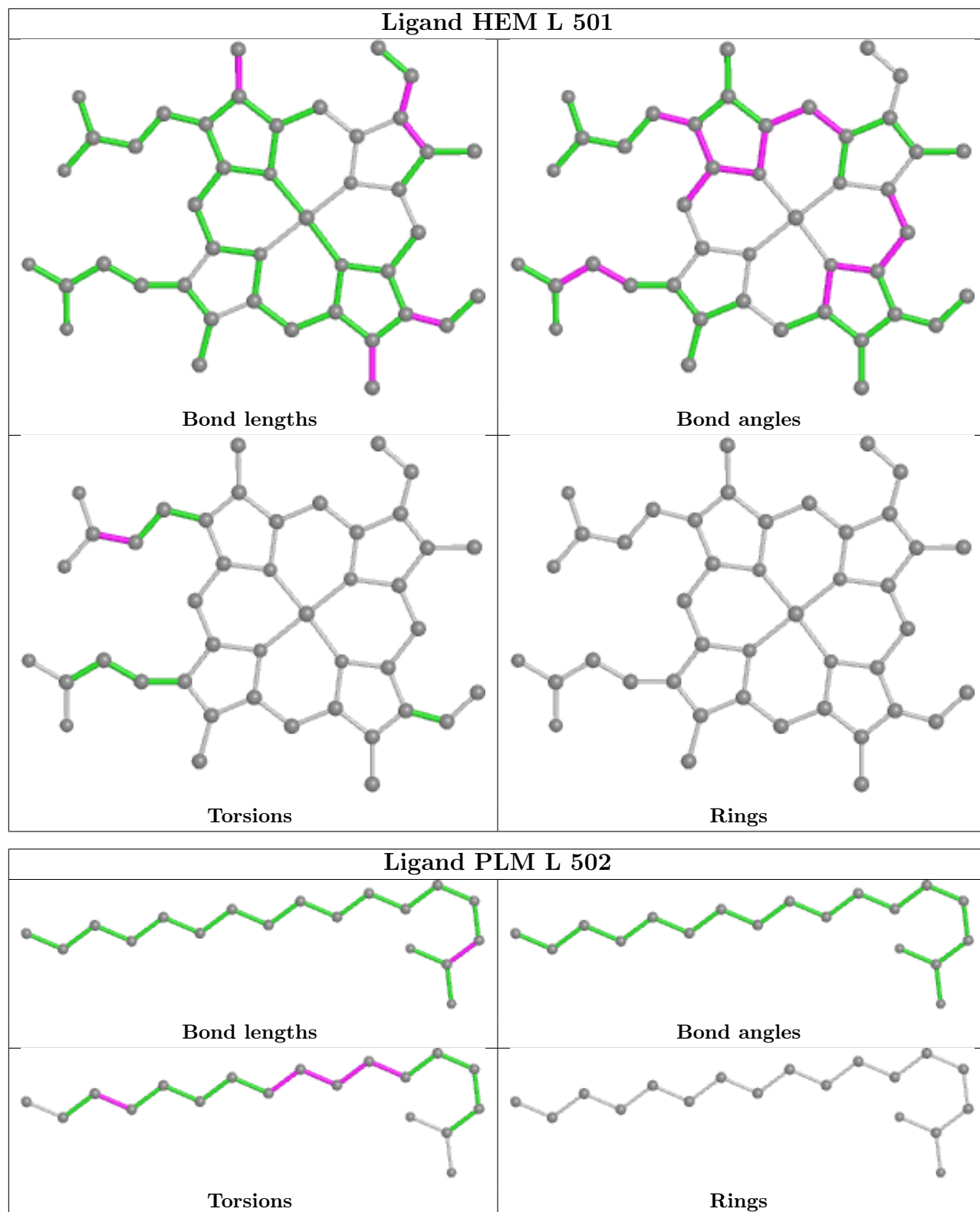
Continued on next page...

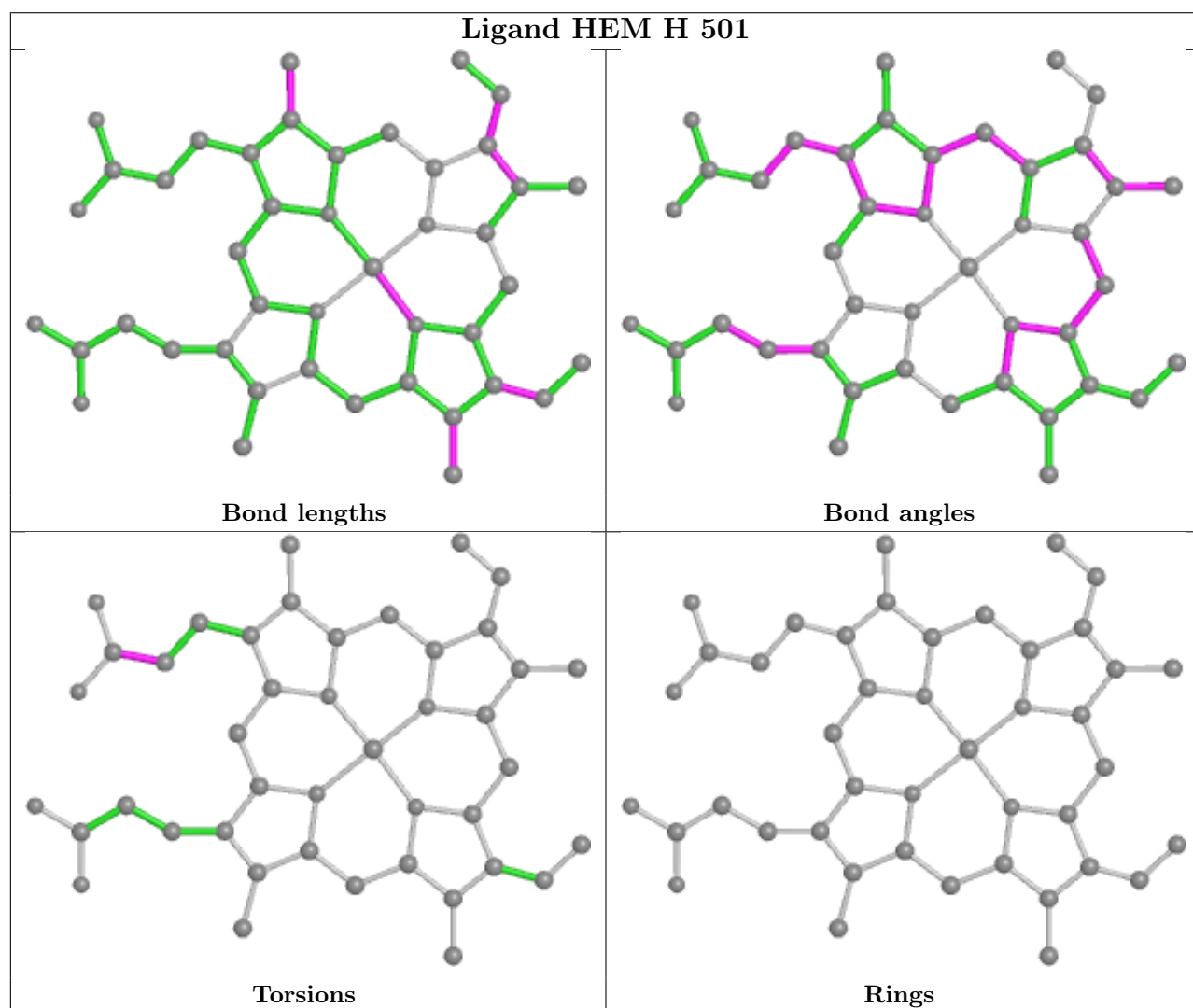
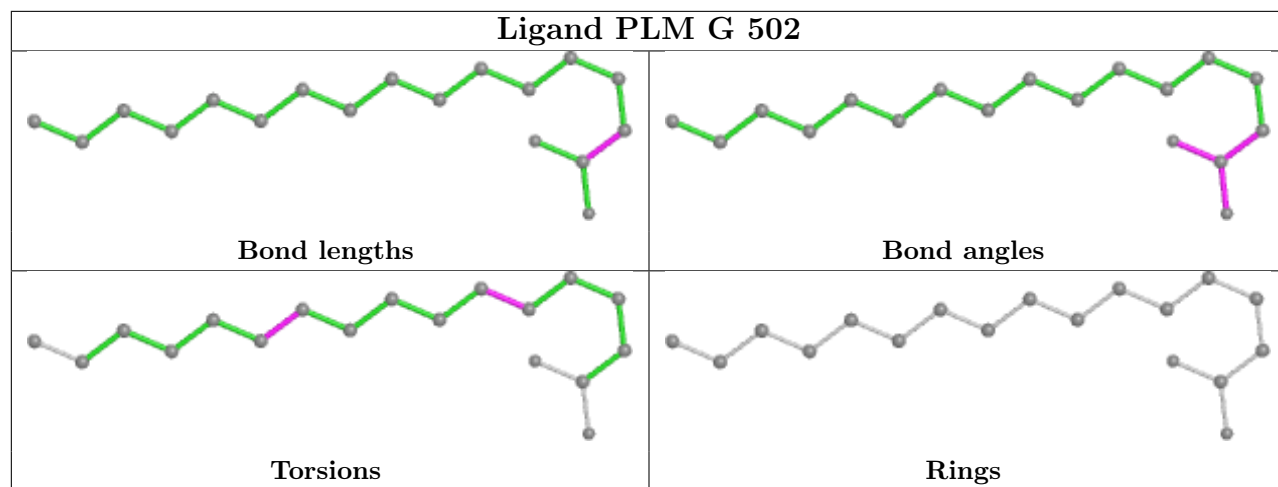
Continued from previous page...

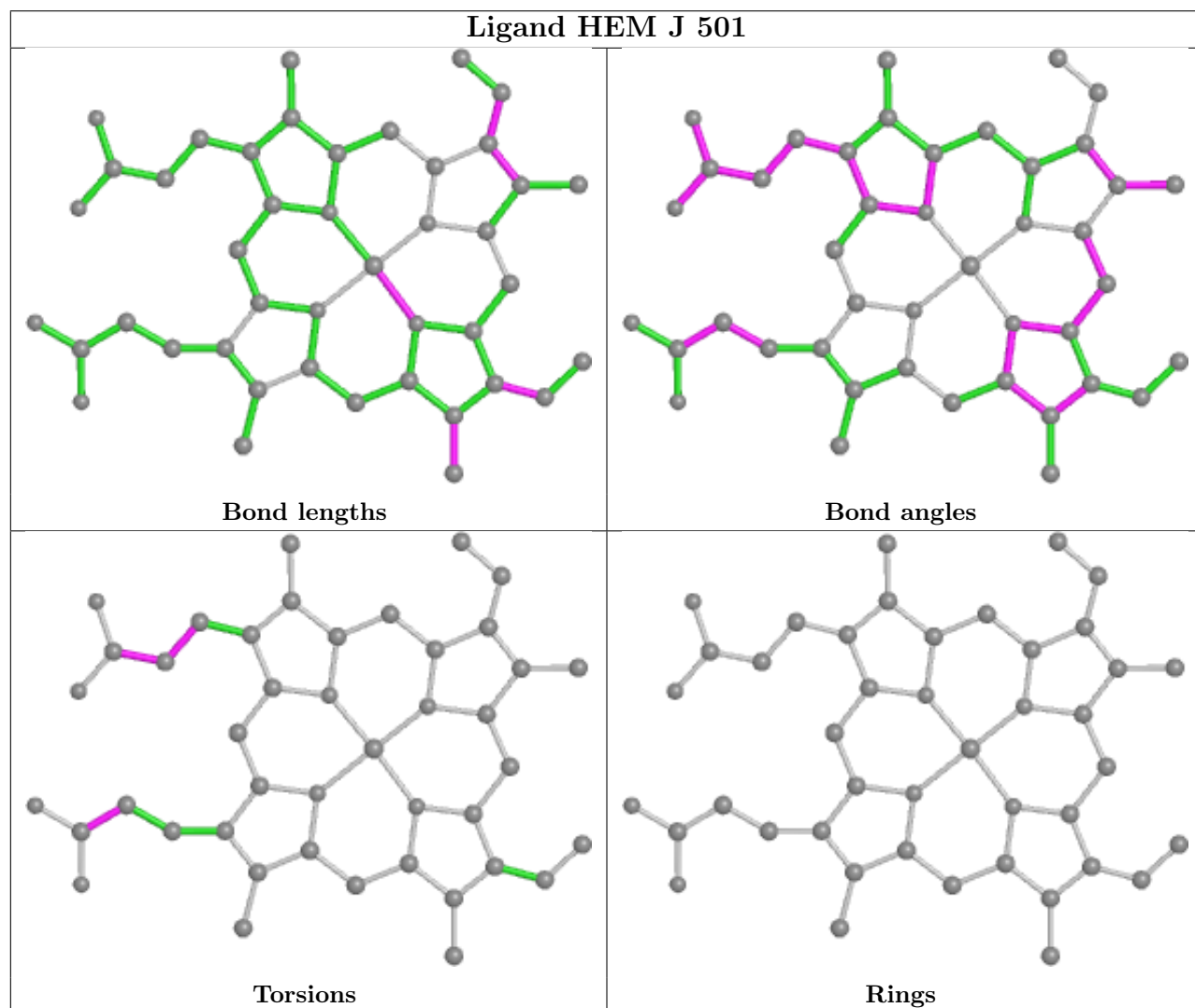
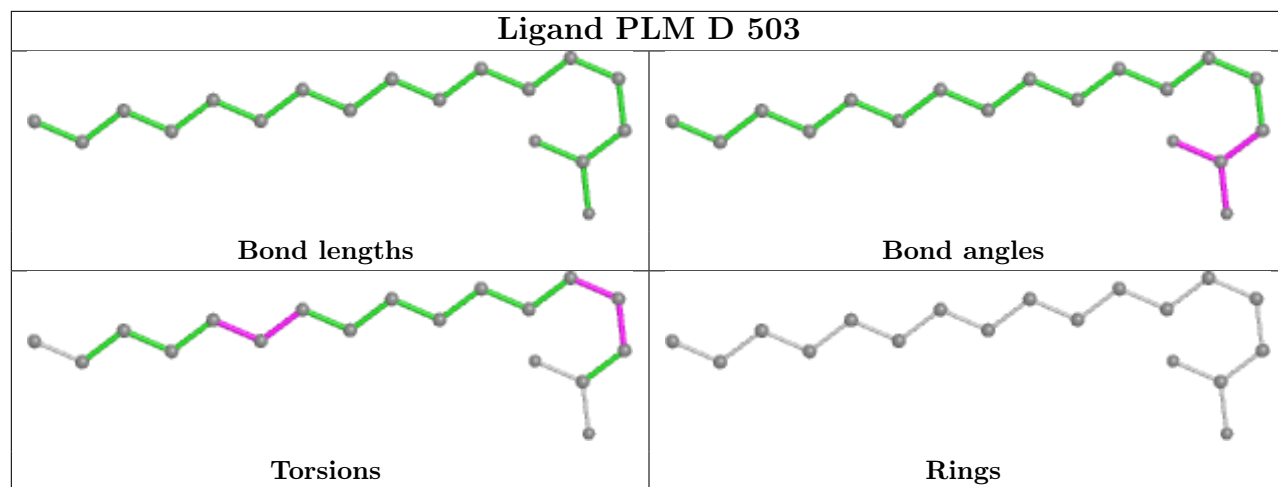
Mol	Chain	Res	Type	Clashes	Symm-Clashes
2	F	501	HEM	3	0
3	A	502	PLM	4	0
2	C	501	HEM	4	0
3	H	502	PLM	5	0
2	B	501	HEM	3	0
3	C	502	PLM	3	0

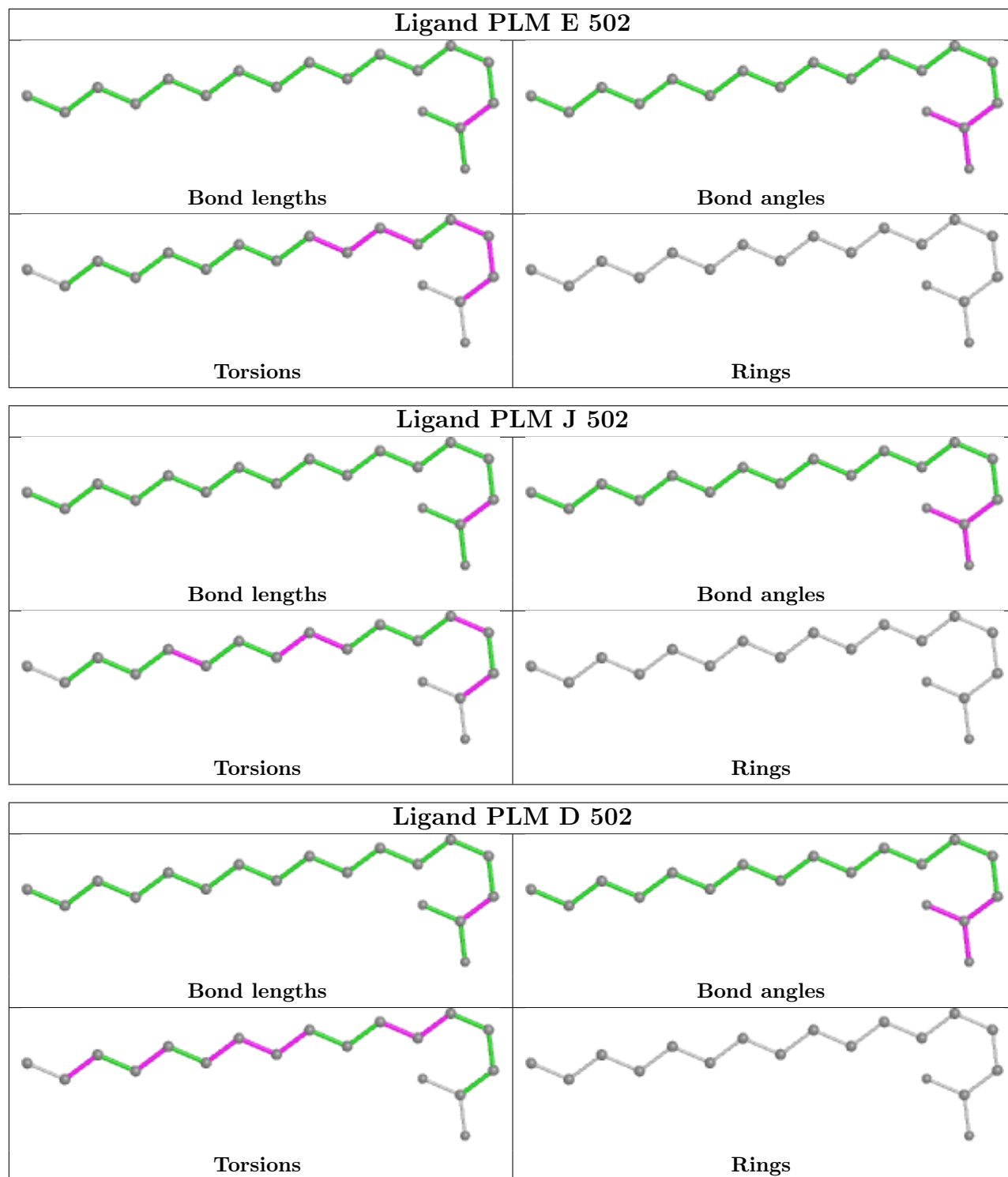
The following is a two-dimensional graphical depiction of Mogul quality analysis of bond lengths, bond angles, torsion angles, and ring geometry for all instances of the Ligand of Interest. In addition, ligands with molecular weight > 250 and outliers as shown on the validation Tables will also be included. For torsion angles, if less than 5% of the Mogul distribution of torsion angles is within 10 degrees of the torsion angle in question, then that torsion angle is considered an outlier. Any bond that is central to one or more torsion angles identified as an outlier by Mogul will be highlighted in the graph. For rings, the root-mean-square deviation (RMSD) between the ring in question and similar rings identified by Mogul is calculated over all ring torsion angles. If the average RMSD is greater than 60 degrees and the minimal RMSD between the ring in question and any Mogul-identified rings is also greater than 60 degrees, then that ring is considered an outlier. The outliers are highlighted in purple. The color gray indicates Mogul did not find sufficient equivalents in the CSD to analyse the geometry.

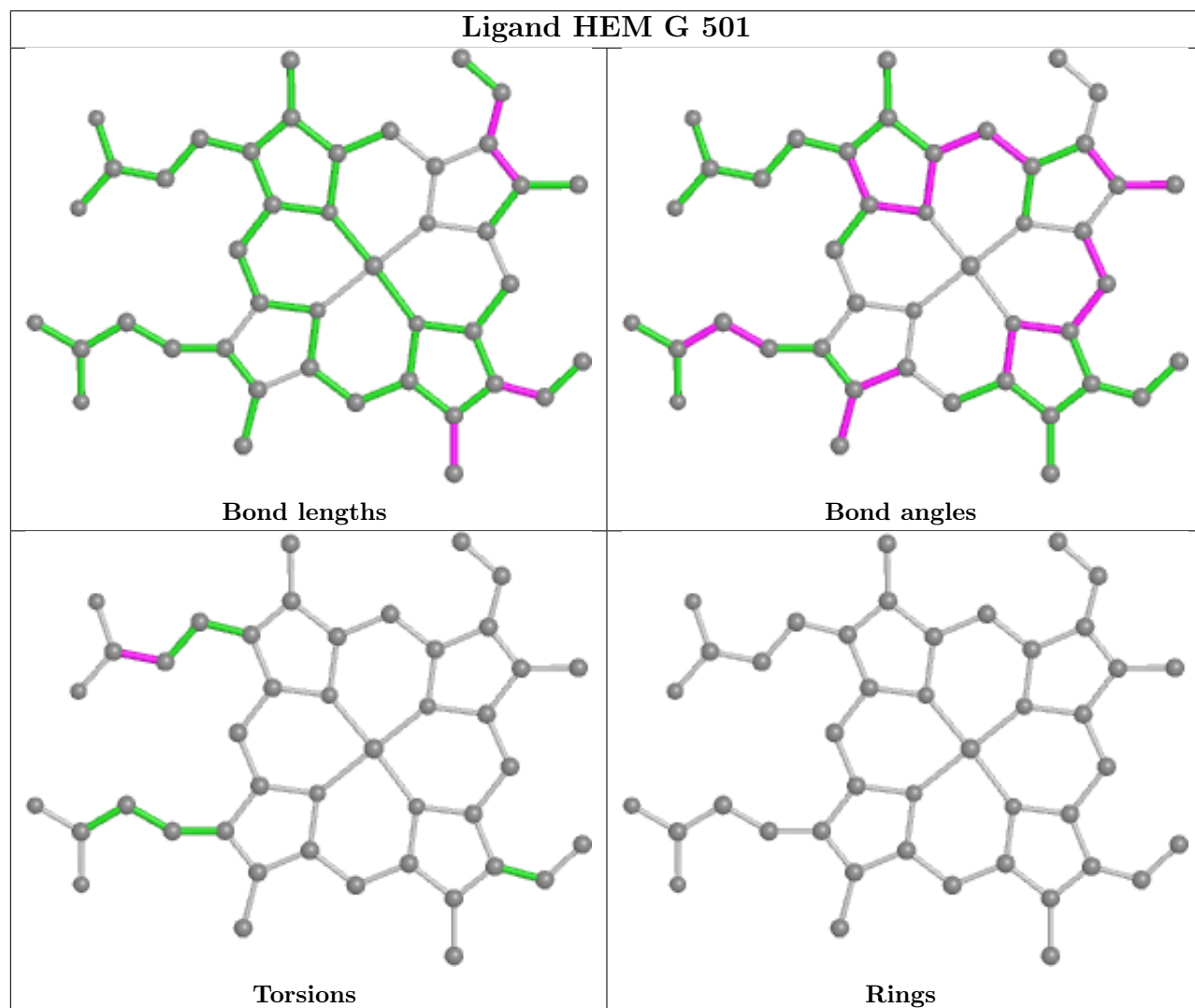
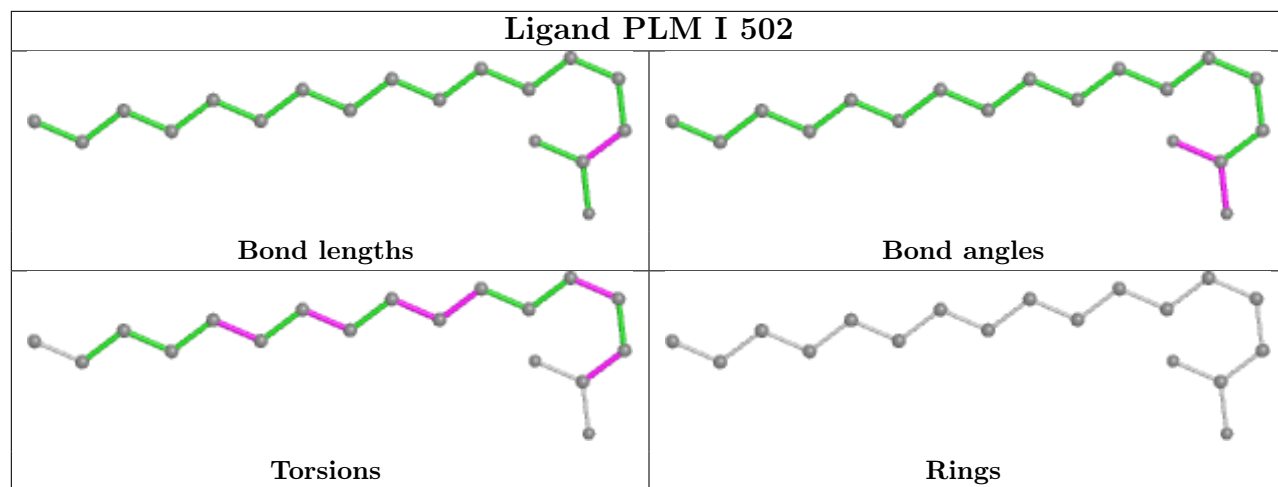


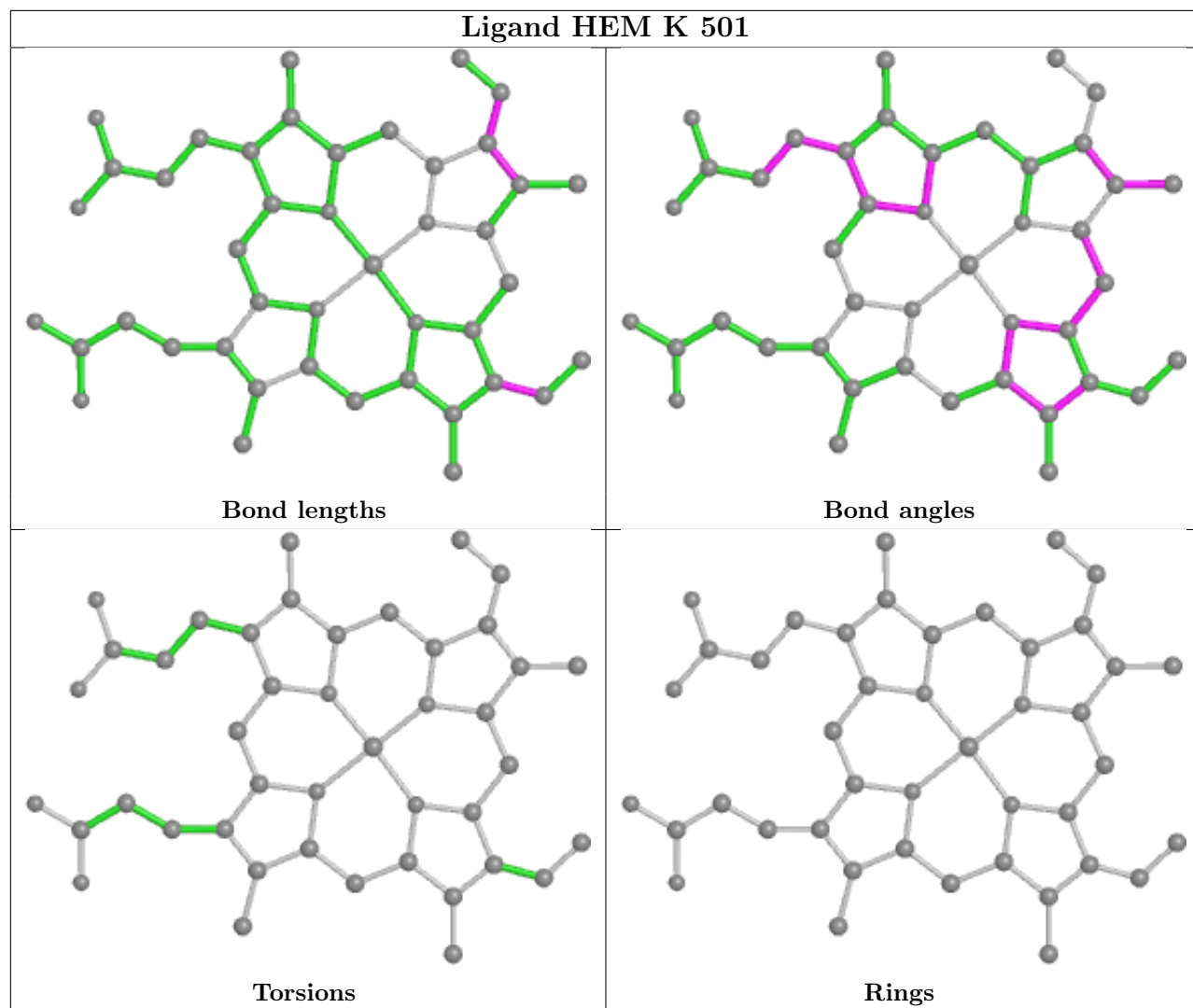


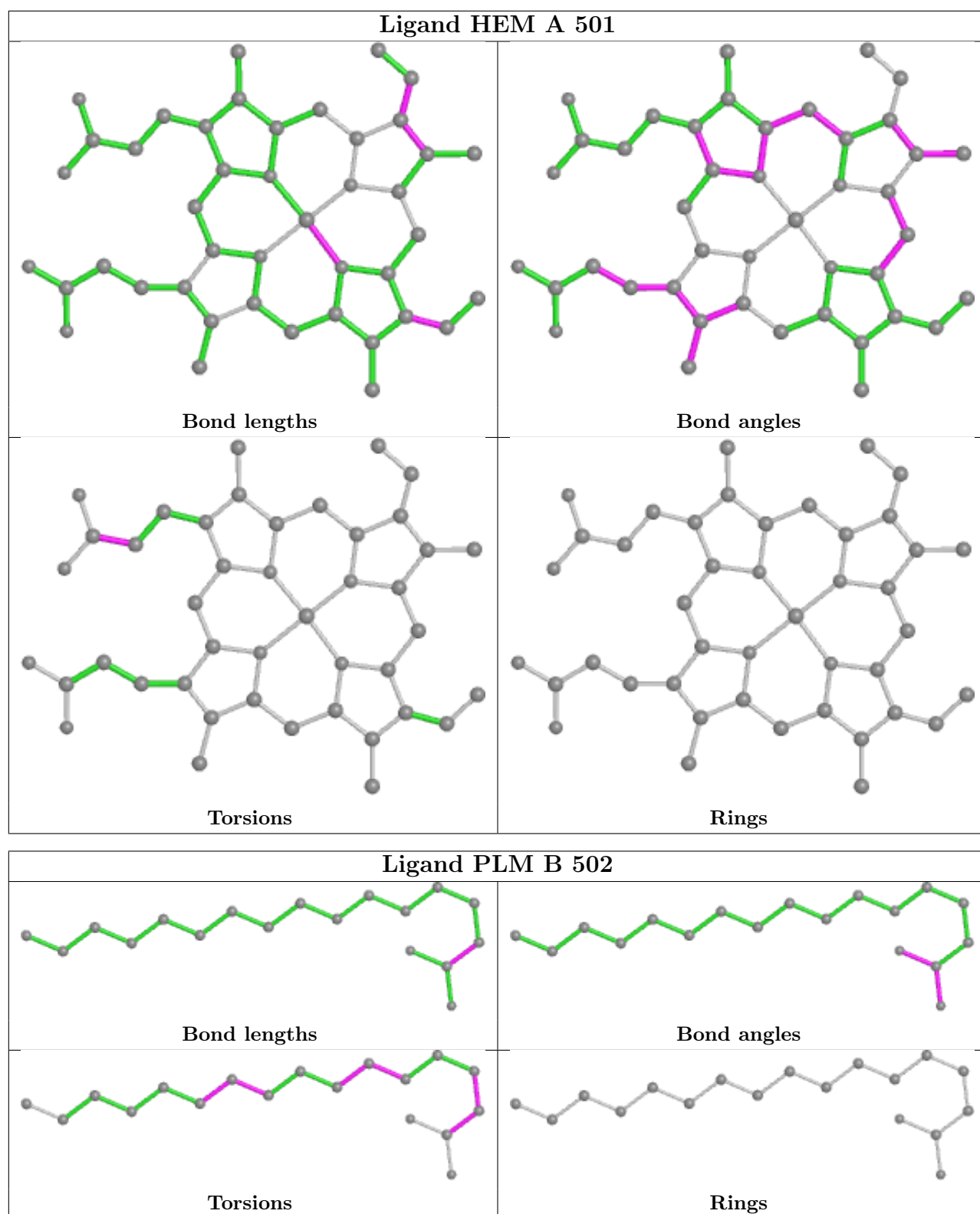


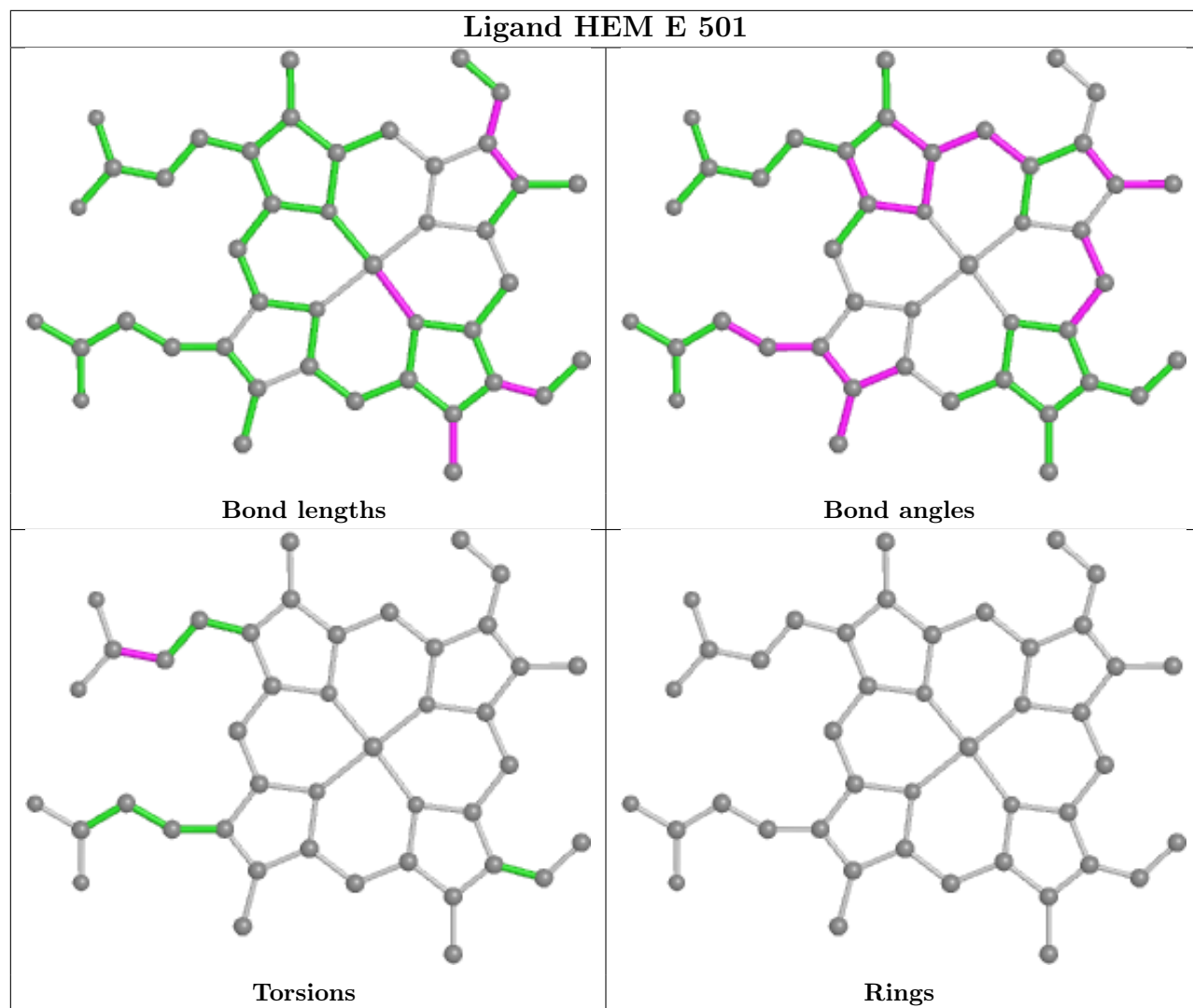


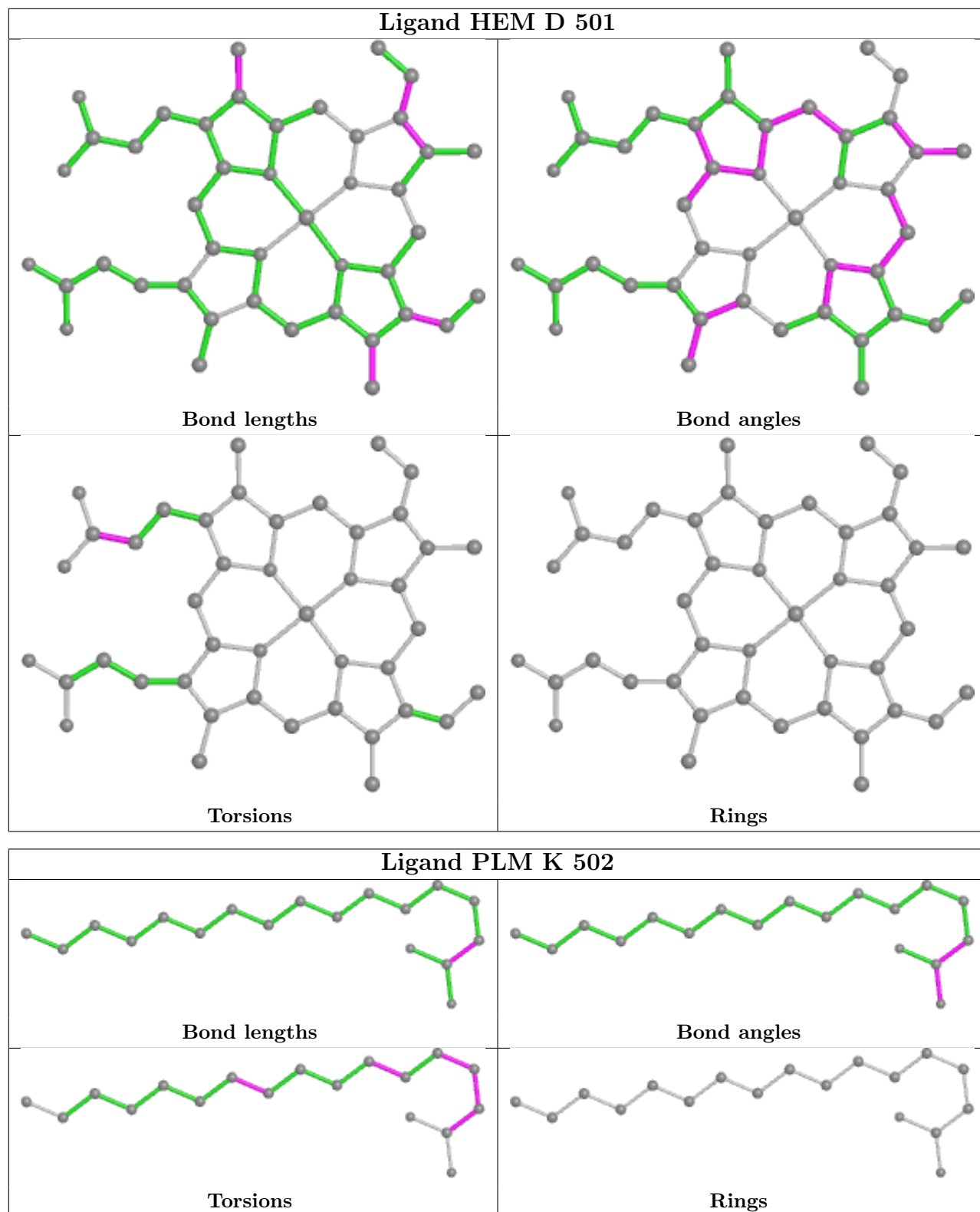


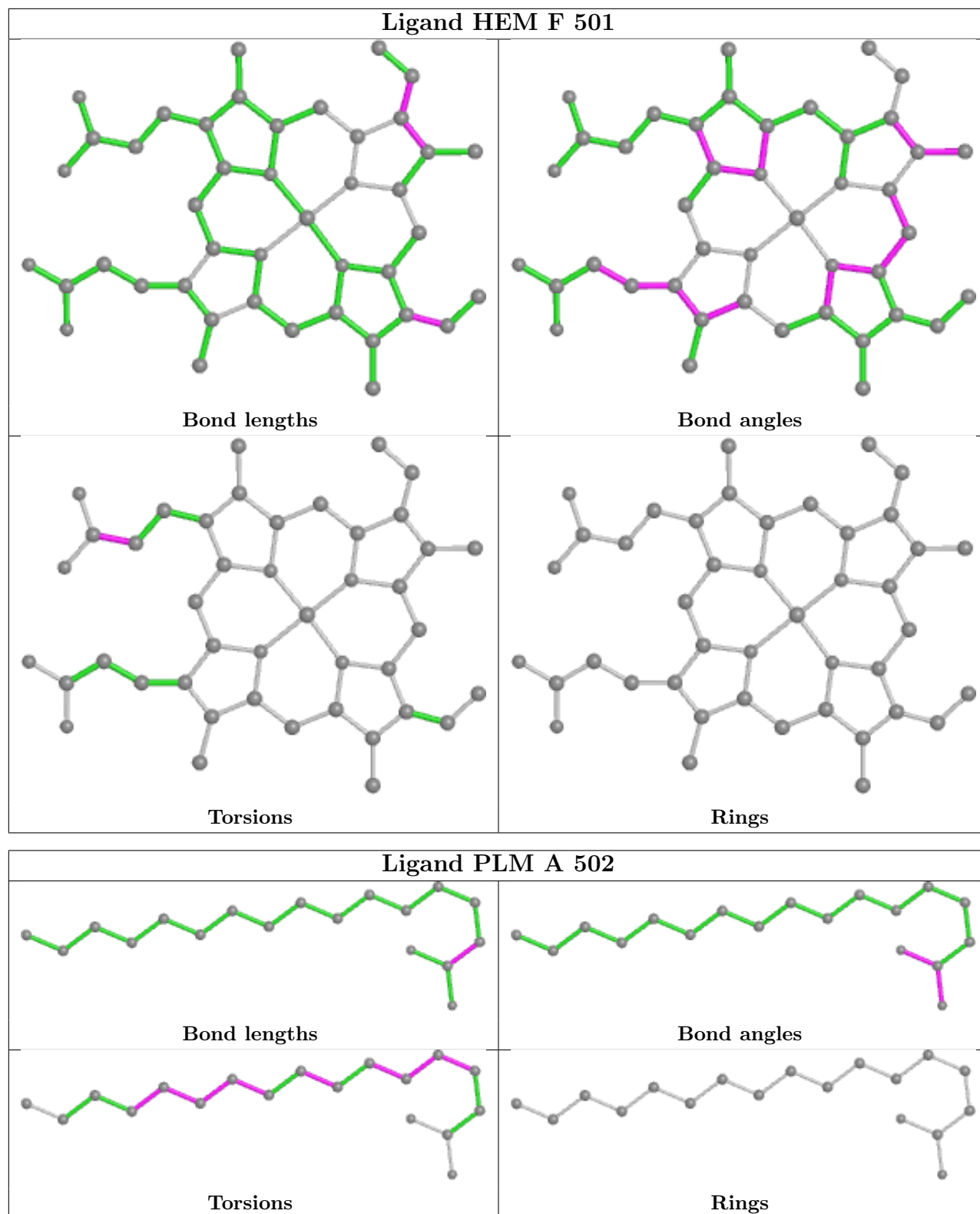


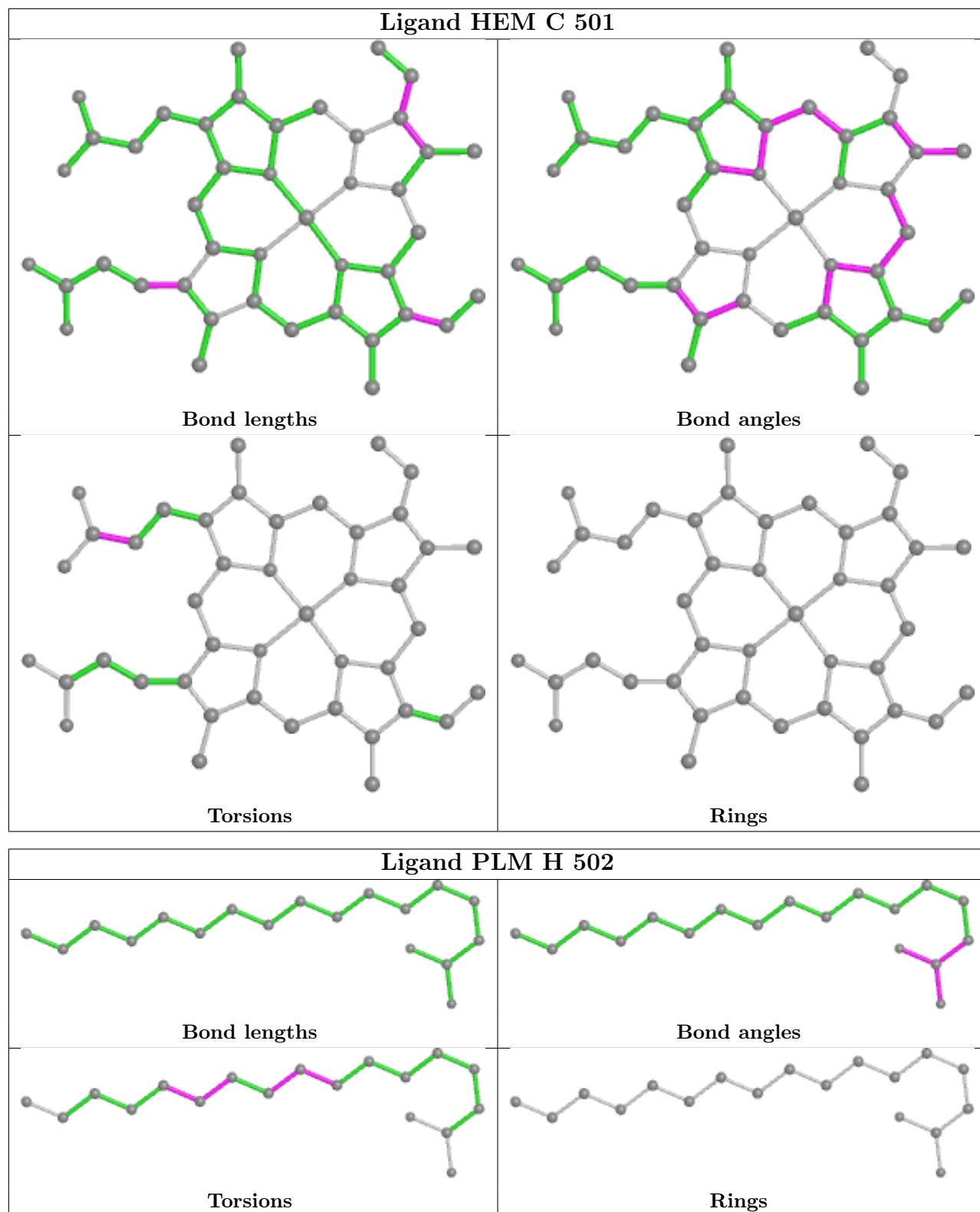


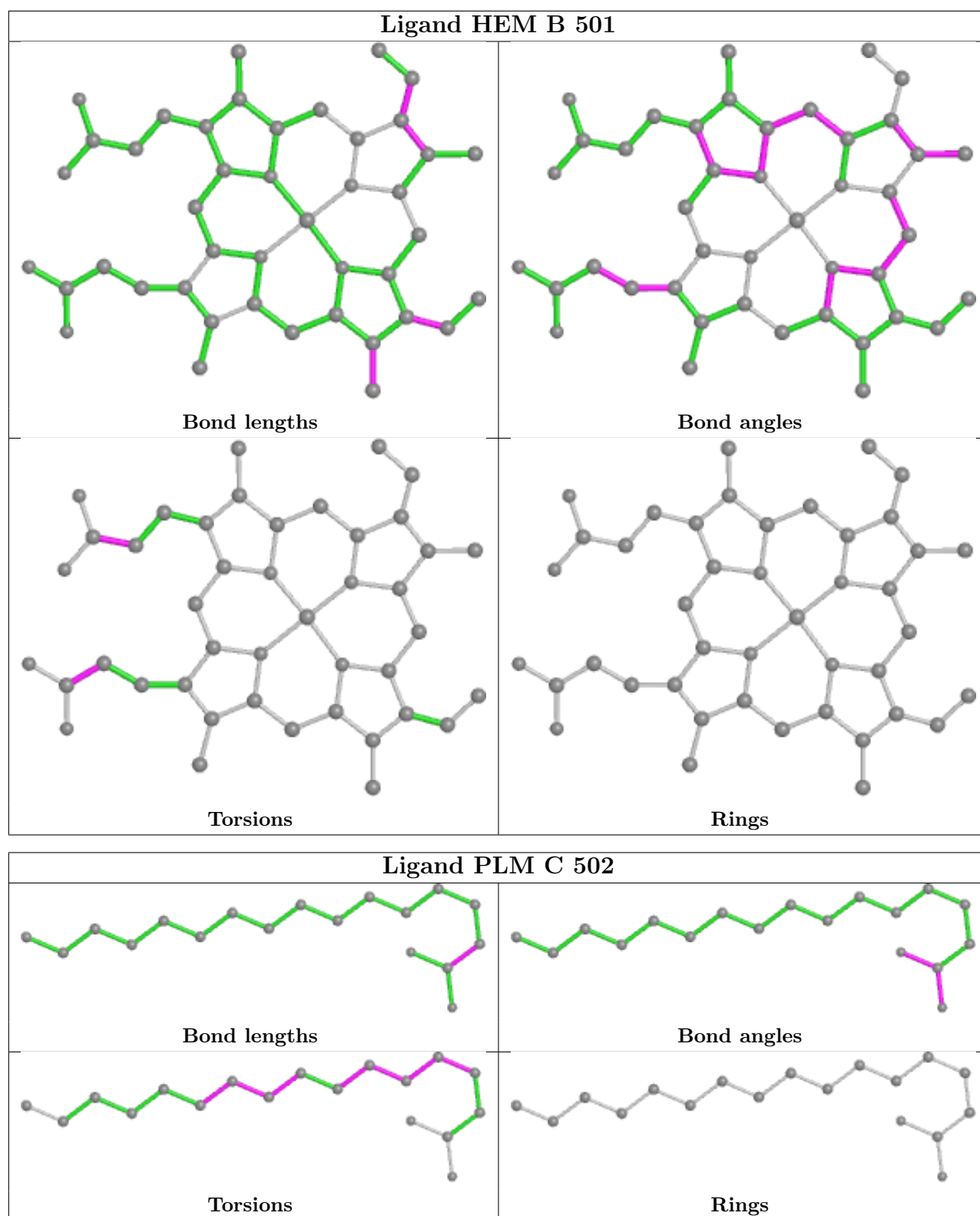












5.7 Other polymers [\(i\)](#)

There are no such residues in this entry.

5.8 Polymer linkage issues

There are no chain breaks in this entry.

6 Fit of model and data

6.1 Protein, DNA and RNA chains

In the following table, the column labelled ‘#RSRZ > 2’ contains the number (and percentage) of RSRZ outliers, followed by percent RSRZ outliers for the chain as percentile scores relative to all X-ray entries and entries of similar resolution. The OWAB column contains the minimum, median, 95th percentile and maximum values of the occupancy-weighted average B-factor per residue. The column labelled ‘Q < 0.9’ lists the number of (and percentage) of residues with an average occupancy less than 0.9.

Mol	Chain	Analysed	<RSRZ>	#RSRZ>2	OWAB(Å ²)	Q<0.9
1	A	429/458 (93%)	0.20	4 (0%) 84 80	43, 64, 103, 154	0
1	B	430/458 (93%)	0.15	1 (0%) 95 94	41, 61, 95, 136	0
1	C	421/458 (91%)	0.17	5 (1%) 79 73	43, 67, 100, 117	0
1	D	419/458 (91%)	0.15	2 (0%) 91 88	38, 63, 107, 124	0
1	E	422/458 (92%)	0.20	4 (0%) 84 80	47, 69, 104, 126	0
1	F	419/458 (91%)	0.27	8 (1%) 66 59	47, 74, 106, 123	0
1	G	401/458 (87%)	0.47	21 (5%) 27 18	49, 83, 120, 136	0
1	H	415/458 (90%)	0.46	18 (4%) 35 25	58, 87, 122, 151	0
1	I	399/458 (87%)	0.87	55 (13%) 2 1	51, 113, 147, 168	0
1	J	415/458 (90%)	0.71	29 (6%) 16 9	55, 113, 150, 168	0
1	K	416/458 (90%)	0.89	61 (14%) 2 1	54, 112, 151, 174	0
1	L	410/458 (89%)	0.95	54 (13%) 3 2	65, 119, 156, 178	0
All	All	4996/5496 (90%)	0.45	262 (5%) 27 18	38, 81, 139, 178	0

All (262) RSRZ outliers are listed below:

Mol	Chain	Res	Type	RSRZ
1	A	231	ASP	6.5
1	L	248	GLU	6.4
1	L	104	ASN	5.8
1	L	388	ASP	5.1
1	I	351	ILE	5.1
1	J	253	LEU	5.0
1	L	310	GLN	5.0
1	K	89	LEU	5.0
1	I	255	ASP	4.9
1	L	338	TYR	4.7
1	L	347	GLY	4.7

Continued on next page...

Continued from previous page...

Mol	Chain	Res	Type	RSRZ
1	G	392	HIS	4.7
1	K	105	ILE	4.6
1	I	154	ASP	4.4
1	A	233	GLU	4.3
1	L	354	GLY	4.3
1	K	110	PHE	4.3
1	J	115	MET	4.2
1	G	161	PHE	4.1
1	K	114	ALA	4.0
1	K	106	LEU	3.9
1	K	109	THR	3.9
1	J	353	LYS	3.8
1	H	221	ASN	3.8
1	J	256	GLU	3.7
1	K	250	GLY	3.7
1	J	87	ASP	3.7
1	K	221	ASN	3.7
1	J	241	MET	3.6
1	K	406	ILE	3.6
1	L	133	TRP	3.6
1	D	432	GLN	3.5
1	K	101	LYS	3.5
1	F	176	PHE	3.5
1	L	161	PHE	3.4
1	H	354	GLY	3.4
1	L	383	ARG	3.4
1	I	89	LEU	3.4
1	L	351	ILE	3.4
1	K	99	TRP	3.4
1	L	356	ASP	3.4
1	K	302	LEU	3.4
1	J	102	ALA	3.4
1	K	249	THR	3.4
1	J	392	HIS	3.4
1	L	413	HIS	3.3
1	K	267	ILE	3.3
1	I	84	PHE	3.3
1	K	161	PHE	3.3
1	J	238	LEU	3.3
1	G	338	TYR	3.3
1	H	262	ILE	3.3
1	I	253	LEU	3.2

Continued on next page...

Continued from previous page...

Mol	Chain	Res	Type	RSRZ
1	C	176	PHE	3.2
1	K	104	ASN	3.2
1	L	309	TYR	3.2
1	K	241	MET	3.2
1	J	106	LEU	3.2
1	L	138	PRO	3.2
1	I	106	LEU	3.2
1	I	137	ASN	3.2
1	I	221	ASN	3.1
1	L	77	ALA	3.1
1	L	101	LYS	3.1
1	I	105	ILE	3.1
1	J	110	PHE	3.1
1	K	246	ASP	3.1
1	L	237	LEU	3.1
1	F	388	ASP	3.1
1	I	350	PRO	3.1
1	L	372	TRP	3.0
1	K	90	PHE	3.0
1	K	253	LEU	3.0
1	K	351	ILE	3.0
1	K	237	LEU	3.0
1	K	245	PRO	3.0
1	I	100	LYS	3.0
1	H	431	TYR	3.0
1	F	180	MET	3.0
1	K	402	GLN	3.0
1	J	345	ILE	2.9
1	I	412	LEU	2.9
1	K	163	TYR	2.9
1	I	249	THR	2.9
1	I	265	PHE	2.9
1	I	302	LEU	2.9
1	G	356	ASP	2.9
1	K	265	PHE	2.9
1	C	184	LEU	2.9
1	K	259	ARG	2.9
1	F	161	PHE	2.8
1	J	101	LYS	2.8
1	K	96	GLU	2.8
1	H	356	ASP	2.8
1	H	218	LEU	2.8

Continued on next page...

Continued from previous page...

Mol	Chain	Res	Type	RSRZ
1	I	417	LEU	2.8
1	K	175	PRO	2.8
1	I	295	TYR	2.8
1	K	217	SER	2.8
1	J	454	LEU	2.8
1	L	90	PHE	2.7
1	L	345	ILE	2.7
1	H	75	GLU	2.7
1	I	355	GLU	2.7
1	L	312	VAL	2.7
1	L	355	GLU	2.7
1	L	154	ASP	2.7
1	L	387	LEU	2.7
1	K	338	TYR	2.7
1	I	307	PRO	2.7
1	I	133	TRP	2.7
1	K	111	SER	2.7
1	I	168	PHE	2.7
1	J	138	PRO	2.7
1	I	247	PRO	2.7
1	I	262	ILE	2.6
1	K	393	HIS	2.6
1	L	36	ALA	2.6
1	J	249	THR	2.6
1	L	307	PRO	2.6
1	L	217	SER	2.6
1	H	355	GLU	2.6
1	H	352	LYS	2.6
1	G	106	LEU	2.6
1	I	395	TYR	2.6
1	I	416	THR	2.6
1	L	106	LEU	2.6
1	L	129	LEU	2.6
1	G	113	ARG	2.6
1	I	77	ALA	2.6
1	K	257	ASN	2.5
1	G	387	LEU	2.5
1	K	389	LYS	2.5
1	J	356	ASP	2.5
1	K	260	PHE	2.5
1	L	384	PHE	2.5
1	I	394	ALA	2.5

Continued on next page...

Continued from previous page...

Mol	Chain	Res	Type	RSRZ
1	E	356	ASP	2.5
1	L	100	LYS	2.5
1	K	254	ASP	2.5
1	J	302	LEU	2.5
1	I	428	LEU	2.5
1	G	93	GLU	2.5
1	J	222	ILE	2.5
1	H	341	GLU	2.5
1	L	55	VAL	2.5
1	K	87	ASP	2.5
1	J	258	ILE	2.5
1	G	312	VAL	2.4
1	H	302	LEU	2.4
1	K	258	ILE	2.4
1	G	315	LEU	2.4
1	A	161	PHE	2.4
1	G	423	LEU	2.4
1	J	105	ILE	2.4
1	L	78	LEU	2.4
1	K	165	PHE	2.4
1	G	375	ASN	2.4
1	H	374	ASP	2.4
1	I	390	VAL	2.4
1	K	118	TYR	2.4
1	I	69	ARG	2.4
1	I	250	GLY	2.4
1	G	109	THR	2.4
1	L	414	GLU	2.3
1	K	102	ALA	2.3
1	L	118	TYR	2.3
1	H	22	LEU	2.3
1	K	242	LEU	2.3
1	I	113	ARG	2.3
1	I	370	ASP	2.3
1	I	64	VAL	2.3
1	G	108	PRO	2.3
1	J	453	ILE	2.3
1	I	99	TRP	2.3
1	G	125	ILE	2.3
1	I	444	LEU	2.3
1	L	146	GLU	2.3
1	L	381	PRO	2.3

Continued on next page...

Continued from previous page...

Mol	Chain	Res	Type	RSRZ
1	K	266	LEU	2.3
1	L	421	MET	2.3
1	E	184	LEU	2.3
1	I	345	ILE	2.3
1	H	90	PHE	2.3
1	C	180	MET	2.3
1	K	345	ILE	2.3
1	I	369	LYS	2.2
1	K	444	LEU	2.2
1	K	63	GLU	2.2
1	K	179	SER	2.2
1	K	303	THR	2.2
1	I	79	ALA	2.2
1	I	161	PHE	2.2
1	J	140	GLU	2.2
1	J	237	LEU	2.2
1	K	156	ILE	2.2
1	L	385	GLU	2.2
1	I	257	ASN	2.2
1	G	400	ASN	2.2
1	I	402	GLN	2.2
1	L	402	GLN	2.2
1	J	133	TRP	2.2
1	L	426	PHE	2.2
1	K	133	TRP	2.2
1	I	218	LEU	2.2
1	L	243	ASN	2.2
1	F	358	ILE	2.2
1	B	76	GLY	2.2
1	A	184	LEU	2.2
1	H	384	PHE	2.2
1	K	384	PHE	2.2
1	L	89	LEU	2.2
1	L	265	PHE	2.2
1	I	53	ILE	2.2
1	J	259	ARG	2.2
1	I	219	VAL	2.1
1	L	316	LYS	2.1
1	K	215	MET	2.1
1	K	347	GLY	2.1
1	G	70	PHE	2.1
1	L	302	LEU	2.1

Continued on next page...

Continued from previous page...

Mol	Chain	Res	Type	RSRZ
1	I	305	PRO	2.1
1	L	180	MET	2.1
1	G	417	LEU	2.1
1	I	326	LEU	2.1
1	I	384	PHE	2.1
1	F	212	ILE	2.1
1	E	389	LYS	2.1
1	G	219	VAL	2.1
1	L	80	LYS	2.1
1	I	70	PHE	2.1
1	L	75	GLU	2.1
1	F	177	ILE	2.1
1	I	334	ALA	2.1
1	C	393	HIS	2.1
1	D	308	THR	2.1
1	L	315	LEU	2.1
1	L	132	LYS	2.1
1	F	104	ASN	2.1
1	C	387	LEU	2.1
1	K	262	ILE	2.1
1	H	250	GLY	2.1
1	H	11	PRO	2.1
1	J	176	PHE	2.1
1	K	108	PRO	2.1
1	E	387	LEU	2.0
1	K	64	VAL	2.0
1	K	136	LEU	2.0
1	G	302	LEU	2.0
1	I	315	LEU	2.0
1	J	410	PHE	2.0
1	G	262	ILE	2.0
1	I	318	MET	2.0
1	K	398	PHE	2.0
1	H	10	GLN	2.0
1	K	238	LEU	2.0
1	I	71	ASP	2.0
1	L	42	ILE	2.0
1	I	418	VAL	2.0
1	K	240	ARG	2.0
1	L	110	PHE	2.0
1	J	136	LEU	2.0

6.2 Non-standard residues in protein, DNA, RNA chains [i](#)

There are no non-standard protein/DNA/RNA residues in this entry.

6.3 Carbohydrates [i](#)

There are no monosaccharides in this entry.

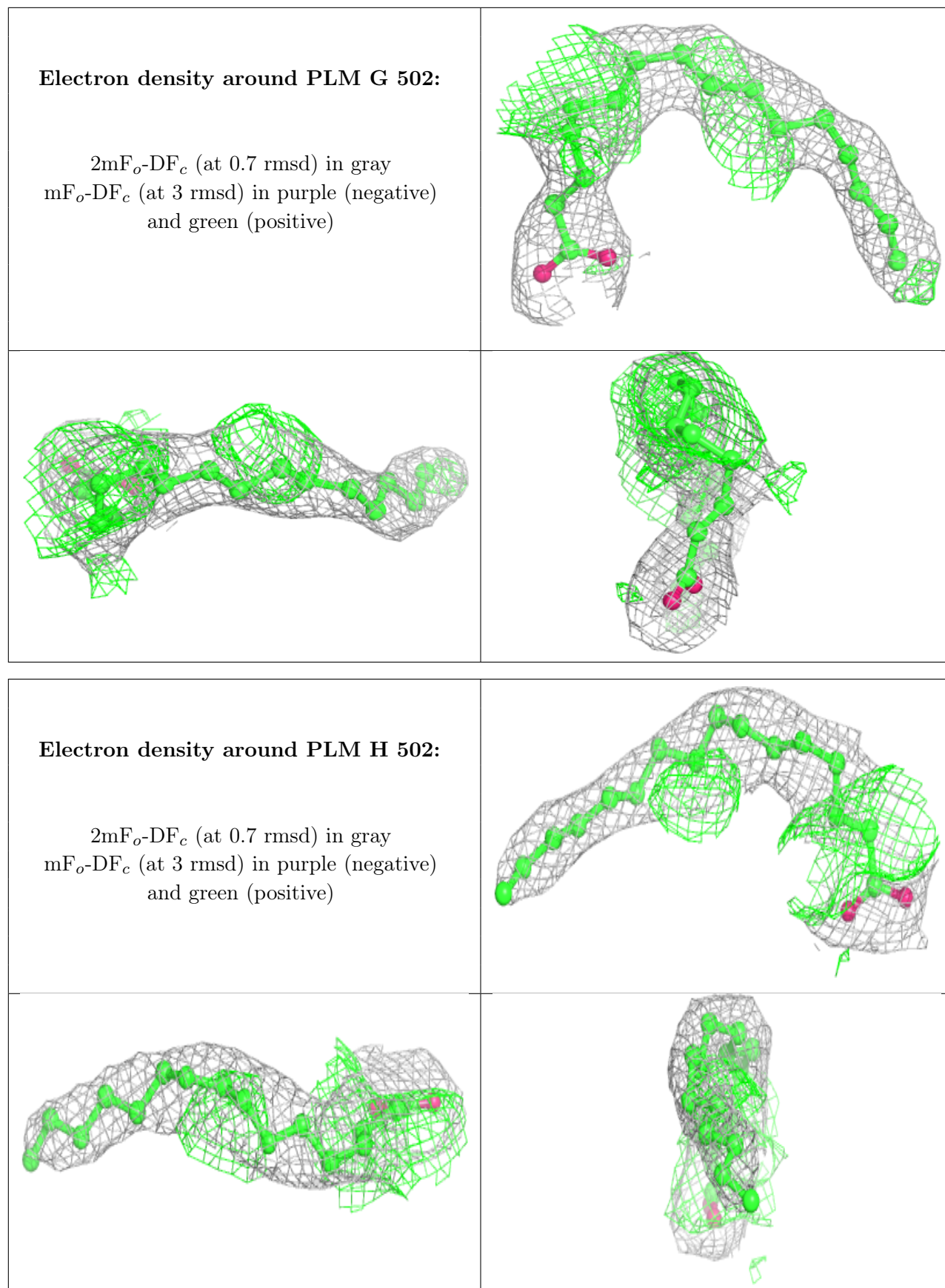
6.4 Ligands [i](#)

In the following table, the Atoms column lists the number of modelled atoms in the group and the number defined in the chemical component dictionary. The B-factors column lists the minimum, median, 95th percentile and maximum values of B factors of atoms in the group. The column labelled 'Q< 0.9' lists the number of atoms with occupancy less than 0.9.

Mol	Type	Chain	Res	Atoms	RSCC	RSR	B-factors(Å ²)	Q<0.9
3	PLM	G	502	18/18	0.78	0.34	46,61,69,72	0
3	PLM	H	502	18/18	0.81	0.28	59,66,73,76	0
3	PLM	D	502	18/18	0.83	0.35	36,56,81,87	0
3	PLM	D	503	18/18	0.83	0.31	44,58,62,62	0
3	PLM	I	502	18/18	0.83	0.25	32,57,72,75	0
3	PLM	K	502	18/18	0.83	0.29	35,51,77,79	0
3	PLM	L	502	18/18	0.84	0.30	50,67,75,75	0
3	PLM	C	502	18/18	0.85	0.27	38,49,55,57	0
3	PLM	B	502	18/18	0.86	0.31	41,57,61,65	0
3	PLM	E	502	18/18	0.87	0.24	45,61,71,71	0
3	PLM	J	502	18/18	0.88	0.28	37,60,74,77	0
3	PLM	A	502	18/18	0.90	0.29	40,53,62,64	0
2	HEM	I	501	43/43	0.95	0.28	93,107,118,120	0
2	HEM	L	501	43/43	0.95	0.26	94,101,119,123	0
2	HEM	J	501	43/43	0.96	0.28	86,95,113,117	0
2	HEM	K	501	43/43	0.96	0.28	83,97,113,124	0
2	HEM	E	501	43/43	0.96	0.19	33,38,63,69	0
2	HEM	B	501	43/43	0.97	0.21	36,46,56,68	0
2	HEM	F	501	43/43	0.97	0.20	43,52,65,70	0
2	HEM	G	501	43/43	0.97	0.24	63,74,88,89	0
2	HEM	H	501	43/43	0.97	0.21	57,76,99,102	0
2	HEM	C	501	43/43	0.97	0.18	26,37,59,61	0
2	HEM	A	501	43/43	0.98	0.19	34,42,52,58	0
2	HEM	D	501	43/43	0.98	0.22	40,51,60,62	0

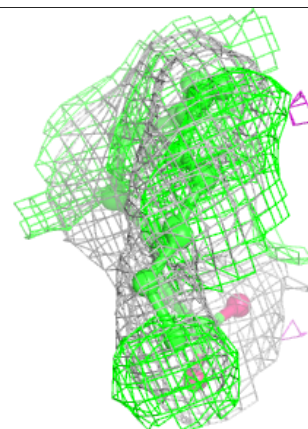
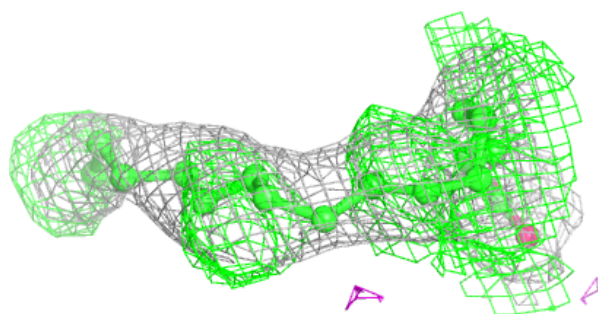
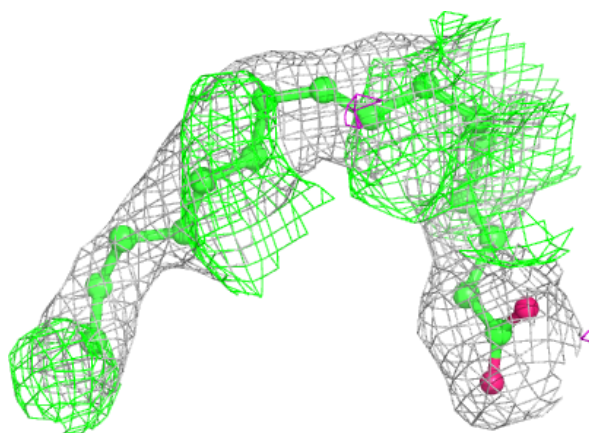
The following is a graphical depiction of the model fit to experimental electron density of all instances of the Ligand of Interest. In addition, ligands with molecular weight > 250 and outliers as shown on the geometry validation Tables will also be included. Each fit is shown from different

orientation to approximate a three-dimensional view.

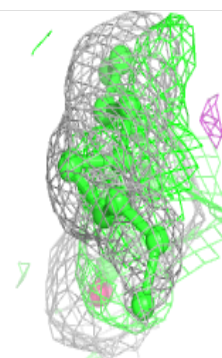
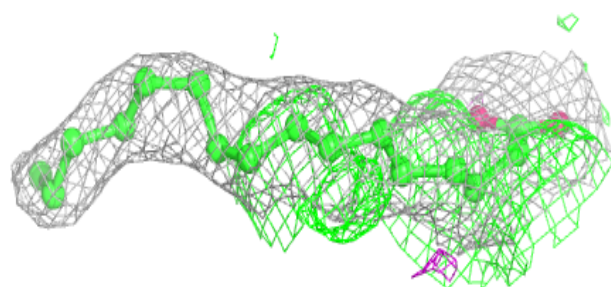
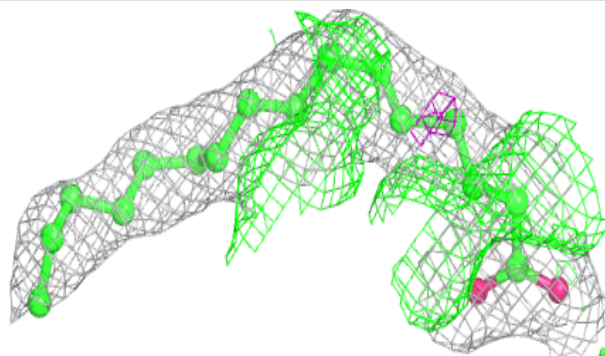


Electron density around PLM D 502:

$2mF_o-DF_c$ (at 0.7 rmsd) in gray
 mF_o-DF_c (at 3 rmsd) in purple (negative)
and green (positive)

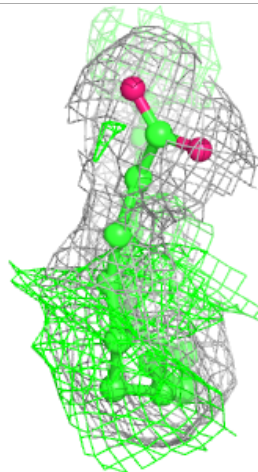
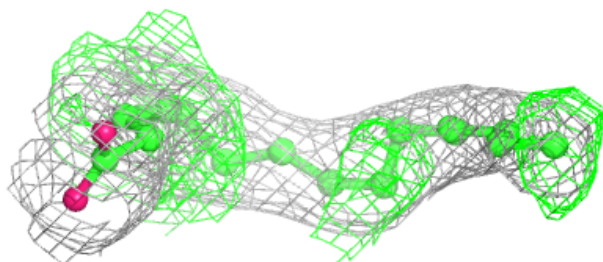
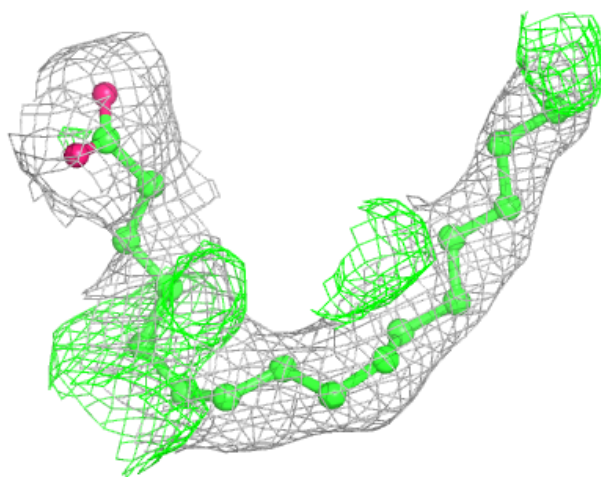
**Electron density around PLM D 503:**

$2mF_o-DF_c$ (at 0.7 rmsd) in gray
 mF_o-DF_c (at 3 rmsd) in purple (negative)
and green (positive)



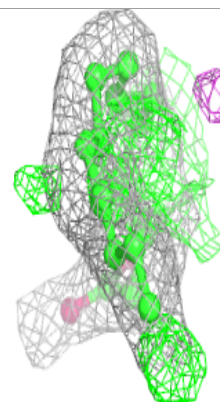
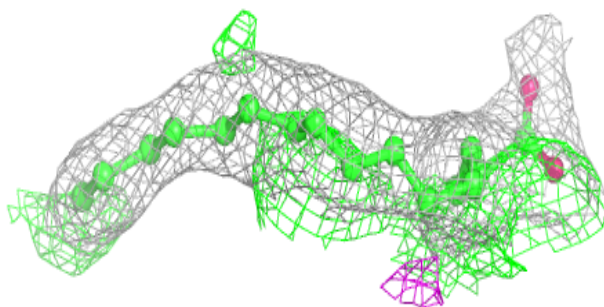
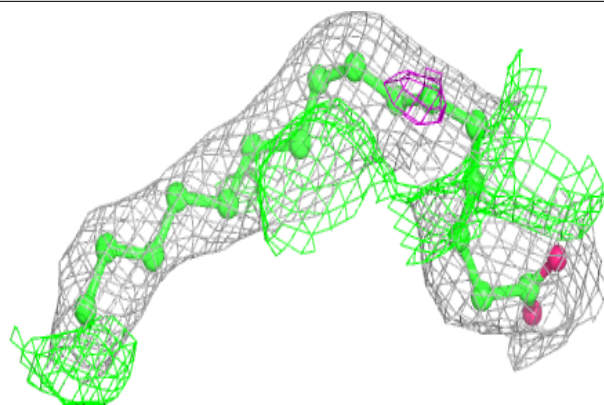
Electron density around PLM I 502:

$2mF_o-DF_c$ (at 0.7 rmsd) in gray
 mF_o-DF_c (at 3 rmsd) in purple (negative)
and green (positive)

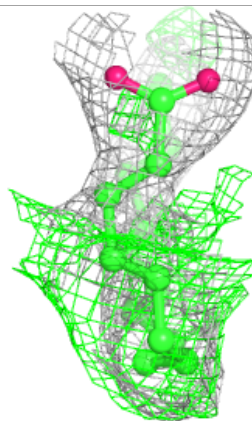
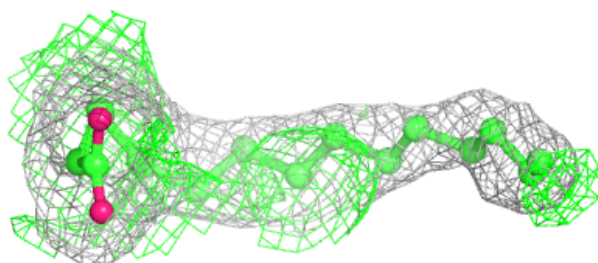
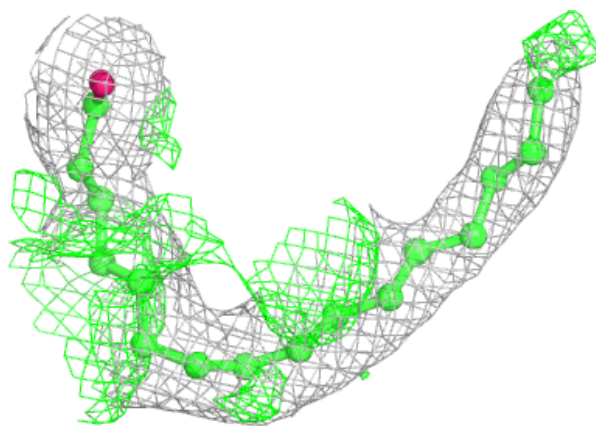


Electron density around PLM K 502:

$2mF_o-DF_c$ (at 0.7 rmsd) in gray
 mF_o-DF_c (at 3 rmsd) in purple (negative)
and green (positive)

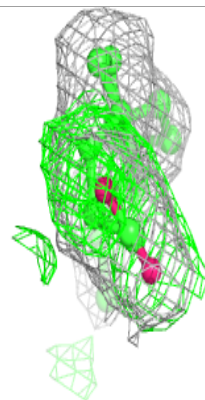
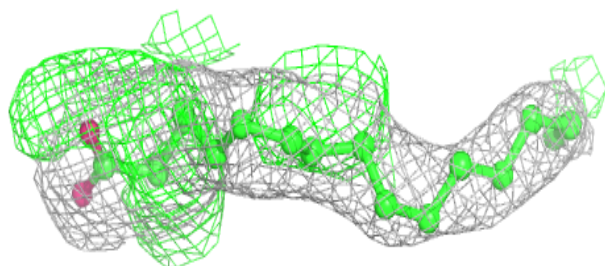

**Electron density around PLM L 502:**

$2mF_o-DF_c$ (at 0.7 rmsd) in gray
 mF_o-DF_c (at 3 rmsd) in purple (negative)
and green (positive)

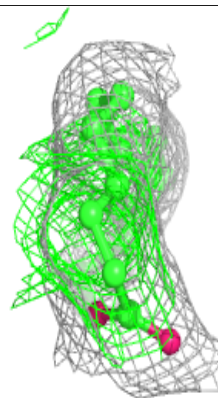
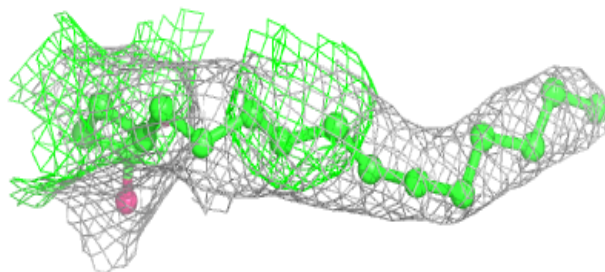
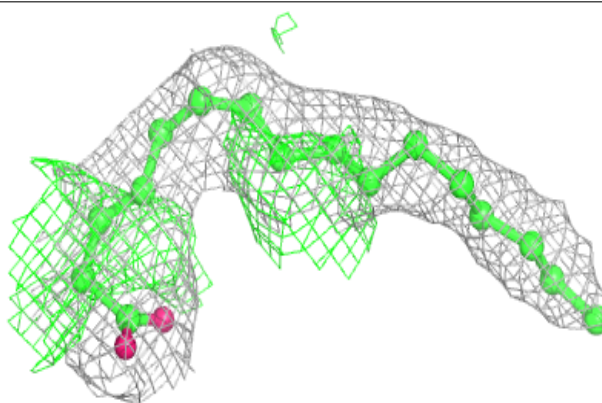


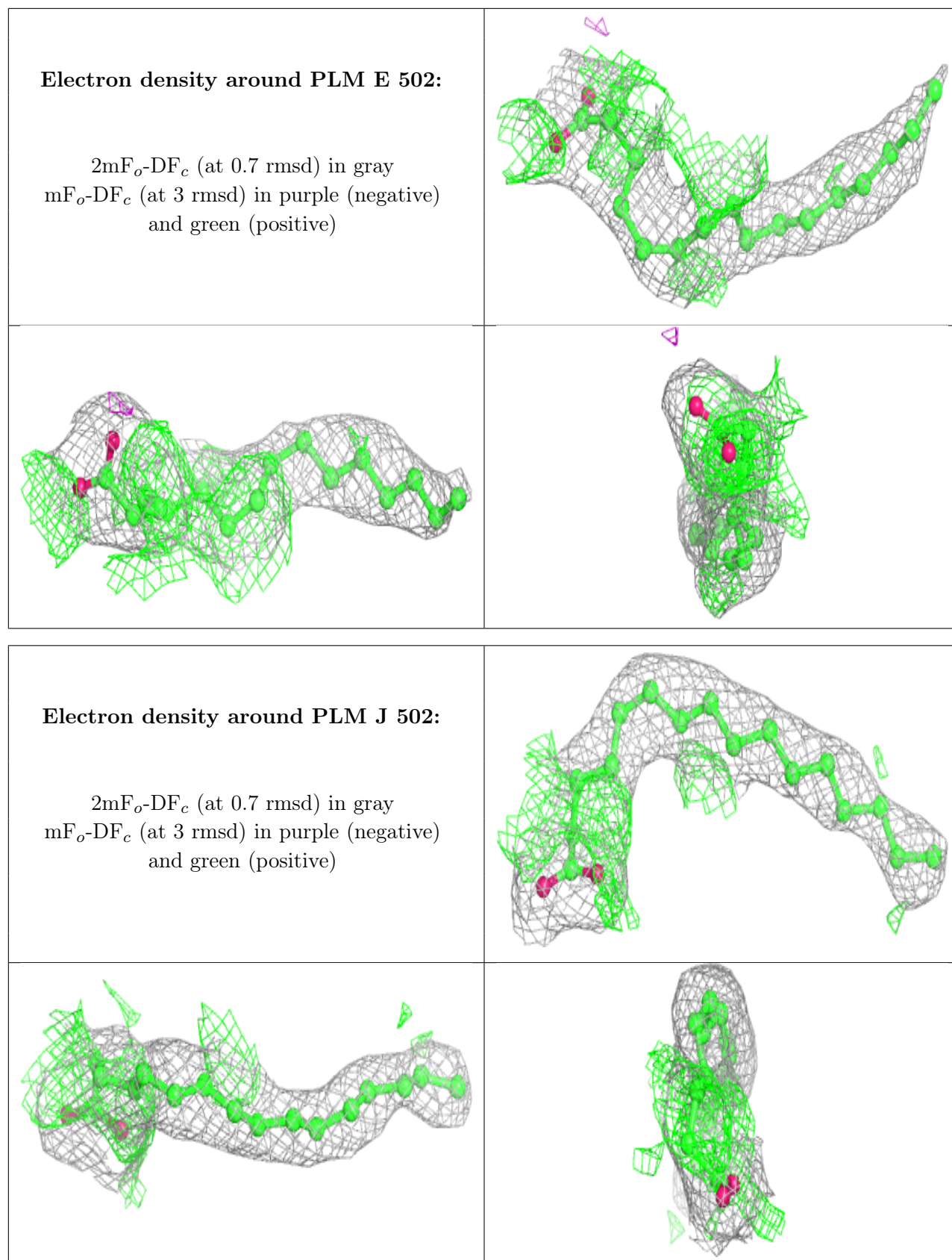
Electron density around PLM C 502:

$2mF_o-DF_c$ (at 0.7 rmsd) in gray
 mF_o-DF_c (at 3 rmsd) in purple (negative)
and green (positive)

**Electron density around PLM B 502:**

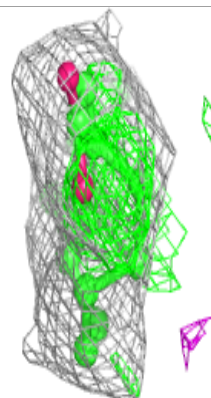
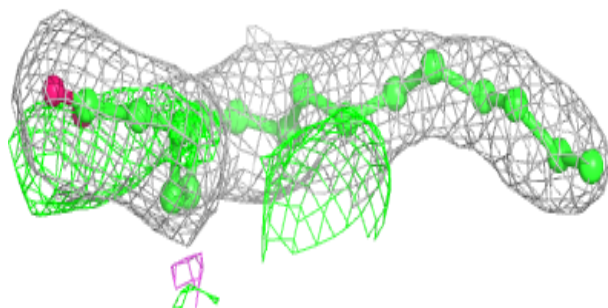
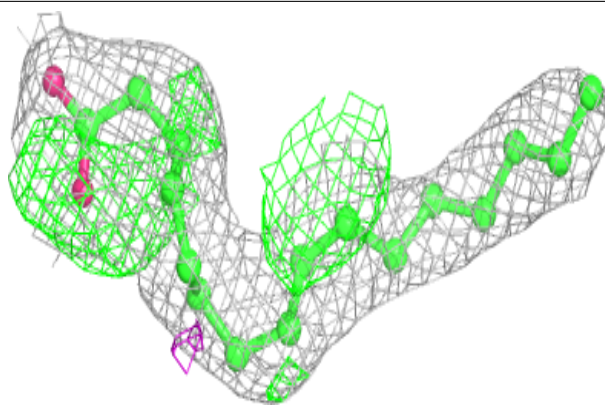
$2mF_o-DF_c$ (at 0.7 rmsd) in gray
 mF_o-DF_c (at 3 rmsd) in purple (negative)
and green (positive)



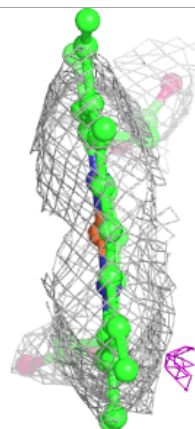
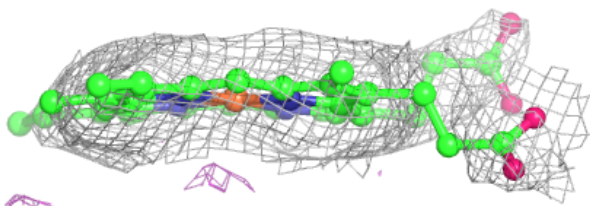
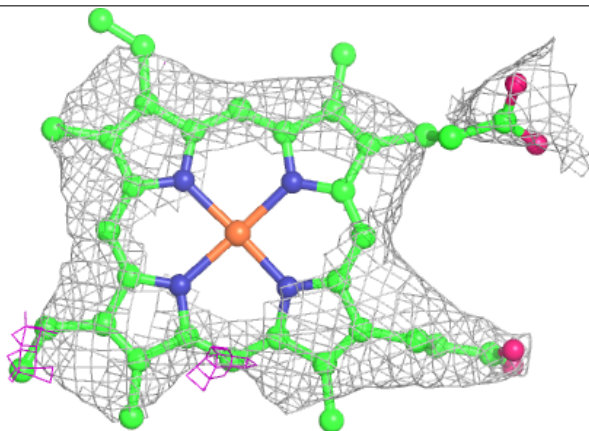


Electron density around PLM A 502:

$2mF_o-DF_c$ (at 0.7 rmsd) in gray
 mF_o-DF_c (at 3 rmsd) in purple (negative)
and green (positive)

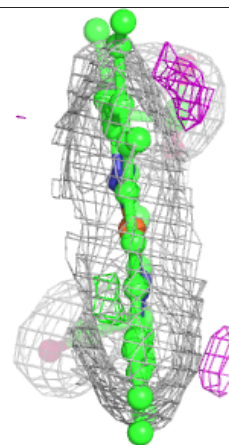
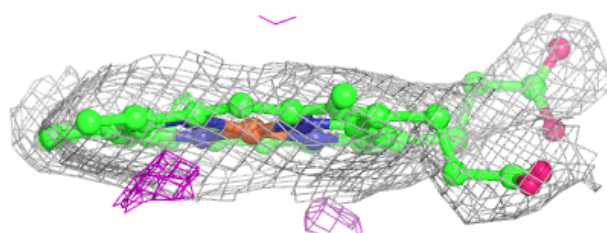
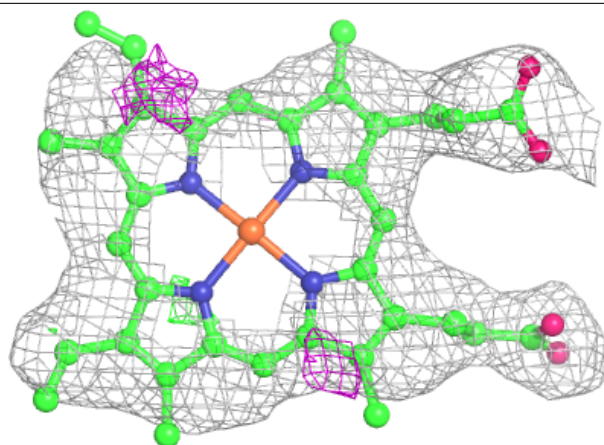
**Electron density around HEM I 501:**

$2mF_o-DF_c$ (at 0.7 rmsd) in gray
 mF_o-DF_c (at 3 rmsd) in purple (negative)
and green (positive)



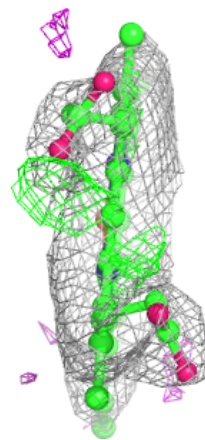
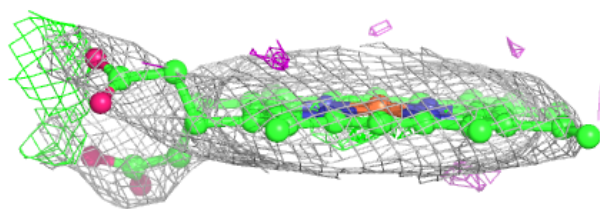
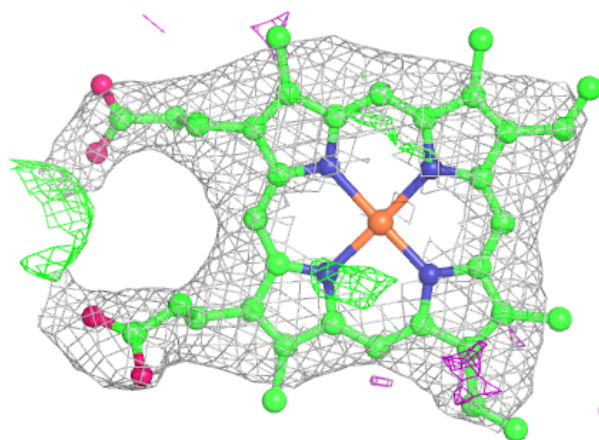
Electron density around HEM L 501:

$2mF_o-DF_c$ (at 0.7 rmsd) in gray
 mF_o-DF_c (at 3 rmsd) in purple (negative)
and green (positive)



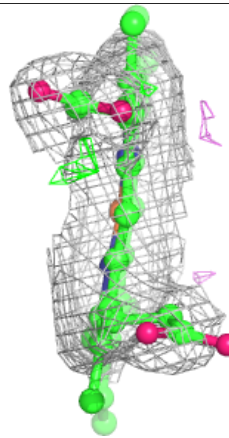
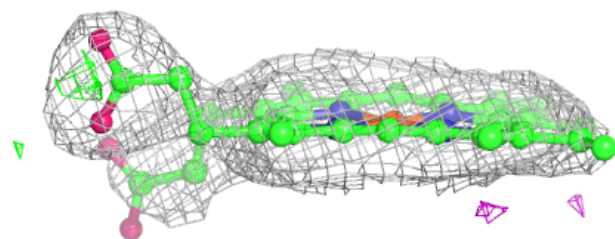
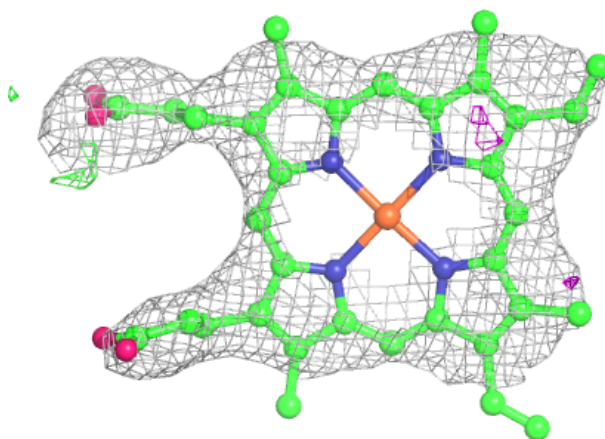
Electron density around HEM J 501:

$2mF_o-DF_c$ (at 0.7 rmsd) in gray
 mF_o-DF_c (at 3 rmsd) in purple (negative)
and green (positive)



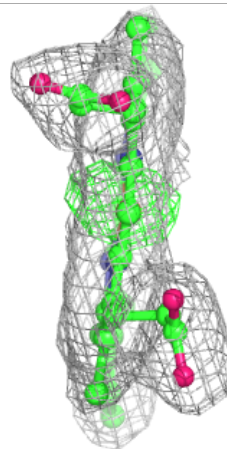
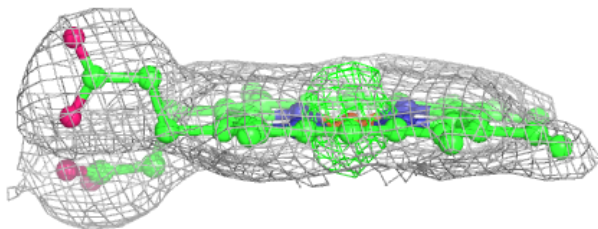
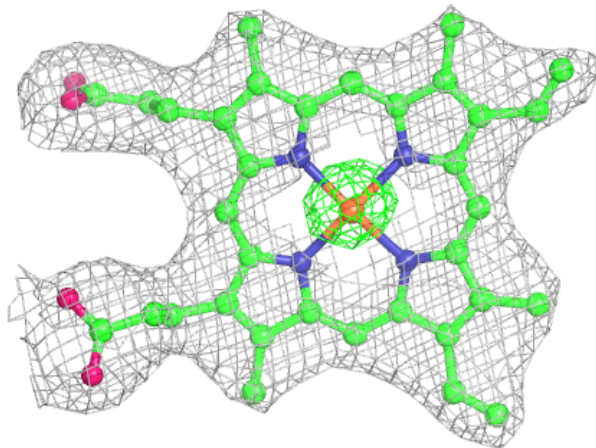
Electron density around HEM K 501:

$2mF_o-DF_c$ (at 0.7 rmsd) in gray
 mF_o-DF_c (at 3 rmsd) in purple (negative)
and green (positive)



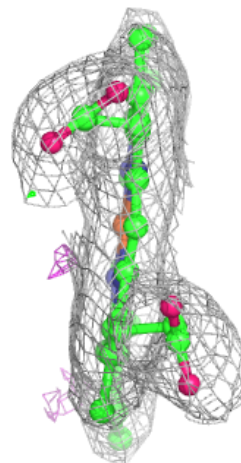
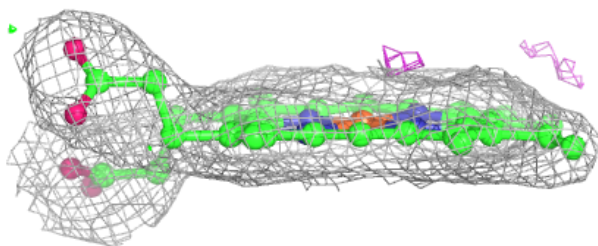
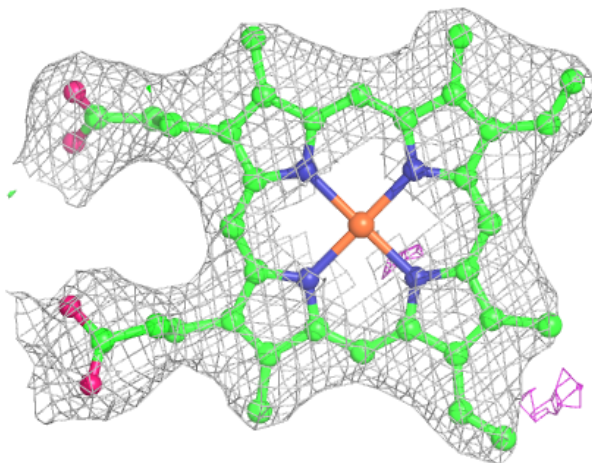
Electron density around HEM E 501:

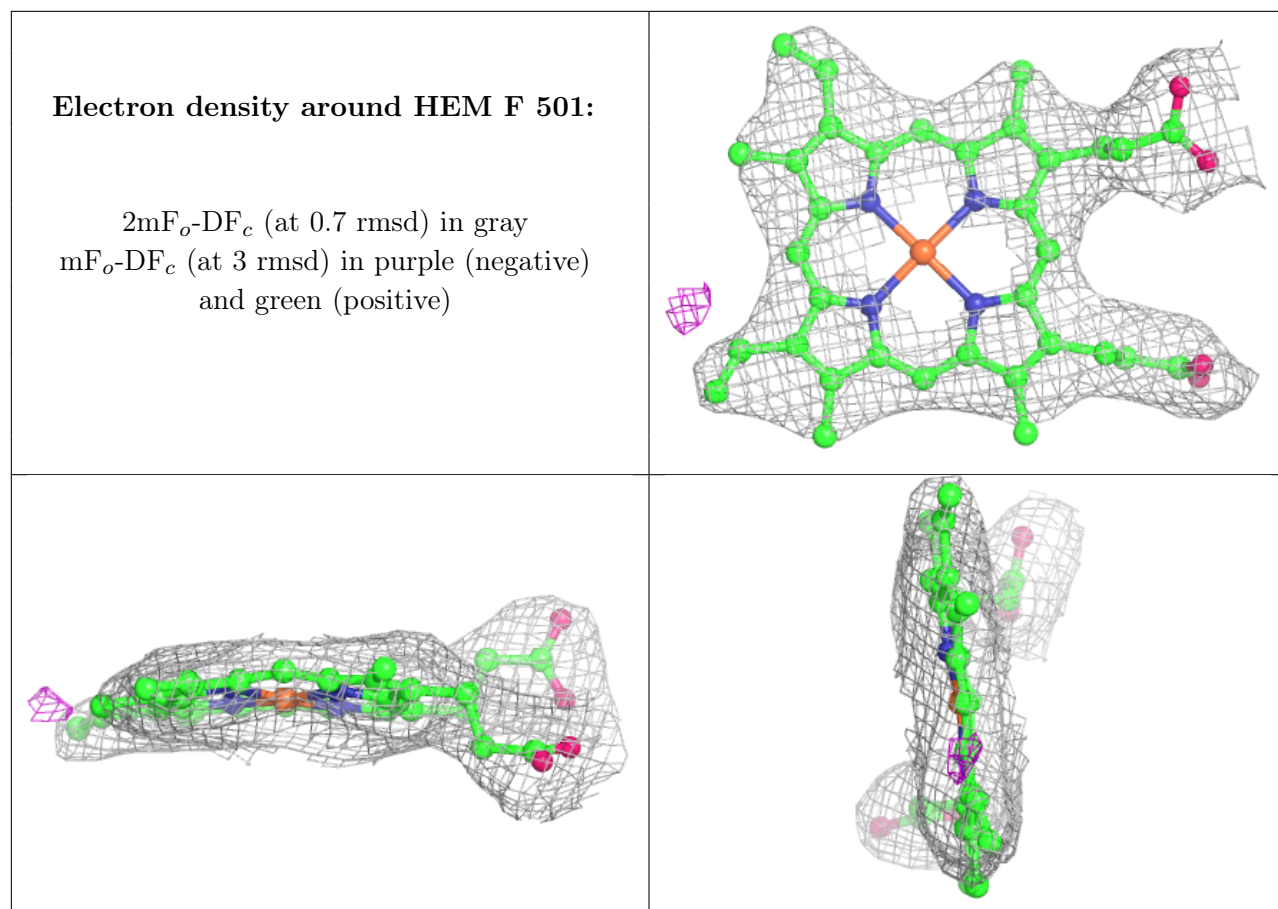
$2mF_o-DF_c$ (at 0.7 rmsd) in gray
 mF_o-DF_c (at 3 rmsd) in purple (negative)
and green (positive)



Electron density around HEM B 501:

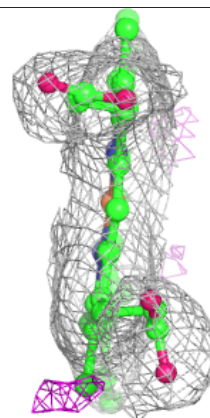
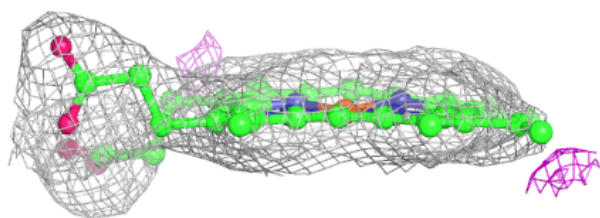
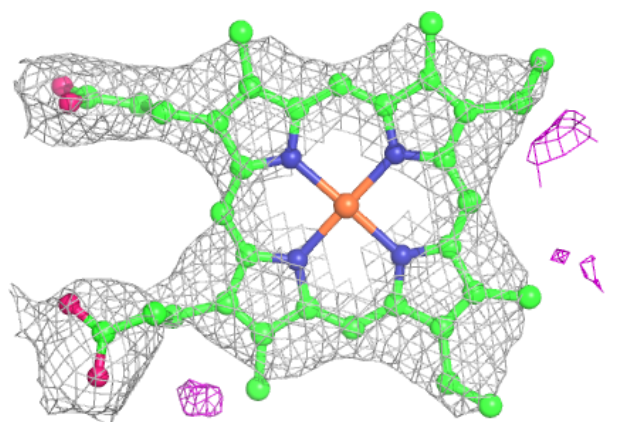
$2mF_o-DF_c$ (at 0.7 rmsd) in gray
 mF_o-DF_c (at 3 rmsd) in purple (negative)
and green (positive)





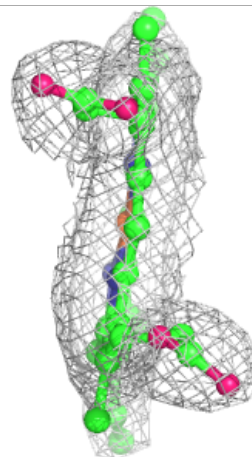
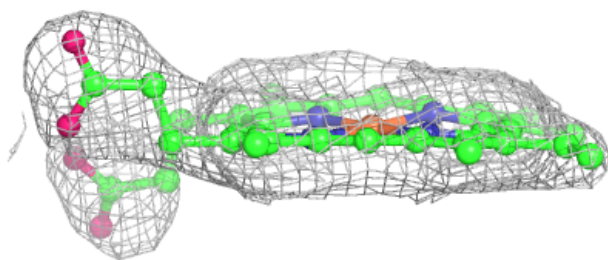
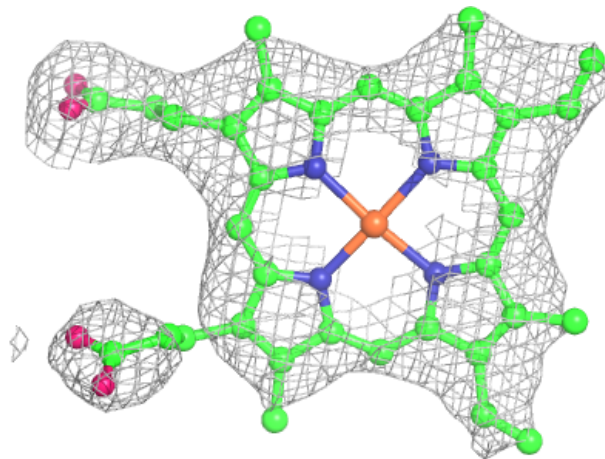
Electron density around HEM G 501:

$2mF_o-DF_c$ (at 0.7 rmsd) in gray
 mF_o-DF_c (at 3 rmsd) in purple (negative)
and green (positive)



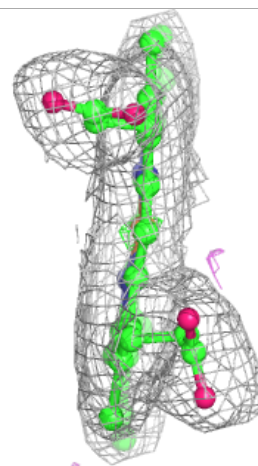
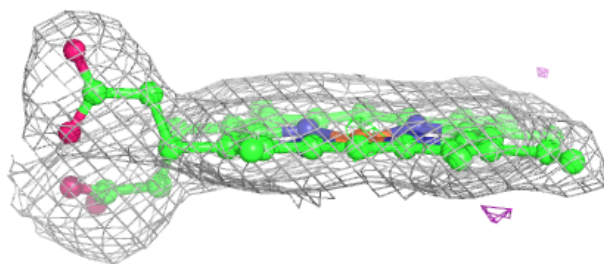
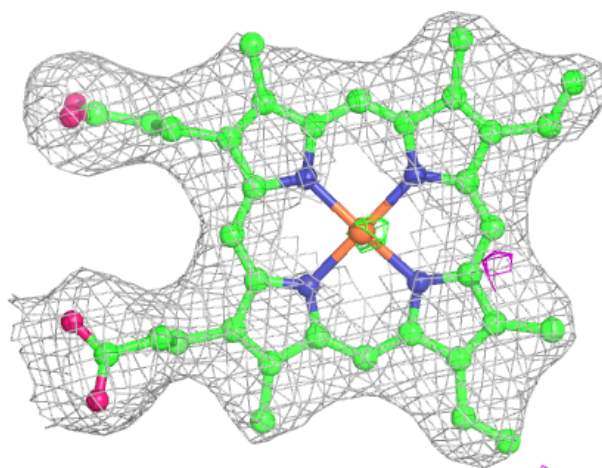
Electron density around HEM H 501:

$2mF_o-DF_c$ (at 0.7 rmsd) in gray
 mF_o-DF_c (at 3 rmsd) in purple (negative)
and green (positive)



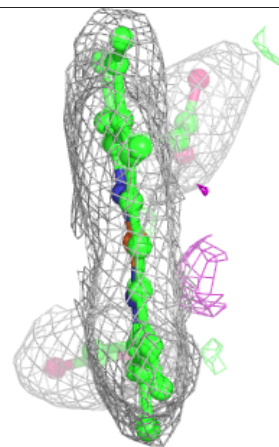
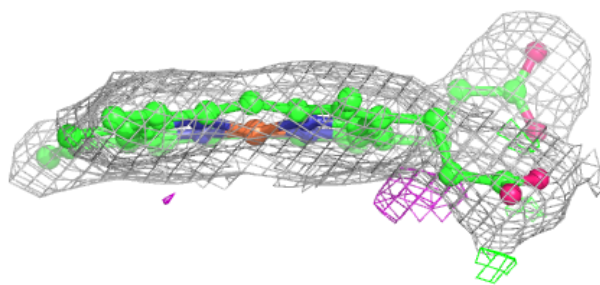
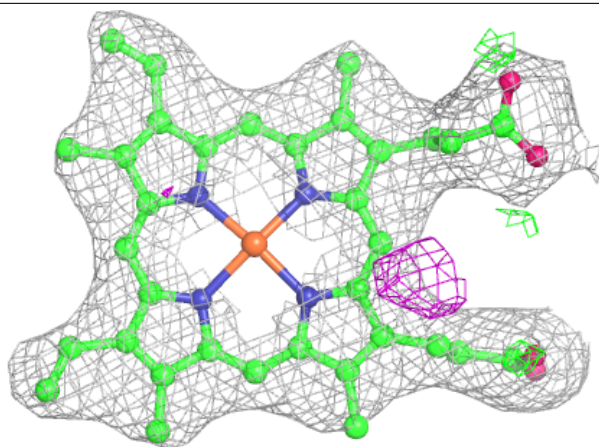
Electron density around HEM C 501:

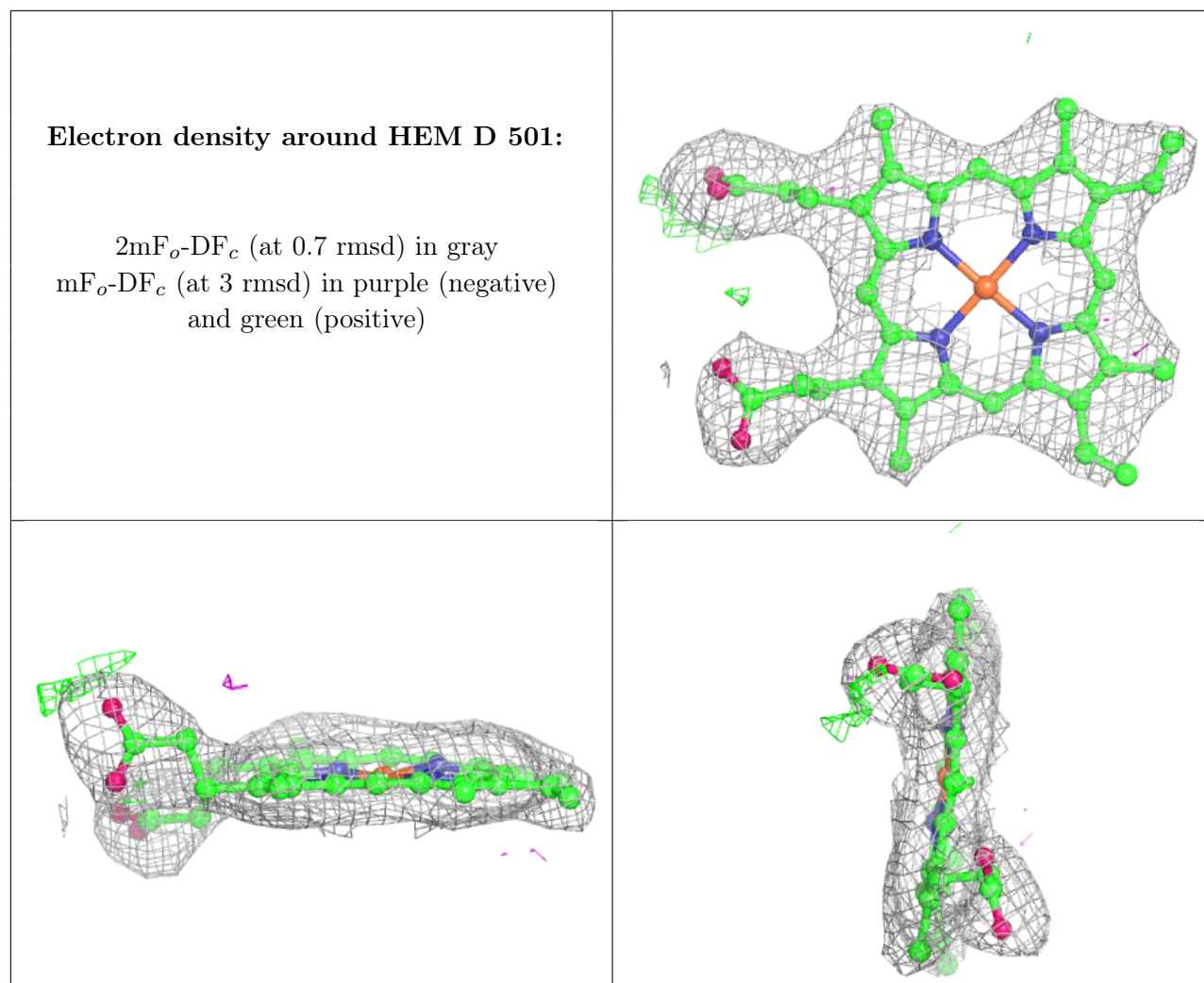
$2mF_o-DF_c$ (at 0.7 rmsd) in gray
 mF_o-DF_c (at 3 rmsd) in purple (negative)
and green (positive)



Electron density around HEM A 501:

$2mF_o-DF_c$ (at 0.7 rmsd) in gray
 mF_o-DF_c (at 3 rmsd) in purple (negative)
and green (positive)





6.5 Other polymers [i](#)

There are no such residues in this entry.