



# Full wwPDB X-ray Structure Validation Report ⓘ

Mar 10, 2024 – 02:05 PM EDT

PDB ID : 4HYC  
Title : Structure of a presenilin family intramembrane aspartate protease in P2 space group  
Authors : Li, X.; Dang, S.; Yan, C.; Wang, J.; Shi, Y.  
Deposited on : 2012-11-13  
Resolution : 3.95 Å(reported)

This is a Full wwPDB X-ray Structure Validation Report for a publicly released PDB entry.

We welcome your comments at [validation@mail.wwpdb.org](mailto:validation@mail.wwpdb.org)

A user guide is available at

<https://www.wwpdb.org/validation/2017/XrayValidationReportHelp>

with specific help available everywhere you see the ⓘ symbol.

The types of validation reports are described at

<http://www.wwpdb.org/validation/2017/FAQs#types>.

---

The following versions of software and data (see [references ⓘ](#)) were used in the production of this report:

MolProbity : 4.02b-467  
Xtriage (Phenix) : 1.13  
EDS : 2.36  
Percentile statistics : 20191225.v01 (using entries in the PDB archive December 25th 2019)  
Refmac : 5.8.0158  
CCP4 : 7.0.044 (Gargrove)  
Ideal geometry (proteins) : Engh & Huber (2001)  
Ideal geometry (DNA, RNA) : Parkinson et al. (1996)  
Validation Pipeline (wwPDB-VP) : 2.36

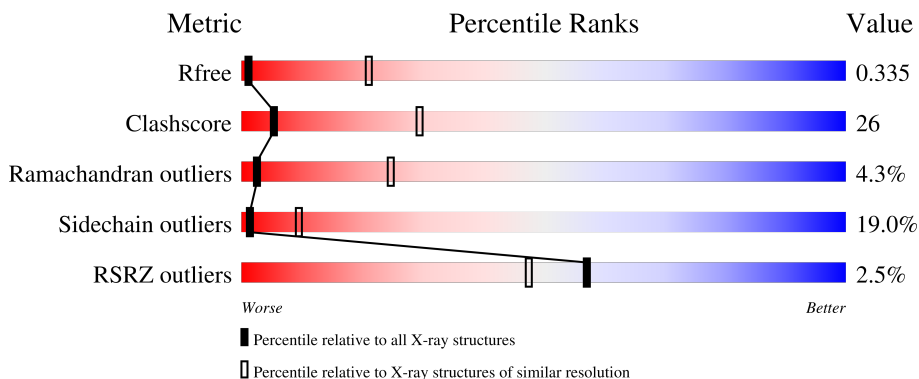
# 1 Overall quality at a glance

The following experimental techniques were used to determine the structure:

*X-RAY DIFFRACTION*

The reported resolution of this entry is 3.95 Å.

Percentile scores (ranging between 0-100) for global validation metrics of the entry are shown in the following graphic. The table shows the number of entries on which the scores are based.






Metric	Whole archive (#Entries)	Similar resolution (#Entries, resolution range(Å))
$R_{free}$	130704	1025 (4.22-3.70)
Clashscore	141614	1085 (4.22-3.70)
Ramachandran outliers	138981	1047 (4.22-3.70)
Sidechain outliers	138945	1039 (4.22-3.70)
RSRZ outliers	127900	1013 (4.28-3.64)

The table below summarises the geometric issues observed across the polymeric chains and their fit to the electron density. The red, orange, yellow and green segments of the lower bar indicate the fraction of residues that contain outliers for  $\geq 3$ , 2, 1 and 0 types of geometric quality criteria respectively. A grey segment represents the fraction of residues that are not modelled. The numeric value for each fraction is indicated below the corresponding segment, with a dot representing fractions  $\leq 5\%$ . The upper red bar (where present) indicates the fraction of residues that have poor fit to the electron density. The numeric value is given above the bar.

Mol	Chain	Length	Quality of chain
1	A	301	
1	B	301	
1	C	301	
1	D	301	
1	E	301	

Continued on next page...

*Continued from previous page...*

Mol	Chain	Length	Quality of chain
1	F	301	 <p>3% 37% 35% 9% 18%</p>
1	G	301	 <p>% 37% 36% 9% 18%</p>
1	H	301	 <p>5% 40% 34% 8% 18%</p>

## 2 Entry composition

There is only 1 type of molecule in this entry. The entry contains 14416 atoms, of which 0 are hydrogens and 0 are deuteriums.

In the tables below, the ZeroOcc column contains the number of atoms modelled with zero occupancy, the AltConf column contains the number of residues with at least one atom in alternate conformation and the Trace column contains the number of residues modelled with at most 2 atoms.

- Molecule 1 is a protein called Putative uncharacterized protein.

Mol	Chain	Residues	Atoms					ZeroOcc	AltConf	Trace
			Total	C	N	O	S			
1	A	246	1802	1219	276	296	11	0	0	0
1	B	246	1802	1219	276	296	11	0	0	0
1	C	246	1802	1219	276	296	11	0	0	0
1	D	246	1802	1219	276	296	11	0	0	0
1	E	246	1802	1219	276	296	11	0	0	0
1	F	246	1802	1219	276	296	11	0	0	0
1	G	246	1802	1219	276	296	11	0	0	0
1	H	246	1802	1219	276	296	11	0	0	0

There are 40 discrepancies between the modelled and reference sequences:

Chain	Residue	Modelled	Actual	Comment	Reference
A	40	ASN	ASP	engineered mutation	UNP A3CWV0
A	42	SER	GLU	engineered mutation	UNP A3CWV0
A	147	GLU	ALA	engineered mutation	UNP A3CWV0
A	148	PRO	VAL	engineered mutation	UNP A3CWV0
A	229	VAL	ALA	engineered mutation	UNP A3CWV0
B	40	ASN	ASP	engineered mutation	UNP A3CWV0
B	42	SER	GLU	engineered mutation	UNP A3CWV0
B	147	GLU	ALA	engineered mutation	UNP A3CWV0
B	148	PRO	VAL	engineered mutation	UNP A3CWV0
B	229	VAL	ALA	engineered mutation	UNP A3CWV0
C	40	ASN	ASP	engineered mutation	UNP A3CWV0
C	42	SER	GLU	engineered mutation	UNP A3CWV0
C	147	GLU	ALA	engineered mutation	UNP A3CWV0

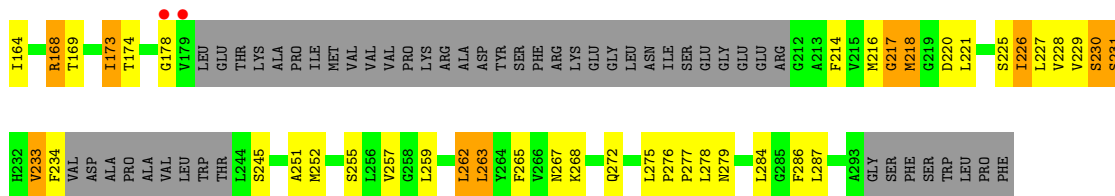
*Continued on next page...*

*Continued from previous page...*

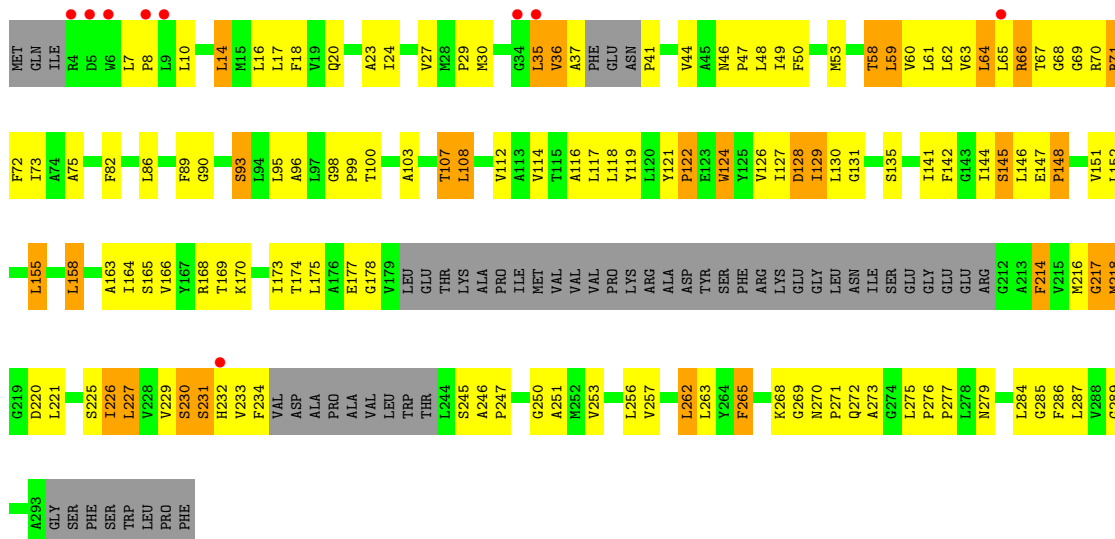
Chain	Residue	Modelled	Actual	Comment	Reference
C	148	PRO	VAL	engineered mutation	UNP A3CWV0
C	229	VAL	ALA	engineered mutation	UNP A3CWV0
D	40	ASN	ASP	engineered mutation	UNP A3CWV0
D	42	SER	GLU	engineered mutation	UNP A3CWV0
D	147	GLU	ALA	engineered mutation	UNP A3CWV0
D	148	PRO	VAL	engineered mutation	UNP A3CWV0
D	229	VAL	ALA	engineered mutation	UNP A3CWV0
E	40	ASN	ASP	engineered mutation	UNP A3CWV0
E	42	SER	GLU	engineered mutation	UNP A3CWV0
E	147	GLU	ALA	engineered mutation	UNP A3CWV0
E	148	PRO	VAL	engineered mutation	UNP A3CWV0
E	229	VAL	ALA	engineered mutation	UNP A3CWV0
F	40	ASN	ASP	engineered mutation	UNP A3CWV0
F	42	SER	GLU	engineered mutation	UNP A3CWV0
F	147	GLU	ALA	engineered mutation	UNP A3CWV0
F	148	PRO	VAL	engineered mutation	UNP A3CWV0
F	229	VAL	ALA	engineered mutation	UNP A3CWV0
G	40	ASN	ASP	engineered mutation	UNP A3CWV0
G	42	SER	GLU	engineered mutation	UNP A3CWV0
G	147	GLU	ALA	engineered mutation	UNP A3CWV0
G	148	PRO	VAL	engineered mutation	UNP A3CWV0
G	229	VAL	ALA	engineered mutation	UNP A3CWV0
H	40	ASN	ASP	engineered mutation	UNP A3CWV0
H	42	SER	GLU	engineered mutation	UNP A3CWV0
H	147	GLU	ALA	engineered mutation	UNP A3CWV0
H	148	PRO	VAL	engineered mutation	UNP A3CWV0
H	229	VAL	ALA	engineered mutation	UNP A3CWV0



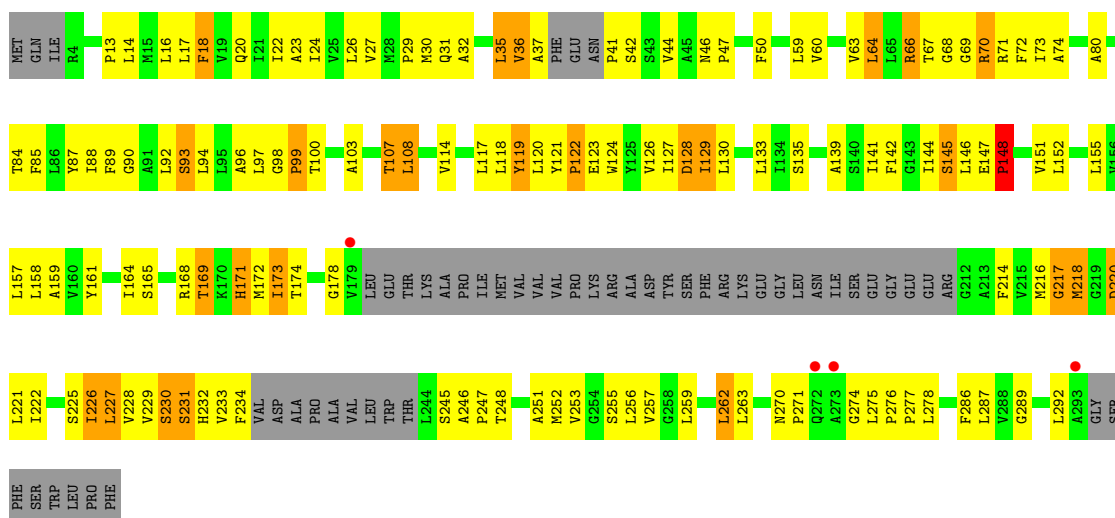





• Molecule 1: Putative uncharacterized protein



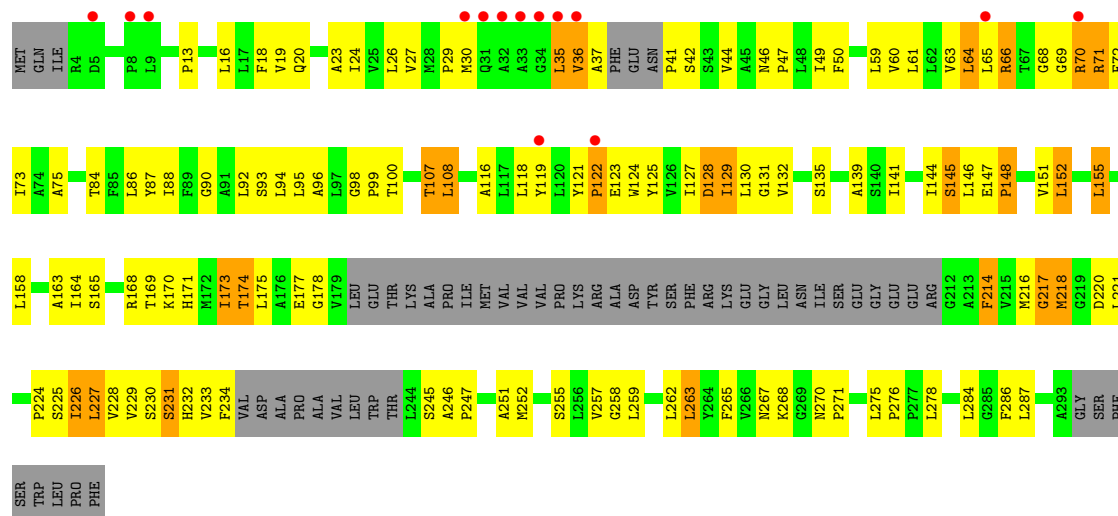
• Molecule 1: Putative uncharacterized protein



• Molecule 1: Putative uncharacterized protein







## 4 Data and refinement statistics

Property	Value	Source
Space group	P 1 2 1	Depositor
Cell constants a, b, c, $\alpha$ , $\beta$ , $\gamma$	127.22Å 115.83Å 137.17Å 90.00° 100.59° 90.00°	Depositor
Resolution (Å)	40.16 – 3.95 40.16 – 3.95	Depositor EDS
% Data completeness (in resolution range)	78.3 (40.16-3.95) 78.5 (40.16-3.95)	Depositor EDS
$R_{merge}$	(Not available)	Depositor
$R_{sym}$	(Not available)	Depositor
$\langle I/\sigma(I) \rangle$ <sup>1</sup>	1.81 (at 4.00Å)	Xtrriage
Refinement program	PHENIX (phenix.refine: 1.8_1069)	Depositor
R, $R_{free}$	0.308 , 0.341 0.307 , 0.335	Depositor DCC
$R_{free}$ test set	1341 reflections (4.92%)	wwPDB-VP
Wilson B-factor (Å <sup>2</sup> )	123.3	Xtrriage
Anisotropy	0.236	Xtrriage
Bulk solvent $k_{sol}$ (e/Å <sup>3</sup> ), $B_{sol}$ (Å <sup>2</sup> )	0.24 , 77.6	EDS
L-test for twinning <sup>2</sup>	$\langle  L  \rangle = 0.46$ , $\langle L^2 \rangle = 0.29$	Xtrriage
Estimated twinning fraction	No twinning to report.	Xtrriage
$F_o, F_c$ correlation	0.89	EDS
Total number of atoms	14416	wwPDB-VP
Average B, all atoms (Å <sup>2</sup> )	141.0	wwPDB-VP

Xtrriage's analysis on translational NCS is as follows: *The largest off-origin peak in the Patterson function is 5.14% of the height of the origin peak. No significant pseudotranslation is detected.*

<sup>1</sup>Intensities estimated from amplitudes.

<sup>2</sup>Theoretical values of  $\langle |L| \rangle$ ,  $\langle L^2 \rangle$  for acentric reflections are 0.5, 0.333 respectively for untwinned datasets, and 0.375, 0.2 for perfectly twinned datasets.

## 5 Model quality

### 5.1 Standard geometry

The Z score for a bond length (or angle) is the number of standard deviations the observed value is removed from the expected value. A bond length (or angle) with  $|Z| > 5$  is considered an outlier worth inspection. RMSZ is the root-mean-square of all Z scores of the bond lengths (or angles).

Mol	Chain	Bond lengths		Bond angles	
		RMSZ	# Z  >5	RMSZ	# Z  >5
1	A	0.42	0/1839	0.68	0/2511
1	B	0.44	0/1839	0.68	0/2511
1	C	0.43	0/1839	0.69	0/2511
1	D	0.43	0/1839	0.68	0/2511
1	E	0.44	0/1839	0.71	0/2511
1	F	0.42	0/1839	0.68	1/2511 (0.0%)
1	G	0.44	0/1839	0.71	0/2511
1	H	0.40	0/1839	0.65	1/2511 (0.0%)
All	All	0.43	0/14712	0.69	2/20088 (0.0%)

Chiral center outliers are detected by calculating the chiral volume of a chiral center and verifying if the center is modelled as a planar moiety or with the opposite hand. A planarity outlier is detected by checking planarity of atoms in a peptide group, atoms in a mainchain group or atoms of a sidechain that are expected to be planar.

Mol	Chain	#Chirality outliers	#Planarity outliers
1	A	0	2
1	B	0	1
1	C	0	2
1	D	0	1
1	E	0	1
1	F	0	2
1	G	0	1
1	H	0	1
All	All	0	11

There are no bond length outliers.

All (2) bond angle outliers are listed below:

Mol	Chain	Res	Type	Atoms	Z	Observed(°)	Ideal(°)
1	F	59	LEU	CA-CB-CG	5.51	127.97	115.30
1	H	59	LEU	CA-CB-CG	5.07	126.95	115.30

There are no chirality outliers.

All (11) planarity outliers are listed below:

Mol	Chain	Res	Type	Group
1	A	124	TRP	Peptide
1	A	145	SER	Peptide
1	B	145	SER	Peptide
1	C	124	TRP	Peptide
1	C	145	SER	Peptide
1	D	145	SER	Peptide
1	E	145	SER	Peptide
1	F	124	TRP	Peptide
1	F	145	SER	Peptide
1	G	145	SER	Peptide
1	H	145	SER	Peptide

## 5.2 Too-close contacts [i](#)

In the following table, the Non-H and H(model) columns list the number of non-hydrogen atoms and hydrogen atoms in the chain respectively. The H(added) column lists the number of hydrogen atoms added and optimized by MolProbity. The Clashes column lists the number of clashes within the asymmetric unit, whereas Symm-Clashes lists symmetry-related clashes.

Mol	Chain	Non-H	H(model)	H(added)	Clashes	Symm-Clashes
1	A	1802	0	1949	109	0
1	B	1802	0	1949	98	0
1	C	1802	0	1949	101	0
1	D	1802	0	1949	109	0
1	E	1802	0	1949	100	0
1	F	1802	0	1949	109	0
1	G	1802	0	1949	101	0
1	H	1802	0	1949	103	0
All	All	14416	0	15592	789	0

The all-atom clashscore is defined as the number of clashes found per 1000 atoms (including hydrogen atoms). The all-atom clashscore for this structure is 26.

All (789) close contacts within the same asymmetric unit are listed below, sorted by their clash magnitude.

Atom-1	Atom-2	Interatomic distance (Å)	Clash overlap (Å)
1:A:36:VAL:CG2	1:A:144:ILE:HG22	1.28	1.64
1:C:36:VAL:CG2	1:C:144:ILE:HG22	1.30	1.57

*Continued on next page...*

*Continued from previous page...*

Atom-1	Atom-2	Interatomic distance (Å)	Clash overlap (Å)
1:F:36:VAL:CG2	1:F:144:ILE:HG22	1.51	1.40
1:A:36:VAL:HG13	1:A:145:SER:CA	1.59	1.32
1:H:36:VAL:CG2	1:H:144:ILE:HG22	1.63	1.29
1:A:36:VAL:CG1	1:A:145:SER:HA	1.64	1.27
1:C:36:VAL:CG1	1:C:145:SER:HA	1.65	1.26
1:C:36:VAL:HG13	1:C:145:SER:CA	1.64	1.26
1:C:36:VAL:CG2	1:C:144:ILE:CG2	2.18	1.21
1:A:36:VAL:CG2	1:A:144:ILE:CG2	2.19	1.20
1:H:36:VAL:HG13	1:H:145:SER:CA	1.71	1.20
1:E:36:VAL:CG1	1:E:37:ALA:H	1.52	1.19
1:D:36:VAL:HG12	1:D:37:ALA:N	1.50	1.18
1:F:36:VAL:HG13	1:F:145:SER:CA	1.71	1.18
1:H:36:VAL:CG1	1:H:145:SER:HA	1.73	1.18
1:A:36:VAL:CG1	1:A:37:ALA:H	1.56	1.17
1:B:36:VAL:HG12	1:B:37:ALA:N	1.54	1.17
1:A:36:VAL:HG12	1:A:37:ALA:N	1.53	1.17
1:E:36:VAL:HG12	1:E:37:ALA:N	1.47	1.17
1:E:36:VAL:CG2	1:E:144:ILE:HG22	1.75	1.16
1:B:36:VAL:CG2	1:B:144:ILE:HG22	1.76	1.15
1:C:36:VAL:CG1	1:C:37:ALA:H	1.56	1.15
1:D:36:VAL:CG1	1:D:37:ALA:H	1.51	1.15
1:B:36:VAL:HG13	1:B:145:SER:CA	1.77	1.14
1:F:36:VAL:HG12	1:F:37:ALA:N	1.58	1.14
1:B:36:VAL:CG1	1:B:37:ALA:H	1.56	1.14
1:C:36:VAL:HG12	1:C:37:ALA:N	1.54	1.13
1:C:36:VAL:HG22	1:C:144:ILE:CG2	1.78	1.13
1:H:36:VAL:CG1	1:H:37:ALA:H	1.58	1.12
1:H:36:VAL:HG12	1:H:37:ALA:N	1.55	1.12
1:F:36:VAL:CG1	1:F:145:SER:HA	1.78	1.12
1:D:36:VAL:HG13	1:D:145:SER:HA	1.32	1.11
1:B:36:VAL:HG13	1:B:145:SER:HA	1.11	1.10
1:A:36:VAL:HG21	1:A:144:ILE:HG22	1.31	1.08
1:F:36:VAL:CG1	1:F:37:ALA:H	1.62	1.07
1:G:36:VAL:HG12	1:G:37:ALA:N	1.57	1.07
1:B:36:VAL:HG22	1:B:144:ILE:HG22	1.09	1.04
1:A:36:VAL:HG22	1:A:144:ILE:HG22	1.05	1.04
1:E:36:VAL:HG22	1:E:144:ILE:HG22	1.07	1.04
1:G:36:VAL:CG1	1:G:37:ALA:H	1.62	1.04
1:F:36:VAL:HG22	1:F:144:ILE:CG2	1.88	1.03
1:B:289:GLY:HA2	1:B:292:LEU:HD12	1.41	1.01
1:E:36:VAL:HG13	1:E:145:SER:HA	1.40	1.01

*Continued on next page...*

*Continued from previous page...*

Atom-1	Atom-2	Interatomic distance (Å)	Clash overlap (Å)
1:F:36:VAL:CG2	1:F:144:ILE:CG2	2.38	1.00
1:A:36:VAL:HG13	1:A:145:SER:HA	1.00	0.99
1:B:36:VAL:CG1	1:B:145:SER:HA	1.93	0.99
1:G:36:VAL:HG13	1:G:145:SER:HA	1.41	0.98
1:H:36:VAL:HG22	1:H:144:ILE:CG2	1.94	0.96
1:C:36:VAL:HG23	1:C:144:ILE:HG22	1.44	0.96
1:H:36:VAL:HG22	1:H:144:ILE:HG22	0.97	0.95
1:B:36:VAL:HG13	1:B:145:SER:CB	1.98	0.92
1:E:36:VAL:HG22	1:E:144:ILE:CG2	1.98	0.92
1:G:36:VAL:HG12	1:G:37:ALA:H	0.76	0.92
1:F:36:VAL:HG22	1:F:144:ILE:HG22	0.92	0.91
1:F:36:VAL:HG12	1:F:37:ALA:H	0.74	0.90
1:F:64:LEU:HD11	1:F:73:ILE:HG23	1.52	0.90
1:A:36:VAL:HG13	1:A:145:SER:CB	2.02	0.89
1:F:36:VAL:HG13	1:F:145:SER:HA	0.90	0.88
1:H:64:LEU:HD11	1:H:73:ILE:HG23	1.55	0.86
1:H:36:VAL:CG2	1:H:144:ILE:CG2	2.50	0.86
1:H:36:VAL:HG12	1:H:37:ALA:H	0.71	0.85
1:C:36:VAL:HG22	1:C:144:ILE:HG22	0.84	0.84
1:E:36:VAL:HG13	1:E:145:SER:CA	2.08	0.84
1:A:36:VAL:HG22	1:A:144:ILE:CG2	1.93	0.84
1:G:36:VAL:HG22	1:G:144:ILE:HG22	1.59	0.83
1:F:64:LEU:HD21	1:F:73:ILE:HA	1.59	0.83
1:C:36:VAL:HG12	1:C:37:ALA:H	0.69	0.81
1:D:36:VAL:HG13	1:D:145:SER:CA	2.09	0.80
1:B:36:VAL:HG12	1:B:37:ALA:H	0.69	0.80
1:G:36:VAL:HG13	1:G:145:SER:CA	2.11	0.80
1:E:36:VAL:CG2	1:E:144:ILE:CG2	2.56	0.79
1:A:36:VAL:HG12	1:A:37:ALA:H	0.69	0.79
1:B:135:SER:HA	1:B:222:ILE:HD11	1.65	0.79
1:D:36:VAL:HG22	1:D:144:ILE:HG22	1.63	0.79
1:E:36:VAL:HG12	1:E:37:ALA:H	0.65	0.79
1:F:116:ALA:HA	1:G:164:ILE:HD11	1.65	0.78
1:C:70:ARG:HH22	1:D:169:THR:HG22	1.50	0.77
1:C:17:LEU:HD21	1:C:256:LEU:HD11	1.68	0.76
1:A:36:VAL:HG23	1:A:144:ILE:HG22	1.62	0.76
1:B:41:PRO:C	1:B:146:LEU:HG	2.05	0.76
1:A:64:LEU:HD11	1:A:73:ILE:HG23	1.67	0.75
1:F:30:MET:HE1	1:F:141:ILE:HA	1.66	0.75
1:B:30:MET:HE1	1:B:141:ILE:HA	1.69	0.74
1:D:289:GLY:HA2	1:D:292:LEU:HD12	1.69	0.74

*Continued on next page...*

*Continued from previous page...*

Atom-1	Atom-2	Interatomic distance (Å)	Clash overlap (Å)
1:F:71:ARG:O	1:F:75:ALA:N	2.21	0.74
1:D:135:SER:HA	1:D:222:ILE:HD11	1.70	0.73
1:B:120:LEU:HD21	1:C:164:ILE:HG12	1.69	0.73
1:B:289:GLY:HA2	1:B:292:LEU:CD1	2.18	0.73
1:C:64:LEU:HD11	1:C:73:ILE:HG23	1.70	0.73
1:D:36:VAL:HG12	1:D:37:ALA:H	0.65	0.73
1:H:64:LEU:HD21	1:H:73:ILE:HA	1.71	0.73
1:C:220:ASP:HB2	1:C:275:LEU:HD21	1.71	0.72
1:G:36:VAL:HG13	1:G:145:SER:CB	2.20	0.72
1:H:36:VAL:HG11	1:H:146:LEU:CD2	2.19	0.72
1:E:120:LEU:HD21	1:F:164:ILE:HG12	1.72	0.72
1:B:246:ALA:HB1	1:B:247:PRO:HD2	1.72	0.71
1:F:128:ASP:OD2	1:F:128:ASP:N	2.21	0.71
1:F:36:VAL:HG23	1:F:144:ILE:HG22	1.65	0.70
1:A:251:ALA:HB2	1:A:286:PHE:HB2	1.71	0.70
1:H:71:ARG:O	1:H:75:ALA:N	2.23	0.70
1:D:36:VAL:HG11	1:D:146:LEU:CD2	2.22	0.70
1:C:36:VAL:HG23	1:C:144:ILE:CG2	2.07	0.70
1:D:42:SER:HA	1:D:146:LEU:HB3	1.71	0.70
1:F:20:GLN:HG2	1:F:225:SER:HB2	1.73	0.70
1:E:118:LEU:HD12	1:E:130:LEU:HD12	1.74	0.69
1:B:36:VAL:CG2	1:B:144:ILE:CG2	2.63	0.69
1:A:64:LEU:HD21	1:A:73:ILE:HA	1.74	0.68
1:G:128:ASP:OD2	1:G:128:ASP:N	2.24	0.68
1:A:68:GLY:HA3	1:A:73:ILE:HD11	1.75	0.68
1:F:262:LEU:HD23	1:F:277:PRO:HG2	1.74	0.68
1:H:29:PRO:HB3	1:H:95:LEU:HD22	1.76	0.68
1:F:36:VAL:HG13	1:F:145:SER:CB	2.24	0.68
1:C:30:MET:HE1	1:C:141:ILE:HA	1.75	0.67
1:A:36:VAL:HG21	1:A:144:ILE:CG2	2.07	0.67
1:E:36:VAL:CG1	1:E:145:SER:HA	2.23	0.67
1:H:36:VAL:HG11	1:H:146:LEU:HD22	1.74	0.67
1:D:24:ILE:HA	1:D:27:VAL:HG23	1.76	0.67
1:C:128:ASP:OD2	1:C:128:ASP:N	2.21	0.67
1:C:129:ILE:HG22	1:C:130:LEU:HD23	1.76	0.67
1:B:24:ILE:HA	1:B:27:VAL:HG23	1.76	0.67
1:B:170:LYS:NZ	1:B:271:PRO:HG2	2.10	0.67
1:E:70:ARG:NH2	1:F:168:ARG:HH22	1.93	0.67
1:G:36:VAL:CG1	1:G:37:ALA:N	2.34	0.67
1:H:128:ASP:OD2	1:H:128:ASP:N	2.23	0.66
1:A:42:SER:HA	1:A:146:LEU:HB3	1.76	0.66

*Continued on next page...*

*Continued from previous page...*

Atom-1	Atom-2	Interatomic distance (Å)	Clash overlap (Å)
1:H:36:VAL:HG13	1:H:145:SER:HA	0.81	0.66
1:D:41:PRO:C	1:D:146:LEU:HG	2.15	0.66
1:B:42:SER:HA	1:B:146:LEU:HB3	1.76	0.66
1:D:36:VAL:CG2	1:D:144:ILE:HG22	2.25	0.66
1:H:20:GLN:O	1:H:24:ILE:HG12	1.96	0.66
1:F:129:ILE:HG22	1:F:130:LEU:HD23	1.77	0.65
1:H:30:MET:HE1	1:H:141:ILE:HA	1.77	0.65
1:C:36:VAL:HG22	1:C:144:ILE:C	2.15	0.65
1:B:36:VAL:CG1	1:B:37:ALA:N	2.30	0.65
1:A:36:VAL:HG11	1:A:145:SER:HA	1.73	0.65
1:F:68:GLY:HA3	1:F:73:ILE:HD11	1.78	0.65
1:A:229:VAL:O	1:A:231:SER:N	2.30	0.65
1:B:17:LEU:HD21	1:B:256:LEU:HD11	1.78	0.65
1:G:66:ARG:HH22	1:H:66:ARG:HD3	1.62	0.65
1:A:164:ILE:HG12	1:D:120:LEU:HD21	1.79	0.65
1:F:117:LEU:HD11	1:F:126:VAL:HG11	1.76	0.65
1:H:90:GLY:HA2	1:H:107:THR:HG21	1.79	0.65
1:A:29:PRO:HB3	1:A:95:LEU:HB2	1.79	0.64
1:E:121:TYR:HA	1:E:124:TRP:CZ2	2.32	0.64
1:C:251:ALA:HB2	1:C:286:PHE:HB2	1.78	0.64
1:D:36:VAL:HG13	1:D:145:SER:CB	2.28	0.64
1:G:84:THR:O	1:G:88:ILE:HG12	1.98	0.64
1:A:24:ILE:HD13	1:A:229:VAL:HG22	1.79	0.64
1:G:74:ALA:O	1:G:119:TYR:OH	2.15	0.63
1:B:64:LEU:HD11	1:B:73:ILE:HG23	1.81	0.63
1:D:84:THR:O	1:D:88:ILE:HG12	1.98	0.63
1:E:262:LEU:HD23	1:E:277:PRO:HG2	1.78	0.63
1:H:20:GLN:HG2	1:H:225:SER:HB2	1.81	0.63
1:E:128:ASP:OD2	1:E:128:ASP:N	2.26	0.63
1:B:128:ASP:OD2	1:B:128:ASP:N	2.27	0.63
1:A:47:PRO:O	1:A:50:PHE:HB3	1.99	0.62
1:D:151:VAL:HG12	1:D:227:LEU:HD12	1.79	0.62
1:G:148:PRO:O	1:G:151:VAL:N	2.32	0.62
1:B:83:MET:HG2	1:C:48:LEU:HD23	1.81	0.62
1:D:97:LEU:HB2	1:D:103:ALA:HB2	1.80	0.62
1:E:121:TYR:HA	1:E:124:TRP:HZ2	1.65	0.62
1:D:128:ASP:OD2	1:D:128:ASP:N	2.31	0.62
1:G:120:LEU:HD21	1:H:164:ILE:HG12	1.82	0.62
1:A:36:VAL:HG23	1:A:144:ILE:CG2	2.24	0.62
1:C:262:LEU:HD23	1:C:277:PRO:HG2	1.82	0.62
1:E:36:VAL:CG1	1:E:37:ALA:N	2.25	0.61

*Continued on next page...*



*Continued from previous page...*

Atom-1	Atom-2	Interatomic distance (Å)	Clash overlap (Å)
1:D:30:MET:HB3	1:D:35:LEU:HD22	1.82	0.61
1:D:36:VAL:CG1	1:D:37:ALA:N	2.26	0.61
1:D:262:LEU:HD23	1:D:277:PRO:HG2	1.82	0.61
1:A:168:ARG:HH12	1:D:70:ARG:NH2	1.98	0.61
1:G:36:VAL:CG2	1:G:144:ILE:HG22	2.29	0.61
1:H:275:LEU:O	1:H:278:LEU:N	2.33	0.61
1:E:41:PRO:C	1:E:146:LEU:HG	2.21	0.61
1:F:36:VAL:HG23	1:F:144:ILE:CG2	2.26	0.61
1:D:118:LEU:HD12	1:D:130:LEU:HD12	1.83	0.61
1:G:64:LEU:HD11	1:G:73:ILE:HG23	1.83	0.61
1:A:129:ILE:HG22	1:A:130:LEU:HD23	1.82	0.61
1:A:20:GLN:HG2	1:A:225:SER:HB2	1.83	0.60
1:A:128:ASP:OD2	1:A:128:ASP:N	2.23	0.60
1:C:64:LEU:HD21	1:C:73:ILE:HA	1.83	0.60
1:C:148:PRO:O	1:C:151:VAL:N	2.35	0.60
1:D:229:VAL:O	1:D:231:SER:N	2.34	0.60
1:E:229:VAL:O	1:E:231:SER:N	2.35	0.60
1:C:97:LEU:HB2	1:C:103:ALA:HB2	1.84	0.60
1:D:246:ALA:HB1	1:D:247:PRO:HD2	1.83	0.60
1:F:90:GLY:HA2	1:F:107:THR:HG21	1.83	0.60
1:G:29:PRO:O	1:G:32:ALA:HB3	2.00	0.60
1:G:31:GLN:HG3	1:G:144:ILE:HD13	1.83	0.60
1:B:71:ARG:O	1:B:75:ALA:N	2.34	0.60
1:C:72:PHE:CZ	1:D:59:LEU:HD23	2.36	0.60
1:C:47:PRO:O	1:C:50:PHE:HB3	2.01	0.60
1:E:24:ILE:HD13	1:E:229:VAL:HG22	1.84	0.60
1:E:129:ILE:HG22	1:E:130:LEU:HD23	1.84	0.60
1:G:147:GLU:HB3	1:G:148:PRO:HD2	1.84	0.60
1:F:17:LEU:HD21	1:F:256:LEU:HD11	1.84	0.59
1:C:117:LEU:HD11	1:C:126:VAL:HG11	1.84	0.59
1:D:64:LEU:HD11	1:D:73:ILE:HG23	1.84	0.59
1:D:253:VAL:HA	1:D:256:LEU:HD12	1.82	0.59
1:G:41:PRO:C	1:G:146:LEU:HG	2.23	0.59
1:G:70:ARG:HH22	1:H:169:THR:HG22	1.67	0.59
1:D:36:VAL:CG1	1:D:145:SER:HA	2.20	0.59
1:A:41:PRO:C	1:A:146:LEU:HG	2.22	0.59
1:D:165:SER:O	1:D:169:THR:HG23	2.02	0.59
1:E:36:VAL:HG13	1:E:145:SER:CB	2.32	0.59
1:A:253:VAL:HA	1:A:256:LEU:HD12	1.84	0.59
1:D:86:LEU:HD21	1:D:108:LEU:HA	1.84	0.59
1:G:24:ILE:HD13	1:G:229:VAL:HG22	1.84	0.59

*Continued on next page...*

*Continued from previous page...*

Atom-1	Atom-2	Interatomic distance (Å)	Clash overlap (Å)
1:H:129:ILE:HG22	1:H:130:LEU:HD23	1.84	0.58
1:E:148:PRO:O	1:E:151:VAL:N	2.36	0.58
1:E:163:ALA:HB2	1:E:276:PRO:HG2	1.84	0.58
1:G:42:SER:HA	1:G:146:LEU:HB3	1.84	0.58
1:F:124:TRP:CE3	1:F:127:ILE:HG13	2.39	0.58
1:H:148:PRO:O	1:H:151:VAL:N	2.37	0.58
1:F:30:MET:HB3	1:F:35:LEU:HD22	1.86	0.58
1:B:265:PHE:O	1:B:268:LYS:HG2	2.03	0.58
1:D:217:GLY:O	1:D:220:ASP:N	2.37	0.58
1:E:86:LEU:HD21	1:E:108:LEU:HA	1.86	0.57
1:B:86:LEU:HD21	1:B:108:LEU:HA	1.84	0.57
1:H:61:LEU:O	1:H:64:LEU:HB3	2.03	0.57
1:C:229:VAL:O	1:C:231:SER:N	2.37	0.57
1:E:24:ILE:HA	1:E:27:VAL:HG23	1.87	0.57
1:D:275:LEU:O	1:D:278:LEU:N	2.38	0.57
1:F:253:VAL:HA	1:F:256:LEU:HD12	1.86	0.57
1:H:36:VAL:CG1	1:H:146:LEU:CD2	2.82	0.57
1:D:171:HIS:HA	1:D:174:THR:HG22	1.87	0.57
1:H:36:VAL:CG1	1:H:146:LEU:HD22	2.34	0.57
1:H:86:LEU:HD21	1:H:108:LEU:HA	1.86	0.57
1:B:148:PRO:O	1:B:151:VAL:N	2.38	0.57
1:G:251:ALA:HB2	1:G:286:PHE:HB2	1.86	0.57
1:G:13:PRO:HB3	1:G:259:LEU:HD22	1.87	0.57
1:C:23:ALA:O	1:C:27:VAL:HG23	2.04	0.57
1:H:68:GLY:HA3	1:H:73:ILE:HD11	1.86	0.57
1:F:147:GLU:HB3	1:F:148:PRO:HD2	1.86	0.56
1:G:229:VAL:O	1:G:231:SER:N	2.36	0.56
1:A:228:VAL:HG21	1:A:252:MET:HG3	1.87	0.56
1:C:68:GLY:HA3	1:C:73:ILE:HD11	1.87	0.56
1:E:164:ILE:HD11	1:H:116:ALA:HA	1.87	0.56
1:H:19:VAL:HG22	1:H:132:VAL:HA	1.88	0.56
1:A:247:PRO:O	1:A:289:GLY:HA3	2.04	0.56
1:B:262:LEU:HD23	1:B:277:PRO:HG2	1.88	0.56
1:C:93:SER:HB3	1:C:107:THR:HG22	1.88	0.56
1:D:129:ILE:HG22	1:D:130:LEU:HD23	1.87	0.56
1:H:24:ILE:HA	1:H:27:VAL:HG23	1.86	0.56
1:E:20:GLN:O	1:E:24:ILE:HG12	2.06	0.56
1:F:36:VAL:HG11	1:F:146:LEU:CD2	2.35	0.56
1:A:148:PRO:O	1:A:151:VAL:N	2.39	0.56
1:D:148:PRO:O	1:D:151:VAL:N	2.38	0.56
1:G:36:VAL:HG13	1:G:145:SER:OG	2.06	0.56

*Continued on next page...*

*Continued from previous page...*

Atom-1	Atom-2	Interatomic distance (Å)	Clash overlap (Å)
1:B:30:MET:HB3	1:B:35:LEU:HD22	1.87	0.56
1:C:253:VAL:HA	1:C:256:LEU:HD12	1.88	0.56
1:E:84:THR:O	1:E:88:ILE:HG12	2.05	0.56
1:G:253:VAL:HA	1:G:256:LEU:HD12	1.88	0.56
1:C:36:VAL:HG11	1:C:146:LEU:HD22	1.88	0.56
1:C:71:ARG:NH1	1:D:161:TYR:OH	2.39	0.56
1:B:84:THR:O	1:B:88:ILE:HG12	2.05	0.56
1:G:70:ARG:NH2	1:H:168:ARG:HH12	2.03	0.56
1:H:42:SER:HB2	1:H:147:GLU:HG2	1.87	0.56
1:H:124:TRP:HA	1:H:127:ILE:HG12	1.87	0.55
1:E:64:LEU:HD11	1:E:73:ILE:HG23	1.88	0.55
1:G:35:LEU:O	1:G:36:VAL:HB	2.07	0.55
1:A:265:PHE:HB3	1:A:272:GLN:OE1	2.06	0.55
1:E:29:PRO:O	1:E:32:ALA:HB3	2.06	0.55
1:G:124:TRP:HA	1:G:127:ILE:HG12	1.88	0.55
1:B:253:VAL:HA	1:B:256:LEU:HD12	1.89	0.55
1:D:90:GLY:HA2	1:D:107:THR:HG21	1.88	0.55
1:B:18:PHE:O	1:B:22:ILE:HG12	2.07	0.55
1:B:121:TYR:HD1	1:B:124:TRP:HZ2	1.55	0.55
1:F:251:ALA:HB2	1:F:286:PHE:HB2	1.88	0.55
1:C:74:ALA:O	1:C:119:TYR:OH	2.21	0.55
1:H:246:ALA:HB1	1:H:247:PRO:HD2	1.89	0.55
1:E:70:ARG:HH12	1:F:169:THR:HG21	1.72	0.55
1:F:148:PRO:O	1:F:151:VAL:N	2.40	0.55
1:A:36:VAL:CG1	1:A:37:ALA:N	2.29	0.55
1:A:218:MET:HA	1:A:221:LEU:HB3	1.89	0.55
1:D:254:GLY:HA3	1:D:285:GLY:HA3	1.89	0.54
1:E:66:ARG:HH22	1:F:66:ARG:HD3	1.72	0.54
1:E:72:PHE:HZ	1:F:59:LEU:HB2	1.71	0.54
1:E:90:GLY:HA2	1:E:107:THR:HG21	1.89	0.54
1:E:225:SER:HA	1:E:228:VAL:HB	1.89	0.54
1:F:170:LYS:NZ	1:F:271:PRO:HG2	2.23	0.54
1:A:72:PHE:CZ	1:B:59:LEU:HD23	2.42	0.54
1:F:121:TYR:HD1	1:F:124:TRP:HZ2	1.53	0.54
1:D:170:LYS:NZ	1:D:271:PRO:HG2	2.22	0.54
1:F:36:VAL:HG11	1:F:146:LEU:HD22	1.89	0.54
1:C:42:SER:HB2	1:C:147:GLU:HG2	1.88	0.54
1:B:64:LEU:HD21	1:B:73:ILE:HA	1.89	0.54
1:B:151:VAL:HG12	1:B:227:LEU:HD12	1.88	0.54
1:F:61:LEU:O	1:F:64:LEU:HB3	2.07	0.54
1:G:117:LEU:HD11	1:G:126:VAL:HG11	1.89	0.54

*Continued on next page...*

*Continued from previous page...*

Atom-1	Atom-2	Interatomic distance (Å)	Clash overlap (Å)
1:H:147:GLU:HB3	1:H:148:PRO:HD2	1.89	0.54
1:D:29:PRO:HB3	1:D:95:LEU:HD22	1.90	0.54
1:E:70:ARG:HH21	1:F:168:ARG:HH22	1.55	0.54
1:E:251:ALA:HB2	1:E:286:PHE:HB2	1.89	0.54
1:F:16:LEU:HA	1:F:221:LEU:HD11	1.89	0.54
1:C:83:MET:O	1:C:86:LEU:HB2	2.08	0.54
1:H:86:LEU:CD2	1:H:108:LEU:HA	2.38	0.54
1:E:42:SER:HA	1:E:146:LEU:HB3	1.90	0.54
1:F:36:VAL:CG1	1:F:37:ALA:N	2.35	0.54
1:B:170:LYS:HZ1	1:B:271:PRO:HG2	1.73	0.53
1:B:251:ALA:HB2	1:B:286:PHE:HB2	1.89	0.53
1:C:44:VAL:O	1:C:47:PRO:HD2	2.08	0.53
1:D:13:PRO:HB3	1:D:259:LEU:HD22	1.89	0.53
1:D:265:PHE:O	1:D:268:LYS:HG2	2.09	0.53
1:A:123:GLU:HB2	1:A:126:VAL:HG23	1.91	0.53
1:E:64:LEU:HD21	1:E:73:ILE:HA	1.90	0.53
1:F:218:MET:HA	1:F:221:LEU:HB3	1.90	0.53
1:G:246:ALA:HB1	1:G:247:PRO:HD2	1.91	0.53
1:A:24:ILE:HA	1:A:27:VAL:HG23	1.89	0.53
1:A:90:GLY:HA2	1:A:107:THR:HG21	1.91	0.53
1:A:218:MET:O	1:A:222:ILE:HG13	2.09	0.53
1:B:97:LEU:HB2	1:B:103:ALA:HB2	1.91	0.53
1:B:289:GLY:CA	1:B:292:LEU:HD12	2.27	0.53
1:G:94:LEU:HD22	1:G:99:PRO:HA	1.89	0.53
1:H:16:LEU:HA	1:H:221:LEU:HD11	1.90	0.53
1:G:23:ALA:O	1:G:27:VAL:HG23	2.09	0.53
1:H:170:LYS:NZ	1:H:271:PRO:HG2	2.24	0.53
1:B:229:VAL:O	1:B:231:SER:N	2.42	0.53
1:G:129:ILE:HG22	1:G:130:LEU:HD23	1.90	0.53
1:B:90:GLY:HA2	1:B:107:THR:HG21	1.91	0.52
1:D:68:GLY:HA3	1:D:73:ILE:HD11	1.92	0.52
1:A:147:GLU:HB3	1:A:148:PRO:HD2	1.90	0.52
1:F:60:VAL:O	1:F:63:VAL:HG12	2.09	0.52
1:D:121:TYR:HA	1:D:124:TRP:CZ2	2.44	0.52
1:D:147:GLU:HB3	1:D:148:PRO:HD2	1.92	0.52
1:B:275:LEU:O	1:B:278:LEU:N	2.42	0.52
1:D:121:TYR:HD1	1:D:124:TRP:HZ2	1.58	0.52
1:A:18:PHE:O	1:A:22:ILE:HG12	2.10	0.52
1:A:30:MET:HE1	1:A:141:ILE:HA	1.92	0.52
1:H:127:ILE:HG22	1:H:214:PHE:HE2	1.75	0.52
1:A:89:PHE:HD1	1:A:92:LEU:HD12	1.75	0.52

*Continued on next page...*

*Continued from previous page...*

Atom-1	Atom-2	Interatomic distance (Å)	Clash overlap (Å)
1:E:168:ARG:HH12	1:H:70:ARG:HH12	1.57	0.52
1:G:90:GLY:HA2	1:G:107:THR:HG21	1.91	0.52
1:H:36:VAL:CG1	1:H:37:ALA:N	2.31	0.52
1:H:60:VAL:O	1:H:63:VAL:HG12	2.10	0.52
1:B:16:LEU:HA	1:B:221:LEU:HD11	1.92	0.52
1:C:42:SER:HA	1:C:146:LEU:HB3	1.91	0.52
1:C:142:PHE:HA	1:C:145:SER:HB3	1.90	0.52
1:F:118:LEU:HD12	1:F:130:LEU:HD12	1.92	0.52
1:D:265:PHE:HB3	1:D:272:GLN:OE1	2.09	0.52
1:G:80:ALA:O	1:G:84:THR:HG23	2.10	0.52
1:H:42:SER:HA	1:H:146:LEU:HB3	1.91	0.52
1:H:163:ALA:HB2	1:H:276:PRO:HG2	1.92	0.52
1:B:36:VAL:CG1	1:B:145:SER:CB	2.82	0.52
1:B:217:GLY:O	1:B:220:ASP:N	2.43	0.52
1:F:131:GLY:O	1:F:135:SER:OG	2.16	0.52
1:G:97:LEU:HB2	1:G:103:ALA:HB2	1.92	0.52
1:C:35:LEU:O	1:C:36:VAL:HB	2.09	0.51
1:E:265:PHE:HB3	1:E:272:GLN:OE1	2.09	0.51
1:F:23:ALA:O	1:F:27:VAL:HG23	2.10	0.51
1:D:30:MET:HE1	1:D:141:ILE:HA	1.92	0.51
1:A:93:SER:OG	1:A:103:ALA:HB1	2.11	0.51
1:C:36:VAL:CG1	1:C:37:ALA:N	2.30	0.51
1:H:118:LEU:HD12	1:H:130:LEU:HD12	1.92	0.51
1:A:127:ILE:HG22	1:A:214:PHE:HE2	1.75	0.51
1:E:44:VAL:O	1:E:47:PRO:HD2	2.09	0.51
1:H:36:VAL:HG13	1:H:145:SER:CB	2.40	0.51
1:A:36:VAL:HG13	1:A:145:SER:N	2.22	0.51
1:C:70:ARG:NH2	1:D:168:ARG:HH12	2.08	0.51
1:H:90:GLY:O	1:H:94:LEU:HB2	2.10	0.51
1:C:123:GLU:HB2	1:C:126:VAL:HG23	1.93	0.51
1:H:36:VAL:HG23	1:H:144:ILE:HG22	1.81	0.51
1:H:218:MET:HA	1:H:221:LEU:HB3	1.93	0.51
1:A:168:ARG:HH12	1:D:70:ARG:HH22	1.58	0.51
1:B:68:GLY:HA3	1:B:73:ILE:HD11	1.92	0.51
1:D:98:GLY:O	1:D:100:THR:N	2.43	0.51
1:D:20:GLN:CD	1:D:252:MET:HG2	2.31	0.51
1:G:17:LEU:HD21	1:G:256:LEU:HD11	1.93	0.51
1:G:20:GLN:CD	1:G:252:MET:HG2	2.32	0.51
1:C:84:THR:O	1:C:88:ILE:HG12	2.10	0.51
1:E:93:SER:HB3	1:E:107:THR:HG22	1.93	0.51
1:F:247:PRO:O	1:F:289:GLY:HA3	2.11	0.51

*Continued on next page...*

*Continued from previous page...*

Atom-1	Atom-2	Interatomic distance (Å)	Clash overlap (Å)
1:B:7:LEU:HB2	1:B:8:PRO:HD3	1.93	0.50
1:E:217:GLY:O	1:E:220:ASP:N	2.43	0.50
1:A:246:ALA:HB1	1:A:247:PRO:HD2	1.92	0.50
1:F:170:LYS:HZ1	1:F:271:PRO:HG2	1.77	0.50
1:C:41:PRO:C	1:C:146:LEU:HG	2.32	0.50
1:C:89:PHE:HD1	1:C:92:LEU:HD12	1.76	0.50
1:E:263:LEU:O	1:E:267:ASN:HB2	2.11	0.50
1:F:165:SER:O	1:F:169:THR:HG23	2.12	0.50
1:B:89:PHE:HZ	1:B:114:VAL:HG21	1.76	0.50
1:E:89:PHE:HZ	1:E:114:VAL:HG21	1.75	0.50
1:B:288:VAL:O	1:B:292:LEU:HG	2.11	0.50
1:E:161:TYR:OH	1:H:71:ARG:NH1	2.45	0.50
1:F:89:PHE:HZ	1:F:114:VAL:HG21	1.76	0.50
1:F:268:LYS:HG3	1:F:269:GLY:O	2.12	0.50
1:B:35:LEU:O	1:B:36:VAL:HB	2.12	0.50
1:B:117:LEU:HD11	1:B:126:VAL:HG11	1.94	0.50
1:H:98:GLY:O	1:H:100:THR:N	2.44	0.50
1:H:217:GLY:O	1:H:220:ASP:N	2.45	0.50
1:A:30:MET:HE2	1:A:144:ILE:HD12	1.93	0.50
1:A:44:VAL:O	1:A:47:PRO:HD2	2.12	0.50
1:A:70:ARG:HH22	1:B:169:THR:HG22	1.76	0.50
1:B:13:PRO:HB3	1:B:259:LEU:HD22	1.93	0.50
1:D:7:LEU:HB2	1:D:8:PRO:HD3	1.94	0.50
1:E:35:LEU:O	1:E:36:VAL:HB	2.12	0.49
1:H:265:PHE:O	1:H:268:LYS:HG2	2.12	0.49
1:E:220:ASP:OD2	1:E:221:LEU:N	2.45	0.49
1:E:265:PHE:O	1:E:268:LYS:HG2	2.11	0.49
1:H:41:PRO:C	1:H:146:LEU:HG	2.32	0.49
1:E:20:GLN:CD	1:E:252:MET:HG2	2.33	0.49
1:F:35:LEU:O	1:F:36:VAL:HB	2.12	0.49
1:H:229:VAL:O	1:H:231:SER:N	2.45	0.49
1:A:262:LEU:HD23	1:A:277:PRO:HG2	1.93	0.49
1:G:88:ILE:O	1:G:92:LEU:HG	2.13	0.49
1:H:122:PRO:HD2	1:H:124:TRP:CZ2	2.48	0.49
1:A:121:TYR:HD1	1:A:124:TRP:HZ2	1.59	0.49
1:C:147:GLU:HB3	1:C:148:PRO:HD2	1.93	0.49
1:E:122:PRO:HD2	1:E:124:TRP:CE2	2.47	0.49
1:G:41:PRO:N	1:G:146:LEU:HG	2.26	0.49
1:B:117:LEU:CD1	1:B:126:VAL:HG11	2.43	0.49
1:B:118:LEU:HD12	1:B:130:LEU:HD12	1.94	0.49
1:C:93:SER:OG	1:C:103:ALA:HB1	2.13	0.49

*Continued on next page...*

*Continued from previous page...*

Atom-1	Atom-2	Interatomic distance (Å)	Clash overlap (Å)
1:D:124:TRP:HA	1:D:127:ILE:HG12	1.95	0.49
1:B:268:LYS:HE2	1:B:272:GLN:HE22	1.77	0.49
1:C:26:LEU:O	1:C:30:MET:HG3	2.13	0.49
1:D:41:PRO:O	1:D:146:LEU:HG	2.13	0.49
1:B:155:LEU:HD11	1:B:224:PRO:HA	1.95	0.49
1:G:24:ILE:HA	1:G:27:VAL:HG23	1.95	0.49
1:F:82:PHE:CZ	1:G:157:LEU:HD11	2.48	0.49
1:A:68:GLY:HA2	1:A:69:GLY:HA3	1.62	0.48
1:A:231:SER:OG	1:A:232:HIS:N	2.45	0.48
1:E:59:LEU:HD23	1:H:72:PHE:CZ	2.48	0.48
1:F:44:VAL:O	1:F:47:PRO:HD2	2.13	0.48
1:G:139:ALA:HA	1:G:226:ILE:HD12	1.95	0.48
1:B:230:SER:HA	1:B:233:VAL:HG12	1.94	0.48
1:C:36:VAL:CG1	1:C:146:LEU:HD22	2.43	0.48
1:D:251:ALA:HB2	1:D:286:PHE:HB2	1.95	0.48
1:E:147:GLU:HB3	1:E:148:PRO:HD2	1.95	0.48
1:G:118:LEU:HD12	1:G:130:LEU:HD12	1.95	0.48
1:A:35:LEU:O	1:A:36:VAL:HB	2.14	0.48
1:C:262:LEU:HD21	1:C:274:GLY:HA2	1.96	0.48
1:C:29:PRO:HB3	1:C:95:LEU:HB2	1.94	0.48
1:A:93:SER:HB3	1:A:107:THR:HG22	1.95	0.48
1:C:14:LEU:O	1:C:18:PHE:HB2	2.14	0.48
1:F:246:ALA:HB1	1:F:247:PRO:HD2	1.95	0.48
1:D:35:LEU:O	1:D:36:VAL:HB	2.13	0.48
1:E:89:PHE:CZ	1:E:114:VAL:HG21	2.49	0.48
1:H:121:TYR:HA	1:H:124:TRP:CZ2	2.49	0.48
1:C:139:ALA:HA	1:C:226:ILE:HD12	1.96	0.48
1:F:20:GLN:O	1:F:24:ILE:HG12	2.13	0.48
1:F:265:PHE:O	1:F:268:LYS:HG2	2.14	0.48
1:C:249:LEU:O	1:C:253:VAL:HG22	2.14	0.48
1:E:86:LEU:CD1	1:F:48:LEU:HD21	2.43	0.48
1:F:86:LEU:CD2	1:F:108:LEU:HA	2.44	0.48
1:G:142:PHE:HB2	1:G:226:ILE:HD11	1.96	0.48
1:G:159:ALA:HB1	1:G:276:PRO:HG3	1.95	0.48
1:G:275:LEU:HB2	1:G:276:PRO:HD3	1.96	0.48
1:B:30:MET:HE2	1:B:144:ILE:HD12	1.96	0.47
1:C:142:PHE:HB2	1:C:226:ILE:CD1	2.44	0.47
1:B:47:PRO:O	1:B:50:PHE:HB3	2.14	0.47
1:C:165:SER:O	1:C:169:THR:HG23	2.13	0.47
1:G:18:PHE:O	1:G:22:ILE:HG12	2.14	0.47
1:C:275:LEU:HB2	1:C:276:PRO:HD3	1.95	0.47

*Continued on next page...*



*Continued from previous page...*

Atom-1	Atom-2	Interatomic distance (Å)	Clash overlap (Å)
1:G:30:MET:HE1	1:G:141:ILE:HA	1.94	0.47
1:H:251:ALA:HB2	1:H:286:PHE:HB2	1.96	0.47
1:D:218:MET:HA	1:D:221:LEU:HB3	1.96	0.47
1:D:17:LEU:HD21	1:D:256:LEU:HD11	1.95	0.47
1:F:29:PRO:HB3	1:F:95:LEU:HD22	1.96	0.47
1:B:152:LEU:HD22	1:B:152:LEU:HA	1.77	0.47
1:D:24:ILE:O	1:D:27:VAL:N	2.46	0.47
1:F:36:VAL:HG22	1:F:144:ILE:C	2.35	0.47
1:H:228:VAL:HG21	1:H:252:MET:HG3	1.96	0.47
1:D:170:LYS:HZ2	1:D:271:PRO:HG2	1.78	0.47
1:F:24:ILE:HD13	1:F:229:VAL:HG22	1.97	0.47
1:F:71:ARG:HG2	1:G:168:ARG:HH22	1.79	0.47
1:F:89:PHE:CZ	1:F:114:VAL:HG21	2.49	0.47
1:F:151:VAL:HG12	1:F:227:LEU:HD12	1.96	0.47
1:D:18:PHE:O	1:D:22:ILE:HG12	2.15	0.47
1:E:68:GLY:HA3	1:E:73:ILE:HD11	1.97	0.47
1:H:151:VAL:HG12	1:H:227:LEU:HD12	1.97	0.47
1:A:139:ALA:HA	1:A:226:ILE:HD12	1.96	0.47
1:B:16:LEU:HD23	1:B:256:LEU:HD23	1.97	0.47
1:G:20:GLN:O	1:G:24:ILE:HG12	2.14	0.47
1:B:10:LEU:HD23	1:B:10:LEU:HA	1.83	0.47
1:C:265:PHE:O	1:C:268:LYS:HG2	2.15	0.47
1:E:26:LEU:C	1:E:29:PRO:HD2	2.36	0.47
1:F:68:GLY:HA2	1:F:69:GLY:HA3	1.57	0.47
1:G:246:ALA:C	1:G:248:THR:H	2.19	0.47
1:H:284:LEU:HD23	1:H:284:LEU:HA	1.71	0.47
1:A:161:TYR:OH	1:D:71:ARG:NH1	2.48	0.46
1:F:24:ILE:HA	1:F:27:VAL:HG23	1.98	0.46
1:F:72:PHE:CZ	1:G:59:LEU:HD23	2.50	0.46
1:B:114:VAL:HG13	1:B:130:LEU:HD13	1.96	0.46
1:D:142:PHE:HB2	1:D:226:ILE:HD11	1.97	0.46
1:E:66:ARG:HH22	1:F:66:ARG:CD	2.27	0.46
1:D:92:LEU:HD23	1:D:92:LEU:HA	1.70	0.46
1:G:142:PHE:HB2	1:G:226:ILE:CD1	2.45	0.46
1:B:24:ILE:O	1:B:27:VAL:N	2.45	0.46
1:E:230:SER:HA	1:E:233:VAL:HG12	1.98	0.46
1:G:60:VAL:HA	1:G:63:VAL:HG12	1.97	0.46
1:F:41:PRO:N	1:F:146:LEU:HG	2.31	0.46
1:B:129:ILE:HG22	1:B:130:LEU:HD23	1.97	0.46
1:C:89:PHE:CD1	1:C:92:LEU:HD12	2.51	0.46
1:D:89:PHE:HZ	1:D:114:VAL:HG21	1.80	0.46

*Continued on next page...*



*Continued from previous page...*

Atom-1	Atom-2	Interatomic distance (Å)	Clash overlap (Å)
1:G:26:LEU:C	1:G:29:PRO:HD2	2.36	0.46
1:F:142:PHE:HB2	1:F:226:ILE:CD1	2.46	0.46
1:A:84:THR:O	1:A:88:ILE:HG12	2.15	0.46
1:B:127:ILE:HG22	1:B:214:PHE:HE2	1.81	0.46
1:E:275:LEU:HB2	1:E:276:PRO:HD3	1.97	0.46
1:F:250:GLY:O	1:F:285:GLY:HA3	2.15	0.46
1:F:284:LEU:HD23	1:F:284:LEU:HA	1.68	0.46
1:A:42:SER:HB2	1:A:146:LEU:HD12	1.98	0.46
1:C:68:GLY:HA2	1:C:69:GLY:HA3	1.63	0.46
1:H:47:PRO:O	1:H:50:PHE:HB3	2.16	0.46
1:A:220:ASP:HB2	1:A:275:LEU:HD21	1.98	0.46
1:B:139:ALA:O	1:B:226:ILE:HG13	2.15	0.46
1:B:142:PHE:HB2	1:B:226:ILE:HG12	1.98	0.46
1:C:20:GLN:O	1:C:24:ILE:HG12	2.16	0.46
1:F:98:GLY:O	1:F:100:THR:N	2.49	0.46
1:G:47:PRO:O	1:G:50:PHE:HB3	2.15	0.46
1:G:66:ARG:HH22	1:H:66:ARG:CD	2.29	0.46
1:H:84:THR:O	1:H:88:ILE:HG12	2.16	0.46
1:H:121:TYR:HA	1:H:124:TRP:HZ2	1.81	0.46
1:A:82:PHE:CZ	1:B:157:LEU:HD11	2.51	0.45
1:C:24:ILE:HA	1:C:27:VAL:HG23	1.98	0.45
1:D:71:ARG:O	1:D:75:ALA:N	2.45	0.45
1:E:10:LEU:HD23	1:E:10:LEU:HA	1.76	0.45
1:A:121:TYR:HA	1:A:124:TRP:CZ2	2.50	0.45
1:C:72:PHE:HZ	1:D:59:LEU:HD23	1.79	0.45
1:C:82:PHE:HE1	1:C:112:VAL:HA	1.80	0.45
1:C:218:MET:HA	1:C:221:LEU:HB3	1.98	0.45
1:G:217:GLY:O	1:G:220:ASP:N	2.49	0.45
1:C:18:PHE:O	1:C:22:ILE:HG12	2.17	0.45
1:G:98:GLY:O	1:G:100:THR:N	2.48	0.45
1:A:58:THR:HG1	1:D:72:PHE:HE1	1.62	0.45
1:B:124:TRP:HA	1:B:127:ILE:HG12	1.98	0.45
1:E:85:PHE:HE1	1:E:133:LEU:HD23	1.82	0.45
1:F:10:LEU:O	1:F:14:LEU:HB2	2.16	0.45
1:F:49:ILE:O	1:F:53:MET:HG2	2.16	0.45
1:F:217:GLY:O	1:F:220:ASP:N	2.49	0.45
1:A:15:MET:O	1:A:19:VAL:HG23	2.17	0.45
1:B:122:PRO:HD2	1:B:124:TRP:CE2	2.52	0.45
1:C:36:VAL:HG13	1:C:145:SER:HA	0.71	0.45
1:C:89:PHE:HZ	1:C:114:VAL:HG21	1.81	0.45
1:D:121:TYR:HA	1:D:124:TRP:HZ2	1.80	0.45

*Continued on next page...*

*Continued from previous page...*

Atom-1	Atom-2	Interatomic distance (Å)	Clash overlap (Å)
1:D:122:PRO:HB2	1:D:123:GLU:H	1.57	0.45
1:E:122:PRO:HD2	1:E:124:TRP:CZ2	2.51	0.45
1:D:155:LEU:HD11	1:D:224:PRO:HA	1.98	0.45
1:E:75:ALA:O	1:E:78:GLY:N	2.50	0.45
1:B:157:LEU:HD12	1:B:157:LEU:HA	1.84	0.45
1:C:26:LEU:C	1:C:29:PRO:HD2	2.37	0.45
1:G:122:PRO:HB2	1:G:123:GLU:H	1.60	0.45
1:C:36:VAL:HG11	1:C:146:LEU:CD2	2.46	0.45
1:F:93:SER:OG	1:F:103:ALA:HB1	2.16	0.45
1:D:90:GLY:O	1:D:94:LEU:HB2	2.17	0.45
1:G:171:HIS:CE1	1:G:172:MET:HG3	2.52	0.45
1:A:121:TYR:HA	1:A:122:PRO:HD2	1.82	0.45
1:C:42:SER:OG	1:C:147:GLU:HB2	2.17	0.45
1:C:90:GLY:HA2	1:C:107:THR:HG21	1.99	0.45
1:D:20:GLN:NE2	1:D:252:MET:HG2	2.32	0.45
1:F:64:LEU:HD13	1:F:65:LEU:N	2.32	0.45
1:F:72:PHE:CE2	1:G:59:LEU:HD23	2.52	0.45
1:F:142:PHE:HB2	1:F:226:ILE:HD11	1.99	0.45
1:H:68:GLY:HA2	1:H:69:GLY:HA3	1.60	0.45
1:A:121:TYR:HA	1:A:124:TRP:HZ2	1.82	0.44
1:B:147:GLU:HB3	1:B:148:PRO:HD2	1.99	0.44
1:D:123:GLU:HB3	1:D:125:TYR:CE2	2.52	0.44
1:E:86:LEU:HD12	1:F:48:LEU:HD21	1.98	0.44
1:H:30:MET:HB3	1:H:35:LEU:HD22	1.99	0.44
1:H:35:LEU:O	1:H:36:VAL:HB	2.17	0.44
1:A:64:LEU:HD23	1:A:72:PHE:CE2	2.52	0.44
1:A:89:PHE:HZ	1:A:114:VAL:HG21	1.82	0.44
1:D:36:VAL:CG1	1:D:146:LEU:CD2	2.94	0.44
1:D:127:ILE:HG22	1:D:214:PHE:HE2	1.82	0.44
1:E:13:PRO:HB3	1:E:259:LEU:HD22	1.99	0.44
1:H:13:PRO:HD3	1:H:259:LEU:HD21	1.98	0.44
1:H:23:ALA:O	1:H:27:VAL:HG23	2.17	0.44
1:H:86:LEU:HD23	1:H:86:LEU:HA	1.79	0.44
1:D:35:LEU:HB3	1:D:36:VAL:H	1.63	0.44
1:E:90:GLY:O	1:E:94:LEU:HB2	2.17	0.44
1:E:220:ASP:OD2	1:E:220:ASP:C	2.56	0.44
1:A:61:LEU:O	1:A:64:LEU:HB3	2.17	0.44
1:D:16:LEU:HD23	1:D:256:LEU:HD23	1.98	0.44
1:D:68:GLY:HA2	1:D:69:GLY:HA3	1.73	0.44
1:D:220:ASP:C	1:D:220:ASP:OD2	2.56	0.44
1:A:157:LEU:HD12	1:A:157:LEU:HA	1.76	0.44

*Continued on next page...*

*Continued from previous page...*

Atom-1	Atom-2	Interatomic distance (Å)	Clash overlap (Å)
1:B:98:GLY:O	1:B:100:THR:N	2.50	0.44
1:C:107:THR:OG1	1:C:108:LEU:N	2.50	0.44
1:F:148:PRO:HD3	1:F:230:SER:O	2.17	0.44
1:H:217:GLY:O	1:H:220:ASP:OD2	2.35	0.44
1:B:220:ASP:OD2	1:B:221:LEU:N	2.50	0.44
1:C:173:ILE:HD12	1:C:173:ILE:HA	1.82	0.44
1:C:218:MET:O	1:C:222:ILE:HG13	2.16	0.44
1:F:24:ILE:O	1:F:27:VAL:N	2.47	0.44
1:G:148:PRO:HD3	1:G:230:SER:O	2.18	0.44
1:G:173:ILE:HD12	1:G:173:ILE:HA	1.67	0.44
1:H:152:LEU:HD22	1:H:152:LEU:HA	1.80	0.44
1:C:60:VAL:HA	1:C:63:VAL:HG12	1.99	0.44
1:G:262:LEU:HD23	1:G:277:PRO:HG2	2.00	0.44
1:E:41:PRO:N	1:E:146:LEU:HG	2.33	0.44
1:E:139:ALA:HA	1:E:226:ILE:HD12	2.00	0.44
1:G:69:GLY:CA	1:G:72:PHE:HB3	2.48	0.44
1:G:225:SER:HA	1:G:228:VAL:HB	1.99	0.44
1:H:220:ASP:OD2	1:H:221:LEU:N	2.51	0.44
1:A:275:LEU:O	1:A:278:LEU:N	2.51	0.44
1:B:284:LEU:HD23	1:B:284:LEU:HA	1.78	0.44
1:F:270:ASN:HA	1:F:271:PRO:HD2	1.78	0.44
1:G:16:LEU:HA	1:G:221:LEU:HD11	1.98	0.44
1:H:155:LEU:HD11	1:H:224:PRO:HA	1.99	0.44
1:A:173:ILE:HD12	1:A:173:ILE:HA	1.80	0.43
1:B:17:LEU:HD23	1:B:17:LEU:HA	1.71	0.43
1:C:152:LEU:HD22	1:C:152:LEU:HA	1.89	0.43
1:D:270:ASN:HA	1:D:271:PRO:HD2	1.87	0.43
1:F:166:VAL:HG21	1:F:273:ALA:HA	2.00	0.43
1:G:85:PHE:HE1	1:G:133:LEU:HD23	1.82	0.43
1:H:124:TRP:CE3	1:H:127:ILE:HG13	2.53	0.43
1:A:14:LEU:O	1:A:18:PHE:HB2	2.18	0.43
1:D:20:GLN:O	1:D:24:ILE:HG12	2.18	0.43
1:E:89:PHE:HD1	1:E:92:LEU:HD12	1.81	0.43
1:F:82:PHE:HE1	1:F:112:VAL:HA	1.84	0.43
1:G:218:MET:HA	1:G:221:LEU:HB3	1.98	0.43
1:B:246:ALA:HB1	1:B:247:PRO:CD	2.46	0.43
1:F:47:PRO:O	1:F:50:PHE:HB3	2.19	0.43
1:F:122:PRO:HD2	1:F:124:TRP:CE2	2.53	0.43
1:A:44:VAL:C	1:A:47:PRO:HD2	2.39	0.43
1:A:118:LEU:HD23	1:A:119:TYR:HD1	1.83	0.43
1:A:129:ILE:O	1:A:132:VAL:HB	2.18	0.43

*Continued on next page...*

*Continued from previous page...*

Atom-1	Atom-2	Interatomic distance (Å)	Clash overlap (Å)
1:A:151:VAL:HG12	1:A:227:LEU:HD12	2.01	0.43
1:B:220:ASP:OD2	1:B:220:ASP:C	2.55	0.43
1:E:109:ILE:HD13	1:E:109:ILE:HA	1.71	0.43
1:G:24:ILE:O	1:G:27:VAL:HB	2.18	0.43
1:G:289:GLY:HA2	1:G:292:LEU:HD12	2.00	0.43
1:H:42:SER:OG	1:H:147:GLU:HB2	2.17	0.43
1:H:171:HIS:HA	1:H:174:THR:HG23	2.00	0.43
1:B:94:LEU:HD21	1:B:104:ALA:HB2	2.00	0.43
1:C:10:LEU:HD23	1:C:10:LEU:HA	1.81	0.43
1:C:17:LEU:CD2	1:C:256:LEU:HD11	2.45	0.43
1:D:58:THR:O	1:D:61:LEU:N	2.51	0.43
1:E:93:SER:OG	1:E:103:ALA:HB1	2.18	0.43
1:G:36:VAL:CG1	1:G:145:SER:OG	2.65	0.43
1:H:139:ALA:HA	1:H:226:ILE:HD12	2.00	0.43
1:A:29:PRO:CB	1:A:95:LEU:HB2	2.46	0.43
1:A:249:LEU:O	1:A:253:VAL:HG22	2.19	0.43
1:B:89:PHE:CZ	1:B:114:VAL:HG21	2.53	0.43
1:C:247:PRO:HB2	1:C:289:GLY:HA3	2.01	0.43
1:E:18:PHE:O	1:E:22:ILE:HG12	2.19	0.43
1:G:36:VAL:HA	1:G:145:SER:HB2	2.00	0.43
1:A:89:PHE:CD1	1:A:92:LEU:HD12	2.54	0.43
1:A:250:GLY:O	1:A:285:GLY:HA3	2.18	0.43
1:B:86:LEU:HD23	1:B:86:LEU:HA	1.73	0.43
1:C:170:LYS:NZ	1:C:271:PRO:HG2	2.32	0.43
1:D:109:ILE:HD13	1:D:109:ILE:HA	1.79	0.43
1:E:218:MET:HA	1:E:221:LEU:HB3	2.00	0.43
1:F:127:ILE:HG22	1:F:214:PHE:HE2	1.84	0.43
1:F:265:PHE:HB3	1:F:272:GLN:OE1	2.19	0.43
1:A:124:TRP:CE3	1:A:127:ILE:HG13	2.54	0.43
1:D:152:LEU:HD22	1:D:152:LEU:HA	1.85	0.43
1:C:30:MET:HE2	1:C:144:ILE:HD12	1.99	0.43
1:D:121:TYR:HD1	1:D:124:TRP:CZ2	2.35	0.43
1:E:168:ARG:NH1	1:H:70:ARG:HH22	2.17	0.43
1:G:165:SER:O	1:G:169:THR:HG23	2.19	0.43
1:A:7:LEU:HB2	1:A:8:PRO:HD3	2.01	0.43
1:B:171:HIS:O	1:B:174:THR:HG23	2.19	0.43
1:E:121:TYR:C	1:E:124:TRP:HE1	2.22	0.43
1:E:252:MET:O	1:E:255:SER:HB3	2.19	0.43
1:H:252:MET:O	1:H:255:SER:HB3	2.18	0.43
1:H:275:LEU:HA	1:H:275:LEU:HD23	1.78	0.43
1:B:107:THR:OG1	1:B:108:LEU:N	2.51	0.42

*Continued on next page...*

*Continued from previous page...*

Atom-1	Atom-2	Interatomic distance (Å)	Clash overlap (Å)
1:D:44:VAL:O	1:D:47:PRO:HD2	2.18	0.42
1:G:262:LEU:HD21	1:G:274:GLY:HA2	2.00	0.42
1:H:165:SER:O	1:H:169:THR:HG23	2.19	0.42
1:A:259:LEU:HB2	1:A:278:LEU:HD11	2.01	0.42
1:C:250:GLY:O	1:C:285:GLY:HA3	2.19	0.42
1:D:80:ALA:O	1:D:84:THR:HG23	2.19	0.42
1:D:162:ASP:OD2	1:D:273:ALA:HB1	2.19	0.42
1:D:220:ASP:OD2	1:D:221:LEU:N	2.52	0.42
1:A:214:PHE:HD1	1:A:214:PHE:HA	1.66	0.42
1:D:47:PRO:O	1:D:50:PHE:HB3	2.20	0.42
1:E:80:ALA:O	1:E:84:THR:HG23	2.18	0.42
1:G:64:LEU:HD21	1:G:73:ILE:HA	2.01	0.42
1:A:23:ALA:O	1:A:27:VAL:HG23	2.19	0.42
1:A:70:ARG:NH2	1:B:168:ARG:HH12	2.17	0.42
1:B:44:VAL:O	1:B:47:PRO:HD2	2.20	0.42
1:D:247:PRO:O	1:D:289:GLY:HA3	2.19	0.42
1:E:68:GLY:HA2	1:E:69:GLY:HA3	1.69	0.42
1:A:60:VAL:HA	1:A:63:VAL:HG12	2.01	0.42
1:B:90:GLY:O	1:B:94:LEU:HB2	2.19	0.42
1:C:231:SER:OG	1:C:248:THR:HG21	2.19	0.42
1:A:98:GLY:O	1:A:100:THR:N	2.53	0.42
1:E:24:ILE:O	1:E:27:VAL:HB	2.19	0.42
1:G:122:PRO:HD2	1:G:124:TRP:CE2	2.55	0.42
1:H:44:VAL:O	1:H:47:PRO:HD2	2.20	0.42
1:B:254:GLY:O	1:B:257:VAL:HG12	2.20	0.42
1:D:275:LEU:HB2	1:D:276:PRO:HD3	2.00	0.42
1:G:87:TYR:N	1:G:87:TYR:CD2	2.88	0.42
1:H:24:ILE:O	1:H:27:VAL:N	2.51	0.42
1:A:10:LEU:HD23	1:A:10:LEU:HA	1.75	0.42
1:B:218:MET:HA	1:B:221:LEU:HB3	2.01	0.42
1:D:114:VAL:HG13	1:D:130:LEU:HD13	2.02	0.42
1:E:217:GLY:O	1:E:220:ASP:OD2	2.38	0.42
1:E:284:LEU:HD23	1:E:284:LEU:HA	1.84	0.42
1:G:151:VAL:HG12	1:G:227:LEU:HD12	2.01	0.42
1:A:15:MET:SD	1:A:128:ASP:HB3	2.60	0.42
1:B:121:TYR:HA	1:B:124:TRP:CZ2	2.54	0.42
1:D:36:VAL:HG13	1:D:145:SER:OG	2.19	0.42
1:D:259:LEU:HA	1:D:278:LEU:HD21	2.02	0.42
1:F:163:ALA:HB2	1:F:276:PRO:HG2	2.01	0.42
1:H:270:ASN:HA	1:H:271:PRO:HD2	1.84	0.42
1:E:23:ALA:O	1:E:27:VAL:HG23	2.20	0.42

*Continued on next page...*

*Continued from previous page...*

Atom-1	Atom-2	Interatomic distance (Å)	Clash overlap (Å)
1:E:155:LEU:HD22	1:E:279:ASN:ND2	2.35	0.42
1:G:121:TYR:HA	1:G:124:TRP:CZ2	2.55	0.42
1:B:26:LEU:HD23	1:B:26:LEU:HA	1.85	0.41
1:C:246:ALA:C	1:C:248:THR:H	2.22	0.41
1:D:85:PHE:HE1	1:D:133:LEU:HD23	1.85	0.41
1:D:122:PRO:HD2	1:D:124:TRP:CE2	2.55	0.41
1:E:21:ILE:HG22	1:E:22:ILE:HD13	2.02	0.41
1:F:71:ARG:NH1	1:G:161:TYR:OH	2.52	0.41
1:F:220:ASP:HB2	1:F:275:LEU:HD21	2.02	0.41
1:A:220:ASP:OD2	1:A:221:LEU:N	2.53	0.41
1:C:109:ILE:HA	1:C:109:ILE:HD13	1.77	0.41
1:C:129:ILE:HD13	1:C:129:ILE:HA	1.80	0.41
1:C:142:PHE:HB2	1:C:226:ILE:HG12	2.03	0.41
1:D:284:LEU:HA	1:D:284:LEU:HD23	1.75	0.41
1:E:122:PRO:HB2	1:E:123:GLU:H	1.62	0.41
1:F:58:THR:O	1:F:62:LEU:HG	2.19	0.41
1:F:155:LEU:HD22	1:F:279:ASN:ND2	2.36	0.41
1:G:44:VAL:O	1:G:47:PRO:HD2	2.20	0.41
1:G:168:ARG:HB3	1:G:168:ARG:CZ	2.50	0.41
1:H:258:GLY:HA3	1:H:278:LEU:HA	2.02	0.41
1:C:97:LEU:CB	1:C:103:ALA:HB2	2.49	0.41
1:G:89:PHE:HZ	1:G:114:VAL:HG21	1.85	0.41
1:B:68:GLY:HA2	1:B:69:GLY:HA3	1.76	0.41
1:C:142:PHE:HB2	1:C:226:ILE:HD11	2.03	0.41
1:C:157:LEU:HD12	1:C:157:LEU:HA	1.81	0.41
1:E:139:ALA:O	1:E:226:ILE:HG13	2.21	0.41
1:H:87:TYR:N	1:H:87:TYR:CD2	2.88	0.41
1:C:89:PHE:C	1:C:107:THR:HB	2.40	0.41
1:D:69:GLY:CA	1:D:72:PHE:HB3	2.50	0.41
1:F:158:LEU:HD22	1:F:158:LEU:HA	1.77	0.41
1:F:229:VAL:O	1:F:231:SER:N	2.52	0.41
1:A:118:LEU:HD12	1:A:130:LEU:HD12	2.03	0.41
1:C:246:ALA:HB1	1:C:247:PRO:HD2	2.01	0.41
1:D:75:ALA:O	1:D:78:GLY:N	2.54	0.41
1:E:259:LEU:HB2	1:E:278:LEU:HD11	2.03	0.41
1:F:27:VAL:O	1:F:144:ILE:HD11	2.21	0.41
1:G:135:SER:HA	1:G:222:ILE:HD11	2.01	0.41
1:G:220:ASP:OD2	1:G:220:ASP:C	2.58	0.41
1:H:26:LEU:C	1:H:29:PRO:HD2	2.40	0.41
1:H:131:GLY:O	1:H:135:SER:OG	2.19	0.41
1:A:129:ILE:HD13	1:A:129:ILE:HA	1.85	0.41

*Continued on next page...*

*Continued from previous page...*

Atom-1	Atom-2	Interatomic distance (Å)	Clash overlap (Å)
1:H:122:PRO:HD2	1:H:124:TRP:CE2	2.55	0.41
1:A:21:ILE:HG22	1:A:22:ILE:HD13	2.02	0.41
1:A:121:TYR:HD1	1:A:124:TRP:CZ2	2.38	0.41
1:C:127:ILE:HD12	1:C:127:ILE:HG23	1.83	0.41
1:D:107:THR:OG1	1:D:108:LEU:N	2.54	0.41
1:G:68:GLY:HA3	1:G:73:ILE:HD11	2.02	0.41
1:A:64:LEU:HD23	1:A:72:PHE:HE2	1.85	0.41
1:C:50:PHE:HD2	1:C:154:LEU:HD13	1.86	0.41
1:D:69:GLY:HA2	1:D:72:PHE:HB3	2.01	0.41
1:E:152:LEU:HD22	1:E:152:LEU:HA	1.91	0.41
1:G:93:SER:OG	1:G:103:ALA:HB1	2.21	0.41
1:H:64:LEU:HD13	1:H:65:LEU:N	2.36	0.41
1:H:92:LEU:HD23	1:H:92:LEU:HA	1.90	0.41
1:H:263:LEU:O	1:H:267:ASN:ND2	2.48	0.41
1:A:80:ALA:O	1:A:84:THR:HG23	2.21	0.41
1:F:17:LEU:HD23	1:F:17:LEU:HA	1.76	0.41
1:F:41:PRO:C	1:F:146:LEU:HG	2.41	0.41
1:G:252:MET:O	1:G:255:SER:HB3	2.22	0.41
1:H:123:GLU:HB3	1:H:125:TYR:CE2	2.56	0.41
1:A:101:THR:OG1	1:A:102:ALA:N	2.54	0.40
1:A:109:ILE:HD13	1:A:109:ILE:HA	1.71	0.40
1:C:220:ASP:OD2	1:C:221:LEU:N	2.53	0.40
1:D:278:LEU:HD13	1:D:278:LEU:HA	1.89	0.40
1:E:88:ILE:O	1:E:92:LEU:HG	2.21	0.40
1:E:173:ILE:HD12	1:E:173:ILE:HA	1.61	0.40
1:F:36:VAL:CG1	1:F:146:LEU:CD2	2.99	0.40
1:F:66:ARG:NH1	1:F:67:THR:OG1	2.54	0.40
1:G:68:GLY:HA2	1:G:69:GLY:HA3	1.76	0.40
1:H:173:ILE:HA	1:H:173:ILE:HD12	1.81	0.40
1:A:24:ILE:O	1:A:27:VAL:N	2.54	0.40
1:A:151:VAL:HG11	1:A:227:LEU:HA	2.04	0.40
1:B:36:VAL:HG13	1:B:145:SER:OG	2.21	0.40
1:C:278:LEU:HD13	1:C:278:LEU:HA	1.93	0.40
1:D:142:PHE:HB2	1:D:226:ILE:CD1	2.50	0.40
1:E:275:LEU:O	1:E:278:LEU:N	2.53	0.40
1:F:7:LEU:HB2	1:F:8:PRO:HD3	2.03	0.40
1:E:124:TRP:HA	1:E:127:ILE:HG12	2.02	0.40
1:E:153:VAL:O	1:E:157:LEU:HB2	2.22	0.40
1:G:30:MET:HE3	1:G:35:LEU:HD23	2.03	0.40
1:G:85:PHE:CE1	1:G:133:LEU:HD23	2.56	0.40
1:B:69:GLY:CA	1:B:72:PHE:HB3	2.51	0.40

*Continued on next page...*



Continued from previous page...

Atom-1	Atom-2	Interatomic distance (Å)	Clash overlap (Å)
1:E:85:PHE:CE1	1:E:133:LEU:HD23	2.55	0.40
1:F:16:LEU:HD23	1:F:256:LEU:HD23	2.02	0.40
1:G:259:LEU:HB2	1:G:278:LEU:HD11	2.02	0.40
1:G:270:ASN:HA	1:G:271:PRO:HD2	1.87	0.40
1:H:19:VAL:HG23	1:H:132:VAL:HG22	2.02	0.40
1:A:83:MET:O	1:A:86:LEU:HB2	2.20	0.40
1:E:9:LEU:HD23	1:E:9:LEU:HA	1.80	0.40
1:G:107:THR:OG1	1:G:108:LEU:N	2.55	0.40

There are no symmetry-related clashes.

## 5.3 Torsion angles [i](#)

### 5.3.1 Protein backbone [i](#)

In the following table, the Percentiles column shows the percent Ramachandran outliers of the chain as a percentile score with respect to all X-ray entries followed by that with respect to entries of similar resolution.

The Analysed column shows the number of residues for which the backbone conformation was analysed, and the total number of residues.

Mol	Chain	Analysed	Favoured	Allowed	Outliers	Percentiles	
1	A	238/301 (79%)	202 (85%)	26 (11%)	10 (4%)	3	25
1	B	238/301 (79%)	196 (82%)	31 (13%)	11 (5%)	2	23
1	C	238/301 (79%)	201 (84%)	27 (11%)	10 (4%)	3	25
1	D	238/301 (79%)	198 (83%)	29 (12%)	11 (5%)	2	23
1	E	238/301 (79%)	198 (83%)	30 (13%)	10 (4%)	3	25
1	F	238/301 (79%)	199 (84%)	29 (12%)	10 (4%)	3	25
1	G	238/301 (79%)	198 (83%)	30 (13%)	10 (4%)	3	25
1	H	238/301 (79%)	198 (83%)	30 (13%)	10 (4%)	3	25
All	All	1904/2408 (79%)	1590 (84%)	232 (12%)	82 (4%)	2	25

All (82) Ramachandran outliers are listed below:

Mol	Chain	Res	Type
1	A	36	VAL
1	A	96	ALA

Continued on next page...



*Continued from previous page...*

<b>Mol</b>	<b>Chain</b>	<b>Res</b>	<b>Type</b>
1	A	230	SER
1	B	36	VAL
1	B	96	ALA
1	B	148	PRO
1	B	230	SER
1	C	36	VAL
1	C	96	ALA
1	C	148	PRO
1	C	230	SER
1	D	36	VAL
1	D	96	ALA
1	D	148	PRO
1	D	230	SER
1	E	36	VAL
1	E	96	ALA
1	E	230	SER
1	F	36	VAL
1	F	96	ALA
1	F	230	SER
1	G	36	VAL
1	G	96	ALA
1	G	148	PRO
1	G	230	SER
1	H	36	VAL
1	H	96	ALA
1	H	230	SER
1	A	122	PRO
1	A	148	PRO
1	A	217	GLY
1	A	231	SER
1	B	122	PRO
1	B	231	SER
1	C	122	PRO
1	D	35	LEU
1	D	122	PRO
1	E	99	PRO
1	E	122	PRO
1	E	148	PRO
1	E	231	SER
1	F	122	PRO
1	F	148	PRO
1	F	217	GLY

*Continued on next page...*

*Continued from previous page...*

<b>Mol</b>	<b>Chain</b>	<b>Res</b>	<b>Type</b>
1	F	231	SER
1	G	122	PRO
1	G	231	SER
1	H	122	PRO
1	H	148	PRO
1	H	217	GLY
1	H	231	SER
1	A	99	PRO
1	A	178	GLY
1	B	35	LEU
1	B	99	PRO
1	B	217	GLY
1	C	35	LEU
1	C	178	GLY
1	C	217	GLY
1	C	231	SER
1	D	99	PRO
1	D	217	GLY
1	D	231	SER
1	E	35	LEU
1	F	35	LEU
1	F	99	PRO
1	F	178	GLY
1	G	35	LEU
1	G	99	PRO
1	G	217	GLY
1	H	99	PRO
1	H	178	GLY
1	A	35	LEU
1	B	178	GLY
1	D	178	GLY
1	E	178	GLY
1	E	217	GLY
1	G	178	GLY
1	H	35	LEU
1	C	99	PRO
1	B	246	ALA
1	D	246	ALA

### 5.3.2 Protein sidechains

In the following table, the Percentiles column shows the percent sidechain outliers of the chain as a percentile score with respect to all X-ray entries followed by that with respect to entries of similar resolution.

The Analysed column shows the number of residues for which the sidechain conformation was analysed, and the total number of residues.

Mol	Chain	Analysed	Rotameric	Outliers	Percentiles	
1	A	188/236 (80%)	152 (81%)	36 (19%)	1	9
1	B	188/236 (80%)	150 (80%)	38 (20%)	1	7
1	C	188/236 (80%)	152 (81%)	36 (19%)	1	9
1	D	188/236 (80%)	152 (81%)	36 (19%)	1	9
1	E	188/236 (80%)	152 (81%)	36 (19%)	1	9
1	F	188/236 (80%)	153 (81%)	35 (19%)	1	10
1	G	188/236 (80%)	152 (81%)	36 (19%)	1	9
1	H	188/236 (80%)	155 (82%)	33 (18%)	2	12
All	All	1504/1888 (80%)	1218 (81%)	286 (19%)	1	9

All (286) residues with a non-rotameric sidechain are listed below:

Mol	Chain	Res	Type
1	A	12	MET
1	A	18	PHE
1	A	35	LEU
1	A	46	ASN
1	A	64	LEU
1	A	66	ARG
1	A	70	ARG
1	A	71	ARG
1	A	77	ILE
1	A	93	SER
1	A	107	THR
1	A	108	LEU
1	A	119	TYR
1	A	128	ASP
1	A	129	ILE
1	A	148	PRO
1	A	152	LEU
1	A	155	LEU
1	A	158	LEU

*Continued on next page...*

*Continued from previous page...*

<b>Mol</b>	<b>Chain</b>	<b>Res</b>	<b>Type</b>
1	A	173	ILE
1	A	174	THR
1	A	175	LEU
1	A	177	GLU
1	A	214	PHE
1	A	216	MET
1	A	218	MET
1	A	226	ILE
1	A	227	LEU
1	A	232	HIS
1	A	233	VAL
1	A	234	PHE
1	A	245	SER
1	A	257	VAL
1	A	262	LEU
1	A	263	LEU
1	A	287	LEU
1	B	18	PHE
1	B	46	ASN
1	B	64	LEU
1	B	66	ARG
1	B	67	THR
1	B	70	ARG
1	B	71	ARG
1	B	93	SER
1	B	107	THR
1	B	108	LEU
1	B	119	TYR
1	B	128	ASP
1	B	129	ILE
1	B	141	ILE
1	B	148	PRO
1	B	152	LEU
1	B	155	LEU
1	B	158	LEU
1	B	169	THR
1	B	173	ILE
1	B	174	THR
1	B	175	LEU
1	B	177	GLU
1	B	214	PHE
1	B	216	MET

*Continued on next page...*

*Continued from previous page...*

<b>Mol</b>	<b>Chain</b>	<b>Res</b>	<b>Type</b>
1	B	218	MET
1	B	220	ASP
1	B	226	ILE
1	B	227	LEU
1	B	228	VAL
1	B	232	HIS
1	B	233	VAL
1	B	234	PHE
1	B	245	SER
1	B	257	VAL
1	B	262	LEU
1	B	263	LEU
1	B	287	LEU
1	C	14	LEU
1	C	18	PHE
1	C	46	ASN
1	C	64	LEU
1	C	66	ARG
1	C	67	THR
1	C	70	ARG
1	C	71	ARG
1	C	93	SER
1	C	107	THR
1	C	108	LEU
1	C	119	TYR
1	C	128	ASP
1	C	129	ILE
1	C	141	ILE
1	C	148	PRO
1	C	152	LEU
1	C	155	LEU
1	C	158	LEU
1	C	169	THR
1	C	173	ILE
1	C	174	THR
1	C	175	LEU
1	C	177	GLU
1	C	214	PHE
1	C	216	MET
1	C	226	ILE
1	C	227	LEU
1	C	232	HIS

*Continued on next page...*

*Continued from previous page...*

<b>Mol</b>	<b>Chain</b>	<b>Res</b>	<b>Type</b>
1	C	233	VAL
1	C	234	PHE
1	C	245	SER
1	C	257	VAL
1	C	263	LEU
1	C	265	PHE
1	C	287	LEU
1	D	12	MET
1	D	14	LEU
1	D	18	PHE
1	D	44	VAL
1	D	46	ASN
1	D	64	LEU
1	D	66	ARG
1	D	70	ARG
1	D	71	ARG
1	D	93	SER
1	D	107	THR
1	D	108	LEU
1	D	119	TYR
1	D	128	ASP
1	D	129	ILE
1	D	141	ILE
1	D	152	LEU
1	D	155	LEU
1	D	158	LEU
1	D	169	THR
1	D	173	ILE
1	D	175	LEU
1	D	177	GLU
1	D	214	PHE
1	D	216	MET
1	D	218	MET
1	D	220	ASP
1	D	226	ILE
1	D	227	LEU
1	D	232	HIS
1	D	233	VAL
1	D	234	PHE
1	D	245	SER
1	D	257	VAL
1	D	263	LEU

*Continued on next page...*

*Continued from previous page...*

<b>Mol</b>	<b>Chain</b>	<b>Res</b>	<b>Type</b>
1	D	287	LEU
1	E	14	LEU
1	E	18	PHE
1	E	46	ASN
1	E	64	LEU
1	E	66	ARG
1	E	67	THR
1	E	70	ARG
1	E	71	ARG
1	E	93	SER
1	E	94	LEU
1	E	107	THR
1	E	108	LEU
1	E	119	TYR
1	E	128	ASP
1	E	129	ILE
1	E	141	ILE
1	E	148	PRO
1	E	152	LEU
1	E	155	LEU
1	E	158	LEU
1	E	168	ARG
1	E	169	THR
1	E	173	ILE
1	E	174	THR
1	E	214	PHE
1	E	216	MET
1	E	218	MET
1	E	226	ILE
1	E	227	LEU
1	E	233	VAL
1	E	234	PHE
1	E	245	SER
1	E	257	VAL
1	E	262	LEU
1	E	263	LEU
1	E	287	LEU
1	F	14	LEU
1	F	18	PHE
1	F	46	ASN
1	F	58	THR
1	F	64	LEU

*Continued on next page...*

*Continued from previous page...*

<b>Mol</b>	<b>Chain</b>	<b>Res</b>	<b>Type</b>
1	F	66	ARG
1	F	70	ARG
1	F	71	ARG
1	F	93	SER
1	F	107	THR
1	F	108	LEU
1	F	119	TYR
1	F	128	ASP
1	F	129	ILE
1	F	152	LEU
1	F	155	LEU
1	F	158	LEU
1	F	173	ILE
1	F	174	THR
1	F	175	LEU
1	F	177	GLU
1	F	214	PHE
1	F	216	MET
1	F	218	MET
1	F	226	ILE
1	F	227	LEU
1	F	232	HIS
1	F	233	VAL
1	F	234	PHE
1	F	245	SER
1	F	257	VAL
1	F	262	LEU
1	F	263	LEU
1	F	265	PHE
1	F	287	LEU
1	G	14	LEU
1	G	18	PHE
1	G	46	ASN
1	G	64	LEU
1	G	66	ARG
1	G	67	THR
1	G	70	ARG
1	G	71	ARG
1	G	93	SER
1	G	107	THR
1	G	108	LEU
1	G	119	TYR

*Continued on next page...*



*Continued from previous page...*

<b>Mol</b>	<b>Chain</b>	<b>Res</b>	<b>Type</b>
1	G	128	ASP
1	G	129	ILE
1	G	148	PRO
1	G	152	LEU
1	G	155	LEU
1	G	158	LEU
1	G	169	THR
1	G	171	HIS
1	G	173	ILE
1	G	174	THR
1	G	214	PHE
1	G	216	MET
1	G	218	MET
1	G	220	ASP
1	G	226	ILE
1	G	227	LEU
1	G	232	HIS
1	G	233	VAL
1	G	234	PHE
1	G	245	SER
1	G	257	VAL
1	G	262	LEU
1	G	263	LEU
1	G	287	LEU
1	H	18	PHE
1	H	46	ASN
1	H	49	ILE
1	H	64	LEU
1	H	66	ARG
1	H	70	ARG
1	H	71	ARG
1	H	93	SER
1	H	107	THR
1	H	108	LEU
1	H	119	TYR
1	H	128	ASP
1	H	129	ILE
1	H	152	LEU
1	H	155	LEU
1	H	158	LEU
1	H	173	ILE
1	H	174	THR

*Continued on next page...*

*Continued from previous page...*

Mol	Chain	Res	Type
1	H	175	LEU
1	H	177	GLU
1	H	214	PHE
1	H	216	MET
1	H	218	MET
1	H	226	ILE
1	H	227	LEU
1	H	232	HIS
1	H	233	VAL
1	H	234	PHE
1	H	245	SER
1	H	257	VAL
1	H	262	LEU
1	H	263	LEU
1	H	287	LEU

Sometimes sidechains can be flipped to improve hydrogen bonding and reduce clashes. All (1) such sidechains are listed below:

Mol	Chain	Res	Type
1	G	171	HIS

### 5.3.3 RNA [i](#)

There are no RNA molecules in this entry.

### 5.4 Non-standard residues in protein, DNA, RNA chains [i](#)

There are no non-standard protein/DNA/RNA residues in this entry.

### 5.5 Carbohydrates [i](#)

There are no monosaccharides in this entry.

### 5.6 Ligand geometry [i](#)

There are no ligands in this entry.

## 5.7 Other polymers [i](#)

There are no such residues in this entry.

## 5.8 Polymer linkage issues [i](#)

There are no chain breaks in this entry.

## 6 Fit of model and data

### 6.1 Protein, DNA and RNA chains

In the following table, the column labelled ‘#RSRZ > 2’ contains the number (and percentage) of RSRZ outliers, followed by percent RSRZ outliers for the chain as percentile scores relative to all X-ray entries and entries of similar resolution. The OWAB column contains the minimum, median, 95<sup>th</sup> percentile and maximum values of the occupancy-weighted average B-factor per residue. The column labelled ‘Q < 0.9’ lists the number of (and percentage) of residues with an average occupancy less than 0.9.

Mol	Chain	Analysed	<RSRZ>	#RSRZ>2	OWAB(Å <sup>2</sup> )	Q<0.9
1	A	246/301 (81%)	-0.40	4 (1%) 72 62	81, 117, 188, 281	0
1	B	246/301 (81%)	-0.29	4 (1%) 72 62	92, 120, 194, 266	0
1	C	246/301 (81%)	-0.35	5 (2%) 65 56	81, 117, 194, 279	0
1	D	246/301 (81%)	-0.29	4 (1%) 72 62	99, 124, 189, 250	0
1	E	246/301 (81%)	-0.25	5 (2%) 65 56	86, 137, 203, 289	0
1	F	246/301 (81%)	-0.26	9 (3%) 41 32	108, 150, 221, 269	0
1	G	246/301 (81%)	-0.33	4 (1%) 72 62	83, 126, 197, 287	0
1	H	246/301 (81%)	-0.14	14 (5%) 23 20	142, 173, 247, 299	0
All	All	1968/2408 (81%)	-0.29	49 (2%) 57 47	81, 133, 210, 299	0

All (49) RSRZ outliers are listed below:

Mol	Chain	Res	Type	RSRZ
1	H	35	LEU	14.2
1	H	34	GLY	7.6
1	F	35	LEU	6.9
1	E	179	VAL	5.6
1	E	68	GLY	4.9
1	B	6	TRP	4.5
1	G	273	ALA	4.4
1	H	122	PRO	4.3
1	G	272	GLN	4.3
1	A	35	LEU	4.1
1	B	65	LEU	4.0
1	F	65	LEU	3.9
1	H	33	ALA	3.7
1	E	67	THR	3.6
1	G	293	ALA	3.5
1	C	244	LEU	3.5

*Continued on next page...*

*Continued from previous page...*

Mol	Chain	Res	Type	RSRZ
1	H	70	ARG	3.5
1	H	119	TYR	3.4
1	D	269	GLY	3.2
1	D	6	TRP	3.1
1	G	179	VAL	3.0
1	F	5	ASP	3.0
1	H	65	LEU	2.9
1	F	232	HIS	2.8
1	F	8	PRO	2.8
1	E	178	GLY	2.8
1	A	6	TRP	2.7
1	H	32	ALA	2.7
1	C	220	ASP	2.6
1	F	6	TRP	2.5
1	C	65	LEU	2.4
1	B	179	VAL	2.4
1	A	65	LEU	2.4
1	H	36	VAL	2.4
1	F	4	ARG	2.4
1	F	34	GLY	2.4
1	H	31	GLN	2.4
1	A	36	VAL	2.3
1	C	224	PRO	2.2
1	E	36	VAL	2.2
1	H	5	ASP	2.2
1	H	9	LEU	2.2
1	D	268	LYS	2.1
1	D	65	LEU	2.1
1	B	5	ASP	2.1
1	C	179	VAL	2.1
1	H	30	MET	2.0
1	H	8	PRO	2.0
1	F	9	LEU	2.0

## 6.2 Non-standard residues in protein, DNA, RNA chains [i](#)

There are no non-standard protein/DNA/RNA residues in this entry.

## 6.3 Carbohydrates [i](#)

There are no monosaccharides in this entry.

## 6.4 Ligands

There are no ligands in this entry.

## 6.5 Other polymers

There are no such residues in this entry.