



# Full wwPDB X-ray Structure Validation Report ⓘ

Mar 9, 2018 – 12:39 am GMT

PDB ID : 4I1O  
Title : Crystal structure of the Legionella pneumophila GAP domain of LepB in complex with Rab1b bound to GDP and BeF3  
Authors : Gazdag, E.M.; Streller, A.; Vetter, I.R.; Goody, R.S.; Itzen, A.  
Deposited on : 2012-11-21  
Resolution : 2.70 Å(reported)

This is a Full wwPDB X-ray Structure Validation Report for a publicly released PDB entry.

We welcome your comments at [validation@mail.wwpdb.org](mailto:validation@mail.wwpdb.org)

A user guide is available at

<https://www.wwpdb.org/validation/2017/XrayValidationReportHelp>

with specific help available everywhere you see the ⓘ symbol.

---

The following versions of software and data (see [references ⓘ](#)) were used in the production of this report:

MolProbity : 4.02b-467  
Mogul : 1.7.3 (157068), CSD as539be (2018)  
Xtrriage (Phenix) : 1.13  
EDS : trunk30967  
Percentile statistics : 20171227.v01 (using entries in the PDB archive December 27th 2017)  
Refmac : 5.8.0158  
CCP4 : 7.0 (Gargrove)  
Ideal geometry (proteins) : Engh & Huber (2001)  
Ideal geometry (DNA, RNA) : Parkinson et al. (1996)  
Validation Pipeline (wwPDB-VP) : trunk30967

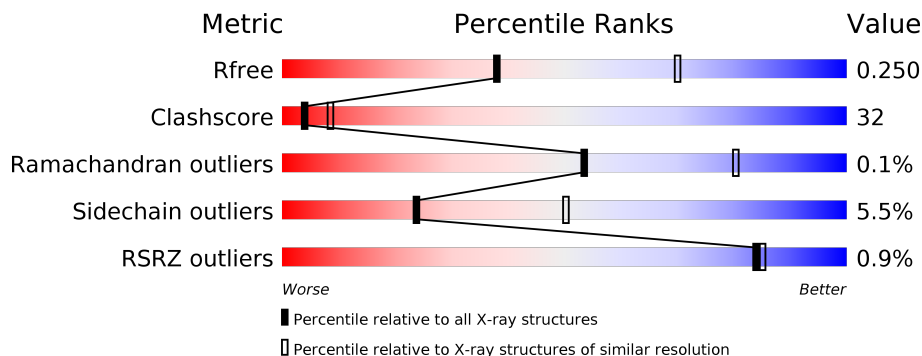
# 1 Overall quality at a glance

The following experimental techniques were used to determine the structure:

*X-RAY DIFFRACTION*

The reported resolution of this entry is 2.70 Å.

Percentile scores (ranging between 0-100) for global validation metrics of the entry are shown in the following graphic. The table shows the number of entries on which the scores are based.



Metric	Whole archive (#Entries)	Similar resolution (#Entries, resolution range(Å))
$R_{free}$	111664	2449 (2.70-2.70)
Clashscore	122126	2756 (2.70-2.70)
Ramachandran outliers	120053	2716 (2.70-2.70)
Sidechain outliers	120020	2716 (2.70-2.70)
RSRZ outliers	108989	2376 (2.70-2.70)

The table below summarises the geometric issues observed across the polymeric chains and their fit to the electron density. The red, orange, yellow and green segments on the lower bar indicate the fraction of residues that contain outliers for  $\geq 3$ , 2, 1 and 0 types of geometric quality criteria. A grey segment represents the fraction of residues that are not modelled. The numeric value for each fraction is indicated below the corresponding segment, with a dot representing fractions  $\leq 5\%$ . The upper red bar (where present) indicates the fraction of residues that have poor fit to the electron density. The numeric value is given above the bar.

Mol	Chain	Length	Quality of chain
1	A	181	67% 28% . .
1	C	181	64% 32% . .
1	E	181	62% 34% . .
1	G	181	65% 30% . .
2	B	302	66% 24% . 7%
2	D	302	60% 29% . 7%

*Continued on next page...*

*Continued from previous page...*

Mol	Chain	Length	Quality of chain
2	F	302	<p>%</p> <p>58% 32% 7%</p>
2	H	302	<p>2%</p> <p>62% 28% 7%</p>

The following table lists non-polymeric compounds, carbohydrate monomers and non-standard residues in protein, DNA, RNA chains that are outliers for geometric or electron-density-fit criteria:

Mol	Type	Chain	Res	Chirality	Geometry	Clashes	Electron density
6	PEG	A	204	-	-	X	-
6	PEG	C	204	-	-	X	-
6	PEG	C	205	-	-	X	-
6	PEG	C	206	-	-	X	-
6	PEG	G	204	-	-	X	-

## 2 Entry composition i

There are 7 unique types of molecules in this entry. The entry contains 14370 atoms, of which 60 are hydrogens and 0 are deuteriums.

In the tables below, the ZeroOcc column contains the number of atoms modelled with zero occupancy, the AltConf column contains the number of residues with at least one atom in alternate conformation and the Trace column contains the number of residues modelled with at most 2 atoms.

- Molecule 1 is a protein called Ras-related protein Rab-1B.

Mol	Chain	Residues	Atoms					ZeroOcc	AltConf	Trace
			Total	C	N	O	S			
1	A	177	1360	869	219	268	4	3	0	0
1	C	177	1381	881	225	271	4	0	0	0
1	E	177	1378	880	225	269	4	0	0	0
1	G	177	1373	877	225	267	4	0	0	0

There are 36 discrepancies between the modelled and reference sequences:

Chain	Residue	Modelled	Actual	Comment	Reference
A	0	GLY	-	EXPRESSION TAG	UNP Q9H0U4
A	1	HIS	-	EXPRESSION TAG	UNP Q9H0U4
A	2	MET	-	EXPRESSION TAG	UNP Q9H0U4
A	175	LEU	-	EXPRESSION TAG	UNP Q9H0U4
A	176	GLU	-	EXPRESSION TAG	UNP Q9H0U4
A	177	VAL	-	EXPRESSION TAG	UNP Q9H0U4
A	178	LEU	-	EXPRESSION TAG	UNP Q9H0U4
A	179	PHE	-	EXPRESSION TAG	UNP Q9H0U4
A	180	GLN	-	EXPRESSION TAG	UNP Q9H0U4
C	0	GLY	-	EXPRESSION TAG	UNP Q9H0U4
C	1	HIS	-	EXPRESSION TAG	UNP Q9H0U4
C	2	MET	-	EXPRESSION TAG	UNP Q9H0U4
C	175	LEU	-	EXPRESSION TAG	UNP Q9H0U4
C	176	GLU	-	EXPRESSION TAG	UNP Q9H0U4
C	177	VAL	-	EXPRESSION TAG	UNP Q9H0U4
C	178	LEU	-	EXPRESSION TAG	UNP Q9H0U4
C	179	PHE	-	EXPRESSION TAG	UNP Q9H0U4
C	180	GLN	-	EXPRESSION TAG	UNP Q9H0U4
E	0	GLY	-	EXPRESSION TAG	UNP Q9H0U4
E	1	HIS	-	EXPRESSION TAG	UNP Q9H0U4
E	2	MET	-	EXPRESSION TAG	UNP Q9H0U4

*Continued on next page...*

*Continued from previous page...*

Chain	Residue	Modelled	Actual	Comment	Reference
E	175	LEU	-	EXPRESSION TAG	UNP Q9H0U4
E	176	GLU	-	EXPRESSION TAG	UNP Q9H0U4
E	177	VAL	-	EXPRESSION TAG	UNP Q9H0U4
E	178	LEU	-	EXPRESSION TAG	UNP Q9H0U4
E	179	PHE	-	EXPRESSION TAG	UNP Q9H0U4
E	180	GLN	-	EXPRESSION TAG	UNP Q9H0U4
G	0	GLY	-	EXPRESSION TAG	UNP Q9H0U4
G	1	HIS	-	EXPRESSION TAG	UNP Q9H0U4
G	2	MET	-	EXPRESSION TAG	UNP Q9H0U4
G	175	LEU	-	EXPRESSION TAG	UNP Q9H0U4
G	176	GLU	-	EXPRESSION TAG	UNP Q9H0U4
G	177	VAL	-	EXPRESSION TAG	UNP Q9H0U4
G	178	LEU	-	EXPRESSION TAG	UNP Q9H0U4
G	179	PHE	-	EXPRESSION TAG	UNP Q9H0U4
G	180	GLN	-	EXPRESSION TAG	UNP Q9H0U4

- Molecule 2 is a protein called LepB.

Mol	Chain	Residues	Atoms					ZeroOcc	AltConf	Trace
			Total	C	N	O	S			
2	B	280	Total 2121	C 1370	N 353	O 393	S 5	27	0	0
2	D	281	Total 2128	C 1377	N 355	O 390	S 6	19	0	0
2	F	281	Total 2122	C 1371	N 353	O 393	S 5	35	0	0
2	H	281	Total 2127	C 1377	N 354	O 390	S 6	41	0	0

There are 12 discrepancies between the modelled and reference sequences:

Chain	Residue	Modelled	Actual	Comment	Reference
B	457	ALA	LYS	ENGINEERED MUTATION	UNP Q5ZSM7
B	458	ALA	GLU	ENGINEERED MUTATION	UNP Q5ZSM7
B	460	ALA	LYS	ENGINEERED MUTATION	UNP Q5ZSM7
D	457	ALA	LYS	ENGINEERED MUTATION	UNP Q5ZSM7
D	458	ALA	GLU	ENGINEERED MUTATION	UNP Q5ZSM7
D	460	ALA	LYS	ENGINEERED MUTATION	UNP Q5ZSM7
F	457	ALA	LYS	ENGINEERED MUTATION	UNP Q5ZSM7
F	458	ALA	GLU	ENGINEERED MUTATION	UNP Q5ZSM7
F	460	ALA	LYS	ENGINEERED MUTATION	UNP Q5ZSM7
H	457	ALA	LYS	ENGINEERED MUTATION	UNP Q5ZSM7
H	458	ALA	GLU	ENGINEERED MUTATION	UNP Q5ZSM7

*Continued on next page...*

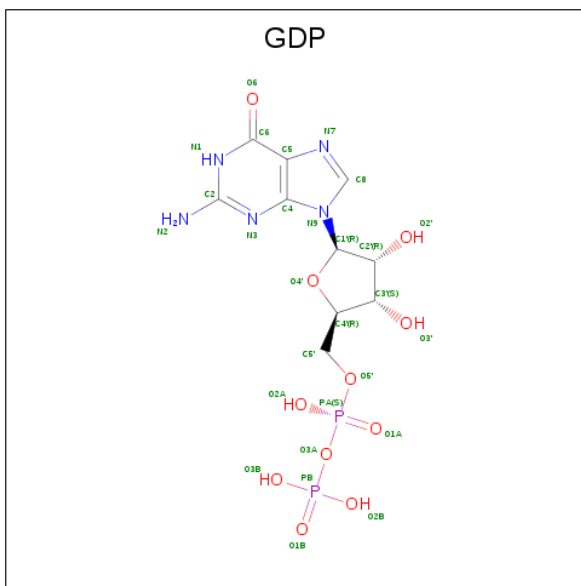
Continued from previous page...

Chain	Residue	Modelled	Actual	Comment	Reference
H	460	ALA	LYS	ENGINEERED MUTATION	UNP Q5ZSM7

- Molecule 3 is MAGNESIUM ION (three-letter code: MG) (formula: Mg).

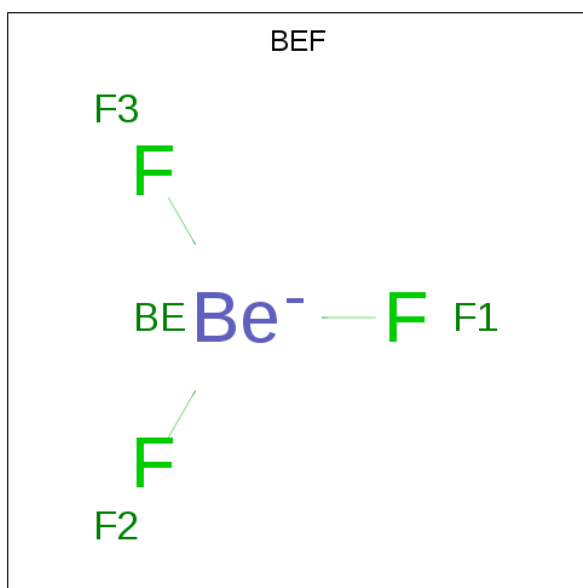
Mol	Chain	Residues	Atoms	ZeroOcc	AltConf
3	G	1	Total Mg 1 1	0	0
3	A	1	Total Mg 1 1	0	0
3	C	1	Total Mg 1 1	0	0
3	E	1	Total Mg 1 1	0	0

- Molecule 4 is GUANOSINE-5'-DIPHOSPHATE (three-letter code: GDP) (formula: C<sub>10</sub>H<sub>15</sub>N<sub>5</sub>O<sub>11</sub>P<sub>2</sub>).



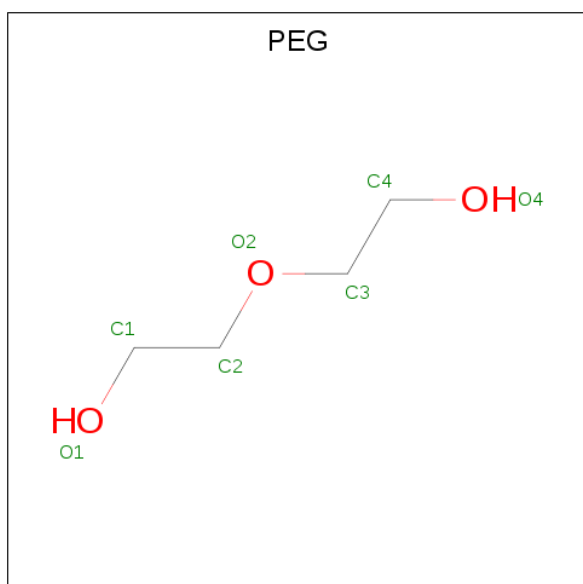
Mol	Chain	Residues	Atoms	ZeroOcc	AltConf
4	A	1	Total C N O P 28 10 5 11 2	0	0
4	C	1	Total C N O P 28 10 5 11 2	0	0
4	E	1	Total C N O P 28 10 5 11 2	0	0
4	G	1	Total C N O P 28 10 5 11 2	0	0

- Molecule 5 is BERYLLIUM TRIFLUORIDE ION (three-letter code: BEF) (formula: BeF<sub>3</sub>).



Mol	Chain	Residues	Atoms			ZeroOcc	AltConf
5	A	1	Total	Be	F	0	0
			4	1	3		
5	C	1	Total	Be	F	0	0
			4	1	3		
5	E	1	Total	Be	F	0	0
			4	1	3		
5	G	1	Total	Be	F	0	0
			4	1	3		

- Molecule 6 is DI(HYDROXYETHYL)ETHER (three-letter code: PEG) (formula: C<sub>4</sub>H<sub>10</sub>O<sub>3</sub>).



Mol	Chain	Residues	Atoms				ZeroOcc	AltConf
6	A	1	Total	C	H	O	0	0
			17	4	10	3		
6	C	1	Total	C	H	O	0	0
			17	4	10	3		
6	C	1	Total	C	H	O	0	0
			17	4	10	3		
6	C	1	Total	C	H	O	0	0
			17	4	10	3		
6	D	1	Total	C	H	O	0	0
			17	4	10	3		
6	G	1	Total	C	H	O	0	0
			17	4	10	3		

- Molecule 7 is water.

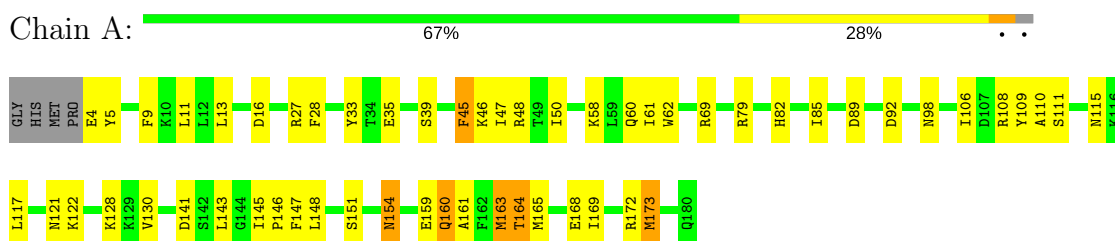
Mol	Chain	Residues	Atoms		ZeroOcc	AltConf
7	A	16	Total	O	0	0
			16	16		
7	B	23	Total	O	0	0
			23	23		
7	C	14	Total	O	0	0
			14	14		
7	D	16	Total	O	0	0
			16	16		
7	E	18	Total	O	0	0
			18	18		
7	F	26	Total	O	0	0
			26	26		
7	G	15	Total	O	0	0
			15	15		
7	H	18	Total	O	0	0
			18	18		



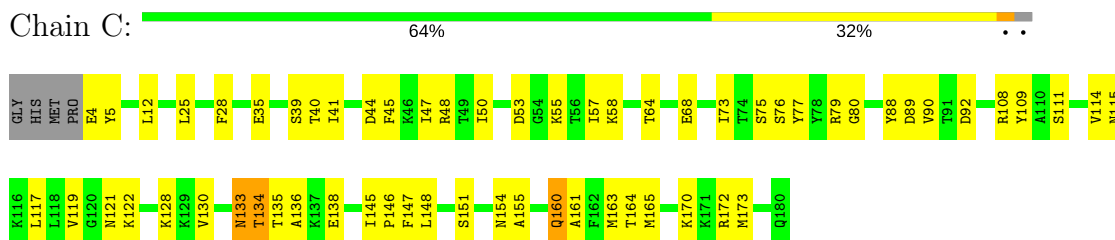
### 3 Residue-property plots [i](#)

These plots are drawn for all protein, RNA and DNA chains in the entry. The first graphic for a chain summarises the proportions of the various outlier classes displayed in the second graphic. The second graphic shows the sequence view annotated by issues in geometry and electron density. Residues are color-coded according to the number of geometric quality criteria for which they contain at least one outlier: green = 0, yellow = 1, orange = 2 and red = 3 or more. A red dot above a residue indicates a poor fit to the electron density ( $RSRZ > 2$ ). Stretches of 2 or more consecutive residues without any outlier are shown as a green connector. Residues present in the sample, but not in the model, are shown in grey.

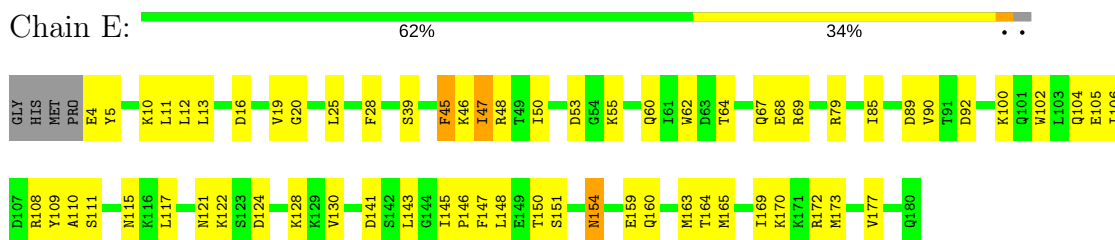
- Molecule 1: Ras-related protein Rab-1B



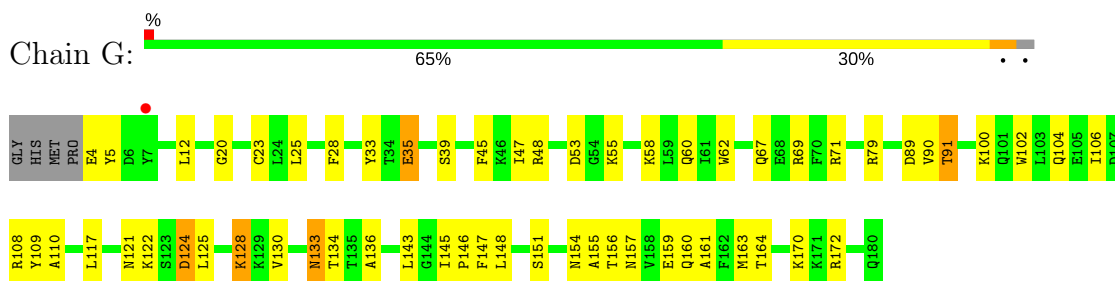
- Molecule 1: Ras-related protein Rab-1B



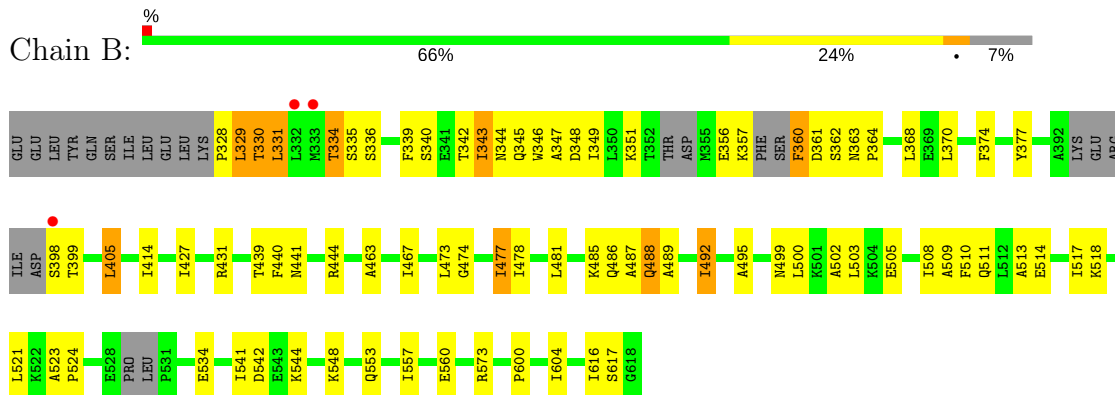
- Molecule 1: Ras-related protein Rab-1B



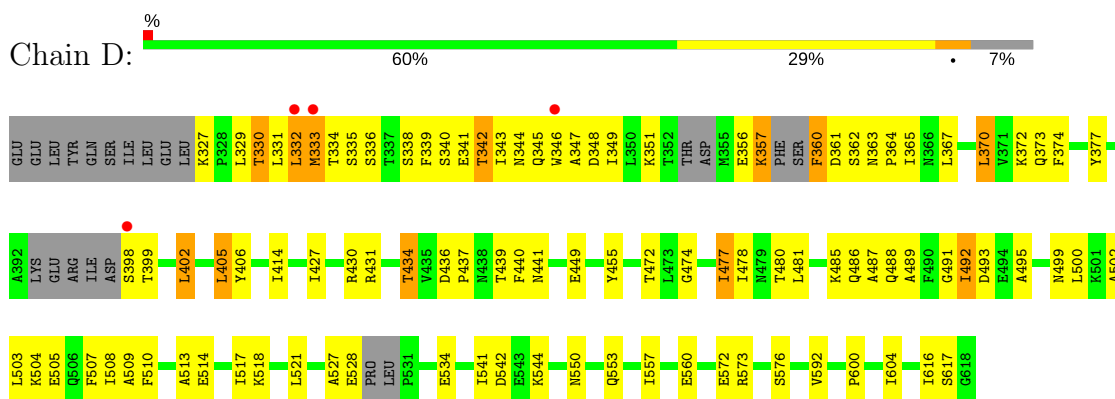
- Molecule 1: Ras-related protein Rab-1B



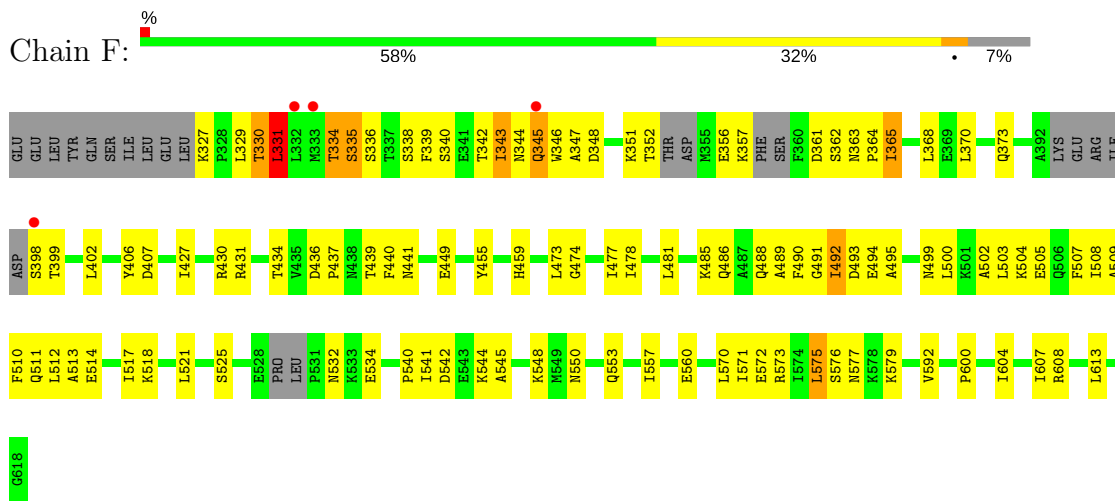
- Molecule 2: LepB



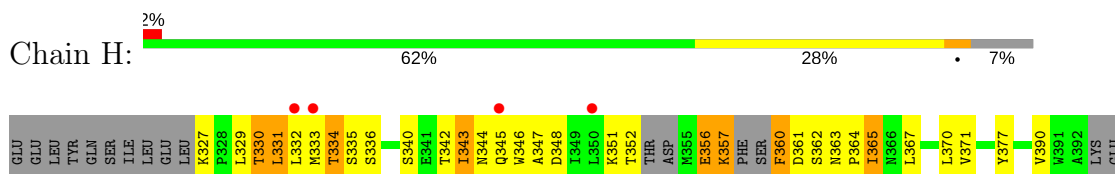
- Molecule 2: LepB



- Molecule 2: LepB



- Molecule 2: LepB





## 4 Data and refinement statistics i

Property	Value	Source
Space group	P 31	Depositor
Cell constants a, b, c, $\alpha$ , $\beta$ , $\gamma$	124.41Å 124.41Å 147.47Å 90.00° 90.00° 120.00°	Depositor
Resolution (Å)	49.16 – 2.70 49.16 – 2.70	Depositor EDS
% Data completeness (in resolution range)	99.9 (49.16-2.70) 100.0 (49.16-2.70)	Depositor EDS
$R_{merge}$	0.09	Depositor
$R_{sym}$	(Not available)	Depositor
$\langle I/\sigma(I) \rangle$ <sup>1</sup>	3.28 (at 2.69Å)	Xtriage
Refinement program	PHENIX 1.8.1_1168	Depositor
R, $R_{free}$	0.217 , 0.249 0.220 , 0.250	Depositor DCC
$R_{free}$ test set	3502 reflections (5.00%)	wwPDB-VP
Wilson B-factor (Å <sup>2</sup> )	51.5	Xtriage
Anisotropy	0.520	Xtriage
Bulk solvent $k_{sol}$ (e/Å <sup>3</sup> ), $B_{sol}$ (Å <sup>2</sup> )	0.30 , 28.0	EDS
L-test for twinning <sup>2</sup>	$\langle  L  \rangle = 0.51$ , $\langle L^2 \rangle = 0.34$	Xtriage
Estimated twinning fraction	0.487 for -h,-k,l 0.487 for h,-h-k,-l 0.487 for -k,-h,-l	Xtriage
$F_o, F_c$ correlation	0.94	EDS
Total number of atoms	14370	wwPDB-VP
Average B, all atoms (Å <sup>2</sup> )	50.0	wwPDB-VP

Xtriage's analysis on translational NCS is as follows: *The largest off-origin peak in the Patterson function is 2.90% of the height of the origin peak. No significant pseudotranslation is detected.*

<sup>1</sup>Intensities estimated from amplitudes.

<sup>2</sup>Theoretical values of  $\langle |L| \rangle$ ,  $\langle L^2 \rangle$  for acentric reflections are 0.5, 0.333 respectively for untwinned datasets, and 0.375, 0.2 for perfectly twinned datasets.

## 5 Model quality

### 5.1 Standard geometry

Bond lengths and bond angles in the following residue types are not validated in this section: GDP, MG, PEG, BEF

The Z score for a bond length (or angle) is the number of standard deviations the observed value is removed from the expected value. A bond length (or angle) with  $|Z| > 5$  is considered an outlier worth inspection. RMSZ is the root-mean-square of all Z scores of the bond lengths (or angles).

Mol	Chain	Bond lengths		Bond angles	
		RMSZ	# Z  >5	RMSZ	# Z  >5
1	A	0.65	0/1382	0.54	0/1875
1	C	0.65	0/1403	0.54	0/1900
1	E	0.63	0/1400	0.52	0/1896
1	G	0.65	0/1395	0.53	0/1890
2	B	0.68	0/2167	0.56	0/2947
2	D	0.66	0/2174	0.57	0/2956
2	F	0.67	0/2168	0.56	1/2951 (0.0%)
2	H	0.68	0/2173	0.57	0/2956
All	All	0.66	0/14262	0.55	1/19371 (0.0%)

Chiral center outliers are detected by calculating the chiral volume of a chiral center and verifying if the center is modelled as a planar moiety or with the opposite hand. A planarity outlier is detected by checking planarity of atoms in a peptide group, atoms in a mainchain group or atoms of a sidechain that are expected to be planar.

Mol	Chain	#Chirality outliers	#Planarity outliers
2	B	0	1
2	F	0	1
2	H	0	1
All	All	0	3

There are no bond length outliers.

All (1) bond angle outliers are listed below:

Mol	Chain	Res	Type	Atoms	Z	Observed(°)	Ideal(°)
2	F	331	LEU	CA-CB-CG	-5.18	103.38	115.30

There are no chirality outliers.

All (3) planarity outliers are listed below:

Mol	Chain	Res	Type	Group
2	B	334	THR	Peptide
2	F	334	THR	Peptide
2	H	334	THR	Peptide

## 5.2 Too-close contacts [i](#)

In the following table, the Non-H and H(model) columns list the number of non-hydrogen atoms and hydrogen atoms in the chain respectively. The H(added) column lists the number of hydrogen atoms added and optimized by MolProbity. The Clashes column lists the number of clashes within the asymmetric unit, whereas Symm-Clashes lists symmetry related clashes.

Mol	Chain	Non-H	H(model)	H(added)	Clashes	Symm-Clashes
1	A	1360	0	1302	79	0
1	C	1381	0	1349	81	0
1	E	1378	0	1347	71	0
1	G	1373	0	1341	65	0
2	B	2121	0	2008	132	0
2	D	2128	0	2028	162	0
2	F	2122	0	2006	159	0
2	H	2127	0	2026	133	0
3	A	1	0	0	0	0
3	C	1	0	0	0	0
3	E	1	0	0	0	0
3	G	1	0	0	0	0
4	A	28	0	12	2	0
4	C	28	0	12	2	0
4	E	28	0	12	4	0
4	G	28	0	12	7	0
5	A	4	0	0	0	0
5	C	4	0	0	0	0
5	E	4	0	0	1	0
5	G	4	0	0	0	0
6	A	7	10	9	11	0
6	C	21	30	27	23	0
6	D	7	10	9	0	0
6	G	7	10	9	4	0
7	A	16	0	0	3	0
7	B	23	0	0	1	0
7	C	14	0	0	0	0
7	D	16	0	0	1	0
7	E	18	0	0	1	0
7	F	26	0	0	2	0
7	G	15	0	0	3	0

*Continued on next page...*

*Continued from previous page...*

Mol	Chain	Non-H	H(model)	H(added)	Clashes	Symm-Clashes
7	H	18	0	0	2	0
All	All	14310	60	13509	879	0

The all-atom clashscore is defined as the number of clashes found per 1000 atoms (including hydrogen atoms). The all-atom clashscore for this structure is 32.

All (879) close contacts within the same asymmetric unit are listed below, sorted by their clash magnitude.

Atom-1	Atom-2	Interatomic distance (Å)	Clash overlap (Å)
2:B:329:LEU:CD2	2:B:357:LYS:HG2	1.79	1.12
2:D:348:ASP:HA	2:D:351:LYS:HE2	1.29	1.09
2:B:508:ILE:HD12	2:B:509:ALA:N	1.68	1.09
2:D:341:GLU:OE1	2:D:345:GLN:NE2	1.84	1.08
2:H:360:PHE:CE1	2:H:362:SER:HB3	1.89	1.07
2:B:330:THR:OG1	2:B:361:ASP:O	1.73	1.07
2:H:431:ARG:NH1	2:H:560:GLU:OE1	1.88	1.06
2:F:492:ILE:O	2:F:495:ALA:N	1.88	1.05
2:F:431:ARG:NH1	2:F:560:GLU:OE1	1.90	1.05
1:G:108:ARG:NH1	1:G:109:TYR:OH	1.89	1.04
2:B:431:ARG:NH1	2:B:560:GLU:OE1	1.90	1.04
2:H:508:ILE:HD12	2:H:509:ALA:N	1.73	1.03
2:D:402:LEU:HD23	2:D:455:TYR:CE1	1.93	1.03
2:F:343:ILE:HG22	2:F:344:ASN:OD1	1.60	1.01
2:D:330:THR:OG1	2:D:361:ASP:O	1.78	1.01
2:B:499:ASN:O	2:B:502:ALA:N	1.93	1.00
2:D:338:SER:O	2:D:342:THR:HG22	1.62	1.00
1:A:108:ARG:NH1	1:A:109:TYR:OH	1.95	0.99
2:H:348:ASP:HA	2:H:351:LYS:HE2	1.42	0.99
2:F:532:ASN:OD1	2:F:534:GLU:N	1.95	0.99
2:D:508:ILE:HD12	2:D:509:ALA:N	1.77	0.99
2:H:331:LEU:N	2:H:365:ILE:HD11	1.77	0.99
2:F:330:THR:HG21	2:F:364:PRO:HG2	1.45	0.98
2:D:431:ARG:NH1	2:D:560:GLU:OE1	1.95	0.98
2:H:331:LEU:H	2:H:365:ILE:HD11	1.27	0.98
2:D:360:PHE:HE1	2:D:362:SER:CA	1.75	0.98
2:B:405:LEU:O	2:B:405:LEU:HD12	1.65	0.96
2:F:508:ILE:HD12	2:F:509:ALA:N	1.80	0.96
2:F:331:LEU:N	2:F:365:ILE:HD11	1.81	0.96
2:H:330:THR:OG1	2:H:361:ASP:O	1.83	0.94
2:H:330:THR:HG21	2:H:364:PRO:HG2	1.50	0.93
2:F:503:LEU:HD23	2:F:504:LYS:N	1.84	0.92

*Continued on next page...*

*Continued from previous page...*

Atom-1	Atom-2	Interatomic distance (Å)	Clash overlap (Å)
2:D:503:LEU:HD23	2:D:504:LYS:N	1.84	0.92
1:A:89:ASP:OD2	1:A:122:LYS:NZ	2.01	0.92
1:G:69:ARG:NH1	7:G:311:HOH:O	2.01	0.92
1:G:108:ARG:NH1	1:G:109:TYR:CZ	2.38	0.92
2:D:481:LEU:CD2	2:D:503:LEU:HD12	2.00	0.91
2:B:329:LEU:HD21	2:B:357:LYS:HG2	1.49	0.91
1:E:108:ARG:NH1	1:E:109:TYR:CZ	2.39	0.91
2:F:347:ALA:C	2:F:351:LYS:HD3	1.91	0.91
2:F:541:ILE:O	2:F:573:ARG:NH2	2.04	0.90
2:D:335:SER:HB3	2:D:345:GLN:OE1	1.72	0.90
1:G:47:ILE:O	1:G:47:ILE:HD12	1.72	0.90
2:B:481:LEU:CD2	2:B:503:LEU:HD11	2.02	0.90
1:E:160:GLN:O	1:E:164:THR:HG23	1.73	0.89
2:D:370:LEU:HD12	2:D:370:LEU:O	1.73	0.89
2:F:340:SER:OG	2:F:514:GLU:OE1	1.89	0.89
2:D:327:LYS:O	2:D:357:LYS:HB2	1.72	0.89
1:E:108:ARG:NH1	1:E:109:TYR:OH	2.06	0.89
2:H:360:PHE:HD1	2:H:360:PHE:C	1.76	0.88
1:G:128:LYS:O	1:G:130:VAL:HG23	1.73	0.88
2:F:499:ASN:O	2:F:502:ALA:N	2.07	0.88
2:B:330:THR:HG21	2:B:364:PRO:HG2	1.56	0.88
2:B:541:ILE:O	2:B:573:ARG:NH2	2.06	0.88
2:H:360:PHE:HE1	2:H:362:SER:CB	1.87	0.88
2:H:360:PHE:HE1	2:H:362:SER:HB3	1.39	0.88
2:F:492:ILE:HB	2:F:495:ALA:HB3	1.56	0.87
2:D:499:ASN:O	2:D:502:ALA:N	2.07	0.87
2:D:347:ALA:O	2:D:351:LYS:HG3	1.72	0.87
1:A:108:ARG:NH1	1:A:109:TYR:CZ	2.42	0.87
2:F:339:PHE:HA	2:F:342:THR:CG2	2.05	0.87
1:G:143:LEU:HB2	1:G:145:ILE:HD12	1.57	0.87
2:H:360:PHE:HE1	2:H:362:SER:CA	1.88	0.87
2:F:348:ASP:HA	2:F:351:LYS:HE2	1.57	0.86
2:B:360:PHE:CE1	2:B:362:SER:HB3	2.10	0.86
2:F:330:THR:OG1	2:F:361:ASP:O	1.92	0.86
2:D:360:PHE:CE1	2:D:362:SER:HB3	2.09	0.85
2:F:474:GLY:O	2:F:478:ILE:HD12	1.75	0.85
2:H:541:ILE:O	2:H:573:ARG:NH2	2.08	0.85
2:F:329:LEU:O	2:F:329:LEU:HG	1.77	0.85
2:B:534:GLU:OE1	2:B:573:ARG:NH1	2.09	0.85
1:A:173:MET:HA	1:A:173:MET:HE2	1.57	0.84
1:G:35:GLU:OE2	6:G:204:PEG:H12	1.77	0.84

*Continued on next page...*



*Continued from previous page...*

Atom-1	Atom-2	Interatomic distance (Å)	Clash overlap (Å)
2:B:329:LEU:HD22	2:B:357:LYS:HG2	1.57	0.84
1:A:160:GLN:O	1:A:164:THR:HG23	1.78	0.84
2:D:360:PHE:C	2:D:360:PHE:HD1	1.80	0.84
2:D:481:LEU:HD22	2:D:503:LEU:HD12	1.59	0.83
1:E:50:ILE:HD12	1:E:163:MET:CE	2.07	0.83
2:B:347:ALA:C	2:B:351:LYS:HD3	1.98	0.83
2:H:360:PHE:HE1	2:H:362:SER:N	1.77	0.83
1:C:160:GLN:O	1:C:164:THR:HG23	1.79	0.82
2:B:330:THR:CG2	2:B:364:PRO:HG2	2.09	0.82
1:C:80:GLY:H	6:C:206:PEG:H12	1.44	0.82
1:C:76:SER:O	6:C:206:PEG:O1	1.97	0.82
4:G:202:GDP:H8	4:G:202:GDP:H5 <sup>7</sup>	1.44	0.81
2:H:330:THR:CG2	2:H:364:PRO:HG2	2.10	0.81
2:H:360:PHE:C	2:H:360:PHE:CD1	2.50	0.81
2:H:360:PHE:CZ	2:H:362:SER:HB3	2.15	0.81
2:D:503:LEU:HD23	2:D:503:LEU:C	2.01	0.81
1:C:80:GLY:H	6:C:206:PEG:C1	1.92	0.81
2:B:340:SER:OG	2:B:514:GLU:OE1	1.98	0.81
1:G:124:ASP:OD1	1:G:151:SER:OG	1.97	0.81
2:F:331:LEU:H	2:F:365:ILE:HD11	1.44	0.81
2:D:361:ASP:OD1	2:D:363:ASN:HB3	1.80	0.81
2:B:328:PRO:O	2:B:329:LEU:HD22	1.80	0.81
2:D:505:GLU:O	2:D:508:ILE:HG13	1.80	0.81
2:B:360:PHE:HE1	2:B:362:SER:HB3	1.46	0.81
2:F:330:THR:CG2	2:F:364:PRO:HG2	2.11	0.80
2:H:343:ILE:HG22	2:H:344:ASN:N	1.94	0.80
2:F:330:THR:HG21	2:F:364:PRO:CG	2.12	0.80
2:B:360:PHE:CD1	2:B:360:PHE:C	2.53	0.80
1:C:108:ARG:NH2	1:C:109:TYR:OH	2.15	0.80
1:C:47:ILE:HD12	1:C:47:ILE:O	1.81	0.80
2:H:360:PHE:CE1	2:H:362:SER:CB	2.63	0.80
4:G:202:GDP:H8	4:G:202:GDP:C5 <sup>7</sup>	1.94	0.80
1:C:128:LYS:O	1:C:130:VAL:HG23	1.82	0.79
2:D:348:ASP:CA	2:D:351:LYS:HE2	2.13	0.79
2:B:330:THR:HG21	2:B:364:PRO:CG	2.12	0.79
1:C:117:LEU:HB2	1:C:165:MET:HE2	1.65	0.78
1:C:115:ASN:OD1	1:C:172:ARG:NH2	2.17	0.78
2:H:431:ARG:NH2	7:H:710:HOH:O	2.15	0.78
1:C:44:ASP:OD2	6:C:205:PEG:H12	1.83	0.78
2:F:329:LEU:O	2:F:329:LEU:CG	2.30	0.78
2:F:327:LYS:O	2:F:357:LYS:CB	2.32	0.78

*Continued on next page...*

*Continued from previous page...*

Atom-1	Atom-2	Interatomic distance (Å)	Clash overlap (Å)
2:H:340:SER:OG	2:H:514:GLU:OE1	2.02	0.78
2:B:330:THR:OG1	2:B:364:PRO:HG2	1.84	0.78
2:D:336:SER:CB	2:D:342:THR:HA	2.13	0.78
2:D:517:ILE:O	2:D:521:LEU:HD12	1.84	0.78
2:H:534:GLU:OE1	2:H:573:ARG:NH1	2.17	0.78
1:C:133:ASN:O	1:C:136:ALA:N	2.16	0.78
2:B:360:PHE:HE1	2:B:362:SER:CB	1.97	0.77
2:F:338:SER:O	2:F:342:THR:HG22	1.84	0.77
2:B:481:LEU:CD2	2:B:503:LEU:CD1	2.62	0.77
1:C:80:GLY:N	6:C:206:PEG:H11	1.98	0.77
2:B:505:GLU:O	2:B:508:ILE:HG13	1.84	0.77
4:A:202:GDP:HN22	6:A:204:PEG:H11	1.49	0.77
1:C:89:ASP:OD2	1:C:122:LYS:NZ	2.13	0.77
1:E:47:ILE:HD12	1:E:60:GLN:HA	1.67	0.77
2:D:500:LEU:O	2:D:500:LEU:HD23	1.84	0.77
2:D:329:LEU:O	2:D:329:LEU:HG	1.83	0.77
1:A:173:MET:CE	1:A:173:MET:HA	2.15	0.76
2:D:348:ASP:HA	2:D:351:LYS:CE	2.13	0.76
2:B:330:THR:OG1	2:B:364:PRO:CG	2.33	0.76
2:D:534:GLU:OE1	2:D:573:ARG:NH1	2.19	0.76
2:D:330:THR:OG1	2:D:364:PRO:HG2	1.86	0.76
2:D:339:PHE:HA	2:D:342:THR:CG2	2.15	0.75
2:F:430:ARG:O	2:F:434:THR:OG1	2.04	0.75
2:B:329:LEU:HD11	2:B:357:LYS:HZ3	1.51	0.75
2:H:330:THR:CB	2:H:364:PRO:HG2	2.16	0.75
2:H:360:PHE:CE1	2:H:362:SER:N	2.54	0.75
2:D:342:THR:HG21	2:D:373:GLN:OE1	1.86	0.75
2:D:360:PHE:CD1	2:D:360:PHE:C	2.54	0.74
2:F:348:ASP:N	2:F:351:LYS:HD3	2.01	0.74
2:H:517:ILE:O	2:H:521:LEU:HD12	1.85	0.74
2:B:360:PHE:HD1	2:B:360:PHE:C	1.89	0.74
1:G:125:LEU:HD11	6:G:204:PEG:H41	1.70	0.74
2:B:339:PHE:HA	2:B:342:THR:CG2	2.17	0.74
2:H:505:GLU:O	2:H:508:ILE:HG13	1.87	0.74
2:D:430:ARG:O	2:D:434:THR:CG2	2.36	0.74
2:H:499:ASN:O	2:H:502:ALA:N	2.19	0.74
2:B:517:ILE:O	2:B:521:LEU:CD1	2.36	0.74
2:D:541:ILE:O	2:D:573:ARG:NH2	2.18	0.73
1:E:89:ASP:OD2	1:E:122:LYS:HD2	1.88	0.73
2:B:336:SER:CB	2:B:342:THR:HA	2.19	0.73
2:D:360:PHE:HE1	2:D:362:SER:N	1.86	0.73

*Continued on next page...*

*Continued from previous page...*

Atom-1	Atom-2	Interatomic distance (Å)	Clash overlap (Å)
2:F:362:SER:C	2:F:364:PRO:HD2	2.08	0.73
2:F:481:LEU:CD2	2:F:503:LEU:HD12	2.18	0.73
2:F:503:LEU:C	2:F:503:LEU:HD23	2.08	0.73
2:H:347:ALA:O	2:H:351:LYS:HG3	1.89	0.73
1:C:80:GLY:N	6:C:206:PEG:C1	2.52	0.73
1:A:35:GLU:HG2	6:A:204:PEG:H31	1.71	0.72
2:B:517:ILE:O	2:B:521:LEU:HD12	1.89	0.72
2:B:329:LEU:HD21	2:B:357:LYS:CG	2.18	0.72
1:C:40:THR:HG23	6:C:205:PEG:H42	1.71	0.72
2:D:402:LEU:CD2	2:D:455:TYR:CE1	2.72	0.72
1:E:46:LYS:C	1:E:47:ILE:HD13	2.09	0.72
2:B:339:PHE:HA	2:B:342:THR:HG22	1.71	0.72
1:E:50:ILE:CD1	1:E:163:MET:CE	2.67	0.72
2:D:356:GLU:HG2	2:D:357:LYS:N	2.02	0.72
2:D:402:LEU:CD2	2:D:455:TYR:CZ	2.72	0.72
1:G:160:GLN:O	1:G:164:THR:HG23	1.90	0.72
1:G:143:LEU:HB2	1:G:145:ILE:CD1	2.20	0.72
4:E:202:GDP:H8	4:E:202:GDP:H5'	1.55	0.71
2:D:340:SER:OG	2:D:514:GLU:OE1	2.09	0.71
2:H:327:LYS:O	2:H:357:LYS:HB2	1.91	0.71
2:F:331:LEU:CA	2:F:365:ILE:HD11	2.21	0.71
2:H:329:LEU:CG	2:H:329:LEU:O	2.38	0.70
2:D:481:LEU:HD21	2:D:503:LEU:CD1	2.21	0.70
2:B:431:ARG:NH2	7:B:717:HOH:O	2.23	0.70
2:B:362:SER:C	2:B:364:PRO:HD2	2.10	0.70
1:E:89:ASP:OD2	1:E:122:LYS:NZ	2.19	0.70
1:C:35:GLU:HA	6:C:204:PEG:H11	1.73	0.70
2:D:360:PHE:CE1	2:D:362:SER:N	2.60	0.70
2:D:361:ASP:O	2:D:364:PRO:CD	2.39	0.70
2:H:343:ILE:CG2	2:H:344:ASN:N	2.53	0.70
2:D:481:LEU:CD2	2:D:503:LEU:CD1	2.70	0.70
1:E:151:SER:O	1:E:154:ASN:O	2.10	0.70
2:D:431:ARG:NH2	7:D:810:HOH:O	2.24	0.69
2:H:436:ASP:OD2	2:H:437:PRO:HD2	1.92	0.69
1:A:151:SER:O	1:A:154:ASN:O	2.11	0.69
1:E:50:ILE:HD12	1:E:163:MET:HE2	1.74	0.69
1:G:154:ASN:O	1:G:155:ALA:HB3	1.93	0.69
1:A:69:ARG:NH2	2:D:449:GLU:OE2	2.25	0.69
1:C:89:ASP:OD2	1:C:122:LYS:HD2	1.92	0.69
2:F:491:GLY:C	2:F:492:ILE:HG12	2.10	0.69
4:G:202:GDP:H5''	4:G:202:GDP:C8	2.28	0.69

*Continued on next page...*

*Continued from previous page...*

Atom-1	Atom-2	Interatomic distance (Å)	Clash overlap (Å)
2:H:360:PHE:CE1	2:H:362:SER:CA	2.72	0.69
2:H:399:THR:O	2:H:399:THR:HG23	1.92	0.69
2:H:329:LEU:HD12	2:H:329:LEU:O	1.92	0.69
2:B:360:PHE:HE1	2:B:362:SER:CA	2.04	0.69
2:B:481:LEU:HD21	2:B:503:LEU:HD11	1.73	0.69
2:D:360:PHE:CE1	2:D:362:SER:CB	2.75	0.69
1:E:50:ILE:HD12	1:E:163:MET:HE1	1.74	0.69
2:F:361:ASP:O	2:F:364:PRO:HD2	1.93	0.69
2:D:330:THR:CB	2:D:364:PRO:HG2	2.22	0.68
2:B:348:ASP:HA	2:B:351:LYS:HE2	1.76	0.68
2:D:430:ARG:O	2:D:434:THR:HG22	1.93	0.68
2:F:510:PHE:O	2:F:513:ALA:N	2.27	0.68
2:H:330:THR:OG1	2:H:364:PRO:HG2	1.94	0.68
2:D:517:ILE:HG13	2:D:521:LEU:HD11	1.73	0.68
2:F:481:LEU:HD22	2:F:503:LEU:HD12	1.76	0.68
2:F:361:ASP:O	2:F:364:PRO:CD	2.41	0.68
2:D:360:PHE:HE1	2:D:362:SER:CB	2.07	0.68
2:F:534:GLU:OE1	2:F:573:ARG:NH1	2.26	0.68
1:A:89:ASP:OD2	1:A:122:LYS:HD2	1.93	0.68
2:F:344:ASN:HA	2:F:347:ALA:HB3	1.75	0.68
2:F:505:GLU:O	2:F:508:ILE:HG13	1.93	0.68
1:G:89:ASP:OD1	1:G:91:THR:HB	1.94	0.67
1:C:35:GLU:CA	6:C:204:PEG:H11	2.24	0.67
1:E:46:LYS:O	1:E:47:ILE:HD13	1.94	0.67
2:F:336:SER:CB	2:F:342:THR:HA	2.25	0.67
1:G:35:GLU:OE2	6:G:204:PEG:C1	2.42	0.67
2:D:343:ILE:HG22	2:D:344:ASN:OD1	1.94	0.67
1:E:106:ILE:O	1:E:110:ALA:HB3	1.94	0.67
1:C:154:ASN:O	1:C:155:ALA:HB3	1.93	0.67
2:H:329:LEU:HB2	2:H:357:LYS:CG	2.25	0.67
2:H:329:LEU:HG	2:H:329:LEU:O	1.94	0.67
1:C:117:LEU:CB	1:C:165:MET:HE2	2.25	0.67
1:A:168:GLU:OE1	7:A:314:HOH:O	2.13	0.67
1:E:128:LYS:O	1:E:130:VAL:HG23	1.94	0.67
1:C:50:ILE:HD12	1:C:163:MET:CE	2.25	0.67
1:G:20:GLY:HA2	4:G:202:GDP:O1A	1.95	0.66
2:F:517:ILE:O	2:F:521:LEU:CD1	2.43	0.66
2:D:360:PHE:CE1	2:D:362:SER:CA	2.68	0.66
1:A:128:LYS:O	1:A:130:VAL:HG23	1.95	0.66
2:D:344:ASN:HA	2:D:347:ALA:HB3	1.78	0.66
1:C:25:LEU:O	1:C:25:LEU:HD12	1.96	0.66

*Continued on next page...*

*Continued from previous page...*

Atom-1	Atom-2	Interatomic distance (Å)	Clash overlap (Å)
2:F:339:PHE:HA	2:F:342:THR:HG21	1.77	0.66
1:A:45:PHE:CD1	1:A:45:PHE:C	2.69	0.65
2:H:348:ASP:CA	2:H:351:LYS:HE2	2.22	0.65
2:F:348:ASP:HA	2:F:351:LYS:CE	2.24	0.65
2:D:399:THR:O	2:D:399:THR:HG23	1.95	0.65
2:B:399:THR:HG23	2:B:399:THR:O	1.95	0.65
1:A:47:ILE:CD1	1:A:60:GLN:HA	2.27	0.65
2:H:327:LYS:CB	2:H:357:LYS:HB2	2.27	0.65
2:F:339:PHE:CA	2:F:342:THR:HG22	2.27	0.64
2:B:330:THR:CB	2:B:364:PRO:HG2	2.28	0.64
2:H:330:THR:OG1	2:H:364:PRO:CD	2.45	0.64
2:F:335:SER:HB2	2:F:345:GLN:HG2	1.78	0.64
2:F:335:SER:CB	2:F:345:GLN:HG2	2.28	0.64
2:H:510:PHE:O	2:H:513:ALA:HB3	1.98	0.64
1:A:35:GLU:OE2	6:A:204:PEG:H31	1.98	0.64
2:D:360:PHE:HE1	2:D:362:SER:HA	1.59	0.64
2:F:503:LEU:HD23	2:F:504:LYS:CA	2.28	0.64
2:B:481:LEU:HD22	2:B:503:LEU:HD13	1.80	0.64
2:D:333:MET:HG3	2:D:334:THR:N	2.13	0.64
2:D:361:ASP:OD1	2:D:363:ASN:CB	2.46	0.64
4:G:202:GDP:C8	4:G:202:GDP:C5'	2.79	0.64
2:D:329:LEU:CG	2:D:329:LEU:O	2.46	0.63
1:A:148:LEU:HD23	1:A:161:ALA:HA	1.79	0.63
2:B:347:ALA:O	2:B:351:LYS:HD3	1.97	0.63
2:D:510:PHE:O	2:D:513:ALA:HB3	1.98	0.63
1:G:69:ARG:NH2	2:H:449:GLU:OE2	2.31	0.63
2:D:332:LEU:O	2:D:346:TRP:NE1	2.29	0.63
2:D:510:PHE:O	2:D:513:ALA:N	2.32	0.63
1:G:25:LEU:HD12	1:G:25:LEU:O	1.99	0.63
2:D:503:LEU:HD23	2:D:504:LYS:CA	2.27	0.63
1:A:115:ASN:OD1	1:A:172:ARG:NH2	2.31	0.63
2:B:343:ILE:HG22	2:B:344:ASN:N	2.14	0.63
1:E:68:GLU:HG3	1:E:68:GLU:O	1.98	0.63
2:H:362:SER:C	2:H:364:PRO:CD	2.66	0.63
2:F:347:ALA:O	2:F:351:LYS:HD3	1.96	0.63
2:F:348:ASP:CA	2:F:351:LYS:HD3	2.29	0.63
2:H:330:THR:OG1	2:H:364:PRO:CG	2.46	0.63
1:C:50:ILE:CD1	1:C:163:MET:CE	2.77	0.63
2:B:521:LEU:HD12	2:B:521:LEU:N	2.14	0.62
1:C:35:GLU:CG	6:C:204:PEG:H22	2.28	0.62
1:E:108:ARG:NH1	1:E:109:TYR:CE2	2.66	0.62

*Continued on next page...*

*Continued from previous page...*

Atom-1	Atom-2	Interatomic distance (Å)	Clash overlap (Å)
2:H:367:LEU:O	2:H:371:VAL:HG23	1.98	0.62
2:B:360:PHE:HE1	2:B:362:SER:N	1.97	0.62
2:F:503:LEU:HD21	2:F:507:PHE:CE2	2.34	0.62
2:B:363:ASN:N	2:B:364:PRO:CD	2.61	0.62
2:B:508:ILE:HD12	2:B:509:ALA:CA	2.29	0.62
2:D:527:ALA:O	2:D:528:GLU:CB	2.47	0.62
2:H:334:THR:O	2:H:334:THR:HG22	2.00	0.62
2:F:439:THR:O	2:F:440:PHE:HB2	1.99	0.62
2:B:330:THR:CB	2:B:364:PRO:CG	2.78	0.62
2:D:338:SER:C	2:D:342:THR:HG22	2.19	0.62
2:F:491:GLY:C	2:F:492:ILE:CG1	2.68	0.62
2:B:339:PHE:CA	2:B:342:THR:HG22	2.29	0.62
2:B:360:PHE:CE1	2:B:362:SER:N	2.68	0.61
2:B:377:TYR:OH	2:B:514:GLU:OE2	2.13	0.61
1:C:68:GLU:O	1:C:68:GLU:HG3	1.98	0.61
2:F:339:PHE:HA	2:F:342:THR:HG22	1.80	0.61
2:B:474:GLY:O	2:B:478:ILE:HG12	1.99	0.61
2:D:360:PHE:CZ	2:D:362:SER:HB3	2.34	0.61
2:H:377:TYR:OH	2:H:514:GLU:OE2	2.13	0.61
2:D:517:ILE:HG23	2:D:518:LYS:N	2.14	0.61
2:F:399:THR:O	2:F:399:THR:HG23	2.00	0.61
1:A:173:MET:CA	1:A:173:MET:CE	2.79	0.61
2:B:510:PHE:O	2:B:513:ALA:N	2.32	0.61
2:D:600:PRO:O	2:D:604:ILE:HG13	2.00	0.61
2:H:330:THR:OG1	2:H:364:PRO:HD2	1.99	0.61
2:H:346:TRP:CZ3	2:H:370:LEU:HD22	2.35	0.61
2:B:508:ILE:CD1	2:B:509:ALA:N	2.56	0.61
2:D:572:GLU:O	2:D:576:SER:OG	2.05	0.61
2:F:331:LEU:O	2:F:365:ILE:CD1	2.49	0.61
2:F:577:ASN:OD1	2:F:579:LYS:N	2.32	0.61
1:A:163:MET:HA	1:A:163:MET:CE	2.31	0.61
2:H:329:LEU:CD1	2:H:329:LEU:O	2.48	0.61
2:B:360:PHE:O	2:B:360:PHE:HD1	1.84	0.60
2:F:334:THR:O	2:F:334:THR:HG22	2.00	0.60
2:F:517:ILE:HG23	2:F:518:LYS:N	2.16	0.60
2:H:329:LEU:HB2	2:H:357:LYS:HG3	1.83	0.60
1:A:89:ASP:CG	1:A:122:LYS:HD2	2.22	0.60
4:C:202:GDP:HN22	6:C:204:PEG:H42	1.65	0.60
1:G:47:ILE:HG22	1:G:60:GLN:HA	1.82	0.60
2:H:436:ASP:OD2	2:H:437:PRO:CD	2.48	0.60
1:A:47:ILE:HD11	1:A:60:GLN:HG3	1.82	0.60

*Continued on next page...*

*Continued from previous page...*

Atom-1	Atom-2	Interatomic distance (Å)	Clash overlap (Å)
1:C:28:PHE:O	1:C:48:ARG:NH1	2.33	0.60
2:D:363:ASN:N	2:D:364:PRO:CD	2.64	0.60
2:D:398:SER:O	2:D:399:THR:HG22	2.02	0.60
2:B:330:THR:CB	2:B:361:ASP:O	2.50	0.60
2:B:343:ILE:O	2:B:346:TRP:HB2	2.02	0.60
2:D:336:SER:CB	2:D:342:THR:CA	2.80	0.60
2:H:500:LEU:O	2:H:500:LEU:HD23	2.01	0.60
2:H:474:GLY:O	2:H:478:ILE:HG13	2.02	0.60
2:D:327:LYS:O	2:D:357:LYS:CB	2.48	0.60
2:B:360:PHE:CE1	2:B:362:SER:CA	2.85	0.59
2:D:339:PHE:CE2	2:D:370:LEU:HD11	2.38	0.59
2:B:481:LEU:HD22	2:B:503:LEU:CD1	2.33	0.59
1:C:35:GLU:HG2	6:C:204:PEG:H22	1.84	0.59
2:D:330:THR:OG1	2:D:364:PRO:HD2	2.03	0.59
1:G:148:LEU:HD23	1:G:161:ALA:HA	1.83	0.59
2:D:344:ASN:O	2:D:348:ASP:HB2	2.02	0.59
1:A:35:GLU:HA	6:A:204:PEG:H42	1.85	0.59
1:A:50:ILE:HD12	1:A:163:MET:CE	2.31	0.59
2:B:329:LEU:HD11	2:B:357:LYS:NZ	2.16	0.59
2:D:517:ILE:O	2:D:521:LEU:CD1	2.51	0.59
2:F:329:LEU:O	2:F:329:LEU:CD1	2.50	0.59
2:B:517:ILE:HG23	2:B:518:LYS:N	2.17	0.59
2:H:459:HIS:O	2:H:462:SER:OG	2.09	0.59
1:E:130:VAL:HG12	1:E:130:VAL:O	2.02	0.59
2:B:517:ILE:HG13	2:B:521:LEU:HD11	1.85	0.58
2:F:329:LEU:O	2:F:329:LEU:HD12	2.03	0.58
2:H:517:ILE:HG23	2:H:518:LYS:N	2.18	0.58
1:A:163:MET:HA	1:A:163:MET:HE2	1.84	0.58
2:F:571:ILE:HG12	2:F:575:LEU:HD22	1.84	0.58
1:C:173:MET:HA	1:C:173:MET:CE	2.33	0.58
2:B:441:ASN:HD22	1:C:41:ILE:H	1.50	0.58
2:D:405:LEU:C	2:D:405:LEU:HD12	2.22	0.58
2:D:481:LEU:HD21	2:D:503:LEU:HD11	1.84	0.58
1:E:124:ASP:HB3	1:E:154:ASN:HD21	1.67	0.58
2:F:521:LEU:N	2:F:521:LEU:HD12	2.19	0.58
2:B:441:ASN:HB3	1:C:39:SER:O	2.02	0.58
1:E:117:LEU:HB2	1:E:165:MET:HE2	1.86	0.58
2:H:363:ASN:N	2:H:364:PRO:HD3	2.18	0.58
1:A:45:PHE:O	1:A:45:PHE:CD1	2.56	0.58
2:B:441:ASN:ND2	1:C:41:ILE:H	2.01	0.58
2:F:348:ASP:HA	2:F:351:LYS:HD3	1.85	0.58

*Continued on next page...*



*Continued from previous page...*

Atom-1	Atom-2	Interatomic distance (Å)	Clash overlap (Å)
2:B:521:LEU:H	2:B:521:LEU:HD12	1.68	0.58
1:E:115:ASN:OD1	1:E:172:ARG:NH2	2.37	0.58
1:E:47:ILE:HD11	1:E:60:GLN:HG3	1.86	0.58
2:F:347:ALA:O	2:F:351:LYS:N	2.33	0.58
2:H:439:THR:O	2:H:440:PHE:HB2	2.04	0.58
2:D:330:THR:OG1	2:D:364:PRO:CG	2.52	0.57
2:F:330:THR:OG1	2:F:364:PRO:CG	2.52	0.57
2:D:360:PHE:HD1	2:D:361:ASP:N	2.01	0.57
2:B:499:ASN:O	2:B:502:ALA:HB3	2.04	0.57
2:F:363:ASN:N	2:F:364:PRO:CD	2.67	0.57
1:G:71:ARG:NH1	7:G:315:HOH:O	1.93	0.57
1:C:35:GLU:CB	6:C:204:PEG:H11	2.34	0.57
2:F:330:THR:OG1	2:F:364:PRO:HG2	2.04	0.57
1:G:39:SER:O	2:H:441:ASN:HB3	2.04	0.57
2:H:517:ILE:O	2:H:521:LEU:CD1	2.51	0.57
2:H:492:ILE:HB	2:H:495:ALA:HB3	1.87	0.57
2:B:398:SER:O	2:B:399:THR:HG22	2.04	0.57
2:B:362:SER:H	2:B:488:GLN:HE22	1.53	0.57
2:H:364:PRO:HD2	2:H:365:ILE:H	1.70	0.57
2:B:329:LEU:HD21	2:B:357:LYS:HZ2	1.69	0.57
2:D:405:LEU:HD12	2:D:405:LEU:O	2.05	0.57
2:F:510:PHE:O	2:F:513:ALA:HB3	2.04	0.57
1:G:89:ASP:OD2	1:G:122:LYS:HD2	2.04	0.57
2:F:517:ILE:O	2:F:521:LEU:HD12	2.04	0.57
1:E:13:LEU:HD23	1:E:85:ILE:HB	1.86	0.57
2:H:332:LEU:O	2:H:346:TRP:NE1	2.38	0.57
1:C:40:THR:CG2	6:C:205:PEG:H42	2.35	0.56
1:G:128:LYS:O	1:G:130:VAL:CG2	2.51	0.56
1:A:130:VAL:HG12	1:A:130:VAL:O	2.04	0.56
2:H:363:ASN:N	2:H:364:PRO:CD	2.67	0.56
2:B:356:GLU:N	2:B:356:GLU:OE2	2.28	0.56
2:F:500:LEU:HD23	2:F:500:LEU:O	2.05	0.56
1:A:46:LYS:O	1:A:47:ILE:HD13	2.05	0.56
2:H:508:ILE:HD12	2:H:509:ALA:CA	2.35	0.56
1:A:35:GLU:CB	6:A:204:PEG:H42	2.36	0.56
1:E:143:LEU:HB2	1:E:145:ILE:HD12	1.85	0.56
1:E:45:PHE:CD1	1:E:45:PHE:C	2.78	0.56
1:E:67:GLN:NE2	2:F:449:GLU:OE1	2.24	0.56
1:G:159:GLU:O	1:G:163:MET:HB2	2.05	0.56
1:A:117:LEU:CD1	1:A:146:PRO:HB2	2.35	0.56
2:F:330:THR:CB	2:F:364:PRO:CG	2.83	0.56

*Continued on next page...*



*Continued from previous page...*

Atom-1	Atom-2	Interatomic distance (Å)	Clash overlap (Å)
2:F:330:THR:CB	2:F:364:PRO:HG2	2.36	0.56
2:B:329:LEU:HD21	2:B:357:LYS:CD	2.35	0.56
2:B:441:ASN:OD1	6:C:205:PEG:H32	2.05	0.56
2:D:343:ILE:O	2:D:346:TRP:HB2	2.04	0.56
2:D:331:LEU:HB2	2:D:365:ILE:HD11	1.86	0.56
2:D:405:LEU:HD11	2:D:406:TYR:CE1	2.41	0.56
2:D:480:THR:HG21	2:D:503:LEU:HB2	1.88	0.56
2:B:492:ILE:O	2:B:495:ALA:N	2.37	0.55
2:F:339:PHE:CA	2:F:342:THR:CG2	2.81	0.55
1:G:154:ASN:O	1:G:155:ALA:CB	2.54	0.55
1:A:47:ILE:CD1	1:A:60:GLN:HG3	2.35	0.55
1:C:77:TYR:HA	6:C:206:PEG:H21	1.87	0.55
1:C:89:ASP:CG	1:C:122:LYS:HD2	2.26	0.55
2:H:362:SER:C	2:H:364:PRO:HD2	2.26	0.55
1:C:117:LEU:HB3	1:C:165:MET:CE	2.36	0.55
2:F:339:PHE:C	2:F:342:THR:HG22	2.27	0.55
1:A:50:ILE:CD1	1:A:163:MET:CE	2.84	0.55
2:B:329:LEU:O	2:B:330:THR:C	2.45	0.55
2:B:329:LEU:O	2:B:331:LEU:HD23	2.07	0.55
2:B:330:THR:CG2	2:B:364:PRO:CG	2.79	0.55
2:D:339:PHE:CA	2:D:342:THR:CG2	2.84	0.55
2:D:508:ILE:HD12	2:D:509:ALA:CA	2.36	0.55
2:B:339:PHE:C	2:B:342:THR:HG22	2.26	0.55
2:B:517:ILE:CG2	2:B:518:LYS:N	2.69	0.55
2:D:508:ILE:CD1	2:D:509:ALA:N	2.63	0.55
2:D:517:ILE:CG2	2:D:518:LYS:N	2.69	0.55
1:E:117:LEU:HD13	1:E:146:PRO:HG2	1.89	0.55
2:H:336:SER:CB	2:H:342:THR:HA	2.36	0.55
2:F:481:LEU:HD21	2:F:503:LEU:CD1	2.37	0.55
2:H:508:ILE:CD1	2:H:509:ALA:N	2.61	0.55
1:A:50:ILE:CD1	1:A:163:MET:HE1	2.36	0.55
2:B:339:PHE:O	2:B:342:THR:HG22	2.07	0.55
1:G:45:PHE:C	1:G:45:PHE:CD1	2.80	0.55
2:D:344:ASN:O	2:D:348:ASP:CB	2.55	0.55
2:F:330:THR:OG1	2:F:364:PRO:HD2	2.07	0.55
2:D:362:SER:C	2:D:364:PRO:HD2	2.28	0.54
1:G:5:TYR:CD2	1:G:58:LYS:HD3	2.42	0.54
1:C:130:VAL:HG12	1:C:130:VAL:O	2.08	0.54
2:B:330:THR:OG1	2:B:364:PRO:CD	2.56	0.54
2:H:553:GLN:O	2:H:557:ILE:HG13	2.08	0.54
1:C:154:ASN:O	1:C:155:ALA:CB	2.56	0.54

*Continued on next page...*

*Continued from previous page...*

Atom-1	Atom-2	Interatomic distance (Å)	Clash overlap (Å)
1:A:35:GLU:OE2	6:A:204:PEG:C3	2.55	0.54
2:D:356:GLU:CG	2:D:357:LYS:N	2.69	0.54
2:F:481:LEU:O	2:F:485:LYS:HG3	2.08	0.54
2:B:330:THR:OG1	2:B:364:PRO:HD2	2.07	0.54
2:F:331:LEU:O	2:F:365:ILE:HD12	2.07	0.54
2:H:510:PHE:O	2:H:513:ALA:N	2.41	0.54
1:A:45:PHE:HD2	1:A:62:TRP:CZ3	2.25	0.54
2:H:505:GLU:O	2:H:508:ILE:CG1	2.54	0.54
1:A:35:GLU:CG	6:A:204:PEG:H31	2.38	0.54
1:E:53:ASP:HB2	1:E:170:LYS:NZ	2.23	0.54
2:F:398:SER:O	2:F:399:THR:HG22	2.08	0.54
2:F:503:LEU:CD2	2:F:504:LYS:N	2.65	0.54
2:B:360:PHE:CE1	2:B:362:SER:CB	2.80	0.54
2:F:600:PRO:O	2:F:604:ILE:HG13	2.07	0.54
1:C:133:ASN:CG	1:C:134:THR:N	2.61	0.53
1:C:35:GLU:HB3	6:C:204:PEG:H11	1.90	0.53
1:E:117:LEU:CB	1:E:165:MET:HE2	2.39	0.53
2:H:347:ALA:O	2:H:351:LYS:N	2.36	0.53
2:H:329:LEU:C	2:H:329:LEU:HD12	2.26	0.53
2:B:487:ALA:HB1	2:B:495:ALA:HB3	1.91	0.53
2:B:553:GLN:O	2:B:557:ILE:HG13	2.08	0.53
2:F:492:ILE:O	2:F:494:GLU:N	2.41	0.53
1:A:89:ASP:OD2	1:A:122:LYS:CD	2.56	0.53
2:F:572:GLU:O	2:F:576:SER:CB	2.57	0.53
1:C:117:LEU:CB	1:C:165:MET:CE	2.87	0.53
1:G:89:ASP:OD2	1:G:122:LYS:NZ	2.26	0.53
2:H:343:ILE:O	2:H:346:TRP:HB2	2.09	0.53
1:C:35:GLU:OE2	6:C:204:PEG:H22	2.08	0.53
1:C:4:GLU:OE2	1:C:4:GLU:HA	2.09	0.53
1:A:39:SER:O	2:D:441:ASN:HB3	2.09	0.53
2:D:334:THR:HG22	2:D:334:THR:O	2.08	0.53
2:D:430:ARG:O	2:D:434:THR:HG23	2.09	0.53
1:E:89:ASP:OD2	1:E:122:LYS:CD	2.55	0.53
1:G:91:THR:O	1:G:91:THR:CG2	2.57	0.53
1:E:28:PHE:CE2	1:E:48:ARG:HD3	2.44	0.53
1:E:4:GLU:HG2	1:E:5:TYR:H	1.74	0.53
2:F:342:THR:HG21	2:F:373:GLN:OE1	2.09	0.53
1:A:47:ILE:HD13	1:A:60:GLN:HA	1.91	0.52
1:E:160:GLN:OE1	1:E:160:GLN:HA	2.09	0.52
2:B:510:PHE:O	2:B:513:ALA:HB3	2.09	0.52
2:D:362:SER:C	2:D:364:PRO:CD	2.78	0.52

*Continued on next page...*

*Continued from previous page...*

Atom-1	Atom-2	Interatomic distance (Å)	Clash overlap (Å)
1:E:45:PHE:HB3	1:E:62:TRP:CE3	2.43	0.52
2:B:502:ALA:O	2:B:503:LEU:C	2.46	0.52
2:F:517:ILE:CG2	2:F:518:LYS:N	2.72	0.52
1:G:47:ILE:HD12	1:G:47:ILE:C	2.29	0.52
1:A:28:PHE:CE2	1:A:48:ARG:HD3	2.45	0.52
2:B:500:LEU:HD23	2:B:500:LEU:O	2.09	0.52
2:D:492:ILE:O	2:D:495:ALA:N	2.38	0.52
1:E:100:LYS:O	1:E:104:GLN:HG3	2.08	0.52
1:A:45:PHE:HB3	1:A:62:TRP:CE3	2.44	0.52
2:D:346:TRP:CZ3	2:D:370:LEU:HD22	2.44	0.52
2:D:330:THR:OG1	2:D:364:PRO:CD	2.57	0.52
2:H:330:THR:CB	2:H:361:ASP:O	2.57	0.52
2:H:570:LEU:O	2:H:570:LEU:HD12	2.09	0.52
2:D:505:GLU:O	2:D:508:ILE:CG1	2.56	0.52
2:H:514:GLU:O	2:H:517:ILE:HG22	2.10	0.52
2:H:542:ASP:OD2	2:H:542:ASP:C	2.48	0.52
2:D:346:TRP:CZ3	2:D:370:LEU:CD2	2.92	0.52
1:G:143:LEU:CB	1:G:145:ILE:CD1	2.87	0.52
2:D:362:SER:O	2:D:485:LYS:HE2	2.10	0.52
1:E:173:MET:HA	1:E:173:MET:CE	2.40	0.52
2:H:517:ILE:CG2	2:H:518:LYS:N	2.73	0.52
1:A:50:ILE:HD12	1:A:163:MET:HE2	1.91	0.51
2:D:363:ASN:N	2:D:364:PRO:HD3	2.25	0.51
2:D:377:TYR:OH	2:D:514:GLU:OE2	2.17	0.51
1:E:117:LEU:CB	1:E:165:MET:CE	2.88	0.51
1:G:133:ASN:O	1:G:136:ALA:N	2.39	0.51
2:H:362:SER:O	2:H:485:LYS:HE2	2.11	0.51
2:H:517:ILE:HG13	2:H:521:LEU:HD11	1.92	0.51
1:C:50:ILE:HD12	1:C:163:MET:HE2	1.91	0.51
2:D:542:ASP:C	2:D:542:ASP:OD2	2.48	0.51
1:E:121:ASN:O	1:E:122:LYS:HB2	2.11	0.51
2:F:508:ILE:HD12	2:F:509:ALA:CA	2.39	0.51
2:D:361:ASP:O	2:D:364:PRO:HD2	2.08	0.51
4:A:202:GDP:N2	6:A:204:PEG:H11	2.22	0.51
2:B:363:ASN:N	2:B:364:PRO:HD2	2.24	0.51
2:B:499:ASN:O	2:B:502:ALA:CB	2.59	0.51
2:H:361:ASP:O	2:H:364:PRO:HD3	2.11	0.51
2:F:348:ASP:HA	2:F:351:LYS:CD	2.41	0.51
1:G:124:ASP:HB3	1:G:154:ASN:OD1	2.10	0.51
2:F:335:SER:CB	2:F:345:GLN:CG	2.88	0.51
1:C:147:PHE:CG	1:C:148:LEU:N	2.78	0.51

*Continued on next page...*

*Continued from previous page...*

Atom-1	Atom-2	Interatomic distance (Å)	Clash overlap (Å)
2:F:335:SER:HB3	2:F:345:GLN:CG	2.40	0.51
2:F:532:ASN:OD1	2:F:532:ASN:C	2.50	0.51
2:B:347:ALA:O	2:B:351:LYS:N	2.30	0.51
1:E:117:LEU:HB3	1:E:165:MET:CE	2.41	0.51
1:C:44:ASP:HB2	6:C:205:PEG:O2	2.11	0.50
2:D:398:SER:O	2:D:399:THR:CG2	2.59	0.50
1:A:5:TYR:CD2	1:A:58:LYS:HD3	2.46	0.50
1:C:73:ILE:HD12	1:C:73:ILE:N	2.26	0.50
2:F:572:GLU:O	2:F:576:SER:HB3	2.11	0.50
2:H:327:LYS:O	2:H:357:LYS:CB	2.59	0.50
1:G:108:ARG:NH1	1:G:109:TYR:CE2	2.80	0.50
2:H:414:ILE:HD13	2:H:414:ILE:N	2.25	0.50
1:A:9:PHE:HA	1:A:82:HIS:ND1	2.27	0.50
2:B:499:ASN:O	2:B:502:ALA:CA	2.58	0.50
2:B:508:ILE:HD12	2:B:509:ALA:H	1.66	0.50
1:E:79:ARG:O	1:E:111:SER:OG	2.29	0.50
2:F:339:PHE:O	2:F:342:THR:CG2	2.60	0.50
2:H:346:TRP:HZ3	2:H:370:LEU:HD22	1.75	0.50
2:B:356:GLU:O	2:B:357:LYS:C	2.49	0.50
1:E:147:PHE:CG	1:E:148:LEU:N	2.79	0.50
2:F:329:LEU:C	2:F:329:LEU:HD12	2.31	0.50
2:H:361:ASP:O	2:H:364:PRO:CD	2.60	0.50
2:H:502:ALA:O	2:H:503:LEU:C	2.50	0.50
1:C:79:ARG:HB2	1:C:109:TYR:O	2.11	0.50
1:E:45:PHE:HD2	1:E:62:TRP:CZ3	2.28	0.50
2:F:492:ILE:C	2:F:494:GLU:N	2.65	0.50
2:F:577:ASN:OD1	2:F:577:ASN:C	2.49	0.50
2:H:356:GLU:O	2:H:357:LYS:C	2.50	0.50
2:H:508:ILE:HD12	2:H:509:ALA:H	1.70	0.50
1:G:156:THR:O	1:G:157:ASN:HB2	2.10	0.50
1:C:89:ASP:OD2	1:C:122:LYS:CD	2.60	0.50
2:F:346:TRP:CZ3	2:F:370:LEU:HD22	2.46	0.50
2:H:360:PHE:O	2:H:360:PHE:HD1	1.95	0.50
2:D:332:LEU:C	2:D:346:TRP:HE1	2.14	0.49
2:B:473:LEU:O	2:B:477:ILE:HD12	2.12	0.49
2:B:544:LYS:O	2:B:548:LYS:HG3	2.12	0.49
2:D:360:PHE:CE1	2:D:362:SER:HA	2.44	0.49
2:F:540:PRO:HA	7:F:707:HOH:O	2.11	0.49
1:C:117:LEU:HD13	1:C:146:PRO:HG2	1.93	0.49
1:E:124:ASP:OD2	1:E:151:SER:OG	2.22	0.49
1:G:89:ASP:CG	1:G:122:LYS:HD2	2.33	0.49

*Continued on next page...*

*Continued from previous page...*

Atom-1	Atom-2	Interatomic distance (Å)	Clash overlap (Å)
2:D:503:LEU:HD23	2:D:504:LYS:HA	1.93	0.49
1:E:10:LYS:C	1:E:11:LEU:HD23	2.32	0.49
1:E:50:ILE:CD1	1:E:163:MET:HE2	2.37	0.49
2:B:600:PRO:O	2:B:604:ILE:HG13	2.12	0.49
1:C:5:TYR:CD2	1:C:58:LYS:HD3	2.48	0.49
1:G:117:LEU:HD13	1:G:146:PRO:HB2	1.94	0.49
1:A:35:GLU:CA	6:A:204:PEG:H42	2.42	0.49
1:C:79:ARG:O	1:C:111:SER:OG	2.31	0.49
1:C:134:THR:HG22	1:C:135:THR:N	2.28	0.49
1:C:134:THR:O	1:C:138:GLU:HG3	2.13	0.49
2:D:339:PHE:O	2:D:342:THR:HG23	2.11	0.49
2:D:414:ILE:HD13	2:D:414:ILE:N	2.28	0.49
2:D:502:ALA:O	2:D:503:LEU:C	2.50	0.49
2:F:407:ASP:O	2:H:544:LYS:NZ	2.45	0.49
2:H:330:THR:CB	2:H:364:PRO:CG	2.89	0.49
1:A:130:VAL:O	1:A:130:VAL:CG1	2.60	0.48
1:A:13:LEU:HD23	1:A:85:ILE:HB	1.95	0.48
1:C:50:ILE:HD12	1:C:163:MET:HE1	1.93	0.48
2:F:488:GLN:CG	2:F:489:ALA:N	2.76	0.48
2:F:481:LEU:HD21	2:F:503:LEU:HD12	1.92	0.48
2:H:330:THR:HG23	2:H:365:ILE:CD1	2.42	0.48
2:H:532:ASN:ND2	7:H:709:HOH:O	2.43	0.48
2:D:361:ASP:O	2:D:364:PRO:HD3	2.11	0.48
1:E:89:ASP:CG	1:E:122:LYS:HD2	2.33	0.48
2:F:553:GLN:O	2:F:557:ILE:HG13	2.13	0.48
1:G:79:ARG:HB2	1:G:109:TYR:O	2.13	0.48
2:H:331:LEU:O	2:H:365:ILE:HD12	2.13	0.48
1:A:159:GLU:O	1:A:163:MET:HB2	2.13	0.48
2:B:439:THR:O	2:B:440:PHE:HB2	2.14	0.48
1:E:20:GLY:HA2	4:E:202:GDP:O1A	2.13	0.48
2:B:360:PHE:CZ	2:B:362:SER:HB3	2.46	0.48
2:B:336:SER:CB	2:B:342:THR:CA	2.90	0.48
1:G:106:ILE:O	1:G:110:ALA:HB3	2.14	0.48
1:G:45:PHE:HD2	1:G:62:TRP:CZ3	2.31	0.48
1:G:89:ASP:C	1:G:91:THR:H	2.17	0.48
2:F:331:LEU:HD12	2:F:331:LEU:HA	1.38	0.48
2:B:398:SER:O	2:B:399:THR:CG2	2.62	0.48
2:D:439:THR:O	2:D:440:PHE:HB2	2.12	0.48
2:D:491:GLY:O	2:D:492:ILE:C	2.51	0.48
2:D:491:GLY:O	2:D:493:ASP:N	2.47	0.48
2:F:505:GLU:O	2:F:508:ILE:CG1	2.62	0.48

*Continued on next page...*

*Continued from previous page...*

Atom-1	Atom-2	Interatomic distance (Å)	Clash overlap (Å)
2:H:332:LEU:C	2:H:346:TRP:HE1	2.16	0.48
1:A:50:ILE:HD12	1:A:163:MET:HE1	1.95	0.48
2:B:330:THR:O	2:B:330:THR:HG22	2.13	0.48
2:B:329:LEU:O	2:B:331:LEU:CD2	2.62	0.47
4:E:202:GDP:C8	4:E:202:GDP:H5'	2.45	0.47
2:B:334:THR:HG22	2:B:334:THR:O	2.14	0.47
1:C:28:PHE:CE2	1:C:48:ARG:HD3	2.48	0.47
2:D:517:ILE:HG13	2:D:521:LEU:CD1	2.43	0.47
1:E:130:VAL:CG1	1:E:130:VAL:O	2.61	0.47
1:G:133:ASN:CG	1:G:134:THR:N	2.67	0.47
2:H:488:GLN:CG	2:H:489:ALA:N	2.77	0.47
2:D:492:ILE:HG22	2:D:495:ALA:HB2	1.95	0.47
1:E:39:SER:O	2:F:441:ASN:HB3	2.14	0.47
2:F:330:THR:CG2	2:F:364:PRO:CG	2.83	0.47
2:H:427:ILE:O	2:H:431:ARG:HG2	2.14	0.47
4:C:202:GDP:N2	6:C:204:PEG:H42	2.29	0.47
2:D:339:PHE:HA	2:D:342:THR:HG21	1.94	0.47
1:E:46:LYS:O	1:E:47:ILE:CD1	2.60	0.47
1:G:23:CYS:SG	4:G:202:GDP:H5'	2.54	0.47
2:H:348:ASP:HA	2:H:351:LYS:CE	2.30	0.47
1:C:90:VAL:HG22	1:C:121:ASN:O	2.14	0.47
2:D:361:ASP:C	2:D:364:PRO:HD3	2.34	0.47
2:D:346:TRP:HZ3	2:D:370:LEU:CD2	2.27	0.47
2:D:481:LEU:O	2:D:485:LYS:HG3	2.15	0.47
2:D:487:ALA:HB1	2:D:495:ALA:HB3	1.96	0.47
2:F:503:LEU:HD23	2:F:504:LYS:HA	1.95	0.47
2:F:550:ASN:C	2:F:550:ASN:OD1	2.52	0.47
1:A:45:PHE:HD2	1:A:62:TRP:CH2	2.32	0.47
1:C:88:TYR:CD2	1:C:119:VAL:O	2.68	0.47
2:H:364:PRO:CD	2:H:365:ILE:H	2.26	0.47
1:A:106:ILE:O	1:A:110:ALA:HB3	2.14	0.47
2:F:521:LEU:HD12	2:F:521:LEU:H	1.79	0.47
1:G:53:ASP:HB2	1:G:170:LYS:NZ	2.30	0.47
2:H:390:VAL:HG22	2:H:390:VAL:O	2.15	0.47
2:H:600:PRO:O	2:H:604:ILE:HG13	2.15	0.47
1:C:53:ASP:C	1:C:55:LYS:H	2.18	0.47
2:D:492:ILE:CG2	2:D:495:ALA:HB2	2.45	0.47
1:E:102:TRP:O	1:E:106:ILE:HG13	2.15	0.47
1:A:45:PHE:HD1	1:A:45:PHE:C	2.15	0.47
2:D:330:THR:HG21	2:D:364:PRO:HG2	1.97	0.47
1:G:125:LEU:CD1	6:G:204:PEG:H41	2.41	0.47

*Continued on next page...*

*Continued from previous page...*

Atom-1	Atom-2	Interatomic distance (Å)	Clash overlap (Å)
1:G:4:GLU:HG3	1:G:5:TYR:N	2.29	0.47
1:A:69:ARG:O	2:D:472:THR:HG21	2.15	0.47
2:F:398:SER:O	2:F:399:THR:CG2	2.63	0.47
2:H:343:ILE:HD12	2:H:343:ILE:HA	1.67	0.47
2:H:502:ALA:O	2:H:505:GLU:N	2.48	0.47
1:A:160:GLN:O	1:A:164:THR:CG2	2.58	0.46
1:E:117:LEU:HB2	1:E:165:MET:CE	2.45	0.46
1:E:53:ASP:C	1:E:55:LYS:H	2.18	0.46
2:F:486:GLN:O	2:F:490:PHE:HD1	1.98	0.46
1:A:141:ASP:C	1:A:143:LEU:H	2.17	0.46
2:D:486:GLN:HA	2:D:489:ALA:HB3	1.97	0.46
2:H:398:SER:O	2:H:399:THR:HG22	2.14	0.46
1:C:45:PHE:C	1:C:45:PHE:CD1	2.88	0.46
1:E:124:ASP:HB3	1:E:154:ASN:ND2	2.29	0.46
2:F:575:LEU:HD12	2:F:575:LEU:HA	1.74	0.46
2:F:604:ILE:O	2:F:608:ARG:HG3	2.15	0.46
1:A:148:LEU:HD23	1:A:161:ALA:CA	2.45	0.46
2:D:348:ASP:O	2:D:351:LYS:HB2	2.15	0.46
2:F:330:THR:OG1	2:F:364:PRO:CD	2.64	0.46
2:F:362:SER:C	2:F:364:PRO:CD	2.82	0.46
2:F:492:ILE:HB	2:F:495:ALA:CB	2.37	0.46
1:G:53:ASP:C	1:G:55:LYS:H	2.19	0.46
2:H:481:LEU:O	2:H:485:LYS:HG3	2.15	0.46
1:C:35:GLU:CD	6:C:204:PEG:H22	2.36	0.46
1:E:89:ASP:HB3	1:E:92:ASP:HB3	1.97	0.46
1:A:35:GLU:HG2	6:A:204:PEG:C3	2.43	0.46
2:F:330:THR:HG23	2:F:331:LEU:N	2.31	0.46
2:F:474:GLY:O	2:F:478:ILE:CD1	2.54	0.46
2:B:398:SER:C	2:B:399:THR:HG22	2.36	0.46
2:F:514:GLU:O	2:F:517:ILE:HG22	2.16	0.46
1:G:108:ARG:NH1	1:G:109:TYR:HH	2.09	0.46
2:B:374:PHE:CE2	2:B:474:GLY:HA3	2.51	0.45
1:C:117:LEU:CD1	1:C:146:PRO:HG2	2.46	0.45
2:D:504:LYS:O	2:D:507:PHE:HB2	2.16	0.45
1:E:50:ILE:HD13	1:E:163:MET:CE	2.46	0.45
2:H:542:ASP:OD2	2:H:545:ALA:N	2.36	0.45
1:A:79:ARG:O	1:A:111:SER:OG	2.34	0.45
1:A:27:ARG:HD3	1:A:27:ARG:HA	1.81	0.45
2:B:344:ASN:HA	2:B:347:ALA:HB3	1.99	0.45
2:B:362:SER:O	2:B:485:LYS:HE2	2.16	0.45
1:E:141:ASP:C	1:E:143:LEU:H	2.19	0.45

*Continued on next page...*



*Continued from previous page...*

Atom-1	Atom-2	Interatomic distance (Å)	Clash overlap (Å)
1:A:148:LEU:CD2	1:A:161:ALA:HA	2.46	0.45
1:A:4:GLU:OE2	1:A:4:GLU:HA	2.16	0.45
2:B:414:ILE:HD13	2:B:414:ILE:N	2.30	0.45
2:F:427:ILE:O	2:F:431:ARG:HG2	2.17	0.45
2:B:502:ALA:O	2:B:505:GLU:N	2.49	0.45
1:C:35:GLU:HB3	6:C:204:PEG:C1	2.46	0.45
1:C:50:ILE:HD13	1:C:163:MET:CE	2.47	0.45
2:D:374:PHE:CE2	2:D:474:GLY:HA3	2.52	0.45
2:F:575:LEU:HD21	2:F:607:ILE:HG23	1.97	0.45
1:G:45:PHE:O	1:G:45:PHE:CD1	2.70	0.45
1:C:173:MET:HA	1:C:173:MET:HE2	1.98	0.45
2:F:544:LYS:O	2:F:548:LYS:HG3	2.15	0.45
2:F:570:LEU:HD12	2:F:570:LEU:O	2.16	0.45
1:A:147:PHE:CG	1:A:148:LEU:N	2.84	0.45
2:B:427:ILE:O	2:B:431:ARG:HG2	2.16	0.45
2:D:330:THR:CB	2:D:361:ASP:O	2.64	0.45
2:B:330:THR:CB	2:B:364:PRO:HG3	2.46	0.45
2:B:542:ASP:C	2:B:542:ASP:OD2	2.55	0.45
2:D:329:LEU:O	2:D:330:THR:C	2.51	0.45
2:D:553:GLN:O	2:D:557:ILE:HG13	2.16	0.45
2:F:508:ILE:CD1	2:F:509:ALA:N	2.66	0.45
2:D:398:SER:C	2:D:399:THR:HG22	2.36	0.45
1:E:141:ASP:O	1:E:143:LEU:N	2.50	0.45
2:B:339:PHE:HA	2:B:342:THR:HG21	1.95	0.45
2:D:503:LEU:CD2	2:D:504:LYS:N	2.69	0.45
2:F:488:GLN:HG3	2:F:489:ALA:N	2.31	0.45
2:B:331:LEU:HD22	2:B:331:LEU:HA	1.52	0.44
2:B:343:ILE:CG2	2:B:344:ASN:N	2.79	0.44
2:B:405:LEU:O	2:B:405:LEU:CD1	2.53	0.44
1:G:130:VAL:O	1:G:130:VAL:HG12	2.16	0.44
1:C:75:SER:HB2	1:C:109:TYR:CD2	2.53	0.44
1:C:53:ASP:HB2	1:C:170:LYS:NZ	2.33	0.44
2:D:502:ALA:O	2:D:505:GLU:N	2.50	0.44
2:F:542:ASP:OD2	2:F:545:ALA:N	2.37	0.44
2:F:398:SER:C	2:F:399:THR:HG22	2.37	0.44
2:D:503:LEU:HD21	2:D:507:PHE:CE2	2.52	0.44
1:G:117:LEU:CD1	1:G:146:PRO:HB2	2.47	0.44
2:F:542:ASP:OD2	2:F:542:ASP:C	2.56	0.44
1:G:102:TRP:O	1:G:106:ILE:HG13	2.17	0.44
1:A:16:ASP:OD2	1:A:98:ASN:ND2	2.37	0.44
1:A:35:GLU:HG2	6:A:204:PEG:H42	1.98	0.44

*Continued on next page...*



*Continued from previous page...*

Atom-1	Atom-2	Interatomic distance (Å)	Clash overlap (Å)
2:B:346:TRP:CZ3	2:B:370:LEU:HD22	2.52	0.44
1:C:148:LEU:HD23	1:C:161:ALA:HA	1.99	0.44
2:D:339:PHE:CD2	2:D:370:LEU:HD11	2.52	0.44
2:F:503:LEU:CD2	2:F:503:LEU:C	2.77	0.44
2:F:504:LYS:O	2:F:507:PHE:N	2.51	0.44
2:B:328:PRO:HD3	2:B:349:ILE:O	2.18	0.44
2:D:330:THR:CG2	2:D:364:PRO:HG2	2.48	0.44
1:G:90:VAL:HG22	1:G:121:ASN:O	2.18	0.44
2:D:592:VAL:O	2:D:592:VAL:CG1	2.66	0.44
2:H:360:PHE:HD1	2:H:361:ASP:N	2.14	0.44
1:A:45:PHE:CD2	1:A:62:TRP:CH2	3.05	0.43
2:B:505:GLU:O	2:B:508:ILE:CG1	2.60	0.43
1:C:50:ILE:CD1	1:C:163:MET:HE2	2.46	0.43
1:C:89:ASP:HB3	1:C:92:ASP:HB3	2.00	0.43
2:D:500:LEU:C	2:D:500:LEU:HD23	2.36	0.43
1:E:154:ASN:ND2	7:E:318:HOH:O	2.12	0.43
2:H:504:LYS:O	2:H:507:PHE:HB2	2.18	0.43
2:B:444:ARG:HG2	1:C:39:SER:HB2	2.00	0.43
2:D:367:LEU:O	2:D:370:LEU:N	2.51	0.43
1:E:12:LEU:HD11	1:E:64:THR:CG2	2.49	0.43
1:G:28:PHE:CE2	1:G:48:ARG:HD3	2.53	0.43
2:H:360:PHE:CD1	2:H:361:ASP:N	2.86	0.43
1:A:11:LEU:HB2	1:A:61:ILE:HG23	1.99	0.43
2:F:592:VAL:CG1	2:F:592:VAL:O	2.66	0.43
2:F:434:THR:O	7:F:716:HOH:O	2.21	0.43
1:G:100:LYS:O	1:G:104:GLN:HG3	2.19	0.43
2:H:550:ASN:OD1	2:H:550:ASN:C	2.57	0.43
2:H:592:VAL:O	2:H:592:VAL:CG1	2.63	0.43
1:A:165:MET:O	1:A:169:ILE:HG13	2.18	0.43
1:G:147:PHE:CG	1:G:148:LEU:N	2.85	0.43
2:H:486:GLN:HA	2:H:489:ALA:HB3	2.01	0.43
1:C:133:ASN:O	1:C:134:THR:C	2.56	0.43
1:C:73:ILE:HD12	1:C:73:ILE:H	1.83	0.43
2:F:486:GLN:HA	2:F:489:ALA:HB3	2.00	0.43
2:F:346:TRP:O	2:F:347:ALA:C	2.56	0.43
1:A:143:LEU:HB2	1:A:145:ILE:CD1	2.49	0.43
2:D:332:LEU:HD12	2:D:332:LEU:HA	1.49	0.43
1:A:50:ILE:CD1	1:A:163:MET:HE2	2.49	0.43
2:D:370:LEU:HD13	2:D:370:LEU:HA	1.80	0.43
2:F:339:PHE:O	2:F:342:THR:HG22	2.19	0.43
2:F:406:TYR:OH	2:F:459:HIS:HE1	2.02	0.43

*Continued on next page...*

*Continued from previous page...*

Atom-1	Atom-2	Interatomic distance (Å)	Clash overlap (Å)
2:F:492:ILE:HG22	2:F:495:ALA:HB2	2.00	0.43
2:H:436:ASP:OD2	2:H:437:PRO:N	2.52	0.43
1:A:121:ASN:O	1:A:122:LYS:HB2	2.19	0.43
1:A:145:ILE:HA	1:A:146:PRO:HD3	1.87	0.43
2:B:405:LEU:C	2:B:405:LEU:HD12	2.35	0.43
2:D:436:ASP:OD2	2:D:437:PRO:N	2.52	0.43
1:E:173:MET:HA	1:E:173:MET:HE2	2.00	0.43
4:E:202:GDP:PB	5:E:203:BEF:F2	2.67	0.43
2:F:436:ASP:OD2	2:F:437:PRO:HD2	2.19	0.43
2:B:339:PHE:O	2:B:342:THR:CG2	2.67	0.42
1:E:165:MET:O	1:E:169:ILE:HG13	2.19	0.42
1:G:33:TYR:HA	7:G:301:HOH:O	2.18	0.42
2:H:534:GLU:O	2:H:569:PRO:HD2	2.19	0.42
1:A:117:LEU:HB3	1:A:165:MET:CE	2.49	0.42
1:A:89:ASP:HB3	1:A:92:ASP:HB3	2.00	0.42
2:B:523:ALA:HB1	2:B:524:PRO:HD2	2.01	0.42
2:D:343:ILE:O	2:D:347:ALA:N	2.37	0.42
2:D:514:GLU:O	2:D:518:LYS:HB2	2.19	0.42
2:F:344:ASN:O	2:F:348:ASP:HB2	2.19	0.42
2:D:477:ILE:HG22	2:D:478:ILE:N	2.32	0.42
2:D:521:LEU:HD12	2:D:521:LEU:N	2.34	0.42
2:H:517:ILE:HD12	2:H:517:ILE:HA	1.82	0.42
2:F:510:PHE:O	2:F:511:GLN:C	2.57	0.42
1:G:69:ARG:O	2:H:472:THR:HG21	2.20	0.42
2:B:356:GLU:CD	2:B:357:LYS:H	2.23	0.42
1:C:79:ARG:N	6:C:206:PEG:C1	2.83	0.42
1:E:141:ASP:C	1:E:143:LEU:N	2.73	0.42
1:E:16:ASP:O	1:E:19:VAL:HG13	2.18	0.42
2:F:330:THR:HG23	2:F:365:ILE:HD13	2.01	0.42
2:H:361:ASP:CG	2:H:363:ASN:HB3	2.40	0.42
2:H:513:ALA:O	2:H:514:GLU:C	2.58	0.42
2:F:455:TYR:CD2	2:F:455:TYR:C	2.92	0.42
2:D:402:LEU:CD2	2:D:455:TYR:OH	2.67	0.42
2:F:331:LEU:O	2:F:365:ILE:HD11	2.20	0.42
1:G:39:SER:HB2	2:H:444:ARG:HG2	2.02	0.42
1:G:45:PHE:HB3	1:G:62:TRP:CE3	2.55	0.42
2:H:575:LEU:HD11	2:H:607:ILE:HG23	2.00	0.42
1:A:33:TYR:HA	7:A:301:HOH:O	2.19	0.42
2:B:463:ALA:O	2:B:467:ILE:HG13	2.20	0.42
2:H:436:ASP:HA	2:H:437:PRO:HD3	1.73	0.42
1:A:47:ILE:HD12	1:A:60:GLN:HA	2.00	0.42

*Continued on next page...*

*Continued from previous page...*

Atom-1	Atom-2	Interatomic distance (Å)	Clash overlap (Å)
1:E:45:PHE:HD2	1:E:62:TRP:CH2	2.38	0.42
2:F:511:GLN:O	2:F:512:LEU:C	2.58	0.42
1:C:145:ILE:CG2	1:C:146:PRO:HD2	2.49	0.41
2:D:427:ILE:O	2:D:431:ARG:HG2	2.19	0.41
2:D:550:ASN:C	2:D:550:ASN:OD1	2.58	0.41
2:H:330:THR:HG1	2:H:364:PRO:CD	2.31	0.41
1:A:117:LEU:HD13	1:A:146:PRO:HB2	2.02	0.41
1:A:159:GLU:HB2	7:A:315:HOH:O	2.20	0.41
2:B:481:LEU:O	2:B:485:LYS:HG3	2.20	0.41
2:D:436:ASP:HA	2:D:437:PRO:HD3	1.82	0.41
1:E:105:GLU:O	1:E:109:TYR:HD1	2.03	0.41
1:A:141:ASP:C	1:A:143:LEU:N	2.74	0.41
2:D:517:ILE:HA	2:D:517:ILE:HD12	1.89	0.41
2:F:346:TRP:HZ3	2:F:370:LEU:HD22	1.85	0.41
2:H:544:LYS:O	2:H:548:LYS:HG3	2.21	0.41
1:C:133:ASN:CG	1:C:134:THR:H	2.23	0.41
1:C:151:SER:O	1:C:155:ALA:N	2.46	0.41
1:G:121:ASN:O	1:G:122:LYS:HB2	2.20	0.41
1:G:91:THR:HG22	1:G:91:THR:O	2.20	0.41
1:E:159:GLU:O	1:E:163:MET:CG	2.69	0.41
2:F:330:THR:CB	2:F:361:ASP:O	2.66	0.41
2:F:436:ASP:OD2	2:F:437:PRO:CD	2.68	0.41
2:H:398:SER:O	2:H:399:THR:CG2	2.68	0.41
2:D:367:LEU:O	2:D:370:LEU:HB3	2.20	0.41
2:F:343:ILE:HD12	2:F:343:ILE:HA	1.67	0.41
1:G:143:LEU:CB	1:G:145:ILE:HD11	2.51	0.41
2:H:365:ILE:HD13	2:H:365:ILE:N	2.34	0.41
2:H:398:SER:C	2:H:399:THR:HG22	2.41	0.41
2:H:488:GLN:HG2	2:H:489:ALA:N	2.36	0.41
1:A:173:MET:HE3	1:A:173:MET:CA	2.49	0.41
2:B:510:PHE:O	2:B:511:GLN:C	2.58	0.41
2:D:331:LEU:HD12	2:D:331:LEU:HA	1.35	0.41
4:G:202:GDP:H8	4:G:202:GDP:H5'	1.83	0.41
2:H:592:VAL:HG12	2:H:592:VAL:O	2.19	0.41
2:B:486:GLN:HA	2:B:489:ALA:HB3	2.03	0.41
1:E:28:PHE:O	1:E:48:ARG:NH1	2.52	0.41
2:F:339:PHE:O	2:F:342:THR:HG23	2.19	0.41
2:F:343:ILE:O	2:F:346:TRP:HB2	2.20	0.41
2:F:504:LYS:O	2:F:507:PHE:HB2	2.20	0.41
2:B:399:THR:O	2:B:399:THR:CG2	2.63	0.41
2:B:616:ILE:O	2:B:617:SER:CB	2.69	0.41

*Continued on next page...*

Continued from previous page...

Atom-1	Atom-2	Interatomic distance (Å)	Clash overlap (Å)
2:D:510:PHE:O	2:D:513:ALA:CB	2.66	0.41
1:E:45:PHE:HD1	1:E:45:PHE:C	2.24	0.41
2:F:508:ILE:C	2:F:508:ILE:HD12	2.39	0.41
1:G:67:GLN:NE2	2:H:449:GLU:OE1	2.32	0.41
1:C:50:ILE:O	1:C:57:ILE:N	2.35	0.41
2:D:339:PHE:CA	2:D:342:THR:HG22	2.51	0.41
2:F:436:ASP:HA	2:F:437:PRO:HD3	1.79	0.41
2:F:517:ILE:HG13	2:F:521:LEU:HD11	2.02	0.41
2:H:483:ILE:HD13	2:H:483:ILE:HA	1.84	0.41
2:D:492:ILE:HB	2:D:495:ALA:HB3	2.03	0.40
2:D:616:ILE:O	2:D:617:SER:CB	2.69	0.40
2:F:499:ASN:O	2:F:502:ALA:CA	2.69	0.40
1:A:89:ASP:OD2	1:A:122:LYS:CE	2.67	0.40
1:C:114:VAL:HG22	1:C:115:ASN:N	2.36	0.40
1:C:130:VAL:CG1	1:C:130:VAL:O	2.69	0.40
2:F:511:GLN:C	2:F:513:ALA:N	2.74	0.40
1:C:12:LEU:HD11	1:C:64:THR:CG2	2.51	0.40
1:E:90:VAL:HG22	1:E:121:ASN:O	2.21	0.40
2:F:481:LEU:HD21	2:F:503:LEU:HD11	2.04	0.40
2:B:329:LEU:HD21	2:B:357:LYS:NZ	2.35	0.40
1:E:45:PHE:CD2	1:E:62:TRP:CH2	3.10	0.40
1:G:12:LEU:CD1	1:G:62:TRP:HB2	2.51	0.40
2:D:329:LEU:HB2	2:D:357:LYS:HG3	2.04	0.40
2:F:336:SER:CB	2:F:342:THR:CA	2.99	0.40
2:F:363:ASN:N	2:F:364:PRO:HD2	2.31	0.40
2:F:492:ILE:CG2	2:F:495:ALA:HB2	2.51	0.40
2:H:413:ALA:C	2:H:414:ILE:HD13	2.42	0.40

There are no symmetry-related clashes.

## 5.3 Torsion angles [i](#)

### 5.3.1 Protein backbone [i](#)

In the following table, the Percentiles column shows the percent Ramachandran outliers of the chain as a percentile score with respect to all X-ray entries followed by that with respect to entries of similar resolution.

The Analysed column shows the number of residues for which the backbone conformation was analysed, and the total number of residues.

Mol	Chain	Analysed	Favoured	Allowed	Outliers	Percentiles	
1	A	175/181 (97%)	165 (94%)	10 (6%)	0	100	100
1	C	175/181 (97%)	167 (95%)	8 (5%)	0	100	100
1	E	175/181 (97%)	165 (94%)	10 (6%)	0	100	100
1	G	175/181 (97%)	162 (93%)	13 (7%)	0	100	100
2	B	270/302 (89%)	255 (94%)	14 (5%)	1 (0%)	36	64
2	D	271/302 (90%)	251 (93%)	20 (7%)	0	100	100
2	F	271/302 (90%)	246 (91%)	24 (9%)	1 (0%)	36	64
2	H	271/302 (90%)	248 (92%)	23 (8%)	0	100	100
All	All	1783/1932 (92%)	1659 (93%)	122 (7%)	2 (0%)	53	80

All (2) Ramachandran outliers are listed below:

Mol	Chain	Res	Type
2	F	493	ASP
2	B	492	ILE

### 5.3.2 Protein sidechains [i](#)

In the following table, the Percentiles column shows the percent sidechain outliers of the chain as a percentile score with respect to all X-ray entries followed by that with respect to entries of similar resolution.

The Analysed column shows the number of residues for which the sidechain conformation was analysed, and the total number of residues.

Mol	Chain	Analysed	Rotameric	Outliers	Percentiles	
1	A	140/157 (89%)	134 (96%)	6 (4%)	32	61
1	C	146/157 (93%)	143 (98%)	3 (2%)	56	83
1	E	145/157 (92%)	138 (95%)	7 (5%)	28	57
1	G	144/157 (92%)	138 (96%)	6 (4%)	32	62
2	B	208/262 (79%)	197 (95%)	11 (5%)	25	52
2	D	209/262 (80%)	193 (92%)	16 (8%)	14	33
2	F	208/262 (79%)	192 (92%)	16 (8%)	14	33
2	H	209/262 (80%)	196 (94%)	13 (6%)	20	44
All	All	1409/1676 (84%)	1331 (94%)	78 (6%)	24	50

All (78) residues with a non-rotameric sidechain are listed below:

Mol	Chain	Res	Type
1	A	45	PHE
1	A	154	ASN
1	A	160	GLN
1	A	163	MET
1	A	164	THR
1	A	173	MET
2	B	329	LEU
2	B	330	THR
2	B	331	LEU
2	B	335	SER
2	B	343	ILE
2	B	345	GLN
2	B	360	PHE
2	B	368	LEU
2	B	405	LEU
2	B	477	ILE
2	B	488	GLN
1	C	133	ASN
1	C	134	THR
1	C	160	GLN
2	D	330	THR
2	D	332	LEU
2	D	333	MET
2	D	342	THR
2	D	349	ILE
2	D	357	LYS
2	D	360	PHE
2	D	370	LEU
2	D	372	LYS
2	D	402	LEU
2	D	405	LEU
2	D	434	THR
2	D	477	ILE
2	D	488	GLN
2	D	492	ILE
2	D	544	LYS
1	E	25	LEU
1	E	45	PHE
1	E	47	ILE
1	E	69	ARG
1	E	150	THR
1	E	154	ASN
1	E	177	VAL

*Continued on next page...*

*Continued from previous page...*

Mol	Chain	Res	Type
2	F	330	THR
2	F	331	LEU
2	F	335	SER
2	F	343	ILE
2	F	345	GLN
2	F	352	THR
2	F	356	GLU
2	F	365	ILE
2	F	368	LEU
2	F	402	LEU
2	F	473	LEU
2	F	477	ILE
2	F	492	ILE
2	F	525	SER
2	F	575	LEU
2	F	613	LEU
1	G	35	GLU
1	G	91	THR
1	G	124	ASP
1	G	128	LYS
1	G	133	ASN
1	G	172	ARG
2	H	330	THR
2	H	331	LEU
2	H	333	MET
2	H	335	SER
2	H	343	ILE
2	H	345	GLN
2	H	352	THR
2	H	356	GLU
2	H	357	LYS
2	H	360	PHE
2	H	365	ILE
2	H	477	ILE
2	H	488	GLN

Some sidechains can be flipped to improve hydrogen bonding and reduce clashes. All (2) such sidechains are listed below:

Mol	Chain	Res	Type
2	B	488	GLN
2	D	488	GLN

### 5.3.3 RNA [i](#)

There are no RNA molecules in this entry.

## 5.4 Non-standard residues in protein, DNA, RNA chains [i](#)

There are no non-standard protein/DNA/RNA residues in this entry.

## 5.5 Carbohydrates [i](#)

There are no carbohydrates in this entry.

## 5.6 Ligand geometry [i](#)

Of 18 ligands modelled in this entry, 4 are monoatomic - leaving 14 for Mogul analysis.

In the following table, the Counts columns list the number of bonds (or angles) for which Mogul statistics could be retrieved, the number of bonds (or angles) that are observed in the model and the number of bonds (or angles) that are defined in the Chemical Component Dictionary. The Link column lists molecule types, if any, to which the group is linked. The Z score for a bond length (or angle) is the number of standard deviations the observed value is removed from the expected value. A bond length (or angle) with  $|Z| > 2$  is considered an outlier worth inspection. RMSZ is the root-mean-square of all Z scores of the bond lengths (or angles).

Mol	Type	Chain	Res	Link	Bond lengths			Bond angles		
					Counts	RMSZ	# Z  > 2	Counts	RMSZ	# Z  > 2
4	GDP	A	202	3,5	25,30,30	1.28	3 (12%)	27,47,47	1.88	7 (25%)
5	BEF	A	203	4	0,3,3	0.00	-	0,3,3	0.00	-
6	PEG	A	204	-	6,6,6	0.98	0	5,5,5	0.63	0
4	GDP	C	202	3,5	25,30,30	1.26	3 (12%)	27,47,47	1.83	7 (25%)
5	BEF	C	203	4	0,3,3	0.00	-	0,3,3	0.00	-
6	PEG	C	204	-	6,6,6	0.95	0	5,5,5	0.73	0
6	PEG	C	205	-	6,6,6	1.02	0	5,5,5	0.57	0
6	PEG	C	206	-	6,6,6	0.95	0	5,5,5	0.41	0
6	PEG	D	701	-	6,6,6	0.91	0	5,5,5	0.52	0
4	GDP	E	202	3,5	25,30,30	1.29	3 (12%)	27,47,47	1.89	6 (22%)
5	BEF	E	203	4	0,3,3	0.00	-	0,3,3	0.00	-
4	GDP	G	202	3,5	25,30,30	1.32	3 (12%)	27,47,47	1.98	7 (25%)
5	BEF	G	203	4	0,3,3	0.00	-	0,3,3	0.00	-
6	PEG	G	204	-	6,6,6	1.03	0	5,5,5	0.40	0

In the following table, the Chirals column lists the number of chiral outliers, the number of chiral centers analysed, the number of these observed in the model and the number defined in the



Chemical Component Dictionary. Similar counts are reported in the Torsion and Rings columns. '-' means no outliers of that kind were identified.

Mol	Type	Chain	Res	Link	Chirals	Torsions	Rings
4	GDP	A	202	3,5	-	0/12/32/32	0/3/3/3
5	BEF	A	203	4	-	0/0/0/0	0/0/0/0
6	PEG	A	204	-	-	0/4/4/4	0/0/0/0
4	GDP	C	202	3,5	-	0/12/32/32	0/3/3/3
5	BEF	C	203	4	-	0/0/0/0	0/0/0/0
6	PEG	C	204	-	-	0/4/4/4	0/0/0/0
6	PEG	C	205	-	-	0/4/4/4	0/0/0/0
6	PEG	C	206	-	-	0/4/4/4	0/0/0/0
6	PEG	D	701	-	-	0/4/4/4	0/0/0/0
4	GDP	E	202	3,5	-	0/12/32/32	0/3/3/3
5	BEF	E	203	4	-	0/0/0/0	0/0/0/0
4	GDP	G	202	3,5	-	0/12/32/32	0/3/3/3
5	BEF	G	203	4	-	0/0/0/0	0/0/0/0
6	PEG	G	204	-	-	0/4/4/4	0/0/0/0

All (12) bond length outliers are listed below:

Mol	Chain	Res	Type	Atoms	Z	Observed(Å)	Ideal(Å)
4	A	202	GDP	C8-N9	-2.41	1.34	1.36
4	E	202	GDP	C8-N9	-2.31	1.34	1.36
4	C	202	GDP	C8-N9	-2.25	1.34	1.36
4	G	202	GDP	C8-N9	-2.19	1.34	1.36
4	E	202	GDP	C5-C4	2.46	1.46	1.40
4	G	202	GDP	C5-C4	2.50	1.46	1.40
4	A	202	GDP	C5-C4	2.57	1.46	1.40
4	C	202	GDP	C5-C4	2.62	1.46	1.40
4	C	202	GDP	C6-C5	3.61	1.47	1.41
4	E	202	GDP	C6-C5	3.67	1.47	1.41
4	A	202	GDP	C6-C5	3.78	1.48	1.41
4	G	202	GDP	C6-C5	4.01	1.48	1.41

All (27) bond angle outliers are listed below:

Mol	Chain	Res	Type	Atoms	Z	Observed(°)	Ideal(°)
4	E	202	GDP	C6-C5-C4	-3.98	116.95	120.85
4	A	202	GDP	C5-C6-N1	-3.80	118.07	123.47
4	G	202	GDP	C5-C6-N1	-3.78	118.09	123.47
4	G	202	GDP	C4-C5-N7	-3.75	105.79	109.41
4	C	202	GDP	C5-C6-N1	-3.73	118.17	123.47
4	G	202	GDP	C6-C5-C4	-3.69	117.22	120.85

*Continued on next page...*

*Continued from previous page...*

Mol	Chain	Res	Type	Atoms	Z	Observed(°)	Ideal(°)
4	E	202	GDP	C5-C6-N1	-3.66	118.27	123.47
4	A	202	GDP	C4-C5-N7	-3.32	106.21	109.41
4	E	202	GDP	C4-C5-N7	-3.28	106.24	109.41
4	C	202	GDP	C6-C5-C4	-3.22	117.69	120.85
4	A	202	GDP	C6-C5-C4	-3.21	117.70	120.85
4	C	202	GDP	C4-C5-N7	-2.95	106.56	109.41
4	C	202	GDP	PA-O3A-PB	-2.83	123.11	132.63
4	A	202	GDP	PA-O3A-PB	-2.62	123.81	132.63
4	C	202	GDP	N3-C2-N1	-2.19	124.19	127.41
4	A	202	GDP	N3-C2-N1	-2.18	124.21	127.41
4	E	202	GDP	N3-C2-N1	-2.16	124.24	127.41
4	G	202	GDP	N3-C2-N1	-2.14	124.27	127.41
4	G	202	GDP	C5'-C4'-C3'	-2.07	107.48	115.29
4	G	202	GDP	C6-N1-C2	3.56	121.19	116.06
4	A	202	GDP	C6-N1-C2	3.59	121.22	116.06
4	C	202	GDP	C6-N1-C2	3.62	121.27	116.06
4	E	202	GDP	C6-N1-C2	3.63	121.27	116.06
4	E	202	GDP	C2-N3-C4	4.70	120.64	115.16
4	C	202	GDP	C2-N3-C4	4.97	120.96	115.16
4	G	202	GDP	C2-N3-C4	5.13	121.15	115.16
4	A	202	GDP	C2-N3-C4	5.19	121.21	115.16

There are no chirality outliers.

There are no torsion outliers.

There are no ring outliers.

10 monomers are involved in 49 short contacts:

Mol	Chain	Res	Type	Clashes	Symm-Clashes
4	A	202	GDP	2	0
6	A	204	PEG	11	0
4	C	202	GDP	2	0
6	C	204	PEG	11	0
6	C	205	PEG	5	0
6	C	206	PEG	7	0
4	E	202	GDP	4	0
5	E	203	BEF	1	0
4	G	202	GDP	7	0
6	G	204	PEG	4	0

## 5.7 Other polymers [i](#)

There are no such residues in this entry.

## 5.8 Polymer linkage issues [i](#)

There are no chain breaks in this entry.

## 6 Fit of model and data

### 6.1 Protein, DNA and RNA chains

In the following table, the column labelled ‘#RSRZ > 2’ contains the number (and percentage) of RSRZ outliers, followed by percent RSRZ outliers for the chain as percentile scores relative to all X-ray entries and entries of similar resolution. The OWAB column contains the minimum, median, 95<sup>th</sup> percentile and maximum values of the occupancy-weighted average B-factor per residue. The column labelled ‘Q < 0.9’ lists the number of (and percentage) of residues with an average occupancy less than 0.9.

Mol	Chain	Analysed	<RSRZ>	#RSRZ>2	OWAB(Å <sup>2</sup> )	Q<0.9
1	A	177/181 (97%)	-0.34	0 <span style="border: 1px solid blue; padding: 2px;">100</span> <span style="border: 1px solid blue; padding: 2px;">100</span>	29, 48, 69, 91	1 (0%)
1	C	177/181 (97%)	-0.30	0 <span style="border: 1px solid blue; padding: 2px;">100</span> <span style="border: 1px solid blue; padding: 2px;">100</span>	27, 48, 73, 91	0
1	E	177/181 (97%)	-0.29	0 <span style="border: 1px solid blue; padding: 2px;">100</span> <span style="border: 1px solid blue; padding: 2px;">100</span>	28, 48, 73, 96	0
1	G	177/181 (97%)	-0.31	1 (0%) <span style="border: 1px solid blue; padding: 2px;">89</span> <span style="border: 1px solid blue; padding: 2px;">90</span>	27, 47, 72, 94	0
2	B	280/302 (92%)	-0.23	3 (1%) <span style="border: 1px solid blue; padding: 2px;">80</span> <span style="border: 1px solid blue; padding: 2px;">81</span>	23, 46, 91, 138	11 (3%)
2	D	281/302 (93%)	-0.22	4 (1%) <span style="border: 1px solid blue; padding: 2px;">75</span> <span style="border: 1px solid blue; padding: 2px;">76</span>	23, 47, 95, 141	7 (2%)
2	F	281/302 (93%)	-0.23	4 (1%) <span style="border: 1px solid blue; padding: 2px;">75</span> <span style="border: 1px solid blue; padding: 2px;">76</span>	23, 47, 95, 142	13 (4%)
2	H	281/302 (93%)	-0.22	5 (1%) <span style="border: 1px solid blue; padding: 2px;">68</span> <span style="border: 1px solid blue; padding: 2px;">69</span>	22, 46, 92, 140	17 (6%)
All	All	1831/1932 (94%)	-0.26	17 (0%) <span style="border: 1px solid blue; padding: 2px;">84</span> <span style="border: 1px solid blue; padding: 2px;">85</span>	22, 47, 88, 142	49 (2%)

All (17) RSRZ outliers are listed below:

Mol	Chain	Res	Type	RSRZ
2	F	333	MET	3.1
2	F	398	SER	3.0
2	H	332	LEU	2.7
2	H	350	LEU	2.6
2	D	398	SER	2.6
2	D	333	MET	2.5
2	B	332	LEU	2.5
2	H	345	GLN	2.4
1	G	7	TYR	2.3
2	H	333	MET	2.3
2	D	346	TRP	2.2
2	B	333	MET	2.2
2	B	398	SER	2.2
2	F	345	GLN	2.2
2	H	398	SER	2.1
2	D	332	LEU	2.1

*Continued on next page...*

*Continued from previous page...*

Mol	Chain	Res	Type	RSRZ
2	F	332	LEU	2.0

## 6.2 Non-standard residues in protein, DNA, RNA chains [i](#)

There are no non-standard protein/DNA/RNA residues in this entry.

## 6.3 Carbohydrates [i](#)

There are no carbohydrates in this entry.

## 6.4 Ligands [i](#)

In the following table, the Atoms column lists the number of modelled atoms in the group and the number defined in the chemical component dictionary. The B-factors column lists the minimum, median, 95<sup>th</sup> percentile and maximum values of B factors of atoms in the group. The column labelled 'Q< 0.9' lists the number of atoms with occupancy less than 0.9.

Mol	Type	Chain	Res	Atoms	RSCC	RSR	B-factors(Å <sup>2</sup> )	Q<0.9
6	PEG	C	204	7/7	0.84	0.23	57,79,99,99	0
6	PEG	D	701	7/7	0.84	0.17	70,84,99,99	0
6	PEG	G	204	7/7	0.89	0.18	63,76,84,89	0
6	PEG	C	205	7/7	0.90	0.22	58,74,85,88	0
6	PEG	A	204	7/7	0.90	0.16	57,76,95,95	0
6	PEG	C	206	7/7	0.91	0.12	75,100,117,120	0
5	BEF	C	203	4/4	0.92	0.20	27,45,47,59	0
5	BEF	G	203	4/4	0.92	0.24	36,38,57,137	0
3	MG	C	201	1/1	0.92	0.10	34,34,34,34	0
3	MG	G	201	1/1	0.94	0.12	35,35,35,35	0
5	BEF	E	203	4/4	0.94	0.22	36,55,61,66	0
3	MG	E	201	1/1	0.95	0.10	32,32,32,32	0
5	BEF	A	203	4/4	0.95	0.24	26,32,38,51	0
3	MG	A	201	1/1	0.97	0.11	32,32,32,32	0
4	GDP	E	202	28/28	0.97	0.13	18,37,52,55	0
4	GDP	A	202	28/28	0.97	0.14	15,33,58,61	0
4	GDP	C	202	28/28	0.98	0.14	17,37,54,55	0
4	GDP	G	202	28/28	0.98	0.13	12,40,56,59	0

## 6.5 Other polymers [i](#)

There are no such residues in this entry.