



Full wwPDB X-ray Structure Validation Report ⓘ

Feb 13, 2024 – 05:17 AM EST

PDB ID : 3I56
Title : Co-crystal structure of Triacetyloleandomycin Bound to the Large Ribosomal Subunit
Authors : Gurel, G.; Blaha, G.; Steitz, T.A.; Moore, P.B.
Deposited on : 2009-07-03
Resolution : 2.90 Å(reported)

This is a Full wwPDB X-ray Structure Validation Report for a publicly released PDB entry.

We welcome your comments at validation@mail.wwpdb.org

A user guide is available at

<https://www.wwpdb.org/validation/2017/XrayValidationReportHelp>

with specific help available everywhere you see the ⓘ symbol.

The types of validation reports are described at

<http://www.wwpdb.org/validation/2017/FAQs#types>.

The following versions of software and data (see [references ⓘ](#)) were used in the production of this report:

MolProbity : 4.02b-467
Mogul : 1.8.5 (274361), CSD as541be (2020)
Xtriage (Phenix) : 1.13
EDS : 2.36
buster-report : 1.1.7 (2018)
Percentile statistics : 20191225.v01 (using entries in the PDB archive December 25th 2019)
Refmac : 5.8.0158
CCP4 : 7.0.044 (Gargrove)
Ideal geometry (proteins) : Engh & Huber (2001)
Ideal geometry (DNA, RNA) : Parkinson et al. (1996)
Validation Pipeline (wwPDB-VP) : 2.36

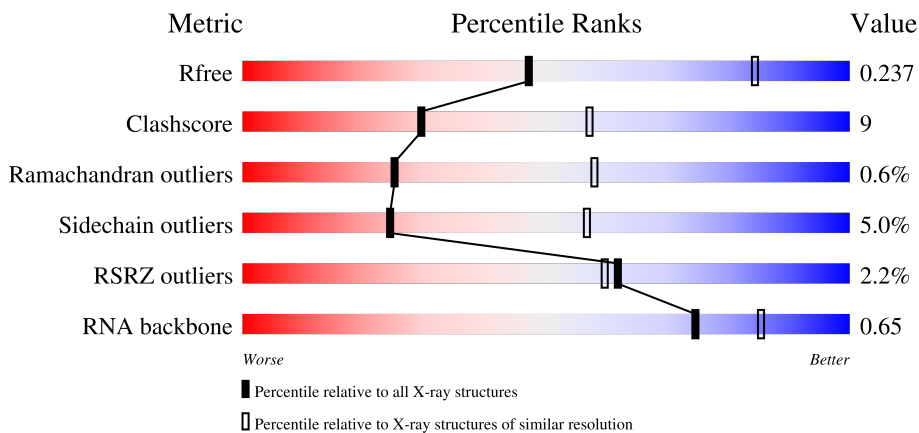
1 Overall quality at a glance

The following experimental techniques were used to determine the structure:

X-RAY DIFFRACTION





The reported resolution of this entry is 2.90 Å.

Percentile scores (ranging between 0-100) for global validation metrics of the entry are shown in the following graphic. The table shows the number of entries on which the scores are based.



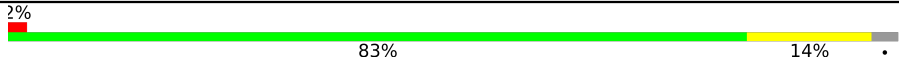
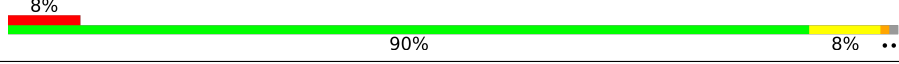
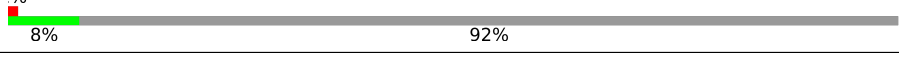



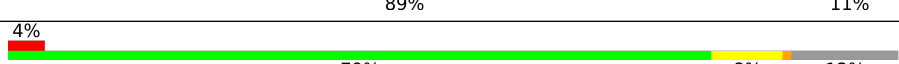
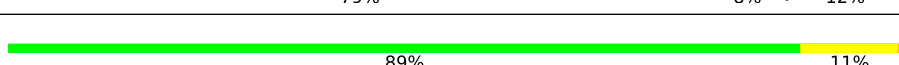

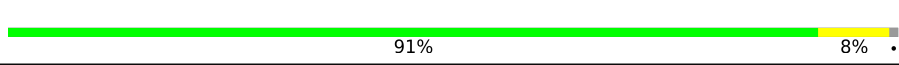

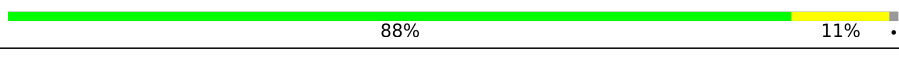
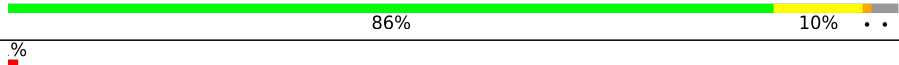

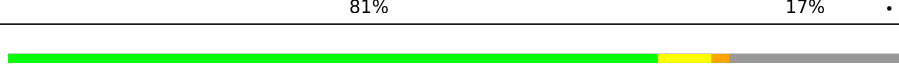










Metric	Whole archive (#Entries)	Similar resolution (#Entries, resolution range(Å))
R_{free}	130704	1957 (2.90-2.90)
Clashscore	141614	2172 (2.90-2.90)
Ramachandran outliers	138981	2115 (2.90-2.90)
Sidechain outliers	138945	2117 (2.90-2.90)
RSRZ outliers	127900	1906 (2.90-2.90)
RNA backbone	3102	1007 (3.16-2.64)

The table below summarises the geometric issues observed across the polymeric chains and their fit to the electron density. The red, orange, yellow and green segments of the lower bar indicate the fraction of residues that contain outliers for ≥ 3 , 2, 1 and 0 types of geometric quality criteria respectively. A grey segment represents the fraction of residues that are not modelled. The numeric value for each fraction is indicated below the corresponding segment, with a dot representing fractions $\leq 5\%$. The upper red bar (where present) indicates the fraction of residues that have poor fit to the electron density. The numeric value is given above the bar.

Mol	Chain	Length	Quality of chain
1	A	240	 2% 83% 15% ..
2	B	338	 81% 17% .
3	C	246	 83% 15% .
4	D	177	 18% 64% 14% .. 21%



Continued on next page...

Continued from previous page...

Mol	Chain	Length	Quality of chain
5	E	178	
6	F	120	
7	G	348	
8	H	174	
9	I	162	
10	J	145	
11	K	132	
12	L	165	
13	M	194	
14	N	187	
15	O	116	
16	P	149	
17	Q	96	
18	R	155	
19	S	85	
20	T	120	
21	U	66	
22	V	71	
23	W	154	
24	X	92	
25	Y	241	
26	Z	116	
27	1	57	
28	2	50	
29	3	92	

Continued on next page...

Continued from previous page...

Mol	Chain	Length	Quality of chain
30	0	2923	
31	9	122	

The following table lists non-polymeric compounds, carbohydrate monomers and non-standard residues in protein, DNA, RNA chains that are outliers for geometric or electron-density-fit criteria:

Mol	Type	Chain	Res	Chirality	Geometry	Clashes	Electron density
32	MG	0	8034	-	-	-	X
32	MG	0	8037	-	-	-	X
33	CL	K	8812	-	-	X	-
34	SR	0	8920	-	-	-	X
34	SR	0	8922	-	-	-	X
34	SR	0	8923	-	-	-	X
34	SR	0	8928	-	-	-	X
34	SR	0	8934	-	-	-	X
34	SR	0	8938	-	-	-	X
34	SR	0	8946	-	-	-	X
34	SR	0	8954	-	-	-	X
34	SR	0	8959	-	-	-	X
34	SR	0	8964	-	-	-	X
34	SR	0	8970	-	-	-	X
34	SR	0	8982	-	-	-	X
34	SR	0	8986	-	-	-	X
34	SR	0	8997	-	-	-	X
34	SR	0	9000	-	-	-	X
34	SR	0	9004	-	-	-	X
34	SR	0	9006	-	-	-	X
34	SR	1	8952	-	-	-	X
34	SR	A	8929	-	-	-	X
34	SR	A	8930	-	-	-	X
34	SR	B	8950	-	-	-	X
34	SR	T	8939	-	-	-	X
35	NA	0	8505	-	-	-	X
35	NA	0	8507	-	-	-	X
35	NA	0	8525	-	-	-	X
35	NA	0	8549	-	-	-	X
35	NA	0	8560	-	-	-	X
35	NA	0	8565	-	-	-	X
35	NA	0	8567	-	-	-	X
35	NA	0	8568	-	-	-	X

Continued on next page...

Continued from previous page...

Mol	Type	Chain	Res	Chirality	Geometry	Clashes	Electron density
35	NA	0	8570	-	-	-	X
35	NA	9	8572	-	-	-	X
35	NA	C	8558	-	-	-	X
38	TAO	0	2924	X	-	-	-

2 Entry composition

There are 39 unique types of molecules in this entry. The entry contains 99181 atoms, of which 0 are hydrogens and 0 are deuteriums.

In the tables below, the ZeroOcc column contains the number of atoms modelled with zero occupancy, the AltConf column contains the number of residues with at least one atom in alternate conformation and the Trace column contains the number of residues modelled with at most 2 atoms.

- Molecule 1 is a protein called 50S ribosomal protein L2P.

Mol	Chain	Residues	Atoms					ZeroOcc	AltConf	Trace
			Total	C	N	O	S			
1	A	237	1753	1072	352	324	5	0	0	0

- Molecule 2 is a protein called 50S ribosomal protein L3P.

Mol	Chain	Residues	Atoms					ZeroOcc	AltConf	Trace
			Total	C	N	O	S			
2	B	337	2625	1616	493	511	5	0	0	0

- Molecule 3 is a protein called 50S ribosomal protein L4P.

Mol	Chain	Residues	Atoms					ZeroOcc	AltConf	Trace
			Total	C	N	O	S			
3	C	246	1860	1130	345	384	1	0	0	0

- Molecule 4 is a protein called 50S ribosomal protein L5P.

Mol	Chain	Residues	Atoms					ZeroOcc	AltConf	Trace
			Total	C	N	O	S			
4	D	140	1094	685	195	210	4	0	0	0

- Molecule 5 is a protein called 50S ribosomal protein L6P.

Mol	Chain	Residues	Atoms					ZeroOcc	AltConf	Trace
			Total	C	N	O	S			
5	E	172	1357	840	224	289	4	0	0	0

- Molecule 6 is a protein called 50S ribosomal protein L7Ae.

Mol	Chain	Residues	Atoms					ZeroOcc	AltConf	Trace
			Total	C	N	O	S			
6	F	119	890	551	141	197	1	0	0	0

- Molecule 7 is a protein called 50S ribosomal protein L10E.

Mol	Chain	Residues	Atoms					ZeroOcc	AltConf	Trace
			Total	C	N	O	S			
7	G	29	240	149	39	51	1	0	0	0

- Molecule 8 is a protein called 50S ribosomal protein L10e.

Mol	Chain	Residues	Atoms					ZeroOcc	AltConf	Trace
			Total	C	N	O	S			
8	H	160	1283	798	240	239	6	0	0	0

- Molecule 9 is a protein called 50S ribosomal protein L11P.

Mol	Chain	Residues	Atoms					ZeroOcc	AltConf	Trace
			Total	C	N	O	S			
9	I	70	519	323	81	114	1	0	0	0

- Molecule 10 is a protein called 50S ribosomal protein L13P.

Mol	Chain	Residues	Atoms					ZeroOcc	AltConf	Trace
			Total	C	N	O	S			
10	J	142	1120	696	199	222	3	0	0	0

- Molecule 11 is a protein called 50S ribosomal protein L14P.

Mol	Chain	Residues	Atoms					ZeroOcc	AltConf	Trace
			Total	C	N	O	S			
11	K	132	994	609	189	192	4	0	0	0

- Molecule 12 is a protein called 50S ribosomal protein L15P.

Mol	Chain	Residues	Atoms				ZeroOcc	AltConf	Trace
			Total	C	N	O			
12	L	145	1118	670	222	226	0	0	0

- Molecule 13 is a protein called 50S ribosomal protein L15e.

Mol	Chain	Residues	Atoms					ZeroOcc	AltConf	Trace
			Total	C	N	O	S			
13	M	194	1559	943	333	282	1	0	0	0

- Molecule 14 is a protein called 50S ribosomal protein L18P.

Mol	Chain	Residues	Atoms					ZeroOcc	AltConf	Trace
			Total	C	N	O	S			
14	N	186	1445	895	262	286	2	0	0	0

- Molecule 15 is a protein called 50S ribosomal protein L18e.

Mol	Chain	Residues	Atoms				ZeroOcc	AltConf	Trace
			Total	C	N	O			
15	O	115	865	529	161	175	0	0	0

- Molecule 16 is a protein called 50S ribosomal protein L19e.

Mol	Chain	Residues	Atoms				ZeroOcc	AltConf	Trace
			Total	C	N	O			
16	P	143	1136	683	229	224	0	0	0

- Molecule 17 is a protein called 50S ribosomal protein L21e.

Mol	Chain	Residues	Atoms				ZeroOcc	AltConf	Trace
			Total	C	N	O			
17	Q	95	735	450	141	144	0	0	0

- Molecule 18 is a protein called 50S ribosomal protein L22P.

Mol	Chain	Residues	Atoms					ZeroOcc	AltConf	Trace
			Total	C	N	O	S			
18	R	150	1149	713	209	223	4	0	0	0

- Molecule 19 is a protein called 50S ribosomal protein L23P.

Mol	Chain	Residues	Atoms					ZeroOcc	AltConf	Trace
			Total	C	N	O	S			
19	S	81	641	389	111	138	3	0	0	0

- Molecule 20 is a protein called 50S ribosomal protein L24P.

Mol	Chain	Residues	Atoms				ZeroOcc	AltConf	Trace
			Total	C	N	O			
20	T	119	950	568	180	202	0	0	0

- Molecule 21 is a protein called 50S ribosomal protein L24e.

Mol	Chain	Residues	Atoms					ZeroOcc	AltConf	Trace
21	U	53	Total	C	N	O	S	0	0	0
			410	244	75	86	5			

- Molecule 22 is a protein called 50S ribosomal protein L29P.

Mol	Chain	Residues	Atoms					ZeroOcc	AltConf	Trace
22	V	65	Total	C	N	O	S	0	0	0
			499	304	94	100	1			

- Molecule 23 is a protein called 50S ribosomal protein L30P.

Mol	Chain	Residues	Atoms					ZeroOcc	AltConf	Trace
23	W	154	Total	C	N	O	S	0	0	0
			1196	737	209	244	6			

- Molecule 24 is a protein called 50S ribosomal protein L31e.

Mol	Chain	Residues	Atoms					ZeroOcc	AltConf	Trace
24	X	82	Total	C	N	O	S	0	0	0
			654	402	129	122	1			

- Molecule 25 is a protein called 50S ribosomal protein L32e.

Mol	Chain	Residues	Atoms				ZeroOcc	AltConf	Trace
25	Y	142	Total	C	N	O	0	0	0
			1130	686	228	216			

- Molecule 26 is a protein called 50S ribosomal protein L37Ae.

Mol	Chain	Residues	Atoms					ZeroOcc	AltConf	Trace
26	Z	73	Total	C	N	O	S	0	0	0
			573	343	113	112	5			

There are 24 discrepancies between the modelled and reference sequences:

Chain	Residue	Modelled	Actual	Comment	Reference
Z	1	MET	-	expression tag	UNP P60619
Z	2	SER	-	expression tag	UNP P60619
Z	3	PRO	-	expression tag	UNP P60619
Z	4	ARG	-	expression tag	UNP P60619
Z	5	ALA	-	expression tag	UNP P60619
Z	6	ARG	-	expression tag	UNP P60619

Continued on next page...

Continued from previous page...

Chain	Residue	Modelled	Actual	Comment	Reference
Z	7	ARG	-	expression tag	UNP P60619
Z	8	GLU	-	expression tag	UNP P60619
Z	9	PRO	-	expression tag	UNP P60619
Z	10	ASN	-	expression tag	UNP P60619
Z	11	LEU	-	expression tag	UNP P60619
Z	12	GLU	-	expression tag	UNP P60619
Z	13	GLY	-	expression tag	UNP P60619
Z	14	LEU	-	expression tag	UNP P60619
Z	15	MET	-	expression tag	UNP P60619
Z	16	TRP	-	expression tag	UNP P60619
Z	17	PRO	-	expression tag	UNP P60619
Z	18	LEU	-	expression tag	UNP P60619
Z	19	GLY	-	expression tag	UNP P60619
Z	20	GLY	-	expression tag	UNP P60619
Z	21	GLN	-	expression tag	UNP P60619
Z	22	GLN	-	expression tag	UNP P60619
Z	23	THR	-	expression tag	UNP P60619
Z	24	THR	-	expression tag	UNP P60619

- Molecule 27 is a protein called 50S ribosomal protein L37e.

Mol	Chain	Residues	Atoms					ZeroOcc	AltConf	Trace
			Total	C	N	O	S			
27	1	56	431	258	86	83	4	0	0	0

- Molecule 28 is a protein called 50S ribosomal protein L39e.

Mol	Chain	Residues	Atoms					ZeroOcc	AltConf	Trace
			Total	C	N	O	S			
28	2	46	396	239	89	67	1	0	0	0

- Molecule 29 is a protein called 50S ribosomal protein L44E.

Mol	Chain	Residues	Atoms					ZeroOcc	AltConf	Trace
			Total	C	N	O	S			
29	3	92	755	458	153	137	7	0	0	0

- Molecule 30 is a RNA chain called 23S ribosomal RNA.

Mol	Chain	Residues	Atoms					ZeroOcc	AltConf	Trace
			Total	C	N	O	P			
30	0	2754	59020	26349	10873	19053	2745	0	0	0

- Molecule 31 is a RNA chain called 5S ribosomal RNA.

Mol	Chain	Residues	Atoms					ZeroOcc	AltConf	Trace
			Total	C	N	O	P			
31	9	122	2599	1160	471	847	121	0	0	0

- Molecule 32 is MAGNESIUM ION (three-letter code: MG) (formula: Mg).

Mol	Chain	Residues	Atoms		ZeroOcc	AltConf
32	A	2	Total 2	Mg 2	0	0
32	B	2	Total 2	Mg 2	0	0
32	C	1	Total 1	Mg 1	0	0
32	K	1	Total 1	Mg 1	0	0
32	T	1	Total 1	Mg 1	0	0
32	Y	1	Total 1	Mg 1	0	0
32	2	1	Total 1	Mg 1	0	0
32	0	82	Total 82	Mg 82	0	0
32	9	2	Total 2	Mg 2	0	0

- Molecule 33 is CHLORIDE ION (three-letter code: CL) (formula: Cl).

Mol	Chain	Residues	Atoms		ZeroOcc	AltConf
33	A	1	Total 1	Cl 1	0	0
33	B	1	Total 1	Cl 1	0	0
33	J	3	Total 3	Cl 3	0	0
33	K	1	Total 1	Cl 1	0	0
33	L	2	Total 2	Cl 2	0	0
33	M	1	Total 1	Cl 1	0	0
33	N	1	Total 1	Cl 1	0	0

Continued on next page...

Continued from previous page...

Mol	Chain	Residues	Atoms		ZeroOcc	AltConf
33	O	1	Total 1	Cl 1	0	0
33	Q	1	Total 1	Cl 1	0	0
33	R	1	Total 1	Cl 1	0	0
33	Y	1	Total 1	Cl 1	0	0
33	3	1	Total 1	Cl 1	0	0
33	0	7	Total 7	Cl 7	0	0

- Molecule 34 is STRONTIUM ION (three-letter code: SR) (formula: Sr).

Mol	Chain	Residues	Atoms		ZeroOcc	AltConf
34	A	3	Total 3	Sr 3	0	0
34	B	2	Total 2	Sr 2	0	0
34	H	1	Total 1	Sr 1	0	0
34	R	1	Total 1	Sr 1	0	0
34	S	1	Total 1	Sr 1	0	0
34	T	1	Total 1	Sr 1	0	0
34	Y	1	Total 1	Sr 1	0	0
34	1	2	Total 2	Sr 2	0	0
34	3	3	Total 3	Sr 3	0	0
34	0	91	Total 91	Sr 91	0	0
34	9	2	Total 2	Sr 2	0	0

- Molecule 35 is SODIUM ION (three-letter code: NA) (formula: Na).

Mol	Chain	Residues	Atoms	ZeroOcc	AltConf
35	B	1	Total Na 1 1	0	0
35	C	3	Total Na 3 3	0	0
35	H	1	Total Na 1 1	0	0
35	J	1	Total Na 1 1	0	0
35	M	1	Total Na 1 1	0	0
35	Q	1	Total Na 1 1	0	0
35	R	3	Total Na 3 3	0	0
35	S	1	Total Na 1 1	0	0
35	2	1	Total Na 1 1	0	0
35	0	60	Total Na 60 60	0	0
35	9	2	Total Na 2 2	0	0

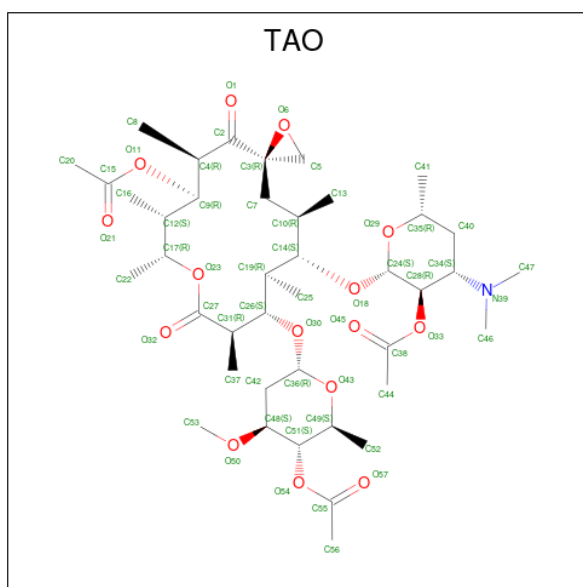
- Molecule 36 is CADMIUM ION (three-letter code: CD) (formula: Cd).

Mol	Chain	Residues	Atoms	ZeroOcc	AltConf
36	O	1	Total Cd 1 1	0	0
36	U	1	Total Cd 1 1	0	0
36	Z	1	Total Cd 1 1	0	0
36	1	1	Total Cd 1 1	0	0
36	3	1	Total Cd 1 1	0	0

- Molecule 37 is POTASSIUM ION (three-letter code: K) (formula: K).

Mol	Chain	Residues	Atoms	ZeroOcc	AltConf
37	0	2	Total K 2 2	0	0

- Molecule 38 is TROLEANDOMYCIN (three-letter code: TAO) (formula: C₄₁H₆₇NO₁₅).



Mol	Chain	Residues	Atoms				ZeroOcc	AltConf
			Total	C	N	O		
38	0	1	57	41	1	15	0	0

- Molecule 39 is water.

Mol	Chain	Residues	Atoms		ZeroOcc	AltConf
39	A	106	Total	O	0	0
			106	106		
39	B	135	Total	O	0	0
			135	135		
39	C	168	Total	O	0	0
			168	168		
39	D	45	Total	O	0	0
			45	45		
39	E	40	Total	O	0	0
			40	40		
39	F	23	Total	O	0	0
			23	23		
39	G	18	Total	O	0	0
			18	18		
39	H	71	Total	O	0	0
			71	71		
39	I	7	Total	O	0	0
			7	7		
39	J	46	Total	O	0	0
			46	46		
39	K	52	Total	O	0	0
			52	52		

Continued on next page...

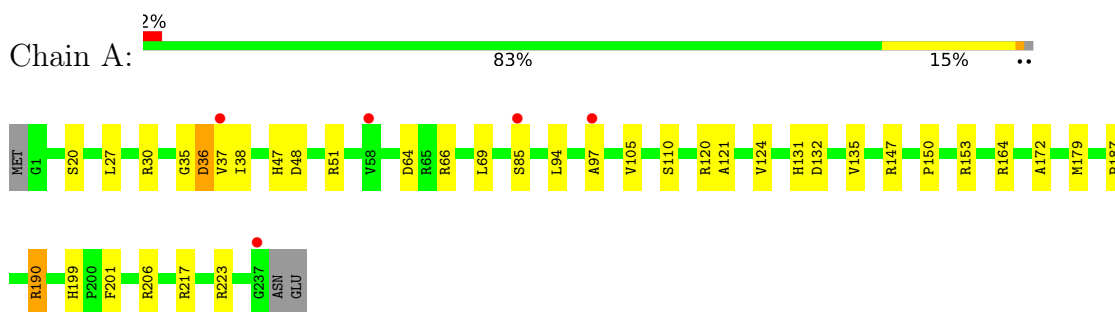
Continued from previous page...

Mol	Chain	Residues	Atoms	ZeroOcc	AltConf
39	L	87	Total O 87 87	0	0
39	M	123	Total O 123 123	0	0
39	N	66	Total O 66 66	0	0
39	O	44	Total O 44 44	0	0
39	P	55	Total O 55 55	0	0
39	Q	42	Total O 42 42	0	0
39	R	78	Total O 78 78	0	0
39	S	28	Total O 28 28	0	0
39	T	35	Total O 35 35	0	0
39	U	26	Total O 26 26	0	0
39	V	11	Total O 11 11	0	0
39	W	66	Total O 66 66	0	0
39	X	22	Total O 22 22	0	0
39	Y	94	Total O 94 94	0	0
39	Z	27	Total O 27 27	0	0
39	1	49	Total O 49 49	0	0
39	2	34	Total O 34 34	0	0
39	3	62	Total O 62 62	0	0
39	0	6021	Total O 6021 6021	0	0
39	9	142	Total O 142 142	0	0

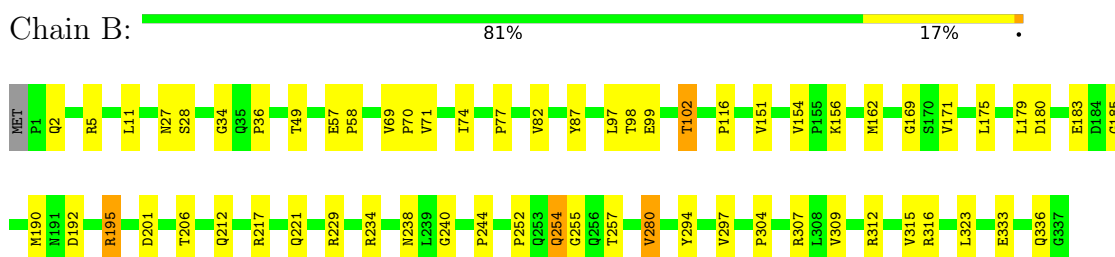
3 Residue-property plots [i](#)

These plots are drawn for all protein, RNA, DNA and oligosaccharide chains in the entry. The first graphic for a chain summarises the proportions of the various outlier classes displayed in the second graphic. The second graphic shows the sequence view annotated by issues in geometry and electron density. Residues are color-coded according to the number of geometric quality criteria for which they contain at least one outlier: green = 0, yellow = 1, orange = 2 and red = 3 or more. A red dot above a residue indicates a poor fit to the electron density ($RSRZ > 2$). Stretches of 2 or more consecutive residues without any outlier are shown as a green connector. Residues present in the sample, but not in the model, are shown in grey.

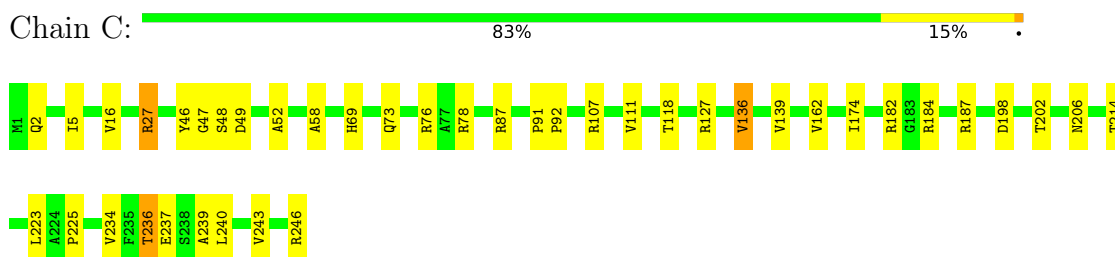
- Molecule 1: 50S ribosomal protein L2P



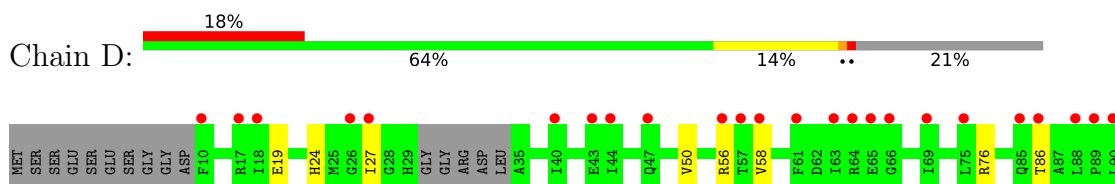
- Molecule 2: 50S ribosomal protein L3P

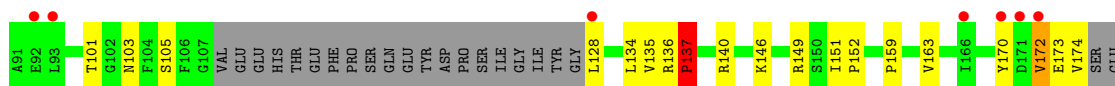


- Molecule 3: 50S ribosomal protein L4P

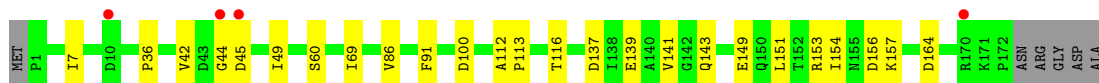
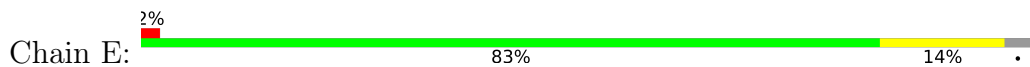


- Molecule 4: 50S ribosomal protein L5P

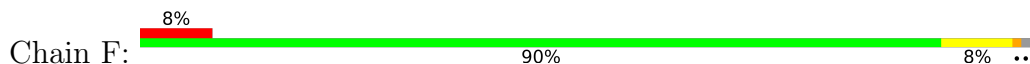





- Molecule 5: 50S ribosomal protein L6P



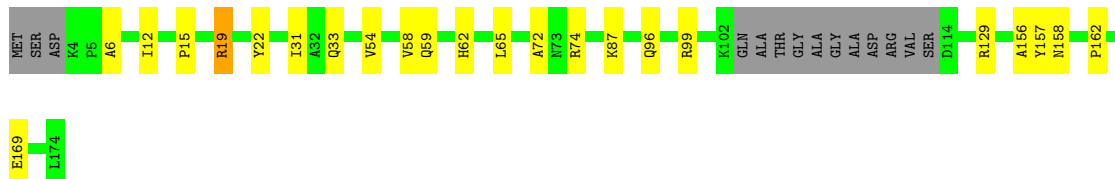
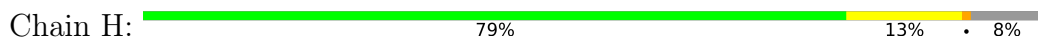
- Molecule 6: 50S ribosomal protein L7Ae



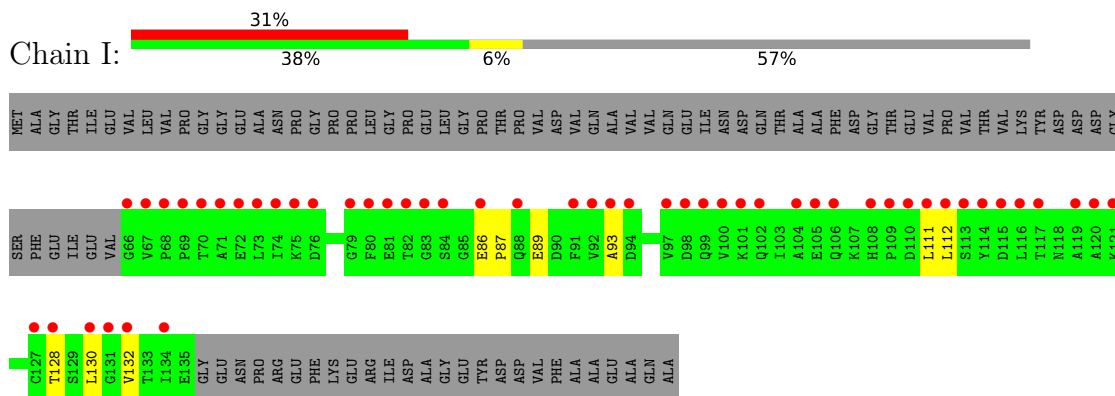
- Molecule 7: 50S ribosomal protein L10E



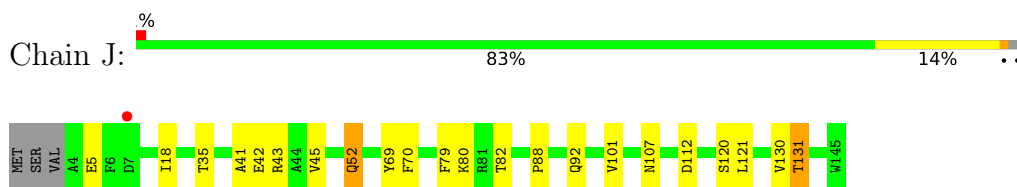
- Molecule 8: 50S ribosomal protein L10e



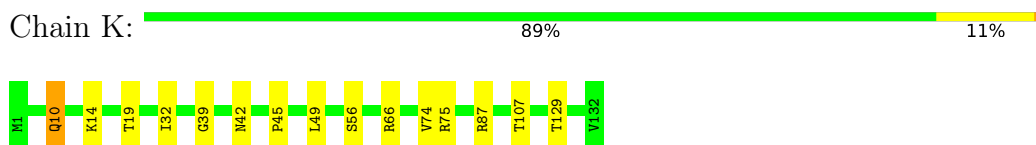
- Molecule 9: 50S ribosomal protein L11P



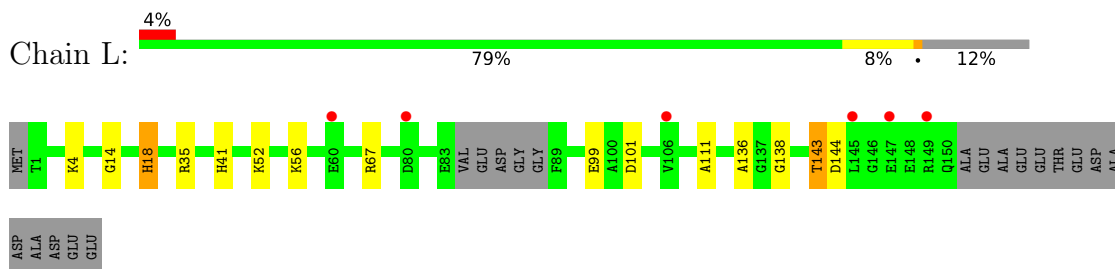
- Molecule 10: 50S ribosomal protein L13P



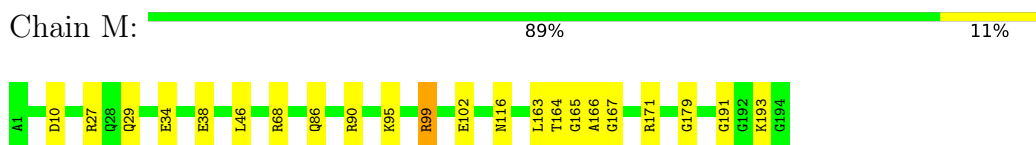
- Molecule 11: 50S ribosomal protein L14P



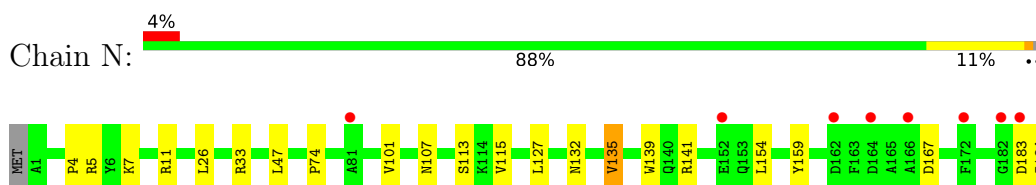
- Molecule 12: 50S ribosomal protein L15P




- Molecule 13: 50S ribosomal protein L15e



- Molecule 14: 50S ribosomal protein L18P




- Molecule 15: 50S ribosomal protein L18e

Chain O:  91% 8%




- Molecule 16: 50S ribosomal protein L19e

Chain P:  83% 13%




- Molecule 17: 50S ribosomal protein L21e

Chain Q:  88% 11%




- Molecule 18: 50S ribosomal protein L22P

Chain R:  86% 10%




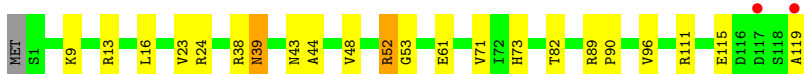
- Molecule 19: 50S ribosomal protein L23P

Chain S:  76% 19% 5%



- Molecule 20: 50S ribosomal protein L24P

Chain T:  81% 17% 2%

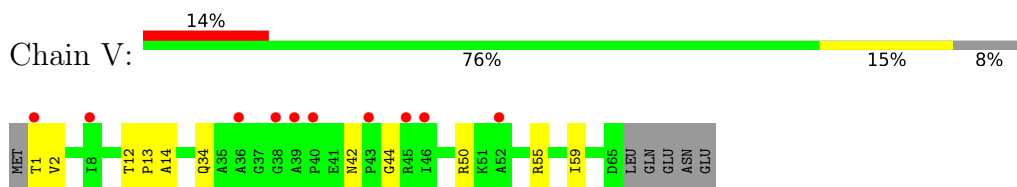


- Molecule 21: 50S ribosomal protein L24e

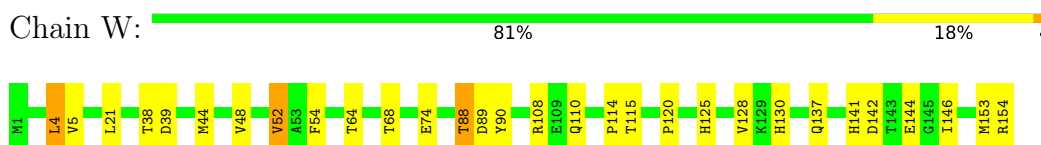
Chain U:  73% 6% 20%



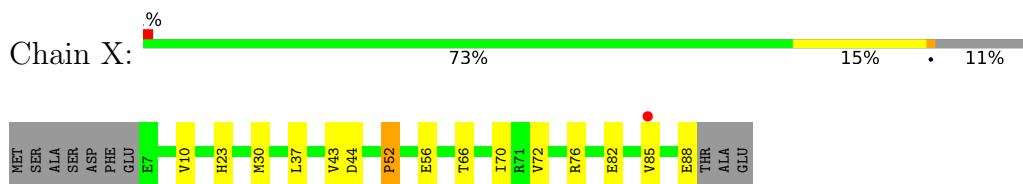
- Molecule 22: 50S ribosomal protein L29P



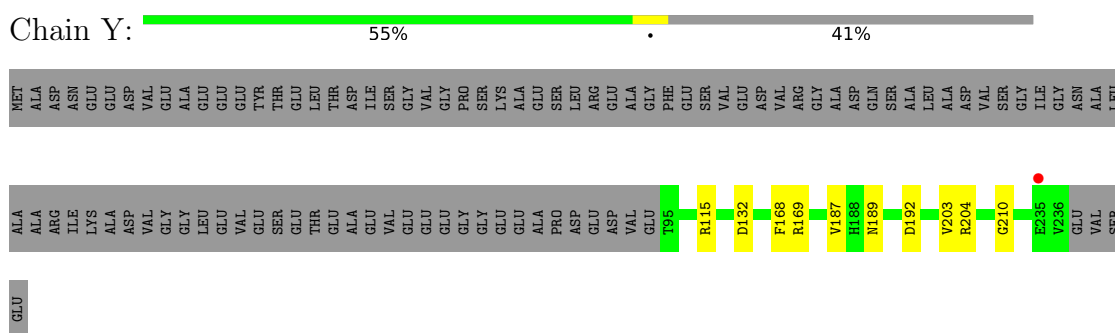
- Molecule 23: 50S ribosomal protein L30P



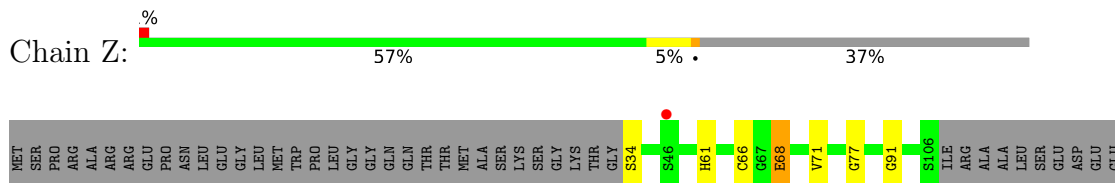
- Molecule 24: 50S ribosomal protein L31e



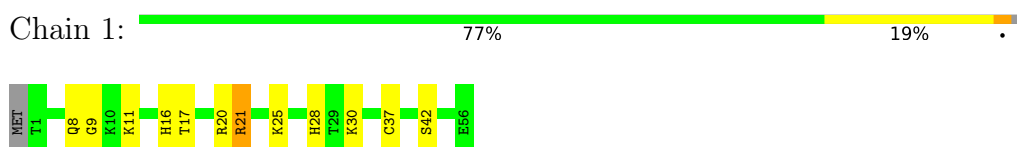
- Molecule 25: 50S ribosomal protein L32e



- Molecule 26: 50S ribosomal protein L37Ae



- Molecule 27: 50S ribosomal protein L37e




- Molecule 28: 50S ribosomal protein L39e

Chain 2:  66% 26% 8%





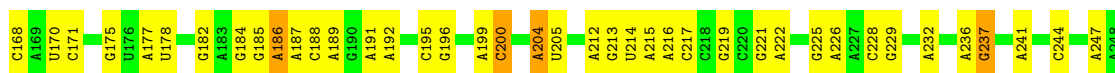
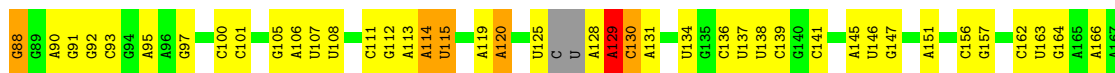
- Molecule 29: 50S ribosomal protein L44E

Chain 3:  84% 14%

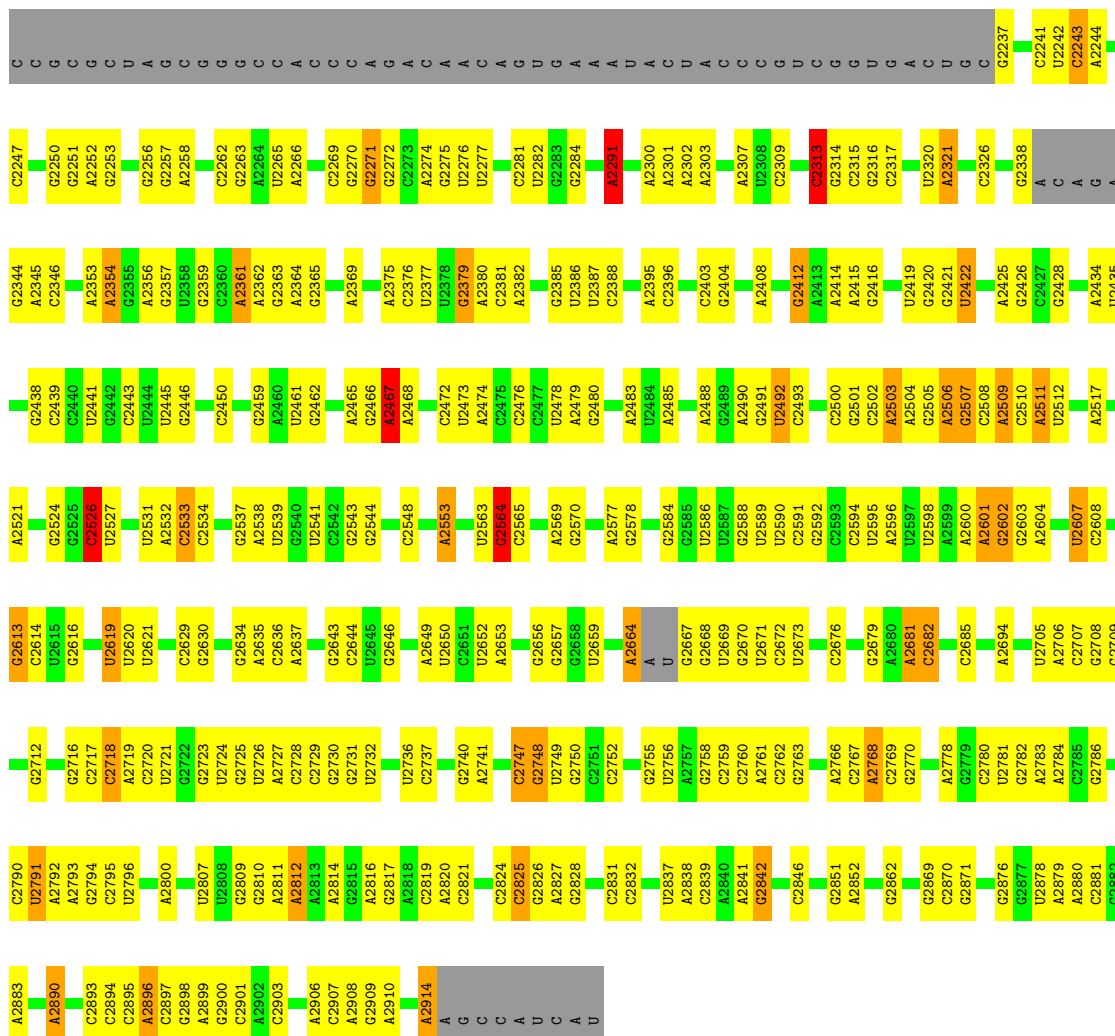


- Molecule 30: 23S ribosomal RNA

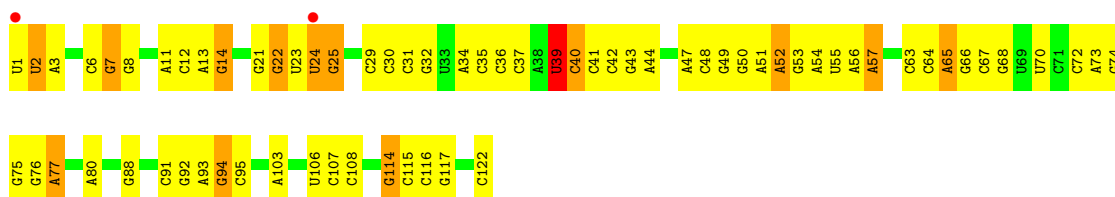
Chain 0:  49% 39% 5% 6%



C2010	G2110	C2020	G1937	A1828	G1756	C1666	G1592	U1500	G1409	A1318	G1224	C1156	G1063	C881
G2111	G2111	C2021	G1938	C1830	U1757	A1667	C1593	U1503	G1410	G1319	C1225	C1157	U1066	A882
G2112	A2112	C2021	U1939	C1834	U1758	U1668	C1594	U1504	A1413	G1158	C1228	G1158	U1066	G885
C2111	C2111	A2030	C1940	U1835	G1760	G1669	C1595	A1505	A1414	G1159	C1229	G1160	A1067	A886
U2115	U2115	G2031	A1942	U1836	U1761	A1670	A1597	U1506	A1415	A1161	A1230	A1161	C1069	G887
U2116	U2116	G2032	C1943	U1838	C1762	A1671	A1598	U1506	G1416	G1162	U234	G1162	A1069	U858
U2120	U2120	G2033	A1839	A1840	C1763	C1674	U1599	U1511	G1417	G1163	U1234	G1163	G899	C889
G2121	G2121	U2034	C1841	C1675	U1764	C1675	C1602	G1512	U1418	U1164	G1235	U1164	C896	C896
A2135	A2135	A2038	C1842	U1676	U1767	G1676	A1603	C1513	U1419	G1165	C1236	G1165	G1073	G899
G2136	G2136	A2039	U1845	U1677	C1768	U1677	A1604	C1514	U1422	A1166	U1237	G1166	G1074	A897
A	A	U1846	U1678	C1679	G1605	U1678	G1604	A1515	U1423	G1167	C1238	G1167	A1078	G898
C	C	U1846	A1686	U1679	A1686	U1679	A1606	U1516	A1424	C1168	G1240	C1168	A1079	G902
C	C	U1850	A1607	A1687	A1607	A1607	A1607	C1521	G1425	A1171	G1241	A1171	C1080	U903
C	C	G1851	U1682	A1688	G1608	A1688	G1608	A1522	G1426	A1172	A1242	A1172	A1081	U904
C	C	G1851	A1689	A1689	G1609	A1689	G1609	G1523	A1427	A1173	C1243	A1173	A1082	G905
C	C	G1855	A1685	A1685	G1610	U1524	G1610	U1524	G1433	A1174	U1244	A1174	C906	C906
C	C	C1856	A1685	A1685	G1611	G1525	G1611	G1525	A1434	G1175	C1245	G1175	A907	A907
C	C	A1857	C1689	C1689	G1614	A1526	G1614	A1526	A1344	C1176	A1246	C1176	A1088	A907
C	C	A1858	C1689	C1689	A1615	A1527	A1615	A1527	U1346	A1177	C1246	A1177	G1889	C920
C	C	G1858	C1692	C1692	A1616	A1528	A1616	A1528	A1352	U1180	C1250	U1180	A1097	G921
C	C	G1868	C1699	C1699	A1617	G1529	A1617	G1529	A1353	C1181	C1251	U1181	A1098	A922
C	C	C1872	C1699	C1699	G1618	A1529	G1618	A1529	A1357	C1182	C1252	U1182	A1099	A923
C	C	G1877	U1701	U1701	A1624	A1535	A1624	A1535	A1372	C1183	G1260	U1183	C1104	C925
C	C	G1878	U1702	U1702	A1625	G1538	A1625	G1538	C1360	U1185	U1266	U1185	U1009	G940
C	C	U1879	U1702	U1702	A1626	C1538	A1626	C1538	C1361	U1186	U1266	U1186	U1009	G941
C	C	A1880	U1710	U1710	A1627	U1544	A1627	U1544	U1446	U1187	C1267	U1187	A1014	U942
C	C	A1881	A1711	A1711	G1627	U1545	G1627	U1545	U1447	U1188	C1268	U1188	U1015	A943
C	C	A1882	A1712	A1712	A1630	G1546	A1630	G1546	C1460	U1189	G1269	U1189	U1016	U944
C	C	U1883	G1713	G1713	A1631	U1550	A1631	U1550	C1486	G1190	A1278	G1190	C1023	U945
C	C	U1884	U1717	U1717	A1632	A1551	A1632	A1551	U1457	A1191	U1279	A1191	U1118	U946
C	C	A1885	U1722	U1722	C1633	G1552	C1633	G1552	U1461	A1192	A1280	A1192	G1024	U947
C	C	G1894	U1723	U1723	A1634	C1554	A1634	C1554	C1462	A1193	A1280	A1193	U1120	G948
C	C	U1903	U1724	U1724	U1635	G1555	U1635	G1555	A1471	U1198	G1283	U1198	G1027	A851
C	C	A1904	U1725	U1725	A1636	U1556	A1636	U1556	C1472	A1199	G1284	A1199	U1029	G962
C	C	U1905	C1730	C1730	A1641	A1559	A1641	A1559	U1471	A1200	U1286	A1200	U1029	G963
C	C	A1909	C1731	C1731	A1642	U1661	A1642	U1661	C1472	C1201	A1286	C1201	G1039	U954
C	C	A1910	A1732	A1732	C1643	C1562	C1643	C1562	U1473	A1202	A1287	A1202	U1040	A955
C	C	U1919	C1733	C1733	U1645	C1566	U1645	C1566	A1471	U1206	U1289	U1206	U1041	G958
C	C	C1920	C1734	C1734	G1649	C1566	G1649	C1566	G1481	U1206	U1290	U1206	C1043	C959
C	C	A1921	C1735	C1735	C1650	C1567	C1650	C1567	A1482	C1208	G1295	C1208	C1044	G960
C	C	G1925	A1736	A1736	C1650	G1568	C1650	G1568	C1483	C1209	G1300	C1209	G1045	A961
C	C	U1926	U1741	U1741	U1654	U1569	U1654	U1569	G1484	G1211	G1300	G1211	G1046	C962
C	C	A1927	U1742	U1742	G1655	U1572	G1655	U1572	A1485	C1212	U1304	C1212	C1051	G963
C	C	U1930	U1743	U1743	A1656	A1572	A1656	A1572	C1305	C1213	C1305	C1213	G1052	G968
C	C	G1933	G1744	G1744	A1657	A1573	A1657	A1573	U1306	G1214	C1307	G1214	G1054	U970
C	C	A1934	G1745	G1745	A1658	A1573	A1658	A1573	A1306	U1145	A1307	U1145	G1055	G
C	C	G1935	U1749	U1749	A1659	G1586	A1659	G1586	A1494	U1056	A1308	U1056	U1056	U
C	C	U1936	U1752	U1752	G1660	U1587	G1660	U1587	A1309	U1057	A1309	U1057	U1057	U
C	C	C1936	G1753	G1753	A1661	G1588	A1661	G1588	U1310	A1058	U1310	A1058	U1058	U
C	C	U1936	C1753	C1753	G1663	G1589	G1663	G1589	G1311	A1152	G1311	A1152	C1059	U
C	C	U1936	C1753	C1753	G1663	G1589	G1663	G1589	A1407	A1154	G1312	A1154	C1060	U
C	C	U1936	C1753	C1753	G1663	G1589	G1663	G1589	A1407	A1154	G1312	A1154	C1060	U
C	C	U1936	C1753	C1753	G1663	G1589	G1663	G1589	A1407	A1154	G1312	A1154	C1060	U
C	C	U1936	C1753	C1753	G1663	G1589	G1663	G1589	A1407	A1154	G1312	A1154	C1060	U
C	C	U1936	C1753	C1753	G1663	G1589	G1663	G1589	A1407	A1154	G1312	A1154	C1060	U
C	C	U1936	C1753	C1753	G1663	G1589	G1663	G1589	A1407	A1154	G1312	A1154	C1060	U
C	C	U1936	C1753	C1753	G1663	G1589	G1663	G1589	A1407	A1154	G1312	A1154	C1060	U
C	C	U1936	C1753	C1753	G1663	G1589	G1663	G1589	A1407	A1154	G1312	A1154	C1060	U
C	C	U1936	C1753	C1753	G1663	G1589	G1663	G1589	A1407	A1154	G1312	A1154	C1060	U
C	C	U1936	C1753	C1753	G1663	G1589	G1663	G1589	A1407	A1154	G1312	A1154	C1060	U
C	C	U1936	C1753	C1753	G1663	G1589	G1663	G1589	A1407	A1154	G1312	A1154	C1060	U
C	C	U1936	C1753	C1753	G1663	G1589	G1663	G1589	A1407	A1154	G1312	A1154	C1060	U
C	C	U1936	C1753	C1753	G1663	G1589	G1663	G1589	A1407	A1154	G1312	A1154	C1060	U
C	C	U1936	C1753	C1753	G1663	G1589	G1663	G1589	A1407	A1154	G1312	A1154	C1060	U
C	C	U1936	C1753	C1753	G1663	G1589	G1663	G1589	A1407	A1154	G1312	A1154	C1060	U
C	C	U1936	C1753	C1753	G1663	G1589	G1663	G1589	A1407	A1154	G1312	A1154	C1060	U
C	C	U1936	C1753	C1753	G1663	G1589	G1663	G1589	A1407	A1154	G1312	A1154	C1060	U



• Molecule 31: 5S ribosomal RNA



4 Data and refinement statistics

Property	Value	Source
Space group	C 2 2 21	Depositor
Cell constants a, b, c, α , β , γ	212.43Å 300.77Å 575.41Å 90.00° 90.00° 90.00°	Depositor
Resolution (Å)	50.00 – 2.90 85.79 – 2.41	Depositor EDS
% Data completeness (in resolution range)	84.3 (50.00-2.90) 90.7 (85.79-2.41)	Depositor EDS
R_{merge}	0.19	Depositor
R_{sym}	(Not available)	Depositor
$\langle I/\sigma(I) \rangle$ ¹	0.00 (at 2.42Å)	Xtrriage
Refinement program	CNS	Depositor
R, R_{free}	0.191 , 0.243 0.189 , 0.237	Depositor DCC
R_{free} test set	6547 reflections (0.98%)	wwPDB-VP
Wilson B-factor (Å ²)	41.3	Xtrriage
Anisotropy	0.234	Xtrriage
Bulk solvent k_{sol} (e/Å ³), B_{sol} (Å ²)	0.30 , 63.2	EDS
L-test for twinning ²	$\langle L \rangle = 0.47$, $\langle L^2 \rangle = 0.30$	Xtrriage
Estimated twinning fraction	No twinning to report.	Xtrriage
F_o, F_c correlation	0.92	EDS
Total number of atoms	99181	wwPDB-VP
Average B, all atoms (Å ²)	46.0	wwPDB-VP

Xtrriage's analysis on translational NCS is as follows: *The largest off-origin peak in the Patterson function is 1.49% of the height of the origin peak. No significant pseudotranslation is detected.*

¹Intensities estimated from amplitudes.

²Theoretical values of $\langle |L| \rangle$, $\langle L^2 \rangle$ for acentric reflections are 0.5, 0.333 respectively for untwinned datasets, and 0.375, 0.2 for perfectly twinned datasets.

5 Model quality

5.1 Standard geometry

Bond lengths and bond angles in the following residue types are not validated in this section: TAO, K, NA, PSU, SR, OMG, UR3, MG, OMU, CD, 1MA, CL

The Z score for a bond length (or angle) is the number of standard deviations the observed value is removed from the expected value. A bond length (or angle) with $|Z| > 5$ is considered an outlier worth inspection. RMSZ is the root-mean-square of all Z scores of the bond lengths (or angles).

Mol	Chain	Bond lengths		Bond angles	
		RMSZ	# Z >5	RMSZ	# Z >5
1	A	0.49	0/1786	0.76	0/2408
2	B	0.53	0/2690	0.76	0/3652
3	C	0.54	0/1885	0.76	0/2552
4	D	0.63	0/1111	0.74	2/1498 (0.1%)
5	E	0.59	0/1382	0.70	0/1880
6	F	0.53	0/901	0.72	0/1224
7	G	0.51	0/241	0.63	0/324
8	H	0.59	0/1303	0.77	0/1743
9	I	0.59	0/526	0.68	0/716
10	J	0.61	0/1136	0.74	0/1530
11	K	0.50	0/1004	0.78	0/1351
12	L	0.50	0/1130	0.76	0/1509
13	M	0.50	0/1583	0.74	0/2116
14	N	0.54	0/1474	0.79	0/1999
15	O	0.49	0/874	0.72	1/1181 (0.1%)
16	P	0.54	0/1147	0.65	0/1528
17	Q	0.51	0/749	0.77	0/1005
18	R	0.57	0/1172	0.73	0/1578
19	S	0.52	0/648	0.66	0/875
20	T	0.49	0/958	0.75	1/1289 (0.1%)
21	U	0.56	0/417	0.69	0/562
22	V	0.44	0/502	0.71	0/675
23	W	0.52	0/1219	0.76	1/1655 (0.1%)
24	X	0.53	0/664	0.76	0/895
25	Y	0.49	0/1146	0.74	0/1536
26	Z	0.62	0/584	0.77	0/781
27	1	0.55	0/438	0.74	0/578
28	2	0.45	0/401	0.69	0/529
29	3	0.55	0/771	0.68	0/1024
30	0	0.41	0/65957	0.69	12/102867 (0.0%)
31	9	0.36	0/2904	0.69	1/4526 (0.0%)
All	All	0.45	0/98703	0.70	18/147586 (0.0%)

Chiral center outliers are detected by calculating the chiral volume of a chiral center and verifying if the center is modelled as a planar moiety or with the opposite hand. A planarity outlier is detected by checking planarity of atoms in a peptide group, atoms in a mainchain group or atoms of a sidechain that are expected to be planar.

Mol	Chain	#Chirality outliers	#Planarity outliers
23	W	0	1
30	0	0	35
31	9	0	2
All	All	0	38

There are no bond length outliers.

All (18) bond angle outliers are listed below:

Mol	Chain	Res	Type	Atoms	Z	Observed(°)	Ideal(°)
30	0	1504	A	C1'-O4'-C4'	-6.21	104.93	109.90
30	0	2291	A	N9-C1'-C2'	6.13	121.97	114.00
30	0	871	G	C5'-C4'-O4'	-6.06	101.83	109.10
30	0	1942	A	C5'-C4'-C3'	5.87	125.38	116.00
31	9	39	U	N1-C1'-C2'	5.60	121.29	114.00
30	0	2467	A	C1'-O4'-C4'	-5.50	105.50	109.90
15	O	66	GLY	N-CA-C	5.48	126.80	113.10
30	0	1829	A	N9-C1'-C2'	-5.47	105.98	112.00
30	0	2316	G	C5'-C4'-C3'	-5.39	107.37	116.00
30	0	129	A	C2'-C3'-O3'	5.32	122.21	113.70
30	0	1504	A	N9-C1'-C2'	5.26	120.84	114.00
23	W	4	LEU	CA-CB-CG	5.18	127.21	115.30
20	T	52	ARG	N-CA-C	5.17	124.95	111.00
30	0	2313	C	C5'-C4'-O4'	5.17	115.30	109.10
30	0	841	A	C1'-O4'-C4'	-5.15	105.78	109.90
4	D	137	PRO	N-CA-C	5.11	125.38	112.10
30	0	777	U	O4'-C1'-N1	5.04	112.23	108.20
4	D	170	TYR	N-CA-C	5.00	124.51	111.00

There are no chirality outliers.

All (38) planarity outliers are listed below:

Mol	Chain	Res	Type	Group
30	0	1039	G	Sidechain
30	0	1078	A	Sidechain
30	0	1599	U	Sidechain
30	0	1635	U	Sidechain
30	0	1749	U	Sidechain

Continued on next page...

Continued from previous page...

Mol	Chain	Res	Type	Group
30	0	1758	U	Sidechain
30	0	1809	G	Sidechain
30	0	1829	A	Sidechain
30	0	1877	G	Sidechain
30	0	1878	G	Sidechain
30	0	1972	U	Sidechain
30	0	1979	G	Sidechain
30	0	2313	C	Sidechain
30	0	2412	G	Sidechain
30	0	2465	A	Sidechain
30	0	2480	G	Sidechain
30	0	2492	U	Sidechain
30	0	2493	C	Sidechain
30	0	2503	A	Sidechain
30	0	2506	A	Sidechain
30	0	2526	C	Sidechain
30	0	2564	G	Sidechain
30	0	2607	U	Sidechain
30	0	2630	G	Sidechain
30	0	2643	G	Sidechain
30	0	2673	U	Sidechain
30	0	2842	G	Sidechain
30	0	396	U	Sidechain
30	0	458	G	Sidechain
30	0	482	G	Sidechain
30	0	49	A	Sidechain
30	0	518	G	Sidechain
30	0	815	U	Sidechain
30	0	818	A	Sidechain
30	0	903	U	Sidechain
31	9	39	U	Sidechain
31	9	94	G	Sidechain
23	W	90	TYR	Sidechain

5.2 Too-close contacts

In the following table, the Non-H and H(model) columns list the number of non-hydrogen atoms and hydrogen atoms in the chain respectively. The H(added) column lists the number of hydrogen atoms added and optimized by MolProbity. The Clashes column lists the number of clashes within the asymmetric unit, whereas Symm-Clashes lists symmetry-related clashes.

Mol	Chain	Non-H	H(model)	H(added)	Clashes	Symm-Clashes
1	A	1753	0	1766	22	0
2	B	2625	0	2533	35	0
3	C	1860	0	1813	28	0
4	D	1094	0	1085	13	0
5	E	1357	0	1266	14	0
6	F	890	0	843	5	0
7	G	240	0	231	0	0
8	H	1283	0	1292	17	0
9	I	519	0	500	6	0
10	J	1120	0	1098	15	0
11	K	994	0	1027	11	0
12	L	1118	0	1076	11	0
13	M	1559	0	1573	18	0
14	N	1445	0	1401	13	0
15	O	865	0	873	7	0
16	P	1136	0	1123	12	0
17	Q	735	0	729	9	0
18	R	1149	0	1122	11	0
19	S	641	0	605	8	0
20	T	950	0	924	10	0
21	U	410	0	364	4	0
22	V	499	0	511	7	0
23	W	1196	0	1137	20	0
24	X	654	0	653	7	0
25	Y	1130	0	1133	10	0
26	Z	573	0	531	5	0
27	1	431	0	426	14	0
28	2	396	0	413	10	0
29	3	755	0	728	9	0
30	0	59020	0	29812	1178	0
31	9	2599	0	1325	71	0
32	0	82	0	0	0	0
32	2	1	0	0	0	0
32	9	2	0	0	0	0
32	A	2	0	0	0	0
32	B	2	0	0	0	0
32	C	1	0	0	0	0
32	K	1	0	0	0	0
32	T	1	0	0	0	0
32	Y	1	0	0	0	0
33	0	7	0	0	0	0
33	3	1	0	0	0	0
33	A	1	0	0	0	0

Continued on next page...

Continued from previous page...

Mol	Chain	Non-H	H(model)	H(added)	Clashes	Symm-Clashes
33	B	1	0	0	0	0
33	J	3	0	0	0	0
33	K	1	0	0	2	0
33	L	2	0	0	0	0
33	M	1	0	0	0	0
33	N	1	0	0	0	0
33	O	1	0	0	0	0
33	Q	1	0	0	0	0
33	R	1	0	0	0	0
33	Y	1	0	0	0	0
34	0	91	0	0	0	0
34	1	2	0	0	0	0
34	3	3	0	0	0	0
34	9	2	0	0	0	0
34	A	3	0	0	0	0
34	B	2	0	0	0	0
34	H	1	0	0	0	0
34	R	1	0	0	0	0
34	S	1	0	0	0	0
34	T	1	0	0	0	0
34	Y	1	0	0	0	0
35	0	60	0	0	0	0
35	2	1	0	0	0	0
35	9	2	0	0	0	0
35	B	1	0	0	0	0
35	C	3	0	0	0	0
35	H	1	0	0	0	0
35	J	1	0	0	0	0
35	M	1	0	0	0	0
35	Q	1	0	0	0	0
35	R	3	0	0	0	0
35	S	1	0	0	0	0
36	1	1	0	0	0	0
36	3	1	0	0	0	0
36	O	1	0	0	0	0
36	U	1	0	0	0	0
36	Z	1	0	0	0	0
37	0	2	0	0	0	0
38	0	57	0	67	14	0
39	0	6021	0	0	144	0
39	1	49	0	0	0	0
39	2	34	0	0	0	0

Continued on next page...

Continued from previous page...

Mol	Chain	Non-H	H(model)	H(added)	Clashes	Symm-Clashes
39	3	62	0	0	0	0
39	9	142	0	0	3	0
39	A	106	0	0	4	0
39	B	135	0	0	4	0
39	C	168	0	0	2	0
39	D	45	0	0	0	0
39	E	40	0	0	1	0
39	F	23	0	0	0	0
39	G	18	0	0	0	0
39	H	71	0	0	1	0
39	I	7	0	0	0	0
39	J	46	0	0	1	0
39	K	52	0	0	0	0
39	L	87	0	0	2	0
39	M	123	0	0	0	0
39	N	66	0	0	2	0
39	O	44	0	0	1	0
39	P	55	0	0	0	0
39	Q	42	0	0	0	0
39	R	78	0	0	2	0
39	S	28	0	0	0	0
39	T	35	0	0	1	0
39	U	26	0	0	0	0
39	V	11	0	0	0	0
39	W	66	0	0	1	0
39	X	22	0	0	0	0
39	Y	94	0	0	3	0
39	Z	27	0	0	0	0
All	All	99181	0	59980	1428	0

The all-atom clashscore is defined as the number of clashes found per 1000 atoms (including hydrogen atoms). The all-atom clashscore for this structure is 9.

All (1428) close contacts within the same asymmetric unit are listed below, sorted by their clash magnitude.

Atom-1	Atom-2	Interatomic distance (Å)	Clash overlap (Å)
30:0:1160:G:H5'	30:0:1161:A:H5'	1.25	1.16
30:0:871:G:H5'	30:0:871:G:H8	1.06	1.08
30:0:871:G:H5'	30:0:871:G:C8	1.90	1.06
30:0:2717:C:H2'	30:0:2718:C:H5''	1.42	1.01
10:J:82:THR:HG23	30:0:1242:A:H5'	1.42	1.01

Continued on next page...

Continued from previous page...

Atom-1	Atom-2	Interatomic distance (Å)	Clash overlap (Å)
30:0:870:G:H2'	30:0:871:G:H5''	1.43	1.00
38:0:2924:TAO:H443	38:0:2924:TAO:H34	1.43	1.00
30:0:2291:A:C8	30:0:2309:C:H5'	1.99	0.98
31:9:76:G:H3'	31:9:77:A:H5''	1.45	0.97
30:0:2506:A:HO2'	30:0:2507:G:H8	0.95	0.95
30:0:1187:U:HO2'	30:0:1189:A:H2	1.02	0.94
13:M:171:ARG:HD3	30:0:156:C:H5''	1.49	0.92
2:B:238:ASN:HD22	2:B:240:GLY:H	1.17	0.92
30:0:1160:G:H5'	30:0:1161:A:C5'	2.01	0.91
30:0:1205:U:H2'	30:0:1206:U:H5''	1.52	0.91
38:0:2924:TAO:H24	38:0:2924:TAO:H442	1.50	0.91
8:H:59:GLN:HE21	8:H:129:ARG:HE	1.19	0.91
30:0:2586:U:H3	30:0:2592:G:H22	1.17	0.91
30:0:542:A:H5'	30:0:542:A:H8	1.36	0.90
30:0:1160:G:C5'	30:0:1161:A:H5'	2.02	0.90
30:0:2717:C:C2'	30:0:2718:C:H5''	2.00	0.90
16:P:115:SER:H	16:P:118:GLN:HE21	1.18	0.89
30:0:545:G:H5'	30:0:545:G:H8	1.36	0.89
38:0:2924:TAO:H372	38:0:2924:TAO:H36	1.57	0.87
30:0:1835:U:H5	30:0:1840:A:N7	1.72	0.87
30:0:877:G:H5'	30:0:878:G:OP1	1.75	0.85
30:0:1119:G:H22	30:0:1246:A:H2	1.23	0.84
31:9:56:A:H2'	31:9:57:A:H5''	1.59	0.84
18:R:29:LYS:HD3	30:0:524:A:H5''	1.60	0.84
11:K:10:GLN:H	11:K:10:GLN:HE21	1.27	0.83
30:0:1116:U:HO2'	30:0:1118:A:H2	0.84	0.83
25:Y:115:ARG:HH21	30:0:1266:U:H4'	1.41	0.82
30:0:2681:A:H4'	30:0:2682:C:H5'	1.61	0.82
30:0:820:G:H5''	39:0:6936:HOH:O	1.79	0.82
30:0:1372:A:H3'	39:0:6923:HOH:O	1.80	0.81
30:0:1834:C:H2'	30:0:1840:A:N6	1.95	0.81
30:0:870:G:C2'	30:0:871:G:H5''	2.11	0.80
30:0:681:G:N3	30:0:681:G:H5'	1.97	0.79
30:0:381:G:H5''	39:0:2945:HOH:O	1.82	0.79
30:0:1667:A:H5'	30:0:1667:A:H8	1.46	0.79
30:0:2756:U:H3	30:0:2896:A:H2	1.30	0.79
30:0:164:G:H3'	39:0:8350:HOH:O	1.83	0.78
30:0:794:U:H3	30:0:819:A:H61	1.28	0.78
30:0:2908:A:H2'	30:0:2909:G:O4'	1.83	0.78
30:0:2506:A:O2'	30:0:2507:G:H8	1.66	0.78
30:0:559:U:H6	30:0:559:U:H5'	1.49	0.78

Continued on next page...

Continued from previous page...

Atom-1	Atom-2	Interatomic distance (Å)	Clash overlap (Å)
30:0:1116:U:H3	30:0:1246:A:H62	1.32	0.78
30:0:2812:A:H2	30:0:2814:A:H62	1.30	0.78
31:9:7:G:H5'	39:9:5071:HOH:O	1.84	0.78
30:0:1116:U:O2'	30:0:1118:A:H2	1.64	0.77
2:B:206:THR:HG21	30:0:2716:G:H5''	1.67	0.76
2:B:304:PRO:HD2	2:B:307:ARG:HE	1.49	0.76
30:0:1589:G:H22	30:0:1605:G:H1'	1.51	0.76
38:0:2924:TAO:H34	38:0:2924:TAO:C44	2.16	0.75
38:0:2924:TAO:H49	38:0:2924:TAO:H14	1.69	0.75
30:0:1603:A:H5'	30:0:1605:G:O4'	1.87	0.75
30:0:1016:U:H1'	39:0:8364:HOH:O	1.86	0.74
31:9:73:A:H61	31:9:108:C:H42	1.35	0.74
25:Y:115:ARG:NH2	30:0:1266:U:H4'	2.02	0.74
30:0:1741:U:H5'	30:0:1742:A:OP1	1.88	0.74
30:0:1118:A:H3'	30:0:1118:A:C8	2.23	0.73
30:0:182:G:H5'	39:0:4102:HOH:O	1.88	0.73
31:9:92:G:H2'	31:9:93:A:C8	2.24	0.73
30:0:2824:C:H5''	30:0:2825:C:H5'	1.71	0.73
30:0:1666:C:O2'	30:0:1667:A:H5''	1.88	0.73
30:0:871:G:H8	30:0:871:G:C5'	1.94	0.73
30:0:1205:U:H2'	30:0:1206:U:C5'	2.19	0.73
8:H:59:GLN:NE2	8:H:129:ARG:HE	1.86	0.72
30:0:541:C:C2'	30:0:542:A:H5''	2.19	0.72
30:0:1118:A:H62	30:0:1244:U:H3	1.37	0.72
30:0:583:C:H2'	30:0:584:U:H6	1.55	0.72
31:9:2:U:OP2	31:9:3:A:H5'	1.90	0.72
30:0:853:C:H3'	39:0:3276:HOH:O	1.89	0.72
31:9:56:A:C2'	31:9:57:A:H5''	2.19	0.72
31:9:14:G:H5'	31:9:14:G:H8	1.55	0.72
30:0:1118:A:H3'	30:0:1118:A:H8	1.55	0.71
28:2:41:HIS:H	28:2:45:ASN:HD22	1.38	0.71
30:0:1120:U:C6	30:0:1120:U:H5''	2.26	0.71
30:0:1189:A:H1'	30:0:1209:C:O4'	1.90	0.71
30:0:545:G:H5'	30:0:545:G:C8	2.23	0.71
30:0:1474:C:H5'	30:0:1474:C:H6	1.54	0.71
30:0:2241:C:H2'	30:0:2242:U:C6	2.26	0.71
30:0:2502:C:C2'	30:0:2503:A:H5'	2.20	0.71
30:0:2755:G:H1'	39:0:3447:HOH:O	1.91	0.71
30:0:1184:C:H1'	39:0:7308:HOH:O	1.89	0.70
30:0:544:G:H2'	30:0:545:G:H5''	1.73	0.70
30:0:1165:G:H1'	30:0:1174:A:H1'	1.73	0.70

Continued on next page...

Continued from previous page...

Atom-1	Atom-2	Interatomic distance (Å)	Clash overlap (Å)
30:0:2578:G:H5'	30:0:2578:G:H8	1.55	0.70
30:0:541:C:H2'	30:0:542:A:H5''	1.72	0.70
10:J:52:GLN:NE2	30:0:1119:G:H2'	2.07	0.70
16:P:115:SER:H	16:P:118:GLN:NE2	1.90	0.70
30:0:541:C:H2'	30:0:542:A:C5'	2.21	0.70
30:0:1300:G:H1'	39:0:3448:HOH:O	1.90	0.70
30:0:558:C:H2'	30:0:559:U:H5'	1.73	0.70
25:Y:204:ARG:HH22	30:0:553:G:P	2.15	0.69
30:0:272:A:H5'	30:0:273:G:OP2	1.92	0.69
30:0:542:A:H5'	30:0:542:A:C8	2.25	0.69
30:0:506:G:H22	30:0:509:A:H5'	1.57	0.69
30:0:282:C:H1'	30:0:368:C:N4	2.06	0.69
30:0:823:U:H3'	39:0:3123:HOH:O	1.92	0.69
38:0:2924:TAO:H36	38:0:2924:TAO:C37	2.23	0.69
30:0:835:U:H5''	39:0:4357:HOH:O	1.92	0.69
13:M:86:GLN:NE2	30:0:2274:A:H1'	2.09	0.68
30:0:2851:G:O2'	30:0:2852:A:H5'	1.93	0.68
30:0:10:U:H3'	30:0:10:U:H6	1.58	0.68
30:0:2414:A:H2'	30:0:2415:A:C8	2.29	0.68
30:0:706:G:HO2'	30:0:707:C:H6	1.40	0.68
30:0:1206:U:H6	30:0:1206:U:H5'	1.59	0.68
30:0:1377:C:H6	30:0:1377:C:H5'	1.59	0.67
30:0:1835:U:C5	30:0:1840:A:N7	2.60	0.67
30:0:1666:C:H2'	30:0:1667:A:H5'	1.75	0.67
30:0:558:C:O2'	30:0:559:U:H5''	1.94	0.67
30:0:2491:G:H1'	39:0:6473:HOH:O	1.93	0.67
30:0:2637:A:H5'	39:0:3790:HOH:O	1.94	0.67
20:T:24:ARG:HH21	20:T:39:ASN:HD22	1.42	0.67
22:V:50:ARG:HH12	30:0:56:G:H5''	1.58	0.67
30:0:256:C:H2'	30:0:257:G:O4'	1.95	0.67
30:0:1589:G:N2	30:0:1605:G:H1'	2.10	0.67
30:0:1679:C:H5'	39:0:4154:HOH:O	1.94	0.67
31:9:64:C:H2'	31:9:65:A:H5'	1.76	0.67
24:X:37:LEU:HD13	24:X:85:VAL:HG21	1.76	0.67
30:0:506:G:H22	30:0:509:A:C5'	2.08	0.67
30:0:2502:C:H2'	30:0:2503:A:H5'	1.75	0.67
39:A:3548:HOH:O	30:0:2271:G:H5'	1.94	0.66
23:W:4:LEU:HD23	23:W:54:PHE:HB3	1.76	0.66
30:0:1130:U:H5'	39:0:7596:HOH:O	1.96	0.66
30:0:1422:U:H2'	30:0:1423:C:C6	2.31	0.66
3:C:27:ARG:NH2	30:0:657:G:OP1	2.29	0.66

Continued on next page...

Continued from previous page...

Atom-1	Atom-2	Interatomic distance (Å)	Clash overlap (Å)
30:0:2827:A:H2'	30:0:2828:G:O4'	1.96	0.66
30:0:285:A:H2'	30:0:286:U:O4'	1.95	0.66
13:M:163:LEU:HD21	30:0:188:C:H5''	1.78	0.66
30:0:583:C:H2'	30:0:584:U:C6	2.30	0.66
38:0:2924:TAO:H24	38:0:2924:TAO:C44	2.24	0.66
30:0:1120:U:H5''	30:0:1120:U:H6	1.59	0.65
30:0:2073:G:H5''	39:0:8599:HOH:O	1.95	0.65
31:9:75:G:H1	31:9:106:U:H3	1.42	0.65
10:J:52:GLN:HE22	30:0:1119:G:H2'	1.61	0.65
30:0:1790:C:H2'	30:0:1791:U:H6	1.61	0.65
30:0:603:A:H5''	30:0:604:G:OP1	1.96	0.65
30:0:2472:C:O2'	30:0:2634:G:H4'	1.96	0.65
30:0:638:C:H2'	30:0:639:A:C8	2.32	0.64
30:0:65:C:O2'	30:0:66:G:H5'	1.96	0.64
30:0:544:G:C2'	30:0:545:G:H5''	2.27	0.64
30:0:1189:A:H1'	30:0:1209:C:C1'	2.27	0.64
30:0:2265:U:H2'	30:0:2266:A:C8	2.32	0.64
30:0:69:A:H5'	30:0:69:A:H8	1.62	0.64
30:0:1166:A:P	30:0:1174:A:H4'	2.37	0.64
30:0:199:A:H5''	39:0:8234:HOH:O	1.97	0.64
13:M:99:ARG:HD2	13:M:167:GLY:HA2	1.80	0.64
30:0:2758:G:H2'	30:0:2759:C:C6	2.33	0.64
2:B:36:PRO:HG3	2:B:169:GLY:H	1.62	0.64
12:L:56:LYS:HE3	30:0:2443:C:H1'	1.80	0.63
30:0:1127:C:H2'	30:0:1128:U:H5'	1.80	0.63
30:0:1778:A:H2'	30:0:1779:A:H5'	1.79	0.63
30:0:2679:G:H2'	30:0:2681:A:OP2	1.99	0.63
31:9:13:A:O2'	31:9:14:G:H5''	1.98	0.63
38:0:2924:TAO:H472	38:0:2924:TAO:O33	1.98	0.63
30:0:1165:G:H4'	30:0:1174:A:O2'	1.98	0.63
30:0:1940:C:H4'	39:0:7130:HOH:O	1.98	0.63
1:A:48:ASP:HB3	39:A:5706:HOH:O	1.97	0.63
30:0:2769:C:C2'	30:0:2770:G:H5'	2.28	0.63
30:0:2073:G:OP2	30:0:2490:A:H5'	1.98	0.63
30:0:2783:A:H3'	39:0:4201:HOH:O	1.98	0.63
28:2:43:ARG:HH22	30:0:1684:A:H1'	1.64	0.63
30:0:1166:A:H1'	30:0:1192:A:C2	2.34	0.63
30:0:2251:G:H2'	30:0:2252:A:C8	2.34	0.63
30:0:1132:A:N6	30:0:1229:C:H2'	2.14	0.62
31:9:49:G:H5''	39:9:4707:HOH:O	1.99	0.62
30:0:1185:U:H2'	30:0:1186:C:H6	1.63	0.62

Continued on next page...

Continued from previous page...

Atom-1	Atom-2	Interatomic distance (Å)	Clash overlap (Å)
30:0:1603:A:H5''	30:0:1605:G:H5'	1.80	0.62
31:9:56:A:C3'	31:9:57:A:H5''	2.28	0.62
30:0:2103:A:H4'	30:0:2104:C:OP1	1.98	0.62
30:0:2111:G:H1'	39:0:3080:HOH:O	1.99	0.62
30:0:2681:A:H4'	30:0:2682:C:C5'	2.29	0.62
30:0:200:C:H2'	39:0:8146:HOH:O	1.98	0.62
30:0:558:C:H2'	30:0:559:U:C5'	2.29	0.62
30:0:848:C:H5'	39:0:7034:HOH:O	1.98	0.62
30:0:1666:C:H2'	30:0:1667:A:C5'	2.29	0.62
30:0:2769:C:H2'	30:0:2770:G:O4'	1.98	0.62
31:9:3:A:H2	31:9:21:G:N3	1.97	0.62
14:N:141:ARG:HH21	31:9:48:C:H4'	1.64	0.62
15:O:3:THR:CG2	30:0:656:G:H5'	2.30	0.62
30:0:1474:C:H5'	30:0:1474:C:C6	2.34	0.62
30:0:1696:U:H4'	39:0:5429:HOH:O	1.98	0.62
30:0:2768:A:H2'	30:0:2769:C:O4'	2.00	0.61
30:0:1185:U:H2'	30:0:1186:C:C6	2.36	0.61
30:0:1398:G:H2'	30:0:1399:A:C8	2.34	0.61
31:9:14:G:H5'	31:9:14:G:C8	2.34	0.61
31:9:24:U:H3'	31:9:25:G:C5'	2.31	0.61
31:9:35:C:H5''	39:9:4078:HOH:O	1.99	0.61
31:9:114:G:H2'	31:9:115:C:C6	2.36	0.61
20:T:71:VAL:HG11	20:T:90:PRO:HB3	1.83	0.61
30:0:1904:A:H2'	30:0:1905:U:O4'	2.00	0.61
30:0:1803:C:H2'	30:0:1804:A:C8	2.36	0.61
30:0:1441:G:O2'	30:0:1442:A:H5'	2.01	0.61
30:0:1834:C:H2'	30:0:1840:A:H62	1.66	0.61
30:0:1189:A:H3'	39:0:7609:HOH:O	2.00	0.60
30:0:1535:G:H2'	30:0:1536:C:C6	2.36	0.60
30:0:871:G:C8	30:0:871:G:C5'	2.75	0.60
30:0:1667:A:H2'	30:0:1668:U:C6	2.37	0.60
30:0:812:A:H1'	39:0:8730:HOH:O	2.01	0.60
30:0:1545:C:H2'	30:0:1546:G:O4'	2.01	0.60
30:0:2851:G:C2'	30:0:2852:A:H5'	2.31	0.60
22:V:50:ARG:NH1	30:0:56:G:H5''	2.16	0.60
30:0:69:A:H5'	30:0:69:A:C8	2.37	0.60
30:0:1080:C:H4'	30:0:1081:A:OP1	2.01	0.60
30:0:2508:C:H2'	39:0:6319:HOH:O	2.00	0.60
30:0:136:C:H2'	30:0:137:U:O4'	2.02	0.60
30:0:1333:U:H2'	30:0:1334:C:H6	1.67	0.60
30:0:1762:C:H2'	30:0:1763:C:H6	1.66	0.60

Continued on next page...

Continued from previous page...

Atom-1	Atom-2	Interatomic distance (Å)	Clash overlap (Å)
30:0:1838:U:O2'	30:0:2644:C:H5'	2.02	0.60
30:0:2878:U:H2'	30:0:2879:A:O4'	2.02	0.60
30:0:1667:A:H5'	30:0:1667:A:C8	2.34	0.60
30:0:484:A:N1	30:0:506:G:H4'	2.17	0.60
30:0:1333:U:H2'	30:0:1334:C:C6	2.36	0.60
30:0:2635:A:O2'	30:0:2636:C:H5'	2.02	0.60
30:0:459:A:H4'	39:0:4681:HOH:O	2.02	0.60
30:0:1595:G:O2'	30:0:1596:U:H5'	2.02	0.60
30:0:2385:G:H2'	30:0:2386:U:C6	2.36	0.60
4:D:103:ASN:ND2	4:D:134:LEU:H	2.00	0.59
17:Q:19:ARG:HH21	31:9:11:A:P	2.25	0.59
29:3:42:ARG:NH1	30:0:396:U:H5'	2.16	0.59
30:0:67:A:H5''	30:0:69:A:C8	2.38	0.59
14:N:141:ARG:NH2	31:9:48:C:H4'	2.17	0.59
30:0:1909:A:H2'	30:0:1910:A:C8	2.36	0.59
30:0:292:G:H2'	30:0:358:G:N2	2.17	0.59
30:0:947:U:O2'	30:0:948:G:H5'	2.03	0.59
30:0:2276:U:H2'	30:0:2277:U:C6	2.38	0.59
30:0:2539:U:H3'	39:0:6452:HOH:O	2.03	0.59
31:9:73:A:H61	31:9:108:C:N4	2.01	0.59
15:O:3:THR:HG22	30:0:656:G:H5'	1.85	0.59
30:0:1118:A:H8	30:0:1119:G:H5''	1.66	0.59
18:R:8:ALA:HB1	18:R:13:THR:HG21	1.84	0.59
18:R:33:ARG:NH1	39:R:3859:HOH:O	2.33	0.59
21:U:56:ARG:NH2	30:0:2890:A:H1'	2.18	0.59
30:0:1279:U:H2'	30:0:1279:U:O2	2.02	0.59
3:C:127:ARG:NH2	3:C:225:PRO:HG2	2.18	0.58
30:0:2415:A:H2'	30:0:2416:G:H5'	1.83	0.58
30:0:2766:A:H5'	39:0:5084:HOH:O	2.03	0.58
30:0:12:U:H2'	30:0:13:G:H5'	1.84	0.58
30:0:2730:G:O2'	30:0:2731:G:H5'	2.04	0.58
30:0:2795:C:O2'	30:0:2796:U:H5'	2.02	0.58
31:9:24:U:H3'	31:9:25:G:H5'	1.84	0.58
1:A:223:ARG:NH1	30:0:2270:G:H4'	2.18	0.58
15:O:32:ARG:HE	15:O:35:LYS:HD2	1.69	0.58
30:0:316:A:N3	30:0:336:G:O2'	2.36	0.58
30:0:559:U:H2'	30:0:560:U:O4'	2.04	0.58
30:0:88:G:H5'	30:0:88:G:H8	1.69	0.58
30:0:2320:U:H4'	30:0:2321:A:O4'	2.04	0.58
30:0:1167:G:H2'	30:0:1168:C:C6	2.38	0.58
2:B:238:ASN:HD22	2:B:240:GLY:N	1.96	0.58

Continued on next page...

Continued from previous page...

Atom-1	Atom-2	Interatomic distance (Å)	Clash overlap (Å)
30:0:820:G:O2'	30:0:856:G:H4'	2.03	0.58
30:0:1701:A:H4'	30:0:1702:U:H5''	1.85	0.58
23:W:38:THR:HG22	23:W:39:ASP:H	1.69	0.58
30:0:281:U:H2'	30:0:282:C:O4'	2.04	0.58
30:0:1187:U:O2'	30:0:1189:A:H2	1.78	0.58
31:9:67:C:H2'	31:9:68:G:H8	1.68	0.58
30:0:1528:A:H2'	30:0:1529:G:O4'	2.03	0.58
30:0:1735:C:O2'	30:0:1736:A:H5'	2.04	0.58
30:0:280:C:H2'	30:0:281:U:O4'	2.04	0.58
39:T:7242:HOH:O	30:0:31:C:H4'	2.03	0.57
30:0:1787:C:H4'	30:0:2883:A:O4'	2.03	0.57
30:0:2511:A:H2'	30:0:2512:U:O4'	2.04	0.57
30:0:2816:A:H5''	30:0:2817:G:H5'	1.85	0.57
16:P:117:SER:HB3	30:0:1593:C:OP1	2.04	0.57
30:0:441:A:H1'	30:0:442:A:N7	2.19	0.57
30:0:485:A:N3	30:0:487:G:H5''	2.19	0.57
30:0:2505:G:O2'	30:0:2506:A:H5'	2.04	0.57
31:9:64:C:C2'	31:9:65:A:H5'	2.34	0.57
24:X:56:GLU:HG2	30:0:1400:C:H4'	1.87	0.57
30:0:1166:A:H61	30:0:1180:U:H3	1.52	0.57
30:0:1527:A:H1'	30:0:1528:A:C8	2.39	0.57
30:0:1741:U:H3'	39:0:5865:HOH:O	2.05	0.57
31:9:29:C:H2'	31:9:30:C:H5'	1.85	0.57
31:9:54:A:O2'	31:9:55:U:H5'	2.04	0.57
30:0:1058:A:H2'	30:0:1060:C:H5''	1.86	0.57
30:0:2563:U:H2'	30:0:2565:C:O5'	2.04	0.57
30:0:2769:C:O2'	30:0:2770:G:H5'	2.03	0.57
5:E:7:ILE:HG22	5:E:45:ASP:O	2.04	0.57
30:0:289:G:O2'	30:0:290:C:H5'	2.03	0.57
18:R:80:TYR:O	30:0:2050:G:H5''	2.04	0.57
28:2:28:LYS:O	30:0:87:C:H2'	2.04	0.57
30:0:800:G:H4'	39:0:6743:HOH:O	2.04	0.57
30:0:1213:C:O2'	30:0:1214:G:H5'	2.05	0.57
30:0:1636:G:O2'	30:0:1637:A:H5'	2.05	0.57
30:0:2607:U:H4'	39:0:4637:HOH:O	2.04	0.57
10:J:52:GLN:HE22	30:0:1119:G:H8	1.53	0.57
13:M:95:LYS:HE2	30:0:157:G:H4'	1.85	0.57
25:Y:169:ARG:HD2	30:0:1328:A:OP1	2.04	0.57
30:0:10:U:H3'	30:0:10:U:C6	2.39	0.57
30:0:1015:C:H2'	30:0:1016:U:H6	1.70	0.57
30:0:95:A:H5''	30:0:97:G:O4'	2.04	0.57

Continued on next page...

Continued from previous page...

Atom-1	Atom-2	Interatomic distance (Å)	Clash overlap (Å)
30:0:2256:G:H2'	30:0:2257:G:H5'	1.87	0.57
13:M:86:GLN:HE22	30:0:2274:A:H1'	1.68	0.57
30:0:1942:A:O2'	30:0:1943:C:H5'	2.04	0.56
30:0:2256:G:C2'	30:0:2257:G:H5'	2.35	0.56
30:0:2281:C:C2'	30:0:2282:U:H5'	2.35	0.56
30:0:130:C:H2'	39:0:7349:HOH:O	2.05	0.56
30:0:558:C:C2'	30:0:559:U:H5''	2.35	0.56
30:0:969:G:H1	30:0:999:C:N4	2.03	0.56
30:0:1118:A:C8	30:0:1118:A:C3'	2.87	0.56
30:0:2241:C:H2'	30:0:2242:U:H6	1.68	0.56
30:0:2737:C:H2'	39:0:5456:HOH:O	2.05	0.56
30:0:1278:A:H4'	30:0:1279:U:C4	2.40	0.56
31:9:3:A:N6	31:9:22:G:H1'	2.19	0.56
17:Q:19:ARG:HH22	31:9:11:A:H3'	1.69	0.56
30:0:2265:U:H2'	30:0:2266:A:H8	1.69	0.56
30:0:2467:A:O2'	30:0:2468:A:H2'	2.06	0.56
3:C:174:ILE:CD1	30:0:338:C:H4'	2.34	0.56
33:K:8812:CL:CL	39:0:4058:HOH:O	2.55	0.56
30:0:711:G:H1'	39:0:6793:HOH:O	2.05	0.56
31:9:55:U:H4'	31:9:56:A:C8	2.40	0.56
30:0:396:U:O2'	30:0:418:C:H4'	2.05	0.56
5:E:137:ASP:O	5:E:141:VAL:HG23	2.06	0.56
30:0:1666:C:C2'	30:0:1667:A:H5''	2.36	0.56
30:0:2281:C:H2'	30:0:2282:U:H5'	1.87	0.56
2:B:28:SER:HB2	30:0:2807:U:OP2	2.05	0.56
9:I:86:GLU:HG2	30:0:1180:U:H4'	1.87	0.56
11:K:87:ARG:NH2	30:0:2720:C:O2	2.39	0.56
3:C:47:GLY:HA2	3:C:92:PRO:HB2	1.88	0.56
30:0:669:G:O2'	30:0:670:G:H5'	2.06	0.56
30:0:1165:G:H4'	30:0:1174:A:HO2'	1.70	0.56
30:0:2090:G:H2'	30:0:2091:G:C8	2.40	0.56
30:0:2488:A:H1'	39:0:3241:HOH:O	2.05	0.56
12:L:18:HIS:HD2	30:0:902:G:N7	2.04	0.55
30:0:1759:A:N3	30:0:1818:C:H2'	2.21	0.55
30:0:1154:A:H2'	30:0:1155:G:C8	2.40	0.55
30:0:1495:C:H1'	30:0:1573:A:H1'	1.88	0.55
30:0:1919:A:H4'	39:0:3679:HOH:O	2.07	0.55
30:0:2420:G:O2'	30:0:2421:G:H5'	2.06	0.55
30:0:2426:G:H1'	39:0:5391:HOH:O	2.06	0.55
31:9:34:A:H2'	31:9:35:C:O4'	2.06	0.55
31:9:73:A:N6	31:9:108:C:H42	2.00	0.55

Continued on next page...

Continued from previous page...

Atom-1	Atom-2	Interatomic distance (Å)	Clash overlap (Å)
30:0:2897:C:H2'	30:0:2898:G:H8	1.70	0.55
19:S:55:GLN:NE2	30:0:1446:U:H2'	2.20	0.55
30:0:308:U:H5'	30:0:309:C:OP1	2.07	0.55
30:0:1701:A:H4'	30:0:1702:U:C5'	2.37	0.55
2:B:212:GLN:HA	30:0:1733:A:H4'	1.88	0.55
11:K:10:GLN:HE21	11:K:10:GLN:N	2.00	0.55
30:0:1819:G:H2'	30:0:1820:G:H4'	1.87	0.55
30:0:2135:A:O2'	30:0:2136:G:H5'	2.07	0.55
12:L:136:ALA:HB3	39:L:6166:HOH:O	2.05	0.55
30:0:558:C:C2'	30:0:559:U:C5'	2.85	0.55
30:0:946:C:H2'	30:0:947:U:C6	2.41	0.55
30:0:1160:G:O2'	30:0:1190:G:H1'	2.06	0.55
30:0:1268:C:H2'	30:0:1269:G:H8	1.72	0.55
30:0:1701:A:H5'	39:0:5659:HOH:O	2.06	0.55
30:0:1855:G:H4'	30:0:1856:C:O5'	2.06	0.55
30:0:2524:G:H21	30:0:2526:C:N4	2.05	0.55
30:0:2783:A:H2'	30:0:2784:A:C8	2.42	0.55
23:W:21:LEU:HD21	23:W:48:VAL:HG11	1.89	0.55
30:0:1422:U:H2'	30:0:1423:C:H6	1.68	0.54
30:0:1790:C:H2'	30:0:1791:U:C6	2.41	0.54
30:0:2503:A:H2	30:0:2517:A:N7	2.05	0.54
31:9:55:U:H4'	31:9:56:A:H8	1.70	0.54
8:H:22:TYR:CZ	30:0:1007:A:H2'	2.42	0.54
30:0:90:A:H2'	30:0:91:G:O4'	2.08	0.54
30:0:1711:A:O2'	30:0:1712:A:H5'	2.08	0.54
30:0:2768:A:O2'	30:0:2769:C:H5'	2.07	0.54
25:Y:132:ASP:OD2	30:0:621:C:H5'	2.08	0.54
30:0:1118:A:C8	30:0:1119:G:H5''	2.42	0.54
30:0:1342:C:C2'	30:0:1343:C:H5'	2.37	0.54
29:3:48:ASN:HD21	30:0:2468:A:H61	1.56	0.54
30:0:638:C:H2'	30:0:639:A:H8	1.70	0.54
2:B:5:ARG:NH2	30:0:2548:C:OP2	2.41	0.54
30:0:1015:C:H2'	30:0:1016:U:C6	2.43	0.54
30:0:2252:A:C5	30:0:2253:G:H1'	2.43	0.54
30:0:661:G:C5	30:0:686:A:C2	2.95	0.54
30:0:1477:C:H5'	30:0:1868:G:C5'	2.38	0.54
30:0:1666:C:C2'	30:0:1667:A:C5'	2.86	0.54
30:0:2718:C:H5'	30:0:2718:C:H6	1.73	0.54
30:0:221:G:H2'	30:0:222:A:C8	2.43	0.54
30:0:1762:C:H2'	30:0:1763:C:C6	2.43	0.54
31:9:76:G:C3'	31:9:77:A:H5''	2.28	0.54

Continued on next page...

Continued from previous page...

Atom-1	Atom-2	Interatomic distance (Å)	Clash overlap (Å)
5:E:116:THR:HG22	5:E:151:LEU:HD22	1.90	0.54
11:K:39:GLY:HA2	39:0:4183:HOH:O	2.07	0.54
39:O:7674:HOH:O	30:0:653:U:H5''	2.07	0.54
30:0:24:G:N2	30:0:518:G:H1'	2.23	0.54
30:0:694:A:H2'	30:0:695:C:H5'	1.89	0.54
30:0:1972:U:H2'	30:0:1973:A:H5'	1.90	0.54
30:0:2092:G:H2'	30:0:2613:G:OP1	2.08	0.54
30:0:120:A:N3	30:0:120:A:H2'	2.23	0.54
30:0:212:A:O4'	30:0:214:U:C6	2.61	0.54
30:0:814:G:H4'	39:0:7263:HOH:O	2.07	0.54
30:0:1183:C:H2'	39:0:5603:HOH:O	2.08	0.54
30:0:2256:G:H2'	30:0:2257:G:C5'	2.38	0.54
30:0:2717:C:O2'	30:0:2718:C:H5''	2.07	0.54
28:2:20:ARG:HG3	28:2:39:ARG:HH21	1.72	0.53
30:0:466:A:H2'	30:0:467:G:O4'	2.08	0.53
30:0:503:G:H2'	30:0:504:G:H8	1.73	0.53
30:0:1205:U:C2'	30:0:1206:U:H5''	2.32	0.53
30:0:1342:C:H2'	30:0:1343:C:H5'	1.89	0.53
30:0:2064:U:H4'	30:0:2653:A:OP1	2.08	0.53
30:0:2831:C:H2'	30:0:2832:C:H5'	1.90	0.53
3:C:184:ARG:NH2	30:0:450:C:OP1	2.41	0.53
17:Q:45:PRO:O	30:0:2365:G:H4'	2.08	0.53
30:0:10:U:O4	30:0:532:A:OP2	2.26	0.53
30:0:946:C:H2'	30:0:947:U:H6	1.74	0.53
30:0:1159:G:H21	30:0:1189:A:H8	1.56	0.53
30:0:1766:U:O2	30:0:1778:A:H5'	2.09	0.53
30:0:105:G:O2'	30:0:106:A:H5'	2.09	0.53
30:0:1811:A:C2	30:0:2752:C:H1'	2.43	0.53
30:0:2670:G:O2'	30:0:2671:U:H5'	2.07	0.53
26:Z:34:SER:HB3	30:0:797:A:H4'	1.90	0.53
30:0:162:C:H2'	30:0:163:U:H5'	1.90	0.53
30:0:682:A:H2'	30:0:683:G:O4'	2.08	0.53
30:0:1051:C:H2'	30:0:1052:G:O4'	2.08	0.53
30:0:1461:U:H2'	30:0:1462:C:C6	2.42	0.53
30:0:1209:C:H2'	30:0:1210:G:H8	1.73	0.53
30:0:1743:G:H1'	39:0:3739:HOH:O	2.07	0.53
30:0:1334:C:H2'	30:0:1335:C:H6	1.73	0.53
30:0:1366:C:H1'	39:0:3878:HOH:O	2.09	0.53
30:0:2613:G:O2'	30:0:2614:C:H5'	2.08	0.53
30:0:2637:A:H4'	39:0:5350:HOH:O	2.07	0.53
31:9:116:C:O2'	31:9:117:G:H5'	2.09	0.53

Continued on next page...

Continued from previous page...

Atom-1	Atom-2	Interatomic distance (Å)	Clash overlap (Å)
22:V:44:GLY:HA3	30:0:92:G:H4'	1.91	0.53
30:0:541:C:H2'	30:0:542:A:H5'	1.90	0.53
30:0:1936:C:H3'	39:0:6907:HOH:O	2.09	0.53
16:P:54:LYS:HB2	30:0:1717:A:H5''	1.90	0.53
29:3:2:GLN:HE21	29:3:91:GLN:HE21	1.56	0.53
30:0:958:G:O2'	30:0:959:C:H5'	2.09	0.53
2:B:304:PRO:HD2	2:B:307:ARG:NE	2.23	0.53
30:0:1181:A:H2'	30:0:1182:C:H5'	1.91	0.53
30:0:2345:A:H3'	30:0:2346:C:C6	2.43	0.53
30:0:2646:G:H3'	39:0:5482:HOH:O	2.08	0.53
14:N:115:VAL:HG23	39:N:6448:HOH:O	2.08	0.53
20:T:52:ARG:O	30:0:317:A:OP1	2.27	0.53
30:0:1856:C:H5'	30:0:1858:A:O4'	2.08	0.53
30:0:2361:A:H2'	30:0:2362:A:C8	2.43	0.53
38:0:2924:TAO:O21	38:0:2924:TAO:H10	2.08	0.53
30:0:2344:G:N3	30:0:2344:G:H2'	2.24	0.52
30:0:2634:G:O2'	30:0:2635:A:H5'	2.08	0.52
1:A:51:ARG:HB2	39:A:5706:HOH:O	2.10	0.52
17:Q:19:ARG:NH2	31:9:11:A:H3'	2.24	0.52
30:0:450:C:H5''	39:0:6551:HOH:O	2.09	0.52
30:0:703:G:O2'	30:0:704:C:H5'	2.10	0.52
30:0:712:C:HO2'	30:0:713:U:H6	1.57	0.52
30:0:1730:G:H5'	30:0:1731:C:C5	2.44	0.52
30:0:2385:G:H2'	30:0:2386:U:H6	1.73	0.52
30:0:2534:C:H1'	39:0:8197:HOH:O	2.07	0.52
4:D:140:ARG:HB3	31:9:29:C:H5''	1.90	0.52
10:J:45:VAL:HG11	10:J:121:LEU:HD22	1.91	0.52
30:0:228:C:H2'	30:0:229:G:H5'	1.90	0.52
23:W:125:HIS:NE2	30:0:1097:A:H5''	2.24	0.52
30:0:2256:G:O2'	30:0:2257:G:H5'	2.08	0.52
30:0:2897:C:O2'	30:0:2898:G:H5'	2.10	0.52
31:9:11:A:O2'	31:9:12:C:H3'	2.09	0.52
31:9:39:U:H1'	31:9:44:A:H61	1.74	0.52
14:N:5:ARG:NH1	30:0:962:C:H1'	2.25	0.52
30:0:2706:A:H2'	30:0:2707:C:O4'	2.09	0.52
30:0:1426:C:H2'	39:0:5208:HOH:O	2.08	0.52
30:0:1632:A:H2'	30:0:1633:C:H5'	1.91	0.52
20:T:43:ASN:OD1	30:0:80:A:H3'	2.09	0.52
23:W:48:VAL:HG12	23:W:52:VAL:HB	1.92	0.52
30:0:31:C:H2'	39:0:7619:HOH:O	2.10	0.52
30:0:1189:A:H1'	30:0:1209:C:H1'	1.90	0.52

Continued on next page...

Continued from previous page...

Atom-1	Atom-2	Interatomic distance (Å)	Clash overlap (Å)
30:0:2758:G:H2'	30:0:2759:C:H6	1.74	0.52
10:J:41:ALA:HB3	39:J:5907:HOH:O	2.09	0.52
11:K:87:ARG:HG3	30:0:2721:U:H4'	1.92	0.52
23:W:44:MET:CE	30:0:944:G:H21	2.22	0.52
4:D:146:LYS:NZ	14:N:107:ASN:ND2	2.58	0.52
28:2:40:ARG:HD2	28:2:47:THR:HG22	1.91	0.52
30:0:779:U:H3'	39:0:4557:HOH:O	2.10	0.52
30:0:1878:G:H5''	39:0:5979:HOH:O	2.10	0.52
30:0:1926:G:H2'	30:0:1927:A:C8	2.44	0.52
30:0:2089:A:O2'	30:0:2090:G:H5'	2.10	0.52
3:C:246:ARG:NE	39:C:5065:HOH:O	2.38	0.52
30:0:282:C:O2'	30:0:283:U:H5'	2.09	0.52
30:0:319:A:H2'	30:0:320:G:C8	2.45	0.52
30:0:666:A:H2'	30:0:667:C:O4'	2.10	0.52
30:0:1525:G:H5'	30:0:1526:A:OP2	2.09	0.52
30:0:2359:G:H3'	39:0:4829:HOH:O	2.10	0.52
30:0:2740:G:H2'	30:0:2741:A:O4'	2.08	0.52
30:0:2909:G:H2'	30:0:2910:A:H8	1.75	0.52
19:S:11:THR:HG22	30:0:1444:G:H5''	1.90	0.51
30:0:138:U:H5''	30:0:139:C:OP2	2.09	0.51
30:0:468:U:H3'	39:0:7448:HOH:O	2.10	0.51
30:0:541:C:O2'	30:0:542:A:H5''	2.10	0.51
30:0:1883:U:O2'	30:0:1884:G:H5'	2.09	0.51
30:0:2002:C:H2'	30:0:2003:U:H5'	1.91	0.51
30:0:2039:A:H4'	30:0:2760:C:O2'	2.10	0.51
3:C:184:ARG:HH11	30:0:1306:U:H5''	1.76	0.51
23:W:115:THR:HG23	39:W:5420:HOH:O	2.10	0.51
30:0:506:G:N2	30:0:508:A:H3'	2.25	0.51
30:0:2809:G:H2'	30:0:2810:G:O4'	2.09	0.51
1:A:121:ALA:O	1:A:124:VAL:HG22	2.10	0.51
10:J:82:THR:CG2	30:0:1242:A:H5'	2.28	0.51
30:0:1119:G:N2	30:0:1246:A:C2	2.62	0.51
30:0:1158:G:O2'	30:0:1159:G:H5'	2.10	0.51
30:0:1391:G:H2'	30:0:1392:A:H5'	1.92	0.51
30:0:2001:G:O2'	30:0:2002:C:H5'	2.11	0.51
30:0:2604:A:H5'	39:0:4959:HOH:O	2.09	0.51
23:W:64:THR:O	23:W:68:THR:HG22	2.10	0.51
30:0:1503:U:H2'	30:0:1504:A:O4'	2.09	0.51
30:0:2300:A:H4'	30:0:2301:A:O5'	2.11	0.51
1:A:190:ARG:HH11	30:0:1845:A:P	2.34	0.51
13:M:34:GLU:HB3	13:M:38:GLU:HG3	1.91	0.51

Continued on next page...

Continued from previous page...

Atom-1	Atom-2	Interatomic distance (Å)	Clash overlap (Å)
13:M:164:THR:HG22	13:M:165:GLY:N	2.25	0.51
14:N:113:SER:HB2	39:N:6448:HOH:O	2.09	0.51
30:0:285:A:C2	30:0:368:C:H4'	2.45	0.51
30:0:308:U:C4	30:0:342:C:H1'	2.46	0.51
30:0:338:C:H3'	39:0:8558:HOH:O	2.10	0.51
30:0:1649:G:O2'	30:0:1650:C:H5'	2.11	0.51
30:0:1783:A:O2'	30:0:1784:U:H5'	2.10	0.51
30:0:2586:U:H3	30:0:2592:G:N2	1.99	0.51
30:0:1819:G:H2'	30:0:1820:G:C5'	2.40	0.51
23:W:137:GLN:HE21	23:W:141:HIS:HE1	1.58	0.51
30:0:301:C:O2'	30:0:302:A:H5'	2.11	0.51
30:0:512:G:O3'	30:0:513:A:H8	1.93	0.51
30:0:705:C:O2	30:0:705:C:H2'	2.10	0.51
30:0:764:C:H2'	30:0:765:G:O4'	2.11	0.51
30:0:968:G:O2'	30:0:969:G:H5'	2.11	0.51
30:0:1643:C:O2'	30:0:1644:C:H5'	2.10	0.51
30:0:111:C:H2'	30:0:112:G:O4'	2.11	0.51
30:0:214:U:H5'	39:0:5454:HOH:O	2.10	0.51
30:0:1180:U:H2'	30:0:1181:A:O4'	2.11	0.51
30:0:1978:A:HO2'	30:0:1980:U:H6	1.57	0.51
8:H:54:VAL:HG13	8:H:162:PRO:HG3	1.93	0.51
14:N:11:ARG:HD3	31:9:114:G:O6	2.10	0.51
20:T:52:ARG:NH2	30:0:308:U:H2'	2.25	0.51
24:X:30:MET:HG2	30:0:1384:C:H5'	1.93	0.51
30:0:232:A:H4'	39:0:5378:HOH:O	2.11	0.51
30:0:255:A:O2'	30:0:256:C:H5'	2.11	0.51
30:0:645:U:O2	30:0:761:A:H2	1.94	0.51
30:0:2748:G:H2'	39:0:7410:HOH:O	2.11	0.51
31:9:91:C:H2'	31:9:92:G:O4'	2.11	0.51
8:H:72:ALA:HB2	8:H:156:ALA:HB2	1.92	0.51
13:M:164:THR:HG22	13:M:166:ALA:H	1.75	0.51
30:0:107:U:H2'	30:0:108:U:H5'	1.93	0.51
30:0:581:G:O2'	30:0:582:U:H5'	2.11	0.51
30:0:710:G:O2'	30:0:711:G:H5'	2.10	0.51
30:0:962:C:H2'	30:0:963:C:H5'	1.92	0.51
30:0:1568:G:O2'	30:0:1569:U:H5'	2.10	0.51
31:9:39:U:H3'	31:9:40:C:H5''	1.92	0.51
31:9:47:A:C2	31:9:48:C:C2	2.98	0.51
30:0:644:G:N3	30:0:644:G:H5'	2.26	0.50
30:0:820:G:H3'	30:0:820:G:N3	2.27	0.50
30:0:1377:C:H5'	30:0:1377:C:C6	2.44	0.50

Continued on next page...

Continued from previous page...

Atom-1	Atom-2	Interatomic distance (Å)	Clash overlap (Å)
30:0:2656:G:O2'	30:0:2657:G:H5'	2.11	0.50
21:U:9:CYS:HA	21:U:52:THR:HG23	1.93	0.50
30:0:1759:A:H3'	39:0:4501:HOH:O	2.11	0.50
30:0:1930:A:H2'	30:0:1931:A:C8	2.46	0.50
1:A:190:ARG:NH1	30:0:1845:A:OP2	2.44	0.50
2:B:116:PRO:HG3	30:0:2821:C:H4'	1.92	0.50
16:P:57:ASN:HD22	30:0:2736:U:H5''	1.75	0.50
30:0:2656:G:C2'	30:0:2657:G:H5'	2.42	0.50
31:9:72:C:O2'	31:9:73:A:H5'	2.11	0.50
19:S:51:GLN:HE21	19:S:53:ASN:HD21	1.58	0.50
27:1:20:ARG:HG2	30:0:111:C:O2'	2.12	0.50
30:0:625:U:H5''	30:0:1044:C:N4	2.27	0.50
30:0:920:C:H5''	30:0:921:G:O5'	2.11	0.50
30:0:2906:A:H5'	30:0:2907:C:O4'	2.12	0.50
3:C:236:THR:HG22	3:C:239:ALA:H	1.77	0.50
30:0:1189:A:O2'	30:0:1208:C:H2'	2.12	0.50
30:0:1657:A:H2'	30:0:1658:A:C8	2.46	0.50
30:0:1903:U:O2'	30:0:1904:A:C8	2.64	0.50
30:0:2271:G:H2'	30:0:2271:G:N3	2.27	0.50
30:0:2387:U:H2'	30:0:2388:C:C6	2.46	0.50
12:L:143:THR:HG22	12:L:144:ASP:H	1.75	0.50
30:0:1838:U:H4'	39:0:3486:HOH:O	2.12	0.50
30:0:1976:G:H1'	30:0:2005:G:N2	2.26	0.50
4:D:76:ARG:NH2	31:9:44:A:H1'	2.26	0.50
10:J:88:PRO:HD3	30:0:1104:C:H4'	1.94	0.50
30:0:113:A:OP2	30:0:114:A:H2'	2.12	0.50
2:B:336:GLN:O	30:0:2862:G:H4'	2.12	0.50
30:0:290:C:O2'	30:0:291:C:H5'	2.11	0.50
30:0:445:U:H2'	30:0:446:G:H8	1.77	0.50
30:0:1182:C:H1'	30:0:1192:A:H8	1.76	0.50
3:C:184:ARG:NH1	30:0:1306:U:C5'	2.75	0.50
6:F:2:VAL:HG22	6:F:57:GLU:OE1	2.12	0.50
8:H:12:ILE:HG12	8:H:59:GLN:HG3	1.94	0.50
21:U:46:ALA:HB1	21:U:52:THR:HG21	1.92	0.50
30:0:485:A:O2'	30:0:487:G:H5'	2.12	0.50
30:0:1160:G:H5'	30:0:1161:A:C4'	2.42	0.50
30:0:1878:G:H1'	39:0:5431:HOH:O	2.11	0.50
30:0:1483:C:O2'	30:0:1484:G:H5'	2.12	0.49
30:0:2478:U:O2'	30:0:2479:A:H5'	2.12	0.49
30:0:2766:A:O2'	30:0:2767:C:H5'	2.11	0.49
8:H:19:ARG:HH12	30:0:1008:C:H5''	1.77	0.49

Continued on next page...

Continued from previous page...

Atom-1	Atom-2	Interatomic distance (Å)	Clash overlap (Å)
14:N:11:ARG:NH1	31:9:8:G:O6	2.44	0.49
30:0:1173:A:H4'	30:0:1174:A:C8	2.47	0.49
30:0:419:A:H1'	30:0:1921:A:C2	2.47	0.49
30:0:603:A:H1'	30:0:605:C:C2	2.47	0.49
30:0:1304:U:H2'	30:0:1305:C:C6	2.48	0.49
30:0:2899:A:H2'	30:0:2900:G:C8	2.47	0.49
1:A:51:ARG:NH1	1:A:120:ARG:O	2.45	0.49
8:H:99:ARG:NH1	30:0:1055:G:OP2	2.45	0.49
21:U:52:THR:HG22	21:U:54:THR:H	1.78	0.49
30:0:303:C:H2'	30:0:304:G:O4'	2.12	0.49
30:0:453:A:H4'	30:0:455:A:N7	2.27	0.49
30:0:827:A:H2'	30:0:828:G:O4'	2.11	0.49
30:0:925:C:H5''	39:0:8608:HOH:O	2.12	0.49
3:C:184:ARG:NH1	30:0:1306:U:H5''	2.28	0.49
8:H:31:ILE:HG23	39:H:6314:HOH:O	2.12	0.49
30:0:396:U:H1'	39:0:7529:HOH:O	2.12	0.49
30:0:1343:C:H2'	30:0:1344:G:O5'	2.13	0.49
30:0:1551:C:O2	30:0:1634:G:N2	2.42	0.49
30:0:2072:G:C6	30:0:2533:C:H1'	2.47	0.49
30:0:2756:U:N3	30:0:2896:A:H2	2.04	0.49
29:3:15:ASN:O	30:0:2408:A:H4'	2.12	0.49
30:0:249:G:H1'	30:0:265:U:O2	2.13	0.49
30:0:945:U:H2'	30:0:946:C:C6	2.48	0.49
30:0:1289:C:O2'	30:0:1290:G:H5'	2.13	0.49
30:0:1496:A:H5'	30:0:1572:A:H1'	1.95	0.49
30:0:2087:C:O2'	30:0:2088:C:H5'	2.12	0.49
1:A:36:ASP:O	1:A:38:ILE:N	2.39	0.49
30:0:415:A:O2'	30:0:416:G:H5'	2.12	0.49
30:0:877:G:H1'	39:0:3520:HOH:O	2.13	0.49
30:0:1157:C:H2'	30:0:1158:G:C8	2.48	0.49
30:0:1603:A:C5'	30:0:1605:G:H5'	2.42	0.49
30:0:1641:A:H2'	30:0:1642:A:H5'	1.94	0.49
30:0:2506:A:O2'	30:0:2507:G:O5'	2.31	0.49
10:J:70:PHE:CE1	30:0:2676:C:H4'	2.47	0.49
18:R:68:HIS:O	30:0:2842:G:H5'	2.13	0.49
30:0:1175:G:H1'	30:0:1193:A:H2'	1.94	0.49
30:0:1972:U:H2'	30:0:1973:A:C5'	2.43	0.49
30:0:2375:A:H2'	30:0:2376:C:C6	2.48	0.49
30:0:2488:A:H61	30:0:2534:C:H42	1.59	0.49
1:A:223:ARG:HH12	30:0:2270:G:H4'	1.77	0.49
30:0:11:A:H5'	30:0:12:U:OP2	2.12	0.49

Continued on next page...

Continued from previous page...

Atom-1	Atom-2	Interatomic distance (Å)	Clash overlap (Å)
30:0:292:G:H1'	30:0:360:A:N6	2.27	0.49
30:0:317:A:H4'	39:0:8481:HOH:O	2.12	0.49
30:0:1181:A:N1	30:0:1192:A:O2'	2.45	0.49
16:P:105:LEU:HD21	16:P:137:LEU:HD11	1.94	0.49
30:0:146:U:O2'	30:0:147:G:H5'	2.13	0.49
30:0:204:A:H2'	30:0:205:U:H5'	1.95	0.49
30:0:1023:C:H2'	30:0:1024:G:O4'	2.13	0.49
30:0:1268:C:H2'	30:0:1269:G:C8	2.47	0.49
30:0:2578:G:H5'	30:0:2578:G:C8	2.42	0.49
30:0:2712:G:H5'	39:0:4183:HOH:O	2.13	0.49
30:0:2769:C:H2'	30:0:2770:G:C5'	2.43	0.49
30:0:17:G:H2'	30:0:18:C:C6	2.48	0.48
30:0:834:G:H3'	30:0:835:U:H4'	1.95	0.48
30:0:2825:C:H4'	30:0:2826:G:O5'	2.13	0.48
19:S:33:SER:O	19:S:37:VAL:HG23	2.13	0.48
30:0:952:G:N3	30:0:2302:A:H2'	2.28	0.48
30:0:1183:C:N4	30:0:1184:C:H41	2.11	0.48
30:0:2668:G:H2'	30:0:2669:U:C6	2.48	0.48
30:0:2820:A:H2'	30:0:2821:C:O4'	2.13	0.48
24:X:43:VAL:HG12	24:X:44:ASP:N	2.28	0.48
27:1:16:HIS:HD2	30:0:470:U:O2'	1.95	0.48
30:0:541:C:C2'	30:0:542:A:C5'	2.87	0.48
30:0:1167:G:H3'	39:0:7346:HOH:O	2.12	0.48
30:0:2032:U:O2'	30:0:2033:G:H5''	2.14	0.48
30:0:2491:G:H5'	39:0:4378:HOH:O	2.13	0.48
30:0:2793:A:H2'	30:0:2794:G:H5'	1.95	0.48
18:R:117:HIS:HD2	30:0:20:G:H21	1.60	0.48
29:3:25:VAL:HG22	29:3:68:LYS:HG3	1.96	0.48
30:0:10:U:C6	30:0:10:U:C3'	2.95	0.48
30:0:660:A:H4'	30:0:661:G:O5'	2.13	0.48
30:0:1098:A:H2'	30:0:1099:G:O4'	2.13	0.48
30:0:1127:C:C2'	30:0:1128:U:H5'	2.43	0.48
30:0:1138:G:H4'	39:0:4849:HOH:O	2.13	0.48
30:0:2616:G:H1'	39:0:4578:HOH:O	2.12	0.48
31:9:49:G:O2'	31:9:50:G:H5'	2.12	0.48
30:0:545:G:H2'	30:0:546:C:O4'	2.14	0.48
30:0:1624:A:H5'	30:0:1626:A:O4'	2.13	0.48
30:0:1669:G:H2'	30:0:1670:A:C8	2.48	0.48
30:0:2636:C:H3'	39:0:3949:HOH:O	2.14	0.48
30:0:2729:C:H4'	30:0:2893:C:O2	2.14	0.48
3:C:118:THR:O	3:C:136:VAL:HG13	2.13	0.48

Continued on next page...

Continued from previous page...

Atom-1	Atom-2	Interatomic distance (Å)	Clash overlap (Å)
23:W:88:THR:HG22	23:W:89:ASP:H	1.79	0.48
30:0:185:G:H4'	30:0:186:A:H4'	1.96	0.48
30:0:951:A:C2'	30:0:952:G:H5'	2.43	0.48
30:0:1157:C:H2'	30:0:1158:G:H8	1.78	0.48
30:0:1375:A:C2'	30:0:1376:G:H5'	2.43	0.48
30:0:1413:A:H5''	39:0:3526:HOH:O	2.13	0.48
30:0:2379:G:H5'	30:0:2381:C:O4'	2.14	0.48
5:E:153:ARG:HH12	30:0:2778:A:C1'	2.26	0.48
30:0:119:A:H2'	30:0:120:A:H5''	1.96	0.48
30:0:492:C:O2'	30:0:493:U:H5'	2.14	0.48
30:0:920:C:H4'	30:0:921:G:C2	2.48	0.48
30:0:1130:U:H2'	30:0:1131:G:O4'	2.12	0.48
30:0:1477:C:H5'	30:0:1868:G:H5''	1.94	0.48
30:0:1619:G:H2'	30:0:1620:C:O4'	2.13	0.48
30:0:1795:G:H2'	30:0:1796:A:O4'	2.13	0.48
30:0:2717:C:H2'	30:0:2718:C:C5'	2.28	0.48
31:9:1:U:H4'	31:9:3:A:OP1	2.14	0.48
15:O:105:ASN:HD21	15:O:109:SER:N	2.11	0.48
30:0:128:A:O2'	30:0:129:A:H5'	2.13	0.48
30:0:216:A:O2'	30:0:217:C:H5'	2.13	0.48
30:0:1063:G:H5''	39:0:6220:HOH:O	2.14	0.48
30:0:1450:C:H5''	39:0:5311:HOH:O	2.13	0.48
30:0:1659:A:H2'	30:0:1660:G:O4'	2.13	0.48
30:0:1815:A:H2'	30:0:1816:C:O4'	2.13	0.48
30:0:1840:A:H4'	30:0:1841:C:O5'	2.14	0.48
30:0:2005:G:OP2	30:0:2005:G:H3'	2.14	0.48
30:0:2526:C:O2'	30:0:2527:U:H5'	2.14	0.48
30:0:2708:G:H2'	30:0:2709:G:O4'	2.14	0.48
31:9:106:U:O2'	31:9:107:C:H5'	2.13	0.48
2:B:315:VAL:HG23	2:B:316:ARG:HG2	1.96	0.48
13:M:90:ARG:NH2	30:0:2266:A:OP2	2.45	0.48
30:0:599:G:H2'	30:0:600:G:H8	1.78	0.48
30:0:1362:U:O2'	30:0:1363:G:H5'	2.13	0.48
30:0:2016:U:H2'	30:0:2017:U:C6	2.49	0.48
30:0:2020:C:O2'	30:0:2021:C:H5'	2.14	0.48
20:T:16:LEU:HB2	30:0:100:C:H4'	1.95	0.48
30:0:163:U:H5	39:0:7789:HOH:O	1.97	0.48
30:0:451:C:O2'	30:0:452:G:H5'	2.14	0.48
30:0:1307:A:H2'	30:0:1308:A:C8	2.49	0.48
30:0:1701:A:H5''	30:0:1702:U:H3'	1.96	0.48
30:0:2241:C:O2'	30:0:2242:U:H5'	2.14	0.48

Continued on next page...

Continued from previous page...

Atom-1	Atom-2	Interatomic distance (Å)	Clash overlap (Å)
38:0:2924:TAO:C37	38:0:2924:TAO:C36	2.88	0.48
2:B:195:ARG:HG2	2:B:323:LEU:HD22	1.95	0.47
4:D:172:VAL:HG12	4:D:173:GLU:H	1.79	0.47
9:I:93:ALA:HB3	9:I:132:VAL:HG22	1.96	0.47
14:N:4:PRO:HB2	30:0:1010:C:H4'	1.96	0.47
20:T:9:LYS:HE3	20:T:13:ARG:NH1	2.29	0.47
27:1:21:ARG:HD2	27:1:37:CYS:SG	2.53	0.47
30:0:2377:U:H6	30:0:2377:U:O5'	1.96	0.47
30:0:2438:G:H2'	30:0:2439:C:C6	2.49	0.47
30:0:51:G:O2'	30:0:52:A:H5'	2.14	0.47
30:0:272:A:H3'	39:0:7395:HOH:O	2.13	0.47
30:0:1675:C:H3'	39:0:7763:HOH:O	2.13	0.47
30:0:1926:G:H2'	30:0:1927:A:H8	1.79	0.47
30:0:2419:U:H5''	30:0:2420:G:H5'	1.96	0.47
30:0:2435:U:H1'	39:0:4462:HOH:O	2.14	0.47
30:0:2831:C:H2'	30:0:2832:C:C5'	2.43	0.47
30:0:1211:G:O2'	30:0:1212:C:H5'	2.13	0.47
30:0:2761:A:H2'	39:0:4757:HOH:O	2.14	0.47
10:J:80:LYS:HE3	10:J:101:VAL:O	2.15	0.47
30:0:195:C:H2'	30:0:196:G:H5'	1.95	0.47
30:0:792:G:O2'	30:0:793:A:H5'	2.14	0.47
30:0:905:C:H3'	39:0:4139:HOH:O	2.12	0.47
30:0:960:G:C2'	30:0:960:G:N3	2.77	0.47
30:0:1069:C:H4'	30:0:1081:A:O2'	2.14	0.47
30:0:1184:C:O2'	30:0:1185:U:OP2	2.26	0.47
30:0:1616:A:H5''	30:0:1617:C:OP1	2.14	0.47
2:B:201:ASP:HB2	2:B:312:ARG:HD2	1.96	0.47
2:B:221:GLN:HE22	11:K:42:ASN:HD22	1.62	0.47
30:0:553:G:H2'	30:0:554:G:H5'	1.96	0.47
30:0:1566:C:H2'	30:0:1567:G:H8	1.79	0.47
30:0:1614:G:H2'	39:0:3378:HOH:O	2.14	0.47
30:0:1829:A:H2'	30:0:1830:C:H5'	1.96	0.47
30:0:2243:C:H5''	39:0:8461:HOH:O	2.15	0.47
30:0:416:G:OP1	30:0:417:G:H5'	2.15	0.47
30:0:633:C:O2'	30:0:634:G:H5'	2.14	0.47
30:0:2459:G:H3'	39:0:6675:HOH:O	2.14	0.47
30:0:2831:C:C2'	30:0:2832:C:H5'	2.45	0.47
30:0:2909:G:H2'	30:0:2910:A:C8	2.49	0.47
3:C:225:PRO:O	30:0:1308:A:H4'	2.15	0.47
4:D:159:PRO:O	4:D:163:VAL:HG23	2.14	0.47
13:M:179:GLY:O	30:0:399:C:H5'	2.15	0.47

Continued on next page...

Continued from previous page...

Atom-1	Atom-2	Interatomic distance (Å)	Clash overlap (Å)
19:S:17:ASP:HB3	19:S:23:LYS:HB2	1.97	0.47
30:0:1427:A:H61	30:0:1440:U:H1'	1.80	0.47
30:0:1820:G:C6	30:0:2030:A:C2	3.03	0.47
30:0:1857:A:N6	30:0:2247:C:H1'	2.30	0.47
13:M:171:ARG:CD	30:0:156:C:H5''	2.33	0.47
30:0:907:A:H4'	30:0:1328:A:C2	2.50	0.47
30:0:2443:C:H3'	39:0:8176:HOH:O	2.15	0.47
2:B:217:ARG:HG3	2:B:257:THR:HG22	1.96	0.47
30:0:1787:C:O2'	30:0:1788:U:H5'	2.15	0.47
30:0:2326:C:H4'	30:0:2412:G:H4'	1.95	0.47
9:I:111:LEU:HD23	30:0:1163:G:H4'	1.97	0.47
30:0:671:A:O2'	30:0:672:G:H2'	2.15	0.47
30:0:2438:G:H2'	30:0:2439:C:H6	1.80	0.47
38:0:2924:TAO:C55	38:0:2924:TAO:H532	2.45	0.47
5:E:139:GLU:OE2	30:0:2781:U:H1'	2.15	0.46
12:L:67:ARG:HH11	30:0:745:G:N2	2.13	0.46
29:3:38:ARG:HB3	29:3:42:ARG:HH12	1.80	0.46
29:3:65:THR:HB	29:3:83:TRP:H	1.79	0.46
30:0:517:U:H2'	30:0:518:G:H5'	1.96	0.46
30:0:707:C:C2	30:0:708:A:C8	3.03	0.46
30:0:816:G:C6	30:0:817:G:N1	2.83	0.46
30:0:1160:G:HO2'	30:0:1190:G:H8	1.60	0.46
30:0:1511:U:O2'	30:0:1512:G:H5'	2.15	0.46
30:0:2106:C:H5'	30:0:2284:G:H21	1.79	0.46
11:K:66:ARG:HH22	30:0:1994:A:P	2.38	0.46
13:M:171:ARG:NH2	30:0:189:A:OP1	2.48	0.46
26:Z:34:SER:CB	30:0:797:A:H4'	2.45	0.46
27:1:42:SER:HB3	30:0:1473:U:C1'	2.45	0.46
30:0:539:G:H2'	30:0:540:A:C8	2.50	0.46
30:0:812:A:H2'	30:0:813:C:O4'	2.15	0.46
30:0:1120:U:H5'	30:0:1121:G:OP2	2.16	0.46
30:0:1154:A:H2'	30:0:1155:G:H8	1.81	0.46
30:0:1363:G:H2'	30:0:1364:G:C8	2.50	0.46
30:0:1555:G:O2'	30:0:1556:G:H5'	2.15	0.46
30:0:2054:A:H5'	39:0:3751:HOH:O	2.15	0.46
8:H:12:ILE:HG22	8:H:12:ILE:O	2.16	0.46
17:Q:15:LYS:HD3	30:0:2364:A:H5''	1.97	0.46
17:Q:42:LYS:HD3	30:0:951:A:H5''	1.97	0.46
39:Y:7277:HOH:O	30:0:1330:A:C5'	2.63	0.46
29:3:60:LYS:NZ	30:0:2428:G:N7	2.62	0.46
30:0:138:U:OP2	30:0:139:C:H5	1.99	0.46

Continued on next page...

Continued from previous page...

Atom-1	Atom-2	Interatomic distance (Å)	Clash overlap (Å)
30:0:816:G:H5'	30:0:1598:A:H4'	1.97	0.46
30:0:2893:C:O2'	30:0:2894:C:H5'	2.15	0.46
12:L:52:LYS:HZ3	30:0:215:A:P	2.39	0.46
30:0:107:U:C2'	30:0:108:U:H5'	2.46	0.46
30:0:561:G:H2'	30:0:562:A:H8	1.80	0.46
30:0:960:G:N3	30:0:960:G:H2'	2.29	0.46
30:0:1014:A:H2'	30:0:1015:C:H5'	1.96	0.46
30:0:1330:A:H5''	30:0:1331:G:OP2	2.16	0.46
30:0:1554:C:O2'	30:0:1631:A:H1'	2.15	0.46
30:0:2061:C:H2'	30:0:2062:A:H5'	1.97	0.46
30:0:2072:G:H3'	30:0:2073:G:H5''	1.98	0.46
31:9:80:A:C2	31:9:103:A:C4	3.04	0.46
2:B:280:VAL:HG22	2:B:333:GLU:O	2.15	0.46
11:K:74:VAL:HG12	11:K:75:ARG:HG3	1.98	0.46
24:X:43:VAL:HG12	24:X:44:ASP:H	1.80	0.46
30:0:275:G:C2	30:0:376:C:N3	2.83	0.46
30:0:821:U:H2'	30:0:822:C:H6	1.78	0.46
30:0:941:G:O2'	30:0:942:U:H5'	2.15	0.46
30:0:1166:A:N3	30:0:1166:A:H2'	2.30	0.46
30:0:1206:U:H2'	30:0:1207:A:O4'	2.16	0.46
30:0:1701:A:H4'	30:0:1702:U:O5'	2.16	0.46
30:0:2250:G:H2'	30:0:2251:G:O4'	2.15	0.46
1:A:35:GLY:O	1:A:36:ASP:HB3	2.16	0.46
16:P:41:ARG:HH22	30:0:1500:U:P	2.38	0.46
30:0:1472:C:O5'	30:0:1472:C:H6	1.98	0.46
30:0:1555:G:H4'	30:0:1630:A:H2	1.81	0.46
30:0:1904:A:C2	30:0:1905:U:H1'	2.51	0.46
30:0:2434:A:H2'	30:0:2435:U:O4'	2.15	0.46
30:0:2445:U:H2'	30:0:2446:G:C8	2.50	0.46
30:0:2769:C:H2'	30:0:2770:G:H5'	1.96	0.46
31:9:107:C:O2'	31:9:108:C:H5'	2.16	0.46
30:0:163:U:O3'	30:0:896:C:H4'	2.16	0.46
30:0:1221:G:H8	39:0:5243:HOH:O	1.98	0.46
30:0:1699:C:H4'	39:0:5876:HOH:O	2.15	0.46
30:0:1733:A:C6	30:0:1734:C:C2	3.04	0.46
30:0:2002:C:C2'	30:0:2003:U:H5'	2.45	0.46
30:0:2473:U:O3'	30:0:2474:A:H3'	2.15	0.46
39:A:7810:HOH:O	30:0:782:G:H4'	2.15	0.46
13:M:29:GLN:OE1	30:0:2244:A:H5''	2.16	0.46
26:Z:77:GLY:HA2	26:Z:91:GLY:O	2.16	0.46
30:0:560:U:H2'	30:0:561:G:H8	1.81	0.46

Continued on next page...

Continued from previous page...

Atom-1	Atom-2	Interatomic distance (Å)	Clash overlap (Å)
30:0:598:C:H2'	30:0:599:G:H8	1.79	0.46
30:0:951:A:O2'	30:0:952:G:H5'	2.16	0.46
30:0:1241:G:H2'	30:0:1242:A:O4'	2.16	0.46
30:0:1328:A:N7	30:0:1329:G:C5	2.84	0.46
30:0:1973:A:H2'	30:0:1974:G:O4'	2.16	0.46
30:0:2584:G:H5''	39:0:8361:HOH:O	2.16	0.46
30:0:125:U:H2'	39:0:8475:HOH:O	2.16	0.46
30:0:213:G:N2	30:0:225:G:H2'	2.31	0.46
30:0:681:G:H1'	30:0:683:G:O6	2.16	0.46
30:0:1632:A:C2'	30:0:1633:C:H5'	2.46	0.46
30:0:2039:A:H2'	30:0:2040:C:C6	2.51	0.46
30:0:2729:C:O2'	30:0:2730:G:H5'	2.16	0.46
3:C:174:ILE:HD11	30:0:338:C:H4'	1.97	0.46
4:D:135:VAL:HG22	4:D:136:ARG:H	1.80	0.46
30:0:168:C:H6	30:0:168:C:O5'	1.99	0.46
30:0:366:U:H2'	30:0:367:G:O4'	2.15	0.46
30:0:776:A:H1'	30:0:779:U:O4	2.16	0.46
30:0:1139:U:H2'	30:0:1140:C:C6	2.51	0.46
30:0:1145:G:H1	30:0:1218:U:H3	1.64	0.46
30:0:1544:U:H2'	30:0:1545:C:H6	1.80	0.46
30:0:2082:G:O2'	30:0:2083:A:H5'	2.15	0.46
30:0:2646:G:C8	38:0:2924:TAO:H252	2.50	0.46
20:T:38:ARG:NH1	39:0:6217:HOH:O	2.49	0.45
23:W:74:GLU:OE1	30:0:1285:U:H4'	2.16	0.45
30:0:697:G:H4'	30:0:730:G:O3'	2.16	0.45
30:0:944:G:O2'	30:0:945:U:H5'	2.16	0.45
30:0:1201:C:H2'	30:0:1202:A:H5'	1.98	0.45
30:0:1819:G:H5'	39:0:3491:HOH:O	2.15	0.45
30:0:1850:U:H2'	30:0:1851:G:H8	1.79	0.45
30:0:2291:A:N9	30:0:2309:C:H5'	2.31	0.45
31:9:2:U:P	31:9:3:A:H5'	2.55	0.45
2:B:77:PRO:HG2	2:B:151:VAL:HG22	1.98	0.45
5:E:143:GLN:HE21	30:0:2780:C:H1'	1.80	0.45
30:0:228:C:C2'	30:0:229:G:H5'	2.46	0.45
30:0:363:C:H2'	30:0:364:U:C6	2.51	0.45
30:0:1882:C:O2'	30:0:2012:U:OP2	2.30	0.45
30:0:1942:A:H2'	30:0:1943:C:H6	1.82	0.45
30:0:130:C:O2'	30:0:131:A:N7	2.47	0.45
30:0:508:A:H2'	30:0:509:A:H5''	1.98	0.45
30:0:843:A:C2	30:0:846:A:C8	3.04	0.45
30:0:1768:C:H2'	30:0:1769:C:O4'	2.16	0.45

Continued on next page...

Continued from previous page...

Atom-1	Atom-2	Interatomic distance (Å)	Clash overlap (Å)
30:0:1783:A:C2'	30:0:1784:U:H5'	2.46	0.45
30:0:2362:A:H2'	30:0:2363:G:C8	2.52	0.45
30:0:2747:C:H4'	39:0:7896:HOH:O	2.16	0.45
31:9:12:C:H5'	31:9:70:U:O4'	2.17	0.45
31:9:114:G:H2'	31:9:115:C:H6	1.79	0.45
3:C:5:ILE:HD11	3:C:16:VAL:HG23	1.97	0.45
10:J:18:ILE:HD13	30:0:1244:U:OP1	2.17	0.45
14:N:159:TYR:HE1	31:9:50:G:H5''	1.82	0.45
17:Q:11:ARG:HG3	30:0:2363:G:O2'	2.17	0.45
30:0:1135:G:H5'	39:0:5155:HOH:O	2.16	0.45
30:0:1266:U:HO2'	30:0:1267:C:H5'	1.81	0.45
30:0:1513:C:O2'	30:0:1514:C:H5'	2.16	0.45
30:0:1609:C:H2'	30:0:1610:G:H8	1.82	0.45
30:0:1634:G:H2'	30:0:1635:U:C6	2.52	0.45
30:0:2894:C:O2'	30:0:2895:C:H5'	2.16	0.45
11:K:14:LYS:HB2	11:K:45:PRO:HG2	1.98	0.45
30:0:653:U:H2'	30:0:654:A:C8	2.52	0.45
30:0:807:A:O2'	30:0:808:A:H5'	2.16	0.45
30:0:1423:C:O2'	30:0:1424:A:H5'	2.16	0.45
30:0:1433:G:O2'	30:0:1434:A:H5'	2.17	0.45
30:0:2115:U:H2'	30:0:2116:U:C6	2.52	0.45
30:0:2301:A:H5''	30:0:2302:A:H5'	1.98	0.45
30:0:2780:C:H2'	30:0:2781:U:C6	2.52	0.45
2:B:154:VAL:HG12	2:B:156:LYS:HG2	1.98	0.45
3:C:206:ASN:HB2	30:0:329:A:OP2	2.17	0.45
16:P:7:LYS:NZ	30:0:1397:C:H5''	2.31	0.45
23:W:5:VAL:HG11	23:W:153:MET:HE3	1.98	0.45
27:1:9:GLY:HA3	30:0:1695:G:H1'	1.98	0.45
27:1:28:HIS:HD2	27:1:30:LYS:H	1.65	0.45
30:0:113:A:H2'	30:0:115:U:O4	2.16	0.45
30:0:564:G:H1'	39:0:5694:HOH:O	2.15	0.45
30:0:694:A:H4'	30:0:2441:U:OP1	2.17	0.45
30:0:790:A:H1'	30:0:1710:A:H2'	1.98	0.45
30:0:1278:A:H2'	30:0:1280:A:C8	2.51	0.45
30:0:1692:C:H2'	39:0:6226:HOH:O	2.16	0.45
30:0:1973:A:H5'	30:0:1973:A:H8	1.82	0.45
30:0:2067:A:H2'	30:0:2068:G:O4'	2.17	0.45
30:0:2114:C:O2'	30:0:2115:U:H5'	2.16	0.45
2:B:156:LYS:HB3	30:0:2846:C:H4'	1.98	0.45
3:C:49:ASP:HB3	3:C:52:ALA:HB2	1.99	0.45
4:D:76:ARG:NE	31:9:44:A:O4'	2.48	0.45

Continued on next page...

Continued from previous page...

Atom-1	Atom-2	Interatomic distance (Å)	Clash overlap (Å)
30:0:17:G:H2'	30:0:18:C:H6	1.82	0.45
30:0:236:A:H8	30:0:236:A:OP1	2.00	0.45
30:0:602:A:O2'	30:0:605:C:H4'	2.16	0.45
30:0:704:C:H2'	30:0:705:C:H6	1.82	0.45
30:0:881:C:H5''	39:0:8344:HOH:O	2.17	0.45
30:0:954:U:O2'	30:0:955:A:H5'	2.17	0.45
30:0:1041:U:H2'	30:0:1042:U:H5'	1.98	0.45
30:0:1181:A:C2'	30:0:1182:C:H5'	2.46	0.45
30:0:1825:U:O2'	30:0:1826:C:H5'	2.16	0.45
30:0:2269:C:C2'	30:0:2270:G:H5'	2.47	0.45
5:E:91:PHE:CE1	30:0:2694:A:H4'	2.52	0.45
5:E:153:ARG:HH12	30:0:2778:A:H1'	1.81	0.45
23:W:128:VAL:HG22	30:0:1098:A:OP1	2.17	0.45
30:0:23:G:C6	30:0:24:G:N1	2.84	0.45
30:0:226:A:H1'	30:0:393:G:C5	2.52	0.45
30:0:482:G:H4'	30:0:508:A:N1	2.32	0.45
30:0:635:A:H2'	30:0:636:G:H5''	1.99	0.45
30:0:958:G:H2'	30:0:959:C:C6	2.51	0.45
30:0:960:G:N3	30:0:960:G:H3'	2.32	0.45
30:0:1056:U:H2'	30:0:1057:A:O4'	2.17	0.45
30:0:1268:C:O2'	30:0:1269:G:H5'	2.16	0.45
1:A:20:SER:HB3	30:0:1872:C:H5	1.81	0.45
1:A:172:ALA:HB2	30:0:1846:U:O2'	2.17	0.45
26:Z:66:CYS:SG	26:Z:68:GLU:HB2	2.57	0.45
28:2:8:LYS:NZ	30:0:1677:U:OP2	2.42	0.45
30:0:1181:A:H2'	30:0:1182:C:C5'	2.46	0.45
30:0:1393:A:H2'	30:0:1394:C:C6	2.51	0.45
30:0:1497:G:H4'	30:0:1627:G:O2'	2.17	0.45
30:0:2104:C:O2	30:0:2485:A:N1	2.50	0.45
30:0:2824:C:C5'	30:0:2825:C:H5'	2.45	0.45
4:D:105:SER:OG	30:0:2338:G:H1'	2.16	0.45
27:1:20:ARG:HH21	30:0:120:A:H5'	1.82	0.45
30:0:969:G:H2'	30:0:970:U:C6	2.52	0.45
30:0:1332:C:O2'	30:0:1333:U:H5'	2.17	0.45
30:0:2461:U:O2	30:0:2466:G:H1'	2.17	0.45
30:0:2731:G:H2'	30:0:2732:U:O4'	2.17	0.45
2:B:99:GLU:HB2	30:0:2820:A:H4'	1.99	0.44
6:F:58:GLU:CD	13:M:27:ARG:HH22	2.21	0.44
25:Y:210:GLY:H	30:0:1313:A:H5''	1.81	0.44
30:0:888:U:H2'	30:0:889:C:C6	2.52	0.44
30:0:1587:U:H2'	30:0:1588:G:O4'	2.15	0.44

Continued on next page...

Continued from previous page...

Atom-1	Atom-2	Interatomic distance (Å)	Clash overlap (Å)
30:0:2908:A:O5'	30:0:2908:A:H8	2.00	0.44
31:9:73:A:H2'	31:9:74:G:C8	2.53	0.44
30:0:170:U:H2'	30:0:171:C:H5'	1.98	0.44
30:0:349:U:H2'	30:0:350:G:C8	2.52	0.44
30:0:544:G:C3'	30:0:545:G:H5''	2.47	0.44
30:0:1702:U:H5'	39:0:8128:HOH:O	2.17	0.44
30:0:1822:A:O2'	30:0:1823:G:H5'	2.17	0.44
30:0:2064:U:H5'	30:0:2652:U:O3'	2.17	0.44
30:0:2281:C:C5	30:0:2282:U:C4	3.05	0.44
30:0:2509:A:H2'	30:0:2510:C:O4'	2.17	0.44
3:C:174:ILE:HD12	30:0:338:C:H4'	1.99	0.44
5:E:42:VAL:HG12	5:E:44:GLY:H	1.81	0.44
9:I:112:LEU:HD11	30:0:1162:G:H1'	1.98	0.44
27:1:42:SER:HB3	30:0:1473:U:O4'	2.17	0.44
30:0:407:A:H2'	30:0:408:A:C8	2.52	0.44
30:0:668:C:H2'	30:0:669:G:C8	2.53	0.44
30:0:969:G:H1	30:0:999:C:H42	1.64	0.44
30:0:1191:A:H2'	30:0:1193:A:H5'	2.00	0.44
30:0:1244:U:H4'	30:0:1246:A:O4'	2.18	0.44
30:0:1744:G:H2'	30:0:1745:G:H5'	1.99	0.44
30:0:2103:A:N7	30:0:2538:A:N6	2.65	0.44
30:0:2524:G:H21	30:0:2526:C:H41	1.65	0.44
38:0:2924:TAO:O33	38:0:2924:TAO:C47	2.66	0.44
3:C:107:ARG:O	3:C:111:VAL:HG23	2.17	0.44
30:0:1058:A:H2'	30:0:1060:C:C5'	2.48	0.44
30:0:1702:U:H5''	39:0:6963:HOH:O	2.17	0.44
31:9:63:C:O2'	31:9:64:C:H5'	2.18	0.44
19:S:45:TYR:O	19:S:80:ARG:NH2	2.50	0.44
23:W:125:HIS:CE1	30:0:1097:A:H5''	2.53	0.44
30:0:400:C:H2'	30:0:401:C:C6	2.53	0.44
30:0:625:U:H3'	39:0:7697:HOH:O	2.16	0.44
30:0:694:A:H2'	30:0:695:C:C5'	2.47	0.44
30:0:799:C:O2'	30:0:800:G:H5'	2.17	0.44
30:0:1057:A:H1'	30:0:2492:U:O2'	2.17	0.44
30:0:1066:U:H2'	30:0:1067:A:C8	2.53	0.44
30:0:1566:C:H2'	30:0:1567:G:C8	2.53	0.44
30:0:2072:G:H4'	39:0:8543:HOH:O	2.18	0.44
30:0:2577:A:H5'	39:0:7700:HOH:O	2.18	0.44
8:H:6:ALA:HB3	30:0:2521:A:OP2	2.17	0.44
30:0:63:U:O2'	30:0:64:G:H5'	2.18	0.44
30:0:312:U:O2'	30:0:313:U:H5'	2.18	0.44

Continued on next page...

Continued from previous page...

Atom-1	Atom-2	Interatomic distance (Å)	Clash overlap (Å)
30:0:582:U:H2'	30:0:583:C:C6	2.53	0.44
30:0:1250:C:O2'	30:0:1251:C:H5'	2.17	0.44
30:0:1730:G:C5'	30:0:1731:C:C6	3.01	0.44
30:0:1744:G:C2'	30:0:1745:G:H5'	2.48	0.44
30:0:1811:A:H2'	30:0:1812:G:H5'	1.99	0.44
30:0:2425:A:H5'	30:0:2426:G:OP2	2.18	0.44
30:0:2598:U:O2	30:0:2600:A:C8	2.71	0.44
18:R:39:THR:HG22	18:R:42:GLU:H	1.83	0.44
30:0:556:C:H2'	30:0:557:C:H6	1.81	0.44
30:0:598:C:H2'	30:0:599:G:C8	2.52	0.44
30:0:691:G:H4'	30:0:732:C:H4'	1.99	0.44
30:0:1594:C:O2'	30:0:1607:A:H4'	2.18	0.44
30:0:1773:G:N2	30:0:1774:G:C8	2.86	0.44
30:0:2061:C:C2'	30:0:2062:A:H5'	2.48	0.44
8:H:15:PRO:HG3	30:0:1053:G:OP1	2.17	0.44
30:0:636:G:H1'	30:0:2058:G:C4	2.52	0.44
30:0:699:C:C2	30:0:744:G:C2	3.05	0.44
30:0:844:A:C6	30:0:882:A:C5	3.05	0.44
30:0:876:A:H2'	30:0:876:A:N3	2.33	0.44
30:0:1805:G:O2'	30:0:1806:G:H5'	2.18	0.44
30:0:2064:U:H5'	30:0:2652:U:H4'	2.00	0.44
30:0:2356:A:H2'	30:0:2357:G:O4'	2.17	0.44
31:9:94:G:O2'	31:9:95:C:H5'	2.18	0.44
2:B:297:VAL:HB	39:B:4810:HOH:O	2.17	0.44
5:E:49:ILE:HD11	5:E:69:ILE:HD12	1.99	0.44
30:0:1596:U:H2'	30:0:1598:A:OP2	2.18	0.44
30:0:1819:G:H2'	30:0:1820:G:C4'	2.48	0.44
30:0:1827:G:H2'	30:0:1828:G:C8	2.52	0.44
30:0:2000:G:O2'	30:0:2001:G:H5'	2.17	0.44
30:0:2345:A:H3'	30:0:2346:C:C5	2.53	0.44
30:0:2403:C:H2'	30:0:2404:G:O5'	2.17	0.44
30:0:2506:A:N6	30:0:2511:A:O2'	2.49	0.44
30:0:2664:A:H8	30:0:2664:A:OP1	2.01	0.44
30:0:2667:G:H1'	30:0:2914:A:N3	2.33	0.44
30:0:2896:A:H5''	39:0:5399:HOH:O	2.17	0.44
31:9:1:U:O3'	31:9:3:A:C5'	2.66	0.44
1:A:199:HIS:HD2	1:A:201:PHE:H	1.66	0.43
2:B:294:TYR:HE2	39:B:7123:HOH:O	2.01	0.43
3:C:246:ARG:NH2	30:0:677:C:H4'	2.32	0.43
23:W:5:VAL:HG11	23:W:153:MET:CE	2.48	0.43
30:0:241:A:C2	30:0:378:A:H4'	2.53	0.43

Continued on next page...

Continued from previous page...

Atom-1	Atom-2	Interatomic distance (Å)	Clash overlap (Å)
30:0:247:A:H2'	39:0:8696:HOH:O	2.17	0.43
30:0:290:C:H2'	30:0:291:C:O4'	2.18	0.43
30:0:401:C:H2'	30:0:402:U:C6	2.53	0.43
30:0:429:A:C6	30:0:430:A:C6	3.06	0.43
30:0:566:A:H2'	30:0:567:U:O4'	2.18	0.43
30:0:1132:A:H61	30:0:1229:C:H2'	1.82	0.43
30:0:1562:C:N4	39:0:5067:HOH:O	2.51	0.43
30:0:1674:C:H2'	30:0:1675:C:H6	1.83	0.43
30:0:1940:C:H1'	39:0:4360:HOH:O	2.17	0.43
30:0:2121:G:H5'	39:0:8750:HOH:O	2.18	0.43
30:0:2511:A:H5'	30:0:2511:A:H8	1.83	0.43
3:C:69:HIS:HB3	30:0:765:G:O3'	2.18	0.43
8:H:58:VAL:HG21	8:H:162:PRO:HD3	2.01	0.43
8:H:74:ARG:NH1	30:0:2504:A:H4'	2.33	0.43
11:K:32:ILE:HD11	11:K:56:SER:HB3	1.99	0.43
19:S:73:ASP:O	19:S:77:VAL:HG23	2.18	0.43
30:0:281:U:O2'	30:0:282:C:H5'	2.18	0.43
30:0:324:G:O2'	30:0:325:U:H5'	2.19	0.43
30:0:364:U:H2'	30:0:365:G:C8	2.53	0.43
30:0:506:G:N2	30:0:509:A:H5'	2.29	0.43
30:0:514:G:OP1	30:0:514:G:H2'	2.17	0.43
30:0:1087:G:H4'	30:0:1088:A:OP1	2.18	0.43
30:0:2415:A:C2'	30:0:2416:G:H5'	2.48	0.43
30:0:2716:G:O2'	30:0:2717:C:H5'	2.18	0.43
12:L:18:HIS:CD2	30:0:902:G:N7	2.84	0.43
30:0:134:U:C2	30:0:145:A:C2	3.07	0.43
30:0:1343:C:C2'	30:0:1344:G:O5'	2.65	0.43
30:0:1447:U:H3'	30:0:1506:U:O2	2.17	0.43
30:0:2072:G:H3'	30:0:2073:G:C5'	2.48	0.43
30:0:2276:U:H2'	30:0:2277:U:H6	1.83	0.43
1:A:97:ALA:HB2	1:A:150:PRO:HB2	2.01	0.43
8:H:158:ASN:ND2	30:0:2502:C:H4'	2.34	0.43
9:I:130:LEU:CD2	30:0:1167:G:H4'	2.47	0.43
24:X:43:VAL:HG22	24:X:76:ARG:NH1	2.33	0.43
30:0:111:C:O2'	30:0:112:G:H5'	2.18	0.43
30:0:484:A:N6	30:0:508:A:H62	2.16	0.43
30:0:745:G:H5''	30:0:746:A:OP1	2.18	0.43
30:0:853:C:H2'	30:0:854:G:O4'	2.18	0.43
30:0:2500:C:O2'	30:0:2501:G:H5'	2.18	0.43
12:L:41:HIS:CD2	12:L:41:HIS:H	2.37	0.43
23:W:88:THR:HG23	23:W:110:GLN:HB3	2.01	0.43

Continued on next page...

Continued from previous page...

Atom-1	Atom-2	Interatomic distance (Å)	Clash overlap (Å)
30:0:579:G:H2'	30:0:580:A:C8	2.54	0.43
30:0:772:G:H2'	30:0:773:A:O4'	2.17	0.43
30:0:1933:G:O2'	30:0:1934:A:H5'	2.18	0.43
30:0:2505:G:C2'	30:0:2506:A:H5'	2.48	0.43
30:0:2553:A:H2'	30:0:2553:A:N3	2.33	0.43
30:0:349:U:H2'	30:0:350:G:H8	1.84	0.43
30:0:461:C:H2'	39:0:8772:HOH:O	2.18	0.43
30:0:797:A:N6	30:0:816:G:H1'	2.33	0.43
30:0:1544:U:H2'	30:0:1545:C:C6	2.54	0.43
30:0:1964:U:O2	30:0:1964:U:H2'	2.18	0.43
30:0:2761:A:C4	30:0:2763:G:C8	3.06	0.43
31:9:67:C:H2'	31:9:68:G:C8	2.52	0.43
31:9:74:G:H1	31:9:107:C:H42	1.66	0.43
12:L:14:GLY:O	30:0:1295:G:H5''	2.18	0.43
13:M:193:LYS:HB3	30:0:392:U:H4'	2.01	0.43
30:0:694:A:C2'	30:0:695:C:H5'	2.48	0.43
30:0:816:G:C5	30:0:817:G:C6	3.07	0.43
30:0:1494:A:C4	30:0:1495:C:C5	3.07	0.43
30:0:1498:G:O2'	30:0:1499:U:H5'	2.19	0.43
30:0:1586:G:O2'	30:0:1587:U:H5'	2.19	0.43
19:S:37:VAL:O	19:S:41:VAL:HG23	2.18	0.43
30:0:1439:C:O5'	30:0:1439:C:H6	2.02	0.43
30:0:1625:U:H4'	39:0:3427:HOH:O	2.17	0.43
30:0:1812:G:H4'	30:0:1814:G:O4'	2.18	0.43
30:0:2262:C:H2'	30:0:2263:G:H8	1.82	0.43
30:0:2569:A:H2'	30:0:2570:G:O5'	2.19	0.43
20:T:111:ARG:HB3	20:T:119:ALA:HB2	2.01	0.43
39:Y:7277:HOH:O	30:0:1330:A:H4'	2.19	0.43
30:0:259:G:O2'	30:0:260:C:H5'	2.19	0.43
30:0:303:C:O2'	30:0:304:G:H5'	2.19	0.43
30:0:613:C:H2'	30:0:614:U:H6	1.83	0.43
30:0:696:C:O2'	30:0:697:G:H5'	2.18	0.43
30:0:1683:G:H1'	30:0:1723:G:HO2'	1.84	0.43
30:0:1884:G:H5''	39:0:7478:HOH:O	2.18	0.43
30:0:2595:U:H2'	30:0:2596:A:C8	2.53	0.43
23:W:44:MET:HE2	30:0:944:G:H21	1.83	0.43
28:2:20:ARG:HG2	28:2:21:VAL:H	1.84	0.43
30:0:329:A:H5'	30:0:347:A:H1'	2.01	0.43
30:0:440:C:H2'	30:0:441:A:C8	2.54	0.43
30:0:497:A:H2'	30:0:498:A:C5'	2.49	0.43
30:0:517:U:C2'	30:0:518:G:H5'	2.48	0.43

Continued on next page...

Continued from previous page...

Atom-1	Atom-2	Interatomic distance (Å)	Clash overlap (Å)
30:0:1409:G:H5'	39:0:8435:HOH:O	2.18	0.43
30:0:2531:U:O2'	30:0:2532:A:H5'	2.18	0.43
30:0:2590:U:H2'	30:0:2591:C:H5'	2.00	0.43
30:0:2659:U:H5''	39:0:8972:HOH:O	2.19	0.43
30:0:2897:C:H2'	30:0:2898:G:C8	2.53	0.43
38:0:2924:TAO:H4	38:0:2924:TAO:H161	1.74	0.43
1:A:199:HIS:CD2	1:A:201:PHE:H	2.37	0.42
2:B:57:GLU:HA	2:B:58:PRO:HD2	1.93	0.42
39:R:4608:HOH:O	30:0:1370:G:H5''	2.19	0.42
30:0:249:G:H2'	30:0:250:C:C6	2.54	0.42
30:0:295:C:H2'	30:0:296:G:O4'	2.18	0.42
30:0:407:A:H5'	39:0:5296:HOH:O	2.18	0.42
30:0:441:A:O5'	30:0:441:A:H8	2.01	0.42
30:0:1234:U:O2	30:0:2066:C:H5''	2.19	0.42
30:0:1283:G:O2'	30:0:1284:G:H5'	2.19	0.42
30:0:1309:U:O2'	30:0:1310:U:H5'	2.19	0.42
30:0:1419:U:H2'	30:0:1685:A:C2	2.54	0.42
30:0:1730:G:H5''	30:0:1731:C:H6	1.83	0.42
30:0:2038:A:O2'	30:0:2039:A:H5'	2.19	0.42
30:0:2594:C:O2'	30:0:2595:U:H5'	2.18	0.42
30:0:2705:U:O2'	30:0:2706:A:H5'	2.18	0.42
18:R:40:ALA:O	18:R:44:VAL:HG23	2.20	0.42
30:0:88:G:H5'	30:0:88:G:C8	2.50	0.42
30:0:329:A:H5'	30:0:347:A:C1'	2.49	0.42
30:0:519:A:H4'	30:0:1320:C:O3'	2.19	0.42
30:0:734:U:O2'	30:0:737:A:N6	2.51	0.42
30:0:877:G:C5'	30:0:878:G:OP1	2.57	0.42
30:0:1305:C:O2'	30:0:1306:U:H5'	2.18	0.42
30:0:1318:A:H61	30:0:1339:G:H1'	1.83	0.42
30:0:1883:U:H3'	39:0:6500:HOH:O	2.18	0.42
30:0:2869:G:H2'	30:0:2870:C:C6	2.54	0.42
6:F:91:VAL:HG11	30:0:262:A:OP2	2.19	0.42
14:N:7:LYS:HE3	17:Q:21:ARG:O	2.20	0.42
30:0:1131:G:C6	30:0:1230:A:C4	3.07	0.42
30:0:1245:C:H6	30:0:1245:C:O5'	2.01	0.42
30:0:1758:U:H2'	30:0:1759:A:O4'	2.19	0.42
30:0:1790:C:O2'	30:0:1791:U:H5'	2.18	0.42
30:0:2569:A:H8	30:0:2569:A:O5'	2.03	0.42
30:0:2727:A:H2'	30:0:2728:C:H5'	2.01	0.42
31:9:92:G:C6	31:9:93:A:C6	3.07	0.42
2:B:74:ILE:HD13	2:B:309:VAL:HG21	2.01	0.42

Continued on next page...

Continued from previous page...

Atom-1	Atom-2	Interatomic distance (Å)	Clash overlap (Å)
3:C:139:VAL:HG13	39:C:6251:HOH:O	2.19	0.42
12:L:138:GLY:HA3	39:L:4360:HOH:O	2.18	0.42
23:W:130:HIS:NE2	31:9:88:G:OP1	2.48	0.42
30:0:249:G:H2'	30:0:250:C:H6	1.85	0.42
30:0:440:C:O2'	30:0:441:A:H5'	2.18	0.42
30:0:886:A:OP2	30:0:2113:G:H5'	2.20	0.42
30:0:1380:U:H5'	39:0:3734:HOH:O	2.19	0.42
30:0:1409:G:C2	30:0:1410:G:C8	3.07	0.42
30:0:1477:C:H4'	30:0:1868:G:OP1	2.20	0.42
30:0:1537:C:H2'	30:0:1538:C:H6	1.84	0.42
30:0:1948:G:H2'	30:0:1949:G:O4'	2.18	0.42
30:0:2062:A:H4'	39:0:6039:HOH:O	2.18	0.42
30:0:2314:G:C2'	30:0:2315:C:H5'	2.50	0.42
1:A:206:ARG:HH21	30:0:2629:C:H41	1.66	0.42
4:D:173:GLU:HG3	4:D:174:VAL:HG23	2.01	0.42
12:L:111:ALA:HB2	30:0:698:A:H5''	2.02	0.42
30:0:321:A:O2'	30:0:322:G:H5'	2.19	0.42
30:0:336:G:H5''	39:0:8434:HOH:O	2.19	0.42
30:0:1456:C:H2'	30:0:1457:U:C6	2.54	0.42
30:0:1550:A:H2'	30:0:1551:C:O4'	2.20	0.42
30:0:1553:C:H6	30:0:1553:C:O5'	2.03	0.42
30:0:1589:G:C2	30:0:1605:G:N3	2.88	0.42
30:0:1641:A:C2'	30:0:1642:A:H5'	2.50	0.42
30:0:1741:U:O2'	30:0:2723:G:H4'	2.20	0.42
30:0:1756:G:H1'	39:0:5630:HOH:O	2.19	0.42
30:0:2032:U:H2'	30:0:2033:G:C5'	2.49	0.42
30:0:2839:C:H2'	39:0:4880:HOH:O	2.19	0.42
2:B:234:ARG:NH2	30:0:2039:A:OP2	2.51	0.42
5:E:112:ALA:HA	5:E:113:PRO:HD3	1.89	0.42
15:O:37:ARG:HD2	30:0:656:G:OP2	2.20	0.42
30:0:23:G:C6	30:0:24:G:C6	3.08	0.42
30:0:29:C:H5'	30:0:1342:C:OP1	2.18	0.42
30:0:714:U:H3'	39:0:6579:HOH:O	2.20	0.42
30:0:1712:A:H2'	30:0:1713:G:O4'	2.19	0.42
30:0:2047:C:H5'	39:0:6064:HOH:O	2.18	0.42
30:0:2113:G:O2'	30:0:2114:C:H5'	2.20	0.42
30:0:2353:A:H4'	30:0:2354:A:O5'	2.20	0.42
30:0:2361:A:H5'	30:0:2361:A:H8	1.85	0.42
30:0:2790:C:HO2'	30:0:2791:U:H6	1.67	0.42
30:0:2900:G:H2'	30:0:2901:C:O4'	2.20	0.42
2:B:179:LEU:O	2:B:183:GLU:HG2	2.20	0.42

Continued on next page...

Continued from previous page...

Atom-1	Atom-2	Interatomic distance (Å)	Clash overlap (Å)
3:C:47:GLY:O	30:0:35:U:H5'	2.20	0.42
18:R:135:ALA:O	30:0:2054:A:H4'	2.20	0.42
20:T:16:LEU:HD12	30:0:100:C:H5'	2.02	0.42
30:0:333:G:O2'	30:0:334:G:H5'	2.19	0.42
30:0:941:G:C5	30:0:942:U:C4	3.08	0.42
30:0:946:C:O5'	30:0:946:C:H6	2.01	0.42
30:0:1224:G:H2'	30:0:1225:C:C6	2.53	0.42
30:0:1441:G:H1'	39:0:7717:HOH:O	2.20	0.42
30:0:1471:A:H2'	30:0:1472:C:C6	2.54	0.42
30:0:1477:C:C5'	30:0:1868:G:H5''	2.49	0.42
30:0:2247:C:H5''	39:0:7128:HOH:O	2.19	0.42
30:0:2685:C:H1'	39:0:8143:HOH:O	2.20	0.42
1:A:135:VAL:HG11	1:A:147:ARG:NH2	2.35	0.42
3:C:48:SER:HB3	30:0:1352:A:N1	2.35	0.42
6:F:30:LYS:HB2	6:F:97:ALA:HB3	2.01	0.42
13:M:191:GLY:O	30:0:175:G:H3'	2.19	0.42
14:N:132:ASN:O	14:N:135:VAL:HG12	2.20	0.42
23:W:108:ARG:HH21	23:W:114:PRO:HG2	1.85	0.42
26:Z:61:HIS:HB2	26:Z:71:VAL:HB	2.02	0.42
27:1:16:HIS:CD2	30:0:470:U:O2'	2.72	0.42
30:0:401:C:H2'	30:0:402:U:H6	1.84	0.42
30:0:646:G:H2'	30:0:647:U:C6	2.54	0.42
30:0:1046:G:N3	30:0:1082:A:H2	2.18	0.42
30:0:1625:U:H3'	30:0:1625:U:H6	1.85	0.42
31:9:52:A:H2'	31:9:53:G:O4'	2.20	0.42
30:0:47:G:N3	30:0:114:A:C2	2.88	0.42
30:0:106:A:H2'	30:0:107:U:O4'	2.20	0.42
30:0:1375:A:H2'	30:0:1376:G:H5'	2.02	0.42
30:0:1511:U:H2'	30:0:1512:G:O4'	2.19	0.42
30:0:1829:A:C8	30:0:1885:A:C8	3.08	0.42
30:0:1878:G:O2'	30:0:1879:U:OP2	2.37	0.42
30:0:2120:U:H2'	30:0:2121:G:O4'	2.19	0.42
30:0:2421:G:H3'	30:0:2422:U:H5''	2.01	0.42
2:B:69:VAL:HA	2:B:70:PRO:HD3	1.95	0.42
2:B:307:ARG:NH2	30:0:2838:A:OP1	2.53	0.42
4:D:103:ASN:HD22	4:D:134:LEU:H	1.66	0.42
10:J:42:GLU:O	10:J:131:THR:HG23	2.20	0.42
30:0:74:G:H2'	30:0:75:U:C6	2.55	0.42
30:0:1925:G:O2'	30:0:1926:G:H5'	2.19	0.42
30:0:1947:G:N2	30:0:1965:C:O2	2.52	0.42
30:0:2381:C:H2'	30:0:2382:A:H8	1.85	0.42

Continued on next page...

Continued from previous page...

Atom-1	Atom-2	Interatomic distance (Å)	Clash overlap (Å)
30:0:2781:U:C2'	30:0:2782:G:H5'	2.50	0.42
31:9:39:U:HO2'	31:9:42:C:H5	1.65	0.42
1:A:199:HIS:HE1	30:0:1881:A:OP1	2.04	0.41
24:X:23:HIS:HE1	30:0:2044:G:OP1	2.02	0.41
30:0:1416:G:H2'	30:0:1417:G:H5'	2.01	0.41
30:0:1772:C:H5'	30:0:1773:G:C5	2.55	0.41
30:0:2269:C:O2'	30:0:2270:G:H5'	2.20	0.41
30:0:2421:G:H3'	30:0:2422:U:C5'	2.49	0.41
30:0:2819:C:H2'	30:0:2820:A:C8	2.55	0.41
1:A:187:PRO:HB2	30:0:1845:A:O3'	2.21	0.41
30:0:100:C:H2'	30:0:101:C:H6	1.85	0.41
30:0:685:C:O2	30:0:748:C:H4'	2.20	0.41
30:0:795:G:N3	30:0:817:G:C2	2.88	0.41
30:0:1132:A:H3'	39:0:3641:HOH:O	2.21	0.41
30:0:1644:C:H2'	30:0:1645:U:H6	1.85	0.41
30:0:2467:A:H3'	39:0:4496:HOH:O	2.19	0.41
30:0:2724:U:H2'	30:0:2725:G:O4'	2.20	0.41
31:9:36:C:C5	31:9:37:C:C5	3.08	0.41
6:F:58:GLU:HA	6:F:61:MET:SD	2.61	0.41
8:H:74:ARG:HH11	30:0:2504:A:H4'	1.85	0.41
30:0:820:G:H5'	30:0:821:U:H5''	2.03	0.41
30:0:940:G:C5	30:0:1027:G:C2	3.09	0.41
30:0:1188:A:C6	30:0:1189:A:C6	3.09	0.41
30:0:2637:A:H3'	30:0:2637:A:OP1	2.21	0.41
2:B:102:THR:HG22	39:B:5204:HOH:O	2.20	0.41
2:B:244:PRO:HB3	30:0:1234:U:N3	2.35	0.41
3:C:107:ARG:NH2	30:0:678:G:OP2	2.52	0.41
14:N:33:ARG:NH2	31:9:6:C:O2'	2.52	0.41
27:1:28:HIS:HE1	30:0:776:A:OP1	2.03	0.41
30:0:806:A:H2'	30:0:807:A:O4'	2.20	0.41
30:0:1153:C:N3	30:0:2786:G:O6	2.54	0.41
30:0:1209:C:H2'	30:0:1210:G:C8	2.55	0.41
30:0:1252:A:H2'	30:0:1253:C:O4'	2.20	0.41
30:0:1894:C:C2	30:0:1939:U:C4	3.08	0.41
30:0:2237:G:H1'	39:0:3683:HOH:O	2.19	0.41
30:0:2379:G:H4'	30:0:2380:A:H5''	2.02	0.41
1:A:132:ASP:HB3	1:A:135:VAL:H	1.84	0.41
8:H:59:GLN:NE2	8:H:96:GLN:HG2	2.36	0.41
17:Q:42:LYS:HE2	30:0:952:G:OP1	2.21	0.41
22:V:1:THR:HG23	22:V:2:VAL:HG23	2.02	0.41
28:2:25:VAL:HG21	30:0:60:A:N6	2.36	0.41

Continued on next page...

Continued from previous page...

Atom-1	Atom-2	Interatomic distance (Å)	Clash overlap (Å)
30:0:447:A:O2'	30:0:448:G:H5'	2.21	0.41
30:0:668:C:H2'	30:0:669:G:H8	1.84	0.41
30:0:962:C:C2'	30:0:963:C:H5'	2.51	0.41
30:0:1130:U:H4'	39:0:5437:HOH:O	2.20	0.41
30:0:1947:G:N2	30:0:1966:U:C2	2.89	0.41
30:0:2004:U:H4'	39:0:4302:HOH:O	2.19	0.41
22:V:12:THR:HG23	22:V:14:ALA:H	1.86	0.41
29:3:33:MET:SD	30:0:2450:C:H4'	2.60	0.41
30:0:92:G:O2'	30:0:93:C:H5'	2.21	0.41
30:0:137:U:OP1	30:0:259:G:O2'	2.39	0.41
30:0:184:G:H2'	30:0:185:G:O4'	2.21	0.41
30:0:473:A:H1'	39:0:5800:HOH:O	2.20	0.41
30:0:737:A:H2'	30:0:738:G:O4'	2.20	0.41
30:0:1185:U:O2'	30:0:1186:C:H5'	2.21	0.41
30:0:1187:U:H2'	39:0:6517:HOH:O	2.21	0.41
30:0:1504:A:H4'	30:0:1506:U:C5	2.55	0.41
30:0:2003:U:H4'	30:0:2004:U:H5	1.86	0.41
30:0:2619:UR3:H2'	30:0:2620:U:C6	2.56	0.41
2:B:254:GLN:HG2	2:B:255:GLY:N	2.36	0.41
25:Y:169:ARG:HD3	30:0:1328:A:C8	2.55	0.41
30:0:292:G:H1'	30:0:360:A:H61	1.86	0.41
30:0:1165:G:C4'	30:0:1174:A:HO2'	2.33	0.41
30:0:1345:A:H2'	30:0:1346:U:C6	2.55	0.41
30:0:1427:A:H61	30:0:1440:U:C1'	2.34	0.41
30:0:2602:G:H2'	30:0:2603:G:O4'	2.20	0.41
30:0:2672:C:H1'	39:0:6210:HOH:O	2.21	0.41
30:0:2880:A:H2'	30:0:2881:C:H5'	2.03	0.41
31:9:50:G:H2'	31:9:51:A:C8	2.56	0.41
2:B:87:TYR:HD1	39:B:3693:HOH:O	2.04	0.41
3:C:46:TYR:CE1	30:0:450:C:H4'	2.55	0.41
9:I:87:PRO:C	9:I:89:GLU:H	2.24	0.41
18:R:89:LEU:HD23	18:R:89:LEU:HA	1.95	0.41
27:1:17:THR:HG21	30:0:120:A:C6	2.56	0.41
30:0:64:G:H2'	30:0:65:C:O4'	2.21	0.41
30:0:177:A:H2'	30:0:178:U:O4'	2.19	0.41
30:0:505:C:H2'	30:0:506:G:C8	2.56	0.41
30:0:559:U:H5'	30:0:559:U:C6	2.41	0.41
30:0:694:A:H2'	30:0:695:C:O4'	2.20	0.41
30:0:700:A:H5''	30:0:701:U:H5'	2.03	0.41
30:0:729:C:C2	30:0:743:G:C2	3.09	0.41
30:0:1063:G:O5'	30:0:2307:A:H1'	2.21	0.41

Continued on next page...

Continued from previous page...

Atom-1	Atom-2	Interatomic distance (Å)	Clash overlap (Å)
30:0:1827:G:C6	30:0:1828:G:C6	3.09	0.41
30:0:2079:G:H2'	30:0:2080:G:O4'	2.21	0.41
1:A:47:HIS:HD2	30:0:1654:U:H2'	1.85	0.41
2:B:252:PRO:HD2	30:0:2548:C:H5'	2.03	0.41
3:C:58:ALA:HA	3:C:73:GLN:HE21	1.86	0.41
5:E:154:ILE:HD11	5:E:157:LYS:HB2	2.03	0.41
10:J:70:PHE:HE1	30:0:2676:C:H4'	1.84	0.41
13:M:102:GLU:OE1	13:M:164:THR:HG21	2.20	0.41
15:O:32:ARG:HH21	15:O:35:LYS:NZ	2.18	0.41
18:R:30:ALA:HA	18:R:33:ARG:NH1	2.36	0.41
25:Y:210:GLY:N	30:0:1313:A:H5''	2.36	0.41
39:Y:7277:HOH:O	30:0:1330:A:H5''	2.21	0.41
30:0:57:C:H5''	39:0:6327:HOH:O	2.20	0.41
30:0:371:U:H2'	30:0:372:A:H8	1.86	0.41
30:0:470:U:H2'	30:0:471:G:O4'	2.21	0.41
30:0:526:U:H2'	30:0:527:U:C6	2.55	0.41
30:0:559:U:O2'	30:0:560:U:H5'	2.21	0.41
30:0:766:A:O2'	30:0:767:A:H5''	2.21	0.41
30:0:1119:G:N2	30:0:1246:A:H2	2.04	0.41
30:0:1319:G:H1'	39:0:3460:HOH:O	2.20	0.41
30:0:1504:A:H5'	39:0:3079:HOH:O	2.21	0.41
30:0:1773:G:H2'	30:0:1774:G:H5'	2.03	0.41
30:0:2002:C:H2'	30:0:2003:U:C5'	2.51	0.41
30:0:2088:C:H1'	30:0:2841:A:N1	2.36	0.41
30:0:2269:C:H2'	30:0:2270:G:C5'	2.51	0.41
30:0:2379:G:N7	30:0:2408:A:N1	2.69	0.41
30:0:2395:A:C6	30:0:2396:C:N4	2.89	0.41
30:0:2510:C:H42	30:0:2564:G:H22	1.69	0.41
5:E:100:ASP:HB2	39:E:2789:HOH:O	2.21	0.41
25:Y:168:PHE:CE2	30:0:1090:A:H4'	2.56	0.41
27:1:11:LYS:HG2	30:0:777:U:O2'	2.21	0.41
30:0:284:C:H4'	30:0:285:A:H8	1.86	0.41
30:0:410:A:H5''	30:0:411:A:H2'	2.02	0.41
30:0:483:C:C4	30:0:484:A:C6	3.09	0.41
30:0:512:G:H5''	30:0:515:C:H1'	2.03	0.41
30:0:1074:G:H4'	30:0:1260:G:C6	2.55	0.41
30:0:1662:C:H2'	30:0:1663:G:O4'	2.21	0.41
30:0:1730:G:H5'	30:0:1731:C:H5	1.85	0.41
30:0:2600:A:H2'	30:0:2601:A:O4'	2.21	0.41
30:0:2837:U:H2'	39:0:6433:HOH:O	2.21	0.41
4:D:136:ARG:HA	4:D:137:PRO:HD3	1.99	0.40

Continued on next page...

Continued from previous page...

Atom-1	Atom-2	Interatomic distance (Å)	Clash overlap (Å)
4:D:151:ILE:HA	4:D:152:PRO:HD3	1.97	0.40
11:K:14:LYS:HD2	33:K:8812:CL:CL	2.58	0.40
22:V:34:GLN:HE22	30:0:57:C:H4'	1.86	0.40
30:0:377:C:H5	39:0:7928:HOH:O	2.04	0.40
30:0:407:A:C2	30:0:408:A:C4	3.09	0.40
30:0:553:G:C2'	30:0:554:G:H5'	2.51	0.40
30:0:1133:A:H2'	30:0:1134:G:O4'	2.21	0.40
30:0:1482:A:H1'	39:0:4569:HOH:O	2.19	0.40
30:0:1494:A:H4'	30:0:1494:A:OP1	2.22	0.40
30:0:1515:A:O2'	30:0:1516:U:H5'	2.21	0.40
30:0:1773:G:C2'	30:0:1774:G:H5'	2.51	0.40
30:0:1850:U:H2'	30:0:1851:G:C8	2.56	0.40
30:0:2506:A:H62	30:0:2511:A:HO2'	1.68	0.40
1:A:164:ARG:NH2	30:0:1877:G:OP1	2.54	0.40
2:B:229:ARG:NH2	30:0:1753:C:O2	2.54	0.40
3:C:184:ARG:NH1	30:0:1306:U:OP1	2.54	0.40
16:P:81:LYS:O	30:0:1761:U:H5'	2.21	0.40
16:P:82:GLY:O	30:0:1761:U:H4'	2.21	0.40
22:V:55:ARG:O	22:V:59:ILE:HG12	2.21	0.40
30:0:20:G:H5''	30:0:510:U:O4	2.21	0.40
30:0:39:G:H2'	30:0:40:C:O4'	2.21	0.40
30:0:244:C:O5'	30:0:244:C:H6	2.04	0.40
30:0:611:U:H2'	30:0:612:U:C6	2.57	0.40
30:0:657:G:H2'	30:0:658:C:H6	1.87	0.40
30:0:1217:G:H2'	30:0:1218:U:C6	2.56	0.40
30:0:1380:U:O4	30:0:2043:U:H4'	2.22	0.40
30:0:1537:C:H1'	39:0:6076:HOH:O	2.21	0.40
30:0:1602:C:H5'	39:0:5933:HOH:O	2.21	0.40
30:0:2781:U:H2'	30:0:2782:G:H5'	2.02	0.40
30:0:2870:C:O2'	30:0:2871:G:H5'	2.21	0.40
10:J:42:GLU:HG2	10:J:43:ARG:HG3	2.03	0.40
16:P:14:LEU:HD13	16:P:51:ALA:HB2	2.04	0.40
23:W:154:ARG:NH1	30:0:588:G:O6	2.54	0.40
30:0:1060:C:H6	30:0:1060:C:H5'	1.86	0.40
30:0:1228:C:H2'	30:0:1229:C:O4'	2.21	0.40
30:0:1236:A:O2'	30:0:1237:U:H5'	2.21	0.40
30:0:1311:G:C2	30:0:1312:G:C8	3.09	0.40
30:0:1679:C:O2'	30:0:1685:A:N1	2.43	0.40
31:9:29:C:C2'	31:9:30:C:H5'	2.51	0.40
5:E:60:SER:OG	30:0:2784:A:H1'	2.21	0.40
15:O:32:ARG:HH21	15:O:35:LYS:HZ2	1.69	0.40

Continued on next page...

Continued from previous page...

Atom-1	Atom-2	Interatomic distance (Å)	Clash overlap (Å)
16:P:24:ASN:HA	16:P:25:PRO:HD3	1.95	0.40
27:1:8:GLN:HE22	27:1:11:LYS:NZ	2.19	0.40
28:2:43:ARG:NH2	30:0:1684:A:H1'	2.33	0.40
30:0:255:A:H2'	30:0:256:C:O4'	2.22	0.40
30:0:318:U:H5'	30:0:339:A:C2	2.56	0.40
30:0:445:U:O2'	30:0:446:G:H5'	2.21	0.40
30:0:522:U:O2'	30:0:1366:C:H5'	2.21	0.40
30:0:1165:G:O3'	30:0:1174:A:H4'	2.22	0.40
30:0:1414:A:H2'	30:0:1415:G:O4'	2.21	0.40
30:0:1481:G:H2'	30:0:1482:A:O4'	2.22	0.40
30:0:1521:C:H2'	30:0:1522:A:H8	1.85	0.40
30:0:1565:C:O2'	30:0:1566:C:H5'	2.22	0.40
30:0:2274:A:O2'	30:0:2275:G:H5'	2.21	0.40
30:0:2727:A:N1	30:0:2756:U:C2	2.89	0.40
31:9:31:C:H2'	31:9:32:G:O4'	2.22	0.40
3:C:182:ARG:HD2	3:C:184:ARG:NH2	2.36	0.40
10:J:69:TYR:CE1	30:0:2081:A:H4'	2.56	0.40
25:Y:187:VAL:HG23	25:Y:192:ASP:HB2	2.02	0.40
27:1:25:LYS:HG3	28:2:49:GLU:H	1.87	0.40
30:0:213:G:O2'	30:0:214:U:OP2	2.40	0.40
30:0:236:A:H4'	30:0:237:G:H5'	2.04	0.40
30:0:353:G:O2'	30:0:354:A:H5'	2.22	0.40
30:0:706:G:O2'	30:0:707:C:H6	2.01	0.40
30:0:1069:C:H4'	30:0:1081:A:HO2'	1.86	0.40
30:0:1936:C:H2'	30:0:1937:U:C6	2.57	0.40
30:0:2543:G:H2'	30:0:2544:G:O4'	2.22	0.40
30:0:2584:G:H4'	39:0:6824:HOH:O	2.21	0.40
30:0:2890:A:H8	30:0:2890:A:H5''	1.85	0.40
30:0:2899:A:H2'	30:0:2900:G:H8	1.84	0.40

There are no symmetry-related clashes.

5.3 Torsion angles [i](#)

5.3.1 Protein backbone [i](#)

In the following table, the Percentiles column shows the percent Ramachandran outliers of the chain as a percentile score with respect to all X-ray entries followed by that with respect to entries of similar resolution.

The Analysed column shows the number of residues for which the backbone conformation was analysed, and the total number of residues.

Mol	Chain	Analysed	Favoured	Allowed	Outliers	Percentiles	
1	A	235/240 (98%)	219 (93%)	14 (6%)	2 (1%)	17	48
2	B	335/338 (99%)	306 (91%)	26 (8%)	3 (1%)	17	48
3	C	244/246 (99%)	225 (92%)	19 (8%)	0	100	100
4	D	134/177 (76%)	121 (90%)	10 (8%)	3 (2%)	6	24
5	E	170/178 (96%)	160 (94%)	10 (6%)	0	100	100
6	F	117/120 (98%)	108 (92%)	6 (5%)	3 (3%)	5	20
7	G	25/348 (7%)	25 (100%)	0	0	100	100
8	H	156/174 (90%)	146 (94%)	9 (6%)	1 (1%)	25	58
9	I	68/162 (42%)	62 (91%)	6 (9%)	0	100	100
10	J	140/145 (97%)	133 (95%)	6 (4%)	1 (1%)	22	54
11	K	130/132 (98%)	124 (95%)	6 (5%)	0	100	100
12	L	141/165 (86%)	131 (93%)	10 (7%)	0	100	100
13	M	192/194 (99%)	185 (96%)	7 (4%)	0	100	100
14	N	184/187 (98%)	171 (93%)	8 (4%)	5 (3%)	5	19
15	O	113/116 (97%)	109 (96%)	4 (4%)	0	100	100
16	P	141/149 (95%)	140 (99%)	1 (1%)	0	100	100
17	Q	93/96 (97%)	88 (95%)	4 (4%)	1 (1%)	14	42
18	R	148/155 (96%)	140 (95%)	7 (5%)	1 (1%)	22	54
19	S	79/85 (93%)	77 (98%)	2 (2%)	0	100	100
20	T	117/120 (98%)	111 (95%)	4 (3%)	2 (2%)	9	31
21	U	51/66 (77%)	49 (96%)	2 (4%)	0	100	100
22	V	63/71 (89%)	60 (95%)	3 (5%)	0	100	100
23	W	152/154 (99%)	148 (97%)	4 (3%)	0	100	100
24	X	80/92 (87%)	76 (95%)	2 (2%)	2 (2%)	5	21
25	Y	140/241 (58%)	137 (98%)	3 (2%)	0	100	100
26	Z	71/116 (61%)	62 (87%)	9 (13%)	0	100	100
27	1	54/57 (95%)	52 (96%)	2 (4%)	0	100	100
28	2	42/50 (84%)	41 (98%)	1 (2%)	0	100	100
29	3	90/92 (98%)	86 (96%)	4 (4%)	0	100	100
All	All	3705/4466 (83%)	3492 (94%)	189 (5%)	24 (1%)	25	58

All (24) Ramachandran outliers are listed below:

Mol	Chain	Res	Type
1	A	37	VAL
4	D	137	PRO
6	F	101	ALA
10	J	5	GLU
14	N	154	LEU
14	N	184	ILE
6	F	61	MET
14	N	139	TRP
14	N	183	ASP
8	H	19	ARG
14	N	167	ASP
1	A	27	LEU
4	D	56	ARG
18	R	20	GLU
20	T	44	ALA
2	B	2	GLN
6	F	100	ASP
17	Q	18	PRO
20	T	53	GLY
2	B	34	GLY
2	B	185	GLY
4	D	27	ILE
24	X	52	PRO
24	X	70	ILE

5.3.2 Protein sidechains [i](#)

In the following table, the Percentiles column shows the percent sidechain outliers of the chain as a percentile score with respect to all X-ray entries followed by that with respect to entries of similar resolution.

The Analysed column shows the number of residues for which the sidechain conformation was analysed, and the total number of residues.

Mol	Chain	Analysed	Rotameric	Outliers	Percentiles	
1	A	179/182 (98%)	165 (92%)	14 (8%)	12	34
2	B	282/283 (100%)	265 (94%)	17 (6%)	19	49
3	C	193/193 (100%)	175 (91%)	18 (9%)	9	27
4	D	117/148 (79%)	107 (92%)	10 (8%)	10	31
5	E	152/156 (97%)	147 (97%)	5 (3%)	38	72
6	F	93/94 (99%)	91 (98%)	2 (2%)	52	81

Continued on next page...

Continued from previous page...

Mol	Chain	Analysed	Rotameric	Outliers	Percentiles	
7	G	27/282 (10%)	26 (96%)	1 (4%)	34	68
8	H	134/143 (94%)	128 (96%)	6 (4%)	27	61
9	I	58/130 (45%)	57 (98%)	1 (2%)	60	86
10	J	118/121 (98%)	109 (92%)	9 (8%)	13	36
11	K	106/106 (100%)	101 (95%)	5 (5%)	26	59
12	L	113/127 (89%)	107 (95%)	6 (5%)	22	54
13	M	158/158 (100%)	153 (97%)	5 (3%)	39	73
14	N	149/150 (99%)	143 (96%)	6 (4%)	31	65
15	O	93/94 (99%)	91 (98%)	2 (2%)	52	81
16	P	113/117 (97%)	108 (96%)	5 (4%)	28	61
17	Q	79/80 (99%)	75 (95%)	4 (5%)	24	56
18	R	117/122 (96%)	115 (98%)	2 (2%)	60	86
19	S	71/74 (96%)	68 (96%)	3 (4%)	30	63
20	T	105/106 (99%)	96 (91%)	9 (9%)	10	30
21	U	44/52 (85%)	43 (98%)	1 (2%)	50	80
22	V	51/57 (90%)	49 (96%)	2 (4%)	32	66
23	W	130/130 (100%)	124 (95%)	6 (5%)	27	60
24	X	66/74 (89%)	60 (91%)	6 (9%)	9	28
25	Y	120/196 (61%)	118 (98%)	2 (2%)	60	86
26	Z	60/94 (64%)	59 (98%)	1 (2%)	60	86
27	1	46/47 (98%)	45 (98%)	1 (2%)	52	81
28	2	42/46 (91%)	41 (98%)	1 (2%)	49	79
29	3	79/79 (100%)	74 (94%)	5 (6%)	18	46
All	All	3095/3641 (85%)	2940 (95%)	155 (5%)	24	57

All (155) residues with a non-rotameric sidechain are listed below:

Mol	Chain	Res	Type
1	A	30	ARG
1	A	36	ASP
1	A	64	ASP
1	A	66	ARG
1	A	69	LEU
1	A	85	SER

Continued on next page...

Continued from previous page...

Mol	Chain	Res	Type
1	A	94	LEU
1	A	105	VAL
1	A	110	SER
1	A	131	HIS
1	A	153	ARG
1	A	179	MET
1	A	190	ARG
1	A	217	ARG
2	B	11	LEU
2	B	27	ASN
2	B	49	THR
2	B	71	VAL
2	B	82	VAL
2	B	97	LEU
2	B	98	THR
2	B	102	THR
2	B	162	MET
2	B	171	VAL
2	B	175	LEU
2	B	180	ASP
2	B	190	MET
2	B	192	ASP
2	B	195	ARG
2	B	254	GLN
2	B	280	VAL
3	C	2	GLN
3	C	27	ARG
3	C	76	ARG
3	C	78	ARG
3	C	87	ARG
3	C	91	PRO
3	C	136	VAL
3	C	162	VAL
3	C	187	ARG
3	C	198	ASP
3	C	202	THR
3	C	214	THR
3	C	223	LEU
3	C	234	VAL
3	C	236	THR
3	C	237	GLU
3	C	240	LEU

Continued on next page...

Continued from previous page...

Mol	Chain	Res	Type
3	C	243	VAL
4	D	19	GLU
4	D	24	HIS
4	D	50	VAL
4	D	58	VAL
4	D	86	THR
4	D	101	THR
4	D	128	LEU
4	D	137	PRO
4	D	149	ARG
4	D	172	VAL
5	E	36	PRO
5	E	86	VAL
5	E	149	GLU
5	E	156	ASP
5	E	164	ASP
6	F	12	LEU
6	F	33	THR
7	G	69	ARG
8	H	33	GLN
8	H	62	HIS
8	H	65	LEU
8	H	87	LYS
8	H	157	TYR
8	H	169	GLU
9	I	128	THR
10	J	35	THR
10	J	52	GLN
10	J	79	PHE
10	J	92	GLN
10	J	107	ASN
10	J	112	ASP
10	J	120	SER
10	J	130	VAL
10	J	131	THR
11	K	10	GLN
11	K	19	THR
11	K	49	LEU
11	K	107	THR
11	K	129	THR
12	L	4	LYS
12	L	18	HIS

Continued on next page...

Continued from previous page...

Mol	Chain	Res	Type
12	L	35	ARG
12	L	99	GLU
12	L	101	ASP
12	L	143	THR
13	M	10	ASP
13	M	46	LEU
13	M	68	ARG
13	M	99	ARG
13	M	116	ASN
14	N	26	LEU
14	N	47	LEU
14	N	74	PRO
14	N	101	VAL
14	N	127	LEU
14	N	135	VAL
15	O	36	PRO
15	O	80	ASP
16	P	52	LYS
16	P	73	HIS
16	P	91	LYS
16	P	98	ILE
16	P	110	ASP
17	Q	30	VAL
17	Q	57	ASP
17	Q	93	ARG
17	Q	95	GLU
18	R	39	THR
18	R	132	ARG
19	S	10	VAL
19	S	59	ASP
19	S	81	ILE
20	T	23	VAL
20	T	39	ASN
20	T	48	VAL
20	T	61	GLU
20	T	73	HIS
20	T	82	THR
20	T	89	ARG
20	T	96	VAL
20	T	115	GLU
21	U	56	ARG
22	V	13	PRO

Continued on next page...

Continued from previous page...

Mol	Chain	Res	Type
22	V	42	ASN
23	W	52	VAL
23	W	88	THR
23	W	120	PRO
23	W	142	ASP
23	W	144	GLU
23	W	146	ILE
24	X	10	VAL
24	X	52	PRO
24	X	66	THR
24	X	72	VAL
24	X	82	GLU
24	X	88	GLU
25	Y	189	ASN
25	Y	203	VAL
26	Z	68	GLU
27	1	21	ARG
28	2	18	ASN
29	3	3	MET
29	3	15	ASN
29	3	18	GLN
29	3	65	THR
29	3	70	ARG

Sometimes sidechains can be flipped to improve hydrogen bonding and reduce clashes. All (68) such sidechains are listed below:

Mol	Chain	Res	Type
1	A	47	HIS
1	A	199	HIS
2	B	27	ASN
2	B	145	HIS
2	B	221	GLN
2	B	238	ASN
2	B	260	HIS
2	B	320	GLN
2	B	332	ASN
3	C	73	GLN
3	C	129	HIS
4	D	47	GLN
4	D	85	GLN
4	D	103	ASN
5	E	55	ASN

Continued on next page...

Continued from previous page...

Mol	Chain	Res	Type
5	E	119	HIS
5	E	143	GLN
6	F	80	GLN
7	G	17	GLN
8	H	59	GLN
10	J	52	GLN
10	J	107	ASN
11	K	10	GLN
12	L	18	HIS
12	L	41	HIS
13	M	24	GLN
13	M	137	ASN
13	M	170	ASN
14	N	53	ASN
14	N	107	ASN
16	P	50	GLN
16	P	57	ASN
16	P	66	GLN
16	P	118	GLN
17	Q	16	ASN
17	Q	40	HIS
18	R	22	GLN
18	R	94	ASN
18	R	98	ASN
18	R	117	HIS
18	R	122	GLN
18	R	123	GLN
19	S	53	ASN
20	T	39	ASN
21	U	39	ASN
21	U	48	ASN
22	V	34	GLN
22	V	60	GLN
23	W	110	GLN
23	W	119	HIS
23	W	125	HIS
23	W	141	HIS
24	X	23	HIS
25	Y	119	GLN
25	Y	133	HIS
25	Y	134	HIS
25	Y	149	GLN

Continued on next page...

Continued from previous page...

Mol	Chain	Res	Type
25	Y	189	ASN
27	1	8	GLN
27	1	16	HIS
27	1	28	HIS
28	2	16	ASN
28	2	18	ASN
28	2	41	HIS
28	2	45	ASN
29	3	2	GLN
29	3	30	GLN
29	3	48	ASN

5.3.3 RNA [i](#)

Mol	Chain	Analysed	Backbone Outliers	Pucker Outliers
30	0	2745/2923 (93%)	235 (8%)	22 (0%)
31	9	121/122 (99%)	16 (13%)	1 (0%)
All	All	2866/3045 (94%)	251 (8%)	23 (0%)

All (251) RNA backbone outliers are listed below:

Mol	Chain	Res	Type
30	0	31	C
30	0	67	A
30	0	69	A
30	0	70	A
30	0	71	G
30	0	86	A
30	0	87	C
30	0	88	G
30	0	114	A
30	0	115	U
30	0	120	A
30	0	130	C
30	0	141	C
30	0	151	A
30	0	166	A
30	0	186	A
30	0	187	A
30	0	191	A
30	0	192	A

Continued on next page...

Continued from previous page...

Mol	Chain	Res	Type
30	0	200	C
30	0	204	A
30	0	219	G
30	0	237	G
30	0	271	C
30	0	272	A
30	0	273	G
30	0	283	U
30	0	284	C
30	0	308	U
30	0	309	C
30	0	336	G
30	0	337	A
30	0	358	G
30	0	381	G
30	0	397	A
30	0	417	G
30	0	461	C
30	0	487	G
30	0	498	A
30	0	510	U
30	0	511	A
30	0	514	G
30	0	537	G
30	0	538	C
30	0	539	G
30	0	542	A
30	0	545	G
30	0	553	G
30	0	559	U
30	0	588	G
30	0	604	G
30	0	620	A
30	0	632	A
30	0	644	G
30	0	660	A
30	0	688	A
30	0	701	U
30	0	777	U
30	0	809	G
30	0	821	U
30	0	835	U

Continued on next page...

Continued from previous page...

Mol	Chain	Res	Type
30	0	836	G
30	0	840	U
30	0	857	A
30	0	858	U
30	0	868	G
30	0	869	G
30	0	871	G
30	0	872	U
30	0	875	A
30	0	877	G
30	0	878	G
30	0	882	A
30	0	885	G
30	0	898	G
30	0	905	C
30	0	920	C
30	0	921	G
30	0	923	A
30	0	953	G
30	0	960	G
30	0	961	A
30	0	1006	A
30	0	1008	C
30	0	1029	U
30	0	1045	G
30	0	1059	G
30	0	1060	C
30	0	1072	G
30	0	1081	A
30	0	1088	A
30	0	1109	U
30	0	1110	G
30	0	1119	G
30	0	1127	C
30	0	1130	U
30	0	1137	G
30	0	1151	G
30	0	1164	U
30	0	1165	G
30	0	1166	A
30	0	1174	A
30	0	1175	G

Continued on next page...

Continued from previous page...

Mol	Chain	Res	Type
30	0	1185	U
30	0	1192	A
30	0	1193	A
30	0	1205	U
30	0	1206	U
30	0	1208	C
30	0	1216	G
30	0	1234	U
30	0	1238	C
30	0	1239	G
30	0	1279	U
30	0	1287	A
30	0	1289	C
30	0	1331	G
30	0	1342	C
30	0	1353	C
30	0	1357	A
30	0	1360	C
30	0	1377	C
30	0	1378	G
30	0	1407	A
30	0	1474	C
30	0	1485	A
30	0	1488	U
30	0	1505	U
30	0	1506	U
30	0	1524	U
30	0	1525	G
30	0	1526	A
30	0	1562	C
30	0	1592	G
30	0	1617	C
30	0	1625	U
30	0	1626	A
30	0	1634	G
30	0	1656	A
30	0	1667	A
30	0	1682	A
30	0	1684	A
30	0	1685	A
30	0	1692	C
30	0	1701	A

Continued on next page...

Continued from previous page...

Mol	Chain	Res	Type
30	0	1722	U
30	0	1723	G
30	0	1725	C
30	0	1731	C
30	0	1742	A
30	0	1752	G
30	0	1778	A
30	0	1779	A
30	0	1798	C
30	0	1819	G
30	0	1820	G
30	0	1829	A
30	0	1856	C
30	0	1879	U
30	0	1919	A
30	0	1942	A
30	0	1971	G
30	0	1973	A
30	0	1979	G
30	0	1996	U
30	0	2004	U
30	0	2006	C
30	0	2008	U
30	0	2011	A
30	0	2012	U
30	0	2013	G
30	0	2033	G
30	0	2034	U
30	0	2064	U
30	0	2072	G
30	0	2073	G
30	0	2074	A
30	0	2096	A
30	0	2101	A
30	0	2102	G
30	0	2103	A
30	0	2104	C
30	0	2110	G
30	0	2243	C
30	0	2258	A
30	0	2271	G
30	0	2272	G

Continued on next page...

Continued from previous page...

Mol	Chain	Res	Type
30	0	2291	A
30	0	2303	A
30	0	2317	C
30	0	2321	A
30	0	2354	A
30	0	2361	A
30	0	2369	A
30	0	2379	G
30	0	2422	U
30	0	2462	G
30	0	2476	C
30	0	2483	A
30	0	2507	G
30	0	2509	A
30	0	2511	A
30	0	2533	C
30	0	2537	G
30	0	2541	U
30	0	2553	A
30	0	2564	G
30	0	2589	U
30	0	2601	A
30	0	2602	G
30	0	2608	C
30	0	2613	G
30	0	2649	A
30	0	2650	U
30	0	2664	A
30	0	2681	A
30	0	2682	C
30	0	2719	A
30	0	2726	U
30	0	2747	C
30	0	2748	G
30	0	2749	U
30	0	2750	G
30	0	2762	C
30	0	2768	A
30	0	2792	A
30	0	2800	A
30	0	2811	A
30	0	2812	A

Continued on next page...

Continued from previous page...

Mol	Chain	Res	Type
30	0	2825	C
30	0	2876	G
30	0	2890	A
30	0	2896	A
30	0	2903	C
30	0	2914	A
31	9	2	U
31	9	7	G
31	9	14	G
31	9	22	G
31	9	23	U
31	9	24	U
31	9	25	G
31	9	40	C
31	9	41	C
31	9	43	G
31	9	52	A
31	9	57	A
31	9	66	G
31	9	77	A
31	9	114	G
31	9	122	C

All (23) RNA pucker outliers are listed below:

Mol	Chain	Res	Type
30	0	129	A
30	0	603	A
30	0	644	G
30	0	841	A
30	0	857	A
30	0	871	G
30	0	877	G
30	0	898	G
30	0	1080	C
30	0	1165	G
30	0	1237	U
30	0	1246	A
30	0	1352	A
30	0	1377	C
30	0	1730	G
30	0	2011	A

Continued on next page...

Continued from previous page...

Mol	Chain	Res	Type
30	0	2103	A
30	0	2313	C
30	0	2467	A
30	0	2526	C
30	0	2718	C
30	0	2791	U
31	9	65	A

5.4 Non-standard residues in protein, DNA, RNA chains [i](#)

5 non-standard protein/DNA/RNA residues are modelled in this entry.

In the following table, the Counts columns list the number of bonds (or angles) for which Mogul statistics could be retrieved, the number of bonds (or angles) that are observed in the model and the number of bonds (or angles) that are defined in the Chemical Component Dictionary. The Link column lists molecule types, if any, to which the group is linked. The Z score for a bond length (or angle) is the number of standard deviations the observed value is removed from the expected value. A bond length (or angle) with $|Z| > 2$ is considered an outlier worth inspection. RMSZ is the root-mean-square of all Z scores of the bond lengths (or angles).

Mol	Type	Chain	Res	Link	Bond lengths			Bond angles		
					Counts	RMSZ	# $ Z > 2$	Counts	RMSZ	# $ Z > 2$
30	1MA	0	628	30	16,25,26	1.33	3 (18%)	18,37,40	1.15	2 (11%)
30	OMG	0	2588	30	18,26,27	1.03	2 (11%)	19,38,41	0.77	1 (5%)
30	PSU	0	2621	30	18,21,22	1.51	2 (11%)	22,30,33	1.26	3 (13%)
30	UR3	0	2619	30	19,22,23	0.42	0	26,32,35	0.64	1 (3%)
30	OMU	0	2587	30,35	19,22,23	0.32	0	26,31,34	0.36	0

In the following table, the Chirals column lists the number of chiral outliers, the number of chiral centers analysed, the number of these observed in the model and the number defined in the Chemical Component Dictionary. Similar counts are reported in the Torsion and Rings columns. '-' means no outliers of that kind were identified.

Mol	Type	Chain	Res	Link	Chirals	Torsions	Rings
30	1MA	0	628	30	-	0/3/25/26	0/3/3/3
30	OMG	0	2588	30	-	0/5/27/28	0/3/3/3
30	PSU	0	2621	30	-	0/7/25/26	0/2/2/2
30	UR3	0	2619	30	-	0/7/25/26	0/2/2/2
30	OMU	0	2587	30,35	-	0/9/27/28	0/2/2/2

All (7) bond length outliers are listed below:

Mol	Chain	Res	Type	Atoms	Z	Observed(Å)	Ideal(Å)
30	0	2621	PSU	C2-N1	4.88	1.43	1.36
30	0	628	1MA	C2-N3	3.43	1.33	1.29
30	0	2621	PSU	C6-C5	2.98	1.38	1.35
30	0	628	1MA	C6-N6	2.62	1.34	1.27
30	0	2588	OMG	C5-C6	-2.57	1.42	1.47
30	0	2588	OMG	C8-N7	-2.37	1.31	1.35
30	0	628	1MA	C8-N7	-2.11	1.31	1.35

All (7) bond angle outliers are listed below:

Mol	Chain	Res	Type	Atoms	Z	Observed(°)	Ideal(°)
30	0	2621	PSU	C6-C5-C4	3.07	120.34	118.20
30	0	2621	PSU	O2-C2-N1	2.84	125.92	122.79
30	0	2621	PSU	C6-N1-C2	-2.81	119.81	122.68
30	0	628	1MA	N1-C2-N3	2.81	129.30	126.02
30	0	628	1MA	C5-C6-N1	2.54	117.68	113.90
30	0	2619	UR3	C4-N3-C2	2.42	126.84	124.56
30	0	2588	OMG	O6-C6-C5	2.25	128.77	124.37

There are no chirality outliers.

There are no torsion outliers.

There are no ring outliers.

1 monomer is involved in 1 short contact:

Mol	Chain	Res	Type	Clashes	Symm-Clashes
30	0	2619	UR3	1	0

5.5 Carbohydrates [i](#)

There are no monosaccharides in this entry.

5.6 Ligand geometry [i](#)

Of 306 ligands modelled in this entry, 305 are monoatomic - leaving 1 for Mogul analysis.

In the following table, the Counts columns list the number of bonds (or angles) for which Mogul statistics could be retrieved, the number of bonds (or angles) that are observed in the model and the number of bonds (or angles) that are defined in the Chemical Component Dictionary. The Link column lists molecule types, if any, to which the group is linked. The Z score for a bond length (or angle) is the number of standard deviations the observed value is removed from the

expected value. A bond length (or angle) with $|Z| > 2$ is considered an outlier worth inspection. RMSZ is the root-mean-square of all Z scores of the bond lengths (or angles).

Mol	Type	Chain	Res	Link	Bond lengths			Bond angles		
					Counts	RMSZ	# Z > 2	Counts	RMSZ	# Z > 2
38	TAO	0	2924	-	59,60,60	0.68	1 (1%)	77,89,89	1.85	16 (20%)

In the following table, the Chirals column lists the number of chiral outliers, the number of chiral centers analysed, the number of these observed in the model and the number defined in the Chemical Component Dictionary. Similar counts are reported in the Torsion and Rings columns. '-' means no outliers of that kind were identified.

Mol	Type	Chain	Res	Link	Chirals	Torsions	Rings
38	TAO	0	2924	-	2/2/24/24	14/77/113/113	0/4/4/4

All (1) bond length outliers are listed below:

Mol	Chain	Res	Type	Atoms	Z	Observed(Å)	Ideal(Å)
38	0	2924	TAO	C5-C3	2.28	1.52	1.47

All (16) bond angle outliers are listed below:

Mol	Chain	Res	Type	Atoms	Z	Observed(°)	Ideal(°)
38	0	2924	TAO	O33-C38-C44	5.91	121.97	111.09
38	0	2924	TAO	C17-O23-C27	-4.89	110.42	117.51
38	0	2924	TAO	O54-C55-C56	4.65	119.65	111.09
38	0	2924	TAO	O11-C15-C20	4.37	119.13	111.09
38	0	2924	TAO	C51-O54-C55	-4.27	111.12	117.72
38	0	2924	TAO	O23-C27-C31	3.78	119.84	111.56
38	0	2924	TAO	C3-C7-C10	-3.44	111.11	117.47
38	0	2924	TAO	C24-O18-C14	-3.43	109.47	117.96
38	0	2924	TAO	C9-O11-C15	-3.36	112.53	117.72
38	0	2924	TAO	C22-C17-C12	-3.05	109.97	114.39
38	0	2924	TAO	C52-C49-C51	-2.71	109.28	113.41
38	0	2924	TAO	C40-C34-N39	-2.69	108.07	115.67
38	0	2924	TAO	C41-C35-C40	-2.42	109.60	113.40
38	0	2924	TAO	C10-C14-C19	-2.32	108.10	114.29
38	0	2924	TAO	O33-C38-O45	-2.17	118.64	122.96
38	0	2924	TAO	O23-C27-O32	-2.04	120.13	123.94

All (2) chirality outliers are listed below:

Mol	Chain	Res	Type	Atom
38	0	2924	TAO	C9
38	0	2924	TAO	C10

All (14) torsion outliers are listed below:

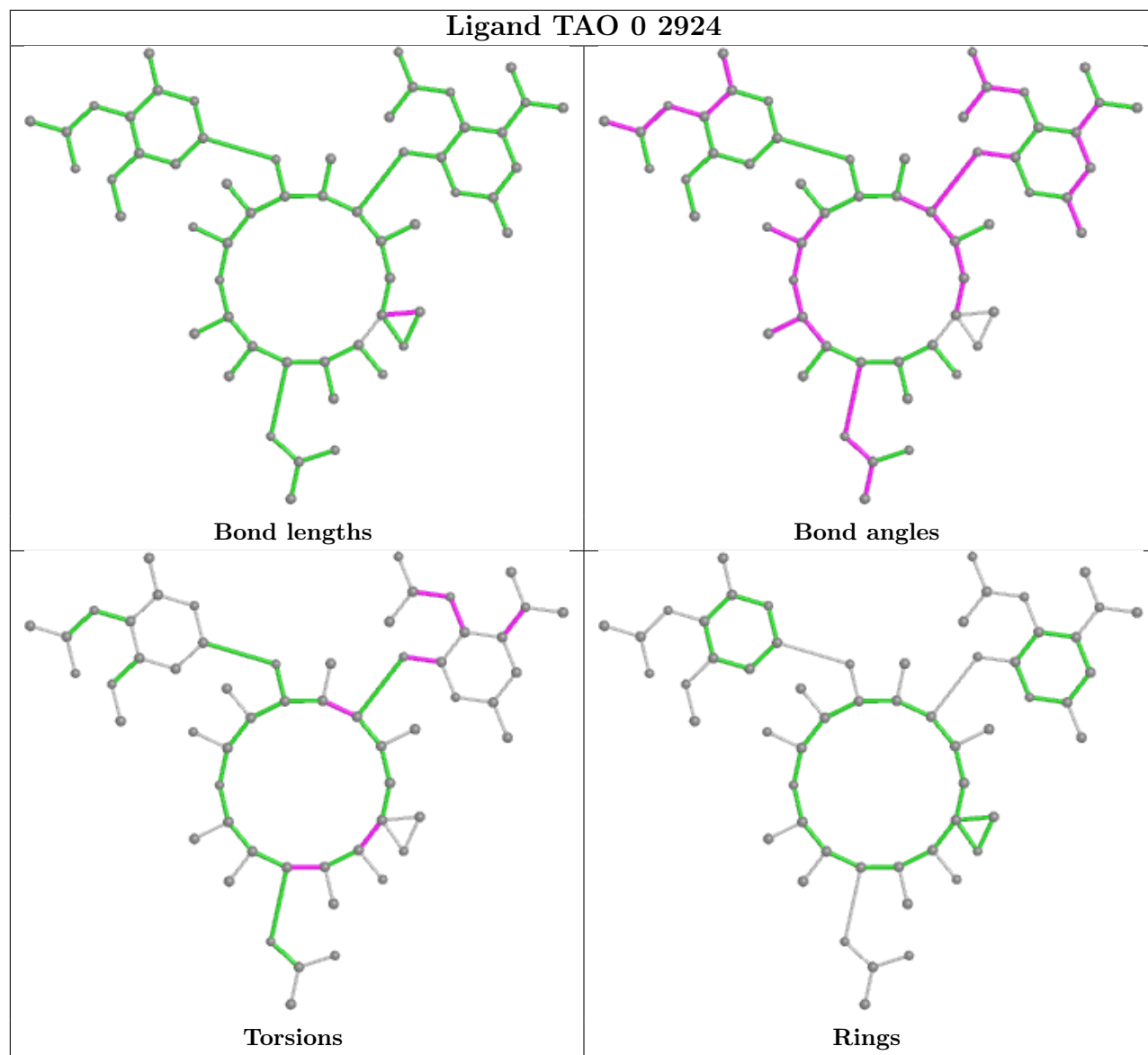
Mol	Chain	Res	Type	Atoms
38	0	2924	TAO	C44-C38-O33-C28
38	0	2924	TAO	O45-C38-O33-C28
38	0	2924	TAO	C10-C14-C19-C25
38	0	2924	TAO	C34-C28-O33-C38
38	0	2924	TAO	C40-C34-N39-C47
38	0	2924	TAO	C24-C28-O33-C38
38	0	2924	TAO	O18-C14-C19-C25
38	0	2924	TAO	O29-C24-O18-C14
38	0	2924	TAO	C28-C24-O18-C14
38	0	2924	TAO	O1-C2-C3-O6
38	0	2924	TAO	C4-C2-C3-O6
38	0	2924	TAO	C8-C4-C9-C12
38	0	2924	TAO	O18-C14-C19-C26
38	0	2924	TAO	C28-C34-N39-C46

There are no ring outliers.

1 monomer is involved in 14 short contacts:

Mol	Chain	Res	Type	Clashes	Symm-Clashes
38	0	2924	TAO	14	0

The following is a two-dimensional graphical depiction of Mogul quality analysis of bond lengths, bond angles, torsion angles, and ring geometry for all instances of the Ligand of Interest. In addition, ligands with molecular weight > 250 and outliers as shown on the validation Tables will also be included. For torsion angles, if less than 5% of the Mogul distribution of torsion angles is within 10 degrees of the torsion angle in question, then that torsion angle is considered an outlier. Any bond that is central to one or more torsion angles identified as an outlier by Mogul will be highlighted in the graph. For rings, the root-mean-square deviation (RMSD) between the ring in question and similar rings identified by Mogul is calculated over all ring torsion angles. If the average RMSD is greater than 60 degrees and the minimal RMSD between the ring in question and any Mogul-identified rings is also greater than 60 degrees, then that ring is considered an outlier. The outliers are highlighted in purple. The color gray indicates Mogul did not find sufficient equivalents in the CSD to analyse the geometry.



5.7 Other polymers [i](#)

There are no such residues in this entry.

5.8 Polymer linkage issues [i](#)

There are no chain breaks in this entry.

6 Fit of model and data [i](#)

6.1 Protein, DNA and RNA chains [i](#)

In the following table, the column labelled ‘#RSRZ> 2’ contains the number (and percentage) of RSRZ outliers, followed by percent RSRZ outliers for the chain as percentile scores relative to all X-ray entries and entries of similar resolution. The OWAB column contains the minimum, median, 95th percentile and maximum values of the occupancy-weighted average B-factor per residue. The column labelled ‘Q< 0.9’ lists the number of (and percentage) of residues with an average occupancy less than 0.9.

Mol	Chain	Analysed	<RSRZ>	#RSRZ>2	OWAB(Å ²)	Q<0.9
1	A	237/240 (98%)	-0.33	5 (2%) 63 61	19, 43, 83, 105	0
2	B	337/338 (99%)	-0.47	0 100 100	17, 47, 75, 90	0
3	C	246/246 (100%)	-0.39	0 100 100	12, 41, 66, 78	0
4	D	140/177 (79%)	0.97	31 (22%) 0 0	51, 92, 120, 131	0
5	E	172/178 (96%)	-0.19	4 (2%) 60 58	39, 62, 89, 96	0
6	F	119/120 (99%)	0.40	10 (8%) 11 8	43, 70, 104, 120	0
7	G	29/348 (8%)	0.80	3 (10%) 6 5	62, 88, 97, 98	0
8	H	160/174 (91%)	-0.35	0 100 100	24, 48, 85, 99	0
9	I	70/162 (43%)	3.17	51 (72%) 0 0	124, 138, 160, 161	0
10	J	142/145 (97%)	-0.51	1 (0%) 87 87	25, 43, 65, 80	0
11	K	132/132 (100%)	-0.54	0 100 100	25, 43, 68, 75	0
12	L	145/165 (87%)	0.06	6 (4%) 37 32	13, 60, 107, 118	0
13	M	194/194 (100%)	-0.61	0 100 100	22, 36, 55, 62	0
14	N	186/187 (99%)	0.08	8 (4%) 35 31	32, 58, 111, 119	0
15	O	115/116 (99%)	-0.38	0 100 100	30, 49, 66, 74	0
16	P	143/149 (95%)	-0.42	0 100 100	30, 49, 64, 67	0
17	Q	95/96 (98%)	-0.60	0 100 100	25, 36, 51, 71	0
18	R	150/155 (96%)	-0.64	0 100 100	21, 37, 61, 73	0
19	S	81/85 (95%)	-0.08	1 (1%) 79 79	35, 57, 74, 82	0
20	T	119/120 (99%)	-0.17	2 (1%) 70 69	32, 53, 80, 100	0
21	U	53/66 (80%)	-0.51	0 100 100	30, 49, 70, 74	0
22	V	65/71 (91%)	0.90	10 (15%) 2 1	49, 72, 108, 116	0
23	W	154/154 (100%)	-0.66	0 100 100	26, 40, 59, 70	0
24	X	82/92 (89%)	-0.22	1 (1%) 79 79	36, 49, 73, 84	0

Continued on next page...

Continued from previous page...

Mol	Chain	Analysed	<RSRZ>	#RSRZ>2	OWAB(Å ²)	Q<0.9
25	Y	142/241 (58%)	-0.52	1 (0%) 87 87	18, 39, 64, 81	0
26	Z	73/116 (62%)	-0.32	1 (1%) 75 75	34, 54, 77, 93	0
27	1	56/57 (98%)	-0.63	0 100 100	16, 26, 35, 43	0
28	2	46/50 (92%)	-0.16	0 100 100	29, 56, 81, 98	0
29	3	92/92 (100%)	-0.41	0 100 100	27, 47, 62, 73	0
30	0	2749/2923 (94%)	-0.67	8 (0%) 94 94	11, 36, 81, 154	0
31	9	122/122 (100%)	-0.76	2 (1%) 72 71	22, 51, 78, 129	0
All	All	6646/7511 (88%)	-0.41	145 (2%) 62 59	11, 44, 93, 161	0

All (145) RSRZ outliers are listed below:

Mol	Chain	Res	Type	RSRZ
9	I	112	LEU	9.2
9	I	97	VAL	8.9
9	I	72	GLU	8.0
22	V	40	PRO	7.4
9	I	109	PRO	7.3
22	V	1	THR	7.0
4	D	63	ILE	6.7
22	V	39	ALA	6.6
9	I	108	HIS	6.5
9	I	74	ILE	6.3
9	I	104	ALA	6.3
22	V	43	PRO	5.8
9	I	128	THR	5.7
9	I	91	PHE	5.5
9	I	92	VAL	5.3
4	D	66	GLY	5.1
9	I	106	GLN	5.0
9	I	79	GLY	4.9
14	N	166	ALA	4.7
9	I	100	VAL	4.7
9	I	70	THR	4.6
1	A	37	VAL	4.5
9	I	76	ASP	4.3
9	I	111	LEU	4.2
9	I	66	GLY	4.2
9	I	88	GLN	4.1
9	I	83	GLY	4.1
9	I	113	SER	3.9

Continued on next page...

Continued from previous page...

Mol	Chain	Res	Type	RSRZ
4	D	89	PRO	3.8
9	I	98	ASP	3.7
4	D	90	LEU	3.7
26	Z	46	SER	3.7
9	I	116	LEU	3.6
4	D	26	GLY	3.6
9	I	86	GLU	3.6
9	I	93	ALA	3.5
4	D	85	GLN	3.5
4	D	64	ARG	3.5
31	9	1	U	3.4
9	I	117	THR	3.4
30	0	1198	U	3.4
4	D	69	ILE	3.4
9	I	121	LYS	3.4
4	D	170	TYR	3.4
9	I	110	ASP	3.4
1	A	85	SER	3.3
4	D	166	ILE	3.3
4	D	75	LEU	3.2
4	D	10	PHE	3.2
9	I	80	PHE	3.2
25	Y	235	GLU	3.1
14	N	182	GLY	3.1
9	I	132	VAL	3.1
9	I	71	ALA	3.1
6	F	106	ALA	3.1
9	I	73	LEU	3.1
4	D	57	THR	3.1
9	I	105	GLU	3.1
30	0	1172	G	3.1
6	F	119	ARG	3.0
9	I	69	PRO	3.0
4	D	92	GLU	3.0
9	I	67	VAL	3.0
20	T	119	ALA	2.9
6	F	49	PHE	2.9
31	9	24	U	2.9
9	I	81	GLU	2.9
9	I	101	LYS	2.9
19	S	81	ILE	2.8
5	E	10	ASP	2.8

Continued on next page...

Continued from previous page...

Mol	Chain	Res	Type	RSRZ
9	I	94	ASP	2.8
6	F	108	VAL	2.7
4	D	58	VAL	2.7
6	F	98	VAL	2.7
4	D	128	LEU	2.7
1	A	58	VAL	2.7
7	G	27	ILE	2.7
12	L	106	VAL	2.7
22	V	38	GLY	2.7
9	I	84	SER	2.6
22	V	8	ILE	2.6
30	0	1177	A	2.6
24	X	85	VAL	2.6
14	N	172	PHE	2.6
1	A	237	GLY	2.5
30	0	1199	A	2.5
9	I	102	GLN	2.5
9	I	99	GLN	2.5
6	F	17	LEU	2.5
4	D	43	GLU	2.5
22	V	52	ALA	2.5
4	D	44	ILE	2.5
6	F	44	SER	2.5
30	0	282	C	2.5
14	N	81	ALA	2.5
14	N	183	ASP	2.4
9	I	120	ALA	2.4
9	I	82	THR	2.4
4	D	171	ASP	2.4
9	I	127	CYS	2.4
4	D	40	ILE	2.4
4	D	88	LEU	2.4
4	D	65	GLU	2.4
9	I	131	GLY	2.3
5	E	45	ASP	2.3
9	I	130	LEU	2.3
12	L	145	LEU	2.3
4	D	172	VAL	2.3
5	E	170	ARG	2.3
4	D	27	ILE	2.3
4	D	18	ILE	2.3
5	E	44	GLY	2.3

Continued on next page...

Continued from previous page...

Mol	Chain	Res	Type	RSRZ
4	D	56	ARG	2.3
22	V	45	ARG	2.3
1	A	97	ALA	2.3
4	D	61	PHE	2.3
30	0	970	U	2.2
12	L	147	GLU	2.2
14	N	162	ASP	2.2
14	N	164	ASP	2.2
7	G	73	ASP	2.1
7	G	28	GLU	2.1
9	I	114	TYR	2.1
22	V	46	ILE	2.1
4	D	86	THR	2.1
4	D	93	LEU	2.1
12	L	149	ARG	2.1
30	0	1171	A	2.1
9	I	119	ALA	2.1
9	I	134	ILE	2.1
9	I	115	ASP	2.1
9	I	68	PRO	2.1
6	F	15	ASP	2.1
22	V	36	ALA	2.1
4	D	47	GLN	2.0
14	N	152	GLU	2.0
4	D	17	ARG	2.0
6	F	75	ILE	2.0
12	L	80	ASP	2.0
20	T	117	ASP	2.0
6	F	99	THR	2.0
12	L	60	GLU	2.0
9	I	75	LYS	2.0
30	0	1181	A	2.0
10	J	7	ASP	2.0

6.2 Non-standard residues in protein, DNA, RNA chains [\(i\)](#)

In the following table, the Atoms column lists the number of modelled atoms in the group and the number defined in the chemical component dictionary. The B-factors column lists the minimum, median, 95th percentile and maximum values of B factors of atoms in the group. The column labelled 'Q< 0.9' lists the number of atoms with occupancy less than 0.9.

Mol	Type	Chain	Res	Atoms	RSCC	RSR	B-factors(\AA^2)	Q<0.9
30	1MA	0	628	23/24	0.98	0.14	13,18,20,21	0
30	OMU	0	2587	21/22	0.98	0.11	22,25,29,32	0
30	OMG	0	2588	24/25	0.98	0.13	20,23,24,28	0
30	UR3	0	2619	21/22	0.98	0.12	21,24,26,29	0
30	PSU	0	2621	20/21	0.98	0.13	18,19,25,25	0

6.3 Carbohydrates [i](#)

There are no monosaccharides in this entry.

6.4 Ligands [i](#)

In the following table, the Atoms column lists the number of modelled atoms in the group and the number defined in the chemical component dictionary. The B-factors column lists the minimum, median, 95th percentile and maximum values of B factors of atoms in the group. The column labelled 'Q< 0.9' lists the number of atoms with occupancy less than 0.9.

Mol	Type	Chain	Res	Atoms	RSCC	RSR	B-factors(\AA^2)	Q<0.9
34	SR	0	8938	1/1	-0.47	0.70	200,200,200,200	0
34	SR	0	8928	1/1	-0.11	1.41	200,200,200,200	0
34	SR	0	8959	1/1	-0.06	0.67	195,195,195,195	0
34	SR	A	8993	1/1	0.03	0.21	200,200,200,200	0
32	MG	0	8091	1/1	0.09	0.28	79,79,79,79	0
34	SR	A	8930	1/1	0.10	2.72	200,200,200,200	0
34	SR	9	8980	1/1	0.10	0.39	200,200,200,200	0
35	NA	0	8525	1/1	0.13	1.03	107,107,107,107	0
34	SR	0	9000	1/1	0.15	1.26	200,200,200,200	0
34	SR	0	9006	1/1	0.18	0.41	192,192,192,192	0
35	NA	0	8548	1/1	0.19	0.23	59,59,59,59	0
35	NA	0	8509	1/1	0.22	0.33	53,53,53,53	0
34	SR	0	8908	1/1	0.23	0.27	200,200,200,200	0
34	SR	0	8903	1/1	0.23	0.12	168,168,168,168	0
34	SR	0	8907	1/1	0.27	0.22	180,180,180,180	0
34	SR	0	8966	1/1	0.27	0.27	178,178,178,178	0
34	SR	0	8965	1/1	0.28	0.09	143,143,143,143	0
34	SR	0	8920	1/1	0.28	0.56	200,200,200,200	0
34	SR	0	8935	1/1	0.33	0.11	159,159,159,159	0
34	SR	0	8911	1/1	0.35	0.38	200,200,200,200	0
34	SR	0	8984	1/1	0.37	0.08	170,170,170,170	0
34	SR	0	8991	1/1	0.38	0.11	162,162,162,162	0
34	SR	0	8926	1/1	0.39	0.39	199,199,199,199	0
34	SR	0	8997	1/1	0.40	1.21	200,200,200,200	0

Continued on next page...

Continued from previous page...

Mol	Type	Chain	Res	Atoms	RSCC	RSR	B-factors(Å ²)	Q<0.9
34	SR	B	8987	1/1	0.42	0.29	199,199,199,199	0
34	SR	A	8929	1/1	0.44	0.46	174,174,174,174	0
35	NA	0	8511	1/1	0.44	0.20	56,56,56,56	0
34	SR	0	8922	1/1	0.45	0.55	155,155,155,155	0
35	NA	0	8535	1/1	0.45	0.39	68,68,68,68	0
34	SR	3	8999	1/1	0.45	0.23	200,200,200,200	0
35	NA	0	8557	1/1	0.45	0.24	89,89,89,89	0
35	NA	J	8538	1/1	0.46	0.22	49,49,49,49	0
34	SR	0	8933	1/1	0.47	0.14	137,137,137,137	0
34	SR	1	8952	1/1	0.48	0.68	200,200,200,200	0
34	SR	0	9004	1/1	0.51	0.53	200,200,200,200	0
34	SR	0	8970	1/1	0.51	0.46	200,200,200,200	0
34	SR	0	8901	1/1	0.53	0.12	73,73,73,73	0
34	SR	B	8950	1/1	0.53	0.62	196,196,196,196	0
34	SR	0	8968	1/1	0.55	0.14	170,170,170,170	0
34	SR	0	8995	1/1	0.56	0.38	164,164,164,164	0
34	SR	0	8934	1/1	0.57	0.76	168,168,168,168	0
34	SR	0	8925	1/1	0.57	0.18	178,178,178,178	0
34	SR	0	8982	1/1	0.57	1.21	200,200,200,200	0
34	SR	Y	9002	1/1	0.58	0.39	200,200,200,200	0
32	MG	0	8037	1/1	0.58	0.94	88,88,88,88	0
34	SR	0	8949	1/1	0.58	0.20	132,132,132,132	0
34	SR	T	8939	1/1	0.58	0.64	200,200,200,200	0
34	SR	0	8919	1/1	0.59	0.40	188,188,188,188	0
35	NA	C	8558	1/1	0.61	0.45	33,33,33,33	0
34	SR	0	8964	1/1	0.62	0.42	188,188,188,188	0
35	NA	0	8519	1/1	0.62	0.37	76,76,76,76	0
34	SR	0	8956	1/1	0.64	0.10	147,147,147,147	0
32	MG	0	8034	1/1	0.65	0.50	60,60,60,60	0
35	NA	0	8560	1/1	0.65	0.45	104,104,104,104	0
35	NA	0	8570	1/1	0.65	0.55	81,81,81,81	0
34	SR	0	8931	1/1	0.66	0.16	193,193,193,193	0
35	NA	0	8565	1/1	0.66	1.06	79,79,79,79	0
34	SR	0	8988	1/1	0.66	0.20	177,177,177,177	0
34	SR	0	8927	1/1	0.67	0.23	184,184,184,184	0
34	SR	0	8958	1/1	0.67	0.10	147,147,147,147	0
34	SR	0	8960	1/1	0.68	0.35	200,200,200,200	0
34	SR	0	8973	1/1	0.68	0.14	178,178,178,178	0
34	SR	0	8909	1/1	0.69	0.25	189,189,189,189	0
34	SR	0	8945	1/1	0.70	0.09	131,131,131,131	0
34	SR	0	8946	1/1	0.70	0.40	190,190,190,190	0
32	MG	2	8060	1/1	0.70	0.28	67,67,67,67	0

Continued on next page...

Continued from previous page...

Mol	Type	Chain	Res	Atoms	RSCC	RSR	B-factors(Å ²)	Q<0.9
34	SR	0	8954	1/1	0.70	0.87	198,198,198,198	0
34	SR	0	8979	1/1	0.71	0.09	180,180,180,180	0
34	SR	0	8998	1/1	0.71	0.37	196,196,196,196	0
34	SR	3	8932	1/1	0.71	0.11	133,133,133,133	0
32	MG	0	8053	1/1	0.72	0.11	78,78,78,78	0
35	NA	0	8502	1/1	0.72	0.29	54,54,54,54	0
34	SR	0	8977	1/1	0.72	0.12	194,194,194,194	0
34	SR	0	8910	1/1	0.72	0.10	92,92,92,92	0
34	SR	0	8923	1/1	0.73	0.59	165,165,165,165	0
35	NA	0	8568	1/1	0.73	0.44	46,46,46,46	0
34	SR	0	8962	1/1	0.73	0.26	197,197,197,197	0
35	NA	0	8529	1/1	0.74	0.08	33,33,33,33	0
34	SR	0	8924	1/1	0.74	0.12	184,184,184,184	0
35	NA	0	8505	1/1	0.74	0.52	31,31,31,31	0
34	SR	0	8942	1/1	0.74	0.34	162,162,162,162	0
34	SR	0	8916	1/1	0.75	0.34	178,178,178,178	0
35	NA	0	8567	1/1	0.76	0.46	63,63,63,63	0
35	NA	0	8571	1/1	0.76	0.21	73,73,73,73	0
35	NA	9	8572	1/1	0.76	0.68	103,103,103,103	0
32	MG	0	8039	1/1	0.77	0.31	56,56,56,56	0
35	NA	0	8549	1/1	0.77	0.43	60,60,60,60	0
32	MG	0	8036	1/1	0.77	0.08	46,46,46,46	0
34	SR	0	8943	1/1	0.77	0.38	179,179,179,179	0
35	NA	S	8510	1/1	0.77	0.18	35,35,35,35	0
34	SR	0	8947	1/1	0.78	0.32	200,200,200,200	0
35	NA	R	8532	1/1	0.78	0.12	39,39,39,39	0
32	MG	0	8083	1/1	0.78	0.09	41,41,41,41	0
32	MG	0	8052	1/1	0.79	0.23	59,59,59,59	0
34	SR	9	9003	1/1	0.80	0.23	195,195,195,195	0
32	MG	0	8027	1/1	0.80	0.16	37,37,37,37	0
34	SR	0	8986	1/1	0.80	1.32	200,200,200,200	0
35	NA	0	8507	1/1	0.80	0.58	68,68,68,68	0
34	SR	0	9001	1/1	0.80	0.71	187,187,187,187	0
38	TAO	0	2924	57/57	0.80	0.35	83,95,107,109	0
34	SR	0	8978	1/1	0.81	0.79	200,200,200,200	0
35	NA	0	8561	1/1	0.81	0.46	52,52,52,52	0
35	NA	Q	8540	1/1	0.81	0.11	34,34,34,34	0
34	SR	0	8989	1/1	0.82	0.70	200,200,200,200	0
32	MG	0	8059	1/1	0.82	0.11	33,33,33,33	0
35	NA	0	8555	1/1	0.82	0.37	38,38,38,38	0
34	SR	0	8917	1/1	0.82	0.62	199,199,199,199	0
35	NA	0	8559	1/1	0.82	0.34	94,94,94,94	0

Continued on next page...

Continued from previous page...

Mol	Type	Chain	Res	Atoms	RSCC	RSR	B-factors(Å ²)	Q<0.9
32	MG	0	8020	1/1	0.82	0.11	36,36,36,36	0
37	K	0	8401	1/1	0.82	0.40	150,150,150,150	0
34	SR	0	8971	1/1	0.82	0.09	195,195,195,195	0
34	SR	0	8906	1/1	0.83	0.40	191,191,191,191	0
34	SR	0	8992	1/1	0.83	0.13	151,151,151,151	0
34	SR	0	9005	1/1	0.83	0.24	190,190,190,190	0
34	SR	0	8955	1/1	0.83	0.13	184,184,184,184	0
35	NA	0	8546	1/1	0.83	0.68	106,106,106,106	0
34	SR	0	8969	1/1	0.84	0.25	181,181,181,181	0
34	SR	0	9007	1/1	0.84	0.40	200,200,200,200	0
34	SR	0	8957	1/1	0.84	0.76	200,200,200,200	0
33	CL	J	8802	1/1	0.84	0.07	66,66,66,66	0
34	SR	0	8981	1/1	0.84	0.51	200,200,200,200	0
34	SR	0	8990	1/1	0.84	0.08	91,91,91,91	0
32	MG	0	8081	1/1	0.84	0.49	94,94,94,94	0
34	SR	0	8983	1/1	0.84	0.35	170,170,170,170	0
35	NA	0	8528	1/1	0.84	0.09	49,49,49,49	0
35	NA	0	8531	1/1	0.85	0.22	47,47,47,47	0
32	MG	B	8043	1/1	0.85	0.13	37,37,37,37	0
32	MG	0	8082	1/1	0.85	0.33	39,39,39,39	0
34	SR	0	8921	1/1	0.85	0.14	155,155,155,155	0
35	NA	0	8520	1/1	0.85	0.11	44,44,44,44	0
34	SR	0	8940	1/1	0.85	0.28	159,159,159,159	0
35	NA	0	8526	1/1	0.85	0.09	51,51,51,51	0
34	SR	0	8994	1/1	0.85	0.23	192,192,192,192	0
34	SR	H	8972	1/1	0.85	0.14	131,131,131,131	0
35	NA	0	8564	1/1	0.86	0.95	91,91,91,91	0
34	SR	0	8944	1/1	0.86	0.21	200,200,200,200	0
34	SR	0	8996	1/1	0.86	0.62	200,200,200,200	0
32	MG	0	8049	1/1	0.86	0.32	43,43,43,43	0
32	MG	0	8092	1/1	0.86	0.06	61,61,61,61	0
34	SR	0	8904	1/1	0.86	0.35	200,200,200,200	0
34	SR	0	8948	1/1	0.86	0.11	94,94,94,94	0
34	SR	0	8915	1/1	0.86	0.14	200,200,200,200	0
35	NA	M	8539	1/1	0.86	0.10	19,19,19,19	0
33	CL	L	8810	1/1	0.87	0.07	69,69,69,69	0
32	MG	0	8005	1/1	0.87	0.21	26,26,26,26	0
35	NA	0	8521	1/1	0.87	0.08	28,28,28,28	0
35	NA	0	8522	1/1	0.87	0.85	73,73,73,73	0
35	NA	0	8524	1/1	0.87	0.19	43,43,43,43	0
35	NA	0	8501	1/1	0.87	0.25	29,29,29,29	0
34	SR	0	9008	1/1	0.87	0.08	135,135,135,135	0

Continued on next page...

Continued from previous page...

Mol	Type	Chain	Res	Atoms	RSCC	RSR	B-factors(Å ²)	Q<0.9
32	MG	0	8055	1/1	0.88	0.15	49,49,49,49	0
35	NA	0	8553	1/1	0.88	0.41	59,59,59,59	0
34	SR	R	8912	1/1	0.88	0.12	157,157,157,157	0
32	MG	A	8050	1/1	0.88	0.16	18,18,18,18	0
32	MG	0	8071	1/1	0.88	0.45	136,136,136,136	0
35	NA	0	8574	1/1	0.88	0.28	52,52,52,52	0
32	MG	0	8002	1/1	0.88	0.16	14,14,14,14	0
32	MG	0	8035	1/1	0.88	0.21	65,65,65,65	0
34	SR	3	8953	1/1	0.88	0.20	200,200,200,200	0
33	CL	0	8822	1/1	0.89	0.10	59,59,59,59	0
32	MG	0	8056	1/1	0.89	0.19	37,37,37,37	0
35	NA	0	8547	1/1	0.89	0.22	49,49,49,49	0
32	MG	0	8029	1/1	0.89	0.23	111,111,111,111	0
32	MG	0	8063	1/1	0.89	0.12	47,47,47,47	0
35	NA	0	8530	1/1	0.89	0.36	46,46,46,46	0
32	MG	0	8069	1/1	0.89	0.34	38,38,38,38	0
32	MG	0	8079	1/1	0.90	0.15	51,51,51,51	0
32	MG	0	8068	1/1	0.90	0.13	54,54,54,54	0
34	SR	0	8905	1/1	0.90	0.21	161,161,161,161	0
35	NA	0	8556	1/1	0.90	0.32	41,41,41,41	0
32	MG	9	8074	1/1	0.90	0.08	45,45,45,45	0
35	NA	0	8506	1/1	0.90	0.31	50,50,50,50	0
32	MG	0	8032	1/1	0.90	0.09	47,47,47,47	0
35	NA	0	8508	1/1	0.90	0.76	41,41,41,41	0
32	MG	0	8033	1/1	0.90	0.12	78,78,78,78	0
32	MG	0	8004	1/1	0.91	0.18	23,23,23,23	0
35	NA	0	8573	1/1	0.91	0.26	65,65,65,65	0
32	MG	K	8054	1/1	0.91	0.27	62,62,62,62	0
35	NA	0	8550	1/1	0.91	0.12	25,25,25,25	0
34	SR	0	8936	1/1	0.91	0.11	100,100,100,100	0
32	MG	0	8075	1/1	0.91	0.06	32,32,32,32	0
32	MG	T	8057	1/1	0.92	0.05	60,60,60,60	0
34	SR	0	8914	1/1	0.92	0.49	198,198,198,198	0
32	MG	0	8093	1/1	0.92	0.05	13,13,13,13	0
33	CL	L	8814	1/1	0.92	0.19	51,51,51,51	0
34	SR	0	8902	1/1	0.92	0.18	107,107,107,107	0
32	MG	9	8040	1/1	0.92	0.64	71,71,71,71	0
34	SR	0	8967	1/1	0.92	0.24	191,191,191,191	0
32	MG	0	8019	1/1	0.92	0.25	1,1,1,1	0
33	CL	J	8821	1/1	0.93	0.10	61,61,61,61	0
35	NA	0	8551	1/1	0.93	0.12	36,36,36,36	0
35	NA	C	8503	1/1	0.93	0.17	31,31,31,31	0

Continued on next page...

Continued from previous page...

Mol	Type	Chain	Res	Atoms	RSCC	RSR	B-factors(Å ²)	Q<0.9
34	SR	0	8974	1/1	0.93	0.21	165,165,165,165	0
32	MG	0	8072	1/1	0.93	0.21	44,44,44,44	0
35	NA	0	8541	1/1	0.93	0.73	86,86,86,86	0
33	CL	J	8801	1/1	0.93	0.09	58,58,58,58	0
34	SR	0	8937	1/1	0.93	0.28	155,155,155,155	0
33	CL	Y	8820	1/1	0.93	0.09	33,33,33,33	0
32	MG	0	8026	1/1	0.93	0.11	22,22,22,22	0
34	SR	0	8941	1/1	0.94	0.20	180,180,180,180	0
33	CL	0	8805	1/1	0.94	0.18	62,62,62,62	0
32	MG	B	8042	1/1	0.94	0.14	41,41,41,41	0
34	SR	0	8963	1/1	0.94	0.20	182,182,182,182	0
32	MG	0	8078	1/1	0.94	0.17	28,28,28,28	0
32	MG	0	8021	1/1	0.94	0.07	16,16,16,16	0
35	NA	0	8562	1/1	0.94	0.28	45,45,45,45	0
32	MG	0	8067	1/1	0.94	0.37	51,51,51,51	0
32	MG	0	8028	1/1	0.94	0.18	16,16,16,16	0
35	NA	0	8566	1/1	0.94	0.15	69,69,69,69	0
35	NA	0	8536	1/1	0.94	0.16	46,46,46,46	0
32	MG	0	8023	1/1	0.94	0.13	14,14,14,14	0
34	SR	0	8918	1/1	0.94	0.12	122,122,122,122	0
32	MG	0	8089	1/1	0.94	0.27	56,56,56,56	0
35	NA	0	8516	1/1	0.94	0.12	18,18,18,18	0
32	MG	0	8030	1/1	0.94	0.30	45,45,45,45	0
34	SR	S	8961	1/1	0.94	0.21	165,165,165,165	0
32	MG	0	8031	1/1	0.94	0.10	69,69,69,69	0
33	CL	0	8803	1/1	0.94	0.14	50,50,50,50	0
35	NA	0	8512	1/1	0.95	0.30	32,32,32,32	0
32	MG	0	8018	1/1	0.95	0.26	53,53,53,53	0
32	MG	A	8051	1/1	0.95	0.47	117,117,117,117	0
33	CL	O	8808	1/1	0.95	0.13	68,68,68,68	0
35	NA	0	8534	1/1	0.95	0.14	15,15,15,15	0
34	SR	1	8913	1/1	0.95	0.35	179,179,179,179	0
32	MG	0	8073	1/1	0.95	0.09	47,47,47,47	0
35	NA	0	8537	1/1	0.95	0.14	22,22,22,22	0
32	MG	0	8006	1/1	0.95	0.06	7,7,7,7	0
35	NA	9	8543	1/1	0.95	0.09	22,22,22,22	0
35	NA	0	8545	1/1	0.95	0.18	41,41,41,41	0
32	MG	0	8046	1/1	0.95	0.12	25,25,25,25	0
37	K	0	8402	1/1	0.95	0.17	78,78,78,78	0
32	MG	0	8047	1/1	0.95	0.25	34,34,34,34	0
34	SR	0	8951	1/1	0.96	0.15	164,164,164,164	0
35	NA	R	8533	1/1	0.96	0.20	51,51,51,51	0

Continued on next page...

Continued from previous page...

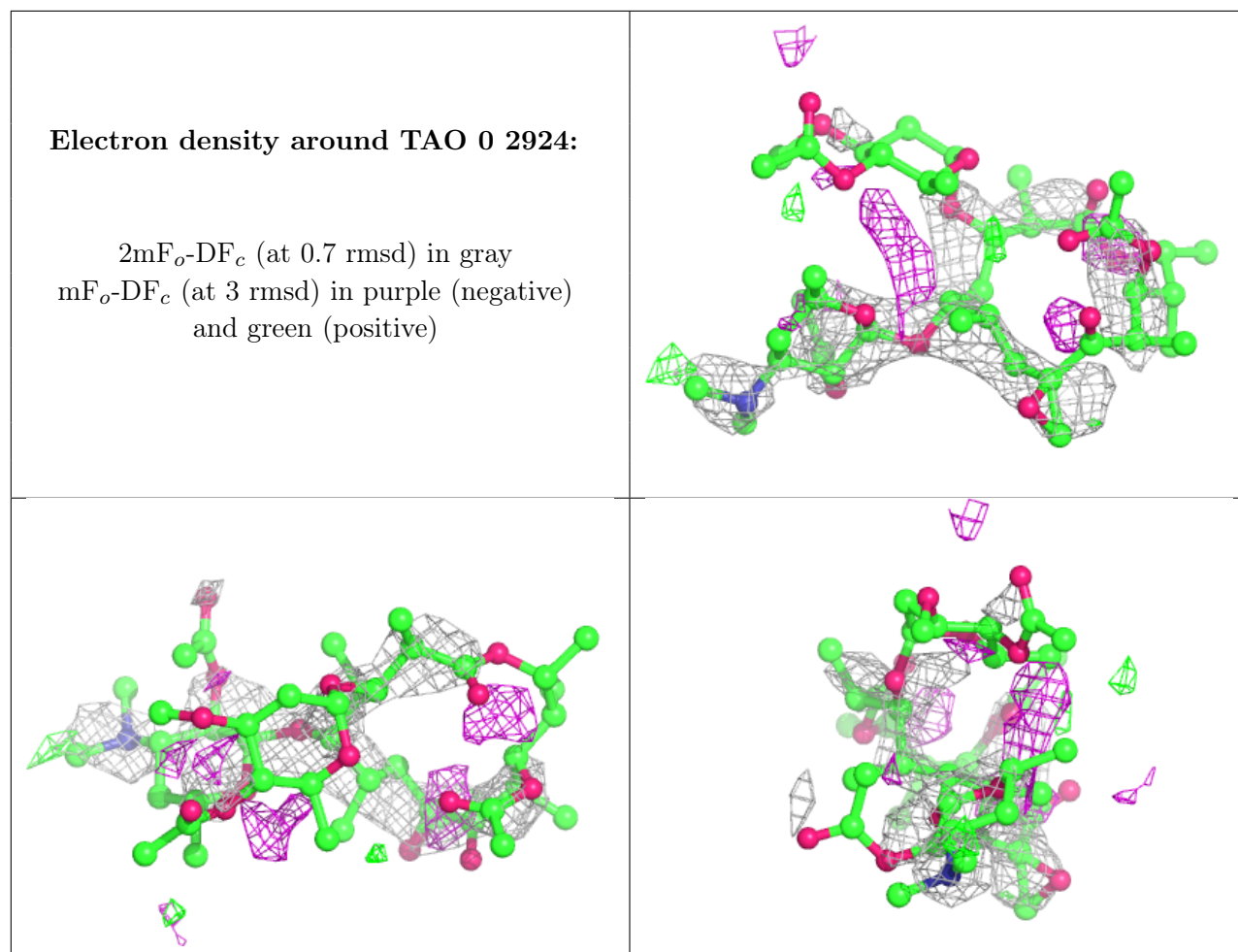
Mol	Type	Chain	Res	Atoms	RSCC	RSR	B-factors(\AA^2)	Q<0.9
33	CL	3	8804	1/1	0.96	0.11	59,59,59,59	0
32	MG	0	8007	1/1	0.96	0.17	3,3,3,3	0
32	MG	0	8062	1/1	0.96	0.32	64,64,64,64	0
33	CL	0	8815	1/1	0.96	0.22	72,72,72,72	0
33	CL	0	8816	1/1	0.96	0.19	60,60,60,60	0
32	MG	0	8038	1/1	0.96	0.07	52,52,52,52	0
32	MG	0	8077	1/1	0.96	0.09	36,36,36,36	0
32	MG	0	8064	1/1	0.96	0.15	29,29,29,29	0
35	NA	0	8544	1/1	0.96	0.19	49,49,49,49	0
35	NA	0	8569	1/1	0.96	0.12	40,40,40,40	0
32	MG	0	8066	1/1	0.96	0.40	87,87,87,87	0
34	SR	0	8985	1/1	0.96	0.14	128,128,128,128	0
32	MG	0	8008	1/1	0.96	0.09	8,8,8,8	0
32	MG	0	8041	1/1	0.96	0.24	28,28,28,28	0
33	CL	K	8812	1/1	0.96	0.07	39,39,39,39	0
32	MG	0	8045	1/1	0.96	0.11	13,13,13,13	0
32	MG	0	8085	1/1	0.96	0.14	51,51,51,51	0
32	MG	0	8088	1/1	0.96	0.12	33,33,33,33	0
32	MG	0	8022	1/1	0.96	0.13	20,20,20,20	0
32	MG	0	8080	1/1	0.97	0.16	39,39,39,39	0
32	MG	0	8065	1/1	0.97	0.09	16,16,16,16	0
35	NA	0	8513	1/1	0.97	0.14	34,34,34,34	0
35	NA	0	8563	1/1	0.97	0.21	61,61,61,61	0
32	MG	0	8090	1/1	0.97	0.16	50,50,50,50	0
35	NA	0	8542	1/1	0.97	0.30	36,36,36,36	0
32	MG	0	8003	1/1	0.97	0.12	16,16,16,16	0
34	SR	0	8975	1/1	0.97	0.06	131,131,131,131	0
35	NA	R	8575	1/1	0.97	0.39	65,65,65,65	0
34	SR	0	8976	1/1	0.97	0.20	195,195,195,195	0
32	MG	0	8024	1/1	0.97	0.27	43,43,43,43	0
32	MG	0	8084	1/1	0.97	0.16	37,37,37,37	0
35	NA	0	8504	1/1	0.97	0.13	18,18,18,18	0
35	NA	0	8527	1/1	0.97	0.21	44,44,44,44	0
33	CL	N	8807	1/1	0.97	0.14	45,45,45,45	0
32	MG	0	8025	1/1	0.97	0.10	10,10,10,10	0
35	NA	B	8552	1/1	0.97	0.23	56,56,56,56	0
33	CL	R	8806	1/1	0.97	0.07	32,32,32,32	0
32	MG	0	8087	1/1	0.97	0.09	14,14,14,14	0
33	CL	0	8813	1/1	0.98	0.06	43,43,43,43	0
32	MG	C	8012	1/1	0.98	0.15	10,10,10,10	0
32	MG	0	8061	1/1	0.98	0.17	23,23,23,23	0
33	CL	0	8817	1/1	0.98	0.07	57,57,57,57	0

Continued on next page...

Continued from previous page...

Mol	Type	Chain	Res	Atoms	RSCC	RSR	B-factors(\AA^2)	Q<0.9
35	NA	0	8523	1/1	0.98	0.29	46,46,46,46	0
32	MG	0	8070	1/1	0.98	0.18	31,31,31,31	0
32	MG	Y	8086	1/1	0.98	0.20	69,69,69,69	0
33	CL	M	8818	1/1	0.98	0.06	36,36,36,36	0
32	MG	0	8009	1/1	0.98	0.22	15,15,15,15	0
32	MG	0	8013	1/1	0.98	0.09	11,11,11,11	0
33	CL	Q	8811	1/1	0.98	0.04	51,51,51,51	0
32	MG	0	8014	1/1	0.98	0.12	15,15,15,15	0
33	CL	A	8809	1/1	0.98	0.11	86,86,86,86	0
33	CL	B	8819	1/1	0.98	0.10	42,42,42,42	0
36	CD	O	8705	1/1	0.98	0.09	91,91,91,91	0
36	CD	1	8702	1/1	0.98	0.12	58,58,58,58	0
32	MG	0	8044	1/1	0.98	0.27	38,38,38,38	0
35	NA	0	8514	1/1	0.98	0.40	40,40,40,40	0
32	MG	0	8017	1/1	0.98	0.07	31,31,31,31	0
32	MG	0	8001	1/1	0.99	0.16	2,2,2,2	0
32	MG	0	8010	1/1	0.99	0.29	3,3,3,3	0
32	MG	0	8058	1/1	0.99	0.08	1,1,1,1	0
35	NA	2	8515	1/1	0.99	0.09	19,19,19,19	0
35	NA	C	8554	1/1	0.99	0.51	52,52,52,52	0
32	MG	0	8048	1/1	0.99	0.27	44,44,44,44	0
35	NA	0	8517	1/1	0.99	0.15	14,14,14,14	0
35	NA	H	8518	1/1	0.99	0.13	48,48,48,48	0
36	CD	U	8701	1/1	0.99	0.11	58,58,58,58	0
32	MG	0	8076	1/1	0.99	0.05	9,9,9,9	0
36	CD	3	8704	1/1	0.99	0.10	56,56,56,56	0
32	MG	0	8015	1/1	0.99	0.15	5,5,5,5	0
32	MG	0	8016	1/1	0.99	0.22	2,2,2,2	0
32	MG	0	8011	1/1	0.99	0.23	1,1,1,1	0
36	CD	Z	8703	1/1	1.00	0.12	55,55,55,55	0

The following is a graphical depiction of the model fit to experimental electron density of all instances of the Ligand of Interest. In addition, ligands with molecular weight > 250 and outliers as shown on the geometry validation Tables will also be included. Each fit is shown from different orientation to approximate a three-dimensional view.



6.5 Other polymers [\(i\)](#)

There are no such residues in this entry.