



Full wwPDB X-ray Structure Validation Report ⓘ

Aug 27, 2023 – 11:00 AM EDT

PDB ID : 3I9V
Title : Crystal structure of the hydrophilic domain of respiratory complex I from *Thermus thermophilus*, oxidized, 2 mol/ASU
Authors : Sazanov, L.A.; Berrisford, J.M.
Deposited on : 2009-07-13
Resolution : 3.10 Å(reported)

This is a Full wwPDB X-ray Structure Validation Report for a publicly released PDB entry.

We welcome your comments at validation@mail.wwpdb.org

A user guide is available at

<https://www.wwpdb.org/validation/2017/XrayValidationReportHelp>

with specific help available everywhere you see the ⓘ symbol.

The types of validation reports are described at

<http://www.wwpdb.org/validation/2017/FAQs#types>.

The following versions of software and data (see [references ⓘ](#)) were used in the production of this report:

MolProbity : 4.02b-467
Mogul : 1.8.5 (274361), CSD as541be (2020)
Xtrriage (Phenix) : 1.13
EDS : 2.35
buster-report : 1.1.7 (2018)
Percentile statistics : 20191225.v01 (using entries in the PDB archive December 25th 2019)
Refmac : 5.8.0158
CCP4 : 7.0.044 (Gargrove)
Ideal geometry (proteins) : Engh & Huber (2001)
Ideal geometry (DNA, RNA) : Parkinson et al. (1996)
Validation Pipeline (wwPDB-VP) : 2.35

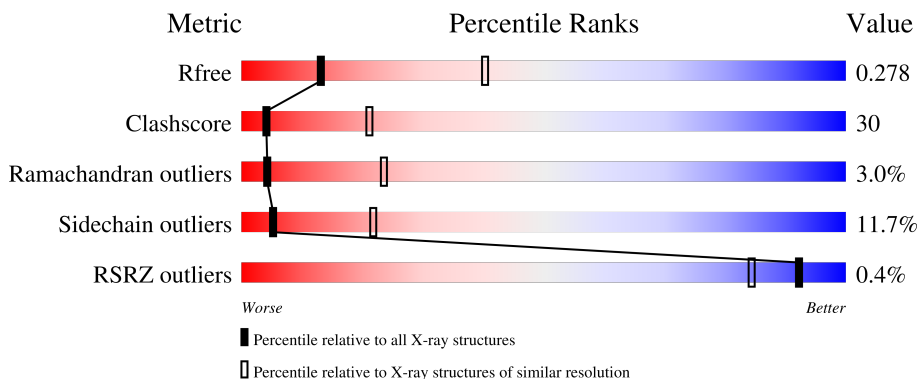
1 Overall quality at a glance

The following experimental techniques were used to determine the structure:

X-RAY DIFFRACTION

The reported resolution of this entry is 3.10 Å.

Percentile scores (ranging between 0-100) for global validation metrics of the entry are shown in the following graphic. The table shows the number of entries on which the scores are based.










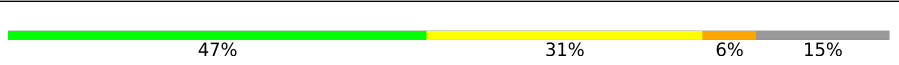



Metric	Whole archive (#Entries)	Similar resolution (#Entries, resolution range(Å))
R_{free}	130704	1094 (3.10-3.10)
Clashscore	141614	1184 (3.10-3.10)
Ramachandran outliers	138981	1141 (3.10-3.10)
Sidechain outliers	138945	1141 (3.10-3.10)
RSRZ outliers	127900	1067 (3.10-3.10)

The table below summarises the geometric issues observed across the polymeric chains and their fit to the electron density. The red, orange, yellow and green segments of the lower bar indicate the fraction of residues that contain outliers for ≥ 3 , 2, 1 and 0 types of geometric quality criteria respectively. A grey segment represents the fraction of residues that are not modelled. The numeric value for each fraction is indicated below the corresponding segment, with a dot representing fractions $\leq 5\%$. The upper red bar (where present) indicates the fraction of residues that have poor fit to the electron density. The numeric value is given above the bar.

Mol	Chain	Length	Quality of chain
1	1	438	
1	A	438	
2	2	181	
2	B	181	
3	3	783	

Continued on next page...

Continued from previous page...

Mol	Chain	Length	Quality of chain
3	C	783	
4	4	409	
4	D	409	
5	5	207	
5	E	207	
6	6	181	
6	F	181	
7	9	182	
7	G	182	
8	7	129	
8	H	129	

The following table lists non-polymeric compounds, carbohydrate monomers and non-standard residues in protein, DNA, RNA chains that are outliers for geometric or electron-density-fit criteria:

Mol	Type	Chain	Res	Chirality	Geometry	Clashes	Electron density
9	SF4	1	439	-	-	X	-
9	SF4	3	784	-	-	X	-
9	SF4	3	786	-	-	X	-
9	SF4	6	182	-	-	X	-
9	SF4	C	784	-	-	X	-
9	SF4	C	786	-	-	X	-
9	SF4	F	182	-	-	X	-

2 Entry composition [i](#)

There are 13 unique types of molecules in this entry. The entry contains 37520 atoms, of which 0 are hydrogens and 0 are deuteriums.

In the tables below, the ZeroOcc column contains the number of atoms modelled with zero occupancy, the AltConf column contains the number of residues with at least one atom in alternate conformation and the Trace column contains the number of residues modelled with at most 2 atoms.

- Molecule 1 is a protein called NADH-quinone oxidoreductase subunit 1.

Mol	Chain	Residues	Atoms					ZeroOcc	AltConf	Trace
			Total	C	N	O	S			
1	1	437	3417	2180	595	624	18	0	0	0
1	A	437	3417	2180	595	624	18	0	0	0

- Molecule 2 is a protein called NADH-quinone oxidoreductase subunit 2.

Mol	Chain	Residues	Atoms					ZeroOcc	AltConf	Trace
			Total	C	N	O	S			
2	2	178	1406	895	238	265	8	0	0	0
2	B	178	1406	895	238	265	8	0	0	0

- Molecule 3 is a protein called NADH-quinone oxidoreductase subunit 3.

Mol	Chain	Residues	Atoms					ZeroOcc	AltConf	Trace
			Total	C	N	O	S			
3	3	754	5880	3743	1055	1051	31	0	0	0
3	C	754	5880	3743	1055	1051	31	0	0	0

- Molecule 4 is a protein called NADH-quinone oxidoreductase subunit 4.

Mol	Chain	Residues	Atoms					ZeroOcc	AltConf	Trace
			Total	C	N	O	S			
4	4	377	3011	1941	510	549	11	0	0	0
4	D	377	3011	1941	510	549	11	0	0	0

- Molecule 5 is a protein called NADH-quinone oxidoreductase subunit 5.

Mol	Chain	Residues	Atoms					ZeroOcc	AltConf	Trace
5	5	196	Total	C	N	O	S	0	0	0
			1607	1043	273	288	3			
5	E	196	Total	C	N	O	S	0	0	0
			1607	1043	273	288	3			

- Molecule 6 is a protein called NADH-quinone oxidoreductase subunit 6.

Mol	Chain	Residues	Atoms					ZeroOcc	AltConf	Trace
6	6	145	Total	C	N	O	S	0	0	0
			1113	706	196	198	13			
6	F	145	Total	C	N	O	S	0	0	0
			1113	706	196	198	13			

- Molecule 7 is a protein called NADH-quinone oxidoreductase subunit 9.

Mol	Chain	Residues	Atoms					ZeroOcc	AltConf	Trace
7	9	154	Total	C	N	O	S	0	0	0
			1193	759	201	222	11			
7	G	154	Total	C	N	O	S	0	0	0
			1193	759	201	222	11			

- Molecule 8 is a protein called NADH-quinone oxidoreductase subunit 15.

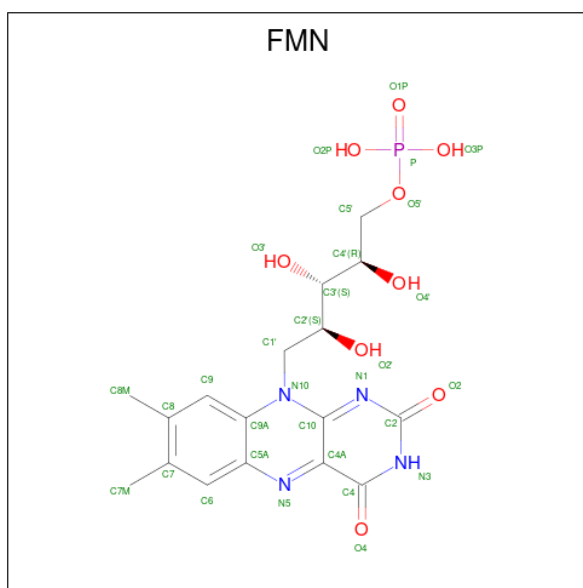
Mol	Chain	Residues	Atoms					ZeroOcc	AltConf	Trace
8	7	127	Total	C	N	O	S	0	0	0
			1031	664	183	181	3			
8	H	127	Total	C	N	O	S	0	0	0
			1031	664	183	181	3			

- Molecule 9 is IRON/SULFUR CLUSTER (three-letter code: SF4) (formula: Fe₄S₄).



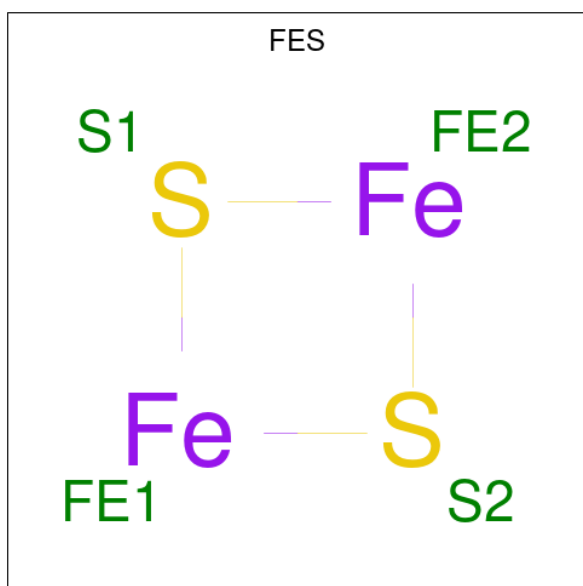
Mol	Chain	Residues	Atoms			ZeroOcc	AltConf
9	1	1	Total	Fe	S	0	0
			8	4	4		
9	3	1	Total	Fe	S	0	0
			8	4	4		
9	3	1	Total	Fe	S	0	0
			8	4	4		
9	3	1	Total	Fe	S	0	0
			8	4	4		
9	6	1	Total	Fe	S	0	0
			8	4	4		
9	9	1	Total	Fe	S	0	0
			8	4	4		
9	9	1	Total	Fe	S	0	0
			8	4	4		
9	A	1	Total	Fe	S	0	0
			8	4	4		
9	C	1	Total	Fe	S	0	0
			8	4	4		
9	C	1	Total	Fe	S	0	0
			8	4	4		
9	C	1	Total	Fe	S	0	0
			8	4	4		
9	F	1	Total	Fe	S	0	0
			8	4	4		
9	G	1	Total	Fe	S	0	0
			8	4	4		
9	G	1	Total	Fe	S	0	0
			8	4	4		

- Molecule 10 is FLAVIN MONONUCLEOTIDE (three-letter code: FMN) (formula: C₁₇H₂₁N₄O₉P).



Mol	Chain	Residues	Atoms				ZeroOcc	AltConf	
10	1	1	Total	C	N	O	P	0	0
			31	17	4	9	1		
10	A	1	Total	C	N	O	P	0	0
			31	17	4	9	1		

- Molecule 11 is FE2/S2 (INORGANIC) CLUSTER (three-letter code: FES) (formula: Fe₂S₂).



Mol	Chain	Residues	Atoms		ZeroOcc	AltConf	
11	2	1	Total	Fe	S	0	0
			4	2	2		

Continued on next page...

Continued from previous page...

Mol	Chain	Residues	Atoms			ZeroOcc	AltConf
11	3	1	Total 4	Fe 2	S 2	0	0
11	B	1	Total 4	Fe 2	S 2	0	0
11	C	1	Total 4	Fe 2	S 2	0	0

- Molecule 12 is MANGANESE (II) ION (three-letter code: MN) (formula: Mn).

Mol	Chain	Residues	Atoms		ZeroOcc	AltConf
12	2	1	Total 1	Mn 1	0	0
12	3	2	Total 2	Mn 2	0	0
12	4	2	Total 2	Mn 2	0	0
12	5	1	Total 1	Mn 1	0	0
12	7	1	Total 1	Mn 1	0	0
12	C	2	Total 2	Mn 2	0	0
12	D	1	Total 1	Mn 1	0	0
12	E	1	Total 1	Mn 1	0	0
12	H	1	Total 1	Mn 1	0	0

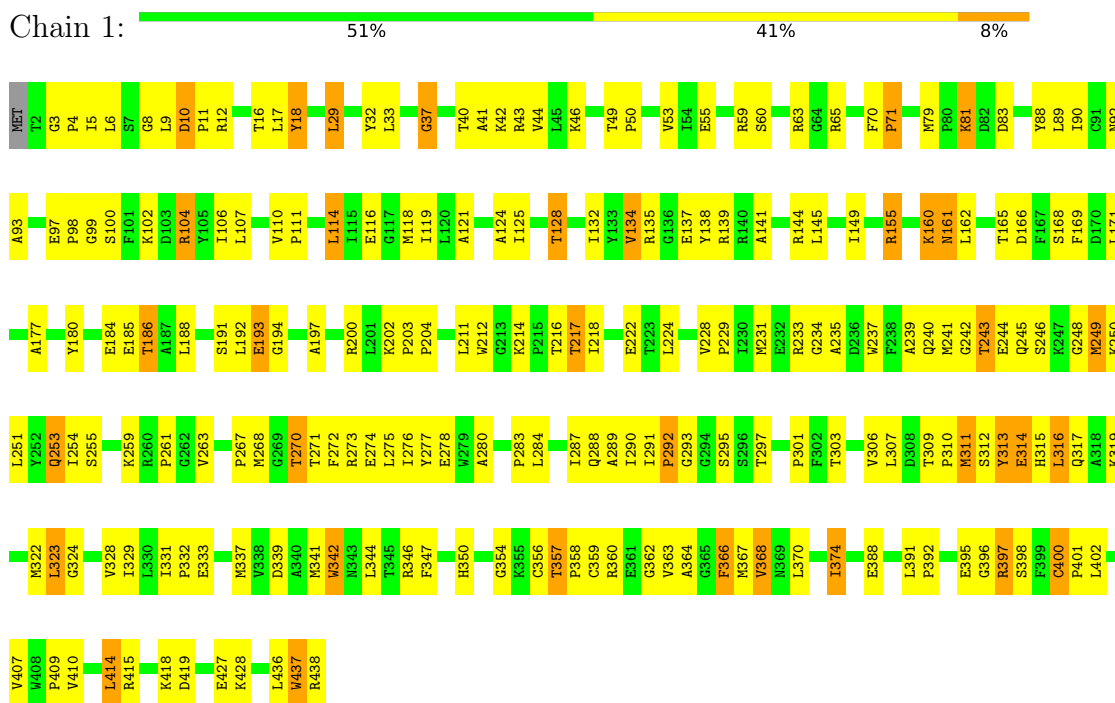
- Molecule 13 is CALCIUM ION (three-letter code: CA) (formula: Ca).

Mol	Chain	Residues	Atoms		ZeroOcc	AltConf
13	3	1	Total 1	Ca 1	0	0
13	C	1	Total 1	Ca 1	0	0

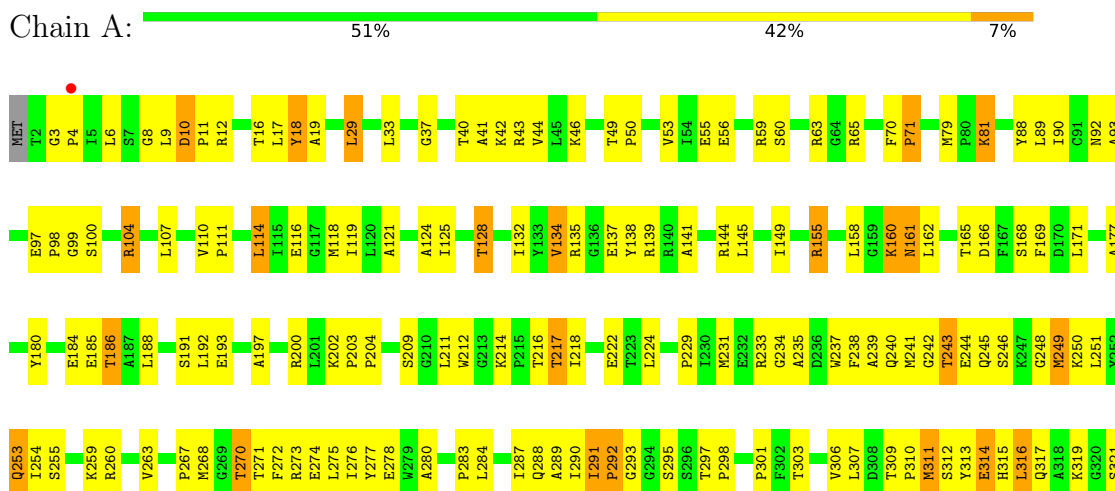
3 Residue-property plots

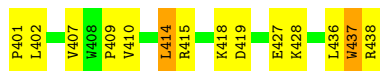
These plots are drawn for all protein, RNA, DNA and oligosaccharide chains in the entry. The first graphic for a chain summarises the proportions of the various outlier classes displayed in the second graphic. The second graphic shows the sequence view annotated by issues in geometry and electron density. Residues are color-coded according to the number of geometric quality criteria for which they contain at least one outlier: green = 0, yellow = 1, orange = 2 and red = 3 or more. A red dot above a residue indicates a poor fit to the electron density ($RSRZ > 2$). Stretches of 2 or more consecutive residues without any outlier are shown as a green connector. Residues present in the sample, but not in the model, are shown in grey.

- Molecule 1: NADH-quinone oxidoreductase subunit 1

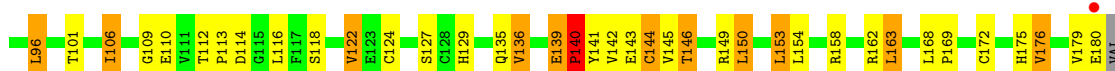


- Molecule 1: NADH-quinone oxidoreductase subunit 1

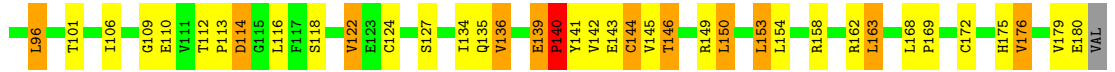
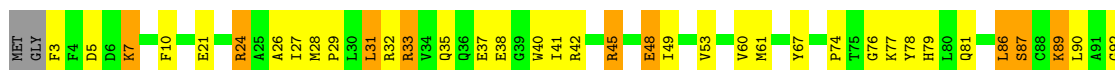




• Molecule 2: NADH-quinone oxidoreductase subunit 2

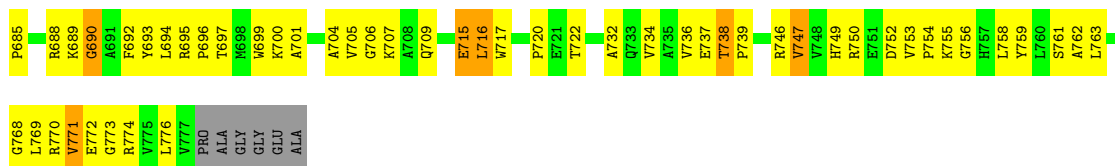


• Molecule 2: NADH-quinone oxidoreductase subunit 2



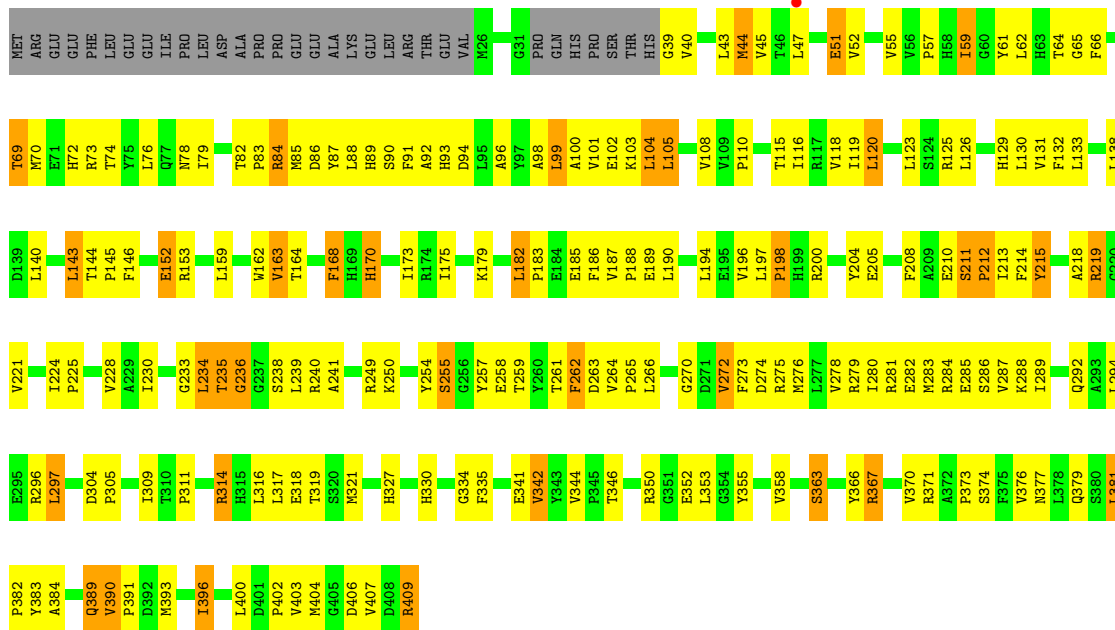
• Molecule 3: NADH-quinone oxidoreductase subunit 3





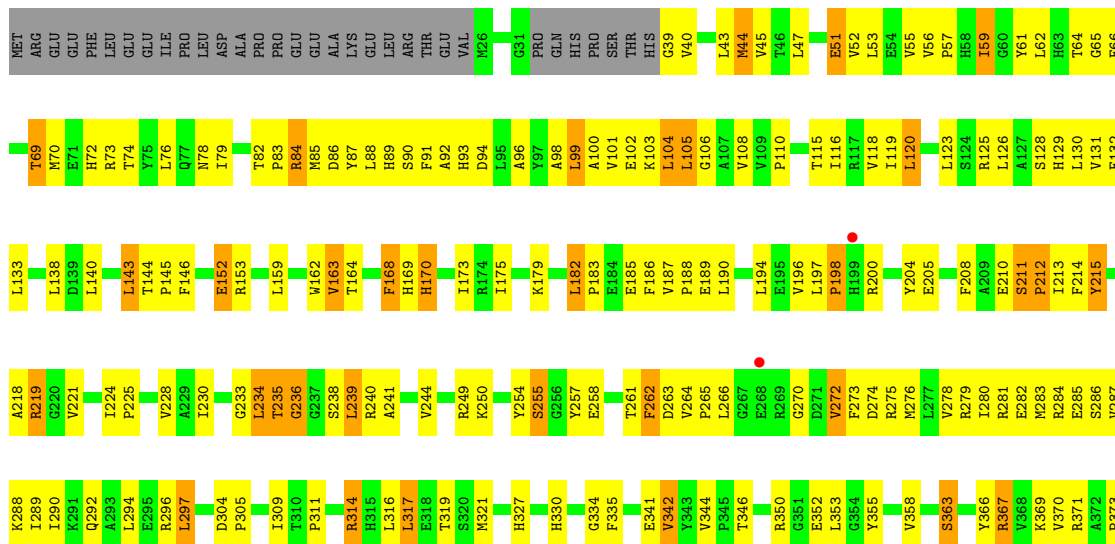
● Molecule 4: NADH-quinone oxidoreductase subunit 4

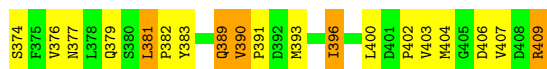
Chain 4:



● Molecule 4: NADH-quinone oxidoreductase subunit 4

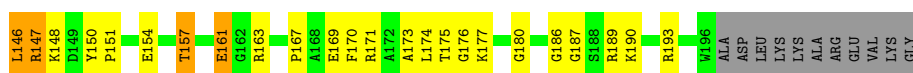
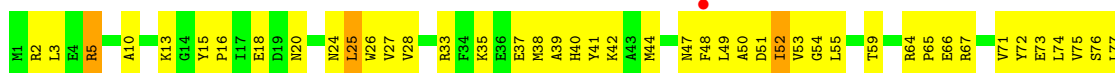
Chain D:





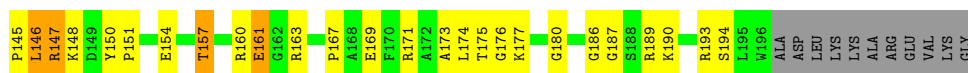
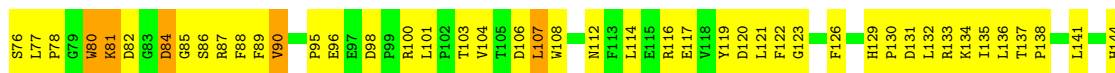
- Molecule 5: NADH-quinone oxidoreductase subunit 5

Chain 5: 41% 48% 6% 5%



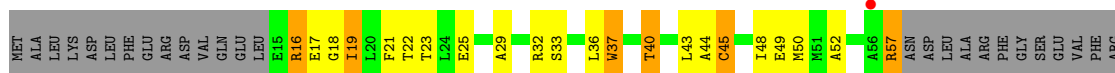
- Molecule 5: NADH-quinone oxidoreductase subunit 5

Chain E: 40% 49% 6% 5%



- Molecule 6: NADH-quinone oxidoreductase subunit 6

Chain 6: % 34% 38% 8% 20%



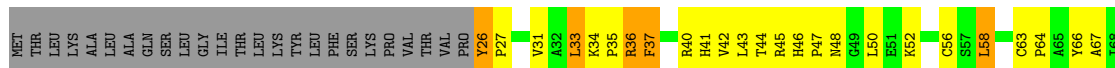
- Molecule 6: NADH-quinone oxidoreductase subunit 6

Chain F: 35% 37% 8% 20%


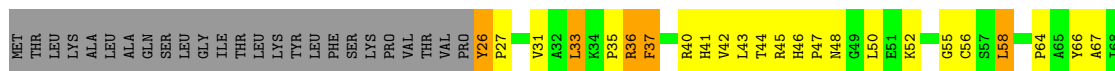




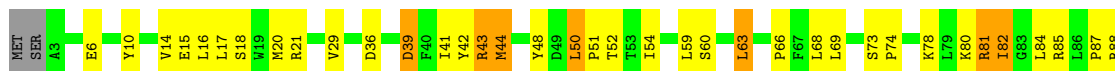
- Molecule 7: NADH-quinone oxidoreductase subunit 9



- Molecule 7: NADH-quinone oxidoreductase subunit 9



- Molecule 8: NADH-quinone oxidoreductase subunit 15



- Molecule 8: NADH-quinone oxidoreductase subunit 15





4 Data and refinement statistics

Property	Value	Source
Space group	P 1 21 1	Depositor
Cell constants a, b, c, α , β , γ	108.96Å 150.51Å 216.73Å 90.00° 92.19° 90.00°	Depositor
Resolution (Å)	29.93 – 3.10 29.93 – 3.08	Depositor EDS
% Data completeness (in resolution range)	81.0 (29.93-3.10) 81.0 (29.93-3.08)	Depositor EDS
R_{merge}	0.14	Depositor
R_{sym}	0.14	Depositor
$\langle I/\sigma(I) \rangle$ ¹	0.00 (at 3.06Å)	Xtrriage
Refinement program	PHENIX	Depositor
R, R_{free}	0.235 , 0.283 0.232 , 0.278	Depositor DCC
R_{free} test set	2215 reflections (1.84%)	wwPDB-VP
Wilson B-factor (Å ²)	62.3	Xtrriage
Anisotropy	0.388	Xtrriage
Bulk solvent k_{sol} (e/Å ³), B_{sol} (Å ²)	0.32 , 38.7	EDS
L-test for twinning ²	$\langle L \rangle = 0.43$, $\langle L^2 \rangle = 0.26$	Xtrriage
Estimated twinning fraction	0.048 for h,-k,-l	Xtrriage
F_o, F_c correlation	0.90	EDS
Total number of atoms	37520	wwPDB-VP
Average B, all atoms (Å ²)	64.0	wwPDB-VP

Xtrriage's analysis on translational NCS is as follows: *The largest off-origin peak in the Patterson function is 14.56% of the height of the origin peak. No significant pseudotranslation is detected.*

¹Intensities estimated from amplitudes.

²Theoretical values of $\langle |L| \rangle$, $\langle L^2 \rangle$ for acentric reflections are 0.5, 0.333 respectively for untwinned datasets, and 0.375, 0.2 for perfectly twinned datasets.

5 Model quality i

5.1 Standard geometry i

Bond lengths and bond angles in the following residue types are not validated in this section: FES, SF4, FMN, MN, CA

The Z score for a bond length (or angle) is the number of standard deviations the observed value is removed from the expected value. A bond length (or angle) with $|Z| > 5$ is considered an outlier worth inspection. RMSZ is the root-mean-square of all Z scores of the bond lengths (or angles).

Mol	Chain	Bond lengths		Bond angles	
		RMSZ	# Z >5	RMSZ	# Z >5
1	1	0.48	1/3506 (0.0%)	0.68	1/4745 (0.0%)
1	A	0.48	1/3506 (0.0%)	0.67	0/4745
2	2	0.49	0/1439	0.66	0/1953
2	B	0.46	0/1439	0.65	0/1953
3	3	0.45	0/6019	0.67	2/8163 (0.0%)
3	C	0.44	0/6019	0.66	2/8163 (0.0%)
4	4	0.43	0/3089	0.64	1/4197 (0.0%)
4	D	0.42	0/3089	0.64	1/4197 (0.0%)
5	5	0.42	0/1656	0.64	0/2246
5	E	0.42	0/1656	0.63	0/2246
6	6	0.47	0/1137	0.67	0/1542
6	F	0.50	0/1137	0.67	0/1542
7	9	0.52	1/1224 (0.1%)	0.65	0/1663
7	G	0.48	0/1224	0.65	0/1663
8	7	0.45	0/1059	0.61	0/1429
8	H	0.47	0/1059	0.61	0/1429
All	All	0.46	3/38258 (0.0%)	0.65	7/51876 (0.0%)

All (3) bond length outliers are listed below:

Mol	Chain	Res	Type	Atoms	Z	Observed(Å)	Ideal(Å)
1	A	356	CYS	CB-SG	-6.45	1.71	1.82
1	1	356	CYS	CB-SG	-6.07	1.72	1.82
7	9	101	CYS	CB-SG	-5.46	1.73	1.81

All (7) bond angle outliers are listed below:

Mol	Chain	Res	Type	Atoms	Z	Observed(°)	Ideal(°)
3	C	55	PRO	CB-CA-C	-5.97	97.08	112.00
3	3	55	PRO	CB-CA-C	-5.78	97.54	112.00

Continued on next page...

Continued from previous page...

Mol	Chain	Res	Type	Atoms	Z	Observed(°)	Ideal(°)
4	D	39	GLY	N-CA-C	-5.46	99.44	113.10
4	4	39	GLY	N-CA-C	-5.40	99.61	113.10
3	3	680	LEU	CA-CB-CG	5.38	127.69	115.30
3	C	680	LEU	CA-CB-CG	5.30	127.50	115.30
1	1	356	CYS	CB-CA-C	-5.28	99.84	110.40

There are no chirality outliers.

There are no planarity outliers.

5.2 Too-close contacts [i](#)

In the following table, the Non-H and H(model) columns list the number of non-hydrogen atoms and hydrogen atoms in the chain respectively. The H(added) column lists the number of hydrogen atoms added and optimized by MolProbity. The Clashes column lists the number of clashes within the asymmetric unit, whereas Symm-Clashes lists symmetry-related clashes.

Mol	Chain	Non-H	H(model)	H(added)	Clashes	Symm-Clashes
1	1	3417	0	3388	206	1
1	A	3417	0	3388	204	0
2	2	1406	0	1373	73	0
2	B	1406	0	1373	72	0
3	3	5880	0	5911	387	1
3	C	5880	0	5911	403	0
4	4	3011	0	3000	206	0
4	D	3011	0	3000	216	0
5	5	1607	0	1574	103	0
5	E	1607	0	1574	111	0
6	6	1113	0	1121	97	0
6	F	1113	0	1121	99	0
7	9	1193	0	1160	68	0
7	G	1193	0	1160	68	0
8	7	1031	0	1029	43	0
8	H	1031	0	1029	44	0
9	1	8	0	0	2	0
9	3	24	0	0	7	0
9	6	8	0	0	4	0
9	9	16	0	0	0	0
9	A	8	0	0	1	0
9	C	24	0	0	5	0
9	F	8	0	0	4	0
9	G	16	0	0	2	0

Continued on next page...

Continued from previous page...

Mol	Chain	Non-H	H(model)	H(added)	Clashes	Symm-Clashes
10	1	31	0	19	8	0
10	A	31	0	19	4	0
11	2	4	0	0	0	0
11	3	4	0	0	1	0
11	B	4	0	0	1	0
11	C	4	0	0	1	0
12	2	1	0	0	0	0
12	3	2	0	0	0	0
12	4	2	0	0	0	0
12	5	1	0	0	0	0
12	7	1	0	0	0	0
12	C	2	0	0	0	0
12	D	1	0	0	0	0
12	E	1	0	0	0	0
12	H	1	0	0	0	0
13	3	1	0	0	0	0
13	C	1	0	0	0	0
All	All	37520	0	37150	2215	1

The all-atom clashscore is defined as the number of clashes found per 1000 atoms (including hydrogen atoms). The all-atom clashscore for this structure is 30.

All (2215) close contacts within the same asymmetric unit are listed below, sorted by their clash magnitude.

Atom-1	Atom-2	Interatomic distance (Å)	Clash overlap (Å)
3:C:561:PRO:HB3	3:C:576:ALA:HA	1.28	1.15
3:3:474:ARG:NH2	3:3:516:VAL:HG21	1.60	1.15
3:C:474:ARG:NH2	3:C:516:VAL:HG21	1.65	1.10
3:3:561:PRO:HB3	3:3:576:ALA:HA	1.30	1.10
1:1:437:TRP:HB3	2:2:92:GLY:HA3	1.10	1.09
5:E:66:GLU:HG2	5:E:95:PRO:HA	1.13	1.09
5:5:66:GLU:HG2	5:5:95:PRO:HA	1.16	1.08
3:C:738:THR:HG22	3:C:739:PRO:HD2	1.36	1.07
1:A:437:TRP:HB3	2:B:92:GLY:HA3	1.07	1.06
3:3:474:ARG:HH21	3:3:516:VAL:HG21	1.12	1.04
3:3:115:HIS:CD2	3:3:116:PRO:HD2	1.91	1.04
3:C:115:HIS:CD2	3:C:116:PRO:HD2	1.92	1.02
3:3:738:THR:HG22	3:3:739:PRO:HD2	1.37	1.02
3:C:440:ARG:HG2	3:C:440:ARG:HH11	1.24	1.02
7:G:41:HIS:HB3	7:G:113:ILE:HD11	1.43	1.01
1:A:16:THR:HG21	1:A:229:PRO:HB3	1.40	1.00

Continued on next page...

Continued from previous page...

Atom-1	Atom-2	Interatomic distance (Å)	Clash overlap (Å)
3:C:655:ARG:HB2	3:C:655:ARG:HH11	1.27	1.00
4:4:367:ARG:HH11	4:4:367:ARG:HG3	1.22	1.00
6:6:145:GLU:HG2	7:9:31:VAL:HG21	1.43	0.99
3:3:440:ARG:HG2	3:3:440:ARG:HH11	1.20	0.99
1:1:186:THR:HG23	1:1:200:ARG:H	1.27	0.99
3:3:501:LYS:H	3:3:501:LYS:HD2	1.27	0.99
1:1:16:THR:HG21	1:1:229:PRO:HB3	1.44	0.99
3:3:655:ARG:HB2	3:3:655:ARG:HH11	1.26	0.98
4:D:367:ARG:HH11	4:D:367:ARG:HG3	1.26	0.98
7:9:41:HIS:HB3	7:9:113:ILE:HD11	1.42	0.97
3:C:501:LYS:H	3:C:501:LYS:HD2	1.28	0.97
3:C:474:ARG:HH21	3:C:516:VAL:HG21	1.15	0.96
1:1:104:ARG:HH21	2:2:127:SER:HB3	1.31	0.95
1:A:186:THR:HG23	1:A:200:ARG:H	1.29	0.95
1:A:395:GLU:HB2	1:A:407:VAL:HG21	1.49	0.95
3:C:722:THR:HG21	3:C:756:GLY:H	1.31	0.95
1:A:246:SER:HB3	1:A:268:MET:HG2	1.47	0.94
6:F:145:GLU:HG2	7:G:31:VAL:HG21	1.46	0.94
1:1:358:PRO:O	1:1:362:GLY:HA3	1.66	0.94
3:C:279:ALA:HB2	3:C:290:ILE:HG12	1.48	0.94
4:4:254:TYR:HD1	4:4:255:SER:H	1.15	0.94
1:A:358:PRO:O	1:A:362:GLY:HA3	1.68	0.94
1:1:395:GLU:HB2	1:1:407:VAL:HG21	1.50	0.93
3:3:440:ARG:HH11	3:3:440:ARG:CG	1.80	0.93
4:4:238:SER:HB3	4:4:279:ARG:NH2	1.83	0.93
1:A:90:ILE:HD11	1:A:211:LEU:HD22	1.50	0.93
1:A:104:ARG:HH21	2:B:127:SER:HB3	1.32	0.93
3:C:343:LEU:HD12	3:C:361:ALA:HB2	1.50	0.92
1:1:246:SER:HB3	1:1:268:MET:HG2	1.49	0.92
1:1:90:ILE:HD11	1:1:211:LEU:HD22	1.48	0.92
6:F:96:TRP:HA	6:F:99:MET:HE3	1.52	0.91
4:D:238:SER:HB3	4:D:279:ARG:NH2	1.86	0.91
3:3:722:THR:HG21	3:3:756:GLY:H	1.34	0.91
4:D:254:TYR:HD1	4:D:255:SER:H	1.12	0.91
3:3:343:LEU:HD12	3:3:361:ALA:HB2	1.50	0.91
3:C:440:ARG:HH11	3:C:440:ARG:CG	1.84	0.90
3:C:509:ALA:HB1	3:C:768:GLY:HA3	1.53	0.90
1:A:242:GLY:HA2	1:A:268:MET:O	1.71	0.90
1:1:40:THR:O	1:1:44:VAL:HG23	1.70	0.89
3:3:509:ALA:HB1	3:3:768:GLY:HA3	1.50	0.89
5:E:161:GLU:HG3	5:E:163:ARG:NH2	1.88	0.89

Continued on next page...

Continued from previous page...

Atom-1	Atom-2	Interatomic distance (Å)	Clash overlap (Å)
3:3:136:GLU:HG2	5:5:189:ARG:HG2	1.55	0.88
1:A:186:THR:CG2	1:A:200:ARG:H	1.86	0.88
3:3:374:ARG:NH2	3:3:684:ARG:HG3	1.87	0.88
3:C:226:ILE:HD12	3:C:235:LEU:HD13	1.54	0.88
3:C:396:ALA:HB3	3:C:448:MET:HB2	1.55	0.88
3:3:279:ALA:HB2	3:3:290:ILE:HG12	1.56	0.88
3:3:115:HIS:CG	3:3:116:PRO:HD2	2.09	0.88
8:H:87:PRO:O	8:H:88:ARG:HB2	1.73	0.88
5:E:18:GLU:HB2	5:E:26:TRP:HB2	1.57	0.87
3:C:115:HIS:CG	3:C:116:PRO:HD2	2.09	0.87
1:1:186:THR:CG2	1:1:200:ARG:H	1.87	0.87
1:1:242:GLY:HA2	1:1:268:MET:O	1.75	0.87
5:5:18:GLU:HB2	5:5:26:TRP:HB2	1.55	0.87
1:A:437:TRP:CB	2:B:92:GLY:HA3	2.00	0.87
1:A:297:THR:HG22	1:A:322:MET:HG3	1.57	0.86
3:3:689:LYS:HE3	3:3:771:VAL:HG13	1.55	0.86
1:A:270:THR:O	1:A:311:MET:HG3	1.75	0.86
3:3:396:ALA:HB3	3:3:448:MET:HB2	1.57	0.86
4:D:230:ILE:HD13	5:E:77:LEU:HD12	1.57	0.86
1:A:40:THR:O	1:A:44:VAL:HG23	1.76	0.86
1:1:245:GLN:HB2	1:1:314:GLU:OE1	1.75	0.86
1:A:437:TRP:HB3	2:B:92:GLY:CA	2.01	0.86
3:3:226:ILE:HD12	3:3:235:LEU:HD13	1.58	0.85
1:A:360:ARG:O	1:A:364:ALA:HB3	1.75	0.85
1:1:162:LEU:O	1:1:165:THR:HG22	1.76	0.85
3:C:689:LYS:HG3	3:C:771:VAL:HA	1.58	0.85
3:C:374:ARG:NH2	3:C:684:ARG:HG3	1.92	0.85
1:A:162:LEU:O	1:A:165:THR:HG22	1.76	0.85
1:A:88:TYR:HB2	1:A:216:THR:HG22	1.58	0.84
3:C:689:LYS:HE3	3:C:771:VAL:HG13	1.58	0.84
4:D:115:THR:HG21	4:D:297:LEU:HD13	1.58	0.84
1:A:253:GLN:N	1:A:253:GLN:HE21	1.73	0.84
3:3:689:LYS:HG3	3:3:771:VAL:HA	1.59	0.84
4:4:115:THR:HG21	4:4:297:LEU:HD13	1.60	0.84
1:1:297:THR:HG22	1:1:322:MET:HG3	1.58	0.84
5:E:121:LEU:HB3	5:E:146:LEU:HB2	1.57	0.84
3:C:186:ARG:HD2	3:C:231:PRO:HD3	1.60	0.84
8:7:87:PRO:O	8:7:88:ARG:HB2	1.74	0.83
5:E:52:ILE:CG2	5:E:114:LEU:HB3	2.06	0.83
3:3:402:PRO:HG3	3:3:535:MET:HE1	1.60	0.83
5:5:52:ILE:CG2	5:5:114:LEU:HB3	2.07	0.83

Continued on next page...

Continued from previous page...

Atom-1	Atom-2	Interatomic distance (Å)	Clash overlap (Å)
1:1:253:GLN:N	1:1:253:GLN:HE21	1.75	0.83
4:4:230:ILE:HD13	5:5:77:LEU:HD12	1.61	0.83
5:5:121:LEU:HB3	5:5:146:LEU:HB2	1.60	0.83
1:A:245:GLN:HB2	1:A:314:GLU:OE1	1.79	0.82
3:3:186:ARG:HD2	3:3:231:PRO:HD3	1.61	0.82
1:1:88:TYR:HB2	1:1:216:THR:HG22	1.60	0.82
1:1:401:PRO:HB2	10:1:440:FMN:HM83	1.60	0.82
1:A:104:ARG:HH21	2:B:127:SER:CB	1.93	0.82
1:A:401:PRO:HB2	10:A:440:FMN:HM83	1.61	0.82
3:C:739:PRO:HG2	3:C:771:VAL:CG1	2.10	0.82
3:3:120:PRO:HG2	8:7:42:TYR:OH	1.80	0.82
3:C:561:PRO:CB	3:C:576:ALA:HA	2.10	0.82
10:1:440:FMN:N1	10:1:440:FMN:O3'	2.13	0.81
1:A:104:ARG:NH2	2:B:127:SER:HB3	1.94	0.81
3:C:722:THR:HG21	3:C:756:GLY:N	1.94	0.81
6:6:117:MET:HE2	7:9:99:ILE:HG12	1.63	0.81
3:C:386:SER:HB2	3:C:675:ARG:NH1	1.95	0.81
3:3:11:VAL:HG11	3:3:25:HIS:CD2	2.16	0.81
1:A:293:GLY:HA3	1:A:324:GLY:H	1.45	0.81
4:4:311:PRO:HD3	4:4:330:HIS:CE1	2.15	0.81
3:C:237:ASP:OD1	3:C:239:THR:HG22	1.81	0.81
3:C:2:VAL:HG13	3:C:89:ASP:HA	1.62	0.80
1:1:437:TRP:CB	2:2:92:GLY:HA3	2.04	0.80
5:5:161:GLU:HG3	5:5:163:ARG:NH2	1.95	0.80
4:D:212:PRO:HG2	4:D:213:ILE:HD12	1.64	0.80
4:D:238:SER:HB3	4:D:279:ARG:HH22	1.46	0.80
3:3:237:ASP:OD1	3:3:239:THR:HG22	1.81	0.80
3:3:722:THR:HG21	3:3:756:GLY:N	1.97	0.80
3:3:739:PRO:HG2	3:3:771:VAL:CG1	2.11	0.80
3:C:538:ALA:HB3	3:C:541:ALA:HB2	1.64	0.80
3:3:2:VAL:HG13	3:3:89:ASP:HA	1.63	0.79
4:4:212:PRO:HG2	4:4:213:ILE:HD12	1.64	0.79
3:C:11:VAL:HG11	3:C:25:HIS:CD2	2.18	0.79
1:1:160:LYS:HG3	1:1:161:ASN:H	1.46	0.79
1:1:104:ARG:HH21	2:2:127:SER:CB	1.94	0.79
1:A:331:ILE:HD12	1:A:337:MET:HE1	1.62	0.79
1:1:293:GLY:HA3	1:1:324:GLY:H	1.47	0.79
3:C:584:VAL:HG12	3:C:600:VAL:HB	1.64	0.79
4:D:250:LYS:HE2	4:D:262:PHE:HB3	1.65	0.79
3:3:584:VAL:HG12	3:3:600:VAL:HB	1.64	0.78
3:C:511:VAL:O	3:C:518:ALA:HB2	1.84	0.78

Continued on next page...

Continued from previous page...

Atom-1	Atom-2	Interatomic distance (Å)	Clash overlap (Å)
1:1:104:ARG:NH2	2:2:127:SER:HB3	1.97	0.78
3:3:694:LEU:HB3	3:3:762:ALA:HB2	1.64	0.78
3:C:55:PRO:HD3	3:C:74:GLN:H	1.49	0.78
3:3:655:ARG:HB2	3:3:655:ARG:NH1	1.98	0.78
6:F:148:ILE:HG21	7:G:27:PRO:HG3	1.66	0.78
1:1:415:ARG:O	1:1:415:ARG:HG2	1.82	0.78
1:A:415:ARG:O	1:A:415:ARG:HG2	1.84	0.78
4:4:238:SER:HB3	4:4:279:ARG:HH22	1.45	0.78
5:5:37:GLU:O	5:5:41:TYR:HD1	1.67	0.78
3:C:300:TRP:HB3	3:C:705:VAL:HG21	1.66	0.77
3:C:694:LEU:HB3	3:C:762:ALA:HB2	1.66	0.77
5:E:106:ASP:HB2	5:E:107:LEU:HD12	1.66	0.77
3:C:136:GLU:HG2	5:E:189:ARG:HG2	1.65	0.77
5:E:174:LEU:HD21	5:E:180:GLY:HA2	1.66	0.77
3:C:116:PRO:O	3:C:117:LEU:HB2	1.84	0.77
3:C:337:ARG:H	3:C:337:ARG:CD	1.97	0.77
4:D:371:ARG:NH2	4:D:376:VAL:HG21	2.00	0.77
7:G:33:LEU:HD11	7:G:161:TYR:HB2	1.67	0.77
4:D:389:GLN:HG3	4:D:390:VAL:H	1.49	0.77
1:A:160:LYS:HG3	1:A:161:ASN:H	1.48	0.77
3:C:337:ARG:H	3:C:337:ARG:HD2	1.50	0.76
7:G:44:THR:HA	7:G:138:VAL:CG1	2.14	0.76
4:D:40:VAL:HG13	4:D:404:MET:HG3	1.67	0.76
3:3:250:GLU:HG3	5:5:169:GLU:CD	2.05	0.76
3:3:368:HIS:CB	3:3:556:ALA:HB3	2.15	0.76
3:3:511:VAL:O	3:3:518:ALA:HB2	1.86	0.76
4:4:249:ARG:HB3	4:4:257:TYR:HD1	1.49	0.76
3:3:160:THR:OG1	8:7:73:SER:HB3	1.86	0.76
3:3:337:ARG:H	3:3:337:ARG:HD2	1.50	0.76
3:C:655:ARG:HB2	3:C:655:ARG:NH1	1.99	0.76
4:D:249:ARG:HB3	4:D:257:TYR:HD1	1.49	0.76
3:3:368:HIS:HB3	3:3:556:ALA:HB3	1.67	0.76
7:9:33:LEU:HD11	7:9:161:TYR:HB2	1.67	0.76
4:D:311:PRO:HD3	4:D:330:HIS:CE1	2.21	0.76
3:3:738:THR:CG2	3:3:739:PRO:HD2	2.17	0.75
4:4:389:GLN:HG3	4:4:390:VAL:H	1.51	0.75
2:B:136:VAL:HG21	2:B:163:LEU:HD13	1.67	0.75
3:C:368:HIS:CB	3:C:556:ALA:HB3	2.17	0.75
1:1:98:PRO:HA	2:2:124:CYS:SG	2.26	0.75
7:9:44:THR:HA	7:9:138:VAL:CG1	2.16	0.75
5:E:5:ARG:HH11	5:E:5:ARG:HG3	1.52	0.75

Continued on next page...

Continued from previous page...

Atom-1	Atom-2	Interatomic distance (Å)	Clash overlap (Å)
3:3:337:ARG:H	3:3:337:ARG:CD	1.98	0.75
8:H:121:ARG:HH11	8:H:121:ARG:HG3	1.52	0.75
3:C:205:ARG:HA	3:C:209:THR:HG22	1.66	0.75
6:F:163:TYR:HD1	7:G:152:ARG:NH1	1.83	0.75
1:1:243:THR:HG22	1:1:244:GLU:H	1.51	0.75
4:4:283:MET:O	4:4:287:VAL:HG23	1.87	0.75
5:5:174:LEU:HD21	5:5:180:GLY:HA2	1.67	0.75
3:3:561:PRO:CB	3:3:576:ALA:HA	2.12	0.75
7:G:40:ARG:HB2	7:G:121:MET:CE	2.17	0.75
3:C:160:THR:OG1	8:H:73:SER:HB3	1.87	0.75
6:6:96:TRP:HA	6:6:99:MET:HE3	1.69	0.74
5:E:103:THR:HG22	5:E:126:PHE:HB3	1.68	0.74
7:G:44:THR:HA	7:G:138:VAL:HG13	1.67	0.74
4:D:285:GLU:O	4:D:289:ILE:HG12	1.87	0.74
1:1:360:ARG:O	1:1:364:ALA:HB3	1.88	0.74
1:1:437:TRP:HB3	2:2:92:GLY:CA	2.05	0.74
4:4:390:VAL:HB	4:4:391:PRO:HD3	1.69	0.74
3:3:615:VAL:HG22	3:3:621:VAL:HG12	1.70	0.74
5:5:5:ARG:HH11	5:5:5:ARG:HG3	1.51	0.74
3:C:186:ARG:HD3	3:C:229:ILE:HG22	1.69	0.74
5:E:37:GLU:O	5:E:41:TYR:HD1	1.70	0.74
3:3:186:ARG:HD3	3:3:229:ILE:HG22	1.69	0.74
3:C:368:HIS:HB3	3:C:556:ALA:HB3	1.70	0.74
3:C:494:LYS:O	3:C:498:GLU:HG2	1.87	0.74
6:F:81:ALA:HA	6:F:108:MET:HB3	1.69	0.74
6:F:99:MET:HG2	6:F:100:PRO:HD2	1.70	0.74
7:G:40:ARG:HB2	7:G:121:MET:HE1	1.69	0.74
4:4:250:LYS:HE2	4:4:262:PHE:HB3	1.69	0.74
6:6:99:MET:HG2	6:6:100:PRO:HD2	1.69	0.74
3:C:501:LYS:HD2	3:C:501:LYS:N	2.03	0.74
4:D:314:ARG:HH11	4:D:314:ARG:HG2	1.53	0.74
6:6:81:ALA:HA	6:6:108:MET:HB3	1.69	0.73
1:A:303:THR:OG1	1:A:306:VAL:HG23	1.86	0.73
7:9:40:ARG:HB2	7:9:121:MET:CE	2.18	0.73
1:1:270:THR:O	1:1:311:MET:HG3	1.88	0.73
3:C:300:TRP:HB3	3:C:705:VAL:CG2	2.17	0.73
6:6:117:MET:CE	7:9:99:ILE:HG12	2.17	0.73
1:A:341:MET:CE	1:A:409:PRO:HB2	2.19	0.73
3:3:31:PRO:HG3	3:3:137:TYR:CD1	2.24	0.73
3:3:300:TRP:HB3	3:3:705:VAL:HG21	1.71	0.73
6:6:165:GLU:HG2	7:9:148:ARG:HH11	1.53	0.73

Continued on next page...

Continued from previous page...

Atom-1	Atom-2	Interatomic distance (Å)	Clash overlap (Å)
3:C:43:GLY:HA2	11:C:787:FES:S1	2.29	0.73
3:3:690:GLY:HA3	3:3:770:ARG:NH2	2.02	0.73
3:3:55:PRO:HD3	3:3:74:GLN:H	1.53	0.73
3:3:117:LEU:N	4:4:321:MET:HE3	2.04	0.73
3:3:386:SER:HB2	3:3:675:ARG:NH1	2.04	0.73
4:4:371:ARG:NH2	4:4:376:VAL:HG21	2.02	0.73
5:5:103:THR:HG22	5:5:126:PHE:HB3	1.71	0.73
3:C:591:HIS:ND1	3:C:592:PRO:HD2	2.03	0.73
3:3:494:LYS:O	3:3:498:GLU:HG2	1.88	0.73
3:C:615:VAL:HG22	3:C:621:VAL:HG12	1.70	0.73
3:3:438:LYS:O	3:3:441:MET:HG3	1.88	0.72
5:5:106:ASP:HB2	5:5:107:LEU:HD12	1.71	0.72
3:3:101:ARG:HB3	3:3:101:ARG:NH1	2.03	0.72
3:C:279:ALA:CB	3:C:290:ILE:HG12	2.19	0.72
3:3:398:VAL:HB	3:3:450:LEU:HD22	1.71	0.72
3:3:501:LYS:HD2	3:3:501:LYS:N	2.02	0.72
2:2:24:ARG:O	2:2:27:ILE:HG13	1.89	0.72
3:C:739:PRO:HG2	3:C:771:VAL:HG12	1.70	0.72
3:3:538:ALA:HB3	3:3:541:ALA:HB2	1.72	0.72
4:4:105:LEU:HD13	4:4:309:ILE:HD13	1.72	0.72
7:9:73:ALA:HB2	7:9:89:LYS:HB2	1.71	0.72
4:D:371:ARG:HG3	5:E:51:ASP:OD1	1.89	0.72
2:2:109:GLY:HA2	8:7:91:ILE:HD13	1.72	0.72
1:A:16:THR:HG21	1:A:229:PRO:CB	2.16	0.72
3:3:116:PRO:O	3:3:117:LEU:HB2	1.88	0.72
1:A:288:GLN:HB3	1:A:333:GLU:HG2	1.72	0.72
3:C:738:THR:CG2	3:C:739:PRO:HD2	2.15	0.72
4:D:261:THR:H	4:D:292:GLN:HE22	1.37	0.72
1:1:16:THR:HG21	1:1:229:PRO:CB	2.18	0.72
3:3:217:GLY:O	3:3:218:LEU:HB2	1.90	0.72
4:4:314:ARG:HG2	4:4:314:ARG:HH11	1.53	0.72
2:B:24:ARG:O	2:B:27:ILE:HG13	1.90	0.72
3:C:232:VAL:HB	9:C:784:SF4:S2	2.30	0.72
4:D:105:LEU:HD13	4:D:309:ILE:HD13	1.71	0.72
5:5:3:LEU:HB2	5:5:86:SER:HB2	1.71	0.71
4:4:47:LEU:HD13	4:4:52:VAL:HA	1.72	0.71
3:C:238:LEU:HD12	3:C:238:LEU:O	1.91	0.71
4:4:261:THR:H	4:4:292:GLN:HE22	1.39	0.71
6:6:148:ILE:HG21	7:9:27:PRO:HG3	1.70	0.71
6:6:151:VAL:O	6:6:155:GLN:HB2	1.91	0.71
3:C:690:GLY:HA3	3:C:770:ARG:NH2	2.05	0.71

Continued on next page...

Continued from previous page...

Atom-1	Atom-2	Interatomic distance (Å)	Clash overlap (Å)
5:E:50:ALA:HB3	5:E:73:GLU:HB3	1.71	0.71
4:D:390:VAL:HB	4:D:391:PRO:HD3	1.71	0.71
4:4:371:ARG:HG3	5:5:51:ASP:OD1	1.91	0.71
3:3:205:ARG:HA	3:3:209:THR:HG22	1.71	0.71
3:3:300:TRP:HB3	3:3:705:VAL:CG2	2.20	0.71
4:D:235:THR:HG21	4:D:352:GLU:HB2	1.71	0.71
3:C:217:GLY:O	3:C:218:LEU:HB2	1.90	0.71
5:E:3:LEU:HB2	5:E:86:SER:HB2	1.73	0.71
4:4:168:PHE:HE1	6:6:141:PRO:HG3	1.54	0.71
1:1:267:PRO:O	1:1:270:THR:HG23	1.91	0.70
3:3:367:PRO:HB2	3:3:554:LYS:HB2	1.73	0.70
5:5:80:TRP:HA	5:5:80:TRP:CE3	2.25	0.70
1:A:243:THR:HG22	1:A:244:GLU:H	1.54	0.70
3:C:367:PRO:HB2	3:C:554:LYS:HB2	1.72	0.70
3:C:402:PRO:HG3	3:C:535:MET:HE1	1.72	0.70
4:D:371:ARG:HH22	4:D:376:VAL:HG21	1.56	0.70
1:1:222:GLU:HG3	1:1:251:LEU:HD22	1.72	0.70
3:3:185:LYS:HG2	3:3:188:VAL:HG22	1.73	0.70
4:4:285:GLU:O	4:4:289:ILE:HG12	1.91	0.70
4:4:367:ARG:HH11	4:4:367:ARG:CG	1.99	0.70
1:A:203:PRO:HB2	1:A:204:PRO:HD3	1.72	0.70
1:A:267:PRO:O	1:A:270:THR:HG23	1.91	0.70
1:A:259:LYS:HA	1:A:284:LEU:HD21	1.72	0.70
1:1:370:LEU:O	1:1:374:ILE:HG22	1.92	0.70
7:9:44:THR:HA	7:9:138:VAL:HG13	1.73	0.70
1:A:149:ILE:HD13	1:A:171:LEU:HB3	1.74	0.70
3:C:185:LYS:HG2	3:C:188:VAL:HG22	1.72	0.70
3:C:586:HIS:NE2	3:C:640:VAL:HG21	2.05	0.70
3:C:701:ALA:HB2	3:C:763:LEU:HB2	1.74	0.70
4:D:168:PHE:HE1	6:F:141:PRO:HG3	1.57	0.70
5:5:186:GLY:HA2	5:5:190:LYS:HD3	1.74	0.70
6:F:151:VAL:O	6:F:155:GLN:HB2	1.91	0.70
2:2:136:VAL:HG21	2:2:163:LEU:HD13	1.72	0.70
1:1:149:ILE:HD13	1:1:171:LEU:HB3	1.74	0.70
4:4:235:THR:HG21	4:4:352:GLU:HB2	1.73	0.70
3:3:739:PRO:HG2	3:3:771:VAL:HG12	1.72	0.70
3:C:120:PRO:HG2	8:H:42:TYR:OH	1.92	0.70
4:D:116:ILE:O	4:D:120:LEU:HB2	1.92	0.70
3:C:306:LEU:HD11	3:C:308:THR:O	1.92	0.69
4:D:218:ALA:HB1	4:D:272:VAL:HG22	1.73	0.69
1:1:259:LYS:HA	1:1:284:LEU:HD21	1.72	0.69

Continued on next page...

Continued from previous page...

Atom-1	Atom-2	Interatomic distance (Å)	Clash overlap (Å)
3:3:101:ARG:NH1	3:3:140:TYR:CD1	2.59	0.69
3:3:591:HIS:ND1	3:3:592:PRO:HD2	2.07	0.69
4:4:371:ARG:HH22	4:4:376:VAL:HG21	1.57	0.69
3:C:101:ARG:HB3	3:C:101:ARG:NH1	2.07	0.69
3:C:438:LYS:O	3:C:441:MET:HG3	1.92	0.69
1:1:303:THR:OG1	1:1:306:VAL:HG23	1.91	0.69
1:A:222:GLU:HG3	1:A:251:LEU:HD22	1.74	0.69
1:1:203:PRO:HB2	1:1:204:PRO:HD3	1.75	0.69
3:3:309:PRO:HG2	3:3:320:ALA:O	1.92	0.69
5:5:5:ARG:HG3	5:5:5:ARG:NH1	2.07	0.69
3:C:294:GLY:HA3	9:C:786:SF4:S4	2.33	0.69
5:E:5:ARG:HG3	5:E:5:ARG:NH1	2.07	0.69
5:E:80:TRP:HA	5:E:80:TRP:CE3	2.27	0.69
1:1:312:SER:N	1:1:316:LEU:HD12	2.07	0.69
5:5:33:ARG:O	5:5:37:GLU:HB2	1.92	0.69
1:1:402:LEU:HD13	9:1:439:SF4:S1	2.33	0.69
4:4:40:VAL:HG13	4:4:404:MET:HG3	1.73	0.69
1:A:297:THR:HG22	1:A:322:MET:CG	2.20	0.69
3:C:309:PRO:HG2	3:C:320:ALA:O	1.92	0.68
3:C:398:VAL:HB	3:C:450:LEU:HD22	1.74	0.68
5:E:33:ARG:O	5:E:37:GLU:HB2	1.92	0.68
1:1:341:MET:CE	1:1:409:PRO:HB2	2.23	0.68
4:D:47:LEU:HD13	4:D:52:VAL:HA	1.74	0.68
2:2:77:LYS:H	2:2:116:LEU:HA	1.58	0.68
3:3:459:MET:HG2	3:3:465:HIS:HB2	1.75	0.68
4:4:96:ALA:HB2	4:4:346:THR:HG21	1.76	0.68
4:4:224:ILE:HD11	4:4:275:ARG:NH1	2.09	0.68
5:E:2:ARG:HG3	5:E:84:ASP:OD2	1.93	0.68
1:1:29:LEU:HD22	1:1:33:LEU:HG	1.75	0.68
3:3:693:TYR:HB3	3:3:759:TYR:HD2	1.57	0.68
4:4:218:ALA:HB1	4:4:272:VAL:HG22	1.74	0.68
6:6:163:TYR:HD1	7:9:152:ARG:NH1	1.91	0.68
3:3:374:ARG:HH21	3:3:684:ARG:HG3	1.57	0.68
3:C:285:VAL:HG22	3:C:286:ASN:H	1.57	0.68
4:D:283:MET:O	4:D:287:VAL:HG23	1.93	0.68
1:1:331:ILE:HD12	1:1:337:MET:HE1	1.75	0.68
5:5:2:ARG:HG3	5:5:84:ASP:OD2	1.94	0.68
6:F:153:GLN:HG3	7:G:124:TYR:OH	1.94	0.68
7:G:73:ALA:HB2	7:G:89:LYS:HB2	1.75	0.68
1:A:29:LEU:HD22	1:A:33:LEU:HG	1.74	0.68
3:C:87:VAL:HA	3:C:91:MET:HE1	1.75	0.68

Continued on next page...

Continued from previous page...

Atom-1	Atom-2	Interatomic distance (Å)	Clash overlap (Å)
1:1:312:SER:H	1:1:316:LEU:HD12	1.59	0.68
3:3:279:ALA:CB	3:3:290:ILE:HG12	2.24	0.68
2:B:86:LEU:O	2:B:90:LEU:HD12	1.94	0.68
3:C:374:ARG:HH21	3:C:684:ARG:HG3	1.60	0.68
5:5:163:ARG:HD2	7:9:69:TYR:CD1	2.29	0.67
3:C:175:ILE:HB	3:C:238:LEU:HD22	1.76	0.67
3:C:216:PHE:CZ	8:H:128:PHE:HD2	2.12	0.67
1:1:331:ILE:HG21	1:1:337:MET:HE2	1.76	0.67
3:3:175:ILE:HB	3:3:238:LEU:HD22	1.75	0.67
4:4:311:PRO:HD3	4:4:330:HIS:NE2	2.09	0.67
4:D:93:HIS:CE1	4:D:353:LEU:HD11	2.30	0.67
1:1:253:GLN:HE21	1:1:253:GLN:H	1.42	0.67
4:4:98:ALA:O	4:4:102:GLU:HG3	1.94	0.67
8:7:121:ARG:HH11	8:7:121:ARG:HG3	1.58	0.67
3:C:693:TYR:HB3	3:C:759:TYR:HD2	1.58	0.67
3:3:117:LEU:N	4:4:321:MET:CE	2.57	0.67
3:3:542:ARG:HB2	3:3:542:ARG:HH11	1.58	0.67
1:A:370:LEU:O	1:A:374:ILE:HG22	1.94	0.67
3:C:205:ARG:CA	3:C:209:THR:HG22	2.24	0.67
4:4:40:VAL:O	4:4:40:VAL:HG22	1.94	0.67
2:B:40:TRP:CD1	2:B:74:PRO:HA	2.30	0.67
4:D:96:ALA:HB2	4:D:346:THR:HG21	1.76	0.67
3:3:567:TYR:HA	3:3:584:VAL:HG23	1.75	0.67
3:C:101:ARG:NH1	3:C:140:TYR:CD1	2.63	0.67
3:C:20:MET:HE1	3:C:83:CYS:HB2	1.76	0.67
3:C:459:MET:HG2	3:C:465:HIS:HB2	1.76	0.67
4:D:40:VAL:O	4:D:40:VAL:HG22	1.94	0.67
4:D:263:ASP:O	4:D:265:PRO:HD3	1.94	0.67
1:1:288:GLN:HB3	1:1:333:GLU:HG2	1.77	0.67
3:3:20:MET:HE2	3:3:433:ALA:HB2	1.77	0.67
4:D:236:GLY:C	4:D:238:SER:H	1.99	0.67
1:1:272:PHE:HZ	1:1:316:LEU:HD21	1.60	0.66
3:3:715:GLU:HB3	3:3:746:ARG:CZ	2.25	0.66
1:A:272:PHE:HZ	1:A:316:LEU:HD21	1.61	0.66
4:D:215:TYR:CE2	4:D:219:ARG:HG3	2.30	0.66
3:3:586:HIS:NE2	3:3:640:VAL:HG21	2.10	0.66
4:D:224:ILE:HD11	4:D:275:ARG:NH1	2.10	0.66
4:4:254:TYR:CE2	4:4:346:THR:HA	2.31	0.66
3:C:367:PRO:CB	3:C:554:LYS:HB2	2.25	0.66
3:C:567:TYR:HA	3:C:584:VAL:HG23	1.77	0.66
6:F:16:ARG:HA	6:F:21:PHE:CD2	2.30	0.66

Continued on next page...

Continued from previous page...

Atom-1	Atom-2	Interatomic distance (Å)	Clash overlap (Å)
1:1:93:ALA:HB1	1:1:107:LEU:HD11	1.75	0.66
3:3:117:LEU:CD2	4:4:321:MET:HA	2.26	0.66
4:4:99:LEU:HB3	4:4:344:VAL:HG21	1.77	0.66
3:C:716:LEU:HD21	3:C:758:LEU:HB3	1.77	0.66
4:D:274:ASP:O	4:D:278:VAL:HG23	1.95	0.66
3:3:132:ASP:O	3:3:136:GLU:HG3	1.95	0.66
3:3:440:ARG:CG	3:3:440:ARG:NH1	2.46	0.66
6:6:113:SER:HB3	7:9:96:LEU:HD13	1.75	0.66
1:A:253:GLN:HE21	1:A:253:GLN:H	1.42	0.66
4:D:99:LEU:HB3	4:D:344:VAL:HG21	1.78	0.66
4:D:254:TYR:CE2	4:D:346:THR:HA	2.30	0.66
5:E:126:PHE:H	5:E:132:LEU:HD11	1.61	0.66
6:F:163:TYR:HD1	7:G:152:ARG:HH11	1.43	0.66
1:A:16:THR:CG2	1:A:229:PRO:HB3	2.23	0.66
1:A:402:LEU:HD13	9:A:439:SF4:S1	2.35	0.66
3:C:224:GLY:O	3:C:227:THR:HB	1.96	0.66
5:E:66:GLU:CG	5:E:95:PRO:HA	2.08	0.66
2:2:86:LEU:O	2:2:90:LEU:HD12	1.96	0.66
6:6:119:ASN:HA	6:6:125:GLN:HE22	1.61	0.66
3:C:117:LEU:HD23	4:D:321:MET:HA	1.78	0.66
1:A:93:ALA:HB1	1:A:107:LEU:HD11	1.78	0.66
3:C:715:GLU:HB3	3:C:746:ARG:CZ	2.26	0.66
1:A:92:ASN:ND2	10:A:440:FMN:O3'	2.29	0.66
5:E:10:ALA:HB1	5:E:15:TYR:HB2	1.78	0.66
3:3:583:VAL:CG2	3:3:598:ALA:HA	2.27	0.65
1:A:274:GLU:HG3	1:A:278:GLU:HG3	1.77	0.65
4:D:225:PRO:HG2	4:D:228:VAL:HB	1.78	0.65
4:4:116:ILE:O	4:4:120:LEU:HB2	1.96	0.65
4:4:274:ASP:O	4:4:278:VAL:HG23	1.96	0.65
4:4:404:MET:HA	4:4:407:VAL:CG1	2.27	0.65
3:C:583:VAL:CG2	3:C:598:ALA:HA	2.27	0.65
3:3:367:PRO:CB	3:3:554:LYS:HB2	2.26	0.65
5:E:39:ALA:HA	5:E:107:LEU:HD23	1.79	0.65
1:1:437:TRP:CZ3	2:2:96:LEU:HB2	2.31	0.65
3:3:117:LEU:HD23	4:4:321:MET:HA	1.77	0.65
4:4:341:GLU:HG2	4:4:358:VAL:HG22	1.77	0.65
4:D:404:MET:HA	4:D:407:VAL:CG1	2.27	0.65
3:3:689:LYS:HE3	3:3:771:VAL:CG1	2.27	0.65
4:4:263:ASP:HB2	4:4:285:GLU:CD	2.17	0.65
3:C:738:THR:HG22	3:C:739:PRO:CD	2.21	0.65
7:G:175:ALA:HB1	7:G:176:PRO:HD2	1.79	0.65

Continued on next page...

Continued from previous page...

Atom-1	Atom-2	Interatomic distance (Å)	Clash overlap (Å)
2:B:109:GLY:HA2	8:H:91:ILE:HD13	1.78	0.65
3:C:117:LEU:N	4:D:321:MET:HE1	2.12	0.65
5:E:20:ASN:HD21	5:E:24:ASN:HB2	1.62	0.65
6:F:117:MET:HE2	7:G:99:ILE:HG12	1.79	0.65
1:A:312:SER:N	1:A:316:LEU:HD12	2.10	0.65
3:C:360:LEU:O	3:C:364:LEU:HB3	1.96	0.65
1:1:297:THR:HG22	1:1:322:MET:CG	2.26	0.64
5:5:50:ALA:HB3	5:5:73:GLU:HB3	1.77	0.64
5:5:144:HIS:HB2	5:5:147:ARG:HD3	1.79	0.64
1:1:274:GLU:HG3	1:1:278:GLU:HG3	1.80	0.64
3:3:739:PRO:HG2	3:3:771:VAL:HG11	1.79	0.64
6:6:16:ARG:HA	6:6:21:PHE:CD2	2.32	0.64
3:C:600:VAL:HG12	3:C:602:LEU:HD11	1.79	0.64
3:C:750:ARG:HB2	3:C:753:VAL:HG23	1.79	0.64
1:1:99:GLY:HA3	1:1:329:ILE:HD11	1.79	0.64
3:3:205:ARG:CA	3:3:209:THR:HG22	2.28	0.64
3:3:285:VAL:HG22	3:3:286:ASN:H	1.61	0.64
4:D:72:HIS:O	4:D:73:ARG:HD2	1.98	0.64
4:4:65:GLY:O	4:4:69:THR:HG22	1.98	0.64
3:C:285:VAL:HG22	3:C:286:ASN:N	2.13	0.64
4:D:84:ARG:HD3	6:F:117:MET:HE3	1.79	0.64
7:G:101:CYS:HB2	7:G:103:LEU:H	1.62	0.64
7:9:56:CYS:SG	7:9:58:LEU:HB2	2.37	0.64
2:B:77:LYS:H	2:B:116:LEU:HA	1.62	0.64
3:C:692:PHE:HE1	3:C:773:GLY:O	1.80	0.64
1:A:312:SER:H	1:A:316:LEU:HD12	1.62	0.64
7:9:101:CYS:HB2	7:9:103:LEU:H	1.63	0.64
3:C:31:PRO:HG3	3:C:137:TYR:CD1	2.32	0.64
1:1:341:MET:HE1	1:1:409:PRO:HB2	1.77	0.64
3:3:11:VAL:HG11	3:3:25:HIS:HD2	1.60	0.64
3:3:87:VAL:HA	3:3:91:MET:HE1	1.80	0.64
3:C:117:LEU:N	4:D:321:MET:CE	2.59	0.64
4:D:65:GLY:O	4:D:69:THR:HG22	1.98	0.64
2:2:40:TRP:CH2	2:2:42:ARG:HG2	2.33	0.64
4:4:236:GLY:C	4:4:238:SER:H	2.00	0.64
1:A:185:GLU:HB2	1:A:218:ILE:HD12	1.80	0.64
6:F:119:ASN:HA	6:F:125:GLN:HE22	1.63	0.64
3:C:739:PRO:HG2	3:C:771:VAL:HG11	1.80	0.64
7:9:40:ARG:HB2	7:9:121:MET:HE1	1.80	0.63
6:F:117:MET:CE	7:G:99:ILE:HG12	2.28	0.63
4:4:93:HIS:CE1	4:4:353:LEU:HD11	2.33	0.63

Continued on next page...

Continued from previous page...

Atom-1	Atom-2	Interatomic distance (Å)	Clash overlap (Å)
7:G:67:ALA:HB2	7:G:97:ARG:HB3	1.80	0.63
3:C:250:GLU:HG3	5:E:169:GLU:CD	2.18	0.63
5:E:186:GLY:HA2	5:E:190:LYS:HD3	1.79	0.63
1:1:116:GLU:HA	1:1:119:ILE:HD12	1.80	0.63
2:B:40:TRP:CH2	2:B:42:ARG:HG2	2.33	0.63
6:F:107:SER:O	6:F:137:VAL:HG12	1.99	0.63
3:3:306:LEU:HD11	3:3:308:THR:O	1.97	0.63
7:9:40:ARG:HB2	7:9:121:MET:HE2	1.81	0.63
7:9:46:HIS:HB3	7:9:47:PRO:HD2	1.79	0.63
1:1:50:PRO:O	1:1:53:VAL:HG12	1.99	0.63
1:A:139:ARG:HG2	2:B:139:GLU:HA	1.81	0.63
3:C:300:TRP:CB	3:C:705:VAL:HG21	2.28	0.63
6:F:141:PRO:HB3	9:F:182:SF4:S1	2.38	0.63
3:3:216:PHE:CZ	8:7:128:PHE:HD2	2.15	0.63
4:4:225:PRO:HG2	4:4:228:VAL:HB	1.81	0.63
1:A:99:GLY:HA3	1:A:329:ILE:HD11	1.81	0.63
4:D:130:LEU:HD11	4:D:152:GLU:HB3	1.79	0.63
3:3:304:ASN:O	3:3:589:HIS:CD2	2.52	0.63
4:4:263:ASP:O	4:4:265:PRO:HD3	1.98	0.63
3:3:394:ASP:OD2	3:3:501:LYS:HB2	1.98	0.62
7:G:56:CYS:SG	7:G:58:LEU:HB2	2.39	0.62
3:3:701:ALA:HB2	3:3:763:LEU:HB2	1.80	0.62
3:C:216:PHE:HZ	8:H:128:PHE:HD2	1.47	0.62
3:C:368:HIS:CE1	3:C:563:ALA:HB2	2.34	0.62
6:6:153:GLN:HG3	7:9:124:TYR:OH	1.99	0.62
3:C:117:LEU:CD2	4:D:321:MET:HA	2.29	0.62
4:4:70:MET:HG2	4:4:78:ASN:OD1	2.00	0.62
4:4:72:HIS:O	4:4:73:ARG:HD2	2.00	0.62
3:C:132:ASP:O	3:C:136:GLU:HG3	1.99	0.62
4:D:98:ALA:O	4:D:102:GLU:HG3	1.98	0.62
4:4:88:LEU:HD21	6:6:48:ILE:HD13	1.82	0.62
5:5:10:ALA:HB1	5:5:15:TYR:HB2	1.81	0.62
6:6:83:ARG:HH11	6:6:83:ARG:HG3	1.64	0.62
1:A:50:PRO:O	1:A:53:VAL:HG12	1.99	0.62
4:D:70:MET:HG2	4:D:78:ASN:OD1	1.99	0.62
4:D:367:ARG:HH11	4:D:367:ARG:CG	2.04	0.62
3:3:224:GLY:O	3:3:227:THR:HB	1.99	0.62
1:A:98:PRO:HA	2:B:124:CYS:SG	2.40	0.62
5:E:52:ILE:HG23	5:E:114:LEU:HB3	1.81	0.62
5:5:20:ASN:HD21	5:5:24:ASN:HB2	1.65	0.62
1:1:92:ASN:ND2	10:1:440:FMN:O3'	2.33	0.62

Continued on next page...

Continued from previous page...

Atom-1	Atom-2	Interatomic distance (Å)	Clash overlap (Å)
5:5:52:ILE:HG23	5:5:114:LEU:HB3	1.82	0.62
1:A:17:LEU:HD12	1:A:251:LEU:HD11	1.81	0.62
3:C:290:ILE:HG21	3:C:295:ARG:HB2	1.81	0.62
4:D:314:ARG:HG2	4:D:314:ARG:NH1	2.13	0.62
4:4:215:TYR:CE2	4:4:219:ARG:HG3	2.35	0.62
4:4:314:ARG:HG2	4:4:314:ARG:NH1	2.13	0.62
5:5:107:LEU:HD12	5:5:107:LEU:N	2.14	0.62
1:A:116:GLU:HA	1:A:119:ILE:HD12	1.81	0.62
5:5:72:TYR:HB2	5:5:90:VAL:HG13	1.82	0.61
6:6:140:CYS:SG	7:9:99:ILE:HG13	2.39	0.61
1:1:186:THR:HG23	1:1:200:ARG:N	2.09	0.61
3:3:360:LEU:O	3:3:364:LEU:HB3	2.00	0.61
5:5:39:ALA:HA	5:5:107:LEU:HD23	1.82	0.61
6:6:165:GLU:HG2	7:9:148:ARG:NH1	2.15	0.61
1:A:341:MET:HE1	1:A:409:PRO:HB2	1.82	0.61
3:C:11:VAL:HG11	3:C:25:HIS:HD2	1.64	0.61
4:D:341:GLU:HG2	4:D:358:VAL:HG22	1.82	0.61
3:3:285:VAL:HG22	3:3:286:ASN:N	2.15	0.61
5:E:144:HIS:HB2	5:E:147:ARG:HD3	1.80	0.61
5:5:174:LEU:CD2	5:5:180:GLY:HA2	2.30	0.61
3:C:732:ALA:O	3:C:747:VAL:HG12	2.00	0.61
3:3:738:THR:HG22	3:3:739:PRO:CD	2.22	0.61
6:6:163:TYR:HB3	6:6:168:GLU:O	2.01	0.61
4:4:130:LEU:HD11	4:4:152:GLU:HB3	1.83	0.61
5:5:5:ARG:HH11	5:5:5:ARG:CG	2.12	0.61
5:E:5:ARG:HH11	5:E:5:ARG:CG	2.13	0.61
2:2:40:TRP:CD1	2:2:74:PRO:HA	2.36	0.61
4:4:263:ASP:HB2	4:4:285:GLU:OE1	2.01	0.61
3:3:282:VAL:HG22	3:3:285:VAL:HG12	1.82	0.61
3:3:512:LEU:HD21	3:3:534:ALA:HB1	1.83	0.61
3:C:282:VAL:HG22	3:C:285:VAL:HG12	1.83	0.61
3:3:20:MET:CE	3:3:433:ALA:HB2	2.30	0.61
3:3:716:LEU:HD21	3:3:758:LEU:HB3	1.81	0.61
3:3:750:ARG:HB2	3:3:753:VAL:HG23	1.82	0.61
1:A:139:ARG:CG	2:B:140:PRO:HD3	2.30	0.61
1:A:437:TRP:CZ3	2:B:96:LEU:HB2	2.36	0.61
4:D:76:LEU:HD12	4:D:79:ILE:HD12	1.81	0.61
4:D:263:ASP:HB2	4:D:285:GLU:CD	2.21	0.61
6:6:107:SER:O	6:6:137:VAL:HG12	2.01	0.61
4:D:311:PRO:HD3	4:D:330:HIS:NE2	2.15	0.61
5:E:39:ALA:HA	5:E:107:LEU:CD2	2.30	0.61

Continued on next page...

Continued from previous page...

Atom-1	Atom-2	Interatomic distance (Å)	Clash overlap (Å)
8:H:60:SER:HA	8:H:66:PRO:HA	1.82	0.61
3:3:368:HIS:CE1	3:3:563:ALA:HB2	2.36	0.60
1:A:184:GLU:OE1	1:A:186:THR:HG22	2.01	0.60
7:G:44:THR:OG1	7:G:52:LYS:HD2	2.00	0.60
5:5:126:PHE:H	5:5:132:LEU:HD11	1.65	0.60
3:3:692:PHE:HE1	3:3:773:GLY:O	1.82	0.60
7:9:175:ALA:HB1	7:9:176:PRO:HD2	1.83	0.60
1:A:88:TYR:HB2	1:A:216:THR:CG2	2.31	0.60
4:D:241:ALA:CB	4:D:278:VAL:HG21	2.31	0.60
3:3:732:ALA:O	3:3:747:VAL:HG12	2.00	0.60
4:D:393:MET:HA	4:D:396:ILE:CG2	2.32	0.60
5:E:72:TYR:HB2	5:E:90:VAL:HG13	1.84	0.60
5:E:80:TRP:HA	5:E:80:TRP:HE3	1.66	0.60
5:E:107:LEU:HD12	5:E:107:LEU:N	2.16	0.60
5:E:134:LYS:HD3	5:E:137:THR:OG1	2.01	0.60
1:1:6:LEU:HD21	1:1:12:ARG:HG3	1.83	0.60
1:1:92:ASN:HD21	10:1:440:FMN:C2	2.14	0.60
3:C:542:ARG:HB2	3:C:542:ARG:HH11	1.65	0.60
4:D:40:VAL:CG1	4:D:404:MET:HG3	2.31	0.60
5:E:174:LEU:CD2	5:E:180:GLY:HA2	2.30	0.60
1:1:29:LEU:O	1:1:33:LEU:HG	2.01	0.60
5:5:80:TRP:HA	5:5:80:TRP:HE3	1.65	0.60
3:C:242:PHE:HE2	7:G:85:GLU:O	1.85	0.60
3:C:583:VAL:HG21	3:C:598:ALA:HA	1.84	0.60
4:D:250:LYS:CE	4:D:262:PHE:HB3	2.32	0.60
4:4:393:MET:HA	4:4:396:ILE:CG2	2.32	0.60
3:C:117:LEU:H	4:D:321:MET:HE1	1.66	0.60
3:C:655:ARG:NH1	3:C:659:GLU:HG3	2.17	0.60
6:F:83:ARG:HH11	6:F:83:ARG:HG3	1.66	0.60
1:1:110:VAL:N	1:1:111:PRO:HD3	2.17	0.60
7:9:45:ARG:NH2	7:9:137:LEU:HD23	2.17	0.60
3:C:717:TRP:HB2	3:C:759:TYR:HB2	1.84	0.60
6:F:93:ARG:NH1	6:F:96:TRP:CE3	2.70	0.60
1:A:331:ILE:HG21	1:A:337:MET:HE2	1.84	0.59
3:3:20:MET:HE1	3:3:83:CYS:HB2	1.83	0.59
1:A:104:ARG:NH2	2:B:127:SER:CB	2.60	0.59
1:A:313:TYR:CE1	1:A:323:LEU:HD13	2.37	0.59
3:C:394:ASP:OD2	3:C:501:LYS:HB2	2.02	0.59
4:D:404:MET:HA	4:D:407:VAL:HG12	1.84	0.59
7:G:41:HIS:CD2	7:G:115:LEU:CD2	2.85	0.59
7:G:46:HIS:HB3	7:G:47:PRO:HD2	1.82	0.59

Continued on next page...

Continued from previous page...

Atom-1	Atom-2	Interatomic distance (Å)	Clash overlap (Å)
1:1:401:PRO:HB2	10:1:440:FMN:C8M	2.29	0.59
5:5:39:ALA:HA	5:5:107:LEU:CD2	2.32	0.59
6:6:156:LYS:HG2	6:6:156:LYS:O	2.01	0.59
3:C:304:ASN:O	3:C:589:HIS:CD2	2.55	0.59
3:C:337:ARG:HD2	3:C:337:ARG:N	2.17	0.59
7:G:133:LYS:O	7:G:137:LEU:HD13	2.03	0.59
3:3:356:LEU:HD13	3:3:654:PHE:HD1	1.67	0.59
3:3:399:LEU:N	3:3:399:LEU:HD12	2.18	0.59
5:5:120:ASP:CG	5:5:134:LYS:HG3	2.22	0.59
7:9:43:LEU:O	7:9:138:VAL:HG13	2.03	0.59
8:H:82:ILE:HG23	8:H:95:ALA:HB3	1.84	0.59
1:1:185:GLU:HB2	1:1:218:ILE:HD12	1.84	0.59
1:1:214:LYS:O	1:1:216:THR:HG23	2.03	0.59
3:3:693:TYR:HB3	3:3:759:TYR:CD2	2.37	0.59
4:4:76:LEU:HD12	4:4:79:ILE:HD12	1.84	0.59
5:5:134:LYS:HD3	5:5:137:THR:OG1	2.03	0.59
8:7:6:GLU:OE1	8:7:80:LYS:HE3	2.01	0.59
1:A:29:LEU:CD1	1:A:155:ARG:HG3	2.32	0.59
3:3:583:VAL:HG21	3:3:598:ALA:HA	1.83	0.59
3:C:385:ALA:HB2	3:C:531:LYS:HB2	1.84	0.59
3:C:216:PHE:HZ	8:H:128:PHE:CD2	2.21	0.59
3:C:583:VAL:HG21	3:C:597:TYR:O	2.03	0.59
1:1:313:TYR:CE1	1:1:323:LEU:HD13	2.38	0.59
1:1:344:LEU:O	1:1:347:PHE:HB3	2.03	0.59
3:3:300:TRP:CB	3:3:705:VAL:HG21	2.32	0.59
4:4:404:MET:HA	4:4:407:VAL:HG12	1.84	0.59
4:4:393:MET:O	4:4:396:ILE:HG22	2.03	0.58
3:C:509:ALA:HB1	3:C:768:GLY:CA	2.32	0.58
4:D:219:ARG:NH1	4:D:273:PHE:CD2	2.71	0.58
7:G:45:ARG:NH2	7:G:137:LEU:HD23	2.18	0.58
1:1:184:GLU:OE1	1:1:186:THR:HG22	2.03	0.58
3:3:290:ILE:HG21	3:3:295:ARG:HB2	1.85	0.58
6:6:96:TRP:HA	6:6:99:MET:CE	2.34	0.58
7:9:67:ALA:HB2	7:9:97:ARG:HB3	1.85	0.58
3:3:655:ARG:NH1	3:3:659:GLU:HG3	2.18	0.58
1:A:246:SER:HB3	1:A:268:MET:CG	2.29	0.58
3:C:20:MET:CE	3:C:433:ALA:HB2	2.34	0.58
7:G:43:LEU:O	7:G:138:VAL:HG13	2.03	0.58
3:3:546:ALA:HA	3:3:678:PHE:CE2	2.39	0.58
4:4:89:HIS:CE1	4:4:92:ALA:HB2	2.39	0.58
4:4:225:PRO:HG3	4:4:383:TYR:OH	2.04	0.58

Continued on next page...

Continued from previous page...

Atom-1	Atom-2	Interatomic distance (Å)	Clash overlap (Å)
4:4:355:TYR:CE2	4:4:370:VAL:HG22	2.38	0.58
5:5:37:GLU:O	5:5:41:TYR:CD1	2.52	0.58
1:A:310:PRO:HG2	1:A:315:HIS:CD2	2.38	0.58
4:D:64:THR:HG21	6:F:118:PHE:CD1	2.38	0.58
1:1:65:ARG:HD2	1:1:250:LYS:HD3	1.86	0.58
2:B:175:HIS:CE1	2:B:176:VAL:HG22	2.39	0.58
6:F:92:MET:HE1	6:F:127:VAL:HG13	1.85	0.58
6:F:163:TYR:HB3	6:F:168:GLU:O	2.04	0.58
3:3:205:ARG:C	3:3:209:THR:HG22	2.23	0.58
3:3:246:ASN:H	3:3:246:ASN:HD22	1.52	0.58
3:3:474:ARG:NH2	3:3:516:VAL:CG2	2.53	0.58
7:9:26:TYR:N	7:9:27:PRO:HD3	2.19	0.58
1:A:289:ALA:HB3	1:A:337:MET:CE	2.34	0.58
3:C:205:ARG:C	3:C:209:THR:HG22	2.24	0.58
3:C:512:LEU:HD21	3:C:534:ALA:HB1	1.86	0.58
6:6:43:LEU:HB2	6:6:82:GLY:HA3	1.86	0.58
5:E:167:PRO:CB	5:E:171:ARG:HH12	2.16	0.58
6:F:128:ASP:HA	6:F:131:VAL:O	2.04	0.58
1:1:17:LEU:HD12	1:1:251:LEU:HD11	1.86	0.58
1:1:53:VAL:HG23	1:1:231:MET:CE	2.34	0.58
3:3:337:ARG:HD2	3:3:337:ARG:N	2.16	0.58
3:3:337:ARG:HG2	3:3:340:GLU:HG2	1.86	0.58
3:3:495:GLU:O	3:3:498:GLU:HB2	2.04	0.58
4:4:367:ARG:HG3	4:4:367:ARG:NH1	2.03	0.58
7:9:33:LEU:H	7:9:33:LEU:HD12	1.69	0.58
1:A:301:PRO:HB2	1:A:303:THR:HG23	1.86	0.58
3:C:55:PRO:CD	3:C:74:GLN:H	2.17	0.58
3:C:689:LYS:HE3	3:C:771:VAL:CG1	2.30	0.58
3:3:238:LEU:HD12	3:3:238:LEU:O	2.02	0.58
3:3:583:VAL:HG21	3:3:597:TYR:O	2.04	0.58
4:4:241:ALA:CB	4:4:278:VAL:HG21	2.34	0.58
7:9:46:HIS:HB3	7:9:47:PRO:CD	2.34	0.58
8:7:60:SER:HA	8:7:66:PRO:HA	1.84	0.58
1:A:312:SER:HG	1:A:315:HIS:HD1	1.51	0.58
3:C:655:ARG:HH12	3:C:659:GLU:HG3	1.69	0.58
3:C:684:ARG:HG2	3:C:684:ARG:HH11	1.69	0.58
5:E:123:GLY:HA2	5:E:144:HIS:CE1	2.39	0.58
6:F:156:LYS:HG2	6:F:156:LYS:O	2.02	0.58
8:H:50:LEU:HD12	8:H:51:PRO:HD3	1.86	0.58
1:1:241:MET:HG2	1:1:267:PRO:HB3	1.86	0.57
3:3:309:PRO:HA	3:3:603:PRO:HD2	1.86	0.57

Continued on next page...

Continued from previous page...

Atom-1	Atom-2	Interatomic distance (Å)	Clash overlap (Å)
7:9:44:THR:OG1	7:9:52:LYS:HD2	2.04	0.57
1:A:29:LEU:O	1:A:33:LEU:HG	2.04	0.57
1:A:354:GLY:O	1:A:360:ARG:NH1	2.37	0.57
3:C:469:ARG:HB3	3:C:754:PRO:CB	2.34	0.57
1:1:88:TYR:HB2	1:1:216:THR:CG2	2.32	0.57
6:6:16:ARG:HD3	6:6:17:GLU:OE1	2.04	0.57
1:1:315:HIS:O	1:1:319:LYS:HB2	2.05	0.57
2:2:58:THR:HG21	3:3:200:LEU:N	2.20	0.57
2:2:175:HIS:CE1	2:2:176:VAL:HG22	2.38	0.57
3:3:202:PHE:O	3:3:203:ILE:HD13	2.04	0.57
3:3:655:ARG:HH12	3:3:659:GLU:HG3	1.70	0.57
4:4:278:VAL:O	4:4:282:GLU:HG3	2.04	0.57
5:5:175:THR:O	5:5:177:LYS:N	2.36	0.57
1:A:191:SER:HB2	1:A:197:ALA:HB2	1.84	0.57
3:C:405:GLU:OE1	3:C:508:GLY:HA3	2.03	0.57
3:C:440:ARG:CG	3:C:440:ARG:NH1	2.49	0.57
3:C:546:ALA:HA	3:C:678:PHE:CE2	2.39	0.57
2:2:146:THR:HG23	2:2:149:ARG:HB2	1.87	0.57
1:A:6:LEU:HD21	1:A:12:ARG:HG3	1.87	0.57
1:A:53:VAL:HG23	1:A:231:MET:CE	2.34	0.57
3:C:693:TYR:HB3	3:C:759:TYR:CD2	2.39	0.57
1:A:65:ARG:HD2	1:A:250:LYS:HD3	1.87	0.57
2:B:86:LEU:CD1	2:B:90:LEU:HD11	2.35	0.57
6:F:77:VAL:HA	6:F:104:TRP:O	2.03	0.57
3:3:682:GLU:OE1	3:3:684:ARG:NH2	2.38	0.57
6:6:93:ARG:NH1	6:6:96:TRP:CE3	2.73	0.57
3:C:279:ALA:HB2	3:C:290:ILE:CG1	2.30	0.57
4:D:254:TYR:HE2	4:D:346:THR:HA	1.69	0.57
6:F:77:VAL:O	6:F:77:VAL:HG12	2.04	0.57
6:F:153:GLN:HG3	7:G:124:TYR:CZ	2.40	0.57
2:B:27:ILE:HG22	2:B:31:LEU:CD2	2.33	0.57
6:F:29:ALA:HB1	6:F:158:VAL:O	2.05	0.57
3:3:197:ASP:O	3:3:199:VAL:HG22	2.05	0.57
8:7:82:ILE:HG23	8:7:95:ALA:HB3	1.87	0.57
1:A:63:ARG:HD3	1:A:313:TYR:HD2	1.69	0.57
3:C:701:ALA:HB2	3:C:763:LEU:CB	2.35	0.57
4:D:61:TYR:CZ	6:F:87:LYS:HE2	2.40	0.57
6:F:16:ARG:NH1	6:F:17:GLU:OE2	2.38	0.57
1:1:16:THR:CG2	1:1:229:PRO:HB3	2.28	0.57
2:B:27:ILE:HG22	2:B:31:LEU:HD22	1.87	0.57
3:C:459:MET:CG	3:C:465:HIS:HB2	2.35	0.57

Continued on next page...

Continued from previous page...

Atom-1	Atom-2	Interatomic distance (Å)	Clash overlap (Å)
4:D:278:VAL:O	4:D:282:GLU:HG3	2.04	0.57
5:E:167:PRO:C	5:E:171:ARG:HH12	2.07	0.57
4:D:89:HIS:CE1	4:D:92:ALA:HB2	2.39	0.57
4:D:261:THR:N	4:D:292:GLN:HE22	2.03	0.57
5:E:66:GLU:HG2	5:E:95:PRO:CA	2.08	0.57
8:H:6:GLU:OE1	8:H:80:LYS:HE3	2.04	0.57
3:3:385:ALA:HB2	3:3:531:LYS:HB2	1.87	0.56
3:3:753:VAL:HG13	3:3:759:TYR:CE1	2.40	0.56
4:4:352:GLU:HB3	4:4:371:ARG:NE	2.20	0.56
1:A:291:ILE:O	1:A:328:VAL:HA	2.04	0.56
3:C:52:ILE:O	3:C:76:GLN:HG2	2.05	0.56
6:F:43:LEU:HB2	6:F:82:GLY:HA3	1.87	0.56
6:F:113:SER:HB3	7:G:96:LEU:HD13	1.86	0.56
6:6:83:ARG:HD3	9:6:182:SF4:S4	2.44	0.56
3:C:337:ARG:HG2	3:C:340:GLU:HG2	1.87	0.56
3:C:507:LEU:HD22	3:C:511:VAL:HG11	1.87	0.56
3:C:565:TYR:HD1	3:C:582:PHE:CB	2.18	0.56
5:E:75:VAL:HG12	5:E:76:SER:N	2.20	0.56
6:F:165:GLU:HG2	7:G:148:ARG:HH11	1.70	0.56
1:1:139:ARG:HG2	2:2:139:GLU:HA	1.85	0.56
2:2:74:PRO:HB2	8:7:121:ARG:HH21	1.70	0.56
3:3:459:MET:CG	3:3:465:HIS:HB2	2.35	0.56
3:3:469:ARG:HB3	3:3:754:PRO:HB3	1.86	0.56
3:3:717:TRP:HB2	3:3:759:TYR:HB2	1.88	0.56
4:4:219:ARG:NH1	4:4:273:PHE:CD2	2.73	0.56
1:A:314:GLU:HA	1:A:317:GLN:HB3	1.87	0.56
1:A:344:LEU:O	1:A:347:PHE:HB3	2.06	0.56
4:D:85:MET:HE3	4:D:409:ARG:HG3	1.86	0.56
1:1:314:GLU:HA	1:1:317:GLN:HB3	1.87	0.56
2:B:135:GLN:HB2	2:B:141:TYR:HD1	1.71	0.56
3:C:591:HIS:ND1	3:C:592:PRO:CD	2.69	0.56
4:D:197:LEU:N	4:D:198:PRO:HD2	2.20	0.56
5:E:37:GLU:O	5:E:41:TYR:CD1	2.55	0.56
6:F:83:ARG:HD3	9:F:182:SF4:S4	2.45	0.56
1:1:177:ALA:HB3	2:2:67:TYR:CG	2.41	0.56
2:2:86:LEU:CD1	2:2:90:LEU:HD11	2.35	0.56
3:3:405:GLU:OE1	3:3:508:GLY:HA3	2.06	0.56
6:6:163:TYR:HD1	7:9:152:ARG:HH11	1.54	0.56
2:B:10:PHE:CZ	2:B:33:ARG:HG3	2.41	0.56
3:3:101:ARG:HH12	3:3:140:TYR:HD1	1.47	0.56
3:3:295:ARG:HD2	3:3:296:PHE:CE2	2.41	0.56

Continued on next page...

Continued from previous page...

Atom-1	Atom-2	Interatomic distance (Å)	Clash overlap (Å)
4:4:40:VAL:CG1	4:4:404:MET:HG3	2.36	0.56
8:7:6:GLU:CD	8:7:80:LYS:HE3	2.26	0.56
1:A:89:LEU:HD12	1:A:217:THR:HG22	1.87	0.56
1:A:107:LEU:O	1:A:111:PRO:HG3	2.05	0.56
1:A:315:HIS:O	1:A:319:LYS:HB2	2.06	0.56
3:C:410:HIS:HA	3:C:458:LEU:HD21	1.87	0.56
4:D:59:ILE:H	4:D:59:ILE:HD13	1.71	0.56
4:D:115:THR:CG2	4:D:297:LEU:HD13	2.32	0.56
4:D:225:PRO:HG3	4:D:383:TYR:OH	2.06	0.56
4:D:355:TYR:CE2	4:D:370:VAL:HG22	2.40	0.56
3:3:568:TYR:CD1	3:3:572:PRO:HG3	2.40	0.56
3:3:600:VAL:HG12	3:3:602:LEU:HD11	1.88	0.56
3:C:55:PRO:HG3	3:C:74:GLN:HB2	1.87	0.56
3:C:309:PRO:HA	3:C:603:PRO:HD2	1.87	0.56
3:C:469:ARG:HB3	3:C:754:PRO:HB3	1.87	0.56
6:6:92:MET:HE1	6:6:127:VAL:HG13	1.87	0.56
3:C:568:TYR:CD1	3:C:572:PRO:HG3	2.41	0.56
4:D:45:VAL:HG13	4:D:55:VAL:HG22	1.88	0.56
7:G:26:TYR:N	7:G:27:PRO:HD3	2.20	0.56
8:H:121:ARG:HG3	8:H:121:ARG:NH1	2.20	0.56
1:1:312:SER:O	1:1:316:LEU:HB2	2.06	0.56
2:2:27:ILE:HG22	2:2:31:LEU:CD2	2.36	0.56
3:3:117:LEU:H	4:4:321:MET:HE3	1.67	0.56
4:4:261:THR:H	4:4:292:GLN:NE2	2.04	0.56
5:5:163:ARG:HD2	7:9:69:TYR:CE1	2.41	0.56
1:A:42:LYS:HG3	1:A:46:LYS:HE3	1.88	0.56
3:C:295:ARG:HD2	3:C:296:PHE:CE2	2.41	0.56
4:4:374:SER:HB2	4:4:406:ASP:HB3	1.88	0.56
7:9:33:LEU:HD22	7:9:37:PHE:CD2	2.41	0.56
5:E:53:VAL:HG13	5:E:71:VAL:HB	1.88	0.56
7:G:101:CYS:SG	7:G:103:LEU:HD12	2.46	0.56
2:2:10:PHE:CZ	2:2:33:ARG:HG3	2.42	0.55
4:4:115:THR:CG2	4:4:297:LEU:HD13	2.32	0.55
3:C:495:GLU:O	3:C:498:GLU:HB2	2.05	0.55
3:C:715:GLU:H	3:C:761:SER:HB2	1.72	0.55
5:E:167:PRO:C	5:E:171:ARG:NH1	2.60	0.55
5:E:175:THR:O	5:E:177:LYS:N	2.39	0.55
1:1:211:LEU:H	1:1:216:THR:HG21	1.71	0.55
3:3:470:PRO:HG3	3:3:759:TYR:HE2	1.71	0.55
4:4:183:PRO:HD3	7:9:36:ARG:NH2	2.20	0.55
4:4:409:ARG:NH2	5:5:117:GLU:OE2	2.39	0.55

Continued on next page...

Continued from previous page...

Atom-1	Atom-2	Interatomic distance (Å)	Clash overlap (Å)
1:A:313:TYR:HE1	1:A:323:LEU:HD13	1.70	0.55
4:D:105:LEU:CD1	4:D:309:ILE:HD13	2.36	0.55
2:2:135:GLN:HB2	2:2:141:TYR:HD1	1.70	0.55
4:4:84:ARG:HD3	6:6:117:MET:HE3	1.87	0.55
3:C:401:ASP:OD2	3:C:457:PRO:HD2	2.07	0.55
4:D:197:LEU:HA	4:D:200:ARG:HB3	1.88	0.55
5:E:42:LYS:HB2	5:E:108:TRP:CZ2	2.41	0.55
1:1:29:LEU:CD1	1:1:155:ARG:HG3	2.36	0.55
1:1:331:ILE:HD12	1:1:337:MET:CE	2.37	0.55
3:3:293:ALA:HA	3:3:699:TRP:CZ3	2.42	0.55
4:4:94:ASP:HB3	4:4:173:ILE:HG21	1.88	0.55
7:9:175:ALA:O	7:9:177:THR:HG23	2.06	0.55
3:C:218:LEU:N	3:C:219:PRO:CD	2.70	0.55
3:C:399:LEU:N	3:C:399:LEU:HD12	2.21	0.55
3:C:472:GLU:O	3:C:476:ILE:HD12	2.07	0.55
6:F:83:ARG:HA	6:F:111:CYS:HB3	1.89	0.55
7:G:33:LEU:H	7:G:33:LEU:HD12	1.71	0.55
6:6:29:ALA:HB1	6:6:158:VAL:O	2.07	0.55
1:A:110:VAL:N	1:A:111:PRO:HD3	2.20	0.55
3:C:356:LEU:HD13	3:C:654:PHE:HD1	1.71	0.55
1:1:301:PRO:HB2	1:1:303:THR:HG23	1.89	0.55
1:1:354:GLY:O	1:1:360:ARG:NH1	2.38	0.55
1:1:366:PHE:CD1	1:1:370:LEU:HD21	2.42	0.55
2:2:86:LEU:O	2:2:89:LYS:HB3	2.07	0.55
4:4:212:PRO:HG2	4:4:213:ILE:H	1.71	0.55
6:6:40:THR:HB	6:6:50:MET:SD	2.47	0.55
1:1:63:ARG:HD3	1:1:313:TYR:HD2	1.71	0.55
2:2:101:THR:HG23	2:2:106:ILE:O	2.07	0.55
3:3:216:PHE:CZ	8:7:128:PHE:CD2	2.94	0.55
4:4:105:LEU:HD13	4:4:309:ILE:CD1	2.36	0.55
4:4:208:PHE:O	4:4:211:SER:HB3	2.06	0.55
6:6:76:ASP:O	6:6:77:VAL:HB	2.07	0.55
7:9:45:ARG:HH21	7:9:137:LEU:HD23	1.71	0.55
1:A:29:LEU:HD22	1:A:29:LEU:O	2.06	0.55
3:C:361:ALA:HB3	3:C:369:LEU:HD13	1.89	0.55
4:D:261:THR:H	4:D:292:GLN:NE2	2.03	0.55
4:D:367:ARG:HG3	4:D:367:ARG:NH1	2.06	0.55
3:3:715:GLU:H	3:3:761:SER:HB2	1.71	0.55
6:6:130:VAL:HG23	6:6:131:VAL:HG13	1.89	0.55
1:A:186:THR:HG23	1:A:200:ARG:N	2.10	0.55
2:B:116:LEU:HD23	2:B:116:LEU:N	2.22	0.55

Continued on next page...

Continued from previous page...

Atom-1	Atom-2	Interatomic distance (Å)	Clash overlap (Å)
3:C:510:GLY:O	3:C:514:ASP:HB3	2.07	0.55
4:D:381:LEU:HD13	4:D:400:LEU:HD12	1.89	0.55
1:1:107:LEU:O	1:1:111:PRO:HG3	2.06	0.55
3:3:136:GLU:CG	5:5:189:ARG:HG2	2.32	0.55
3:3:218:LEU:N	3:3:219:PRO:CD	2.69	0.55
3:3:507:LEU:HD22	3:3:511:VAL:HG11	1.88	0.55
4:4:45:VAL:HG13	4:4:55:VAL:HG22	1.87	0.55
4:4:133:LEU:HD21	4:4:204:TYR:CD2	2.42	0.55
5:5:25:LEU:HD23	5:5:25:LEU:H	1.72	0.55
6:6:77:VAL:HA	6:6:104:TRP:O	2.06	0.55
2:B:106:ILE:CG2	2:B:110:GLU:HB2	2.37	0.55
3:C:720:PRO:HG3	3:C:749:HIS:HB3	1.89	0.55
4:D:86:ASP:O	4:D:90:SER:HA	2.07	0.55
5:E:25:LEU:N	5:E:25:LEU:HD23	2.22	0.55
7:G:40:ARG:NH1	7:G:41:HIS:O	2.40	0.55
6:6:141:PRO:HB3	9:6:182:SF4:S1	2.46	0.55
7:9:41:HIS:CD2	7:9:115:LEU:CD2	2.89	0.55
3:C:246:ASN:H	3:C:246:ASN:HD22	1.55	0.55
3:3:565:TYR:HD1	3:3:582:PHE:CB	2.20	0.54
4:4:105:LEU:CD1	4:4:309:ILE:HD13	2.37	0.54
1:A:283:PRO:HB3	1:A:287:ILE:HD13	1.89	0.54
3:C:398:VAL:C	3:C:399:LEU:HD12	2.28	0.54
4:D:263:ASP:HB2	4:D:285:GLU:OE1	2.06	0.54
5:E:163:ARG:HD2	7:G:69:TYR:CD1	2.42	0.54
6:F:156:LYS:HA	6:F:159:ARG:HD2	1.88	0.54
1:1:310:PRO:HG2	1:1:315:HIS:CD2	2.41	0.54
3:3:52:ILE:O	3:3:76:GLN:HG2	2.07	0.54
3:3:550:LEU:HD12	3:3:550:LEU:N	2.22	0.54
4:D:241:ALA:HB2	4:D:278:VAL:HG21	1.89	0.54
5:E:25:LEU:HD23	5:E:25:LEU:H	1.73	0.54
1:1:191:SER:HB2	1:1:197:ALA:HB2	1.88	0.54
4:4:197:LEU:HA	4:4:200:ARG:HB3	1.89	0.54
4:4:262:PHE:CD1	4:4:289:ILE:HD11	2.43	0.54
5:5:16:PRO:HB2	5:5:28:VAL:HG12	1.90	0.54
3:C:753:VAL:HG13	3:C:759:TYR:CE1	2.43	0.54
8:H:6:GLU:CD	8:H:80:LYS:HE3	2.27	0.54
4:4:205:GLU:OE2	4:4:281:ARG:NE	2.27	0.54
3:C:202:PHE:O	3:C:203:ILE:HD13	2.08	0.54
4:D:346:THR:HG22	4:D:353:LEU:O	2.08	0.54
6:F:22:THR:HA	6:F:25:GLU:HG2	1.90	0.54
3:3:88:ALA:H	3:3:91:MET:HE2	1.72	0.54

Continued on next page...

Continued from previous page...

Atom-1	Atom-2	Interatomic distance (Å)	Clash overlap (Å)
5:5:25:LEU:HD23	5:5:25:LEU:N	2.22	0.54
4:D:208:PHE:O	4:D:211:SER:HB3	2.08	0.54
4:D:374:SER:HB2	4:D:406:ASP:HB3	1.89	0.54
4:D:393:MET:HA	4:D:396:ILE:HG22	1.89	0.54
3:3:54:LEU:H	3:3:55:PRO:HD3	1.73	0.54
3:3:410:HIS:HA	3:3:458:LEU:HD21	1.90	0.54
3:3:473:GLU:O	3:3:477:LEU:CD1	2.56	0.54
1:A:60:SER:HA	1:A:235:ALA:HB1	1.90	0.54
1:A:289:ALA:HB3	1:A:337:MET:HE3	1.88	0.54
3:C:46:ARG:HG2	3:C:46:ARG:HH11	1.72	0.54
5:E:120:ASP:CG	5:E:134:LYS:HG3	2.27	0.54
1:1:104:ARG:NH2	2:2:127:SER:CB	2.64	0.54
1:1:332:PRO:HD2	2:2:90:LEU:CD2	2.38	0.54
3:3:401:ASP:OD2	3:3:457:PRO:HD2	2.08	0.54
1:A:312:SER:O	1:A:316:LEU:HB2	2.07	0.54
3:C:456:ALA:O	3:C:459:MET:HB2	2.08	0.54
4:D:212:PRO:HG2	4:D:213:ILE:H	1.72	0.54
7:G:175:ALA:O	7:G:177:THR:HG23	2.08	0.54
3:3:43:GLY:HA2	11:3:787:FES:S1	2.48	0.54
1:A:366:PHE:CD1	1:A:370:LEU:HD21	2.42	0.54
4:D:183:PRO:HD3	7:G:36:ARG:NH2	2.22	0.54
7:G:33:LEU:HD22	7:G:37:PHE:CD2	2.42	0.54
1:1:283:PRO:HB3	1:1:287:ILE:HD13	1.90	0.54
3:3:684:ARG:HG2	3:3:684:ARG:HH11	1.73	0.54
4:4:140:LEU:HD11	4:4:214:PHE:HB2	1.90	0.54
3:C:55:PRO:HD3	3:C:74:GLN:N	2.20	0.54
1:1:9:LEU:O	1:1:9:LEU:HG	2.08	0.54
3:3:510:GLY:O	3:3:514:ASP:HB3	2.08	0.54
4:4:250:LYS:CE	4:4:262:PHE:HB3	2.36	0.54
4:4:254:TYR:HE2	4:4:346:THR:HA	1.72	0.54
8:7:50:LEU:HD12	8:7:51:PRO:HD3	1.90	0.54
3:C:54:LEU:H	3:C:55:PRO:HD3	1.72	0.54
4:D:352:GLU:HB3	4:D:371:ARG:NE	2.22	0.54
4:D:381:LEU:O	4:D:381:LEU:HG	2.08	0.54
6:F:50:MET:HB2	6:F:108:MET:CE	2.37	0.54
7:G:45:ARG:HH21	7:G:137:LEU:HD23	1.73	0.54
3:3:305:ARG:HG2	3:3:588:SER:O	2.08	0.53
4:4:86:ASP:O	4:4:90:SER:HA	2.08	0.53
6:6:83:ARG:HA	6:6:111:CYS:HB3	1.89	0.53
1:A:192:LEU:HD22	1:A:211:LEU:HD11	1.90	0.53
3:C:33:PHE:HB2	3:C:45:CYS:SG	2.48	0.53

Continued on next page...

Continued from previous page...

Atom-1	Atom-2	Interatomic distance (Å)	Clash overlap (Å)
3:C:229:ILE:HD11	3:C:289:TRP:CZ3	2.42	0.53
4:D:94:ASP:HB3	4:D:173:ILE:HG21	1.89	0.53
4:D:350:ARG:O	4:D:373:PRO:HB2	2.08	0.53
1:1:138:TYR:HB3	1:1:141:ALA:HB3	1.88	0.53
1:1:332:PRO:HD2	2:2:90:LEU:HD23	1.89	0.53
3:3:720:PRO:HG3	3:3:749:HIS:HB3	1.91	0.53
4:4:381:LEU:HD13	4:4:400:LEU:HD12	1.90	0.53
7:9:133:LYS:O	7:9:137:LEU:HD13	2.07	0.53
3:C:229:ILE:HD11	3:C:289:TRP:HZ3	1.72	0.53
5:E:135:ILE:HG22	5:E:136:LEU:HG	1.90	0.53
6:F:104:TRP:CE2	6:F:173:VAL:HG22	2.44	0.53
2:2:106:ILE:CG2	2:2:110:GLU:HB2	2.38	0.53
5:5:167:PRO:C	5:5:171:ARG:HH12	2.11	0.53
3:C:550:LEU:HD12	3:C:550:LEU:N	2.24	0.53
1:1:29:LEU:HD22	1:1:29:LEU:O	2.07	0.53
3:3:31:PRO:HD3	3:3:137:TYR:CE2	2.44	0.53
3:3:55:PRO:HG3	3:3:74:GLN:HB2	1.90	0.53
4:4:179:LYS:HE3	7:9:106:GLU:OE1	2.07	0.53
5:5:42:LYS:HB2	5:5:108:TRP:CZ2	2.43	0.53
6:6:138:PRO:CG	7:9:121:MET:HG3	2.38	0.53
1:A:331:ILE:HD12	1:A:337:MET:CE	2.38	0.53
3:3:515:THR:HG23	3:3:683:LEU:HD12	1.90	0.53
4:4:197:LEU:N	4:4:198:PRO:HD2	2.24	0.53
4:4:210:GLU:O	4:4:212:PRO:HD3	2.08	0.53
5:5:123:GLY:HA2	5:5:144:HIS:CE1	2.43	0.53
6:6:50:MET:HB2	6:6:108:MET:HE1	1.90	0.53
6:6:104:TRP:NE1	6:6:158:VAL:HG12	2.23	0.53
1:A:97:GLU:O	1:A:100:SER:HB3	2.09	0.53
2:B:146:THR:HG23	2:B:149:ARG:HB2	1.91	0.53
3:C:344:TYR:CD1	3:C:568:TYR:CE1	2.96	0.53
4:D:133:LEU:HD21	4:D:204:TYR:CD2	2.43	0.53
4:D:238:SER:HB2	4:D:275:ARG:HG2	1.90	0.53
1:A:41:ALA:HB2	1:A:116:GLU:HG3	1.91	0.53
3:C:470:PRO:HG3	3:C:759:TYR:HE2	1.73	0.53
3:C:594:ALA:O	3:C:598:ALA:HB3	2.08	0.53
4:D:105:LEU:HD13	4:D:309:ILE:CD1	2.37	0.53
5:E:145:PRO:HA	5:E:150:TYR:CD2	2.43	0.53
1:1:41:ALA:HB2	1:1:116:GLU:HG3	1.90	0.53
1:1:261:PRO:HB2	2:2:129:HIS:HB2	1.91	0.53
3:3:124:LYS:HE3	3:3:128:CYS:HA	1.89	0.53
3:3:268:ASP:OD2	3:3:278:ARG:NH1	2.41	0.53

Continued on next page...

Continued from previous page...

Atom-1	Atom-2	Interatomic distance (Å)	Clash overlap (Å)
3:3:282:VAL:HG22	3:3:282:VAL:O	2.08	0.53
3:3:451:PHE:HE1	3:3:466:GLU:HB3	1.74	0.53
3:C:112:LEU:CD2	3:C:130:LEU:HD21	2.39	0.53
3:C:216:PHE:CZ	8:H:128:PHE:CD2	2.95	0.53
3:C:293:ALA:HA	3:C:699:TRP:CZ3	2.44	0.53
3:C:357:ALA:HB2	3:C:641:LEU:HD11	1.90	0.53
3:C:586:HIS:CE1	3:C:640:VAL:HG21	2.43	0.53
4:D:210:GLU:O	4:D:212:PRO:HD3	2.08	0.53
5:E:144:HIS:O	5:E:147:ARG:HG2	2.08	0.53
3:3:469:ARG:HB3	3:3:754:PRO:CB	2.38	0.53
6:6:90:PRO:O	6:6:93:ARG:HB3	2.09	0.53
6:6:128:ASP:HA	6:6:131:VAL:O	2.08	0.53
1:A:118:MET:HG2	1:A:224:LEU:HD13	1.91	0.53
1:A:139:ARG:HG2	2:B:140:PRO:HD3	1.90	0.53
4:D:211:SER:HB2	4:D:214:PHE:HB3	1.90	0.53
1:1:89:LEU:HD12	1:1:217:THR:HG22	1.90	0.53
2:2:27:ILE:HG22	2:2:31:LEU:HD22	1.90	0.53
3:3:294:GLY:HA3	9:3:786:SF4:S4	2.48	0.53
2:B:86:LEU:O	2:B:89:LYS:HB3	2.09	0.53
4:D:393:MET:O	4:D:396:ILE:HG22	2.09	0.53
1:1:313:TYR:HE1	1:1:323:LEU:HD13	1.74	0.53
3:3:11:VAL:CG1	3:3:25:HIS:CD2	2.92	0.53
4:4:85:MET:HE3	4:4:409:ARG:HG3	1.91	0.53
3:C:105:ALA:CB	3:C:140:TYR:HB2	2.39	0.53
3:C:413:LEU:HD13	3:C:448:MET:CE	2.39	0.53
4:D:64:THR:HB	4:D:66:PHE:CE1	2.43	0.53
2:2:116:LEU:HD23	2:2:116:LEU:N	2.25	0.52
3:3:218:LEU:N	3:3:219:PRO:HD3	2.24	0.52
3:3:367:PRO:HB2	3:3:554:LYS:CB	2.39	0.52
4:4:261:THR:N	4:4:292:GLN:HE22	2.03	0.52
3:C:343:LEU:HB2	3:C:369:LEU:HB2	1.91	0.52
5:E:167:PRO:HB3	7:G:66:TYR:CE2	2.44	0.52
1:1:42:LYS:HG3	1:1:46:LYS:HE3	1.91	0.52
2:2:139:GLU:CB	2:2:140:PRO:HD2	2.40	0.52
3:3:36:GLU:HG2	3:3:229:ILE:HG23	1.92	0.52
3:3:232:VAL:HB	9:3:784:SF4:S2	2.49	0.52
3:3:299:GLU:O	3:3:303:GLN:HB2	2.09	0.52
2:B:87:SER:HB3	11:B:182:FES:S2	2.49	0.52
2:B:101:THR:HG23	2:B:106:ILE:O	2.08	0.52
6:F:49:GLU:OE1	6:F:49:GLU:HA	2.09	0.52
1:1:312:SER:HG	1:1:315:HIS:HD1	1.55	0.52

Continued on next page...

Continued from previous page...

Atom-1	Atom-2	Interatomic distance (Å)	Clash overlap (Å)
2:2:135:GLN:HB2	2:2:141:TYR:CD1	2.44	0.52
3:3:183:HIS:C	3:3:184:CYS:O	2.48	0.52
8:7:81:ARG:O	8:7:81:ARG:HD3	2.10	0.52
3:C:367:PRO:HB2	3:C:554:LYS:CB	2.38	0.52
3:C:545:GLU:HA	3:C:550:LEU:HD11	1.92	0.52
3:C:682:GLU:OE1	3:C:684:ARG:NH2	2.37	0.52
4:D:409:ARG:NH2	5:E:117:GLU:OE2	2.43	0.52
1:1:60:SER:HA	1:1:235:ALA:HB1	1.91	0.52
3:3:352:GLU:HG3	3:3:664:LEU:HD11	1.90	0.52
3:3:591:HIS:ND1	3:3:592:PRO:CD	2.72	0.52
4:4:381:LEU:H	4:4:382:PRO:HD2	1.74	0.52
6:6:22:THR:HA	6:6:25:GLU:HG2	1.92	0.52
8:7:117:ALA:O	8:7:121:ARG:HG2	2.10	0.52
2:B:143:GLU:C	2:B:144:CYS:SG	2.88	0.52
3:C:572:PRO:HD2	3:C:577:LEU:HD21	1.92	0.52
3:C:616:ASN:ND2	3:C:622:LEU:HD11	2.25	0.52
6:F:90:PRO:O	6:F:93:ARG:HB3	2.08	0.52
1:1:202:LYS:O	1:1:203:PRO:C	2.48	0.52
3:3:261:VAL:CG2	9:3:786:SF4:S2	2.97	0.52
3:3:509:ALA:HB1	3:3:768:GLY:CA	2.31	0.52
6:6:83:ARG:HG3	6:6:83:ARG:NH1	2.25	0.52
6:6:156:LYS:HA	6:6:159:ARG:HD2	1.92	0.52
2:B:135:GLN:HB2	2:B:141:TYR:CD1	2.45	0.52
3:C:46:ARG:O	3:C:107:MET:HG2	2.10	0.52
4:D:249:ARG:HB2	4:D:262:PHE:HE2	1.74	0.52
1:1:391:LEU:N	1:1:392:PRO:HD2	2.25	0.52
3:3:225:ASN:HD21	3:3:289:TRP:HB3	1.74	0.52
3:3:248:GLU:HG2	5:5:170:PHE:CE1	2.44	0.52
3:3:481:LEU:HD22	3:3:527:ARG:NH1	2.25	0.52
5:5:53:VAL:HG13	5:5:71:VAL:HB	1.91	0.52
5:5:119:TYR:O	5:5:122:PHE:O	2.28	0.52
1:A:18:TYR:CZ	1:A:263:VAL:HG11	2.44	0.52
3:C:734:VAL:HG12	3:C:736:VAL:HG23	1.92	0.52
6:F:76:ASP:O	6:F:77:VAL:HB	2.10	0.52
3:3:101:ARG:NH1	3:3:140:TYR:CE1	2.77	0.52
3:3:385:ALA:HB2	3:3:531:LYS:CB	2.40	0.52
4:D:185:GLU:O	4:D:189:GLU:HG2	2.10	0.52
1:1:436:LEU:HD23	2:2:90:LEU:HA	1.91	0.52
3:3:46:ARG:O	3:3:107:MET:HG2	2.10	0.52
3:3:130:LEU:HD23	9:3:784:SF4:S4	2.50	0.52
4:4:153:ARG:HH11	4:4:153:ARG:HG3	1.75	0.52

Continued on next page...

Continued from previous page...

Atom-1	Atom-2	Interatomic distance (Å)	Clash overlap (Å)
4:4:367:ARG:CG	4:4:367:ARG:NH1	2.65	0.52
1:A:350:HIS:O	3:C:205:ARG:NH1	2.43	0.52
3:C:565:TYR:HD1	3:C:582:PHE:HB3	1.74	0.52
4:D:44:MET:CE	4:D:44:MET:HA	2.38	0.52
8:H:84:LEU:HB2	8:H:93:LEU:HB2	1.91	0.52
8:H:117:ALA:O	8:H:121:ARG:HG2	2.09	0.52
1:1:139:ARG:CG	2:2:140:PRO:HD3	2.39	0.52
1:1:289:ALA:HB3	1:1:337:MET:CE	2.40	0.52
3:3:356:LEU:HD13	3:3:654:PHE:CD1	2.44	0.52
4:4:241:ALA:HB2	4:4:278:VAL:HG21	1.92	0.52
5:5:144:HIS:O	5:5:147:ARG:HG2	2.10	0.52
2:B:77:LYS:HE3	2:B:78:TYR:CZ	2.45	0.52
3:C:317:LEU:HD22	3:C:317:LEU:N	2.25	0.52
3:C:575:GLU:OE1	3:C:575:GLU:HA	2.10	0.52
4:D:91:PHE:CE1	4:D:120:LEU:HD12	2.45	0.52
4:D:262:PHE:CD1	4:D:289:ILE:HD11	2.45	0.52
7:G:46:HIS:HB3	7:G:47:PRO:CD	2.39	0.52
8:H:121:ARG:HH11	8:H:121:ARG:CG	2.22	0.52
3:3:200:LEU:HD12	3:3:212:GLY:O	2.09	0.52
8:7:108:ILE:HD12	8:7:108:ILE:N	2.26	0.52
1:A:6:LEU:HD12	1:A:240:GLN:O	2.10	0.52
3:C:116:PRO:O	3:C:117:LEU:CB	2.57	0.52
6:F:16:ARG:HD3	6:F:17:GLU:OE1	2.09	0.52
6:F:40:THR:HB	6:F:50:MET:SD	2.50	0.52
6:F:74:GLN:OE1	6:F:74:GLN:HA	2.10	0.52
6:F:104:TRP:NE1	6:F:158:VAL:HG12	2.24	0.52
3:3:186:ARG:CD	3:3:231:PRO:HD3	2.37	0.51
3:3:216:PHE:HZ	8:7:128:PHE:CD2	2.28	0.51
3:3:701:ALA:HB2	3:3:763:LEU:CB	2.39	0.51
1:A:401:PRO:HB2	10:A:440:FMN:C8M	2.36	0.51
3:C:218:LEU:N	3:C:219:PRO:HD3	2.25	0.51
3:C:282:VAL:HG22	3:C:282:VAL:O	2.10	0.51
3:C:473:GLU:O	3:C:477:LEU:CD1	2.58	0.51
4:D:179:LYS:HE3	7:G:106:GLU:OE1	2.10	0.51
4:D:263:ASP:O	4:D:285:GLU:HG3	2.09	0.51
5:E:16:PRO:HB2	5:E:28:VAL:HG12	1.90	0.51
1:1:243:THR:HG21	1:1:315:HIS:HE1	1.75	0.51
6:6:74:GLN:OE1	6:6:74:GLN:HA	2.10	0.51
1:A:301:PRO:HB2	1:A:303:THR:CG2	2.39	0.51
3:C:130:LEU:HD23	9:C:784:SF4:S4	2.50	0.51
4:D:59:ILE:HD11	5:E:135:ILE:HG23	1.91	0.51

Continued on next page...

Continued from previous page...

Atom-1	Atom-2	Interatomic distance (Å)	Clash overlap (Å)
4:D:317:LEU:HD21	4:D:327:HIS:CD2	2.45	0.51
8:H:87:PRO:O	8:H:88:ARG:CB	2.51	0.51
3:3:398:VAL:C	3:3:399:LEU:HD12	2.30	0.51
4:4:294:LEU:O	4:4:294:LEU:HD23	2.09	0.51
3:C:299:GLU:O	3:C:303:GLN:HB2	2.11	0.51
3:C:344:TYR:HD1	3:C:568:TYR:CE1	2.28	0.51
4:D:369:LYS:HG3	5:E:53:VAL:HG23	1.93	0.51
8:H:92:HIS:O	8:H:93:LEU:HD12	2.09	0.51
3:3:157:PHE:CZ	3:3:159:PHE:HB2	2.44	0.51
3:3:575:GLU:OE1	3:3:575:GLU:HA	2.10	0.51
5:5:75:VAL:HG12	5:5:76:SER:N	2.26	0.51
5:5:167:PRO:CB	5:5:171:ARG:HH12	2.24	0.51
6:6:50:MET:HB2	6:6:108:MET:CE	2.40	0.51
8:7:15:GLU:O	8:7:18:SER:HB3	2.09	0.51
8:7:92:HIS:N	8:7:92:HIS:CD2	2.78	0.51
8:7:121:ARG:HG3	8:7:121:ARG:NH1	2.26	0.51
1:A:214:LYS:O	1:A:216:THR:HG23	2.09	0.51
1:A:241:MET:HG2	1:A:267:PRO:HB3	1.91	0.51
3:C:197:ASP:OD2	3:C:220:SER:HB2	2.10	0.51
4:D:101:VAL:O	4:D:104:LEU:N	2.43	0.51
4:D:236:GLY:C	4:D:238:SER:N	2.64	0.51
6:F:165:GLU:HG2	7:G:148:ARG:NH1	2.26	0.51
1:A:243:THR:HG21	1:A:315:HIS:HE1	1.75	0.51
3:C:352:GLU:HG3	3:C:664:LEU:HD11	1.93	0.51
3:3:352:GLU:HG3	3:3:664:LEU:CD1	2.41	0.51
3:3:707:LYS:C	3:3:709:GLN:H	2.14	0.51
4:4:263:ASP:O	4:4:285:GLU:HG3	2.11	0.51
4:4:393:MET:HA	4:4:396:ILE:HG22	1.91	0.51
5:5:66:GLU:CG	5:5:95:PRO:HA	2.11	0.51
6:6:78:MET:O	6:6:78:MET:HG3	2.10	0.51
3:C:20:MET:HE1	3:C:433:ALA:HB2	1.92	0.51
3:C:157:PHE:CZ	3:C:159:PHE:HB2	2.45	0.51
4:D:153:ARG:HH11	4:D:153:ARG:HG3	1.76	0.51
5:E:98:ASP:OD1	5:E:100:ARG:HD3	2.11	0.51
3:3:572:PRO:HD2	3:3:577:LEU:HD21	1.93	0.51
7:9:123:ASP:CG	7:9:148:ARG:HH22	2.14	0.51
3:C:205:ARG:HA	3:C:209:THR:CG2	2.39	0.51
3:C:360:LEU:HD13	3:C:645:ALA:HB2	1.91	0.51
3:C:684:ARG:HG2	3:C:684:ARG:NH1	2.25	0.51
4:D:230:ILE:HG22	4:D:230:ILE:O	2.10	0.51
3:3:101:ARG:NH1	3:3:140:TYR:HD1	2.05	0.51

Continued on next page...

Continued from previous page...

Atom-1	Atom-2	Interatomic distance (Å)	Clash overlap (Å)
6:6:138:PRO:HG2	7:9:121:MET:HG3	1.92	0.51
3:C:261:VAL:HG21	9:C:786:SF4:S1	2.51	0.51
8:H:15:GLU:O	8:H:18:SER:HB3	2.10	0.51
3:3:344:TYR:CD1	3:3:568:TYR:CE1	2.99	0.51
3:3:361:ALA:HB3	3:3:369:LEU:HD13	1.92	0.51
4:4:44:MET:HA	4:4:44:MET:CE	2.41	0.51
5:5:98:ASP:OD1	5:5:100:ARG:HD3	2.11	0.51
5:5:157:THR:HG21	7:9:66:TYR:HB2	1.92	0.51
4:D:213:ILE:HD12	4:D:213:ILE:H	1.76	0.51
6:F:149:TYR:CE1	6:F:153:GLN:NE2	2.79	0.51
3:3:192:GLU:HG3	3:3:193:GLU:HG3	1.93	0.51
1:A:9:LEU:O	1:A:9:LEU:HG	2.10	0.51
3:C:259:CYS:SG	3:C:261:VAL:HG22	2.51	0.51
3:C:272:GLY:O	3:C:629:ILE:HA	2.11	0.51
4:4:381:LEU:O	4:4:381:LEU:HG	2.11	0.50
3:C:385:ALA:HB2	3:C:531:LYS:CB	2.40	0.50
4:D:85:MET:HE1	4:D:370:VAL:HG11	1.92	0.50
6:F:50:MET:HB2	6:F:108:MET:HE1	1.92	0.50
3:3:185:LYS:HB3	3:3:189:ARG:HD3	1.93	0.50
3:3:357:ALA:HB2	3:3:641:LEU:HD11	1.92	0.50
4:4:85:MET:HE1	4:4:370:VAL:HG11	1.92	0.50
4:4:249:ARG:HB2	4:4:262:PHE:HE2	1.76	0.50
2:B:33:ARG:HH21	2:B:37:GLU:CG	2.24	0.50
3:C:481:LEU:HD22	3:C:527:ARG:NH1	2.26	0.50
5:E:167:PRO:HB2	5:E:171:ARG:HH12	1.76	0.50
1:1:291:ILE:O	1:1:328:VAL:HA	2.11	0.50
3:3:456:ALA:O	3:3:459:MET:HB2	2.11	0.50
3:3:592:PRO:HA	3:3:595:GLU:HG2	1.93	0.50
3:C:55:PRO:CD	3:C:74:GLN:N	2.75	0.50
3:C:136:GLU:CG	5:E:189:ARG:HG2	2.40	0.50
3:3:337:ARG:HD3	3:3:340:GLU:HG3	1.93	0.50
2:B:139:GLU:CB	2:B:140:PRO:HD2	2.41	0.50
3:C:36:GLU:HG2	3:C:229:ILE:HG23	1.93	0.50
3:C:360:LEU:HD13	3:C:645:ALA:CB	2.41	0.50
3:C:368:HIS:CG	3:C:556:ALA:HB3	2.46	0.50
1:1:359:CYS:HB3	9:1:439:SF4:S3	2.51	0.50
4:4:64:THR:HB	4:4:66:PHE:CE1	2.46	0.50
5:5:52:ILE:HG22	5:5:114:LEU:HB3	1.91	0.50
3:C:550:LEU:HD21	3:C:680:LEU:HD11	1.93	0.50
5:E:119:TYR:O	5:E:122:PHE:O	2.29	0.50
3:3:317:LEU:HD22	3:3:317:LEU:N	2.27	0.50

Continued on next page...

Continued from previous page...

Atom-1	Atom-2	Interatomic distance (Å)	Clash overlap (Å)
4:4:59:ILE:HD11	5:5:135:ILE:HG23	1.93	0.50
4:4:211:SER:HB2	4:4:214:PHE:HB3	1.92	0.50
4:4:317:LEU:HD21	4:4:327:HIS:CD2	2.46	0.50
6:6:49:GLU:OE1	6:6:49:GLU:HA	2.11	0.50
8:7:16:LEU:O	8:7:20:MET:HG3	2.12	0.50
3:C:451:PHE:HE1	3:C:466:GLU:HB3	1.75	0.50
1:1:118:MET:HG2	1:1:224:LEU:HD13	1.92	0.50
3:3:46:ARG:HG2	3:3:46:ARG:HH11	1.76	0.50
3:3:169:PRO:HA	3:3:175:ILE:HA	1.94	0.50
3:3:614:LEU:HD11	3:3:624:LEU:CD1	2.42	0.50
6:6:77:VAL:O	6:6:77:VAL:HG12	2.10	0.50
6:6:153:GLN:HG3	7:9:124:TYR:CZ	2.46	0.50
1:A:233:ARG:O	1:A:237:TRP:HB3	2.12	0.50
1:A:254:ILE:HD12	1:A:275:LEU:HD22	1.94	0.50
3:C:113:LEU:HD11	3:C:157:PHE:CD1	2.46	0.50
3:C:305:ARG:HG2	3:C:588:SER:O	2.11	0.50
3:C:592:PRO:HA	3:C:595:GLU:HG2	1.93	0.50
4:D:125:ARG:HD2	4:D:286:SER:OG	2.12	0.50
1:1:145:LEU:O	1:1:149:ILE:HG13	2.12	0.50
3:3:197:ASP:OD2	3:3:220:SER:HB2	2.12	0.50
3:3:565:TYR:HD1	3:3:582:PHE:HB3	1.76	0.50
3:3:594:ALA:O	3:3:598:ALA:HB3	2.10	0.50
6:6:104:TRP:CE2	6:6:173:VAL:HG22	2.46	0.50
5:E:101:LEU:O	5:E:126:PHE:HA	2.12	0.50
2:2:112:THR:OG1	2:2:113:PRO:HD2	2.12	0.50
3:3:23:VAL:HG12	3:3:24:PHE:N	2.26	0.50
3:3:112:LEU:CD2	3:3:130:LEU:HD21	2.42	0.50
3:3:473:GLU:O	3:3:477:LEU:HD13	2.12	0.50
2:B:27:ILE:HD13	2:B:60:VAL:HG22	1.93	0.50
4:D:140:LEU:HD11	4:D:214:PHE:HB2	1.92	0.50
8:H:16:LEU:O	8:H:20:MET:HG3	2.12	0.50
2:2:33:ARG:HH21	2:2:37:GLU:CG	2.25	0.49
3:3:515:THR:HG23	3:3:683:LEU:CD1	2.42	0.49
3:3:689:LYS:HG3	3:3:771:VAL:CA	2.38	0.49
4:4:185:GLU:O	4:4:189:GLU:HG2	2.12	0.49
4:4:238:SER:HB2	4:4:275:ARG:HG2	1.94	0.49
4:4:379:GLN:OE1	5:5:112:ASN:HB3	2.12	0.49
5:5:167:PRO:C	5:5:171:ARG:NH1	2.65	0.49
7:9:40:ARG:NH1	7:9:41:HIS:O	2.45	0.49
1:A:138:TYR:HB3	1:A:141:ALA:HB3	1.94	0.49
1:A:391:LEU:N	1:A:392:PRO:HD2	2.27	0.49

Continued on next page...

Continued from previous page...

Atom-1	Atom-2	Interatomic distance (Å)	Clash overlap (Å)
3:C:707:LYS:C	3:C:709:GLN:H	2.16	0.49
4:D:379:GLN:OE1	5:E:112:ASN:HB3	2.12	0.49
3:3:229:ILE:HD11	3:3:289:TRP:HZ3	1.77	0.49
3:3:734:VAL:HG12	3:3:736:VAL:HG23	1.94	0.49
1:A:177:ALA:HB3	2:B:67:TYR:CG	2.47	0.49
4:D:115:THR:O	4:D:118:VAL:HG22	2.12	0.49
5:E:129:HIS:CD2	5:E:130:PRO:HD2	2.46	0.49
1:1:350:HIS:O	3:3:205:ARG:NH1	2.45	0.49
3:3:101:ARG:HB3	3:3:101:ARG:CZ	2.42	0.49
3:3:272:GLY:O	3:3:629:ILE:HA	2.11	0.49
3:3:472:GLU:O	3:3:476:ILE:HD12	2.12	0.49
4:4:43:LEU:HD23	4:4:57:PRO:HA	1.94	0.49
4:4:84:ARG:O	6:6:83:ARG:NH2	2.45	0.49
5:5:123:GLY:H	5:5:147:ARG:HH11	1.60	0.49
1:A:367:MET:HE1	1:A:410:VAL:HG21	1.94	0.49
3:C:300:TRP:HB3	3:C:705:VAL:HG23	1.94	0.49
3:3:29:ASP:OD2	5:5:187:GLY:N	2.38	0.49
3:3:343:LEU:HB2	3:3:369:LEU:HB2	1.92	0.49
3:3:550:LEU:HD21	3:3:680:LEU:HD11	1.93	0.49
5:5:129:HIS:CD2	5:5:130:PRO:HD2	2.48	0.49
5:5:135:ILE:HG22	5:5:136:LEU:HG	1.94	0.49
4:D:233:GLY:HA2	5:E:48:PHE:CE1	2.48	0.49
4:D:381:LEU:H	4:D:382:PRO:HD2	1.76	0.49
6:F:154:LEU:O	6:F:158:VAL:HG13	2.12	0.49
6:F:156:LYS:NZ	7:G:149:GLU:OE1	2.44	0.49
7:G:99:ILE:O	7:G:100:PHE:HB2	2.11	0.49
7:G:172:GLY:O	7:G:174:LYS:N	2.46	0.49
1:1:97:GLU:O	1:1:100:SER:HB3	2.12	0.49
1:1:246:SER:HB3	1:1:268:MET:CG	2.32	0.49
4:4:99:LEU:O	4:4:103:LYS:HG2	2.13	0.49
4:4:218:ALA:CB	4:4:272:VAL:HG22	2.43	0.49
6:6:104:TRP:HB3	6:6:154:LEU:HD11	1.95	0.49
1:A:8:GLY:C	1:A:10:ASP:H	2.15	0.49
1:A:202:LYS:O	1:A:203:PRO:C	2.50	0.49
3:C:13:VAL:HG22	3:C:17:THR:OG1	2.13	0.49
4:D:389:GLN:HG3	4:D:390:VAL:N	2.25	0.49
5:E:40:HIS:NE2	5:E:44:MET:CE	2.75	0.49
6:6:37:TRP:O	6:6:75:ALA:HB1	2.13	0.49
1:A:188:LEU:HD23	1:A:188:LEU:O	2.12	0.49
3:C:197:ASP:O	3:C:199:VAL:HG22	2.12	0.49
5:E:25:LEU:N	5:E:25:LEU:CD2	2.76	0.49

Continued on next page...

Continued from previous page...

Atom-1	Atom-2	Interatomic distance (Å)	Clash overlap (Å)
1:1:339:ASP:OD2	2:2:89:LYS:HE2	2.12	0.49
3:3:55:PRO:HD3	3:3:74:GLN:N	2.23	0.49
3:3:545:GLU:HA	3:3:550:LEU:HD11	1.95	0.49
4:4:230:ILE:HG22	4:4:230:ILE:O	2.11	0.49
4:4:346:THR:HG22	4:4:353:LEU:O	2.12	0.49
5:5:20:ASN:ND2	5:5:26:TRP:HZ3	2.10	0.49
6:6:57:ARG:C	6:6:57:ARG:NE	2.66	0.49
1:A:339:ASP:OD2	2:B:89:LYS:HE2	2.13	0.49
3:C:192:GLU:HG3	3:C:193:GLU:HG3	1.94	0.49
4:D:294:LEU:O	4:D:294:LEU:HD23	2.13	0.49
1:1:160:LYS:HG3	1:1:161:ASN:N	2.21	0.49
3:3:368:HIS:CG	3:3:556:ALA:HB3	2.46	0.49
5:5:101:LEU:O	5:5:126:PHE:HA	2.13	0.49
3:C:440:ARG:HG2	3:C:440:ARG:NH1	2.06	0.49
4:D:366:TYR:CZ	5:E:148:LYS:HE3	2.47	0.49
1:1:185:GLU:HB2	1:1:218:ILE:CD1	2.41	0.49
1:1:192:LEU:HD22	1:1:211:LEU:HD11	1.95	0.49
3:3:202:PHE:HA	3:3:210:PHE:O	2.13	0.49
3:3:413:LEU:HD13	3:3:448:MET:CE	2.43	0.49
6:6:50:MET:C	6:6:52:ALA:H	2.16	0.49
6:6:82:GLY:HA2	9:6:182:SF4:S4	2.53	0.49
3:C:124:LYS:HE3	3:C:128:CYS:HA	1.93	0.49
4:D:85:MET:CE	4:D:409:ARG:HG3	2.43	0.49
4:D:190:LEU:O	4:D:194:LEU:HB2	2.13	0.49
8:H:108:ILE:N	8:H:108:ILE:HD12	2.27	0.49
1:1:29:LEU:HD12	1:1:155:ARG:HG3	1.95	0.49
2:2:116:LEU:HD23	2:2:116:LEU:H	1.78	0.49
3:3:2:VAL:CG1	3:3:89:ASP:HA	2.39	0.49
3:3:259:CYS:SG	3:3:261:VAL:HG22	2.53	0.49
3:3:722:THR:CG2	3:3:755:LYS:HG3	2.42	0.49
5:5:25:LEU:N	5:5:25:LEU:CD2	2.75	0.49
1:A:342:TRP:HZ3	1:A:368:VAL:HG23	1.78	0.49
2:B:112:THR:OG1	2:B:113:PRO:HD2	2.13	0.49
3:C:722:THR:CG2	3:C:755:LYS:HG3	2.42	0.49
4:D:43:LEU:HD23	4:D:57:PRO:HA	1.94	0.49
7:G:40:ARG:HB2	7:G:121:MET:HE2	1.91	0.49
8:H:92:HIS:CD2	8:H:92:HIS:N	2.81	0.49
1:1:177:ALA:O	2:2:67:TYR:HB3	2.13	0.48
2:2:144:CYS:O	2:2:149:ARG:HD3	2.13	0.48
3:3:34:CYS:HA	3:3:184:CYS:HB2	1.95	0.48
3:3:225:ASN:ND2	3:3:289:TRP:HB3	2.28	0.48

Continued on next page...

Continued from previous page...

Atom-1	Atom-2	Interatomic distance (Å)	Clash overlap (Å)
3:3:697:THR:HG21	3:3:761:SER:OG	2.12	0.48
4:4:59:ILE:H	4:4:59:ILE:HD13	1.77	0.48
4:4:363:SER:HB3	5:5:173:ALA:HB1	1.95	0.48
1:A:29:LEU:HD12	1:A:155:ARG:HG3	1.95	0.48
5:E:54:GLY:C	5:E:55:LEU:HD12	2.33	0.48
3:3:360:LEU:HD13	3:3:645:ALA:HB2	1.94	0.48
4:4:125:ARG:HD2	4:4:286:SER:OG	2.14	0.48
7:9:101:CYS:SG	7:9:103:LEU:HD12	2.53	0.48
3:C:185:LYS:HG3	3:C:202:PHE:HE2	1.78	0.48
4:D:64:THR:OG1	6:F:83:ARG:NH1	2.45	0.48
7:G:123:ASP:CG	7:G:148:ARG:HH22	2.16	0.48
1:1:128:THR:O	1:1:169:PHE:HA	2.12	0.48
2:2:21:GLU:O	2:2:21:GLU:HG2	2.14	0.48
3:3:101:ARG:HB3	3:3:101:ARG:HH11	1.77	0.48
3:3:160:THR:OG1	8:7:73:SER:CB	2.60	0.48
3:3:684:ARG:HG2	3:3:684:ARG:NH1	2.28	0.48
4:4:64:THR:OG1	6:6:83:ARG:NH1	2.46	0.48
4:4:381:LEU:H	4:4:382:PRO:CD	2.26	0.48
5:5:145:PRO:HA	5:5:150:TYR:CD2	2.47	0.48
3:C:268:ASP:OD2	3:C:278:ARG:NH1	2.46	0.48
3:C:352:GLU:HG3	3:C:664:LEU:CD1	2.42	0.48
3:C:689:LYS:HG3	3:C:771:VAL:CA	2.37	0.48
6:F:83:ARG:HG3	6:F:83:ARG:NH1	2.27	0.48
6:F:106:ILE:CD1	6:F:151:VAL:HG12	2.43	0.48
1:1:272:PHE:CD1	1:1:311:MET:HG2	2.47	0.48
2:2:38:GLU:OE2	2:2:45:ARG:NH1	2.47	0.48
3:3:229:ILE:O	3:3:230:CYS:C	2.51	0.48
4:4:47:LEU:HD13	4:4:52:VAL:CA	2.42	0.48
4:4:389:GLN:HG3	4:4:390:VAL:N	2.26	0.48
2:B:116:LEU:HD23	2:B:116:LEU:H	1.78	0.48
3:C:31:PRO:HD3	3:C:137:TYR:CE2	2.49	0.48
3:C:34:CYS:HA	3:C:184:CYS:HB2	1.96	0.48
3:C:473:GLU:O	3:C:477:LEU:HD13	2.14	0.48
5:E:20:ASN:ND2	5:E:26:TRP:HZ3	2.11	0.48
3:3:31:PRO:HG3	3:3:137:TYR:CG	2.48	0.48
3:3:113:LEU:HD11	3:3:157:PHE:CD1	2.49	0.48
3:3:522:ARG:O	3:3:526:GLU:HG3	2.14	0.48
4:4:205:GLU:OE1	4:4:284:ARG:NH2	2.47	0.48
5:5:59:THR:O	5:5:59:THR:HG22	2.13	0.48
1:A:160:LYS:HG3	1:A:161:ASN:N	2.24	0.48
3:C:101:ARG:NH1	3:C:140:TYR:CE1	2.81	0.48

Continued on next page...

Continued from previous page...

Atom-1	Atom-2	Interatomic distance (Å)	Clash overlap (Å)
3:C:469:ARG:HG2	3:C:469:ARG:HH11	1.78	0.48
6:F:130:VAL:HG23	6:F:131:VAL:HG13	1.95	0.48
3:3:616:ASN:ND2	3:3:622:LEU:HD11	2.29	0.48
4:4:366:TYR:CZ	5:5:148:LYS:HE3	2.49	0.48
6:6:158:VAL:HA	6:6:172:PRO:HB3	1.95	0.48
8:7:68:LEU:HD13	8:7:69:LEU:N	2.29	0.48
1:A:185:GLU:HB2	1:A:218:ILE:CD1	2.42	0.48
1:A:211:LEU:H	1:A:216:THR:HG21	1.78	0.48
8:H:108:ILE:HG22	8:H:114:ARG:NH1	2.28	0.48
4:4:213:ILE:HD12	4:4:213:ILE:H	1.78	0.48
4:4:393:MET:C	4:4:396:ILE:HG22	2.34	0.48
6:6:37:TRP:CD1	6:6:75:ALA:HB2	2.49	0.48
1:A:291:ILE:HD11	1:A:331:ILE:HD11	1.96	0.48
3:C:116:PRO:HG3	3:C:180:ARG:HG2	1.96	0.48
3:C:169:PRO:HA	3:C:175:ILE:HA	1.96	0.48
3:C:515:THR:HG23	3:C:683:LEU:HD12	1.95	0.48
3:C:614:LEU:HD11	3:C:624:LEU:CD1	2.43	0.48
3:C:697:THR:OG1	3:C:763:LEU:HD23	2.13	0.48
4:D:47:LEU:HD13	4:D:52:VAL:CA	2.43	0.48
4:D:84:ARG:CD	6:F:117:MET:HE3	2.43	0.48
1:1:81:LYS:HA	1:1:81:LYS:HE3	1.96	0.48
1:1:114:LEU:O	1:1:118:MET:HG3	2.13	0.48
4:4:83:PRO:HD3	4:4:94:ASP:OD1	2.13	0.48
5:5:20:ASN:HD22	5:5:26:TRP:HZ3	1.62	0.48
6:6:156:LYS:NZ	7:9:149:GLU:OE1	2.46	0.48
1:A:283:PRO:HB3	1:A:287:ILE:CD1	2.44	0.48
2:B:145:VAL:HG12	2:B:150:LEU:HB2	1.96	0.48
3:C:202:PHE:HA	3:C:210:PHE:O	2.13	0.48
4:D:44:MET:HA	4:D:44:MET:HE3	1.94	0.48
4:D:215:TYR:O	4:D:219:ARG:HB2	2.14	0.48
5:E:52:ILE:HG22	5:E:114:LEU:HB3	1.91	0.48
5:E:75:VAL:HG12	5:E:76:SER:H	1.77	0.48
7:G:35:PRO:HD3	7:G:164:PRO:CG	2.44	0.48
1:1:342:TRP:O	1:1:342:TRP:HE3	1.96	0.48
4:4:350:ARG:O	4:4:373:PRO:HB2	2.14	0.48
1:A:63:ARG:HD3	1:A:313:TYR:CD2	2.48	0.48
3:C:6:VAL:HG12	3:C:7:ASN:N	2.29	0.48
6:F:57:ARG:C	6:F:57:ARG:NE	2.67	0.48
3:3:652:PRO:HA	3:3:653:PRO:HD3	1.75	0.48
4:4:101:VAL:O	4:4:104:LEU:N	2.47	0.48
7:9:172:GLY:O	7:9:174:LYS:N	2.47	0.48

Continued on next page...

Continued from previous page...

Atom-1	Atom-2	Interatomic distance (Å)	Clash overlap (Å)
1:A:400:CYS:HB2	1:A:401:PRO:HD2	1.96	0.48
3:C:183:HIS:C	3:C:184:CYS:O	2.51	0.48
4:D:138:LEU:HD11	4:D:146:PHE:CD1	2.49	0.48
1:1:301:PRO:HB2	1:1:303:THR:CG2	2.44	0.47
2:2:7:LYS:O	2:2:7:LYS:HG2	2.12	0.47
6:6:23:THR:O	6:6:23:THR:HG22	2.14	0.47
1:A:114:LEU:O	1:A:118:MET:HG3	2.14	0.47
3:C:33:PHE:CZ	3:C:130:LEU:HD12	2.49	0.47
3:C:200:LEU:HD12	3:C:212:GLY:O	2.13	0.47
1:1:283:PRO:HB3	1:1:287:ILE:CD1	2.43	0.47
2:2:143:GLU:C	2:2:144:CYS:SG	2.92	0.47
3:3:360:LEU:HD13	3:3:645:ALA:CB	2.44	0.47
3:3:688:ARG:HD3	3:3:688:ARG:HA	1.71	0.47
4:4:115:THR:O	4:4:118:VAL:HG22	2.14	0.47
1:A:259:LYS:HB3	1:A:280:ALA:O	2.14	0.47
3:C:50:VAL:HG12	3:C:95:THR:HG22	1.96	0.47
3:C:240:ALA:CB	3:C:276:ARG:HB2	2.44	0.47
6:F:82:GLY:HA2	9:F:182:SF4:S4	2.54	0.47
8:H:81:ARG:O	8:H:81:ARG:HD3	2.13	0.47
1:1:358:PRO:O	1:1:362:GLY:CA	2.52	0.47
3:3:344:TYR:HD1	3:3:568:TYR:CE1	2.31	0.47
3:3:478:LEU:HD12	3:3:520:ARG:CZ	2.44	0.47
3:3:478:LEU:HD12	3:3:520:ARG:NH2	2.29	0.47
4:4:85:MET:CE	4:4:409:ARG:HG3	2.43	0.47
5:5:40:HIS:NE2	5:5:44:MET:CE	2.77	0.47
3:C:101:ARG:HB3	3:C:101:ARG:CZ	2.44	0.47
4:D:197:LEU:N	4:D:198:PRO:CD	2.77	0.47
6:F:23:THR:O	6:F:23:THR:HG22	2.13	0.47
3:3:214:MET:O	3:3:216:PHE:CE1	2.67	0.47
4:4:212:PRO:CG	4:4:213:ILE:HD12	2.41	0.47
6:6:149:TYR:CE1	6:6:153:GLN:NE2	2.81	0.47
4:D:64:THR:CG2	6:F:118:PHE:CD1	2.97	0.47
5:E:20:ASN:HD22	5:E:26:TRP:HZ3	1.62	0.47
7:G:100:PHE:HA	9:G:183:SF4:S4	2.54	0.47
1:1:8:GLY:C	1:1:10:ASP:H	2.17	0.47
3:3:31:PRO:HD3	3:3:137:TYR:CZ	2.49	0.47
4:4:88:LEU:HD12	4:4:403:VAL:CG2	2.44	0.47
4:4:233:GLY:HA2	5:5:48:PHE:CE1	2.49	0.47
7:9:35:PRO:HD3	7:9:164:PRO:CG	2.45	0.47
3:C:384:PRO:HG3	3:C:542:ARG:HE	1.80	0.47
3:C:478:LEU:HD12	3:C:520:ARG:CZ	2.44	0.47

Continued on next page...

Continued from previous page...

Atom-1	Atom-2	Interatomic distance (Å)	Clash overlap (Å)
3:C:689:LYS:CG	3:C:771:VAL:HA	2.38	0.47
4:D:99:LEU:HA	4:D:99:LEU:HD13	1.54	0.47
1:1:273:ARG:HB2	1:1:307:LEU:O	2.15	0.47
4:4:187:VAL:HB	4:4:188:PRO:CD	2.45	0.47
5:5:81:LYS:HB2	5:5:82:ASP:H	1.58	0.47
3:C:29:ASP:OD1	3:C:29:ASP:N	2.47	0.47
3:C:426:TYR:N	3:C:426:TYR:CD1	2.83	0.47
4:D:221:VAL:HG23	4:D:272:VAL:CG1	2.45	0.47
1:1:254:ILE:HD12	1:1:275:LEU:HD22	1.96	0.47
1:1:289:ALA:HB3	1:1:337:MET:HE1	1.96	0.47
1:1:342:TRP:HZ3	1:1:368:VAL:HG23	1.78	0.47
1:1:400:CYS:HB2	1:1:401:PRO:HD2	1.96	0.47
2:2:86:LEU:HD11	2:2:90:LEU:HD11	1.96	0.47
3:3:49:LEU:HA	3:3:80:ALA:O	2.15	0.47
3:3:105:ALA:CB	3:3:140:TYR:HB2	2.43	0.47
3:3:185:LYS:HG3	3:3:202:PHE:HE2	1.79	0.47
3:3:274:LEU:HD12	3:3:275:LEU:N	2.30	0.47
3:3:300:TRP:HB3	3:3:705:VAL:HG23	1.95	0.47
3:3:337:ARG:CD	3:3:340:GLU:HG3	2.45	0.47
6:6:92:MET:O	6:6:92:MET:HG2	2.14	0.47
8:7:20:MET:HE3	8:7:59:LEU:HG	1.97	0.47
3:C:471:GLY:HA2	3:C:473:GLU:OE2	2.15	0.47
4:D:106:GLY:O	5:E:194:SER:HB3	2.14	0.47
4:D:218:ALA:CB	4:D:272:VAL:HG22	2.42	0.47
4:D:304:ASP:HA	4:D:305:PRO:HD2	1.78	0.47
4:D:314:ARG:HG3	8:H:44:MET:HE1	1.95	0.47
1:1:83:ASP:OD1	1:1:83:ASP:N	2.48	0.47
3:3:672:ALA:O	3:3:673:MET:HB2	2.15	0.47
3:3:694:LEU:HB3	3:3:762:ALA:CB	2.42	0.47
5:5:72:TYR:O	5:5:89:PHE:HA	2.15	0.47
6:6:99:MET:CG	6:6:100:PRO:HD2	2.42	0.47
1:A:332:PRO:HD2	2:B:90:LEU:CD2	2.44	0.47
3:C:117:LEU:N	4:D:321:MET:HE2	2.27	0.47
4:D:40:VAL:O	4:D:40:VAL:CG2	2.63	0.47
4:D:197:LEU:O	4:D:198:PRO:C	2.53	0.47
1:1:92:ASN:ND2	10:1:440:FMN:C2	2.77	0.47
2:2:77:LYS:HE3	2:2:78:TYR:CZ	2.50	0.47
6:6:115:GLY:HA3	6:6:125:GLN:OE1	2.15	0.47
1:A:81:LYS:HA	1:A:81:LYS:HE3	1.96	0.47
1:A:145:LEU:O	1:A:149:ILE:HG13	2.15	0.47
1:A:342:TRP:O	1:A:342:TRP:HE3	1.97	0.47

Continued on next page...

Continued from previous page...

Atom-1	Atom-2	Interatomic distance (Å)	Clash overlap (Å)
2:B:79:HIS:ND1	2:B:118:SER:HB2	2.29	0.47
3:C:11:VAL:CG1	3:C:25:HIS:CD2	2.93	0.47
3:C:567:TYR:HE1	3:C:586:HIS:HB2	1.80	0.47
1:1:259:LYS:HB3	1:1:280:ALA:O	2.15	0.47
3:3:309:PRO:HA	3:3:603:PRO:CD	2.45	0.47
3:3:586:HIS:CE1	3:3:640:VAL:HG21	2.50	0.47
1:A:272:PHE:HB3	1:A:276:ILE:HD11	1.97	0.47
3:C:20:MET:SD	3:C:32:LEU:CD2	3.03	0.47
3:C:346:ALA:HA	3:C:372:GLN:HB2	1.96	0.47
6:F:36:LEU:HD22	6:F:77:VAL:HG21	1.97	0.47
3:3:697:THR:OG1	3:3:763:LEU:HD23	2.15	0.46
6:6:36:LEU:HD22	6:6:77:VAL:HG21	1.96	0.46
3:C:55:PRO:HG3	3:C:74:GLN:CB	2.45	0.46
3:C:88:ALA:H	3:C:91:MET:HE2	1.79	0.46
3:C:185:LYS:HB3	3:C:189:ARG:HD3	1.97	0.46
5:E:161:GLU:CG	5:E:163:ARG:NH2	2.70	0.46
6:F:138:PRO:CG	7:G:121:MET:HG3	2.45	0.46
6:F:163:TYR:CE1	7:G:152:ARG:HD2	2.50	0.46
1:1:132:ILE:HG22	1:1:134:VAL:HG12	1.98	0.46
3:3:229:ILE:HD11	3:3:289:TRP:CZ3	2.49	0.46
3:3:329:LEU:CD1	3:3:584:VAL:HG11	2.45	0.46
3:3:474:ARG:HA	3:3:517:ALA:HB2	1.96	0.46
4:4:138:LEU:HD11	4:4:146:PHE:CD1	2.50	0.46
1:A:193:GLU:HG3	1:A:212:TRP:NE1	2.30	0.46
3:C:11:VAL:HG21	3:C:26:ALA:HB2	1.97	0.46
3:C:478:LEU:CD2	3:C:483:ASP:HB2	2.45	0.46
5:E:123:GLY:H	5:E:147:ARG:HH11	1.63	0.46
6:F:50:MET:C	6:F:52:ALA:H	2.19	0.46
6:F:140:CYS:SG	7:G:99:ILE:HG13	2.55	0.46
1:1:6:LEU:HD12	1:1:240:GLN:O	2.14	0.46
1:1:301:PRO:O	1:1:306:VAL:HG21	2.15	0.46
3:3:33:PHE:HB2	3:3:45:CYS:SG	2.56	0.46
3:3:602:LEU:HD12	3:3:602:LEU:N	2.31	0.46
1:A:301:PRO:O	1:A:306:VAL:HG21	2.15	0.46
3:C:240:ALA:HB2	3:C:276:ARG:HB2	1.98	0.46
3:C:258:LEU:O	3:C:700:LYS:HE2	2.16	0.46
3:C:260:PRO:HG3	3:C:536:THR:O	2.16	0.46
3:C:592:PRO:HA	3:C:595:GLU:OE2	2.16	0.46
4:D:100:ALA:O	4:D:342:VAL:HG11	2.15	0.46
4:D:250:LYS:HE2	4:D:262:PHE:CD2	2.50	0.46
6:F:16:ARG:HG2	6:F:21:PHE:HE2	1.80	0.46

Continued on next page...

Continued from previous page...

Atom-1	Atom-2	Interatomic distance (Å)	Clash overlap (Å)
8:H:29:VAL:HG22	8:H:60:SER:O	2.15	0.46
2:2:179:VAL:HG12	2:2:180:GLU:N	2.29	0.46
3:3:272:GLY:HA2	3:3:628:PRO:O	2.16	0.46
8:H:68:LEU:HD13	8:H:69:LEU:N	2.30	0.46
4:4:197:LEU:O	4:4:198:PRO:C	2.54	0.46
8:7:29:VAL:HG22	8:7:60:SER:O	2.16	0.46
1:A:17:LEU:HD12	1:A:251:LEU:CD1	2.44	0.46
1:A:291:ILE:HA	1:A:292:PRO:HD2	1.64	0.46
3:C:478:LEU:HD12	3:C:520:ARG:NH2	2.31	0.46
4:D:163:VAL:HG13	4:D:164:THR:HG23	1.98	0.46
6:F:78:MET:O	6:F:78:MET:HG3	2.14	0.46
7:G:41:HIS:CD2	7:G:115:LEU:HD21	2.51	0.46
1:1:63:ARG:HD3	1:1:313:TYR:CD2	2.50	0.46
3:3:413:LEU:HD13	3:3:448:MET:HE1	1.97	0.46
4:4:241:ALA:HA	4:4:278:VAL:HG21	1.98	0.46
5:5:150:TYR:HA	5:5:151:PRO:HD3	1.77	0.46
6:6:16:ARG:NH1	6:6:17:GLU:OE2	2.48	0.46
2:B:7:LYS:O	2:B:7:LYS:HG2	2.14	0.46
3:C:186:ARG:CD	3:C:231:PRO:HD3	2.37	0.46
3:C:272:GLY:HA2	3:C:628:PRO:O	2.15	0.46
3:C:280:ARG:O	3:C:282:VAL:HG12	2.15	0.46
3:C:281:GLU:HG3	3:C:283:PRO:HD3	1.96	0.46
4:D:83:PRO:HD3	4:D:94:ASP:OD1	2.15	0.46
4:D:187:VAL:HB	4:D:188:PRO:CD	2.45	0.46
4:D:241:ALA:HA	4:D:278:VAL:HG21	1.98	0.46
1:1:331:ILE:CG2	1:1:337:MET:HE2	2.45	0.46
3:3:270:ARG:HH11	3:3:270:ARG:HG3	1.81	0.46
4:4:84:ARG:HG2	9:6:182:SF4:S2	2.56	0.46
4:4:215:TYR:O	4:4:219:ARG:HB2	2.15	0.46
5:5:53:VAL:HG22	5:5:55:LEU:CD1	2.46	0.46
1:A:332:PRO:HD2	2:B:90:LEU:HD23	1.98	0.46
1:A:436:LEU:HD23	2:B:90:LEU:HA	1.98	0.46
2:B:179:VAL:HG12	2:B:180:GLU:N	2.30	0.46
3:C:329:LEU:CD1	3:C:584:VAL:HG11	2.46	0.46
3:C:515:THR:HG23	3:C:683:LEU:CD1	2.46	0.46
3:C:672:ALA:O	3:C:673:MET:HB2	2.15	0.46
5:E:157:THR:HG21	7:G:66:TYR:HB2	1.98	0.46
6:F:145:GLU:HG2	7:G:31:VAL:CG2	2.32	0.46
3:3:346:ALA:HA	3:3:372:GLN:HB2	1.98	0.46
8:7:73:SER:OG	8:7:80:LYS:HA	2.16	0.46
2:B:33:ARG:HH21	2:B:37:GLU:HG3	1.81	0.46

Continued on next page...

Continued from previous page...

Atom-1	Atom-2	Interatomic distance (Å)	Clash overlap (Å)
3:C:230:CYS:HA	9:C:785:SF4:S2	2.56	0.46
3:C:356:LEU:HD13	3:C:654:PHE:CD1	2.48	0.46
3:C:716:LEU:CD2	3:C:758:LEU:HB3	2.45	0.46
4:D:233:GLY:CA	5:E:48:PHE:HE1	2.28	0.46
4:D:367:ARG:CG	4:D:367:ARG:NH1	2.69	0.46
8:H:121:ARG:NH1	8:H:121:ARG:CG	2.77	0.46
1:1:233:ARG:O	1:1:237:TRP:HB3	2.16	0.46
1:1:291:ILE:HD11	1:1:331:ILE:HD11	1.97	0.46
2:2:109:GLY:CA	8:7:91:ILE:HD13	2.44	0.46
3:3:205:ARG:HA	3:3:209:THR:CG2	2.43	0.46
3:3:426:TYR:N	3:3:426:TYR:CD1	2.83	0.46
3:3:478:LEU:CD2	3:3:483:ASP:HB2	2.45	0.46
4:4:234:LEU:C	4:4:236:GLY:H	2.18	0.46
4:4:236:GLY:C	4:4:238:SER:N	2.65	0.46
5:5:132:LEU:HA	5:5:132:LEU:HD23	1.58	0.46
7:9:99:ILE:HD12	7:9:99:ILE:HA	1.85	0.46
2:B:114:ASP:HB2	2:B:116:LEU:CD2	2.45	0.46
3:C:394:ASP:OD2	3:C:502:ASN:N	2.49	0.46
4:D:62:LEU:CD1	6:F:44:ALA:HB2	2.46	0.46
4:D:108:VAL:HG23	4:D:108:VAL:O	2.16	0.46
4:D:381:LEU:H	4:D:382:PRO:CD	2.28	0.46
1:1:18:TYR:CZ	1:1:263:VAL:HG11	2.51	0.46
1:1:323:LEU:C	1:1:323:LEU:CD2	2.84	0.46
2:2:145:VAL:HG12	2:2:150:LEU:HB2	1.98	0.46
6:6:100:PRO:O	6:6:103:LYS:HD3	2.16	0.46
4:D:234:LEU:C	4:D:236:GLY:H	2.19	0.46
5:E:161:GLU:HG3	5:E:163:ARG:CZ	2.43	0.46
1:1:132:ILE:HG21	1:1:145:LEU:HD11	1.96	0.45
3:3:13:VAL:HG22	3:3:17:THR:OG1	2.15	0.45
3:3:117:LEU:CG	4:4:321:MET:HE1	2.47	0.45
3:3:184:CYS:SG	3:3:186:ARG:HB2	2.56	0.45
3:3:460:LYS:HB2	3:3:460:LYS:HE2	1.84	0.45
3:3:550:LEU:N	3:3:550:LEU:CD1	2.79	0.45
4:4:99:LEU:HA	4:4:99:LEU:HD13	1.55	0.45
4:4:108:VAL:O	4:4:110:PRO:HD3	2.16	0.45
6:6:163:TYR:CE1	7:9:152:ARG:HD2	2.51	0.45
1:A:89:LEU:HD21	1:A:121:ALA:HB3	1.98	0.45
1:A:357:THR:N	1:A:358:PRO:HD2	2.30	0.45
3:C:29:ASP:OD2	5:E:187:GLY:N	2.46	0.45
3:C:101:ARG:NH1	3:C:140:TYR:HD1	2.10	0.45
4:D:182:LEU:HD22	4:D:186:PHE:CD2	2.51	0.45

Continued on next page...

Continued from previous page...

Atom-1	Atom-2	Interatomic distance (Å)	Clash overlap (Å)
2:2:79:HIS:ND1	2:2:118:SER:HB2	2.31	0.45
2:2:81:GLN:HB3	2:2:122:VAL:HG21	1.98	0.45
3:3:227:THR:HG21	3:3:237:ASP:HB2	1.97	0.45
3:3:256:CYS:HB2	3:3:265:ILE:HD13	1.98	0.45
3:3:440:ARG:HG2	3:3:440:ARG:NH1	2.03	0.45
3:3:459:MET:HG2	3:3:465:HIS:CB	2.42	0.45
5:5:144:HIS:HA	5:5:145:PRO:HD2	1.86	0.45
1:A:273:ARG:HB2	1:A:307:LEU:O	2.16	0.45
3:C:259:CYS:CB	3:C:260:PRO:CD	2.94	0.45
3:C:621:VAL:O	3:C:621:VAL:HG23	2.16	0.45
2:2:33:ARG:HH21	2:2:37:GLU:HG3	1.80	0.45
3:3:29:ASP:OD1	3:3:29:ASP:N	2.50	0.45
3:3:55:PRO:CD	3:3:74:GLN:H	2.24	0.45
3:3:168:HIS:C	3:3:168:HIS:CD2	2.89	0.45
4:4:91:PHE:CE1	4:4:120:LEU:HD12	2.51	0.45
8:7:84:LEU:HB2	8:7:93:LEU:HB2	1.98	0.45
1:A:272:PHE:CD1	1:A:311:MET:HG2	2.51	0.45
1:A:392:PRO:O	1:A:397:ARG:NH1	2.50	0.45
3:C:497:TRP:O	3:C:528:LYS:HE3	2.16	0.45
3:C:571:VAL:HG11	3:C:591:HIS:CD2	2.51	0.45
3:C:697:THR:HG21	3:C:761:SER:OG	2.16	0.45
4:D:51:GLU:O	4:D:52:VAL:HG23	2.17	0.45
6:F:104:TRP:NE1	6:F:173:VAL:HG22	2.32	0.45
1:1:398:SER:HA	3:3:46:ARG:CD	2.47	0.45
3:3:469:ARG:HG2	3:3:469:ARG:HH11	1.81	0.45
4:4:40:VAL:HG23	6:6:88:MET:CE	2.46	0.45
4:4:190:LEU:O	4:4:194:LEU:HB2	2.16	0.45
4:4:221:VAL:HG23	4:4:272:VAL:CG1	2.46	0.45
4:4:262:PHE:HD1	4:4:289:ILE:HD11	1.82	0.45
1:A:211:LEU:HB2	1:A:216:THR:HG21	1.97	0.45
2:B:81:GLN:HB3	2:B:122:VAL:HG21	1.98	0.45
3:C:225:ASN:HD21	3:C:289:TRP:HB3	1.81	0.45
3:C:309:PRO:HA	3:C:603:PRO:CD	2.46	0.45
4:D:239:LEU:HD22	4:D:244:VAL:HB	1.99	0.45
5:E:49:LEU:HD13	5:E:74:LEU:HD23	1.96	0.45
3:3:101:ARG:CZ	3:3:101:ARG:CB	2.94	0.45
3:3:621:VAL:O	3:3:621:VAL:HG23	2.16	0.45
5:5:49:LEU:HD13	5:5:74:LEU:HD23	1.97	0.45
5:5:67:ARG:HD3	5:5:96:GLU:HG3	1.99	0.45
1:A:132:ILE:HG21	1:A:145:LEU:HD11	1.98	0.45
3:C:223:SER:O	3:C:226:ILE:HG12	2.16	0.45

Continued on next page...

Continued from previous page...

Atom-1	Atom-2	Interatomic distance (Å)	Clash overlap (Å)
3:C:422:PRO:HA	3:C:423:PRO:HD2	1.89	0.45
4:D:119:ILE:O	4:D:123:LEU:HB2	2.16	0.45
6:F:37:TRP:CD1	6:F:75:ALA:HB2	2.51	0.45
6:F:104:TRP:HB3	6:F:154:LEU:HD11	1.97	0.45
3:3:583:VAL:HG23	3:3:598:ALA:HA	1.99	0.45
6:6:166:ARG:HD3	6:6:168:GLU:OE2	2.16	0.45
8:7:36:ASP:HB2	8:7:41:ILE:HD11	1.99	0.45
3:C:170:LEU:HD21	3:C:176:LEU:HD22	1.97	0.45
3:C:270:ARG:O	3:C:271:SER:HB2	2.17	0.45
4:D:88:LEU:HD12	4:D:403:VAL:CG2	2.46	0.45
4:D:131:VAL:HG12	4:D:132:PHE:N	2.31	0.45
6:F:96:TRP:O	6:F:99:MET:HB2	2.17	0.45
6:F:115:GLY:HA3	6:F:125:GLN:OE1	2.17	0.45
3:3:116:PRO:HG3	3:3:180:ARG:HG2	1.99	0.45
1:A:6:LEU:HB2	1:A:241:MET:HA	1.99	0.45
1:A:360:ARG:O	3:C:207:VAL:HG13	2.16	0.45
4:D:153:ARG:HG3	4:D:153:ARG:NH1	2.31	0.45
4:D:212:PRO:CG	4:D:213:ILE:HD12	2.41	0.45
5:E:72:TYR:O	5:E:89:PHE:HA	2.17	0.45
5:E:116:ARG:HB3	5:E:135:ILE:HG13	1.98	0.45
6:F:37:TRP:O	6:F:75:ALA:HB1	2.17	0.45
1:1:139:ARG:HG2	2:2:140:PRO:HD3	1.99	0.45
3:3:370:ASP:OD2	3:3:558:TRP:HD1	2.00	0.45
3:3:716:LEU:CD2	3:3:758:LEU:HB3	2.47	0.45
8:7:108:ILE:HG22	8:7:114:ARG:NH1	2.32	0.45
3:C:214:MET:O	3:C:216:PHE:CE1	2.70	0.45
3:C:267:ALA:HA	3:C:277:ILE:HD13	1.98	0.45
3:C:689:LYS:HB2	3:C:772:GLU:OE2	2.17	0.45
6:F:99:MET:CG	6:F:100:PRO:HD2	2.43	0.45
1:1:89:LEU:HD21	1:1:121:ALA:HB3	1.99	0.45
1:1:93:ALA:O	1:1:134:VAL:HA	2.17	0.45
3:3:38:HIS:CE1	3:3:287:GLU:HB3	2.52	0.45
4:4:100:ALA:O	4:4:342:VAL:HG11	2.17	0.45
4:4:187:VAL:N	4:4:188:PRO:HD2	2.32	0.45
4:4:236:GLY:HA3	4:4:377:ASN:HD21	1.82	0.45
1:A:79:MET:HG3	1:A:125:ILE:HB	1.98	0.45
3:C:2:VAL:CG1	3:C:89:ASP:HA	2.38	0.45
3:C:194:VAL:HG12	3:C:411:LEU:HD22	1.99	0.45
3:C:571:VAL:CG2	3:C:587:LEU:HD11	2.47	0.45
4:D:132:PHE:CE2	4:D:279:ARG:HD2	2.52	0.45
5:5:163:ARG:CD	7:9:69:TYR:CE1	3.00	0.45

Continued on next page...

Continued from previous page...

Atom-1	Atom-2	Interatomic distance (Å)	Clash overlap (Å)
1:A:128:THR:O	1:A:169:PHE:HA	2.16	0.45
3:C:413:LEU:HD13	3:C:448:MET:HE1	1.99	0.45
4:D:144:THR:N	4:D:145:PRO:CD	2.80	0.45
1:1:93:ALA:CB	1:1:107:LEU:HD11	2.43	0.44
1:1:357:THR:N	1:1:358:PRO:HD2	2.32	0.44
3:C:269:THR:HG22	3:C:273:GLU:O	2.17	0.44
4:D:126:LEU:O	4:D:130:LEU:HB2	2.17	0.44
5:E:59:THR:HG22	5:E:59:THR:O	2.17	0.44
1:1:10:ASP:OD1	1:1:11:PRO:HD2	2.18	0.44
1:1:134:VAL:HG23	1:1:135:ARG:O	2.17	0.44
1:1:193:GLU:HG3	1:1:212:TRP:NE1	2.31	0.44
2:2:175:HIS:ND1	2:2:175:HIS:N	2.61	0.44
3:3:55:PRO:CD	3:3:74:GLN:N	2.80	0.44
3:3:240:ALA:HB2	3:3:276:ARG:HB2	1.99	0.44
4:4:126:LEU:O	4:4:130:LEU:HB2	2.17	0.44
5:5:116:ARG:HB3	5:5:135:ILE:HG13	1.98	0.44
7:9:41:HIS:CD2	7:9:115:LEU:HD21	2.53	0.44
2:B:38:GLU:OE2	2:B:45:ARG:NH1	2.49	0.44
2:B:142:VAL:HG11	2:B:153:LEU:HG	1.99	0.44
3:C:30:VAL:CG2	3:C:48:CYS:HA	2.46	0.44
3:C:33:PHE:HZ	3:C:130:LEU:HD12	1.82	0.44
3:C:591:HIS:CE1	3:C:592:PRO:HD2	2.52	0.44
3:C:602:LEU:HD12	3:C:602:LEU:N	2.33	0.44
7:G:127:SER:O	7:G:130:VAL:HG12	2.17	0.44
8:H:81:ARG:HG3	8:H:94:HIS:CD2	2.53	0.44
3:3:6:VAL:HG12	3:3:7:ASN:N	2.32	0.44
3:3:20:MET:SD	3:3:32:LEU:CD2	3.05	0.44
3:3:394:ASP:OD2	3:3:502:ASN:N	2.51	0.44
3:3:684:ARG:HA	3:3:685:PRO:HD2	1.86	0.44
4:4:51:GLU:O	4:4:52:VAL:HG23	2.16	0.44
4:4:197:LEU:N	4:4:198:PRO:CD	2.80	0.44
5:5:167:PRO:HB2	5:5:171:ARG:HH12	1.83	0.44
2:B:74:PRO:HB2	8:H:121:ARG:HH21	1.82	0.44
3:C:20:MET:HE2	3:C:433:ALA:HB2	1.99	0.44
3:C:173:PHE:HB3	3:C:296:PHE:CE1	2.53	0.44
5:E:84:ASP:OD1	5:E:84:ASP:N	2.50	0.44
5:E:134:LYS:HE3	5:E:134:LYS:HB2	1.63	0.44
6:F:158:VAL:HA	6:F:172:PRO:HB3	1.99	0.44
3:3:194:VAL:HG12	3:3:411:LEU:HD22	1.98	0.44
3:3:240:ALA:CB	3:3:276:ARG:HB2	2.48	0.44
4:4:85:MET:HG2	4:4:409:ARG:HB2	1.98	0.44

Continued on next page...

Continued from previous page...

Atom-1	Atom-2	Interatomic distance (Å)	Clash overlap (Å)
4:4:159:LEU:O	4:4:162:TRP:HB2	2.18	0.44
6:6:154:LEU:O	6:6:158:VAL:HG13	2.16	0.44
1:A:18:TYR:CE2	1:A:263:VAL:HG11	2.52	0.44
1:A:248:GLY:O	1:A:268:MET:HB2	2.17	0.44
1:A:298:PRO:HD2	1:A:321:SER:OG	2.17	0.44
3:C:30:VAL:HG22	3:C:48:CYS:HA	1.99	0.44
3:C:430:THR:HA	3:C:431:PRO:HD2	1.83	0.44
3:C:583:VAL:HG23	3:C:599:HIS:H	1.83	0.44
4:D:205:GLU:OE2	4:D:281:ARG:NE	2.28	0.44
1:1:398:SER:HA	3:3:46:ARG:HD3	1.98	0.44
3:3:279:ALA:HB2	3:3:290:ILE:CG1	2.35	0.44
3:3:689:LYS:HB2	3:3:772:GLU:HG2	2.00	0.44
4:4:162:TRP:CE2	7:9:34:LYS:HD2	2.52	0.44
6:6:76:ASP:O	6:6:77:VAL:CB	2.66	0.44
3:C:337:ARG:HD3	3:C:340:GLU:HG3	1.98	0.44
4:D:85:MET:HG2	4:D:409:ARG:HB2	1.98	0.44
4:D:196:VAL:O	4:D:200:ARG:HB2	2.18	0.44
4:D:393:MET:C	4:D:396:ILE:HG22	2.37	0.44
5:E:16:PRO:HD2	5:E:28:VAL:HG13	2.00	0.44
8:H:36:ASP:HB2	8:H:41:ILE:HD11	2.00	0.44
3:3:117:LEU:HG	4:4:321:MET:HE1	2.00	0.44
3:3:561:PRO:HG3	3:3:575:GLU:O	2.18	0.44
3:3:567:TYR:HE1	3:3:586:HIS:HB2	1.82	0.44
3:3:663:ALA:O	3:3:666:ALA:HB3	2.18	0.44
4:4:233:GLY:CA	5:5:48:PHE:HE1	2.31	0.44
1:A:134:VAL:HG23	1:A:135:ARG:O	2.17	0.44
3:C:152:PRO:HG3	4:D:305:PRO:O	2.18	0.44
3:C:168:HIS:C	3:C:168:HIS:CD2	2.91	0.44
3:C:274:LEU:HD12	3:C:275:LEU:N	2.32	0.44
3:C:337:ARG:CD	3:C:340:GLU:HG3	2.48	0.44
3:C:663:ALA:O	3:C:666:ALA:HB3	2.18	0.44
3:C:689:LYS:HB2	3:C:772:GLU:HG2	2.00	0.44
1:1:291:ILE:HA	1:1:292:PRO:HD2	1.64	0.44
2:2:154:LEU:O	2:2:158:ARG:HB2	2.17	0.44
3:3:230:CYS:HA	9:3:785:SF4:S2	2.58	0.44
3:3:334:LYS:NZ	3:3:334:LYS:HB3	2.33	0.44
8:7:92:HIS:O	8:7:93:LEU:HD12	2.18	0.44
1:A:177:ALA:O	2:B:67:TYR:HB3	2.17	0.44
2:B:106:ILE:HG22	2:B:110:GLU:HB2	1.99	0.44
5:E:87:ARG:O	5:E:88:PHE:HB3	2.18	0.44
1:1:79:MET:HG3	1:1:125:ILE:HB	1.98	0.44

Continued on next page...

Continued from previous page...

Atom-1	Atom-2	Interatomic distance (Å)	Clash overlap (Å)
4:4:131:VAL:HG12	4:4:132:PHE:N	2.33	0.44
4:4:144:THR:N	4:4:145:PRO:CD	2.81	0.44
4:4:211:SER:HA	4:4:212:PRO:HD2	1.89	0.44
1:A:243:THR:HB	1:A:314:GLU:OE2	2.17	0.44
1:A:358:PRO:O	1:A:362:GLY:CA	2.53	0.44
2:B:136:VAL:HG21	2:B:163:LEU:CD1	2.43	0.44
3:C:229:ILE:O	3:C:230:CYS:C	2.55	0.44
3:C:591:HIS:ND1	3:C:592:PRO:N	2.66	0.44
4:D:99:LEU:O	4:D:103:LYS:HG2	2.18	0.44
5:E:132:LEU:HA	5:E:132:LEU:HD23	1.62	0.44
5:E:160:ARG:HH21	7:G:144:LYS:NZ	2.15	0.44
3:3:277:ILE:HD13	3:3:277:ILE:HA	1.83	0.44
4:4:82:THR:N	4:4:83:PRO:HD2	2.33	0.44
4:4:196:VAL:O	4:4:196:VAL:HG22	2.17	0.44
1:A:188:LEU:HD23	1:A:188:LEU:C	2.38	0.44
3:C:459:MET:HG2	3:C:465:HIS:CB	2.44	0.44
4:D:65:GLY:O	4:D:69:THR:CG2	2.64	0.44
1:1:18:TYR:CE2	1:1:263:VAL:HG11	2.53	0.43
1:1:341:MET:HE1	1:1:409:PRO:CB	2.47	0.43
3:3:270:ARG:O	3:3:271:SER:HB2	2.17	0.43
3:3:409:LEU:HD23	3:3:409:LEU:HA	1.72	0.43
4:4:317:LEU:HD12	4:4:317:LEU:HA	1.78	0.43
5:5:134:LYS:HE3	5:5:134:LYS:HB2	1.67	0.43
7:9:127:SER:O	7:9:130:VAL:HG12	2.18	0.43
4:D:47:LEU:HA	4:D:53:LEU:HD23	2.00	0.43
2:2:106:ILE:HG22	2:2:110:GLU:HB2	1.99	0.43
3:3:259:CYS:CB	3:3:260:PRO:CD	2.96	0.43
3:3:646:GLU:C	3:3:648:LEU:H	2.22	0.43
4:4:40:VAL:O	4:4:40:VAL:CG2	2.64	0.43
4:4:61:TYR:CZ	6:6:87:LYS:HE2	2.53	0.43
6:6:104:TRP:NE1	6:6:173:VAL:HG22	2.33	0.43
1:A:193:GLU:OE1	1:A:211:LEU:HD12	2.18	0.43
4:D:88:LEU:HD21	6:F:48:ILE:HD13	2.00	0.43
4:D:196:VAL:O	4:D:196:VAL:HG22	2.18	0.43
1:1:106:ILE:HG23	1:1:110:VAL:HG23	2.01	0.43
1:1:395:GLU:O	1:1:396:GLY:C	2.56	0.43
3:3:497:TRP:O	3:3:528:LYS:HE3	2.18	0.43
3:3:560:GLU:HA	3:3:561:PRO:HD2	1.87	0.43
3:3:715:GLU:O	3:3:715:GLU:OE2	2.36	0.43
4:4:153:ARG:HG3	4:4:153:ARG:NH1	2.33	0.43
5:5:84:ASP:N	5:5:84:ASP:OD1	2.51	0.43

Continued on next page...

Continued from previous page...

Atom-1	Atom-2	Interatomic distance (Å)	Clash overlap (Å)
6:6:16:ARG:HG2	6:6:21:PHE:HE2	1.84	0.43
8:7:121:ARG:NH1	8:7:121:ARG:CG	2.81	0.43
3:C:227:THR:HG21	3:C:237:ASP:HB2	2.00	0.43
3:C:646:GLU:C	3:C:648:LEU:H	2.21	0.43
3:C:716:LEU:HA	3:C:759:TYR:O	2.18	0.43
4:D:83:PRO:HB2	4:D:169:HIS:HA	2.00	0.43
1:1:332:PRO:CD	2:2:90:LEU:HD23	2.47	0.43
1:1:427:GLU:O	1:1:428:LYS:C	2.57	0.43
3:3:571:VAL:HG11	3:3:591:HIS:CD2	2.54	0.43
6:6:37:TRP:CE3	6:6:37:TRP:HA	2.53	0.43
8:7:68:LEU:HD13	8:7:68:LEU:C	2.38	0.43
1:A:70:PHE:CG	1:A:71:PRO:HD2	2.54	0.43
1:A:93:ALA:CB	1:A:107:LEU:HD11	2.46	0.43
1:A:158:LEU:HD23	1:A:158:LEU:HA	1.86	0.43
2:B:106:ILE:HG23	2:B:110:GLU:HB2	2.00	0.43
3:C:688:ARG:HD3	3:C:688:ARG:HA	1.71	0.43
4:D:91:PHE:CD1	4:D:120:LEU:HD12	2.53	0.43
4:D:102:GLU:HG2	4:D:175:ILE:O	2.18	0.43
5:E:131:ASP:OD2	5:E:133:ARG:NE	2.47	0.43
1:1:110:VAL:HG23	1:1:110:VAL:O	2.18	0.43
3:3:471:GLY:HA2	3:3:473:GLU:OE2	2.19	0.43
1:A:97:GLU:HB2	1:A:180:TYR:HE1	1.84	0.43
1:A:246:SER:O	1:A:268:MET:HG2	2.19	0.43
1:A:438:ARG:HD2	1:A:438:ARG:H	1.83	0.43
3:C:31:PRO:HG3	3:C:137:TYR:CG	2.53	0.43
5:E:13:LYS:NZ	5:E:33:ARG:HH21	2.17	0.43
8:H:65:GLU:HA	8:H:66:PRO:HD3	1.86	0.43
1:1:248:GLY:O	1:1:268:MET:HB2	2.19	0.43
2:2:168:LEU:HA	2:2:169:PRO:HD2	1.79	0.43
3:3:606:THR:O	3:3:610:LYS:HG3	2.18	0.43
4:4:250:LYS:HE2	4:4:262:PHE:CD2	2.53	0.43
3:C:516:VAL:O	3:C:520:ARG:HG3	2.18	0.43
3:C:695:ARG:NH1	3:C:697:THR:HG22	2.33	0.43
4:D:262:PHE:HD1	4:D:289:ILE:HD11	1.82	0.43
5:E:67:ARG:HD3	5:E:96:GLU:HG3	1.99	0.43
6:F:166:ARG:HD3	6:F:168:GLU:OE2	2.18	0.43
7:G:71:GLU:HB2	7:G:90:VAL:HB	2.01	0.43
1:1:211:LEU:HB2	1:1:216:THR:HG21	1.99	0.43
3:3:11:VAL:HG21	3:3:26:ALA:HB2	2.00	0.43
3:3:384:PRO:HG3	3:3:542:ARG:HE	1.83	0.43
3:3:501:LYS:N	3:3:501:LYS:CD	2.73	0.43

Continued on next page...

Continued from previous page...

Atom-1	Atom-2	Interatomic distance (Å)	Clash overlap (Å)
5:5:167:PRO:HB3	7:9:66:TYR:CE2	2.53	0.43
1:A:341:MET:HE3	1:A:409:PRO:HB2	1.96	0.43
3:C:370:ASP:OD2	3:C:558:TRP:HD1	2.01	0.43
4:D:288:LYS:HA	4:D:288:LYS:HD3	1.83	0.43
5:E:53:VAL:HG22	5:E:55:LEU:CD1	2.48	0.43
1:1:17:LEU:HD12	1:1:251:LEU:CD1	2.49	0.43
3:3:690:GLY:HA3	3:3:770:ARG:HH21	1.79	0.43
3:3:695:ARG:HD2	3:3:717:TRP:CZ3	2.54	0.43
4:4:119:ILE:O	4:4:123:LEU:HB2	2.19	0.43
4:4:143:LEU:HD23	4:4:143:LEU:O	2.19	0.43
7:9:41:HIS:CE1	7:9:98:CYS:SG	3.12	0.43
1:A:56:GLU:HG2	1:A:231:MET:SD	2.59	0.43
1:A:202:LYS:N	1:A:203:PRO:HD2	2.34	0.43
1:A:211:LEU:HD12	1:A:211:LEU:HA	1.68	0.43
1:1:5:ILE:HG22	1:1:6:LEU:N	2.34	0.43
1:1:6:LEU:HB2	1:1:241:MET:HA	1.99	0.43
1:1:53:VAL:HG23	1:1:231:MET:HE2	2.01	0.43
1:1:228:VAL:HB	1:1:229:PRO:CD	2.49	0.43
3:3:173:PHE:HB3	3:3:296:PHE:CE1	2.53	0.43
4:4:240:ARG:HB2	4:4:266:LEU:HD23	2.01	0.43
4:4:288:LYS:HD3	4:4:288:LYS:HA	1.85	0.43
5:5:2:ARG:HG3	5:5:84:ASP:CG	2.39	0.43
6:6:32:ARG:NH1	6:6:102:PRO:HG2	2.34	0.43
7:9:99:ILE:HG22	7:9:101:CYS:SG	2.58	0.43
1:A:63:ARG:NH1	1:A:313:TYR:HB3	2.33	0.43
2:B:134:ILE:HG13	2:B:145:VAL:HG21	2.01	0.43
3:C:412:ARG:HA	3:C:412:ARG:HD2	1.93	0.43
3:C:706:GLY:O	3:C:709:GLN:HB2	2.19	0.43
1:1:177:ALA:HB3	2:2:67:TYR:CD2	2.54	0.43
3:3:116:PRO:O	3:3:117:LEU:CB	2.60	0.43
3:3:120:PRO:HG2	8:7:42:TYR:CZ	2.53	0.43
3:3:139:LEU:HD11	3:3:154:TYR:CD1	2.54	0.43
3:3:513:GLN:HG2	3:3:769:LEU:HD23	2.01	0.43
5:5:87:ARG:O	5:5:88:PHE:HB3	2.19	0.43
5:5:101:LEU:HA	5:5:102:PRO:HD2	1.86	0.43
5:5:107:LEU:N	5:5:107:LEU:CD1	2.82	0.43
3:C:17:THR:HG22	3:C:18:SER:O	2.19	0.43
3:C:139:LEU:HD11	3:C:154:TYR:CD1	2.54	0.43
3:C:225:ASN:ND2	3:C:289:TRP:HB3	2.34	0.43
3:C:474:ARG:HA	3:C:517:ALA:HB2	2.01	0.43
4:D:363:SER:HB3	5:E:173:ALA:HB1	2.00	0.43

Continued on next page...

Continued from previous page...

Atom-1	Atom-2	Interatomic distance (Å)	Clash overlap (Å)
1:1:392:PRO:O	1:1:397:ARG:NH1	2.52	0.42
2:2:43:PRO:O	2:2:47:GLU:HG3	2.19	0.42
3:3:55:PRO:HG3	3:3:74:GLN:CB	2.49	0.42
4:4:64:THR:N	4:4:409:ARG:OXT	2.52	0.42
1:A:438:ARG:HD2	1:A:438:ARG:N	2.33	0.42
2:B:45:ARG:O	2:B:49:ILE:HG13	2.19	0.42
2:B:79:HIS:O	2:B:136:VAL:O	2.37	0.42
3:C:87:VAL:HA	3:C:91:MET:CE	2.46	0.42
4:D:236:GLY:HA3	4:D:377:ASN:HD21	1.83	0.42
4:D:250:LYS:HG3	4:D:264:VAL:HG21	2.00	0.42
4:D:317:LEU:HD12	4:D:317:LEU:HA	1.74	0.42
6:F:16:ARG:O	6:F:21:PHE:HD2	2.01	0.42
1:1:239:ALA:C	1:1:241:MET:H	2.23	0.42
3:3:267:ALA:HA	3:3:277:ILE:HD13	2.01	0.42
3:3:776:LEU:N	3:3:776:LEU:HD23	2.34	0.42
3:C:109:GLU:OE2	3:C:156:ARG:HG3	2.20	0.42
3:C:550:LEU:N	3:C:550:LEU:CD1	2.81	0.42
3:C:571:VAL:HG23	3:C:587:LEU:HD11	2.00	0.42
3:C:605:PRO:HB2	3:C:609:GLU:HG3	2.01	0.42
5:E:13:LYS:HZ3	5:E:33:ARG:HH21	1.67	0.42
6:F:148:ILE:O	6:F:152:MET:HG3	2.20	0.42
6:F:154:LEU:O	6:F:154:LEU:HG	2.18	0.42
1:1:414:LEU:O	1:1:418:LYS:HB2	2.19	0.42
10:1:440:FMN:C2	10:1:440:FMN:HO3'	2.16	0.42
2:2:27:ILE:HD13	2:2:60:VAL:HG22	2.01	0.42
3:3:45:CYS:SG	3:3:47:MET:HB2	2.59	0.42
3:3:270:ARG:HB3	3:3:275:LEU:HD21	2.00	0.42
3:3:583:VAL:HG23	3:3:599:HIS:H	1.85	0.42
6:6:163:TYR:CD2	6:6:169:ARG:HA	2.54	0.42
3:C:23:VAL:HG12	3:C:24:PHE:N	2.33	0.42
3:C:120:PRO:O	3:C:245:ARG:NH1	2.52	0.42
3:C:151:LEU:HD23	3:C:151:LEU:HA	1.85	0.42
3:C:409:LEU:HD23	3:C:409:LEU:HA	1.76	0.42
4:D:187:VAL:N	4:D:188:PRO:HD2	2.34	0.42
4:D:197:LEU:O	4:D:200:ARG:HB3	2.19	0.42
4:D:297:LEU:HD12	4:D:297:LEU:HA	1.82	0.42
5:5:64:ARG:HB3	5:5:65:PRO:HD2	2.02	0.42
1:A:289:ALA:HB3	1:A:337:MET:HE1	2.02	0.42
1:A:427:GLU:O	1:A:428:LYS:C	2.57	0.42
2:B:26:ALA:O	2:B:29:PRO:HG2	2.19	0.42
2:B:27:ILE:O	2:B:31:LEU:HD22	2.19	0.42

Continued on next page...

Continued from previous page...

Atom-1	Atom-2	Interatomic distance (Å)	Clash overlap (Å)
3:C:46:ARG:HG2	3:C:46:ARG:NH1	2.34	0.42
3:C:413:LEU:HD13	3:C:448:MET:HE3	2.00	0.42
3:C:501:LYS:N	3:C:501:LYS:CD	2.75	0.42
3:C:583:VAL:HG23	3:C:598:ALA:HA	1.99	0.42
3:C:586:HIS:CD2	3:C:640:VAL:HG21	2.55	0.42
3:C:676:LEU:O	3:C:676:LEU:HD13	2.19	0.42
4:D:56:VAL:HA	4:D:57:PRO:HD2	1.94	0.42
6:F:89:ALA:N	6:F:90:PRO:HD2	2.34	0.42
6:F:104:TRP:HA	6:F:134:ASP:OD2	2.19	0.42
1:1:367:MET:HE1	1:1:410:VAL:HG21	2.02	0.42
3:3:200:LEU:HD12	3:3:200:LEU:HA	1.93	0.42
3:3:414:SER:OG	3:3:443:ARG:NH2	2.53	0.42
3:3:451:PHE:CE1	3:3:466:GLU:HB3	2.53	0.42
6:6:137:VAL:HG13	6:6:137:VAL:O	2.19	0.42
1:A:272:PHE:HB3	1:A:276:ILE:CD1	2.50	0.42
3:C:270:ARG:HB3	3:C:275:LEU:HD21	2.01	0.42
3:C:334:LYS:NZ	3:C:334:LYS:HB3	2.34	0.42
3:C:506:ILE:HG12	3:C:533:LEU:HB2	2.00	0.42
3:C:513:GLN:HG2	3:C:769:LEU:HD23	2.01	0.42
4:D:82:THR:N	4:D:83:PRO:HD2	2.34	0.42
4:D:276:MET:O	4:D:280:ILE:HG13	2.19	0.42
4:D:393:MET:CA	4:D:396:ILE:HG22	2.49	0.42
7:G:41:HIS:HA	7:G:115:LEU:HA	2.02	0.42
8:H:73:SER:OG	8:H:80:LYS:HA	2.19	0.42
2:2:27:ILE:O	2:2:31:LEU:HD22	2.20	0.42
2:2:106:ILE:HG23	2:2:110:GLU:HB2	2.02	0.42
3:3:120:PRO:O	3:3:245:ARG:NH1	2.53	0.42
3:3:473:GLU:O	3:3:477:LEU:HD12	2.20	0.42
4:4:234:LEU:O	4:4:236:GLY:N	2.53	0.42
4:4:249:ARG:HB3	4:4:257:TYR:CD1	2.40	0.42
8:7:90:HIS:O	8:7:90:HIS:ND1	2.49	0.42
3:C:191:PHE:CE2	3:C:199:VAL:HG23	2.55	0.42
4:D:200:ARG:HA	4:D:200:ARG:HE	1.85	0.42
5:E:81:LYS:HB2	5:E:82:ASP:H	1.64	0.42
5:E:107:LEU:N	5:E:107:LEU:CD1	2.82	0.42
1:1:188:LEU:HD23	1:1:188:LEU:C	2.40	0.42
1:1:438:ARG:H	1:1:438:ARG:HD2	1.85	0.42
3:3:261:VAL:HG23	9:3:786:SF4:S2	2.60	0.42
4:4:197:LEU:O	4:4:200:ARG:HB3	2.20	0.42
5:5:16:PRO:HD2	5:5:28:VAL:HG13	2.01	0.42
6:6:106:ILE:CD1	6:6:151:VAL:HG12	2.49	0.42

Continued on next page...

Continued from previous page...

Atom-1	Atom-2	Interatomic distance (Å)	Clash overlap (Å)
7:9:41:HIS:HE1	7:9:98:CYS:SG	2.42	0.42
8:7:43:ARG:HH11	8:7:48:TYR:CB	2.33	0.42
3:C:120:PRO:HG2	8:H:42:TYR:CZ	2.55	0.42
5:E:2:ARG:HG3	5:E:84:ASP:CG	2.38	0.42
3:3:260:PRO:HG3	3:3:536:THR:O	2.19	0.42
4:4:182:LEU:HD22	4:4:186:PHE:CD2	2.54	0.42
4:4:224:ILE:HD11	4:4:275:ARG:CZ	2.50	0.42
5:5:78:PRO:HG3	5:5:85:GLY:CA	2.50	0.42
7:9:96:LEU:HD21	7:9:129:LEU:HD13	2.01	0.42
8:7:108:ILE:N	8:7:108:ILE:CD1	2.83	0.42
1:A:323:LEU:C	1:A:323:LEU:CD2	2.88	0.42
2:B:154:LEU:O	2:B:158:ARG:HB2	2.20	0.42
3:C:382:PHE:CD1	3:C:382:PHE:N	2.87	0.42
3:C:695:ARG:HD2	3:C:717:TRP:CZ3	2.55	0.42
3:C:701:ALA:N	3:C:763:LEU:O	2.51	0.42
6:F:96:TRP:HA	6:F:99:MET:CE	2.36	0.42
8:H:78:LYS:HA	8:H:78:LYS:HD3	1.73	0.42
1:1:186:THR:CG2	1:1:200:ARG:N	2.69	0.42
3:3:422:PRO:HA	3:3:423:PRO:HD2	1.91	0.42
3:3:694:LEU:HD12	3:3:769:LEU:HB2	2.01	0.42
4:4:196:VAL:O	4:4:200:ARG:HB2	2.20	0.42
4:4:250:LYS:HG3	4:4:264:VAL:HG21	2.01	0.42
5:5:120:ASP:OD1	5:5:134:LYS:HG3	2.19	0.42
6:6:104:TRP:HA	6:6:134:ASP:OD2	2.19	0.42
1:A:10:ASP:OD1	1:A:11:PRO:HD2	2.20	0.42
3:C:254:THR:OG1	3:C:624:LEU:HD23	2.19	0.42
3:C:361:ALA:CB	3:C:369:LEU:HD13	2.50	0.42
5:E:137:THR:HB	5:E:141:LEU:HD22	2.02	0.42
8:H:20:MET:HE3	8:H:59:LEU:HG	2.02	0.42
1:1:70:PHE:CG	1:1:71:PRO:HD2	2.54	0.42
1:1:97:GLU:HB2	1:1:180:TYR:HE1	1.85	0.42
1:1:391:LEU:N	1:1:392:PRO:CD	2.83	0.42
3:3:397:LEU:HD21	3:3:480:LEU:HD13	2.01	0.42
3:3:477:LEU:CD2	3:3:521:ALA:HB2	2.50	0.42
3:3:516:VAL:O	3:3:520:ARG:HG3	2.19	0.42
1:A:92:ASN:HD21	10:A:440:FMN:C2	2.32	0.42
3:C:237:ASP:CG	3:C:239:THR:HG22	2.41	0.42
4:D:211:SER:CB	4:D:214:PHE:HB3	2.50	0.42
5:E:150:TYR:HA	5:E:151:PRO:HD3	1.79	0.42
6:F:138:PRO:HG3	7:G:121:MET:HG3	2.02	0.42
7:G:112:ALA:HB3	9:G:184:SF4:S4	2.60	0.42

Continued on next page...

Continued from previous page...

Atom-1	Atom-2	Interatomic distance (Å)	Clash overlap (Å)
1:1:135:ARG:C	1:1:137:GLU:H	2.24	0.41
1:1:438:ARG:HD2	1:1:438:ARG:N	2.35	0.41
3:3:440:ARG:NH1	3:3:440:ARG:HG3	2.34	0.41
3:3:701:ALA:N	3:3:763:LEU:O	2.51	0.41
4:4:76:LEU:HD12	4:4:76:LEU:O	2.19	0.41
4:4:163:VAL:HG13	4:4:164:THR:HG23	2.01	0.41
6:6:96:TRP:O	6:6:99:MET:HB2	2.20	0.41
2:B:79:HIS:ND1	2:B:118:SER:CB	2.83	0.41
3:C:522:ARG:O	3:C:526:GLU:HG3	2.20	0.41
3:C:594:ALA:C	3:C:596:ARG:H	2.23	0.41
4:D:108:VAL:O	4:D:110:PRO:HD3	2.19	0.41
4:D:140:LEU:HD13	4:D:208:PHE:CE2	2.54	0.41
4:D:224:ILE:HD11	4:D:275:ARG:CZ	2.49	0.41
4:D:250:LYS:NZ	4:D:262:PHE:HB3	2.35	0.41
5:E:30:PRO:HG2	5:E:33:ARG:HB2	2.02	0.41
5:E:126:PHE:H	5:E:132:LEU:CD1	2.30	0.41
8:H:6:GLU:O	8:H:10:TYR:CD2	2.73	0.41
3:3:30:VAL:CG2	3:3:48:CYS:HA	2.50	0.41
3:3:390:LEU:O	3:3:416:PHE:CD1	2.73	0.41
6:6:147:LEU:O	6:6:147:LEU:HD13	2.20	0.41
1:A:53:VAL:HG13	1:A:124:ALA:HB2	2.02	0.41
1:A:249:MET:HA	1:A:267:PRO:HA	2.02	0.41
2:B:21:GLU:O	2:B:21:GLU:HG2	2.18	0.41
3:C:270:ARG:HH11	3:C:270:ARG:HG3	1.85	0.41
3:C:414:SER:OG	3:C:443:ARG:NH2	2.53	0.41
5:E:146:LEU:HD22	5:E:146:LEU:HA	1.86	0.41
6:F:163:TYR:CD2	6:F:169:ARG:HA	2.55	0.41
7:G:141:VAL:O	7:G:141:VAL:HG12	2.20	0.41
1:1:55:GLU:O	1:1:59:ARG:HG3	2.20	0.41
3:3:737:GLU:O	3:3:773:GLY:HA3	2.20	0.41
4:4:70:MET:C	4:4:72:HIS:H	2.23	0.41
5:5:137:THR:HB	5:5:141:LEU:HD22	2.02	0.41
1:A:414:LEU:O	1:A:418:LYS:HB2	2.21	0.41
6:F:100:PRO:O	6:F:103:LYS:HD3	2.20	0.41
8:H:43:ARG:HH11	8:H:48:TYR:CB	2.34	0.41
1:1:188:LEU:HD23	1:1:188:LEU:O	2.20	0.41
1:1:272:PHE:HB3	1:1:276:ILE:HD11	2.02	0.41
3:3:87:VAL:HA	3:3:91:MET:CE	2.49	0.41
3:3:719:HIS:HA	3:3:720:PRO:HD3	1.89	0.41
5:5:53:VAL:HG22	5:5:55:LEU:HD12	2.02	0.41
3:C:269:THR:HG23	3:C:274:LEU:HD13	2.03	0.41

Continued on next page...

Continued from previous page...

Atom-1	Atom-2	Interatomic distance (Å)	Clash overlap (Å)
3:C:397:LEU:HD21	3:C:480:LEU:HD13	2.02	0.41
3:C:737:GLU:O	3:C:773:GLY:HA3	2.20	0.41
4:D:205:GLU:OE1	4:D:284:ARG:NH2	2.53	0.41
1:1:273:ARG:O	1:1:277:TYR:HB2	2.21	0.41
2:2:61:MET:HB2	3:3:214:MET:HG3	2.01	0.41
3:3:30:VAL:HG22	3:3:48:CYS:HA	2.03	0.41
3:3:337:ARG:HD3	3:3:340:GLU:CG	2.50	0.41
4:4:65:GLY:O	4:4:69:THR:CG2	2.67	0.41
7:9:121:MET:HG3	7:9:121:MET:O	2.20	0.41
1:A:110:VAL:O	1:A:110:VAL:HG23	2.19	0.41
1:A:273:ARG:HA	1:A:307:LEU:HD22	2.02	0.41
1:A:373:LYS:HE2	1:A:378:GLN:O	2.20	0.41
3:C:38:HIS:CE1	3:C:287:GLU:HB3	2.56	0.41
4:D:62:LEU:HD13	6:F:44:ALA:HB2	2.01	0.41
5:E:78:PRO:HG3	5:E:85:GLY:CA	2.51	0.41
6:F:37:TRP:CE3	6:F:37:TRP:HA	2.55	0.41
6:F:92:MET:O	6:F:92:MET:HG2	2.20	0.41
6:F:163:TYR:HE1	7:G:152:ARG:HD2	1.84	0.41
8:H:21:ARG:NH1	8:H:21:ARG:HG3	2.35	0.41
10:1:440:FMN:H9	10:1:440:FMN:H1'1	1.64	0.41
2:2:3:PHE:HB3	2:2:48:GLU:OE1	2.19	0.41
3:3:246:ASN:H	3:3:246:ASN:ND2	2.18	0.41
3:3:591:HIS:ND1	3:3:592:PRO:N	2.68	0.41
4:4:131:VAL:HG23	4:4:153:ARG:NH1	2.36	0.41
7:9:71:GLU:HB2	7:9:90:VAL:HB	2.02	0.41
3:C:101:ARG:CZ	3:C:101:ARG:CB	2.97	0.41
3:C:321:THR:HG22	3:C:322:TRP:N	2.35	0.41
3:C:464:ILE:H	3:C:464:ILE:HG12	1.55	0.41
3:C:715:GLU:O	3:C:715:GLU:OE2	2.38	0.41
3:C:753:VAL:HG13	3:C:759:TYR:CD1	2.55	0.41
4:D:104:LEU:HA	5:E:22:LEU:HD11	2.02	0.41
7:G:96:LEU:HD21	7:G:129:LEU:HD13	2.02	0.41
1:1:246:SER:O	1:1:268:MET:HG2	2.20	0.41
1:1:249:MET:HA	1:1:267:PRO:HA	2.02	0.41
2:2:79:HIS:O	2:2:136:VAL:O	2.38	0.41
3:3:115:HIS:CG	3:3:116:PRO:CD	2.94	0.41
3:3:194:VAL:HG12	3:3:195:PRO:HD3	2.02	0.41
3:3:361:ALA:CB	3:3:369:LEU:HD13	2.50	0.41
5:5:54:GLY:C	5:5:55:LEU:HD12	2.40	0.41
6:6:117:MET:HE1	7:9:99:ILE:HG12	1.98	0.41
2:B:31:LEU:HD12	2:B:41:ILE:HD13	2.03	0.41

Continued on next page...

Continued from previous page...

Atom-1	Atom-2	Interatomic distance (Å)	Clash overlap (Å)
3:C:469:ARG:HB2	3:C:470:PRO:HD2	2.01	0.41
3:C:616:ASN:HB3	3:C:618:GLU:HG3	2.01	0.41
3:C:684:ARG:HA	3:C:685:PRO:HD2	1.84	0.41
4:D:164:THR:OG1	4:D:170:HIS:HB3	2.20	0.41
6:F:147:LEU:O	6:F:147:LEU:HD13	2.21	0.41
8:H:50:LEU:HD12	8:H:51:PRO:CD	2.49	0.41
1:1:169:PHE:CE2	1:1:171:LEU:CD1	3.03	0.41
3:3:281:GLU:HG3	3:3:283:PRO:HD3	2.03	0.41
4:4:164:THR:OG1	4:4:170:HIS:HB3	2.21	0.41
4:4:393:MET:CA	4:4:396:ILE:HG22	2.49	0.41
8:7:14:VAL:O	8:7:17:LEU:HB2	2.20	0.41
1:A:239:ALA:C	1:A:241:MET:H	2.24	0.41
1:A:293:GLY:O	1:A:327:GLY:N	2.53	0.41
3:C:343:LEU:HD23	3:C:343:LEU:HA	1.86	0.41
3:C:381:LEU:HD12	3:C:522:ARG:HD3	2.03	0.41
3:C:390:LEU:O	3:C:416:PHE:CD1	2.74	0.41
3:C:454:TYR:HB2	3:C:752:ASP:OD2	2.20	0.41
4:D:143:LEU:HD23	4:D:143:LEU:O	2.21	0.41
5:E:54:GLY:O	5:E:55:LEU:HD12	2.20	0.41
5:E:77:LEU:HA	5:E:78:PRO:HD3	1.86	0.41
6:F:106:ILE:HD12	6:F:151:VAL:HG12	2.02	0.41
8:H:112:LYS:CG	8:H:116:PHE:CE1	3.03	0.41
1:1:32:TYR:O	1:1:37:GLY:HA2	2.20	0.41
1:1:102:LYS:HG2	1:1:253:GLN:OE1	2.21	0.41
1:1:273:ARG:HA	1:1:307:LEU:HD22	2.03	0.41
1:1:364:ALA:HB3	3:3:207:VAL:HG13	2.01	0.41
2:2:142:VAL:HG11	2:2:153:LEU:HG	2.02	0.41
3:3:118:ASP:HB2	9:3:784:SF4:S1	2.61	0.41
3:3:202:PHE:C	3:3:203:ILE:HD13	2.41	0.41
3:3:252:THR:HA	3:3:253:PRO:HD2	1.86	0.41
3:3:321:THR:HG22	3:3:322:TRP:N	2.36	0.41
3:3:373:GLY:HA3	3:3:538:ALA:HB2	2.03	0.41
3:3:454:TYR:HB2	3:3:752:ASP:OD2	2.20	0.41
3:3:592:PRO:HA	3:3:595:GLU:OE2	2.21	0.41
3:3:753:VAL:HG13	3:3:759:TYR:CD1	2.55	0.41
4:4:62:LEU:HD13	6:6:44:ALA:HB2	2.03	0.41
4:4:88:LEU:HD12	4:4:403:VAL:HG21	2.02	0.41
4:4:102:GLU:HG2	4:4:175:ILE:O	2.21	0.41
4:4:276:MET:O	4:4:280:ILE:HG13	2.21	0.41
5:5:2:ARG:HD2	5:5:84:ASP:OD1	2.21	0.41
5:5:13:LYS:NZ	5:5:33:ARG:HH21	2.19	0.41

Continued on next page...

Continued from previous page...

Atom-1	Atom-2	Interatomic distance (Å)	Clash overlap (Å)
6:6:18:GLY:O	6:6:19:ILE:C	2.59	0.41
6:6:146:ALA:HB2	7:9:119:PHE:HD1	1.85	0.41
7:9:63:CYS:HA	7:9:64:PRO:HD3	1.91	0.41
7:9:108:CYS:HA	7:9:109:PRO:HD3	1.90	0.41
7:9:138:VAL:HG23	7:9:139:ASP:N	2.36	0.41
1:A:17:LEU:C	1:A:19:ALA:H	2.25	0.41
1:A:135:ARG:C	1:A:137:GLU:H	2.24	0.41
1:A:186:THR:HG21	1:A:200:ARG:H	1.77	0.41
1:A:259:LYS:CA	1:A:284:LEU:HD21	2.48	0.41
1:A:260:ARG:O	1:A:260:ARG:HG3	2.20	0.41
1:A:331:ILE:CG2	1:A:337:MET:HE2	2.49	0.41
1:A:354:GLY:HA2	1:A:360:ARG:HB2	2.03	0.41
2:B:86:LEU:HD11	2:B:90:LEU:HD11	2.02	0.41
3:C:36:GLU:O	3:C:37:LYS:C	2.59	0.41
3:C:54:LEU:N	3:C:55:PRO:HD3	2.36	0.41
3:C:55:PRO:HG3	3:C:74:GLN:N	2.36	0.41
3:C:259:CYS:HB2	3:C:260:PRO:CD	2.51	0.41
3:C:454:TYR:CD2	3:C:454:TYR:N	2.88	0.41
3:C:474:ARG:NH2	3:C:516:VAL:CG2	2.58	0.41
3:C:560:GLU:HA	3:C:561:PRO:HD2	1.88	0.41
3:C:627:ALA:HA	3:C:628:PRO:HD3	1.81	0.41
3:C:695:ARG:HA	3:C:696:PRO:HD2	1.91	0.41
4:D:64:THR:N	4:D:409:ARG:OXT	2.54	0.41
4:D:159:LEU:O	4:D:162:TRP:HB2	2.20	0.41
4:D:290:ILE:O	4:D:294:LEU:HB2	2.21	0.41
4:D:400:LEU:HA	4:D:400:LEU:HD23	1.83	0.41
5:E:160:ARG:HG3	7:G:130:VAL:CG1	2.51	0.41
6:F:30:TRP:O	6:F:30:TRP:CD1	2.73	0.41
1:1:272:PHE:HB3	1:1:276:ILE:CD1	2.51	0.41
3:3:469:ARG:HB2	3:3:470:PRO:HD2	2.03	0.41
3:3:695:ARG:NH1	3:3:697:THR:HG22	2.36	0.41
3:3:753:VAL:HA	3:3:754:PRO:HD2	1.83	0.41
4:4:84:ARG:CD	6:6:117:MET:HE3	2.48	0.41
8:7:63:LEU:HD12	8:7:63:LEU:HA	1.85	0.41
1:A:155:ARG:H	1:A:155:ARG:HG2	1.69	0.41
1:A:238:PHE:CZ	1:A:248:GLY:HA3	2.56	0.41
3:C:256:CYS:HB2	3:C:265:ILE:HD13	2.03	0.41
3:C:451:PHE:CE1	3:C:466:GLU:HB3	2.55	0.41
4:D:376:VAL:O	4:D:379:GLN:HG3	2.21	0.41
6:F:164:ASN:HD22	6:F:170:LEU:HD21	1.85	0.41
1:1:63:ARG:NH1	1:1:313:TYR:HB3	2.36	0.40

Continued on next page...

Continued from previous page...

Atom-1	Atom-2	Interatomic distance (Å)	Clash overlap (Å)
1:1:107:LEU:CD2	1:1:114:LEU:HD12	2.51	0.40
1:1:211:LEU:CB	1:1:216:THR:HG21	2.50	0.40
3:3:117:LEU:CA	4:4:321:MET:HE1	2.51	0.40
4:4:200:ARG:HG3	4:4:204:TYR:HE1	1.86	0.40
4:4:257:TYR:C	4:4:259:THR:H	2.25	0.40
4:4:304:ASP:HA	4:4:305:PRO:HD2	1.81	0.40
6:6:138:PRO:HG3	7:9:121:MET:HG3	2.02	0.40
1:A:55:GLU:O	1:A:59:ARG:HG3	2.21	0.40
1:A:273:ARG:O	1:A:277:TYR:HB2	2.22	0.40
1:A:331:ILE:HA	1:A:332:PRO:HD2	1.89	0.40
1:A:347:PHE:CD2	1:A:347:PHE:C	2.94	0.40
2:B:144:CYS:O	2:B:149:ARG:HD3	2.21	0.40
5:E:2:ARG:HD2	5:E:84:ASP:OD1	2.22	0.40
6:F:101:ASP:O	6:F:103:LYS:N	2.54	0.40
7:G:40:ARG:HH11	7:G:40:ARG:HG2	1.87	0.40
1:A:253:GLN:N	1:A:253:GLN:NE2	2.56	0.40
2:B:3:PHE:HB3	2:B:48:GLU:OE1	2.22	0.40
2:B:76:GLY:N	2:B:118:SER:OG	2.45	0.40
3:C:101:ARG:HH12	3:C:140:TYR:HD1	1.54	0.40
3:C:281:GLU:HA	3:C:287:GLU:O	2.21	0.40
3:C:478:LEU:HD21	3:C:483:ASP:HB2	2.03	0.40
4:D:84:ARG:HG2	9:F:182:SF4:S2	2.61	0.40
4:D:275:ARG:O	4:D:279:ARG:HG3	2.20	0.40
7:G:94:ASN:OD1	7:G:97:ARG:N	2.50	0.40
7:G:126:TYR:C	7:G:126:TYR:CD1	2.95	0.40
1:1:211:LEU:HD12	1:1:211:LEU:HA	1.65	0.40
2:2:42:ARG:H	2:2:45:ARG:HG3	1.86	0.40
2:2:106:ILE:HD11	2:2:112:THR:HB	2.04	0.40
3:3:33:PHE:CZ	3:3:130:LEU:HD12	2.56	0.40
6:6:148:ILE:O	6:6:152:MET:HG3	2.21	0.40
8:7:43:ARG:HH11	8:7:48:TYR:HB2	1.86	0.40
3:C:87:VAL:HG12	3:C:91:MET:HE1	2.04	0.40
3:C:160:THR:OG1	8:H:73:SER:CB	2.64	0.40
3:C:602:LEU:HA	3:C:603:PRO:HD2	1.85	0.40
3:C:606:THR:O	3:C:610:LYS:HG3	2.21	0.40
3:C:678:PHE:CZ	3:C:680:LEU:HD12	2.56	0.40
4:D:87:TYR:CZ	4:D:403:VAL:HG13	2.56	0.40
5:E:144:HIS:HA	5:E:145:PRO:HD2	1.84	0.40
6:F:137:VAL:HA	6:F:138:PRO:HD2	1.95	0.40
1:1:53:VAL:HG13	1:1:124:ALA:HB2	2.03	0.40
1:1:202:LYS:N	1:1:203:PRO:HD2	2.36	0.40

Continued on next page...

Continued from previous page...

Atom-1	Atom-2	Interatomic distance (Å)	Clash overlap (Å)
1:1:415:ARG:O	1:1:415:ARG:CG	2.63	0.40
3:3:33:PHE:HZ	3:3:130:LEU:HD12	1.86	0.40
3:3:50:VAL:HG12	3:3:95:THR:HG22	2.02	0.40
4:4:381:LEU:HA	4:4:384:ALA:HB3	2.03	0.40
5:5:75:VAL:HG12	5:5:76:SER:H	1.87	0.40
6:6:127:VAL:HG12	6:6:131:VAL:HG22	2.04	0.40
8:7:6:GLU:O	8:7:10:TYR:CD2	2.75	0.40
1:A:242:GLY:CA	1:A:268:MET:O	2.57	0.40
3:C:458:LEU:HD12	3:C:458:LEU:H	1.87	0.40
4:D:118:VAL:HG23	4:D:119:ILE:N	2.36	0.40
4:D:240:ARG:HB2	4:D:266:LEU:HD23	2.02	0.40
7:G:126:TYR:C	7:G:126:TYR:HD1	2.25	0.40
1:1:192:LEU:C	1:1:194:GLY:H	2.25	0.40
3:3:381:LEU:HD12	3:3:522:ARG:HD3	2.04	0.40
4:4:234:LEU:O	4:4:234:LEU:HD13	2.22	0.40
4:4:314:ARG:HG3	8:7:44:MET:HE1	2.02	0.40
4:4:318:GLU:HB2	8:7:39:ASP:HA	2.04	0.40
6:6:131:VAL:HA	6:6:132:PRO:HD3	1.93	0.40
6:6:154:LEU:O	6:6:154:LEU:HG	2.20	0.40
1:A:211:LEU:CB	1:A:216:THR:HG21	2.51	0.40
1:A:272:PHE:HD1	1:A:272:PHE:H	1.69	0.40
1:A:371:PHE:HZ	1:A:410:VAL:HG13	1.86	0.40
2:B:168:LEU:HA	2:B:169:PRO:HD2	1.75	0.40
3:C:101:ARG:HB3	3:C:101:ARG:HH11	1.80	0.40
3:C:477:LEU:CD2	3:C:521:ALA:HB2	2.51	0.40
4:D:168:PHE:HE1	6:F:141:PRO:CG	2.31	0.40

All (1) symmetry-related close contacts are listed below. The label for Atom-2 includes the symmetry operator and encoded unit-cell translations to be applied.

Atom-1	Atom-2	Interatomic distance (Å)	Clash overlap (Å)
1:1:427:GLU:O	3:3:316:ARG:NH1[2_545]	2.17	0.03

5.3 Torsion angles [i](#)

5.3.1 Protein backbone [i](#)

In the following table, the Percentiles column shows the percent Ramachandran outliers of the chain as a percentile score with respect to all X-ray entries followed by that with respect to entries of similar resolution.

The Analysed column shows the number of residues for which the backbone conformation was analysed, and the total number of residues.

Mol	Chain	Analysed	Favoured	Allowed	Outliers	Percentiles	
1	1	435/438 (99%)	362 (83%)	58 (13%)	15 (3%)	3	21
1	A	435/438 (99%)	358 (82%)	64 (15%)	13 (3%)	4	23
2	2	176/181 (97%)	156 (89%)	16 (9%)	4 (2%)	6	28
2	B	176/181 (97%)	155 (88%)	17 (10%)	4 (2%)	6	28
3	3	748/783 (96%)	633 (85%)	92 (12%)	23 (3%)	4	23
3	C	748/783 (96%)	625 (84%)	103 (14%)	20 (3%)	5	25
4	4	373/409 (91%)	322 (86%)	37 (10%)	14 (4%)	3	19
4	D	373/409 (91%)	322 (86%)	37 (10%)	14 (4%)	3	19
5	5	194/207 (94%)	165 (85%)	23 (12%)	6 (3%)	4	23
5	E	194/207 (94%)	165 (85%)	24 (12%)	5 (3%)	5	26
6	6	141/181 (78%)	114 (81%)	22 (16%)	5 (4%)	3	20
6	F	141/181 (78%)	117 (83%)	19 (14%)	5 (4%)	3	20
7	9	152/182 (84%)	131 (86%)	17 (11%)	4 (3%)	5	26
7	G	152/182 (84%)	130 (86%)	17 (11%)	5 (3%)	4	21
8	7	125/129 (97%)	112 (90%)	12 (10%)	1 (1%)	19	54
8	H	125/129 (97%)	111 (89%)	13 (10%)	1 (1%)	19	54
All	All	4688/5020 (93%)	3978 (85%)	571 (12%)	139 (3%)	4	23

All (139) Ramachandran outliers are listed below:

Mol	Chain	Res	Type
1	1	4	PRO
1	1	81	LYS
2	2	86	LEU
2	2	136	VAL
2	2	140	PRO
3	3	6	VAL
3	3	117	LEU
3	3	580	LYS
7	9	173	PHE
1	A	4	PRO
1	A	81	LYS
2	B	86	LEU
2	B	136	VAL
2	B	140	PRO

Continued on next page...

Continued from previous page...

Mol	Chain	Res	Type
3	C	6	VAL
3	C	117	LEU
3	C	580	LYS
7	G	173	PHE
1	1	37	GLY
1	1	160	LYS
3	3	125	GLY
3	3	184	CYS
3	3	204	GLU
3	3	285	VAL
3	3	563	ALA
4	4	51	GLU
4	4	236	GLY
4	4	258	GLU
4	4	334	GLY
5	5	176	GLY
6	6	45	CYS
6	6	77	VAL
6	6	126	ASN
1	A	37	GLY
1	A	160	LYS
3	C	125	GLY
3	C	184	CYS
3	C	204	GLU
3	C	285	VAL
3	C	563	ALA
4	D	51	GLU
4	D	236	GLY
4	D	258	GLU
4	D	334	GLY
5	E	176	GLY
6	F	77	VAL
6	F	126	ASN
1	1	18	TYR
1	1	166	ASP
1	1	311	MET
3	3	220	SER
3	3	365	LYS
4	4	235	THR
4	4	389	GLN
5	5	47	ASN
7	9	37	PHE

Continued on next page...

Continued from previous page...

Mol	Chain	Res	Type
7	9	48	ASN
1	A	166	ASP
1	A	311	MET
1	A	314	GLU
3	C	220	SER
3	C	365	LYS
4	D	389	GLN
5	E	47	ASN
6	F	45	CYS
7	G	48	ASN
7	G	100	PHE
1	1	43	ARG
1	1	314	GLU
3	3	139	LEU
3	3	219	PRO
4	4	255	SER
4	4	390	VAL
5	5	81	LYS
5	5	138	PRO
1	A	18	TYR
1	A	43	ARG
3	C	139	LEU
3	C	219	PRO
4	D	235	THR
4	D	255	SER
4	D	390	VAL
5	E	138	PRO
7	G	37	PHE
1	1	292	PRO
1	1	313	TYR
2	2	48	GLU
3	3	54	LEU
3	3	372	GLN
3	3	704	ALA
4	4	211	SER
4	4	381	LEU
5	5	35	LYS
5	5	111	ALA
7	9	100	PHE
1	A	292	PRO
2	B	48	GLU
3	C	54	LEU

Continued on next page...

Continued from previous page...

Mol	Chain	Res	Type
3	C	682	GLU
3	C	704	ALA
5	E	35	LYS
5	E	81	LYS
1	1	193	GLU
3	3	682	GLU
1	A	234	GLY
3	C	457	PRO
4	D	211	SER
4	D	381	LEU
1	1	71	PRO
3	3	457	PRO
8	7	74	PRO
1	A	71	PRO
8	H	74	PRO
1	1	234	GLY
3	3	453	PRO
3	3	529	GLY
4	4	198	PRO
4	4	212	PRO
4	D	198	PRO
4	D	212	PRO
4	D	270	GLY
6	F	100	PRO
3	3	367	PRO
3	3	690	GLY
4	4	270	GLY
3	C	367	PRO
3	C	549	VAL
1	1	3	GLY
3	3	549	VAL
4	4	402	PRO
6	6	100	PRO
6	6	101	ASP
1	A	3	GLY
3	C	508	GLY
3	C	690	GLY
6	F	101	ASP
7	G	55	GLY
3	3	508	GLY
4	D	402	PRO

5.3.2 Protein sidechains [i](#)

In the following table, the Percentiles column shows the percent sidechain outliers of the chain as a percentile score with respect to all X-ray entries followed by that with respect to entries of similar resolution.

The Analysed column shows the number of residues for which the sidechain conformation was analysed, and the total number of residues.

Mol	Chain	Analysed	Rotameric	Outliers	Percentiles	
1	1	355/356 (100%)	318 (90%)	37 (10%)	7	27
1	A	355/356 (100%)	317 (89%)	38 (11%)	6	26
2	2	150/152 (99%)	123 (82%)	27 (18%)	1	7
2	B	150/152 (99%)	124 (83%)	26 (17%)	2	9
3	3	607/628 (97%)	537 (88%)	70 (12%)	5	22
3	C	607/628 (97%)	535 (88%)	72 (12%)	5	20
4	4	325/355 (92%)	291 (90%)	34 (10%)	7	26
4	D	325/355 (92%)	290 (89%)	35 (11%)	6	25
5	5	167/175 (95%)	151 (90%)	16 (10%)	8	31
5	E	167/175 (95%)	151 (90%)	16 (10%)	8	31
6	6	118/149 (79%)	104 (88%)	14 (12%)	5	20
6	F	118/149 (79%)	103 (87%)	15 (13%)	4	18
7	9	126/150 (84%)	111 (88%)	15 (12%)	5	20
7	G	126/150 (84%)	110 (87%)	16 (13%)	4	18
8	7	104/106 (98%)	91 (88%)	13 (12%)	4	18
8	H	104/106 (98%)	92 (88%)	12 (12%)	5	22
All	All	3904/4142 (94%)	3448 (88%)	456 (12%)	5	22

All (456) residues with a non-rotameric sidechain are listed below:

Mol	Chain	Res	Type
1	1	10	ASP
1	1	29	LEU
1	1	49	THR
1	1	104	ARG
1	1	114	LEU
1	1	128	THR
1	1	134	VAL
1	1	144	ARG

Continued on next page...

Continued from previous page...

Mol	Chain	Res	Type
1	1	155	ARG
1	1	161	ASN
1	1	168	SER
1	1	186	THR
1	1	217	THR
1	1	243	THR
1	1	249	MET
1	1	253	GLN
1	1	255	SER
1	1	270	THR
1	1	271	THR
1	1	290	ILE
1	1	295	SER
1	1	309	THR
1	1	316	LEU
1	1	323	LEU
1	1	342	TRP
1	1	346	ARG
1	1	357	THR
1	1	363	VAL
1	1	366	PHE
1	1	368	VAL
1	1	374	ILE
1	1	388	GLU
1	1	397	ARG
1	1	400	CYS
1	1	414	LEU
1	1	419	ASP
1	1	437	TRP
2	2	5	ASP
2	2	7	LYS
2	2	24	ARG
2	2	28	MET
2	2	31	LEU
2	2	32	ARG
2	2	33	ARG
2	2	35	GLN
2	2	45	ARG
2	2	53	VAL
2	2	61	MET
2	2	87	SER
2	2	89	LYS

Continued on next page...

Continued from previous page...

Mol	Chain	Res	Type
2	2	96	LEU
2	2	106	ILE
2	2	114	ASP
2	2	122	VAL
2	2	139	GLU
2	2	140	PRO
2	2	144	CYS
2	2	146	THR
2	2	150	LEU
2	2	153	LEU
2	2	162	ARG
2	2	163	LEU
2	2	172	CYS
2	2	176	VAL
3	3	11	VAL
3	3	32	LEU
3	3	42	ILE
3	3	55	PRO
3	3	73	ILE
3	3	89	ASP
3	3	94	ASP
3	3	121	THR
3	3	123	ASP
3	3	124	LYS
3	3	133	ARG
3	3	135	VAL
3	3	150	GLU
3	3	171	SER
3	3	188	VAL
3	3	189	ARG
3	3	192	GLU
3	3	207	VAL
3	3	209	THR
3	3	218	LEU
3	3	219	PRO
3	3	220	SER
3	3	238	LEU
3	3	259	CYS
3	3	269	THR
3	3	274	LEU
3	3	275	LEU
3	3	284	GLU

Continued on next page...

Continued from previous page...

Mol	Chain	Res	Type
3	3	302	ASP
3	3	303	GLN
3	3	317	LEU
3	3	337	ARG
3	3	368	HIS
3	3	369	LEU
3	3	381	LEU
3	3	408	ILE
3	3	412	ARG
3	3	419	ASP
3	3	425	ARG
3	3	440	ARG
3	3	448	MET
3	3	450	LEU
3	3	454	TYR
3	3	464	ILE
3	3	473	GLU
3	3	501	LYS
3	3	507	LEU
3	3	514	ASP
3	3	515	THR
3	3	523	LEU
3	3	542	ARG
3	3	550	LEU
3	3	578	LYS
3	3	587	LEU
3	3	593	LEU
3	3	617	LEU
3	3	644	LEU
3	3	655	ARG
3	3	656	LEU
3	3	676	LEU
3	3	683	LEU
3	3	684	ARG
3	3	705	VAL
3	3	715	GLU
3	3	716	LEU
3	3	738	THR
3	3	747	VAL
3	3	771	VAL
3	3	774	ARG
3	3	776	LEU

Continued on next page...

Continued from previous page...

Mol	Chain	Res	Type
4	4	44	MET
4	4	59	ILE
4	4	69	THR
4	4	74	THR
4	4	84	ARG
4	4	87	TYR
4	4	99	LEU
4	4	104	LEU
4	4	105	LEU
4	4	120	LEU
4	4	129	HIS
4	4	143	LEU
4	4	152	GLU
4	4	163	VAL
4	4	168	PHE
4	4	170	HIS
4	4	182	LEU
4	4	215	TYR
4	4	219	ARG
4	4	234	LEU
4	4	239	LEU
4	4	262	PHE
4	4	272	VAL
4	4	296	ARG
4	4	297	LEU
4	4	314	ARG
4	4	316	LEU
4	4	319	THR
4	4	335	PHE
4	4	342	VAL
4	4	363	SER
4	4	367	ARG
4	4	396	ILE
4	4	409	ARG
5	5	5	ARG
5	5	25	LEU
5	5	27	VAL
5	5	38	MET
5	5	52	ILE
5	5	80	TRP
5	5	84	ASP
5	5	90	VAL

Continued on next page...

Continued from previous page...

Mol	Chain	Res	Type
5	5	104	VAL
5	5	107	LEU
5	5	146	LEU
5	5	147	ARG
5	5	154	GLU
5	5	157	THR
5	5	161	GLU
5	5	193	ARG
6	6	16	ARG
6	6	19	ILE
6	6	33	SER
6	6	37	TRP
6	6	40	THR
6	6	45	CYS
6	6	57	ARG
6	6	74	GLN
6	6	83	ARG
6	6	114	SER
6	6	141	PRO
6	6	153	GLN
6	6	156	LYS
6	6	163	TYR
7	9	26	TYR
7	9	33	LEU
7	9	36	ARG
7	9	42	VAL
7	9	50	LEU
7	9	58	LEU
7	9	85	GLU
7	9	97	ARG
7	9	99	ILE
7	9	101	CYS
7	9	126	TYR
7	9	139	ASP
7	9	140	VAL
7	9	157	VAL
7	9	159	VAL
8	7	21	ARG
8	7	39	ASP
8	7	43	ARG
8	7	44	MET
8	7	50	LEU

Continued on next page...

Continued from previous page...

Mol	Chain	Res	Type
8	7	52	THR
8	7	54	ILE
8	7	63	LEU
8	7	78	LYS
8	7	81	ARG
8	7	82	ILE
8	7	85	ARG
8	7	92	HIS
1	A	10	ASP
1	A	29	LEU
1	A	49	THR
1	A	104	ARG
1	A	114	LEU
1	A	128	THR
1	A	134	VAL
1	A	144	ARG
1	A	155	ARG
1	A	161	ASN
1	A	168	SER
1	A	186	THR
1	A	209	SER
1	A	217	THR
1	A	243	THR
1	A	249	MET
1	A	253	GLN
1	A	255	SER
1	A	270	THR
1	A	271	THR
1	A	290	ILE
1	A	291	ILE
1	A	295	SER
1	A	309	THR
1	A	316	LEU
1	A	323	LEU
1	A	342	TRP
1	A	346	ARG
1	A	357	THR
1	A	363	VAL
1	A	366	PHE
1	A	374	ILE
1	A	388	GLU
1	A	397	ARG

Continued on next page...

Continued from previous page...

Mol	Chain	Res	Type
1	A	400	CYS
1	A	414	LEU
1	A	419	ASP
1	A	437	TRP
2	B	5	ASP
2	B	7	LYS
2	B	24	ARG
2	B	28	MET
2	B	31	LEU
2	B	32	ARG
2	B	33	ARG
2	B	35	GLN
2	B	45	ARG
2	B	53	VAL
2	B	61	MET
2	B	87	SER
2	B	89	LYS
2	B	96	LEU
2	B	114	ASP
2	B	122	VAL
2	B	139	GLU
2	B	140	PRO
2	B	144	CYS
2	B	146	THR
2	B	150	LEU
2	B	153	LEU
2	B	162	ARG
2	B	163	LEU
2	B	172	CYS
2	B	176	VAL
3	C	42	ILE
3	C	55	PRO
3	C	73	ILE
3	C	89	ASP
3	C	94	ASP
3	C	121	THR
3	C	123	ASP
3	C	124	LYS
3	C	133	ARG
3	C	135	VAL
3	C	150	GLU
3	C	188	VAL

Continued on next page...

Continued from previous page...

Mol	Chain	Res	Type
3	C	189	ARG
3	C	191	PHE
3	C	192	GLU
3	C	207	VAL
3	C	209	THR
3	C	218	LEU
3	C	219	PRO
3	C	220	SER
3	C	238	LEU
3	C	241	ARG
3	C	259	CYS
3	C	269	THR
3	C	274	LEU
3	C	275	LEU
3	C	282	VAL
3	C	284	GLU
3	C	291	CYS
3	C	302	ASP
3	C	303	GLN
3	C	317	LEU
3	C	337	ARG
3	C	368	HIS
3	C	369	LEU
3	C	381	LEU
3	C	399	LEU
3	C	408	ILE
3	C	412	ARG
3	C	419	ASP
3	C	425	ARG
3	C	440	ARG
3	C	448	MET
3	C	450	LEU
3	C	454	TYR
3	C	455	ARG
3	C	464	ILE
3	C	473	GLU
3	C	501	LYS
3	C	507	LEU
3	C	514	ASP
3	C	515	THR
3	C	523	LEU
3	C	542	ARG

Continued on next page...

Continued from previous page...

Mol	Chain	Res	Type
3	C	550	LEU
3	C	578	LYS
3	C	587	LEU
3	C	593	LEU
3	C	617	LEU
3	C	644	LEU
3	C	655	ARG
3	C	656	LEU
3	C	676	LEU
3	C	683	LEU
3	C	684	ARG
3	C	715	GLU
3	C	716	LEU
3	C	738	THR
3	C	747	VAL
3	C	771	VAL
3	C	774	ARG
3	C	776	LEU
4	D	44	MET
4	D	59	ILE
4	D	69	THR
4	D	74	THR
4	D	84	ARG
4	D	99	LEU
4	D	104	LEU
4	D	105	LEU
4	D	120	LEU
4	D	128	SER
4	D	129	HIS
4	D	143	LEU
4	D	152	GLU
4	D	163	VAL
4	D	168	PHE
4	D	170	HIS
4	D	182	LEU
4	D	215	TYR
4	D	219	ARG
4	D	234	LEU
4	D	239	LEU
4	D	262	PHE
4	D	272	VAL
4	D	296	ARG

Continued on next page...

Continued from previous page...

Mol	Chain	Res	Type
4	D	297	LEU
4	D	314	ARG
4	D	316	LEU
4	D	317	LEU
4	D	319	THR
4	D	335	PHE
4	D	342	VAL
4	D	363	SER
4	D	367	ARG
4	D	396	ILE
4	D	409	ARG
5	E	5	ARG
5	E	25	LEU
5	E	27	VAL
5	E	38	MET
5	E	52	ILE
5	E	80	TRP
5	E	84	ASP
5	E	90	VAL
5	E	104	VAL
5	E	107	LEU
5	E	146	LEU
5	E	147	ARG
5	E	154	GLU
5	E	157	THR
5	E	161	GLU
5	E	193	ARG
6	F	16	ARG
6	F	19	ILE
6	F	33	SER
6	F	37	TRP
6	F	40	THR
6	F	45	CYS
6	F	57	ARG
6	F	74	GLN
6	F	83	ARG
6	F	107	SER
6	F	114	SER
6	F	141	PRO
6	F	153	GLN
6	F	156	LYS
6	F	163	TYR

Continued on next page...

Continued from previous page...

Mol	Chain	Res	Type
7	G	26	TYR
7	G	33	LEU
7	G	36	ARG
7	G	42	VAL
7	G	50	LEU
7	G	58	LEU
7	G	64	PRO
7	G	85	GLU
7	G	97	ARG
7	G	99	ILE
7	G	101	CYS
7	G	126	TYR
7	G	139	ASP
7	G	140	VAL
7	G	157	VAL
7	G	159	VAL
8	H	21	ARG
8	H	39	ASP
8	H	43	ARG
8	H	44	MET
8	H	50	LEU
8	H	52	THR
8	H	54	ILE
8	H	63	LEU
8	H	78	LYS
8	H	81	ARG
8	H	82	ILE
8	H	85	ARG

Sometimes sidechains can be flipped to improve hydrogen bonding and reduce clashes. All (27) such sidechains are listed below:

Mol	Chain	Res	Type
1	1	92	ASN
3	3	38	HIS
3	3	168	HIS
3	3	246	ASN
3	3	368	HIS
3	3	702	HIS
3	3	709	GLN
3	3	719	HIS
3	3	749	HIS
4	4	292	GLN

Continued on next page...

Continued from previous page...

Mol	Chain	Res	Type
4	4	336	HIS
4	4	377	ASN
5	5	129	HIS
8	7	92	HIS
1	A	92	ASN
3	C	38	HIS
3	C	168	HIS
3	C	246	ASN
3	C	368	HIS
3	C	702	HIS
3	C	719	HIS
3	C	749	HIS
4	D	292	GLN
4	D	336	HIS
4	D	377	ASN
7	G	38	HIS
8	H	92	HIS

5.3.3 RNA [i](#)

There are no RNA molecules in this entry.

5.4 Non-standard residues in protein, DNA, RNA chains [i](#)

There are no non-standard protein/DNA/RNA residues in this entry.

5.5 Carbohydrates [i](#)

There are no monosaccharides in this entry.

5.6 Ligand geometry [i](#)

Of 34 ligands modelled in this entry, 14 are monoatomic - leaving 20 for Mogul analysis.

In the following table, the Counts columns list the number of bonds (or angles) for which Mogul statistics could be retrieved, the number of bonds (or angles) that are observed in the model and the number of bonds (or angles) that are defined in the Chemical Component Dictionary. The Link column lists molecule types, if any, to which the group is linked. The Z score for a bond length (or angle) is the number of standard deviations the observed value is removed from the expected value. A bond length (or angle) with $|Z| > 2$ is considered an outlier worth inspection. RMSZ is the root-mean-square of all Z scores of the bond lengths (or angles).

Mol	Type	Chain	Res	Link	Bond lengths			Bond angles		
					Counts	RMSZ	# Z > 2	Counts	RMSZ	# Z > 2
9	SF4	9	184	7	0,12,12	-	-	-		
9	SF4	F	182	6	0,12,12	-	-	-		
9	SF4	3	784	3	0,12,12	-	-	-		
9	SF4	A	439	1	0,12,12	-	-	-		
11	FES	C	787	3	0,4,4	-	-	-		
9	SF4	C	784	3	0,12,12	-	-	-		
9	SF4	9	183	7	0,12,12	-	-	-		
9	SF4	G	183	7	0,12,12	-	-	-		
9	SF4	C	785	3	0,12,12	-	-	-		
9	SF4	1	439	1	0,12,12	-	-	-		
9	SF4	3	786	3	0,12,12	-	-	-		
9	SF4	C	786	3	0,12,12	-	-	-		
9	SF4	6	182	6	0,12,12	-	-	-		
11	FES	B	182	2	0,4,4	-	-	-		
11	FES	3	787	3	0,4,4	-	-	-		
9	SF4	3	785	3	0,12,12	-	-	-		
10	FMN	1	440	-	33,33,33	1.35	3 (9%)	48,50,50	1.63	15 (31%)
10	FMN	A	440	-	33,33,33	1.17	3 (9%)	48,50,50	1.38	9 (18%)
11	FES	2	182	2	0,4,4	-	-	-		
9	SF4	G	184	7	0,12,12	-	-	-		

In the following table, the Chirals column lists the number of chiral outliers, the number of chiral centers analysed, the number of these observed in the model and the number defined in the Chemical Component Dictionary. Similar counts are reported in the Torsion and Rings columns. '-' means no outliers of that kind were identified.

Mol	Type	Chain	Res	Link	Chirals	Torsions	Rings
9	SF4	9	184	7	-	-	0/6/5/5
9	SF4	F	182	6	-	-	0/6/5/5
9	SF4	3	784	3	-	-	0/6/5/5
9	SF4	A	439	1	-	-	0/6/5/5
11	FES	C	787	3	-	-	0/1/1/1
9	SF4	C	784	3	-	-	0/6/5/5
9	SF4	9	183	7	-	-	0/6/5/5
9	SF4	G	183	7	-	-	0/6/5/5
9	SF4	C	785	3	-	-	0/6/5/5
9	SF4	1	439	1	-	-	0/6/5/5
9	SF4	3	786	3	-	-	0/6/5/5
9	SF4	C	786	3	-	-	0/6/5/5
9	SF4	6	182	6	-	-	0/6/5/5
11	FES	B	182	2	-	-	0/1/1/1
11	FES	3	787	3	-	-	0/1/1/1

Continued on next page...

Continued from previous page...

Mol	Type	Chain	Res	Link	Chirals	Torsions	Rings
9	SF4	3	785	3	-	-	0/6/5/5
10	FMN	1	440	-	-	10/18/18/18	0/3/3/3
10	FMN	A	440	-	-	4/18/18/18	0/3/3/3
11	FES	2	182	2	-	-	0/1/1/1
9	SF4	G	184	7	-	-	0/6/5/5

All (6) bond length outliers are listed below:

Mol	Chain	Res	Type	Atoms	Z	Observed(Å)	Ideal(Å)
10	A	440	FMN	C4A-N5	4.28	1.39	1.30
10	1	440	FMN	C4A-N5	3.98	1.38	1.30
10	1	440	FMN	C9A-N10	-3.10	1.35	1.41
10	A	440	FMN	C10-N1	2.35	1.38	1.33
10	A	440	FMN	C5'-C4'	2.21	1.54	1.51
10	1	440	FMN	C4A-C10	-2.15	1.37	1.44

All (24) bond angle outliers are listed below:

Mol	Chain	Res	Type	Atoms	Z	Observed(°)	Ideal(°)
10	1	440	FMN	P-O5'-C5'	3.15	126.96	118.30
10	A	440	FMN	C4-N3-C2	-2.96	120.18	125.64
10	1	440	FMN	C4-N3-C2	-2.87	120.34	125.64
10	A	440	FMN	C4A-C10-N10	2.86	120.66	116.48
10	1	440	FMN	O4'-C4'-C3'	-2.83	102.22	109.10
10	1	440	FMN	O2'-C2'-C3'	2.66	115.57	109.10
10	1	440	FMN	C9-C9A-N10	-2.66	118.24	121.84
10	1	440	FMN	O4'-C4'-C5'	-2.63	104.00	109.92
10	1	440	FMN	C4A-C4-N3	2.60	119.79	113.19
10	A	440	FMN	C10-C4A-N5	-2.54	119.46	124.86
10	1	440	FMN	C9A-C5A-N5	-2.52	119.69	122.43
10	1	440	FMN	O4-C4-C4A	-2.52	119.92	126.60
10	A	440	FMN	C4A-C4-N3	2.49	119.50	113.19
10	1	440	FMN	C4A-C10-N10	2.46	120.08	116.48
10	1	440	FMN	O2-C2-N1	-2.37	117.90	121.83
10	1	440	FMN	C10-C4A-N5	-2.35	119.87	124.86
10	A	440	FMN	C4A-C10-N1	-2.33	119.32	124.73
10	A	440	FMN	C5'-C4'-C3'	-2.28	107.80	112.20
10	1	440	FMN	C4-C4A-N5	2.28	121.47	118.23
10	A	440	FMN	O4-C4-C4A	-2.23	120.69	126.60
10	1	440	FMN	C5A-C9A-N10	2.18	120.21	117.95
10	A	440	FMN	C9A-C5A-N5	-2.15	120.10	122.43
10	A	440	FMN	C4-C4A-C10	2.06	120.25	116.79

Continued on next page...

Continued from previous page...

Mol	Chain	Res	Type	Atoms	Z	Observed(°)	Ideal(°)
10	1	440	FMN	C5'-C4'-C3'	2.02	116.10	112.20

There are no chirality outliers.

All (14) torsion outliers are listed below:

Mol	Chain	Res	Type	Atoms
10	1	440	FMN	N10-C1'-C2'-O2'
10	1	440	FMN	N10-C1'-C2'-C3'
10	1	440	FMN	C3'-C4'-C5'-O5'
10	1	440	FMN	O4'-C4'-C5'-O5'
10	A	440	FMN	N10-C1'-C2'-O2'
10	A	440	FMN	N10-C1'-C2'-C3'
10	A	440	FMN	C3'-C4'-C5'-O5'
10	A	440	FMN	O4'-C4'-C5'-O5'
10	1	440	FMN	O2'-C2'-C3'-C4'
10	1	440	FMN	C2'-C3'-C4'-O4'
10	1	440	FMN	C4'-C5'-O5'-P
10	1	440	FMN	O2'-C2'-C3'-O3'
10	1	440	FMN	C1'-C2'-C3'-O3'
10	1	440	FMN	O3'-C3'-C4'-O4'

There are no ring outliers.

17 monomers are involved in 40 short contacts:

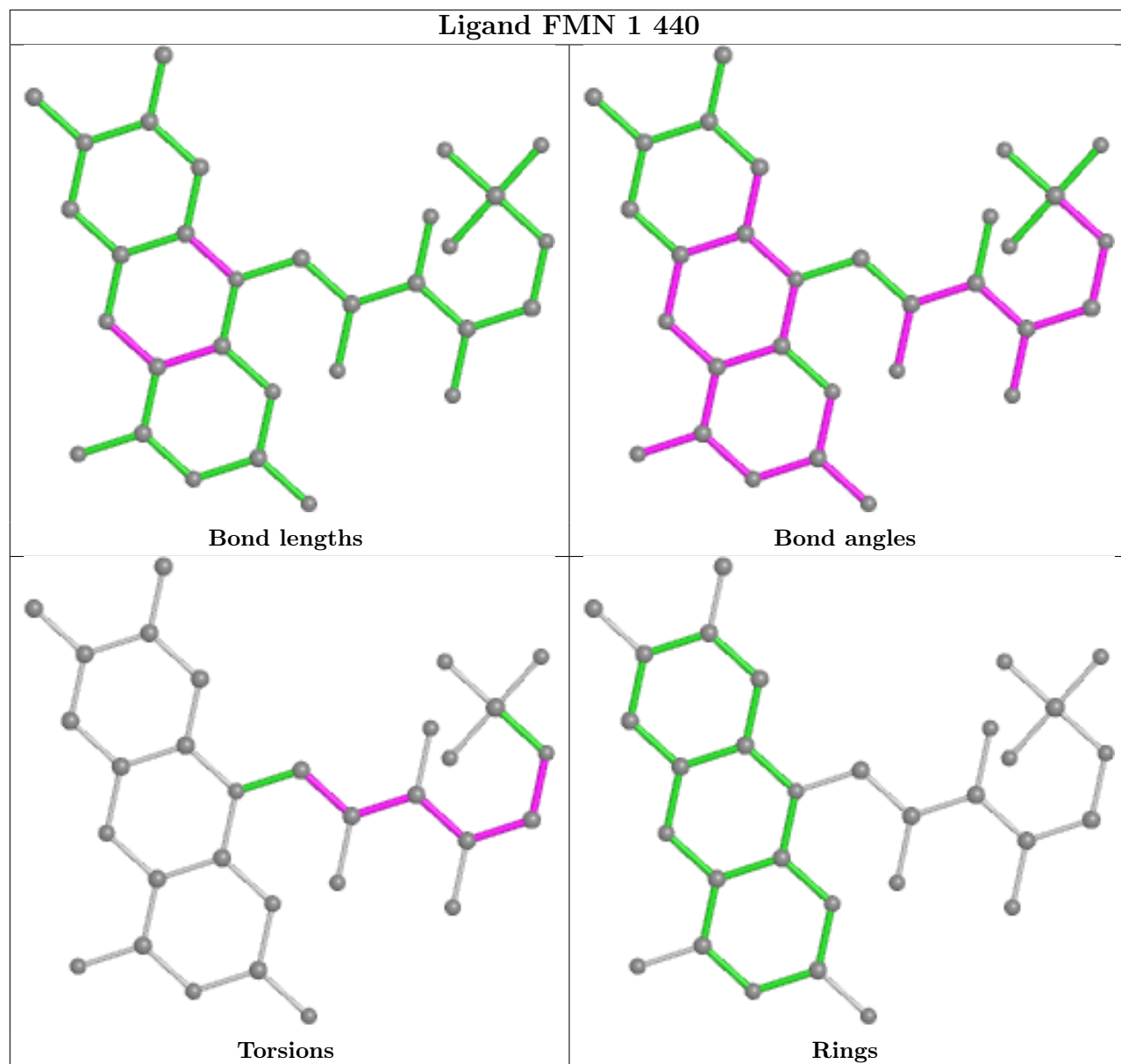
Mol	Chain	Res	Type	Clashes	Symm-Clashes
9	F	182	SF4	4	0
9	3	784	SF4	3	0
9	A	439	SF4	1	0
11	C	787	FES	1	0
9	C	784	SF4	2	0
9	G	183	SF4	1	0
9	C	785	SF4	1	0
9	1	439	SF4	2	0
9	3	786	SF4	3	0
9	C	786	SF4	2	0
9	6	182	SF4	4	0
11	B	182	FES	1	0
11	3	787	FES	1	0
9	3	785	SF4	1	0
10	1	440	FMN	8	0
10	A	440	FMN	4	0

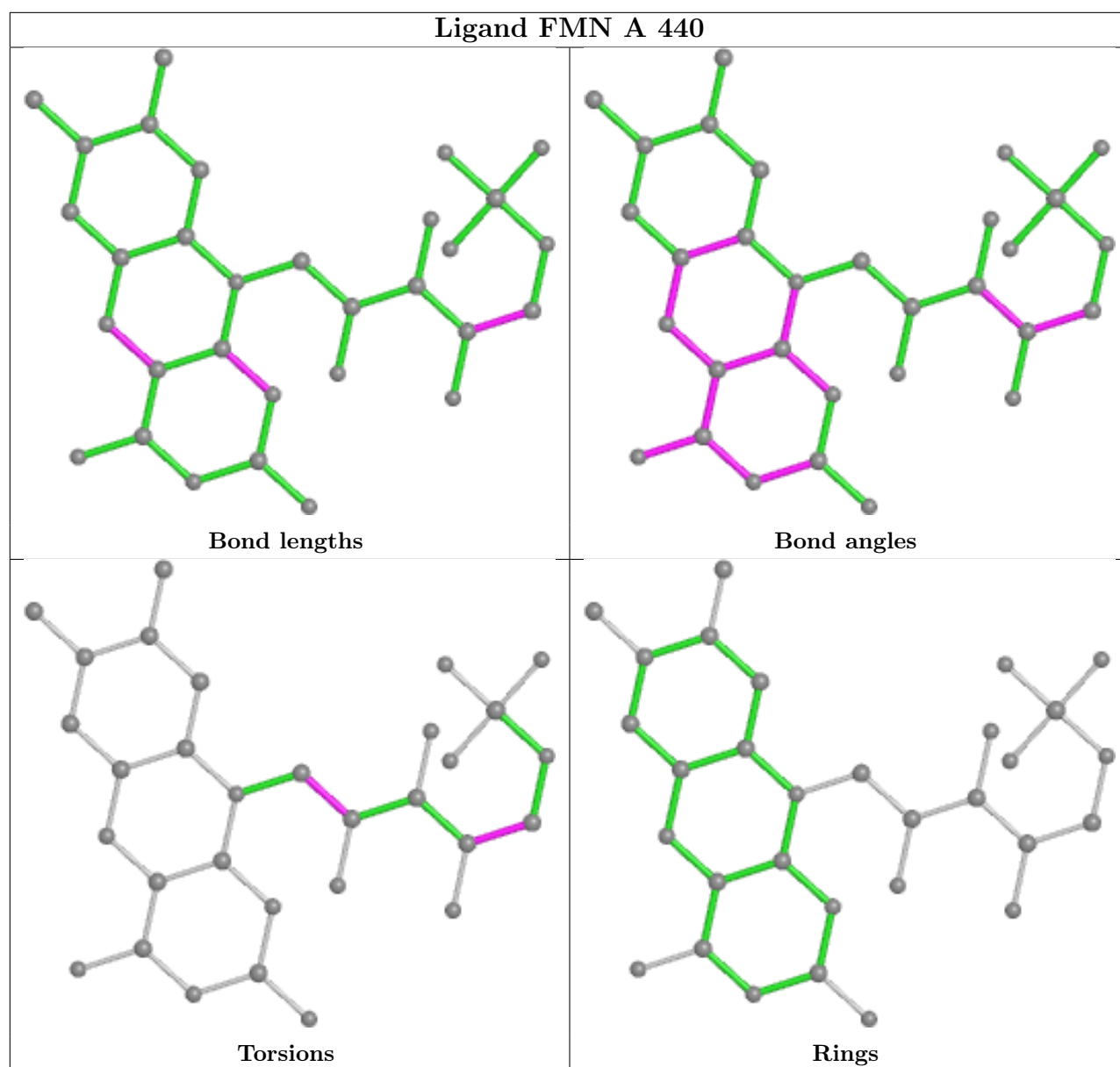
Continued on next page...

Continued from previous page...

Mol	Chain	Res	Type	Clashes	Symm-Clashes
9	G	184	SF4	1	0

The following is a two-dimensional graphical depiction of Mogul quality analysis of bond lengths, bond angles, torsion angles, and ring geometry for all instances of the Ligand of Interest. In addition, ligands with molecular weight > 250 and outliers as shown on the validation Tables will also be included. For torsion angles, if less than 5% of the Mogul distribution of torsion angles is within 10 degrees of the torsion angle in question, then that torsion angle is considered an outlier. Any bond that is central to one or more torsion angles identified as an outlier by Mogul will be highlighted in the graph. For rings, the root-mean-square deviation (RMSD) between the ring in question and similar rings identified by Mogul is calculated over all ring torsion angles. If the average RMSD is greater than 60 degrees and the minimal RMSD between the ring in question and any Mogul-identified rings is also greater than 60 degrees, then that ring is considered an outlier. The outliers are highlighted in purple. The color gray indicates Mogul did not find sufficient equivalents in the CSD to analyse the geometry.





5.7 Other polymers [\(i\)](#)

There are no such residues in this entry.

5.8 Polymer linkage issues [\(i\)](#)

There are no chain breaks in this entry.

6 Fit of model and data [i](#)

6.1 Protein, DNA and RNA chains [i](#)

In the following table, the column labelled ‘#RSRZ> 2’ contains the number (and percentage) of RSRZ outliers, followed by percent RSRZ outliers for the chain as percentile scores relative to all X-ray entries and entries of similar resolution. The OWAB column contains the minimum, median, 95th percentile and maximum values of the occupancy-weighted average B-factor per residue. The column labelled ‘Q< 0.9’ lists the number of (and percentage) of residues with an average occupancy less than 0.9.

Mol	Chain	Analysed	<RSRZ>	#RSRZ>2	OWAB(Å ²)	Q<0.9
1	1	437/438 (99%)	-0.31	0 100 100	26, 49, 76, 109	0
1	A	437/438 (99%)	-0.39	1 (0%) 95 90	29, 49, 77, 111	0
2	2	178/181 (98%)	-0.31	1 (0%) 89 78	28, 51, 84, 124	0
2	B	178/181 (98%)	-0.39	0 100 100	30, 51, 84, 125	0
3	3	754/783 (96%)	-0.16	0 100 100	26, 69, 107, 130	0
3	C	754/783 (96%)	-0.15	10 (1%) 77 59	28, 70, 108, 130	0
4	4	377/409 (92%)	-0.14	1 (0%) 94 88	34, 68, 103, 124	0
4	D	377/409 (92%)	-0.18	2 (0%) 91 81	35, 69, 106, 124	0
5	5	196/207 (94%)	-0.16	1 (0%) 91 81	40, 74, 106, 122	0
5	E	196/207 (94%)	-0.14	0 100 100	42, 76, 107, 122	0
6	6	145/181 (80%)	-0.16	1 (0%) 87 75	39, 64, 91, 122	0
6	F	145/181 (80%)	-0.18	0 100 100	40, 66, 92, 122	0
7	9	154/182 (84%)	-0.24	1 (0%) 89 78	31, 51, 94, 128	0
7	G	154/182 (84%)	-0.31	0 100 100	34, 52, 94, 130	0
8	7	127/129 (98%)	-0.28	0 100 100	43, 57, 93, 117	0
8	H	127/129 (98%)	-0.37	1 (0%) 86 72	43, 58, 94, 115	0
All	All	4736/5020 (94%)	-0.22	19 (0%) 92 84	26, 61, 103, 130	0

All (19) RSRZ outliers are listed below:

Mol	Chain	Res	Type	RSRZ
3	C	654	PHE	3.8
3	C	143	TYR	3.7
1	A	4	PRO	2.9
4	4	47	LEU	2.9
2	2	180	GLU	2.8

Continued on next page...

Continued from previous page...

Mol	Chain	Res	Type	RSRZ
4	D	268	GLU	2.6
3	C	364	LEU	2.5
3	C	568	TYR	2.4
3	C	656	LEU	2.3
3	C	378	PRO	2.3
7	9	177	THR	2.3
3	C	655	ARG	2.3
3	C	680	LEU	2.3
6	6	56	ALA	2.2
4	D	199	HIS	2.1
3	C	360	LEU	2.1
3	C	651	ARG	2.1
5	5	48	PHE	2.0
8	H	101	LYS	2.0

6.2 Non-standard residues in protein, DNA, RNA chains [i](#)

There are no non-standard protein/DNA/RNA residues in this entry.

6.3 Carbohydrates [i](#)

There are no monosaccharides in this entry.

6.4 Ligands [i](#)

In the following table, the Atoms column lists the number of modelled atoms in the group and the number defined in the chemical component dictionary. The B-factors column lists the minimum, median, 95th percentile and maximum values of B factors of atoms in the group. The column labelled 'Q< 0.9' lists the number of atoms with occupancy less than 0.9.

Mol	Type	Chain	Res	Atoms	RSCC	RSR	B-factors(Å ²)	Q<0.9
12	MN	H	202	1/1	0.94	0.20	68,68,68,68	0
12	MN	2	206	1/1	0.95	0.07	64,64,64,64	0
12	MN	5	208	1/1	0.96	0.17	67,67,67,67	0
12	MN	D	410	1/1	0.97	0.18	63,63,63,63	0
10	FMN	A	440	31/31	0.97	0.19	35,47,59,63	0
12	MN	4	411	1/1	0.98	0.16	61,61,61,61	0
10	FMN	1	440	31/31	0.98	0.21	28,37,46,59	0
12	MN	7	202	1/1	0.98	0.18	63,63,63,63	0
12	MN	3	789	1/1	0.98	0.20	61,61,61,61	0

Continued on next page...

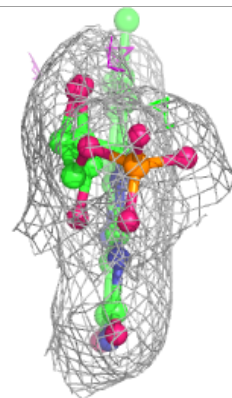
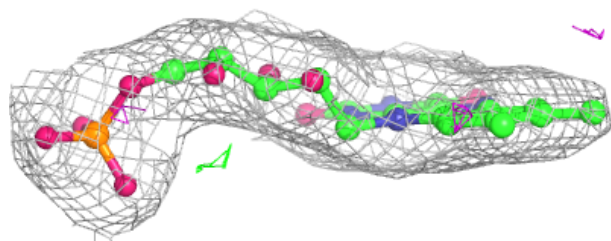
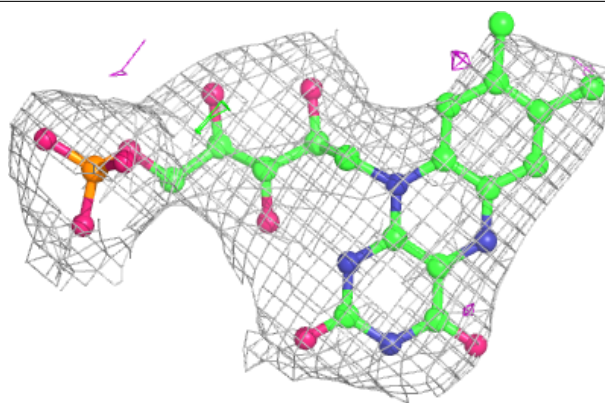
Continued from previous page...

Mol	Type	Chain	Res	Atoms	RSCC	RSR	B-factors(Å ²)	Q<0.9
12	MN	4	410	1/1	0.98	0.14	65,65,65,65	0
9	SF4	F	182	8/8	0.99	0.19	40,50,61,73	0
9	SF4	6	182	8/8	0.99	0.19	23,34,48,49	0
9	SF4	A	439	8/8	0.99	0.19	29,32,37,42	0
11	FES	B	182	4/4	0.99	0.17	38,41,49,51	0
11	FES	C	787	4/4	0.99	0.17	33,39,42,42	0
12	MN	C	788	1/1	0.99	0.17	47,47,47,47	0
12	MN	C	789	1/1	0.99	0.18	61,61,61,61	0
9	SF4	C	786	8/8	0.99	0.17	37,50,59,64	0
12	MN	E	208	1/1	0.99	0.19	93,93,93,93	0
12	MN	3	788	1/1	0.99	0.23	32,32,32,32	0
13	CA	3	790	1/1	0.99	0.22	30,30,30,30	0
13	CA	C	790	1/1	0.99	0.25	39,39,39,39	0
9	SF4	3	785	8/8	1.00	0.18	22,23,28,34	0
9	SF4	3	786	8/8	1.00	0.18	27,34,37,39	0
9	SF4	G	183	8/8	1.00	0.19	32,39,44,47	0
9	SF4	G	184	8/8	1.00	0.18	36,43,45,48	0
9	SF4	1	439	8/8	1.00	0.20	21,24,37,40	0
9	SF4	9	183	8/8	1.00	0.20	18,28,30,33	0
11	FES	2	182	4/4	1.00	0.19	29,34,35,36	0
11	FES	3	787	4/4	1.00	0.18	35,36,37,38	0
9	SF4	9	184	8/8	1.00	0.19	23,26,28,32	0
9	SF4	3	784	8/8	1.00	0.20	25,27,32,34	0
9	SF4	C	784	8/8	1.00	0.18	30,35,41,42	0
9	SF4	C	785	8/8	1.00	0.18	30,32,39,46	0

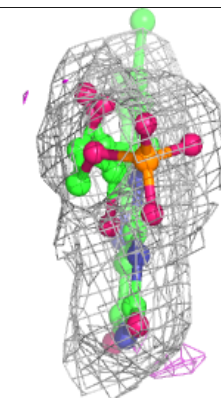
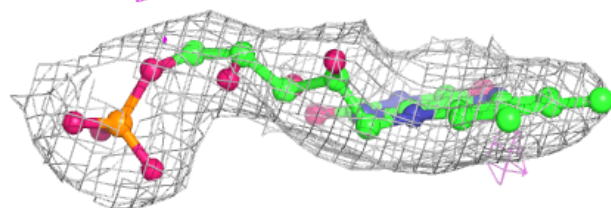
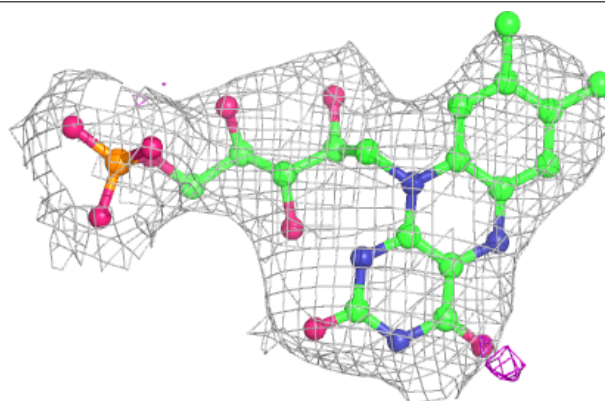
The following is a graphical depiction of the model fit to experimental electron density of all instances of the Ligand of Interest. In addition, ligands with molecular weight > 250 and outliers as shown on the geometry validation Tables will also be included. Each fit is shown from different orientation to approximate a three-dimensional view.

Electron density around FMN A 440:

$2mF_o-DF_c$ (at 0.7 rmsd) in gray
 mF_o-DF_c (at 3 rmsd) in purple (negative)
and green (positive)

**Electron density around FMN 1 440:**

$2mF_o-DF_c$ (at 0.7 rmsd) in gray
 mF_o-DF_c (at 3 rmsd) in purple (negative)
and green (positive)



6.5 Other polymers [i](#)

There are no such residues in this entry.