



Full wwPDB EM Validation Report ⓘ

Oct 21, 2024 – 12:32 PM JST

PDB ID : 6IP8
EMDB ID : EMD-9703
Title : Cryo-EM structure of the HCV IRES dependently initiated CMV-stalled 80S ribosome (Structure iv)
Authors : Yokoyama, T.; Shigematsu, H.; Shirouzu, M.; Imataka, H.; Ito, T.
Deposited on : 2018-11-02
Resolution : 3.90 Å(reported)

This is a Full wwPDB EM Validation Report for a publicly released PDB entry.

We welcome your comments at validation@mail.wwpdb.org

A user guide is available at

<https://www.wwpdb.org/validation/2017/EMValidationReportHelp>

with specific help available everywhere you see the ⓘ symbol.

The types of validation reports are described at

<http://www.wwpdb.org/validation/2017/FAQs#types>.

The following versions of software and data (see [references ⓘ](#)) were used in the production of this report:

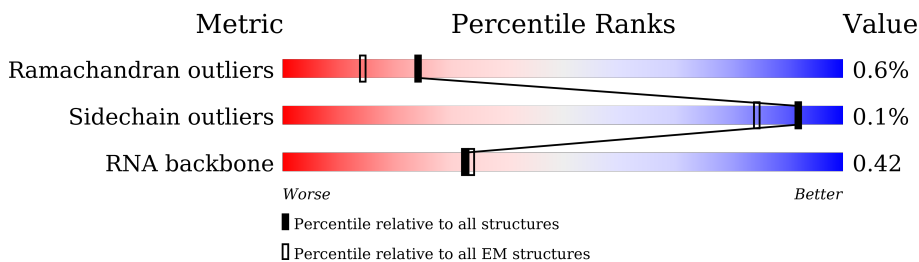
EMDB validation analysis : 0.0.1.dev113
MolProbity : 4.02b-467
Percentile statistics : 20231227.v01 (using entries in the PDB archive December 27th 2023)
MapQ : 1.9.13
Ideal geometry (proteins) : Engh & Huber (2001)
Ideal geometry (DNA, RNA) : Parkinson et al. (1996)
Validation Pipeline (wwPDB-VP) : 2.39

1 Overall quality at a glance

The following experimental techniques were used to determine the structure:
ELECTRON MICROSCOPY

The reported resolution of this entry is 3.90 Å.

Percentile scores (ranging between 0-100) for global validation metrics of the entry are shown in the following graphic. The table shows the number of entries on which the scores are based.



Metric	Whole archive (#Entries)	EM structures (#Entries)
Ramachandran outliers	207382	16835
Sidechain outliers	206894	16415
RNA backbone	6643	2191

The table below summarises the geometric issues observed across the polymeric chains and their fit to the map. The red, orange, yellow and green segments of the bar indicate the fraction of residues that contain outliers for ≥ 3 , 2, 1 and 0 types of geometric quality criteria respectively. A grey segment represents the fraction of residues that are not modelled. The numeric value for each fraction is indicated below the corresponding segment, with a dot representing fractions $\leq 5\%$. The upper red bar (where present) indicates the fraction of residues that have poor fit to the EM map (all-atom inclusion $< 40\%$). The numeric value is given above the bar.

Mol	Chain	Length	Quality of chain
1	1A	5070	
2	1B	121	
3	1C	157	
4	1D	257	
5	1E	403	
6	1F	427	
7	1G	297	
8	1H	288	

Continued on next page...

Continued from previous page...

Mol	Chain	Length	Quality of chain
9	2A	248	90% 9%
10	2B	266	24% 90% 9%
11	2C	192	6% 95%
12	2D	214	17% 99%
13	2E	178	15% 98%
14	2F	211	13% 97%
15	2G	215	64% 35%
16	2H	204	99%
17	2I	203	99%
18	2J	184	83% 17%
19	2K	188	6% 99%
20	2L	196	15% 95% 5%
21	2M	176	98%
22	2N	160	8% 96%
23	2O	128	14% 79% 21%
24	2P	140	6% 91% 6%
25	2Q	157	41% 78% 21%
26	2R	156	6% 76% 24%
27	2S	145	6% 92% 8%
28	2T	136	12% 97%
29	2U	148	6% 99%
30	2V	159	14% 69% 31%
31	2W	115	7% 85% 15%
32	2X	125	7% 86% 14%
33	2Y	135	7% 95% 5%

Continued on next page...

Continued from previous page...

Mol	Chain	Length	Quality of chain
34	2Z	110	99%
35	2a	117	97%
36	2b	123	99%
37	2c	105	97%
38	2d	97	88%
39	2e	70	97%
40	2f	51	98%
41	2g	128	40%
42	2h	25	96%
43	2i	106	99%
44	2j	92	99%
45	2k	137	91%
46	2m	1869	56%
47	2n	295	74%
48	2o	264	80%
49	2p	243	93%
50	2q	263	98%
51	2r	204	90%
52	2s	194	97%
53	2t	208	99%
54	2u	165	59%
55	2v	158	96%
56	2w	145	66%
57	2x	146	97%
58	2y	135	96%

Continued on next page...

Continued from previous page...

Mol	Chain	Length	Quality of chain
59	2z	152	28% 95%
60	20	145	17% 96%
61	21	119	34% 87% 13%
62	3A	83	16% 99%
63	3B	143	8% 93% 6%
64	3C	115	19% 91% 7%
65	3D	69	45% 93% 7%
66	3E	56	11% 95% 5%
67	3F	317	40% 97%
68	3G	293	11% 75% 24%
69	3H	249	25% 95% 5%
70	3I	194	11% 92% 5%
71	3J	132	79% 91% 8%
72	3K	151	11% 99%
73	3L	151	20% 93% 7%
74	3M	130	5% 99%
75	3N	133	17% 98%
76	3O	125	26% 59% 40%
77	3P	84	24% 95%
78	3Q	59	27% 98%
79	3R	156	32% 43% 57%
80	zv	12	17% 42% 50% 8%
81	zw	431	63% 100%
82	zx	17	47% 100%
83	zy	75	5% 72% 27%

Continued on next page...

Continued from previous page...

Mol	Chain	Length	Quality of chain
84	zz	290	 <p>A horizontal bar chart representing the quality of chain. The bar is divided into five segments: a red segment (10%), a green segment (29%), a yellow segment (22%), an orange segment (5%), and a grey segment (44%).</p>

2 Entry composition [i](#)

There are 84 unique types of molecules in this entry. The entry contains 222618 atoms, of which 0 are hydrogens and 0 are deuteriums.

In the tables below, the AltConf column contains the number of residues with at least one atom in alternate conformation and the Trace column contains the number of residues modelled with at most 2 atoms.

- Molecule 1 is a RNA chain called 28S ribosomal RNA.

Mol	Chain	Residues	Atoms					AltConf	Trace
			Total	C	N	O	P		
1	1A	3667	78599	35000	14383	25550	3666	0	0

- Molecule 2 is a RNA chain called 5S ribosomal RNA.

Mol	Chain	Residues	Atoms					AltConf	Trace
			Total	C	N	O	P		
2	1B	120	2558	1141	456	842	119	0	0

- Molecule 3 is a RNA chain called 5.8S ribosomal RNA.

Mol	Chain	Residues	Atoms					AltConf	Trace
			Total	C	N	O	P		
3	1C	156	3314	1480	585	1094	155	0	0

- Molecule 4 is a protein called 60S ribosomal protein L8.

Mol	Chain	Residues	Atoms					AltConf	Trace
			Total	C	N	O	S		
4	1D	248	1898	1189	389	314	6	0	0

- Molecule 5 is a protein called 60S ribosomal protein L3.

Mol	Chain	Residues	Atoms					AltConf	Trace
			Total	C	N	O	S		
5	1E	402	3238	2060	608	556	14	0	0

- Molecule 6 is a protein called 60S ribosomal protein L4.

Mol	Chain	Residues	Atoms					AltConf	Trace
			Total	C	N	O	S		
6	1F	368	2927	1840	583	489	15	0	0

- Molecule 7 is a protein called 60S ribosomal protein L5.

Mol	Chain	Residues	Atoms					AltConf	Trace
			Total	C	N	O	S		
7	1G	293	2382	1507	434	427	14	0	0

- Molecule 8 is a protein called 60S ribosomal protein L6.

Mol	Chain	Residues	Atoms					AltConf	Trace
			Total	C	N	O	S		
8	1H	237	1913	1228	363	318	4	0	0

- Molecule 9 is a protein called 60S ribosomal protein L7.

Mol	Chain	Residues	Atoms					AltConf	Trace
			Total	C	N	O	S		
9	2A	225	1870	1202	358	301	9	0	0

- Molecule 10 is a protein called 60S ribosomal protein L7a.

Mol	Chain	Residues	Atoms					AltConf	Trace
			Total	C	N	O	S		
10	2B	241	1927	1228	371	324	4	0	0

- Molecule 11 is a protein called 60S ribosomal protein L9.

Mol	Chain	Residues	Atoms					AltConf	Trace
			Total	C	N	O	S		
11	2C	190	1518	956	284	272	6	0	0

- Molecule 12 is a protein called 60S ribosomal protein L10-like.

Mol	Chain	Residues	Atoms					AltConf	Trace
			Total	C	N	O	S		
12	2D	213	1711	1082	329	285	15	0	0

- Molecule 13 is a protein called 60S ribosomal protein L11.

Mol	Chain	Residues	Atoms					AltConf	Trace
			Total	C	N	O	S		
13	2E	176	1410	888	263	253	6	0	0

- Molecule 14 is a protein called 60S ribosomal protein L13.

Mol	Chain	Residues	Atoms					AltConf	Trace
14	2F	210	Total	C	N	O	S	0	0
			1701	1064	352	281	4		

- Molecule 15 is a protein called 60S ribosomal protein L14.

Mol	Chain	Residues	Atoms					AltConf	Trace
15	2G	139	Total	C	N	O	S	0	0
			1138	730	218	183	7		

- Molecule 16 is a protein called 60S ribosomal protein L15.

Mol	Chain	Residues	Atoms					AltConf	Trace
16	2H	203	Total	C	N	O	S	0	0
			1701	1072	359	266	4		

- Molecule 17 is a protein called 60S ribosomal protein L13a.

Mol	Chain	Residues	Atoms					AltConf	Trace
17	2I	201	Total	C	N	O	S	0	0
			1650	1063	321	261	5		

- Molecule 18 is a protein called 60S ribosomal protein L17.

Mol	Chain	Residues	Atoms					AltConf	Trace
18	2J	153	Total	C	N	O	S	0	0
			1242	776	241	216	9		

- Molecule 19 is a protein called 60S ribosomal protein L18.

Mol	Chain	Residues	Atoms					AltConf	Trace
19	2K	187	Total	C	N	O	S	0	0
			1513	944	314	250	5		

- Molecule 20 is a protein called 60S ribosomal protein L19.

Mol	Chain	Residues	Atoms					AltConf	Trace
20	2L	187	Total	C	N	O	S	0	0
			1566	971	336	250	9		

- Molecule 21 is a protein called 60S ribosomal protein L18a.

Mol	Chain	Residues	Atoms					AltConf	Trace
			Total	C	N	O	S		
21	2M	175	1453	925	283	235	10	0	0

- Molecule 22 is a protein called 60S ribosomal protein L21.

Mol	Chain	Residues	Atoms					AltConf	Trace
			Total	C	N	O	S		
22	2N	159	1298	823	252	217	6	0	0

- Molecule 23 is a protein called 60S ribosomal protein L22.

Mol	Chain	Residues	Atoms					AltConf	Trace
			Total	C	N	O	S		
23	2O	101	825	529	144	150	2	0	0

- Molecule 24 is a protein called 60S ribosomal protein L23.

Mol	Chain	Residues	Atoms					AltConf	Trace
			Total	C	N	O	S		
24	2P	131	979	618	184	172	5	0	0

- Molecule 25 is a protein called 60S ribosomal protein L24.

Mol	Chain	Residues	Atoms					AltConf	Trace
			Total	C	N	O	S		
25	2Q	124	1015	634	207	170	4	0	0

- Molecule 26 is a protein called 60S ribosomal protein L23a.

Mol	Chain	Residues	Atoms					AltConf	Trace
			Total	C	N	O	S		
26	2R	119	976	625	184	166	1	0	0

- Molecule 27 is a protein called 60S ribosomal protein L26.

Mol	Chain	Residues	Atoms					AltConf	Trace
			Total	C	N	O	S		
27	2S	134	1115	700	226	186	3	0	0

- Molecule 28 is a protein called 60S ribosomal protein L27.

Mol	Chain	Residues	Atoms					AltConf	Trace
			Total	C	N	O	S		
28	2T	135	1107	714	208	182	3	0	0

- Molecule 29 is a protein called 60S ribosomal protein L27a.

Mol	Chain	Residues	Atoms					AltConf	Trace
			Total	C	N	O	S		
29	2U	147	1162	736	237	186	3	0	0

- Molecule 30 is a protein called 60S ribosomal protein L29.

Mol	Chain	Residues	Atoms					AltConf	Trace
			Total	C	N	O	S		
30	2V	109	876	546	189	137	4	0	0

- Molecule 31 is a protein called 60S ribosomal protein L30.

Mol	Chain	Residues	Atoms					AltConf	Trace
			Total	C	N	O	S		
31	2W	98	764	485	135	138	6	0	0

- Molecule 32 is a protein called 60S ribosomal protein L31.

Mol	Chain	Residues	Atoms					AltConf	Trace
			Total	C	N	O	S		
32	2X	107	888	560	171	155	2	0	0

- Molecule 33 is a protein called 60S ribosomal protein L32.

Mol	Chain	Residues	Atoms					AltConf	Trace
			Total	C	N	O	S		
33	2Y	128	1053	667	216	165	5	0	0

- Molecule 34 is a protein called 60S ribosomal protein L35a.

Mol	Chain	Residues	Atoms					AltConf	Trace
			Total	C	N	O	S		
34	2Z	109	876	555	174	144	3	0	0

- Molecule 35 is a protein called 60S ribosomal protein L34.

Mol	Chain	Residues	Atoms					AltConf	Trace
35	2a	113	Total	C	N	O	S	0	0
			895	560	183	146	6		

- Molecule 36 is a protein called 60S ribosomal protein L35.

Mol	Chain	Residues	Atoms					AltConf	Trace
36	2b	122	Total	C	N	O	S	0	0
			1015	641	205	168	1		

- Molecule 37 is a protein called 60S ribosomal protein L36.

Mol	Chain	Residues	Atoms					AltConf	Trace
37	2c	102	Total	C	N	O	S	0	0
			832	521	177	129	5		

- Molecule 38 is a protein called 60S ribosomal protein L37.

Mol	Chain	Residues	Atoms					AltConf	Trace
38	2d	86	Total	C	N	O	S	0	0
			705	434	155	111	5		

- Molecule 39 is a protein called 60S ribosomal protein L38.

Mol	Chain	Residues	Atoms					AltConf	Trace
39	2e	69	Total	C	N	O	S	0	0
			569	366	103	99	1		

- Molecule 40 is a protein called 60S ribosomal protein L39.

Mol	Chain	Residues	Atoms					AltConf	Trace
40	2f	50	Total	C	N	O	S	0	0
			444	281	98	64	1		

- Molecule 41 is a protein called Ubiquitin-60S ribosomal protein L40.

Mol	Chain	Residues	Atoms					AltConf	Trace
41	2g	52	Total	C	N	O	S	0	0
			429	266	90	67	6		

- Molecule 42 is a protein called 60S ribosomal protein L41.

Mol	Chain	Residues	Atoms					AltConf	Trace
42	2h	24	Total	C	N	O	S	0	0
			230	139	62	26	3		

- Molecule 43 is a protein called 60S ribosomal protein L36a.

Mol	Chain	Residues	Atoms					AltConf	Trace
43	2i	105	Total	C	N	O	S	0	0
			862	542	175	139	6		

- Molecule 44 is a protein called 60S ribosomal protein L37a.

Mol	Chain	Residues	Atoms					AltConf	Trace
44	2j	91	Total	C	N	O	S	0	0
			708	445	136	120	7		

- Molecule 45 is a protein called 60S ribosomal protein L28.

Mol	Chain	Residues	Atoms					AltConf	Trace
45	2k	125	Total	C	N	O	S	0	0
			1002	622	207	168	5		

- Molecule 46 is a RNA chain called 18S ribosomal RNA.

Mol	Chain	Residues	Atoms					AltConf	Trace
46	2m	1742	Total	C	N	O	P	0	0
			36900	16458	6595	12106	1741		

- Molecule 47 is a protein called 40S ribosomal protein SA.

Mol	Chain	Residues	Atoms					AltConf	Trace
47	2n	221	Total	C	N	O	S	0	0
			1741	1106	305	322	8		

- Molecule 48 is a protein called 40S ribosomal protein S3a.

Mol	Chain	Residues	Atoms					AltConf	Trace
48	2o	214	Total	C	N	O	S	0	0
			1738	1103	310	311	14		

- Molecule 49 is a protein called 40S ribosomal protein S3.

Mol	Chain	Residues	Atoms					AltConf	Trace
49	2p	227	Total	C	N	O	S	0	0
			1765	1125	317	315	8		

- Molecule 50 is a protein called 40S ribosomal protein S4, X isoform.

Mol	Chain	Residues	Atoms					AltConf	Trace
50	2q	262	Total	C	N	O	S	0	0
			2076	1324	386	358	8		

- Molecule 51 is a protein called 40S ribosomal protein S5.

Mol	Chain	Residues	Atoms					AltConf	Trace
51	2r	187	Total	C	N	O	S	0	0
			1479	924	282	266	7		

- Molecule 52 is a protein called 40S ribosomal protein S7.

Mol	Chain	Residues	Atoms					AltConf	Trace
52	2s	189	Total	C	N	O	S	0	0
			1521	969	280	271	1		

- Molecule 53 is a protein called 40S ribosomal protein S8.

Mol	Chain	Residues	Atoms					AltConf	Trace
53	2t	206	Total	C	N	O	S	0	0
			1686	1058	332	291	5		

- Molecule 54 is a protein called 40S ribosomal protein S10.

Mol	Chain	Residues	Atoms					AltConf	Trace
54	2u	98	Total	C	N	O	S	0	0
			827	539	148	134	6		

- Molecule 55 is a protein called 40S ribosomal protein S11.

Mol	Chain	Residues	Atoms					AltConf	Trace
55	2v	153	Total	C	N	O	S	0	0
			1247	793	234	214	6		

- Molecule 56 is a protein called 40S ribosomal protein S15.

Mol	Chain	Residues	Atoms					AltConf	Trace
			Total	C	N	O	S		
56	2w	97	804	505	155	138	6	0	0

- Molecule 57 is a protein called 40S ribosomal protein S16.

Mol	Chain	Residues	Atoms					AltConf	Trace
			Total	C	N	O	S		
57	2x	146	1158	736	218	200	4	0	0

- Molecule 58 is a protein called 40S ribosomal protein S17.

Mol	Chain	Residues	Atoms					AltConf	Trace
			Total	C	N	O	S		
58	2y	132	1072	673	199	195	5	0	0

- Molecule 59 is a protein called 40S ribosomal protein S18.

Mol	Chain	Residues	Atoms					AltConf	Trace
			Total	C	N	O	S		
59	2z	150	1235	776	250	208	1	0	0

- Molecule 60 is a protein called 40S ribosomal protein S19.

Mol	Chain	Residues	Atoms					AltConf	Trace
			Total	C	N	O	S		
60	20	143	1112	697	214	198	3	0	0

- Molecule 61 is a protein called 40S ribosomal protein S20.

Mol	Chain	Residues	Atoms					AltConf	Trace
			Total	C	N	O	S		
61	21	104	821	514	155	148	4	0	0

- Molecule 62 is a protein called 40S ribosomal protein S21.

Mol	Chain	Residues	Atoms					AltConf	Trace
			Total	C	N	O	S		
62	3A	83	636	393	117	121	5	0	0

- Molecule 63 is a protein called 40S ribosomal protein S23.

Mol	Chain	Residues	Atoms					AltConf	Trace
			Total	C	N	O	S		
63	3B	141	1098	693	219	183	3	0	0

- Molecule 64 is a protein called 40S ribosomal protein S26.

Mol	Chain	Residues	Atoms					AltConf	Trace
			Total	C	N	O	S		
64	3C	107	847	528	176	138	5	0	0

- Molecule 65 is a protein called 40S ribosomal protein S28.

Mol	Chain	Residues	Atoms					AltConf	Trace
			Total	C	N	O	S		
65	3D	64	506	308	102	94	2	0	0

- Molecule 66 is a protein called 40S ribosomal protein S29.

Mol	Chain	Residues	Atoms					AltConf	Trace
			Total	C	N	O	S		
66	3E	53	445	278	90	72	5	0	0

- Molecule 67 is a protein called Receptor of activated protein C kinase 1.

Mol	Chain	Residues	Atoms					AltConf	Trace
			Total	C	N	O	S		
67	3F	313	2436	1535	424	465	12	0	0

- Molecule 68 is a protein called 40S ribosomal protein S2.

Mol	Chain	Residues	Atoms					AltConf	Trace
			Total	C	N	O	S		
68	3G	222	1725	1115	298	302	10	0	0

- Molecule 69 is a protein called 40S ribosomal protein S6.

Mol	Chain	Residues	Atoms					AltConf	Trace
			Total	C	N	O	S		
69	3H	237	1923	1200	387	329	7	0	0

- Molecule 70 is a protein called 40S ribosomal protein S9.

Mol	Chain	Residues	Atoms					AltConf	Trace
			Total	C	N	O	S		
70	3I	185	1525	969	306	248	2	0	0

- Molecule 71 is a protein called 40S ribosomal protein S12.

Mol	Chain	Residues	Atoms					AltConf	Trace
			Total	C	N	O	S		
71	3J	122	952	596	169	179	8	0	0

There are 3 discrepancies between the modelled and reference sequences:

Chain	Residue	Modelled	Actual	Comment	Reference
3J	52	GLN	LEU	conflict	UNP P25398
3J	69	LEU	CYS	conflict	UNP P25398
3J	99	ASN	LYS	conflict	UNP P25398

- Molecule 72 is a protein called 40S ribosomal protein S13.

Mol	Chain	Residues	Atoms					AltConf	Trace
			Total	C	N	O	S		
72	3K	150	1208	773	229	205	1	0	0

- Molecule 73 is a protein called 40S ribosomal protein S14.

Mol	Chain	Residues	Atoms					AltConf	Trace
			Total	C	N	O	S		
73	3L	140	1049	642	204	197	6	0	0

- Molecule 74 is a protein called 40S ribosomal protein S15a.

Mol	Chain	Residues	Atoms					AltConf	Trace
			Total	C	N	O	S		
74	3M	129	1034	659	193	176	6	0	0

- Molecule 75 is a protein called 40S ribosomal protein S24.

Mol	Chain	Residues	Atoms					AltConf	Trace
			Total	C	N	O	S		
75	3N	131	1065	673	209	178	5	0	0

- Molecule 76 is a protein called 40S ribosomal protein S25.

Mol	Chain	Residues	Atoms					AltConf	Trace
76	3O	75	Total	C	N	O	S	0	0
			598	382	111	104	1		

- Molecule 77 is a protein called 40S ribosomal protein S27.

Mol	Chain	Residues	Atoms					AltConf	Trace
77	3P	83	Total	C	N	O	S	0	0
			651	408	121	115	7		

- Molecule 78 is a protein called 40S ribosomal protein S30.

Mol	Chain	Residues	Atoms					AltConf	Trace
78	3Q	58	Total	C	N	O	S	0	0
			459	284	100	74	1		

- Molecule 79 is a protein called Ubiquitin-40S ribosomal protein S27a.

Mol	Chain	Residues	Atoms					AltConf	Trace
79	3R	67	Total	C	N	O	S	0	0
			548	346	102	93	7		

- Molecule 80 is a RNA chain called mRNA.

Mol	Chain	Residues	Atoms					AltConf	Trace
80	zv	12	Total	C	N	O	P	0	0
			247	111	39	85	12		

- Molecule 81 is a protein called Eukaryotic peptide chain release factor subunit 1.

Mol	Chain	Residues	Atoms					AltConf	Trace
81	zw	431	Total	C	N	O	S	0	0
			3410	2168	575	655	12		

- Molecule 82 is a protein called nascent peptide.

Mol	Chain	Residues	Atoms					AltConf	Trace
82	zx	17	Total	C	N	O	S	0	0
			129	86	20	22	1		

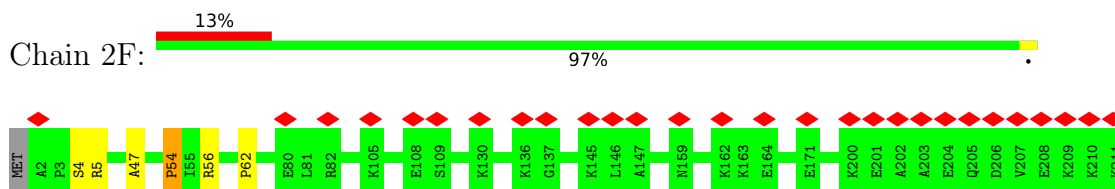
- Molecule 83 is a RNA chain called P-site tRNA.

Mol	Chain	Residues	Atoms					AltConf	Trace
			Total	C	N	O	P		
83	zy	75	1599	713	284	528	74	0	0

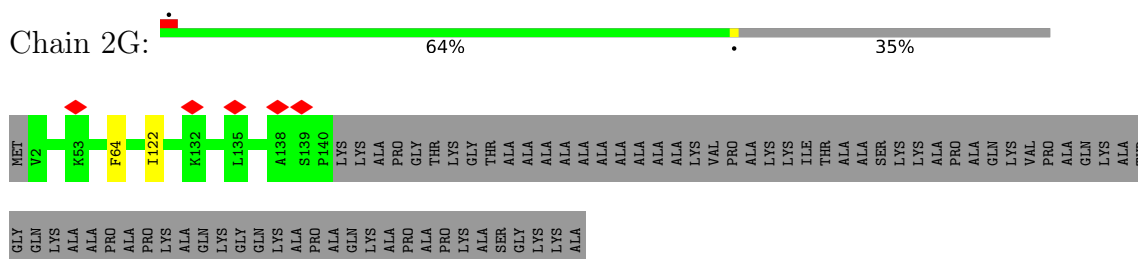
- Molecule 84 is a RNA chain called HCV-IRES RNA.

Mol	Chain	Residues	Atoms					AltConf	Trace
			Total	C	N	O	P		
84	zz	163	3492	1553	627	1149	163	0	0


- Molecule 14: 60S ribosomal protein L13



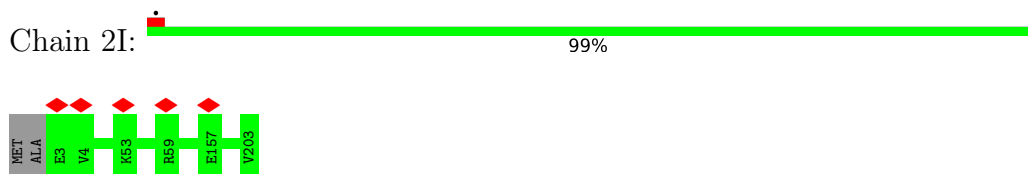
- Molecule 15: 60S ribosomal protein L14



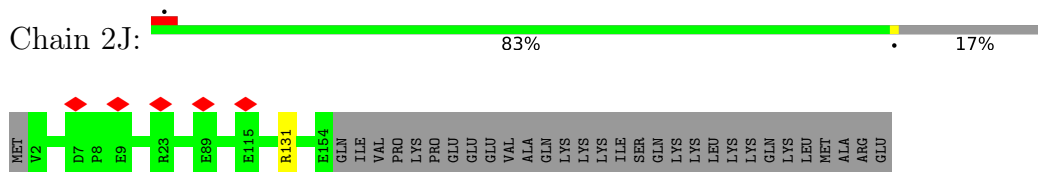
- Molecule 16: 60S ribosomal protein L15



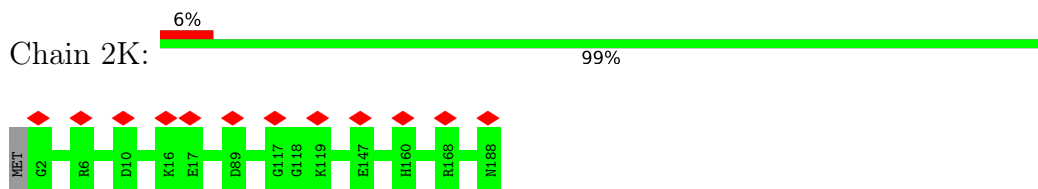
- Molecule 17: 60S ribosomal protein L13a



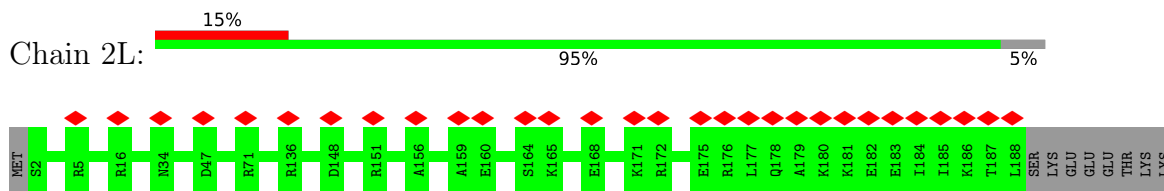
- Molecule 18: 60S ribosomal protein L17



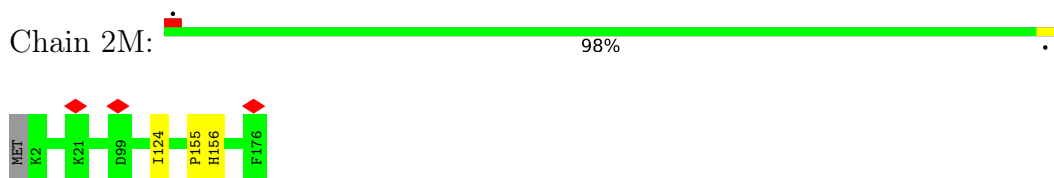
- Molecule 19: 60S ribosomal protein L18



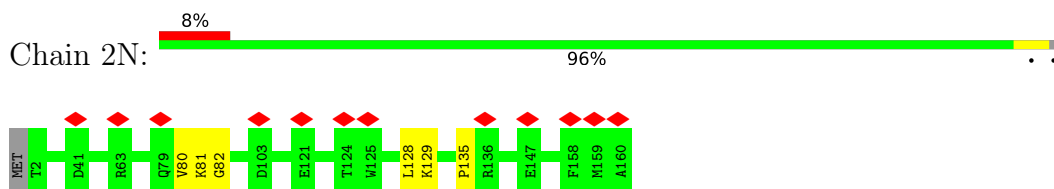
- Molecule 20: 60S ribosomal protein L19



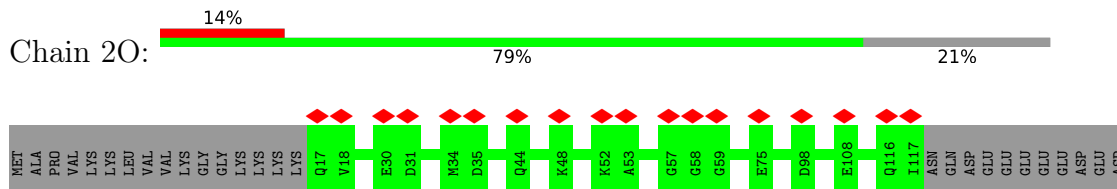
• Molecule 21: 60S ribosomal protein L18a



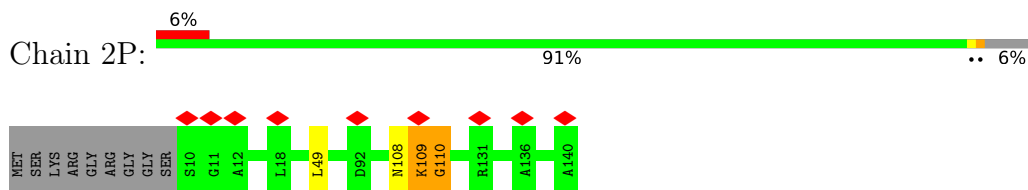
• Molecule 22: 60S ribosomal protein L21



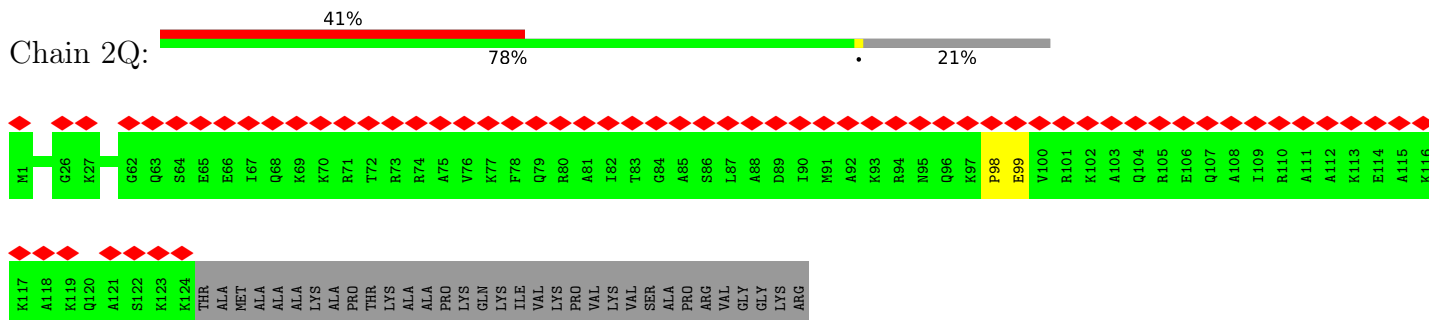
• Molecule 23: 60S ribosomal protein L22



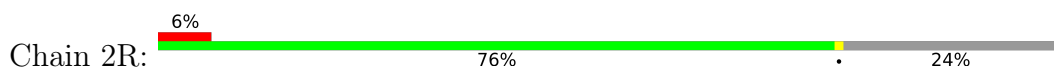
• Molecule 24: 60S ribosomal protein L23

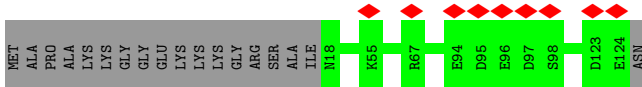


• Molecule 25: 60S ribosomal protein L24

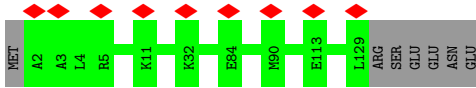


• Molecule 26: 60S ribosomal protein L23a

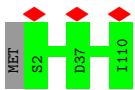




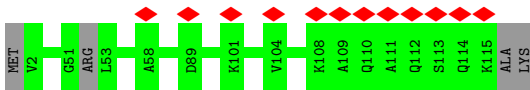
- Molecule 33: 60S ribosomal protein L32



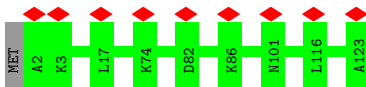
- Molecule 34: 60S ribosomal protein L35a



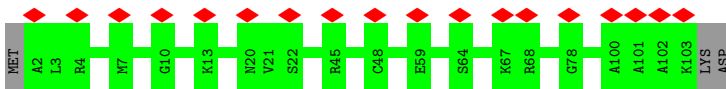
- Molecule 35: 60S ribosomal protein L34



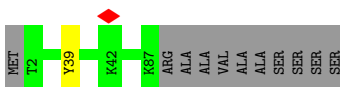
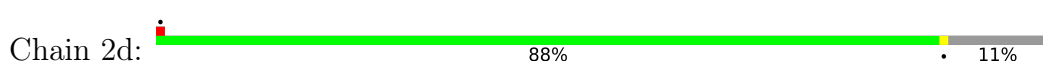
- Molecule 36: 60S ribosomal protein L35



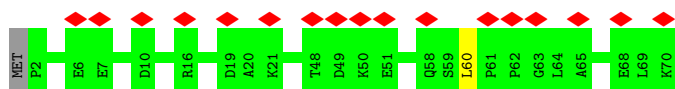
- Molecule 37: 60S ribosomal protein L36



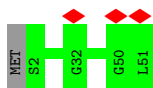
- Molecule 38: 60S ribosomal protein L37




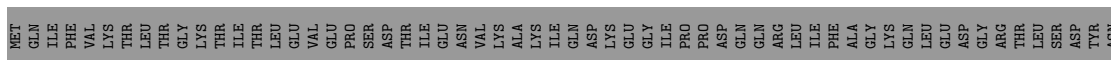
- Molecule 39: 60S ribosomal protein L38



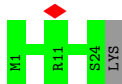
- Molecule 40: 60S ribosomal protein L39



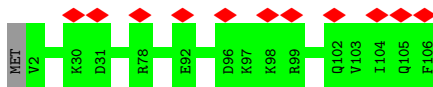
- Molecule 41: Ubiquitin-60S ribosomal protein L40



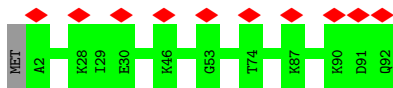
- Molecule 42: 60S ribosomal protein L41



- Molecule 43: 60S ribosomal protein L36a

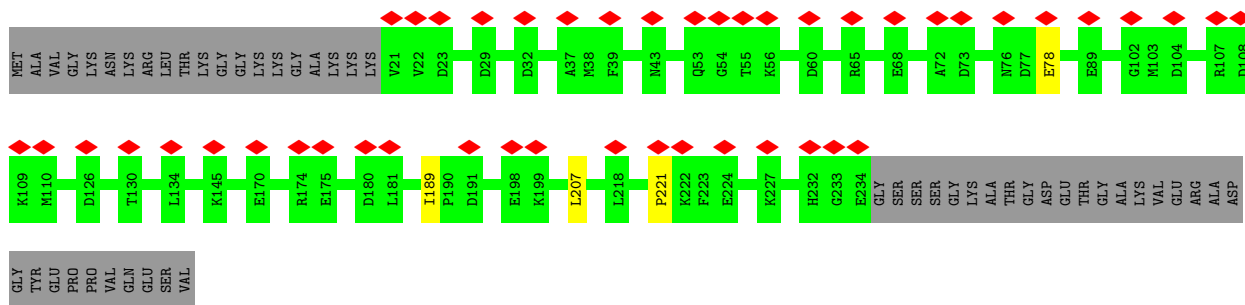


- Molecule 44: 60S ribosomal protein L37a

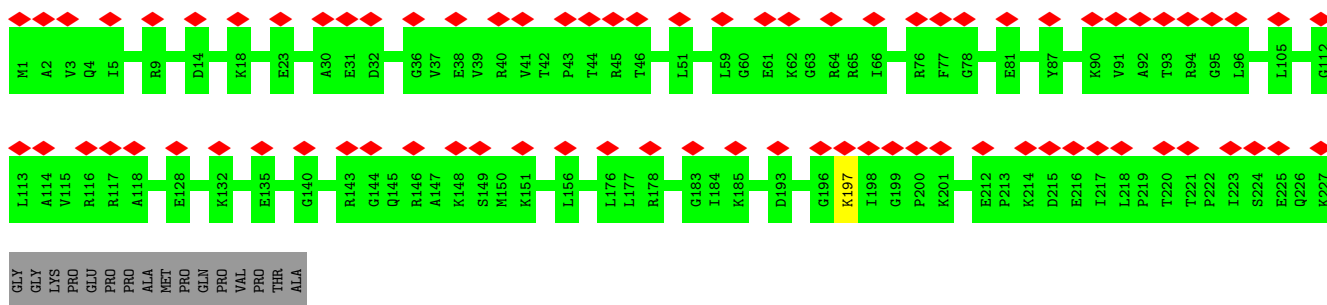


- Molecule 45: 60S ribosomal protein L28

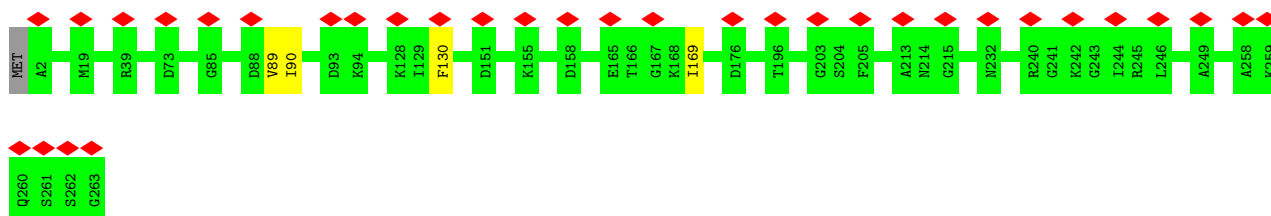




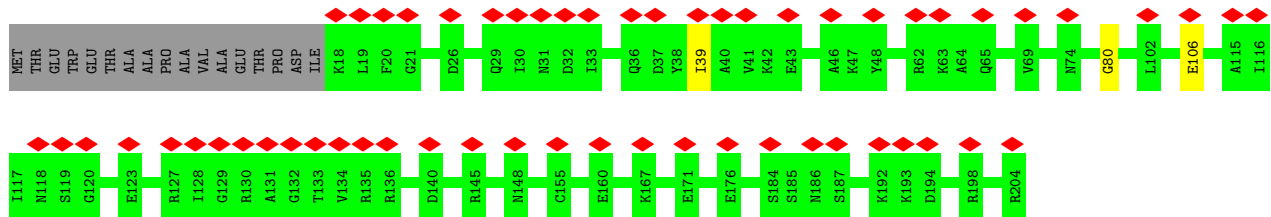
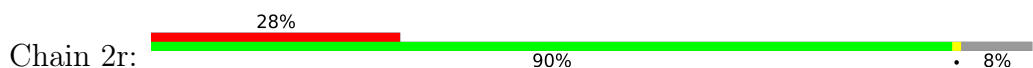
• Molecule 49: 40S ribosomal protein S3



• Molecule 50: 40S ribosomal protein S4, X isoform

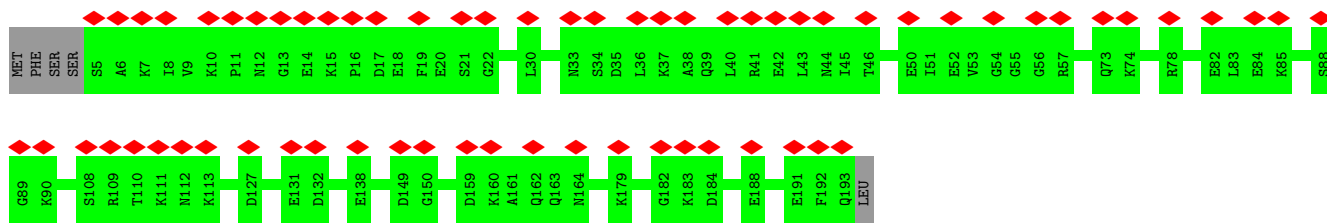


• Molecule 51: 40S ribosomal protein S5

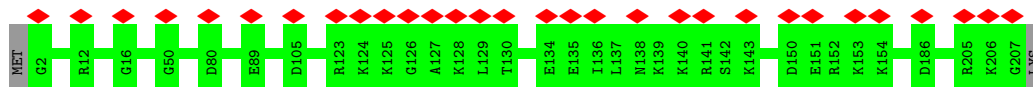


• Molecule 52: 40S ribosomal protein S7

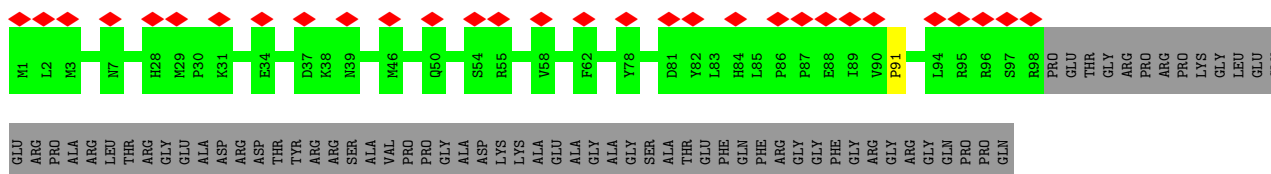




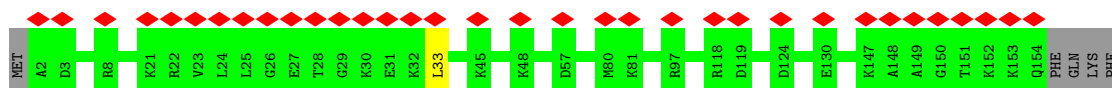
• Molecule 53: 40S ribosomal protein S8



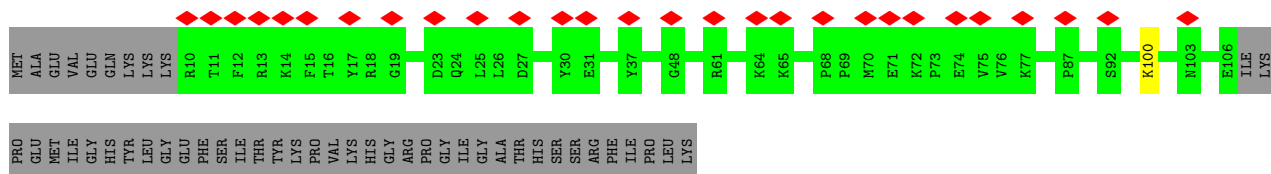
• Molecule 54: 40S ribosomal protein S10



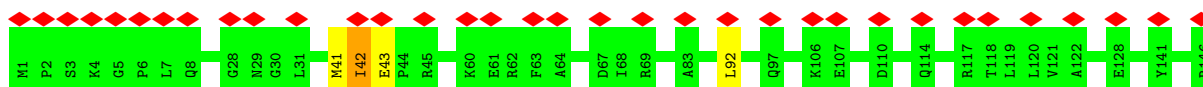
• Molecule 55: 40S ribosomal protein S11



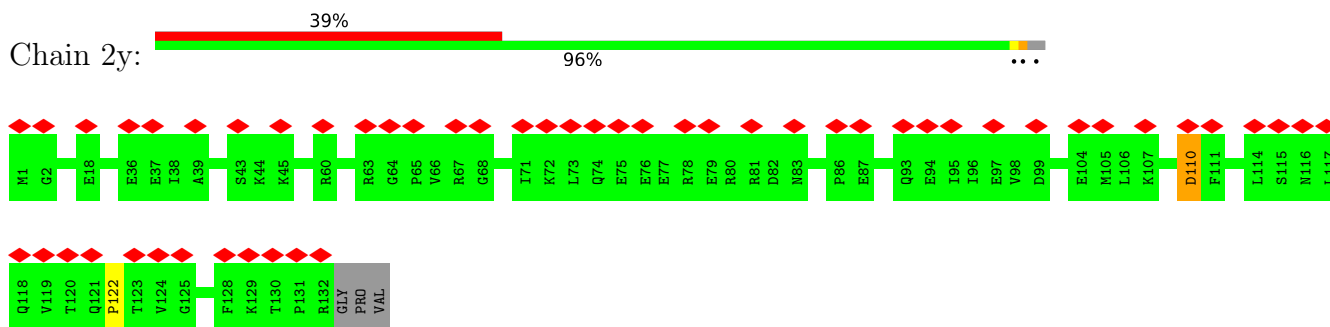
• Molecule 56: 40S ribosomal protein S15



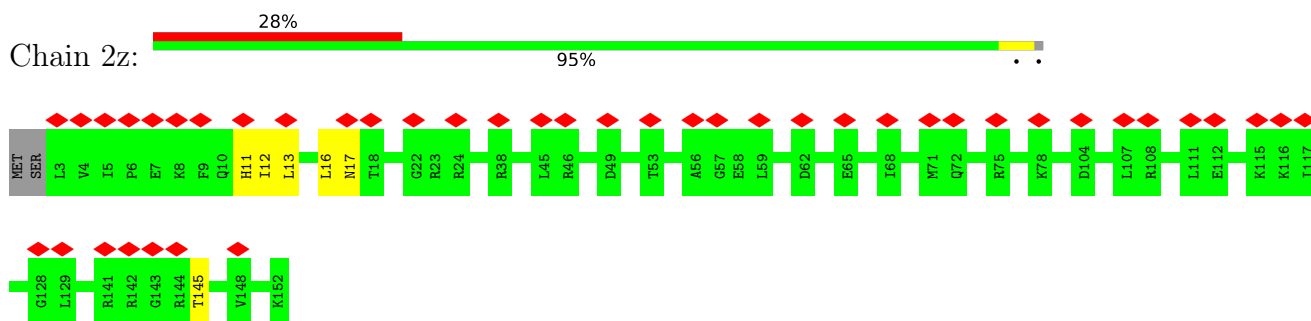
• Molecule 57: 40S ribosomal protein S16



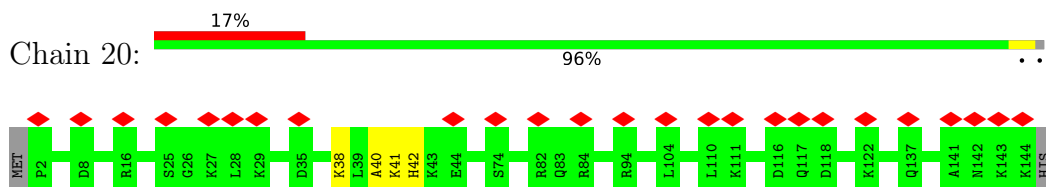
- Molecule 58: 40S ribosomal protein S17



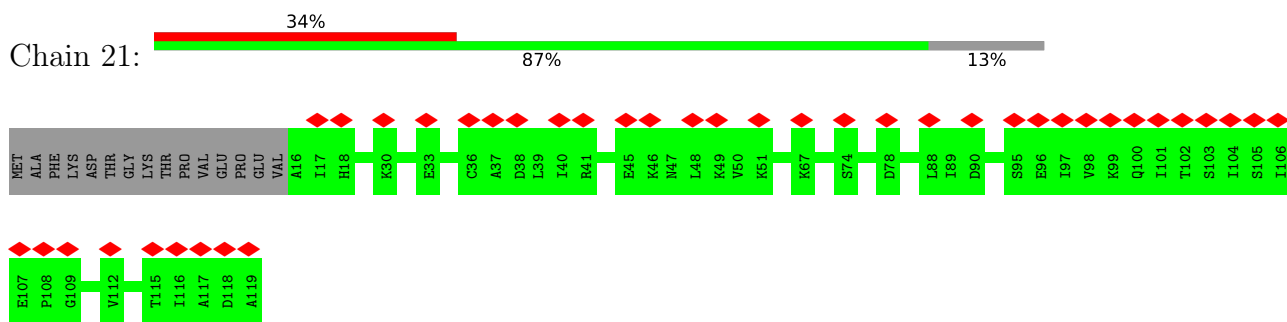
- Molecule 59: 40S ribosomal protein S18



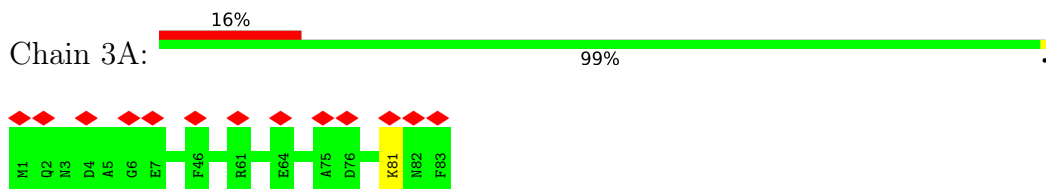
- Molecule 60: 40S ribosomal protein S19



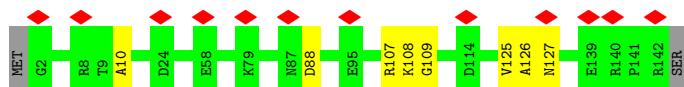
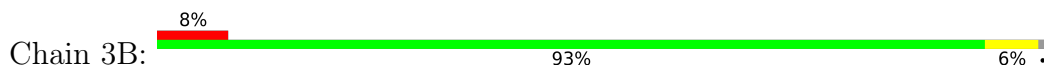
- Molecule 61: 40S ribosomal protein S20



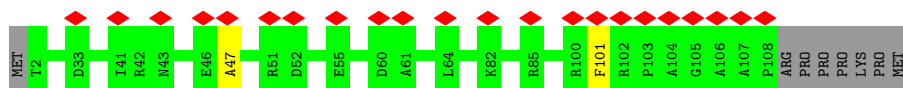
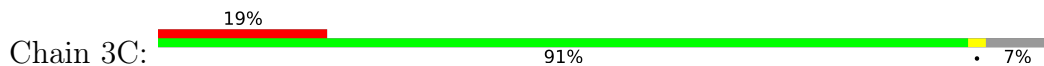
- Molecule 62: 40S ribosomal protein S21



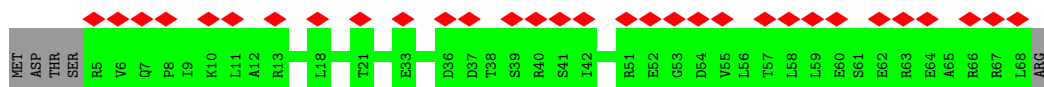
- Molecule 63: 40S ribosomal protein S23



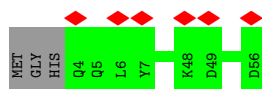
- Molecule 64: 40S ribosomal protein S26



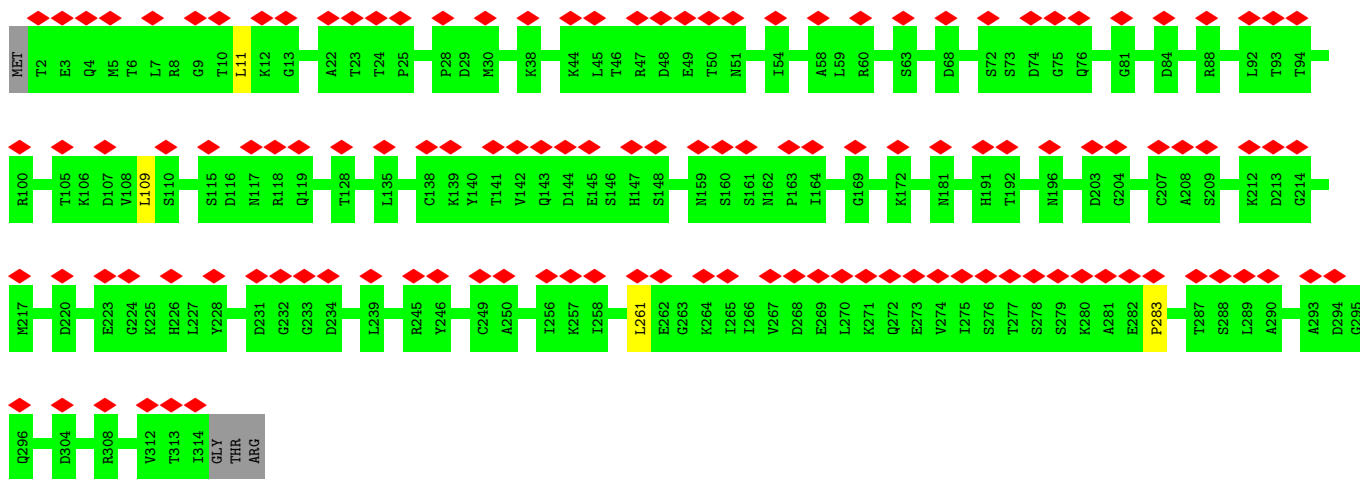
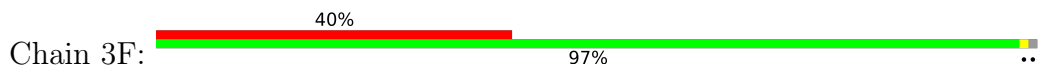
- Molecule 65: 40S ribosomal protein S28



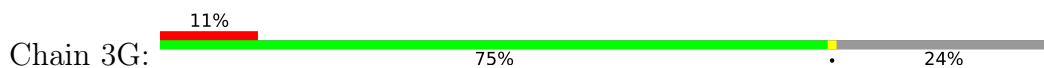
- Molecule 66: 40S ribosomal protein S29

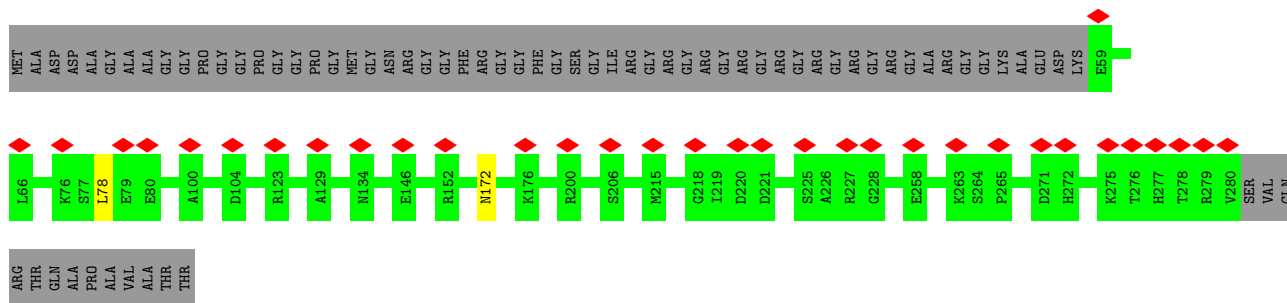


- Molecule 67: Receptor of activated protein C kinase 1

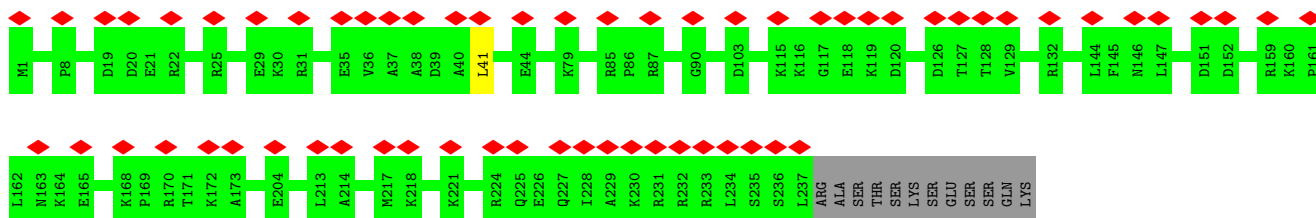


- Molecule 68: 40S ribosomal protein S2

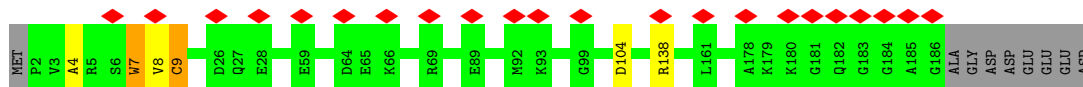
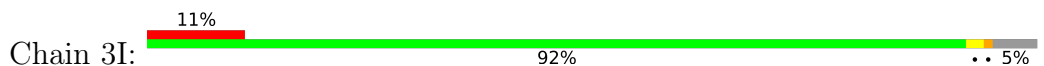




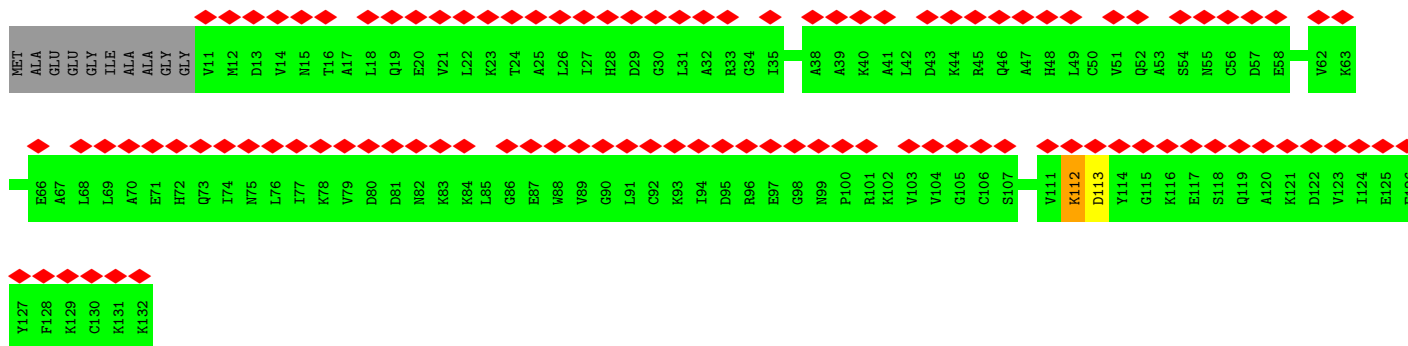
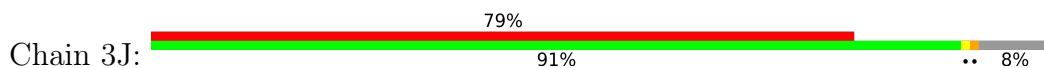
• Molecule 69: 40S ribosomal protein S6



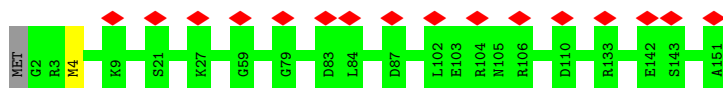
• Molecule 70: 40S ribosomal protein S9



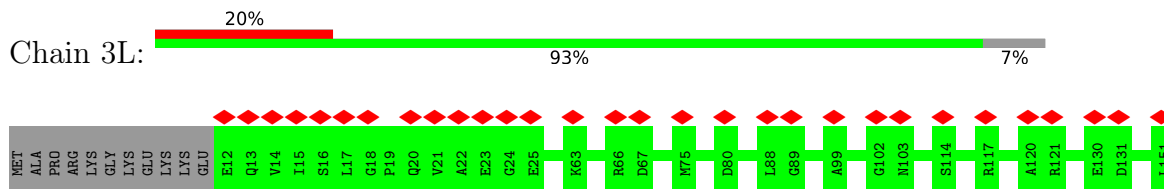
• Molecule 71: 40S ribosomal protein S12



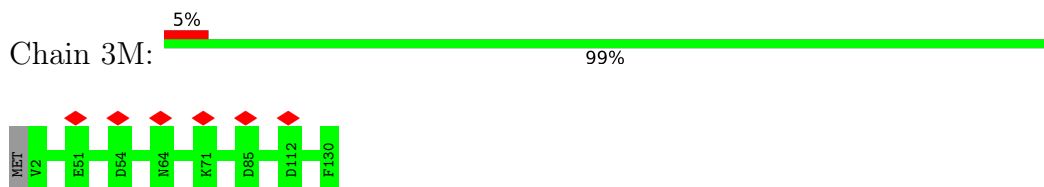
• Molecule 72: 40S ribosomal protein S13



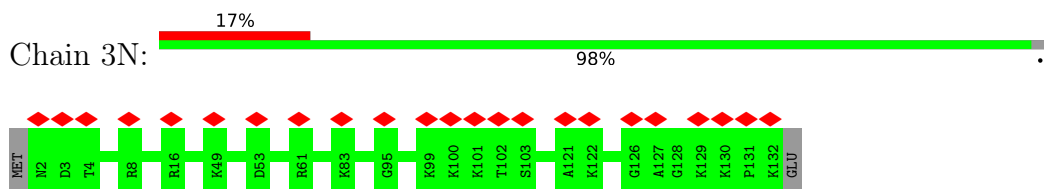
- Molecule 73: 40S ribosomal protein S14



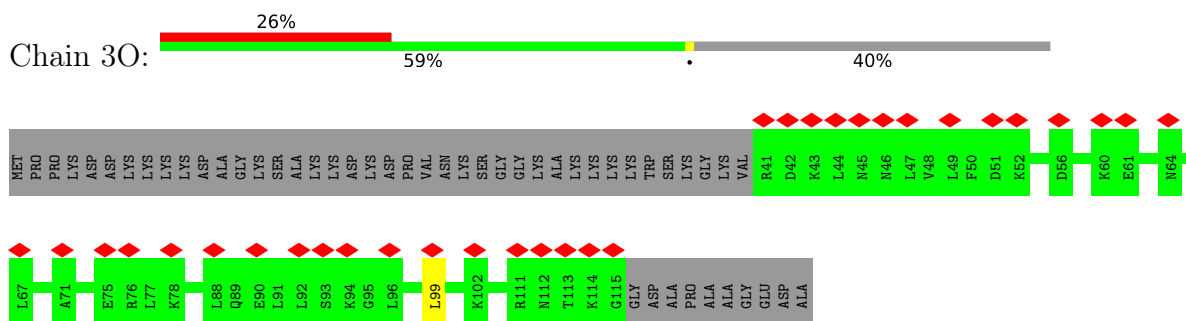
- Molecule 74: 40S ribosomal protein S15a



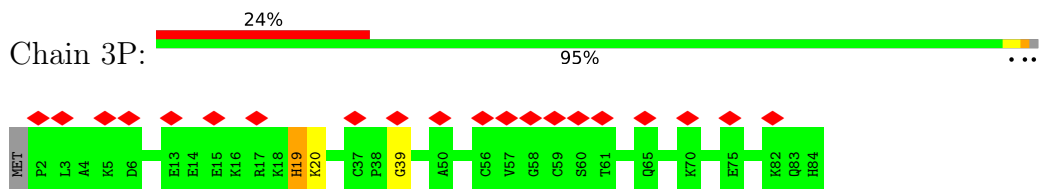
- Molecule 75: 40S ribosomal protein S24



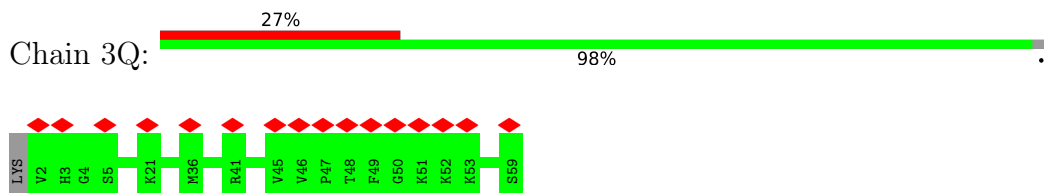
- Molecule 76: 40S ribosomal protein S25



- Molecule 77: 40S ribosomal protein S27



- Molecule 78: 40S ribosomal protein S30



- Molecule 79: Ubiquitin-40S ribosomal protein S27a

4 Experimental information

Property	Value	Source
EM reconstruction method	SINGLE PARTICLE	Depositor
Imposed symmetry	POINT, C1	Depositor
Number of particles used	48923	Depositor
Resolution determination method	FSC 0.143 CUT-OFF	Depositor
CTF correction method	NONE	Depositor
Microscope	FEI TECNAI ARCTICA	Depositor
Voltage (kV)	200	Depositor
Electron dose ($e^-/\text{\AA}^2$)	50	Depositor
Minimum defocus (nm)	Not provided	
Maximum defocus (nm)	Not provided	
Magnification	33557	Depositor
Image detector	GATAN K2 SUMMIT (4k x 4k)	Depositor
Maximum map value	0.269	Depositor
Minimum map value	-0.145	Depositor
Average map value	0.000	Depositor
Map value standard deviation	0.013	Depositor
Recommended contour level	0.05	Depositor
Map size (\AA)	625.8, 625.8, 625.8	wwPDB
Map dimensions	420, 420, 420	wwPDB
Map angles ($^\circ$)	90.0, 90.0, 90.0	wwPDB
Pixel spacing (\AA)	1.49, 1.49, 1.49	Depositor

5 Model quality

5.1 Standard geometry

The Z score for a bond length (or angle) is the number of standard deviations the observed value is removed from the expected value. A bond length (or angle) with $|Z| > 5$ is considered an outlier worth inspection. RMSZ is the root-mean-square of all Z scores of the bond lengths (or angles).

Mol	Chain	Bond lengths		Bond angles	
		RMSZ	# Z >5	RMSZ	# Z >5
1	1A	0.65	9/87922 (0.0%)	1.17	646/137154 (0.5%)
2	1B	0.63	0/2858	1.13	13/4455 (0.3%)
3	1C	0.61	0/3701	1.18	28/5766 (0.5%)
4	1D	0.37	0/1936	0.63	1/2596 (0.0%)
5	1E	0.39	0/3306	0.65	2/4424 (0.0%)
6	1F	0.35	0/2981	0.61	0/4002
7	1G	0.35	0/2428	0.59	1/3252 (0.0%)
8	1H	0.39	0/1951	0.70	0/2618
9	2A	0.44	1/1905 (0.1%)	0.62	0/2539
10	2B	0.34	0/1960	0.60	0/2637
11	2C	0.35	0/1537	0.66	0/2066
12	2D	0.36	0/1751	0.61	0/2340
13	2E	0.34	0/1433	0.65	0/1915
14	2F	0.34	0/1732	0.63	1/2315 (0.0%)
15	2G	0.38	0/1161	0.59	0/1554
16	2H	0.39	0/1746	0.61	2/2338 (0.1%)
17	2I	0.40	0/1682	0.60	0/2250
18	2J	0.41	0/1268	0.60	0/1701
19	2K	0.36	0/1537	0.60	0/2052
20	2L	0.32	0/1582	0.59	0/2091
21	2M	0.40	0/1493	0.61	0/2003
22	2N	0.38	0/1326	0.64	0/1770
23	2O	0.35	0/839	0.60	0/1126
24	2P	0.36	0/993	0.64	1/1332 (0.1%)
25	2Q	0.36	0/1030	0.62	0/1364
26	2R	0.32	0/992	0.57	0/1330
27	2S	0.35	0/1132	0.60	0/1504
28	2T	0.35	0/1130	0.60	0/1507
29	2U	0.38	0/1191	0.61	0/1591
30	2V	0.29	0/889	0.55	0/1175
31	2W	0.33	0/774	0.57	0/1038
32	2X	0.35	0/903	0.58	0/1216
33	2Y	0.37	0/1071	0.55	0/1429
34	2Z	0.41	0/895	0.64	0/1198

Mol	Chain	Bond lengths		Bond angles	
		RMSZ	# Z >5	RMSZ	# Z >5
35	2a	0.34	0/904	0.59	0/1203
36	2b	0.30	0/1023	0.57	0/1351
37	2c	0.30	0/843	0.56	0/1115
38	2d	0.37	0/720	0.61	0/952
39	2e	0.33	0/575	0.64	0/761
40	2f	0.36	0/454	0.62	0/599
41	2g	0.34	0/435	0.61	1/575 (0.2%)
42	2h	0.30	0/231	0.47	0/294
43	2i	0.36	0/876	0.64	0/1156
44	2j	0.36	0/718	0.60	0/953
45	2k	0.39	0/1017	0.60	0/1364
46	2m	0.58	0/41243	1.19	336/64257 (0.5%)
47	2n	0.34	0/1778	0.61	0/2416
48	2o	0.33	0/1765	0.62	0/2362
49	2p	0.33	0/1793	0.63	0/2414
50	2q	0.34	0/2118	0.63	0/2849
51	2r	0.31	0/1500	0.65	0/2015
52	2s	0.31	0/1544	0.61	0/2068
53	2t	0.35	0/1715	0.62	0/2287
54	2u	0.34	0/851	0.67	0/1147
55	2v	0.38	0/1268	0.62	0/1696
56	2w	0.35	0/815	0.72	0/1087
57	2x	0.33	0/1177	0.68	2/1575 (0.1%)
58	2y	0.31	0/1086	0.62	1/1457 (0.1%)
59	2z	0.36	0/1253	0.72	1/1676 (0.1%)
60	20	0.31	0/1131	0.63	0/1515
61	21	0.32	0/831	0.67	0/1115
62	3A	0.34	0/643	0.65	0/860
63	3B	0.36	0/1116	0.67	0/1490
64	3C	0.36	0/863	0.62	0/1159
65	3D	0.31	0/508	0.71	0/680
66	3E	0.35	0/455	0.58	0/603
67	3F	0.33	0/2493	0.69	2/3394 (0.1%)
68	3G	0.35	0/1762	0.61	0/2381
69	3H	0.32	0/1946	0.68	1/2590 (0.0%)
70	3I	0.33	0/1550	0.73	2/2069 (0.1%)
71	3J	0.30	0/962	0.66	0/1290
72	3K	0.33	0/1232	0.60	0/1656
73	3L	0.33	0/1062	0.64	0/1425
74	3M	0.35	0/1051	0.66	0/1406
75	3N	0.33	0/1083	0.58	0/1438
76	3O	0.32	0/604	0.72	0/810
77	3P	0.32	0/665	0.67	0/891

Mol	Chain	Bond lengths		Bond angles	
		RMSZ	# Z >5	RMSZ	# Z >5
78	3Q	0.31	0/465	0.55	0/612
79	3R	0.28	0/560	0.61	0/745
80	zv	0.52	0/273	1.82	19/421 (4.5%)
81	zw	0.32	0/3467	0.58	0/4661
82	zx	0.45	0/131	0.67	0/176
83	zy	0.49	0/1786	1.16	14/2784 (0.5%)
84	zz	0.44	0/3902	1.27	43/6084 (0.7%)
All	All	0.53	10/239278 (0.0%)	1.01	1117/351532 (0.3%)

Chiral center outliers are detected by calculating the chiral volume of a chiral center and verifying if the center is modelled as a planar moiety or with the opposite hand. A planarity outlier is detected by checking planarity of atoms in a peptide group, atoms in a mainchain group or atoms of a sidechain that are expected to be planar.

Mol	Chain	#Chirality outliers	#Planarity outliers
4	1D	0	1
5	1E	0	2
7	1G	0	2
8	1H	0	4
9	2A	0	1
11	2C	0	3
14	2F	0	3
15	2G	0	1
18	2J	0	1
22	2N	0	2
24	2P	0	2
28	2T	0	1
38	2d	0	1
48	2o	0	2
50	2q	0	3
51	2r	0	1
55	2v	0	1
57	2x	0	3
58	2y	0	1
59	2z	0	3
60	2o	0	1
63	3B	0	2
64	3C	0	1
68	3G	0	1
70	3I	0	3
71	3J	0	1
76	3O	0	1

Continued on next page...

Continued from previous page...

Mol	Chain	#Chirality outliers	#Planarity outliers
77	3P	0	1
All	All	0	49

All (10) bond length outliers are listed below:

Mol	Chain	Res	Type	Atoms	Z	Observed(Å)	Ideal(Å)
1	1A	970	G	N1-C2	-11.01	1.28	1.37
1	1A	970	G	C2-N3	9.47	1.40	1.32
1	1A	970	G	C8-N7	-9.29	1.25	1.30
1	1A	4694	G	C8-N7	-6.73	1.26	1.30
1	1A	970	G	N3-C4	6.67	1.40	1.35
1	1A	970	G	N9-C8	-6.42	1.33	1.37
1	1A	970	G	C5-C4	6.25	1.42	1.38
1	1A	970	G	N7-C5	6.21	1.43	1.39
1	1A	970	G	C2-N2	6.12	1.40	1.34
9	2A	25	PHE	CG-CD1	5.71	1.47	1.38

All (1117) bond angle outliers are listed below:

Mol	Chain	Res	Type	Atoms	Z	Observed(°)	Ideal(°)
1	1A	4303	C	N1-C2-O2	16.12	128.57	118.90
1	1A	970	G	C6-N1-C2	15.02	134.11	125.10
1	1A	485	C	C2-N1-C1'	14.25	134.47	118.80
46	2m	592	C	N1-C2-O2	14.20	127.42	118.90
46	2m	1453	C	C2-N1-C1'	13.45	133.59	118.80
1	1A	969	C	N1-C2-O2	13.37	126.92	118.90
46	2m	356	C	N1-C2-O2	12.89	126.64	118.90
1	1A	4303	C	N3-C2-O2	-12.29	113.30	121.90
1	1A	4303	C	C2-N1-C1'	12.17	132.18	118.80
3	1C	111	U	N1-C2-O2	11.91	131.14	122.80
46	2m	532	C	N1-C2-O2	11.85	126.01	118.90
46	2m	356	C	C2-N1-C1'	11.77	131.75	118.80
46	2m	1272	C	N1-C2-O2	11.75	125.95	118.90
3	1C	111	U	C2-N1-C1'	11.45	131.44	117.70
3	1C	111	U	N3-C2-O2	-11.39	114.22	122.20
1	1A	970	G	N7-C8-N9	11.32	118.76	113.10
46	2m	592	C	N3-C2-O2	-11.31	113.98	121.90
1	1A	485	C	C6-N1-C1'	-11.18	107.38	120.80
1	1A	969	C	C2-N1-C1'	10.88	130.77	118.80
1	1A	1445	U	C2-N1-C1'	10.81	130.68	117.70
1	1A	3909	C	N1-C2-O2	10.74	125.35	118.90
46	2m	1272	C	C2-N1-C1'	10.70	130.57	118.80

Continued on next page...

Continued from previous page...

Mol	Chain	Res	Type	Atoms	Z	Observed(°)	Ideal(°)
46	2m	1751	C	N1-C2-O2	10.55	125.23	118.90
46	2m	216	C	N1-C2-O2	10.53	125.22	118.90
1	1A	485	C	N1-C2-O2	10.48	125.19	118.90
46	2m	1453	C	C6-N1-C1'	-10.42	108.30	120.80
1	1A	969	C	N3-C2-O2	-10.35	114.66	121.90
1	1A	3758	U	C2-N1-C1'	10.15	129.88	117.70
1	1A	970	G	N9-C4-C5	-10.14	101.34	105.40
1	1A	2410	C	N1-C2-O2	10.11	124.97	118.90
1	1A	2255	C	C2-N1-C1'	10.10	129.91	118.80
1	1A	970	G	N3-C4-N9	10.04	132.03	126.00
46	2m	532	C	C2-N1-C1'	9.94	129.73	118.80
1	1A	456	C	O4'-C1'-N1	9.90	116.12	108.20
1	1A	2410	C	C2-N1-C1'	9.77	129.55	118.80
46	2m	356	C	N3-C2-O2	-9.74	115.08	121.90
46	2m	1116	C	N1-C2-O2	9.74	124.74	118.90
46	2m	532	C	N3-C2-O2	-9.72	115.10	121.90
1	1A	2255	C	N1-C2-O2	9.62	124.67	118.90
70	3I	4	ALA	CB-CA-C	9.52	124.39	110.10
83	zy	74	C	C6-N1-C2	-9.44	116.53	120.30
46	2m	1272	C	N3-C2-O2	-9.43	115.30	121.90
46	2m	216	C	N3-C2-O2	-9.37	115.34	121.90
1	1A	3909	C	N3-C2-O2	-9.35	115.36	121.90
1	1A	4928	C	C2-N1-C1'	9.22	128.94	118.80
1	1A	1439	C	C2-N1-C1'	9.14	128.86	118.80
46	2m	1453	C	N1-C2-O2	9.14	124.38	118.90
46	2m	592	C	C2-N1-C1'	9.12	128.83	118.80
1	1A	970	G	C5-C6-O6	9.02	134.01	128.60
1	1A	1445	U	N1-C2-O2	8.99	129.09	122.80
46	2m	1219	C	N1-C2-O2	8.99	124.29	118.90
1	1A	2820	C	N1-C2-O2	8.97	124.28	118.90
46	2m	339	A	N1-C2-N3	-8.91	124.85	129.30
46	2m	1751	C	N3-C2-O2	-8.90	115.67	121.90
46	2m	1057	C	N1-C2-O2	8.86	124.22	118.90
46	2m	1057	C	C2-N1-C1'	8.85	128.54	118.80
1	1A	1182	C	N1-C2-O2	8.79	124.17	118.90
1	1A	753	C	N3-C2-O2	-8.78	115.75	121.90
1	1A	1243	C	C2-N1-C1'	8.74	128.41	118.80
80	zv	-2	C	N1-C2-O2	8.74	124.14	118.90
1	1A	4749	C	C2-N1-C1'	8.73	128.40	118.80
1	1A	753	C	N1-C2-O2	8.72	124.13	118.90
1	1A	2257	C	C2-N1-C1'	8.72	128.39	118.80
1	1A	3765	G	N3-C4-N9	8.72	131.23	126.00

Continued on next page...

Continued from previous page...

Mol	Chain	Res	Type	Atoms	Z	Observed(°)	Ideal(°)
80	zv	2	C	C2-N1-C1'	8.71	128.38	118.80
46	2m	1116	C	N3-C2-O2	-8.70	115.81	121.90
1	1A	1245	C	C5-C6-N1	8.70	125.35	121.00
1	1A	4741	C	C2-N1-C1'	8.69	128.36	118.80
1	1A	4476	C	C2-N1-C1'	8.68	128.35	118.80
1	1A	4303	C	C6-N1-C1'	-8.65	110.42	120.80
1	1A	3909	C	C2-N1-C1'	8.65	128.31	118.80
46	2m	1449	G	O4'-C1'-N9	8.62	115.10	108.20
1	1A	1245	C	C2-N1-C1'	8.62	128.28	118.80
46	2m	540	U	C2-N1-C1'	8.61	128.03	117.70
46	2m	501	C	C6-N1-C2	-8.57	116.87	120.30
1	1A	4476	C	N1-C2-O2	8.56	124.03	118.90
46	2m	1624	U	N3-C2-O2	-8.50	116.25	122.20
46	2m	1057	C	N3-C2-O2	-8.49	115.95	121.90
1	1A	184	U	N3-C2-O2	-8.45	116.29	122.20
1	1A	2410	C	N3-C2-O2	-8.40	116.02	121.90
46	2m	1116	C	C2-N1-C1'	8.40	128.04	118.80
1	1A	4730	C	N1-C2-O2	8.38	123.93	118.90
1	1A	1182	C	C2-N1-C1'	8.36	128.00	118.80
1	1A	4749	C	N1-C2-O2	8.35	123.91	118.90
46	2m	339	A	C6-N1-C2	8.35	123.61	118.60
1	1A	925	C	C6-N1-C2	-8.35	116.96	120.30
46	2m	356	C	C6-N1-C1'	-8.30	110.83	120.80
1	1A	4423	U	C2-N1-C1'	8.29	127.65	117.70
1	1A	3675	G	N1-C6-O6	-8.26	114.94	119.90
46	2m	823	U	N3-C2-O2	-8.24	116.43	122.20
1	1A	3758	U	N1-C2-O2	8.23	128.56	122.80
1	1A	2867	C	N3-C2-O2	-8.23	116.14	121.90
1	1A	1243	C	N1-C2-O2	8.22	123.83	118.90
46	2m	1624	U	N1-C2-O2	8.21	128.55	122.80
46	2m	735	C	N1-C2-O2	8.20	123.82	118.90
1	1A	2478	C	N1-C2-O2	8.20	123.82	118.90
1	1A	184	U	N1-C2-O2	8.18	128.53	122.80
1	1A	2351	C	C2-N1-C1'	8.18	127.80	118.80
46	2m	1266	C	C6-N1-C2	-8.15	117.04	120.30
1	1A	4928	C	N1-C2-O2	8.15	123.79	118.90
1	1A	180	C	C2-N1-C1'	8.15	127.76	118.80
46	2m	551	U	N3-C2-O2	-8.12	116.51	122.20
1	1A	4731	G	P-O3'-C3'	8.12	129.44	119.70
46	2m	1849	G	C4-N9-C1'	-8.10	115.97	126.50
1	1A	4423	U	N3-C2-O2	-8.10	116.53	122.20
1	1A	654	C	N1-C2-O2	8.10	123.76	118.90

Continued on next page...

Continued from previous page...

Mol	Chain	Res	Type	Atoms	Z	Observed(°)	Ideal(°)
1	1A	4730	C	C2-N1-C1'	8.09	127.70	118.80
84	zz	175	U	N1-C2-O2	8.08	128.46	122.80
1	1A	4314	C	N1-C2-O2	8.07	123.74	118.90
46	2m	1272	C	C6-N1-C1'	-8.07	111.12	120.80
1	1A	3715	U	C2-N1-C1'	8.06	127.37	117.70
1	1A	1821	G	N3-C4-C5	-8.04	124.58	128.60
46	2m	1305	C	N1-C2-O2	8.03	123.72	118.90
1	1A	2820	C	C2-N1-C1'	8.01	127.61	118.80
1	1A	970	G	C5-C6-N1	-8.00	107.50	111.50
46	2m	1752	C	N1-C2-O2	7.96	123.67	118.90
1	1A	3909	C	C6-N1-C2	-7.95	117.12	120.30
1	1A	3675	G	C5-C6-O6	7.94	133.37	128.60
1	1A	2262	G	C4-N9-C1'	7.94	136.82	126.50
1	1A	7	C	C5-C6-N1	7.94	124.97	121.00
46	2m	1591	C	N1-C2-O2	7.92	123.65	118.90
46	2m	1219	C	C2-N1-C1'	7.90	127.49	118.80
1	1A	4476	C	N3-C2-O2	-7.89	116.38	121.90
46	2m	1520	G	C4-N9-C1'	7.89	136.75	126.50
1	1A	489	C	N1-C2-O2	7.88	123.63	118.90
1	1A	1445	U	N3-C2-O2	-7.88	116.68	122.20
80	zv	-1	C	N1-C2-O2	7.87	123.62	118.90
1	1A	195	C	N3-C2-O2	-7.86	116.40	121.90
1	1A	2410	C	C6-N1-C2	-7.85	117.16	120.30
1	1A	4423	U	N1-C2-O2	7.84	128.29	122.80
46	2m	1315	U	C2-N1-C1'	7.83	127.10	117.70
46	2m	144	U	N3-C2-O2	-7.83	116.72	122.20
1	1A	1417	C	C2-N1-C1'	7.82	127.40	118.80
46	2m	1283	C	C6-N1-C2	-7.81	117.17	120.30
84	zz	259	U	N1-C2-O2	7.81	128.26	122.80
1	1A	112	C	N1-C2-O2	7.80	123.58	118.90
1	1A	963	G	C4-N9-C1'	7.79	136.63	126.50
46	2m	1016	U	N3-C2-O2	-7.79	116.75	122.20
3	1C	129	C	N3-C2-O2	-7.79	116.45	121.90
1	1A	3765	G	N3-C4-C5	-7.78	124.71	128.60
80	zv	7	C	N1-C2-O2	7.78	123.57	118.90
84	zz	123	C	N1-C2-O2	7.76	123.56	118.90
46	2m	216	C	C2-N1-C1'	7.76	127.34	118.80
1	1A	1191	C	N3-C2-O2	-7.75	116.48	121.90
1	1A	969	C	C6-N1-C1'	-7.74	111.51	120.80
1	1A	4921	C	C2-N1-C1'	7.74	127.31	118.80
1	1A	4928	C	N3-C2-O2	-7.73	116.49	121.90
46	2m	1588	A	O4'-C1'-N9	7.72	114.37	108.20

Continued on next page...

Continued from previous page...

Mol	Chain	Res	Type	Atoms	Z	Observed(°)	Ideal(°)
1	1A	3788	C	N1-C2-O2	7.71	123.52	118.90
1	1A	1821	G	N3-C4-N9	7.70	130.62	126.00
84	zz	175	U	C2-N1-C1'	7.69	126.93	117.70
46	2m	1624	U	C2-N1-C1'	7.68	126.91	117.70
1	1A	220	C	C2-N1-C1'	7.67	127.24	118.80
1	1A	1304	C	C2-N1-C1'	7.63	127.19	118.80
1	1A	1821	G	C4-N9-C1'	7.62	136.40	126.50
1	1A	1439	C	C6-N1-C2	-7.60	117.26	120.30
1	1A	4758	U	C2-N1-C1'	7.59	126.81	117.70
83	zy	71	C	C6-N1-C2	-7.58	117.27	120.30
1	1A	26	C	N1-C2-O2	7.54	123.43	118.90
1	1A	2257	C	N1-C2-O2	7.54	123.43	118.90
1	1A	2699	C	C2-N1-C1'	7.54	127.09	118.80
1	1A	3765	G	C4-N9-C1'	7.52	136.28	126.50
1	1A	2904	U	N1-C2-O2	7.51	128.06	122.80
1	1A	925	C	C5-C6-N1	7.51	124.75	121.00
1	1A	4263	C	N3-C2-O2	-7.50	116.65	121.90
3	1C	111	U	C6-N1-C1'	-7.50	110.70	121.20
1	1A	180	C	N1-C2-O2	7.49	123.39	118.90
1	1A	1378	C	N1-C2-O2	7.47	123.38	118.90
1	1A	1981	G	C4-N9-C1'	-7.43	116.84	126.50
1	1A	167	C	C6-N1-C2	-7.42	117.33	120.30
1	1A	672	C	C2-N1-C1'	7.42	126.96	118.80
1	1A	1445	U	C6-N1-C1'	-7.40	110.84	121.20
1	1A	4303	C	C6-N1-C2	-7.40	117.34	120.30
46	2m	1057	C	C6-N1-C2	-7.39	117.34	120.30
46	2m	339	A	P-O3'-C3'	7.39	128.56	119.70
46	2m	1116	C	C6-N1-C2	-7.39	117.34	120.30
1	1A	1182	C	N3-C2-O2	-7.38	116.73	121.90
1	1A	1241	C	C2-N1-C1'	7.38	126.92	118.80
1	1A	2872	C	C2-N1-C1'	7.35	126.89	118.80
46	2m	144	U	N1-C2-O2	7.35	127.95	122.80
46	2m	1219	C	N3-C2-O2	-7.34	116.76	121.90
46	2m	540	U	N1-C2-O2	7.34	127.94	122.80
46	2m	1123	C	N1-C2-O2	7.34	123.30	118.90
1	1A	2255	C	C6-N1-C1'	-7.32	112.01	120.80
1	1A	985	C	N1-C2-O2	7.30	123.28	118.90
46	2m	540	U	C5-C6-N1	7.30	126.35	122.70
46	2m	1626	C	C2-N1-C1'	7.30	126.83	118.80
84	zz	175	U	C5-C6-N1	7.30	126.35	122.70
46	2m	1266	C	C2-N1-C1'	7.29	126.82	118.80
1	1A	126	C	C2-N1-C1'	7.29	126.82	118.80

Continued on next page...

Continued from previous page...

Mol	Chain	Res	Type	Atoms	Z	Observed(°)	Ideal(°)
1	1A	2820	C	N3-C2-O2	-7.29	116.80	121.90
1	1A	126	C	N1-C2-O2	7.28	123.27	118.90
46	2m	1717	C	N3-C2-O2	-7.28	116.81	121.90
80	zv	7	C	C2-N1-C1'	7.28	126.80	118.80
46	2m	356	C	C6-N1-C2	-7.27	117.39	120.30
83	zy	74	C	C6-N1-C1'	7.27	129.53	120.80
1	1A	74	G	C4-N9-C1'	7.26	135.94	126.50
1	1A	4714	C	N1-C2-O2	7.26	123.26	118.90
46	2m	540	U	N3-C2-O2	-7.25	117.13	122.20
46	2m	1853	C	C2-N1-C1'	7.24	126.77	118.80
1	1A	3758	U	N3-C2-O2	-7.24	117.14	122.20
46	2m	1849	G	P-O3'-C3'	7.24	128.38	119.70
46	2m	195	C	C5-C6-N1	7.22	124.61	121.00
1	1A	4758	U	N1-C2-O2	7.22	127.85	122.80
1	1A	4871	C	N1-C2-O2	7.21	123.23	118.90
46	2m	143	U	N1-C2-O2	7.21	127.85	122.80
80	zv	-2	C	N3-C2-O2	-7.20	116.86	121.90
46	2m	1453	C	C5-C6-N1	7.20	124.60	121.00
1	1A	2904	U	C2-N1-C1'	7.20	126.34	117.70
1	1A	655	C	N3-C2-O2	-7.19	116.87	121.90
46	2m	551	U	N1-C2-O2	7.19	127.83	122.80
1	1A	1447	C	C6-N1-C2	-7.18	117.43	120.30
46	2m	1112	U	N1-C2-O2	7.17	127.82	122.80
1	1A	1472	C	C2-N1-C1'	7.17	126.69	118.80
46	2m	192	C	N1-C2-O2	7.17	123.20	118.90
1	1A	1720	C	C6-N1-C2	-7.17	117.43	120.30
1	1A	4314	C	C6-N1-C2	-7.16	117.43	120.30
84	zz	308	C	N1-C2-O2	7.16	123.19	118.90
46	2m	532	C	C6-N1-C1'	-7.15	112.22	120.80
1	1A	512	U	C2-N1-C1'	7.15	126.28	117.70
1	1A	1677	U	C2-N1-C1'	7.14	126.27	117.70
1	1A	656	C	N1-C2-O2	7.14	123.19	118.90
46	2m	459	C	N1-C2-O2	7.14	123.18	118.90
1	1A	970	G	C5-N7-C8	-7.12	100.74	104.30
1	1A	1241	C	N1-C2-O2	7.12	123.17	118.90
1	1A	1178	G	C4-N9-C1'	7.11	135.74	126.50
46	2m	1518	C	C2-N1-C1'	7.09	126.60	118.80
1	1A	4741	C	C5-C6-N1	7.09	124.55	121.00
1	1A	1245	C	N1-C2-O2	7.09	123.15	118.90
1	1A	2708	U	N1-C2-O2	7.09	127.76	122.80
46	2m	4	C	C2-N1-C1'	7.08	126.59	118.80
84	zz	124	C	N1-C2-O2	7.08	123.15	118.90

Continued on next page...

Continued from previous page...

Mol	Chain	Res	Type	Atoms	Z	Observed(°)	Ideal(°)
1	1A	167	C	N3-C2-O2	-7.07	116.95	121.90
1	1A	2255	C	N3-C2-O2	-7.06	116.96	121.90
80	zv	-1	C	C2-N1-C1'	7.05	126.56	118.80
1	1A	4731	G	OP2-P-O3'	7.05	120.70	105.20
1	1A	7	C	C6-N1-C2	-7.04	117.49	120.30
1	1A	18	C	N1-C2-O2	7.03	123.12	118.90
1	1A	4945	G	N3-C4-N9	7.03	130.22	126.00
1	1A	672	C	N1-C2-O2	7.02	123.11	118.90
46	2m	1139	C	C2-N1-C1'	7.02	126.52	118.80
1	1A	1191	C	N1-C2-O2	7.02	123.11	118.90
46	2m	1771	G	N3-C4-C5	-7.01	125.09	128.60
1	1A	485	C	C5-C6-N1	6.99	124.50	121.00
46	2m	809	A	C8-N9-C4	-6.99	103.00	105.80
1	1A	753	C	C6-N1-C2	-6.99	117.50	120.30
46	2m	1112	U	N3-C2-O2	-6.99	117.31	122.20
1	1A	907	C	C2-N1-C1'	6.98	126.48	118.80
1	1A	3668	C	C6-N1-C2	-6.98	117.51	120.30
1	1A	2820	C	C6-N1-C2	-6.98	117.51	120.30
1	1A	4398	C	C6-N1-C2	-6.98	117.51	120.30
46	2m	878	G	C4-N9-C1'	6.97	135.56	126.50
46	2m	647	U	C2-N1-C1'	6.96	126.06	117.70
3	1C	155	C	N3-C2-O2	-6.96	117.03	121.90
1	1A	4876	U	C2-N1-C1'	6.95	126.04	117.70
84	zz	125	C	C5-C6-N1	6.95	124.47	121.00
1	1A	26	C	N3-C2-O2	-6.95	117.04	121.90
46	2m	1315	U	N1-C2-O2	6.94	127.66	122.80
46	2m	517	C	N1-C2-O2	6.94	123.06	118.90
46	2m	1771	G	C4-N9-C1'	6.94	135.52	126.50
46	2m	195	C	C6-N1-C2	-6.93	117.53	120.30
1	1A	2586	G	C4-N9-C1'	6.93	135.51	126.50
46	2m	192	C	C2-N1-C1'	6.92	126.41	118.80
1	1A	2478	C	N3-C2-O2	-6.91	117.06	121.90
1	1A	1447	C	N1-C2-O2	6.91	123.04	118.90
46	2m	1520	G	N3-C4-N9	6.90	130.14	126.00
1	1A	653	U	N1-C2-O2	6.89	127.63	122.80
46	2m	1771	G	N3-C4-N9	6.89	130.13	126.00
84	zz	175	U	N3-C2-O2	-6.89	117.38	122.20
1	1A	117	C	C5-C6-N1	6.88	124.44	121.00
1	1A	2760	G	P-O3'-C3'	6.87	127.95	119.70
1	1A	4758	U	N3-C2-O2	-6.87	117.39	122.20
46	2m	1717	C	C6-N1-C2	-6.86	117.55	120.30
1	1A	963	G	C8-N9-C1'	-6.86	118.08	127.00

Continued on next page...

Continued from previous page...

Mol	Chain	Res	Type	Atoms	Z	Observed(°)	Ideal(°)
46	2m	1751	C	C2-N1-C1'	6.86	126.34	118.80
1	1A	1183	C	N1-C2-O2	6.85	123.01	118.90
46	2m	1265	A	C2-N3-C4	6.85	114.02	110.60
84	zz	253	G	O5'-P-OP2	6.85	118.92	110.70
80	zv	-1	C	C6-N1-C2	-6.84	117.56	120.30
46	2m	1591	C	N3-C2-O2	-6.84	117.11	121.90
1	1A	1677	U	N3-C2-O2	-6.84	117.41	122.20
46	2m	878	G	N3-C4-C5	-6.83	125.18	128.60
1	1A	74	G	C8-N9-C1'	-6.83	118.12	127.00
1	1A	1082	C	P-O3'-C3'	6.83	127.89	119.70
46	2m	1520	G	C8-N9-C1'	-6.83	118.13	127.00
1	1A	2854	G	P-O3'-C3'	6.82	127.89	119.70
1	1A	1182	C	C6-N1-C2	-6.82	117.57	120.30
1	1A	985	C	N3-C2-O2	-6.80	117.14	121.90
1	1A	4314	C	C2-N1-C1'	6.80	126.28	118.80
46	2m	735	C	N3-C2-O2	-6.80	117.14	121.90
1	1A	3908	A	P-O3'-C3'	6.79	127.85	119.70
1	1A	2695	A	P-O3'-C3'	6.78	127.84	119.70
1	1A	489	C	N3-C2-O2	-6.78	117.15	121.90
46	2m	1186	U	N3-C2-O2	-6.78	117.45	122.20
1	1A	2708	U	N3-C2-O2	-6.77	117.46	122.20
1	1A	3765	G	C8-N9-C1'	-6.76	118.21	127.00
46	2m	356	C	C5-C6-N1	6.76	124.38	121.00
1	1A	472	C	C2-N1-C1'	6.76	126.24	118.80
1	1A	2257	C	C6-N1-C1'	-6.76	112.69	120.80
46	2m	1333	U	N3-C2-O2	-6.75	117.47	122.20
1	1A	4928	C	C6-N1-C2	-6.75	117.60	120.30
1	1A	1703	C	N1-C2-O2	6.75	122.95	118.90
1	1A	4921	C	N1-C2-O2	6.74	122.95	118.90
80	zv	7	C	N3-C2-O2	-6.74	117.18	121.90
1	1A	2528	G	C4-N9-C1'	6.74	135.26	126.50
1	1A	4314	C	N3-C2-O2	-6.74	117.18	121.90
1	1A	1178	G	N3-C4-N9	6.74	130.04	126.00
1	1A	2262	G	C8-N9-C1'	-6.74	118.24	127.00
1	1A	2033	A	P-O3'-C3'	6.73	127.78	119.70
5	1E	360	LEU	CA-CB-CG	6.73	130.77	115.30
1	1A	914	U	P-O3'-C3'	6.72	127.77	119.70
1	1A	4749	C	N3-C2-O2	-6.72	117.19	121.90
1	1A	1417	C	C6-N1-C2	-6.72	117.61	120.30
1	1A	3758	U	C6-N1-C1'	-6.71	111.80	121.20
2	1B	33	U	C2-N1-C1'	6.71	125.76	117.70
1	1A	4749	C	C6-N1-C2	-6.71	117.62	120.30

Continued on next page...

Continued from previous page...

Mol	Chain	Res	Type	Atoms	Z	Observed(°)	Ideal(°)
1	1A	3715	U	N3-C2-O2	-6.71	117.50	122.20
80	zv	-1	C	N3-C2-O2	-6.71	117.21	121.90
1	1A	282	C	N1-C2-O2	6.70	122.92	118.90
1	1A	1082	C	OP1-P-O3'	6.70	119.93	105.20
1	1A	2262	G	N3-C4-N9	6.67	130.00	126.00
1	1A	4886	C	N1-C2-O2	6.67	122.90	118.90
1	1A	1663	C	C2-N1-C1'	6.66	126.12	118.80
2	1B	33	U	N1-C2-O2	6.66	127.46	122.80
1	1A	2262	G	N3-C4-C5	-6.64	125.28	128.60
1	1A	1367	C	C2-N1-C1'	6.64	126.10	118.80
46	2m	530	U	N3-C2-O2	-6.64	117.55	122.20
84	zz	123	C	N3-C2-O2	-6.63	117.26	121.90
46	2m	823	U	C2-N1-C1'	6.63	125.65	117.70
46	2m	1283	C	N3-C2-O2	-6.63	117.26	121.90
1	1A	4476	C	C6-N1-C2	-6.62	117.65	120.30
1	1A	1304	C	C6-N1-C2	-6.61	117.66	120.30
46	2m	1849	G	N3-C4-C5	6.61	131.90	128.60
1	1A	1981	G	C6-C5-N7	6.60	134.36	130.40
1	1A	1981	G	C8-N9-C4	6.60	109.04	106.40
46	2m	1219	C	C6-N1-C2	-6.60	117.66	120.30
84	zz	245	G	O5'-P-OP2	-6.59	99.77	105.70
46	2m	1315	U	N3-C2-O2	-6.58	117.60	122.20
1	1A	1447	C	C2-N1-C1'	6.58	126.03	118.80
1	1A	969	C	C6-N1-C2	-6.57	117.67	120.30
46	2m	1860	A	P-O3'-C3'	6.57	127.58	119.70
1	1A	1245	C	C6-N1-C2	-6.56	117.67	120.30
1	1A	220	C	C6-N1-C2	-6.56	117.68	120.30
46	2m	49	C	N1-C2-O2	6.56	122.83	118.90
46	2m	1849	G	C8-N9-C4	6.56	109.02	106.40
1	1A	2699	C	C6-N1-C2	-6.54	117.68	120.30
1	1A	1677	U	N1-C2-O2	6.54	127.38	122.80
3	1C	13	G	N1-C6-O6	-6.54	115.97	119.90
1	1A	4714	C	N3-C2-O2	-6.54	117.32	121.90
1	1A	417	G	P-O3'-C3'	6.54	127.55	119.70
1	1A	485	C	N3-C2-O2	-6.52	117.33	121.90
1	1A	653	U	N3-C2-O2	-6.52	117.64	122.20
46	2m	1139	C	N1-C2-O2	6.52	122.81	118.90
1	1A	3788	C	C2-N1-C1'	6.51	125.97	118.80
1	1A	1439	C	C5-C6-N1	6.51	124.26	121.00
1	1A	1445	U	C5-C6-N1	6.51	125.95	122.70
1	1A	100	C	C2-N1-C1'	6.51	125.96	118.80
1	1A	3591	C	N1-C2-O2	6.51	122.80	118.90

Continued on next page...

Continued from previous page...

Mol	Chain	Res	Type	Atoms	Z	Observed(°)	Ideal(°)
46	2m	143	U	N3-C2-O2	-6.50	117.65	122.20
1	1A	4600	G	P-O3'-C3'	6.47	127.47	119.70
1	1A	3908	A	OP1-P-O3'	6.47	119.44	105.20
1	1A	1472	C	C5-C6-N1	6.47	124.23	121.00
1	1A	4730	C	N3-C2-O2	-6.47	117.37	121.90
46	2m	1277	C	N1-C2-O2	6.47	122.78	118.90
1	1A	1720	C	C5-C6-N1	6.46	124.23	121.00
1	1A	2465	C	C5-C6-N1	6.46	124.23	121.00
1	1A	387	G	O4'-C1'-N9	6.46	113.37	108.20
46	2m	216	C	C6-N1-C2	-6.46	117.72	120.30
46	2m	1186	U	N1-C2-O2	6.46	127.32	122.80
46	2m	195	C	C2-N1-C1'	6.46	125.90	118.80
1	1A	4112	C	C6-N1-C2	-6.46	117.72	120.30
46	2m	1277	C	N3-C2-O2	-6.45	117.38	121.90
1	1A	18	C	C2-N1-C1'	6.45	125.89	118.80
1	1A	3715	U	N1-C2-O2	6.45	127.31	122.80
1	1A	7	C	C2-N1-C1'	6.44	125.89	118.80
1	1A	4741	C	N1-C2-O2	6.44	122.77	118.90
46	2m	1471	C	N1-C2-O2	6.44	122.77	118.90
1	1A	1472	C	C6-N1-C2	-6.44	117.72	120.30
1	1A	1178	G	N3-C4-C5	-6.44	125.38	128.60
1	1A	117	C	C2-N1-C1'	6.44	125.88	118.80
46	2m	1696	C	C2-N1-C1'	6.44	125.88	118.80
1	1A	2362	U	N1-C2-O2	6.43	127.30	122.80
80	zv	-2	C	C6-N1-C2	-6.43	117.73	120.30
84	zz	308	C	C6-N1-C2	-6.43	117.73	120.30
1	1A	654	C	N3-C2-O2	-6.42	117.41	121.90
1	1A	3637	U	N3-C2-O2	-6.42	117.71	122.20
46	2m	976	G	C5-C6-O6	6.41	132.45	128.60
1	1A	504	G	C4-N9-C1'	6.41	134.83	126.50
1	1A	4869	U	N1-C2-O2	6.41	127.29	122.80
46	2m	592	C	C6-N1-C1'	-6.41	113.11	120.80
46	2m	1305	C	N3-C2-O2	-6.40	117.42	121.90
46	2m	1591	C	C6-N1-C2	-6.40	117.74	120.30
83	zy	1	G	N3-C4-N9	6.40	129.84	126.00
1	1A	4918	C	C2-N1-C1'	6.40	125.84	118.80
1	1A	1439	C	N1-C2-O2	6.40	122.74	118.90
1	1A	1082	C	O4'-C1'-N1	6.39	113.31	108.20
1	1A	1417	C	C5-C6-N1	6.38	124.19	121.00
1	1A	1243	C	C6-N1-C2	-6.37	117.75	120.30
84	zz	123	C	C6-N1-C2	-6.37	117.75	120.30
1	1A	1513	U	C2-N1-C1'	6.36	125.33	117.70

Continued on next page...

Continued from previous page...

Mol	Chain	Res	Type	Atoms	Z	Observed(°)	Ideal(°)
1	1A	4112	C	N3-C2-O2	-6.36	117.45	121.90
1	1A	4926	C	C2-N1-C1'	6.35	125.79	118.80
46	2m	976	G	N1-C6-O6	-6.35	116.09	119.90
1	1A	4548	A	O5'-P-OP1	-6.32	100.01	105.70
1	1A	1821	G	C8-N9-C1'	-6.32	118.78	127.00
1	1A	1517	G	C4-N9-C1'	6.32	134.71	126.50
46	2m	339	A	C5-C6-N6	6.31	128.75	123.70
84	zz	280	C	P-O3'-C3'	6.31	127.27	119.70
84	zz	289	C	P-O3'-C3'	6.31	127.27	119.70
1	1A	1216	C	C2-N1-C1'	6.31	125.74	118.80
1	1A	2328	G	C5-C6-O6	6.30	132.38	128.60
1	1A	4112	C	N1-C2-O2	6.30	122.68	118.90
46	2m	465	A	P-O3'-C3'	6.30	127.26	119.70
1	1A	2096	G	C4-N9-C1'	6.30	134.69	126.50
46	2m	124	U	O4'-C1'-N1	6.30	113.24	108.20
46	2m	1565	C	C2-N1-C1'	6.29	125.72	118.80
1	1A	289	C	C6-N1-C2	-6.29	117.78	120.30
1	1A	2410	C	C5-C6-N1	6.29	124.14	121.00
46	2m	735	C	C2-N1-C1'	6.29	125.72	118.80
1	1A	2410	C	C6-N1-C1'	-6.29	113.26	120.80
1	1A	1582	U	N1-C2-O2	6.29	127.20	122.80
1	1A	4913	G	P-O3'-C3'	6.27	127.22	119.70
83	zy	71	C	N3-C2-O2	-6.27	117.51	121.90
1	1A	112	C	N3-C2-O2	-6.27	117.51	121.90
1	1A	1348	U	C2-N1-C1'	6.26	125.21	117.70
1	1A	184	U	C2-N1-C1'	6.26	125.21	117.70
46	2m	1740	C	N3-C2-O2	-6.26	117.52	121.90
1	1A	2820	C	C5-C6-N1	6.25	124.13	121.00
1	1A	2528	G	N3-C4-N9	6.25	129.75	126.00
84	zz	281	U	P-O3'-C3'	6.25	127.19	119.70
1	1A	1969	G	N1-C6-O6	-6.25	116.15	119.90
1	1A	3771	C	C2-N1-C1'	6.25	125.67	118.80
3	1C	32	C	N1-C2-O2	6.24	122.64	118.90
3	1C	4	C	C5-C6-N1	6.24	124.12	121.00
46	2m	1266	C	C5-C6-N1	6.23	124.12	121.00
1	1A	2478	C	C2-N1-C1'	6.23	125.65	118.80
1	1A	3765	G	C2-N3-C4	6.23	115.01	111.90
1	1A	963	G	N3-C4-N9	6.22	129.74	126.00
1	1A	126	C	N3-C2-O2	-6.22	117.55	121.90
1	1A	2792	C	C6-N1-C2	-6.22	117.81	120.30
1	1A	4413	C	N1-C2-O2	6.22	122.63	118.90
1	1A	1762	C	N1-C2-O2	6.21	122.63	118.90

Continued on next page...

Continued from previous page...

Mol	Chain	Res	Type	Atoms	Z	Observed(°)	Ideal(°)
1	1A	2337	C	N3-C2-O2	-6.21	117.55	121.90
1	1A	117	C	C6-N1-C2	-6.21	117.82	120.30
1	1A	1663	C	N1-C2-O2	6.20	122.62	118.90
1	1A	4871	C	C2-N1-C1'	6.20	125.62	118.80
1	1A	1304	C	C5-C6-N1	6.19	124.10	121.00
84	zz	259	U	N3-C2-O2	-6.19	117.87	122.20
46	2m	823	U	C6-N1-C2	-6.18	117.29	121.00
1	1A	4419	U	N1-C2-O2	6.18	127.13	122.80
1	1A	1582	U	N3-C2-O2	-6.18	117.87	122.20
1	1A	5028	G	N3-C4-N9	6.17	129.71	126.00
1	1A	2051	C	C6-N1-C2	-6.17	117.83	120.30
1	1A	279	A	O4'-C1'-N9	6.17	113.14	108.20
46	2m	638	C	C2-N1-C1'	6.17	125.58	118.80
46	2m	1423	C	C6-N1-C2	-6.17	117.83	120.30
1	1A	2708	U	C2-N1-C1'	6.16	125.09	117.70
1	1A	673	C	C6-N1-C2	-6.14	117.84	120.30
84	zz	125	C	C6-N1-C2	-6.14	117.84	120.30
46	2m	1849	G	C8-N9-C1'	6.14	134.99	127.00
1	1A	289	C	C2-N1-C1'	6.14	125.56	118.80
1	1A	217	C	C6-N1-C2	-6.14	117.84	120.30
84	zz	259	U	C5-C6-N1	6.14	125.77	122.70
84	zz	308	C	C2-N1-C1'	6.13	125.55	118.80
46	2m	1751	C	C6-N1-C2	-6.13	117.85	120.30
1	1A	2264	C	N1-C2-O2	6.13	122.58	118.90
46	2m	1277	C	C6-N1-C2	-6.12	117.85	120.30
80	zv	2	C	C6-N1-C1'	-6.12	113.45	120.80
1	1A	1216	C	N1-C2-O2	6.12	122.57	118.90
84	zz	123	C	C2-N1-C1'	6.12	125.53	118.80
1	1A	4928	C	C6-N1-C1'	-6.12	113.46	120.80
1	1A	2465	C	C2-N1-C1'	6.12	125.53	118.80
1	1A	1191	C	C6-N1-C2	-6.11	117.86	120.30
46	2m	1754	G	N3-C4-C5	-6.10	125.55	128.60
84	zz	259	U	C2-N1-C1'	6.10	125.03	117.70
1	1A	180	C	C6-N1-C1'	-6.10	113.48	120.80
1	1A	653	U	C2-N1-C1'	6.10	125.02	117.70
1	1A	2699	C	C5-C6-N1	6.10	124.05	121.00
46	2m	1043	G	N3-C4-N9	-6.09	122.34	126.00
1	1A	2872	C	C6-N1-C2	-6.09	117.86	120.30
84	zz	308	C	N3-C2-O2	-6.09	117.64	121.90
1	1A	489	C	C2-N1-C1'	6.08	125.49	118.80
2	1B	75	G	N3-C4-N9	-6.08	122.35	126.00
46	2m	497	C	C6-N1-C2	-6.08	117.87	120.30

Continued on next page...

Continued from previous page...

Mol	Chain	Res	Type	Atoms	Z	Observed(°)	Ideal(°)
84	zz	234	U	N3-C2-O2	-6.07	117.95	122.20
1	1A	1178	G	C8-N9-C1'	-6.07	119.11	127.00
1	1A	4730	C	C6-N1-C1'	-6.07	113.52	120.80
1	1A	472	C	N1-C2-O2	6.06	122.54	118.90
1	1A	499	G	N3-C4-N9	6.06	129.64	126.00
1	1A	1216	C	N3-C2-O2	-6.06	117.66	121.90
1	1A	2478	C	C6-N1-C2	-6.06	117.88	120.30
46	2m	647	U	N3-C2-O2	-6.06	117.96	122.20
1	1A	2704	C	C2-N1-C1'	6.05	125.46	118.80
1	1A	2362	U	C2-N1-C1'	6.05	124.96	117.70
1	1A	3908	A	N1-C6-N6	-6.05	114.97	118.60
1	1A	1243	C	N3-C2-O2	-6.05	117.67	121.90
1	1A	1994	C	C6-N1-C2	-6.05	117.88	120.30
46	2m	1002	U	N1-C2-O2	6.05	127.03	122.80
1	1A	1298	C	C5-C6-N1	6.05	124.02	121.00
46	2m	381	C	C6-N1-C2	-6.04	117.88	120.30
1	1A	656	C	C6-N1-C2	-6.04	117.88	120.30
46	2m	1124	C	N1-C2-O2	6.04	122.52	118.90
46	2m	1414	A	P-O3'-C3'	6.04	126.95	119.70
1	1A	3788	C	N3-C2-O2	-6.04	117.67	121.90
1	1A	4162	C	N1-C2-O2	6.03	122.52	118.90
46	2m	688	U	P-O3'-C3'	6.03	126.94	119.70
1	1A	655	C	N1-C2-O2	6.03	122.52	118.90
46	2m	293	C	N1-C2-O2	6.03	122.52	118.90
1	1A	1344	C	C2-N1-C1'	6.03	125.43	118.80
46	2m	809	A	N7-C8-N9	6.03	116.81	113.80
46	2m	1406	G	C8-N9-C4	-6.03	103.99	106.40
1	1A	2867	C	N1-C2-O2	6.02	122.51	118.90
1	1A	4341	C	N1-C2-O2	6.02	122.51	118.90
1	1A	2904	U	N3-C2-O2	-6.01	117.99	122.20
1	1A	3758	U	C5-C6-N1	6.01	125.71	122.70
2	1B	33	U	N3-C2-O2	-6.01	117.99	122.20
1	1A	4869	U	N3-C2-O2	-6.00	118.00	122.20
1	1A	4741	C	C6-N1-C1'	-6.00	113.61	120.80
1	1A	1953	U	C2-N1-C1'	5.99	124.89	117.70
80	zv	7	C	C6-N1-C2	-5.99	117.90	120.30
46	2m	339	A	N1-C6-N6	-5.99	115.01	118.60
46	2m	1423	C	C2-N1-C1'	5.99	125.38	118.80
1	1A	1702	C	C6-N1-C2	-5.98	117.91	120.30
1	1A	282	C	N3-C2-O2	-5.98	117.71	121.90
46	2m	1265	A	N3-C4-N9	5.98	132.18	127.40
5	1E	309	LEU	CA-CB-CG	5.98	129.05	115.30

Continued on next page...

Continued from previous page...

Mol	Chain	Res	Type	Atoms	Z	Observed(°)	Ideal(°)
1	1A	4215	C	N1-C2-O2	5.98	122.48	118.90
80	zv	2	C	N1-C2-O2	5.97	122.48	118.90
1	1A	3840	U	N3-C2-O2	-5.97	118.02	122.20
1	1A	3637	U	N1-C2-O2	5.97	126.98	122.80
1	1A	504	G	N3-C4-C5	-5.96	125.62	128.60
46	2m	317	C	C2-N1-C1'	5.96	125.36	118.80
1	1A	679	C	C6-N1-C2	-5.96	117.92	120.30
1	1A	1821	G	C2-N3-C4	5.96	114.88	111.90
3	1C	99	U	N3-C2-O2	-5.96	118.03	122.20
1	1A	2249	C	N1-C2-O2	5.96	122.47	118.90
46	2m	1316	C	N1-C2-O2	5.96	122.47	118.90
46	2m	1754	G	N3-C4-N9	5.96	129.57	126.00
46	2m	1172	U	N3-C2-O2	-5.95	118.03	122.20
1	1A	981	C	P-O3'-C3'	5.95	126.84	119.70
3	1C	113	C	N1-C2-O2	5.95	122.47	118.90
1	1A	656	C	N3-C2-O2	-5.95	117.74	121.90
46	2m	1626	C	N1-C2-O2	5.94	122.46	118.90
83	zy	71	C	N1-C2-O2	5.93	122.46	118.90
46	2m	69	C	C2-N1-C1'	5.92	125.32	118.80
46	2m	958	G	C4-N9-C1'	5.92	134.20	126.50
1	1A	405	U	N3-C2-O2	-5.92	118.06	122.20
1	1A	4749	C	C5-C6-N1	5.92	123.96	121.00
46	2m	1002	U	N3-C2-O2	-5.92	118.06	122.20
1	1A	489	C	C6-N1-C2	-5.92	117.93	120.30
1	1A	2528	G	C8-N9-C1'	-5.91	119.31	127.00
1	1A	4314	C	C5-C6-N1	5.91	123.96	121.00
3	1C	129	C	N1-C2-O2	5.91	122.45	118.90
1	1A	673	C	C2-N1-C1'	5.91	125.30	118.80
1	1A	1367	C	N1-C2-O2	5.91	122.44	118.90
1	1A	2019	C	C5-C6-N1	5.91	123.95	121.00
83	zy	71	C	C5-C6-N1	5.91	123.95	121.00
1	1A	449	C	N1-C2-O2	5.90	122.44	118.90
1	1A	3614	G	P-O3'-C3'	5.90	126.78	119.70
1	1A	4308	C	N1-C2-O2	5.90	122.44	118.90
1	1A	2362	U	N3-C2-O2	-5.90	118.07	122.20
1	1A	1243	C	C6-N1-C1'	-5.89	113.73	120.80
1	1A	1309	C	C5-C6-N1	5.89	123.94	121.00
1	1A	4263	C	C6-N1-C2	-5.89	117.94	120.30
1	1A	1217	G	N3-C4-N9	5.88	129.53	126.00
1	1A	1446	C	N1-C2-O2	5.88	122.43	118.90
46	2m	1591	C	C2-N1-C1'	5.88	125.27	118.80
46	2m	391	C	C6-N1-C2	-5.88	117.95	120.30

Continued on next page...

Continued from previous page...

Mol	Chain	Res	Type	Atoms	Z	Observed(°)	Ideal(°)
1	1A	1915	C	N3-C2-O2	-5.87	117.79	121.90
84	zz	177	C	N3-C2-O2	-5.87	117.79	121.90
46	2m	293	C	N3-C2-O2	-5.87	117.79	121.90
46	2m	1112	U	C2-N1-C1'	5.87	124.74	117.70
1	1A	4419	U	C5-C6-N1	5.86	125.63	122.70
46	2m	1623	A	C2-N3-C4	5.86	113.53	110.60
46	2m	532	C	C6-N1-C2	-5.86	117.95	120.30
46	2m	506	G	N3-C4-N9	-5.86	122.48	126.00
1	1A	2652	G	OP2-P-O3'	5.86	118.09	105.20
80	zv	2	C	C6-N1-C2	-5.86	117.96	120.30
46	2m	878	G	C2-N3-C4	5.86	114.83	111.90
46	2m	1139	C	N3-C2-O2	-5.86	117.80	121.90
46	2m	1277	C	C2-N1-C1'	5.86	125.24	118.80
2	1B	43	U	N1-C2-O2	5.85	126.90	122.80
1	1A	2257	C	N3-C2-O2	-5.85	117.80	121.90
46	2m	1186	U	C2-N1-C1'	5.85	124.72	117.70
1	1A	1439	C	C6-N1-C1'	-5.85	113.78	120.80
1	1A	4138	C	C6-N1-C2	-5.85	117.96	120.30
46	2m	974	C	C6-N1-C2	-5.84	117.96	120.30
46	2m	1123	C	N3-C2-O2	-5.84	117.81	121.90
46	2m	1124	C	N3-C2-O2	-5.84	117.81	121.90
2	1B	28	C	C2-N1-C1'	5.84	125.22	118.80
46	2m	592	C	C6-N1-C2	-5.84	117.97	120.30
1	1A	4398	C	N1-C2-O2	5.83	122.40	118.90
83	zy	74	C	P-O3'-C3'	5.83	126.70	119.70
84	zz	147	U	C5-C4-O4	-5.83	122.40	125.90
1	1A	654	C	C2-N1-C1'	5.83	125.21	118.80
1	1A	1505	C	N1-C2-O2	5.83	122.39	118.90
84	zz	245	G	P-O3'-C3'	5.83	126.69	119.70
46	2m	1543	U	N1-C2-O2	5.82	126.88	122.80
1	1A	2351	C	C5-C6-N1	5.82	123.91	121.00
1	1A	3809	G	N3-C4-N9	5.82	129.49	126.00
1	1A	4419	U	N3-C2-O2	-5.82	118.13	122.20
1	1A	4413	C	N3-C2-O2	-5.82	117.83	121.90
46	2m	976	G	N3-C4-N9	-5.82	122.51	126.00
1	1A	906	C	C2-N1-C1'	5.81	125.19	118.80
1	1A	1077	C	C6-N1-C2	-5.81	117.97	120.30
1	1A	2328	G	N1-C6-O6	-5.81	116.41	119.90
2	1B	68	C	C2-N1-C1'	5.81	125.19	118.80
1	1A	4926	C	N1-C2-O2	5.80	122.38	118.90
46	2m	630	U	C2-N1-C1'	5.80	124.67	117.70
1	1A	656	C	C2-N1-C1'	5.80	125.18	118.80

Continued on next page...

Continued from previous page...

Mol	Chain	Res	Type	Atoms	Z	Observed(°)	Ideal(°)
1	1A	1405	C	N1-C2-O2	5.80	122.38	118.90
46	2m	37	C	N1-C2-O2	5.80	122.38	118.90
1	1A	4350	C	N3-C2-O2	-5.79	117.85	121.90
1	1A	2465	C	C6-N1-C2	-5.79	117.98	120.30
46	2m	1111	U	N3-C2-O2	-5.79	118.15	122.20
1	1A	4902	C	C2-N1-C1'	5.79	125.16	118.80
1	1A	1245	C	C6-N1-C1'	-5.78	113.86	120.80
3	1C	87	G	P-O3'-C3'	5.78	126.64	119.70
46	2m	1853	C	N1-C2-O2	5.78	122.37	118.90
1	1A	4741	C	C6-N1-C2	-5.78	117.99	120.30
84	zz	147	U	N3-C4-O4	5.78	123.44	119.40
1	1A	4080	C	C6-N1-C2	-5.77	117.99	120.30
46	2m	1091	C	C6-N1-C2	-5.77	117.99	120.30
1	1A	1702	C	C2-N1-C1'	5.77	125.15	118.80
1	1A	1772	C	C6-N1-C2	-5.76	118.00	120.30
46	2m	1771	G	C8-N9-C1'	-5.76	119.52	127.00
46	2m	213	G	P-O3'-C3'	5.75	126.61	119.70
84	zz	157	C	C2-N1-C1'	5.75	125.13	118.80
1	1A	2334	C	N3-C2-O2	-5.75	117.87	121.90
3	1C	87	G	O5'-P-OP1	-5.75	100.52	105.70
46	2m	517	C	N3-C2-O2	-5.75	117.88	121.90
46	2m	501	C	C5-C6-N1	5.75	123.87	121.00
1	1A	2505	C	N1-C2-O2	5.75	122.35	118.90
46	2m	1041	G	C4-N9-C1'	5.74	133.96	126.50
1	1A	972	C	C6-N1-C2	-5.74	118.00	120.30
46	2m	1853	C	C5-C6-N1	5.74	123.87	121.00
3	1C	99	U	N1-C2-O2	5.74	126.82	122.80
80	zv	-2	C	C2-N1-C1'	5.74	125.11	118.80
1	1A	4199	C	N1-C2-O2	5.74	122.34	118.90
83	zy	74	C	C5-C6-N1	5.74	123.87	121.00
1	1A	74	G	C6-C5-N7	-5.74	126.96	130.40
1	1A	74	G	N3-C4-N9	5.73	129.44	126.00
1	1A	4921	C	C6-N1-C1'	-5.73	113.92	120.80
1	1A	1367	C	N3-C2-O2	-5.73	117.89	121.90
1	1A	2899	C	C2-N1-C1'	5.73	125.10	118.80
46	2m	878	G	C8-N9-C1'	-5.73	119.55	127.00
1	1A	969	C	C5-C6-N1	5.72	123.86	121.00
1	1A	2351	C	C6-N1-C1'	-5.72	113.94	120.80
1	1A	458	C	C6-N1-C2	-5.71	118.02	120.30
1	1A	4413	C	C2-N1-C1'	5.71	125.08	118.80
1	1A	1304	C	N1-C2-O2	5.71	122.33	118.90
46	2m	1419	C	N3-C4-N4	-5.71	114.00	118.00

Continued on next page...

Continued from previous page...

Mol	Chain	Res	Type	Atoms	Z	Observed(°)	Ideal(°)
84	zz	124	C	N3-C2-O2	-5.71	117.90	121.90
1	1A	3766	A	C2-N3-C4	5.71	113.45	110.60
1	1A	2860	C	C6-N1-C2	-5.70	118.02	120.30
1	1A	672	C	C6-N1-C1'	-5.70	113.96	120.80
1	1A	704	C	N1-C2-O2	5.70	122.32	118.90
1	1A	4749	C	C6-N1-C1'	-5.70	113.96	120.80
1	1A	4083	U	C2-N1-C1'	5.70	124.54	117.70
1	1A	4341	C	C2-N1-C1'	5.70	125.07	118.80
46	2m	1543	U	N3-C2-O2	-5.70	118.21	122.20
1	1A	1949	U	N3-C2-O2	-5.69	118.22	122.20
46	2m	4	C	N1-C2-O2	5.69	122.31	118.90
1	1A	252	C	C6-N1-C2	-5.69	118.03	120.30
1	1A	504	G	N3-C4-N9	5.69	129.41	126.00
1	1A	1378	C	N3-C2-O2	-5.69	117.92	121.90
46	2m	538	U	N3-C2-O2	-5.68	118.22	122.20
1	1A	4350	C	N1-C2-O2	5.68	122.31	118.90
46	2m	534	G	N3-C4-N9	5.68	129.41	126.00
84	zz	307	G	C4-N9-C1'	5.68	133.89	126.50
1	1A	1447	C	C5-C6-N1	5.68	123.84	121.00
46	2m	621	C	C6-N1-C2	-5.68	118.03	120.30
1	1A	4561	C	C2-N1-C1'	5.68	125.05	118.80
1	1A	1731	C	C2-N1-C1'	5.67	125.04	118.80
1	1A	485	C	C6-N1-C2	-5.67	118.03	120.30
1	1A	963	G	N3-C4-C5	-5.67	125.77	128.60
1	1A	2096	G	N3-C4-C5	-5.67	125.77	128.60
1	1A	1348	U	N3-C2-O2	-5.67	118.23	122.20
16	2H	36	LEU	CA-CB-CG	5.67	128.33	115.30
1	1A	4476	C	C6-N1-C1'	-5.67	114.00	120.80
1	1A	1607	C	N3-C2-O2	-5.66	117.94	121.90
1	1A	1981	G	C4-C5-C6	-5.66	115.40	118.80
1	1A	18	C	N3-C2-O2	-5.66	117.94	121.90
1	1A	1348	U	N1-C2-O2	5.66	126.76	122.80
46	2m	1817	G	N3-C4-N9	-5.66	122.61	126.00
1	1A	1447	C	N3-C2-O2	-5.65	117.94	121.90
46	2m	1752	C	N3-C2-O2	-5.65	117.94	121.90
1	1A	220	C	C5-C6-N1	5.65	123.82	121.00
2	1B	18	C	N1-C2-O2	5.65	122.29	118.90
1	1A	257	C	N1-C2-O2	5.65	122.29	118.90
2	1B	18	C	N3-C2-O2	-5.65	117.95	121.90
1	1A	4350	C	C6-N1-C2	-5.64	118.04	120.30
46	2m	1607	A	N7-C8-N9	5.64	116.62	113.80
1	1A	2051	C	N3-C2-O2	-5.64	117.95	121.90

Continued on next page...

Continued from previous page...

Mol	Chain	Res	Type	Atoms	Z	Observed(°)	Ideal(°)
1	1A	2615	C	C2-N1-C1'	5.64	125.01	118.80
1	1A	673	C	C5-C6-N1	5.64	123.82	121.00
1	1A	1248	C	C5-C6-N1	5.64	123.82	121.00
1	1A	4398	C	C5-C6-N1	5.64	123.82	121.00
1	1A	3810	C	P-O3'-C3'	5.64	126.46	119.70
1	1A	2104	G	C4-N9-C1'	5.63	133.82	126.50
46	2m	1471	C	N3-C2-O2	-5.63	117.96	121.90
83	zy	1	G	C4-N9-C1'	5.63	133.82	126.50
1	1A	3590	G	C4-N9-C1'	5.63	133.82	126.50
1	1A	1929	A	C4-N9-C1'	5.63	136.44	126.30
83	zy	74	C	C2'-C3'-O3'	5.62	122.70	113.70
1	1A	2706	G	N3-C4-N9	5.62	129.37	126.00
46	2m	814	U	N3-C2-O2	-5.62	118.26	122.20
46	2m	1543	U	C2-N1-C1'	5.62	124.45	117.70
1	1A	1417	C	N1-C2-O2	5.62	122.27	118.90
1	1A	1580	C	C2-N1-C1'	5.62	124.98	118.80
1	1A	3882	C	N1-C2-O2	5.62	122.27	118.90
84	zz	174	U	C2-N1-C1'	5.61	124.44	117.70
1	1A	260	C	C6-N1-C2	-5.61	118.06	120.30
46	2m	1644	C	C5-C6-N1	5.61	123.80	121.00
1	1A	4262	C	N1-C2-O2	5.60	122.26	118.90
1	1A	4902	C	N1-C2-O2	5.60	122.26	118.90
67	3F	109	LEU	CA-CB-CG	5.60	128.18	115.30
46	2m	908	A	N1-C6-N6	5.60	121.96	118.60
46	2m	1172	U	N1-C2-O2	5.60	126.72	122.80
46	2m	1272	C	C6-N1-C2	-5.60	118.06	120.30
1	1A	1348	U	C5-C6-N1	5.59	125.50	122.70
1	1A	1703	C	N3-C2-O2	-5.59	117.98	121.90
46	2m	1520	G	N3-C4-C5	-5.59	125.80	128.60
67	3F	261	LEU	CA-CB-CG	5.59	128.16	115.30
84	zz	157	C	C6-N1-C2	-5.59	118.06	120.30
1	1A	2334	C	N1-C2-O2	5.59	122.25	118.90
1	1A	4902	C	C6-N1-C2	-5.59	118.06	120.30
1	1A	289	C	C5-C6-N1	5.58	123.79	121.00
46	2m	647	U	N1-C2-O2	5.58	126.71	122.80
1	1A	2586	G	C8-N9-C1'	-5.58	119.74	127.00
46	2m	958	G	O4'-C1'-N9	5.58	112.67	108.20
46	2m	1453	C	C6-N1-C2	-5.58	118.07	120.30
1	1A	26	C	C2-N1-C1'	5.58	124.94	118.80
1	1A	1957	U	N3-C2-O2	-5.58	118.30	122.20
1	1A	4303	C	C5-C6-N1	5.58	123.79	121.00
1	1A	1241	C	N3-C2-O2	-5.57	118.00	121.90

Continued on next page...

Continued from previous page...

Mol	Chain	Res	Type	Atoms	Z	Observed(°)	Ideal(°)
46	2m	1057	C	C6-N1-C1'	-5.57	114.11	120.80
1	1A	2337	C	N1-C2-O2	5.57	122.24	118.90
1	1A	2627	C	C2-N1-C1'	5.57	124.93	118.80
2	1B	20	U	C2-N1-C1'	5.57	124.39	117.70
46	2m	192	C	C5-C6-N1	5.57	123.78	121.00
1	1A	2860	C	N1-C2-O2	5.57	122.24	118.90
3	1C	119	C	C6-N1-C2	-5.57	118.07	120.30
46	2m	690	G	C4-N9-C1'	5.57	133.74	126.50
1	1A	2081	C	C6-N1-C2	-5.56	118.07	120.30
1	1A	2255	C	C6-N1-C2	-5.56	118.08	120.30
46	2m	552	G	C4-N9-C1'	5.56	133.72	126.50
1	1A	438	G	N3-C4-N9	5.55	129.33	126.00
1	1A	4714	C	C6-N1-C2	-5.55	118.08	120.30
46	2m	1456	G	N3-C4-N9	5.55	129.33	126.00
1	1A	126	C	C6-N1-C2	-5.55	118.08	120.30
1	1A	121	A	N3-C4-N9	5.55	131.84	127.40
46	2m	1518	C	C6-N1-C1'	-5.54	114.15	120.80
1	1A	981	C	C6-N1-C2	-5.54	118.08	120.30
24	2P	110	GLY	N-CA-C	5.54	126.95	113.10
1	1A	1298	C	C6-N1-C2	-5.54	118.08	120.30
46	2m	1849	G	N7-C8-N9	-5.54	110.33	113.10
1	1A	1915	C	N1-C2-O2	5.53	122.22	118.90
84	zz	177	C	N1-C2-O2	5.53	122.22	118.90
1	1A	4902	C	C5-C6-N1	5.53	123.77	121.00
1	1A	4749	C	O4'-C1'-N1	5.53	112.62	108.20
1	1A	122	U	C2-N1-C1'	5.53	124.33	117.70
46	2m	501	C	N3-C2-O2	-5.53	118.03	121.90
46	2m	1419	C	C5-C4-N4	5.53	124.07	120.20
46	2m	1754	G	C4-N9-C1'	5.52	133.68	126.50
1	1A	499	G	N3-C4-C5	-5.52	125.84	128.60
46	2m	1456	G	N3-C4-C5	-5.52	125.84	128.60
1	1A	1614	C	N1-C2-O2	5.52	122.21	118.90
1	1A	4869	U	C2-N1-C1'	5.51	124.32	117.70
46	2m	1265	A	N3-C4-C5	-5.51	122.94	126.80
1	1A	4876	U	N1-C2-O2	5.51	126.66	122.80
7	1G	59	ASP	CB-CG-OD1	5.51	123.26	118.30
1	1A	3591	C	C2-N1-C1'	5.51	124.86	118.80
46	2m	1041	G	C8-N9-C1'	-5.51	119.84	127.00
46	2m	1283	C	N1-C2-O2	5.51	122.20	118.90
46	2m	1607	A	C8-N9-C4	-5.50	103.60	105.80
46	2m	823	U	N1-C2-O2	5.50	126.65	122.80
46	2m	530	U	N1-C2-O2	5.50	126.65	122.80

Continued on next page...

Continued from previous page...

Mol	Chain	Res	Type	Atoms	Z	Observed(°)	Ideal(°)
1	1A	4138	C	C2-N1-C1'	5.50	124.84	118.80
1	1A	247	G	N3-C4-N9	-5.49	122.70	126.00
1	1A	512	U	N1-C2-O2	5.49	126.64	122.80
1	1A	1792	U	N3-C2-O2	-5.49	118.35	122.20
1	1A	2351	C	N1-C2-O2	5.49	122.20	118.90
46	2m	896	U	P-O3'-C3'	5.49	126.29	119.70
1	1A	4241	C	C2-N1-C1'	5.49	124.84	118.80
83	zy	55	C	N3-C2-O2	-5.48	118.06	121.90
1	1A	2351	C	C6-N1-C2	-5.48	118.11	120.30
1	1A	2072	C	C2-N1-C1'	5.48	124.83	118.80
1	1A	1671	U	N3-C2-O2	-5.48	118.36	122.20
1	1A	3909	C	C5-C6-N1	5.48	123.74	121.00
46	2m	1579	A	N1-C6-N6	5.48	121.89	118.60
1	1A	4423	U	C6-N1-C1'	-5.47	113.54	121.20
1	1A	1405	C	C5-C6-N1	5.47	123.73	121.00
1	1A	1351	G	N3-C4-N9	5.47	129.28	126.00
1	1A	2443	G	P-O3'-C3'	5.47	126.26	119.70
1	1A	4455	G	C4-N9-C1'	5.47	133.61	126.50
46	2m	143	U	C2-N1-C1'	5.47	124.26	117.70
46	2m	1423	C	N1-C2-O2	5.47	122.18	118.90
1	1A	472	C	C6-N1-C2	-5.46	118.11	120.30
1	1A	706	C	C2-N1-C1'	5.46	124.81	118.80
46	2m	1590	C	N1-C2-O2	5.46	122.18	118.90
1	1A	5028	G	C4-N9-C1'	5.46	133.60	126.50
1	1A	1414	C	N1-C2-O2	5.45	122.17	118.90
1	1A	3893	C	C6-N1-C2	-5.45	118.12	120.30
46	2m	1853	C	C6-N1-C1'	-5.45	114.26	120.80
1	1A	86	U	N3-C2-O2	-5.44	118.39	122.20
1	1A	384	A	N7-C8-N9	5.44	116.52	113.80
1	1A	2892	C	C2-N1-C1'	5.44	124.78	118.80
1	1A	1875	C	C6-N1-C2	-5.43	118.13	120.30
4	1D	124	GLY	N-CA-C	5.43	126.69	113.10
46	2m	1453	C	N3-C2-O2	-5.43	118.10	121.90
46	2m	1016	U	N1-C2-O2	5.43	126.60	122.80
46	2m	1829	G	N3-C4-N9	5.43	129.26	126.00
1	1A	2872	C	C5-C6-N1	5.43	123.71	121.00
46	2m	1612	G	N1-C6-O6	-5.43	116.64	119.90
80	zv	-2	C	C5-C6-N1	5.43	123.71	121.00
46	2m	606	G	N3-C4-N9	5.42	129.25	126.00
1	1A	122	U	N3-C2-O2	-5.42	118.41	122.20
2	1B	109	U	OP2-P-O3'	5.42	117.11	105.20
1	1A	117	C	N1-C2-O2	5.41	122.15	118.90

Continued on next page...

Continued from previous page...

Mol	Chain	Res	Type	Atoms	Z	Observed(°)	Ideal(°)
1	1A	2347	A	O4'-C1'-N9	-5.41	103.87	108.20
1	1A	3882	C	N3-C2-O2	-5.41	118.11	121.90
3	1C	132	G	N1-C6-O6	-5.41	116.66	119.90
1	1A	1981	G	C8-N9-C1'	5.40	134.03	127.00
1	1A	1906	U	N3-C2-O2	-5.40	118.42	122.20
1	1A	2260	C	N1-C2-O2	5.40	122.14	118.90
1	1A	1893	C	C2-N1-C1'	5.39	124.73	118.80
3	1C	32	C	C6-N1-C2	-5.39	118.14	120.30
46	2m	540	U	C6-N1-C2	-5.39	117.77	121.00
1	1A	179	G	P-O3'-C3'	5.39	126.17	119.70
46	2m	192	C	C6-N1-C2	-5.39	118.15	120.30
1	1A	1582	U	C2-N1-C1'	5.38	124.16	117.70
46	2m	195	C	N1-C2-O2	5.38	122.13	118.90
46	2m	666	U	C2-N1-C1'	5.38	124.16	117.70
83	zy	55	C	C6-N1-C2	-5.38	118.15	120.30
1	1A	4177	C	C2-N1-C1'	5.38	124.72	118.80
3	1C	111	U	C6-N1-C2	-5.38	117.77	121.00
1	1A	100	C	N1-C2-O2	5.38	122.13	118.90
1	1A	178	C	C6-N1-C2	-5.37	118.15	120.30
1	1A	259	C	C5-C6-N1	5.37	123.69	121.00
46	2m	690	G	N3-C4-C5	-5.37	125.91	128.60
46	2m	803	C	C2-N1-C1'	5.37	124.71	118.80
46	2m	1415	C	N1-C2-O2	5.37	122.12	118.90
46	2m	1513	C	C2-N1-C1'	5.37	124.71	118.80
46	2m	878	G	N3-C4-N9	5.37	129.22	126.00
46	2m	1219	C	C5-C6-N1	5.36	123.68	121.00
1	1A	2031	C	C6-N1-C2	-5.36	118.16	120.30
1	1A	4419	U	C2-N1-C1'	5.36	124.13	117.70
1	1A	3802	U	C2-N1-C1'	5.36	124.13	117.70
46	2m	894	G	C8-N9-C4	-5.36	104.26	106.40
1	1A	1726	U	N3-C2-O2	-5.35	118.45	122.20
1	1A	4201	G	C4-N9-C1'	5.35	133.46	126.50
46	2m	37	C	C5-C6-N1	5.34	123.67	121.00
46	2m	903	A	C4-N9-C1'	5.34	135.92	126.30
1	1A	2250	C	N1-C2-O2	5.34	122.11	118.90
3	1C	155	C	N1-C2-O2	5.34	122.11	118.90
46	2m	93	U	N3-C2-O2	-5.34	118.46	122.20
46	2m	1710	C	N1-C2-O2	5.34	122.11	118.90
1	1A	23	C	C5-C6-N1	5.34	123.67	121.00
46	2m	1428	G	N3-C4-N9	-5.34	122.80	126.00
1	1A	2505	C	C5-C6-N1	5.33	123.67	121.00
1	1A	3809	G	N3-C4-C5	-5.33	125.93	128.60

Continued on next page...

Continued from previous page...

Mol	Chain	Res	Type	Atoms	Z	Observed(°)	Ideal(°)
1	1A	4138	C	C5-C6-N1	5.33	123.67	121.00
84	zz	308	C	C5-C6-N1	5.33	123.67	121.00
1	1A	2528	G	N3-C4-C5	-5.33	125.94	128.60
1	1A	100	C	N3-C2-O2	-5.33	118.17	121.90
46	2m	4	C	C6-N1-C2	-5.33	118.17	120.30
1	1A	4918	C	C5-C6-N1	5.32	123.66	121.00
1	1A	1182	C	C6-N1-C1'	-5.32	114.42	120.80
3	1C	124	U	OP2-P-O3'	5.32	116.90	105.20
46	2m	1626	C	C6-N1-C1'	-5.32	114.42	120.80
1	1A	2096	G	N3-C4-N9	5.32	129.19	126.00
1	1A	4679	G	N3-C4-N9	-5.32	122.81	126.00
46	2m	1520	G	C6-C5-N7	-5.32	127.21	130.40
59	2z	13	LEU	CB-CG-CD2	-5.32	101.96	111.00
1	1A	2572	C	N1-C2-O2	5.31	122.09	118.90
46	2m	37	C	C2-N1-C1'	5.31	124.65	118.80
46	2m	1739	C	C6-N1-C2	-5.31	118.17	120.30
1	1A	1816	C	C2-N1-C1'	5.31	124.64	118.80
46	2m	884	C	C2-N1-C1'	5.31	124.64	118.80
46	2m	1229	G	C8-N9-C4	-5.31	104.28	106.40
46	2m	682	U	N3-C2-O2	-5.30	118.49	122.20
1	1A	3888	G	OP1-P-O3'	5.30	116.86	105.20
1	1A	2107	C	C2-N1-C1'	5.30	124.63	118.80
46	2m	856	C	N1-C2-O2	5.30	122.08	118.90
80	zv	-1	C	C5-C6-N1	5.30	123.65	121.00
1	1A	37	U	N1-C2-O2	5.29	126.51	122.80
1	1A	472	C	C5-C6-N1	5.29	123.64	121.00
1	1A	656	C	C5-C6-N1	5.29	123.64	121.00
1	1A	2544	G	N7-C8-N9	5.29	115.74	113.10
1	1A	1308	C	C6-N1-C2	-5.28	118.19	120.30
1	1A	4737	G	C4-N9-C1'	5.28	133.37	126.50
46	2m	1676	U	N1-C2-O2	5.28	126.50	122.80
1	1A	2407	G	C4-N9-C1'	5.28	133.36	126.50
1	1A	2814	C	N1-C2-O2	5.28	122.06	118.90
1	1A	4871	C	N3-C2-O2	-5.27	118.21	121.90
14	2F	56	ARG	NE-CZ-NH1	-5.27	117.66	120.30
1	1A	1607	C	N1-C2-O2	5.27	122.06	118.90
1	1A	4350	C	C2-N1-C1'	5.27	124.59	118.80
1	1A	4463	U	O4'-C1'-N1	5.27	112.41	108.20
16	2H	36	LEU	CB-CG-CD2	-5.27	102.04	111.00
1	1A	148	C	C6-N1-C2	-5.26	118.19	120.30
1	1A	438	G	C4-N9-C1'	5.26	133.34	126.50
1	1A	504	G	C8-N9-C1'	-5.26	120.16	127.00

Continued on next page...

Continued from previous page...

Mol	Chain	Res	Type	Atoms	Z	Observed(°)	Ideal(°)
3	1C	113	C	N3-C2-O2	-5.26	118.22	121.90
1	1A	512	U	C6-N1-C1'	-5.26	113.83	121.20
1	1A	86	U	C2-N1-C1'	5.26	124.01	117.70
3	1C	4	C	C2-N1-C1'	5.26	124.59	118.80
46	2m	908	A	N9-C4-C5	-5.26	103.70	105.80
1	1A	1083	U	O5'-P-OP1	-5.26	100.97	105.70
1	1A	4945	G	N3-C4-C5	-5.26	125.97	128.60
1	1A	1217	G	C6-C5-N7	-5.26	127.25	130.40
1	1A	4945	G	C8-N9-C1'	-5.26	120.17	127.00
1	1A	3767	C	P-O3'-C3'	5.25	126.00	119.70
83	zy	1	G	C8-N9-C1'	-5.25	120.17	127.00
1	1A	5028	G	N3-C4-C5	-5.25	125.97	128.60
46	2m	632	C	C2-N1-C1'	5.25	124.58	118.80
1	1A	4601	U	C5-C6-N1	5.25	125.32	122.70
46	2m	194	C	C2-N1-C1'	5.25	124.57	118.80
46	2m	566	U	C2-N1-C1'	5.25	124.00	117.70
46	2m	803	C	C6-N1-C2	-5.25	118.20	120.30
46	2m	162	C	C6-N1-C2	-5.25	118.20	120.30
46	2m	974	C	N3-C2-O2	-5.24	118.23	121.90
46	2m	1414	A	C3'-C2'-C1'	5.24	105.69	101.50
1	1A	4341	C	N3-C2-O2	-5.24	118.23	121.90
1	1A	4923	C	C2-N1-C1'	5.24	124.56	118.80
46	2m	1423	C	N3-C2-O2	-5.24	118.23	121.90
84	zz	234	U	N1-C2-O2	5.24	126.47	122.80
46	2m	877	C	C5-C6-N1	5.24	123.62	121.00
1	1A	1517	G	C8-N9-C1'	-5.23	120.20	127.00
2	1B	75	G	C4-N9-C1'	-5.23	119.70	126.50
1	1A	4364	G	N1-C6-O6	-5.23	116.76	119.90
46	2m	1396	A	O5'-P-OP1	5.23	116.98	110.70
46	2m	1512	C	N1-C2-O2	5.23	122.04	118.90
1	1A	23	C	C6-N1-C2	-5.23	118.21	120.30
1	1A	1183	C	N3-C2-O2	-5.23	118.24	121.90
46	2m	1116	C	C6-N1-C1'	-5.23	114.53	120.80
1	1A	3909	C	C6-N1-C1'	-5.22	114.53	120.80
1	1A	26	C	C6-N1-C2	-5.22	118.21	120.30
1	1A	469	C	N1-C2-O2	5.22	122.03	118.90
1	1A	2615	C	N1-C2-O2	5.22	122.03	118.90
1	1A	2775	C	C6-N1-C2	-5.22	118.21	120.30
46	2m	1829	G	C4-N9-C1'	5.22	133.29	126.50
1	1A	2501	C	C6-N1-C2	-5.22	118.21	120.30
46	2m	1578	U	N3-C2-O2	-5.22	118.55	122.20
1	1A	4945	G	C4-N9-C1'	5.22	133.28	126.50

Continued on next page...

Continued from previous page...

Mol	Chain	Res	Type	Atoms	Z	Observed(°)	Ideal(°)
1	1A	907	C	C6-N1-C2	-5.21	118.22	120.30
1	1A	220	C	N1-C2-O2	5.21	122.03	118.90
69	3H	41	LEU	CA-CB-CG	5.21	127.29	115.30
84	zz	160	U	P-O3'-C3'	5.21	125.95	119.70
1	1A	2337	C	C6-N1-C2	-5.21	118.22	120.30
46	2m	1518	C	N1-C2-O2	5.21	122.03	118.90
46	2m	1425	G	N3-C4-C5	-5.21	126.00	128.60
46	2m	606	G	C4-N9-C1'	5.21	133.27	126.50
1	1A	2101	C	C6-N1-C1'	5.20	127.04	120.80
84	zz	175	U	C6-N1-C2	-5.20	117.88	121.00
1	1A	1822	U	C2-N1-C1'	5.20	123.94	117.70
1	1A	2072	C	C6-N1-C2	-5.20	118.22	120.30
1	1A	4714	C	C2-N1-C1'	5.20	124.52	118.80
58	2y	110	ASP	CB-CG-OD1	5.20	122.97	118.30
46	2m	353	C	C6-N1-C2	-5.19	118.22	120.30
1	1A	180	C	N3-C2-O2	-5.19	118.27	121.90
1	1A	1216	C	C6-N1-C2	-5.19	118.22	120.30
1	1A	4308	C	N3-C2-O2	-5.18	118.27	121.90
1	1A	2688	G	C4-N9-C1'	5.18	133.24	126.50
46	2m	1041	G	C6-C5-N7	-5.18	127.29	130.40
46	2m	1315	U	C5-C6-N1	5.18	125.29	122.70
1	1A	1246	G	C4-N9-C1'	5.17	133.23	126.50
70	3I	104	ASP	CB-CG-OD1	5.17	122.96	118.30
1	1A	1241	C	C6-N1-C1'	-5.17	114.59	120.80
46	2m	1708	C	N1-C2-O2	5.17	122.00	118.90
46	2m	895	G	C8-N9-C4	-5.17	104.33	106.40
46	2m	1539	U	C2-N1-C1'	5.17	123.90	117.70
80	zv	2	C	C5-C6-N1	5.17	123.58	121.00
1	1A	77	U	N1-C2-O2	5.17	126.42	122.80
46	2m	1331	C	C6-N1-C2	-5.17	118.23	120.30
1	1A	37	U	N3-C2-O2	-5.16	118.58	122.20
46	2m	381	C	N1-C2-O2	5.16	122.00	118.90
1	1A	2800	G	C6-N1-C2	-5.16	122.00	125.10
46	2m	745	C	C6-N1-C2	-5.16	118.24	120.30
46	2m	1618	C	N1-C2-O2	5.16	122.00	118.90
1	1A	499	G	C4-N9-C1'	5.16	133.20	126.50
1	1A	5050	C	C2-N1-C1'	5.16	124.47	118.80
1	1A	129	C	N1-C2-O2	5.16	121.99	118.90
46	2m	1043	G	N3-C2-N2	-5.16	116.29	119.90
46	2m	1472	C	N1-C2-O2	5.16	121.99	118.90
46	2m	501	C	C2-N1-C1'	5.15	124.47	118.80
46	2m	1116	C	C5-C6-N1	5.15	123.58	121.00

Continued on next page...

Continued from previous page...

Mol	Chain	Res	Type	Atoms	Z	Observed(°)	Ideal(°)
1	1A	516	C	N1-C2-O2	5.15	121.99	118.90
46	2m	1565	C	N1-C2-O2	5.15	121.99	118.90
1	1A	77	U	N3-C2-O2	-5.15	118.60	122.20
1	1A	1671	U	N1-C2-O2	5.15	126.40	122.80
1	1A	4991	U	C2-N1-C1'	5.15	123.88	117.70
1	1A	4160	C	C2-N1-C1'	5.14	124.46	118.80
46	2m	632	C	C6-N1-C2	-5.14	118.24	120.30
1	1A	1344	C	C6-N1-C2	-5.14	118.24	120.30
1	1A	985	C	C2-N1-C1'	5.14	124.45	118.80
1	1A	4110	C	N1-C2-O2	5.14	121.98	118.90
46	2m	690	G	N3-C4-N9	5.14	129.08	126.00
1	1A	1592	G	N3-C4-N9	5.13	129.08	126.00
1	1A	2706	G	C4-N9-C1'	5.13	133.17	126.50
2	1B	79	U	N3-C2-O2	-5.12	118.61	122.20
3	1C	99	U	C2-N1-C1'	5.12	123.85	117.70
46	2m	1350	U	N3-C2-O2	-5.12	118.61	122.20
84	zz	126	C	C5-C6-N1	5.12	123.56	121.00
1	1A	985	C	C6-N1-C2	-5.12	118.25	120.30
1	1A	2904	U	C5-C6-N1	5.12	125.26	122.70
46	2m	49	C	N3-C2-O2	-5.12	118.32	121.90
46	2m	856	C	N3-C2-O2	-5.12	118.32	121.90
46	2m	1752	C	C2-N1-C1'	5.12	124.43	118.80
46	2m	321	C	C2-N1-C1'	5.12	124.43	118.80
46	2m	659	G	N3-C4-N9	5.12	129.07	126.00
1	1A	2031	C	C2-N1-C1'	5.11	124.42	118.80
46	2m	12	U	N3-C2-O2	-5.11	118.62	122.20
46	2m	884	C	C6-N1-C2	-5.11	118.26	120.30
1	1A	259	C	C6-N1-C2	-5.11	118.26	120.30
1	1A	1517	G	N3-C4-C5	-5.11	126.05	128.60
1	1A	4921	C	C5-C6-N1	5.11	123.55	121.00
1	1A	2706	G	N3-C4-C5	-5.10	126.05	128.60
46	2m	1794	C	N1-C2-O2	5.10	121.96	118.90
46	2m	566	U	N1-C2-O2	5.10	126.37	122.80
3	1C	122	G	C5-C6-O6	5.10	131.66	128.60
1	1A	1094	G	C4-N9-C1'	5.09	133.12	126.50
1	1A	1243	C	C5-C6-N1	5.09	123.55	121.00
46	2m	1456	G	C4-N9-C1'	5.09	133.12	126.50
1	1A	1182	C	C5-C6-N1	5.09	123.55	121.00
84	zz	280	C	OP1-P-O3'	5.09	116.40	105.20
1	1A	1367	C	C6-N1-C1'	-5.09	114.70	120.80
46	2m	549	C	C5-C6-N1	5.09	123.54	121.00
46	2m	1163	C	C6-N1-C2	-5.09	118.27	120.30

Continued on next page...

Continued from previous page...

Mol	Chain	Res	Type	Atoms	Z	Observed(°)	Ideal(°)
1	1A	1662	C	C6-N1-C2	-5.08	118.27	120.30
1	1A	2683	C	C6-N1-C2	-5.08	118.27	120.30
1	1A	121	A	C2-N3-C4	5.08	113.14	110.60
46	2m	1475	G	O4'-C1'-N9	5.08	112.27	108.20
1	1A	3590	G	N3-C4-N9	5.08	129.05	126.00
46	2m	1739	C	C5-C6-N1	5.08	123.54	121.00
1	1A	121	A	C4-N9-C1'	5.07	135.43	126.30
46	2m	1219	C	C6-N1-C1'	-5.07	114.72	120.80
1	1A	1822	U	N1-C2-O2	5.07	126.35	122.80
1	1A	2021	G	N3-C4-N9	5.07	129.04	126.00
46	2m	659	G	C8-N9-C1'	-5.07	120.41	127.00
46	2m	1266	C	N1-C2-O2	5.07	121.94	118.90
46	2m	1513	C	C5-C6-N1	5.07	123.53	121.00
1	1A	4254	G	N3-C4-C5	-5.07	126.07	128.60
46	2m	1110	G	N7-C8-N9	5.07	115.63	113.10
1	1A	4775	C	C6-N1-C2	-5.06	118.28	120.30
1	1A	4215	C	N3-C2-O2	-5.06	118.36	121.90
46	2m	1308	U	N3-C2-O2	-5.06	118.66	122.20
1	1A	661	C	C6-N1-C2	-5.06	118.28	120.30
1	1A	1614	C	N3-C2-O2	-5.06	118.36	121.90
1	1A	4199	C	N3-C2-O2	-5.06	118.36	121.90
1	1A	4886	C	N3-C2-O2	-5.05	118.36	121.90
46	2m	540	U	C6-N1-C1'	-5.05	114.12	121.20
1	1A	2406	G	C5-C6-N1	5.05	114.03	111.50
1	1A	2688	G	C8-N9-C1'	-5.05	120.44	127.00
1	1A	3837	C	C6-N1-C2	-5.05	118.28	120.30
1	1A	3888	G	P-O3'-C3'	5.05	125.76	119.70
1	1A	5028	G	C8-N9-C1'	-5.05	120.44	127.00
46	2m	632	C	C5-C6-N1	5.05	123.53	121.00
1	1A	2489	C	N1-C2-O2	5.05	121.93	118.90
1	1A	3590	G	C8-N9-C1'	-5.05	120.44	127.00
1	1A	4319	C	C2-N1-C1'	5.05	124.35	118.80
3	1C	4	C	C6-N1-C2	-5.05	118.28	120.30
1	1A	127	G	N3-C4-N9	5.04	129.03	126.00
1	1A	1350	C	C6-N1-C2	-5.04	118.28	120.30
1	1A	3675	G	N9-C4-C5	5.04	107.42	105.40
1	1A	4894	A	C2-N3-C4	5.04	113.12	110.60
3	1C	51	U	N1-C2-O2	5.04	126.33	122.80
46	2m	1064	C	C6-N1-C2	-5.04	118.28	120.30
46	2m	1428	G	C5-C6-O6	5.04	131.62	128.60
46	2m	1578	U	N1-C2-O2	5.04	126.33	122.80
1	1A	4093	G	C4-N9-C1'	5.04	133.05	126.50

Continued on next page...

Continued from previous page...

Mol	Chain	Res	Type	Atoms	Z	Observed(°)	Ideal(°)
1	1A	4758	U	C6-N1-C1'	-5.04	114.14	121.20
46	2m	1396	A	O5'-P-OP2	-5.04	101.16	105.70
46	2m	1499	U	N3-C2-O2	-5.04	118.68	122.20
1	1A	2792	C	N3-C2-O2	-5.03	118.38	121.90
46	2m	814	U	N1-C2-O2	5.03	126.32	122.80
1	1A	483	G	C4-N9-C1'	5.03	133.04	126.50
1	1A	2699	C	N1-C2-O2	5.03	121.92	118.90
46	2m	1546	G	N3-C4-N9	-5.03	122.98	126.00
1	1A	126	C	C5-C6-N1	5.03	123.52	121.00
57	2x	92	LEU	CB-CG-CD1	-5.03	102.45	111.00
1	1A	96	U	N3-C2-O2	-5.03	118.68	122.20
1	1A	1929	A	C8-N9-C1'	-5.03	118.65	127.70
84	zz	153	G	OP2-P-O3'	5.03	116.26	105.20
1	1A	264	C	C6-N1-C2	-5.02	118.29	120.30
1	1A	1968	G	N7-C8-N9	5.02	115.61	113.10
1	1A	2038	U	N3-C2-O2	-5.02	118.69	122.20
1	1A	3602	C	C2-N1-C1'	5.02	124.32	118.80
46	2m	1172	U	C2-N1-C1'	5.02	123.72	117.70
1	1A	2704	C	C6-N1-C2	-5.01	118.29	120.30
84	zz	124	C	C2-N1-C1'	5.01	124.31	118.80
1	1A	4923	C	N1-C2-O2	5.01	121.91	118.90
46	2m	534	G	C4-N9-C1'	5.01	133.02	126.50
1	1A	1344	C	C5-C6-N1	5.01	123.51	121.00
46	2m	1608	U	N1-C2-O2	5.01	126.31	122.80
1	1A	122	U	N1-C2-O2	5.01	126.31	122.80
1	1A	2627	C	C6-N1-C2	-5.01	118.30	120.30
41	2g	82	LEU	CA-CB-CG	5.01	126.82	115.30
46	2m	1676	U	N3-C2-O2	-5.01	118.69	122.20
46	2m	1730	U	N3-C2-O2	-5.01	118.69	122.20
1	1A	1472	C	N1-C2-O2	5.01	121.90	118.90
1	1A	4547	C	P-O3'-C3'	5.01	125.71	119.70
3	1C	83	C	O5'-P-OP2	-5.01	101.19	105.70
46	2m	1771	G	C2-N3-C4	5.01	114.40	111.90
1	1A	3602	C	C6-N1-C2	-5.00	118.30	120.30
46	2m	1612	G	C5-C6-O6	5.00	131.60	128.60
1	1A	1906	U	N1-C2-O2	5.00	126.30	122.80
1	1A	2019	C	C6-N1-C2	-5.00	118.30	120.30
1	1A	4246	G	C5-C6-O6	5.00	131.60	128.60
1	1A	4398	C	N3-C2-O2	-5.00	118.40	121.90
46	2m	465	A	OP2-P-O3'	5.00	116.21	105.20
57	2x	92	LEU	CA-CB-CG	5.00	126.81	115.30
1	1A	131	C	C6-N1-C2	-5.00	118.30	120.30

Continued on next page...

Continued from previous page...

Mol	Chain	Res	Type	Atoms	Z	Observed(°)	Ideal(°)
1	1A	2775	C	P-O3'-C3'	5.00	125.70	119.70
1	1A	2850	A	C2-N3-C4	5.00	113.10	110.60
46	2m	381	C	N3-C2-O2	-5.00	118.40	121.90

There are no chirality outliers.

All (49) planarity outliers are listed below:

Mol	Chain	Res	Type	Group
4	1D	239	ALA	Peptide
5	1E	258	HIS	Peptide
5	1E	305	THR	Peptide
7	1G	124	GLU	Peptide
7	1G	43	LYS	Peptide
8	1H	110	ARG	Peptide
8	1H	111	LYS	Peptide
8	1H	130	LYS	Peptide
8	1H	132	PRO	Peptide
60	20	38	LYS	Peptide
9	2A	163	ASN	Peptide
11	2C	106	GLN	Peptide
11	2C	59	LYS	Peptide
11	2C	60	TRP	Peptide
14	2F	4	SER	Peptide
14	2F	47	ALA	Peptide
14	2F	54	PRO	Peptide
15	2G	64	PHE	Peptide
18	2J	131	ARG	Peptide
22	2N	128	LEU	Peptide
22	2N	80	VAL	Peptide
24	2P	108	ASN	Peptide
24	2P	109	LYS	Peptide
28	2T	29	ILE	Peptide
38	2d	39	TYR	Peptide
48	2o	189	ILE	Peptide
48	2o	221	PRO	Peptide
50	2q	130	PHE	Peptide
50	2q	169	ILE	Peptide
50	2q	89	VAL	Peptide
51	2r	106	GLU	Peptide
55	2v	33	LEU	Peptide
57	2x	41	MET	Peptide
57	2x	42	ILE	Peptide

Continued on next page...

Continued from previous page...

Mol	Chain	Res	Type	Group
57	2x	43	GLU	Peptide
58	2y	122	PRO	Peptide
59	2z	11	HIS	Peptide
59	2z	12	ILE	Peptide
59	2z	16	LEU	Peptide
63	3B	107	ARG	Peptide
63	3B	125	VAL	Peptide
64	3C	47	ALA	Peptide
68	3G	172	ASN	Peptide
70	3I	138	ARG	Peptide
70	3I	7	TRP	Peptide
70	3I	9	CYS	Peptide
71	3J	112	LYS	Peptide
76	3O	99	LEU	Peptide
77	3P	19	HIS	Mainchain

5.2 Too-close contacts [i](#)

Due to software issues we are unable to calculate clashes - this section is therefore empty.

5.3 Torsion angles [i](#)

5.3.1 Protein backbone [i](#)

In the following table, the Percentiles column shows the percent Ramachandran outliers of the chain as a percentile score with respect to all PDB entries followed by that with respect to all EM entries.

The Analysed column shows the number of residues for which the backbone conformation was analysed, and the total number of residues.

Mol	Chain	Analysed	Favoured	Allowed	Outliers	Percentiles	
4	1D	246/257 (96%)	224 (91%)	21 (8%)	1 (0%)	30	65
5	1E	400/403 (99%)	371 (93%)	27 (7%)	2 (0%)	25	60
6	1F	366/427 (86%)	347 (95%)	18 (5%)	1 (0%)	37	70
7	1G	291/297 (98%)	277 (95%)	12 (4%)	2 (1%)	19	54
8	1H	233/288 (81%)	206 (88%)	25 (11%)	2 (1%)	14	48
9	2A	223/248 (90%)	208 (93%)	15 (7%)	0	100	100
10	2B	239/266 (90%)	219 (92%)	19 (8%)	1 (0%)	30	65

Continued on next page...

Continued from previous page...

Mol	Chain	Analysed	Favoured	Allowed	Outliers	Percentiles	
11	2C	188/192 (98%)	169 (90%)	15 (8%)	4 (2%)	5	33
12	2D	211/214 (99%)	187 (89%)	23 (11%)	1 (0%)	25	60
13	2E	174/178 (98%)	162 (93%)	12 (7%)	0	100	100
14	2F	208/211 (99%)	194 (93%)	11 (5%)	3 (1%)	9	39
15	2G	137/215 (64%)	127 (93%)	10 (7%)	0	100	100
16	2H	201/204 (98%)	194 (96%)	7 (4%)	0	100	100
17	2I	199/203 (98%)	195 (98%)	4 (2%)	0	100	100
18	2J	151/184 (82%)	141 (93%)	10 (7%)	0	100	100
19	2K	185/188 (98%)	178 (96%)	7 (4%)	0	100	100
20	2L	185/196 (94%)	180 (97%)	5 (3%)	0	100	100
21	2M	173/176 (98%)	159 (92%)	12 (7%)	2 (1%)	11	43
22	2N	157/160 (98%)	144 (92%)	9 (6%)	4 (2%)	4	30
23	2O	99/128 (77%)	93 (94%)	6 (6%)	0	100	100
24	2P	129/140 (92%)	118 (92%)	8 (6%)	3 (2%)	5	31
25	2Q	122/157 (78%)	115 (94%)	5 (4%)	2 (2%)	8	37
26	2R	115/156 (74%)	105 (91%)	9 (8%)	1 (1%)	14	48
27	2S	132/145 (91%)	124 (94%)	8 (6%)	0	100	100
28	2T	133/136 (98%)	126 (95%)	5 (4%)	2 (2%)	8	39
29	2U	145/148 (98%)	134 (92%)	11 (8%)	0	100	100
30	2V	105/159 (66%)	97 (92%)	8 (8%)	0	100	100
31	2W	96/115 (84%)	94 (98%)	2 (2%)	0	100	100
32	2X	105/125 (84%)	100 (95%)	5 (5%)	0	100	100
33	2Y	126/135 (93%)	119 (94%)	7 (6%)	0	100	100
34	2Z	107/110 (97%)	100 (94%)	7 (6%)	0	100	100
35	2a	109/117 (93%)	108 (99%)	1 (1%)	0	100	100
36	2b	120/123 (98%)	119 (99%)	1 (1%)	0	100	100
37	2c	100/105 (95%)	99 (99%)	1 (1%)	0	100	100
38	2d	84/97 (87%)	77 (92%)	7 (8%)	0	100	100
39	2e	67/70 (96%)	60 (90%)	7 (10%)	0	100	100
40	2f	48/51 (94%)	46 (96%)	2 (4%)	0	100	100
41	2g	50/128 (39%)	49 (98%)	1 (2%)	0	100	100

Continued on next page...

Continued from previous page...

Mol	Chain	Analysed	Favoured	Allowed	Outliers	Percentiles	
42	2h	22/25 (88%)	22 (100%)	0	0	100	100
43	2i	103/106 (97%)	98 (95%)	5 (5%)	0	100	100
44	2j	89/92 (97%)	82 (92%)	7 (8%)	0	100	100
45	2k	123/137 (90%)	115 (94%)	8 (6%)	0	100	100
47	2n	219/295 (74%)	201 (92%)	16 (7%)	2 (1%)	14	48
48	2o	212/264 (80%)	194 (92%)	17 (8%)	1 (0%)	25	60
49	2p	225/243 (93%)	206 (92%)	18 (8%)	1 (0%)	30	65
50	2q	260/263 (99%)	235 (90%)	24 (9%)	1 (0%)	30	65
51	2r	185/204 (91%)	168 (91%)	15 (8%)	2 (1%)	12	45
52	2s	187/194 (96%)	177 (95%)	10 (5%)	0	100	100
53	2t	204/208 (98%)	189 (93%)	15 (7%)	0	100	100
54	2u	96/165 (58%)	82 (85%)	13 (14%)	1 (1%)	13	46
55	2v	151/158 (96%)	140 (93%)	11 (7%)	0	100	100
56	2w	95/145 (66%)	78 (82%)	16 (17%)	1 (1%)	12	45
57	2x	144/146 (99%)	134 (93%)	9 (6%)	1 (1%)	19	54
58	2y	130/135 (96%)	116 (89%)	13 (10%)	1 (1%)	16	51
59	2z	148/152 (97%)	132 (89%)	14 (10%)	2 (1%)	9	39
60	20	141/145 (97%)	130 (92%)	8 (6%)	3 (2%)	5	33
61	21	102/119 (86%)	95 (93%)	7 (7%)	0	100	100
62	3A	81/83 (98%)	69 (85%)	11 (14%)	1 (1%)	11	43
63	3B	139/143 (97%)	126 (91%)	7 (5%)	6 (4%)	2	21
64	3C	105/115 (91%)	98 (93%)	7 (7%)	0	100	100
65	3D	62/69 (90%)	54 (87%)	8 (13%)	0	100	100
66	3E	51/56 (91%)	51 (100%)	0	0	100	100
67	3F	311/317 (98%)	266 (86%)	44 (14%)	1 (0%)	37	70
68	3G	220/293 (75%)	210 (96%)	9 (4%)	1 (0%)	25	60
69	3H	235/249 (94%)	213 (91%)	22 (9%)	0	100	100
70	3I	183/194 (94%)	166 (91%)	14 (8%)	3 (2%)	8	37
71	3J	120/132 (91%)	108 (90%)	10 (8%)	2 (2%)	7	36
72	3K	148/151 (98%)	137 (93%)	10 (7%)	1 (1%)	19	54
73	3L	138/151 (91%)	124 (90%)	14 (10%)	0	100	100

Continued on next page...

Continued from previous page...

Mol	Chain	Analysed	Favoured	Allowed	Outliers	Percentiles	
74	3M	127/130 (98%)	118 (93%)	9 (7%)	0	100	100
75	3N	129/133 (97%)	125 (97%)	4 (3%)	0	100	100
76	3O	73/125 (58%)	64 (88%)	9 (12%)	0	100	100
77	3P	81/84 (96%)	71 (88%)	7 (9%)	3 (4%)	2	23
78	3Q	56/59 (95%)	52 (93%)	4 (7%)	0	100	100
79	3R	65/156 (42%)	55 (85%)	10 (15%)	0	100	100
81	zw	429/431 (100%)	389 (91%)	40 (9%)	0	100	100
82	zx	15/17 (88%)	14 (93%)	1 (7%)	0	100	100
All	All	11763/13136 (90%)	10869 (92%)	829 (7%)	65 (1%)	24	57

All (65) Ramachandran outliers are listed below:

Mol	Chain	Res	Type
5	1E	393	LYS
8	1H	111	LYS
11	2C	61	TRP
14	2F	5	ARG
22	2N	81	LYS
24	2P	110	GLY
28	2T	30	ASP
48	2o	78	GLU
51	2r	39	ILE
59	2z	17	ASN
62	3A	81	LYS
63	3B	108	LYS
63	3B	126	ALA
70	3I	8	VAL
71	3J	113	ASP
4	1D	124	GLY
7	1G	59	ASP
11	2C	116	ASN
28	2T	31	ASP
47	2n	12	GLU
51	2r	80	GLY
56	2w	100	LYS
60	20	41	LYS
63	3B	88	ASP
63	3B	109	GLY
63	3B	127	ASN

Continued on next page...

Continued from previous page...

Mol	Chain	Res	Type
68	3G	78	LEU
70	3I	9	CYS
6	1F	111	TRP
8	1H	127	SER
11	2C	60	TRP
22	2N	82	GLY
22	2N	129	LYS
24	2P	109	LYS
26	2R	42	THR
58	2y	110	ASP
60	20	40	ALA
67	3F	283	PRO
70	3I	7	TRP
71	3J	112	LYS
72	3K	4	MET
77	3P	19	HIS
14	2F	54	PRO
21	2M	156	HIS
49	2p	197	LYS
54	2u	91	PRO
63	3B	10	ALA
77	3P	20	LYS
5	1E	294	LYS
10	2B	106	THR
25	2Q	99	GLU
24	2P	49	LEU
50	2q	90	ILE
59	2z	145	THR
60	20	42	HIS
77	3P	39	GLY
7	1G	125	VAL
47	2n	159	ILE
12	2D	15	LYS
21	2M	155	PRO
22	2N	135	PRO
11	2C	105	ILE
14	2F	62	PRO
57	2x	42	ILE
25	2Q	98	PRO

5.3.2 Protein sidechains [i](#)

In the following table, the Percentiles column shows the percent sidechain outliers of the chain as a percentile score with respect to all PDB entries followed by that with respect to all EM entries.

The Analysed column shows the number of residues for which the sidechain conformation was analysed, and the total number of residues.

Mol	Chain	Analysed	Rotameric	Outliers	Percentiles	
4	1D	190/199 (96%)	190 (100%)	0	100	100
5	1E	348/349 (100%)	348 (100%)	0	100	100
6	1F	306/348 (88%)	305 (100%)	1 (0%)	91	92
7	1G	246/250 (98%)	245 (100%)	1 (0%)	89	91
8	1H	210/252 (83%)	210 (100%)	0	100	100
9	2A	194/215 (90%)	194 (100%)	0	100	100
10	2B	203/223 (91%)	203 (100%)	0	100	100
11	2C	169/171 (99%)	168 (99%)	1 (1%)	84	88
12	2D	180/181 (99%)	180 (100%)	0	100	100
13	2E	148/149 (99%)	147 (99%)	1 (1%)	81	86
14	2F	176/177 (99%)	176 (100%)	0	100	100
15	2G	118/161 (73%)	117 (99%)	1 (1%)	79	84
16	2H	171/172 (99%)	171 (100%)	0	100	100
17	2I	173/174 (99%)	173 (100%)	0	100	100
18	2J	134/163 (82%)	134 (100%)	0	100	100
19	2K	164/165 (99%)	164 (100%)	0	100	100
20	2L	166/175 (95%)	166 (100%)	0	100	100
21	2M	156/157 (99%)	155 (99%)	1 (1%)	84	88
22	2N	139/140 (99%)	139 (100%)	0	100	100
23	2O	91/115 (79%)	91 (100%)	0	100	100
24	2P	101/107 (94%)	101 (100%)	0	100	100
25	2Q	103/126 (82%)	103 (100%)	0	100	100
26	2R	107/133 (80%)	107 (100%)	0	100	100
27	2S	124/135 (92%)	124 (100%)	0	100	100
28	2T	117/118 (99%)	117 (100%)	0	100	100
29	2U	120/121 (99%)	119 (99%)	1 (1%)	79	84

Continued on next page...

Continued from previous page...

Mol	Chain	Analysed	Rotameric	Outliers	Percentiles	
30	2V	88/126 (70%)	88 (100%)	0	100	100
31	2W	83/97 (86%)	83 (100%)	0	100	100
32	2X	98/110 (89%)	98 (100%)	0	100	100
33	2Y	114/121 (94%)	114 (100%)	0	100	100
34	2Z	88/89 (99%)	88 (100%)	0	100	100
35	2a	97/100 (97%)	97 (100%)	0	100	100
36	2b	109/110 (99%)	109 (100%)	0	100	100
37	2c	86/89 (97%)	86 (100%)	0	100	100
38	2d	73/80 (91%)	73 (100%)	0	100	100
39	2e	64/65 (98%)	63 (98%)	1 (2%)	58	73
40	2f	47/48 (98%)	47 (100%)	0	100	100
41	2g	48/116 (41%)	48 (100%)	0	100	100
42	2h	23/24 (96%)	23 (100%)	0	100	100
43	2i	93/94 (99%)	93 (100%)	0	100	100
44	2j	74/75 (99%)	74 (100%)	0	100	100
45	2k	109/121 (90%)	109 (100%)	0	100	100
47	2n	183/243 (75%)	183 (100%)	0	100	100
48	2o	195/231 (84%)	194 (100%)	1 (0%)	86	90
49	2p	190/202 (94%)	190 (100%)	0	100	100
50	2q	224/225 (100%)	224 (100%)	0	100	100
51	2r	157/170 (92%)	157 (100%)	0	100	100
52	2s	169/174 (97%)	169 (100%)	0	100	100
53	2t	178/180 (99%)	178 (100%)	0	100	100
54	2u	89/136 (65%)	89 (100%)	0	100	100
55	2v	137/142 (96%)	137 (100%)	0	100	100
56	2w	87/130 (67%)	87 (100%)	0	100	100
57	2x	121/121 (100%)	121 (100%)	0	100	100
58	2y	120/122 (98%)	120 (100%)	0	100	100
59	2z	130/132 (98%)	130 (100%)	0	100	100
60	20	113/115 (98%)	113 (100%)	0	100	100
61	21	94/107 (88%)	94 (100%)	0	100	100

Continued on next page...

Continued from previous page...

Mol	Chain	Analysed	Rotameric	Outliers	Percentiles	
62	3A	67/67 (100%)	67 (100%)	0	100	100
63	3B	113/115 (98%)	113 (100%)	0	100	100
64	3C	90/98 (92%)	89 (99%)	1 (1%)	70	79
65	3D	57/62 (92%)	57 (100%)	0	100	100
66	3E	47/49 (96%)	47 (100%)	0	100	100
67	3F	272/275 (99%)	271 (100%)	1 (0%)	89	91
68	3G	188/225 (84%)	188 (100%)	0	100	100
69	3H	207/218 (95%)	207 (100%)	0	100	100
70	3I	161/168 (96%)	161 (100%)	0	100	100
71	3J	104/108 (96%)	104 (100%)	0	100	100
72	3K	130/131 (99%)	130 (100%)	0	100	100
73	3L	110/119 (92%)	110 (100%)	0	100	100
74	3M	112/113 (99%)	112 (100%)	0	100	100
75	3N	113/115 (98%)	113 (100%)	0	100	100
76	3O	66/103 (64%)	66 (100%)	0	100	100
77	3P	75/76 (99%)	75 (100%)	0	100	100
78	3Q	47/48 (98%)	47 (100%)	0	100	100
79	3R	60/140 (43%)	60 (100%)	0	100	100
81	zw	371/371 (100%)	370 (100%)	1 (0%)	91	92
82	zx	16/16 (100%)	16 (100%)	0	100	100
All	All	10241/11188 (92%)	10229 (100%)	12 (0%)	92	95

All (12) residues with a non-rotameric sidechain are listed below:

Mol	Chain	Res	Type
6	1F	222	ARG
7	1G	128	ASP
11	2C	176	LEU
13	2E	64	ARG
15	2G	122	ILE
21	2M	124	ILE
29	2U	24	LYS
39	2e	60	LEU
48	2o	207	LEU
64	3C	101	PHE

Continued on next page...

Continued from previous page...

Mol	Chain	Res	Type
67	3F	11	LEU
81	zw	281	ILE

Sometimes sidechains can be flipped to improve hydrogen bonding and reduce clashes. All (69) such sidechains are listed below:

Mol	Chain	Res	Type
4	1D	215	ASN
4	1D	218	HIS
5	1E	42	HIS
5	1E	245	HIS
5	1E	301	ASN
6	1F	50	GLN
6	1F	116	ASN
7	1G	63	GLN
7	1G	195	HIS
7	1G	203	ASN
7	1G	222	GLN
9	2A	39	GLN
9	2A	119	ASN
10	2B	38	ASN
10	2B	100	HIS
10	2B	227	ASN
10	2B	240	ASN
11	2C	42	ASN
12	2D	112	GLN
13	2E	46	GLN
15	2G	48	GLN
16	2H	181	HIS
20	2L	118	HIS
21	2M	91	HIS
21	2M	125	GLN
21	2M	163	HIS
25	2Q	50	ASN
27	2S	24	HIS
27	2S	96	HIS
29	2U	17	HIS
30	2V	61	ASN
32	2X	34	HIS
32	2X	100	ASN
33	2Y	102	ASN
34	2Z	20	ASN
37	2c	92	ASN

Continued on next page...

Continued from previous page...

Mol	Chain	Res	Type
40	2f	43	HIS
45	2k	4	HIS
45	2k	45	HIS
47	2n	113	GLN
48	2o	179	ASN
50	2q	179	ASN
51	2r	95	HIS
51	2r	110	GLN
51	2r	114	ASN
53	2t	99	ASN
53	2t	165	GLN
53	2t	181	GLN
55	2v	83	GLN
56	2w	53	GLN
57	2x	86	GLN
59	2z	85	ASN
60	20	10	ASN
60	20	11	GLN
61	21	92	HIS
62	3A	29	HIS
63	3B	20	GLN
64	3C	72	HIS
66	3E	4	GLN
66	3E	41	GLN
67	3F	117	ASN
67	3F	196	ASN
71	3J	72	HIS
72	3K	62	GLN
73	3L	43	HIS
74	3M	113	HIS
76	3O	64	ASN
76	3O	112	ASN
81	zw	265	ASN

5.3.3 RNA [i](#)

Mol	Chain	Analysed	Backbone Outliers	Pucker Outliers
1	1A	3654/5070 (72%)	1052 (28%)	27 (0%)
2	1B	119/121 (98%)	23 (19%)	0
3	1C	155/157 (98%)	38 (24%)	3 (1%)
46	2m	1716/1869 (91%)	623 (36%)	0

Continued on next page...

Continued from previous page...

Mol	Chain	Analysed	Backbone Outliers	Pucker Outliers
80	zv	11/12 (91%)	4 (36%)	0
83	zy	74/75 (98%)	18 (24%)	0
84	zz	161/290 (55%)	72 (44%)	0
All	All	5890/7594 (77%)	1830 (31%)	30 (0%)

All (1830) RNA backbone outliers are listed below:

Mol	Chain	Res	Type
1	1A	3	C
1	1A	17	A
1	1A	18	C
1	1A	23	C
1	1A	25	A
1	1A	26	C
1	1A	30	C
1	1A	35	U
1	1A	36	U
1	1A	39	A
1	1A	42	A
1	1A	47	A
1	1A	48	G
1	1A	59	A
1	1A	64	A
1	1A	65	A
1	1A	66	A
1	1A	68	U
1	1A	70	A
1	1A	72	C
1	1A	73	A
1	1A	74	G
1	1A	84	A
1	1A	88	A
1	1A	90	G
1	1A	91	G
1	1A	98	A
1	1A	108	A
1	1A	109	G
1	1A	117	C
1	1A	119	G
1	1A	120	A
1	1A	121	A
1	1A	122	U

Continued on next page...

Continued from previous page...

Mol	Chain	Res	Type
1	1A	127	G
1	1A	128	C
1	1A	133	C
1	1A	134	G
1	1A	136	C
1	1A	143	C
1	1A	149	A
1	1A	159	C
1	1A	170	C
1	1A	171	U
1	1A	173	C
1	1A	179	G
1	1A	180	C
1	1A	181	C
1	1A	183	C
1	1A	184	U
1	1A	185	C
1	1A	186	G
1	1A	188	G
1	1A	189	G
1	1A	195	C
1	1A	200	U
1	1A	208	A
1	1A	209	U
1	1A	217	C
1	1A	218	A
1	1A	219	G
1	1A	220	C
1	1A	227	A
1	1A	229	G
1	1A	234	G
1	1A	246	G
1	1A	250	C
1	1A	255	C
1	1A	256	G
1	1A	265	C
1	1A	266	C
1	1A	274	C
1	1A	275	C
1	1A	277	G
1	1A	278	G
1	1A	280	G

Continued on next page...

Continued from previous page...

Mol	Chain	Res	Type
1	1A	295	A
1	1A	296	A
1	1A	297	U
1	1A	306	A
1	1A	315	G
1	1A	316	U
1	1A	326	C
1	1A	340	C
1	1A	346	G
1	1A	360	A
1	1A	363	A
1	1A	364	G
1	1A	383	A
1	1A	384	A
1	1A	387	G
1	1A	388	A
1	1A	395	A
1	1A	396	A
1	1A	399	G
1	1A	406	C
1	1A	407	A
1	1A	409	G
1	1A	410	A
1	1A	412	G
1	1A	413	G
1	1A	415	G
1	1A	418	A
1	1A	438	G
1	1A	440	U
1	1A	446	C
1	1A	449	C
1	1A	450	G
1	1A	452	A
1	1A	453	G
1	1A	454	U
1	1A	456	C
1	1A	457	G
1	1A	464	G
1	1A	465	G
1	1A	467	U
1	1A	484	U
1	1A	485	C

Continued on next page...

Continued from previous page...

Mol	Chain	Res	Type
1	1A	486	C
1	1A	489	C
1	1A	493	G
1	1A	494	U
1	1A	496	G
1	1A	497	G
1	1A	498	C
1	1A	500	G
1	1A	501	C
1	1A	502	C
1	1A	503	C
1	1A	504	G
1	1A	505	G
1	1A	506	C
1	1A	509	A
1	1A	510	U
1	1A	512	U
1	1A	513	U
1	1A	514	U
1	1A	516	C
1	1A	517	C
1	1A	518	G
1	1A	643	C
1	1A	644	G
1	1A	646	G
1	1A	653	U
1	1A	654	C
1	1A	656	C
1	1A	657	C
1	1A	659	G
1	1A	665	C
1	1A	666	G
1	1A	667	A
1	1A	668	C
1	1A	670	G
1	1A	673	C
1	1A	674	G
1	1A	675	C
1	1A	685	C
1	1A	686	A
1	1A	687	U
1	1A	696	C

Continued on next page...

Continued from previous page...

Mol	Chain	Res	Type
1	1A	697	G
1	1A	700	G
1	1A	703	G
1	1A	704	C
1	1A	708	G
1	1A	719	C
1	1A	731	G
1	1A	738	C
1	1A	739	G
1	1A	747	A
1	1A	753	C
1	1A	757	G
1	1A	758	G
1	1A	760	G
1	1A	904	C
1	1A	905	C
1	1A	910	G
1	1A	912	G
1	1A	913	U
1	1A	914	U
1	1A	915	A
1	1A	916	C
1	1A	917	A
1	1A	918	G
1	1A	923	C
1	1A	924	C
1	1A	925	C
1	1A	926	G
1	1A	932	A
1	1A	933	G
1	1A	934	C
1	1A	935	A
1	1A	936	C
1	1A	941	C
1	1A	943	A
1	1A	944	A
1	1A	945	U
1	1A	946	C
1	1A	959	G
1	1A	960	A
1	1A	961	G
1	1A	962	C

Continued on next page...

Continued from previous page...

Mol	Chain	Res	Type
1	1A	965	G
1	1A	966	A
1	1A	967	C
1	1A	968	C
1	1A	970	G
1	1A	971	U
1	1A	982	U
1	1A	983	C
1	1A	984	C
1	1A	989	U
1	1A	990	C
1	1A	991	C
1	1A	992	C
1	1A	993	G
1	1A	995	C
1	1A	1048	G
1	1A	1051	G
1	1A	1070	G
1	1A	1071	C
1	1A	1072	C
1	1A	1074	G
1	1A	1075	G
1	1A	1082	C
1	1A	1083	U
1	1A	1089	G
1	1A	1092	G
1	1A	1095	A
1	1A	1096	C
1	1A	1099	C
1	1A	1168	G
1	1A	1171	G
1	1A	1173	G
1	1A	1178	G
1	1A	1179	U
1	1A	1180	C
1	1A	1181	C
1	1A	1182	C
1	1A	1183	C
1	1A	1184	A
1	1A	1187	G
1	1A	1191	C
1	1A	1192	C

Continued on next page...

Continued from previous page...

Mol	Chain	Res	Type
1	1A	1196	G
1	1A	1198	G
1	1A	1200	G
1	1A	1202	C
1	1A	1203	G
1	1A	1210	C
1	1A	1211	G
1	1A	1214	C
1	1A	1215	C
1	1A	1216	C
1	1A	1217	G
1	1A	1218	G
1	1A	1219	G
1	1A	1220	G
1	1A	1222	A
1	1A	1239	C
1	1A	1241	C
1	1A	1243	C
1	1A	1253	G
1	1A	1254	A
1	1A	1255	A
1	1A	1260	G
1	1A	1261	G
1	1A	1262	G
1	1A	1265	G
1	1A	1266	G
1	1A	1269	G
1	1A	1270	A
1	1A	1271	G
1	1A	1272	C
1	1A	1273	G
1	1A	1274	A
1	1A	1275	G
1	1A	1277	G
1	1A	1279	A
1	1A	1280	C
1	1A	1284	G
1	1A	1287	G
1	1A	1293	G
1	1A	1294	A
1	1A	1295	C
1	1A	1296	G

Continued on next page...

Continued from previous page...

Mol	Chain	Res	Type
1	1A	1301	C
1	1A	1303	A
1	1A	1314	C
1	1A	1320	U
1	1A	1322	A
1	1A	1323	A
1	1A	1326	A
1	1A	1338	G
1	1A	1344	C
1	1A	1354	A
1	1A	1358	G
1	1A	1359	G
1	1A	1365	C
1	1A	1372	A
1	1A	1377	G
1	1A	1378	C
1	1A	1379	C
1	1A	1381	U
1	1A	1387	A
1	1A	1391	A
1	1A	1394	G
1	1A	1397	A
1	1A	1398	A
1	1A	1399	G
1	1A	1402	C
1	1A	1404	G
1	1A	1405	C
1	1A	1407	C
1	1A	1409	C
1	1A	1410	U
1	1A	1411	C
1	1A	1416	G
1	1A	1417	C
1	1A	1420	A
1	1A	1425	G
1	1A	1435	G
1	1A	1438	U
1	1A	1439	C
1	1A	1440	U
1	1A	1441	C
1	1A	1443	A
1	1A	1444	G

Continued on next page...

Continued from previous page...

Mol	Chain	Res	Type
1	1A	1445	U
1	1A	1446	C
1	1A	1447	C
1	1A	1457	G
1	1A	1472	C
1	1A	1482	G
1	1A	1483	C
1	1A	1497	A
1	1A	1498	G
1	1A	1518	A
1	1A	1523	A
1	1A	1525	A
1	1A	1534	A
1	1A	1547	A
1	1A	1549	G
1	1A	1564	A
1	1A	1566	C
1	1A	1574	G
1	1A	1578	U
1	1A	1582	U
1	1A	1591	U
1	1A	1596	U
1	1A	1609	U
1	1A	1614	C
1	1A	1624	G
1	1A	1625	G
1	1A	1631	A
1	1A	1633	G
1	1A	1634	A
1	1A	1638	A
1	1A	1641	G
1	1A	1649	U
1	1A	1650	A
1	1A	1654	G
1	1A	1658	G
1	1A	1660	U
1	1A	1661	C
1	1A	1676	C
1	1A	1677	U
1	1A	1678	C
1	1A	1681	G
1	1A	1697	G

Continued on next page...

Continued from previous page...

Mol	Chain	Res	Type
1	1A	1699	A
1	1A	1700	G
1	1A	1701	A
1	1A	1703	C
1	1A	1704	C
1	1A	1705	G
1	1A	1707	C
1	1A	1715	C
1	1A	1719	A
1	1A	1724	G
1	1A	1734	G
1	1A	1740	C
1	1A	1741	G
1	1A	1742	A
1	1A	1745	G
1	1A	1746	A
1	1A	1749	A
1	1A	1750	G
1	1A	1755	C
1	1A	1757	U
1	1A	1758	G
1	1A	1760	G
1	1A	1761	G
1	1A	1762	C
1	1A	1763	C
1	1A	1764	G
1	1A	1765	A
1	1A	1766	A
1	1A	1768	C
1	1A	1769	G
1	1A	1770	A
1	1A	1772	C
1	1A	1775	A
1	1A	1787	A
1	1A	1803	G
1	1A	1804	A
1	1A	1806	G
1	1A	1810	G
1	1A	1821	G
1	1A	1822	U
1	1A	1823	G
1	1A	1836	G

Continued on next page...

Continued from previous page...

Mol	Chain	Res	Type
1	1A	1837	A
1	1A	1842	G
1	1A	1843	A
1	1A	1852	U
1	1A	1855	G
1	1A	1866	U
1	1A	1869	G
1	1A	1881	C
1	1A	1889	U
1	1A	1893	C
1	1A	1897	A
1	1A	1898	C
1	1A	1918	U
1	1A	1919	G
1	1A	1920	C
1	1A	1921	C
1	1A	1922	G
1	1A	1925	G
1	1A	1931	C
1	1A	1932	A
1	1A	1935	C
1	1A	1936	C
1	1A	1939	A
1	1A	1945	G
1	1A	1948	G
1	1A	1959	U
1	1A	1960	A
1	1A	1961	G
1	1A	1962	A
1	1A	1965	G
1	1A	1966	C
1	1A	1967	A
1	1A	1968	G
1	1A	1969	G
1	1A	1970	A
1	1A	1973	G
1	1A	1974	U
1	1A	1975	G
1	1A	1976	G
1	1A	1977	C
1	1A	1978	C
1	1A	1979	A

Continued on next page...

Continued from previous page...

Mol	Chain	Res	Type
1	1A	1980	U
1	1A	1981	G
1	1A	1982	G
1	1A	1983	A
1	1A	1984	A
1	1A	1985	G
1	1A	1987	C
1	1A	1988	G
1	1A	1989	G
1	1A	1991	A
1	1A	1993	C
1	1A	1994	C
1	1A	1995	G
1	1A	1996	C
1	1A	1997	U
1	1A	1998	A
1	1A	1999	A
1	1A	2001	G
1	1A	2002	A
1	1A	2003	G
1	1A	2004	U
1	1A	2005	G
1	1A	2006	U
1	1A	2007	G
1	1A	2009	A
1	1A	2010	A
1	1A	2011	C
1	1A	2012	A
1	1A	2013	A
1	1A	2015	U
1	1A	2016	C
1	1A	2018	C
1	1A	2019	C
1	1A	2020	U
1	1A	2021	G
1	1A	2025	A
1	1A	2026	A
1	1A	2033	A
1	1A	2034	G
1	1A	2038	U
1	1A	2040	A
1	1A	2043	A

Continued on next page...

Continued from previous page...

Mol	Chain	Res	Type
1	1A	2046	G
1	1A	2048	U
1	1A	2052	G
1	1A	2054	U
1	1A	2055	G
1	1A	2056	G
1	1A	2062	C
1	1A	2069	A
1	1A	2084	C
1	1A	2085	G
1	1A	2089	G
1	1A	2090	U
1	1A	2091	C
1	1A	2093	A
1	1A	2094	G
1	1A	2095	A
1	1A	2096	G
1	1A	2097	U
1	1A	2098	G
1	1A	2101	C
1	1A	2102	G
1	1A	2106	G
1	1A	2107	C
1	1A	2108	G
1	1A	2111	G
1	1A	2112	G
1	1A	2252	G
1	1A	2253	A
1	1A	2255	C
1	1A	2256	C
1	1A	2259	G
1	1A	2260	C
1	1A	2262	G
1	1A	2266	C
1	1A	2268	A
1	1A	2287	G
1	1A	2289	C
1	1A	2300	A
1	1A	2301	G
1	1A	2306	G
1	1A	2307	A
1	1A	2313	A

Continued on next page...

Continued from previous page...

Mol	Chain	Res	Type
1	1A	2316	G
1	1A	2327	G
1	1A	2328	G
1	1A	2331	G
1	1A	2333	G
1	1A	2335	C
1	1A	2337	C
1	1A	2345	G
1	1A	2346	C
1	1A	2347	A
1	1A	2348	G
1	1A	2349	A
1	1A	2350	U
1	1A	2351	C
1	1A	2353	U
1	1A	2360	A
1	1A	2370	A
1	1A	2379	A
1	1A	2390	G
1	1A	2391	G
1	1A	2394	G
1	1A	2398	U
1	1A	2402	G
1	1A	2409	U
1	1A	2412	A
1	1A	2413	U
1	1A	2417	A
1	1A	2421	G
1	1A	2426	U
1	1A	2434	G
1	1A	2441	C
1	1A	2444	U
1	1A	2450	G
1	1A	2463	G
1	1A	2465	C
1	1A	2470	C
1	1A	2471	G
1	1A	2474	G
1	1A	2475	G
1	1A	2476	G
1	1A	2478	C
1	1A	2483	G

Continued on next page...

Continued from previous page...

Mol	Chain	Res	Type
1	1A	2485	U
1	1A	2488	C
1	1A	2489	C
1	1A	2490	U
1	1A	2491	C
1	1A	2494	U
1	1A	2495	U
1	1A	2496	G
1	1A	2498	C
1	1A	2499	C
1	1A	2503	G
1	1A	2504	C
1	1A	2505	C
1	1A	2506	G
1	1A	2507	A
1	1A	2511	A
1	1A	2513	A
1	1A	2514	G
1	1A	2529	A
1	1A	2537	A
1	1A	2543	A
1	1A	2544	G
1	1A	2546	G
1	1A	2547	G
1	1A	2553	A
1	1A	2554	U
1	1A	2556	G
1	1A	2563	C
1	1A	2567	G
1	1A	2569	G
1	1A	2572	C
1	1A	2573	A
1	1A	2575	U
1	1A	2576	G
1	1A	2583	C
1	1A	2587	A
1	1A	2588	C
1	1A	2589	C
1	1A	2600	A
1	1A	2601	A
1	1A	2602	G
1	1A	2604	C

Continued on next page...

Continued from previous page...

Mol	Chain	Res	Type
1	1A	2607	C
1	1A	2618	G
1	1A	2627	C
1	1A	2637	U
1	1A	2643	G
1	1A	2645	G
1	1A	2653	C
1	1A	2662	G
1	1A	2670	C
1	1A	2673	G
1	1A	2675	G
1	1A	2681	G
1	1A	2682	G
1	1A	2686	G
1	1A	2687	U
1	1A	2696	A
1	1A	2699	C
1	1A	2703	G
1	1A	2707	U
1	1A	2708	U
1	1A	2710	C
1	1A	2711	G
1	1A	2712	G
1	1A	2714	G
1	1A	2721	G
1	1A	2724	G
1	1A	2726	G
1	1A	2727	C
1	1A	2739	C
1	1A	2743	A
1	1A	2744	A
1	1A	2756	G
1	1A	2761	U
1	1A	2762	G
1	1A	2763	U
1	1A	2767	U
1	1A	2768	C
1	1A	2769	U
1	1A	2770	C
1	1A	2772	C
1	1A	2776	G
1	1A	2787	A

Continued on next page...

Continued from previous page...

Mol	Chain	Res	Type
1	1A	2788	U
1	1A	2789	A
1	1A	2793	G
1	1A	2794	C
1	1A	2795	A
1	1A	2796	G
1	1A	2797	C
1	1A	2798	A
1	1A	2826	U
1	1A	2827	G
1	1A	2833	A
1	1A	2838	G
1	1A	2842	G
1	1A	2855	G
1	1A	2856	C
1	1A	2860	C
1	1A	2872	C
1	1A	2875	C
1	1A	2876	G
1	1A	2899	C
1	1A	2902	G
1	1A	2903	G
1	1A	2905	C
1	1A	2906	G
1	1A	2907	G
1	1A	2908	U
1	1A	3585	G
1	1A	3591	C
1	1A	3592	G
1	1A	3593	C
1	1A	3595	U
1	1A	3596	A
1	1A	3597	G
1	1A	3600	G
1	1A	3602	C
1	1A	3605	C
1	1A	3615	G
1	1A	3616	U
1	1A	3619	G
1	1A	3620	G
1	1A	3626	G
1	1A	3630	A

Continued on next page...

Continued from previous page...

Mol	Chain	Res	Type
1	1A	3635	A
1	1A	3637	U
1	1A	3643	A
1	1A	3644	U
1	1A	3646	A
1	1A	3653	A
1	1A	3662	A
1	1A	3664	G
1	1A	3670	C
1	1A	3671	G
1	1A	3672	G
1	1A	3673	C
1	1A	3678	G
1	1A	3680	U
1	1A	3682	A
1	1A	3690	U
1	1A	3692	A
1	1A	3696	C
1	1A	3709	U
1	1A	3711	A
1	1A	3712	A
1	1A	3713	U
1	1A	3724	A
1	1A	3727	A
1	1A	3729	U
1	1A	3733	A
1	1A	3735	G
1	1A	3743	G
1	1A	3748	A
1	1A	3750	G
1	1A	3753	G
1	1A	3756	A
1	1A	3757	G
1	1A	3758	U
1	1A	3760	A
1	1A	3761	C
1	1A	3765	G
1	1A	3766	A
1	1A	3767	C
1	1A	3768	U
1	1A	3769	C
1	1A	3770	U

Continued on next page...

Continued from previous page...

Mol	Chain	Res	Type
1	1A	3773	U
1	1A	3774	A
1	1A	3775	A
1	1A	3776	G
1	1A	3777	G
1	1A	3784	A
1	1A	3785	A
1	1A	3786	U
1	1A	3803	A
1	1A	3811	G
1	1A	3812	C
1	1A	3813	A
1	1A	3814	U
1	1A	3817	A
1	1A	3818	U
1	1A	3819	G
1	1A	3822	U
1	1A	3828	A
1	1A	3839	G
1	1A	3840	U
1	1A	3867	A
1	1A	3869	C
1	1A	3877	A
1	1A	3878	C
1	1A	3879	G
1	1A	3885	G
1	1A	3889	G
1	1A	3890	A
1	1A	3892	U
1	1A	3901	A
1	1A	3902	A
1	1A	3906	A
1	1A	3907	G
1	1A	3908	A
1	1A	3909	C
1	1A	3915	U
1	1A	3923	A
1	1A	3929	G
1	1A	3937	C
1	1A	3938	G
1	1A	3939	G
1	1A	3943	A

Continued on next page...

Continued from previous page...

Mol	Chain	Res	Type
1	1A	3947	A
1	1A	3948	C
1	1A	3949	A
1	1A	3950	U
1	1A	3951	G
1	1A	3952	A
1	1A	4061	G
1	1A	4062	A
1	1A	4066	U
1	1A	4076	G
1	1A	4082	G
1	1A	4084	G
1	1A	4085	A
1	1A	4086	G
1	1A	4088	C
1	1A	4101	C
1	1A	4104	G
1	1A	4105	A
1	1A	4106	G
1	1A	4107	G
1	1A	4108	G
1	1A	4110	C
1	1A	4111	U
1	1A	4112	C
1	1A	4113	U
1	1A	4114	C
1	1A	4115	G
1	1A	4116	C
1	1A	4117	U
1	1A	4119	C
1	1A	4120	U
1	1A	4121	G
1	1A	4122	G
1	1A	4127	A
1	1A	4135	G
1	1A	4138	C
1	1A	4140	C
1	1A	4141	G
1	1A	4142	C
1	1A	4143	G
1	1A	4144	C
1	1A	4145	C

Continued on next page...

Continued from previous page...

Mol	Chain	Res	Type
1	1A	4162	C
1	1A	4163	U
1	1A	4170	A
1	1A	4173	G
1	1A	4183	G
1	1A	4188	U
1	1A	4191	G
1	1A	4194	U
1	1A	4195	G
1	1A	4196	G
1	1A	4197	G
1	1A	4203	A
1	1A	4204	C
1	1A	4205	A
1	1A	4212	A
1	1A	4214	A
1	1A	4222	G
1	1A	4229	U
1	1A	4233	A
1	1A	4235	G
1	1A	4244	A
1	1A	4250	G
1	1A	4251	A
1	1A	4253	A
1	1A	4254	G
1	1A	4256	A
1	1A	4265	U
1	1A	4273	A
1	1A	4280	A
1	1A	4286	C
1	1A	4288	C
1	1A	4291	G
1	1A	4302	U
1	1A	4303	C
1	1A	4305	G
1	1A	4306	U
1	1A	4314	C
1	1A	4317	A
1	1A	4326	G
1	1A	4328	G
1	1A	4330	G
1	1A	4332	C

Continued on next page...

Continued from previous page...

Mol	Chain	Res	Type
1	1A	4337	C
1	1A	4338	G
1	1A	4339	A
1	1A	4342	C
1	1A	4349	C
1	1A	4350	C
1	1A	4376	A
1	1A	4377	G
1	1A	4378	A
1	1A	4380	A
1	1A	4381	A
1	1A	4382	G
1	1A	4383	U
1	1A	4387	C
1	1A	4391	G
1	1A	4393	G
1	1A	4394	A
1	1A	4395	U
1	1A	4396	A
1	1A	4398	C
1	1A	4420	U
1	1A	4422	A
1	1A	4440	G
1	1A	4442	U
1	1A	4448	G
1	1A	4449	A
1	1A	4450	U
1	1A	4453	C
1	1A	4459	U
1	1A	4464	A
1	1A	4465	U
1	1A	4466	C
1	1A	4476	C
1	1A	4477	A
1	1A	4479	A
1	1A	4495	G
1	1A	4500	U
1	1A	4510	A
1	1A	4512	U
1	1A	4513	A
1	1A	4518	A
1	1A	4519	C

Continued on next page...

Continued from previous page...

Mol	Chain	Res	Type
1	1A	4523	A
1	1A	4524	G
1	1A	4528	G
1	1A	4531	U
1	1A	4532	U
1	1A	4537	C
1	1A	4548	A
1	1A	4549	G
1	1A	4555	U
1	1A	4556	U
1	1A	4560	C
1	1A	4565	C
1	1A	4567	G
1	1A	4573	G
1	1A	4574	U
1	1A	4575	G
1	1A	4581	G
1	1A	4583	C
1	1A	4589	A
1	1A	4590	A
1	1A	4591	U
1	1A	4600	G
1	1A	4601	U
1	1A	4617	G
1	1A	4624	A
1	1A	4633	G
1	1A	4636	U
1	1A	4637	G
1	1A	4639	G
1	1A	4646	U
1	1A	4648	A
1	1A	4652	G
1	1A	4670	C
1	1A	4694	G
1	1A	4695	C
1	1A	4707	A
1	1A	4708	A
1	1A	4709	U
1	1A	4720	C
1	1A	4730	C
1	1A	4731	G
1	1A	4732	G

Continued on next page...

Continued from previous page...

Mol	Chain	Res	Type
1	1A	4733	C
1	1A	4740	G
1	1A	4741	C
1	1A	4743	G
1	1A	4749	C
1	1A	4750	G
1	1A	4753	U
1	1A	4756	C
1	1A	4757	C
1	1A	4758	U
1	1A	4760	G
1	1A	4763	U
1	1A	4764	A
1	1A	4770	U
1	1A	4771	C
1	1A	4772	C
1	1A	4773	C
1	1A	4775	C
1	1A	4776	G
1	1A	4860	G
1	1A	4861	G
1	1A	4862	G
1	1A	4863	G
1	1A	4865	C
1	1A	4869	U
1	1A	4871	C
1	1A	4872	G
1	1A	4873	G
1	1A	4874	A
1	1A	4875	G
1	1A	4876	U
1	1A	4877	G
1	1A	4878	C
1	1A	4882	U
1	1A	4883	C
1	1A	4884	G
1	1A	4887	C
1	1A	4888	U
1	1A	4890	G
1	1A	4894	A
1	1A	4895	C
1	1A	4897	G

Continued on next page...

Continued from previous page...

Mol	Chain	Res	Type
1	1A	4899	G
1	1A	4900	C
1	1A	4901	G
1	1A	4910	G
1	1A	4911	A
1	1A	4912	G
1	1A	4913	G
1	1A	4914	C
1	1A	4925	U
1	1A	4926	C
1	1A	4927	G
1	1A	4928	C
1	1A	4932	U
1	1A	4934	A
1	1A	4937	C
1	1A	4940	C
1	1A	4941	G
1	1A	4943	A
1	1A	4944	C
1	1A	4949	G
1	1A	4950	U
1	1A	4951	G
1	1A	4960	G
1	1A	4963	G
1	1A	4966	A
1	1A	4975	G
1	1A	4976	U
1	1A	4977	A
1	1A	4979	A
1	1A	4985	U
1	1A	4988	U
1	1A	4989	U
1	1A	4991	U
1	1A	5004	C
1	1A	5014	A
1	1A	5016	A
1	1A	5017	G
1	1A	5022	U
1	1A	5023	C
1	1A	5024	C
1	1A	5025	C
1	1A	5027	C

Continued on next page...

Continued from previous page...

Mol	Chain	Res	Type
1	1A	5028	G
1	1A	5031	G
1	1A	5034	A
1	1A	5040	U
1	1A	5041	G
1	1A	5047	C
1	1A	5050	C
1	1A	5055	G
1	1A	5061	A
1	1A	5069	U
2	1B	7	G
2	1B	13	A
2	1B	22	A
2	1B	23	A
2	1B	25	G
2	1B	27	G
2	1B	29	C
2	1B	31	G
2	1B	33	U
2	1B	34	C
2	1B	35	U
2	1B	40	U
2	1B	47	G
2	1B	49	A
2	1B	53	U
2	1B	54	A
2	1B	63	C
2	1B	64	G
2	1B	74	A
2	1B	97	G
2	1B	100	A
2	1B	103	A
2	1B	120	U
3	1C	13	G
3	1C	23	C
3	1C	25	G
3	1C	34	U
3	1C	35	C
3	1C	39	G
3	1C	52	A
3	1C	59	A
3	1C	63	U

Continued on next page...

Continued from previous page...

Mol	Chain	Res	Type
3	1C	74	U
3	1C	79	G
3	1C	82	A
3	1C	83	C
3	1C	84	A
3	1C	86	U
3	1C	87	G
3	1C	88	A
3	1C	103	A
3	1C	104	A
3	1C	105	C
3	1C	107	C
3	1C	110	U
3	1C	111	U
3	1C	112	G
3	1C	113	C
3	1C	114	G
3	1C	123	U
3	1C	124	U
3	1C	125	C
3	1C	126	C
3	1C	127	U
3	1C	129	C
3	1C	150	C
3	1C	151	G
3	1C	153	C
3	1C	154	G
3	1C	155	C
3	1C	156	U
46	2m	2	A
46	2m	5	U
46	2m	8	U
46	2m	10	G
46	2m	17	C
46	2m	25	A
46	2m	33	G
46	2m	37	C
46	2m	41	G
46	2m	44	U
46	2m	45	A
46	2m	46	A
46	2m	56	G

Continued on next page...

Continued from previous page...

Mol	Chain	Res	Type
46	2m	59	U
46	2m	60	A
46	2m	61	A
46	2m	62	G
46	2m	64	A
46	2m	65	C
46	2m	67	C
46	2m	68	A
46	2m	69	C
46	2m	70	G
46	2m	72	C
46	2m	73	C
46	2m	74	G
46	2m	75	G
46	2m	76	U
46	2m	77	A
46	2m	78	C
46	2m	79	A
46	2m	80	G
46	2m	81	U
46	2m	99	A
46	2m	100	U
46	2m	103	A
46	2m	110	U
46	2m	112	U
46	2m	113	G
46	2m	115	U
46	2m	122	G
46	2m	126	G
46	2m	127	C
46	2m	139	C
46	2m	140	C
46	2m	141	A
46	2m	143	U
46	2m	148	U
46	2m	153	G
46	2m	154	U
46	2m	155	G
46	2m	159	A
46	2m	160	U
46	2m	161	U
46	2m	162	C

Continued on next page...

Continued from previous page...

Mol	Chain	Res	Type
46	2m	167	G
46	2m	168	C
46	2m	175	A
46	2m	179	C
46	2m	180	G
46	2m	183	G
46	2m	184	G
46	2m	194	C
46	2m	198	U
46	2m	199	C
46	2m	201	C
46	2m	202	G
46	2m	206	G
46	2m	208	G
46	2m	214	U
46	2m	215	G
46	2m	216	C
46	2m	291	G
46	2m	292	A
46	2m	293	C
46	2m	294	U
46	2m	295	C
46	2m	304	C
46	2m	305	U
46	2m	306	C
46	2m	307	G
46	2m	308	G
46	2m	309	G
46	2m	312	G
46	2m	313	A
46	2m	314	U
46	2m	315	C
46	2m	316	G
46	2m	320	G
46	2m	321	C
46	2m	323	C
46	2m	324	C
46	2m	325	C
46	2m	326	C
46	2m	327	G
46	2m	328	U
46	2m	329	G

Continued on next page...

Continued from previous page...

Mol	Chain	Res	Type
46	2m	330	G
46	2m	331	C
46	2m	338	G
46	2m	339	A
46	2m	340	C
46	2m	351	G
46	2m	362	C
46	2m	364	A
46	2m	368	U
46	2m	369	C
46	2m	370	G
46	2m	376	A
46	2m	384	U
46	2m	385	G
46	2m	386	C
46	2m	398	A
46	2m	399	C
46	2m	400	C
46	2m	404	G
46	2m	407	G
46	2m	408	A
46	2m	409	C
46	2m	413	G
46	2m	417	C
46	2m	418	A
46	2m	419	G
46	2m	421	G
46	2m	435	A
46	2m	448	A
46	2m	450	C
46	2m	452	G
46	2m	455	A
46	2m	462	C
46	2m	463	C
46	2m	464	A
46	2m	465	A
46	2m	466	G
46	2m	472	C
46	2m	473	A
46	2m	474	G
46	2m	482	G
46	2m	487	U

Continued on next page...

Continued from previous page...

Mol	Chain	Res	Type
46	2m	488	U
46	2m	489	A
46	2m	492	C
46	2m	495	U
46	2m	496	C
46	2m	500	A
46	2m	502	C
46	2m	503	C
46	2m	504	G
46	2m	509	G
46	2m	518	G
46	2m	525	A
46	2m	526	A
46	2m	530	U
46	2m	532	C
46	2m	533	A
46	2m	534	G
46	2m	537	C
46	2m	538	U
46	2m	539	C
46	2m	540	U
46	2m	542	U
46	2m	543	C
46	2m	544	G
46	2m	545	A
46	2m	553	U
46	2m	556	U
46	2m	557	U
46	2m	559	G
46	2m	561	A
46	2m	562	U
46	2m	563	G
46	2m	566	U
46	2m	570	C
46	2m	575	A
46	2m	579	C
46	2m	580	U
46	2m	582	C
46	2m	583	C
46	2m	584	G
46	2m	589	G
46	2m	590	A

Continued on next page...

Continued from previous page...

Mol	Chain	Res	Type
46	2m	591	U
46	2m	592	C
46	2m	593	C
46	2m	595	U
46	2m	596	U
46	2m	604	A
46	2m	605	A
46	2m	606	G
46	2m	610	G
46	2m	612	U
46	2m	613	G
46	2m	614	C
46	2m	615	C
46	2m	617	G
46	2m	621	C
46	2m	623	G
46	2m	627	U
46	2m	628	A
46	2m	630	U
46	2m	631	U
46	2m	643	A
46	2m	644	G
46	2m	645	C
46	2m	649	U
46	2m	656	G
46	2m	660	C
46	2m	666	U
46	2m	668	A
46	2m	669	A
46	2m	671	A
46	2m	672	A
46	2m	673	G
46	2m	682	U
46	2m	688	U
46	2m	689	U
46	2m	690	G
46	2m	692	G
46	2m	694	G
46	2m	695	C
46	2m	696	G
46	2m	697	G
46	2m	698	G

Continued on next page...

Continued from previous page...

Mol	Chain	Res	Type
46	2m	732	U
46	2m	734	C
46	2m	735	C
46	2m	736	C
46	2m	738	C
46	2m	739	C
46	2m	745	C
46	2m	747	U
46	2m	748	C
46	2m	749	U
46	2m	751	G
46	2m	752	G
46	2m	753	C
46	2m	787	G
46	2m	788	G
46	2m	789	G
46	2m	790	C
46	2m	791	C
46	2m	795	A
46	2m	796	G
46	2m	798	A
46	2m	799	U
46	2m	810	A
46	2m	811	A
46	2m	812	A
46	2m	813	A
46	2m	818	A
46	2m	819	G
46	2m	821	G
46	2m	830	A
46	2m	834	C
46	2m	836	G
46	2m	837	A
46	2m	838	G
46	2m	839	C
46	2m	840	C
46	2m	842	C
46	2m	847	A
46	2m	848	U
46	2m	850	C
46	2m	851	C
46	2m	865	A

Continued on next page...

Continued from previous page...

Mol	Chain	Res	Type
46	2m	869	A
46	2m	870	A
46	2m	871	U
46	2m	872	A
46	2m	873	G
46	2m	875	A
46	2m	876	C
46	2m	877	C
46	2m	879	C
46	2m	881	G
46	2m	883	U
46	2m	884	C
46	2m	885	U
46	2m	888	U
46	2m	889	U
46	2m	890	U
46	2m	891	G
46	2m	892	U
46	2m	893	U
46	2m	894	G
46	2m	895	G
46	2m	896	U
46	2m	897	U
46	2m	898	U
46	2m	899	U
46	2m	900	C
46	2m	901	G
46	2m	905	C
46	2m	906	U
46	2m	907	G
46	2m	908	A
46	2m	913	A
46	2m	917	U
46	2m	920	A
46	2m	922	A
46	2m	933	G
46	2m	934	G
46	2m	950	C
46	2m	954	U
46	2m	958	G
46	2m	962	A
46	2m	963	A

Continued on next page...

Continued from previous page...

Mol	Chain	Res	Type
46	2m	970	G
46	2m	971	G
46	2m	972	A
46	2m	974	C
46	2m	978	G
46	2m	983	A
46	2m	990	A
46	2m	992	A
46	2m	997	A
46	2m	999	G
46	2m	1001	A
46	2m	1008	A
46	2m	1017	U
46	2m	1023	A
46	2m	1025	U
46	2m	1027	A
46	2m	1028	A
46	2m	1030	A
46	2m	1043	G
46	2m	1045	U
46	2m	1059	G
46	2m	1060	A
46	2m	1061	U
46	2m	1062	A
46	2m	1073	U
46	2m	1076	G
46	2m	1082	A
46	2m	1083	A
46	2m	1084	A
46	2m	1085	C
46	2m	1087	A
46	2m	1089	G
46	2m	1093	A
46	2m	1098	C
46	2m	1100	A
46	2m	1109	C
46	2m	1110	G
46	2m	1112	U
46	2m	1114	U
46	2m	1115	U
46	2m	1116	C
46	2m	1118	C

Continued on next page...

Continued from previous page...

Mol	Chain	Res	Type
46	2m	1119	A
46	2m	1120	U
46	2m	1121	G
46	2m	1131	G
46	2m	1133	A
46	2m	1139	C
46	2m	1148	A
46	2m	1149	A
46	2m	1150	A
46	2m	1153	C
46	2m	1154	U
46	2m	1155	U
46	2m	1156	U
46	2m	1157	G
46	2m	1158	G
46	2m	1168	G
46	2m	1170	A
46	2m	1174	U
46	2m	1183	A
46	2m	1188	A
46	2m	1195	A
46	2m	1207	G
46	2m	1208	A
46	2m	1210	G
46	2m	1212	G
46	2m	1215	C
46	2m	1217	A
46	2m	1221	G
46	2m	1229	G
46	2m	1241	A
46	2m	1242	U
46	2m	1243	U
46	2m	1251	A
46	2m	1253	A
46	2m	1256	G
46	2m	1257	G
46	2m	1259	A
46	2m	1261	C
46	2m	1264	C
46	2m	1265	A
46	2m	1269	G
46	2m	1270	G

Continued on next page...

Continued from previous page...

Mol	Chain	Res	Type
46	2m	1271	C
46	2m	1272	C
46	2m	1273	C
46	2m	1274	G
46	2m	1275	G
46	2m	1276	A
46	2m	1277	C
46	2m	1280	G
46	2m	1281	G
46	2m	1282	A
46	2m	1283	C
46	2m	1284	A
46	2m	1288	U
46	2m	1289	U
46	2m	1290	G
46	2m	1292	C
46	2m	1293	A
46	2m	1294	G
46	2m	1298	G
46	2m	1299	A
46	2m	1300	U
46	2m	1301	A
46	2m	1302	G
46	2m	1303	C
46	2m	1305	C
46	2m	1306	U
46	2m	1307	U
46	2m	1310	U
46	2m	1311	C
46	2m	1313	A
46	2m	1314	U
46	2m	1315	U
46	2m	1316	C
46	2m	1317	C
46	2m	1318	G
46	2m	1321	G
46	2m	1326	U
46	2m	1330	G
46	2m	1332	A
46	2m	1333	U
46	2m	1342	U
46	2m	1345	G

Continued on next page...

Continued from previous page...

Mol	Chain	Res	Type
46	2m	1354	G
46	2m	1363	C
46	2m	1364	U
46	2m	1371	U
46	2m	1372	U
46	2m	1373	C
46	2m	1378	A
46	2m	1395	C
46	2m	1396	A
46	2m	1397	U
46	2m	1398	G
46	2m	1401	A
46	2m	1404	U
46	2m	1405	A
46	2m	1406	G
46	2m	1407	U
46	2m	1410	C
46	2m	1412	C
46	2m	1413	G
46	2m	1414	A
46	2m	1415	C
46	2m	1416	C
46	2m	1417	C
46	2m	1418	C
46	2m	1419	C
46	2m	1420	G
46	2m	1421	A
46	2m	1422	G
46	2m	1423	C
46	2m	1425	G
46	2m	1426	U
46	2m	1427	C
46	2m	1428	G
46	2m	1431	G
46	2m	1432	U
46	2m	1436	C
46	2m	1437	C
46	2m	1438	A
46	2m	1439	A
46	2m	1449	G
46	2m	1450	G
46	2m	1454	A

Continued on next page...

Continued from previous page...

Mol	Chain	Res	Type
46	2m	1455	A
46	2m	1456	G
46	2m	1461	G
46	2m	1462	U
46	2m	1463	U
46	2m	1464	C
46	2m	1473	G
46	2m	1475	G
46	2m	1476	A
46	2m	1477	U
46	2m	1478	U
46	2m	1486	A
46	2m	1488	C
46	2m	1489	A
46	2m	1490	G
46	2m	1494	U
46	2m	1497	G
46	2m	1498	A
46	2m	1508	A
46	2m	1509	U
46	2m	1510	G
46	2m	1511	U
46	2m	1512	C
46	2m	1515	G
46	2m	1520	G
46	2m	1521	C
46	2m	1523	C
46	2m	1524	G
46	2m	1526	G
46	2m	1527	C
46	2m	1530	U
46	2m	1531	A
46	2m	1533	A
46	2m	1534	C
46	2m	1535	U
46	2m	1536	G
46	2m	1543	U
46	2m	1545	A
46	2m	1546	G
46	2m	1547	C
46	2m	1548	G
46	2m	1551	U

Continued on next page...

Continued from previous page...

Mol	Chain	Res	Type
46	2m	1552	G
46	2m	1553	C
46	2m	1554	C
46	2m	1555	U
46	2m	1556	A
46	2m	1560	U
46	2m	1561	A
46	2m	1564	C
46	2m	1565	C
46	2m	1567	G
46	2m	1570	G
46	2m	1575	G
46	2m	1578	U
46	2m	1580	A
46	2m	1582	C
46	2m	1584	G
46	2m	1585	U
46	2m	1586	U
46	2m	1587	G
46	2m	1588	A
46	2m	1589	A
46	2m	1595	U
46	2m	1596	U
46	2m	1597	C
46	2m	1598	G
46	2m	1599	U
46	2m	1601	A
46	2m	1602	U
46	2m	1608	U
46	2m	1609	C
46	2m	1613	G
46	2m	1615	U
46	2m	1618	C
46	2m	1621	U
46	2m	1622	U
46	2m	1623	A
46	2m	1624	U
46	2m	1626	C
46	2m	1627	C
46	2m	1634	A
46	2m	1639	G
46	2m	1640	A

Continued on next page...

Continued from previous page...

Mol	Chain	Res	Type
46	2m	1643	U
46	2m	1644	C
46	2m	1646	C
46	2m	1648	G
46	2m	1654	G
46	2m	1661	A
46	2m	1663	A
46	2m	1664	A
46	2m	1665	G
46	2m	1671	G
46	2m	1674	G
46	2m	1693	G
46	2m	1698	C
46	2m	1699	A
46	2m	1702	G
46	2m	1703	C
46	2m	1719	A
46	2m	1720	U
46	2m	1721	U
46	2m	1722	G
46	2m	1726	G
46	2m	1729	U
46	2m	1742	C
46	2m	1744	G
46	2m	1748	G
46	2m	1751	C
46	2m	1753	C
46	2m	1755	C
46	2m	1758	G
46	2m	1759	G
46	2m	1771	G
46	2m	1772	C
46	2m	1773	C
46	2m	1776	G
46	2m	1780	G
46	2m	1781	A
46	2m	1783	C
46	2m	1784	G
46	2m	1786	U
46	2m	1800	A
46	2m	1805	G
46	2m	1813	A

Continued on next page...

Continued from previous page...

Mol	Chain	Res	Type
46	2m	1814	G
46	2m	1819	A
46	2m	1822	A
46	2m	1826	G
46	2m	1827	U
46	2m	1834	A
46	2m	1835	A
46	2m	1838	U
46	2m	1839	U
46	2m	1840	U
46	2m	1849	G
46	2m	1850	A
46	2m	1851	A
46	2m	1852	C
46	2m	1854	U
46	2m	1861	G
46	2m	1862	G
46	2m	1863	A
46	2m	1865	C
46	2m	1866	A
46	2m	1868	U
46	2m	1869	A
80	zv	0	G
80	zv	2	C
80	zv	4	U
80	zv	8	U
83	zy	2	G
83	zy	6	G
83	zy	7	U
83	zy	8	U
83	zy	9	G
83	zy	13	U
83	zy	14	A
83	zy	16	G
83	zy	17	G
83	zy	18	G
83	zy	19	U
83	zy	49	C
83	zy	52	G
83	zy	53	U
83	zy	56	A
83	zy	73	C

Continued on next page...

Continued from previous page...

Mol	Chain	Res	Type
83	zy	74	C
83	zy	75	A
84	zz	124	C
84	zz	131	G
84	zz	136	A
84	zz	137	G
84	zz	139	C
84	zz	141	U
84	zz	142	A
84	zz	153	G
84	zz	154	A
84	zz	157	C
84	zz	159	G
84	zz	160	U
84	zz	161	G
84	zz	162	A
84	zz	163	G
84	zz	164	U
84	zz	166	C
84	zz	169	C
84	zz	172	A
84	zz	174	U
84	zz	175	U
84	zz	176	G
84	zz	177	C
84	zz	228	U
84	zz	229	G
84	zz	231	G
84	zz	232	C
84	zz	234	U
84	zz	235	G
84	zz	236	C
84	zz	237	C
84	zz	242	C
84	zz	243	G
84	zz	244	A
84	zz	245	G
84	zz	246	A
84	zz	247	C
84	zz	251	U
84	zz	252	A
84	zz	253	G

Continued on next page...

Continued from previous page...

Mol	Chain	Res	Type
84	zz	254	C
84	zz	257	A
84	zz	258	G
84	zz	259	U
84	zz	265	U
84	zz	266	G
84	zz	269	U
84	zz	270	C
84	zz	271	G
84	zz	273	G
84	zz	274	A
84	zz	280	C
84	zz	281	U
84	zz	282	U
84	zz	284	U
84	zz	288	A
84	zz	290	U
84	zz	291	G
84	zz	295	G
84	zz	296	A
84	zz	297	U
84	zz	303	G
84	zz	306	U
84	zz	308	C
84	zz	310	A
84	zz	311	G
84	zz	312	U
84	zz	321	A
84	zz	322	G
84	zz	324	U
84	zz	325	C
84	zz	328	G

All (30) RNA pucker outliers are listed below:

Mol	Chain	Res	Type
1	1A	179	G
1	1A	218	A
1	1A	406	C
1	1A	417	G
1	1A	504	G
1	1A	914	U

Continued on next page...

Continued from previous page...

Mol	Chain	Res	Type
1	1A	1082	C
1	1A	2019	C
1	1A	2033	A
1	1A	2443	G
1	1A	2695	A
1	1A	2760	G
1	1A	2775	C
1	1A	2854	G
1	1A	3614	G
1	1A	3767	C
1	1A	3773	U
1	1A	3810	C
1	1A	3888	G
1	1A	3908	A
1	1A	4452	U
1	1A	4547	C
1	1A	4600	G
1	1A	4730	C
1	1A	4731	G
1	1A	4913	G
1	1A	4949	G
3	1C	85	U
3	1C	86	U
3	1C	87	G

5.4 Non-standard residues in protein, DNA, RNA chains [i](#)

There are no non-standard protein/DNA/RNA residues in this entry.

5.5 Carbohydrates [i](#)

There are no oligosaccharides in this entry.

5.6 Ligand geometry [i](#)

There are no ligands in this entry.

5.7 Other polymers [i](#)

There are no such residues in this entry.

5.8 Polymer linkage issues

There are no chain breaks in this entry.

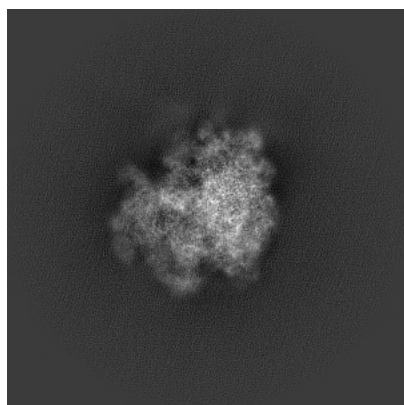
6 Map visualisation [i](#)

This section contains visualisations of the EMDB entry EMD-9703. These allow visual inspection of the internal detail of the map and identification of artifacts.

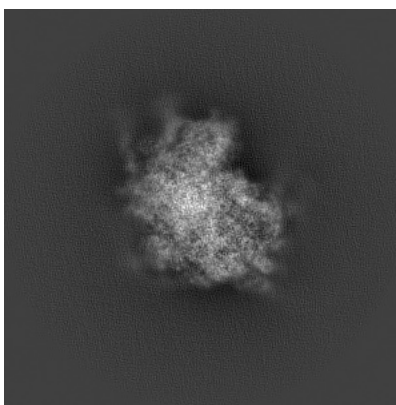
No raw map or half-maps were deposited for this entry and therefore no images, graphs, etc. pertaining to the raw map can be shown.

6.1 Orthogonal projections [i](#)

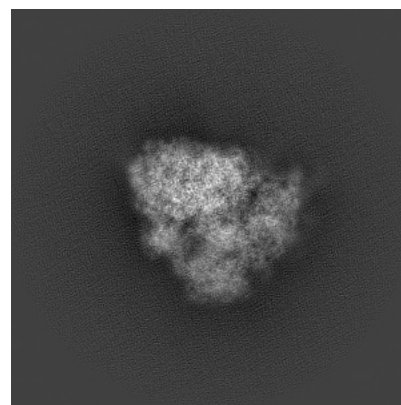
6.1.1 Primary map



X



Y

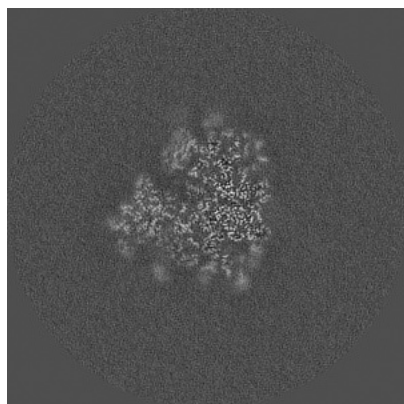


Z

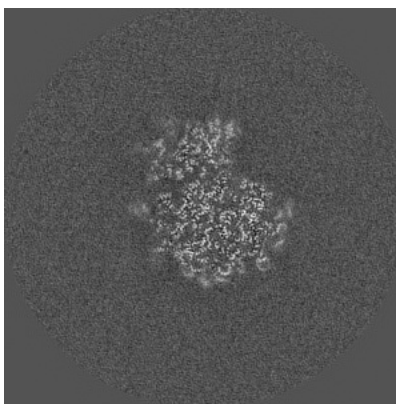
The images above show the map projected in three orthogonal directions.

6.2 Central slices [i](#)

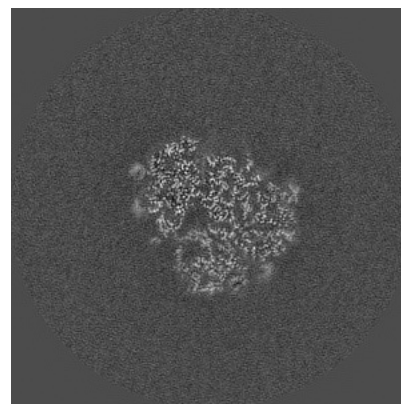
6.2.1 Primary map



X Index: 210



Y Index: 210

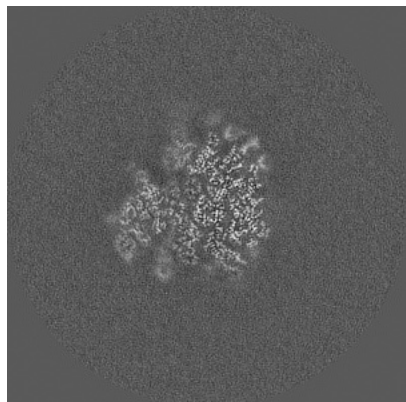


Z Index: 210

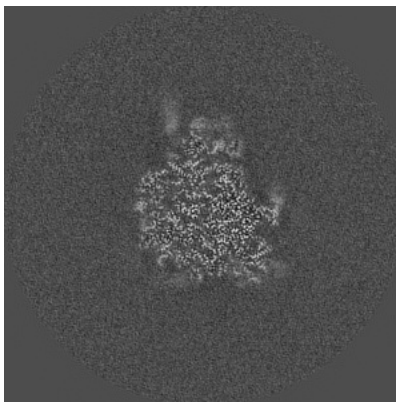
The images above show central slices of the map in three orthogonal directions.

6.3 Largest variance slices [i](#)

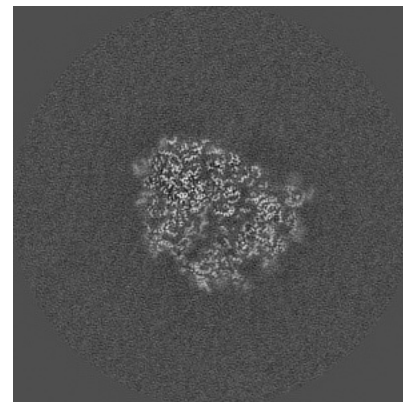
6.3.1 Primary map



X Index: 215



Y Index: 232

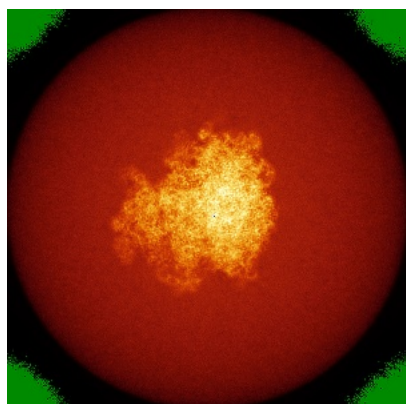


Z Index: 217


The images above show the largest variance slices of the map in three orthogonal directions.

6.4 Orthogonal standard-deviation projections (False-color) [i](#)

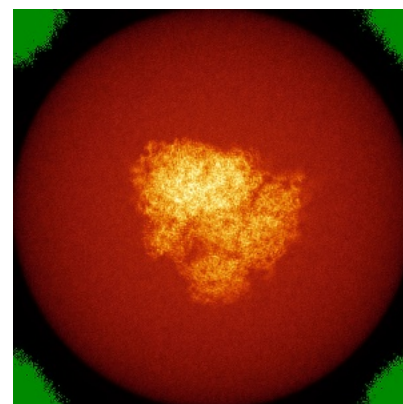
6.4.1 Primary map



X



Y



Z


The images above show the map standard deviation projections with false color in three orthogonal directions. Minimum values are shown in green, max in blue, and dark to light orange shades represent small to large values respectively.

6.5 Orthogonal surface views [i](#)

6.5.1 Primary map



X



Y



Z

The images above show the 3D surface view of the map at the recommended contour level 0.05. These images, in conjunction with the slice images, may facilitate assessment of whether an appropriate contour level has been provided.

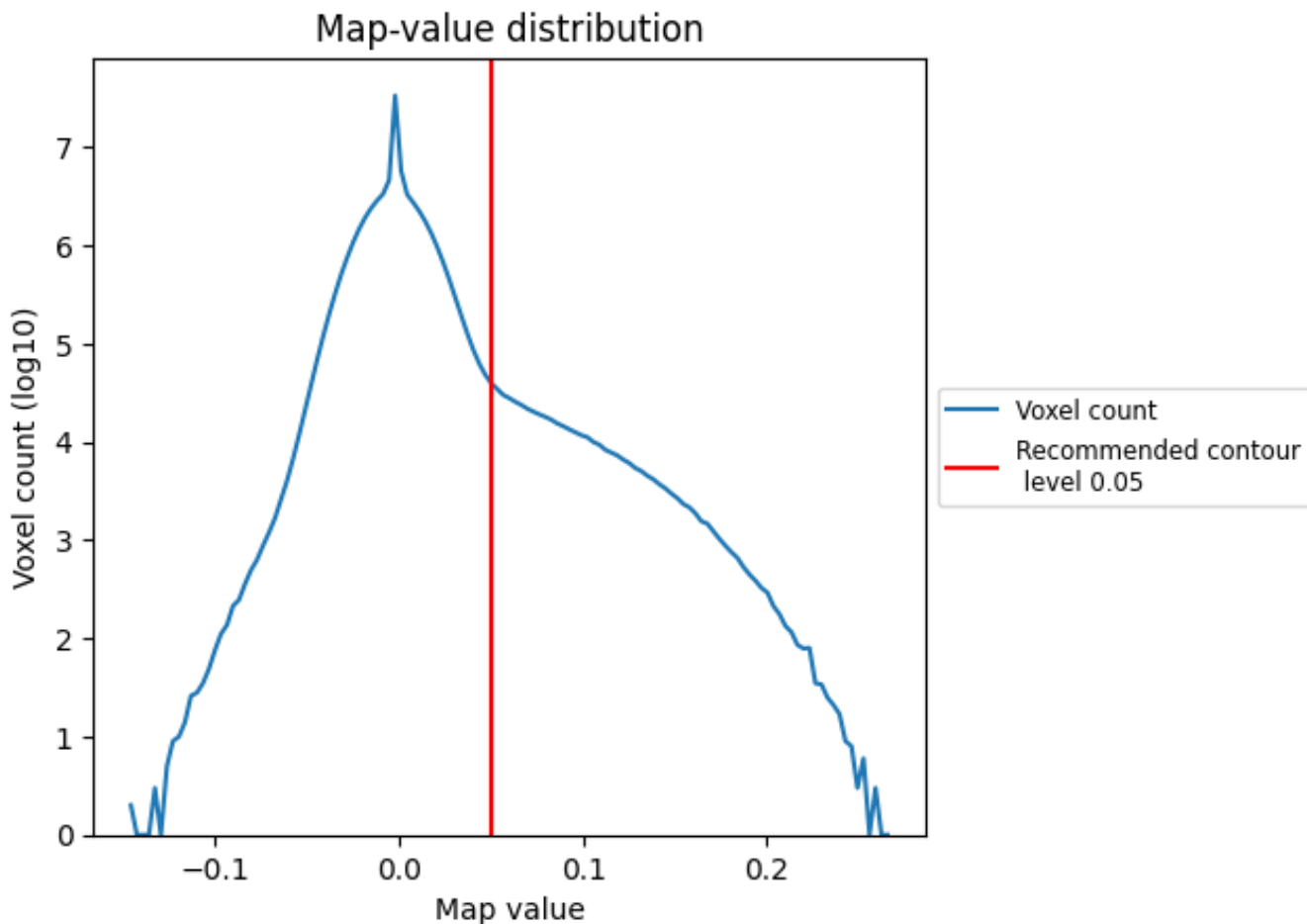
6.6 Mask visualisation [i](#)

This section was not generated. No masks/segmentation were deposited.

7 Map analysis [i](#)

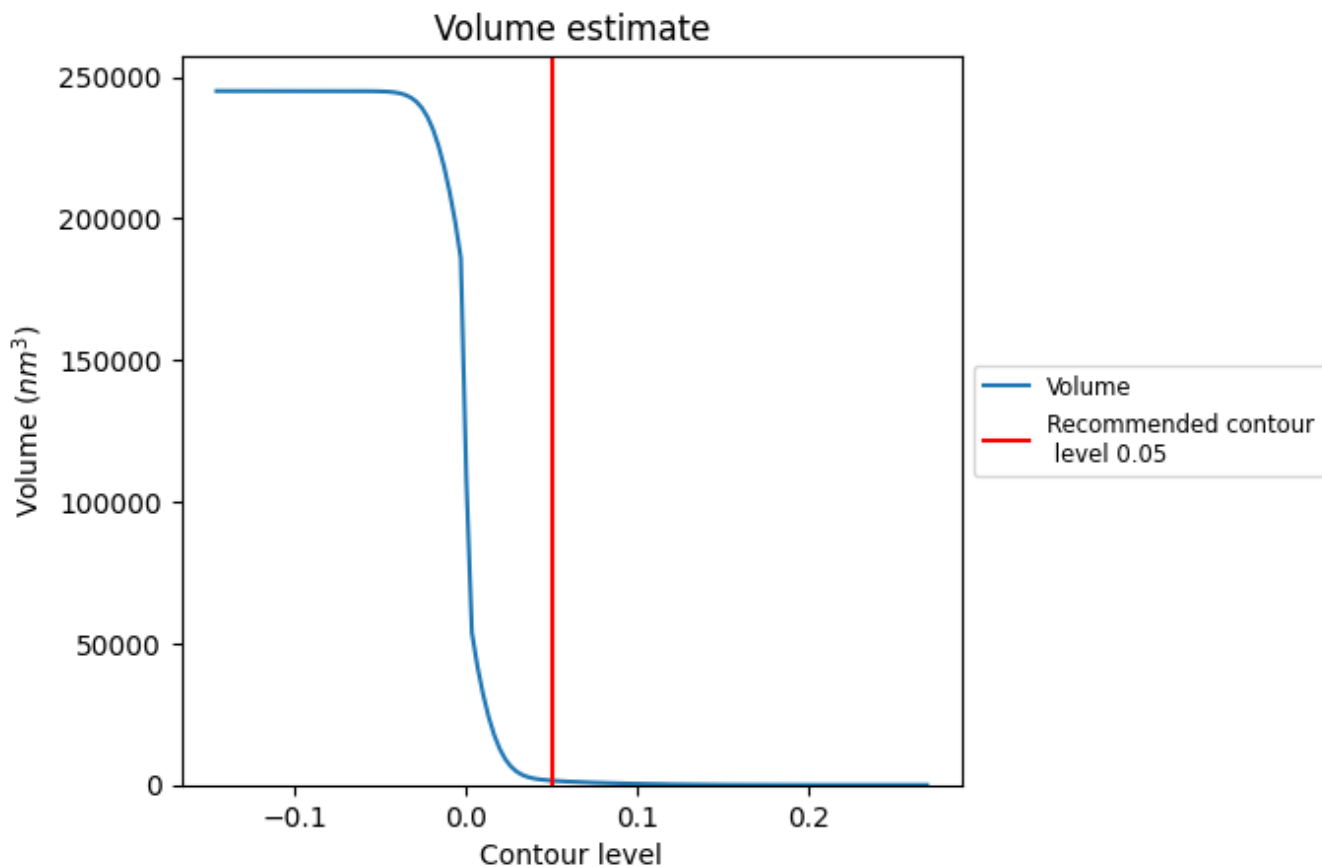
This section contains the results of statistical analysis of the map.

7.1 Map-value distribution [i](#)



The map-value distribution is plotted in 128 intervals along the x-axis. The y-axis is logarithmic. A spike in this graph at zero usually indicates that the volume has been masked.

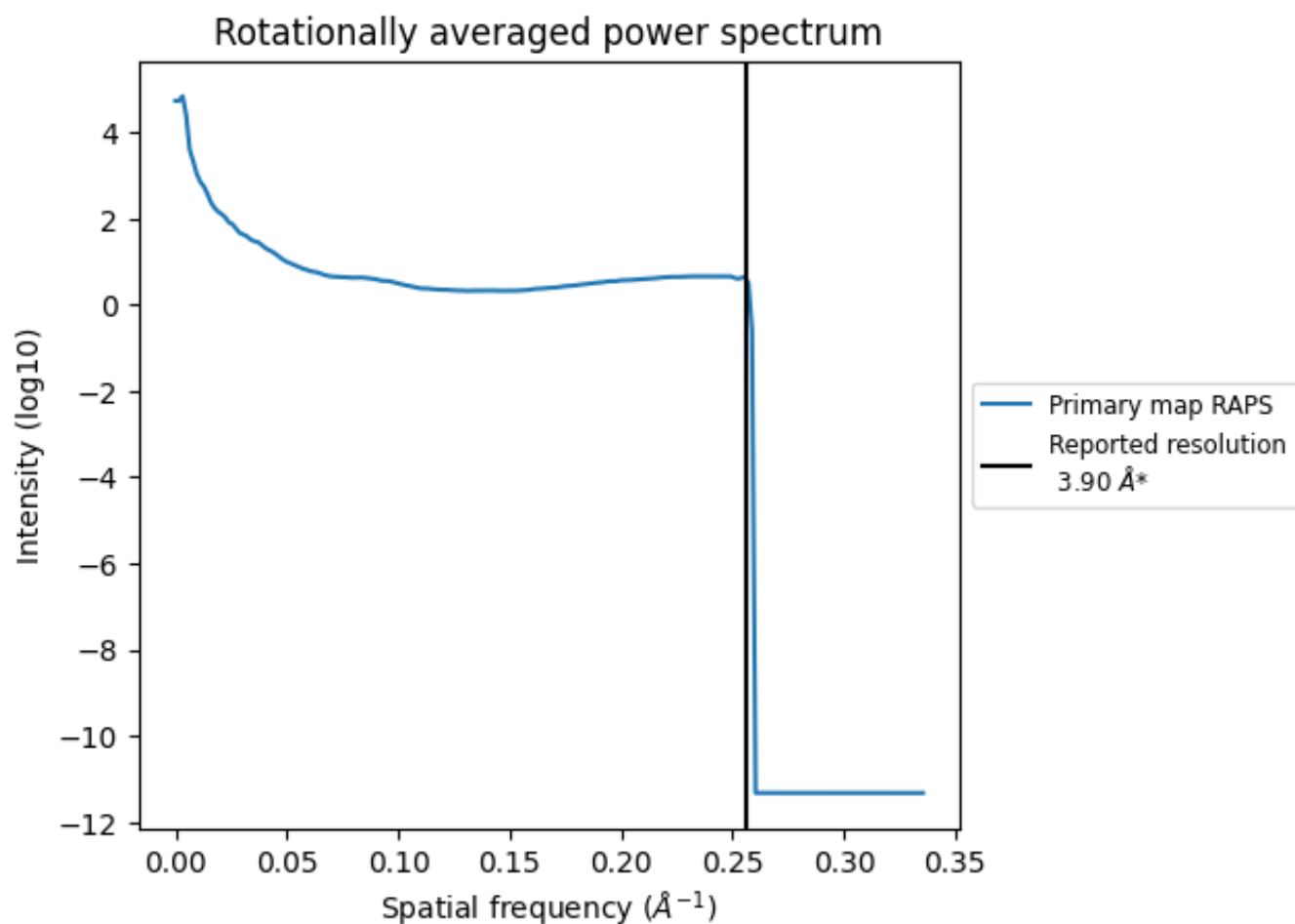
7.2 Volume estimate [\(i\)](#)



The volume at the recommended contour level is 1541 nm^3 ; this corresponds to an approximate mass of 1392 kDa.

The volume estimate graph shows how the enclosed volume varies with the contour level. The recommended contour level is shown as a vertical line and the intersection between the line and the curve gives the volume of the enclosed surface at the given level.

7.3 Rotationally averaged power spectrum [\(i\)](#)

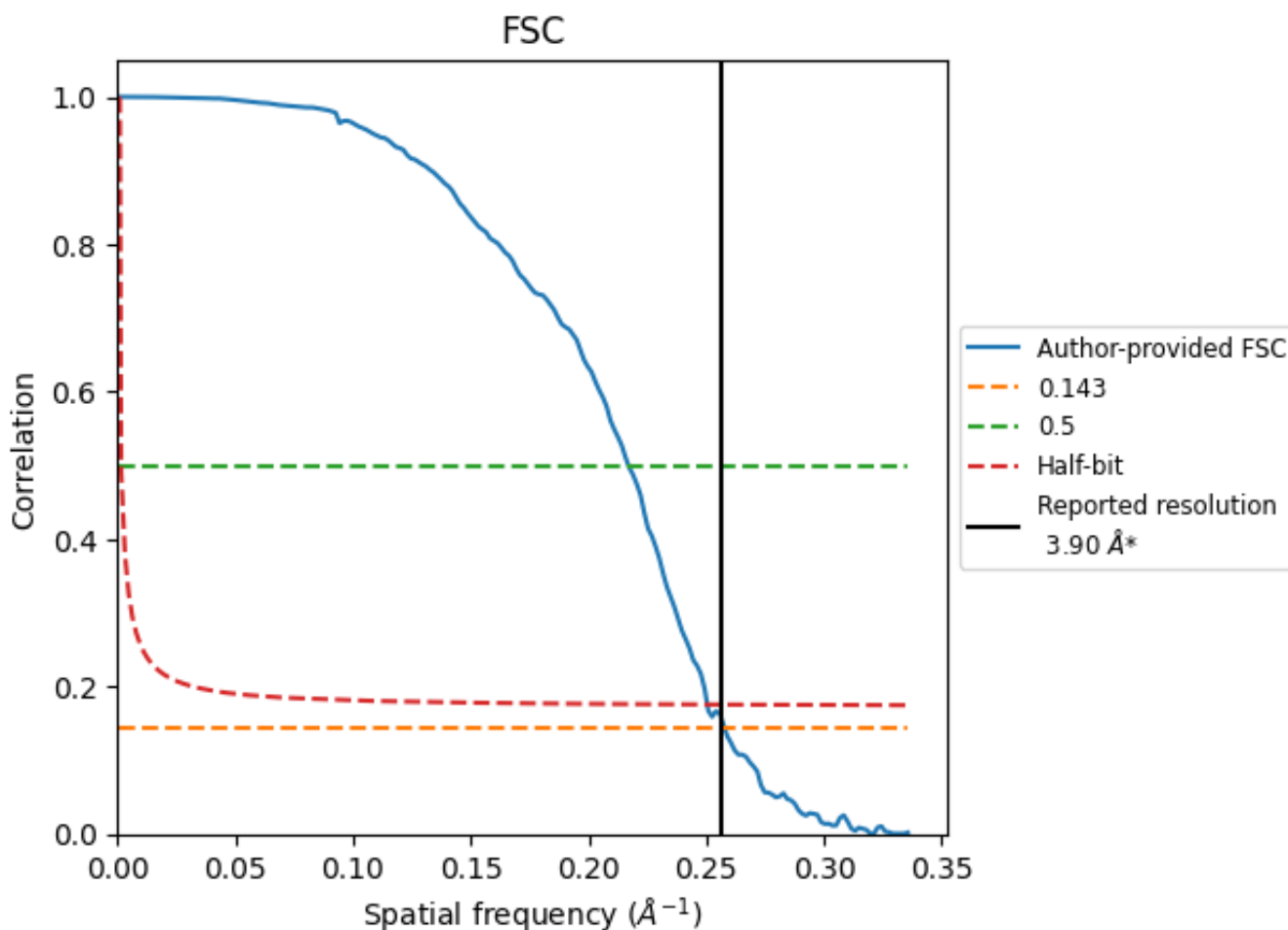


*Reported resolution corresponds to spatial frequency of 0.256 Å⁻¹

8 Fourier-Shell correlation [\(i\)](#)

Fourier-Shell Correlation (FSC) is the most commonly used method to estimate the resolution of single-particle and subtomogram-averaged maps. The shape of the curve depends on the imposed symmetry, mask and whether or not the two 3D reconstructions used were processed from a common reference. The reported resolution is shown as a black line. A curve is displayed for the half-bit criterion in addition to lines showing the 0.143 gold standard cut-off and 0.5 cut-off.

8.1 FSC [\(i\)](#)



*Reported resolution corresponds to spatial frequency of 0.256 Å⁻¹

8.2 Resolution estimates [i](#)


Resolution estimate (Å)	Estimation criterion (FSC cut-off)		
	0.143	0.5	Half-bit
Reported by author	3.90	-	-
Author-provided FSC curve	3.88	4.61	3.99
Unmasked-calculated*	-	-	-

*Resolution estimate based on FSC curve calculated by comparison of deposited half-maps.

9 Map-model fit [i](#)

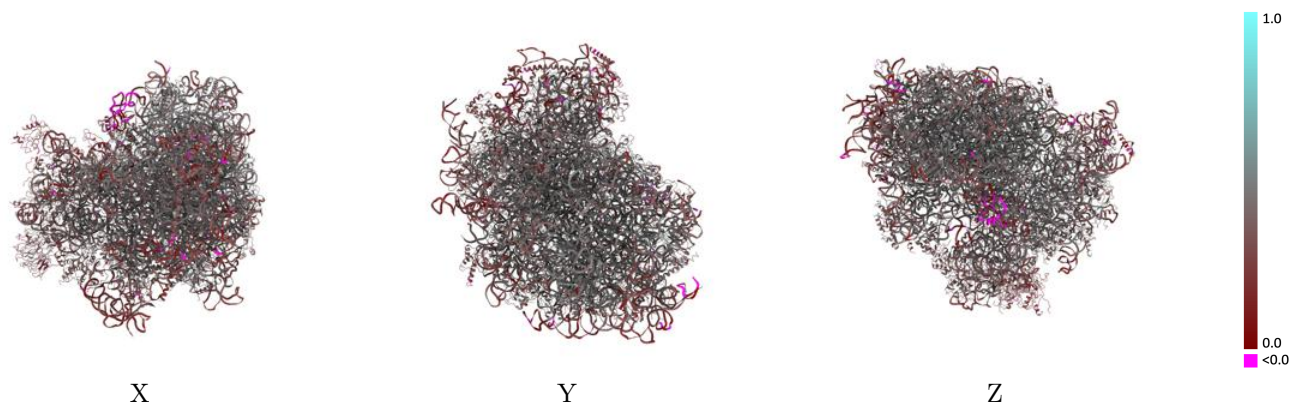
This section contains information regarding the fit between EMDB map EMD-9703 and PDB model 6IP8. Per-residue inclusion information can be found in section 3 on page 20.

9.1 Map-model overlay [i](#)



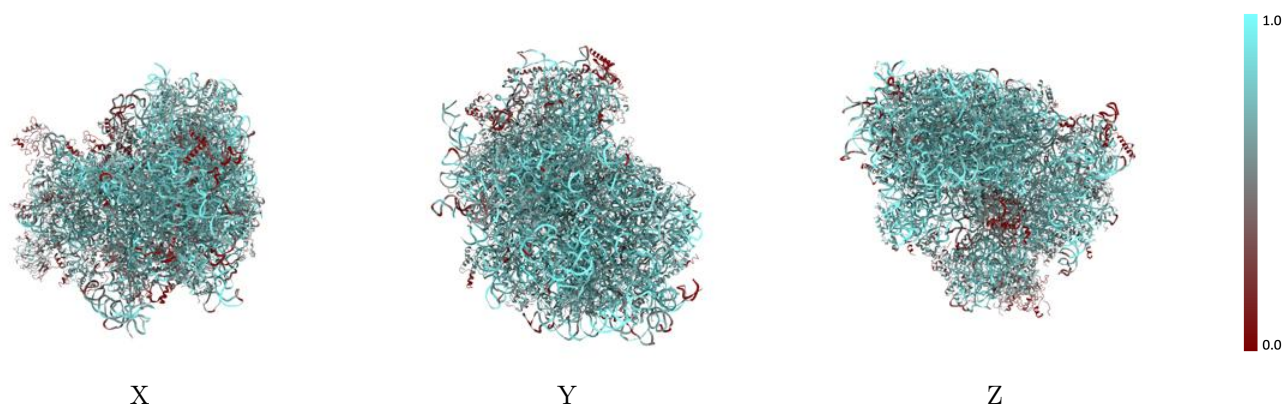
The images above show the 3D surface view of the map at the recommended contour level 0.05 at 50% transparency in yellow overlaid with a ribbon representation of the model coloured in blue. These images allow for the visual assessment of the quality of fit between the atomic model and the map.

9.2 Q-score mapped to coordinate model [i](#)



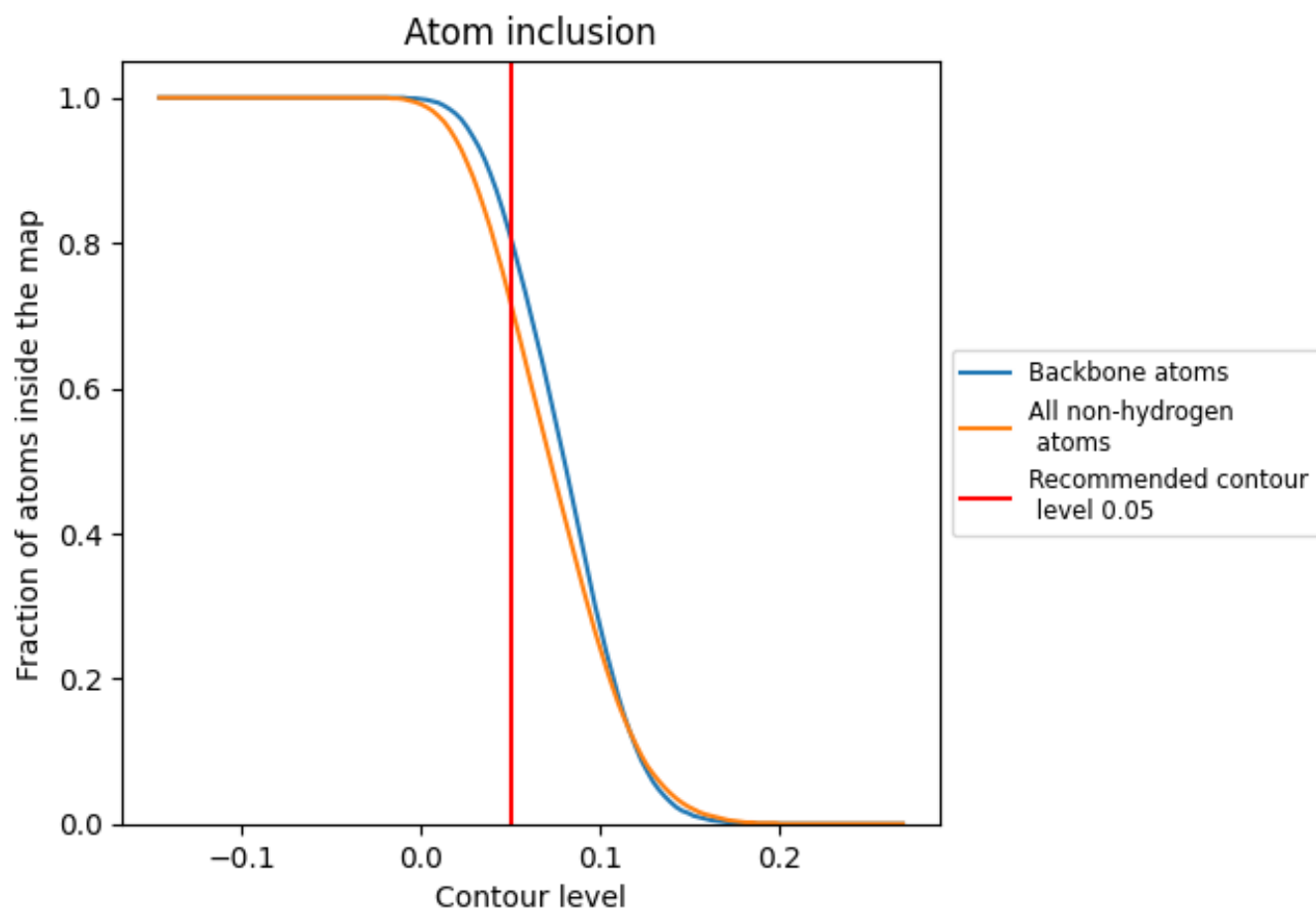
The images above show the model with each residue coloured according to its Q-score. This shows their resolvability in the map with higher Q-score values reflecting better resolvability. Please note: Q-score is calculating the resolvability of atoms, and thus high values are only expected at resolutions at which atoms can be resolved. Low Q-score values may therefore be expected for many entries.

9.3 Atom inclusion mapped to coordinate model [i](#)



The images above show the model with each residue coloured according to its atom inclusion. This shows to what extent they are inside the map at the recommended contour level (0.05).







































































9.4 Atom inclusion [i](#)



At the recommended contour level, 81% of all backbone atoms, 72% of all non-hydrogen atoms, are inside the map.

9.5 Map-model fit summary





















































































The table lists the average atom inclusion at the recommended contour level (0.05) and Q-score for the entire model and for each chain.

Chain	Atom inclusion	Q-score
All	 0.7200	 0.3970
1A	 0.8200	 0.3980
1B	 0.9120	 0.4410
1C	 0.8400	 0.4140
1D	 0.6600	 0.4570
1E	 0.6870	 0.4500
1F	 0.6800	 0.4520
1G	 0.6750	 0.3920
1H	 0.6240	 0.4050
20	 0.5980	 0.3660
21	 0.4630	 0.3410
2A	 0.7020	 0.4510
2B	 0.5390	 0.3790
2C	 0.6580	 0.4340
2D	 0.6120	 0.4210
2E	 0.6100	 0.3900
2F	 0.6270	 0.4140
2G	 0.7180	 0.4450
2H	 0.6960	 0.4480
2I	 0.6820	 0.4470
2J	 0.7030	 0.4570
2K	 0.6840	 0.4530
2L	 0.6290	 0.4090
2M	 0.7300	 0.4590
2N	 0.6660	 0.4380
2O	 0.5940	 0.3830
2P	 0.6540	 0.4630
2Q	 0.3600	 0.3140
2R	 0.6290	 0.4330
2S	 0.7000	 0.4380
2T	 0.6420	 0.4120
2U	 0.7090	 0.4490
2V	 0.5940	 0.3950
2W	 0.6280	 0.4230
2X	 0.6520	 0.4400



















Continued on next page...

Continued from previous page...

Chain	Atom inclusion	Q-score
2Y	 0.7070	 0.4730
2Z	 0.7130	 0.4800
2a	 0.6550	 0.4390
2b	 0.6680	 0.4190
2c	 0.5970	 0.3960
2d	 0.7350	 0.4610
2e	 0.5530	 0.3830
2f	 0.6620	 0.4460
2g	 0.6720	 0.4510
2h	 0.6700	 0.4680
2i	 0.6300	 0.4260
2j	 0.6260	 0.4460
2k	 0.7240	 0.4500
2m	 0.8120	 0.3930
2n	 0.5990	 0.3920
2o	 0.5480	 0.4010
2p	 0.4880	 0.3560
2q	 0.6040	 0.4050
2r	 0.4960	 0.3520
2s	 0.4810	 0.3590
2t	 0.6260	 0.4050
2u	 0.4780	 0.3180
2v	 0.5730	 0.4100
2w	 0.5310	 0.3140
2x	 0.5480	 0.3540
2y	 0.4530	 0.3370
2z	 0.5520	 0.3480
3A	 0.5800	 0.3680
3B	 0.6190	 0.4390
3C	 0.5550	 0.4060
3D	 0.3970	 0.3510
3E	 0.6650	 0.4200
3F	 0.4600	 0.3010
3G	 0.6080	 0.4080
3H	 0.5400	 0.3390
3I	 0.6340	 0.3970
3J	 0.1760	 0.2110
3K	 0.6150	 0.4260
3L	 0.5350	 0.3860
3M	 0.6200	 0.4210
3N	 0.5860	 0.3620
3O	 0.4490	 0.3050

Continued on next page...

Continued from previous page...

Chain	Atom inclusion	Q-score
3P	 0.5480	 0.3840
3Q	 0.5180	 0.3860
3R	 0.2610	 0.2650
zV	 0.7000	 0.4220
zW	 0.3050	 0.3300
zX	 0.3830	 0.3040
zY	 0.7480	 0.3820
zZ	 0.6140	 0.2490