



Full wwPDB EM Validation Report ⓘ

Nov 6, 2023 – 12:24 PM JST

PDB ID : 8IR3
EMDB ID : EMD-35673
Title : human nuclear pre-60S ribosomal particle - State B'
Authors : Zhang, Y.; Gao, N.
Deposited on : 2023-03-17
Resolution : 3.50 Å (reported)

This is a Full wwPDB EM Validation Report for a publicly released PDB entry.

We welcome your comments at validation@mail.wwpdb.org

A user guide is available at

<https://www.wwpdb.org/validation/2017/EMValidationReportHelp>

with specific help available everywhere you see the ⓘ symbol.

The types of validation reports are described at

<http://www.wwpdb.org/validation/2017/FAQs#types>.

The following versions of software and data (see [references ⓘ](#)) were used in the production of this report:

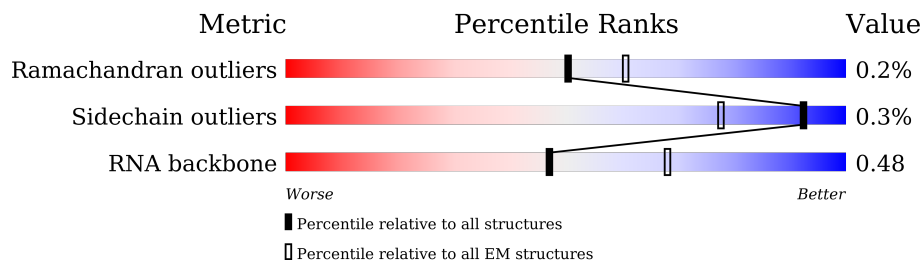
EMDB validation analysis : 0.0.1.dev70
Mogul : 1.8.5 (274361), CSD as541be (2020)
MolProbity : 4.02b-467
buster-report : 1.1.7 (2018)
Percentile statistics : 20191225.v01 (using entries in the PDB archive December 25th 2019)
MapQ : 1.9.9
Ideal geometry (proteins) : Engh & Huber (2001)
Ideal geometry (DNA, RNA) : Parkinson et al. (1996)
Validation Pipeline (wwPDB-VP) : 2.36

1 Overall quality at a glance

The following experimental techniques were used to determine the structure:
ELECTRON MICROSCOPY

The reported resolution of this entry is 3.50 Å.

Percentile scores (ranging between 0-100) for global validation metrics of the entry are shown in the following graphic. The table shows the number of entries on which the scores are based.



Metric	Whole archive (#Entries)	EM structures (#Entries)
Ramachandran outliers	154571	4023
Sidechain outliers	154315	3826
RNA backbone	4643	859

The table below summarises the geometric issues observed across the polymeric chains and their fit to the map. The red, orange, yellow and green segments of the bar indicate the fraction of residues that contain outliers for ≥ 3 , 2, 1 and 0 types of geometric quality criteria respectively. A grey segment represents the fraction of residues that are not modelled. The numeric value for each fraction is indicated below the corresponding segment, with a dot representing fractions $\leq 5\%$. The upper red bar (where present) indicates the fraction of residues that have poor fit to the EM map (all-atom inclusion $< 40\%$). The numeric value is given above the bar.

Mol	Chain	Length	Quality of chain
1	y	165	
2	4	634	
3	6	245	
4	7	163	
5	9	134	
6	B	403	
7	D	427	
8	E	115	

Continued on next page...

Continued from previous page...

Mol	Chain	Length	Quality of chain
9	F	117	17% 92% 7%
10	G	266	38% 89% 9%
11	H	123	99%
12	I	192	5% 97%
13	K	105	19% 94%
14	L	148	28% 98%
15	M	97	89% 11%
16	P	51	98%
17	Q	211	19% 98%
18	S	215	61% 37%
19	U	204	11% 99%
20	V	203	98%
21	X	92	42% 99%
22	Z	188	21% 99%
23	a	196	14% 74% 24%
24	b	176	99%
25	c	160	20% 72% 26%
26	e	140	92% 6%
27	h	145	92% 8%
28	l	137	91% 9%
29	m	257	56% 96%
30	n	110	96%
31	o	288	23% 81% 18%
32	p	248	89% 9%
33	z	129	18% 50% 48%

Continued on next page...

Continued from previous page...

Mol	Chain	Length	Quality of chain
34	A	178	80% 92% 7%
35	C	297	48% 83% 16%
36	J	260	8% 98%
37	N	485	34% 95%
38	R	365	36% 53% 45%
39	u	549	7% 13% 86%
40	v	239	18% 86% 14%
41	w	731	11% 61% 39%
42	r	360	6% 7% 93%
43	8	156	6% 63% 31% 5%
44	2	5054	14% 40% 25% 5% 30%
45	d	128	21% 80% 19%
46	j	125	11% 88% 11%
47	k	135	96%
48	Y	184	10% 90% 9%
49	t	293	38% 37% 62%
50	s	490	49% 49% 51%
51	i	136	50% 96%
52	T	306	72% 84% 13%
53	5	120	51% 64% 34%
54	q	588	53% 68% 31%
55	f	478	50% 53% 46%
56	O	70	39% 99%
57	3	255	87% 89% 10%
58	g	156	21% 91% 8%

Continued on next page...

Continued from previous page...

Mol	Chain	Length	Quality of chain
59	x	60	 <p>A horizontal bar chart representing the quality of chain. The bar is divided into two segments: a green segment on the left and a red segment on the right. The green segment is labeled '90%' at its top and bottom. The red segment is labeled '10%' at its right end. The bar is set against a light gray background.</p>

2 Entry composition i

There are 61 unique types of molecules in this entry. The entry contains 166429 atoms, of which 0 are hydrogens and 0 are deuteriums.

In the tables below, the AltConf column contains the number of residues with at least one atom in alternate conformation and the Trace column contains the number of residues modelled with at most 2 atoms.

- Molecule 1 is a protein called 60S ribosomal protein L12.

Mol	Chain	Residues	Atoms					AltConf	Trace
			Total	C	N	O	S		
1	y	165	1250	779	232	234	5	0	0

- Molecule 2 is a protein called GTP-binding protein 4.

Mol	Chain	Residues	Atoms					AltConf	Trace
			Total	C	N	O	S		
2	4	620	5093	3198	935	933	27	0	0

- Molecule 3 is a protein called Eukaryotic translation initiation factor 6.

Mol	Chain	Residues	Atoms					AltConf	Trace
			Total	C	N	O	S		
3	6	244	1852	1149	318	372	13	0	0

- Molecule 4 is a protein called Probable ribosome biogenesis protein RLP24.

Mol	Chain	Residues	Atoms					AltConf	Trace
			Total	C	N	O	S		
4	7	135	1159	737	225	187	10	0	0

- Molecule 5 is a protein called Zinc finger protein 593.

Mol	Chain	Residues	Atoms					AltConf	Trace
			Total	C	N	O	S		
5	9	86	711	433	154	121	3	0	0

- Molecule 6 is a protein called 60S ribosomal protein L3.

Mol	Chain	Residues	Atoms					AltConf	Trace
			Total	C	N	O	S		
6	B	402	3244	2065	609	556	14	1	0

- Molecule 7 is a protein called 60S ribosomal protein L4.

Mol	Chain	Residues	Atoms					AltConf	Trace
			Total	C	N	O	S		
7	D	358	2853	1797	570	473	13	0	0

- Molecule 8 is a protein called 60S ribosomal protein L30.

Mol	Chain	Residues	Atoms					AltConf	Trace
			Total	C	N	O	S		
8	E	98	764	485	135	138	6	0	0

- Molecule 9 is a protein called 60S ribosomal protein L34.

Mol	Chain	Residues	Atoms					AltConf	Trace
			Total	C	N	O	S		
9	F	109	868	544	179	139	6	0	0

- Molecule 10 is a protein called 60S ribosomal protein L7a.

Mol	Chain	Residues	Atoms					AltConf	Trace
			Total	C	N	O	S		
10	G	241	1935	1233	374	324	4	1	0

- Molecule 11 is a protein called 60S ribosomal protein L35.

Mol	Chain	Residues	Atoms					AltConf	Trace
			Total	C	N	O	S		
11	H	122	1015	641	205	168	1	0	0

- Molecule 12 is a protein called 60S ribosomal protein L9.

Mol	Chain	Residues	Atoms					AltConf	Trace
			Total	C	N	O	S		
12	I	190	1518	956	284	272	6	0	0

- Molecule 13 is a protein called 60S ribosomal protein L36.

Mol	Chain	Residues	Atoms					AltConf	Trace
			Total	C	N	O	S		
13	K	102	832	521	177	129	5	0	0

- Molecule 14 is a protein called 60S ribosomal protein L27a.

Mol	Chain	Residues	Atoms					AltConf	Trace
14	L	147	Total	C	N	O	S	0	0
			1162	736	237	186	3		

- Molecule 15 is a protein called 60S ribosomal protein L37.

Mol	Chain	Residues	Atoms					AltConf	Trace
15	M	86	Total	C	N	O	S	0	0
			705	434	155	111	5		

- Molecule 16 is a protein called 60S ribosomal protein L39.

Mol	Chain	Residues	Atoms					AltConf	Trace
16	P	50	Total	C	N	O	S	0	0
			444	281	98	64	1		

- Molecule 17 is a protein called 60S ribosomal protein L13.

Mol	Chain	Residues	Atoms					AltConf	Trace
17	Q	210	Total	C	N	O	S	0	0
			1701	1064	352	281	4		

- Molecule 18 is a protein called 60S ribosomal protein L14.

Mol	Chain	Residues	Atoms					AltConf	Trace
18	S	135	Total	C	N	O	S	0	0
			1111	713	213	178	7		

- Molecule 19 is a protein called 60S ribosomal protein L15.

Mol	Chain	Residues	Atoms					AltConf	Trace
19	U	203	Total	C	N	O	S	0	0
			1701	1072	359	266	4		

- Molecule 20 is a protein called 60S ribosomal protein L13a.

Mol	Chain	Residues	Atoms					AltConf	Trace
20	V	201	Total	C	N	O	S	0	0
			1650	1063	321	261	5		

- Molecule 21 is a protein called 60S ribosomal protein L37a.

Mol	Chain	Residues	Atoms					AltConf	Trace
21	X	91	Total	C	N	O	S	0	0
			708	445	136	120	7		

- Molecule 22 is a protein called 60S ribosomal protein L18.

Mol	Chain	Residues	Atoms					AltConf	Trace
22	Z	187	Total	C	N	O	S	0	0
			1513	944	314	250	5		

- Molecule 23 is a protein called 60S ribosomal protein L19.

Mol	Chain	Residues	Atoms					AltConf	Trace
23	a	148	Total	C	N	O	S	0	0
			1239	772	266	192	9		

- Molecule 24 is a protein called 60S ribosomal protein L18a.

Mol	Chain	Residues	Atoms					AltConf	Trace
24	b	176	Total	C	N	O	S	0	0
			1461	930	284	236	11		

- Molecule 25 is a protein called 60S ribosomal protein L21.

Mol	Chain	Residues	Atoms					AltConf	Trace
25	c	119	Total	C	N	O	S	0	0
			975	619	189	164	3		

- Molecule 26 is a protein called 60S ribosomal protein L23.

Mol	Chain	Residues	Atoms					AltConf	Trace
26	e	131	Total	C	N	O	S	0	0
			979	618	184	172	5		

- Molecule 27 is a protein called 60S ribosomal protein L26.

Mol	Chain	Residues	Atoms					AltConf	Trace
27	h	134	Total	C	N	O	S	0	0
			1115	700	226	186	3		

- Molecule 28 is a protein called 60S ribosomal protein L28.

Mol	Chain	Residues	Atoms					AltConf	Trace
			Total	C	N	O	S		
28	l	125	1002	622	207	168	5	0	0

- Molecule 29 is a protein called 60S ribosomal protein L8.

Mol	Chain	Residues	Atoms					AltConf	Trace
			Total	C	N	O	S		
29	m	248	1898	1189	389	314	6	0	0

- Molecule 30 is a protein called 60S ribosomal protein L35a.

Mol	Chain	Residues	Atoms					AltConf	Trace
			Total	C	N	O	S		
30	n	109	876	555	174	144	3	0	0

- Molecule 31 is a protein called 60S ribosomal protein L6.

Mol	Chain	Residues	Atoms					AltConf	Trace
			Total	C	N	O	S		
31	o	235	1897	1217	360	316	4	0	0

- Molecule 32 is a protein called 60S ribosomal protein L7.

Mol	Chain	Residues	Atoms					AltConf	Trace
			Total	C	N	O	S		
32	p	225	1878	1207	361	301	9	1	0

- Molecule 33 is a protein called Protein LLP homolog.

Mol	Chain	Residues	Atoms					AltConf	Trace
			Total	C	N	O	S		
33	z	67	581	363	128	88	2	0	0

- Molecule 34 is a protein called 60S ribosomal protein L11.

Mol	Chain	Residues	Atoms					AltConf	Trace
			Total	C	N	O	S		
34	A	165	1319	836	245	233	5	0	0

- Molecule 35 is a protein called 60S ribosomal protein L5.

Mol	Chain	Residues	Atoms					AltConf	Trace
			Total	C	N	O	S		
35	C	248	2027	1289	370	354	14	0	0

- Molecule 36 is a protein called Ribosome biogenesis protein NSA2 homolog.

Mol	Chain	Residues	Atoms					AltConf	Trace
			Total	C	N	O	S		
36	J	259	2106	1339	399	359	9	0	0

- Molecule 37 is a protein called Notchless protein homolog 1.

Mol	Chain	Residues	Atoms					AltConf	Trace
			Total	C	N	O	S		
37	N	472	3669	2307	660	690	12	0	0

- Molecule 38 is a protein called Ribosome biogenesis regulatory protein homolog.

Mol	Chain	Residues	Atoms					AltConf	Trace
			Total	C	N	O	S		
38	R	199	1636	1022	315	296	3	0	0

- Molecule 39 is a protein called Guanine nucleotide-binding protein-like 3.

Mol	Chain	Residues	Atoms					AltConf	Trace
			Total	C	N	O	S		
39	u	75	639	400	138	98	3	0	0

- Molecule 40 is a protein called mRNA turnover protein 4 homolog.

Mol	Chain	Residues	Atoms					AltConf	Trace
			Total	C	N	O	S		
40	v	206	1680	1072	293	304	11	0	0

- Molecule 41 is a protein called G Protein Nucleolar 2.

Mol	Chain	Residues	Atoms					AltConf	Trace
			Total	C	N	O	S		
41	w	449	3623	2301	643	665	14	0	0

- Molecule 42 is a protein called Coiled-coil domain-containing protein 86.

Mol	Chain	Residues	Atoms					AltConf	Trace
42	r	24	Total	C	N	O	S	0	0
			217	134	45	37	1		

- Molecule 43 is a RNA chain called 5.8S rRNA.

Mol	Chain	Residues	Atoms					AltConf	Trace
43	8	155	Total	C	N	O	P	0	0
			3295	1472	583	1086	154		

- Molecule 44 is a RNA chain called 28S rRNA.

Mol	Chain	Residues	Atoms					AltConf	Trace
44	2	3541	Total	C	N	O	P	0	0
			75906	33833	13870	24663	3540		

- Molecule 45 is a protein called 60S ribosomal protein L22.

Mol	Chain	Residues	Atoms					AltConf	Trace
45	d	104	Total	C	N	O	S	0	0
			850	542	149	157	2		

- Molecule 46 is a protein called 60S ribosomal protein L31.

Mol	Chain	Residues	Atoms					AltConf	Trace
46	j	111	Total	C	N	O	S	0	0
			918	578	178	160	2		

- Molecule 47 is a protein called 60S ribosomal protein L32.

Mol	Chain	Residues	Atoms					AltConf	Trace
47	k	129	Total	C	N	O	S	0	0
			1064	673	220	166	5		

- Molecule 48 is a protein called 60S ribosomal protein L17.

Mol	Chain	Residues	Atoms					AltConf	Trace
48	Y	167	Total	C	N	O	S	0	0
			1355	848	260	238	9		

- Molecule 49 is a protein called MKI67 FHA domain-interacting nucleolar phosphoprotein.

Mol	Chain	Residues	Atoms					AltConf	Trace
49	t	111	Total	C	N	O	S	0	0
			928	601	157	167	3		

- Molecule 50 is a protein called Ribosomal L1 domain-containing protein 1.

Mol	Chain	Residues	Atoms					AltConf	Trace
50	s	239	Total	C	N	O	S	0	0
			1924	1232	338	348	6		

- Molecule 51 is a protein called 60S ribosomal protein L27.

Mol	Chain	Residues	Atoms					AltConf	Trace
51	i	135	Total	C	N	O	S	0	0
			1107	714	208	182	3		

- Molecule 52 is a protein called Ribosome production factor 2 homolog.

Mol	Chain	Residues	Atoms					AltConf	Trace
52	T	266	Total	C	N	O	S	0	0
			2166	1388	382	384	12		

- Molecule 53 is a RNA chain called 5S RNA.

Mol	Chain	Residues	Atoms					AltConf	Trace
53	5	120	Total	C	N	O	P	0	0
			2558	1141	456	842	119		

- Molecule 54 is a protein called Pescadillo homolog.

Mol	Chain	Residues	Atoms					AltConf	Trace
54	q	404	Total	C	N	O	S	0	0
			3317	2140	582	582	13		

- Molecule 55 is a protein called Ribosome biogenesis protein NOP53.

Mol	Chain	Residues	Atoms					AltConf	Trace
55	f	258	Total	C	N	O	S	0	0
			2137	1326	427	382	2		

- Molecule 56 is a protein called 60S ribosomal protein L38.

Mol	Chain	Residues	Atoms					AltConf	Trace
56	O	69	Total	C	N	O	S	0	0
			569	366	103	99	1		

- Molecule 57 is a protein called 60S ribosomal protein L7-like 1.

Mol	Chain	Residues	Atoms					AltConf	Trace
57	3	229	Total	C	N	O	S	0	0
			1892	1223	356	309	4		

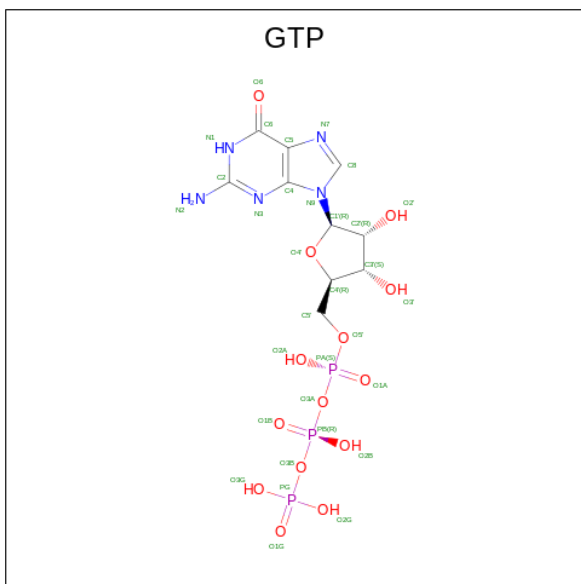
- Molecule 58 is a protein called 60S ribosomal protein L23a.

Mol	Chain	Residues	Atoms					AltConf	Trace
58	g	143	Total	C	N	O	S	0	0
			1156	740	220	195	1		

- Molecule 59 is a RNA chain called ITS2.

Mol	Chain	Residues	Atoms					AltConf	Trace
59	x	54	Total	C	N	O	P	0	0
			648	270	1	323	54		

- Molecule 60 is GUANOSINE-5'-TRIPHOSPHATE (three-letter code: GTP) (formula: $C_{10}H_{16}N_5O_{14}P_3$).



Mol	Chain	Residues	Atoms					AltConf
60	w	1	Total	C	N	O	P	0
			32	10	5	14	3	

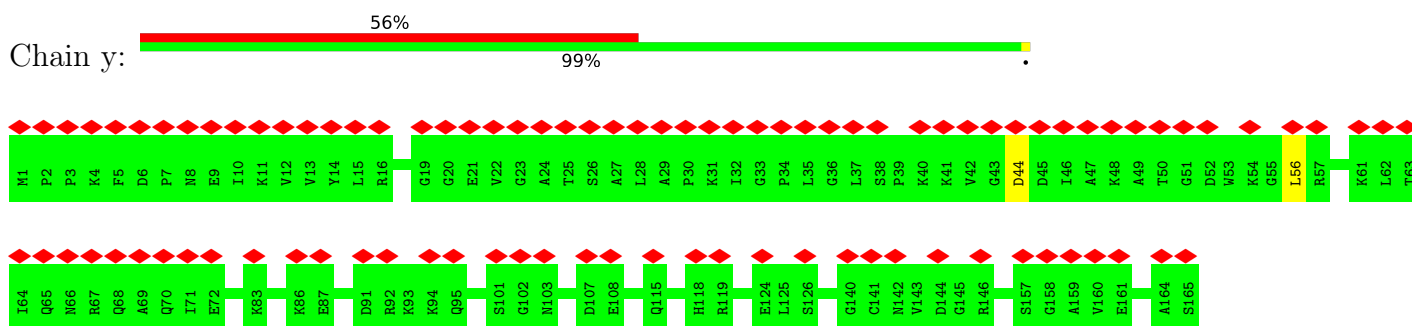
- Molecule 61 is MAGNESIUM ION (three-letter code: MG) (formula: Mg).

Mol	Chain	Residues	Atoms		AltConf
			Total	Mg	
61	w	1	1	1	0

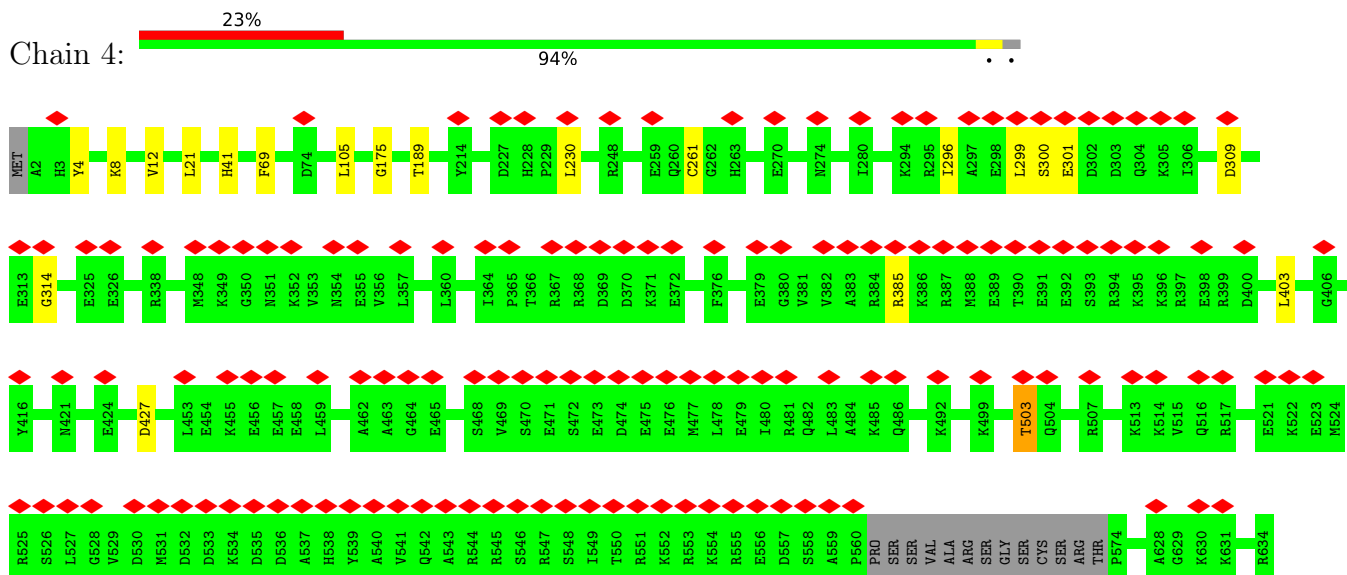
3 Residue-property plots [i](#)

These plots are drawn for all protein, RNA, DNA and oligosaccharide chains in the entry. The first graphic for a chain summarises the proportions of the various outlier classes displayed in the second graphic. The second graphic shows the sequence view annotated by issues in geometry and atom inclusion in map density. Residues are color-coded according to the number of geometric quality criteria for which they contain at least one outlier: green = 0, yellow = 1, orange = 2 and red = 3 or more. A red diamond above a residue indicates a poor fit to the EM map for this residue (all-atom inclusion < 40%). Stretches of 2 or more consecutive residues without any outlier are shown as a green connector. Residues present in the sample, but not in the model, are shown in grey.

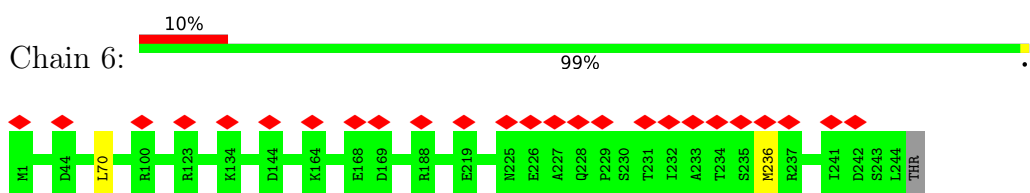
- Molecule 1: 60S ribosomal protein L12



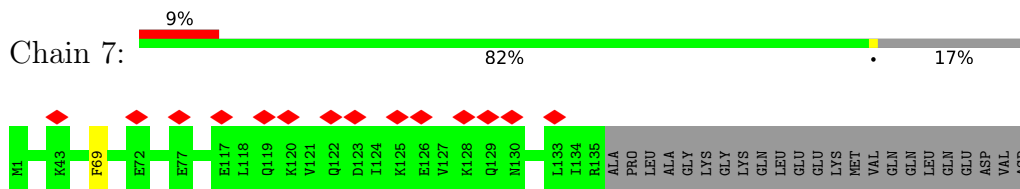
- Molecule 2: GTP-binding protein 4




- Molecule 3: Eukaryotic translation initiation factor 6



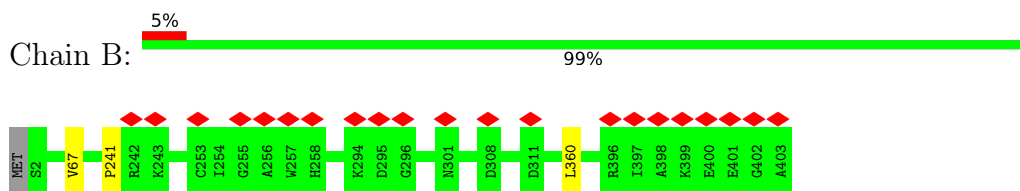
- Molecule 4: Probable ribosome biogenesis protein RLP24



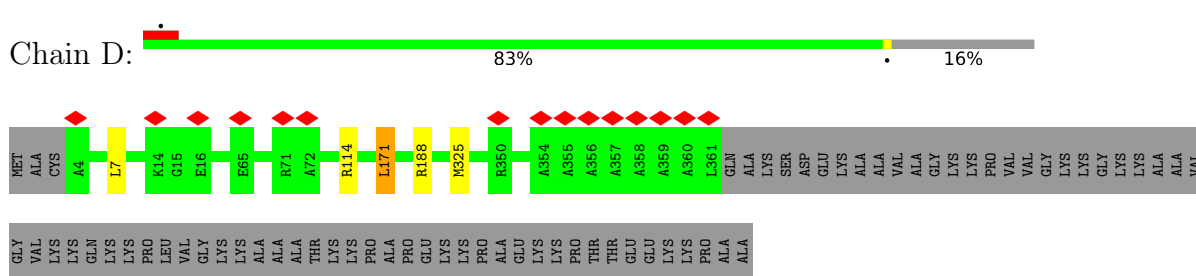
- Molecule 5: Zinc finger protein 593



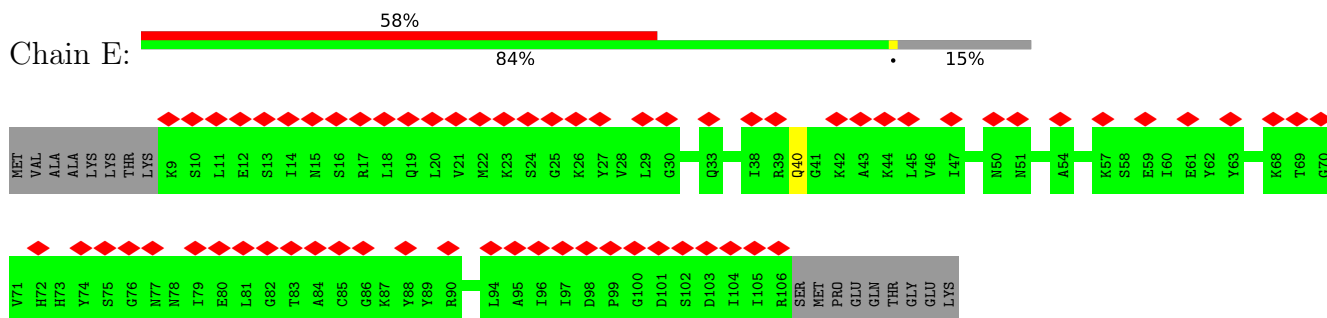
- Molecule 6: 60S ribosomal protein L3



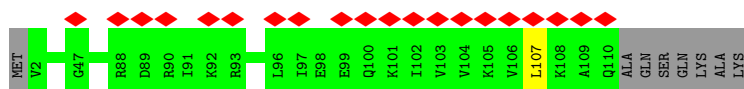
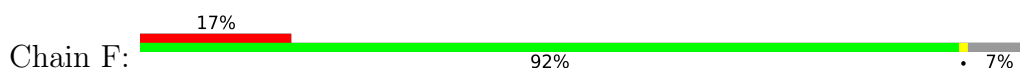
- Molecule 7: 60S ribosomal protein L4



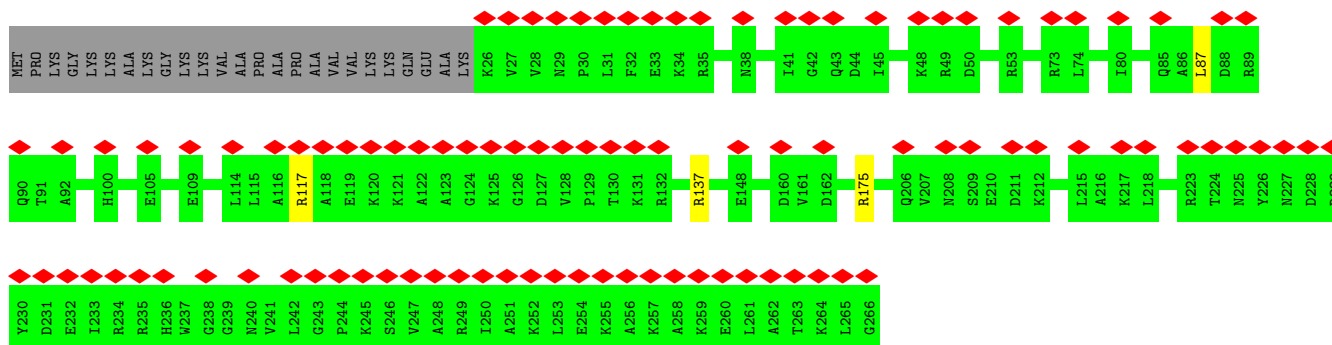
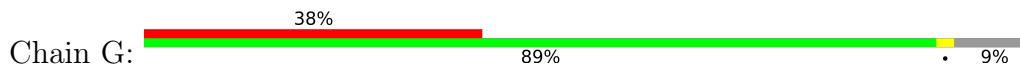
- Molecule 8: 60S ribosomal protein L30



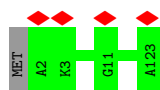
- Molecule 9: 60S ribosomal protein L34




- Molecule 10: 60S ribosomal protein L7a



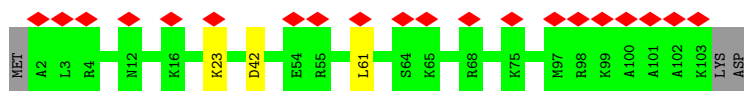
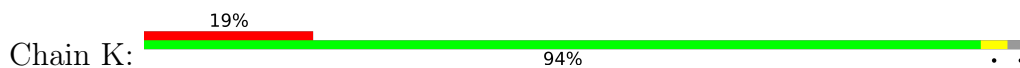
- Molecule 11: 60S ribosomal protein L35




- Molecule 12: 60S ribosomal protein L9



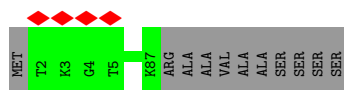
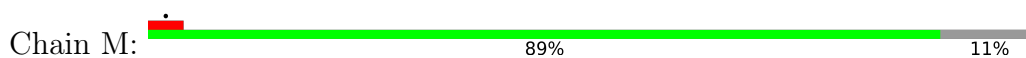
- Molecule 13: 60S ribosomal protein L36



- Molecule 14: 60S ribosomal protein L27a



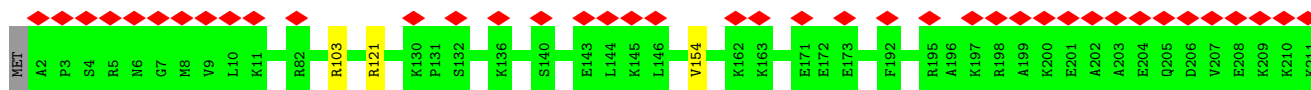
• Molecule 15: 60S ribosomal protein L37



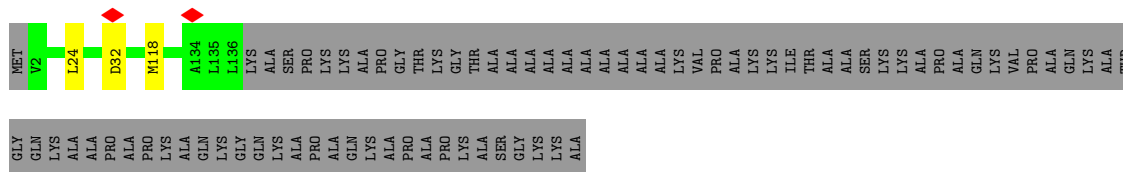
• Molecule 16: 60S ribosomal protein L39



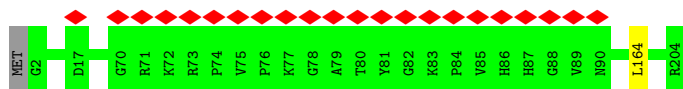
• Molecule 17: 60S ribosomal protein L13



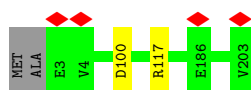
• Molecule 18: 60S ribosomal protein L14



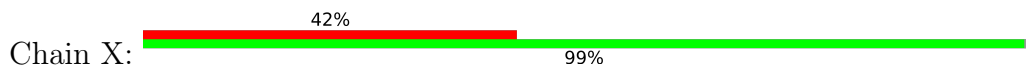
• Molecule 19: 60S ribosomal protein L15

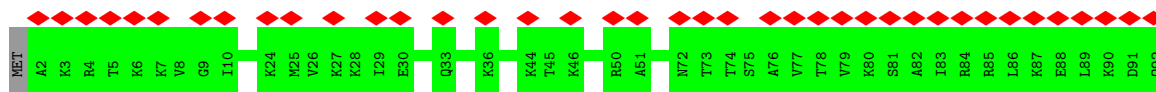


• Molecule 20: 60S ribosomal protein L13a



• Molecule 21: 60S ribosomal protein L37a

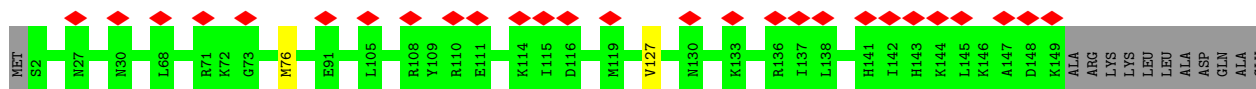
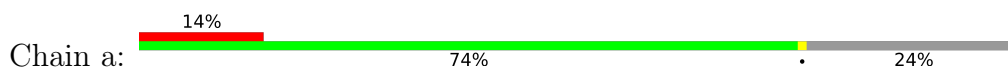




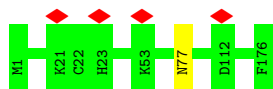
- Molecule 22: 60S ribosomal protein L18



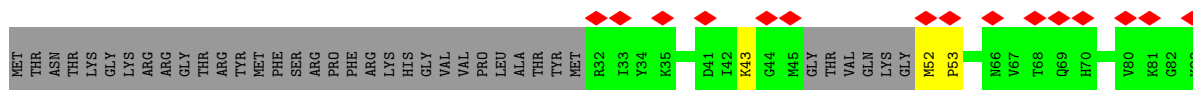
- Molecule 23: 60S ribosomal protein L19



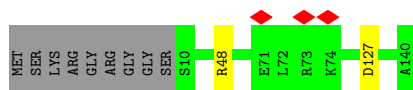
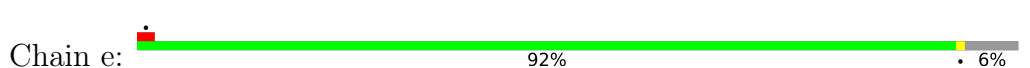
- Molecule 24: 60S ribosomal protein L18a



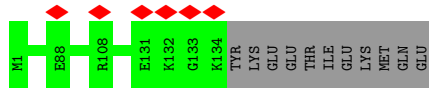
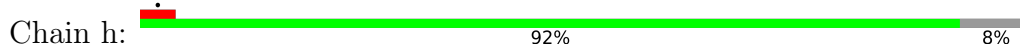
- Molecule 25: 60S ribosomal protein L21



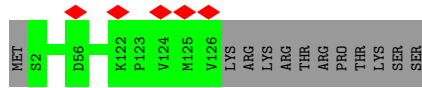
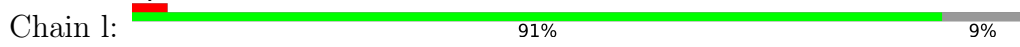
- Molecule 26: 60S ribosomal protein L23



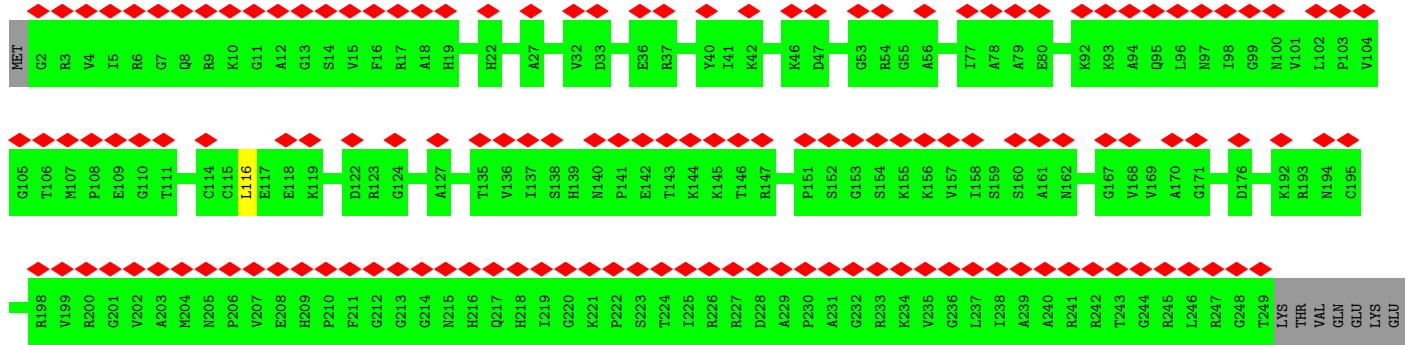
- Molecule 27: 60S ribosomal protein L26



- Molecule 28: 60S ribosomal protein L28



- Molecule 29: 60S ribosomal protein L8

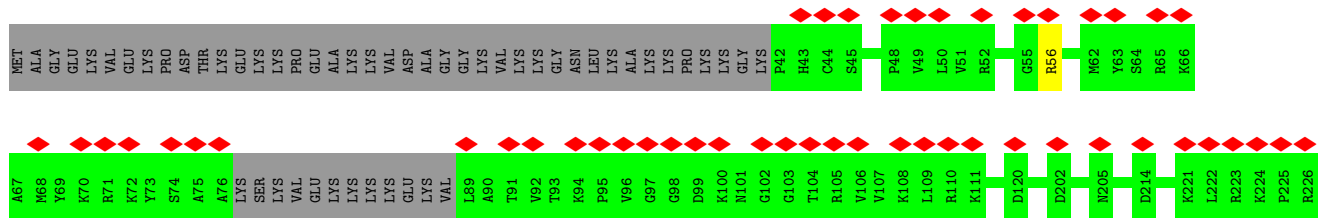
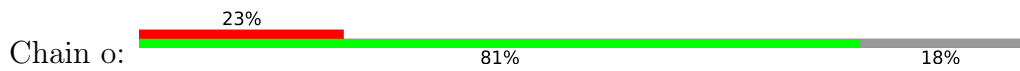


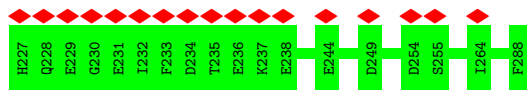
ASN

- Molecule 30: 60S ribosomal protein L35a

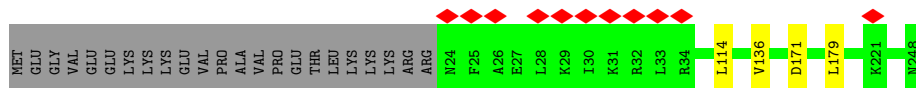
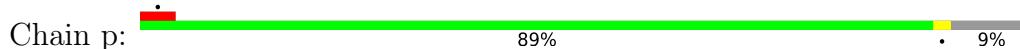


- Molecule 31: 60S ribosomal protein L6

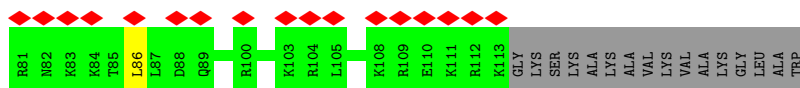
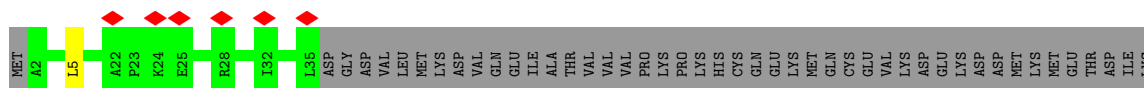




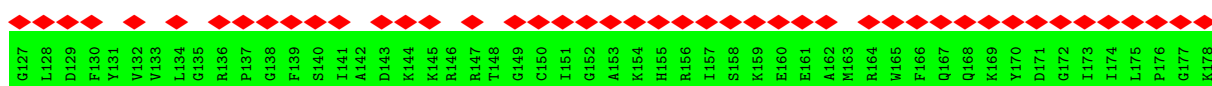
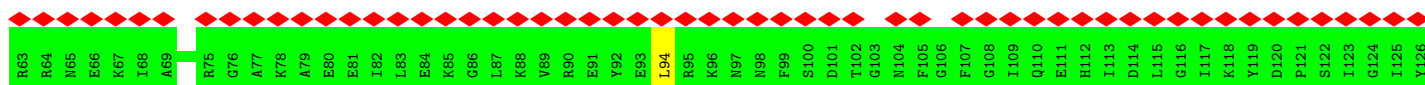

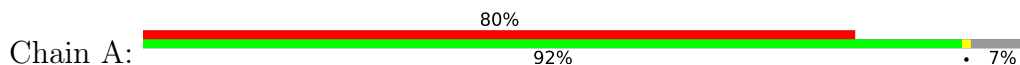
• Molecule 32: 60S ribosomal protein L7



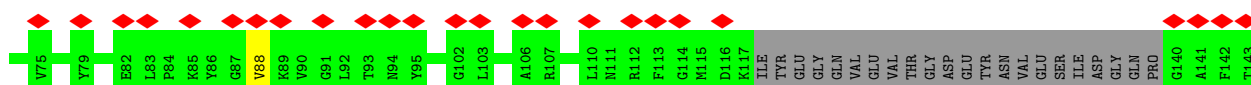
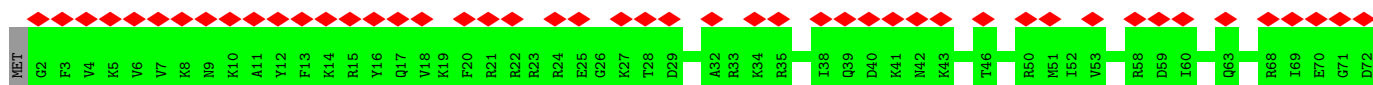
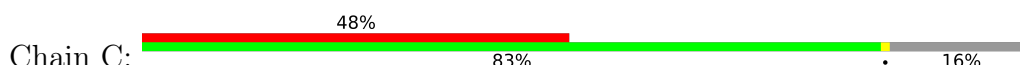
• Molecule 33: Protein LLP homolog

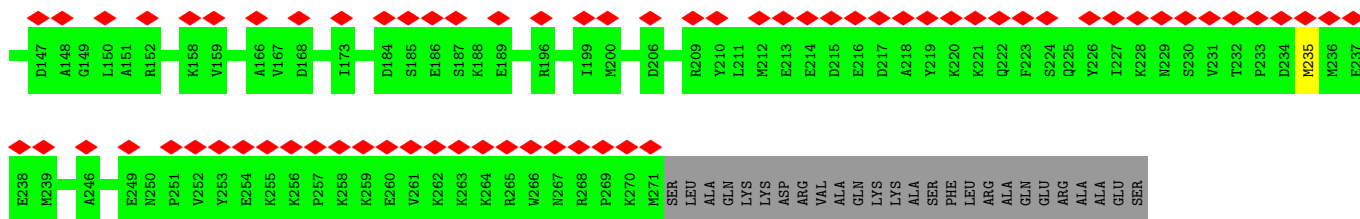


• Molecule 34: 60S ribosomal protein L11

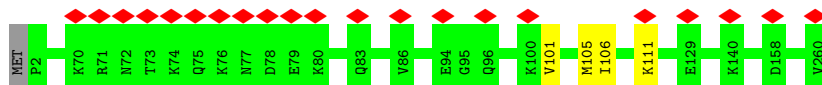


• Molecule 35: 60S ribosomal protein L5

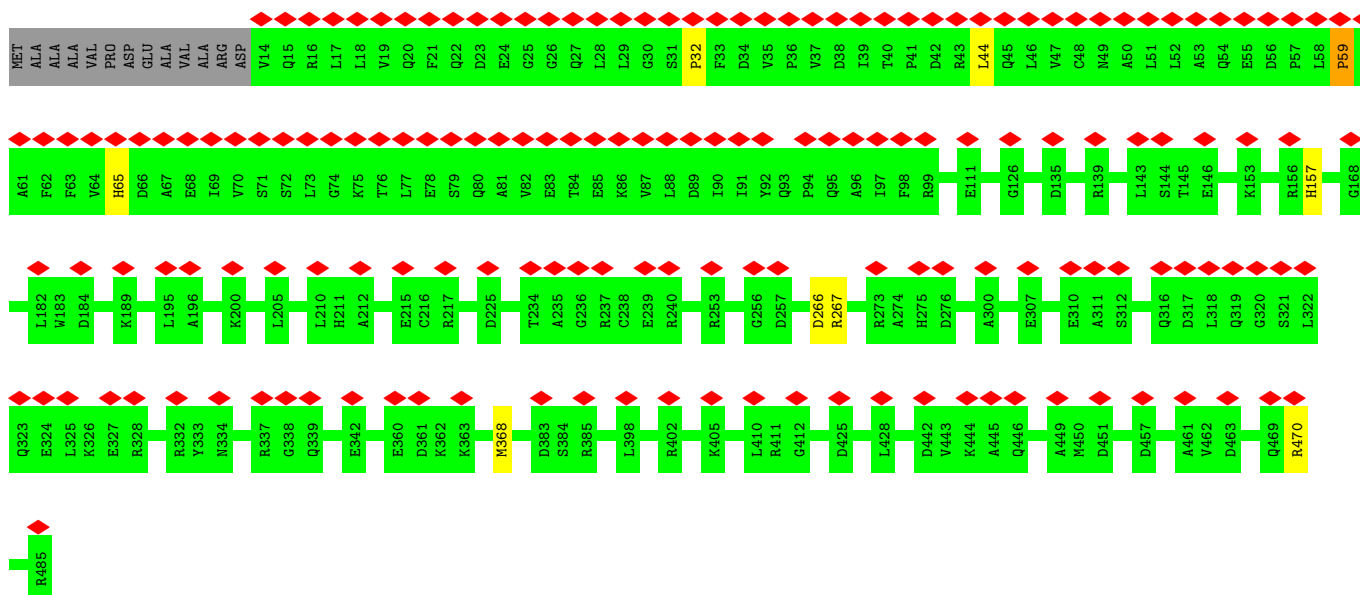




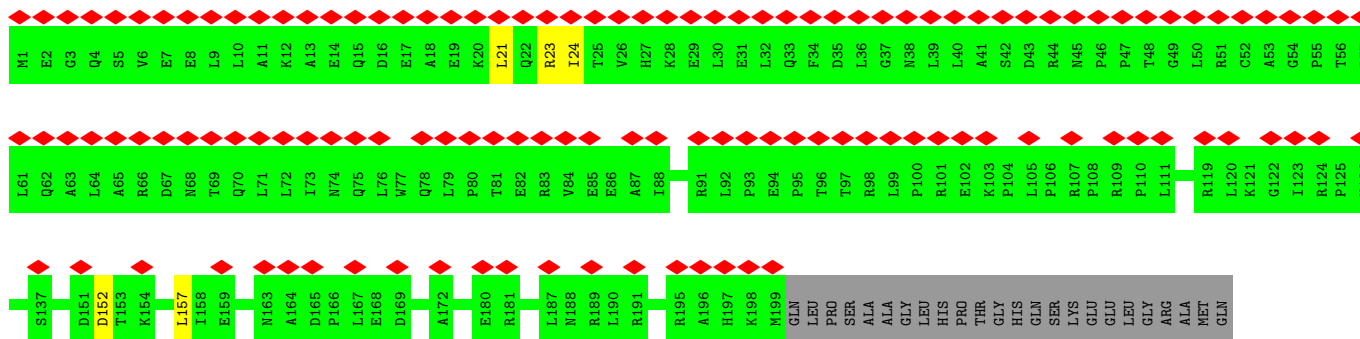
• Molecule 36: Ribosome biogenesis protein NSA2 homolog

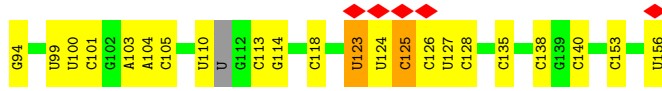


• Molecule 37: Notchless protein homolog 1

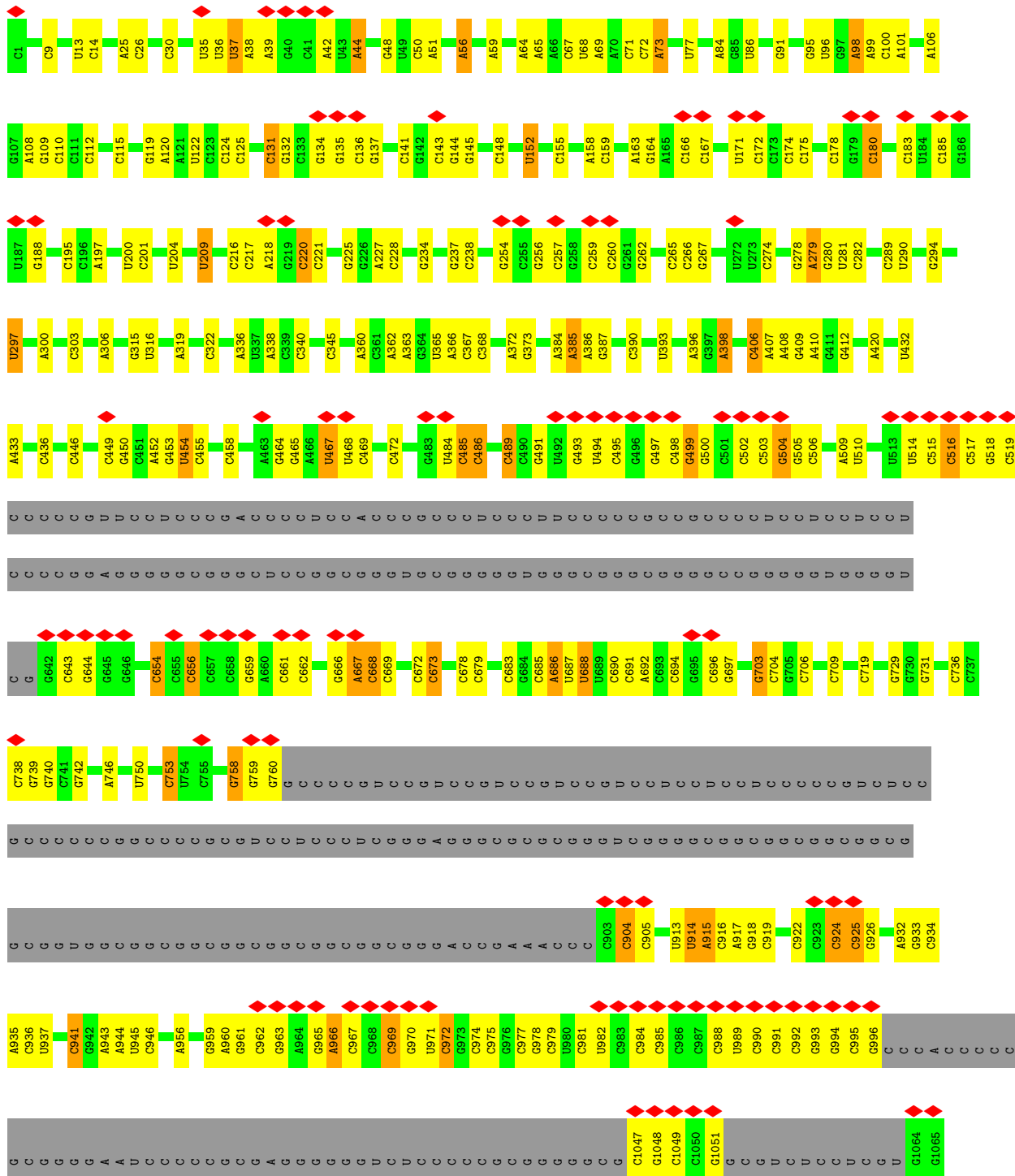


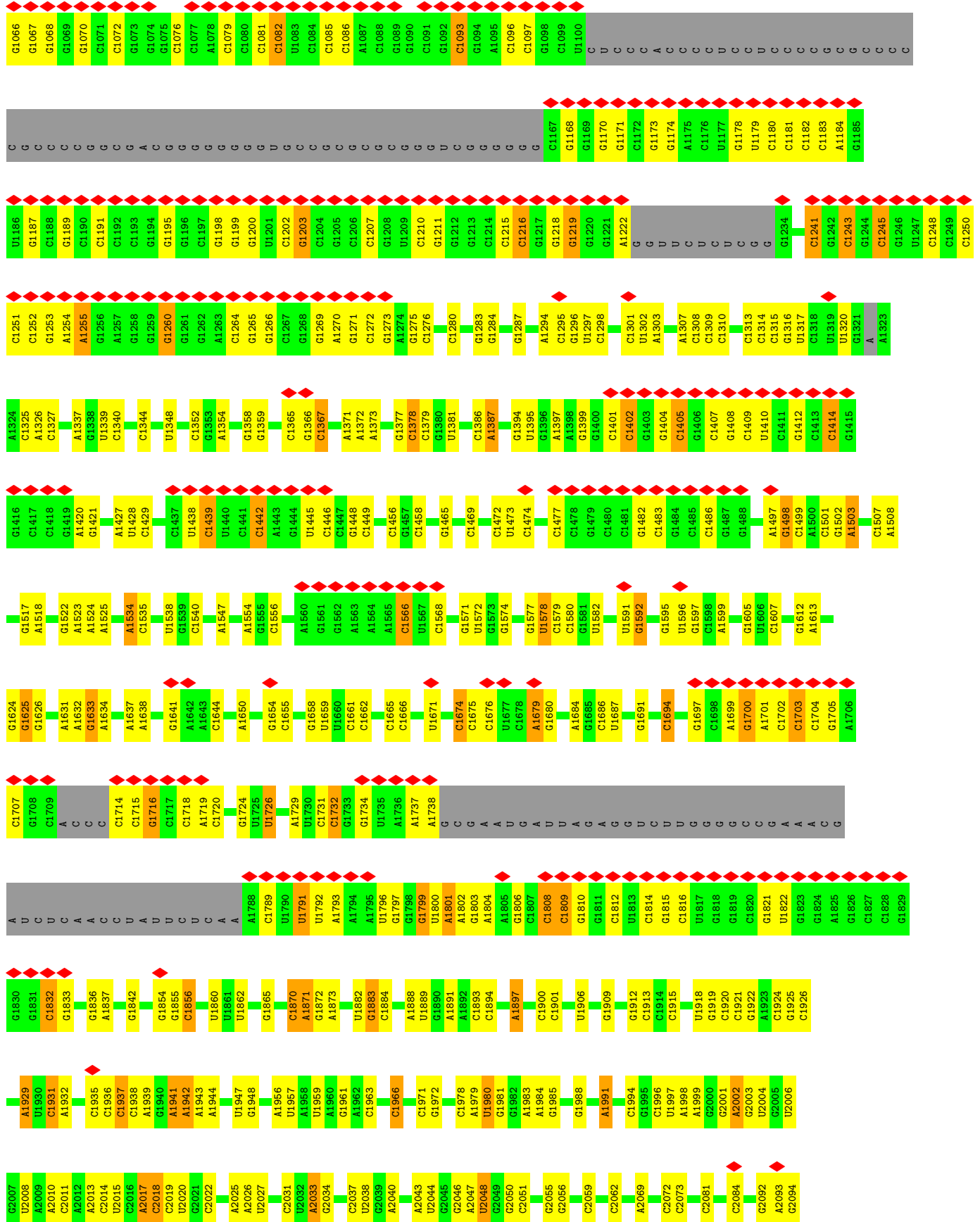
• Molecule 38: Ribosome biogenesis regulatory protein homolog

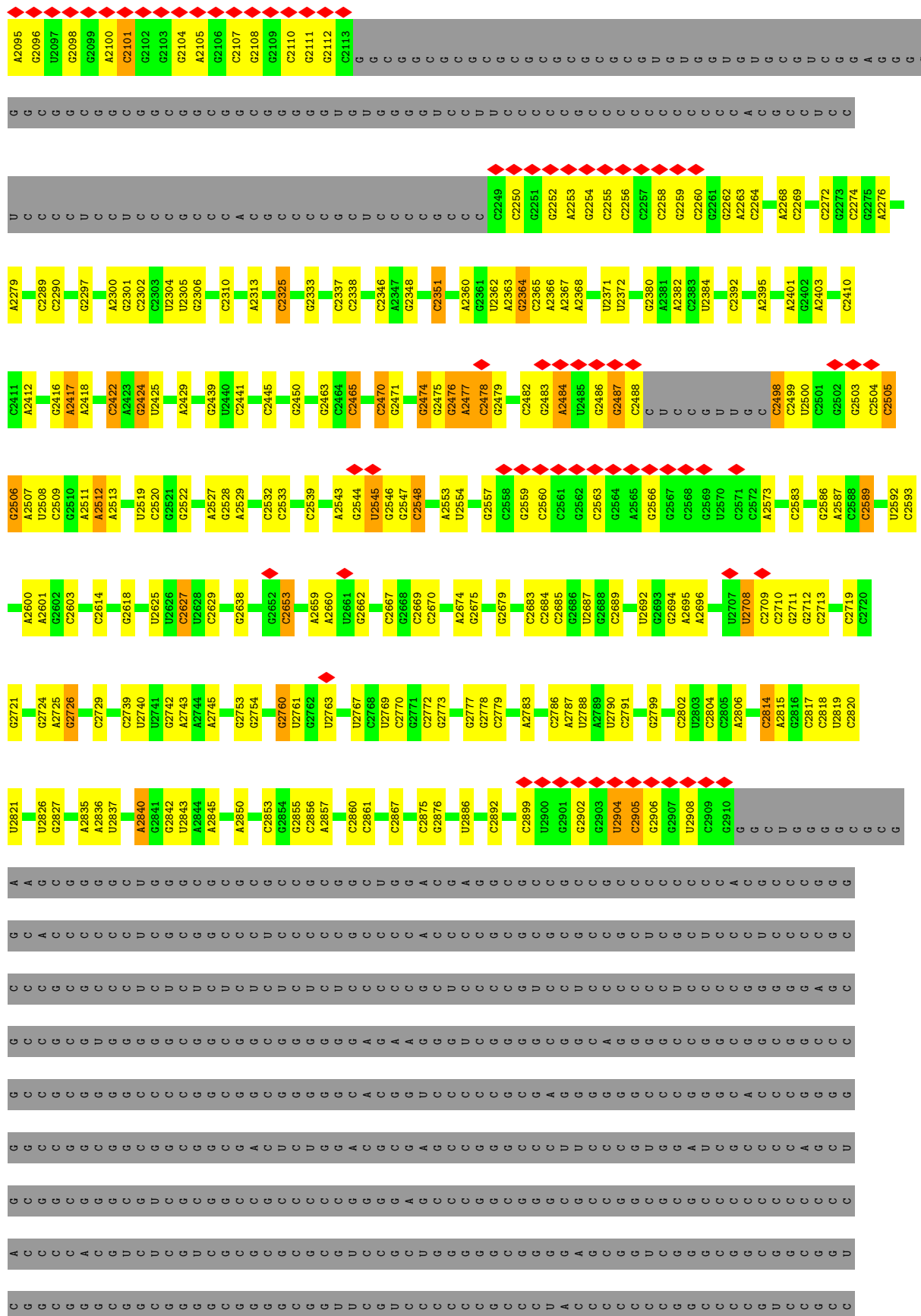




• Molecule 44: 28S rRNA

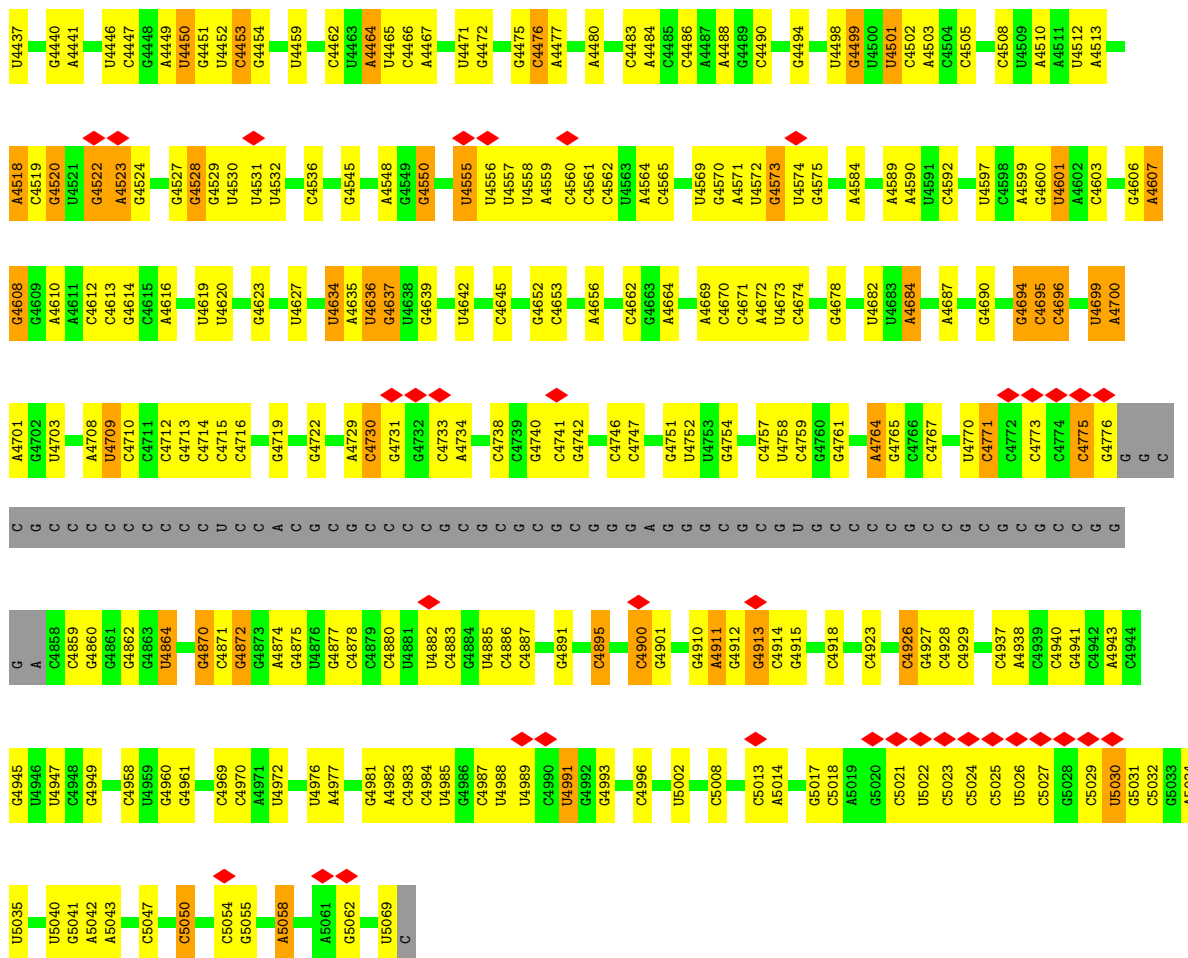




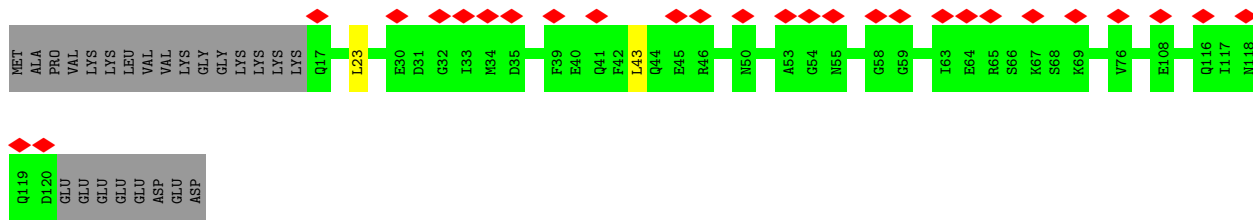
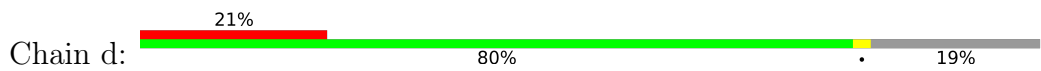


This table displays the EM validation results for EMD-35673, 8IR3. It consists of 12 columns: the first column lists the PDB ID (e.g., A2095, G2096, U2097); the second column shows the validation status (G, C, U); and the third column shows the validation score (e.g., 0.48, 0.47, 0.46). The table is organized into several sections, with the top section containing IDs A2095 through C2113, the middle section containing A2279 through C2410, and the bottom section containing G2721 through C2820. Red diamond symbols are placed above certain rows to indicate specific validation flags or errors.

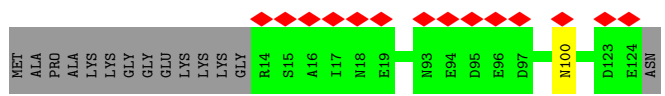
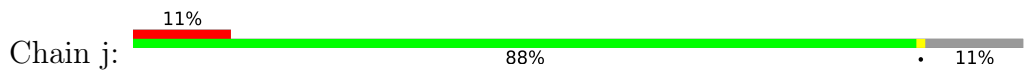
U4385	C4386	C4387	G4388	A4389	G4400	G4401	U4403	U4404	U4405	U4406	C4409	G4410	G4411	A4414	A4415	G4416	C4417	G4418	U4419	U4420	C4421	A4422	U4423	A4424	G4425	C4426	C4427	U4428	G4433	U4436																																																																									
U4285	C4286	U4290	G4291	A4292	U4293	G4294	U4295	U4296	C4297	A4298	U4299	U4300	U4301	C4302	C4303	A4304	G4305	U4306	A4307	C4308	G4309	A4310	A4311	U4312	A4313	C4314	A4315	C4316	A4317	U4334	C4335	A4336	C4337	G4338	A4339	U4340	C4341	U4342	U4343	U4344	U4345	U4346	U4347	U4348	U4349	C4350	U4354	U4355																																																							
C4211	A4212	A4213	A4214	C4215	G4216	U4217	U4218	A4219	A4220	C4221	G4222	C4223	A4224	G4225	G4226	U4227	G4228	U4229	C4230	U	C4233	A4234	A4235	G4236	C4237	G4238	A4251	C4252	A4253	G4254	A4255	C4258	C4259	C4263	G4264	U4265	G4266	A4267	G4268	G4269	C4270	A4271	A4272	G4273	A4274	G4275	U4276	G4277	C4278	A4279	A4280	A4281	A4282	C4284																																																	
C4140	C4141	C4142	C4143	C4144	C4145	C4146	C4147	C4148	C4149	G4150	G4151	G4152	C4153	C4154	C4155	C4156	A4157	C4158	C4159	C4162	U4163	C4164	C4165	C4166	A4170	C4171	U4174	C4175	C4176	C4177	A4178	G4183	C4184	C4185	U4190	G	A	C	U	G	G4196	C4197	C4198	C4199	G4200	C4201	U4202	A4205	C4206	C4207	U4208	C4209	U4210																																																		
C4072	A4073	G4076	A4077	C4078	U4083	G4084	G4090	G4091	G4092	G4093	G4094	G4095	C4096	G4097	A4098	G4099	C4100	C4101	C4102	C4103	G4104	C4105	G4106	C4107	G4108	G4109	C4110	U4111	C4112	U4113	C4114	C4115	C4116	U4117	U4118	C4119	U4120	G4121	G4122	C4123	C4125	C4126	A4127	A4128	G4129	C4130	G4131	C4132	C4133	C4134	G4135	C4136	C4137	C4138	G4139																																																
G3875	A3876	C3877	G3878	G3879	C3880	C3881	C3882	C3887	C3893	G3897	G3898	G3899	G3900	A3901	A3902	A3903	G3904	A3905	A3906	C3909	C3910	U3914	U3915	G3916	C3919	G3922	A3923	C3924	U3925	C3926	U3927	A3928	G3929	U3930	C3931	U3932	C3935	G3938	G3939	A3942	C3943	G3944	A	G	A	C	A	U	G																																																						
A3752	A3753	U3754	G3755	A3756	A3757	G3758	G3759	C3760	C3761	U3762	A3763	U3764	C3765	A3766	C3767	C3768	C3769	U3770	C3771	U3772	U3773	A3774	A3775	G3776	G3777	U3778	A3779	G3780	C3781	C3782	A3783	A	U	G	C	C	U	C	A	U	G																																																														
G3665	C3666	C3667	C3668	G3669	G3670	G3671	G3672	C3673	G3674	U3678	U3679	U3680	C3685	U3688	G3689	A3689	G3690	C3691	G3692	U3693	U3694	U3695	C3696	U3697	G3698	C3699	C3700	C3701	A3702	G3703	U3704	G3705	C3706	U3707	C3708	U3709	G3710	A3711	A3712	U3713	G3714	U3715	C3716	A3717	A3718	A3719	G3720	U3721	G3722	A3723	C3654	G3655	A3656	U3657	A3662	A3663	G3664																																														
C3584	G3585	G3586	C3587	C3588	G3589	G3590	C3591	G3592	C3593	C3594	U3595	C3596	G3597	C3598	A3599	G3600	C3601	G3602	A3603	U3604	G3605	A3611	G3615	U3616	C3617	C3618	G3619	C3622	C3623	G3626	A3630	U3631	A3635	C3636	U3637	U3641	U3644	C3650	A3653	C3654	G3655	A3656	U3657	A3662	A3663	G3664																																																									
C3352	C3353	C3354	C3355	C3356	C3357	C3358	C3359	C3360	C3361	C3362	C3363	C3364	C3365	C3366	C3367	C3368	C3369	C3370	C3371	C3372	C3373	C3374	C3375	C3376	C3377	C3378	C3379	C3380	C3381	C3382	C3383	C3384	C3385	C3386	C3387	C3388	C3389	C3390	C3391	C3392	C3393	C3394	C3395	C3396	C3397	C3398	C3399	C3400	C3401	C3402	C3403	C3404	C3405	C3406	C3407	C3408	C3409	C3410	C3411	C3412	C3413	C3414	C3415	C3416	C3417	C3418	C3419	C3420	C3421	C3422	C3423	C3424	C3425	C3426	C3427	C3428	C3429	C3430	C3431	C3432	C3433	C3434	C3435	C3436	C3437	C3438	C3439	C3440	C3441	C3442	C3443	C3444	C3445	C3446	C3447	C3448	C3449	C3450	C3451	C3452	C3453	C3454	C3455



• Molecule 45: 60S ribosomal protein L22

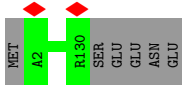


• Molecule 46: 60S ribosomal protein L31

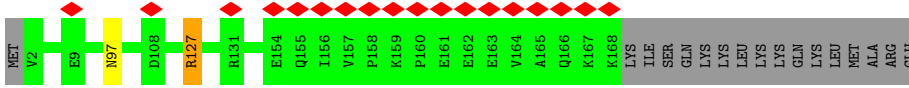
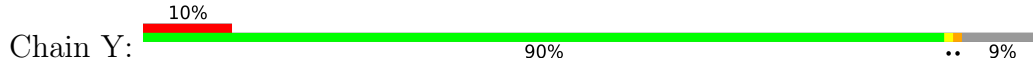


• Molecule 47: 60S ribosomal protein L32







- Molecule 48: 60S ribosomal protein L17

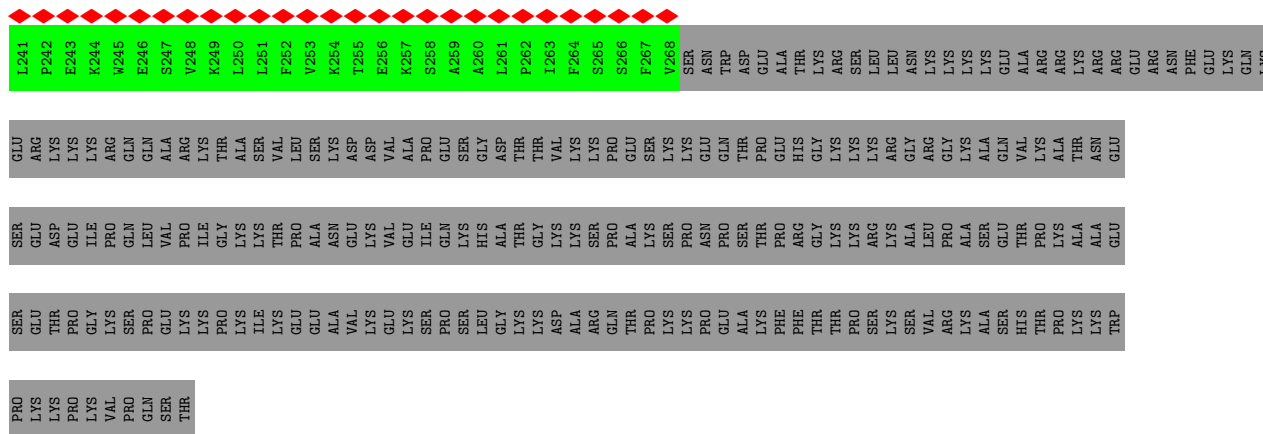


- Molecule 49: MKI67 FHA domain-interacting nucleolar phosphoprotein

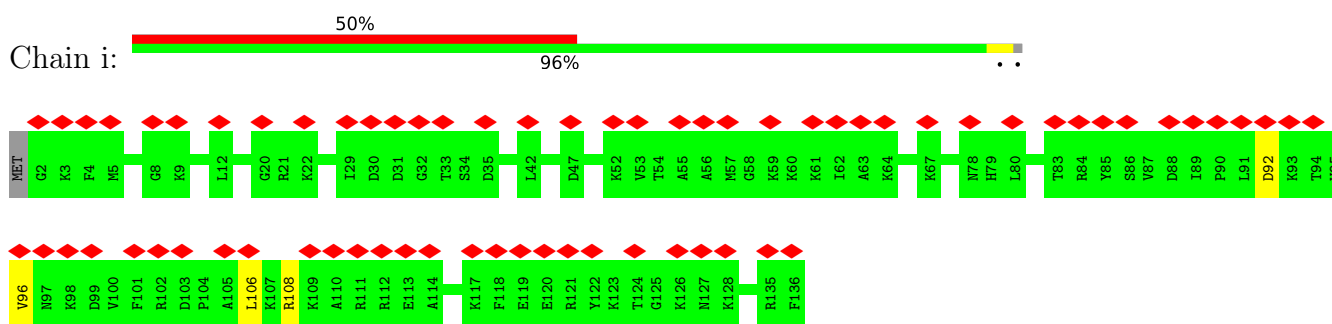


- Molecule 50: Ribosomal L1 domain-containing protein 1

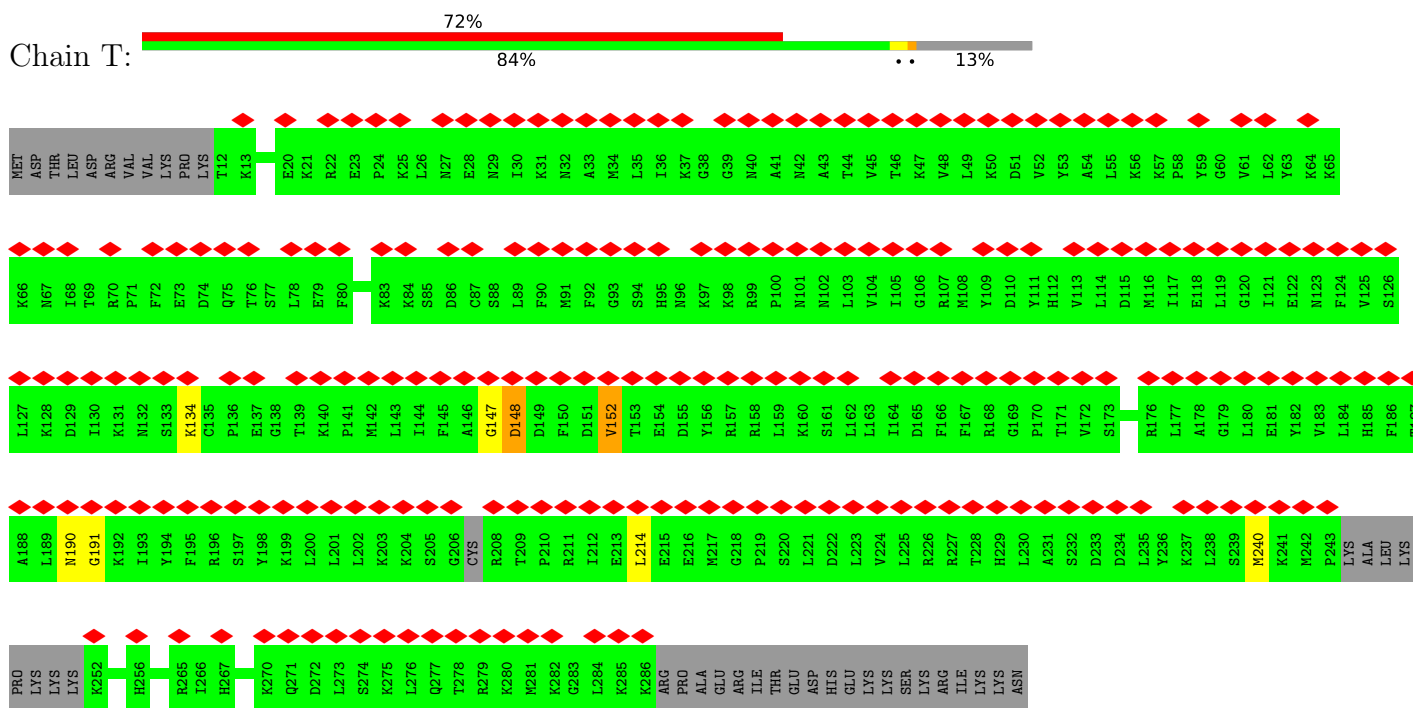




• Molecule 51: 60S ribosomal protein L27

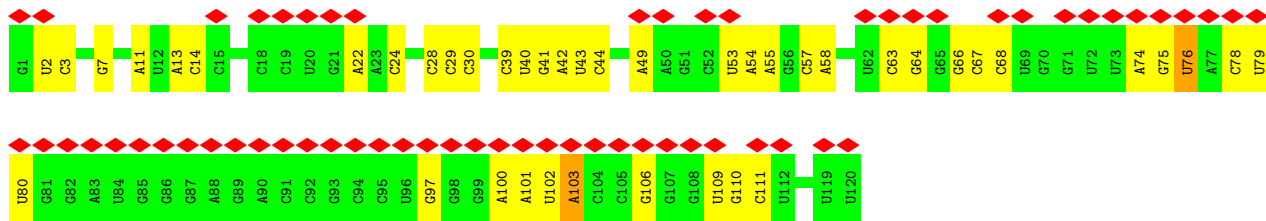


• Molecule 52: Ribosome production factor 2 homolog




• Molecule 53: 5S RNA

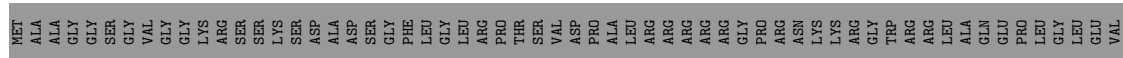





• Molecule 54: Pescadillo homolog

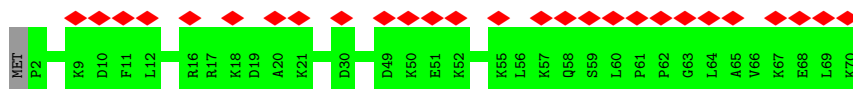
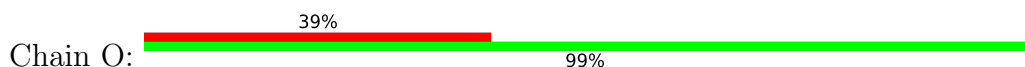


• Molecule 55: Ribosome biogenesis protein NOP53


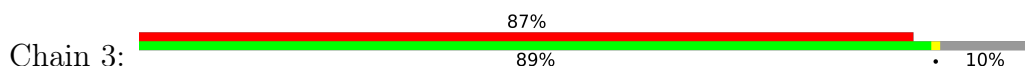


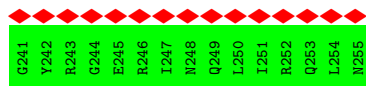


• Molecule 56: 60S ribosomal protein L38

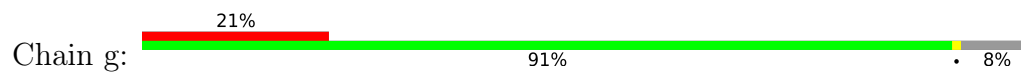


• Molecule 57: 60S ribosomal protein L7-like 1

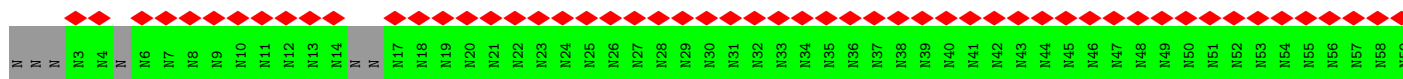
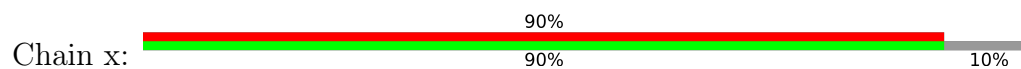




- Molecule 58: 60S ribosomal protein L23a



- Molecule 59: ITS2



4 Experimental information

Property	Value	Source
EM reconstruction method	SINGLE PARTICLE	Depositor
Imposed symmetry	POINT, Not provided	
Number of particles used	18549	Depositor
Resolution determination method	FSC 0.143 CUT-OFF	Depositor
CTF correction method	PHASE FLIPPING AND AMPLITUDE CORRECTION	Depositor
Microscope	FEI TITAN KRIOS	Depositor
Voltage (kV)	300	Depositor
Electron dose ($e^-/\text{\AA}^2$)	1.8	Depositor
Minimum defocus (nm)	1200	Depositor
Maximum defocus (nm)	1800	Depositor
Magnification	Not provided	
Image detector	GATAN K2 QUANTUM (4k x 4k)	Depositor
Maximum map value	0.165	Depositor
Minimum map value	-0.056	Depositor
Average map value	0.001	Depositor
Map value standard deviation	0.006	Depositor
Recommended contour level	0.04	Depositor
Map size (Å)	548.0, 548.0, 548.0	wwPDB
Map dimensions	400, 400, 400	wwPDB
Map angles (°)	90.0, 90.0, 90.0	wwPDB
Pixel spacing (Å)	1.37, 1.37, 1.37	Depositor

5 Model quality

5.1 Standard geometry

Bond lengths and bond angles in the following residue types are not validated in this section: B8T, I4U, PSU, B9H, B9B, 7MG, OMC, 2MG, A2M, OMG, MG, M7A, 1MA, UR3, E7G, P7G, B8W, BGH, GTP, OMU, B8K, P4U, 5MU, B8Q

The Z score for a bond length (or angle) is the number of standard deviations the observed value is removed from the expected value. A bond length (or angle) with $|Z| > 5$ is considered an outlier worth inspection. RMSZ is the root-mean-square of all Z scores of the bond lengths (or angles).

Mol	Chain	Bond lengths		Bond angles	
		RMSZ	# Z >5	RMSZ	# Z >5
1	y	0.33	0/1269	0.74	2/1712 (0.1%)
2	4	0.37	0/5177	0.81	11/6942 (0.2%)
3	6	0.37	0/1877	0.75	2/2554 (0.1%)
4	7	0.37	0/1181	0.72	1/1563 (0.1%)
5	9	0.35	0/723	0.90	1/961 (0.1%)
6	B	0.38	0/3315	0.71	2/4435 (0.0%)
7	D	0.34	0/2907	0.72	3/3905 (0.1%)
8	E	0.40	0/774	0.76	1/1038 (0.1%)
9	F	0.32	0/878	0.73	1/1170 (0.1%)
10	G	0.35	0/1971	0.74	1/2651 (0.0%)
11	H	0.33	0/1023	0.66	0/1351
12	I	0.37	0/1537	0.81	3/2066 (0.1%)
13	K	0.35	0/843	0.81	2/1115 (0.2%)
14	L	0.33	0/1191	0.71	2/1591 (0.1%)
15	M	0.33	0/720	0.74	0/952
16	P	0.33	0/454	0.68	0/599
17	Q	0.35	0/1732	0.74	0/2315
18	S	0.39	0/1133	0.75	3/1516 (0.2%)
19	U	0.31	0/1746	0.66	1/2338 (0.0%)
20	V	0.38	0/1682	0.72	1/2250 (0.0%)
21	X	0.32	0/718	0.73	0/953
22	Z	0.35	0/1537	0.74	1/2052 (0.0%)
23	a	0.32	0/1255	0.77	2/1662 (0.1%)
24	b	0.37	0/1501	0.71	0/2013
25	c	0.38	0/994	0.77	1/1327 (0.1%)
26	e	0.38	0/993	0.85	1/1332 (0.1%)
27	h	0.37	0/1132	0.69	0/1504
28	l	0.33	0/1017	0.72	0/1364
29	m	0.36	0/1936	0.79	1/2596 (0.0%)
30	n	0.34	0/895	0.76	1/1198 (0.1%)
31	o	0.34	0/1935	0.72	0/2596

Mol	Chain	Bond lengths		Bond angles	
		RMSZ	# Z >5	RMSZ	# Z >5
32	p	0.37	0/1916	0.76	4/2553 (0.2%)
33	z	0.35	0/587	0.86	2/767 (0.3%)
34	A	0.35	0/1341	0.77	1/1793 (0.1%)
35	C	0.34	0/2068	0.71	2/2767 (0.1%)
36	J	0.35	0/2146	0.68	1/2865 (0.0%)
37	N	0.33	0/3756	0.73	5/5103 (0.1%)
38	R	0.32	0/1668	0.78	4/2255 (0.2%)
39	u	0.45	0/649	0.86	0/851
40	v	0.35	0/1714	0.75	1/2300 (0.0%)
41	w	0.34	0/3699	0.70	3/4992 (0.1%)
42	r	0.31	0/220	0.74	0/288
43	8	0.56	0/3656	1.41	61/5694 (1.1%)
44	2	0.53	5/83201 (0.0%)	1.43	1590/129722 (1.2%)
45	d	0.38	0/864	0.88	2/1160 (0.2%)
46	j	0.36	0/933	0.72	0/1256
47	k	0.36	0/1082	0.71	0/1443
48	Y	0.32	0/1383	0.67	1/1856 (0.1%)
49	t	0.37	0/955	0.77	1/1290 (0.1%)
50	s	0.33	0/1956	0.64	0/2631
51	i	0.37	0/1130	0.82	3/1507 (0.2%)
52	T	0.36	0/2204	0.80	6/2944 (0.2%)
53	5	0.46	0/2858	1.42	60/4455 (1.3%)
54	q	0.35	0/3395	0.70	1/4578 (0.0%)
55	f	0.38	1/2169 (0.0%)	0.79	6/2902 (0.2%)
56	O	0.42	0/575	0.79	0/761
57	3	0.34	0/1928	0.72	1/2584 (0.0%)
58	g	0.39	0/1175	0.66	0/1572
All	All	0.45	6/175274 (0.0%)	1.17	1799/254510 (0.7%)

Chiral center outliers are detected by calculating the chiral volume of a chiral center and verifying if the center is modelled as a planar moiety or with the opposite hand. A planarity outlier is detected by checking planarity of atoms in a peptide group, atoms in a mainchain group or atoms of a sidechain that are expected to be planar.

Mol	Chain	#Chirality outliers	#Planarity outliers
2	4	0	5
6	B	0	1
7	D	0	1
17	Q	0	1
25	c	0	1
30	n	0	1
39	u	0	3

Continued on next page...

Continued from previous page...

Mol	Chain	#Chirality outliers	#Planarity outliers
48	Y	0	1
49	t	0	1
52	T	0	1
55	f	0	1
All	All	0	17

All (6) bond length outliers are listed below:

Mol	Chain	Res	Type	Atoms	Z	Observed(Å)	Ideal(Å)
55	f	188	VAL	C-N	9.21	1.55	1.34
44	2	4405	G	C1'-N9	-6.78	1.37	1.46
44	2	4403	U	C1'-N1	5.74	1.57	1.48
44	2	2850	A	N9-C4	5.58	1.41	1.37
44	2	1679	A	N9-C4	5.19	1.41	1.37
44	2	4399	U	C1'-N1	5.08	1.56	1.48

All (1799) bond angle outliers are listed below:

Mol	Chain	Res	Type	Atoms	Z	Observed(°)	Ideal(°)
44	2	1872	G	OP1-P-OP2	-26.92	79.22	119.60
44	2	1872	G	O5'-P-OP1	-25.62	79.96	110.70
44	2	1871	A2M	OP2-P-O3'	-16.21	69.55	105.20
44	2	2710	C	N1-C2-O2	15.55	128.23	118.90
44	2	1872	G	O5'-P-OP2	14.72	128.36	110.70
44	2	1871	A2M	OP1-P-O3'	14.68	137.48	105.20
44	2	2710	C	C2-N1-C1'	13.49	133.64	118.80
44	2	2710	C	C6-N1-C2	-13.47	114.91	120.30
44	2	2710	C	N3-C2-O2	-13.44	112.49	121.90
44	2	1938	C	N1-C2-O2	12.79	126.58	118.90
44	2	3761	C	N1-C2-O2	12.37	126.32	118.90
44	2	4926	C	N1-C2-O2	12.36	126.32	118.90
44	2	4926	C	C6-N1-C2	-12.00	115.50	120.30
44	2	4229	U	C2-N1-C1'	11.78	131.83	117.70
44	2	4229	U	N1-C2-O2	11.75	131.03	122.80
44	2	3761	C	C6-N1-C2	-11.59	115.66	120.30
44	2	4229	U	N3-C2-O2	-11.47	114.17	122.20
44	2	4450	U	N3-C2-O2	-11.33	114.27	122.20
44	2	4138	C	N3-C2-O2	-11.19	114.07	121.90
44	2	1732	C	N1-C2-O2	11.16	125.60	118.90
44	2	100	C	C2-N1-C1'	11.09	131.00	118.80
44	2	467	U	N1-C2-O2	10.97	130.48	122.80
44	2	1731	C	N1-C2-O2	10.96	125.48	118.90

Continued on next page...

Continued from previous page...

Mol	Chain	Res	Type	Atoms	Z	Observed(°)	Ideal(°)
44	2	4775	C	N1-C2-O2	10.91	125.45	118.90
44	2	1994	C	C2-N1-C1'	10.88	130.77	118.80
20	V	100	ASP	CB-CG-OD2	10.87	128.08	118.30
51	i	92	ASP	CB-CG-OD2	10.81	128.03	118.30
44	2	516	C	N1-C2-O2	10.79	125.37	118.90
44	2	3636	C	C6-N1-C2	-10.73	116.01	120.30
44	2	1732	C	C6-N1-C2	-10.72	116.01	120.30
44	2	4926	C	N3-C2-O2	-10.71	114.40	121.90
44	2	3761	C	N3-C2-O2	-10.71	114.40	121.90
44	2	1216	C	N1-C2-O2	10.69	125.31	118.90
44	2	4714	C	N1-C2-O2	10.68	125.31	118.90
44	2	467	U	N3-C2-O2	-10.63	114.76	122.20
44	2	4337	C	C2-N1-C1'	10.63	130.49	118.80
44	2	100	C	N1-C2-O2	10.56	125.24	118.90
44	2	4149	C	N3-C2-O2	-10.55	114.51	121.90
44	2	4337	C	N1-C2-O2	10.52	125.21	118.90
44	2	2465	C	C5-C6-N1	10.47	126.23	121.00
44	2	2107	C	C6-N1-C2	-10.44	116.12	120.30
44	2	753	C	N1-C2-O2	10.44	125.16	118.90
44	2	1938	C	N3-C2-O2	-10.42	114.61	121.90
44	2	643	C	N1-C2-O2	10.41	125.15	118.90
44	2	1938	C	C2-N1-C1'	10.41	130.25	118.80
26	e	127	ASP	CB-CG-OD1	10.35	127.61	118.30
44	2	4775	C	C2-N1-C1'	10.27	130.09	118.80
44	2	1216	C	C2-N1-C1'	10.03	129.84	118.80
44	2	1732	C	N3-C2-O2	-10.02	114.88	121.90
44	2	4682	U	N3-C2-O2	-9.99	115.21	122.20
55	f	188	VAL	O-C-N	-9.99	106.72	122.70
44	2	2563	C	N1-C2-O2	9.97	124.88	118.90
44	2	485	C	C2-N1-C1'	9.95	129.74	118.80
40	v	83	ASP	CB-CG-OD1	9.88	127.19	118.30
44	2	1994	C	N1-C2-O2	9.88	124.83	118.90
44	2	516	C	N3-C2-O2	-9.85	115.01	121.90
44	2	3767	C	N1-C2-O2	9.76	124.75	118.90
44	2	4314	C	N1-C2-O2	9.73	124.74	118.90
45	d	43	LEU	CA-CB-CG	9.73	137.67	115.30
44	2	643	C	N3-C2-O2	-9.70	115.11	121.90
44	2	4682	U	N1-C2-O2	9.68	129.57	122.80
44	2	4159	C	N3-C2-O2	-9.66	115.14	121.90
44	2	4420	U	N3-C2-O2	-9.63	115.46	122.20
44	2	3761	C	C2-N1-C1'	9.61	129.38	118.80
44	2	4608	G	C8-N9-C4	-9.61	102.55	106.40

Continued on next page...

Continued from previous page...

Mol	Chain	Res	Type	Atoms	Z	Observed(°)	Ideal(°)
44	2	499	G	N3-C4-N9	9.54	131.72	126.00
44	2	4758	U	C2-N1-C1'	9.50	129.10	117.70
44	2	753	C	C2-N1-C1'	9.45	129.20	118.80
44	2	4887	C	N1-C2-O2	9.45	124.57	118.90
44	2	4926	C	C5-C6-N1	9.44	125.72	121.00
44	2	2439	G	C4-N9-C1'	9.41	138.74	126.50
44	2	643	C	C6-N1-C2	-9.41	116.54	120.30
12	I	37	ASP	CB-CG-OD1	9.40	126.76	118.30
44	2	4158	C	N3-C2-O2	-9.39	115.33	121.90
44	2	4420	U	N1-C2-O2	9.37	129.36	122.80
44	2	4608	G	N7-C8-N9	9.36	117.78	113.10
44	2	4926	C	C2-N1-C1'	9.35	129.09	118.80
44	2	4450	U	N1-C2-O2	9.34	129.34	122.80
44	2	4758	U	N1-C2-O2	9.31	129.32	122.80
44	2	2850	A	C2-N3-C4	9.26	115.23	110.60
43	8	64	U	N3-C2-O2	-9.23	115.74	122.20
44	2	4758	U	N3-C2-O2	-9.23	115.74	122.20
44	2	4476	C	N1-C2-O2	9.20	124.42	118.90
44	2	2022	C	N1-C2-O2	9.18	124.41	118.90
44	2	36	U	N3-C2-O2	-9.16	115.79	122.20
44	2	469	C	N1-C2-O2	9.14	124.38	118.90
53	5	24	C	N1-C2-O2	9.14	124.38	118.90
44	2	36	U	N1-C2-O2	9.09	129.16	122.80
44	2	1929	A	C2-N3-C4	9.03	115.11	110.60
44	2	467	U	C2-N1-C1'	8.99	128.48	117.70
44	2	2015	U	N1-C2-O2	8.97	129.08	122.80
44	2	4237	C	C6-N1-C2	-8.95	116.72	120.30
44	2	499	G	C4-N9-C1'	8.93	138.11	126.50
44	2	1675	C	C6-N1-C2	-8.92	116.73	120.30
44	2	2710	C	C5-C6-N1	8.92	125.46	121.00
44	2	904	C	N1-C2-O2	8.88	124.23	118.90
44	2	2410	C	C6-N1-C2	-8.88	116.75	120.30
14	L	102	ASP	CB-CG-OD2	8.85	126.26	118.30
44	2	3715	U	N1-C2-O2	8.82	128.98	122.80
44	2	4775	C	N3-C2-O2	-8.82	115.72	121.90
25	c	103	ASP	CB-CG-OD1	8.81	126.23	118.30
44	2	1731	C	C6-N1-C2	-8.80	116.78	120.30
44	2	2439	G	C8-N9-C1'	-8.80	115.55	127.00
44	2	656	C	C6-N1-C2	-8.80	116.78	120.30
44	2	1731	C	N3-C2-O2	-8.80	115.74	121.90
44	2	4259	C	C6-N1-C2	-8.78	116.79	120.30
44	2	4714	C	N3-C2-O2	-8.77	115.76	121.90

Continued on next page...

Continued from previous page...

Mol	Chain	Res	Type	Atoms	Z	Observed(°)	Ideal(°)
44	2	3762	U	N1-C2-O2	8.76	128.93	122.80
44	2	2015	U	N3-C2-O2	-8.74	116.08	122.20
44	2	3721	U	N3-C2-O2	-8.69	116.12	122.20
44	2	1942	A	C2-N3-C4	8.66	114.93	110.60
44	2	1458	C	N1-C2-O2	8.65	124.09	118.90
54	q	279	LEU	CA-CB-CG	8.65	135.19	115.30
6	B	360	LEU	CA-CB-CG	8.64	135.18	115.30
44	2	4450	U	C6-N1-C2	-8.63	115.82	121.00
44	2	4308	C	N1-C2-O2	8.61	124.07	118.90
44	2	4263	C	C2-N1-C1'	8.59	128.25	118.80
44	2	100	C	N3-C2-O2	-8.59	115.89	121.90
44	2	1978	C	C6-N1-C2	-8.59	116.87	120.30
44	2	3721	U	N1-C2-O2	8.56	128.80	122.80
44	2	4771	C	C6-N1-C2	-8.55	116.88	120.30
44	2	485	C	N1-C2-O2	8.54	124.03	118.90
44	2	1726	U	N3-C2-O2	-8.52	116.23	122.20
44	2	1966	C	C6-N1-C2	-8.51	116.90	120.30
44	2	1732	C	C2-N1-C1'	8.50	128.15	118.80
44	2	2548	C	C6-N1-C2	-8.48	116.91	120.30
44	2	2107	C	C2-N1-C1'	8.48	128.12	118.80
44	2	4149	C	N1-C2-O2	8.47	123.98	118.90
44	2	2627	C	C6-N1-C2	-8.47	116.91	120.30
44	2	2017	A	O4'-C1'-N9	8.46	114.97	108.20
44	2	1679	A	C2-N3-C4	8.46	114.83	110.60
44	2	3715	U	N3-C2-O2	-8.46	116.28	122.20
44	2	1325	C	N1-C2-O2	8.45	123.97	118.90
44	2	1245	C	C6-N1-C2	-8.44	116.92	120.30
44	2	2548	C	C2-N1-C1'	8.44	128.09	118.80
44	2	4237	C	C5-C6-N1	8.44	125.22	121.00
44	2	516	C	C6-N1-C2	-8.43	116.93	120.30
44	2	3761	C	C5-C6-N1	8.40	125.20	121.00
44	2	4138	C	N1-C2-O2	8.39	123.93	118.90
44	2	3762	U	N3-C2-O2	-8.38	116.33	122.20
44	2	2022	C	N3-C2-O2	-8.38	116.04	121.90
44	2	4123	C	N1-C2-O2	8.38	123.92	118.90
44	2	112	C	C2-N1-C1'	8.35	127.99	118.80
44	2	4417	C	C6-N1-C2	-8.34	116.96	120.30
44	2	77	U	N3-C2-O2	-8.34	116.36	122.20
44	2	1994	C	N3-C2-O2	-8.34	116.06	121.90
44	2	4476	C	C2-N1-C1'	8.32	127.95	118.80
44	2	2474	G	N3-C4-N9	8.32	130.99	126.00
44	2	753	C	N3-C2-O2	-8.31	116.08	121.90

Continued on next page...

Continued from previous page...

Mol	Chain	Res	Type	Atoms	Z	Observed(°)	Ideal(°)
53	5	102	U	N3-C2-O2	-8.30	116.39	122.20
44	2	2814	C	N1-C2-O2	8.29	123.88	118.90
44	2	4714	C	C6-N1-C2	-8.29	116.98	120.30
53	5	57	C	C6-N1-C2	-8.29	116.98	120.30
44	2	1921	C	C6-N1-C2	-8.27	116.99	120.30
44	2	1241	C	N1-C2-O2	8.27	123.86	118.90
44	2	4662	C	C6-N1-C2	-8.26	117.00	120.30
53	5	29	C	C6-N1-C2	-8.24	117.00	120.30
44	2	2474	G	C4-N9-C1'	8.22	137.19	126.50
44	2	3668	C	C6-N1-C2	-8.21	117.02	120.30
44	2	112	C	N1-C2-O2	8.19	123.81	118.90
44	2	282	C	N1-C2-O2	8.18	123.81	118.90
44	2	499	G	N3-C4-C5	-8.17	124.51	128.60
44	2	673	C	C6-N1-C2	-8.17	117.03	120.30
53	5	57	C	C5-C6-N1	8.16	125.08	121.00
44	2	4985	U	N3-C2-O2	-8.16	116.49	122.20
44	2	4199	C	N1-C2-O2	8.15	123.79	118.90
44	2	4417	C	N1-C2-O2	8.14	123.78	118.90
44	2	4138	C	C6-N1-C2	-8.13	117.05	120.30
49	t	130	LEU	CA-CB-CG	8.11	133.96	115.30
53	5	102	U	N1-C2-O2	8.11	128.47	122.80
44	2	1405	C	N1-C2-O2	8.10	123.76	118.90
44	2	4771	C	C5-C6-N1	8.09	125.04	121.00
44	2	1477	C	C6-N1-C2	-8.08	117.07	120.30
44	2	2474	G	N3-C4-C5	-8.08	124.56	128.60
44	2	974	C	N1-C2-O2	8.08	123.75	118.90
44	2	469	C	C6-N1-C2	-8.07	117.07	120.30
44	2	1579	C	C6-N1-C2	-8.06	117.08	120.30
44	2	485	C	C6-N1-C2	-8.05	117.08	120.30
44	2	1809	C	C6-N1-C2	-8.04	117.08	120.30
44	2	96	U	N3-C2-O2	-8.03	116.58	122.20
43	8	32	C	C6-N1-C2	-8.03	117.09	120.30
44	2	4302	U	N1-C2-O2	8.01	128.41	122.80
44	2	4302	U	N3-C2-O2	-8.01	116.60	122.20
44	2	2563	C	C6-N1-C2	-8.00	117.10	120.30
44	2	2505	C	C6-N1-C2	-7.97	117.11	120.30
44	2	2470	C	P-O3'-C3'	7.96	129.26	119.70
44	2	1315	C	C5-C6-N1	7.96	124.98	121.00
44	2	4335	C	C6-N1-C2	-7.96	117.12	120.30
44	2	4471	U	N3-C2-O2	-7.96	116.63	122.20
44	2	4508	C	N1-C2-O2	7.96	123.67	118.90
44	2	4709	U	N3-C2-O2	-7.96	116.63	122.20

Continued on next page...

Continued from previous page...

Mol	Chain	Res	Type	Atoms	Z	Observed(°)	Ideal(°)
44	2	914	U	P-O3'-C3'	7.96	129.25	119.70
44	2	4337	C	N3-C2-O2	-7.96	116.33	121.90
44	2	209	U	N3-C2-O2	-7.95	116.63	122.20
44	2	1994	C	C6-N1-C1'	-7.95	111.26	120.80
44	2	2563	C	N3-C2-O2	-7.95	116.33	121.90
44	2	2019	C	C6-N1-C2	-7.94	117.12	120.30
44	2	1578	U	N3-C2-O2	-7.94	116.64	122.20
44	2	2627	C	N1-C2-O2	7.93	123.66	118.90
44	2	2362	U	N3-C2-O2	-7.92	116.65	122.20
44	2	1414	C	C6-N1-C2	-7.92	117.13	120.30
44	2	3767	C	N3-C2-O2	-7.90	116.37	121.90
44	2	3636	C	C5-C6-N1	7.90	124.95	121.00
44	2	3598	C	C6-N1-C2	-7.88	117.15	120.30
44	2	1915	C	N1-C2-O2	7.87	123.62	118.90
44	2	2019	C	N1-C2-O2	7.87	123.62	118.90
44	2	4096	C	C5-C6-N1	7.87	124.93	121.00
44	2	3915	U	N3-C2-O2	-7.87	116.69	122.20
44	2	2710	C	C6-N1-C1'	-7.86	111.37	120.80
44	2	1732	C	C5-C6-N1	7.85	124.93	121.00
44	2	1607	C	N3-C2-O2	-7.85	116.41	121.90
44	2	4695	C	N1-C2-O2	7.85	123.61	118.90
44	2	4263	C	C6-N1-C2	-7.83	117.17	120.30
43	8	125	C	P-O3'-C3'	7.83	129.10	119.70
44	2	3831	U	N3-C2-O2	-7.83	116.72	122.20
44	2	2107	C	C5-C6-N1	7.82	124.91	121.00
44	2	2410	C	C5-C6-N1	7.82	124.91	121.00
44	2	1731	C	C2-N1-C1'	7.81	127.40	118.80
44	2	4259	C	C2-N1-C1'	7.81	127.39	118.80
44	2	963	G	C4-N9-C1'	7.80	136.64	126.50
44	2	1938	C	C6-N1-C2	-7.80	117.18	120.30
44	2	4162	C	N1-C2-O2	7.80	123.58	118.90
44	2	486	C	C6-N1-C2	-7.80	117.18	120.30
44	2	4158	C	N1-C2-O2	7.80	123.58	118.90
44	2	1607	C	N1-C2-O2	7.79	123.57	118.90
44	2	656	C	N1-C2-O2	7.77	123.56	118.90
44	2	1245	C	C5-C6-N1	7.77	124.89	121.00
44	2	2627	C	C5-C6-N1	7.77	124.88	121.00
44	2	1978	C	N1-C2-O2	7.77	123.56	118.90
44	2	1921	C	N1-C2-O2	7.77	123.56	118.90
44	2	100	C	C6-N1-C1'	-7.76	111.48	120.80
44	2	1315	C	C6-N1-C2	-7.76	117.19	120.30
44	2	4747	C	C6-N1-C2	-7.75	117.20	120.30

Continued on next page...

Continued from previous page...

Mol	Chain	Res	Type	Atoms	Z	Observed(°)	Ideal(°)
44	2	1731	C	C5-C6-N1	7.74	124.87	121.00
44	2	4308	C	C6-N1-C2	-7.74	117.20	120.30
44	2	2439	G	N3-C4-N9	7.73	130.64	126.00
44	2	4887	C	N3-C2-O2	-7.73	116.49	121.90
44	2	3721	U	C2-N1-C1'	7.72	126.96	117.70
44	2	35	U	N3-C2-O2	-7.71	116.80	122.20
44	2	4237	C	C2-N1-C1'	7.71	127.28	118.80
44	2	1097	C	C5-C6-N1	7.71	124.85	121.00
44	2	115	C	N1-C2-O2	7.69	123.51	118.90
44	2	1679	A	P-O3'-C3'	7.69	128.93	119.70
44	2	4229	U	C6-N1-C1'	-7.68	110.44	121.20
44	2	1216	C	N3-C2-O2	-7.67	116.53	121.90
44	2	112	C	C6-N1-C2	-7.66	117.23	120.30
44	2	1809	C	C5-C6-N1	7.66	124.83	121.00
44	2	4229	U	OP1-P-O3'	7.66	122.06	105.20
44	2	4171	C	N1-C2-O2	7.66	123.50	118.90
44	2	2371	U	N3-C2-O2	-7.65	116.84	122.20
44	2	1401	C	N1-C2-O2	7.65	123.49	118.90
44	2	209	U	N1-C2-O2	7.65	128.15	122.80
44	2	1582	U	N3-C2-O2	-7.64	116.85	122.20
44	2	499	G	C8-N9-C1'	-7.64	117.06	127.00
44	2	4417	C	C5-C6-N1	7.64	124.82	121.00
44	2	905	C	C5-C6-N1	7.64	124.82	121.00
44	2	115	C	C2-N1-C1'	7.63	127.20	118.80
44	2	924	C	C6-N1-C2	-7.62	117.25	120.30
44	2	4895	C	N1-C2-O2	7.62	123.47	118.90
44	2	4752	U	N1-C2-O2	7.61	128.13	122.80
44	2	1937	C	N1-C2-O2	7.61	123.47	118.90
44	2	3670	C	N1-C2-O2	7.61	123.47	118.90
44	2	4337	C	C6-N1-C1'	-7.60	111.67	120.80
53	5	30	C	C6-N1-C2	-7.60	117.26	120.30
44	2	1340	C	C5-C6-N1	7.58	124.79	121.00
44	2	3715	U	C2-N1-C1'	7.58	126.80	117.70
44	2	905	C	C6-N1-C2	-7.58	117.27	120.30
44	2	2760	G	P-O3'-C3'	7.57	128.78	119.70
44	2	4985	U	N1-C2-O2	7.57	128.10	122.80
43	8	99	U	N3-C2-O2	-7.57	116.90	122.20
44	2	1241	C	C2-N1-C1'	7.57	127.12	118.80
44	2	972	C	N1-C2-O2	7.57	123.44	118.90
44	2	4972	U	N3-C2-O2	-7.56	116.91	122.20
44	2	4096	C	C6-N1-C2	-7.56	117.28	120.30
44	2	4228	G	P-O3'-C3'	7.55	128.76	119.70

Continued on next page...

Continued from previous page...

Mol	Chain	Res	Type	Atoms	Z	Observed(°)	Ideal(°)
44	2	4254	G	N3-C4-C5	-7.55	124.83	128.60
44	2	4263	C	C5-C6-N1	7.55	124.77	121.00
44	2	1674	C	N1-C2-O2	7.54	123.43	118.90
44	2	2062	C	C6-N1-C2	-7.54	117.28	120.30
44	2	4308	C	N3-C2-O2	-7.54	116.62	121.90
44	2	3767	C	C2-N1-C1'	7.54	127.09	118.80
44	2	1340	C	C6-N1-C2	-7.53	117.29	120.30
44	2	2532	C	C6-N1-C2	-7.53	117.29	120.30
44	2	2548	C	C5-C6-N1	7.53	124.76	121.00
44	2	2465	C	C6-N1-C2	-7.49	117.31	120.30
44	2	2410	C	C2-N1-C1'	7.47	127.02	118.80
44	2	3866	C	C6-N1-C2	-7.46	117.31	120.30
44	2	4314	C	N3-C2-O2	-7.45	116.69	121.90
44	2	4148	C	N1-C2-O2	7.44	123.36	118.90
44	2	1325	C	C6-N1-C2	-7.43	117.33	120.30
44	2	914	U	C5-C4-O4	-7.43	121.44	125.90
44	2	1097	C	C6-N1-C2	-7.43	117.33	120.30
44	2	977	C	C6-N1-C2	-7.43	117.33	120.30
44	2	4508	C	C5-C6-N1	7.41	124.71	121.00
44	2	1966	C	C5-C6-N1	7.41	124.71	121.00
44	2	2528	G	C4-N9-C1'	7.40	136.13	126.50
44	2	2018	C	C6-N1-C2	-7.39	117.34	120.30
44	2	1726	U	N1-C2-O2	7.39	127.97	122.80
44	2	35	U	N1-C2-O2	7.37	127.96	122.80
44	2	2627	C	C2-N1-C1'	7.37	126.91	118.80
44	2	469	C	N3-C2-O2	-7.36	116.75	121.90
44	2	4752	U	N3-C2-O2	-7.35	117.05	122.20
44	2	4569	U	N3-C2-O2	-7.33	117.07	122.20
44	2	4775	C	C6-N1-C2	-7.33	117.37	120.30
44	2	975	C	N1-C2-O2	7.32	123.29	118.90
44	2	2819	U	N3-C2-O2	-7.31	117.08	122.20
44	2	3831	U	N1-C2-O2	7.31	127.92	122.80
44	2	4476	C	N3-C2-O2	-7.30	116.79	121.90
44	2	1216	C	C6-N1-C1'	-7.30	112.05	120.80
43	8	54	C	N1-C2-O2	7.29	123.28	118.90
44	2	4269	G	P-O3'-C3'	7.29	128.45	119.70
44	2	1442	C	C6-N1-C2	-7.29	117.39	120.30
44	2	3767	C	C6-N1-C2	-7.29	117.39	120.30
44	2	1401	C	C2-N1-C1'	7.28	126.81	118.80
44	2	1703	C	N1-C2-O2	7.28	123.27	118.90
44	2	472	C	N1-C2-O2	7.27	123.26	118.90
44	2	4453	C	C2-N1-C1'	7.26	126.79	118.80

Continued on next page...

Continued from previous page...

Mol	Chain	Res	Type	Atoms	Z	Observed(°)	Ideal(°)
44	2	2886	U	N3-C2-O2	-7.26	117.12	122.20
44	2	1582	U	N1-C2-O2	7.26	127.88	122.80
44	2	4508	C	C6-N1-C2	-7.25	117.40	120.30
44	2	3915	U	N1-C2-O2	7.25	127.88	122.80
44	2	1401	C	C6-N1-C2	-7.25	117.40	120.30
44	2	36	U	C2-N1-C1'	7.25	126.39	117.70
44	2	228	C	C6-N1-C2	-7.25	117.40	120.30
44	2	2532	C	C5-C6-N1	7.24	124.62	121.00
44	2	4302	U	C2-N1-C1'	7.23	126.37	117.70
44	2	1915	C	N3-C2-O2	-7.22	116.85	121.90
44	2	4453	C	N1-C2-O2	7.21	123.23	118.90
44	2	4112	C	N3-C2-O2	-7.21	116.85	121.90
44	2	406	C	P-O3'-C3'	7.20	128.34	119.70
44	2	1402	C	N1-C2-O2	7.20	123.22	118.90
44	2	3598	C	C5-C6-N1	7.19	124.60	121.00
44	2	4426	C	N1-C2-O2	7.19	123.22	118.90
44	2	904	C	N3-C2-O2	-7.19	116.87	121.90
44	2	4770	U	N3-C2-O2	-7.19	117.17	122.20
44	2	282	C	N3-C2-O2	-7.18	116.87	121.90
44	2	1978	C	C5-C6-N1	7.18	124.59	121.00
44	2	5035	U	N3-C2-O2	-7.18	117.17	122.20
44	2	4237	C	N1-C2-O2	7.18	123.21	118.90
44	2	4112	C	N1-C2-O2	7.17	123.20	118.90
44	2	2027	U	N3-C2-O2	-7.17	117.18	122.20
44	2	3926	C	N1-C2-O2	7.17	123.20	118.90
44	2	4880	C	N1-C2-O2	7.16	123.19	118.90
44	2	2548	C	N1-C2-O2	7.15	123.19	118.90
44	2	3866	C	C5-C6-N1	7.15	124.58	121.00
44	2	2262	G	C4-N9-C1'	7.15	135.79	126.50
44	2	3712	A	C2-N3-C4	7.15	114.17	110.60
44	2	3905	A	P-O3'-C3'	7.15	128.28	119.70
44	2	77	U	N1-C2-O2	7.14	127.80	122.80
44	2	2772	C	N1-C2-O2	7.14	123.18	118.90
44	2	4199	C	N3-C2-O2	-7.14	116.90	121.90
44	2	1458	C	N3-C2-O2	-7.14	116.91	121.90
44	2	3668	C	C5-C6-N1	7.13	124.56	121.00
44	2	4573	G	N3-C4-C5	-7.13	125.04	128.60
43	8	64	U	N1-C2-O2	7.12	127.78	122.80
44	2	4406	U	N3-C2-O2	-7.12	117.22	122.20
44	2	4864	U	N3-C2-O2	-7.11	117.22	122.20
44	2	4945	G	N3-C4-N9	7.11	130.27	126.00
44	2	643	C	C5-C6-N1	7.10	124.55	121.00

Continued on next page...

Continued from previous page...

Mol	Chain	Res	Type	Atoms	Z	Observed(°)	Ideal(°)
22	Z	83	VAL	CG1-CB-CG2	-7.10	99.54	110.90
44	2	2474	G	C8-N9-C1'	-7.10	117.77	127.00
44	2	2008	U	C2-N1-C1'	7.09	126.21	117.70
44	2	688	U	N3-C2-O2	-7.09	117.24	122.20
44	2	985	C	C6-N1-C2	-7.09	117.46	120.30
44	2	4314	C	C6-N1-C2	-7.09	117.47	120.30
44	2	1980	U	P-O3'-C3'	7.08	128.20	119.70
44	2	905	C	N1-C2-O2	7.08	123.15	118.90
44	2	1884	C	C6-N1-C2	-7.08	117.47	120.30
32	p	171	ASP	CB-CG-OD1	7.08	124.67	118.30
48	Y	127	ARG	CG-CD-NE	7.07	126.65	111.80
44	2	195	C	C6-N1-C2	-7.07	117.47	120.30
44	2	2362	U	N1-C2-O2	7.07	127.75	122.80
44	2	2589	C	C6-N1-C2	-7.07	117.47	120.30
44	2	4345	C	C6-N1-C2	-7.07	117.47	120.30
44	2	1921	C	N3-C2-O2	-7.06	116.96	121.90
44	2	1978	C	C2-N1-C1'	7.06	126.56	118.80
44	2	1096	C	C6-N1-C2	-7.05	117.48	120.30
44	2	2667	C	N1-C2-O2	7.05	123.13	118.90
44	2	4335	C	C5-C6-N1	7.05	124.53	121.00
44	2	4450	U	C5-C6-N1	7.05	126.22	122.70
43	8	99	U	N1-C2-O2	7.04	127.73	122.80
44	2	1720	C	C6-N1-C2	-7.04	117.48	120.30
44	2	673	C	C5-C6-N1	7.04	124.52	121.00
44	2	100	C	C6-N1-C2	-7.04	117.48	120.30
44	2	4730	C	C6-N1-C2	-7.04	117.48	120.30
44	2	4229	U	P-O3'-C3'	7.03	128.14	119.70
44	2	1325	C	N3-C2-O2	-7.03	116.98	121.90
44	2	4913	G	P-O3'-C3'	7.03	128.13	119.70
53	5	24	C	N3-C2-O2	-7.02	116.99	121.90
44	2	4149	C	C6-N1-C2	-7.01	117.50	120.30
44	2	141	C	N1-C2-O2	7.00	123.10	118.90
44	2	4259	C	C5-C6-N1	7.00	124.50	121.00
44	2	485	C	C5-C6-N1	6.99	124.49	121.00
44	2	1405	C	N3-C2-O2	-6.98	117.01	121.90
44	2	2410	C	N1-C2-O2	6.98	123.09	118.90
44	2	3622	C	N1-C2-O2	6.98	123.09	118.90
44	2	4387	C	N1-C2-O2	6.98	123.09	118.90
44	2	1607	C	C6-N1-C2	-6.97	117.51	120.30
44	2	2418	A	N7-C8-N9	6.97	117.28	113.80
44	2	2033	A	P-O3'-C3'	6.97	128.06	119.70
44	2	368	C	N1-C2-O2	6.96	123.07	118.90

Continued on next page...

Continued from previous page...

Mol	Chain	Res	Type	Atoms	Z	Observed(°)	Ideal(°)
44	2	2592	U	N3-C2-O2	-6.95	117.34	122.20
44	2	469	C	C5-C6-N1	6.94	124.47	121.00
44	2	4714	C	C5-C6-N1	6.94	124.47	121.00
44	2	2094	G	C4-N9-C1'	6.93	135.51	126.50
44	2	4301	U	C2-N1-C1'	6.93	126.02	117.70
44	2	4350	C	C6-N1-C2	-6.93	117.53	120.30
44	2	753	C	C6-N1-C2	-6.92	117.53	120.30
44	2	1720	C	N1-C2-O2	6.92	123.05	118.90
44	2	1578	U	N1-C2-O2	6.92	127.64	122.80
44	2	4308	C	C2-N1-C1'	6.91	126.41	118.80
44	2	1250	C	N1-C2-O2	6.91	123.05	118.90
44	2	977	C	C2-N1-C1'	6.91	126.39	118.80
44	2	4770	U	N1-C2-O2	6.91	127.63	122.80
53	5	43	U	N3-C2-O2	-6.90	117.37	122.20
44	2	220	C	N1-C2-O2	6.90	123.04	118.90
44	2	4775	C	C6-N1-C1'	-6.89	112.53	120.80
44	2	4864	U	N1-C2-O2	6.89	127.62	122.80
44	2	974	C	N3-C2-O2	-6.89	117.08	121.90
44	2	3622	C	C6-N1-C2	-6.89	117.55	120.30
44	2	220	C	C5-C6-N1	6.88	124.44	121.00
44	2	4969	C	C6-N1-C2	-6.88	117.55	120.30
44	2	4709	U	N1-C2-O2	6.88	127.62	122.80
44	2	2262	G	N3-C4-N9	6.88	130.13	126.00
44	2	2820	C	N1-C2-O2	6.88	123.03	118.90
44	2	1938	C	C6-N1-C1'	-6.87	112.55	120.80
44	2	1344	C	C6-N1-C2	-6.86	117.56	120.30
44	2	367	C	C6-N1-C2	-6.86	117.56	120.30
44	2	2002	A	C2-N3-C4	6.86	114.03	110.60
44	2	1191	C	N3-C2-O2	-6.86	117.10	121.90
44	2	1963	C	N1-C2-O2	6.86	123.01	118.90
44	2	2539	C	N1-C2-O2	6.85	123.01	118.90
44	2	4674	C	C6-N1-C2	-6.85	117.56	120.30
44	2	2821	U	N3-C2-O2	-6.84	117.41	122.20
44	2	4314	C	C2-N1-C1'	6.84	126.32	118.80
44	2	174	C	N1-C2-O2	6.83	123.00	118.90
44	2	122	U	N3-C2-O2	-6.83	117.42	122.20
44	2	2563	C	C2-N1-C1'	6.83	126.31	118.80
44	2	68	U	N3-C2-O2	-6.82	117.42	122.20
14	L	117	LEU	CA-CB-CG	6.81	130.97	115.30
44	2	3637	U	N3-C2-O2	-6.81	117.43	122.20
44	2	656	C	N3-C2-O2	-6.81	117.14	121.90
36	J	105	MET	C-N-CA	6.80	138.71	121.70

Continued on next page...

Continued from previous page...

Mol	Chain	Res	Type	Atoms	Z	Observed(°)	Ideal(°)
44	2	3935	C	C2-N1-C1'	6.80	126.29	118.80
53	5	29	C	C2-N1-C1'	6.80	126.28	118.80
44	2	2487	G	P-O3'-C3'	6.80	127.86	119.70
44	2	26	C	C6-N1-C2	-6.80	117.58	120.30
44	2	322	C	C6-N1-C2	-6.80	117.58	120.30
44	2	2019	C	N3-C2-O2	-6.79	117.14	121.90
44	2	4254	G	C4-N9-C1'	6.79	135.33	126.50
44	2	2532	C	C2-N1-C1'	6.79	126.27	118.80
53	5	43	U	N1-C2-O2	6.79	127.56	122.80
44	2	4771	C	C2-N1-C1'	6.79	126.27	118.80
44	2	4710	C	C5-C6-N1	6.78	124.39	121.00
44	2	4710	C	C6-N1-C2	-6.77	117.59	120.30
44	2	1251	C	C6-N1-C2	-6.77	117.59	120.30
44	2	688	U	N1-C2-O2	6.76	127.53	122.80
44	2	4091	G	N1-C6-O6	-6.76	115.84	119.90
44	2	4970	C	C6-N1-C2	-6.75	117.60	120.30
44	2	2856	C	N1-C2-O2	6.75	122.95	118.90
44	2	2478	C	C6-N1-C2	-6.75	117.60	120.30
44	2	2563	C	C5-C6-N1	6.75	124.37	121.00
44	2	2474	G	P-O3'-C3'	6.74	127.79	119.70
44	2	4573	G	C4-N9-C1'	6.74	135.27	126.50
44	2	390	C	C6-N1-C2	-6.74	117.60	120.30
53	5	28	C	C6-N1-C2	-6.74	117.60	120.30
55	f	188	VAL	CA-C-N	6.74	132.03	117.20
44	2	2031	C	C6-N1-C2	-6.74	117.61	120.30
44	2	3670	C	C6-N1-C2	-6.73	117.61	120.30
44	2	368	C	C6-N1-C2	-6.73	117.61	120.30
44	2	974	C	C6-N1-C2	-6.73	117.61	120.30
44	2	1317	U	N3-C2-O2	-6.73	117.49	122.20
44	2	4490	C	C6-N1-C2	-6.73	117.61	120.30
44	2	281	U	N3-C2-O2	-6.72	117.49	122.20
44	2	4436	U	N3-C2-O2	-6.72	117.49	122.20
44	2	3915	U	C2-N1-C1'	6.72	125.76	117.70
44	2	4341	C	N1-C2-O2	6.72	122.93	118.90
43	8	54	C	C6-N1-C2	-6.71	117.62	120.30
44	2	96	U	N1-C2-O2	6.71	127.50	122.80
53	5	29	C	C5-C6-N1	6.71	124.35	121.00
44	2	2484	A	C2-N3-C4	6.70	113.95	110.60
44	2	1592	G	C4-N9-C1'	6.70	135.21	126.50
44	2	2018	C	N3-C2-O2	-6.70	117.21	121.90
44	2	2107	C	N1-C2-O2	6.69	122.91	118.90
44	2	365	U	N3-C2-O2	-6.67	117.53	122.20

Continued on next page...

Continued from previous page...

Mol	Chain	Res	Type	Atoms	Z	Observed(°)	Ideal(°)
44	2	3688	U	N3-C2-O2	-6.67	117.53	122.20
44	2	2528	G	N3-C4-N9	6.66	130.00	126.00
44	2	683	C	C6-N1-C2	-6.66	117.64	120.30
44	2	4406	U	C2-N1-C1'	6.66	125.69	117.70
44	2	2262	G	N3-C4-C5	-6.66	125.27	128.60
44	2	4263	C	N1-C2-O2	6.66	122.89	118.90
44	2	4349	C	N1-C2-O2	6.66	122.90	118.90
44	2	963	G	N3-C4-C5	-6.66	125.27	128.60
44	2	4269	G	OP1-P-O3'	6.65	119.83	105.20
44	2	1317	U	N1-C2-O2	6.65	127.45	122.80
44	2	4420	U	C2-N1-C1'	6.65	125.68	117.70
44	2	3597	G	O5'-P-OP2	-6.64	99.72	105.70
43	8	28	C	C6-N1-C2	-6.64	117.64	120.30
44	2	4471	U	N1-C2-O2	6.64	127.45	122.80
44	2	4996	C	C6-N1-C2	-6.64	117.64	120.30
44	2	2528	G	N3-C4-C5	-6.64	125.28	128.60
44	2	1702	C	C2-N1-C1'	6.63	126.10	118.80
44	2	2325	C	C6-N1-C2	-6.63	117.65	120.30
44	2	4972	U	N1-C2-O2	6.63	127.44	122.80
44	2	2886	U	N1-C2-O2	6.62	127.44	122.80
44	2	4714	C	C2-N1-C1'	6.62	126.09	118.80
44	2	485	C	OP1-P-O3'	6.62	119.77	105.20
44	2	282	C	C6-N1-C2	-6.62	117.65	120.30
44	2	1367	C	C2-N1-C1'	6.62	126.08	118.80
44	2	1378	C	C2-N1-C1'	6.61	126.07	118.80
44	2	86	U	N3-C2-O2	-6.60	117.58	122.20
44	2	3636	C	N1-C2-O2	6.60	122.86	118.90
44	2	3637	U	N1-C2-O2	6.59	127.42	122.80
43	8	32	C	N1-C2-O2	6.59	122.85	118.90
44	2	368	C	N3-C2-O2	-6.58	117.29	121.90
44	2	485	C	C6-N1-C1'	-6.58	112.90	120.80
44	2	988	C	C6-N1-C2	-6.58	117.67	120.30
44	2	2062	C	C5-C6-N1	6.58	124.29	121.00
44	2	4601	U	N1-C2-O2	6.58	127.41	122.80
44	2	365	U	N1-C2-O2	6.58	127.40	122.80
44	2	2819	U	N1-C2-O2	6.58	127.40	122.80
44	2	4695	C	N3-C2-O2	-6.57	117.30	121.90
53	5	3	C	C6-N1-C2	-6.57	117.67	120.30
44	2	1477	C	C5-C6-N1	6.56	124.28	121.00
44	2	1644	C	C6-N1-C2	-6.56	117.68	120.30
44	2	3870	C	C6-N1-C2	-6.56	117.68	120.30
44	2	1309	C	C5-C6-N1	6.55	124.28	121.00

Continued on next page...

Continued from previous page...

Mol	Chain	Res	Type	Atoms	Z	Observed(°)	Ideal(°)
44	2	1309	C	C6-N1-C2	-6.55	117.68	120.30
44	2	4627	U	N3-C2-O2	-6.55	117.62	122.20
44	2	2325	C	N1-C2-O2	6.54	122.83	118.90
38	R	23	ARG	C-N-CA	6.54	138.05	121.70
44	2	220	C	C6-N1-C2	-6.54	117.68	120.30
44	2	656	C	C5-C6-N1	6.54	124.27	121.00
44	2	2002	A	N1-C2-N3	-6.54	126.03	129.30
43	8	135	C	C6-N1-C2	-6.54	117.69	120.30
44	2	1241	C	N3-C2-O2	-6.53	117.33	121.90
44	2	1344	C	C5-C6-N1	6.53	124.27	121.00
44	2	3831	U	C2-N1-C1'	6.53	125.54	117.70
44	2	175	C	C6-N1-C2	-6.52	117.69	120.30
44	2	44	A	C2-N3-C4	6.52	113.86	110.60
44	2	1428	U	N3-C2-O2	-6.51	117.64	122.20
44	2	2509	C	C6-N1-C2	-6.51	117.70	120.30
53	5	78	C	C6-N1-C2	-6.51	117.70	120.30
44	2	2843	U	N3-C2-O2	-6.51	117.64	122.20
44	2	905	C	C2-N1-C1'	6.50	125.95	118.80
53	5	30	C	N1-C2-O2	6.50	122.80	118.90
43	8	101	C	C2-N1-C1'	6.49	125.94	118.80
53	5	44	C	N1-C2-O2	6.49	122.80	118.90
44	2	2592	U	N1-C2-O2	6.49	127.34	122.80
44	2	2683	C	C6-N1-C2	-6.49	117.70	120.30
44	2	1096	C	C5-C6-N1	6.49	124.24	121.00
44	2	3931	C	N1-C2-O2	6.49	122.79	118.90
44	2	1308	C	C6-N1-C2	-6.49	117.71	120.30
44	2	4417	C	N3-C2-O2	-6.49	117.36	121.90
44	2	1716	G	C4-N9-C1'	6.48	134.93	126.50
44	2	4764	A	N1-C2-N3	-6.48	126.06	129.30
44	2	2837	U	N3-C2-O2	-6.48	117.67	122.20
44	2	3931	C	C2-N1-C1'	6.48	125.93	118.80
44	2	4627	U	N1-C2-O2	6.47	127.33	122.80
44	2	4360	U	N3-C2-O2	-6.47	117.67	122.20
44	2	4758	U	C6-N1-C1'	-6.47	112.14	121.20
44	2	1666	C	C6-N1-C2	-6.47	117.71	120.30
44	2	124	C	C6-N1-C2	-6.46	117.71	120.30
44	2	2101	C	C6-N1-C2	-6.46	117.71	120.30
44	2	4259	C	N1-C2-O2	6.46	122.78	118.90
53	5	68	C	C6-N1-C2	-6.46	117.71	120.30
44	2	654	C	N1-C2-O2	6.46	122.78	118.90
55	f	188	VAL	C-N-CA	6.46	137.85	121.70
43	8	55	U	N3-C2-O2	-6.46	117.68	122.20

Continued on next page...

Continued from previous page...

Mol	Chain	Res	Type	Atoms	Z	Observed(°)	Ideal(°)
44	2	3833	C	C6-N1-C2	-6.46	117.72	120.30
41	w	422	LEU	CA-CB-CG	6.46	130.15	115.30
44	2	1966	C	C2-N1-C1'	6.46	125.90	118.80
44	2	1963	C	C6-N1-C2	-6.45	117.72	120.30
44	2	3653	A	N7-C8-N9	6.45	117.02	113.80
44	2	1796	U	N3-C2-O2	-6.45	117.69	122.20
44	2	2814	C	C2-N1-C1'	6.45	125.89	118.80
44	2	4887	C	C6-N1-C2	-6.45	117.72	120.30
44	2	4123	C	N3-C2-O2	-6.44	117.39	121.90
44	2	50	C	N1-C2-O2	6.44	122.76	118.90
44	2	4337	C	O4'-C1'-N1	6.43	113.35	108.20
44	2	2094	G	N3-C4-N9	6.43	129.86	126.00
44	2	3688	U	N1-C2-O2	6.43	127.30	122.80
44	2	3741	C	C6-N1-C2	-6.43	117.73	120.30
2	4	105	LEU	CB-CG-CD1	6.42	121.91	111.00
44	2	963	G	N3-C4-N9	6.42	129.85	126.00
44	2	3833	C	C2-N1-C1'	6.41	125.85	118.80
44	2	1076	C	C6-N1-C2	-6.41	117.74	120.30
44	2	390	C	C5-C6-N1	6.41	124.20	121.00
44	2	4983	C	C6-N1-C2	-6.41	117.74	120.30
44	2	691	C	C6-N1-C2	-6.40	117.74	120.30
44	2	1812	C	C6-N1-C2	-6.40	117.74	120.30
53	5	29	C	N1-C2-O2	6.40	122.74	118.90
44	2	963	G	C8-N9-C1'	-6.40	118.68	127.00
43	8	32	C	C5-C6-N1	6.39	124.20	121.00
37	N	44	LEU	CA-CB-CG	6.39	130.00	115.30
44	2	2392	C	C6-N1-C2	-6.39	117.74	120.30
44	2	3893	C	C6-N1-C2	-6.39	117.74	120.30
44	2	1694	C	C6-N1-C2	-6.39	117.74	120.30
44	2	3935	C	C6-N1-C2	-6.39	117.75	120.30
53	5	2	U	N3-C2-O2	-6.39	117.73	122.20
44	2	3926	C	C6-N1-C2	-6.38	117.75	120.30
44	2	4601	U	N3-C2-O2	-6.37	117.74	122.20
43	8	101	C	C6-N1-C2	-6.37	117.75	120.30
44	2	1203	G	C4-N9-C1'	6.37	134.78	126.50
44	2	1675	C	C6-N1-C1'	6.36	128.44	120.80
45	d	23	LEU	CA-CB-CG	6.36	129.93	115.30
18	S	32	ASP	CB-CG-OD1	6.36	124.02	118.30
44	2	2264	C	N1-C2-O2	6.36	122.71	118.90
44	2	1978	C	N3-C2-O2	-6.36	117.45	121.90
44	2	4695	C	C6-N1-C2	-6.35	117.76	120.30
44	2	2892	C	C2-N1-C1'	6.35	125.79	118.80

Continued on next page...

Continued from previous page...

Mol	Chain	Res	Type	Atoms	Z	Observed(°)	Ideal(°)
44	2	2614	C	N1-C2-O2	6.35	122.71	118.90
44	2	3715	U	C5-C6-N1	6.35	125.88	122.70
44	2	4996	C	N1-C2-O2	6.35	122.71	118.90
44	2	115	C	N3-C2-O2	-6.35	117.46	121.90
44	2	4130	C	C6-N1-C2	-6.34	117.76	120.30
44	2	4406	U	N1-C2-O2	6.34	127.24	122.80
44	2	4573	G	N3-C4-N9	6.34	129.81	126.00
44	2	472	C	C6-N1-C2	-6.34	117.77	120.30
44	2	4254	G	N3-C4-N9	6.33	129.80	126.00
44	2	2814	C	N3-C2-O2	-6.33	117.47	121.90
44	2	3636	C	N3-C2-O2	-6.33	117.47	121.90
44	2	3631	U	N3-C2-O2	-6.32	117.77	122.20
44	2	4747	C	C5-C6-N1	6.32	124.16	121.00
44	2	1477	C	N1-C2-O2	6.31	122.69	118.90
43	8	32	C	C2-N1-C1'	6.31	125.74	118.80
44	2	4417	C	C2-N1-C1'	6.31	125.74	118.80
44	2	4123	C	C6-N1-C2	-6.31	117.78	120.30
44	2	141	C	C6-N1-C2	-6.30	117.78	120.30
44	2	4171	C	N3-C2-O2	-6.30	117.49	121.90
53	5	76	U	N1-C2-O2	6.30	127.21	122.80
43	8	50	C	C6-N1-C2	-6.30	117.78	120.30
44	2	4464	A	C2-N3-C4	6.30	113.75	110.60
44	2	2031	C	N1-C2-O2	6.30	122.68	118.90
44	2	2371	U	N1-C2-O2	6.30	127.21	122.80
44	2	3650	C	C6-N1-C2	-6.29	117.78	120.30
44	2	1931	C	P-O3'-C3'	6.29	127.25	119.70
44	2	4985	U	C2-N1-C1'	6.29	125.25	117.70
44	2	2351	C	C6-N1-C2	-6.29	117.78	120.30
44	2	4348	A	C2-N3-C4	6.29	113.75	110.60
30	n	105	LEU	C-N-CA	6.29	137.42	121.70
44	2	1414	C	C5-C6-N1	6.28	124.14	121.00
44	2	2777	G	N3-C4-C5	-6.28	125.46	128.60
44	2	2886	U	C2-N1-C1'	6.28	125.24	117.70
44	2	3701	OMC	P-O3'-C3'	6.28	127.24	119.70
44	2	972	C	N3-C2-O2	-6.28	117.50	121.90
53	5	76	U	N3-C2-O2	-6.28	117.81	122.20
44	2	672	C	N1-C2-O2	6.28	122.67	118.90
44	2	753	C	C6-N1-C1'	-6.28	113.27	120.80
44	2	4165	C	N1-C2-O2	6.28	122.67	118.90
44	2	5025	C	C6-N1-C2	-6.28	117.79	120.30
53	5	14	C	C6-N1-C2	-6.28	117.79	120.30
41	w	99	MET	CA-CB-CG	6.28	123.97	113.30

Continued on next page...

Continued from previous page...

Mol	Chain	Res	Type	Atoms	Z	Observed(°)	Ideal(°)
44	2	3840	U	N3-C2-O2	-6.28	117.81	122.20
44	2	489	C	C6-N1-C2	-6.27	117.79	120.30
44	2	2532	C	N1-C2-O2	6.27	122.66	118.90
44	2	4436	U	N1-C2-O2	6.27	127.19	122.80
44	2	30	C	C6-N1-C2	-6.26	117.79	120.30
44	2	112	C	C5-C6-N1	6.26	124.13	121.00
44	2	4522	G	C4-N9-C1'	6.26	134.64	126.50
44	2	1203	G	N3-C4-C5	-6.26	125.47	128.60
44	2	4337	C	C6-N1-C2	-6.26	117.80	120.30
44	2	1799	G	N3-C4-C5	-6.26	125.47	128.60
43	8	51	U	N3-C2-O2	-6.26	117.82	122.20
44	2	2008	U	N3-C2-O2	-6.26	117.82	122.20
44	2	4426	C	C2-N1-C1'	6.26	125.68	118.80
44	2	4984	C	N1-C2-O2	6.25	122.65	118.90
33	z	86	LEU	CA-CB-CG	6.25	129.68	115.30
44	2	2362	U	C2-N1-C1'	6.25	125.20	117.70
44	2	4712	C	N1-C2-O2	6.25	122.65	118.90
44	2	259	C	C6-N1-C2	-6.25	117.80	120.30
44	2	2853	C	C6-N1-C2	-6.25	117.80	120.30
44	2	4634	U	P-O3'-C3'	6.25	127.20	119.70
44	2	2482	C	N1-C2-O2	6.24	122.64	118.90
44	2	2710	C	C2-N3-C4	6.24	123.02	119.90
44	2	486	C	C5-C6-N1	6.24	124.12	121.00
52	T	240	MET	CA-CB-CG	6.24	123.91	113.30
55	f	206	LEU	CA-CB-CG	6.24	129.65	115.30
44	2	1428	U	N1-C2-O2	6.24	127.17	122.80
44	2	1942	A	N1-C2-N3	-6.24	126.18	129.30
44	2	4771	C	N1-C2-O2	6.23	122.64	118.90
44	2	1716	G	N3-C4-N9	6.23	129.74	126.00
44	2	2867	C	C6-N1-C2	-6.23	117.81	120.30
44	2	972	C	C6-N1-C2	-6.23	117.81	120.30
44	2	4299	U	N1-C2-O2	6.23	127.16	122.80
44	2	4393	G	C5-C6-O6	6.22	132.33	128.60
44	2	1401	C	N3-C2-O2	-6.22	117.55	121.90
44	2	1439	C	C6-N1-C2	-6.22	117.81	120.30
44	2	3598	C	N1-C2-O2	6.22	122.63	118.90
44	2	4360	U	N1-C2-O2	6.22	127.15	122.80
53	5	78	C	C5-C6-N1	6.21	124.11	121.00
44	2	4715	C	C6-N1-C2	-6.21	117.82	120.30
44	2	297	U	N3-C2-O2	-6.21	117.86	122.20
44	2	322	C	N1-C2-O2	6.21	122.62	118.90
44	2	345	C	C6-N1-C2	-6.21	117.82	120.30

Continued on next page...

Continued from previous page...

Mol	Chain	Res	Type	Atoms	Z	Observed(°)	Ideal(°)
44	2	2528	G	C8-N9-C1'	-6.21	118.93	127.00
44	2	2545	U	N1-C2-O2	6.20	127.14	122.80
44	2	494	U	N3-C2-O2	-6.20	117.86	122.20
44	2	2482	C	C2-N1-C1'	6.20	125.62	118.80
44	2	1679	A	OP1-P-O3'	6.20	118.83	105.20
44	2	4345	C	N1-C2-O2	6.19	122.62	118.90
44	2	1566	C	N1-C2-O2	6.19	122.61	118.90
44	2	1250	C	N3-C2-O2	-6.19	117.57	121.90
44	2	4716	C	C6-N1-C2	-6.19	117.83	120.30
44	2	1662	C	C5-C6-N1	6.19	124.09	121.00
44	2	155	C	N3-C2-O2	-6.18	117.57	121.90
44	2	914	U	N3-C4-O4	6.18	123.73	119.40
44	2	1572	U	N1-C2-O2	6.18	127.13	122.80
44	2	4350	C	C5-C6-N1	6.18	124.09	121.00
44	2	1243	C	C6-N1-C2	-6.18	117.83	120.30
44	2	1579	C	C5-C6-N1	6.18	124.09	121.00
32	p	136	VAL	CG1-CB-CG2	-6.18	101.01	110.90
44	2	281	U	N1-C2-O2	6.18	127.12	122.80
44	2	86	U	N1-C2-O2	6.18	127.12	122.80
44	2	4682	U	C2-N1-C1'	6.18	125.11	117.70
44	2	485	C	N3-C2-O2	-6.17	117.58	121.90
44	2	112	C	N3-C2-O2	-6.17	117.58	121.90
44	2	1942	A	C4-N9-C1'	6.17	137.40	126.30
44	2	125	C	C6-N1-C2	-6.17	117.83	120.30
44	2	3670	C	N3-C2-O2	-6.17	117.58	121.90
44	2	3878	C	C2-N1-C1'	6.17	125.58	118.80
44	2	2867	C	N1-C2-O2	6.16	122.59	118.90
38	R	157	LEU	CA-CB-CG	6.16	129.46	115.30
44	2	2867	C	C2-N1-C1'	6.16	125.57	118.80
44	2	4269	G	N3-C4-N9	6.15	129.69	126.00
44	2	1662	C	C6-N1-C2	-6.15	117.84	120.30
53	5	28	C	N1-C2-O2	6.15	122.59	118.90
44	2	1679	A	C4-N9-C1'	6.15	137.36	126.30
44	2	4090	G	N1-C6-O6	-6.14	116.21	119.90
44	2	4164	C	N1-C2-O2	6.14	122.59	118.90
44	2	100	C	O4'-C1'-N1	6.14	113.11	108.20
2	4	403	LEU	CA-CB-CG	6.13	129.40	115.30
44	2	1632	A	C2-N3-C4	6.13	113.66	110.60
44	2	180	C	C6-N1-C2	-6.12	117.85	120.30
44	2	1572	U	N3-C2-O2	-6.12	117.91	122.20
44	2	2856	C	C6-N1-C2	-6.12	117.85	120.30
44	2	4318	C	C6-N1-C2	-6.12	117.85	120.30

Continued on next page...

Continued from previous page...

Mol	Chain	Res	Type	Atoms	Z	Observed(°)	Ideal(°)
44	2	1081	C	N3-C2-O2	-6.12	117.61	121.90
44	2	1207	C	C6-N1-C2	-6.12	117.85	120.30
44	2	1963	C	N3-C2-O2	-6.12	117.61	121.90
35	C	235	MET	CA-CB-CG	6.11	123.69	113.30
44	2	1079	C	C6-N1-C2	-6.11	117.86	120.30
44	2	2729	C	N1-C2-O2	6.11	122.57	118.90
43	8	11	C	C6-N1-C2	-6.11	117.86	120.30
52	T	147	GLY	C-N-CA	6.11	136.97	121.70
44	2	1966	C	N1-C2-O2	6.11	122.56	118.90
44	2	5042	A	C2-N3-C4	6.10	113.65	110.60
44	2	37	U	N3-C2-O2	-6.10	117.93	122.20
44	2	4336	A	C2-N3-C4	6.10	113.65	110.60
44	2	4254	G	C2-N3-C4	6.10	114.95	111.90
53	5	3	C	C5-C6-N1	6.09	124.05	121.00
44	2	4747	C	C2-N1-C1'	6.09	125.50	118.80
44	2	1716	G	N3-C4-C5	-6.09	125.56	128.60
44	2	2905	C	C6-N1-C2	-6.09	117.87	120.30
44	2	257	C	C6-N1-C2	-6.08	117.87	120.30
44	2	3858	C	C6-N1-C2	-6.08	117.87	120.30
44	2	1679	A	N3-C4-N9	6.08	132.26	127.40
44	2	2325	C	C2-N1-C1'	6.08	125.49	118.80
44	2	221	C	C6-N1-C2	-6.08	117.87	120.30
44	2	3833	C	N1-C2-O2	6.08	122.55	118.90
37	N	266	ASP	C-N-CA	6.08	136.89	121.70
44	2	516	C	C5-C6-N1	6.08	124.04	121.00
44	2	4662	C	N3-C2-O2	-6.08	117.65	121.90
44	2	672	C	C2-N1-C1'	6.07	125.48	118.80
44	2	485	C	P-O3'-C3'	6.07	126.99	119.70
44	2	1096	C	N1-C2-O2	6.07	122.54	118.90
53	5	24	C	C6-N1-C2	-6.07	117.87	120.30
44	2	100	C	C5-C6-N1	6.07	124.03	121.00
44	2	1352	C	C6-N1-C2	-6.07	117.87	120.30
53	5	68	C	C5-C6-N1	6.07	124.03	121.00
44	2	1310	C	C6-N1-C2	-6.07	117.87	120.30
44	2	2684	C	C6-N1-C2	-6.07	117.87	120.30
44	2	1929	A	C4-N9-C1'	6.06	137.21	126.30
44	2	4747	C	N1-C2-O2	6.06	122.54	118.90
44	2	4996	C	C2-N1-C1'	6.06	125.47	118.80
44	2	1081	C	C6-N1-C2	-6.06	117.88	120.30
44	2	1270	A	C2-N3-C4	6.06	113.63	110.60
44	2	4569	U	N1-C2-O2	6.06	127.04	122.80
44	2	5008	C	C6-N1-C2	-6.06	117.88	120.30

Continued on next page...

Continued from previous page...

Mol	Chain	Res	Type	Atoms	Z	Observed(°)	Ideal(°)
44	2	4476	C	C6-N1-C1'	-6.06	113.53	120.80
44	2	1796	U	N1-C2-O2	6.06	127.04	122.80
44	2	2094	G	C8-N9-C1'	-6.05	119.13	127.00
44	2	4501	U	N1-C2-O2	6.05	127.03	122.80
44	2	1429	C	N1-C2-O2	6.05	122.53	118.90
44	2	2062	C	N1-C2-O2	6.05	122.53	118.90
44	2	1816	C	C6-N1-C2	-6.05	117.88	120.30
43	8	4	C	C6-N1-C2	-6.05	117.88	120.30
44	2	2019	C	C2-N1-C1'	6.05	125.45	118.80
44	2	2729	C	C6-N1-C2	-6.05	117.88	120.30
44	2	4165	C	C6-N1-C2	-6.04	117.88	120.30
44	2	4301	U	N1-C2-O2	6.04	127.03	122.80
44	2	5035	U	N1-C2-O2	6.04	127.03	122.80
44	2	1808	C	P-O3'-C3'	6.04	126.95	119.70
44	2	1816	C	N1-C2-O2	6.04	122.52	118.90
44	2	3636	C	C2-N1-C1'	6.04	125.44	118.80
33	z	5	LEU	CA-CB-CG	6.04	129.18	115.30
43	8	99	U	C2-N1-C1'	6.04	124.94	117.70
44	2	1921	C	C5-C6-N1	6.04	124.02	121.00
44	2	1449	C	C6-N1-C2	-6.03	117.89	120.30
44	2	3919	C	N1-C2-O2	6.03	122.52	118.90
43	8	51	U	N1-C2-O2	6.03	127.02	122.80
43	8	54	C	N3-C2-O2	-6.03	117.68	121.90
44	2	259	C	N1-C2-O2	6.03	122.52	118.90
43	8	81	C	C6-N1-C2	-6.02	117.89	120.30
44	2	1702	C	N1-C2-O2	6.02	122.51	118.90
53	5	2	U	N1-C2-O2	6.02	127.02	122.80
44	2	141	C	C2-N1-C1'	6.02	125.43	118.80
44	2	966	A	C2-N3-C4	6.02	113.61	110.60
44	2	4738	C	N1-C2-O2	6.02	122.51	118.90
44	2	289	C	C6-N1-C2	-6.02	117.89	120.30
44	2	4699	U	OP1-P-O3'	6.02	118.44	105.20
44	2	178	C	N1-C2-O2	6.01	122.51	118.90
44	2	2821	U	N1-C2-O2	6.01	127.01	122.80
44	2	1081	C	N1-C2-O2	6.01	122.51	118.90
44	2	2072	C	C6-N1-C2	-6.01	117.90	120.30
44	2	3657	U	N3-C2-O2	-6.01	118.00	122.20
44	2	4314	C	C5-C6-N1	6.01	124.00	121.00
44	2	4653	C	C6-N1-C2	-6.01	117.90	120.30
44	2	4299	U	N3-C2-O2	-6.00	118.00	122.20
44	2	4337	C	C5-C6-N1	6.00	124.00	121.00
44	2	1203	G	N3-C4-N9	6.00	129.60	126.00

Continued on next page...

Continued from previous page...

Mol	Chain	Res	Type	Atoms	Z	Observed(°)	Ideal(°)
44	2	1245	C	C2-N1-C1'	6.00	125.40	118.80
53	5	103	A	C2-N3-C4	6.00	113.60	110.60
44	2	3767	C	C5-C6-N1	6.00	124.00	121.00
44	2	694	C	N1-C2-O2	6.00	122.50	118.90
44	2	2708	U	N1-C2-O2	6.00	127.00	122.80
44	2	1538	U	N3-C2-O2	-6.00	118.00	122.20
44	2	2027	U	N1-C2-O2	6.00	127.00	122.80
44	2	1862	U	N3-C2-O2	-6.00	118.00	122.20
44	2	4112	C	C6-N1-C2	-5.99	117.90	120.30
44	2	1938	C	C5-C6-N1	5.99	124.00	121.00
44	2	2837	U	N1-C2-O2	5.99	126.99	122.80
44	2	4703	U	N3-C2-O2	-5.99	118.01	122.20
38	R	152	ASP	CB-CG-OD1	5.99	123.69	118.30
44	2	499	G	C2-N3-C4	5.99	114.89	111.90
44	2	1996	C	C6-N1-C2	-5.99	117.91	120.30
44	2	3926	C	C5-C6-N1	5.99	123.99	121.00
44	2	4505	C	C6-N1-C2	-5.98	117.91	120.30
44	2	2506	G	C4-N9-C1'	5.98	134.28	126.50
44	2	3606	U	N3-C2-O2	-5.98	118.01	122.20
44	2	4137	C	N1-C2-O2	5.98	122.49	118.90
44	2	1901	C	C6-N1-C2	-5.98	117.91	120.30
44	2	2892	C	N1-C2-O2	5.98	122.49	118.90
2	4	12	VAL	CA-CB-CG1	5.98	119.86	110.90
44	2	706	C	C6-N1-C2	-5.97	117.91	120.30
44	2	4345	C	C5-C6-N1	5.97	123.99	121.00
44	2	3931	C	C6-N1-C2	-5.97	117.91	120.30
44	2	1991	A	C2-N3-C4	5.97	113.58	110.60
44	2	4561	C	C6-N1-C2	-5.97	117.91	120.30
44	2	988	C	C2-N1-C1'	5.97	125.36	118.80
44	2	5025	C	C5-C6-N1	5.97	123.98	121.00
44	2	4171	C	C6-N1-C2	-5.97	117.91	120.30
44	2	4272	G	C4-N9-C1'	5.97	134.26	126.50
44	2	4887	C	C2-N1-C1'	5.97	125.36	118.80
53	5	28	C	N3-C2-O2	-5.96	117.73	121.90
44	2	4662	C	N1-C2-O2	5.96	122.47	118.90
44	2	4235	G	P-O3'-C3'	5.95	126.84	119.70
44	2	504	G	N3-C4-C5	-5.95	125.63	128.60
44	2	975	C	N3-C2-O2	-5.95	117.74	121.90
44	2	985	C	C5-C6-N1	5.95	123.97	121.00
44	2	988	C	C5-C6-N1	5.95	123.97	121.00
44	2	2713	C	C6-N1-C2	-5.95	117.92	120.30
43	8	35	C	C6-N1-C2	-5.94	117.92	120.30

Continued on next page...

Continued from previous page...

Mol	Chain	Res	Type	Atoms	Z	Observed(°)	Ideal(°)
44	2	4642	U	N3-C2-O2	-5.94	118.04	122.20
44	2	4923	C	N1-C2-O2	5.94	122.46	118.90
44	2	50	C	C6-N1-C2	-5.94	117.93	120.30
44	2	4308	C	C5-C6-N1	5.93	123.97	121.00
44	2	2729	C	C2-N1-C1'	5.93	125.32	118.80
44	2	1675	C	N3-C2-O2	-5.93	117.75	121.90
53	5	57	C	N1-C2-O2	5.93	122.46	118.90
7	D	171	LEU	CA-CB-CG	5.92	128.93	115.30
44	2	71	C	C6-N1-C2	-5.92	117.93	120.30
44	2	1814	C	C5-C6-N1	5.92	123.96	121.00
44	2	2059	C	C6-N1-C2	-5.92	117.93	120.30
44	2	1469	C	C6-N1-C2	-5.92	117.93	120.30
44	2	1498	G	C4-N9-C1'	5.92	134.20	126.50
44	2	2589	C	C5-C6-N1	5.92	123.96	121.00
44	2	2692	U	N3-C2-O2	-5.92	118.06	122.20
44	2	2783	A	N1-C2-N3	-5.92	126.34	129.30
44	2	2474	G	C2-N3-C4	5.92	114.86	111.90
44	2	14	C	C6-N1-C2	-5.91	117.94	120.30
44	2	178	C	C6-N1-C2	-5.91	117.94	120.30
44	2	4069	U	N1-C2-O2	5.91	126.94	122.80
44	2	2498	C	P-O3'-C3'	5.91	126.79	119.70
44	2	2533	C	N1-C2-O2	5.90	122.44	118.90
44	2	4078	C	C6-N1-C2	-5.90	117.94	120.30
44	2	1414	C	C2-N1-C1'	5.90	125.29	118.80
44	2	4453	C	N3-C2-O2	-5.90	117.77	121.90
43	8	101	C	N1-C2-O2	5.90	122.44	118.90
44	2	472	C	N3-C2-O2	-5.90	117.77	121.90
44	2	2262	G	C8-N9-C1'	-5.90	119.33	127.00
44	2	3622	C	N3-C2-O2	-5.90	117.77	121.90
44	2	166	C	C6-N1-C2	-5.89	117.94	120.30
44	2	1856	C	C6-N1-C2	-5.89	117.94	120.30
44	2	2006	U	N3-C2-O2	-5.89	118.07	122.20
53	5	30	C	C5-C6-N1	5.89	123.95	121.00
19	U	164	LEU	CA-CB-CG	5.89	128.85	115.30
44	2	1298	C	C6-N1-C2	-5.88	117.95	120.30
44	2	1578	U	C2-N1-C1'	5.88	124.76	117.70
44	2	1644	C	C5-C6-N1	5.88	123.94	121.00
44	2	143	C	C6-N1-C2	-5.88	117.95	120.30
44	2	2667	C	N3-C2-O2	-5.88	117.78	121.90
44	2	679	C	C6-N1-C2	-5.88	117.95	120.30
44	2	3935	C	N1-C2-O2	5.88	122.43	118.90
44	2	4662	C	C5-C6-N1	5.88	123.94	121.00

Continued on next page...

Continued from previous page...

Mol	Chain	Res	Type	Atoms	Z	Observed(°)	Ideal(°)
44	2	3702	A	C2-N3-C4	5.87	113.54	110.60
44	2	4505	C	C2-N1-C1'	5.87	125.26	118.80
44	2	4573	G	C2-N3-C4	5.87	114.84	111.90
43	8	4	C	C5-C6-N1	5.87	123.94	121.00
44	2	68	U	N1-C2-O2	5.87	126.91	122.80
44	2	322	C	C2-N1-C1'	5.87	125.25	118.80
44	2	1339	U	N3-C2-O2	-5.87	118.09	122.20
44	2	2892	C	C6-N1-C2	-5.87	117.95	120.30
44	2	4199	C	C6-N1-C2	-5.87	117.95	120.30
44	2	494	U	C5-C6-N1	5.86	125.63	122.70
44	2	4272	G	N3-C4-C5	-5.86	125.67	128.60
44	2	201	C	N1-C2-O2	5.86	122.42	118.90
44	2	1499	C	C6-N1-C2	-5.86	117.96	120.30
2	4	41	HIS	C-N-CA	5.86	136.35	121.70
44	2	654	C	C5-C6-N1	5.86	123.93	121.00
44	2	673	C	N1-C2-O2	5.86	122.42	118.90
44	2	155	C	N1-C2-O2	5.86	122.41	118.90
44	2	979	C	C5-C6-N1	5.86	123.93	121.00
44	2	4148	C	N3-C2-O2	-5.86	117.80	121.90
44	2	4880	C	N3-C2-O2	-5.86	117.80	121.90
52	T	134	LYS	C-N-CA	5.86	136.34	121.70
52	T	214	LEU	CB-CG-CD1	5.86	120.95	111.00
44	2	1378	C	C6-N1-C1'	-5.85	113.78	120.80
44	2	1893	C	C6-N1-C2	-5.85	117.96	120.30
44	2	1994	C	O4'-C1'-N1	5.85	112.88	108.20
44	2	4770	U	C2-N1-C1'	5.85	124.72	117.70
44	2	1405	C	C6-N1-C2	-5.85	117.96	120.30
44	2	1535	C	C6-N1-C2	-5.84	117.96	120.30
44	2	4981	G	C4-N9-C1'	5.84	134.09	126.50
44	2	3667	C	C6-N1-C2	-5.84	117.97	120.30
44	2	3870	C	C5-C6-N1	5.84	123.92	121.00
44	2	4712	C	N3-C2-O2	-5.84	117.81	121.90
44	2	274	C	N1-C2-O2	5.84	122.40	118.90
44	2	4612	C	C6-N1-C2	-5.84	117.97	120.30
44	2	1994	C	C6-N1-C2	-5.83	117.97	120.30
44	2	2018	C	N1-C2-O2	5.83	122.40	118.90
43	8	128	C	C6-N1-C2	-5.83	117.97	120.30
44	2	2772	C	N3-C2-O2	-5.83	117.82	121.90
44	2	4165	C	N3-C2-O2	-5.83	117.82	121.90
44	2	4265	U	N3-C2-O2	-5.83	118.12	122.20
44	2	977	C	C5-C6-N1	5.82	123.91	121.00
44	2	1402	C	N3-C2-O2	-5.82	117.82	121.90

Continued on next page...

Continued from previous page...

Mol	Chain	Res	Type	Atoms	Z	Observed(°)	Ideal(°)
43	8	55	U	N1-C2-O2	5.82	126.87	122.80
44	2	3931	C	C5-C6-N1	5.82	123.91	121.00
44	2	1791	U	N3-C2-O2	-5.82	118.13	122.20
44	2	3762	U	C5-C6-N1	5.82	125.61	122.70
44	2	2802	C	C6-N1-C2	-5.81	117.97	120.30
53	5	111	C	N1-C2-O2	5.81	122.39	118.90
44	2	753	C	C5-C6-N1	5.81	123.91	121.00
44	2	1429	C	C6-N1-C2	-5.81	117.98	120.30
44	2	2820	C	N3-C2-O2	-5.81	117.83	121.90
44	2	204	U	N3-C2-O2	-5.80	118.14	122.20
44	2	2814	C	C5-C6-N1	5.80	123.90	121.00
44	2	3762	U	C2-N1-C1'	5.80	124.67	117.70
44	2	3935	C	C5-C6-N1	5.80	123.90	121.00
44	2	1720	C	C5-C6-N1	5.80	123.90	121.00
44	2	1079	C	C5-C6-N1	5.80	123.90	121.00
44	2	2445	C	C6-N1-C2	-5.80	117.98	120.30
43	8	82	A	C2-N3-C4	5.80	113.50	110.60
44	2	122	U	N1-C2-O2	5.80	126.86	122.80
44	2	1248	C	C6-N1-C2	-5.80	117.98	120.30
44	2	2015	U	C2-N1-C1'	5.80	124.66	117.70
44	2	204	U	N1-C2-O2	5.80	126.86	122.80
44	2	977	C	N1-C2-O2	5.80	122.38	118.90
44	2	1812	C	C5-C6-N1	5.80	123.90	121.00
44	2	2856	C	N3-C2-O2	-5.79	117.84	121.90
44	2	2290	C	N1-C2-O2	5.79	122.37	118.90
44	2	1832	C	N1-C2-O2	5.79	122.37	118.90
44	2	2760	G	OP2-P-O3'	5.79	117.93	105.20
44	2	719	C	C6-N1-C2	-5.78	117.99	120.30
44	2	1592	G	N3-C4-C5	-5.78	125.71	128.60
44	2	2814	C	C6-N1-C2	-5.78	117.99	120.30
44	2	4775	C	C5-C6-N1	5.78	123.89	121.00
53	5	24	C	C2-N1-C1'	5.78	125.16	118.80
44	2	4918	C	C6-N1-C2	-5.78	117.99	120.30
10	G	87	LEU	CA-CB-CG	5.77	128.58	115.30
44	2	494	U	N1-C2-O2	5.77	126.84	122.80
44	2	2048	U	N3-C2-O2	-5.77	118.16	122.20
4	7	69	PHE	CB-CG-CD1	5.77	124.84	120.80
44	2	322	C	C5-C6-N1	5.77	123.88	121.00
44	2	1477	C	C2-N1-C1'	5.77	125.15	118.80
44	2	1937	C	N3-C2-O2	-5.77	117.86	121.90
44	2	4335	C	N1-C2-O2	5.77	122.36	118.90
44	2	4891	G	C4-N9-C1'	5.76	133.99	126.50

Continued on next page...

Continued from previous page...

Mol	Chain	Res	Type	Atoms	Z	Observed(°)	Ideal(°)
44	2	4211	C	C6-N1-C2	-5.76	118.00	120.30
44	2	4269	G	N3-C4-C5	-5.76	125.72	128.60
44	2	2850	A	C4-N9-C1'	5.76	136.66	126.30
44	2	3882	C	N1-C2-O2	5.76	122.35	118.90
43	8	128	C	N1-C2-O2	5.75	122.35	118.90
44	2	26	C	C5-C6-N1	5.75	123.88	121.00
44	2	2853	C	C5-C6-N1	5.75	123.88	121.00
44	2	4341	C	C2-N1-C1'	5.75	125.13	118.80
44	2	4471	U	C2-N1-C1'	5.75	124.60	117.70
44	2	4970	C	N1-C2-O2	5.75	122.35	118.90
44	2	472	C	C2-N1-C1'	5.75	125.13	118.80
44	2	2439	G	C6-C5-N7	-5.75	126.95	130.40
44	2	4669	A	N1-C2-N3	-5.75	126.43	129.30
44	2	3715	U	C6-N1-C2	-5.75	117.55	121.00
44	2	4613	C	C6-N1-C2	-5.75	118.00	120.30
44	2	152	U	N3-C2-O2	-5.74	118.18	122.20
44	2	4229	U	C5-C6-N1	5.74	125.57	122.70
44	2	257	C	C5-C6-N1	5.74	123.87	121.00
44	2	1386	C	C6-N1-C2	-5.74	118.00	120.30
44	2	1632	A	N1-C2-N3	-5.74	126.43	129.30
44	2	1714	C	C6-N1-C2	-5.74	118.00	120.30
44	2	4159	C	N1-C2-O2	5.74	122.34	118.90
44	2	4700	A	N1-C2-N3	-5.74	126.43	129.30
44	2	2290	C	C6-N1-C2	-5.73	118.01	120.30
44	2	4983	C	N1-C2-O2	5.73	122.34	118.90
44	2	2384	U	N3-C2-O2	-5.73	118.19	122.20
44	2	2853	C	N1-C2-O2	5.73	122.34	118.90
44	2	4349	C	C2-N1-C1'	5.73	125.10	118.80
57	3	90	LEU	CA-CB-CG	5.73	128.47	115.30
3	6	236	MET	CB-CG-SD	5.72	129.57	112.40
37	N	32	PRO	CA-N-CD	-5.72	103.50	111.50
44	2	1929	A	N3-C4-N9	5.71	131.97	127.40
44	2	2593	C	N1-C2-O2	5.71	122.33	118.90
44	2	4459	U	N3-C2-O2	-5.71	118.20	122.20
44	2	26	C	C2-N1-C1'	5.71	125.08	118.80
44	2	1327	C	C6-N1-C2	-5.71	118.02	120.30
44	2	4573	G	C8-N9-C1'	-5.71	119.57	127.00
44	2	706	C	C5-C6-N1	5.71	123.86	121.00
44	2	3623	C	N1-C2-O2	5.71	122.33	118.90
44	2	4555	U	P-O3'-C3'	5.71	126.55	119.70
44	2	668	C	C6-N1-C2	-5.70	118.02	120.30
44	2	2818	C	C6-N1-C2	-5.70	118.02	120.30

Continued on next page...

Continued from previous page...

Mol	Chain	Res	Type	Atoms	Z	Observed(°)	Ideal(°)
44	2	1219	G	N1-C6-O6	-5.70	116.48	119.90
44	2	1906	U	N3-C2-O2	-5.70	118.21	122.20
44	2	4441	A	C2-N3-C4	5.70	113.45	110.60
44	2	4486	C	N1-C2-O2	5.70	122.32	118.90
44	2	455	C	C6-N1-C2	-5.70	118.02	120.30
44	2	5030	U	C5-C6-N1	5.70	125.55	122.70
44	2	2477	A	P-O3'-C3'	5.70	126.54	119.70
44	2	4311	A	C2-N3-C4	5.70	113.45	110.60
44	2	691	C	C5-C6-N1	5.70	123.85	121.00
44	2	365	U	C2-N1-C1'	5.69	124.53	117.70
34	A	94	LEU	CB-CG-CD2	-5.69	101.32	111.00
43	8	83	C	C5-C6-N1	5.69	123.85	121.00
44	2	1401	C	C5-C6-N1	5.69	123.85	121.00
44	2	4614	G	C5-C6-O6	5.69	132.01	128.60
44	2	4700	A	C2-N3-C4	5.69	113.45	110.60
44	2	436	C	C6-N1-C2	-5.69	118.02	120.30
44	2	3694	U	N1-C2-O2	5.69	126.78	122.80
44	2	3870	C	C2-N1-C1'	5.69	125.06	118.80
23	a	76	MET	C-N-CA	5.69	134.25	122.30
44	2	1245	C	N1-C2-O2	5.69	122.31	118.90
44	2	2094	G	N3-C4-C5	-5.69	125.76	128.60
44	2	297	U	N1-C2-O2	5.69	126.78	122.80
44	2	1474	C	C6-N1-C2	-5.69	118.03	120.30
44	2	1580	C	C6-N1-C2	-5.69	118.03	120.30
44	2	1894	C	C6-N1-C2	-5.68	118.03	120.30
44	2	2627	C	N3-C2-O2	-5.68	117.92	121.90
44	2	4268	A	O4'-C1'-N9	5.68	112.75	108.20
44	2	221	C	C5-C6-N1	5.68	123.84	121.00
44	2	1937	C	C2-N1-C1'	5.68	125.05	118.80
44	2	4773	C	C6-N1-C2	-5.68	118.03	120.30
44	2	1395	U	N3-C2-O2	-5.68	118.23	122.20
44	2	4426	C	N3-C2-O2	-5.67	117.93	121.90
44	2	174	C	N3-C2-O2	-5.67	117.93	121.90
44	2	1216	C	C6-N1-C2	-5.67	118.03	120.30
44	2	1255	A	C2-N3-C4	5.67	113.44	110.60
44	2	2684	C	C5-C6-N1	5.67	123.84	121.00
53	5	58	A	N1-C2-N3	-5.67	126.47	129.30
44	2	468	U	C5-C6-N1	5.67	125.53	122.70
44	2	4281	A	N1-C2-N3	-5.67	126.47	129.30
44	2	4886	C	N1-C2-O2	5.67	122.30	118.90
53	5	79	U	N3-C2-O2	-5.67	118.23	122.20
44	2	2038	U	N3-C2-O2	-5.66	118.23	122.20

Continued on next page...

Continued from previous page...

Mol	Chain	Res	Type	Atoms	Z	Observed(°)	Ideal(°)
2	4	309	ASP	CB-CG-OD1	5.66	123.40	118.30
37	N	59	PRO	CA-N-CD	-5.66	103.58	111.50
44	2	4528	G	O4'-C1'-N9	5.66	112.73	108.20
44	2	1219	G	C5-C6-O6	5.66	132.00	128.60
44	2	141	C	C5-C6-N1	5.66	123.83	121.00
43	8	54	C	C5-C6-N1	5.65	123.83	121.00
44	2	1915	C	C2-N1-C1'	5.65	125.02	118.80
44	2	2625	U	N3-C2-O2	-5.65	118.24	122.20
44	2	662	C	C6-N1-C2	-5.65	118.04	120.30
44	2	4345	C	C2-N1-C1'	5.65	125.02	118.80
44	2	4301	U	N3-C2-O2	-5.65	118.25	122.20
44	2	3618	C	C6-N1-C2	-5.64	118.04	120.30
2	4	21	LEU	CA-CB-CG	5.64	128.28	115.30
44	2	148	C	C6-N1-C2	-5.64	118.04	120.30
44	2	1913	C	C6-N1-C2	-5.64	118.04	120.30
44	2	2019	C	C5-C6-N1	5.64	123.82	121.00
44	2	2539	C	C2-N1-C1'	5.64	125.00	118.80
44	2	4508	C	N3-C2-O2	-5.64	117.95	121.90
44	2	1592	G	C8-N9-C1'	-5.64	119.67	127.00
44	2	2791	C	C2-N1-C1'	5.64	125.00	118.80
44	2	1498	G	N3-C4-C5	-5.64	125.78	128.60
44	2	694	C	C6-N1-C2	-5.63	118.05	120.30
44	2	195	C	C5-C6-N1	5.63	123.81	121.00
44	2	1325	C	C5-C6-N1	5.63	123.81	121.00
44	2	4709	U	C2-N1-C1'	5.63	124.45	117.70
44	2	1592	G	N3-C4-N9	5.62	129.38	126.00
44	2	4290	U	N1-C2-O2	5.62	126.74	122.80
44	2	2791	C	C6-N1-C2	-5.62	118.05	120.30
44	2	1720	C	N3-C2-O2	-5.62	117.97	121.90
44	2	4272	G	N3-C4-N9	5.62	129.37	126.00
44	2	4450	U	C2-N1-C1'	5.61	124.44	117.70
44	2	4462	C	C6-N1-C2	-5.61	118.06	120.30
44	2	2392	C	C5-C6-N1	5.61	123.81	121.00
44	2	3878	C	N1-C2-O2	5.61	122.27	118.90
44	2	4162	C	C2-N1-C1'	5.61	124.97	118.80
44	2	4712	C	C6-N1-C2	-5.61	118.06	120.30
51	i	106	LEU	CA-CB-CG	5.61	128.19	115.30
44	2	1556	C	N1-C2-O2	5.60	122.26	118.90
44	2	5008	C	N1-C2-O2	5.60	122.26	118.90
44	2	1096	C	C2-N1-C1'	5.60	124.96	118.80
44	2	1352	C	C5-C6-N1	5.60	123.80	121.00
44	2	4130	C	C5-C6-N1	5.59	123.80	121.00

Continued on next page...

Continued from previous page...

Mol	Chain	Res	Type	Atoms	Z	Observed(°)	Ideal(°)
43	8	26	C	C6-N1-C2	-5.59	118.06	120.30
44	2	101	A	N1-C2-N3	-5.59	126.50	129.30
44	2	467	U	C6-N1-C1'	-5.59	113.37	121.20
44	2	1947	U	N3-C2-O2	-5.59	118.29	122.20
44	2	3694	U	N3-C2-O2	-5.59	118.29	122.20
44	2	1703	C	N3-C2-O2	-5.59	117.99	121.90
43	8	125	C	OP1-P-O3'	5.59	117.49	105.20
44	2	1655	C	C6-N1-C2	-5.59	118.07	120.30
44	2	178	C	C5-C6-N1	5.58	123.79	121.00
44	2	1429	C	C2-N1-C1'	5.58	124.94	118.80
43	8	9	A	N1-C2-N3	-5.58	126.51	129.30
44	2	499	G	C6-C5-N7	-5.58	127.05	130.40
44	2	131	C	C6-N1-C2	-5.58	118.07	120.30
44	2	4093	G	C4-N9-C1'	5.58	133.75	126.50
44	2	1942	A	N3-C4-N9	5.57	131.86	127.40
44	2	2729	C	C5-C6-N1	5.57	123.79	121.00
44	2	1703	C	C2-N1-C1'	5.57	124.93	118.80
44	2	504	G	N3-C4-N9	5.57	129.34	126.00
44	2	2073	C	C6-N1-C2	-5.57	118.07	120.30
44	2	228	C	C5-C6-N1	5.57	123.78	121.00
44	2	50	C	N3-C2-O2	-5.56	118.01	121.90
44	2	36	U	C5-C6-N1	5.56	125.48	122.70
44	2	4269	G	C4-N9-C1'	5.56	133.73	126.50
44	2	4159	C	C6-N1-C2	-5.56	118.08	120.30
44	2	4198	G	N1-C6-O6	-5.56	116.57	119.90
44	2	393	U	N1-C2-O2	5.55	126.69	122.80
44	2	1207	C	C5-C6-N1	5.55	123.78	121.00
44	2	1816	C	C2-N1-C1'	5.55	124.91	118.80
44	2	3622	C	C5-C6-N1	5.55	123.78	121.00
44	2	919	C	N1-C2-O2	5.55	122.23	118.90
44	2	3926	C	N3-C2-O2	-5.54	118.02	121.90
44	2	1884	C	C5-C6-N1	5.54	123.77	121.00
44	2	2845	A	C2-N3-C4	5.54	113.37	110.60
44	2	3653	A	C5-N7-C8	-5.54	101.13	103.90
44	2	3721	U	C5-C6-N1	5.54	125.47	122.70
44	2	141	C	N3-C2-O2	-5.54	118.02	121.90
44	2	1799	G	N3-C4-N9	5.54	129.32	126.00
44	2	2892	C	C5-C6-N1	5.54	123.77	121.00
44	2	694	C	C2-N1-C1'	5.54	124.89	118.80
44	2	1339	U	C5-C6-N1	5.54	125.47	122.70
44	2	1791	U	N1-C2-O2	5.54	126.67	122.80
44	2	3670	C	C5-C6-N1	5.53	123.77	121.00

Continued on next page...

Continued from previous page...

Mol	Chain	Res	Type	Atoms	Z	Observed(°)	Ideal(°)
44	2	4471	U	C6-N1-C2	-5.53	117.68	121.00
53	5	111	C	C6-N1-C2	-5.53	118.09	120.30
44	2	3598	C	C2-N1-C1'	5.53	124.88	118.80
44	2	4895	C	C2-N1-C1'	5.53	124.88	118.80
44	2	4229	U	C6-N1-C2	-5.53	117.68	121.00
44	2	469	C	C2-N1-C1'	5.53	124.88	118.80
44	2	1248	C	C5-C6-N1	5.53	123.76	121.00
44	2	2022	C	C6-N1-C2	-5.53	118.09	120.30
44	2	2107	C	N3-C2-O2	-5.53	118.03	121.90
44	2	1535	C	C5-C6-N1	5.53	123.76	121.00
44	2	3698	G	N3-C4-N9	5.52	129.31	126.00
44	2	367	C	C5-C6-N1	5.52	123.76	121.00
44	2	4996	C	C5-C6-N1	5.52	123.76	121.00
44	2	2545	U	N3-C2-O2	-5.52	118.34	122.20
44	2	3858	C	N1-C2-O2	5.52	122.21	118.90
44	2	1577	G	N3-C2-N2	-5.51	116.04	119.90
44	2	1700	G	N3-C4-C5	-5.51	125.84	128.60
44	2	4709	U	C6-N1-C2	-5.51	117.69	121.00
44	2	2439	G	N3-C4-C5	-5.51	125.84	128.60
44	2	694	C	C5-C6-N1	5.51	123.76	121.00
44	2	1912	G	N3-C4-C5	-5.51	125.84	128.60
44	2	3704	U	N3-C2-O2	-5.51	118.34	122.20
44	2	2417	A	O4'-C1'-N9	5.50	112.60	108.20
44	2	1912	G	C4-N9-C1'	5.50	133.66	126.50
44	2	4639	G	C4-N9-C1'	5.50	133.66	126.50
44	2	4162	C	N3-C2-O2	-5.50	118.05	121.90
44	2	4562	C	C6-N1-C2	-5.50	118.10	120.30
44	2	5018	C	C6-N1-C2	-5.50	118.10	120.30
44	2	238	C	C6-N1-C2	-5.50	118.10	120.30
44	2	1198	G	C4-N9-C1'	5.50	133.65	126.50
44	2	4565	C	N1-C2-O2	5.50	122.20	118.90
44	2	3623	C	C6-N1-C2	-5.50	118.10	120.30
44	2	1637	A	N1-C2-N3	-5.50	126.55	129.30
44	2	1873	A	N1-C2-N3	-5.49	126.55	129.30
2	4	175	GLY	C-N-CA	5.49	135.43	121.70
44	2	365	U	C5-C6-N1	5.49	125.44	122.70
44	2	1499	C	C2-N1-C1'	5.49	124.84	118.80
44	2	2325	C	N3-C2-O2	-5.49	118.06	121.90
44	2	4674	C	C5-C6-N1	5.49	123.75	121.00
53	5	39	C	N1-C2-O2	5.49	122.19	118.90
44	2	1251	C	N3-C2-O2	-5.49	118.06	121.90
44	2	924	C	C5-C6-N1	5.48	123.74	121.00

Continued on next page...

Continued from previous page...

Mol	Chain	Res	Type	Atoms	Z	Observed(°)	Ideal(°)
44	2	2101	C	C6-N1-C1'	5.48	127.38	120.80
44	2	294	G	C4-N9-C1'	5.48	133.63	126.50
44	2	1686	C	C6-N1-C2	-5.48	118.11	120.30
44	2	2508	U	N3-C2-O2	-5.48	118.36	122.20
43	8	101	C	C5-C6-N1	5.48	123.74	121.00
44	2	26	C	N1-C2-O2	5.48	122.19	118.90
44	2	2048	U	N1-C2-O2	5.48	126.63	122.80
44	2	2772	C	C6-N1-C2	-5.48	118.11	120.30
44	2	4420	U	C6-N1-C2	-5.48	117.71	121.00
44	2	4878	C	C6-N1-C2	-5.48	118.11	120.30
43	8	4	C	C2-N1-C1'	5.47	124.82	118.80
44	2	673	C	C2-N1-C1'	5.47	124.82	118.80
44	2	1971	C	N1-C2-O2	5.47	122.18	118.90
44	2	1633	G	P-O3'-C3'	5.47	126.26	119.70
44	2	4983	C	C5-C6-N1	5.47	123.73	121.00
44	2	1862	U	N1-C2-O2	5.47	126.63	122.80
44	2	3882	C	N3-C2-O2	-5.46	118.08	121.90
44	2	4286	C	C6-N1-C2	-5.46	118.11	120.30
44	2	4561	C	C2-N1-C1'	5.46	124.81	118.80
44	2	2351	C	N1-C2-O2	5.46	122.18	118.90
43	8	135	C	C2-N1-C1'	5.46	124.81	118.80
44	2	4767	C	C6-N1-C2	-5.46	118.11	120.30
44	2	2337	C	C6-N1-C2	-5.46	118.12	120.30
44	2	941	C	C6-N1-C2	-5.46	118.12	120.30
44	2	1947	U	C2-N1-C1'	5.45	124.24	117.70
44	2	4713	G	N3-C4-C5	-5.45	125.88	128.60
44	2	1216	C	C5-C6-N1	5.45	123.72	121.00
44	2	2351	C	C5-C6-N1	5.45	123.72	121.00
44	2	2778	G	O5'-P-OP2	-5.45	100.80	105.70
44	2	4530	U	N3-C2-O2	-5.45	118.39	122.20
44	2	4885	U	N3-C2-O2	-5.45	118.39	122.20
44	2	4066	U	N3-C2-O2	-5.44	118.39	122.20
44	2	3905	A	OP2-P-O3'	5.44	117.16	105.20
44	2	4123	C	C5-C6-N1	5.44	123.72	121.00
44	2	2667	C	C6-N1-C2	-5.43	118.13	120.30
44	2	1086	C	C6-N1-C2	-5.43	118.13	120.30
44	2	1276	C	C6-N1-C2	-5.43	118.13	120.30
44	2	4561	C	N1-C2-O2	5.43	122.16	118.90
44	2	1716	G	C8-N9-C1'	-5.43	119.94	127.00
44	2	36	U	C6-N1-C2	-5.43	117.74	121.00
44	2	3831	U	C6-N1-C2	-5.43	117.74	121.00
44	2	3901	A	C2-N3-C4	5.43	113.31	110.60

Continued on next page...

Continued from previous page...

Mol	Chain	Res	Type	Atoms	Z	Observed(°)	Ideal(°)
44	2	4981	G	N3-C4-N9	5.43	129.26	126.00
44	2	2008	U	N1-C2-O2	5.43	126.60	122.80
44	2	4880	C	C6-N1-C2	-5.42	118.13	120.30
44	2	4387	C	N3-C2-O2	-5.42	118.11	121.90
44	2	290	U	N3-C2-O2	-5.42	118.41	122.20
44	2	4215	C	N1-C2-O2	5.42	122.15	118.90
44	2	3858	C	N3-C2-O2	-5.42	118.11	121.90
44	2	4970	C	C2-N1-C1'	5.42	124.76	118.80
53	5	14	C	C5-C6-N1	5.42	123.71	121.00
53	5	24	C	C5-C6-N1	5.41	123.71	121.00
44	2	163	A	N1-C2-N3	-5.41	126.59	129.30
44	2	1439	C	C5-C6-N1	5.41	123.71	121.00
44	2	494	U	C6-N1-C2	-5.41	117.75	121.00
44	2	2031	C	C2-N1-C1'	5.41	124.75	118.80
44	2	2272	C	C6-N1-C2	-5.41	118.14	120.30
44	2	2362	U	C5-C6-N1	5.41	125.41	122.70
44	2	4923	C	C6-N1-C2	-5.41	118.14	120.30
44	2	5032	C	C6-N1-C2	-5.41	118.14	120.30
53	5	102	U	C2-N1-C1'	5.41	124.19	117.70
44	2	1578	U	C6-N1-C2	-5.41	117.76	121.00
44	2	3698	G	C4-N9-C1'	5.41	133.53	126.50
44	2	2487	G	OP2-P-O3'	5.40	117.09	105.20
43	8	32	C	N3-C2-O2	-5.40	118.12	121.90
44	2	2777	G	N3-C4-N9	5.40	129.24	126.00
44	2	1566	C	C5-C6-N1	5.40	123.70	121.00
44	2	5058	A	N1-C2-N3	-5.40	126.60	129.30
1	y	56	LEU	CA-CB-CG	5.40	127.71	115.30
44	2	259	C	C5-C6-N1	5.40	123.70	121.00
44	2	436	C	N1-C2-O2	5.40	122.14	118.90
44	2	703	G	N3-C4-N9	5.40	129.24	126.00
44	2	1367	C	N1-C2-O2	5.39	122.14	118.90
44	2	4895	C	N3-C2-O2	-5.39	118.12	121.90
44	2	201	C	C6-N1-C2	-5.39	118.14	120.30
44	2	3870	C	N1-C2-O2	5.39	122.14	118.90
44	2	4984	C	N3-C2-O2	-5.39	118.12	121.90
44	2	1674	C	C5-C6-N1	5.39	123.69	121.00
44	2	1924	C	C6-N1-C2	-5.39	118.14	120.30
44	2	2362	U	C6-N1-C2	-5.39	117.77	121.00
44	2	2403	A	N1-C2-N3	-5.39	126.61	129.30
44	2	2482	C	N3-C2-O2	-5.39	118.13	121.90
44	2	3872	A	N1-C2-N3	-5.39	126.61	129.30
44	2	4891	G	N3-C4-N9	5.39	129.23	126.00

Continued on next page...

Continued from previous page...

Mol	Chain	Res	Type	Atoms	Z	Observed(°)	Ideal(°)
44	2	125	C	C5-C6-N1	5.39	123.69	121.00
44	2	408	A	N1-C2-N3	-5.38	126.61	129.30
44	2	2410	C	N3-C2-O2	-5.38	118.13	121.90
44	2	2614	C	C6-N1-C2	-5.38	118.15	120.30
44	2	3930	U	N3-C2-O2	-5.38	118.43	122.20
43	8	80	A	C2-N3-C4	5.38	113.29	110.60
44	2	98	A	C2-N3-C4	5.38	113.29	110.60
44	2	736	C	C6-N1-C2	-5.38	118.15	120.30
44	2	4985	U	C6-N1-C2	-5.38	117.77	121.00
44	2	1473	U	N3-C2-O2	-5.38	118.43	122.20
53	5	57	C	C2-N1-C1'	5.38	124.72	118.80
44	2	51	A	N1-C2-N3	-5.37	126.61	129.30
44	2	385	A	N1-C2-N3	-5.37	126.61	129.30
44	2	925	C	C6-N1-C2	-5.37	118.15	120.30
44	2	1679	A	N1-C2-N3	-5.37	126.61	129.30
44	2	2274	C	C6-N1-C2	-5.37	118.15	120.30
44	2	4263	C	C6-N1-C1'	-5.37	114.36	120.80
6	B	67	VAL	CB-CA-C	5.37	121.60	111.40
44	2	3721	U	C6-N1-C2	-5.37	117.78	121.00
44	2	3851	U	N3-C2-O2	-5.37	118.44	122.20
43	8	43	A	C2-N3-C4	5.37	113.28	110.60
44	2	3749	C	N1-C2-O2	5.36	122.12	118.90
32	p	114	LEU	CA-CB-CG	5.36	127.63	115.30
44	2	1082	C	C6-N1-C2	-5.36	118.16	120.30
44	2	4601	U	C2-N1-C1'	5.36	124.13	117.70
44	2	4634	U	O4'-C1'-N1	5.36	112.49	108.20
44	2	2689	C	C6-N1-C2	-5.36	118.16	120.30
44	2	683	C	N1-C2-O2	5.35	122.11	118.90
44	2	1474	C	N1-C2-O2	5.35	122.11	118.90
44	2	454	U	N3-C2-O2	-5.35	118.45	122.20
44	2	3882	C	C6-N1-C2	-5.35	118.16	120.30
44	2	4645	C	C6-N1-C2	-5.35	118.16	120.30
44	2	9	C	C6-N1-C2	-5.35	118.16	120.30
44	2	393	U	N3-C2-O2	-5.35	118.46	122.20
44	2	504	G	C4-N9-C1'	5.35	133.46	126.50
44	2	2304	U	N1-C2-O2	5.35	126.55	122.80
44	2	2836	A	C2-N3-C4	5.35	113.28	110.60
44	2	4467	A	N1-C2-N3	-5.35	126.63	129.30
44	2	175	C	N3-C2-O2	-5.35	118.16	121.90
44	2	2614	C	C2-N1-C1'	5.35	124.68	118.80
44	2	3606	U	N1-C2-O2	5.35	126.54	122.80
44	2	115	C	C6-N1-C1'	-5.34	114.39	120.80

Continued on next page...

Continued from previous page...

Mol	Chain	Res	Type	Atoms	Z	Observed(°)	Ideal(°)
44	2	709	C	C6-N1-C2	-5.34	118.16	120.30
44	2	2685	C	C6-N1-C2	-5.34	118.16	120.30
44	2	1732	C	O4'-C1'-N1	5.34	112.47	108.20
1	y	44	ASP	CB-CG-OD1	5.34	123.11	118.30
44	2	4561	C	C5-C6-N1	5.34	123.67	121.00
44	2	4887	C	C5-C6-N1	5.34	123.67	121.00
44	2	667	A	C2-N3-C4	5.34	113.27	110.60
44	2	688	U	C2-N1-C1'	5.34	124.11	117.70
44	2	1991	A	N1-C2-N3	-5.34	126.63	129.30
44	2	2417	A	N1-C2-N3	-5.34	126.63	129.30
44	2	4224	A	C4-C5-C6	-5.34	114.33	117.00
44	2	4981	G	C8-N9-C1'	-5.34	120.06	127.00
44	2	67	C	C6-N1-C2	-5.34	118.17	120.30
2	4	503	THR	C-N-CA	5.33	135.04	121.70
32	p	179	LEU	CA-CB-CG	5.33	127.56	115.30
44	2	1665	C	C6-N1-C2	-5.33	118.17	120.30
44	2	2412	A	N1-C2-N3	-5.33	126.63	129.30
44	2	4987	C	C6-N1-C2	-5.33	118.17	120.30
44	2	1679	A	C8-N9-C1'	-5.33	118.10	127.70
44	2	2625	U	N1-C2-O2	5.33	126.53	122.80
44	2	4069	U	N3-C2-O2	-5.33	118.47	122.20
44	2	4991	U	N3-C2-O2	-5.33	118.47	122.20
44	2	209	U	C2-N1-C1'	5.33	124.10	117.70
44	2	1344	C	N1-C2-O2	5.33	122.10	118.90
44	2	1674	C	C2-N1-C1'	5.33	124.66	118.80
44	2	4096	C	C2-N1-C1'	5.33	124.66	118.80
44	2	4238	G	N3-C4-N9	5.33	129.20	126.00
44	2	4969	C	C5-C6-N1	5.33	123.66	121.00
44	2	4764	A	C4-C5-C6	-5.33	114.34	117.00
43	8	41	A	N1-C2-N3	-5.33	126.64	129.30
44	2	3865	A	C2-N3-C4	5.33	113.26	110.60
44	2	1816	C	C5-C6-N1	5.32	123.66	121.00
44	2	303	C	C6-N1-C2	-5.32	118.17	120.30
44	2	2533	C	C6-N1-C2	-5.32	118.17	120.30
44	2	4518	A	C2-N3-C4	5.32	113.26	110.60
44	2	124	C	C5-C6-N1	5.32	123.66	121.00
44	2	2850	A	N3-C4-C5	-5.32	123.08	126.80
12	I	111	LEU	CA-CB-CG	5.32	127.53	115.30
43	8	128	C	C5-C6-N1	5.32	123.66	121.00
44	2	690	C	C6-N1-C2	-5.32	118.17	120.30
44	2	2372	U	N3-C2-O2	-5.32	118.48	122.20
44	2	3749	C	C5-C6-N1	5.32	123.66	121.00

Continued on next page...

Continued from previous page...

Mol	Chain	Res	Type	Atoms	Z	Observed(°)	Ideal(°)
44	2	4293	U	N3-C2-O2	-5.32	118.48	122.20
44	2	4421	C	C6-N1-C2	-5.32	118.17	120.30
44	2	4701	A	N1-C2-N3	-5.32	126.64	129.30
44	2	2899	C	C5-C6-N1	5.31	123.66	121.00
44	2	1540	C	C6-N1-C2	-5.31	118.17	120.30
44	2	4505	C	N1-C2-O2	5.31	122.09	118.90
44	2	2031	C	C5-C6-N1	5.31	123.66	121.00
44	2	2276	A	N1-C2-N3	-5.31	126.64	129.30
44	2	4155	C	N3-C2-O2	-5.31	118.18	121.90
44	2	3833	C	C5-C6-N1	5.31	123.65	121.00
44	2	703	G	C4-N9-C1'	5.31	133.40	126.50
44	2	4923	C	N3-C2-O2	-5.31	118.19	121.90
44	2	3650	C	C5-C6-N1	5.30	123.65	121.00
44	2	282	C	C2-N1-C1'	5.30	124.63	118.80
44	2	2033	A	N1-C2-N3	-5.30	126.65	129.30
23	a	127	VAL	CG1-CB-CG2	-5.30	102.42	110.90
44	2	3655	C	C6-N1-C2	-5.30	118.18	120.30
44	2	2505	C	C5-C6-N1	5.30	123.65	121.00
44	2	2614	C	N3-C2-O2	-5.30	118.19	121.90
44	2	3910	C	C6-N1-C2	-5.30	118.18	120.30
44	2	4501	U	N3-C2-O2	-5.30	118.49	122.20
44	2	4302	U	C5-C6-N1	5.30	125.35	122.70
53	5	44	C	N3-C2-O2	-5.30	118.19	121.90
44	2	1535	C	N1-C2-O2	5.29	122.07	118.90
44	2	2081	C	C6-N1-C2	-5.29	118.18	120.30
43	8	20	A	N1-C2-N3	-5.29	126.66	129.30
44	2	2683	C	C5-C6-N1	5.29	123.64	121.00
44	2	2860	C	C6-N1-C2	-5.29	118.19	120.30
44	2	4891	G	N3-C4-C5	-5.29	125.96	128.60
44	2	683	C	C5-C6-N1	5.29	123.64	121.00
44	2	2528	G	C2-N3-C4	5.29	114.54	111.90
44	2	4091	G	C5-C6-O6	5.29	131.77	128.60
44	2	4687	A	C2-N3-C4	5.28	113.24	110.60
2	4	314	GLY	C-N-CA	5.28	134.90	121.70
44	2	4498	U	C2-N1-C1'	5.28	124.04	117.70
44	2	4983	C	C2-N1-C1'	5.28	124.61	118.80
53	5	42	A	C2-N3-C4	5.28	113.24	110.60
44	2	372	A	N1-C2-N3	-5.28	126.66	129.30
44	2	152	U	N1-C2-O2	5.28	126.50	122.80
44	2	1387	A	N1-C2-N3	-5.28	126.66	129.30
44	2	1687	U	N3-C2-O2	-5.28	118.51	122.20
44	2	4522	G	C8-N9-C1'	-5.28	120.14	127.00

Continued on next page...

Continued from previous page...

Mol	Chain	Res	Type	Atoms	Z	Observed(°)	Ideal(°)
44	2	4984	C	C6-N1-C2	-5.28	118.19	120.30
44	2	167	C	C6-N1-C2	-5.28	118.19	120.30
44	2	904	C	C2-N1-C1'	5.28	124.60	118.80
44	2	1203	G	C8-N9-C1'	-5.28	120.14	127.00
44	2	3623	C	C5-C6-N1	5.28	123.64	121.00
44	2	2018	C	C5-C6-N1	5.27	123.64	121.00
44	2	345	C	N1-C2-O2	5.27	122.06	118.90
44	2	4206	C	C6-N1-C2	-5.27	118.19	120.30
44	2	259	C	C2-N1-C1'	5.27	124.60	118.80
52	T	148	ASP	N-CA-C	5.27	125.23	111.00
44	2	4885	U	N1-C2-O2	5.27	126.49	122.80
44	2	1325	C	C2-N1-C1'	5.27	124.59	118.80
44	2	1999	A	N1-C2-N3	-5.27	126.67	129.30
43	8	28	C	C5-C6-N1	5.27	123.63	121.00
44	2	2899	C	C6-N1-C2	-5.26	118.19	120.30
44	2	4610	A	N7-C8-N9	5.26	116.43	113.80
5	9	19	MET	CB-CG-SD	5.26	128.19	112.40
44	2	290	U	N1-C2-O2	5.26	126.48	122.80
18	S	118	MET	CB-CG-SD	5.26	128.18	112.40
44	2	1270	A	N1-C2-N3	-5.26	126.67	129.30
44	2	1275	G	N7-C8-N9	5.26	115.73	113.10
44	2	4224	A	N1-C2-N3	-5.26	126.67	129.30
44	2	386	A	C2-N3-C4	5.26	113.23	110.60
44	2	1801	A	O4'-C1'-N9	5.26	112.41	108.20
44	2	2304	U	N3-C2-O2	-5.26	118.52	122.20
44	2	2371	U	C6-N1-C2	-5.26	117.84	121.00
44	2	4619	U	N3-C2-O2	-5.26	118.52	122.20
44	2	2779	C	C6-N1-C2	-5.26	118.20	120.30
53	5	67	C	C6-N1-C2	-5.25	118.20	120.30
44	2	4613	C	N1-C2-O2	5.25	122.05	118.90
44	2	131	C	C5-C6-N1	5.25	123.62	121.00
44	2	166	C	C5-C6-N1	5.25	123.62	121.00
44	2	467	U	C6-N1-C2	-5.25	117.85	121.00
44	2	4684	A	N1-C2-N3	-5.25	126.68	129.30
44	2	4696	C	N1-C2-O2	5.25	122.05	118.90
44	2	5043	A	N1-C2-N3	-5.25	126.68	129.30
44	2	969	C	C6-N1-C2	-5.25	118.20	120.30
44	2	279	A	N1-C2-N3	-5.24	126.68	129.30
44	2	360	A	N1-C2-N3	-5.24	126.68	129.30
44	2	2850	A	N3-C4-N9	5.24	131.59	127.40
44	2	4722	G	C4-N9-C1'	5.24	133.31	126.50
44	2	4477	A	N1-C2-N3	-5.24	126.68	129.30

Continued on next page...

Continued from previous page...

Mol	Chain	Res	Type	Atoms	Z	Observed(°)	Ideal(°)
44	2	3712	A	N1-C2-N3	-5.24	126.68	129.30
44	2	4694	G	C4-N9-C1'	5.24	133.31	126.50
44	2	2031	C	N3-C2-O2	-5.24	118.23	121.90
44	2	2820	C	C6-N1-C2	-5.24	118.20	120.30
44	2	384	A	N1-C2-N3	-5.24	126.68	129.30
44	2	4120	U	N1-C2-O2	5.24	126.46	122.80
44	2	4477	A	C2-N3-C4	5.24	113.22	110.60
44	2	4773	C	C2-N1-C1'	5.24	124.56	118.80
44	2	4068	U	C5-C6-N1	5.23	125.32	122.70
38	R	21	LEU	CA-CB-CG	5.23	127.33	115.30
44	2	3915	U	C6-N1-C2	-5.23	117.86	121.00
52	T	152	VAL	CA-CB-CG1	5.23	118.75	110.90
43	8	62	A	N1-C2-N3	-5.23	126.69	129.30
44	2	2476	G	N3-C4-C5	-5.23	125.99	128.60
44	2	3734	U	C6-N1-C2	-5.23	117.86	121.00
44	2	1700	G	C4-N9-C1'	5.23	133.29	126.50
43	8	123	U	C2-N1-C1'	5.22	123.97	117.70
44	2	2384	U	N1-C2-O2	5.22	126.46	122.80
44	2	3851	U	N1-C2-O2	5.22	126.46	122.80
44	2	3939	G	N3-C4-N9	5.22	129.13	126.00
44	2	4527	G	C4-N9-C1'	5.22	133.29	126.50
44	2	2338	C	C5-C6-N1	5.22	123.61	121.00
44	2	1241	C	C6-N1-C1'	-5.22	114.54	120.80
35	C	88	VAL	CG1-CB-CG2	-5.22	102.56	110.90
44	2	758	G	N3-C4-N9	5.22	129.13	126.00
2	4	261	CYS	CA-CB-SG	5.21	123.39	114.00
44	2	1317	U	C2-N1-C1'	5.21	123.96	117.70
44	2	2840	A	N1-C2-N3	-5.21	126.69	129.30
44	2	4148	C	C5-C6-N1	5.21	123.61	121.00
44	2	4945	G	C5-C6-O6	-5.21	125.47	128.60
44	2	30	C	C2-N1-C1'	5.21	124.53	118.80
44	2	3706	C	N1-C2-O2	5.21	122.03	118.90
44	2	3764	U	C5-C6-N1	5.21	125.31	122.70
44	2	966	A	N1-C2-N3	-5.21	126.69	129.30
44	2	2073	C	C5-C6-N1	5.21	123.61	121.00
44	2	3667	C	N1-C2-O2	5.21	122.03	118.90
44	2	4471	U	C5-C6-N1	5.21	125.31	122.70
43	8	65	A	N1-C2-N3	-5.21	126.69	129.30
44	2	1297	U	N3-C2-O2	-5.21	118.55	122.20
44	2	4281	A	C2-N3-C4	5.21	113.20	110.60
43	8	135	C	C5-C6-N1	5.21	123.60	121.00
44	2	99	A	N1-C2-N3	-5.21	126.70	129.30

Continued on next page...

Continued from previous page...

Mol	Chain	Res	Type	Atoms	Z	Observed(°)	Ideal(°)
44	2	4066	U	N1-C2-O2	5.21	126.45	122.80
44	2	2603	C	C6-N1-C2	-5.21	118.22	120.30
44	2	4746	C	C6-N1-C2	-5.21	118.22	120.30
44	2	4764	A	C6-N1-C2	5.21	121.72	118.60
44	2	3734	U	C5-C6-N1	5.21	125.30	122.70
44	2	1449	C	C5-C6-N1	5.20	123.60	121.00
44	2	1888	A	N1-C2-N3	-5.20	126.70	129.30
44	2	1941	A	O4'-C1'-N9	5.20	112.36	108.20
44	2	4213	A	C2-N3-C4	5.20	113.20	110.60
44	2	2302	C	N1-C2-O2	5.20	122.02	118.90
44	2	2506	G	C8-N9-C1'	-5.20	120.24	127.00
44	2	4977	A	N1-C2-N3	-5.20	126.70	129.30
44	2	1870	C	C5-C6-N1	5.20	123.60	121.00
44	2	3939	G	C4-N9-C1'	5.20	133.26	126.50
44	2	4409	C	C6-N1-C2	-5.20	118.22	120.30
44	2	4682	U	C6-N1-C2	-5.20	117.88	121.00
44	2	1929	A	C8-N9-C1'	-5.20	118.35	127.70
44	2	3615	G	C4-N9-C1'	5.20	133.25	126.50
44	2	3741	C	C5-C6-N1	5.20	123.60	121.00
44	2	4945	G	C4-C5-N7	5.20	112.88	110.80
44	2	30	C	C5-C6-N1	5.19	123.60	121.00
44	2	3919	C	C6-N1-C2	-5.19	118.22	120.30
44	2	4254	G	C8-N9-C1'	-5.19	120.25	127.00
43	8	113	C	C6-N1-C2	-5.19	118.22	120.30
44	2	1942	A	N7-C8-N9	5.19	116.39	113.80
53	5	30	C	N3-C2-O2	-5.19	118.27	121.90
44	2	30	C	N1-C2-O2	5.19	122.01	118.90
44	2	1929	A	N1-C2-N3	-5.19	126.71	129.30
44	2	2484	A	N1-C2-N3	-5.19	126.71	129.30
7	D	7	LEU	CA-CB-CG	5.18	127.22	115.30
44	2	1503	A	N1-C2-N3	-5.18	126.71	129.30
44	2	1093	C	C6-N1-C2	-5.18	118.23	120.30
44	2	1566	C	C6-N1-C2	-5.18	118.23	120.30
44	2	1694	C	N1-C2-O2	5.18	122.01	118.90
44	2	4135	G	N3-C4-N9	5.18	129.11	126.00
44	2	1856	C	N1-C2-O2	5.18	122.01	118.90
44	2	4327	C	C6-N1-C2	-5.18	118.23	120.30
44	2	4885	U	C2-N1-C1'	5.18	123.92	117.70
44	2	5050	C	C6-N1-C2	-5.18	118.23	120.30
44	2	1469	C	N1-C2-O2	5.18	122.01	118.90
44	2	3688	U	C2-N1-C1'	5.18	123.91	117.70
44	2	3840	U	N1-C2-O2	5.18	126.42	122.80

Continued on next page...

Continued from previous page...

Mol	Chain	Res	Type	Atoms	Z	Observed(°)	Ideal(°)
44	2	4414	A	N1-C2-N3	-5.18	126.71	129.30
44	2	4945	G	C4-N9-C1'	5.18	133.23	126.50
44	2	467	U	C5-C6-N1	5.17	125.29	122.70
44	2	4148	C	C6-N1-C2	-5.17	118.23	120.30
44	2	4610	A	O4'-C1'-N9	5.17	112.34	108.20
44	2	4639	G	N3-C4-C5	-5.17	126.01	128.60
44	2	4913	G	OP2-P-O3'	5.17	116.58	105.20
44	2	4696	C	C6-N1-C2	-5.17	118.23	120.30
44	2	4710	C	N1-C2-O2	5.17	122.00	118.90
44	2	686	A	N1-C2-N3	-5.17	126.72	129.30
44	2	3685	C	C6-N1-C2	-5.17	118.23	120.30
44	2	3893	C	C5-C6-N1	5.17	123.59	121.00
44	2	3650	C	C2-N1-C1'	5.17	124.48	118.80
44	2	4562	C	C5-C6-N1	5.17	123.58	121.00
44	2	4619	U	N1-C2-O2	5.17	126.42	122.80
44	2	2708	U	N3-C2-O2	-5.17	118.58	122.20
44	2	5050	C	N3-C2-O2	-5.17	118.28	121.90
44	2	1339	U	C6-N1-C2	-5.16	117.90	121.00
44	2	2017	A	N1-C2-N3	-5.16	126.72	129.30
44	2	2509	C	C2-N1-C1'	5.16	124.48	118.80
44	2	4228	G	OP1-P-O3'	5.16	116.56	105.20
44	2	4758	U	O4'-C1'-N1	5.16	112.33	108.20
44	2	5032	C	C5-C6-N1	5.16	123.58	121.00
7	D	325	MET	CB-CG-SD	5.16	127.88	112.40
44	2	3631	U	N1-C2-O2	5.16	126.41	122.80
44	2	4664	A	N1-C2-N3	-5.16	126.72	129.30
18	S	24	LEU	CA-CB-CG	5.16	127.16	115.30
44	2	506	C	C6-N1-C2	-5.16	118.24	120.30
44	2	904	C	C6-N1-C2	-5.16	118.24	120.30
44	2	924	C	O4'-C1'-N1	5.16	112.33	108.20
44	2	981	C	C6-N1-C2	-5.16	118.24	120.30
2	4	230	LEU	CA-CB-CG	5.16	127.16	115.30
44	2	56	A	N1-C2-N3	-5.16	126.72	129.30
53	5	101	A	N1-C2-N3	-5.16	126.72	129.30
43	8	100	U	N3-C2-O2	-5.15	118.59	122.20
44	2	4938	A	N1-C2-N3	-5.15	126.72	129.30
44	2	2791	C	N1-C2-O2	5.15	121.99	118.90
44	2	3670	C	C2-N1-C1'	5.15	124.47	118.80
53	5	43	U	C2-N1-C1'	5.15	123.88	117.70
44	2	366	A	N1-C2-N3	-5.15	126.72	129.30
44	2	468	U	C6-N1-C2	-5.15	117.91	121.00
44	2	1508	A	N1-C2-N3	-5.15	126.72	129.30

Continued on next page...

Continued from previous page...

Mol	Chain	Res	Type	Atoms	Z	Observed(°)	Ideal(°)
44	2	1568	C	C6-N1-C2	-5.15	118.24	120.30
44	2	1814	C	C6-N1-C2	-5.15	118.24	120.30
44	2	2603	C	C5-C6-N1	5.15	123.57	121.00
44	2	1076	C	C5-C6-N1	5.15	123.57	121.00
44	2	3611	A	C2-N3-C4	5.15	113.17	110.60
44	2	3845	A	N1-C2-N3	-5.15	126.73	129.30
44	2	4347	G	C8-N9-C1'	-5.15	120.31	127.00
44	2	4453	C	C6-N1-C1'	-5.15	114.62	120.80
44	2	2806	A	N1-C2-N3	-5.15	126.73	129.30
44	2	3863	C	C6-N1-C2	-5.15	118.24	120.30
44	2	489	C	N1-C2-O2	5.14	121.99	118.90
44	2	2367	A	N1-C2-N3	-5.14	126.73	129.30
44	2	101	A	C2-N3-C4	5.14	113.17	110.60
44	2	112	C	C6-N1-C1'	-5.14	114.63	120.80
44	2	227	A	N1-C2-N3	-5.14	126.73	129.30
44	2	4336	A	N1-C2-N3	-5.14	126.73	129.30
44	2	486	C	OP1-P-OP2	-5.14	111.89	119.60
44	2	1906	U	N1-C2-O2	5.14	126.40	122.80
44	2	2767	U	N3-C2-O2	-5.14	118.60	122.20
44	2	365	U	C6-N1-C2	-5.14	117.92	121.00
44	2	661	C	C6-N1-C2	-5.14	118.24	120.30
44	2	1339	U	C2-N1-C1'	5.14	123.87	117.70
44	2	51	A	C2-N3-C4	5.14	113.17	110.60
53	5	80	U	N3-C2-O2	-5.14	118.60	122.20
29	m	116	LEU	CA-CB-CG	5.13	127.11	115.30
44	2	1897	A	C2-N3-C4	5.13	113.17	110.60
44	2	4488	A	N1-C2-N3	-5.13	126.73	129.30
43	8	140	C	C6-N1-C2	-5.13	118.25	120.30
44	2	499	G	N7-C8-N9	5.13	115.67	113.10
44	2	3925	U	C2-N1-C1'	5.13	123.86	117.70
12	I	104	VAL	CA-CB-CG1	5.13	118.59	110.90
44	2	345	C	C5-C6-N1	5.13	123.56	121.00
44	2	2904	U	C2-N1-C1'	5.13	123.86	117.70
44	2	4433	G	C4-N9-C1'	5.13	133.17	126.50
43	8	3	A	N1-C2-N3	-5.13	126.74	129.30
44	2	654	C	C6-N1-C2	-5.12	118.25	120.30
44	2	1507	C	C6-N1-C2	-5.12	118.25	120.30
44	2	4505	C	C5-C6-N1	5.12	123.56	121.00
44	2	1371	A	N1-C2-N3	-5.12	126.74	129.30
44	2	2802	C	C5-C6-N1	5.12	123.56	121.00
44	2	2835	A	N1-C2-N3	-5.12	126.74	129.30
44	2	2745	A	N1-C2-N3	-5.12	126.74	129.30

Continued on next page...

Continued from previous page...

Mol	Chain	Res	Type	Atoms	Z	Observed(°)	Ideal(°)
44	2	458	C	C6-N1-C2	-5.12	118.25	120.30
44	2	1889	U	N3-C2-O2	-5.12	118.62	122.20
44	2	2689	C	C5-C6-N1	5.12	123.56	121.00
44	2	4970	C	N3-C2-O2	-5.12	118.32	121.90
44	2	703	G	N3-C4-C5	-5.11	126.04	128.60
44	2	1473	U	N1-C2-O2	5.11	126.38	122.80
44	2	2465	C	C2-N1-C1'	5.11	124.43	118.80
44	2	4929	C	C6-N1-C2	-5.11	118.25	120.30
44	2	2653	C	C6-N1-C2	-5.11	118.26	120.30
44	2	5008	C	C5-C6-N1	5.11	123.56	121.00
43	8	90	C	C5-C6-N1	5.11	123.55	121.00
44	2	972	C	C5-C6-N1	5.11	123.55	121.00
44	2	2368	A	N1-C2-N3	-5.11	126.75	129.30
44	2	2445	C	C5-C6-N1	5.11	123.55	121.00
44	2	3668	C	C2-N1-C1'	5.11	124.42	118.80
44	2	4599	A	N1-C2-N3	-5.11	126.75	129.30
44	2	4713	G	N3-C4-N9	5.11	129.06	126.00
51	i	96	VAL	CG1-CB-CG2	-5.11	102.73	110.90
44	2	446	C	C6-N1-C2	-5.10	118.26	120.30
44	2	922	C	N1-C2-O2	5.10	121.96	118.90
44	2	1294	A	N1-C2-N3	-5.10	126.75	129.30
44	2	4441	A	N1-C2-N3	-5.10	126.75	129.30
13	K	61	LEU	CA-CB-CG	5.10	127.03	115.30
43	8	113	C	C5-C6-N1	5.10	123.55	121.00
44	2	406	C	C2'-C3'-O3'	5.10	121.86	113.70
44	2	2014	C	N1-C2-O2	5.10	121.96	118.90
44	2	2867	C	N3-C2-O2	-5.10	118.33	121.90
53	5	39	C	C6-N1-C2	-5.10	118.26	120.30
53	5	22	A	C2-N3-C4	5.10	113.15	110.60
44	2	489	C	C2-N1-C1'	5.09	124.40	118.80
44	2	2904	U	N3-C2-O2	-5.09	118.63	122.20
53	5	55	A	C2-N3-C4	5.09	113.15	110.60
43	8	138	C	C6-N1-C2	-5.09	118.26	120.30
44	2	4136	G	N1-C6-O6	-5.09	116.84	119.90
44	2	4945	G	N3-C4-C5	-5.09	126.05	128.60
8	E	40	GLN	CA-CB-CG	5.09	124.60	113.40
37	N	157	HIS	CB-CA-C	5.09	120.58	110.40
44	2	2418	A	C8-N9-C4	-5.09	103.76	105.80
44	2	2006	U	N1-C2-O2	5.09	126.36	122.80
44	2	4350	C	N1-C2-O2	5.09	121.95	118.90
44	2	1572	U	C2-N1-C1'	5.09	123.80	117.70
44	2	1599	A	C2-N3-C4	5.09	113.14	110.60

Continued on next page...

Continued from previous page...

Mol	Chain	Res	Type	Atoms	Z	Observed(°)	Ideal(°)
44	2	2366	A	N1-C2-N3	-5.09	126.76	129.30
44	2	1684	A	N1-C2-N3	-5.08	126.76	129.30
44	2	4634	U	N3-C2-O2	-5.08	118.64	122.20
53	5	66	G	C4-N9-C1'	5.08	133.11	126.50
55	f	202	LEU	C-N-CA	5.08	134.41	121.70
44	2	1264	C	C6-N1-C2	-5.08	118.27	120.30
44	2	1700	G	N3-C4-N9	5.08	129.05	126.00
44	2	4490	C	C5-C6-N1	5.08	123.54	121.00
44	2	4639	G	N3-C4-N9	5.08	129.05	126.00
44	2	1198	G	N3-C4-N9	5.08	129.05	126.00
44	2	1947	U	N1-C2-O2	5.08	126.36	122.80
44	2	300	A	N1-C2-N3	-5.08	126.76	129.30
44	2	1427	A	N1-C2-N3	-5.08	126.76	129.30
44	2	2500	U	N3-C2-O2	-5.08	118.64	122.20
44	2	3698	G	N3-C4-C5	-5.08	126.06	128.60
44	2	4608	G	O4'-C1'-N9	5.08	112.26	108.20
44	2	1373	A	N1-C2-N3	-5.08	126.76	129.30
44	2	2527	A	N1-C2-N3	-5.08	126.76	129.30
44	2	2905	C	C5-C6-N1	5.08	123.54	121.00
44	2	1666	C	C5-C6-N1	5.08	123.54	121.00
44	2	1893	C	N1-C2-O2	5.08	121.95	118.90
44	2	3666	C	C6-N1-C2	-5.08	118.27	120.30
44	2	4290	U	C2-N1-C1'	5.08	123.79	117.70
44	2	4608	G	C5-N7-C8	-5.08	101.76	104.30
53	5	80	U	N1-C2-O2	5.08	126.35	122.80
44	2	1897	A	N1-C2-N3	-5.07	126.76	129.30
44	2	4520	G	N3-C4-N9	5.07	129.04	126.00
44	2	4673	U	N3-C2-O2	-5.07	118.65	122.20
44	2	1942	A	C8-N9-C1'	-5.07	118.57	127.70
44	2	2310	C	C6-N1-C2	-5.07	118.27	120.30
44	2	4164	C	C5-C6-N1	5.07	123.54	121.00
44	2	4607	A	N1-C2-N3	-5.07	126.77	129.30
41	w	425	LEU	CB-CG-CD2	5.07	119.62	111.00
44	2	73	A	N1-C2-N3	-5.07	126.77	129.30
44	2	1085	C	C6-N1-C2	-5.07	118.27	120.30
44	2	1988	G	N3-C4-N9	5.07	129.04	126.00
44	2	2013	A	N1-C2-N3	-5.07	126.77	129.30
44	2	2059	C	C5-C6-N1	5.07	123.53	121.00
44	2	4299	U	C2-N1-C1'	5.07	123.78	117.70
44	2	4972	U	C2-N1-C1'	5.07	123.78	117.70
44	2	1260	G	N1-C2-N2	-5.07	111.64	116.20
44	2	1474	C	N3-C2-O2	-5.07	118.35	121.90

Continued on next page...

Continued from previous page...

Mol	Chain	Res	Type	Atoms	Z	Observed(°)	Ideal(°)
44	2	1726	U	C2-N1-C1'	5.07	123.78	117.70
44	2	4616	A	N1-C2-N3	-5.07	126.77	129.30
44	2	4958	C	C6-N1-C2	-5.07	118.27	120.30
44	2	1079	C	N1-C2-O2	5.06	121.94	118.90
44	2	3762	U	C6-N1-C2	-5.06	117.96	121.00
44	2	3734	U	N3-C2-O2	-5.06	118.66	122.20
44	2	4233	A	C2-N3-C4	5.06	113.13	110.60
44	2	4878	C	N1-C2-O2	5.06	121.94	118.90
44	2	2629	C	N1-C2-O2	5.06	121.94	118.90
44	2	4235	G	C2'-C3'-O3'	5.06	121.80	113.70
44	2	4729	A	N1-C2-N3	-5.06	126.77	129.30
44	2	4254	G	C8-N9-C4	-5.06	104.38	106.40
44	2	915	A	N1-C2-N3	-5.05	126.77	129.30
44	2	1307	A	N1-C2-N3	-5.05	126.77	129.30
44	2	2476	G	N3-C4-N9	5.05	129.03	126.00
44	2	2508	U	N1-C2-O2	5.05	126.34	122.80
44	2	2512	A	N1-C2-N3	-5.05	126.77	129.30
44	2	5050	C	N1-C2-O2	5.05	121.93	118.90
44	2	106	A	N1-C2-N3	-5.05	126.77	129.30
44	2	260	C	C6-N1-C2	-5.05	118.28	120.30
44	2	4672	A	N1-C2-N3	-5.05	126.77	129.30
53	5	44	C	C6-N1-C2	-5.05	118.28	120.30
53	5	111	C	C5-C6-N1	5.05	123.53	121.00
44	2	4486	C	N3-C2-O2	-5.05	118.37	121.90
44	2	4982	A	N1-C2-N3	-5.05	126.78	129.30
44	2	489	C	C5-C6-N1	5.05	123.52	121.00
44	2	3712	A	C4-N9-C1'	5.05	135.38	126.30
44	2	180	C	C5-C6-N1	5.04	123.52	121.00
44	2	956	A	N1-C2-N3	-5.04	126.78	129.30
44	2	1926	C	N1-C2-O2	5.04	121.92	118.90
44	2	2439	G	C4-C5-N7	5.04	112.82	110.80
44	2	3635	A	N1-C2-N3	-5.04	126.78	129.30
13	K	42	ASP	CB-CG-OD1	5.04	122.84	118.30
44	2	164	G	N3-C4-N9	5.04	129.02	126.00
44	2	2304	U	C2-N1-C1'	5.04	123.75	117.70
44	2	1957	U	N3-C2-O2	-5.04	118.67	122.20
44	2	2850	A	C8-N9-C4	-5.04	103.78	105.80
44	2	4387	C	C6-N1-C2	-5.04	118.29	120.30
44	2	5002	U	N3-C2-O2	-5.04	118.68	122.20
44	2	1191	C	N1-C2-O2	5.03	121.92	118.90
44	2	2037	C	C6-N1-C2	-5.03	118.29	120.30
44	2	1799	G	C8-N9-C4	-5.03	104.39	106.40

Continued on next page...

Continued from previous page...

Mol	Chain	Res	Type	Atoms	Z	Observed(°)	Ideal(°)
55	f	298	CYS	CA-CB-SG	5.03	123.06	114.00
43	8	48	A	N1-C2-N3	-5.03	126.78	129.30
44	2	336	A	C2-N3-C4	5.03	113.11	110.60
44	2	338	A	N1-C2-N3	-5.03	126.78	129.30
44	2	750	U	N1-C2-O2	5.03	126.32	122.80
43	8	52	A	N1-C2-N3	-5.03	126.79	129.30
43	8	90	C	C6-N1-C2	-5.03	118.29	120.30
44	2	420	A	N1-C2-N3	-5.03	126.79	129.30
44	2	1998	A	N1-C2-N3	-5.03	126.79	129.30
44	2	2047	A	N1-C2-N3	-5.03	126.79	129.30
44	2	2051	C	C6-N1-C2	-5.03	118.29	120.30
44	2	2817	C	C6-N1-C2	-5.03	118.29	120.30
44	2	4098	A	N1-C2-N3	-5.03	126.79	129.30
44	2	2412	A	C2-N3-C4	5.03	113.11	110.60
44	2	2692	U	N1-C2-O2	5.03	126.32	122.80
44	2	2836	A	N1-C2-N3	-5.03	126.79	129.30
44	2	4206	C	N1-C2-O2	5.03	121.92	118.90
44	2	4433	G	C8-N9-C1'	-5.03	120.47	127.00
44	2	4499	G	C4-N9-C1'	5.03	133.03	126.50
44	2	1554	A	N1-C2-N3	-5.02	126.79	129.30
44	2	2382	A	N1-C2-N3	-5.02	126.79	129.30
44	2	4911	A	N1-C2-N3	-5.02	126.79	129.30
44	2	1310	C	C5-C6-N1	5.02	123.51	121.00
44	2	2511	A	N1-C2-N3	-5.02	126.79	129.30
53	5	42	A	N1-C2-N3	-5.02	126.79	129.30
44	2	2726	G	N3-C4-C5	-5.02	126.09	128.60
43	8	118	C	C6-N1-C2	-5.02	118.29	120.30
44	2	1580	C	C5-C6-N1	5.02	123.51	121.00
9	F	107	LEU	CA-CB-CG	5.01	126.83	115.30
44	2	319	A	N1-C2-N3	-5.01	126.79	129.30
44	2	2476	G	O5'-P-OP1	-5.01	101.19	105.70
44	2	2520	C	C6-N1-C2	-5.01	118.29	120.30
44	2	4123	C	C2-N1-C1'	5.01	124.32	118.80
44	2	4290	U	N3-C2-O2	-5.01	118.69	122.20
44	2	2429	A	C2-N3-C4	5.01	113.11	110.60
44	2	4592	C	C6-N1-C2	-5.01	118.30	120.30
44	2	4900	C	N1-C2-O2	5.01	121.91	118.90
44	2	4100	C	C6-N1-C2	-5.01	118.30	120.30
53	5	39	C	N3-C2-O2	-5.01	118.39	121.90
44	2	38	A	N1-C2-N3	-5.01	126.80	129.30
44	2	4259	C	N3-C2-O2	-5.01	118.39	121.90
44	2	4508	C	C2-N3-C4	5.01	122.40	119.90

Continued on next page...

Continued from previous page...

Mol	Chain	Res	Type	Atoms	Z	Observed(°)	Ideal(°)
44	2	4559	A	N1-C2-N3	-5.01	126.80	129.30
44	2	4603	C	C6-N1-C2	-5.01	118.30	120.30
44	2	678	C	N1-C2-O2	5.00	121.90	118.90
44	2	4709	U	C5-C6-N1	5.00	125.20	122.70
3	6	70	LEU	CA-CB-CG	5.00	126.81	115.30
44	2	672	C	C5-C6-N1	5.00	123.50	121.00
44	2	941	C	C2-N1-C1'	5.00	124.30	118.80
44	2	2548	C	N3-C2-O2	-5.00	118.40	121.90
44	2	2660	A	N1-C2-N3	-5.00	126.80	129.30
44	2	4752	U	C2-N1-C1'	5.00	123.70	117.70
53	5	14	C	C2-N1-C1'	5.00	124.30	118.80
44	2	1047	C	C6-N1-C2	-5.00	118.30	120.30

There are no chirality outliers.

All (17) planarity outliers are listed below:

Mol	Chain	Res	Type	Group
2	4	189	THR	Peptide
2	4	299	LEU	Peptide
2	4	300	SER	Peptide
2	4	503	THR	Peptide
2	4	69	PHE	Peptide
6	B	241	PRO	Peptide
7	D	171	LEU	Peptide
17	Q	154	VAL	Peptide
52	T	190	ASN	Peptide
48	Y	127	ARG	Sidechain
25	c	52	MET	Peptide
55	f	204	ARG	Peptide
30	n	106	TYR	Peptide
49	t	142	SER	Peptide
39	u	36	ALA	Peptide
39	u	50	VAL	Peptide
39	u	54	ALA	Peptide

5.2 Too-close contacts

Due to software issues we are unable to calculate clashes - this section is therefore empty.

5.3 Torsion angles

5.3.1 Protein backbone

In the following table, the Percentiles column shows the percent Ramachandran outliers of the chain as a percentile score with respect to all PDB entries followed by that with respect to all EM entries.

The Analysed column shows the number of residues for which the backbone conformation was analysed, and the total number of residues.

Mol	Chain	Analysed	Favoured	Allowed	Outliers	Percentiles	
1	y	163/165 (99%)	160 (98%)	3 (2%)	0	100	100
2	4	616/634 (97%)	555 (90%)	57 (9%)	4 (1%)	25	64
3	6	242/245 (99%)	227 (94%)	15 (6%)	0	100	100
4	7	133/163 (82%)	128 (96%)	5 (4%)	0	100	100
5	9	82/134 (61%)	71 (87%)	10 (12%)	1 (1%)	13	50
6	B	401/403 (100%)	380 (95%)	21 (5%)	0	100	100
7	D	356/427 (83%)	330 (93%)	26 (7%)	0	100	100
8	E	96/115 (84%)	92 (96%)	4 (4%)	0	100	100
9	F	107/117 (92%)	105 (98%)	2 (2%)	0	100	100
10	G	240/266 (90%)	225 (94%)	15 (6%)	0	100	100
11	H	120/123 (98%)	116 (97%)	4 (3%)	0	100	100
12	I	188/192 (98%)	176 (94%)	11 (6%)	1 (0%)	29	68
13	K	100/105 (95%)	96 (96%)	4 (4%)	0	100	100
14	L	145/148 (98%)	131 (90%)	14 (10%)	0	100	100
15	M	84/97 (87%)	74 (88%)	10 (12%)	0	100	100
16	P	48/51 (94%)	47 (98%)	1 (2%)	0	100	100
17	Q	208/211 (99%)	198 (95%)	10 (5%)	0	100	100
18	S	133/215 (62%)	124 (93%)	9 (7%)	0	100	100
19	U	201/204 (98%)	188 (94%)	13 (6%)	0	100	100
20	V	199/203 (98%)	195 (98%)	4 (2%)	0	100	100
21	X	89/92 (97%)	84 (94%)	5 (6%)	0	100	100
22	Z	185/188 (98%)	180 (97%)	5 (3%)	0	100	100
23	a	146/196 (74%)	141 (97%)	5 (3%)	0	100	100
24	b	174/176 (99%)	167 (96%)	7 (4%)	0	100	100
25	c	115/160 (72%)	101 (88%)	12 (10%)	2 (2%)	9	42

Continued on next page...

Continued from previous page...

Mol	Chain	Analysed	Favoured	Allowed	Outliers	Percentiles	
26	e	129/140 (92%)	116 (90%)	13 (10%)	0	100	100
27	h	132/145 (91%)	126 (96%)	6 (4%)	0	100	100
28	l	123/137 (90%)	115 (94%)	8 (6%)	0	100	100
29	m	246/257 (96%)	223 (91%)	23 (9%)	0	100	100
30	n	107/110 (97%)	100 (94%)	6 (6%)	1 (1%)	17	56
31	o	231/288 (80%)	214 (93%)	17 (7%)	0	100	100
32	p	224/248 (90%)	215 (96%)	9 (4%)	0	100	100
33	z	63/129 (49%)	61 (97%)	2 (3%)	0	100	100
34	A	163/178 (92%)	151 (93%)	12 (7%)	0	100	100
35	C	244/297 (82%)	226 (93%)	18 (7%)	0	100	100
36	J	257/260 (99%)	244 (95%)	11 (4%)	2 (1%)	19	58
37	N	470/485 (97%)	444 (94%)	23 (5%)	3 (1%)	25	64
38	R	197/365 (54%)	184 (93%)	12 (6%)	1 (0%)	29	68
39	u	73/549 (13%)	63 (86%)	8 (11%)	2 (3%)	5	33
40	v	204/239 (85%)	197 (97%)	7 (3%)	0	100	100
41	w	445/731 (61%)	424 (95%)	20 (4%)	1 (0%)	47	81
42	r	22/360 (6%)	21 (96%)	1 (4%)	0	100	100
45	d	102/128 (80%)	92 (90%)	10 (10%)	0	100	100
46	j	109/125 (87%)	103 (94%)	6 (6%)	0	100	100
47	k	127/135 (94%)	119 (94%)	8 (6%)	0	100	100
48	Y	165/184 (90%)	156 (94%)	9 (6%)	0	100	100
49	t	109/293 (37%)	103 (94%)	6 (6%)	0	100	100
50	s	237/490 (48%)	230 (97%)	7 (3%)	0	100	100
51	i	133/136 (98%)	125 (94%)	8 (6%)	0	100	100
52	T	260/306 (85%)	235 (90%)	22 (8%)	3 (1%)	13	50
54	q	398/588 (68%)	385 (97%)	13 (3%)	0	100	100
55	f	254/478 (53%)	236 (93%)	17 (7%)	1 (0%)	34	72
56	O	67/70 (96%)	62 (92%)	5 (8%)	0	100	100
57	3	223/255 (88%)	209 (94%)	13 (6%)	1 (0%)	34	72
58	g	141/156 (90%)	135 (96%)	5 (4%)	1 (1%)	22	61
All	All	10226/13292 (77%)	9605 (94%)	597 (6%)	24 (0%)	50	81

All (24) Ramachandran outliers are listed below:

Mol	Chain	Res	Type
25	c	53	PRO
36	J	106	ILE
37	N	59	PRO
37	N	267	ARG
38	R	24	ILE
39	u	51	PRO
39	u	55	PRO
52	T	148	ASP
52	T	152	VAL
55	f	203	ASP
57	3	24	ASN
2	4	301	GLU
5	9	99	GLN
36	J	101	VAL
52	T	191	GLY
2	4	427	ASP
41	w	112	LYS
58	g	40	ILE
2	4	4	TYR
2	4	296	ILE
37	N	65	HIS
25	c	43	LYS
30	n	107	PRO
12	I	104	VAL

5.3.2 Protein sidechains [i](#)

In the following table, the Percentiles column shows the percent sidechain outliers of the chain as a percentile score with respect to all PDB entries followed by that with respect to all EM entries.

The Analysed column shows the number of residues for which the sidechain conformation was analysed, and the total number of residues.

Mol	Chain	Analysed	Rotameric	Outliers	Percentiles	
1	y	137/137 (100%)	137 (100%)	0	100	100
2	4	562/574 (98%)	560 (100%)	2 (0%)	91	96
3	6	212/213 (100%)	212 (100%)	0	100	100
4	7	126/149 (85%)	126 (100%)	0	100	100
5	9	74/114 (65%)	74 (100%)	0	100	100

Continued on next page...

Continued from previous page...

Mol	Chain	Analysed	Rotameric	Outliers	Percentiles	
6	B	349/349 (100%)	349 (100%)	0	100	100
7	D	298/348 (86%)	296 (99%)	2 (1%)	84	93
8	E	83/97 (86%)	83 (100%)	0	100	100
9	F	94/100 (94%)	94 (100%)	0	100	100
10	G	204/223 (92%)	200 (98%)	4 (2%)	55	79
11	H	109/110 (99%)	109 (100%)	0	100	100
12	I	169/171 (99%)	169 (100%)	0	100	100
13	K	86/89 (97%)	85 (99%)	1 (1%)	71	87
14	L	120/121 (99%)	120 (100%)	0	100	100
15	M	73/80 (91%)	73 (100%)	0	100	100
16	P	47/48 (98%)	47 (100%)	0	100	100
17	Q	176/177 (99%)	174 (99%)	2 (1%)	73	88
18	S	115/161 (71%)	115 (100%)	0	100	100
19	U	171/172 (99%)	171 (100%)	0	100	100
20	V	173/174 (99%)	172 (99%)	1 (1%)	86	94
21	X	74/75 (99%)	74 (100%)	0	100	100
22	Z	164/165 (99%)	164 (100%)	0	100	100
23	a	133/175 (76%)	133 (100%)	0	100	100
24	b	157/157 (100%)	156 (99%)	1 (1%)	86	94
25	c	106/140 (76%)	106 (100%)	0	100	100
26	e	101/107 (94%)	100 (99%)	1 (1%)	76	88
27	h	124/135 (92%)	124 (100%)	0	100	100
28	l	109/121 (90%)	109 (100%)	0	100	100
29	m	190/199 (96%)	190 (100%)	0	100	100
30	n	88/89 (99%)	88 (100%)	0	100	100
31	o	208/252 (82%)	207 (100%)	1 (0%)	88	94
32	p	195/215 (91%)	195 (100%)	0	100	100
33	z	61/115 (53%)	61 (100%)	0	100	100
34	A	138/149 (93%)	138 (100%)	0	100	100
35	C	209/250 (84%)	209 (100%)	0	100	100
36	J	227/228 (100%)	226 (100%)	1 (0%)	91	96

Continued on next page...

Continued from previous page...

Mol	Chain	Analysed	Rotameric	Outliers	Percentiles	
37	N	396/404 (98%)	393 (99%)	3 (1%)	81	91
38	R	173/300 (58%)	173 (100%)	0	100	100
39	u	68/485 (14%)	68 (100%)	0	100	100
40	v	182/214 (85%)	182 (100%)	0	100	100
41	w	405/654 (62%)	405 (100%)	0	100	100
42	r	22/312 (7%)	22 (100%)	0	100	100
45	d	94/115 (82%)	94 (100%)	0	100	100
46	j	101/110 (92%)	100 (99%)	1 (1%)	76	88
47	k	115/121 (95%)	115 (100%)	0	100	100
48	Y	147/163 (90%)	146 (99%)	1 (1%)	84	93
49	t	103/274 (38%)	102 (99%)	1 (1%)	76	88
50	s	222/437 (51%)	221 (100%)	1 (0%)	88	94
51	i	117/118 (99%)	116 (99%)	1 (1%)	78	90
52	T	241/279 (86%)	241 (100%)	0	100	100
54	q	359/509 (70%)	358 (100%)	1 (0%)	92	97
55	f	222/402 (55%)	221 (100%)	1 (0%)	88	94
56	O	64/65 (98%)	64 (100%)	0	100	100
57	3	206/228 (90%)	206 (100%)	0	100	100
58	g	124/133 (93%)	124 (100%)	0	100	100
All	All	9023/11502 (78%)	8997 (100%)	26 (0%)	92	97

All (26) residues with a non-rotameric sidechain are listed below:

Mol	Chain	Res	Type
2	4	8	LYS
2	4	385	ARG
7	D	114	ARG
7	D	188	ARG
10	G	117	ARG
10	G	137[A]	ARG
10	G	137[B]	ARG
10	G	175	ARG
13	K	23	LYS
17	Q	103	ARG
17	Q	121	ARG

Continued on next page...

Continued from previous page...

Mol	Chain	Res	Type
20	V	117	ARG
24	b	77	ASN
26	e	48	ARG
31	o	56	ARG
36	J	111	LYS
37	N	169	ARG
37	N	368	MET
37	N	470	ARG
46	j	100	ASN
48	Y	97	ASN
49	t	148	ARG
50	s	163	ARG
51	i	108	ARG
54	q	62	ARG
55	f	362	ARG

Sometimes sidechains can be flipped to improve hydrogen bonding and reduce clashes. All (8) such sidechains are listed below:

Mol	Chain	Res	Type
3	6	10	ASN
10	G	46	GLN
24	b	117	HIS
34	A	155	HIS
49	t	127	HIS
52	T	271	GLN
54	q	28	GLN
57	3	199	HIS

5.3.3 RNA [i](#)

Mol	Chain	Analysed	Backbone Outliers	Pucker Outliers
43	8	153/156 (98%)	28 (18%)	2 (1%)
44	2	3503/5054 (69%)	956 (27%)	33 (0%)
53	5	119/120 (99%)	19 (15%)	0
59	x	0/60	-	-
All	All	3775/5390 (70%)	1003 (26%)	35 (0%)

All (1003) RNA backbone outliers are listed below:

Mol	Chain	Res	Type
43	8	24	G
43	8	34	U
43	8	35	C
43	8	39	G
43	8	48	A
43	8	52	A
43	8	59	A
43	8	62	A
43	8	63	U
43	8	71	A
43	8	80	A
43	8	82	A
43	8	84	A
43	8	85	U
43	8	88	A
43	8	94	G
43	8	103	A
43	8	104	A
43	8	105	C
43	8	110	U
43	8	114	G
43	8	123	U
43	8	124	U
43	8	125	C
43	8	126	C
43	8	127	U
43	8	153	C
43	8	156	U
44	2	13	U
44	2	25	A
44	2	37	U
44	2	39	A
44	2	42	A
44	2	44	A
44	2	48	G
44	2	56	A
44	2	59	A
44	2	64	A
44	2	65	A
44	2	69	A
44	2	72	C
44	2	73	A
44	2	84	A

Continued on next page...

Continued from previous page...

Mol	Chain	Res	Type
44	2	91	G
44	2	95	G
44	2	98	A
44	2	108	A
44	2	109	G
44	2	110	C
44	2	119	G
44	2	120	A
44	2	131	C
44	2	132	G
44	2	134	G
44	2	135	G
44	2	136	C
44	2	137	G
44	2	144	G
44	2	145	G
44	2	152	U
44	2	158	A
44	2	159	C
44	2	171	U
44	2	172	C
44	2	180	C
44	2	183	C
44	2	185	C
44	2	188	G
44	2	197	A
44	2	200	U
44	2	209	U
44	2	216	C
44	2	217	C
44	2	218	A
44	2	220	C
44	2	225	G
44	2	234	G
44	2	254	G
44	2	256	G
44	2	262	G
44	2	265	C
44	2	266	C
44	2	267	G
44	2	278	G
44	2	279	A

Continued on next page...

Continued from previous page...

Mol	Chain	Res	Type
44	2	280	G
44	2	297	U
44	2	306	A
44	2	315	G
44	2	316	U
44	2	340	C
44	2	362	A
44	2	363	A
44	2	385	A
44	2	387	G
44	2	396	A
44	2	398	A2M
44	2	407	A
44	2	409	G
44	2	410	A
44	2	412	G
44	2	432	U
44	2	433	A
44	2	449	C
44	2	450	G
44	2	452	A
44	2	453	G
44	2	454	U
44	2	464	G
44	2	465	G
44	2	467	U
44	2	484	U
44	2	485	C
44	2	486	C
44	2	489	C
44	2	491	G
44	2	493	G
44	2	495	C
44	2	497	G
44	2	498	C
44	2	499	G
44	2	500	G
44	2	502	C
44	2	503	C
44	2	504	G
44	2	505	G
44	2	509	A

Continued on next page...

Continued from previous page...

Mol	Chain	Res	Type
44	2	510	U
44	2	514	U
44	2	515	C
44	2	516	C
44	2	517	C
44	2	518	G
44	2	519	C
44	2	644	G
44	2	654	C
44	2	656	C
44	2	659	G
44	2	666	G
44	2	667	A
44	2	668	C
44	2	669	C
44	2	673	C
44	2	685	C
44	2	686	A
44	2	687	U
44	2	688	U
44	2	692	A
44	2	696	C
44	2	697	G
44	2	703	G
44	2	704	C
44	2	731	G
44	2	738	C
44	2	739	G
44	2	740	G
44	2	742	G
44	2	746	A
44	2	753	C
44	2	758	G
44	2	759	G
44	2	760	G
44	2	904	C
44	2	913	U
44	2	914	U
44	2	915	A
44	2	916	C
44	2	917	A
44	2	918	G

Continued on next page...

Continued from previous page...

Mol	Chain	Res	Type
44	2	924	C
44	2	925	C
44	2	926	G
44	2	932	A
44	2	933	G
44	2	934	C
44	2	935	A
44	2	936	C
44	2	937	U
44	2	941	C
44	2	943	A
44	2	944	A
44	2	945	U
44	2	946	C
44	2	959	G
44	2	960	A
44	2	961	G
44	2	962	C
44	2	965	G
44	2	966	A
44	2	967	C
44	2	969	C
44	2	970	G
44	2	971	U
44	2	972	C
44	2	982	U
44	2	984	C
44	2	989	U
44	2	990	C
44	2	991	C
44	2	992	C
44	2	993	G
44	2	994	G
44	2	995	C
44	2	996	G
44	2	1048	G
44	2	1049	C
44	2	1051	G
44	2	1066	G
44	2	1067	G
44	2	1068	G
44	2	1070	G

Continued on next page...

Continued from previous page...

Mol	Chain	Res	Type
44	2	1072	C
44	2	1082	C
44	2	1093	C
44	2	1168	G
44	2	1170	G
44	2	1171	G
44	2	1173	G
44	2	1174	G
44	2	1178	G
44	2	1179	U
44	2	1180	C
44	2	1181	C
44	2	1182	C
44	2	1183	C
44	2	1184	A
44	2	1187	G
44	2	1189	G
44	2	1195	G
44	2	1199	G
44	2	1200	G
44	2	1202	C
44	2	1203	G
44	2	1210	C
44	2	1211	G
44	2	1215	C
44	2	1216	C
44	2	1218	G
44	2	1219	G
44	2	1222	A
44	2	1241	C
44	2	1243	C
44	2	1245	C
44	2	1252	C
44	2	1253	G
44	2	1254	A
44	2	1255	A
44	2	1260	G
44	2	1265	G
44	2	1266	G
44	2	1269	G
44	2	1271	G
44	2	1272	C

Continued on next page...

Continued from previous page...

Mol	Chain	Res	Type
44	2	1273	G
44	2	1280	C
44	2	1283	G
44	2	1284	G
44	2	1287	G
44	2	1295	C
44	2	1296	G
44	2	1301	C
44	2	1302	U
44	2	1303	A
44	2	1313	C
44	2	1314	C
44	2	1320	U
44	2	1337	A
44	2	1354	A
44	2	1358	G
44	2	1359	G
44	2	1365	C
44	2	1366	G
44	2	1367	C
44	2	1372	A
44	2	1377	G
44	2	1378	C
44	2	1379	C
44	2	1381	U
44	2	1387	A
44	2	1394	G
44	2	1397	A
44	2	1399	G
44	2	1402	C
44	2	1404	G
44	2	1405	C
44	2	1407	C
44	2	1408	G
44	2	1409	C
44	2	1410	U
44	2	1412	G
44	2	1414	C
44	2	1420	A
44	2	1421	G
44	2	1438	U
44	2	1439	C

Continued on next page...

Continued from previous page...

Mol	Chain	Res	Type
44	2	1442	C
44	2	1445	U
44	2	1446	C
44	2	1448	G
44	2	1465	G
44	2	1472	C
44	2	1482	G
44	2	1483	C
44	2	1486	C
44	2	1497	A
44	2	1498	G
44	2	1501	C
44	2	1502	G
44	2	1503	A
44	2	1518	A
44	2	1523	A
44	2	1525	A
44	2	1534	A2M
44	2	1547	A
44	2	1566	C
44	2	1571	G
44	2	1578	U
44	2	1591	U
44	2	1592	G
44	2	1595	G
44	2	1596	U
44	2	1597	G
44	2	1612	G
44	2	1613	A
44	2	1624	G
44	2	1625	OMG
44	2	1626	G
44	2	1631	A
44	2	1633	G
44	2	1634	A
44	2	1638	A
44	2	1641	G
44	2	1650	A
44	2	1654	G
44	2	1658	G
44	2	1661	C
44	2	1671	U

Continued on next page...

Continued from previous page...

Mol	Chain	Res	Type
44	2	1674	C
44	2	1676	C
44	2	1679	A
44	2	1680	G
44	2	1691	G
44	2	1694	C
44	2	1697	G
44	2	1699	A
44	2	1700	G
44	2	1701	A
44	2	1703	C
44	2	1704	C
44	2	1705	G
44	2	1707	C
44	2	1715	C
44	2	1716	G
44	2	1718	C
44	2	1719	A
44	2	1724	G
44	2	1726	U
44	2	1729	A
44	2	1732	C
44	2	1734	G
44	2	1737	A
44	2	1738	A
44	2	1789	C
44	2	1791	U
44	2	1792	U
44	2	1793	A
44	2	1799	G
44	2	1800	U
44	2	1801	A
44	2	1802	A
44	2	1803	G
44	2	1804	A
44	2	1806	G
44	2	1809	C
44	2	1810	G
44	2	1815	G
44	2	1821	G
44	2	1822	U
44	2	1832	C

Continued on next page...

Continued from previous page...

Mol	Chain	Res	Type
44	2	1833	G
44	2	1836	G
44	2	1837	A
44	2	1842	G
44	2	1854	G
44	2	1855	G
44	2	1856	C
44	2	1860	U
44	2	1865	G
44	2	1870	C
44	2	1871	A2M
44	2	1882	U
44	2	1883	OMG
44	2	1891	A
44	2	1897	A
44	2	1900	C
44	2	1918	U
44	2	1919	G
44	2	1920	C
44	2	1922	G
44	2	1925	G
44	2	1929	A
44	2	1931	C
44	2	1932	A
44	2	1935	C
44	2	1936	C
44	2	1937	C
44	2	1939	A
44	2	1941	A
44	2	1942	A
44	2	1943	A
44	2	1944	A
44	2	1948	G
44	2	1956	A
44	2	1959	U
44	2	1961	G
44	2	1966	C
44	2	1972	G
44	2	1979	A
44	2	1980	U
44	2	1981	G
44	2	1983	A

Continued on next page...

Continued from previous page...

Mol	Chain	Res	Type
44	2	1984	A
44	2	1985	G
44	2	1991	A
44	2	1997	U
44	2	2001	G
44	2	2002	A
44	2	2003	G
44	2	2004	U
44	2	2010	A
44	2	2011	C
44	2	2017	A
44	2	2018	C
44	2	2020	U
44	2	2025	A
44	2	2026	A
44	2	2033	A
44	2	2034	G
44	2	2040	A
44	2	2043	A
44	2	2044	U
44	2	2046	G
44	2	2048	U
44	2	2055	G
44	2	2056	G
44	2	2069	A
44	2	2084	C
44	2	2092	G
44	2	2093	A
44	2	2095	A
44	2	2096	G
44	2	2098	G
44	2	2100	A
44	2	2101	C
44	2	2104	G
44	2	2105	A
44	2	2108	G
44	2	2110	C
44	2	2111	G
44	2	2112	G
44	2	2250	C
44	2	2252	G
44	2	2253	A

Continued on next page...

Continued from previous page...

Mol	Chain	Res	Type
44	2	2254	G
44	2	2255	C
44	2	2256	C
44	2	2258	C
44	2	2259	G
44	2	2260	C
44	2	2263	A
44	2	2268	A
44	2	2269	C
44	2	2279	A
44	2	2289	C
44	2	2300	A
44	2	2301	G
44	2	2305	U
44	2	2306	G
44	2	2313	A
44	2	2325	C
44	2	2333	G
44	2	2346	C
44	2	2348	G
44	2	2351	C
44	2	2360	A
44	2	2364	OMG
44	2	2395	A
44	2	2416	G
44	2	2417	A
44	2	2422	OMC
44	2	2424	OMG
44	2	2425	U
44	2	2441	C
44	2	2450	G
44	2	2463	G
44	2	2465	C
44	2	2470	C
44	2	2471	G
44	2	2474	G
44	2	2475	G
44	2	2476	G
44	2	2478	C
44	2	2479	G
44	2	2483	G
44	2	2484	A

Continued on next page...

Continued from previous page...

Mol	Chain	Res	Type
44	2	2486	G
44	2	2487	G
44	2	2488	C
44	2	2499	C
44	2	2503	G
44	2	2504	C
44	2	2505	C
44	2	2506	G
44	2	2507	A
44	2	2512	A
44	2	2513	A
44	2	2519	U
44	2	2529	A
44	2	2543	A
44	2	2544	G
44	2	2545	U
44	2	2546	G
44	2	2547	G
44	2	2548	C
44	2	2553	A
44	2	2554	U
44	2	2557	G
44	2	2559	G
44	2	2560	C
44	2	2566	G
44	2	2573	A
44	2	2583	C
44	2	2586	G
44	2	2587	A
44	2	2589	C
44	2	2600	A
44	2	2601	A
44	2	2618	G
44	2	2627	C
44	2	2638	G
44	2	2653	C
44	2	2659	A
44	2	2662	G
44	2	2669	C
44	2	2670	C
44	2	2674	A
44	2	2675	G

Continued on next page...

Continued from previous page...

Mol	Chain	Res	Type
44	2	2679	G
44	2	2687	U
44	2	2694	G
44	2	2695	A
44	2	2696	A
44	2	2708	U
44	2	2709	C
44	2	2711	G
44	2	2712	G
44	2	2719	C
44	2	2721	G
44	2	2724	G
44	2	2725	A
44	2	2726	G
44	2	2739	C
44	2	2740	U
44	2	2742	G
44	2	2743	A
44	2	2753	G
44	2	2761	U
44	2	2763	U
44	2	2769	U
44	2	2770	C
44	2	2787	A
44	2	2788	U
44	2	2790	U
44	2	2799	G
44	2	2814	C
44	2	2815	A
44	2	2826	U
44	2	2827	G
44	2	2840	A
44	2	2842	G
44	2	2855	G
44	2	2857	A
44	2	2875	C
44	2	2876	G
44	2	2902	G
44	2	2904	U
44	2	2905	C
44	2	2906	G
44	2	2908	U

Continued on next page...

Continued from previous page...

Mol	Chain	Res	Type
44	2	3585	G
44	2	3588	C
44	2	3591	C
44	2	3594	C
44	2	3595	U
44	2	3596	A
44	2	3597	G
44	2	3611	A
44	2	3615	G
44	2	3616	U
44	2	3619	G
44	2	3626	G
44	2	3630	A
44	2	3635	A
44	2	3644	U
44	2	3662	A
44	2	3664	G
44	2	3678	G
44	2	3680	U
44	2	3691	G
44	2	3692	A
44	2	3695	U
44	2	3696	C
44	2	3698	G
44	2	3700	C
44	2	3701	OMC
44	2	3702	A
44	2	3709	U
44	2	3710	G
44	2	3712	A
44	2	3714	G
44	2	3715	U
44	2	3716	C
44	2	3717	A
44	2	3718	A
44	2	3723	A
44	2	3724	A
44	2	3729	U
44	2	3735	G
44	2	3736	A
44	2	3745	U
44	2	3746	A

Continued on next page...

Continued from previous page...

Mol	Chain	Res	Type
44	2	3748	A
44	2	3750	G
44	2	3752	C
44	2	3753	G
44	2	3754	G
44	2	3759	A
44	2	3760	A
44	2	3761	C
44	2	3762	U
44	2	3765	G
44	2	3766	A
44	2	3767	C
44	2	3769	C
44	2	3771	C
44	2	3772	U
44	2	3773	U
44	2	3774	A
44	2	3775	A
44	2	3776	G
44	2	3777	G
44	2	3778	U
44	2	3779	A
44	2	3781	C
44	2	3783	A
44	2	3838	U
44	2	3839	G
44	2	3840	U
44	2	3851	U
44	2	3865	A
44	2	3867	A2M
44	2	3870	C
44	2	3875	G
44	2	3876	A
44	2	3877	A
44	2	3879	G
44	2	3881	G
44	2	3903	A
44	2	3904	G
44	2	3905	A
44	2	3906	A
44	2	3915	U
44	2	3916	G

Continued on next page...

Continued from previous page...

Mol	Chain	Res	Type
44	2	3922	G
44	2	3923	A
44	2	3924	C
44	2	3925	U
44	2	3926	C
44	2	3931	C
44	2	3938	G
44	2	3939	G
44	2	3944	G
44	2	4068	U
44	2	4076	G
44	2	4077	A
44	2	4083	5MU
44	2	4084	G
44	2	4095	G
44	2	4097	G
44	2	4099	G
44	2	4100	C
44	2	4101	C
44	2	4103	C
44	2	4104	G
44	2	4105	A
44	2	4107	G
44	2	4108	G
44	2	4111	U
44	2	4112	C
44	2	4114	C
44	2	4115	G
44	2	4116	C
44	2	4117	U
44	2	4119	C
44	2	4121	G
44	2	4127	A
44	2	4128	A
44	2	4136	G
44	2	4138	C
44	2	4140	C
44	2	4141	G
44	2	4142	C
44	2	4143	G
44	2	4144	C
44	2	4146	G

Continued on next page...

Continued from previous page...

Mol	Chain	Res	Type
44	2	4147	G
44	2	4149	C
44	2	4154	G
44	2	4156	G
44	2	4157	A
44	2	4158	C
44	2	4162	C
44	2	4163	U
44	2	4166	G
44	2	4170	A
44	2	4171	C
44	2	4178	A
44	2	4183	G
44	2	4184	G
44	2	4197	G
44	2	4201	G
44	2	4202	U
44	2	4205	A
44	2	4206	C
44	2	4209	G
44	2	4212	A
44	2	4215	C
44	2	4219	A
44	2	4221	C
44	2	4222	G
44	2	4224	A
44	2	4227	U
44	2	4228	G
44	2	4229	U
44	2	4230	C
44	2	4236	G
44	2	4237	C
44	2	4238	G
44	2	4251	A
44	2	4252	C
44	2	4253	A
44	2	4254	G
44	2	4255	A
44	2	4258	C
44	2	4263	C
44	2	4264	G
44	2	4265	U

Continued on next page...

Continued from previous page...

Mol	Chain	Res	Type
44	2	4266	G
44	2	4267	G
44	2	4268	A
44	2	4269	G
44	2	4270	C
44	2	4271	A
44	2	4272	G
44	2	4273	A
44	2	4274	A
44	2	4275	G
44	2	4276	G
44	2	4277	G
44	2	4278	C
44	2	4279	A
44	2	4280	A
44	2	4281	A
44	2	4283	G
44	2	4285	U
44	2	4290	U
44	2	4291	G
44	2	4292	A
44	2	4295	U
44	2	4296	U
44	2	4297	G
44	2	4298	A
44	2	4299	U
44	2	4303	C
44	2	4304	A
44	2	4305	G
44	2	4306	U
44	2	4307	A
44	2	4308	C
44	2	4309	G
44	2	4310	A
44	2	4311	A
44	2	4313	A
44	2	4314	C
44	2	4315	A
44	2	4316	G
44	2	4319	C
44	2	4328	G
44	2	4329	G

Continued on next page...

Continued from previous page...

Mol	Chain	Res	Type
44	2	4330	G
44	2	4331	G
44	2	4334	U
44	2	4335	C
44	2	4336	A
44	2	4341	C
44	2	4342	C
44	2	4343	U
44	2	4347	G
44	2	4348	A
44	2	4349	C
44	2	4350	C
44	2	4354	U
44	2	4355	G
44	2	4368	G
44	2	4370	G
44	2	4371	G
44	2	4372	U
44	2	4373	G
44	2	4375	C
44	2	4376	A
44	2	4377	G
44	2	4379	A
44	2	4380	A
44	2	4381	A
44	2	4387	C
44	2	4401	G
44	2	4404	U
44	2	4411	G
44	2	4415	1MA
44	2	4420	U
44	2	4421	C
44	2	4422	A
44	2	4423	U
44	2	4424	A
44	2	4425	G
44	2	4426	C
44	2	4427	G
44	2	4428	A
44	2	4437	U
44	2	4440	G
44	2	4446	U

Continued on next page...

Continued from previous page...

Mol	Chain	Res	Type
44	2	4447	C
44	2	4449	A
44	2	4450	U
44	2	4451	G
44	2	4452	U
44	2	4453	C
44	2	4454	G
44	2	4464	A
44	2	4465	U
44	2	4466	C
44	2	4475	G
44	2	4476	C
44	2	4480	A
44	2	4484	A
44	2	4499	G
44	2	4501	U
44	2	4502	C
44	2	4503	A
44	2	4510	A
44	2	4512	U
44	2	4513	A
44	2	4518	A
44	2	4519	C
44	2	4520	G
44	2	4522	G
44	2	4523	A2M
44	2	4524	G
44	2	4528	G
44	2	4529	G
44	2	4531	U
44	2	4532	U
44	2	4545	G
44	2	4548	A
44	2	4550	7MG
44	2	4555	U
44	2	4556	U
44	2	4557	U
44	2	4558	U
44	2	4560	C
44	2	4570	G
44	2	4572	U
44	2	4573	G

Continued on next page...

Continued from previous page...

Mol	Chain	Res	Type
44	2	4574	U
44	2	4575	G
44	2	4584	A
44	2	4589	A
44	2	4590	A
44	2	4600	G
44	2	4601	U
44	2	4606	G
44	2	4607	A
44	2	4608	G
44	2	4634	U
44	2	4635	A
44	2	4636	PSU
44	2	4637	OMG
44	2	4652	G
44	2	4656	A
44	2	4670	C
44	2	4678	G
44	2	4684	A
44	2	4694	G
44	2	4695	C
44	2	4696	C
44	2	4700	A
44	2	4708	A
44	2	4709	U
44	2	4719	G
44	2	4730	C
44	2	4731	G
44	2	4733	C
44	2	4734	A
44	2	4740	G
44	2	4741	C
44	2	4742	G
44	2	4751	G
44	2	4754	G
44	2	4757	C
44	2	4759	C
44	2	4761	G
44	2	4764	A
44	2	4765	G
44	2	4771	C
44	2	4775	C

Continued on next page...

Continued from previous page...

Mol	Chain	Res	Type
44	2	4776	G
44	2	4859	C
44	2	4860	G
44	2	4862	G
44	2	4864	U
44	2	4870	OMG
44	2	4871	C
44	2	4872	2MG
44	2	4874	A
44	2	4875	G
44	2	4877	G
44	2	4882	U
44	2	4883	C
44	2	4895	C
44	2	4900	C
44	2	4901	G
44	2	4910	G
44	2	4911	A
44	2	4912	G
44	2	4914	C
44	2	4915	G
44	2	4926	C
44	2	4927	G
44	2	4928	C
44	2	4937	C
44	2	4940	C
44	2	4941	G
44	2	4943	A
44	2	4947	U
44	2	4949	G
44	2	4960	G
44	2	4961	G
44	2	4976	U
44	2	4988	U
44	2	4989	U
44	2	4991	U
44	2	4993	G
44	2	5013	C
44	2	5014	A
44	2	5017	G
44	2	5021	C
44	2	5022	U

Continued on next page...

Continued from previous page...

Mol	Chain	Res	Type
44	2	5023	C
44	2	5024	C
44	2	5026	U
44	2	5027	C
44	2	5029	C
44	2	5030	U
44	2	5031	G
44	2	5034	A
44	2	5040	U
44	2	5041	G
44	2	5047	C
44	2	5050	C
44	2	5054	C
44	2	5055	G
44	2	5058	A
44	2	5062	G
44	2	5069	U
53	5	7	G
53	5	11	A
53	5	13	A
53	5	40	U
53	5	41	G
53	5	49	A
53	5	53	U
53	5	54	A
53	5	63	C
53	5	64	G
53	5	74	A
53	5	75	G
53	5	76	U
53	5	97	G
53	5	100	A
53	5	103	A
53	5	106	G
53	5	109	U
53	5	110	G

All (35) RNA pucker outliers are listed below:

Mol	Chain	Res	Type
43	8	124	U
43	8	125	C

Continued on next page...

Continued from previous page...

Mol	Chain	Res	Type
44	2	406	C
44	2	914	U
44	2	1633	G
44	2	1679	A
44	2	1808	C
44	2	1931	C
44	2	1980	U
44	2	2033	A
44	2	2470	C
44	2	2474	G
44	2	2475	G
44	2	2477	A
44	2	2487	G
44	2	2498	C
44	2	2546	G
44	2	2760	G
44	2	3596	A
44	2	3701	OMC
44	2	3780	G
44	2	3905	A
44	2	4157	A
44	2	4228	G
44	2	4229	U
44	2	4235	G
44	2	4269	G
44	2	4297	G
44	2	4426	C
44	2	4555	U
44	2	4571	A
44	2	4572	U
44	2	4634	U
44	2	4699	U
44	2	4913	G

5.4 Non-standard residues in protein, DNA, RNA chains [i](#)

65 non-standard protein/DNA/RNA residues are modelled in this entry.

In the following table, the Counts columns list the number of bonds (or angles) for which Mogul statistics could be retrieved, the number of bonds (or angles) that are observed in the model and the number of bonds (or angles) that are defined in the Chemical Component Dictionary. The Link column lists molecule types, if any, to which the group is linked. The Z score for a bond length (or angle) is the number of standard deviations the observed value is removed from the

expected value. A bond length (or angle) with $|Z| > 2$ is considered an outlier worth inspection. RMSZ is the root-mean-square of all Z scores of the bond lengths (or angles).

Mol	Type	Chain	Res	Link	Bond lengths			Bond angles		
					Counts	RMSZ	# $ Z > 2$	Counts	RMSZ	# $ Z > 2$
44	2MG	2	978	44	18,26,27	2.67	6 (33%)	16,38,41	1.34	3 (18%)
44	OMC	2	3869	44	19,22,23	2.91	7 (36%)	26,31,34	1.14	3 (11%)
44	OMG	2	1625	44	18,26,27	2.93	8 (44%)	19,38,41	1.48	4 (21%)
44	P7G	2	1909	44	24,28,29	3.97	11 (45%)	27,41,44	1.64	3 (11%)
44	OMG	2	2364	44	18,26,27	2.71	8 (44%)	19,38,41	1.52	5 (26%)
44	A2M	2	2401	44	18,25,26	3.63	8 (44%)	18,36,39	3.37	3 (16%)
44	B9B	2	2754	44	21,28,29	1.98	3 (14%)	23,40,43	6.40	5 (21%)
44	OMC	2	2804	44	19,22,23	2.92	8 (42%)	26,31,34	0.77	1 (3%)
44	A2M	2	4523	44	18,25,26	3.58	8 (44%)	18,36,39	3.46	3 (16%)
44	OMU	2	4620	44	19,22,23	2.84	7 (36%)	26,31,34	1.68	4 (15%)
44	PSU	2	4636	44	18,21,22	1.06	1 (5%)	22,30,33	1.81	4 (18%)
44	B8K	2	4690	44	24,28,29	3.17	12 (50%)	30,42,45	2.78	11 (36%)
44	P7G	2	3880	44	24,28,29	3.92	11 (45%)	27,41,44	1.45	3 (11%)
44	5MU	2	4083	44	19,22,23	7.27	8 (42%)	28,32,35	3.20	10 (35%)
44	OMG	2	2424	44	18,26,27	2.83	8 (44%)	19,38,41	1.48	4 (21%)
44	A2M	2	1534	44	18,25,26	3.60	8 (44%)	18,36,39	3.54	3 (16%)
44	B8Q	2	1456	44	17,22,23	2.95	5 (29%)	22,32,35	2.33	6 (27%)
44	A2M	2	398	44	18,25,26	3.62	8 (44%)	18,36,39	3.46	3 (16%)
44	M7A	2	4564	44	20,25,26	1.98	3 (15%)	28,37,40	3.95	6 (21%)
44	A2M	2	1326	44	18,25,26	3.59	8 (44%)	18,36,39	3.45	4 (22%)
44	B9B	2	1574	44	21,28,29	2.02	3 (14%)	23,40,43	6.34	5 (21%)
44	B9B	2	237	44	21,28,29	2.01	3 (14%)	23,40,43	6.57	5 (21%)
44	OMG	2	1522	44	18,26,27	2.78	8 (44%)	19,38,41	1.44	3 (15%)
44	OMC	2	2861	44	19,22,23	2.99	8 (42%)	26,31,34	1.24	3 (11%)
44	1MA	2	4415	44	16,25,26	4.39	4 (25%)	18,37,40	1.48	3 (16%)
44	OMG	2	373	44	18,26,27	2.80	8 (44%)	19,38,41	1.61	6 (31%)
44	OMC	2	4536	44	19,22,23	2.98	8 (42%)	26,31,34	0.72	0
44	B8W	2	4472	44	18,26,27	2.08	2 (11%)	21,38,41	2.50	7 (33%)
44	2MG	2	4872	44	18,26,27	2.55	6 (33%)	16,38,41	1.74	4 (25%)
43	OMU	8	14	43,44	19,22,23	2.90	8 (42%)	26,31,34	1.85	6 (23%)
44	B8W	2	2380	44	18,26,27	2.09	2 (11%)	21,38,41	2.53	7 (33%)
44	2MG	2	729	44	18,26,27	2.61	6 (33%)	16,38,41	1.44	4 (25%)
44	B8W	2	4185	44	18,26,27	2.12	2 (11%)	21,38,41	2.49	7 (33%)

Mol	Type	Chain	Res	Link	Bond lengths			Bond angles		
					Counts	RMSZ	# Z > 2	Counts	RMSZ	# Z > 2
44	UR3	2	4597	44	19,22,23	2.67	6 (31%)	26,32,35	1.98	4 (15%)
44	7MG	2	2522	44	22,26,27	3.63	10 (45%)	29,39,42	1.96	8 (27%)
44	7MG	2	4550	44	22,26,27	3.79	10 (45%)	29,39,42	2.00	9 (31%)
44	BGH	2	3899	44	25,29,30	4.54	16 (64%)	31,43,46	2.55	11 (35%)
44	A2M	2	1871	44	18,25,26	3.66	8 (44%)	18,36,39	3.52	4 (22%)
44	I4U	2	1659	44	21,24,25	3.50	9 (42%)	27,34,37	1.19	1 (3%)
44	OMC	2	3887	44	19,22,23	2.98	8 (42%)	26,31,34	0.94	1 (3%)
44	OMC	2	3701	44	19,22,23	3.10	8 (42%)	26,31,34	0.98	1 (3%)
44	A2M	2	3867	44	18,25,26	3.61	8 (44%)	18,36,39	3.43	4 (22%)
44	A2M	2	3825	44	18,25,26	3.59	8 (44%)	18,36,39	3.42	4 (22%)
44	E7G	2	1797	44	24,27,28	4.04	11 (45%)	30,40,43	2.13	9 (30%)
44	OMC	2	2365	44	19,22,23	2.90	8 (42%)	26,31,34	0.74	0
44	OMG	2	4494	44	18,26,27	2.81	8 (44%)	19,38,41	1.52	4 (21%)
44	OMG	2	4637	44	18,26,27	2.77	8 (44%)	19,38,41	1.61	4 (21%)
44	OMG	2	4870	44	18,26,27	2.84	8 (44%)	19,38,41	1.50	4 (21%)
44	OMC	2	3909	44	19,22,23	3.05	8 (42%)	26,31,34	1.94	7 (26%)
44	B8T	2	4671	44	19,22,23	3.50	8 (42%)	26,31,34	0.97	1 (3%)
44	OMC	2	2422	48,44	19,22,23	2.95	8 (42%)	26,31,34	1.23	3 (11%)
44	B9H	2	2786	44	20,25,26	3.13	5 (25%)	22,35,38	1.92	5 (22%)
44	OMG	2	4623	44	18,26,27	2.74	8 (44%)	19,38,41	1.51	5 (26%)
44	7MG	2	1605	44	22,26,27	3.72	10 (45%)	29,39,42	1.95	9 (31%)
44	B8T	2	4483	44	19,22,23	3.51	8 (42%)	26,31,34	1.47	5 (19%)
44	OMG	2	2050	44	18,26,27	2.74	8 (44%)	19,38,41	1.55	5 (26%)
44	2MG	2	1517	44	18,26,27	2.64	6 (33%)	16,38,41	1.44	3 (18%)
44	B8K	2	3897	44	24,28,29	3.28	11 (45%)	30,42,45	2.49	11 (36%)
44	OMG	2	1883	44	18,26,27	2.83	8 (44%)	19,38,41	1.56	4 (21%)
44	A2M	2	1524	44	18,25,26	3.67	9 (50%)	18,36,39	3.43	4 (22%)
44	A2M	2	2363	44	18,25,26	3.60	8 (44%)	18,36,39	3.45	4 (22%)
44	P4U	2	1348	44	21,24,25	3.53	8 (38%)	27,33,36	1.16	3 (11%)
44	OMG	2	1316	44	18,26,27	2.77	8 (44%)	19,38,41	1.63	5 (26%)
44	OMG	2	2773	44	18,26,27	2.83	8 (44%)	19,38,41	1.44	4 (21%)
44	E7G	2	2297	44	24,27,28	3.83	11 (45%)	30,40,43	2.12	9 (30%)

In the following table, the Chirals column lists the number of chiral outliers, the number of chiral centers analysed, the number of these observed in the model and the number defined in the

Chemical Component Dictionary. Similar counts are reported in the Torsion and Rings columns.
'-' means no outliers of that kind were identified.

Mol	Type	Chain	Res	Link	Chirals	Torsions	Rings
44	2MG	2	978	44	-	0/5/27/28	0/3/3/3
44	OMC	2	3869	44	-	0/9/27/28	0/2/2/2
44	OMG	2	1625	44	-	3/5/27/28	0/3/3/3
44	P7G	2	1909	44	-	3/10/40/41	0/3/3/3
44	OMG	2	2364	44	-	3/5/27/28	0/3/3/3
44	A2M	2	2401	44	-	0/5/27/28	0/3/3/3
44	B9B	2	2754	44	-	3/7/29/30	0/3/3/3
44	OMC	2	2804	44	-	0/9/27/28	0/2/2/2
44	A2M	2	4523	44	-	0/5/27/28	0/3/3/3
44	OMU	2	4620	44	-	0/9/27/28	0/2/2/2
44	PSU	2	4636	44	-	5/7/25/26	0/2/2/2
44	B8K	2	4690	44	-	0/11/41/42	0/3/3/3
44	P7G	2	3880	44	-	3/10/40/41	0/3/3/3
44	5MU	2	4083	44	-	3/7/25/26	0/2/2/2
44	OMG	2	2424	44	-	2/5/27/28	0/3/3/3
44	A2M	2	1534	44	-	2/5/27/28	0/3/3/3
44	B8Q	2	1456	44	-	0/7/42/43	0/2/2/2
44	A2M	2	398	44	-	2/5/27/28	0/3/3/3
44	M7A	2	4564	44	-	0/7/37/38	0/3/3/3
44	A2M	2	1326	44	-	0/5/27/28	0/3/3/3
44	B9B	2	1574	44	-	4/7/29/30	0/3/3/3
44	B9B	2	237	44	-	4/7/29/30	0/3/3/3
44	OMG	2	1522	44	-	0/5/27/28	0/3/3/3
44	OMC	2	2861	44	-	0/9/27/28	0/2/2/2
44	1MA	2	4415	44	-	2/3/25/26	0/3/3/3
44	OMG	2	373	44	-	1/5/27/28	0/3/3/3
44	OMC	2	4536	44	-	0/9/27/28	0/2/2/2
44	B8W	2	4472	44	-	2/5/27/28	0/3/3/3
44	2MG	2	4872	44	-	2/5/27/28	0/3/3/3
43	OMU	8	14	43,44	-	1/9/27/28	0/2/2/2
44	B8W	2	2380	44	-	2/5/27/28	0/3/3/3
44	2MG	2	729	44	-	2/5/27/28	0/3/3/3
44	B8W	2	4185	44	-	0/5/27/28	0/3/3/3
44	UR3	2	4597	44	-	0/7/25/26	0/2/2/2
44	7MG	2	2522	44	-	0/7/37/38	0/3/3/3
44	7MG	2	4550	44	-	2/7/37/38	0/3/3/3
44	BGH	2	3899	44	-	0/13/43/44	0/3/3/3

Continued on next page...

Continued from previous page...

Mol	Type	Chain	Res	Link	Chirals	Torsions	Rings
44	A2M	2	1871	44	-	2/5/27/28	0/3/3/3
44	I4U	2	1659	44	-	2/9/29/30	0/2/2/2
44	OMC	2	3887	44	-	1/9/27/28	0/2/2/2
44	OMC	2	3701	44	-	7/9/27/28	0/2/2/2
44	A2M	2	3867	44	-	2/5/27/28	0/3/3/3
44	A2M	2	3825	44	-	0/5/27/28	0/3/3/3
44	E7G	2	1797	44	-	1/9/39/40	0/3/3/3
44	OMC	2	2365	44	-	0/9/27/28	0/2/2/2
44	OMG	2	4494	44	-	0/5/27/28	0/3/3/3
44	OMG	2	4637	44	-	2/5/27/28	0/3/3/3
44	OMG	2	4870	44	-	3/5/27/28	0/3/3/3
44	OMC	2	3909	44	-	3/9/27/28	0/2/2/2
44	B8T	2	4671	44	-	1/7/27/28	0/2/2/2
44	OMC	2	2422	48,44	-	1/9/27/28	0/2/2/2
44	B9H	2	2786	44	-	0/12/47/48	0/2/2/2
44	OMG	2	4623	44	-	0/5/27/28	0/3/3/3
44	7MG	2	1605	44	-	1/7/37/38	0/3/3/3
44	B8T	2	4483	44	-	0/7/27/28	0/2/2/2
44	OMG	2	2050	44	-	0/5/27/28	0/3/3/3
44	2MG	2	1517	44	-	2/5/27/28	0/3/3/3
44	B8K	2	3897	44	-	2/11/41/42	0/3/3/3
44	OMG	2	1883	44	-	2/5/27/28	0/3/3/3
44	A2M	2	1524	44	-	1/5/27/28	0/3/3/3
44	A2M	2	2363	44	-	0/5/27/28	0/3/3/3
44	P4U	2	1348	44	-	1/10/29/30	0/2/2/2
44	OMG	2	1316	44	-	0/5/27/28	0/3/3/3
44	OMG	2	2773	44	-	2/5/27/28	0/3/3/3
44	E7G	2	2297	44	-	1/9/39/40	0/3/3/3

All (488) bond length outliers are listed below:

Mol	Chain	Res	Type	Atoms	Z	Observed(Å)	Ideal(Å)
44	2	4083	5MU	C4-C5	20.65	1.79	1.44
44	2	4083	5MU	C6-N1	16.54	1.66	1.38
44	2	4415	1MA	C2-N3	16.35	1.48	1.29
44	2	4083	5MU	C6-C5	-11.39	1.15	1.34
44	2	4083	5MU	C4-N3	-11.09	1.18	1.38
44	2	1659	I4U	C4-N3	10.76	1.45	1.31
44	2	1348	P4U	C4-N3	10.48	1.44	1.31
44	2	1797	E7G	C8-N9	9.70	1.51	1.46

Continued on next page...

Continued from previous page...

Mol	Chain	Res	Type	Atoms	Z	Observed(Å)	Ideal(Å)
44	2	2786	B9H	C2-N3	9.46	1.49	1.37
44	2	1871	A2M	C3'-C4'	-9.33	1.29	1.53
44	2	1797	E7G	C5-N7	9.32	1.46	1.35
44	2	1909	P7G	C8-N9	9.20	1.51	1.46
44	2	3880	P7G	C5-N7	9.16	1.45	1.35
44	2	2297	E7G	C5-N7	9.14	1.45	1.35
44	2	1909	P7G	C5-N7	9.13	1.45	1.35
44	2	1524	A2M	C3'-C4'	-9.03	1.29	1.53
44	2	3867	A2M	C3'-C4'	-8.87	1.30	1.53
44	2	4550	7MG	C8-N9	8.87	1.50	1.46
44	2	2363	A2M	C3'-C4'	-8.87	1.30	1.53
44	2	3899	BGH	C2'-C1'	-8.85	1.30	1.53
44	2	1326	A2M	C3'-C4'	-8.82	1.30	1.53
44	2	2401	A2M	C3'-C4'	-8.82	1.30	1.53
44	2	398	A2M	C3'-C4'	-8.82	1.30	1.53
44	2	1534	A2M	C3'-C4'	-8.82	1.30	1.53
44	2	3825	A2M	C3'-C4'	-8.81	1.30	1.53
44	2	4550	7MG	C5-N7	8.75	1.45	1.35
44	2	1605	7MG	C8-N9	8.71	1.50	1.46
44	2	3897	B8K	C8-N9	8.68	1.50	1.46
44	2	3899	BGH	O4'-C1'	8.67	1.62	1.42
44	2	4523	A2M	C3'-C4'	-8.60	1.31	1.53
44	2	3880	P7G	C8-N9	8.57	1.50	1.46
44	2	3899	BGH	C8-N9	8.47	1.50	1.46
44	2	1605	7MG	C5-N7	8.46	1.45	1.35
44	2	2522	7MG	C5-N7	8.42	1.45	1.35
44	2	2297	E7G	C8-N9	8.27	1.50	1.46
44	2	1456	B8Q	C6-C5	8.23	1.51	1.33
44	2	2522	7MG	C8-N9	8.18	1.50	1.46
44	2	4185	B8W	C2-N2	7.98	1.49	1.33
44	2	4690	B8K	C8-N9	7.86	1.50	1.46
44	2	2380	B8W	C2-N2	7.85	1.49	1.33
44	2	4472	B8W	C2-N2	7.81	1.49	1.33
44	2	3899	BGH	O4'-C4'	-7.77	1.27	1.45
44	2	3867	A2M	O4'-C1'	-7.73	1.30	1.41
44	2	1871	A2M	O4'-C4'	7.69	1.62	1.45
44	2	2401	A2M	O4'-C4'	7.60	1.62	1.45
44	2	398	A2M	O4'-C4'	7.57	1.61	1.45
44	2	1524	A2M	O4'-C4'	7.53	1.61	1.45
44	2	1534	A2M	O4'-C4'	7.52	1.61	1.45
44	2	4523	A2M	O4'-C4'	7.52	1.61	1.45
44	2	2363	A2M	O4'-C4'	7.50	1.61	1.45

Continued on next page...

Continued from previous page...

Mol	Chain	Res	Type	Atoms	Z	Observed(Å)	Ideal(Å)
44	2	1326	A2M	O4'-C4'	7.47	1.61	1.45
44	2	1524	A2M	O4'-C1'	-7.40	1.30	1.41
44	2	398	A2M	O4'-C1'	-7.36	1.30	1.41
44	2	3825	A2M	O4'-C4'	7.34	1.61	1.45
44	2	2401	A2M	O4'-C1'	-7.29	1.30	1.41
44	2	3825	A2M	O4'-C1'	-7.27	1.30	1.41
44	2	4483	B8T	C2-N3	7.23	1.51	1.36
44	2	4523	A2M	O4'-C1'	-7.21	1.31	1.41
44	2	1326	A2M	O4'-C1'	-7.21	1.31	1.41
44	2	2363	A2M	O4'-C1'	-7.11	1.31	1.41
44	2	3867	A2M	O4'-C4'	7.06	1.60	1.45
44	2	4671	B8T	C2-N3	7.02	1.50	1.36
44	2	1534	A2M	O4'-C1'	-6.98	1.31	1.41
44	2	2786	B9H	C6-C5	6.88	1.48	1.33
44	2	1871	A2M	O4'-C1'	-6.84	1.31	1.41
44	2	4671	B8T	C6-C5	6.81	1.50	1.35
44	2	978	2MG	C2-N2	6.78	1.48	1.33
44	2	4671	B8T	C4-N3	6.76	1.44	1.32
44	2	4483	B8T	C4-N3	6.72	1.44	1.32
44	2	1456	B8Q	C2-N3	6.72	1.46	1.35
44	2	1517	2MG	C2-N2	6.72	1.48	1.33
43	8	14	OMU	C2-N1	6.72	1.49	1.38
44	2	3909	OMC	C6-C5	6.67	1.50	1.35
44	2	4690	B8K	C2-N3	6.56	1.49	1.33
44	2	4620	OMU	C2-N1	6.55	1.49	1.38
44	2	729	2MG	C2-N2	6.54	1.47	1.33
44	2	2786	B9H	C2-N1	6.53	1.47	1.38
44	2	4597	UR3	C6-C5	6.52	1.50	1.35
44	2	3897	B8K	C2-N3	6.51	1.48	1.33
44	2	3701	OMC	C2-N3	6.43	1.49	1.36
44	2	4483	B8T	C6-C5	6.39	1.49	1.35
44	2	4536	OMC	C2-N3	6.35	1.49	1.36
43	8	14	OMU	C2-N3	6.34	1.49	1.38
44	2	1625	OMG	C2-N3	6.34	1.48	1.33
44	2	1797	E7G	C8-N7	6.30	1.51	1.45
44	2	3887	OMC	C2-N3	6.29	1.49	1.36
44	2	4872	2MG	C2-N2	6.28	1.47	1.33
44	2	4620	OMU	C2-N3	6.27	1.49	1.38
44	2	1574	B9B	O6-C6	6.21	1.40	1.35
44	2	1909	P7G	C4-N9	6.21	1.44	1.35
44	2	3869	OMC	C2-N3	6.19	1.48	1.36
44	2	1348	P4U	C2-N3	6.18	1.48	1.36

Continued on next page...

Continued from previous page...

Mol	Chain	Res	Type	Atoms	Z	Observed(Å)	Ideal(Å)
44	2	4597	UR3	C2-N3	6.17	1.50	1.39
44	2	1625	OMG	C2-N2	6.15	1.48	1.34
44	2	2773	OMG	C2-N3	6.14	1.48	1.33
44	2	1659	I4U	C2-N3	6.13	1.48	1.36
44	2	2422	OMC	C2-N3	6.13	1.48	1.36
44	2	4483	B8T	C4-N4	6.11	1.48	1.35
44	2	2365	OMC	C2-N3	6.10	1.48	1.36
44	2	2424	OMG	C2-N3	6.10	1.48	1.33
44	2	4671	B8T	C4-N4	6.08	1.48	1.35
44	2	2861	OMC	C2-N3	6.08	1.48	1.36
44	2	237	B9B	O6-C6	6.08	1.40	1.35
44	2	4870	OMG	C2-N2	6.06	1.48	1.34
44	2	3701	OMC	C6-C5	6.06	1.49	1.35
44	2	2804	OMC	C2-N3	6.06	1.48	1.36
44	2	1909	P7G	C4-N3	6.03	1.48	1.37
44	2	2297	E7G	C8-N7	6.02	1.51	1.45
44	2	4494	OMG	C2-N3	6.00	1.47	1.33
44	2	3880	P7G	C4-N9	5.97	1.44	1.35
44	2	3880	P7G	C4-N3	5.97	1.48	1.37
44	2	4870	OMG	C2-N3	5.97	1.47	1.33
44	2	1883	OMG	C2-N3	5.97	1.47	1.33
44	2	2773	OMG	C2-N2	5.96	1.48	1.34
44	2	2754	B9B	O6-C6	5.96	1.40	1.35
44	2	1883	OMG	C2-N2	5.94	1.48	1.34
44	2	2861	OMC	C6-C5	5.93	1.48	1.35
44	2	2365	OMC	C6-C5	5.91	1.48	1.35
44	2	4536	OMC	C6-C5	5.91	1.48	1.35
44	2	2424	OMG	C2-N2	5.90	1.48	1.34
44	2	4494	OMG	C2-N2	5.90	1.48	1.34
44	2	1522	OMG	C2-N3	5.90	1.47	1.33
44	2	1522	OMG	C2-N2	5.89	1.48	1.34
44	2	4637	OMG	C2-N3	5.87	1.47	1.33
44	2	1348	P4U	C6-C5	5.87	1.48	1.35
44	2	3887	OMC	C6-C5	5.87	1.48	1.35
44	2	373	OMG	C2-N2	5.85	1.48	1.34
44	2	2422	OMC	C6-C5	5.83	1.48	1.35
44	2	3880	P7G	C8-N7	5.83	1.51	1.45
44	2	1909	P7G	C2-N2	5.79	1.48	1.34
44	2	1797	E7G	C2-N3	5.79	1.47	1.33
44	2	2804	OMC	C6-C5	5.79	1.48	1.35
44	2	4623	OMG	C2-N2	5.78	1.47	1.34
44	2	4564	M7A	C4-N9	5.77	1.48	1.38

Continued on next page...

Continued from previous page...

Mol	Chain	Res	Type	Atoms	Z	Observed(Å)	Ideal(Å)
44	2	2050	OMG	C2-N2	5.77	1.47	1.34
44	2	1316	OMG	C2-N3	5.74	1.47	1.33
44	2	1316	OMG	C2-N2	5.74	1.47	1.34
44	2	3869	OMC	C6-C5	5.74	1.48	1.35
44	2	4550	7MG	C2-N3	5.74	1.47	1.33
44	2	4637	OMG	C2-N2	5.74	1.47	1.34
44	2	373	OMG	C2-N3	5.73	1.47	1.33
44	2	2364	OMG	C2-N3	5.72	1.47	1.33
44	2	3880	P7G	C2-N2	5.72	1.47	1.34
44	2	1797	E7G	C4-N3	5.72	1.47	1.34
44	2	3899	BGH	C4-N9	5.72	1.44	1.37
44	2	2754	B9B	C2-N2	5.71	1.45	1.33
44	2	2364	OMG	C2-N2	5.66	1.47	1.34
44	2	237	B9B	C2-N2	5.64	1.45	1.33
44	2	4623	OMG	C2-N3	5.63	1.46	1.33
44	2	1659	I4U	C6-C5	5.63	1.48	1.35
44	2	1574	B9B	C2-N2	5.63	1.45	1.33
44	2	3909	OMC	C4-N4	5.62	1.47	1.33
44	2	1605	7MG	C2-N3	5.57	1.46	1.33
44	2	2297	E7G	C2-N3	5.57	1.46	1.33
44	2	3899	BGH	C2-N3	5.55	1.46	1.33
44	2	2050	OMG	C2-N3	5.53	1.46	1.33
44	2	2522	7MG	C2-N3	5.52	1.46	1.33
44	2	2297	E7G	C4-N3	5.52	1.47	1.34
44	2	2297	E7G	C4-N9	5.49	1.44	1.37
44	2	4550	7MG	C4-N3	5.49	1.47	1.34
44	2	1797	E7G	C4-N9	5.48	1.44	1.37
44	2	3899	BGH	C4-N3	5.47	1.47	1.34
44	2	4620	OMU	C6-C5	5.40	1.47	1.35
43	8	14	OMU	C6-C5	5.37	1.47	1.35
44	2	2522	7MG	C4-N3	5.36	1.47	1.34
44	2	1909	P7G	C8-N7	5.34	1.50	1.45
44	2	1605	7MG	C4-N3	5.33	1.46	1.34
44	2	4597	UR3	C2-N1	5.26	1.46	1.38
44	2	978	2MG	C4-N3	5.25	1.50	1.37
44	2	3909	OMC	C2-N3	5.23	1.47	1.36
44	2	3897	B8K	C4-N9	5.22	1.43	1.37
44	2	729	2MG	C4-N3	5.17	1.49	1.37
44	2	1797	E7G	C2-N2	5.16	1.46	1.34
44	2	3701	OMC	C4-N3	5.16	1.44	1.34
44	2	3909	OMC	C2-N1	5.14	1.51	1.40
44	2	3880	P7G	C2-N1	5.13	1.45	1.33

Continued on next page...

Continued from previous page...

Mol	Chain	Res	Type	Atoms	Z	Observed(Å)	Ideal(Å)
44	2	4550	7MG	C4-N9	5.13	1.43	1.37
44	2	4536	OMC	C4-N3	5.12	1.44	1.34
44	2	4690	B8K	C4-N9	5.07	1.43	1.37
44	2	1517	2MG	C4-N3	5.07	1.49	1.37
44	2	2297	E7G	C2-N2	5.07	1.46	1.34
44	2	1605	7MG	C4-N9	5.05	1.43	1.37
44	2	2422	OMC	C2-N1	5.02	1.50	1.40
44	2	2861	OMC	C2-N1	4.98	1.50	1.40
44	2	3887	OMC	C4-N3	4.98	1.44	1.34
44	2	3701	OMC	C4-N4	4.98	1.45	1.33
44	2	1909	P7G	C2-N1	4.98	1.45	1.33
44	2	2522	7MG	C4-N9	4.94	1.43	1.37
44	2	2365	OMC	C4-N3	4.92	1.44	1.34
44	2	2804	OMC	C4-N3	4.89	1.44	1.34
44	2	1625	OMG	C4-N3	4.89	1.49	1.37
44	2	2861	OMC	C4-N4	4.88	1.45	1.33
44	2	3899	BGH	C2-N2	4.86	1.45	1.34
44	2	2861	OMC	C4-N3	4.85	1.44	1.34
44	2	4536	OMC	C4-N4	4.83	1.45	1.33
44	2	2804	OMC	C4-N4	4.83	1.45	1.33
44	2	4483	B8T	C2-N1	4.81	1.50	1.40
44	2	2422	OMC	C4-N3	4.80	1.44	1.34
44	2	1348	P4U	O4-C4	4.80	1.40	1.35
44	2	3869	OMC	C4-N3	4.79	1.44	1.34
44	2	3887	OMC	C2-N1	4.78	1.50	1.40
44	2	3887	OMC	C4-N4	4.77	1.45	1.33
44	2	3701	OMC	C2-N1	4.77	1.50	1.40
44	2	2365	OMC	C4-N4	4.76	1.45	1.33
44	2	4550	7MG	C2-N2	4.75	1.45	1.34
44	2	1605	7MG	C2-N2	4.74	1.45	1.34
44	2	3869	OMC	C2-N1	4.74	1.50	1.40
44	2	3869	OMC	C4-N4	4.71	1.45	1.33
44	2	2522	7MG	C2-N2	4.69	1.45	1.34
44	2	2773	OMG	C4-N3	4.67	1.48	1.37
44	2	2422	OMC	C4-N4	4.65	1.44	1.33
44	2	4494	OMG	C4-N3	4.64	1.48	1.37
44	2	2424	OMG	C4-N3	4.64	1.48	1.37
44	2	1883	OMG	C4-N3	4.64	1.48	1.37
44	2	373	OMG	C6-N1	4.59	1.44	1.37
44	2	1456	B8Q	C2-N1	4.59	1.45	1.38
44	2	4083	5MU	C2-N3	4.58	1.46	1.38
44	2	2050	OMG	C6-N1	4.57	1.44	1.37

Continued on next page...

Continued from previous page...

Mol	Chain	Res	Type	Atoms	Z	Observed(Å)	Ideal(Å)
44	2	4870	OMG	C4-N3	4.56	1.48	1.37
44	2	1625	OMG	C6-N1	4.56	1.44	1.37
44	2	3899	BGH	C5-N7	4.43	1.47	1.39
44	2	4637	OMG	C4-N3	4.42	1.48	1.37
44	2	4690	B8K	C4-N3	4.42	1.44	1.34
44	2	4671	B8T	C2-N1	4.41	1.49	1.40
44	2	1659	I4U	C5-C4	4.39	1.48	1.43
44	2	1316	OMG	C4-N3	4.38	1.48	1.37
44	2	3909	OMC	C4-N3	4.38	1.43	1.34
44	2	1522	OMG	C4-N3	4.36	1.47	1.37
44	2	2804	OMC	C2-N1	4.36	1.49	1.40
44	2	4870	OMG	C6-N1	4.35	1.44	1.37
44	2	2424	OMG	C6-N1	4.35	1.44	1.37
44	2	4623	OMG	C4-N3	4.34	1.47	1.37
44	2	3897	B8K	C4-N3	4.33	1.44	1.34
44	2	4536	OMC	C2-N1	4.33	1.49	1.40
44	2	2364	OMG	C6-N1	4.31	1.44	1.37
44	2	373	OMG	C4-N3	4.31	1.47	1.37
44	2	4623	OMG	C6-N1	4.27	1.44	1.37
44	2	2050	OMG	C4-N3	4.27	1.47	1.37
44	2	4494	OMG	C6-N1	4.26	1.44	1.37
44	2	1883	OMG	C6-N1	4.26	1.44	1.37
44	2	2364	OMG	C4-N3	4.25	1.47	1.37
44	2	4872	2MG	C4-N3	4.24	1.47	1.37
44	2	4637	OMG	C6-N1	4.22	1.44	1.37
44	2	4564	M7A	C6-N6	4.20	1.44	1.34
44	2	1522	OMG	C6-N1	4.20	1.44	1.37
44	2	1316	OMG	C6-N1	4.20	1.44	1.37
44	2	3899	BGH	C5-C6	4.18	1.54	1.43
44	2	1348	P4U	C2-N1	4.17	1.49	1.40
44	2	2773	OMG	C6-N1	4.13	1.44	1.37
44	2	3897	B8K	C5-C6	4.11	1.54	1.43
44	2	4872	2MG	C2-N1	4.06	1.43	1.36
44	2	3897	B8K	C5-N7	4.05	1.46	1.39
44	2	1659	I4U	C2-N1	4.03	1.48	1.40
44	2	978	2MG	C2-N1	4.00	1.43	1.36
44	2	1517	2MG	C2-N1	4.00	1.43	1.36
44	2	2365	OMC	C2-N1	3.98	1.48	1.40
44	2	4690	B8K	C5-N7	3.95	1.46	1.39
44	2	729	2MG	C2-N1	3.92	1.43	1.36
43	8	14	OMU	C4-N3	3.88	1.45	1.38
44	2	4415	1MA	C4-N3	3.87	1.49	1.37

Continued on next page...

Continued from previous page...

Mol	Chain	Res	Type	Atoms	Z	Observed(Å)	Ideal(Å)
44	2	4415	1MA	C2-N1	3.86	1.43	1.35
44	2	1348	P4U	C5-C4	3.86	1.48	1.43
44	2	4671	B8T	C5-C4	3.82	1.49	1.40
44	2	4550	7MG	C5-C6	3.79	1.53	1.43
44	2	4564	M7A	C5-N7	3.74	1.48	1.39
44	2	4620	OMU	C4-N3	3.72	1.45	1.38
44	2	4872	2MG	C6-N1	3.70	1.43	1.37
44	2	1605	7MG	C5-C6	3.70	1.53	1.43
44	2	1797	E7G	C5-C6	3.69	1.53	1.43
44	2	4483	B8T	C6-N1	3.68	1.46	1.38
44	2	4690	B8K	C71-N7	3.67	1.47	1.39
44	2	1605	7MG	C2-N1	3.65	1.46	1.37
44	2	3899	BGH	O2'-C2'	3.63	1.51	1.42
44	2	4690	B8K	C5-C6	3.62	1.52	1.43
44	2	2297	E7G	C5-C6	3.60	1.52	1.43
44	2	1909	P7G	C2-N3	3.60	1.46	1.37
44	2	4872	2MG	C5-C6	3.59	1.54	1.47
44	2	3897	B8K	C2-N2	3.58	1.42	1.34
44	2	2522	7MG	C2-N1	3.56	1.46	1.37
44	2	4550	7MG	C2-N1	3.55	1.46	1.37
44	2	3701	OMC	C6-N1	3.55	1.46	1.38
44	2	1797	E7G	C2-N1	3.53	1.46	1.37
44	2	3909	OMC	C6-N1	3.53	1.46	1.38
44	2	3880	P7G	C2-N3	3.52	1.46	1.37
44	2	2522	7MG	C5-C6	3.52	1.52	1.43
44	2	4083	5MU	C2-N1	3.51	1.44	1.38
44	2	3899	BGH	C71-N7	3.51	1.47	1.39
44	2	978	2MG	C6-N1	3.50	1.43	1.37
44	2	3897	B8K	C6-N1	3.41	1.45	1.38
44	2	1517	2MG	C6-N1	3.41	1.43	1.37
44	2	1605	7MG	C6-N1	3.40	1.45	1.38
44	2	2297	E7G	C2-N1	3.40	1.46	1.37
44	2	4690	B8K	C2-N2	3.39	1.42	1.34
44	2	3899	BGH	C6-N1	3.38	1.45	1.38
44	2	4636	PSU	C6-C5	3.37	1.39	1.35
44	2	1909	P7G	C6-N1	3.35	1.44	1.38
44	2	3897	B8K	C71-N7	3.34	1.47	1.39
44	2	729	2MG	C5-C6	3.33	1.54	1.47
44	2	729	2MG	C6-N1	3.33	1.42	1.37
44	2	1909	P7G	O6-C6	-3.32	1.18	1.23
44	2	4550	7MG	C6-N1	3.29	1.44	1.38
44	2	3897	B8K	C2-N1	3.29	1.45	1.37

Continued on next page...

Continued from previous page...

Mol	Chain	Res	Type	Atoms	Z	Observed(Å)	Ideal(Å)
44	2	1517	2MG	C5-C6	3.28	1.54	1.47
44	2	1797	E7G	C6-N1	3.28	1.44	1.38
44	2	4483	B8T	C5-C4	3.26	1.47	1.40
44	2	978	2MG	C5-C6	3.25	1.54	1.47
44	2	3880	P7G	O6-C6	-3.25	1.18	1.23
44	2	1316	OMG	C5-C6	3.23	1.54	1.47
44	2	3880	P7G	C6-N1	3.22	1.43	1.38
44	2	3899	BGH	C2-N1	3.22	1.45	1.37
44	2	2773	OMG	C5-C6	3.21	1.53	1.47
44	2	4690	B8K	C6-N1	3.20	1.44	1.38
44	2	4523	A2M	O3'-C3'	3.19	1.50	1.43
44	2	1625	OMG	C5-C6	3.18	1.53	1.47
44	2	2365	OMC	C6-N1	3.18	1.45	1.38
44	2	1348	P4U	C6-N1	3.17	1.45	1.38
44	2	1909	P7G	C5-C4	3.16	1.43	1.37
44	2	3880	P7G	C5-C4	3.16	1.43	1.37
44	2	2522	7MG	C6-N1	3.16	1.44	1.38
44	2	2297	E7G	C6-N1	3.15	1.44	1.38
44	2	4523	A2M	C6-N6	3.12	1.45	1.34
44	2	373	OMG	C5-C6	3.12	1.53	1.47
44	2	4536	OMC	C6-N1	3.12	1.45	1.38
44	2	3825	A2M	C6-N6	3.12	1.45	1.34
44	2	4870	OMG	C5-C6	3.11	1.53	1.47
44	2	2422	OMC	C6-N1	3.11	1.45	1.38
44	2	3887	OMC	C6-N1	3.10	1.45	1.38
44	2	4872	2MG	C5-C4	-3.10	1.35	1.43
44	2	1659	I4U	C6-N1	3.10	1.45	1.38
44	2	1524	A2M	C6-N6	3.09	1.45	1.34
44	2	3899	BGH	O3'-C3'	-3.08	1.35	1.43
44	2	1326	A2M	C6-N6	3.07	1.45	1.34
44	2	3867	A2M	C6-N6	3.06	1.45	1.34
44	2	3869	OMC	C6-N1	3.06	1.45	1.38
44	2	398	A2M	C6-N6	3.06	1.45	1.34
44	2	1871	A2M	C6-N6	3.06	1.45	1.34
44	2	2401	A2M	C6-N6	3.06	1.45	1.34
44	2	2861	OMC	C6-N1	3.05	1.45	1.38
44	2	4620	OMU	O4-C4	-3.04	1.18	1.24
44	2	1522	OMG	C5-C6	3.03	1.53	1.47
44	2	1534	A2M	O2'-C2'	-3.03	1.34	1.42
43	8	14	OMU	O4-C4	-3.02	1.18	1.24
44	2	2804	OMC	C6-N1	3.02	1.45	1.38
44	2	4671	B8T	C6-N1	3.02	1.45	1.38

Continued on next page...

Continued from previous page...

Mol	Chain	Res	Type	Atoms	Z	Observed(Å)	Ideal(Å)
44	2	1659	I4U	O4-C4	3.02	1.41	1.35
44	2	1534	A2M	C6-N6	3.02	1.45	1.34
44	2	2363	A2M	C6-N6	3.01	1.45	1.34
44	2	2424	OMG	C5-C6	2.99	1.53	1.47
44	2	1883	OMG	O6-C6	-2.98	1.17	1.23
44	2	4637	OMG	O6-C6	-2.97	1.17	1.23
44	2	4597	UR3	C6-N1	2.97	1.45	1.38
44	2	2804	OMC	O2-C2	-2.96	1.18	1.23
44	2	1348	P4U	O2-C2	-2.95	1.18	1.23
44	2	1316	OMG	O6-C6	-2.95	1.17	1.23
44	2	2050	OMG	O6-C6	-2.94	1.17	1.23
44	2	4671	B8T	O2-C2	-2.93	1.18	1.23
44	2	1524	A2M	O3'-C3'	2.93	1.49	1.43
44	2	237	B9B	C5-C4	-2.92	1.33	1.40
44	2	4494	OMG	O6-C6	-2.92	1.17	1.23
44	2	4690	B8K	C2-N1	2.91	1.44	1.37
44	2	4623	OMG	C5-C6	2.91	1.53	1.47
44	2	4623	OMG	O6-C6	-2.91	1.17	1.23
44	2	4483	B8T	O2-C2	-2.91	1.18	1.23
44	2	1574	B9B	C5-C4	-2.90	1.33	1.40
44	2	2364	OMG	C5-C6	2.88	1.53	1.47
44	2	2380	B8W	C5-C4	-2.88	1.33	1.40
44	2	1534	A2M	C5-C4	-2.87	1.33	1.40
44	2	2364	OMG	O6-C6	-2.87	1.17	1.23
44	2	729	2MG	C5-C4	-2.85	1.35	1.43
44	2	2422	OMC	O2-C2	-2.85	1.18	1.23
44	2	2401	A2M	O3'-C3'	2.83	1.49	1.43
44	2	2365	OMC	O2-C2	-2.83	1.18	1.23
44	2	4083	5MU	O4-C4	-2.83	1.18	1.23
44	2	3897	B8K	C5-C4	2.83	1.47	1.38
44	2	1517	2MG	C5-C4	-2.82	1.35	1.43
44	2	4637	OMG	C5-C6	2.82	1.53	1.47
44	2	1659	I4U	O2-C2	-2.82	1.18	1.23
44	2	1522	OMG	O6-C6	-2.81	1.17	1.23
44	2	2363	A2M	O2'-C2'	-2.81	1.35	1.42
44	2	4536	OMC	O2-C2	-2.80	1.18	1.23
44	2	2773	OMG	O6-C6	-2.80	1.17	1.23
44	2	978	2MG	C5-C4	-2.80	1.35	1.43
44	2	2424	OMG	O6-C6	-2.79	1.17	1.23
44	2	4494	OMG	C5-C6	2.79	1.53	1.47
44	2	1326	A2M	C5-C4	-2.79	1.33	1.40
44	2	3701	OMC	O2-C2	-2.79	1.18	1.23

Continued on next page...

Continued from previous page...

Mol	Chain	Res	Type	Atoms	Z	Observed(Å)	Ideal(Å)
44	2	1534	A2M	O3'-C3'	2.79	1.49	1.43
44	2	1883	OMG	C5-C6	2.78	1.53	1.47
44	2	1871	A2M	O3'-C3'	2.78	1.49	1.43
44	2	3899	BGH	O6-C6	-2.78	1.18	1.23
44	2	398	A2M	C5-C4	-2.78	1.33	1.40
44	2	2401	A2M	C5-C4	-2.78	1.33	1.40
43	8	14	OMU	O2-C2	-2.77	1.18	1.23
44	2	4870	OMG	O6-C6	-2.76	1.17	1.23
44	2	2754	B9B	C5-C4	-2.76	1.33	1.40
44	2	1326	A2M	O3'-C3'	2.75	1.49	1.43
44	2	2861	OMC	O2-C2	-2.75	1.18	1.23
44	2	1871	A2M	C5-C4	-2.75	1.33	1.40
44	2	4472	B8W	C5-C4	-2.75	1.33	1.40
44	2	3825	A2M	O3'-C3'	2.74	1.49	1.43
44	2	2401	A2M	O2'-C2'	-2.73	1.35	1.42
44	2	398	A2M	O3'-C3'	2.71	1.49	1.43
44	2	3825	A2M	C5-C4	-2.71	1.33	1.40
44	2	373	OMG	O6-C6	-2.71	1.17	1.23
44	2	2050	OMG	C5-C6	2.69	1.52	1.47
44	2	3867	A2M	C5-C4	-2.69	1.33	1.40
44	2	1625	OMG	O6-C6	-2.69	1.17	1.23
44	2	3867	A2M	O2'-C2'	-2.69	1.35	1.42
44	2	1871	A2M	O2'-C2'	-2.69	1.35	1.42
44	2	4523	A2M	C5-C4	-2.69	1.33	1.40
44	2	2363	A2M	O3'-C3'	2.68	1.49	1.43
44	2	3887	OMC	O2-C2	-2.68	1.18	1.23
44	2	4690	B8K	C5-C4	2.68	1.46	1.38
44	2	4083	5MU	O2-C2	-2.68	1.18	1.23
44	2	1524	A2M	O2'-C2'	-2.67	1.35	1.42
44	2	2363	A2M	C5-C4	-2.66	1.33	1.40
44	2	3869	OMC	O2-C2	-2.66	1.18	1.23
44	2	3867	A2M	O3'-C3'	2.66	1.49	1.43
44	2	3909	OMC	C5-C4	2.65	1.49	1.42
44	2	4185	B8W	C5-C4	-2.64	1.33	1.40
44	2	2050	OMG	C5-C4	-2.63	1.36	1.43
44	2	2522	7MG	O6-C6	-2.62	1.18	1.23
44	2	398	A2M	O2'-C2'	-2.60	1.36	1.42
44	2	4550	7MG	O6-C6	-2.60	1.18	1.23
44	2	3825	A2M	O2'-C2'	-2.59	1.36	1.42
44	2	373	OMG	C5-C4	-2.59	1.36	1.43
44	2	1883	OMG	C5-C4	-2.59	1.36	1.43
44	2	4620	OMU	O2-C2	-2.57	1.18	1.23

Continued on next page...

Continued from previous page...

Mol	Chain	Res	Type	Atoms	Z	Observed(Å)	Ideal(Å)
43	8	14	OMU	C6-N1	2.56	1.44	1.38
44	2	4637	OMG	C5-C4	-2.55	1.36	1.43
44	2	1797	E7G	O6-C6	-2.54	1.18	1.23
44	2	2297	E7G	O6-C6	-2.53	1.18	1.23
44	2	1326	A2M	O2'-C2'	-2.53	1.36	1.42
44	2	4523	A2M	O2'-C2'	-2.53	1.36	1.42
44	2	4690	B8K	O6-C6	-2.53	1.18	1.23
44	2	4623	OMG	C5-C4	-2.53	1.36	1.43
44	2	1524	A2M	C5-C4	-2.53	1.34	1.40
44	2	1659	I4U	O4-C41	-2.52	1.41	1.47
44	2	1605	7MG	O6-C6	-2.51	1.18	1.23
44	2	1316	OMG	C5-C4	-2.50	1.36	1.43
44	2	2364	OMG	C5-C4	-2.49	1.36	1.43
44	2	1625	OMG	C2-N1	2.49	1.43	1.37
44	2	3701	OMC	C5-C4	2.48	1.48	1.42
44	2	373	OMG	C2-N1	2.46	1.43	1.37
44	2	1522	OMG	C2-N1	2.44	1.43	1.37
44	2	4620	OMU	C6-N1	2.44	1.43	1.38
44	2	4494	OMG	C5-C4	-2.40	1.37	1.43
44	2	2050	OMG	C2-N1	2.40	1.43	1.37
44	2	4536	OMC	C5-C4	2.40	1.48	1.42
44	2	2786	B9H	C31-N3	-2.40	1.43	1.46
44	2	2861	OMC	C5-C4	2.39	1.48	1.42
44	2	3867	A2M	C2-N3	2.38	1.35	1.32
44	2	2773	OMG	C2-N1	2.34	1.43	1.37
44	2	1522	OMG	C5-C4	-2.33	1.37	1.43
44	2	1524	A2M	C2-N3	2.33	1.35	1.32
44	2	3909	OMC	O2-C2	-2.33	1.19	1.23
44	2	4494	OMG	C2-N1	2.33	1.43	1.37
44	2	2424	OMG	C5-C4	-2.33	1.37	1.43
44	2	4597	UR3	O2-C2	-2.33	1.18	1.22
44	2	4870	OMG	C2-N1	2.32	1.43	1.37
44	2	1883	OMG	C2-N1	2.31	1.43	1.37
44	2	2363	A2M	C2-N3	2.31	1.35	1.32
44	2	4870	OMG	C5-C4	-2.31	1.37	1.43
44	2	2804	OMC	C5-C4	2.31	1.48	1.42
44	2	1456	B8Q	C6-N1	2.30	1.43	1.38
44	2	2424	OMG	C2-N1	2.30	1.43	1.37
44	2	1871	A2M	O5'-C5'	-2.28	1.39	1.44
44	2	2364	OMG	C2-N1	2.27	1.43	1.37
44	2	1316	OMG	C2-N1	2.27	1.43	1.37
44	2	4415	1MA	C5-C4	-2.25	1.37	1.43

Continued on next page...

Continued from previous page...

Mol	Chain	Res	Type	Atoms	Z	Observed(Å)	Ideal(Å)
44	2	4637	OMG	C2-N1	2.25	1.43	1.37
44	2	3887	OMC	C5-C4	2.24	1.48	1.42
44	2	2365	OMC	C5-C4	2.23	1.48	1.42
44	2	3825	A2M	C2-N3	2.23	1.35	1.32
44	2	4623	OMG	C2-N1	2.23	1.43	1.37
44	2	1534	A2M	C2-N3	2.18	1.35	1.32
44	2	2773	OMG	C5-C4	-2.17	1.37	1.43
44	2	2422	OMC	C5-C4	2.16	1.47	1.42
44	2	1456	B8Q	O2-C2	-2.15	1.18	1.22
44	2	4523	A2M	C2-N3	2.12	1.35	1.32
44	2	2401	A2M	C2-N3	2.12	1.35	1.32
43	8	14	OMU	C5-C4	2.11	1.48	1.43
44	2	2786	B9H	C6-N1	2.11	1.43	1.38
44	2	1524	A2M	O5'-C5'	-2.10	1.39	1.44
44	2	398	A2M	C2-N3	2.09	1.35	1.32
44	2	1326	A2M	C2-N3	2.06	1.35	1.32
44	2	4597	UR3	C5-C4	2.05	1.49	1.43
44	2	1625	OMG	C5-C4	-2.04	1.37	1.43

All (303) bond angle outliers are listed below:

Mol	Chain	Res	Type	Atoms	Z	Observed(°)	Ideal(°)
44	2	237	B9B	O6-C6-N1	-30.04	94.19	120.12
44	2	2754	B9B	O6-C6-N1	-29.22	94.90	120.12
44	2	1574	B9B	O6-C6-N1	-29.19	94.92	120.12
44	2	4564	M7A	C5-C6-N6	13.86	147.41	123.74
44	2	4564	M7A	N6-C6-N1	-11.96	92.16	118.35
44	2	4523	A2M	C5-C6-N6	10.62	136.49	120.35
44	2	398	A2M	C5-C6-N6	10.60	136.47	120.35
44	2	1534	A2M	C5-C6-N6	10.57	136.42	120.35
44	2	1326	A2M	C5-C6-N6	10.43	136.20	120.35
44	2	1871	A2M	C5-C6-N6	10.38	136.12	120.35
44	2	3825	A2M	C5-C6-N6	10.34	136.06	120.35
44	2	2363	A2M	C5-C6-N6	10.31	136.03	120.35
44	2	3867	A2M	C5-C6-N6	10.29	135.99	120.35
44	2	2401	A2M	C5-C6-N6	10.22	135.88	120.35
44	2	1524	A2M	C5-C6-N6	9.94	135.46	120.35
44	2	4083	5MU	C5-C4-N3	9.67	123.56	115.31
44	2	4597	UR3	C4-N3-C2	-7.87	117.15	124.56
44	2	1534	A2M	N6-C6-N1	-7.67	102.66	118.57
44	2	4523	A2M	N6-C6-N1	-7.39	103.23	118.57
44	2	398	A2M	N6-C6-N1	-7.37	103.27	118.57

Continued on next page...

Continued from previous page...

Mol	Chain	Res	Type	Atoms	Z	Observed(°)	Ideal(°)
44	2	1326	A2M	N6-C6-N1	-7.29	103.45	118.57
44	2	2363	A2M	N6-C6-N1	-7.25	103.52	118.57
44	2	3867	A2M	N6-C6-N1	-7.24	103.54	118.57
44	2	3825	A2M	N6-C6-N1	-7.23	103.56	118.57
44	2	2401	A2M	N6-C6-N1	-7.19	103.65	118.57
44	2	1871	A2M	N6-C6-N1	-7.16	103.71	118.57
44	2	4690	B8K	C72-C71-N7	7.06	129.47	118.86
44	2	1524	A2M	N6-C6-N1	-6.80	104.47	118.57
44	2	4083	5MU	C5-C6-N1	-6.77	116.37	123.34
44	2	1871	A2M	N3-C2-N1	-6.71	118.19	128.68
44	2	1534	A2M	N3-C2-N1	-6.54	118.46	128.68
44	2	1326	A2M	N3-C2-N1	-6.50	118.53	128.68
44	2	2401	A2M	N3-C2-N1	-6.40	118.68	128.68
44	2	398	A2M	N3-C2-N1	-6.40	118.68	128.68
44	2	4083	5MU	C4-N3-C2	-6.38	119.09	127.35
44	2	4690	B8K	C5-C6-N1	6.37	122.22	110.99
44	2	3825	A2M	N3-C2-N1	-6.36	118.74	128.68
44	2	1524	A2M	N3-C2-N1	-6.34	118.77	128.68
44	2	3867	A2M	N3-C2-N1	-6.29	118.85	128.68
44	2	3897	B8K	C72-C71-N7	6.23	128.22	118.86
44	2	4523	A2M	N3-C2-N1	-6.22	118.95	128.68
44	2	2363	A2M	N3-C2-N1	-6.18	119.01	128.68
44	2	4185	B8W	N2-C2-N3	5.98	127.54	117.79
44	2	3899	BGH	C72-C71-N7	5.89	127.72	118.86
44	2	1909	P7G	C4-C5-N7	5.88	109.77	106.67
44	2	2380	B8W	N2-C2-N3	5.83	127.29	117.79
44	2	4564	M7A	N3-C2-N1	-5.83	119.49	128.60
44	2	3899	BGH	C5-C6-N1	5.78	121.18	110.99
44	2	4472	B8W	N2-C2-N3	5.78	127.20	117.79
44	2	1456	B8Q	N3-C2-N1	5.66	123.78	117.13
44	2	237	B9B	N3-C2-N1	-5.63	119.71	127.22
44	2	4564	M7A	N3-C4-N9	5.60	133.94	126.87
44	2	4472	B8W	N3-C2-N1	-5.57	119.80	127.22
44	2	3897	B8K	C5-C6-N1	5.57	120.80	110.99
44	2	3909	OMC	O2-C2-N3	-5.50	113.38	122.33
44	2	4690	B8K	C4-C5-N7	5.50	109.81	104.91
44	2	1574	B9B	N3-C2-N1	-5.47	119.93	127.22
44	2	2754	B9B	N3-C2-N1	-5.41	120.00	127.22
44	2	4185	B8W	N3-C2-N1	-5.38	120.04	127.22
44	2	2380	B8W	N3-C2-N1	-5.33	120.11	127.22
43	8	14	OMU	C4-N3-C2	-5.23	119.68	126.58
44	2	1797	E7G	C5-C6-N1	5.19	120.14	110.99

Continued on next page...

Continued from previous page...

Mol	Chain	Res	Type	Atoms	Z	Observed(°)	Ideal(°)
44	2	3880	P7G	C4-C5-N7	5.18	109.40	106.67
44	2	2786	B9H	C6-N1-C2	-5.15	117.17	121.79
44	2	3899	BGH	C2-N3-C4	5.13	121.45	112.30
44	2	4550	7MG	C5-C6-N1	5.13	120.03	110.99
44	2	2297	E7G	C5-C6-N1	5.12	120.02	110.99
44	2	2786	B9H	C31-N3-C2	5.05	123.52	117.21
44	2	4620	OMU	C4-N3-C2	-5.05	119.92	126.58
44	2	4083	5MU	N3-C2-N1	5.02	121.55	114.89
44	2	1797	E7G	C4-C5-N7	4.97	109.33	104.91
44	2	2522	7MG	C5-C6-N1	4.94	119.70	110.99
44	2	1456	B8Q	C6-N1-C2	-4.88	117.42	121.79
44	2	2754	B9B	C2-N3-C4	4.83	120.88	115.36
44	2	1605	7MG	C5-C6-N1	4.83	119.50	110.99
44	2	2297	E7G	C4-C5-N7	4.82	109.19	104.91
44	2	4690	B8K	C2-N3-C4	4.80	120.84	112.30
44	2	4636	PSU	C4-N3-C2	-4.75	119.50	126.34
44	2	4872	2MG	CM2-N2-C2	-4.68	113.52	123.86
44	2	237	B9B	C2-N3-C4	4.68	120.70	115.36
44	2	3897	B8K	C2-N3-C4	4.63	120.54	112.30
44	2	2380	B8W	O6-C6-N1	4.62	125.43	119.03
44	2	1456	B8Q	C31-N3-C4	4.61	121.19	114.25
44	2	1456	B8Q	O2-C2-N3	-4.58	116.23	122.95
44	2	4636	PSU	N1-C2-N3	4.55	120.28	115.13
44	2	237	B9B	N2-C2-N3	4.54	125.19	117.79
44	2	2297	E7G	C2-N3-C4	4.47	120.27	112.30
44	2	4550	7MG	C2-N3-C4	4.45	120.23	112.30
44	2	1797	E7G	C2-N3-C4	4.37	120.09	112.30
44	2	4690	B8K	N9-C8-N7	4.32	109.13	103.33
44	2	4083	5MU	C5M-C5-C6	-4.30	117.11	122.85
44	2	2754	B9B	N2-C2-N3	4.26	124.73	117.79
44	2	1659	I4U	C5-C4-N3	-4.26	118.43	124.91
44	2	3897	B8K	C5-C4-N9	4.26	111.87	106.35
44	2	3899	BGH	C5-C4-N9	4.26	111.87	106.35
44	2	4472	B8W	C2-N3-C4	4.25	120.21	115.36
44	2	3909	OMC	O2-C2-N1	4.24	127.64	118.89
44	2	1605	7MG	C2-N3-C4	4.23	119.83	112.30
44	2	2522	7MG	C2-N3-C4	4.23	119.83	112.30
44	2	1574	B9B	C2-N3-C4	4.13	120.08	115.36
44	2	2380	B8W	C2-N3-C4	4.08	120.02	115.36
44	2	4185	B8W	C2-N3-C4	3.97	119.89	115.36
44	2	3899	BGH	C4-C5-N7	3.92	108.39	104.91
44	2	4415	1MA	C5-C6-N1	3.91	119.73	113.90

Continued on next page...

Continued from previous page...

Mol	Chain	Res	Type	Atoms	Z	Observed(°)	Ideal(°)
44	2	4472	B8W	C1'-N9-C4	-3.88	119.83	126.64
44	2	3899	BGH	N9-C8-N7	3.83	108.46	103.33
44	2	4415	1MA	N1-C2-N3	-3.81	121.58	126.02
44	2	4185	B8W	O6-C6-N1	3.80	124.30	119.03
44	2	1605	7MG	C5-C4-N9	3.79	111.27	106.35
44	2	4637	OMG	C5-C6-N1	3.79	120.65	113.95
44	2	3897	B8K	C4-C5-N7	3.78	108.27	104.91
44	2	2297	E7G	C5-C4-N3	-3.78	120.93	128.13
44	2	4083	5MU	O4-C4-C5	-3.77	120.53	124.90
44	2	1348	P4U	C5-C4-N3	-3.77	119.18	124.91
43	8	14	OMU	N3-C2-N1	3.76	119.88	114.89
44	2	2422	OMC	O2-C2-N3	-3.74	116.25	122.33
44	2	1797	E7G	C5-C4-N3	-3.71	121.07	128.13
44	2	4550	7MG	C5-C4-N3	-3.66	121.15	128.13
44	2	2522	7MG	C5-C4-N9	3.66	111.10	106.35
44	2	4620	OMU	N3-C2-N1	3.64	119.72	114.89
44	2	2861	OMC	O2-C2-N3	-3.64	116.41	122.33
44	2	1316	OMG	C5-C6-N1	3.64	120.37	113.95
44	2	4083	5MU	C5M-C5-C4	3.63	122.77	118.77
44	2	1797	E7G	C5-C4-N9	3.61	111.03	106.35
44	2	1883	OMG	C5-C6-N1	3.60	120.31	113.95
44	2	2297	E7G	C5-C4-N9	3.59	111.01	106.35
44	2	2380	B8W	C1'-N9-C4	-3.59	120.34	126.64
44	2	4564	M7A	C2-N3-C4	3.58	120.20	111.75
44	2	1524	A2M	C1'-N9-C4	3.58	132.93	126.64
44	2	4550	7MG	C5-C4-N9	3.56	110.97	106.35
44	2	1517	2MG	C5-C6-N1	3.55	120.23	113.95
44	2	729	2MG	C5-C6-N1	3.55	120.22	113.95
44	2	3899	BGH	C5-C4-N3	-3.54	121.39	128.13
44	2	2424	OMG	C5-C6-N1	3.53	120.19	113.95
44	2	4185	B8W	C1'-N9-C4	-3.52	120.45	126.64
44	2	4494	OMG	C5-C6-N1	3.52	120.17	113.95
44	2	3897	B8K	N9-C8-N7	3.51	108.03	103.33
43	8	14	OMU	C5-C4-N3	3.50	120.08	114.84
44	2	2522	7MG	C5-C4-N3	-3.50	121.46	128.13
44	2	978	2MG	C5-C6-N1	3.47	120.08	113.95
44	2	4870	OMG	C5-C6-N1	3.46	120.06	113.95
44	2	4620	OMU	C5-C4-N3	3.45	120.00	114.84
44	2	2773	OMG	C5-C6-N1	3.45	120.03	113.95
44	2	1605	7MG	C5-C4-N3	-3.44	121.58	128.13
44	2	4690	B8K	C5-C4-N9	3.43	110.80	106.35
44	2	3909	OMC	C5-C4-N4	3.42	125.96	120.57

Continued on next page...

Continued from previous page...

Mol	Chain	Res	Type	Atoms	Z	Observed(°)	Ideal(°)
44	2	2364	OMG	C5-C6-N1	3.41	119.98	113.95
44	2	2050	OMG	C5-C6-N1	3.41	119.97	113.95
44	2	2363	A2M	C1'-N9-C4	3.40	132.62	126.64
44	2	4637	OMG	C2-N1-C6	-3.40	118.83	125.10
44	2	2364	OMG	C2-N1-C6	-3.40	118.84	125.10
44	2	373	OMG	C5-C6-N1	3.39	119.94	113.95
44	2	1909	P7G	N9-C8-N7	3.39	108.23	103.38
44	2	1625	OMG	C5-C6-N1	3.38	119.93	113.95
44	2	4597	UR3	C6-N1-C2	-3.38	118.76	121.79
44	2	4872	2MG	C5-C6-N1	3.38	119.92	113.95
44	2	1316	OMG	C2-N1-C6	-3.37	118.90	125.10
44	2	4623	OMG	C5-C6-N1	3.35	119.86	113.95
44	2	4690	B8K	C6-C5-C4	-3.32	115.78	122.62
44	2	1574	B9B	N2-C2-N3	3.31	123.19	117.79
44	2	4690	B8K	C5-C4-N3	-3.28	121.88	128.13
44	2	3909	OMC	C4-N3-C2	3.26	125.51	120.25
44	2	2424	OMG	C2-N1-C6	-3.22	119.17	125.10
44	2	3897	B8K	C6-C5-C4	-3.20	116.01	122.62
44	2	1522	OMG	C5-C6-N1	3.20	119.60	113.95
44	2	373	OMG	C2-N1-C6	-3.19	119.23	125.10
44	2	4483	B8T	O3'-C3'-C2'	3.17	122.07	111.82
44	2	2773	OMG	C2-N1-C6	-3.13	119.33	125.10
43	8	14	OMU	O4-C4-C5	-3.13	119.66	125.16
44	2	2050	OMG	C2-N1-C6	-3.12	119.36	125.10
44	2	4185	B8W	N2-C2-N1	-3.11	112.41	117.25
44	2	4494	OMG	C2-N1-C6	-3.09	119.42	125.10
44	2	3869	OMC	O2-C2-N3	-3.07	117.34	122.33
44	2	1883	OMG	C2-N1-C6	-3.04	119.50	125.10
44	2	1522	OMG	C2-N1-C6	-3.01	119.55	125.10
44	2	4623	OMG	C2-N1-C6	-3.01	119.56	125.10
44	2	2380	B8W	N2-C2-N1	-2.99	112.60	117.25
44	2	3899	BGH	C6-C5-C4	-2.98	116.47	122.62
44	2	4597	UR3	C3U-N3-C2	2.95	122.48	117.31
44	2	3897	B8K	C5-C4-N3	-2.95	122.51	128.13
44	2	1625	OMG	C2-N1-C6	-2.95	119.67	125.10
44	2	4870	OMG	C2-N1-C6	-2.94	119.69	125.10
44	2	4472	B8W	C2-N1-C6	2.89	120.72	116.08
44	2	4620	OMU	O4-C4-C5	-2.88	120.10	125.16
44	2	1456	B8Q	C1'-N1-C2	2.86	121.82	116.99
44	2	3909	OMC	C5-C4-N3	-2.86	116.47	121.33
43	8	14	OMU	C1'-N1-C2	2.82	122.67	117.57
44	2	4690	B8K	C2-N1-C6	-2.81	119.97	125.10

Continued on next page...

Continued from previous page...

Mol	Chain	Res	Type	Atoms	Z	Observed(°)	Ideal(°)
44	2	1456	B8Q	C31-N3-C2	2.80	121.86	117.79
44	2	3867	A2M	C1'-N9-C4	2.80	131.56	126.64
44	2	1909	P7G	C71-N7-C5	2.79	131.12	124.52
44	2	2522	7MG	N9-C8-N7	2.76	107.32	103.38
44	2	3899	BGH	O6-C6-N1	-2.74	114.86	120.12
44	2	4472	B8W	N2-C2-N1	-2.73	113.00	117.25
44	2	2422	OMC	C1'-N1-C2	2.72	124.48	118.42
44	2	2861	OMC	C1'-N1-C2	2.71	124.47	118.42
44	2	4483	B8T	O3'-C3'-C4'	2.71	118.88	111.05
44	2	2297	E7G	N9-C8-N7	2.69	107.22	103.38
44	2	2522	7MG	C4-C5-N7	2.68	109.25	105.53
44	2	4671	B8T	C6-C5-C4	2.68	120.23	116.96
44	2	4872	2MG	C8-N7-C5	2.66	108.05	102.99
44	2	1797	E7G	N9-C8-N7	2.65	107.17	103.38
44	2	4564	M7A	C5-C4-N3	-2.65	120.41	126.62
44	2	1605	7MG	N9-C8-N7	2.65	107.16	103.38
44	2	2786	B9H	O3'-C3'-C4'	2.63	118.66	111.05
44	2	3897	B8K	O6-C6-N1	-2.62	115.09	120.12
44	2	1883	OMG	O6-C6-C5	-2.62	119.26	124.37
44	2	4483	B8T	O2-C2-N3	-2.61	118.08	122.33
44	2	4415	1MA	C8-N7-C5	2.61	107.96	102.99
44	2	4550	7MG	C4-C5-N7	2.61	109.15	105.53
44	2	4550	7MG	C2-N1-C6	-2.60	120.36	125.10
44	2	1797	E7G	C2-N1-C6	-2.59	120.37	125.10
44	2	2297	E7G	C2-N1-C6	-2.59	120.38	125.10
44	2	2754	B9B	C61-O6-C6	-2.58	112.69	117.51
44	2	4185	B8W	C2-N1-C6	2.58	120.22	116.08
44	2	729	2MG	C8-N7-C5	2.57	107.89	102.99
44	2	4637	OMG	O6-C6-C5	-2.57	119.35	124.37
44	2	3880	P7G	N9-C8-N7	2.57	107.05	103.38
44	2	2786	B9H	C1'-N1-C6	2.53	126.37	120.84
44	2	4636	PSU	O2-C2-N1	-2.53	120.00	122.79
44	2	3899	BGH	C2-N1-C6	-2.53	120.49	125.10
43	8	14	OMU	CM2-O2'-C2'	2.52	121.13	114.52
44	2	4690	B8K	O6-C6-C5	-2.50	121.41	127.54
44	2	4083	5MU	C6-C5-C4	2.50	120.12	118.03
44	2	2050	OMG	O6-C6-C5	-2.50	119.49	124.37
44	2	2522	7MG	C2-N1-C6	-2.48	120.57	125.10
44	2	1316	OMG	C8-N7-C5	2.48	107.72	102.99
44	2	1605	7MG	C2-N1-C6	-2.48	120.57	125.10
44	2	1605	7MG	C4-C5-N7	2.48	108.97	105.53
44	2	2422	OMC	O2-C2-N1	2.48	124.01	118.89

Continued on next page...

Continued from previous page...

Mol	Chain	Res	Type	Atoms	Z	Observed(°)	Ideal(°)
44	2	3887	OMC	O2-C2-N3	-2.47	118.31	122.33
44	2	2861	OMC	O2-C2-N1	2.45	123.96	118.89
44	2	4483	B8T	C6-C5-C4	2.45	119.96	116.96
44	2	2050	OMG	N2-C2-N1	2.45	121.93	116.71
44	2	4083	5MU	O2-C2-N1	-2.43	119.55	122.79
44	2	4550	7MG	N9-C8-N7	2.42	106.83	103.38
44	2	1517	2MG	C8-N7-C5	2.41	107.58	102.99
44	2	4494	OMG	O6-C6-C5	-2.40	119.68	124.37
44	2	978	2MG	C8-N7-C5	2.40	107.56	102.99
44	2	2786	B9H	O2-C2-N1	-2.39	117.11	122.72
44	2	1517	2MG	O6-C6-C5	-2.36	119.77	124.37
44	2	2364	OMG	O6-C6-C5	-2.35	119.78	124.37
44	2	4623	OMG	C8-N7-C5	2.34	107.44	102.99
44	2	3869	OMC	C1'-N1-C2	2.34	123.64	118.42
44	2	2424	OMG	O6-C6-C5	-2.33	119.81	124.37
44	2	3899	BGH	N1-C2-N3	-2.31	119.01	123.32
44	2	4870	OMG	C8-N7-C5	2.31	107.39	102.99
44	2	729	2MG	O6-C6-C5	-2.31	119.87	124.37
44	2	4472	B8W	O6-C6-C5	2.30	119.30	116.01
44	2	1625	OMG	O6-C6-C5	-2.30	119.88	124.37
44	2	373	OMG	C8-N7-C5	2.29	107.36	102.99
44	2	3909	OMC	C6-N1-C2	-2.28	116.54	120.49
44	2	978	2MG	O6-C6-C5	-2.28	119.92	124.37
44	2	2380	B8W	C2-N1-C6	2.28	119.74	116.08
44	2	3897	B8K	N1-C2-N3	-2.27	119.08	123.32
44	2	3701	OMC	O2-C2-N3	-2.27	118.64	122.33
44	2	1625	OMG	C8-N7-C5	2.27	107.31	102.99
44	2	4597	UR3	O2-C2-N1	-2.25	117.45	122.72
44	2	373	OMG	N2-C2-N1	2.24	121.49	116.71
44	2	1883	OMG	C8-N7-C5	2.23	107.24	102.99
44	2	1326	A2M	C1'-N9-C4	2.23	130.56	126.64
44	2	1522	OMG	C8-N7-C5	2.23	107.23	102.99
44	2	3897	B8K	C2-N1-C6	-2.22	121.05	125.10
44	2	4083	5MU	O4-C4-N3	-2.20	115.90	120.12
44	2	1574	B9B	C61-O6-C6	-2.20	113.41	117.51
44	2	2773	OMG	C8-N7-C5	2.19	107.17	102.99
44	2	4637	OMG	C8-N7-C5	2.19	107.17	102.99
44	2	2364	OMG	N2-C2-N1	2.19	121.38	116.71
44	2	373	OMG	O6-C6-C5	-2.18	120.11	124.37
44	2	729	2MG	CM2-N2-C2	-2.18	119.05	123.86
44	2	4494	OMG	C8-N7-C5	2.17	107.12	102.99
44	2	3825	A2M	C1'-N9-C4	2.17	130.45	126.64

Continued on next page...

Continued from previous page...

Mol	Chain	Res	Type	Atoms	Z	Observed(°)	Ideal(°)
44	2	4690	B8K	N1-C2-N3	-2.16	119.30	123.32
44	2	3880	P7G	C71-N7-C5	2.15	129.62	124.52
44	2	1871	A2M	O4'-C4'-C3'	-2.15	100.85	105.11
44	2	237	B9B	C61-O6-C6	-2.15	113.50	117.51
44	2	1316	OMG	N2-C2-N1	2.14	121.26	116.71
44	2	2804	OMC	O2-C2-N3	-2.13	118.86	122.33
44	2	4483	B8T	C6-N1-C2	-2.13	116.79	120.49
44	2	4636	PSU	C6-N1-C2	-2.12	120.51	122.68
44	2	2424	OMG	C8-N7-C5	2.12	107.03	102.99
44	2	1348	P4U	C41-O4-C4	-2.11	112.96	117.24
44	2	3869	OMC	O2-C2-N1	2.10	123.24	118.89
44	2	4870	OMG	O6-C6-C5	-2.10	120.27	124.37
44	2	1348	P4U	O2-C2-N3	-2.10	118.92	122.33
44	2	2364	OMG	C8-N7-C5	2.10	106.99	102.99
44	2	2773	OMG	O6-C6-C5	-2.10	120.28	124.37
44	2	1316	OMG	O6-C6-C5	-2.10	120.28	124.37
44	2	4623	OMG	O6-C6-C5	-2.09	120.29	124.37
44	2	4550	7MG	C6-C5-C4	-2.08	118.34	122.62
44	2	4623	OMG	N2-C2-N1	2.07	121.13	116.71
44	2	1797	E7G	O6-C6-C5	-2.07	122.45	127.54
44	2	1605	7MG	O6-C6-C5	-2.07	122.46	127.54
44	2	2050	OMG	C8-N7-C5	2.06	106.92	102.99
44	2	4872	2MG	O6-C6-C5	-2.05	120.37	124.37
44	2	1797	E7G	C6-C5-C4	-2.05	118.40	122.62
44	2	4550	7MG	O6-C6-C5	-2.04	122.54	127.54
44	2	373	OMG	CM2-O2'-C2'	-2.04	109.17	114.52
44	2	2297	E7G	O6-C6-C5	-2.02	122.59	127.54
44	2	1605	7MG	C6-C5-C4	-2.02	118.46	122.62
44	2	2522	7MG	C6-C5-C4	-2.02	118.47	122.62
44	2	2297	E7G	C6-C5-C4	-2.00	118.49	122.62
44	2	3909	OMC	C1'-N1-C2	2.00	122.89	118.42

There are no chirality outliers.

All (88) torsion outliers are listed below:

Mol	Chain	Res	Type	Atoms
43	8	14	OMU	C1'-C2'-O2'-CM2
44	2	237	B9B	C5-C6-O6-C61
44	2	237	B9B	N1-C6-O6-C61
44	2	237	B9B	C3'-C4'-C5'-O5'
44	2	237	B9B	O4'-C4'-C5'-O5'
44	2	398	A2M	O4'-C4'-C5'-O5'

Continued on next page...

Continued from previous page...

Mol	Chain	Res	Type	Atoms
44	2	1348	P4U	N3-C4-O4-C41
44	2	1574	B9B	C5-C6-O6-C61
44	2	1574	B9B	N1-C6-O6-C61
44	2	1625	OMG	O4'-C4'-C5'-O5'
44	2	1625	OMG	C3'-C4'-C5'-O5'
44	2	1797	E7G	C72-C71-N7-C8
44	2	1871	A2M	O4'-C4'-C5'-O5'
44	2	1871	A2M	C3'-C4'-C5'-O5'
44	2	1883	OMG	O4'-C4'-C5'-O5'
44	2	1883	OMG	C3'-C4'-C5'-O5'
44	2	2364	OMG	O4'-C4'-C5'-O5'
44	2	2364	OMG	C1'-C2'-O2'-CM2
44	2	2380	B8W	C5-C6-O6-C61
44	2	2422	OMC	O4'-C4'-C5'-O5'
44	2	2424	OMG	O4'-C4'-C5'-O5'
44	2	2424	OMG	C3'-C4'-C5'-O5'
44	2	2754	B9B	C5-C6-O6-C61
44	2	2754	B9B	N1-C6-O6-C61
44	2	3701	OMC	C2'-C1'-N1-C2
44	2	3701	OMC	C2'-C1'-N1-C6
44	2	3867	A2M	O4'-C4'-C5'-O5'
44	2	3867	A2M	C3'-C4'-C5'-O5'
44	2	4083	5MU	C3'-C4'-C5'-O5'
44	2	4083	5MU	O4'-C4'-C5'-O5'
44	2	4415	1MA	O4'-C4'-C5'-O5'
44	2	4415	1MA	C3'-C4'-C5'-O5'
44	2	4472	B8W	C5-C6-O6-C61
44	2	4472	B8W	N1-C6-O6-C61
44	2	4550	7MG	O4'-C4'-C5'-O5'
44	2	4550	7MG	C3'-C4'-C5'-O5'
44	2	4636	PSU	C2'-C1'-C5-C4
44	2	4636	PSU	C2'-C1'-C5-C6
44	2	4636	PSU	C3'-C4'-C5'-O5'
44	2	4637	OMG	O4'-C4'-C5'-O5'
44	2	4637	OMG	C3'-C4'-C5'-O5'
44	2	398	A2M	C3'-C4'-C5'-O5'
44	2	729	2MG	O4'-C4'-C5'-O5'
44	2	1909	P7G	O4'-C4'-C5'-O5'
44	2	2364	OMG	C3'-C4'-C5'-O5'
44	2	3701	OMC	O4'-C4'-C5'-O5'
44	2	3897	B8K	O4'-C4'-C5'-O5'
44	2	4872	2MG	O4'-C4'-C5'-O5'

Continued on next page...

Continued from previous page...

Mol	Chain	Res	Type	Atoms
44	2	2380	B8W	N1-C6-O6-C61
44	2	3897	B8K	C3'-C4'-C5'-O5'
44	2	4636	PSU	O4'-C4'-C5'-O5'
44	2	4872	2MG	C3'-C4'-C5'-O5'
44	2	1909	P7G	C3'-C4'-C5'-O5'
44	2	729	2MG	C3'-C4'-C5'-O5'
44	2	3701	OMC	C3'-C4'-C5'-O5'
44	2	2297	E7G	C72-C71-N7-C8
44	2	3701	OMC	C4'-C5'-O5'-P
44	2	2773	OMG	C3'-C4'-C5'-O5'
44	2	4870	OMG	C3'-C4'-C5'-O5'
44	2	1574	B9B	O6-C61-C62-C63
44	2	4870	OMG	O4'-C4'-C5'-O5'
44	2	1517	2MG	C4'-C5'-O5'-P
44	2	1534	A2M	C4'-C5'-O5'-P
44	2	1625	OMG	C4'-C5'-O5'-P
44	2	4870	OMG	C4'-C5'-O5'-P
44	2	3880	P7G	O4'-C4'-C5'-O5'
44	2	3909	OMC	O4'-C4'-C5'-O5'
44	2	3701	OMC	O4'-C1'-N1-C6
44	2	4083	5MU	C4'-C5'-O5'-P
44	2	3880	P7G	N7-C71-C72-C73
44	2	2773	OMG	O4'-C4'-C5'-O5'
44	2	3887	OMC	C4'-C5'-O5'-P
44	2	373	OMG	C4'-C5'-O5'-P
44	2	3701	OMC	O4'-C1'-N1-C2
44	2	1909	P7G	C72-C71-N7-C8
44	2	1659	I4U	C43-C41-O4-C4
44	2	1574	B9B	C62-C61-O6-C6
44	2	1524	A2M	C3'-C2'-O2'-CM'
44	2	1534	A2M	O4'-C4'-C5'-O5'
44	2	1605	7MG	O4'-C4'-C5'-O5'
44	2	3880	P7G	C3'-C4'-C5'-O5'
44	2	4636	PSU	O4'-C1'-C5-C6
44	2	2754	B9B	C4'-C5'-O5'-P
44	2	1517	2MG	O4'-C4'-C5'-O5'
44	2	3909	OMC	C3'-C4'-C5'-O5'
44	2	1659	I4U	C42-C41-O4-C4
44	2	3909	OMC	C2'-C1'-N1-C2
44	2	4671	B8T	C2'-C1'-N1-C6

There are no ring outliers.

No monomer is involved in short contacts.

5.5 Carbohydrates [i](#)

There are no monosaccharides in this entry.

5.6 Ligand geometry [i](#)

Of 2 ligands modelled in this entry, 1 is monoatomic - leaving 1 for Mogul analysis.

In the following table, the Counts columns list the number of bonds (or angles) for which Mogul statistics could be retrieved, the number of bonds (or angles) that are observed in the model and the number of bonds (or angles) that are defined in the Chemical Component Dictionary. The Link column lists molecule types, if any, to which the group is linked. The Z score for a bond length (or angle) is the number of standard deviations the observed value is removed from the expected value. A bond length (or angle) with $|Z| > 2$ is considered an outlier worth inspection. RMSZ is the root-mean-square of all Z scores of the bond lengths (or angles).

Mol	Type	Chain	Res	Link	Bond lengths			Bond angles		
					Counts	RMSZ	# Z > 2	Counts	RMSZ	# Z > 2
60	GTP	w	801	61	26,34,34	0.99	3 (11%)	32,54,54	0.84	0

In the following table, the Chirals column lists the number of chiral outliers, the number of chiral centers analysed, the number of these observed in the model and the number defined in the Chemical Component Dictionary. Similar counts are reported in the Torsion and Rings columns. '-' means no outliers of that kind were identified.

Mol	Type	Chain	Res	Link	Chirals	Torsions	Rings
60	GTP	w	801	61	-	1/18/38/38	0/3/3/3

All (3) bond length outliers are listed below:

Mol	Chain	Res	Type	Atoms	Z	Observed(Å)	Ideal(Å)
60	w	801	GTP	C5-C6	-2.66	1.42	1.47
60	w	801	GTP	C8-N7	-2.11	1.31	1.35
60	w	801	GTP	C5-C4	-2.09	1.37	1.43

There are no bond angle outliers.

There are no chirality outliers.

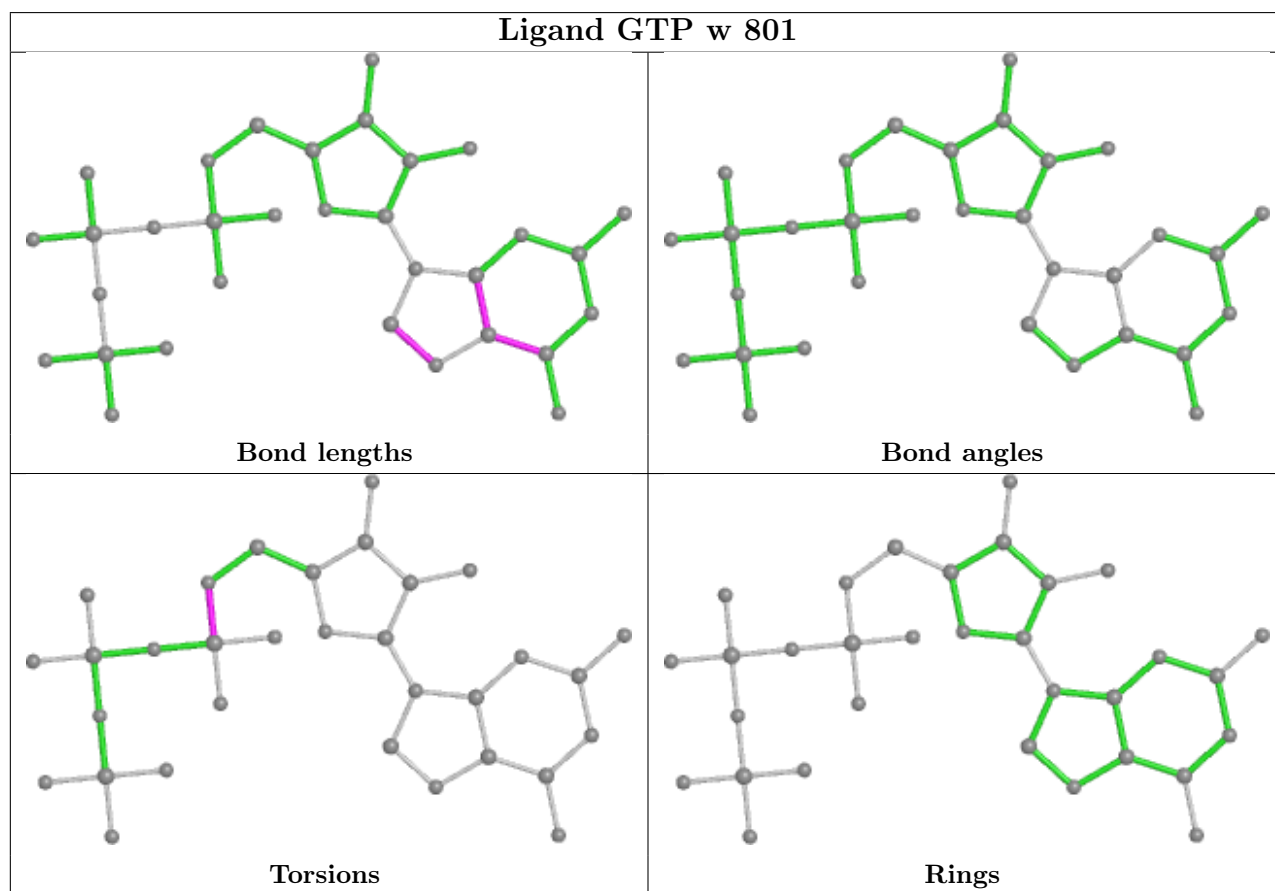
All (1) torsion outliers are listed below:

Mol	Chain	Res	Type	Atoms
60	w	801	GTP	C5'-O5'-PA-O1A

There are no ring outliers.

No monomer is involved in short contacts.

The following is a two-dimensional graphical depiction of Mogul quality analysis of bond lengths, bond angles, torsion angles, and ring geometry for all instances of the Ligand of Interest. In addition, ligands with molecular weight > 250 and outliers as shown on the validation Tables will also be included. For torsion angles, if less than 5% of the Mogul distribution of torsion angles is within 10 degrees of the torsion angle in question, then that torsion angle is considered an outlier. Any bond that is central to one or more torsion angles identified as an outlier by Mogul will be highlighted in the graph. For rings, the root-mean-square deviation (RMSD) between the ring in question and similar rings identified by Mogul is calculated over all ring torsion angles. If the average RMSD is greater than 60 degrees and the minimal RMSD between the ring in question and any Mogul-identified rings is also greater than 60 degrees, then that ring is considered an outlier. The outliers are highlighted in purple. The color gray indicates Mogul did not find sufficient equivalents in the CSD to analyse the geometry.



5.7 Other polymers [\(i\)](#)

There are no such residues in this entry.

5.8 Polymer linkage issues

There are no chain breaks in this entry.

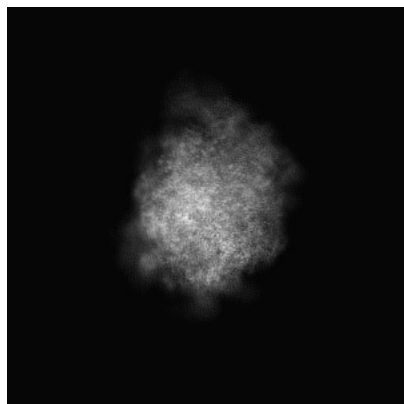
6 Map visualisation [i](#)

This section contains visualisations of the EMDB entry EMD-35673. These allow visual inspection of the internal detail of the map and identification of artifacts.

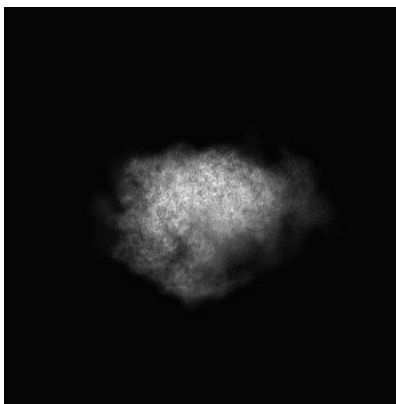
Images derived from a raw map, generated by summing the deposited half-maps, are presented below the corresponding image components of the primary map to allow further visual inspection and comparison with those of the primary map.

6.1 Orthogonal projections [i](#)

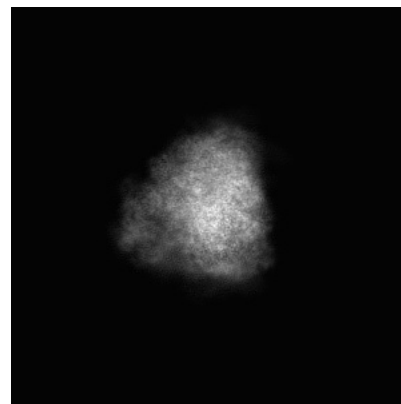
6.1.1 Primary map



X

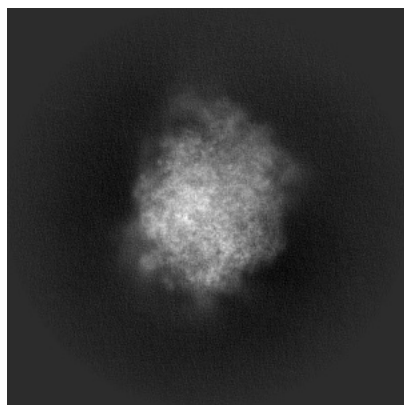


Y

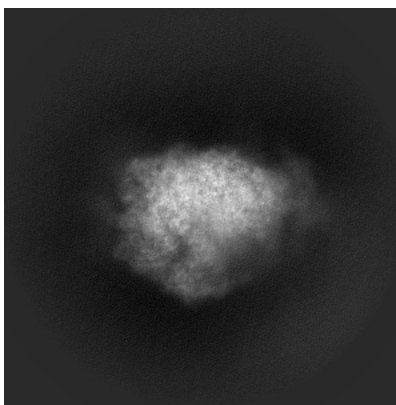


Z

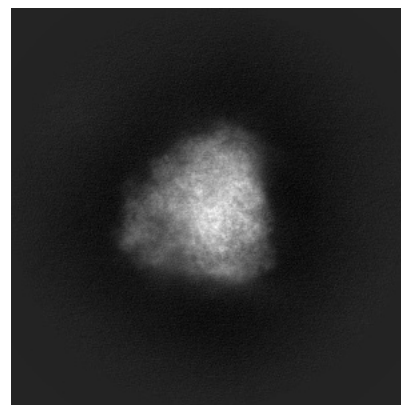
6.1.2 Raw map



X



Y

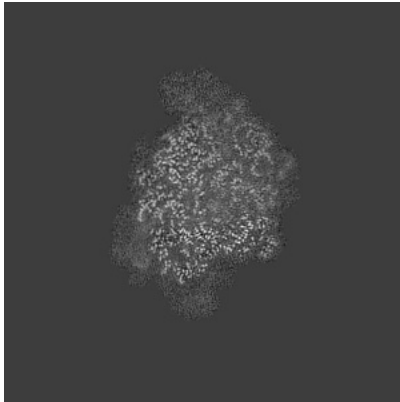


Z


The images above show the map projected in three orthogonal directions.

6.2 Central slices [i](#)

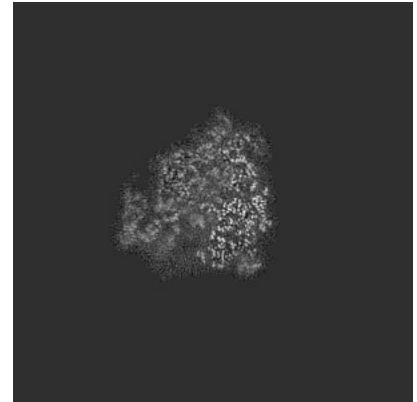
6.2.1 Primary map



X Index: 200

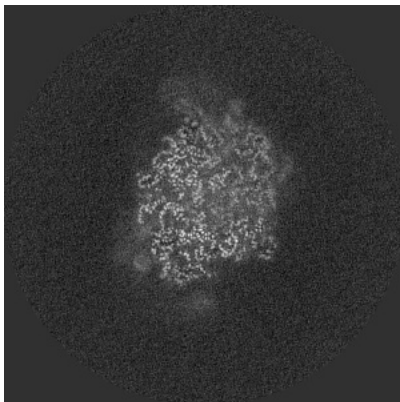


Y Index: 200

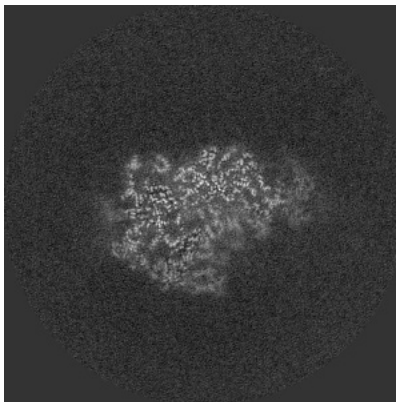


Z Index: 200

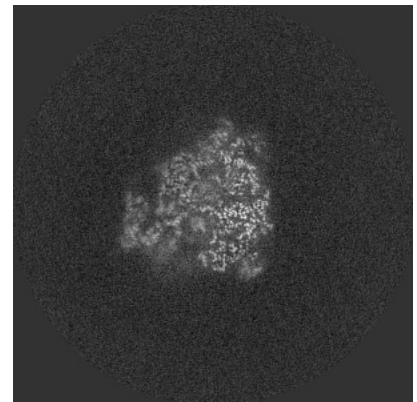
6.2.2 Raw map



X Index: 200



Y Index: 200

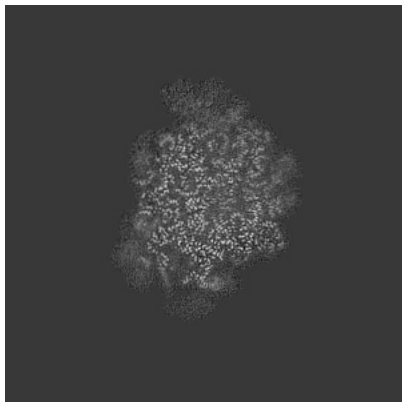


Z Index: 200


The images above show central slices of the map in three orthogonal directions.

6.3 Largest variance slices [i](#)

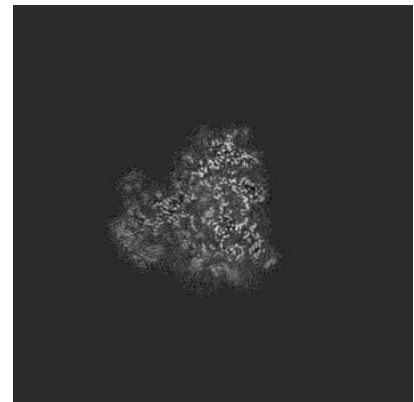
6.3.1 Primary map



X Index: 207

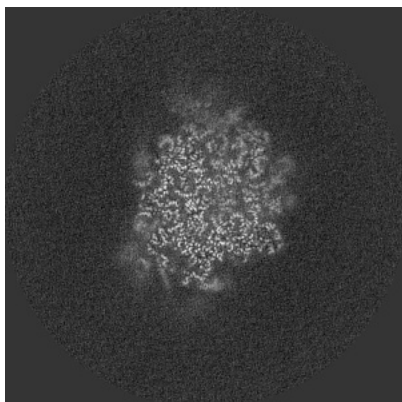


Y Index: 200

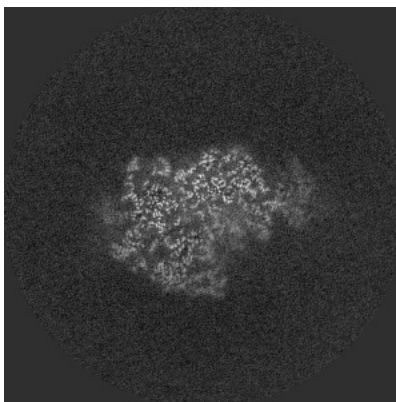


Z Index: 183

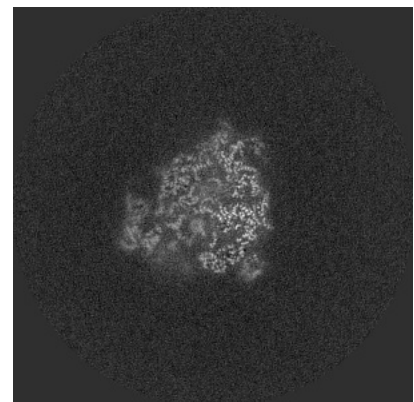
6.3.2 Raw map



X Index: 208



Y Index: 199




Z Index: 199


The images above show the largest variance slices of the map in three orthogonal directions.

6.4 Orthogonal standard-deviation projections (False-color) [i](#)


6.4.1 Primary map



X

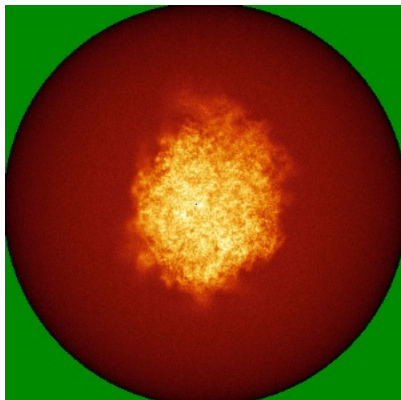


Y




Z

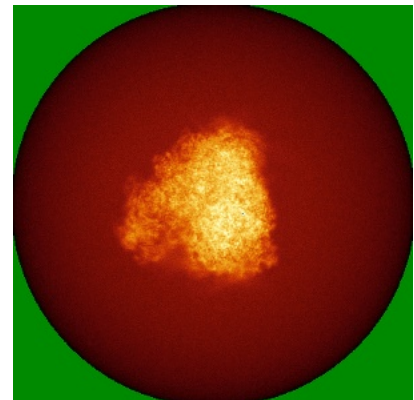
6.4.2 Raw map



X



Y




Z

The images above show the map standard deviation projections with false color in three orthogonal directions. Minimum values are shown in green, max in blue, and dark to light orange shades represent small to large values respectively.

6.5 Orthogonal surface views [i](#)

6.5.1 Primary map



The images above show the 3D surface view of the map at the recommended contour level 0.04. These images, in conjunction with the slice images, may facilitate assessment of whether an appropriate contour level has been provided.

6.5.2 Raw map



These images show the 3D surface of the raw map. The raw map's contour level was selected so that its surface encloses the same volume as the primary map does at its recommended contour level.

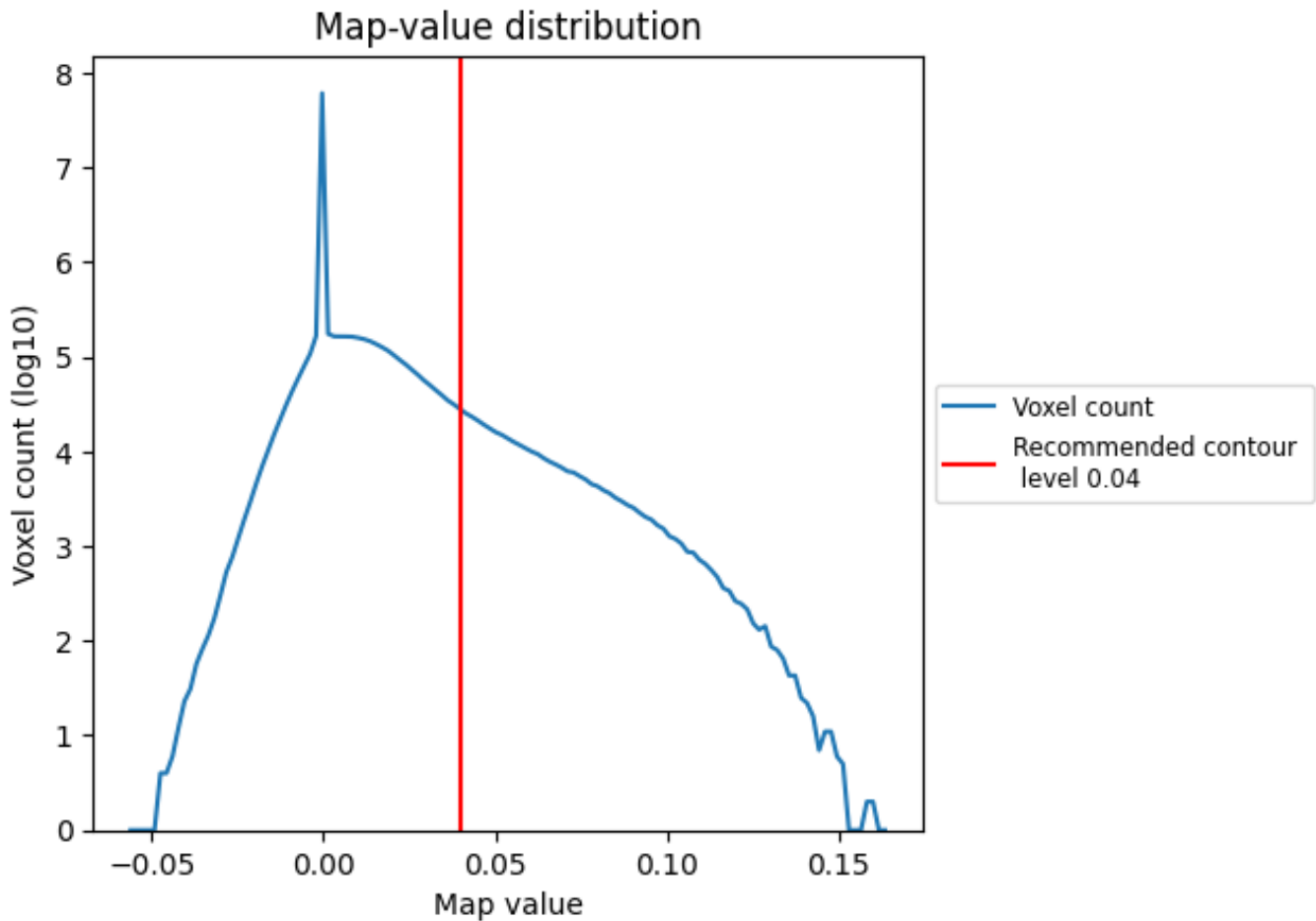
6.6 Mask visualisation [i](#)

This section was not generated. No masks/segmentation were deposited.

7 Map analysis [i](#)

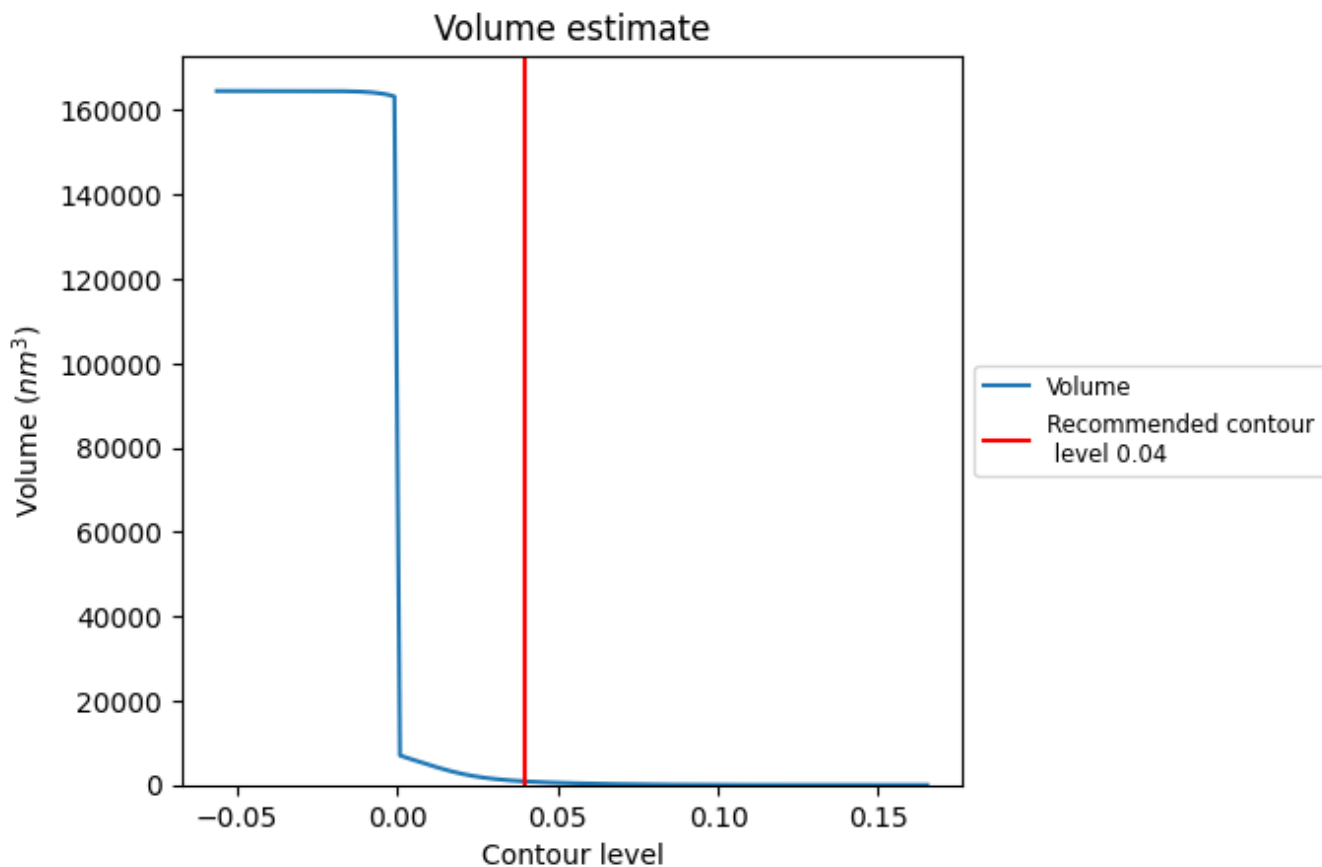
This section contains the results of statistical analysis of the map.

7.1 Map-value distribution [i](#)



The map-value distribution is plotted in 128 intervals along the x-axis. The y-axis is logarithmic. A spike in this graph at zero usually indicates that the volume has been masked.

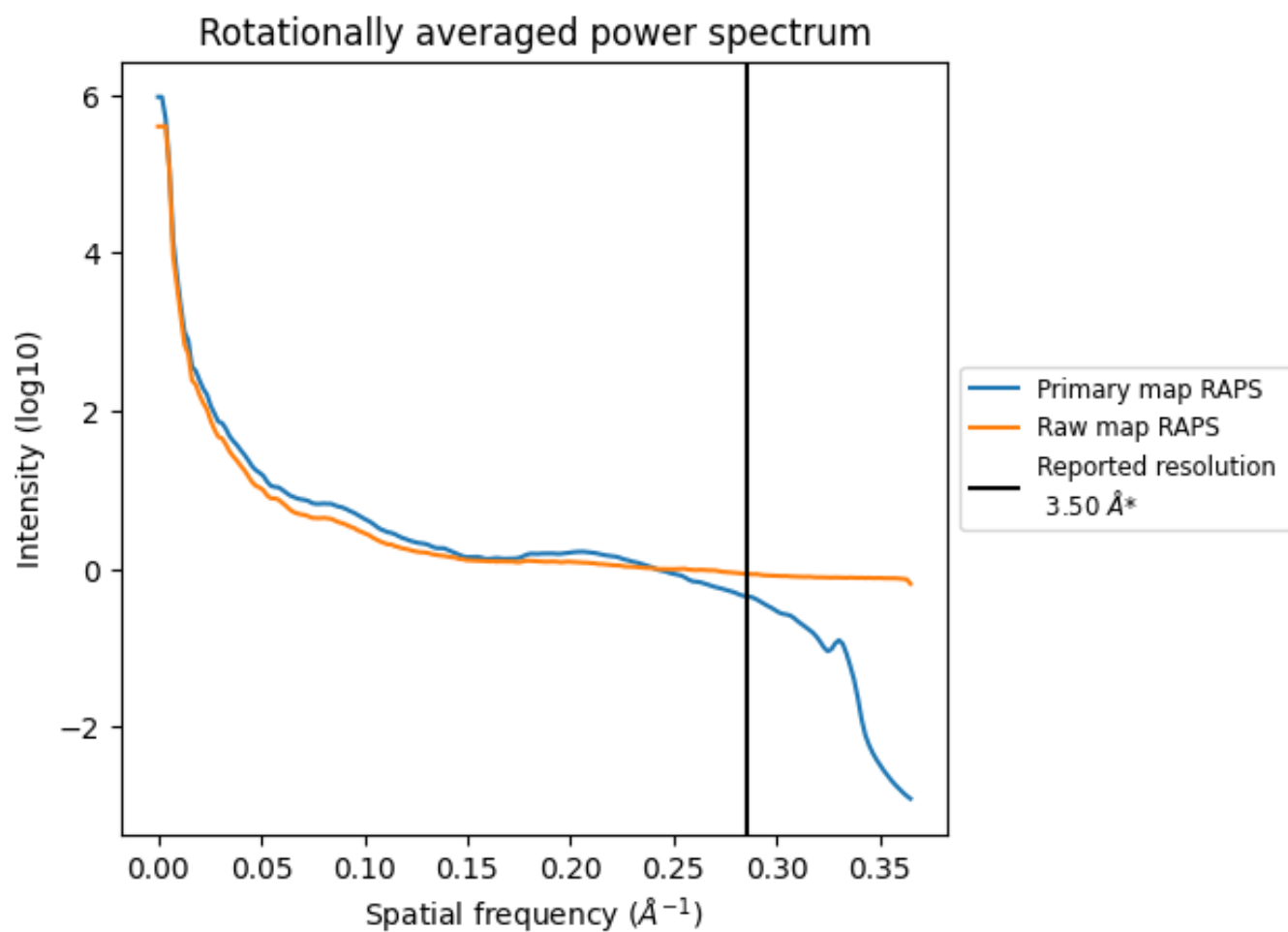
7.2 Volume estimate [i](#)



The volume at the recommended contour level is 849 nm³; this corresponds to an approximate mass of 767 kDa.

The volume estimate graph shows how the enclosed volume varies with the contour level. The recommended contour level is shown as a vertical line and the intersection between the line and the curve gives the volume of the enclosed surface at the given level.

7.3 Rotationally averaged power spectrum i

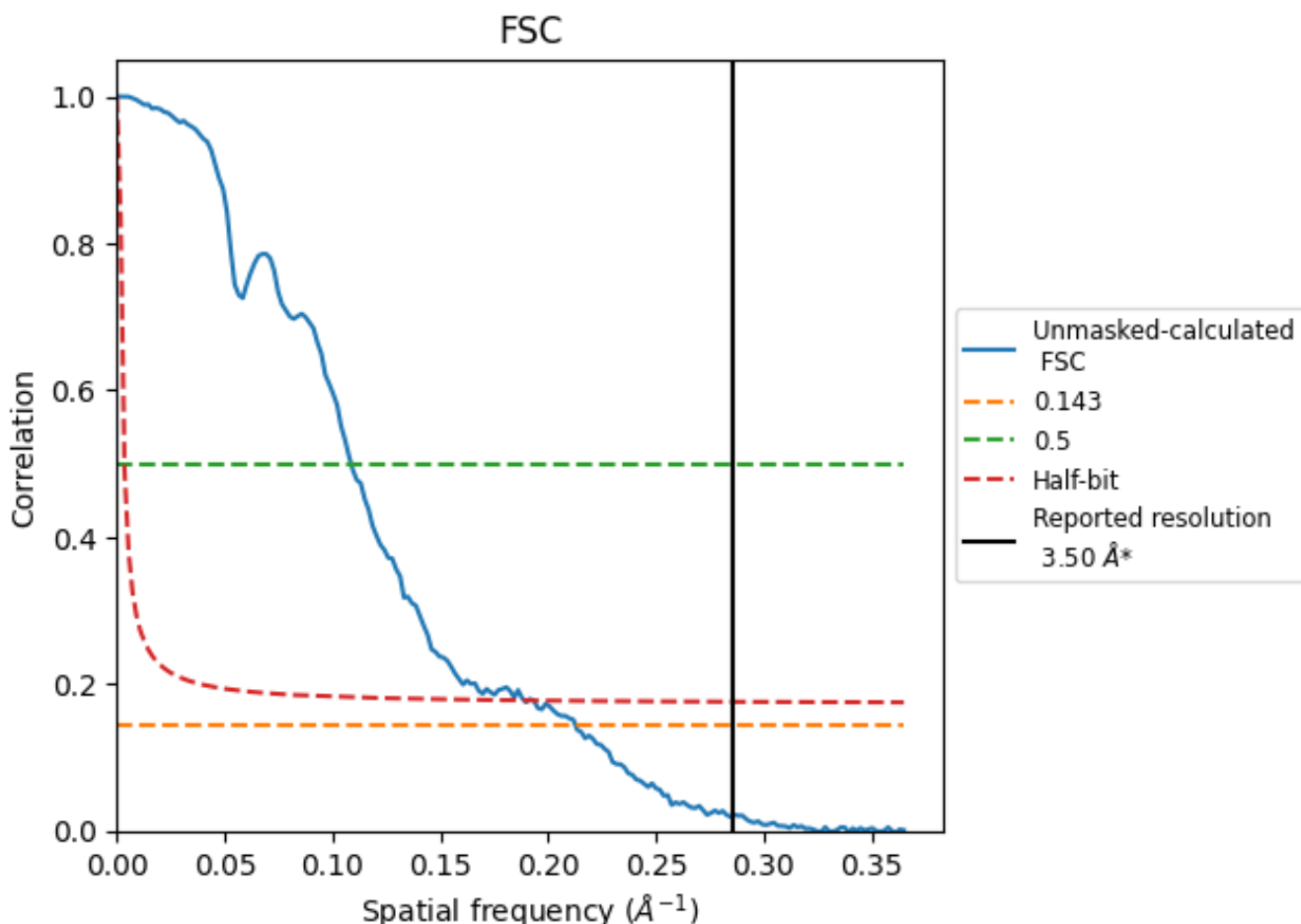


*Reported resolution corresponds to spatial frequency of 0.286 Å⁻¹

8 Fourier-Shell correlation [i](#)

Fourier-Shell Correlation (FSC) is the most commonly used method to estimate the resolution of single-particle and subtomogram-averaged maps. The shape of the curve depends on the imposed symmetry, mask and whether or not the two 3D reconstructions used were processed from a common reference. The reported resolution is shown as a black line. A curve is displayed for the half-bit criterion in addition to lines showing the 0.143 gold standard cut-off and 0.5 cut-off.

8.1 FSC [i](#)



*Reported resolution corresponds to spatial frequency of 0.286 Å⁻¹

8.2 Resolution estimates [i](#)

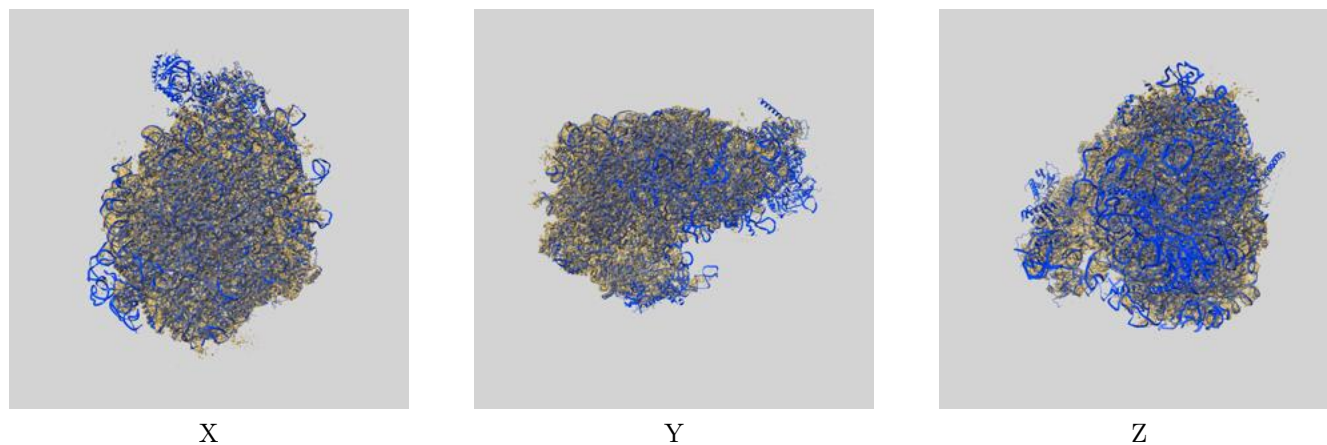
Resolution estimate (Å)	Estimation criterion (FSC cut-off)		
	0.143	0.5	Half-bit
Reported by author	3.50	-	-
Author-provided FSC curve	-	-	-
Unmasked-calculated*	4.70	9.21	5.29

*Resolution estimate based on FSC curve calculated by comparison of deposited half-maps. The value from deposited half-maps intersecting FSC 0.143 CUT-OFF 4.70 differs from the reported value 3.5 by more than 10 %

9 Map-model fit [i](#)

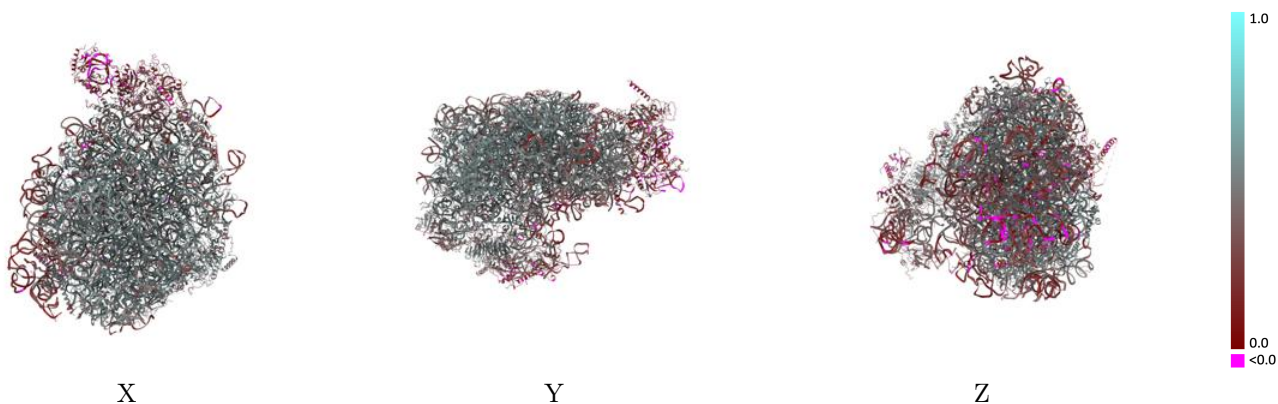
This section contains information regarding the fit between EMDB map EMD-35673 and PDB model 8IR3. Per-residue inclusion information can be found in section 3 on page 16.

9.1 Map-model overlay [i](#)



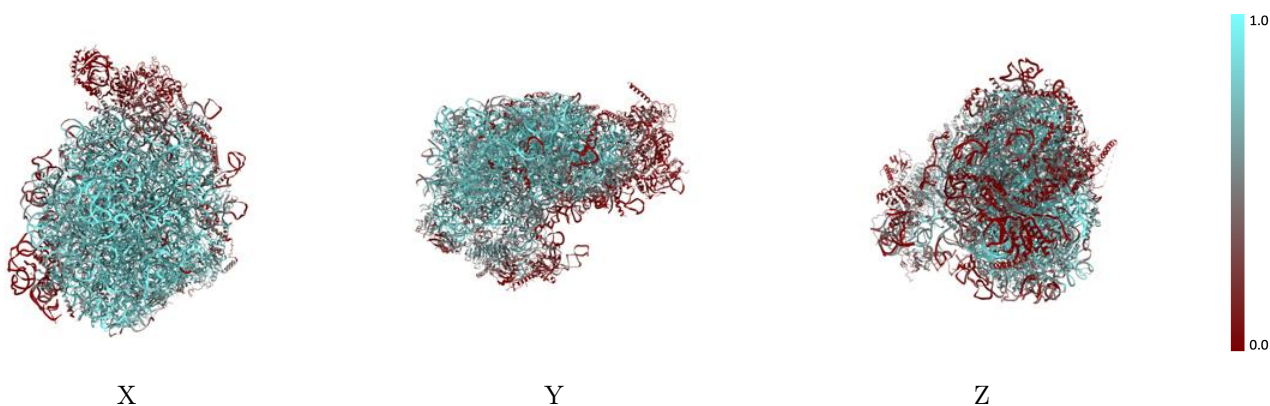
The images above show the 3D surface view of the map at the recommended contour level 0.04 at 50% transparency in yellow overlaid with a ribbon representation of the model coloured in blue. These images allow for the visual assessment of the quality of fit between the atomic model and the map.

9.2 Q-score mapped to coordinate model [i](#)



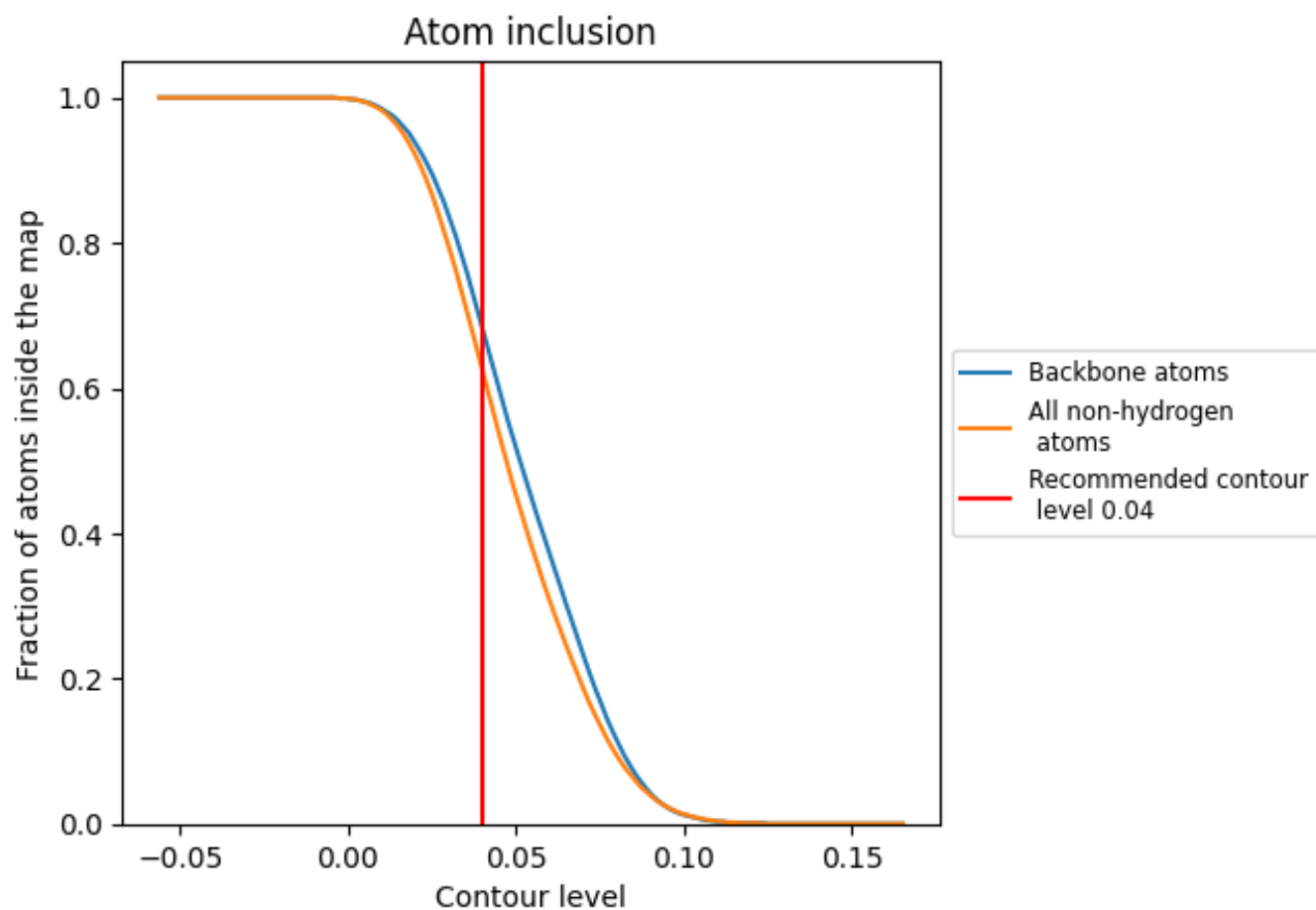
The images above show the model with each residue coloured according to its Q-score. This shows their resolvability in the map with higher Q-score values reflecting better resolvability. Please note: Q-score is calculating the resolvability of atoms, and thus high values are only expected at resolutions at which atoms can be resolved. Low Q-score values may therefore be expected for many entries.

9.3 Atom inclusion mapped to coordinate model [i](#)



The images above show the model with each residue coloured according to its atom inclusion. This shows to what extent they are inside the map at the recommended contour level (0.04).







































































9.4 Atom inclusion [i](#)



At the recommended contour level, 68% of all backbone atoms, 62% of all non-hydrogen atoms, are inside the map.

9.5 Map-model fit summary



















































The table lists the average atom inclusion at the recommended contour level (0.04) and Q-score for the entire model and for each chain.

Chain	Atom inclusion	Q-score
All	 0.6250	 0.4390
2	 0.7200	 0.4400
3	 0.1010	 0.2160
4	 0.5930	 0.4630
5	 0.4090	 0.2530
6	 0.6770	 0.5030
7	 0.6930	 0.5240
8	 0.8810	 0.5140
9	 0.0710	 0.3690
A	 0.1830	 0.3060
B	 0.7890	 0.5400
C	 0.3550	 0.3670
D	 0.7960	 0.5370
E	 0.2930	 0.4090
F	 0.6440	 0.5060
G	 0.4460	 0.4340
H	 0.7220	 0.5130
I	 0.7370	 0.5310
J	 0.7090	 0.5190
K	 0.6100	 0.4640
L	 0.5570	 0.4300
M	 0.8350	 0.5410
N	 0.4720	 0.4280
O	 0.4690	 0.4100
P	 0.8720	 0.5620
Q	 0.6470	 0.4770
R	 0.2940	 0.3390
S	 0.7650	 0.5260
T	 0.2110	 0.3270
U	 0.7560	 0.5130
V	 0.8290	 0.5410
X	 0.4260	 0.4480
Y	 0.7580	 0.5150
Z	 0.6440	 0.4620
a	 0.6110	 0.4990



Continued on next page...

Continued from previous page...

Chain	Atom inclusion	Q-score
b	 0.7960	 0.5330
c	 0.5210	 0.4360
d	 0.5520	 0.4790
e	 0.7750	 0.5370
f	 0.1460	 0.2800
g	 0.5800	 0.4360
h	 0.7670	 0.5400
i	 0.4100	 0.4440
j	 0.7120	 0.5120
k	 0.8150	 0.5460
l	 0.7910	 0.5380
m	 0.3340	 0.3880
n	 0.8560	 0.5560
o	 0.5640	 0.4720
p	 0.7500	 0.5110
q	 0.2440	 0.3220
r	 0.0670	 0.3300
s	 0.0030	 0.2130
t	 0.0240	 0.2500
u	 0.4720	 0.4030
v	 0.5420	 0.4680
w	 0.6060	 0.4620
x	 0.0000	 0.0260
y	 0.3440	 0.4030
z	 0.5130	 0.4610