



# Full wwPDB X-ray Structure Validation Report ⓘ

Jun 12, 2024 – 07:53 AM EDT

PDB ID : 1IWA  
Title : RUBISCO FROM GALDIERIA PARTITA  
Authors : Okano, Y.; Mizohata, E.; Xie, Y.; Matsumura, H.; Sugawara, H.; Inoue, T.;  
Yokota, A.; Kai, Y.  
Deposited on : 2002-04-30  
Resolution : 2.60 Å(reported)

This is a Full wwPDB X-ray Structure Validation Report for a publicly released PDB entry.

We welcome your comments at [validation@mail.wwpdb.org](mailto:validation@mail.wwpdb.org)

A user guide is available at

<https://www.wwpdb.org/validation/2017/XrayValidationReportHelp>

with specific help available everywhere you see the ⓘ symbol.

The types of validation reports are described at

<http://www.wwpdb.org/validation/2017/FAQs#types>.

---

The following versions of software and data (see [references ⓘ](#)) were used in the production of this report:

MolProbity : 4.02b-467  
Mogul : 2022.3.0, CSD as543be (2022)  
Xtriage (Phenix) : 1.20.1  
EDS : 2.36.2  
Percentile statistics : 20191225.v01 (using entries in the PDB archive December 25th 2019)  
Refmac : 5.8.0158  
CCP4 : 7.0.044 (Gargrove)  
Ideal geometry (proteins) : Engh & Huber (2001)  
Ideal geometry (DNA, RNA) : Parkinson et al. (1996)  
Validation Pipeline (wwPDB-VP) : 2.36.2

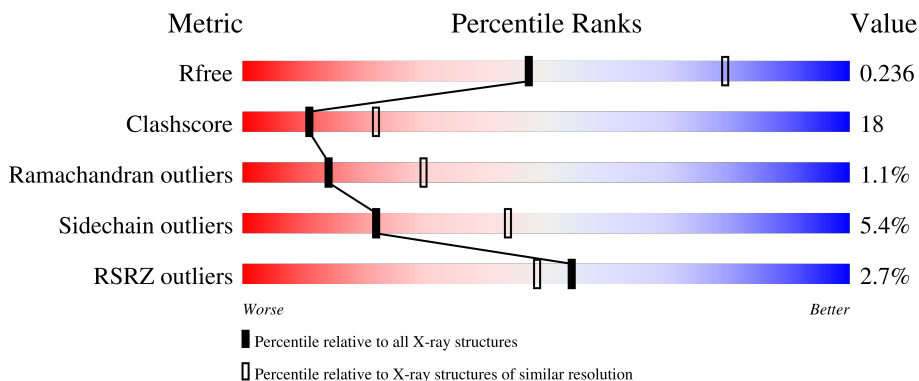
# 1 Overall quality at a glance i

The following experimental techniques were used to determine the structure:

*X-RAY DIFFRACTION*

The reported resolution of this entry is 2.60 Å.

Percentile scores (ranging between 0-100) for global validation metrics of the entry are shown in the following graphic. The table shows the number of entries on which the scores are based.



Metric	Whole archive (#Entries)	Similar resolution (#Entries, resolution range(Å))
$R_{free}$	130704	3163 (2.60-2.60)
Clashscore	141614	3518 (2.60-2.60)
Ramachandran outliers	138981	3455 (2.60-2.60)
Sidechain outliers	138945	3455 (2.60-2.60)
RSRZ outliers	127900	3104 (2.60-2.60)

The table below summarises the geometric issues observed across the polymeric chains and their fit to the electron density. The red, orange, yellow and green segments of the lower bar indicate the fraction of residues that contain outliers for  $\geq 3$ , 2, 1 and 0 types of geometric quality criteria respectively. A grey segment represents the fraction of residues that are not modelled. The numeric value for each fraction is indicated below the corresponding segment, with a dot representing fractions  $\leq 5\%$ . The upper red bar (where present) indicates the fraction of residues that have poor fit to the electron density. The numeric value is given above the bar.

Mol	Chain	Length	Quality of chain
1	A	493	<div style="display: flex; align-items: center;"> <div style="width: 2%; height: 10px; background-color: red; margin-right: 5px;"></div> <div style="width: 59%; height: 10px; background-color: green; margin-right: 5px;"></div> <div style="width: 35%; height: 10px; background-color: yellow; margin-right: 5px;"></div> <div style="width: 4%; height: 10px; background-color: orange; margin-right: 5px;"></div> <div style="width: 2%; height: 10px; background-color: grey;"></div> </div> <p style="text-align: center;">59%      35%      . .</p>
1	C	493	<div style="display: flex; align-items: center;"> <div style="width: 2%; height: 10px; background-color: red; margin-right: 5px;"></div> <div style="width: 68%; height: 10px; background-color: green; margin-right: 5px;"></div> <div style="width: 24%; height: 10px; background-color: yellow; margin-right: 5px;"></div> <div style="width: 4%; height: 10px; background-color: orange; margin-right: 5px;"></div> <div style="width: 2%; height: 10px; background-color: grey;"></div> </div> <p style="text-align: center;">68%      24%      . .</p>
1	E	493	<div style="display: flex; align-items: center;"> <div style="width: 2%; height: 10px; background-color: red; margin-right: 5px;"></div> <div style="width: 63%; height: 10px; background-color: green; margin-right: 5px;"></div> <div style="width: 29%; height: 10px; background-color: yellow; margin-right: 5px;"></div> <div style="width: 4%; height: 10px; background-color: orange; margin-right: 5px;"></div> <div style="width: 2%; height: 10px; background-color: grey;"></div> </div> <p style="text-align: center;">63%      29%      . .</p>
1	G	493	<div style="display: flex; align-items: center;"> <div style="width: 7%; height: 10px; background-color: red; margin-right: 5px;"></div> <div style="width: 58%; height: 10px; background-color: green; margin-right: 5px;"></div> <div style="width: 34%; height: 10px; background-color: yellow; margin-right: 5px;"></div> <div style="width: 4%; height: 10px; background-color: orange; margin-right: 5px;"></div> <div style="width: 2%; height: 10px; background-color: grey;"></div> </div> <p style="text-align: center;">58%      34%      . .</p>
1	I	493	<div style="display: flex; align-items: center;"> <div style="width: 2%; height: 10px; background-color: red; margin-right: 5px;"></div> <div style="width: 61%; height: 10px; background-color: green; margin-right: 5px;"></div> <div style="width: 32%; height: 10px; background-color: yellow; margin-right: 5px;"></div> <div style="width: 4%; height: 10px; background-color: orange; margin-right: 5px;"></div> <div style="width: 2%; height: 10px; background-color: grey;"></div> </div> <p style="text-align: center;">61%      32%      . .</p>

*Continued on next page...*

*Continued from previous page...*

Mol	Chain	Length	Quality of chain
1	K	493	<p>8% 56% 37%</p>
1	M	493	<p>2% 64% 29%</p>
1	O	493	<p>2% 61% 31%</p>
2	B	138	<p>2% 68% 29%</p>
2	D	138	<p>2% 67% 32%</p>
2	F	138	<p>2% 70% 29%</p>
2	H	138	<p>69% 29%</p>
2	J	138	<p>75% 22%</p>
2	L	138	<p>75% 22%</p>
2	N	138	<p>65% 33%</p>
2	P	138	<p>66% 30%</p>

## 2 Entry composition [i](#)

There are 4 unique types of molecules in this entry. The entry contains 42000 atoms, of which 0 are hydrogens and 0 are deuteriums.

In the tables below, the ZeroOcc column contains the number of atoms modelled with zero occupancy, the AltConf column contains the number of residues with at least one atom in alternate conformation and the Trace column contains the number of residues modelled with at most 2 atoms.

- Molecule 1 is a protein called ribulose-1,5-bisphosphate carboxylase/oxygenase large subunit.

Mol	Chain	Residues	Atoms					ZeroOcc	AltConf	Trace
			Total	C	N	O	S			
1	A	473	Total 3712	C 2367	N 642	O 684	S 19	0	0	0
1	C	473	Total 3712	C 2367	N 642	O 684	S 19	0	0	0
1	E	473	Total 3712	C 2367	N 642	O 684	S 19	0	0	0
1	G	473	Total 3712	C 2367	N 642	O 684	S 19	0	0	0
1	I	473	Total 3712	C 2367	N 642	O 684	S 19	0	0	0
1	K	473	Total 3712	C 2367	N 642	O 684	S 19	0	0	0
1	M	473	Total 3712	C 2367	N 642	O 684	S 19	0	0	0
1	O	473	Total 3712	C 2367	N 642	O 684	S 19	0	0	0

- Molecule 2 is a protein called ribulose-1,5-bisphosphate carboxylase/oxygenase small subunit.

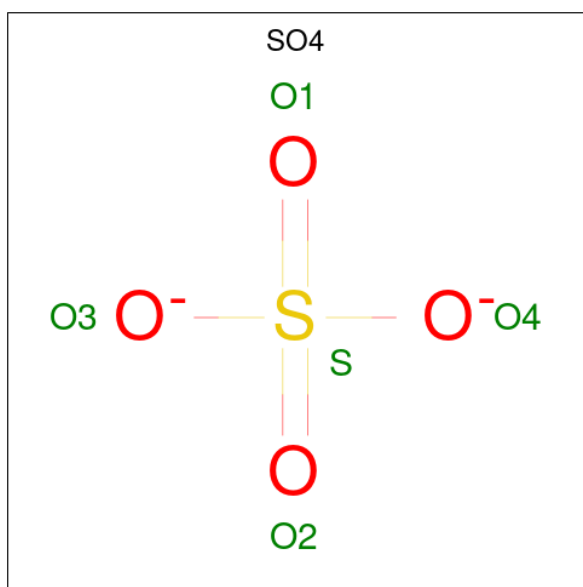
Mol	Chain	Residues	Atoms					ZeroOcc	AltConf	Trace
			Total	C	N	O	S			
2	B	138	Total 1144	C 736	N 193	O 211	S 4	0	0	0
2	D	138	Total 1144	C 736	N 193	O 211	S 4	0	0	0
2	F	138	Total 1144	C 736	N 193	O 211	S 4	0	0	0
2	H	138	Total 1144	C 736	N 193	O 211	S 4	0	0	0
2	J	138	Total 1144	C 736	N 193	O 211	S 4	0	0	0

*Continued on next page...*

Continued from previous page...

Mol	Chain	Residues	Atoms					ZeroOcc	AltConf	Trace
2	L	138	Total	C	N	O	S	0	0	0
			1144	736	193	211	4			
2	N	138	Total	C	N	O	S	0	0	0
			1144	736	193	211	4			
2	P	138	Total	C	N	O	S	0	0	0
			1144	736	193	211	4			

- Molecule 3 is SULFATE ION (three-letter code: SO4) (formula: O<sub>4</sub>S).



Mol	Chain	Residues	Atoms			ZeroOcc	AltConf
3	A	1	Total	O	S	0	0
			5	4	1		
3	C	1	Total	O	S	0	0
			5	4	1		
3	E	1	Total	O	S	0	0
			5	4	1		
3	G	1	Total	O	S	0	0
			5	4	1		
3	I	1	Total	O	S	0	0
			5	4	1		
3	K	1	Total	O	S	0	0
			5	4	1		
3	M	1	Total	O	S	0	0
			5	4	1		
3	O	1	Total	O	S	0	0
			5	4	1		

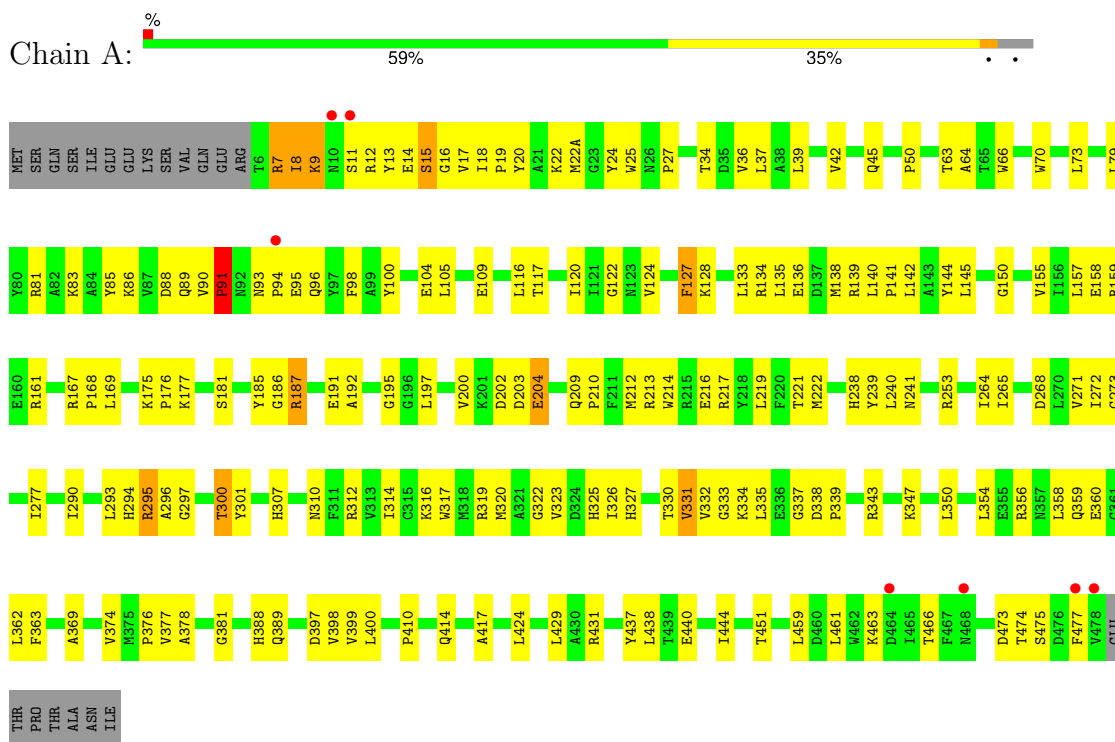
- Molecule 4 is water.

Mol	Chain	Residues	Atoms	ZeroOcc	AltConf
4	A	282	Total O 282 282	0	0
4	B	102	Total O 102 102	0	0
4	C	313	Total O 313 313	0	0
4	D	117	Total O 117 117	0	0
4	E	281	Total O 281 281	0	0
4	F	113	Total O 113 113	0	0
4	G	191	Total O 191 191	0	0
4	H	120	Total O 120 120	0	0
4	I	275	Total O 275 275	0	0
4	J	145	Total O 145 145	0	0
4	K	196	Total O 196 196	0	0
4	L	143	Total O 143 143	0	0
4	M	284	Total O 284 284	0	0
4	N	134	Total O 134 134	0	0
4	O	283	Total O 283 283	0	0
4	P	133	Total O 133 133	0	0

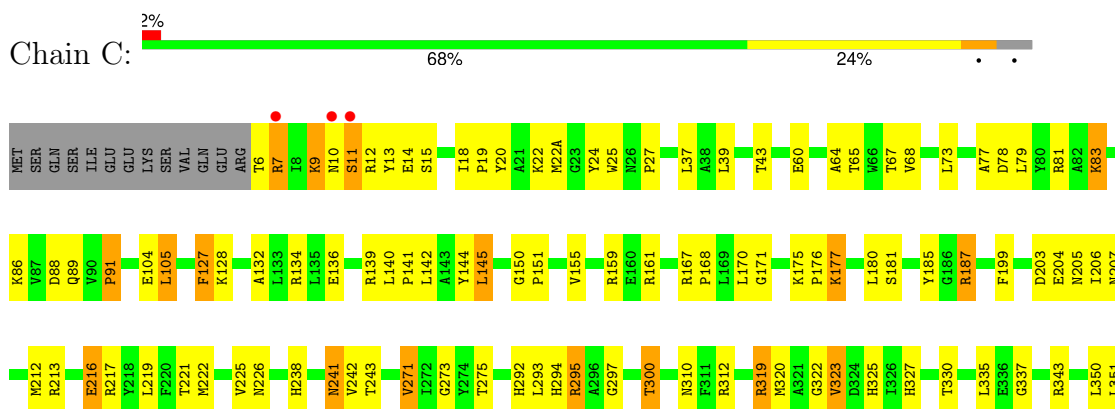
### 3 Residue-property plots [i](#)

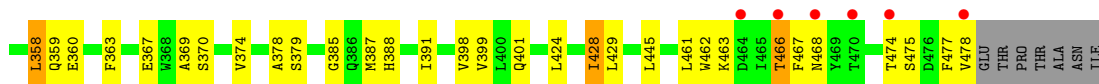
These plots are drawn for all protein, RNA, DNA and oligosaccharide chains in the entry. The first graphic for a chain summarises the proportions of the various outlier classes displayed in the second graphic. The second graphic shows the sequence view annotated by issues in geometry and electron density. Residues are color-coded according to the number of geometric quality criteria for which they contain at least one outlier: green = 0, yellow = 1, orange = 2 and red = 3 or more. A red dot above a residue indicates a poor fit to the electron density ( $RSRZ > 2$ ). Stretches of 2 or more consecutive residues without any outlier are shown as a green connector. Residues present in the sample, but not in the model, are shown in grey.

- Molecule 1: ribulose-1,5-bisphosphate carboxylase/oxygenase large subunit

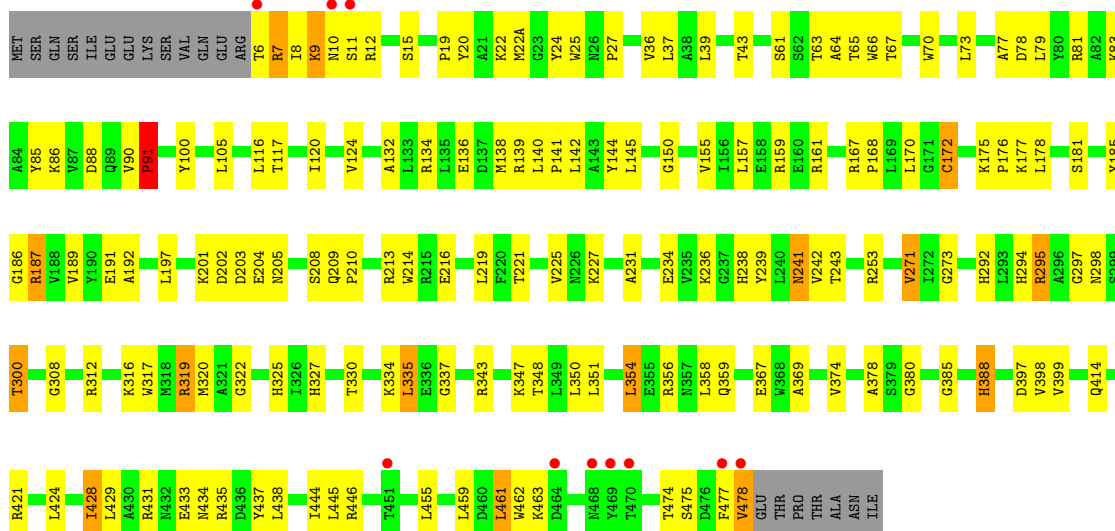


- Molecule 1: ribulose-1,5-bisphosphate carboxylase/oxygenase large subunit

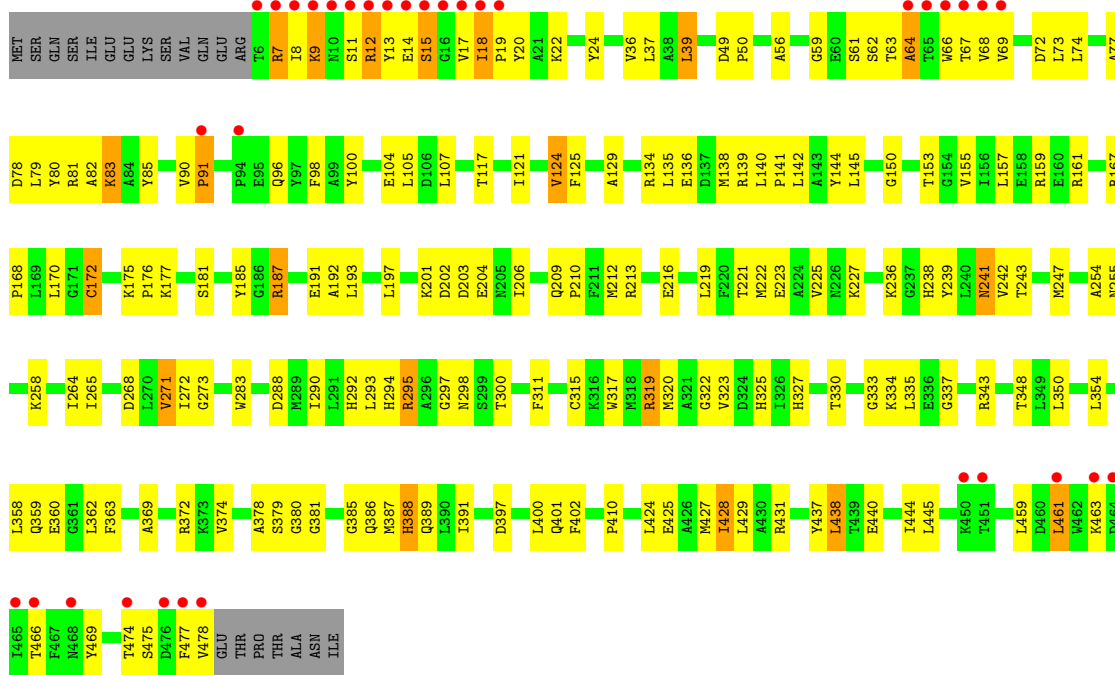




• Molecule 1: ribulose-1,5-bisphosphate carboxylase/oxygenase large subunit

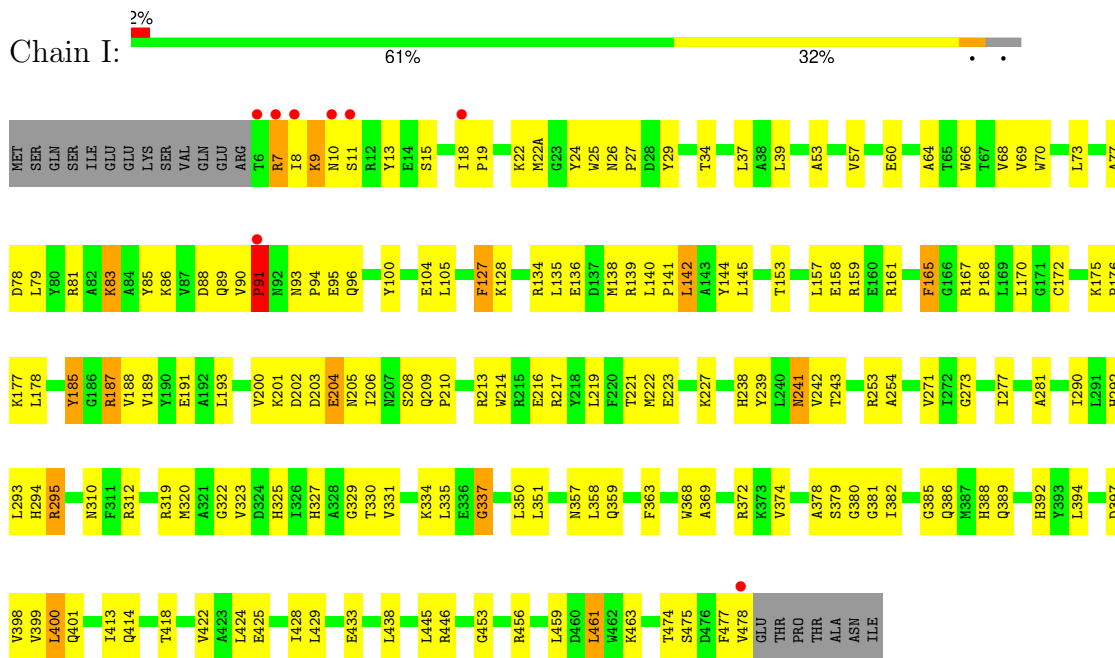


• Molecule 1: ribulose-1,5-bisphosphate carboxylase/oxygenase large subunit

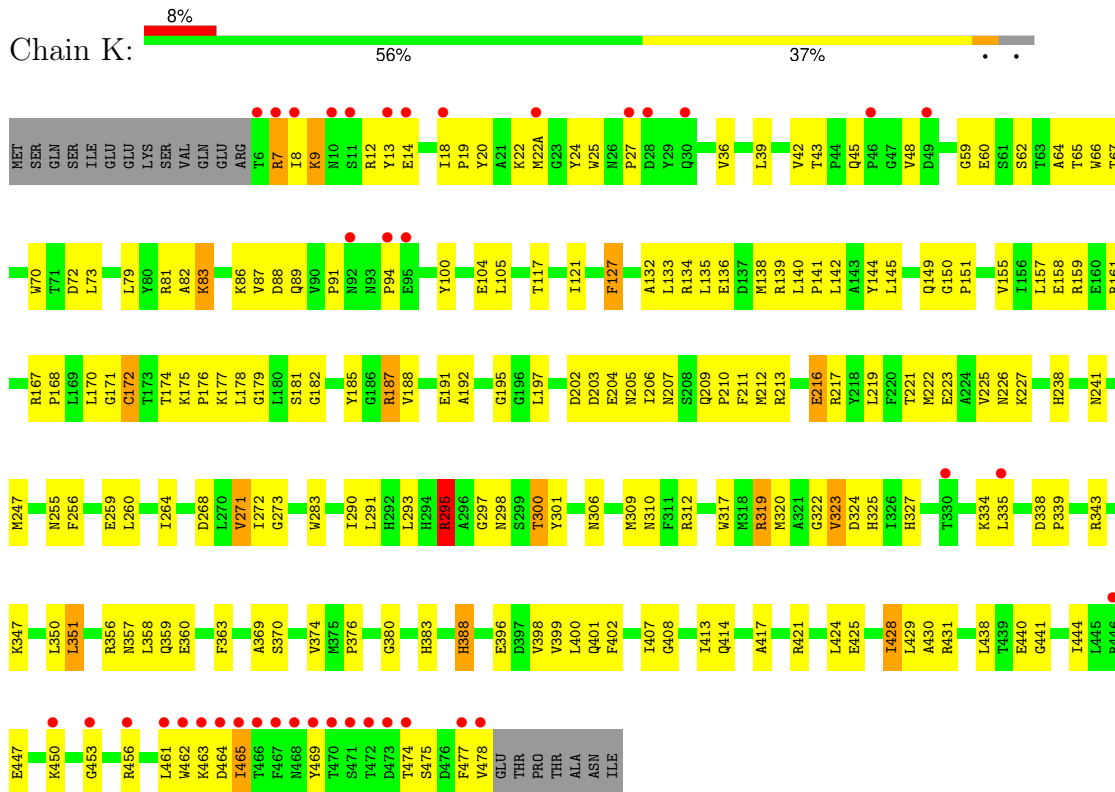


• Molecule 1: ribulose-1,5-bisphosphate carboxylase/oxygenase large subunit

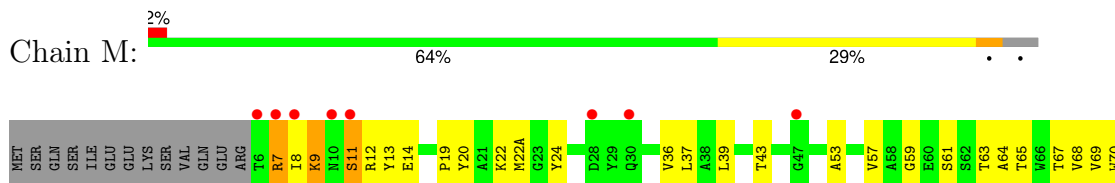


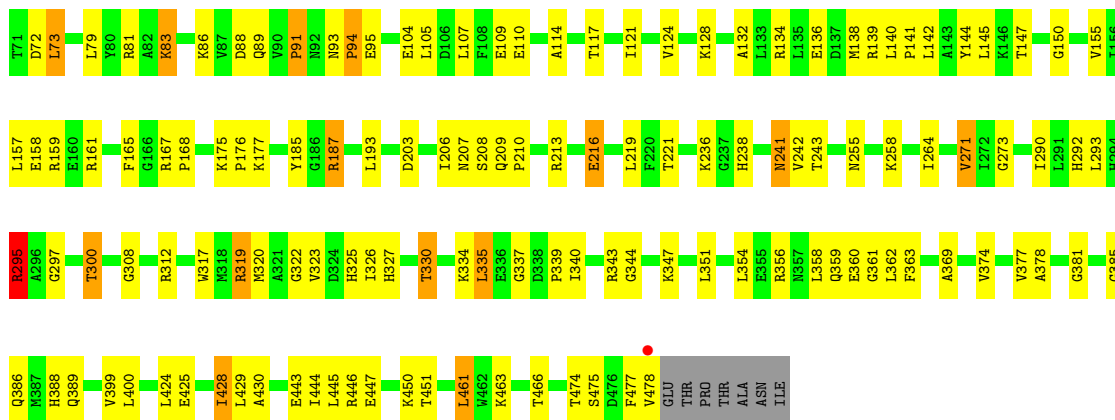


• Molecule 1: ribulose-1,5-bisphosphate carboxylase/oxygenase large subunit

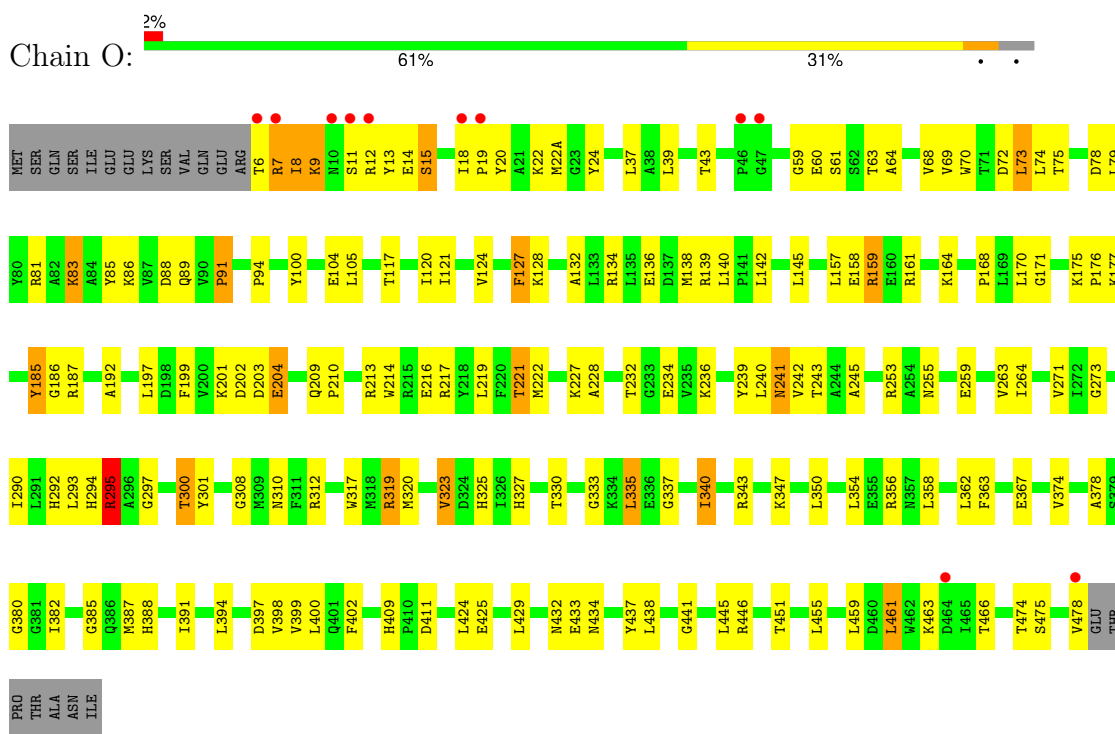


• Molecule 1: ribulose-1,5-bisphosphate carboxylase/oxygenase large subunit

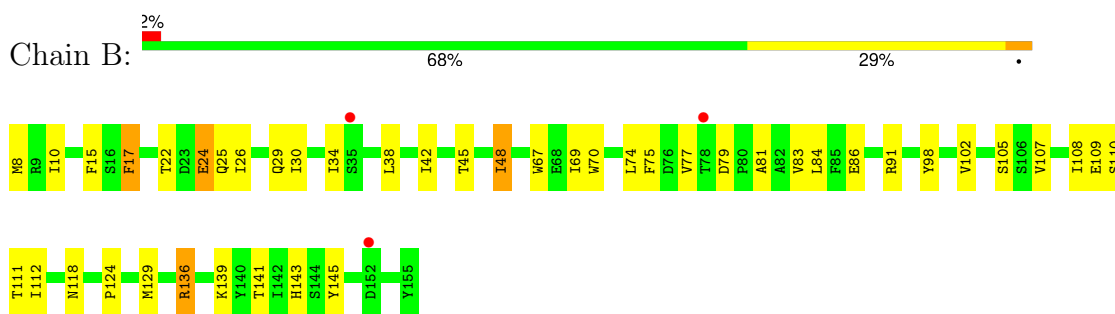




• Molecule 1: ribulose-1,5-bisphosphate carboxylase/oxygenase large subunit

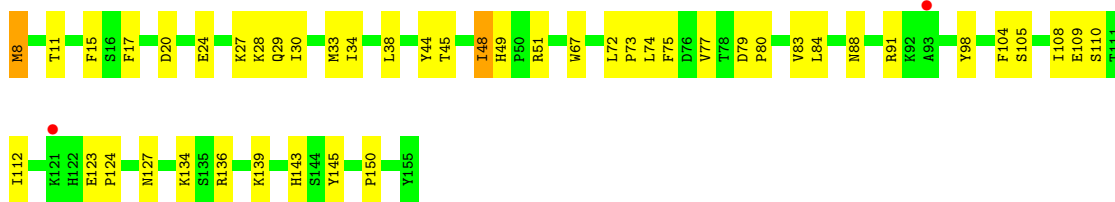


• Molecule 2: ribulose-1,5-bisphosphate carboxylase/oxygenase small subunit

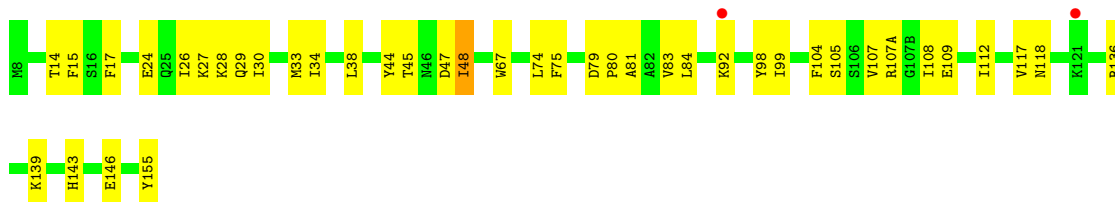


• Molecule 2: ribulose-1,5-bisphosphate carboxylase/oxygenase small subunit

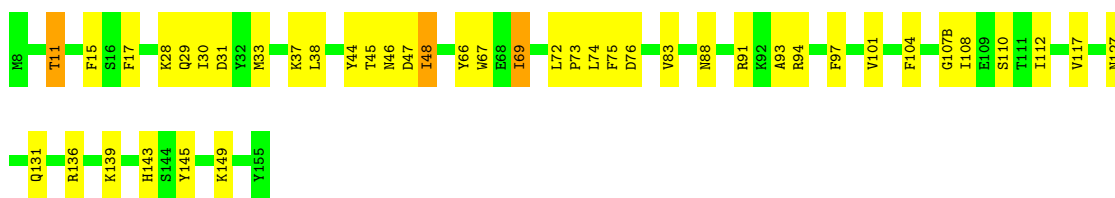




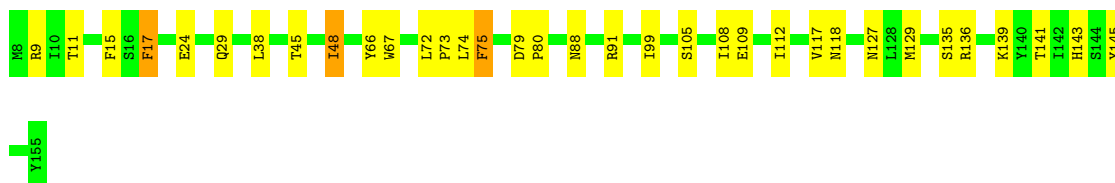
- Molecule 2: ribulose-1,5-bisphosphate carboxylase/oxygenase small subunit



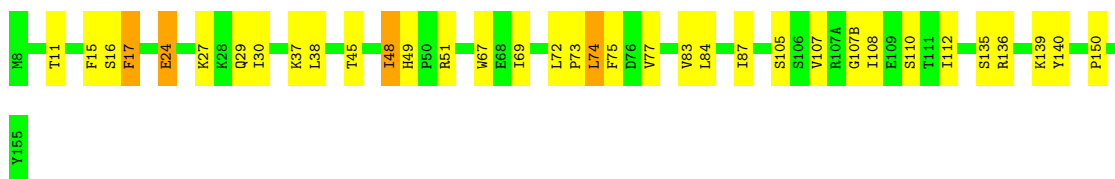
- Molecule 2: ribulose-1,5-bisphosphate carboxylase/oxygenase small subunit



- Molecule 2: ribulose-1,5-bisphosphate carboxylase/oxygenase small subunit

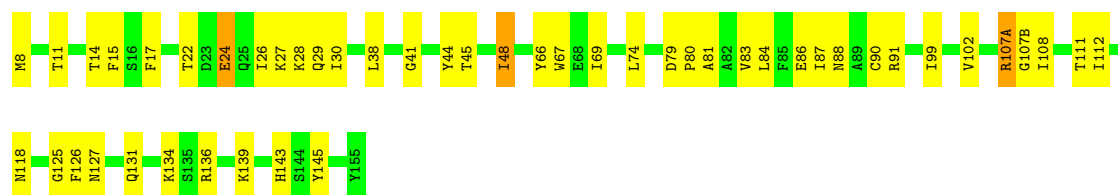


- Molecule 2: ribulose-1,5-bisphosphate carboxylase/oxygenase small subunit



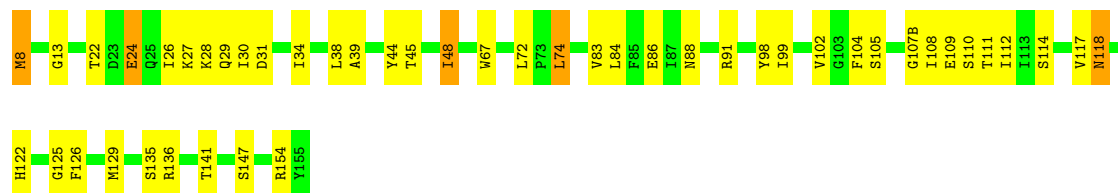
- Molecule 2: ribulose-1,5-bisphosphate carboxylase/oxygenase small subunit

Chain N:  65% 33%



- Molecule 2: ribulose-1,5-bisphosphate carboxylase/oxygenase small subunit

Chain P:  66% 30%



## 4 Data and refinement statistics

Property	Value	Source
Space group	C 1 2 1	Depositor
Cell constants a, b, c, $\alpha$ , $\beta$ , $\gamma$	201.33Å 146.99Å 197.23Å 90.00° 99.79° 90.00°	Depositor
Resolution (Å)	25.65 – 2.60 25.64 – 2.60	Depositor EDS
% Data completeness (in resolution range)	98.9 (25.65-2.60) 99.1 (25.64-2.60)	Depositor EDS
$R_{merge}$	(Not available)	Depositor
$R_{sym}$	(Not available)	Depositor
$\langle I/\sigma(I) \rangle$ <sup>1</sup>	3.26 (at 2.60Å)	Xtrriage
Refinement program	CNS 1.0	Depositor
R, $R_{free}$	0.172 , 0.235 0.172 , 0.236	Depositor DCC
$R_{free}$ test set	8610 reflections (5.01%)	wwPDB-VP
Wilson B-factor (Å <sup>2</sup> )	24.6	Xtrriage
Anisotropy	0.021	Xtrriage
Bulk solvent $k_{sol}$ (e/Å <sup>3</sup> ), $B_{sol}$ (Å <sup>2</sup> )	0.36 , 69.6	EDS
L-test for twinning <sup>2</sup>	$\langle  L  \rangle = 0.49$ , $\langle L^2 \rangle = 0.32$	Xtrriage
Estimated twinning fraction	No twinning to report.	Xtrriage
$F_o, F_c$ correlation	0.94	EDS
Total number of atoms	42000	wwPDB-VP
Average B, all atoms (Å <sup>2</sup> )	27.0	wwPDB-VP

Xtrriage's analysis on translational NCS is as follows: *The largest off-origin peak in the Patterson function is 2.72% of the height of the origin peak. No significant pseudotranslation is detected.*

<sup>1</sup>Intensities estimated from amplitudes.

<sup>2</sup>Theoretical values of  $\langle |L| \rangle$ ,  $\langle L^2 \rangle$  for acentric reflections are 0.5, 0.333 respectively for untwinned datasets, and 0.375, 0.2 for perfectly twinned datasets.

## 5 Model quality [i](#)

### 5.1 Standard geometry [i](#)

Bond lengths and bond angles in the following residue types are not validated in this section: SO4

The Z score for a bond length (or angle) is the number of standard deviations the observed value is removed from the expected value. A bond length (or angle) with  $|Z| > 5$  is considered an outlier worth inspection. RMSZ is the root-mean-square of all Z scores of the bond lengths (or angles).

Mol	Chain	Bond lengths		Bond angles	
		RMSZ	# Z  >5	RMSZ	# Z  >5
1	A	0.33	0/3793	0.62	0/5138
1	C	0.35	0/3793	0.64	0/5138
1	E	0.35	0/3793	0.63	0/5138
1	G	0.33	0/3793	0.61	1/5138 (0.0%)
1	I	0.32	0/3793	0.62	0/5138
1	K	0.32	0/3793	0.60	0/5138
1	M	0.35	0/3793	0.64	1/5138 (0.0%)
1	O	0.34	0/3793	0.62	0/5138
2	B	0.33	0/1173	0.62	0/1583
2	D	0.34	0/1173	0.62	0/1583
2	F	0.33	0/1173	0.63	0/1583
2	H	0.35	0/1173	0.63	0/1583
2	J	0.36	0/1173	0.64	0/1583
2	L	0.36	0/1173	0.65	0/1583
2	N	0.36	0/1173	0.62	0/1583
2	P	0.34	0/1173	0.63	0/1583
All	All	0.34	0/39728	0.62	2/53768 (0.0%)

There are no bond length outliers.

All (2) bond angle outliers are listed below:

Mol	Chain	Res	Type	Atoms	Z	Observed(°)	Ideal(°)
1	G	39	LEU	CA-CB-CG	-5.42	102.83	115.30
1	M	330	THR	N-CA-C	-5.20	96.95	111.00

There are no chirality outliers.

There are no planarity outliers.

## 5.2 Too-close contacts

In the following table, the Non-H and H(model) columns list the number of non-hydrogen atoms and hydrogen atoms in the chain respectively. The H(added) column lists the number of hydrogen atoms added and optimized by MolProbity. The Clashes column lists the number of clashes within the asymmetric unit, whereas Symm-Clashes lists symmetry-related clashes.

Mol	Chain	Non-H	H(model)	H(added)	Clashes	Symm-Clashes
1	A	3712	0	3694	151	0
1	C	3712	0	3694	121	0
1	E	3712	0	3694	135	0
1	G	3712	0	3694	176	0
1	I	3712	0	3694	142	0
1	K	3712	0	3694	203	0
1	M	3712	0	3694	133	0
1	O	3712	0	3694	148	0
2	B	1144	0	1131	38	0
2	D	1144	0	1131	44	0
2	F	1144	0	1131	40	0
2	H	1144	0	1131	45	0
2	J	1144	0	1131	37	0
2	L	1144	0	1131	36	0
2	N	1144	0	1131	45	0
2	P	1144	0	1131	45	0
3	A	5	0	0	0	0
3	C	5	0	0	1	0
3	E	5	0	0	0	0
3	G	5	0	0	0	0
3	I	5	0	0	1	0
3	K	5	0	0	0	0
3	M	5	0	0	0	0
3	O	5	0	0	0	0
4	A	282	0	0	11	0
4	B	102	0	0	2	0
4	C	313	0	0	10	0
4	D	117	0	0	3	0
4	E	281	0	0	8	0
4	F	113	0	0	5	0
4	G	191	0	0	9	0
4	H	120	0	0	5	0
4	I	275	0	0	14	0
4	J	145	0	0	1	0
4	K	196	0	0	9	0
4	L	143	0	0	3	0
4	M	284	0	0	10	0

*Continued on next page...*

*Continued from previous page...*

Mol	Chain	Non-H	H(model)	H(added)	Clashes	Symm-Clashes
4	N	134	0	0	5	0
4	O	283	0	0	13	0
4	P	133	0	0	5	0
All	All	42000	0	38600	1399	0

The all-atom clashscore is defined as the number of clashes found per 1000 atoms (including hydrogen atoms). The all-atom clashscore for this structure is 18.

All (1399) close contacts within the same asymmetric unit are listed below, sorted by their clash magnitude.

Atom-1	Atom-2	Interatomic distance (Å)	Clash overlap (Å)
2:H:72:LEU:H	1:M:7:ARG:HG2	1.20	1.05
1:G:273:GLY:HA3	1:K:273:GLY:HA3	1.42	1.01
2:L:139:LYS:HE2	2:L:139:LYS:HA	1.42	1.01
1:O:159:ARG:HD3	1:O:164:LYS:O	1.62	0.99
1:E:273:GLY:HA3	1:M:273:GLY:HA3	1.44	0.97
2:B:8:MET:HE1	2:B:10:ILE:HD13	1.46	0.97
1:C:161:ARG:HD3	4:C:4099:HOH:O	1.66	0.96
1:M:295:ARG:HG2	1:M:327:HIS:HB2	1.49	0.94
1:K:474:THR:HG22	1:K:475:SER:H	1.32	0.94
1:G:63:THR:HA	1:K:177:LYS:HD3	1.50	0.94
1:O:295:ARG:HG2	1:O:327:HIS:HB2	1.49	0.93
2:H:139:LYS:HA	2:H:139:LYS:HE2	1.48	0.93
2:F:139:LYS:HA	2:F:139:LYS:HE2	1.52	0.91
2:N:139:LYS:HE2	2:N:139:LYS:HA	1.49	0.91
1:I:319:ARG:HG3	1:I:374:VAL:HG23	1.50	0.91
1:A:19:PRO:HG2	1:A:22:LYS:HD3	1.51	0.91
1:A:273:GLY:HA3	1:I:273:GLY:HA3	1.53	0.91
1:G:135:LEU:HD21	1:G:138:MET:HE2	1.52	0.90
1:E:6:THR:HA	4:E:4121:HOH:O	1.73	0.88
1:O:340:ILE:HD12	1:O:340:ILE:H	1.36	0.88
1:G:330:THR:HG22	1:G:378:ALA:HB1	1.52	0.88
1:M:138:MET:CE	1:M:317:TRP:HE1	1.86	0.88
1:M:358:LEU:H	1:M:358:LEU:HD22	1.40	0.87
1:O:330:THR:HG22	1:O:378:ALA:HB1	1.56	0.86
1:C:10:ASN:HB2	4:C:4041:HOH:O	1.74	0.86
1:I:330:THR:HG22	1:I:378:ALA:HB1	1.57	0.85
1:G:69:VAL:HG23	1:G:72:ASP:OD1	1.76	0.85
1:G:7:ARG:HB3	2:P:72:LEU:HB2	1.59	0.85
2:N:139:LYS:HE3	4:N:2342:HOH:O	1.77	0.84
1:I:8:ILE:HG22	1:I:9:LYS:H	1.42	0.84

*Continued on next page...*



*Continued from previous page...*

Atom-1	Atom-2	Interatomic distance (Å)	Clash overlap (Å)
1:A:295:ARG:HD2	1:A:327:HIS:HB2	1.60	0.84
1:K:359:GLN:HE22	1:K:478:VAL:HA	1.43	0.84
1:G:155:VAL:O	1:G:159:ARG:HG3	1.78	0.84
2:D:139:LYS:HE2	2:D:139:LYS:HA	1.58	0.83
1:K:192:ALA:HB1	1:K:197:LEU:HD12	1.59	0.83
2:L:139:LYS:HE3	4:L:212:HOH:O	1.78	0.83
1:M:213:ARG:HB2	1:M:216:GLU:OE2	1.80	0.82
1:I:459:LEU:O	1:I:463:LYS:HB2	1.81	0.81
1:E:7:ARG:HD3	1:E:7:ARG:N	1.96	0.80
1:E:192:ALA:HB1	1:E:197:LEU:HD12	1.64	0.80
1:E:140:LEU:HD13	1:E:320:MET:SD	2.21	0.79
1:G:192:ALA:HB1	1:G:197:LEU:HD12	1.64	0.79
1:A:330:THR:HG22	1:A:378:ALA:HB1	1.64	0.79
1:K:7:ARG:HA	1:K:7:ARG:NE	1.98	0.78
1:E:319:ARG:HG2	1:E:374:VAL:HG23	1.65	0.78
1:C:385:GLY:HA2	1:C:445:LEU:HD13	1.65	0.78
1:M:330:THR:HG22	1:M:378:ALA:HB1	1.66	0.78
1:M:334:LYS:HG3	1:M:335:LEU:HD13	1.64	0.78
1:K:319:ARG:HG3	1:K:374:VAL:HG23	1.66	0.78
1:I:201:LYS:HE3	4:I:4147:HOH:O	1.82	0.77
1:G:295:ARG:HG2	1:G:327:HIS:HB2	1.66	0.77
1:K:19:PRO:HG2	1:K:22:LYS:HB2	1.64	0.77
1:M:24:TYR:CZ	1:M:64:ALA:HB2	2.19	0.77
1:C:330:THR:HG22	1:C:378:ALA:HB1	1.66	0.77
1:G:7:ARG:HD3	2:P:74:LEU:HD11	1.66	0.77
1:A:24:TYR:CZ	1:A:64:ALA:HB2	2.21	0.76
1:O:8:ILE:HG22	1:O:9:LYS:H	1.51	0.76
1:C:273:GLY:HA3	1:O:273:GLY:HA3	1.65	0.75
1:A:86:LYS:HE2	1:A:88:ASP:OD1	1.85	0.75
1:C:24:TYR:CZ	1:C:64:ALA:HB2	2.21	0.75
1:G:300:THR:HG22	1:K:301:TYR:HB2	1.66	0.75
2:F:28:LYS:HD3	1:I:433:GLU:HG2	1.67	0.75
1:M:340:ILE:H	1:M:340:ILE:HD12	1.52	0.75
1:G:20:TYR:HE1	1:G:64:ALA:HB1	1.52	0.75
1:G:140:LEU:HD13	1:G:320:MET:SD	2.26	0.75
1:I:161:ARG:HD3	4:I:4084:HOH:O	1.86	0.74
1:C:177:LYS:HB2	1:O:63:THR:HA	1.68	0.74
1:K:142:LEU:HD12	1:K:369:ALA:HB2	1.69	0.74
1:I:19:PRO:HG2	1:I:22:LYS:HD3	1.70	0.74
1:A:24:TYR:CE2	1:A:64:ALA:HB2	2.23	0.74
2:F:38:LEU:HD11	2:F:112:ILE:HD11	1.70	0.74

*Continued on next page...*

*Continued from previous page...*

Atom-1	Atom-2	Interatomic distance (Å)	Clash overlap (Å)
1:I:295:ARG:HG2	1:I:327:HIS:HB2	1.68	0.74
1:C:358:LEU:HD12	1:C:477:PHE:CZ	2.23	0.74
1:M:161:ARG:HD3	4:M:4089:HOH:O	1.87	0.74
1:O:161:ARG:HD3	4:O:4071:HOH:O	1.86	0.73
1:C:7:ARG:HA	1:C:7:ARG:NE	2.02	0.73
2:P:30:ILE:HD13	2:P:83:VAL:HB	1.70	0.73
1:M:138:MET:HE1	1:M:317:TRP:HE1	1.53	0.73
1:E:358:LEU:HD22	1:E:358:LEU:H	1.51	0.73
1:M:319:ARG:HG2	1:M:374:VAL:HG23	1.71	0.73
1:K:185:TYR:HB2	4:K:4124:HOH:O	1.88	0.72
1:G:9:LYS:HB3	1:G:14:GLU:HA	1.70	0.72
1:E:295:ARG:HG2	1:E:327:HIS:HB2	1.72	0.72
1:E:330:THR:HG22	1:E:378:ALA:HB1	1.72	0.72
2:F:79:ASP:OD2	2:F:81:ALA:HB3	1.89	0.72
1:M:297:GLY:O	1:M:300:THR:HB	1.89	0.72
1:A:319:ARG:HG3	1:A:374:VAL:HG23	1.70	0.72
1:C:60:GLU:HG3	1:C:127:PHE:CE1	2.25	0.72
1:E:213:ARG:HB2	1:E:216:GLU:OE2	1.89	0.72
1:K:161:ARG:HD3	4:K:4045:HOH:O	1.90	0.71
1:K:356:ARG:NH1	1:K:358:LEU:HD21	2.06	0.71
1:K:213:ARG:HB2	1:K:216:GLU:OE2	1.90	0.71
1:K:475:SER:HB3	1:K:478:VAL:HG13	1.72	0.71
1:M:155:VAL:O	1:M:159:ARG:HG3	1.91	0.71
1:M:221:THR:HG21	1:M:238:HIS:CD2	2.25	0.71
2:D:72:LEU:N	1:K:7:ARG:HG2	2.06	0.71
1:I:142:LEU:HD12	1:I:369:ALA:HB2	1.73	0.70
1:G:134:ARG:HD3	1:G:136:GLU:OE2	1.91	0.70
1:I:7:ARG:HA	1:I:7:ARG:NE	2.06	0.70
1:K:358:LEU:H	1:K:358:LEU:HD22	1.55	0.70
1:C:155:VAL:O	1:C:159:ARG:HG3	1.91	0.70
1:M:347:LYS:HB3	1:M:351:LEU:HD22	1.72	0.70
1:O:8:ILE:HG22	1:O:9:LYS:N	2.07	0.70
1:K:140:LEU:HD13	1:K:320:MET:SD	2.31	0.70
1:K:187:ARG:HH11	1:K:187:ARG:HG2	1.55	0.70
1:G:18:ILE:HD12	4:G:4118:HOH:O	1.92	0.70
2:H:72:LEU:HG	2:H:73:PRO:HD2	1.73	0.70
1:I:327:HIS:NE2	4:I:4147:HOH:O	2.23	0.70
1:A:213:ARG:HB2	1:A:216:GLU:OE2	1.91	0.70
1:E:319:ARG:HG2	1:E:374:VAL:CG2	2.22	0.70
1:G:39:LEU:HD22	1:G:363:PHE:CG	2.27	0.70
1:C:297:GLY:O	1:C:300:THR:HB	1.92	0.70

*Continued on next page...*

*Continued from previous page...*

Atom-1	Atom-2	Interatomic distance (Å)	Clash overlap (Å)
1:O:463:LYS:NZ	1:O:463:LYS:HB3	2.06	0.70
1:I:8:ILE:HG22	1:I:9:LYS:N	2.06	0.69
1:E:7:ARG:HG3	2:L:72:LEU:H	1.56	0.69
1:G:172:CYS:HB3	1:G:197:LEU:HD13	1.74	0.69
1:M:140:LEU:HD13	1:M:320:MET:SD	2.32	0.69
1:O:241:ASN:ND2	1:O:243:THR:H	1.90	0.69
1:A:140:LEU:HD13	1:A:320:MET:SD	2.33	0.69
1:K:474:THR:HG22	1:K:475:SER:N	2.07	0.69
1:K:135:LEU:HD21	1:K:138:MET:HE2	1.73	0.69
1:A:8:ILE:HG22	1:A:9:LYS:H	1.58	0.69
1:E:155:VAL:O	1:E:159:ARG:HG3	1.93	0.69
1:E:463:LYS:NZ	1:E:463:LYS:HB3	2.08	0.69
2:F:74:LEU:HD11	1:O:7:ARG:HD3	1.75	0.69
1:G:319:ARG:HG3	1:G:374:VAL:HG23	1.74	0.69
2:N:38:LEU:HD11	2:N:112:ILE:HD11	1.74	0.69
1:O:213:ARG:HB2	1:O:216:GLU:OE2	1.93	0.69
1:K:295:ARG:HG2	1:K:327:HIS:HB2	1.75	0.69
1:A:20:TYR:CD1	1:A:22(A):MET:HE3	2.28	0.69
1:E:185:TYR:OH	1:E:202:ASP:HA	1.93	0.69
1:G:15:SER:HB3	1:K:461:LEU:HD11	1.75	0.69
1:E:19:PRO:HG2	1:E:22:LYS:HB2	1.75	0.68
2:P:104:PHE:HB2	4:P:214:HOH:O	1.93	0.68
2:H:11:THR:HG21	2:H:17:PHE:CE2	2.28	0.68
1:C:213:ARG:HB2	1:C:216:GLU:OE2	1.94	0.68
1:G:74:LEU:HA	2:P:104:PHE:CE2	2.29	0.68
1:I:135:LEU:HD21	1:I:138:MET:CE	2.24	0.68
1:K:138:MET:HE1	1:K:317:TRP:HZ2	1.59	0.68
1:A:39:LEU:HD23	1:A:136:GLU:HB2	1.74	0.68
1:C:310:ASN:OD1	1:C:312:ARG:HG2	1.93	0.68
1:I:140:LEU:HD13	1:I:320:MET:SD	2.34	0.68
1:A:13:TYR:CG	1:A:73:LEU:HD21	2.29	0.68
1:C:466:THR:HG21	1:C:468:ASN:ND2	2.08	0.68
2:J:72:LEU:HG	2:J:73:PRO:HD2	1.77	0.67
1:A:463:LYS:HA	4:A:4260:HOH:O	1.94	0.67
2:F:139:LYS:HE3	4:F:190:HOH:O	1.93	0.67
1:C:461:LEU:HD11	1:O:15:SER:HB3	1.77	0.67
1:E:142:LEU:HD13	1:E:367:GLU:HB2	1.75	0.67
1:I:18:ILE:HD11	1:I:22(A):MET:HG2	1.77	0.67
1:K:86:LYS:HE2	1:K:88:ASP:OD1	1.95	0.67
1:K:463:LYS:HB3	1:K:463:LYS:NZ	2.10	0.67
1:E:24:TYR:CZ	1:E:64:ALA:HB2	2.29	0.66

*Continued on next page...*

*Continued from previous page...*

Atom-1	Atom-2	Interatomic distance (Å)	Clash overlap (Å)
1:I:329:GLY:HA2	4:I:4054:HOH:O	1.95	0.66
1:O:19:PRO:HG2	1:O:22:LYS:HB2	1.78	0.66
1:G:177:LYS:HG2	1:G:203:ASP:OD1	1.96	0.66
1:K:293:LEU:HB2	1:K:323:VAL:HG21	1.77	0.66
2:J:38:LEU:HD11	2:J:112:ILE:HD11	1.78	0.66
1:K:356:ARG:HH12	1:K:358:LEU:HD21	1.60	0.66
1:I:221:THR:HG21	1:I:238:HIS:CD2	2.31	0.66
1:E:37:LEU:HB2	1:E:139:ARG:HB3	1.75	0.66
1:M:20:TYR:CD1	1:M:22(A):MET:HE3	2.31	0.66
1:M:86:LYS:HE2	1:M:88:ASP:OD1	1.96	0.66
1:E:15:SER:HB3	1:M:461:LEU:HD11	1.78	0.66
1:K:177:LYS:HG2	1:K:203:ASP:OD1	1.96	0.66
1:M:138:MET:HE2	1:M:317:TRP:HE1	1.59	0.66
1:A:161:ARG:HD3	4:A:4049:HOH:O	1.96	0.65
1:C:24:TYR:OH	1:C:64:ALA:HB2	1.96	0.65
1:A:135:LEU:HD21	1:A:138:MET:HE2	1.76	0.65
4:C:4077:HOH:O	2:H:107(B):GLY:HA3	1.96	0.65
2:D:38:LEU:HD11	2:D:112:ILE:HD11	1.78	0.65
1:A:8:ILE:HG22	1:A:9:LYS:N	2.11	0.65
2:H:38:LEU:HD21	2:H:112:ILE:HD11	1.79	0.65
1:I:177:LYS:HG2	1:I:203:ASP:OD1	1.96	0.65
2:N:27:LYS:HE2	2:N:80:PRO:HG3	1.77	0.65
1:O:204:GLU:HB3	1:O:294:HIS:CD2	2.32	0.65
1:O:120:ILE:HG21	1:O:138:MET:HE2	1.78	0.65
1:A:459:LEU:O	1:A:463:LYS:HB2	1.96	0.65
1:O:159:ARG:NH1	1:O:397:ASP:OD1	2.24	0.65
1:E:172:CYS:HB3	1:E:197:LEU:HD13	1.78	0.64
1:E:241:ASN:ND2	1:E:243:THR:H	1.95	0.64
1:G:168:PRO:HD2	1:G:424:LEU:HD11	1.78	0.64
1:K:221:THR:O	1:K:225:VAL:HG23	1.97	0.64
2:J:129:MET:HB2	2:J:141:THR:HB	1.79	0.64
1:C:168:PRO:HD2	1:C:424:LEU:HD11	1.80	0.64
2:J:45:THR:CG2	2:J:67:TRP:HA	2.28	0.64
1:I:24:TYR:CZ	1:I:64:ALA:HB2	2.32	0.64
1:K:7:ARG:HA	1:K:7:ARG:CZ	2.27	0.64
1:E:474:THR:HG22	1:E:475:SER:N	2.12	0.64
2:H:139:LYS:HE3	4:H:246:HOH:O	1.97	0.64
2:D:72:LEU:H	1:K:7:ARG:HG2	1.63	0.64
2:F:108:ILE:HD12	2:F:108:ILE:N	2.12	0.64
1:K:177:LYS:HE3	1:K:203:ASP:OD1	1.97	0.64
1:I:222:MET:HE2	1:I:222:MET:HA	1.80	0.63

*Continued on next page...*

*Continued from previous page...*

Atom-1	Atom-2	Interatomic distance (Å)	Clash overlap (Å)
1:C:159:ARG:NH2	1:C:167:ARG:O	2.32	0.63
1:E:150:GLY:C	1:E:322:GLY:HA2	2.18	0.63
1:M:356:ARG:NH1	1:M:358:LEU:HD21	2.13	0.63
1:A:295:ARG:HD2	1:A:327:HIS:CB	2.27	0.63
1:G:213:ARG:HB2	1:G:216:GLU:OE2	1.99	0.63
1:G:358:LEU:HB3	1:G:477:PHE:CG	2.33	0.63
2:H:88:ASN:HD21	2:H:91:ARG:HH11	1.46	0.63
1:O:24:TYR:CZ	1:O:64:ALA:HB2	2.33	0.63
1:K:9:LYS:HB3	1:K:14:GLU:HA	1.79	0.63
2:D:139:LYS:HE3	4:D:183:HOH:O	1.99	0.63
1:E:25:TRP:CE2	1:E:27:PRO:HD3	2.33	0.63
1:C:128:LYS:HE3	1:O:335:LEU:O	1.99	0.63
1:E:475:SER:HB3	1:E:478:VAL:HG13	1.79	0.63
1:G:141:PRO:HG2	1:G:144:TYR:HB2	1.81	0.63
1:K:221:THR:HG21	1:K:238:HIS:CD2	2.34	0.63
1:I:86:LYS:HE2	1:I:88:ASP:OD1	1.99	0.63
1:K:138:MET:HE1	1:K:317:TRP:CZ2	2.33	0.63
1:A:185:TYR:OH	1:A:202:ASP:HA	1.98	0.62
1:I:134:ARG:HD3	1:I:136:GLU:OE2	1.98	0.62
1:G:424:LEU:O	1:G:428:ILE:HG23	1.99	0.62
2:L:38:LEU:HD11	2:L:112:ILE:HD11	1.81	0.62
1:M:7:ARG:HA	1:M:7:ARG:NE	2.13	0.62
1:O:319:ARG:HG2	1:O:374:VAL:HG23	1.81	0.62
1:A:109:GLU:HB2	1:I:208:SER:O	1.98	0.62
1:K:227:LYS:HD2	4:P:185:HOH:O	1.99	0.62
1:M:312:ARG:NE	4:M:4091:HOH:O	2.32	0.62
1:M:19:PRO:HG2	1:M:22:LYS:HB2	1.82	0.62
1:C:359:GLN:NE2	1:C:478:VAL:HG12	2.14	0.62
1:G:17:VAL:HG13	1:G:66:TRP:O	2.00	0.62
1:E:359:GLN:HG2	1:E:477:PHE:O	1.99	0.62
1:K:24:TYR:CZ	1:K:64:ALA:HB2	2.35	0.62
1:K:138:MET:HE3	1:K:317:TRP:HE1	1.64	0.62
1:C:7:ARG:HG2	2:J:72:LEU:H	1.63	0.62
1:K:172:CYS:HB3	1:K:197:LEU:HD13	1.81	0.62
1:C:43:THR:HB	1:C:132:ALA:HB3	1.81	0.62
1:K:79:LEU:CD1	1:K:104:GLU:HG2	2.30	0.61
2:N:107(B):GLY:HA3	4:O:4058:HOH:O	1.99	0.61
1:I:140:LEU:HD13	1:I:320:MET:HE3	1.83	0.61
2:P:88:ASN:HA	2:P:91:ARG:HB2	1.82	0.61
2:D:108:ILE:HD12	2:D:108:ILE:N	2.14	0.61
1:K:310:ASN:OD1	1:K:312:ARG:HG2	2.00	0.61

*Continued on next page...*

*Continued from previous page...*

Atom-1	Atom-2	Interatomic distance (Å)	Clash overlap (Å)
1:A:19:PRO:CG	1:A:22:LYS:HD3	2.27	0.61
2:H:44:TYR:O	2:H:45:THR:HG23	2.01	0.61
1:I:135:LEU:HD21	1:I:138:MET:HE1	1.80	0.61
2:P:45:THR:CG2	2:P:67:TRP:HA	2.30	0.61
1:A:13:TYR:CD1	1:A:73:LEU:HD21	2.36	0.61
1:G:474:THR:HG22	1:G:475:SER:H	1.63	0.61
1:E:297:GLY:O	1:E:300:THR:HB	2.01	0.61
1:K:178:LEU:HB3	1:K:211:PHE:CZ	2.34	0.61
1:A:177:LYS:HG2	1:A:203:ASP:OD1	2.00	0.61
1:A:474:THR:HG22	1:A:475:SER:H	1.66	0.61
1:G:227:LYS:HD2	4:G:4098:HOH:O	2.01	0.61
1:I:334:LYS:HG3	1:I:335:LEU:HD22	1.82	0.61
1:I:357:ASN:OD1	1:I:359:GLN:HB2	2.00	0.61
1:G:161:ARG:HD3	4:G:4049:HOH:O	2.01	0.61
1:M:358:LEU:HD22	1:M:358:LEU:N	2.12	0.61
1:C:142:LEU:HD13	1:C:367:GLU:HB2	1.83	0.60
2:N:26:ILE:O	2:N:30:ILE:HG13	2.00	0.60
2:N:28:LYS:HD3	1:O:433:GLU:HG2	1.81	0.60
1:E:388:HIS:CD2	1:E:388:HIS:H	2.19	0.60
1:G:221:THR:HG21	1:G:238:HIS:CD2	2.36	0.60
1:E:204:GLU:HG2	1:E:205:ASN:N	2.16	0.60
1:K:168:PRO:HD2	1:K:424:LEU:HD11	1.82	0.60
1:A:159:ARG:NH2	1:A:167:ARG:O	2.34	0.60
2:B:108:ILE:HD12	2:B:108:ILE:N	2.16	0.60
1:C:7:ARG:HG2	2:J:72:LEU:N	2.16	0.60
1:E:81:ARG:NH1	4:E:4072:HOH:O	2.34	0.60
1:G:80:TYR:HA	1:G:107:LEU:HD21	1.84	0.60
1:I:140:LEU:HD13	1:I:320:MET:CE	2.32	0.60
1:A:168:PRO:HD2	1:A:424:LEU:HD11	1.83	0.60
1:G:24:TYR:CZ	1:G:64:ALA:HB2	2.37	0.60
1:I:319:ARG:HG3	1:I:374:VAL:CG2	2.29	0.60
1:K:335:LEU:HD23	1:K:380:GLY:HA3	1.82	0.60
1:O:134:ARG:HA	1:O:308:GLY:O	2.00	0.60
1:O:217:ARG:O	1:O:221:THR:HB	2.01	0.60
1:C:335:LEU:O	1:O:128:LYS:HE3	2.02	0.60
1:E:168:PRO:HD2	1:E:424:LEU:HD11	1.83	0.60
1:G:8:ILE:HG22	1:G:9:LYS:H	1.65	0.60
1:I:60:GLU:HG3	1:I:127:PHE:CE1	2.37	0.60
1:E:20:TYR:CD1	1:E:22(A):MET:HE3	2.37	0.59
2:L:139:LYS:HA	2:L:139:LYS:CE	2.27	0.59
1:M:451:THR:HG22	1:M:451:THR:O	2.02	0.59

*Continued on next page...*

*Continued from previous page...*

Atom-1	Atom-2	Interatomic distance (Å)	Clash overlap (Å)
1:K:13:TYR:CE2	1:K:72:ASP:HB2	2.37	0.59
1:E:86:LYS:HE2	1:E:88:ASP:OD1	2.02	0.59
1:O:37:LEU:HB2	1:O:139:ARG:HB3	1.84	0.59
1:O:142:LEU:HD11	1:O:367:GLU:HB2	1.85	0.59
2:P:38:LEU:HD11	2:P:112:ILE:HD11	1.83	0.59
1:O:6:THR:HA	4:O:4178:HOH:O	2.02	0.59
1:C:379:SER:HB2	1:C:401:GLN:HB2	1.82	0.59
1:E:356:ARG:NH1	1:E:358:LEU:HD21	2.17	0.59
1:G:7:ARG:HG2	2:P:72:LEU:O	2.02	0.59
2:H:76:ASP:N	4:H:209:HOH:O	2.35	0.59
1:M:65:THR:HG23	1:M:67:THR:O	2.02	0.59
1:C:24:TYR:CE2	1:C:64:ALA:HB2	2.38	0.59
1:C:216:GLU:HG2	1:I:157:LEU:HD22	1.83	0.59
1:O:297:GLY:O	1:O:300:THR:HB	2.03	0.59
2:P:105:SER:HB3	2:P:108:ILE:HG21	1.84	0.59
1:G:379:SER:HB2	1:G:401:GLN:HB2	1.85	0.59
1:O:138:MET:CE	1:O:317:TRP:HZ2	2.15	0.59
1:A:187:ARG:NH2	2:N:67:TRP:O	2.36	0.59
4:A:4134:HOH:O	2:P:107(B):GLY:HA3	2.02	0.59
1:O:140:LEU:HD13	1:O:320:MET:SD	2.42	0.59
1:E:459:LEU:O	1:E:463:LYS:HB2	2.02	0.59
1:O:388:HIS:CD2	1:O:388:HIS:H	2.21	0.59
1:A:359:GLN:HG2	1:A:477:PHE:O	2.03	0.59
1:G:271:VAL:HG21	1:K:117:THR:OG1	2.02	0.59
1:I:213:ARG:HB2	1:I:216:GLU:OE2	2.02	0.59
2:N:108:ILE:HD12	2:N:108:ILE:N	2.18	0.59
1:O:463:LYS:HB3	1:O:463:LYS:HZ3	1.68	0.58
1:A:310:ASN:OD1	1:A:312:ARG:HG2	2.03	0.58
1:C:9:LYS:HE2	2:J:75:PHE:HD2	1.68	0.58
2:L:107(B):GLY:HA3	4:L:197:HOH:O	2.02	0.58
1:K:255:ASN:HD21	1:K:283:TRP:HE1	1.51	0.58
2:H:88:ASN:ND2	2:H:91:ARG:HH11	2.01	0.58
2:D:30:ILE:HD13	2:D:83:VAL:HB	1.86	0.58
1:E:141:PRO:HG2	1:E:144:TYR:HB2	1.86	0.58
1:G:8:ILE:HG22	1:G:9:LYS:N	2.18	0.58
2:H:108:ILE:N	2:H:108:ILE:HD12	2.19	0.58
1:K:43:THR:HB	1:K:132:ALA:HB3	1.85	0.58
1:G:13:TYR:CG	1:G:73:LEU:HD21	2.38	0.58
1:O:134:ARG:HD3	1:O:136:GLU:OE2	2.02	0.58
2:B:74:LEU:HB3	2:B:77:VAL:CG2	2.34	0.58
2:F:44:TYR:O	2:F:45:THR:HG23	2.02	0.58

*Continued on next page...*

*Continued from previous page...*

Atom-1	Atom-2	Interatomic distance (Å)	Clash overlap (Å)
1:M:358:LEU:H	1:M:358:LEU:CD2	2.14	0.58
2:P:24:GLU:OE1	2:P:24:GLU:HA	2.03	0.58
1:A:463:LYS:NZ	1:A:463:LYS:HB3	2.19	0.58
1:E:175:LYS:HA	1:E:176:PRO:C	2.24	0.58
1:O:177:LYS:HG2	1:O:203:ASP:OD1	2.04	0.58
1:E:24:TYR:CE2	1:E:64:ALA:HB2	2.39	0.58
1:E:358:LEU:HD22	1:E:358:LEU:N	2.19	0.58
1:I:13:TYR:CG	1:I:73:LEU:HD21	2.38	0.58
2:N:88:ASN:HD21	2:N:91:ARG:HH11	1.50	0.58
1:O:358:LEU:HD23	4:O:4229:HOH:O	2.03	0.58
1:A:39:LEU:HD22	1:A:363:PHE:CG	2.39	0.58
1:A:186:GLY:HA3	2:N:66:TYR:OH	2.03	0.58
2:F:75:PHE:CE1	1:O:73:LEU:HB3	2.39	0.58
1:G:20:TYR:CD2	1:G:56:ALA:HA	2.39	0.58
1:K:20:TYR:CD1	1:K:22(A):MET:HE3	2.39	0.58
1:K:264:ILE:HG13	1:K:290:ILE:HB	1.86	0.58
1:K:424:LEU:O	1:K:428:ILE:HG23	2.04	0.57
2:L:30:ILE:HD13	2:L:83:VAL:HB	1.84	0.57
2:N:127:ASN:HB2	2:N:145:TYR:CE2	2.38	0.57
1:O:20:TYR:CD1	1:O:22(A):MET:HE3	2.39	0.57
1:A:9:LYS:HB3	1:A:14:GLU:HA	1.85	0.57
1:A:128:LYS:HE3	1:I:335:LEU:O	2.04	0.57
2:B:30:ILE:HD13	2:B:83:VAL:HB	1.87	0.57
1:C:37:LEU:HB2	1:C:139:ARG:HB3	1.86	0.57
1:G:12:ARG:HH21	1:G:68:VAL:HG21	1.68	0.57
1:M:11:SER:O	1:M:14:GLU:HG2	2.03	0.57
1:O:70:TRP:O	1:O:73:LEU:HB2	2.04	0.57
1:A:37:LEU:HB2	1:A:139:ARG:HB3	1.85	0.57
1:G:334:LYS:HG3	1:G:335:LEU:HD22	1.87	0.57
1:I:53:ALA:O	1:I:57:VAL:HG23	2.04	0.57
1:E:177:LYS:HG2	1:E:203:ASP:OD1	2.04	0.57
1:G:334:LYS:CG	1:G:335:LEU:HD22	2.34	0.57
1:K:39:LEU:HD13	1:K:363:PHE:CG	2.40	0.57
1:K:89:GLN:NE2	1:K:94:PRO:HA	2.19	0.57
1:A:89:GLN:NE2	1:A:94:PRO:HA	2.19	0.57
1:C:150:GLY:C	1:C:322:GLY:HA2	2.25	0.57
1:C:187:ARG:HH11	1:C:187:ARG:CG	2.18	0.57
1:K:359:GLN:NE2	1:K:478:VAL:HA	2.16	0.57
1:M:150:GLY:C	1:M:322:GLY:HA2	2.25	0.57
1:E:159:ARG:NH2	1:E:167:ARG:O	2.37	0.57
1:G:20:TYR:CE1	1:G:64:ALA:HB1	2.37	0.57

*Continued on next page...*



*Continued from previous page...*

Atom-1	Atom-2	Interatomic distance (Å)	Clash overlap (Å)
1:I:221:THR:HG21	1:I:238:HIS:HD2	1.69	0.57
2:N:22:THR:O	2:N:26:ILE:HG13	2.04	0.57
1:O:446:ARG:HB2	1:O:446:ARG:NH1	2.19	0.57
2:D:127:ASN:HB2	2:D:145:TYR:CE2	2.39	0.57
1:G:139:ARG:HD2	1:G:139:ARG:C	2.25	0.57
2:H:45:THR:CG2	2:H:67:TRP:HA	2.34	0.57
1:K:13:TYR:HE2	1:K:72:ASP:HB2	1.70	0.57
1:K:155:VAL:O	1:K:159:ARG:HG3	2.04	0.57
1:A:461:LEU:HD11	1:I:15:SER:HB3	1.87	0.57
1:G:359:GLN:NE2	1:G:478:VAL:HG12	2.20	0.57
2:J:88:ASN:ND2	2:J:91:ARG:HH11	2.02	0.57
1:O:340:ILE:HD12	1:O:340:ILE:N	2.15	0.57
2:P:129:MET:HB2	2:P:141:THR:HB	1.86	0.56
1:A:16:GLY:HA2	1:I:461:LEU:HD21	1.87	0.56
2:B:17:PHE:HB2	1:G:425:GLU:OE2	2.04	0.56
2:B:45:THR:CG2	2:B:67:TRP:HA	2.35	0.56
1:E:63:THR:HA	1:M:177:LYS:HB2	1.87	0.56
1:M:356:ARG:HH12	1:M:358:LEU:HD21	1.69	0.56
1:E:343:ARG:HD3	1:E:347:LYS:HE3	1.87	0.56
1:I:8:ILE:CG2	1:I:9:LYS:H	2.18	0.56
1:A:155:VAL:O	1:A:159:ARG:HG3	2.06	0.56
1:G:157:LEU:O	1:G:161:ARG:HG3	2.04	0.56
1:A:15:SER:HB3	1:I:461:LEU:HD11	1.88	0.56
1:G:300:THR:HG21	1:K:309:MET:CE	2.36	0.56
1:K:175:LYS:HA	1:K:176:PRO:C	2.25	0.56
1:A:195:GLY:HA3	1:A:417:ALA:HB3	1.88	0.56
2:B:22:THR:OG1	2:B:25:GLN:HG3	2.06	0.56
1:C:9:LYS:HZ1	1:C:9:LYS:HB2	1.70	0.56
1:C:216:GLU:HG2	1:I:157:LEU:CD2	2.36	0.56
1:M:319:ARG:CG	1:M:374:VAL:HG23	2.35	0.56
2:N:74:LEU:HD12	2:N:74:LEU:N	2.21	0.56
1:E:424:LEU:O	1:E:428:ILE:HG23	2.06	0.56
1:G:159:ARG:NH2	1:G:167:ARG:O	2.37	0.56
1:A:330:THR:O	1:A:332:VAL:N	2.39	0.56
1:E:221:THR:O	1:E:225:VAL:HG23	2.06	0.56
1:E:358:LEU:H	1:E:358:LEU:CD2	2.18	0.56
1:G:12:ARG:HH21	1:G:68:VAL:CG2	2.18	0.56
1:K:159:ARG:NH2	1:K:167:ARG:O	2.39	0.56
2:N:79:ASP:OD2	2:N:81:ALA:HB3	2.06	0.56
1:O:139:ARG:HD2	1:O:139:ARG:C	2.26	0.56
2:B:29:GLN:NE2	1:G:429:LEU:HD22	2.20	0.56

*Continued on next page...*

*Continued from previous page...*

Atom-1	Atom-2	Interatomic distance (Å)	Clash overlap (Å)
1:G:19:PRO:HG2	1:G:22:LYS:HB2	1.88	0.56
1:G:39:LEU:HD22	1:G:363:PHE:CD2	2.41	0.56
1:G:459:LEU:O	1:G:463:LYS:HB2	2.05	0.56
1:I:168:PRO:HD2	1:I:424:LEU:HD11	1.87	0.56
1:K:319:ARG:CG	1:K:374:VAL:HG23	2.35	0.56
1:K:343:ARG:HD2	1:K:360:GLU:OE1	2.05	0.56
2:J:88:ASN:HD21	2:J:91:ARG:HH11	1.52	0.55
1:M:39:LEU:HD22	1:M:363:PHE:CG	2.41	0.55
1:O:241:ASN:HD22	1:O:242:VAL:N	2.04	0.55
2:P:45:THR:HG21	2:P:67:TRP:HA	1.87	0.55
1:C:6:THR:N	4:C:4126:HOH:O	2.39	0.55
1:C:343:ARG:HD2	1:C:360:GLU:OE1	2.07	0.55
1:G:400:LEU:HB3	1:G:402:PHE:CE1	2.41	0.55
1:I:293:LEU:HD22	1:I:323:VAL:HG21	1.88	0.55
1:C:206:ILE:C	1:C:207:ASN:HD22	2.09	0.55
1:K:172:CYS:HB3	1:K:197:LEU:CD1	2.37	0.55
1:E:241:ASN:HD22	1:E:242:VAL:N	2.04	0.55
1:K:70:TRP:O	1:K:73:LEU:HD23	2.07	0.55
1:M:377:VAL:HG22	1:M:399:VAL:HB	1.89	0.55
1:A:343:ARG:HD3	1:A:347:LYS:HE3	1.88	0.55
1:C:180:LEU:HA	4:C:4074:HOH:O	2.06	0.55
1:I:37:LEU:HB2	1:I:139:ARG:HB3	1.89	0.55
1:K:81:ARG:O	1:K:83:LYS:HD3	2.07	0.55
1:A:381:GLY:HA2	1:I:66:TRP:CD1	2.42	0.55
2:H:38:LEU:HD11	2:H:112:ILE:HD11	1.87	0.55
2:P:86:GLU:OE2	2:P:86:GLU:HA	2.07	0.55
1:A:141:PRO:HG2	1:A:144:TYR:HB2	1.87	0.55
1:O:8:ILE:CG2	1:O:9:LYS:H	2.20	0.55
2:H:72:LEU:N	1:M:7:ARG:HG2	2.05	0.55
1:M:385:GLY:HA2	1:M:445:LEU:HD13	1.88	0.55
1:C:39:LEU:HD22	1:C:363:PHE:CG	2.42	0.55
1:O:358:LEU:N	1:O:358:LEU:HD22	2.22	0.55
1:A:159:ARG:NH1	1:A:397:ASP:OD1	2.40	0.55
1:C:176:PRO:HD2	1:C:180:LEU:HD11	1.89	0.55
1:I:79:LEU:CD1	1:I:104:GLU:HG2	2.37	0.55
1:K:45:GLN:HB2	1:K:48:VAL:CG2	2.37	0.55
1:K:255:ASN:O	1:K:259:GLU:HG3	2.07	0.55
1:C:7:ARG:HH11	2:J:74:LEU:HD12	1.70	0.54
1:E:159:ARG:NH1	1:E:397:ASP:OD1	2.40	0.54
1:G:293:LEU:HB3	1:G:323:VAL:HG11	1.90	0.54
1:K:187:ARG:O	1:K:187:ARG:HD3	2.07	0.54

*Continued on next page...*

*Continued from previous page...*

Atom-1	Atom-2	Interatomic distance (Å)	Clash overlap (Å)
1:M:139:ARG:HD2	1:M:139:ARG:C	2.28	0.54
1:M:168:PRO:HD2	1:M:424:LEU:HD11	1.89	0.54
2:D:30:ILE:O	2:D:34:ILE:HG13	2.08	0.54
1:K:474:THR:CG2	1:K:475:SER:H	2.14	0.54
2:N:90:CYS:SG	2:N:99:ILE:HD13	2.47	0.54
1:A:138:MET:HE1	1:A:317:TRP:HE1	1.73	0.54
1:A:191:GLU:OE1	1:A:414:GLN:HG3	2.07	0.54
1:A:334:LYS:HG3	1:A:335:LEU:HD22	1.89	0.54
1:C:177:LYS:HG2	1:C:203:ASP:OD1	2.07	0.54
1:E:335:LEU:O	1:M:128:LYS:HE3	2.07	0.54
1:G:117:THR:O	1:G:121:ILE:HG12	2.07	0.54
1:I:175:LYS:HA	1:I:176:PRO:C	2.28	0.54
1:K:45:GLN:HB2	1:K:48:VAL:HG21	1.88	0.54
1:K:138:MET:HE3	1:K:317:TRP:NE1	2.23	0.54
1:O:475:SER:HB3	1:O:478:VAL:HG13	1.89	0.54
1:C:139:ARG:HD2	1:C:139:ARG:C	2.28	0.54
1:K:25:TRP:CE2	1:K:27:PRO:HD3	2.42	0.54
1:K:25:TRP:NE1	1:K:27:PRO:HD3	2.21	0.54
1:K:212:MET:HE1	1:K:217:ARG:HD3	1.87	0.54
1:O:79:LEU:HD11	1:O:104:GLU:HG2	1.90	0.54
2:P:8:MET:HG2	2:P:125:GLY:HA2	1.87	0.54
1:A:297:GLY:O	1:A:300:THR:HB	2.07	0.54
1:C:19:PRO:HG2	1:C:22:LYS:HB2	1.88	0.54
1:M:343:ARG:HD2	1:M:360:GLU:OE1	2.07	0.54
1:A:273:GLY:HA3	1:I:273:GLY:CA	2.31	0.54
2:B:24:GLU:HB2	4:B:196:HOH:O	2.08	0.54
2:F:47:ASP:HA	4:F:205:HOH:O	2.06	0.54
2:L:108:ILE:N	2:L:108:ILE:HD12	2.23	0.54
1:E:61:SER:HB3	1:E:124:VAL:HG11	1.89	0.54
1:G:359:GLN:HE21	1:G:478:VAL:HG12	1.73	0.54
1:I:141:PRO:HG2	1:I:144:TYR:HB2	1.90	0.54
1:K:335:LEU:N	1:K:335:LEU:HD22	2.22	0.54
1:M:89:GLN:NE2	1:M:94:PRO:HA	2.22	0.54
1:M:312:ARG:NH1	4:M:4090:HOH:O	2.41	0.54
1:E:141:PRO:HG2	1:E:144:TYR:CB	2.38	0.54
1:G:295:ARG:HD3	1:G:298:ASN:HB3	1.89	0.54
1:C:9:LYS:HE2	2:J:75:PHE:CD2	2.43	0.54
1:C:20:TYR:CD1	1:C:22(A):MET:HE3	2.43	0.54
1:E:474:THR:CG2	1:E:475:SER:N	2.71	0.54
1:C:15:SER:HB3	1:O:461:LEU:HD11	1.90	0.54
1:C:39:LEU:HD23	1:C:136:GLU:HB2	1.89	0.54

*Continued on next page...*

*Continued from previous page...*

Atom-1	Atom-2	Interatomic distance (Å)	Clash overlap (Å)
1:E:43:THR:HB	1:E:132:ALA:HB3	1.89	0.54
2:F:139:LYS:HA	2:F:139:LYS:CE	2.30	0.54
1:G:7:ARG:HD3	2:P:74:LEU:CD1	2.35	0.54
2:B:67:TRP:O	1:I:187:ARG:NH2	2.40	0.53
1:C:175:LYS:HE3	3:C:4002:SO4:O1	2.08	0.53
1:M:264:ILE:HG13	1:M:290:ILE:HB	1.89	0.53
1:K:89:GLN:CD	1:K:94:PRO:HA	2.28	0.53
1:K:212:MET:CE	1:K:217:ARG:HD3	2.38	0.53
2:B:42:ILE:HB	2:B:70:TRP:HB3	1.90	0.53
2:F:15:PHE:HE1	1:I:428:ILE:HG13	1.73	0.53
2:L:69:ILE:HD11	1:M:187:ARG:HD2	1.89	0.53
1:K:358:LEU:HD22	1:K:358:LEU:N	2.22	0.53
1:A:138:MET:CE	1:A:317:TRP:HE1	2.22	0.53
1:C:140:LEU:HD13	1:C:320:MET:SD	2.47	0.53
1:E:388:HIS:CD2	1:E:388:HIS:N	2.76	0.53
1:O:142:LEU:HD12	4:O:4236:HOH:O	2.09	0.53
1:E:431:ARG:HG3	1:E:437:TYR:CE2	2.43	0.53
2:F:27:LYS:HE2	2:F:80:PRO:HG3	1.88	0.53
1:I:385:GLY:HA2	1:I:445:LEU:HD13	1.91	0.53
2:N:88:ASN:ND2	2:N:91:ARG:HH11	2.07	0.53
1:A:192:ALA:HB1	1:A:197:LEU:HD12	1.89	0.53
1:C:424:LEU:O	1:C:428:ILE:HG23	2.09	0.53
2:H:72:LEU:HD11	1:M:70:TRP:CE2	2.44	0.53
1:C:271:VAL:HG21	1:O:117:THR:OG1	2.08	0.53
1:C:293:LEU:HB2	1:C:323:VAL:HG21	1.89	0.53
1:E:358:LEU:HD23	4:E:4260:HOH:O	2.08	0.53
1:O:18:ILE:HD11	1:O:22(A):MET:HG2	1.90	0.53
1:A:25:TRP:CE2	1:A:27:PRO:HD3	2.42	0.53
1:C:385:GLY:HA2	1:C:445:LEU:CD1	2.35	0.53
2:L:73:PRO:HD3	4:L:262:HOH:O	2.08	0.53
1:A:7:ARG:CD	1:A:7:ARG:N	2.72	0.53
1:E:9:LYS:HD3	1:E:9:LYS:N	2.24	0.53
1:K:338:ASP:OD1	1:K:339:PRO:HD2	2.09	0.53
1:K:383:HIS:HA	1:K:402:PHE:CD2	2.44	0.53
1:C:187:ARG:NH2	2:F:67:TRP:O	2.41	0.52
2:D:45:THR:CG2	2:D:67:TRP:HA	2.39	0.52
1:G:12:ARG:HE	1:G:18:ILE:HD11	1.73	0.52
1:G:141:PRO:HG2	1:G:144:TYR:CB	2.38	0.52
1:M:93:ASN:OD1	1:M:95:GLU:HB2	2.10	0.52
1:M:175:LYS:HA	1:M:176:PRO:C	2.30	0.52
1:O:300:THR:HG22	1:O:301:TYR:CD2	2.44	0.52

*Continued on next page...*

*Continued from previous page...*

Atom-1	Atom-2	Interatomic distance (Å)	Clash overlap (Å)
1:E:295:ARG:HD3	1:E:298:ASN:HB3	1.90	0.52
2:F:29:GLN:O	2:F:33:MET:HG3	2.08	0.52
1:O:378:ALA:HB2	1:O:394:LEU:HD13	1.91	0.52
1:E:475:SER:CB	1:E:478:VAL:HG13	2.39	0.52
1:G:62:SER:HB3	1:G:82:ALA:HB2	1.90	0.52
1:G:129:ALA:HA	1:K:469:TYR:CE2	2.44	0.52
2:N:45:THR:CG2	2:N:67:TRP:HA	2.39	0.52
1:O:171:GLY:HA2	1:O:199:PHE:O	2.09	0.52
1:C:151:PRO:HD3	1:C:319:ARG:O	2.09	0.52
1:G:300:THR:HG22	1:K:301:TYR:CB	2.37	0.52
2:J:66:TYR:OH	1:O:186:GLY:HA3	2.09	0.52
2:N:8:MET:HG2	2:N:125:GLY:HA2	1.92	0.52
1:C:11:SER:H	1:C:14:GLU:HB3	1.75	0.52
1:E:221:THR:HG21	1:E:238:HIS:CD2	2.45	0.52
1:I:388:HIS:H	1:I:388:HIS:CD2	2.27	0.52
1:K:79:LEU:HD13	1:K:104:GLU:HG2	1.92	0.52
1:K:343:ARG:O	1:K:347:LYS:HG3	2.10	0.52
2:N:139:LYS:HA	2:N:139:LYS:CE	2.32	0.52
1:O:81:ARG:O	1:O:83:LYS:HD3	2.10	0.52
1:C:187:ARG:HG2	1:C:187:ARG:NH1	2.24	0.52
1:G:362:LEU:N	1:G:362:LEU:HD12	2.25	0.52
1:A:63:THR:HA	1:I:177:LYS:HB2	1.91	0.52
1:G:62:SER:HB3	1:G:82:ALA:CB	2.40	0.52
1:G:138:MET:HE1	1:G:317:TRP:HZ2	1.75	0.52
1:K:79:LEU:HD11	1:K:104:GLU:HG2	1.91	0.52
1:M:138:MET:HE2	1:M:317:TRP:NE1	2.23	0.52
1:M:142:LEU:HD12	1:M:369:ALA:HB2	1.92	0.52
1:M:312:ARG:CZ	4:M:4091:HOH:O	2.57	0.52
1:O:158:GLU:HG3	1:O:290:ILE:HD13	1.91	0.52
1:O:388:HIS:HE1	4:O:4266:HOH:O	1.93	0.52
2:F:30:ILE:O	2:F:34:ILE:HG13	2.10	0.52
1:G:138:MET:CE	1:G:317:TRP:HZ2	2.22	0.52
1:G:335:LEU:HD23	1:G:380:GLY:HA3	1.92	0.52
1:K:429:LEU:HD22	2:L:29:GLN:NE2	2.24	0.52
1:M:37:LEU:HB2	1:M:139:ARG:HB3	1.91	0.52
1:M:159:ARG:NH2	1:M:167:ARG:O	2.39	0.52
1:G:292:HIS:HA	1:G:325:HIS:HB2	1.92	0.52
1:G:343:ARG:HD2	1:G:360:GLU:OE1	2.10	0.52
1:G:431:ARG:HG3	1:G:437:TYR:CE2	2.45	0.52
1:I:24:TYR:CE2	1:I:64:ALA:HB2	2.44	0.52
1:K:350:LEU:HD21	1:K:376:PRO:HG3	1.91	0.52

*Continued on next page...*

*Continued from previous page...*

Atom-1	Atom-2	Interatomic distance (Å)	Clash overlap (Å)
2:B:143:HIS:HD2	4:F:202:HOH:O	1.93	0.52
1:E:455:LEU:O	1:E:459:LEU:HG	2.10	0.52
1:G:39:LEU:HD11	1:G:98:PHE:HB3	1.91	0.52
2:H:136:ARG:HD2	4:I:4053:HOH:O	2.09	0.52
1:I:187:ARG:CG	1:I:187:ARG:HH11	2.23	0.52
1:I:273:GLY:O	1:I:277:ILE:HG13	2.10	0.52
1:M:24:TYR:CE2	1:M:64:ALA:HB2	2.45	0.52
1:M:69:VAL:HG23	1:M:72:ASP:OD1	2.10	0.52
1:O:330:THR:OG1	1:O:333:GLY:HA3	2.10	0.52
1:A:473:ASP:HB2	4:A:4266:HOH:O	2.09	0.51
1:E:191:GLU:O	1:E:414:GLN:HG2	2.10	0.51
1:G:135:LEU:HD21	1:G:138:MET:CE	2.34	0.51
1:I:70:TRP:O	1:I:73:LEU:HD23	2.09	0.51
1:M:293:LEU:HB3	1:M:323:VAL:HG11	1.92	0.51
1:E:294:HIS:HA	1:E:327:HIS:CD2	2.46	0.51
1:G:79:LEU:CD2	1:G:104:GLU:HG2	2.41	0.51
1:M:39:LEU:HD23	1:M:136:GLU:HB2	1.92	0.51
2:B:38:LEU:HD11	2:B:112:ILE:HD11	1.93	0.51
2:F:107:VAL:HB	2:F:108:ILE:HD13	1.90	0.51
1:G:438:LEU:HB2	4:G:4139:HOH:O	2.10	0.51
1:I:13:TYR:HA	1:I:68:VAL:HG11	1.93	0.51
1:K:42:VAL:HG22	1:K:133:LEU:CD1	2.41	0.51
1:C:9:LYS:HB2	1:C:9:LYS:NZ	2.24	0.51
2:L:67:TRP:O	1:M:187:ARG:NH2	2.44	0.51
1:O:358:LEU:HD22	1:O:358:LEU:H	1.75	0.51
1:O:474:THR:HG22	1:O:475:SER:N	2.26	0.51
1:C:292:HIS:HA	1:C:325:HIS:HB2	1.92	0.51
2:H:38:LEU:HD21	2:H:112:ILE:CD1	2.40	0.51
1:I:200:VAL:O	1:I:238:HIS:HA	2.11	0.51
1:K:347:LYS:HB3	1:K:351:LEU:HD22	1.92	0.51
1:K:463:LYS:HB3	1:K:463:LYS:HZ3	1.75	0.51
1:O:138:MET:CE	1:O:317:TRP:CZ2	2.94	0.51
1:A:238:HIS:HD2	1:A:240:LEU:HD23	1.76	0.51
1:I:292:HIS:HA	1:I:325:HIS:HB2	1.93	0.51
1:I:386:GLN:HA	1:I:389:GLN:HE21	1.76	0.51
2:B:139:LYS:HE3	4:B:169:HOH:O	2.11	0.51
1:C:319:ARG:CG	1:C:374:VAL:HG23	2.40	0.51
1:G:209:GLN:HB3	1:G:210:PRO:HD2	1.93	0.51
1:M:53:ALA:O	1:M:57:VAL:HG23	2.11	0.51
1:M:293:LEU:HD23	1:M:326:ILE:HD12	1.91	0.51
1:I:39:LEU:HD22	1:I:363:PHE:CG	2.46	0.51

*Continued on next page...*

*Continued from previous page...*

Atom-1	Atom-2	Interatomic distance (Å)	Clash overlap (Å)
1:K:36:VAL:HA	1:K:141:PRO:HD3	1.92	0.51
2:N:27:LYS:HE2	2:N:80:PRO:CG	2.41	0.51
2:P:8:MET:HG2	2:P:125:GLY:CA	2.41	0.51
1:E:8:ILE:HG22	1:E:9:LYS:N	2.26	0.50
1:A:440:GLU:O	1:A:444:ILE:HG13	2.11	0.50
2:H:88:ASN:HD22	2:H:91:ARG:HD2	1.77	0.50
1:K:158:GLU:CD	1:K:325:HIS:HE2	2.14	0.50
1:K:327:HIS:HB3	4:K:4135:HOH:O	2.10	0.50
1:O:398:VAL:HG22	1:O:399:VAL:N	2.26	0.50
1:C:9:LYS:O	1:C:14:GLU:HB2	2.11	0.50
1:G:463:LYS:NZ	1:G:463:LYS:HB3	2.26	0.50
2:N:83:VAL:O	2:N:87:ILE:HG13	2.11	0.50
2:P:104:PHE:HB2	4:P:174:HOH:O	2.11	0.50
1:C:79:LEU:HD13	1:C:104:GLU:HG2	1.93	0.50
1:K:407:ILE:HG23	1:K:413:ILE:HD11	1.93	0.50
1:M:61:SER:HB3	1:M:124:VAL:HG11	1.93	0.50
1:O:292:HIS:HA	1:O:325:HIS:HB2	1.93	0.50
1:A:323:VAL:CG1	1:A:325:HIS:O	2.59	0.50
1:G:221:THR:O	1:G:225:VAL:HG23	2.11	0.50
1:O:79:LEU:CD1	1:O:104:GLU:HG2	2.41	0.50
1:O:319:ARG:CG	1:O:374:VAL:HG23	2.41	0.50
1:A:122:GLY:HA3	4:A:4128:HOH:O	2.11	0.50
2:F:45:THR:CG2	2:F:67:TRP:HA	2.42	0.50
2:N:30:ILE:HD13	2:N:83:VAL:HB	1.93	0.50
2:N:44:TYR:O	2:N:45:THR:HG23	2.12	0.50
2:N:88:ASN:HD22	2:N:91:ARG:HD2	1.74	0.50
1:O:7:ARG:HA	1:O:7:ARG:NE	2.26	0.50
1:O:300:THR:HG21	4:O:4218:HOH:O	2.11	0.50
1:A:79:LEU:CD1	1:A:104:GLU:HG2	2.42	0.50
1:A:293:LEU:HD22	1:A:323:VAL:HG21	1.93	0.50
1:A:330:THR:HG22	1:A:378:ALA:CB	2.40	0.50
1:E:138:MET:CE	1:E:317:TRP:HZ2	2.24	0.50
1:E:185:TYR:O	1:E:189:VAL:HG23	2.11	0.50
2:P:45:THR:HG23	2:P:67:TRP:CB	2.42	0.50
2:B:129:MET:HB2	2:B:141:THR:HB	1.93	0.50
1:E:85:TYR:CZ	1:E:100:TYR:HB3	2.47	0.50
1:G:330:THR:OG1	1:G:333:GLY:HA3	2.11	0.50
1:O:39:LEU:HD13	1:O:363:PHE:CG	2.47	0.50
2:P:13:GLY:HA2	2:P:114:SER:O	2.12	0.50
1:A:20:TYR:HA	1:A:22(A):MET:HE3	1.93	0.50
1:A:327:HIS:HA	1:A:377:VAL:HB	1.94	0.50

*Continued on next page...*

*Continued from previous page...*

Atom-1	Atom-2	Interatomic distance (Å)	Clash overlap (Å)
1:C:358:LEU:HD12	1:C:477:PHE:CE1	2.47	0.50
2:D:136:ARG:HD2	2:D:136:ARG:N	2.26	0.50
1:E:157:LEU:O	1:E:161:ARG:HG3	2.11	0.50
1:K:334:LYS:HG3	1:K:335:LEU:HD22	1.93	0.50
2:L:73:PRO:HG2	2:L:75:PHE:CZ	2.46	0.50
1:M:110:GLU:HB3	1:M:147:THR:HB	1.93	0.50
1:O:86:LYS:HE2	1:O:88:ASP:OD1	2.12	0.50
1:A:20:TYR:HA	1:A:22(A):MET:CE	2.42	0.49
1:G:15:SER:HB3	1:K:461:LEU:CD1	2.41	0.49
1:I:204:GLU:HB3	1:I:294:HIS:CD2	2.48	0.49
2:J:88:ASN:HD22	2:J:91:ARG:HD2	1.76	0.49
1:E:134:ARG:HD3	1:E:136:GLU:OE2	2.12	0.49
1:G:117:THR:OG1	1:K:271:VAL:HG21	2.12	0.49
1:I:187:ARG:NH1	1:I:187:ARG:HG2	2.28	0.49
1:I:379:SER:HB2	1:I:401:GLN:HB2	1.94	0.49
1:M:187:ARG:HH11	1:M:187:ARG:CG	2.25	0.49
2:N:102:VAL:HG13	2:N:111:THR:HG23	1.94	0.49
2:B:8:MET:CE	2:B:10:ILE:HD13	2.30	0.49
2:B:15:PHE:CZ	1:G:428:ILE:HD11	2.47	0.49
1:C:77:ALA:O	1:C:81:ARG:HG3	2.13	0.49
1:C:141:PRO:HG2	1:C:144:TYR:HB3	1.95	0.49
1:E:172:CYS:HB3	1:E:197:LEU:CD1	2.41	0.49
1:E:227:LYS:HD2	4:E:4112:HOH:O	2.11	0.49
2:H:127:ASN:HB2	2:H:145:TYR:CE2	2.47	0.49
1:I:79:LEU:HD11	1:I:104:GLU:HG2	1.94	0.49
1:O:43:THR:HB	1:O:132:ALA:HB3	1.95	0.49
1:O:466:THR:HG22	4:O:4199:HOH:O	2.11	0.49
1:E:385:GLY:HA2	1:E:445:LEU:HD13	1.93	0.49
1:G:63:THR:CA	1:K:177:LYS:HD3	2.32	0.49
1:G:319:ARG:CG	1:G:374:VAL:HG23	2.41	0.49
1:I:89:GLN:CD	1:I:94:PRO:HA	2.33	0.49
2:J:17:PHE:HB2	1:M:425:GLU:OE2	2.11	0.49
1:K:13:TYR:CG	1:K:73:LEU:HD21	2.47	0.49
1:K:447:GLU:O	1:K:450:LYS:HB2	2.11	0.49
1:O:8:ILE:CG2	1:O:9:LYS:N	2.75	0.49
1:A:139:ARG:C	1:A:139:ARG:HD2	2.32	0.49
1:A:301:TYR:OH	1:A:314:ILE:HG12	2.12	0.49
2:D:73:PRO:HG2	2:D:75:PHE:CZ	2.47	0.49
4:E:4240:HOH:O	2:H:45:THR:HG22	2.13	0.49
1:G:209:GLN:HB3	1:G:210:PRO:CD	2.43	0.49
1:I:34:THR:HG21	1:O:142:LEU:HD23	1.94	0.49

*Continued on next page...*



*Continued from previous page...*

Atom-1	Atom-2	Interatomic distance (Å)	Clash overlap (Å)
1:I:358:LEU:HD12	1:I:477:PHE:CE1	2.47	0.49
2:L:45:THR:CG2	2:L:67:TRP:HA	2.43	0.49
1:O:209:GLN:HB3	1:O:210:PRO:CD	2.42	0.49
1:A:39:LEU:HD11	1:A:98:PHE:HB3	1.93	0.49
2:D:72:LEU:HD13	4:G:4056:HOH:O	2.11	0.49
1:E:7:ARG:H	1:E:7:ARG:HH11	1.61	0.49
1:G:388:HIS:H	1:G:388:HIS:CD2	2.29	0.49
2:J:15:PHE:HA	1:M:425:GLU:OE1	2.12	0.49
1:K:171:GLY:O	1:K:401:GLN:HA	2.13	0.49
1:O:335:LEU:N	1:O:335:LEU:HD22	2.28	0.49
1:A:343:ARG:HD2	1:A:360:GLU:OE1	2.12	0.49
1:A:410:PRO:HD3	1:A:461:LEU:HD11	1.95	0.49
1:I:446:ARG:HG2	4:I:4178:HOH:O	2.12	0.49
1:K:209:GLN:HB3	1:K:210:PRO:CD	2.42	0.49
1:K:359:GLN:HE22	1:K:478:VAL:CA	2.21	0.49
2:P:108:ILE:HG22	2:P:110:SER:H	1.78	0.49
1:A:39:LEU:HD22	1:A:363:PHE:CD1	2.48	0.49
1:C:134:ARG:HD3	1:C:136:GLU:OE2	2.13	0.49
2:B:91:ARG:HG2	2:B:118:ASN:HD22	1.77	0.49
1:E:428:ILE:HD12	1:E:428:ILE:O	2.13	0.49
1:E:463:LYS:HB3	1:E:463:LYS:HZ2	1.78	0.49
1:G:18:ILE:HB	1:G:19:PRO:HD2	1.94	0.49
1:G:59:GLY:C	1:G:64:ALA:HB3	2.32	0.49
1:K:178:LEU:HD23	1:K:206:ILE:HG12	1.94	0.49
2:N:8:MET:HG2	2:N:125:GLY:CA	2.43	0.49
2:N:24:GLU:OE2	2:N:28:LYS:NZ	2.46	0.49
1:O:409:HIS:CE1	1:O:411:ASP:HB2	2.48	0.49
1:C:295:ARG:CG	1:C:327:HIS:HB2	2.42	0.48
2:D:105:SER:O	2:D:109:GLU:HA	2.13	0.48
1:K:25:TRP:HZ3	1:K:87:VAL:HG23	1.78	0.48
1:M:312:ARG:NH2	4:M:4091:HOH:O	2.46	0.48
1:O:293:LEU:HD22	1:O:323:VAL:HG21	1.95	0.48
1:A:93:ASN:OD1	1:A:95:GLU:HB2	2.13	0.48
1:A:150:GLY:C	1:A:322:GLY:HA2	2.34	0.48
1:A:175:LYS:HA	1:A:176:PRO:C	2.32	0.48
1:I:19:PRO:CG	1:I:22:LYS:HD3	2.42	0.48
1:A:8:ILE:CG2	1:A:9:LYS:H	2.25	0.48
1:C:327:HIS:HB3	4:C:4124:HOH:O	2.12	0.48
1:G:187:ARG:NH1	1:G:187:ARG:HG2	2.29	0.48
1:I:319:ARG:CG	1:I:374:VAL:HG23	2.34	0.48
2:L:83:VAL:O	2:L:87:ILE:HG13	2.13	0.48

*Continued on next page...*

*Continued from previous page...*

Atom-1	Atom-2	Interatomic distance (Å)	Clash overlap (Å)
1:M:59:GLY:C	1:M:64:ALA:HB3	2.33	0.48
1:M:475:SER:HB3	1:M:478:VAL:HG13	1.95	0.48
2:N:41:GLY:HA2	4:N:1103:HOH:O	2.12	0.48
2:P:108:ILE:HG22	2:P:109:GLU:N	2.28	0.48
1:A:204:GLU:HB3	1:A:294:HIS:CD2	2.49	0.48
2:B:15:PHE:HE1	1:G:428:ILE:HG13	1.79	0.48
2:D:49:HIS:CE1	2:D:51:ARG:HB2	2.48	0.48
1:I:77:ALA:O	1:I:81:ARG:HG3	2.13	0.48
2:J:15:PHE:HE1	1:M:428:ILE:HG13	1.78	0.48
1:K:181:SER:O	1:K:182:GLY:C	2.51	0.48
1:E:241:ASN:HD22	1:E:241:ASN:C	2.15	0.48
2:H:74:LEU:N	2:H:74:LEU:HD12	2.28	0.48
2:H:75:PHE:CE1	1:M:73:LEU:HB3	2.49	0.48
2:H:104:PHE:CE1	2:H:110:SER:HA	2.48	0.48
1:I:69:VAL:HA	4:I:4212:HOH:O	2.12	0.48
1:I:141:PRO:HG2	1:I:144:TYR:CB	2.44	0.48
1:O:241:ASN:HD22	1:O:243:THR:H	1.61	0.48
1:O:356:ARG:NH1	1:O:358:LEU:HD21	2.28	0.48
1:A:158:GLU:CD	1:A:325:HIS:HE2	2.17	0.48
1:G:159:ARG:NH1	1:G:397:ASP:OD1	2.47	0.48
2:J:45:THR:HG21	2:J:67:TRP:HA	1.93	0.48
1:K:187:ARG:HD3	1:K:191:GLU:HG2	1.95	0.48
1:M:104:GLU:HB2	4:M:4059:HOH:O	2.13	0.48
2:B:105:SER:OG	2:B:107:VAL:HG23	2.14	0.48
1:C:39:LEU:HD22	1:C:363:PHE:CD1	2.49	0.48
1:G:68:VAL:HG12	1:G:69:VAL:N	2.29	0.48
1:I:139:ARG:HD2	1:I:139:ARG:C	2.34	0.48
1:I:310:ASN:OD1	1:I:312:ARG:HG2	2.13	0.48
1:K:407:ILE:HG23	1:K:413:ILE:CD1	2.43	0.48
1:M:177:LYS:HG2	1:M:203:ASP:OD1	2.14	0.48
1:M:388:HIS:CD2	1:M:388:HIS:H	2.30	0.48
1:O:241:ASN:HD22	1:O:241:ASN:C	2.17	0.48
2:J:127:ASN:HB2	2:J:145:TYR:CE2	2.49	0.48
2:N:127:ASN:HB2	2:N:145:TYR:CZ	2.49	0.48
1:A:214:TRP:CE3	1:A:253:ARG:HG2	2.49	0.48
1:A:358:LEU:N	1:A:358:LEU:HD22	2.29	0.48
1:E:177:LYS:HB2	1:M:63:THR:HA	1.95	0.48
1:E:231:ALA:HA	4:E:4147:HOH:O	2.14	0.48
2:L:74:LEU:HB3	2:L:77:VAL:CG2	2.43	0.48
1:E:234:GLU:HB2	1:E:236:LYS:HE2	1.94	0.48
1:G:125:PHE:HB2	4:G:4140:HOH:O	2.13	0.48

*Continued on next page...*

*Continued from previous page...*

Atom-1	Atom-2	Interatomic distance (Å)	Clash overlap (Å)
1:K:170:LEU:HD11	1:K:421:ARG:HA	1.95	0.48
1:K:209:GLN:HB3	1:K:210:PRO:HD2	1.95	0.48
1:M:451:THR:O	1:M:451:THR:CG2	2.62	0.48
2:B:79:ASP:OD2	2:B:81:ALA:HB3	2.14	0.47
1:G:181:SER:O	1:G:185:TYR:HB2	2.13	0.47
1:K:187:ARG:O	1:K:191:GLU:HG2	2.13	0.47
1:M:8:ILE:HG22	1:M:9:LYS:N	2.29	0.47
1:M:43:THR:HB	1:M:132:ALA:HB3	1.96	0.47
1:M:138:MET:HE3	1:M:140:LEU:HD21	1.96	0.47
1:A:350:LEU:HD21	1:A:376:PRO:HG3	1.96	0.47
2:D:11:THR:HG21	2:D:17:PHE:CE2	2.48	0.47
1:G:300:THR:HG21	1:K:309:MET:HE3	1.96	0.47
2:H:45:THR:HG21	2:H:67:TRP:HA	1.96	0.47
1:K:117:THR:HG22	1:K:317:TRP:CH2	2.49	0.47
1:M:158:GLU:CD	1:M:325:HIS:HE2	2.17	0.47
4:C:4060:HOH:O	2:F:45:THR:HG22	2.14	0.47
1:E:444:ILE:HG23	4:E:4204:HOH:O	2.14	0.47
1:G:187:ARG:CG	1:G:187:ARG:HH11	2.27	0.47
1:I:159:ARG:NH1	1:I:397:ASP:OD1	2.47	0.47
1:M:134:ARG:HA	1:M:308:GLY:O	2.14	0.47
1:A:134:ARG:HD3	1:A:136:GLU:OE2	2.14	0.47
1:A:200:VAL:O	1:A:238:HIS:HA	2.15	0.47
1:A:362:LEU:N	1:A:362:LEU:HD12	2.30	0.47
1:C:171:GLY:HA2	1:C:199:PHE:O	2.13	0.47
1:C:466:THR:HG23	1:C:467:PHE:N	2.29	0.47
2:F:26:ILE:O	2:F:30:ILE:HG13	2.14	0.47
1:K:138:MET:CE	1:K:317:TRP:HE1	2.26	0.47
1:O:61:SER:HB3	1:O:124:VAL:HG11	1.96	0.47
2:P:45:THR:HG23	2:P:67:TRP:HB3	1.95	0.47
1:A:70:TRP:O	1:A:73:LEU:HD23	2.14	0.47
1:C:187:ARG:CG	1:C:187:ARG:NH1	2.77	0.47
1:C:241:ASN:ND2	1:C:243:THR:H	2.13	0.47
2:D:44:TYR:O	2:D:45:THR:HG23	2.14	0.47
1:E:170:LEU:HD11	1:E:421:ARG:HA	1.96	0.47
1:G:264:ILE:HG12	1:G:265:ILE:N	2.29	0.47
1:I:81:ARG:NH1	4:I:4024:HOH:O	2.46	0.47
1:K:264:ILE:HG13	1:K:290:ILE:O	2.15	0.47
1:O:192:ALA:HB1	1:O:197:LEU:HD12	1.95	0.47
1:O:310:ASN:OD1	1:O:312:ARG:HG2	2.15	0.47
1:A:18:ILE:HD11	1:A:22(A):MET:HG2	1.97	0.47
1:E:161:ARG:HD3	4:E:4116:HOH:O	2.15	0.47

*Continued on next page...*

*Continued from previous page...*

Atom-1	Atom-2	Interatomic distance (Å)	Clash overlap (Å)
2:F:14:THR:O	1:I:425:GLU:HG2	2.15	0.47
1:G:239:TYR:CE1	1:G:264:ILE:HD13	2.49	0.47
1:I:78:ASP:O	1:I:83:LYS:NZ	2.47	0.47
1:I:85:TYR:CZ	1:I:100:TYR:HB3	2.49	0.47
2:J:135:SER:C	2:J:136:ARG:HD2	2.35	0.47
1:K:414:GLN:HB2	4:K:4196:HOH:O	2.13	0.47
1:M:141:PRO:HG2	1:M:144:TYR:CB	2.45	0.47
1:M:424:LEU:O	1:M:428:ILE:HG23	2.15	0.47
2:N:17:PHE:HB2	1:O:425:GLU:OE2	2.14	0.47
1:C:221:THR:HG21	1:C:238:HIS:CD2	2.50	0.47
2:F:74:LEU:CD1	1:O:7:ARG:HD3	2.44	0.47
1:G:77:ALA:HB1	1:G:81:ARG:NH1	2.30	0.47
1:G:150:GLY:C	1:G:322:GLY:HA2	2.34	0.47
1:G:247:MET:HG2	1:K:247:MET:HG2	1.96	0.47
1:G:474:THR:HG22	1:G:475:SER:N	2.29	0.47
1:I:241:ASN:ND2	1:I:243:THR:H	2.13	0.47
1:I:474:THR:HG22	1:I:475:SER:N	2.29	0.47
2:J:88:ASN:HD21	2:J:91:ARG:NH1	2.12	0.47
2:J:145:TYR:CE1	2:L:150:PRO:HA	2.49	0.47
1:K:170:LEU:HD21	1:K:424:LEU:HD22	1.97	0.47
1:K:255:ASN:ND2	1:K:283:TRP:HE1	2.13	0.47
1:K:464:ASP:O	1:K:465:ILE:C	2.53	0.47
1:M:9:LYS:HB3	1:M:14:GLU:HA	1.96	0.47
1:M:89:GLN:CD	1:M:94:PRO:HA	2.35	0.47
1:O:343:ARG:O	1:O:347:LYS:HG3	2.15	0.47
2:P:48:ILE:HD13	2:P:126:PHE:CZ	2.49	0.47
1:C:187:ARG:HH11	1:C:187:ARG:HG2	1.78	0.47
2:J:143:HIS:HD2	4:N:558:HOH:O	1.96	0.47
1:K:8:ILE:HG22	1:K:9:LYS:N	2.29	0.47
1:K:428:ILE:HG13	2:L:15:PHE:HE1	1.79	0.47
2:N:29:GLN:NE2	1:O:429:LEU:HD22	2.30	0.47
1:O:69:VAL:HG23	1:O:72:ASP:OD1	2.15	0.47
1:O:455:LEU:O	1:O:459:LEU:HG	2.15	0.47
1:A:398:VAL:HG22	1:A:399:VAL:N	2.30	0.47
1:C:295:ARG:HG2	1:C:327:HIS:HB2	1.97	0.47
1:C:319:ARG:HG3	1:C:374:VAL:HG23	1.96	0.47
1:G:172:CYS:HB3	1:G:197:LEU:CD1	2.43	0.47
1:K:141:PRO:HG2	1:K:144:TYR:CB	2.45	0.47
2:N:48:ILE:HD13	2:N:126:PHE:CZ	2.50	0.47
1:G:85:TYR:CZ	1:G:100:TYR:HB3	2.50	0.47
1:A:66:TRP:CD1	1:I:381:GLY:HA2	2.50	0.46

*Continued on next page...*

*Continued from previous page...*

Atom-1	Atom-2	Interatomic distance (Å)	Clash overlap (Å)
1:C:141:PRO:HG2	1:C:144:TYR:CB	2.45	0.46
1:E:388:HIS:H	1:E:388:HIS:HD2	1.61	0.46
1:G:74:LEU:O	2:P:104:PHE:CZ	2.68	0.46
1:K:59:GLY:C	1:K:64:ALA:HB3	2.35	0.46
2:L:49:HIS:CE1	2:L:51:ARG:HB2	2.49	0.46
1:M:241:ASN:ND2	1:M:243:THR:H	2.13	0.46
1:E:66:TRP:CD1	1:M:381:GLY:HA2	2.51	0.46
1:I:185:TYR:OH	1:I:202:ASP:HA	2.15	0.46
1:K:206:ILE:C	1:K:207:ASN:HD22	2.18	0.46
1:K:295:ARG:HE	1:K:298:ASN:ND2	2.13	0.46
1:K:407:ILE:HA	1:K:413:ILE:HG12	1.96	0.46
1:K:39:LEU:HD12	1:K:100:TYR:CE2	2.50	0.46
2:L:107:VAL:HB	2:L:108:ILE:HD13	1.97	0.46
2:L:135:SER:C	2:L:136:ARG:HD2	2.36	0.46
1:M:70:TRP:O	1:M:73:LEU:HB2	2.14	0.46
1:M:193:LEU:HD22	1:M:236:LYS:HD2	1.98	0.46
2:P:39:ALA:HB3	2:P:104:PHE:HB3	1.96	0.46
1:A:127:PHE:HE1	1:I:334:LYS:HD2	1.79	0.46
2:D:72:LEU:N	2:D:72:LEU:HD12	2.31	0.46
1:E:435:ARG:O	1:E:437:TYR:N	2.49	0.46
2:F:74:LEU:CD1	2:F:74:LEU:N	2.78	0.46
2:J:117:VAL:O	2:J:118:ASN:HB2	2.16	0.46
1:K:9:LYS:NZ	1:K:70:TRP:HB2	2.30	0.46
1:A:212:MET:SD	1:A:217:ARG:HD3	2.55	0.46
1:A:239:TYR:CE1	1:A:264:ILE:HD13	2.50	0.46
2:F:107(A):ARG:HB3	4:F:200:HOH:O	2.15	0.46
1:G:138:MET:HE3	1:G:317:TRP:CZ2	2.51	0.46
1:K:39:LEU:HD13	1:K:363:PHE:CD2	2.51	0.46
1:K:357:ASN:OD1	1:K:359:GLN:HB2	2.15	0.46
1:M:339:PRO:HG2	1:M:340:ILE:HD12	1.98	0.46
1:O:13:TYR:HA	1:O:68:VAL:HG11	1.97	0.46
2:P:26:ILE:O	2:P:30:ILE:HG13	2.14	0.46
2:B:145:TYR:CE1	2:D:150:PRO:HA	2.51	0.46
1:C:25:TRP:CE2	1:C:27:PRO:HD3	2.51	0.46
1:C:221:THR:O	1:C:225:VAL:HG23	2.15	0.46
1:E:90:VAL:HG13	1:E:91:PRO:HD2	1.98	0.46
1:G:17:VAL:HG22	1:G:67:THR:HB	1.97	0.46
1:O:228:ALA:O	1:O:232:THR:HG23	2.16	0.46
1:O:463:LYS:NZ	1:O:463:LYS:CB	2.77	0.46
1:K:7:ARG:HG3	1:K:7:ARG:HH11	1.80	0.46
1:K:24:TYR:CE2	1:K:64:ALA:HB2	2.50	0.46

*Continued on next page...*

*Continued from previous page...*

Atom-1	Atom-2	Interatomic distance (Å)	Clash overlap (Å)
1:K:188:VAL:HG13	1:K:413:ILE:HD13	1.97	0.46
1:M:430:ALA:CB	1:M:444:ILE:HD13	2.46	0.46
2:N:28:LYS:HD3	1:O:433:GLU:CG	2.46	0.46
2:P:102:VAL:HG13	2:P:111:THR:HG23	1.98	0.46
2:P:136:ARG:HD2	2:P:136:ARG:N	2.30	0.46
1:A:89:GLN:CD	1:A:94:PRO:HA	2.36	0.46
1:A:127:PHE:CE1	1:I:334:LYS:HD2	2.50	0.46
1:A:221:THR:HG21	1:A:238:HIS:CD2	2.51	0.46
1:C:7:ARG:CG	2:J:72:LEU:H	2.29	0.46
1:C:105:LEU:HD21	1:C:144:TYR:HB2	1.98	0.46
1:C:428:ILE:HD11	2:H:15:PHE:CZ	2.51	0.46
1:E:117:THR:OG1	1:M:271:VAL:HG21	2.15	0.46
1:G:138:MET:CE	1:G:317:TRP:CZ2	2.98	0.46
1:G:142:LEU:CD1	1:G:369:ALA:HB2	2.46	0.46
1:G:176:PRO:HB3	1:K:72:ASP:OD1	2.15	0.46
1:I:90:VAL:HG21	1:I:96:GLN:HB2	1.98	0.46
1:K:62:SER:HB3	1:K:82:ALA:HB2	1.98	0.46
2:L:74:LEU:CD1	2:L:74:LEU:N	2.79	0.46
4:C:4074:HOH:O	1:O:75:THR:HG22	2.14	0.46
1:E:208:SER:O	1:M:109:GLU:HB2	2.16	0.46
1:A:142:LEU:HD12	1:A:369:ALA:HB2	1.97	0.46
1:C:18:ILE:HD11	1:C:22(A):MET:HG2	1.98	0.46
2:H:149:LYS:HD2	4:H:234:HOH:O	2.16	0.46
1:I:209:GLN:HB3	1:I:210:PRO:CD	2.45	0.46
1:K:398:VAL:HG22	1:K:399:VAL:N	2.31	0.46
1:K:461:LEU:HD22	1:K:462:TRP:CD1	2.51	0.46
1:M:209:GLN:HB3	1:M:210:PRO:HD2	1.98	0.46
1:I:214:TRP:CZ3	1:I:253:ARG:HA	2.52	0.45
2:L:105:SER:HB3	2:L:108:ILE:HG21	1.97	0.45
1:A:7:ARG:N	1:A:7:ARG:HD2	2.31	0.45
1:C:461:LEU:HD22	1:C:462:TRP:CD1	2.52	0.45
1:E:187:ARG:HD2	2:H:69:ILE:CD1	2.45	0.45
1:G:201:LYS:CB	1:G:239:TYR:HB2	2.45	0.45
1:G:410:PRO:O	1:K:8:ILE:HG12	2.17	0.45
1:A:13:TYR:HE2	1:A:81:ARG:HH22	1.64	0.45
1:A:358:LEU:HB3	1:A:477:PHE:CG	2.52	0.45
1:C:13:TYR:HA	1:C:68:VAL:HG11	1.98	0.45
2:D:143:HIS:HD2	4:D:217:HOH:O	1.98	0.45
1:E:398:VAL:HG22	1:E:399:VAL:N	2.31	0.45
2:J:136:ARG:HD2	2:J:136:ARG:N	2.31	0.45
1:K:18:ILE:HB	1:K:19:PRO:HD2	1.98	0.45

*Continued on next page...*

*Continued from previous page...*

Atom-1	Atom-2	Interatomic distance (Å)	Clash overlap (Å)
1:O:387:MET:O	1:O:391:ILE:HG12	2.17	0.45
1:O:451:THR:HG22	1:O:451:THR:O	2.15	0.45
1:C:7:ARG:NH2	4:C:4281:HOH:O	2.49	0.45
2:D:28:LYS:HD3	1:E:433:GLU:HG2	1.99	0.45
1:E:292:HIS:HA	1:E:325:HIS:HB2	1.97	0.45
1:G:36:VAL:HA	1:G:141:PRO:HD3	1.98	0.45
1:G:201:LYS:HB2	1:G:239:TYR:HB2	1.98	0.45
1:G:388:HIS:HB3	1:G:427:MET:HE1	1.98	0.45
1:G:400:LEU:HB3	1:G:402:PHE:HE1	1.81	0.45
1:G:466:THR:HG22	4:G:4133:HOH:O	2.17	0.45
1:I:158:GLU:HG3	1:I:290:ILE:HD13	1.99	0.45
1:K:256:PHE:O	1:K:260:LEU:HG	2.16	0.45
2:L:74:LEU:HD23	2:L:83:VAL:HG22	1.97	0.45
1:A:214:TRP:CZ3	1:A:253:ARG:HA	2.51	0.45
1:E:209:GLN:HB3	1:E:210:PRO:HD2	1.99	0.45
1:G:297:GLY:HA2	1:K:121:ILE:O	2.16	0.45
1:G:410:PRO:HD3	1:G:461:LEU:HD12	1.97	0.45
4:K:4047:HOH:O	2:L:16:SER:HB2	2.17	0.45
1:M:386:GLN:O	1:M:389:GLN:HG3	2.17	0.45
1:O:60:GLU:HG3	1:O:127:PHE:CE1	2.52	0.45
2:P:28:LYS:O	2:P:31:ASP:HB2	2.15	0.45
1:A:141:PRO:HG2	1:A:144:TYR:CB	2.47	0.45
2:B:17:PHE:HB2	1:G:425:GLU:CD	2.37	0.45
1:C:79:LEU:CD1	1:C:104:GLU:HG2	2.46	0.45
1:C:428:ILE:HD12	1:C:428:ILE:O	2.16	0.45
4:N:1233:HOH:O	2:P:122:HIS:HE1	1.99	0.45
1:O:117:THR:O	1:O:121:ILE:HG12	2.17	0.45
1:O:209:GLN:HB3	1:O:210:PRO:HD2	1.99	0.45
1:A:8:ILE:CG2	1:A:9:LYS:N	2.78	0.45
1:A:343:ARG:CD	1:A:347:LYS:HE3	2.47	0.45
2:F:105:SER:O	2:F:109:GLU:HA	2.17	0.45
1:G:193:LEU:HD22	1:G:236:LYS:HD2	1.98	0.45
1:G:61:SER:HB3	1:G:124:VAL:CG1	2.47	0.45
1:I:331:VAL:HG13	1:I:337:GLY:O	2.16	0.45
1:K:227:LYS:HE3	4:P:179:HOH:O	2.16	0.45
1:M:443:GLU:HG2	1:M:446:ARG:HH21	1.82	0.45
1:E:116:LEU:O	1:E:120:ILE:HG12	2.17	0.45
1:E:461:LEU:HD13	1:E:462:TRP:CZ2	2.52	0.45
2:F:108:ILE:HD12	2:F:108:ILE:H	1.81	0.45
1:G:206:ILE:O	1:G:206:ILE:HG22	2.17	0.45
1:G:440:GLU:O	1:G:444:ILE:HG13	2.17	0.45

*Continued on next page...*

*Continued from previous page...*

Atom-1	Atom-2	Interatomic distance (Å)	Clash overlap (Å)
2:H:136:ARG:CD	4:I:4053:HOH:O	2.62	0.45
1:I:382:ILE:HG12	4:I:4014:HOH:O	2.17	0.45
4:J:560:HOH:O	1:O:227:LYS:HD2	2.17	0.45
1:M:36:VAL:HA	1:M:141:PRO:HD3	1.98	0.45
1:M:68:VAL:HG13	4:M:4055:HOH:O	2.16	0.45
1:A:264:ILE:HG12	1:A:265:ILE:N	2.32	0.45
2:J:45:THR:HG23	2:J:67:TRP:CB	2.47	0.45
1:K:212:MET:HE3	1:K:217:ARG:HH21	1.82	0.45
1:M:141:PRO:HG2	1:M:144:TYR:HB2	1.99	0.45
1:M:466:THR:HG23	4:M:4041:HOH:O	2.16	0.45
1:O:12:ARG:HD2	1:O:12:ARG:O	2.17	0.45
1:O:18:ILE:HB	1:O:19:PRO:HD2	1.98	0.45
1:A:273:GLY:O	1:A:277:ILE:HG13	2.17	0.44
2:B:108:ILE:HG22	2:B:110:SER:H	1.83	0.44
2:D:74:LEU:CD1	2:D:74:LEU:N	2.80	0.44
2:F:146:GLU:HG3	2:F:155:TYR:CE2	2.51	0.44
1:G:73:LEU:HD22	1:G:73:LEU:N	2.32	0.44
2:H:37:LYS:HD2	2:H:37:LYS:N	2.32	0.44
2:J:74:LEU:CD1	2:J:74:LEU:N	2.80	0.44
1:O:158:GLU:HG3	1:O:290:ILE:CD1	2.47	0.44
1:A:431:ARG:HG3	1:A:437:TYR:CE2	2.52	0.44
1:E:142:LEU:HD12	1:E:369:ALA:HB2	1.99	0.44
2:H:30:ILE:HD13	2:H:83:VAL:HB	1.99	0.44
2:H:46:ASN:ND2	2:H:97:PHE:CE2	2.86	0.44
1:I:25:TRP:CE2	1:I:27:PRO:HD3	2.53	0.44
1:I:185:TYR:O	1:I:189:VAL:HG23	2.18	0.44
1:I:295:ARG:HD2	4:I:4150:HOH:O	2.17	0.44
2:J:108:ILE:N	2:J:108:ILE:HD12	2.32	0.44
2:J:139:LYS:HE2	2:J:139:LYS:HA	1.98	0.44
1:K:39:LEU:HD13	1:K:363:PHE:CB	2.47	0.44
2:P:22:THR:O	2:P:26:ILE:HG13	2.18	0.44
1:A:293:LEU:HB3	1:A:323:VAL:HG11	1.98	0.44
1:A:466:THR:HG23	4:A:4181:HOH:O	2.18	0.44
2:H:28:LYS:O	2:H:31:ASP:HB2	2.18	0.44
1:I:242:VAL:HG11	1:I:254:ALA:HA	1.99	0.44
1:I:392:HIS:HD2	4:I:4238:HOH:O	1.99	0.44
1:K:157:LEU:O	1:K:161:ARG:HG3	2.17	0.44
1:K:453:GLY:O	1:K:456:ARG:HB3	2.17	0.44
1:O:335:LEU:CD2	1:O:380:GLY:HA3	2.48	0.44
2:H:30:ILE:HA	2:H:33:MET:HE3	2.00	0.44
1:M:255:ASN:HD22	1:M:258:LYS:HE3	1.82	0.44

*Continued on next page...*



*Continued from previous page...*

Atom-1	Atom-2	Interatomic distance (Å)	Clash overlap (Å)
2:N:99:ILE:HB	2:N:118:ASN:HB3	1.98	0.44
1:C:7:ARG:NH1	2:J:74:LEU:HD12	2.32	0.44
1:G:175:LYS:HA	1:G:176:PRO:C	2.38	0.44
1:M:359:GLN:HG2	1:M:477:PHE:O	2.17	0.44
1:G:334:LYS:HG2	1:G:335:LEU:HD22	2.00	0.44
1:K:206:ILE:O	1:K:206:ILE:HG22	2.17	0.44
1:K:255:ASN:HB3	4:K:4167:HOH:O	2.18	0.44
1:M:157:LEU:O	1:M:161:ARG:HG3	2.18	0.44
1:O:168:PRO:HD2	1:O:424:LEU:HD11	2.00	0.44
1:O:185:TYR:OH	1:O:202:ASP:HA	2.17	0.44
1:A:293:LEU:HD23	1:A:326:ILE:HD12	2.00	0.44
2:B:74:LEU:HB3	2:B:77:VAL:HG21	1.98	0.44
1:E:434:ASN:OD1	1:E:434:ASN:O	2.35	0.44
1:G:170:LEU:HG	1:G:424:LEU:HD22	1.98	0.44
1:M:241:ASN:HD22	1:M:242:VAL:N	2.15	0.44
2:N:11:THR:HG21	2:N:17:PHE:CE2	2.53	0.44
2:N:143:HIS:HD2	4:P:212:HOH:O	2.00	0.44
4:A:4046:HOH:O	2:L:136:ARG:HD3	2.17	0.44
1:C:387:MET:O	1:C:391:ILE:HG12	2.18	0.44
1:G:311:PHE:CE2	1:G:315:CYS:SG	3.11	0.44
1:O:221:THR:HG22	1:O:222:MET:CE	2.48	0.44
1:O:385:GLY:HA2	1:O:445:LEU:CD1	2.48	0.44
2:P:117:VAL:O	2:P:118:ASN:HB2	2.17	0.44
1:A:451:THR:O	1:A:451:THR:HG22	2.18	0.44
2:B:136:ARG:N	2:B:136:ARG:HD2	2.33	0.44
1:E:170:LEU:CD1	1:E:421:ARG:HA	2.48	0.44
1:I:26:ASN:OD1	1:I:29:TYR:N	2.51	0.44
2:J:9:ARG:HG3	2:J:9:ARG:HH11	1.83	0.44
2:L:11:THR:HG21	2:L:17:PHE:CE2	2.53	0.44
1:M:187:ARG:NH1	1:M:187:ARG:HG2	2.33	0.44
1:O:89:GLN:CD	1:O:94:PRO:HA	2.38	0.44
1:C:65:THR:HG23	1:C:67:THR:H	1.83	0.43
1:G:185:TYR:OH	1:G:202:ASP:HA	2.18	0.43
1:G:204:GLU:HB3	1:G:294:HIS:CD2	2.53	0.43
1:G:358:LEU:HD22	1:G:358:LEU:H	1.82	0.43
1:K:358:LEU:H	1:K:358:LEU:CD2	2.26	0.43
1:A:221:THR:HG22	1:A:222:MET:CE	2.48	0.43
1:A:221:THR:HG22	1:A:222:MET:HE2	1.99	0.43
2:B:105:SER:O	2:B:109:GLU:HA	2.18	0.43
1:C:293:LEU:HB2	1:C:323:VAL:CG2	2.49	0.43
2:D:44:TYR:HA	2:D:98:TYR:O	2.17	0.43

*Continued on next page...*

*Continued from previous page...*

Atom-1	Atom-2	Interatomic distance (Å)	Clash overlap (Å)
1:E:241:ASN:HD22	1:E:243:THR:H	1.66	0.43
2:F:30:ILE:HD13	2:F:83:VAL:HB	2.00	0.43
2:F:38:LEU:HD21	2:F:112:ILE:CD1	2.48	0.43
1:G:255:ASN:HD21	1:G:283:TRP:HE1	1.66	0.43
1:I:93:ASN:OD1	1:I:95:GLU:HB2	2.18	0.43
1:M:292:HIS:HA	1:M:325:HIS:HB2	1.99	0.43
1:M:358:LEU:HB3	1:M:477:PHE:CD1	2.53	0.43
2:N:86:GLU:OE2	2:N:86:GLU:HA	2.19	0.43
2:D:74:LEU:HB3	2:D:77:VAL:CG2	2.48	0.43
1:G:388:HIS:HB3	1:G:427:MET:CE	2.48	0.43
2:H:93:ALA:O	2:H:94:ARG:HD3	2.18	0.43
1:I:90:VAL:HG13	1:I:91:PRO:HD2	2.01	0.43
1:I:165:PHE:CD1	1:I:165:PHE:N	2.84	0.43
1:K:175:LYS:HB2	1:K:407:ILE:HD12	2.00	0.43
1:K:222:MET:HE1	1:K:225:VAL:HG21	2.01	0.43
1:A:157:LEU:CD2	1:K:216:GLU:HG2	2.48	0.43
1:A:169:LEU:HB2	1:A:399:VAL:HG22	2.01	0.43
2:B:108:ILE:N	2:B:108:ILE:CD1	2.81	0.43
1:C:142:LEU:CD1	1:C:367:GLU:HB2	2.49	0.43
2:D:123:GLU:OE1	2:D:124:PRO:HD2	2.18	0.43
1:E:356:ARG:HH12	1:E:358:LEU:HD21	1.82	0.43
1:G:153:THR:O	1:G:372:ARG:HD3	2.18	0.43
1:G:255:ASN:HD22	1:G:258:LYS:HE3	1.83	0.43
1:O:170:LEU:HD23	1:O:400:LEU:HB2	2.01	0.43
1:C:359:GLN:HE21	1:C:478:VAL:HG12	1.83	0.43
1:C:474:THR:HG22	1:C:475:SER:N	2.33	0.43
1:G:268:ASP:O	1:G:272:ILE:HG12	2.18	0.43
1:I:334:LYS:HG2	1:I:380:GLY:C	2.39	0.43
1:K:226:ASN:ND2	2:L:140:TYR:CD1	2.86	0.43
1:K:268:ASP:O	1:K:272:ILE:HG12	2.18	0.43
1:M:13:TYR:HA	1:M:68:VAL:HG11	2.01	0.43
1:A:157:LEU:CD1	1:K:216:GLU:HG2	2.49	0.43
2:B:26:ILE:O	2:B:30:ILE:HG13	2.18	0.43
1:E:7:ARG:HG2	4:M:4021:HOH:O	2.17	0.43
2:F:74:LEU:N	2:F:74:LEU:HD12	2.34	0.43
1:K:358:LEU:HB3	1:K:477:PHE:CG	2.53	0.43
1:A:36:VAL:HA	1:A:141:PRO:HD3	1.99	0.43
1:A:50:PRO:HG2	4:A:4061:HOH:O	2.18	0.43
1:A:187:ARG:HH11	1:A:187:ARG:CG	2.32	0.43
1:A:338:ASP:OD1	1:A:339:PRO:HD2	2.19	0.43
1:C:145:LEU:HD12	1:C:145:LEU:HA	1.86	0.43

*Continued on next page...*

*Continued from previous page...*

Atom-1	Atom-2	Interatomic distance (Å)	Clash overlap (Å)
2:F:44:TYR:HA	2:F:98:TYR:O	2.18	0.43
2:F:143:HIS:HD2	4:H:162:HOH:O	2.02	0.43
1:G:222:MET:HE1	4:G:4039:HOH:O	2.17	0.43
1:I:39:LEU:HD22	1:I:363:PHE:CD2	2.54	0.43
1:K:174:THR:O	1:K:175:LYS:HD3	2.18	0.43
1:K:421:ARG:HG2	2:L:17:PHE:CD2	2.53	0.43
1:M:428:ILE:O	1:M:428:ILE:HD12	2.19	0.43
2:B:102:VAL:HG13	2:B:111:THR:HG23	2.00	0.43
2:D:88:ASN:HA	2:D:91:ARG:HB2	2.01	0.43
2:D:104:PHE:CE1	2:D:110:SER:HA	2.53	0.43
2:D:134:LYS:HE3	2:D:134:LYS:HB2	1.84	0.43
1:E:37:LEU:HB2	1:E:139:ARG:CB	2.44	0.43
1:E:39:LEU:HD12	1:E:136:GLU:HB2	2.01	0.43
1:E:186:GLY:HA3	2:H:66:TYR:OH	2.19	0.43
1:E:319:ARG:NH2	1:E:351:LEU:O	2.52	0.43
2:J:105:SER:O	2:J:109:GLU:HA	2.18	0.43
2:L:74:LEU:HB3	2:L:77:VAL:HG23	2.00	0.43
2:N:74:LEU:HD12	2:N:74:LEU:H	1.83	0.43
2:N:107(A):ARG:HB3	4:N:232:HOH:O	2.18	0.43
2:B:69:ILE:HG12	4:I:4060:HOH:O	2.19	0.43
1:C:175:LYS:HA	1:C:176:PRO:C	2.39	0.43
4:C:4266:HOH:O	1:O:128:LYS:HG2	2.19	0.43
1:O:24:TYR:CE1	1:O:59:GLY:HA2	2.54	0.43
1:A:181:SER:O	1:A:185:TYR:HB2	2.18	0.43
1:A:214:TRP:CD2	1:A:253:ARG:HG2	2.54	0.43
1:A:268:ASP:O	1:A:272:ILE:HG12	2.18	0.43
1:A:388:HIS:H	1:A:388:HIS:CD2	2.36	0.43
4:D:180:HOH:O	2:H:143:HIS:HD2	2.00	0.43
1:E:348:THR:HA	1:E:354:LEU:HD11	2.01	0.43
1:G:37:LEU:HB2	1:G:139:ARG:HB3	2.01	0.43
1:G:242:VAL:HG11	1:G:254:ALA:HA	2.01	0.43
1:I:398:VAL:HG22	1:I:399:VAL:N	2.32	0.43
2:J:29:GLN:NE2	1:M:429:LEU:HD22	2.34	0.43
2:P:27:LYS:HD3	2:P:27:LYS:C	2.39	0.43
2:P:44:TYR:HA	2:P:98:TYR:O	2.19	0.43
2:D:30:ILE:HA	2:D:33:MET:CE	2.49	0.42
2:D:74:LEU:N	2:D:74:LEU:HD12	2.34	0.42
1:E:178:LEU:HD12	1:M:107:LEU:HD22	2.00	0.42
2:H:88:ASN:HD22	2:H:88:ASN:HA	1.70	0.42
1:I:214:TRP:CE3	1:I:253:ARG:HG2	2.54	0.42
1:K:65:THR:HG23	1:K:67:THR:O	2.19	0.42

*Continued on next page...*

*Continued from previous page...*

Atom-1	Atom-2	Interatomic distance (Å)	Clash overlap (Å)
1:K:134:ARG:HD3	1:K:136:GLU:OE2	2.19	0.42
1:K:139:ARG:C	1:K:139:ARG:HD2	2.39	0.42
1:M:206:ILE:C	1:M:207:ASN:HD22	2.22	0.42
1:M:312:ARG:NH2	1:M:361:GLY:HA3	2.34	0.42
1:O:340:ILE:H	1:O:340:ILE:CD1	2.14	0.42
1:C:78:ASP:O	1:C:83:LYS:NZ	2.52	0.42
1:C:398:VAL:HG22	1:C:399:VAL:N	2.34	0.42
1:E:297:GLY:HA2	1:M:121:ILE:O	2.19	0.42
1:I:159:ARG:NH2	1:I:167:ARG:O	2.52	0.42
1:I:191:GLU:OE1	1:I:414:GLN:HG3	2.19	0.42
1:I:453:GLY:HA2	1:I:456:ARG:NH1	2.33	0.42
1:K:359:GLN:HG2	4:K:4177:HOH:O	2.18	0.42
1:M:293:LEU:CB	1:M:323:VAL:HG11	2.49	0.42
1:O:201:LYS:HD2	1:O:239:TYR:CE2	2.54	0.42
1:E:134:ARG:HA	1:E:308:GLY:O	2.19	0.42
1:E:475:SER:HB3	1:E:478:VAL:CG1	2.48	0.42
1:G:90:VAL:HG21	1:G:96:GLN:HB2	2.01	0.42
1:G:300:THR:HG21	1:K:309:MET:HE2	2.01	0.42
1:I:463:LYS:NZ	1:I:463:LYS:HB3	2.33	0.42
1:K:60:GLU:HG3	1:K:127:PHE:CZ	2.54	0.42
1:K:157:LEU:HD22	1:M:216:GLU:HG2	2.00	0.42
1:K:206:ILE:HD12	1:K:212:MET:CE	2.50	0.42
1:M:61:SER:HB3	1:M:124:VAL:CG1	2.50	0.42
1:O:362:LEU:HD12	1:O:362:LEU:N	2.34	0.42
2:P:99:ILE:HB	2:P:118:ASN:HB3	2.01	0.42
1:E:9:LYS:HZ1	1:E:70:TRP:HB3	1.83	0.42
1:E:10:ASN:OD1	1:E:10:ASN:O	2.38	0.42
1:G:293:LEU:HD22	1:G:323:VAL:HG21	2.02	0.42
1:I:8:ILE:HG23	4:I:4064:HOH:O	2.19	0.42
1:I:187:ARG:CG	1:I:187:ARG:NH1	2.81	0.42
1:M:93:ASN:C	1:M:95:GLU:H	2.22	0.42
1:O:9:LYS:HB3	1:O:14:GLU:HA	2.00	0.42
1:O:68:VAL:HG13	4:O:4188:HOH:O	2.18	0.42
1:O:221:THR:HG21	1:O:240:LEU:HD21	2.01	0.42
1:A:79:LEU:HD13	1:A:104:GLU:HG2	1.99	0.42
1:A:134:ARG:NH1	1:A:136:GLU:OE2	2.51	0.42
2:B:86:GLU:OE2	2:B:86:GLU:HA	2.19	0.42
2:D:8:MET:O	2:D:8:MET:HG3	2.12	0.42
1:E:201:LYS:HB3	1:E:239:TYR:CD2	2.55	0.42
1:E:463:LYS:HB3	1:E:463:LYS:HZ3	1.84	0.42
1:G:80:TYR:CZ	1:K:179:GLY:HA2	2.54	0.42

*Continued on next page...*

*Continued from previous page...*

Atom-1	Atom-2	Interatomic distance (Å)	Clash overlap (Å)
1:G:222:MET:HE2	1:G:222:MET:HA	2.01	0.42
1:I:157:LEU:O	1:I:161:ARG:HG3	2.19	0.42
1:I:209:GLN:HB3	1:I:210:PRO:HD2	2.01	0.42
1:I:474:THR:CG2	1:I:475:SER:N	2.83	0.42
1:O:59:GLY:C	1:O:64:ALA:HB3	2.39	0.42
1:O:234:GLU:HB2	1:O:236:LYS:HE2	2.00	0.42
1:O:358:LEU:H	1:O:358:LEU:CD2	2.33	0.42
1:O:432:ASN:C	1:O:434:ASN:H	2.21	0.42
1:O:446:ARG:NH1	4:O:4177:HOH:O	2.48	0.42
2:D:38:LEU:HD21	2:D:112:ILE:CD1	2.49	0.42
2:D:72:LEU:O	1:K:7:ARG:HD3	2.19	0.42
1:K:141:PRO:HG2	1:K:144:TYR:HB2	2.02	0.42
1:K:430:ALA:CB	1:K:444:ILE:HD13	2.50	0.42
1:O:263:VAL:HG12	4:O:4132:HOH:O	2.19	0.42
1:A:116:LEU:O	1:A:120:ILE:HG12	2.19	0.42
1:A:117:THR:HG22	1:A:317:TRP:CH2	2.55	0.42
1:A:335:LEU:O	1:I:128:LYS:HE3	2.19	0.42
2:B:30:ILE:O	2:B:34:ILE:HG13	2.20	0.42
2:D:79:ASP:HA	2:D:80:PRO:HD2	1.91	0.42
1:E:474:THR:CG2	1:E:475:SER:H	2.33	0.42
1:G:241:ASN:ND2	1:G:243:THR:H	2.17	0.42
1:G:385:GLY:HA2	1:G:445:LEU:CD1	2.49	0.42
1:G:386:GLN:O	1:G:389:GLN:HG2	2.20	0.42
1:I:170:LEU:HD23	1:I:400:LEU:HB2	2.02	0.42
1:I:178:LEU:HD23	1:I:206:ILE:CD1	2.50	0.42
1:K:300:THR:HG22	1:K:301:TYR:CD2	2.55	0.42
1:A:42:VAL:O	1:A:96:GLN:HA	2.19	0.42
1:C:170:LEU:HD21	1:C:424:LEU:HD22	2.02	0.42
1:C:388:HIS:CD2	1:C:388:HIS:H	2.36	0.42
2:D:15:PHE:HE1	1:E:428:ILE:HG13	1.84	0.42
2:D:108:ILE:N	2:D:108:ILE:CD1	2.83	0.42
1:G:49:ASP:OD2	1:G:50:PRO:HD2	2.19	0.42
1:G:74:LEU:CA	2:P:104:PHE:CE2	3.01	0.42
2:H:47:ASP:HA	4:H:207:HOH:O	2.19	0.42
1:I:153:THR:O	1:I:372:ARG:HD3	2.20	0.42
1:I:418:THR:O	1:I:422:VAL:HG23	2.18	0.42
2:J:11:THR:HG21	2:J:17:PHE:CE2	2.54	0.42
1:M:474:THR:HG22	1:M:475:SER:N	2.34	0.42
2:B:91:ARG:HG2	2:B:118:ASN:ND2	2.34	0.42
1:E:139:ARG:HD2	1:E:139:ARG:C	2.40	0.42
1:G:12:ARG:NE	1:G:18:ILE:HD11	2.35	0.42

*Continued on next page...*

*Continued from previous page...*

Atom-1	Atom-2	Interatomic distance (Å)	Clash overlap (Å)
1:K:195:GLY:HA3	1:K:417:ALA:HB3	2.02	0.42
1:A:312:ARG:O	1:A:316:LYS:HG3	2.20	0.42
2:B:124:PRO:HB3	2:D:150:PRO:HB3	2.02	0.42
1:C:9:LYS:HB3	1:C:14:GLU:HA	2.00	0.42
1:C:369:ALA:O	1:C:370:SER:HB2	2.20	0.42
2:F:99:ILE:HB	2:F:118:ASN:HB3	2.02	0.42
1:G:388:HIS:CD2	1:G:388:HIS:N	2.88	0.42
2:L:37:LYS:HD2	2:L:37:LYS:N	2.34	0.42
1:M:150:GLY:O	1:M:322:GLY:HA2	2.19	0.42
2:N:15:PHE:HA	1:O:425:GLU:OE1	2.20	0.42
1:O:335:LEU:HD21	1:O:380:GLY:HA3	2.02	0.42
1:E:6:THR:C	1:E:7:ARG:HD3	2.40	0.41
1:E:271:VAL:HG11	1:M:114:ALA:O	2.20	0.41
1:I:90:VAL:CG2	1:I:96:GLN:HB2	2.50	0.41
1:I:223:GLU:O	1:I:227:LYS:HG3	2.20	0.41
1:M:157:LEU:CD1	1:O:216:GLU:HG2	2.50	0.41
1:A:216:GLU:HG2	1:O:157:LEU:HD13	2.02	0.41
4:A:4002:HOH:O	2:N:69:ILE:HG12	2.19	0.41
2:B:108:ILE:O	2:B:109:GLU:C	2.58	0.41
1:C:217:ARG:O	1:C:221:THR:HB	2.20	0.41
1:E:65:THR:HG23	1:E:67:THR:O	2.19	0.41
1:G:79:LEU:HD21	1:G:104:GLU:HG2	2.01	0.41
1:G:381:GLY:HA2	1:K:66:TRP:CD1	2.55	0.41
1:I:140:LEU:HA	1:I:141:PRO:HD2	1.94	0.41
1:I:217:ARG:O	1:I:221:THR:HB	2.20	0.41
2:J:79:ASP:HA	2:J:80:PRO:HD2	1.95	0.41
1:K:440:GLU:O	1:K:444:ILE:HG13	2.20	0.41
2:L:24:GLU:O	2:L:27:LYS:HB3	2.20	0.41
1:M:447:GLU:O	1:M:450:LYS:HB2	2.20	0.41
2:N:136:ARG:N	2:N:136:ARG:HD2	2.35	0.41
1:O:382:ILE:HG13	1:O:402:PHE:CD2	2.55	0.41
1:A:45:GLN:HG3	1:A:128:LYS:O	2.19	0.41
1:A:429:LEU:HD22	2:P:29:GLN:NE2	2.35	0.41
2:D:27:LYS:HD3	2:D:27:LYS:C	2.41	0.41
1:E:157:LEU:HD13	1:G:216:GLU:HG2	2.00	0.41
1:E:316:LYS:O	1:E:320:MET:HG3	2.20	0.41
1:I:178:LEU:HG	1:I:205:ASN:HD21	1.84	0.41
1:O:446:ARG:HB2	1:O:446:ARG:HH11	1.84	0.41
1:A:330:THR:OG1	1:A:333:GLY:HA3	2.20	0.41
2:B:45:THR:HG21	2:B:67:TRP:HA	2.01	0.41
1:C:181:SER:O	1:C:185:TYR:HB2	2.20	0.41

*Continued on next page...*

*Continued from previous page...*

Atom-1	Atom-2	Interatomic distance (Å)	Clash overlap (Å)
1:C:463:LYS:NZ	1:C:463:LYS:CB	2.84	0.41
1:E:77:ALA:O	1:E:81:ARG:HG3	2.20	0.41
1:G:387:MET:O	1:G:391:ILE:HG12	2.20	0.41
2:H:101:VAL:HG23	2:H:117:VAL:HG11	2.03	0.41
1:I:13:TYR:CD1	1:I:73:LEU:HD21	2.56	0.41
1:O:239:TYR:CE1	1:O:264:ILE:HD13	2.56	0.41
1:A:474:THR:HG22	1:A:475:SER:N	2.33	0.41
4:A:4046:HOH:O	2:L:136:ARG:CD	2.68	0.41
1:C:212:MET:SD	1:C:217:ARG:HD3	2.61	0.41
1:C:241:ASN:HD22	1:C:242:VAL:N	2.17	0.41
1:C:275:THR:HG23	1:O:245:ALA:O	2.21	0.41
1:C:466:THR:CG2	1:C:468:ASN:ND2	2.81	0.41
2:F:28:LYS:HD3	1:I:433:GLU:CG	2.43	0.41
2:F:104:PHE:CE2	1:O:74:LEU:HA	2.55	0.41
2:F:117:VAL:O	2:F:118:ASN:HB2	2.21	0.41
2:N:14:THR:O	1:O:425:GLU:HG2	2.20	0.41
1:O:221:THR:HG22	1:O:222:MET:HE3	2.01	0.41
1:C:177:LYS:HE3	1:C:205:ASN:HD21	1.85	0.41
1:C:466:THR:CG2	1:C:467:PHE:N	2.82	0.41
1:E:138:MET:CE	1:E:317:TRP:CZ2	3.03	0.41
1:E:214:TRP:CZ3	1:E:253:ARG:HA	2.56	0.41
1:G:63:THR:HG23	1:G:80:TYR:O	2.21	0.41
1:K:170:LEU:HD22	1:K:402:PHE:HE1	1.84	0.41
1:K:369:ALA:O	1:K:370:SER:HB2	2.21	0.41
1:M:117:THR:HG22	1:M:317:TRP:CH2	2.56	0.41
1:M:474:THR:HG22	1:M:475:SER:H	1.86	0.41
1:O:201:LYS:CB	1:O:239:TYR:HB2	2.51	0.41
1:C:429:LEU:HD22	2:H:29:GLN:NE2	2.36	0.41
1:E:191:GLU:OE1	1:E:414:GLN:HG3	2.20	0.41
2:F:29:GLN:NE2	1:I:429:LEU:HD22	2.35	0.41
2:F:136:ARG:HD2	4:G:4011:HOH:O	2.20	0.41
1:G:206:ILE:HD12	1:G:212:MET:CE	2.51	0.41
1:G:319:ARG:HD3	1:G:372:ARG:O	2.21	0.41
1:I:188:VAL:HG13	1:I:413:ILE:HD13	2.02	0.41
1:K:421:ARG:O	1:K:425:GLU:HG3	2.21	0.41
1:M:362:LEU:HD12	1:M:362:LEU:N	2.36	0.41
1:O:201:LYS:HB2	1:O:239:TYR:HB2	2.02	0.41
4:O:4014:HOH:O	2:P:136:ARG:HD3	2.20	0.41
1:A:85:TYR:CZ	1:A:100:TYR:HB3	2.55	0.41
1:A:330:THR:O	1:A:331:VAL:C	2.59	0.41
1:C:86:LYS:HE2	1:C:88:ASP:OD1	2.20	0.41

*Continued on next page...*

*Continued from previous page...*

Atom-1	Atom-2	Interatomic distance (Å)	Clash overlap (Å)
1:G:187:ARG:O	1:G:191:GLU:HG2	2.21	0.41
1:I:193:LEU:CD2	1:I:200:VAL:HG23	2.51	0.41
1:I:378:ALA:HB2	1:I:394:LEU:HD13	2.03	0.41
1:K:396:GLU:HB2	1:K:431:ARG:HH12	1.85	0.41
1:O:474:THR:CG2	1:O:475:SER:N	2.84	0.41
1:A:17:VAL:HG11	4:A:4165:HOH:O	2.20	0.41
1:A:133:LEU:O	1:A:307:HIS:HA	2.21	0.41
1:A:138:MET:CE	1:A:317:TRP:NE1	2.84	0.41
1:A:216:GLU:HG2	1:O:157:LEU:CD1	2.51	0.41
2:D:45:THR:HG21	2:D:67:TRP:HA	2.03	0.41
1:E:157:LEU:CD1	1:G:216:GLU:HG2	2.51	0.41
1:G:69:VAL:HG12	1:K:408:GLY:CA	2.50	0.41
1:G:81:ARG:O	1:G:83:LYS:HD3	2.21	0.41
1:G:223:GLU:O	1:G:227:LYS:HG3	2.20	0.41
1:G:469:TYR:HB3	1:K:45:GLN:HE21	1.85	0.41
1:I:281:ALA:HB1	1:I:322:GLY:HA3	2.02	0.41
1:I:475:SER:HB3	1:I:478:VAL:HG13	2.02	0.41
2:J:99:ILE:HB	2:J:118:ASN:HB3	2.03	0.41
1:K:24:TYR:CD1	1:K:59:GLY:HA2	2.56	0.41
1:K:335:LEU:CD2	1:K:380:GLY:HA3	2.49	0.41
1:K:428:ILE:HG13	1:K:429:LEU:N	2.36	0.41
1:M:208:SER:O	1:M:209:GLN:HG3	2.21	0.41
2:P:135:SER:C	2:P:136:ARG:HD2	2.41	0.41
2:P:147:SER:HA	2:P:154:ARG:CZ	2.51	0.41
1:A:34:THR:HG21	1:G:142:LEU:HD21	2.03	0.41
2:D:30:ILE:HA	2:D:33:MET:HE3	2.02	0.41
1:E:181:SER:O	1:E:185:TYR:HB2	2.21	0.41
1:E:334:LYS:HG2	1:E:380:GLY:C	2.41	0.41
2:F:17:PHE:HB2	1:I:425:GLU:OE1	2.21	0.41
1:I:319:ARG:HD2	1:I:368:TRP:CZ3	2.56	0.41
1:K:297:GLY:O	1:K:300:THR:HB	2.21	0.41
1:K:461:LEU:C	1:K:461:LEU:HD23	2.41	0.41
1:O:61:SER:HB3	1:O:124:VAL:CG1	2.51	0.41
1:O:175:LYS:HA	1:O:176:PRO:C	2.42	0.41
1:A:264:ILE:HG13	1:A:290:ILE:HB	2.03	0.40
2:B:10:ILE:HG13	2:B:98:TYR:CZ	2.57	0.40
1:C:204:GLU:OE1	1:C:294:HIS:NE2	2.54	0.40
1:C:222:MET:O	1:C:226:ASN:ND2	2.54	0.40
1:E:9:LYS:HE2	2:L:72:LEU:CD2	2.51	0.40
1:G:74:LEU:O	2:P:104:PHE:HZ	2.04	0.40
1:G:264:ILE:HG13	1:G:290:ILE:HB	2.02	0.40

*Continued on next page...*



*Continued from previous page...*

Atom-1	Atom-2	Interatomic distance (Å)	Clash overlap (Å)
1:G:348:THR:HA	1:G:354:LEU:HD21	2.03	0.40
2:H:72:LEU:H	1:M:7:ARG:CG	2.09	0.40
2:J:74:LEU:HD12	2:J:74:LEU:N	2.36	0.40
1:K:149:GLN:HG2	1:K:150:GLY:O	2.21	0.40
1:K:293:LEU:HB2	1:K:323:VAL:CG2	2.45	0.40
1:M:39:LEU:HD22	1:M:363:PHE:CD2	2.55	0.40
1:M:79:LEU:C	1:M:79:LEU:HD13	2.41	0.40
1:O:255:ASN:O	1:O:259:GLU:HG3	2.20	0.40
1:O:398:VAL:HG13	1:O:400:LEU:CD1	2.51	0.40
2:P:30:ILE:O	2:P:34:ILE:HG13	2.21	0.40
1:A:37:LEU:HB2	1:A:139:ARG:CB	2.51	0.40
1:A:90:VAL:HG13	1:A:91:PRO:HD2	2.02	0.40
1:C:428:ILE:HG13	2:H:15:PHE:HE1	1.85	0.40
1:E:36:VAL:HA	1:E:141:PRO:HD3	2.03	0.40
1:G:140:LEU:HB2	1:G:145:LEU:HD21	2.02	0.40
1:I:175:LYS:HE3	3:I:4005:SO4:O3	2.21	0.40
1:K:223:GLU:O	1:K:227:LYS:HG3	2.22	0.40
1:K:291:LEU:O	1:K:324:ASP:HB2	2.20	0.40
1:K:306:ASN:HB3	4:K:4086:HOH:O	2.21	0.40
1:K:388:HIS:ND1	1:K:441:GLY:HA3	2.36	0.40
2:L:108:ILE:HG22	2:L:110:SER:H	1.86	0.40
1:M:81:ARG:O	1:M:83:LYS:HD3	2.20	0.40
2:D:29:GLN:O	2:D:33:MET:HG3	2.20	0.40
1:K:178:LEU:CD2	1:K:206:ILE:HG12	2.52	0.40
1:K:388:HIS:H	1:K:388:HIS:CD2	2.39	0.40
1:M:344:GLY:HA3	4:M:4090:HOH:O	2.20	0.40
1:O:214:TRP:CZ3	1:O:253:ARG:HA	2.55	0.40
1:O:437:TYR:O	1:O:441:GLY:N	2.54	0.40
4:O:4014:HOH:O	2:P:136:ARG:CD	2.69	0.40
1:A:209:GLN:HB3	1:A:210:PRO:CD	2.50	0.40
1:A:209:GLN:HB3	1:A:210:PRO:HD2	2.02	0.40
1:A:356:ARG:NH1	1:A:358:LEU:HD21	2.36	0.40
1:C:206:ILE:O	1:C:206:ILE:HG22	2.20	0.40
1:E:187:ARG:HD2	2:H:69:ILE:HD11	2.03	0.40
1:E:187:ARG:CG	1:E:187:ARG:HH11	2.34	0.40
1:G:63:THR:O	1:G:64:ALA:C	2.60	0.40
1:I:187:ARG:HH11	1:I:187:ARG:HG2	1.85	0.40
1:K:24:TYR:CE1	1:K:59:GLY:HA2	2.57	0.40
1:K:174:THR:HG21	1:K:185:TYR:CE1	2.57	0.40
1:K:185:TYR:OH	1:K:202:ASP:HA	2.21	0.40
1:K:358:LEU:HD23	4:K:4176:HOH:O	2.22	0.40

*Continued on next page...*

Continued from previous page...

Atom-1	Atom-2	Interatomic distance (Å)	Clash overlap (Å)
1:K:388:HIS:CD2	1:K:388:HIS:N	2.90	0.40
1:O:85:TYR:CZ	1:O:100:TYR:HB3	2.57	0.40
1:A:410:PRO:HD3	1:A:461:LEU:CD1	2.52	0.40
2:D:29:GLN:NE2	1:E:429:LEU:HD22	2.37	0.40
2:D:72:LEU:N	1:K:7:ARG:CG	2.81	0.40
2:D:127:ASN:HB2	2:D:145:TYR:CZ	2.57	0.40
2:F:136:ARG:NH2	4:F:160:HOH:O	2.54	0.40
1:G:187:ARG:NH1	1:G:187:ARG:CG	2.84	0.40
2:H:44:TYR:O	2:H:45:THR:CG2	2.69	0.40
1:I:241:ASN:HD22	1:I:242:VAL:N	2.19	0.40
1:K:138:MET:CE	1:K:317:TRP:CZ2	3.04	0.40
1:K:151:PRO:HA	1:K:322:GLY:O	2.22	0.40
1:K:204:GLU:H	1:K:204:GLU:CD	2.25	0.40
2:L:136:ARG:HD2	2:L:136:ARG:N	2.36	0.40
2:N:134:LYS:HE3	2:N:134:LYS:HB2	1.89	0.40
1:O:227:LYS:HE2	1:O:227:LYS:HB3	1.79	0.40

There are no symmetry-related clashes.

## 5.3 Torsion angles [i](#)

### 5.3.1 Protein backbone [i](#)

In the following table, the Percentiles column shows the percent Ramachandran outliers of the chain as a percentile score with respect to all X-ray entries followed by that with respect to entries of similar resolution.

The Analysed column shows the number of residues for which the backbone conformation was analysed, and the total number of residues.

Mol	Chain	Analysed	Favoured	Allowed	Outliers	Percentiles	
1	A	471/493 (96%)	436 (93%)	26 (6%)	9 (2%)	8	15
1	C	471/493 (96%)	440 (93%)	27 (6%)	4 (1%)	19	39
1	E	471/493 (96%)	441 (94%)	27 (6%)	3 (1%)	25	47
1	G	471/493 (96%)	425 (90%)	39 (8%)	7 (2%)	10	21
1	I	471/493 (96%)	443 (94%)	24 (5%)	4 (1%)	19	39
1	K	471/493 (96%)	423 (90%)	45 (10%)	3 (1%)	25	47
1	M	471/493 (96%)	438 (93%)	27 (6%)	6 (1%)	12	24

Continued on next page...

Continued from previous page...

Mol	Chain	Analysed	Favoured	Allowed	Outliers	Percentiles	
1	O	471/493 (96%)	438 (93%)	27 (6%)	6 (1%)	12	24
2	B	136/138 (99%)	123 (90%)	11 (8%)	2 (2%)	10	21
2	D	136/138 (99%)	124 (91%)	11 (8%)	1 (1%)	22	43
2	F	136/138 (99%)	125 (92%)	10 (7%)	1 (1%)	22	43
2	H	136/138 (99%)	124 (91%)	11 (8%)	1 (1%)	22	43
2	J	136/138 (99%)	122 (90%)	12 (9%)	2 (2%)	10	21
2	L	136/138 (99%)	125 (92%)	10 (7%)	1 (1%)	22	43
2	N	136/138 (99%)	125 (92%)	9 (7%)	2 (2%)	10	21
2	P	136/138 (99%)	122 (90%)	12 (9%)	2 (2%)	10	21
All	All	4856/5048 (96%)	4474 (92%)	328 (7%)	54 (1%)	14	30

All (54) Ramachandran outliers are listed below:

Mol	Chain	Res	Type
1	A	331	VAL
1	C	91	PRO
1	K	465	ILE
1	O	11	SER
1	A	295	ARG
1	E	11	SER
1	E	91	PRO
1	G	64	ALA
1	G	124	VAL
2	H	48	ILE
1	M	463	LYS
1	O	295	ARG
1	A	11	SER
1	A	15	SER
1	A	91	PRO
1	A	296	ALA
2	B	75	PHE
1	C	11	SER
2	J	75	PHE
1	M	295	ARG
1	O	91	PRO
1	G	11	SER
1	G	91	PRO
1	G	461	LEU
1	I	91	PRO

Continued on next page...

*Continued from previous page...*

Mol	Chain	Res	Type
1	K	91	PRO
1	K	295	ARG
2	N	107(A)	ARG
1	O	15	SER
1	A	8	ILE
2	B	48	ILE
1	I	11	SER
2	J	48	ILE
1	M	11	SER
2	P	48	ILE
2	P	118	ASN
1	C	177	LYS
2	D	48	ILE
1	G	15	SER
1	G	337	GLY
1	I	10	ASN
2	L	48	ILE
1	M	91	PRO
1	O	8	ILE
1	A	124	VAL
1	C	337	GLY
1	E	337	GLY
2	F	48	ILE
1	I	337	GLY
1	M	337	GLY
2	N	48	ILE
1	O	337	GLY
1	A	337	GLY
1	M	94	PRO

### 5.3.2 Protein sidechains [i](#)

In the following table, the Percentiles column shows the percent sidechain outliers of the chain as a percentile score with respect to all X-ray entries followed by that with respect to entries of similar resolution.

The Analysed column shows the number of residues for which the sidechain conformation was analysed, and the total number of residues.

Mol	Chain	Analysed	Rotameric	Outliers	Percentiles	
1	A	384/403 (95%)	366 (95%)	18 (5%)	26	50
1	C	384/403 (95%)	360 (94%)	24 (6%)	18	36

*Continued on next page...*

*Continued from previous page...*

Mol	Chain	Analysed	Rotameric	Outliers	Percentiles	
1	E	384/403 (95%)	356 (93%)	28 (7%)	14	28
1	G	384/403 (95%)	364 (95%)	20 (5%)	23	46
1	I	384/403 (95%)	361 (94%)	23 (6%)	19	39
1	K	384/403 (95%)	361 (94%)	23 (6%)	19	39
1	M	384/403 (95%)	361 (94%)	23 (6%)	19	39
1	O	384/403 (95%)	357 (93%)	27 (7%)	15	30
2	B	126/126 (100%)	121 (96%)	5 (4%)	31	57
2	D	126/126 (100%)	121 (96%)	5 (4%)	31	57
2	F	126/126 (100%)	122 (97%)	4 (3%)	39	65
2	H	126/126 (100%)	122 (97%)	4 (3%)	39	65
2	J	126/126 (100%)	123 (98%)	3 (2%)	49	74
2	L	126/126 (100%)	121 (96%)	5 (4%)	31	57
2	N	126/126 (100%)	123 (98%)	3 (2%)	49	74
2	P	126/126 (100%)	122 (97%)	4 (3%)	39	65
All	All	4080/4232 (96%)	3861 (95%)	219 (5%)	22	44

All (219) residues with a non-rotameric sidechain are listed below:

Mol	Chain	Res	Type
1	A	7	ARG
1	A	9	LYS
1	A	12	ARG
1	A	83	LYS
1	A	91	PRO
1	A	105	LEU
1	A	127	PHE
1	A	145	LEU
1	A	187	ARG
1	A	204	GLU
1	A	219	LEU
1	A	241	ASN
1	A	271	VAL
1	A	300	THR
1	A	354	LEU
1	A	389	GLN
1	A	400	LEU
1	A	438	LEU

*Continued on next page...*

*Continued from previous page...*

<b>Mol</b>	<b>Chain</b>	<b>Res</b>	<b>Type</b>
2	B	17	PHE
2	B	24	GLU
2	B	48	ILE
2	B	84	LEU
2	B	136	ARG
1	C	7	ARG
1	C	9	LYS
1	C	12	ARG
1	C	73	LEU
1	C	83	LYS
1	C	89	GLN
1	C	91	PRO
1	C	105	LEU
1	C	127	PHE
1	C	145	LEU
1	C	187	ARG
1	C	216	GLU
1	C	219	LEU
1	C	241	ASN
1	C	271	VAL
1	C	295	ARG
1	C	300	THR
1	C	319	ARG
1	C	323	VAL
1	C	350	LEU
1	C	351	LEU
1	C	358	LEU
1	C	428	ILE
1	C	466	THR
2	D	8	MET
2	D	20	ASP
2	D	24	GLU
2	D	48	ILE
2	D	84	LEU
1	E	7	ARG
1	E	9	LYS
1	E	12	ARG
1	E	73	LEU
1	E	78	ASP
1	E	79	LEU
1	E	83	LYS
1	E	91	PRO

*Continued on next page...*

*Continued from previous page...*

<b>Mol</b>	<b>Chain</b>	<b>Res</b>	<b>Type</b>
1	E	105	LEU
1	E	145	LEU
1	E	172	CYS
1	E	187	ARG
1	E	219	LEU
1	E	241	ASN
1	E	271	VAL
1	E	295	ARG
1	E	300	THR
1	E	312	ARG
1	E	319	ARG
1	E	335	LEU
1	E	350	LEU
1	E	354	LEU
1	E	388	HIS
1	E	428	ILE
1	E	438	LEU
1	E	446	ARG
1	E	461	LEU
1	E	478	VAL
2	F	24	GLU
2	F	48	ILE
2	F	84	LEU
2	F	92	LYS
1	G	7	ARG
1	G	9	LYS
1	G	12	ARG
1	G	18	ILE
1	G	78	ASP
1	G	83	LYS
1	G	91	PRO
1	G	105	LEU
1	G	172	CYS
1	G	187	ARG
1	G	219	LEU
1	G	241	ASN
1	G	271	VAL
1	G	288	ASP
1	G	295	ARG
1	G	319	ARG
1	G	350	LEU
1	G	388	HIS

*Continued on next page...*

*Continued from previous page...*

<b>Mol</b>	<b>Chain</b>	<b>Res</b>	<b>Type</b>
1	G	428	ILE
1	G	438	LEU
2	H	11	THR
2	H	48	ILE
2	H	69	ILE
2	H	131	GLN
1	I	7	ARG
1	I	9	LYS
1	I	83	LYS
1	I	91	PRO
1	I	105	LEU
1	I	127	PHE
1	I	142	LEU
1	I	145	LEU
1	I	165	PHE
1	I	172	CYS
1	I	185	TYR
1	I	187	ARG
1	I	204	GLU
1	I	219	LEU
1	I	239	TYR
1	I	241	ASN
1	I	271	VAL
1	I	295	ARG
1	I	350	LEU
1	I	351	LEU
1	I	400	LEU
1	I	438	LEU
1	I	461	LEU
2	J	17	PHE
2	J	24	GLU
2	J	48	ILE
1	K	7	ARG
1	K	9	LYS
1	K	12	ARG
1	K	83	LYS
1	K	105	LEU
1	K	127	PHE
1	K	145	LEU
1	K	172	CYS
1	K	187	ARG
1	K	205	ASN

*Continued on next page...*



*Continued from previous page...*

<b>Mol</b>	<b>Chain</b>	<b>Res</b>	<b>Type</b>
1	K	216	GLU
1	K	219	LEU
1	K	241	ASN
1	K	271	VAL
1	K	295	ARG
1	K	300	THR
1	K	319	ARG
1	K	323	VAL
1	K	351	LEU
1	K	388	HIS
1	K	400	LEU
1	K	428	ILE
1	K	438	LEU
2	L	17	PHE
2	L	24	GLU
2	L	48	ILE
2	L	74	LEU
2	L	84	LEU
1	M	7	ARG
1	M	9	LYS
1	M	12	ARG
1	M	73	LEU
1	M	83	LYS
1	M	91	PRO
1	M	105	LEU
1	M	145	LEU
1	M	165	PHE
1	M	185	TYR
1	M	187	ARG
1	M	216	GLU
1	M	219	LEU
1	M	241	ASN
1	M	271	VAL
1	M	295	ARG
1	M	300	THR
1	M	319	ARG
1	M	335	LEU
1	M	354	LEU
1	M	400	LEU
1	M	428	ILE
1	M	461	LEU
2	N	24	GLU

*Continued on next page...*

*Continued from previous page...*

Mol	Chain	Res	Type
2	N	84	LEU
2	N	131	GLN
1	O	7	ARG
1	O	9	LYS
1	O	73	LEU
1	O	78	ASP
1	O	83	LYS
1	O	91	PRO
1	O	105	LEU
1	O	127	PHE
1	O	145	LEU
1	O	159	ARG
1	O	185	TYR
1	O	187	ARG
1	O	204	GLU
1	O	219	LEU
1	O	221	THR
1	O	241	ASN
1	O	271	VAL
1	O	295	ARG
1	O	300	THR
1	O	319	ARG
1	O	323	VAL
1	O	335	LEU
1	O	340	ILE
1	O	350	LEU
1	O	354	LEU
1	O	438	LEU
1	O	461	LEU
2	P	8	MET
2	P	24	GLU
2	P	74	LEU
2	P	84	LEU

Sometimes sidechains can be flipped to improve hydrogen bonding and reduce clashes. All (106) such sidechains are listed below:

Mol	Chain	Res	Type
1	A	89	GLN
1	A	92	ASN
1	A	241	ASN
1	A	255	ASN
1	A	388	HIS

*Continued on next page...*

*Continued from previous page...*

<b>Mol</b>	<b>Chain</b>	<b>Res</b>	<b>Type</b>
1	A	401	GLN
2	B	12	GLN
2	B	118	ASN
2	B	122	HIS
2	B	143	HIS
1	C	10	ASN
1	C	89	GLN
1	C	115	ASN
1	C	207	ASN
1	C	241	ASN
1	C	255	ASN
1	C	298	ASN
1	C	359	GLN
1	C	388	HIS
1	C	401	GLN
1	C	468	ASN
2	D	12	GLN
2	D	118	ASN
2	D	143	HIS
1	E	10	ASN
1	E	207	ASN
1	E	241	ASN
1	E	255	ASN
1	E	388	HIS
1	E	389	GLN
1	E	434	ASN
2	F	12	GLN
2	F	88	ASN
2	F	143	HIS
1	G	10	ASN
1	G	92	ASN
1	G	241	ASN
1	G	255	ASN
1	G	359	GLN
1	G	388	HIS
1	G	401	GLN
1	G	434	ASN
2	H	12	GLN
2	H	88	ASN
2	H	118	ASN
2	H	143	HIS
1	I	10	ASN

*Continued on next page...*

*Continued from previous page...*

<b>Mol</b>	<b>Chain</b>	<b>Res</b>	<b>Type</b>
1	I	92	ASN
1	I	241	ASN
1	I	255	ASN
1	I	388	HIS
1	I	389	GLN
1	I	392	HIS
1	I	434	ASN
2	J	12	GLN
2	J	88	ASN
2	J	143	HIS
1	K	89	GLN
1	K	92	ASN
1	K	207	ASN
1	K	241	ASN
1	K	255	ASN
1	K	298	ASN
1	K	359	GLN
1	K	388	HIS
1	K	401	GLN
1	K	434	ASN
2	L	12	GLN
2	L	88	ASN
2	L	118	ASN
2	L	122	HIS
2	L	143	HIS
1	M	10	ASN
1	M	89	GLN
1	M	92	ASN
1	M	96	GLN
1	M	115	ASN
1	M	123	ASN
1	M	241	ASN
1	M	255	ASN
1	M	388	HIS
1	M	392	HIS
1	M	401	GLN
1	M	414	GLN
1	M	434	ASN
1	M	468	ASN
2	N	12	GLN
2	N	88	ASN
2	N	118	ASN

*Continued on next page...*

*Continued from previous page...*

Mol	Chain	Res	Type
2	N	122	HIS
2	N	143	HIS
1	O	10	ASN
1	O	92	ASN
1	O	123	ASN
1	O	184	ASN
1	O	207	ASN
1	O	241	ASN
1	O	255	ASN
1	O	298	ASN
1	O	359	GLN
1	O	388	HIS
1	O	389	GLN
1	O	401	GLN
2	P	12	GLN
2	P	122	HIS
2	P	143	HIS

### 5.3.3 RNA [i](#)

There are no RNA molecules in this entry.

### 5.4 Non-standard residues in protein, DNA, RNA chains [i](#)

There are no non-standard protein/DNA/RNA residues in this entry.

### 5.5 Carbohydrates [i](#)

There are no monosaccharides in this entry.

### 5.6 Ligand geometry [i](#)

8 ligands are modelled in this entry.

In the following table, the Counts columns list the number of bonds (or angles) for which Mogul statistics could be retrieved, the number of bonds (or angles) that are observed in the model and the number of bonds (or angles) that are defined in the Chemical Component Dictionary. The Link column lists molecule types, if any, to which the group is linked. The Z score for a bond length (or angle) is the number of standard deviations the observed value is removed from the expected value. A bond length (or angle) with  $|Z| > 2$  is considered an outlier worth inspection. RMSZ is the root-mean-square of all Z scores of the bond lengths (or angles).

Mol	Type	Chain	Res	Link	Bond lengths			Bond angles		
					Counts	RMSZ	# Z  > 2	Counts	RMSZ	# Z  > 2
3	SO4	O	4007	-	4,4,4	0.34	0	6,6,6	0.10	0
3	SO4	G	4004	-	4,4,4	0.37	0	6,6,6	0.08	0
3	SO4	K	4008	-	4,4,4	0.36	0	6,6,6	0.08	0
3	SO4	C	4002	-	4,4,4	0.36	0	6,6,6	0.10	0
3	SO4	M	4006	-	4,4,4	0.34	0	6,6,6	0.08	0
3	SO4	I	4005	-	4,4,4	0.38	0	6,6,6	0.07	0
3	SO4	E	4003	-	4,4,4	0.36	0	6,6,6	0.09	0
3	SO4	A	4001	-	4,4,4	0.38	0	6,6,6	0.08	0

There are no bond length outliers.

There are no bond angle outliers.

There are no chirality outliers.

There are no torsion outliers.

There are no ring outliers.

2 monomers are involved in 2 short contacts:

Mol	Chain	Res	Type	Clashes	Symm-Clashes
3	C	4002	SO4	1	0
3	I	4005	SO4	1	0

## 5.7 Other polymers [i](#)

There are no such residues in this entry.

## 5.8 Polymer linkage issues [i](#)

There are no chain breaks in this entry.

## 6 Fit of model and data [i](#)

### 6.1 Protein, DNA and RNA chains [i](#)

In the following table, the column labelled ‘#RSRZ > 2’ contains the number (and percentage) of RSRZ outliers, followed by percent RSRZ outliers for the chain as percentile scores relative to all X-ray entries and entries of similar resolution. The OWAB column contains the minimum, median, 95<sup>th</sup> percentile and maximum values of the occupancy-weighted average B-factor per residue. The column labelled ‘Q < 0.9’ lists the number of (and percentage) of residues with an average occupancy less than 0.9.

Mol	Chain	Analysed	<RSRZ>	#RSRZ>2	OWAB(Å <sup>2</sup> )	Q<0.9
1	A	473/493 (95%)	-0.57	7 (1%) 73 70	9, 27, 56, 77	0
1	C	473/493 (95%)	-0.67	9 (1%) 66 62	7, 21, 48, 70	0
1	E	473/493 (95%)	-0.69	10 (2%) 63 58	8, 21, 48, 75	0
1	G	473/493 (95%)	-0.17	34 (7%) 15 11	8, 31, 83, 101	0
1	I	473/493 (95%)	-0.58	8 (1%) 70 66	8, 25, 54, 87	0
1	K	473/493 (95%)	-0.21	39 (8%) 11 8	7, 29, 83, 98	0
1	M	473/493 (95%)	-0.70	9 (1%) 66 62	7, 19, 47, 95	0
1	O	473/493 (95%)	-0.63	11 (2%) 60 54	6, 22, 53, 96	0
2	B	138/138 (100%)	-0.40	3 (2%) 62 56	14, 30, 46, 51	0
2	D	138/138 (100%)	-0.47	2 (1%) 75 71	11, 28, 46, 54	0
2	F	138/138 (100%)	-0.49	2 (1%) 75 71	15, 27, 42, 49	0
2	H	138/138 (100%)	-0.59	0 100 100	10, 22, 39, 48	0
2	J	138/138 (100%)	-0.68	0 100 100	9, 21, 37, 41	0
2	L	138/138 (100%)	-0.68	0 100 100	11, 22, 36, 44	0
2	N	138/138 (100%)	-0.53	0 100 100	9, 24, 41, 54	0
2	P	138/138 (100%)	-0.63	0 100 100	10, 23, 41, 48	0
All	All	4888/5048 (96%)	-0.54	134 (2%) 54 48	6, 24, 56, 101	0

All (134) RSRZ outliers are listed below:

Mol	Chain	Res	Type	RSRZ
1	G	8	ILE	8.0
1	K	10	ASN	6.2
1	G	6	THR	6.1
1	G	10	ASN	5.9
1	K	6	THR	5.7

*Continued on next page...*

*Continued from previous page...*

Mol	Chain	Res	Type	RSRZ
1	K	469	TYR	5.7
1	G	11	SER	5.6
1	I	478	VAL	5.5
1	K	468	ASN	5.5
1	O	10	ASN	5.5
1	G	18	ILE	5.4
1	G	478	VAL	5.3
1	K	470	THR	5.3
1	K	11	SER	5.3
1	G	7	ARG	5.2
1	M	6	THR	5.0
1	C	10	ASN	5.0
1	C	11	SER	4.9
1	O	7	ARG	4.8
1	G	12	ARG	4.8
1	M	10	ASN	4.7
1	A	478	VAL	4.6
1	G	14	GLU	4.5
1	M	8	ILE	4.3
1	G	463	LYS	4.3
1	K	471	SER	4.3
1	A	10	ASN	4.3
1	K	467	PHE	4.3
1	E	468	ASN	4.3
1	I	6	THR	4.2
1	G	464	ASP	4.1
1	K	478	VAL	4.0
1	G	15	SER	4.0
1	G	17	VAL	4.0
1	O	478	VAL	3.9
1	K	465	ILE	3.8
1	K	474	THR	3.8
1	E	464	ASP	3.6
1	C	464	ASP	3.6
1	G	13	TYR	3.6
1	G	477	PHE	3.6
1	O	464	ASP	3.6
1	K	7	ARG	3.5
1	K	472	THR	3.5
1	O	11	SER	3.5
1	K	453	GLY	3.5
1	A	94	PRO	3.4

*Continued on next page...*



*Continued from previous page...*

Mol	Chain	Res	Type	RSRZ
1	K	330	THR	3.4
1	K	462	TRP	3.4
1	M	478	VAL	3.4
1	G	9	LYS	3.3
1	M	7	ARG	3.3
1	E	478	VAL	3.3
1	K	466	THR	3.2
1	K	477	PHE	3.2
1	G	68	VAL	3.2
1	G	16	GLY	3.1
1	I	10	ASN	3.1
1	M	11	SER	3.0
1	G	67	THR	3.0
1	G	468	ASN	3.0
1	G	476	ASP	2.9
1	A	11	SER	2.9
1	K	464	ASP	2.9
1	I	11	SER	2.9
1	K	30	GLN	2.9
1	M	47	GLY	2.9
1	G	451	THR	2.9
1	K	13	TYR	2.9
1	I	91	PRO	2.8
1	C	470	THR	2.8
1	K	28	ASP	2.8
2	D	121	LYS	2.7
1	G	474	THR	2.7
1	K	456	ARG	2.7
1	K	94	PRO	2.7
1	A	477	PHE	2.7
2	D	93	ALA	2.6
1	K	46	PRO	2.6
1	K	461	LEU	2.6
1	K	18	ILE	2.6
1	O	47	GLY	2.6
1	G	466	THR	2.6
1	G	19	PRO	2.6
1	O	6	THR	2.6
1	E	10	ASN	2.5
1	G	65	THR	2.5
1	I	18	ILE	2.5
1	C	474	THR	2.5

*Continued on next page...*

*Continued from previous page...*

Mol	Chain	Res	Type	RSRZ
1	G	465	ILE	2.5
1	G	64	ALA	2.5
1	K	473	ASP	2.5
1	O	46	PRO	2.4
1	M	28	ASP	2.4
1	C	478	VAL	2.4
2	F	121	LYS	2.4
1	K	8	ILE	2.4
1	C	468	ASN	2.4
2	F	92	LYS	2.4
1	C	7	ARG	2.3
1	I	7	ARG	2.3
1	K	14	GLU	2.3
1	E	6	THR	2.3
1	O	18	ILE	2.3
1	I	8	ILE	2.3
1	E	470	THR	2.2
1	M	30	GLN	2.2
1	E	477	PHE	2.2
1	A	468	ASN	2.2
1	K	95	GLU	2.2
1	O	12	ARG	2.2
1	G	91	PRO	2.2
1	A	464	ASP	2.2
1	G	450	LYS	2.1
1	E	469	TYR	2.1
1	C	466	THR	2.1
1	G	66	TRP	2.1
1	K	22(A)	MET	2.1
1	K	92	ASN	2.1
1	K	27	PRO	2.1
1	K	49	ASP	2.1
1	O	19	PRO	2.1
1	K	450	LYS	2.1
1	G	94	PRO	2.1
2	B	152	ASP	2.1
1	K	463	LYS	2.1
1	E	451	THR	2.1
1	E	11	SER	2.1
1	K	335	LEU	2.0
1	G	69	VAL	2.0
2	B	78	THR	2.0

*Continued on next page...*

*Continued from previous page...*

Mol	Chain	Res	Type	RSRZ
1	G	461	LEU	2.0
2	B	35	SER	2.0
1	K	446	ARG	2.0

## 6.2 Non-standard residues in protein, DNA, RNA chains [i](#)

There are no non-standard protein/DNA/RNA residues in this entry.

## 6.3 Carbohydrates [i](#)

There are no monosaccharides in this entry.

## 6.4 Ligands [i](#)

In the following table, the Atoms column lists the number of modelled atoms in the group and the number defined in the chemical component dictionary. The B-factors column lists the minimum, median, 95<sup>th</sup> percentile and maximum values of B factors of atoms in the group. The column labelled 'Q< 0.9' lists the number of atoms with occupancy less than 0.9.

Mol	Type	Chain	Res	Atoms	RSCC	RSR	B-factors(Å <sup>2</sup> )	Q<0.9
3	SO4	G	4004	5/5	0.94	0.17	91,91,91,92	0
3	SO4	K	4008	5/5	0.94	0.20	100,100,101,101	0
3	SO4	A	4001	5/5	0.96	0.13	51,52,53,53	0
3	SO4	C	4002	5/5	0.97	0.10	60,61,61,61	0
3	SO4	E	4003	5/5	0.97	0.10	59,60,60,60	0
3	SO4	I	4005	5/5	0.98	0.09	40,41,42,43	0
3	SO4	O	4007	5/5	0.99	0.09	41,41,41,43	0
3	SO4	M	4006	5/5	1.00	0.05	21,22,23,24	0

## 6.5 Other polymers [i](#)

There are no such residues in this entry.