



Full wwPDB EM Validation Report ⓘ

Feb 12, 2024 – 03:04 PM EST

PDB ID : 3IYF
EMDB ID : EMD-5140
Title : Atomic Model of the Lidless Mm-cpn in the Open State
Authors : Zhang, J.; Baker, M.L.; Schroeder, G.; Douglas, N.R.; Reissmann, S.; Jakana, J.; Dougherty, M.; Fu, C.J.; Levitt, M.; Ludtke, S.J.; Frydman, J.; Chiu, W.
Deposited on : 2009-10-23
Resolution : 8.00 Å(reported)

This is a Full wwPDB EM Validation Report for a publicly released PDB entry.

We welcome your comments at validation@mail.wwpdb.org

A user guide is available at

<https://www.wwpdb.org/validation/2017/EMValidationReportHelp>

with specific help available everywhere you see the ⓘ symbol.

The types of validation reports are described at

<http://www.wwpdb.org/validation/2017/FAQs#types>.

The following versions of software and data (see [references ⓘ](#)) were used in the production of this report:

EMDB validation analysis : 0.0.1.dev70
MolProbity : 4.02b-467
Percentile statistics : 20191225.v01 (using entries in the PDB archive December 25th 2019)
MapQ : 1.9.9
Ideal geometry (proteins) : Engh & Huber (2001)
Ideal geometry (DNA, RNA) : Parkinson et al. (1996)
Validation Pipeline (wwPDB-VP) : 2.36

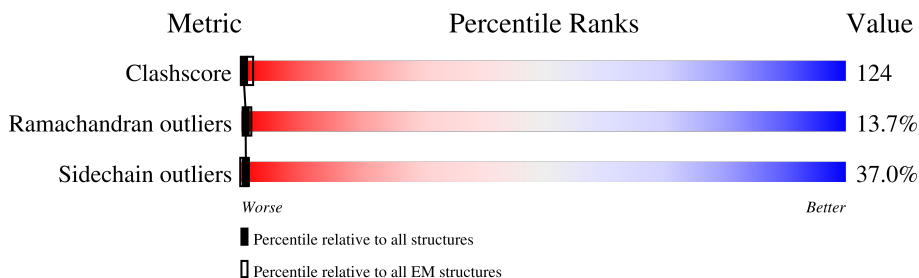
1 Overall quality at a glance

The following experimental techniques were used to determine the structure:

ELECTRON MICROSCOPY

The reported resolution of this entry is 8.00 Å.

Percentile scores (ranging between 0-100) for global validation metrics of the entry are shown in the following graphic. The table shows the number of entries on which the scores are based.



Metric	Whole archive (#Entries)	EM structures (#Entries)
Clashscore	158937	4297
Ramachandran outliers	154571	4023
Sidechain outliers	154315	3826

The table below summarises the geometric issues observed across the polymeric chains and their fit to the map. The red, orange, yellow and green segments of the bar indicate the fraction of residues that contain outliers for ≥ 3 , 2, 1 and 0 types of geometric quality criteria respectively. A grey segment represents the fraction of residues that are not modelled. The numeric value for each fraction is indicated below the corresponding segment, with a dot representing fractions $\leq 5\%$. The upper red bar (where present) indicates the fraction of residues that have poor fit to the EM map (all-atom inclusion $< 40\%$). The numeric value is given above the bar.

Mol	Chain	Length	Quality of chain
1	A	521	
1	B	521	
1	C	521	
1	D	521	
1	E	521	
1	F	521	
1	G	521	
1	H	521	

Continued on next page...

Continued from previous page...

Mol	Chain	Length	Quality of chain
1	I	521	
1	J	521	
1	K	521	
1	L	521	
1	M	521	
1	N	521	
1	O	521	
1	P	521	

2 Entry composition [i](#)

There is only 1 type of molecule in this entry. The entry contains 58624 atoms, of which 0 are hydrogens and 0 are deuteriums.

In the tables below, the AltConf column contains the number of residues with at least one atom in alternate conformation and the Trace column contains the number of residues modelled with at most 2 atoms.

- Molecule 1 is a protein called Chaperonin.

Mol	Chain	Residues	Atoms					AltConf	Trace
			Total	C	N	O	S		
1	A	491	3664	2272	635	733	24	0	0
1	B	491	3664	2272	635	733	24	0	0
1	C	491	3664	2272	635	733	24	0	0
1	D	491	3664	2272	635	733	24	0	0
1	E	491	3664	2272	635	733	24	0	0
1	F	491	3664	2272	635	733	24	0	0
1	G	491	3664	2272	635	733	24	0	0
1	H	491	3664	2272	635	733	24	0	0
1	I	491	3664	2272	635	733	24	0	0
1	J	491	3664	2272	635	733	24	0	0
1	K	491	3664	2272	635	733	24	0	0
1	L	491	3664	2272	635	733	24	0	0
1	M	491	3664	2272	635	733	24	0	0
1	N	491	3664	2272	635	733	24	0	0
1	O	491	3664	2272	635	733	24	0	0
1	P	491	3664	2272	635	733	24	0	0

There are 80 discrepancies between the modelled and reference sequences:

Chain	Residue	Modelled	Actual	Comment	Reference
A	241	GLU	-	linker	UNP Q877G8
A	242	THR	-	linker	UNP Q877G8
A	243	ALA	-	linker	UNP Q877G8
A	244	SER	-	linker	UNP Q877G8
A	245	GLU	-	linker	UNP Q877G8
B	241	GLU	-	linker	UNP Q877G8
B	242	THR	-	linker	UNP Q877G8
B	243	ALA	-	linker	UNP Q877G8
B	244	SER	-	linker	UNP Q877G8
B	245	GLU	-	linker	UNP Q877G8
C	241	GLU	-	linker	UNP Q877G8
C	242	THR	-	linker	UNP Q877G8
C	243	ALA	-	linker	UNP Q877G8
C	244	SER	-	linker	UNP Q877G8
C	245	GLU	-	linker	UNP Q877G8
D	241	GLU	-	linker	UNP Q877G8
D	242	THR	-	linker	UNP Q877G8
D	243	ALA	-	linker	UNP Q877G8
D	244	SER	-	linker	UNP Q877G8
D	245	GLU	-	linker	UNP Q877G8
E	241	GLU	-	linker	UNP Q877G8
E	242	THR	-	linker	UNP Q877G8
E	243	ALA	-	linker	UNP Q877G8
E	244	SER	-	linker	UNP Q877G8
E	245	GLU	-	linker	UNP Q877G8
F	241	GLU	-	linker	UNP Q877G8
F	242	THR	-	linker	UNP Q877G8
F	243	ALA	-	linker	UNP Q877G8
F	244	SER	-	linker	UNP Q877G8
F	245	GLU	-	linker	UNP Q877G8
G	241	GLU	-	linker	UNP Q877G8
G	242	THR	-	linker	UNP Q877G8
G	243	ALA	-	linker	UNP Q877G8
G	244	SER	-	linker	UNP Q877G8
G	245	GLU	-	linker	UNP Q877G8
H	241	GLU	-	linker	UNP Q877G8
H	242	THR	-	linker	UNP Q877G8
H	243	ALA	-	linker	UNP Q877G8
H	244	SER	-	linker	UNP Q877G8
H	245	GLU	-	linker	UNP Q877G8
I	241	GLU	-	linker	UNP Q877G8
I	242	THR	-	linker	UNP Q877G8
I	243	ALA	-	linker	UNP Q877G8

Continued on next page...

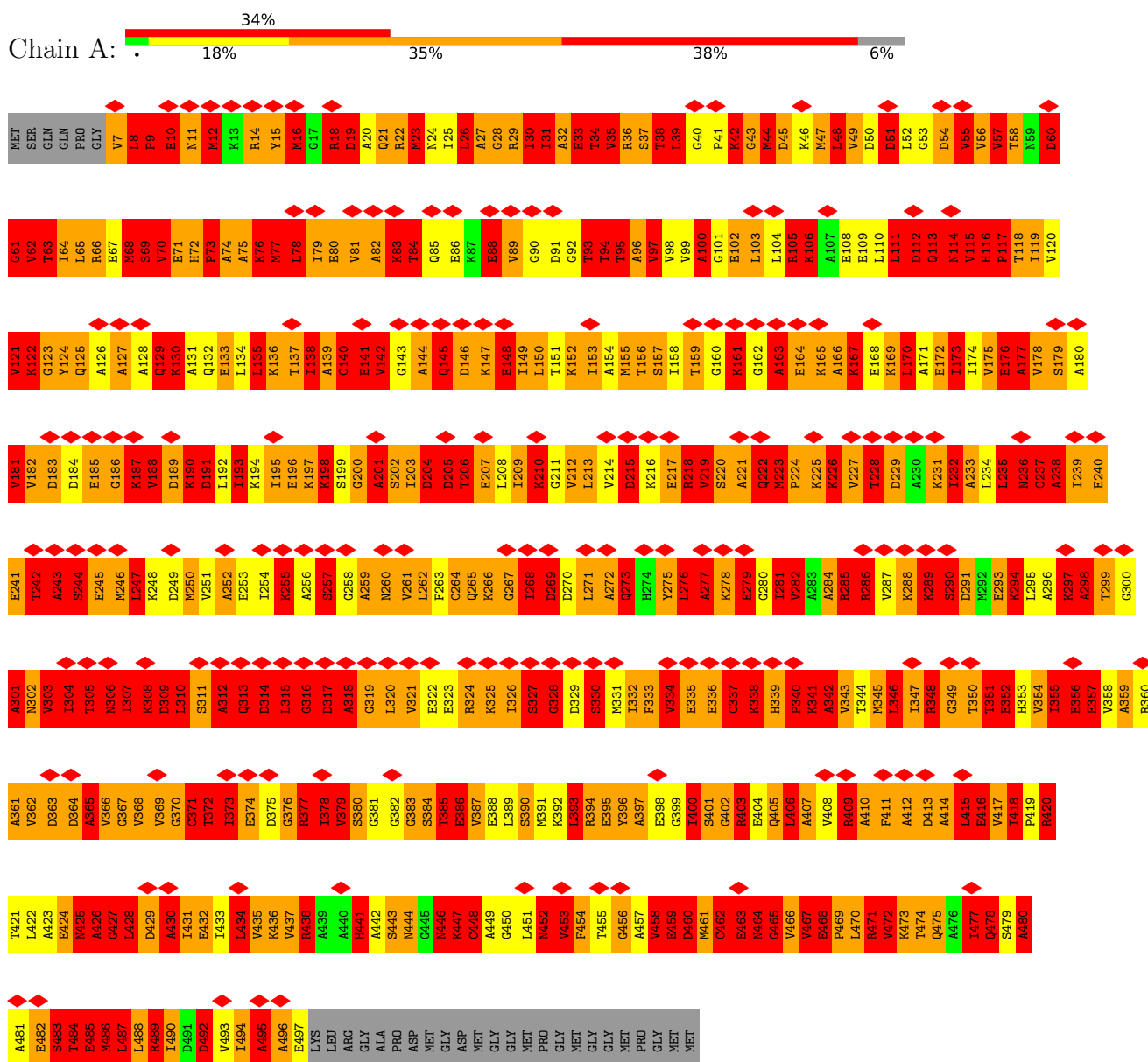
Continued from previous page...

Chain	Residue	Modelled	Actual	Comment	Reference
I	244	SER	-	linker	UNP Q877G8
I	245	GLU	-	linker	UNP Q877G8
J	241	GLU	-	linker	UNP Q877G8
J	242	THR	-	linker	UNP Q877G8
J	243	ALA	-	linker	UNP Q877G8
J	244	SER	-	linker	UNP Q877G8
J	245	GLU	-	linker	UNP Q877G8
K	241	GLU	-	linker	UNP Q877G8
K	242	THR	-	linker	UNP Q877G8
K	243	ALA	-	linker	UNP Q877G8
K	244	SER	-	linker	UNP Q877G8
K	245	GLU	-	linker	UNP Q877G8
L	241	GLU	-	linker	UNP Q877G8
L	242	THR	-	linker	UNP Q877G8
L	243	ALA	-	linker	UNP Q877G8
L	244	SER	-	linker	UNP Q877G8
L	245	GLU	-	linker	UNP Q877G8
M	241	GLU	-	linker	UNP Q877G8
M	242	THR	-	linker	UNP Q877G8
M	243	ALA	-	linker	UNP Q877G8
M	244	SER	-	linker	UNP Q877G8
M	245	GLU	-	linker	UNP Q877G8
N	241	GLU	-	linker	UNP Q877G8
N	242	THR	-	linker	UNP Q877G8
N	243	ALA	-	linker	UNP Q877G8
N	244	SER	-	linker	UNP Q877G8
N	245	GLU	-	linker	UNP Q877G8
O	241	GLU	-	linker	UNP Q877G8
O	242	THR	-	linker	UNP Q877G8
O	243	ALA	-	linker	UNP Q877G8
O	244	SER	-	linker	UNP Q877G8
O	245	GLU	-	linker	UNP Q877G8
P	241	GLU	-	linker	UNP Q877G8
P	242	THR	-	linker	UNP Q877G8
P	243	ALA	-	linker	UNP Q877G8
P	244	SER	-	linker	UNP Q877G8
P	245	GLU	-	linker	UNP Q877G8


3 Residue-property plots i

These plots are drawn for all protein, RNA, DNA and oligosaccharide chains in the entry. The first graphic for a chain summarises the proportions of the various outlier classes displayed in the second graphic. The second graphic shows the sequence view annotated by issues in geometry and atom inclusion in map density. Residues are color-coded according to the number of geometric quality criteria for which they contain at least one outlier: green = 0, yellow = 1, orange = 2 and red = 3 or more. A red diamond above a residue indicates a poor fit to the EM map for this residue (all-atom inclusion < 40%). Stretches of 2 or more consecutive residues without any outlier are shown as a green connector. Residues present in the sample, but not in the model, are shown in grey.

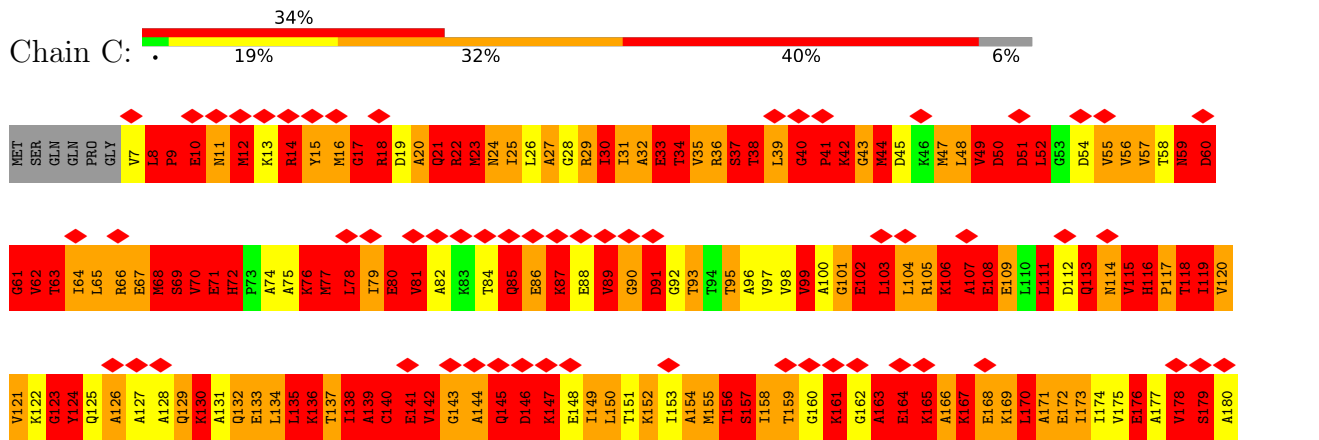
- Molecule 1: Chaperonin

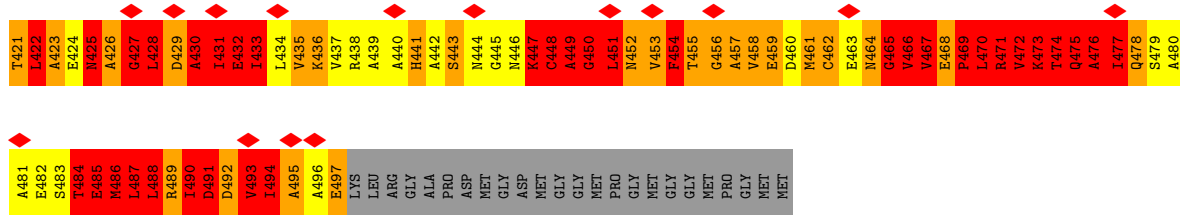


- Molecule 1: Chaperonin


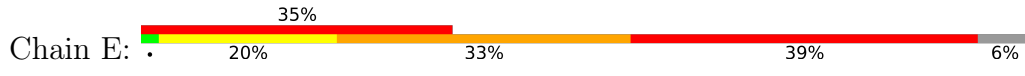


• Molecule 1: Chaperonin

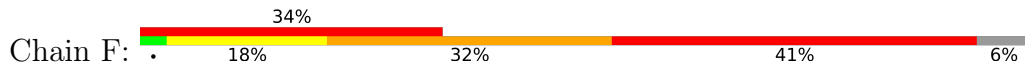


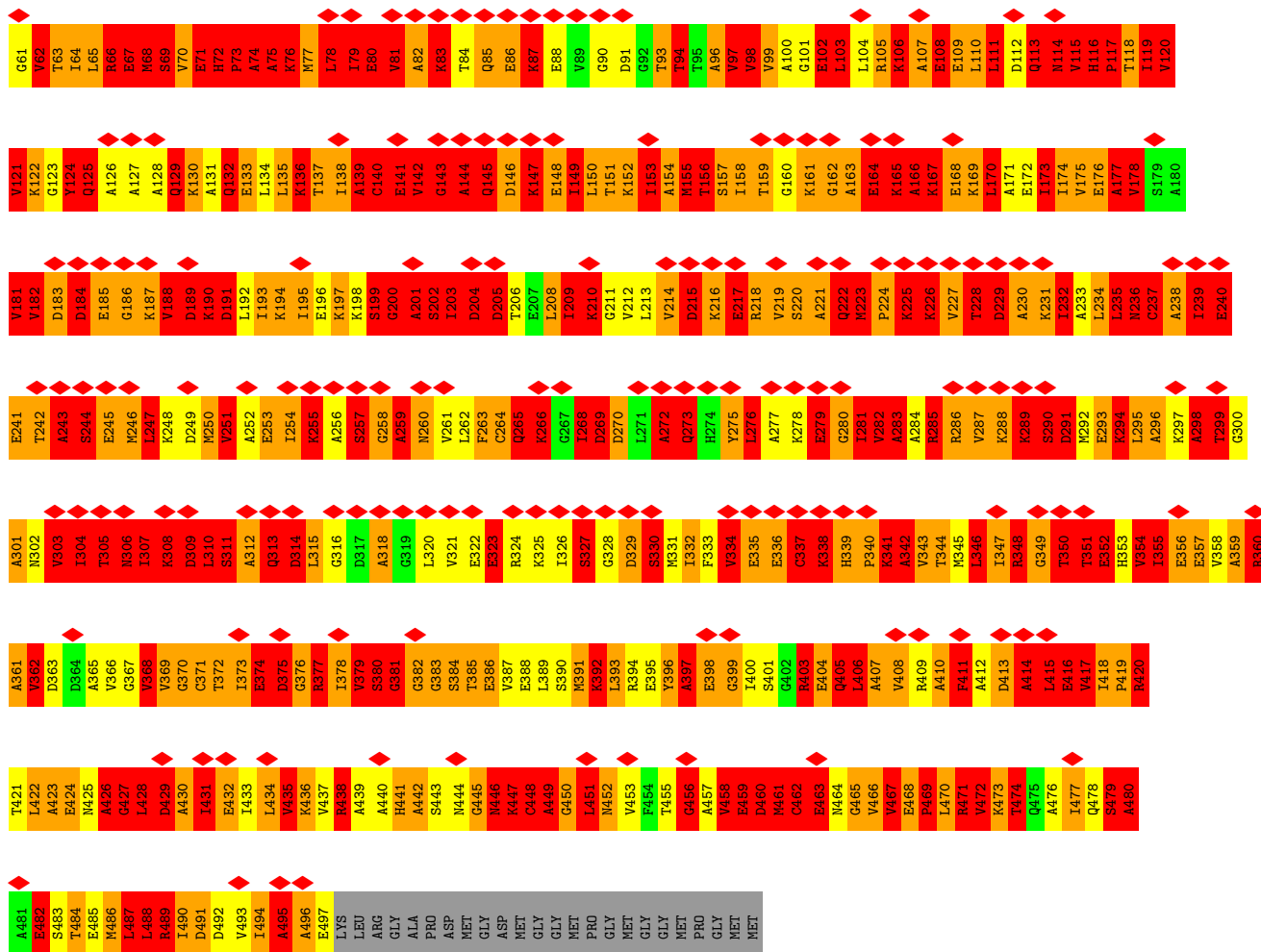


• Molecule 1: Chaperonin

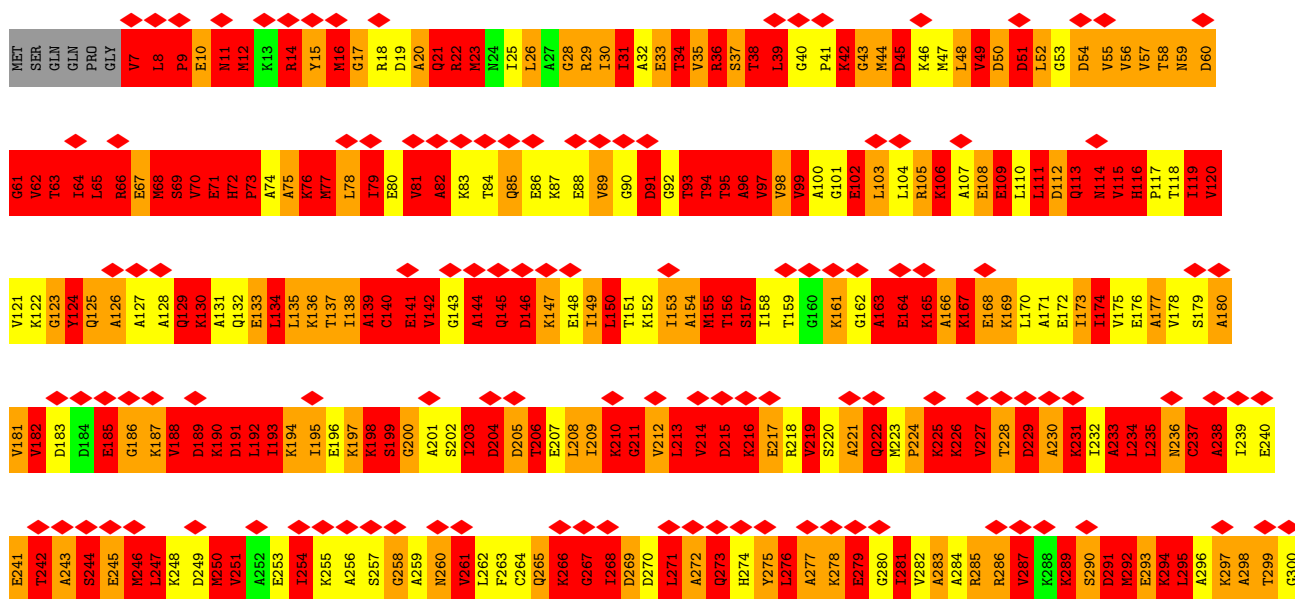
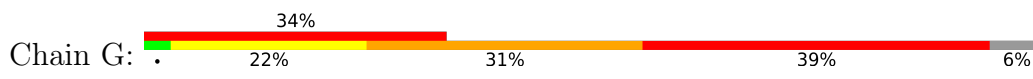


• Molecule 1: Chaperonin

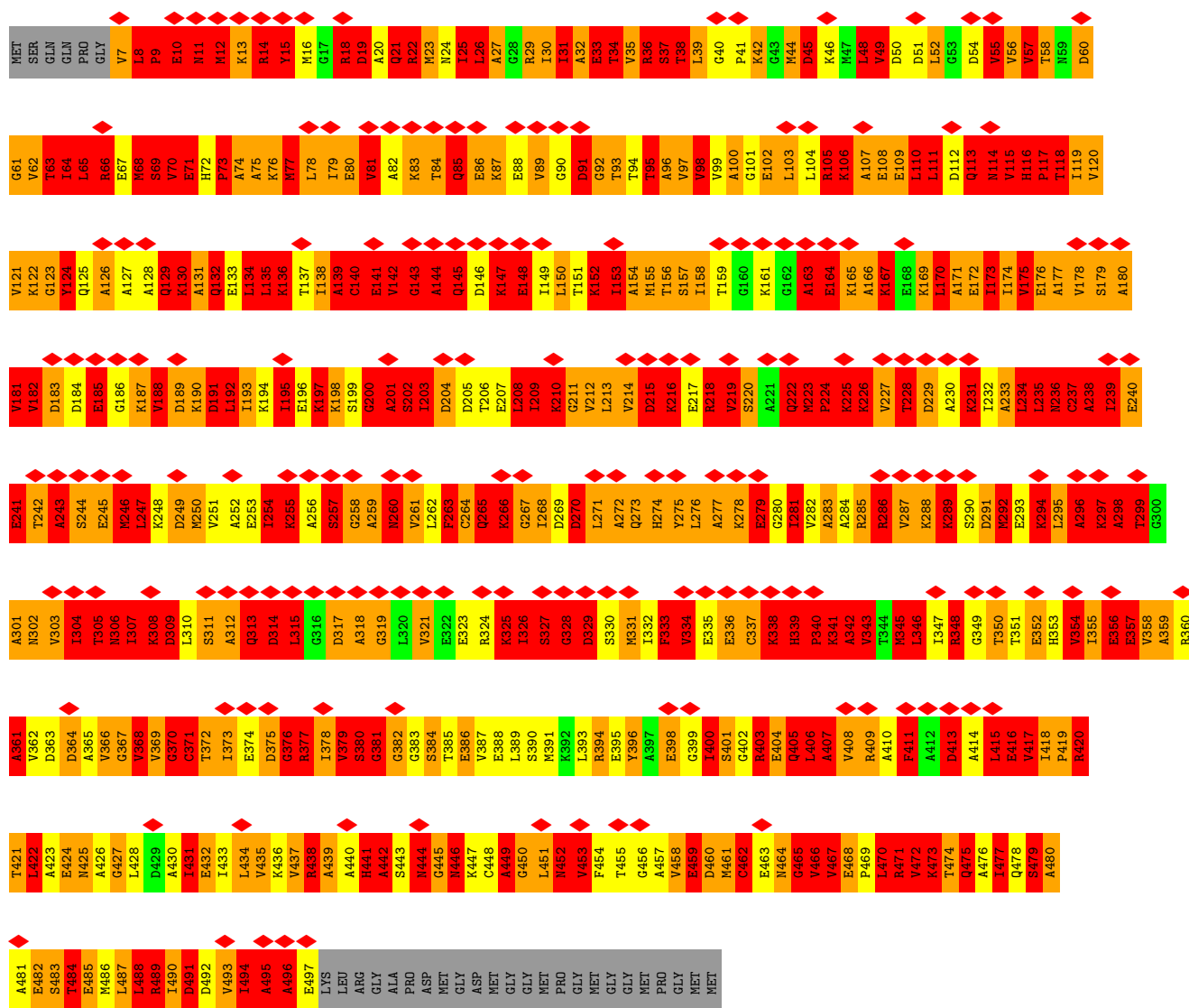
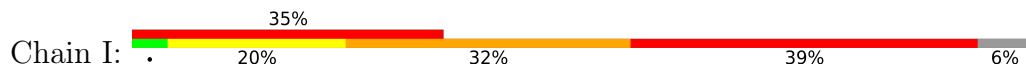




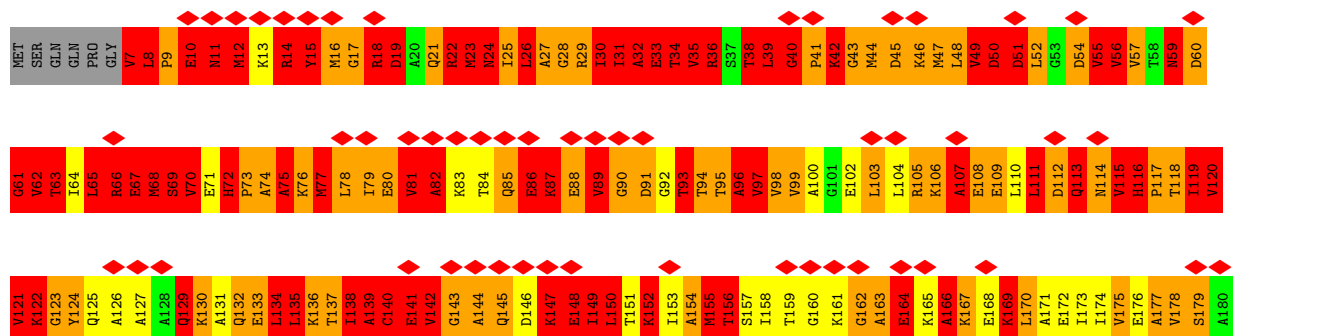
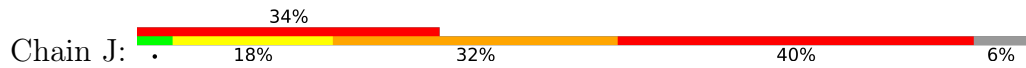
• Molecule 1: Chaperonin

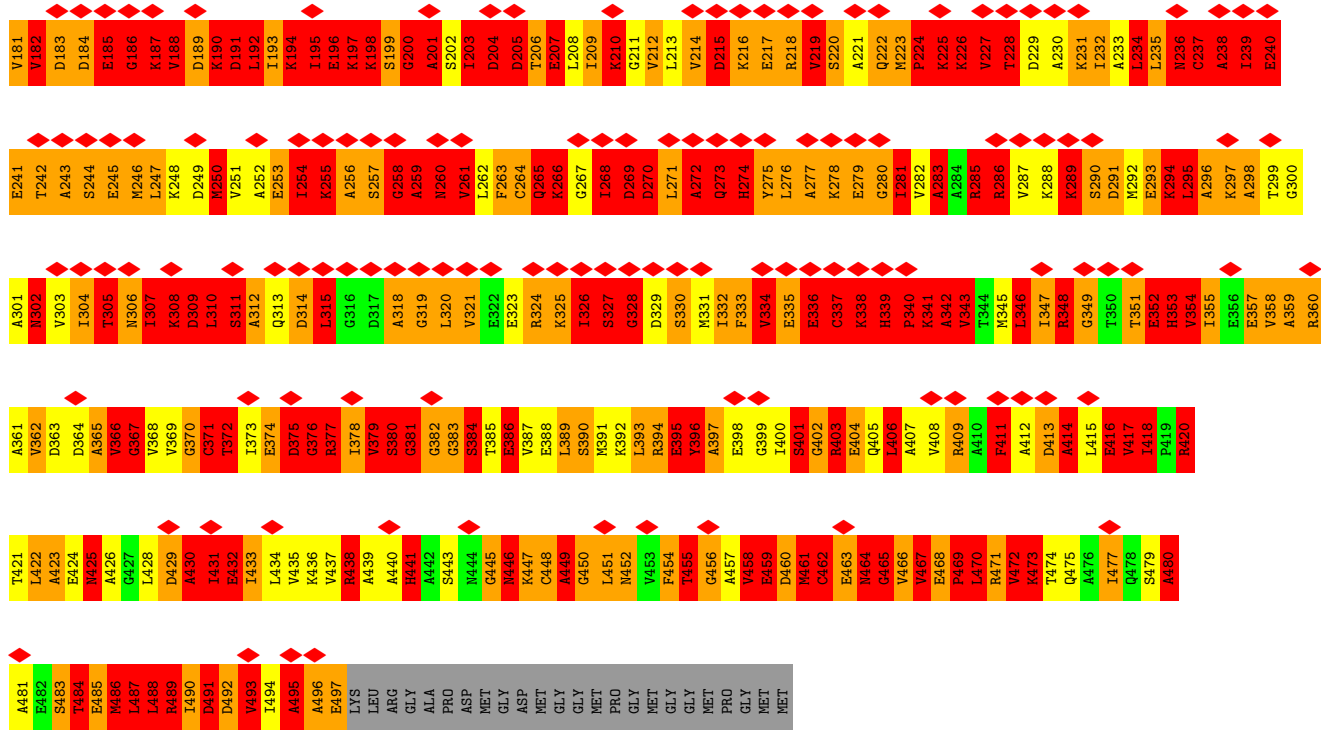


• Molecule 1: Chaperonin


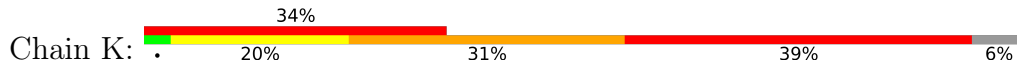


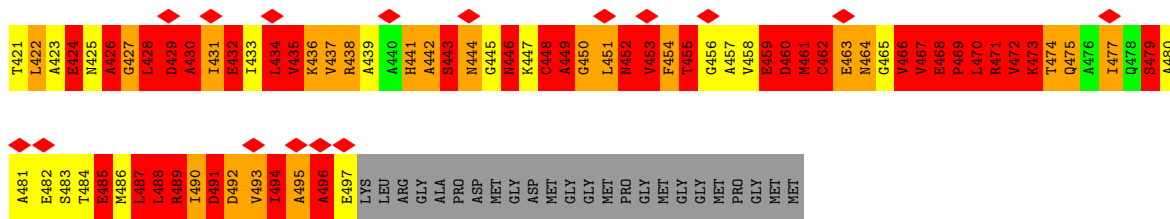
• Molecule 1: Chaperonin



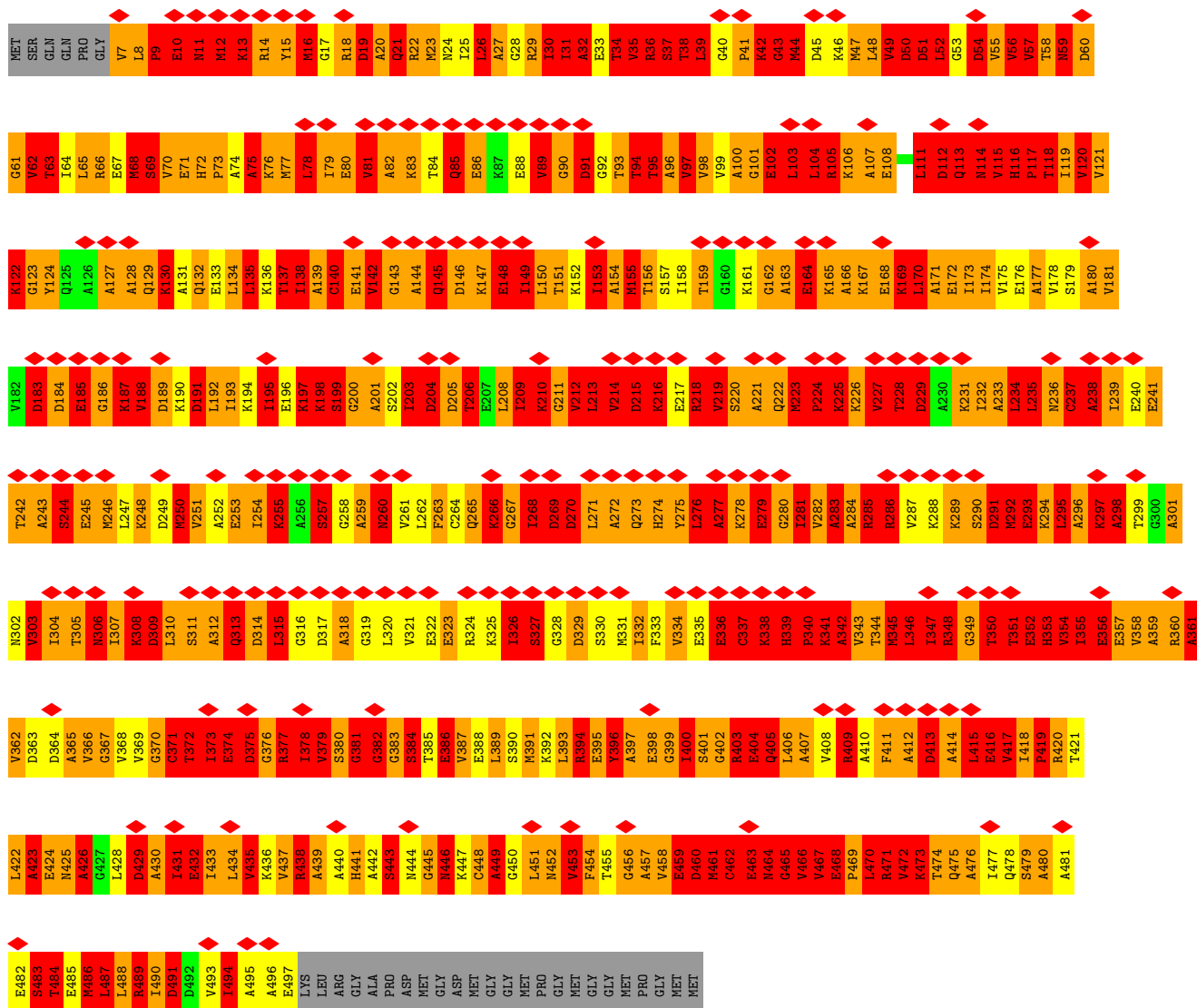


• Molecule 1: Chaperonin

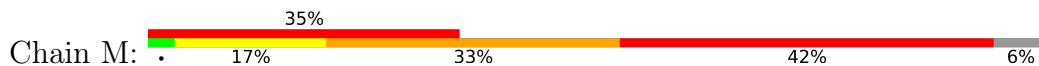


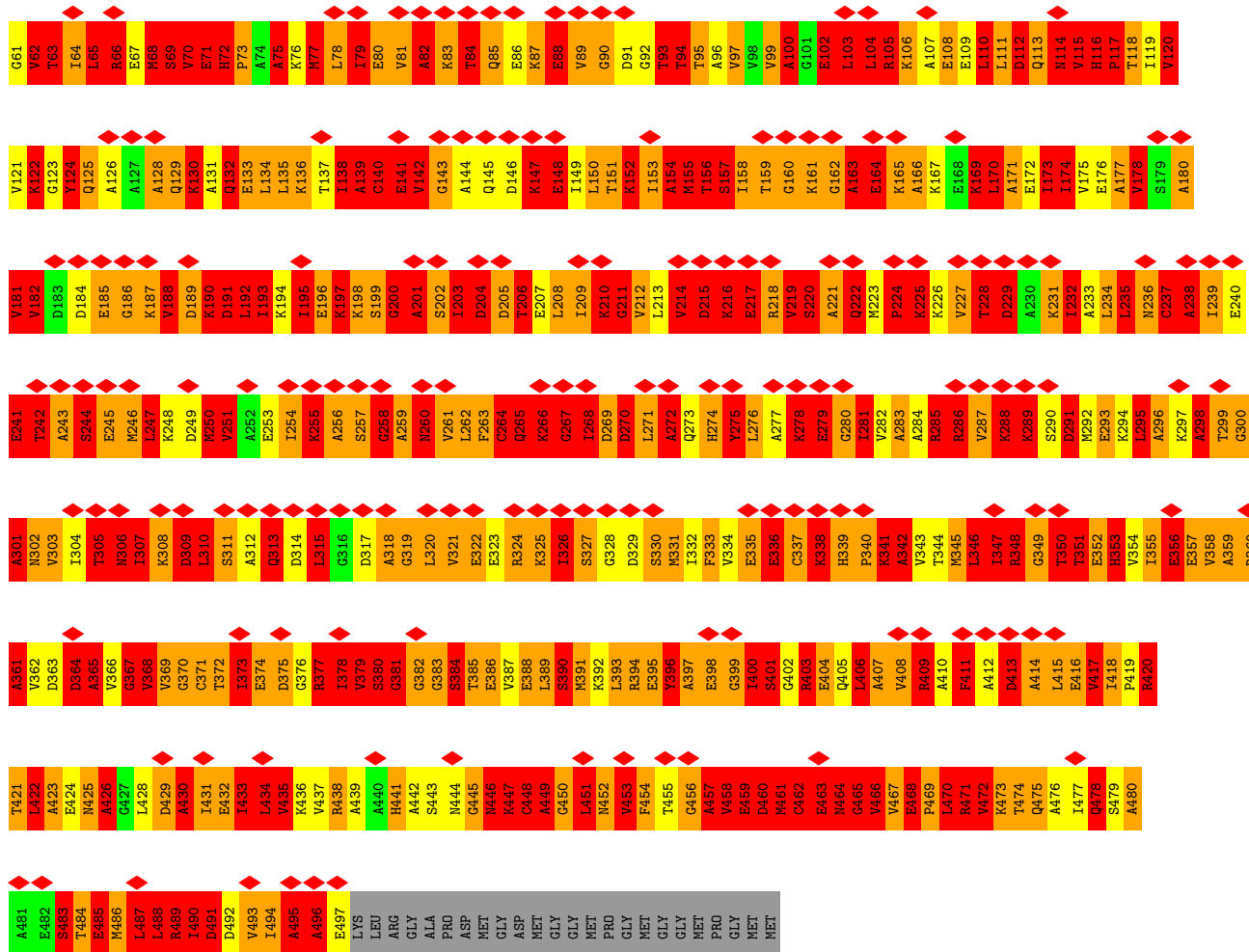


• Molecule 1: Chaperonin

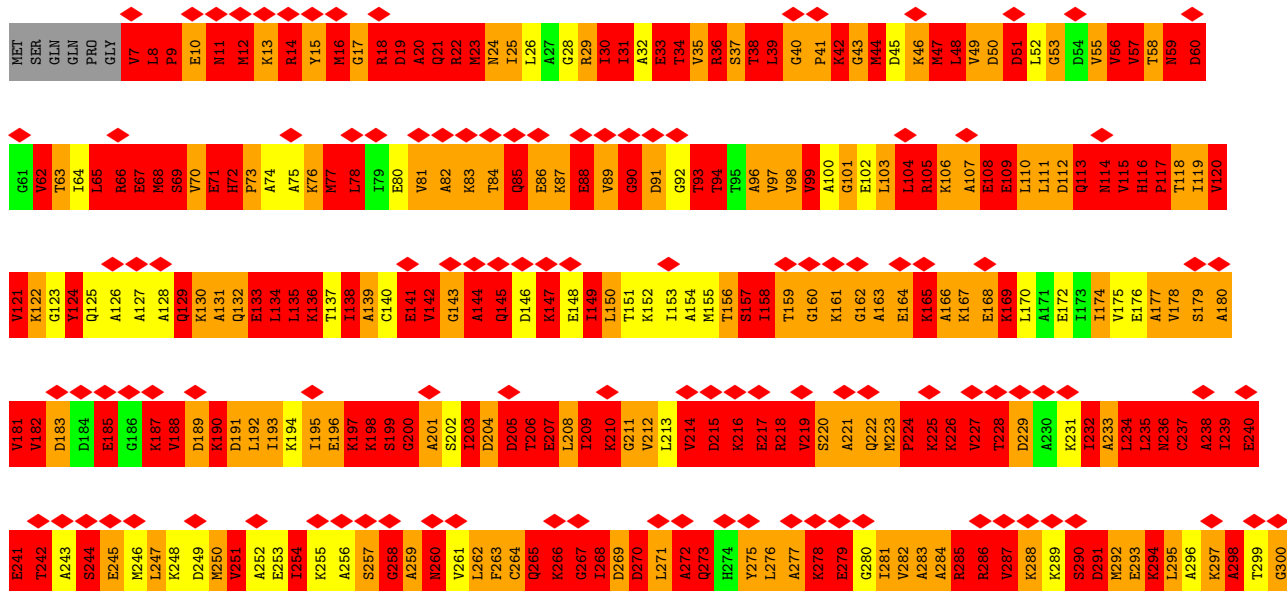
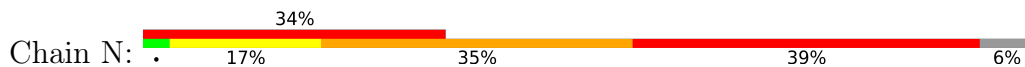


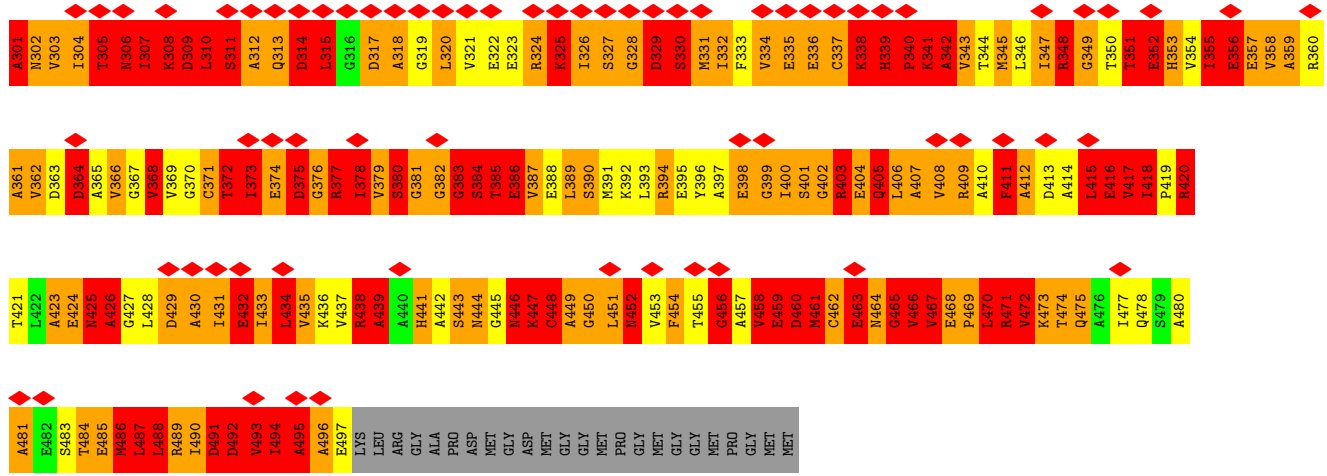
• Molecule 1: Chaperonin






• Molecule 1: Chaperonin

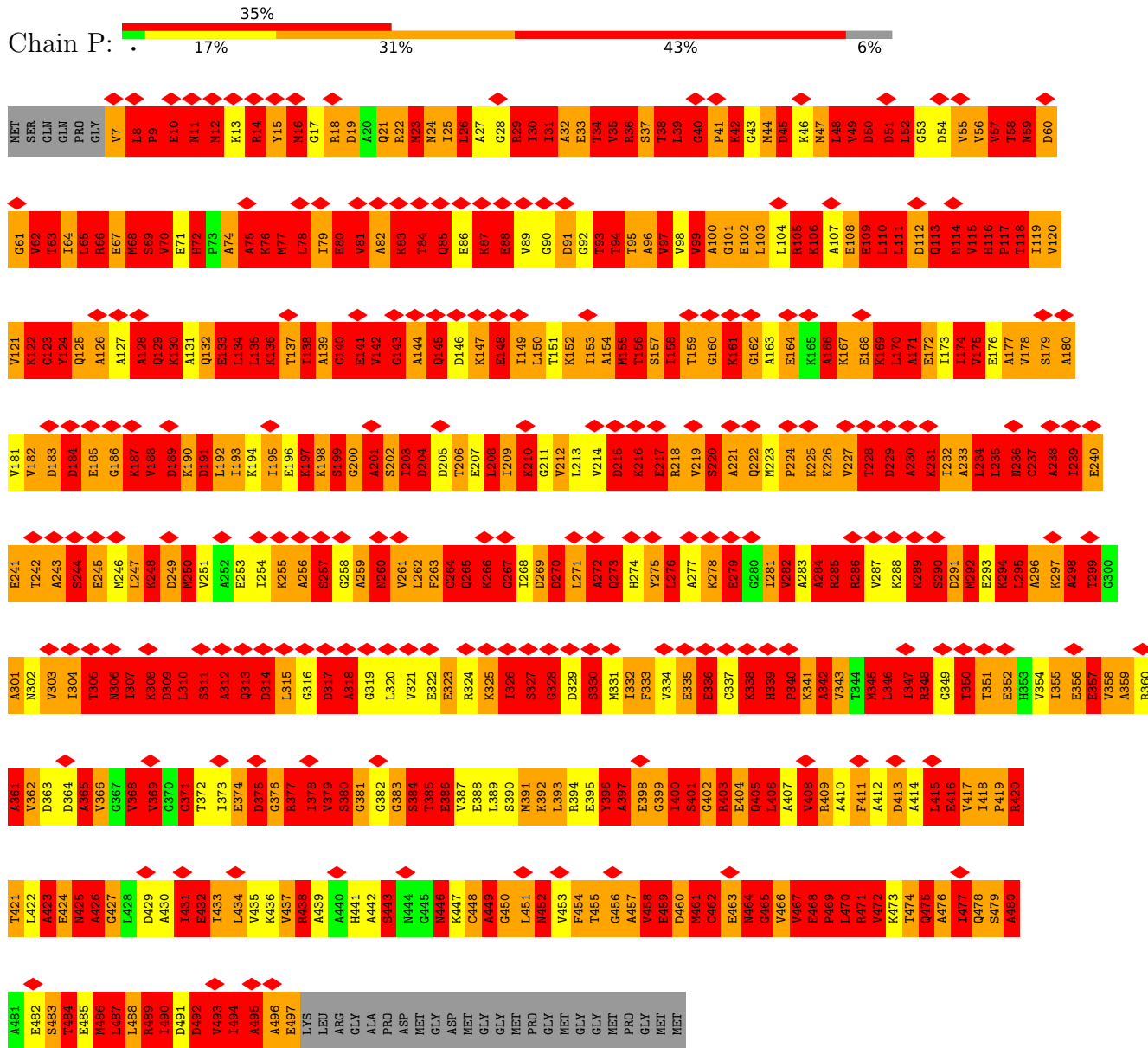




• Molecule 1: Chaperonin



● Molecule 1: Chaperonin



4 Experimental information

Property	Value	Source
EM reconstruction method	SINGLE PARTICLE	Depositor
Imposed symmetry	POINT, D8	Depositor
Number of particles used	Not provided	
Resolution determination method	FSC 0.5 CUT-OFF	Depositor
CTF correction method	Each micrograph	Depositor
Microscope	JEOL 3200FSC	Depositor
Voltage (kV)	300	Depositor
Electron dose ($e^-/\text{\AA}^2$)	20	Depositor
Minimum defocus (nm)	1000	Depositor
Maximum defocus (nm)	3000	Depositor
Magnification	112000	Depositor
Image detector	GATAN ULTRASCAN 4000 (4k x 4k)	Depositor
Maximum map value	2.477	Depositor
Minimum map value	-1.784	Depositor
Average map value	0.034	Depositor
Map value standard deviation	0.191	Depositor
Recommended contour level	0.95	Depositor
Map size (\AA)	319.2, 319.2, 319.2	wwPDB
Map dimensions	240, 240, 240	wwPDB
Map angles ($^\circ$)	90, 90, 90	wwPDB
Pixel spacing (\AA)	1.33, 1.33, 1.33	Depositor

5 Model quality i

5.1 Standard geometry i

The Z score for a bond length (or angle) is the number of standard deviations the observed value is removed from the expected value. A bond length (or angle) with $|Z| > 5$ is considered an outlier worth inspection. RMSZ is the root-mean-square of all Z scores of the bond lengths (or angles).

Mol	Chain	Bond lengths		Bond angles	
		RMSZ	# Z >5	RMSZ	# Z >5
1	A	2.13	73/3685 (2.0%)	3.56	638/4961 (12.9%)
1	B	2.15	80/3685 (2.2%)	3.61	635/4961 (12.8%)
1	C	2.12	79/3685 (2.1%)	3.69	614/4961 (12.4%)
1	D	2.07	58/3685 (1.6%)	3.59	632/4961 (12.7%)
1	E	2.10	73/3685 (2.0%)	3.47	599/4961 (12.1%)
1	F	2.15	89/3685 (2.4%)	3.59	631/4961 (12.7%)
1	G	2.10	70/3685 (1.9%)	3.62	649/4961 (13.1%)
1	H	2.11	70/3685 (1.9%)	3.63	603/4961 (12.2%)
1	I	2.10	62/3685 (1.7%)	3.55	644/4961 (13.0%)
1	J	2.14	86/3685 (2.3%)	3.54	640/4961 (12.9%)
1	K	2.12	80/3685 (2.2%)	3.55	641/4961 (12.9%)
1	L	2.11	75/3685 (2.0%)	3.53	632/4961 (12.7%)
1	M	2.15	75/3685 (2.0%)	3.58	624/4961 (12.6%)
1	N	2.12	65/3685 (1.8%)	3.62	603/4961 (12.2%)
1	O	2.10	73/3685 (2.0%)	3.69	649/4961 (13.1%)
1	P	2.15	89/3685 (2.4%)	3.64	639/4961 (12.9%)
All	All	2.12	1197/58960 (2.0%)	3.59	10073/79376 (12.7%)

Chiral center outliers are detected by calculating the chiral volume of a chiral center and verifying if the center is modelled as a planar moiety or with the opposite hand. A planarity outlier is detected by checking planarity of atoms in a peptide group, atoms in a mainchain group or atoms of a sidechain that are expected to be planar.

Mol	Chain	#Chirality outliers	#Planarity outliers
1	A	71	243
1	B	55	257
1	C	57	264
1	D	60	284
1	E	51	259
1	F	58	270
1	G	63	258
1	H	61	282
1	I	60	252

Continued on next page...

Continued from previous page...

Mol	Chain	#Chirality outliers	#Planarity outliers
1	J	53	260
1	K	57	267
1	L	44	284
1	M	54	279
1	N	50	292
1	O	63	275
1	P	67	288
All	All	924	4314

All (1197) bond length outliers are listed below:

Mol	Chain	Res	Type	Atoms	Z	Observed(Å)	Ideal(Å)
1	N	245	GLU	CD-OE1	10.06	1.36	1.25
1	H	86	GLU	CD-OE1	-9.98	1.14	1.25
1	B	336	GLU	CD-OE2	9.94	1.36	1.25
1	I	164	GLU	CD-OE1	9.93	1.36	1.25
1	A	88	GLU	CD-OE1	9.88	1.36	1.25
1	J	416	GLU	CD-OE1	-9.79	1.14	1.25
1	O	398	GLU	CD-OE2	9.74	1.36	1.25
1	A	168	GLU	CD-OE1	9.72	1.36	1.25
1	N	148	GLU	CD-OE2	9.71	1.36	1.25
1	P	404	GLU	CD-OE2	9.56	1.36	1.25
1	H	148	GLU	CD-OE1	9.55	1.36	1.25
1	G	141	GLU	CD-OE2	-9.51	1.15	1.25
1	L	459	GLU	CD-OE1	-9.48	1.15	1.25
1	N	207	GLU	CD-OE2	9.47	1.36	1.25
1	P	356	GLU	CD-OE2	9.39	1.35	1.25
1	A	217	GLU	CD-OE1	9.35	1.35	1.25
1	L	88	GLU	CD-OE1	9.29	1.35	1.25
1	J	168	GLU	CD-OE1	9.24	1.35	1.25
1	M	293	GLU	CD-OE2	-9.21	1.15	1.25
1	N	485	GLU	CD-OE1	-9.15	1.15	1.25
1	D	67	GLU	CD-OE2	-9.14	1.15	1.25
1	H	164	GLU	CD-OE1	9.12	1.35	1.25
1	M	336	GLU	CD-OE1	9.12	1.35	1.25
1	F	196	GLU	CD-OE2	-8.99	1.15	1.25
1	D	356	GLU	CD-OE2	-8.97	1.15	1.25
1	D	241	GLU	CD-OE2	8.94	1.35	1.25
1	B	482	GLU	CD-OE1	-8.92	1.15	1.25
1	O	71	GLU	CD-OE1	8.88	1.35	1.25
1	O	336	GLU	CD-OE2	8.86	1.35	1.25
1	F	253	GLU	CD-OE2	8.84	1.35	1.25

Continued on next page...

Continued from previous page...

Mol	Chain	Res	Type	Atoms	Z	Observed(Å)	Ideal(Å)
1	M	185	GLU	CD-OE2	8.83	1.35	1.25
1	C	80	GLU	CD-OE1	-8.77	1.16	1.25
1	G	71	GLU	CD-OE1	8.77	1.35	1.25
1	O	357	GLU	CD-OE2	8.73	1.35	1.25
1	H	374	GLU	CD-OE2	8.73	1.35	1.25
1	N	67	GLU	CD-OE1	8.72	1.35	1.25
1	E	463	GLU	CD-OE2	-8.70	1.16	1.25
1	B	253	GLU	CD-OE2	-8.69	1.16	1.25
1	H	356	GLU	CD-OE2	-8.66	1.16	1.25
1	J	133	GLU	CD-OE2	8.65	1.35	1.25
1	N	356	GLU	CD-OE2	-8.63	1.16	1.25
1	G	335	GLU	CD-OE1	-8.61	1.16	1.25
1	M	29	ARG	CZ-NH1	-8.60	1.21	1.33
1	B	293	GLU	CD-OE1	8.59	1.35	1.25
1	O	240	GLU	CD-OE2	-8.57	1.16	1.25
1	K	185	GLU	CD-OE1	-8.55	1.16	1.25
1	L	88	GLU	CD-OE2	-8.54	1.16	1.25
1	G	459	GLU	CD-OE1	8.52	1.35	1.25
1	J	18	ARG	NE-CZ	8.50	1.44	1.33
1	G	133	GLU	CD-OE2	-8.49	1.16	1.25
1	K	207	GLU	CD-OE2	8.46	1.34	1.25
1	F	196	GLU	CD-OE1	-8.42	1.16	1.25
1	E	164	GLU	CD-OE2	8.41	1.34	1.25
1	O	416	GLU	CD-OE1	8.41	1.34	1.25
1	O	148	GLU	CD-OE1	8.40	1.34	1.25
1	K	463	GLU	CD-OE1	-8.39	1.16	1.25
1	H	102	GLU	CD-OE2	8.38	1.34	1.25
1	O	86	GLU	CD-OE2	8.38	1.34	1.25
1	G	105	ARG	NE-CZ	8.37	1.44	1.33
1	M	36	ARG	CZ-NH1	-8.36	1.22	1.33
1	C	386	GLU	CD-OE2	8.33	1.34	1.25
1	E	22	ARG	NE-CZ	8.32	1.43	1.33
1	O	416	GLU	CD-OE2	-8.32	1.16	1.25
1	E	253	GLU	CD-OE1	-8.31	1.16	1.25
1	J	420	ARG	CZ-NH1	8.25	1.43	1.33
1	P	207	GLU	CD-OE1	8.21	1.34	1.25
1	B	245	GLU	CD-OE2	8.17	1.34	1.25
1	F	388	GLU	CD-OE1	8.16	1.34	1.25
1	A	279	GLU	CD-OE2	8.15	1.34	1.25
1	J	459	GLU	CD-OE2	-8.14	1.16	1.25
1	B	386	GLU	CD-OE2	-8.09	1.16	1.25
1	C	164	GLU	CD-OE2	8.05	1.34	1.25

Continued on next page...

Continued from previous page...

Mol	Chain	Res	Type	Atoms	Z	Observed(Å)	Ideal(Å)
1	D	357	GLU	CD-OE2	8.04	1.34	1.25
1	C	336	GLU	CG-CD	7.97	1.63	1.51
1	M	489	ARG	NE-CZ	7.93	1.43	1.33
1	P	293	GLU	CD-OE2	7.88	1.34	1.25
1	M	285	ARG	CZ-NH2	7.84	1.43	1.33
1	A	141	GLU	CD-OE1	-7.83	1.17	1.25
1	P	124	TYR	CG-CD1	7.83	1.49	1.39
1	C	390	SER	CB-OG	7.81	1.52	1.42
1	E	409	ARG	NE-CZ	7.80	1.43	1.33
1	G	245	GLU	CD-OE2	7.80	1.34	1.25
1	A	482	GLU	CD-OE2	7.77	1.34	1.25
1	B	157	SER	CB-OG	7.77	1.52	1.42
1	M	330	SER	CB-OG	-7.77	1.32	1.42
1	E	18	ARG	NE-CZ	7.76	1.43	1.33
1	A	36	ARG	CZ-NH1	-7.74	1.23	1.33
1	J	335	GLU	CD-OE1	-7.73	1.17	1.25
1	A	14	ARG	NE-CZ	7.72	1.43	1.33
1	B	240	GLU	CD-OE2	-7.72	1.17	1.25
1	E	164	GLU	CD-OE1	7.69	1.34	1.25
1	P	196	GLU	CD-OE1	7.69	1.34	1.25
1	G	148	GLU	CG-CD	7.68	1.63	1.51
1	M	398	GLU	CD-OE2	7.68	1.34	1.25
1	D	420	ARG	CZ-NH2	7.67	1.43	1.33
1	J	293	GLU	CD-OE2	7.65	1.34	1.25
1	C	432	GLU	CD-OE2	7.65	1.34	1.25
1	O	18	ARG	CZ-NH1	7.62	1.43	1.33
1	G	377	ARG	CZ-NH1	-7.62	1.23	1.33
1	I	279	GLU	CD-OE1	-7.61	1.17	1.25
1	E	424	GLU	CD-OE2	7.60	1.34	1.25
1	C	133	GLU	CD-OE1	-7.59	1.17	1.25
1	E	360	ARG	CZ-NH1	7.58	1.43	1.33
1	A	402	GLY	N-CA	7.58	1.57	1.46
1	F	485	GLU	CG-CD	7.57	1.63	1.51
1	O	293	GLU	CD-OE1	7.57	1.33	1.25
1	M	374	GLU	CD-OE2	7.55	1.33	1.25
1	G	244	SER	CB-OG	-7.53	1.32	1.42
1	K	10	GLU	CD-OE2	7.51	1.33	1.25
1	O	424	GLU	CG-CD	7.51	1.63	1.51
1	G	164	GLU	CD-OE2	-7.50	1.17	1.25
1	D	69	SER	CB-OG	-7.46	1.32	1.42
1	P	267	GLY	N-CA	-7.46	1.34	1.46
1	C	22	ARG	CZ-NH1	-7.45	1.23	1.33

Continued on next page...

Continued from previous page...

Mol	Chain	Res	Type	Atoms	Z	Observed(Å)	Ideal(Å)
1	C	80	GLU	CD-OE2	7.44	1.33	1.25
1	A	327	SER	CB-OG	7.44	1.51	1.42
1	I	324	ARG	CZ-NH2	-7.42	1.23	1.33
1	O	196	GLU	CD-OE2	-7.39	1.17	1.25
1	B	377	ARG	CZ-NH1	7.39	1.42	1.33
1	P	285	ARG	CZ-NH2	7.39	1.42	1.33
1	M	401	SER	CB-OG	7.38	1.51	1.42
1	M	497	GLU	CD-OE1	7.37	1.33	1.25
1	N	157	SER	CB-OG	7.36	1.51	1.42
1	A	18	ARG	NE-CZ	7.35	1.42	1.33
1	A	322	GLU	CD-OE2	7.35	1.33	1.25
1	K	133	GLU	CD-OE1	7.35	1.33	1.25
1	H	10	GLU	CD-OE1	7.34	1.33	1.25
1	H	404	GLU	CD-OE2	7.33	1.33	1.25
1	A	67	GLU	CD-OE1	-7.33	1.17	1.25
1	N	109	GLU	CD-OE1	-7.32	1.17	1.25
1	M	489	ARG	CZ-NH2	7.31	1.42	1.33
1	C	468	GLU	CD-OE2	7.30	1.33	1.25
1	E	245	GLU	CD-OE1	7.30	1.33	1.25
1	F	285	ARG	CZ-NH2	7.27	1.42	1.33
1	K	241	GLU	CD-OE2	7.27	1.33	1.25
1	F	43	GLY	C-O	7.26	1.35	1.23
1	H	386	GLU	CD-OE2	7.25	1.33	1.25
1	G	356	GLU	CD-OE2	-7.25	1.17	1.25
1	I	479	SER	CB-OG	-7.25	1.32	1.42
1	N	275	TYR	CE2-CZ	-7.24	1.29	1.38
1	D	15	TYR	CE1-CZ	7.23	1.48	1.38
1	E	240	GLU	CD-OE2	7.22	1.33	1.25
1	K	356	GLU	CD-OE1	-7.22	1.17	1.25
1	B	240	GLU	CD-OE1	7.21	1.33	1.25
1	I	187	LYS	CD-CE	7.21	1.69	1.51
1	J	471	ARG	CZ-NH2	-7.20	1.23	1.33
1	F	80	GLU	CD-OE2	7.19	1.33	1.25
1	K	199	SER	CB-OG	7.18	1.51	1.42
1	P	148	GLU	CD-OE1	7.18	1.33	1.25
1	A	164	GLU	CG-CD	7.18	1.62	1.51
1	B	293	GLU	CD-OE2	-7.17	1.17	1.25
1	H	88	GLU	CD-OE1	7.17	1.33	1.25
1	D	15	TYR	CE2-CZ	7.16	1.47	1.38
1	P	404	GLU	CD-OE1	-7.16	1.17	1.25
1	C	10	GLU	CD-OE1	-7.16	1.17	1.25
1	E	18	ARG	CZ-NH2	7.16	1.42	1.33

Continued on next page...

Continued from previous page...

Mol	Chain	Res	Type	Atoms	Z	Observed(Å)	Ideal(Å)
1	K	101	GLY	N-CA	-7.15	1.35	1.46
1	O	275	TYR	CE1-CZ	7.15	1.47	1.38
1	C	148	GLU	CD-OE1	7.15	1.33	1.25
1	C	463	GLU	CD-OE2	-7.14	1.17	1.25
1	P	386	GLU	CD-OE2	7.14	1.33	1.25
1	A	18	ARG	CZ-NH2	-7.14	1.23	1.33
1	G	322	GLU	CD-OE1	7.13	1.33	1.25
1	J	124	TYR	CD2-CE2	7.12	1.50	1.39
1	B	66	ARG	CZ-NH2	7.11	1.42	1.33
1	E	168	GLU	CD-OE1	-7.11	1.17	1.25
1	K	179	SER	CB-OG	-7.08	1.33	1.42
1	L	29	ARG	NE-CZ	7.08	1.42	1.33
1	O	220	SER	CB-OG	7.08	1.51	1.42
1	K	424	GLU	CD-OE2	7.08	1.33	1.25
1	E	244	SER	CA-CB	-7.07	1.42	1.52
1	J	328	GLY	C-O	7.07	1.34	1.23
1	C	172	GLU	CG-CD	7.07	1.62	1.51
1	K	357	GLU	CD-OE2	-7.07	1.17	1.25
1	J	275	TYR	CD2-CE2	7.06	1.50	1.39
1	L	404	GLU	CG-CD	-7.06	1.41	1.51
1	L	377	ARG	NE-CZ	-7.05	1.23	1.33
1	O	286	ARG	CZ-NH2	7.05	1.42	1.33
1	E	335	GLU	CD-OE1	-7.04	1.18	1.25
1	E	185	GLU	CD-OE2	7.03	1.33	1.25
1	P	465	GLY	N-CA	-7.02	1.35	1.46
1	O	394	ARG	CZ-NH2	7.02	1.42	1.33
1	I	352	GLU	CD-OE2	7.02	1.33	1.25
1	F	377	ARG	CZ-NH2	-7.02	1.24	1.33
1	C	324	ARG	NE-CZ	7.01	1.42	1.33
1	H	459	GLU	CG-CD	7.00	1.62	1.51
1	D	398	GLU	CD-OE2	7.00	1.33	1.25
1	E	497	GLU	CD-OE1	-7.00	1.18	1.25
1	K	388	GLU	CD-OE2	7.00	1.33	1.25
1	C	105	ARG	CZ-NH1	-6.99	1.24	1.33
1	M	285	ARG	CZ-NH1	-6.99	1.24	1.33
1	P	427	GLY	N-CA	-6.98	1.35	1.46
1	F	185	GLU	CD-OE1	-6.97	1.18	1.25
1	O	432	GLU	CD-OE2	-6.96	1.18	1.25
1	H	463	GLU	CD-OE1	-6.96	1.18	1.25
1	O	471	ARG	CZ-NH1	6.96	1.42	1.33
1	I	29	ARG	NE-CZ	-6.95	1.24	1.33
1	A	356	GLU	CG-CD	6.95	1.62	1.51

Continued on next page...

Continued from previous page...

Mol	Chain	Res	Type	Atoms	Z	Observed(Å)	Ideal(Å)
1	M	322	GLU	CD-OE1	6.95	1.33	1.25
1	J	133	GLU	CD-OE1	6.94	1.33	1.25
1	I	69	SER	CB-OG	6.93	1.51	1.42
1	K	374	GLU	CD-OE1	6.89	1.33	1.25
1	G	240	GLU	CD-OE1	6.89	1.33	1.25
1	N	336	GLU	CD-OE1	-6.89	1.18	1.25
1	P	66	ARG	CZ-NH1	6.89	1.42	1.33
1	H	357	GLU	CG-CD	6.89	1.62	1.51
1	I	328	GLY	N-CA	6.88	1.56	1.46
1	K	196	GLU	CD-OE1	6.88	1.33	1.25
1	P	348	ARG	CZ-NH1	6.88	1.42	1.33
1	F	217	GLU	CD-OE2	6.87	1.33	1.25
1	B	196	GLU	CD-OE2	6.87	1.33	1.25
1	D	395	GLU	CB-CG	6.87	1.65	1.52
1	F	33	GLU	CG-CD	-6.86	1.41	1.51
1	I	37	SER	CB-OG	6.85	1.51	1.42
1	K	322	GLU	CD-OE2	6.84	1.33	1.25
1	N	185	GLU	CD-OE2	6.82	1.33	1.25
1	I	148	GLU	CD-OE2	-6.81	1.18	1.25
1	F	450	GLY	N-CA	6.81	1.56	1.46
1	A	459	GLU	CD-OE1	6.80	1.33	1.25
1	L	245	GLU	CD-OE2	6.80	1.33	1.25
1	L	141	GLU	CD-OE2	6.79	1.33	1.25
1	J	497	GLU	CD-OE2	6.79	1.33	1.25
1	O	398	GLU	CD-OE1	-6.79	1.18	1.25
1	A	217	GLU	CD-OE2	-6.78	1.18	1.25
1	M	217	GLU	CD-OE1	-6.77	1.18	1.25
1	M	348	ARG	NE-CZ	-6.77	1.24	1.33
1	E	80	GLU	CD-OE1	-6.77	1.18	1.25
1	L	290	SER	CB-OG	-6.76	1.33	1.42
1	P	459	GLU	CD-OE2	-6.76	1.18	1.25
1	O	185	GLU	CD-OE1	6.75	1.33	1.25
1	O	459	GLU	CD-OE1	-6.75	1.18	1.25
1	I	330	SER	CB-OG	-6.73	1.33	1.42
1	J	489	ARG	CD-NE	-6.73	1.35	1.46
1	L	176	GLU	CG-CD	6.72	1.62	1.51
1	H	176	GLU	CD-OE2	-6.71	1.18	1.25
1	P	324	ARG	CZ-NH2	-6.71	1.24	1.33
1	O	420	ARG	CZ-NH2	-6.71	1.24	1.33
1	M	416	GLU	CD-OE2	6.70	1.33	1.25
1	C	497	GLU	CD-OE1	-6.69	1.18	1.25
1	B	207	GLU	CD-OE1	6.68	1.32	1.25

Continued on next page...

Continued from previous page...

Mol	Chain	Res	Type	Atoms	Z	Observed(Å)	Ideal(Å)
1	J	352	GLU	CD-OE1	6.67	1.32	1.25
1	P	108	GLU	CD-OE2	-6.66	1.18	1.25
1	D	172	GLU	CD-OE2	6.66	1.32	1.25
1	B	336	GLU	CD-OE1	6.65	1.32	1.25
1	N	18	ARG	CZ-NH2	6.64	1.41	1.33
1	F	420	ARG	CZ-NH2	-6.63	1.24	1.33
1	F	133	GLU	CD-OE1	6.62	1.32	1.25
1	N	352	GLU	CD-OE1	-6.62	1.18	1.25
1	B	241	GLU	CB-CG	6.61	1.64	1.52
1	I	218	ARG	NE-CZ	-6.61	1.24	1.33
1	M	241	GLU	CG-CD	6.61	1.61	1.51
1	A	471	ARG	CD-NE	-6.60	1.35	1.46
1	A	88	GLU	CD-OE2	6.59	1.32	1.25
1	L	352	GLU	CD-OE1	-6.59	1.18	1.25
1	C	142	VAL	C-N	6.58	1.44	1.33
1	B	482	GLU	CD-OE2	6.58	1.32	1.25
1	B	335	GLU	CD-OE2	-6.58	1.18	1.25
1	M	160	GLY	C-O	-6.58	1.13	1.23
1	J	382	GLY	N-CA	6.58	1.55	1.46
1	A	14	ARG	CZ-NH1	6.57	1.41	1.33
1	F	424	GLU	CD-OE2	6.57	1.32	1.25
1	G	324	ARG	CZ-NH1	-6.57	1.24	1.33
1	I	172	GLU	CD-OE1	6.57	1.32	1.25
1	H	424	GLU	CD-OE2	-6.56	1.18	1.25
1	I	14	ARG	NE-CZ	-6.56	1.24	1.33
1	E	388	GLU	CD-OE1	-6.56	1.18	1.25
1	G	280	GLY	N-CA	-6.55	1.36	1.46
1	H	377	ARG	NE-CZ	6.55	1.41	1.33
1	D	141	GLU	CD-OE1	6.54	1.32	1.25
1	K	286	ARG	CZ-NH1	6.54	1.41	1.33
1	I	10	GLU	CD-OE2	6.53	1.32	1.25
1	P	200	GLY	N-CA	6.53	1.55	1.46
1	D	172	GLU	CG-CD	6.53	1.61	1.51
1	A	438	ARG	CZ-NH1	6.52	1.41	1.33
1	L	404	GLU	CD-OE2	6.52	1.32	1.25
1	B	164	GLU	CD-OE1	6.52	1.32	1.25
1	G	485	GLU	CD-OE1	6.51	1.32	1.25
1	N	280	GLY	C-O	6.51	1.34	1.23
1	O	409	ARG	CZ-NH2	6.51	1.41	1.33
1	I	41	PRO	N-CD	6.51	1.56	1.47
1	N	141	GLU	CD-OE1	6.50	1.32	1.25
1	A	217	GLU	CG-CD	6.49	1.61	1.51

Continued on next page...

Continued from previous page...

Mol	Chain	Res	Type	Atoms	Z	Observed(Å)	Ideal(Å)
1	A	141	GLU	CD-OE2	6.49	1.32	1.25
1	B	172	GLU	CD-OE2	-6.49	1.18	1.25
1	G	471	ARG	CZ-NH2	-6.49	1.24	1.33
1	P	196	GLU	CD-OE2	-6.49	1.18	1.25
1	G	322	GLU	CG-CD	-6.49	1.42	1.51
1	J	18	ARG	CZ-NH2	-6.48	1.24	1.33
1	G	43	GLY	N-CA	6.48	1.55	1.46
1	O	245	GLU	CD-OE2	6.48	1.32	1.25
1	D	176	GLU	CD-OE2	-6.47	1.18	1.25
1	O	207	GLU	CD-OE1	6.47	1.32	1.25
1	F	168	GLU	CD-OE2	-6.47	1.18	1.25
1	C	323	GLU	CD-OE2	6.46	1.32	1.25
1	P	141	GLU	CD-OE2	-6.46	1.18	1.25
1	J	43	GLY	C-O	-6.45	1.13	1.23
1	I	328	GLY	CA-C	6.44	1.62	1.51
1	I	330	SER	CA-CB	-6.43	1.43	1.52
1	K	33	GLU	CD-OE1	-6.43	1.18	1.25
1	H	479	SER	CA-CB	-6.43	1.43	1.52
1	K	395	GLU	CG-CD	6.42	1.61	1.51
1	L	240	GLU	CD-OE2	6.42	1.32	1.25
1	J	424	GLU	CD-OE1	6.42	1.32	1.25
1	H	196	GLU	CG-CD	-6.42	1.42	1.51
1	M	258	GLY	CA-C	6.41	1.62	1.51
1	B	16	MET	C-N	6.41	1.44	1.33
1	K	108	GLU	CD-OE2	6.40	1.32	1.25
1	P	133	GLU	CD-OE2	6.40	1.32	1.25
1	A	360	ARG	CZ-NH1	-6.40	1.24	1.33
1	M	419	PRO	N-CA	6.40	1.58	1.47
1	F	497	GLU	CG-CD	6.39	1.61	1.51
1	O	22	ARG	CZ-NH2	6.39	1.41	1.33
1	B	172	GLU	CG-CD	6.38	1.61	1.51
1	K	448	CYS	CB-SG	-6.38	1.71	1.82
1	K	29	ARG	CZ-NH2	-6.37	1.24	1.33
1	L	371	CYS	CB-SG	-6.36	1.71	1.82
1	A	257	SER	CB-OG	6.36	1.50	1.42
1	M	105	ARG	CZ-NH2	-6.35	1.24	1.33
1	K	404	GLU	CD-OE1	-6.35	1.18	1.25
1	H	164	GLU	CD-OE2	6.34	1.32	1.25
1	C	41	PRO	N-CD	-6.34	1.39	1.47
1	P	468	GLU	CD-OE1	-6.34	1.18	1.25
1	K	427	GLY	CA-C	-6.33	1.41	1.51
1	N	323	GLU	CD-OE1	6.33	1.32	1.25

Continued on next page...

Continued from previous page...

Mol	Chain	Res	Type	Atoms	Z	Observed(Å)	Ideal(Å)
1	K	293	GLU	CD-OE1	6.32	1.32	1.25
1	J	404	GLU	CD-OE2	6.32	1.32	1.25
1	G	395	GLU	CG-CD	-6.32	1.42	1.51
1	L	395	GLU	CD-OE2	6.31	1.32	1.25
1	F	357	GLU	CD-OE1	-6.31	1.18	1.25
1	F	459	GLU	CD-OE2	6.31	1.32	1.25
1	C	10	GLU	CD-OE2	6.31	1.32	1.25
1	J	207	GLU	CD-OE1	-6.31	1.18	1.25
1	P	22	ARG	CD-NE	6.30	1.57	1.46
1	A	246	MET	C-O	6.29	1.35	1.23
1	F	323	GLU	CG-CD	-6.29	1.42	1.51
1	N	322	GLU	CG-CD	-6.29	1.42	1.51
1	A	279	GLU	CD-OE1	6.29	1.32	1.25
1	H	403	ARG	CZ-NH2	6.29	1.41	1.33
1	G	22	ARG	CZ-NH1	6.28	1.41	1.33
1	B	275	TYR	CZ-OH	6.28	1.48	1.37
1	C	497	GLU	C-O	6.28	1.35	1.23
1	L	164	GLU	CG-CD	6.28	1.61	1.51
1	A	468	GLU	CD-OE2	-6.27	1.18	1.25
1	G	61	GLY	C-O	6.27	1.33	1.23
1	E	419	PRO	N-CD	-6.26	1.39	1.47
1	P	279	GLU	CD-OE1	-6.26	1.18	1.25
1	F	380	SER	CA-CB	6.25	1.62	1.52
1	I	485	GLU	CD-OE1	-6.25	1.18	1.25
1	K	43	GLY	N-CA	6.25	1.55	1.46
1	C	420	ARG	NE-CZ	6.25	1.41	1.33
1	C	108	GLU	CD-OE2	6.24	1.32	1.25
1	B	383	GLY	N-CA	-6.24	1.36	1.46
1	M	468	GLU	CG-CD	-6.24	1.42	1.51
1	J	18	ARG	CZ-NH1	6.24	1.41	1.33
1	P	37	SER	CB-OG	6.23	1.50	1.42
1	B	109	GLU	CB-CG	6.23	1.64	1.52
1	E	241	GLU	CD-OE2	6.23	1.32	1.25
1	J	348	ARG	NE-CZ	6.23	1.41	1.33
1	H	468	GLU	CD-OE1	-6.23	1.18	1.25
1	L	394	ARG	CZ-NH2	6.23	1.41	1.33
1	E	67	GLU	CD-OE1	6.22	1.32	1.25
1	K	376	GLY	N-CA	-6.22	1.36	1.46
1	O	356	GLU	CG-CD	-6.22	1.42	1.51
1	M	29	ARG	CZ-NH2	6.21	1.41	1.33
1	M	432	GLU	CD-OE2	6.21	1.32	1.25
1	E	370	GLY	CA-C	6.21	1.61	1.51

Continued on next page...

Continued from previous page...

Mol	Chain	Res	Type	Atoms	Z	Observed(Å)	Ideal(Å)
1	A	367	GLY	CA-C	-6.20	1.42	1.51
1	O	22	ARG	CZ-NH1	6.20	1.41	1.33
1	H	290	SER	CB-OG	6.20	1.50	1.42
1	E	483	SER	CB-OG	6.20	1.50	1.42
1	B	401	SER	CB-OG	6.20	1.50	1.42
1	J	394	ARG	CZ-NH2	6.19	1.41	1.33
1	G	63	THR	CB-OG1	6.19	1.55	1.43
1	L	456	GLY	N-CA	-6.19	1.36	1.46
1	N	258	GLY	C-O	6.19	1.33	1.23
1	F	33	GLU	CD-OE1	6.18	1.32	1.25
1	J	253	GLU	CD-OE2	-6.18	1.18	1.25
1	A	241	GLU	CD-OE1	-6.18	1.18	1.25
1	C	188	VAL	CB-CG1	6.18	1.65	1.52
1	F	172	GLU	CD-OE1	6.18	1.32	1.25
1	L	196	GLU	CG-CD	6.17	1.61	1.51
1	B	176	GLU	CD-OE1	6.17	1.32	1.25
1	J	108	GLU	CD-OE1	-6.16	1.18	1.25
1	F	241	GLU	CD-OE2	6.16	1.32	1.25
1	P	279	GLU	CG-CD	-6.16	1.42	1.51
1	B	200	GLY	C-O	6.15	1.33	1.23
1	H	327	SER	C-O	6.14	1.35	1.23
1	J	92	GLY	CA-C	-6.14	1.42	1.51
1	B	148	GLU	CG-CD	6.14	1.61	1.51
1	F	290	SER	CB-OG	-6.14	1.34	1.42
1	L	286	ARG	NE-CZ	6.14	1.41	1.33
1	K	10	GLU	CD-OE1	-6.13	1.19	1.25
1	N	360	ARG	CZ-NH2	6.13	1.41	1.33
1	A	330	SER	CB-OG	-6.12	1.34	1.42
1	J	116	HIS	CG-CD2	6.12	1.46	1.35
1	B	285	ARG	CZ-NH2	6.12	1.41	1.33
1	M	352	GLU	CD-OE1	6.12	1.32	1.25
1	C	185	GLU	CG-CD	-6.12	1.42	1.51
1	D	280	GLY	N-CA	-6.11	1.36	1.46
1	L	257	SER	CB-OG	-6.11	1.34	1.42
1	B	285	ARG	CZ-NH1	-6.11	1.25	1.33
1	G	370	GLY	N-CA	6.11	1.55	1.46
1	P	244	SER	CA-CB	-6.10	1.43	1.52
1	F	403	ARG	NE-CZ	6.10	1.41	1.33
1	A	370	GLY	N-CA	-6.09	1.36	1.46
1	L	396	TYR	CD2-CE2	6.09	1.48	1.39
1	L	101	GLY	N-CA	6.08	1.55	1.46
1	A	40	GLY	N-CA	-6.08	1.36	1.46

Continued on next page...

Continued from previous page...

Mol	Chain	Res	Type	Atoms	Z	Observed(Å)	Ideal(Å)
1	H	468	GLU	N-CA	6.08	1.58	1.46
1	O	299	THR	C-N	6.08	1.44	1.33
1	O	360	ARG	CZ-NH1	6.08	1.41	1.33
1	O	455	THR	C-N	6.08	1.44	1.33
1	B	253	GLU	CB-CG	6.07	1.63	1.52
1	A	390	SER	CA-CB	6.06	1.62	1.52
1	C	327	SER	CA-CB	6.06	1.62	1.52
1	E	352	GLU	CG-CD	6.06	1.61	1.51
1	F	189	ASP	N-CA	6.05	1.58	1.46
1	E	383	GLY	N-CA	6.04	1.55	1.46
1	L	370	GLY	CA-C	6.04	1.61	1.51
1	I	438	ARG	CZ-NH1	-6.04	1.25	1.33
1	A	200	GLY	C-O	6.04	1.33	1.23
1	P	384	SER	CB-OG	-6.03	1.34	1.42
1	P	376	GLY	N-CA	6.03	1.55	1.46
1	D	33	GLU	CD-OE1	6.02	1.32	1.25
1	E	290	SER	CA-CB	6.02	1.61	1.52
1	G	424	GLU	CG-CD	6.02	1.60	1.51
1	C	411	PHE	CG-CD2	6.01	1.47	1.38
1	B	280	GLY	N-CA	-6.01	1.37	1.46
1	N	88	GLU	CD-OE1	6.01	1.32	1.25
1	B	323	GLU	CG-CD	6.01	1.60	1.51
1	J	218	ARG	CZ-NH1	-6.01	1.25	1.33
1	K	7	VAL	N-CA	6.01	1.58	1.46
1	K	487	LEU	C-O	6.01	1.34	1.23
1	N	456	GLY	CA-C	6.01	1.61	1.51
1	A	15	TYR	CE1-CZ	-6.00	1.30	1.38
1	L	124	TYR	CG-CD2	-6.00	1.31	1.39
1	C	360	ARG	CD-NE	-6.00	1.36	1.46
1	F	86	GLU	CD-OE2	-6.00	1.19	1.25
1	G	15	TYR	CB-CG	6.00	1.60	1.51
1	O	401	SER	CA-CB	6.00	1.61	1.52
1	H	411	PHE	CG-CD2	-6.00	1.29	1.38
1	H	80	GLU	CG-CD	5.99	1.60	1.51
1	H	324	ARG	CZ-NH1	5.99	1.40	1.33
1	K	489	ARG	CZ-NH1	-5.99	1.25	1.33
1	F	328	GLY	N-CA	5.98	1.55	1.46
1	B	66	ARG	NE-CZ	-5.98	1.25	1.33
1	C	240	GLU	CD-OE1	5.98	1.32	1.25
1	O	445	GLY	CA-C	-5.97	1.42	1.51
1	P	67	GLU	CD-OE2	-5.97	1.19	1.25
1	A	482	GLU	CD-OE1	-5.97	1.19	1.25

Continued on next page...

Continued from previous page...

Mol	Chain	Res	Type	Atoms	Z	Observed(Å)	Ideal(Å)
1	H	324	ARG	NE-CZ	5.97	1.40	1.33
1	P	395	GLU	CD-OE1	-5.97	1.19	1.25
1	L	123	GLY	N-CA	-5.96	1.37	1.46
1	C	339	HIS	C-O	5.96	1.34	1.23
1	P	489	ARG	CZ-NH2	5.96	1.40	1.33
1	D	33	GLU	CG-CD	-5.96	1.43	1.51
1	F	269	ASP	C-O	5.96	1.34	1.23
1	L	168	GLU	CD-OE2	5.96	1.32	1.25
1	G	29	ARG	CD-NE	-5.95	1.36	1.46
1	J	471	ARG	NE-CZ	5.95	1.40	1.33
1	O	241	GLU	CD-OE2	5.94	1.32	1.25
1	E	105	ARG	CZ-NH2	5.94	1.40	1.33
1	G	102	GLU	CB-CG	5.94	1.63	1.52
1	M	356	GLU	CD-OE2	-5.94	1.19	1.25
1	H	275	TYR	CE1-CZ	5.93	1.46	1.38
1	I	108	GLU	CD-OE2	5.93	1.32	1.25
1	K	352	GLU	CB-CG	5.92	1.63	1.52
1	L	86	GLU	CD-OE2	5.92	1.32	1.25
1	O	456	GLY	N-CA	-5.92	1.37	1.46
1	G	285	ARG	CZ-NH2	-5.92	1.25	1.33
1	P	164	GLU	CD-OE2	-5.92	1.19	1.25
1	L	374	GLU	CD-OE2	5.92	1.32	1.25
1	P	123	GLY	C-O	5.92	1.33	1.23
1	K	463	GLU	CD-OE2	-5.92	1.19	1.25
1	H	438	ARG	CZ-NH2	5.91	1.40	1.33
1	J	63	THR	CB-OG1	5.91	1.55	1.43
1	M	360	ARG	CZ-NH1	5.91	1.40	1.33
1	F	53	GLY	C-O	5.91	1.33	1.23
1	E	33	GLU	CG-CD	5.91	1.60	1.51
1	C	463	GLU	CG-CD	5.90	1.60	1.51
1	N	217	GLU	CG-CD	5.90	1.60	1.51
1	A	102	GLU	CD-OE2	5.89	1.32	1.25
1	O	123	GLY	N-CA	-5.89	1.37	1.46
1	J	109	GLU	CG-CD	5.89	1.60	1.51
1	M	202	SER	CB-OG	5.89	1.50	1.42
1	G	330	SER	CA-CB	5.89	1.61	1.52
1	B	426	ALA	C-N	-5.89	1.22	1.33
1	P	9	PRO	N-CA	5.89	1.57	1.47
1	P	116	HIS	CG-CD2	-5.89	1.25	1.35
1	G	438	ARG	CZ-NH2	5.89	1.40	1.33
1	J	290	SER	CA-CB	5.89	1.61	1.52
1	O	348	ARG	CZ-NH2	5.88	1.40	1.33

Continued on next page...

Continued from previous page...

Mol	Chain	Res	Type	Atoms	Z	Observed(Å)	Ideal(Å)
1	I	388	GLU	CD-OE2	-5.88	1.19	1.25
1	K	67	GLU	CD-OE2	-5.88	1.19	1.25
1	L	432	GLU	CD-OE2	-5.88	1.19	1.25
1	F	224	PRO	N-CD	5.88	1.56	1.47
1	K	81	VAL	N-CA	-5.88	1.34	1.46
1	E	333	PHE	CG-CD2	-5.87	1.29	1.38
1	A	394	ARG	NE-CZ	-5.87	1.25	1.33
1	F	286	ARG	NE-CZ	5.87	1.40	1.33
1	I	18	ARG	CZ-NH1	-5.87	1.25	1.33
1	K	110	LEU	C-O	5.87	1.34	1.23
1	D	286	ARG	CZ-NH2	5.87	1.40	1.33
1	G	172	GLU	CG-CD	5.87	1.60	1.51
1	N	143	GLY	CA-C	5.87	1.61	1.51
1	D	471	ARG	CZ-NH2	-5.86	1.25	1.33
1	N	401	SER	CB-OG	-5.86	1.34	1.42
1	D	470	LEU	N-CA	-5.86	1.34	1.46
1	J	244	SER	CB-OG	-5.86	1.34	1.42
1	D	497	GLU	CD-OE2	-5.86	1.19	1.25
1	L	497	GLU	CG-CD	5.85	1.60	1.51
1	K	157	SER	CB-OG	-5.84	1.34	1.42
1	F	162	GLY	C-O	5.84	1.32	1.23
1	J	438	ARG	NE-CZ	5.84	1.40	1.33
1	M	386	GLU	CD-OE2	5.84	1.32	1.25
1	G	267	GLY	N-CA	5.84	1.54	1.46
1	M	497	GLU	C-O	5.83	1.34	1.23
1	I	15	TYR	CG-CD2	5.82	1.46	1.39
1	E	53	GLY	CA-C	5.82	1.61	1.51
1	J	67	GLU	CD-OE1	5.82	1.32	1.25
1	J	483	SER	CB-OG	5.82	1.49	1.42
1	N	202	SER	CA-CB	5.82	1.61	1.52
1	F	124	TYR	CB-CG	5.82	1.60	1.51
1	F	357	GLU	CD-OE2	-5.81	1.19	1.25
1	K	420	ARG	CZ-NH2	5.81	1.40	1.33
1	F	468	GLU	CD-OE1	5.81	1.32	1.25
1	N	349	GLY	N-CA	5.81	1.54	1.46
1	G	86	GLU	CD-OE1	-5.81	1.19	1.25
1	K	286	ARG	CZ-NH2	-5.81	1.25	1.33
1	K	357	GLU	CD-OE1	-5.81	1.19	1.25
1	H	14	ARG	CZ-NH2	5.80	1.40	1.33
1	O	377	ARG	CD-NE	5.80	1.56	1.46
1	G	424	GLU	C-O	5.80	1.34	1.23
1	C	324	ARG	CZ-NH2	-5.80	1.25	1.33

Continued on next page...

Continued from previous page...

Mol	Chain	Res	Type	Atoms	Z	Observed(Å)	Ideal(Å)
1	F	10	GLU	CD-OE2	5.80	1.32	1.25
1	M	377	ARG	CZ-NH1	5.80	1.40	1.33
1	J	279	GLU	CD-OE1	5.80	1.32	1.25
1	B	36	ARG	CZ-NH1	5.79	1.40	1.33
1	C	52	LEU	C-O	5.79	1.34	1.23
1	B	220	SER	CA-CB	5.79	1.61	1.52
1	O	380	SER	CB-OG	-5.79	1.34	1.42
1	A	415	LEU	C-O	5.79	1.34	1.23
1	I	432	GLU	CG-CD	5.79	1.60	1.51
1	O	485	GLU	CD-OE1	-5.79	1.19	1.25
1	K	124	TYR	CD2-CE2	-5.79	1.30	1.39
1	C	142	VAL	C-O	5.78	1.34	1.23
1	K	349	GLY	N-CA	5.78	1.54	1.46
1	P	15	TYR	CG-CD1	-5.78	1.31	1.39
1	G	207	GLU	CD-OE2	-5.78	1.19	1.25
1	C	90	GLY	CA-C	5.77	1.61	1.51
1	A	23	MET	C-O	5.77	1.34	1.23
1	A	432	GLU	CD-OE1	-5.77	1.19	1.25
1	G	409	ARG	NE-CZ	-5.77	1.25	1.33
1	F	172	GLU	CB-CG	5.77	1.63	1.52
1	P	101	GLY	N-CA	-5.77	1.37	1.46
1	I	370	GLY	C-O	-5.76	1.14	1.23
1	O	479	SER	CB-OG	-5.76	1.34	1.42
1	N	200	GLY	CA-C	5.76	1.61	1.51
1	O	133	GLU	CG-CD	5.76	1.60	1.51
1	F	485	GLU	CD-OE1	5.76	1.31	1.25
1	H	123	GLY	N-CA	-5.76	1.37	1.46
1	N	53	GLY	CA-C	5.75	1.61	1.51
1	N	382	GLY	N-CA	-5.75	1.37	1.46
1	F	463	GLU	CG-CD	5.75	1.60	1.51
1	P	285	ARG	CD-NE	-5.75	1.36	1.46
1	N	71	GLU	CD-OE2	5.75	1.31	1.25
1	N	109	GLU	CB-CG	5.75	1.63	1.52
1	E	285	ARG	CD-NE	-5.75	1.36	1.46
1	D	497	GLU	CB-CG	5.74	1.63	1.52
1	J	280	GLY	N-CA	-5.74	1.37	1.46
1	P	41	PRO	N-CD	-5.74	1.39	1.47
1	J	445	GLY	N-CA	-5.73	1.37	1.46
1	O	376	GLY	N-CA	-5.73	1.37	1.46
1	M	360	ARG	CZ-NH2	-5.73	1.25	1.33
1	D	36	ARG	C-O	5.73	1.34	1.23
1	E	185	GLU	CD-OE1	5.73	1.31	1.25

Continued on next page...

Continued from previous page...

Mol	Chain	Res	Type	Atoms	Z	Observed(Å)	Ideal(Å)
1	F	124	TYR	CE1-CZ	5.72	1.46	1.38
1	J	327	SER	CA-CB	5.72	1.61	1.52
1	O	335	GLU	CD-OE1	5.72	1.31	1.25
1	P	168	GLU	CD-OE1	5.72	1.31	1.25
1	C	86	GLU	CD-OE1	-5.72	1.19	1.25
1	A	9	PRO	N-CA	5.72	1.56	1.47
1	K	482	GLU	CG-CD	-5.72	1.43	1.51
1	I	66	ARG	C-O	5.71	1.34	1.23
1	H	386	GLU	CG-CD	-5.71	1.43	1.51
1	P	471	ARG	NE-CZ	5.71	1.40	1.33
1	A	463	GLU	CG-CD	5.70	1.60	1.51
1	K	275	TYR	C-O	-5.70	1.12	1.23
1	A	497	GLU	CD-OE2	5.70	1.31	1.25
1	C	109	GLU	CG-CD	5.70	1.60	1.51
1	N	293	GLU	CD-OE1	-5.70	1.19	1.25
1	K	285	ARG	NE-CZ	5.70	1.40	1.33
1	O	328	GLY	CA-C	5.70	1.60	1.51
1	E	427	GLY	C-O	-5.69	1.14	1.23
1	H	279	GLU	CD-OE2	-5.69	1.19	1.25
1	K	168	GLU	CD-OE1	5.69	1.31	1.25
1	B	445	GLY	N-CA	5.68	1.54	1.46
1	J	456	GLY	CA-C	5.68	1.60	1.51
1	C	322	GLU	CD-OE1	5.68	1.31	1.25
1	M	272	ALA	C-O	5.68	1.34	1.23
1	C	141	GLU	C-O	5.68	1.34	1.23
1	E	421	THR	CB-OG1	5.68	1.54	1.43
1	B	286	ARG	CZ-NH1	5.67	1.40	1.33
1	C	176	GLU	CD-OE1	-5.67	1.19	1.25
1	A	335	GLU	CD-OE1	-5.67	1.19	1.25
1	B	396	TYR	CE1-CZ	-5.67	1.31	1.38
1	F	285	ARG	CZ-NH1	-5.66	1.25	1.33
1	J	86	GLU	C-O	5.66	1.34	1.23
1	J	333	PHE	CG-CD1	5.66	1.47	1.38
1	J	459	GLU	CD-OE1	5.66	1.31	1.25
1	M	232	ILE	N-CA	5.66	1.57	1.46
1	I	376	GLY	C-O	5.66	1.32	1.23
1	F	29	ARG	CZ-NH1	-5.65	1.25	1.33
1	M	257	SER	C-O	5.65	1.34	1.23
1	B	394	ARG	CZ-NH1	-5.65	1.25	1.33
1	F	9	PRO	N-CD	5.64	1.55	1.47
1	I	432	GLU	CD-OE2	-5.64	1.19	1.25
1	P	420	ARG	C-O	5.64	1.34	1.23

Continued on next page...

Continued from previous page...

Mol	Chain	Res	Type	Atoms	Z	Observed(Å)	Ideal(Å)
1	L	18	ARG	CZ-NH1	5.64	1.40	1.33
1	K	240	GLU	CD-OE2	5.64	1.31	1.25
1	C	31	ILE	C-O	5.63	1.34	1.23
1	E	162	GLY	N-CA	-5.63	1.37	1.46
1	E	247	LEU	C-O	5.63	1.34	1.23
1	H	395	GLU	CB-CG	5.63	1.62	1.52
1	M	357	GLU	CD-OE1	5.63	1.31	1.25
1	E	311	SER	CA-CB	5.63	1.61	1.52
1	L	327	SER	CB-OG	-5.62	1.34	1.42
1	M	438	ARG	NE-CZ	-5.62	1.25	1.33
1	P	108	GLU	CG-CD	5.62	1.60	1.51
1	J	374	GLU	CD-OE2	5.62	1.31	1.25
1	B	420	ARG	NE-CZ	5.62	1.40	1.33
1	J	324	ARG	CZ-NH2	5.62	1.40	1.33
1	F	145	GLN	CG-CD	5.62	1.64	1.51
1	A	55	VAL	C-O	5.61	1.34	1.23
1	L	291	ASP	C-O	5.61	1.34	1.23
1	O	213	LEU	N-CA	5.61	1.57	1.46
1	O	402	GLY	CA-C	5.61	1.60	1.51
1	K	253	GLU	CD-OE2	-5.61	1.19	1.25
1	L	244	SER	CB-OG	-5.61	1.34	1.42
1	J	402	GLY	C-O	-5.61	1.14	1.23
1	P	450	GLY	CA-C	5.61	1.60	1.51
1	B	124	TYR	CB-CG	5.61	1.60	1.51
1	B	463	GLU	CD-OE1	5.61	1.31	1.25
1	C	384	SER	C-O	5.61	1.34	1.23
1	K	289	LYS	C-O	5.61	1.33	1.23
1	P	469	PRO	N-CA	5.61	1.56	1.47
1	A	328	GLY	N-CA	5.60	1.54	1.46
1	B	238	ALA	C-O	5.60	1.33	1.23
1	E	471	ARG	CD-NE	-5.60	1.36	1.46
1	J	460	ASP	CB-CG	5.60	1.63	1.51
1	E	348	ARG	CZ-NH2	5.60	1.40	1.33
1	G	207	GLU	CB-CG	5.60	1.62	1.52
1	F	36	ARG	CZ-NH2	5.60	1.40	1.33
1	N	148	GLU	C-O	5.60	1.33	1.23
1	M	176	GLU	CD-OE2	-5.59	1.19	1.25
1	P	497	GLU	CD-OE1	-5.59	1.19	1.25
1	B	352	GLU	CD-OE2	-5.59	1.19	1.25
1	G	254	ILE	C-O	5.58	1.33	1.23
1	P	275	TYR	CZ-OH	5.58	1.47	1.37
1	F	464	ASN	C-O	5.58	1.33	1.23

Continued on next page...

Continued from previous page...

Mol	Chain	Res	Type	Atoms	Z	Observed(Å)	Ideal(Å)
1	I	29	ARG	CZ-NH1	-5.58	1.25	1.33
1	B	380	SER	CB-OG	5.57	1.49	1.42
1	E	376	GLY	N-CA	-5.57	1.37	1.46
1	P	395	GLU	CB-CG	5.57	1.62	1.52
1	A	176	GLU	CD-OE1	-5.57	1.19	1.25
1	D	394	ARG	CD-NE	5.57	1.55	1.46
1	F	9	PRO	CA-C	5.57	1.64	1.52
1	H	128	ALA	C-O	5.57	1.33	1.23
1	H	380	SER	CB-OG	-5.57	1.35	1.42
1	H	427	GLY	N-CA	-5.57	1.37	1.46
1	K	472	VAL	CB-CG2	-5.57	1.41	1.52
1	M	22	ARG	NE-CZ	5.56	1.40	1.33
1	P	140	CYS	CB-SG	-5.56	1.72	1.81
1	G	214	VAL	C-O	5.56	1.33	1.23
1	F	22	ARG	NE-CZ	5.56	1.40	1.33
1	E	90	GLY	CA-C	5.55	1.60	1.51
1	B	200	GLY	CA-C	5.55	1.60	1.51
1	O	311	SER	CB-OG	5.55	1.49	1.42
1	C	327	SER	C-O	5.55	1.33	1.23
1	C	247	LEU	N-CA	-5.55	1.35	1.46
1	I	36	ARG	NE-CZ	-5.55	1.25	1.33
1	I	191	ASP	C-O	5.55	1.33	1.23
1	B	157	SER	N-CA	-5.54	1.35	1.46
1	B	185	GLU	CD-OE2	5.54	1.31	1.25
1	N	263	PHE	CE2-CZ	5.54	1.47	1.37
1	F	75	ALA	C-O	5.54	1.33	1.23
1	G	368	VAL	CB-CG2	-5.54	1.41	1.52
1	F	15	TYR	CB-CG	5.54	1.59	1.51
1	B	214	VAL	C-O	5.54	1.33	1.23
1	B	370	GLY	N-CA	-5.54	1.37	1.46
1	D	348	ARG	NE-CZ	-5.54	1.25	1.33
1	L	468	GLU	CD-OE1	-5.54	1.19	1.25
1	L	497	GLU	CD-OE2	-5.53	1.19	1.25
1	D	196	GLU	CG-CD	5.53	1.60	1.51
1	G	323	GLU	CG-CD	-5.53	1.43	1.51
1	K	335	GLU	CD-OE1	-5.53	1.19	1.25
1	A	88	GLU	CG-CD	-5.53	1.43	1.51
1	A	466	VAL	C-O	-5.53	1.12	1.23
1	M	260	ASN	C-O	5.53	1.33	1.23
1	M	317	ASP	C-O	5.52	1.33	1.23
1	I	479	SER	CA-CB	5.52	1.61	1.52
1	O	139	ALA	C-O	5.52	1.33	1.23

Continued on next page...

Continued from previous page...

Mol	Chain	Res	Type	Atoms	Z	Observed(Å)	Ideal(Å)
1	L	66	ARG	NE-CZ	-5.52	1.25	1.33
1	G	482	GLU	CD-OE2	-5.52	1.19	1.25
1	M	14	ARG	CZ-NH2	5.52	1.40	1.33
1	F	121	VAL	N-CA	5.51	1.57	1.46
1	M	471	ARG	CZ-NH2	5.51	1.40	1.33
1	H	374	GLU	C-O	5.51	1.33	1.23
1	D	109	GLU	CD-OE2	5.51	1.31	1.25
1	G	22	ARG	CZ-NH2	5.51	1.40	1.33
1	H	75	ALA	C-O	5.51	1.33	1.23
1	A	185	GLU	CD-OE2	5.50	1.31	1.25
1	O	324	ARG	C-O	5.50	1.33	1.23
1	O	14	ARG	CZ-NH2	-5.50	1.25	1.33
1	G	371	CYS	CB-SG	-5.50	1.72	1.81
1	N	105	ARG	CZ-NH1	5.49	1.40	1.33
1	I	109	GLU	CD-OE2	5.49	1.31	1.25
1	F	53	GLY	N-CA	-5.48	1.37	1.46
1	L	352	GLU	CD-OE2	5.48	1.31	1.25
1	P	443	SER	CB-OG	-5.48	1.35	1.42
1	L	133	GLU	CD-OE2	-5.48	1.19	1.25
1	P	386	GLU	CD-OE1	-5.48	1.19	1.25
1	O	66	ARG	CZ-NH1	5.47	1.40	1.33
1	J	386	GLU	CD-OE1	5.47	1.31	1.25
1	P	72	HIS	C-N	5.47	1.44	1.34
1	K	388	GLU	CG-CD	-5.47	1.43	1.51
1	G	324	ARG	CD-NE	5.47	1.55	1.46
1	J	109	GLU	CD-OE2	-5.47	1.19	1.25
1	C	312	ALA	C-O	5.46	1.33	1.23
1	L	67	GLU	CG-CD	5.46	1.60	1.51
1	D	459	GLU	CD-OE1	-5.46	1.19	1.25
1	J	172	GLU	CD-OE1	5.46	1.31	1.25
1	B	177	ALA	C-O	5.46	1.33	1.23
1	H	426	ALA	C-O	5.46	1.33	1.23
1	P	170	LEU	C-O	5.46	1.33	1.23
1	D	66	ARG	C-O	5.46	1.33	1.23
1	N	82	ALA	C-O	5.46	1.33	1.23
1	A	297	LYS	C-O	5.46	1.33	1.23
1	C	67	GLU	CG-CD	-5.46	1.43	1.51
1	F	70	VAL	N-CA	-5.45	1.35	1.46
1	F	191	ASP	C-O	5.45	1.33	1.23
1	J	398	GLU	CD-OE2	5.45	1.31	1.25
1	P	282	VAL	CB-CG2	-5.45	1.41	1.52
1	F	336	GLU	CD-OE2	5.45	1.31	1.25

Continued on next page...

Continued from previous page...

Mol	Chain	Res	Type	Atoms	Z	Observed(Å)	Ideal(Å)
1	H	237	CYS	C-O	-5.45	1.12	1.23
1	I	116	HIS	N-CA	-5.45	1.35	1.46
1	J	333	PHE	CB-CG	-5.44	1.42	1.51
1	M	367	GLY	N-CA	-5.44	1.37	1.46
1	C	360	ARG	NE-CZ	-5.44	1.25	1.33
1	J	291	ASP	C-O	5.44	1.33	1.23
1	O	217	GLU	CG-CD	5.44	1.60	1.51
1	M	377	ARG	NE-CZ	-5.44	1.25	1.33
1	D	76	LYS	C-O	5.44	1.33	1.23
1	H	18	ARG	NE-CZ	-5.44	1.25	1.33
1	I	58	THR	N-CA	5.43	1.57	1.46
1	C	468	GLU	C-O	5.43	1.33	1.23
1	H	463	GLU	C-O	5.43	1.33	1.23
1	I	494	ILE	C-O	5.43	1.33	1.23
1	M	336	GLU	CG-CD	-5.43	1.43	1.51
1	N	172	GLU	CD-OE1	-5.43	1.19	1.25
1	N	353	HIS	CB-CG	-5.42	1.40	1.50
1	B	348	ARG	C-O	5.42	1.33	1.23
1	F	286	ARG	N-CA	-5.42	1.35	1.46
1	I	241	GLU	CG-CD	5.42	1.60	1.51
1	O	275	TYR	CE2-CZ	5.42	1.45	1.38
1	A	228	THR	CB-OG1	5.42	1.54	1.43
1	B	255	LYS	C-O	5.42	1.33	1.23
1	G	18	ARG	CZ-NH2	5.42	1.40	1.33
1	B	322	GLU	CG-CD	5.41	1.60	1.51
1	B	464	ASN	C-N	5.41	1.42	1.33
1	E	22	ARG	C-O	5.41	1.33	1.23
1	M	342	ALA	CA-CB	-5.41	1.41	1.52
1	D	312	ALA	C-O	5.41	1.33	1.23
1	M	279	GLU	CD-OE1	-5.41	1.19	1.25
1	C	333	PHE	CG-CD1	5.41	1.46	1.38
1	H	363	ASP	C-O	5.41	1.33	1.23
1	A	15	TYR	CE2-CZ	5.40	1.45	1.38
1	L	10	GLU	CG-CD	5.40	1.60	1.51
1	N	384	SER	CB-OG	-5.40	1.35	1.42
1	D	47	MET	N-CA	5.40	1.57	1.46
1	J	323	GLU	CD-OE1	-5.40	1.19	1.25
1	J	166	ALA	CA-CB	5.40	1.63	1.52
1	O	319	GLY	N-CA	-5.40	1.38	1.46
1	E	218	ARG	CZ-NH1	5.40	1.40	1.33
1	M	411	PHE	CB-CG	-5.40	1.42	1.51
1	O	33	GLU	CD-OE2	5.39	1.31	1.25

Continued on next page...

Continued from previous page...

Mol	Chain	Res	Type	Atoms	Z	Observed(Å)	Ideal(Å)
1	D	157	SER	CA-CB	-5.39	1.44	1.52
1	F	424	GLU	C-O	5.39	1.33	1.23
1	E	135	LEU	N-CA	5.39	1.57	1.46
1	K	200	GLY	C-O	5.39	1.32	1.23
1	M	55	VAL	C-O	5.39	1.33	1.23
1	I	404	GLU	CD-OE2	5.38	1.31	1.25
1	K	217	GLU	CD-OE1	-5.38	1.19	1.25
1	O	176	GLU	CG-CD	-5.38	1.43	1.51
1	D	172	GLU	CD-OE1	-5.37	1.19	1.25
1	E	105	ARG	NE-CZ	5.37	1.40	1.33
1	P	224	PRO	N-CD	5.37	1.55	1.47
1	L	150	LEU	C-O	5.37	1.33	1.23
1	H	204	ASP	C-O	5.37	1.33	1.23
1	K	49	VAL	C-O	5.37	1.33	1.23
1	P	322	GLU	CD-OE2	5.37	1.31	1.25
1	A	424	GLU	CD-OE2	5.37	1.31	1.25
1	K	375	ASP	C-O	5.37	1.33	1.23
1	P	225	LYS	N-CA	5.37	1.57	1.46
1	B	352	GLU	CG-CD	5.36	1.59	1.51
1	C	479	SER	C-O	5.36	1.33	1.23
1	I	442	ALA	CA-CB	5.36	1.63	1.52
1	P	398	GLU	CD-OE1	-5.36	1.19	1.25
1	B	88	GLU	CD-OE1	5.36	1.31	1.25
1	L	85	GLN	C-O	5.36	1.33	1.23
1	O	275	TYR	CG-CD1	5.36	1.46	1.39
1	F	443	SER	CA-CB	5.36	1.60	1.52
1	J	261	VAL	CA-CB	5.36	1.66	1.54
1	O	206	THR	CB-OG1	5.36	1.53	1.43
1	P	278	LYS	C-O	5.36	1.33	1.23
1	C	116	HIS	N-CA	-5.35	1.35	1.46
1	G	335	GLU	CD-OE2	-5.35	1.19	1.25
1	H	156	THR	CB-OG1	-5.35	1.32	1.43
1	E	398	GLU	C-O	5.35	1.33	1.23
1	D	41	PRO	CA-C	5.35	1.63	1.52
1	E	396	TYR	CG-CD2	-5.35	1.32	1.39
1	I	179	SER	CB-OG	-5.35	1.35	1.42
1	L	275	TYR	CB-CG	5.35	1.59	1.51
1	N	41	PRO	CA-CB	5.35	1.64	1.53
1	P	201	ALA	CA-CB	5.35	1.63	1.52
1	M	92	GLY	CA-C	5.35	1.60	1.51
1	L	346	LEU	C-O	-5.35	1.13	1.23
1	I	271	LEU	C-O	5.34	1.33	1.23

Continued on next page...

Continued from previous page...

Mol	Chain	Res	Type	Atoms	Z	Observed(Å)	Ideal(Å)
1	K	55	VAL	C-O	5.34	1.33	1.23
1	F	102	GLU	CD-OE2	-5.34	1.19	1.25
1	O	367	GLY	C-O	5.34	1.32	1.23
1	A	417	VAL	C-O	-5.34	1.13	1.23
1	H	365	ALA	C-O	5.33	1.33	1.23
1	G	217	GLU	CA-CB	5.33	1.65	1.53
1	O	399	GLY	N-CA	-5.33	1.38	1.46
1	F	36	ARG	CD-NE	5.33	1.55	1.46
1	P	462	CYS	CB-SG	-5.32	1.73	1.81
1	F	404	GLU	CD-OE1	5.32	1.31	1.25
1	C	323	GLU	CD-OE1	-5.32	1.19	1.25
1	M	275	TYR	CD2-CE2	5.32	1.47	1.39
1	H	473	LYS	N-CA	-5.32	1.35	1.46
1	O	340	PRO	N-CD	5.32	1.55	1.47
1	P	274	HIS	CA-CB	-5.32	1.42	1.53
1	C	211	GLY	C-O	5.32	1.32	1.23
1	K	106	LYS	C-O	5.32	1.33	1.23
1	E	147	LYS	C-O	5.31	1.33	1.23
1	F	419	PRO	N-CA	5.31	1.56	1.47
1	C	29	ARG	NE-CZ	5.31	1.40	1.33
1	L	151	THR	N-CA	-5.31	1.35	1.46
1	K	245	GLU	CD-OE2	5.31	1.31	1.25
1	A	354	VAL	C-O	-5.30	1.13	1.23
1	J	202	SER	CB-OG	5.30	1.49	1.42
1	H	312	ALA	C-O	5.30	1.33	1.23
1	B	381	GLY	C-N	5.30	1.42	1.33
1	E	55	VAL	N-CA	5.30	1.56	1.46
1	I	317	ASP	N-CA	5.30	1.56	1.46
1	J	377	ARG	CZ-NH1	-5.30	1.26	1.33
1	M	37	SER	N-CA	5.30	1.56	1.46
1	I	7	VAL	N-CA	5.30	1.56	1.46
1	G	421	THR	C-O	-5.30	1.13	1.23
1	K	366	VAL	C-O	5.30	1.33	1.23
1	L	115	VAL	C-O	5.30	1.33	1.23
1	M	163	ALA	C-O	5.29	1.33	1.23
1	F	90	GLY	C-O	-5.29	1.15	1.23
1	C	335	GLU	CB-CG	5.29	1.62	1.52
1	H	485	GLU	CD-OE2	-5.29	1.19	1.25
1	D	424	GLU	CD-OE1	5.29	1.31	1.25
1	F	374	GLU	CD-OE1	5.29	1.31	1.25
1	G	33	GLU	CD-OE1	-5.29	1.19	1.25
1	H	216	LYS	C-O	5.29	1.33	1.23

Continued on next page...

Continued from previous page...

Mol	Chain	Res	Type	Atoms	Z	Observed(Å)	Ideal(Å)
1	M	261	VAL	CB-CG1	5.28	1.64	1.52
1	N	14	ARG	CZ-NH2	5.28	1.40	1.33
1	B	343	VAL	N-CA	5.28	1.56	1.46
1	F	258	GLY	CA-C	5.28	1.60	1.51
1	P	117	PRO	N-CD	5.28	1.55	1.47
1	E	160	GLY	N-CA	5.28	1.53	1.46
1	E	263	PHE	CG-CD1	5.28	1.46	1.38
1	J	252	ALA	CA-CB	5.28	1.63	1.52
1	E	424	GLU	CB-CG	5.27	1.62	1.52
1	G	395	GLU	CD-OE2	-5.27	1.19	1.25
1	K	143	GLY	CA-C	5.27	1.60	1.51
1	N	50	ASP	N-CA	5.27	1.56	1.46
1	D	456	GLY	C-O	-5.27	1.15	1.23
1	E	377	ARG	CZ-NH2	5.27	1.39	1.33
1	I	403	ARG	CZ-NH2	5.27	1.39	1.33
1	L	462	CYS	CB-SG	5.27	1.91	1.82
1	L	218	ARG	NE-CZ	-5.26	1.26	1.33
1	N	245	GLU	CG-CD	5.26	1.59	1.51
1	G	388	GLU	CG-CD	-5.26	1.44	1.51
1	J	485	GLU	CD-OE2	-5.26	1.19	1.25
1	P	318	ALA	C-N	5.26	1.42	1.33
1	C	395	GLU	CD-OE2	5.26	1.31	1.25
1	P	245	GLU	C-O	-5.26	1.13	1.23
1	C	448	CYS	N-CA	-5.25	1.35	1.46
1	M	225	LYS	C-O	5.25	1.33	1.23
1	J	143	GLY	C-O	-5.25	1.15	1.23
1	C	333	PHE	CG-CD2	-5.25	1.30	1.38
1	H	166	ALA	C-O	5.25	1.33	1.23
1	P	86	GLU	CD-OE1	5.25	1.31	1.25
1	I	356	GLU	CD-OE1	5.25	1.31	1.25
1	B	395	GLU	CD-OE1	5.25	1.31	1.25
1	J	215	ASP	N-CA	-5.25	1.35	1.46
1	D	482	GLU	CD-OE1	5.25	1.31	1.25
1	N	468	GLU	CG-CD	5.25	1.59	1.51
1	A	246	MET	N-CA	5.24	1.56	1.46
1	C	226	LYS	N-CA	5.24	1.56	1.46
1	N	266	LYS	C-O	5.24	1.33	1.23
1	E	315	LEU	C-O	5.24	1.33	1.23
1	E	352	GLU	CD-OE2	-5.24	1.19	1.25
1	I	452	ASN	C-O	5.24	1.33	1.23
1	F	147	LYS	C-O	5.24	1.33	1.23
1	J	465	GLY	N-CA	5.24	1.53	1.46

Continued on next page...

Continued from previous page...

Mol	Chain	Res	Type	Atoms	Z	Observed(Å)	Ideal(Å)
1	P	56	VAL	CB-CG1	-5.24	1.41	1.52
1	N	371	CYS	CB-SG	-5.24	1.73	1.81
1	P	176	GLU	CD-OE2	5.24	1.31	1.25
1	C	491	ASP	CA-CB	5.24	1.65	1.53
1	F	438	ARG	CZ-NH2	5.24	1.39	1.33
1	K	351	THR	N-CA	-5.24	1.35	1.46
1	K	384	SER	CB-OG	-5.24	1.35	1.42
1	D	124	TYR	CE1-CZ	-5.23	1.31	1.38
1	G	18	ARG	CZ-NH1	5.23	1.39	1.33
1	L	335	GLU	CD-OE2	-5.23	1.19	1.25
1	C	357	GLU	CD-OE1	5.23	1.31	1.25
1	H	80	GLU	CD-OE2	5.23	1.31	1.25
1	K	445	GLY	N-CA	-5.23	1.38	1.46
1	I	150	LEU	C-O	-5.23	1.13	1.23
1	L	403	ARG	CZ-NH2	5.23	1.39	1.33
1	D	443	SER	CA-CB	-5.22	1.45	1.52
1	G	357	GLU	CD-OE2	5.22	1.31	1.25
1	G	491	ASP	C-O	5.22	1.33	1.23
1	P	234	LEU	N-CA	5.22	1.56	1.46
1	L	424	GLU	CD-OE2	5.22	1.31	1.25
1	N	135	LEU	C-N	-5.22	1.22	1.34
1	O	374	GLU	CD-OE1	5.22	1.31	1.25
1	P	497	GLU	CD-OE2	-5.22	1.20	1.25
1	C	360	ARG	CZ-NH2	5.22	1.39	1.33
1	G	136	LYS	C-O	5.22	1.33	1.23
1	H	60	ASP	N-CA	5.22	1.56	1.46
1	J	241	GLU	CB-CG	-5.22	1.42	1.52
1	N	10	GLU	CD-OE2	5.22	1.31	1.25
1	D	67	GLU	CD-OE1	5.22	1.31	1.25
1	A	122	LYS	C-N	5.22	1.42	1.33
1	A	252	ALA	C-O	5.22	1.33	1.23
1	I	267	GLY	CA-C	5.22	1.60	1.51
1	F	181	VAL	N-CA	5.21	1.56	1.46
1	F	279	GLU	CD-OE2	-5.21	1.20	1.25
1	F	443	SER	CB-OG	-5.21	1.35	1.42
1	K	353	HIS	C-O	5.21	1.33	1.23
1	N	435	VAL	CB-CG2	-5.21	1.42	1.52
1	E	90	GLY	N-CA	-5.21	1.38	1.46
1	E	98	VAL	CA-CB	5.21	1.65	1.54
1	B	38	THR	C-N	-5.21	1.22	1.34
1	F	421	THR	CB-OG1	5.21	1.53	1.43
1	J	108	GLU	CD-OE2	-5.21	1.20	1.25

Continued on next page...

Continued from previous page...

Mol	Chain	Res	Type	Atoms	Z	Observed(Å)	Ideal(Å)
1	J	200	GLY	N-CA	5.21	1.53	1.46
1	K	29	ARG	CZ-NH1	5.21	1.39	1.33
1	K	255	LYS	N-CA	5.21	1.56	1.46
1	M	360	ARG	NE-CZ	-5.21	1.26	1.33
1	N	460	ASP	CB-CG	5.21	1.62	1.51
1	D	240	GLU	CD-OE1	-5.20	1.20	1.25
1	L	456	GLY	C-O	-5.20	1.15	1.23
1	M	465	GLY	CA-C	5.20	1.60	1.51
1	H	390	SER	CB-OG	-5.20	1.35	1.42
1	I	226	LYS	C-O	5.20	1.33	1.23
1	A	327	SER	C-O	5.19	1.33	1.23
1	D	34	THR	N-CA	-5.19	1.35	1.46
1	D	352	GLU	C-O	5.19	1.33	1.23
1	I	342	ALA	CA-CB	-5.19	1.41	1.52
1	L	316	GLY	CA-C	5.19	1.60	1.51
1	P	69	SER	CA-CB	-5.19	1.45	1.52
1	H	136	LYS	CA-CB	-5.18	1.42	1.53
1	K	100	ALA	N-CA	-5.18	1.35	1.46
1	B	314	ASP	C-O	5.18	1.33	1.23
1	G	249	ASP	C-O	5.18	1.33	1.23
1	E	286	ARG	CZ-NH2	5.17	1.39	1.33
1	D	246	MET	C-O	5.17	1.33	1.23
1	B	379	VAL	CA-CB	5.17	1.65	1.54
1	D	108	GLU	C-O	5.17	1.33	1.23
1	O	394	ARG	CZ-NH1	-5.17	1.26	1.33
1	C	217	GLU	C-O	5.17	1.33	1.23
1	J	10	GLU	CG-CD	5.17	1.59	1.51
1	F	202	SER	CA-CB	5.17	1.60	1.52
1	C	176	GLU	CD-OE2	5.17	1.31	1.25
1	B	322	GLU	CD-OE2	5.16	1.31	1.25
1	D	52	LEU	C-N	5.16	1.42	1.33
1	E	324	ARG	N-CA	5.16	1.56	1.46
1	E	372	THR	C-O	-5.16	1.13	1.23
1	K	290	SER	CB-OG	-5.16	1.35	1.42
1	P	294	LYS	CA-CB	-5.16	1.42	1.53
1	H	61	GLY	N-CA	-5.16	1.38	1.46
1	J	484	THR	N-CA	-5.16	1.36	1.46
1	M	250	MET	N-CA	-5.16	1.36	1.46
1	A	484	THR	CB-OG1	5.16	1.53	1.43
1	B	117	PRO	N-CA	-5.16	1.38	1.47
1	C	113	GLN	CG-CD	5.16	1.62	1.51
1	N	161	LYS	C-O	-5.16	1.13	1.23

Continued on next page...

Continued from previous page...

Mol	Chain	Res	Type	Atoms	Z	Observed(Å)	Ideal(Å)
1	M	33	GLU	CD-OE2	5.15	1.31	1.25
1	C	482	GLU	CB-CG	-5.15	1.42	1.52
1	I	323	GLU	CD-OE1	5.15	1.31	1.25
1	D	476	ALA	CA-CB	-5.15	1.41	1.52
1	H	438	ARG	NE-CZ	-5.15	1.26	1.33
1	L	399	GLY	CA-C	5.15	1.60	1.51
1	E	349	GLY	N-CA	-5.15	1.38	1.46
1	K	429	ASP	CA-CB	-5.15	1.42	1.53
1	P	90	GLY	N-CA	-5.15	1.38	1.46
1	M	70	VAL	CB-CG1	-5.15	1.42	1.52
1	F	406	LEU	C-O	5.14	1.33	1.23
1	M	61	GLY	CA-C	5.14	1.60	1.51
1	J	26	LEU	C-O	5.14	1.33	1.23
1	B	341	LYS	N-CA	5.14	1.56	1.46
1	E	49	VAL	CA-CB	5.14	1.65	1.54
1	L	244	SER	CA-CB	-5.14	1.45	1.52
1	B	182	VAL	CB-CG1	5.14	1.63	1.52
1	F	143	GLY	N-CA	-5.14	1.38	1.46
1	E	91	ASP	C-O	-5.13	1.13	1.23
1	L	56	VAL	N-CA	5.13	1.56	1.46
1	K	276	LEU	C-O	5.13	1.33	1.23
1	N	127	ALA	C-O	5.13	1.33	1.23
1	E	278	LYS	N-CA	-5.13	1.36	1.46
1	B	123	GLY	N-CA	-5.13	1.38	1.46
1	I	438	ARG	C-O	5.13	1.33	1.23
1	K	388	GLU	CD-OE1	5.13	1.31	1.25
1	E	13	LYS	N-CA	5.13	1.56	1.46
1	J	463	GLU	CG-CD	5.13	1.59	1.51
1	B	438	ARG	CZ-NH2	5.12	1.39	1.33
1	K	312	ALA	C-O	5.12	1.33	1.23
1	B	348	ARG	CD-NE	5.12	1.55	1.46
1	J	179	SER	C-O	5.12	1.33	1.23
1	C	134	LEU	CA-CB	-5.12	1.42	1.53
1	K	368	VAL	CA-CB	5.12	1.65	1.54
1	K	390	SER	CA-CB	5.12	1.60	1.52
1	M	14	ARG	C-O	5.12	1.33	1.23
1	F	251	VAL	CB-CG1	5.12	1.63	1.52
1	H	413	ASP	CB-CG	5.12	1.62	1.51
1	K	462	CYS	N-CA	-5.12	1.36	1.46
1	M	257	SER	C-N	5.12	1.42	1.33
1	N	464	ASN	C-N	5.12	1.42	1.33
1	L	419	PRO	N-CD	-5.11	1.40	1.47

Continued on next page...

Continued from previous page...

Mol	Chain	Res	Type	Atoms	Z	Observed(Å)	Ideal(Å)
1	P	471	ARG	CZ-NH2	5.11	1.39	1.33
1	F	348	ARG	CZ-NH1	-5.11	1.26	1.33
1	D	356	GLU	CG-CD	5.11	1.59	1.51
1	K	271	LEU	C-O	5.11	1.33	1.23
1	J	307	ILE	C-O	5.11	1.33	1.23
1	L	454	PHE	CD2-CE2	5.11	1.49	1.39
1	N	104	LEU	N-CA	5.11	1.56	1.46
1	N	469	PRO	N-CD	-5.11	1.40	1.47
1	A	485	GLU	CD-OE1	-5.11	1.20	1.25
1	E	443	SER	CB-OG	5.11	1.48	1.42
1	F	382	GLY	CA-C	5.11	1.60	1.51
1	J	481	ALA	N-CA	5.11	1.56	1.46
1	L	128	ALA	N-CA	-5.11	1.36	1.46
1	N	426	ALA	N-CA	-5.10	1.36	1.46
1	G	370	GLY	C-O	-5.10	1.15	1.23
1	J	176	GLU	CD-OE2	-5.10	1.20	1.25
1	D	116	HIS	CG-ND1	-5.10	1.27	1.38
1	D	356	GLU	C-O	5.10	1.33	1.23
1	E	454	PHE	CG-CD1	5.10	1.46	1.38
1	G	315	LEU	C-O	5.10	1.33	1.23
1	H	471	ARG	C-O	-5.10	1.13	1.23
1	P	111	LEU	N-CA	-5.10	1.36	1.46
1	A	178	VAL	CB-CG2	5.10	1.63	1.52
1	E	374	GLU	CA-CB	5.10	1.65	1.53
1	H	33	GLU	CG-CD	-5.10	1.44	1.51
1	P	362	VAL	N-CA	5.10	1.56	1.46
1	A	166	ALA	CA-CB	5.10	1.63	1.52
1	L	384	SER	CB-OG	5.10	1.48	1.42
1	G	186	GLY	N-CA	-5.09	1.38	1.46
1	J	54	ASP	C-O	5.09	1.33	1.23
1	N	472	VAL	CA-CB	5.09	1.65	1.54
1	D	340	PRO	C-O	5.09	1.33	1.23
1	N	335	GLU	CB-CG	5.09	1.61	1.52
1	B	398	GLU	CD-OE2	-5.09	1.20	1.25
1	H	43	GLY	N-CA	5.09	1.53	1.46
1	I	465	GLY	C-O	5.09	1.31	1.23
1	N	118	THR	N-CA	5.09	1.56	1.46
1	N	177	ALA	C-N	-5.09	1.22	1.34
1	F	293	GLU	C-O	5.09	1.33	1.23
1	L	293	GLU	CA-CB	-5.09	1.42	1.53
1	C	14	ARG	NE-CZ	5.09	1.39	1.33
1	C	403	ARG	NE-CZ	5.09	1.39	1.33

Continued on next page...

Continued from previous page...

Mol	Chain	Res	Type	Atoms	Z	Observed(Å)	Ideal(Å)
1	G	424	GLU	CB-CG	5.09	1.61	1.52
1	K	294	LYS	C-O	5.09	1.33	1.23
1	E	360	ARG	NE-CZ	-5.08	1.26	1.33
1	I	297	LYS	N-CA	-5.08	1.36	1.46
1	N	297	LYS	CD-CE	5.08	1.64	1.51
1	O	171	ALA	C-O	5.08	1.33	1.23
1	J	333	PHE	CG-CD2	5.08	1.46	1.38
1	K	395	GLU	CD-OE1	-5.08	1.20	1.25
1	O	386	GLU	CD-OE1	-5.08	1.20	1.25
1	G	381	GLY	CA-C	5.08	1.59	1.51
1	C	58	THR	CA-CB	5.08	1.66	1.53
1	H	482	GLU	CG-CD	-5.08	1.44	1.51
1	I	482	GLU	CD-OE1	5.08	1.31	1.25
1	C	25	ILE	N-CA	5.07	1.56	1.46
1	M	10	GLU	CB-CG	5.07	1.61	1.52
1	I	30	ILE	N-CA	5.07	1.56	1.46
1	B	161	LYS	C-O	5.07	1.32	1.23
1	D	313	GLN	N-CA	-5.07	1.36	1.46
1	H	259	ALA	CA-CB	5.07	1.63	1.52
1	L	233	ALA	C-O	5.07	1.32	1.23
1	M	409	ARG	CZ-NH1	5.07	1.39	1.33
1	B	396	TYR	CD2-CE2	5.07	1.47	1.39
1	D	14	ARG	CZ-NH1	-5.07	1.26	1.33
1	C	396	TYR	CD1-CE1	-5.07	1.31	1.39
1	P	324	ARG	CD-NE	-5.06	1.37	1.46
1	F	273	GLN	CG-CD	5.06	1.62	1.51
1	G	22	ARG	NE-CZ	-5.06	1.26	1.33
1	C	179	SER	CB-OG	-5.06	1.35	1.42
1	F	396	TYR	CE2-CZ	-5.06	1.31	1.38
1	M	322	GLU	CG-CD	5.06	1.59	1.51
1	N	474	THR	CB-OG1	-5.06	1.33	1.43
1	D	113	GLN	N-CA	-5.06	1.36	1.46
1	E	181	VAL	CA-CB	5.06	1.65	1.54
1	G	398	GLU	CD-OE1	-5.06	1.20	1.25
1	I	176	GLU	CD-OE2	5.06	1.31	1.25
1	L	108	GLU	CG-CD	5.06	1.59	1.51
1	M	380	SER	CA-CB	5.06	1.60	1.52
1	J	394	ARG	C-N	-5.06	1.22	1.34
1	L	460	ASP	C-O	5.06	1.32	1.23
1	G	468	GLU	C-N	5.06	1.43	1.34
1	H	285	ARG	CA-CB	-5.06	1.42	1.53
1	L	18	ARG	NE-CZ	5.05	1.39	1.33

Continued on next page...

Continued from previous page...

Mol	Chain	Res	Type	Atoms	Z	Observed(Å)	Ideal(Å)
1	P	160	GLY	N-CA	-5.05	1.38	1.46
1	C	395	GLU	CB-CG	5.05	1.61	1.52
1	J	362	VAL	CB-CG2	-5.05	1.42	1.52
1	N	279	GLU	C-N	-5.05	1.24	1.33
1	O	456	GLY	CA-C	-5.05	1.43	1.51
1	D	116	HIS	CB-CG	5.05	1.59	1.50
1	F	360	ARG	C-O	5.05	1.32	1.23
1	M	291	ASP	N-CA	-5.05	1.36	1.46
1	O	11	ASN	C-O	5.05	1.32	1.23
1	C	431	ILE	CA-CB	5.05	1.66	1.54
1	J	247	LEU	N-CA	-5.05	1.36	1.46
1	A	432	GLU	CD-OE2	5.04	1.31	1.25
1	J	224	PRO	N-CD	5.04	1.54	1.47
1	P	136	LYS	CD-CE	5.04	1.63	1.51
1	B	386	GLU	CG-CD	5.04	1.59	1.51
1	B	441	HIS	CB-CG	5.04	1.59	1.50
1	D	491	ASP	C-O	5.04	1.32	1.23
1	L	275	TYR	C-O	5.04	1.32	1.23
1	C	250	MET	C-O	5.04	1.32	1.23
1	E	493	VAL	CB-CG2	-5.04	1.42	1.52
1	F	333	PHE	CG-CD1	5.04	1.46	1.38
1	F	348	ARG	CZ-NH2	5.04	1.39	1.33
1	G	142	VAL	C-O	5.04	1.32	1.23
1	J	8	LEU	C-N	5.04	1.43	1.34
1	F	7	VAL	N-CA	5.03	1.56	1.46
1	B	29	ARG	C-O	5.03	1.32	1.23
1	F	424	GLU	CD-OE1	5.03	1.31	1.25
1	P	457	ALA	C-O	5.03	1.32	1.23
1	A	164	GLU	CD-OE2	-5.03	1.20	1.25
1	D	213	LEU	N-CA	5.03	1.56	1.46
1	L	66	ARG	CD-NE	-5.03	1.38	1.46
1	L	356	GLU	N-CA	-5.03	1.36	1.46
1	O	7	VAL	C-O	-5.03	1.13	1.23
1	I	18	ARG	NE-CZ	5.03	1.39	1.33
1	K	420	ARG	CA-CB	-5.03	1.42	1.53
1	L	93	THR	C-N	-5.03	1.22	1.34
1	P	313	GLN	C-O	5.03	1.32	1.23
1	A	39	LEU	CA-CB	-5.03	1.42	1.53
1	H	108	GLU	CD-OE2	-5.02	1.20	1.25
1	M	60	ASP	CA-CB	-5.02	1.42	1.53
1	P	290	SER	CB-OG	5.02	1.48	1.42
1	N	364	ASP	C-O	5.02	1.32	1.23

Continued on next page...

Continued from previous page...

Mol	Chain	Res	Type	Atoms	Z	Observed(Å)	Ideal(Å)
1	B	466	VAL	CA-CB	5.02	1.65	1.54
1	G	339	HIS	C-O	5.02	1.32	1.23
1	M	157	SER	CA-CB	-5.02	1.45	1.52
1	A	253	GLU	CG-CD	-5.02	1.44	1.51
1	J	377	ARG	NE-CZ	5.02	1.39	1.33
1	P	381	GLY	N-CA	5.02	1.53	1.46
1	H	110	LEU	N-CA	-5.02	1.36	1.46
1	J	192	LEU	N-CA	-5.02	1.36	1.46
1	N	241	GLU	CD-OE2	-5.02	1.20	1.25
1	A	74	ALA	C-O	5.01	1.32	1.23
1	F	9	PRO	N-CA	5.01	1.55	1.47
1	I	22	ARG	CZ-NH2	5.01	1.39	1.33
1	P	306	ASN	C-O	5.01	1.32	1.23
1	P	494	ILE	CA-CB	5.01	1.66	1.54
1	O	207	GLU	CD-OE2	5.01	1.31	1.25
1	C	148	GLU	C-O	5.01	1.32	1.23
1	C	428	LEU	C-O	5.01	1.32	1.23
1	M	148	GLU	CD-OE1	5.01	1.31	1.25
1	L	138	ILE	N-CA	5.01	1.56	1.46
1	O	375	ASP	N-CA	-5.01	1.36	1.46
1	E	470	LEU	C-N	-5.01	1.22	1.34
1	H	384	SER	C-O	5.01	1.32	1.23
1	P	229	ASP	CB-CG	5.01	1.62	1.51
1	I	90	GLY	N-CA	-5.01	1.38	1.46
1	L	83	LYS	C-O	5.01	1.32	1.23
1	A	356	GLU	CD-OE1	-5.00	1.20	1.25
1	L	234	LEU	N-CA	-5.00	1.36	1.46
1	O	232	ILE	N-CA	-5.00	1.36	1.46
1	G	179	SER	CA-CB	5.00	1.60	1.52
1	H	60	ASP	C-O	5.00	1.32	1.23
1	L	420	ARG	NE-CZ	-5.00	1.26	1.33
1	M	151	THR	N-CA	-5.00	1.36	1.46
1	P	83	LYS	C-O	5.00	1.32	1.23

All (10073) bond angle outliers are listed below:

Mol	Chain	Res	Type	Atoms	Z	Observed(°)	Ideal(°)
1	O	286	ARG	NE-CZ-NH1	42.76	141.68	120.30
1	N	285	ARG	NE-CZ-NH1	38.96	139.78	120.30
1	H	14	ARG	CD-NE-CZ	38.07	176.90	123.60
1	O	377	ARG	NE-CZ-NH2	-37.58	101.51	120.30
1	D	15	TYR	CB-CG-CD2	37.41	143.44	121.00

Continued on next page...

Continued from previous page...

Mol	Chain	Res	Type	Atoms	Z	Observed(°)	Ideal(°)
1	C	471	ARG	NE-CZ-NH1	36.75	138.67	120.30
1	C	66	ARG	NE-CZ-NH1	-35.23	102.69	120.30
1	I	324	ARG	NE-CZ-NH1	-35.07	102.77	120.30
1	H	285	ARG	NE-CZ-NH1	34.68	137.64	120.30
1	P	409	ARG	NE-CZ-NH1	34.58	137.59	120.30
1	A	285	ARG	NE-CZ-NH1	33.68	137.14	120.30
1	C	394	ARG	NE-CZ-NH1	33.68	137.14	120.30
1	O	348	ARG	NE-CZ-NH1	-33.65	103.47	120.30
1	E	66	ARG	NE-CZ-NH2	-33.63	103.49	120.30
1	H	14	ARG	NE-CZ-NH1	33.53	137.07	120.30
1	P	348	ARG	NE-CZ-NH2	32.55	136.57	120.30
1	M	29	ARG	NE-CZ-NH1	32.53	136.57	120.30
1	L	105	ARG	NE-CZ-NH1	-31.96	104.32	120.30
1	C	29	ARG	NE-CZ-NH1	-30.97	104.81	120.30
1	O	18	ARG	CD-NE-CZ	30.71	166.59	123.60
1	H	394	ARG	NE-CZ-NH1	29.37	134.99	120.30
1	H	438	ARG	NE-CZ-NH1	29.30	134.95	120.30
1	I	218	ARG	CD-NE-CZ	29.05	164.27	123.60
1	F	14	ARG	NE-CZ-NH2	-28.96	105.82	120.30
1	I	36	ARG	NE-CZ-NH2	28.68	134.64	120.30
1	L	66	ARG	NE-CZ-NH1	28.57	134.59	120.30
1	N	66	ARG	NE-CZ-NH1	28.23	134.41	120.30
1	N	489	ARG	NE-CZ-NH1	28.20	134.40	120.30
1	P	471	ARG	NE-CZ-NH2	-28.19	106.21	120.30
1	N	360	ARG	NE-CZ-NH2	27.55	134.07	120.30
1	K	286	ARG	NE-CZ-NH1	-27.24	106.68	120.30
1	K	348	ARG	NE-CZ-NH2	26.94	133.77	120.30
1	K	403	ARG	NE-CZ-NH2	-26.79	106.90	120.30
1	D	324	ARG	NE-CZ-NH1	-26.68	106.96	120.30
1	K	218	ARG	NE-CZ-NH1	26.67	133.64	120.30
1	D	285	ARG	NE-CZ-NH1	26.62	133.61	120.30
1	F	420	ARG	NE-CZ-NH1	-26.58	107.01	120.30
1	M	105	ARG	NE-CZ-NH2	26.36	133.48	120.30
1	A	394	ARG	NE-CZ-NH1	26.32	133.46	120.30
1	G	66	ARG	NE-CZ-NH1	-26.15	107.22	120.30
1	B	438	ARG	NE-CZ-NH2	-25.83	107.39	120.30
1	P	105	ARG	NE-CZ-NH2	25.78	133.19	120.30
1	B	491	ASP	CB-CG-OD2	25.67	141.40	118.30
1	G	438	ARG	NE-CZ-NH1	25.58	133.09	120.30
1	C	420	ARG	NE-CZ-NH1	-25.44	107.58	120.30
1	H	36	ARG	NE-CZ-NH2	-25.31	107.64	120.30
1	G	471	ARG	NE-CZ-NH1	-25.09	107.75	120.30

Continued on next page...

Continued from previous page...

Mol	Chain	Res	Type	Atoms	Z	Observed(°)	Ideal(°)
1	C	360	ARG	NE-CZ-NH1	25.05	132.83	120.30
1	C	377	ARG	NE-CZ-NH1	24.86	132.73	120.30
1	F	105	ARG	NE-CZ-NH1	-24.80	107.90	120.30
1	G	420	ARG	NE-CZ-NH1	-24.77	107.92	120.30
1	H	409	ARG	NE-CZ-NH2	-24.77	107.92	120.30
1	B	360	ARG	NE-CZ-NH2	-24.26	108.17	120.30
1	N	420	ARG	NE-CZ-NH1	-24.18	108.21	120.30
1	F	183	ASP	CB-CG-OD1	24.16	140.04	118.30
1	B	60	ASP	CB-CG-OD1	24.12	140.01	118.30
1	B	14	ARG	CD-NE-CZ	24.05	157.26	123.60
1	O	420	ARG	NE-CZ-NH1	-23.88	108.36	120.30
1	G	394	ARG	NE-CZ-NH1	23.83	132.22	120.30
1	J	377	ARG	NE-CZ-NH2	-23.78	108.41	120.30
1	O	348	ARG	NE-CZ-NH2	23.71	132.16	120.30
1	G	18	ARG	NE-CZ-NH2	23.71	132.15	120.30
1	A	438	ARG	NE-CZ-NH1	23.45	132.03	120.30
1	B	286	ARG	NE-CZ-NH2	23.39	132.00	120.30
1	J	184	ASP	CB-CG-OD2	23.38	139.34	118.30
1	N	317	ASP	CB-CG-OD1	23.37	139.33	118.30
1	O	377	ARG	NE-CZ-NH1	23.35	131.97	120.30
1	E	66	ARG	NE-CZ-NH1	23.32	131.96	120.30
1	G	420	ARG	NE-CZ-NH2	23.23	131.91	120.30
1	A	471	ARG	NE-CZ-NH2	23.23	131.91	120.30
1	P	66	ARG	NE-CZ-NH1	23.22	131.91	120.30
1	O	286	ARG	NE-CZ-NH2	-22.96	108.82	120.30
1	D	15	TYR	CG-CD1-CE1	22.84	139.57	121.30
1	L	377	ARG	NE-CZ-NH1	22.84	131.72	120.30
1	B	360	ARG	NE-CZ-NH1	22.71	131.66	120.30
1	N	105	ARG	NE-CZ-NH1	-22.59	109.00	120.30
1	E	394	ARG	CD-NE-CZ	22.50	155.11	123.60
1	O	133	GLU	OE1-CD-OE2	22.27	150.03	123.30
1	L	105	ARG	NE-CZ-NH2	22.18	131.39	120.30
1	F	471	ARG	NE-CZ-NH2	22.10	131.35	120.30
1	P	348	ARG	NE-CZ-NH1	-22.10	109.25	120.30
1	G	54	ASP	CB-CG-OD2	22.02	138.11	118.30
1	F	54	ASP	CB-CG-OD1	21.97	138.07	118.30
1	M	471	ARG	NE-CZ-NH1	-21.93	109.34	120.30
1	I	409	ARG	NE-CZ-NH1	21.88	131.24	120.30
1	G	29	ARG	NE-CZ-NH2	21.72	131.16	120.30
1	A	105	ARG	NE-CZ-NH2	21.61	131.10	120.30
1	K	184	ASP	CB-CG-OD2	21.48	137.63	118.30
1	D	29	ARG	NE-CZ-NH1	21.37	130.99	120.30

Continued on next page...

Continued from previous page...

Mol	Chain	Res	Type	Atoms	Z	Observed(°)	Ideal(°)
1	J	411	PHE	CB-CG-CD1	21.37	135.76	120.80
1	M	29	ARG	NE-CZ-NH2	-21.32	109.64	120.30
1	H	218	ARG	NE-CZ-NH1	21.30	130.95	120.30
1	N	409	ARG	NE-CZ-NH1	21.29	130.94	120.30
1	G	489	ARG	NE-CZ-NH2	21.18	130.89	120.30
1	H	409	ARG	NE-CZ-NH1	21.18	130.89	120.30
1	O	105	ARG	NE-CZ-NH1	-21.16	109.72	120.30
1	N	18	ARG	NE-CZ-NH1	21.15	130.87	120.30
1	A	204	ASP	CB-CG-OD2	21.09	137.28	118.30
1	O	60	ASP	CB-CG-OD1	21.09	137.28	118.30
1	L	314	ASP	CB-CG-OD1	20.91	137.11	118.30
1	F	348	ARG	NE-CZ-NH2	-20.84	109.88	120.30
1	F	403	ARG	NE-CZ-NH1	-20.79	109.91	120.30
1	O	285	ARG	NE-CZ-NH1	20.68	130.64	120.30
1	C	218	ARG	NE-CZ-NH2	20.60	130.60	120.30
1	J	409	ARG	NE-CZ-NH1	20.56	130.58	120.30
1	P	489	ARG	NE-CZ-NH2	-20.54	110.03	120.30
1	F	45	ASP	CB-CG-OD2	20.54	136.78	118.30
1	F	309	ASP	CB-CG-OD2	-20.51	99.84	118.30
1	I	50	ASP	CB-CG-OD1	20.44	136.70	118.30
1	O	471	ARG	NE-CZ-NH1	20.37	130.49	120.30
1	O	438	ARG	NE-CZ-NH2	-20.23	110.18	120.30
1	M	66	ARG	NE-CZ-NH1	-20.22	110.19	120.30
1	N	360	ARG	NE-CZ-NH1	-20.20	110.20	120.30
1	E	36	ARG	NE-CZ-NH1	-20.05	110.27	120.30
1	D	105	ARG	NE-CZ-NH2	19.99	130.30	120.30
1	N	286	ARG	NE-CZ-NH1	-19.98	110.31	120.30
1	A	460	ASP	CB-CG-OD2	19.95	136.26	118.30
1	O	14	ARG	NE-CZ-NH1	-19.93	110.33	120.30
1	M	471	ARG	NE-CZ-NH2	19.93	130.26	120.30
1	F	29	ARG	NE-CZ-NH1	19.92	130.26	120.30
1	A	309	ASP	CB-CG-OD1	19.91	136.22	118.30
1	H	18	ARG	NE-CZ-NH1	19.84	130.22	120.30
1	H	403	ARG	NE-CZ-NH1	-19.59	110.50	120.30
1	C	105	ARG	NE-CZ-NH2	19.59	130.09	120.30
1	O	413	ASP	CB-CG-OD2	19.56	135.90	118.30
1	L	60	ASP	CB-CG-OD1	19.52	135.87	118.30
1	O	22	ARG	NE-CZ-NH2	19.52	130.06	120.30
1	B	105	ARG	NE-CZ-NH1	-19.51	110.55	120.30
1	C	348	ARG	NE-CZ-NH1	-19.50	110.55	120.30
1	J	454	PHE	CB-CG-CD2	-19.49	107.16	120.80
1	I	286	ARG	NE-CZ-NH1	19.43	130.02	120.30

Continued on next page...

Continued from previous page...

Mol	Chain	Res	Type	Atoms	Z	Observed(°)	Ideal(°)
1	J	420	ARG	NE-CZ-NH2	19.27	129.94	120.30
1	K	105	ARG	NE-CZ-NH2	19.16	129.88	120.30
1	O	429	ASP	CB-CG-OD1	19.14	135.53	118.30
1	I	14	ARG	CD-NE-CZ	19.09	150.33	123.60
1	J	403	ARG	NE-CZ-NH2	-19.07	110.76	120.30
1	F	29	ARG	NE-CZ-NH2	-19.07	110.77	120.30
1	K	403	ARG	NE-CZ-NH1	19.02	129.81	120.30
1	C	29	ARG	NE-CZ-NH2	19.02	129.81	120.30
1	P	438	ARG	NE-CZ-NH2	19.00	129.80	120.30
1	D	377	ARG	NE-CZ-NH2	-18.99	110.81	120.30
1	H	22	ARG	NE-CZ-NH2	18.94	129.77	120.30
1	L	50	ASP	CB-CG-OD1	18.92	135.33	118.30
1	C	215	ASP	CB-CG-OD1	18.78	135.20	118.30
1	B	438	ARG	NE-CZ-NH1	18.76	129.68	120.30
1	A	286	ARG	NE-CZ-NH1	-18.76	110.92	120.30
1	N	324	ARG	NE-CZ-NH1	-18.73	110.94	120.30
1	C	333	PHE	CB-CG-CD2	18.70	133.89	120.80
1	P	403	ARG	NE-CZ-NH2	-18.65	110.97	120.30
1	L	215	ASP	CB-CG-OD1	18.62	135.06	118.30
1	B	471	ARG	NE-CZ-NH1	18.61	129.60	120.30
1	C	18	ARG	NE-CZ-NH2	18.60	129.60	120.30
1	D	218	ARG	NE-CZ-NH2	18.56	129.58	120.30
1	E	491	ASP	CB-CG-OD2	18.42	134.88	118.30
1	J	60	ASP	CB-CG-OD1	18.30	134.77	118.30
1	N	454	PHE	CB-CG-CD1	-18.26	108.02	120.80
1	B	471	ARG	CD-NE-CZ	18.22	149.10	123.60
1	O	18	ARG	NE-CZ-NH1	-18.19	111.20	120.30
1	B	324	ARG	NE-CZ-NH2	18.16	129.38	120.30
1	B	66	ARG	CD-NE-CZ	18.03	148.85	123.60
1	K	396	TYR	CG-CD1-CE1	-18.01	106.89	121.30
1	N	33	GLU	OE1-CD-OE2	-17.96	101.75	123.30
1	D	184	ASP	CB-CG-OD1	17.95	134.46	118.30
1	P	489	ARG	NE-CZ-NH1	17.94	129.27	120.30
1	C	403	ARG	NE-CZ-NH1	-17.88	111.36	120.30
1	C	333	PHE	CB-CG-CD1	-17.88	108.29	120.80
1	C	71	GLU	OE1-CD-OE2	17.87	144.74	123.30
1	D	324	ARG	NE-CZ-NH2	17.85	129.23	120.30
1	A	363	ASP	CB-CG-OD1	17.85	134.36	118.30
1	H	394	ARG	NE-CZ-NH2	-17.80	111.40	120.30
1	K	189	ASP	CB-CG-OD1	-17.78	102.30	118.30
1	F	205	ASP	CB-CG-OD2	17.78	134.30	118.30
1	K	471	ARG	NE-CZ-NH2	-17.71	111.45	120.30

Continued on next page...

Continued from previous page...

Mol	Chain	Res	Type	Atoms	Z	Observed(°)	Ideal(°)
1	M	184	ASP	CB-CG-OD1	17.69	134.22	118.30
1	H	348	ARG	NE-CZ-NH1	17.69	129.15	120.30
1	J	396	TYR	CB-CG-CD2	17.66	131.60	121.00
1	K	471	ARG	NE-CZ-NH1	17.61	129.11	120.30
1	D	15	TYR	CB-CG-CD1	-17.58	110.45	121.00
1	D	249	ASP	CB-CG-OD1	17.56	134.10	118.30
1	E	15	TYR	CB-CG-CD2	17.54	131.52	121.00
1	C	377	ARG	NE-CZ-NH2	-17.52	111.54	120.30
1	M	489	ARG	NE-CZ-NH2	-17.46	111.57	120.30
1	F	18	ARG	NE-CZ-NH1	17.36	128.98	120.30
1	B	377	ARG	NE-CZ-NH2	17.33	128.97	120.30
1	E	285	ARG	NE-CZ-NH1	17.33	128.96	120.30
1	J	396	TYR	CB-CG-CD1	-17.29	110.63	121.00
1	G	324	ARG	NE-CZ-NH2	-17.22	111.69	120.30
1	P	12	MET	CA-CB-CG	17.18	142.51	113.30
1	M	348	ARG	NE-CZ-NH2	17.18	128.89	120.30
1	K	18	ARG	CD-NE-CZ	17.13	147.59	123.60
1	H	184	ASP	CB-CG-OD2	17.09	133.68	118.30
1	N	60	ASP	CB-CG-OD1	17.07	133.66	118.30
1	A	183	ASP	CB-CG-OD1	17.06	133.66	118.30
1	K	15	TYR	CB-CG-CD2	-17.06	110.76	121.00
1	P	29	ARG	CD-NE-CZ	17.03	147.44	123.60
1	I	66	ARG	CD-NE-CZ	17.00	147.39	123.60
1	F	22	ARG	NE-CZ-NH2	-16.97	111.81	120.30
1	M	205	ASP	CB-CG-OD1	16.96	133.56	118.30
1	D	14	ARG	NE-CZ-NH1	16.91	128.76	120.30
1	D	18	ARG	CD-NE-CZ	16.90	147.26	123.60
1	I	438	ARG	NE-CZ-NH1	-16.86	111.87	120.30
1	P	275	TYR	CG-CD1-CE1	16.76	134.71	121.30
1	E	36	ARG	NE-CZ-NH2	16.74	128.67	120.30
1	D	22	ARG	NE-CZ-NH1	16.71	128.65	120.30
1	C	60	ASP	CB-CG-OD1	16.70	133.33	118.30
1	C	36	ARG	NE-CZ-NH1	-16.69	111.95	120.30
1	L	14	ARG	NE-CZ-NH1	-16.69	111.96	120.30
1	N	14	ARG	CD-NE-CZ	16.68	146.94	123.60
1	K	409	ARG	NE-CZ-NH1	16.65	128.62	120.30
1	A	36	ARG	NE-CZ-NH1	16.64	128.62	120.30
1	N	285	ARG	NE-CZ-NH2	-16.63	111.99	120.30
1	E	18	ARG	NE-CZ-NH1	16.55	128.57	120.30
1	B	15	TYR	CB-CG-CD2	16.50	130.90	121.00
1	N	189	ASP	CB-CG-OD2	16.48	133.14	118.30
1	G	454	PHE	CB-CG-CD2	-16.48	109.26	120.80

Continued on next page...

Continued from previous page...

Mol	Chain	Res	Type	Atoms	Z	Observed(°)	Ideal(°)
1	L	438	ARG	NE-CZ-NH1	-16.48	112.06	120.30
1	I	489	ARG	NE-CZ-NH1	-16.43	112.09	120.30
1	J	394	ARG	NE-CZ-NH2	-16.40	112.10	120.30
1	I	348	ARG	NE-CZ-NH2	-16.38	112.11	120.30
1	C	491	ASP	CB-CG-OD2	16.34	133.00	118.30
1	O	438	ARG	NE-CZ-NH1	16.33	128.46	120.30
1	M	309	ASP	CB-CG-OD2	16.32	132.99	118.30
1	L	54	ASP	CB-CG-OD1	16.30	132.97	118.30
1	J	377	ARG	NH1-CZ-NH2	16.30	137.32	119.40
1	K	489	ARG	NE-CZ-NH1	-16.29	112.16	120.30
1	P	471	ARG	NE-CZ-NH1	16.28	128.44	120.30
1	L	379	VAL	CA-CB-CG1	16.27	135.31	110.90
1	P	105	ARG	NE-CZ-NH1	-16.24	112.18	120.30
1	I	15	TYR	CB-CG-CD1	16.23	130.74	121.00
1	J	36	ARG	NE-CZ-NH2	16.22	128.41	120.30
1	G	459	GLU	OE1-CD-OE2	-16.15	103.92	123.30
1	L	497	GLU	OE1-CD-OE2	16.14	142.66	123.30
1	C	215	ASP	CB-CG-OD2	-16.12	103.79	118.30
1	D	54	ASP	CB-CG-OD1	16.12	132.81	118.30
1	M	105	ARG	NE-CZ-NH1	-16.11	112.25	120.30
1	F	438	ARG	NE-CZ-NH2	-16.11	112.25	120.30
1	M	317	ASP	CB-CG-OD1	16.05	132.75	118.30
1	I	285	ARG	CD-NE-CZ	16.02	146.03	123.60
1	P	112	ASP	CB-CG-OD2	16.02	132.72	118.30
1	F	218	ARG	NE-CZ-NH1	-16.00	112.30	120.30
1	H	18	ARG	CD-NE-CZ	16.00	146.00	123.60
1	F	348	ARG	NE-CZ-NH1	15.99	128.29	120.30
1	B	396	TYR	CB-CG-CD1	-15.95	111.43	121.00
1	M	438	ARG	NE-CZ-NH1	15.93	128.26	120.30
1	D	205	ASP	CB-CG-OD1	15.92	132.63	118.30
1	G	471	ARG	NE-CZ-NH2	15.91	128.26	120.30
1	I	66	ARG	NE-CZ-NH2	15.91	128.25	120.30
1	G	394	ARG	NE-CZ-NH2	-15.90	112.35	120.30
1	I	460	ASP	CB-CG-OD2	15.88	132.59	118.30
1	B	36	ARG	NE-CZ-NH1	-15.87	112.36	120.30
1	G	36	ARG	NE-CZ-NH1	-15.87	112.36	120.30
1	M	112	ASP	CB-CG-OD2	15.78	132.50	118.30
1	C	191	ASP	CB-CG-OD1	-15.73	104.14	118.30
1	B	285	ARG	NE-CZ-NH1	15.69	128.14	120.30
1	C	460	ASP	CB-CG-OD1	15.67	132.41	118.30
1	B	350	THR	CA-CB-CG2	15.65	134.31	112.40
1	G	411	PHE	CB-CG-CD2	15.63	131.74	120.80

Continued on next page...

Continued from previous page...

Mol	Chain	Res	Type	Atoms	Z	Observed(°)	Ideal(°)
1	L	489	ARG	NE-CZ-NH1	15.60	128.10	120.30
1	D	51	ASP	CB-CG-OD1	-15.60	104.26	118.30
1	L	291	ASP	CB-CG-OD2	15.59	132.33	118.30
1	G	438	ARG	NE-CZ-NH2	-15.58	112.51	120.30
1	C	317	ASP	CB-CG-OD1	15.57	132.31	118.30
1	N	205	ASP	CB-CG-OD2	15.53	132.28	118.30
1	H	45	ASP	CB-CG-OD2	-15.51	104.34	118.30
1	L	394	ARG	NE-CZ-NH1	15.47	128.03	120.30
1	E	51	ASP	CB-CG-OD2	15.45	132.21	118.30
1	I	491	ASP	CB-CG-OD2	15.42	132.18	118.30
1	D	60	ASP	CB-CG-OD1	15.39	132.16	118.30
1	B	186	GLY	C-N-CA	15.38	160.14	121.70
1	J	438	ARG	NE-CZ-NH2	-15.38	112.61	120.30
1	D	191	ASP	CB-CG-OD2	-15.35	104.49	118.30
1	G	91	ASP	CB-CG-OD1	15.34	132.10	118.30
1	C	285	ARG	CD-NE-CZ	15.33	145.07	123.60
1	I	105	ARG	NE-CZ-NH2	15.32	127.96	120.30
1	J	14	ARG	NE-CZ-NH1	15.32	127.96	120.30
1	N	29	ARG	CD-NE-CZ	15.29	145.01	123.60
1	O	291	ASP	CB-CG-OD2	15.29	132.06	118.30
1	I	489	ARG	NE-CZ-NH2	15.24	127.92	120.30
1	M	270	ASP	CB-CG-OD2	15.24	132.01	118.30
1	O	324	ARG	NE-CZ-NH1	15.19	127.89	120.30
1	K	189	ASP	CB-CG-OD2	15.18	131.97	118.30
1	M	285	ARG	NE-CZ-NH2	-15.18	112.71	120.30
1	K	218	ARG	NE-CZ-NH2	-15.17	112.72	120.30
1	A	396	TYR	CB-CG-CD1	-15.16	111.90	121.00
1	P	360	ARG	NE-CZ-NH2	-15.16	112.72	120.30
1	D	396	TYR	CB-CG-CD1	-15.13	111.92	121.00
1	K	18	ARG	NE-CZ-NH1	15.13	127.86	120.30
1	K	420	ARG	NE-CZ-NH2	-15.12	112.74	120.30
1	L	18	ARG	NE-CZ-NH1	15.08	127.84	120.30
1	E	14	ARG	NE-CZ-NH1	-15.06	112.77	120.30
1	F	270	ASP	CB-CG-OD1	-15.04	104.76	118.30
1	C	240	GLU	OE1-CD-OE2	-15.04	105.26	123.30
1	C	205	ASP	CB-CG-OD2	15.03	131.82	118.30
1	I	409	ARG	NE-CZ-NH2	-15.01	112.80	120.30
1	M	133	GLU	OE1-CD-OE2	14.93	141.21	123.30
1	N	66	ARG	NH1-CZ-NH2	-14.92	102.99	119.40
1	P	109	GLU	OE1-CD-OE2	14.92	141.21	123.30
1	D	429	ASP	CB-CG-OD1	14.87	131.68	118.30
1	J	471	ARG	NE-CZ-NH1	-14.85	112.88	120.30

Continued on next page...

Continued from previous page...

Mol	Chain	Res	Type	Atoms	Z	Observed(°)	Ideal(°)
1	J	459	GLU	OE1-CD-OE2	14.84	141.11	123.30
1	G	489	ARG	NE-CZ-NH1	-14.83	112.88	120.30
1	P	432	GLU	OE1-CD-OE2	14.82	141.09	123.30
1	A	185	GLU	OE1-CD-OE2	14.82	141.08	123.30
1	C	468	GLU	OE1-CD-OE2	-14.79	105.55	123.30
1	H	357	GLU	OE1-CD-OE2	14.77	141.02	123.30
1	J	411	PHE	CB-CG-CD2	-14.73	110.49	120.80
1	C	249	ASP	CB-CG-OD1	14.71	131.54	118.30
1	O	112	ASP	CB-CG-OD1	14.71	131.53	118.30
1	M	394	ARG	NE-CZ-NH2	14.69	127.64	120.30
1	B	88	GLU	OE1-CD-OE2	-14.68	105.68	123.30
1	H	374	GLU	OE1-CD-OE2	-14.68	105.69	123.30
1	B	459	GLU	OE1-CD-OE2	14.66	140.89	123.30
1	P	333	PHE	CB-CG-CD2	-14.65	110.54	120.80
1	A	409	ARG	NE-CZ-NH2	-14.65	112.97	120.30
1	C	314	ASP	CB-CG-OD2	14.61	131.45	118.30
1	F	432	GLU	OE1-CD-OE2	-14.58	105.80	123.30
1	B	411	PHE	CB-CG-CD2	14.56	130.99	120.80
1	E	471	ARG	NE-CZ-NH2	14.55	127.58	120.30
1	O	403	ARG	NE-CZ-NH2	-14.54	113.03	120.30
1	J	124	TYR	CG-CD1-CE1	14.52	132.91	121.30
1	H	324	ARG	NE-CZ-NH1	-14.49	113.06	120.30
1	F	420	ARG	NE-CZ-NH2	14.49	127.54	120.30
1	N	403	ARG	NE-CZ-NH1	-14.48	113.06	120.30
1	I	188	VAL	CA-CB-CG2	14.45	132.58	110.90
1	C	66	ARG	NH1-CZ-NH2	14.45	135.29	119.40
1	I	471	ARG	NE-CZ-NH1	14.44	127.52	120.30
1	B	241	GLU	OE1-CD-OE2	-14.41	106.01	123.30
1	D	205	ASP	CB-CG-OD2	-14.41	105.33	118.30
1	N	252	ALA	C-N-CA	14.41	157.72	121.70
1	J	112	ASP	CB-CG-OD1	14.40	131.26	118.30
1	M	395	GLU	OE1-CD-OE2	-14.39	106.03	123.30
1	A	403	ARG	NE-CZ-NH2	-14.38	113.11	120.30
1	C	438	ARG	NE-CZ-NH1	14.38	127.49	120.30
1	A	270	ASP	CB-CG-OD1	14.38	131.24	118.30
1	K	29	ARG	NE-CZ-NH1	-14.37	113.11	120.30
1	B	29	ARG	NE-CZ-NH1	14.37	127.48	120.30
1	H	377	ARG	NE-CZ-NH1	-14.36	113.12	120.30
1	D	286	ARG	CD-NE-CZ	14.36	143.70	123.60
1	D	317	ASP	CB-CG-OD1	14.35	131.22	118.30
1	I	329	ASP	CB-CG-OD2	-14.35	105.39	118.30
1	G	286	ARG	NE-CZ-NH2	14.34	127.47	120.30

Continued on next page...

Continued from previous page...

Mol	Chain	Res	Type	Atoms	Z	Observed(°)	Ideal(°)
1	N	29	ARG	NE-CZ-NH2	14.31	127.46	120.30
1	O	218	ARG	NE-CZ-NH2	14.30	127.45	120.30
1	D	218	ARG	CD-NE-CZ	14.29	143.61	123.60
1	M	377	ARG	NE-CZ-NH1	14.29	127.44	120.30
1	D	333	PHE	CB-CG-CD1	-14.26	110.82	120.80
1	N	309	ASP	CB-CG-OD2	14.26	131.13	118.30
1	M	218	ARG	NE-CZ-NH1	14.26	127.43	120.30
1	L	375	ASP	CB-CG-OD1	14.25	131.12	118.30
1	G	191	ASP	CB-CG-OD2	14.25	131.12	118.30
1	H	314	ASP	CB-CG-OD1	14.23	131.10	118.30
1	I	359	ALA	N-CA-CB	14.22	130.01	110.10
1	E	60	ASP	CB-CG-OD1	14.20	131.08	118.30
1	L	50	ASP	CB-CG-OD2	-14.16	105.55	118.30
1	N	218	ARG	NE-CZ-NH2	14.16	127.38	120.30
1	G	245	GLU	OE1-CD-OE2	-14.09	106.39	123.30
1	C	14	ARG	NE-CZ-NH1	-14.09	113.25	120.30
1	H	285	ARG	NE-CZ-NH2	-14.08	113.26	120.30
1	F	215	ASP	CB-CG-OD1	14.07	130.97	118.30
1	I	374	GLU	OE1-CD-OE2	-14.07	106.42	123.30
1	B	14	ARG	NE-CZ-NH1	14.06	127.33	120.30
1	B	66	ARG	NE-CZ-NH1	14.06	127.33	120.30
1	P	10	GLU	OE1-CD-OE2	-14.05	106.44	123.30
1	P	275	TYR	CD1-CE1-CZ	-14.04	107.16	119.80
1	O	285	ARG	CD-NE-CZ	14.02	143.23	123.60
1	D	22	ARG	NE-CZ-NH2	-14.00	113.30	120.30
1	M	18	ARG	NE-CZ-NH1	13.99	127.29	120.30
1	L	324	ARG	NE-CZ-NH2	13.96	127.28	120.30
1	F	411	PHE	CB-CG-CD1	13.95	130.56	120.80
1	G	22	ARG	NE-CZ-NH1	13.93	127.27	120.30
1	M	15	TYR	CG-CD2-CE2	-13.92	110.16	121.30
1	A	7	VAL	C-N-CA	13.90	156.46	121.70
1	B	105	ARG	NE-CZ-NH2	13.89	127.25	120.30
1	J	54	ASP	CB-CG-OD1	13.85	130.76	118.30
1	B	286	ARG	CD-NE-CZ	13.85	142.99	123.60
1	B	309	ASP	CB-CG-OD2	-13.83	105.85	118.30
1	J	394	ARG	NE-CZ-NH1	13.82	127.21	120.30
1	B	263	PHE	CB-CG-CD2	13.80	130.46	120.80
1	E	285	ARG	CD-NE-CZ	13.78	142.90	123.60
1	N	348	ARG	NE-CZ-NH2	-13.78	113.41	120.30
1	C	243	ALA	CB-CA-C	13.77	130.75	110.10
1	C	172	GLU	OE1-CD-OE2	13.76	139.81	123.30
1	K	66	ARG	NE-CZ-NH2	-13.74	113.43	120.30

Continued on next page...

Continued from previous page...

Mol	Chain	Res	Type	Atoms	Z	Observed(°)	Ideal(°)
1	B	263	PHE	CB-CG-CD1	-13.72	111.19	120.80
1	L	403	ARG	NE-CZ-NH2	-13.72	113.44	120.30
1	P	309	ASP	CB-CG-OD1	13.70	130.63	118.30
1	I	29	ARG	CD-NE-CZ	13.69	142.77	123.60
1	P	18	ARG	NE-CZ-NH2	-13.69	113.45	120.30
1	P	242	THR	CA-CB-CG2	13.69	131.57	112.40
1	E	360	ARG	CD-NE-CZ	13.68	142.75	123.60
1	P	285	ARG	NE-CZ-NH1	13.67	127.14	120.30
1	F	112	ASP	CB-CG-OD1	13.64	130.58	118.30
1	M	269	ASP	CB-CG-OD1	13.63	130.57	118.30
1	E	218	ARG	NE-CZ-NH1	13.63	127.11	120.30
1	A	14	ARG	NE-CZ-NH1	-13.61	113.50	120.30
1	D	218	ARG	NE-CZ-NH1	-13.61	113.50	120.30
1	P	14	ARG	CD-NE-CZ	13.60	142.64	123.60
1	N	229	ASP	CB-CG-OD2	13.59	130.53	118.30
1	C	411	PHE	CB-CG-CD1	13.57	130.30	120.80
1	N	324	ARG	NE-CZ-NH2	13.56	127.08	120.30
1	E	342	ALA	N-CA-CB	13.55	129.07	110.10
1	I	324	ARG	NH1-CZ-NH2	13.54	134.30	119.40
1	D	36	ARG	NE-CZ-NH1	-13.54	113.53	120.30
1	C	394	ARG	NE-CZ-NH2	-13.54	113.53	120.30
1	K	388	GLU	OE1-CD-OE2	-13.53	107.06	123.30
1	H	348	ARG	NE-CZ-NH2	-13.52	113.54	120.30
1	E	291	ASP	N-CA-CB	13.52	134.93	110.60
1	N	429	ASP	CB-CG-OD2	13.51	130.46	118.30
1	J	374	GLU	OE1-CD-OE2	-13.49	107.11	123.30
1	F	285	ARG	NE-CZ-NH1	13.49	127.05	120.30
1	G	66	ARG	NE-CZ-NH2	13.47	127.03	120.30
1	N	105	ARG	NE-CZ-NH2	13.47	127.03	120.30
1	P	249	ASP	CA-CB-CG	13.46	143.02	113.40
1	C	409	ARG	NE-CZ-NH2	13.44	127.02	120.30
1	O	218	ARG	CD-NE-CZ	13.44	142.41	123.60
1	B	485	GLU	OE1-CD-OE2	13.43	139.42	123.30
1	P	86	GLU	OE1-CD-OE2	-13.42	107.19	123.30
1	K	14	ARG	CD-NE-CZ	13.42	142.39	123.60
1	N	14	ARG	NE-CZ-NH1	13.42	127.01	120.30
1	I	164	GLU	OE1-CD-OE2	-13.41	107.21	123.30
1	N	18	ARG	NH1-CZ-NH2	-13.40	104.66	119.40
1	A	454	PHE	CB-CG-CD2	-13.37	111.44	120.80
1	M	36	ARG	NE-CZ-NH1	-13.36	113.62	120.30
1	B	50	ASP	CB-CG-OD1	13.36	130.32	118.30
1	A	409	ARG	NE-CZ-NH1	13.36	126.98	120.30

Continued on next page...

Continued from previous page...

Mol	Chain	Res	Type	Atoms	Z	Observed(°)	Ideal(°)
1	M	438	ARG	NE-CZ-NH2	-13.36	113.62	120.30
1	L	275	TYR	CB-CG-CD1	-13.34	113.00	121.00
1	J	124	TYR	CB-CG-CD1	13.27	128.96	121.00
1	D	363	ASP	CB-CG-OD1	13.26	130.23	118.30
1	E	10	GLU	OE1-CD-OE2	-13.25	107.40	123.30
1	L	460	ASP	CB-CG-OD2	13.24	130.22	118.30
1	H	45	ASP	CB-CG-OD1	13.24	130.21	118.30
1	N	60	ASP	CB-CG-OD2	-13.24	106.39	118.30
1	D	67	GLU	OE1-CD-OE2	13.22	139.16	123.30
1	O	207	GLU	OE1-CD-OE2	-13.20	107.45	123.30
1	D	66	ARG	NE-CZ-NH1	-13.20	113.70	120.30
1	F	403	ARG	NH1-CZ-NH2	13.18	133.90	119.40
1	O	18	ARG	NE-CZ-NH2	13.17	126.89	120.30
1	E	374	GLU	OE1-CD-OE2	-13.17	107.50	123.30
1	G	88	GLU	OE1-CD-OE2	-13.15	107.51	123.30
1	D	360	ARG	NE-CZ-NH2	-13.15	113.72	120.30
1	B	22	ARG	NE-CZ-NH1	-13.14	113.73	120.30
1	A	183	ASP	CB-CG-OD2	-13.14	106.47	118.30
1	F	159	THR	CA-CB-CG2	13.13	130.78	112.40
1	G	314	ASP	CB-CG-OD2	13.13	130.12	118.30
1	P	378	ILE	C-N-CA	13.12	154.51	121.70
1	M	324	ARG	NE-CZ-NH2	13.12	126.86	120.30
1	G	29	ARG	CD-NE-CZ	13.10	141.95	123.60
1	A	218	ARG	CD-NE-CZ	13.10	141.94	123.60
1	N	124	TYR	CB-CG-CD1	13.10	128.86	121.00
1	B	45	ASP	CB-CG-OD2	-13.10	106.51	118.30
1	B	217	GLU	OE1-CD-OE2	-13.08	107.61	123.30
1	B	275	TYR	CD1-CE1-CZ	-13.07	108.04	119.80
1	K	286	ARG	NE-CZ-NH2	13.04	126.82	120.30
1	L	66	ARG	NE-CZ-NH2	-13.05	113.78	120.30
1	K	124	TYR	CG-CD1-CE1	13.04	131.73	121.30
1	L	18	ARG	NE-CZ-NH2	-13.04	113.78	120.30
1	B	394	ARG	NE-CZ-NH2	13.02	126.81	120.30
1	A	275	TYR	CB-CG-CD2	-13.00	113.20	121.00
1	O	14	ARG	NH1-CZ-NH2	13.00	133.70	119.40
1	D	124	TYR	CG-CD1-CE1	12.98	131.69	121.30
1	P	324	ARG	NE-CZ-NH2	12.98	126.79	120.30
1	D	454	PHE	CG-CD1-CE1	12.95	135.05	120.80
1	D	375	ASP	CB-CG-OD2	12.94	129.94	118.30
1	A	285	ARG	NH1-CZ-NH2	-12.93	105.18	119.40
1	A	286	ARG	NE-CZ-NH2	12.91	126.76	120.30
1	J	375	ASP	CB-CG-OD1	12.91	129.92	118.30

Continued on next page...

Continued from previous page...

Mol	Chain	Res	Type	Atoms	Z	Observed(°)	Ideal(°)
1	E	403	ARG	NE-CZ-NH1	-12.90	113.85	120.30
1	B	70	VAL	CG1-CB-CG2	12.88	131.51	110.90
1	B	293	GLU	OE1-CD-OE2	12.86	138.73	123.30
1	C	471	ARG	NH1-CZ-NH2	-12.85	105.27	119.40
1	O	184	ASP	CB-CG-OD1	-12.84	106.74	118.30
1	L	285	ARG	CD-NE-CZ	12.84	141.57	123.60
1	O	275	TYR	CB-CG-CD2	12.81	128.69	121.00
1	G	411	PHE	CG-CD1-CE1	12.79	134.87	120.80
1	N	275	TYR	CZ-CE2-CD2	12.79	131.31	119.80
1	L	333	PHE	CG-CD1-CE1	12.78	134.86	120.80
1	A	105	ARG	NE-CZ-NH1	-12.77	113.91	120.30
1	A	314	ASP	CB-CG-OD1	12.77	129.79	118.30
1	F	56	VAL	CA-CB-CG1	12.75	130.03	110.90
1	A	413	ASP	CB-CG-OD2	-12.74	106.83	118.30
1	E	438	ARG	NE-CZ-NH1	12.73	126.67	120.30
1	L	420	ARG	NE-CZ-NH2	-12.73	113.94	120.30
1	J	22	ARG	NE-CZ-NH1	12.73	126.66	120.30
1	O	118	THR	CA-CB-CG2	12.72	130.21	112.40
1	H	105	ARG	NE-CZ-NH2	12.72	126.66	120.30
1	G	29	ARG	NE-CZ-NH1	-12.70	113.95	120.30
1	H	482	GLU	OE1-CD-OE2	-12.69	108.08	123.30
1	E	207	GLU	OE1-CD-OE2	12.68	138.51	123.30
1	D	409	ARG	NE-CZ-NH2	-12.66	113.97	120.30
1	E	112	ASP	CB-CG-OD2	-12.66	106.91	118.30
1	E	54	ASP	CB-CG-OD1	12.65	129.69	118.30
1	E	105	ARG	NE-CZ-NH2	12.64	126.62	120.30
1	N	22	ARG	CD-NE-CZ	12.64	141.30	123.60
1	C	454	PHE	CB-CG-CD1	12.64	129.65	120.80
1	H	275	TYR	CG-CD1-CE1	12.64	131.41	121.30
1	M	411	PHE	CB-CG-CD1	12.63	129.64	120.80
1	C	124	TYR	CB-CG-CD2	12.63	128.58	121.00
1	G	275	TYR	CB-CG-CD2	-12.62	113.43	121.00
1	M	364	ASP	CB-CG-OD1	12.61	129.65	118.30
1	B	246	MET	CA-CB-CG	12.61	134.73	113.30
1	O	285	ARG	NH1-CZ-NH2	-12.61	105.53	119.40
1	G	131	ALA	N-CA-CB	12.60	127.75	110.10
1	I	19	ASP	CB-CG-OD1	12.60	129.64	118.30
1	F	360	ARG	CD-NE-CZ	12.59	141.23	123.60
1	I	54	ASP	CB-CG-OD2	12.59	129.63	118.30
1	M	66	ARG	NH1-CZ-NH2	12.57	133.23	119.40
1	G	148	GLU	OE1-CD-OE2	12.57	138.39	123.30
1	O	333	PHE	CB-CG-CD1	-12.57	112.00	120.80

Continued on next page...

Continued from previous page...

Mol	Chain	Res	Type	Atoms	Z	Observed(°)	Ideal(°)
1	F	377	ARG	NE-CZ-NH2	-12.54	114.03	120.30
1	A	397	ALA	CB-CA-C	12.54	128.90	110.10
1	J	305	THR	CA-CB-CG2	12.53	129.94	112.40
1	C	411	PHE	CB-CG-CD2	-12.52	112.04	120.80
1	H	360	ARG	NE-CZ-NH1	-12.52	114.04	120.30
1	J	492	ASP	CB-CG-OD1	-12.51	107.04	118.30
1	M	245	GLU	OE1-CD-OE2	-12.51	108.28	123.30
1	P	330	SER	N-CA-CB	12.50	129.26	110.50
1	K	29	ARG	NE-CZ-NH2	12.50	126.55	120.30
1	K	474	THR	CA-CB-CG2	12.50	129.90	112.40
1	P	491	ASP	CB-CG-OD2	-12.49	107.06	118.30
1	H	218	ARG	NE-CZ-NH2	-12.49	114.06	120.30
1	B	66	ARG	NE-CZ-NH2	-12.48	114.06	120.30
1	D	348	ARG	NE-CZ-NH2	-12.48	114.06	120.30
1	F	363	ASP	CB-CG-OD1	12.46	129.51	118.30
1	A	88	GLU	OE1-CD-OE2	-12.46	108.35	123.30
1	J	275	TYR	CG-CD2-CE2	-12.46	111.33	121.30
1	B	249	ASP	CB-CG-OD1	12.45	129.51	118.30
1	K	396	TYR	CD1-CE1-CZ	12.44	130.99	119.80
1	E	51	ASP	OD1-CG-OD2	-12.43	99.68	123.30
1	D	482	GLU	OE1-CD-OE2	-12.43	108.39	123.30
1	H	369	VAL	CA-CB-CG2	12.43	129.54	110.90
1	O	324	ARG	NE-CZ-NH2	-12.41	114.09	120.30
1	J	374	GLU	O-C-N	-12.39	102.87	122.70
1	P	45	ASP	CB-CG-OD2	-12.38	107.15	118.30
1	E	489	ARG	NE-CZ-NH1	12.37	126.48	120.30
1	L	115	VAL	O-C-N	-12.36	102.92	122.70
1	O	66	ARG	NE-CZ-NH2	12.36	126.48	120.30
1	J	360	ARG	NE-CZ-NH2	-12.35	114.12	120.30
1	K	432	GLU	OE1-CD-OE2	12.35	138.12	123.30
1	I	363	ASP	CB-CG-OD1	12.35	129.41	118.30
1	I	377	ARG	NE-CZ-NH1	-12.34	114.13	120.30
1	M	70	VAL	CA-CB-CG1	12.34	129.41	110.90
1	P	375	ASP	CB-CG-OD2	12.31	129.38	118.30
1	E	105	ARG	NE-CZ-NH1	12.30	126.45	120.30
1	H	133	GLU	OE1-CD-OE2	12.28	138.04	123.30
1	A	50	ASP	CB-CG-OD2	12.28	129.35	118.30
1	K	11	ASN	CB-CG-OD1	12.27	146.15	121.60
1	F	374	GLU	CG-CD-OE2	12.26	142.81	118.30
1	I	19	ASP	CB-CG-OD2	-12.25	107.28	118.30
1	O	187	LYS	O-C-N	-12.24	103.12	122.70
1	L	438	ARG	NH1-CZ-NH2	12.24	132.86	119.40

Continued on next page...

Continued from previous page...

Mol	Chain	Res	Type	Atoms	Z	Observed(°)	Ideal(°)
1	E	14	ARG	NE-CZ-NH2	12.21	126.41	120.30
1	E	360	ARG	NE-CZ-NH2	12.21	126.41	120.30
1	M	489	ARG	CD-NE-CZ	-12.21	106.51	123.60
1	K	66	ARG	NE-CZ-NH1	12.20	126.40	120.30
1	G	51	ASP	CB-CG-OD1	12.19	129.27	118.30
1	F	186	GLY	C-N-CA	12.18	152.16	121.70
1	H	270	ASP	CB-CG-OD2	12.18	129.26	118.30
1	N	275	TYR	CG-CD2-CE2	-12.18	111.56	121.30
1	P	291	ASP	CB-CG-OD2	12.17	129.25	118.30
1	A	437	VAL	O-C-N	12.17	142.17	122.70
1	B	109	GLU	OE1-CD-OE2	12.16	137.90	123.30
1	L	394	ARG	NE-CZ-NH2	-12.16	114.22	120.30
1	E	491	ASP	CB-CG-OD1	-12.15	107.36	118.30
1	O	420	ARG	NH1-CZ-NH2	12.15	132.76	119.40
1	J	454	PHE	CG-CD2-CE2	-12.15	107.44	120.80
1	D	15	TYR	CZ-CE2-CD2	12.15	130.73	119.80
1	L	348	ARG	NE-CZ-NH2	-12.12	114.24	120.30
1	L	112	ASP	CB-CG-OD1	12.11	129.20	118.30
1	J	395	GLU	O-C-N	-12.10	103.34	122.70
1	F	33	GLU	OE1-CD-OE2	-12.08	108.80	123.30
1	J	377	ARG	NE-CZ-NH1	-12.07	114.26	120.30
1	E	307	ILE	O-C-N	-12.07	103.39	122.70
1	I	218	ARG	NE-CZ-NH1	12.06	126.33	120.30
1	N	435	VAL	CG1-CB-CG2	12.06	130.19	110.90
1	G	22	ARG	NE-CZ-NH2	-12.04	114.28	120.30
1	L	454	PHE	CG-CD2-CE2	-12.04	107.55	120.80
1	P	464	ASN	C-N-CA	12.04	147.58	122.30
1	H	471	ARG	NE-CZ-NH1	12.01	126.30	120.30
1	N	360	ARG	CD-NE-CZ	12.01	140.41	123.60
1	H	459	GLU	OE1-CD-OE2	11.99	137.69	123.30
1	E	60	ASP	CB-CG-OD2	-11.99	107.51	118.30
1	B	86	GLU	N-CA-CB	11.99	132.18	110.60
1	F	395	GLU	OE1-CD-OE2	11.98	137.67	123.30
1	F	459	GLU	OE1-CD-OE2	-11.97	108.93	123.30
1	K	50	ASP	CB-CG-OD2	11.96	129.07	118.30
1	H	60	ASP	CB-CG-OD1	11.96	129.06	118.30
1	E	360	ARG	NE-CZ-NH1	11.95	126.28	120.30
1	C	191	ASP	OD1-CG-OD2	11.93	145.97	123.30
1	A	19	ASP	CB-CG-OD2	-11.92	107.58	118.30
1	F	360	ARG	NE-CZ-NH1	11.91	126.26	120.30
1	P	413	ASP	CB-CG-OD2	-11.90	107.59	118.30
1	E	374	GLU	O-C-N	-11.89	103.67	122.70

Continued on next page...

Continued from previous page...

Mol	Chain	Res	Type	Atoms	Z	Observed(°)	Ideal(°)
1	P	492	ASP	CB-CG-OD2	11.89	129.00	118.30
1	C	116	HIS	N-CA-CB	11.88	131.99	110.60
1	E	87	LYS	O-C-N	11.88	141.70	122.70
1	P	314	ASP	CB-CG-OD1	11.88	128.99	118.30
1	J	245	GLU	OE1-CD-OE2	-11.86	109.06	123.30
1	L	14	ARG	NH1-CZ-NH2	11.86	132.45	119.40
1	P	469	PRO	O-C-N	-11.86	103.73	122.70
1	A	66	ARG	CD-NE-CZ	11.85	140.18	123.60
1	H	497	GLU	OE1-CD-OE2	11.84	137.50	123.30
1	O	50	ASP	O-C-N	-11.84	103.76	122.70
1	M	249	ASP	CB-CG-OD2	11.84	128.95	118.30
1	N	329	ASP	CB-CG-OD2	-11.83	107.65	118.30
1	M	329	ASP	CB-CG-OD2	11.82	128.94	118.30
1	F	51	ASP	CB-CG-OD1	11.82	128.94	118.30
1	B	36	ARG	NE-CZ-NH2	11.82	126.21	120.30
1	D	10	GLU	CA-CB-CG	11.81	139.38	113.40
1	A	19	ASP	CB-CG-OD1	11.80	128.92	118.30
1	D	246	MET	O-C-N	-11.80	103.82	122.70
1	F	60	ASP	CB-CG-OD1	11.80	128.92	118.30
1	B	245	GLU	OE1-CD-OE2	-11.77	109.17	123.30
1	B	411	PHE	CG-CD2-CE2	11.76	133.74	120.80
1	B	420	ARG	NE-CZ-NH2	-11.76	114.42	120.30
1	A	54	ASP	CB-CG-OD2	-11.76	107.72	118.30
1	J	372	THR	C-N-CA	11.75	151.07	121.70
1	M	413	ASP	CB-CG-OD2	11.73	128.86	118.30
1	I	205	ASP	CB-CG-OD2	11.73	128.85	118.30
1	C	403	ARG	NH1-CZ-NH2	11.72	132.29	119.40
1	N	19	ASP	CB-CG-OD2	-11.72	107.75	118.30
1	G	409	ARG	NE-CZ-NH1	11.71	126.16	120.30
1	B	375	ASP	CB-CG-OD1	-11.71	107.77	118.30
1	G	124	TYR	CG-CD2-CE2	11.68	130.64	121.30
1	H	14	ARG	NH1-CZ-NH2	-11.68	106.55	119.40
1	G	333	PHE	CD1-CE1-CZ	11.67	134.11	120.10
1	N	34	THR	CA-CB-OG1	11.67	133.51	109.00
1	F	471	ARG	NH1-CZ-NH2	-11.67	106.56	119.40
1	L	88	GLU	OE1-CD-OE2	-11.67	109.30	123.30
1	P	285	ARG	CD-NE-CZ	11.67	139.93	123.60
1	A	454	PHE	CD1-CE1-CZ	-11.66	106.11	120.10
1	A	229	ASP	CB-CG-OD2	11.66	128.79	118.30
1	N	22	ARG	NE-CZ-NH2	11.65	126.13	120.30
1	N	124	TYR	CB-CG-CD2	-11.65	114.01	121.00
1	H	33	GLU	OE1-CD-OE2	-11.64	109.33	123.30

Continued on next page...

Continued from previous page...

Mol	Chain	Res	Type	Atoms	Z	Observed(°)	Ideal(°)
1	P	139	ALA	N-CA-CB	-11.63	93.81	110.10
1	G	18	ARG	NH1-CZ-NH2	-11.61	106.63	119.40
1	O	34	THR	N-CA-CB	11.60	132.34	110.30
1	A	396	TYR	CG-CD1-CE1	-11.59	112.03	121.30
1	N	66	ARG	CD-NE-CZ	11.58	139.82	123.60
1	M	107	ALA	N-CA-CB	11.57	126.29	110.10
1	J	253	GLU	OE1-CD-OE2	11.55	137.16	123.30
1	E	124	TYR	CB-CG-CD1	-11.53	114.08	121.00
1	G	205	ASP	CB-CG-OD1	11.53	128.68	118.30
1	G	213	LEU	CB-CG-CD1	11.53	130.59	111.00
1	G	348	ARG	NE-CZ-NH2	-11.53	114.54	120.30
1	B	10	GLU	CA-CB-CG	11.51	138.73	113.40
1	P	148	GLU	OE1-CD-OE2	-11.50	109.50	123.30
1	M	425	ASN	O-C-N	11.50	141.09	122.70
1	F	374	GLU	OE1-CD-OE2	-11.49	109.51	123.30
1	P	245	GLU	OE1-CD-OE2	-11.49	109.51	123.30
1	L	454	PHE	CB-CG-CD1	-11.49	112.76	120.80
1	G	105	ARG	NE-CZ-NH1	-11.48	114.56	120.30
1	B	256	ALA	N-CA-CB	11.48	126.17	110.10
1	E	489	ARG	NE-CZ-NH2	11.47	126.03	120.30
1	H	36	ARG	NH1-CZ-NH2	11.47	132.01	119.40
1	K	201	ALA	N-CA-CB	11.47	126.15	110.10
1	I	185	GLU	OE1-CD-OE2	-11.46	109.55	123.30
1	G	15	TYR	CG-CD2-CE2	11.45	130.46	121.30
1	O	271	LEU	CA-CB-CG	11.44	141.62	115.30
1	J	55	VAL	CG1-CB-CG2	-11.43	92.61	110.90
1	J	268	ILE	O-C-N	-11.43	104.41	122.70
1	F	205	ASP	CB-CG-OD1	-11.43	108.01	118.30
1	N	291	ASP	CB-CG-OD1	11.43	128.58	118.30
1	K	408	VAL	CA-CB-CG2	11.41	128.02	110.90
1	E	396	TYR	CB-CG-CD1	11.41	127.84	121.00
1	N	270	ASP	CB-CG-OD2	11.40	128.56	118.30
1	M	91	ASP	CB-CG-OD2	11.40	128.56	118.30
1	J	218	ARG	CD-NE-CZ	11.39	139.54	123.60
1	J	133	GLU	O-C-N	-11.39	104.48	122.70
1	N	11	ASN	N-CA-CB	11.38	131.08	110.60
1	L	205	ASP	CB-CG-OD2	11.37	128.53	118.30
1	F	394	ARG	CD-NE-CZ	11.37	139.51	123.60
1	H	60	ASP	CB-CG-OD2	-11.37	108.07	118.30
1	M	275	TYR	CG-CD1-CE1	11.36	130.39	121.30
1	F	39	LEU	CB-CG-CD2	11.36	130.31	111.00
1	F	102	GLU	OE1-CD-OE2	11.35	136.92	123.30

Continued on next page...

Continued from previous page...

Mol	Chain	Res	Type	Atoms	Z	Observed(°)	Ideal(°)
1	J	429	ASP	CB-CG-OD1	11.35	128.51	118.30
1	A	305	THR	CA-CB-CG2	11.35	128.28	112.40
1	P	426	ALA	CB-CA-C	11.35	127.12	110.10
1	E	275	TYR	CG-CD1-CE1	11.34	130.38	121.30
1	M	395	GLU	O-C-N	-11.34	104.56	122.70
1	E	105	ARG	NH1-CZ-NH2	-11.34	106.93	119.40
1	C	245	GLU	OE1-CD-OE2	-11.33	109.71	123.30
1	L	105	ARG	CD-NE-CZ	11.32	139.45	123.60
1	K	475	GLN	CG-CD-OE1	11.32	144.23	121.60
1	M	333	PHE	CD1-CE1-CZ	-11.31	106.53	120.10
1	H	18	ARG	NH1-CZ-NH2	-11.31	106.96	119.40
1	E	249	ASP	CB-CG-OD1	11.29	128.46	118.30
1	F	50	ASP	O-C-N	-11.29	104.64	122.70
1	H	394	ARG	CG-CD-NE	11.28	135.49	111.80
1	N	241	GLU	OE1-CD-OE2	-11.28	109.76	123.30
1	G	133	GLU	OE1-CD-OE2	11.28	136.83	123.30
1	B	80	GLU	OE1-CD-OE2	11.28	136.83	123.30
1	P	14	ARG	NE-CZ-NH1	11.27	125.94	120.30
1	E	411	PHE	CB-CG-CD1	11.26	128.68	120.80
1	C	163	ALA	N-CA-CB	11.26	125.86	110.10
1	O	29	ARG	NE-CZ-NH2	-11.26	114.67	120.30
1	M	485	GLU	OE1-CD-OE2	-11.25	109.80	123.30
1	F	463	GLU	O-C-N	11.25	140.69	122.70
1	A	489	ARG	NE-CZ-NH1	-11.23	114.69	120.30
1	D	176	GLU	OE1-CD-OE2	11.22	136.77	123.30
1	B	409	ARG	NE-CZ-NH1	11.22	125.91	120.30
1	E	113	GLN	C-N-CA	11.22	149.75	121.70
1	H	66	ARG	CD-NE-CZ	11.22	139.31	123.60
1	M	11	ASN	O-C-N	-11.22	104.75	122.70
1	C	327	SER	C-N-CA	11.21	145.84	122.30
1	O	249	ASP	CB-CG-OD1	11.21	128.39	118.30
1	I	245	GLU	OE1-CD-OE2	-11.20	109.86	123.30
1	B	375	ASP	CB-CG-OD2	-11.20	108.22	118.30
1	F	411	PHE	CB-CG-CD2	-11.20	112.96	120.80
1	I	60	ASP	CB-CG-OD1	11.20	128.38	118.30
1	M	177	ALA	CB-CA-C	11.20	126.90	110.10
1	O	146	ASP	CB-CG-OD1	11.19	128.37	118.30
1	K	86	GLU	OE1-CD-OE2	11.19	136.72	123.30
1	N	201	ALA	CB-CA-C	11.18	126.87	110.10
1	F	19	ASP	CB-CG-OD2	11.17	128.35	118.30
1	I	435	VAL	CA-CB-CG1	11.17	127.65	110.90
1	J	118	THR	CA-CB-CG2	11.16	128.02	112.40

Continued on next page...

Continued from previous page...

Mol	Chain	Res	Type	Atoms	Z	Observed(°)	Ideal(°)
1	J	191	ASP	CB-CG-OD2	-11.16	108.26	118.30
1	D	401	SER	C-N-CA	11.16	145.73	122.30
1	M	293	GLU	OE1-CD-OE2	11.15	136.68	123.30
1	D	360	ARG	NE-CZ-NH1	11.14	125.87	120.30
1	D	380	SER	N-CA-CB	-11.13	93.81	110.50
1	K	420	ARG	NE-CZ-NH1	11.12	125.86	120.30
1	K	198	LYS	O-C-N	-11.12	104.91	122.70
1	H	492	ASP	CB-CG-OD2	-11.12	108.29	118.30
1	J	420	ARG	CD-NE-CZ	-11.10	108.06	123.60
1	K	275	TYR	CB-CG-CD1	-11.08	114.35	121.00
1	F	36	ARG	NE-CZ-NH2	11.08	125.84	120.30
1	K	379	VAL	CA-CB-CG2	11.08	127.52	110.90
1	P	184	ASP	CB-CG-OD2	-11.08	108.33	118.30
1	F	409	ARG	NE-CZ-NH2	-11.07	114.76	120.30
1	I	36	ARG	NE-CZ-NH1	-11.07	114.76	120.30
1	C	228	THR	O-C-N	-11.05	105.01	122.70
1	H	215	ASP	CB-CG-OD2	-11.04	108.36	118.30
1	L	113	GLN	C-N-CA	11.04	149.29	121.70
1	B	16	MET	CA-C-O	11.03	143.27	120.10
1	L	176	GLU	OE1-CD-OE2	11.03	136.54	123.30
1	C	242	THR	CA-CB-CG2	11.02	127.83	112.40
1	D	270	ASP	CB-CG-OD2	11.02	128.22	118.30
1	L	49	VAL	CA-CB-CG1	11.02	127.43	110.90
1	P	270	ASP	CB-CG-OD2	11.02	128.22	118.30
1	O	361	ALA	O-C-N	-11.01	105.08	122.70
1	D	184	ASP	OD1-CG-OD2	-11.01	102.38	123.30
1	J	187	LYS	O-C-N	-11.01	105.09	122.70
1	M	400	ILE	C-N-CA	11.01	149.22	121.70
1	A	219	VAL	CA-CB-CG2	10.99	127.39	110.90
1	G	112	ASP	CB-CG-OD2	10.99	128.19	118.30
1	E	360	ARG	NH1-CZ-NH2	-10.98	107.32	119.40
1	F	423	ALA	O-C-N	-10.98	105.12	122.70
1	P	240	GLU	OE1-CD-OE2	-10.98	110.12	123.30
1	P	275	TYR	CB-CG-CD1	10.97	127.58	121.00
1	N	286	ARG	NE-CZ-NH2	10.97	125.78	120.30
1	P	409	ARG	NE-CZ-NH2	-10.96	114.82	120.30
1	P	36	ARG	NE-CZ-NH2	10.96	125.78	120.30
1	I	297	LYS	O-C-N	-10.95	105.18	122.70
1	M	165	LYS	CB-CA-C	10.95	132.30	110.40
1	K	360	ARG	NE-CZ-NH1	10.93	125.76	120.30
1	N	297	LYS	N-CA-CB	10.93	130.27	110.60
1	N	375	ASP	CB-CG-OD2	10.92	128.13	118.30

Continued on next page...

Continued from previous page...

Mol	Chain	Res	Type	Atoms	Z	Observed(°)	Ideal(°)
1	I	70	VAL	CG1-CB-CG2	10.92	128.38	110.90
1	N	492	ASP	CB-CG-OD2	-10.92	108.47	118.30
1	P	86	GLU	CG-CD-OE2	10.92	140.13	118.30
1	E	51	ASP	CB-CG-OD1	10.90	128.11	118.30
1	B	375	ASP	OD1-CG-OD2	10.90	144.01	123.30
1	F	438	ARG	NE-CZ-NH1	10.90	125.75	120.30
1	L	204	ASP	CB-CG-OD1	10.90	128.11	118.30
1	F	144	ALA	N-CA-CB	10.89	125.35	110.10
1	C	495	ALA	C-N-CA	10.89	148.92	121.70
1	M	80	GLU	OE1-CD-OE2	-10.88	110.24	123.30
1	E	460	ASP	CB-CG-OD2	10.88	128.09	118.30
1	D	20	ALA	O-C-N	10.88	140.10	122.70
1	D	191	ASP	OD1-CG-OD2	10.87	143.96	123.30
1	A	454	PHE	CG-CD2-CE2	-10.87	108.84	120.80
1	P	189	ASP	CB-CG-OD2	10.87	128.08	118.30
1	B	322	GLU	OE1-CD-OE2	10.87	136.34	123.30
1	B	275	TYR	CG-CD1-CE1	10.86	129.99	121.30
1	M	36	ARG	NH1-CZ-NH2	10.86	131.34	119.40
1	M	15	TYR	N-CA-CB	10.85	130.14	110.60
1	H	471	ARG	NE-CZ-NH2	-10.85	114.88	120.30
1	E	489	ARG	NH1-CZ-NH2	-10.84	107.48	119.40
1	I	421	THR	N-CA-CB	10.84	130.89	110.30
1	F	11	ASN	N-CA-CB	10.83	130.09	110.60
1	M	229	ASP	CB-CG-OD2	10.83	128.05	118.30
1	L	91	ASP	CB-CG-OD2	10.83	128.04	118.30
1	F	54	ASP	CB-CG-OD2	-10.82	108.56	118.30
1	H	377	ARG	NH1-CZ-NH2	10.82	131.30	119.40
1	E	29	ARG	NE-CZ-NH1	10.82	125.71	120.30
1	P	10	GLU	CA-CB-CG	10.82	137.20	113.40
1	M	270	ASP	OD1-CG-OD2	-10.81	102.76	123.30
1	O	205	ASP	CB-CG-OD1	10.81	128.03	118.30
1	F	52	LEU	C-N-CA	10.81	144.99	122.30
1	E	140	CYS	O-C-N	-10.81	105.41	122.70
1	I	15	TYR	C-N-CA	10.80	148.71	121.70
1	I	459	GLU	OE1-CD-OE2	-10.80	110.34	123.30
1	P	330	SER	O-C-N	-10.80	105.42	122.70
1	E	394	ARG	NE-CZ-NH1	-10.79	114.90	120.30
1	C	270	ASP	CB-CG-OD2	10.79	128.01	118.30
1	N	36	ARG	NE-CZ-NH1	-10.79	114.91	120.30
1	C	329	ASP	CB-CG-OD2	-10.78	108.60	118.30
1	C	229	ASP	O-C-N	-10.78	105.46	122.70
1	B	189	ASP	O-C-N	-10.77	105.47	122.70

Continued on next page...

Continued from previous page...

Mol	Chain	Res	Type	Atoms	Z	Observed(°)	Ideal(°)
1	O	204	ASP	CB-CG-OD1	-10.77	108.61	118.30
1	P	66	ARG	NH1-CZ-NH2	-10.77	107.55	119.40
1	N	19	ASP	O-C-N	-10.77	105.47	122.70
1	K	44	MET	O-C-N	10.76	139.92	122.70
1	N	10	GLU	OE1-CD-OE2	-10.75	110.40	123.30
1	D	183	ASP	CB-CG-OD2	10.75	127.97	118.30
1	J	363	ASP	CB-CG-OD1	10.74	127.97	118.30
1	P	312	ALA	C-N-CA	10.74	148.55	121.70
1	J	172	GLU	OE1-CD-OE2	10.74	136.18	123.30
1	P	409	ARG	NH1-CZ-NH2	-10.74	107.59	119.40
1	N	413	ASP	CB-CG-OD2	10.73	127.96	118.30
1	C	360	ARG	CD-NE-CZ	10.73	138.62	123.60
1	O	91	ASP	CB-CG-OD2	10.73	127.95	118.30
1	D	15	TYR	CD1-CG-CD2	-10.73	106.10	117.90
1	I	338	LYS	O-C-N	-10.72	105.54	122.70
1	G	411	PHE	CD1-CG-CD2	-10.71	104.38	118.30
1	A	15	TYR	CG-CD1-CE1	10.71	129.87	121.30
1	M	360	ARG	NE-CZ-NH2	-10.71	114.95	120.30
1	J	186	GLY	C-N-CA	10.70	148.46	121.70
1	I	246	MET	CA-CB-CG	10.69	131.47	113.30
1	B	18	ARG	CD-NE-CZ	10.68	138.55	123.60
1	M	22	ARG	NE-CZ-NH1	10.68	125.64	120.30
1	M	66	ARG	CD-NE-CZ	10.67	138.54	123.60
1	B	158	ILE	CA-CB-CG2	10.66	132.23	110.90
1	A	377	ARG	CD-NE-CZ	10.65	138.51	123.60
1	N	12	MET	O-C-N	-10.64	105.68	122.70
1	G	276	LEU	CA-CB-CG	10.64	139.77	115.30
1	H	263	PHE	CB-CG-CD1	-10.64	113.35	120.80
1	A	29	ARG	NE-CZ-NH2	10.63	125.62	120.30
1	D	33	GLU	OE1-CD-OE2	-10.63	110.54	123.30
1	O	496	ALA	N-CA-CB	10.63	124.98	110.10
1	J	107	ALA	CB-CA-C	-10.62	94.17	110.10
1	G	309	ASP	CB-CG-OD1	10.62	127.85	118.30
1	A	172	GLU	OE1-CD-OE2	-10.61	110.56	123.30
1	B	249	ASP	CB-CG-OD2	-10.62	108.75	118.30
1	L	375	ASP	O-C-N	-10.61	105.16	123.20
1	C	482	GLU	OE1-CD-OE2	-10.61	110.57	123.30
1	K	342	ALA	N-CA-CB	10.60	124.94	110.10
1	L	306	ASN	CB-CG-OD1	10.59	142.78	121.60
1	F	218	ARG	NE-CZ-NH2	10.59	125.59	120.30
1	I	275	TYR	CD1-CE1-CZ	-10.58	110.28	119.80
1	K	363	ASP	CB-CG-OD1	10.58	127.83	118.30

Continued on next page...

Continued from previous page...

Mol	Chain	Res	Type	Atoms	Z	Observed(°)	Ideal(°)
1	G	55	VAL	O-C-N	-10.58	105.78	122.70
1	C	86	GLU	OE1-CD-OE2	-10.57	110.61	123.30
1	G	236	ASN	N-CA-CB	10.57	129.64	110.60
1	H	496	ALA	CB-CA-C	10.57	125.96	110.10
1	N	489	ARG	N-CA-CB	10.57	129.63	110.60
1	H	15	TYR	CG-CD2-CE2	-10.57	112.85	121.30
1	I	97	VAL	CG1-CB-CG2	10.57	127.81	110.90
1	K	439	ALA	CB-CA-C	10.57	125.95	110.10
1	F	305	THR	O-C-N	-10.56	105.80	122.70
1	A	321	VAL	CA-CB-CG2	10.56	126.74	110.90
1	J	333	PHE	CG-CD1-CE1	10.56	132.41	120.80
1	A	458	VAL	CA-CB-CG1	10.54	126.72	110.90
1	C	455	THR	O-C-N	-10.54	105.27	123.20
1	O	131	ALA	N-CA-CB	10.54	124.86	110.10
1	K	15	TYR	CB-CG-CD1	10.54	127.33	121.00
1	H	57	VAL	CA-CB-CG2	-10.53	95.11	110.90
1	M	36	ARG	NE-CZ-NH2	-10.53	115.04	120.30
1	D	291	ASP	CB-CG-OD1	10.52	127.77	118.30
1	D	360	ARG	CD-NE-CZ	10.52	138.33	123.60
1	E	366	VAL	CA-CB-CG1	10.52	126.68	110.90
1	E	309	ASP	CB-CG-OD2	-10.52	108.84	118.30
1	M	275	TYR	CB-CG-CD2	10.51	127.31	121.00
1	A	471	ARG	NE-CZ-NH1	-10.50	115.05	120.30
1	C	204	ASP	CB-CG-OD2	10.50	127.75	118.30
1	E	249	ASP	CB-CG-OD2	-10.50	108.85	118.30
1	O	77	MET	CA-CB-CG	10.50	131.14	113.30
1	K	333	PHE	CB-CG-CD1	-10.49	113.46	120.80
1	D	485	GLU	N-CA-CB	10.48	129.47	110.60
1	E	215	ASP	CB-CG-OD1	10.48	127.73	118.30
1	P	185	GLU	OE1-CD-OE2	-10.47	110.73	123.30
1	H	10	GLU	OE1-CD-OE2	-10.46	110.75	123.30
1	C	292	MET	CA-CB-CG	10.44	131.05	113.30
1	C	89	VAL	CA-CB-CG1	10.44	126.56	110.90
1	G	331	MET	N-CA-CB	10.44	129.39	110.60
1	J	314	ASP	CB-CG-OD1	10.44	127.69	118.30
1	L	438	ARG	NE-CZ-NH2	-10.44	115.08	120.30
1	L	413	ASP	CB-CG-OD2	10.44	127.69	118.30
1	C	68	MET	CG-SD-CE	10.43	116.89	100.20
1	B	489	ARG	CD-NE-CZ	10.43	138.20	123.60
1	F	410	ALA	CB-CA-C	10.43	125.74	110.10
1	F	275	TYR	CG-CD2-CE2	-10.42	112.97	121.30
1	E	255	LYS	O-C-N	-10.41	106.04	122.70

Continued on next page...

Continued from previous page...

Mol	Chain	Res	Type	Atoms	Z	Observed(°)	Ideal(°)
1	H	309	ASP	CB-CG-OD2	-10.40	108.94	118.30
1	M	191	ASP	CB-CG-OD1	-10.40	108.94	118.30
1	M	454	PHE	CD1-CE1-CZ	-10.39	107.63	120.10
1	F	249	ASP	CB-CG-OD2	10.39	127.65	118.30
1	C	147	LYS	N-CA-C	10.39	139.05	111.00
1	F	249	ASP	CB-CG-OD1	-10.38	108.96	118.30
1	K	395	GLU	OE1-CD-OE2	10.38	135.76	123.30
1	L	269	ASP	CB-CG-OD2	10.38	127.64	118.30
1	O	396	TYR	CB-CG-CD2	10.38	127.23	121.00
1	A	403	ARG	NH1-CZ-NH2	10.37	130.81	119.40
1	N	161	LYS	CB-CA-C	10.36	131.13	110.40
1	B	10	GLU	OE1-CD-OE2	-10.36	110.86	123.30
1	A	45	ASP	CB-CG-OD1	10.36	127.62	118.30
1	H	246	MET	CA-CB-CG	10.35	130.89	113.30
1	J	29	ARG	NE-CZ-NH2	10.35	125.47	120.30
1	N	237	CYS	CB-CA-C	10.35	131.09	110.40
1	A	204	ASP	CB-CG-OD1	-10.34	108.99	118.30
1	E	229	ASP	CB-CG-OD1	10.34	127.61	118.30
1	I	54	ASP	CB-CG-OD1	-10.33	109.00	118.30
1	M	394	ARG	CD-NE-CZ	10.33	138.06	123.60
1	O	486	MET	O-C-N	-10.32	106.18	122.70
1	P	155	MET	N-CA-CB	10.32	129.17	110.60
1	A	394	ARG	CD-NE-CZ	10.31	138.04	123.60
1	I	356	GLU	N-CA-CB	10.30	129.14	110.60
1	A	141	GLU	OE1-CD-OE2	-10.30	110.94	123.30
1	G	218	ARG	NE-CZ-NH1	10.29	125.45	120.30
1	F	71	GLU	OE1-CD-OE2	-10.29	110.95	123.30
1	H	386	GLU	OE1-CD-OE2	-10.29	110.95	123.30
1	J	348	ARG	NE-CZ-NH2	10.29	125.44	120.30
1	P	263	PHE	CB-CG-CD1	-10.28	113.61	120.80
1	D	485	GLU	OE1-CD-OE2	-10.27	110.97	123.30
1	I	377	ARG	NH1-CZ-NH2	10.27	130.70	119.40
1	L	351	THR	CA-CB-CG2	10.27	126.78	112.40
1	M	317	ASP	CB-CG-OD2	-10.27	109.06	118.30
1	A	121	VAL	CA-CB-CG1	-10.27	95.50	110.90
1	G	124	TYR	CB-CG-CD1	10.27	127.16	121.00
1	B	396	TYR	CG-CD1-CE1	-10.26	113.09	121.30
1	E	202	SER	O-C-N	-10.26	106.28	122.70
1	I	377	ARG	NE-CZ-NH2	-10.26	115.17	120.30
1	K	301	ALA	CB-CA-C	10.26	125.49	110.10
1	E	396	TYR	CG-CD2-CE2	10.26	129.51	121.30
1	P	388	GLU	OE1-CD-OE2	-10.25	111.00	123.30

Continued on next page...

Continued from previous page...

Mol	Chain	Res	Type	Atoms	Z	Observed(°)	Ideal(°)
1	I	330	SER	N-CA-CB	10.25	125.87	110.50
1	B	10	GLU	CG-CD-OE1	10.24	138.78	118.30
1	H	496	ALA	O-C-N	-10.24	106.31	122.70
1	B	403	ARG	NE-CZ-NH1	-10.24	115.18	120.30
1	H	19	ASP	CB-CG-OD1	10.24	127.51	118.30
1	H	286	ARG	CD-NE-CZ	10.24	137.93	123.60
1	G	335	GLU	OE1-CD-OE2	10.23	135.58	123.30
1	K	348	ARG	NE-CZ-NH1	-10.23	115.19	120.30
1	N	37	SER	CB-CA-C	10.23	129.53	110.10
1	O	341	LYS	O-C-N	-10.22	106.34	122.70
1	M	324	ARG	NH1-CZ-NH2	-10.22	108.16	119.40
1	F	423	ALA	N-CA-CB	10.22	124.40	110.10
1	L	112	ASP	CB-CG-OD2	-10.21	109.11	118.30
1	N	245	GLU	CA-CB-CG	10.21	135.86	113.40
1	I	140	CYS	O-C-N	-10.20	106.38	122.70
1	I	319	GLY	O-C-N	-10.20	106.38	122.70
1	M	256	ALA	N-CA-CB	10.20	124.38	110.10
1	F	229	ASP	N-CA-CB	10.20	128.95	110.60
1	L	333	PHE	CZ-CE2-CD2	10.20	132.34	120.10
1	M	22	ARG	NE-CZ-NH2	-10.20	115.20	120.30
1	N	58	THR	CA-CB-CG2	-10.20	98.12	112.40
1	P	396	TYR	CB-CG-CD1	-10.19	114.88	121.00
1	C	350	THR	C-N-CA	10.19	147.17	121.70
1	C	263	PHE	CB-CG-CD1	10.18	127.93	120.80
1	E	196	GLU	OE1-CD-OE2	10.18	135.52	123.30
1	N	12	MET	C-N-CA	10.18	147.15	121.70
1	A	335	GLU	O-C-N	-10.18	106.42	122.70
1	F	409	ARG	NE-CZ-NH1	10.18	125.39	120.30
1	N	69	SER	O-C-N	-10.18	106.42	122.70
1	M	164	GLU	OE1-CD-OE2	-10.17	111.09	123.30
1	B	12	MET	CA-C-N	10.17	139.57	117.20
1	H	112	ASP	CB-CG-OD1	10.17	127.45	118.30
1	L	439	ALA	N-CA-CB	10.17	124.33	110.10
1	O	12	MET	C-N-CA	10.16	147.11	121.70
1	N	285	ARG	NH1-CZ-NH2	-10.15	108.23	119.40
1	D	424	GLU	OE1-CD-OE2	-10.14	111.13	123.30
1	L	324	ARG	NH1-CZ-NH2	-10.13	108.25	119.40
1	J	457	ALA	CB-CA-C	-10.13	94.91	110.10
1	D	105	ARG	NH1-CZ-NH2	-10.13	108.26	119.40
1	G	467	VAL	O-C-N	-10.12	106.50	122.70
1	K	227	VAL	O-C-N	-10.12	106.50	122.70
1	K	443	SER	N-CA-CB	10.12	125.69	110.50

Continued on next page...

Continued from previous page...

Mol	Chain	Res	Type	Atoms	Z	Observed(°)	Ideal(°)
1	B	479	SER	N-CA-CB	10.12	125.68	110.50
1	C	33	GLU	OE1-CD-OE2	-10.12	111.16	123.30
1	O	441	HIS	CB-CA-C	10.12	130.64	110.40
1	O	329	ASP	CB-CG-OD2	10.12	127.41	118.30
1	J	14	ARG	NE-CZ-NH2	-10.12	115.24	120.30
1	J	479	SER	N-CA-CB	10.12	125.67	110.50
1	N	71	GLU	O-C-N	-10.11	106.52	122.70
1	N	492	ASP	CB-CG-OD1	10.11	127.40	118.30
1	L	170	LEU	CB-CG-CD2	10.11	128.18	111.00
1	A	255	LYS	O-C-N	-10.10	106.54	122.70
1	D	403	ARG	NE-CZ-NH1	-10.10	115.25	120.30
1	E	54	ASP	OD1-CG-OD2	-10.10	104.11	123.30
1	I	249	ASP	CB-CG-OD1	10.10	127.39	118.30
1	B	312	ALA	C-N-CA	10.08	146.91	121.70
1	H	222	GLN	CA-CB-CG	10.08	135.58	113.40
1	K	429	ASP	CB-CA-C	10.08	130.56	110.40
1	D	158	ILE	CA-C-O	-10.07	98.95	120.10
1	P	141	GLU	OE1-CD-OE2	-10.07	111.22	123.30
1	B	187	LYS	O-C-N	-10.07	106.59	122.70
1	J	360	ARG	NE-CZ-NH1	10.06	125.33	120.30
1	B	359	ALA	O-C-N	-10.06	106.60	122.70
1	P	386	GLU	CG-CD-OE1	10.06	138.42	118.30
1	B	168	GLU	OE1-CD-OE2	-10.05	111.24	123.30
1	G	322	GLU	OE1-CD-OE2	-10.05	111.23	123.30
1	B	326	ILE	O-C-N	-10.05	106.62	122.70
1	J	34	THR	CA-CB-OG1	10.05	130.10	109.00
1	G	438	ARG	CD-NE-CZ	10.04	137.66	123.60
1	P	187	LYS	CA-CB-CG	10.04	135.49	113.40
1	P	88	GLU	OE1-CD-OE2	10.04	135.35	123.30
1	J	364	ASP	CB-CG-OD2	10.03	127.32	118.30
1	A	293	GLU	N-CA-CB	10.02	128.64	110.60
1	H	66	ARG	NE-CZ-NH1	10.01	125.31	120.30
1	L	246	MET	CA-CB-CG	10.01	130.32	113.30
1	O	245	GLU	OE1-CD-OE2	-10.01	111.28	123.30
1	D	18	ARG	NE-CZ-NH2	10.00	125.30	120.30
1	E	148	GLU	OE1-CD-OE2	-10.00	111.30	123.30
1	O	460	ASP	CB-CG-OD2	10.00	127.30	118.30
1	O	355	ILE	O-C-N	-10.00	106.70	122.70
1	F	109	GLU	OE1-CD-OE2	10.00	135.30	123.30
1	N	409	ARG	NE-CZ-NH2	-10.00	115.30	120.30
1	C	229	ASP	CB-CG-OD2	9.99	127.30	118.30
1	M	80	GLU	CG-CD-OE1	9.99	138.28	118.30

Continued on next page...

Continued from previous page...

Mol	Chain	Res	Type	Atoms	Z	Observed(°)	Ideal(°)
1	N	317	ASP	CB-CG-OD2	-9.99	109.31	118.30
1	B	124	TYR	CD1-CE1-CZ	9.98	128.79	119.80
1	M	18	ARG	NE-CZ-NH2	-9.98	115.31	120.30
1	C	186	GLY	C-N-CA	9.97	146.63	121.70
1	E	484	THR	CA-CB-CG2	-9.97	98.44	112.40
1	G	36	ARG	NE-CZ-NH2	9.96	125.28	120.30
1	K	323	GLU	OE1-CD-OE2	-9.96	111.35	123.30
1	L	459	GLU	OE1-CD-OE2	9.96	135.25	123.30
1	F	86	GLU	OE1-CD-OE2	-9.95	111.36	123.30
1	K	351	THR	O-C-N	-9.95	106.78	122.70
1	K	312	ALA	C-N-CA	9.95	146.57	121.70
1	M	269	ASP	CB-CG-OD2	-9.94	109.35	118.30
1	G	12	MET	CA-C-N	9.94	139.07	117.20
1	H	150	LEU	O-C-N	-9.94	106.79	122.70
1	K	467	VAL	O-C-N	-9.94	106.79	122.70
1	I	342	ALA	N-CA-CB	9.94	124.02	110.10
1	D	263	PHE	CB-CG-CD1	9.94	127.76	120.80
1	H	309	ASP	CB-CG-OD1	9.94	127.24	118.30
1	F	460	ASP	CB-CG-OD2	-9.93	109.36	118.30
1	G	191	ASP	CB-CG-OD1	-9.93	109.36	118.30
1	A	168	GLU	OE1-CD-OE2	9.93	135.21	123.30
1	B	270	ASP	CB-CG-OD1	9.93	127.23	118.30
1	G	413	ASP	CB-CG-OD1	9.92	127.23	118.30
1	F	14	ARG	NH1-CZ-NH2	9.92	130.31	119.40
1	I	152	LYS	CB-CA-C	9.91	130.23	110.40
1	N	458	VAL	CA-CB-CG2	9.91	125.77	110.90
1	G	350	THR	O-C-N	-9.91	106.85	122.70
1	M	249	ASP	N-CA-CB	9.91	128.43	110.60
1	B	16	MET	O-C-N	-9.90	106.36	123.20
1	E	164	GLU	OE1-CD-OE2	-9.90	111.42	123.30
1	H	360	ARG	NH1-CZ-NH2	9.89	130.28	119.40
1	G	397	ALA	CB-CA-C	9.88	124.92	110.10
1	H	402	GLY	O-C-N	-9.88	106.89	122.70
1	B	19	ASP	CB-CG-OD1	9.88	127.19	118.30
1	H	15	TYR	CB-CG-CD1	-9.88	115.07	121.00
1	N	426	ALA	N-CA-CB	9.88	123.93	110.10
1	K	438	ARG	CD-NE-CZ	9.88	137.43	123.60
1	D	396	TYR	CG-CD1-CE1	-9.87	113.40	121.30
1	G	33	GLU	OE1-CD-OE2	-9.87	111.45	123.30
1	C	239	ILE	C-N-CA	9.87	146.38	121.70
1	J	31	ILE	CB-CA-C	9.87	131.34	111.60
1	K	54	ASP	CB-CG-OD1	9.87	127.18	118.30

Continued on next page...

Continued from previous page...

Mol	Chain	Res	Type	Atoms	Z	Observed(°)	Ideal(°)
1	N	209	ILE	O-C-N	-9.87	106.91	122.70
1	P	364	ASP	CB-CG-OD1	9.87	127.18	118.30
1	I	68	MET	CA-CB-CG	9.87	130.07	113.30
1	H	35	VAL	CG1-CB-CG2	9.86	126.68	110.90
1	J	187	LYS	CA-CB-CG	9.87	135.10	113.40
1	B	219	VAL	O-C-N	9.86	138.48	122.70
1	N	164	GLU	O-C-N	9.86	138.48	122.70
1	D	244	SER	CA-C-N	9.86	138.89	117.20
1	E	218	ARG	NH1-CZ-NH2	-9.86	108.56	119.40
1	F	229	ASP	CB-CG-OD2	9.86	127.17	118.30
1	A	205	ASP	CB-CG-OD2	9.85	127.17	118.30
1	K	411	PHE	CZ-CE2-CD2	9.85	131.92	120.10
1	D	429	ASP	CB-CG-OD2	-9.85	109.44	118.30
1	O	404	GLU	N-CA-CB	9.85	128.32	110.60
1	J	109	GLU	OE1-CD-OE2	9.84	135.11	123.30
1	K	360	ARG	NE-CZ-NH2	-9.84	115.38	120.30
1	H	317	ASP	CB-CG-OD1	9.83	127.15	118.30
1	L	189	ASP	CB-CG-OD1	-9.83	109.45	118.30
1	C	80	GLU	C-N-CA	9.83	146.27	121.70
1	E	111	LEU	O-C-N	-9.83	106.97	122.70
1	L	396	TYR	CG-CD1-CE1	-9.83	113.44	121.30
1	N	225	LYS	C-N-CA	9.83	146.26	121.70
1	M	214	VAL	O-C-N	-9.82	106.98	122.70
1	F	293	GLU	OE1-CD-OE2	9.82	135.08	123.30
1	N	489	ARG	NH1-CZ-NH2	-9.81	108.60	119.40
1	C	396	TYR	CB-CG-CD2	9.81	126.89	121.00
1	G	374	GLU	OE1-CD-OE2	-9.81	111.53	123.30
1	J	430	ALA	N-CA-C	9.81	137.48	111.00
1	P	493	VAL	N-CA-CB	9.81	133.07	111.50
1	L	495	ALA	C-N-CA	9.80	146.19	121.70
1	J	264	CYS	C-N-CA	9.79	146.19	121.70
1	M	403	ARG	NE-CZ-NH2	-9.79	115.40	120.30
1	D	279	GLU	O-C-N	-9.79	106.55	123.20
1	G	372	THR	C-N-CA	9.79	146.18	121.70
1	J	201	ALA	O-C-N	-9.79	107.03	122.70
1	M	108	GLU	OE1-CD-OE2	-9.79	111.55	123.30
1	M	34	THR	CA-CB-CG2	9.79	126.11	112.40
1	F	19	ASP	OD1-CG-OD2	-9.77	104.74	123.30
1	F	377	ARG	NH1-CZ-NH2	9.77	130.14	119.40
1	I	228	THR	CA-CB-CG2	9.77	126.07	112.40
1	L	225	LYS	O-C-N	-9.76	107.09	122.70
1	H	361	ALA	C-N-CA	9.75	146.07	121.70

Continued on next page...

Continued from previous page...

Mol	Chain	Res	Type	Atoms	Z	Observed(°)	Ideal(°)
1	A	334	VAL	CA-CB-CG2	9.75	125.52	110.90
1	H	438	ARG	NH1-CZ-NH2	-9.75	108.68	119.40
1	L	10	GLU	O-C-N	-9.75	107.11	122.70
1	L	360	ARG	NE-CZ-NH2	-9.75	115.43	120.30
1	O	217	GLU	N-CA-CB	-9.75	93.05	110.60
1	E	270	ASP	CB-CG-OD1	9.74	127.07	118.30
1	M	377	ARG	CD-NE-CZ	9.74	137.23	123.60
1	P	438	ARG	NH1-CZ-NH2	-9.74	108.69	119.40
1	C	16	MET	CA-CB-CG	9.74	129.85	113.30
1	K	492	ASP	CB-CG-OD2	9.74	127.06	118.30
1	K	369	VAL	CA-CB-CG1	9.73	125.50	110.90
1	G	7	VAL	CA-CB-CG1	-9.73	96.31	110.90
1	G	54	ASP	OD1-CG-OD2	-9.73	104.81	123.30
1	F	11	ASN	O-C-N	-9.73	107.14	122.70
1	A	167	LYS	CA-CB-CG	9.72	134.78	113.40
1	L	7	VAL	CG1-CB-CG2	-9.72	95.35	110.90
1	E	80	GLU	OE1-CD-OE2	9.71	134.96	123.30
1	G	225	LYS	N-CA-CB	9.71	128.08	110.60
1	K	112	ASP	CA-CB-CG	9.71	134.76	113.40
1	P	129	GLN	CG-CD-OE1	9.71	141.02	121.60
1	E	91	ASP	CB-CG-OD1	9.70	127.03	118.30
1	E	285	ARG	CG-CD-NE	9.70	132.16	111.80
1	P	68	MET	C-N-CA	9.69	145.93	121.70
1	A	36	ARG	NE-CZ-NH2	-9.69	115.45	120.30
1	C	348	ARG	CG-CD-NE	9.69	132.15	111.80
1	C	286	ARG	NE-CZ-NH2	9.69	125.14	120.30
1	M	285	ARG	NE-CZ-NH1	9.68	125.14	120.30
1	H	176	GLU	OE1-CD-OE2	9.68	134.92	123.30
1	P	14	ARG	NE-CZ-NH2	9.68	125.14	120.30
1	H	276	LEU	O-C-N	-9.68	107.22	122.70
1	F	374	GLU	CA-CB-CG	9.68	134.69	113.40
1	F	395	GLU	CB-CA-C	9.68	129.75	110.40
1	J	130	LYS	O-C-N	9.67	138.18	122.70
1	A	142	VAL	O-C-N	-9.67	106.76	123.20
1	H	22	ARG	NH1-CZ-NH2	-9.67	108.77	119.40
1	E	333	PHE	CB-CG-CD1	-9.66	114.03	120.80
1	I	164	GLU	O-C-N	-9.66	107.24	122.70
1	N	180	ALA	O-C-N	-9.66	107.25	122.70
1	N	454	PHE	CB-CG-CD2	9.66	127.56	120.80
1	D	454	PHE	CD1-CE1-CZ	-9.66	108.51	120.10
1	J	63	THR	CA-CB-CG2	9.66	125.92	112.40
1	C	124	TYR	CZ-CE2-CD2	9.65	128.49	119.80

Continued on next page...

Continued from previous page...

Mol	Chain	Res	Type	Atoms	Z	Observed(°)	Ideal(°)
1	H	60	ASP	O-C-N	-9.65	106.79	123.20
1	M	182	VAL	C-N-CA	9.65	145.82	121.70
1	A	372	THR	N-CA-CB	9.65	128.63	110.30
1	M	244	SER	N-CA-CB	9.64	124.97	110.50
1	C	18	ARG	NH1-CZ-NH2	-9.64	108.80	119.40
1	M	306	ASN	OD1-CG-ND2	-9.64	99.73	121.90
1	C	189	ASP	CB-CG-OD1	-9.63	109.63	118.30
1	C	360	ARG	NH1-CZ-NH2	-9.63	108.81	119.40
1	H	36	ARG	CD-NE-CZ	-9.63	110.11	123.60
1	F	18	ARG	NE-CZ-NH2	-9.63	115.49	120.30
1	E	238	ALA	C-N-CA	9.61	145.73	121.70
1	A	18	ARG	NE-CZ-NH2	9.61	125.11	120.30
1	I	148	GLU	OE1-CD-OE2	9.61	134.83	123.30
1	F	126	ALA	CB-CA-C	9.61	124.51	110.10
1	M	15	TYR	CZ-CE2-CD2	9.59	128.43	119.80
1	N	487	LEU	CB-CA-C	9.59	128.42	110.20
1	K	23	MET	CG-SD-CE	9.59	115.54	100.20
1	K	452	ASN	O-C-N	-9.59	107.36	122.70
1	G	339	HIS	CA-CB-CG	9.58	129.89	113.60
1	N	180	ALA	C-N-CA	9.58	145.66	121.70
1	P	24	ASN	O-C-N	9.58	138.03	122.70
1	D	15	TYR	C-N-CA	9.57	145.64	121.70
1	O	369	VAL	O-C-N	-9.57	106.92	123.20
1	A	176	GLU	OE1-CD-OE2	9.57	134.78	123.30
1	F	221	ALA	N-CA-CB	-9.57	96.70	110.10
1	M	401	SER	C-N-CA	9.57	142.39	122.30
1	N	115	VAL	O-C-N	-9.57	107.39	122.70
1	F	19	ASP	CB-CG-OD1	9.56	126.91	118.30
1	D	314	ASP	CB-CG-OD1	9.56	126.90	118.30
1	I	70	VAL	O-C-N	-9.56	107.40	122.70
1	J	183	ASP	CB-CG-OD2	-9.56	109.69	118.30
1	L	364	ASP	CB-CG-OD1	9.56	126.91	118.30
1	A	229	ASP	N-CA-CB	9.56	127.80	110.60
1	G	429	ASP	CA-CB-CG	9.56	134.43	113.40
1	B	50	ASP	CB-CG-OD2	-9.55	109.70	118.30
1	M	63	THR	CA-CB-CG2	9.55	125.77	112.40
1	E	236	ASN	N-CA-CB	9.55	127.79	110.60
1	L	148	GLU	N-CA-CB	9.55	127.79	110.60
1	L	350	THR	N-CA-C	9.55	136.79	111.00
1	N	341	LYS	N-CA-CB	9.54	127.78	110.60
1	N	246	MET	CA-CB-CG	9.54	129.52	113.30
1	F	398	GLU	OE1-CD-OE2	-9.54	111.86	123.30

Continued on next page...

Continued from previous page...

Mol	Chain	Res	Type	Atoms	Z	Observed(°)	Ideal(°)
1	O	163	ALA	O-C-N	9.54	137.96	122.70
1	K	312	ALA	N-CA-CB	9.54	123.45	110.10
1	M	204	ASP	CB-CG-OD1	9.54	126.88	118.30
1	M	65	LEU	O-C-N	9.53	137.95	122.70
1	M	466	VAL	O-C-N	-9.53	107.46	122.70
1	P	10	GLU	N-CA-CB	9.52	127.74	110.60
1	P	14	ARG	NH1-CZ-NH2	-9.52	108.92	119.40
1	O	493	VAL	CG1-CB-CG2	9.52	126.13	110.90
1	C	427	GLY	O-C-N	-9.51	107.48	122.70
1	A	496	ALA	C-N-CA	9.51	145.47	121.70
1	I	66	ARG	CG-CD-NE	9.51	131.77	111.80
1	J	484	THR	N-CA-CB	9.51	128.37	110.30
1	K	340	PRO	CA-N-CD	-9.51	98.19	111.50
1	B	285	ARG	NE-CZ-NH2	-9.51	115.55	120.30
1	H	324	ARG	NH1-CZ-NH2	9.51	129.86	119.40
1	M	33	GLU	O-C-N	9.51	137.91	122.70
1	F	108	GLU	OE1-CD-OE2	-9.51	111.89	123.30
1	H	187	LYS	O-C-N	-9.50	107.50	122.70
1	K	375	ASP	O-C-N	-9.50	107.04	123.20
1	P	111	LEU	N-CA-CB	9.50	129.41	110.40
1	F	91	ASP	CB-CG-OD1	9.50	126.85	118.30
1	K	468	GLU	OE1-CD-OE2	-9.50	111.90	123.30
1	D	279	GLU	OE1-CD-OE2	9.50	134.69	123.30
1	E	66	ARG	O-C-N	9.49	137.89	122.70
1	K	286	ARG	CA-CB-CG	9.49	134.29	113.40
1	J	22	ARG	NE-CZ-NH2	-9.49	115.55	120.30
1	D	293	GLU	OE1-CD-OE2	9.48	134.68	123.30
1	G	268	ILE	O-C-N	-9.48	107.54	122.70
1	B	313	GLN	CA-CB-CG	9.47	134.25	113.40
1	O	55	VAL	CG1-CB-CG2	-9.47	95.74	110.90
1	B	317	ASP	CB-CG-OD1	9.47	126.82	118.30
1	L	411	PHE	CB-CG-CD2	9.47	127.43	120.80
1	O	187	LYS	CA-CB-CG	9.47	134.24	113.40
1	K	375	ASP	CB-CG-OD2	9.46	126.82	118.30
1	L	124	TYR	CB-CG-CD2	9.46	126.68	121.00
1	M	388	GLU	OE1-CD-OE2	-9.46	111.94	123.30
1	G	271	LEU	CB-CA-C	9.46	128.17	110.20
1	M	313	GLN	CB-CG-CD	9.46	136.19	111.60
1	N	454	PHE	CG-CD1-CE1	-9.45	110.40	120.80
1	I	183	ASP	CB-CG-OD2	-9.45	109.80	118.30
1	J	229	ASP	CB-CG-OD1	9.45	126.80	118.30
1	M	296	ALA	N-CA-CB	9.45	123.33	110.10

Continued on next page...

Continued from previous page...

Mol	Chain	Res	Type	Atoms	Z	Observed(°)	Ideal(°)
1	H	377	ARG	NE-CZ-NH2	-9.45	115.58	120.30
1	J	184	ASP	OD1-CG-OD2	-9.45	105.35	123.30
1	I	141	GLU	OE1-CD-OE2	-9.44	111.97	123.30
1	K	319	GLY	CA-C-O	-9.44	103.61	120.60
1	N	215	ASP	CA-CB-CG	9.44	134.17	113.40
1	F	45	ASP	CB-CG-OD1	-9.44	109.81	118.30
1	P	109	GLU	O-C-N	9.44	137.79	122.70
1	H	342	ALA	O-C-N	-9.43	107.61	122.70
1	E	346	LEU	CA-CB-CG	9.43	136.99	115.30
1	N	189	ASP	OD1-CG-OD2	-9.43	105.39	123.30
1	A	63	THR	N-CA-CB	9.43	128.21	110.30
1	F	228	THR	O-C-N	-9.43	107.62	122.70
1	J	377	ARG	CD-NE-CZ	9.43	136.79	123.60
1	D	303	VAL	CA-CB-CG2	9.42	125.03	110.90
1	A	359	ALA	CB-CA-C	9.41	124.22	110.10
1	J	141	GLU	OE1-CD-OE2	-9.41	112.00	123.30
1	H	482	GLU	CG-CD-OE1	9.41	137.13	118.30
1	H	291	ASP	CB-CG-OD2	-9.41	109.83	118.30
1	L	14	ARG	NE-CZ-NH2	-9.41	115.60	120.30
1	O	15	TYR	CD1-CE1-CZ	9.41	128.27	119.80
1	C	8	LEU	CB-CG-CD2	9.41	126.99	111.00
1	E	28	GLY	O-C-N	-9.41	107.65	122.70
1	P	403	ARG	N-CA-CB	9.41	127.53	110.60
1	E	306	ASN	CB-CG-OD1	9.41	140.41	121.60
1	D	411	PHE	CB-CG-CD1	9.40	127.38	120.80
1	C	232	ILE	O-C-N	-9.40	107.66	122.70
1	P	359	ALA	CB-CA-C	9.40	124.21	110.10
1	A	48	LEU	CB-CG-CD2	-9.40	95.02	111.00
1	I	394	ARG	NE-CZ-NH1	9.40	125.00	120.30
1	B	381	GLY	O-C-N	-9.40	107.22	123.20
1	K	394	ARG	CD-NE-CZ	9.40	136.76	123.60
1	H	356	GLU	OE1-CD-OE2	9.40	134.58	123.30
1	O	204	ASP	CB-CG-OD2	9.39	126.75	118.30
1	P	81	VAL	O-C-N	-9.39	107.67	122.70
1	D	88	GLU	C-N-CA	9.39	145.17	121.70
1	K	259	ALA	C-N-CA	9.39	145.17	121.70
1	P	474	THR	CA-CB-CG2	9.39	125.54	112.40
1	K	105	ARG	NH1-CZ-NH2	-9.39	109.07	119.40
1	M	400	ILE	CA-CB-CG1	9.38	128.83	111.00
1	L	454	PHE	CD1-CG-CD2	9.38	130.50	118.30
1	B	140	CYS	CB-CA-C	9.38	129.16	110.40
1	B	414	ALA	N-CA-CB	9.38	123.23	110.10

Continued on next page...

Continued from previous page...

Mol	Chain	Res	Type	Atoms	Z	Observed(°)	Ideal(°)
1	C	303	VAL	CA-CB-CG1	9.38	124.97	110.90
1	K	54	ASP	CB-CG-OD2	-9.38	109.86	118.30
1	N	376	GLY	O-C-N	-9.38	107.70	122.70
1	A	228	THR	O-C-N	-9.38	107.70	122.70
1	J	403	ARG	NH1-CZ-NH2	9.37	129.71	119.40
1	P	438	ARG	CD-NE-CZ	-9.37	110.48	123.60
1	J	416	GLU	OE1-CD-OE2	9.37	134.54	123.30
1	F	50	ASP	CB-CG-OD2	9.37	126.73	118.30
1	M	94	THR	N-CA-CB	9.37	128.10	110.30
1	M	448	CYS	O-C-N	-9.37	107.71	122.70
1	D	256	ALA	N-CA-CB	9.37	123.21	110.10
1	G	12	MET	C-N-CA	9.37	145.11	121.70
1	L	348	ARG	NH1-CZ-NH2	9.37	129.70	119.40
1	H	285	ARG	NH1-CZ-NH2	-9.36	109.10	119.40
1	C	435	VAL	CA-CB-CG1	-9.36	96.86	110.90
1	A	459	GLU	OE1-CD-OE2	9.36	134.53	123.30
1	M	324	ARG	NE-CZ-NH1	9.36	124.98	120.30
1	I	15	TYR	CB-CG-CD2	-9.35	115.39	121.00
1	G	241	GLU	OE1-CD-OE2	-9.35	112.08	123.30
1	D	396	TYR	CG-CD2-CE2	-9.35	113.82	121.30
1	E	51	ASP	N-CA-CB	9.35	127.43	110.60
1	C	191	ASP	CB-CG-OD2	-9.34	109.89	118.30
1	K	317	ASP	CB-CG-OD2	-9.34	109.89	118.30
1	N	60	ASP	CB-CA-C	9.34	129.07	110.40
1	H	112	ASP	CB-CG-OD2	-9.34	109.90	118.30
1	D	312	ALA	C-N-CA	9.33	145.03	121.70
1	G	359	ALA	N-CA-CB	9.33	123.17	110.10
1	L	120	VAL	CA-CB-CG2	-9.33	96.91	110.90
1	O	341	LYS	C-N-CA	9.32	145.01	121.70
1	C	107	ALA	N-CA-CB	9.32	123.15	110.10
1	E	363	ASP	O-C-N	-9.32	107.79	122.70
1	P	386	GLU	OE1-CD-OE2	-9.32	112.12	123.30
1	H	454	PHE	CG-CD1-CE1	9.31	131.04	120.80
1	A	40	GLY	N-CA-C	9.31	136.37	113.10
1	A	398	GLU	OE1-CD-OE2	-9.31	112.13	123.30
1	B	377	ARG	NE-CZ-NH1	-9.31	115.65	120.30
1	J	105	ARG	NE-CZ-NH2	9.31	124.95	120.30
1	E	275	TYR	CD1-CE1-CZ	-9.30	111.43	119.80
1	J	386	GLU	OE1-CD-OE2	-9.30	112.14	123.30
1	M	438	ARG	CD-NE-CZ	9.30	136.62	123.60
1	L	292	MET	CA-CB-CG	9.29	129.09	113.30
1	O	470	LEU	N-CA-CB	9.29	128.98	110.40

Continued on next page...

Continued from previous page...

Mol	Chain	Res	Type	Atoms	Z	Observed(°)	Ideal(°)
1	F	299	THR	CA-CB-CG2	9.29	125.40	112.40
1	H	489	ARG	NE-CZ-NH2	-9.28	115.66	120.30
1	F	240	GLU	OE1-CD-OE2	-9.28	112.16	123.30
1	K	70	VAL	CG1-CB-CG2	9.28	125.75	110.90
1	J	40	GLY	CA-C-O	-9.28	103.89	120.60
1	O	117	PRO	N-CD-CG	-9.28	89.29	103.20
1	P	244	SER	CB-CA-C	9.28	127.72	110.10
1	L	285	ARG	C-N-CA	9.27	144.88	121.70
1	B	204	ASP	O-C-N	-9.27	107.87	122.70
1	E	488	LEU	N-CA-C	9.27	136.02	111.00
1	H	130	LYS	N-CA-CB	9.26	127.27	110.60
1	K	94	THR	CA-CB-CG2	9.26	125.36	112.40
1	K	404	GLU	OE1-CD-OE2	-9.26	112.19	123.30
1	P	118	THR	C-N-CA	9.25	144.83	121.70
1	P	396	TYR	CB-CG-CD2	9.25	126.55	121.00
1	C	404	GLU	OE1-CD-OE2	9.25	134.40	123.30
1	H	360	ARG	NE-CZ-NH2	-9.25	115.68	120.30
1	K	184	ASP	OD1-CG-OD2	-9.25	105.72	123.30
1	E	289	LYS	N-CA-CB	9.25	127.24	110.60
1	F	36	ARG	CD-NE-CZ	-9.25	110.65	123.60
1	L	396	TYR	CB-CG-CD1	-9.25	115.45	121.00
1	M	483	SER	N-CA-CB	9.25	124.37	110.50
1	L	396	TYR	CD1-CE1-CZ	9.24	128.12	119.80
1	F	184	ASP	CB-CG-OD2	-9.24	109.98	118.30
1	I	291	ASP	CB-CG-OD1	9.24	126.62	118.30
1	L	187	LYS	O-C-N	-9.24	107.91	122.70
1	A	177	ALA	O-C-N	-9.24	107.91	122.70
1	K	191	ASP	O-C-N	-9.24	107.91	122.70
1	L	298	ALA	N-CA-CB	9.24	123.03	110.10
1	O	471	ARG	NE-CZ-NH2	-9.23	115.68	120.30
1	N	348	ARG	NH1-CZ-NH2	9.23	129.55	119.40
1	G	63	THR	CA-CB-CG2	9.22	125.31	112.40
1	G	463	GLU	OE1-CD-OE2	9.22	134.37	123.30
1	N	94	THR	N-CA-CB	9.22	127.83	110.30
1	E	356	GLU	OE1-CD-OE2	9.21	134.36	123.30
1	I	438	ARG	NH1-CZ-NH2	9.21	129.53	119.40
1	D	461	MET	O-C-N	9.21	137.43	122.70
1	P	215	ASP	O-C-N	-9.21	107.97	122.70
1	E	356	GLU	N-CA-CB	9.21	127.17	110.60
1	H	363	ASP	O-C-N	-9.21	107.97	122.70
1	H	321	VAL	O-C-N	9.20	137.43	122.70
1	L	398	GLU	OE1-CD-OE2	9.20	134.34	123.30

Continued on next page...

Continued from previous page...

Mol	Chain	Res	Type	Atoms	Z	Observed(°)	Ideal(°)
1	A	93	THR	CA-CB-CG2	9.20	125.28	112.40
1	A	370	GLY	O-C-N	-9.20	107.98	122.70
1	I	164	GLU	CG-CD-OE2	9.20	136.70	118.30
1	A	460	ASP	OD1-CG-OD2	-9.20	105.83	123.30
1	D	364	ASP	CB-CG-OD2	-9.19	110.03	118.30
1	I	360	ARG	NE-CZ-NH1	9.19	124.89	120.30
1	C	377	ARG	O-C-N	-9.18	108.01	122.70
1	F	10	GLU	O-C-N	-9.18	108.00	122.70
1	N	19	ASP	CA-CB-CG	9.18	133.59	113.40
1	G	348	ARG	NH1-CZ-NH2	9.18	129.49	119.40
1	O	177	ALA	O-C-N	-9.18	108.02	122.70
1	A	396	TYR	CD1-CG-CD2	9.17	127.99	117.90
1	D	55	VAL	CG1-CB-CG2	-9.17	96.22	110.90
1	D	124	TYR	CB-CG-CD1	9.17	126.50	121.00
1	M	275	TYR	CG-CD2-CE2	-9.17	113.96	121.30
1	N	325	LYS	N-CA-CB	9.17	127.11	110.60
1	K	15	TYR	N-CA-CB	9.17	127.11	110.60
1	L	348	ARG	O-C-N	-9.17	107.61	123.20
1	N	439	ALA	CB-CA-C	9.17	123.86	110.10
1	D	12	MET	C-N-CA	9.17	144.62	121.70
1	A	360	ARG	CD-NE-CZ	9.16	136.43	123.60
1	C	361	ALA	C-N-CA	9.16	144.61	121.70
1	F	372	THR	C-N-CA	9.16	144.61	121.70
1	H	374	GLU	CG-CD-OE1	9.16	136.63	118.30
1	J	336	GLU	OE1-CD-OE2	-9.16	112.31	123.30
1	D	243	ALA	N-CA-C	9.16	135.73	111.00
1	M	49	VAL	CA-CB-CG2	9.16	124.64	110.90
1	C	394	ARG	NH1-CZ-NH2	-9.16	109.33	119.40
1	J	377	ARG	CG-CD-NE	9.15	131.02	111.80
1	C	393	LEU	CB-CA-C	9.15	127.58	110.20
1	N	205	ASP	O-C-N	-9.15	108.06	122.70
1	I	140	CYS	C-N-CA	9.15	144.57	121.70
1	P	98	VAL	O-C-N	9.14	137.33	122.70
1	B	403	ARG	CD-NE-CZ	-9.14	110.81	123.60
1	K	243	ALA	O-C-N	-9.13	108.09	122.70
1	M	439	ALA	N-CA-CB	9.13	122.88	110.10
1	O	55	VAL	O-C-N	-9.12	108.10	122.70
1	A	67	GLU	OE1-CD-OE2	9.12	134.24	123.30
1	F	375	ASP	CB-CG-OD2	-9.12	110.09	118.30
1	L	8	LEU	O-C-N	9.11	138.42	121.10
1	D	238	ALA	O-C-N	9.11	137.28	122.70
1	L	22	ARG	CD-NE-CZ	9.11	136.36	123.60

Continued on next page...

Continued from previous page...

Mol	Chain	Res	Type	Atoms	Z	Observed(°)	Ideal(°)
1	D	298	ALA	C-N-CA	9.11	144.48	121.70
1	P	257	SER	O-C-N	-9.11	107.71	123.20
1	A	11	ASN	CA-CB-CG	9.11	133.43	113.40
1	A	471	ARG	CG-CD-NE	9.10	130.92	111.80
1	M	454	PHE	CE1-CZ-CE2	9.10	136.38	120.00
1	E	276	LEU	CA-CB-CG	9.10	136.23	115.30
1	B	164	GLU	OE1-CD-OE2	-9.10	112.38	123.30
1	N	47	MET	CA-CB-CG	9.10	128.76	113.30
1	F	28	GLY	O-C-N	-9.09	108.15	122.70
1	P	240	GLU	CG-CD-OE1	9.09	136.49	118.30
1	B	293	GLU	N-CA-CB	9.09	126.96	110.60
1	P	50	ASP	CB-CG-OD2	-9.09	110.12	118.30
1	L	44	MET	O-C-N	9.09	137.24	122.70
1	F	467	VAL	CG1-CB-CG2	9.09	125.44	110.90
1	M	20	ALA	O-C-N	9.09	137.24	122.70
1	B	240	GLU	O-C-N	9.08	137.23	122.70
1	E	482	GLU	C-N-CA	9.08	144.40	121.70
1	F	188	VAL	O-C-N	-9.08	108.17	122.70
1	P	13	LYS	O-C-N	-9.08	108.17	122.70
1	A	7	VAL	CG1-CB-CG2	-9.08	96.38	110.90
1	G	425	ASN	N-CA-CB	9.08	126.94	110.60
1	F	229	ASP	CA-CB-CG	9.08	133.37	113.40
1	D	309	ASP	CB-CG-OD1	9.07	126.47	118.30
1	I	22	ARG	NE-CZ-NH1	-9.07	115.77	120.30
1	K	351	THR	N-CA-CB	9.07	127.53	110.30
1	I	56	VAL	CG1-CB-CG2	-9.06	96.40	110.90
1	K	312	ALA	O-C-N	-9.06	108.20	122.70
1	O	411	PHE	CB-CG-CD2	9.06	127.14	120.80
1	K	438	ARG	NE-CZ-NH1	9.04	124.82	120.30
1	L	448	CYS	O-C-N	-9.04	108.23	122.70
1	L	276	LEU	N-CA-CB	9.04	128.49	110.40
1	N	68	MET	O-C-N	-9.04	108.23	122.70
1	O	209	ILE	O-C-N	-9.04	108.23	122.70
1	G	271	LEU	O-C-N	-9.04	108.23	122.70
1	J	285	ARG	CD-NE-CZ	9.04	136.25	123.60
1	D	147	LYS	O-C-N	-9.04	108.24	122.70
1	K	359	ALA	N-CA-CB	9.03	122.74	110.10
1	D	112	ASP	CB-CG-OD2	9.03	126.42	118.30
1	N	7	VAL	CG1-CB-CG2	-9.03	96.46	110.90
1	P	374	GLU	OE1-CD-OE2	-9.03	112.47	123.30
1	B	329	ASP	CB-CG-OD2	9.02	126.42	118.30
1	M	155	MET	CA-CB-CG	9.02	128.63	113.30

Continued on next page...

Continued from previous page...

Mol	Chain	Res	Type	Atoms	Z	Observed(°)	Ideal(°)
1	O	176	GLU	OE1-CD-OE2	9.02	134.12	123.30
1	P	91	ASP	CB-CG-OD1	9.02	126.42	118.30
1	P	298	ALA	O-C-N	-9.02	108.27	122.70
1	F	329	ASP	CB-CG-OD1	9.02	126.41	118.30
1	J	291	ASP	CB-CG-OD2	-9.01	110.19	118.30
1	C	484	THR	CA-CB-CG2	-9.01	99.78	112.40
1	J	394	ARG	CD-NE-CZ	9.01	136.21	123.60
1	L	124	TYR	CB-CG-CD1	-9.01	115.59	121.00
1	B	364	ASP	C-N-CA	9.00	144.21	121.70
1	D	388	GLU	OE1-CD-OE2	-9.00	112.50	123.30
1	G	285	ARG	O-C-N	9.00	137.10	122.70
1	O	286	ARG	NH1-CZ-NH2	-9.00	109.50	119.40
1	L	409	ARG	CD-NE-CZ	8.99	136.19	123.60
1	B	204	ASP	CB-CG-OD1	8.99	126.39	118.30
1	G	177	ALA	O-C-N	-8.99	108.32	122.70
1	J	112	ASP	CB-CA-C	8.99	128.37	110.40
1	O	409	ARG	CD-NE-CZ	-8.99	111.02	123.60
1	C	52	LEU	CB-CG-CD2	8.98	126.27	111.00
1	E	396	TYR	CD1-CG-CD2	-8.98	108.02	117.90
1	O	475	GLN	O-C-N	-8.98	108.33	122.70
1	H	380	SER	N-CA-CB	-8.98	97.03	110.50
1	M	320	LEU	CB-CG-CD1	8.98	126.27	111.00
1	O	229	ASP	CB-CG-OD2	8.98	126.38	118.30
1	P	260	ASN	N-CA-CB	8.98	126.76	110.60
1	J	178	VAL	O-C-N	8.98	137.06	122.70
1	O	454	PHE	CG-CD1-CE1	8.97	130.67	120.80
1	B	139	ALA	CB-CA-C	8.97	123.56	110.10
1	D	454	PHE	CB-CG-CD2	8.97	127.08	120.80
1	E	181	VAL	CG1-CB-CG2	8.97	125.25	110.90
1	P	489	ARG	CD-NE-CZ	8.97	136.15	123.60
1	A	395	GLU	OE1-CD-OE2	-8.97	112.54	123.30
1	G	142	VAL	O-C-N	-8.96	107.96	123.20
1	P	135	LEU	O-C-N	-8.96	108.36	122.70
1	D	489	ARG	N-CA-CB	8.96	126.73	110.60
1	H	159	THR	CA-CB-CG2	8.96	124.95	112.40
1	I	189	ASP	O-C-N	-8.96	108.36	122.70
1	C	141	GLU	O-C-N	-8.96	108.37	122.70
1	H	168	GLU	OE1-CD-OE2	8.95	134.04	123.30
1	G	285	ARG	CD-NE-CZ	8.94	136.12	123.60
1	E	492	ASP	CB-CG-OD2	8.94	126.35	118.30
1	F	377	ARG	NE-CZ-NH1	-8.94	115.83	120.30
1	B	340	PRO	N-CA-CB	-8.94	92.57	103.30

Continued on next page...

Continued from previous page...

Mol	Chain	Res	Type	Atoms	Z	Observed(°)	Ideal(°)
1	L	342	ALA	N-CA-CB	8.94	122.61	110.10
1	M	275	TYR	CB-CG-CD1	-8.94	115.64	121.00
1	P	204	ASP	CB-CG-OD2	8.94	126.34	118.30
1	J	185	GLU	CA-CB-CG	8.93	133.04	113.40
1	E	242	THR	CA-CB-CG2	8.93	124.90	112.40
1	N	43	GLY	O-C-N	8.93	136.98	122.70
1	F	188	VAL	CB-CA-C	-8.93	94.44	111.40
1	E	394	ARG	NE-CZ-NH2	8.92	124.76	120.30
1	C	350	THR	O-C-N	-8.92	108.43	122.70
1	J	67	GLU	O-C-N	-8.92	108.43	122.70
1	J	472	VAL	O-C-N	8.92	136.97	122.70
1	L	121	VAL	C-N-CA	8.92	144.00	121.70
1	N	434	LEU	CB-CG-CD1	-8.92	95.84	111.00
1	I	147	LYS	N-CA-C	8.92	135.07	111.00
1	N	305	THR	N-CA-CB	8.92	127.24	110.30
1	D	158	ILE	O-C-N	8.91	136.96	122.70
1	E	341	LYS	C-N-CA	8.91	143.98	121.70
1	F	278	LYS	O-C-N	-8.91	108.44	122.70
1	K	220	SER	O-C-N	8.90	136.95	122.70
1	B	172	GLU	CG-CD-OE2	8.90	136.10	118.30
1	B	492	ASP	CB-CG-OD2	-8.89	110.30	118.30
1	K	279	GLU	OE1-CD-OE2	8.89	133.97	123.30
1	M	140	CYS	O-C-N	-8.89	108.47	122.70
1	O	342	ALA	CB-CA-C	-8.89	96.76	110.10
1	A	386	GLU	OE1-CD-OE2	-8.89	112.64	123.30
1	H	305	THR	CA-CB-CG2	8.89	124.84	112.40
1	B	335	GLU	OE1-CD-OE2	-8.88	112.64	123.30
1	O	275	TYR	CG-CD2-CE2	8.88	128.41	121.30
1	M	275	TYR	CZ-CE2-CD2	8.88	127.80	119.80
1	G	427	GLY	CA-C-O	-8.88	104.62	120.60
1	O	210	LYS	C-N-CA	8.88	140.94	122.30
1	O	454	PHE	CD1-CE1-CZ	-8.88	109.44	120.10
1	A	207	GLU	O-C-N	-8.87	108.50	122.70
1	E	322	GLU	OE1-CD-OE2	-8.88	112.65	123.30
1	O	357	GLU	OE1-CD-OE2	-8.87	112.65	123.30
1	C	279	GLU	O-C-N	-8.87	108.12	123.20
1	F	333	PHE	CD1-CG-CD2	8.87	129.83	118.30
1	J	471	ARG	NE-CZ-NH2	8.87	124.74	120.30
1	N	183	ASP	CB-CG-OD1	8.87	126.28	118.30
1	A	316	GLY	O-C-N	-8.87	108.51	122.70
1	O	235	LEU	CB-CA-C	8.87	127.05	110.20
1	M	265	GLN	O-C-N	-8.86	108.52	122.70

Continued on next page...

Continued from previous page...

Mol	Chain	Res	Type	Atoms	Z	Observed(°)	Ideal(°)
1	A	7	VAL	CA-CB-CG2	-8.86	97.61	110.90
1	L	242	THR	N-CA-C	8.86	134.93	111.00
1	M	492	ASP	O-C-N	-8.86	108.52	122.70
1	L	7	VAL	CA-CB-CG2	-8.86	97.61	110.90
1	L	474	THR	CA-CB-CG2	8.86	124.80	112.40
1	D	377	ARG	CD-NE-CZ	8.86	136.00	123.60
1	L	297	LYS	C-N-CA	8.86	143.84	121.70
1	M	221	ALA	C-N-CA	8.85	143.83	121.70
1	P	204	ASP	CB-CG-OD1	-8.85	110.33	118.30
1	N	293	GLU	OE1-CD-OE2	8.85	133.92	123.30
1	D	51	ASP	CB-CG-OD2	8.85	126.26	118.30
1	I	471	ARG	NH1-CZ-NH2	-8.85	109.67	119.40
1	J	216	LYS	CA-CB-CG	8.85	132.86	113.40
1	J	409	ARG	NE-CZ-NH2	-8.85	115.88	120.30
1	O	474	THR	CA-CB-OG1	8.85	127.58	109.00
1	C	453	VAL	O-C-N	-8.84	108.55	122.70
1	G	56	VAL	O-C-N	-8.84	108.55	122.70
1	H	319	GLY	CA-C-O	-8.84	104.68	120.60
1	P	327	SER	C-N-CA	8.84	140.87	122.30
1	J	283	ALA	O-C-N	-8.84	108.55	122.70
1	F	460	ASP	CB-CG-OD1	8.84	126.25	118.30
1	H	219	VAL	CA-CB-CG1	8.84	124.15	110.90
1	B	15	TYR	CB-CG-CD1	-8.83	115.70	121.00
1	C	323	GLU	CG-CD-OE1	8.83	135.96	118.30
1	E	361	ALA	O-C-N	-8.83	108.58	122.70
1	J	337	CYS	O-C-N	-8.83	108.58	122.70
1	P	74	ALA	O-C-N	-8.83	108.58	122.70
1	P	143	GLY	CA-C-O	-8.82	104.72	120.60
1	B	319	GLY	O-C-N	-8.82	108.59	122.70
1	J	11	ASN	CA-CB-CG	8.82	132.81	113.40
1	E	60	ASP	O-C-N	-8.82	108.21	123.20
1	M	421	THR	CA-CB-CG2	8.82	124.75	112.40
1	I	241	GLU	OE1-CD-OE2	8.82	133.88	123.30
1	K	429	ASP	CB-CG-OD1	8.82	126.23	118.30
1	L	66	ARG	CD-NE-CZ	8.82	135.94	123.60
1	D	476	ALA	N-CA-CB	8.81	122.44	110.10
1	H	187	LYS	CA-CB-CG	8.81	132.79	113.40
1	B	147	LYS	N-CA-C	8.81	134.79	111.00
1	H	71	GLU	O-C-N	-8.81	108.60	122.70
1	O	117	PRO	CA-N-CD	8.81	124.03	111.70
1	B	180	ALA	CB-CA-C	8.80	123.31	110.10
1	G	270	ASP	CB-CG-OD2	8.80	126.22	118.30

Continued on next page...

Continued from previous page...

Mol	Chain	Res	Type	Atoms	Z	Observed(°)	Ideal(°)
1	D	422	LEU	N-CA-CB	8.80	128.00	110.40
1	I	488	LEU	CB-CG-CD1	-8.80	96.04	111.00
1	J	285	ARG	NE-CZ-NH2	-8.80	115.90	120.30
1	B	469	PRO	CA-N-CD	-8.79	99.19	111.50
1	K	36	ARG	NE-CZ-NH1	8.79	124.70	120.30
1	A	161	LYS	N-CA-CB	8.79	126.42	110.60
1	G	487	LEU	O-C-N	-8.79	108.64	122.70
1	E	54	ASP	CB-CG-OD2	8.79	126.21	118.30
1	H	483	SER	C-N-CA	8.79	143.67	121.70
1	F	40	GLY	N-CA-C	8.79	135.06	113.10
1	L	15	TYR	CD1-CE1-CZ	8.78	127.70	119.80
1	D	221	ALA	N-CA-CB	-8.78	97.81	110.10
1	J	146	ASP	CB-CG-OD2	8.78	126.20	118.30
1	P	420	ARG	NE-CZ-NH1	-8.78	115.91	120.30
1	D	124	TYR	CD1-CG-CD2	-8.78	108.24	117.90
1	L	22	ARG	NE-CZ-NH1	8.78	124.69	120.30
1	F	183	ASP	OD1-CG-OD2	-8.78	106.62	123.30
1	J	420	ARG	NH1-CZ-NH2	-8.78	109.74	119.40
1	M	333	PHE	CG-CD2-CE2	-8.78	111.14	120.80
1	K	270	ASP	CB-CG-OD2	8.77	126.20	118.30
1	A	275	TYR	CD1-CE1-CZ	-8.77	111.91	119.80
1	N	66	ARG	O-C-N	-8.77	108.67	122.70
1	N	91	ASP	CB-CG-OD1	8.77	126.19	118.30
1	N	137	THR	CA-CB-OG1	8.77	127.41	109.00
1	E	29	ARG	CB-CA-C	8.77	127.93	110.40
1	C	275	TYR	CG-CD1-CE1	-8.76	114.29	121.30
1	M	386	GLU	OE1-CD-OE2	-8.76	112.78	123.30
1	C	210	LYS	N-CA-CB	8.76	126.37	110.60
1	K	221	ALA	C-N-CA	8.76	143.60	121.70
1	O	351	THR	O-C-N	-8.76	108.68	122.70
1	B	191	ASP	CB-CG-OD2	8.76	126.18	118.30
1	D	352	GLU	CA-C-O	-8.75	101.72	120.10
1	G	454	PHE	CD1-CG-CD2	8.75	129.68	118.30
1	K	130	LYS	O-C-N	-8.75	108.70	122.70
1	H	116	HIS	CB-CA-C	8.75	127.90	110.40
1	P	359	ALA	N-CA-CB	8.75	122.35	110.10
1	C	461	MET	O-C-N	-8.75	108.70	122.70
1	G	139	ALA	CB-CA-C	8.75	123.22	110.10
1	M	113	GLN	O-C-N	8.75	136.69	122.70
1	N	121	VAL	CB-CA-C	-8.75	94.78	111.40
1	H	60	ASP	C-N-CA	8.74	140.66	122.30
1	O	66	ARG	NE-CZ-NH1	-8.74	115.93	120.30

Continued on next page...

Continued from previous page...

Mol	Chain	Res	Type	Atoms	Z	Observed(°)	Ideal(°)
1	G	374	GLU	CG-CD-OE1	8.74	135.78	118.30
1	I	240	GLU	OE1-CD-OE2	-8.74	112.81	123.30
1	J	309	ASP	CB-CG-OD2	-8.74	110.44	118.30
1	L	146	ASP	CB-CG-OD2	-8.74	110.44	118.30
1	I	256	ALA	C-N-CA	8.73	143.54	121.70
1	A	91	ASP	CB-CG-OD1	8.73	126.16	118.30
1	P	12	MET	CA-C-N	8.73	136.41	117.20
1	N	108	GLU	OE1-CD-OE2	-8.73	112.82	123.30
1	G	52	LEU	O-C-N	-8.73	108.36	123.20
1	E	240	GLU	OE1-CD-OE2	-8.73	112.83	123.30
1	K	453	VAL	C-N-CA	8.73	143.51	121.70
1	D	340	PRO	C-N-CA	8.72	143.51	121.70
1	G	466	VAL	CG1-CB-CG2	-8.72	96.94	110.90
1	B	401	SER	N-CA-CB	8.72	123.58	110.50
1	E	327	SER	O-C-N	-8.72	108.38	123.20
1	B	411	PHE	CD1-CG-CD2	-8.72	106.97	118.30
1	B	218	ARG	NE-CZ-NH1	8.71	124.66	120.30
1	C	415	LEU	O-C-N	-8.71	108.76	122.70
1	G	256	ALA	CB-CA-C	8.71	123.17	110.10
1	N	141	GLU	CA-CB-CG	8.71	132.57	113.40
1	O	375	ASP	CB-CG-OD1	-8.71	110.46	118.30
1	M	131	ALA	N-CA-CB	8.71	122.29	110.10
1	O	69	SER	O-C-N	-8.71	108.77	122.70
1	N	76	LYS	CD-CE-NZ	8.71	131.72	111.70
1	P	97	VAL	CA-CB-CG2	8.70	123.95	110.90
1	E	364	ASP	CB-CG-OD1	-8.70	110.47	118.30
1	L	15	TYR	CB-CG-CD2	8.70	126.22	121.00
1	B	155	MET	N-CA-CB	8.70	126.26	110.60
1	F	189	ASP	CB-CG-OD2	8.70	126.13	118.30
1	B	164	GLU	CG-CD-OE2	8.70	135.69	118.30
1	I	371	CYS	O-C-N	-8.70	108.78	122.70
1	A	495	ALA	C-N-CA	8.70	143.44	121.70
1	O	371	CYS	O-C-N	-8.70	108.79	122.70
1	G	245	GLU	C-N-CA	8.69	143.43	121.70
1	K	239	ILE	C-N-CA	8.69	143.43	121.70
1	P	290	SER	N-CA-CB	8.69	123.54	110.50
1	F	397	ALA	CB-CA-C	8.69	123.13	110.10
1	G	353	HIS	N-CA-CB	8.69	126.23	110.60
1	J	256	ALA	N-CA-CB	8.69	122.26	110.10
1	K	139	ALA	O-C-N	-8.69	108.80	122.70
1	M	36	ARG	N-CA-CB	8.69	126.23	110.60
1	A	297	LYS	O-C-N	-8.68	108.81	122.70

Continued on next page...

Continued from previous page...

Mol	Chain	Res	Type	Atoms	Z	Observed(°)	Ideal(°)
1	G	134	LEU	CB-CA-C	8.68	126.69	110.20
1	J	205	ASP	CB-CG-OD1	8.68	126.11	118.30
1	D	385	THR	CA-CB-CG2	8.68	124.55	112.40
1	H	355	ILE	CA-CB-CG1	8.68	127.49	111.00
1	L	276	LEU	C-N-CA	8.68	143.40	121.70
1	L	21	GLN	CA-CB-CG	8.68	132.49	113.40
1	F	385	THR	CA-CB-CG2	8.68	124.55	112.40
1	F	448	CYS	N-CA-CB	8.68	126.22	110.60
1	L	8	LEU	CA-C-O	-8.67	101.89	120.10
1	P	19	ASP	CB-CG-OD2	-8.67	110.50	118.30
1	H	325	LYS	CA-CB-CG	8.66	132.46	113.40
1	H	29	ARG	NE-CZ-NH2	8.66	124.63	120.30
1	P	188	VAL	CG1-CB-CG2	-8.66	97.04	110.90
1	G	348	ARG	NE-CZ-NH1	-8.66	115.97	120.30
1	O	14	ARG	NE-CZ-NH2	-8.66	115.97	120.30
1	B	495	ALA	CB-CA-C	8.66	123.08	110.10
1	C	257	SER	O-C-N	-8.66	108.49	123.20
1	N	462	CYS	O-C-N	-8.66	108.85	122.70
1	K	155	MET	CA-CB-CG	8.65	128.01	113.30
1	L	430	ALA	CB-CA-C	8.65	123.08	110.10
1	P	475	GLN	N-CA-CB	-8.65	95.03	110.60
1	G	333	PHE	N-CA-CB	8.65	126.17	110.60
1	F	15	TYR	CB-CG-CD1	8.65	126.19	121.00
1	O	207	GLU	CG-CD-OE1	8.65	135.59	118.30
1	M	43	GLY	CA-C-O	8.64	136.16	120.60
1	C	134	LEU	CB-CA-C	8.64	126.61	110.20
1	K	142	VAL	C-N-CA	8.64	140.44	122.30
1	D	229	ASP	O-C-N	-8.64	108.88	122.70
1	L	249	ASP	CB-CG-OD1	8.64	126.07	118.30
1	P	133	GLU	C-N-CA	8.64	143.29	121.70
1	C	59	ASN	CB-CA-C	8.63	127.67	110.40
1	D	285	ARG	NH1-CZ-NH2	-8.63	109.90	119.40
1	P	317	ASP	CA-CB-CG	8.64	132.40	113.40
1	E	89	VAL	CA-CB-CG1	8.63	123.85	110.90
1	I	286	ARG	NH1-CZ-NH2	-8.63	109.91	119.40
1	L	34	THR	CA-CB-OG1	8.63	127.13	109.00
1	M	356	GLU	OE1-CD-OE2	-8.63	112.94	123.30
1	I	337	CYS	O-C-N	-8.63	108.90	122.70
1	O	360	ARG	NE-CZ-NH2	8.63	124.61	120.30
1	F	70	VAL	O-C-N	8.62	136.50	122.70
1	A	468	GLU	N-CA-CB	8.62	126.12	110.60
1	L	252	ALA	N-CA-CB	8.62	122.17	110.10

Continued on next page...

Continued from previous page...

Mol	Chain	Res	Type	Atoms	Z	Observed(°)	Ideal(°)
1	D	68	MET	N-CA-CB	-8.62	95.09	110.60
1	G	275	TYR	CZ-CE2-CD2	-8.62	112.04	119.80
1	N	16	MET	O-C-N	-8.62	108.55	123.20
1	N	420	ARG	NE-CZ-NH2	8.62	124.61	120.30
1	C	492	ASP	CB-CG-OD2	8.61	126.05	118.30
1	M	142	VAL	O-C-N	-8.61	108.56	123.20
1	C	317	ASP	OD1-CG-OD2	-8.61	106.95	123.30
1	D	403	ARG	NE-CZ-NH2	8.61	124.60	120.30
1	P	336	GLU	CG-CD-OE2	8.61	135.51	118.30
1	B	309	ASP	OD1-CG-OD2	8.60	139.65	123.30
1	N	333	PHE	CD1-CE1-CZ	-8.60	109.78	120.10
1	O	30	ILE	O-C-N	-8.60	108.93	122.70
1	G	88	GLU	CG-CD-OE1	8.60	135.50	118.30
1	I	133	GLU	OE1-CD-OE2	8.60	133.62	123.30
1	D	467	VAL	CA-CB-CG1	8.60	123.80	110.90
1	I	242	THR	CA-CB-CG2	8.60	124.44	112.40
1	F	124	TYR	CZ-CE2-CD2	8.59	127.53	119.80
1	F	474	THR	CA-CB-CG2	8.59	124.43	112.40
1	B	214	VAL	O-C-N	-8.59	108.96	122.70
1	K	360	ARG	CA-CB-CG	8.59	132.30	113.40
1	C	69	SER	N-CA-CB	8.59	123.38	110.50
1	G	396	TYR	CB-CG-CD1	-8.59	115.85	121.00
1	A	374	GLU	OE1-CD-OE2	-8.59	113.00	123.30
1	I	491	ASP	CB-CG-OD1	-8.59	110.57	118.30
1	O	257	SER	O-C-N	-8.58	108.61	123.20
1	I	364	ASP	CB-CG-OD1	8.58	126.02	118.30
1	D	299	THR	CA-CB-OG1	8.58	127.01	109.00
1	F	286	ARG	NE-CZ-NH1	-8.58	116.01	120.30
1	H	403	ARG	NH1-CZ-NH2	8.58	128.84	119.40
1	E	49	VAL	CA-CB-CG2	-8.57	98.04	110.90
1	J	222	GLN	C-N-CA	8.57	143.13	121.70
1	G	449	ALA	N-CA-CB	8.57	122.10	110.10
1	H	354	VAL	CA-CB-CG1	8.57	123.76	110.90
1	F	145	GLN	OE1-CD-NE2	8.57	141.61	121.90
1	C	142	VAL	CA-CB-CG2	8.56	123.75	110.90
1	E	7	VAL	CA-CB-CG2	-8.56	98.05	110.90
1	G	466	VAL	C-N-CA	8.56	143.11	121.70
1	H	386	GLU	CG-CD-OE1	8.56	135.43	118.30
1	I	394	ARG	NE-CZ-NH2	-8.56	116.02	120.30
1	J	50	ASP	CB-CG-OD1	8.56	126.01	118.30
1	H	363	ASP	CB-CG-OD1	8.56	126.01	118.30
1	E	473	LYS	CA-CB-CG	8.56	132.23	113.40

Continued on next page...

Continued from previous page...

Mol	Chain	Res	Type	Atoms	Z	Observed(°)	Ideal(°)
1	L	22	ARG	NE-CZ-NH2	-8.56	116.02	120.30
1	O	482	GLU	OE1-CD-OE2	-8.56	113.03	123.30
1	O	107	ALA	N-CA-CB	8.56	122.08	110.10
1	E	343	VAL	CA-CB-CG2	8.55	123.73	110.90
1	F	338	LYS	C-N-CA	8.55	143.09	121.70
1	B	88	GLU	CG-CD-OE2	8.55	135.40	118.30
1	D	114	ASN	CB-CG-OD1	8.55	138.70	121.60
1	G	182	VAL	CA-CB-CG1	-8.55	98.07	110.90
1	A	54	ASP	CB-CG-OD1	8.55	125.99	118.30
1	D	317	ASP	O-C-N	-8.55	109.02	122.70
1	O	187	LYS	CB-CG-CD	8.55	133.82	111.60
1	A	388	GLU	OE1-CD-OE2	-8.55	113.05	123.30
1	K	68	MET	CA-C-N	8.55	136.00	117.20
1	P	245	GLU	CG-CD-OE1	8.54	135.39	118.30
1	C	302	ASN	CB-CG-OD1	8.54	138.69	121.60
1	P	421	THR	O-C-N	8.54	136.37	122.70
1	C	420	ARG	NH1-CZ-NH2	8.54	128.79	119.40
1	H	469	PRO	CA-N-CD	-8.54	99.55	111.50
1	N	196	GLU	OE1-CD-OE2	8.54	133.55	123.30
1	E	364	ASP	CB-CG-OD2	8.54	125.98	118.30
1	L	370	GLY	CA-C-O	-8.54	105.23	120.60
1	E	18	ARG	N-CA-C	8.53	134.04	111.00
1	D	326	ILE	CA-CB-CG1	8.53	127.21	111.00
1	D	27	ALA	C-N-CA	8.53	140.21	122.30
1	G	350	THR	C-N-CA	8.53	143.03	121.70
1	G	454	PHE	CG-CD2-CE2	-8.53	111.42	120.80
1	J	295	LEU	O-C-N	-8.53	109.05	122.70
1	N	29	ARG	NE-CZ-NH1	-8.53	116.04	120.30
1	O	315	LEU	N-CA-CB	8.53	127.46	110.40
1	P	124	TYR	CD1-CE1-CZ	8.53	127.47	119.80
1	F	22	ARG	NH1-CZ-NH2	8.53	128.78	119.40
1	H	249	ASP	N-CA-CB	8.53	125.95	110.60
1	B	184	ASP	CA-CB-CG	8.53	132.15	113.40
1	D	91	ASP	CB-CG-OD2	8.52	125.97	118.30
1	P	335	GLU	C-N-CA	8.52	143.01	121.70
1	E	191	ASP	CB-CG-OD2	8.52	125.97	118.30
1	J	227	VAL	O-C-N	-8.52	109.06	122.70
1	P	110	LEU	C-N-CA	8.52	143.00	121.70
1	P	459	GLU	N-CA-CB	-8.52	95.26	110.60
1	K	124	TYR	CZ-CE2-CD2	8.52	127.47	119.80
1	K	143	GLY	CA-C-O	-8.52	105.27	120.60
1	B	36	ARG	CD-NE-CZ	8.51	135.52	123.60

Continued on next page...

Continued from previous page...

Mol	Chain	Res	Type	Atoms	Z	Observed(°)	Ideal(°)
1	E	229	ASP	OD1-CG-OD2	-8.51	107.12	123.30
1	L	183	ASP	CB-CG-OD2	8.51	125.96	118.30
1	M	396	TYR	CB-CG-CD2	8.51	126.11	121.00
1	D	204	ASP	CB-CG-OD1	8.51	125.96	118.30
1	F	217	GLU	O-C-N	-8.51	109.08	122.70
1	G	368	VAL	CB-CA-C	8.51	127.57	111.40
1	M	485	GLU	N-CA-CB	8.51	125.92	110.60
1	P	317	ASP	N-CA-CB	8.51	125.92	110.60
1	I	92	GLY	O-C-N	8.51	136.31	122.70
1	J	124	TYR	CD1-CG-CD2	-8.51	108.54	117.90
1	O	459	GLU	OE1-CD-OE2	8.51	133.51	123.30
1	N	15	TYR	CB-CG-CD1	8.50	126.10	121.00
1	F	495	ALA	N-CA-CB	8.50	122.00	110.10
1	D	396	TYR	CD1-CE1-CZ	8.50	127.45	119.80
1	G	146	ASP	CB-CG-OD1	8.50	125.95	118.30
1	G	395	GLU	CB-CA-C	8.50	127.39	110.40
1	M	14	ARG	C-N-CA	8.50	142.94	121.70
1	F	72	HIS	CB-CG-ND1	8.49	144.44	123.20
1	C	201	ALA	CB-CA-C	8.49	122.84	110.10
1	F	72	HIS	CG-ND1-CE1	8.49	120.09	108.20
1	A	394	ARG	NH1-CZ-NH2	-8.49	110.06	119.40
1	A	116	HIS	CA-CB-CG	8.49	128.03	113.60
1	C	369	VAL	CA-CB-CG2	8.49	123.63	110.90
1	G	189	ASP	C-N-CA	8.49	142.92	121.70
1	L	348	ARG	NE-CZ-NH1	-8.49	116.06	120.30
1	C	471	ARG	NE-CZ-NH2	-8.49	116.06	120.30
1	I	52	LEU	C-N-CA	8.49	140.12	122.30
1	F	276	LEU	O-C-N	8.48	136.27	122.70
1	H	134	LEU	CB-CA-C	8.48	126.32	110.20
1	I	64	ILE	CA-CB-CG2	8.48	127.87	110.90
1	J	188	VAL	O-C-N	-8.48	109.13	122.70
1	K	229	ASP	CA-CB-CG	8.48	132.06	113.40
1	G	293	GLU	N-CA-CB	8.48	125.87	110.60
1	I	189	ASP	CB-CG-OD2	8.48	125.93	118.30
1	I	455	THR	O-C-N	8.48	137.61	123.20
1	G	482	GLU	OE1-CD-OE2	8.47	133.47	123.30
1	I	495	ALA	O-C-N	-8.47	109.14	122.70
1	J	311	SER	CB-CA-C	8.47	126.20	110.10
1	N	85	GLN	CA-CB-CG	8.47	132.04	113.40
1	L	490	ILE	CB-CA-C	-8.47	94.66	111.60
1	P	270	ASP	CB-CG-OD1	-8.47	110.67	118.30
1	C	87	LYS	CA-CB-CG	8.47	132.03	113.40

Continued on next page...

Continued from previous page...

Mol	Chain	Res	Type	Atoms	Z	Observed(°)	Ideal(°)
1	J	343	VAL	O-C-N	-8.47	109.15	122.70
1	L	11	ASN	CB-CG-OD1	8.46	138.53	121.60
1	L	276	LEU	CA-CB-CG	8.46	134.77	115.30
1	L	439	ALA	CB-CA-C	8.46	122.79	110.10
1	A	400	ILE	C-N-CA	8.46	142.84	121.70
1	N	137	THR	CA-CB-CG2	-8.46	100.56	112.40
1	J	265	GLN	N-CA-CB	8.46	125.82	110.60
1	O	244	SER	O-C-N	-8.46	109.17	122.70
1	B	60	ASP	CB-CG-OD2	-8.45	110.69	118.30
1	K	22	ARG	O-C-N	-8.45	109.18	122.70
1	P	134	LEU	CA-CB-CG	8.45	134.73	115.30
1	K	10	GLU	CB-CA-C	8.45	127.29	110.40
1	N	219	VAL	O-C-N	-8.45	109.18	122.70
1	A	276	LEU	CA-CB-CG	8.44	134.72	115.30
1	L	374	GLU	CG-CD-OE1	8.44	135.18	118.30
1	J	335	GLU	OE1-CD-OE2	8.44	133.43	123.30
1	A	403	ARG	NE-CZ-NH1	-8.44	116.08	120.30
1	I	340	PRO	CA-N-CD	-8.44	99.69	111.50
1	J	63	THR	O-C-N	-8.44	109.20	122.70
1	E	350	THR	N-CA-CB	8.44	126.33	110.30
1	A	305	THR	N-CA-CB	8.43	126.32	110.30
1	G	363	ASP	CB-CG-OD1	8.43	125.89	118.30
1	A	420	ARG	NE-CZ-NH2	-8.43	116.08	120.30
1	H	247	LEU	O-C-N	-8.43	109.21	122.70
1	E	470	LEU	CB-CA-C	8.43	126.21	110.20
1	F	11	ASN	CA-CB-CG	8.43	131.94	113.40
1	H	217	GLU	OE1-CD-OE2	-8.43	113.19	123.30
1	O	280	GLY	CA-C-O	-8.43	105.43	120.60
1	P	275	TYR	CD1-CG-CD2	-8.43	108.63	117.90
1	A	487	LEU	N-CA-CB	8.42	127.24	110.40
1	C	342	ALA	N-CA-CB	8.42	121.89	110.10
1	I	343	VAL	CG1-CB-CG2	8.42	124.37	110.90
1	O	351	THR	CA-CB-CG2	8.42	124.19	112.40
1	A	342	ALA	N-CA-CB	8.42	121.88	110.10
1	B	71	GLU	O-C-N	-8.41	109.24	122.70
1	I	126	ALA	O-C-N	-8.41	109.24	122.70
1	J	221	ALA	N-CA-CB	-8.41	98.32	110.10
1	K	372	THR	CA-C-O	-8.41	102.44	120.10
1	B	246	MET	N-CA-CB	8.41	125.73	110.60
1	I	354	VAL	CA-CB-CG2	8.41	123.51	110.90
1	A	205	ASP	O-C-N	-8.40	109.25	122.70
1	L	52	LEU	N-CA-CB	8.40	127.21	110.40

Continued on next page...

Continued from previous page...

Mol	Chain	Res	Type	Atoms	Z	Observed(°)	Ideal(°)
1	B	491	ASP	OD1-CG-OD2	-8.40	107.33	123.30
1	B	196	GLU	OE1-CD-OE2	8.40	133.38	123.30
1	D	69	SER	C-N-CA	8.40	142.70	121.70
1	I	314	ASP	C-N-CA	8.40	142.71	121.70
1	D	112	ASP	C-N-CA	8.40	142.70	121.70
1	O	11	ASN	CA-C-O	-8.40	102.46	120.10
1	I	329	ASP	OD1-CG-OD2	8.40	139.25	123.30
1	F	362	VAL	CA-CB-CG1	8.39	123.49	110.90
1	L	45	ASP	CB-CG-OD2	-8.39	110.75	118.30
1	O	56	VAL	CA-CB-CG1	8.39	123.49	110.90
1	K	113	GLN	C-N-CA	8.39	142.68	121.70
1	P	342	ALA	O-C-N	-8.39	109.27	122.70
1	H	364	ASP	N-CA-CB	8.39	125.70	110.60
1	O	275	TYR	N-CA-CB	8.39	125.70	110.60
1	H	439	ALA	N-CA-CB	8.39	121.84	110.10
1	B	229	ASP	CB-CA-C	8.39	127.17	110.40
1	D	240	GLU	OE1-CD-OE2	8.39	133.37	123.30
1	F	157	SER	O-C-N	8.39	136.12	122.70
1	F	241	GLU	OE1-CD-OE2	-8.39	113.23	123.30
1	G	245	GLU	CA-CB-CG	8.39	131.85	113.40
1	A	52	LEU	CB-CG-CD1	-8.38	96.75	111.00
1	K	416	GLU	OE1-CD-OE2	8.38	133.36	123.30
1	L	377	ARG	O-C-N	-8.38	109.29	122.70
1	E	272	ALA	N-CA-CB	8.38	121.83	110.10
1	B	22	ARG	NH1-CZ-NH2	8.37	128.61	119.40
1	B	189	ASP	CB-CG-OD2	8.37	125.84	118.30
1	E	438	ARG	N-CA-CB	8.37	125.67	110.60
1	H	109	GLU	O-C-N	-8.37	109.30	122.70
1	E	188	VAL	O-C-N	-8.37	109.31	122.70
1	G	87	LYS	CD-CE-NZ	8.37	130.95	111.70
1	H	249	ASP	CA-CB-CG	8.37	131.81	113.40
1	A	58	THR	O-C-N	-8.37	109.32	122.70
1	B	453	VAL	CA-CB-CG1	-8.36	98.36	110.90
1	N	227	VAL	CA-CB-CG1	8.36	123.44	110.90
1	B	374	GLU	O-C-N	-8.36	109.32	122.70
1	K	95	THR	O-C-N	8.36	136.08	122.70
1	P	249	ASP	CB-CG-OD2	8.36	125.82	118.30
1	P	348	ARG	CG-CD-NE	8.36	129.35	111.80
1	L	320	LEU	CB-CG-CD2	8.36	125.21	111.00
1	N	51	ASP	CB-CG-OD2	8.36	125.82	118.30
1	D	488	LEU	O-C-N	-8.36	109.33	122.70
1	A	279	GLU	O-C-N	-8.35	109.00	123.20

Continued on next page...

Continued from previous page...

Mol	Chain	Res	Type	Atoms	Z	Observed(°)	Ideal(°)
1	F	462	CYS	N-CA-CB	8.35	125.64	110.60
1	H	183	ASP	CB-CG-OD2	8.35	125.82	118.30
1	K	221	ALA	N-CA-CB	-8.35	98.40	110.10
1	L	404	GLU	N-CA-CB	8.35	125.64	110.60
1	M	13	LYS	CA-CB-CG	8.35	131.76	113.40
1	D	175	VAL	O-C-N	8.35	136.05	122.70
1	P	218	ARG	NE-CZ-NH2	8.35	124.47	120.30
1	L	289	LYS	N-CA-CB	8.34	125.62	110.60
1	L	483	SER	O-C-N	-8.34	109.35	122.70
1	M	207	GLU	OE1-CD-OE2	-8.34	113.29	123.30
1	B	102	GLU	OE1-CD-OE2	8.34	133.31	123.30
1	D	141	GLU	OE1-CD-OE2	-8.34	113.29	123.30
1	H	66	ARG	NH1-CZ-NH2	-8.34	110.23	119.40
1	K	448	CYS	O-C-N	-8.34	109.36	122.70
1	L	205	ASP	O-C-N	-8.34	109.36	122.70
1	M	298	ALA	N-CA-CB	8.34	121.77	110.10
1	G	65	LEU	O-C-N	8.34	136.04	122.70
1	K	49	VAL	CG1-CB-CG2	8.34	124.24	110.90
1	H	66	ARG	NE-CZ-NH2	8.34	124.47	120.30
1	M	215	ASP	CB-CG-OD1	8.34	125.80	118.30
1	J	249	ASP	CB-CG-OD2	8.33	125.80	118.30
1	J	94	THR	N-CA-CB	8.33	126.13	110.30
1	L	324	ARG	NE-CZ-NH1	8.33	124.47	120.30
1	L	374	GLU	O-C-N	-8.33	109.37	122.70
1	N	333	PHE	CG-CD1-CE1	8.33	129.96	120.80
1	M	159	THR	CA-CB-CG2	8.33	124.06	112.40
1	N	18	ARG	NE-CZ-NH2	8.33	124.46	120.30
1	P	18	ARG	NH1-CZ-NH2	8.33	128.56	119.40
1	B	365	ALA	N-CA-CB	8.33	121.76	110.10
1	G	383	GLY	O-C-N	8.33	136.02	122.70
1	N	160	GLY	O-C-N	-8.33	109.38	122.70
1	K	13	LYS	CA-CB-CG	8.32	131.71	113.40
1	H	353	HIS	CA-CB-CG	8.32	127.74	113.60
1	B	116	HIS	CA-CB-CG	8.32	127.74	113.60
1	D	489	ARG	CD-NE-CZ	8.32	135.25	123.60
1	P	297	LYS	O-C-N	-8.32	109.39	122.70
1	G	495	ALA	O-C-N	-8.32	109.39	122.70
1	I	276	LEU	CA-CB-CG	8.31	134.42	115.30
1	J	246	MET	N-CA-CB	8.31	125.57	110.60
1	A	39	LEU	CB-CA-C	8.31	125.99	110.20
1	H	221	ALA	O-C-N	8.31	136.00	122.70
1	C	221	ALA	C-N-CA	8.31	142.47	121.70

Continued on next page...

Continued from previous page...

Mol	Chain	Res	Type	Atoms	Z	Observed(°)	Ideal(°)
1	I	293	GLU	N-CA-CB	8.31	125.56	110.60
1	I	314	ASP	CB-CG-OD2	8.31	125.78	118.30
1	B	188	VAL	C-N-CA	8.31	142.47	121.70
1	J	425	ASN	O-C-N	8.30	135.99	122.70
1	K	83	LYS	O-C-N	8.30	135.99	122.70
1	L	128	ALA	CB-CA-C	8.30	122.55	110.10
1	F	333	PHE	CB-CG-CD2	-8.30	114.99	120.80
1	J	36	ARG	O-C-N	-8.30	109.42	122.70
1	A	329	ASP	CB-CG-OD2	-8.30	110.83	118.30
1	A	454	PHE	CG-CD1-CE1	8.30	129.93	120.80
1	K	81	VAL	CA-CB-CG1	8.30	123.35	110.90
1	M	243	ALA	O-C-N	-8.30	109.42	122.70
1	L	15	TYR	CB-CG-CD1	-8.30	116.02	121.00
1	I	452	ASN	N-CA-CB	8.29	125.52	110.60
1	J	166	ALA	CB-CA-C	-8.29	97.66	110.10
1	N	378	ILE	O-C-N	-8.29	109.43	122.70
1	A	11	ASN	CB-CG-OD1	8.29	138.18	121.60
1	B	396	TYR	CG-CD2-CE2	-8.29	114.67	121.30
1	D	140	CYS	O-C-N	8.29	135.96	122.70
1	J	75	ALA	CB-CA-C	8.29	122.53	110.10
1	M	322	GLU	OE1-CD-OE2	-8.29	113.36	123.30
1	N	443	SER	CB-CA-C	8.29	125.85	110.10
1	I	375	ASP	CB-CG-OD1	8.29	125.76	118.30
1	E	69	SER	C-N-CA	8.28	142.40	121.70
1	E	184	ASP	CB-CG-OD2	-8.28	110.85	118.30
1	N	235	LEU	O-C-N	-8.28	109.45	122.70
1	N	496	ALA	N-CA-CB	8.28	121.69	110.10
1	C	491	ASP	OD1-CG-OD2	-8.28	107.57	123.30
1	O	485	GLU	OE1-CD-OE2	8.28	133.24	123.30
1	J	79	ILE	CA-C-O	-8.28	102.72	120.10
1	D	134	LEU	CB-CA-C	8.28	125.92	110.20
1	A	333	PHE	CG-CD2-CE2	8.27	129.90	120.80
1	P	134	LEU	CB-CA-C	8.27	125.92	110.20
1	E	291	ASP	CB-CG-OD2	8.27	125.74	118.30
1	H	266	LYS	N-CA-CB	8.27	125.49	110.60
1	N	59	ASN	N-CA-CB	8.27	125.49	110.60
1	G	246	MET	N-CA-CB	8.27	125.48	110.60
1	E	493	VAL	CG1-CB-CG2	8.27	124.13	110.90
1	N	471	ARG	NE-CZ-NH1	8.27	124.43	120.30
1	P	7	VAL	CA-CB-CG2	-8.27	98.50	110.90
1	L	386	GLU	OE1-CD-OE2	-8.26	113.38	123.30
1	N	85	GLN	N-CA-CB	8.26	125.48	110.60

Continued on next page...

Continued from previous page...

Mol	Chain	Res	Type	Atoms	Z	Observed(°)	Ideal(°)
1	A	140	CYS	CA-CB-SG	8.26	128.87	114.00
1	B	165	LYS	CA-C-O	8.26	137.45	120.10
1	M	88	GLU	N-CA-C	8.26	133.30	111.00
1	A	410	ALA	O-C-N	-8.26	109.49	122.70
1	O	443	SER	CB-CA-C	8.26	125.79	110.10
1	E	358	VAL	CA-CB-CG1	8.26	123.29	110.90
1	G	9	PRO	CA-C-N	8.26	135.36	117.20
1	J	286	ARG	CD-NE-CZ	-8.26	112.04	123.60
1	B	434	LEU	CB-CG-CD2	-8.25	96.97	111.00
1	L	12	MET	O-C-N	-8.25	109.49	122.70
1	N	10	GLU	CA-CB-CG	8.25	131.56	113.40
1	E	124	TYR	CG-CD1-CE1	-8.25	114.70	121.30
1	L	463	GLU	OE1-CD-OE2	8.25	133.20	123.30
1	N	412	ALA	O-C-N	8.25	135.90	122.70
1	H	27	ALA	N-CA-CB	8.25	121.64	110.10
1	K	12	MET	CA-C-O	-8.25	102.78	120.10
1	K	164	GLU	O-C-N	-8.24	109.51	122.70
1	N	345	MET	N-CA-CB	-8.24	95.76	110.60
1	L	268	ILE	O-C-N	-8.24	109.51	122.70
1	D	306	ASN	O-C-N	-8.24	109.52	122.70
1	J	218	ARG	C-N-CA	8.24	142.30	121.70
1	G	127	ALA	O-C-N	8.24	135.88	122.70
1	I	26	LEU	O-C-N	8.24	135.88	122.70
1	P	336	GLU	CG-CD-OE1	-8.24	101.82	118.30
1	A	273	GLN	N-CA-CB	8.24	125.42	110.60
1	L	18	ARG	CD-NE-CZ	8.24	135.13	123.60
1	J	8	LEU	CB-CG-CD1	8.23	125.00	111.00
1	J	112	ASP	OD1-CG-OD2	-8.23	107.66	123.30
1	N	447	LYS	O-C-N	-8.23	109.52	122.70
1	N	131	ALA	N-CA-CB	8.23	121.62	110.10
1	C	396	TYR	CG-CD1-CE1	8.23	127.88	121.30
1	G	333	PHE	CG-CD1-CE1	-8.23	111.75	120.80
1	O	341	LYS	N-CA-CB	8.23	125.41	110.60
1	C	72	HIS	CB-CA-C	8.23	126.86	110.40
1	E	320	LEU	CB-CG-CD2	8.22	124.98	111.00
1	E	352	GLU	CB-CA-C	8.22	126.85	110.40
1	G	137	THR	O-C-N	-8.22	109.54	122.70
1	I	352	GLU	CB-CA-C	8.22	126.85	110.40
1	J	185	GLU	OE1-CD-OE2	-8.22	113.43	123.30
1	I	398	GLU	OE1-CD-OE2	-8.22	113.44	123.30
1	F	151	THR	O-C-N	-8.22	109.55	122.70
1	G	89	VAL	N-CA-C	8.22	133.19	111.00

Continued on next page...

Continued from previous page...

Mol	Chain	Res	Type	Atoms	Z	Observed(°)	Ideal(°)
1	K	118	THR	OG1-CB-CG2	8.22	128.90	110.00
1	K	473	LYS	O-C-N	8.22	135.85	122.70
1	O	273	GLN	N-CA-CB	8.22	125.39	110.60
1	H	131	ALA	CB-CA-C	8.22	122.42	110.10
1	A	153	ILE	CA-C-O	8.21	137.35	120.10
1	D	216	LYS	CB-CA-C	8.21	126.83	110.40
1	I	10	GLU	O-C-N	-8.21	109.56	122.70
1	O	375	ASP	O-C-N	-8.21	109.24	123.20
1	P	286	ARG	NE-CZ-NH1	-8.21	116.19	120.30
1	P	379	VAL	O-C-N	-8.21	109.56	122.70
1	B	54	ASP	CB-CG-OD1	8.21	125.69	118.30
1	B	349	GLY	CA-C-O	-8.21	105.82	120.60
1	H	54	ASP	CB-CG-OD2	-8.21	110.91	118.30
1	K	272	ALA	CB-CA-C	8.21	122.42	110.10
1	D	15	TYR	CD1-CE1-CZ	-8.21	112.41	119.80
1	F	403	ARG	NE-CZ-NH2	-8.21	116.20	120.30
1	J	12	MET	O-C-N	8.21	135.83	122.70
1	E	497	GLU	N-CA-CB	8.21	125.37	110.60
1	N	251	VAL	CG1-CB-CG2	-8.21	97.77	110.90
1	N	403	ARG	NH1-CZ-NH2	8.21	128.43	119.40
1	O	296	ALA	N-CA-CB	8.21	121.59	110.10
1	I	77	MET	N-CA-CB	8.20	125.37	110.60
1	M	285	ARG	N-CA-CB	8.20	125.37	110.60
1	D	244	SER	O-C-N	-8.20	109.58	122.70
1	M	306	ASN	CB-CG-OD1	8.20	138.00	121.60
1	E	145	GLN	CB-CA-C	8.20	126.80	110.40
1	I	400	ILE	O-C-N	-8.20	109.58	122.70
1	N	381	GLY	C-N-CA	8.20	139.52	122.30
1	D	57	VAL	CA-CB-CG1	8.20	123.19	110.90
1	C	422	LEU	CA-C-O	-8.20	102.89	120.10
1	L	322	GLU	OE1-CD-OE2	8.20	133.13	123.30
1	M	129	GLN	CA-CB-CG	8.20	131.43	113.40
1	N	179	SER	O-C-N	8.20	135.81	122.70
1	N	229	ASP	O-C-N	-8.20	109.58	122.70
1	A	215	ASP	CB-CG-OD2	8.19	125.67	118.30
1	K	200	GLY	CA-C-O	-8.19	105.85	120.60
1	C	469	PRO	CA-C-N	-8.19	99.18	117.20
1	D	7	VAL	O-C-N	-8.19	109.59	122.70
1	G	124	TYR	CD1-CG-CD2	-8.19	108.89	117.90
1	G	253	GLU	OE1-CD-OE2	8.19	133.13	123.30
1	B	290	SER	N-CA-CB	8.19	122.79	110.50
1	C	185	GLU	OE1-CD-OE2	-8.19	113.47	123.30

Continued on next page...

Continued from previous page...

Mol	Chain	Res	Type	Atoms	Z	Observed(°)	Ideal(°)
1	I	457	ALA	O-C-N	8.19	135.80	122.70
1	D	284	ALA	N-CA-CB	8.18	121.56	110.10
1	O	181	VAL	O-C-N	8.18	135.79	122.70
1	F	105	ARG	NH1-CZ-NH2	8.18	128.40	119.40
1	G	455	THR	O-C-N	-8.18	109.29	123.20
1	H	279	GLU	N-CA-CB	8.18	125.32	110.60
1	J	333	PHE	CB-CG-CD2	8.18	126.52	120.80
1	L	200	GLY	CA-C-O	-8.18	105.88	120.60
1	A	490	ILE	CG1-CB-CG2	8.17	129.38	111.40
1	E	286	ARG	CD-NE-CZ	8.17	135.04	123.60
1	I	297	LYS	N-CA-C	8.17	133.07	111.00
1	K	91	ASP	CB-CG-OD1	8.17	125.66	118.30
1	H	207	GLU	OE1-CD-OE2	-8.17	113.49	123.30
1	O	184	ASP	CB-CG-OD2	8.17	125.66	118.30
1	N	288	LYS	O-C-N	-8.17	109.63	122.70
1	A	200	GLY	O-C-N	-8.17	109.63	122.70
1	I	468	GLU	OE1-CD-OE2	8.17	133.10	123.30
1	L	60	ASP	CB-CG-OD2	-8.17	110.95	118.30
1	G	377	ARG	NE-CZ-NH2	-8.17	116.22	120.30
1	H	277	ALA	CB-CA-C	8.16	122.34	110.10
1	I	314	ASP	CA-CB-CG	8.16	131.36	113.40
1	L	452	ASN	OD1-CG-ND2	8.16	140.68	121.90
1	P	40	GLY	CA-C-O	-8.16	105.91	120.60
1	P	289	LYS	CB-CA-C	8.16	126.73	110.40
1	I	105	ARG	NH1-CZ-NH2	-8.16	110.42	119.40
1	K	438	ARG	NE-CZ-NH2	8.16	124.38	120.30
1	C	17	GLY	O-C-N	-8.15	109.65	122.70
1	D	377	ARG	CA-C-O	-8.15	102.97	120.10
1	L	146	ASP	O-C-N	-8.15	109.66	122.70
1	G	494	ILE	O-C-N	-8.15	109.66	122.70
1	G	71	GLU	CG-CD-OE2	8.15	134.60	118.30
1	M	218	ARG	NH1-CZ-NH2	-8.15	110.44	119.40
1	M	411	PHE	CD1-CG-CD2	-8.15	107.71	118.30
1	G	246	MET	O-C-N	-8.14	109.67	122.70
1	H	443	SER	N-CA-CB	-8.14	98.28	110.50
1	A	148	GLU	OE1-CD-OE2	-8.14	113.53	123.30
1	K	90	GLY	C-N-CA	8.14	142.05	121.70
1	J	342	ALA	CB-CA-C	-8.14	97.89	110.10
1	L	314	ASP	OD1-CG-OD2	-8.14	107.83	123.30
1	H	240	GLU	CA-CB-CG	8.13	131.29	113.40
1	C	336	GLU	CB-CA-C	8.13	126.66	110.40
1	H	478	GLN	CG-CD-OE1	8.13	137.86	121.60

Continued on next page...

Continued from previous page...

Mol	Chain	Res	Type	Atoms	Z	Observed(°)	Ideal(°)
1	O	309	ASP	CB-CG-OD1	8.13	125.62	118.30
1	B	56	VAL	O-C-N	-8.13	109.69	122.70
1	H	221	ALA	N-CA-CB	-8.13	98.72	110.10
1	M	218	ARG	O-C-N	8.13	135.71	122.70
1	H	169	LYS	CA-CB-CG	8.13	131.28	113.40
1	E	457	ALA	CB-CA-C	-8.12	97.92	110.10
1	B	16	MET	N-CA-C	8.12	132.93	111.00
1	E	15	TYR	C-N-CA	8.12	142.00	121.70
1	B	63	THR	N-CA-CB	8.12	125.72	110.30
1	E	218	ARG	O-C-N	8.12	135.69	122.70
1	I	470	LEU	CA-CB-CG	8.12	133.98	115.30
1	M	205	ASP	OD1-CG-OD2	-8.12	107.88	123.30
1	N	133	GLU	OE1-CD-OE2	8.12	133.04	123.30
1	F	324	ARG	NE-CZ-NH2	8.12	124.36	120.30
1	N	182	VAL	O-C-N	-8.11	109.72	122.70
1	F	98	VAL	CA-CB-CG1	8.11	123.07	110.90
1	B	353	HIS	O-C-N	8.11	135.67	122.70
1	O	291	ASP	O-C-N	8.11	135.68	122.70
1	P	9	PRO	N-CA-CB	-8.11	93.57	103.30
1	M	11	ASN	CB-CG-OD1	8.11	137.81	121.60
1	C	257	SER	CA-C-N	8.10	132.41	116.20
1	D	69	SER	N-CA-CB	8.10	122.66	110.50
1	I	431	ILE	N-CA-CB	8.10	129.44	110.80
1	P	324	ARG	CD-NE-CZ	8.10	134.94	123.60
1	P	363	ASP	N-CA-CB	8.10	125.18	110.60
1	D	236	ASN	C-N-CA	8.10	141.94	121.70
1	E	58	THR	CA-CB-OG1	8.10	126.01	109.00
1	K	379	VAL	O-C-N	-8.10	109.75	122.70
1	M	89	VAL	CA-CB-CG2	8.10	123.05	110.90
1	D	284	ALA	C-N-CA	8.09	141.93	121.70
1	H	354	VAL	O-C-N	-8.09	109.75	122.70
1	C	375	ASP	CB-CG-OD1	8.09	125.58	118.30
1	G	260	ASN	N-CA-CB	8.09	125.16	110.60
1	I	177	ALA	CB-CA-C	8.09	122.23	110.10
1	O	12	MET	CB-CA-C	-8.09	94.22	110.40
1	A	31	ILE	CB-CA-C	8.09	127.77	111.60
1	I	369	VAL	CA-CB-CG2	8.08	123.03	110.90
1	N	490	ILE	CG1-CB-CG2	8.08	129.19	111.40
1	O	29	ARG	N-CA-CB	8.08	125.15	110.60
1	J	10	GLU	C-N-CA	8.08	141.90	121.70
1	K	98	VAL	CA-CB-CG2	8.08	123.02	110.90
1	M	244	SER	CB-CA-C	8.08	125.45	110.10

Continued on next page...

Continued from previous page...

Mol	Chain	Res	Type	Atoms	Z	Observed(°)	Ideal(°)
1	C	169	LYS	O-C-N	8.08	135.62	122.70
1	M	51	ASP	CB-CG-OD2	-8.08	111.03	118.30
1	M	251	VAL	CA-CB-CG2	8.08	123.02	110.90
1	O	333	PHE	CD1-CE1-CZ	-8.08	110.41	120.10
1	L	32	ALA	CB-CA-C	-8.08	97.99	110.10
1	J	14	ARG	CA-CB-CG	8.07	131.17	113.40
1	J	326	ILE	CA-CB-CG1	8.07	126.34	111.00
1	M	342	ALA	N-CA-CB	8.07	121.40	110.10
1	G	128	ALA	N-CA-CB	8.07	121.40	110.10
1	L	89	VAL	CG1-CB-CG2	-8.07	97.99	110.90
1	F	203	ILE	C-N-CA	8.07	141.87	121.70
1	G	358	VAL	CA-CB-CG1	8.07	123.00	110.90
1	A	187	LYS	N-CA-CB	8.07	125.12	110.60
1	O	202	SER	O-C-N	-8.07	109.79	122.70
1	E	175	VAL	CG1-CB-CG2	-8.07	97.99	110.90
1	G	15	TYR	O-C-N	8.07	135.61	122.70
1	E	429	ASP	CB-CA-C	8.06	126.53	110.40
1	F	59	ASN	N-CA-CB	8.06	125.11	110.60
1	H	438	ARG	CD-NE-CZ	8.06	134.89	123.60
1	M	116	HIS	CA-CB-CG	8.06	127.31	113.60
1	D	373	ILE	O-C-N	8.06	135.60	122.70
1	G	124	TYR	CG-CD1-CE1	8.06	127.75	121.30
1	I	240	GLU	CG-CD-OE1	8.06	134.42	118.30
1	J	243	ALA	O-C-N	-8.06	109.81	122.70
1	N	7	VAL	CA-CB-CG2	-8.06	98.81	110.90
1	C	462	CYS	O-C-N	-8.06	109.81	122.70
1	D	203	ILE	O-C-N	-8.06	109.81	122.70
1	I	57	VAL	CB-CA-C	-8.05	96.10	111.40
1	E	218	ARG	NE-CZ-NH2	8.05	124.33	120.30
1	H	275	TYR	CD1-CE1-CZ	-8.05	112.55	119.80
1	B	29	ARG	NE-CZ-NH2	-8.05	116.28	120.30
1	C	218	ARG	C-N-CA	8.05	141.82	121.70
1	O	147	LYS	N-CA-C	8.05	132.74	111.00
1	C	373	ILE	CA-CB-CG1	8.05	126.29	111.00
1	I	317	ASP	CB-CG-OD1	8.05	125.54	118.30
1	I	115	VAL	CA-CB-CG2	8.05	122.97	110.90
1	P	396	TYR	CZ-CE2-CD2	-8.05	112.56	119.80
1	E	99	VAL	C-N-CA	8.04	141.81	121.70
1	I	326	ILE	O-C-N	-8.04	109.83	122.70
1	N	416	GLU	OE1-CD-OE2	8.04	132.95	123.30
1	O	248	LYS	O-C-N	-8.04	109.83	122.70
1	A	416	GLU	O-C-N	-8.04	109.83	122.70

Continued on next page...

Continued from previous page...

Mol	Chain	Res	Type	Atoms	Z	Observed(°)	Ideal(°)
1	F	253	GLU	O-C-N	-8.04	109.83	122.70
1	G	50	ASP	O-C-N	-8.04	109.83	122.70
1	G	75	ALA	O-C-N	8.04	135.56	122.70
1	G	464	ASN	C-N-CA	8.04	139.19	122.30
1	M	442	ALA	O-C-N	8.04	135.57	122.70
1	F	323	GLU	OE1-CD-OE2	-8.04	113.65	123.30
1	H	305	THR	C-N-CA	8.04	141.80	121.70
1	J	263	PHE	CB-CG-CD2	8.04	126.43	120.80
1	P	184	ASP	N-CA-CB	8.04	125.07	110.60
1	C	64	ILE	CA-CB-CG2	8.03	126.97	110.90
1	C	86	GLU	CG-CD-OE2	8.04	134.37	118.30
1	A	290	SER	N-CA-CB	8.03	122.55	110.50
1	B	313	GLN	N-CA-CB	8.03	125.06	110.60
1	C	470	LEU	CA-CB-CG	8.03	133.77	115.30
1	F	333	PHE	CB-CG-CD1	-8.03	115.18	120.80
1	K	329	ASP	CB-CG-OD2	8.03	125.53	118.30
1	M	373	ILE	O-C-N	8.03	135.54	122.70
1	F	143	GLY	O-C-N	8.03	135.54	122.70
1	E	81	VAL	CA-CB-CG1	8.03	122.94	110.90
1	I	239	ILE	O-C-N	-8.03	109.86	122.70
1	D	293	GLU	O-C-N	-8.02	109.86	122.70
1	H	286	ARG	CA-CB-CG	8.02	131.05	113.40
1	O	237	CYS	O-C-N	-8.02	109.86	122.70
1	B	313	GLN	CG-CD-OE1	8.02	137.64	121.60
1	B	69	SER	O-C-N	-8.02	109.87	122.70
1	C	49	VAL	O-C-N	-8.02	109.87	122.70
1	O	71	GLU	O-C-N	-8.02	109.87	122.70
1	O	159	THR	CA-CB-CG2	8.01	123.62	112.40
1	P	41	PRO	N-CD-CG	8.01	115.22	103.20
1	C	204	ASP	C-N-CA	8.01	141.73	121.70
1	O	124	TYR	CB-CG-CD1	8.01	125.81	121.00
1	A	364	ASP	CB-CG-OD1	8.01	125.51	118.30
1	B	14	ARG	NH1-CZ-NH2	-8.01	110.59	119.40
1	P	221	ALA	O-C-N	8.01	135.51	122.70
1	D	147	LYS	CA-C-N	8.01	134.81	117.20
1	I	379	VAL	CB-CA-C	8.01	126.61	111.40
1	P	452	ASN	N-CA-CB	8.01	125.01	110.60
1	C	346	LEU	CA-CB-CG	8.00	133.70	115.30
1	G	156	THR	OG1-CB-CG2	8.00	128.40	110.00
1	I	36	ARG	NH1-CZ-NH2	-8.00	110.60	119.40
1	P	172	GLU	N-CA-CB	8.00	125.00	110.60
1	G	451	LEU	CB-CG-CD1	8.00	124.60	111.00

Continued on next page...

Continued from previous page...

Mol	Chain	Res	Type	Atoms	Z	Observed(°)	Ideal(°)
1	L	57	VAL	CB-CA-C	-7.99	96.21	111.40
1	B	229	ASP	CB-CG-OD2	7.99	125.49	118.30
1	D	312	ALA	N-CA-CB	7.99	121.29	110.10
1	G	301	ALA	CB-CA-C	-7.99	98.11	110.10
1	C	454	PHE	CA-C-O	-7.99	103.33	120.10
1	I	417	VAL	O-C-N	7.99	135.48	122.70
1	P	70	VAL	O-C-N	-7.99	109.92	122.70
1	B	15	TYR	CG-CD1-CE1	7.98	127.69	121.30
1	C	458	VAL	CA-CB-CG2	7.98	122.87	110.90
1	G	317	ASP	CB-CG-OD2	7.98	125.48	118.30
1	H	469	PRO	N-CA-CB	7.98	112.88	103.30
1	J	380	SER	O-C-N	-7.98	109.64	123.20
1	N	421	THR	CA-CB-CG2	7.98	123.57	112.40
1	C	403	ARG	CD-NE-CZ	-7.98	112.43	123.60
1	E	333	PHE	CB-CG-CD2	7.97	126.38	120.80
1	L	367	GLY	O-C-N	-7.97	109.94	122.70
1	I	65	LEU	O-C-N	-7.97	109.94	122.70
1	K	27	ALA	O-C-N	-7.97	109.65	123.20
1	M	77	MET	CB-CA-C	7.97	126.34	110.40
1	N	329	ASP	CB-CG-OD1	7.97	125.47	118.30
1	P	398	GLU	CA-C-N	-7.97	100.26	116.20
1	L	159	THR	O-C-N	-7.97	109.66	123.20
1	A	66	ARG	NE-CZ-NH1	7.96	124.28	120.30
1	D	19	ASP	N-CA-CB	7.96	124.94	110.60
1	D	120	VAL	CA-CB-CG2	7.96	122.85	110.90
1	G	76	LYS	N-CA-CB	7.96	124.94	110.60
1	I	496	ALA	CB-CA-C	-7.96	98.15	110.10
1	D	291	ASP	C-N-CA	7.96	141.60	121.70
1	M	461	MET	O-C-N	-7.96	109.96	122.70
1	H	333	PHE	CG-CD2-CE2	7.96	129.56	120.80
1	A	42	LYS	N-CA-CB	7.96	124.92	110.60
1	I	181	VAL	O-C-N	-7.96	109.97	122.70
1	I	255	LYS	O-C-N	-7.96	109.97	122.70
1	G	130	LYS	O-C-N	-7.96	109.97	122.70
1	I	107	ALA	N-CA-CB	7.96	121.24	110.10
1	B	482	GLU	CG-CD-OE1	7.95	134.21	118.30
1	E	167	LYS	CG-CD-CE	7.95	135.76	111.90
1	F	221	ALA	C-N-CA	7.95	141.58	121.70
1	I	403	ARG	NE-CZ-NH2	7.95	124.28	120.30
1	M	454	PHE	CB-CG-CD1	-7.95	115.23	120.80
1	B	40	GLY	O-C-N	7.95	136.21	121.10
1	G	460	ASP	O-C-N	7.95	135.42	122.70

Continued on next page...

Continued from previous page...

Mol	Chain	Res	Type	Atoms	Z	Observed(°)	Ideal(°)
1	I	360	ARG	NE-CZ-NH2	-7.95	116.33	120.30
1	N	88	GLU	O-C-N	-7.95	109.98	122.70
1	L	377	ARG	CD-NE-CZ	7.95	134.73	123.60
1	I	370	GLY	CA-C-O	7.95	134.90	120.60
1	E	269	ASP	O-C-N	-7.94	109.99	122.70
1	B	56	VAL	CA-C-N	7.94	134.67	117.20
1	M	63	THR	N-CA-CB	7.94	125.39	110.30
1	F	253	GLU	CG-CD-OE1	7.94	134.18	118.30
1	F	318	ALA	CB-CA-C	-7.94	98.19	110.10
1	O	314	ASP	CB-CG-OD1	7.94	125.44	118.30
1	K	322	GLU	OE1-CD-OE2	-7.94	113.78	123.30
1	B	242	THR	OG1-CB-CG2	7.93	128.25	110.00
1	D	172	GLU	O-C-N	-7.93	110.00	122.70
1	H	107	ALA	CB-CA-C	7.93	122.00	110.10
1	H	242	THR	C-N-CA	7.93	141.54	121.70
1	J	312	ALA	C-N-CA	7.93	141.54	121.70
1	O	205	ASP	CB-CG-OD2	-7.93	111.16	118.30
1	H	187	LYS	CB-CG-CD	7.93	132.22	111.60
1	J	449	ALA	O-C-N	-7.93	109.71	123.20
1	D	427	GLY	C-N-CA	7.93	141.53	121.70
1	K	34	THR	CA-CB-CG2	-7.93	101.30	112.40
1	L	36	ARG	NE-CZ-NH1	7.93	124.27	120.30
1	B	120	VAL	CG1-CB-CG2	7.93	123.59	110.90
1	G	275	TYR	CG-CD1-CE1	-7.93	114.96	121.30
1	M	395	GLU	CG-CD-OE2	7.93	134.16	118.30
1	C	270	ASP	C-N-CA	7.93	141.51	121.70
1	F	360	ARG	N-CA-CB	7.93	124.87	110.60
1	J	335	GLU	C-N-CA	7.92	141.51	121.70
1	J	448	CYS	N-CA-CB	7.92	124.87	110.60
1	L	37	SER	O-C-N	-7.92	110.02	122.70
1	N	430	ALA	N-CA-C	7.92	132.40	111.00
1	B	138	ILE	O-C-N	-7.92	110.02	122.70
1	F	296	ALA	O-C-N	-7.92	110.02	122.70
1	G	89	VAL	CG1-CB-CG2	-7.92	98.22	110.90
1	G	217	GLU	CB-CA-C	-7.92	94.56	110.40
1	H	236	ASN	CA-CB-CG	7.92	130.83	113.40
1	A	169	LYS	O-C-N	7.92	135.37	122.70
1	C	21	GLN	CG-CD-OE1	7.92	137.44	121.60
1	K	275	TYR	CB-CG-CD2	7.92	125.75	121.00
1	O	84	THR	CA-CB-CG2	7.92	123.49	112.40
1	I	285	ARG	CG-CD-NE	7.92	128.43	111.80
1	L	444	ASN	C-N-CA	-7.92	105.68	122.30

Continued on next page...

Continued from previous page...

Mol	Chain	Res	Type	Atoms	Z	Observed(°)	Ideal(°)
1	N	306	ASN	CB-CG-OD1	7.92	137.43	121.60
1	B	255	LYS	O-C-N	-7.92	110.04	122.70
1	D	61	GLY	CA-C-O	-7.92	106.35	120.60
1	L	336	GLU	C-N-CA	7.91	141.48	121.70
1	N	340	PRO	O-C-N	7.91	135.36	122.70
1	N	229	ASP	OD1-CG-OD2	-7.91	108.27	123.30
1	B	396	TYR	CD1-CE1-CZ	7.91	126.92	119.80
1	E	309	ASP	OD1-CG-OD2	7.91	138.33	123.30
1	E	406	LEU	CB-CG-CD2	7.91	124.44	111.00
1	N	301	ALA	O-C-N	-7.91	110.05	122.70
1	J	489	ARG	NE-CZ-NH1	7.91	124.25	120.30
1	F	81	VAL	CB-CA-C	7.91	126.42	111.40
1	P	156	THR	N-CA-CB	7.91	125.32	110.30
1	I	369	VAL	CA-C-O	-7.90	103.50	120.10
1	K	226	LYS	O-C-N	-7.90	110.05	122.70
1	G	495	ALA	N-CA-CB	7.90	121.16	110.10
1	B	148	GLU	OE1-CD-OE2	7.90	132.78	123.30
1	I	222	GLN	CA-C-O	-7.90	103.51	120.10
1	K	256	ALA	N-CA-CB	7.90	121.16	110.10
1	L	168	GLU	O-C-N	7.90	135.34	122.70
1	P	158	ILE	N-CA-C	7.90	132.33	111.00
1	C	403	ARG	NE-CZ-NH2	-7.90	116.35	120.30
1	H	137	THR	O-C-N	7.90	135.34	122.70
1	M	493	VAL	O-C-N	-7.90	110.06	122.70
1	I	228	THR	O-C-N	7.90	135.33	122.70
1	A	336	GLU	CB-CA-C	7.89	126.19	110.40
1	N	300	GLY	O-C-N	-7.89	110.07	122.70
1	E	12	MET	CG-SD-CE	7.89	112.83	100.20
1	E	236	ASN	C-N-CA	7.89	141.43	121.70
1	P	48	LEU	N-CA-CB	7.89	126.17	110.40
1	E	383	GLY	CA-C-O	-7.88	106.41	120.60
1	I	222	GLN	CA-CB-CG	7.88	130.74	113.40
1	M	14	ARG	CA-CB-CG	7.88	130.75	113.40
1	N	187	LYS	O-C-N	-7.88	110.08	122.70
1	O	33	GLU	O-C-N	7.88	135.32	122.70
1	O	155	MET	CB-CA-C	7.88	126.16	110.40
1	B	69	SER	C-N-CA	7.88	141.39	121.70
1	C	166	ALA	N-CA-CB	-7.88	99.07	110.10
1	P	432	GLU	N-CA-CB	7.88	124.78	110.60
1	H	134	LEU	CB-CG-CD1	7.87	124.38	111.00
1	I	172	GLU	CB-CA-C	7.87	126.15	110.40
1	M	85	GLN	O-C-N	-7.87	110.10	122.70

Continued on next page...

Continued from previous page...

Mol	Chain	Res	Type	Atoms	Z	Observed(°)	Ideal(°)
1	D	246	MET	CA-CB-CG	7.87	126.68	113.30
1	E	70	VAL	CA-CB-CG1	7.87	122.71	110.90
1	B	202	SER	N-CA-CB	7.87	122.31	110.50
1	G	312	ALA	O-C-N	-7.87	110.11	122.70
1	P	381	GLY	C-N-CA	7.87	138.82	122.30
1	J	333	PHE	CD1-CG-CD2	-7.87	108.08	118.30
1	D	68	MET	CG-SD-CE	7.86	112.78	100.20
1	J	210	LYS	CB-CG-CD	7.86	132.04	111.60
1	N	38	THR	CA-CB-CG2	-7.86	101.39	112.40
1	O	185	GLU	N-CA-C	7.86	132.23	111.00
1	D	40	GLY	CA-C-O	-7.86	106.45	120.60
1	D	45	ASP	CB-CG-OD1	7.86	125.38	118.30
1	J	15	TYR	CD1-CE1-CZ	7.86	126.87	119.80
1	L	472	VAL	CA-CB-CG1	7.86	122.69	110.90
1	O	440	ALA	N-CA-CB	7.86	121.11	110.10
1	B	9	PRO	CA-N-CD	-7.86	100.50	111.50
1	F	333	PHE	CG-CD1-CE1	-7.86	112.16	120.80
1	M	219	VAL	CG1-CB-CG2	7.86	123.47	110.90
1	A	71	GLU	CG-CD-OE1	7.86	134.02	118.30
1	A	179	SER	N-CA-CB	7.86	122.28	110.50
1	A	348	ARG	CD-NE-CZ	-7.86	112.60	123.60
1	G	273	GLN	CA-CB-CG	7.86	130.68	113.40
1	H	438	ARG	NE-CZ-NH2	-7.86	116.37	120.30
1	D	221	ALA	O-C-N	7.85	135.27	122.70
1	B	380	SER	O-C-N	-7.85	109.85	123.20
1	C	302	ASN	CB-CA-C	7.85	126.10	110.40
1	J	240	GLU	CA-CB-CG	7.85	130.67	113.40
1	N	161	LYS	CA-CB-CG	7.85	130.67	113.40
1	B	232	ILE	O-C-N	-7.85	110.14	122.70
1	C	154	ALA	N-CA-CB	-7.85	99.11	110.10
1	H	116	HIS	CA-CB-CG	7.85	126.94	113.60
1	K	489	ARG	NE-CZ-NH2	7.85	124.22	120.30
1	J	131	ALA	CB-CA-C	7.84	121.87	110.10
1	N	456	GLY	O-C-N	7.84	135.25	122.70
1	F	495	ALA	C-N-CA	7.84	141.30	121.70
1	G	142	VAL	CA-CB-CG1	-7.84	99.14	110.90
1	N	98	VAL	CA-CB-CG1	7.84	122.66	110.90
1	A	312	ALA	CB-CA-C	-7.84	98.34	110.10
1	L	63	THR	CA-CB-CG2	7.84	123.37	112.40
1	L	189	ASP	CB-CG-OD2	7.84	125.36	118.30
1	C	463	GLU	N-CA-CB	7.84	124.71	110.60
1	G	396	TYR	CG-CD1-CE1	-7.84	115.03	121.30

Continued on next page...

Continued from previous page...

Mol	Chain	Res	Type	Atoms	Z	Observed(°)	Ideal(°)
1	K	353	HIS	CA-CB-CG	7.84	126.92	113.60
1	L	43	GLY	C-N-CA	7.84	141.29	121.70
1	N	470	LEU	CA-CB-CG	7.84	133.32	115.30
1	E	22	ARG	NE-CZ-NH2	7.83	124.22	120.30
1	H	14	ARG	NE-CZ-NH2	-7.83	116.38	120.30
1	H	395	GLU	O-C-N	-7.83	110.16	122.70
1	G	410	ALA	CB-CA-C	7.83	121.85	110.10
1	J	269	ASP	O-C-N	-7.83	110.17	122.70
1	J	65	LEU	O-C-N	-7.83	110.17	122.70
1	O	112	ASP	C-N-CA	7.83	141.28	121.70
1	J	293	GLU	N-CA-CB	7.83	124.69	110.60
1	O	359	ALA	CB-CA-C	7.83	121.84	110.10
1	H	416	GLU	O-C-N	-7.83	110.18	122.70
1	K	114	ASN	N-CA-C	7.83	132.13	111.00
1	A	453	VAL	CG1-CB-CG2	-7.83	98.38	110.90
1	B	438	ARG	CD-NE-CZ	-7.83	112.64	123.60
1	A	74	ALA	O-C-N	-7.82	110.18	122.70
1	H	235	LEU	O-C-N	-7.82	110.18	122.70
1	H	413	ASP	CB-CG-OD1	-7.82	111.26	118.30
1	B	491	ASP	CB-CG-OD1	-7.82	111.26	118.30
1	E	206	THR	C-N-CA	7.82	141.25	121.70
1	H	20	ALA	CA-C-O	-7.82	103.67	120.10
1	K	438	ARG	NH1-CZ-NH2	-7.82	110.80	119.40
1	M	489	ARG	NE-CZ-NH1	7.82	124.21	120.30
1	P	187	LYS	CA-C-O	-7.82	103.68	120.10
1	F	469	PRO	N-CA-CB	-7.82	93.92	103.30
1	C	14	ARG	NH1-CZ-NH2	7.82	128.00	119.40
1	E	15	TYR	CG-CD1-CE1	7.82	127.55	121.30
1	E	191	ASP	CB-CG-OD1	-7.81	111.27	118.30
1	G	33	GLU	CG-CD-OE1	7.81	133.93	118.30
1	H	289	LYS	O-C-N	7.81	135.20	122.70
1	L	290	SER	O-C-N	7.81	135.20	122.70
1	A	405	GLN	CB-CG-CD	7.81	131.91	111.60
1	B	286	ARG	NE-CZ-NH1	-7.81	116.39	120.30
1	G	174	ILE	CA-CB-CG1	7.81	125.84	111.00
1	F	187	LYS	CA-CB-CG	7.81	130.58	113.40
1	J	446	ASN	OD1-CG-ND2	7.81	139.86	121.90
1	B	428	LEU	CB-CG-CD1	7.81	124.27	111.00
1	M	357	GLU	OE1-CD-OE2	-7.81	113.93	123.30
1	L	329	ASP	O-C-N	-7.80	110.21	122.70
1	D	431	ILE	N-CA-CB	7.80	128.75	110.80
1	P	328	GLY	O-C-N	-7.80	110.22	122.70

Continued on next page...

Continued from previous page...

Mol	Chain	Res	Type	Atoms	Z	Observed(°)	Ideal(°)
1	D	451	LEU	N-CA-CB	7.80	126.00	110.40
1	H	385	THR	CA-CB-CG2	7.80	123.32	112.40
1	A	51	ASP	C-N-CA	7.80	141.19	121.70
1	G	186	GLY	CA-C-O	-7.80	106.57	120.60
1	H	447	LYS	CA-CB-CG	7.80	130.55	113.40
1	I	403	ARG	CA-CB-CG	7.80	130.55	113.40
1	P	76	LYS	N-CA-CB	7.79	124.63	110.60
1	A	58	THR	C-N-CA	7.79	141.18	121.70
1	F	480	ALA	O-C-N	-7.79	110.23	122.70
1	E	104	LEU	CB-CG-CD2	7.79	124.24	111.00
1	G	333	PHE	CE1-CZ-CE2	-7.79	105.98	120.00
1	J	7	VAL	CA-CB-CG1	-7.79	99.22	110.90
1	M	315	LEU	O-C-N	7.79	136.44	123.20
1	D	172	GLU	CB-CA-C	7.79	125.97	110.40
1	H	56	VAL	CA-CB-CG1	7.79	122.58	110.90
1	J	497	GLU	CG-CD-OE1	7.79	133.87	118.30
1	H	294	LYS	N-CA-CB	7.78	124.61	110.60
1	B	220	SER	CA-C-O	7.78	136.44	120.10
1	L	140	CYS	CA-CB-SG	7.78	128.00	114.00
1	M	69	SER	CA-C-O	-7.78	103.76	120.10
1	N	158	ILE	O-C-N	-7.78	110.25	122.70
1	P	305	THR	N-CA-CB	7.78	125.08	110.30
1	G	373	ILE	O-C-N	7.78	135.15	122.70
1	C	495	ALA	CA-C-N	-7.78	100.09	117.20
1	M	164	GLU	CG-CD-OE2	7.78	133.85	118.30
1	M	381	GLY	C-N-CA	7.78	138.63	122.30
1	B	353	HIS	N-CA-CB	7.78	124.60	110.60
1	G	249	ASP	CA-CB-CG	7.78	130.51	113.40
1	K	463	GLU	CB-CA-C	7.78	125.95	110.40
1	F	291	ASP	O-C-N	-7.77	110.27	122.70
1	F	310	LEU	CB-CG-CD1	7.77	124.21	111.00
1	P	118	THR	N-CA-CB	7.77	125.07	110.30
1	B	85	GLN	CA-CB-CG	7.77	130.50	113.40
1	F	496	ALA	C-N-CA	7.77	141.12	121.70
1	G	265	GLN	C-N-CA	7.77	141.12	121.70
1	K	263	PHE	CZ-CE2-CD2	-7.77	110.78	120.10
1	D	153	ILE	O-C-N	-7.77	110.27	122.70
1	D	474	THR	CA-CB-OG1	7.77	125.31	109.00
1	F	185	GLU	OE1-CD-OE2	-7.77	113.98	123.30
1	K	243	ALA	CA-C-O	7.76	136.40	120.10
1	A	307	ILE	CA-CB-CG2	7.76	126.42	110.90
1	M	88	GLU	C-N-CA	7.76	141.10	121.70

Continued on next page...

Continued from previous page...

Mol	Chain	Res	Type	Atoms	Z	Observed(°)	Ideal(°)
1	B	471	ARG	CG-CD-NE	7.76	128.09	111.80
1	E	145	GLN	C-N-CA	7.76	141.09	121.70
1	B	471	ARG	NE-CZ-NH2	-7.76	116.42	120.30
1	D	271	LEU	CB-CG-CD1	7.76	124.19	111.00
1	O	375	ASP	CB-CG-OD2	7.76	125.28	118.30
1	G	245	GLU	CB-CG-CD	7.75	135.14	114.20
1	P	47	MET	N-CA-CB	7.75	124.56	110.60
1	P	100	ALA	CB-CA-C	7.75	121.73	110.10
1	N	188	VAL	CA-CB-CG2	7.75	122.53	110.90
1	P	312	ALA	N-CA-CB	7.75	120.95	110.10
1	G	204	ASP	CB-CG-OD2	7.75	125.27	118.30
1	L	7	VAL	CB-CA-C	-7.75	96.68	111.40
1	N	159	THR	CA-CB-CG2	7.75	123.25	112.40
1	J	349	GLY	C-N-CA	7.75	141.06	121.70
1	E	229	ASP	CB-CG-OD2	7.74	125.27	118.30
1	J	164	GLU	CA-C-O	-7.74	103.84	120.10
1	M	491	ASP	CB-CG-OD2	-7.74	111.33	118.30
1	F	72	HIS	N-CA-CB	7.74	124.53	110.60
1	C	469	PRO	O-C-N	-7.74	110.32	122.70
1	G	283	ALA	N-CA-CB	7.74	120.93	110.10
1	B	301	ALA	O-C-N	-7.74	110.32	122.70
1	B	19	ASP	CA-CB-CG	7.74	130.42	113.40
1	G	10	GLU	OE1-CD-OE2	-7.74	114.02	123.30
1	L	489	ARG	NH1-CZ-NH2	-7.74	110.89	119.40
1	N	438	ARG	NE-CZ-NH2	7.74	124.17	120.30
1	M	215	ASP	N-CA-CB	7.73	124.52	110.60
1	A	187	LYS	CB-CA-C	7.73	125.86	110.40
1	D	428	LEU	N-CA-CB	7.73	125.86	110.40
1	M	241	GLU	N-CA-CB	-7.73	96.69	110.60
1	A	125	GLN	O-C-N	7.73	135.06	122.70
1	M	419	PRO	O-C-N	-7.73	110.33	122.70
1	O	352	GLU	OE1-CD-OE2	7.73	132.57	123.30
1	L	69	SER	C-N-CA	7.72	141.01	121.70
1	L	201	ALA	CB-CA-C	7.72	121.69	110.10
1	P	79	ILE	O-C-N	-7.72	110.34	122.70
1	P	356	GLU	CG-CD-OE2	-7.72	102.85	118.30
1	D	29	ARG	CB-CA-C	7.72	125.85	110.40
1	C	152	LYS	CA-CB-CG	7.72	130.38	113.40
1	O	14	ARG	CD-NE-CZ	7.72	134.41	123.60
1	M	11	ASN	C-N-CA	7.72	140.99	121.70
1	K	228	THR	O-C-N	-7.72	110.35	122.70
1	B	265	GLN	O-C-N	-7.71	110.36	122.70

Continued on next page...

Continued from previous page...

Mol	Chain	Res	Type	Atoms	Z	Observed(°)	Ideal(°)
1	G	285	ARG	CA-CB-CG	7.71	130.37	113.40
1	H	114	ASN	CA-C-O	-7.71	103.90	120.10
1	K	65	LEU	O-C-N	7.71	135.04	122.70
1	K	75	ALA	O-C-N	-7.71	110.36	122.70
1	L	347	ILE	O-C-N	-7.71	110.36	122.70
1	O	257	SER	CA-C-O	7.71	136.30	120.10
1	J	255	LYS	O-C-N	-7.71	110.36	122.70
1	L	44	MET	CB-CG-SD	7.71	135.54	112.40
1	P	348	ARG	CB-CA-C	7.71	125.82	110.40
1	F	393	LEU	CB-CA-C	7.71	124.85	110.20
1	J	302	ASN	CB-CA-C	7.71	125.82	110.40
1	P	152	LYS	O-C-N	-7.71	110.36	122.70
1	C	45	ASP	CB-CG-OD2	-7.71	111.36	118.30
1	E	77	MET	CB-CA-C	7.71	125.81	110.40
1	L	16	MET	CA-CB-CG	-7.71	100.20	113.30
1	O	299	THR	N-CA-CB	7.71	124.94	110.30
1	P	308	LYS	C-N-CA	7.71	140.97	121.70
1	C	287	VAL	CA-CB-CG1	7.71	122.46	110.90
1	I	50	ASP	OD1-CG-OD2	-7.71	108.66	123.30
1	K	460	ASP	CB-CG-OD1	-7.71	111.37	118.30
1	A	10	GLU	N-CA-C	7.70	131.79	111.00
1	M	270	ASP	CB-CG-OD1	7.70	125.23	118.30
1	P	34	THR	N-CA-CB	7.70	124.93	110.30
1	H	229	ASP	CB-CG-OD1	7.70	125.23	118.30
1	K	12	MET	C-N-CA	7.70	140.94	121.70
1	L	375	ASP	OD1-CG-OD2	-7.70	108.67	123.30
1	J	49	VAL	CA-C-N	7.70	134.13	117.20
1	B	87	LYS	C-N-CA	7.69	140.93	121.70
1	K	474	THR	N-CA-CB	7.69	124.92	110.30
1	H	106	LYS	O-C-N	7.69	135.01	122.70
1	N	69	SER	CA-C-N	7.69	134.12	117.20
1	D	278	LYS	O-C-N	-7.69	110.39	122.70
1	F	124	TYR	CG-CD1-CE1	7.69	127.45	121.30
1	H	51	ASP	CB-CG-OD2	-7.69	111.38	118.30
1	H	264	CYS	O-C-N	7.69	135.01	122.70
1	N	39	LEU	CB-CG-CD1	7.69	124.07	111.00
1	M	348	ARG	NE-CZ-NH1	-7.69	116.46	120.30
1	C	123	GLY	O-C-N	-7.69	110.40	122.70
1	F	294	LYS	N-CA-CB	7.69	124.44	110.60
1	A	333	PHE	CB-CG-CD2	7.68	126.18	120.80
1	G	10	GLU	CA-CB-CG	7.68	130.31	113.40
1	G	88	GLU	CA-C-N	7.68	134.11	117.20

Continued on next page...

Continued from previous page...

Mol	Chain	Res	Type	Atoms	Z	Observed(°)	Ideal(°)
1	D	339	HIS	CA-CB-CG	7.68	126.66	113.60
1	N	302	ASN	OD1-CG-ND2	-7.68	104.23	121.90
1	A	10	GLU	O-C-N	-7.68	110.41	122.70
1	A	137	THR	CA-CB-CG2	-7.68	101.65	112.40
1	F	216	LYS	O-C-N	-7.68	110.41	122.70
1	I	178	VAL	CA-CB-CG1	-7.68	99.38	110.90
1	M	243	ALA	N-CA-C	7.68	131.73	111.00
1	P	466	VAL	CG1-CB-CG2	-7.68	98.62	110.90
1	F	178	VAL	CA-CB-CG1	7.68	122.41	110.90
1	F	185	GLU	CG-CD-OE1	7.68	133.65	118.30
1	I	223	MET	CA-C-N	7.68	138.59	117.10
1	B	330	SER	N-CA-CB	7.67	122.01	110.50
1	C	145	GLN	N-CA-CB	7.67	124.42	110.60
1	F	64	ILE	O-C-N	-7.67	110.42	122.70
1	K	362	VAL	O-C-N	-7.67	110.42	122.70
1	M	180	ALA	CB-CA-C	7.67	121.61	110.10
1	F	356	GLU	O-C-N	7.67	134.98	122.70
1	J	470	LEU	O-C-N	-7.67	110.43	122.70
1	A	275	TYR	CG-CD2-CE2	-7.67	115.17	121.30
1	J	15	TYR	CG-CD1-CE1	-7.67	115.17	121.30
1	J	98	VAL	N-CA-CB	7.67	128.37	111.50
1	H	398	GLU	C-N-CA	7.66	138.39	122.30
1	J	66	ARG	NE-CZ-NH2	-7.66	116.47	120.30
1	B	424	GLU	O-C-N	7.66	134.96	122.70
1	E	49	VAL	CA-CB-CG1	-7.66	99.41	110.90
1	H	410	ALA	N-CA-CB	7.66	120.83	110.10
1	O	272	ALA	C-N-CA	7.66	140.85	121.70
1	F	183	ASP	CA-CB-CG	7.66	130.25	113.40
1	O	219	VAL	CG1-CB-CG2	7.66	123.16	110.90
1	G	211	GLY	CA-C-O	-7.66	106.82	120.60
1	G	329	ASP	O-C-N	-7.66	110.45	122.70
1	J	135	LEU	CB-CG-CD2	7.66	124.02	111.00
1	G	221	ALA	CA-C-O	-7.66	104.03	120.10
1	H	179	SER	O-C-N	-7.66	110.45	122.70
1	J	359	ALA	CA-C-O	-7.66	104.02	120.10
1	K	489	ARG	N-CA-CB	7.66	124.38	110.60
1	P	282	VAL	CA-CB-CG2	7.66	122.38	110.90
1	N	45	ASP	CB-CG-OD2	-7.65	111.41	118.30
1	D	445	GLY	C-N-CA	7.65	140.83	121.70
1	K	489	ARG	O-C-N	-7.65	110.46	122.70
1	P	425	ASN	O-C-N	-7.65	110.46	122.70
1	B	41	PRO	O-C-N	7.65	134.94	122.70

Continued on next page...

Continued from previous page...

Mol	Chain	Res	Type	Atoms	Z	Observed(°)	Ideal(°)
1	G	8	LEU	CA-CB-CG	7.65	132.89	115.30
1	C	360	ARG	N-CA-CB	7.65	124.37	110.60
1	J	307	ILE	CA-CB-CG1	7.65	125.53	111.00
1	K	426	ALA	CA-C-O	-7.65	104.04	120.10
1	L	483	SER	N-CA-CB	7.65	121.97	110.50
1	M	150	LEU	CA-CB-CG	7.65	132.89	115.30
1	P	403	ARG	NH1-CZ-NH2	7.65	127.81	119.40
1	M	497	GLU	OE1-CD-OE2	-7.64	114.13	123.30
1	P	187	LYS	N-CA-CB	7.64	124.36	110.60
1	G	14	ARG	O-C-N	-7.64	110.47	122.70
1	I	131	ALA	N-CA-CB	7.64	120.80	110.10
1	J	77	MET	CA-CB-CG	7.64	126.29	113.30
1	P	42	LYS	CB-CA-C	7.64	125.68	110.40
1	A	10	GLU	CA-C-O	-7.64	104.06	120.10
1	A	394	ARG	NE-CZ-NH2	-7.64	116.48	120.30
1	G	286	ARG	CD-NE-CZ	7.64	134.29	123.60
1	H	148	GLU	N-CA-CB	7.64	124.35	110.60
1	J	491	ASP	CB-CG-OD1	7.64	125.17	118.30
1	K	10	GLU	CG-CD-OE2	-7.64	103.02	118.30
1	B	307	ILE	O-C-N	-7.64	110.48	122.70
1	M	425	ASN	C-N-CA	7.63	140.78	121.70
1	B	136	LYS	CB-CG-CD	7.63	131.45	111.60
1	I	63	THR	O-C-N	7.63	134.91	122.70
1	L	290	SER	CA-C-O	-7.63	104.07	120.10
1	P	421	THR	N-CA-CB	7.63	124.80	110.30
1	C	276	LEU	CA-CB-CG	7.63	132.85	115.30
1	P	487	LEU	C-N-CA	7.63	140.78	121.70
1	A	353	HIS	O-C-N	7.63	134.91	122.70
1	H	224	PRO	N-CA-C	7.63	131.94	112.10
1	M	21	GLN	CG-CD-OE1	7.63	136.86	121.60
1	G	253	GLU	CA-CB-CG	7.63	130.18	113.40
1	L	8	LEU	CA-CB-CG	7.63	132.85	115.30
1	E	141	GLU	O-C-N	7.63	134.90	122.70
1	O	254	ILE	CA-CB-CG1	7.63	125.49	111.00
1	K	401	SER	N-CA-CB	7.62	121.94	110.50
1	C	166	ALA	CB-CA-C	7.62	121.53	110.10
1	M	94	THR	CA-CB-CG2	7.62	123.07	112.40
1	A	497	GLU	N-CA-CB	7.62	124.32	110.60
1	C	279	GLU	C-N-CA	7.62	138.31	122.30
1	D	285	ARG	NE-CZ-NH2	-7.62	116.49	120.30
1	E	258	GLY	C-N-CA	7.62	140.75	121.70
1	L	19	ASP	CA-CB-CG	7.62	130.17	113.40

Continued on next page...

Continued from previous page...

Mol	Chain	Res	Type	Atoms	Z	Observed(°)	Ideal(°)
1	C	428	LEU	CA-C-O	-7.62	104.10	120.10
1	B	429	ASP	CB-CA-C	7.62	125.64	110.40
1	F	429	ASP	N-CA-CB	7.62	124.31	110.60
1	J	337	CYS	N-CA-CB	7.62	124.31	110.60
1	K	180	ALA	CB-CA-C	7.62	121.53	110.10
1	P	51	ASP	CB-CG-OD2	7.62	125.16	118.30
1	J	364	ASP	O-C-N	-7.62	110.52	122.70
1	B	354	VAL	CA-CB-CG1	7.61	122.32	110.90
1	D	205	ASP	O-C-N	-7.61	110.52	122.70
1	J	379	VAL	N-CA-CB	7.61	128.25	111.50
1	K	79	ILE	CA-CB-CG2	7.61	126.13	110.90
1	O	315	LEU	CB-CG-CD1	7.61	123.94	111.00
1	I	366	VAL	O-C-N	-7.61	110.26	123.20
1	J	305	THR	C-N-CA	7.61	140.73	121.70
1	L	302	ASN	CB-CA-C	7.61	125.62	110.40
1	O	128	ALA	N-CA-CB	7.61	120.76	110.10
1	P	126	ALA	O-C-N	-7.61	110.52	122.70
1	A	444	ASN	CB-CG-OD1	7.61	136.82	121.60
1	G	50	ASP	CB-CG-OD1	-7.61	111.45	118.30
1	H	205	ASP	N-CA-CB	7.61	124.30	110.60
1	C	388	GLU	OE1-CD-OE2	-7.61	114.17	123.30
1	I	127	ALA	O-C-N	7.61	134.87	122.70
1	A	129	GLN	N-CA-CB	7.61	124.29	110.60
1	D	71	GLU	OE1-CD-OE2	7.61	132.43	123.30
1	F	354	VAL	CA-CB-CG2	7.61	122.31	110.90
1	N	453	VAL	CG1-CB-CG2	7.61	123.07	110.90
1	A	148	GLU	CG-CD-OE2	7.61	133.51	118.30
1	B	46	LYS	N-CA-CB	7.61	124.29	110.60
1	B	494	ILE	CA-CB-CG1	7.61	125.45	111.00
1	L	39	LEU	CB-CG-CD2	7.61	123.93	111.00
1	E	267	GLY	CA-C-O	-7.60	106.91	120.60
1	F	301	ALA	CB-CA-C	-7.60	98.69	110.10
1	G	70	VAL	O-C-N	-7.60	110.53	122.70
1	K	311	SER	O-C-N	-7.60	110.53	122.70
1	D	454	PHE	CD1-CG-CD2	-7.60	108.42	118.30
1	M	63	THR	C-N-CA	7.60	140.71	121.70
1	G	245	GLU	CG-CD-OE2	7.60	133.50	118.30
1	I	116	HIS	CA-CB-CG	-7.60	100.68	113.60
1	J	91	ASP	CA-CB-CG	7.60	130.12	113.40
1	J	277	ALA	N-CA-CB	-7.60	99.46	110.10
1	L	377	ARG	NH1-CZ-NH2	-7.60	111.04	119.40
1	C	240	GLU	N-CA-CB	7.60	124.28	110.60

Continued on next page...

Continued from previous page...

Mol	Chain	Res	Type	Atoms	Z	Observed(°)	Ideal(°)
1	C	308	LYS	CA-C-O	-7.60	104.15	120.10
1	I	424	GLU	OE1-CD-OE2	-7.60	114.18	123.30
1	K	229	ASP	N-CA-CB	7.60	124.28	110.60
1	L	254	ILE	CA-C-O	-7.60	104.15	120.10
1	K	348	ARG	NH1-CZ-NH2	-7.60	111.04	119.40
1	I	249	ASP	O-C-N	7.59	134.85	122.70
1	J	140	CYS	CB-CA-C	7.59	125.59	110.40
1	J	224	PRO	O-C-N	7.59	134.85	122.70
1	L	453	VAL	CA-CB-CG1	-7.59	99.51	110.90
1	M	31	ILE	CB-CA-C	7.59	126.79	111.60
1	P	263	PHE	CG-CD1-CE1	-7.59	112.45	120.80
1	M	190	LYS	N-CA-C	7.59	131.50	111.00
1	G	330	SER	CB-CA-C	-7.59	95.67	110.10
1	D	201	ALA	O-C-N	-7.59	110.56	122.70
1	E	73	PRO	N-CA-CB	7.59	112.41	103.30
1	F	116	HIS	CA-CB-CG	7.59	126.50	113.60
1	I	356	GLU	CB-CA-C	7.59	125.58	110.40
1	I	415	LEU	N-CA-CB	7.59	125.58	110.40
1	K	243	ALA	N-CA-C	7.59	131.49	111.00
1	O	270	ASP	CB-CG-OD2	7.59	125.13	118.30
1	J	187	LYS	CB-CA-C	7.59	125.57	110.40
1	O	416	GLU	CG-CD-OE1	-7.58	103.14	118.30
1	P	7	VAL	N-CA-CB	7.58	128.18	111.50
1	A	69	SER	C-N-CA	7.58	140.65	121.70
1	B	168	GLU	CG-CD-OE1	7.58	133.46	118.30
1	L	377	ARG	CA-C-O	7.58	136.02	120.10
1	A	48	LEU	N-CA-CB	7.58	125.56	110.40
1	B	10	GLU	CB-CG-CD	7.58	134.66	114.20
1	B	95	THR	O-C-N	-7.58	110.58	122.70
1	L	377	ARG	CG-CD-NE	7.58	127.71	111.80
1	O	441	HIS	CA-CB-CG	7.58	126.48	113.60
1	C	24	ASN	OD1-CG-ND2	7.57	139.32	121.90
1	L	94	THR	O-C-N	-7.57	110.58	122.70
1	O	80	GLU	OE1-CD-OE2	-7.57	114.21	123.30
1	P	420	ARG	NE-CZ-NH2	7.57	124.09	120.30
1	A	163	ALA	CB-CA-C	-7.57	98.74	110.10
1	A	167	LYS	CB-CG-CD	7.57	131.29	111.60
1	E	114	ASN	CB-CG-ND2	7.57	134.87	116.70
1	I	41	PRO	CA-N-CD	-7.57	100.90	111.50
1	J	454	PHE	CD1-CG-CD2	7.57	128.14	118.30
1	C	18	ARG	O-C-N	-7.57	110.59	122.70
1	L	340	PRO	N-CA-CB	-7.57	94.22	103.30

Continued on next page...

Continued from previous page...

Mol	Chain	Res	Type	Atoms	Z	Observed(°)	Ideal(°)
1	N	324	ARG	CA-C-O	-7.57	104.20	120.10
1	A	268	ILE	N-CA-CB	7.57	128.21	110.80
1	C	331	MET	CA-CB-CG	7.57	126.17	113.30
1	D	67	GLU	CG-CD-OE1	-7.57	103.16	118.30
1	D	290	SER	N-CA-CB	7.57	121.85	110.50
1	O	139	ALA	N-CA-CB	7.57	120.69	110.10
1	P	345	MET	N-CA-CB	-7.57	96.98	110.60
1	C	455	THR	CA-C-O	-7.56	104.22	120.10
1	G	22	ARG	CD-NE-CZ	7.56	134.19	123.60
1	O	242	THR	N-CA-CB	7.56	124.67	110.30
1	F	309	ASP	CB-CG-OD1	7.56	125.11	118.30
1	G	349	GLY	O-C-N	7.56	134.80	122.70
1	I	399	GLY	CA-C-O	-7.56	106.99	120.60
1	K	406	LEU	O-C-N	-7.56	110.60	122.70
1	L	245	GLU	OE1-CD-OE2	-7.56	114.23	123.30
1	E	31	ILE	CB-CA-C	7.56	126.72	111.60
1	G	431	ILE	CA-C-O	7.56	135.98	120.10
1	A	272	ALA	O-C-N	-7.56	110.61	122.70
1	P	298	ALA	C-N-CA	7.56	140.60	121.70
1	B	361	ALA	N-CA-CB	7.56	120.68	110.10
1	G	191	ASP	N-CA-C	7.56	131.41	111.00
1	H	454	PHE	CD1-CE1-CZ	-7.56	111.03	120.10
1	I	18	ARG	CB-CA-C	7.56	125.52	110.40
1	L	58	THR	CA-CB-CG2	-7.56	101.82	112.40
1	O	146	ASP	OD1-CG-OD2	-7.56	108.94	123.30
1	C	304	ILE	C-N-CA	7.56	140.59	121.70
1	N	495	ALA	CA-C-N	-7.56	100.58	117.20
1	B	420	ARG	CD-NE-CZ	-7.55	113.03	123.60
1	D	31	ILE	CA-CB-CG1	7.55	125.35	111.00
1	K	124	TYR	CB-CG-CD2	7.55	125.53	121.00
1	D	219	VAL	CG1-CB-CG2	7.55	122.98	110.90
1	M	430	ALA	N-CA-CB	7.55	120.67	110.10
1	P	129	GLN	N-CA-CB	7.55	124.19	110.60
1	N	50	ASP	CA-C-N	-7.55	100.58	117.20
1	B	224	PRO	N-CA-CB	7.55	112.36	103.30
1	D	29	ARG	NE-CZ-NH2	-7.55	116.53	120.30
1	F	474	THR	O-C-N	-7.55	110.62	122.70
1	M	363	ASP	CB-CG-OD1	7.55	125.09	118.30
1	O	105	ARG	NE-CZ-NH2	7.55	124.07	120.30
1	J	188	VAL	N-CA-C	7.55	131.37	111.00
1	K	216	LYS	O-C-N	-7.54	110.63	122.70
1	K	240	GLU	N-CA-CB	7.54	124.18	110.60

Continued on next page...

Continued from previous page...

Mol	Chain	Res	Type	Atoms	Z	Observed(°)	Ideal(°)
1	C	38	THR	CA-CB-CG2	-7.54	101.84	112.40
1	C	338	LYS	O-C-N	7.54	134.77	122.70
1	D	102	GLU	OE1-CD-OE2	7.54	132.35	123.30
1	A	432	GLU	OE1-CD-OE2	7.54	132.35	123.30
1	I	131	ALA	CB-CA-C	7.54	121.41	110.10
1	K	360	ARG	N-CA-CB	7.54	124.17	110.60
1	D	169	LYS	CA-CB-CG	7.54	129.99	113.40
1	F	178	VAL	N-CA-C	7.54	131.35	111.00
1	M	353	HIS	O-C-N	-7.54	110.64	122.70
1	O	295	LEU	CA-CB-CG	7.54	132.63	115.30
1	H	470	LEU	CB-CG-CD1	7.54	123.81	111.00
1	J	10	GLU	OE1-CD-OE2	-7.54	114.26	123.30
1	O	218	ARG	NH1-CZ-NH2	-7.54	111.11	119.40
1	H	374	GLU	C-N-CA	7.53	140.53	121.70
1	B	359	ALA	N-CA-CB	7.53	120.64	110.10
1	F	117	PRO	N-CA-CB	-7.53	94.26	103.30
1	M	446	ASN	C-N-CA	7.53	140.53	121.70
1	N	205	ASP	OD1-CG-OD2	-7.53	108.99	123.30
1	P	225	LYS	O-C-N	-7.53	110.65	122.70
1	P	479	SER	N-CA-CB	-7.53	99.21	110.50
1	B	404	GLU	CA-CB-CG	7.53	129.96	113.40
1	G	154	ALA	N-CA-CB	-7.53	99.56	110.10
1	K	470	LEU	CB-CG-CD2	7.53	123.79	111.00
1	N	48	LEU	O-C-N	7.53	134.74	122.70
1	G	165	LYS	CD-CE-NZ	7.52	129.00	111.70
1	N	89	VAL	O-C-N	-7.52	110.41	123.20
1	O	222	GLN	CG-CD-OE1	7.52	136.65	121.60
1	E	474	THR	CA-CB-OG1	7.52	124.80	109.00
1	A	414	ALA	N-CA-CB	7.52	120.63	110.10
1	B	15	TYR	N-CA-CB	7.52	124.14	110.60
1	E	101	GLY	O-C-N	-7.52	110.67	122.70
1	A	22	ARG	NE-CZ-NH2	-7.52	116.54	120.30
1	A	78	LEU	CB-CA-C	7.52	124.49	110.20
1	I	458	VAL	CA-CB-CG2	7.52	122.18	110.90
1	F	456	GLY	N-CA-C	7.52	131.89	113.10
1	N	16	MET	CA-C-N	7.52	131.24	116.20
1	G	9	PRO	CA-C-O	-7.52	102.16	120.20
1	A	185	GLU	CG-CD-OE1	-7.51	103.27	118.30
1	C	323	GLU	CG-CD-OE2	-7.51	103.27	118.30
1	H	87	LYS	CD-CE-NZ	7.51	128.99	111.70
1	J	39	LEU	CB-CG-CD1	7.51	123.77	111.00
1	J	146	ASP	CB-CG-OD1	-7.51	111.54	118.30

Continued on next page...

Continued from previous page...

Mol	Chain	Res	Type	Atoms	Z	Observed(°)	Ideal(°)
1	E	10	GLU	CG-CD-OE1	7.51	133.32	118.30
1	N	42	LYS	CD-CE-NZ	7.51	128.97	111.70
1	O	453	VAL	CG1-CB-CG2	-7.51	98.88	110.90
1	H	484	THR	CA-CB-CG2	-7.51	101.89	112.40
1	K	69	SER	C-N-CA	7.51	140.47	121.70
1	M	128	ALA	N-CA-CB	7.51	120.61	110.10
1	O	43	GLY	O-C-N	7.51	134.72	122.70
1	I	215	ASP	CB-CG-OD1	7.51	125.06	118.30
1	N	352	GLU	CB-CA-C	7.51	125.42	110.40
1	A	413	ASP	CB-CG-OD1	7.51	125.06	118.30
1	D	233	ALA	CB-CA-C	-7.51	98.84	110.10
1	I	69	SER	O-C-N	-7.51	110.69	122.70
1	H	338	LYS	C-N-CA	7.50	140.46	121.70
1	J	129	GLN	N-CA-CB	7.50	124.11	110.60
1	P	33	GLU	OE1-CD-OE2	-7.50	114.29	123.30
1	A	72	HIS	N-CA-CB	7.50	124.11	110.60
1	A	12	MET	C-N-CA	7.50	140.45	121.70
1	F	333	PHE	CG-CD2-CE2	-7.50	112.55	120.80
1	K	210	LYS	N-CA-CB	7.50	124.10	110.60
1	L	128	ALA	N-CA-CB	7.50	120.60	110.10
1	J	221	ALA	O-C-N	7.50	134.70	122.70
1	K	60	ASP	CB-CG-OD1	7.50	125.05	118.30
1	D	191	ASP	CB-CG-OD1	-7.49	111.56	118.30
1	H	141	GLU	N-CA-CB	-7.49	97.11	110.60
1	C	246	MET	N-CA-CB	7.49	124.08	110.60
1	H	425	ASN	N-CA-CB	7.49	124.08	110.60
1	G	140	CYS	N-CA-CB	7.49	124.08	110.60
1	J	146	ASP	CA-CB-CG	7.49	129.87	113.40
1	M	16	MET	CA-C-O	-7.49	104.38	120.10
1	O	364	ASP	CB-CG-OD2	7.49	125.04	118.30
1	G	180	ALA	O-C-N	-7.49	110.72	122.70
1	K	493	VAL	CG1-CB-CG2	7.49	122.88	110.90
1	O	352	GLU	CB-CA-C	7.49	125.37	110.40
1	A	279	GLU	N-CA-CB	7.48	124.07	110.60
1	D	309	ASP	CB-CG-OD2	-7.48	111.57	118.30
1	I	52	LEU	O-C-N	-7.48	110.48	123.20
1	J	115	VAL	O-C-N	-7.48	110.73	122.70
1	K	52	LEU	CA-CB-CG	7.48	132.51	115.30
1	F	251	VAL	CA-CB-CG1	-7.48	99.68	110.90
1	L	243	ALA	O-C-N	-7.48	110.73	122.70
1	E	178	VAL	CA-CB-CG1	7.48	122.12	110.90
1	I	215	ASP	O-C-N	-7.48	110.73	122.70

Continued on next page...

Continued from previous page...

Mol	Chain	Res	Type	Atoms	Z	Observed(°)	Ideal(°)
1	K	394	ARG	NE-CZ-NH1	7.48	124.04	120.30
1	B	377	ARG	CD-NE-CZ	7.48	134.07	123.60
1	J	40	GLY	O-C-N	7.48	135.31	121.10
1	P	38	THR	CA-CB-CG2	-7.48	101.93	112.40
1	F	280	GLY	C-N-CA	7.48	140.39	121.70
1	G	327	SER	O-C-N	-7.48	110.49	123.20
1	A	438	ARG	NH1-CZ-NH2	-7.47	111.18	119.40
1	G	322	GLU	CA-CB-CG	7.47	129.84	113.40
1	A	61	GLY	O-C-N	-7.47	110.75	122.70
1	A	452	ASN	CB-CG-OD1	-7.47	106.66	121.60
1	G	57	VAL	CA-C-O	-7.47	104.41	120.10
1	H	382	GLY	CA-C-O	-7.47	107.16	120.60
1	J	13	LYS	N-CA-CB	-7.47	97.16	110.60
1	J	348	ARG	CD-NE-CZ	-7.47	113.14	123.60
1	A	49	VAL	CG1-CB-CG2	7.47	122.85	110.90
1	N	24	ASN	O-C-N	7.47	134.65	122.70
1	F	66	ARG	CG-CD-NE	-7.46	96.12	111.80
1	J	203	ILE	O-C-N	7.46	134.64	122.70
1	B	395	GLU	C-N-CA	7.46	140.36	121.70
1	D	419	PRO	N-CA-CB	-7.46	94.34	103.30
1	H	417	VAL	CA-CB-CG1	-7.46	99.70	110.90
1	H	166	ALA	O-C-N	-7.46	110.76	122.70
1	L	229	ASP	N-CA-CB	7.46	124.03	110.60
1	P	458	VAL	CA-CB-CG2	7.46	122.09	110.90
1	A	168	GLU	O-C-N	7.46	134.64	122.70
1	H	27	ALA	O-C-N	7.46	135.88	123.20
1	D	10	GLU	N-CA-CB	7.46	124.03	110.60
1	D	479	SER	N-CA-CB	7.46	121.69	110.50
1	G	42	LYS	CD-CE-NZ	7.46	128.85	111.70
1	H	129	GLN	CB-CA-C	7.46	125.32	110.40
1	B	51	ASP	O-C-N	7.46	134.63	122.70
1	N	493	VAL	CA-CB-CG1	7.46	122.09	110.90
1	P	229	ASP	O-C-N	-7.46	110.77	122.70
1	B	119	ILE	O-C-N	-7.46	110.77	122.70
1	J	315	LEU	O-C-N	-7.46	110.53	123.20
1	L	484	THR	CA-CB-CG2	-7.46	101.96	112.40
1	E	346	LEU	CB-CG-CD2	7.45	123.67	111.00
1	G	229	ASP	CB-CG-OD2	7.45	125.01	118.30
1	L	495	ALA	N-CA-CB	7.45	120.53	110.10
1	N	492	ASP	CB-CA-C	7.45	125.31	110.40
1	P	189	ASP	O-C-N	-7.45	110.77	122.70
1	I	49	VAL	O-C-N	-7.45	110.78	122.70

Continued on next page...

Continued from previous page...

Mol	Chain	Res	Type	Atoms	Z	Observed(°)	Ideal(°)
1	M	237	CYS	CB-CA-C	7.45	125.30	110.40
1	G	69	SER	N-CA-CB	7.45	121.67	110.50
1	I	192	LEU	O-C-N	-7.45	110.78	122.70
1	K	409	ARG	CD-NE-CZ	7.45	134.03	123.60
1	M	409	ARG	NE-CZ-NH1	-7.45	116.58	120.30
1	O	129	GLN	CB-CA-C	7.45	125.30	110.40
1	I	288	LYS	C-N-CA	7.45	140.32	121.70
1	B	467	VAL	O-C-N	-7.44	110.79	122.70
1	G	45	ASP	CB-CG-OD2	-7.44	111.60	118.30
1	G	491	ASP	CB-CG-OD1	7.44	125.00	118.30
1	M	190	LYS	N-CA-CB	-7.44	97.20	110.60
1	D	41	PRO	CA-N-CD	-7.44	101.08	111.50
1	M	363	ASP	CB-CG-OD2	-7.44	111.60	118.30
1	D	112	ASP	CA-CB-CG	7.44	129.77	113.40
1	B	404	GLU	O-C-N	7.44	134.60	122.70
1	I	88	GLU	N-CA-CB	7.44	123.99	110.60
1	K	279	GLU	O-C-N	7.44	135.84	123.20
1	M	66	ARG	NE-CZ-NH2	-7.44	116.58	120.30
1	O	84	THR	N-CA-CB	7.44	124.43	110.30
1	G	115	VAL	CA-CB-CG2	7.44	122.06	110.90
1	A	309	ASP	CA-C-O	-7.43	104.49	120.10
1	D	189	ASP	CB-CG-OD1	-7.43	111.61	118.30
1	F	429	ASP	O-C-N	-7.43	110.80	122.70
1	I	312	ALA	C-N-CA	7.43	140.29	121.70
1	N	466	VAL	CG1-CB-CG2	-7.43	99.01	110.90
1	P	466	VAL	O-C-N	-7.43	110.81	122.70
1	C	493	VAL	CA-CB-CG1	7.43	122.05	110.90
1	F	177	ALA	N-CA-CB	7.43	120.50	110.10
1	K	495	ALA	C-N-CA	7.43	140.28	121.70
1	M	51	ASP	CA-C-O	-7.43	104.49	120.10
1	K	448	CYS	CA-C-O	7.43	135.71	120.10
1	C	313	GLN	CA-C-O	-7.43	104.50	120.10
1	C	323	GLU	O-C-N	7.43	134.59	122.70
1	C	496	ALA	O-C-N	-7.43	110.81	122.70
1	L	263	PHE	CB-CG-CD2	7.43	126.00	120.80
1	C	285	ARG	CG-CD-NE	7.43	127.40	111.80
1	N	74	ALA	N-CA-CB	-7.43	99.70	110.10
1	D	70	VAL	CA-CB-CG1	7.43	122.04	110.90
1	D	496	ALA	O-C-N	7.42	134.58	122.70
1	H	19	ASP	O-C-N	7.42	134.58	122.70
1	P	65	LEU	O-C-N	-7.42	110.82	122.70
1	F	28	GLY	C-N-CA	7.42	140.26	121.70

Continued on next page...

Continued from previous page...

Mol	Chain	Res	Type	Atoms	Z	Observed(°)	Ideal(°)
1	K	376	GLY	N-CA-C	7.42	131.66	113.10
1	C	289	LYS	O-C-N	-7.42	110.83	122.70
1	H	429	ASP	O-C-N	-7.42	110.83	122.70
1	N	376	GLY	C-N-CA	7.42	140.25	121.70
1	P	10	GLU	CG-CD-OE1	7.42	133.14	118.30
1	I	157	SER	N-CA-CB	7.42	121.62	110.50
1	J	55	VAL	O-C-N	-7.42	110.83	122.70
1	J	483	SER	N-CA-CB	7.42	121.62	110.50
1	F	219	VAL	C-N-CA	7.42	140.24	121.70
1	F	374	GLU	CB-CG-CD	7.42	134.22	114.20
1	E	160	GLY	CA-C-O	-7.41	107.26	120.60
1	K	236	ASN	O-C-N	-7.41	110.84	122.70
1	I	413	ASP	CB-CG-OD1	7.41	124.97	118.30
1	O	137	THR	CA-CB-OG1	7.41	124.57	109.00
1	O	356	GLU	CB-CA-C	7.41	125.22	110.40
1	P	478	GLN	CA-CB-CG	7.41	129.71	113.40
1	L	88	GLU	CG-CD-OE2	7.41	133.12	118.30
1	C	142	VAL	O-C-N	-7.41	110.61	123.20
1	K	150	LEU	CB-CG-CD2	7.41	123.59	111.00
1	N	294	LYS	N-CA-CB	7.41	123.93	110.60
1	B	12	MET	O-C-N	-7.41	110.85	122.70
1	E	49	VAL	CB-CA-C	-7.41	97.33	111.40
1	J	352	GLU	CG-CD-OE1	-7.41	103.48	118.30
1	P	465	GLY	N-CA-C	7.41	131.62	113.10
1	B	183	ASP	CB-CG-OD1	7.41	124.97	118.30
1	F	14	ARG	CD-NE-CZ	7.41	133.97	123.60
1	I	174	ILE	O-C-N	7.41	134.55	122.70
1	C	403	ARG	CG-CD-NE	7.40	127.35	111.80
1	I	7	VAL	CG1-CB-CG2	7.40	122.75	110.90
1	I	494	ILE	O-C-N	-7.40	110.85	122.70
1	G	180	ALA	CB-CA-C	7.40	121.20	110.10
1	P	56	VAL	CA-CB-CG1	7.40	122.00	110.90
1	O	148	GLU	OE1-CD-OE2	-7.40	114.42	123.30
1	H	117	PRO	N-CD-CG	-7.40	92.10	103.20
1	I	124	TYR	CZ-CE2-CD2	7.40	126.46	119.80
1	D	495	ALA	CA-C-O	-7.40	104.56	120.10
1	J	52	LEU	CB-CG-CD2	-7.40	98.43	111.00
1	C	487	LEU	CB-CG-CD1	7.39	123.57	111.00
1	F	438	ARG	CD-NE-CZ	7.39	133.95	123.60
1	I	446	ASN	O-C-N	7.39	134.53	122.70
1	P	61	GLY	N-CA-C	7.39	131.59	113.10
1	G	50	ASP	N-CA-C	7.39	130.96	111.00

Continued on next page...

Continued from previous page...

Mol	Chain	Res	Type	Atoms	Z	Observed(°)	Ideal(°)
1	I	48	LEU	CB-CG-CD2	7.39	123.57	111.00
1	M	420	ARG	CD-NE-CZ	-7.39	113.25	123.60
1	H	200	GLY	CA-C-O	-7.39	107.30	120.60
1	P	186	GLY	C-N-CA	7.39	140.17	121.70
1	B	277	ALA	N-CA-CB	-7.39	99.76	110.10
1	C	189	ASP	CB-CG-OD2	7.39	124.95	118.30
1	C	289	LYS	CB-CA-C	7.39	125.17	110.40
1	A	486	MET	CA-CB-CG	7.38	125.85	113.30
1	L	243	ALA	CA-C-N	7.38	133.44	117.20
1	F	12	MET	C-N-CA	7.38	140.15	121.70
1	F	42	LYS	CD-CE-NZ	7.38	128.68	111.70
1	F	137	THR	O-C-N	-7.38	110.89	122.70
1	C	120	VAL	CG1-CB-CG2	-7.38	99.09	110.90
1	D	183	ASP	OD1-CG-OD2	-7.38	109.28	123.30
1	H	448	CYS	O-C-N	-7.38	110.90	122.70
1	J	225	LYS	O-C-N	-7.38	110.90	122.70
1	K	11	ASN	N-CA-CB	7.38	123.88	110.60
1	B	26	LEU	O-C-N	7.37	134.50	122.70
1	H	387	VAL	CA-CB-CG1	7.37	121.96	110.90
1	B	60	ASP	OD1-CG-OD2	-7.37	109.29	123.30
1	H	400	ILE	N-CA-C	7.37	130.91	111.00
1	I	309	ASP	CB-CG-OD1	-7.37	111.67	118.30
1	L	487	LEU	N-CA-CB	7.37	125.14	110.40
1	M	245	GLU	CG-CD-OE2	7.37	133.04	118.30
1	P	176	GLU	OE1-CD-OE2	-7.37	114.45	123.30
1	E	284	ALA	N-CA-CB	7.37	120.42	110.10
1	A	7	VAL	CB-CA-C	-7.37	97.40	111.40
1	G	422	LEU	CB-CG-CD2	-7.37	98.47	111.00
1	D	373	ILE	C-N-CA	7.37	140.12	121.70
1	H	348	ARG	O-C-N	-7.37	110.68	123.20
1	A	237	CYS	O-C-N	-7.37	110.92	122.70
1	B	408	VAL	CA-CB-CG2	7.37	121.95	110.90
1	C	461	MET	N-CA-CB	7.37	123.86	110.60
1	N	108	GLU	CA-CB-CG	7.37	129.60	113.40
1	N	297	LYS	CA-CB-CG	7.37	129.60	113.40
1	A	286	ARG	CA-CB-CG	7.36	129.60	113.40
1	C	329	ASP	CB-CA-C	7.36	125.13	110.40
1	O	439	ALA	C-N-CA	7.36	140.11	121.70
1	B	425	ASN	CB-CA-C	7.36	125.12	110.40
1	E	425	ASN	CA-CB-CG	7.36	129.59	113.40
1	H	238	ALA	O-C-N	-7.36	110.92	122.70
1	K	219	VAL	CA-CB-CG1	7.36	121.94	110.90

Continued on next page...

Continued from previous page...

Mol	Chain	Res	Type	Atoms	Z	Observed(°)	Ideal(°)
1	H	141	GLU	OE1-CD-OE2	-7.36	114.47	123.30
1	I	243	ALA	N-CA-C	7.36	130.86	111.00
1	K	66	ARG	CD-NE-CZ	7.36	133.90	123.60
1	D	493	VAL	O-C-N	-7.36	110.93	122.70
1	L	393	LEU	CB-CA-C	7.36	124.17	110.20
1	O	172	GLU	CB-CA-C	7.36	125.11	110.40
1	A	471	ARG	CA-CB-CG	7.35	129.58	113.40
1	B	124	TYR	CG-CD1-CE1	-7.35	115.42	121.30
1	D	29	ARG	CA-C-O	-7.35	104.66	120.10
1	B	335	GLU	CG-CD-OE2	7.35	133.00	118.30
1	D	118	THR	N-CA-CB	7.35	124.27	110.30
1	I	200	GLY	O-C-N	-7.35	110.94	122.70
1	J	160	GLY	CA-C-O	-7.35	107.36	120.60
1	B	418	ILE	CA-C-O	-7.35	104.66	120.10
1	K	153	ILE	O-C-N	-7.35	110.94	122.70
1	L	374	GLU	CA-C-N	-7.35	101.04	117.20
1	M	115	VAL	CA-CB-CG2	7.35	121.92	110.90
1	M	321	VAL	CG1-CB-CG2	-7.35	99.14	110.90
1	B	69	SER	CB-CA-C	7.34	124.05	110.10
1	C	387	VAL	CG1-CB-CG2	-7.34	99.15	110.90
1	F	111	LEU	CA-CB-CG	7.34	132.19	115.30
1	M	367	GLY	C-N-CA	7.34	140.06	121.70
1	B	457	ALA	N-CA-CB	-7.34	99.82	110.10
1	E	131	ALA	N-CA-CB	7.34	120.38	110.10
1	I	68	MET	O-C-N	-7.34	110.95	122.70
1	J	70	VAL	O-C-N	-7.34	110.95	122.70
1	J	467	VAL	CA-CB-CG1	7.34	121.91	110.90
1	K	436	LYS	CD-CE-NZ	7.34	128.59	111.70
1	O	321	VAL	CG1-CB-CG2	-7.34	99.15	110.90
1	A	354	VAL	N-CA-CB	7.34	127.65	111.50
1	H	15	TYR	N-CA-CB	7.34	123.81	110.60
1	H	86	GLU	OE1-CD-OE2	-7.34	114.49	123.30
1	N	246	MET	N-CA-CB	7.34	123.81	110.60
1	O	16	MET	O-C-N	-7.34	110.72	123.20
1	E	239	ILE	N-CA-CB	7.34	127.68	110.80
1	B	341	LYS	CA-CB-CG	7.34	129.54	113.40
1	D	173	ILE	O-C-N	7.34	134.44	122.70
1	F	432	GLU	CB-CG-CD	7.34	134.01	114.20
1	L	461	MET	O-C-N	-7.34	110.96	122.70
1	O	246	MET	CA-CB-CG	7.34	125.77	113.30
1	I	57	VAL	CG1-CB-CG2	7.33	122.64	110.90
1	P	65	LEU	CA-C-O	7.33	135.50	120.10

Continued on next page...

Continued from previous page...

Mol	Chain	Res	Type	Atoms	Z	Observed(°)	Ideal(°)
1	A	309	ASP	CB-CG-OD2	-7.33	111.70	118.30
1	E	236	ASN	O-C-N	-7.33	110.97	122.70
1	O	323	GLU	O-C-N	7.33	134.43	122.70
1	O	333	PHE	CB-CG-CD2	7.33	125.93	120.80
1	J	210	LYS	CA-CB-CG	7.33	129.53	113.40
1	M	466	VAL	CA-C-N	7.33	133.33	117.20
1	G	474	THR	C-N-CA	7.33	140.02	121.70
1	J	204	ASP	CB-CG-OD2	7.33	124.89	118.30
1	K	497	GLU	N-CA-CB	7.33	123.79	110.60
1	L	116	HIS	N-CA-CB	7.33	123.79	110.60
1	L	313	GLN	N-CA-CB	7.33	123.79	110.60
1	A	229	ASP	OD1-CG-OD2	-7.33	109.38	123.30
1	M	295	LEU	C-N-CA	7.33	140.02	121.70
1	G	91	ASP	O-C-N	-7.33	110.75	123.20
1	H	484	THR	N-CA-CB	7.33	124.22	110.30
1	J	25	ILE	CA-C-O	7.33	135.48	120.10
1	M	15	TYR	CD1-CE1-CZ	-7.33	113.21	119.80
1	M	200	GLY	O-C-N	-7.33	110.98	122.70
1	N	394	ARG	NE-CZ-NH1	7.32	123.96	120.30
1	B	203	ILE	O-C-N	-7.32	110.98	122.70
1	A	16	MET	N-CA-C	7.32	130.76	111.00
1	A	430	ALA	N-CA-CB	7.32	120.35	110.10
1	D	245	GLU	CB-CG-CD	7.32	133.96	114.20
1	K	329	ASP	CB-CG-OD1	7.32	124.89	118.30
1	O	426	ALA	N-CA-CB	-7.32	99.85	110.10
1	B	395	GLU	CB-CA-C	7.32	125.03	110.40
1	C	10	GLU	OE1-CD-OE2	7.32	132.08	123.30
1	D	327	SER	C-N-CA	7.32	137.66	122.30
1	M	111	LEU	CB-CG-CD2	7.32	123.44	111.00
1	F	260	ASN	N-CA-CB	7.32	123.77	110.60
1	H	439	ALA	O-C-N	7.32	134.41	122.70
1	L	82	ALA	N-CA-CB	7.32	120.34	110.10
1	E	368	VAL	C-N-CA	7.31	139.99	121.70
1	G	173	ILE	CB-CG1-CD1	7.31	134.38	113.90
1	P	377	ARG	NE-CZ-NH1	-7.31	116.64	120.30
1	E	271	LEU	CB-CG-CD1	7.31	123.43	111.00
1	L	360	ARG	CD-NE-CZ	7.31	133.84	123.60
1	N	204	ASP	N-CA-CB	7.31	123.76	110.60
1	F	242	THR	CA-CB-OG1	7.31	124.35	109.00
1	B	27	ALA	CB-CA-C	-7.31	99.14	110.10
1	C	256	ALA	O-C-N	7.31	134.40	122.70
1	N	358	VAL	CG1-CB-CG2	-7.31	99.20	110.90

Continued on next page...

Continued from previous page...

Mol	Chain	Res	Type	Atoms	Z	Observed(°)	Ideal(°)
1	P	35	VAL	CA-C-O	-7.31	104.75	120.10
1	P	161	LYS	O-C-N	-7.31	110.78	123.20
1	C	333	PHE	CD1-CE1-CZ	-7.31	111.33	120.10
1	D	224	PRO	N-CD-CG	-7.31	92.24	103.20
1	F	9	PRO	CB-CA-C	-7.31	93.73	112.00
1	F	147	LYS	N-CA-C	7.31	130.73	111.00
1	P	42	LYS	N-CA-CB	7.31	123.75	110.60
1	O	51	ASP	CB-CG-OD2	7.31	124.88	118.30
1	I	114	ASN	CB-CG-OD1	7.30	136.21	121.60
1	O	134	LEU	O-C-N	-7.30	111.01	122.70
1	C	240	GLU	CG-CD-OE1	7.30	132.91	118.30
1	I	474	THR	O-C-N	-7.30	111.02	122.70
1	J	454	PHE	CZ-CE2-CD2	7.30	128.86	120.10
1	K	293	GLU	OE1-CD-OE2	7.30	132.06	123.30
1	C	291	ASP	CB-CG-OD1	7.30	124.87	118.30
1	D	454	PHE	CG-CD2-CE2	7.30	128.83	120.80
1	B	94	THR	CA-CB-CG2	7.30	122.62	112.40
1	I	63	THR	OG1-CB-CG2	-7.30	93.21	110.00
1	O	324	ARG	CA-CB-CG	7.30	129.46	113.40
1	B	436	LYS	O-C-N	7.30	134.38	122.70
1	F	200	GLY	O-C-N	-7.30	111.02	122.70
1	I	235	LEU	CB-CG-CD2	7.30	123.41	111.00
1	L	180	ALA	CB-CA-C	7.30	121.04	110.10
1	C	77	MET	CA-CB-CG	7.29	125.70	113.30
1	D	275	TYR	CD1-CE1-CZ	-7.29	113.23	119.80
1	N	82	ALA	N-CA-CB	7.29	120.31	110.10
1	B	489	ARG	O-C-N	-7.29	111.03	122.70
1	G	65	LEU	CA-C-O	-7.29	104.78	120.10
1	J	493	VAL	CA-C-O	-7.29	104.78	120.10
1	P	298	ALA	N-CA-CB	7.29	120.31	110.10
1	K	417	VAL	CB-CA-C	7.29	125.25	111.40
1	L	93	THR	O-C-N	7.29	134.37	122.70
1	L	184	ASP	C-N-CA	7.29	139.93	121.70
1	B	156	THR	N-CA-CB	7.29	124.15	110.30
1	G	18	ARG	CB-CA-C	7.29	124.98	110.40
1	B	325	LYS	CB-CA-C	7.29	124.97	110.40
1	J	389	LEU	CB-CG-CD1	7.29	123.39	111.00
1	O	229	ASP	OD1-CG-OD2	-7.29	109.45	123.30
1	E	169	LYS	O-C-N	-7.29	111.04	122.70
1	E	344	THR	CA-CB-CG2	7.29	122.60	112.40
1	F	253	GLU	CG-CD-OE2	-7.29	103.73	118.30
1	I	346	LEU	O-C-N	-7.29	111.04	122.70

Continued on next page...

Continued from previous page...

Mol	Chain	Res	Type	Atoms	Z	Observed(°)	Ideal(°)
1	O	403	ARG	NE-CZ-NH1	7.29	123.94	120.30
1	O	470	LEU	CB-CG-CD2	7.29	123.38	111.00
1	B	135	LEU	CB-CG-CD1	-7.28	98.62	111.00
1	D	249	ASP	CB-CG-OD2	-7.28	111.75	118.30
1	P	321	VAL	CG1-CB-CG2	-7.28	99.25	110.90
1	B	132	GLN	O-C-N	-7.28	111.05	122.70
1	J	72	HIS	CA-CB-CG	-7.28	101.22	113.60
1	P	425	ASN	CA-C-O	7.28	135.39	120.10
1	A	111	LEU	CA-CB-CG	7.28	132.04	115.30
1	O	291	ASP	N-CA-CB	7.28	123.70	110.60
1	A	47	MET	CG-SD-CE	7.28	111.85	100.20
1	F	263	PHE	CB-CG-CD1	-7.28	115.70	120.80
1	K	376	GLY	O-C-N	-7.28	111.05	122.70
1	O	336	GLU	OE1-CD-OE2	-7.28	114.56	123.30
1	P	114	ASN	O-C-N	-7.28	111.05	122.70
1	P	58	THR	OG1-CB-CG2	7.28	126.74	110.00
1	P	297	LYS	CB-CA-C	7.28	124.95	110.40
1	B	463	GLU	O-C-N	-7.28	111.06	122.70
1	G	52	LEU	CB-CA-C	7.28	124.02	110.20
1	N	240	GLU	OE1-CD-OE2	-7.28	114.57	123.30
1	I	495	ALA	C-N-CA	7.27	139.88	121.70
1	G	383	GLY	CA-C-O	-7.27	107.51	120.60
1	F	458	VAL	CA-CB-CG2	7.27	121.81	110.90
1	J	348	ARG	N-CA-CB	7.27	123.69	110.60
1	M	484	THR	CA-CB-CG2	-7.27	102.22	112.40
1	A	30	ILE	CB-CA-C	-7.27	97.06	111.60
1	J	156	THR	OG1-CB-CG2	7.27	126.72	110.00
1	B	16	MET	CA-C-N	-7.27	101.66	116.20
1	A	489	ARG	NH1-CZ-NH2	7.27	127.39	119.40
1	D	268	ILE	CG1-CB-CG2	-7.26	95.42	111.40
1	G	463	GLU	N-CA-CB	7.26	123.68	110.60
1	H	49	VAL	CA-CB-CG1	-7.26	100.00	110.90
1	I	201	ALA	C-N-CA	7.26	139.86	121.70
1	P	110	LEU	CB-CG-CD1	7.26	123.35	111.00
1	M	375	ASP	CB-CG-OD1	7.26	124.84	118.30
1	A	49	VAL	CA-CB-CG1	-7.26	100.01	110.90
1	K	403	ARG	N-CA-CB	7.26	123.67	110.60
1	K	411	PHE	CD1-CE1-CZ	7.26	128.81	120.10
1	F	293	GLU	N-CA-CB	7.26	123.67	110.60
1	O	43	GLY	CA-C-N	-7.26	101.23	117.20
1	C	337	CYS	O-C-N	-7.26	111.09	122.70
1	D	449	ALA	N-CA-CB	7.26	120.26	110.10

Continued on next page...

Continued from previous page...

Mol	Chain	Res	Type	Atoms	Z	Observed(°)	Ideal(°)
1	A	84	THR	CA-CB-CG2	7.26	122.56	112.40
1	C	237	CYS	N-CA-CB	7.26	123.66	110.60
1	G	187	LYS	CA-CB-CG	7.25	129.36	113.40
1	G	330	SER	CA-C-O	-7.25	104.87	120.10
1	L	151	THR	N-CA-C	7.25	130.59	111.00
1	E	218	ARG	CD-NE-CZ	7.25	133.75	123.60
1	H	245	GLU	CA-CB-CG	7.25	129.35	113.40
1	J	16	MET	CA-CB-CG	7.25	125.63	113.30
1	J	182	VAL	CB-CA-C	-7.25	97.62	111.40
1	J	285	ARG	NE-CZ-NH1	7.25	123.93	120.30
1	N	69	SER	C-N-CA	7.25	139.83	121.70
1	P	116	HIS	CA-CB-CG	-7.25	101.27	113.60
1	P	215	ASP	N-CA-CB	7.25	123.65	110.60
1	G	119	ILE	CA-CB-CG1	7.25	124.77	111.00
1	N	463	GLU	OE1-CD-OE2	7.25	132.00	123.30
1	O	449	ALA	N-CA-C	7.25	130.57	111.00
1	J	169	LYS	O-C-N	-7.25	111.10	122.70
1	N	411	PHE	CB-CG-CD1	7.25	125.87	120.80
1	O	497	GLU	CA-CB-CG	7.25	129.35	113.40
1	E	110	LEU	O-C-N	-7.25	111.11	122.70
1	P	291	ASP	CB-CG-OD1	-7.25	111.78	118.30
1	I	38	THR	CA-CB-OG1	7.25	124.22	109.00
1	L	42	LYS	O-C-N	-7.24	110.89	123.20
1	A	16	MET	CA-C-N	7.24	130.69	116.20
1	I	153	ILE	CA-CB-CG2	7.24	125.39	110.90
1	C	260	ASN	N-CA-CB	7.24	123.63	110.60
1	D	7	VAL	CA-C-O	-7.24	104.90	120.10
1	G	329	ASP	CB-CA-C	7.24	124.88	110.40
1	G	363	ASP	O-C-N	-7.24	111.11	122.70
1	H	127	ALA	N-CA-CB	7.24	120.24	110.10
1	C	242	THR	N-CA-CB	7.24	124.05	110.30
1	C	409	ARG	NE-CZ-NH1	-7.24	116.68	120.30
1	E	84	THR	N-CA-CB	7.24	124.05	110.30
1	E	492	ASP	OD1-CG-OD2	-7.24	109.55	123.30
1	L	142	VAL	O-C-N	-7.24	110.90	123.20
1	G	350	THR	CA-C-N	7.24	133.12	117.20
1	K	136	LYS	CB-CA-C	7.23	124.87	110.40
1	E	342	ALA	O-C-N	-7.23	111.13	122.70
1	E	432	GLU	CA-CB-CG	7.23	129.31	113.40
1	L	192	LEU	CB-CG-CD2	-7.23	98.71	111.00
1	N	374	GLU	CG-CD-OE2	7.23	132.76	118.30
1	I	306	ASN	O-C-N	-7.23	111.14	122.70

Continued on next page...

Continued from previous page...

Mol	Chain	Res	Type	Atoms	Z	Observed(°)	Ideal(°)
1	F	191	ASP	O-C-N	-7.23	111.14	122.70
1	L	147	LYS	O-C-N	-7.23	111.14	122.70
1	O	133	GLU	CG-CD-OE2	-7.23	103.85	118.30
1	A	348	ARG	NE-CZ-NH1	-7.22	116.69	120.30
1	C	130	LYS	CD-CE-NZ	7.22	128.32	111.70
1	E	439	ALA	CB-CA-C	7.22	120.94	110.10
1	F	479	SER	N-CA-CB	7.22	121.34	110.50
1	L	426	ALA	O-C-N	-7.22	110.92	123.20
1	P	50	ASP	OD1-CG-OD2	7.22	137.02	123.30
1	P	52	LEU	CA-C-N	7.22	130.64	116.20
1	A	38	THR	N-CA-C	7.22	130.50	111.00
1	I	225	LYS	CA-C-N	7.22	133.09	117.20
1	E	88	GLU	CA-CB-CG	7.22	129.28	113.40
1	D	424	GLU	O-C-N	7.22	134.25	122.70
1	G	247	LEU	N-CA-CB	7.22	124.83	110.40
1	K	329	ASP	OD1-CG-OD2	-7.22	109.58	123.30
1	L	97	VAL	CA-CB-CG1	7.22	121.73	110.90
1	F	7	VAL	CA-CB-CG2	-7.22	100.07	110.90
1	M	348	ARG	N-CA-CB	7.22	123.59	110.60
1	I	400	ILE	CA-C-N	7.21	133.07	117.20
1	E	403	ARG	NH1-CZ-NH2	7.21	127.33	119.40
1	P	270	ASP	CB-CA-C	7.21	124.82	110.40
1	C	135	LEU	O-C-N	-7.21	111.16	122.70
1	M	361	ALA	N-CA-CB	7.21	120.19	110.10
1	M	462	CYS	N-CA-CB	7.21	123.58	110.60
1	E	461	MET	CB-CA-C	7.21	124.82	110.40
1	G	268	ILE	N-CA-CB	7.21	127.38	110.80
1	H	220	SER	CA-C-O	-7.21	104.96	120.10
1	C	54	ASP	CB-CG-OD2	7.21	124.79	118.30
1	C	290	SER	O-C-N	-7.21	111.17	122.70
1	M	311	SER	O-C-N	-7.21	111.17	122.70
1	N	254	ILE	O-C-N	-7.21	111.17	122.70
1	C	493	VAL	O-C-N	-7.21	111.17	122.70
1	G	317	ASP	O-C-N	-7.21	111.17	122.70
1	D	430	ALA	O-C-N	-7.20	111.17	122.70
1	G	222	GLN	CG-CD-NE2	7.20	133.99	116.70
1	O	466	VAL	O-C-N	-7.20	111.17	122.70
1	L	377	ARG	C-N-CA	7.20	139.70	121.70
1	M	192	LEU	CA-CB-CG	7.20	131.87	115.30
1	G	336	GLU	OE1-CD-OE2	-7.20	114.66	123.30
1	H	477	ILE	N-CA-CB	7.20	127.36	110.80
1	J	57	VAL	CA-CB-CG2	7.20	121.70	110.90

Continued on next page...

Continued from previous page...

Mol	Chain	Res	Type	Atoms	Z	Observed(°)	Ideal(°)
1	K	88	GLU	CA-C-O	-7.20	104.98	120.10
1	A	35	VAL	CA-C-O	-7.20	104.98	120.10
1	D	219	VAL	CA-CB-CG1	7.20	121.70	110.90
1	K	84	THR	N-CA-CB	7.20	123.98	110.30
1	L	303	VAL	CA-CB-CG2	7.20	121.70	110.90
1	O	57	VAL	CA-CB-CG2	-7.20	100.10	110.90
1	L	23	MET	CA-CB-CG	7.20	125.53	113.30
1	O	383	GLY	CA-C-O	-7.20	107.64	120.60
1	B	429	ASP	CA-C-O	7.20	135.21	120.10
1	F	243	ALA	N-CA-C	7.20	130.43	111.00
1	I	14	ARG	O-C-N	-7.20	111.19	122.70
1	N	442	ALA	CB-CA-C	-7.19	99.31	110.10
1	C	307	ILE	CG1-CB-CG2	-7.19	95.58	111.40
1	F	237	CYS	O-C-N	7.19	134.21	122.70
1	J	182	VAL	CG1-CB-CG2	-7.19	99.39	110.90
1	J	245	GLU	CA-CB-CG	7.19	129.22	113.40
1	N	23	MET	O-C-N	-7.19	111.19	122.70
1	D	81	VAL	O-C-N	-7.19	111.20	122.70
1	D	469	PRO	O-C-N	-7.19	111.20	122.70
1	H	217	GLU	CG-CD-OE2	7.19	132.68	118.30
1	K	8	LEU	CB-CG-CD2	-7.19	98.78	111.00
1	C	63	THR	N-CA-CB	7.19	123.95	110.30
1	B	431	ILE	N-CA-CB	7.18	127.32	110.80
1	C	39	LEU	CB-CG-CD1	7.18	123.21	111.00
1	C	266	LYS	C-N-CA	7.18	137.39	122.30
1	E	122	LYS	C-N-CA	7.18	137.39	122.30
1	E	221	ALA	C-N-CA	7.18	139.66	121.70
1	J	224	PRO	CB-CA-C	7.18	129.96	112.00
1	M	364	ASP	OD1-CG-OD2	-7.18	109.65	123.30
1	G	105	ARG	CG-CD-NE	7.18	126.88	111.80
1	M	170	LEU	CB-CG-CD2	7.18	123.21	111.00
1	D	272	ALA	N-CA-CB	7.18	120.15	110.10
1	J	275	TYR	CB-CG-CD1	-7.18	116.69	121.00
1	M	288	LYS	CB-CA-C	7.18	124.76	110.40
1	P	365	ALA	N-CA-CB	7.18	120.15	110.10
1	I	371	CYS	CA-C-N	7.18	132.99	117.20
1	L	358	VAL	CA-CB-CG1	7.18	121.66	110.90
1	F	147	LYS	CA-C-O	-7.17	105.03	120.10
1	I	234	LEU	CB-CG-CD1	7.17	123.20	111.00
1	J	50	ASP	CB-CG-OD2	-7.17	111.84	118.30
1	O	31	ILE	O-C-N	-7.17	111.22	122.70
1	O	212	VAL	CB-CA-C	-7.17	97.77	111.40

Continued on next page...

Continued from previous page...

Mol	Chain	Res	Type	Atoms	Z	Observed(°)	Ideal(°)
1	E	364	ASP	N-CA-CB	7.17	123.51	110.60
1	F	245	GLU	OE1-CD-OE2	-7.17	114.69	123.30
1	L	111	LEU	N-CA-CB	7.17	124.74	110.40
1	M	493	VAL	CA-CB-CG1	7.17	121.66	110.90
1	P	243	ALA	CB-CA-C	7.17	120.86	110.10
1	O	285	ARG	O-C-N	7.17	134.17	122.70
1	G	58	THR	CA-CB-CG2	-7.17	102.36	112.40
1	I	65	LEU	CB-CG-CD2	-7.17	98.81	111.00
1	J	54	ASP	OD1-CG-OD2	-7.17	109.68	123.30
1	C	309	ASP	CB-CG-OD1	7.17	124.75	118.30
1	P	169	LYS	CB-CA-C	7.17	124.73	110.40
1	A	212	VAL	O-C-N	-7.16	111.24	122.70
1	C	7	VAL	N-CA-CB	7.16	127.26	111.50
1	I	61	GLY	O-C-N	-7.16	111.24	122.70
1	D	50	ASP	N-CA-CB	7.16	123.49	110.60
1	D	424	GLU	CG-CD-OE2	7.16	132.62	118.30
1	H	136	LYS	CA-C-O	-7.16	105.07	120.10
1	D	104	LEU	CB-CG-CD1	7.16	123.16	111.00
1	L	460	ASP	CB-CG-OD1	-7.16	111.86	118.30
1	M	411	PHE	CG-CD2-CE2	7.16	128.67	120.80
1	J	84	THR	CA-CB-OG1	7.15	124.02	109.00
1	A	339	HIS	CG-ND1-CE1	7.15	118.21	108.20
1	J	339	HIS	CA-C-O	-7.15	105.08	120.10
1	M	400	ILE	CB-CA-C	7.15	125.90	111.60
1	O	413	ASP	OD1-CG-OD2	-7.15	109.71	123.30
1	A	51	ASP	CB-CG-OD1	7.15	124.73	118.30
1	D	97	VAL	CA-CB-CG2	-7.15	100.17	110.90
1	G	299	THR	CA-C-N	7.15	130.50	116.20
1	K	270	ASP	CA-C-O	7.15	135.11	120.10
1	G	398	GLU	OE1-CD-OE2	-7.15	114.72	123.30
1	F	136	LYS	O-C-N	-7.15	111.27	122.70
1	J	375	ASP	OD1-CG-OD2	-7.15	109.72	123.30
1	K	120	VAL	CA-C-O	7.15	135.11	120.10
1	M	87	LYS	CB-CA-C	-7.15	96.11	110.40
1	I	478	GLN	CA-CB-CG	-7.14	97.68	113.40
1	K	176	GLU	N-CA-CB	7.14	123.46	110.60
1	F	14	ARG	NE-CZ-NH1	7.14	123.87	120.30
1	G	73	PRO	N-CA-CB	-7.14	94.73	103.30
1	P	140	CYS	CA-CB-SG	7.14	126.86	114.00
1	K	411	PHE	CE1-CZ-CE2	-7.14	107.15	120.00
1	E	204	ASP	CB-CG-OD2	7.14	124.72	118.30
1	H	329	ASP	CB-CG-OD1	-7.14	111.88	118.30

Continued on next page...

Continued from previous page...

Mol	Chain	Res	Type	Atoms	Z	Observed(°)	Ideal(°)
1	P	495	ALA	O-C-N	-7.14	111.28	122.70
1	I	223	MET	O-C-N	-7.14	107.54	121.10
1	L	189	ASP	CA-C-O	7.14	135.09	120.10
1	N	187	LYS	CA-CB-CG	7.14	129.10	113.40
1	A	221	ALA	N-CA-CB	-7.14	100.11	110.10
1	G	28	GLY	O-C-N	-7.14	111.28	122.70
1	P	148	GLU	N-CA-CB	7.14	123.45	110.60
1	C	221	ALA	CA-C-O	-7.13	105.12	120.10
1	D	295	LEU	CA-C-O	-7.13	105.12	120.10
1	M	228	THR	CA-CB-CG2	-7.13	102.41	112.40
1	M	398	GLU	N-CA-CB	7.13	123.44	110.60
1	C	10	GLU	CG-CD-OE2	-7.13	104.04	118.30
1	J	126	ALA	CB-CA-C	7.13	120.80	110.10
1	O	331	MET	N-CA-CB	7.13	123.44	110.60
1	P	266	LYS	O-C-N	-7.13	111.08	123.20
1	E	15	TYR	CD1-CG-CD2	-7.13	110.06	117.90
1	J	60	ASP	CB-CG-OD2	-7.13	111.88	118.30
1	F	229	ASP	OD1-CG-OD2	-7.13	109.76	123.30
1	F	244	SER	CB-CA-C	7.13	123.64	110.10
1	F	445	GLY	C-N-CA	7.13	139.52	121.70
1	H	368	VAL	N-CA-C	7.13	130.24	111.00
1	H	220	SER	N-CA-CB	7.12	121.19	110.50
1	B	161	LYS	CA-CB-CG	7.12	129.07	113.40
1	G	361	ALA	N-CA-CB	7.12	120.07	110.10
1	P	42	LYS	O-C-N	-7.12	111.09	123.20
1	A	437	VAL	CA-C-O	-7.12	105.15	120.10
1	F	223	MET	O-C-N	-7.12	107.57	121.10
1	G	14	ARG	N-CA-CB	7.12	123.42	110.60
1	I	355	ILE	CA-CB-CG1	7.12	124.52	111.00
1	J	188	VAL	CG1-CB-CG2	-7.12	99.51	110.90
1	J	495	ALA	C-N-CA	7.12	139.50	121.70
1	L	234	LEU	N-CA-CB	7.12	124.64	110.40
1	M	188	VAL	CA-CB-CG2	7.12	121.58	110.90
1	P	423	ALA	O-C-N	-7.12	111.31	122.70
1	L	487	LEU	CB-CG-CD2	-7.12	98.90	111.00
1	B	131	ALA	N-CA-CB	7.12	120.06	110.10
1	C	313	GLN	CA-CB-CG	7.12	129.06	113.40
1	C	183	ASP	CB-CG-OD1	7.11	124.70	118.30
1	H	126	ALA	O-C-N	-7.11	111.32	122.70
1	L	269	ASP	CA-C-O	-7.11	105.16	120.10
1	B	269	ASP	CB-CG-OD2	-7.11	111.90	118.30
1	D	136	LYS	CB-CG-CD	7.11	130.09	111.60

Continued on next page...

Continued from previous page...

Mol	Chain	Res	Type	Atoms	Z	Observed(°)	Ideal(°)
1	E	308	LYS	CA-CB-CG	7.11	129.05	113.40
1	I	184	ASP	CB-CG-OD2	7.11	124.70	118.30
1	N	249	ASP	N-CA-CB	7.11	123.40	110.60
1	O	329	ASP	O-C-N	7.11	134.08	122.70
1	C	50	ASP	CB-CG-OD2	7.11	124.70	118.30
1	L	183	ASP	O-C-N	-7.11	111.33	122.70
1	O	363	ASP	CB-CG-OD1	7.11	124.70	118.30
1	J	115	VAL	CA-CB-CG2	7.11	121.56	110.90
1	N	147	LYS	O-C-N	-7.11	111.33	122.70
1	B	85	GLN	C-N-CA	7.11	139.46	121.70
1	B	377	ARG	C-N-CA	7.11	139.47	121.70
1	H	287	VAL	CA-CB-CG2	7.11	121.56	110.90
1	N	309	ASP	CB-CG-OD1	-7.11	111.91	118.30
1	C	181	VAL	CA-CB-CG1	-7.10	100.24	110.90
1	L	296	ALA	N-CA-CB	7.10	120.05	110.10
1	D	175	VAL	CA-C-N	-7.10	101.58	117.20
1	F	435	VAL	CA-CB-CG1	7.10	121.55	110.90
1	M	466	VAL	C-N-CA	7.10	139.46	121.70
1	J	354	VAL	N-CA-CB	7.10	127.12	111.50
1	C	395	GLU	OE1-CD-OE2	-7.10	114.78	123.30
1	I	257	SER	N-CA-CB	7.10	121.15	110.50
1	J	131	ALA	N-CA-CB	7.10	120.04	110.10
1	E	47	MET	CA-CB-CG	7.10	125.37	113.30
1	K	384	SER	CB-CA-C	7.10	123.58	110.10
1	M	177	ALA	O-C-N	-7.10	111.34	122.70
1	M	243	ALA	CB-CA-C	7.10	120.75	110.10
1	M	399	GLY	O-C-N	-7.10	111.34	122.70
1	N	210	LYS	CA-C-O	-7.10	105.20	120.10
1	A	67	GLU	O-C-N	7.09	134.05	122.70
1	G	125	GLN	CB-CG-CD	7.09	130.05	111.60
1	H	141	GLU	CG-CD-OE1	7.09	132.49	118.30
1	I	34	THR	C-N-CA	7.09	139.44	121.70
1	K	204	ASP	CB-CG-OD1	-7.09	111.92	118.30
1	P	302	ASN	CB-CA-C	7.09	124.59	110.40
1	A	365	ALA	CB-CA-C	7.09	120.74	110.10
1	D	124	TYR	CB-CG-CD2	7.09	125.25	121.00
1	G	192	LEU	O-C-N	-7.09	111.36	122.70
1	K	97	VAL	CG1-CB-CG2	-7.09	99.55	110.90
1	K	399	GLY	CA-C-O	-7.09	107.84	120.60
1	O	399	GLY	O-C-N	7.09	134.05	122.70
1	O	65	LEU	CB-CG-CD2	7.09	123.05	111.00
1	O	164	GLU	CG-CD-OE1	7.09	132.48	118.30

Continued on next page...

Continued from previous page...

Mol	Chain	Res	Type	Atoms	Z	Observed(°)	Ideal(°)
1	E	205	ASP	O-C-N	-7.09	111.36	122.70
1	E	349	GLY	C-N-CA	7.09	139.42	121.70
1	I	259	ALA	CB-CA-C	-7.09	99.47	110.10
1	N	244	SER	O-C-N	-7.09	111.36	122.70
1	O	366	VAL	O-C-N	-7.09	111.15	123.20
1	B	322	GLU	CG-CD-OE2	-7.09	104.13	118.30
1	O	375	ASP	CB-CA-C	-7.09	96.23	110.40
1	H	111	LEU	N-CA-CB	7.08	124.57	110.40
1	L	80	GLU	OE1-CD-OE2	7.08	131.80	123.30
1	L	429	ASP	CB-CG-OD2	7.08	124.68	118.30
1	P	350	THR	C-N-CA	7.08	139.41	121.70
1	A	15	TYR	N-CA-C	7.08	130.13	111.00
1	C	485	GLU	CB-CA-C	7.08	124.57	110.40
1	E	134	LEU	O-C-N	-7.08	111.37	122.70
1	M	34	THR	N-CA-CB	7.08	123.76	110.30
1	N	182	VAL	CB-CA-C	-7.08	97.94	111.40
1	A	164	GLU	OE1-CD-OE2	7.08	131.80	123.30
1	B	286	ARG	NH1-CZ-NH2	-7.08	111.61	119.40
1	G	435	VAL	O-C-N	7.08	134.03	122.70
1	K	10	GLU	OE1-CD-OE2	7.08	131.80	123.30
1	P	32	ALA	CB-CA-C	-7.08	99.48	110.10
1	G	307	ILE	CG1-CB-CG2	7.08	126.98	111.40
1	L	141	GLU	CG-CD-OE1	7.08	132.46	118.30
1	H	211	GLY	O-C-N	-7.08	111.38	122.70
1	N	400	ILE	CA-CB-CG1	7.08	124.45	111.00
1	J	32	ALA	O-C-N	-7.08	111.38	122.70
1	N	420	ARG	NH1-CZ-NH2	7.08	127.18	119.40
1	A	483	SER	N-CA-CB	7.08	121.11	110.50
1	B	352	GLU	CB-CA-C	7.08	124.55	110.40
1	D	142	VAL	C-N-CA	7.07	137.15	122.30
1	D	277	ALA	N-CA-CB	-7.07	100.20	110.10
1	F	466	VAL	CG1-CB-CG2	-7.07	99.58	110.90
1	F	363	ASP	CB-CG-OD2	-7.07	111.94	118.30
1	H	302	ASN	CB-CA-C	7.07	124.54	110.40
1	M	162	GLY	O-C-N	-7.07	111.38	122.70
1	A	229	ASP	CA-CB-CG	7.07	128.96	113.40
1	G	15	TYR	CZ-CE2-CD2	-7.07	113.44	119.80
1	G	111	LEU	O-C-N	-7.07	111.39	122.70
1	P	256	ALA	CA-C-O	-7.07	105.25	120.10
1	D	360	ARG	O-C-N	7.07	134.01	122.70
1	E	241	GLU	OE1-CD-OE2	-7.07	114.82	123.30
1	M	82	ALA	N-CA-CB	7.07	120.00	110.10

Continued on next page...

Continued from previous page...

Mol	Chain	Res	Type	Atoms	Z	Observed(°)	Ideal(°)
1	A	79	ILE	CA-CB-CG2	7.07	125.04	110.90
1	G	287	VAL	CA-CB-CG1	7.07	121.50	110.90
1	G	315	LEU	O-C-N	-7.07	111.19	123.20
1	O	245	GLU	N-CA-C	7.07	130.08	111.00
1	A	55	VAL	CA-CB-CG1	-7.07	100.30	110.90
1	E	288	LYS	O-C-N	-7.07	111.40	122.70
1	L	269	ASP	CB-CG-OD1	-7.07	111.94	118.30
1	M	261	VAL	CG1-CB-CG2	-7.07	99.59	110.90
1	K	55	VAL	C-N-CA	7.06	139.36	121.70
1	K	68	MET	O-C-N	-7.06	111.40	122.70
1	K	371	CYS	N-CA-CB	7.06	123.31	110.60
1	B	497	GLU	OE1-CD-OE2	-7.06	114.82	123.30
1	D	22	ARG	C-N-CA	-7.06	104.04	121.70
1	E	76	LYS	C-N-CA	7.06	139.36	121.70
1	H	487	LEU	O-C-N	7.06	134.00	122.70
1	L	487	LEU	CA-CB-CG	7.06	131.54	115.30
1	F	299	THR	CA-C-N	7.06	130.32	116.20
1	H	293	GLU	CA-CB-CG	7.06	128.93	113.40
1	H	306	ASN	N-CA-CB	7.06	123.31	110.60
1	A	256	ALA	CB-CA-C	7.06	120.69	110.10
1	F	238	ALA	N-CA-CB	-7.06	100.22	110.10
1	J	357	GLU	OE1-CD-OE2	-7.06	114.83	123.30
1	L	298	ALA	CB-CA-C	7.06	120.69	110.10
1	O	358	VAL	O-C-N	-7.06	111.40	122.70
1	D	124	TYR	CZ-CE2-CD2	7.06	126.15	119.80
1	E	153	ILE	CA-CB-CG1	7.06	124.41	111.00
1	H	394	ARG	CD-NE-CZ	7.06	133.48	123.60
1	L	66	ARG	NH1-CZ-NH2	-7.06	111.64	119.40
1	P	352	GLU	CA-C-O	-7.06	105.28	120.10
1	F	229	ASP	C-N-CA	7.05	139.34	121.70
1	G	12	MET	O-C-N	-7.05	111.41	122.70
1	M	486	MET	O-C-N	7.05	133.99	122.70
1	A	353	HIS	CG-ND1-CE1	7.05	118.07	108.20
1	P	77	MET	CB-CA-C	7.05	124.51	110.40
1	P	456	GLY	CA-C-O	-7.05	107.91	120.60
1	A	349	GLY	C-N-CA	7.05	139.32	121.70
1	B	364	ASP	O-C-N	-7.05	111.42	122.70
1	C	414	ALA	N-CA-CB	7.05	119.97	110.10
1	H	323	GLU	C-N-CA	7.05	139.32	121.70
1	I	91	ASP	CB-CG-OD2	7.05	124.64	118.30
1	I	245	GLU	CA-CB-CG	7.05	128.91	113.40
1	N	259	ALA	CB-CA-C	-7.05	99.52	110.10

Continued on next page...

Continued from previous page...

Mol	Chain	Res	Type	Atoms	Z	Observed(°)	Ideal(°)
1	N	315	LEU	CB-CG-CD2	7.05	122.98	111.00
1	O	285	ARG	NE-CZ-NH2	7.05	123.82	120.30
1	B	371	CYS	CA-C-O	-7.05	105.30	120.10
1	E	251	VAL	CA-CB-CG1	7.05	121.47	110.90
1	G	86	GLU	O-C-N	-7.05	111.42	122.70
1	L	468	GLU	OE1-CD-OE2	-7.05	114.84	123.30
1	P	357	GLU	O-C-N	-7.05	111.43	122.70
1	J	207	GLU	OE1-CD-OE2	7.04	131.75	123.30
1	F	70	VAL	CA-C-O	-7.04	105.31	120.10
1	I	184	ASP	CB-CG-OD1	7.04	124.64	118.30
1	K	287	VAL	CG1-CB-CG2	-7.04	99.63	110.90
1	N	257	SER	N-CA-CB	7.04	121.06	110.50
1	G	295	LEU	CB-CG-CD1	7.04	122.97	111.00
1	J	492	ASP	CA-C-O	7.04	134.89	120.10
1	M	376	GLY	CA-C-N	-7.04	101.71	117.20
1	N	355	ILE	CA-CB-CG1	7.04	124.38	111.00
1	O	151	THR	O-C-N	-7.04	111.43	122.70
1	K	321	VAL	CA-CB-CG2	7.04	121.46	110.90
1	M	286	ARG	NE-CZ-NH2	7.04	123.82	120.30
1	I	182	VAL	N-CA-C	7.04	130.01	111.00
1	K	304	ILE	O-C-N	-7.04	111.44	122.70
1	L	253	GLU	O-C-N	-7.04	111.44	122.70
1	B	313	GLN	O-C-N	-7.04	111.44	122.70
1	E	251	VAL	CA-CB-CG2	7.04	121.46	110.90
1	D	7	VAL	CB-CA-C	-7.04	98.03	111.40
1	H	341	LYS	CB-CA-C	7.04	124.47	110.40
1	M	397	ALA	O-C-N	-7.04	111.44	122.70
1	M	457	ALA	O-C-N	7.04	133.96	122.70
1	P	48	LEU	CB-CG-CD1	7.04	122.96	111.00
1	I	411	PHE	CA-CB-CG	7.03	130.78	113.90
1	G	298	ALA	CA-C-N	7.03	132.67	117.20
1	K	324	ARG	NE-CZ-NH2	7.03	123.82	120.30
1	M	263	PHE	CB-CG-CD1	-7.03	115.88	120.80
1	C	443	SER	CA-C-O	-7.03	105.34	120.10
1	A	326	ILE	CG1-CB-CG2	7.03	126.86	111.40
1	H	94	THR	CA-CB-CG2	7.03	122.24	112.40
1	J	223	MET	N-CA-CB	7.03	123.25	110.60
1	N	497	GLU	CA-CB-CG	7.03	128.86	113.40
1	F	57	VAL	CA-C-O	-7.03	105.34	120.10
1	F	60	ASP	CA-CB-CG	7.03	128.86	113.40
1	B	373	ILE	CA-CB-CG1	7.03	124.35	111.00
1	B	472	VAL	O-C-N	-7.03	111.46	122.70

Continued on next page...

Continued from previous page...

Mol	Chain	Res	Type	Atoms	Z	Observed(°)	Ideal(°)
1	H	276	LEU	CB-CG-CD1	7.03	122.94	111.00
1	H	474	THR	N-CA-CB	7.03	123.65	110.30
1	I	274	HIS	C-N-CA	7.03	139.26	121.70
1	M	356	GLU	CG-CD-OE2	7.02	132.35	118.30
1	N	429	ASP	OD1-CG-OD2	-7.02	109.95	123.30
1	B	487	LEU	O-C-N	-7.02	111.46	122.70
1	E	208	LEU	CB-CG-CD2	7.02	122.94	111.00
1	M	112	ASP	OD1-CG-OD2	-7.02	109.96	123.30
1	P	98	VAL	CG1-CB-CG2	-7.02	99.66	110.90
1	C	265	GLN	N-CA-CB	7.02	123.24	110.60
1	P	115	VAL	N-CA-CB	7.02	126.94	111.50
1	B	56	VAL	C-N-CA	7.02	139.25	121.70
1	A	169	LYS	CD-CE-NZ	7.02	127.84	111.70
1	B	146	ASP	CB-CG-OD2	7.02	124.62	118.30
1	C	159	THR	N-CA-CB	7.02	123.63	110.30
1	D	168	GLU	O-C-N	7.02	133.93	122.70
1	J	178	VAL	CA-CB-CG1	7.02	121.43	110.90
1	L	127	ALA	C-N-CA	7.02	139.25	121.70
1	C	419	PRO	O-C-N	-7.02	111.47	122.70
1	C	454	PHE	CD1-CG-CD2	-7.02	109.18	118.30
1	E	426	ALA	O-C-N	-7.02	111.27	123.20
1	I	495	ALA	CA-C-O	-7.02	105.37	120.10
1	G	15	TYR	CD1-CE1-CZ	7.01	126.11	119.80
1	I	129	GLN	CG-CD-OE1	7.01	135.63	121.60
1	N	273	GLN	CA-CB-CG	7.01	128.83	113.40
1	E	293	GLU	N-CA-CB	7.01	123.22	110.60
1	I	312	ALA	N-CA-CB	7.01	119.92	110.10
1	K	9	PRO	O-C-N	-7.01	111.48	122.70
1	A	222	GLN	CA-CB-CG	7.01	128.83	113.40
1	C	389	LEU	O-C-N	-7.01	111.48	122.70
1	L	312	ALA	O-C-N	-7.01	111.48	122.70
1	A	11	ASN	O-C-N	-7.01	111.48	122.70
1	G	60	ASP	CB-CG-OD1	7.01	124.61	118.30
1	G	250	MET	CA-CB-CG	7.01	125.22	113.30
1	L	176	GLU	CG-CD-OE2	-7.01	104.28	118.30
1	M	246	MET	CG-SD-CE	-7.01	88.99	100.20
1	A	438	ARG	NE-CZ-NH2	-7.01	116.80	120.30
1	G	68	MET	CA-C-N	-7.01	101.78	117.20
1	H	360	ARG	CD-NE-CZ	-7.01	113.79	123.60
1	I	115	VAL	CA-C-O	-7.01	105.38	120.10
1	J	286	ARG	NE-CZ-NH1	7.01	123.80	120.30
1	M	60	ASP	CA-CB-CG	7.00	128.81	113.40

Continued on next page...

Continued from previous page...

Mol	Chain	Res	Type	Atoms	Z	Observed(°)	Ideal(°)
1	F	494	ILE	CA-CB-CG2	7.00	124.91	110.90
1	G	64	ILE	CA-CB-CG1	7.00	124.31	111.00
1	I	275	TYR	CG-CD1-CE1	7.00	126.90	121.30
1	M	8	LEU	CA-CB-CG	7.00	131.40	115.30
1	O	182	VAL	N-CA-C	7.00	129.90	111.00
1	P	60	ASP	CB-CG-OD1	7.00	124.60	118.30
1	H	460	ASP	CB-CG-OD2	7.00	124.60	118.30
1	B	348	ARG	NE-CZ-NH1	-7.00	116.80	120.30
1	D	189	ASP	C-N-CA	7.00	139.20	121.70
1	E	253	GLU	N-CA-CB	7.00	123.20	110.60
1	F	272	ALA	N-CA-CB	7.00	119.90	110.10
1	K	38	THR	N-CA-CB	7.00	123.60	110.30
1	K	352	GLU	CB-CA-C	7.00	124.40	110.40
1	C	294	LYS	N-CA-CB	7.00	123.19	110.60
1	O	241	GLU	O-C-N	-7.00	111.51	122.70
1	P	97	VAL	CB-CA-C	7.00	124.69	111.40
1	C	204	ASP	CA-CB-CG	6.99	128.78	113.40
1	H	91	ASP	CB-CG-OD2	6.99	124.59	118.30
1	J	358	VAL	CA-C-O	6.99	134.79	120.10
1	M	13	LYS	CB-CG-CD	6.99	129.79	111.60
1	N	425	ASN	CB-CG-OD1	6.99	135.58	121.60
1	A	238	ALA	CB-CA-C	-6.99	99.61	110.10
1	B	314	ASP	CB-CG-OD1	6.99	124.59	118.30
1	E	245	GLU	OE1-CD-OE2	-6.99	114.91	123.30
1	F	190	LYS	O-C-N	-6.99	111.52	122.70
1	B	30	ILE	CB-CG1-CD1	6.99	133.46	113.90
1	B	477	ILE	O-C-N	-6.99	111.52	122.70
1	H	432	GLU	N-CA-C	6.99	129.87	111.00
1	B	44	MET	N-CA-CB	6.99	123.17	110.60
1	B	273	GLN	CA-C-O	6.99	134.77	120.10
1	E	341	LYS	CB-CA-C	6.99	124.37	110.40
1	I	459	GLU	CG-CD-OE1	6.99	132.27	118.30
1	M	490	ILE	CB-CA-C	-6.99	97.63	111.60
1	O	217	GLU	CB-CA-C	-6.99	96.43	110.40
1	L	12	MET	CA-C-O	-6.98	105.43	120.10
1	L	19	ASP	O-C-N	6.98	133.88	122.70
1	C	227	VAL	CA-CB-CG2	-6.98	100.42	110.90
1	D	67	GLU	N-CA-CB	6.98	123.17	110.60
1	E	119	ILE	N-CA-CB	6.98	126.86	110.80
1	F	86	GLU	N-CA-CB	6.98	123.17	110.60
1	M	461	MET	CA-C-N	6.98	132.56	117.20
1	N	55	VAL	CA-C-N	6.98	132.56	117.20

Continued on next page...

Continued from previous page...

Mol	Chain	Res	Type	Atoms	Z	Observed(°)	Ideal(°)
1	O	72	HIS	N-CA-C	6.98	129.85	111.00
1	M	30	ILE	CA-C-O	6.98	134.75	120.10
1	K	113	GLN	N-CA-C	6.98	129.84	111.00
1	L	170	LEU	CB-CA-C	-6.98	96.94	110.20
1	N	374	GLU	OE1-CD-OE2	-6.98	114.93	123.30
1	P	93	THR	O-C-N	6.98	133.86	122.70
1	G	251	VAL	CA-CB-CG2	6.98	121.36	110.90
1	N	253	GLU	N-CA-CB	6.98	123.16	110.60
1	H	399	GLY	C-N-CA	6.97	139.14	121.70
1	C	460	ASP	OD1-CG-OD2	-6.97	110.05	123.30
1	E	229	ASP	CA-CB-CG	6.97	128.74	113.40
1	G	396	TYR	CD1-CE1-CZ	6.97	126.08	119.80
1	H	225	LYS	C-N-CA	6.97	139.13	121.70
1	J	16	MET	O-C-N	-6.97	111.35	123.20
1	J	170	LEU	CB-CA-C	-6.97	96.95	110.20
1	D	443	SER	N-CA-CB	6.97	120.95	110.50
1	K	34	THR	N-CA-CB	6.97	123.54	110.30
1	H	473	LYS	N-CA-CB	6.97	123.14	110.60
1	L	150	LEU	CB-CG-CD2	6.97	122.85	111.00
1	I	176	GLU	OE1-CD-OE2	6.97	131.66	123.30
1	J	59	ASN	OD1-CG-ND2	6.97	137.92	121.90
1	J	245	GLU	N-CA-C	6.97	129.81	111.00
1	K	147	LYS	N-CA-C	6.97	129.81	111.00
1	K	286	ARG	O-C-N	6.97	133.85	122.70
1	D	411	PHE	CB-CA-C	6.96	124.33	110.40
1	H	354	VAL	N-CA-CB	6.96	126.82	111.50
1	J	137	THR	CA-CB-CG2	6.96	122.15	112.40
1	L	146	ASP	CA-C-O	-6.96	105.47	120.10
1	A	20	ALA	O-C-N	6.96	133.84	122.70
1	D	138	ILE	CB-CA-C	-6.96	97.67	111.60
1	F	43	GLY	O-C-N	6.96	133.84	122.70
1	F	205	ASP	O-C-N	-6.96	111.56	122.70
1	L	27	ALA	CA-C-O	-6.96	105.48	120.10
1	C	245	GLU	CB-CG-CD	6.96	133.00	114.20
1	D	404	GLU	CG-CD-OE1	6.96	132.22	118.30
1	E	354	VAL	O-C-N	-6.96	111.56	122.70
1	I	304	ILE	O-C-N	-6.96	111.56	122.70
1	M	452	ASN	C-N-CA	6.96	139.11	121.70
1	N	432	GLU	N-CA-CB	6.96	123.13	110.60
1	D	208	LEU	CA-CB-CG	6.96	131.31	115.30
1	F	57	VAL	O-C-N	6.96	133.84	122.70
1	H	231	LYS	CA-CB-CG	6.96	128.71	113.40

Continued on next page...

Continued from previous page...

Mol	Chain	Res	Type	Atoms	Z	Observed(°)	Ideal(°)
1	K	248	LYS	N-CA-C	6.96	129.79	111.00
1	N	403	ARG	CD-NE-CZ	-6.96	113.86	123.60
1	C	189	ASP	CA-C-N	-6.96	101.89	117.20
1	C	320	LEU	CB-CG-CD2	6.96	122.83	111.00
1	G	426	ALA	CA-C-N	-6.96	102.28	116.20
1	M	157	SER	N-CA-CB	6.96	120.94	110.50
1	O	34	THR	CA-CB-OG1	6.96	123.61	109.00
1	B	191	ASP	OD1-CG-OD2	-6.96	110.08	123.30
1	D	454	PHE	CZ-CE2-CD2	-6.96	111.75	120.10
1	H	212	VAL	CA-CB-CG1	6.96	121.33	110.90
1	N	18	ARG	N-CA-CB	6.96	123.12	110.60
1	O	497	GLU	N-CA-CB	6.96	123.12	110.60
1	P	55	VAL	CA-CB-CG1	6.96	121.33	110.90
1	P	170	LEU	CB-CG-CD2	6.96	122.82	111.00
1	B	13	LYS	O-C-N	-6.95	111.58	122.70
1	C	181	VAL	CB-CA-C	-6.95	98.19	111.40
1	I	216	LYS	N-CA-CB	6.95	123.12	110.60
1	K	355	ILE	CA-CB-CG1	6.95	124.21	111.00
1	H	495	ALA	CA-C-N	-6.95	101.91	117.20
1	O	7	VAL	CA-CB-CG1	-6.95	100.47	110.90
1	P	212	VAL	O-C-N	-6.95	111.58	122.70
1	A	317	ASP	CA-CB-CG	6.95	128.69	113.40
1	F	413	ASP	CB-CG-OD1	-6.95	112.05	118.30
1	K	306	ASN	O-C-N	-6.95	111.58	122.70
1	O	22	ARG	NE-CZ-NH1	-6.95	116.83	120.30
1	D	302	ASN	CB-CG-OD1	6.95	135.50	121.60
1	G	489	ARG	CD-NE-CZ	6.95	133.33	123.60
1	H	26	LEU	CB-CG-CD1	-6.95	99.19	111.00
1	E	116	HIS	CB-CA-C	6.95	124.29	110.40
1	K	165	LYS	CD-CE-NZ	6.95	127.68	111.70
1	C	135	LEU	CB-CG-CD2	-6.94	99.20	111.00
1	P	53	GLY	O-C-N	6.94	133.81	122.70
1	A	385	THR	C-N-CA	6.94	139.05	121.70
1	F	305	THR	CA-CB-OG1	6.94	123.58	109.00
1	L	168	GLU	CA-C-O	-6.94	105.52	120.10
1	M	187	LYS	CA-C-O	-6.94	105.52	120.10
1	P	322	GLU	OE1-CD-OE2	-6.94	114.97	123.30
1	A	164	GLU	N-CA-CB	6.94	123.09	110.60
1	B	54	ASP	OD1-CG-OD2	-6.94	110.11	123.30
1	D	325	LYS	CA-CB-CG	6.94	128.67	113.40
1	H	134	LEU	O-C-N	-6.94	111.60	122.70
1	K	370	GLY	C-N-CA	6.94	139.05	121.70

Continued on next page...

Continued from previous page...

Mol	Chain	Res	Type	Atoms	Z	Observed(°)	Ideal(°)
1	N	418	ILE	O-C-N	6.94	134.28	121.10
1	O	317	ASP	CB-CG-OD2	-6.94	112.06	118.30
1	K	454	PHE	CG-CD1-CE1	-6.94	113.17	120.80
1	K	453	VAL	CG1-CB-CG2	-6.94	99.80	110.90
1	L	489	ARG	CB-CA-C	6.94	124.27	110.40
1	G	190	LYS	CB-CA-C	6.93	124.27	110.40
1	G	329	ASP	CB-CG-OD2	-6.93	112.06	118.30
1	H	81	VAL	CA-CB-CG2	6.93	121.30	110.90
1	N	244	SER	CA-C-O	-6.93	105.54	120.10
1	B	24	ASN	N-CA-CB	-6.93	98.12	110.60
1	D	299	THR	O-C-N	-6.93	111.42	123.20
1	K	326	ILE	CG1-CB-CG2	6.93	126.65	111.40
1	G	148	GLU	N-CA-CB	6.93	123.07	110.60
1	J	215	ASP	CB-CA-C	6.93	124.26	110.40
1	H	471	ARG	N-CA-CB	6.93	123.07	110.60
1	J	206	THR	CA-C-N	6.93	132.44	117.20
1	J	365	ALA	N-CA-CB	6.93	119.80	110.10
1	P	221	ALA	CB-CA-C	6.93	120.49	110.10
1	A	378	ILE	CA-C-O	-6.93	105.55	120.10
1	E	302	ASN	CB-CA-C	6.93	124.25	110.40
1	G	395	GLU	OE1-CD-OE2	-6.93	114.99	123.30
1	I	113	GLN	OE1-CD-NE2	6.93	137.83	121.90
1	O	114	ASN	N-CA-C	6.93	129.70	111.00
1	P	335	GLU	CG-CD-OE1	-6.93	104.45	118.30
1	H	147	LYS	CA-CB-CG	6.92	128.64	113.40
1	I	372	THR	O-C-N	6.92	133.78	122.70
1	N	187	LYS	C-N-CA	6.92	139.01	121.70
1	B	239	ILE	CA-CB-CG2	6.92	124.74	110.90
1	G	246	MET	CA-C-N	6.92	132.43	117.20
1	I	278	LYS	O-C-N	-6.92	111.63	122.70
1	J	352	GLU	CB-CG-CD	6.92	132.89	114.20
1	E	127	ALA	N-CA-C	6.92	129.68	111.00
1	M	206	THR	O-C-N	-6.92	111.63	122.70
1	D	220	SER	O-C-N	-6.92	111.63	122.70
1	A	337	CYS	O-C-N	-6.92	111.63	122.70
1	E	22	ARG	CD-NE-CZ	-6.92	113.92	123.60
1	E	85	GLN	CB-CA-C	6.92	124.23	110.40
1	G	309	ASP	OD1-CG-OD2	-6.92	110.16	123.30
1	P	33	GLU	O-C-N	6.92	133.76	122.70
1	B	387	VAL	O-C-N	6.91	133.76	122.70
1	G	55	VAL	CG1-CB-CG2	-6.91	99.84	110.90
1	I	182	VAL	O-C-N	-6.91	111.64	122.70

Continued on next page...

Continued from previous page...

Mol	Chain	Res	Type	Atoms	Z	Observed(°)	Ideal(°)
1	K	149	ILE	N-CA-C	6.91	129.66	111.00
1	N	283	ALA	N-CA-CB	-6.91	100.42	110.10
1	B	132	GLN	CA-CB-CG	6.91	128.60	113.40
1	K	289	LYS	CD-CE-NZ	-6.91	95.80	111.70
1	N	332	ILE	O-C-N	-6.91	111.64	122.70
1	A	357	GLU	OE1-CD-OE2	6.91	131.59	123.30
1	E	397	ALA	N-CA-CB	6.91	119.77	110.10
1	H	15	TYR	CD1-CG-CD2	6.91	125.50	117.90
1	M	479	SER	CA-CB-OG	6.91	129.85	111.20
1	N	136	LYS	N-CA-C	6.91	129.65	111.00
1	G	48	LEU	O-C-N	6.91	133.75	122.70
1	I	135	LEU	CB-CA-C	-6.91	97.08	110.20
1	L	493	VAL	N-CA-CB	6.91	126.70	111.50
1	B	310	LEU	O-C-N	6.91	133.75	122.70
1	E	219	VAL	C-N-CA	6.91	138.97	121.70
1	J	116	HIS	CA-CB-CG	6.91	125.34	113.60
1	F	94	THR	N-CA-CB	6.90	123.42	110.30
1	M	300	GLY	C-N-CA	6.90	138.96	121.70
1	E	220	SER	N-CA-CB	6.90	120.85	110.50
1	H	319	GLY	O-C-N	6.90	133.75	122.70
1	L	38	THR	CA-CB-OG1	6.90	123.50	109.00
1	K	458	VAL	CA-CB-CG1	6.90	121.25	110.90
1	D	289	LYS	N-CA-CB	6.90	123.02	110.60
1	E	61	GLY	CA-C-O	-6.90	108.18	120.60
1	E	77	MET	N-CA-CB	6.90	123.02	110.60
1	F	379	VAL	N-CA-CB	6.90	126.67	111.50
1	M	89	VAL	N-CA-C	6.90	129.62	111.00
1	C	219	VAL	CG1-CB-CG2	6.90	121.93	110.90
1	D	330	SER	N-CA-C	6.90	129.62	111.00
1	F	215	ASP	OD1-CG-OD2	-6.90	110.20	123.30
1	G	336	GLU	CG-CD-OE1	6.90	132.09	118.30
1	I	152	LYS	O-C-N	-6.90	111.67	122.70
1	B	452	ASN	O-C-N	6.89	133.73	122.70
1	G	67	GLU	O-C-N	-6.89	111.67	122.70
1	L	11	ASN	CA-CB-CG	6.89	128.57	113.40
1	L	371	CYS	CB-CA-C	-6.89	96.61	110.40
1	N	244	SER	C-N-CA	6.89	138.94	121.70
1	O	279	GLU	CA-C-N	-6.89	102.41	116.20
1	G	276	LEU	N-CA-CB	6.89	124.19	110.40
1	H	32	ALA	CA-C-N	-6.89	102.03	117.20
1	J	439	ALA	CB-CA-C	6.89	120.44	110.10
1	K	94	THR	N-CA-CB	6.89	123.39	110.30

Continued on next page...

Continued from previous page...

Mol	Chain	Res	Type	Atoms	Z	Observed(°)	Ideal(°)
1	M	33	GLU	CA-C-N	-6.89	102.04	117.20
1	N	56	VAL	CG1-CB-CG2	6.89	121.93	110.90
1	P	309	ASP	N-CA-CB	6.89	123.01	110.60
1	P	486	MET	N-CA-CB	6.89	123.01	110.60
1	E	79	ILE	CA-CB-CG1	6.89	124.09	111.00
1	F	488	LEU	CA-C-O	-6.89	105.63	120.10
1	G	245	GLU	O-C-N	-6.89	111.68	122.70
1	D	59	ASN	CB-CG-ND2	6.89	133.23	116.70
1	J	196	GLU	O-C-N	-6.89	111.68	122.70
1	G	349	GLY	C-N-CA	6.89	138.91	121.70
1	K	485	GLU	OE1-CD-OE2	-6.89	115.03	123.30
1	P	216	LYS	CA-C-O	-6.89	105.64	120.10
1	D	321	VAL	CG1-CB-CG2	-6.88	99.89	110.90
1	D	368	VAL	O-C-N	6.88	133.72	122.70
1	E	43	GLY	CA-C-O	-6.88	108.21	120.60
1	H	306	ASN	CA-CB-CG	6.88	128.55	113.40
1	H	372	THR	O-C-N	-6.88	111.68	122.70
1	I	137	THR	CA-CB-OG1	6.88	123.46	109.00
1	K	129	GLN	OE1-CD-NE2	6.88	137.73	121.90
1	A	226	LYS	CB-CA-C	-6.88	96.64	110.40
1	D	346	LEU	CB-CG-CD2	6.88	122.70	111.00
1	G	421	THR	CA-CB-CG2	6.88	122.03	112.40
1	I	73	PRO	O-C-N	-6.88	111.69	122.70
1	M	237	CYS	CA-CB-SG	6.88	126.39	114.00
1	M	442	ALA	CA-C-O	-6.88	105.65	120.10
1	N	210	LYS	CB-CG-CD	6.88	129.49	111.60
1	C	454	PHE	CG-CD2-CE2	6.88	128.37	120.80
1	D	12	MET	CA-C-O	-6.88	105.66	120.10
1	D	73	PRO	N-CA-CB	-6.88	95.03	102.60
1	L	115	VAL	N-CA-CB	6.88	126.63	111.50
1	H	142	VAL	CG1-CB-CG2	-6.88	99.90	110.90
1	M	79	ILE	CB-CA-C	6.88	125.35	111.60
1	F	275	TYR	CZ-CE2-CD2	6.88	125.99	119.80
1	C	463	GLU	O-C-N	-6.87	111.70	122.70
1	H	470	LEU	CB-CA-C	6.87	123.26	110.20
1	I	102	GLU	OE1-CD-OE2	6.87	131.55	123.30
1	K	292	MET	N-CA-CB	6.87	122.97	110.60
1	N	234	LEU	CB-CG-CD1	-6.87	99.31	111.00
1	I	373	ILE	CA-CB-CG1	6.87	124.06	111.00
1	L	333	PHE	CB-CG-CD2	6.87	125.61	120.80
1	N	242	THR	CA-CB-CG2	6.87	122.02	112.40
1	P	294	LYS	CB-CA-C	6.87	124.14	110.40

Continued on next page...

Continued from previous page...

Mol	Chain	Res	Type	Atoms	Z	Observed(°)	Ideal(°)
1	D	470	LEU	CA-CB-CG	6.87	131.10	115.30
1	K	443	SER	CA-C-N	-6.87	102.09	117.20
1	G	388	GLU	OE1-CD-OE2	-6.87	115.06	123.30
1	H	115	VAL	N-CA-CB	6.87	126.61	111.50
1	I	111	LEU	CA-CB-CG	6.87	131.10	115.30
1	L	105	ARG	CG-CD-NE	6.87	126.22	111.80
1	L	218	ARG	CD-NE-CZ	6.87	133.22	123.60
1	I	247	LEU	O-C-N	-6.87	111.71	122.70
1	P	55	VAL	CA-CB-CG2	-6.87	100.60	110.90
1	P	178	VAL	CA-CB-CG1	6.87	121.20	110.90
1	P	285	ARG	CG-CD-NE	6.87	126.22	111.80
1	A	129	GLN	CG-CD-OE1	6.86	135.33	121.60
1	A	243	ALA	N-CA-CB	6.86	119.71	110.10
1	P	494	ILE	O-C-N	6.86	133.68	122.70
1	F	115	VAL	CG1-CB-CG2	6.86	121.88	110.90
1	G	276	LEU	CB-CA-C	6.86	123.23	110.20
1	I	227	VAL	N-CA-CB	6.86	126.59	111.50
1	K	115	VAL	CB-CA-C	6.86	124.43	111.40
1	M	379	VAL	CA-CB-CG1	6.86	121.19	110.90
1	M	461	MET	C-N-CA	6.86	138.85	121.70
1	O	360	ARG	NH1-CZ-NH2	-6.86	111.85	119.40
1	P	166	ALA	O-C-N	-6.86	111.72	122.70
1	A	350	THR	N-CA-C	6.86	129.52	111.00
1	B	62	VAL	CA-CB-CG2	-6.86	100.61	110.90
1	B	138	ILE	CA-CB-CG2	6.86	124.61	110.90
1	J	370	GLY	C-N-CA	6.86	138.84	121.70
1	F	451	LEU	CB-CG-CD1	6.86	122.65	111.00
1	G	333	PHE	CB-CG-CD2	-6.86	116.00	120.80
1	P	408	VAL	CA-CB-CG2	6.86	121.18	110.90
1	J	96	ALA	N-CA-CB	-6.85	100.50	110.10
1	L	396	TYR	O-C-N	6.85	133.67	122.70
1	C	31	ILE	CG1-CB-CG2	-6.85	96.33	111.40
1	D	54	ASP	OD1-CG-OD2	-6.85	110.28	123.30
1	D	190	LYS	O-C-N	-6.85	111.74	122.70
1	F	275	TYR	CD1-CE1-CZ	-6.85	113.63	119.80
1	F	356	GLU	N-CA-CB	6.85	122.94	110.60
1	M	37	SER	N-CA-CB	-6.85	100.22	110.50
1	F	293	GLU	CG-CD-OE1	-6.85	104.60	118.30
1	J	134	LEU	CB-CA-C	6.85	123.21	110.20
1	C	221	ALA	N-CA-CB	-6.85	100.51	110.10
1	O	402	GLY	CA-C-N	-6.85	102.14	117.20
1	O	415	LEU	N-CA-CB	6.85	124.10	110.40

Continued on next page...

Continued from previous page...

Mol	Chain	Res	Type	Atoms	Z	Observed(°)	Ideal(°)
1	A	237	CYS	CA-CB-SG	6.85	126.32	114.00
1	H	323	GLU	O-C-N	-6.85	111.75	122.70
1	C	192	LEU	CA-CB-CG	6.84	131.04	115.30
1	E	409	ARG	NE-CZ-NH1	-6.84	116.88	120.30
1	H	273	GLN	CA-CB-CG	6.84	128.46	113.40
1	J	343	VAL	CG1-CB-CG2	6.84	121.85	110.90
1	L	216	LYS	CB-CG-CD	6.84	129.40	111.60
1	A	133	GLU	OE1-CD-OE2	-6.84	115.09	123.30
1	C	31	ILE	O-C-N	-6.84	111.75	122.70
1	H	124	TYR	CB-CA-C	6.84	124.09	110.40
1	N	291	ASP	OD1-CG-OD2	-6.84	110.30	123.30
1	C	24	ASN	CB-CG-OD1	-6.84	107.92	121.60
1	D	351	THR	N-CA-CB	6.84	123.30	110.30
1	A	284	ALA	O-C-N	6.84	133.64	122.70
1	E	371	CYS	CB-CA-C	-6.84	96.72	110.40
1	F	359	ALA	N-CA-CB	6.84	119.68	110.10
1	H	317	ASP	N-CA-CB	6.84	122.91	110.60
1	I	252	ALA	CB-CA-C	6.84	120.36	110.10
1	J	52	LEU	C-N-CA	6.84	136.66	122.30
1	O	477	ILE	CA-CB-CG1	6.84	123.99	111.00
1	P	239	ILE	CA-CB-CG1	6.84	124.00	111.00
1	C	199	SER	O-C-N	-6.84	111.58	123.20
1	C	350	THR	CA-C-N	6.84	132.24	117.20
1	I	453	VAL	CG1-CB-CG2	6.84	121.84	110.90
1	K	91	ASP	OD1-CG-OD2	-6.84	110.31	123.30
1	G	403	ARG	N-CA-CB	6.83	122.90	110.60
1	P	295	LEU	O-C-N	-6.83	111.77	122.70
1	D	122	LYS	CA-CB-CG	6.83	128.43	113.40
1	J	47	MET	O-C-N	-6.83	111.77	122.70
1	J	491	ASP	O-C-N	6.83	133.63	122.70
1	K	178	VAL	CA-CB-CG2	6.83	121.15	110.90
1	K	205	ASP	CA-CB-CG	6.83	128.43	113.40
1	K	249	ASP	CB-CG-OD1	6.83	124.45	118.30
1	L	339	HIS	CG-ND1-CE1	6.83	117.76	108.20
1	B	423	ALA	CB-CA-C	-6.83	99.85	110.10
1	O	326	ILE	CA-CB-CG1	6.83	123.98	111.00
1	E	22	ARG	NE-CZ-NH1	-6.83	116.89	120.30
1	F	58	THR	C-N-CA	6.83	138.77	121.70
1	F	304	ILE	CA-CB-CG1	6.83	123.97	111.00
1	J	274	HIS	O-C-N	-6.83	111.77	122.70
1	K	263	PHE	CG-CD2-CE2	6.83	128.31	120.80
1	N	399	GLY	CA-C-O	-6.83	108.31	120.60

Continued on next page...

Continued from previous page...

Mol	Chain	Res	Type	Atoms	Z	Observed(°)	Ideal(°)
1	O	255	LYS	O-C-N	-6.83	111.78	122.70
1	A	10	GLU	CA-C-N	6.83	132.22	117.20
1	F	423	ALA	CB-CA-C	-6.83	99.86	110.10
1	N	180	ALA	CA-C-N	6.83	132.22	117.20
1	C	56	VAL	N-CA-CB	-6.83	96.48	111.50
1	J	348	ARG	CB-CA-C	6.83	124.05	110.40
1	P	286	ARG	NE-CZ-NH2	6.83	123.71	120.30
1	B	181	VAL	CA-C-O	6.82	134.43	120.10
1	P	146	ASP	CB-CG-OD1	-6.82	112.16	118.30
1	P	350	THR	O-C-N	-6.82	111.78	122.70
1	G	313	GLN	CB-CG-CD	6.82	129.34	111.60
1	D	313	GLN	N-CA-C	6.82	129.42	111.00
1	I	296	ALA	O-C-N	-6.82	111.79	122.70
1	O	380	SER	CB-CA-C	6.82	123.06	110.10
1	C	71	GLU	CG-CD-OE1	-6.82	104.66	118.30
1	G	146	ASP	CA-C-N	6.82	132.20	117.20
1	D	307	ILE	CA-C-O	-6.82	105.78	120.10
1	E	63	THR	N-CA-CB	6.82	123.25	110.30
1	F	245	GLU	C-N-CA	6.82	138.74	121.70
1	H	7	VAL	CA-C-O	-6.82	105.78	120.10
1	K	491	ASP	CB-CG-OD1	6.82	124.44	118.30
1	L	420	ARG	NE-CZ-NH1	6.82	123.71	120.30
1	N	411	PHE	CD1-CG-CD2	-6.82	109.44	118.30
1	B	216	LYS	O-C-N	-6.82	111.80	122.70
1	D	29	ARG	N-CA-CB	-6.82	98.33	110.60
1	K	114	ASN	CA-CB-CG	6.82	128.40	113.40
1	P	455	THR	N-CA-CB	6.82	123.25	110.30
1	J	45	ASP	CB-CG-OD1	6.81	124.43	118.30
1	C	103	LEU	N-CA-CB	6.81	124.03	110.40
1	K	80	GLU	CB-CA-C	-6.81	96.78	110.40
1	M	389	LEU	O-C-N	6.81	133.60	122.70
1	N	111	LEU	O-C-N	-6.81	111.80	122.70
1	D	182	VAL	CA-C-O	6.81	134.40	120.10
1	E	355	ILE	CA-C-O	6.81	134.40	120.10
1	P	433	ILE	CB-CA-C	-6.81	97.98	111.60
1	D	431	ILE	O-C-N	-6.81	111.81	122.70
1	F	426	ALA	N-CA-CB	-6.81	100.57	110.10
1	C	66	ARG	CG-CD-NE	6.81	126.10	111.80
1	E	496	ALA	N-CA-CB	6.81	119.63	110.10
1	F	105	ARG	NE-CZ-NH2	6.81	123.70	120.30
1	G	292	MET	CA-C-N	6.81	132.18	117.20
1	P	326	ILE	CA-CB-CG1	6.81	123.93	111.00

Continued on next page...

Continued from previous page...

Mol	Chain	Res	Type	Atoms	Z	Observed(°)	Ideal(°)
1	B	242	THR	C-N-CA	6.81	138.72	121.70
1	L	314	ASP	C-N-CA	6.80	138.71	121.70
1	G	400	ILE	C-N-CA	6.80	138.70	121.70
1	J	497	GLU	N-CA-C	6.80	129.37	111.00
1	K	118	THR	O-C-N	6.80	133.58	122.70
1	K	124	TYR	CD1-CG-CD2	-6.80	110.42	117.90
1	P	83	LYS	CD-CE-NZ	6.80	127.34	111.70
1	A	18	ARG	CG-CD-NE	-6.80	97.53	111.80
1	C	116	HIS	CA-CB-CG	6.80	125.15	113.60
1	C	249	ASP	OD1-CG-OD2	-6.80	110.39	123.30
1	D	379	VAL	CA-CB-CG2	-6.80	100.70	110.90
1	G	409	ARG	NH1-CZ-NH2	-6.80	111.92	119.40
1	K	357	GLU	N-CA-CB	6.80	122.83	110.60
1	O	261	VAL	CA-CB-CG2	6.80	121.09	110.90
1	E	463	GLU	CG-CD-OE1	-6.79	104.71	118.30
1	E	45	ASP	O-C-N	6.79	133.57	122.70
1	J	150	LEU	O-C-N	6.79	133.57	122.70
1	L	446	ASN	OD1-CG-ND2	-6.79	106.28	121.90
1	M	335	GLU	O-C-N	-6.79	111.83	122.70
1	O	306	ASN	N-CA-CB	-6.79	98.37	110.60
1	C	297	LYS	N-CA-CB	6.79	122.83	110.60
1	D	188	VAL	N-CA-C	6.79	129.34	111.00
1	F	68	MET	N-CA-CB	-6.79	98.38	110.60
1	F	420	ARG	CA-C-O	-6.79	105.84	120.10
1	L	278	LYS	CA-CB-CG	6.79	128.34	113.40
1	O	437	VAL	CA-CB-CG2	6.79	121.09	110.90
1	P	293	GLU	OE1-CD-OE2	6.79	131.45	123.30
1	A	218	ARG	NE-CZ-NH1	6.79	123.69	120.30
1	E	239	ILE	CA-CB-CG1	6.79	123.90	111.00
1	G	113	GLN	CB-CA-C	-6.79	96.82	110.40
1	G	258	GLY	C-N-CA	6.79	138.67	121.70
1	M	257	SER	C-N-CA	-6.79	108.04	122.30
1	B	86	GLU	CA-CB-CG	6.79	128.33	113.40
1	D	181	VAL	CA-CB-CG1	6.79	121.08	110.90
1	N	142	VAL	CA-CB-CG1	6.79	121.08	110.90
1	N	458	VAL	CA-CB-CG1	6.79	121.08	110.90
1	B	124	TYR	O-C-N	-6.79	111.84	122.70
1	C	291	ASP	CB-CA-C	-6.79	96.83	110.40
1	E	434	LEU	CB-CG-CD1	6.79	122.54	111.00
1	E	483	SER	CB-CA-C	6.79	122.99	110.10
1	P	172	GLU	CA-C-O	6.79	134.35	120.10
1	E	204	ASP	CB-CG-OD1	-6.78	112.19	118.30

Continued on next page...

Continued from previous page...

Mol	Chain	Res	Type	Atoms	Z	Observed(°)	Ideal(°)
1	M	295	LEU	N-CA-CB	6.78	123.97	110.40
1	O	60	ASP	OD1-CG-OD2	-6.78	110.41	123.30
1	P	263	PHE	O-C-N	-6.78	111.85	122.70
1	J	33	GLU	CA-C-N	-6.78	102.28	117.20
1	L	277	ALA	O-C-N	-6.78	111.85	122.70
1	O	210	LYS	CB-CA-C	6.78	123.96	110.40
1	A	398	GLU	N-CA-CB	6.78	122.80	110.60
1	G	496	ALA	O-C-N	-6.78	111.85	122.70
1	F	219	VAL	CA-CB-CG1	6.78	121.07	110.90
1	F	36	ARG	NH1-CZ-NH2	-6.78	111.94	119.40
1	K	229	ASP	CB-CG-OD1	6.78	124.40	118.30
1	O	271	LEU	N-CA-C	6.78	129.30	111.00
1	A	351	THR	CA-CB-CG2	6.78	121.89	112.40
1	E	285	ARG	NH1-CZ-NH2	-6.78	111.95	119.40
1	H	403	ARG	CD-NE-CZ	-6.78	114.11	123.60
1	I	494	ILE	CA-C-O	-6.78	105.87	120.10
1	H	384	SER	O-C-N	-6.77	111.86	122.70
1	P	154	ALA	CB-CA-C	6.77	120.26	110.10
1	B	279	GLU	CA-C-N	-6.77	102.66	116.20
1	F	269	ASP	CB-CA-C	6.77	123.94	110.40
1	L	467	VAL	O-C-N	-6.77	111.87	122.70
1	E	315	LEU	CB-CG-CD2	6.77	122.51	111.00
1	P	309	ASP	CA-CB-CG	6.77	128.29	113.40
1	B	12	MET	N-CA-C	6.77	129.27	111.00
1	C	305	THR	N-CA-CB	6.77	123.16	110.30
1	P	133	GLU	N-CA-CB	6.77	122.78	110.60
1	P	356	GLU	OE1-CD-OE2	6.77	131.42	123.30
1	P	454	PHE	CB-CG-CD1	-6.77	116.06	120.80
1	B	144	ALA	N-CA-CB	-6.77	100.63	110.10
1	E	229	ASP	CB-CA-C	6.77	123.93	110.40
1	N	150	LEU	O-C-N	-6.77	111.87	122.70
1	B	13	LYS	N-CA-CB	6.76	122.78	110.60
1	F	10	GLU	OE1-CD-OE2	-6.76	115.18	123.30
1	G	177	ALA	CA-C-O	6.76	134.31	120.10
1	J	455	THR	CA-CB-CG2	-6.76	102.93	112.40
1	N	48	LEU	CB-CG-CD2	-6.76	99.50	111.00
1	N	338	LYS	C-N-CA	6.76	138.61	121.70
1	H	226	LYS	O-C-N	-6.76	111.88	122.70
1	O	373	ILE	N-CA-CB	6.76	126.35	110.80
1	B	393	LEU	O-C-N	-6.76	111.89	122.70
1	B	411	PHE	CA-CB-CG	6.76	130.12	113.90
1	G	146	ASP	C-N-CA	6.76	138.60	121.70

Continued on next page...

Continued from previous page...

Mol	Chain	Res	Type	Atoms	Z	Observed(°)	Ideal(°)
1	I	336	GLU	O-C-N	-6.76	111.89	122.70
1	I	493	VAL	N-CA-CB	6.76	126.37	111.50
1	M	83	LYS	CA-CB-CG	6.76	128.27	113.40
1	K	327	SER	N-CA-CB	6.76	120.64	110.50
1	G	459	GLU	O-C-N	-6.76	111.89	122.70
1	H	372	THR	N-CA-CB	6.76	123.14	110.30
1	I	274	HIS	O-C-N	-6.76	111.89	122.70
1	K	405	GLN	CB-CG-CD	6.76	129.17	111.60
1	C	486	MET	N-CA-CB	6.75	122.76	110.60
1	A	236	ASN	CB-CG-OD1	6.75	135.11	121.60
1	B	317	ASP	CA-CB-CG	6.75	128.26	113.40
1	L	14	ARG	CD-NE-CZ	6.75	133.06	123.60
1	N	358	VAL	CA-CB-CG2	6.75	121.03	110.90
1	E	243	ALA	N-CA-C	6.75	129.23	111.00
1	F	36	ARG	CG-CD-NE	-6.75	97.62	111.80
1	P	274	HIS	N-CA-CB	6.75	122.75	110.60
1	B	52	LEU	C-N-CA	6.75	136.47	122.30
1	N	9	PRO	O-C-N	-6.75	111.90	122.70
1	P	267	GLY	CA-C-O	-6.75	108.45	120.60
1	N	242	THR	CA-C-O	-6.75	105.93	120.10
1	O	217	GLU	OE1-CD-OE2	6.75	131.40	123.30
1	G	385	THR	CA-CB-CG2	6.75	121.84	112.40
1	J	374	GLU	CG-CD-OE1	6.75	131.79	118.30
1	B	114	ASN	CB-CG-ND2	6.74	132.89	116.70
1	I	102	GLU	CG-CD-OE1	-6.74	104.81	118.30
1	L	354	VAL	CG1-CB-CG2	-6.74	100.11	110.90
1	M	206	THR	CA-CB-CG2	6.74	121.84	112.40
1	I	113	GLN	CG-CD-OE1	-6.74	108.12	121.60
1	K	294	LYS	N-CA-CB	6.74	122.73	110.60
1	L	391	MET	CB-CA-C	6.74	123.88	110.40
1	N	496	ALA	O-C-N	-6.74	111.92	122.70
1	B	324	ARG	NE-CZ-NH1	-6.74	116.93	120.30
1	B	425	ASN	CA-CB-CG	6.74	128.22	113.40
1	F	166	ALA	CB-CA-C	-6.74	100.00	110.10
1	H	179	SER	C-N-CA	6.74	138.54	121.70
1	L	42	LYS	CD-CE-NZ	6.74	127.19	111.70
1	C	377	ARG	C-N-CA	6.73	138.53	121.70
1	E	385	THR	N-CA-CB	6.73	123.09	110.30
1	J	60	ASP	C-N-CA	6.73	136.44	122.30
1	M	64	ILE	N-CA-CB	6.73	126.29	110.80
1	H	351	THR	N-CA-CB	6.73	123.09	110.30
1	K	189	ASP	O-C-N	-6.73	111.93	122.70

Continued on next page...

Continued from previous page...

Mol	Chain	Res	Type	Atoms	Z	Observed(°)	Ideal(°)
1	L	489	ARG	O-C-N	-6.73	111.93	122.70
1	M	337	CYS	CA-CB-SG	-6.73	101.88	114.00
1	M	342	ALA	CB-CA-C	6.73	120.20	110.10
1	B	355	ILE	O-C-N	-6.73	111.93	122.70
1	C	405	GLN	CG-CD-OE1	-6.73	108.14	121.60
1	F	269	ASP	O-C-N	-6.73	111.93	122.70
1	J	416	GLU	O-C-N	-6.73	111.93	122.70
1	O	416	GLU	CA-CB-CG	6.73	128.21	113.40
1	O	448	CYS	C-N-CA	6.73	138.52	121.70
1	P	13	LYS	CA-C-N	6.73	132.01	117.20
1	A	193	ILE	CG1-CB-CG2	-6.73	96.60	111.40
1	G	112	ASP	CB-CG-OD1	-6.73	112.25	118.30
1	G	294	LYS	CA-C-O	-6.73	105.97	120.10
1	K	181	VAL	CG1-CB-CG2	6.73	121.67	110.90
1	L	100	ALA	CA-C-N	-6.73	102.75	116.20
1	L	214	VAL	CA-CB-CG2	6.73	120.99	110.90
1	B	447	LYS	C-N-CA	6.72	138.51	121.70
1	G	275	TYR	CD1-CG-CD2	6.72	125.30	117.90
1	G	444	ASN	C-N-CA	-6.72	108.18	122.30
1	N	11	ASN	O-C-N	-6.72	111.94	122.70
1	B	26	LEU	CA-CB-CG	6.72	130.76	115.30
1	C	105	ARG	NE-CZ-NH1	-6.72	116.94	120.30
1	D	272	ALA	CB-CA-C	6.72	120.19	110.10
1	J	338	LYS	CA-C-O	-6.72	105.98	120.10
1	K	314	ASP	CA-CB-CG	6.72	128.19	113.40
1	L	212	VAL	CA-CB-CG1	6.72	120.98	110.90
1	B	462	CYS	O-C-N	-6.72	111.95	122.70
1	J	136	LYS	N-CA-C	6.72	129.15	111.00
1	K	496	ALA	O-C-N	-6.72	111.95	122.70
1	O	282	VAL	O-C-N	6.72	133.45	122.70
1	O	319	GLY	CA-C-N	6.72	131.98	117.20
1	A	114	ASN	CA-CB-CG	6.72	128.18	113.40
1	N	356	GLU	CA-C-N	-6.72	102.42	117.20
1	D	372	THR	CA-C-O	-6.72	105.99	120.10
1	K	11	ASN	O-C-N	-6.72	111.95	122.70
1	K	113	GLN	O-C-N	-6.72	111.95	122.70
1	L	379	VAL	C-N-CA	6.72	138.49	121.70
1	F	107	ALA	N-CA-CB	6.71	119.50	110.10
1	M	280	GLY	CA-C-O	-6.71	108.52	120.60
1	P	124	TYR	N-CA-CB	-6.71	98.52	110.60
1	I	112	ASP	CB-CA-C	6.71	123.81	110.40
1	K	263	PHE	O-C-N	-6.71	111.97	122.70

Continued on next page...

Continued from previous page...

Mol	Chain	Res	Type	Atoms	Z	Observed(°)	Ideal(°)
1	L	242	THR	CA-CB-CG2	-6.71	103.01	112.40
1	B	201	ALA	N-CA-CB	6.71	119.49	110.10
1	C	248	LYS	N-CA-CB	6.71	122.67	110.60
1	C	489	ARG	NE-CZ-NH1	6.71	123.65	120.30
1	D	66	ARG	CB-CA-C	-6.71	96.99	110.40
1	L	144	ALA	O-C-N	-6.71	111.97	122.70
1	M	139	ALA	O-C-N	-6.71	111.97	122.70
1	O	33	GLU	OE1-CD-OE2	-6.71	115.25	123.30
1	A	281	ILE	CB-CA-C	-6.71	98.19	111.60
1	A	314	ASP	OD1-CG-OD2	-6.71	110.56	123.30
1	E	188	VAL	C-N-CA	6.71	138.46	121.70
1	M	85	GLN	CA-CB-CG	6.71	128.15	113.40
1	M	222	GLN	CA-C-N	-6.71	102.45	117.20
1	A	302	ASN	CB-CA-C	6.70	123.81	110.40
1	A	368	VAL	N-CA-C	6.70	129.10	111.00
1	E	393	LEU	O-C-N	-6.70	111.98	122.70
1	H	137	THR	N-CA-C	6.70	129.10	111.00
1	L	235	LEU	CB-CG-CD2	-6.70	99.60	111.00
1	P	327	SER	N-CA-CB	6.70	120.56	110.50
1	P	399	GLY	N-CA-C	6.70	129.85	113.10
1	C	228	THR	CA-CB-CG2	-6.70	103.02	112.40
1	D	134	LEU	O-C-N	-6.70	111.98	122.70
1	B	333	PHE	CB-CG-CD2	-6.70	116.11	120.80
1	D	372	THR	O-C-N	6.70	133.42	122.70
1	F	52	LEU	O-C-N	6.70	134.59	123.20
1	H	145	GLN	N-CA-CB	6.70	122.66	110.60
1	B	96	ALA	N-CA-CB	6.70	119.48	110.10
1	L	275	TYR	CB-CG-CD2	6.70	125.02	121.00
1	N	361	ALA	CB-CA-C	6.70	120.14	110.10
1	A	15	TYR	CB-CG-CD2	6.70	125.02	121.00
1	M	99	VAL	O-C-N	-6.70	111.99	122.70
1	O	221	ALA	CA-C-O	-6.70	106.04	120.10
1	D	448	CYS	CA-CB-SG	6.69	126.05	114.00
1	B	45	ASP	OD1-CG-OD2	6.69	136.02	123.30
1	F	296	ALA	N-CA-CB	6.69	119.47	110.10
1	K	132	GLN	CG-CD-OE1	6.69	134.99	121.60
1	K	291	ASP	CB-CG-OD1	-6.69	112.28	118.30
1	M	305	THR	CA-CB-OG1	6.69	123.05	109.00
1	L	27	ALA	CB-CA-C	6.69	120.14	110.10
1	O	92	GLY	CA-C-N	6.69	131.92	117.20
1	O	452	ASN	OD1-CG-ND2	6.69	137.29	121.90
1	A	159	THR	CA-CB-CG2	6.69	121.76	112.40

Continued on next page...

Continued from previous page...

Mol	Chain	Res	Type	Atoms	Z	Observed(°)	Ideal(°)
1	I	305	THR	CA-CB-OG1	6.69	123.05	109.00
1	M	340	PRO	CA-N-CD	-6.69	102.14	111.50
1	C	137	THR	O-C-N	-6.69	112.00	122.70
1	J	164	GLU	CA-CB-CG	6.69	128.12	113.40
1	L	45	ASP	N-CA-CB	-6.69	98.56	110.60
1	G	493	VAL	CA-CB-CG1	-6.69	100.87	110.90
1	I	213	LEU	CA-CB-CG	6.69	130.68	115.30
1	O	29	ARG	CD-NE-CZ	6.69	132.96	123.60
1	D	465	GLY	C-N-CA	6.68	138.41	121.70
1	E	186	GLY	C-N-CA	6.68	138.41	121.70
1	E	277	ALA	O-C-N	-6.68	112.00	122.70
1	I	374	GLU	CG-CD-OE2	6.68	131.67	118.30
1	G	9	PRO	N-CD-CG	-6.68	93.18	103.20
1	G	11	ASN	CA-CB-CG	6.68	128.10	113.40
1	G	166	ALA	N-CA-CB	6.68	119.46	110.10
1	H	11	ASN	CB-CA-C	6.68	123.76	110.40
1	I	165	LYS	CA-CB-CG	6.68	128.10	113.40
1	J	243	ALA	N-CA-C	6.68	129.04	111.00
1	L	464	ASN	CA-C-O	-6.68	106.06	120.10
1	M	350	THR	CA-CB-OG1	6.68	123.03	109.00
1	N	262	LEU	CB-CG-CD1	-6.68	99.64	111.00
1	O	65	LEU	C-N-CA	6.68	138.41	121.70
1	D	50	ASP	CB-CG-OD2	6.68	124.31	118.30
1	E	63	THR	CA-CB-CG2	6.68	121.75	112.40
1	A	168	GLU	CG-CD-OE1	-6.68	104.94	118.30
1	G	205	ASP	CB-CG-OD2	-6.68	112.29	118.30
1	I	57	VAL	CA-CB-CG2	6.68	120.92	110.90
1	N	363	ASP	CB-CG-OD1	6.68	124.31	118.30
1	P	138	ILE	CB-CA-C	-6.68	98.24	111.60
1	I	259	ALA	C-N-CA	6.68	138.40	121.70
1	L	306	ASN	CA-CB-CG	6.68	128.09	113.40
1	M	401	SER	N-CA-CB	6.67	120.51	110.50
1	D	286	ARG	NE-CZ-NH2	-6.67	116.96	120.30
1	E	74	ALA	O-C-N	-6.67	112.03	122.70
1	I	7	VAL	CA-CB-CG2	6.67	120.91	110.90
1	K	11	ASN	OD1-CG-ND2	-6.67	106.55	121.90
1	N	220	SER	O-C-N	6.67	133.38	122.70
1	D	16	MET	N-CA-CB	6.67	122.61	110.60
1	A	435	VAL	CB-CA-C	-6.67	98.73	111.40
1	D	336	GLU	O-C-N	-6.67	112.03	122.70
1	E	358	VAL	O-C-N	6.67	133.37	122.70
1	G	289	LYS	CB-CA-C	6.67	123.74	110.40

Continued on next page...

Continued from previous page...

Mol	Chain	Res	Type	Atoms	Z	Observed(°)	Ideal(°)
1	K	270	ASP	N-CA-C	6.67	129.00	111.00
1	N	224	PRO	CA-C-N	6.67	131.87	117.20
1	E	444	ASN	CB-CG-OD1	-6.67	108.27	121.60
1	F	388	GLU	OE1-CD-OE2	-6.67	115.30	123.30
1	H	243	ALA	N-CA-C	6.67	129.00	111.00
1	J	13	LYS	C-N-CA	6.67	138.37	121.70
1	K	456	GLY	O-C-N	-6.67	112.03	122.70
1	M	493	VAL	CA-C-O	6.67	134.10	120.10
1	D	12	MET	N-CA-CB	-6.67	98.60	110.60
1	E	80	GLU	CA-CB-CG	6.67	128.06	113.40
1	K	129	GLN	O-C-N	-6.67	112.04	122.70
1	A	324	ARG	CA-C-O	-6.66	106.11	120.10
1	F	218	ARG	CB-CA-C	6.66	123.73	110.40
1	G	404	GLU	CB-CA-C	6.66	123.73	110.40
1	O	391	MET	CA-CB-CG	6.66	124.63	113.30
1	H	42	LYS	O-C-N	6.66	134.53	123.20
1	M	266	LYS	O-C-N	-6.66	111.87	123.20
1	M	368	VAL	O-C-N	-6.66	112.04	122.70
1	D	169	LYS	CA-C-N	-6.66	102.55	117.20
1	G	10	GLU	CG-CD-OE2	6.66	131.62	118.30
1	F	375	ASP	O-C-N	-6.66	111.88	123.20
1	K	14	ARG	C-N-CA	6.66	138.34	121.70
1	O	60	ASP	CB-CG-OD2	-6.66	112.31	118.30
1	D	287	VAL	O-C-N	-6.66	112.05	122.70
1	A	156	THR	CA-CB-CG2	6.66	121.72	112.40
1	A	189	ASP	CA-C-O	-6.66	106.12	120.10
1	C	402	GLY	C-N-CA	6.66	138.34	121.70
1	C	420	ARG	NE-CZ-NH2	6.66	123.63	120.30
1	E	104	LEU	CB-CA-C	-6.66	97.55	110.20
1	F	97	VAL	CG1-CB-CG2	-6.66	100.25	110.90
1	G	66	ARG	N-CA-CB	-6.66	98.62	110.60
1	I	207	GLU	OE1-CD-OE2	-6.66	115.31	123.30
1	I	315	LEU	CA-C-N	6.65	129.51	116.20
1	G	417	VAL	O-C-N	6.65	133.34	122.70
1	I	184	ASP	OD1-CG-OD2	-6.65	110.66	123.30
1	I	339	HIS	CA-CB-CG	6.65	124.91	113.60
1	J	489	ARG	CD-NE-CZ	6.65	132.91	123.60
1	M	46	LYS	CD-CE-NZ	6.65	127.00	111.70
1	M	84	THR	O-C-N	6.65	133.34	122.70
1	O	239	ILE	C-N-CA	6.65	138.33	121.70
1	B	160	GLY	CA-C-O	-6.65	108.63	120.60
1	E	15	TYR	CZ-CE2-CD2	6.65	125.79	119.80

Continued on next page...

Continued from previous page...

Mol	Chain	Res	Type	Atoms	Z	Observed(°)	Ideal(°)
1	P	193	ILE	O-C-N	-6.65	112.06	122.70
1	A	8	LEU	CA-C-O	-6.65	106.14	120.10
1	G	429	ASP	CB-CG-OD2	-6.65	112.32	118.30
1	L	348	ARG	CA-CB-CG	6.65	128.02	113.40
1	B	275	TYR	CZ-CE2-CD2	-6.65	113.82	119.80
1	C	314	ASP	CA-CB-CG	6.65	128.02	113.40
1	F	237	CYS	N-CA-CB	6.65	122.56	110.60
1	G	362	VAL	CG1-CB-CG2	6.65	121.53	110.90
1	J	278	LYS	C-N-CA	6.65	138.31	121.70
1	C	335	GLU	OE1-CD-OE2	-6.64	115.33	123.30
1	N	105	ARG	CG-CD-NE	6.64	125.75	111.80
1	P	10	GLU	CA-C-O	-6.64	106.15	120.10
1	B	18	ARG	O-C-N	-6.64	112.07	122.70
1	C	388	GLU	CB-CA-C	6.64	123.69	110.40
1	E	296	ALA	C-N-CA	6.64	138.31	121.70
1	I	483	SER	C-N-CA	-6.64	105.09	121.70
1	K	208	LEU	CB-CG-CD1	6.64	122.29	111.00
1	O	478	GLN	CG-CD-OE1	6.64	134.89	121.60
1	A	360	ARG	N-CA-CB	6.64	122.55	110.60
1	C	408	VAL	CG1-CB-CG2	-6.64	100.28	110.90
1	I	112	ASP	CB-CG-OD2	6.64	124.28	118.30
1	P	66	ARG	CD-NE-CZ	6.64	132.89	123.60
1	P	303	VAL	CA-CB-CG1	6.64	120.86	110.90
1	C	88	GLU	OE1-CD-OE2	-6.64	115.33	123.30
1	O	206	THR	C-N-CA	6.64	138.30	121.70
1	G	53	GLY	C-N-CA	6.64	138.29	121.70
1	K	142	VAL	O-C-N	-6.63	111.92	123.20
1	K	414	ALA	CB-CA-C	6.63	120.05	110.10
1	M	135	LEU	CB-CG-CD2	-6.63	99.72	111.00
1	A	217	GLU	N-CA-CB	-6.63	98.66	110.60
1	C	356	GLU	OE1-CD-OE2	6.63	131.26	123.30
1	K	475	GLN	CB-CG-CD	6.63	128.85	111.60
1	B	328	GLY	CA-C-O	-6.63	108.66	120.60
1	G	84	THR	O-C-N	-6.63	112.09	122.70
1	I	395	GLU	CB-CA-C	6.63	123.67	110.40
1	J	164	GLU	CA-C-N	6.63	131.79	117.20
1	K	65	LEU	CB-CG-CD2	6.63	122.27	111.00
1	L	373	ILE	CA-CB-CG1	6.63	123.60	111.00
1	F	412	ALA	CA-C-N	-6.63	102.61	117.20
1	O	252	ALA	O-C-N	-6.63	112.09	122.70
1	A	128	ALA	N-CA-CB	6.63	119.38	110.10
1	A	359	ALA	O-C-N	-6.63	112.10	122.70

Continued on next page...

Continued from previous page...

Mol	Chain	Res	Type	Atoms	Z	Observed(°)	Ideal(°)
1	E	124	TYR	CB-CG-CD2	6.63	124.98	121.00
1	F	190	LYS	N-CA-C	6.63	128.89	111.00
1	F	235	LEU	CA-CB-CG	6.63	130.54	115.30
1	I	129	GLN	OE1-CD-NE2	-6.63	106.66	121.90
1	K	247	LEU	CB-CG-CD2	-6.63	99.73	111.00
1	H	380	SER	O-C-N	6.62	134.46	123.20
1	J	461	MET	CG-SD-CE	6.62	110.80	100.20
1	L	438	ARG	CD-NE-CZ	-6.62	114.32	123.60
1	M	100	ALA	N-CA-CB	6.62	119.38	110.10
1	M	309	ASP	CA-C-O	-6.62	106.19	120.10
1	N	377	ARG	C-N-CA	6.62	138.26	121.70
1	G	451	LEU	N-CA-CB	6.62	123.64	110.40
1	J	68	MET	O-C-N	-6.62	112.10	122.70
1	J	319	GLY	O-C-N	-6.62	112.10	122.70
1	J	321	VAL	CA-CB-CG2	6.62	120.83	110.90
1	M	464	ASN	C-N-CA	6.62	136.20	122.30
1	P	380	SER	N-CA-CB	-6.62	100.57	110.50
1	B	331	MET	O-C-N	-6.62	112.11	122.70
1	K	307	ILE	CA-CB-CG2	6.62	124.14	110.90
1	O	381	GLY	CA-C-O	-6.62	108.68	120.60
1	A	161	LYS	CA-CB-CG	6.62	127.96	113.40
1	G	16	MET	C-N-CA	-6.62	108.40	122.30
1	J	105	ARG	NH1-CZ-NH2	-6.62	112.12	119.40
1	K	163	ALA	CA-C-O	6.62	134.00	120.10
1	N	490	ILE	C-N-CA	6.62	138.25	121.70
1	N	244	SER	CA-C-N	6.62	131.76	117.20
1	A	152	LYS	CA-CB-CG	6.62	127.96	113.40
1	E	59	ASN	C-N-CA	6.61	138.24	121.70
1	K	325	LYS	CB-CA-C	6.61	123.63	110.40
1	N	33	GLU	CA-C-O	-6.61	106.21	120.10
1	G	304	ILE	CG1-CB-CG2	6.61	125.95	111.40
1	H	114	ASN	N-CA-CB	6.61	122.50	110.60
1	K	18	ARG	NE-CZ-NH2	-6.61	116.99	120.30
1	A	265	GLN	CG-CD-OE1	6.61	134.82	121.60
1	C	34	THR	CA-CB-OG1	6.61	122.88	109.00
1	D	132	GLN	CG-CD-OE1	-6.61	108.38	121.60
1	G	299	THR	C-N-CA	6.61	136.18	122.30
1	L	277	ALA	C-N-CA	6.61	138.23	121.70
1	O	65	LEU	CA-CB-CG	6.61	130.50	115.30
1	O	112	ASP	OD1-CG-OD2	-6.61	110.74	123.30
1	H	317	ASP	CA-CB-CG	6.61	127.94	113.40
1	K	338	LYS	CD-CE-NZ	6.61	126.90	111.70

Continued on next page...

Continued from previous page...

Mol	Chain	Res	Type	Atoms	Z	Observed(°)	Ideal(°)
1	L	463	GLU	O-C-N	-6.61	112.13	122.70
1	N	489	ARG	NE-CZ-NH2	-6.61	117.00	120.30
1	A	93	THR	CA-C-N	-6.61	102.67	117.20
1	F	41	PRO	O-C-N	6.61	133.27	122.70
1	C	494	ILE	CA-C-N	6.61	131.73	117.20
1	F	489	ARG	O-C-N	-6.61	112.13	122.70
1	I	106	LYS	O-C-N	-6.61	112.13	122.70
1	J	429	ASP	O-C-N	-6.61	112.13	122.70
1	L	137	THR	CA-CB-CG2	6.61	121.65	112.40
1	P	249	ASP	OD1-CG-OD2	-6.61	110.75	123.30
1	C	218	ARG	NH1-CZ-NH2	-6.60	112.14	119.40
1	E	422	LEU	CB-CA-C	6.60	122.75	110.20
1	F	359	ALA	C-N-CA	6.60	138.21	121.70
1	A	340	PRO	N-CD-CG	6.60	113.10	103.20
1	B	273	GLN	N-CA-CB	6.60	122.48	110.60
1	D	369	VAL	CB-CA-C	6.60	123.94	111.40
1	D	449	ALA	CB-CA-C	6.60	120.00	110.10
1	A	10	GLU	OE1-CD-OE2	-6.60	115.38	123.30
1	A	140	CYS	CB-CA-C	6.60	123.60	110.40
1	D	315	LEU	CB-CG-CD2	6.60	122.22	111.00
1	H	187	LYS	CA-C-O	-6.60	106.24	120.10
1	K	373	ILE	CA-CB-CG2	6.60	124.10	110.90
1	A	356	GLU	OE1-CD-OE2	6.60	131.22	123.30
1	I	463	GLU	N-CA-CB	6.60	122.48	110.60
1	J	457	ALA	N-CA-CB	-6.60	100.86	110.10
1	M	259	ALA	C-N-CA	6.60	138.19	121.70
1	M	359	ALA	N-CA-CB	6.60	119.33	110.10
1	J	239	ILE	CB-CA-C	6.60	124.79	111.60
1	M	224	PRO	CA-N-CD	-6.60	102.27	111.50
1	C	241	GLU	CB-CA-C	6.59	123.59	110.40
1	O	30	ILE	CA-CB-CG1	6.59	123.53	111.00
1	B	181	VAL	N-CA-CB	6.59	126.00	111.50
1	A	43	GLY	O-C-N	-6.59	112.15	122.70
1	A	93	THR	O-C-N	6.59	133.25	122.70
1	H	33	GLU	CG-CD-OE2	6.59	131.48	118.30
1	M	246	MET	N-CA-CB	6.59	122.46	110.60
1	N	459	GLU	OE1-CD-OE2	-6.59	115.39	123.30
1	P	316	GLY	O-C-N	6.59	133.25	122.70
1	A	213	LEU	O-C-N	-6.59	112.16	122.70
1	G	286	ARG	CA-CB-CG	6.59	127.90	113.40
1	H	89	VAL	N-CA-C	6.59	128.79	111.00
1	I	165	LYS	N-CA-CB	6.59	122.46	110.60

Continued on next page...

Continued from previous page...

Mol	Chain	Res	Type	Atoms	Z	Observed(°)	Ideal(°)
1	J	91	ASP	CB-CG-OD1	6.59	124.23	118.30
1	J	336	GLU	CG-CD-OE1	6.59	131.48	118.30
1	L	293	GLU	CG-CD-OE1	-6.59	105.12	118.30
1	L	409	ARG	NE-CZ-NH2	-6.59	117.00	120.30
1	M	146	ASP	CB-CG-OD2	6.59	124.23	118.30
1	F	493	VAL	CA-CB-CG2	6.59	120.78	110.90
1	C	37	SER	O-C-N	-6.59	112.16	122.70
1	H	320	LEU	CA-CB-CG	6.59	130.45	115.30
1	M	448	CYS	CA-C-N	6.59	131.69	117.20
1	K	245	GLU	CB-CG-CD	6.58	131.98	114.20
1	M	268	ILE	CA-CB-CG2	6.58	124.07	110.90
1	M	495	ALA	CB-CA-C	6.58	119.97	110.10
1	I	42	LYS	C-N-CA	-6.58	108.48	122.30
1	J	190	LYS	C-N-CA	6.58	138.15	121.70
1	K	115	VAL	N-CA-CB	6.58	125.98	111.50
1	L	355	ILE	O-C-N	-6.58	112.17	122.70
1	F	342	ALA	N-CA-CB	6.58	119.31	110.10
1	J	493	VAL	CG1-CB-CG2	6.58	121.43	110.90
1	B	478	GLN	C-N-CA	6.58	138.15	121.70
1	E	282	VAL	CA-CB-CG2	6.58	120.77	110.90
1	J	93	THR	CA-C-N	-6.58	102.73	117.20
1	K	18	ARG	O-C-N	-6.58	112.17	122.70
1	P	395	GLU	CB-CA-C	6.58	123.56	110.40
1	P	426	ALA	C-N-CA	6.58	136.11	122.30
1	O	57	VAL	O-C-N	-6.58	112.18	122.70
1	J	333	PHE	CB-CG-CD1	6.58	125.40	120.80
1	O	429	ASP	CB-CA-C	6.58	123.55	110.40
1	O	463	GLU	N-CA-CB	6.58	122.44	110.60
1	E	451	LEU	N-CA-CB	6.57	123.55	110.40
1	F	353	HIS	CA-CB-CG	6.57	124.78	113.60
1	I	305	THR	N-CA-CB	6.57	122.79	110.30
1	I	340	PRO	N-CD-CG	6.57	113.06	103.20
1	P	495	ALA	CA-C-O	-6.57	106.30	120.10
1	E	285	ARG	O-C-N	6.57	133.21	122.70
1	F	372	THR	O-C-N	6.57	133.21	122.70
1	F	486	MET	CA-C-O	-6.57	106.30	120.10
1	I	55	VAL	CA-C-O	-6.57	106.30	120.10
1	N	478	GLN	CB-CG-CD	6.57	128.68	111.60
1	O	477	ILE	O-C-N	-6.57	112.19	122.70
1	K	296	ALA	CB-CA-C	6.57	119.95	110.10
1	N	412	ALA	CB-CA-C	-6.57	100.25	110.10
1	B	261	VAL	CA-CB-CG1	6.57	120.75	110.90

Continued on next page...

Continued from previous page...

Mol	Chain	Res	Type	Atoms	Z	Observed(°)	Ideal(°)
1	K	324	ARG	NE-CZ-NH1	-6.57	117.02	120.30
1	N	375	ASP	N-CA-CB	6.57	122.42	110.60
1	P	22	ARG	CB-CG-CD	6.57	128.68	111.60
1	P	109	GLU	CG-CD-OE2	-6.57	105.17	118.30
1	A	39	LEU	O-C-N	-6.57	112.04	123.20
1	B	330	SER	C-N-CA	6.57	138.11	121.70
1	C	29	ARG	CA-C-O	-6.57	106.31	120.10
1	H	86	GLU	CG-CD-OE1	6.56	131.43	118.30
1	J	61	GLY	C-N-CA	6.56	138.10	121.70
1	P	47	MET	CA-CB-CG	6.56	124.46	113.30
1	P	145	GLN	CB-CA-C	-6.56	97.27	110.40
1	A	414	ALA	O-C-N	6.56	133.20	122.70
1	E	285	ARG	C-N-CA	6.56	138.10	121.70
1	I	169	LYS	CB-CA-C	6.56	123.52	110.40
1	L	60	ASP	N-CA-CB	6.56	122.41	110.60
1	P	338	LYS	CD-CE-NZ	-6.56	96.61	111.70
1	P	375	ASP	OD1-CG-OD2	-6.56	110.83	123.30
1	C	130	LYS	O-C-N	6.56	133.20	122.70
1	M	134	LEU	CB-CA-C	6.56	122.66	110.20
1	C	36	ARG	NE-CZ-NH2	6.56	123.58	120.30
1	E	356	GLU	CG-CD-OE1	-6.56	105.19	118.30
1	B	245	GLU	CB-CG-CD	6.56	131.90	114.20
1	G	338	LYS	CD-CE-NZ	6.56	126.78	111.70
1	O	338	LYS	O-C-N	-6.56	112.21	122.70
1	B	54	ASP	CB-CG-OD2	6.55	124.20	118.30
1	J	346	LEU	CB-CA-C	6.55	122.65	110.20
1	I	472	VAL	CA-CB-CG2	6.55	120.73	110.90
1	N	257	SER	O-C-N	-6.55	112.06	123.20
1	P	45	ASP	CA-CB-CG	-6.55	98.99	113.40
1	B	299	THR	CA-C-N	6.55	129.30	116.20
1	B	394	ARG	NH1-CZ-NH2	-6.55	112.20	119.40
1	C	172	GLU	CB-CA-C	6.55	123.50	110.40
1	G	426	ALA	N-CA-CB	6.55	119.27	110.10
1	H	414	ALA	CB-CA-C	6.55	119.92	110.10
1	J	404	GLU	N-CA-CB	6.55	122.39	110.60
1	L	493	VAL	CA-CB-CG1	6.55	120.72	110.90
1	M	152	LYS	CD-CE-NZ	6.55	126.76	111.70
1	A	233	ALA	N-CA-CB	6.55	119.27	110.10
1	F	108	GLU	O-C-N	6.55	133.18	122.70
1	G	376	GLY	N-CA-C	6.55	129.47	113.10
1	H	357	GLU	CG-CD-OE1	-6.55	105.20	118.30
1	N	448	CYS	N-CA-CB	6.55	122.38	110.60

Continued on next page...

Continued from previous page...

Mol	Chain	Res	Type	Atoms	Z	Observed(°)	Ideal(°)
1	A	60	ASP	CB-CG-OD2	6.54	124.19	118.30
1	D	359	ALA	N-CA-CB	6.54	119.26	110.10
1	D	495	ALA	C-N-CA	6.54	138.06	121.70
1	L	394	ARG	CD-NE-CZ	6.54	132.76	123.60
1	M	116	HIS	N-CA-CB	6.54	122.38	110.60
1	A	26	LEU	CB-CG-CD2	-6.54	99.88	111.00
1	A	297	LYS	CA-CB-CG	6.54	127.80	113.40
1	A	415	LEU	CB-CG-CD1	6.54	122.12	111.00
1	B	62	VAL	CB-CA-C	-6.54	98.97	111.40
1	H	18	ARG	O-C-N	-6.54	112.23	122.70
1	L	15	TYR	N-CA-CB	6.54	122.38	110.60
1	M	475	GLN	N-CA-CB	-6.54	98.82	110.60
1	O	320	LEU	C-N-CA	6.54	138.06	121.70
1	A	141	GLU	CB-CA-C	6.54	123.48	110.40
1	A	309	ASP	O-C-N	6.54	133.17	122.70
1	E	217	GLU	OE1-CD-OE2	-6.54	115.45	123.30
1	E	471	ARG	O-C-N	6.54	133.17	122.70
1	F	414	ALA	N-CA-CB	6.54	119.26	110.10
1	O	54	ASP	N-CA-CB	-6.54	98.83	110.60
1	A	324	ARG	NE-CZ-NH2	6.54	123.57	120.30
1	B	47	MET	CA-CB-CG	6.54	124.42	113.30
1	B	409	ARG	O-C-N	-6.54	112.24	122.70
1	I	171	ALA	CB-CA-C	-6.54	100.29	110.10
1	J	467	VAL	O-C-N	-6.54	112.24	122.70
1	J	202	SER	O-C-N	-6.54	112.24	122.70
1	K	184	ASP	N-CA-CB	-6.54	98.83	110.60
1	C	208	LEU	CA-C-O	-6.54	106.38	120.10
1	D	230	ALA	CB-CA-C	-6.54	100.30	110.10
1	G	213	LEU	CA-CB-CG	6.54	130.33	115.30
1	J	96	ALA	O-C-N	-6.54	112.24	122.70
1	L	104	LEU	CB-CG-CD2	6.54	122.11	111.00
1	M	27	ALA	CB-CA-C	6.54	119.90	110.10
1	A	203	ILE	CA-CB-CG1	6.53	123.42	111.00
1	C	354	VAL	O-C-N	-6.53	112.25	122.70
1	C	425	ASN	CA-C-N	-6.53	102.82	117.20
1	E	198	LYS	N-CA-CB	-6.53	98.84	110.60
1	G	486	MET	O-C-N	-6.53	112.25	122.70
1	K	396	TYR	CB-CG-CD1	-6.53	117.08	121.00
1	G	94	THR	N-CA-CB	6.53	122.71	110.30
1	G	207	GLU	OE1-CD-OE2	-6.53	115.46	123.30
1	J	134	LEU	N-CA-C	6.53	128.63	111.00
1	J	220	SER	O-C-N	-6.53	112.25	122.70

Continued on next page...

Continued from previous page...

Mol	Chain	Res	Type	Atoms	Z	Observed(°)	Ideal(°)
1	K	313	GLN	OE1-CD-NE2	-6.53	106.88	121.90
1	B	409	ARG	NH1-CZ-NH2	-6.53	112.22	119.40
1	E	12	MET	N-CA-CB	6.53	122.35	110.60
1	H	89	VAL	O-C-N	-6.53	112.10	123.20
1	L	389	LEU	O-C-N	6.53	133.14	122.70
1	N	224	PRO	CB-CA-C	6.53	128.32	112.00
1	P	470	LEU	O-C-N	-6.53	112.25	122.70
1	P	156	THR	OG1-CB-CG2	6.52	125.00	110.00
1	G	176	GLU	OE1-CD-OE2	6.52	131.13	123.30
1	H	10	GLU	CG-CD-OE2	6.52	131.35	118.30
1	N	121	VAL	CA-CB-CG1	-6.52	101.12	110.90
1	K	358	VAL	O-C-N	-6.52	112.27	122.70
1	C	235	LEU	O-C-N	-6.52	112.27	122.70
1	I	291	ASP	OD1-CG-OD2	-6.52	110.91	123.30
1	J	112	ASP	CA-CB-CG	6.52	127.74	113.40
1	K	402	GLY	C-N-CA	6.52	137.99	121.70
1	N	348	ARG	NE-CZ-NH1	-6.52	117.04	120.30
1	O	111	LEU	CA-CB-CG	6.52	130.29	115.30
1	O	229	ASP	CB-CG-OD1	6.52	124.17	118.30
1	A	340	PRO	N-CA-CB	-6.52	95.43	102.60
1	C	288	LYS	O-C-N	-6.52	112.27	122.70
1	F	265	GLN	C-N-CA	6.52	137.99	121.70
1	K	329	ASP	N-CA-CB	-6.52	98.87	110.60
1	F	163	ALA	C-N-CA	-6.51	105.42	121.70
1	H	352	GLU	OE1-CD-OE2	-6.51	115.48	123.30
1	L	273	GLN	CA-CB-CG	6.51	127.73	113.40
1	O	471	ARG	CA-C-O	-6.51	106.42	120.10
1	H	316	GLY	C-N-CA	6.51	137.98	121.70
1	I	271	LEU	CA-CB-CG	6.51	130.28	115.30
1	I	464	ASN	C-N-CA	-6.51	108.62	122.30
1	J	237	CYS	N-CA-CB	6.51	122.32	110.60
1	M	206	THR	CA-CB-OG1	6.51	122.68	109.00
1	O	253	GLU	OE1-CD-OE2	6.51	131.12	123.30
1	C	466	VAL	O-C-N	6.51	133.12	122.70
1	D	397	ALA	CB-CA-C	6.51	119.87	110.10
1	F	50	ASP	OD1-CG-OD2	-6.51	110.93	123.30
1	F	236	ASN	C-N-CA	6.51	137.98	121.70
1	L	462	CYS	N-CA-C	6.51	128.58	111.00
1	O	478	GLN	CA-CB-CG	6.51	127.72	113.40
1	A	428	LEU	O-C-N	-6.51	112.29	122.70
1	D	492	ASP	CB-CG-OD2	-6.51	112.44	118.30
1	H	493	VAL	O-C-N	-6.51	112.29	122.70

Continued on next page...

Continued from previous page...

Mol	Chain	Res	Type	Atoms	Z	Observed(°)	Ideal(°)
1	L	116	HIS	O-C-N	-6.51	108.73	121.10
1	M	86	GLU	N-CA-CB	6.51	122.32	110.60
1	N	138	ILE	CA-CB-CG2	-6.51	97.88	110.90
1	A	320	LEU	CB-CG-CD2	6.51	122.06	111.00
1	L	215	ASP	OD1-CG-OD2	-6.51	110.93	123.30
1	P	243	ALA	N-CA-C	6.51	128.57	111.00
1	E	331	MET	O-C-N	6.51	133.11	122.70
1	I	212	VAL	CG1-CB-CG2	-6.51	100.49	110.90
1	J	218	ARG	NE-CZ-NH2	6.51	123.55	120.30
1	L	279	GLU	O-C-N	-6.51	112.14	123.20
1	M	195	ILE	O-C-N	6.51	133.11	122.70
1	N	122	LYS	O-C-N	-6.51	112.14	123.20
1	N	126	ALA	N-CA-CB	6.51	119.21	110.10
1	D	98	VAL	CA-CB-CG2	6.50	120.65	110.90
1	I	338	LYS	CB-CA-C	-6.50	97.40	110.40
1	K	287	VAL	CA-CB-CG1	6.50	120.65	110.90
1	M	208	LEU	CA-CB-CG	6.50	130.25	115.30
1	N	305	THR	O-C-N	-6.50	112.30	122.70
1	O	460	ASP	OD1-CG-OD2	-6.50	110.95	123.30
1	C	348	ARG	NH1-CZ-NH2	6.50	126.55	119.40
1	F	430	ALA	N-CA-CB	6.50	119.20	110.10
1	H	218	ARG	CD-NE-CZ	6.50	132.70	123.60
1	N	364	ASP	O-C-N	-6.50	112.30	122.70
1	P	99	VAL	CA-C-O	6.50	133.75	120.10
1	A	379	VAL	CA-CB-CG1	-6.50	101.15	110.90
1	C	27	ALA	N-CA-CB	-6.50	101.00	110.10
1	E	306	ASN	N-CA-CB	-6.50	98.91	110.60
1	I	157	SER	C-N-CA	6.50	137.94	121.70
1	I	247	LEU	CB-CG-CD2	-6.50	99.95	111.00
1	B	373	ILE	CA-C-O	-6.50	106.46	120.10
1	P	461	MET	CA-C-N	-6.50	102.91	117.20
1	P	484	THR	CA-CB-CG2	-6.50	103.31	112.40
1	C	362	VAL	N-CA-C	6.49	128.53	111.00
1	H	51	ASP	C-N-CA	6.49	137.94	121.70
1	M	305	THR	CA-CB-CG2	6.49	121.49	112.40
1	N	13	LYS	O-C-N	-6.49	112.31	122.70
1	O	172	GLU	OE1-CD-OE2	-6.49	115.51	123.30
1	P	117	PRO	O-C-N	6.49	133.09	122.70
1	A	180	ALA	CB-CA-C	6.49	119.84	110.10
1	A	410	ALA	N-CA-CB	-6.49	101.01	110.10
1	O	276	LEU	CA-CB-CG	6.49	130.23	115.30
1	D	52	LEU	CB-CA-C	6.49	122.53	110.20

Continued on next page...

Continued from previous page...

Mol	Chain	Res	Type	Atoms	Z	Observed(°)	Ideal(°)
1	H	236	ASN	N-CA-CB	6.49	122.28	110.60
1	L	253	GLU	CA-C-O	6.49	133.73	120.10
1	O	224	PRO	CA-N-CD	-6.49	102.41	111.50
1	O	372	THR	CA-C-O	-6.49	106.47	120.10
1	G	38	THR	CA-CB-OG1	6.49	122.62	109.00
1	J	148	GLU	N-CA-CB	6.49	122.28	110.60
1	E	408	VAL	O-C-N	6.49	133.08	122.70
1	A	273	GLN	CB-CA-C	6.49	123.37	110.40
1	B	304	ILE	C-N-CA	6.49	137.91	121.70
1	E	333	PHE	CZ-CE2-CD2	6.49	127.88	120.10
1	I	363	ASP	CB-CG-OD2	-6.49	112.46	118.30
1	A	167	LYS	C-N-CA	6.48	137.91	121.70
1	B	251	VAL	CA-CB-CG2	6.48	120.62	110.90
1	C	273	GLN	CB-CA-C	6.48	123.37	110.40
1	J	33	GLU	O-C-N	6.48	133.07	122.70
1	E	398	GLU	CA-C-O	-6.48	106.49	120.10
1	I	274	HIS	CA-C-N	6.48	131.46	117.20
1	C	52	LEU	CA-C-O	-6.48	106.49	120.10
1	I	444	ASN	OD1-CG-ND2	6.48	136.81	121.90
1	J	308	LYS	CA-C-O	-6.48	106.49	120.10
1	K	90	GLY	CA-C-O	-6.48	108.94	120.60
1	N	465	GLY	O-C-N	6.48	133.07	122.70
1	K	62	VAL	CA-CB-CG2	-6.48	101.18	110.90
1	E	181	VAL	O-C-N	-6.48	112.33	122.70
1	G	63	THR	N-CA-CB	6.48	122.61	110.30
1	J	61	GLY	CA-C-N	6.48	131.45	117.20
1	N	234	LEU	CA-C-N	-6.48	102.95	117.20
1	P	180	ALA	N-CA-CB	6.48	119.17	110.10
1	P	369	VAL	CA-CB-CG2	6.48	120.61	110.90
1	N	298	ALA	N-CA-CB	6.48	119.17	110.10
1	N	377	ARG	O-C-N	-6.48	112.34	122.70
1	O	54	ASP	CB-CG-OD2	6.48	124.13	118.30
1	O	451	LEU	N-CA-CB	6.48	123.35	110.40
1	P	226	LYS	CD-CE-NZ	6.47	126.59	111.70
1	C	161	LYS	CA-CB-CG	6.47	127.64	113.40
1	F	175	VAL	O-C-N	6.47	133.06	122.70
1	K	305	THR	CA-CB-CG2	6.47	121.46	112.40
1	K	358	VAL	C-N-CA	6.47	137.88	121.70
1	L	172	GLU	CB-CA-C	6.47	123.34	110.40
1	O	421	THR	CA-CB-CG2	6.47	121.46	112.40
1	P	142	VAL	O-C-N	-6.47	112.20	123.20
1	C	8	LEU	CA-CB-CG	6.47	130.18	115.30

Continued on next page...

Continued from previous page...

Mol	Chain	Res	Type	Atoms	Z	Observed(°)	Ideal(°)
1	H	172	GLU	CB-CA-C	6.47	123.34	110.40
1	P	237	CYS	CB-CA-C	6.47	123.34	110.40
1	C	271	LEU	N-CA-CB	6.47	123.34	110.40
1	D	334	VAL	CA-C-N	-6.47	102.97	117.20
1	N	59	ASN	CA-CB-CG	6.47	127.64	113.40
1	O	161	LYS	CB-CA-C	6.47	123.34	110.40
1	D	62	VAL	CB-CA-C	-6.47	99.11	111.40
1	D	154	ALA	N-CA-C	6.47	128.46	111.00
1	G	395	GLU	CG-CD-OE2	6.47	131.24	118.30
1	M	63	THR	O-C-N	-6.47	112.35	122.70
1	M	257	SER	CB-CA-C	6.47	122.39	110.10
1	O	360	ARG	NE-CZ-NH1	6.47	123.53	120.30
1	O	395	GLU	O-C-N	-6.47	112.35	122.70
1	A	291	ASP	C-N-CA	6.47	137.86	121.70
1	D	348	ARG	O-C-N	-6.47	112.21	123.20
1	D	421	THR	N-CA-CB	6.47	122.58	110.30
1	G	80	GLU	CA-CB-CG	6.47	127.62	113.40
1	G	286	ARG	O-C-N	6.47	133.05	122.70
1	H	9	PRO	N-CA-CB	6.47	111.06	103.30
1	I	342	ALA	O-C-N	-6.47	112.36	122.70
1	K	215	ASP	CB-CG-OD2	-6.47	112.48	118.30
1	M	244	SER	CA-C-O	-6.47	106.52	120.10
1	O	377	ARG	NH1-CZ-NH2	6.47	126.51	119.40
1	A	332	ILE	CA-CB-CG1	6.46	123.28	111.00
1	C	35	VAL	CB-CA-C	6.46	123.68	111.40
1	J	229	ASP	CB-CG-OD2	-6.46	112.48	118.30
1	K	404	GLU	CA-CB-CG	6.46	127.62	113.40
1	M	462	CYS	O-C-N	6.46	133.04	122.70
1	N	368	VAL	CG1-CB-CG2	-6.46	100.56	110.90
1	O	459	GLU	CA-C-O	-6.46	106.53	120.10
1	J	62	VAL	O-C-N	-6.46	112.36	122.70
1	J	429	ASP	CB-CA-C	6.46	123.32	110.40
1	K	123	GLY	O-C-N	6.46	133.04	122.70
1	K	343	VAL	CA-CB-CG2	6.46	120.59	110.90
1	L	36	ARG	CD-NE-CZ	6.46	132.65	123.60
1	O	188	VAL	CG1-CB-CG2	-6.46	100.56	110.90
1	O	487	LEU	CB-CA-C	6.46	122.47	110.20
1	O	300	GLY	C-N-CA	6.46	137.85	121.70
1	E	7	VAL	CA-C-O	-6.46	106.54	120.10
1	E	45	ASP	C-N-CA	6.46	137.85	121.70
1	H	243	ALA	C-N-CA	6.46	137.84	121.70
1	D	351	THR	O-C-N	-6.46	112.37	122.70

Continued on next page...

Continued from previous page...

Mol	Chain	Res	Type	Atoms	Z	Observed(°)	Ideal(°)
1	D	351	THR	CA-CB-CG2	-6.46	103.36	112.40
1	E	283	ALA	O-C-N	6.46	133.03	122.70
1	F	231	LYS	CB-CA-C	6.46	123.31	110.40
1	H	325	LYS	N-CA-CB	6.46	122.22	110.60
1	J	264	CYS	O-C-N	-6.46	112.37	122.70
1	L	243	ALA	N-CA-CB	6.46	119.14	110.10
1	D	129	GLN	O-C-N	6.46	133.03	122.70
1	L	349	GLY	C-N-CA	6.46	137.84	121.70
1	C	467	VAL	CA-CB-CG2	-6.45	101.22	110.90
1	D	116	HIS	CG-ND1-CE1	6.45	117.23	108.20
1	D	286	ARG	NE-CZ-NH1	6.45	123.53	120.30
1	F	239	ILE	CA-CB-CG2	6.45	123.81	110.90
1	H	333	PHE	CZ-CE2-CD2	-6.45	112.36	120.10
1	I	353	HIS	CA-C-N	6.45	131.40	117.20
1	K	286	ARG	NH1-CZ-NH2	6.45	126.50	119.40
1	L	463	GLU	CG-CD-OE1	-6.45	105.39	118.30
1	O	393	LEU	CB-CA-C	6.45	122.46	110.20
1	F	495	ALA	CA-C-O	-6.45	106.55	120.10
1	B	140	CYS	O-C-N	-6.45	112.38	122.70
1	F	73	PRO	CA-CB-CG	-6.45	91.75	104.00
1	M	286	ARG	CB-CA-C	6.45	123.30	110.40
1	D	363	ASP	O-C-N	6.45	133.01	122.70
1	B	347	ILE	CA-C-N	-6.45	103.02	117.20
1	E	492	ASP	CB-CG-OD1	6.45	124.10	118.30
1	F	209	ILE	O-C-N	-6.45	112.39	122.70
1	I	373	ILE	O-C-N	6.45	133.01	122.70
1	O	112	ASP	CA-C-O	6.45	133.64	120.10
1	D	159	THR	C-N-CA	6.44	135.83	122.30
1	A	118	THR	CA-C-O	-6.44	106.57	120.10
1	D	308	LYS	CA-CB-CG	6.44	127.58	113.40
1	G	206	THR	CA-CB-CG2	6.44	121.42	112.40
1	L	205	ASP	OD1-CG-OD2	-6.44	111.06	123.30
1	A	213	LEU	CB-CG-CD2	6.44	121.95	111.00
1	D	99	VAL	O-C-N	-6.44	112.40	122.70
1	E	311	SER	N-CA-CB	-6.44	100.84	110.50
1	F	237	CYS	CA-CB-SG	6.44	125.59	114.00
1	G	324	ARG	NH1-CZ-NH2	6.44	126.48	119.40
1	L	202	SER	N-CA-CB	6.44	120.16	110.50
1	N	320	LEU	N-CA-CB	6.44	123.28	110.40
1	N	356	GLU	N-CA-CB	6.44	122.19	110.60
1	O	249	ASP	OD1-CG-OD2	-6.44	111.06	123.30
1	K	323	GLU	CB-CA-C	-6.44	97.52	110.40

Continued on next page...

Continued from previous page...

Mol	Chain	Res	Type	Atoms	Z	Observed(°)	Ideal(°)
1	F	216	LYS	C-N-CA	6.44	137.79	121.70
1	F	299	THR	CA-CB-OG1	6.44	122.52	109.00
1	G	277	ALA	N-CA-CB	-6.44	101.09	110.10
1	I	233	ALA	CB-CA-C	-6.44	100.44	110.10
1	O	324	ARG	CA-C-O	-6.44	106.58	120.10
1	H	458	VAL	CA-CB-CG2	6.44	120.56	110.90
1	J	181	VAL	CB-CA-C	-6.44	99.17	111.40
1	A	318	ALA	N-CA-CB	6.43	119.11	110.10
1	B	396	TYR	CD1-CG-CD2	6.43	124.98	117.90
1	C	374	GLU	C-N-CA	6.43	137.79	121.70
1	L	170	LEU	CA-C-O	6.43	133.61	120.10
1	M	204	ASP	OD1-CG-OD2	-6.43	111.08	123.30
1	M	435	VAL	CB-CA-C	-6.43	99.17	111.40
1	A	294	LYS	CB-CA-C	6.43	123.27	110.40
1	D	138	ILE	O-C-N	6.43	132.99	122.70
1	G	234	LEU	CB-CG-CD2	6.43	121.94	111.00
1	J	438	ARG	CB-CA-C	-6.43	97.53	110.40
1	O	429	ASP	CB-CG-OD2	-6.43	112.51	118.30
1	E	205	ASP	CB-CG-OD2	6.43	124.09	118.30
1	H	8	LEU	CA-C-O	-6.43	106.59	120.10
1	O	265	GLN	OE1-CD-NE2	-6.43	107.11	121.90
1	E	135	LEU	O-C-N	-6.43	112.41	122.70
1	I	303	VAL	CB-CA-C	6.43	123.61	111.40
1	N	263	PHE	CB-CG-CD1	-6.43	116.30	120.80
1	O	71	GLU	N-CA-CB	6.43	122.17	110.60
1	O	238	ALA	N-CA-C	6.43	128.36	111.00
1	O	491	ASP	CB-CG-OD2	-6.43	112.51	118.30
1	B	129	GLN	CG-CD-OE1	6.43	134.46	121.60
1	B	341	LYS	CB-CA-C	6.43	123.26	110.40
1	D	466	VAL	CA-C-N	6.43	131.34	117.20
1	H	297	LYS	CB-CA-C	6.43	123.25	110.40
1	D	33	GLU	N-CA-CB	6.43	122.17	110.60
1	F	482	GLU	OE1-CD-OE2	6.43	131.01	123.30
1	H	7	VAL	CA-CB-CG1	6.43	120.54	110.90
1	H	376	GLY	N-CA-C	6.43	129.17	113.10
1	O	118	THR	O-C-N	6.43	132.98	122.70
1	C	204	ASP	OD1-CG-OD2	-6.42	111.09	123.30
1	E	470	LEU	CB-CG-CD2	6.42	121.92	111.00
1	H	324	ARG	NE-CZ-NH2	-6.42	117.09	120.30
1	I	68	MET	CG-SD-CE	6.42	110.48	100.20
1	I	403	ARG	O-C-N	-6.42	112.42	122.70
1	N	270	ASP	OD1-CG-OD2	-6.42	111.09	123.30

Continued on next page...

Continued from previous page...

Mol	Chain	Res	Type	Atoms	Z	Observed(°)	Ideal(°)
1	O	146	ASP	CB-CA-C	6.42	123.25	110.40
1	H	321	VAL	CA-CB-CG2	6.42	120.53	110.90
1	K	383	GLY	O-C-N	-6.42	112.42	122.70
1	C	144	ALA	CB-CA-C	-6.42	100.47	110.10
1	D	411	PHE	O-C-N	-6.42	112.43	122.70
1	E	24	ASN	N-CA-CB	-6.42	99.04	110.60
1	E	58	THR	N-CA-C	6.42	128.34	111.00
1	E	213	LEU	CA-CB-CG	6.42	130.07	115.30
1	G	60	ASP	O-C-N	-6.42	112.28	123.20
1	K	462	CYS	CA-C-O	-6.42	106.61	120.10
1	M	84	THR	N-CA-CB	6.42	122.50	110.30
1	H	63	THR	N-CA-CB	6.42	122.50	110.30
1	I	73	PRO	C-N-CA	6.42	137.75	121.70
1	K	317	ASP	O-C-N	-6.42	112.43	122.70
1	P	50	ASP	C-N-CA	6.42	137.75	121.70
1	B	493	VAL	CB-CA-C	-6.42	99.20	111.40
1	C	296	ALA	N-CA-C	6.42	128.33	111.00
1	I	472	VAL	O-C-N	6.42	132.97	122.70
1	K	81	VAL	N-CA-CB	6.42	125.62	111.50
1	K	92	GLY	O-C-N	-6.42	112.44	122.70
1	O	38	THR	N-CA-C	6.42	128.33	111.00
1	O	221	ALA	O-C-N	6.42	132.97	122.70
1	B	190	LYS	C-N-CA	6.42	137.74	121.70
1	J	265	GLN	O-C-N	-6.42	112.44	122.70
1	C	439	ALA	CA-C-O	-6.41	106.63	120.10
1	G	192	LEU	CA-CB-CG	6.41	130.05	115.30
1	I	463	GLU	OE1-CD-OE2	-6.41	115.60	123.30
1	J	289	LYS	CB-CA-C	6.41	123.22	110.40
1	O	229	ASP	N-CA-CB	6.41	122.14	110.60
1	I	42	LYS	O-C-N	6.41	134.10	123.20
1	L	409	ARG	N-CA-CB	6.41	122.14	110.60
1	D	112	ASP	N-CA-C	6.41	128.30	111.00
1	D	302	ASN	CA-C-O	6.41	133.56	120.10
1	F	281	ILE	N-CA-CB	6.41	125.54	110.80
1	G	8	LEU	CA-C-O	-6.41	106.64	120.10
1	K	83	LYS	N-CA-C	6.41	128.31	111.00
1	N	451	LEU	O-C-N	-6.41	112.45	122.70
1	C	38	THR	O-C-N	-6.41	112.45	122.70
1	C	362	VAL	CA-CB-CG1	-6.41	101.29	110.90
1	H	316	GLY	O-C-N	-6.41	112.45	122.70
1	J	97	VAL	N-CA-C	6.41	128.30	111.00
1	P	492	ASP	OD1-CG-OD2	-6.41	111.13	123.30

Continued on next page...

Continued from previous page...

Mol	Chain	Res	Type	Atoms	Z	Observed(°)	Ideal(°)
1	A	55	VAL	O-C-N	-6.41	112.45	122.70
1	C	146	ASP	CB-CG-OD2	6.41	124.06	118.30
1	M	319	GLY	O-C-N	-6.41	112.45	122.70
1	P	253	GLU	CB-CA-C	6.41	123.21	110.40
1	P	426	ALA	CA-C-O	-6.41	106.65	120.10
1	M	306	ASN	CA-CB-CG	6.40	127.49	113.40
1	B	451	LEU	O-C-N	-6.40	112.45	122.70
1	C	377	ARG	CG-CD-NE	6.40	125.25	111.80
1	F	186	GLY	CA-C-O	-6.40	109.08	120.60
1	H	494	ILE	CA-CB-CG2	6.40	123.71	110.90
1	L	271	LEU	C-N-CA	6.40	137.70	121.70
1	D	413	ASP	CB-CG-OD1	6.40	124.06	118.30
1	F	59	ASN	C-N-CA	6.40	137.70	121.70
1	O	315	LEU	CB-CG-CD2	6.40	121.88	111.00
1	C	497	GLU	CA-C-O	-6.40	106.67	120.10
1	I	431	ILE	CA-CB-CG2	6.40	123.70	110.90
1	J	431	ILE	O-C-N	6.40	132.94	122.70
1	M	309	ASP	OD1-CG-OD2	-6.40	111.15	123.30
1	M	420	ARG	CG-CD-NE	-6.40	98.36	111.80
1	C	205	ASP	OD1-CG-OD2	-6.40	111.15	123.30
1	N	330	SER	N-CA-CB	6.40	120.09	110.50
1	O	38	THR	CA-CB-OG1	6.40	122.43	109.00
1	P	56	VAL	CA-C-O	-6.40	106.67	120.10
1	H	185	GLU	N-CA-C	6.39	128.26	111.00
1	K	70	VAL	CA-CB-CG2	6.39	120.49	110.90
1	P	70	VAL	CA-CB-CG2	-6.39	101.31	110.90
1	F	208	LEU	CA-CB-CG	6.39	130.00	115.30
1	M	311	SER	N-CA-CB	-6.39	100.91	110.50
1	P	388	GLU	CG-CD-OE1	6.39	131.09	118.30
1	B	33	GLU	O-C-N	6.39	132.93	122.70
1	O	495	ALA	CB-CA-C	6.39	119.69	110.10
1	A	18	ARG	N-CA-C	6.39	128.25	111.00
1	I	381	GLY	O-C-N	-6.39	112.34	123.20
1	K	228	THR	CA-CB-CG2	6.39	121.35	112.40
1	H	16	MET	O-C-N	-6.39	112.34	123.20
1	J	61	GLY	N-CA-C	6.39	129.06	113.10
1	K	346	LEU	O-C-N	6.39	132.92	122.70
1	L	274	HIS	O-C-N	-6.39	112.48	122.70
1	P	33	GLU	CG-CD-OE1	6.39	131.07	118.30
1	A	94	THR	CA-C-O	-6.38	106.69	120.10
1	F	182	VAL	CG1-CB-CG2	-6.38	100.69	110.90
1	G	323	GLU	OE1-CD-OE2	-6.38	115.64	123.30

Continued on next page...

Continued from previous page...

Mol	Chain	Res	Type	Atoms	Z	Observed(°)	Ideal(°)
1	M	451	LEU	CB-CA-C	6.38	122.33	110.20
1	A	178	VAL	C-N-CA	6.38	137.66	121.70
1	A	464	ASN	CA-C-O	-6.38	106.70	120.10
1	A	497	GLU	CG-CD-OE1	-6.38	105.53	118.30
1	L	219	VAL	CB-CA-C	6.38	123.53	111.40
1	M	114	ASN	CA-C-N	6.38	131.24	117.20
1	O	236	ASN	CB-CG-OD1	6.38	134.37	121.60
1	A	270	ASP	OD1-CG-OD2	-6.38	111.17	123.30
1	A	429	ASP	CA-CB-CG	6.38	127.44	113.40
1	B	51	ASP	CB-CG-OD2	6.38	124.04	118.30
1	J	338	LYS	O-C-N	6.38	132.91	122.70
1	K	14	ARG	NE-CZ-NH2	6.38	123.49	120.30
1	M	22	ARG	CG-CD-NE	6.38	125.20	111.80
1	M	463	GLU	N-CA-CB	6.38	122.09	110.60
1	N	361	ALA	N-CA-CB	6.38	119.03	110.10
1	P	285	ARG	CB-CA-C	-6.38	97.64	110.40
1	C	58	THR	N-CA-C	6.38	128.23	111.00
1	H	75	ALA	CB-CA-C	6.38	119.67	110.10
1	A	152	LYS	C-N-CA	6.38	137.65	121.70
1	M	283	ALA	O-C-N	-6.38	112.50	122.70
1	G	446	ASN	C-N-CA	6.38	137.64	121.70
1	M	216	LYS	CD-CE-NZ	6.38	126.37	111.70
1	O	284	ALA	O-C-N	6.38	132.90	122.70
1	P	49	VAL	O-C-N	-6.38	112.50	122.70
1	G	336	GLU	N-CA-C	6.38	128.21	111.00
1	K	322	GLU	CG-CD-OE1	6.38	131.05	118.30
1	E	151	THR	C-N-CA	6.37	137.64	121.70
1	G	448	CYS	N-CA-C	6.37	128.21	111.00
1	N	62	VAL	CB-CA-C	-6.37	99.29	111.40
1	O	481	ALA	N-CA-CB	6.37	119.02	110.10
1	H	165	LYS	O-C-N	6.37	132.90	122.70
1	I	172	GLU	O-C-N	-6.37	112.50	122.70
1	K	75	ALA	CA-C-O	6.37	133.48	120.10
1	K	91	ASP	CB-CG-OD2	6.37	124.03	118.30
1	P	488	LEU	O-C-N	6.37	132.90	122.70
1	B	112	ASP	O-C-N	-6.37	112.51	122.70
1	D	380	SER	O-C-N	-6.37	112.37	123.20
1	H	283	ALA	N-CA-CB	6.37	119.02	110.10
1	O	79	ILE	N-CA-CB	6.37	125.45	110.80
1	A	29	ARG	CD-NE-CZ	6.37	132.52	123.60
1	B	182	VAL	O-C-N	6.37	132.89	122.70
1	H	333	PHE	CD1-CE1-CZ	-6.37	112.46	120.10

Continued on next page...

Continued from previous page...

Mol	Chain	Res	Type	Atoms	Z	Observed(°)	Ideal(°)
1	K	159	THR	C-N-CA	6.37	135.67	122.30
1	M	463	GLU	OE1-CD-OE2	6.37	130.94	123.30
1	N	375	ASP	CB-CG-OD1	-6.37	112.57	118.30
1	P	219	VAL	CA-CB-CG2	-6.37	101.35	110.90
1	J	11	ASN	CA-C-O	-6.37	106.73	120.10
1	J	458	VAL	CG1-CB-CG2	6.37	121.08	110.90
1	M	122	LYS	N-CA-CB	6.37	122.06	110.60
1	M	438	ARG	O-C-N	6.37	132.88	122.70
1	E	399	GLY	O-C-N	6.36	132.88	122.70
1	G	320	LEU	CA-C-O	-6.36	106.74	120.10
1	L	12	MET	C-N-CA	6.36	137.61	121.70
1	C	134	LEU	CB-CG-CD1	6.36	121.81	111.00
1	O	478	GLN	N-CA-CB	6.36	122.05	110.60
1	P	192	LEU	CB-CA-C	6.36	122.29	110.20
1	J	56	VAL	O-C-N	-6.36	112.52	122.70
1	K	369	VAL	CA-CB-CG2	6.36	120.44	110.90
1	P	429	ASP	CB-CA-C	6.36	123.12	110.40
1	G	479	SER	O-C-N	6.36	132.87	122.70
1	A	7	VAL	CA-C-O	-6.36	106.75	120.10
1	F	489	ARG	N-CA-CB	6.36	122.04	110.60
1	F	491	ASP	CB-CG-OD2	6.36	124.02	118.30
1	H	167	LYS	CA-C-O	-6.36	106.75	120.10
1	N	85	GLN	CB-CG-CD	6.36	128.13	111.60
1	N	241	GLU	CG-CD-OE2	6.36	131.01	118.30
1	J	278	LYS	O-C-N	-6.35	112.53	122.70
1	O	55	VAL	N-CA-C	6.35	128.15	111.00
1	C	244	SER	CB-CA-C	6.35	122.17	110.10
1	H	151	THR	O-C-N	6.35	132.86	122.70
1	P	218	ARG	C-N-CA	6.35	137.58	121.70
1	E	78	LEU	CB-CG-CD2	-6.35	100.20	111.00
1	O	291	ASP	CB-CG-OD1	-6.35	112.58	118.30
1	F	422	LEU	C-N-CA	6.35	137.58	121.70
1	L	270	ASP	CA-C-O	-6.35	106.77	120.10
1	M	264	CYS	CA-CB-SG	6.35	125.43	114.00
1	B	397	ALA	CB-CA-C	6.35	119.62	110.10
1	F	199	SER	O-C-N	-6.35	112.41	123.20
1	K	214	VAL	CA-C-N	6.35	131.16	117.20
1	P	87	LYS	C-N-CA	6.35	137.57	121.70
1	D	178	VAL	O-C-N	-6.35	112.55	122.70
1	I	71	GLU	O-C-N	-6.35	112.55	122.70
1	K	192	LEU	CB-CG-CD1	6.35	121.79	111.00
1	B	299	THR	O-C-N	-6.34	112.41	123.20

Continued on next page...

Continued from previous page...

Mol	Chain	Res	Type	Atoms	Z	Observed(°)	Ideal(°)
1	C	18	ARG	CA-C-O	6.34	133.42	120.10
1	D	365	ALA	C-N-CA	6.34	137.56	121.70
1	F	43	GLY	CA-C-O	-6.34	109.18	120.60
1	F	255	LYS	CB-CA-C	6.34	123.09	110.40
1	F	276	LEU	CA-CB-CG	6.34	129.89	115.30
1	J	146	ASP	O-C-N	6.34	132.85	122.70
1	M	152	LYS	N-CA-CB	-6.34	99.18	110.60
1	N	245	GLU	CB-CG-CD	6.34	131.33	114.20
1	N	270	ASP	CA-CB-CG	-6.34	99.44	113.40
1	O	7	VAL	O-C-N	-6.34	112.55	122.70
1	P	446	ASN	CB-CA-C	-6.34	97.71	110.40
1	B	271	LEU	CB-CA-C	6.34	122.25	110.20
1	F	422	LEU	CB-CA-C	6.34	122.25	110.20
1	I	302	ASN	O-C-N	-6.34	112.55	122.70
1	J	241	GLU	OE1-CD-OE2	-6.34	115.69	123.30
1	L	68	MET	C-N-CA	6.34	137.56	121.70
1	F	63	THR	C-N-CA	6.34	137.56	121.70
1	H	344	THR	OG1-CB-CG2	6.34	124.59	110.00
1	I	184	ASP	N-CA-CB	-6.34	99.18	110.60
1	I	281	ILE	CG1-CB-CG2	-6.34	97.45	111.40
1	J	114	ASN	N-CA-CB	6.34	122.01	110.60
1	N	470	LEU	CB-CG-CD2	6.34	121.78	111.00
1	P	323	GLU	OE1-CD-OE2	-6.34	115.69	123.30
1	D	374	GLU	N-CA-CB	6.34	122.01	110.60
1	E	257	SER	O-C-N	-6.34	112.42	123.20
1	H	319	GLY	N-CA-C	6.34	128.95	113.10
1	O	288	LYS	C-N-CA	6.34	137.55	121.70
1	H	105	ARG	NH1-CZ-NH2	-6.34	112.43	119.40
1	J	253	GLU	CG-CD-OE1	-6.34	105.62	118.30
1	L	48	LEU	CB-CG-CD1	-6.34	100.23	111.00
1	E	279	GLU	OE1-CD-OE2	6.34	130.90	123.30
1	G	191	ASP	O-C-N	-6.34	112.56	122.70
1	G	194	LYS	CD-CE-NZ	6.34	126.27	111.70
1	M	420	ARG	NE-CZ-NH2	6.34	123.47	120.30
1	A	432	GLU	CB-CA-C	6.33	123.07	110.40
1	H	233	ALA	N-CA-CB	6.33	118.97	110.10
1	J	352	GLU	CG-CD-OE2	6.33	130.97	118.30
1	N	215	ASP	CB-CG-OD1	6.33	124.00	118.30
1	N	451	LEU	CA-CB-CG	6.33	129.87	115.30
1	O	372	THR	C-N-CA	6.33	137.54	121.70
1	N	36	ARG	NH1-CZ-NH2	6.33	126.37	119.40
1	C	459	GLU	O-C-N	6.33	132.83	122.70

Continued on next page...

Continued from previous page...

Mol	Chain	Res	Type	Atoms	Z	Observed(°)	Ideal(°)
1	P	282	VAL	CG1-CB-CG2	6.33	121.03	110.90
1	F	255	LYS	CD-CE-NZ	6.33	126.26	111.70
1	G	275	TYR	CB-CA-C	6.33	123.06	110.40
1	D	490	ILE	CA-C-N	-6.33	103.28	117.20
1	F	200	GLY	C-N-CA	6.33	137.52	121.70
1	G	30	ILE	CA-CB-CG1	6.33	123.02	111.00
1	A	414	ALA	CB-CA-C	6.33	119.59	110.10
1	F	486	MET	O-C-N	6.33	132.82	122.70
1	A	136	LYS	CB-CA-C	6.33	123.05	110.40
1	B	350	THR	N-CA-C	6.33	128.08	111.00
1	E	136	LYS	CA-C-O	-6.33	106.82	120.10
1	E	386	GLU	O-C-N	6.33	132.82	122.70
1	F	10	GLU	CA-C-N	6.33	131.11	117.20
1	H	346	LEU	O-C-N	-6.33	112.58	122.70
1	F	321	VAL	CG1-CB-CG2	-6.32	100.78	110.90
1	I	116	HIS	N-CA-CB	6.32	121.98	110.60
1	M	125	GLN	CG-CD-OE1	6.32	134.25	121.60
1	L	183	ASP	OD1-CG-OD2	-6.32	111.29	123.30
1	B	226	LYS	CA-C-N	6.32	131.10	117.20
1	E	294	LYS	C-N-CA	6.32	137.50	121.70
1	E	466	VAL	O-C-N	-6.32	112.59	122.70
1	I	452	ASN	C-N-CA	6.32	137.50	121.70
1	L	191	ASP	CB-CG-OD2	-6.32	112.61	118.30
1	M	181	VAL	CG1-CB-CG2	-6.32	100.79	110.90
1	M	276	LEU	N-CA-CB	6.32	123.04	110.40
1	N	494	ILE	CA-CB-CG2	6.32	123.54	110.90
1	A	272	ALA	C-N-CA	6.32	137.50	121.70
1	C	301	ALA	N-CA-C	6.32	128.06	111.00
1	I	155	MET	CB-CA-C	6.32	123.04	110.40
1	I	212	VAL	CA-CB-CG1	6.32	120.38	110.90
1	O	294	LYS	N-CA-CB	6.32	121.97	110.60
1	A	15	TYR	CZ-CE2-CD2	6.32	125.48	119.80
1	I	95	THR	CA-CB-CG2	-6.32	103.56	112.40
1	I	424	GLU	C-N-CA	6.32	137.49	121.70
1	J	305	THR	N-CA-CB	6.32	122.30	110.30
1	O	425	ASN	N-CA-CB	6.32	121.97	110.60
1	E	142	VAL	CG1-CB-CG2	6.32	121.00	110.90
1	E	198	LYS	O-C-N	6.32	132.81	122.70
1	E	295	LEU	C-N-CA	6.32	137.49	121.70
1	E	98	VAL	CA-CB-CG1	-6.31	101.43	110.90
1	K	219	VAL	CA-CB-CG2	6.31	120.37	110.90
1	L	372	THR	CA-C-O	-6.31	106.84	120.10

Continued on next page...

Continued from previous page...

Mol	Chain	Res	Type	Atoms	Z	Observed(°)	Ideal(°)
1	M	281	ILE	CB-CA-C	-6.31	98.97	111.60
1	N	225	LYS	O-C-N	-6.31	112.60	122.70
1	H	78	LEU	CB-CA-C	6.31	122.19	110.20
1	J	122	LYS	O-C-N	6.31	133.93	123.20
1	M	424	GLU	CG-CD-OE2	-6.31	105.67	118.30
1	P	477	ILE	O-C-N	-6.31	112.60	122.70
1	A	117	PRO	N-CA-CB	6.31	110.87	103.30
1	A	388	GLU	CG-CD-OE1	6.31	130.92	118.30
1	C	235	LEU	CB-CG-CD2	-6.31	100.27	111.00
1	G	496	ALA	N-CA-CB	6.31	118.94	110.10
1	N	356	GLU	CA-CB-CG	6.31	127.28	113.40
1	D	129	GLN	CA-CB-CG	6.31	127.28	113.40
1	G	309	ASP	CA-C-O	-6.31	106.85	120.10
1	H	99	VAL	CA-CB-CG2	-6.31	101.44	110.90
1	I	80	GLU	CG-CD-OE2	6.31	130.92	118.30
1	K	81	VAL	CA-CB-CG2	-6.31	101.44	110.90
1	K	111	LEU	N-CA-CB	6.31	123.02	110.40
1	C	44	MET	CA-C-N	-6.31	103.32	117.20
1	D	185	GLU	OE1-CD-OE2	6.31	130.87	123.30
1	N	388	GLU	OE1-CD-OE2	-6.31	115.73	123.30
1	P	128	ALA	N-CA-CB	6.31	118.93	110.10
1	D	15	TYR	CE1-CZ-CE2	-6.31	109.71	119.80
1	D	217	GLU	N-CA-CB	6.31	121.95	110.60
1	J	353	HIS	CA-CB-CG	6.31	124.32	113.60
1	M	289	LYS	CA-CB-CG	6.31	127.27	113.40
1	H	307	ILE	CA-CB-CG2	6.30	123.51	110.90
1	I	388	GLU	CA-CB-CG	6.30	127.27	113.40
1	L	16	MET	CA-C-N	-6.30	103.59	116.20
1	M	355	ILE	CB-CA-C	-6.30	98.99	111.60
1	G	204	ASP	N-CA-CB	6.30	121.94	110.60
1	I	288	LYS	CB-CG-CD	6.30	127.99	111.60
1	L	314	ASP	N-CA-CB	6.30	121.95	110.60
1	P	31	ILE	CB-CA-C	6.30	124.21	111.60
1	P	264	CYS	CA-CB-SG	6.30	125.35	114.00
1	B	380	SER	N-CA-C	6.30	128.02	111.00
1	D	359	ALA	O-C-N	6.30	132.78	122.70
1	F	463	GLU	CA-C-O	-6.30	106.86	120.10
1	H	366	VAL	O-C-N	-6.30	112.49	123.20
1	I	441	HIS	CA-C-O	6.30	133.33	120.10
1	J	65	LEU	N-CA-CB	6.30	123.00	110.40
1	O	215	ASP	N-CA-CB	6.30	121.94	110.60
1	P	126	ALA	CA-C-O	6.30	133.33	120.10

Continued on next page...

Continued from previous page...

Mol	Chain	Res	Type	Atoms	Z	Observed(°)	Ideal(°)
1	P	148	GLU	CG-CD-OE2	6.30	130.90	118.30
1	P	315	LEU	N-CA-CB	6.30	123.00	110.40
1	C	423	ALA	N-CA-CB	-6.30	101.28	110.10
1	D	496	ALA	CB-CA-C	-6.30	100.65	110.10
1	J	273	GLN	CA-C-O	-6.30	106.87	120.10
1	J	464	ASN	CA-C-O	-6.30	106.87	120.10
1	K	49	VAL	CA-CB-CG2	6.30	120.35	110.90
1	D	147	LYS	CD-CE-NZ	6.30	126.18	111.70
1	E	242	THR	CA-CB-OG1	6.30	122.22	109.00
1	E	466	VAL	CG1-CB-CG2	-6.30	100.83	110.90
1	G	400	ILE	N-CA-C	6.30	128.00	111.00
1	L	303	VAL	O-C-N	-6.30	112.62	122.70
1	M	209	ILE	O-C-N	-6.30	112.62	122.70
1	M	465	GLY	CA-C-O	-6.30	109.27	120.60
1	O	93	THR	CA-C-N	-6.30	103.35	117.20
1	A	137	THR	N-CA-CB	6.29	122.26	110.30
1	C	378	ILE	N-CA-CB	6.29	125.28	110.80
1	D	94	THR	N-CA-CB	6.29	122.26	110.30
1	E	59	ASN	CA-CB-CG	6.29	127.25	113.40
1	J	373	ILE	N-CA-CB	6.29	125.28	110.80
1	K	447	LYS	CA-C-N	-6.29	103.35	117.20
1	M	377	ARG	NH1-CZ-NH2	-6.29	112.48	119.40
1	B	184	ASP	CB-CG-OD1	6.29	123.97	118.30
1	C	408	VAL	CA-CB-CG2	6.29	120.34	110.90
1	D	216	LYS	O-C-N	-6.29	112.63	122.70
1	O	323	GLU	CA-C-O	-6.29	106.88	120.10
1	E	106	LYS	N-CA-CB	-6.29	99.28	110.60
1	M	174	ILE	O-C-N	-6.29	112.63	122.70
1	M	291	ASP	CB-CG-OD2	-6.29	112.64	118.30
1	D	394	ARG	NE-CZ-NH2	6.29	123.44	120.30
1	P	183	ASP	CA-C-N	-6.29	103.36	117.20
1	P	296	ALA	O-C-N	-6.29	112.64	122.70
1	B	62	VAL	C-N-CA	6.29	137.42	121.70
1	B	159	THR	CA-CB-CG2	6.29	121.20	112.40
1	E	487	LEU	N-CA-CB	6.29	122.98	110.40
1	G	291	ASP	CB-CG-OD1	-6.29	112.64	118.30
1	I	157	SER	CB-CA-C	6.29	122.05	110.10
1	I	444	ASN	CB-CG-ND2	-6.29	101.61	116.70
1	J	138	ILE	C-N-CA	6.29	137.42	121.70
1	J	207	GLU	N-CA-C	6.29	127.98	111.00
1	A	396	TYR	O-C-N	6.29	132.76	122.70
1	B	100	ALA	CB-CA-C	6.29	119.53	110.10

Continued on next page...

Continued from previous page...

Mol	Chain	Res	Type	Atoms	Z	Observed(°)	Ideal(°)
1	K	349	GLY	CA-C-N	-6.29	103.37	117.20
1	O	116	HIS	ND1-CE1-NE2	-6.29	96.07	109.90
1	B	37	SER	O-C-N	-6.29	112.64	122.70
1	D	184	ASP	C-N-CA	6.29	137.42	121.70
1	J	275	TYR	CD1-CE1-CZ	-6.29	114.14	119.80
1	N	209	ILE	CA-CB-CG1	6.29	122.94	111.00
1	N	317	ASP	OD1-CG-OD2	-6.29	111.36	123.30
1	P	201	ALA	CA-C-O	-6.29	106.90	120.10
1	B	310	LEU	CA-C-O	-6.28	106.91	120.10
1	D	29	ARG	NH1-CZ-NH2	-6.28	112.49	119.40
1	H	242	THR	CA-C-N	6.28	131.02	117.20
1	K	233	ALA	N-CA-CB	-6.28	101.30	110.10
1	M	141	GLU	N-CA-CB	6.28	121.91	110.60
1	M	397	ALA	CB-CA-C	6.28	119.53	110.10
1	O	256	ALA	C-N-CA	6.28	137.41	121.70
1	B	80	GLU	CA-C-O	-6.28	106.91	120.10
1	M	110	LEU	CA-C-N	-6.28	103.38	117.20
1	D	320	LEU	O-C-N	-6.28	112.65	122.70
1	H	363	ASP	C-N-CA	6.28	137.40	121.70
1	K	454	PHE	CZ-CE2-CD2	-6.28	112.56	120.10
1	C	361	ALA	N-CA-CB	6.28	118.89	110.10
1	J	187	LYS	CA-C-N	6.28	131.01	117.20
1	N	46	LYS	N-CA-CB	6.28	121.90	110.60
1	O	364	ASP	N-CA-CB	6.28	121.90	110.60
1	C	217	GLU	C-N-CA	-6.28	106.01	121.70
1	H	19	ASP	CB-CG-OD2	-6.28	112.65	118.30
1	I	329	ASP	CA-C-N	-6.28	103.39	117.20
1	I	337	CYS	CA-C-O	6.28	133.28	120.10
1	J	446	ASN	O-C-N	6.28	132.74	122.70
1	M	333	PHE	CG-CD1-CE1	6.28	127.71	120.80
1	A	111	LEU	C-N-CA	6.28	137.39	121.70
1	D	179	SER	O-C-N	6.28	132.74	122.70
1	D	465	GLY	CA-C-O	-6.28	109.31	120.60
1	P	106	LYS	CB-CA-C	-6.28	97.85	110.40
1	C	232	ILE	CB-CA-C	-6.27	99.05	111.60
1	D	343	VAL	CA-CB-CG2	6.27	120.31	110.90
1	E	470	LEU	CA-CB-CG	6.27	129.73	115.30
1	G	281	ILE	CB-CA-C	-6.27	99.05	111.60
1	C	178	VAL	C-N-CA	6.27	137.38	121.70
1	D	412	ALA	O-C-N	-6.27	112.66	122.70
1	I	465	GLY	CA-C-O	-6.27	109.31	120.60
1	L	400	ILE	N-CA-CB	6.27	125.22	110.80

Continued on next page...

Continued from previous page...

Mol	Chain	Res	Type	Atoms	Z	Observed(°)	Ideal(°)
1	E	22	ARG	CG-CD-NE	-6.27	98.64	111.80
1	H	12	MET	N-CA-C	6.27	127.93	111.00
1	H	225	LYS	CA-CB-CG	6.27	127.19	113.40
1	H	439	ALA	CA-C-O	-6.27	106.93	120.10
1	I	156	THR	N-CA-C	6.27	127.93	111.00
1	P	487	LEU	CB-CA-C	6.27	122.11	110.20
1	I	106	LYS	N-CA-CB	-6.27	99.32	110.60
1	B	39	LEU	CB-CG-CD1	6.27	121.65	111.00
1	B	332	ILE	O-C-N	6.27	132.72	122.70
1	K	111	LEU	CA-CB-CG	6.27	129.71	115.30
1	N	18	ARG	CB-CA-C	6.27	122.93	110.40
1	O	62	VAL	N-CA-CB	6.27	125.29	111.50
1	P	114	ASN	N-CA-C	6.27	127.92	111.00
1	B	113	GLN	CB-CA-C	-6.26	97.87	110.40
1	C	432	GLU	CB-CA-C	6.26	122.93	110.40
1	F	26	LEU	CA-CB-CG	6.26	129.71	115.30
1	F	349	GLY	C-N-CA	6.26	137.36	121.70
1	P	115	VAL	O-C-N	-6.26	112.68	122.70
1	J	111	LEU	CB-CG-CD2	-6.26	100.35	111.00
1	C	12	MET	C-N-CA	6.26	137.35	121.70
1	C	411	PHE	O-C-N	-6.26	112.68	122.70
1	E	351	THR	CA-C-O	6.26	133.25	120.10
1	J	295	LEU	CA-C-O	-6.26	106.95	120.10
1	N	65	LEU	CD1-CG-CD2	6.26	129.28	110.50
1	P	63	THR	CA-CB-CG2	6.26	121.17	112.40
1	B	73	PRO	O-C-N	-6.26	112.68	122.70
1	C	240	GLU	CA-CB-CG	6.26	127.17	113.40
1	G	425	ASN	CB-CG-OD1	6.26	134.12	121.60
1	G	466	VAL	CA-C-N	6.26	130.97	117.20
1	J	440	ALA	O-C-N	6.26	132.72	122.70
1	N	7	VAL	CB-CA-C	-6.26	99.50	111.40
1	F	307	ILE	CA-C-O	-6.26	106.96	120.10
1	K	487	LEU	CB-CA-C	6.26	122.09	110.20
1	C	127	ALA	N-CA-CB	6.26	118.86	110.10
1	C	489	ARG	NE-CZ-NH2	-6.26	117.17	120.30
1	H	88	GLU	CG-CD-OE2	6.26	130.81	118.30
1	K	389	LEU	CA-CB-CG	6.26	129.69	115.30
1	K	414	ALA	N-CA-CB	6.26	118.86	110.10
1	M	97	VAL	CA-CB-CG2	-6.26	101.52	110.90
1	M	319	GLY	C-N-CA	6.26	137.34	121.70
1	L	249	ASP	O-C-N	-6.25	112.69	122.70
1	A	31	ILE	C-N-CA	6.25	137.33	121.70

Continued on next page...

Continued from previous page...

Mol	Chain	Res	Type	Atoms	Z	Observed(°)	Ideal(°)
1	A	354	VAL	CA-CB-CG1	6.25	120.28	110.90
1	D	129	GLN	CB-CA-C	6.25	122.91	110.40
1	G	285	ARG	NE-CZ-NH1	6.25	123.43	120.30
1	G	360	ARG	CD-NE-CZ	6.25	132.36	123.60
1	I	328	GLY	CA-C-O	-6.25	109.34	120.60
1	I	416	GLU	O-C-N	-6.25	112.69	122.70
1	N	279	GLU	C-N-CA	6.25	135.43	122.30
1	E	324	ARG	CB-CA-C	6.25	122.91	110.40
1	F	190	LYS	CG-CD-CE	6.25	130.66	111.90
1	F	224	PRO	CA-N-CD	-6.25	102.75	111.50
1	H	267	GLY	O-C-N	-6.25	112.70	122.70
1	K	153	ILE	C-N-CA	6.25	137.33	121.70
1	L	294	LYS	C-N-CA	6.25	137.33	121.70
1	L	359	ALA	N-CA-CB	-6.25	101.35	110.10
1	M	229	ASP	CA-CB-CG	6.25	127.15	113.40
1	M	354	VAL	CG1-CB-CG2	-6.25	100.90	110.90
1	A	35	VAL	O-C-N	6.25	132.70	122.70
1	B	259	ALA	CB-CA-C	-6.25	100.72	110.10
1	J	114	ASN	CA-CB-CG	6.25	127.15	113.40
1	L	54	ASP	CB-CG-OD2	-6.25	112.67	118.30
1	A	217	GLU	CA-C-O	-6.25	106.98	120.10
1	A	315	LEU	CB-CA-C	6.25	122.07	110.20
1	D	210	LYS	CB-CA-C	6.25	122.90	110.40
1	M	39	LEU	CB-CA-C	6.25	122.07	110.20
1	G	70	VAL	N-CA-C	6.25	127.87	111.00
1	H	158	ILE	N-CA-C	6.25	127.87	111.00
1	F	252	ALA	C-N-CA	6.25	137.31	121.70
1	G	8	LEU	N-CA-CB	6.25	122.89	110.40
1	G	229	ASP	CA-CB-CG	6.25	127.14	113.40
1	K	56	VAL	CA-CB-CG2	6.25	120.27	110.90
1	E	314	ASP	CB-CG-OD1	6.24	123.92	118.30
1	E	372	THR	CA-CB-OG1	6.24	122.11	109.00
1	G	253	GLU	C-N-CA	6.24	137.31	121.70
1	I	452	ASN	CB-CA-C	-6.24	97.91	110.40
1	I	462	CYS	O-C-N	-6.24	112.71	122.70
1	L	68	MET	O-C-N	-6.24	112.71	122.70
1	M	240	GLU	CB-CG-CD	6.24	131.06	114.20
1	D	393	LEU	CB-CG-CD1	6.24	121.61	111.00
1	I	257	SER	CB-CA-C	6.24	121.96	110.10
1	A	121	VAL	CG1-CB-CG2	6.24	120.88	110.90
1	F	341	LYS	N-CA-CB	6.24	121.83	110.60
1	J	495	ALA	CA-C-N	-6.24	103.47	117.20

Continued on next page...

Continued from previous page...

Mol	Chain	Res	Type	Atoms	Z	Observed(°)	Ideal(°)
1	M	66	ARG	CG-CD-NE	6.24	124.90	111.80
1	N	425	ASN	C-N-CA	6.24	137.30	121.70
1	C	180	ALA	C-N-CA	6.24	137.30	121.70
1	C	324	ARG	NE-CZ-NH2	-6.24	117.18	120.30
1	E	72	HIS	N-CA-CB	6.24	121.83	110.60
1	G	45	ASP	CA-CB-CG	-6.24	99.68	113.40
1	H	263	PHE	CZ-CE2-CD2	-6.24	112.61	120.10
1	K	442	ALA	CB-CA-C	-6.24	100.74	110.10
1	L	465	GLY	CA-C-O	-6.24	109.37	120.60
1	K	24	ASN	OD1-CG-ND2	6.24	136.24	121.90
1	N	495	ALA	C-N-CA	6.24	137.29	121.70
1	B	138	ILE	CA-C-N	-6.24	103.48	117.20
1	F	293	GLU	CA-CB-CG	6.24	127.12	113.40
1	F	302	ASN	CB-CA-C	6.24	122.87	110.40
1	K	380	SER	N-CA-CB	6.24	119.85	110.50
1	D	356	GLU	CA-C-O	-6.23	107.01	120.10
1	N	22	ARG	O-C-N	-6.23	112.73	122.70
1	A	56	VAL	CA-CB-CG1	6.23	120.25	110.90
1	F	142	VAL	CG1-CB-CG2	6.23	120.87	110.90
1	H	109	GLU	CG-CD-OE1	6.23	130.77	118.30
1	H	422	LEU	CB-CG-CD1	6.23	121.60	111.00
1	F	418	ILE	N-CA-CB	6.23	125.13	110.80
1	G	144	ALA	N-CA-C	6.23	127.82	111.00
1	J	377	ARG	CA-CB-CG	6.23	127.11	113.40
1	M	291	ASP	N-CA-C	6.23	127.82	111.00
1	O	91	ASP	OD1-CG-OD2	-6.23	111.46	123.30
1	O	92	GLY	O-C-N	-6.23	112.73	122.70
1	N	203	ILE	O-C-N	-6.23	112.73	122.70
1	J	27	ALA	CB-CA-C	6.23	119.44	110.10
1	K	11	ASN	CA-CB-CG	6.23	127.10	113.40
1	K	479	SER	O-C-N	6.23	132.66	122.70
1	L	54	ASP	CA-CB-CG	6.23	127.10	113.40
1	M	275	TYR	CD1-CE1-CZ	-6.23	114.19	119.80
1	O	327	SER	O-C-N	6.23	133.79	123.20
1	I	451	LEU	N-CA-CB	6.23	122.85	110.40
1	K	204	ASP	CA-CB-CG	6.23	127.10	113.40
1	B	150	LEU	CB-CG-CD1	6.22	121.58	111.00
1	E	136	LYS	CD-CE-NZ	6.22	126.02	111.70
1	H	474	THR	O-C-N	-6.22	112.74	122.70
1	I	192	LEU	N-CA-CB	6.22	122.85	110.40
1	A	396	TYR	CD1-CE1-CZ	6.22	125.40	119.80
1	B	305	THR	O-C-N	-6.22	112.74	122.70

Continued on next page...

Continued from previous page...

Mol	Chain	Res	Type	Atoms	Z	Observed(°)	Ideal(°)
1	F	254	ILE	CA-C-O	-6.22	107.03	120.10
1	I	64	ILE	CA-CB-CG1	6.22	122.82	111.00
1	J	138	ILE	CB-CA-C	-6.22	99.16	111.60
1	K	268	ILE	CG1-CB-CG2	-6.22	97.71	111.40
1	K	342	ALA	O-C-N	-6.22	112.75	122.70
1	L	84	THR	N-CA-CB	6.22	122.12	110.30
1	E	169	LYS	CD-CE-NZ	6.22	126.01	111.70
1	B	97	VAL	CA-CB-CG2	-6.22	101.57	110.90
1	B	330	SER	O-C-N	-6.22	112.75	122.70
1	C	183	ASP	OD1-CG-OD2	-6.22	111.48	123.30
1	H	14	ARG	CA-CB-CG	6.22	127.08	113.40
1	H	209	ILE	O-C-N	-6.22	112.75	122.70
1	J	369	VAL	CA-CB-CG1	6.22	120.23	110.90
1	L	471	ARG	CD-NE-CZ	-6.22	114.89	123.60
1	A	403	ARG	N-CA-CB	6.22	121.79	110.60
1	G	477	ILE	CA-CB-CG1	6.22	122.81	111.00
1	H	349	GLY	O-C-N	6.22	132.65	122.70
1	L	285	ARG	CA-CB-CG	6.22	127.08	113.40
1	P	35	VAL	CA-CB-CG2	6.22	120.22	110.90
1	P	357	GLU	CA-C-O	6.22	133.15	120.10
1	E	255	LYS	CD-CE-NZ	6.21	125.99	111.70
1	J	304	ILE	C-N-CA	6.21	137.24	121.70
1	K	41	PRO	C-N-CA	6.21	137.24	121.70
1	N	12	MET	CG-SD-CE	6.21	110.14	100.20
1	O	68	MET	CG-SD-CE	6.21	110.14	100.20
1	B	15	TYR	C-N-CA	6.21	137.23	121.70
1	P	305	THR	O-C-N	-6.21	112.76	122.70
1	C	203	ILE	C-N-CA	6.21	137.23	121.70
1	D	260	ASN	N-CA-C	6.21	127.77	111.00
1	D	406	LEU	CB-CG-CD1	6.21	121.56	111.00
1	E	266	LYS	O-C-N	-6.21	112.64	123.20
1	M	403	ARG	NE-CZ-NH1	6.21	123.41	120.30
1	A	33	GLU	OE1-CD-OE2	-6.21	115.85	123.30
1	K	455	THR	N-CA-CB	6.21	122.10	110.30
1	P	305	THR	OG1-CB-CG2	6.21	124.28	110.00
1	C	247	LEU	CB-CA-C	6.21	122.00	110.20
1	D	398	GLU	CB-CA-C	6.21	122.82	110.40
1	G	99	VAL	N-CA-CB	6.21	125.16	111.50
1	G	275	TYR	CE1-CZ-CE2	6.21	129.73	119.80
1	H	84	THR	N-CA-CB	6.21	122.09	110.30
1	N	15	TYR	CB-CG-CD2	-6.21	117.28	121.00
1	O	12	MET	N-CA-CB	-6.21	99.43	110.60

Continued on next page...

Continued from previous page...

Mol	Chain	Res	Type	Atoms	Z	Observed(°)	Ideal(°)
1	E	39	LEU	CB-CA-C	6.21	121.99	110.20
1	E	245	GLU	CB-CA-C	6.21	122.81	110.40
1	G	393	LEU	CB-CA-C	6.21	121.99	110.20
1	I	214	VAL	C-N-CA	-6.21	106.19	121.70
1	P	103	LEU	CA-CB-CG	6.21	129.57	115.30
1	A	249	ASP	CB-CG-OD1	6.21	123.89	118.30
1	O	152	LYS	O-C-N	-6.21	112.77	122.70
1	F	314	ASP	CB-CG-OD1	6.20	123.88	118.30
1	O	154	ALA	C-N-CA	6.20	137.21	121.70
1	E	363	ASP	C-N-CA	6.20	137.21	121.70
1	L	121	VAL	CG1-CB-CG2	6.20	120.82	110.90
1	O	156	THR	CA-CB-OG1	6.20	122.03	109.00
1	P	285	ARG	O-C-N	-6.20	112.78	122.70
1	E	145	GLN	CG-CD-OE1	-6.20	109.20	121.60
1	F	174	ILE	O-C-N	-6.20	112.78	122.70
1	G	177	ALA	CB-CA-C	6.20	119.40	110.10
1	G	430	ALA	CA-C-N	6.20	130.84	117.20
1	J	24	ASN	C-N-CA	6.20	137.20	121.70
1	J	404	GLU	CA-CB-CG	6.20	127.04	113.40
1	K	36	ARG	NE-CZ-NH2	-6.20	117.20	120.30
1	N	425	ASN	N-CA-CB	6.20	121.76	110.60
1	O	312	ALA	CB-CA-C	-6.20	100.80	110.10
1	P	85	GLN	CB-CG-CD	6.20	127.72	111.60
1	L	403	ARG	N-CA-CB	6.20	121.76	110.60
1	O	87	LYS	O-C-N	6.20	132.62	122.70
1	A	261	VAL	O-C-N	-6.20	112.78	122.70
1	F	252	ALA	CA-C-O	-6.20	107.09	120.10
1	I	106	LYS	CA-C-O	6.20	133.11	120.10
1	M	247	LEU	O-C-N	-6.20	112.78	122.70
1	H	447	LYS	O-C-N	-6.20	112.79	122.70
1	M	124	TYR	CZ-CE2-CD2	6.20	125.38	119.80
1	M	457	ALA	CA-C-O	-6.20	107.09	120.10
1	O	31	ILE	CA-C-O	6.20	133.11	120.10
1	P	371	CYS	N-CA-CB	6.20	121.75	110.60
1	P	404	GLU	N-CA-CB	6.20	121.75	110.60
1	A	444	ASN	N-CA-CB	6.19	121.75	110.60
1	B	240	GLU	OE1-CD-OE2	-6.19	115.87	123.30
1	D	9	PRO	C-N-CA	6.19	137.19	121.70
1	M	229	ASP	OD1-CG-OD2	-6.19	111.53	123.30
1	N	119	ILE	CA-CB-CG1	6.19	122.77	111.00
1	P	112	ASP	CB-CA-C	6.19	122.79	110.40
1	G	338	LYS	C-N-CA	6.19	137.18	121.70

Continued on next page...

Continued from previous page...

Mol	Chain	Res	Type	Atoms	Z	Observed(°)	Ideal(°)
1	H	181	VAL	O-C-N	6.19	132.61	122.70
1	L	496	ALA	CB-CA-C	6.19	119.39	110.10
1	A	65	LEU	CD1-CG-CD2	6.19	129.07	110.50
1	C	52	LEU	O-C-N	-6.19	112.68	123.20
1	K	69	SER	CA-C-O	-6.19	107.10	120.10
1	N	118	THR	CA-CB-CG2	6.19	121.07	112.40
1	A	189	ASP	N-CA-CB	-6.19	99.46	110.60
1	B	468	GLU	OE1-CD-OE2	-6.19	115.87	123.30
1	O	105	ARG	NH1-CZ-NH2	6.19	126.21	119.40
1	D	347	ILE	CA-CB-CG1	6.19	122.76	111.00
1	L	202	SER	O-C-N	-6.19	112.80	122.70
1	M	278	LYS	CB-CA-C	6.19	122.78	110.40
1	E	318	ALA	CB-CA-C	-6.19	100.82	110.10
1	F	316	GLY	O-C-N	-6.19	112.80	122.70
1	L	69	SER	CA-C-N	6.19	130.81	117.20
1	L	257	SER	N-CA-CB	6.19	119.78	110.50
1	A	412	ALA	CB-CA-C	-6.18	100.82	110.10
1	D	325	LYS	N-CA-CB	6.18	121.73	110.60
1	E	414	ALA	CB-CA-C	6.18	119.38	110.10
1	F	309	ASP	OD1-CG-OD2	6.18	135.05	123.30
1	K	466	VAL	CG1-CB-CG2	-6.18	101.01	110.90
1	N	7	VAL	CA-C-N	-6.18	103.59	117.20
1	D	215	ASP	CB-CA-C	6.18	122.77	110.40
1	D	259	ALA	CB-CA-C	-6.18	100.83	110.10
1	E	314	ASP	CB-CG-OD2	6.18	123.86	118.30
1	G	12	MET	CB-CG-SD	6.18	130.95	112.40
1	J	141	GLU	N-CA-CB	6.18	121.73	110.60
1	L	456	GLY	CA-C-N	-6.18	103.60	117.20
1	O	188	VAL	N-CA-C	6.18	127.69	111.00
1	A	157	SER	CB-CA-C	6.18	121.84	110.10
1	B	275	TYR	CB-CG-CD2	6.18	124.71	121.00
1	G	372	THR	CA-CB-OG1	6.18	121.98	109.00
1	H	39	LEU	CA-CB-CG	6.18	129.51	115.30
1	J	114	ASN	O-C-N	6.18	132.59	122.70
1	O	202	SER	N-CA-CB	6.18	119.77	110.50
1	D	141	GLU	CG-CD-OE2	6.18	130.65	118.30
1	I	118	THR	CA-CB-OG1	6.18	121.97	109.00
1	I	441	HIS	O-C-N	-6.18	112.82	122.70
1	J	237	CYS	CA-CB-SG	6.18	125.12	114.00
1	J	367	GLY	O-C-N	-6.18	112.82	122.70
1	A	256	ALA	N-CA-CB	6.17	118.74	110.10
1	B	184	ASP	CB-CG-OD2	-6.17	112.74	118.30

Continued on next page...

Continued from previous page...

Mol	Chain	Res	Type	Atoms	Z	Observed(°)	Ideal(°)
1	E	479	SER	CA-CB-OG	6.17	127.87	111.20
1	K	214	VAL	CG1-CB-CG2	6.17	120.78	110.90
1	K	292	MET	O-C-N	-6.17	112.82	122.70
1	L	136	LYS	CA-CB-CG	6.17	126.98	113.40
1	O	278	LYS	O-C-N	-6.17	112.82	122.70
1	O	425	ASN	CB-CG-OD1	6.17	133.95	121.60
1	B	7	VAL	C-N-CA	6.17	137.13	121.70
1	L	144	ALA	CB-CA-C	6.17	119.36	110.10
1	D	86	GLU	N-CA-CB	6.17	121.71	110.60
1	E	313	GLN	O-C-N	-6.17	112.82	122.70
1	F	187	LYS	CB-CA-C	6.17	122.75	110.40
1	J	72	HIS	CA-C-O	-6.17	107.14	120.10
1	C	214	VAL	CA-CB-CG1	6.17	120.16	110.90
1	E	404	GLU	N-CA-CB	6.17	121.71	110.60
1	I	55	VAL	CA-CB-CG2	-6.17	101.64	110.90
1	J	176	GLU	CG-CD-OE2	6.17	130.64	118.30
1	K	336	GLU	N-CA-CB	6.17	121.71	110.60
1	O	390	SER	O-C-N	6.17	132.57	122.70
1	A	117	PRO	CA-N-CD	-6.17	102.86	111.50
1	C	477	ILE	CA-CB-CG1	6.17	122.72	111.00
1	G	145	GLN	O-C-N	-6.17	112.83	122.70
1	N	370	GLY	C-N-CA	6.17	137.12	121.70
1	C	108	GLU	CA-C-N	-6.17	103.63	117.20
1	H	210	LYS	O-C-N	-6.17	112.72	123.20
1	L	497	GLU	CG-CD-OE1	-6.17	105.97	118.30
1	F	247	LEU	O-C-N	-6.17	112.84	122.70
1	G	19	ASP	CB-CG-OD1	6.16	123.85	118.30
1	I	113	GLN	O-C-N	-6.16	112.84	122.70
1	I	254	ILE	O-C-N	-6.16	112.84	122.70
1	J	304	ILE	CB-CG1-CD1	6.16	131.16	113.90
1	M	253	GLU	CA-CB-CG	6.16	126.96	113.40
1	A	298	ALA	N-CA-CB	6.16	118.73	110.10
1	C	438	ARG	NH1-CZ-NH2	-6.16	112.62	119.40
1	A	320	LEU	O-C-N	6.16	132.56	122.70
1	A	401	SER	N-CA-CB	6.16	119.74	110.50
1	B	108	GLU	O-C-N	6.16	132.56	122.70
1	H	225	LYS	N-CA-CB	6.16	121.69	110.60
1	J	283	ALA	N-CA-CB	6.16	118.72	110.10
1	L	210	LYS	CA-CB-CG	6.16	126.95	113.40
1	N	124	TYR	CG-CD1-CE1	6.16	126.23	121.30
1	C	111	LEU	CB-CA-C	6.16	121.90	110.20
1	I	23	MET	CG-SD-CE	6.16	110.05	100.20

Continued on next page...

Continued from previous page...

Mol	Chain	Res	Type	Atoms	Z	Observed(°)	Ideal(°)
1	I	357	GLU	CG-CD-OE1	6.16	130.62	118.30
1	J	83	LYS	O-C-N	6.16	132.55	122.70
1	J	469	PRO	O-C-N	6.16	132.55	122.70
1	O	341	LYS	CA-CB-CG	6.16	126.95	113.40
1	A	72	HIS	CG-CD2-NE2	-6.16	97.50	109.20
1	C	102	GLU	C-N-CA	6.16	137.09	121.70
1	C	229	ASP	OD1-CG-OD2	-6.16	111.60	123.30
1	F	148	GLU	CG-CD-OE1	-6.16	105.99	118.30
1	I	237	CYS	O-C-N	-6.16	112.85	122.70
1	J	111	LEU	N-CA-CB	6.16	122.71	110.40
1	L	244	SER	CB-CA-C	6.16	121.80	110.10
1	L	495	ALA	N-CA-C	6.16	127.62	111.00
1	E	45	ASP	CA-C-O	-6.16	107.17	120.10
1	E	159	THR	CA-CB-OG1	6.16	121.92	109.00
1	G	189	ASP	CA-C-N	-6.16	103.66	117.20
1	H	11	ASN	C-N-CA	6.16	137.09	121.70
1	O	197	LYS	N-CA-CB	6.16	121.68	110.60
1	E	41	PRO	C-N-CA	6.15	137.09	121.70
1	F	166	ALA	N-CA-CB	-6.15	101.48	110.10
1	E	114	ASN	O-C-N	6.15	132.54	122.70
1	F	469	PRO	C-N-CA	-6.15	106.32	121.70
1	G	365	ALA	N-CA-CB	6.15	118.71	110.10
1	J	137	THR	CA-CB-OG1	6.15	121.92	109.00
1	N	228	THR	O-C-N	-6.15	112.86	122.70
1	O	50	ASP	CB-CG-OD2	-6.15	112.76	118.30
1	O	462	CYS	O-C-N	-6.15	112.86	122.70
1	B	44	MET	CG-SD-CE	6.15	110.04	100.20
1	E	254	ILE	CA-CB-CG2	6.15	123.20	110.90
1	E	307	ILE	CA-CB-CG2	6.15	123.20	110.90
1	F	313	GLN	O-C-N	-6.15	112.86	122.70
1	J	417	VAL	CG1-CB-CG2	6.15	120.74	110.90
1	N	284	ALA	N-CA-CB	-6.15	101.49	110.10
1	N	442	ALA	O-C-N	6.15	132.54	122.70
1	O	375	ASP	N-CA-CB	6.15	121.67	110.60
1	B	362	VAL	CG1-CB-CG2	-6.15	101.06	110.90
1	L	304	ILE	C-N-CA	6.15	137.07	121.70
1	F	76	LYS	CD-CE-NZ	6.15	125.84	111.70
1	L	27	ALA	N-CA-CB	6.15	118.71	110.10
1	M	169	LYS	O-C-N	-6.15	112.86	122.70
1	M	188	VAL	CG1-CB-CG2	6.15	120.74	110.90
1	B	385	THR	C-N-CA	6.15	137.06	121.70
1	B	341	LYS	CB-CG-CD	6.14	127.58	111.60

Continued on next page...

Continued from previous page...

Mol	Chain	Res	Type	Atoms	Z	Observed(°)	Ideal(°)
1	C	476	ALA	O-C-N	6.14	132.53	122.70
1	J	190	LYS	CD-CE-NZ	6.14	125.83	111.70
1	P	21	GLN	OE1-CD-NE2	6.14	136.03	121.90
1	E	137	THR	CA-C-N	-6.14	103.69	117.20
1	F	218	ARG	O-C-N	-6.14	112.87	122.70
1	G	194	LYS	N-CA-CB	6.14	121.66	110.60
1	G	198	LYS	C-N-CA	6.14	137.06	121.70
1	M	191	ASP	CB-CG-OD2	6.14	123.83	118.30
1	P	91	ASP	CA-CB-CG	6.14	126.91	113.40
1	D	214	VAL	CG1-CB-CG2	6.14	120.72	110.90
1	E	190	LYS	N-CA-C	6.14	127.58	111.00
1	G	15	TYR	N-CA-CB	6.14	121.66	110.60
1	J	362	VAL	CA-CB-CG2	6.14	120.11	110.90
1	O	131	ALA	CB-CA-C	6.14	119.31	110.10
1	O	432	GLU	N-CA-CB	6.14	121.65	110.60
1	E	319	GLY	CA-C-O	-6.14	109.55	120.60
1	L	88	GLU	C-N-CA	6.14	137.05	121.70
1	L	452	ASN	O-C-N	6.14	132.53	122.70
1	P	357	GLU	CB-CA-C	6.14	122.68	110.40
1	C	185	GLU	CG-CD-OE2	6.14	130.58	118.30
1	C	375	ASP	CA-C-O	6.14	132.99	120.10
1	I	32	ALA	CA-C-O	6.14	132.99	120.10
1	O	203	ILE	O-C-N	-6.14	112.88	122.70
1	A	70	VAL	CA-CB-CG2	-6.14	101.69	110.90
1	C	50	ASP	CB-CG-OD1	-6.14	112.78	118.30
1	C	416	GLU	O-C-N	-6.14	112.88	122.70
1	E	76	LYS	O-C-N	6.14	132.52	122.70
1	F	52	LEU	CB-CG-CD2	-6.14	100.57	111.00
1	I	376	GLY	C-N-CA	6.14	137.04	121.70
1	C	198	LYS	CD-CE-NZ	6.13	125.81	111.70
1	H	215	ASP	CB-CG-OD1	6.13	123.82	118.30
1	H	217	GLU	CA-C-O	-6.13	107.22	120.10
1	K	184	ASP	CA-CB-CG	6.13	126.90	113.40
1	L	220	SER	N-CA-CB	6.13	119.70	110.50
1	N	20	ALA	CA-C-O	-6.13	107.22	120.10
1	P	65	LEU	CB-CA-C	6.13	121.86	110.20
1	B	240	GLU	CA-CB-CG	6.13	126.89	113.40
1	D	181	VAL	CA-C-N	-6.13	103.71	117.20
1	O	208	LEU	CA-CB-CG	6.13	129.41	115.30
1	F	222	GLN	CG-CD-OE1	6.13	133.86	121.60
1	M	64	ILE	O-C-N	-6.13	112.89	122.70
1	O	363	ASP	OD1-CG-OD2	-6.13	111.65	123.30

Continued on next page...

Continued from previous page...

Mol	Chain	Res	Type	Atoms	Z	Observed(°)	Ideal(°)
1	K	374	GLU	OE1-CD-OE2	-6.13	115.94	123.30
1	O	412	ALA	CB-CA-C	-6.13	100.90	110.10
1	B	278	LYS	C-N-CA	6.13	137.02	121.70
1	C	183	ASP	CB-CG-OD2	6.13	123.81	118.30
1	D	175	VAL	CA-CB-CG1	6.13	120.09	110.90
1	D	242	THR	C-N-CA	6.13	137.02	121.70
1	E	187	LYS	CG-CD-CE	6.13	130.28	111.90
1	E	354	VAL	CA-CB-CG2	-6.13	101.71	110.90
1	O	370	GLY	N-CA-C	6.13	128.42	113.10
1	C	89	VAL	N-CA-C	6.13	127.54	111.00
1	D	8	LEU	CB-CG-CD2	-6.13	100.58	111.00
1	E	176	GLU	OE1-CD-OE2	6.13	130.65	123.30
1	E	243	ALA	O-C-N	-6.13	112.90	122.70
1	I	45	ASP	O-C-N	6.13	132.50	122.70
1	I	477	ILE	CA-CB-CG1	6.13	122.64	111.00
1	O	54	ASP	CB-CG-OD1	6.13	123.81	118.30
1	D	450	GLY	O-C-N	-6.12	112.90	122.70
1	L	283	ALA	O-C-N	-6.12	112.90	122.70
1	L	352	GLU	OE1-CD-OE2	-6.12	115.95	123.30
1	L	393	LEU	C-N-CA	6.12	137.01	121.70
1	O	245	GLU	CG-CD-OE1	6.12	130.55	118.30
1	B	354	VAL	CB-CA-C	6.12	123.03	111.40
1	K	235	LEU	CB-CA-C	-6.12	98.56	110.20
1	K	279	GLU	N-CA-CB	6.12	121.62	110.60
1	L	377	ARG	NE-CZ-NH2	-6.12	117.24	120.30
1	M	416	GLU	CG-CD-OE1	6.12	130.55	118.30
1	P	494	ILE	CB-CA-C	-6.12	99.35	111.60
1	A	363	ASP	OD1-CG-OD2	-6.12	111.67	123.30
1	C	304	ILE	CA-CB-CG2	6.12	123.14	110.90
1	J	378	ILE	O-C-N	-6.12	112.91	122.70
1	N	256	ALA	CB-CA-C	6.12	119.28	110.10
1	N	279	GLU	OE1-CD-OE2	6.12	130.65	123.30
1	P	49	VAL	CA-C-O	-6.12	107.25	120.10
1	P	129	GLN	OE1-CD-NE2	-6.12	107.82	121.90
1	A	42	LYS	CA-C-O	-6.12	107.25	120.10
1	B	210	LYS	N-CA-CB	6.12	121.61	110.60
1	E	471	ARG	N-CA-CB	6.12	121.62	110.60
1	F	405	GLN	O-C-N	6.12	132.49	122.70
1	J	469	PRO	CA-C-O	-6.12	105.51	120.20
1	M	46	LYS	C-N-CA	-6.12	106.40	121.70
1	B	64	ILE	O-C-N	-6.12	112.91	122.70
1	J	195	ILE	O-C-N	6.12	132.49	122.70

Continued on next page...

Continued from previous page...

Mol	Chain	Res	Type	Atoms	Z	Observed(°)	Ideal(°)
1	J	330	SER	N-CA-CB	6.12	119.68	110.50
1	K	475	GLN	CG-CD-NE2	-6.12	102.01	116.70
1	N	356	GLU	OE1-CD-OE2	-6.12	115.96	123.30
1	O	421	THR	O-C-N	-6.12	112.91	122.70
1	P	352	GLU	OE1-CD-OE2	6.12	130.64	123.30
1	P	376	GLY	C-N-CA	6.12	137.00	121.70
1	B	89	VAL	N-CA-C	6.12	127.52	111.00
1	B	245	GLU	CA-CB-CG	6.12	126.86	113.40
1	D	86	GLU	OE1-CD-OE2	-6.12	115.96	123.30
1	E	97	VAL	CA-CB-CG1	-6.12	101.72	110.90
1	F	157	SER	N-CA-CB	6.12	119.68	110.50
1	G	91	ASP	N-CA-CB	6.12	121.61	110.60
1	H	476	ALA	C-N-CA	6.12	136.99	121.70
1	C	113	GLN	CA-C-O	6.12	132.94	120.10
1	E	419	PRO	N-CA-CB	6.12	110.64	103.30
1	F	72	HIS	CA-C-O	-6.12	107.26	120.10
1	F	263	PHE	O-C-N	-6.12	112.92	122.70
1	G	133	GLU	CA-CB-CG	6.12	126.86	113.40
1	N	42	LYS	O-C-N	-6.12	112.80	123.20
1	P	471	ARG	N-CA-CB	6.12	121.61	110.60
1	A	44	MET	CB-CA-C	-6.11	98.17	110.40
1	A	195	ILE	CG1-CB-CG2	-6.11	97.95	111.40
1	D	396	TYR	CD1-CG-CD2	6.11	124.63	117.90
1	F	323	GLU	CG-CD-OE1	6.11	130.53	118.30
1	G	7	VAL	CG1-CB-CG2	-6.11	101.12	110.90
1	J	18	ARG	CD-NE-CZ	-6.11	115.04	123.60
1	J	489	ARG	O-C-N	6.11	132.48	122.70
1	L	48	LEU	O-C-N	6.11	132.48	122.70
1	L	154	ALA	CB-CA-C	6.11	119.27	110.10
1	M	104	LEU	O-C-N	-6.11	112.92	122.70
1	N	344	THR	O-C-N	-6.11	112.92	122.70
1	B	314	ASP	CB-CG-OD2	-6.11	112.80	118.30
1	F	48	LEU	CB-CG-CD1	-6.11	100.61	111.00
1	J	341	LYS	O-C-N	-6.11	112.92	122.70
1	K	415	LEU	N-CA-CB	6.11	122.62	110.40
1	N	169	LYS	CB-CA-C	6.11	122.62	110.40
1	O	152	LYS	CD-CE-NZ	6.11	125.75	111.70
1	O	217	GLU	N-CA-C	-6.11	94.50	111.00
1	C	222	GLN	CB-CA-C	6.11	122.62	110.40
1	F	406	LEU	O-C-N	-6.11	112.92	122.70
1	H	305	THR	O-C-N	-6.11	112.92	122.70
1	F	257	SER	O-C-N	-6.11	112.82	123.20

Continued on next page...

Continued from previous page...

Mol	Chain	Res	Type	Atoms	Z	Observed(°)	Ideal(°)
1	K	70	VAL	CB-CA-C	-6.11	99.80	111.40
1	K	140	CYS	C-N-CA	6.11	136.97	121.70
1	M	306	ASN	CB-CA-C	6.11	122.62	110.40
1	M	359	ALA	CB-CA-C	6.11	119.26	110.10
1	N	286	ARG	CD-NE-CZ	-6.11	115.05	123.60
1	O	173	ILE	O-C-N	-6.11	112.93	122.70
1	C	270	ASP	O-C-N	-6.11	112.93	122.70
1	I	480	ALA	CB-CA-C	-6.11	100.94	110.10
1	J	315	LEU	CB-CG-CD1	6.11	121.38	111.00
1	M	154	ALA	O-C-N	-6.11	112.93	122.70
1	N	77	MET	CB-CA-C	-6.11	98.19	110.40
1	O	455	THR	CA-C-O	6.11	132.92	120.10
1	J	395	GLU	N-CA-CB	6.10	121.59	110.60
1	L	416	GLU	OE1-CD-OE2	6.10	130.62	123.30
1	M	305	THR	N-CA-CB	6.10	121.90	110.30
1	O	187	LYS	N-CA-CB	6.10	121.59	110.60
1	A	29	ARG	N-CA-CB	6.10	121.58	110.60
1	G	130	LYS	CA-C-O	6.10	132.91	120.10
1	G	441	HIS	CA-CB-CG	6.10	123.97	113.60
1	N	329	ASP	O-C-N	-6.10	112.94	122.70
1	P	29	ARG	NE-CZ-NH1	-6.10	117.25	120.30
1	C	454	PHE	CB-CA-C	-6.10	98.20	110.40
1	E	116	HIS	N-CA-CB	6.10	121.58	110.60
1	E	148	GLU	CG-CD-OE2	6.10	130.50	118.30
1	E	368	VAL	CG1-CB-CG2	-6.10	101.14	110.90
1	I	307	ILE	CA-C-O	-6.10	107.29	120.10
1	I	317	ASP	O-C-N	-6.10	112.94	122.70
1	J	169	LYS	N-CA-CB	-6.10	99.62	110.60
1	K	41	PRO	O-C-N	6.10	132.46	122.70
1	B	403	ARG	CA-C-O	6.10	132.91	120.10
1	C	13	LYS	CA-C-O	-6.10	107.29	120.10
1	C	251	VAL	CA-CB-CG2	6.10	120.05	110.90
1	C	271	LEU	O-C-N	-6.10	112.94	122.70
1	H	76	LYS	N-CA-CB	6.10	121.58	110.60
1	M	357	GLU	CG-CD-OE1	6.10	130.50	118.30
1	N	180	ALA	CB-CA-C	6.10	119.25	110.10
1	P	235	LEU	CA-C-O	-6.10	107.29	120.10
1	A	117	PRO	N-CD-CG	6.10	112.35	103.20
1	B	136	LYS	N-CA-C	6.10	127.46	111.00
1	C	386	GLU	CG-CD-OE1	6.10	130.50	118.30
1	N	88	GLU	OE1-CD-OE2	-6.10	115.98	123.30
1	N	401	SER	CB-CA-C	6.10	121.69	110.10

Continued on next page...

Continued from previous page...

Mol	Chain	Res	Type	Atoms	Z	Observed(°)	Ideal(°)
1	O	480	ALA	O-C-N	6.10	132.46	122.70
1	A	62	VAL	O-C-N	-6.09	112.95	122.70
1	D	52	LEU	CA-CB-CG	6.09	129.32	115.30
1	E	384	SER	C-N-CA	6.09	136.94	121.70
1	F	113	GLN	C-N-CA	6.09	136.93	121.70
1	G	246	MET	C-N-CA	6.09	136.93	121.70
1	L	479	SER	N-CA-CB	6.09	119.64	110.50
1	M	390	SER	CA-C-N	-6.09	103.79	117.20
1	P	276	LEU	CA-CB-CG	6.09	129.32	115.30
1	P	476	ALA	N-CA-CB	6.09	118.63	110.10
1	F	269	ASP	CB-CG-OD1	6.09	123.78	118.30
1	B	26	LEU	CB-CG-CD1	6.09	121.36	111.00
1	G	431	ILE	CA-CB-CG1	6.09	122.57	111.00
1	J	289	LYS	CA-CB-CG	6.09	126.80	113.40
1	O	63	THR	CA-C-O	-6.09	107.31	120.10
1	O	88	GLU	OE1-CD-OE2	-6.09	115.99	123.30
1	P	400	ILE	N-CA-CB	6.09	124.81	110.80
1	A	244	SER	CB-CA-C	6.09	121.67	110.10
1	F	120	VAL	CA-CB-CG1	6.09	120.03	110.90
1	J	348	ARG	O-C-N	-6.09	112.85	123.20
1	K	239	ILE	CB-CA-C	6.09	123.78	111.60
1	P	16	MET	CA-C-O	-6.09	107.31	120.10
1	P	244	SER	CA-CB-OG	6.09	127.64	111.20
1	A	113	GLN	O-C-N	-6.09	112.96	122.70
1	G	323	GLU	CA-C-O	-6.09	107.31	120.10
1	G	463	GLU	CG-CD-OE1	-6.09	106.12	118.30
1	H	204	ASP	CB-CG-OD1	-6.09	112.82	118.30
1	M	120	VAL	O-C-N	-6.09	112.96	122.70
1	C	114	ASN	CB-CG-OD1	6.09	133.77	121.60
1	D	470	LEU	CB-CG-CD2	6.09	121.35	111.00
1	E	112	ASP	C-N-CA	6.09	136.91	121.70
1	I	270	ASP	N-CA-CB	6.09	121.56	110.60
1	K	43	GLY	O-C-N	-6.09	112.96	122.70
1	O	133	GLU	CG-CD-OE1	-6.09	106.13	118.30
1	D	132	GLN	O-C-N	-6.08	112.96	122.70
1	N	277	ALA	CB-CA-C	6.08	119.23	110.10
1	A	73	PRO	N-CA-CB	-6.08	95.91	102.60
1	D	403	ARG	CA-CB-CG	6.08	126.78	113.40
1	E	131	ALA	O-C-N	6.08	132.43	122.70
1	G	342	ALA	CA-C-O	6.08	132.87	120.10
1	H	291	ASP	OD1-CG-OD2	6.08	134.86	123.30
1	H	472	VAL	N-CA-C	6.08	127.43	111.00

Continued on next page...

Continued from previous page...

Mol	Chain	Res	Type	Atoms	Z	Observed(°)	Ideal(°)
1	J	138	ILE	CA-CB-CG1	-6.08	99.44	111.00
1	L	8	LEU	CB-CG-CD2	6.08	121.34	111.00
1	N	263	PHE	CA-CB-CG	6.08	128.50	113.90
1	O	183	ASP	N-CA-CB	6.08	121.55	110.60
1	A	15	TYR	CA-C-N	6.08	130.58	117.20
1	D	314	ASP	O-C-N	-6.08	112.97	122.70
1	K	232	ILE	O-C-N	-6.08	112.97	122.70
1	L	180	ALA	O-C-N	-6.08	112.97	122.70
1	A	63	THR	CA-CB-CG2	6.08	120.91	112.40
1	I	193	ILE	O-C-N	-6.08	112.97	122.70
1	L	435	VAL	CB-CA-C	-6.08	99.85	111.40
1	D	310	LEU	CB-CA-C	6.08	121.75	110.20
1	E	102	GLU	OE1-CD-OE2	6.08	130.59	123.30
1	E	369	VAL	N-CA-CB	6.08	124.87	111.50
1	J	185	GLU	N-CA-C	6.08	127.41	111.00
1	O	318	ALA	C-N-CA	6.08	135.07	122.30
1	C	218	ARG	NE-CZ-NH1	-6.08	117.26	120.30
1	M	492	ASP	CB-CG-OD2	6.08	123.77	118.30
1	O	390	SER	CB-CA-C	-6.08	98.56	110.10
1	A	135	LEU	N-CA-CB	6.08	122.55	110.40
1	D	294	LYS	N-CA-CB	6.08	121.54	110.60
1	L	127	ALA	CB-CA-C	6.08	119.21	110.10
1	M	30	ILE	CB-CA-C	6.08	123.75	111.60
1	N	134	LEU	CB-CA-C	6.08	121.74	110.20
1	B	120	VAL	O-C-N	6.07	132.42	122.70
1	D	84	THR	O-C-N	6.07	132.42	122.70
1	H	389	LEU	CA-CB-CG	6.07	129.27	115.30
1	N	486	MET	CA-CB-CG	6.07	123.62	113.30
1	A	298	ALA	O-C-N	-6.07	112.98	122.70
1	E	493	VAL	N-CA-CB	6.07	124.86	111.50
1	G	115	VAL	CB-CA-C	6.07	122.94	111.40
1	I	219	VAL	CA-C-O	-6.07	107.35	120.10
1	J	409	ARG	CB-CA-C	-6.07	98.26	110.40
1	K	477	ILE	N-CA-CB	6.07	124.77	110.80
1	B	336	GLU	CB-CA-C	6.07	122.54	110.40
1	E	67	GLU	OE1-CD-OE2	6.07	130.58	123.30
1	J	155	MET	N-CA-C	6.07	127.39	111.00
1	O	288	LYS	CB-CA-C	6.07	122.54	110.40
1	O	319	GLY	CA-C-O	-6.07	109.67	120.60
1	P	342	ALA	CB-CA-C	-6.07	101.00	110.10
1	D	333	PHE	CB-CG-CD2	6.07	125.05	120.80
1	E	309	ASP	CB-CG-OD1	-6.07	112.84	118.30

Continued on next page...

Continued from previous page...

Mol	Chain	Res	Type	Atoms	Z	Observed(°)	Ideal(°)
1	O	47	MET	CG-SD-CE	6.07	109.91	100.20
1	O	265	GLN	C-N-CA	6.07	136.87	121.70
1	D	322	GLU	OE1-CD-OE2	6.07	130.58	123.30
1	E	347	ILE	N-CA-CB	6.07	124.75	110.80
1	H	256	ALA	CB-CA-C	6.07	119.20	110.10
1	D	461	MET	CA-C-O	-6.07	107.36	120.10
1	F	348	ARG	CD-NE-CZ	-6.07	115.11	123.60
1	N	239	ILE	CA-CB-CG2	6.07	123.03	110.90
1	O	379	VAL	CA-CB-CG1	-6.07	101.80	110.90
1	D	117	PRO	CA-C-O	6.06	134.75	120.20
1	D	189	ASP	CB-CG-OD2	6.06	123.76	118.30
1	F	13	LYS	CB-CA-C	-6.06	98.27	110.40
1	A	177	ALA	N-CA-CB	-6.06	101.61	110.10
1	C	216	LYS	C-N-CA	6.06	136.86	121.70
1	C	338	LYS	CB-CG-CD	6.06	127.36	111.60
1	C	496	ALA	N-CA-CB	6.06	118.59	110.10
1	F	181	VAL	CG1-CB-CG2	6.06	120.60	110.90
1	K	292	MET	CB-CG-SD	6.06	130.59	112.40
1	N	338	LYS	O-C-N	-6.06	113.00	122.70
1	H	341	LYS	O-C-N	-6.06	113.00	122.70
1	B	68	MET	O-C-N	-6.06	113.00	122.70
1	B	429	ASP	O-C-N	-6.06	113.00	122.70
1	C	326	ILE	CA-CB-CG1	6.06	122.51	111.00
1	E	112	ASP	CB-CG-OD1	6.06	123.75	118.30
1	H	88	GLU	CB-CA-C	6.06	122.52	110.40
1	J	60	ASP	N-CA-CB	6.06	121.51	110.60
1	K	62	VAL	CG1-CB-CG2	-6.06	101.21	110.90
1	K	288	LYS	CB-CA-C	6.06	122.52	110.40
1	K	364	ASP	O-C-N	-6.06	113.01	122.70
1	E	301	ALA	CB-CA-C	-6.06	101.02	110.10
1	H	198	LYS	CD-CE-NZ	-6.06	97.77	111.70
1	I	484	THR	OG1-CB-CG2	-6.06	96.07	110.00
1	K	9	PRO	CA-C-N	-6.06	103.87	117.20
1	K	25	ILE	CB-CG1-CD1	6.06	130.86	113.90
1	L	213	LEU	C-N-CA	6.06	136.84	121.70
1	L	293	GLU	N-CA-CB	6.06	121.50	110.60
1	G	219	VAL	CA-CB-CG1	6.06	119.98	110.90
1	J	257	SER	O-C-N	-6.06	112.91	123.20
1	M	44	MET	CB-CG-SD	6.06	130.57	112.40
1	N	225	LYS	CA-C-N	6.06	130.52	117.20
1	C	409	ARG	N-CA-CB	-6.05	99.70	110.60
1	D	373	ILE	CA-CB-CG1	6.05	122.50	111.00

Continued on next page...

Continued from previous page...

Mol	Chain	Res	Type	Atoms	Z	Observed(°)	Ideal(°)
1	E	63	THR	CA-CB-OG1	6.05	121.71	109.00
1	M	93	THR	CA-CB-CG2	6.05	120.88	112.40
1	N	335	GLU	OE1-CD-OE2	-6.05	116.03	123.30
1	O	150	LEU	CA-CB-CG	6.05	129.22	115.30
1	P	302	ASN	CB-CG-OD1	6.05	133.71	121.60
1	D	11	ASN	O-C-N	-6.05	113.02	122.70
1	F	214	VAL	CA-CB-CG2	-6.05	101.82	110.90
1	M	487	LEU	CA-CB-CG	6.05	129.22	115.30
1	B	287	VAL	CG1-CB-CG2	6.05	120.58	110.90
1	D	14	ARG	NH1-CZ-NH2	-6.05	112.74	119.40
1	D	36	ARG	CD-NE-CZ	-6.05	115.13	123.60
1	E	417	VAL	CB-CA-C	6.05	122.90	111.40
1	L	444	ASN	CB-CG-ND2	-6.05	102.18	116.70
1	M	270	ASP	CA-CB-CG	6.05	126.71	113.40
1	N	15	TYR	CA-CB-CG	6.05	124.90	113.40
1	O	14	ARG	CA-CB-CG	6.05	126.71	113.40
1	O	94	THR	N-CA-CB	6.05	121.80	110.30
1	P	80	GLU	CA-CB-CG	6.05	126.71	113.40
1	E	273	GLN	CB-CA-C	6.05	122.50	110.40
1	F	368	VAL	CB-CA-C	6.05	122.89	111.40
1	I	71	GLU	CA-C-O	6.05	132.81	120.10
1	K	95	THR	CA-CB-CG2	6.05	120.87	112.40
1	O	51	ASP	N-CA-C	6.05	127.34	111.00
1	P	312	ALA	N-CA-C	6.05	127.33	111.00
1	A	147	LYS	N-CA-C	6.05	127.33	111.00
1	C	496	ALA	N-CA-C	6.05	127.33	111.00
1	K	356	GLU	N-CA-CB	6.05	121.49	110.60
1	C	257	SER	N-CA-CB	6.05	119.57	110.50
1	J	200	GLY	CA-C-O	-6.05	109.72	120.60
1	K	42	LYS	CB-CA-C	-6.05	98.31	110.40
1	N	110	LEU	O-C-N	6.05	132.38	122.70
1	P	50	ASP	CB-CG-OD1	-6.05	112.86	118.30
1	P	215	ASP	CB-CG-OD2	-6.05	112.86	118.30
1	D	59	ASN	CB-CG-OD1	-6.04	109.51	121.60
1	G	88	GLU	O-C-N	-6.04	113.03	122.70
1	G	292	MET	CA-CB-CG	6.04	123.58	113.30
1	K	116	HIS	CB-CA-C	6.04	122.49	110.40
1	B	191	ASP	CB-CG-OD1	6.04	123.74	118.30
1	J	41	PRO	N-CA-C	6.04	127.81	112.10
1	J	50	ASP	CA-C-O	-6.04	107.41	120.10
1	M	146	ASP	CA-CB-CG	6.04	126.69	113.40
1	N	249	ASP	CB-CG-OD2	-6.04	112.86	118.30

Continued on next page...

Continued from previous page...

Mol	Chain	Res	Type	Atoms	Z	Observed(°)	Ideal(°)
1	N	371	CYS	CB-CA-C	6.04	122.49	110.40
1	B	405	GLN	CG-CD-OE1	6.04	133.68	121.60
1	F	25	ILE	CB-CG1-CD1	6.04	130.82	113.90
1	F	129	GLN	O-C-N	-6.04	113.03	122.70
1	G	400	ILE	CA-CB-CG2	6.04	122.98	110.90
1	G	496	ALA	C-N-CA	6.04	136.81	121.70
1	I	292	MET	N-CA-CB	6.04	121.47	110.60
1	K	10	GLU	CA-CB-CG	6.04	126.69	113.40
1	K	158	ILE	CB-CA-C	-6.04	99.52	111.60
1	L	400	ILE	CG1-CB-CG2	-6.04	98.11	111.40
1	P	60	ASP	CA-CB-CG	6.04	126.69	113.40
1	E	128	ALA	N-CA-CB	6.04	118.56	110.10
1	I	276	LEU	CB-CG-CD2	6.04	121.27	111.00
1	D	149	ILE	O-C-N	-6.04	113.04	122.70
1	F	222	GLN	N-CA-CB	6.04	121.47	110.60
1	H	474	THR	C-N-CA	6.04	136.79	121.70
1	I	490	ILE	CA-CB-CG2	6.04	122.98	110.90
1	L	486	MET	CB-CA-C	-6.04	98.32	110.40
1	M	444	ASN	C-N-CA	6.04	134.98	122.30
1	B	10	GLU	N-CA-CB	6.04	121.47	110.60
1	B	85	GLN	O-C-N	-6.04	113.04	122.70
1	D	296	ALA	O-C-N	-6.04	113.04	122.70
1	K	360	ARG	CD-NE-CZ	6.04	132.05	123.60
1	M	451	LEU	CA-CB-CG	6.04	129.19	115.30
1	A	28	GLY	O-C-N	-6.04	113.04	122.70
1	A	418	ILE	CG1-CB-CG2	-6.04	98.12	111.40
1	E	203	ILE	O-C-N	-6.04	113.04	122.70
1	O	44	MET	CA-C-O	-6.04	107.43	120.10
1	O	242	THR	O-C-N	-6.04	113.04	122.70
1	O	268	ILE	O-C-N	-6.04	113.04	122.70
1	B	348	ARG	N-CA-C	6.03	127.29	111.00
1	F	53	GLY	C-N-CA	6.03	136.78	121.70
1	G	168	GLU	OE1-CD-OE2	-6.03	116.06	123.30
1	H	21	GLN	N-CA-CB	-6.03	99.74	110.60
1	H	306	ASN	CB-CG-ND2	6.03	131.18	116.70
1	I	369	VAL	O-C-N	6.03	133.46	123.20
1	J	72	HIS	CB-CG-ND1	6.03	138.28	123.20
1	C	197	LYS	CD-CE-NZ	6.03	125.57	111.70
1	M	129	GLN	CB-CA-C	6.03	122.46	110.40
1	M	184	ASP	OD1-CG-OD2	-6.03	111.84	123.30
1	A	477	ILE	N-CA-CB	6.03	124.67	110.80
1	C	67	GLU	N-CA-CB	6.03	121.45	110.60

Continued on next page...

Continued from previous page...

Mol	Chain	Res	Type	Atoms	Z	Observed(°)	Ideal(°)
1	C	146	ASP	CB-CG-OD1	-6.03	112.87	118.30
1	D	112	ASP	CB-CG-OD1	-6.03	112.87	118.30
1	N	320	LEU	CA-CB-CG	6.03	129.17	115.30
1	P	467	VAL	O-C-N	-6.03	113.05	122.70
1	B	343	VAL	CG1-CB-CG2	6.03	120.55	110.90
1	I	475	GLN	CB-CA-C	-6.03	98.34	110.40
1	A	495	ALA	O-C-N	-6.03	113.06	122.70
1	C	487	LEU	CA-C-O	-6.03	107.44	120.10
1	E	466	VAL	CA-C-N	6.03	130.46	117.20
1	K	487	LEU	CA-CB-CG	6.03	129.16	115.30
1	N	145	GLN	C-N-CA	6.03	136.77	121.70
1	E	63	THR	C-N-CA	6.03	136.76	121.70
1	E	147	LYS	N-CA-C	6.03	127.27	111.00
1	H	230	ALA	N-CA-CB	6.03	118.54	110.10
1	M	37	SER	O-C-N	-6.03	113.06	122.70
1	A	406	LEU	N-CA-CB	6.02	122.45	110.40
1	G	102	GLU	OE1-CD-OE2	6.02	130.53	123.30
1	C	278	LYS	O-C-N	-6.02	113.06	122.70
1	D	89	VAL	N-CA-CB	6.02	124.75	111.50
1	E	59	ASN	N-CA-CB	6.02	121.44	110.60
1	E	471	ARG	NH1-CZ-NH2	-6.02	112.78	119.40
1	F	7	VAL	CB-CA-C	-6.02	99.96	111.40
1	L	273	GLN	CB-CA-C	6.02	122.44	110.40
1	N	81	VAL	CA-CB-CG1	6.02	119.94	110.90
1	A	291	ASP	N-CA-CB	6.02	121.44	110.60
1	I	212	VAL	CA-C-O	6.02	132.75	120.10
1	C	148	GLU	N-CA-CB	6.02	121.44	110.60
1	J	266	LYS	CA-C-O	-6.02	107.46	120.10
1	J	376	GLY	O-C-N	-6.02	113.07	122.70
1	K	191	ASP	CB-CG-OD2	6.02	123.72	118.30
1	L	229	ASP	CA-CB-CG	6.02	126.64	113.40
1	L	470	LEU	O-C-N	-6.02	113.07	122.70
1	C	455	THR	C-N-CA	-6.02	109.66	122.30
1	G	165	LYS	CA-C-O	6.02	132.74	120.10
1	H	254	ILE	O-C-N	-6.02	113.07	122.70
1	K	461	MET	C-N-CA	6.02	136.75	121.70
1	O	45	ASP	CB-CG-OD1	6.02	123.72	118.30
1	O	132	GLN	CA-C-N	-6.02	103.96	117.20
1	J	468	GLU	OE1-CD-OE2	-6.02	116.08	123.30
1	C	286	ARG	CA-C-O	-6.01	107.47	120.10
1	G	16	MET	CA-C-O	-6.01	107.47	120.10
1	J	152	LYS	O-C-N	-6.01	113.08	122.70

Continued on next page...

Continued from previous page...

Mol	Chain	Res	Type	Atoms	Z	Observed(°)	Ideal(°)
1	L	280	GLY	O-C-N	6.01	132.32	122.70
1	M	15	TYR	CG-CD1-CE1	6.01	126.11	121.30
1	O	88	GLU	O-C-N	-6.01	113.08	122.70
1	O	160	GLY	C-N-CA	6.01	136.74	121.70
1	B	74	ALA	N-CA-CB	-6.01	101.68	110.10
1	D	360	ARG	N-CA-CB	6.01	121.42	110.60
1	E	439	ALA	O-C-N	6.01	132.32	122.70
1	F	161	LYS	CA-C-O	6.01	132.73	120.10
1	A	55	VAL	C-N-CA	6.01	136.73	121.70
1	B	32	ALA	O-C-N	-6.01	113.08	122.70
1	D	289	LYS	CB-CG-CD	6.01	127.23	111.60
1	E	269	ASP	CA-C-N	6.01	130.43	117.20
1	H	10	GLU	N-CA-CB	6.01	121.42	110.60
1	J	216	LYS	CA-C-N	6.01	130.43	117.20
1	L	191	ASP	N-CA-CB	6.01	121.42	110.60
1	N	33	GLU	CG-CD-OE1	6.01	130.32	118.30
1	C	130	LYS	CA-C-O	-6.01	107.48	120.10
1	D	116	HIS	CB-CA-C	6.01	122.42	110.40
1	D	189	ASP	CA-CB-CG	6.01	126.62	113.40
1	D	333	PHE	CG-CD2-CE2	-6.01	114.19	120.80
1	E	11	ASN	CB-CA-C	6.01	122.42	110.40
1	E	115	VAL	CG1-CB-CG2	6.01	120.52	110.90
1	E	239	ILE	C-N-CA	6.01	136.72	121.70
1	E	277	ALA	C-N-CA	6.01	136.72	121.70
1	I	9	PRO	N-CA-CB	6.01	110.51	103.30
1	I	398	GLU	CG-CD-OE1	6.01	130.32	118.30
1	K	336	GLU	C-N-CA	6.01	136.72	121.70
1	C	163	ALA	CB-CA-C	-6.01	101.09	110.10
1	F	108	GLU	CA-C-O	-6.01	107.48	120.10
1	G	424	GLU	O-C-N	-6.01	113.09	122.70
1	I	212	VAL	O-C-N	-6.01	113.09	122.70
1	O	132	GLN	O-C-N	6.01	132.31	122.70
1	A	61	GLY	N-CA-C	6.01	128.12	113.10
1	B	172	GLU	CG-CD-OE1	-6.01	106.28	118.30
1	D	103	LEU	O-C-N	6.01	132.31	122.70
1	D	222	GLN	CG-CD-OE1	6.01	133.61	121.60
1	D	225	LYS	O-C-N	-6.01	113.09	122.70
1	G	157	SER	CB-CA-C	6.01	121.51	110.10
1	L	12	MET	CA-CB-CG	6.01	123.51	113.30
1	M	152	LYS	CA-C-O	-6.01	107.48	120.10
1	M	394	ARG	NH1-CZ-NH2	-6.01	112.79	119.40
1	O	82	ALA	N-CA-CB	6.01	118.51	110.10

Continued on next page...

Continued from previous page...

Mol	Chain	Res	Type	Atoms	Z	Observed(°)	Ideal(°)
1	O	388	GLU	CG-CD-OE1	6.01	130.31	118.30
1	D	72	HIS	CA-CB-CG	-6.00	103.39	113.60
1	D	317	ASP	CB-CG-OD2	-6.00	112.89	118.30
1	G	365	ALA	CB-CA-C	6.00	119.11	110.10
1	G	373	ILE	N-CA-CB	6.00	124.61	110.80
1	J	377	ARG	N-CA-CB	-6.00	99.79	110.60
1	K	178	VAL	N-CA-C	6.00	127.21	111.00
1	N	112	ASP	CB-CG-OD1	6.00	123.70	118.30
1	P	420	ARG	CA-C-O	-6.00	107.49	120.10
1	D	288	LYS	O-C-N	6.00	132.31	122.70
1	D	289	LYS	CB-CA-C	6.00	122.41	110.40
1	D	413	ASP	CB-CG-OD2	-6.00	112.90	118.30
1	G	74	ALA	C-N-CA	6.00	136.71	121.70
1	I	11	ASN	CB-CA-C	6.00	122.41	110.40
1	I	12	MET	CB-CA-C	-6.00	98.39	110.40
1	K	323	GLU	CG-CD-OE1	6.00	130.31	118.30
1	K	487	LEU	CB-CG-CD1	6.00	121.21	111.00
1	M	250	MET	CB-CA-C	6.00	122.41	110.40
1	M	313	GLN	CG-CD-OE1	6.00	133.61	121.60
1	M	318	ALA	CA-C-N	-6.00	104.19	116.20
1	P	170	LEU	O-C-N	-6.00	113.09	122.70
1	C	358	VAL	CA-CB-CG1	6.00	119.90	110.90
1	E	335	GLU	CG-CD-OE1	6.00	130.30	118.30
1	F	298	ALA	CB-CA-C	6.00	119.10	110.10
1	J	411	PHE	CD1-CE1-CZ	6.00	127.30	120.10
1	M	208	LEU	CB-CG-CD2	6.00	121.20	111.00
1	N	168	GLU	OE1-CD-OE2	6.00	130.50	123.30
1	A	173	ILE	CA-CB-CG1	-6.00	99.60	111.00
1	D	396	TYR	CZ-CE2-CD2	6.00	125.20	119.80
1	M	422	LEU	CB-CG-CD2	-6.00	100.80	111.00
1	P	242	THR	CA-CB-OG1	6.00	121.60	109.00
1	G	91	ASP	OD1-CG-OD2	-6.00	111.90	123.30
1	J	215	ASP	CB-CG-OD1	6.00	123.70	118.30
1	L	250	MET	N-CA-CB	6.00	121.40	110.60
1	P	59	ASN	CB-CG-ND2	6.00	131.10	116.70
1	F	268	ILE	CA-CB-CG1	6.00	122.39	111.00
1	G	31	ILE	CB-CA-C	6.00	123.59	111.60
1	K	459	GLU	CA-CB-CG	6.00	126.59	113.40
1	K	270	ASP	CA-CB-CG	6.00	126.59	113.40
1	A	236	ASN	C-N-CA	5.99	136.68	121.70
1	D	298	ALA	CA-C-N	5.99	130.38	117.20
1	E	257	SER	CB-CA-C	5.99	121.49	110.10

Continued on next page...

Continued from previous page...

Mol	Chain	Res	Type	Atoms	Z	Observed(°)	Ideal(°)
1	E	420	ARG	NE-CZ-NH1	-5.99	117.30	120.30
1	O	89	VAL	O-C-N	-5.99	113.01	123.20
1	D	278	LYS	CA-CB-CG	5.99	126.58	113.40
1	J	83	LYS	N-CA-CB	5.99	121.39	110.60
1	N	93	THR	C-N-CA	5.99	136.68	121.70
1	C	136	LYS	N-CA-C	5.99	127.18	111.00
1	E	95	THR	O-C-N	-5.99	113.12	122.70
1	F	68	MET	CA-C-O	-5.99	107.52	120.10
1	G	350	THR	N-CA-CB	5.99	121.68	110.30
1	I	38	THR	N-CA-C	5.99	127.18	111.00
1	N	454	PHE	CD1-CE1-CZ	5.99	127.29	120.10
1	P	103	LEU	CB-CG-CD2	5.99	121.19	111.00
1	A	203	ILE	C-N-CA	5.99	136.67	121.70
1	L	336	GLU	CB-CG-CD	5.99	130.37	114.20
1	L	432	GLU	CA-CB-CG	5.99	126.58	113.40
1	P	137	THR	CB-CA-C	-5.99	95.43	111.60
1	N	14	ARG	NH1-CZ-NH2	-5.99	112.81	119.40
1	A	14	ARG	NH1-CZ-NH2	5.99	125.98	119.40
1	D	29	ARG	CD-NE-CZ	5.99	131.98	123.60
1	D	117	PRO	O-C-N	-5.99	113.12	122.70
1	H	493	VAL	CA-C-O	5.99	132.67	120.10
1	N	218	ARG	CD-NE-CZ	5.99	131.98	123.60
1	N	353	HIS	CA-CB-CG	5.99	123.78	113.60
1	P	216	LYS	O-C-N	-5.99	113.12	122.70
1	G	85	GLN	CB-CA-C	5.98	122.37	110.40
1	K	37	SER	N-CA-C	5.98	127.16	111.00
1	P	313	GLN	O-C-N	-5.98	113.13	122.70
1	B	27	ALA	N-CA-CB	-5.98	101.72	110.10
1	F	44	MET	C-N-CA	5.98	136.66	121.70
1	H	193	ILE	CA-CB-CG2	5.98	122.86	110.90
1	I	60	ASP	CA-CB-CG	5.98	126.56	113.40
1	J	302	ASN	N-CA-C	5.98	127.15	111.00
1	P	415	LEU	N-CA-CB	5.98	122.36	110.40
1	A	298	ALA	C-N-CA	5.98	136.65	121.70
1	A	396	TYR	CG-CD2-CE2	-5.98	116.52	121.30
1	A	461	MET	N-CA-C	5.98	127.14	111.00
1	C	41	PRO	N-CD-CG	5.98	112.17	103.20
1	E	202	SER	CA-CB-OG	5.98	127.35	111.20
1	F	83	LYS	O-C-N	-5.98	113.13	122.70
1	I	114	ASN	CA-C-O	5.98	132.66	120.10
1	J	19	ASP	O-C-N	-5.98	113.13	122.70
1	O	105	ARG	CD-NE-CZ	5.98	131.97	123.60

Continued on next page...

Continued from previous page...

Mol	Chain	Res	Type	Atoms	Z	Observed(°)	Ideal(°)
1	P	443	SER	CB-CA-C	5.98	121.46	110.10
1	C	54	ASP	CB-CG-OD1	-5.98	112.92	118.30
1	G	429	ASP	CB-CG-OD1	5.98	123.68	118.30
1	H	472	VAL	CA-CB-CG1	5.98	119.87	110.90
1	K	437	VAL	CG1-CB-CG2	-5.98	101.33	110.90
1	L	192	LEU	CB-CA-C	5.98	121.56	110.20
1	O	434	LEU	N-CA-C	5.98	127.14	111.00
1	P	88	GLU	CB-CA-C	5.98	122.36	110.40
1	P	290	SER	C-N-CA	5.98	136.65	121.70
1	B	285	ARG	CD-NE-CZ	5.98	131.97	123.60
1	C	50	ASP	CB-CA-C	5.98	122.36	110.40
1	E	87	LYS	CA-C-O	-5.98	107.55	120.10
1	N	94	THR	O-C-N	-5.98	113.14	122.70
1	D	165	LYS	CA-C-N	-5.98	104.05	117.20
1	E	290	SER	C-N-CA	5.98	136.64	121.70
1	G	216	LYS	N-CA-C	5.98	127.14	111.00
1	P	145	GLN	O-C-N	-5.98	113.14	122.70
1	A	403	ARG	CG-CD-NE	5.97	124.35	111.80
1	I	493	VAL	CA-CB-CG2	5.97	119.86	110.90
1	J	117	PRO	O-C-N	5.97	132.26	122.70
1	K	147	LYS	O-C-N	5.97	132.26	122.70
1	O	102	GLU	N-CA-CB	-5.97	99.84	110.60
1	G	43	GLY	O-C-N	5.97	132.26	122.70
1	J	396	TYR	CG-CD1-CE1	-5.97	116.52	121.30
1	O	36	ARG	NE-CZ-NH2	5.97	123.29	120.30
1	L	124	TYR	O-C-N	-5.97	113.15	122.70
1	N	405	GLN	C-N-CA	-5.97	106.77	121.70
1	C	324	ARG	CA-C-O	-5.97	107.56	120.10
1	D	129	GLN	CG-CD-OE1	-5.97	109.66	121.60
1	D	455	THR	CA-CB-CG2	-5.97	104.04	112.40
1	I	175	VAL	CA-CB-CG1	5.97	119.85	110.90
1	K	31	ILE	CG1-CB-CG2	-5.97	98.27	111.40
1	L	90	GLY	O-C-N	5.97	132.25	122.70
1	M	21	GLN	CB-CA-C	-5.97	98.46	110.40
1	M	59	ASN	CA-CB-CG	5.97	126.53	113.40
1	O	142	VAL	CA-CB-CG2	5.97	119.85	110.90
1	C	331	MET	N-CA-CB	5.97	121.34	110.60
1	H	12	MET	CA-C-O	-5.97	107.57	120.10
1	I	11	ASN	CA-CB-CG	5.97	126.53	113.40
1	O	429	ASP	OD1-CG-OD2	-5.97	111.96	123.30
1	E	360	ARG	CG-CD-NE	5.97	124.33	111.80
1	F	466	VAL	CA-C-O	-5.97	107.57	120.10

Continued on next page...

Continued from previous page...

Mol	Chain	Res	Type	Atoms	Z	Observed(°)	Ideal(°)
1	C	302	ASN	CA-C-O	-5.96	107.57	120.10
1	C	474	THR	CA-CB-OG1	5.96	121.53	109.00
1	F	191	ASP	CB-CG-OD1	-5.96	112.93	118.30
1	H	296	ALA	O-C-N	-5.96	113.16	122.70
1	N	354	VAL	CG1-CB-CG2	-5.96	101.36	110.90
1	J	183	ASP	CB-CA-C	-5.96	98.47	110.40
1	O	69	SER	CA-C-O	-5.96	107.58	120.10
1	A	77	MET	N-CA-CB	5.96	121.33	110.60
1	C	294	LYS	O-C-N	-5.96	113.16	122.70
1	F	468	GLU	OE1-CD-OE2	-5.96	116.15	123.30
1	G	418	ILE	N-CA-CB	5.96	124.51	110.80
1	H	147	LYS	N-CA-CB	5.96	121.33	110.60
1	I	417	VAL	N-CA-C	5.96	127.10	111.00
1	M	310	LEU	CB-CG-CD2	-5.96	100.87	111.00
1	P	12	MET	CA-C-O	-5.96	107.58	120.10
1	P	299	THR	N-CA-CB	5.96	121.63	110.30
1	I	229	ASP	CB-CG-OD2	5.96	123.66	118.30
1	M	131	ALA	CB-CA-C	5.96	119.04	110.10
1	B	129	GLN	CA-CB-CG	5.96	126.51	113.40
1	F	357	GLU	CA-CB-CG	5.96	126.51	113.40
1	H	437	VAL	O-C-N	5.96	132.24	122.70
1	K	146	ASP	CB-CG-OD2	-5.96	112.94	118.30
1	N	253	GLU	C-N-CA	5.96	136.60	121.70
1	O	184	ASP	O-C-N	5.96	132.23	122.70
1	P	9	PRO	N-CA-C	-5.96	96.61	112.10
1	B	411	PHE	CZ-CE2-CD2	-5.96	112.95	120.10
1	C	372	THR	CA-CB-OG1	-5.96	96.49	109.00
1	D	377	ARG	NH1-CZ-NH2	5.96	125.95	119.40
1	D	414	ALA	N-CA-CB	5.96	118.44	110.10
1	E	140	CYS	CA-CB-SG	5.96	124.72	114.00
1	J	236	ASN	N-CA-CB	-5.96	99.88	110.60
1	O	484	THR	N-CA-C	5.96	127.08	111.00
1	P	52	LEU	C-N-CA	5.96	134.81	122.30
1	F	21	GLN	CG-CD-OE1	-5.96	109.69	121.60
1	F	324	ARG	NH1-CZ-NH2	-5.96	112.85	119.40
1	O	304	ILE	C-N-CA	5.96	136.59	121.70
1	H	444	ASN	C-N-CA	-5.95	109.80	122.30
1	I	74	ALA	CA-C-O	5.95	132.60	120.10
1	I	219	VAL	O-C-N	5.95	132.22	122.70
1	L	403	ARG	NH1-CZ-NH2	5.95	125.95	119.40
1	O	116	HIS	CG-ND1-CE1	5.95	116.54	108.20
1	K	323	GLU	N-CA-CB	5.95	121.31	110.60

Continued on next page...

Continued from previous page...

Mol	Chain	Res	Type	Atoms	Z	Observed(°)	Ideal(°)
1	B	55	VAL	O-C-N	5.95	132.22	122.70
1	B	162	GLY	O-C-N	-5.95	113.18	122.70
1	C	13	LYS	CA-C-N	5.95	130.29	117.20
1	G	454	PHE	CG-CD1-CE1	-5.95	114.25	120.80
1	H	459	GLU	CG-CD-OE1	-5.95	106.40	118.30
1	L	173	ILE	O-C-N	-5.95	113.18	122.70
1	N	150	LEU	CA-C-O	5.95	132.59	120.10
1	A	184	ASP	N-CA-CB	-5.95	99.89	110.60
1	C	355	ILE	CB-CA-C	-5.95	99.70	111.60
1	D	244	SER	C-N-CA	5.95	136.57	121.70
1	D	308	LYS	O-C-N	-5.95	113.18	122.70
1	L	146	ASP	CB-CG-OD1	5.95	123.65	118.30
1	D	464	ASN	CB-CG-OD1	-5.95	109.71	121.60
1	E	312	ALA	N-CA-CB	5.95	118.43	110.10
1	G	260	ASN	CA-CB-CG	5.95	126.48	113.40
1	I	495	ALA	N-CA-C	5.95	127.06	111.00
1	L	333	PHE	CD1-CG-CD2	-5.95	110.57	118.30
1	P	379	VAL	CA-CB-CG2	5.95	119.82	110.90
1	D	497	GLU	OE1-CD-OE2	5.95	130.43	123.30
1	O	363	ASP	CB-CG-OD2	5.95	123.65	118.30
1	F	119	ILE	CA-CB-CG2	-5.94	99.01	110.90
1	I	80	GLU	OE1-CD-OE2	-5.94	116.17	123.30
1	J	15	TYR	C-N-CA	5.94	136.56	121.70
1	J	206	THR	CA-CB-CG2	5.94	120.72	112.40
1	A	489	ARG	N-CA-CB	5.94	121.30	110.60
1	C	71	GLU	O-C-N	-5.94	113.19	122.70
1	D	373	ILE	CA-C-O	-5.94	107.62	120.10
1	I	13	LYS	CA-C-N	5.94	130.27	117.20
1	J	263	PHE	CG-CD2-CE2	5.94	127.34	120.80
1	K	163	ALA	N-CA-CB	5.94	118.42	110.10
1	M	313	GLN	OE1-CD-NE2	-5.94	108.23	121.90
1	P	103	LEU	CB-CG-CD1	5.94	121.10	111.00
1	C	371	CYS	O-C-N	-5.94	113.20	122.70
1	H	164	GLU	N-CA-C	5.94	127.04	111.00
1	N	129	GLN	N-CA-CB	5.94	121.30	110.60
1	O	490	ILE	CG1-CB-CG2	-5.94	98.33	111.40
1	F	150	LEU	CB-CG-CD2	5.94	121.10	111.00
1	O	11	ASN	CB-CA-C	5.94	122.28	110.40
1	H	358	VAL	O-C-N	5.94	132.20	122.70
1	I	11	ASN	CB-CG-ND2	5.94	130.95	116.70
1	I	214	VAL	CA-C-N	-5.94	104.14	117.20
1	J	389	LEU	N-CA-CB	5.94	122.27	110.40

Continued on next page...

Continued from previous page...

Mol	Chain	Res	Type	Atoms	Z	Observed(°)	Ideal(°)
1	L	322	GLU	CG-CD-OE1	-5.94	106.42	118.30
1	N	12	MET	N-CA-C	5.94	127.03	111.00
1	O	298	ALA	CB-CA-C	5.94	119.01	110.10
1	D	248	LYS	CD-CE-NZ	-5.94	98.05	111.70
1	H	350	THR	CB-CA-C	-5.94	95.57	111.60
1	I	77	MET	CG-SD-CE	5.94	109.70	100.20
1	K	364	ASP	C-N-CA	5.94	136.54	121.70
1	L	9	PRO	CA-N-CD	-5.94	103.19	111.50
1	A	52	LEU	C-N-CA	5.93	134.76	122.30
1	B	292	MET	N-CA-CB	5.93	121.28	110.60
1	J	62	VAL	CA-CB-CG1	-5.93	102.00	110.90
1	L	11	ASN	N-CA-CB	5.93	121.28	110.60
1	L	381	GLY	O-C-N	-5.93	113.11	123.20
1	O	302	ASN	CB-CA-C	5.93	122.27	110.40
1	O	308	LYS	CG-CD-CE	5.93	129.71	111.90
1	P	237	CYS	CA-C-N	-5.93	104.14	117.20
1	B	359	ALA	CA-C-O	5.93	132.56	120.10
1	E	49	VAL	O-C-N	-5.93	113.21	122.70
1	I	260	ASN	O-C-N	5.93	132.19	122.70
1	I	260	ASN	CB-CA-C	5.93	122.27	110.40
1	P	224	PRO	CA-N-CD	-5.93	103.20	111.50
1	B	15	TYR	CZ-CE2-CD2	5.93	125.14	119.80
1	C	469	PRO	CA-C-O	-5.93	105.97	120.20
1	M	178	VAL	N-CA-C	5.93	127.01	111.00
1	B	29	ARG	CD-NE-CZ	5.93	131.90	123.60
1	H	253	GLU	O-C-N	-5.93	113.21	122.70
1	I	69	SER	CA-C-O	-5.93	107.65	120.10
1	L	93	THR	CA-CB-OG1	5.93	121.45	109.00
1	M	445	GLY	CA-C-N	-5.93	104.16	117.20
1	P	122	LYS	O-C-N	-5.93	113.12	123.20
1	G	317	ASP	CA-CB-CG	5.93	126.44	113.40
1	O	351	THR	N-CA-C	5.93	127.01	111.00
1	O	479	SER	N-CA-CB	5.93	119.39	110.50
1	C	339	HIS	CA-C-O	-5.93	107.65	120.10
1	C	379	VAL	N-CA-C	5.93	127.00	111.00
1	D	151	THR	CA-C-O	-5.93	107.66	120.10
1	A	271	LEU	O-C-N	5.92	132.18	122.70
1	C	161	LYS	O-C-N	-5.92	113.13	123.20
1	D	484	THR	CA-CB-CG2	-5.92	104.11	112.40
1	J	212	VAL	O-C-N	-5.92	113.22	122.70
1	J	396	TYR	CG-CD2-CE2	5.92	126.04	121.30
1	J	438	ARG	NH1-CZ-NH2	5.92	125.92	119.40

Continued on next page...

Continued from previous page...

Mol	Chain	Res	Type	Atoms	Z	Observed(°)	Ideal(°)
1	L	107	ALA	O-C-N	-5.92	113.22	122.70
1	M	318	ALA	N-CA-CB	5.92	118.39	110.10
1	O	216	LYS	N-CA-CB	5.92	121.27	110.60
1	G	12	MET	N-CA-CB	-5.92	99.94	110.60
1	A	98	VAL	O-C-N	5.92	132.18	122.70
1	A	166	ALA	CB-CA-C	-5.92	101.22	110.10
1	G	484	THR	N-CA-C	5.92	126.99	111.00
1	G	491	ASP	OD1-CG-OD2	-5.92	112.05	123.30
1	K	182	VAL	CG1-CB-CG2	-5.92	101.43	110.90
1	N	138	ILE	CA-C-O	-5.92	107.67	120.10
1	O	340	PRO	O-C-N	-5.92	113.23	122.70
1	E	94	THR	N-CA-CB	5.92	121.55	110.30
1	E	487	LEU	O-C-N	-5.92	113.23	122.70
1	F	315	LEU	N-CA-CB	5.92	122.24	110.40
1	G	30	ILE	N-CA-C	5.92	126.98	111.00
1	J	319	GLY	CA-C-O	-5.92	109.94	120.60
1	M	187	LYS	CD-CE-NZ	5.92	125.31	111.70
1	G	436	LYS	O-C-N	-5.92	113.23	122.70
1	K	248	LYS	O-C-N	5.92	132.17	122.70
1	K	286	ARG	CA-C-N	-5.92	104.18	117.20
1	K	409	ARG	CA-CB-CG	5.92	126.42	113.40
1	O	54	ASP	OD1-CG-OD2	-5.92	112.06	123.30
1	O	349	GLY	CA-C-O	-5.92	109.95	120.60
1	E	200	GLY	CA-C-O	-5.92	109.95	120.60
1	E	489	ARG	CB-CA-C	5.92	122.23	110.40
1	L	31	ILE	CB-CA-C	5.92	123.43	111.60
1	B	275	TYR	CE1-CZ-CE2	5.91	129.26	119.80
1	F	191	ASP	CB-CG-OD2	5.91	123.62	118.30
1	J	320	LEU	CA-CB-CG	5.91	128.90	115.30
1	P	361	ALA	N-CA-CB	5.91	118.38	110.10
1	P	381	GLY	CA-C-O	-5.91	109.95	120.60
1	E	483	SER	N-CA-CB	5.91	119.37	110.50
1	F	114	ASN	CB-CG-ND2	5.91	130.89	116.70
1	K	363	ASP	C-N-CA	5.91	136.48	121.70
1	C	91	ASP	O-C-N	-5.91	113.15	123.20
1	I	424	GLU	CG-CD-OE1	5.91	130.12	118.30
1	J	183	ASP	CA-CB-CG	5.91	126.41	113.40
1	M	462	CYS	CA-C-O	-5.91	107.69	120.10
1	P	229	ASP	C-N-CA	5.91	136.48	121.70
1	B	188	VAL	CA-CB-CG2	-5.91	102.04	110.90
1	C	126	ALA	N-CA-CB	5.91	118.37	110.10
1	I	353	HIS	CA-C-O	-5.91	107.69	120.10

Continued on next page...

Continued from previous page...

Mol	Chain	Res	Type	Atoms	Z	Observed(°)	Ideal(°)
1	L	336	GLU	CA-C-O	-5.91	107.69	120.10
1	O	136	LYS	O-C-N	-5.91	113.25	122.70
1	O	276	LEU	CB-CG-CD1	-5.91	100.96	111.00
1	F	120	VAL	CG1-CB-CG2	5.91	120.35	110.90
1	H	26	LEU	CB-CA-C	5.91	121.42	110.20
1	J	203	ILE	CA-C-O	-5.91	107.69	120.10
1	L	309	ASP	CA-C-O	-5.91	107.69	120.10
1	M	220	SER	O-C-N	5.91	132.15	122.70
1	A	309	ASP	OD1-CG-OD2	-5.91	112.08	123.30
1	B	265	GLN	CB-CG-CD	5.91	126.95	111.60
1	H	136	LYS	CB-CG-CD	5.91	126.95	111.60
1	L	91	ASP	CA-CB-CG	5.91	126.39	113.40
1	O	167	LYS	O-C-N	5.91	132.15	122.70
1	H	88	GLU	CA-C-N	5.90	130.19	117.20
1	J	23	MET	CG-SD-CE	5.90	109.65	100.20
1	N	57	VAL	CA-CB-CG2	-5.90	102.04	110.90
1	H	140	CYS	N-CA-C	5.90	126.94	111.00
1	I	449	ALA	CB-CA-C	5.90	118.95	110.10
1	J	42	LYS	N-CA-CB	-5.90	99.98	110.60
1	J	195	ILE	N-CA-CB	-5.90	97.22	110.80
1	P	236	ASN	C-N-CA	5.90	136.45	121.70
1	A	245	GLU	CB-CA-C	5.90	122.20	110.40
1	D	78	LEU	CB-CA-C	5.90	121.41	110.20
1	D	398	GLU	N-CA-CB	5.90	121.22	110.60
1	F	325	LYS	N-CA-CB	5.90	121.22	110.60
1	M	86	GLU	O-C-N	-5.90	113.26	122.70
1	P	264	CYS	CA-C-N	-5.90	104.22	117.20
1	C	14	ARG	CB-CG-CD	5.90	126.94	111.60
1	C	56	VAL	CG1-CB-CG2	5.90	120.34	110.90
1	D	277	ALA	O-C-N	-5.90	113.26	122.70
1	K	141	GLU	OE1-CD-OE2	-5.90	116.22	123.30
1	A	411	PHE	CB-CG-CD2	5.90	124.93	120.80
1	B	169	LYS	O-C-N	5.90	132.14	122.70
1	B	279	GLU	OE1-CD-OE2	5.90	130.38	123.30
1	E	54	ASP	O-C-N	-5.90	113.26	122.70
1	F	37	SER	N-CA-C	5.90	126.92	111.00
1	F	375	ASP	CB-CG-OD1	5.90	123.61	118.30
1	G	432	GLU	N-CA-CB	5.90	121.21	110.60
1	M	413	ASP	OD1-CG-OD2	-5.90	112.10	123.30
1	B	330	SER	CA-C-N	5.89	130.17	117.20
1	J	51	ASP	N-CA-C	5.89	126.92	111.00
1	J	156	THR	CA-CB-CG2	-5.89	104.15	112.40

Continued on next page...

Continued from previous page...

Mol	Chain	Res	Type	Atoms	Z	Observed(°)	Ideal(°)
1	L	29	ARG	N-CA-CB	5.89	121.21	110.60
1	M	204	ASP	N-CA-CB	5.89	121.21	110.60
1	M	454	PHE	CD1-CG-CD2	5.89	125.96	118.30
1	N	308	LYS	CD-CE-NZ	5.89	125.26	111.70
1	O	109	GLU	OE1-CD-OE2	5.89	130.37	123.30
1	B	163	ALA	O-C-N	5.89	132.13	122.70
1	G	42	LYS	O-C-N	-5.89	113.18	123.20
1	G	329	ASP	CA-C-O	-5.89	107.73	120.10
1	H	52	LEU	N-CA-CB	5.89	122.19	110.40
1	H	280	GLY	CA-C-O	-5.89	109.99	120.60
1	K	437	VAL	CA-CB-CG2	-5.89	102.06	110.90
1	N	78	LEU	CB-CA-C	5.89	121.40	110.20
1	N	183	ASP	OD1-CG-OD2	-5.89	112.10	123.30
1	N	486	MET	N-CA-C	-5.89	95.09	111.00
1	O	293	GLU	N-CA-CB	5.89	121.21	110.60
1	O	439	ALA	N-CA-CB	5.89	118.35	110.10
1	P	36	ARG	CG-CD-NE	-5.89	99.43	111.80
1	I	231	LYS	CB-CA-C	5.89	122.18	110.40
1	C	278	LYS	C-N-CA	5.89	136.42	121.70
1	C	370	GLY	CA-C-O	-5.89	110.00	120.60
1	H	142	VAL	CA-CB-CG1	5.89	119.73	110.90
1	I	217	GLU	CA-CB-CG	5.89	126.36	113.40
1	M	276	LEU	CB-CG-CD1	5.89	121.01	111.00
1	P	427	GLY	CA-C-O	-5.89	110.00	120.60
1	B	204	ASP	CA-C-N	5.89	130.15	117.20
1	A	83	LYS	CA-CB-CG	5.89	126.35	113.40
1	A	475	GLN	CB-CG-CD	5.89	126.91	111.60
1	E	317	ASP	CA-CB-CG	5.89	126.35	113.40
1	G	190	LYS	CA-C-N	-5.89	104.25	117.20
1	O	225	LYS	CA-CB-CG	5.89	126.35	113.40
1	B	482	GLU	CA-CB-CG	5.88	126.34	113.40
1	D	61	GLY	CA-C-N	5.88	130.15	117.20
1	D	377	ARG	NE-CZ-NH1	5.88	123.24	120.30
1	E	312	ALA	N-CA-C	5.88	126.89	111.00
1	I	91	ASP	OD1-CG-OD2	-5.88	112.12	123.30
1	L	279	GLU	CA-CB-CG	-5.88	100.45	113.40
1	N	66	ARG	N-CA-CB	-5.88	100.01	110.60
1	O	51	ASP	N-CA-CB	5.88	121.19	110.60
1	P	284	ALA	N-CA-CB	5.88	118.34	110.10
1	C	263	PHE	CB-CG-CD2	-5.88	116.68	120.80
1	I	309	ASP	N-CA-CB	5.88	121.19	110.60
1	E	351	THR	CA-CB-CG2	5.88	120.64	112.40

Continued on next page...

Continued from previous page...

Mol	Chain	Res	Type	Atoms	Z	Observed(°)	Ideal(°)
1	G	95	THR	O-C-N	-5.88	113.29	122.70
1	H	285	ARG	CD-NE-CZ	5.88	131.83	123.60
1	K	136	LYS	N-CA-C	5.88	126.88	111.00
1	O	91	ASP	O-C-N	-5.88	113.20	123.20
1	E	156	THR	O-C-N	5.88	132.11	122.70
1	G	71	GLU	CG-CD-OE1	-5.88	106.54	118.30
1	H	234	LEU	CB-CG-CD2	5.88	121.00	111.00
1	M	253	GLU	CG-CD-OE1	5.88	130.06	118.30
1	A	465	GLY	O-C-N	-5.88	113.29	122.70
1	E	324	ARG	CA-CB-CG	5.88	126.33	113.40
1	E	431	ILE	O-C-N	-5.88	113.29	122.70
1	F	139	ALA	CB-CA-C	5.88	118.92	110.10
1	H	477	ILE	O-C-N	-5.88	113.29	122.70
1	I	34	THR	N-CA-CB	5.88	121.47	110.30
1	L	35	VAL	CA-CB-CG1	-5.88	102.08	110.90
1	N	72	HIS	CA-CB-CG	-5.88	103.61	113.60
1	D	339	HIS	CG-ND1-CE1	5.88	116.43	108.20
1	E	151	THR	CA-CB-OG1	5.88	121.34	109.00
1	H	293	GLU	N-CA-C	5.88	126.87	111.00
1	J	422	LEU	CB-CG-CD2	-5.88	101.01	111.00
1	K	17	GLY	CA-C-O	-5.88	110.02	120.60
1	L	412	ALA	CB-CA-C	-5.88	101.29	110.10
1	E	312	ALA	CA-C-N	-5.88	104.28	117.20
1	H	12	MET	CA-C-N	5.88	130.12	117.20
1	L	432	GLU	N-CA-CB	5.88	121.17	110.60
1	C	380	SER	O-C-N	-5.87	113.22	123.20
1	E	153	ILE	CB-CA-C	5.87	123.35	111.60
1	G	215	ASP	C-N-CA	5.87	136.38	121.70
1	H	150	LEU	CB-CG-CD1	5.87	120.98	111.00
1	J	120	VAL	CG1-CB-CG2	5.87	120.30	110.90
1	K	467	VAL	CA-CB-CG1	-5.87	102.09	110.90
1	L	55	VAL	CA-C-O	-5.87	107.77	120.10
1	A	165	LYS	CA-CB-CG	-5.87	100.48	113.40
1	D	384	SER	N-CA-CB	5.87	119.31	110.50
1	G	270	ASP	CA-C-O	5.87	132.43	120.10
1	G	476	ALA	CA-C-O	-5.87	107.77	120.10
1	H	422	LEU	CB-CG-CD2	5.87	120.98	111.00
1	H	442	ALA	CB-CA-C	-5.87	101.29	110.10
1	K	67	GLU	N-CA-CB	5.87	121.17	110.60
1	M	240	GLU	CA-CB-CG	5.87	126.32	113.40
1	M	484	THR	OG1-CB-CG2	-5.87	96.49	110.00
1	A	342	ALA	CB-CA-C	5.87	118.91	110.10

Continued on next page...

Continued from previous page...

Mol	Chain	Res	Type	Atoms	Z	Observed(°)	Ideal(°)
1	H	36	ARG	O-C-N	-5.87	113.31	122.70
1	J	91	ASP	N-CA-CB	5.87	121.17	110.60
1	J	347	ILE	CA-CB-CG2	5.87	122.64	110.90
1	K	88	GLU	OE1-CD-OE2	5.87	130.34	123.30
1	A	343	VAL	CA-CB-CG2	-5.87	102.10	110.90
1	F	208	LEU	O-C-N	5.87	132.09	122.70
1	G	136	LYS	CA-C-O	-5.87	107.78	120.10
1	G	279	GLU	N-CA-CB	5.87	121.16	110.60
1	J	242	THR	CA-CB-CG2	5.87	120.62	112.40
1	L	174	ILE	CA-C-N	5.87	130.11	117.20
1	L	353	HIS	N-CA-CB	5.87	121.16	110.60
1	P	220	SER	C-N-CA	5.87	136.37	121.70
1	O	452	ASN	CB-CG-OD1	-5.87	109.87	121.60
1	D	396	TYR	O-C-N	-5.87	113.31	122.70
1	E	133	GLU	CA-CB-CG	5.87	126.30	113.40
1	H	118	THR	O-C-N	5.87	132.08	122.70
1	I	480	ALA	N-CA-CB	-5.87	101.89	110.10
1	M	59	ASN	CB-CG-OD1	5.87	133.33	121.60
1	M	457	ALA	N-CA-CB	-5.87	101.89	110.10
1	O	7	VAL	CG1-CB-CG2	-5.87	101.52	110.90
1	D	226	LYS	CD-CE-NZ	5.86	125.18	111.70
1	H	315	LEU	CD1-CG-CD2	5.86	128.09	110.50
1	I	241	GLU	CG-CD-OE2	-5.86	106.57	118.30
1	J	82	ALA	N-CA-CB	5.86	118.31	110.10
1	N	181	VAL	N-CA-C	5.86	126.83	111.00
1	N	234	LEU	C-N-CA	-5.86	107.04	121.70
1	O	12	MET	CA-C-O	-5.86	107.79	120.10
1	A	412	ALA	N-CA-CB	-5.86	101.89	110.10
1	A	434	LEU	O-C-N	-5.86	113.32	122.70
1	P	30	ILE	CA-CB-CG2	5.86	122.62	110.90
1	A	202	SER	O-C-N	-5.86	113.32	122.70
1	K	280	GLY	C-N-CA	5.86	136.35	121.70
1	K	359	ALA	C-N-CA	5.86	136.35	121.70
1	M	338	LYS	CD-CE-NZ	5.86	125.18	111.70
1	O	411	PHE	CB-CA-C	5.86	122.12	110.40
1	P	245	GLU	CB-CA-C	5.86	122.12	110.40
1	A	112	ASP	N-CA-CB	5.86	121.15	110.60
1	E	315	LEU	O-C-N	-5.86	113.24	123.20
1	I	95	THR	O-C-N	5.86	132.07	122.70
1	B	57	VAL	O-C-N	5.86	132.07	122.70
1	B	453	VAL	CG1-CB-CG2	-5.86	101.53	110.90
1	D	451	LEU	CB-CA-C	5.86	121.33	110.20

Continued on next page...

Continued from previous page...

Mol	Chain	Res	Type	Atoms	Z	Observed(°)	Ideal(°)
1	F	325	LYS	CA-C-O	-5.86	107.80	120.10
1	G	98	VAL	CB-CA-C	-5.86	100.27	111.40
1	K	350	THR	C-N-CA	5.86	136.34	121.70
1	K	380	SER	C-N-CA	-5.86	110.00	122.30
1	P	433	ILE	CA-CB-CG1	-5.86	99.87	111.00
1	A	14	ARG	O-C-N	5.86	132.07	122.70
1	A	487	LEU	CB-CG-CD1	-5.86	101.05	111.00
1	B	334	VAL	CA-CB-CG1	-5.86	102.12	110.90
1	C	217	GLU	OE1-CD-OE2	5.86	130.33	123.30
1	K	472	VAL	O-C-N	-5.86	113.33	122.70
1	D	470	LEU	N-CA-CB	5.85	122.11	110.40
1	E	129	GLN	CB-CA-C	5.85	122.11	110.40
1	E	310	LEU	CA-CB-CG	5.85	128.76	115.30
1	G	404	GLU	CA-C-O	-5.85	107.81	120.10
1	K	368	VAL	N-CA-C	5.85	126.80	111.00
1	O	453	VAL	N-CA-CB	-5.85	98.62	111.50
1	P	131	ALA	CB-CA-C	-5.85	101.32	110.10
1	D	435	VAL	CA-C-O	5.85	132.39	120.10
1	G	60	ASP	CA-CB-CG	5.85	126.27	113.40
1	G	93	THR	CA-CB-OG1	5.85	121.29	109.00
1	N	287	VAL	O-C-N	-5.85	113.34	122.70
1	D	406	LEU	CA-CB-CG	5.85	128.75	115.30
1	D	479	SER	CB-CA-C	5.85	121.21	110.10
1	L	237	CYS	O-C-N	-5.85	113.34	122.70
1	L	422	LEU	O-C-N	5.85	132.06	122.70
1	M	486	MET	CB-CG-SD	5.85	129.95	112.40
1	C	105	ARG	NH1-CZ-NH2	-5.85	112.97	119.40
1	G	270	ASP	O-C-N	-5.85	113.34	122.70
1	G	420	ARG	CG-CD-NE	-5.85	99.52	111.80
1	H	165	LYS	CA-C-N	-5.85	104.34	117.20
1	H	391	MET	CG-SD-CE	5.85	109.56	100.20
1	J	21	GLN	O-C-N	-5.85	113.34	122.70
1	K	116	HIS	CA-C-O	-5.85	107.82	120.10
1	M	274	HIS	CA-CB-CG	-5.85	103.66	113.60
1	B	489	ARG	NE-CZ-NH2	5.85	123.22	120.30
1	D	35	VAL	CA-CB-CG2	-5.85	102.13	110.90
1	G	484	THR	CA-CB-CG2	-5.85	104.22	112.40
1	I	333	PHE	CG-CD2-CE2	5.85	127.23	120.80
1	K	363	ASP	OD1-CG-OD2	-5.85	112.19	123.30
1	J	147	LYS	O-C-N	-5.84	113.35	122.70
1	J	352	GLU	CB-CA-C	5.84	122.09	110.40
1	L	90	GLY	CA-C-O	-5.84	110.08	120.60

Continued on next page...

Continued from previous page...

Mol	Chain	Res	Type	Atoms	Z	Observed(°)	Ideal(°)
1	L	187	LYS	CB-CA-C	5.84	122.09	110.40
1	L	281	ILE	CB-CA-C	-5.84	99.91	111.60
1	L	313	GLN	CB-CG-CD	5.84	126.80	111.60
1	L	360	ARG	CG-CD-NE	5.84	124.08	111.80
1	M	229	ASP	N-CA-CB	5.84	121.12	110.60
1	O	154	ALA	N-CA-CB	-5.84	101.92	110.10
1	O	244	SER	CB-CA-C	5.84	121.20	110.10
1	O	262	LEU	CA-CB-CG	5.84	128.74	115.30
1	C	152	LYS	CB-CG-CD	5.84	126.79	111.60
1	L	124	TYR	CD1-CE1-CZ	-5.84	114.54	119.80
1	M	182	VAL	CB-CA-C	-5.84	100.30	111.40
1	B	431	ILE	C-N-CA	-5.84	107.10	121.70
1	D	27	ALA	N-CA-CB	5.84	118.28	110.10
1	E	18	ARG	NH1-CZ-NH2	-5.84	112.97	119.40
1	E	236	ASN	OD1-CG-ND2	-5.84	108.46	121.90
1	H	495	ALA	N-CA-C	5.84	126.77	111.00
1	J	204	ASP	O-C-N	-5.84	113.36	122.70
1	L	320	LEU	N-CA-CB	5.84	122.08	110.40
1	N	404	GLU	O-C-N	5.84	132.05	122.70
1	C	336	GLU	OE1-CD-OE2	5.84	130.31	123.30
1	D	348	ARG	CD-NE-CZ	-5.84	115.42	123.60
1	D	350	THR	C-N-CA	5.84	136.30	121.70
1	F	227	VAL	CA-C-N	-5.84	104.35	117.20
1	K	212	VAL	CG1-CB-CG2	-5.84	101.56	110.90
1	M	288	LYS	CA-C-N	5.84	130.05	117.20
1	N	114	ASN	CA-C-N	5.84	130.05	117.20
1	I	214	VAL	CB-CA-C	-5.84	100.31	111.40
1	I	273	GLN	N-CA-C	5.84	126.76	111.00
1	P	429	ASP	CA-C-O	5.84	132.36	120.10
1	I	227	VAL	CG1-CB-CG2	5.84	120.24	110.90
1	L	282	VAL	CA-CB-CG1	5.84	119.66	110.90
1	O	161	LYS	CA-CB-CG	5.84	126.24	113.40
1	P	250	MET	CA-CB-CG	5.84	123.22	113.30
1	D	309	ASP	CA-CB-CG	5.83	126.24	113.40
1	G	270	ASP	N-CA-CB	5.83	121.10	110.60
1	L	348	ARG	CD-NE-CZ	-5.83	115.43	123.60
1	O	474	THR	O-C-N	5.83	132.04	122.70
1	P	259	ALA	C-N-CA	5.83	136.29	121.70
1	A	435	VAL	O-C-N	5.83	132.03	122.70
1	E	314	ASP	OD1-CG-OD2	-5.83	112.22	123.30
1	F	41	PRO	CA-C-N	-5.83	104.37	117.20
1	F	468	GLU	O-C-N	5.83	132.18	121.10

Continued on next page...

Continued from previous page...

Mol	Chain	Res	Type	Atoms	Z	Observed(°)	Ideal(°)
1	H	248	LYS	CB-CA-C	5.83	122.06	110.40
1	L	395	GLU	CA-CB-CG	-5.83	100.57	113.40
1	O	432	GLU	OE1-CD-OE2	5.83	130.30	123.30
1	B	376	GLY	N-CA-C	5.83	127.68	113.10
1	G	67	GLU	OE1-CD-OE2	5.83	130.30	123.30
1	I	170	LEU	O-C-N	5.83	132.03	122.70
1	L	130	LYS	CA-CB-CG	5.83	126.23	113.40
1	M	488	LEU	CB-CG-CD2	-5.83	101.09	111.00
1	N	115	VAL	CB-CA-C	5.83	122.48	111.40
1	O	320	LEU	O-C-N	-5.83	113.37	122.70
1	P	374	GLU	O-C-N	-5.83	113.37	122.70
1	C	156	THR	OG1-CB-CG2	5.83	123.41	110.00
1	H	288	LYS	CA-C-O	-5.83	107.86	120.10
1	J	186	GLY	CA-C-O	-5.83	110.11	120.60
1	L	316	GLY	C-N-CA	5.83	136.28	121.70
1	L	420	ARG	CA-C-O	-5.83	107.86	120.10
1	P	478	GLN	N-CA-CB	5.83	121.09	110.60
1	B	81	VAL	O-C-N	-5.83	113.37	122.70
1	D	62	VAL	N-CA-C	5.83	126.74	111.00
1	E	317	ASP	N-CA-CB	5.83	121.09	110.60
1	F	55	VAL	O-C-N	-5.83	113.37	122.70
1	G	204	ASP	CB-CG-OD1	-5.83	113.05	118.30
1	G	307	ILE	O-C-N	-5.83	113.37	122.70
1	I	114	ASN	N-CA-C	5.83	126.74	111.00
1	L	56	VAL	CA-CB-CG2	-5.83	102.16	110.90
1	C	372	THR	CA-C-O	-5.83	107.86	120.10
1	D	360	ARG	CA-C-O	-5.83	107.86	120.10
1	B	70	VAL	CB-CA-C	-5.83	100.33	111.40
1	B	165	LYS	CD-CE-NZ	5.83	125.10	111.70
1	C	149	ILE	O-C-N	5.83	132.02	122.70
1	O	384	SER	C-N-CA	5.83	136.26	121.70
1	C	313	GLN	CG-CD-OE1	-5.82	109.95	121.60
1	G	212	VAL	O-C-N	5.82	132.02	122.70
1	G	308	LYS	O-C-N	5.82	132.02	122.70
1	L	245	GLU	CB-CA-C	5.82	122.05	110.40
1	N	271	LEU	CB-CA-C	5.82	121.26	110.20
1	G	308	LYS	CB-CG-CD	-5.82	96.46	111.60
1	H	321	VAL	CA-C-O	-5.82	107.88	120.10
1	I	408	VAL	CA-CB-CG2	5.82	119.63	110.90
1	A	172	GLU	C-N-CA	-5.82	107.15	121.70
1	A	259	ALA	O-C-N	5.82	132.01	122.70
1	B	218	ARG	CD-NE-CZ	5.82	131.75	123.60

Continued on next page...

Continued from previous page...

Mol	Chain	Res	Type	Atoms	Z	Observed(°)	Ideal(°)
1	B	439	ALA	N-CA-CB	-5.82	101.95	110.10
1	D	274	HIS	CG-ND1-CE1	-5.82	98.13	105.70
1	F	29	ARG	CA-CB-CG	5.82	126.20	113.40
1	F	203	ILE	CA-CB-CG2	5.82	122.54	110.90
1	G	208	LEU	O-C-N	5.82	132.01	122.70
1	G	221	ALA	O-C-N	5.82	132.01	122.70
1	H	13	LYS	O-C-N	-5.82	113.39	122.70
1	J	420	ARG	C-N-CA	-5.82	107.15	121.70
1	L	155	MET	CB-CA-C	5.82	122.04	110.40
1	N	104	LEU	CA-C-O	-5.82	107.88	120.10
1	N	218	ARG	C-N-CA	5.82	136.25	121.70
1	P	270	ASP	N-CA-CB	5.82	121.08	110.60
1	G	321	VAL	CG1-CB-CG2	-5.82	101.59	110.90
1	L	140	CYS	CA-C-O	-5.82	107.88	120.10
1	L	161	LYS	C-N-CA	5.82	134.52	122.30
1	A	333	PHE	O-C-N	-5.82	113.39	122.70
1	B	188	VAL	N-CA-CB	5.82	124.30	111.50
1	E	156	THR	OG1-CB-CG2	5.82	123.38	110.00
1	J	115	VAL	N-CA-CB	5.82	124.30	111.50
1	K	198	LYS	C-N-CA	5.82	136.25	121.70
1	A	72	HIS	CB-CG-CD2	-5.82	112.77	130.80
1	A	221	ALA	CA-C-O	-5.82	107.89	120.10
1	F	265	GLN	CB-CG-CD	5.82	126.72	111.60
1	M	447	LYS	CA-C-N	-5.82	104.41	117.20
1	N	201	ALA	CA-C-O	-5.82	107.89	120.10
1	O	59	ASN	CA-C-N	5.82	130.00	117.20
1	G	405	GLN	O-C-N	-5.81	113.40	122.70
1	B	195	ILE	CA-CB-CG2	-5.81	99.27	110.90
1	C	61	GLY	CA-C-O	-5.81	110.14	120.60
1	J	88	GLU	CA-C-O	-5.81	107.90	120.10
1	J	277	ALA	O-C-N	-5.81	113.40	122.70
1	N	228	THR	CA-CB-CG2	-5.81	104.26	112.40
1	B	433	ILE	CB-CA-C	-5.81	99.98	111.60
1	F	103	LEU	CA-C-N	-5.81	104.42	117.20
1	G	322	GLU	CB-CA-C	5.81	122.02	110.40
1	J	224	PRO	CA-N-CD	-5.81	103.36	111.50
1	L	14	ARG	CA-C-O	-5.81	107.90	120.10
1	B	372	THR	CA-C-O	-5.81	107.90	120.10
1	D	164	GLU	C-N-CA	5.81	136.22	121.70
1	N	55	VAL	CA-CB-CG1	5.81	119.61	110.90
1	O	350	THR	CA-CB-CG2	5.81	120.53	112.40
1	C	314	ASP	CB-CG-OD1	-5.81	113.07	118.30

Continued on next page...

Continued from previous page...

Mol	Chain	Res	Type	Atoms	Z	Observed(°)	Ideal(°)
1	G	109	GLU	OE1-CD-OE2	5.81	130.27	123.30
1	H	355	ILE	N-CA-C	5.81	126.68	111.00
1	I	441	HIS	CA-CB-CG	5.81	123.47	113.60
1	O	46	LYS	CA-C-O	-5.81	107.91	120.10
1	O	406	LEU	CB-CG-CD2	-5.81	101.13	111.00
1	F	20	ALA	N-CA-CB	5.81	118.23	110.10
1	F	159	THR	CA-C-O	5.81	132.29	120.10
1	I	71	GLU	OE1-CD-OE2	-5.81	116.33	123.30
1	L	291	ASP	OD1-CG-OD2	-5.81	112.27	123.30
1	O	266	LYS	CA-C-O	-5.81	107.91	120.10
1	C	352	GLU	OE1-CD-OE2	5.80	130.26	123.30
1	H	227	VAL	CG1-CB-CG2	-5.80	101.61	110.90
1	H	493	VAL	N-CA-CB	5.80	124.27	111.50
1	N	265	GLN	CA-CB-CG	5.80	126.17	113.40
1	O	412	ALA	O-C-N	5.80	131.99	122.70
1	P	172	GLU	CG-CD-OE2	-5.80	106.69	118.30
1	B	165	LYS	CA-C-N	-5.80	104.43	117.20
1	M	21	GLN	O-C-N	5.80	131.98	122.70
1	P	108	GLU	OE1-CD-OE2	-5.80	116.34	123.30
1	A	243	ALA	N-CA-C	5.80	126.66	111.00
1	C	404	GLU	CG-CD-OE2	-5.80	106.70	118.30
1	G	7	VAL	CB-CA-C	-5.80	100.38	111.40
1	K	388	GLU	N-CA-CB	5.80	121.04	110.60
1	B	348	ARG	NE-CZ-NH2	5.80	123.20	120.30
1	B	477	ILE	CA-CB-CG1	5.80	122.02	111.00
1	C	340	PRO	CA-N-CD	-5.80	103.38	111.50
1	G	444	ASN	O-C-N	-5.80	113.34	123.20
1	J	291	ASP	OD1-CG-OD2	5.80	134.32	123.30
1	D	68	MET	CB-CA-C	-5.80	98.80	110.40
1	E	128	ALA	CA-C-N	-5.80	104.45	117.20
1	H	202	SER	O-C-N	-5.80	113.42	122.70
1	J	182	VAL	C-N-CA	5.80	136.19	121.70
1	K	341	LYS	N-CA-CB	5.80	121.03	110.60
1	L	288	LYS	O-C-N	-5.80	113.43	122.70
1	O	280	GLY	CA-C-N	5.80	129.95	117.20
1	P	378	ILE	CB-CG1-CD1	5.80	130.13	113.90
1	D	210	LYS	CA-CB-CG	5.79	126.15	113.40
1	G	311	SER	N-CA-CB	5.79	119.19	110.50
1	P	269	ASP	CB-CG-OD2	5.79	123.52	118.30
1	A	84	THR	N-CA-CB	5.79	121.31	110.30
1	A	482	GLU	O-C-N	-5.79	113.43	122.70
1	C	72	HIS	CA-C-N	5.79	133.32	117.10

Continued on next page...

Continued from previous page...

Mol	Chain	Res	Type	Atoms	Z	Observed(°)	Ideal(°)
1	H	124	TYR	O-C-N	5.79	131.97	122.70
1	I	260	ASN	CA-CB-CG	5.79	126.15	113.40
1	L	454	PHE	CB-CG-CD2	-5.79	116.75	120.80
1	P	233	ALA	O-C-N	5.79	131.97	122.70
1	A	9	PRO	O-C-N	-5.79	113.43	122.70
1	C	57	VAL	CG1-CB-CG2	5.79	120.17	110.90
1	C	422	LEU	O-C-N	5.79	131.97	122.70
1	I	132	GLN	O-C-N	5.79	131.97	122.70
1	N	415	LEU	N-CA-CB	5.79	121.98	110.40
1	N	432	GLU	OE1-CD-OE2	5.79	130.25	123.30
1	E	138	ILE	N-CA-CB	5.79	124.12	110.80
1	F	91	ASP	OD1-CG-OD2	-5.79	112.30	123.30
1	G	285	ARG	CG-CD-NE	5.79	123.96	111.80
1	B	50	ASP	CA-CB-CG	5.79	126.13	113.40
1	B	111	LEU	C-N-CA	5.79	136.17	121.70
1	E	294	LYS	N-CA-CB	5.79	121.02	110.60
1	N	400	ILE	CA-C-N	5.79	129.94	117.20
1	O	74	ALA	C-N-CA	5.79	136.17	121.70
1	O	435	VAL	CA-C-N	-5.79	104.47	117.20
1	F	323	GLU	C-N-CA	5.79	136.17	121.70
1	G	305	THR	CA-CB-OG1	5.79	121.15	109.00
1	N	110	LEU	CD1-CG-CD2	5.79	127.86	110.50
1	O	296	ALA	O-C-N	5.79	131.96	122.70
1	P	437	VAL	CA-CB-CG2	-5.79	102.22	110.90
1	A	242	THR	CA-CB-CG2	-5.79	104.30	112.40
1	A	471	ARG	NH1-CZ-NH2	-5.79	113.04	119.40
1	C	338	LYS	CA-CB-CG	5.79	126.13	113.40
1	C	394	ARG	CD-NE-CZ	5.79	131.70	123.60
1	C	443	SER	N-CA-CB	-5.79	101.82	110.50
1	L	444	ASN	O-C-N	5.79	133.03	123.20
1	P	26	LEU	CB-CG-CD1	5.79	120.83	111.00
1	D	231	LYS	CB-CG-CD	5.78	126.64	111.60
1	J	149	ILE	N-CA-CB	5.78	124.10	110.80
1	J	310	LEU	O-C-N	5.78	131.95	122.70
1	D	452	ASN	CA-CB-CG	-5.78	100.68	113.40
1	I	451	LEU	O-C-N	-5.78	113.45	122.70
1	K	120	VAL	O-C-N	-5.78	113.45	122.70
1	N	90	GLY	O-C-N	5.78	131.95	122.70
1	B	38	THR	CA-CB-OG1	5.78	121.14	109.00
1	G	82	ALA	O-C-N	-5.78	113.45	122.70
1	G	495	ALA	CA-C-O	-5.78	107.96	120.10
1	I	129	GLN	CA-CB-CG	5.78	126.12	113.40

Continued on next page...

Continued from previous page...

Mol	Chain	Res	Type	Atoms	Z	Observed(°)	Ideal(°)
1	I	314	ASP	CA-C-N	5.78	129.92	117.20
1	I	452	ASN	CA-C-O	-5.78	107.96	120.10
1	O	313	GLN	N-CA-CB	5.78	121.01	110.60
1	O	474	THR	CA-C-O	-5.78	107.96	120.10
1	P	360	ARG	NE-CZ-NH1	5.78	123.19	120.30
1	B	38	THR	N-CA-C	5.78	126.60	111.00
1	B	303	VAL	CA-CB-CG1	5.78	119.57	110.90
1	I	49	VAL	CG1-CB-CG2	5.78	120.15	110.90
1	P	203	ILE	CA-C-N	-5.78	104.49	117.20
1	C	359	ALA	C-N-CA	5.78	136.14	121.70
1	F	190	LYS	C-N-CA	5.78	136.15	121.70
1	G	464	ASN	OD1-CG-ND2	5.78	135.19	121.90
1	O	11	ASN	CA-CB-CG	5.78	126.11	113.40
1	P	265	GLN	N-CA-C	5.78	126.60	111.00
1	A	299	THR	O-C-N	-5.78	113.38	123.20
1	A	399	GLY	O-C-N	-5.78	113.46	122.70
1	C	133	GLU	O-C-N	-5.78	113.46	122.70
1	C	374	GLU	CA-CB-CG	5.78	126.11	113.40
1	F	306	ASN	CA-CB-CG	5.78	126.11	113.40
1	I	84	THR	O-C-N	5.78	131.94	122.70
1	J	309	ASP	CB-CA-C	-5.78	98.85	110.40
1	L	202	SER	CA-C-O	5.78	132.23	120.10
1	M	42	LYS	C-N-CA	-5.78	110.17	122.30
1	M	103	LEU	CB-CA-C	5.78	121.17	110.20
1	P	34	THR	CA-C-N	-5.78	104.49	117.20
1	C	458	VAL	CG1-CB-CG2	5.77	120.14	110.90
1	M	301	ALA	O-C-N	5.77	131.94	122.70
1	A	66	ARG	NE-CZ-NH2	-5.77	117.41	120.30
1	A	76	LYS	N-CA-CB	5.77	120.99	110.60
1	A	469	PRO	CA-CB-CG	5.77	115.77	104.80
1	B	151	THR	C-N-CA	5.77	136.13	121.70
1	C	264	CYS	CB-CA-C	5.77	121.95	110.40
1	I	34	THR	O-C-N	-5.77	113.47	122.70
1	K	249	ASP	N-CA-CB	5.77	120.99	110.60
1	L	429	ASP	N-CA-CB	5.77	120.99	110.60
1	M	317	ASP	O-C-N	-5.77	113.46	122.70
1	A	405	GLN	CB-CA-C	-5.77	98.86	110.40
1	D	56	VAL	O-C-N	-5.77	113.47	122.70
1	H	195	ILE	CB-CA-C	5.77	123.14	111.60
1	K	278	LYS	O-C-N	-5.77	113.47	122.70
1	E	29	ARG	CA-CB-CG	5.77	126.09	113.40
1	E	185	GLU	OE1-CD-OE2	-5.77	116.38	123.30

Continued on next page...

Continued from previous page...

Mol	Chain	Res	Type	Atoms	Z	Observed(°)	Ideal(°)
1	F	303	VAL	CA-CB-CG2	5.77	119.55	110.90
1	K	291	ASP	OD1-CG-OD2	5.77	134.26	123.30
1	K	375	ASP	CB-CG-OD1	-5.77	113.11	118.30
1	A	81	VAL	CA-CB-CG1	5.77	119.55	110.90
1	D	66	ARG	NH1-CZ-NH2	5.77	125.74	119.40
1	I	66	ARG	N-CA-CB	5.77	120.98	110.60
1	L	184	ASP	CB-CA-C	5.77	121.93	110.40
1	C	488	LEU	CB-CA-C	-5.76	99.25	110.20
1	G	66	ARG	NH1-CZ-NH2	5.76	125.74	119.40
1	H	247	LEU	N-CA-CB	5.76	121.93	110.40
1	I	208	LEU	CA-CB-CG	5.76	128.56	115.30
1	M	430	ALA	CB-CA-C	5.76	118.75	110.10
1	N	384	SER	CB-CA-C	5.76	121.05	110.10
1	H	94	THR	N-CA-CB	5.76	121.25	110.30
1	J	428	LEU	N-CA-C	5.76	126.56	111.00
1	O	89	VAL	CG1-CB-CG2	-5.76	101.68	110.90
1	A	88	GLU	O-C-N	-5.76	113.48	122.70
1	B	87	LYS	O-C-N	-5.76	113.48	122.70
1	F	102	GLU	O-C-N	-5.76	113.48	122.70
1	F	270	ASP	CA-C-N	5.76	129.88	117.20
1	K	174	ILE	CA-CB-CG1	5.76	121.95	111.00
1	M	12	MET	CB-CA-C	-5.76	98.88	110.40
1	A	306	ASN	O-C-N	-5.76	113.48	122.70
1	B	385	THR	CA-CB-CG2	5.76	120.46	112.40
1	D	359	ALA	CA-C-O	-5.76	108.00	120.10
1	E	55	VAL	CG1-CB-CG2	-5.76	101.69	110.90
1	E	396	TYR	CG-CD1-CE1	5.76	125.91	121.30
1	G	451	LEU	CB-CA-C	5.76	121.14	110.20
1	G	463	GLU	CB-CG-CD	-5.76	98.65	114.20
1	H	48	LEU	CB-CG-CD2	5.76	120.79	111.00
1	M	266	LYS	CD-CE-NZ	5.76	124.94	111.70
1	N	200	GLY	C-N-CA	5.76	136.10	121.70
1	A	427	GLY	C-N-CA	5.76	136.09	121.70
1	L	341	LYS	N-CA-CB	5.76	120.97	110.60
1	O	71	GLU	CG-CD-OE2	5.76	129.81	118.30
1	E	268	ILE	O-C-N	-5.76	113.49	122.70
1	K	464	ASN	CA-C-O	-5.76	108.01	120.10
1	N	490	ILE	CA-CB-CG1	5.76	121.94	111.00
1	O	39	LEU	N-CA-C	5.76	126.54	111.00
1	O	429	ASP	N-CA-CB	5.76	120.96	110.60
1	D	234	LEU	O-C-N	-5.75	113.49	122.70
1	F	109	GLU	CG-CD-OE2	-5.75	106.79	118.30

Continued on next page...

Continued from previous page...

Mol	Chain	Res	Type	Atoms	Z	Observed(°)	Ideal(°)
1	F	190	LYS	CB-CG-CD	5.75	126.56	111.60
1	G	59	ASN	CB-CA-C	-5.75	98.89	110.40
1	I	14	ARG	CB-CG-CD	5.75	126.56	111.60
1	L	379	VAL	CA-C-O	5.75	132.19	120.10
1	O	75	ALA	N-CA-CB	5.75	118.16	110.10
1	D	23	MET	CB-CA-C	-5.75	98.89	110.40
1	D	181	VAL	CA-C-O	5.75	132.18	120.10
1	E	296	ALA	N-CA-CB	5.75	118.15	110.10
1	E	306	ASN	OD1-CG-ND2	-5.75	108.67	121.90
1	G	373	ILE	CA-C-O	-5.75	108.02	120.10
1	I	58	THR	N-CA-CB	-5.75	99.37	110.30
1	M	11	ASN	OD1-CG-ND2	-5.75	108.67	121.90
1	A	374	GLU	O-C-N	-5.75	113.50	122.70
1	C	90	GLY	CA-C-N	-5.75	104.55	117.20
1	F	65	LEU	CA-C-N	-5.75	104.55	117.20
1	F	202	SER	CB-CA-C	-5.75	99.17	110.10
1	K	30	ILE	CA-CB-CG1	-5.75	100.07	111.00
1	P	310	LEU	CA-C-O	-5.75	108.02	120.10
1	I	112	ASP	CA-CB-CG	5.75	126.05	113.40
1	O	294	LYS	C-N-CA	5.75	136.07	121.70
1	C	30	ILE	CA-C-O	-5.75	108.03	120.10
1	D	152	LYS	CD-CE-NZ	-5.75	98.48	111.70
1	F	392	LYS	CD-CE-NZ	-5.75	98.48	111.70
1	F	395	GLU	CG-CD-OE1	-5.75	106.81	118.30
1	K	336	GLU	CB-CG-CD	5.75	129.72	114.20
1	L	298	ALA	C-N-CA	5.75	136.07	121.70
1	B	179	SER	CB-CA-C	-5.75	99.18	110.10
1	F	112	ASP	CB-CG-OD2	-5.75	113.13	118.30
1	G	191	ASP	C-N-CA	5.75	136.06	121.70
1	G	285	ARG	CA-C-N	-5.75	104.56	117.20
1	H	396	TYR	CB-CG-CD1	-5.75	117.55	121.00
1	M	357	GLU	CA-CB-CG	5.75	126.04	113.40
1	N	312	ALA	O-C-N	-5.75	113.50	122.70
1	P	216	LYS	CB-CG-CD	5.75	126.54	111.60
1	A	215	ASP	CB-CG-OD1	-5.75	113.13	118.30
1	A	353	HIS	N-CA-CB	5.75	120.94	110.60
1	A	378	ILE	O-C-N	-5.75	113.51	122.70
1	B	252	ALA	O-C-N	-5.75	113.51	122.70
1	O	409	ARG	CB-CA-C	-5.75	98.91	110.40
1	D	48	LEU	CA-C-O	-5.74	108.04	120.10
1	M	267	GLY	N-CA-C	5.74	127.46	113.10
1	A	399	GLY	C-N-CA	5.74	136.05	121.70

Continued on next page...

Continued from previous page...

Mol	Chain	Res	Type	Atoms	Z	Observed(°)	Ideal(°)
1	B	58	THR	OG1-CB-CG2	5.74	123.21	110.00
1	B	307	ILE	N-CA-CB	5.74	124.01	110.80
1	B	420	ARG	NE-CZ-NH1	5.74	123.17	120.30
1	C	111	LEU	CA-C-O	5.74	132.16	120.10
1	D	311	SER	CB-CA-C	5.74	121.01	110.10
1	H	256	ALA	CA-C-O	-5.74	108.04	120.10
1	I	266	LYS	N-CA-CB	5.74	120.94	110.60
1	I	348	ARG	CB-CG-CD	5.74	126.53	111.60
1	K	495	ALA	CA-C-O	-5.74	108.04	120.10
1	L	145	GLN	O-C-N	-5.74	113.51	122.70
1	D	403	ARG	CD-NE-CZ	-5.74	115.56	123.60
1	F	177	ALA	O-C-N	-5.74	113.52	122.70
1	G	346	LEU	C-N-CA	5.74	136.05	121.70
1	H	182	VAL	CG1-CB-CG2	-5.74	101.71	110.90
1	I	242	THR	CA-C-N	5.74	129.83	117.20
1	A	304	ILE	O-C-N	-5.74	113.52	122.70
1	C	302	ASN	OD1-CG-ND2	-5.74	108.70	121.90
1	F	37	SER	CB-CA-C	5.74	121.00	110.10
1	H	201	ALA	N-CA-C	5.74	126.50	111.00
1	K	26	LEU	O-C-N	-5.74	113.52	122.70
1	K	488	LEU	CB-CG-CD2	-5.74	101.24	111.00
1	N	471	ARG	CD-NE-CZ	-5.74	115.57	123.60
1	P	405	GLN	CB-CG-CD	5.74	126.52	111.60
1	D	491	ASP	N-CA-CB	5.74	120.93	110.60
1	E	146	ASP	CB-CG-OD1	-5.74	113.14	118.30
1	I	185	GLU	N-CA-CB	5.74	120.93	110.60
1	L	29	ARG	NE-CZ-NH1	-5.74	117.43	120.30
1	O	131	ALA	C-N-CA	5.74	136.04	121.70
1	P	39	LEU	N-CA-CB	5.74	121.87	110.40
1	D	354	VAL	N-CA-CB	5.74	124.12	111.50
1	E	161	LYS	CB-CA-C	5.74	121.87	110.40
1	E	344	THR	OG1-CB-CG2	5.74	123.19	110.00
1	G	45	ASP	N-CA-CB	-5.74	100.28	110.60
1	L	420	ARG	O-C-N	5.74	131.88	122.70
1	M	138	ILE	CG1-CB-CG2	5.74	124.02	111.40
1	O	482	GLU	O-C-N	-5.74	113.52	122.70
1	A	279	GLU	C-N-CA	5.73	134.34	122.30
1	D	113	GLN	N-CA-CB	5.73	120.92	110.60
1	D	358	VAL	CA-C-O	5.73	132.14	120.10
1	E	86	GLU	CA-CB-CG	5.73	126.01	113.40
1	O	142	VAL	CB-CA-C	5.73	122.30	111.40
1	P	64	ILE	N-CA-CB	5.73	123.99	110.80

Continued on next page...

Continued from previous page...

Mol	Chain	Res	Type	Atoms	Z	Observed(°)	Ideal(°)
1	B	495	ALA	CA-C-N	-5.73	104.59	117.20
1	L	19	ASP	CB-CG-OD1	5.73	123.46	118.30
1	B	130	LYS	O-C-N	5.73	131.87	122.70
1	B	248	LYS	N-CA-CB	5.73	120.92	110.60
1	B	425	ASN	CA-C-N	-5.73	104.59	117.20
1	B	453	VAL	CA-C-O	5.73	132.13	120.10
1	G	244	SER	CB-CA-C	5.73	120.99	110.10
1	H	482	GLU	CA-CB-CG	5.73	126.01	113.40
1	I	81	VAL	O-C-N	-5.73	113.53	122.70
1	I	318	ALA	N-CA-CB	-5.73	102.08	110.10
1	K	403	ARG	CG-CD-NE	-5.73	99.77	111.80
1	L	198	LYS	N-CA-CB	-5.73	100.29	110.60
1	L	270	ASP	O-C-N	-5.73	113.53	122.70
1	L	494	ILE	CA-C-O	-5.73	108.07	120.10
1	M	497	GLU	N-CA-CB	-5.73	100.28	110.60
1	I	342	ALA	CB-CA-C	-5.73	101.51	110.10
1	J	82	ALA	C-N-CA	5.73	136.02	121.70
1	I	477	ILE	O-C-N	-5.73	113.54	122.70
1	J	336	GLU	C-N-CA	5.73	136.02	121.70
1	N	286	ARG	O-C-N	5.73	131.86	122.70
1	P	187	LYS	CB-CG-CD	5.73	126.49	111.60
1	L	496	ALA	N-CA-C	5.73	126.46	111.00
1	D	356	GLU	N-CA-CB	5.72	120.91	110.60
1	E	201	ALA	CA-C-O	-5.72	108.08	120.10
1	E	363	ASP	CB-CG-OD1	5.72	123.45	118.30
1	F	327	SER	C-N-CA	-5.72	110.28	122.30
1	G	286	ARG	NH1-CZ-NH2	-5.72	113.10	119.40
1	H	109	GLU	C-N-CA	5.72	136.01	121.70
1	H	295	LEU	CA-CB-CG	5.72	128.47	115.30
1	H	371	CYS	CA-C-O	-5.72	108.08	120.10
1	L	414	ALA	CB-CA-C	5.72	118.69	110.10
1	P	339	HIS	CG-ND1-CE1	5.72	116.21	108.20
1	E	245	GLU	N-CA-C	5.72	126.45	111.00
1	F	214	VAL	CG1-CB-CG2	5.72	120.06	110.90
1	F	250	MET	O-C-N	-5.72	113.54	122.70
1	G	97	VAL	O-C-N	-5.72	113.55	122.70
1	H	231	LYS	CB-CG-CD	5.72	126.48	111.60
1	J	450	GLY	CA-C-O	5.72	130.90	120.60
1	O	405	GLN	CB-CG-CD	5.72	126.48	111.60
1	A	127	ALA	O-C-N	-5.72	113.55	122.70
1	B	432	GLU	O-C-N	-5.72	113.55	122.70
1	I	74	ALA	O-C-N	-5.72	113.55	122.70

Continued on next page...

Continued from previous page...

Mol	Chain	Res	Type	Atoms	Z	Observed(°)	Ideal(°)
1	J	401	SER	N-CA-CB	5.72	119.08	110.50
1	A	285	ARG	CA-CB-CG	5.72	125.98	113.40
1	D	20	ALA	CA-C-O	-5.72	108.09	120.10
1	D	26	LEU	CB-CG-CD2	-5.72	101.28	111.00
1	F	69	SER	C-N-CA	5.72	136.00	121.70
1	J	395	GLU	CB-CA-C	5.72	121.84	110.40
1	L	421	THR	N-CA-CB	5.72	121.17	110.30
1	P	138	ILE	CA-CB-CG2	-5.72	99.46	110.90
1	C	291	ASP	O-C-N	5.72	131.85	122.70
1	E	235	LEU	CB-CG-CD2	5.72	120.72	111.00
1	G	197	LYS	N-CA-CB	-5.72	100.31	110.60
1	M	329	ASP	OD1-CG-OD2	-5.72	112.44	123.30
1	M	474	THR	N-CA-CB	5.72	121.16	110.30
1	O	260	ASN	N-CA-CB	5.72	120.89	110.60
1	O	365	ALA	N-CA-C	5.72	126.44	111.00
1	A	7	VAL	O-C-N	5.72	131.85	122.70
1	C	180	ALA	CB-CA-C	5.72	118.67	110.10
1	C	267	GLY	CA-C-N	-5.72	104.62	117.20
1	F	436	LYS	O-C-N	5.72	131.84	122.70
1	G	190	LYS	CA-CB-CG	5.72	125.98	113.40
1	H	139	ALA	N-CA-CB	5.72	118.10	110.10
1	J	376	GLY	CA-C-N	5.72	129.78	117.20
1	J	420	ARG	O-C-N	5.72	131.85	122.70
1	K	299	THR	CA-CB-CG2	5.72	120.40	112.40
1	N	411	PHE	CG-CD1-CE1	5.72	127.09	120.80
1	P	342	ALA	N-CA-C	-5.72	95.56	111.00
1	H	199	SER	O-C-N	-5.71	113.48	123.20
1	H	349	GLY	CA-C-O	-5.71	110.31	120.60
1	I	14	ARG	NE-CZ-NH1	5.71	123.16	120.30
1	L	446	ASN	CB-CG-OD1	5.71	133.03	121.60
1	O	22	ARG	NH1-CZ-NH2	-5.71	113.11	119.40
1	F	478	GLN	C-N-CA	5.71	135.98	121.70
1	I	109	GLU	OE1-CD-OE2	5.71	130.15	123.30
1	K	346	LEU	CA-C-O	-5.71	108.11	120.10
1	L	208	LEU	CB-CG-CD1	5.71	120.71	111.00
1	M	403	ARG	N-CA-C	5.71	126.42	111.00
1	O	245	GLU	CA-CB-CG	5.71	125.97	113.40
1	B	84	THR	OG1-CB-CG2	-5.71	96.87	110.00
1	D	181	VAL	N-CA-C	5.71	126.42	111.00
1	G	64	ILE	CA-CB-CG2	5.71	122.32	110.90
1	N	314	ASP	N-CA-CB	5.71	120.88	110.60
1	B	30	ILE	CB-CA-C	-5.71	100.18	111.60

Continued on next page...

Continued from previous page...

Mol	Chain	Res	Type	Atoms	Z	Observed(°)	Ideal(°)
1	B	245	GLU	CG-CD-OE2	5.71	129.72	118.30
1	D	157	SER	O-C-N	5.71	131.83	122.70
1	G	494	ILE	CA-CB-CG1	5.71	121.85	111.00
1	K	214	VAL	O-C-N	-5.71	113.56	122.70
1	K	269	ASP	CA-C-O	-5.71	108.11	120.10
1	K	485	GLU	CG-CD-OE2	5.71	129.72	118.30
1	M	136	LYS	N-CA-CB	5.71	120.88	110.60
1	M	360	ARG	CD-NE-CZ	5.71	131.59	123.60
1	O	169	LYS	CB-CA-C	5.71	121.82	110.40
1	A	196	GLU	CB-CG-CD	-5.71	98.79	114.20
1	B	138	ILE	CB-CA-C	-5.71	100.19	111.60
1	B	298	ALA	O-C-N	-5.71	113.57	122.70
1	G	82	ALA	CB-CA-C	5.71	118.66	110.10
1	G	445	GLY	CA-C-N	-5.71	104.64	117.20
1	H	482	GLU	CB-CG-CD	5.71	129.61	114.20
1	N	206	THR	CA-CB-CG2	-5.71	104.41	112.40
1	N	158	ILE	C-N-CA	5.71	135.96	121.70
1	B	215	ASP	N-CA-CB	5.70	120.87	110.60
1	F	299	THR	O-C-N	-5.70	113.50	123.20
1	G	108	GLU	O-C-N	5.70	131.83	122.70
1	H	302	ASN	N-CA-CB	5.70	120.87	110.60
1	I	203	ILE	C-N-CA	5.70	135.96	121.70
1	N	165	LYS	CB-CA-C	5.70	121.81	110.40
1	P	158	ILE	CA-CB-CG1	5.70	121.84	111.00
1	B	220	SER	O-C-N	-5.70	113.58	122.70
1	I	361	ALA	C-N-CA	5.70	135.95	121.70
1	E	66	ARG	CA-C-O	-5.70	108.13	120.10
1	I	31	ILE	C-N-CA	5.70	135.95	121.70
1	O	414	ALA	N-CA-CB	5.70	118.08	110.10
1	D	68	MET	O-C-N	-5.70	113.58	122.70
1	F	76	LYS	CB-CA-C	5.70	121.80	110.40
1	F	416	GLU	CB-CA-C	-5.70	99.01	110.40
1	H	480	ALA	C-N-CA	5.70	135.94	121.70
1	M	379	VAL	CA-CB-CG2	5.70	119.44	110.90
1	P	249	ASP	CB-CG-OD1	5.70	123.43	118.30
1	E	259	ALA	N-CA-CB	5.70	118.07	110.10
1	E	88	GLU	C-N-CA	5.69	135.94	121.70
1	J	63	THR	CA-C-N	5.69	129.73	117.20
1	J	206	THR	CA-C-O	-5.69	108.14	120.10
1	J	377	ARG	O-C-N	5.69	131.81	122.70
1	M	197	LYS	CB-CA-C	-5.69	99.01	110.40
1	N	380	SER	O-C-N	-5.69	113.52	123.20

Continued on next page...

Continued from previous page...

Mol	Chain	Res	Type	Atoms	Z	Observed(°)	Ideal(°)
1	O	489	ARG	CD-NE-CZ	5.69	131.57	123.60
1	P	32	ALA	O-C-N	5.69	131.81	122.70
1	B	453	VAL	CB-CA-C	-5.69	100.58	111.40
1	D	277	ALA	CB-CA-C	5.69	118.64	110.10
1	F	131	ALA	CA-C-O	-5.69	108.15	120.10
1	F	429	ASP	CA-C-O	5.69	132.05	120.10
1	K	356	GLU	O-C-N	-5.69	113.59	122.70
1	O	489	ARG	N-CA-CB	5.69	120.85	110.60
1	B	51	ASP	CB-CA-C	5.69	121.78	110.40
1	D	294	LYS	CD-CE-NZ	5.69	124.79	111.70
1	F	111	LEU	CB-CA-C	5.69	121.01	110.20
1	F	156	THR	CA-CB-OG1	5.69	120.95	109.00
1	F	336	GLU	CA-C-N	-5.69	104.68	117.20
1	G	231	LYS	CD-CE-NZ	5.69	124.79	111.70
1	G	266	LYS	CB-CA-C	5.69	121.78	110.40
1	H	431	ILE	CA-CB-CG2	5.69	122.28	110.90
1	I	373	ILE	CB-CA-C	5.69	122.98	111.60
1	J	360	ARG	O-C-N	-5.69	113.59	122.70
1	N	273	GLN	N-CA-CB	5.69	120.84	110.60
1	F	382	GLY	CA-C-O	-5.69	110.36	120.60
1	K	203	ILE	CB-CA-C	5.69	122.98	111.60
1	K	325	LYS	N-CA-CB	5.69	120.84	110.60
1	M	111	LEU	CA-CB-CG	5.69	128.38	115.30
1	A	161	LYS	O-C-N	-5.69	113.53	123.20
1	D	487	LEU	N-CA-CB	5.69	121.77	110.40
1	H	401	SER	CA-CB-OG	5.69	126.56	111.20
1	L	237	CYS	CA-C-N	5.69	129.71	117.20
1	G	278	LYS	CB-CA-C	5.69	121.77	110.40
1	A	277	ALA	N-CA-CB	-5.68	102.14	110.10
1	B	219	VAL	CG1-CB-CG2	5.68	119.99	110.90
1	C	18	ARG	CB-CA-C	5.68	121.77	110.40
1	C	241	GLU	CA-C-O	-5.68	108.16	120.10
1	C	414	ALA	CB-CA-C	5.68	118.63	110.10
1	D	386	GLU	OE1-CD-OE2	5.68	130.12	123.30
1	G	350	THR	CA-CB-OG1	5.68	120.94	109.00
1	H	326	ILE	CG1-CB-CG2	-5.68	98.89	111.40
1	M	242	THR	O-C-N	-5.68	113.60	122.70
1	O	116	HIS	CB-CA-C	5.68	121.77	110.40
1	E	338	LYS	O-C-N	-5.68	113.61	122.70
1	G	431	ILE	N-CA-CB	5.68	123.87	110.80
1	H	286	ARG	N-CA-C	5.68	126.34	111.00
1	H	411	PHE	CB-CA-C	5.68	121.76	110.40

Continued on next page...

Continued from previous page...

Mol	Chain	Res	Type	Atoms	Z	Observed(°)	Ideal(°)
1	K	216	LYS	N-CA-C	5.68	126.34	111.00
1	K	338	LYS	C-N-CA	5.68	135.91	121.70
1	M	197	LYS	N-CA-CB	-5.68	100.37	110.60
1	O	364	ASP	C-N-CA	5.68	135.91	121.70
1	G	23	MET	CA-C-N	-5.68	104.70	117.20
1	G	226	LYS	CA-CB-CG	5.68	125.90	113.40
1	L	374	GLU	OE1-CD-OE2	-5.68	116.48	123.30
1	L	439	ALA	CA-C-O	-5.68	108.17	120.10
1	C	487	LEU	O-C-N	-5.68	113.61	122.70
1	E	443	SER	CB-CA-C	5.68	120.89	110.10
1	G	228	THR	N-CA-CB	5.68	121.09	110.30
1	H	117	PRO	N-CA-CB	-5.68	96.35	102.60
1	P	217	GLU	CA-C-N	-5.68	104.70	117.20
1	E	270	ASP	OD1-CG-OD2	-5.68	112.51	123.30
1	P	124	TYR	CZ-CE2-CD2	5.68	124.91	119.80
1	A	351	THR	CA-CB-OG1	5.68	120.92	109.00
1	C	444	ASN	N-CA-C	5.68	126.33	111.00
1	G	183	ASP	N-CA-CB	5.68	120.82	110.60
1	J	66	ARG	NH1-CZ-NH2	5.68	125.64	119.40
1	J	465	GLY	CA-C-O	-5.68	110.38	120.60
1	K	494	ILE	CA-C-O	-5.68	108.18	120.10
1	N	338	LYS	CA-CB-CG	5.68	125.89	113.40
1	N	408	VAL	CA-CB-CG2	5.68	119.42	110.90
1	P	248	LYS	N-CA-CB	5.68	120.82	110.60
1	A	322	GLU	CA-CB-CG	5.67	125.88	113.40
1	D	280	GLY	CA-C-O	-5.67	110.38	120.60
1	F	116	HIS	ND1-CE1-NE2	5.67	122.38	109.90
1	G	236	ASN	CB-CG-OD1	5.67	132.95	121.60
1	I	293	GLU	CB-CG-CD	-5.67	98.88	114.20
1	K	124	TYR	O-C-N	5.67	131.78	122.70
1	K	260	ASN	N-CA-CB	5.67	120.81	110.60
1	A	443	SER	CB-CA-C	5.67	120.88	110.10
1	M	381	GLY	CA-C-O	-5.67	110.39	120.60
1	M	487	LEU	C-N-CA	5.67	135.88	121.70
1	B	51	ASP	N-CA-CB	5.67	120.81	110.60
1	B	155	MET	O-C-N	-5.67	113.63	122.70
1	E	359	ALA	CB-CA-C	5.67	118.61	110.10
1	H	247	LEU	C-N-CA	5.67	135.88	121.70
1	I	81	VAL	CG1-CB-CG2	-5.67	101.82	110.90
1	K	444	ASN	CB-CG-OD1	5.67	132.94	121.60
1	N	398	GLU	O-C-N	5.67	132.84	123.20
1	O	338	LYS	CG-CD-CE	5.67	128.91	111.90

Continued on next page...

Continued from previous page...

Mol	Chain	Res	Type	Atoms	Z	Observed(°)	Ideal(°)
1	P	216	LYS	N-CA-C	5.67	126.31	111.00
1	B	409	ARG	CA-C-N	-5.67	104.73	117.20
1	D	403	ARG	O-C-N	-5.67	113.63	122.70
1	F	72	HIS	CA-C-N	5.67	132.98	117.10
1	O	408	VAL	CA-CB-CG1	-5.67	102.39	110.90
1	D	131	ALA	N-CA-CB	5.67	118.04	110.10
1	E	274	HIS	N-CA-CB	5.67	120.80	110.60
1	E	282	VAL	CA-CB-CG1	5.67	119.40	110.90
1	E	445	GLY	CA-C-O	5.67	130.81	120.60
1	I	41	PRO	N-CA-CB	5.67	110.10	103.30
1	J	216	LYS	N-CA-C	5.67	126.31	111.00
1	J	250	MET	CA-CB-CG	5.67	122.94	113.30
1	K	152	LYS	CA-CB-CG	5.67	125.87	113.40
1	K	288	LYS	CD-CE-NZ	5.67	124.73	111.70
1	N	272	ALA	CB-CA-C	5.67	118.60	110.10
1	P	26	LEU	CA-CB-CG	5.67	128.34	115.30
1	H	30	ILE	CA-CB-CG2	-5.67	99.57	110.90
1	I	30	ILE	CB-CA-C	-5.67	100.27	111.60
1	K	358	VAL	CG1-CB-CG2	-5.67	101.83	110.90
1	M	195	ILE	CA-C-O	-5.67	108.20	120.10
1	P	151	THR	CA-CB-CG2	-5.67	104.47	112.40
1	F	420	ARG	CD-NE-CZ	-5.67	115.67	123.60
1	I	197	LYS	O-C-N	-5.67	113.64	122.70
1	I	449	ALA	N-CA-CB	5.67	118.03	110.10
1	B	289	LYS	C-N-CA	5.66	135.86	121.70
1	B	325	LYS	N-CA-CB	5.66	120.80	110.60
1	D	291	ASP	CA-C-O	-5.66	108.21	120.10
1	D	466	VAL	O-C-N	-5.66	113.64	122.70
1	F	63	THR	CA-CB-OG1	5.66	120.89	109.00
1	G	106	LYS	N-CA-CB	-5.66	100.41	110.60
1	N	46	LYS	CD-CE-NZ	5.66	124.73	111.70
1	A	60	ASP	O-C-N	-5.66	113.57	123.20
1	F	244	SER	N-CA-CB	5.66	118.99	110.50
1	G	116	HIS	CA-CB-CG	5.66	123.23	113.60
1	A	377	ARG	NE-CZ-NH1	5.66	123.13	120.30
1	C	244	SER	N-CA-CB	5.66	118.99	110.50
1	D	348	ARG	NE-CZ-NH1	5.66	123.13	120.30
1	E	20	ALA	O-C-N	-5.66	113.64	122.70
1	E	353	HIS	CA-CB-CG	5.66	123.22	113.60
1	G	99	VAL	CG1-CB-CG2	-5.66	101.84	110.90
1	I	188	VAL	N-CA-CB	5.66	123.95	111.50
1	K	72	HIS	CA-CB-CG	-5.66	103.98	113.60

Continued on next page...

Continued from previous page...

Mol	Chain	Res	Type	Atoms	Z	Observed(°)	Ideal(°)
1	K	473	LYS	CA-CB-CG	5.66	125.85	113.40
1	L	428	LEU	CD1-CG-CD2	5.66	127.48	110.50
1	M	10	GLU	O-C-N	-5.66	113.64	122.70
1	N	487	LEU	CA-CB-CG	5.66	128.32	115.30
1	O	430	ALA	N-CA-C	5.66	126.28	111.00
1	B	293	GLU	O-C-N	5.66	131.75	122.70
1	B	420	ARG	O-C-N	-5.66	113.65	122.70
1	H	430	ALA	N-CA-CB	5.66	118.02	110.10
1	I	371	CYS	CA-CB-SG	5.66	124.18	114.00
1	K	475	GLN	CB-CA-C	-5.66	99.08	110.40
1	M	360	ARG	O-C-N	-5.66	113.65	122.70
1	O	336	GLU	CG-CD-OE1	5.66	129.62	118.30
1	A	346	LEU	CB-CG-CD2	5.66	120.62	111.00
1	G	165	LYS	N-CA-CB	5.66	120.78	110.60
1	K	158	ILE	CA-C-O	-5.66	108.22	120.10
1	M	62	VAL	CA-CB-CG2	-5.66	102.41	110.90
1	B	52	LEU	CA-C-O	-5.66	108.22	120.10
1	B	479	SER	O-C-N	5.66	131.75	122.70
1	C	185	GLU	N-CA-C	5.66	126.27	111.00
1	D	85	GLN	CB-CA-C	5.66	121.71	110.40
1	D	249	ASP	CA-CB-CG	5.66	125.84	113.40
1	E	465	GLY	CA-C-O	-5.66	110.42	120.60
1	F	341	LYS	CB-CA-C	5.66	121.71	110.40
1	A	259	ALA	C-N-CA	5.65	135.84	121.70
1	C	68	MET	N-CA-CB	-5.65	100.42	110.60
1	C	72	HIS	N-CA-C	5.65	126.27	111.00
1	C	215	ASP	N-CA-CB	5.65	120.78	110.60
1	C	387	VAL	CA-CB-CG1	-5.65	102.42	110.90
1	L	270	ASP	N-CA-C	5.65	126.27	111.00
1	O	148	GLU	CG-CD-OE2	5.65	129.61	118.30
1	B	406	LEU	CB-CA-C	5.65	120.94	110.20
1	J	49	VAL	CA-C-O	-5.65	108.23	120.10
1	K	156	THR	CA-C-O	5.65	131.97	120.10
1	B	360	ARG	CD-NE-CZ	5.65	131.51	123.60
1	D	236	ASN	O-C-N	5.65	131.74	122.70
1	F	132	GLN	OE1-CD-NE2	5.65	134.90	121.90
1	F	182	VAL	N-CA-C	5.65	126.26	111.00
1	J	268	ILE	CA-CB-CG2	5.65	122.20	110.90
1	H	38	THR	OG1-CB-CG2	5.65	122.99	110.00
1	M	36	ARG	CD-NE-CZ	-5.65	115.69	123.60
1	B	426	ALA	N-CA-CB	-5.65	102.19	110.10
1	D	240	GLU	CA-CB-CG	5.65	125.82	113.40

Continued on next page...

Continued from previous page...

Mol	Chain	Res	Type	Atoms	Z	Observed(°)	Ideal(°)
1	G	203	ILE	C-N-CA	5.65	135.82	121.70
1	G	242	THR	CA-CB-CG2	-5.65	104.49	112.40
1	H	203	ILE	CA-C-N	5.65	129.62	117.20
1	K	407	ALA	CA-C-O	-5.65	108.24	120.10
1	B	228	THR	CA-C-O	-5.65	108.24	120.10
1	D	214	VAL	CA-C-N	-5.64	104.78	117.20
1	D	228	THR	O-C-N	-5.64	113.67	122.70
1	E	33	GLU	O-C-N	5.64	131.73	122.70
1	F	33	GLU	CG-CD-OE1	5.64	129.59	118.30
1	L	196	GLU	C-N-CA	5.64	135.81	121.70
1	L	415	LEU	CB-CA-C	5.64	120.92	110.20
1	O	64	ILE	N-CA-CB	-5.64	97.82	110.80
1	O	241	GLU	CA-C-N	5.64	129.62	117.20
1	A	125	GLN	OE1-CD-NE2	5.64	134.88	121.90
1	E	260	ASN	CB-CA-C	5.64	121.68	110.40
1	E	377	ARG	CB-CA-C	-5.64	99.11	110.40
1	H	310	LEU	C-N-CA	5.64	135.81	121.70
1	I	225	LYS	CD-CE-NZ	-5.64	98.72	111.70
1	K	134	LEU	CB-CA-C	5.64	120.92	110.20
1	L	70	VAL	O-C-N	-5.64	113.67	122.70
1	M	249	ASP	OD1-CG-OD2	-5.64	112.58	123.30
1	O	270	ASP	OD1-CG-OD2	-5.64	112.58	123.30
1	A	438	ARG	O-C-N	-5.64	113.67	122.70
1	F	86	GLU	CG-CD-OE2	5.64	129.58	118.30
1	J	88	GLU	N-CA-CB	5.64	120.75	110.60
1	N	179	SER	CA-CB-OG	5.64	126.43	111.20
1	A	289	LYS	CB-CA-C	5.64	121.68	110.40
1	A	479	SER	CB-CA-C	5.64	120.81	110.10
1	D	428	LEU	CA-CB-CG	5.64	128.27	115.30
1	I	400	ILE	N-CA-C	5.64	126.23	111.00
1	L	130	LYS	CA-C-N	-5.64	104.79	117.20
1	P	266	LYS	C-N-CA	5.64	134.14	122.30
1	E	242	THR	CB-CA-C	5.64	126.82	111.60
1	H	12	MET	C-N-CA	5.64	135.79	121.70
1	I	380	SER	CA-C-N	-5.64	104.92	116.20
1	C	432	GLU	O-C-N	5.64	131.72	122.70
1	F	247	LEU	CB-CA-C	5.64	120.91	110.20
1	G	164	GLU	N-CA-CB	5.64	120.75	110.60
1	I	207	GLU	CB-CA-C	-5.64	99.12	110.40
1	J	373	ILE	CA-C-O	-5.64	108.27	120.10
1	L	149	ILE	CA-CB-CG2	-5.64	99.63	110.90
1	M	15	TYR	C-N-CA	5.64	135.79	121.70

Continued on next page...

Continued from previous page...

Mol	Chain	Res	Type	Atoms	Z	Observed(°)	Ideal(°)
1	M	163	ALA	CB-CA-C	-5.64	101.65	110.10
1	N	138	ILE	O-C-N	-5.64	113.68	122.70
1	P	236	ASN	O-C-N	-5.64	113.68	122.70
1	P	346	LEU	O-C-N	5.64	131.72	122.70
1	B	166	ALA	O-C-N	5.63	131.72	122.70
1	C	481	ALA	C-N-CA	5.63	135.79	121.70
1	I	20	ALA	O-C-N	5.63	131.71	122.70
1	C	276	LEU	N-CA-CB	5.63	121.67	110.40
1	G	32	ALA	CB-CA-C	-5.63	101.65	110.10
1	I	439	ALA	CA-C-O	-5.63	108.27	120.10
1	J	348	ARG	NH1-CZ-NH2	-5.63	113.20	119.40
1	L	339	HIS	ND1-CG-CD2	-5.63	98.11	106.00
1	N	389	LEU	CA-C-O	-5.63	108.27	120.10
1	P	189	ASP	C-N-CA	5.63	135.78	121.70
1	P	394	ARG	O-C-N	-5.63	113.69	122.70
1	C	311	SER	CA-C-O	-5.63	108.27	120.10
1	H	82	ALA	N-CA-CB	5.63	117.98	110.10
1	C	400	ILE	O-C-N	-5.63	113.69	122.70
1	I	249	ASP	OD1-CG-OD2	-5.63	112.60	123.30
1	J	142	VAL	N-CA-CB	-5.63	99.11	111.50
1	L	343	VAL	N-CA-CB	-5.63	99.11	111.50
1	M	491	ASP	CB-CG-OD1	5.63	123.37	118.30
1	D	267	GLY	CA-C-N	-5.63	104.82	117.20
1	F	21	GLN	OE1-CD-NE2	5.63	134.84	121.90
1	F	87	LYS	O-C-N	-5.63	113.69	122.70
1	J	69	SER	CA-C-O	-5.63	108.28	120.10
1	L	440	ALA	CB-CA-C	-5.63	101.66	110.10
1	L	496	ALA	CA-C-O	5.63	131.92	120.10
1	N	158	ILE	CA-C-N	5.63	129.58	117.20
1	N	221	ALA	CA-C-N	5.63	129.58	117.20
1	A	235	LEU	C-N-CA	5.63	135.76	121.70
1	O	361	ALA	C-N-CA	5.63	135.77	121.70
1	B	404	GLU	OE1-CD-OE2	5.62	130.05	123.30
1	D	170	LEU	CB-CA-C	5.62	120.89	110.20
1	E	432	GLU	CB-CA-C	5.62	121.65	110.40
1	H	295	LEU	N-CA-CB	5.62	121.65	110.40
1	I	165	LYS	CA-C-N	-5.62	104.83	117.20
1	J	343	VAL	CA-CB-CG1	-5.62	102.46	110.90
1	M	48	LEU	CB-CG-CD1	-5.62	101.44	111.00
1	N	169	LYS	CA-CB-CG	5.62	125.77	113.40
1	O	460	ASP	N-CA-CB	5.62	120.73	110.60
1	O	465	GLY	N-CA-C	5.62	127.16	113.10

Continued on next page...

Continued from previous page...

Mol	Chain	Res	Type	Atoms	Z	Observed(°)	Ideal(°)
1	P	75	ALA	CB-CA-C	-5.62	101.66	110.10
1	D	52	LEU	CB-CG-CD1	5.62	120.56	111.00
1	E	164	GLU	CA-CB-CG	5.62	125.77	113.40
1	I	76	LYS	C-N-CA	5.62	135.76	121.70
1	J	253	GLU	N-CA-CB	5.62	120.72	110.60
1	P	371	CYS	N-CA-C	5.62	126.18	111.00
1	P	478	GLN	O-C-N	-5.62	113.70	122.70
1	B	486	MET	CA-CB-CG	5.62	122.86	113.30
1	F	205	ASP	N-CA-C	5.62	126.18	111.00
1	F	246	MET	O-C-N	-5.62	113.71	122.70
1	I	307	ILE	N-CA-CB	5.62	123.73	110.80
1	K	332	ILE	CG1-CB-CG2	-5.62	99.03	111.40
1	L	215	ASP	O-C-N	5.62	131.69	122.70
1	N	31	ILE	CG1-CB-CG2	-5.62	99.04	111.40
1	I	253	GLU	O-C-N	-5.62	113.71	122.70
1	O	356	GLU	CA-CB-CG	5.62	125.76	113.40
1	B	357	GLU	OE1-CD-OE2	-5.62	116.56	123.30
1	F	330	SER	N-CA-CB	5.62	118.93	110.50
1	H	384	SER	CA-C-O	-5.62	108.31	120.10
1	L	320	LEU	O-C-N	-5.62	113.71	122.70
1	P	91	ASP	OD1-CG-OD2	-5.62	112.63	123.30
1	B	237	CYS	N-CA-CB	5.62	120.71	110.60
1	C	49	VAL	CG1-CB-CG2	5.62	119.89	110.90
1	I	111	LEU	O-C-N	-5.62	113.72	122.70
1	I	334	VAL	CA-CB-CG2	5.62	119.32	110.90
1	K	76	LYS	CA-CB-CG	-5.62	101.05	113.40
1	N	88	GLU	CA-C-N	5.62	129.56	117.20
1	N	453	VAL	CA-CB-CG2	5.62	119.33	110.90
1	F	237	CYS	CA-C-N	-5.61	104.85	117.20
1	G	39	LEU	CA-C-O	-5.61	108.31	120.10
1	I	343	VAL	CA-CB-CG2	-5.61	102.48	110.90
1	K	186	GLY	C-N-CA	5.61	135.73	121.70
1	L	147	LYS	CA-C-N	5.61	129.55	117.20
1	L	462	CYS	CA-C-O	-5.61	108.31	120.10
1	O	33	GLU	CG-CD-OE1	5.61	129.53	118.30
1	B	76	LYS	CD-CE-NZ	-5.61	98.79	111.70
1	B	111	LEU	CA-C-O	-5.61	108.31	120.10
1	D	342	ALA	N-CA-CB	5.61	117.96	110.10
1	E	73	PRO	CA-N-CD	-5.61	103.64	111.50
1	G	235	LEU	CA-C-O	-5.61	108.31	120.10
1	G	337	CYS	C-N-CA	5.61	135.73	121.70
1	O	55	VAL	C-N-CA	5.61	135.73	121.70

Continued on next page...

Continued from previous page...

Mol	Chain	Res	Type	Atoms	Z	Observed(°)	Ideal(°)
1	O	130	LYS	O-C-N	-5.61	113.72	122.70
1	O	246	MET	CB-CG-SD	5.61	129.24	112.40
1	P	18	ARG	CG-CD-NE	-5.61	100.02	111.80
1	B	355	ILE	CB-CA-C	-5.61	100.38	111.60
1	B	379	VAL	C-N-CA	5.61	135.72	121.70
1	D	34	THR	N-CA-CB	5.61	120.96	110.30
1	D	205	ASP	N-CA-CB	5.61	120.70	110.60
1	H	371	CYS	N-CA-CB	-5.61	100.50	110.60
1	J	458	VAL	O-C-N	-5.61	113.72	122.70
1	O	399	GLY	N-CA-C	5.61	127.13	113.10
1	P	470	LEU	N-CA-CB	5.61	121.62	110.40
1	P	480	ALA	O-C-N	-5.61	113.72	122.70
1	L	108	GLU	CG-CD-OE1	-5.61	107.08	118.30
1	L	177	ALA	O-C-N	-5.61	113.72	122.70
1	A	201	ALA	CA-C-O	-5.61	108.32	120.10
1	B	209	ILE	O-C-N	-5.61	113.73	122.70
1	E	305	THR	O-C-N	-5.61	113.73	122.70
1	G	459	GLU	CG-CD-OE2	5.61	129.51	118.30
1	H	238	ALA	N-CA-CB	-5.61	102.25	110.10
1	I	10	GLU	CB-CA-C	5.61	121.61	110.40
1	L	98	VAL	CB-CA-C	-5.61	100.75	111.40
1	M	480	ALA	N-CA-CB	5.61	117.95	110.10
1	D	477	ILE	CB-CA-C	5.61	122.81	111.60
1	E	185	GLU	N-CA-CB	5.61	120.69	110.60
1	F	68	MET	CB-CG-SD	5.61	129.22	112.40
1	F	270	ASP	OD1-CG-OD2	5.61	133.95	123.30
1	H	351	THR	O-C-N	-5.61	113.73	122.70
1	K	140	CYS	CB-CA-C	5.61	121.61	110.40
1	P	245	GLU	CA-CB-CG	5.61	125.73	113.40
1	B	218	ARG	CB-CA-C	5.60	121.61	110.40
1	E	304	ILE	O-C-N	-5.60	113.73	122.70
1	F	196	GLU	C-N-CA	5.60	135.71	121.70
1	K	374	GLU	CG-CD-OE2	5.60	129.51	118.30
1	F	258	GLY	CA-C-O	-5.60	110.52	120.60
1	I	56	VAL	CA-CB-CG2	-5.60	102.50	110.90
1	O	36	ARG	CG-CD-NE	-5.60	100.03	111.80
1	A	474	THR	N-CA-CB	5.60	120.94	110.30
1	C	35	VAL	CA-CB-CG2	-5.60	102.50	110.90
1	C	193	ILE	CA-C-O	5.60	131.86	120.10
1	C	383	GLY	CA-C-O	-5.60	110.52	120.60
1	D	357	GLU	CG-CD-OE1	5.60	129.50	118.30
1	E	375	ASP	CB-CG-OD2	-5.60	113.26	118.30

Continued on next page...

Continued from previous page...

Mol	Chain	Res	Type	Atoms	Z	Observed(°)	Ideal(°)
1	I	31	ILE	O-C-N	-5.60	113.74	122.70
1	A	57	VAL	CA-CB-CG2	-5.60	102.50	110.90
1	C	199	SER	N-CA-C	5.60	126.12	111.00
1	K	419	PRO	N-CD-CG	5.60	111.60	103.20
1	L	254	ILE	C-N-CA	5.60	135.70	121.70
1	P	8	LEU	CB-CG-CD1	5.60	120.52	111.00
1	P	260	ASN	CA-CB-CG	5.60	125.72	113.40
1	E	252	ALA	C-N-CA	5.60	135.69	121.70
1	H	490	ILE	CG1-CB-CG2	5.60	123.72	111.40
1	I	69	SER	N-CA-CB	5.60	118.90	110.50
1	L	244	SER	O-C-N	-5.60	113.74	122.70
1	O	183	ASP	O-C-N	-5.60	113.74	122.70
1	D	350	THR	CA-CB-OG1	5.60	120.75	109.00
1	I	117	PRO	O-C-N	-5.60	113.75	122.70
1	M	270	ASP	CB-CA-C	5.60	121.59	110.40
1	O	357	GLU	CB-CA-C	5.60	121.59	110.40
1	D	227	VAL	N-CA-CB	5.59	123.81	111.50
1	D	317	ASP	CA-CB-CG	5.59	125.71	113.40
1	K	413	ASP	O-C-N	-5.59	113.75	122.70
1	L	309	ASP	CB-CG-OD2	-5.59	113.27	118.30
1	M	306	ASN	O-C-N	-5.59	113.75	122.70
1	P	368	VAL	CB-CA-C	5.59	122.03	111.40
1	E	169	LYS	N-CA-CB	-5.59	100.53	110.60
1	E	273	GLN	C-N-CA	5.59	135.68	121.70
1	C	312	ALA	CB-CA-C	5.59	118.49	110.10
1	D	79	ILE	CB-CG1-CD1	5.59	129.56	113.90
1	E	348	ARG	CB-CA-C	5.59	121.58	110.40
1	G	70	VAL	CA-CB-CG1	5.59	119.29	110.90
1	I	455	THR	C-N-CA	-5.59	110.56	122.30
1	J	480	ALA	N-CA-CB	-5.59	102.27	110.10
1	K	286	ARG	CA-C-O	-5.59	108.36	120.10
1	M	88	GLU	OE1-CD-OE2	-5.59	116.59	123.30
1	M	285	ARG	CD-NE-CZ	5.59	131.43	123.60
1	M	496	ALA	N-CA-C	5.59	126.10	111.00
1	N	489	ARG	C-N-CA	-5.59	107.72	121.70
1	O	361	ALA	CA-C-N	5.59	129.50	117.20
1	P	293	GLU	CG-CD-OE1	-5.59	107.12	118.30
1	D	237	CYS	N-CA-CB	5.59	120.66	110.60
1	D	436	LYS	O-C-N	-5.59	113.76	122.70
1	F	299	THR	OG1-CB-CG2	-5.59	97.15	110.00
1	H	112	ASP	N-CA-C	5.59	126.09	111.00
1	I	460	ASP	OD1-CG-OD2	-5.59	112.68	123.30

Continued on next page...

Continued from previous page...

Mol	Chain	Res	Type	Atoms	Z	Observed(°)	Ideal(°)
1	K	45	ASP	N-CA-CB	-5.59	100.54	110.60
1	K	168	GLU	CB-CA-C	5.59	121.58	110.40
1	B	251	VAL	O-C-N	-5.59	113.76	122.70
1	G	482	GLU	CA-C-O	-5.59	108.36	120.10
1	H	350	THR	OG1-CB-CG2	-5.59	97.15	110.00
1	K	340	PRO	O-C-N	-5.59	113.76	122.70
1	O	285	ARG	CA-C-O	-5.59	108.36	120.10
1	D	91	ASP	OD1-CG-OD2	-5.59	112.68	123.30
1	H	66	ARG	CG-CD-NE	5.59	123.53	111.80
1	M	36	ARG	CA-C-N	-5.59	104.91	117.20
1	O	420	ARG	O-C-N	5.59	131.64	122.70
1	H	76	LYS	C-N-CA	5.58	135.66	121.70
1	L	78	LEU	N-CA-C	5.58	126.08	111.00
1	C	12	MET	CB-CA-C	-5.58	99.23	110.40
1	C	492	ASP	N-CA-CB	-5.58	100.55	110.60
1	G	413	ASP	N-CA-CB	-5.58	100.55	110.60
1	M	103	LEU	O-C-N	5.58	131.63	122.70
1	M	189	ASP	CB-CG-OD2	5.58	123.33	118.30
1	N	302	ASN	O-C-N	-5.58	113.77	122.70
1	N	493	VAL	CA-CB-CG2	5.58	119.28	110.90
1	P	113	GLN	CG-CD-OE1	5.58	132.77	121.60
1	D	399	GLY	CA-C-O	-5.58	110.55	120.60
1	E	480	ALA	CB-CA-C	5.58	118.47	110.10
1	H	469	PRO	N-CD-CG	5.58	111.57	103.20
1	K	43	GLY	N-CA-C	-5.58	99.15	113.10
1	K	359	ALA	O-C-N	5.58	131.63	122.70
1	L	136	LYS	CB-CA-C	5.58	121.56	110.40
1	L	399	GLY	CA-C-O	-5.58	110.55	120.60
1	L	493	VAL	CG1-CB-CG2	5.58	119.83	110.90
1	M	265	GLN	C-N-CA	5.58	135.66	121.70
1	M	289	LYS	N-CA-CB	5.58	120.64	110.60
1	M	338	LYS	CB-CA-C	5.58	121.56	110.40
1	O	302	ASN	CA-C-N	5.58	129.48	117.20
1	G	146	ASP	O-C-N	-5.58	113.77	122.70
1	I	23	MET	CB-CG-SD	5.58	129.14	112.40
1	M	458	VAL	CG1-CB-CG2	5.58	119.83	110.90
1	N	185	GLU	OE1-CD-OE2	-5.58	116.60	123.30
1	O	328	GLY	CA-C-N	-5.58	104.92	117.20
1	A	224	PRO	CB-CA-C	5.58	125.95	112.00
1	C	364	ASP	CB-CG-OD2	5.58	123.32	118.30
1	F	349	GLY	CA-C-O	-5.58	110.56	120.60
1	J	141	GLU	O-C-N	-5.58	113.78	122.70

Continued on next page...

Continued from previous page...

Mol	Chain	Res	Type	Atoms	Z	Observed(°)	Ideal(°)
1	L	284	ALA	N-CA-CB	5.58	117.91	110.10
1	N	338	LYS	CA-C-O	-5.58	108.39	120.10
1	N	401	SER	N-CA-CB	5.58	118.87	110.50
1	D	76	LYS	O-C-N	5.58	131.62	122.70
1	F	204	ASP	CB-CG-OD2	5.58	123.32	118.30
1	H	8	LEU	CB-CA-C	-5.58	99.60	110.20
1	L	195	ILE	O-C-N	-5.58	113.78	122.70
1	C	60	ASP	OD1-CG-OD2	-5.58	112.70	123.30
1	D	382	GLY	CA-C-O	-5.58	110.56	120.60
1	E	495	ALA	CA-C-O	-5.58	108.39	120.10
1	I	224	PRO	N-CD-CG	-5.58	94.84	103.20
1	J	148	GLU	CA-C-N	-5.58	104.93	117.20
1	K	141	GLU	CG-CD-OE2	5.58	129.45	118.30
1	L	461	MET	CA-CB-CG	5.58	122.78	113.30
1	M	351	THR	OG1-CB-CG2	-5.58	97.18	110.00
1	N	302	ASN	CB-CG-OD1	5.58	132.75	121.60
1	N	348	ARG	CD-NE-CZ	-5.58	115.79	123.60
1	O	206	THR	CA-CB-OG1	-5.58	97.29	109.00
1	A	49	VAL	CA-C-N	5.57	129.46	117.20
1	E	12	MET	CA-C-O	-5.57	108.40	120.10
1	E	484	THR	CA-CB-OG1	-5.57	97.29	109.00
1	F	338	LYS	CD-CE-NZ	5.57	124.52	111.70
1	J	454	PHE	CB-CG-CD1	5.57	124.70	120.80
1	K	227	VAL	CA-CB-CG1	5.57	119.26	110.90
1	N	13	LYS	CB-CA-C	-5.57	99.25	110.40
1	N	30	ILE	CA-CB-CG2	5.57	122.05	110.90
1	F	164	GLU	C-N-CA	5.57	135.63	121.70
1	M	203	ILE	CA-CB-CG2	5.57	122.04	110.90
1	O	208	LEU	CA-C-O	-5.57	108.40	120.10
1	C	381	GLY	CA-C-O	-5.57	110.57	120.60
1	E	52	LEU	O-C-N	-5.57	113.73	123.20
1	F	141	GLU	CG-CD-OE1	5.57	129.44	118.30
1	F	469	PRO	N-CD-CG	-5.57	94.84	103.20
1	H	124	TYR	CB-CG-CD1	5.57	124.34	121.00
1	H	443	SER	O-C-N	-5.57	113.79	122.70
1	J	89	VAL	CB-CA-C	-5.57	100.81	111.40
1	P	311	SER	N-CA-CB	-5.57	102.15	110.50
1	N	258	GLY	O-C-N	-5.57	113.79	122.70
1	O	168	GLU	CG-CD-OE1	5.57	129.44	118.30
1	F	284	ALA	C-N-CA	5.57	135.62	121.70
1	K	469	PRO	N-CA-CB	-5.57	96.47	102.60
1	L	67	GLU	CB-CA-C	5.57	121.54	110.40

Continued on next page...

Continued from previous page...

Mol	Chain	Res	Type	Atoms	Z	Observed(°)	Ideal(°)
1	L	250	MET	CA-CB-CG	5.57	122.77	113.30
1	L	448	CYS	CB-CA-C	5.57	121.53	110.40
1	M	71	GLU	CB-CA-C	-5.57	99.26	110.40
1	A	332	ILE	CG1-CB-CG2	-5.57	99.16	111.40
1	C	79	ILE	C-N-CA	5.57	135.61	121.70
1	H	143	GLY	CA-C-O	-5.57	110.58	120.60
1	J	353	HIS	N-CA-CB	5.57	120.62	110.60
1	J	493	VAL	C-N-CA	5.57	135.62	121.70
1	N	113	GLN	CG-CD-OE1	5.57	132.73	121.60
1	N	259	ALA	C-N-CA	5.57	135.61	121.70
1	N	286	ARG	CA-C-O	-5.57	108.41	120.10
1	D	244	SER	CA-C-O	-5.56	108.42	120.10
1	F	336	GLU	OE1-CD-OE2	-5.56	116.62	123.30
1	N	404	GLU	N-CA-CB	5.56	120.62	110.60
1	B	374	GLU	CA-C-O	-5.56	108.42	120.10
1	G	362	VAL	CA-CB-CG2	5.56	119.24	110.90
1	G	440	ALA	N-CA-CB	5.56	117.89	110.10
1	H	193	ILE	O-C-N	-5.56	113.80	122.70
1	J	132	GLN	CB-CA-C	-5.56	99.28	110.40
1	K	124	TYR	CD1-CE1-CZ	-5.56	114.79	119.80
1	K	366	VAL	O-C-N	-5.56	113.74	123.20
1	M	129	GLN	O-C-N	-5.56	113.80	122.70
1	P	130	LYS	CD-CE-NZ	-5.56	98.91	111.70
1	C	446	ASN	CA-CB-CG	5.56	125.63	113.40
1	O	277	ALA	N-CA-CB	-5.56	102.31	110.10
1	A	93	THR	CA-CB-OG1	5.56	120.67	109.00
1	B	144	ALA	CB-CA-C	-5.56	101.76	110.10
1	C	119	ILE	CB-CA-C	-5.56	100.48	111.60
1	C	140	CYS	O-C-N	-5.56	113.80	122.70
1	D	199	SER	N-CA-CB	-5.56	102.16	110.50
1	D	330	SER	CA-CB-OG	5.56	126.21	111.20
1	D	361	ALA	N-CA-CB	5.56	117.88	110.10
1	E	40	GLY	N-CA-C	5.56	127.00	113.10
1	E	433	ILE	CB-CA-C	-5.56	100.48	111.60
1	F	10	GLU	CB-CG-CD	5.56	129.21	114.20
1	I	483	SER	N-CA-CB	5.56	118.84	110.50
1	L	186	GLY	O-C-N	-5.56	113.81	122.70
1	L	466	VAL	CG1-CB-CG2	-5.56	102.01	110.90
1	M	219	VAL	CA-C-N	-5.56	104.97	117.20
1	M	260	ASN	N-CA-C	5.56	126.01	111.00
1	M	425	ASN	CA-C-O	-5.56	108.42	120.10
1	A	72	HIS	ND1-CG-CD2	5.56	116.58	108.80

Continued on next page...

Continued from previous page...

Mol	Chain	Res	Type	Atoms	Z	Observed(°)	Ideal(°)
1	A	167	LYS	CB-CA-C	-5.56	99.28	110.40
1	A	472	VAL	O-C-N	-5.56	113.81	122.70
1	B	251	VAL	CA-CB-CG1	-5.56	102.56	110.90
1	E	86	GLU	N-CA-CB	5.56	120.60	110.60
1	E	207	GLU	CG-CD-OE2	-5.56	107.19	118.30
1	G	303	VAL	O-C-N	-5.56	113.81	122.70
1	H	420	ARG	CA-C-N	5.56	129.43	117.20
1	K	307	ILE	CA-CB-CG1	5.56	121.56	111.00
1	K	315	LEU	CB-CG-CD1	5.56	120.45	111.00
1	B	276	LEU	CA-CB-CG	5.56	128.08	115.30
1	C	260	ASN	CB-CG-OD1	5.56	132.71	121.60
1	J	311	SER	C-N-CA	5.56	135.59	121.70
1	J	347	ILE	O-C-N	-5.56	113.81	122.70
1	K	115	VAL	CA-CB-CG2	5.56	119.23	110.90
1	N	411	PHE	CB-CG-CD2	5.56	124.69	120.80
1	O	327	SER	CA-C-N	-5.56	105.09	116.20
1	B	34	THR	OG1-CB-CG2	-5.55	97.22	110.00
1	D	167	LYS	CB-CG-CD	5.55	126.04	111.60
1	D	470	LEU	CB-CG-CD1	-5.55	101.56	111.00
1	E	219	VAL	N-CA-CB	5.55	123.72	111.50
1	E	379	VAL	N-CA-C	5.55	126.00	111.00
1	G	51	ASP	OD1-CG-OD2	-5.55	112.75	123.30
1	I	414	ALA	CB-CA-C	5.55	118.43	110.10
1	J	340	PRO	O-C-N	-5.55	113.81	122.70
1	O	75	ALA	CA-C-O	5.55	131.76	120.10
1	O	289	LYS	N-CA-CB	5.55	120.60	110.60
1	B	294	LYS	N-CA-CB	5.55	120.60	110.60
1	C	259	ALA	CA-C-O	-5.55	108.44	120.10
1	C	347	ILE	O-C-N	-5.55	113.82	122.70
1	D	320	LEU	CB-CG-CD1	5.55	120.44	111.00
1	H	169	LYS	O-C-N	5.55	131.59	122.70
1	I	143	GLY	O-C-N	-5.55	113.82	122.70
1	L	179	SER	N-CA-CB	5.55	118.83	110.50
1	M	15	TYR	CB-CG-CD2	-5.55	117.67	121.00
1	N	55	VAL	N-CA-C	5.55	125.99	111.00
1	C	173	ILE	N-CA-CB	5.55	123.57	110.80
1	J	11	ASN	CB-CG-OD1	-5.55	110.50	121.60
1	K	83	LYS	CB-CA-C	5.55	121.50	110.40
1	O	298	ALA	C-N-CA	5.55	135.58	121.70
1	O	7	VAL	CA-CB-CG2	-5.55	102.58	110.90
1	O	325	LYS	N-CA-CB	5.55	120.59	110.60
1	P	216	LYS	CA-CB-CG	5.55	125.61	113.40

Continued on next page...

Continued from previous page...

Mol	Chain	Res	Type	Atoms	Z	Observed(°)	Ideal(°)
1	B	257	SER	N-CA-CB	5.55	118.82	110.50
1	N	177	ALA	CB-CA-C	5.55	118.42	110.10
1	E	356	GLU	CB-CA-C	5.55	121.49	110.40
1	F	172	GLU	CB-CG-CD	-5.55	99.22	114.20
1	H	454	PHE	N-CA-CB	-5.55	100.61	110.60
1	J	414	ALA	CA-C-O	-5.55	108.45	120.10
1	K	68	MET	CB-CG-SD	5.55	129.04	112.40
1	L	84	THR	O-C-N	5.55	131.57	122.70
1	L	170	LEU	CA-C-N	-5.55	105.00	117.20
1	N	345	MET	CA-CB-CG	-5.55	103.87	113.30
1	C	49	VAL	CA-C-N	-5.54	105.00	117.20
1	C	80	GLU	CG-CD-OE1	5.54	129.39	118.30
1	E	346	LEU	CB-CA-C	5.54	120.73	110.20
1	F	303	VAL	CA-CB-CG1	5.54	119.22	110.90
1	G	62	VAL	CA-CB-CG1	5.54	119.22	110.90
1	G	190	LYS	CA-C-O	5.54	131.75	120.10
1	H	57	VAL	O-C-N	-5.54	113.83	122.70
1	M	275	TYR	CA-C-O	-5.54	108.45	120.10
1	E	289	LYS	CA-CB-CG	5.54	125.59	113.40
1	J	169	LYS	CB-CG-CD	5.54	126.01	111.60
1	J	273	GLN	CA-CB-CG	5.54	125.60	113.40
1	K	362	VAL	CG1-CB-CG2	-5.54	102.03	110.90
1	K	365	ALA	CB-CA-C	5.54	118.41	110.10
1	M	132	GLN	CA-CB-CG	5.54	125.60	113.40
1	M	393	LEU	CB-CG-CD2	-5.54	101.58	111.00
1	I	225	LYS	CA-C-O	-5.54	108.46	120.10
1	L	189	ASP	CA-C-N	-5.54	105.01	117.20
1	O	115	VAL	N-CA-CB	5.54	123.69	111.50
1	O	196	GLU	CG-CD-OE1	5.54	129.38	118.30
1	O	295	LEU	N-CA-CB	5.54	121.48	110.40
1	B	482	GLU	OE1-CD-OE2	-5.54	116.65	123.30
1	C	157	SER	CB-CA-C	5.54	120.62	110.10
1	E	114	ASN	CA-C-N	-5.54	105.01	117.20
1	E	337	CYS	C-N-CA	5.54	135.54	121.70
1	F	386	GLU	N-CA-CB	-5.54	100.63	110.60
1	I	240	GLU	N-CA-CB	5.54	120.57	110.60
1	L	115	VAL	C-N-CA	5.54	135.55	121.70
1	L	425	ASN	CA-CB-CG	5.54	125.58	113.40
1	D	118	THR	CA-CB-CG2	5.54	120.15	112.40
1	D	122	LYS	CB-CA-C	5.54	121.47	110.40
1	G	72	HIS	CA-CB-CG	-5.54	104.19	113.60
1	A	126	ALA	CB-CA-C	5.54	118.40	110.10

Continued on next page...

Continued from previous page...

Mol	Chain	Res	Type	Atoms	Z	Observed(°)	Ideal(°)
1	A	141	GLU	CG-CD-OE1	5.54	129.37	118.30
1	B	18	ARG	CB-CG-CD	-5.54	97.21	111.60
1	B	347	ILE	CA-CB-CG2	-5.54	99.83	110.90
1	E	308	LYS	CB-CA-C	5.54	121.47	110.40
1	E	313	GLN	C-N-CA	5.54	135.54	121.70
1	E	461	MET	CA-C-O	-5.54	108.47	120.10
1	F	7	VAL	O-C-N	-5.54	113.84	122.70
1	G	299	THR	CA-CB-OG1	5.54	120.62	109.00
1	I	284	ALA	O-C-N	5.54	131.56	122.70
1	L	221	ALA	CA-C-O	-5.54	108.48	120.10
1	N	197	LYS	O-C-N	-5.54	113.84	122.70
1	P	215	ASP	C-N-CA	5.54	135.54	121.70
1	D	229	ASP	CA-C-O	5.53	131.72	120.10
1	J	52	LEU	CB-CG-CD1	5.53	120.41	111.00
1	K	84	THR	CA-CB-OG1	5.53	120.62	109.00
1	M	432	GLU	OE1-CD-OE2	-5.53	116.66	123.30
1	J	403	ARG	CG-CD-NE	5.53	123.42	111.80
1	B	57	VAL	CA-CB-CG1	-5.53	102.60	110.90
1	E	460	ASP	OD1-CG-OD2	-5.53	112.79	123.30
1	J	7	VAL	CA-CB-CG2	-5.53	102.60	110.90
1	J	270	ASP	N-CA-CB	-5.53	100.65	110.60
1	K	72	HIS	CB-CA-C	5.53	121.46	110.40
1	M	317	ASP	CA-C-N	5.53	129.37	117.20
1	P	112	ASP	OD1-CG-OD2	-5.53	112.79	123.30
1	E	465	GLY	O-C-N	-5.53	113.85	122.70
1	F	110	LEU	CB-CG-CD1	-5.53	101.60	111.00
1	N	57	VAL	CA-C-O	-5.53	108.49	120.10
1	P	486	MET	CA-C-N	-5.53	105.04	117.20
1	A	145	GLN	CG-CD-OE1	-5.53	110.54	121.60
1	A	255	LYS	CA-CB-CG	5.53	125.56	113.40
1	D	209	ILE	O-C-N	-5.53	113.86	122.70
1	H	472	VAL	CG1-CB-CG2	5.53	119.74	110.90
1	J	86	GLU	N-CA-C	5.53	125.93	111.00
1	J	238	ALA	CA-C-O	-5.53	108.49	120.10
1	N	302	ASN	CB-CA-C	5.53	121.46	110.40
1	N	373	ILE	CA-C-O	-5.53	108.49	120.10
1	A	462	CYS	C-N-CA	-5.53	107.89	121.70
1	C	489	ARG	N-CA-CB	5.53	120.55	110.60
1	D	91	ASP	O-C-N	-5.53	113.81	123.20
1	F	240	GLU	CA-CB-CG	5.53	125.56	113.40
1	F	426	ALA	C-N-CA	5.53	133.91	122.30
1	I	189	ASP	CB-CG-OD1	-5.53	113.33	118.30

Continued on next page...

Continued from previous page...

Mol	Chain	Res	Type	Atoms	Z	Observed(°)	Ideal(°)
1	I	319	GLY	CA-C-N	5.53	129.36	117.20
1	J	370	GLY	O-C-N	-5.53	113.86	122.70
1	K	145	GLN	CB-CG-CD	-5.53	97.24	111.60
1	O	127	ALA	CB-CA-C	5.53	118.39	110.10
1	A	181	VAL	N-CA-C	5.52	125.91	111.00
1	B	327	SER	N-CA-CB	5.52	118.79	110.50
1	C	203	ILE	O-C-N	5.52	131.54	122.70
1	J	206	THR	C-N-CA	5.52	135.51	121.70
1	K	335	GLU	CA-CB-CG	5.52	125.55	113.40
1	C	60	ASP	N-CA-CB	-5.52	100.66	110.60
1	E	353	HIS	CB-CA-C	5.52	121.44	110.40
1	I	67	GLU	OE1-CD-OE2	5.52	129.93	123.30
1	I	204	ASP	N-CA-CB	5.52	120.54	110.60
1	I	285	ARG	O-C-N	5.52	131.54	122.70
1	L	143	GLY	C-N-CA	-5.52	107.89	121.70
1	L	481	ALA	N-CA-CB	-5.52	102.37	110.10
1	H	199	SER	N-CA-CB	-5.52	102.22	110.50
1	O	269	ASP	CA-C-O	-5.52	108.51	120.10
1	H	333	PHE	CB-CG-CD2	5.52	124.66	120.80
1	I	11	ASN	O-C-N	-5.52	113.87	122.70
1	K	217	GLU	N-CA-CB	-5.52	100.66	110.60
1	L	382	GLY	C-N-CA	5.52	133.89	122.30
1	O	170	LEU	CA-CB-CG	5.52	127.99	115.30
1	B	193	ILE	O-C-N	-5.52	113.87	122.70
1	D	400	ILE	N-CA-C	5.52	125.89	111.00
1	E	144	ALA	CB-CA-C	-5.52	101.83	110.10
1	E	321	VAL	CA-CB-CG1	5.52	119.17	110.90
1	G	68	MET	CG-SD-CE	5.52	109.03	100.20
1	N	471	ARG	NH1-CZ-NH2	-5.52	113.33	119.40
1	O	336	GLU	CB-CA-C	5.52	121.44	110.40
1	P	111	LEU	CB-CG-CD2	-5.52	101.62	111.00
1	P	171	ALA	O-C-N	-5.52	113.87	122.70
1	A	113	GLN	N-CA-C	5.52	125.89	111.00
1	I	286	ARG	CA-CB-CG	5.52	125.54	113.40
1	L	285	ARG	O-C-N	-5.52	113.87	122.70
1	A	150	LEU	O-C-N	5.51	131.52	122.70
1	A	494	ILE	CA-CB-CG2	5.51	121.93	110.90
1	B	112	ASP	N-CA-C	5.51	125.89	111.00
1	H	118	THR	CA-CB-CG2	5.51	120.12	112.40
1	I	203	ILE	CB-CA-C	5.51	122.63	111.60
1	K	167	LYS	N-CA-CB	-5.51	100.67	110.60
1	M	305	THR	O-C-N	-5.51	113.88	122.70

Continued on next page...

Continued from previous page...

Mol	Chain	Res	Type	Atoms	Z	Observed(°)	Ideal(°)
1	N	446	ASN	CB-CG-OD1	-5.51	110.57	121.60
1	A	305	THR	O-C-N	-5.51	113.88	122.70
1	C	138	ILE	CB-CA-C	-5.51	100.57	111.60
1	F	183	ASP	CB-CG-OD2	-5.51	113.34	118.30
1	P	368	VAL	N-CA-CB	5.51	123.63	111.50
1	E	228	THR	O-C-N	-5.51	113.88	122.70
1	E	244	SER	CB-CA-C	5.51	120.57	110.10
1	F	494	ILE	CG1-CB-CG2	-5.51	99.27	111.40
1	I	211	GLY	O-C-N	-5.51	113.88	122.70
1	N	7	VAL	CA-CB-CG1	-5.51	102.63	110.90
1	N	314	ASP	N-CA-C	5.51	125.88	111.00
1	N	339	HIS	ND1-CG-CD2	-5.51	98.28	106.00
1	E	463	GLU	CG-CD-OE2	5.51	129.32	118.30
1	I	471	ARG	CB-CA-C	5.51	121.42	110.40
1	K	172	GLU	OE1-CD-OE2	-5.51	116.69	123.30
1	L	485	GLU	CG-CD-OE1	-5.51	107.28	118.30
1	D	280	GLY	C-N-CA	5.51	135.47	121.70
1	I	159	THR	N-CA-CB	5.51	120.77	110.30
1	I	249	ASP	CA-C-O	-5.51	108.53	120.10
1	P	80	GLU	N-CA-CB	5.51	120.52	110.60
1	P	380	SER	O-C-N	-5.51	113.84	123.20
1	E	185	GLU	CG-CD-OE2	5.51	129.31	118.30
1	F	124	TYR	OH-CZ-CE2	5.51	134.97	120.10
1	G	74	ALA	N-CA-CB	-5.51	102.39	110.10
1	H	330	SER	C-N-CA	5.51	135.47	121.70
1	L	351	THR	N-CA-CB	5.51	120.76	110.30
1	M	155	MET	N-CA-CB	5.51	120.51	110.60
1	N	41	PRO	O-C-N	-5.51	113.89	122.70
1	N	158	ILE	N-CA-C	5.51	125.87	111.00
1	F	122	LYS	O-C-N	5.50	132.56	123.20
1	F	124	TYR	O-C-N	-5.50	113.89	122.70
1	H	331	MET	N-CA-CB	5.50	120.51	110.60
1	J	19	ASP	CA-C-O	5.50	131.66	120.10
1	M	407	ALA	CB-CA-C	5.50	118.36	110.10
1	C	189	ASP	O-C-N	-5.50	113.89	122.70
1	I	124	TYR	CB-CG-CD2	-5.50	117.70	121.00
1	M	120	VAL	CA-C-O	-5.50	108.54	120.10
1	O	106	LYS	O-C-N	-5.50	113.90	122.70
1	A	18	ARG	NE-CZ-NH1	-5.50	117.55	120.30
1	D	472	VAL	O-C-N	-5.50	113.90	122.70
1	F	396	TYR	CB-CG-CD2	-5.50	117.70	121.00
1	G	84	THR	N-CA-CB	5.50	120.75	110.30

Continued on next page...

Continued from previous page...

Mol	Chain	Res	Type	Atoms	Z	Observed(°)	Ideal(°)
1	I	457	ALA	N-CA-CB	-5.50	102.40	110.10
1	M	90	GLY	O-C-N	5.50	131.50	122.70
1	N	310	LEU	CB-CG-CD1	5.50	120.35	111.00
1	O	385	THR	CB-CA-C	5.50	126.46	111.60
1	P	24	ASN	CA-C-O	-5.50	108.55	120.10
1	E	86	GLU	CA-C-O	-5.50	108.55	120.10
1	L	9	PRO	N-CA-CB	-5.50	96.55	102.60
1	C	482	GLU	CG-CD-OE2	5.50	129.30	118.30
1	D	64	ILE	CA-C-O	5.50	131.65	120.10
1	F	165	LYS	CD-CE-NZ	5.50	124.35	111.70
1	F	420	ARG	NH1-CZ-NH2	5.50	125.45	119.40
1	G	414	ALA	CB-CA-C	5.50	118.35	110.10
1	H	460	ASP	CA-CB-CG	-5.50	101.31	113.40
1	J	458	VAL	CA-CB-CG2	5.50	119.15	110.90
1	M	448	CYS	CB-CA-C	5.50	121.40	110.40
1	N	203	ILE	CB-CA-C	-5.50	100.60	111.60
1	G	322	GLU	CG-CD-OE2	5.50	129.29	118.30
1	G	465	GLY	N-CA-C	5.50	126.84	113.10
1	I	411	PHE	CD1-CE1-CZ	5.50	126.69	120.10
1	K	135	LEU	CB-CG-CD2	-5.50	101.66	111.00
1	L	100	ALA	C-N-CA	-5.50	110.76	122.30
1	M	171	ALA	CB-CA-C	-5.50	101.85	110.10
1	N	411	PHE	CA-CB-CG	5.50	127.09	113.90
1	C	368	VAL	CG1-CB-CG2	-5.50	102.11	110.90
1	A	357	GLU	N-CA-CB	5.49	120.49	110.60
1	C	245	GLU	CG-CD-OE1	5.49	129.29	118.30
1	F	66	ARG	N-CA-C	5.49	125.83	111.00
1	I	85	GLN	CB-CA-C	5.49	121.39	110.40
1	L	260	ASN	O-C-N	-5.49	113.91	122.70
1	L	275	TYR	N-CA-CB	5.49	120.49	110.60
1	N	338	LYS	N-CA-CB	5.49	120.49	110.60
1	O	351	THR	CA-CB-OG1	5.49	120.54	109.00
1	A	58	THR	CA-CB-CG2	-5.49	104.71	112.40
1	H	133	GLU	CG-CD-OE1	-5.49	107.32	118.30
1	K	164	GLU	CG-CD-OE2	5.49	129.28	118.30
1	N	254	ILE	CG1-CB-CG2	5.49	123.48	111.40
1	O	124	TYR	N-CA-CB	-5.49	100.72	110.60
1	P	51	ASP	C-N-CA	5.49	135.43	121.70
1	A	116	HIS	O-C-N	-5.49	110.67	121.10
1	B	463	GLU	N-CA-CB	5.49	120.48	110.60
1	F	83	LYS	CA-C-N	5.49	129.28	117.20
1	O	35	VAL	O-C-N	-5.49	113.92	122.70

Continued on next page...

Continued from previous page...

Mol	Chain	Res	Type	Atoms	Z	Observed(°)	Ideal(°)
1	A	308	LYS	C-N-CA	5.49	135.42	121.70
1	A	343	VAL	CA-C-O	-5.49	108.57	120.10
1	B	382	GLY	C-N-CA	5.49	133.82	122.30
1	I	228	THR	CA-C-O	-5.49	108.57	120.10
1	J	325	LYS	O-C-N	5.49	131.48	122.70
1	L	445	GLY	C-N-CA	5.49	135.42	121.70
1	M	353	HIS	CE1-NE2-CD2	5.49	120.32	106.60
1	P	308	LYS	CA-CB-CG	5.49	125.47	113.40
1	P	485	GLU	N-CA-CB	5.49	120.48	110.60
1	F	497	GLU	N-CA-CB	5.49	120.48	110.60
1	G	72	HIS	O-C-N	-5.49	110.67	121.10
1	H	287	VAL	CB-CA-C	5.49	121.82	111.40
1	D	455	THR	CB-CA-C	5.49	126.41	111.60
1	E	48	LEU	CB-CA-C	-5.49	99.78	110.20
1	E	224	PRO	CB-CA-C	5.49	125.72	112.00
1	G	257	SER	N-CA-C	5.49	125.81	111.00
1	H	391	MET	O-C-N	-5.49	113.92	122.70
1	I	84	THR	N-CA-CB	5.49	120.72	110.30
1	L	147	LYS	N-CA-CB	5.49	120.47	110.60
1	L	475	GLN	N-CA-CB	-5.49	100.72	110.60
1	A	396	TYR	CA-CB-CG	-5.48	102.98	113.40
1	D	148	GLU	N-CA-CB	5.48	120.47	110.60
1	E	12	MET	O-C-N	-5.48	113.93	122.70
1	G	452	ASN	O-C-N	5.48	131.47	122.70
1	J	81	VAL	N-CA-CB	5.48	123.56	111.50
1	B	192	LEU	CB-CG-CD1	-5.48	101.68	111.00
1	D	389	LEU	O-C-N	5.48	131.47	122.70
1	G	347	ILE	N-CA-CB	5.48	123.41	110.80
1	I	91	ASP	CB-CG-OD1	5.48	123.23	118.30
1	J	332	ILE	O-C-N	5.48	131.47	122.70
1	L	254	ILE	O-C-N	5.48	131.47	122.70
1	N	105	ARG	CD-NE-CZ	5.48	131.28	123.60
1	O	75	ALA	CA-C-N	-5.48	105.14	117.20
1	A	282	VAL	N-CA-CB	5.48	123.56	111.50
1	C	187	LYS	CB-CA-C	5.48	121.36	110.40
1	D	412	ALA	CB-CA-C	-5.48	101.88	110.10
1	G	363	ASP	OD1-CG-OD2	-5.48	112.89	123.30
1	H	462	CYS	O-C-N	5.48	131.47	122.70
1	J	348	ARG	CA-C-N	5.48	127.16	116.20
1	K	160	GLY	CA-C-O	-5.48	110.73	120.60
1	L	89	VAL	N-CA-C	5.48	125.80	111.00
1	L	120	VAL	C-N-CA	5.48	135.40	121.70

Continued on next page...

Continued from previous page...

Mol	Chain	Res	Type	Atoms	Z	Observed(°)	Ideal(°)
1	N	145	GLN	CG-CD-NE2	5.48	129.85	116.70
1	O	354	VAL	N-CA-CB	5.48	123.56	111.50
1	B	474	THR	O-C-N	-5.48	113.93	122.70
1	E	181	VAL	CB-CA-C	-5.48	100.99	111.40
1	H	184	ASP	CB-CG-OD1	-5.48	113.37	118.30
1	O	99	VAL	CA-CB-CG2	-5.48	102.68	110.90
1	C	360	ARG	CA-CB-CG	5.48	125.45	113.40
1	M	449	ALA	CB-CA-C	5.48	118.31	110.10
1	O	164	GLU	OE1-CD-OE2	-5.48	116.73	123.30
1	O	256	ALA	CB-CA-C	5.48	118.31	110.10
1	O	462	CYS	CA-C-O	5.48	131.60	120.10
1	C	470	LEU	N-CA-CB	5.48	121.35	110.40
1	H	203	ILE	C-N-CA	5.48	135.39	121.70
1	J	34	THR	N-CA-C	5.48	125.79	111.00
1	M	46	LYS	O-C-N	5.48	131.46	122.70
1	M	193	ILE	CB-CG1-CD1	5.48	129.23	113.90
1	P	23	MET	CB-CG-SD	5.48	128.83	112.40
1	A	456	GLY	CA-C-O	-5.47	110.75	120.60
1	C	131	ALA	N-CA-CB	5.47	117.76	110.10
1	C	273	GLN	CG-CD-OE1	-5.47	110.65	121.60
1	E	110	LEU	CA-C-O	5.47	131.60	120.10
1	F	403	ARG	CB-CA-C	5.47	121.35	110.40
1	G	69	SER	CA-C-N	5.47	129.25	117.20
1	I	492	ASP	N-CA-CB	-5.47	100.75	110.60
1	J	259	ALA	CB-CA-C	-5.47	101.89	110.10
1	J	451	LEU	CA-CB-CG	5.47	127.89	115.30
1	O	124	TYR	CG-CD2-CE2	5.47	125.68	121.30
1	P	255	LYS	N-CA-C	5.47	125.78	111.00
1	C	48	LEU	CB-CG-CD2	-5.47	101.70	111.00
1	E	243	ALA	N-CA-CB	-5.47	102.44	110.10
1	E	376	GLY	N-CA-C	5.47	126.78	113.10
1	G	299	THR	O-C-N	-5.47	113.90	123.20
1	H	393	LEU	CB-CA-C	5.47	120.60	110.20
1	K	203	ILE	CA-CB-CG2	5.47	121.84	110.90
1	K	309	ASP	CB-CG-OD2	-5.47	113.37	118.30
1	M	478	GLN	CA-CB-CG	5.47	125.44	113.40
1	M	489	ARG	O-C-N	-5.47	113.94	122.70
1	G	127	ALA	CA-C-O	-5.47	108.61	120.10
1	H	318	ALA	CB-CA-C	-5.47	101.89	110.10
1	J	81	VAL	CG1-CB-CG2	-5.47	102.15	110.90
1	A	67	GLU	CB-CA-C	-5.47	99.46	110.40
1	C	42	LYS	CB-CA-C	5.47	121.34	110.40

Continued on next page...

Continued from previous page...

Mol	Chain	Res	Type	Atoms	Z	Observed(°)	Ideal(°)
1	D	404	GLU	N-CA-CB	5.47	120.44	110.60
1	F	449	ALA	CA-C-N	-5.47	105.26	116.20
1	G	11	ASN	O-C-N	-5.47	113.95	122.70
1	H	229	ASP	CA-CB-CG	5.47	125.44	113.40
1	I	30	ILE	CG1-CB-CG2	5.47	123.44	111.40
1	J	11	ASN	N-CA-CB	5.47	120.44	110.60
1	L	191	ASP	OD1-CG-OD2	5.47	133.69	123.30
1	L	275	TYR	CG-CD1-CE1	-5.47	116.92	121.30
1	I	341	LYS	CD-CE-NZ	-5.47	99.12	111.70
1	J	339	HIS	CG-ND1-CE1	5.47	115.86	108.20
1	K	156	THR	O-C-N	-5.47	113.95	122.70
1	O	7	VAL	N-CA-C	5.47	125.76	111.00
1	F	105	ARG	O-C-N	-5.47	113.95	122.70
1	F	204	ASP	CB-CA-C	5.47	121.33	110.40
1	F	259	ALA	C-N-CA	5.47	135.37	121.70
1	F	447	LYS	N-CA-C	5.47	125.76	111.00
1	F	496	ALA	CA-C-O	-5.47	108.62	120.10
1	I	91	ASP	CA-CB-CG	5.47	125.43	113.40
1	I	326	ILE	CB-CA-C	5.47	122.53	111.60
1	I	373	ILE	CA-C-O	-5.47	108.62	120.10
1	J	257	SER	CA-C-N	5.47	127.13	116.20
1	K	305	THR	OG1-CB-CG2	-5.47	97.43	110.00
1	M	428	LEU	CB-CA-C	5.47	120.59	110.20
1	N	11	ASN	OD1-CG-ND2	5.47	134.47	121.90
1	O	426	ALA	N-CA-C	5.47	125.76	111.00
1	P	416	GLU	CA-C-N	-5.47	105.17	117.20
1	A	116	HIS	CA-C-O	5.46	131.57	120.10
1	B	326	ILE	CA-C-N	5.46	129.22	117.20
1	G	49	VAL	C-N-CA	5.46	135.36	121.70
1	G	124	TYR	CZ-CE2-CD2	-5.46	114.88	119.80
1	G	212	VAL	CA-C-N	-5.46	105.18	117.20
1	K	78	LEU	CB-CG-CD1	5.46	120.29	111.00
1	K	446	ASN	CA-C-O	5.46	131.58	120.10
1	M	235	LEU	CB-CG-CD1	5.46	120.29	111.00
1	N	55	VAL	CA-C-O	-5.46	108.63	120.10
1	O	204	ASP	N-CA-CB	5.46	120.44	110.60
1	E	189	ASP	O-C-N	-5.46	113.96	122.70
1	F	173	ILE	CA-CB-CG1	-5.46	100.62	111.00
1	H	303	VAL	N-CA-CB	-5.46	99.48	111.50
1	M	235	LEU	O-C-N	-5.46	113.96	122.70
1	N	32	ALA	O-C-N	-5.46	113.96	122.70
1	N	290	SER	N-CA-CB	5.46	118.69	110.50

Continued on next page...

Continued from previous page...

Mol	Chain	Res	Type	Atoms	Z	Observed(°)	Ideal(°)
1	C	33	GLU	CG-CD-OE1	5.46	129.22	118.30
1	E	214	VAL	N-CA-CB	-5.46	99.48	111.50
1	H	314	ASP	CB-CG-OD2	-5.46	113.38	118.30
1	I	197	LYS	CB-CA-C	-5.46	99.48	110.40
1	J	239	ILE	CA-CB-CG1	5.46	121.38	111.00
1	K	340	PRO	C-N-CA	5.46	135.36	121.70
1	L	468	GLU	CG-CD-OE1	5.46	129.22	118.30
1	N	21	GLN	CB-CA-C	5.46	121.32	110.40
1	O	72	HIS	O-C-N	-5.46	110.72	121.10
1	P	133	GLU	OE1-CD-OE2	5.46	129.85	123.30
1	P	492	ASP	CB-CA-C	5.46	121.32	110.40
1	C	144	ALA	N-CA-C	5.46	125.74	111.00
1	D	87	LYS	CA-C-O	-5.46	108.63	120.10
1	E	240	GLU	N-CA-CB	5.46	120.43	110.60
1	G	292	MET	O-C-N	-5.46	113.96	122.70
1	H	123	GLY	O-C-N	5.46	131.44	122.70
1	P	302	ASN	O-C-N	-5.46	113.97	122.70
1	P	475	GLN	CB-CA-C	-5.46	99.48	110.40
1	A	454	PHE	CD1-CG-CD2	5.46	125.40	118.30
1	D	328	GLY	CA-C-N	-5.46	105.19	117.20
1	F	176	GLU	CA-CB-CG	-5.46	101.39	113.40
1	F	210	LYS	CB-CG-CD	5.46	125.79	111.60
1	G	222	GLN	CA-CB-CG	5.46	125.41	113.40
1	H	368	VAL	CB-CA-C	5.46	121.77	111.40
1	K	51	ASP	N-CA-CB	-5.46	100.78	110.60
1	K	152	LYS	CB-CA-C	5.46	121.32	110.40
1	M	415	LEU	C-N-CA	5.46	135.35	121.70
1	B	497	GLU	CG-CD-OE1	5.46	129.21	118.30
1	D	452	ASN	C-N-CA	5.46	135.34	121.70
1	J	363	ASP	OD1-CG-OD2	-5.46	112.93	123.30
1	L	54	ASP	N-CA-CB	5.46	120.42	110.60
1	M	341	LYS	N-CA-CB	5.46	120.42	110.60
1	N	366	VAL	CA-CB-CG2	5.46	119.08	110.90
1	O	222	GLN	O-C-N	5.46	131.43	122.70
1	P	404	GLU	C-N-CA	5.46	135.34	121.70
1	P	470	LEU	CB-CG-CD2	5.46	120.28	111.00
1	E	59	ASN	O-C-N	-5.46	113.97	122.70
1	E	114	ASN	N-CA-CB	5.46	120.42	110.60
1	G	413	ASP	OD1-CG-OD2	-5.46	112.94	123.30
1	A	210	LYS	CA-CB-CG	5.45	125.40	113.40
1	B	371	CYS	N-CA-CB	5.45	120.42	110.60
1	F	268	ILE	CA-C-O	-5.45	108.65	120.10

Continued on next page...

Continued from previous page...

Mol	Chain	Res	Type	Atoms	Z	Observed(°)	Ideal(°)
1	G	206	THR	CA-C-O	-5.45	108.65	120.10
1	J	90	GLY	CA-C-O	-5.45	110.78	120.60
1	K	430	ALA	N-CA-C	5.45	125.73	111.00
1	M	70	VAL	CA-C-O	-5.45	108.65	120.10
1	M	88	GLU	CA-C-N	5.45	129.20	117.20
1	N	105	ARG	O-C-N	-5.45	113.97	122.70
1	N	291	ASP	CA-C-O	-5.45	108.65	120.10
1	O	336	GLU	CA-CB-CG	5.45	125.40	113.40
1	A	471	ARG	CD-NE-CZ	5.45	131.23	123.60
1	C	247	LEU	C-N-CA	5.45	135.33	121.70
1	J	371	CYS	N-CA-CB	5.45	120.41	110.60
1	L	459	GLU	CG-CD-OE2	-5.45	107.39	118.30
1	M	186	GLY	CA-C-O	-5.45	110.79	120.60
1	N	148	GLU	N-CA-CB	5.45	120.41	110.60
1	O	416	GLU	O-C-N	-5.45	113.98	122.70
1	A	455	THR	OG1-CB-CG2	5.45	122.54	110.00
1	D	225	LYS	C-N-CA	5.45	135.32	121.70
1	D	485	GLU	CA-CB-CG	5.45	125.39	113.40
1	G	342	ALA	C-N-CA	5.45	135.33	121.70
1	I	226	LYS	CD-CE-NZ	5.45	124.24	111.70
1	I	376	GLY	O-C-N	-5.45	113.98	122.70
1	K	481	ALA	N-CA-CB	-5.45	102.47	110.10
1	A	376	GLY	CA-C-N	-5.45	105.22	117.20
1	B	26	LEU	CB-CA-C	5.45	120.55	110.20
1	D	108	GLU	CG-CD-OE1	5.45	129.20	118.30
1	D	184	ASP	O-C-N	-5.45	113.98	122.70
1	E	314	ASP	N-CA-CB	5.45	120.41	110.60
1	F	152	LYS	CA-CB-CG	5.45	125.39	113.40
1	F	359	ALA	CB-CA-C	5.45	118.27	110.10
1	F	369	VAL	O-C-N	-5.45	113.94	123.20
1	H	363	ASP	OD1-CG-OD2	-5.45	112.95	123.30
1	J	247	LEU	CA-CB-CG	5.45	127.83	115.30
1	K	234	LEU	CB-CG-CD2	5.45	120.26	111.00
1	M	15	TYR	OH-CZ-CE2	5.45	134.81	120.10
1	N	144	ALA	O-C-N	-5.45	113.98	122.70
1	A	336	GLU	O-C-N	5.45	131.41	122.70
1	O	37	SER	O-C-N	-5.45	113.98	122.70
1	O	92	GLY	C-N-CA	5.45	135.32	121.70
1	A	297	LYS	C-N-CA	5.45	135.31	121.70
1	B	313	GLN	OE1-CD-NE2	-5.45	109.37	121.90
1	D	7	VAL	N-CA-CB	-5.45	99.52	111.50
1	H	184	ASP	OD1-CG-OD2	-5.45	112.95	123.30

Continued on next page...

Continued from previous page...

Mol	Chain	Res	Type	Atoms	Z	Observed(°)	Ideal(°)
1	I	416	GLU	CG-CD-OE1	5.45	129.19	118.30
1	N	39	LEU	N-CA-C	5.45	125.70	111.00
1	A	421	THR	CA-CB-OG1	5.44	120.43	109.00
1	B	296	ALA	N-CA-C	5.44	125.70	111.00
1	D	432	GLU	CB-CA-C	5.44	121.28	110.40
1	E	221	ALA	N-CA-CB	-5.44	102.48	110.10
1	F	478	GLN	CG-CD-OE1	5.44	132.48	121.60
1	G	318	ALA	N-CA-CB	5.44	117.72	110.10
1	I	220	SER	N-CA-CB	5.44	118.66	110.50
1	I	445	GLY	CA-C-N	-5.44	105.23	117.20
1	L	443	SER	CB-CA-C	5.44	120.44	110.10
1	M	157	SER	CB-CA-C	5.44	120.44	110.10
1	N	22	ARG	NH1-CZ-NH2	-5.44	113.41	119.40
1	P	84	THR	CB-CA-C	-5.44	96.90	111.60
1	P	409	ARG	CD-NE-CZ	5.44	131.22	123.60
1	D	172	GLU	N-CA-CB	5.44	120.39	110.60
1	E	337	CYS	CA-CB-SG	5.44	123.79	114.00
1	F	275	TYR	CB-CG-CD2	-5.44	117.74	121.00
1	F	327	SER	CB-CA-C	-5.44	99.76	110.10
1	G	141	GLU	CB-CG-CD	5.44	128.89	114.20
1	G	229	ASP	C-N-CA	5.44	135.30	121.70
1	K	172	GLU	O-C-N	-5.44	113.99	122.70
1	N	176	GLU	OE1-CD-OE2	5.44	129.83	123.30
1	P	491	ASP	CB-CG-OD1	5.44	123.20	118.30
1	O	387	VAL	CB-CA-C	5.44	121.73	111.40
1	B	372	THR	CA-CB-CG2	-5.44	104.79	112.40
1	G	379	VAL	N-CA-C	5.44	125.68	111.00
1	L	131	ALA	N-CA-CB	5.44	117.71	110.10
1	N	117	PRO	CA-C-O	-5.44	107.15	120.20
1	O	458	VAL	N-CA-C	-5.44	96.32	111.00
1	A	33	GLU	CA-C-O	-5.43	108.69	120.10
1	B	219	VAL	CA-C-O	-5.43	108.69	120.10
1	C	29	ARG	NH1-CZ-NH2	5.43	125.38	119.40
1	C	77	MET	O-C-N	-5.43	114.01	122.70
1	C	266	LYS	CB-CA-C	5.43	121.27	110.40
1	C	411	PHE	CA-CB-CG	5.43	126.94	113.90
1	D	132	GLN	CG-CD-NE2	5.43	129.74	116.70
1	E	219	VAL	CG1-CB-CG2	5.43	119.60	110.90
1	H	361	ALA	N-CA-CB	5.43	117.71	110.10
1	I	141	GLU	N-CA-CB	5.43	120.38	110.60
1	I	263	PHE	CD1-CE1-CZ	5.43	126.62	120.10
1	J	7	VAL	N-CA-C	5.43	125.67	111.00

Continued on next page...

Continued from previous page...

Mol	Chain	Res	Type	Atoms	Z	Observed(°)	Ideal(°)
1	M	339	HIS	CE1-NE2-CD2	5.43	120.19	106.60
1	N	306	ASN	OD1-CG-ND2	-5.43	109.40	121.90
1	B	147	LYS	CD-CE-NZ	5.43	124.20	111.70
1	B	474	THR	CA-CB-OG1	5.43	120.41	109.00
1	B	495	ALA	O-C-N	-5.43	114.01	122.70
1	I	270	ASP	O-C-N	-5.43	114.01	122.70
1	I	276	LEU	C-N-CA	5.43	135.28	121.70
1	J	263	PHE	O-C-N	-5.43	114.01	122.70
1	J	462	CYS	N-CA-C	5.43	125.67	111.00
1	K	369	VAL	CG1-CB-CG2	-5.43	102.21	110.90
1	L	111	LEU	CB-CG-CD1	-5.43	101.77	111.00
1	L	375	ASP	CA-C-O	5.43	131.51	120.10
1	M	479	SER	C-N-CA	5.43	135.28	121.70
1	O	240	GLU	OE1-CD-OE2	-5.43	116.78	123.30
1	O	297	LYS	C-N-CA	5.43	135.28	121.70
1	I	275	TYR	CE1-CZ-CE2	5.43	128.49	119.80
1	I	467	VAL	C-N-CA	5.43	135.28	121.70
1	B	148	GLU	CG-CD-OE2	-5.43	107.44	118.30
1	C	95	THR	CA-CB-CG2	-5.43	104.80	112.40
1	C	284	ALA	CA-C-N	-5.43	105.25	117.20
1	G	203	ILE	CG1-CB-CG2	-5.43	99.45	111.40
1	I	292	MET	O-C-N	-5.43	114.01	122.70
1	J	146	ASP	N-CA-CB	-5.43	100.83	110.60
1	L	69	SER	CB-CA-C	5.43	120.42	110.10
1	M	105	ARG	CA-C-O	-5.43	108.70	120.10
1	N	423	ALA	O-C-N	-5.43	114.01	122.70
1	P	388	GLU	O-C-N	-5.43	114.01	122.70
1	A	377	ARG	NE-CZ-NH2	5.43	123.01	120.30
1	A	60	ASP	CB-CA-C	5.43	121.25	110.40
1	A	488	LEU	C-N-CA	5.43	135.27	121.70
1	F	116	HIS	CB-CA-C	5.43	121.25	110.40
1	F	316	GLY	CA-C-O	5.43	130.37	120.60
1	G	77	MET	CA-CB-CG	5.43	122.53	113.30
1	G	97	VAL	CA-CB-CG1	-5.43	102.76	110.90
1	I	484	THR	N-CA-CB	-5.43	99.99	110.30
1	A	352	GLU	CB-CA-C	5.42	121.25	110.40
1	G	421	THR	CA-CB-OG1	5.42	120.39	109.00
1	J	68	MET	CA-C-N	5.42	129.14	117.20
1	L	324	ARG	CD-NE-CZ	-5.42	116.01	123.60
1	M	259	ALA	CB-CA-C	-5.42	101.96	110.10
1	N	87	LYS	C-N-CA	5.42	135.26	121.70
1	A	456	GLY	O-C-N	-5.42	114.02	122.70

Continued on next page...

Continued from previous page...

Mol	Chain	Res	Type	Atoms	Z	Observed(°)	Ideal(°)
1	I	36	ARG	CA-C-O	-5.42	108.71	120.10
1	K	58	THR	N-CA-C	5.42	125.64	111.00
1	A	257	SER	N-CA-CB	-5.42	102.37	110.50
1	E	204	ASP	N-CA-CB	5.42	120.36	110.60
1	F	149	ILE	O-C-N	-5.42	114.03	122.70
1	G	65	LEU	CA-CB-CG	5.42	127.77	115.30
1	G	317	ASP	N-CA-CB	5.42	120.36	110.60
1	H	152	LYS	CB-CA-C	5.42	121.24	110.40
1	I	70	VAL	CA-C-O	-5.42	108.71	120.10
1	J	121	VAL	O-C-N	5.42	131.38	122.70
1	D	358	VAL	O-C-N	-5.42	114.03	122.70
1	E	358	VAL	CA-CB-CG2	5.42	119.03	110.90
1	F	416	GLU	CG-CD-OE1	5.42	129.14	118.30
1	F	474	THR	CA-CB-OG1	5.42	120.38	109.00
1	A	113	GLN	C-N-CA	5.42	135.25	121.70
1	G	229	ASP	OD1-CG-OD2	-5.42	113.00	123.30
1	H	178	VAL	N-CA-CB	5.42	123.42	111.50
1	H	305	THR	N-CA-CB	5.42	120.59	110.30
1	K	176	GLU	CB-CG-CD	-5.42	99.57	114.20
1	K	406	LEU	N-CA-CB	-5.42	99.56	110.40
1	M	454	PHE	CZ-CE2-CD2	-5.42	113.60	120.10
1	D	369	VAL	CA-CB-CG1	5.42	119.02	110.90
1	G	278	LYS	N-CA-C	5.42	125.62	111.00
1	H	446	ASN	CB-CA-C	-5.42	99.56	110.40
1	N	333	PHE	CG-CD2-CE2	-5.42	114.84	120.80
1	N	342	ALA	N-CA-CB	5.42	117.68	110.10
1	P	401	SER	C-N-CA	5.42	133.68	122.30
1	P	57	VAL	O-C-N	-5.42	114.04	122.70
1	A	259	ALA	N-CA-CB	-5.41	102.52	110.10
1	B	51	ASP	CA-C-N	-5.41	105.29	117.20
1	D	53	GLY	C-N-CA	5.41	135.23	121.70
1	I	242	THR	CB-CA-C	5.41	126.22	111.60
1	K	188	VAL	CA-CB-CG2	5.41	119.02	110.90
1	N	142	VAL	C-N-CA	5.41	133.67	122.30
1	P	110	LEU	N-CA-C	5.41	125.61	111.00
1	P	488	LEU	CB-CG-CD1	-5.41	101.80	111.00
1	A	436	LYS	N-CA-CB	-5.41	100.86	110.60
1	E	159	THR	CA-C-O	-5.41	108.73	120.10
1	G	144	ALA	N-CA-CB	5.41	117.68	110.10
1	A	34	THR	C-N-CA	-5.41	108.17	121.70
1	A	301	ALA	CB-CA-C	-5.41	101.98	110.10
1	B	43	GLY	O-C-N	5.41	131.36	122.70

Continued on next page...

Continued from previous page...

Mol	Chain	Res	Type	Atoms	Z	Observed(°)	Ideal(°)
1	D	477	ILE	O-C-N	-5.41	114.05	122.70
1	E	190	LYS	CB-CG-CD	5.41	125.67	111.60
1	G	237	CYS	CA-CB-SG	5.41	123.74	114.00
1	H	80	GLU	OE1-CD-OE2	-5.41	116.81	123.30
1	H	475	GLN	C-N-CA	-5.41	108.17	121.70
1	N	232	ILE	CA-CB-CG1	5.41	121.28	111.00
1	P	471	ARG	NH1-CZ-NH2	5.41	125.35	119.40
1	A	141	GLU	CA-C-N	5.41	129.10	117.20
1	B	465	GLY	CA-C-O	-5.41	110.86	120.60
1	D	60	ASP	CB-CG-OD2	-5.41	113.43	118.30
1	D	68	MET	CA-CB-CG	-5.41	104.10	113.30
1	G	198	LYS	O-C-N	-5.41	114.05	122.70
1	I	164	GLU	CA-CB-CG	5.41	125.30	113.40
1	I	215	ASP	C-N-CA	5.41	135.22	121.70
1	K	62	VAL	CA-CB-CG1	5.41	119.01	110.90
1	P	120	VAL	O-C-N	5.41	131.35	122.70
1	D	11	ASN	N-CA-CB	5.41	120.33	110.60
1	F	39	LEU	CA-CB-CG	5.41	127.74	115.30
1	G	363	ASP	CA-CB-CG	5.41	125.30	113.40
1	C	119	ILE	CA-C-O	-5.41	108.75	120.10
1	E	244	SER	O-C-N	5.41	131.35	122.70
1	F	306	ASN	O-C-N	-5.41	114.05	122.70
1	L	404	GLU	CG-CD-OE1	5.41	129.11	118.30
1	M	404	GLU	O-C-N	5.41	131.35	122.70
1	P	286	ARG	CA-C-O	-5.41	108.75	120.10
1	A	21	GLN	CG-CD-OE1	-5.40	110.79	121.60
1	B	482	GLU	O-C-N	-5.40	114.05	122.70
1	C	101	GLY	O-C-N	-5.40	114.05	122.70
1	J	93	THR	CA-CB-CG2	5.40	119.97	112.40
1	J	357	GLU	CG-CD-OE1	5.40	129.11	118.30
1	M	464	ASN	OD1-CG-ND2	5.40	134.33	121.90
1	C	106	LYS	O-C-N	-5.40	114.06	122.70
1	D	287	VAL	CA-CB-CG1	5.40	119.00	110.90
1	F	348	ARG	CA-CB-CG	5.40	125.29	113.40
1	K	80	GLU	CG-CD-OE2	5.40	129.11	118.30
1	K	393	LEU	O-C-N	-5.40	114.06	122.70
1	M	59	ASN	O-C-N	-5.40	114.06	122.70
1	O	478	GLN	CA-C-O	-5.40	108.76	120.10
1	P	124	TYR	O-C-N	-5.40	114.06	122.70
1	A	242	THR	CA-CB-OG1	5.40	120.34	109.00
1	D	184	ASP	CB-CG-OD2	5.40	123.16	118.30
1	I	346	LEU	CB-CG-CD1	-5.40	101.82	111.00

Continued on next page...

Continued from previous page...

Mol	Chain	Res	Type	Atoms	Z	Observed(°)	Ideal(°)
1	J	238	ALA	O-C-N	5.40	131.34	122.70
1	M	339	HIS	ND1-CE1-NE2	-5.40	98.02	109.90
1	N	164	GLU	OE1-CD-OE2	-5.40	116.82	123.30
1	O	169	LYS	CA-CB-CG	5.40	125.28	113.40
1	C	475	GLN	CB-CA-C	-5.40	99.60	110.40
1	E	225	LYS	CA-CB-CG	5.40	125.28	113.40
1	I	33	GLU	O-C-N	5.40	131.34	122.70
1	K	234	LEU	O-C-N	-5.40	114.06	122.70
1	B	436	LYS	CA-C-O	-5.40	108.77	120.10
1	C	259	ALA	C-N-CA	5.40	135.19	121.70
1	F	88	GLU	N-CA-CB	5.40	120.31	110.60
1	F	469	PRO	CA-C-O	-5.40	107.25	120.20
1	I	144	ALA	N-CA-C	5.40	125.58	111.00
1	I	280	GLY	C-N-CA	5.40	135.19	121.70
1	J	80	GLU	O-C-N	5.40	131.34	122.70
1	L	397	ALA	N-CA-CB	-5.40	102.55	110.10
1	M	421	THR	N-CA-CB	5.40	120.56	110.30
1	P	8	LEU	CA-CB-CG	5.40	127.72	115.30
1	P	47	MET	CA-C-O	-5.40	108.77	120.10
1	P	307	ILE	N-CA-CB	5.40	123.21	110.80
1	G	105	ARG	CD-NE-CZ	-5.40	116.05	123.60
1	I	156	THR	CA-C-O	5.40	131.43	120.10
1	I	425	ASN	CB-CG-OD1	5.40	132.39	121.60
1	M	43	GLY	O-C-N	-5.40	114.07	122.70
1	A	317	ASP	CB-CG-OD1	5.39	123.16	118.30
1	D	285	ARG	C-N-CA	5.39	135.19	121.70
1	D	326	ILE	O-C-N	-5.39	114.07	122.70
1	E	412	ALA	CB-CA-C	-5.39	102.01	110.10
1	M	271	LEU	O-C-N	5.39	131.33	122.70
1	N	208	LEU	O-C-N	-5.39	114.07	122.70
1	N	348	ARG	CG-CD-NE	5.39	123.13	111.80
1	B	148	GLU	N-CA-C	5.39	125.56	111.00
1	B	305	THR	N-CA-CB	5.39	120.55	110.30
1	C	40	GLY	N-CA-C	5.39	126.58	113.10
1	E	290	SER	CB-CA-C	-5.39	99.85	110.10
1	F	478	GLN	OE1-CD-NE2	-5.39	109.50	121.90
1	G	393	LEU	CB-CG-CD1	5.39	120.17	111.00
1	H	362	VAL	O-C-N	-5.39	114.07	122.70
1	J	34	THR	N-CA-CB	5.39	120.55	110.30
1	M	298	ALA	C-N-CA	5.39	135.18	121.70
1	E	193	ILE	CG1-CB-CG2	-5.39	99.54	111.40
1	N	114	ASN	N-CA-C	5.39	125.55	111.00

Continued on next page...

Continued from previous page...

Mol	Chain	Res	Type	Atoms	Z	Observed(°)	Ideal(°)
1	A	29	ARG	NH1-CZ-NH2	-5.39	113.47	119.40
1	C	102	GLU	OE1-CD-OE2	5.39	129.77	123.30
1	F	339	HIS	N-CA-CB	5.39	120.30	110.60
1	F	415	LEU	N-CA-CB	5.39	121.18	110.40
1	G	34	THR	CA-CB-CG2	5.39	119.95	112.40
1	I	103	LEU	CA-CB-CG	5.39	127.70	115.30
1	I	330	SER	CB-CA-C	5.39	120.34	110.10
1	K	20	ALA	N-CA-CB	5.39	117.64	110.10
1	O	467	VAL	CB-CA-C	-5.39	101.16	111.40
1	P	115	VAL	CA-C-O	5.39	131.42	120.10
1	A	336	GLU	CA-C-N	-5.39	105.34	117.20
1	E	131	ALA	N-CA-C	5.39	125.55	111.00
1	F	73	PRO	C-N-CA	5.39	135.17	121.70
1	F	201	ALA	CA-C-O	-5.39	108.79	120.10
1	K	112	ASP	O-C-N	-5.39	114.08	122.70
1	K	268	ILE	O-C-N	-5.39	114.08	122.70
1	O	215	ASP	CB-CG-OD1	-5.39	113.45	118.30
1	P	113	GLN	N-CA-CB	5.39	120.30	110.60
1	C	396	TYR	CD1-CG-CD2	-5.39	111.97	117.90
1	I	94	THR	OG1-CB-CG2	-5.39	97.61	110.00
1	J	455	THR	CA-C-O	5.39	131.41	120.10
1	L	166	ALA	N-CA-CB	-5.39	102.56	110.10
1	N	351	THR	N-CA-CB	5.39	120.53	110.30
1	D	188	VAL	N-CA-CB	5.38	123.35	111.50
1	G	79	ILE	CB-CA-C	5.38	122.37	111.60
1	G	424	GLU	CB-CG-CD	-5.38	99.67	114.20
1	H	336	GLU	N-CA-CB	5.38	120.29	110.60
1	J	258	GLY	C-N-CA	5.38	135.16	121.70
1	K	409	ARG	NH1-CZ-NH2	-5.38	113.48	119.40
1	K	490	ILE	O-C-N	-5.38	114.09	122.70
1	N	395	GLU	CG-CD-OE1	5.38	129.07	118.30
1	A	268	ILE	CG1-CB-CG2	-5.38	99.56	111.40
1	D	425	ASN	OD1-CG-ND2	-5.38	109.52	121.90
1	J	32	ALA	N-CA-CB	5.38	117.63	110.10
1	O	79	ILE	CA-CB-CG1	5.38	121.22	111.00
1	E	401	SER	C-N-CA	5.38	133.60	122.30
1	I	348	ARG	CG-CD-NE	5.38	123.10	111.80
1	J	220	SER	N-CA-CB	5.38	118.57	110.50
1	L	47	MET	N-CA-C	5.38	125.53	111.00
1	C	50	ASP	N-CA-CB	5.38	120.28	110.60
1	C	210	LYS	CA-CB-CG	5.38	125.23	113.40
1	C	286	ARG	NH1-CZ-NH2	-5.38	113.48	119.40

Continued on next page...

Continued from previous page...

Mol	Chain	Res	Type	Atoms	Z	Observed(°)	Ideal(°)
1	G	279	GLU	N-CA-C	5.38	125.52	111.00
1	K	351	THR	CA-C-O	5.38	131.40	120.10
1	C	140	CYS	C-N-CA	5.38	135.14	121.70
1	D	37	SER	N-CA-C	5.38	125.51	111.00
1	F	46	LYS	N-CA-CB	-5.38	100.92	110.60
1	G	307	ILE	N-CA-C	5.38	125.52	111.00
1	G	341	LYS	C-N-CA	5.38	135.14	121.70
1	J	411	PHE	CA-CB-CG	5.38	126.80	113.90
1	M	380	SER	CA-C-O	-5.38	108.81	120.10
1	N	423	ALA	N-CA-CB	5.38	117.63	110.10
1	D	275	TYR	CB-CG-CD1	-5.38	117.78	121.00
1	F	282	VAL	CA-CB-CG2	5.38	118.96	110.90
1	A	426	ALA	C-N-CA	5.37	133.58	122.30
1	B	314	ASP	O-C-N	-5.37	114.10	122.70
1	E	105	ARG	CG-CD-NE	5.37	123.08	111.80
1	I	105	ARG	CD-NE-CZ	-5.37	116.08	123.60
1	J	479	SER	O-C-N	5.37	131.30	122.70
1	K	291	ASP	CB-CG-OD2	-5.37	113.46	118.30
1	N	115	VAL	C-N-CA	5.37	135.13	121.70
1	N	272	ALA	O-C-N	-5.37	114.10	122.70
1	B	176	GLU	OE1-CD-OE2	5.37	129.75	123.30
1	B	451	LEU	CA-CB-CG	5.37	127.65	115.30
1	D	329	ASP	CB-CG-OD2	-5.37	113.47	118.30
1	G	392	LYS	CG-CD-CE	5.37	128.01	111.90
1	K	133	GLU	CB-CG-CD	5.37	128.71	114.20
1	L	164	GLU	O-C-N	-5.37	114.11	122.70
1	L	198	LYS	CA-C-N	-5.37	105.38	117.20
1	N	98	VAL	CA-CB-CG2	5.37	118.96	110.90
1	N	324	ARG	CA-CB-CG	5.37	125.22	113.40
1	N	344	THR	CA-C-O	5.37	131.38	120.10
1	O	171	ALA	O-C-N	5.37	131.29	122.70
1	P	431	ILE	CA-CB-CG1	5.37	121.21	111.00
1	A	236	ASN	OD1-CG-ND2	-5.37	109.55	121.90
1	A	338	LYS	C-N-CA	5.37	135.12	121.70
1	B	395	GLU	N-CA-CB	5.37	120.27	110.60
1	K	270	ASP	CA-C-N	-5.37	105.39	117.20
1	K	372	THR	O-C-N	5.37	131.29	122.70
1	M	289	LYS	CD-CE-NZ	5.37	124.05	111.70
1	O	24	ASN	C-N-CA	5.37	135.13	121.70
1	A	23	MET	CA-CB-CG	-5.37	104.17	113.30
1	C	302	ASN	CA-C-N	5.37	129.01	117.20
1	D	60	ASP	CA-CB-CG	5.37	125.21	113.40

Continued on next page...

Continued from previous page...

Mol	Chain	Res	Type	Atoms	Z	Observed(°)	Ideal(°)
1	F	155	MET	CB-CG-SD	5.37	128.50	112.40
1	H	176	GLU	CG-CD-OE1	-5.37	107.56	118.30
1	J	155	MET	CA-CB-CG	5.37	122.43	113.30
1	J	328	GLY	CA-C-O	-5.37	110.94	120.60
1	L	122	LYS	N-CA-CB	5.37	120.27	110.60
1	L	249	ASP	OD1-CG-OD2	-5.37	113.10	123.30
1	M	358	VAL	CG1-CB-CG2	-5.37	102.31	110.90
1	N	247	LEU	N-CA-CB	5.37	121.14	110.40
1	B	49	VAL	CA-CB-CG2	5.37	118.95	110.90
1	F	210	LYS	N-CA-CB	5.37	120.26	110.60
1	F	332	ILE	O-C-N	5.37	131.29	122.70
1	M	305	THR	C-N-CA	5.37	135.12	121.70
1	A	232	ILE	CG1-CB-CG2	-5.37	99.60	111.40
1	A	488	LEU	CB-CA-C	-5.37	100.00	110.20
1	C	81	VAL	O-C-N	-5.37	114.12	122.70
1	D	151	THR	N-CA-CB	5.37	120.50	110.30
1	E	251	VAL	N-CA-C	5.37	125.49	111.00
1	F	410	ALA	O-C-N	-5.37	114.11	122.70
1	G	217	GLU	CA-C-O	5.37	131.37	120.10
1	H	85	GLN	CG-CD-NE2	5.37	129.58	116.70
1	I	305	THR	OG1-CB-CG2	5.37	122.34	110.00
1	J	88	GLU	CA-C-N	5.37	129.01	117.20
1	J	275	TYR	CD1-CG-CD2	5.37	123.80	117.90
1	O	423	ALA	CB-CA-C	-5.37	102.05	110.10
1	P	490	ILE	O-C-N	5.37	131.28	122.70
1	A	169	LYS	CB-CA-C	5.36	121.13	110.40
1	B	353	HIS	CA-CB-CG	-5.36	104.48	113.60
1	D	246	MET	CA-C-O	5.36	131.36	120.10
1	D	433	ILE	N-CA-CB	5.36	123.14	110.80
1	E	459	GLU	CG-CD-OE1	-5.36	107.58	118.30
1	E	462	CYS	CA-C-N	5.36	129.00	117.20
1	E	492	ASP	CB-CA-C	5.36	121.13	110.40
1	G	75	ALA	CA-C-N	-5.36	105.40	117.20
1	G	389	LEU	CB-CG-CD2	5.36	120.12	111.00
1	H	22	ARG	CD-NE-CZ	-5.36	116.09	123.60
1	H	65	LEU	CB-CA-C	5.36	120.39	110.20
1	K	460	ASP	O-C-N	-5.36	114.12	122.70
1	L	118	THR	CA-CB-CG2	-5.36	104.89	112.40
1	M	460	ASP	CB-CG-OD1	5.36	123.13	118.30
1	N	458	VAL	CA-C-O	-5.36	108.84	120.10
1	N	481	ALA	CA-C-N	-5.36	105.40	117.20
1	P	21	GLN	CB-CA-C	-5.36	99.67	110.40

Continued on next page...

Continued from previous page...

Mol	Chain	Res	Type	Atoms	Z	Observed(°)	Ideal(°)
1	P	79	ILE	CA-CB-CG2	5.36	121.63	110.90
1	A	206	THR	C-N-CA	5.36	135.11	121.70
1	K	259	ALA	CB-CA-C	-5.36	102.06	110.10
1	A	416	GLU	CB-CA-C	-5.36	99.68	110.40
1	C	10	GLU	N-CA-CB	5.36	120.25	110.60
1	C	279	GLU	OE1-CD-OE2	-5.36	116.87	123.30
1	H	296	ALA	CA-C-O	5.36	131.35	120.10
1	I	285	ARG	CB-CA-C	5.36	121.12	110.40
1	J	489	ARG	CA-C-N	-5.36	105.41	117.20
1	M	221	ALA	N-CA-CB	-5.36	102.59	110.10
1	M	406	LEU	CA-CB-CG	5.36	127.63	115.30
1	H	106	LYS	N-CA-CB	-5.36	100.95	110.60
1	L	218	ARG	C-N-CA	5.36	135.10	121.70
1	N	342	ALA	CB-CA-C	-5.36	102.06	110.10
1	P	421	THR	CA-CB-CG2	5.36	119.90	112.40
1	D	368	VAL	C-N-CA	5.36	135.09	121.70
1	E	408	VAL	CA-CB-CG1	5.36	118.94	110.90
1	G	76	LYS	CA-CB-CG	5.36	125.19	113.40
1	G	431	ILE	CA-C-N	-5.36	105.41	117.20
1	K	49	VAL	O-C-N	-5.36	114.13	122.70
1	K	466	VAL	O-C-N	-5.36	114.13	122.70
1	M	444	ASN	CA-C-N	5.36	126.92	116.20
1	O	113	GLN	N-CA-CB	5.36	120.24	110.60
1	A	187	LYS	CG-CD-CE	5.36	127.97	111.90
1	E	144	ALA	O-C-N	-5.36	114.13	122.70
1	F	204	ASP	CB-CG-OD1	5.36	123.12	118.30
1	G	94	THR	CA-CB-OG1	5.36	120.25	109.00
1	G	327	SER	CA-C-O	-5.36	108.85	120.10
1	J	388	GLU	CB-CA-C	5.36	121.11	110.40
1	K	135	LEU	N-CA-CB	5.36	121.11	110.40
1	K	213	LEU	O-C-N	-5.36	114.13	122.70
1	N	475	GLN	CA-CB-CG	5.36	125.18	113.40
1	B	130	LYS	N-CA-CB	5.35	120.24	110.60
1	B	428	LEU	N-CA-CB	5.35	121.11	110.40
1	E	438	ARG	NH1-CZ-NH2	-5.35	113.51	119.40
1	F	60	ASP	OD1-CG-OD2	-5.35	113.13	123.30
1	F	480	ALA	N-CA-CB	-5.35	102.60	110.10
1	N	196	GLU	CG-CD-OE1	-5.35	107.59	118.30
1	D	363	ASP	N-CA-CB	5.35	120.23	110.60
1	D	497	GLU	CB-CG-CD	-5.35	99.75	114.20
1	F	113	GLN	N-CA-CB	5.35	120.23	110.60
1	F	428	LEU	CA-CB-CG	-5.35	102.99	115.30

Continued on next page...

Continued from previous page...

Mol	Chain	Res	Type	Atoms	Z	Observed(°)	Ideal(°)
1	H	218	ARG	C-N-CA	5.35	135.08	121.70
1	J	238	ALA	N-CA-CB	5.35	117.59	110.10
1	N	131	ALA	O-C-N	-5.35	114.14	122.70
1	N	416	GLU	CA-C-O	-5.35	108.86	120.10
1	N	417	VAL	CG1-CB-CG2	5.35	119.46	110.90
1	F	202	SER	O-C-N	-5.35	114.14	122.70
1	F	346	LEU	CA-CB-CG	5.35	127.61	115.30
1	G	185	GLU	CB-CA-C	5.35	121.10	110.40
1	G	218	ARG	CB-CA-C	5.35	121.10	110.40
1	O	458	VAL	CA-C-N	-5.35	105.43	117.20
1	P	248	LYS	CA-CB-CG	5.35	125.17	113.40
1	D	497	GLU	CB-CA-C	-5.35	99.70	110.40
1	F	199	SER	CA-C-N	5.35	126.90	116.20
1	H	388	GLU	CG-CD-OE2	5.35	129.00	118.30
1	H	454	PHE	CB-CG-CD2	5.35	124.55	120.80
1	J	334	VAL	CA-CB-CG1	5.35	118.93	110.90
1	J	432	GLU	OE1-CD-OE2	5.35	129.72	123.30
1	K	158	ILE	C-N-CA	5.35	135.07	121.70
1	K	221	ALA	O-C-N	5.35	131.26	122.70
1	P	191	ASP	CA-C-N	-5.35	105.43	117.20
1	B	428	LEU	O-C-N	5.35	131.25	122.70
1	C	47	MET	N-CA-C	5.35	125.44	111.00
1	D	63	THR	N-CA-C	5.35	125.44	111.00
1	E	341	LYS	CB-CG-CD	5.35	125.50	111.60
1	F	96	ALA	O-C-N	5.35	131.25	122.70
1	G	289	LYS	CA-C-O	5.35	131.33	120.10
1	I	261	VAL	CA-CB-CG2	5.35	118.92	110.90
1	P	416	GLU	CA-CB-CG	5.35	125.17	113.40
1	A	236	ASN	N-CA-CB	5.35	120.22	110.60
1	A	269	ASP	CB-CG-OD1	-5.35	113.49	118.30
1	B	129	GLN	CB-CA-C	5.35	121.09	110.40
1	C	243	ALA	N-CA-CB	5.35	117.58	110.10
1	F	314	ASP	OD1-CG-OD2	-5.35	113.14	123.30
1	I	13	LYS	O-C-N	-5.35	114.15	122.70
1	K	228	THR	CB-CA-C	5.35	126.03	111.60
1	N	217	GLU	CB-CA-C	5.35	121.09	110.40
1	B	222	GLN	C-N-CA	5.34	135.06	121.70
1	B	274	HIS	N-CA-CB	5.34	120.22	110.60
1	C	428	LEU	CB-CA-C	-5.34	100.05	110.20
1	F	487	LEU	CB-CG-CD2	5.34	120.08	111.00
1	K	182	VAL	CA-CB-CG1	-5.34	102.88	110.90
1	N	444	ASN	OD1-CG-ND2	5.34	134.19	121.90

Continued on next page...

Continued from previous page...

Mol	Chain	Res	Type	Atoms	Z	Observed(°)	Ideal(°)
1	C	370	GLY	C-N-CA	5.34	135.06	121.70
1	I	348	ARG	NH1-CZ-NH2	5.34	125.28	119.40
1	I	449	ALA	O-C-N	-5.34	114.12	123.20
1	K	256	ALA	C-N-CA	5.34	135.06	121.70
1	C	132	GLN	CA-C-O	5.34	131.31	120.10
1	D	255	LYS	CD-CE-NZ	5.34	123.99	111.70
1	E	461	MET	CA-CB-CG	5.34	122.38	113.30
1	F	260	ASN	CA-CB-CG	5.34	125.15	113.40
1	J	139	ALA	CB-CA-C	5.34	118.11	110.10
1	K	487	LEU	O-C-N	-5.34	114.15	122.70
1	L	15	TYR	CZ-CE2-CD2	5.34	124.61	119.80
1	L	41	PRO	CA-N-CD	-5.34	104.02	111.50
1	O	102	GLU	CG-CD-OE1	-5.34	107.62	118.30
1	O	373	ILE	CA-CB-CG1	5.34	121.15	111.00
1	D	340	PRO	CA-C-N	5.34	128.95	117.20
1	D	376	GLY	C-N-CA	-5.34	108.35	121.70
1	D	475	GLN	CA-C-O	-5.34	108.89	120.10
1	F	482	GLU	CB-CA-C	5.34	121.08	110.40
1	K	359	ALA	CB-CA-C	5.34	118.11	110.10
1	L	326	ILE	O-C-N	-5.34	114.16	122.70
1	L	454	PHE	CD1-CE1-CZ	-5.34	113.69	120.10
1	O	86	GLU	OE1-CD-OE2	5.34	129.71	123.30
1	P	269	ASP	CB-CG-OD1	-5.34	113.50	118.30
1	I	185	GLU	O-C-N	-5.34	114.12	123.20
1	J	51	ASP	CB-CG-OD1	-5.34	113.50	118.30
1	L	130	LYS	O-C-N	5.34	131.24	122.70
1	N	343	VAL	O-C-N	5.34	131.24	122.70
1	P	271	LEU	CB-CG-CD2	5.34	120.08	111.00
1	A	11	ASN	OD1-CG-ND2	-5.34	109.63	121.90
1	A	259	ALA	CA-C-O	-5.34	108.89	120.10
1	B	422	LEU	CA-C-O	-5.34	108.89	120.10
1	C	61	GLY	CA-C-N	5.34	128.94	117.20
1	G	155	MET	N-CA-C	5.34	125.41	111.00
1	I	325	LYS	CA-CB-CG	5.34	125.14	113.40
1	J	193	ILE	CA-CB-CG2	5.34	121.57	110.90
1	A	252	ALA	CB-CA-C	5.33	118.10	110.10
1	B	303	VAL	N-CA-CB	-5.33	99.76	111.50
1	D	473	LYS	CB-CA-C	-5.33	99.73	110.40
1	G	114	ASN	CB-CA-C	5.33	121.07	110.40
1	I	398	GLU	CA-C-N	-5.33	105.53	116.20
1	L	61	GLY	O-C-N	-5.33	114.17	122.70
1	L	227	VAL	O-C-N	5.33	131.24	122.70

Continued on next page...

Continued from previous page...

Mol	Chain	Res	Type	Atoms	Z	Observed(°)	Ideal(°)
1	N	31	ILE	CB-CA-C	5.33	122.27	111.60
1	A	228	THR	N-CA-C	5.33	125.40	111.00
1	C	224	PRO	O-C-N	-5.33	114.17	122.70
1	G	209	ILE	O-C-N	-5.33	114.17	122.70
1	I	466	VAL	C-N-CA	5.33	135.03	121.70
1	M	410	ALA	O-C-N	-5.33	114.17	122.70
1	N	39	LEU	CA-CB-CG	5.33	127.57	115.30
1	P	25	ILE	CG1-CB-CG2	5.33	123.13	111.40
1	A	228	THR	CA-C-O	5.33	131.30	120.10
1	A	356	GLU	N-CA-CB	5.33	120.20	110.60
1	C	65	LEU	N-CA-CB	5.33	121.06	110.40
1	C	295	LEU	CA-CB-CG	5.33	127.56	115.30
1	F	291	ASP	N-CA-C	5.33	125.40	111.00
1	A	373	ILE	CA-CB-CG2	5.33	121.56	110.90
1	H	154	ALA	CB-CA-C	5.33	118.09	110.10
1	K	148	GLU	CG-CD-OE1	5.33	128.96	118.30
1	P	379	VAL	CA-CB-CG1	-5.33	102.91	110.90
1	B	186	GLY	O-C-N	-5.33	114.17	122.70
1	D	340	PRO	O-C-N	-5.33	114.18	122.70
1	E	377	ARG	NE-CZ-NH2	-5.33	117.64	120.30
1	F	16	MET	CA-C-O	-5.33	108.91	120.10
1	J	82	ALA	CB-CA-C	-5.33	102.11	110.10
1	M	336	GLU	N-CA-C	5.33	125.39	111.00
1	O	42	LYS	CA-C-O	5.33	131.29	120.10
1	O	228	THR	OG1-CB-CG2	-5.33	97.75	110.00
1	O	462	CYS	N-CA-CB	5.33	120.19	110.60
1	P	385	THR	N-CA-CB	5.33	120.42	110.30
1	C	132	GLN	O-C-N	-5.33	114.18	122.70
1	I	427	GLY	CA-C-O	-5.33	111.01	120.60
1	J	74	ALA	N-CA-CB	-5.33	102.64	110.10
1	J	297	LYS	CB-CA-C	5.33	121.05	110.40
1	J	409	ARG	NH1-CZ-NH2	-5.33	113.54	119.40
1	L	60	ASP	OD1-CG-OD2	-5.33	113.18	123.30
1	M	291	ASP	CB-CG-OD1	5.33	123.09	118.30
1	N	273	GLN	CB-CA-C	5.33	121.05	110.40
1	A	314	ASP	CA-C-N	-5.32	105.49	117.20
1	E	221	ALA	O-C-N	-5.32	114.18	122.70
1	F	187	LYS	CD-CE-NZ	5.32	123.94	111.70
1	I	173	ILE	CA-CB-CG2	5.32	121.55	110.90
1	J	91	ASP	OD1-CG-OD2	-5.32	113.18	123.30
1	L	44	MET	CA-CB-CG	-5.32	104.25	113.30
1	N	103	LEU	O-C-N	5.32	131.22	122.70

Continued on next page...

Continued from previous page...

Mol	Chain	Res	Type	Atoms	Z	Observed(°)	Ideal(°)
1	O	339	HIS	CG-CD2-NE2	-5.32	99.08	109.20
1	B	452	ASN	N-CA-CB	5.32	120.18	110.60
1	F	449	ALA	N-CA-CB	5.32	117.55	110.10
1	G	120	VAL	N-CA-CB	5.32	123.21	111.50
1	I	313	GLN	O-C-N	-5.32	114.18	122.70
1	N	271	LEU	CB-CG-CD1	5.32	120.05	111.00
1	A	307	ILE	CA-C-O	-5.32	108.93	120.10
1	C	212	VAL	CA-CB-CG1	5.32	118.88	110.90
1	D	339	HIS	CB-CG-ND1	5.32	136.50	123.20
1	H	231	LYS	CB-CA-C	5.32	121.04	110.40
1	I	120	VAL	O-C-N	5.32	131.21	122.70
1	I	181	VAL	CA-CB-CG1	5.32	118.88	110.90
1	L	9	PRO	CA-CB-CG	5.32	114.91	104.80
1	O	438	ARG	CA-CB-CG	5.32	125.10	113.40
1	C	72	HIS	CA-C-O	-5.32	108.93	120.10
1	D	417	VAL	CB-CA-C	5.32	121.50	111.40
1	H	94	THR	OG1-CB-CG2	5.32	122.23	110.00
1	J	57	VAL	CA-C-O	-5.32	108.93	120.10
1	E	137	THR	CA-CB-OG1	5.32	120.17	109.00
1	E	328	GLY	N-CA-C	-5.32	99.81	113.10
1	H	369	VAL	O-C-N	5.32	132.24	123.20
1	H	412	ALA	CA-C-N	-5.32	105.50	117.20
1	J	15	TYR	CB-CG-CD2	5.32	124.19	121.00
1	J	28	GLY	O-C-N	-5.32	114.19	122.70
1	J	242	THR	CA-CB-OG1	5.32	120.17	109.00
1	J	258	GLY	CA-C-O	-5.32	111.03	120.60
1	J	424	GLU	CG-CD-OE2	5.32	128.93	118.30
1	K	377	ARG	NE-CZ-NH1	5.32	122.96	120.30
1	L	414	ALA	N-CA-CB	5.32	117.54	110.10
1	M	113	GLN	C-N-CA	5.32	135.00	121.70
1	N	463	GLU	CG-CD-OE2	-5.32	107.66	118.30
1	B	177	ALA	N-CA-C	5.32	125.35	111.00
1	B	278	LYS	CD-CE-NZ	5.32	123.92	111.70
1	H	71	GLU	C-N-CA	5.32	134.99	121.70
1	J	272	ALA	N-CA-CB	5.32	117.54	110.10
1	M	36	ARG	CB-CA-C	-5.32	99.77	110.40
1	N	457	ALA	O-C-N	5.32	131.20	122.70
1	A	49	VAL	O-C-N	-5.31	114.20	122.70
1	C	129	GLN	N-CA-CB	5.31	120.17	110.60
1	F	269	ASP	CA-C-O	-5.31	108.94	120.10
1	B	128	ALA	CB-CA-C	5.31	118.07	110.10
1	B	240	GLU	CG-CD-OE2	5.31	128.93	118.30

Continued on next page...

Continued from previous page...

Mol	Chain	Res	Type	Atoms	Z	Observed(°)	Ideal(°)
1	G	224	PRO	CA-N-CD	-5.31	104.06	111.50
1	I	488	LEU	C-N-CA	5.31	134.98	121.70
1	J	429	ASP	N-CA-CB	5.31	120.16	110.60
1	P	491	ASP	CA-C-O	5.31	131.26	120.10
1	A	441	HIS	CB-CA-C	5.31	121.02	110.40
1	I	170	LEU	N-CA-C	5.31	125.34	111.00
1	J	39	LEU	CB-CA-C	5.31	120.29	110.20
1	K	221	ALA	CA-C-O	-5.31	108.95	120.10
1	L	94	THR	N-CA-CB	5.31	120.39	110.30
1	A	393	LEU	O-C-N	-5.31	114.20	122.70
1	E	368	VAL	N-CA-C	5.31	125.33	111.00
1	F	66	ARG	CB-CA-C	5.31	121.02	110.40
1	F	220	SER	O-C-N	5.31	131.20	122.70
1	F	374	GLU	CG-CD-OE1	-5.31	107.68	118.30
1	I	275	TYR	N-CA-CB	5.31	120.16	110.60
1	L	120	VAL	O-C-N	-5.31	114.20	122.70
1	L	234	LEU	CA-CB-CG	5.31	127.51	115.30
1	C	193	ILE	O-C-N	-5.31	114.21	122.70
1	C	351	THR	CA-C-O	-5.31	108.96	120.10
1	C	428	LEU	CB-CG-CD1	5.31	120.02	111.00
1	E	173	ILE	CA-CB-CG2	5.31	121.52	110.90
1	G	352	GLU	OE1-CD-OE2	5.31	129.67	123.30
1	G	396	TYR	CB-CA-C	5.31	121.02	110.40
1	H	292	MET	N-CA-CB	5.31	120.15	110.60
1	K	229	ASP	OD1-CG-OD2	-5.31	113.22	123.30
1	K	446	ASN	O-C-N	-5.31	114.21	122.70
1	P	401	SER	CB-CA-C	5.31	120.18	110.10
1	I	231	LYS	CA-CB-CG	5.31	125.07	113.40
1	J	36	ARG	N-CA-CB	-5.31	101.05	110.60
1	J	439	ALA	N-CA-CB	-5.31	102.67	110.10
1	K	169	LYS	CB-CG-CD	5.31	125.39	111.60
1	O	186	GLY	CA-C-O	-5.31	111.05	120.60
1	A	100	ALA	O-C-N	-5.30	114.18	123.20
1	A	245	GLU	N-CA-C	5.30	125.32	111.00
1	E	388	GLU	N-CA-CB	5.30	120.15	110.60
1	I	352	GLU	C-N-CA	5.30	134.96	121.70
1	M	239	ILE	O-C-N	-5.30	114.21	122.70
1	F	229	ASP	CB-CG-OD1	5.30	123.07	118.30
1	H	263	PHE	CB-CG-CD2	5.30	124.51	120.80
1	I	434	LEU	O-C-N	-5.30	114.22	122.70
1	J	197	LYS	N-CA-CB	-5.30	101.05	110.60
1	K	400	ILE	C-N-CA	5.30	134.96	121.70

Continued on next page...

Continued from previous page...

Mol	Chain	Res	Type	Atoms	Z	Observed(°)	Ideal(°)
1	N	67	GLU	N-CA-CB	5.30	120.14	110.60
1	P	446	ASN	N-CA-CB	-5.30	101.05	110.60
1	A	403	ARG	CD-NE-CZ	-5.30	116.18	123.60
1	B	357	GLU	O-C-N	-5.30	114.22	122.70
1	E	307	ILE	C-N-CA	5.30	134.96	121.70
1	F	290	SER	N-CA-CB	5.30	118.45	110.50
1	G	48	LEU	CB-CG-CD2	5.30	120.01	111.00
1	I	272	ALA	O-C-N	5.30	131.18	122.70
1	K	191	ASP	N-CA-C	5.30	125.32	111.00
1	K	447	LYS	O-C-N	5.30	131.18	122.70
1	P	366	VAL	CG1-CB-CG2	-5.30	102.42	110.90
1	P	494	ILE	CA-C-O	-5.30	108.97	120.10
1	A	237	CYS	N-CA-CB	5.30	120.14	110.60
1	B	399	GLY	CA-C-O	-5.30	111.06	120.60
1	B	421	THR	CA-C-N	-5.30	105.54	117.20
1	C	184	ASP	CB-CG-OD2	-5.30	113.53	118.30
1	H	152	LYS	CA-CB-CG	5.30	125.06	113.40
1	J	35	VAL	N-CA-C	5.30	125.31	111.00
1	M	122	LYS	CB-CG-CD	5.30	125.38	111.60
1	P	274	HIS	C-N-CA	5.30	134.95	121.70
1	B	172	GLU	CB-CG-CD	-5.30	99.90	114.20
1	C	293	GLU	C-N-CA	5.30	134.94	121.70
1	D	253	GLU	OE1-CD-OE2	5.30	129.66	123.30
1	D	415	LEU	CA-CB-CG	5.30	127.49	115.30
1	J	119	ILE	CB-CA-C	-5.30	101.00	111.60
1	K	18	ARG	C-N-CA	5.30	134.95	121.70
1	K	29	ARG	CB-CA-C	-5.30	99.81	110.40
1	K	244	SER	O-C-N	5.30	131.18	122.70
1	N	321	VAL	CG1-CB-CG2	-5.30	102.42	110.90
1	E	310	LEU	O-C-N	-5.30	114.23	122.70
1	G	11	ASN	N-CA-CB	5.30	120.13	110.60
1	K	419	PRO	CA-N-CD	-5.30	104.08	111.50
1	L	60	ASP	CA-CB-CG	5.30	125.05	113.40
1	N	115	VAL	CA-C-N	5.30	128.85	117.20
1	P	88	GLU	C-N-CA	5.30	134.94	121.70
1	H	72	HIS	CG-CD2-NE2	-5.29	99.14	109.20
1	L	38	THR	CA-CB-CG2	5.29	119.81	112.40
1	O	432	GLU	CG-CD-OE1	-5.29	107.71	118.30
1	C	190	LYS	CA-C-O	-5.29	108.98	120.10
1	E	20	ALA	CA-C-O	-5.29	108.98	120.10
1	E	33	GLU	N-CA-CB	-5.29	101.07	110.60
1	I	110	LEU	CB-CA-C	5.29	120.26	110.20

Continued on next page...

Continued from previous page...

Mol	Chain	Res	Type	Atoms	Z	Observed(°)	Ideal(°)
1	J	9	PRO	CA-N-CD	-5.29	104.09	111.50
1	L	411	PHE	CG-CD1-CE1	5.29	126.62	120.80
1	O	385	THR	CA-CB-OG1	5.29	120.11	109.00
1	A	224	PRO	N-CD-CG	5.29	111.14	103.20
1	A	432	GLU	N-CA-CB	5.29	120.12	110.60
1	B	465	GLY	O-C-N	-5.29	114.23	122.70
1	C	78	LEU	CB-CG-CD2	-5.29	102.00	111.00
1	F	171	ALA	N-CA-CB	5.29	117.51	110.10
1	H	88	GLU	CB-CG-CD	5.29	128.49	114.20
1	I	416	GLU	OE1-CD-OE2	-5.29	116.95	123.30
1	J	497	GLU	CG-CD-OE2	-5.29	107.72	118.30
1	M	114	ASN	CA-C-O	-5.29	108.99	120.10
1	M	135	LEU	CB-CA-C	5.29	120.26	110.20
1	M	222	GLN	N-CA-C	5.29	125.28	111.00
1	N	41	PRO	N-CD-CG	5.29	111.14	103.20
1	O	181	VAL	CG1-CB-CG2	-5.29	102.43	110.90
1	O	384	SER	CB-CA-C	-5.29	100.05	110.10
1	P	141	GLU	CB-CA-C	5.29	120.98	110.40
1	D	454	PHE	CB-CG-CD1	5.29	124.50	120.80
1	E	122	LYS	CA-C-O	-5.29	108.99	120.10
1	I	127	ALA	CA-C-O	-5.29	108.99	120.10
1	L	132	GLN	O-C-N	5.29	131.16	122.70
1	N	249	ASP	CA-CB-CG	5.29	125.04	113.40
1	C	169	LYS	CB-CG-CD	5.29	125.35	111.60
1	H	49	VAL	CB-CA-C	-5.29	101.35	111.40
1	H	419	PRO	CA-C-O	5.29	132.89	120.20
1	I	225	LYS	O-C-N	-5.29	114.24	122.70
1	M	24	ASN	CB-CG-OD1	-5.29	111.02	121.60
1	O	247	LEU	CA-C-N	5.29	128.84	117.20
1	O	336	GLU	C-N-CA	5.29	134.92	121.70
1	P	419	PRO	O-C-N	-5.29	114.24	122.70
1	E	16	MET	CA-C-O	-5.29	109.00	120.10
1	F	484	THR	CA-CB-CG2	-5.29	105.00	112.40
1	I	205	ASP	OD1-CG-OD2	-5.29	113.25	123.30
1	N	67	GLU	O-C-N	-5.29	114.24	122.70
1	N	210	LYS	C-N-CA	5.29	133.40	122.30
1	B	257	SER	O-C-N	-5.29	114.22	123.20
1	B	459	GLU	CG-CD-OE2	-5.29	107.73	118.30
1	C	482	GLU	O-C-N	-5.29	114.24	122.70
1	D	94	THR	O-C-N	-5.29	114.24	122.70
1	D	405	GLN	CB-CG-CD	5.29	125.34	111.60
1	F	447	LYS	CA-C-O	5.29	131.20	120.10

Continued on next page...

Continued from previous page...

Mol	Chain	Res	Type	Atoms	Z	Observed(°)	Ideal(°)
1	I	42	LYS	CB-CA-C	-5.29	99.83	110.40
1	K	314	ASP	CB-CG-OD2	5.29	123.06	118.30
1	O	59	ASN	O-C-N	-5.29	114.24	122.70
1	O	128	ALA	O-C-N	-5.29	114.24	122.70
1	O	385	THR	CA-CB-CG2	-5.29	105.00	112.40
1	O	396	TYR	CB-CG-CD1	-5.29	117.83	121.00
1	O	450	GLY	CA-C-O	5.29	130.11	120.60
1	C	149	ILE	CA-C-O	-5.28	109.00	120.10
1	C	224	PRO	N-CA-C	5.28	125.84	112.10
1	D	137	THR	O-C-N	-5.28	114.25	122.70
1	F	147	LYS	CB-CA-C	5.28	120.97	110.40
1	G	174	ILE	CA-C-O	-5.28	109.00	120.10
1	G	272	ALA	N-CA-CB	5.28	117.50	110.10
1	H	270	ASP	N-CA-CB	-5.28	101.09	110.60
1	K	349	GLY	C-N-CA	5.28	134.91	121.70
1	K	416	GLU	CG-CD-OE2	-5.28	107.73	118.30
1	L	386	GLU	N-CA-CB	-5.28	101.09	110.60
1	M	10	GLU	CA-C-O	-5.28	109.00	120.10
1	M	286	ARG	NE-CZ-NH1	-5.28	117.66	120.30
1	O	168	GLU	CG-CD-OE2	-5.28	107.73	118.30
1	O	408	VAL	C-N-CA	5.28	134.91	121.70
1	I	121	VAL	O-C-N	5.28	131.15	122.70
1	K	377	ARG	NE-CZ-NH2	-5.28	117.66	120.30
1	P	377	ARG	CA-C-O	-5.28	109.01	120.10
1	J	105	ARG	CG-CD-NE	5.28	122.89	111.80
1	L	189	ASP	N-CA-CB	5.28	120.10	110.60
1	L	402	GLY	C-N-CA	5.28	134.90	121.70
1	P	174	ILE	CA-CB-CG2	5.28	121.46	110.90
1	P	241	GLU	CA-C-N	5.28	128.82	117.20
1	C	310	LEU	CA-CB-CG	5.28	127.44	115.30
1	H	203	ILE	N-CA-CB	5.28	122.94	110.80
1	J	291	ASP	CB-CA-C	5.28	120.96	110.40
1	J	358	VAL	O-C-N	-5.28	114.25	122.70
1	L	47	MET	CA-C-N	-5.28	105.59	117.20
1	O	325	LYS	CA-C-O	-5.28	109.02	120.10
1	A	18	ARG	O-C-N	5.28	131.15	122.70
1	A	364	ASP	CB-CG-OD2	-5.28	113.55	118.30
1	B	22	ARG	NE-CZ-NH2	-5.28	117.66	120.30
1	C	277	ALA	CA-C-O	-5.28	109.02	120.10
1	H	487	LEU	N-CA-CB	5.28	120.96	110.40
1	I	324	ARG	NE-CZ-NH2	5.28	122.94	120.30
1	L	431	ILE	N-CA-C	5.28	125.25	111.00

Continued on next page...

Continued from previous page...

Mol	Chain	Res	Type	Atoms	Z	Observed(°)	Ideal(°)
1	N	84	THR	N-CA-CB	5.28	120.33	110.30
1	O	422	LEU	N-CA-CB	5.28	120.96	110.40
1	P	41	PRO	O-C-N	5.28	131.15	122.70
1	P	324	ARG	NE-CZ-NH1	-5.28	117.66	120.30
1	B	223	MET	N-CA-CB	5.28	120.10	110.60
1	B	395	GLU	CB-CG-CD	-5.28	99.96	114.20
1	C	416	GLU	N-CA-CB	5.28	120.10	110.60
1	E	435	VAL	CA-CB-CG1	-5.28	102.99	110.90
1	G	181	VAL	CB-CA-C	-5.28	101.38	111.40
1	J	133	GLU	CA-C-N	5.28	128.81	117.20
1	K	77	MET	N-CA-CB	5.28	120.09	110.60
1	L	338	LYS	CA-CB-CG	5.28	125.01	113.40
1	L	357	GLU	CG-CD-OE2	-5.28	107.75	118.30
1	N	402	GLY	O-C-N	-5.28	114.26	122.70
1	O	363	ASP	N-CA-CB	5.28	120.10	110.60
1	J	194	LYS	CB-CA-C	5.27	120.95	110.40
1	K	461	MET	O-C-N	-5.27	114.26	122.70
1	N	474	THR	CA-C-O	-5.27	109.03	120.10
1	B	378	ILE	CB-CA-C	5.27	122.15	111.60
1	C	32	ALA	CB-CA-C	-5.27	102.19	110.10
1	E	115	VAL	N-CA-CB	5.27	123.10	111.50
1	E	152	LYS	CB-CA-C	5.27	120.95	110.40
1	G	153	ILE	CG1-CB-CG2	-5.27	99.80	111.40
1	J	199	SER	N-CA-CB	-5.27	102.59	110.50
1	J	486	MET	CA-CB-CG	5.27	122.26	113.30
1	K	182	VAL	N-CA-C	5.27	125.23	111.00
1	N	208	LEU	CA-CB-CG	5.27	127.42	115.30
1	N	364	ASP	N-CA-CB	5.27	120.09	110.60
1	O	470	LEU	CA-CB-CG	5.27	127.43	115.30
1	A	320	LEU	CA-CB-CG	5.27	127.42	115.30
1	F	290	SER	O-C-N	-5.27	114.27	122.70
1	G	141	GLU	CB-CA-C	5.27	120.94	110.40
1	I	90	GLY	O-C-N	-5.27	114.27	122.70
1	J	334	VAL	CG1-CB-CG2	5.27	119.33	110.90
1	N	158	ILE	CA-CB-CG1	5.27	121.02	111.00
1	B	34	THR	CA-CB-OG1	5.27	120.06	109.00
1	F	348	ARG	CB-CA-C	5.27	120.94	110.40
1	F	487	LEU	O-C-N	-5.27	114.27	122.70
1	G	317	ASP	CB-CA-C	5.27	120.94	110.40
1	H	172	GLU	CA-C-N	-5.27	105.61	117.20
1	M	156	THR	CA-C-N	-5.27	105.61	117.20
1	N	246	MET	CG-SD-CE	5.27	108.63	100.20

Continued on next page...

Continued from previous page...

Mol	Chain	Res	Type	Atoms	Z	Observed(°)	Ideal(°)
1	O	434	LEU	CB-CG-CD1	-5.27	102.04	111.00
1	A	113	GLN	OE1-CD-NE2	5.27	134.02	121.90
1	B	300	GLY	CA-C-O	5.27	130.08	120.60
1	D	51	ASP	C-N-CA	5.27	134.87	121.70
1	D	110	LEU	CB-CG-CD2	-5.27	102.04	111.00
1	D	385	THR	C-N-CA	5.27	134.87	121.70
1	E	317	ASP	CB-CA-C	5.27	120.94	110.40
1	H	339	HIS	CB-CA-C	-5.27	99.87	110.40
1	J	79	ILE	CA-CB-CG1	5.27	121.01	111.00
1	J	220	SER	CA-C-O	5.27	131.16	120.10
1	K	146	ASP	CB-CA-C	-5.27	99.87	110.40
1	L	218	ARG	NE-CZ-NH1	5.27	122.93	120.30
1	M	350	THR	C-N-CA	5.27	134.87	121.70
1	N	411	PHE	CZ-CE2-CD2	5.27	126.42	120.10
1	O	207	GLU	N-CA-CB	5.27	120.08	110.60
1	C	466	VAL	CA-C-O	-5.27	109.04	120.10
1	G	425	ASN	CA-C-O	-5.27	109.04	120.10
1	I	486	MET	C-N-CA	5.27	134.87	121.70
1	A	261	VAL	CA-CB-CG2	5.26	118.80	110.90
1	B	60	ASP	C-N-CA	5.26	133.35	122.30
1	C	69	SER	C-N-CA	5.26	134.86	121.70
1	G	70	VAL	C-N-CA	5.26	134.86	121.70
1	I	124	TYR	CB-CG-CD1	5.26	124.16	121.00
1	I	360	ARG	N-CA-CB	5.26	120.08	110.60
1	J	273	GLN	CG-CD-OE1	5.26	132.13	121.60
1	O	219	VAL	CA-CB-CG1	5.26	118.80	110.90
1	C	109	GLU	CA-C-O	5.26	131.15	120.10
1	C	299	THR	O-C-N	-5.26	114.25	123.20
1	E	271	LEU	CB-CG-CD2	-5.26	102.05	111.00
1	K	418	ILE	CA-CB-CG2	5.26	121.43	110.90
1	M	426	ALA	CA-C-O	-5.26	109.05	120.10
1	N	224	PRO	C-N-CA	5.26	134.86	121.70
1	A	314	ASP	CA-CB-CG	5.26	124.98	113.40
1	D	262	LEU	CA-CB-CG	5.26	127.40	115.30
1	H	12	MET	O-C-N	-5.26	114.28	122.70
1	H	70	VAL	O-C-N	-5.26	114.28	122.70
1	H	149	ILE	CA-CB-CG2	5.26	121.42	110.90
1	H	342	ALA	N-CA-CB	5.26	117.47	110.10
1	K	205	ASP	CA-C-O	-5.26	109.05	120.10
1	K	397	ALA	CA-C-N	-5.26	105.62	117.20
1	M	409	ARG	CA-C-N	-5.26	105.62	117.20
1	N	145	GLN	CB-CA-C	-5.26	99.88	110.40

Continued on next page...

Continued from previous page...

Mol	Chain	Res	Type	Atoms	Z	Observed(°)	Ideal(°)
1	O	26	LEU	CB-CA-C	5.26	120.20	110.20
1	P	52	LEU	O-C-N	-5.26	114.26	123.20
1	A	111	LEU	N-CA-C	5.26	125.20	111.00
1	C	360	ARG	CA-C-N	-5.26	105.63	117.20
1	G	107	ALA	O-C-N	5.26	131.12	122.70
1	H	48	LEU	N-CA-CB	5.26	120.92	110.40
1	H	314	ASP	CA-CB-CG	5.26	124.97	113.40
1	H	394	ARG	NH1-CZ-NH2	-5.26	113.61	119.40
1	L	451	LEU	CA-CB-CG	5.26	127.40	115.30
1	M	13	LYS	CG-CD-CE	5.26	127.68	111.90
1	M	116	HIS	CA-C-O	-5.26	109.06	120.10
1	M	272	ALA	N-CA-C	5.26	125.20	111.00
1	M	416	GLU	CG-CD-OE2	-5.26	107.78	118.30
1	A	42	LYS	CD-CE-NZ	5.26	123.79	111.70
1	F	482	GLU	CG-CD-OE2	-5.26	107.78	118.30
1	L	15	TYR	CE1-CZ-CE2	-5.26	111.39	119.80
1	L	115	VAL	CA-C-O	5.26	131.14	120.10
1	L	134	LEU	CA-CB-CG	-5.26	103.21	115.30
1	N	485	GLU	OE1-CD-OE2	5.26	129.61	123.30
1	O	431	ILE	CG1-CB-CG2	5.26	122.97	111.40
1	P	11	ASN	CA-C-O	-5.26	109.06	120.10
1	B	196	GLU	CG-CD-OE2	-5.26	107.79	118.30
1	B	484	THR	CA-CB-CG2	-5.26	105.04	112.40
1	D	121	VAL	CB-CA-C	-5.26	101.41	111.40
1	G	226	LYS	N-CA-CB	-5.26	101.14	110.60
1	J	10	GLU	O-C-N	-5.26	114.29	122.70
1	D	285	ARG	CD-NE-CZ	5.25	130.96	123.60
1	I	273	GLN	CA-C-O	5.25	131.13	120.10
1	N	309	ASP	CA-CB-CG	5.25	124.96	113.40
1	P	335	GLU	OE1-CD-OE2	5.25	129.61	123.30
1	B	290	SER	C-N-CA	5.25	134.83	121.70
1	C	165	LYS	CG-CD-CE	5.25	127.66	111.90
1	I	424	GLU	CB-CA-C	-5.25	99.89	110.40
1	J	56	VAL	N-CA-C	-5.25	96.82	111.00
1	K	285	ARG	CD-NE-CZ	5.25	130.96	123.60
1	N	50	ASP	N-CA-CB	-5.25	101.14	110.60
1	N	190	LYS	CA-C-O	-5.25	109.07	120.10
1	N	214	VAL	CA-CB-CG1	5.25	118.78	110.90
1	O	111	LEU	CB-CA-C	5.25	120.18	110.20
1	A	472	VAL	CG1-CB-CG2	-5.25	102.50	110.90
1	A	478	GLN	CB-CG-CD	5.25	125.25	111.60
1	B	56	VAL	CA-CB-CG2	5.25	118.78	110.90

Continued on next page...

Continued from previous page...

Mol	Chain	Res	Type	Atoms	Z	Observed(°)	Ideal(°)
1	B	90	GLY	CA-C-O	-5.25	111.15	120.60
1	D	476	ALA	CB-CA-C	5.25	117.98	110.10
1	E	155	MET	N-CA-C	5.25	125.18	111.00
1	J	105	ARG	NE-CZ-NH1	5.25	122.93	120.30
1	L	59	ASN	C-N-CA	5.25	134.83	121.70
1	M	219	VAL	CA-CB-CG1	5.25	118.78	110.90
1	N	387	VAL	CG1-CB-CG2	-5.25	102.50	110.90
1	O	315	LEU	CA-C-N	5.25	126.70	116.20
1	O	416	GLU	CG-CD-OE2	5.25	128.80	118.30
1	P	118	THR	CA-CB-OG1	5.25	120.03	109.00
1	P	271	LEU	N-CA-C	5.25	125.18	111.00
1	A	424	GLU	N-CA-CB	5.25	120.05	110.60
1	C	237	CYS	CA-C-N	-5.25	105.65	117.20
1	G	227	VAL	CG1-CB-CG2	-5.25	102.50	110.90
1	H	348	ARG	CA-C-N	5.25	126.70	116.20
1	B	111	LEU	N-CA-CB	5.25	120.90	110.40
1	B	170	LEU	O-C-N	-5.25	114.30	122.70
1	C	56	VAL	CA-CB-CG2	5.25	118.77	110.90
1	E	205	ASP	OD1-CG-OD2	-5.25	113.33	123.30
1	K	424	GLU	C-N-CA	5.25	134.82	121.70
1	L	274	HIS	CG-CD2-NE2	-5.25	99.23	109.20
1	L	346	LEU	CA-CB-CG	5.25	127.37	115.30
1	N	304	ILE	O-C-N	-5.25	114.30	122.70
1	O	154	ALA	N-CA-C	5.25	125.17	111.00
1	A	359	ALA	N-CA-CB	5.25	117.44	110.10
1	B	260	ASN	N-CA-CB	5.25	120.05	110.60
1	B	425	ASN	O-C-N	-5.25	114.31	122.70
1	D	176	GLU	N-CA-CB	5.25	120.04	110.60
1	H	132	GLN	C-N-CA	5.25	134.82	121.70
1	I	115	VAL	CA-CB-CG1	5.25	118.77	110.90
1	I	214	VAL	CA-CB-CG2	5.25	118.77	110.90
1	I	229	ASP	N-CA-CB	5.25	120.04	110.60
1	I	304	ILE	CB-CA-C	-5.25	101.11	111.60
1	J	85	GLN	CB-CA-C	5.25	120.89	110.40
1	J	119	ILE	CA-C-O	-5.25	109.08	120.10
1	N	337	CYS	CB-CA-C	5.25	120.89	110.40
1	O	398	GLU	CB-CG-CD	5.25	128.37	114.20
1	P	431	ILE	N-CA-CB	5.25	122.87	110.80
1	N	497	GLU	CG-CD-OE1	-5.25	107.81	118.30
1	A	198	LYS	CB-CA-C	5.24	120.89	110.40
1	D	10	GLU	CG-CD-OE1	5.24	128.78	118.30
1	D	180	ALA	CB-CA-C	5.24	117.96	110.10

Continued on next page...

Continued from previous page...

Mol	Chain	Res	Type	Atoms	Z	Observed(°)	Ideal(°)
1	H	320	LEU	CD1-CG-CD2	5.24	126.23	110.50
1	K	335	GLU	O-C-N	5.24	131.09	122.70
1	L	95	THR	CA-C-N	-5.24	105.66	117.20
1	A	359	ALA	CA-C-O	5.24	131.11	120.10
1	B	224	PRO	O-C-N	-5.24	114.31	122.70
1	C	420	ARG	CB-CA-C	5.24	120.88	110.40
1	F	194	LYS	O-C-N	5.24	131.09	122.70
1	F	404	GLU	OE1-CD-OE2	-5.24	117.01	123.30
1	G	371	CYS	O-C-N	-5.24	114.31	122.70
1	I	451	LEU	CB-CG-CD1	-5.24	102.09	111.00
1	O	57	VAL	CA-C-N	5.24	128.73	117.20
1	P	329	ASP	CB-CG-OD2	5.24	123.02	118.30
1	A	147	LYS	O-C-N	-5.24	114.31	122.70
1	A	148	GLU	N-CA-C	5.24	125.15	111.00
1	A	462	CYS	CA-CB-SG	5.24	123.43	114.00
1	B	278	LYS	CB-CA-C	5.24	120.88	110.40
1	C	62	VAL	C-N-CA	5.24	134.80	121.70
1	C	309	ASP	N-CA-CB	5.24	120.03	110.60
1	D	221	ALA	CA-C-O	-5.24	109.10	120.10
1	D	331	MET	N-CA-CB	5.24	120.03	110.60
1	E	494	ILE	O-C-N	-5.24	114.32	122.70
1	F	188	VAL	CA-CB-CG2	5.24	118.76	110.90
1	G	375	ASP	O-C-N	-5.24	114.29	123.20
1	H	294	LYS	C-N-CA	5.24	134.80	121.70
1	J	60	ASP	OD1-CG-OD2	-5.24	113.34	123.30
1	K	378	ILE	CA-C-O	-5.24	109.10	120.10
1	L	361	ALA	CA-C-N	5.24	128.73	117.20
1	P	14	ARG	CA-CB-CG	5.24	124.93	113.40
1	A	315	LEU	CA-C-N	5.24	126.68	116.20
1	B	237	CYS	C-N-CA	5.24	134.80	121.70
1	C	270	ASP	N-CA-CB	5.24	120.03	110.60
1	E	403	ARG	CA-C-N	-5.24	105.68	117.20
1	E	491	ASP	CA-CB-CG	-5.24	101.87	113.40
1	F	337	CYS	C-N-CA	5.24	134.80	121.70
1	I	140	CYS	CA-C-O	5.24	131.10	120.10
1	I	235	LEU	O-C-N	-5.24	114.32	122.70
1	I	263	PHE	CZ-CE2-CD2	-5.24	113.81	120.10
1	K	207	GLU	OE1-CD-OE2	-5.24	117.01	123.30
1	L	315	LEU	N-CA-CB	5.24	120.88	110.40
1	M	89	VAL	O-C-N	5.24	132.10	123.20
1	M	450	GLY	CA-C-O	-5.24	111.17	120.60
1	A	285	ARG	NE-CZ-NH2	-5.24	117.68	120.30

Continued on next page...

Continued from previous page...

Mol	Chain	Res	Type	Atoms	Z	Observed(°)	Ideal(°)
1	B	247	LEU	CA-CB-CG	5.24	127.35	115.30
1	D	66	ARG	CB-CG-CD	-5.24	97.98	111.60
1	I	66	ARG	NE-CZ-NH1	-5.24	117.68	120.30
1	M	30	ILE	O-C-N	-5.24	114.32	122.70
1	B	391	MET	O-C-N	5.24	131.08	122.70
1	C	299	THR	CA-C-N	5.24	126.67	116.20
1	E	167	LYS	CB-CG-CD	5.24	125.21	111.60
1	E	422	LEU	CB-CG-CD2	-5.24	102.10	111.00
1	G	48	LEU	CB-CG-CD1	-5.24	102.10	111.00
1	K	210	LYS	CA-CB-CG	5.24	124.92	113.40
1	K	297	LYS	CA-CB-CG	5.24	124.92	113.40
1	P	333	PHE	CD1-CG-CD2	5.24	125.11	118.30
1	P	340	PRO	C-N-CA	5.24	134.79	121.70
1	P	420	ARG	O-C-N	5.24	131.08	122.70
1	B	272	ALA	N-CA-CB	5.23	117.43	110.10
1	B	310	LEU	CB-CG-CD1	5.23	119.90	111.00
1	M	414	ALA	CA-C-O	-5.23	109.11	120.10
1	N	30	ILE	CA-CB-CG1	-5.23	101.06	111.00
1	A	480	ALA	O-C-N	-5.23	114.33	122.70
1	C	11	ASN	CB-CG-OD1	5.23	132.06	121.60
1	D	87	LYS	CD-CE-NZ	5.23	123.74	111.70
1	D	87	LYS	N-CA-CB	5.23	120.02	110.60
1	D	299	THR	CA-C-O	5.23	131.09	120.10
1	E	271	LEU	O-C-N	-5.23	114.33	122.70
1	H	395	GLU	CB-CA-C	5.23	120.86	110.40
1	H	421	THR	N-CA-CB	5.23	120.24	110.30
1	H	487	LEU	CB-CA-C	5.23	120.14	110.20
1	K	122	LYS	CB-CA-C	5.23	120.86	110.40
1	L	310	LEU	O-C-N	5.23	131.07	122.70
1	P	261	VAL	N-CA-CB	5.23	123.01	111.50
1	P	310	LEU	CB-CG-CD1	-5.23	102.11	111.00
1	A	67	GLU	N-CA-CB	5.23	120.02	110.60
1	D	288	LYS	CD-CE-NZ	5.23	123.73	111.70
1	E	93	THR	C-N-CA	5.23	134.78	121.70
1	E	352	GLU	O-C-N	-5.23	114.33	122.70
1	F	71	GLU	O-C-N	-5.23	114.33	122.70
1	I	38	THR	O-C-N	-5.23	114.33	122.70
1	I	156	THR	CA-CB-CG2	-5.23	105.08	112.40
1	I	171	ALA	O-C-N	-5.23	114.33	122.70
1	M	99	VAL	CA-CB-CG1	-5.23	103.05	110.90
1	M	235	LEU	CB-CG-CD2	5.23	119.89	111.00
1	M	264	CYS	CA-C-N	-5.23	105.69	117.20

Continued on next page...

Continued from previous page...

Mol	Chain	Res	Type	Atoms	Z	Observed(°)	Ideal(°)
1	A	448	CYS	CB-CA-C	5.23	120.86	110.40
1	B	421	THR	CA-CB-CG2	5.23	119.72	112.40
1	D	352	GLU	O-C-N	5.23	131.07	122.70
1	E	89	VAL	N-CA-C	5.23	125.12	111.00
1	F	66	ARG	NE-CZ-NH2	5.23	122.91	120.30
1	H	352	GLU	CB-CA-C	5.23	120.86	110.40
1	K	218	ARG	NH1-CZ-NH2	-5.23	113.65	119.40
1	M	259	ALA	O-C-N	5.23	131.07	122.70
1	A	133	GLU	N-CA-CB	5.23	120.01	110.60
1	E	396	TYR	CB-CG-CD2	5.23	124.14	121.00
1	I	294	LYS	N-CA-CB	5.23	120.01	110.60
1	J	12	MET	CB-CA-C	-5.23	99.94	110.40
1	L	403	ARG	CA-C-O	5.23	131.08	120.10
1	P	98	VAL	N-CA-CB	5.23	123.00	111.50
1	F	399	GLY	O-C-N	-5.23	114.34	122.70
1	I	483	SER	CA-C-N	-5.23	105.70	117.20
1	K	461	MET	CA-C-O	-5.23	109.13	120.10
1	L	449	ALA	O-C-N	5.23	132.09	123.20
1	M	189	ASP	O-C-N	-5.23	114.34	122.70
1	A	240	GLU	N-CA-C	5.22	125.11	111.00
1	C	450	GLY	CA-C-O	-5.22	111.20	120.60
1	F	54	ASP	OD1-CG-OD2	-5.22	113.37	123.30
1	G	91	ASP	CA-CB-CG	5.22	124.89	113.40
1	G	321	VAL	CA-CB-CG2	5.22	118.74	110.90
1	H	24	ASN	CB-CG-ND2	-5.22	104.16	116.70
1	K	289	LYS	CB-CG-CD	-5.22	98.02	111.60
1	M	289	LYS	CG-CD-CE	5.22	127.57	111.90
1	O	226	LYS	CA-CB-CG	5.22	124.89	113.40
1	O	368	VAL	CA-CB-CG1	5.22	118.74	110.90
1	J	294	LYS	CD-CE-NZ	5.22	123.71	111.70
1	J	371	CYS	C-N-CA	5.22	134.76	121.70
1	K	9	PRO	CB-CA-C	5.22	125.06	112.00
1	K	435	VAL	CA-C-O	-5.22	109.13	120.10
1	M	151	THR	N-CA-CB	5.22	120.22	110.30
1	M	435	VAL	CA-CB-CG1	5.22	118.73	110.90
1	C	304	ILE	CA-C-O	-5.22	109.14	120.10
1	H	414	ALA	N-CA-CB	5.22	117.41	110.10
1	I	289	LYS	N-CA-CB	5.22	120.00	110.60
1	B	88	GLU	N-CA-CB	5.22	120.00	110.60
1	E	472	VAL	N-CA-C	5.22	125.09	111.00
1	I	15	TYR	CD1-CE1-CZ	5.22	124.50	119.80
1	J	229	ASP	N-CA-CB	5.22	120.00	110.60

Continued on next page...

Continued from previous page...

Mol	Chain	Res	Type	Atoms	Z	Observed(°)	Ideal(°)
1	K	338	LYS	O-C-N	5.22	131.05	122.70
1	M	420	ARG	NH1-CZ-NH2	-5.22	113.66	119.40
1	N	275	TYR	O-C-N	5.22	131.05	122.70
1	O	31	ILE	CA-CB-CG2	5.22	121.34	110.90
1	O	112	ASP	O-C-N	-5.22	114.35	122.70
1	B	139	ALA	N-CA-CB	5.22	117.41	110.10
1	D	36	ARG	NE-CZ-NH2	5.22	122.91	120.30
1	G	274	HIS	O-C-N	-5.22	114.35	122.70
1	N	229	ASP	CA-CB-CG	5.22	124.88	113.40
1	O	49	VAL	CG1-CB-CG2	5.22	119.25	110.90
1	P	185	GLU	CG-CD-OE1	5.22	128.74	118.30
1	A	58	THR	CA-CB-OG1	5.22	119.95	109.00
1	A	290	SER	O-C-N	5.22	131.05	122.70
1	B	384	SER	O-C-N	-5.22	114.35	122.70
1	D	336	GLU	CB-CA-C	5.22	120.83	110.40
1	F	80	GLU	N-CA-CB	5.22	119.99	110.60
1	H	411	PHE	CA-CB-CG	5.22	126.42	113.90
1	J	239	ILE	C-N-CA	5.22	134.74	121.70
1	L	438	ARG	CA-CB-CG	5.22	124.88	113.40
1	O	368	VAL	CA-C-O	-5.22	109.15	120.10
1	C	178	VAL	N-CA-C	5.21	125.08	111.00
1	E	409	ARG	CD-NE-CZ	-5.21	116.30	123.60
1	E	489	ARG	O-C-N	-5.21	114.36	122.70
1	L	371	CYS	CA-CB-SG	5.21	123.39	114.00
1	N	198	LYS	O-C-N	-5.21	114.36	122.70
1	O	139	ALA	O-C-N	-5.21	114.36	122.70
1	O	429	ASP	CA-C-N	-5.21	105.73	117.20
1	P	325	LYS	CA-CB-CG	5.21	124.87	113.40
1	P	487	LEU	CA-CB-CG	5.21	127.29	115.30
1	C	128	ALA	CA-C-O	5.21	131.05	120.10
1	F	394	ARG	NE-CZ-NH2	5.21	122.91	120.30
1	H	362	VAL	CA-CB-CG2	5.21	118.72	110.90
1	L	96	ALA	CA-C-N	-5.21	105.73	117.20
1	L	336	GLU	OE1-CD-OE2	-5.21	117.05	123.30
1	M	185	GLU	CB-CG-CD	5.21	128.28	114.20
1	A	130	LYS	CG-CD-CE	5.21	127.53	111.90
1	B	389	LEU	O-C-N	5.21	131.04	122.70
1	B	389	LEU	CA-CB-CG	5.21	127.29	115.30
1	C	150	LEU	CA-CB-CG	5.21	127.29	115.30
1	K	357	GLU	OE1-CD-OE2	-5.21	117.05	123.30
1	K	397	ALA	N-CA-CB	-5.21	102.81	110.10
1	O	116	HIS	CE1-NE2-CD2	5.21	119.63	106.60

Continued on next page...

Continued from previous page...

Mol	Chain	Res	Type	Atoms	Z	Observed(°)	Ideal(°)
1	O	389	LEU	CB-CG-CD2	5.21	119.86	111.00
1	P	257	SER	CB-CA-C	5.21	120.00	110.10
1	A	81	VAL	N-CA-CB	5.21	122.96	111.50
1	A	264	CYS	N-CA-CB	5.21	119.98	110.60
1	E	260	ASN	CA-CB-CG	5.21	124.86	113.40
1	K	195	ILE	CA-CB-CG2	-5.21	100.48	110.90
1	N	84	THR	CA-CB-CG2	5.21	119.69	112.40
1	N	382	GLY	O-C-N	-5.21	114.34	123.20
1	A	169	LYS	CA-C-O	-5.21	109.16	120.10
1	C	107	ALA	CA-C-O	-5.21	109.16	120.10
1	E	355	ILE	CA-C-N	-5.21	105.74	117.20
1	F	283	ALA	N-CA-CB	5.21	117.39	110.10
1	H	92	GLY	N-CA-C	5.21	126.12	113.10
1	H	332	ILE	CA-CB-CG1	-5.21	101.11	111.00
1	J	441	HIS	CB-CG-ND1	-5.21	110.18	123.20
1	L	79	ILE	CB-CG1-CD1	5.21	128.49	113.90
1	M	421	THR	CA-C-O	-5.21	109.16	120.10
1	N	66	ARG	CA-CB-CG	-5.21	101.94	113.40
1	O	495	ALA	N-CA-C	5.21	125.06	111.00
1	B	303	VAL	CB-CA-C	5.21	121.29	111.40
1	F	45	ASP	OD1-CG-OD2	-5.21	113.41	123.30
1	G	409	ARG	CA-C-N	-5.21	105.75	117.20
1	O	15	TYR	CB-CG-CD2	5.21	124.12	121.00
1	P	224	PRO	O-C-N	5.21	131.03	122.70
1	A	170	LEU	CB-CG-CD2	-5.21	102.15	111.00
1	A	495	ALA	CA-C-O	-5.21	109.17	120.10
1	C	348	ARG	NE-CZ-NH2	5.21	122.90	120.30
1	F	252	ALA	N-CA-CB	-5.21	102.81	110.10
1	F	353	HIS	O-C-N	5.21	131.03	122.70
1	J	432	GLU	O-C-N	-5.21	114.37	122.70
1	L	202	SER	CA-CB-OG	5.21	125.25	111.20
1	M	222	GLN	CB-CG-CD	5.21	125.13	111.60
1	B	451	LEU	CB-CA-C	5.20	120.09	110.20
1	H	428	LEU	CB-CG-CD2	-5.20	102.15	111.00
1	I	306	ASN	C-N-CA	5.20	134.71	121.70
1	J	187	LYS	CB-CG-CD	5.20	125.13	111.60
1	M	17	GLY	O-C-N	-5.20	114.37	122.70
1	C	493	VAL	N-CA-CB	5.20	122.94	111.50
1	J	326	ILE	O-C-N	-5.20	114.38	122.70
1	L	216	LYS	N-CA-C	5.20	125.05	111.00
1	O	76	LYS	N-CA-CB	5.20	119.96	110.60
1	P	25	ILE	CB-CG1-CD1	5.20	128.47	113.90

Continued on next page...

Continued from previous page...

Mol	Chain	Res	Type	Atoms	Z	Observed(°)	Ideal(°)
1	A	153	ILE	O-C-N	-5.20	114.38	122.70
1	D	95	THR	C-N-CA	5.20	134.70	121.70
1	D	363	ASP	OD1-CG-OD2	-5.20	113.42	123.30
1	E	261	VAL	CB-CA-C	-5.20	101.52	111.40
1	G	233	ALA	O-C-N	5.20	131.02	122.70
1	J	274	HIS	N-CA-CB	5.20	119.96	110.60
1	L	388	GLU	OE1-CD-OE2	-5.20	117.06	123.30
1	P	19	ASP	CB-CG-OD1	5.20	122.98	118.30
1	P	269	ASP	C-N-CA	5.20	134.70	121.70
1	P	314	ASP	CA-CB-CG	5.20	124.84	113.40
1	A	65	LEU	N-CA-CB	5.20	120.80	110.40
1	C	113	GLN	CG-CD-OE1	-5.20	111.20	121.60
1	C	124	TYR	CB-CG-CD1	-5.20	117.88	121.00
1	F	411	PHE	CD1-CE1-CZ	5.20	126.34	120.10
1	H	146	ASP	CB-CG-OD1	-5.20	113.62	118.30
1	H	316	GLY	CA-C-O	5.20	129.96	120.60
1	H	368	VAL	CG1-CB-CG2	-5.20	102.58	110.90
1	H	434	LEU	CB-CG-CD1	-5.20	102.16	111.00
1	I	73	PRO	CA-C-O	5.20	132.68	120.20
1	I	366	VAL	C-N-CA	5.20	133.22	122.30
1	L	56	VAL	CB-CA-C	-5.20	101.52	111.40
1	N	8	LEU	CB-CG-CD1	5.20	119.84	111.00
1	O	239	ILE	CA-CB-CG1	5.20	120.88	111.00
1	P	240	GLU	CA-CB-CG	5.20	124.84	113.40
1	P	374	GLU	CG-CD-OE1	5.20	128.70	118.30
1	B	460	ASP	O-C-N	5.20	131.02	122.70
1	J	212	VAL	CA-CB-CG1	5.20	118.70	110.90
1	K	215	ASP	CB-CA-C	5.20	120.79	110.40
1	L	353	HIS	CG-CD2-NE2	-5.20	99.33	109.20
1	O	242	THR	CA-C-O	-5.20	109.19	120.10
1	B	342	ALA	N-CA-CB	5.20	117.37	110.10
1	D	350	THR	N-CA-CB	5.20	120.17	110.30
1	E	59	ASN	CB-CG-OD1	5.20	131.99	121.60
1	G	439	ALA	N-CA-CB	5.20	117.37	110.10
1	H	214	VAL	O-C-N	-5.20	114.39	122.70
1	K	35	VAL	N-CA-C	5.20	125.03	111.00
1	L	169	LYS	CG-CD-CE	5.20	127.49	111.90
1	M	152	LYS	C-N-CA	5.20	134.69	121.70
1	M	215	ASP	CA-CB-CG	5.20	124.83	113.40
1	M	458	VAL	CB-CA-C	-5.20	101.53	111.40
1	P	247	LEU	CA-CB-CG	5.20	127.25	115.30
1	A	458	VAL	N-CA-CB	5.19	122.93	111.50

Continued on next page...

Continued from previous page...

Mol	Chain	Res	Type	Atoms	Z	Observed(°)	Ideal(°)
1	F	68	MET	CA-C-N	5.19	128.63	117.20
1	G	261	VAL	CA-CB-CG2	5.19	118.69	110.90
1	H	119	ILE	CB-CA-C	-5.19	101.21	111.60
1	I	33	GLU	CG-CD-OE1	5.19	128.69	118.30
1	K	407	ALA	O-C-N	5.19	131.01	122.70
1	M	176	GLU	OE1-CD-OE2	5.19	129.53	123.30
1	C	466	VAL	CA-CB-CG1	5.19	118.69	110.90
1	C	492	ASP	C-N-CA	5.19	134.68	121.70
1	D	430	ALA	CA-C-N	5.19	128.62	117.20
1	E	372	THR	CA-C-N	-5.19	105.78	117.20
1	E	429	ASP	CA-CB-CG	-5.19	101.98	113.40
1	F	36	ARG	CA-CB-CG	5.19	124.83	113.40
1	F	76	LYS	C-N-CA	5.19	134.68	121.70
1	F	314	ASP	CB-CG-OD2	5.19	122.97	118.30
1	G	59	ASN	CA-C-N	-5.19	105.78	117.20
1	G	96	ALA	N-CA-CB	5.19	117.37	110.10
1	G	189	ASP	CB-CG-OD2	5.19	122.97	118.30
1	G	363	ASP	C-N-CA	5.19	134.68	121.70
1	H	67	GLU	OE1-CD-OE2	5.19	129.53	123.30
1	H	430	ALA	CB-CA-C	5.19	117.89	110.10
1	K	14	ARG	CA-C-N	5.19	128.62	117.20
1	K	83	LYS	CA-C-O	-5.19	109.19	120.10
1	K	417	VAL	O-C-N	5.19	131.01	122.70
1	L	319	GLY	C-N-CA	5.19	134.68	121.70
1	B	324	ARG	NH1-CZ-NH2	-5.19	113.69	119.40
1	D	57	VAL	N-CA-C	-5.19	96.98	111.00
1	D	363	ASP	CA-C-O	-5.19	109.20	120.10
1	I	8	LEU	N-CA-C	5.19	125.01	111.00
1	L	379	VAL	CA-C-N	-5.19	105.78	117.20
1	O	48	LEU	CB-CG-CD1	-5.19	102.18	111.00
1	O	90	GLY	C-N-CA	5.19	134.67	121.70
1	P	123	GLY	O-C-N	-5.19	114.39	122.70
1	B	241	GLU	O-C-N	-5.19	114.40	122.70
1	C	208	LEU	CB-CG-CD1	5.19	119.82	111.00
1	C	388	GLU	CA-CB-CG	5.19	124.81	113.40
1	D	90	GLY	O-C-N	-5.19	114.40	122.70
1	D	447	LYS	CA-CB-CG	5.19	124.81	113.40
1	G	124	TYR	CA-C-O	5.19	130.99	120.10
1	G	153	ILE	CA-CB-CG1	-5.19	101.14	111.00
1	I	33	GLU	CA-CB-CG	5.19	124.81	113.40
1	K	242	THR	C-N-CA	5.19	134.67	121.70
1	L	176	GLU	CB-CG-CD	-5.19	100.19	114.20

Continued on next page...

Continued from previous page...

Mol	Chain	Res	Type	Atoms	Z	Observed(°)	Ideal(°)
1	M	11	ASN	CA-CB-CG	5.19	124.81	113.40
1	N	83	LYS	CD-CE-NZ	-5.19	99.77	111.70
1	P	21	GLN	CG-CD-OE1	-5.19	111.23	121.60
1	P	242	THR	CA-C-O	-5.19	109.20	120.10
1	H	241	GLU	C-N-CA	5.19	134.66	121.70
1	J	154	ALA	C-N-CA	5.19	134.66	121.70
1	N	464	ASN	C-N-CA	-5.19	111.41	122.30
1	O	251	VAL	CB-CA-C	5.19	121.25	111.40
1	C	142	VAL	N-CA-C	5.18	125.00	111.00
1	D	239	ILE	C-N-CA	5.18	134.66	121.70
1	G	84	THR	CA-C-N	5.18	128.60	117.20
1	G	136	LYS	O-C-N	5.18	131.00	122.70
1	H	190	LYS	CB-CG-CD	5.18	125.08	111.60
1	I	321	VAL	CA-CB-CG2	5.18	118.68	110.90
1	L	45	ASP	C-N-CA	5.18	134.66	121.70
1	M	56	VAL	CA-CB-CG2	5.18	118.68	110.90
1	M	301	ALA	N-CA-CB	5.18	117.36	110.10
1	M	349	GLY	CA-C-O	-5.18	111.27	120.60
1	N	122	LYS	CD-CE-NZ	-5.18	99.78	111.70
1	O	330	SER	O-C-N	-5.18	114.41	122.70
1	P	238	ALA	CA-C-O	-5.18	109.21	120.10
1	A	249	ASP	N-CA-CB	5.18	119.93	110.60
1	A	425	ASN	C-N-CA	5.18	134.65	121.70
1	F	361	ALA	CB-CA-C	5.18	117.87	110.10
1	H	124	TYR	CB-CG-CD2	-5.18	117.89	121.00
1	J	333	PHE	O-C-N	-5.18	114.41	122.70
1	J	467	VAL	CA-C-O	-5.18	109.22	120.10
1	J	496	ALA	O-C-N	-5.18	114.41	122.70
1	L	478	GLN	N-CA-CB	5.18	119.93	110.60
1	N	267	GLY	N-CA-C	5.18	126.06	113.10
1	P	231	LYS	O-C-N	-5.18	114.41	122.70
1	P	272	ALA	CB-CA-C	5.18	117.87	110.10
1	P	369	VAL	CA-CB-CG1	5.18	118.67	110.90
1	F	429	ASP	CA-C-N	-5.18	105.80	117.20
1	P	117	PRO	CA-C-O	-5.18	107.77	120.20
1	P	228	THR	N-CA-CB	5.18	120.14	110.30
1	P	377	ARG	N-CA-CB	-5.18	101.28	110.60
1	B	47	MET	O-C-N	-5.18	114.41	122.70
1	C	208	LEU	O-C-N	5.18	130.99	122.70
1	H	253	GLU	OE1-CD-OE2	5.18	129.52	123.30
1	I	287	VAL	O-C-N	-5.18	114.41	122.70
1	J	156	THR	O-C-N	5.18	130.99	122.70

Continued on next page...

Continued from previous page...

Mol	Chain	Res	Type	Atoms	Z	Observed(°)	Ideal(°)
1	J	411	PHE	CE1-CZ-CE2	-5.18	110.68	120.00
1	K	244	SER	N-CA-CB	5.18	118.27	110.50
1	L	473	LYS	CA-C-O	-5.18	109.22	120.10
1	M	423	ALA	N-CA-CB	5.18	117.35	110.10
1	M	424	GLU	CG-CD-OE1	5.18	128.66	118.30
1	M	458	VAL	O-C-N	-5.18	114.41	122.70
1	O	227	VAL	CA-CB-CG1	-5.18	103.13	110.90
1	P	106	LYS	CA-CB-CG	-5.18	102.01	113.40
1	B	314	ASP	N-CA-CB	5.18	119.92	110.60
1	C	12	MET	N-CA-CB	-5.18	101.28	110.60
1	C	135	LEU	N-CA-CB	5.18	120.75	110.40
1	E	170	LEU	CB-CG-CD2	5.18	119.80	111.00
1	N	357	GLU	N-CA-CB	5.18	119.92	110.60
1	B	181	VAL	O-C-N	-5.18	114.42	122.70
1	D	185	GLU	CG-CD-OE1	-5.18	107.95	118.30
1	F	125	GLN	CG-CD-NE2	-5.18	104.28	116.70
1	H	222	GLN	N-CA-CB	-5.18	101.28	110.60
1	H	403	ARG	CA-C-O	-5.18	109.23	120.10
1	K	62	VAL	N-CA-CB	5.18	122.89	111.50
1	P	261	VAL	CA-CB-CG1	5.18	118.67	110.90
1	B	452	ASN	CA-C-O	-5.17	109.23	120.10
1	E	187	LYS	CB-CA-C	5.17	120.75	110.40
1	E	255	LYS	CA-C-N	5.17	128.59	117.20
1	E	274	HIS	CA-C-N	-5.17	105.81	117.20
1	F	145	GLN	CG-CD-NE2	-5.17	104.28	116.70
1	H	11	ASN	N-CA-C	5.17	124.97	111.00
1	I	323	GLU	CA-CB-CG	5.17	124.78	113.40
1	J	145	GLN	CG-CD-OE1	-5.17	111.25	121.60
1	J	214	VAL	CG1-CB-CG2	-5.17	102.62	110.90
1	K	187	LYS	CG-CD-CE	5.17	127.42	111.90
1	L	294	LYS	O-C-N	-5.17	114.42	122.70
1	L	494	ILE	N-CA-CB	-5.17	98.90	110.80
1	M	150	LEU	CB-CG-CD2	5.17	119.80	111.00
1	N	260	ASN	N-CA-CB	5.17	119.91	110.60
1	B	338	LYS	CA-CB-CG	5.17	124.78	113.40
1	D	420	ARG	CG-CD-NE	-5.17	100.94	111.80
1	F	230	ALA	CA-C-O	-5.17	109.24	120.10
1	M	117	PRO	CA-N-CD	-5.17	104.26	111.50
1	B	306	ASN	CA-CB-CG	5.17	124.78	113.40
1	B	336	GLU	C-N-CA	5.17	134.63	121.70
1	F	383	GLY	O-C-N	5.17	130.97	122.70
1	I	457	ALA	CA-C-N	-5.17	105.83	117.20

Continued on next page...

Continued from previous page...

Mol	Chain	Res	Type	Atoms	Z	Observed(°)	Ideal(°)
1	O	360	ARG	CB-CG-CD	5.17	125.04	111.60
1	A	88	GLU	CB-CG-CD	5.17	128.15	114.20
1	A	250	MET	CA-CB-CG	5.17	122.08	113.30
1	A	425	ASN	CB-CA-C	5.17	120.74	110.40
1	E	366	VAL	CB-CA-C	5.17	121.22	111.40
1	F	266	LYS	CB-CA-C	5.17	120.74	110.40
1	F	335	GLU	O-C-N	5.17	130.97	122.70
1	G	491	ASP	CB-CG-OD2	5.17	122.95	118.30
1	H	109	GLU	OE1-CD-OE2	-5.17	117.10	123.30
1	H	225	LYS	CB-CG-CD	5.17	125.04	111.60
1	I	394	ARG	N-CA-CB	-5.17	101.30	110.60
1	J	276	LEU	CB-CG-CD2	5.17	119.79	111.00
1	K	236	ASN	C-N-CA	5.17	134.62	121.70
1	K	361	ALA	N-CA-CB	5.17	117.34	110.10
1	A	185	GLU	O-C-N	-5.17	114.42	123.20
1	B	368	VAL	C-N-CA	5.17	134.62	121.70
1	C	266	LYS	CB-CG-CD	5.17	125.03	111.60
1	H	118	THR	CB-CA-C	-5.17	97.65	111.60
1	I	21	GLN	CG-CD-OE1	-5.17	111.27	121.60
1	I	226	LYS	O-C-N	-5.17	114.43	122.70
1	J	314	ASP	OD1-CG-OD2	-5.17	113.48	123.30
1	B	446	ASN	O-C-N	5.17	130.96	122.70
1	E	273	GLN	CA-CB-CG	5.17	124.76	113.40
1	G	193	ILE	CB-CA-C	5.17	121.93	111.60
1	G	272	ALA	CB-CA-C	5.17	117.85	110.10
1	I	374	GLU	CB-CG-CD	5.17	128.15	114.20
1	I	466	VAL	CA-C-N	5.17	128.56	117.20
1	L	210	LYS	N-CA-CB	5.17	119.90	110.60
1	P	16	MET	CB-CA-C	-5.17	100.07	110.40
1	P	50	ASP	CA-CB-CG	5.17	124.76	113.40
1	B	222	GLN	O-C-N	-5.16	114.44	122.70
1	D	152	LYS	CB-CG-CD	-5.16	98.17	111.60
1	D	433	ILE	CA-CB-CG2	5.16	121.23	110.90
1	E	82	ALA	N-CA-CB	5.16	117.33	110.10
1	E	384	SER	N-CA-CB	-5.16	102.75	110.50
1	F	313	GLN	C-N-CA	5.16	134.61	121.70
1	F	468	GLU	CA-C-O	-5.16	109.26	120.10
1	I	405	GLN	CB-CG-CD	5.16	125.02	111.60
1	K	98	VAL	CA-CB-CG1	5.16	118.64	110.90
1	L	395	GLU	OE1-CD-OE2	5.16	129.50	123.30
1	M	313	GLN	C-N-CA	5.16	134.61	121.70
1	P	228	THR	CA-CB-CG2	-5.16	105.17	112.40

Continued on next page...

Continued from previous page...

Mol	Chain	Res	Type	Atoms	Z	Observed(°)	Ideal(°)
1	J	223	MET	O-C-N	-5.16	111.29	121.10
1	L	423	ALA	O-C-N	-5.16	114.44	122.70
1	P	129	GLN	CB-CA-C	5.16	120.72	110.40
1	A	300	GLY	C-N-CA	5.16	134.60	121.70
1	C	337	CYS	CA-CB-SG	-5.16	104.71	114.00
1	L	467	VAL	CG1-CB-CG2	5.16	119.16	110.90
1	M	11	ASN	CA-C-N	5.16	128.55	117.20
1	N	163	ALA	CB-CA-C	-5.16	102.36	110.10
1	A	81	VAL	CG1-CB-CG2	-5.16	102.65	110.90
1	A	280	GLY	CA-C-O	-5.16	111.31	120.60
1	A	463	GLU	CG-CD-OE2	-5.16	107.98	118.30
1	B	196	GLU	CA-C-O	5.16	130.93	120.10
1	E	8	LEU	CA-C-O	-5.16	109.27	120.10
1	E	485	GLU	CG-CD-OE2	5.16	128.62	118.30
1	I	136	LYS	N-CA-C	5.16	124.93	111.00
1	N	10	GLU	O-C-N	-5.16	114.44	122.70
1	N	383	GLY	N-CA-C	5.16	126.00	113.10
1	N	429	ASP	CA-CB-CG	5.16	124.75	113.40
1	N	461	MET	N-CA-C	5.16	124.92	111.00
1	P	208	LEU	CB-CG-CD2	5.16	119.77	111.00
1	P	432	GLU	CG-CD-OE2	-5.16	107.98	118.30
1	M	132	GLN	CG-CD-OE1	-5.16	111.29	121.60
1	O	121	VAL	CG1-CB-CG2	-5.16	102.65	110.90
1	P	29	ARG	CA-C-O	-5.16	109.27	120.10
1	P	65	LEU	C-N-CA	5.16	134.59	121.70
1	A	212	VAL	CG1-CB-CG2	-5.16	102.65	110.90
1	A	461	MET	CA-C-N	-5.16	105.86	117.20
1	C	136	LYS	CA-C-O	-5.16	109.27	120.10
1	I	87	LYS	O-C-N	-5.16	114.45	122.70
1	K	315	LEU	CB-CA-C	5.16	120.00	110.20
1	M	301	ALA	CA-C-O	-5.16	109.27	120.10
1	N	349	GLY	O-C-N	-5.16	114.45	122.70
1	B	247	LEU	CB-CG-CD2	5.15	119.76	111.00
1	D	151	THR	CA-CB-CG2	-5.15	105.18	112.40
1	F	259	ALA	CB-CA-C	-5.15	102.37	110.10
1	G	394	ARG	CD-NE-CZ	5.15	130.82	123.60
1	H	468	GLU	N-CA-CB	-5.15	101.32	110.60
1	J	239	ILE	CB-CG1-CD1	5.15	128.33	113.90
1	A	116	HIS	CB-CA-C	5.15	120.71	110.40
1	C	15	TYR	CB-CG-CD2	5.15	124.09	121.00
1	F	431	ILE	CA-CB-CG1	-5.15	101.21	111.00
1	G	336	GLU	CA-C-N	-5.15	105.86	117.20

Continued on next page...

Continued from previous page...

Mol	Chain	Res	Type	Atoms	Z	Observed(°)	Ideal(°)
1	H	312	ALA	O-C-N	-5.15	114.45	122.70
1	I	145	GLN	N-CA-CB	5.15	119.88	110.60
1	K	159	THR	OG1-CB-CG2	5.15	121.85	110.00
1	N	88	GLU	N-CA-CB	5.15	119.87	110.60
1	E	209	ILE	CA-C-O	-5.15	109.28	120.10
1	F	288	LYS	CB-CA-C	5.15	120.70	110.40
1	F	322	GLU	O-C-N	-5.15	114.46	122.70
1	G	483	SER	CB-CA-C	5.15	119.89	110.10
1	H	126	ALA	CA-C-O	5.15	130.91	120.10
1	H	182	VAL	O-C-N	-5.15	114.46	122.70
1	J	232	ILE	O-C-N	5.15	130.94	122.70
1	J	249	ASP	N-CA-CB	5.15	119.87	110.60
1	K	449	ALA	N-CA-CB	5.15	117.31	110.10
1	O	260	ASN	CA-CB-CG	5.15	124.73	113.40
1	P	291	ASP	N-CA-CB	5.15	119.87	110.60
1	B	24	ASN	CB-CG-ND2	-5.15	104.34	116.70
1	C	408	VAL	CA-CB-CG1	5.15	118.62	110.90
1	F	10	GLU	CA-CB-CG	5.15	124.73	113.40
1	N	301	ALA	N-CA-CB	5.15	117.31	110.10
1	O	251	VAL	CA-CB-CG2	5.15	118.62	110.90
1	A	315	LEU	CA-C-O	-5.15	109.29	120.10
1	D	97	VAL	CB-CA-C	-5.15	101.62	111.40
1	G	126	ALA	N-CA-CB	5.15	117.31	110.10
1	H	441	HIS	O-C-N	-5.15	114.46	122.70
1	K	13	LYS	CD-CE-NZ	5.15	123.54	111.70
1	L	161	LYS	O-C-N	-5.15	114.45	123.20
1	L	271	LEU	CA-C-N	5.15	128.52	117.20
1	M	368	VAL	CA-C-N	5.15	128.53	117.20
1	M	420	ARG	NE-CZ-NH1	5.15	122.87	120.30
1	O	163	ALA	CA-C-O	-5.15	109.29	120.10
1	D	157	SER	N-CA-CB	5.15	118.22	110.50
1	K	334	VAL	CA-CB-CG2	5.15	118.62	110.90
1	M	370	GLY	CA-C-O	-5.15	111.34	120.60
1	O	285	ARG	CG-CD-NE	5.15	122.61	111.80
1	P	64	ILE	CA-CB-CG1	5.15	120.78	111.00
1	A	411	PHE	CD1-CG-CD2	-5.14	111.61	118.30
1	A	489	ARG	O-C-N	-5.14	114.47	122.70
1	B	430	ALA	N-CA-CB	5.14	117.30	110.10
1	C	349	GLY	O-C-N	-5.14	114.47	122.70
1	D	18	ARG	NH1-CZ-NH2	-5.14	113.74	119.40
1	H	124	TYR	CA-C-N	-5.14	105.88	117.20
1	K	450	GLY	CA-C-O	5.14	129.86	120.60

Continued on next page...

Continued from previous page...

Mol	Chain	Res	Type	Atoms	Z	Observed(°)	Ideal(°)
1	M	42	LYS	CB-CA-C	-5.14	100.11	110.40
1	N	99	VAL	CG1-CB-CG2	-5.14	102.67	110.90
1	N	421	THR	CA-CB-OG1	5.14	119.80	109.00
1	O	402	GLY	CA-C-O	-5.14	111.34	120.60
1	P	129	GLN	CB-CG-CD	5.14	124.98	111.60
1	P	191	ASP	CB-CG-OD1	5.14	122.93	118.30
1	P	281	ILE	CB-CA-C	-5.14	101.31	111.60
1	E	246	MET	CG-SD-CE	-5.14	91.97	100.20
1	G	171	ALA	CB-CA-C	-5.14	102.39	110.10
1	I	315	LEU	CD1-CG-CD2	5.14	125.93	110.50
1	I	329	ASP	CB-CA-C	5.14	120.69	110.40
1	L	206	THR	O-C-N	-5.14	114.47	122.70
1	M	103	LEU	CA-C-O	-5.14	109.30	120.10
1	P	118	THR	O-C-N	-5.14	114.47	122.70
1	C	448	CYS	N-CA-CB	5.14	119.85	110.60
1	F	205	ASP	CB-CA-C	5.14	120.68	110.40
1	I	10	GLU	CA-C-O	5.14	130.90	120.10
1	K	496	ALA	CA-C-O	-5.14	109.30	120.10
1	A	284	ALA	N-CA-CB	5.14	117.30	110.10
1	B	36	ARG	CA-CB-CG	5.14	124.71	113.40
1	C	62	VAL	O-C-N	-5.14	114.48	122.70
1	C	86	GLU	CA-C-O	-5.14	109.31	120.10
1	D	84	THR	CA-C-O	-5.14	109.31	120.10
1	E	153	ILE	CA-C-N	-5.14	105.89	117.20
1	I	117	PRO	CA-C-O	5.14	132.53	120.20
1	I	345	MET	N-CA-CB	-5.14	101.35	110.60
1	J	406	LEU	CB-CG-CD1	-5.14	102.26	111.00
1	K	203	ILE	CG1-CB-CG2	-5.14	100.09	111.40
1	O	385	THR	O-C-N	-5.14	114.48	122.70
1	A	60	ASP	OD1-CG-OD2	-5.14	113.54	123.30
1	B	98	VAL	CA-C-N	-5.14	105.90	117.20
1	B	399	GLY	O-C-N	5.14	130.92	122.70
1	C	213	LEU	CB-CG-CD1	-5.14	102.27	111.00
1	D	277	ALA	CA-C-O	5.14	130.89	120.10
1	F	334	VAL	CA-CB-CG2	5.14	118.61	110.90
1	G	215	ASP	CB-CG-OD1	5.14	122.92	118.30
1	K	245	GLU	CA-CB-CG	5.14	124.70	113.40
1	O	250	MET	CA-CB-CG	-5.14	104.57	113.30
1	O	428	LEU	N-CA-CB	5.14	120.68	110.40
1	B	433	ILE	N-CA-C	5.14	124.87	111.00
1	G	207	GLU	N-CA-C	5.14	124.87	111.00
1	H	271	LEU	CB-CG-CD2	5.14	119.73	111.00

Continued on next page...

Continued from previous page...

Mol	Chain	Res	Type	Atoms	Z	Observed(°)	Ideal(°)
1	H	330	SER	CA-C-O	-5.14	109.31	120.10
1	I	202	SER	N-CA-C	5.14	124.87	111.00
1	I	333	PHE	CB-CG-CD1	5.14	124.40	120.80
1	K	145	GLN	O-C-N	-5.14	114.48	122.70
1	M	256	ALA	CB-CA-C	5.14	117.80	110.10
1	N	352	GLU	O-C-N	-5.14	114.48	122.70
1	O	466	VAL	CG1-CB-CG2	-5.14	102.68	110.90
1	P	283	ALA	C-N-CA	5.14	134.54	121.70
1	A	182	VAL	N-CA-C	5.13	124.87	111.00
1	B	249	ASP	O-C-N	-5.13	114.48	122.70
1	F	460	ASP	O-C-N	5.13	130.92	122.70
1	G	64	ILE	O-C-N	-5.13	114.49	122.70
1	G	218	ARG	NH1-CZ-NH2	-5.13	113.75	119.40
1	I	455	THR	OG1-CB-CG2	5.13	121.81	110.00
1	J	60	ASP	CA-CB-CG	5.13	124.70	113.40
1	K	333	PHE	CD1-CG-CD2	5.13	124.97	118.30
1	K	352	GLU	N-CA-CB	5.13	119.84	110.60
1	L	168	GLU	CB-CA-C	5.13	120.67	110.40
1	B	240	GLU	CA-C-O	-5.13	109.32	120.10
1	B	451	LEU	CB-CG-CD2	-5.13	102.28	111.00
1	C	358	VAL	N-CA-CB	5.13	122.79	111.50
1	D	238	ALA	CA-C-O	-5.13	109.32	120.10
1	K	213	LEU	CB-CG-CD1	-5.13	102.27	111.00
1	M	419	PRO	CA-N-CD	-5.13	104.31	111.50
1	N	336	GLU	N-CA-CB	5.13	119.84	110.60
1	B	368	VAL	CA-CB-CG2	-5.13	103.20	110.90
1	C	76	LYS	CD-CE-NZ	5.13	123.50	111.70
1	G	210	LYS	N-CA-C	5.13	124.86	111.00
1	H	8	LEU	O-C-N	5.13	130.85	121.10
1	K	290	SER	CA-CB-OG	5.13	125.06	111.20
1	M	12	MET	CA-CB-CG	-5.13	104.58	113.30
1	N	162	GLY	CA-C-O	-5.13	111.36	120.60
1	N	409	ARG	NH1-CZ-NH2	-5.13	113.75	119.40
1	O	149	ILE	C-N-CA	5.13	134.53	121.70
1	B	197	LYS	N-CA-CB	-5.13	101.37	110.60
1	C	85	GLN	CB-CA-C	5.13	120.66	110.40
1	F	215	ASP	CB-CA-C	5.13	120.66	110.40
1	M	433	ILE	CB-CA-C	-5.13	101.34	111.60
1	P	299	THR	CA-CB-CG2	5.13	119.58	112.40
1	A	56	VAL	CG1-CB-CG2	5.13	119.11	110.90
1	A	56	VAL	N-CA-CB	5.13	122.78	111.50
1	B	10	GLU	O-C-N	-5.13	114.49	122.70

Continued on next page...

Continued from previous page...

Mol	Chain	Res	Type	Atoms	Z	Observed(°)	Ideal(°)
1	B	485	GLU	CG-CD-OE1	-5.13	108.04	118.30
1	E	129	GLN	CA-CB-CG	5.13	124.68	113.40
1	E	256	ALA	CA-C-O	-5.13	109.33	120.10
1	F	90	GLY	C-N-CA	5.13	134.52	121.70
1	F	352	GLU	CA-CB-CG	-5.13	102.12	113.40
1	G	15	TYR	CB-CG-CD1	5.13	124.08	121.00
1	G	48	LEU	CA-C-N	-5.13	105.92	117.20
1	K	364	ASP	N-CA-CB	5.13	119.83	110.60
1	M	13	LYS	O-C-N	-5.13	114.49	122.70
1	M	237	CYS	C-N-CA	5.13	134.52	121.70
1	N	486	MET	CA-C-O	-5.13	109.33	120.10
1	O	420	ARG	CA-C-O	-5.13	109.33	120.10
1	P	273	GLN	N-CA-C	5.13	124.85	111.00
1	A	60	ASP	CA-CB-CG	5.13	124.68	113.40
1	A	79	ILE	CA-CB-CG1	5.13	120.74	111.00
1	A	131	ALA	O-C-N	5.13	130.90	122.70
1	A	135	LEU	CB-CG-CD1	5.13	119.72	111.00
1	C	402	GLY	O-C-N	-5.13	114.50	122.70
1	D	114	ASN	CB-CG-ND2	-5.13	104.39	116.70
1	D	204	ASP	CA-CB-CG	5.13	124.68	113.40
1	E	209	ILE	CA-CB-CG1	5.13	120.74	111.00
1	F	204	ASP	OD1-CG-OD2	-5.13	113.56	123.30
1	F	228	THR	CA-C-N	5.13	128.48	117.20
1	G	34	THR	OG1-CB-CG2	5.13	121.79	110.00
1	G	360	ARG	NE-CZ-NH1	5.13	122.86	120.30
1	G	429	ASP	CB-CA-C	5.13	120.65	110.40
1	I	156	THR	C-N-CA	5.13	134.52	121.70
1	N	203	ILE	CA-CB-CG1	5.13	120.74	111.00
1	N	464	ASN	CA-C-N	-5.13	105.95	116.20
1	O	215	ASP	O-C-N	5.13	130.90	122.70
1	P	229	ASP	CA-C-O	5.13	130.87	120.10
1	P	335	GLU	N-CA-C	5.13	124.84	111.00
1	D	21	GLN	CB-CA-C	-5.12	100.15	110.40
1	G	12	MET	CA-C-O	-5.12	109.34	120.10
1	B	66	ARG	CB-CA-C	5.12	120.65	110.40
1	B	296	ALA	CB-CA-C	-5.12	102.41	110.10
1	C	51	ASP	N-CA-CB	-5.12	101.38	110.60
1	C	115	VAL	CA-CB-CG1	-5.12	103.22	110.90
1	D	140	CYS	CA-C-N	-5.12	105.93	117.20
1	F	148	GLU	CG-CD-OE2	5.12	128.55	118.30
1	H	90	GLY	C-N-CA	5.12	134.51	121.70
1	H	476	ALA	CA-C-O	-5.12	109.34	120.10

Continued on next page...

Continued from previous page...

Mol	Chain	Res	Type	Atoms	Z	Observed(°)	Ideal(°)
1	K	330	SER	CB-CA-C	-5.12	100.36	110.10
1	P	76	LYS	CA-CB-CG	-5.12	102.13	113.40
1	C	415	LEU	N-CA-CB	5.12	120.64	110.40
1	D	56	VAL	CA-C-N	5.12	128.47	117.20
1	E	423	ALA	O-C-N	-5.12	114.51	122.70
1	F	493	VAL	CG1-CB-CG2	5.12	119.10	110.90
1	G	38	THR	N-CA-C	5.12	124.83	111.00
1	I	395	GLU	O-C-N	-5.12	114.50	122.70
1	J	126	ALA	N-CA-CB	5.12	117.27	110.10
1	L	452	ASN	CB-CG-ND2	-5.12	104.41	116.70
1	M	336	GLU	CB-CA-C	5.12	120.64	110.40
1	M	352	GLU	CA-C-O	-5.12	109.34	120.10
1	B	433	ILE	CA-CB-CG1	-5.12	101.27	111.00
1	I	118	THR	N-CA-CB	5.12	120.03	110.30
1	I	293	GLU	CG-CD-OE2	5.12	128.54	118.30
1	K	294	LYS	CB-CA-C	5.12	120.64	110.40
1	M	234	LEU	CB-CG-CD2	5.12	119.70	111.00
1	B	307	ILE	CA-CB-CG2	5.12	121.14	110.90
1	F	249	ASP	N-CA-CB	5.12	119.81	110.60
1	H	62	VAL	CA-CB-CG1	5.12	118.58	110.90
1	I	477	ILE	N-CA-CB	5.12	122.58	110.80
1	J	36	ARG	NH1-CZ-NH2	-5.12	113.77	119.40
1	J	487	LEU	CA-C-O	-5.12	109.35	120.10
1	M	105	ARG	O-C-N	5.12	130.89	122.70
1	N	366	VAL	O-C-N	-5.12	114.50	123.20
1	O	50	ASP	OD1-CG-OD2	5.12	133.02	123.30
1	C	20	ALA	CA-C-N	-5.12	105.94	117.20
1	C	356	GLU	CG-CD-OE2	-5.12	108.06	118.30
1	I	398	GLU	N-CA-CB	5.12	119.81	110.60
1	L	496	ALA	O-C-N	-5.12	114.51	122.70
1	M	212	VAL	CB-CA-C	5.12	121.12	111.40
1	A	288	LYS	CD-CE-NZ	5.12	123.47	111.70
1	A	458	VAL	CA-CB-CG2	5.12	118.57	110.90
1	B	166	ALA	N-CA-CB	-5.12	102.94	110.10
1	B	320	LEU	O-C-N	-5.12	114.52	122.70
1	B	459	GLU	CA-C-O	-5.12	109.36	120.10
1	L	43	GLY	CA-C-O	-5.12	111.39	120.60
1	A	15	TYR	C-N-CA	5.11	134.48	121.70
1	D	365	ALA	CA-C-N	5.11	128.45	117.20
1	E	320	LEU	CA-CB-CG	5.11	127.06	115.30
1	G	245	GLU	N-CA-C	5.11	124.81	111.00
1	H	77	MET	N-CA-C	5.11	124.81	111.00

Continued on next page...

Continued from previous page...

Mol	Chain	Res	Type	Atoms	Z	Observed(°)	Ideal(°)
1	H	483	SER	N-CA-C	-5.11	97.19	111.00
1	J	336	GLU	CA-C-O	-5.11	109.36	120.10
1	L	191	ASP	CB-CG-OD1	-5.11	113.70	118.30
1	M	222	GLN	N-CA-CB	5.11	119.80	110.60
1	N	464	ASN	CA-C-O	-5.11	109.36	120.10
1	O	243	ALA	CA-C-O	-5.11	109.36	120.10
1	O	319	GLY	C-N-CA	5.11	134.48	121.70
1	P	159	THR	CA-CB-CG2	5.11	119.56	112.40
1	A	297	LYS	N-CA-CB	5.11	119.80	110.60
1	G	72	HIS	CA-C-N	5.11	131.41	117.10
1	P	294	LYS	CA-CB-CG	5.11	124.65	113.40
1	B	83	LYS	CA-C-O	-5.11	109.37	120.10
1	C	65	LEU	C-N-CA	5.11	134.47	121.70
1	D	245	GLU	CA-CB-CG	5.11	124.64	113.40
1	F	236	ASN	N-CA-CB	5.11	119.80	110.60
1	H	146	ASP	CA-C-O	-5.11	109.37	120.10
1	L	41	PRO	N-CD-CG	5.11	110.87	103.20
1	L	88	GLU	CA-CB-CG	5.11	124.64	113.40
1	M	211	GLY	CA-C-O	-5.11	111.40	120.60
1	N	22	ARG	CB-CG-CD	-5.11	98.31	111.60
1	O	10	GLU	CA-C-O	-5.11	109.37	120.10
1	D	108	GLU	OE1-CD-OE2	-5.11	117.17	123.30
1	F	87	LYS	C-N-CA	5.11	134.47	121.70
1	N	474	THR	N-CA-CB	5.11	120.01	110.30
1	B	141	GLU	CA-C-N	-5.11	105.96	117.20
1	C	470	LEU	CB-CG-CD2	5.11	119.68	111.00
1	E	163	ALA	N-CA-CB	5.11	117.25	110.10
1	F	230	ALA	C-N-CA	5.11	134.47	121.70
1	G	298	ALA	CA-C-O	-5.11	109.38	120.10
1	G	403	ARG	CB-CA-C	5.11	120.61	110.40
1	I	270	ASP	N-CA-C	5.11	124.79	111.00
1	J	247	LEU	CB-CG-CD1	-5.11	102.32	111.00
1	M	28	GLY	O-C-N	-5.11	114.53	122.70
1	N	116	HIS	N-CA-C	-5.11	97.21	111.00
1	D	99	VAL	CA-CB-CG2	5.11	118.56	110.90
1	D	265	GLN	CA-C-N	-5.11	105.97	117.20
1	I	189	ASP	CB-CA-C	5.11	120.61	110.40
1	J	86	GLU	CA-C-O	-5.11	109.38	120.10
1	J	260	ASN	CB-CG-OD1	5.11	131.81	121.60
1	J	289	LYS	N-CA-CB	5.11	119.79	110.60
1	K	299	THR	N-CA-CB	5.11	120.00	110.30
1	M	41	PRO	O-C-N	-5.11	114.53	122.70

Continued on next page...

Continued from previous page...

Mol	Chain	Res	Type	Atoms	Z	Observed(°)	Ideal(°)
1	N	119	ILE	O-C-N	5.11	130.87	122.70
1	P	332	ILE	CA-CB-CG2	-5.11	100.69	110.90
1	P	478	GLN	CG-CD-NE2	5.11	128.95	116.70
1	A	492	ASP	CB-CG-OD2	5.10	122.89	118.30
1	C	374	GLU	CA-C-O	-5.10	109.38	120.10
1	C	433	ILE	O-C-N	-5.10	114.53	122.70
1	H	377	ARG	N-CA-CB	5.10	119.79	110.60
1	L	185	GLU	CA-C-N	-5.10	105.99	116.20
1	L	280	GLY	CA-C-O	-5.10	111.41	120.60
1	O	19	ASP	CB-CG-OD1	5.10	122.89	118.30
1	P	189	ASP	CB-CA-C	5.10	120.61	110.40
1	B	424	GLU	CA-C-O	-5.10	109.39	120.10
1	D	67	GLU	CB-CA-C	-5.10	100.19	110.40
1	E	257	SER	CA-C-O	5.10	130.82	120.10
1	I	458	VAL	CG1-CB-CG2	5.10	119.06	110.90
1	K	497	GLU	OE1-CD-OE2	-5.10	117.18	123.30
1	L	133	GLU	CB-CA-C	5.10	120.61	110.40
1	N	374	GLU	CB-CG-CD	5.10	127.98	114.20
1	O	404	GLU	CG-CD-OE2	-5.10	108.10	118.30
1	P	149	ILE	CA-C-O	-5.10	109.38	120.10
1	P	309	ASP	OD1-CG-OD2	-5.10	113.61	123.30
1	P	497	GLU	N-CA-C	5.10	124.78	111.00
1	G	111	LEU	CB-CG-CD1	5.10	119.67	111.00
1	G	447	LYS	O-C-N	-5.10	114.54	122.70
1	J	296	ALA	N-CA-C	5.10	124.77	111.00
1	K	42	LYS	CA-C-O	-5.10	109.39	120.10
1	L	314	ASP	CA-C-O	5.10	130.81	120.10
1	M	29	ARG	NH1-CZ-NH2	-5.10	113.79	119.40
1	M	201	ALA	CB-CA-C	5.10	117.75	110.10
1	P	111	LEU	CA-C-O	-5.10	109.39	120.10
1	P	364	ASP	C-N-CA	5.10	134.45	121.70
1	A	188	VAL	N-CA-C	5.10	124.76	111.00
1	A	497	GLU	OE1-CD-OE2	5.10	129.42	123.30
1	E	74	ALA	CA-C-O	5.10	130.80	120.10
1	F	117	PRO	O-C-N	5.10	130.86	122.70
1	L	185	GLU	N-CA-C	5.10	124.76	111.00
1	N	9	PRO	N-CD-CG	-5.10	95.56	103.20
1	N	242	THR	CA-CB-OG1	5.10	119.71	109.00
1	A	351	THR	O-C-N	-5.10	114.55	122.70
1	C	128	ALA	CB-CA-C	5.10	117.74	110.10
1	E	150	LEU	CB-CG-CD1	5.10	119.66	111.00
1	F	362	VAL	CA-C-O	-5.10	109.40	120.10

Continued on next page...

Continued from previous page...

Mol	Chain	Res	Type	Atoms	Z	Observed(°)	Ideal(°)
1	G	312	ALA	C-N-CA	5.10	134.44	121.70
1	I	286	ARG	CG-CD-NE	5.10	122.50	111.80
1	M	333	PHE	CE1-CZ-CE2	5.10	129.17	120.00
1	B	460	ASP	CB-CG-OD2	5.09	122.89	118.30
1	E	77	MET	CG-SD-CE	-5.09	92.05	100.20
1	E	190	LYS	N-CA-CB	-5.09	101.43	110.60
1	I	69	SER	CA-C-N	5.09	128.41	117.20
1	J	281	ILE	CA-C-O	-5.09	109.40	120.10
1	J	432	GLU	N-CA-C	5.09	124.75	111.00
1	L	373	ILE	C-N-CA	5.09	134.44	121.70
1	O	379	VAL	CA-C-N	-5.09	105.99	117.20
1	C	187	LYS	O-C-N	-5.09	114.55	122.70
1	E	389	LEU	CA-CB-CG	5.09	127.01	115.30
1	I	463	GLU	CG-CD-OE2	5.09	128.49	118.30
1	J	351	THR	O-C-N	-5.09	114.55	122.70
1	K	309	ASP	N-CA-CB	5.09	119.77	110.60
1	L	432	GLU	CG-CD-OE2	5.09	128.49	118.30
1	M	478	GLN	N-CA-CB	5.09	119.77	110.60
1	P	51	ASP	O-C-N	-5.09	114.55	122.70
1	D	22	ARG	N-CA-C	5.09	124.75	111.00
1	D	357	GLU	CG-CD-OE2	-5.09	108.12	118.30
1	G	399	GLY	C-N-CA	5.09	134.43	121.70
1	J	96	ALA	CB-CA-C	-5.09	102.46	110.10
1	O	51	ASP	OD1-CG-OD2	-5.09	113.63	123.30
1	O	469	PRO	O-C-N	-5.09	114.55	122.70
1	D	7	VAL	CA-CB-CG1	-5.09	103.27	110.90
1	E	46	LYS	CD-CE-NZ	5.09	123.41	111.70
1	E	459	GLU	O-C-N	-5.09	114.56	122.70
1	H	436	LYS	CA-C-N	-5.09	106.00	117.20
1	I	263	PHE	CG-CD1-CE1	-5.09	115.20	120.80
1	J	375	ASP	O-C-N	-5.09	114.55	123.20
1	K	168	GLU	N-CA-CB	5.09	119.76	110.60
1	K	268	ILE	N-CA-CB	5.09	122.50	110.80
1	L	187	LYS	CB-CG-CD	5.09	124.83	111.60
1	P	182	VAL	CA-C-O	-5.09	109.41	120.10
1	F	330	SER	CA-CB-OG	5.09	124.94	111.20
1	G	270	ASP	N-CA-C	5.09	124.74	111.00
1	I	79	ILE	CA-CB-CG2	5.09	121.08	110.90
1	L	15	TYR	CA-CB-CG	5.09	123.07	113.40
1	N	452	ASN	CA-C-N	-5.09	106.01	117.20
1	O	389	LEU	CA-CB-CG	5.09	127.00	115.30
1	B	94	THR	CA-C-O	-5.09	109.42	120.10

Continued on next page...

Continued from previous page...

Mol	Chain	Res	Type	Atoms	Z	Observed(°)	Ideal(°)
1	C	397	ALA	CB-CA-C	5.09	117.73	110.10
1	D	179	SER	N-CA-CB	5.09	118.13	110.50
1	D	252	ALA	O-C-N	-5.09	114.56	122.70
1	F	88	GLU	OE1-CD-OE2	5.09	129.40	123.30
1	F	263	PHE	CA-C-N	5.09	128.39	117.20
1	K	20	ALA	CB-CA-C	-5.09	102.47	110.10
1	K	104	LEU	CA-C-N	-5.09	106.01	117.20
1	K	382	GLY	CA-C-O	-5.09	111.44	120.60
1	L	179	SER	O-C-N	5.09	130.84	122.70
1	L	352	GLU	CA-C-N	-5.09	106.01	117.20
1	L	487	LEU	CB-CA-C	5.09	119.87	110.20
1	M	225	LYS	O-C-N	-5.09	114.56	122.70
1	O	30	ILE	N-CA-C	5.09	124.73	111.00
1	O	343	VAL	N-CA-CB	-5.09	100.31	111.50
1	B	388	GLU	OE1-CD-OE2	-5.08	117.20	123.30
1	C	10	GLU	CA-CB-CG	5.08	124.59	113.40
1	F	225	LYS	CA-C-O	-5.08	109.42	120.10
1	I	464	ASN	CB-CG-OD1	5.08	131.77	121.60
1	J	49	VAL	O-C-N	-5.08	114.56	122.70
1	O	57	VAL	CG1-CB-CG2	-5.08	102.76	110.90
1	P	179	SER	CB-CA-C	-5.08	100.44	110.10
1	A	181	VAL	CB-CA-C	-5.08	101.74	111.40
1	B	154	ALA	C-N-CA	5.08	134.41	121.70
1	C	11	ASN	OD1-CG-ND2	-5.08	110.21	121.90
1	F	372	THR	CA-C-O	-5.08	109.43	120.10
1	H	327	SER	CA-C-O	-5.08	109.42	120.10
1	H	345	MET	CA-CB-CG	5.08	121.94	113.30
1	L	228	THR	O-C-N	-5.08	114.57	122.70
1	N	407	ALA	CB-CA-C	-5.08	102.48	110.10
1	O	403	ARG	O-C-N	-5.08	114.57	122.70
1	A	277	ALA	CB-CA-C	-5.08	102.48	110.10
1	A	285	ARG	CD-NE-CZ	5.08	130.72	123.60
1	C	164	GLU	O-C-N	5.08	130.83	122.70
1	C	465	GLY	CA-C-O	-5.08	111.45	120.60
1	E	315	LEU	CB-CG-CD1	5.08	119.64	111.00
1	F	371	CYS	CB-CA-C	5.08	120.56	110.40
1	F	418	ILE	CA-CB-CG2	5.08	121.06	110.90
1	H	286	ARG	NE-CZ-NH1	5.08	122.84	120.30
1	I	93	THR	C-N-CA	5.08	134.40	121.70
1	I	131	ALA	CA-C-O	-5.08	109.43	120.10
1	J	490	ILE	O-C-N	-5.08	114.57	122.70
1	K	85	GLN	CB-CG-CD	5.08	124.81	111.60

Continued on next page...

Continued from previous page...

Mol	Chain	Res	Type	Atoms	Z	Observed(°)	Ideal(°)
1	N	18	ARG	CG-CD-NE	5.08	122.47	111.80
1	N	424	GLU	CA-C-O	-5.08	109.43	120.10
1	P	323	GLU	CG-CD-OE2	5.08	128.46	118.30
1	B	247	LEU	C-N-CA	5.08	134.40	121.70
1	D	180	ALA	N-CA-C	5.08	124.72	111.00
1	L	270	ASP	N-CA-CB	5.08	119.74	110.60
1	A	486	MET	C-N-CA	5.08	134.40	121.70
1	E	145	GLN	CA-CB-CG	-5.08	102.23	113.40
1	H	16	MET	CA-CB-CG	5.08	121.94	113.30
1	K	124	TYR	CB-CG-CD1	5.08	124.05	121.00
1	M	173	ILE	N-CA-CB	-5.08	99.12	110.80
1	O	274	HIS	O-C-N	-5.08	114.57	122.70
1	O	398	GLU	OE1-CD-OE2	-5.08	117.20	123.30
1	C	424	GLU	N-CA-CB	5.08	119.74	110.60
1	D	494	ILE	CA-C-O	-5.08	109.44	120.10
1	E	400	ILE	N-CA-CB	5.08	122.48	110.80
1	H	313	GLN	CG-CD-OE1	5.08	131.75	121.60
1	I	10	GLU	CB-CG-CD	5.08	127.91	114.20
1	I	224	PRO	C-N-CA	5.08	134.39	121.70
1	I	278	LYS	CA-C-O	5.08	130.76	120.10
1	I	283	ALA	CB-CA-C	-5.08	102.48	110.10
1	I	451	LEU	CA-C-O	5.08	130.76	120.10
1	L	375	ASP	CB-CA-C	-5.08	100.25	110.40
1	M	49	VAL	CG1-CB-CG2	5.08	119.02	110.90
1	M	79	ILE	CA-C-O	-5.08	109.44	120.10
1	M	185	GLU	CA-CB-CG	5.08	124.57	113.40
1	D	110	LEU	CB-CA-C	5.08	119.84	110.20
1	G	472	VAL	C-N-CA	5.08	134.39	121.70
1	O	58	THR	N-CA-C	5.08	124.70	111.00
1	A	71	GLU	CG-CD-OE2	-5.07	108.16	118.30
1	I	33	GLU	CB-CA-C	5.07	120.55	110.40
1	I	358	VAL	CA-CB-CG1	5.07	118.51	110.90
1	K	432	GLU	CB-CG-CD	-5.07	100.50	114.20
1	L	15	TYR	C-N-CA	5.07	134.38	121.70
1	O	300	GLY	O-C-N	5.07	130.82	122.70
1	P	333	PHE	CB-CG-CD1	5.07	124.35	120.80
1	C	105	ARG	CD-NE-CZ	5.07	130.70	123.60
1	C	406	LEU	CB-CG-CD1	5.07	119.62	111.00
1	D	261	VAL	CA-CB-CG2	5.07	118.51	110.90
1	G	460	ASP	CA-C-N	-5.07	106.04	117.20
1	K	285	ARG	NE-CZ-NH1	5.07	122.84	120.30
1	L	142	VAL	C-N-CA	5.07	132.95	122.30

Continued on next page...

Continued from previous page...

Mol	Chain	Res	Type	Atoms	Z	Observed(°)	Ideal(°)
1	M	417	VAL	N-CA-CB	5.07	122.66	111.50
1	N	266	LYS	N-CA-CB	-5.07	101.47	110.60
1	B	95	THR	CA-CB-CG2	-5.07	105.30	112.40
1	B	241	GLU	CA-C-N	5.07	128.35	117.20
1	F	411	PHE	CB-CA-C	5.07	120.54	110.40
1	J	236	ASN	C-N-CA	5.07	134.38	121.70
1	J	366	VAL	CG1-CB-CG2	-5.07	102.79	110.90
1	N	44	MET	CA-C-O	-5.07	109.45	120.10
1	O	120	VAL	CA-CB-CG1	5.07	118.50	110.90
1	F	182	VAL	CA-CB-CG2	-5.07	103.30	110.90
1	G	7	VAL	CA-C-O	-5.07	109.46	120.10
1	H	183	ASP	OD1-CG-OD2	-5.07	113.67	123.30
1	J	329	ASP	CB-CG-OD1	5.07	122.86	118.30
1	L	309	ASP	OD1-CG-OD2	5.07	132.93	123.30
1	M	479	SER	CB-CA-C	5.07	119.73	110.10
1	P	394	ARG	CD-NE-CZ	5.07	130.70	123.60
1	P	489	ARG	N-CA-CB	5.07	119.72	110.60
1	A	36	ARG	CD-NE-CZ	5.07	130.70	123.60
1	B	112	ASP	CB-CG-OD1	5.07	122.86	118.30
1	B	448	CYS	CB-CA-C	5.07	120.53	110.40
1	D	301	ALA	O-C-N	-5.07	114.59	122.70
1	E	214	VAL	CA-CB-CG2	5.07	118.50	110.90
1	H	268	ILE	O-C-N	-5.07	114.59	122.70
1	H	347	ILE	CG1-CB-CG2	5.07	122.55	111.40
1	H	369	VAL	CA-C-O	-5.07	109.46	120.10
1	K	339	HIS	CA-C-O	-5.07	109.46	120.10
1	K	451	LEU	O-C-N	5.07	130.81	122.70
1	L	394	ARG	CB-CG-CD	5.07	124.78	111.60
1	O	191	ASP	N-CA-C	5.07	124.68	111.00
1	E	276	LEU	N-CA-CB	5.07	120.53	110.40
1	I	279	GLU	O-C-N	-5.07	114.59	123.20
1	J	11	ASN	CA-C-N	5.07	128.34	117.20
1	M	497	GLU	CB-CA-C	-5.07	100.27	110.40
1	O	72	HIS	CG-ND1-CE1	5.07	115.29	108.20
1	O	275	TYR	CB-CG-CD1	-5.07	117.96	121.00
1	O	340	PRO	C-N-CA	5.07	134.37	121.70
1	B	134	LEU	CB-CA-C	5.06	119.82	110.20
1	B	232	ILE	CA-CB-CG2	5.06	121.03	110.90
1	D	138	ILE	CG1-CB-CG2	5.06	122.54	111.40
1	F	72	HIS	CB-CG-CD2	-5.06	115.10	130.80
1	H	242	THR	CA-C-O	-5.06	109.47	120.10
1	O	471	ARG	NH1-CZ-NH2	-5.06	113.83	119.40

Continued on next page...

Continued from previous page...

Mol	Chain	Res	Type	Atoms	Z	Observed(°)	Ideal(°)
1	A	12	MET	N-CA-CB	-5.06	101.49	110.60
1	A	35	VAL	CA-CB-CG2	-5.06	103.31	110.90
1	A	45	ASP	CA-CB-CG	-5.06	102.26	113.40
1	A	325	LYS	CA-CB-CG	-5.06	102.26	113.40
1	B	46	LYS	CB-CG-CD	5.06	124.76	111.60
1	B	119	ILE	CA-CB-CG2	5.06	121.02	110.90
1	D	299	THR	CA-CB-CG2	5.06	119.49	112.40
1	G	269	ASP	CA-C-N	5.06	128.34	117.20
1	H	407	ALA	O-C-N	5.06	130.80	122.70
1	I	193	ILE	C-N-CA	5.06	134.36	121.70
1	I	195	ILE	CB-CA-C	-5.06	101.47	111.60
1	J	148	GLU	N-CA-C	5.06	124.67	111.00
1	N	220	SER	C-N-CA	5.06	134.36	121.70
1	N	350	THR	C-N-CA	5.06	134.36	121.70
1	G	269	ASP	O-C-N	-5.06	114.60	122.70
1	I	187	LYS	CD-CE-NZ	-5.06	100.06	111.70
1	K	201	ALA	CA-C-O	-5.06	109.47	120.10
1	N	380	SER	N-CA-CB	-5.06	102.91	110.50
1	B	364	ASP	CB-CG-OD1	5.06	122.85	118.30
1	H	15	TYR	CD1-CE1-CZ	-5.06	115.25	119.80
1	I	317	ASP	OD1-CG-OD2	-5.06	113.69	123.30
1	O	452	ASN	CA-C-O	5.06	130.73	120.10
1	P	275	TYR	N-CA-C	5.06	124.66	111.00
1	P	358	VAL	CA-C-N	-5.06	106.07	117.20
1	A	324	ARG	CD-NE-CZ	5.06	130.68	123.60
1	B	62	VAL	CA-C-O	-5.06	109.48	120.10
1	E	490	ILE	O-C-N	5.06	130.79	122.70
1	G	411	PHE	CD1-CE1-CZ	-5.06	114.03	120.10
1	H	154	ALA	O-C-N	5.06	130.79	122.70
1	H	462	CYS	CB-CA-C	5.06	120.52	110.40
1	K	33	GLU	CG-CD-OE1	5.06	128.41	118.30
1	K	325	LYS	CD-CE-NZ	5.06	123.33	111.70
1	L	240	GLU	CA-C-N	5.06	128.33	117.20
1	P	275	TYR	CE1-CZ-CE2	5.06	127.89	119.80
1	B	390	SER	N-CA-CB	-5.06	102.92	110.50
1	D	344	THR	O-C-N	-5.06	114.61	122.70
1	D	490	ILE	CA-C-O	5.06	130.72	120.10
1	J	354	VAL	CA-CB-CG1	5.06	118.48	110.90
1	J	457	ALA	O-C-N	5.06	130.79	122.70
1	L	377	ARG	CA-CB-CG	-5.06	102.28	113.40
1	A	218	ARG	NH1-CZ-NH2	-5.05	113.84	119.40
1	B	265	GLN	CA-C-O	5.05	130.71	120.10

Continued on next page...

Continued from previous page...

Mol	Chain	Res	Type	Atoms	Z	Observed(°)	Ideal(°)
1	D	30	ILE	CB-CA-C	-5.05	101.49	111.60
1	D	334	VAL	CG1-CB-CG2	-5.05	102.81	110.90
1	F	67	GLU	N-CA-C	5.05	124.65	111.00
1	F	86	GLU	O-C-N	-5.05	114.61	122.70
1	F	239	ILE	CB-CA-C	5.05	121.71	111.60
1	F	399	GLY	N-CA-C	5.05	125.74	113.10
1	H	357	GLU	CA-C-O	-5.05	109.48	120.10
1	I	207	GLU	N-CA-C	5.05	124.65	111.00
1	L	16	MET	CB-CA-C	-5.05	100.29	110.40
1	M	365	ALA	O-C-N	-5.05	114.61	122.70
1	A	247	LEU	O-C-N	-5.05	114.61	122.70
1	F	223	MET	CA-CB-CG	5.05	121.89	113.30
1	G	36	ARG	CB-CA-C	5.05	120.51	110.40
1	I	180	ALA	O-C-N	-5.05	114.61	122.70
1	I	265	GLN	C-N-CA	5.05	134.33	121.70
1	A	51	ASP	CA-C-O	-5.05	109.49	120.10
1	A	159	THR	O-C-N	5.05	131.79	123.20
1	A	210	LYS	O-C-N	-5.05	114.61	123.20
1	C	25	ILE	O-C-N	5.05	130.78	122.70
1	C	312	ALA	O-C-N	-5.05	114.62	122.70
1	C	321	VAL	CG1-CB-CG2	-5.05	102.82	110.90
1	F	471	ARG	C-N-CA	5.05	134.33	121.70
1	N	13	LYS	N-CA-CB	-5.05	101.51	110.60
1	N	459	GLU	CA-C-N	-5.05	106.08	117.20
1	A	153	ILE	CA-CB-CG1	5.05	120.60	111.00
1	A	191	ASP	CB-CA-C	-5.05	100.30	110.40
1	B	222	GLN	CG-CD-OE1	5.05	131.70	121.60
1	D	244	SER	N-CA-C	5.05	124.64	111.00
1	H	465	GLY	CA-C-O	-5.05	111.51	120.60
1	J	133	GLU	CB-CG-CD	5.05	127.83	114.20
1	N	348	ARG	O-C-N	-5.05	114.62	123.20
1	O	174	ILE	CA-CB-CG1	5.05	120.59	111.00
1	P	249	ASP	CB-CA-C	5.05	120.50	110.40
1	A	313	GLN	CB-CG-CD	-5.05	98.47	111.60
1	A	329	ASP	CB-CG-OD1	5.05	122.84	118.30
1	H	488	LEU	CB-CG-CD1	-5.05	102.42	111.00
1	A	223	MET	CG-SD-CE	5.05	108.28	100.20
1	D	353	HIS	CB-CG-ND1	-5.05	110.58	123.20
1	E	141	GLU	OE1-CD-OE2	5.05	129.36	123.30
1	J	210	LYS	N-CA-C	5.05	124.62	111.00
1	J	359	ALA	O-C-N	5.05	130.77	122.70
1	J	441	HIS	ND1-CE1-NE2	5.05	121.00	109.90

Continued on next page...

Continued from previous page...

Mol	Chain	Res	Type	Atoms	Z	Observed(°)	Ideal(°)
1	K	226	LYS	N-CA-C	5.05	124.63	111.00
1	K	230	ALA	CB-CA-C	5.05	117.67	110.10
1	N	91	ASP	CB-CA-C	-5.05	100.31	110.40
1	P	94	THR	CA-C-O	-5.05	109.50	120.10
1	P	236	ASN	N-CA-CB	5.05	119.68	110.60
1	G	287	VAL	N-CA-CB	5.04	122.60	111.50
1	H	266	LYS	CB-CA-C	5.04	120.49	110.40
1	K	96	ALA	O-C-N	-5.04	114.63	122.70
1	O	216	LYS	CB-CA-C	5.04	120.49	110.40
1	A	366	VAL	CG1-CB-CG2	-5.04	102.83	110.90
1	B	351	THR	CA-C-N	-5.04	106.10	117.20
1	C	411	PHE	N-CA-CB	5.04	119.68	110.60
1	E	178	VAL	N-CA-C	5.04	124.62	111.00
1	F	56	VAL	CB-CA-C	-5.04	101.82	111.40
1	G	69	SER	CA-C-O	-5.04	109.51	120.10
1	M	15	TYR	CE1-CZ-OH	-5.04	106.48	120.10
1	P	67	GLU	CB-CA-C	5.04	120.49	110.40
1	P	193	ILE	CA-C-O	5.04	130.69	120.10
1	A	204	ASP	OD1-CG-OD2	-5.04	113.72	123.30
1	A	290	SER	CA-CB-OG	5.04	124.81	111.20
1	B	285	ARG	CG-CD-NE	5.04	122.39	111.80
1	G	129	GLN	O-C-N	-5.04	114.63	122.70
1	H	170	LEU	CA-C-N	-5.04	106.11	117.20
1	I	323	GLU	OE1-CD-OE2	-5.04	117.25	123.30
1	J	228	THR	N-CA-CB	5.04	119.88	110.30
1	L	482	GLU	CB-CG-CD	5.04	127.81	114.20
1	N	96	ALA	CA-C-N	-5.04	106.11	117.20
1	O	33	GLU	CA-C-O	-5.04	109.51	120.10
1	A	377	ARG	NH1-CZ-NH2	-5.04	113.86	119.40
1	D	394	ARG	CA-C-N	-5.04	106.11	117.20
1	E	372	THR	N-CA-C	5.04	124.61	111.00
1	A	72	HIS	N-CA-C	5.04	124.60	111.00
1	A	275	TYR	CD1-CG-CD2	5.04	123.44	117.90
1	B	97	VAL	N-CA-C	5.04	124.60	111.00
1	B	234	LEU	CB-CG-CD2	5.04	119.56	111.00
1	B	311	SER	N-CA-CB	-5.04	102.94	110.50
1	D	199	SER	O-C-N	-5.04	114.64	123.20
1	H	463	GLU	CB-CA-C	5.04	120.48	110.40
1	J	43	GLY	C-N-CA	5.04	134.30	121.70
1	K	388	GLU	CB-CG-CD	5.04	127.80	114.20
1	M	71	GLU	OE1-CD-OE2	5.04	129.35	123.30
1	P	119	ILE	N-CA-CB	5.04	122.39	110.80

Continued on next page...

Continued from previous page...

Mol	Chain	Res	Type	Atoms	Z	Observed(°)	Ideal(°)
1	B	459	GLU	CB-CA-C	-5.04	100.33	110.40
1	C	216	LYS	CD-CE-NZ	5.04	123.28	111.70
1	H	18	ARG	NE-CZ-NH2	5.04	122.82	120.30
1	J	21	GLN	CA-C-O	5.04	130.68	120.10
1	N	491	ASP	CB-CG-OD1	5.04	122.83	118.30
1	O	453	VAL	CA-CB-CG2	5.04	118.45	110.90
1	E	11	ASN	CA-CB-CG	5.04	124.48	113.40
1	E	116	HIS	CG-ND1-CE1	5.04	115.25	108.20
1	F	189	ASP	OD1-CG-OD2	-5.04	113.73	123.30
1	H	172	GLU	CG-CD-OE1	-5.04	108.23	118.30
1	K	362	VAL	CB-CA-C	5.04	120.97	111.40
1	K	419	PRO	CA-C-N	5.04	128.28	117.20
1	M	102	GLU	O-C-N	-5.04	114.64	122.70
1	M	495	ALA	O-C-N	-5.04	114.64	122.70
1	P	315	LEU	CB-CG-CD2	5.04	119.56	111.00
1	F	191	ASP	C-N-CA	5.03	134.28	121.70
1	I	228	THR	N-CA-CB	5.03	119.86	110.30
1	I	419	PRO	O-C-N	-5.03	114.65	122.70
1	L	333	PHE	CE1-CZ-CE2	-5.03	110.94	120.00
1	O	15	TYR	C-N-CA	5.03	134.28	121.70
1	O	115	VAL	CA-C-O	-5.03	109.53	120.10
1	P	289	LYS	C-N-CA	5.03	134.29	121.70
1	P	319	GLY	C-N-CA	5.03	134.29	121.70
1	A	265	GLN	OE1-CD-NE2	-5.03	110.33	121.90
1	C	135	LEU	CB-CG-CD1	-5.03	102.45	111.00
1	G	270	ASP	OD1-CG-OD2	-5.03	113.74	123.30
1	I	334	VAL	CG1-CB-CG2	-5.03	102.85	110.90
1	K	190	LYS	N-CA-CB	-5.03	101.54	110.60
1	O	200	GLY	O-C-N	-5.03	114.65	122.70
1	P	474	THR	CA-C-O	-5.03	109.53	120.10
1	D	65	LEU	N-CA-CB	5.03	120.46	110.40
1	E	50	ASP	CB-CG-OD2	-5.03	113.77	118.30
1	E	130	LYS	CA-C-O	5.03	130.66	120.10
1	F	432	GLU	N-CA-CB	5.03	119.66	110.60
1	K	361	ALA	O-C-N	-5.03	114.65	122.70
1	L	81	VAL	CA-CB-CG1	5.03	118.44	110.90
1	N	249	ASP	CA-C-O	5.03	130.66	120.10
1	O	489	ARG	C-N-CA	5.03	134.27	121.70
1	P	175	VAL	CA-C-N	-5.03	106.13	117.20
1	P	315	LEU	CA-CB-CG	5.03	126.87	115.30
1	P	416	GLU	N-CA-CB	5.03	119.66	110.60
1	H	99	VAL	CA-CB-CG1	-5.03	103.36	110.90

Continued on next page...

Continued from previous page...

Mol	Chain	Res	Type	Atoms	Z	Observed(°)	Ideal(°)
1	J	430	ALA	CA-C-O	-5.03	109.54	120.10
1	K	396	TYR	CD1-CG-CD2	5.03	123.43	117.90
1	L	58	THR	C-N-CA	5.03	134.27	121.70
1	L	286	ARG	CA-CB-CG	5.03	124.46	113.40
1	B	380	SER	CB-CA-C	5.03	119.65	110.10
1	H	463	GLU	OE1-CD-OE2	5.03	129.33	123.30
1	K	429	ASP	O-C-N	-5.03	114.66	122.70
1	L	272	ALA	N-CA-CB	5.03	117.14	110.10
1	N	129	GLN	CA-C-O	5.03	130.66	120.10
1	O	15	TYR	CG-CD2-CE2	5.03	125.32	121.30
1	P	404	GLU	OE1-CD-OE2	-5.03	117.27	123.30
1	A	308	LYS	CB-CA-C	5.03	120.45	110.40
1	B	12	MET	CA-C-O	-5.03	109.55	120.10
1	D	93	THR	CA-CB-CG2	5.03	119.43	112.40
1	G	72	HIS	CB-CG-ND1	5.03	135.76	123.20
1	G	306	ASN	OD1-CG-ND2	-5.03	110.34	121.90
1	I	291	ASP	C-N-CA	5.03	134.26	121.70
1	I	415	LEU	CA-CB-CG	5.03	126.86	115.30
1	I	471	ARG	NE-CZ-NH2	5.03	122.81	120.30
1	K	76	LYS	CG-CD-CE	-5.03	96.82	111.90
1	L	361	ALA	C-N-CA	5.03	134.27	121.70
1	O	30	ILE	CA-C-N	5.03	128.25	117.20
1	A	299	THR	N-CA-CB	5.02	119.85	110.30
1	A	371	CYS	O-C-N	-5.02	114.66	122.70
1	D	475	GLN	CG-CD-OE1	-5.02	111.55	121.60
1	F	79	ILE	CA-CB-CG1	5.02	120.55	111.00
1	L	467	VAL	CB-CA-C	-5.02	101.85	111.40
1	N	120	VAL	CA-CB-CG1	5.02	118.44	110.90
1	A	148	GLU	N-CA-CB	5.02	119.64	110.60
1	A	282	VAL	CG1-CB-CG2	5.02	118.94	110.90
1	C	15	TYR	CB-CG-CD1	-5.02	117.99	121.00
1	F	41	PRO	N-CA-C	5.02	125.16	112.10
1	F	254	ILE	O-C-N	5.02	130.74	122.70
1	F	353	HIS	CG-CD2-NE2	-5.02	99.66	109.20
1	G	461	MET	CG-SD-CE	-5.02	92.16	100.20
1	J	122	LYS	N-CA-CB	-5.02	101.56	110.60
1	J	371	CYS	N-CA-C	5.02	124.56	111.00
1	K	231	LYS	CD-CE-NZ	-5.02	100.15	111.70
1	K	353	HIS	CB-CG-ND1	-5.02	110.64	123.20
1	P	191	ASP	N-CA-CB	5.02	119.64	110.60
1	G	423	ALA	CB-CA-C	-5.02	102.57	110.10
1	K	86	GLU	CG-CD-OE2	-5.02	108.26	118.30

Continued on next page...

Continued from previous page...

Mol	Chain	Res	Type	Atoms	Z	Observed(°)	Ideal(°)
1	A	302	ASN	O-C-N	-5.02	114.67	122.70
1	B	378	ILE	O-C-N	-5.02	114.67	122.70
1	D	347	ILE	CB-CA-C	5.02	121.64	111.60
1	D	390	SER	O-C-N	5.02	130.73	122.70
1	E	354	VAL	N-CA-CB	5.02	122.54	111.50
1	H	488	LEU	CA-C-O	-5.02	109.56	120.10
1	I	60	ASP	OD1-CG-OD2	-5.02	113.77	123.30
1	K	265	GLN	CB-CA-C	-5.02	100.36	110.40
1	P	141	GLU	C-N-CA	5.02	134.25	121.70
1	B	23	MET	CA-C-N	-5.02	106.16	117.20
1	C	473	LYS	CA-CB-CG	5.02	124.44	113.40
1	E	364	ASP	CA-CB-CG	5.02	124.44	113.40
1	G	453	VAL	CA-CB-CG1	5.02	118.42	110.90
1	G	476	ALA	CB-CA-C	5.02	117.63	110.10
1	I	70	VAL	CA-CB-CG2	5.02	118.43	110.90
1	I	372	THR	N-CA-C	5.02	124.55	111.00
1	J	8	LEU	N-CA-CB	5.02	120.44	110.40
1	J	271	LEU	N-CA-CB	5.02	120.44	110.40
1	M	435	VAL	N-CA-CB	-5.02	100.46	111.50
1	M	487	LEU	CB-CG-CD1	5.02	119.53	111.00
1	N	312	ALA	N-CA-C	5.02	124.55	111.00
1	P	378	ILE	O-C-N	-5.02	114.67	122.70
1	A	112	ASP	CB-CG-OD1	5.02	122.81	118.30
1	D	477	ILE	N-CA-CB	5.02	122.34	110.80
1	F	195	ILE	O-C-N	5.02	130.72	122.70
1	F	288	LYS	C-N-CA	5.02	134.24	121.70
1	K	141	GLU	N-CA-CB	5.02	119.63	110.60
1	L	176	GLU	O-C-N	-5.02	114.67	122.70
1	A	343	VAL	CG1-CB-CG2	5.01	118.92	110.90
1	D	238	ALA	CB-CA-C	-5.01	102.58	110.10
1	E	34	THR	O-C-N	5.01	130.72	122.70
1	E	359	ALA	O-C-N	5.01	130.72	122.70
1	G	221	ALA	C-N-CA	5.01	134.23	121.70
1	G	466	VAL	CB-CA-C	5.01	120.93	111.40
1	I	195	ILE	O-C-N	-5.01	114.68	122.70
1	J	182	VAL	CA-C-O	-5.01	109.57	120.10
1	J	334	VAL	CA-C-N	-5.01	106.17	117.20
1	M	493	VAL	N-CA-CB	5.01	122.53	111.50
1	K	33	GLU	O-C-N	5.01	130.72	122.70
1	K	364	ASP	CB-CG-OD1	5.01	122.81	118.30
1	L	364	ASP	OD1-CG-OD2	-5.01	113.78	123.30
1	L	378	ILE	CG1-CB-CG2	-5.01	100.37	111.40

Continued on next page...

Continued from previous page...

Mol	Chain	Res	Type	Atoms	Z	Observed(°)	Ideal(°)
1	M	143	GLY	N-CA-C	-5.01	100.57	113.10
1	O	352	GLU	CA-C-O	-5.01	109.57	120.10
1	B	121	VAL	CA-CB-CG1	-5.01	103.38	110.90
1	B	274	HIS	CA-C-O	-5.01	109.58	120.10
1	C	155	MET	O-C-N	5.01	130.72	122.70
1	E	237	CYS	C-N-CA	5.01	134.23	121.70
1	F	218	ARG	CD-NE-CZ	5.01	130.62	123.60
1	F	440	ALA	N-CA-CB	-5.01	103.08	110.10
1	G	113	GLN	C-N-CA	5.01	134.23	121.70
1	G	172	GLU	OE1-CD-OE2	5.01	129.31	123.30
1	L	51	ASP	N-CA-CB	5.01	119.62	110.60
1	N	42	LYS	CG-CD-CE	5.01	126.94	111.90
1	P	247	LEU	N-CA-CB	5.01	120.42	110.40
1	F	21	GLN	CB-CG-CD	5.01	124.63	111.60
1	F	279	GLU	OE1-CD-OE2	5.01	129.31	123.30
1	F	443	SER	CB-CA-C	5.01	119.62	110.10
1	H	137	THR	CA-CB-CG2	5.01	119.41	112.40
1	H	152	LYS	CD-CE-NZ	-5.01	100.18	111.70
1	I	457	ALA	CB-CA-C	-5.01	102.59	110.10
1	J	89	VAL	N-CA-CB	5.01	122.52	111.50
1	J	418	ILE	CG1-CB-CG2	-5.01	100.38	111.40
1	K	36	ARG	CA-CB-CG	5.01	124.42	113.40
1	K	165	LYS	CB-CA-C	-5.01	100.38	110.40
1	L	65	LEU	N-CA-CB	5.01	120.42	110.40
1	L	193	ILE	O-C-N	-5.01	114.69	122.70
1	L	242	THR	OG1-CB-CG2	-5.01	98.48	110.00
1	L	353	HIS	ND1-CE1-NE2	-5.01	98.88	109.90
1	G	78	LEU	CB-CG-CD1	5.01	119.51	111.00
1	H	236	ASN	O-C-N	-5.01	114.69	122.70
1	J	416	GLU	CG-CD-OE2	-5.01	108.28	118.30
1	L	51	ASP	CB-CG-OD1	-5.01	113.79	118.30
1	F	354	VAL	CA-C-N	-5.01	106.19	117.20
1	G	324	ARG	CD-NE-CZ	-5.01	116.59	123.60
1	G	430	ALA	O-C-N	-5.01	114.69	122.70
1	H	113	GLN	CG-CD-OE1	5.01	131.61	121.60
1	H	215	ASP	CA-CB-CG	-5.01	102.38	113.40
1	I	14	ARG	CA-CB-CG	5.01	124.41	113.40
1	I	446	ASN	CA-C-O	-5.01	109.58	120.10
1	K	148	GLU	N-CA-CB	5.01	119.61	110.60
1	L	76	LYS	CB-CA-C	5.01	120.42	110.40
1	L	246	MET	N-CA-CB	5.01	119.61	110.60
1	M	260	ASN	CB-CG-OD1	5.01	131.61	121.60

Continued on next page...

Continued from previous page...

Mol	Chain	Res	Type	Atoms	Z	Observed(°)	Ideal(°)
1	M	388	GLU	CB-CA-C	5.01	120.41	110.40
1	P	235	LEU	CB-CG-CD1	-5.01	102.49	111.00
1	P	297	LYS	C-N-CA	5.01	134.22	121.70
1	F	170	LEU	CB-CA-C	-5.00	100.69	110.20
1	F	452	ASN	CB-CA-C	-5.00	100.39	110.40
1	H	44	MET	CB-CA-C	-5.00	100.39	110.40
1	H	161	LYS	O-C-N	5.00	131.71	123.20
1	J	210	LYS	CG-CD-CE	5.00	126.91	111.90
1	M	82	ALA	O-C-N	-5.00	114.69	122.70
1	N	81	VAL	CB-CA-C	5.00	120.91	111.40
1	A	362	VAL	CA-CB-CG1	5.00	118.41	110.90
1	B	221	ALA	N-CA-CB	-5.00	103.10	110.10
1	D	113	GLN	O-C-N	-5.00	114.69	122.70
1	D	265	GLN	O-C-N	-5.00	114.69	122.70
1	F	189	ASP	C-N-CA	5.00	134.21	121.70
1	H	380	SER	CA-C-N	-5.00	106.19	116.20
1	I	357	GLU	N-CA-CB	5.00	119.61	110.60
1	J	85	GLN	C-N-CA	5.00	134.21	121.70
1	L	228	THR	OG1-CB-CG2	-5.00	98.49	110.00
1	L	353	HIS	CE1-NE2-CD2	5.00	119.11	106.60
1	O	134	LEU	CB-CA-C	5.00	119.71	110.20
1	P	136	LYS	CA-C-N	5.00	128.21	117.20
1	P	235	LEU	N-CA-CB	-5.00	100.39	110.40
1	A	349	GLY	CA-C-O	-5.00	111.60	120.60
1	C	8	LEU	N-CA-CB	5.00	120.40	110.40
1	E	11	ASN	C-N-CA	5.00	134.21	121.70
1	E	300	GLY	CA-C-O	5.00	129.60	120.60
1	F	464	ASN	CA-CB-CG	-5.00	102.39	113.40
1	H	472	VAL	C-N-CA	5.00	134.20	121.70
1	J	438	ARG	N-CA-CB	5.00	119.60	110.60

All (924) chirality outliers are listed below:

Mol	Chain	Res	Type	Atom
1	A	7	VAL	CA
1	A	8	LEU	CA
1	A	10	GLU	CA
1	A	15	TYR	CA
1	A	30	ILE	CB
1	A	39	LEU	CA
1	A	42	LYS	CA
1	A	63	THR	CA

Continued on next page...

Continued from previous page...

Mol	Chain	Res	Type	Atom
1	A	72	HIS	CA
1	A	79	ILE	CB
1	A	84	THR	CA,CB
1	A	93	THR	CB
1	A	111	LEU	CA
1	A	112	ASP	CA
1	A	113	GLN	CA
1	A	115	VAL	CA
1	A	116	HIS	CA
1	A	129	GLN	CA
1	A	135	LEU	CA
1	A	138	ILE	CB
1	A	139	ALA	CA
1	A	141	GLU	CA
1	A	145	GLN	CA
1	A	153	ILE	CA
1	A	159	THR	CB
1	A	187	LYS	CA
1	A	201	ALA	CA
1	A	203	ILE	CB
1	A	210	LYS	CA
1	A	212	VAL	CA
1	A	215	ASP	CA
1	A	216	LYS	CA
1	A	228	THR	CA
1	A	229	ASP	CA
1	A	237	CYS	CA
1	A	242	THR	CB,CA
1	A	243	ALA	CA
1	A	256	ALA	CA
1	A	260	ASN	CA
1	A	289	LYS	CA
1	A	293	GLU	CA
1	A	294	LYS	CA
1	A	297	LYS	CA
1	A	305	THR	CA,CB
1	A	307	ILE	CB
1	A	308	LYS	CA
1	A	313	GLN	CA
1	A	315	LEU	CA
1	A	326	ILE	CB
1	A	336	GLU	CA

Continued on next page...

Continued from previous page...

Mol	Chain	Res	Type	Atom
1	A	352	GLU	CA
1	A	354	VAL	CA
1	A	356	GLU	CA
1	A	359	ALA	CA
1	A	372	THR	CA
1	A	403	ARG	CA
1	A	414	ALA	CA
1	A	421	THR	CB
1	A	428	LEU	CA
1	A	429	ASP	CA
1	A	431	ILE	CA
1	A	444	ASN	CA
1	A	448	CYS	CA
1	A	471	ARG	CA
1	A	477	ILE	CB,CA
1	A	479	SER	CA
1	A	496	ALA	CA
1	B	16	MET	CA
1	B	19	ASP	CA
1	B	39	LEU	CA
1	B	51	ASP	CA
1	B	63	THR	CA
1	B	79	ILE	CB
1	B	86	GLU	CA
1	B	88	GLU	CA
1	B	93	THR	CB
1	B	94	THR	CB
1	B	113	GLN	CA
1	B	116	HIS	CA
1	B	136	LYS	CA
1	B	139	ALA	CA
1	B	155	MET	CA
1	B	158	ILE	CB
1	B	159	THR	CB
1	B	180	ALA	CA
1	B	188	VAL	CA
1	B	192	LEU	CA
1	B	201	ALA	CA
1	B	210	LYS	CA
1	B	239	ILE	CB
1	B	242	THR	CB
1	B	244	SER	CA

Continued on next page...

Continued from previous page...

Mol	Chain	Res	Type	Atom
1	B	246	MET	CA
1	B	260	ASN	CA
1	B	273	GLN	CA
1	B	289	LYS	CA
1	B	302	ASN	CA
1	B	305	THR	CA,CB
1	B	307	ILE	CA,CB
1	B	313	GLN	CA
1	B	314	ASP	CA
1	B	325	LYS	CA
1	B	348	ARG	CA
1	B	350	THR	CA
1	B	356	GLU	CA
1	B	365	ALA	CA
1	B	395	GLU	CA
1	B	401	SER	CA
1	B	403	ARG	CA
1	B	414	ALA	CA
1	B	415	LEU	CA
1	B	417	VAL	CA
1	B	421	THR	CB
1	B	430	ALA	CA
1	B	449	ALA	CA
1	B	461	MET	CA
1	B	463	GLU	CA
1	B	479	SER	CA
1	B	494	ILE	CB
1	B	495	ALA	CA
1	C	10	GLU	CA
1	C	12	MET	CA
1	C	39	LEU	CA
1	C	42	LYS	CA
1	C	64	ILE	CB
1	C	81	VAL	CA
1	C	87	LYS	CA
1	C	93	THR	CB
1	C	111	LEU	CA
1	C	114	ASN	CA
1	C	115	VAL	CA
1	C	116	HIS	CA
1	C	118	THR	CA,CB
1	C	133	GLU	CA

Continued on next page...

Continued from previous page...

Mol	Chain	Res	Type	Atom
1	C	141	GLU	CA
1	C	142	VAL	CA
1	C	145	GLN	CA
1	C	147	LYS	CA
1	C	148	GLU	CA
1	C	156	THR	CB
1	C	158	ILE	CB
1	C	201	ALA	CA
1	C	205	ASP	CA
1	C	210	LYS	CA
1	C	215	ASP	CA
1	C	216	LYS	CA
1	C	237	CYS	CA
1	C	239	ILE	CB
1	C	242	THR	CB
1	C	243	ALA	CA
1	C	247	LEU	CA
1	C	270	ASP	CA
1	C	271	LEU	CA
1	C	273	GLN	CA
1	C	302	ASN	CA
1	C	304	ILE	CB
1	C	305	THR	CA,CB
1	C	315	LEU	CA
1	C	330	SER	CA
1	C	351	THR	CA
1	C	368	VAL	CA
1	C	373	ILE	CB
1	C	379	VAL	CA
1	C	400	ILE	CA
1	C	401	SER	CA
1	C	403	ARG	CA
1	C	414	ALA	CA
1	C	421	THR	CB
1	C	448	CYS	CA
1	C	455	THR	CB
1	C	461	MET	CA
1	C	477	ILE	CB
1	C	485	GLU	CA
1	C	489	ARG	CA
1	C	497	GLU	CA
1	D	7	VAL	CA

Continued on next page...

Continued from previous page...

Mol	Chain	Res	Type	Atom
1	D	8	LEU	CA
1	D	11	ASN	CA
1	D	27	ALA	CA
1	D	31	ILE	CA,CB
1	D	34	THR	CB
1	D	39	LEU	CA
1	D	88	GLU	CA
1	D	89	VAL	CA
1	D	93	THR	CB
1	D	94	THR	CA
1	D	110	LEU	CA
1	D	112	ASP	CA
1	D	113	GLN	CA
1	D	116	HIS	CA
1	D	118	THR	CB
1	D	136	LYS	CA
1	D	141	GLU	CA
1	D	144	ALA	CA
1	D	158	ILE	CB
1	D	159	THR	CB
1	D	172	GLU	CA
1	D	188	VAL	CA
1	D	201	ALA	CA
1	D	210	LYS	CA
1	D	216	LYS	CA
1	D	224	PRO	CA
1	D	237	CYS	CA
1	D	239	ILE	CA
1	D	243	ALA	CA
1	D	260	ASN	CA
1	D	289	LYS	CA
1	D	290	SER	CA
1	D	294	LYS	CA
1	D	305	THR	CA,CB
1	D	307	ILE	CB
1	D	309	ASP	CA
1	D	313	GLN	CA
1	D	330	SER	CA
1	D	347	ILE	CB,CA
1	D	351	THR	CB
1	D	355	ILE	CB
1	D	369	VAL	CA

Continued on next page...

Continued from previous page...

Mol	Chain	Res	Type	Atom
1	D	372	THR	CB
1	D	401	SER	CA
1	D	403	ARG	CA
1	D	414	ALA	CA
1	D	422	LEU	CA
1	D	428	LEU	CA
1	D	432	GLU	CA
1	D	433	ILE	CB
1	D	451	LEU	CA
1	D	476	ALA	CA
1	D	477	ILE	CA
1	D	479	SER	CA
1	D	485	GLU	CA
1	D	489	ARG	CA
1	E	37	SER	CA
1	E	39	LEU	CA
1	E	51	ASP	CA
1	E	88	GLU	CA
1	E	94	THR	CB,CA
1	E	113	GLN	CA
1	E	115	VAL	CA
1	E	116	HIS	CA
1	E	131	ALA	CA
1	E	147	LYS	CA
1	E	153	ILE	CA
1	E	155	MET	CA
1	E	158	ILE	CB
1	E	178	VAL	CA
1	E	201	ALA	CA
1	E	229	ASP	CA
1	E	237	CYS	CA
1	E	243	ALA	CA
1	E	245	GLU	CA
1	E	257	SER	CA
1	E	260	ASN	CA
1	E	273	GLN	CA
1	E	274	HIS	CA
1	E	289	LYS	CA
1	E	291	ASP	CA
1	E	304	ILE	CB
1	E	305	THR	CA,CB
1	E	307	ILE	CA

Continued on next page...

Continued from previous page...

Mol	Chain	Res	Type	Atom
1	E	313	GLN	CA
1	E	315	LEU	CA
1	E	347	ILE	CA
1	E	350	THR	CA
1	E	355	ILE	CB
1	E	356	GLU	CA
1	E	368	VAL	CA
1	E	369	VAL	CA
1	E	400	ILE	CA
1	E	401	SER	CA
1	E	403	ARG	CA
1	E	417	VAL	CA
1	E	421	THR	CB
1	E	432	GLU	CA
1	E	447	LYS	CA
1	E	449	ALA	CA
1	E	461	MET	CA
1	E	488	LEU	CA
1	E	489	ARG	CA
1	E	496	ALA	CA
1	E	497	GLU	CA
1	F	7	VAL	CA
1	F	31	ILE	CA
1	F	37	SER	CA
1	F	39	LEU	CA
1	F	59	ASN	CA
1	F	66	ARG	CA
1	F	72	HIS	CA
1	F	111	LEU	CA
1	F	113	GLN	CA
1	F	115	VAL	CA
1	F	116	HIS	CA
1	F	144	ALA	CA
1	F	147	LYS	CA
1	F	148	GLU	CA
1	F	153	ILE	CB
1	F	155	MET	CA
1	F	156	THR	CA,CB
1	F	159	THR	CB
1	F	178	VAL	CA
1	F	203	ILE	CB
1	F	204	ASP	CA

Continued on next page...

Continued from previous page...

Mol	Chain	Res	Type	Atom
1	F	205	ASP	CA
1	F	210	LYS	CA
1	F	222	GLN	CA
1	F	237	CYS	CA
1	F	239	ILE	CB
1	F	242	THR	CB,CA
1	F	243	ALA	CA
1	F	244	SER	CA
1	F	260	ASN	CA
1	F	276	LEU	CA
1	F	281	ILE	CB,CA
1	F	291	ASP	CA
1	F	293	GLU	CA
1	F	294	LYS	CA
1	F	304	ILE	CB
1	F	307	ILE	CB
1	F	313	GLN	CA
1	F	315	LEU	CA
1	F	330	SER	CA
1	F	352	GLU	CA
1	F	354	VAL	CA
1	F	360	ARG	CA
1	F	379	VAL	CA
1	F	400	ILE	CB
1	F	414	ALA	CA
1	F	415	LEU	CA
1	F	430	ALA	CA
1	F	442	ALA	CA
1	F	448	CYS	CA
1	F	451	LEU	CA
1	F	463	GLU	CA
1	F	474	THR	CB
1	F	489	ARG	CA
1	F	496	ALA	CA
1	G	8	LEU	CA
1	G	11	ASN	CA
1	G	30	ILE	CB
1	G	31	ILE	CA,CB
1	G	39	LEU	CA
1	G	42	LYS	CA
1	G	63	THR	CA
1	G	69	SER	CA

Continued on next page...

Continued from previous page...

Mol	Chain	Res	Type	Atom
1	G	71	GLU	CA
1	G	72	HIS	CA
1	G	94	THR	CA
1	G	99	VAL	CA
1	G	111	LEU	CA
1	G	115	VAL	CA
1	G	116	HIS	CA
1	G	118	THR	CB
1	G	139	ALA	CA
1	G	141	GLU	CA
1	G	144	ALA	CA
1	G	155	MET	CA
1	G	156	THR	CB
1	G	190	LYS	CA
1	G	191	ASP	CA
1	G	192	LEU	CA
1	G	201	ALA	CA
1	G	210	LYS	CA
1	G	216	LYS	CA
1	G	236	ASN	CA
1	G	237	CYS	CA
1	G	239	ILE	CB
1	G	245	GLU	CA
1	G	246	MET	CA
1	G	247	LEU	CA
1	G	257	SER	CA
1	G	266	LYS	CA
1	G	271	LEU	CA
1	G	276	LEU	CA
1	G	278	LYS	CA
1	G	289	LYS	CA
1	G	291	ASP	CA
1	G	293	GLU	CA
1	G	302	ASN	CA
1	G	304	ILE	CB
1	G	305	THR	CA,CB
1	G	307	ILE	CB
1	G	313	GLN	CA
1	G	317	ASP	CA
1	G	352	GLU	CA
1	G	359	ALA	CA
1	G	385	THR	CB

Continued on next page...

Continued from previous page...

Mol	Chain	Res	Type	Atom
1	G	403	ARG	CA
1	G	421	THR	CB
1	G	426	ALA	CA
1	G	429	ASP	CA
1	G	431	ILE	CA
1	G	432	GLU	CA
1	G	449	ALA	CA
1	G	451	LEU	CA
1	G	466	VAL	CA
1	G	484	THR	CA
1	G	497	GLU	CA
1	H	7	VAL	CA
1	H	11	ASN	CA
1	H	12	MET	CA
1	H	25	ILE	CB
1	H	31	ILE	CA
1	H	38	THR	CB
1	H	39	LEU	CA
1	H	76	LYS	CA
1	H	81	VAL	CA
1	H	89	VAL	CA
1	H	93	THR	CB
1	H	94	THR	CB
1	H	112	ASP	CA
1	H	113	GLN	CA
1	H	116	HIS	CA
1	H	118	THR	CB
1	H	124	TYR	CA
1	H	142	VAL	CA
1	H	147	LYS	CA
1	H	148	GLU	CA
1	H	158	ILE	CB
1	H	166	ALA	CA
1	H	172	GLU	CA
1	H	188	VAL	CA
1	H	201	ALA	CA
1	H	204	ASP	CA
1	H	205	ASP	CA
1	H	210	LYS	CA
1	H	215	ASP	CA
1	H	224	PRO	CA
1	H	228	THR	CA

Continued on next page...

Continued from previous page...

Mol	Chain	Res	Type	Atom
1	H	237	CYS	CA
1	H	247	LEU	CA
1	H	248	LYS	CA
1	H	266	LYS	CA
1	H	286	ARG	CA
1	H	293	GLU	CA
1	H	294	LYS	CA
1	H	302	ASN	CA
1	H	304	ILE	CB
1	H	305	THR	CA,CB
1	H	306	ASN	CA
1	H	307	ILE	CB
1	H	341	LYS	CA
1	H	354	VAL	CA
1	H	362	VAL	CA
1	H	368	VAL	CA
1	H	401	SER	CA
1	H	414	ALA	CA
1	H	415	LEU	CA
1	H	421	THR	CA
1	H	430	ALA	CA
1	H	431	ILE	CB
1	H	432	GLU	CA
1	H	449	ALA	CA
1	H	472	VAL	CA
1	H	478	GLN	CA
1	H	484	THR	CA
1	H	489	ARG	CA
1	H	494	ILE	CB
1	I	7	VAL	CA
1	I	18	ARG	CA
1	I	30	ILE	CB
1	I	31	ILE	CA,CB
1	I	35	VAL	CA
1	I	38	THR	CB
1	I	64	ILE	CB
1	I	88	GLU	CA
1	I	93	THR	CB
1	I	116	HIS	CA
1	I	118	THR	CB
1	I	129	GLN	CA
1	I	134	LEU	CA

Continued on next page...

Continued from previous page...

Mol	Chain	Res	Type	Atom
1	I	145	GLN	CA
1	I	147	LYS	CA
1	I	152	LYS	CA
1	I	153	ILE	CB,CA
1	I	155	MET	CA
1	I	165	LYS	CA
1	I	172	GLU	CA
1	I	188	VAL	CA
1	I	201	ALA	CA
1	I	203	ILE	CA
1	I	210	LYS	CA
1	I	228	THR	CA
1	I	237	CYS	CA
1	I	239	ILE	CB
1	I	243	ALA	CA
1	I	257	SER	CA
1	I	260	ASN	CA
1	I	266	LYS	CA
1	I	270	ASP	CA
1	I	273	GLN	CA
1	I	294	LYS	CA
1	I	299	THR	CA
1	I	305	THR	CB
1	I	307	ILE	CB
1	I	313	GLN	CA
1	I	314	ASP	CA
1	I	315	LEU	CA
1	I	330	SER	CA
1	I	336	GLU	CA
1	I	352	GLU	CA
1	I	354	VAL	CA
1	I	356	GLU	CA
1	I	357	GLU	CA
1	I	359	ALA	CA
1	I	379	VAL	CA
1	I	380	SER	CA
1	I	401	SER	CA
1	I	417	VAL	CA
1	I	421	THR	CA
1	I	422	LEU	CA
1	I	449	ALA	CA
1	I	471	ARG	CA

Continued on next page...

Continued from previous page...

Mol	Chain	Res	Type	Atom
1	I	489	ARG	CA
1	I	493	VAL	CA
1	I	496	ALA	CA
1	J	7	VAL	CA
1	J	18	ARG	CA
1	J	31	ILE	CA
1	J	34	THR	CB
1	J	35	VAL	CA
1	J	37	SER	CA
1	J	39	LEU	CA
1	J	65	LEU	CA
1	J	77	MET	CA
1	J	86	GLU	CA
1	J	87	LYS	CA
1	J	93	THR	CB
1	J	97	VAL	CA
1	J	111	LEU	CA
1	J	115	VAL	CA
1	J	116	HIS	CA
1	J	118	THR	CB
1	J	134	LEU	CA
1	J	156	THR	CA, CB
1	J	168	GLU	CA
1	J	185	GLU	CA
1	J	187	LYS	CA
1	J	192	LEU	CA
1	J	201	ALA	CA
1	J	210	LYS	CA
1	J	216	LYS	CA
1	J	229	ASP	CA
1	J	237	CYS	CA
1	J	245	GLU	CA
1	J	247	LEU	CA
1	J	260	ASN	CA
1	J	266	LYS	CA
1	J	271	LEU	CA
1	J	293	GLU	CA
1	J	297	LYS	CA
1	J	302	ASN	CA
1	J	305	THR	CA
1	J	307	ILE	CA, CB
1	J	311	SER	CA

Continued on next page...

Continued from previous page...

Mol	Chain	Res	Type	Atom
1	J	315	LEU	CA
1	J	337	CYS	CA
1	J	347	ILE	CB
1	J	351	THR	CB
1	J	354	VAL	CA
1	J	371	CYS	CA
1	J	372	THR	CB
1	J	395	GLU	CA
1	J	401	SER	CA
1	J	448	CYS	CA
1	J	489	ARG	CA
1	J	497	GLU	CA
1	K	10	GLU	CA
1	K	12	MET	CA
1	K	15	TYR	CA
1	K	31	ILE	CA,CB
1	K	38	THR	CA
1	K	81	VAL	CA
1	K	83	LYS	CA
1	K	86	GLU	CA
1	K	93	THR	CB
1	K	94	THR	CB,CA
1	K	95	THR	CB
1	K	97	VAL	CA
1	K	115	VAL	CA
1	K	116	HIS	CA
1	K	118	THR	CB
1	K	136	LYS	CA
1	K	139	ALA	CA
1	K	141	GLU	CA
1	K	159	THR	CB
1	K	201	ALA	CA
1	K	210	LYS	CA
1	K	237	CYS	CA
1	K	243	ALA	CA
1	K	257	SER	CA
1	K	260	ASN	CA
1	K	286	ARG	CA
1	K	289	LYS	CA
1	K	294	LYS	CA
1	K	301	ALA	CA
1	K	302	ASN	CA

Continued on next page...

Continued from previous page...

Mol	Chain	Res	Type	Atom
1	K	305	THR	CA,CB
1	K	307	ILE	CB
1	K	308	LYS	CA
1	K	313	GLN	CA
1	K	314	ASP	CA
1	K	337	CYS	CA
1	K	351	THR	CA
1	K	352	GLU	CA
1	K	355	ILE	CB
1	K	356	GLU	CA
1	K	359	ALA	CA
1	K	360	ARG	CA
1	K	371	CYS	CA
1	K	384	SER	CA
1	K	401	SER	CA
1	K	403	ARG	CA
1	K	414	ALA	CA
1	K	417	VAL	CA
1	K	429	ASP	CA
1	K	430	ALA	CA
1	K	432	GLU	CA
1	K	439	ALA	CA
1	K	477	ILE	CB
1	K	489	ARG	CA
1	L	10	GLU	CA
1	L	12	MET	CA
1	L	18	ARG	CA
1	L	31	ILE	CA
1	L	39	LEU	CA
1	L	63	THR	CB
1	L	67	GLU	CA
1	L	93	THR	CB
1	L	94	THR	CB
1	L	113	GLN	CA
1	L	116	HIS	CA
1	L	148	GLU	CA
1	L	172	GLU	CA
1	L	188	VAL	CA
1	L	201	ALA	CA
1	L	210	LYS	CA
1	L	237	CYS	CA
1	L	239	ILE	CB

Continued on next page...

Continued from previous page...

Mol	Chain	Res	Type	Atom
1	L	242	THR	CA
1	L	243	ALA	CA
1	L	260	ASN	CA
1	L	270	ASP	CA
1	L	276	LEU	CA
1	L	293	GLU	CA
1	L	298	ALA	CA
1	L	305	THR	CA
1	L	313	GLN	CA
1	L	315	LEU	CA
1	L	336	GLU	CA
1	L	350	THR	CA
1	L	352	GLU	CA
1	L	374	GLU	CA
1	L	401	SER	CA
1	L	403	ARG	CA
1	L	414	ALA	CA
1	L	417	VAL	CA
1	L	429	ASP	CA
1	L	430	ALA	CA
1	L	443	SER	CA
1	L	462	CYS	CA
1	L	471	ARG	CA
1	L	479	SER	CA
1	L	487	LEU	CA
1	L	489	ARG	CA
1	M	7	VAL	CA
1	M	9	PRO	CA
1	M	11	ASN	CA
1	M	30	ILE	CA
1	M	35	VAL	CA
1	M	39	LEU	CA
1	M	51	ASP	CA
1	M	88	GLU	CA
1	M	89	VAL	CA
1	M	93	THR	CB
1	M	94	THR	CB,CA
1	M	112	ASP	CA
1	M	113	GLN	CA
1	M	115	VAL	CA
1	M	116	HIS	CA
1	M	129	GLN	CA

Continued on next page...

Continued from previous page...

Mol	Chain	Res	Type	Atom
1	M	148	GLU	CA
1	M	166	ALA	CA
1	M	188	VAL	CA
1	M	192	LEU	CA
1	M	201	ALA	CA
1	M	210	LYS	CA
1	M	215	ASP	CA
1	M	216	LYS	CA
1	M	222	GLN	CA
1	M	242	THR	CB
1	M	243	ALA	CA
1	M	244	SER	CA
1	M	256	ALA	CA
1	M	260	ASN	CA
1	M	270	ASP	CA
1	M	288	LYS	CA
1	M	291	ASP	CA
1	M	302	ASN	CA
1	M	305	THR	CA,CB
1	M	306	ASN	CA
1	M	307	ILE	CB
1	M	313	GLN	CA
1	M	336	GLU	CA
1	M	341	LYS	CA
1	M	350	THR	CA
1	M	380	SER	CA
1	M	384	SER	CA
1	M	417	VAL	CA
1	M	429	ASP	CA
1	M	434	LEU	CA
1	M	448	CYS	CA
1	M	449	ALA	CA
1	M	451	LEU	CA
1	M	455	THR	CB
1	M	480	ALA	CA
1	M	494	ILE	CB
1	N	11	ASN	CA
1	N	18	ARG	CA
1	N	31	ILE	CA
1	N	37	SER	CA
1	N	39	LEU	CA
1	N	55	VAL	CA

Continued on next page...

Continued from previous page...

Mol	Chain	Res	Type	Atom
1	N	59	ASN	CA
1	N	88	GLU	CA
1	N	99	VAL	CA
1	N	118	THR	CB
1	N	129	GLN	CA
1	N	136	LYS	CA
1	N	138	ILE	CB
1	N	142	VAL	CA
1	N	158	ILE	CB
1	N	159	THR	CB
1	N	161	LYS	CA
1	N	181	VAL	CA
1	N	188	VAL	CA
1	N	201	ALA	CA
1	N	203	ILE	CB
1	N	205	ASP	CA
1	N	210	LYS	CA
1	N	215	ASP	CA
1	N	224	PRO	CA
1	N	237	CYS	CA
1	N	239	ILE	CB
1	N	244	SER	CA
1	N	254	ILE	CB
1	N	260	ASN	CA
1	N	271	LEU	CA
1	N	273	GLN	CA
1	N	297	LYS	CA
1	N	302	ASN	CA
1	N	314	ASP	CA
1	N	351	THR	CA
1	N	356	GLU	CA
1	N	372	THR	CB
1	N	385	THR	CB
1	N	401	SER	CA
1	N	421	THR	CB
1	N	430	ALA	CA
1	N	432	GLU	CA
1	N	447	LYS	CA
1	N	448	CYS	CA
1	N	449	ALA	CA
1	N	471	ARG	CA
1	N	487	LEU	CA

Continued on next page...

Continued from previous page...

Mol	Chain	Res	Type	Atom
1	N	490	ILE	CB
1	N	496	ALA	CA
1	O	30	ILE	CB
1	O	31	ILE	CA
1	O	34	THR	CB
1	O	35	VAL	CA
1	O	39	LEU	CA
1	O	51	ASP	CA
1	O	65	LEU	CA
1	O	71	GLU	CA
1	O	84	THR	CB
1	O	113	GLN	CA
1	O	114	ASN	CA
1	O	116	HIS	CA
1	O	118	THR	CB
1	O	129	GLN	CA
1	O	131	ALA	CA
1	O	134	LEU	CA
1	O	147	LYS	CA
1	O	155	MET	CA
1	O	159	THR	CB
1	O	165	LYS	CA
1	O	185	GLU	CA
1	O	192	LEU	CA
1	O	201	ALA	CA
1	O	210	LYS	CA
1	O	216	LYS	CA
1	O	235	LEU	CA
1	O	239	ILE	CB
1	O	242	THR	CB
1	O	254	ILE	CB
1	O	260	ASN	CA
1	O	271	LEU	CA
1	O	276	LEU	CA
1	O	281	ILE	CB
1	O	294	LYS	CA
1	O	298	ALA	CA
1	O	299	THR	CA
1	O	302	ASN	CA
1	O	304	ILE	CB
1	O	305	THR	CA, CB
1	O	308	LYS	CA

Continued on next page...

Continued from previous page...

Mol	Chain	Res	Type	Atom
1	O	315	LEU	CA
1	O	350	THR	CA
1	O	351	THR	CB
1	O	352	GLU	CA
1	O	354	VAL	CA
1	O	357	GLU	CA
1	O	369	VAL	CA
1	O	372	THR	CB
1	O	380	SER	CA
1	O	401	SER	CA
1	O	403	ARG	CA
1	O	404	GLU	CA
1	O	414	ALA	CA
1	O	421	THR	CB
1	O	429	ASP	CA
1	O	463	GLU	CA
1	O	470	LEU	CA
1	O	478	GLN	CA
1	O	487	LEU	CA
1	O	489	ARG	CA
1	O	495	ALA	CA
1	O	496	ALA	CA
1	P	7	VAL	CA
1	P	12	MET	CA
1	P	30	ILE	CB
1	P	31	ILE	CA, CB
1	P	34	THR	CB
1	P	39	LEU	CA
1	P	42	LYS	CA
1	P	64	ILE	CB
1	P	65	LEU	CA
1	P	99	VAL	CA
1	P	110	LEU	CA
1	P	111	LEU	CA
1	P	113	GLN	CA
1	P	116	HIS	CA
1	P	129	GLN	CA
1	P	134	LEU	CA
1	P	153	ILE	CB
1	P	156	THR	CB, CA
1	P	158	ILE	CB
1	P	159	THR	CB

Continued on next page...

Continued from previous page...

Mol	Chain	Res	Type	Atom
1	P	163	ALA	CA
1	P	172	GLU	CA
1	P	187	LYS	CA
1	P	188	VAL	CA
1	P	201	ALA	CA
1	P	203	ILE	CA,CB
1	P	210	LYS	CA
1	P	216	LYS	CA
1	P	239	ILE	CB
1	P	242	THR	CB,CA
1	P	243	ALA	CA
1	P	244	SER	CA
1	P	247	LEU	CA
1	P	249	ASP	CA
1	P	260	ASN	CA
1	P	271	LEU	CA
1	P	273	GLN	CA
1	P	290	SER	CA
1	P	294	LYS	CA
1	P	299	THR	CA
1	P	302	ASN	CA
1	P	304	ILE	CB
1	P	305	THR	CA
1	P	307	ILE	CB
1	P	309	ASP	CA
1	P	313	GLN	CA
1	P	315	LEU	CA
1	P	341	LYS	CA
1	P	348	ARG	CA
1	P	351	THR	CA
1	P	368	VAL	CA
1	P	379	VAL	CA
1	P	385	THR	CB
1	P	401	SER	CA
1	P	426	ALA	CA
1	P	430	ALA	CA
1	P	448	CYS	CA
1	P	449	ALA	CA
1	P	455	THR	CB
1	P	471	ARG	CA
1	P	489	ARG	CA
1	P	493	VAL	CA

Continued on next page...

Continued from previous page...

Mol	Chain	Res	Type	Atom
1	P	496	ALA	CA

All (4314) planarity outliers are listed below:

Mol	Chain	Res	Type	Group
1	A	10	GLU	Mainchain
1	A	100	ALA	Mainchain
1	A	103	LEU	Mainchain
1	A	106	LYS	Mainchain
1	A	109	GLU	Mainchain
1	A	11	ASN	Mainchain
1	A	110	LEU	Mainchain
1	A	111	LEU	Mainchain
1	A	112	ASP	Mainchain,Peptide
1	A	113	GLN	Mainchain
1	A	114	ASN	Mainchain
1	A	115	VAL	Mainchain
1	A	116	HIS	Mainchain
1	A	117	PRO	Peptide
1	A	12	MET	Peptide
1	A	123	GLY	Mainchain
1	A	124	TYR	Mainchain
1	A	129	GLN	Mainchain
1	A	135	LEU	Mainchain
1	A	138	ILE	Peptide
1	A	142	VAL	Mainchain
1	A	144	ALA	Mainchain
1	A	145	GLN	Mainchain
1	A	146	ASP	Mainchain
1	A	149	ILE	Mainchain
1	A	151	THR	Mainchain
1	A	155	MET	Mainchain
1	A	160	GLY	Mainchain
1	A	162	GLY	Mainchain
1	A	163	ALA	Mainchain,Peptide
1	A	172	GLU	Mainchain
1	A	175	VAL	Mainchain
1	A	176	GLU	Mainchain
1	A	177	ALA	Mainchain
1	A	179	SER	Mainchain
1	A	181	VAL	Mainchain
1	A	186	GLY	Mainchain,Peptide

Continued on next page...

Continued from previous page...

Mol	Chain	Res	Type	Group
1	A	188	VAL	Mainchain
1	A	189	ASP	Mainchain
1	A	190	LYS	Mainchain
1	A	193	ILE	Mainchain
1	A	198	LYS	Mainchain
1	A	200	GLY	Mainchain,Peptide
1	A	201	ALA	Peptide
1	A	202	SER	Mainchain
1	A	204	ASP	Mainchain
1	A	205	ASP	Mainchain
1	A	206	THR	Mainchain
1	A	207	GLU	Mainchain
1	A	209	ILE	Mainchain
1	A	210	LYS	Mainchain
1	A	215	ASP	Mainchain
1	A	217	GLU	Mainchain
1	A	218	ARG	Mainchain
1	A	220	SER	Mainchain
1	A	221	ALA	Mainchain
1	A	222	GLN	Mainchain
1	A	223	MET	Mainchain
1	A	225	LYS	Mainchain
1	A	227	VAL	Mainchain
1	A	228	THR	Mainchain
1	A	229	ASP	Mainchain
1	A	23	MET	Mainchain
1	A	232	ILE	Mainchain
1	A	236	ASN	Peptide
1	A	237	CYS	Mainchain,Peptide
1	A	238	ALA	Mainchain
1	A	243	ALA	Mainchain
1	A	244	SER	Mainchain
1	A	247	LEU	Mainchain
1	A	252	ALA	Mainchain
1	A	255	LYS	Mainchain
1	A	257	SER	Mainchain
1	A	258	GLY	Mainchain
1	A	266	LYS	Mainchain
1	A	267	GLY	Mainchain
1	A	268	ILE	Mainchain
1	A	269	ASP	Mainchain
1	A	27	ALA	Mainchain

Continued on next page...

Continued from previous page...

Mol	Chain	Res	Type	Group
1	A	276	LEU	Mainchain
1	A	277	ALA	Mainchain
1	A	278	LYS	Mainchain
1	A	279	GLU	Mainchain,Peptide
1	A	28	GLY	Mainchain
1	A	281	ILE	Mainchain
1	A	284	ALA	Mainchain
1	A	285	ARG	Peptide
1	A	286	ARG	Mainchain
1	A	288	LYS	Mainchain
1	A	289	LYS	Mainchain
1	A	290	SER	Mainchain
1	A	294	LYS	Mainchain
1	A	297	LYS	Mainchain
1	A	298	ALA	Mainchain
1	A	301	ALA	Mainchain
1	A	302	ASN	Mainchain
1	A	304	ILE	Mainchain
1	A	305	THR	Mainchain
1	A	306	ASN	Mainchain
1	A	307	ILE	Mainchain,Peptide
1	A	309	ASP	Mainchain
1	A	310	LEU	Peptide
1	A	312	ALA	Mainchain
1	A	313	GLN	Peptide
1	A	314	ASP	Mainchain,Peptide
1	A	315	LEU	Peptide
1	A	316	GLY	Mainchain
1	A	317	ASP	Mainchain
1	A	318	ALA	Peptide
1	A	319	GLY	Mainchain
1	A	32	ALA	Mainchain
1	A	324	ARG	Mainchain
1	A	327	SER	Mainchain
1	A	328	GLY	Peptide
1	A	33	GLU	Mainchain
1	A	330	SER	Mainchain
1	A	335	GLU	Mainchain
1	A	337	CYS	Mainchain
1	A	338	LYS	Mainchain
1	A	340	PRO	Mainchain,Peptide
1	A	341	LYS	Mainchain

Continued on next page...

Continued from previous page...

Mol	Chain	Res	Type	Group
1	A	342	ALA	Mainchain
1	A	345	MET	Mainchain
1	A	346	LEU	Mainchain
1	A	349	GLY	Peptide
1	A	351	THR	Peptide
1	A	354	VAL	Mainchain
1	A	355	ILE	Mainchain,Peptide
1	A	356	GLU	Mainchain
1	A	357	GLU	Mainchain
1	A	361	ALA	Mainchain
1	A	363	ASP	Mainchain
1	A	364	ASP	Peptide
1	A	365	ALA	Mainchain
1	A	369	VAL	Mainchain
1	A	370	GLY	Mainchain
1	A	371	CYS	Mainchain
1	A	372	THR	Mainchain
1	A	373	ILE	Mainchain,Peptide
1	A	374	GLU	Mainchain
1	A	376	GLY	Mainchain
1	A	377	ARG	Mainchain
1	A	378	ILE	Mainchain
1	A	38	THR	Mainchain
1	A	380	SER	Mainchain
1	A	382	GLY	Mainchain,Peptide
1	A	383	GLY	Mainchain
1	A	384	SER	Mainchain
1	A	387	VAL	Mainchain
1	A	39	LEU	Mainchain
1	A	393	LEU	Mainchain
1	A	395	GLU	Mainchain
1	A	400	ILE	Peptide
1	A	406	LEU	Mainchain
1	A	407	ALA	Mainchain
1	A	409	ARG	Mainchain
1	A	412	ALA	Mainchain
1	A	415	LEU	Mainchain
1	A	416	GLU	Mainchain
1	A	42	LYS	Mainchain,Peptide
1	A	425	ASN	Mainchain
1	A	426	ALA	Mainchain
1	A	427	GLY	Mainchain,Peptide

Continued on next page...

Continued from previous page...

Mol	Chain	Res	Type	Group
1	A	428	LEU	Mainchain,Peptide
1	A	43	GLY	Mainchain,Peptide
1	A	430	ALA	Mainchain
1	A	434	LEU	Mainchain
1	A	438	ARG	Mainchain
1	A	44	MET	Mainchain
1	A	442	ALA	Mainchain
1	A	443	SER	Mainchain
1	A	444	ASN	Mainchain
1	A	447	LYS	Mainchain
1	A	448	CYS	Peptide
1	A	450	GLY	Mainchain
1	A	452	ASN	Mainchain
1	A	453	VAL	Mainchain
1	A	456	GLY	Mainchain
1	A	459	GLU	Mainchain
1	A	462	CYS	Mainchain
1	A	463	GLU	Mainchain
1	A	464	ASN	Mainchain
1	A	465	GLY	Mainchain
1	A	467	VAL	Mainchain
1	A	468	GLU	Mainchain
1	A	471	ARG	Mainchain,Peptide
1	A	472	VAL	Mainchain
1	A	478	GLN	Mainchain
1	A	480	ALA	Mainchain
1	A	482	GLU	Mainchain
1	A	484	THR	Mainchain
1	A	485	GLU	Peptide
1	A	486	MET	Mainchain
1	A	487	LEU	Mainchain
1	A	489	ARG	Mainchain
1	A	495	ALA	Mainchain,Peptide
1	A	51	ASP	Mainchain
1	A	53	GLY	Mainchain
1	A	55	VAL	Mainchain,Peptide
1	A	56	VAL	Mainchain
1	A	57	VAL	Mainchain
1	A	60	ASP	Mainchain
1	A	62	VAL	Mainchain
1	A	63	THR	Mainchain
1	A	68	MET	Mainchain

Continued on next page...

Continued from previous page...

Mol	Chain	Res	Type	Group
1	A	69	SER	Mainchain
1	A	70	VAL	Mainchain
1	A	71	GLU	Mainchain
1	A	74	ALA	Mainchain
1	A	75	ALA	Mainchain
1	A	77	MET	Mainchain
1	A	78	LEU	Mainchain
1	A	8	LEU	Peptide
1	A	82	ALA	Mainchain
1	A	83	LYS	Mainchain,Peptide
1	A	86	GLU	Mainchain
1	A	9	PRO	Peptide
1	A	90	GLY	Mainchain
1	A	93	THR	Mainchain
1	A	94	THR	Mainchain
1	A	95	THR	Mainchain,Peptide
1	A	97	VAL	Mainchain
1	B	10	GLU	Mainchain
1	B	100	ALA	Mainchain
1	B	101	GLY	Mainchain
1	B	102	GLU	Mainchain
1	B	104	LEU	Mainchain
1	B	105	ARG	Mainchain
1	B	106	LYS	Mainchain
1	B	108	GLU	Mainchain
1	B	11	ASN	Mainchain
1	B	111	LEU	Mainchain
1	B	112	ASP	Mainchain,Peptide
1	B	113	GLN	Mainchain,Peptide
1	B	115	VAL	Mainchain,Peptide
1	B	116	HIS	Mainchain
1	B	117	PRO	Mainchain
1	B	119	ILE	Mainchain
1	B	125	GLN	Mainchain
1	B	128	ALA	Mainchain
1	B	13	LYS	Mainchain
1	B	131	ALA	Mainchain
1	B	132	GLN	Mainchain
1	B	135	LEU	Mainchain
1	B	136	LYS	Mainchain
1	B	138	ILE	Mainchain,Peptide
1	B	139	ALA	Mainchain

Continued on next page...

Continued from previous page...

Mol	Chain	Res	Type	Group
1	B	14	ARG	Mainchain
1	B	140	CYS	Mainchain
1	B	141	GLU	Mainchain
1	B	144	ALA	Mainchain
1	B	146	ASP	Mainchain
1	B	150	LEU	Mainchain
1	B	152	LYS	Mainchain
1	B	153	ILE	Mainchain
1	B	154	ALA	Mainchain,Peptide
1	B	155	MET	Mainchain
1	B	159	THR	Mainchain
1	B	16	MET	Mainchain,Peptide
1	B	160	GLY	Mainchain
1	B	161	LYS	Mainchain
1	B	162	GLY	Mainchain
1	B	17	GLY	Mainchain,Peptide
1	B	170	LEU	Mainchain
1	B	172	GLU	Mainchain
1	B	173	ILE	Mainchain
1	B	175	VAL	Mainchain
1	B	176	GLU	Mainchain
1	B	177	ALA	Mainchain
1	B	18	ARG	Mainchain
1	B	181	VAL	Mainchain
1	B	182	VAL	Mainchain
1	B	187	LYS	Mainchain,Peptide
1	B	188	VAL	Mainchain
1	B	19	ASP	Mainchain
1	B	190	LYS	Mainchain
1	B	191	ASP	Mainchain,Peptide
1	B	192	LEU	Mainchain
1	B	197	LYS	Mainchain
1	B	199	SER	Mainchain
1	B	20	ALA	Mainchain
1	B	201	ALA	Mainchain
1	B	203	ILE	Mainchain
1	B	205	ASP	Mainchain
1	B	207	GLU	Mainchain
1	B	209	ILE	Mainchain
1	B	210	LYS	Mainchain,Peptide
1	B	215	ASP	Mainchain
1	B	216	LYS	Mainchain

Continued on next page...

Continued from previous page...

Mol	Chain	Res	Type	Group
1	B	218	ARG	Mainchain
1	B	219	VAL	Mainchain
1	B	221	ALA	Mainchain
1	B	222	GLN	Mainchain
1	B	224	PRO	Mainchain
1	B	228	THR	Mainchain
1	B	23	MET	Mainchain
1	B	232	ILE	Mainchain
1	B	234	LEU	Peptide
1	B	237	CYS	Mainchain
1	B	238	ALA	Mainchain
1	B	240	GLU	Mainchain
1	B	241	GLU	Mainchain
1	B	244	SER	Mainchain
1	B	25	ILE	Mainchain
1	B	252	ALA	Mainchain
1	B	255	LYS	Mainchain
1	B	259	ALA	Peptide
1	B	260	ASN	Mainchain
1	B	265	GLN	Mainchain
1	B	266	LYS	Mainchain
1	B	274	HIS	Mainchain
1	B	276	LEU	Mainchain
1	B	279	GLU	Mainchain
1	B	281	ILE	Mainchain
1	B	283	ALA	Mainchain
1	B	285	ARG	Mainchain,Peptide
1	B	288	LYS	Mainchain,Peptide
1	B	289	LYS	Mainchain,Peptide
1	B	290	SER	Mainchain
1	B	295	LEU	Mainchain
1	B	299	THR	Mainchain
1	B	30	ILE	Mainchain
1	B	301	ALA	Mainchain,Peptide
1	B	302	ASN	Mainchain,Peptide
1	B	303	VAL	Mainchain
1	B	304	ILE	Mainchain
1	B	305	THR	Mainchain
1	B	306	ASN	Mainchain,Peptide
1	B	307	ILE	Mainchain
1	B	31	ILE	Mainchain
1	B	310	LEU	Mainchain

Continued on next page...

Continued from previous page...

Mol	Chain	Res	Type	Group
1	B	311	SER	Mainchain
1	B	312	ALA	Mainchain,Peptide
1	B	313	GLN	Mainchain,Peptide
1	B	314	ASP	Mainchain
1	B	318	ALA	Mainchain
1	B	319	GLY	Mainchain
1	B	320	LEU	Mainchain
1	B	327	SER	Mainchain,Peptide
1	B	328	GLY	Mainchain
1	B	329	ASP	Mainchain
1	B	331	MET	Mainchain
1	B	338	LYS	Mainchain
1	B	340	PRO	Mainchain
1	B	342	ALA	Mainchain
1	B	343	VAL	Mainchain
1	B	346	LEU	Mainchain
1	B	347	ILE	Mainchain
1	B	349	GLY	Mainchain,Peptide
1	B	35	VAL	Mainchain
1	B	350	THR	Peptide
1	B	351	THR	Mainchain
1	B	352	GLU	Mainchain
1	B	355	ILE	Mainchain,Peptide
1	B	358	VAL	Mainchain
1	B	359	ALA	Mainchain
1	B	36	ARG	Mainchain
1	B	360	ARG	Mainchain
1	B	363	ASP	Mainchain
1	B	364	ASP	Mainchain,Peptide
1	B	37	SER	Mainchain
1	B	371	CYS	Mainchain
1	B	372	THR	Mainchain,Peptide
1	B	373	ILE	Mainchain
1	B	374	GLU	Mainchain
1	B	375	ASP	Mainchain
1	B	376	GLY	Mainchain
1	B	377	ARG	Mainchain
1	B	378	ILE	Mainchain
1	B	379	VAL	Peptide
1	B	380	SER	Mainchain,Peptide
1	B	381	GLY	Mainchain,Peptide
1	B	384	SER	Mainchain

Continued on next page...

Continued from previous page...

Mol	Chain	Res	Type	Group
1	B	385	THR	Mainchain
1	B	388	GLU	Mainchain
1	B	389	LEU	Mainchain
1	B	393	LEU	Mainchain
1	B	396	TYR	Mainchain
1	B	398	GLU	Mainchain
1	B	406	LEU	Mainchain
1	B	409	ARG	Mainchain
1	B	41	PRO	Peptide
1	B	411	PHE	Mainchain
1	B	412	ALA	Mainchain
1	B	416	GLU	Mainchain
1	B	419	PRO	Mainchain
1	B	420	ARG	Mainchain
1	B	421	THR	Mainchain
1	B	425	ASN	Mainchain
1	B	43	GLY	Mainchain
1	B	430	ALA	Mainchain
1	B	431	ILE	Mainchain
1	B	434	LEU	Mainchain
1	B	44	MET	Mainchain
1	B	440	ALA	Mainchain
1	B	443	SER	Mainchain
1	B	445	GLY	Peptide
1	B	447	LYS	Mainchain
1	B	448	CYS	Mainchain,Peptide
1	B	452	ASN	Mainchain
1	B	459	GLU	Mainchain,Peptide
1	B	460	ASP	Mainchain
1	B	461	MET	Mainchain
1	B	463	GLU	Mainchain
1	B	465	GLY	Mainchain
1	B	466	VAL	Mainchain
1	B	467	VAL	Mainchain
1	B	469	PRO	Mainchain
1	B	470	LEU	Mainchain
1	B	471	ARG	Mainchain,Peptide
1	B	472	VAL	Mainchain
1	B	473	LYS	Mainchain
1	B	474	THR	Mainchain
1	B	475	GLN	Mainchain
1	B	477	ILE	Mainchain

Continued on next page...

Continued from previous page...

Mol	Chain	Res	Type	Group
1	B	481	ALA	Mainchain
1	B	482	GLU	Mainchain
1	B	485	GLU	Mainchain
1	B	486	MET	Mainchain
1	B	487	LEU	Mainchain
1	B	488	LEU	Mainchain
1	B	491	ASP	Mainchain
1	B	494	ILE	Mainchain
1	B	495	ALA	Mainchain
1	B	496	ALA	Mainchain
1	B	50	ASP	Peptide
1	B	52	LEU	Mainchain
1	B	54	ASP	Mainchain
1	B	55	VAL	Peptide
1	B	56	VAL	Mainchain
1	B	58	THR	Mainchain
1	B	60	ASP	Mainchain
1	B	62	VAL	Mainchain
1	B	68	MET	Mainchain
1	B	69	SER	Peptide
1	B	71	GLU	Mainchain
1	B	72	HIS	Mainchain
1	B	76	LYS	Mainchain
1	B	8	LEU	Mainchain
1	B	82	ALA	Mainchain
1	B	83	LYS	Mainchain
1	B	87	LYS	Mainchain,Peptide
1	B	89	VAL	Mainchain
1	B	90	GLY	Mainchain
1	B	91	ASP	Mainchain
1	B	92	GLY	Mainchain
1	B	93	THR	Mainchain
1	B	94	THR	Mainchain
1	B	95	THR	Mainchain
1	B	96	ALA	Peptide
1	C	101	GLY	Mainchain
1	C	102	GLU	Mainchain
1	C	103	LEU	Mainchain
1	C	104	LEU	Mainchain
1	C	106	LYS	Mainchain
1	C	107	ALA	Mainchain
1	C	108	GLU	Mainchain

Continued on next page...

Continued from previous page...

Mol	Chain	Res	Type	Group
1	C	109	GLU	Mainchain
1	C	11	ASN	Mainchain,Peptide
1	C	112	ASP	Peptide
1	C	113	GLN	Peptide
1	C	115	VAL	Peptide
1	C	117	PRO	Peptide
1	C	119	ILE	Mainchain
1	C	12	MET	Peptide
1	C	121	VAL	Mainchain
1	C	123	GLY	Mainchain
1	C	133	GLU	Mainchain
1	C	135	LEU	Mainchain
1	C	136	LYS	Mainchain
1	C	137	THR	Mainchain
1	C	138	ILE	Mainchain
1	C	139	ALA	Mainchain
1	C	14	ARG	Mainchain
1	C	141	GLU	Mainchain,Peptide
1	C	143	GLY	Mainchain
1	C	145	GLN	Mainchain
1	C	146	ASP	Peptide
1	C	147	LYS	Mainchain
1	C	151	THR	Mainchain
1	C	156	THR	Mainchain
1	C	157	SER	Mainchain
1	C	159	THR	Mainchain
1	C	160	GLY	Mainchain
1	C	162	GLY	Mainchain
1	C	163	ALA	Peptide
1	C	165	LYS	Mainchain
1	C	167	LYS	Mainchain
1	C	168	GLU	Mainchain
1	C	17	GLY	Mainchain
1	C	170	LEU	Mainchain
1	C	171	ALA	Mainchain
1	C	172	GLU	Mainchain
1	C	176	GLU	Mainchain
1	C	178	VAL	Mainchain,Peptide
1	C	179	SER	Mainchain
1	C	182	VAL	Mainchain
1	C	183	ASP	Mainchain
1	C	187	LYS	Mainchain

Continued on next page...

Continued from previous page...

Mol	Chain	Res	Type	Group
1	C	188	VAL	Mainchain,Peptide
1	C	189	ASP	Mainchain
1	C	190	LYS	Mainchain
1	C	196	GLU	Mainchain
1	C	197	LYS	Mainchain
1	C	198	LYS	Peptide
1	C	199	SER	Mainchain
1	C	201	ALA	Peptide
1	C	204	ASP	Mainchain
1	C	205	ASP	Mainchain
1	C	206	THR	Mainchain
1	C	209	ILE	Mainchain
1	C	21	GLN	Mainchain
1	C	211	GLY	Mainchain
1	C	217	GLU	Mainchain
1	C	22	ARG	Mainchain
1	C	221	ALA	Mainchain,Peptide
1	C	225	LYS	Mainchain
1	C	226	LYS	Mainchain
1	C	228	THR	Mainchain
1	C	229	ASP	Mainchain
1	C	23	MET	Mainchain
1	C	232	ILE	Mainchain
1	C	233	ALA	Mainchain
1	C	235	LEU	Mainchain,Peptide
1	C	236	ASN	Mainchain
1	C	237	CYS	Mainchain
1	C	238	ALA	Mainchain
1	C	239	ILE	Mainchain
1	C	240	GLU	Mainchain
1	C	241	GLU	Mainchain
1	C	242	THR	Mainchain
1	C	245	GLU	Mainchain
1	C	249	ASP	Mainchain
1	C	255	LYS	Mainchain
1	C	257	SER	Mainchain
1	C	258	GLY	Mainchain
1	C	259	ALA	Mainchain
1	C	26	LEU	Mainchain
1	C	262	LEU	Mainchain
1	C	265	GLN	Mainchain
1	C	266	LYS	Mainchain

Continued on next page...

Continued from previous page...

Mol	Chain	Res	Type	Group
1	C	267	GLY	Mainchain
1	C	269	ASP	Mainchain
1	C	27	ALA	Mainchain
1	C	270	ASP	Mainchain,Peptide
1	C	277	ALA	Mainchain
1	C	279	GLU	Mainchain
1	C	28	GLY	Mainchain
1	C	280	GLY	Peptide
1	C	281	ILE	Mainchain
1	C	284	ALA	Mainchain
1	C	285	ARG	Mainchain
1	C	286	ARG	Mainchain
1	C	288	LYS	Mainchain
1	C	289	LYS	Mainchain
1	C	290	SER	Mainchain
1	C	291	ASP	Mainchain,Peptide
1	C	292	MET	Mainchain
1	C	296	ALA	Mainchain
1	C	297	LYS	Mainchain
1	C	30	ILE	Mainchain
1	C	300	GLY	Mainchain
1	C	301	ALA	Mainchain
1	C	302	ASN	Mainchain
1	C	303	VAL	Mainchain
1	C	304	ILE	Mainchain
1	C	306	ASN	Mainchain
1	C	307	ILE	Mainchain
1	C	308	LYS	Mainchain
1	C	310	LEU	Peptide
1	C	311	SER	Peptide
1	C	312	ALA	Mainchain
1	C	313	GLN	Mainchain
1	C	314	ASP	Mainchain
1	C	317	ASP	Mainchain
1	C	322	GLU	Mainchain
1	C	326	ILE	Mainchain
1	C	328	GLY	Mainchain
1	C	33	GLU	Mainchain
1	C	335	GLU	Peptide
1	C	336	GLU	Mainchain
1	C	339	HIS	Mainchain
1	C	341	LYS	Mainchain

Continued on next page...

Continued from previous page...

Mol	Chain	Res	Type	Group
1	C	343	VAL	Mainchain
1	C	346	LEU	Mainchain
1	C	347	ILE	Mainchain
1	C	348	ARG	Mainchain
1	C	349	GLY	Mainchain
1	C	350	THR	Mainchain,Peptide
1	C	351	THR	Mainchain
1	C	352	GLU	Mainchain
1	C	353	HIS	Mainchain
1	C	354	VAL	Mainchain
1	C	356	GLU	Mainchain
1	C	357	GLU	Mainchain
1	C	361	ALA	Peptide
1	C	366	VAL	Mainchain
1	C	367	GLY	Peptide
1	C	37	SER	Mainchain
1	C	370	GLY	Mainchain
1	C	371	CYS	Mainchain
1	C	372	THR	Mainchain
1	C	373	ILE	Mainchain
1	C	374	GLU	Mainchain
1	C	376	GLY	Mainchain,Peptide
1	C	377	ARG	Mainchain,Peptide
1	C	378	ILE	Mainchain
1	C	379	VAL	Mainchain
1	C	38	THR	Mainchain
1	C	380	SER	Mainchain,Peptide
1	C	381	GLY	Mainchain
1	C	384	SER	Mainchain
1	C	389	LEU	Mainchain
1	C	394	ARG	Mainchain
1	C	396	TYR	Mainchain
1	C	398	GLU	Peptide
1	C	399	GLY	Mainchain
1	C	40	GLY	Mainchain
1	C	400	ILE	Mainchain
1	C	401	SER	Mainchain
1	C	402	GLY	Peptide
1	C	403	ARG	Mainchain
1	C	405	GLN	Mainchain,Peptide
1	C	406	LEU	Mainchain
1	C	41	PRO	Mainchain

Continued on next page...

Continued from previous page...

Mol	Chain	Res	Type	Group
1	C	410	ALA	Mainchain
1	C	411	PHE	Mainchain
1	C	412	ALA	Mainchain
1	C	415	LEU	Mainchain
1	C	416	GLU	Mainchain
1	C	418	ILE	Mainchain
1	C	42	LYS	Mainchain
1	C	420	ARG	Mainchain
1	C	422	LEU	Mainchain
1	C	425	ASN	Mainchain
1	C	427	GLY	Mainchain,Peptide
1	C	428	LEU	Mainchain
1	C	429	ASP	Peptide
1	C	437	VAL	Mainchain
1	C	439	ALA	Mainchain
1	C	44	MET	Mainchain
1	C	443	SER	Mainchain
1	C	446	ASN	Mainchain
1	C	447	LYS	Mainchain
1	C	448	CYS	Mainchain
1	C	450	GLY	Mainchain,Peptide
1	C	452	ASN	Mainchain
1	C	453	VAL	Mainchain
1	C	454	PHE	Mainchain
1	C	455	THR	Mainchain
1	C	456	GLY	Mainchain
1	C	458	VAL	Mainchain
1	C	460	ASP	Mainchain
1	C	461	MET	Mainchain
1	C	462	CYS	Mainchain
1	C	463	GLU	Mainchain
1	C	467	VAL	Mainchain
1	C	469	PRO	Mainchain
1	C	478	GLN	Mainchain
1	C	486	MET	Mainchain
1	C	487	LEU	Mainchain
1	C	489	ARG	Mainchain
1	C	49	VAL	Mainchain
1	C	491	ASP	Mainchain
1	C	495	ALA	Mainchain,Peptide
1	C	496	ALA	Peptide
1	C	50	ASP	Mainchain,Peptide

Continued on next page...

Continued from previous page...

Mol	Chain	Res	Type	Group
1	C	51	ASP	Mainchain
1	C	52	LEU	Mainchain
1	C	55	VAL	Mainchain
1	C	56	VAL	Mainchain
1	C	57	VAL	Mainchain
1	C	60	ASP	Mainchain
1	C	62	VAL	Mainchain
1	C	63	THR	Mainchain
1	C	68	MET	Mainchain
1	C	70	VAL	Mainchain
1	C	71	GLU	Mainchain,Peptide
1	C	76	LYS	Mainchain
1	C	77	MET	Mainchain
1	C	79	ILE	Mainchain
1	C	8	LEU	Mainchain
1	C	80	GLU	Mainchain
1	C	81	VAL	Mainchain
1	C	85	GLN	Mainchain
1	C	86	GLU	Mainchain
1	C	87	LYS	Mainchain
1	C	89	VAL	Mainchain
1	C	9	PRO	Mainchain,Peptide
1	C	90	GLY	Mainchain
1	C	91	ASP	Mainchain
1	C	92	GLY	Mainchain
1	C	93	THR	Mainchain
1	C	95	THR	Mainchain
1	C	99	VAL	Mainchain
1	D	10	GLU	Mainchain
1	D	105	ARG	Mainchain
1	D	106	LYS	Mainchain
1	D	107	ALA	Mainchain
1	D	108	GLU	Mainchain
1	D	109	GLU	Mainchain
1	D	11	ASN	Mainchain
1	D	112	ASP	Mainchain,Peptide
1	D	113	GLN	Mainchain,Peptide
1	D	115	VAL	Peptide
1	D	119	ILE	Mainchain
1	D	12	MET	Mainchain,Peptide
1	D	120	VAL	Mainchain
1	D	122	LYS	Mainchain

Continued on next page...

Continued from previous page...

Mol	Chain	Res	Type	Group
1	D	123	GLY	Mainchain
1	D	124	TYR	Mainchain
1	D	125	GLN	Mainchain
1	D	128	ALA	Mainchain
1	D	129	GLN	Mainchain
1	D	13	LYS	Mainchain
1	D	130	LYS	Mainchain
1	D	135	LEU	Mainchain
1	D	136	LYS	Mainchain
1	D	137	THR	Mainchain
1	D	138	ILE	Peptide
1	D	14	ARG	Mainchain
1	D	141	GLU	Peptide
1	D	148	GLU	Mainchain
1	D	149	ILE	Mainchain
1	D	15	TYR	Peptide
1	D	150	LEU	Mainchain
1	D	151	THR	Mainchain
1	D	155	MET	Mainchain
1	D	156	THR	Mainchain
1	D	158	ILE	Mainchain
1	D	16	MET	Mainchain
1	D	161	LYS	Mainchain
1	D	162	GLY	Peptide
1	D	163	ALA	Mainchain,Peptide
1	D	165	LYS	Mainchain
1	D	169	LYS	Mainchain
1	D	17	GLY	Mainchain
1	D	171	ALA	Mainchain
1	D	184	ASP	Mainchain
1	D	185	GLU	Mainchain
1	D	187	LYS	Mainchain
1	D	189	ASP	Peptide
1	D	190	LYS	Mainchain
1	D	193	ILE	Mainchain
1	D	194	LYS	Mainchain
1	D	197	LYS	Mainchain
1	D	198	LYS	Mainchain
1	D	199	SER	Mainchain
1	D	200	GLY	Mainchain,Peptide
1	D	201	ALA	Mainchain,Peptide
1	D	205	ASP	Mainchain

Continued on next page...

Continued from previous page...

Mol	Chain	Res	Type	Group
1	D	206	THR	Mainchain
1	D	209	ILE	Mainchain
1	D	21	GLN	Peptide
1	D	212	VAL	Mainchain
1	D	214	VAL	Mainchain
1	D	217	GLU	Mainchain
1	D	218	ARG	Mainchain
1	D	220	SER	Mainchain
1	D	223	MET	Peptide
1	D	225	LYS	Mainchain
1	D	226	LYS	Mainchain
1	D	227	VAL	Mainchain
1	D	228	THR	Mainchain
1	D	229	ASP	Mainchain
1	D	23	MET	Mainchain
1	D	233	ALA	Mainchain
1	D	234	LEU	Mainchain
1	D	235	LEU	Mainchain
1	D	237	CYS	Mainchain
1	D	239	ILE	Mainchain
1	D	24	ASN	Mainchain
1	D	244	SER	Mainchain
1	D	246	MET	Mainchain
1	D	252	ALA	Mainchain
1	D	253	GLU	Mainchain
1	D	256	ALA	Mainchain
1	D	257	SER	Mainchain
1	D	258	GLY	Mainchain
1	D	259	ALA	Peptide
1	D	26	LEU	Mainchain
1	D	260	ASN	Mainchain
1	D	263	PHE	Mainchain
1	D	265	GLN	Mainchain
1	D	266	LYS	Mainchain
1	D	267	GLY	Mainchain
1	D	268	ILE	Mainchain
1	D	269	ASP	Mainchain,Peptide
1	D	27	ALA	Mainchain,Peptide
1	D	273	GLN	Mainchain
1	D	279	GLU	Mainchain
1	D	28	GLY	Mainchain
1	D	284	ALA	Mainchain,Peptide

Continued on next page...

Continued from previous page...

Mol	Chain	Res	Type	Group
1	D	285	ARG	Mainchain
1	D	286	ARG	Mainchain
1	D	287	VAL	Mainchain
1	D	289	LYS	Mainchain
1	D	29	ARG	Mainchain
1	D	290	SER	Mainchain
1	D	291	ASP	Peptide
1	D	292	MET	Mainchain
1	D	293	GLU	Mainchain,Peptide
1	D	294	LYS	Mainchain
1	D	295	LEU	Mainchain
1	D	296	ALA	Mainchain
1	D	300	GLY	Mainchain
1	D	301	ALA	Mainchain
1	D	305	THR	Mainchain
1	D	306	ASN	Mainchain,Peptide
1	D	307	ILE	Mainchain
1	D	308	LYS	Mainchain,Peptide
1	D	31	ILE	Mainchain
1	D	310	LEU	Mainchain
1	D	311	SER	Mainchain
1	D	312	ALA	Mainchain,Peptide
1	D	313	GLN	Peptide
1	D	314	ASP	Mainchain
1	D	317	ASP	Mainchain
1	D	318	ALA	Mainchain
1	D	326	ILE	Mainchain
1	D	327	SER	Mainchain
1	D	328	GLY	Mainchain
1	D	329	ASP	Mainchain
1	D	334	VAL	Mainchain
1	D	336	GLU	Mainchain
1	D	337	CYS	Mainchain
1	D	338	LYS	Mainchain
1	D	340	PRO	Mainchain,Peptide
1	D	341	LYS	Mainchain
1	D	342	ALA	Peptide
1	D	347	ILE	Mainchain
1	D	348	ARG	Mainchain
1	D	349	GLY	Peptide
1	D	35	VAL	Mainchain
1	D	350	THR	Peptide

Continued on next page...

Continued from previous page...

Mol	Chain	Res	Type	Group
1	D	351	THR	Mainchain
1	D	352	GLU	Mainchain
1	D	353	HIS	Mainchain
1	D	354	VAL	Mainchain
1	D	36	ARG	Mainchain
1	D	362	VAL	Mainchain
1	D	366	VAL	Mainchain
1	D	367	GLY	Mainchain
1	D	369	VAL	Mainchain
1	D	37	SER	Mainchain
1	D	370	GLY	Mainchain
1	D	375	ASP	Mainchain
1	D	376	GLY	Mainchain
1	D	377	ARG	Mainchain
1	D	379	VAL	Mainchain
1	D	380	SER	Peptide
1	D	381	GLY	Mainchain,Peptide
1	D	382	GLY	Mainchain
1	D	384	SER	Mainchain
1	D	385	THR	Mainchain
1	D	386	GLU	Mainchain
1	D	393	LEU	Mainchain
1	D	396	TYR	Mainchain
1	D	398	GLU	Mainchain
1	D	40	GLY	Mainchain
1	D	400	ILE	Mainchain
1	D	401	SER	Mainchain
1	D	403	ARG	Mainchain
1	D	404	GLU	Mainchain
1	D	405	GLN	Mainchain
1	D	406	LEU	Mainchain
1	D	407	ALA	Mainchain
1	D	408	VAL	Mainchain
1	D	41	PRO	Mainchain,Peptide
1	D	412	ALA	Peptide
1	D	416	GLU	Mainchain
1	D	418	ILE	Mainchain
1	D	419	PRO	Mainchain
1	D	420	ARG	Mainchain
1	D	421	THR	Mainchain,Peptide
1	D	423	ALA	Mainchain
1	D	425	ASN	Mainchain,Peptide

Continued on next page...

Continued from previous page...

Mol	Chain	Res	Type	Group
1	D	427	GLY	Peptide
1	D	428	LEU	Mainchain
1	D	429	ASP	Mainchain
1	D	43	GLY	Mainchain
1	D	430	ALA	Mainchain
1	D	431	ILE	Mainchain
1	D	432	GLU	Mainchain
1	D	439	ALA	Mainchain
1	D	44	MET	Mainchain
1	D	440	ALA	Mainchain
1	D	443	SER	Mainchain
1	D	444	ASN	Mainchain
1	D	447	LYS	Mainchain
1	D	448	CYS	Mainchain
1	D	449	ALA	Mainchain
1	D	450	GLY	Mainchain
1	D	453	VAL	Mainchain
1	D	454	PHE	Mainchain
1	D	455	THR	Peptide
1	D	456	GLY	Mainchain
1	D	457	ALA	Mainchain
1	D	458	VAL	Mainchain
1	D	462	CYS	Mainchain
1	D	464	ASN	Mainchain
1	D	465	GLY	Mainchain
1	D	466	VAL	Mainchain
1	D	468	GLU	Mainchain
1	D	469	PRO	Mainchain
1	D	47	MET	Mainchain
1	D	470	LEU	Mainchain
1	D	471	ARG	Mainchain
1	D	473	LYS	Mainchain
1	D	474	THR	Mainchain
1	D	475	GLN	Mainchain
1	D	476	ALA	Mainchain,Peptide
1	D	477	ILE	Mainchain
1	D	481	ALA	Mainchain
1	D	484	THR	Mainchain
1	D	485	GLU	Mainchain
1	D	486	MET	Mainchain
1	D	487	LEU	Mainchain
1	D	488	LEU	Mainchain

Continued on next page...

Continued from previous page...

Mol	Chain	Res	Type	Group
1	D	49	VAL	Mainchain
1	D	490	ILE	Mainchain,Peptide
1	D	491	ASP	Mainchain
1	D	493	VAL	Mainchain
1	D	494	ILE	Mainchain
1	D	495	ALA	Mainchain,Peptide
1	D	50	ASP	Mainchain
1	D	52	LEU	Mainchain
1	D	55	VAL	Peptide
1	D	56	VAL	Mainchain
1	D	57	VAL	Mainchain
1	D	58	THR	Mainchain
1	D	59	ASN	Mainchain
1	D	62	VAL	Mainchain
1	D	63	THR	Mainchain
1	D	68	MET	Mainchain,Peptide
1	D	7	VAL	Mainchain,Peptide
1	D	72	HIS	Mainchain
1	D	73	PRO	Mainchain
1	D	77	MET	Mainchain
1	D	78	LEU	Mainchain
1	D	79	ILE	Mainchain
1	D	8	LEU	Mainchain,Peptide
1	D	82	ALA	Mainchain
1	D	83	LYS	Mainchain
1	D	89	VAL	Mainchain
1	D	9	PRO	Mainchain,Peptide
1	D	90	GLY	Mainchain
1	D	91	ASP	Mainchain
1	D	92	GLY	Mainchain
1	D	93	THR	Mainchain,Peptide
1	D	94	THR	Mainchain
1	D	96	ALA	Mainchain
1	D	99	VAL	Peptide
1	E	10	GLU	Mainchain
1	E	100	ALA	Mainchain
1	E	102	GLU	Mainchain
1	E	103	LEU	Mainchain
1	E	107	ALA	Mainchain
1	E	110	LEU	Mainchain
1	E	111	LEU	Mainchain
1	E	112	ASP	Mainchain,Peptide

Continued on next page...

Continued from previous page...

Mol	Chain	Res	Type	Group
1	E	114	ASN	Mainchain
1	E	115	VAL	Mainchain
1	E	116	HIS	Mainchain
1	E	117	PRO	Mainchain
1	E	118	THR	Mainchain
1	E	119	ILE	Mainchain
1	E	12	MET	Mainchain
1	E	120	VAL	Mainchain
1	E	121	VAL	Mainchain
1	E	123	GLY	Mainchain
1	E	124	TYR	Mainchain
1	E	128	ALA	Mainchain
1	E	133	GLU	Mainchain
1	E	136	LYS	Mainchain
1	E	137	THR	Mainchain
1	E	138	ILE	Peptide
1	E	139	ALA	Mainchain,Peptide
1	E	140	CYS	Mainchain
1	E	144	ALA	Mainchain
1	E	145	GLN	Mainchain
1	E	150	LEU	Mainchain
1	E	154	ALA	Mainchain,Peptide
1	E	155	MET	Mainchain
1	E	157	SER	Mainchain
1	E	159	THR	Mainchain,Peptide
1	E	16	MET	Mainchain
1	E	160	GLY	Mainchain
1	E	162	GLY	Mainchain
1	E	163	ALA	Peptide
1	E	167	LYS	Mainchain
1	E	17	GLY	Mainchain
1	E	170	LEU	Mainchain
1	E	171	ALA	Mainchain
1	E	172	GLU	Mainchain
1	E	174	ILE	Mainchain
1	E	176	GLU	Mainchain
1	E	177	ALA	Mainchain
1	E	181	VAL	Mainchain
1	E	182	VAL	Mainchain
1	E	184	ASP	Mainchain
1	E	188	VAL	Mainchain,Peptide
1	E	189	ASP	Mainchain

Continued on next page...

Continued from previous page...

Mol	Chain	Res	Type	Group
1	E	19	ASP	Mainchain
1	E	190	LYS	Mainchain
1	E	191	ASP	Mainchain
1	E	195	ILE	Mainchain
1	E	196	GLU	Mainchain
1	E	197	LYS	Mainchain
1	E	20	ALA	Mainchain
1	E	200	GLY	Mainchain
1	E	201	ALA	Mainchain,Peptide
1	E	203	ILE	Mainchain
1	E	204	ASP	Mainchain
1	E	205	ASP	Mainchain
1	E	206	THR	Mainchain
1	E	207	GLU	Mainchain
1	E	209	ILE	Mainchain
1	E	21	GLN	Mainchain
1	E	210	LYS	Mainchain
1	E	217	GLU	Mainchain
1	E	22	ARG	Mainchain
1	E	220	SER	Peptide
1	E	221	ALA	Mainchain,Peptide
1	E	223	MET	Mainchain
1	E	225	LYS	Mainchain
1	E	228	THR	Mainchain
1	E	23	MET	Mainchain
1	E	236	ASN	Mainchain
1	E	237	CYS	Mainchain,Peptide
1	E	246	MET	Mainchain
1	E	25	ILE	Mainchain
1	E	253	GLU	Mainchain
1	E	255	LYS	Mainchain
1	E	257	SER	Peptide
1	E	258	GLY	Mainchain
1	E	259	ALA	Mainchain
1	E	26	LEU	Mainchain
1	E	263	PHE	Mainchain
1	E	265	GLN	Mainchain
1	E	266	LYS	Mainchain
1	E	267	GLY	Mainchain
1	E	268	ILE	Mainchain
1	E	269	ASP	Mainchain
1	E	270	ASP	Mainchain

Continued on next page...

Continued from previous page...

Mol	Chain	Res	Type	Group
1	E	273	GLN	Peptide
1	E	276	LEU	Mainchain
1	E	277	ALA	Peptide
1	E	28	GLY	Mainchain
1	E	280	GLY	Peptide
1	E	285	ARG	Peptide
1	E	286	ARG	Mainchain
1	E	287	VAL	Mainchain
1	E	288	LYS	Mainchain
1	E	289	LYS	Mainchain
1	E	293	GLU	Mainchain
1	E	295	LEU	Mainchain
1	E	30	ILE	Mainchain
1	E	300	GLY	Mainchain
1	E	301	ALA	Mainchain
1	E	305	THR	Mainchain
1	E	306	ASN	Mainchain,Peptide
1	E	307	ILE	Mainchain
1	E	308	LYS	Mainchain
1	E	309	ASP	Peptide
1	E	31	ILE	Mainchain
1	E	310	LEU	Mainchain,Peptide
1	E	312	ALA	Mainchain
1	E	313	GLN	Mainchain,Peptide
1	E	315	LEU	Mainchain
1	E	319	GLY	Mainchain
1	E	324	ARG	Mainchain
1	E	325	LYS	Mainchain
1	E	327	SER	Mainchain
1	E	328	GLY	Mainchain
1	E	333	PHE	Mainchain
1	E	334	VAL	Mainchain
1	E	335	GLU	Mainchain
1	E	336	GLU	Mainchain
1	E	338	LYS	Mainchain
1	E	341	LYS	Mainchain,Peptide
1	E	342	ALA	Mainchain
1	E	343	VAL	Mainchain
1	E	346	LEU	Mainchain
1	E	347	ILE	Mainchain
1	E	348	ARG	Mainchain
1	E	349	GLY	Mainchain,Peptide

Continued on next page...

Continued from previous page...

Mol	Chain	Res	Type	Group
1	E	350	THR	Peptide
1	E	352	GLU	Mainchain
1	E	353	HIS	Mainchain
1	E	354	VAL	Mainchain
1	E	356	GLU	Mainchain
1	E	357	GLU	Mainchain
1	E	361	ALA	Mainchain
1	E	362	VAL	Mainchain
1	E	363	ASP	Mainchain
1	E	366	VAL	Mainchain
1	E	367	GLY	Peptide
1	E	368	VAL	Peptide
1	E	369	VAL	Mainchain
1	E	37	SER	Mainchain
1	E	370	GLY	Mainchain
1	E	371	CYS	Mainchain
1	E	372	THR	Mainchain
1	E	373	ILE	Mainchain
1	E	374	GLU	Mainchain
1	E	375	ASP	Mainchain
1	E	376	GLY	Mainchain
1	E	377	ARG	Mainchain
1	E	379	VAL	Peptide
1	E	380	SER	Mainchain,Peptide
1	E	382	GLY	Peptide
1	E	383	GLY	Mainchain
1	E	39	LEU	Mainchain
1	E	393	LEU	Mainchain
1	E	395	GLU	Mainchain
1	E	396	TYR	Mainchain
1	E	398	GLU	Mainchain
1	E	400	ILE	Mainchain
1	E	401	SER	Mainchain
1	E	402	GLY	Mainchain
1	E	403	ARG	Mainchain
1	E	406	LEU	Mainchain
1	E	407	ALA	Mainchain
1	E	409	ARG	Mainchain,Peptide
1	E	410	ALA	Mainchain
1	E	412	ALA	Mainchain
1	E	416	GLU	Mainchain
1	E	420	ARG	Mainchain

Continued on next page...

Continued from previous page...

Mol	Chain	Res	Type	Group
1	E	423	ALA	Mainchain
1	E	425	ASN	Mainchain
1	E	426	ALA	Mainchain
1	E	427	GLY	Peptide
1	E	428	LEU	Mainchain
1	E	43	GLY	Mainchain
1	E	432	GLU	Mainchain
1	E	44	MET	Mainchain
1	E	442	ALA	Mainchain
1	E	446	ASN	Mainchain
1	E	447	LYS	Peptide
1	E	448	CYS	Mainchain
1	E	450	GLY	Mainchain
1	E	452	ASN	Mainchain
1	E	455	THR	Mainchain
1	E	456	GLY	Mainchain
1	E	457	ALA	Mainchain
1	E	459	GLU	Mainchain
1	E	46	LYS	Mainchain
1	E	461	MET	Mainchain
1	E	462	CYS	Mainchain
1	E	464	ASN	Mainchain
1	E	465	GLY	Mainchain
1	E	467	VAL	Mainchain
1	E	468	GLU	Mainchain
1	E	469	PRO	Mainchain
1	E	471	ARG	Peptide
1	E	478	GLN	Mainchain
1	E	48	LEU	Mainchain
1	E	483	SER	Mainchain
1	E	485	GLU	Mainchain
1	E	487	LEU	Mainchain,Peptide
1	E	488	LEU	Mainchain
1	E	489	ARG	Peptide
1	E	49	VAL	Mainchain
1	E	491	ASP	Mainchain
1	E	494	ILE	Mainchain
1	E	495	ALA	Mainchain,Peptide
1	E	496	ALA	Mainchain
1	E	50	ASP	Mainchain,Peptide
1	E	52	LEU	Mainchain
1	E	54	ASP	Mainchain

Continued on next page...

Continued from previous page...

Mol	Chain	Res	Type	Group
1	E	55	VAL	Mainchain,Peptide
1	E	56	VAL	Mainchain
1	E	57	VAL	Mainchain
1	E	58	THR	Mainchain
1	E	60	ASP	Mainchain
1	E	63	THR	Mainchain
1	E	67	GLU	Mainchain
1	E	68	MET	Mainchain
1	E	69	SER	Mainchain
1	E	7	VAL	Mainchain
1	E	72	HIS	Mainchain
1	E	8	LEU	Mainchain
1	E	82	ALA	Mainchain
1	E	84	THR	Mainchain
1	E	88	GLU	Mainchain
1	E	9	PRO	Mainchain
1	E	90	GLY	Mainchain
1	E	92	GLY	Mainchain
1	E	94	THR	Mainchain
1	E	95	THR	Mainchain
1	E	96	ALA	Mainchain
1	E	97	VAL	Mainchain
1	F	10	GLU	Mainchain
1	F	102	GLU	Mainchain
1	F	103	LEU	Mainchain
1	F	106	LYS	Mainchain
1	F	108	GLU	Mainchain
1	F	109	GLU	Mainchain
1	F	11	ASN	Mainchain
1	F	110	LEU	Mainchain
1	F	111	LEU	Mainchain
1	F	113	GLN	Mainchain
1	F	116	HIS	Mainchain
1	F	119	ILE	Mainchain
1	F	12	MET	Mainchain
1	F	121	VAL	Mainchain
1	F	124	TYR	Mainchain
1	F	125	GLN	Mainchain
1	F	128	ALA	Mainchain
1	F	129	GLN	Mainchain
1	F	132	GLN	Mainchain
1	F	133	GLU	Mainchain

Continued on next page...

Continued from previous page...

Mol	Chain	Res	Type	Group
1	F	135	LEU	Mainchain
1	F	136	LYS	Mainchain
1	F	137	THR	Mainchain
1	F	138	ILE	Mainchain
1	F	139	ALA	Mainchain
1	F	14	ARG	Mainchain
1	F	140	CYS	Peptide
1	F	141	GLU	Mainchain
1	F	142	VAL	Peptide
1	F	143	GLY	Peptide
1	F	144	ALA	Mainchain
1	F	145	GLN	Mainchain
1	F	146	ASP	Mainchain
1	F	147	LYS	Mainchain
1	F	149	ILE	Mainchain
1	F	15	TYR	Mainchain
1	F	151	THR	Mainchain
1	F	153	ILE	Mainchain,Peptide
1	F	154	ALA	Peptide
1	F	155	MET	Mainchain
1	F	16	MET	Mainchain
1	F	160	GLY	Mainchain
1	F	166	ALA	Mainchain
1	F	169	LYS	Mainchain
1	F	177	ALA	Mainchain
1	F	181	VAL	Mainchain
1	F	182	VAL	Mainchain
1	F	183	ASP	Mainchain
1	F	184	ASP	Mainchain
1	F	186	GLY	Mainchain,Peptide
1	F	187	LYS	Mainchain
1	F	188	VAL	Mainchain,Peptide
1	F	189	ASP	Peptide
1	F	191	ASP	Mainchain
1	F	198	LYS	Mainchain,Peptide
1	F	199	SER	Mainchain
1	F	200	GLY	Mainchain
1	F	201	ALA	Mainchain
1	F	202	SER	Peptide
1	F	203	ILE	Mainchain,Peptide
1	F	204	ASP	Mainchain,Peptide
1	F	205	ASP	Mainchain

Continued on next page...

Continued from previous page...

Mol	Chain	Res	Type	Group
1	F	209	ILE	Mainchain
1	F	210	LYS	Peptide
1	F	215	ASP	Mainchain
1	F	217	GLU	Mainchain
1	F	221	ALA	Peptide
1	F	222	GLN	Peptide
1	F	223	MET	Mainchain
1	F	226	LYS	Mainchain
1	F	228	THR	Mainchain
1	F	229	ASP	Mainchain
1	F	230	ALA	Mainchain
1	F	232	ILE	Mainchain
1	F	234	LEU	Mainchain
1	F	236	ASN	Mainchain
1	F	237	CYS	Mainchain,Peptide
1	F	24	ASN	Mainchain
1	F	240	GLU	Mainchain,Peptide
1	F	243	ALA	Mainchain
1	F	246	MET	Mainchain
1	F	247	LEU	Mainchain
1	F	251	VAL	Mainchain
1	F	253	GLU	Mainchain
1	F	255	LYS	Mainchain
1	F	256	ALA	Mainchain
1	F	257	SER	Mainchain
1	F	258	GLY	Mainchain
1	F	259	ALA	Peptide
1	F	26	LEU	Mainchain
1	F	264	CYS	Mainchain
1	F	265	GLN	Mainchain,Peptide
1	F	266	LYS	Peptide
1	F	268	ILE	Mainchain
1	F	269	ASP	Mainchain
1	F	272	ALA	Mainchain
1	F	279	GLU	Mainchain
1	F	28	GLY	Mainchain
1	F	280	GLY	Mainchain,Peptide
1	F	283	ALA	Mainchain
1	F	287	VAL	Mainchain
1	F	288	LYS	Mainchain
1	F	289	LYS	Mainchain
1	F	290	SER	Mainchain,Peptide

Continued on next page...

Continued from previous page...

Mol	Chain	Res	Type	Group
1	F	291	ASP	Mainchain
1	F	294	LYS	Mainchain
1	F	297	LYS	Mainchain,Peptide
1	F	299	THR	Mainchain
1	F	30	ILE	Mainchain
1	F	300	GLY	Mainchain
1	F	303	VAL	Mainchain
1	F	304	ILE	Mainchain
1	F	305	THR	Mainchain
1	F	306	ASN	Mainchain
1	F	307	ILE	Mainchain
1	F	309	ASP	Mainchain
1	F	31	ILE	Mainchain
1	F	310	LEU	Mainchain,Peptide
1	F	312	ALA	Mainchain
1	F	313	GLN	Peptide
1	F	323	GLU	Mainchain
1	F	33	GLU	Mainchain
1	F	335	GLU	Mainchain
1	F	336	GLU	Mainchain
1	F	337	CYS	Mainchain
1	F	338	LYS	Mainchain,Peptide
1	F	340	PRO	Mainchain
1	F	341	LYS	Mainchain,Peptide
1	F	342	ALA	Mainchain
1	F	343	VAL	Mainchain
1	F	344	THR	Mainchain
1	F	349	GLY	Mainchain,Peptide
1	F	35	VAL	Mainchain
1	F	350	THR	Mainchain
1	F	351	THR	Mainchain
1	F	352	GLU	Mainchain
1	F	355	ILE	Mainchain
1	F	36	ARG	Mainchain,Peptide
1	F	360	ARG	Mainchain
1	F	37	SER	Mainchain
1	F	370	GLY	Mainchain
1	F	372	THR	Peptide
1	F	374	GLU	Mainchain,Peptide
1	F	375	ASP	Mainchain,Peptide
1	F	376	GLY	Peptide
1	F	377	ARG	Mainchain

Continued on next page...

Continued from previous page...

Mol	Chain	Res	Type	Group
1	F	378	ILE	Mainchain
1	F	379	VAL	Mainchain,Peptide
1	F	380	SER	Peptide
1	F	381	GLY	Peptide
1	F	382	GLY	Mainchain,Peptide
1	F	384	SER	Mainchain
1	F	392	LYS	Mainchain
1	F	397	ALA	Mainchain
1	F	398	GLU	Mainchain,Peptide
1	F	399	GLY	Mainchain
1	F	40	GLY	Mainchain
1	F	400	ILE	Mainchain
1	F	403	ARG	Mainchain
1	F	405	GLN	Mainchain
1	F	406	LEU	Mainchain
1	F	407	ALA	Mainchain
1	F	408	VAL	Mainchain
1	F	41	PRO	Peptide
1	F	410	ALA	Mainchain
1	F	413	ASP	Mainchain
1	F	414	ALA	Mainchain,Peptide
1	F	416	GLU	Mainchain
1	F	417	VAL	Mainchain
1	F	420	ARG	Mainchain
1	F	423	ALA	Mainchain
1	F	424	GLU	Mainchain
1	F	426	ALA	Mainchain
1	F	427	GLY	Mainchain
1	F	428	LEU	Mainchain
1	F	429	ASP	Mainchain
1	F	43	GLY	Mainchain
1	F	431	ILE	Mainchain
1	F	432	GLU	Mainchain
1	F	434	LEU	Mainchain
1	F	438	ARG	Mainchain
1	F	439	ALA	Mainchain
1	F	442	ALA	Mainchain
1	F	444	ASN	Mainchain
1	F	445	GLY	Mainchain
1	F	446	ASN	Mainchain
1	F	448	CYS	Mainchain
1	F	449	ALA	Mainchain

Continued on next page...

Continued from previous page...

Mol	Chain	Res	Type	Group
1	F	452	ASN	Mainchain
1	F	456	GLY	Mainchain
1	F	458	VAL	Peptide
1	F	459	GLU	Mainchain
1	F	460	ASP	Mainchain
1	F	461	MET	Mainchain
1	F	462	CYS	Mainchain
1	F	465	GLY	Mainchain
1	F	469	PRO	Mainchain
1	F	471	ARG	Peptide
1	F	472	VAL	Mainchain
1	F	474	THR	Mainchain
1	F	476	ALA	Mainchain
1	F	479	SER	Mainchain
1	F	48	LEU	Mainchain
1	F	480	ALA	Mainchain
1	F	482	GLU	Mainchain
1	F	486	MET	Mainchain
1	F	487	LEU	Mainchain
1	F	488	LEU	Mainchain
1	F	489	ARG	Peptide
1	F	49	VAL	Mainchain
1	F	490	ILE	Mainchain
1	F	491	ASP	Mainchain
1	F	495	ALA	Mainchain,Peptide
1	F	50	ASP	Mainchain
1	F	51	ASP	Mainchain
1	F	52	LEU	Peptide
1	F	53	GLY	Peptide
1	F	55	VAL	Mainchain,Peptide
1	F	57	VAL	Mainchain
1	F	58	THR	Mainchain
1	F	59	ASN	Mainchain
1	F	61	GLY	Mainchain
1	F	62	VAL	Mainchain
1	F	64	ILE	Mainchain
1	F	66	ARG	Mainchain
1	F	67	GLU	Mainchain
1	F	68	MET	Peptide
1	F	69	SER	Mainchain
1	F	7	VAL	Mainchain,Peptide
1	F	71	GLU	Mainchain,Peptide

Continued on next page...

Continued from previous page...

Mol	Chain	Res	Type	Group
1	F	73	PRO	Peptide
1	F	74	ALA	Peptide
1	F	78	LEU	Mainchain
1	F	79	ILE	Mainchain
1	F	82	ALA	Mainchain
1	F	84	THR	Mainchain
1	F	85	GLN	Mainchain
1	F	86	GLU	Mainchain
1	F	87	LYS	Mainchain
1	F	9	PRO	Mainchain
1	F	93	THR	Mainchain
1	F	97	VAL	Mainchain
1	F	98	VAL	Mainchain
1	G	101	GLY	Mainchain
1	G	102	GLU	Mainchain
1	G	106	LYS	Mainchain
1	G	109	GLU	Mainchain
1	G	110	LEU	Peptide
1	G	111	LEU	Mainchain
1	G	112	ASP	Mainchain,Peptide
1	G	113	GLN	Peptide
1	G	114	ASN	Mainchain,Peptide
1	G	115	VAL	Peptide
1	G	119	ILE	Mainchain
1	G	12	MET	Peptide
1	G	120	VAL	Mainchain
1	G	123	GLY	Mainchain
1	G	126	ALA	Mainchain
1	G	129	GLN	Mainchain
1	G	130	LYS	Mainchain
1	G	133	GLU	Mainchain
1	G	137	THR	Mainchain
1	G	138	ILE	Peptide
1	G	139	ALA	Mainchain
1	G	14	ARG	Mainchain
1	G	140	CYS	Mainchain
1	G	141	GLU	Mainchain
1	G	142	VAL	Mainchain
1	G	144	ALA	Mainchain
1	G	145	GLN	Mainchain
1	G	146	ASP	Mainchain
1	G	149	ILE	Mainchain

Continued on next page...

Continued from previous page...

Mol	Chain	Res	Type	Group
1	G	150	LEU	Mainchain
1	G	155	MET	Mainchain
1	G	156	THR	Mainchain
1	G	157	SER	Mainchain
1	G	16	MET	Mainchain
1	G	161	LYS	Mainchain
1	G	162	GLY	Mainchain
1	G	163	ALA	Peptide
1	G	167	LYS	Mainchain
1	G	169	LYS	Mainchain
1	G	17	GLY	Mainchain
1	G	174	ILE	Mainchain
1	G	182	VAL	Mainchain
1	G	186	GLY	Mainchain
1	G	188	VAL	Peptide
1	G	189	ASP	Mainchain
1	G	190	LYS	Mainchain
1	G	191	ASP	Peptide
1	G	192	LEU	Mainchain
1	G	198	LYS	Mainchain
1	G	199	SER	Mainchain
1	G	20	ALA	Mainchain
1	G	200	GLY	Mainchain
1	G	202	SER	Mainchain
1	G	205	ASP	Mainchain
1	G	206	THR	Mainchain
1	G	209	ILE	Mainchain
1	G	21	GLN	Mainchain
1	G	210	LYS	Mainchain
1	G	211	GLY	Mainchain
1	G	214	VAL	Mainchain
1	G	216	LYS	Mainchain
1	G	221	ALA	Mainchain
1	G	222	GLN	Mainchain
1	G	225	LYS	Mainchain
1	G	227	VAL	Mainchain
1	G	229	ASP	Mainchain
1	G	23	MET	Mainchain
1	G	230	ALA	Mainchain
1	G	231	LYS	Mainchain
1	G	233	ALA	Mainchain
1	G	234	LEU	Peptide

Continued on next page...

Continued from previous page...

Mol	Chain	Res	Type	Group
1	G	235	LEU	Mainchain
1	G	237	CYS	Peptide
1	G	238	ALA	Mainchain,Peptide
1	G	242	THR	Peptide
1	G	243	ALA	Peptide
1	G	244	SER	Mainchain
1	G	246	MET	Mainchain,Peptide
1	G	251	VAL	Mainchain
1	G	258	GLY	Peptide
1	G	26	LEU	Mainchain
1	G	261	VAL	Mainchain
1	G	267	GLY	Mainchain
1	G	268	ILE	Mainchain
1	G	271	LEU	Mainchain
1	G	273	GLN	Mainchain
1	G	276	LEU	Mainchain
1	G	28	GLY	Mainchain
1	G	281	ILE	Mainchain
1	G	284	ALA	Mainchain
1	G	287	VAL	Mainchain
1	G	290	SER	Mainchain,Peptide
1	G	291	ASP	Mainchain
1	G	294	LYS	Mainchain
1	G	297	LYS	Mainchain
1	G	301	ALA	Mainchain
1	G	303	VAL	Mainchain
1	G	305	THR	Mainchain
1	G	306	ASN	Peptide
1	G	307	ILE	Mainchain,Peptide
1	G	309	ASP	Mainchain
1	G	31	ILE	Mainchain
1	G	311	SER	Peptide
1	G	312	ALA	Mainchain,Peptide
1	G	313	GLN	Mainchain,Peptide
1	G	315	LEU	Mainchain,Peptide
1	G	317	ASP	Mainchain
1	G	325	LYS	Mainchain
1	G	327	SER	Mainchain
1	G	328	GLY	Mainchain
1	G	329	ASP	Mainchain
1	G	330	SER	Mainchain
1	G	331	MET	Mainchain

Continued on next page...

Continued from previous page...

Mol	Chain	Res	Type	Group
1	G	332	ILE	Mainchain
1	G	333	PHE	Mainchain
1	G	335	GLU	Mainchain,Peptide
1	G	336	GLU	Mainchain
1	G	338	LYS	Mainchain
1	G	339	HIS	Mainchain
1	G	340	PRO	Mainchain
1	G	342	ALA	Peptide
1	G	345	MET	Mainchain
1	G	348	ARG	Mainchain
1	G	350	THR	Peptide
1	G	357	GLU	Mainchain
1	G	359	ALA	Mainchain
1	G	36	ARG	Mainchain,Peptide
1	G	360	ARG	Mainchain
1	G	361	ALA	Mainchain
1	G	366	VAL	Mainchain
1	G	367	GLY	Mainchain
1	G	37	SER	Mainchain
1	G	370	GLY	Mainchain
1	G	371	CYS	Mainchain
1	G	374	GLU	Peptide
1	G	375	ASP	Mainchain,Peptide
1	G	376	GLY	Mainchain,Peptide
1	G	38	THR	Mainchain
1	G	380	SER	Mainchain
1	G	381	GLY	Mainchain
1	G	39	LEU	Mainchain
1	G	395	GLU	Mainchain
1	G	396	TYR	Mainchain
1	G	398	GLU	Mainchain
1	G	399	GLY	Mainchain
1	G	400	ILE	Peptide
1	G	401	SER	Mainchain
1	G	406	LEU	Mainchain
1	G	409	ARG	Mainchain
1	G	412	ALA	Mainchain
1	G	414	ALA	Mainchain,Peptide
1	G	415	LEU	Mainchain
1	G	416	GLU	Mainchain
1	G	42	LYS	Mainchain,Peptide
1	G	422	LEU	Mainchain

Continued on next page...

Continued from previous page...

Mol	Chain	Res	Type	Group
1	G	423	ALA	Mainchain
1	G	424	GLU	Mainchain
1	G	425	ASN	Mainchain,Peptide
1	G	426	ALA	Mainchain
1	G	427	GLY	Mainchain
1	G	428	LEU	Mainchain
1	G	429	ASP	Mainchain,Peptide
1	G	436	LYS	Mainchain
1	G	438	ARG	Mainchain
1	G	439	ALA	Mainchain
1	G	443	SER	Mainchain
1	G	444	ASN	Mainchain
1	G	445	GLY	Mainchain
1	G	446	ASN	Mainchain,Peptide
1	G	447	LYS	Mainchain,Peptide
1	G	45	ASP	Mainchain
1	G	450	GLY	Mainchain,Peptide
1	G	451	LEU	Mainchain
1	G	454	PHE	Mainchain
1	G	455	THR	Mainchain
1	G	459	GLU	Mainchain
1	G	462	CYS	Mainchain
1	G	464	ASN	Mainchain,Peptide
1	G	465	GLY	Peptide
1	G	467	VAL	Mainchain
1	G	468	GLU	Mainchain
1	G	469	PRO	Mainchain
1	G	470	LEU	Mainchain
1	G	471	ARG	Mainchain
1	G	472	VAL	Mainchain
1	G	475	GLN	Mainchain
1	G	478	GLN	Mainchain
1	G	481	ALA	Mainchain
1	G	482	GLU	Mainchain
1	G	483	SER	Mainchain,Peptide
1	G	486	MET	Mainchain
1	G	487	LEU	Mainchain
1	G	488	LEU	Mainchain
1	G	49	VAL	Mainchain
1	G	491	ASP	Mainchain
1	G	494	ILE	Mainchain
1	G	495	ALA	Mainchain,Peptide

Continued on next page...

Continued from previous page...

Mol	Chain	Res	Type	Group
1	G	496	ALA	Mainchain,Peptide
1	G	50	ASP	Mainchain,Peptide
1	G	52	LEU	Mainchain
1	G	55	VAL	Mainchain,Peptide
1	G	57	VAL	Mainchain
1	G	59	ASN	Mainchain
1	G	61	GLY	Mainchain
1	G	62	VAL	Mainchain
1	G	63	THR	Mainchain
1	G	64	ILE	Mainchain
1	G	65	LEU	Mainchain
1	G	66	ARG	Mainchain
1	G	68	MET	Mainchain
1	G	7	VAL	Mainchain,Peptide
1	G	70	VAL	Mainchain
1	G	71	GLU	Mainchain,Peptide
1	G	72	HIS	Mainchain,Peptide
1	G	73	PRO	Mainchain
1	G	76	LYS	Mainchain
1	G	79	ILE	Mainchain
1	G	8	LEU	Mainchain
1	G	81	VAL	Mainchain
1	G	82	ALA	Mainchain
1	G	9	PRO	Mainchain,Peptide
1	G	90	GLY	Mainchain
1	G	91	ASP	Mainchain
1	G	93	THR	Mainchain,Peptide
1	G	95	THR	Peptide
1	G	96	ALA	Peptide
1	G	97	VAL	Mainchain
1	H	10	GLU	Mainchain
1	H	11	ASN	Peptide
1	H	110	LEU	Mainchain
1	H	111	LEU	Mainchain
1	H	112	ASP	Peptide
1	H	114	ASN	Mainchain,Peptide
1	H	115	VAL	Mainchain,Peptide
1	H	12	MET	Mainchain
1	H	120	VAL	Mainchain
1	H	121	VAL	Mainchain
1	H	128	ALA	Mainchain
1	H	13	LYS	Mainchain

Continued on next page...

Continued from previous page...

Mol	Chain	Res	Type	Group
1	H	136	LYS	Mainchain
1	H	138	ILE	Mainchain,Peptide
1	H	139	ALA	Mainchain,Peptide
1	H	14	ARG	Mainchain
1	H	140	CYS	Mainchain
1	H	141	GLU	Peptide
1	H	142	VAL	Mainchain
1	H	143	GLY	Mainchain
1	H	145	GLN	Mainchain
1	H	146	ASP	Mainchain
1	H	149	ILE	Mainchain
1	H	15	TYR	Mainchain
1	H	157	SER	Mainchain
1	H	158	ILE	Mainchain
1	H	159	THR	Mainchain
1	H	16	MET	Mainchain,Peptide
1	H	160	GLY	Mainchain
1	H	162	GLY	Mainchain
1	H	163	ALA	Peptide
1	H	167	LYS	Mainchain
1	H	17	GLY	Mainchain
1	H	172	GLU	Mainchain
1	H	174	ILE	Mainchain
1	H	177	ALA	Mainchain
1	H	179	SER	Mainchain
1	H	18	ARG	Mainchain
1	H	180	ALA	Mainchain
1	H	182	VAL	Mainchain
1	H	185	GLU	Mainchain
1	H	187	LYS	Mainchain,Peptide
1	H	188	VAL	Mainchain,Peptide
1	H	191	ASP	Mainchain
1	H	193	ILE	Mainchain
1	H	196	GLU	Mainchain
1	H	198	LYS	Mainchain,Peptide
1	H	199	SER	Mainchain
1	H	20	ALA	Mainchain
1	H	200	GLY	Mainchain
1	H	201	ALA	Peptide
1	H	202	SER	Mainchain,Peptide
1	H	204	ASP	Mainchain
1	H	206	THR	Mainchain,Peptide

Continued on next page...

Continued from previous page...

Mol	Chain	Res	Type	Group
1	H	207	GLU	Mainchain
1	H	209	ILE	Mainchain
1	H	210	LYS	Mainchain,Peptide
1	H	213	LEU	Mainchain
1	H	214	VAL	Mainchain
1	H	215	ASP	Mainchain
1	H	216	LYS	Mainchain,Peptide
1	H	217	GLU	Mainchain,Peptide
1	H	219	VAL	Mainchain
1	H	220	SER	Mainchain
1	H	223	MET	Mainchain,Peptide
1	H	226	LYS	Mainchain
1	H	227	VAL	Mainchain
1	H	228	THR	Peptide
1	H	23	MET	Mainchain
1	H	232	ILE	Mainchain
1	H	235	LEU	Mainchain
1	H	236	ASN	Mainchain
1	H	237	CYS	Mainchain,Peptide
1	H	238	ALA	Mainchain
1	H	24	ASN	Mainchain
1	H	240	GLU	Mainchain
1	H	241	GLU	Mainchain
1	H	242	THR	Mainchain,Peptide
1	H	243	ALA	Mainchain
1	H	244	SER	Mainchain
1	H	247	LEU	Peptide
1	H	248	LYS	Mainchain
1	H	250	MET	Mainchain
1	H	253	GLU	Mainchain,Peptide
1	H	255	LYS	Mainchain,Peptide
1	H	256	ALA	Mainchain
1	H	258	GLY	Mainchain
1	H	259	ALA	Mainchain
1	H	263	PHE	Mainchain
1	H	266	LYS	Mainchain
1	H	267	GLY	Mainchain,Peptide
1	H	268	ILE	Mainchain
1	H	270	ASP	Mainchain
1	H	275	TYR	Mainchain
1	H	276	LEU	Mainchain
1	H	277	ALA	Mainchain

Continued on next page...

Continued from previous page...

Mol	Chain	Res	Type	Group
1	H	28	GLY	Mainchain
1	H	286	ARG	Mainchain
1	H	287	VAL	Mainchain
1	H	289	LYS	Peptide
1	H	29	ARG	Mainchain
1	H	291	ASP	Mainchain
1	H	293	GLU	Mainchain
1	H	297	LYS	Mainchain
1	H	30	ILE	Mainchain
1	H	300	GLY	Mainchain
1	H	301	ALA	Mainchain
1	H	302	ASN	Mainchain
1	H	305	THR	Mainchain,Peptide
1	H	306	ASN	Peptide
1	H	307	ILE	Mainchain
1	H	309	ASP	Mainchain,Peptide
1	H	310	LEU	Mainchain,Peptide
1	H	311	SER	Mainchain
1	H	312	ALA	Mainchain,Peptide
1	H	314	ASP	Mainchain,Peptide
1	H	315	LEU	Peptide
1	H	317	ASP	Mainchain
1	H	318	ALA	Mainchain
1	H	319	GLY	Mainchain
1	H	32	ALA	Mainchain
1	H	320	LEU	Mainchain
1	H	323	GLU	Mainchain
1	H	327	SER	Mainchain
1	H	328	GLY	Mainchain,Peptide
1	H	330	SER	Mainchain
1	H	331	MET	Mainchain
1	H	335	GLU	Mainchain
1	H	337	CYS	Mainchain
1	H	34	THR	Mainchain
1	H	341	LYS	Mainchain,Peptide
1	H	342	ALA	Mainchain,Peptide
1	H	344	THR	Mainchain
1	H	346	LEU	Mainchain
1	H	348	ARG	Mainchain
1	H	349	GLY	Peptide
1	H	35	VAL	Mainchain
1	H	350	THR	Mainchain,Peptide

Continued on next page...

Continued from previous page...

Mol	Chain	Res	Type	Group
1	H	351	THR	Mainchain
1	H	352	GLU	Mainchain
1	H	353	HIS	Mainchain
1	H	357	GLU	Mainchain
1	H	36	ARG	Mainchain
1	H	361	ALA	Mainchain
1	H	362	VAL	Mainchain
1	H	363	ASP	Mainchain,Peptide
1	H	366	VAL	Mainchain
1	H	37	SER	Mainchain
1	H	371	CYS	Mainchain
1	H	372	THR	Mainchain
1	H	373	ILE	Mainchain
1	H	374	GLU	Mainchain
1	H	375	ASP	Mainchain
1	H	376	GLY	Mainchain,Peptide
1	H	377	ARG	Mainchain
1	H	378	ILE	Mainchain
1	H	38	THR	Mainchain
1	H	380	SER	Peptide
1	H	382	GLY	Mainchain
1	H	383	GLY	Mainchain
1	H	384	SER	Mainchain
1	H	385	THR	Mainchain
1	H	39	LEU	Mainchain
1	H	390	SER	Mainchain
1	H	392	LYS	Mainchain
1	H	394	ARG	Mainchain
1	H	395	GLU	Mainchain
1	H	398	GLU	Peptide
1	H	399	GLY	Mainchain
1	H	402	GLY	Mainchain
1	H	408	VAL	Mainchain
1	H	41	PRO	Mainchain
1	H	411	PHE	Mainchain
1	H	414	ALA	Mainchain,Peptide
1	H	416	GLU	Mainchain
1	H	420	ARG	Peptide
1	H	421	THR	Mainchain
1	H	422	LEU	Mainchain
1	H	423	ALA	Mainchain
1	H	426	ALA	Mainchain

Continued on next page...

Continued from previous page...

Mol	Chain	Res	Type	Group
1	H	427	GLY	Mainchain
1	H	429	ASP	Mainchain,Peptide
1	H	431	ILE	Mainchain,Peptide
1	H	436	LYS	Mainchain
1	H	438	ARG	Mainchain
1	H	442	ALA	Mainchain
1	H	443	SER	Mainchain
1	H	444	ASN	Mainchain
1	H	446	ASN	Mainchain
1	H	447	LYS	Mainchain
1	H	448	CYS	Peptide
1	H	449	ALA	Mainchain
1	H	451	LEU	Mainchain
1	H	453	VAL	Peptide
1	H	454	PHE	Mainchain
1	H	455	THR	Mainchain
1	H	458	VAL	Mainchain
1	H	459	GLU	Mainchain
1	H	460	ASP	Mainchain
1	H	464	ASN	Mainchain
1	H	465	GLY	Mainchain
1	H	467	VAL	Mainchain
1	H	469	PRO	Mainchain
1	H	47	MET	Mainchain
1	H	471	ARG	Mainchain,Peptide
1	H	474	THR	Mainchain
1	H	475	GLN	Mainchain
1	H	477	ILE	Mainchain
1	H	481	ALA	Mainchain
1	H	482	GLU	Mainchain
1	H	483	SER	Mainchain
1	H	488	LEU	Mainchain
1	H	49	VAL	Mainchain
1	H	491	ASP	Mainchain
1	H	492	ASP	Mainchain
1	H	493	VAL	Mainchain
1	H	494	ILE	Mainchain
1	H	495	ALA	Mainchain
1	H	496	ALA	Mainchain,Peptide
1	H	50	ASP	Mainchain
1	H	51	ASP	Mainchain
1	H	52	LEU	Mainchain

Continued on next page...

Continued from previous page...

Mol	Chain	Res	Type	Group
1	H	55	VAL	Mainchain
1	H	57	VAL	Mainchain
1	H	59	ASN	Mainchain
1	H	60	ASP	Mainchain
1	H	64	ILE	Mainchain
1	H	68	MET	Mainchain,Peptide
1	H	69	SER	Mainchain
1	H	7	VAL	Mainchain,Peptide
1	H	70	VAL	Mainchain
1	H	71	GLU	Mainchain
1	H	75	ALA	Mainchain
1	H	85	GLN	Mainchain
1	H	86	GLU	Mainchain
1	H	87	LYS	Mainchain
1	H	88	GLU	Mainchain,Peptide
1	H	89	VAL	Mainchain
1	H	9	PRO	Mainchain
1	H	90	GLY	Mainchain,Peptide
1	H	91	ASP	Mainchain
1	H	93	THR	Mainchain
1	H	97	VAL	Mainchain
1	I	10	GLU	Mainchain
1	I	100	ALA	Mainchain
1	I	105	ARG	Mainchain
1	I	11	ASN	Mainchain
1	I	110	LEU	Mainchain
1	I	111	LEU	Mainchain
1	I	113	GLN	Mainchain,Peptide
1	I	114	ASN	Peptide
1	I	115	VAL	Mainchain,Peptide
1	I	116	HIS	Mainchain
1	I	118	THR	Mainchain
1	I	119	ILE	Mainchain
1	I	12	MET	Peptide
1	I	123	GLY	Mainchain
1	I	126	ALA	Mainchain
1	I	128	ALA	Mainchain
1	I	129	GLN	Mainchain,Peptide
1	I	130	LYS	Mainchain
1	I	131	ALA	Mainchain
1	I	134	LEU	Mainchain
1	I	136	LYS	Mainchain

Continued on next page...

Continued from previous page...

Mol	Chain	Res	Type	Group
1	I	138	ILE	Mainchain,Peptide
1	I	139	ALA	Mainchain
1	I	14	ARG	Mainchain
1	I	140	CYS	Mainchain
1	I	141	GLU	Mainchain
1	I	142	VAL	Mainchain
1	I	143	GLY	Mainchain,Peptide
1	I	145	GLN	Mainchain
1	I	146	ASP	Mainchain
1	I	147	LYS	Mainchain
1	I	148	GLU	Mainchain
1	I	15	TYR	Mainchain
1	I	151	THR	Mainchain
1	I	152	LYS	Mainchain
1	I	154	ALA	Mainchain
1	I	16	MET	Mainchain
1	I	163	ALA	Mainchain,Peptide
1	I	164	GLU	Mainchain
1	I	166	ALA	Mainchain
1	I	170	LEU	Mainchain
1	I	175	VAL	Mainchain
1	I	176	GLU	Mainchain
1	I	18	ARG	Mainchain
1	I	180	ALA	Mainchain
1	I	181	VAL	Mainchain
1	I	182	VAL	Mainchain
1	I	183	ASP	Mainchain
1	I	185	GLU	Mainchain
1	I	186	GLY	Mainchain
1	I	187	LYS	Mainchain
1	I	188	VAL	Mainchain
1	I	189	ASP	Mainchain
1	I	19	ASP	Mainchain
1	I	191	ASP	Mainchain
1	I	192	LEU	Mainchain
1	I	195	ILE	Mainchain
1	I	197	LYS	Mainchain
1	I	198	LYS	Mainchain
1	I	199	SER	Mainchain
1	I	200	GLY	Mainchain
1	I	201	ALA	Peptide
1	I	202	SER	Mainchain

Continued on next page...

Continued from previous page...

Mol	Chain	Res	Type	Group
1	I	203	ILE	Mainchain
1	I	208	LEU	Mainchain
1	I	209	ILE	Mainchain
1	I	21	GLN	Mainchain
1	I	215	ASP	Mainchain
1	I	216	LYS	Mainchain
1	I	22	ARG	Mainchain
1	I	222	GLN	Mainchain
1	I	223	MET	Mainchain
1	I	224	PRO	Peptide
1	I	225	LYS	Mainchain
1	I	226	LYS	Mainchain
1	I	228	THR	Mainchain
1	I	229	ASP	Mainchain
1	I	235	LEU	Mainchain
1	I	236	ASN	Mainchain
1	I	237	CYS	Mainchain,Peptide
1	I	238	ALA	Mainchain,Peptide
1	I	239	ILE	Mainchain
1	I	241	GLU	Mainchain
1	I	242	THR	Mainchain
1	I	247	LEU	Mainchain
1	I	249	ASP	Mainchain
1	I	25	ILE	Mainchain
1	I	250	MET	Mainchain
1	I	254	ILE	Mainchain
1	I	255	LYS	Mainchain
1	I	257	SER	Mainchain
1	I	258	GLY	Peptide
1	I	263	PHE	Mainchain
1	I	264	CYS	Mainchain
1	I	265	GLN	Mainchain
1	I	266	LYS	Mainchain
1	I	268	ILE	Mainchain
1	I	27	ALA	Mainchain
1	I	274	HIS	Mainchain
1	I	277	ALA	Mainchain
1	I	279	GLU	Mainchain,Peptide
1	I	287	VAL	Mainchain
1	I	289	LYS	Mainchain
1	I	292	MET	Mainchain
1	I	294	LYS	Mainchain

Continued on next page...

Continued from previous page...

Mol	Chain	Res	Type	Group
1	I	296	ALA	Mainchain,Peptide
1	I	297	LYS	Mainchain
1	I	298	ALA	Peptide
1	I	301	ALA	Mainchain
1	I	302	ASN	Mainchain
1	I	304	ILE	Mainchain
1	I	305	THR	Mainchain
1	I	306	ASN	Peptide
1	I	307	ILE	Mainchain
1	I	309	ASP	Mainchain
1	I	31	ILE	Mainchain
1	I	311	SER	Peptide
1	I	312	ALA	Mainchain
1	I	313	GLN	Mainchain,Peptide
1	I	314	ASP	Mainchain,Peptide
1	I	319	GLY	Mainchain
1	I	326	ILE	Mainchain
1	I	327	SER	Peptide
1	I	328	GLY	Mainchain
1	I	329	ASP	Mainchain
1	I	331	MET	Mainchain
1	I	333	PHE	Mainchain
1	I	335	GLU	Mainchain
1	I	336	GLU	Mainchain
1	I	338	LYS	Mainchain
1	I	339	HIS	Mainchain
1	I	34	THR	Mainchain
1	I	340	PRO	Mainchain
1	I	341	LYS	Mainchain
1	I	342	ALA	Mainchain
1	I	343	VAL	Mainchain
1	I	345	MET	Mainchain
1	I	348	ARG	Peptide
1	I	349	GLY	Mainchain
1	I	35	VAL	Mainchain,Peptide
1	I	350	THR	Peptide
1	I	352	GLU	Mainchain
1	I	356	GLU	Mainchain
1	I	357	GLU	Mainchain
1	I	36	ARG	Mainchain
1	I	361	ALA	Mainchain
1	I	364	ASP	Mainchain

Continued on next page...

Continued from previous page...

Mol	Chain	Res	Type	Group
1	I	367	GLY	Mainchain
1	I	368	VAL	Mainchain
1	I	37	SER	Mainchain
1	I	371	CYS	Peptide
1	I	376	GLY	Mainchain,Peptide
1	I	377	ARG	Mainchain
1	I	378	ILE	Mainchain
1	I	379	VAL	Peptide
1	I	38	THR	Mainchain
1	I	380	SER	Mainchain
1	I	381	GLY	Mainchain
1	I	382	GLY	Mainchain,Peptide
1	I	384	SER	Mainchain
1	I	39	LEU	Mainchain
1	I	396	TYR	Mainchain
1	I	398	GLU	Mainchain
1	I	400	ILE	Mainchain
1	I	405	GLN	Peptide
1	I	407	ALA	Mainchain
1	I	409	ARG	Mainchain
1	I	410	ALA	Mainchain
1	I	411	PHE	Mainchain
1	I	413	ASP	Mainchain
1	I	415	LEU	Mainchain
1	I	416	GLU	Mainchain,Peptide
1	I	418	ILE	Mainchain
1	I	420	ARG	Mainchain
1	I	423	ALA	Mainchain
1	I	427	GLY	Mainchain
1	I	437	VAL	Mainchain
1	I	438	ARG	Mainchain
1	I	439	ALA	Mainchain
1	I	442	ALA	Mainchain
1	I	443	SER	Mainchain
1	I	444	ASN	Mainchain
1	I	445	GLY	Mainchain
1	I	449	ALA	Mainchain
1	I	45	ASP	Mainchain
1	I	450	GLY	Mainchain
1	I	452	ASN	Mainchain,Peptide
1	I	454	PHE	Mainchain
1	I	456	GLY	Mainchain

Continued on next page...

Continued from previous page...

Mol	Chain	Res	Type	Group
1	I	459	GLU	Mainchain
1	I	462	CYS	Mainchain
1	I	465	GLY	Mainchain
1	I	467	VAL	Mainchain
1	I	473	LYS	Mainchain
1	I	474	THR	Mainchain
1	I	475	GLN	Mainchain
1	I	477	ILE	Mainchain
1	I	479	SER	Mainchain
1	I	481	ALA	Mainchain
1	I	482	GLU	Mainchain
1	I	483	SER	Mainchain
1	I	488	LEU	Mainchain
1	I	489	ARG	Mainchain
1	I	49	VAL	Mainchain
1	I	491	ASP	Mainchain
1	I	494	ILE	Mainchain
1	I	495	ALA	Mainchain,Peptide
1	I	496	ALA	Mainchain
1	I	52	LEU	Mainchain
1	I	55	VAL	Mainchain
1	I	60	ASP	Mainchain
1	I	61	GLY	Mainchain
1	I	62	VAL	Mainchain
1	I	64	ILE	Mainchain
1	I	65	LEU	Mainchain,Peptide
1	I	66	ARG	Mainchain
1	I	68	MET	Mainchain
1	I	69	SER	Mainchain
1	I	7	VAL	Mainchain,Peptide
1	I	70	VAL	Mainchain
1	I	71	GLU	Mainchain
1	I	73	PRO	Mainchain
1	I	74	ALA	Peptide
1	I	78	LEU	Mainchain
1	I	81	VAL	Mainchain
1	I	83	LYS	Mainchain
1	I	84	THR	Mainchain
1	I	86	GLU	Mainchain
1	I	87	LYS	Mainchain
1	I	89	VAL	Mainchain
1	I	91	ASP	Mainchain

Continued on next page...

Continued from previous page...

Mol	Chain	Res	Type	Group
1	I	98	VAL	Mainchain
1	J	10	GLU	Mainchain,Peptide
1	J	103	LEU	Mainchain
1	J	107	ALA	Mainchain
1	J	11	ASN	Mainchain,Peptide
1	J	110	LEU	Mainchain
1	J	111	LEU	Mainchain
1	J	112	ASP	Mainchain
1	J	113	GLN	Mainchain
1	J	115	VAL	Peptide
1	J	116	HIS	Mainchain
1	J	119	ILE	Mainchain
1	J	123	GLY	Mainchain
1	J	133	GLU	Mainchain,Peptide
1	J	137	THR	Mainchain
1	J	138	ILE	Mainchain,Peptide
1	J	139	ALA	Mainchain
1	J	140	CYS	Mainchain
1	J	141	GLU	Mainchain
1	J	143	GLY	Mainchain,Peptide
1	J	144	ALA	Mainchain
1	J	145	GLN	Mainchain
1	J	147	LYS	Mainchain
1	J	149	ILE	Mainchain
1	J	15	TYR	Mainchain
1	J	152	LYS	Mainchain
1	J	16	MET	Mainchain
1	J	162	GLY	Peptide
1	J	166	ALA	Mainchain
1	J	169	LYS	Mainchain
1	J	17	GLY	Peptide
1	J	175	VAL	Mainchain
1	J	177	ALA	Mainchain
1	J	179	SER	Mainchain
1	J	182	VAL	Mainchain
1	J	184	ASP	Mainchain
1	J	185	GLU	Mainchain
1	J	186	GLY	Peptide
1	J	187	LYS	Mainchain
1	J	188	VAL	Mainchain,Peptide
1	J	189	ASP	Peptide
1	J	191	ASP	Mainchain

Continued on next page...

Continued from previous page...

Mol	Chain	Res	Type	Group
1	J	192	LEU	Mainchain
1	J	196	GLU	Mainchain
1	J	198	LYS	Mainchain
1	J	200	GLY	Mainchain
1	J	201	ALA	Mainchain,Peptide
1	J	203	ILE	Mainchain
1	J	204	ASP	Mainchain
1	J	205	ASP	Mainchain
1	J	207	GLU	Mainchain
1	J	209	ILE	Mainchain
1	J	210	LYS	Mainchain
1	J	217	GLU	Mainchain
1	J	219	VAL	Mainchain
1	J	225	LYS	Mainchain
1	J	227	VAL	Mainchain
1	J	228	THR	Mainchain
1	J	23	MET	Mainchain
1	J	234	LEU	Mainchain
1	J	235	LEU	Mainchain
1	J	236	ASN	Mainchain
1	J	237	CYS	Mainchain,Peptide
1	J	238	ALA	Peptide
1	J	24	ASN	Mainchain
1	J	240	GLU	Mainchain
1	J	244	SER	Mainchain
1	J	246	MET	Mainchain
1	J	250	MET	Mainchain
1	J	253	GLU	Mainchain
1	J	255	LYS	Mainchain
1	J	256	ALA	Mainchain
1	J	258	GLY	Mainchain
1	J	259	ALA	Mainchain,Peptide
1	J	26	LEU	Mainchain
1	J	261	VAL	Mainchain
1	J	265	GLN	Mainchain
1	J	266	LYS	Mainchain
1	J	268	ILE	Mainchain
1	J	269	ASP	Mainchain
1	J	27	ALA	Mainchain
1	J	270	ASP	Mainchain
1	J	272	ALA	Mainchain
1	J	274	HIS	Mainchain

Continued on next page...

Continued from previous page...

Mol	Chain	Res	Type	Group
1	J	278	LYS	Mainchain
1	J	28	GLY	Mainchain
1	J	280	GLY	Mainchain
1	J	283	ALA	Mainchain
1	J	285	ARG	Mainchain
1	J	287	VAL	Mainchain
1	J	288	LYS	Mainchain
1	J	290	SER	Mainchain
1	J	294	LYS	Mainchain
1	J	295	LEU	Mainchain
1	J	30	ILE	Mainchain
1	J	300	GLY	Mainchain
1	J	302	ASN	Mainchain
1	J	305	THR	Mainchain
1	J	306	ASN	Mainchain,Peptide
1	J	307	ILE	Mainchain,Peptide
1	J	308	LYS	Mainchain
1	J	309	ASP	Mainchain
1	J	31	ILE	Mainchain
1	J	311	SER	Mainchain
1	J	315	LEU	Mainchain,Peptide
1	J	318	ALA	Mainchain
1	J	319	GLY	Mainchain
1	J	32	ALA	Mainchain
1	J	324	ARG	Mainchain
1	J	326	ILE	Mainchain
1	J	327	SER	Mainchain
1	J	328	GLY	Mainchain
1	J	33	GLU	Mainchain,Peptide
1	J	335	GLU	Mainchain
1	J	336	GLU	Mainchain,Peptide
1	J	337	CYS	Mainchain
1	J	338	LYS	Mainchain
1	J	339	HIS	Mainchain
1	J	34	THR	Mainchain
1	J	340	PRO	Mainchain
1	J	341	LYS	Mainchain
1	J	342	ALA	Mainchain,Peptide
1	J	343	VAL	Mainchain,Peptide
1	J	349	GLY	Mainchain
1	J	35	VAL	Mainchain
1	J	351	THR	Mainchain,Peptide

Continued on next page...

Continued from previous page...

Mol	Chain	Res	Type	Group
1	J	352	GLU	Mainchain
1	J	353	HIS	Mainchain
1	J	355	ILE	Mainchain
1	J	36	ARG	Mainchain
1	J	360	ARG	Mainchain
1	J	366	VAL	Mainchain
1	J	367	GLY	Mainchain
1	J	370	GLY	Mainchain,Peptide
1	J	371	CYS	Mainchain
1	J	372	THR	Mainchain
1	J	374	GLU	Mainchain
1	J	375	ASP	Mainchain
1	J	376	GLY	Mainchain,Peptide
1	J	38	THR	Mainchain
1	J	380	SER	Mainchain
1	J	381	GLY	Peptide
1	J	382	GLY	Mainchain,Peptide
1	J	383	GLY	Mainchain,Peptide
1	J	384	SER	Mainchain
1	J	39	LEU	Mainchain
1	J	390	SER	Mainchain
1	J	393	LEU	Mainchain
1	J	395	GLU	Mainchain
1	J	396	TYR	Mainchain
1	J	397	ALA	Mainchain
1	J	40	GLY	Mainchain
1	J	401	SER	Mainchain
1	J	403	ARG	Mainchain
1	J	406	LEU	Mainchain
1	J	41	PRO	Mainchain
1	J	411	PHE	Mainchain
1	J	412	ALA	Mainchain
1	J	414	ALA	Mainchain
1	J	416	GLU	Mainchain
1	J	420	ARG	Mainchain
1	J	421	THR	Mainchain
1	J	423	ALA	Mainchain
1	J	425	ASN	Mainchain
1	J	429	ASP	Mainchain,Peptide
1	J	43	GLY	Mainchain
1	J	430	ALA	Mainchain
1	J	432	GLU	Mainchain

Continued on next page...

Continued from previous page...

Mol	Chain	Res	Type	Group
1	J	433	ILE	Mainchain
1	J	438	ARG	Mainchain
1	J	441	HIS	Mainchain
1	J	443	SER	Mainchain
1	J	445	GLY	Mainchain
1	J	447	LYS	Mainchain
1	J	449	ALA	Mainchain
1	J	452	ASN	Mainchain
1	J	455	THR	Mainchain
1	J	456	GLY	Mainchain
1	J	458	VAL	Mainchain,Peptide
1	J	46	LYS	Mainchain
1	J	461	MET	Mainchain
1	J	462	CYS	Mainchain
1	J	463	GLU	Mainchain
1	J	464	ASN	Mainchain
1	J	465	GLY	Mainchain
1	J	467	VAL	Mainchain
1	J	469	PRO	Mainchain
1	J	470	LEU	Mainchain
1	J	473	LYS	Mainchain
1	J	48	LEU	Mainchain
1	J	480	ALA	Mainchain
1	J	484	THR	Mainchain
1	J	486	MET	Mainchain
1	J	488	LEU	Mainchain,Peptide
1	J	49	VAL	Mainchain
1	J	490	ILE	Mainchain
1	J	491	ASP	Mainchain
1	J	493	VAL	Mainchain
1	J	495	ALA	Mainchain,Peptide
1	J	496	ALA	Peptide
1	J	50	ASP	Mainchain
1	J	51	ASP	Mainchain
1	J	55	VAL	Mainchain,Peptide
1	J	56	VAL	Mainchain
1	J	57	VAL	Mainchain
1	J	59	ASN	Mainchain
1	J	61	GLY	Mainchain
1	J	63	THR	Mainchain
1	J	65	LEU	Mainchain
1	J	67	GLU	Mainchain

Continued on next page...

Continued from previous page...

Mol	Chain	Res	Type	Group
1	J	68	MET	Peptide
1	J	69	SER	Mainchain
1	J	7	VAL	Mainchain
1	J	72	HIS	Mainchain
1	J	73	PRO	Mainchain
1	J	74	ALA	Mainchain
1	J	75	ALA	Mainchain
1	J	76	LYS	Mainchain
1	J	78	LEU	Mainchain
1	J	79	ILE	Mainchain
1	J	8	LEU	Mainchain
1	J	81	VAL	Mainchain
1	J	82	ALA	Mainchain
1	J	86	GLU	Mainchain,Peptide
1	J	87	LYS	Mainchain
1	J	88	GLU	Mainchain
1	J	89	VAL	Mainchain
1	J	90	GLY	Mainchain
1	J	93	THR	Mainchain
1	J	94	THR	Mainchain
1	J	95	THR	Mainchain
1	J	96	ALA	Mainchain
1	J	97	VAL	Mainchain
1	J	99	VAL	Mainchain
1	K	100	ALA	Mainchain
1	K	101	GLY	Mainchain
1	K	102	GLU	Mainchain
1	K	104	LEU	Mainchain
1	K	105	ARG	Mainchain
1	K	106	LYS	Mainchain
1	K	109	GLU	Mainchain
1	K	11	ASN	Mainchain,Peptide
1	K	110	LEU	Mainchain
1	K	111	LEU	Mainchain
1	K	112	ASP	Mainchain,Peptide
1	K	113	GLN	Peptide
1	K	115	VAL	Peptide
1	K	116	HIS	Mainchain
1	K	117	PRO	Mainchain
1	K	119	ILE	Mainchain
1	K	12	MET	Mainchain
1	K	121	VAL	Mainchain

Continued on next page...

Continued from previous page...

Mol	Chain	Res	Type	Group
1	K	124	TYR	Mainchain
1	K	128	ALA	Mainchain
1	K	130	LYS	Mainchain
1	K	131	ALA	Mainchain
1	K	133	GLU	Mainchain
1	K	135	LEU	Peptide
1	K	136	LYS	Mainchain
1	K	138	ILE	Peptide
1	K	139	ALA	Mainchain
1	K	141	GLU	Mainchain
1	K	142	VAL	Mainchain,Peptide
1	K	143	GLY	Mainchain,Peptide
1	K	145	GLN	Mainchain,Peptide
1	K	146	ASP	Mainchain
1	K	154	ALA	Mainchain
1	K	155	MET	Mainchain
1	K	158	ILE	Mainchain
1	K	160	GLY	Mainchain
1	K	161	LYS	Mainchain
1	K	162	GLY	Mainchain,Peptide
1	K	163	ALA	Peptide
1	K	165	LYS	Mainchain
1	K	167	LYS	Mainchain
1	K	17	GLY	Mainchain
1	K	170	LEU	Mainchain
1	K	172	GLU	Mainchain
1	K	175	VAL	Mainchain
1	K	176	GLU	Mainchain
1	K	178	VAL	Mainchain
1	K	181	VAL	Mainchain
1	K	182	VAL	Mainchain
1	K	184	ASP	Mainchain
1	K	187	LYS	Mainchain
1	K	188	VAL	Mainchain,Peptide
1	K	190	LYS	Mainchain
1	K	191	ASP	Mainchain
1	K	192	LEU	Mainchain,Peptide
1	K	193	ILE	Mainchain
1	K	194	LYS	Mainchain
1	K	197	LYS	Mainchain
1	K	198	LYS	Mainchain
1	K	200	GLY	Mainchain

Continued on next page...

Continued from previous page...

Mol	Chain	Res	Type	Group
1	K	202	SER	Mainchain
1	K	204	ASP	Mainchain
1	K	206	THR	Mainchain
1	K	209	ILE	Mainchain
1	K	212	VAL	Mainchain
1	K	213	LEU	Mainchain
1	K	214	VAL	Mainchain
1	K	216	LYS	Mainchain,Peptide
1	K	22	ARG	Mainchain
1	K	224	PRO	Mainchain
1	K	225	LYS	Mainchain
1	K	227	VAL	Mainchain
1	K	228	THR	Mainchain
1	K	229	ASP	Mainchain
1	K	234	LEU	Mainchain
1	K	236	ASN	Mainchain
1	K	237	CYS	Mainchain
1	K	238	ALA	Mainchain
1	K	243	ALA	Mainchain
1	K	247	LEU	Mainchain
1	K	248	LYS	Mainchain
1	K	25	ILE	Mainchain
1	K	250	MET	Mainchain
1	K	257	SER	Peptide
1	K	259	ALA	Mainchain
1	K	26	LEU	Mainchain
1	K	263	PHE	Mainchain
1	K	266	LYS	Peptide
1	K	267	GLY	Mainchain
1	K	268	ILE	Mainchain
1	K	269	ASP	Mainchain
1	K	27	ALA	Mainchain
1	K	273	GLN	Mainchain
1	K	276	LEU	Mainchain
1	K	278	LYS	Mainchain
1	K	28	GLY	Mainchain
1	K	283	ALA	Mainchain
1	K	286	ARG	Mainchain
1	K	287	VAL	Mainchain
1	K	29	ARG	Mainchain
1	K	291	ASP	Mainchain
1	K	297	LYS	Mainchain

Continued on next page...

Continued from previous page...

Mol	Chain	Res	Type	Group
1	K	298	ALA	Mainchain
1	K	30	ILE	Mainchain
1	K	300	GLY	Mainchain,Peptide
1	K	301	ALA	Mainchain
1	K	302	ASN	Mainchain
1	K	305	THR	Mainchain
1	K	306	ASN	Mainchain
1	K	307	ILE	Mainchain,Peptide
1	K	309	ASP	Mainchain
1	K	311	SER	Mainchain
1	K	312	ALA	Mainchain,Peptide
1	K	313	GLN	Peptide
1	K	314	ASP	Mainchain
1	K	315	LEU	Peptide
1	K	316	GLY	Mainchain
1	K	317	ASP	Mainchain
1	K	318	ALA	Mainchain
1	K	319	GLY	Mainchain
1	K	324	ARG	Mainchain
1	K	327	SER	Mainchain,Peptide
1	K	328	GLY	Peptide
1	K	33	GLU	Mainchain
1	K	335	GLU	Mainchain
1	K	336	GLU	Mainchain,Peptide
1	K	339	HIS	Mainchain
1	K	34	THR	Mainchain
1	K	340	PRO	Mainchain
1	K	341	LYS	Peptide
1	K	342	ALA	Mainchain
1	K	343	VAL	Mainchain
1	K	344	THR	Mainchain
1	K	348	ARG	Peptide
1	K	349	GLY	Mainchain
1	K	350	THR	Peptide
1	K	351	THR	Mainchain,Peptide
1	K	354	VAL	Mainchain
1	K	355	ILE	Mainchain,Peptide
1	K	358	VAL	Peptide
1	K	360	ARG	Mainchain
1	K	362	VAL	Mainchain
1	K	364	ASP	Mainchain
1	K	367	GLY	Mainchain

Continued on next page...

Continued from previous page...

Mol	Chain	Res	Type	Group
1	K	368	VAL	Peptide
1	K	370	GLY	Mainchain,Peptide
1	K	372	THR	Mainchain
1	K	373	ILE	Mainchain
1	K	375	ASP	Mainchain
1	K	376	GLY	Mainchain,Peptide
1	K	378	ILE	Mainchain
1	K	379	VAL	Mainchain,Peptide
1	K	380	SER	Peptide
1	K	381	GLY	Mainchain,Peptide
1	K	382	GLY	Mainchain
1	K	383	GLY	Mainchain,Peptide
1	K	384	SER	Mainchain
1	K	385	THR	Mainchain
1	K	388	GLU	Mainchain
1	K	39	LEU	Mainchain
1	K	390	SER	Mainchain
1	K	393	LEU	Mainchain
1	K	394	ARG	Mainchain
1	K	395	GLU	Mainchain
1	K	399	GLY	Mainchain
1	K	401	SER	Mainchain
1	K	402	GLY	Mainchain
1	K	406	LEU	Mainchain
1	K	407	ALA	Mainchain
1	K	408	VAL	Mainchain
1	K	409	ARG	Mainchain
1	K	410	ALA	Mainchain
1	K	412	ALA	Mainchain
1	K	413	ASP	Mainchain
1	K	415	LEU	Mainchain
1	K	417	VAL	Mainchain
1	K	418	ILE	Mainchain
1	K	42	LYS	Mainchain
1	K	422	LEU	Mainchain
1	K	424	GLU	Mainchain
1	K	426	ALA	Mainchain,Peptide
1	K	427	GLY	Mainchain
1	K	428	LEU	Mainchain
1	K	429	ASP	Mainchain,Peptide
1	K	43	GLY	Mainchain
1	K	434	LEU	Mainchain

Continued on next page...

Continued from previous page...

Mol	Chain	Res	Type	Group
1	K	435	VAL	Mainchain
1	K	442	ALA	Mainchain
1	K	443	SER	Mainchain
1	K	444	ASN	Mainchain
1	K	449	ALA	Mainchain
1	K	450	GLY	Mainchain
1	K	452	ASN	Mainchain
1	K	455	THR	Mainchain
1	K	457	ALA	Mainchain
1	K	459	GLU	Mainchain
1	K	460	ASP	Mainchain
1	K	461	MET	Mainchain
1	K	462	CYS	Mainchain
1	K	463	GLU	Mainchain
1	K	464	ASN	Mainchain
1	K	467	VAL	Mainchain
1	K	469	PRO	Mainchain
1	K	470	LEU	Mainchain
1	K	471	ARG	Mainchain,Peptide
1	K	472	VAL	Mainchain
1	K	474	THR	Mainchain
1	K	487	LEU	Mainchain
1	K	488	LEU	Mainchain
1	K	489	ARG	Mainchain
1	K	49	VAL	Mainchain
1	K	491	ASP	Mainchain
1	K	494	ILE	Mainchain
1	K	495	ALA	Mainchain,Peptide
1	K	496	ALA	Mainchain,Peptide
1	K	51	ASP	Mainchain
1	K	52	LEU	Mainchain
1	K	56	VAL	Mainchain
1	K	62	VAL	Mainchain
1	K	64	ILE	Mainchain
1	K	68	MET	Peptide
1	K	69	SER	Mainchain
1	K	7	VAL	Mainchain
1	K	72	HIS	Mainchain
1	K	73	PRO	Mainchain
1	K	74	ALA	Mainchain
1	K	78	LEU	Mainchain
1	K	82	ALA	Peptide

Continued on next page...

Continued from previous page...

Mol	Chain	Res	Type	Group
1	K	86	GLU	Mainchain
1	K	87	LYS	Mainchain
1	K	88	GLU	Mainchain
1	K	89	VAL	Mainchain
1	K	9	PRO	Mainchain,Peptide
1	K	90	GLY	Mainchain,Peptide
1	K	92	GLY	Mainchain
1	K	93	THR	Peptide
1	K	96	ALA	Mainchain
1	K	97	VAL	Mainchain
1	K	99	VAL	Mainchain
1	L	102	GLU	Mainchain
1	L	103	LEU	Mainchain
1	L	104	LEU	Mainchain
1	L	11	ASN	Mainchain
1	L	111	LEU	Mainchain
1	L	112	ASP	Mainchain
1	L	113	GLN	Peptide
1	L	114	ASN	Mainchain,Peptide
1	L	115	VAL	Mainchain,Peptide
1	L	116	HIS	Mainchain
1	L	117	PRO	Mainchain
1	L	119	ILE	Mainchain
1	L	12	MET	Mainchain
1	L	128	ALA	Mainchain
1	L	129	GLN	Mainchain
1	L	13	LYS	Mainchain
1	L	135	LEU	Mainchain
1	L	137	THR	Mainchain
1	L	138	ILE	Peptide
1	L	140	CYS	Mainchain
1	L	141	GLU	Mainchain
1	L	142	VAL	Mainchain
1	L	145	GLN	Mainchain
1	L	146	ASP	Mainchain
1	L	147	LYS	Mainchain
1	L	148	GLU	Mainchain
1	L	149	ILE	Mainchain
1	L	153	ILE	Mainchain
1	L	156	THR	Mainchain
1	L	159	THR	Mainchain
1	L	16	MET	Mainchain

Continued on next page...

Continued from previous page...

Mol	Chain	Res	Type	Group
1	L	162	GLY	Mainchain,Peptide
1	L	163	ALA	Mainchain,Peptide
1	L	164	GLU	Mainchain
1	L	168	GLU	Mainchain
1	L	169	LYS	Mainchain
1	L	171	ALA	Mainchain
1	L	180	ALA	Mainchain
1	L	181	VAL	Mainchain
1	L	183	ASP	Mainchain
1	L	184	ASP	Peptide
1	L	185	GLU	Mainchain
1	L	186	GLY	Mainchain,Peptide
1	L	187	LYS	Mainchain
1	L	188	VAL	Mainchain
1	L	191	ASP	Mainchain
1	L	195	ILE	Mainchain
1	L	197	LYS	Mainchain
1	L	198	LYS	Mainchain
1	L	199	SER	Mainchain
1	L	20	ALA	Mainchain
1	L	200	GLY	Mainchain
1	L	203	ILE	Mainchain,Peptide
1	L	204	ASP	Mainchain
1	L	205	ASP	Mainchain
1	L	206	THR	Mainchain
1	L	209	ILE	Mainchain
1	L	21	GLN	Mainchain
1	L	210	LYS	Mainchain
1	L	211	GLY	Mainchain
1	L	212	VAL	Mainchain
1	L	213	LEU	Mainchain
1	L	214	VAL	Mainchain
1	L	216	LYS	Mainchain
1	L	218	ARG	Mainchain
1	L	221	ALA	Mainchain
1	L	222	GLN	Mainchain
1	L	223	MET	Mainchain
1	L	224	PRO	Mainchain
1	L	225	LYS	Mainchain
1	L	229	ASP	Mainchain
1	L	231	LYS	Mainchain
1	L	232	ILE	Mainchain

Continued on next page...

Continued from previous page...

Mol	Chain	Res	Type	Group
1	L	234	LEU	Mainchain
1	L	235	LEU	Mainchain
1	L	236	ASN	Mainchain
1	L	237	CYS	Peptide
1	L	238	ALA	Peptide
1	L	239	ILE	Mainchain
1	L	24	ASN	Mainchain
1	L	241	GLU	Mainchain
1	L	242	THR	Mainchain
1	L	244	SER	Mainchain
1	L	248	LYS	Mainchain
1	L	255	LYS	Mainchain
1	L	259	ALA	Peptide
1	L	26	LEU	Mainchain
1	L	260	ASN	Mainchain,Peptide
1	L	265	GLN	Mainchain
1	L	266	LYS	Mainchain,Peptide
1	L	267	GLY	Mainchain
1	L	268	ILE	Mainchain
1	L	269	ASP	Mainchain,Peptide
1	L	27	ALA	Mainchain
1	L	270	ASP	Mainchain,Peptide
1	L	274	HIS	Mainchain
1	L	277	ALA	Mainchain
1	L	279	GLU	Mainchain
1	L	28	GLY	Mainchain
1	L	281	ILE	Mainchain
1	L	283	ALA	Mainchain
1	L	284	ALA	Mainchain
1	L	286	ARG	Mainchain
1	L	287	VAL	Mainchain
1	L	291	ASP	Mainchain
1	L	292	MET	Mainchain
1	L	293	GLU	Mainchain
1	L	295	LEU	Mainchain
1	L	297	LYS	Mainchain,Peptide
1	L	30	ILE	Mainchain,Peptide
1	L	301	ALA	Mainchain
1	L	303	VAL	Mainchain
1	L	305	THR	Mainchain
1	L	306	ASN	Peptide
1	L	307	ILE	Mainchain

Continued on next page...

Continued from previous page...

Mol	Chain	Res	Type	Group
1	L	308	LYS	Mainchain
1	L	309	ASP	Mainchain
1	L	311	SER	Mainchain
1	L	313	GLN	Mainchain
1	L	317	ASP	Mainchain
1	L	318	ALA	Mainchain
1	L	32	ALA	Mainchain
1	L	326	ILE	Mainchain
1	L	327	SER	Mainchain
1	L	328	GLY	Mainchain
1	L	329	ASP	Mainchain
1	L	332	ILE	Mainchain
1	L	336	GLU	Mainchain,Peptide
1	L	338	LYS	Mainchain
1	L	339	HIS	Mainchain
1	L	341	LYS	Mainchain,Peptide
1	L	342	ALA	Mainchain
1	L	344	THR	Mainchain
1	L	345	MET	Mainchain
1	L	346	LEU	Mainchain
1	L	347	ILE	Mainchain
1	L	348	ARG	Mainchain
1	L	349	GLY	Mainchain,Peptide
1	L	350	THR	Peptide
1	L	352	GLU	Mainchain,Peptide
1	L	353	HIS	Mainchain
1	L	354	VAL	Mainchain
1	L	355	ILE	Mainchain
1	L	357	GLU	Mainchain
1	L	36	ARG	Mainchain
1	L	360	ARG	Mainchain
1	L	361	ALA	Mainchain
1	L	362	VAL	Mainchain
1	L	365	ALA	Mainchain
1	L	366	VAL	Mainchain
1	L	367	GLY	Mainchain
1	L	37	SER	Mainchain
1	L	371	CYS	Mainchain,Peptide
1	L	372	THR	Mainchain
1	L	373	ILE	Peptide
1	L	374	GLU	Mainchain
1	L	375	ASP	Mainchain,Peptide

Continued on next page...

Continued from previous page...

Mol	Chain	Res	Type	Group
1	L	376	GLY	Mainchain,Peptide
1	L	377	ARG	Mainchain
1	L	378	ILE	Mainchain
1	L	379	VAL	Mainchain
1	L	38	THR	Mainchain
1	L	380	SER	Mainchain
1	L	381	GLY	Mainchain,Peptide
1	L	382	GLY	Mainchain
1	L	383	GLY	Peptide
1	L	384	SER	Mainchain
1	L	386	GLU	Mainchain
1	L	39	LEU	Mainchain
1	L	395	GLU	Mainchain
1	L	396	TYR	Mainchain
1	L	397	ALA	Mainchain
1	L	398	GLU	Mainchain
1	L	399	GLY	Mainchain
1	L	404	GLU	Mainchain
1	L	405	GLN	Mainchain,Peptide
1	L	407	ALA	Mainchain
1	L	409	ARG	Mainchain
1	L	410	ALA	Mainchain
1	L	412	ALA	Mainchain
1	L	415	LEU	Mainchain
1	L	416	GLU	Mainchain,Peptide
1	L	418	ILE	Mainchain
1	L	419	PRO	Mainchain
1	L	42	LYS	Mainchain
1	L	422	LEU	Peptide
1	L	423	ALA	Mainchain
1	L	424	GLU	Mainchain
1	L	426	ALA	Mainchain
1	L	429	ASP	Mainchain
1	L	43	GLY	Mainchain
1	L	432	GLU	Mainchain
1	L	433	ILE	Mainchain
1	L	434	LEU	Mainchain
1	L	435	VAL	Mainchain
1	L	437	VAL	Mainchain
1	L	439	ALA	Mainchain
1	L	442	ALA	Mainchain
1	L	443	SER	Mainchain

Continued on next page...

Continued from previous page...

Mol	Chain	Res	Type	Group
1	L	445	GLY	Mainchain
1	L	446	ASN	Mainchain
1	L	449	ALA	Peptide
1	L	453	VAL	Mainchain
1	L	456	GLY	Mainchain
1	L	457	ALA	Mainchain
1	L	458	VAL	Peptide
1	L	459	GLU	Mainchain
1	L	461	MET	Mainchain,Peptide
1	L	462	CYS	Mainchain
1	L	463	GLU	Mainchain
1	L	464	ASN	Mainchain
1	L	465	GLY	Mainchain
1	L	466	VAL	Mainchain
1	L	467	VAL	Mainchain
1	L	469	PRO	Mainchain
1	L	471	ARG	Mainchain,Peptide
1	L	473	LYS	Mainchain
1	L	474	THR	Mainchain
1	L	476	ALA	Mainchain
1	L	480	ALA	Mainchain
1	L	483	SER	Mainchain
1	L	484	THR	Mainchain,Peptide
1	L	486	MET	Mainchain
1	L	488	LEU	Mainchain
1	L	489	ARG	Mainchain
1	L	490	ILE	Mainchain
1	L	491	ASP	Mainchain
1	L	494	ILE	Mainchain
1	L	50	ASP	Mainchain
1	L	51	ASP	Mainchain
1	L	52	LEU	Mainchain
1	L	53	GLY	Mainchain
1	L	54	ASP	Mainchain
1	L	55	VAL	Mainchain
1	L	56	VAL	Mainchain
1	L	57	VAL	Mainchain
1	L	60	ASP	Mainchain
1	L	61	GLY	Mainchain
1	L	62	VAL	Mainchain
1	L	63	THR	Mainchain
1	L	68	MET	Mainchain

Continued on next page...

Continued from previous page...

Mol	Chain	Res	Type	Group
1	L	69	SER	Peptide
1	L	7	VAL	Mainchain
1	L	71	GLU	Mainchain
1	L	72	HIS	Mainchain
1	L	73	PRO	Mainchain
1	L	75	ALA	Mainchain
1	L	78	LEU	Mainchain
1	L	81	VAL	Mainchain
1	L	85	GLN	Mainchain
1	L	89	VAL	Mainchain
1	L	9	PRO	Mainchain,Peptide
1	L	90	GLY	Peptide
1	L	91	ASP	Mainchain
1	L	92	GLY	Mainchain
1	L	94	THR	Mainchain
1	L	95	THR	Mainchain
1	L	97	VAL	Mainchain
1	M	10	GLU	Mainchain
1	M	100	ALA	Mainchain
1	M	102	GLU	Mainchain
1	M	103	LEU	Mainchain
1	M	104	LEU	Mainchain
1	M	105	ARG	Mainchain
1	M	11	ASN	Mainchain,Peptide
1	M	110	LEU	Mainchain
1	M	111	LEU	Mainchain
1	M	112	ASP	Mainchain
1	M	114	ASN	Mainchain,Peptide
1	M	115	VAL	Mainchain,Peptide
1	M	116	HIS	Mainchain
1	M	117	PRO	Peptide
1	M	12	MET	Mainchain,Peptide
1	M	120	VAL	Mainchain
1	M	124	TYR	Mainchain
1	M	126	ALA	Mainchain
1	M	128	ALA	Mainchain
1	M	13	LYS	Mainchain
1	M	130	LYS	Mainchain
1	M	137	THR	Mainchain
1	M	138	ILE	Peptide
1	M	139	ALA	Mainchain
1	M	14	ARG	Mainchain

Continued on next page...

Continued from previous page...

Mol	Chain	Res	Type	Group
1	M	140	CYS	Mainchain
1	M	141	GLU	Mainchain
1	M	142	VAL	Mainchain,Peptide
1	M	143	GLY	Mainchain,Peptide
1	M	144	ALA	Mainchain
1	M	145	GLN	Mainchain
1	M	147	LYS	Mainchain
1	M	148	GLU	Mainchain
1	M	152	LYS	Mainchain
1	M	153	ILE	Mainchain
1	M	154	ALA	Mainchain
1	M	155	MET	Mainchain
1	M	157	SER	Mainchain
1	M	16	MET	Mainchain
1	M	160	GLY	Mainchain,Peptide
1	M	161	LYS	Mainchain
1	M	162	GLY	Peptide
1	M	163	ALA	Peptide
1	M	166	ALA	Mainchain
1	M	169	LYS	Mainchain
1	M	172	GLU	Mainchain
1	M	174	ILE	Mainchain
1	M	18	ARG	Mainchain
1	M	181	VAL	Mainchain
1	M	182	VAL	Mainchain
1	M	186	GLY	Peptide
1	M	187	LYS	Mainchain,Peptide
1	M	188	VAL	Peptide
1	M	189	ASP	Mainchain
1	M	190	LYS	Mainchain
1	M	192	LEU	Mainchain
1	M	193	ILE	Mainchain
1	M	196	GLU	Mainchain
1	M	197	LYS	Mainchain
1	M	200	GLY	Mainchain,Peptide
1	M	201	ALA	Peptide
1	M	203	ILE	Mainchain
1	M	205	ASP	Peptide
1	M	206	THR	Mainchain
1	M	210	LYS	Mainchain
1	M	211	GLY	Mainchain
1	M	214	VAL	Mainchain

Continued on next page...

Continued from previous page...

Mol	Chain	Res	Type	Group
1	M	215	ASP	Peptide
1	M	216	LYS	Mainchain
1	M	217	GLU	Mainchain
1	M	219	VAL	Mainchain
1	M	22	ARG	Mainchain
1	M	220	SER	Mainchain
1	M	221	ALA	Mainchain
1	M	222	GLN	Mainchain
1	M	224	PRO	Mainchain
1	M	225	LYS	Mainchain
1	M	229	ASP	Mainchain
1	M	235	LEU	Mainchain
1	M	237	CYS	Mainchain
1	M	238	ALA	Peptide
1	M	241	GLU	Mainchain
1	M	242	THR	Mainchain
1	M	244	SER	Mainchain
1	M	246	MET	Mainchain
1	M	25	ILE	Mainchain
1	M	251	VAL	Mainchain
1	M	254	ILE	Mainchain
1	M	255	LYS	Mainchain
1	M	256	ALA	Mainchain
1	M	257	SER	Mainchain
1	M	258	GLY	Mainchain
1	M	259	ALA	Mainchain,Peptide
1	M	265	GLN	Mainchain
1	M	266	LYS	Mainchain
1	M	267	GLY	Mainchain
1	M	27	ALA	Mainchain
1	M	270	ASP	Mainchain
1	M	272	ALA	Mainchain
1	M	275	TYR	Mainchain
1	M	279	GLU	Mainchain
1	M	280	GLY	Mainchain
1	M	285	ARG	Mainchain
1	M	286	ARG	Mainchain
1	M	287	VAL	Mainchain
1	M	288	LYS	Mainchain
1	M	289	LYS	Mainchain
1	M	293	GLU	Mainchain
1	M	295	LEU	Mainchain

Continued on next page...

Continued from previous page...

Mol	Chain	Res	Type	Group
1	M	299	THR	Mainchain
1	M	300	GLY	Mainchain
1	M	301	ALA	Mainchain,Peptide
1	M	302	ASN	Mainchain
1	M	305	THR	Mainchain
1	M	306	ASN	Mainchain
1	M	307	ILE	Mainchain
1	M	309	ASP	Mainchain
1	M	31	ILE	Mainchain
1	M	310	LEU	Mainchain,Peptide
1	M	311	SER	Mainchain
1	M	312	ALA	Mainchain
1	M	313	GLN	Peptide
1	M	315	LEU	Peptide
1	M	318	ALA	Mainchain
1	M	319	GLY	Mainchain
1	M	32	ALA	Mainchain
1	M	322	GLU	Mainchain
1	M	325	LYS	Mainchain
1	M	326	ILE	Mainchain
1	M	328	GLY	Mainchain
1	M	33	GLU	Mainchain
1	M	331	MET	Mainchain
1	M	335	GLU	Mainchain,Peptide
1	M	336	GLU	Mainchain
1	M	338	LYS	Mainchain
1	M	341	LYS	Peptide
1	M	342	ALA	Mainchain
1	M	345	MET	Mainchain
1	M	346	LEU	Mainchain
1	M	347	ILE	Mainchain
1	M	348	ARG	Mainchain,Peptide
1	M	349	GLY	Mainchain,Peptide
1	M	350	THR	Peptide
1	M	351	THR	Mainchain
1	M	353	HIS	Mainchain
1	M	356	GLU	Mainchain
1	M	36	ARG	Mainchain
1	M	360	ARG	Mainchain
1	M	361	ALA	Mainchain
1	M	364	ASP	Mainchain,Peptide
1	M	365	ALA	Mainchain

Continued on next page...

Continued from previous page...

Mol	Chain	Res	Type	Group
1	M	367	GLY	Peptide
1	M	369	VAL	Mainchain
1	M	37	SER	Mainchain
1	M	370	GLY	Mainchain
1	M	371	CYS	Mainchain
1	M	372	THR	Mainchain
1	M	374	GLU	Mainchain
1	M	377	ARG	Mainchain
1	M	378	ILE	Mainchain
1	M	379	VAL	Mainchain,Peptide
1	M	380	SER	Mainchain,Peptide
1	M	381	GLY	Peptide
1	M	382	GLY	Mainchain
1	M	383	GLY	Peptide
1	M	384	SER	Mainchain
1	M	385	THR	Mainchain
1	M	39	LEU	Mainchain
1	M	390	SER	Mainchain
1	M	391	MET	Mainchain
1	M	392	LYS	Mainchain
1	M	395	GLU	Mainchain
1	M	396	TYR	Mainchain
1	M	398	GLU	Mainchain
1	M	399	GLY	Mainchain
1	M	40	GLY	Mainchain
1	M	408	VAL	Mainchain
1	M	409	ARG	Mainchain
1	M	41	PRO	Mainchain
1	M	411	PHE	Mainchain
1	M	412	ALA	Mainchain
1	M	413	ASP	Mainchain
1	M	417	VAL	Mainchain
1	M	421	THR	Mainchain
1	M	422	LEU	Mainchain
1	M	423	ALA	Mainchain
1	M	426	ALA	Mainchain
1	M	43	GLY	Peptide
1	M	430	ALA	Mainchain
1	M	434	LEU	Mainchain
1	M	435	VAL	Mainchain
1	M	44	MET	Mainchain
1	M	443	SER	Mainchain

Continued on next page...

Continued from previous page...

Mol	Chain	Res	Type	Group
1	M	446	ASN	Mainchain,Peptide
1	M	448	CYS	Mainchain
1	M	449	ALA	Mainchain
1	M	45	ASP	Mainchain
1	M	453	VAL	Peptide
1	M	456	GLY	Mainchain
1	M	457	ALA	Mainchain
1	M	458	VAL	Mainchain
1	M	459	GLU	Mainchain
1	M	460	ASP	Mainchain
1	M	461	MET	Mainchain
1	M	463	GLU	Peptide
1	M	464	ASN	Mainchain,Peptide
1	M	465	GLY	Mainchain,Peptide
1	M	467	VAL	Mainchain
1	M	468	GLU	Mainchain
1	M	469	PRO	Mainchain
1	M	470	LEU	Mainchain
1	M	471	ARG	Peptide
1	M	476	ALA	Mainchain
1	M	48	LEU	Mainchain
1	M	485	GLU	Peptide
1	M	487	LEU	Mainchain
1	M	488	LEU	Mainchain
1	M	489	ARG	Mainchain
1	M	490	ILE	Mainchain
1	M	491	ASP	Mainchain
1	M	495	ALA	Mainchain,Peptide
1	M	496	ALA	Mainchain
1	M	50	ASP	Peptide
1	M	51	ASP	Mainchain
1	M	52	LEU	Mainchain
1	M	54	ASP	Mainchain
1	M	55	VAL	Mainchain,Peptide
1	M	57	VAL	Mainchain
1	M	58	THR	Mainchain
1	M	59	ASN	Mainchain
1	M	60	ASP	Mainchain
1	M	62	VAL	Mainchain
1	M	63	THR	Mainchain
1	M	66	ARG	Mainchain
1	M	68	MET	Mainchain

Continued on next page...

Continued from previous page...

Mol	Chain	Res	Type	Group
1	M	69	SER	Peptide
1	M	7	VAL	Mainchain
1	M	70	VAL	Mainchain
1	M	71	GLU	Mainchain
1	M	73	PRO	Mainchain
1	M	75	ALA	Mainchain
1	M	77	MET	Mainchain
1	M	78	LEU	Mainchain
1	M	79	ILE	Mainchain
1	M	8	LEU	Mainchain,Peptide
1	M	81	VAL	Mainchain
1	M	82	ALA	Mainchain
1	M	84	THR	Mainchain
1	M	85	GLN	Mainchain
1	M	88	GLU	Peptide
1	M	9	PRO	Peptide
1	M	90	GLY	Mainchain
1	M	93	THR	Mainchain,Peptide
1	M	94	THR	Mainchain
1	N	101	GLY	Mainchain
1	N	104	LEU	Mainchain
1	N	105	ARG	Mainchain
1	N	107	ALA	Mainchain
1	N	108	GLU	Mainchain,Peptide
1	N	11	ASN	Mainchain
1	N	112	ASP	Mainchain,Peptide
1	N	113	GLN	Mainchain,Peptide
1	N	114	ASN	Peptide
1	N	115	VAL	Mainchain
1	N	116	HIS	Mainchain
1	N	117	PRO	Mainchain,Peptide
1	N	12	MET	Mainchain
1	N	121	VAL	Mainchain
1	N	124	TYR	Mainchain
1	N	128	ALA	Mainchain
1	N	13	LYS	Mainchain
1	N	130	LYS	Mainchain
1	N	131	ALA	Mainchain
1	N	132	GLN	Mainchain,Peptide
1	N	134	LEU	Mainchain
1	N	135	LEU	Peptide
1	N	136	LYS	Mainchain

Continued on next page...

Continued from previous page...

Mol	Chain	Res	Type	Group
1	N	138	ILE	Mainchain
1	N	14	ARG	Mainchain
1	N	141	GLU	Peptide
1	N	143	GLY	Mainchain,Peptide
1	N	144	ALA	Mainchain
1	N	147	LYS	Mainchain
1	N	149	ILE	Mainchain
1	N	15	TYR	Mainchain
1	N	151	THR	Peptide
1	N	156	THR	Peptide
1	N	157	SER	Mainchain
1	N	16	MET	Mainchain,Peptide
1	N	160	GLY	Mainchain
1	N	162	GLY	Mainchain
1	N	166	ALA	Mainchain
1	N	169	LYS	Mainchain
1	N	17	GLY	Mainchain
1	N	174	ILE	Mainchain
1	N	178	VAL	Mainchain
1	N	180	ALA	Peptide
1	N	182	VAL	Mainchain
1	N	183	ASP	Mainchain
1	N	185	GLU	Mainchain
1	N	187	LYS	Mainchain,Peptide
1	N	188	VAL	Mainchain
1	N	189	ASP	Mainchain
1	N	19	ASP	Mainchain,Peptide
1	N	190	LYS	Mainchain
1	N	191	ASP	Mainchain
1	N	192	LEU	Peptide
1	N	193	ILE	Mainchain
1	N	196	GLU	Mainchain
1	N	197	LYS	Mainchain
1	N	198	LYS	Mainchain
1	N	199	SER	Mainchain
1	N	20	ALA	Mainchain,Peptide
1	N	200	GLY	Mainchain
1	N	203	ILE	Mainchain
1	N	205	ASP	Mainchain
1	N	206	THR	Mainchain
1	N	207	GLU	Mainchain
1	N	209	ILE	Mainchain

Continued on next page...

Continued from previous page...

Mol	Chain	Res	Type	Group
1	N	210	LYS	Mainchain,Peptide
1	N	211	GLY	Mainchain,Peptide
1	N	212	VAL	Mainchain
1	N	214	VAL	Mainchain
1	N	215	ASP	Mainchain
1	N	216	LYS	Mainchain
1	N	217	GLU	Peptide
1	N	219	VAL	Mainchain
1	N	22	ARG	Mainchain
1	N	222	GLN	Mainchain
1	N	223	MET	Mainchain
1	N	226	LYS	Mainchain
1	N	227	VAL	Mainchain
1	N	228	THR	Mainchain
1	N	229	ASP	Mainchain,Peptide
1	N	23	MET	Mainchain
1	N	233	ALA	Mainchain
1	N	235	LEU	Mainchain
1	N	236	ASN	Mainchain
1	N	237	CYS	Mainchain,Peptide
1	N	238	ALA	Mainchain,Peptide
1	N	240	GLU	Mainchain
1	N	241	GLU	Mainchain
1	N	242	THR	Mainchain
1	N	244	SER	Mainchain
1	N	25	ILE	Mainchain
1	N	250	MET	Mainchain
1	N	254	ILE	Mainchain
1	N	258	GLY	Mainchain
1	N	264	CYS	Mainchain
1	N	265	GLN	Mainchain
1	N	266	LYS	Mainchain
1	N	267	GLY	Mainchain
1	N	268	ILE	Mainchain
1	N	269	ASP	Mainchain
1	N	270	ASP	Mainchain
1	N	272	ALA	Mainchain
1	N	278	LYS	Mainchain
1	N	279	GLU	Mainchain
1	N	28	GLY	Mainchain
1	N	281	ILE	Mainchain
1	N	284	ALA	Mainchain

Continued on next page...

Continued from previous page...

Mol	Chain	Res	Type	Group
1	N	285	ARG	Mainchain
1	N	287	VAL	Mainchain
1	N	288	LYS	Mainchain
1	N	289	LYS	Mainchain
1	N	29	ARG	Mainchain
1	N	290	SER	Mainchain
1	N	291	ASP	Mainchain
1	N	292	MET	Mainchain
1	N	293	GLU	Mainchain
1	N	294	LYS	Mainchain
1	N	295	LEU	Mainchain
1	N	298	ALA	Mainchain
1	N	30	ILE	Peptide
1	N	300	GLY	Mainchain
1	N	301	ALA	Mainchain
1	N	303	VAL	Mainchain
1	N	305	THR	Mainchain
1	N	306	ASN	Peptide
1	N	307	ILE	Mainchain
1	N	309	ASP	Mainchain
1	N	31	ILE	Mainchain
1	N	310	LEU	Mainchain
1	N	311	SER	Mainchain,Peptide
1	N	312	ALA	Mainchain
1	N	313	GLN	Peptide
1	N	315	LEU	Mainchain
1	N	318	ALA	Mainchain
1	N	319	GLY	Mainchain
1	N	324	ARG	Mainchain
1	N	325	LYS	Mainchain
1	N	326	ILE	Mainchain
1	N	327	SER	Mainchain
1	N	329	ASP	Mainchain
1	N	33	GLU	Mainchain
1	N	330	SER	Mainchain
1	N	331	MET	Mainchain
1	N	335	GLU	Mainchain
1	N	338	LYS	Mainchain,Peptide
1	N	339	HIS	Mainchain
1	N	342	ALA	Mainchain
1	N	347	ILE	Mainchain
1	N	348	ARG	Mainchain

Continued on next page...

Continued from previous page...

Mol	Chain	Res	Type	Group
1	N	349	GLY	Mainchain,Peptide
1	N	351	THR	Peptide
1	N	352	GLU	Mainchain
1	N	353	HIS	Mainchain
1	N	356	GLU	Mainchain
1	N	359	ALA	Mainchain
1	N	362	VAL	Mainchain
1	N	364	ASP	Mainchain
1	N	372	THR	Mainchain
1	N	373	ILE	Mainchain
1	N	374	GLU	Mainchain
1	N	375	ASP	Mainchain
1	N	376	GLY	Mainchain
1	N	377	ARG	Mainchain
1	N	378	ILE	Mainchain
1	N	38	THR	Mainchain
1	N	380	SER	Mainchain
1	N	381	GLY	Mainchain,Peptide
1	N	382	GLY	Peptide
1	N	383	GLY	Mainchain,Peptide
1	N	384	SER	Mainchain
1	N	385	THR	Mainchain
1	N	386	GLU	Mainchain
1	N	390	SER	Mainchain
1	N	398	GLU	Mainchain
1	N	399	GLY	Mainchain
1	N	40	GLY	Mainchain
1	N	403	ARG	Mainchain
1	N	405	GLN	Mainchain
1	N	406	LEU	Mainchain
1	N	409	ARG	Mainchain
1	N	41	PRO	Mainchain
1	N	410	ALA	Mainchain
1	N	411	PHE	Mainchain
1	N	412	ALA	Mainchain
1	N	415	LEU	Mainchain
1	N	416	GLU	Mainchain
1	N	417	VAL	Mainchain
1	N	42	LYS	Mainchain
1	N	423	ALA	Mainchain
1	N	424	GLU	Mainchain
1	N	425	ASN	Peptide

Continued on next page...

Continued from previous page...

Mol	Chain	Res	Type	Group
1	N	427	GLY	Peptide
1	N	429	ASP	Mainchain,Peptide
1	N	432	GLU	Mainchain
1	N	433	ILE	Mainchain
1	N	438	ARG	Mainchain
1	N	439	ALA	Mainchain
1	N	44	MET	Mainchain
1	N	443	SER	Mainchain
1	N	444	ASN	Mainchain
1	N	445	GLY	Peptide
1	N	446	ASN	Peptide
1	N	447	LYS	Mainchain,Peptide
1	N	448	CYS	Mainchain,Peptide
1	N	450	GLY	Mainchain
1	N	452	ASN	Mainchain
1	N	455	THR	Mainchain
1	N	458	VAL	Mainchain
1	N	459	GLU	Mainchain
1	N	460	ASP	Mainchain
1	N	462	CYS	Mainchain
1	N	463	GLU	Mainchain
1	N	464	ASN	Mainchain
1	N	465	GLY	Mainchain
1	N	467	VAL	Mainchain
1	N	47	MET	Mainchain
1	N	470	LEU	Mainchain
1	N	471	ARG	Mainchain
1	N	474	THR	Mainchain
1	N	477	ILE	Mainchain
1	N	48	LEU	Mainchain
1	N	481	ALA	Mainchain
1	N	484	THR	Mainchain
1	N	485	GLU	Mainchain
1	N	486	MET	Mainchain
1	N	487	LEU	Mainchain
1	N	488	LEU	Mainchain,Peptide
1	N	49	VAL	Mainchain
1	N	491	ASP	Mainchain
1	N	492	ASP	Mainchain
1	N	493	VAL	Mainchain
1	N	495	ALA	Mainchain,Peptide
1	N	496	ALA	Mainchain

Continued on next page...

Continued from previous page...

Mol	Chain	Res	Type	Group
1	N	50	ASP	Mainchain
1	N	51	ASP	Mainchain
1	N	52	LEU	Mainchain
1	N	53	GLY	Mainchain
1	N	56	VAL	Mainchain
1	N	57	VAL	Mainchain
1	N	59	ASN	Mainchain
1	N	62	VAL	Mainchain
1	N	63	THR	Mainchain
1	N	65	LEU	Mainchain
1	N	66	ARG	Mainchain
1	N	67	GLU	Mainchain
1	N	68	MET	Mainchain,Peptide
1	N	69	SER	Mainchain
1	N	7	VAL	Mainchain
1	N	71	GLU	Mainchain
1	N	72	HIS	Mainchain
1	N	73	PRO	Mainchain
1	N	77	MET	Mainchain
1	N	78	LEU	Mainchain
1	N	83	LYS	Mainchain
1	N	84	THR	Peptide
1	N	86	GLU	Mainchain
1	N	87	LYS	Mainchain
1	N	88	GLU	Mainchain
1	N	89	VAL	Mainchain
1	N	9	PRO	Peptide
1	N	90	GLY	Mainchain
1	N	91	ASP	Mainchain
1	N	92	GLY	Mainchain
1	N	93	THR	Mainchain
1	N	94	THR	Mainchain
1	N	97	VAL	Mainchain
1	O	101	GLY	Mainchain
1	O	105	ARG	Mainchain
1	O	106	LYS	Mainchain
1	O	107	ALA	Mainchain
1	O	108	GLU	Mainchain
1	O	109	GLU	Mainchain
1	O	11	ASN	Mainchain
1	O	110	LEU	Mainchain
1	O	111	LEU	Mainchain

Continued on next page...

Continued from previous page...

Mol	Chain	Res	Type	Group
1	O	113	GLN	Mainchain,Peptide
1	O	115	VAL	Mainchain,Peptide
1	O	116	HIS	Mainchain
1	O	117	PRO	Mainchain
1	O	12	MET	Peptide
1	O	122	LYS	Mainchain
1	O	123	GLY	Mainchain
1	O	124	TYR	Mainchain
1	O	126	ALA	Mainchain
1	O	128	ALA	Mainchain
1	O	130	LYS	Mainchain
1	O	131	ALA	Mainchain
1	O	132	GLN	Mainchain
1	O	133	GLU	Mainchain
1	O	134	LEU	Mainchain
1	O	136	LYS	Mainchain
1	O	138	ILE	Mainchain
1	O	139	ALA	Mainchain
1	O	140	CYS	Peptide
1	O	141	GLU	Mainchain
1	O	142	VAL	Peptide
1	O	143	GLY	Mainchain
1	O	145	GLN	Peptide
1	O	148	GLU	Mainchain
1	O	15	TYR	Mainchain
1	O	150	LEU	Mainchain
1	O	151	THR	Mainchain
1	O	152	LYS	Mainchain
1	O	155	MET	Mainchain
1	O	159	THR	Mainchain
1	O	16	MET	Mainchain,Peptide
1	O	168	GLU	Mainchain
1	O	169	LYS	Mainchain
1	O	172	GLU	Mainchain
1	O	173	ILE	Mainchain
1	O	175	VAL	Mainchain
1	O	177	ALA	Mainchain
1	O	18	ARG	Mainchain
1	O	183	ASP	Mainchain
1	O	187	LYS	Mainchain
1	O	188	VAL	Mainchain,Peptide
1	O	191	ASP	Mainchain

Continued on next page...

Continued from previous page...

Mol	Chain	Res	Type	Group
1	O	193	ILE	Mainchain
1	O	197	LYS	Mainchain
1	O	198	LYS	Mainchain
1	O	20	ALA	Peptide
1	O	201	ALA	Mainchain
1	O	203	ILE	Mainchain,Peptide
1	O	208	LEU	Mainchain
1	O	209	ILE	Mainchain
1	O	21	GLN	Mainchain
1	O	210	LYS	Peptide
1	O	212	VAL	Mainchain
1	O	217	GLU	Mainchain
1	O	223	MET	Mainchain
1	O	224	PRO	Mainchain
1	O	226	LYS	Mainchain
1	O	228	THR	Mainchain
1	O	23	MET	Mainchain
1	O	230	ALA	Mainchain
1	O	233	ALA	Mainchain
1	O	236	ASN	Mainchain
1	O	237	CYS	Mainchain,Peptide
1	O	238	ALA	Mainchain,Peptide
1	O	24	ASN	Mainchain
1	O	240	GLU	Mainchain
1	O	242	THR	Mainchain
1	O	243	ALA	Mainchain
1	O	244	SER	Mainchain
1	O	246	MET	Mainchain
1	O	248	LYS	Mainchain
1	O	250	MET	Mainchain
1	O	252	ALA	Mainchain
1	O	254	ILE	Mainchain
1	O	255	LYS	Mainchain
1	O	258	GLY	Peptide
1	O	259	ALA	Mainchain,Peptide
1	O	266	LYS	Mainchain,Peptide
1	O	267	GLY	Mainchain
1	O	268	ILE	Mainchain
1	O	269	ASP	Mainchain
1	O	27	ALA	Mainchain
1	O	270	ASP	Mainchain
1	O	272	ALA	Mainchain

Continued on next page...

Continued from previous page...

Mol	Chain	Res	Type	Group
1	O	275	TYR	Mainchain,Peptide
1	O	278	LYS	Mainchain
1	O	279	GLU	Mainchain
1	O	281	ILE	Mainchain
1	O	285	ARG	Peptide
1	O	287	VAL	Mainchain
1	O	289	LYS	Mainchain
1	O	292	MET	Mainchain
1	O	295	LEU	Mainchain
1	O	298	ALA	Peptide
1	O	299	THR	Mainchain
1	O	30	ILE	Mainchain,Peptide
1	O	304	ILE	Mainchain
1	O	305	THR	Mainchain
1	O	306	ASN	Mainchain,Peptide
1	O	307	ILE	Mainchain
1	O	308	LYS	Mainchain
1	O	310	LEU	Mainchain
1	O	311	SER	Mainchain
1	O	313	GLN	Mainchain
1	O	314	ASP	Mainchain,Peptide
1	O	315	LEU	Peptide
1	O	318	ALA	Mainchain
1	O	319	GLY	Mainchain
1	O	32	ALA	Mainchain
1	O	324	ARG	Mainchain
1	O	325	LYS	Mainchain
1	O	328	GLY	Mainchain
1	O	33	GLU	Mainchain
1	O	330	SER	Mainchain
1	O	336	GLU	Mainchain
1	O	338	LYS	Mainchain
1	O	340	PRO	Mainchain
1	O	341	LYS	Mainchain
1	O	342	ALA	Mainchain
1	O	344	THR	Mainchain
1	O	345	MET	Mainchain
1	O	346	LEU	Mainchain
1	O	348	ARG	Mainchain
1	O	349	GLY	Peptide
1	O	35	VAL	Mainchain
1	O	350	THR	Peptide

Continued on next page...

Continued from previous page...

Mol	Chain	Res	Type	Group
1	O	351	THR	Mainchain,Peptide
1	O	352	GLU	Mainchain
1	O	353	HIS	Mainchain
1	O	355	ILE	Mainchain
1	O	356	GLU	Peptide
1	O	358	VAL	Mainchain
1	O	359	ALA	Mainchain
1	O	361	ALA	Mainchain
1	O	363	ASP	Mainchain
1	O	364	ASP	Peptide
1	O	366	VAL	Mainchain
1	O	368	VAL	Mainchain
1	O	369	VAL	Mainchain,Peptide
1	O	37	SER	Mainchain
1	O	372	THR	Mainchain
1	O	375	ASP	Mainchain,Peptide
1	O	376	GLY	Mainchain,Peptide
1	O	377	ARG	Mainchain
1	O	378	ILE	Mainchain
1	O	38	THR	Mainchain
1	O	380	SER	Mainchain,Peptide
1	O	381	GLY	Mainchain
1	O	382	GLY	Mainchain
1	O	383	GLY	Mainchain
1	O	387	VAL	Mainchain
1	O	389	LEU	Mainchain
1	O	393	LEU	Mainchain
1	O	396	TYR	Mainchain
1	O	40	GLY	Mainchain
1	O	400	ILE	Mainchain
1	O	401	SER	Mainchain
1	O	402	GLY	Mainchain
1	O	403	ARG	Mainchain,Peptide
1	O	406	LEU	Mainchain
1	O	407	ALA	Mainchain
1	O	409	ARG	Mainchain
1	O	41	PRO	Mainchain
1	O	416	GLU	Mainchain
1	O	417	VAL	Mainchain
1	O	421	THR	Mainchain
1	O	422	LEU	Mainchain
1	O	423	ALA	Mainchain

Continued on next page...

Continued from previous page...

Mol	Chain	Res	Type	Group
1	O	424	GLU	Mainchain
1	O	425	ASN	Peptide
1	O	427	GLY	Mainchain
1	O	428	LEU	Peptide
1	O	433	ILE	Mainchain
1	O	434	LEU	Mainchain
1	O	436	LYS	Mainchain
1	O	437	VAL	Mainchain
1	O	439	ALA	Mainchain
1	O	44	MET	Mainchain
1	O	441	HIS	Mainchain
1	O	442	ALA	Mainchain
1	O	444	ASN	Mainchain
1	O	447	LYS	Mainchain
1	O	448	CYS	Mainchain
1	O	451	LEU	Mainchain
1	O	453	VAL	Mainchain
1	O	457	ALA	Mainchain
1	O	458	VAL	Mainchain
1	O	459	GLU	Mainchain
1	O	46	LYS	Mainchain
1	O	464	ASN	Peptide
1	O	465	GLY	Mainchain,Peptide
1	O	466	VAL	Mainchain
1	O	467	VAL	Mainchain
1	O	469	PRO	Mainchain
1	O	470	LEU	Mainchain
1	O	471	ARG	Mainchain
1	O	472	VAL	Mainchain
1	O	473	LYS	Mainchain
1	O	474	THR	Mainchain
1	O	475	GLN	Mainchain
1	O	477	ILE	Mainchain,Peptide
1	O	478	GLN	Mainchain
1	O	479	SER	Mainchain
1	O	481	ALA	Mainchain
1	O	483	SER	Mainchain
1	O	484	THR	Mainchain
1	O	486	MET	Mainchain
1	O	488	LEU	Mainchain
1	O	49	VAL	Mainchain
1	O	490	ILE	Mainchain

Continued on next page...

Continued from previous page...

Mol	Chain	Res	Type	Group
1	O	491	ASP	Mainchain
1	O	493	VAL	Mainchain
1	O	495	ALA	Mainchain,Peptide
1	O	496	ALA	Peptide
1	O	50	ASP	Mainchain
1	O	51	ASP	Mainchain
1	O	52	LEU	Mainchain
1	O	53	GLY	Mainchain
1	O	54	ASP	Mainchain
1	O	55	VAL	Mainchain
1	O	56	VAL	Mainchain
1	O	57	VAL	Mainchain
1	O	58	THR	Mainchain
1	O	60	ASP	Mainchain
1	O	62	VAL	Mainchain
1	O	63	THR	Mainchain
1	O	66	ARG	Mainchain
1	O	67	GLU	Mainchain
1	O	68	MET	Mainchain
1	O	69	SER	Mainchain
1	O	7	VAL	Mainchain
1	O	70	VAL	Mainchain
1	O	71	GLU	Mainchain
1	O	72	HIS	Mainchain
1	O	82	ALA	Mainchain
1	O	83	LYS	Mainchain
1	O	85	GLN	Mainchain
1	O	89	VAL	Mainchain
1	O	9	PRO	Mainchain
1	O	91	ASP	Mainchain
1	O	93	THR	Mainchain
1	O	95	THR	Mainchain
1	O	97	VAL	Mainchain
1	O	99	VAL	Mainchain
1	P	10	GLU	Mainchain
1	P	102	GLU	Mainchain
1	P	105	ARG	Mainchain
1	P	106	LYS	Mainchain
1	P	11	ASN	Mainchain
1	P	110	LEU	Peptide
1	P	111	LEU	Mainchain
1	P	112	ASP	Mainchain

Continued on next page...

Continued from previous page...

Mol	Chain	Res	Type	Group
1	P	113	GLN	Mainchain
1	P	114	ASN	Mainchain
1	P	115	VAL	Mainchain,Peptide
1	P	116	HIS	Mainchain
1	P	118	THR	Mainchain
1	P	12	MET	Peptide
1	P	121	VAL	Mainchain
1	P	122	LYS	Peptide
1	P	123	GLY	Mainchain
1	P	124	TYR	Mainchain
1	P	125	GLN	Mainchain
1	P	126	ALA	Mainchain
1	P	128	ALA	Mainchain,Peptide
1	P	129	GLN	Mainchain
1	P	132	GLN	Mainchain
1	P	133	GLU	Mainchain
1	P	135	LEU	Mainchain
1	P	138	ILE	Mainchain,Peptide
1	P	14	ARG	Mainchain
1	P	140	CYS	Mainchain
1	P	141	GLU	Mainchain
1	P	142	VAL	Mainchain
1	P	143	GLY	Mainchain
1	P	144	ALA	Mainchain
1	P	145	GLN	Mainchain,Peptide
1	P	147	LYS	Mainchain
1	P	148	GLU	Mainchain
1	P	150	LEU	Mainchain
1	P	152	LYS	Mainchain
1	P	156	THR	Mainchain
1	P	157	SER	Mainchain
1	P	16	MET	Mainchain
1	P	160	GLY	Mainchain
1	P	161	LYS	Mainchain
1	P	162	GLY	Mainchain
1	P	166	ALA	Mainchain
1	P	169	LYS	Mainchain
1	P	170	LEU	Mainchain
1	P	171	ALA	Mainchain
1	P	174	ILE	Mainchain
1	P	175	VAL	Mainchain
1	P	177	ALA	Mainchain

Continued on next page...

Continued from previous page...

Mol	Chain	Res	Type	Group
1	P	179	SER	Mainchain
1	P	180	ALA	Mainchain
1	P	186	GLY	Peptide
1	P	187	LYS	Mainchain
1	P	188	VAL	Mainchain
1	P	189	ASP	Peptide
1	P	190	LYS	Mainchain
1	P	191	ASP	Mainchain
1	P	197	LYS	Mainchain
1	P	198	LYS	Peptide
1	P	199	SER	Mainchain
1	P	200	GLY	Mainchain,Peptide
1	P	201	ALA	Mainchain,Peptide
1	P	202	SER	Mainchain,Peptide
1	P	203	ILE	Mainchain,Peptide
1	P	206	THR	Mainchain
1	P	209	ILE	Mainchain
1	P	210	LYS	Mainchain,Peptide
1	P	215	ASP	Mainchain
1	P	216	LYS	Mainchain
1	P	217	GLU	Mainchain
1	P	220	SER	Mainchain,Peptide
1	P	222	GLN	Mainchain
1	P	225	LYS	Mainchain
1	P	228	THR	Mainchain
1	P	229	ASP	Mainchain,Peptide
1	P	23	MET	Mainchain
1	P	230	ALA	Mainchain
1	P	231	LYS	Mainchain
1	P	234	LEU	Mainchain
1	P	237	CYS	Mainchain,Peptide
1	P	244	SER	Mainchain
1	P	248	LYS	Mainchain
1	P	250	MET	Mainchain
1	P	256	ALA	Mainchain
1	P	257	SER	Mainchain
1	P	26	LEU	Mainchain
1	P	262	LEU	Mainchain
1	P	264	CYS	Mainchain
1	P	265	GLN	Mainchain
1	P	266	LYS	Mainchain
1	P	267	GLY	Mainchain

Continued on next page...

Continued from previous page...

Mol	Chain	Res	Type	Group
1	P	269	ASP	Mainchain
1	P	27	ALA	Mainchain
1	P	270	ASP	Mainchain
1	P	272	ALA	Mainchain
1	P	276	LEU	Mainchain
1	P	279	GLU	Mainchain
1	P	28	GLY	Mainchain
1	P	284	ALA	Mainchain
1	P	285	ARG	Mainchain,Peptide
1	P	286	ARG	Mainchain
1	P	287	VAL	Mainchain
1	P	289	LYS	Mainchain,Peptide
1	P	29	ARG	Mainchain
1	P	292	MET	Mainchain
1	P	294	LYS	Mainchain
1	P	295	LEU	Mainchain
1	P	298	ALA	Mainchain,Peptide
1	P	30	ILE	Mainchain
1	P	301	ALA	Mainchain
1	P	306	ASN	Mainchain
1	P	307	ILE	Mainchain,Peptide
1	P	308	LYS	Mainchain,Peptide
1	P	309	ASP	Mainchain,Peptide
1	P	31	ILE	Mainchain
1	P	310	LEU	Mainchain
1	P	311	SER	Mainchain,Peptide
1	P	312	ALA	Peptide
1	P	313	GLN	Mainchain,Peptide
1	P	314	ASP	Mainchain
1	P	317	ASP	Mainchain
1	P	318	ALA	Mainchain
1	P	32	ALA	Mainchain
1	P	326	ILE	Mainchain
1	P	327	SER	Peptide
1	P	328	GLY	Mainchain,Peptide
1	P	330	SER	Mainchain
1	P	333	PHE	Mainchain
1	P	335	GLU	Mainchain
1	P	336	GLU	Mainchain
1	P	338	LYS	Mainchain
1	P	339	HIS	Mainchain
1	P	34	THR	Mainchain

Continued on next page...

Continued from previous page...

Mol	Chain	Res	Type	Group
1	P	340	PRO	Peptide
1	P	342	ALA	Mainchain
1	P	345	MET	Mainchain
1	P	347	ILE	Mainchain
1	P	348	ARG	Peptide
1	P	349	GLY	Mainchain,Peptide
1	P	35	VAL	Mainchain
1	P	350	THR	Peptide
1	P	352	GLU	Mainchain
1	P	354	VAL	Mainchain
1	P	355	ILE	Mainchain
1	P	356	GLU	Mainchain
1	P	357	GLU	Mainchain
1	P	36	ARG	Mainchain
1	P	361	ALA	Mainchain
1	P	365	ALA	Mainchain
1	P	368	VAL	Mainchain
1	P	369	VAL	Mainchain
1	P	371	CYS	Mainchain
1	P	373	ILE	Mainchain
1	P	374	GLU	Mainchain
1	P	375	ASP	Mainchain
1	P	376	GLY	Mainchain
1	P	377	ARG	Mainchain
1	P	378	ILE	Mainchain,Peptide
1	P	379	VAL	Mainchain
1	P	38	THR	Mainchain
1	P	380	SER	Mainchain
1	P	381	GLY	Mainchain
1	P	382	GLY	Mainchain
1	P	383	GLY	Peptide
1	P	386	GLU	Mainchain
1	P	39	LEU	Mainchain
1	P	391	MET	Mainchain
1	P	392	LYS	Mainchain
1	P	393	LEU	Mainchain
1	P	396	TYR	Mainchain
1	P	397	ALA	Mainchain
1	P	398	GLU	Mainchain
1	P	40	GLY	Mainchain,Peptide
1	P	400	ILE	Mainchain
1	P	402	GLY	Mainchain

Continued on next page...

Continued from previous page...

Mol	Chain	Res	Type	Group
1	P	403	ARG	Mainchain
1	P	405	GLN	Peptide
1	P	408	VAL	Mainchain
1	P	410	ALA	Mainchain
1	P	411	PHE	Mainchain
1	P	412	ALA	Mainchain
1	P	415	LEU	Mainchain
1	P	416	GLU	Mainchain
1	P	417	VAL	Mainchain
1	P	42	LYS	Mainchain
1	P	423	ALA	Mainchain
1	P	424	GLU	Mainchain
1	P	425	ASN	Mainchain
1	P	426	ALA	Mainchain
1	P	427	GLY	Mainchain
1	P	430	ALA	Mainchain
1	P	432	GLU	Mainchain
1	P	438	ARG	Mainchain
1	P	439	ALA	Mainchain
1	P	44	MET	Mainchain
1	P	442	ALA	Mainchain
1	P	443	SER	Mainchain
1	P	446	ASN	Mainchain
1	P	449	ALA	Mainchain
1	P	45	ASP	Mainchain
1	P	455	THR	Mainchain
1	P	456	GLY	Mainchain
1	P	457	ALA	Mainchain
1	P	458	VAL	Mainchain
1	P	459	GLU	Mainchain
1	P	46	LYS	Mainchain
1	P	461	MET	Mainchain
1	P	463	GLU	Mainchain
1	P	464	ASN	Mainchain,Peptide
1	P	467	VAL	Mainchain
1	P	469	PRO	Mainchain
1	P	47	MET	Mainchain
1	P	470	LEU	Mainchain
1	P	471	ARG	Peptide
1	P	472	VAL	Mainchain
1	P	474	THR	Mainchain
1	P	477	ILE	Mainchain

Continued on next page...

Continued from previous page...

Mol	Chain	Res	Type	Group
1	P	48	LEU	Mainchain
1	P	480	ALA	Mainchain
1	P	482	GLU	Mainchain
1	P	483	SER	Mainchain
1	P	484	THR	Mainchain
1	P	486	MET	Mainchain
1	P	487	LEU	Mainchain
1	P	489	ARG	Mainchain
1	P	49	VAL	Mainchain
1	P	492	ASP	Mainchain
1	P	495	ALA	Mainchain
1	P	496	ALA	Mainchain
1	P	50	ASP	Mainchain,Peptide
1	P	56	VAL	Mainchain
1	P	57	VAL	Mainchain
1	P	58	THR	Mainchain
1	P	62	VAL	Mainchain
1	P	63	THR	Mainchain
1	P	66	ARG	Mainchain
1	P	68	MET	Mainchain
1	P	69	SER	Peptide
1	P	7	VAL	Mainchain
1	P	70	VAL	Mainchain
1	P	72	HIS	Mainchain
1	P	74	ALA	Mainchain,Peptide
1	P	75	ALA	Mainchain
1	P	77	MET	Mainchain
1	P	78	LEU	Mainchain
1	P	79	ILE	Mainchain
1	P	8	LEU	Mainchain
1	P	81	VAL	Mainchain
1	P	82	ALA	Mainchain
1	P	83	LYS	Mainchain
1	P	84	THR	Mainchain
1	P	87	LYS	Mainchain,Peptide
1	P	9	PRO	Peptide
1	P	91	ASP	Mainchain
1	P	92	GLY	Mainchain
1	P	94	THR	Mainchain
1	P	95	THR	Mainchain
1	P	96	ALA	Peptide
1	P	97	VAL	Mainchain

5.2 Too-close contacts [i](#)

In the following table, the Non-H and H(model) columns list the number of non-hydrogen atoms and hydrogen atoms in the chain respectively. The H(added) column lists the number of hydrogen atoms added and optimized by MolProbity. The Clashes column lists the number of clashes within the asymmetric unit, whereas Symm-Clashes lists symmetry-related clashes.

Mol	Chain	Non-H	H(model)	H(added)	Clashes	Symm-Clashes
1	A	3664	0	3787	1077	0
1	B	3664	0	3782	945	0
1	C	3664	0	3787	975	0
1	D	3664	0	3790	980	0
1	E	3664	0	3785	964	0
1	F	3664	0	3789	872	0
1	G	3664	0	3789	910	0
1	H	3664	0	3790	965	0
1	I	3664	0	3786	928	0
1	J	3664	0	3788	945	0
1	K	3664	0	3791	949	0
1	L	3664	0	3788	955	0
1	M	3664	0	3793	1021	0
1	N	3664	0	3791	970	0
1	O	3664	0	3793	952	0
1	P	3664	0	3786	980	0
All	All	58624	0	60615	14494	0

The all-atom clashscore is defined as the number of clashes found per 1000 atoms (including hydrogen atoms). The all-atom clashscore for this structure is 124.

All (14494) close contacts within the same asymmetric unit are listed below, sorted by their clash magnitude.

Atom-1	Atom-2	Interatomic distance (Å)	Clash overlap (Å)
1:F:461:MET:HA	1:F:461:MET:CE	1.29	1.55
1:H:165:LYS:HA	1:H:165:LYS:NZ	1.30	1.45
1:N:403:ARG:HH11	1:N:403:ARG:CG	1.06	1.44
1:M:420:ARG:HH11	1:M:420:ARG:CB	1.31	1.41
1:B:488:LEU:O	1:B:488:LEU:CD2	1.68	1.40
1:D:313:GLN:H	1:D:313:GLN:NE2	1.12	1.39
1:N:341:LYS:H22	1:N:341:LYS:CB	1.35	1.38
1:N:341:LYS:HB3	1:N:341:LYS:NZ	1.12	1.35
1:P:113:GLN:HE21	1:P:113:GLN:CA	1.15	1.35
1:I:461:MET:HA	1:I:461:MET:CE	1.60	1.31
1:J:307:ILE:CD1	1:J:307:ILE:O	1.76	1.31

Continued on next page...

Continued from previous page...

Atom-1	Atom-2	Interatomic distance (Å)	Clash overlap (Å)
1:D:158:ILE:CG2	1:D:158:ILE:O	1.72	1.31
1:K:461:MET:HA	1:K:461:MET:CE	1.63	1.29
1:E:488:LEU:HD12	1:E:488:LEU:O	1.11	1.29
1:O:239:ILE:HD12	1:O:307:ILE:CG2	1.65	1.27
1:D:44:MET:HA	1:D:44:MET:CE	1.64	1.27
1:E:391:MET:CE	1:E:438:ARG:HB3	1.65	1.26
1:J:488:LEU:HD22	1:J:488:LEU:O	1.11	1.26
1:F:461:MET:CE	1:F:461:MET:CA	1.96	1.25
1:K:403:ARG:HH11	1:K:403:ARG:CG	1.47	1.25
1:M:42:LYS:HE2	1:M:426:ALA:CB	1.67	1.25
1:E:9:PRO:CD	1:F:68:MET:HA	1.65	1.25
1:F:307:ILE:O	1:F:307:ILE:HD12	1.10	1.25
1:J:307:ILE:O	1:J:307:ILE:HD12	1.07	1.25
1:K:461:MET:CE	1:K:461:MET:CA	2.16	1.24
1:O:114:ASN:O	1:O:114:ASN:OD1	1.52	1.24
1:M:488:LEU:HD12	1:M:488:LEU:O	1.10	1.23
1:B:237:CYS:CB	1:B:306:ASN:HA	1.69	1.22
1:K:158:ILE:O	1:K:158:ILE:CG2	1.76	1.22
1:N:100:ALA:CB	1:N:484:THR:HG21	1.69	1.22
1:N:235:LEU:CD2	1:N:307:ILE:HA	1.70	1.22
1:C:44:MET:CE	1:C:44:MET:HA	1.70	1.22
1:J:276:LEU:CD1	1:J:281:ILE:HD12	1.69	1.22
1:L:166:ALA:HB2	1:L:203:ILE:CG2	1.70	1.21
1:P:174:ILE:HG22	1:P:362:VAL:CG2	1.70	1.21
1:K:113:GLN:CA	1:K:113:GLN:NE2	1.99	1.21
1:O:174:ILE:HG22	1:O:362:VAL:CG2	1.68	1.21
1:E:9:PRO:HD3	1:F:68:MET:CA	1.70	1.21
1:P:113:GLN:HA	1:P:113:GLN:NE2	1.24	1.21
1:I:222:GLN:HB3	1:I:277:ALA:CB	1.71	1.21
1:O:174:ILE:CG2	1:O:362:VAL:HG23	1.70	1.20
1:P:44:MET:HA	1:P:44:MET:CE	1.69	1.20
1:M:100:ALA:HB1	1:M:484:THR:CG2	1.71	1.20
1:D:12:MET:HE3	1:D:494:ILE:HB	1.20	1.20
1:F:307:ILE:O	1:F:307:ILE:CD1	1.90	1.20
1:L:48:LEU:CD2	1:L:68:MET:HG2	1.72	1.20
1:O:116:HIS:CG	1:O:117:PRO:HD2	1.76	1.20
1:H:237:CYS:CB	1:H:306:ASN:HB2	1.72	1.20
1:M:206:THR:CG2	1:M:347:ILE:HG23	1.71	1.20
1:I:48:LEU:HB2	1:I:56:VAL:CG2	1.72	1.19
1:P:154:ALA:HB1	1:P:174:ILE:HD11	1.21	1.19
1:F:461:MET:CA	1:F:461:MET:HE2	1.65	1.19

Continued on next page...

Continued from previous page...

Atom-1	Atom-2	Interatomic distance (Å)	Clash overlap (Å)
1:P:235:LEU:HD21	1:P:307:ILE:HA	1.24	1.19
1:E:130:LYS:HD2	1:E:393:LEU:CD2	1.70	1.19
1:K:233:ALA:HA	1:K:315:LEU:CD1	1.71	1.19
1:M:420:ARG:HH11	1:M:420:ARG:CG	1.49	1.19
1:P:12:MET:CG	1:P:494:ILE:HG22	1.73	1.19
1:A:174:ILE:HG22	1:A:362:VAL:HG23	1.23	1.19
1:E:307:ILE:HD12	1:E:307:ILE:O	1.39	1.19
1:O:239:ILE:CD1	1:O:307:ILE:HG21	1.72	1.19
1:I:124:TYR:CE1	1:I:407:ALA:HA	1.77	1.18
1:N:100:ALA:HB1	1:N:484:THR:CG2	1.71	1.18
1:D:12:MET:HG3	1:D:494:ILE:CG2	1.73	1.18
1:F:177:ALA:HB2	1:F:208:LEU:HD11	1.19	1.18
1:C:118:THR:HG22	1:C:118:THR:O	1.41	1.18
1:D:170:LEU:HD22	1:D:358:VAL:HG13	1.25	1.18
1:E:150:LEU:HD23	1:E:175:VAL:HG13	1.22	1.18
1:F:178:VAL:HG11	1:F:366:VAL:HG13	1.24	1.18
1:H:235:LEU:HD12	1:H:307:ILE:HD13	1.21	1.18
1:M:119:ILE:HG13	1:M:403:ARG:HD3	1.20	1.18
1:F:206:THR:HG22	1:F:348:ARG:H	1.03	1.18
1:H:42:LYS:HE2	1:H:426:ALA:HA	1.24	1.18
1:K:78:LEU:HD12	1:K:487:LEU:HD22	1.20	1.18
1:K:192:LEU:HB2	1:K:342:ALA:HB2	1.23	1.18
1:L:138:ILE:CD1	1:L:385:THR:HG23	1.72	1.18
1:D:174:ILE:HG22	1:D:362:VAL:HG23	1.26	1.17
1:F:235:LEU:HD11	1:F:310:LEU:HB2	1.26	1.17
1:M:197:LYS:CA	1:M:355:ILE:HG21	1.74	1.17
1:F:222:GLN:HB2	1:F:277:ALA:HB1	1.25	1.17
1:J:347:ILE:CG2	1:J:355:ILE:HG23	1.73	1.17
1:K:235:LEU:HD22	1:K:307:ILE:HA	1.18	1.17
1:P:84:THR:CG2	1:P:84:THR:O	1.86	1.17
1:P:233:ALA:HB1	1:P:310:LEU:HD11	1.26	1.17
1:I:42:LYS:HE2	1:I:426:ALA:HB2	1.26	1.17
1:P:166:ALA:HB2	1:P:203:ILE:HG12	1.21	1.17
1:D:250:MET:HE2	1:D:308:LYS:HG2	1.23	1.17
1:E:9:PRO:CD	1:F:68:MET:HE2	1.75	1.17
1:G:448:CYS:HB2	1:G:460:ASP:HA	1.19	1.17
1:J:69:SER:HB3	1:K:9:PRO:CB	1.74	1.17
1:J:116:HIS:CG	1:J:117:PRO:HD2	1.78	1.17
1:J:276:LEU:HD12	1:J:281:ILE:CG2	1.74	1.17
1:N:154:ALA:HB1	1:N:174:ILE:HD11	1.27	1.17
1:O:44:MET:HA	1:O:44:MET:CE	1.75	1.17

Continued on next page...

Continued from previous page...

Atom-1	Atom-2	Interatomic distance (Å)	Clash overlap (Å)
1:A:34:THR:CG2	1:A:35:VAL:HG13	1.74	1.17
1:F:233:ALA:HA	1:F:315:LEU:HD13	1.26	1.17
1:G:103:LEU:HD21	1:G:411:PHE:CD2	1.80	1.17
1:O:341:LYS:HZ3	1:O:341:LYS:CB	1.54	1.17
1:D:62:VAL:HG13	1:D:63:THR:H	1.07	1.16
1:H:233:ALA:HA	1:H:315:LEU:HG	1.17	1.16
1:J:276:LEU:CD1	1:J:281:ILE:HG21	1.75	1.16
1:L:166:ALA:CB	1:L:203:ILE:HG22	1.75	1.16
1:M:448:CYS:HB2	1:M:460:ASP:HA	1.17	1.16
1:N:68:MET:HE2	1:N:68:MET:HA	1.27	1.16
1:P:182:VAL:HB	1:P:188:VAL:CG2	1.73	1.16
1:A:42:LYS:HB3	1:A:425:ASN:HB2	1.24	1.16
1:L:437:VAL:HG21	1:L:451:LEU:CD1	1.75	1.16
1:P:391:MET:HE1	1:P:438:ARG:HB3	1.19	1.16
1:A:30:ILE:HG22	1:A:31:ILE:HG12	1.25	1.16
1:D:235:LEU:CD2	1:D:310:LEU:HG	1.76	1.16
1:F:119:ILE:HG13	1:F:403:ARG:CD	1.76	1.16
1:P:174:ILE:CG2	1:P:362:VAL:HG23	1.74	1.16
1:A:158:ILE:HG12	1:A:361:ALA:HB1	1.25	1.16
1:B:134:LEU:HB3	1:B:392:LYS:HZ1	1.00	1.16
1:B:142:VAL:HG21	1:B:149:ILE:HG12	1.23	1.16
1:C:192:LEU:HB3	1:C:342:ALA:HB2	1.23	1.16
1:C:239:ILE:HD12	1:C:307:ILE:HD13	1.28	1.16
1:E:195:ILE:O	1:E:195:ILE:HD12	1.46	1.16
1:H:219:VAL:HG22	1:H:273:GLN:HG2	1.21	1.16
1:I:12:MET:HG2	1:I:494:ILE:HG22	1.18	1.16
1:M:452:ASN:HD21	1:M:454:PHE:HB2	1.04	1.16
1:A:154:ALA:CB	1:A:174:ILE:HD11	1.76	1.16
1:C:12:MET:O	1:C:12:MET:CG	1.87	1.16
1:F:461:MET:CA	1:F:461:MET:HE3	1.73	1.16
1:D:169:LYS:HG3	1:D:204:ASP:HB3	1.27	1.15
1:K:219:VAL:HG13	1:K:273:GLN:HB3	1.28	1.15
1:K:237:CYS:HA	1:K:306:ASN:HA	1.21	1.15
1:A:142:VAL:HG21	1:A:149:ILE:HG21	1.18	1.15
1:C:235:LEU:HD11	1:C:307:ILE:HA	1.26	1.15
1:G:222:GLN:HB3	1:G:277:ALA:HB1	1.16	1.15
1:G:376:GLY:HA3	1:G:377:ARG:HB2	1.15	1.15
1:L:174:ILE:HG22	1:L:362:VAL:HG23	1.22	1.15
1:D:154:ALA:HB1	1:D:174:ILE:HD11	1.28	1.15
1:L:235:LEU:HG	1:L:307:ILE:HA	1.24	1.15
1:M:420:ARG:HG2	1:M:420:ARG:NH1	1.58	1.15

Continued on next page...

Continued from previous page...

Atom-1	Atom-2	Interatomic distance (Å)	Clash overlap (Å)
1:A:88:GLU:HG3	1:A:475:GLN:HG2	1.22	1.15
1:D:192:LEU:HG	1:D:342:ALA:HB2	1.29	1.15
1:C:9:PRO:HD3	1:D:68:MET:HA	1.28	1.14
1:F:251:VAL:CG1	1:F:276:LEU:HD22	1.75	1.14
1:I:8:LEU:HD23	1:I:8:LEU:H	1.05	1.14
1:L:276:LEU:HD12	1:L:281:ILE:CG2	1.76	1.14
1:M:8:LEU:HD22	1:M:12:MET:CE	1.77	1.14
1:P:276:LEU:HD23	1:P:281:ILE:HD12	1.22	1.14
1:A:239:ILE:CG2	1:A:268:ILE:HG23	1.78	1.14
1:D:158:ILE:HD13	1:D:170:LEU:CG	1.76	1.14
1:E:42:LYS:HE3	1:E:426:ALA:CB	1.76	1.14
1:H:12:MET:HE3	1:H:494:ILE:HG23	1.19	1.14
1:H:420:ARG:HH11	1:H:420:ARG:HG2	1.08	1.14
1:J:44:MET:HE2	1:J:44:MET:HA	1.14	1.14
1:J:82:ALA:HB1	1:J:93:THR:HG22	1.24	1.14
1:D:165:LYS:HE2	1:D:165:LYS:HA	1.27	1.14
1:I:142:VAL:HG11	1:I:149:ILE:HG21	1.24	1.14
1:P:50:ASP:HB2	1:P:51:ASP:HB2	1.16	1.14
1:B:255:LYS:HE3	1:B:279:GLU:HG2	1.19	1.14
1:C:178:VAL:HG22	1:C:193:ILE:CD1	1.78	1.14
1:H:239:ILE:HB	1:H:307:ILE:HG21	1.28	1.14
1:I:461:MET:CE	1:I:461:MET:CA	2.25	1.14
1:M:420:ARG:CG	1:M:420:ARG:NH1	2.06	1.14
1:M:488:LEU:O	1:M:488:LEU:CD1	1.96	1.14
1:A:248:LYS:HD2	1:A:275:TYR:CZ	1.82	1.14
1:C:276:LEU:CD1	1:C:281:ILE:HD12	1.77	1.14
1:H:113:GLN:HE21	1:H:113:GLN:N	1.42	1.14
1:M:150:LEU:HD23	1:M:175:VAL:HG13	1.15	1.14
1:A:68:MET:HA	1:H:9:PRO:HD3	1.21	1.13
1:A:152:LYS:HE2	1:A:462:CYS:HA	1.14	1.13
1:E:403:ARG:HH11	1:E:403:ARG:HG3	1.10	1.13
1:G:238:ALA:H	1:G:266:LYS:HB2	1.10	1.13
1:H:42:LYS:HE2	1:H:426:ALA:CA	1.78	1.13
1:M:182:VAL:O	1:M:182:VAL:HG13	1.39	1.13
1:D:100:ALA:HB1	1:D:484:THR:HG21	1.17	1.13
1:D:163:ALA:HA	1:D:165:LYS:HG2	1.15	1.13
1:D:235:LEU:HD13	1:D:307:ILE:HA	1.18	1.13
1:D:313:GLN:NE2	1:D:313:GLN:N	1.94	1.13
1:H:165:LYS:HZ2	1:H:165:LYS:CA	1.62	1.13
1:L:100:ALA:CB	1:L:484:THR:HG21	1.78	1.13
1:M:192:LEU:CD2	1:M:342:ALA:HB2	1.76	1.13

Continued on next page...

Continued from previous page...

Atom-1	Atom-2	Interatomic distance (Å)	Clash overlap (Å)
1:O:96:ALA:HA	1:O:480:ALA:HB2	1.19	1.13
1:O:239:ILE:CD1	1:O:307:ILE:HD13	1.77	1.13
1:O:434:LEU:N	1:O:434:LEU:HD13	1.61	1.13
1:B:262:LEU:HD11	1:B:310:LEU:CD1	1.77	1.13
1:C:39:LEU:HG	1:C:40:GLY:H	1.08	1.13
1:D:158:ILE:CD1	1:D:170:LEU:HG	1.78	1.13
1:H:113:GLN:HE21	1:H:113:GLN:CA	1.46	1.13
1:H:119:ILE:CG2	1:H:403:ARG:HB2	1.77	1.13
1:J:403:ARG:HG3	1:J:403:ARG:HH11	1.03	1.13
1:K:134:LEU:HD22	1:K:392:LYS:HD2	1.23	1.13
1:N:69:SER:HB3	1:O:9:PRO:CB	1.78	1.13
1:A:276:LEU:HD12	1:A:281:ILE:HG21	1.30	1.13
1:B:437:VAL:HG21	1:B:451:LEU:HG	1.14	1.13
1:C:431:ILE:HG12	1:C:431:ILE:O	1.46	1.13
1:G:12:MET:HB2	1:G:494:ILE:HG22	1.28	1.13
1:M:248:LYS:HD2	1:M:275:TYR:CZ	1.82	1.13
1:P:100:ALA:HB1	1:P:484:THR:CG2	1.78	1.13
1:P:215:ASP:O	1:P:215:ASP:OD1	1.67	1.13
1:P:276:LEU:HD22	1:P:281:ILE:HG21	1.15	1.13
1:A:215:ASP:O	1:A:215:ASP:OD1	1.66	1.13
1:B:8:LEU:HD22	1:C:68:MET:CG	1.79	1.13
1:A:100:ALA:HB1	1:A:484:THR:HG21	1.28	1.12
1:B:119:ILE:HG13	1:B:403:ARG:HD2	1.21	1.12
1:I:239:ILE:HD12	1:I:307:ILE:HG12	1.26	1.12
1:J:255:LYS:HE3	1:J:279:GLU:HG2	1.18	1.12
1:K:142:VAL:HG13	1:K:149:ILE:HD13	1.29	1.13
1:L:377:ARG:CB	1:L:470:LEU:HD23	1.79	1.13
1:F:222:GLN:CB	1:F:277:ALA:HB1	1.76	1.12
1:N:68:MET:CB	1:O:8:LEU:HD22	1.79	1.12
1:J:217:GLU:HG2	1:J:330:SER:HB2	1.27	1.12
1:O:154:ALA:HB1	1:O:174:ILE:CD1	1.78	1.12
1:A:345:MET:CE	1:A:362:VAL:HG11	1.79	1.12
1:C:130:LYS:HE2	1:C:134:LEU:HD11	1.26	1.12
1:C:233:ALA:HA	1:C:315:LEU:HD22	1.20	1.12
1:E:135:LEU:HD21	1:E:385:THR:HG21	1.26	1.12
1:F:437:VAL:HG21	1:F:451:LEU:CD1	1.79	1.12
1:I:100:ALA:HB1	1:I:484:THR:CG2	1.78	1.12
1:I:237:CYS:HA	1:I:306:ASN:HA	1.20	1.12
1:B:239:ILE:HG13	1:B:307:ILE:HD13	1.15	1.12
1:C:116:HIS:CG	1:C:117:PRO:HD2	1.83	1.12
1:C:197:LYS:CA	1:C:355:ILE:HG21	1.78	1.12

Continued on next page...

Continued from previous page...

Atom-1	Atom-2	Interatomic distance (Å)	Clash overlap (Å)
1:E:488:LEU:O	1:E:488:LEU:CD1	1.95	1.12
1:F:233:ALA:HB1	1:F:310:LEU:HD11	1.14	1.12
1:G:14:ARG:HH12	1:H:34:THR:HG23	1.08	1.12
1:J:153:ILE:HD11	1:J:378:ILE:HG22	1.23	1.12
1:M:42:LYS:HE2	1:M:426:ALA:HB2	1.28	1.12
1:E:100:ALA:HB1	1:E:484:THR:HG21	1.25	1.12
1:I:48:LEU:HB2	1:I:56:VAL:HG21	1.22	1.12
1:I:113:GLN:O	1:I:113:GLN:HG3	1.32	1.12
1:J:12:MET:CE	1:J:494:ILE:HG22	1.79	1.12
1:J:130:LYS:HZ3	1:J:393:LEU:HD23	0.95	1.12
1:K:42:LYS:HE2	1:K:426:ALA:CA	1.79	1.12
1:B:420:ARG:HG2	1:B:420:ARG:HH11	1.15	1.11
1:C:138:ILE:HD13	1:C:379:VAL:HG21	1.15	1.11
1:C:448:CYS:HB2	1:C:460:ASP:HA	1.13	1.11
1:E:235:LEU:HD21	1:E:307:ILE:HD13	1.29	1.11
1:F:188:VAL:HG21	1:F:373:ILE:HD12	1.32	1.11
1:F:420:ARG:HH21	1:F:430:ALA:HB3	1.04	1.11
1:G:100:ALA:HB1	1:G:484:THR:HG21	1.22	1.11
1:H:114:ASN:O	1:H:114:ASN:ND2	1.81	1.11
1:J:488:LEU:O	1:J:488:LEU:CD2	1.96	1.11
1:M:192:LEU:HB2	1:M:342:ALA:HB1	1.25	1.11
1:N:233:ALA:HA	1:N:315:LEU:HD22	1.17	1.11
1:O:379:VAL:HG11	1:O:473:LYS:HG3	1.31	1.11
1:B:380:SER:HB3	1:B:384:SER:HB2	1.31	1.11
1:C:42:LYS:HB2	1:C:425:ASN:CB	1.80	1.11
1:C:237:CYS:HA	1:C:306:ASN:HA	1.29	1.11
1:G:142:VAL:HG21	1:G:149:ILE:HG21	1.29	1.11
1:G:153:ILE:HD11	1:G:378:ILE:HG22	1.21	1.11
1:G:219:VAL:HG22	1:G:273:GLN:CD	1.71	1.11
1:H:174:ILE:HG22	1:H:362:VAL:CG2	1.78	1.11
1:H:182:VAL:HB	1:H:188:VAL:HG21	1.27	1.11
1:L:105:ARG:CD	1:L:106:LYS:HG2	1.81	1.11
1:L:251:VAL:HG13	1:L:276:LEU:HD22	1.24	1.11
1:N:138:ILE:HG22	1:N:138:ILE:O	1.35	1.11
1:N:235:LEU:HD21	1:N:307:ILE:CA	1.79	1.11
1:B:38:THR:HG23	1:B:46:LYS:HE2	1.29	1.11
1:B:165:LYS:HE3	1:B:165:LYS:HA	1.19	1.11
1:B:276:LEU:HD23	1:B:281:ILE:HD12	1.28	1.11
1:C:233:ALA:HB1	1:C:310:LEU:HD11	1.19	1.11
1:D:339:HIS:CE1	1:D:341:LYS:HD2	1.85	1.11
1:F:113:GLN:HA	1:F:113:GLN:NE2	1.53	1.11

Continued on next page...

Continued from previous page...

Atom-1	Atom-2	Interatomic distance (Å)	Clash overlap (Å)
1:G:152:LYS:HG2	1:G:465:GLY:HA3	1.21	1.11
1:H:154:ALA:HB1	1:H:174:ILE:CD1	1.79	1.11
1:H:192:LEU:CD1	1:H:342:ALA:HB2	1.80	1.11
1:L:38:THR:HG21	1:L:46:LYS:HE2	1.29	1.11
1:O:223:MET:HG3	1:O:277:ALA:HB2	1.31	1.11
1:O:235:LEU:HG	1:O:307:ILE:CB	1.81	1.11
1:O:307:ILE:O	1:O:307:ILE:HG13	1.49	1.11
1:A:403:ARG:HH11	1:A:403:ARG:CG	1.51	1.11
1:A:437:VAL:HG22	1:A:458:VAL:HG13	1.33	1.11
1:H:174:ILE:HG22	1:H:362:VAL:HG23	1.25	1.11
1:H:255:LYS:O	1:H:255:LYS:HG3	1.32	1.11
1:N:68:MET:CG	1:O:8:LEU:HD22	1.81	1.11
1:O:341:LYS:CB	1:O:341:LYS:NZ	1.93	1.11
1:A:14:ARG:HH22	1:B:34:THR:HA	0.96	1.11
1:A:237:CYS:HA	1:A:306:ASN:HA	1.23	1.11
1:F:341:LYS:NZ	1:F:341:LYS:HB3	1.64	1.11
1:G:379:VAL:HB	1:G:470:LEU:CD2	1.81	1.11
1:J:437:VAL:HG22	1:J:458:VAL:HG23	1.18	1.11
1:K:233:ALA:HA	1:K:315:LEU:HG	1.27	1.11
1:K:276:LEU:HD12	1:K:281:ILE:CG2	1.79	1.11
1:L:25:ILE:HD13	1:L:108:GLU:HG3	1.23	1.11
1:L:158:ILE:HG12	1:L:361:ALA:HB1	1.18	1.11
1:M:216:LYS:HG3	1:M:287:VAL:HG22	1.32	1.11
1:M:405:GLN:HB3	1:M:406:LEU:HD22	1.16	1.11
1:O:304:ILE:CD1	1:O:309:ASP:HB3	1.80	1.11
1:A:100:ALA:HB1	1:A:484:THR:CG2	1.79	1.10
1:D:14:ARG:HH22	1:E:34:THR:HA	1.15	1.10
1:E:154:ALA:HB1	1:E:174:ILE:HD11	1.15	1.10
1:F:251:VAL:HG11	1:F:276:LEU:HD22	1.24	1.10
1:H:219:VAL:HG21	1:H:268:ILE:HD12	1.16	1.10
1:K:14:ARG:HD2	1:K:494:ILE:HG12	1.30	1.10
1:I:368:VAL:HB	1:I:469:PRO:HB3	1.11	1.10
1:L:248:LYS:HD2	1:L:275:TYR:CZ	1.85	1.10
1:M:235:LEU:HD21	1:M:310:LEU:HB2	1.22	1.10
1:O:304:ILE:HD12	1:O:309:ASP:HB3	1.10	1.10
1:A:195:ILE:HB	1:A:359:ALA:HB1	1.22	1.10
1:A:433:ILE:CG2	1:A:451:LEU:HD23	1.80	1.10
1:D:12:MET:HG3	1:D:494:ILE:HG22	1.13	1.10
1:F:154:ALA:HB1	1:F:174:ILE:HD11	1.24	1.10
1:G:42:LYS:HG3	1:G:425:ASN:C	1.69	1.10
1:H:27:ALA:HB2	1:H:72:HIS:HD2	1.17	1.10

Continued on next page...

Continued from previous page...

Atom-1	Atom-2	Interatomic distance (Å)	Clash overlap (Å)
1:I:170:LEU:HD21	1:I:358:VAL:HG22	1.22	1.10
1:I:384:SER:HB3	1:I:441:HIS:HE1	0.98	1.10
1:I:469:PRO:HG2	1:I:472:VAL:HG11	1.32	1.10
1:J:339:HIS:CE1	1:J:341:LYS:HD2	1.87	1.10
1:K:42:LYS:HE2	1:K:426:ALA:HA	1.11	1.10
1:K:70:VAL:HG11	1:K:76:LYS:HG3	1.20	1.10
1:N:235:LEU:HG	1:N:310:LEU:HD22	1.15	1.10
1:P:84:THR:O	1:P:84:THR:HG22	1.32	1.10
1:A:42:LYS:CE	1:A:426:ALA:HA	1.80	1.10
1:C:119:ILE:HG23	1:C:403:ARG:HB3	1.30	1.10
1:C:403:ARG:HG3	1:C:403:ARG:HH11	1.15	1.10
1:D:154:ALA:CB	1:D:174:ILE:HD11	1.81	1.10
1:F:232:ILE:HG12	1:F:299:THR:HG21	1.31	1.10
1:G:391:MET:HE1	1:G:438:ARG:CA	1.81	1.10
1:J:119:ILE:HG21	1:J:403:ARG:HB2	1.32	1.10
1:J:391:MET:CE	1:J:438:ARG:HB3	1.80	1.10
1:L:68:MET:HB3	1:M:8:LEU:CB	1.81	1.10
1:N:119:ILE:HD12	1:N:403:ARG:HB2	1.10	1.10
1:N:251:VAL:CG1	1:N:276:LEU:HG	1.79	1.10
1:O:341:LYS:NZ	1:O:341:LYS:HB3	1.23	1.10
1:P:420:ARG:HH11	1:P:420:ARG:CG	1.64	1.10
1:B:237:CYS:HB3	1:B:306:ASN:CA	1.81	1.10
1:C:276:LEU:HD12	1:C:281:ILE:HG21	1.16	1.10
1:D:12:MET:CE	1:D:494:ILE:HB	1.79	1.10
1:H:248:LYS:HD2	1:H:275:TYR:CZ	1.86	1.10
1:H:276:LEU:HD23	1:H:281:ILE:HD12	1.17	1.10
1:I:235:LEU:CD2	1:I:310:LEU:HD13	1.81	1.10
1:J:116:HIS:ND1	1:J:117:PRO:HD2	1.66	1.10
1:K:130:LYS:HZ3	1:K:134:LEU:HD11	0.93	1.10
1:L:134:LEU:HD13	1:L:392:LYS:HD2	1.16	1.10
1:N:142:VAL:HG11	1:N:149:ILE:CD1	1.82	1.10
1:A:239:ILE:HG13	1:A:307:ILE:CG1	1.82	1.09
1:B:166:ALA:HB2	1:B:203:ILE:HG22	1.14	1.09
1:C:255:LYS:HE3	1:C:279:GLU:HG2	1.13	1.09
1:F:368:VAL:HB	1:F:469:PRO:HG2	1.21	1.09
1:H:42:LYS:HB3	1:H:425:ASN:HB2	1.18	1.09
1:H:113:GLN:HA	1:H:113:GLN:NE2	1.63	1.09
1:K:265:GLN:NE2	1:K:289:LYS:HD2	1.67	1.09
1:N:235:LEU:HD11	1:N:307:ILE:CB	1.82	1.09
1:A:405:GLN:HB3	1:A:406:LEU:HD12	1.12	1.09
1:K:239:ILE:HB	1:K:307:ILE:CG1	1.81	1.09

Continued on next page...

Continued from previous page...

Atom-1	Atom-2	Interatomic distance (Å)	Clash overlap (Å)
1:M:433:ILE:CG2	1:M:451:LEU:HD23	1.81	1.09
1:P:448:CYS:HB2	1:P:460:ASP:HA	1.29	1.09
1:B:488:LEU:O	1:B:488:LEU:HD23	1.43	1.09
1:B:488:LEU:HD22	1:B:488:LEU:C	1.73	1.09
1:C:235:LEU:HD11	1:C:307:ILE:CB	1.82	1.09
1:D:89:VAL:HG22	1:D:89:VAL:O	1.50	1.09
1:K:113:GLN:NE2	1:K:113:GLN:HA	1.24	1.09
1:K:461:MET:HA	1:K:461:MET:HE2	1.19	1.09
1:L:251:VAL:CG1	1:L:276:LEU:HD22	1.83	1.09
1:M:276:LEU:CD1	1:M:281:ILE:HG21	1.83	1.09
1:N:150:LEU:HD23	1:N:175:VAL:HG13	1.32	1.09
1:P:48:LEU:HG	1:P:68:MET:HE3	1.18	1.09
1:P:304:ILE:HD12	1:P:309:ASP:HB3	1.26	1.09
1:C:34:THR:HG22	1:C:35:VAL:HG13	1.27	1.09
1:C:340:PRO:HG2	1:C:340:PRO:O	1.46	1.09
1:G:150:LEU:HD23	1:G:175:VAL:HG13	1.11	1.09
1:H:152:LYS:HG2	1:H:465:GLY:HA2	1.10	1.09
1:H:235:LEU:CD1	1:H:307:ILE:HD13	1.81	1.09
1:H:239:ILE:HD12	1:H:307:ILE:HG12	1.31	1.09
1:I:222:GLN:CB	1:I:277:ALA:HB1	1.81	1.09
1:I:235:LEU:HD13	1:I:307:ILE:HG22	1.12	1.09
1:J:100:ALA:HB1	1:J:484:THR:HG21	1.30	1.09
1:J:134:LEU:HD22	1:J:392:LYS:CD	1.81	1.09
1:L:142:VAL:CG2	1:L:149:ILE:HD13	1.83	1.09
1:M:130:LYS:CE	1:M:134:LEU:HD11	1.82	1.09
1:P:368:VAL:HB	1:P:469:PRO:HG2	1.26	1.09
1:C:42:LYS:HB2	1:C:425:ASN:HB3	1.10	1.09
1:D:158:ILE:HD12	1:D:167:LYS:HA	1.20	1.09
1:E:12:MET:HG2	1:E:494:ILE:HG22	1.32	1.09
1:E:130:LYS:HD2	1:E:393:LEU:HD21	1.27	1.09
1:E:156:THR:HG21	1:E:468:GLU:HB3	1.33	1.09
1:E:235:LEU:HG	1:E:307:ILE:HB	1.20	1.09
1:G:68:MET:HA	1:G:68:MET:HE2	1.35	1.09
1:G:166:ALA:HB2	1:G:203:ILE:CG2	1.83	1.09
1:J:420:ARG:HH11	1:J:420:ARG:HG2	1.08	1.09
1:K:69:SER:HB3	1:L:9:PRO:HB3	1.18	1.09
1:K:469:PRO:HD2	1:K:472:VAL:HG21	1.34	1.09
1:L:391:MET:HE1	1:L:438:ARG:CA	1.83	1.09
1:N:345:MET:CE	1:N:362:VAL:HG21	1.83	1.09
1:A:235:LEU:CD1	1:A:307:ILE:HD13	1.82	1.08
1:F:100:ALA:HB1	1:F:484:THR:HG21	1.14	1.08

Continued on next page...

Continued from previous page...

Atom-1	Atom-2	Interatomic distance (Å)	Clash overlap (Å)
1:F:119:ILE:CG1	1:F:403:ARG:HD3	1.82	1.08
1:H:73:PRO:HA	1:H:76:LYS:HD2	1.33	1.08
1:I:42:LYS:HB3	1:I:425:ASN:HB3	1.11	1.08
1:J:154:ALA:HB1	1:J:174:ILE:HD11	1.32	1.08
1:J:235:LEU:HD11	1:J:310:LEU:HD22	1.29	1.08
1:K:174:ILE:HG22	1:K:362:VAL:CG2	1.83	1.08
1:K:239:ILE:CB	1:K:307:ILE:HG12	1.82	1.08
1:K:384:SER:HB2	1:K:441:HIS:CE1	1.88	1.08
1:B:14:ARG:HH12	1:C:34:THR:HA	1.16	1.08
1:D:142:VAL:HG13	1:D:149:ILE:HD13	1.31	1.08
1:F:130:LYS:HE3	1:F:134:LEU:HD11	1.17	1.08
1:F:381:GLY:HA3	1:F:461:MET:HG2	1.12	1.08
1:G:232:ILE:HG12	1:G:299:THR:HG21	1.19	1.08
1:H:119:ILE:HG21	1:H:403:ARG:CB	1.83	1.08
1:H:134:LEU:HD22	1:H:392:LYS:HD2	1.19	1.08
1:H:165:LYS:NZ	1:H:165:LYS:CA	2.14	1.08
1:I:139:ALA:HB2	1:I:377:ARG:HD3	1.34	1.08
1:I:158:ILE:HD13	1:I:170:LEU:HB3	1.34	1.08
1:J:158:ILE:HG12	1:J:361:ALA:HB1	1.26	1.08
1:J:197:LYS:HB3	1:J:355:ILE:HG21	1.31	1.08
1:M:368:VAL:HB	1:M:469:PRO:CG	1.82	1.08
1:N:49:VAL:HG22	1:N:55:VAL:HG12	1.33	1.08
1:N:135:LEU:HD23	1:N:138:ILE:CD1	1.82	1.08
1:P:48:LEU:HG	1:P:68:MET:CE	1.81	1.08
1:B:78:LEU:HD12	1:B:487:LEU:HD21	1.28	1.08
1:C:235:LEU:HD11	1:C:307:ILE:CA	1.83	1.08
1:D:142:VAL:HG11	1:D:149:ILE:HG21	1.33	1.08
1:G:39:LEU:HD22	1:G:40:GLY:H	1.09	1.08
1:I:461:MET:HA	1:I:461:MET:HE1	1.23	1.08
1:J:235:LEU:HD13	1:J:307:ILE:CG2	1.82	1.08
1:J:347:ILE:HG23	1:J:355:ILE:HG23	1.26	1.08
1:L:38:THR:CG2	1:L:46:LYS:HE2	1.83	1.08
1:L:68:MET:HB3	1:M:8:LEU:HB3	1.09	1.08
1:M:34:THR:HG22	1:M:35:VAL:HG22	1.16	1.08
1:N:174:ILE:CG2	1:N:362:VAL:HG23	1.81	1.08
1:A:14:ARG:NH2	1:B:34:THR:HA	1.66	1.08
1:B:119:ILE:HG13	1:B:403:ARG:CD	1.84	1.08
1:C:145:GLN:HG2	1:C:145:GLN:O	1.41	1.08
1:F:9:PRO:HD3	1:G:68:MET:HA	1.34	1.08
1:H:142:VAL:HG11	1:H:149:ILE:HG21	1.32	1.08
1:H:469:PRO:HG2	1:H:472:VAL:CG2	1.82	1.08

Continued on next page...

Continued from previous page...

Atom-1	Atom-2	Interatomic distance (Å)	Clash overlap (Å)
1:I:14:ARG:HD2	1:I:494:ILE:HG12	1.09	1.08
1:I:276:LEU:HD12	1:I:281:ILE:HG21	1.17	1.08
1:J:34:THR:HG22	1:J:35:VAL:HG12	1.10	1.08
1:J:276:LEU:HD12	1:J:281:ILE:HD12	1.29	1.08
1:K:119:ILE:HG21	1:K:403:ARG:HB2	1.15	1.08
1:L:406:LEU:H	1:L:406:LEU:HD12	1.14	1.08
1:M:8:LEU:HB2	1:M:12:MET:HE2	1.33	1.08
1:M:255:LYS:HD3	1:M:279:GLU:CG	1.81	1.08
1:P:134:LEU:HD22	1:P:392:LYS:HE3	1.34	1.08
1:C:44:MET:HA	1:C:44:MET:HE3	1.25	1.08
1:C:239:ILE:HD12	1:C:307:ILE:CD1	1.82	1.08
1:G:193:ILE:HG23	1:G:343:VAL:CG1	1.81	1.08
1:G:235:LEU:HD23	1:G:310:LEU:HB2	1.30	1.08
1:H:265:GLN:HG2	1:H:266:LYS:HZ2	1.19	1.08
1:I:150:LEU:HD23	1:I:175:VAL:HG13	1.35	1.08
1:I:235:LEU:HD21	1:I:310:LEU:CB	1.84	1.08
1:K:132:GLN:HE21	1:K:132:GLN:HA	1.12	1.08
1:C:233:ALA:HB1	1:C:310:LEU:CD1	1.82	1.07
1:C:339:HIS:CE1	1:C:341:LYS:HD2	1.88	1.07
1:D:99:VAL:CG1	1:D:418:ILE:HD11	1.83	1.07
1:D:276:LEU:HD12	1:D:281:ILE:HG21	1.30	1.07
1:G:153:ILE:HD11	1:G:378:ILE:CG2	1.83	1.07
1:G:235:LEU:HD21	1:G:307:ILE:HG13	1.32	1.07
1:J:134:LEU:HD22	1:J:392:LYS:HD2	1.16	1.07
1:K:100:ALA:CB	1:K:484:THR:HG21	1.83	1.07
1:K:216:LYS:HG3	1:K:287:VAL:HG22	1.13	1.07
1:K:233:ALA:HB1	1:K:310:LEU:HD21	1.19	1.07
1:L:233:ALA:HB1	1:L:310:LEU:HD11	1.14	1.07
1:M:173:ILE:HD13	1:M:206:THR:HG22	1.29	1.07
1:M:195:ILE:HD13	1:M:195:ILE:H	1.14	1.07
1:M:223:MET:HE3	1:M:276:LEU:CB	1.84	1.07
1:N:174:ILE:HG22	1:N:362:VAL:CG2	1.82	1.07
1:O:34:THR:HG22	1:O:35:VAL:HG13	1.34	1.07
1:O:135:LEU:HD23	1:O:138:ILE:HD11	1.30	1.07
1:A:195:ILE:HB	1:A:359:ALA:CB	1.84	1.07
1:B:100:ALA:HB1	1:B:484:THR:HG21	1.28	1.07
1:E:380:SER:HB2	1:E:384:SER:HB2	1.22	1.07
1:I:234:LEU:HB3	1:I:292:MET:CE	1.83	1.07
1:J:248:LYS:HD2	1:J:275:TYR:CE2	1.89	1.07
1:M:130:LYS:HE2	1:M:134:LEU:CD1	1.84	1.07
1:N:68:MET:HG3	1:O:8:LEU:HD22	1.27	1.07

Continued on next page...

Continued from previous page...

Atom-1	Atom-2	Interatomic distance (Å)	Clash overlap (Å)
1:O:39:LEU:HG	1:O:40:GLY:H	1.10	1.07
1:O:42:LYS:HB3	1:O:425:ASN:HB2	1.14	1.07
1:A:96:ALA:HA	1:A:480:ALA:CB	1.83	1.07
1:E:391:MET:HE3	1:E:438:ARG:CB	1.85	1.07
1:H:237:CYS:HB2	1:H:306:ASN:HB2	1.32	1.07
1:I:34:THR:HG22	1:I:35:VAL:HG12	1.10	1.07
1:I:235:LEU:CD2	1:I:310:LEU:HB2	1.82	1.07
1:M:368:VAL:HB	1:M:469:PRO:HG3	1.33	1.07
1:O:219:VAL:CG2	1:O:268:ILE:HD12	1.82	1.07
1:O:276:LEU:HD12	1:O:281:ILE:HD12	1.34	1.07
1:A:89:VAL:HG21	1:A:368:VAL:CG1	1.85	1.07
1:B:38:THR:CG2	1:B:46:LYS:HE2	1.84	1.07
1:D:77:MET:HB2	1:D:487:LEU:HD21	1.34	1.07
1:D:235:LEU:HD21	1:D:310:LEU:CG	1.83	1.07
1:D:254:ILE:HG12	1:D:310:LEU:HD12	1.36	1.07
1:D:448:CYS:HB2	1:D:460:ASP:HA	1.26	1.07
1:E:237:CYS:CA	1:E:306:ASN:HA	1.83	1.07
1:E:473:LYS:HZ2	1:E:473:LYS:HB2	1.19	1.07
1:F:158:ILE:HG22	1:F:158:ILE:O	1.54	1.07
1:F:345:MET:CE	1:F:362:VAL:HG11	1.83	1.07
1:K:237:CYS:HA	1:K:306:ASN:CA	1.85	1.07
1:A:239:ILE:HG21	1:A:268:ILE:HG23	1.35	1.07
1:A:420:ARG:HH11	1:A:420:ARG:HG2	1.08	1.07
1:C:154:ALA:HB1	1:C:174:ILE:HD11	1.18	1.07
1:F:113:GLN:HA	1:F:113:GLN:HE21	1.02	1.07
1:G:174:ILE:HG22	1:G:362:VAL:HB	1.37	1.07
1:G:247:LEU:HD22	1:G:272:ALA:HB2	1.26	1.07
1:I:123:GLY:HA3	1:I:407:ALA:CB	1.84	1.07
1:I:239:ILE:CD1	1:I:307:ILE:HG12	1.83	1.07
1:I:379:VAL:HG22	1:I:380:SER:HA	1.37	1.07
1:I:384:SER:HB3	1:I:441:HIS:CE1	1.89	1.07
1:J:178:VAL:CG2	1:J:366:VAL:HG13	1.82	1.07
1:J:391:MET:HE1	1:J:438:ARG:HB3	1.11	1.07
1:K:236:ASN:HA	1:K:265:GLN:HB2	1.33	1.07
1:L:222:GLN:HB2	1:L:277:ALA:HB1	1.33	1.07
1:M:197:LYS:HA	1:M:355:ILE:HG21	1.29	1.07
1:A:88:GLU:CG	1:A:475:GLN:HG2	1.85	1.06
1:B:174:ILE:HG22	1:B:362:VAL:CG1	1.85	1.06
1:C:377:ARG:HD3	1:C:377:ARG:H	1.16	1.06
1:E:403:ARG:HB3	1:E:406:LEU:CD1	1.85	1.06
1:F:48:LEU:HG	1:F:68:MET:HE1	1.35	1.06

Continued on next page...

Continued from previous page...

Atom-1	Atom-2	Interatomic distance (Å)	Clash overlap (Å)
1:F:235:LEU:HG	1:F:307:ILE:HA	1.34	1.06
1:F:237:CYS:HA	1:F:306:ASN:HA	1.07	1.06
1:G:158:ILE:HG12	1:G:361:ALA:HB1	1.33	1.06
1:H:368:VAL:HB	1:H:469:PRO:HG3	1.33	1.06
1:I:34:THR:CG2	1:I:35:VAL:HG12	1.84	1.06
1:I:235:LEU:HD23	1:I:310:LEU:HD13	1.11	1.06
1:P:420:ARG:HH11	1:P:420:ARG:HG2	0.92	1.06
1:C:276:LEU:HD12	1:C:281:ILE:HD12	1.24	1.06
1:E:42:LYS:HG3	1:E:425:ASN:HB2	1.31	1.06
1:G:150:LEU:HD23	1:G:175:VAL:CG1	1.86	1.06
1:K:232:ILE:HD13	1:K:299:THR:HG21	1.32	1.06
1:L:103:LEU:HD21	1:L:411:PHE:CE2	1.88	1.06
1:M:123:GLY:HA3	1:M:407:ALA:CB	1.85	1.06
1:M:255:LYS:HD3	1:M:279:GLU:HG2	1.30	1.06
1:P:121:VAL:HG11	1:P:489:ARG:HD2	1.32	1.06
1:A:235:LEU:HD12	1:A:307:ILE:HD13	1.32	1.06
1:B:488:LEU:O	1:B:488:LEU:HD22	1.32	1.06
1:F:9:PRO:HD3	1:G:68:MET:CA	1.85	1.06
1:I:124:TYR:HE1	1:I:407:ALA:HA	0.99	1.06
1:I:195:ILE:HB	1:I:359:ALA:CB	1.85	1.06
1:I:339:HIS:CE1	1:I:341:LYS:HD2	1.90	1.06
1:I:368:VAL:HB	1:I:469:PRO:CB	1.85	1.06
1:K:42:LYS:HB3	1:K:425:ASN:HB3	1.35	1.06
1:K:174:ILE:HG22	1:K:362:VAL:HG23	1.07	1.06
1:N:276:LEU:HD23	1:N:281:ILE:HD12	1.15	1.06
1:A:448:CYS:HB2	1:A:460:ASP:HA	1.12	1.06
1:C:134:LEU:HB3	1:C:392:LYS:HZ2	1.19	1.06
1:D:235:LEU:HD21	1:D:310:LEU:HG	1.10	1.06
1:E:237:CYS:HA	1:E:306:ASN:CA	1.85	1.06
1:K:473:LYS:HB2	1:K:473:LYS:HZ2	1.18	1.06
1:L:437:VAL:HG21	1:L:451:LEU:HD11	1.14	1.06
1:M:239:ILE:HB	1:M:307:ILE:HG12	1.33	1.06
1:P:208:LEU:CD1	1:P:210:LYS:HE3	1.85	1.06
1:A:150:LEU:HD23	1:A:175:VAL:CG1	1.83	1.06
1:A:197:LYS:H	1:A:197:LYS:HD2	0.91	1.06
1:A:238:ALA:H	1:A:266:LYS:HB2	1.15	1.06
1:A:239:ILE:HG13	1:A:307:ILE:HG12	1.06	1.06
1:B:8:LEU:HD22	1:C:68:MET:HG3	1.36	1.06
1:D:44:MET:HE2	1:D:44:MET:CA	1.86	1.06
1:I:232:ILE:HG13	1:I:261:VAL:HG11	1.38	1.06
1:I:236:ASN:OD1	1:I:236:ASN:O	1.74	1.06

Continued on next page...

Continued from previous page...

Atom-1	Atom-2	Interatomic distance (Å)	Clash overlap (Å)
1:J:237:CYS:HA	1:J:306:ASN:HA	1.32	1.06
1:J:433:ILE:HG21	1:J:451:LEU:HD23	1.31	1.06
1:M:8:LEU:HD22	1:M:12:MET:HE1	1.13	1.06
1:M:377:ARG:HH11	1:M:470:LEU:HD12	1.19	1.06
1:O:469:PRO:HD2	1:O:472:VAL:HG11	1.08	1.06
1:P:345:MET:HE2	1:P:362:VAL:HG11	1.36	1.06
1:H:119:ILE:HG13	1:H:403:ARG:HD3	1.29	1.05
1:H:169:LYS:HG2	1:H:204:ASP:HB3	1.36	1.05
1:I:142:VAL:HG13	1:I:149:ILE:HD13	1.34	1.05
1:I:237:CYS:HA	1:I:306:ASN:CA	1.86	1.05
1:K:235:LEU:HD23	1:K:304:ILE:HD11	1.34	1.05
1:L:158:ILE:HG22	1:L:158:ILE:O	1.55	1.05
1:C:219:VAL:HG23	1:C:285:ARG:CB	1.86	1.05
1:C:233:ALA:HA	1:C:315:LEU:CD2	1.86	1.05
1:E:234:LEU:H	1:E:315:LEU:HD22	1.19	1.05
1:H:233:ALA:HA	1:H:315:LEU:CG	1.87	1.05
1:H:469:PRO:HG2	1:H:472:VAL:HG21	1.37	1.05
1:N:68:MET:HB3	1:O:8:LEU:HA	1.07	1.05
1:N:138:ILE:O	1:N:138:ILE:CG2	2.04	1.05
1:D:403:ARG:HD2	1:M:431:ILE:HD13	1.08	1.05
1:E:345:MET:HE1	1:E:362:VAL:HG11	1.33	1.05
1:E:403:ARG:HH11	1:E:403:ARG:CG	1.64	1.05
1:H:192:LEU:CD2	1:H:297:LYS:HE3	1.86	1.05
1:H:368:VAL:CB	1:H:469:PRO:HG3	1.87	1.05
1:J:39:LEU:HG	1:J:40:GLY:H	1.14	1.05
1:K:461:MET:CA	1:K:461:MET:HE2	1.80	1.05
1:M:173:ILE:CD1	1:M:206:THR:HG22	1.84	1.05
1:M:276:LEU:HD12	1:M:281:ILE:CG2	1.86	1.05
1:N:469:PRO:HG2	1:N:472:VAL:HG11	1.06	1.05
1:P:44:MET:HA	1:P:44:MET:HE2	1.07	1.05
1:B:89:VAL:CG2	1:B:89:VAL:O	2.03	1.05
1:E:268:ILE:HG21	1:E:273:GLN:HG3	1.34	1.05
1:F:345:MET:HE1	1:F:362:VAL:CG1	1.86	1.05
1:G:72:HIS:HA	1:G:75:ALA:HB3	1.37	1.05
1:G:233:ALA:HA	1:G:315:LEU:CD1	1.85	1.05
1:G:368:VAL:HB	1:G:469:PRO:HG2	1.35	1.05
1:H:142:VAL:HG13	1:H:149:ILE:CD1	1.87	1.05
1:H:377:ARG:HG2	1:H:470:LEU:HD23	1.36	1.05
1:K:166:ALA:HB2	1:K:203:ILE:HG22	1.37	1.05
1:N:469:PRO:CG	1:N:472:VAL:HG11	1.87	1.05
1:O:219:VAL:HG21	1:O:268:ILE:CD1	1.87	1.05

Continued on next page...

Continued from previous page...

Atom-1	Atom-2	Interatomic distance (Å)	Clash overlap (Å)
1:P:268:ILE:HB	1:P:273:GLN:HE21	1.08	1.05
1:C:206:THR:HG21	1:C:347:ILE:HG22	1.39	1.05
1:F:34:THR:HG22	1:F:35:VAL:HG13	1.34	1.05
1:F:433:ILE:HG22	1:F:434:LEU:HD22	1.32	1.05
1:G:12:MET:HE1	1:H:68:MET:HA	1.06	1.05
1:I:345:MET:HE1	1:I:362:VAL:HG11	1.33	1.05
1:J:234:LEU:H	1:J:315:LEU:HD21	1.16	1.05
1:L:235:LEU:HG	1:L:307:ILE:CA	1.85	1.05
1:M:420:ARG:CB	1:M:420:ARG:NH1	2.17	1.05
1:N:222:GLN:CB	1:N:277:ALA:HB1	1.87	1.05
1:N:276:LEU:CD2	1:N:281:ILE:HG21	1.85	1.05
1:D:78:LEU:HD12	1:D:487:LEU:CD1	1.88	1.04
1:E:433:ILE:CG2	1:E:451:LEU:HD23	1.86	1.04
1:E:433:ILE:HG21	1:E:451:LEU:HD23	1.37	1.04
1:F:237:CYS:HA	1:F:306:ASN:CA	1.85	1.04
1:H:154:ALA:CB	1:H:174:ILE:HD11	1.87	1.04
1:H:178:VAL:HG11	1:H:366:VAL:HG13	1.37	1.04
1:J:433:ILE:CG2	1:J:451:LEU:HD23	1.87	1.04
1:M:150:LEU:HD23	1:M:175:VAL:CG1	1.86	1.04
1:B:197:LYS:HA	1:B:355:ILE:HG21	1.36	1.04
1:E:235:LEU:CG	1:E:307:ILE:HB	1.86	1.04
1:F:142:VAL:HG11	1:F:378:ILE:HD13	1.39	1.04
1:H:134:LEU:HD22	1:H:392:LYS:CD	1.87	1.04
1:L:276:LEU:HD12	1:L:281:ILE:HG21	1.06	1.04
1:A:34:THR:HA	1:H:14:ARG:HH12	1.18	1.04
1:B:437:VAL:HG21	1:B:451:LEU:CG	1.87	1.04
1:C:235:LEU:HG	1:C:310:LEU:HD22	1.08	1.04
1:D:400:ILE:HD11	1:D:408:VAL:HG21	1.31	1.04
1:E:174:ILE:HG22	1:E:362:VAL:CG2	1.87	1.04
1:I:42:LYS:HE2	1:I:426:ALA:CB	1.87	1.04
1:I:100:ALA:CB	1:I:484:THR:HG21	1.86	1.04
1:M:192:LEU:HD23	1:M:342:ALA:HB2	1.05	1.04
1:M:235:LEU:HD21	1:M:310:LEU:CB	1.87	1.04
1:O:68:MET:HA	1:O:68:MET:HE2	1.39	1.04
1:O:239:ILE:HD11	1:O:307:ILE:HD13	1.06	1.04
1:P:199:SER:HB2	1:P:327:SER:HB3	1.34	1.04
1:A:169:LYS:HG2	1:A:204:ASP:HA	1.38	1.04
1:B:276:LEU:HB3	1:B:281:ILE:CG2	1.88	1.04
1:H:192:LEU:HD13	1:H:342:ALA:CB	1.85	1.04
1:H:206:THR:HG22	1:H:348:ARG:H	0.91	1.04
1:J:248:LYS:HD2	1:J:275:TYR:CZ	1.92	1.04

Continued on next page...

Continued from previous page...

Atom-1	Atom-2	Interatomic distance (Å)	Clash overlap (Å)
1:K:461:MET:CE	1:K:461:MET:N	2.19	1.04
1:M:235:LEU:HD12	1:M:262:LEU:HD11	1.38	1.04
1:P:234:LEU:HB3	1:P:292:MET:CE	1.87	1.04
1:A:62:VAL:HG13	1:A:63:THR:H	1.19	1.04
1:D:197:LYS:HA	1:D:355:ILE:CG2	1.87	1.04
1:G:48:LEU:HB2	1:G:56:VAL:HG22	1.32	1.04
1:I:234:LEU:HB3	1:I:292:MET:HE3	1.39	1.04
1:J:158:ILE:HG22	1:J:158:ILE:O	1.53	1.04
1:J:235:LEU:HD21	1:J:310:LEU:CB	1.86	1.04
1:K:100:ALA:HB1	1:K:484:THR:CG2	1.88	1.04
1:M:52:LEU:HD23	1:M:52:LEU:N	1.71	1.04
1:O:42:LYS:HE3	1:P:118:THR:HG21	1.39	1.04
1:O:250:MET:HE3	1:O:308:LYS:HG2	1.37	1.04
1:P:192:LEU:HG	1:P:342:ALA:HB2	1.37	1.04
1:B:9:PRO:O	1:B:9:PRO:HD2	1.55	1.03
1:C:34:THR:CG2	1:C:35:VAL:HG13	1.86	1.03
1:C:123:GLY:HA3	1:C:407:ALA:CB	1.88	1.03
1:C:130:LYS:HD2	1:C:396:TYR:CD1	1.93	1.03
1:C:192:LEU:HB3	1:C:342:ALA:CB	1.88	1.03
1:D:235:LEU:CD1	1:D:307:ILE:HA	1.87	1.03
1:H:206:THR:HG22	1:H:348:ARG:N	1.71	1.03
1:J:34:THR:CG2	1:J:35:VAL:HG12	1.88	1.03
1:J:197:LYS:HB3	1:J:355:ILE:CG2	1.87	1.03
1:J:339:HIS:O	1:J:339:HIS:CG	2.03	1.03
1:L:197:LYS:HA	1:L:355:ILE:HG21	1.38	1.03
1:M:220:SER:HB2	1:M:273:GLN:HB3	1.40	1.03
1:M:239:ILE:HB	1:M:307:ILE:CG1	1.87	1.03
1:N:153:ILE:HD11	1:N:378:ILE:HG22	1.07	1.03
1:N:403:ARG:HG3	1:N:403:ARG:NH1	1.01	1.03
1:O:8:LEU:HD13	1:O:494:ILE:HG21	1.39	1.03
1:O:100:ALA:CB	1:O:484:THR:HG21	1.89	1.03
1:P:85:GLN:HE22	1:P:475:GLN:HB3	1.17	1.03
1:A:9:PRO:HA	1:B:69:SER:CA	1.87	1.03
1:C:262:LEU:HD11	1:C:310:LEU:HD21	1.04	1.03
1:D:235:LEU:HD13	1:D:307:ILE:CA	1.86	1.03
1:D:469:PRO:HD2	1:D:472:VAL:HG21	1.39	1.03
1:E:12:MET:CG	1:E:494:ILE:HG22	1.88	1.03
1:I:119:ILE:CG2	1:I:403:ARG:HB3	1.87	1.03
1:I:158:ILE:HG22	1:I:158:ILE:O	1.59	1.03
1:J:193:ILE:HD12	1:J:366:VAL:HG11	1.39	1.03
1:N:178:VAL:CG2	1:N:366:VAL:HG22	1.89	1.03

Continued on next page...

Continued from previous page...

Atom-1	Atom-2	Interatomic distance (Å)	Clash overlap (Å)
1:N:276:LEU:HD23	1:N:281:ILE:CD1	1.88	1.03
1:A:197:LYS:H	1:A:197:LYS:CD	1.66	1.03
1:B:119:ILE:HG21	1:B:403:ARG:HB2	1.38	1.03
1:D:9:PRO:HG2	1:E:71:GLU:HB3	1.36	1.03
1:F:304:ILE:HD12	1:F:309:ASP:HB3	1.38	1.03
1:K:308:LYS:HB2	1:K:308:LYS:NZ	1.70	1.03
1:L:12:MET:HE2	1:L:494:ILE:HG22	1.34	1.03
1:L:48:LEU:HD22	1:L:68:MET:HG2	1.05	1.03
1:L:48:LEU:HB2	1:L:56:VAL:HG21	1.38	1.03
1:L:105:ARG:HD3	1:L:106:LYS:HG2	1.03	1.03
1:L:115:VAL:HG21	1:L:403:ARG:HD3	1.34	1.03
1:N:30:ILE:HG22	1:N:31:ILE:H	1.21	1.03
1:D:368:VAL:HB	1:D:469:PRO:CG	1.89	1.03
1:E:188:VAL:HG21	1:E:373:ILE:HD12	1.33	1.03
1:E:210:LYS:HG3	1:E:343:VAL:HG23	1.40	1.03
1:F:233:ALA:CA	1:F:315:LEU:HD13	1.87	1.03
1:F:341:LYS:HB3	1:F:341:LYS:HZ3	1.16	1.03
1:G:437:VAL:HG21	1:G:451:LEU:CD2	1.89	1.03
1:H:222:GLN:HB3	1:H:277:ALA:HB1	1.40	1.03
1:I:166:ALA:HB2	1:I:203:ILE:HB	1.08	1.03
1:J:177:ALA:HB1	1:J:343:VAL:HG21	1.39	1.03
1:N:276:LEU:HD22	1:N:281:ILE:HG21	1.39	1.03
1:P:368:VAL:CB	1:P:469:PRO:HG2	1.88	1.03
1:C:262:LEU:CD1	1:C:310:LEU:HD21	1.88	1.03
1:E:469:PRO:CG	1:E:472:VAL:HG11	1.88	1.03
1:J:106:LYS:HA	1:J:106:LYS:CE	1.89	1.03
1:J:235:LEU:HG	1:J:310:LEU:HD13	1.36	1.03
1:K:134:LEU:HB3	1:K:392:LYS:HZ1	1.19	1.03
1:K:239:ILE:HB	1:K:307:ILE:HG12	1.04	1.03
1:L:100:ALA:HB1	1:L:484:THR:HG21	1.07	1.03
1:L:119:ILE:HG21	1:L:403:ARG:HB2	1.41	1.03
1:M:433:ILE:HG21	1:M:451:LEU:HD23	1.38	1.03
1:O:150:LEU:HD23	1:O:175:VAL:CG1	1.88	1.03
1:P:276:LEU:CD2	1:P:281:ILE:HG21	1.89	1.03
1:A:254:ILE:HD11	1:A:307:ILE:HD11	1.38	1.02
1:C:197:LYS:HB3	1:C:355:ILE:CG2	1.88	1.02
1:E:42:LYS:CE	1:E:426:ALA:HB2	1.89	1.02
1:E:188:VAL:CG2	1:E:373:ILE:HD12	1.89	1.02
1:E:223:MET:HE1	1:E:283:ALA:HB3	1.40	1.02
1:F:42:LYS:HB3	1:F:425:ASN:HB3	1.39	1.02
1:G:192:LEU:HG	1:G:342:ALA:HB2	1.36	1.02

Continued on next page...

Continued from previous page...

Atom-1	Atom-2	Interatomic distance (Å)	Clash overlap (Å)
1:G:234:LEU:CD1	1:G:296:ALA:HB2	1.89	1.02
1:G:406:LEU:HD11	1:P:431:ILE:HD11	1.39	1.02
1:H:220:SER:HB3	1:H:277:ALA:HB2	1.38	1.02
1:H:237:CYS:HB3	1:H:238:ALA:HB3	1.36	1.02
1:J:119:ILE:CG2	1:J:403:ARG:HB2	1.87	1.02
1:J:197:LYS:HA	1:J:347:ILE:HG22	1.38	1.02
1:L:235:LEU:HB2	1:L:310:LEU:HD22	1.42	1.02
1:L:486:MET:CE	1:L:487:LEU:HD23	1.89	1.02
1:M:68:MET:HB3	1:N:8:LEU:CB	1.89	1.02
1:O:44:MET:HA	1:O:44:MET:HE2	1.03	1.02
1:O:235:LEU:HG	1:O:307:ILE:HB	1.04	1.02
1:O:469:PRO:HD2	1:O:472:VAL:CG1	1.88	1.02
1:P:100:ALA:CB	1:P:484:THR:HG21	1.89	1.02
1:A:9:PRO:HD3	1:B:68:MET:HG3	1.04	1.02
1:F:299:THR:HG23	1:F:334:VAL:CG1	1.88	1.02
1:F:405:GLN:HB3	1:F:406:LEU:HD12	1.40	1.02
1:G:42:LYS:CG	1:G:425:ASN:HB2	1.88	1.02
1:G:158:ILE:CG1	1:G:361:ALA:HB1	1.89	1.02
1:H:35:VAL:HA	1:H:46:LYS:NZ	1.75	1.02
1:I:8:LEU:HD23	1:I:8:LEU:N	1.65	1.02
1:J:217:GLU:CG	1:J:330:SER:HB2	1.89	1.02
1:A:30:ILE:CG2	1:A:31:ILE:HG12	1.88	1.02
1:A:42:LYS:HE2	1:A:426:ALA:HA	1.04	1.02
1:B:70:VAL:HG21	1:B:76:LYS:HG2	1.37	1.02
1:B:100:ALA:HB1	1:B:484:THR:CG2	1.89	1.02
1:B:255:LYS:CE	1:B:279:GLU:HG2	1.89	1.02
1:F:165:LYS:HE2	1:F:165:LYS:HA	1.05	1.02
1:I:119:ILE:HG21	1:I:403:ARG:HB3	1.40	1.02
1:I:377:ARG:HD2	1:I:470:LEU:HD11	1.38	1.02
1:L:12:MET:HE2	1:L:494:ILE:CG2	1.90	1.02
1:N:42:LYS:HE3	1:N:426:ALA:HA	1.40	1.02
1:A:219:VAL:HG13	1:A:273:GLN:HB3	1.40	1.02
1:D:265:GLN:HG2	1:D:266:LYS:HZ3	1.22	1.02
1:E:469:PRO:HG2	1:E:472:VAL:CG1	1.88	1.02
1:G:158:ILE:HG22	1:G:158:ILE:O	1.52	1.02
1:J:82:ALA:HB1	1:J:93:THR:CG2	1.90	1.02
1:L:12:MET:CE	1:L:494:ILE:HG22	1.88	1.02
1:O:42:LYS:HB3	1:O:425:ASN:CB	1.89	1.02
1:P:223:MET:CE	1:P:273:GLN:HB3	1.89	1.02
1:A:197:LYS:HD2	1:A:197:LYS:N	1.63	1.02
1:E:9:PRO:HA	1:F:69:SER:CB	1.89	1.02

Continued on next page...

Continued from previous page...

Atom-1	Atom-2	Interatomic distance (Å)	Clash overlap (Å)
1:G:391:MET:HE1	1:G:438:ARG:HA	1.37	1.02
1:I:437:VAL:HG21	1:I:451:LEU:CD1	1.89	1.02
1:K:461:MET:N	1:K:461:MET:HE3	1.75	1.02
1:L:42:LYS:HE3	1:L:426:ALA:HB2	1.40	1.02
1:O:31:ILE:HD13	1:O:31:ILE:H	1.20	1.02
1:O:237:CYS:CB	1:O:306:ASN:HA	1.87	1.02
1:B:122:LYS:HG2	1:B:125:GLN:HE22	1.22	1.01
1:B:262:LEU:HD11	1:B:310:LEU:HD13	1.42	1.01
1:C:130:LYS:CE	1:C:134:LEU:HD11	1.88	1.01
1:E:233:ALA:HA	1:E:315:LEU:CG	1.89	1.01
1:G:452:ASN:HB3	1:G:459:GLU:CD	1.80	1.01
1:I:44:MET:HE2	1:I:44:MET:CA	1.89	1.01
1:A:178:VAL:CG1	1:A:188:VAL:HG11	1.89	1.01
1:D:103:LEU:HD21	1:D:411:PHE:CD2	1.96	1.01
1:D:237:CYS:HA	1:D:306:ASN:HA	1.39	1.01
1:F:152:LYS:HD3	1:F:465:GLY:HA2	1.42	1.01
1:F:433:ILE:HG21	1:F:451:LEU:HD23	1.42	1.01
1:G:44:MET:HA	1:G:44:MET:HE2	1.40	1.01
1:H:130:LYS:HG2	1:H:393:LEU:HD11	1.39	1.01
1:I:197:LYS:CA	1:I:355:ILE:HG21	1.90	1.01
1:J:391:MET:HE1	1:J:438:ARG:CB	1.89	1.01
1:K:42:LYS:HB3	1:K:425:ASN:CB	1.89	1.01
1:K:431:ILE:HD12	1:K:431:ILE:O	1.59	1.01
1:A:34:THR:HG22	1:A:35:VAL:CG1	1.90	1.01
1:C:96:ALA:CB	1:C:480:ALA:HB2	1.90	1.01
1:C:431:ILE:HD12	1:L:406:LEU:CD2	1.91	1.01
1:G:12:MET:CE	1:H:68:MET:HA	1.89	1.01
1:G:48:LEU:HB2	1:G:56:VAL:CG2	1.90	1.01
1:G:89:VAL:HG22	1:G:89:VAL:O	1.57	1.01
1:I:44:MET:HA	1:I:44:MET:CE	1.89	1.01
1:J:42:LYS:HD2	1:J:425:ASN:C	1.80	1.01
1:J:235:LEU:HD21	1:J:310:LEU:HB2	1.40	1.01
1:J:255:LYS:HG3	1:J:255:LYS:O	1.59	1.01
1:L:206:THR:HG22	1:L:348:ARG:H	1.19	1.01
1:M:178:VAL:CG1	1:M:366:VAL:HG22	1.88	1.01
1:M:420:ARG:HH11	1:M:420:ARG:HB3	1.25	1.01
1:A:42:LYS:HE2	1:A:426:ALA:CA	1.90	1.01
1:A:89:VAL:HG22	1:A:89:VAL:O	1.58	1.01
1:B:464:ASN:O	1:B:464:ASN:ND2	1.93	1.01
1:E:235:LEU:CG	1:E:310:LEU:HD13	1.91	1.01
1:F:233:ALA:HB1	1:F:310:LEU:CD1	1.90	1.01

Continued on next page...

Continued from previous page...

Atom-1	Atom-2	Interatomic distance (Å)	Clash overlap (Å)
1:G:42:LYS:CB	1:G:425:ASN:HB2	1.90	1.01
1:G:235:LEU:CD2	1:G:307:ILE:HA	1.91	1.01
1:H:233:ALA:HB1	1:H:310:LEU:CD2	1.89	1.01
1:I:14:ARG:HH22	1:P:34:THR:HA	1.22	1.01
1:M:42:LYS:HB3	1:M:425:ASN:CB	1.89	1.01
1:M:268:ILE:HB	1:M:273:GLN:HE21	1.21	1.01
1:O:299:THR:HG23	1:O:334:VAL:CG1	1.91	1.01
1:A:154:ALA:HB1	1:A:174:ILE:CD1	1.90	1.01
1:C:152:LYS:CD	1:C:465:GLY:HA2	1.91	1.01
1:C:437:VAL:HG21	1:C:451:LEU:HG	1.42	1.01
1:D:103:LEU:HD21	1:D:411:PHE:CE2	1.95	1.01
1:F:12:MET:HE3	1:F:494:ILE:HG22	1.40	1.01
1:F:222:GLN:HB2	1:F:277:ALA:CB	1.91	1.01
1:G:12:MET:CB	1:G:494:ILE:HG22	1.88	1.01
1:H:142:VAL:HG13	1:H:149:ILE:HD13	1.05	1.01
1:H:233:ALA:HB1	1:H:310:LEU:HD21	1.42	1.01
1:K:42:LYS:CE	1:K:426:ALA:HA	1.90	1.01
1:P:296:ALA:HA	1:P:301:ALA:HB3	1.41	1.01
1:B:206:THR:HB	1:B:347:ILE:HG23	1.41	1.00
1:D:452:ASN:HD21	1:D:454:PHE:HB2	1.21	1.00
1:F:192:LEU:HG	1:F:342:ALA:HB2	1.42	1.00
1:F:420:ARG:NH2	1:F:430:ALA:HB3	1.74	1.00
1:G:237:CYS:HA	1:G:306:ASN:HA	1.38	1.00
1:K:239:ILE:HG22	1:K:307:ILE:HG21	1.42	1.00
1:K:276:LEU:CD1	1:K:281:ILE:HG21	1.90	1.00
1:N:206:THR:HG22	1:N:348:ARG:H	1.25	1.00
1:O:235:LEU:CD1	1:O:262:LEU:HD21	1.91	1.00
1:P:134:LEU:HD12	1:P:393:LEU:HD11	1.39	1.00
1:P:223:MET:HE3	1:P:273:GLN:HB3	1.02	1.00
1:A:433:ILE:HG22	1:A:451:LEU:HD23	1.37	1.00
1:C:219:VAL:CG2	1:C:285:ARG:HB2	1.91	1.00
1:C:223:MET:HE3	1:C:276:LEU:HB2	1.41	1.00
1:F:459:GLU:HG2	1:F:461:MET:HE1	1.38	1.00
1:G:327:SER:OG	1:G:327:SER:O	1.57	1.00
1:H:42:LYS:HE2	1:H:426:ALA:CB	1.91	1.00
1:H:113:GLN:CA	1:H:113:GLN:NE2	2.14	1.00
1:L:100:ALA:HB1	1:L:484:THR:CG2	1.91	1.00
1:N:14:ARG:HD2	1:N:494:ILE:HD13	1.41	1.00
1:P:12:MET:HG2	1:P:494:ILE:HG22	1.40	1.00
1:P:142:VAL:HG13	1:P:149:ILE:HD13	1.43	1.00
1:P:193:ILE:HD12	1:P:366:VAL:HG11	1.43	1.00

Continued on next page...

Continued from previous page...

Atom-1	Atom-2	Interatomic distance (Å)	Clash overlap (Å)
1:B:39:LEU:HD13	1:B:40:GLY:H	1.22	1.00
1:B:142:VAL:CG2	1:B:149:ILE:HG12	1.90	1.00
1:C:96:ALA:HB1	1:C:480:ALA:HB2	1.40	1.00
1:D:233:ALA:CB	1:D:315:LEU:HD11	1.91	1.00
1:E:123:GLY:HA3	1:E:407:ALA:CB	1.91	1.00
1:F:12:MET:CE	1:F:494:ILE:HG22	1.91	1.00
1:F:377:ARG:HH21	1:F:377:ARG:HG3	1.25	1.00
1:G:299:THR:HG23	1:G:334:VAL:HG11	1.40	1.00
1:L:119:ILE:HG13	1:L:403:ARG:HD2	1.39	1.00
1:O:130:LYS:HZ2	1:O:393:LEU:HD23	1.26	1.00
1:O:254:ILE:HD12	1:O:276:LEU:HD11	1.42	1.00
1:D:165:LYS:HA	1:D:165:LYS:CE	1.86	1.00
1:E:206:THR:HG22	1:E:348:ARG:H	1.24	1.00
1:G:235:LEU:CD2	1:G:310:LEU:HB2	1.91	1.00
1:H:219:VAL:HG21	1:H:268:ILE:CD1	1.92	1.00
1:I:154:ALA:CB	1:I:174:ILE:HD11	1.91	1.00
1:M:234:LEU:HB3	1:M:292:MET:CE	1.91	1.00
1:O:235:LEU:HD11	1:O:262:LEU:HD21	1.41	1.00
1:B:96:ALA:HB3	1:B:97:VAL:HG23	1.39	1.00
1:B:174:ILE:HG22	1:B:362:VAL:HG13	1.02	1.00
1:C:12:MET:O	1:C:12:MET:HG3	1.20	1.00
1:K:403:ARG:HH11	1:K:403:ARG:HG3	0.86	1.00
1:L:68:MET:CB	1:M:8:LEU:HB3	1.92	1.00
1:C:150:LEU:HB3	1:C:175:VAL:HG11	1.44	1.00
1:C:169:LYS:HG2	1:C:204:ASP:HA	1.42	1.00
1:D:384:SER:CB	1:D:441:HIS:HE1	1.75	1.00
1:G:235:LEU:HD21	1:G:307:ILE:HA	1.41	1.00
1:O:124:TYR:CD1	1:O:407:ALA:HB1	1.97	1.00
1:D:422:LEU:H	1:D:422:LEU:HD13	1.26	1.00
1:F:233:ALA:HA	1:F:315:LEU:CD1	1.92	1.00
1:G:42:LYS:HB2	1:G:425:ASN:HB2	1.44	1.00
1:J:178:VAL:HG22	1:J:366:VAL:HG13	1.44	1.00
1:J:420:ARG:HG2	1:J:420:ARG:NH1	1.73	1.00
1:K:178:VAL:HG11	1:K:366:VAL:HG13	1.43	1.00
1:K:233:ALA:HA	1:K:315:LEU:HD11	1.37	1.00
1:L:154:ALA:HB1	1:L:174:ILE:HD11	1.43	1.00
1:M:34:THR:CG2	1:M:35:VAL:HG22	1.90	1.00
1:M:38:THR:HG23	1:M:46:LYS:HE2	1.44	1.00
1:M:100:ALA:CB	1:M:484:THR:HG21	1.91	1.00
1:F:165:LYS:HE2	1:F:165:LYS:CA	1.91	0.99
1:G:193:ILE:HD12	1:G:366:VAL:HG21	1.42	0.99

Continued on next page...

Continued from previous page...

Atom-1	Atom-2	Interatomic distance (Å)	Clash overlap (Å)
1:I:233:ALA:HA	1:I:315:LEU:CD2	1.91	0.99
1:J:69:SER:HB3	1:K:9:PRO:HB3	1.37	0.99
1:J:327:SER:OG	1:J:327:SER:O	1.72	0.99
1:L:437:VAL:CG2	1:L:451:LEU:HD11	1.91	0.99
1:P:234:LEU:CB	1:P:292:MET:HE1	1.92	0.99
1:A:69:SER:N	1:H:9:PRO:HD3	1.75	0.99
1:A:233:ALA:HA	1:A:315:LEU:HG	1.43	0.99
1:A:452:ASN:HD21	1:A:454:PHE:HB2	1.25	0.99
1:B:391:MET:HE3	1:B:438:ARG:CB	1.91	0.99
1:C:197:LYS:HA	1:C:355:ILE:HG21	1.38	0.99
1:D:403:ARG:HH11	1:D:403:ARG:HG2	1.24	0.99
1:E:469:PRO:HG2	1:E:472:VAL:HG11	1.00	0.99
1:M:236:ASN:HA	1:M:265:GLN:HB3	1.42	0.99
1:N:437:VAL:HG21	1:N:451:LEU:HG	1.40	0.99
1:O:182:VAL:HB	1:O:188:VAL:HG22	1.43	0.99
1:P:158:ILE:HG22	1:P:158:ILE:O	1.62	0.99
1:C:174:ILE:HG22	1:C:362:VAL:HG23	1.44	0.99
1:E:420:ARG:HH11	1:E:420:ARG:HG2	1.24	0.99
1:F:235:LEU:CD1	1:F:307:ILE:HA	1.92	0.99
1:I:154:ALA:HB1	1:I:174:ILE:CD1	1.92	0.99
1:I:178:VAL:CG2	1:I:366:VAL:HG22	1.93	0.99
1:K:14:ARG:HD2	1:K:494:ILE:CG1	1.93	0.99
1:M:276:LEU:CD1	1:M:281:ILE:HD12	1.90	0.99
1:A:255:LYS:HD3	1:A:279:GLU:CG	1.91	0.99
1:F:165:LYS:HA	1:F:165:LYS:CE	1.86	0.99
1:F:170:LEU:HD21	1:F:358:VAL:HG22	1.43	0.99
1:H:130:LYS:HG2	1:H:393:LEU:CD1	1.91	0.99
1:K:192:LEU:CB	1:K:342:ALA:HB2	1.92	0.99
1:K:247:LEU:HG	1:K:272:ALA:HB2	1.42	0.99
1:L:486:MET:HE1	1:L:487:LEU:HD23	1.41	0.99
1:N:139:ALA:HB2	1:N:377:ARG:HD3	1.41	0.99
1:O:100:ALA:HB1	1:O:484:THR:CG2	1.92	0.99
1:E:34:THR:HG22	1:E:35:VAL:HG12	1.44	0.99
1:F:459:GLU:CG	1:F:461:MET:HE1	1.92	0.99
1:I:437:VAL:HG21	1:I:451:LEU:HD11	1.44	0.99
1:L:89:VAL:CG2	1:L:89:VAL:O	2.10	0.99
1:M:192:LEU:HD23	1:M:342:ALA:CB	1.90	0.99
1:C:235:LEU:HD23	1:C:304:ILE:HD11	1.43	0.99
1:N:69:SER:HB3	1:O:9:PRO:HB3	1.01	0.99
1:N:255:LYS:HE3	1:N:279:GLU:HG2	1.44	0.99
1:O:235:LEU:CG	1:O:307:ILE:HB	1.93	0.99

Continued on next page...

Continued from previous page...

Atom-1	Atom-2	Interatomic distance (Å)	Clash overlap (Å)
1:O:251:VAL:HG13	1:O:276:LEU:HD13	1.40	0.99
1:B:195:ILE:HB	1:B:359:ALA:HB1	1.41	0.99
1:B:435:VAL:HG11	1:K:401:SER:CB	1.92	0.99
1:E:174:ILE:HG22	1:E:362:VAL:HG23	1.00	0.99
1:E:235:LEU:HD13	1:E:310:LEU:HD13	1.42	0.99
1:G:222:GLN:HB3	1:G:277:ALA:CB	1.92	0.99
1:I:210:LYS:HB3	1:I:343:VAL:HG23	1.44	0.99
1:L:197:LYS:CA	1:L:355:ILE:HG21	1.91	0.99
1:M:464:ASN:CB	1:M:466:VAL:HG22	1.92	0.99
1:N:138:ILE:HD12	1:N:385:THR:HB	1.44	0.99
1:C:327:SER:OG	1:C:327:SER:O	1.75	0.99
1:D:78:LEU:HD12	1:D:487:LEU:HD11	1.38	0.99
1:E:177:ALA:HB1	1:E:193:ILE:CD1	1.92	0.99
1:F:448:CYS:HB2	1:F:460:ASP:HA	1.45	0.99
1:G:379:VAL:HB	1:G:470:LEU:HD21	1.41	0.99
1:I:437:VAL:HG21	1:I:451:LEU:CG	1.92	0.99
1:J:42:LYS:CG	1:J:425:ASN:HB3	1.93	0.99
1:L:223:MET:HG3	1:L:277:ALA:HB2	1.45	0.99
1:N:85:GLN:HE22	1:N:475:GLN:HG3	1.27	0.99
1:P:197:LYS:CA	1:P:355:ILE:HG21	1.93	0.99
1:B:89:VAL:O	1:B:89:VAL:HG22	1.62	0.99
1:F:182:VAL:HB	1:F:188:VAL:HG22	1.41	0.99
1:G:276:LEU:HD12	1:G:281:ILE:HG21	1.02	0.99
1:H:39:LEU:HG	1:H:40:GLY:H	1.27	0.99
1:C:235:LEU:CD1	1:C:307:ILE:HA	1.93	0.99
1:E:217:GLU:HG2	1:E:330:SER:O	1.63	0.99
1:F:136:LYS:HA	1:F:377:ARG:NH1	1.78	0.99
1:G:30:ILE:HG23	1:G:31:ILE:HD13	1.44	0.99
1:I:494:ILE:HD12	1:P:48:LEU:HD12	1.40	0.99
1:M:452:ASN:ND2	1:M:454:PHE:HB2	1.76	0.99
1:O:119:ILE:HG13	1:O:403:ARG:HD2	1.45	0.99
1:A:345:MET:HE3	1:A:362:VAL:HG11	1.44	0.98
1:D:188:VAL:CG2	1:D:373:ILE:HG13	1.93	0.98
1:G:34:THR:HG22	1:G:35:VAL:HG13	1.45	0.98
1:G:281:ILE:HG22	1:G:281:ILE:O	1.57	0.98
1:I:56:VAL:HG23	1:I:56:VAL:O	1.62	0.98
1:I:247:LEU:HG	1:I:272:ALA:HB2	1.44	0.98
1:J:106:LYS:HA	1:J:106:LYS:HE3	1.43	0.98
1:L:391:MET:HE1	1:L:438:ARG:HA	1.42	0.98
1:N:68:MET:HB3	1:O:8:LEU:CA	1.92	0.98
1:P:234:LEU:HB3	1:P:292:MET:HE1	1.00	0.98

Continued on next page...

Continued from previous page...

Atom-1	Atom-2	Interatomic distance (Å)	Clash overlap (Å)
1:P:347:ILE:HG21	1:P:358:VAL:HG12	1.45	0.98
1:B:62:VAL:HG13	1:B:63:THR:H	1.24	0.98
1:E:235:LEU:CD1	1:E:310:LEU:HD13	1.93	0.98
1:F:381:GLY:CA	1:F:461:MET:HG2	1.93	0.98
1:G:459:GLU:HB2	1:G:461:MET:CE	1.92	0.98
1:A:9:PRO:CD	1:B:68:MET:HG3	1.91	0.98
1:H:8:LEU:HB3	1:H:12:MET:HG2	1.45	0.98
1:J:368:VAL:HG11	1:J:469:PRO:HG2	1.44	0.98
1:K:403:ARG:HG3	1:K:403:ARG:NH1	1.46	0.98
1:M:182:VAL:HG21	1:M:188:VAL:HG12	1.43	0.98
1:M:235:LEU:HD22	1:M:307:ILE:HA	1.45	0.98
1:N:235:LEU:HD11	1:N:307:ILE:HB	1.42	0.98
1:B:239:ILE:CG1	1:B:307:ILE:HD13	1.93	0.98
1:O:154:ALA:HB1	1:O:174:ILE:HD11	0.99	0.98
1:L:69:SER:CA	1:M:9:PRO:HA	1.92	0.98
1:L:163:ALA:HB1	1:L:165:LYS:HB2	1.46	0.98
1:M:8:LEU:CD2	1:M:12:MET:HE1	1.93	0.98
1:C:118:THR:O	1:C:118:THR:CG2	2.10	0.98
1:C:406:LEU:HD21	1:L:431:ILE:CD1	1.93	0.98
1:D:158:ILE:O	1:D:158:ILE:HG22	1.17	0.98
1:E:35:VAL:CG2	1:E:94:THR:HG23	1.94	0.98
1:H:70:VAL:HG23	1:H:76:LYS:HG3	1.42	0.98
1:H:248:LYS:HD2	1:H:275:TYR:CE2	1.97	0.98
1:L:34:THR:HA	1:M:14:ARG:HH22	1.23	0.98
1:L:276:LEU:CD1	1:L:281:ILE:HG21	1.94	0.98
1:M:178:VAL:HG12	1:M:366:VAL:HG22	1.42	0.98
1:M:235:LEU:CD1	1:M:307:ILE:HD13	1.94	0.98
1:N:166:ALA:HB2	1:N:203:ILE:HG12	1.41	0.98
1:O:44:MET:HE2	1:O:44:MET:CA	1.88	0.98
1:O:377:ARG:HB3	1:O:470:LEU:HD12	1.41	0.98
1:P:77:MET:HE2	1:P:487:LEU:HD11	1.43	0.98
1:A:142:VAL:CG1	1:A:149:ILE:HD13	1.94	0.98
1:G:192:LEU:HD23	1:G:341:LYS:C	1.84	0.98
1:M:233:ALA:HA	1:M:315:LEU:HD22	1.44	0.98
1:N:233:ALA:HA	1:N:315:LEU:CD2	1.92	0.98
1:N:384:SER:CB	1:N:441:HIS:HE1	1.76	0.98
1:E:9:PRO:HA	1:F:69:SER:HB3	1.43	0.98
1:F:368:VAL:CB	1:F:469:PRO:HG2	1.93	0.98
1:G:236:ASN:O	1:G:236:ASN:OD1	1.82	0.98
1:J:39:LEU:HG	1:J:40:GLY:N	1.74	0.98
1:N:81:VAL:HG11	1:N:483:SER:CB	1.92	0.98

Continued on next page...

Continued from previous page...

Atom-1	Atom-2	Interatomic distance (Å)	Clash overlap (Å)
1:O:68:MET:C	1:P:9:PRO:HD3	1.84	0.98
1:D:120:VAL:HG21	1:D:488:LEU:HD11	1.46	0.98
1:D:403:ARG:HD2	1:M:431:ILE:CD1	1.93	0.98
1:E:96:ALA:HB1	1:E:480:ALA:HB2	1.40	0.98
1:F:42:LYS:HB3	1:F:425:ASN:CB	1.94	0.98
1:G:197:LYS:HA	1:G:355:ILE:HG21	1.45	0.98
1:J:130:LYS:HZ3	1:J:393:LEU:CD2	1.76	0.98
1:N:130:LYS:O	1:N:130:LYS:HG3	1.63	0.98
1:O:100:ALA:HB1	1:O:484:THR:HG21	0.98	0.98
1:O:170:LEU:HD22	1:O:358:VAL:CG1	1.92	0.98
1:O:307:ILE:O	1:O:307:ILE:CG1	2.11	0.98
1:P:134:LEU:HD22	1:P:392:LYS:CE	1.94	0.98
1:B:174:ILE:CG2	1:B:362:VAL:HG13	1.93	0.98
1:K:48:LEU:HD13	1:K:68:MET:HE3	1.44	0.98
1:K:188:VAL:HG12	1:K:188:VAL:O	1.62	0.98
1:P:100:ALA:HB1	1:P:484:THR:HG21	0.98	0.98
1:G:276:LEU:HD12	1:G:281:ILE:CG2	1.94	0.97
1:H:233:ALA:CA	1:H:315:LEU:HG	1.94	0.97
1:J:12:MET:HG2	1:J:494:ILE:CG2	1.94	0.97
1:E:106:LYS:HE2	1:E:106:LYS:HA	1.46	0.97
1:E:124:TYR:CE1	1:E:407:ALA:HB1	1.99	0.97
1:G:197:LYS:CA	1:G:355:ILE:HG21	1.92	0.97
1:K:44:MET:HA	1:K:44:MET:CE	1.95	0.97
1:N:248:LYS:HD2	1:N:275:TYR:CZ	1.98	0.97
1:O:130:LYS:NZ	1:O:393:LEU:HD23	1.79	0.97
1:O:219:VAL:HG21	1:O:268:ILE:HD12	0.98	0.97
1:O:304:ILE:HD12	1:O:309:ASP:CB	1.92	0.97
1:D:119:ILE:HD12	1:D:403:ARG:HG2	1.43	0.97
1:D:418:ILE:HB	1:D:419:PRO:HD3	1.46	0.97
1:F:469:PRO:HD2	1:F:472:VAL:HG21	1.44	0.97
1:G:154:ALA:HB1	1:G:174:ILE:HD11	1.44	0.97
1:J:235:LEU:HD13	1:J:307:ILE:HG22	1.43	0.97
1:K:235:LEU:HD22	1:K:307:ILE:CA	1.94	0.97
1:L:233:ALA:HA	1:L:315:LEU:CD2	1.94	0.97
1:M:208:LEU:HD11	1:M:343:VAL:HG21	1.45	0.97
1:N:135:LEU:HD23	1:N:138:ILE:HD11	1.45	0.97
1:N:142:VAL:HG11	1:N:149:ILE:HD11	1.45	0.97
1:P:103:LEU:HD21	1:P:411:PHE:CE2	1.99	0.97
1:A:34:THR:HG22	1:A:35:VAL:HG13	0.98	0.97
1:D:339:HIS:ND1	1:D:339:HIS:O	1.95	0.97
1:G:170:LEU:CD2	1:G:358:VAL:HG13	1.94	0.97

Continued on next page...

Continued from previous page...

Atom-1	Atom-2	Interatomic distance (Å)	Clash overlap (Å)
1:G:222:GLN:CB	1:G:277:ALA:HB1	1.93	0.97
1:G:464:ASN:HB2	1:G:466:VAL:HG22	1.47	0.97
1:I:235:LEU:CD1	1:I:307:ILE:HG22	1.94	0.97
1:J:222:GLN:CB	1:J:277:ALA:HB1	1.94	0.97
1:M:223:MET:HE3	1:M:276:LEU:HB3	1.44	0.97
1:N:174:ILE:HD12	1:N:365:ALA:HB1	1.46	0.97
1:A:233:ALA:HB1	1:A:310:LEU:HD11	1.43	0.97
1:D:166:ALA:HB2	1:D:203:ILE:CG2	1.95	0.97
1:E:42:LYS:CG	1:E:425:ASN:HB2	1.92	0.97
1:K:132:GLN:HA	1:K:132:GLN:NE2	1.79	0.97
1:K:276:LEU:HD12	1:K:281:ILE:HG21	0.99	0.97
1:L:25:ILE:CD1	1:L:108:GLU:HG3	1.95	0.97
1:L:235:LEU:CD2	1:L:235:LEU:C	2.33	0.97
1:M:192:LEU:HB2	1:M:342:ALA:CB	1.94	0.97
1:N:34:THR:HG23	1:O:14:ARG:NH2	1.78	0.97
1:P:197:LYS:HA	1:P:355:ILE:HG21	1.45	0.97
1:P:403:ARG:HH11	1:P:403:ARG:HG3	1.26	0.97
1:B:235:LEU:HG	1:B:310:LEU:CD1	1.94	0.97
1:C:448:CYS:CB	1:C:460:ASP:HA	1.95	0.97
1:G:182:VAL:HB	1:G:188:VAL:CG1	1.95	0.97
1:I:477:ILE:HG22	1:I:477:ILE:O	1.64	0.97
1:K:119:ILE:CG2	1:K:403:ARG:HB2	1.93	0.97
1:L:48:LEU:HD22	1:L:68:MET:CG	1.93	0.97
1:P:158:ILE:O	1:P:158:ILE:CG2	2.10	0.97
1:B:233:ALA:HB1	1:B:310:LEU:HD22	1.46	0.97
1:L:377:ARG:HB3	1:L:470:LEU:HD23	1.00	0.97
1:M:276:LEU:HD12	1:M:281:ILE:HD12	1.47	0.97
1:A:170:LEU:HD11	1:A:358:VAL:CG2	1.95	0.97
1:B:251:VAL:CG1	1:B:276:LEU:HG	1.95	0.97
1:D:14:ARG:HH22	1:E:34:THR:CA	1.76	0.97
1:D:163:ALA:CA	1:D:165:LYS:HG2	1.95	0.97
1:J:420:ARG:HH11	1:J:420:ARG:CG	1.70	0.97
1:K:420:ARG:HH11	1:K:420:ARG:HG2	1.29	0.97
1:L:450:GLY:C	1:L:451:LEU:HD12	1.85	0.97
1:N:241:GLU:HA	1:N:241:GLU:OE1	1.63	0.97
1:C:380:SER:HB3	1:C:384:SER:HB2	1.45	0.97
1:F:136:LYS:HA	1:F:377:ARG:HH11	1.24	0.97
1:F:164:GLU:O	1:F:164:GLU:HG3	1.65	0.97
1:J:345:MET:CE	1:J:362:VAL:HG11	1.95	0.97
1:J:420:ARG:NH1	1:J:420:ARG:CG	2.20	0.97
1:A:178:VAL:CG2	1:A:366:VAL:HG22	1.95	0.97

Continued on next page...

Continued from previous page...

Atom-1	Atom-2	Interatomic distance (Å)	Clash overlap (Å)
1:A:233:ALA:HA	1:A:315:LEU:CG	1.94	0.97
1:B:105:ARG:CG	1:B:105:ARG:HH11	1.78	0.97
1:B:235:LEU:HG	1:B:310:LEU:HD11	1.45	0.97
1:D:220:SER:HB2	1:D:273:GLN:HB2	1.46	0.97
1:E:431:ILE:HD12	1:N:406:LEU:CD1	1.94	0.97
1:F:30:ILE:HG22	1:F:31:ILE:HD13	1.46	0.97
1:F:248:LYS:HD2	1:F:275:TYR:CZ	1.99	0.97
1:G:11:ASN:ND2	1:H:51:ASP:HA	1.80	0.97
1:G:232:ILE:CG1	1:G:299:THR:HG21	1.95	0.97
1:N:158:ILE:HG12	1:N:361:ALA:HB1	1.43	0.97
1:D:235:LEU:HD11	1:D:307:ILE:HG12	1.47	0.96
1:D:384:SER:HB3	1:D:441:HIS:CE1	2.00	0.96
1:G:182:VAL:HB	1:G:188:VAL:HG12	1.44	0.96
1:O:291:ASP:O	1:O:295:LEU:HD12	1.65	0.96
1:O:299:THR:HG22	1:O:318:ALA:HB2	1.47	0.96
1:A:9:PRO:HB3	1:B:69:SER:HB3	1.47	0.96
1:F:347:ILE:HG21	1:F:358:VAL:HG12	1.43	0.96
1:I:206:THR:HG22	1:I:348:ARG:H	1.27	0.96
1:L:130:LYS:NZ	1:L:134:LEU:HD11	1.79	0.96
1:A:233:ALA:HB1	1:A:310:LEU:CD1	1.94	0.96
1:A:437:VAL:HG21	1:A:451:LEU:CG	1.94	0.96
1:C:70:VAL:HG21	1:C:76:LYS:HG3	1.44	0.96
1:E:178:VAL:CG1	1:E:188:VAL:HG11	1.95	0.96
1:E:223:MET:CE	1:E:283:ALA:HB3	1.94	0.96
1:F:103:LEU:HD21	1:F:411:PHE:CE2	2.00	0.96
1:I:237:CYS:CA	1:I:306:ASN:HA	1.95	0.96
1:L:89:VAL:O	1:L:89:VAL:HG22	1.63	0.96
1:P:276:LEU:HD23	1:P:281:ILE:CD1	1.94	0.96
1:A:89:VAL:HG21	1:A:368:VAL:HG13	1.46	0.96
1:F:158:ILE:HG13	1:F:361:ALA:HB1	1.45	0.96
1:I:14:ARG:HD2	1:I:494:ILE:CG1	1.94	0.96
1:I:152:LYS:HE3	1:I:462:CYS:HA	1.48	0.96
1:M:473:LYS:HZ1	1:M:473:LYS:HB2	1.23	0.96
1:N:218:ARG:HH11	1:N:218:ARG:HG2	1.23	0.96
1:G:14:ARG:NH1	1:H:34:THR:HG23	1.79	0.96
1:I:148:GLU:O	1:I:148:GLU:HG3	1.65	0.96
1:I:154:ALA:HB1	1:I:174:ILE:HD11	0.99	0.96
1:I:235:LEU:HD21	1:I:310:LEU:HB2	0.97	0.96
1:J:254:ILE:HD13	1:J:262:LEU:HD13	1.47	0.96
1:P:233:ALA:HB1	1:P:310:LEU:CD1	1.95	0.96
1:A:142:VAL:HG13	1:A:149:ILE:HD13	1.46	0.96

Continued on next page...

Continued from previous page...

Atom-1	Atom-2	Interatomic distance (Å)	Clash overlap (Å)
1:A:428:LEU:N	1:A:428:LEU:CD1	2.28	0.96
1:C:339:HIS:ND1	1:C:339:HIS:O	1.98	0.96
1:D:254:ILE:HG12	1:D:310:LEU:CD1	1.96	0.96
1:F:327:SER:OG	1:F:327:SER:O	1.74	0.96
1:H:276:LEU:HD22	1:H:281:ILE:HG21	1.46	0.96
1:K:68:MET:CB	1:L:8:LEU:HA	1.95	0.96
1:K:130:LYS:NZ	1:K:134:LEU:HD11	1.80	0.96
1:K:134:LEU:HB3	1:K:392:LYS:NZ	1.80	0.96
1:P:339:HIS:HE1	1:P:341:LYS:HG3	1.30	0.96
1:A:8:LEU:N	1:B:68:MET:HB3	1.80	0.96
1:D:235:LEU:HD11	1:D:307:ILE:CG1	1.96	0.96
1:H:45:ASP:N	1:H:45:ASP:OD2	1.97	0.96
1:I:368:VAL:HG21	1:I:469:PRO:HG3	1.46	0.96
1:J:48:LEU:HB2	1:J:56:VAL:CG1	1.93	0.96
1:J:130:LYS:HG3	1:J:393:LEU:HD21	1.47	0.96
1:N:124:TYR:HE1	1:N:407:ALA:CA	1.79	0.96
1:C:174:ILE:HG22	1:C:362:VAL:CG2	1.96	0.96
1:E:101:GLY:HA2	1:E:104:LEU:HD12	1.48	0.96
1:E:473:LYS:HB2	1:E:473:LYS:NZ	1.80	0.96
1:G:448:CYS:HB2	1:G:460:ASP:CA	1.94	0.96
1:H:158:ILE:O	1:H:158:ILE:CG2	2.14	0.96
1:K:78:LEU:HD12	1:K:487:LEU:CD2	1.95	0.96
1:K:384:SER:HB2	1:K:441:HIS:HE1	1.21	0.96
1:L:222:GLN:CB	1:L:277:ALA:HB1	1.95	0.96
1:O:124:TYR:HE1	1:O:407:ALA:HA	1.30	0.96
1:P:119:ILE:CG2	1:P:403:ARG:HB2	1.96	0.96
1:P:235:LEU:HD21	1:P:307:ILE:CA	1.95	0.96
1:P:248:LYS:HD2	1:P:275:TYR:CZ	2.00	0.96
1:B:262:LEU:HD11	1:B:310:LEU:HD11	1.47	0.96
1:E:150:LEU:HD23	1:E:175:VAL:CG1	1.96	0.96
1:H:255:LYS:O	1:H:255:LYS:CG	2.10	0.96
1:I:197:LYS:HA	1:I:355:ILE:HG21	1.48	0.96
1:L:188:VAL:CG1	1:L:373:ILE:HG13	1.95	0.96
1:N:192:LEU:HB3	1:N:342:ALA:HA	1.48	0.96
1:A:233:ALA:HA	1:A:315:LEU:CD1	1.95	0.96
1:C:35:VAL:HG11	1:C:64:ILE:HG21	1.46	0.96
1:D:250:MET:CE	1:D:308:LYS:HG2	1.95	0.96
1:E:178:VAL:HG13	1:E:188:VAL:HG11	1.48	0.96
1:G:376:GLY:HA3	1:G:377:ARG:CB	1.91	0.96
1:H:235:LEU:HB2	1:H:310:LEU:HG	1.45	0.96
1:J:233:ALA:HA	1:J:315:LEU:HD22	1.48	0.96

Continued on next page...

Continued from previous page...

Atom-1	Atom-2	Interatomic distance (Å)	Clash overlap (Å)
1:J:262:LEU:HD12	1:J:310:LEU:HD21	1.44	0.96
1:K:44:MET:HA	1:K:44:MET:HE3	1.46	0.96
1:M:47:MET:CG	1:M:47:MET:O	2.13	0.96
1:N:218:ARG:NH2	1:N:282:VAL:HG21	1.81	0.96
1:L:119:ILE:HG21	1:L:403:ARG:CD	1.96	0.95
1:D:73:PRO:HB2	1:E:47:MET:HE1	1.45	0.95
1:D:119:ILE:HG21	1:D:403:ARG:HB2	1.47	0.95
1:D:262:LEU:CD1	1:D:310:LEU:HD11	1.94	0.95
1:E:379:VAL:HG12	1:E:470:LEU:HD23	1.48	0.95
1:H:192:LEU:HD22	1:H:297:LYS:HE3	1.48	0.95
1:L:218:ARG:HG3	1:L:323:GLU:HG3	1.48	0.95
1:M:8:LEU:HB2	1:M:12:MET:CE	1.96	0.95
1:M:17:GLY:O	1:M:21:GLN:HG3	1.66	0.95
1:P:105:ARG:NH1	1:P:106:LYS:HD2	1.81	0.95
1:B:116:HIS:ND1	1:B:117:PRO:HD2	1.81	0.95
1:B:178:VAL:CG2	1:B:366:VAL:HG22	1.96	0.95
1:J:135:LEU:HD22	1:J:389:LEU:HD21	1.46	0.95
1:K:121:VAL:HG23	1:K:122:LYS:H	1.32	0.95
1:L:31:ILE:HG21	1:L:65:LEU:HD11	1.47	0.95
1:B:153:ILE:HD11	1:B:378:ILE:HG22	1.46	0.95
1:E:174:ILE:CG2	1:E:362:VAL:HG23	1.95	0.95
1:E:406:LEU:HD11	1:N:431:ILE:HD11	1.48	0.95
1:F:235:LEU:CG	1:F:307:ILE:HA	1.96	0.95
1:I:276:LEU:HB3	1:I:281:ILE:HB	1.48	0.95
1:K:233:ALA:HA	1:K:315:LEU:CG	1.96	0.95
1:N:71:GLU:HG3	1:N:72:HIS:H	1.29	0.95
1:A:155:MET:HB2	1:A:167:LYS:HG3	1.46	0.95
1:D:341:LYS:NZ	1:D:341:LYS:HB3	1.82	0.95
1:D:383:GLY:HA2	1:D:386:GLU:HG2	1.46	0.95
1:G:192:LEU:HD23	1:G:341:LYS:O	1.67	0.95
1:K:222:GLN:HB3	1:K:277:ALA:HB1	1.46	0.95
1:M:130:LYS:HE2	1:M:393:LEU:HD21	1.48	0.95
1:O:119:ILE:CG1	1:O:403:ARG:HD2	1.96	0.95
1:O:166:ALA:HB2	1:O:203:ILE:HB	1.46	0.95
1:P:50:ASP:HB2	1:P:51:ASP:CB	1.96	0.95
1:P:233:ALA:HA	1:P:315:LEU:CD2	1.95	0.95
1:D:150:LEU:HD23	1:D:175:VAL:HG13	1.48	0.95
1:G:234:LEU:H	1:G:315:LEU:HD11	1.29	0.95
1:J:34:THR:HG22	1:J:35:VAL:CG1	1.96	0.95
1:J:437:VAL:HG21	1:J:451:LEU:CG	1.97	0.95
1:L:383:GLY:HA2	1:L:386:GLU:CG	1.96	0.95

Continued on next page...

Continued from previous page...

Atom-1	Atom-2	Interatomic distance (Å)	Clash overlap (Å)
1:N:68:MET:CB	1:O:8:LEU:HA	1.97	0.95
1:G:170:LEU:HD21	1:G:358:VAL:HG13	1.46	0.95
1:G:389:LEU:HD23	1:G:415:LEU:HD13	1.45	0.95
1:P:420:ARG:HG2	1:P:420:ARG:NH1	1.71	0.95
1:D:89:VAL:O	1:D:89:VAL:CG2	2.09	0.95
1:F:381:GLY:HA3	1:F:461:MET:CG	1.96	0.95
1:G:103:LEU:HD21	1:G:411:PHE:CE2	2.01	0.95
1:G:106:LYS:CA	1:G:106:LYS:HE3	1.94	0.95
1:G:233:ALA:HA	1:G:315:LEU:HG	1.48	0.95
1:I:30:ILE:HG22	1:I:31:ILE:HD13	1.45	0.95
1:J:106:LYS:CE	1:J:106:LYS:CA	2.44	0.95
1:J:130:LYS:NZ	1:J:393:LEU:HD23	1.80	0.95
1:J:154:ALA:HB1	1:J:174:ILE:CD1	1.97	0.95
1:M:123:GLY:HA3	1:M:407:ALA:HB3	1.44	0.95
1:N:34:THR:HA	1:O:14:ARG:HH22	1.28	0.95
1:I:345:MET:CE	1:I:362:VAL:HG11	1.97	0.95
1:K:70:VAL:HG12	1:K:76:LYS:HD2	1.44	0.95
1:L:119:ILE:CG2	1:L:403:ARG:HB2	1.97	0.95
1:M:130:LYS:HE2	1:M:134:LEU:HD11	0.95	0.95
1:O:42:LYS:CB	1:O:425:ASN:HB2	1.97	0.95
1:P:195:ILE:HB	1:P:359:ALA:HB1	1.48	0.95
1:D:130:LYS:HD3	1:D:393:LEU:HD22	1.48	0.95
1:E:431:ILE:HD11	1:N:403:ARG:HG2	1.49	0.95
1:H:134:LEU:CD2	1:H:392:LYS:HD2	1.96	0.95
1:I:34:THR:HG22	1:I:35:VAL:CG1	1.97	0.95
1:J:403:ARG:HH11	1:J:403:ARG:CG	1.73	0.95
1:P:154:ALA:CB	1:P:174:ILE:HD11	1.97	0.95
1:P:378:ILE:O	1:P:378:ILE:HG13	1.65	0.95
1:C:42:LYS:NZ	1:C:453:VAL:HB	1.82	0.94
1:C:235:LEU:HG	1:C:310:LEU:CD2	1.94	0.94
1:G:178:VAL:CG2	1:G:366:VAL:HG22	1.97	0.94
1:J:42:LYS:HG3	1:J:425:ASN:HB3	1.45	0.94
1:K:96:ALA:HB1	1:K:480:ALA:HB2	1.49	0.94
1:M:235:LEU:HD13	1:M:307:ILE:HD13	1.48	0.94
1:O:12:MET:SD	1:O:494:ILE:HG22	2.07	0.94
1:A:307:ILE:HD12	1:A:307:ILE:O	1.66	0.94
1:B:235:LEU:HB2	1:B:310:LEU:HD21	1.49	0.94
1:C:8:LEU:HD13	1:C:494:ILE:CG2	1.97	0.94
1:C:303:VAL:HG22	1:C:303:VAL:O	1.62	0.94
1:D:174:ILE:HG22	1:D:362:VAL:CG2	1.97	0.94
1:E:216:LYS:O	1:E:332:ILE:HG13	1.67	0.94

Continued on next page...

Continued from previous page...

Atom-1	Atom-2	Interatomic distance (Å)	Clash overlap (Å)
1:F:113:GLN:HE21	1:F:113:GLN:CA	1.76	0.94
1:I:42:LYS:HB3	1:I:425:ASN:CB	1.97	0.94
1:I:208:LEU:HD22	1:I:343:VAL:HG21	1.48	0.94
1:I:304:ILE:O	1:I:304:ILE:HG13	1.65	0.94
1:J:233:ALA:HB1	1:J:310:LEU:CD1	1.97	0.94
1:L:310:LEU:HD12	1:L:315:LEU:HD11	1.49	0.94
1:E:158:ILE:HG22	1:E:158:ILE:O	1.67	0.94
1:E:197:LYS:HB2	1:E:355:ILE:CG2	1.96	0.94
1:G:368:VAL:CG2	1:G:469:PRO:HG2	1.97	0.94
1:M:158:ILE:HG21	1:M:170:LEU:HD12	1.44	0.94
1:I:44:MET:HE2	1:I:44:MET:HA	0.96	0.94
1:K:134:LEU:HD22	1:K:392:LYS:CD	1.96	0.94
1:M:154:ALA:HB1	1:M:174:ILE:HD11	1.46	0.94
1:M:391:MET:HE1	1:M:438:ARG:HB3	1.47	0.94
1:P:124:TYR:HE1	1:P:407:ALA:CA	1.81	0.94
1:P:391:MET:CE	1:P:438:ARG:HB3	1.96	0.94
1:B:437:VAL:CG2	1:B:451:LEU:HG	1.96	0.94
1:C:403:ARG:CA	1:C:406:LEU:HD22	1.98	0.94
1:C:441:HIS:ND1	1:C:449:ALA:HB3	1.81	0.94
1:E:377:ARG:HB3	1:E:470:LEU:HG	1.49	0.94
1:G:368:VAL:HB	1:G:469:PRO:CG	1.97	0.94
1:L:486:MET:HG2	1:L:487:LEU:N	1.80	0.94
1:M:47:MET:O	1:M:47:MET:HG2	1.68	0.94
1:O:39:LEU:HG	1:O:40:GLY:N	1.79	0.94
1:O:214:VAL:HG12	1:O:291:ASP:HB3	1.50	0.94
1:C:218:ARG:HH11	1:C:218:ARG:HG2	1.31	0.94
1:F:100:ALA:HB1	1:F:484:THR:CG2	1.98	0.94
1:J:166:ALA:HB2	1:J:203:ILE:CG2	1.96	0.94
1:M:42:LYS:HB3	1:M:425:ASN:HB2	1.48	0.94
1:N:30:ILE:HG22	1:N:31:ILE:HD13	1.46	0.94
1:O:68:MET:HA	1:O:68:MET:CE	1.98	0.94
1:B:217:GLU:HG2	1:B:330:SER:HB2	1.48	0.94
1:E:42:LYS:HE3	1:E:426:ALA:HB2	0.95	0.94
1:F:262:LEU:HD11	1:F:310:LEU:CD2	1.96	0.94
1:H:235:LEU:HD11	1:H:307:ILE:CG2	1.96	0.94
1:H:403:ARG:HA	1:H:406:LEU:CD1	1.97	0.94
1:O:18:ARG:HG2	1:O:19:ASP:N	1.82	0.94
1:P:119:ILE:HG13	1:P:403:ARG:HG3	1.47	0.94
1:P:235:LEU:CD2	1:P:307:ILE:HA	1.98	0.94
1:B:153:ILE:HD11	1:B:378:ILE:CG2	1.97	0.94
1:B:235:LEU:HD21	1:B:307:ILE:CA	1.97	0.94

Continued on next page...

Continued from previous page...

Atom-1	Atom-2	Interatomic distance (Å)	Clash overlap (Å)
1:B:311:SER:O	1:B:315:LEU:HD22	1.67	0.94
1:C:197:LYS:CB	1:C:355:ILE:HG21	1.95	0.94
1:C:254:ILE:HD11	1:C:307:ILE:HD11	1.50	0.94
1:D:268:ILE:HB	1:D:273:GLN:HE21	1.31	0.94
1:E:254:ILE:HG22	1:E:281:ILE:CD1	1.97	0.94
1:G:174:ILE:CG2	1:G:362:VAL:HB	1.98	0.94
1:H:223:MET:HG3	1:H:277:ALA:HB2	1.50	0.94
1:J:119:ILE:HD12	1:J:403:ARG:HB2	1.48	0.94
1:J:239:ILE:HD12	1:J:307:ILE:HG13	1.49	0.94
1:K:236:ASN:HA	1:K:265:GLN:CB	1.97	0.94
1:L:150:LEU:HD23	1:L:175:VAL:HG13	1.49	0.94
1:L:233:ALA:HB1	1:L:310:LEU:CD1	1.97	0.94
1:L:377:ARG:HB3	1:L:470:LEU:CD2	1.95	0.94
1:M:100:ALA:HB1	1:M:484:THR:HG21	0.96	0.94
1:M:182:VAL:O	1:M:182:VAL:CG1	2.15	0.94
1:M:473:LYS:HB2	1:M:473:LYS:NZ	1.75	0.94
1:O:113:GLN:CD	1:O:113:GLN:C	2.25	0.94
1:O:235:LEU:HD23	1:O:307:ILE:H	1.30	0.94
1:O:341:LYS:CB	1:O:341:LYS:HZ2	1.77	0.94
1:P:182:VAL:HB	1:P:188:VAL:HG21	1.46	0.94
1:C:368:VAL:HG11	1:C:472:VAL:HG11	1.48	0.94
1:D:192:LEU:CG	1:D:342:ALA:HB2	1.97	0.94
1:D:198:LYS:N	1:D:355:ILE:HD12	1.81	0.94
1:E:217:GLU:HB3	1:E:330:SER:HB2	1.48	0.94
1:F:119:ILE:HG21	1:F:403:ARG:HB2	1.49	0.94
1:J:42:LYS:HE2	1:J:426:ALA:HA	1.49	0.94
1:M:437:VAL:HG22	1:M:458:VAL:HG13	1.47	0.94
1:O:235:LEU:HB2	1:O:307:ILE:HA	1.50	0.94
1:A:345:MET:HE1	1:A:362:VAL:HG11	1.48	0.94
1:B:174:ILE:CG2	1:B:362:VAL:HG22	1.98	0.94
1:E:39:LEU:HG	1:E:40:GLY:N	1.83	0.94
1:I:155:MET:SD	1:I:167:LYS:HD2	2.08	0.94
1:J:153:ILE:CD1	1:J:378:ILE:HG22	1.97	0.94
1:J:345:MET:HE1	1:J:362:VAL:HG11	1.47	0.94
1:K:48:LEU:HD13	1:K:68:MET:CE	1.98	0.94
1:K:473:LYS:HB2	1:K:473:LYS:NZ	1.77	0.94
1:L:237:CYS:CB	1:L:306:ASN:HA	1.98	0.94
1:M:177:ALA:HB2	1:M:208:LEU:CD1	1.98	0.94
1:M:391:MET:HE1	1:M:438:ARG:CB	1.98	0.94
1:O:214:VAL:CG1	1:O:291:ASP:HB3	1.98	0.94
1:C:383:GLY:HA2	1:C:386:GLU:CG	1.97	0.93

Continued on next page...

Continued from previous page...

Atom-1	Atom-2	Interatomic distance (Å)	Clash overlap (Å)
1:G:142:VAL:HG22	1:G:149:ILE:HD13	1.50	0.93
1:H:22:ARG:HA	1:H:25:ILE:HD12	1.49	0.93
1:M:69:SER:OG	1:N:9:PRO:HA	1.67	0.93
1:M:247:LEU:HD22	1:M:272:ALA:HB2	1.50	0.93
1:A:174:ILE:HD12	1:A:365:ALA:HB1	1.48	0.93
1:B:250:MET:CE	1:B:308:LYS:HG2	1.98	0.93
1:D:99:VAL:HG11	1:D:418:ILE:HD11	1.50	0.93
1:D:220:SER:HB2	1:D:273:GLN:CB	1.97	0.93
1:D:364:ASP:O	1:D:368:VAL:HG22	1.67	0.93
1:F:14:ARG:HH12	1:G:34:THR:HA	1.33	0.93
1:F:387:VAL:HG21	1:F:437:VAL:HG12	1.51	0.93
1:G:34:THR:CG2	1:G:35:VAL:HG13	1.97	0.93
1:H:327:SER:O	1:H:327:SER:OG	1.66	0.93
1:J:42:LYS:CB	1:J:425:ASN:HB3	1.97	0.93
1:J:233:ALA:CB	1:J:310:LEU:HD11	1.99	0.93
1:K:391:MET:HE1	1:K:438:ARG:HB3	1.49	0.93
1:A:14:ARG:HG3	1:A:494:ILE:HG12	1.50	0.93
1:B:248:LYS:HD2	1:B:275:TYR:CZ	2.03	0.93
1:D:197:LYS:HA	1:D:355:ILE:HG22	1.48	0.93
1:E:234:LEU:N	1:E:315:LEU:HD22	1.83	0.93
1:F:437:VAL:HG21	1:F:451:LEU:CG	1.97	0.93
1:J:48:LEU:HB2	1:J:56:VAL:HG12	1.49	0.93
1:K:122:LYS:HA	1:K:125:GLN:CD	1.88	0.93
1:K:170:LEU:HD22	1:K:358:VAL:CG1	1.97	0.93
1:K:235:LEU:HD13	1:K:307:ILE:CB	1.98	0.93
1:O:236:ASN:ND2	1:O:305:THR:HG23	1.82	0.93
1:P:238:ALA:H	1:P:266:LYS:HB2	1.32	0.93
1:A:9:PRO:HD3	1:B:68:MET:CG	1.97	0.93
1:A:135:LEU:HD11	1:A:385:THR:CG2	1.98	0.93
1:C:158:ILE:HD13	1:C:170:LEU:HB2	1.49	0.93
1:C:391:MET:CE	1:C:438:ARG:HG2	1.98	0.93
1:E:276:LEU:HD12	1:E:281:ILE:HD12	1.50	0.93
1:N:235:LEU:HG	1:N:310:LEU:CD2	1.98	0.93
1:O:235:LEU:HB3	1:O:310:LEU:HD21	1.50	0.93
1:P:42:LYS:HD3	1:P:426:ALA:HB2	1.49	0.93
1:P:208:LEU:HD13	1:P:210:LYS:HE3	1.47	0.93
1:B:222:GLN:HB2	1:B:277:ALA:HB1	1.51	0.93
1:E:195:ILE:O	1:E:195:ILE:CD1	2.16	0.93
1:E:368:VAL:HB	1:E:469:PRO:CB	1.99	0.93
1:F:235:LEU:CD1	1:F:310:LEU:HB2	1.99	0.93
1:G:158:ILE:HD13	1:G:170:LEU:HB3	1.49	0.93

Continued on next page...

Continued from previous page...

Atom-1	Atom-2	Interatomic distance (Å)	Clash overlap (Å)
1:G:262:LEU:HD11	1:G:310:LEU:CD2	1.97	0.93
1:I:178:VAL:CG1	1:I:188:VAL:HG11	1.98	0.93
1:J:234:LEU:HG	1:J:315:LEU:HD21	1.51	0.93
1:M:68:MET:HB3	1:N:8:LEU:HB3	1.49	0.93
1:M:134:LEU:CD1	1:M:393:LEU:HD21	1.98	0.93
1:M:206:THR:HG23	1:M:347:ILE:HG23	1.49	0.93
1:M:384:SER:HB2	1:M:441:HIS:CE1	2.02	0.93
1:F:237:CYS:CA	1:F:306:ASN:HA	1.98	0.93
1:K:428:LEU:HD22	1:K:429:ASP:H	1.34	0.93
1:L:36:ARG:HG3	1:L:37:SER:H	1.33	0.93
1:M:119:ILE:HG13	1:M:403:ARG:CD	1.98	0.93
1:M:235:LEU:CD2	1:M:307:ILE:HA	1.98	0.93
1:H:177:ALA:HB2	1:H:208:LEU:CD1	1.99	0.93
1:I:103:LEU:HD21	1:I:411:PHE:CE2	2.04	0.93
1:J:174:ILE:HG22	1:J:362:VAL:HG23	1.50	0.93
1:J:276:LEU:HD12	1:J:281:ILE:CD1	1.97	0.93
1:L:192:LEU:CG	1:L:342:ALA:HB2	1.99	0.93
1:A:69:SER:O	1:A:69:SER:OG	1.77	0.93
1:A:150:LEU:HD23	1:A:175:VAL:HG13	1.49	0.93
1:C:222:GLN:HB3	1:C:277:ALA:HB1	1.48	0.93
1:F:233:ALA:HA	1:F:315:LEU:HD22	1.48	0.93
1:A:134:LEU:HB3	1:A:392:LYS:HZ1	1.34	0.93
1:A:142:VAL:HG21	1:A:149:ILE:CG2	1.99	0.93
1:A:158:ILE:CD1	1:A:170:LEU:HB3	1.98	0.93
1:B:166:ALA:HB2	1:B:203:ILE:CG2	1.98	0.93
1:C:158:ILE:HD13	1:C:170:LEU:CB	1.98	0.93
1:C:406:LEU:HD21	1:L:431:ILE:HD12	1.50	0.93
1:C:431:ILE:HD12	1:L:406:LEU:HD22	1.49	0.93
1:G:368:VAL:CB	1:G:469:PRO:HG2	1.99	0.93
1:I:156:THR:HG21	1:I:468:GLU:HB3	1.48	0.93
1:I:170:LEU:HD21	1:I:358:VAL:CG2	1.98	0.93
1:K:100:ALA:HB1	1:K:484:THR:HG21	0.95	0.93
1:N:192:LEU:HB3	1:N:342:ALA:CA	1.99	0.93
1:E:35:VAL:HG23	1:E:94:THR:HG23	1.51	0.93
1:E:42:LYS:HG3	1:E:425:ASN:CB	1.99	0.93
1:G:219:VAL:CG1	1:G:273:GLN:HG2	1.99	0.93
1:H:154:ALA:HB1	1:H:174:ILE:HD11	0.95	0.93
1:K:222:GLN:CB	1:K:277:ALA:HB1	1.98	0.93
1:L:158:ILE:CD1	1:L:170:LEU:HB3	1.99	0.93
1:A:206:THR:HG22	1:A:348:ARG:H	1.33	0.92
1:C:130:LYS:HE2	1:C:134:LEU:CD1	1.98	0.92

Continued on next page...

Continued from previous page...

Atom-1	Atom-2	Interatomic distance (Å)	Clash overlap (Å)
1:E:9:PRO:HD3	1:F:68:MET:HE2	1.51	0.92
1:M:68:MET:HB3	1:N:8:LEU:CA	1.99	0.92
1:M:197:LYS:HA	1:M:355:ILE:CG2	1.98	0.92
1:P:437:VAL:HG22	1:P:458:VAL:HB	1.51	0.92
1:A:403:ARG:HH11	1:A:403:ARG:HG3	1.34	0.92
1:C:391:MET:HE3	1:C:438:ARG:HG2	1.51	0.92
1:F:142:VAL:HG21	1:F:149:ILE:HG21	1.50	0.92
1:F:206:THR:HG22	1:F:348:ARG:N	1.83	0.92
1:F:233:ALA:CB	1:F:310:LEU:HD11	1.99	0.92
1:H:77:MET:CE	1:H:487:LEU:HD21	2.00	0.92
1:I:461:MET:N	1:I:461:MET:HE2	1.84	0.92
1:J:25:ILE:HD13	1:J:108:GLU:OE2	1.69	0.92
1:J:234:LEU:HD11	1:J:301:ALA:HB3	1.52	0.92
1:K:116:HIS:CG	1:K:117:PRO:HD2	2.05	0.92
1:K:156:THR:HG21	1:K:468:GLU:HB3	1.51	0.92
1:K:289:LYS:HB2	1:K:292:MET:HB2	1.50	0.92
1:L:174:ILE:HD12	1:L:365:ALA:HB1	1.50	0.92
1:A:30:ILE:HG22	1:A:31:ILE:CG1	2.00	0.92
1:E:234:LEU:HD11	1:E:301:ALA:CB	2.00	0.92
1:F:9:PRO:HD2	1:F:12:MET:HG2	1.51	0.92
1:I:235:LEU:HD23	1:I:310:LEU:CD1	1.97	0.92
1:J:142:VAL:HG11	1:J:149:ILE:HG21	1.51	0.92
1:L:174:ILE:HG22	1:L:362:VAL:CG2	1.98	0.92
1:C:9:PRO:HD3	1:D:68:MET:CA	1.99	0.92
1:F:154:ALA:CB	1:F:174:ILE:HD11	1.99	0.92
1:F:235:LEU:HG	1:F:307:ILE:CA	1.99	0.92
1:L:96:ALA:HA	1:L:480:ALA:CB	1.98	0.92
1:N:103:LEU:HD21	1:N:411:PHE:CE2	2.05	0.92
1:P:223:MET:HE3	1:P:273:GLN:CB	1.96	0.92
1:P:237:CYS:HB3	1:P:306:ASN:HA	1.51	0.92
1:E:116:HIS:CG	1:E:117:PRO:HD2	2.05	0.92
1:E:268:ILE:CG2	1:E:273:GLN:HG3	1.98	0.92
1:H:265:GLN:HE22	1:H:289:LYS:HD2	1.31	0.92
1:L:154:ALA:CB	1:L:174:ILE:HD11	1.99	0.92
1:L:405:GLN:HG2	1:L:406:LEU:H	1.34	0.92
1:M:68:MET:HA	1:N:9:PRO:HG3	1.50	0.92
1:N:379:VAL:HG11	1:N:473:LYS:HG3	1.51	0.92
1:O:42:LYS:HE2	1:O:426:ALA:HA	1.51	0.92
1:O:68:MET:HG3	1:P:8:LEU:HD12	1.49	0.92
1:B:42:LYS:HE3	1:B:453:VAL:HB	1.48	0.92
1:C:383:GLY:HA2	1:C:386:GLU:HG2	1.51	0.92

Continued on next page...

Continued from previous page...

Atom-1	Atom-2	Interatomic distance (Å)	Clash overlap (Å)
1:D:431:ILE:HD11	1:M:403:ARG:N	1.84	0.92
1:H:379:VAL:O	1:H:467:VAL:HG12	1.69	0.92
1:H:437:VAL:HG21	1:H:451:LEU:HG	1.51	0.92
1:K:70:VAL:HG11	1:K:76:LYS:CG	1.99	0.92
1:M:232:ILE:HD13	1:M:261:VAL:HG11	1.49	0.92
1:M:239:ILE:HG22	1:M:307:ILE:HG21	1.50	0.92
1:A:88:GLU:CD	1:A:475:GLN:HG2	1.89	0.92
1:B:18:ARG:C	1:B:21:GLN:HG3	1.88	0.92
1:C:219:VAL:HG23	1:C:285:ARG:HB2	1.46	0.92
1:C:233:ALA:CA	1:C:315:LEU:HD22	1.98	0.92
1:H:345:MET:CE	1:H:362:VAL:HG11	1.99	0.92
1:K:116:HIS:CD2	1:K:117:PRO:HD2	2.03	0.92
1:N:68:MET:HG3	1:O:8:LEU:CD2	1.99	0.92
1:N:220:SER:HB3	1:N:223:MET:SD	2.08	0.92
1:P:138:ILE:HD13	1:P:385:THR:HB	1.49	0.92
1:B:488:LEU:CD2	1:B:488:LEU:C	2.21	0.92
1:C:437:VAL:HG21	1:C:451:LEU:CG	1.99	0.92
1:D:81:VAL:HG11	1:D:483:SER:CB	1.99	0.92
1:E:397:ALA:HB2	1:E:408:VAL:HG23	1.48	0.92
1:I:48:LEU:O	1:I:56:VAL:HG22	1.68	0.92
1:J:34:THR:HA	1:K:14:ARG:HH22	1.31	0.92
1:J:233:ALA:CA	1:J:315:LEU:HD22	2.00	0.92
1:K:235:LEU:CD2	1:K:307:ILE:HA	2.00	0.92
1:M:304:ILE:HD12	1:M:309:ASP:HB2	1.49	0.92
1:M:448:CYS:CB	1:M:460:ASP:HA	2.00	0.92
1:P:235:LEU:HG	1:P:307:ILE:HD12	1.50	0.92
1:P:339:HIS:CG	1:P:339:HIS:O	2.19	0.92
1:A:218:ARG:CZ	1:A:282:VAL:HG21	1.99	0.92
1:B:181:VAL:HG12	1:B:341:LYS:O	1.70	0.92
1:D:42:LYS:HG3	1:D:425:ASN:HB2	1.51	0.92
1:F:158:ILE:O	1:F:158:ILE:CG2	2.18	0.92
1:H:420:ARG:HG2	1:H:420:ARG:NH1	1.71	0.92
1:J:197:LYS:CB	1:J:355:ILE:HG21	1.99	0.92
1:J:233:ALA:HB1	1:J:310:LEU:HD11	1.51	0.92
1:L:165:LYS:HA	1:L:165:LYS:CE	1.96	0.92
1:L:206:THR:HG22	1:L:347:ILE:HA	1.51	0.92
1:O:193:ILE:HD12	1:O:366:VAL:HG21	1.52	0.92
1:O:235:LEU:HD23	1:O:307:ILE:N	1.83	0.92
1:A:68:MET:HA	1:H:9:PRO:CD	1.98	0.92
1:B:8:LEU:CD2	1:C:68:MET:HG3	2.00	0.92
1:C:89:VAL:CG2	1:C:89:VAL:O	2.18	0.92

Continued on next page...

Continued from previous page...

Atom-1	Atom-2	Interatomic distance (Å)	Clash overlap (Å)
1:E:106:LYS:HE3	1:E:109:GLU:OE2	1.70	0.92
1:G:276:LEU:CD1	1:G:281:ILE:HG21	1.97	0.92
1:K:69:SER:HB3	1:L:9:PRO:CB	2.00	0.92
1:L:156:THR:CG2	1:L:468:GLU:HA	2.00	0.92
1:L:235:LEU:C	1:L:235:LEU:HD23	1.89	0.92
1:C:218:ARG:HH11	1:C:218:ARG:CG	1.82	0.91
1:D:119:ILE:CG2	1:D:403:ARG:HB2	1.99	0.91
1:E:9:PRO:HD2	1:E:12:MET:SD	2.10	0.91
1:F:9:PRO:CA	1:G:69:SER:HA	1.99	0.91
1:G:85:GLN:HE22	1:G:476:ALA:HA	1.34	0.91
1:H:17:GLY:O	1:H:21:GLN:HB2	1.69	0.91
1:J:135:LEU:CD2	1:J:389:LEU:HD21	1.99	0.91
1:A:9:PRO:HA	1:B:69:SER:CB	1.99	0.91
1:D:237:CYS:HA	1:D:306:ASN:CA	1.99	0.91
1:E:178:VAL:HG13	1:E:188:VAL:CG1	2.00	0.91
1:F:100:ALA:CB	1:F:484:THR:HG21	2.00	0.91
1:F:459:GLU:CD	1:F:461:MET:HE1	1.89	0.91
1:I:124:TYR:HE1	1:I:407:ALA:CA	1.82	0.91
1:J:403:ARG:HG3	1:J:403:ARG:NH1	1.78	0.91
1:B:312:ALA:CB	1:B:315:LEU:HB2	2.00	0.91
1:C:100:ALA:HB1	1:C:484:THR:HG21	1.52	0.91
1:C:124:TYR:N	1:C:124:TYR:HD1	1.64	0.91
1:C:145:GLN:O	1:C:145:GLN:CG	2.18	0.91
1:F:188:VAL:CG2	1:F:373:ILE:HD12	2.01	0.91
1:F:212:VAL:HG23	1:F:298:ALA:HB2	1.50	0.91
1:F:254:ILE:HD13	1:F:262:LEU:CD1	2.00	0.91
1:G:89:VAL:O	1:G:89:VAL:CG2	2.18	0.91
1:J:235:LEU:O	1:J:264:CYS:HA	1.71	0.91
1:K:130:LYS:HZ2	1:K:393:LEU:HD23	1.33	0.91
1:K:460:ASP:OD1	1:K:460:ASP:C	2.05	0.91
1:N:237:CYS:HB3	1:N:306:ASN:HA	1.52	0.91
1:O:27:ALA:HA	1:O:30:ILE:CD1	2.00	0.91
1:P:339:HIS:CE1	1:P:341:LYS:HG3	2.05	0.91
1:B:127:ALA:HB2	1:B:408:VAL:HG12	1.52	0.91
1:B:134:LEU:HB3	1:B:392:LYS:NZ	1.85	0.91
1:I:406:LEU:HD23	1:I:406:LEU:H	1.33	0.91
1:L:217:GLU:HG2	1:L:330:SER:HB2	1.51	0.91
1:N:77:MET:HA	1:N:80:GLU:OE1	1.70	0.91
1:A:358:VAL:O	1:A:362:VAL:HG12	1.69	0.91
1:C:403:ARG:C	1:C:406:LEU:HD22	1.91	0.91
1:D:339:HIS:HE1	1:D:341:LYS:HD2	1.32	0.91

Continued on next page...

Continued from previous page...

Atom-1	Atom-2	Interatomic distance (Å)	Clash overlap (Å)
1:F:113:GLN:NE2	1:F:113:GLN:CA	2.31	0.91
1:F:304:ILE:HD12	1:F:309:ASP:CB	2.01	0.91
1:G:397:ALA:HB2	1:G:408:VAL:HG23	1.52	0.91
1:I:153:ILE:HD11	1:I:378:ILE:CG2	2.00	0.91
1:L:12:MET:CG	1:L:494:ILE:HG22	1.99	0.91
1:L:105:ARG:HD3	1:L:106:LYS:CG	1.97	0.91
1:L:211:GLY:HA2	1:L:298:ALA:HB2	1.52	0.91
1:M:38:THR:CG2	1:M:46:LYS:HE2	2.00	0.91
1:O:192:LEU:HB2	1:O:342:ALA:HB2	1.52	0.91
1:P:437:VAL:HG21	1:P:451:LEU:HG	1.51	0.91
1:A:174:ILE:HG22	1:A:362:VAL:CG2	2.00	0.91
1:B:14:ARG:NH1	1:C:34:THR:HA	1.84	0.91
1:C:64:ILE:HG23	1:C:65:LEU:HD22	1.53	0.91
1:C:170:LEU:HD22	1:C:358:VAL:HG13	1.51	0.91
1:C:435:VAL:HG11	1:L:401:SER:CB	2.00	0.91
1:D:215:ASP:OD1	1:D:331:MET:HG2	1.70	0.91
1:E:389:LEU:HD13	1:E:415:LEU:HD13	1.51	0.91
1:E:391:MET:HE3	1:E:438:ARG:HB3	0.92	0.91
1:H:182:VAL:HB	1:H:188:VAL:CG2	1.99	0.91
1:A:379:VAL:HG11	1:A:473:LYS:HG3	1.51	0.91
1:E:154:ALA:CB	1:E:174:ILE:HD11	2.01	0.91
1:E:380:SER:HB2	1:E:384:SER:CB	2.00	0.91
1:G:216:LYS:HG3	1:G:287:VAL:HG22	1.52	0.91
1:J:237:CYS:HA	1:J:306:ASN:CA	1.99	0.91
1:K:237:CYS:CA	1:K:306:ASN:HA	2.00	0.91
1:K:239:ILE:CG2	1:K:307:ILE:HG21	1.99	0.91
1:L:174:ILE:CG2	1:L:362:VAL:HG23	2.00	0.91
1:F:437:VAL:HG21	1:F:451:LEU:HG	1.53	0.91
1:G:121:VAL:O	1:G:125:GLN:HG2	1.69	0.91
1:H:177:ALA:HB2	1:H:208:LEU:HD11	1.52	0.91
1:H:237:CYS:HB2	1:H:306:ASN:CB	2.01	0.91
1:H:368:VAL:CG2	1:H:469:PRO:HG3	2.01	0.91
1:K:403:ARG:CG	1:K:403:ARG:NH1	2.12	0.91
1:L:34:THR:HA	1:M:14:ARG:NH2	1.85	0.91
1:L:127:ALA:HB2	1:L:408:VAL:HG12	1.51	0.91
1:L:308:LYS:NZ	1:L:308:LYS:HB2	1.83	0.91
1:N:119:ILE:HD12	1:N:403:ARG:CB	1.98	0.91
1:N:212:VAL:HG21	1:N:294:LYS:C	1.91	0.91
1:O:254:ILE:HG21	1:O:262:LEU:HD13	1.53	0.91
1:P:237:CYS:CB	1:P:306:ASN:HA	2.00	0.91
1:P:327:SER:O	1:P:327:SER:OG	1.85	0.91

Continued on next page...

Continued from previous page...

Atom-1	Atom-2	Interatomic distance (Å)	Clash overlap (Å)
1:C:158:ILE:CG2	1:C:158:ILE:O	2.16	0.91
1:C:182:VAL:HB	1:C:188:VAL:HG13	1.49	0.91
1:E:89:VAL:HG22	1:E:89:VAL:O	1.69	0.91
1:E:177:ALA:HB1	1:E:193:ILE:HD13	1.50	0.91
1:F:124:TYR:CE1	1:F:407:ALA:HB1	2.05	0.91
1:K:12:MET:SD	1:K:494:ILE:HG22	2.10	0.91
1:P:44:MET:CE	1:P:44:MET:CA	2.49	0.91
1:A:72:HIS:HD2	1:A:73:PRO:CD	1.84	0.91
1:B:71:GLU:HG3	1:B:72:HIS:H	1.33	0.91
1:D:8:LEU:N	1:E:70:VAL:HA	1.84	0.91
1:D:188:VAL:HG21	1:D:373:ILE:HG13	1.51	0.91
1:E:452:ASN:HD21	1:E:454:PHE:HB2	1.36	0.91
1:H:234:LEU:H	1:H:315:LEU:HD11	1.34	0.91
1:L:178:VAL:HG22	1:L:366:VAL:HG13	1.53	0.91
1:L:235:LEU:CB	1:L:310:LEU:HD22	2.01	0.91
1:M:68:MET:HA	1:N:9:PRO:CG	2.01	0.91
1:A:195:ILE:CB	1:A:359:ALA:HB1	2.01	0.90
1:B:250:MET:HE2	1:B:308:LYS:HG2	1.50	0.90
1:D:223:MET:HE1	1:D:283:ALA:HB3	1.54	0.90
1:D:459:GLU:HG2	1:D:461:MET:HE1	1.53	0.90
1:G:158:ILE:CD1	1:G:170:LEU:HB3	2.01	0.90
1:I:195:ILE:HB	1:I:359:ALA:HB2	1.51	0.90
1:I:238:ALA:O	1:I:307:ILE:HB	1.70	0.90
1:K:233:ALA:CA	1:K:315:LEU:HG	2.01	0.90
1:L:166:ALA:HB2	1:L:203:ILE:HG22	0.92	0.90
1:L:420:ARG:HH11	1:L:420:ARG:HG2	1.36	0.90
1:M:120:VAL:HG22	1:M:120:VAL:O	1.71	0.90
1:M:233:ALA:HB1	1:M:310:LEU:HD21	1.52	0.90
1:N:78:LEU:HD12	1:N:487:LEU:HD11	1.53	0.90
1:N:233:ALA:CA	1:N:315:LEU:HD22	2.01	0.90
1:O:96:ALA:CA	1:O:480:ALA:HB2	2.01	0.90
1:C:140:CYS:SG	1:C:447:LYS:HB3	2.11	0.90
1:D:313:GLN:H	1:D:313:GLN:HE21	0.97	0.90
1:N:123:GLY:HA3	1:N:407:ALA:CB	2.00	0.90
1:P:347:ILE:HG21	1:P:358:VAL:CG1	2.01	0.90
1:A:135:LEU:HD11	1:A:385:THR:HG23	1.53	0.90
1:A:405:GLN:HB3	1:A:406:LEU:CD1	2.00	0.90
1:H:130:LYS:HE3	1:H:393:LEU:HD13	1.53	0.90
1:I:223:MET:HB3	1:I:282:VAL:HA	1.50	0.90
1:L:206:THR:HG21	1:L:347:ILE:HG23	1.52	0.90
1:O:113:GLN:C	1:O:113:GLN:NE2	2.24	0.90

Continued on next page...

Continued from previous page...

Atom-1	Atom-2	Interatomic distance (Å)	Clash overlap (Å)
1:B:124:TYR:HE1	1:B:407:ALA:CA	1.83	0.90
1:B:152:LYS:HG2	1:B:465:GLY:O	1.70	0.90
1:C:150:LEU:HD23	1:C:175:VAL:CG1	2.00	0.90
1:D:142:VAL:CG1	1:D:149:ILE:HD13	2.01	0.90
1:E:368:VAL:CB	1:E:469:PRO:HG3	2.01	0.90
1:E:431:ILE:HD12	1:N:406:LEU:HD11	1.50	0.90
1:F:234:LEU:HG	1:F:315:LEU:HD21	1.52	0.90
1:G:166:ALA:HB2	1:G:203:ILE:CB	2.00	0.90
1:G:431:ILE:HG13	1:P:406:LEU:HD11	1.51	0.90
1:H:12:MET:CE	1:H:494:ILE:HG23	2.01	0.90
1:J:8:LEU:HD22	1:J:494:ILE:HD13	1.51	0.90
1:N:254:ILE:HG12	1:N:310:LEU:HD23	1.53	0.90
1:P:251:VAL:CG1	1:P:276:LEU:HG	2.01	0.90
1:D:299:THR:HG22	1:D:318:ALA:HB2	1.52	0.90
1:F:233:ALA:CA	1:F:315:LEU:HD22	2.01	0.90
1:H:116:HIS:CG	1:H:117:PRO:HD2	2.06	0.90
1:J:437:VAL:HG21	1:J:451:LEU:HG	1.53	0.90
1:K:214:VAL:HG11	1:K:295:LEU:HD11	1.53	0.90
1:L:437:VAL:HG21	1:L:451:LEU:CG	2.01	0.90
1:N:233:ALA:HB1	1:N:310:LEU:HD11	1.51	0.90
1:C:158:ILE:HG21	1:C:170:LEU:HD12	1.52	0.90
1:D:326:ILE:HG23	1:D:326:ILE:O	1.70	0.90
1:E:9:PRO:HD2	1:F:68:MET:HE2	1.53	0.90
1:G:233:ALA:HA	1:G:315:LEU:CG	2.01	0.90
1:H:27:ALA:HB1	1:H:75:ALA:HB2	1.54	0.90
1:H:152:LYS:HG2	1:H:465:GLY:CA	2.00	0.90
1:L:217:GLU:CD	1:L:330:SER:HB2	1.91	0.90
1:M:105:ARG:NE	1:M:106:LYS:HG2	1.87	0.90
1:N:113:GLN:HA	1:N:113:GLN:NE2	1.83	0.90
1:O:469:PRO:CD	1:O:472:VAL:HG11	2.00	0.90
1:P:124:TYR:CE1	1:P:407:ALA:HB1	2.07	0.90
1:A:105:ARG:HD3	1:A:106:LYS:HG2	1.52	0.90
1:B:105:ARG:HH11	1:B:105:ARG:HG2	1.35	0.90
1:B:233:ALA:CB	1:B:315:LEU:HD21	2.02	0.90
1:F:248:LYS:HE2	1:F:275:TYR:CE1	2.07	0.90
1:H:215:ASP:OD2	1:H:331:MET:HG2	1.72	0.90
1:I:77:MET:HB3	1:I:487:LEU:HD21	1.52	0.90
1:K:154:ALA:HB1	1:K:174:ILE:HD11	1.54	0.90
1:E:210:LYS:HG3	1:E:343:VAL:CG2	2.01	0.90
1:F:257:SER:OG	1:F:311:SER:HA	1.71	0.90
1:G:233:ALA:HB1	1:G:310:LEU:HD11	1.54	0.90

Continued on next page...

Continued from previous page...

Atom-1	Atom-2	Interatomic distance (Å)	Clash overlap (Å)
1:H:124:TYR:N	1:H:124:TYR:HD1	1.70	0.90
1:J:178:VAL:HG21	1:J:366:VAL:HG13	1.54	0.90
1:J:299:THR:HG22	1:J:318:ALA:HB2	1.53	0.90
1:L:68:MET:CB	1:M:8:LEU:HD23	2.02	0.90
1:L:69:SER:C	1:M:9:PRO:HA	1.92	0.90
1:L:77:MET:CE	1:L:486:MET:HE3	2.02	0.90
1:N:268:ILE:CG2	1:N:273:GLN:HG3	2.02	0.90
1:P:12:MET:SD	1:P:494:ILE:HG22	2.12	0.90
1:P:276:LEU:HB3	1:P:281:ILE:HB	1.53	0.90
1:E:235:LEU:CD1	1:E:307:ILE:HB	2.00	0.90
1:G:220:SER:HB3	1:G:277:ALA:HB2	1.54	0.90
1:I:12:MET:HE2	1:P:68:MET:SD	2.11	0.90
1:M:247:LEU:HD22	1:M:272:ALA:CB	2.02	0.90
1:M:296:ALA:HA	1:M:301:ALA:HB3	1.54	0.90
1:C:89:VAL:O	1:C:89:VAL:HG22	1.72	0.90
1:C:158:ILE:O	1:C:158:ILE:HG22	1.71	0.90
1:C:403:ARG:HH11	1:C:403:ARG:CG	1.67	0.90
1:D:14:ARG:NH2	1:E:34:THR:HA	1.86	0.90
1:H:119:ILE:CG1	1:H:403:ARG:HD3	2.01	0.90
1:I:12:MET:HG2	1:I:494:ILE:CG2	2.01	0.90
1:J:170:LEU:HD22	1:J:358:VAL:HG13	1.52	0.90
1:L:70:VAL:C	1:M:9:PRO:HD2	1.91	0.90
1:L:193:ILE:HD12	1:L:366:VAL:HG11	1.50	0.90
1:M:134:LEU:HD11	1:M:393:LEU:HD21	1.52	0.90
1:M:142:VAL:HB	1:M:149:ILE:HD13	1.53	0.90
1:A:134:LEU:HB3	1:A:392:LYS:NZ	1.86	0.89
1:A:154:ALA:HB1	1:A:174:ILE:HD11	0.94	0.89
1:D:62:VAL:HG13	1:D:63:THR:N	1.84	0.89
1:G:464:ASN:CB	1:G:466:VAL:HG22	2.02	0.89
1:K:223:MET:HE3	1:K:276:LEU:HB3	1.54	0.89
1:N:49:VAL:O	1:O:12:MET:HE3	1.73	0.89
1:P:239:ILE:HD12	1:P:307:ILE:HG12	1.54	0.89
1:P:254:ILE:HD13	1:P:262:LEU:HD13	1.52	0.89
1:P:345:MET:CE	1:P:362:VAL:HG11	2.02	0.89
1:B:254:ILE:HD13	1:B:262:LEU:HD13	1.54	0.89
1:D:42:LYS:HD2	1:D:425:ASN:O	1.72	0.89
1:D:222:GLN:CB	1:D:277:ALA:HB1	2.02	0.89
1:F:130:LYS:HE3	1:F:134:LEU:CD1	2.02	0.89
1:I:461:MET:CE	1:I:461:MET:N	2.36	0.89
1:L:248:LYS:HD2	1:L:275:TYR:CE2	2.06	0.89
1:L:405:GLN:HG2	1:L:406:LEU:N	1.86	0.89

Continued on next page...

Continued from previous page...

Atom-1	Atom-2	Interatomic distance (Å)	Clash overlap (Å)
1:N:119:ILE:HG21	1:N:403:ARG:HB2	1.54	0.89
1:A:255:LYS:HD3	1:A:279:GLU:HG2	1.52	0.89
1:D:433:ILE:CG2	1:D:451:LEU:HD23	2.01	0.89
1:E:166:ALA:HB2	1:E:203:ILE:HB	1.54	0.89
1:E:178:VAL:HG21	1:E:366:VAL:CB	2.02	0.89
1:G:262:LEU:CD1	1:G:310:LEU:HD21	2.00	0.89
1:K:119:ILE:HD12	1:K:403:ARG:CB	2.02	0.89
1:N:156:THR:HG21	1:N:468:GLU:CA	2.02	0.89
1:B:233:ALA:HB2	1:B:315:LEU:HD21	1.52	0.89
1:C:100:ALA:HB1	1:C:484:THR:CG2	2.01	0.89
1:I:100:ALA:HB1	1:I:484:THR:HG21	0.94	0.89
1:I:222:GLN:HB3	1:I:277:ALA:HB1	0.92	0.89
1:K:14:ARG:HD2	1:K:494:ILE:CD1	2.01	0.89
1:L:96:ALA:HA	1:L:480:ALA:HB2	1.54	0.89
1:O:338:LYS:CE	1:O:339:HIS:HB2	2.02	0.89
1:G:152:LYS:CG	1:G:465:GLY:HA3	2.02	0.89
1:G:238:ALA:N	1:G:266:LYS:HB2	1.87	0.89
1:G:433:ILE:CG2	1:G:451:LEU:HD23	2.01	0.89
1:I:152:LYS:HD2	1:I:465:GLY:HA2	1.54	0.89
1:J:68:MET:CG	1:K:8:LEU:HD22	2.01	0.89
1:K:129:GLN:O	1:K:132:GLN:HB2	1.73	0.89
1:O:214:VAL:HG12	1:O:291:ASP:CB	2.03	0.89
1:B:420:ARG:HG2	1:B:420:ARG:NH1	1.73	0.89
1:F:9:PRO:HD2	1:G:68:MET:HG3	1.52	0.89
1:G:134:LEU:HD11	1:G:393:LEU:HD21	1.55	0.89
1:G:247:LEU:HD22	1:G:272:ALA:CB	2.01	0.89
1:J:216:LYS:O	1:J:332:ILE:HG13	1.72	0.89
1:L:448:CYS:HB2	1:L:460:ASP:OD1	1.73	0.89
1:O:77:MET:HE1	1:O:486:MET:CE	2.03	0.89
1:O:124:TYR:HE1	1:O:407:ALA:CA	1.85	0.89
1:O:197:LYS:HB3	1:O:355:ILE:CG2	2.03	0.89
1:O:215:ASP:OD1	1:O:215:ASP:O	1.91	0.89
1:P:235:LEU:HD11	1:P:307:ILE:HG22	1.51	0.89
1:B:431:ILE:HD12	1:K:406:LEU:CD1	2.03	0.89
1:C:166:ALA:HB2	1:C:203:ILE:HB	1.54	0.89
1:C:453:VAL:HG23	1:C:454:PHE:CD1	2.08	0.89
1:D:166:ALA:HB2	1:D:203:ILE:HG22	1.50	0.89
1:D:239:ILE:HB	1:D:307:ILE:HG21	1.52	0.89
1:F:62:VAL:HG13	1:F:63:THR:H	1.34	0.89
1:G:152:LYS:HE3	1:G:462:CYS:HA	1.55	0.89
1:G:193:ILE:HG23	1:G:343:VAL:HG13	1.55	0.89

Continued on next page...

Continued from previous page...

Atom-1	Atom-2	Interatomic distance (Å)	Clash overlap (Å)
1:G:473:LYS:HB2	1:G:473:LYS:NZ	1.87	0.89
1:K:142:VAL:CG1	1:K:149:ILE:HD13	2.03	0.89
1:K:156:THR:HG21	1:K:468:GLU:CB	2.03	0.89
1:L:235:LEU:HD11	1:L:239:ILE:CG2	2.02	0.89
1:M:387:VAL:HG21	1:M:437:VAL:HG12	1.55	0.89
1:J:12:MET:CG	1:J:494:ILE:HG22	2.03	0.89
1:L:138:ILE:HD13	1:L:385:THR:HG23	1.54	0.89
1:A:115:VAL:HG11	1:A:119:ILE:HG21	1.54	0.89
1:D:156:THR:HG21	1:D:468:GLU:CA	2.03	0.89
1:H:77:MET:HG3	1:H:487:LEU:HD22	1.55	0.89
1:K:113:GLN:CA	1:K:113:GLN:HE21	1.80	0.89
1:L:12:MET:O	1:L:12:MET:HG3	1.72	0.89
1:L:233:ALA:CB	1:L:310:LEU:HD11	2.03	0.89
1:O:154:ALA:CB	1:O:174:ILE:HD11	1.96	0.89
1:O:233:ALA:HB1	1:O:310:LEU:HD13	1.54	0.89
1:P:247:LEU:HD11	1:P:272:ALA:HB3	1.55	0.89
1:P:490:ILE:H	1:P:490:ILE:HD12	1.34	0.89
1:E:48:LEU:HD22	1:E:68:MET:HE1	1.54	0.89
1:F:461:MET:HE3	1:F:461:MET:N	1.86	0.89
1:L:188:VAL:HG12	1:L:373:ILE:HG13	1.53	0.89
1:M:34:THR:HG22	1:M:35:VAL:CG2	1.99	0.89
1:O:96:ALA:HA	1:O:480:ALA:CB	2.03	0.89
1:O:389:LEU:HD13	1:O:415:LEU:HD13	1.53	0.89
1:B:153:ILE:CD1	1:B:378:ILE:HG22	2.03	0.88
1:C:42:LYS:HD2	1:C:426:ALA:HB2	1.52	0.88
1:D:42:LYS:NZ	1:D:426:ALA:HA	1.87	0.88
1:D:380:SER:HB2	1:D:384:SER:HB2	1.55	0.88
1:F:220:SER:HB3	1:F:223:MET:SD	2.13	0.88
1:G:235:LEU:HD23	1:G:310:LEU:CB	2.04	0.88
1:G:473:LYS:HB2	1:G:473:LYS:HZ1	1.37	0.88
1:K:234:LEU:HB3	1:K:292:MET:CE	2.03	0.88
1:L:403:ARG:HH11	1:L:403:ARG:CG	1.85	0.88
1:M:142:VAL:CG1	1:M:149:ILE:HD13	2.02	0.88
1:M:195:ILE:HD13	1:M:195:ILE:N	1.87	0.88
1:M:235:LEU:CD1	1:M:262:LEU:HD11	2.03	0.88
1:P:477:ILE:HG22	1:P:477:ILE:O	1.72	0.88
1:A:420:ARG:HH11	1:A:420:ARG:CG	1.86	0.88
1:A:433:ILE:HG22	1:A:451:LEU:CD2	2.04	0.88
1:B:307:ILE:HG13	1:B:310:LEU:HD12	1.55	0.88
1:C:239:ILE:CD1	1:C:307:ILE:HD13	2.02	0.88
1:D:130:LYS:HD3	1:D:393:LEU:CD2	2.03	0.88

Continued on next page...

Continued from previous page...

Atom-1	Atom-2	Interatomic distance (Å)	Clash overlap (Å)
1:E:106:LYS:HE2	1:E:106:LYS:CA	1.99	0.88
1:F:130:LYS:CE	1:F:134:LEU:HD11	2.03	0.88
1:G:119:ILE:HG13	1:G:403:ARG:HD2	1.54	0.88
1:K:379:VAL:HB	1:K:380:SER:CA	2.03	0.88
1:L:158:ILE:O	1:L:158:ILE:CG2	2.19	0.88
1:L:237:CYS:HA	1:L:306:ASN:HA	1.53	0.88
1:P:12:MET:HG2	1:P:494:ILE:CG2	2.02	0.88
1:A:403:ARG:HH11	1:A:403:ARG:HG2	1.36	0.88
1:E:192:LEU:HG	1:E:342:ALA:HB2	1.53	0.88
1:E:235:LEU:HD12	1:E:307:ILE:N	1.87	0.88
1:H:219:VAL:HG13	1:H:273:GLN:HB3	1.54	0.88
1:H:339:HIS:O	1:H:339:HIS:CG	2.22	0.88
1:I:12:MET:CG	1:I:494:ILE:HG22	2.01	0.88
1:I:214:VAL:HG12	1:I:291:ASP:CG	1.92	0.88
1:P:210:LYS:O	1:P:337:CYS:HB2	1.73	0.88
1:A:158:ILE:HD13	1:A:170:LEU:HB3	1.53	0.88
1:A:197:LYS:HB3	1:A:355:ILE:HB	1.56	0.88
1:B:122:LYS:HG2	1:B:125:GLN:NE2	1.87	0.88
1:B:195:ILE:HB	1:B:359:ALA:CB	2.03	0.88
1:E:379:VAL:HG12	1:E:470:LEU:CD2	2.03	0.88
1:F:314:ASP:O	1:F:315:LEU:HG	1.73	0.88
1:G:152:LYS:HG2	1:G:465:GLY:CA	2.02	0.88
1:G:192:LEU:CG	1:G:342:ALA:HB2	2.02	0.88
1:H:152:LYS:CG	1:H:465:GLY:HA2	2.01	0.88
1:I:105:ARG:HH11	1:I:106:LYS:HG2	1.39	0.88
1:K:215:ASP:OD1	1:K:331:MET:HG2	1.74	0.88
1:O:8:LEU:HD13	1:O:494:ILE:CG2	2.04	0.88
1:P:235:LEU:O	1:P:264:CYS:HA	1.73	0.88
1:A:152:LYS:HE2	1:A:462:CYS:CA	2.00	0.88
1:A:235:LEU:CG	1:A:307:ILE:HA	2.03	0.88
1:E:156:THR:CG2	1:E:468:GLU:HB3	2.04	0.88
1:E:464:ASN:HB3	1:E:466:VAL:HG22	1.56	0.88
1:F:188:VAL:HG21	1:F:373:ILE:CD1	2.01	0.88
1:G:44:MET:HA	1:G:44:MET:CE	2.02	0.88
1:G:431:ILE:HD11	1:P:402:GLY:O	1.73	0.88
1:J:49:VAL:HG22	1:J:55:VAL:HG12	1.55	0.88
1:J:217:GLU:HG2	1:J:330:SER:CB	2.03	0.88
1:N:218:ARG:CZ	1:N:282:VAL:HG21	2.02	0.88
1:O:34:THR:CB	1:P:14:ARG:HH22	1.85	0.88
1:O:276:LEU:CD1	1:O:281:ILE:HD12	2.03	0.88
1:D:44:MET:HA	1:D:44:MET:HE2	0.92	0.88

Continued on next page...

Continued from previous page...

Atom-1	Atom-2	Interatomic distance (Å)	Clash overlap (Å)
1:D:44:MET:CE	1:D:44:MET:CA	2.38	0.88
1:E:197:LYS:HB2	1:E:355:ILE:HG21	1.55	0.88
1:E:276:LEU:HB3	1:E:281:ILE:HB	1.56	0.88
1:H:27:ALA:HB2	1:H:72:HIS:CD2	2.08	0.88
1:O:434:LEU:N	1:O:434:LEU:CD1	2.35	0.88
1:A:96:ALA:HA	1:A:480:ALA:HB2	1.51	0.88
1:A:276:LEU:HD12	1:A:281:ILE:CG2	2.04	0.88
1:C:103:LEU:HD21	1:C:411:PHE:CD2	2.08	0.88
1:C:134:LEU:HD12	1:C:393:LEU:HD21	1.55	0.88
1:D:158:ILE:CD1	1:D:167:LYS:HA	2.03	0.88
1:G:124:TYR:HE1	1:G:407:ALA:HA	1.39	0.88
1:H:254:ILE:HD13	1:H:262:LEU:CD1	2.03	0.88
1:J:14:ARG:HG3	1:J:494:ILE:HG12	1.55	0.88
1:J:134:LEU:CD2	1:J:392:LYS:HD2	2.03	0.88
1:K:308:LYS:HB2	1:K:308:LYS:HZ1	1.38	0.88
1:M:119:ILE:CG2	1:M:403:ARG:HB2	2.03	0.88
1:P:276:LEU:HD22	1:P:281:ILE:CG2	2.01	0.88
1:A:448:CYS:HB2	1:A:460:ASP:CA	2.02	0.88
1:C:215:ASP:OD1	1:C:331:MET:HB3	1.74	0.88
1:D:406:LEU:HD23	1:D:406:LEU:H	1.38	0.88
1:I:158:ILE:CG1	1:I:361:ALA:HB1	2.04	0.88
1:K:188:VAL:HG23	1:K:373:ILE:HD12	1.52	0.88
1:K:469:PRO:HB2	1:K:472:VAL:HG23	1.54	0.88
1:M:222:GLN:HB3	1:M:277:ALA:CB	2.03	0.88
1:N:437:VAL:HG21	1:N:451:LEU:CG	2.04	0.88
1:C:115:VAL:HG11	1:C:403:ARG:HE	1.39	0.88
1:C:339:HIS:O	1:C:339:HIS:CG	2.25	0.88
1:G:124:TYR:HE1	1:G:407:ALA:CA	1.85	0.88
1:H:174:ILE:CG2	1:H:362:VAL:HG23	2.04	0.88
1:H:239:ILE:CD1	1:H:307:ILE:HG12	2.02	0.88
1:J:120:VAL:HG22	1:J:124:TYR:CE2	2.09	0.88
1:N:418:ILE:HG22	1:N:419:PRO:N	1.89	0.88
1:O:220:SER:HB3	1:O:277:ALA:HB2	1.52	0.88
1:C:69:SER:OG	1:C:69:SER:O	1.90	0.88
1:C:124:TYR:HE1	1:C:407:ALA:CA	1.86	0.88
1:D:420:ARG:HG2	1:D:420:ARG:NH1	1.88	0.88
1:E:135:LEU:CD2	1:E:385:THR:HG21	2.02	0.88
1:F:77:MET:HA	1:F:80:GLU:OE1	1.74	0.88
1:F:178:VAL:CG1	1:F:366:VAL:HG13	2.04	0.88
1:G:8:LEU:H	1:G:9:PRO:HD3	1.39	0.88
1:H:182:VAL:CB	1:H:188:VAL:HG21	2.03	0.88

Continued on next page...

Continued from previous page...

Atom-1	Atom-2	Interatomic distance (Å)	Clash overlap (Å)
1:I:36:ARG:HG3	1:I:37:SER:H	1.39	0.88
1:I:69:SER:OG	1:J:9:PRO:HA	1.74	0.88
1:I:115:VAL:HG22	1:I:403:ARG:NE	1.88	0.88
1:I:142:VAL:HG13	1:I:142:VAL:O	1.70	0.88
1:L:42:LYS:HG3	1:L:425:ASN:HB2	1.55	0.88
1:N:178:VAL:HG22	1:N:193:ILE:CD1	2.03	0.88
1:B:391:MET:HE3	1:B:438:ARG:CA	2.04	0.87
1:D:8:LEU:H	1:E:70:VAL:HA	1.37	0.87
1:D:223:MET:HG3	1:D:277:ALA:HB2	1.55	0.87
1:F:42:LYS:NZ	1:F:453:VAL:HB	1.88	0.87
1:F:48:LEU:HD23	1:F:67:GLU:HB2	1.57	0.87
1:H:117:PRO:O	1:H:120:VAL:HG12	1.74	0.87
1:K:68:MET:HG3	1:L:8:LEU:HA	1.55	0.87
1:P:9:PRO:HD2	1:P:12:MET:HE1	1.54	0.87
1:P:391:MET:HE3	1:P:438:ARG:HD2	1.55	0.87
1:B:8:LEU:HD22	1:C:68:MET:HG2	1.53	0.87
1:C:377:ARG:H	1:C:377:ARG:CD	1.88	0.87
1:D:100:ALA:HB1	1:D:484:THR:CG2	2.02	0.87
1:F:345:MET:HE1	1:F:362:VAL:HG11	0.92	0.87
1:H:42:LYS:CB	1:H:425:ASN:HB2	2.04	0.87
1:J:26:LEU:O	1:J:30:ILE:HD12	1.72	0.87
1:J:153:ILE:HD11	1:J:378:ILE:CG2	2.02	0.87
1:J:171:ALA:HA	1:J:174:ILE:HD11	1.54	0.87
1:K:124:TYR:HE1	1:K:407:ALA:CA	1.86	0.87
1:M:377:ARG:HH11	1:M:470:LEU:CD1	1.85	0.87
1:O:156:THR:HG21	1:O:468:GLU:HB3	1.56	0.87
1:A:81:VAL:HG11	1:A:483:SER:CB	2.05	0.87
1:C:39:LEU:HG	1:C:40:GLY:N	1.78	0.87
1:F:178:VAL:CG1	1:F:366:VAL:HG22	2.04	0.87
1:G:235:LEU:HD21	1:G:307:ILE:CA	2.03	0.87
1:I:276:LEU:HD12	1:I:281:ILE:CG2	2.03	0.87
1:J:34:THR:CA	1:K:14:ARG:HH22	1.87	0.87
1:K:223:MET:CE	1:K:276:LEU:HB3	2.03	0.87
1:M:38:THR:HG23	1:M:46:LYS:CE	2.04	0.87
1:M:251:VAL:HG11	1:M:276:LEU:HD22	1.56	0.87
1:O:377:ARG:CB	1:O:470:LEU:HD12	2.04	0.87
1:A:235:LEU:HD11	1:A:307:ILE:CB	2.03	0.87
1:A:368:VAL:HA	1:A:371:CYS:SG	2.15	0.87
1:C:154:ALA:CB	1:C:174:ILE:HD11	2.03	0.87
1:D:219:VAL:CG2	1:D:285:ARG:HB2	2.03	0.87
1:I:142:VAL:CG1	1:I:149:ILE:HD13	2.04	0.87

Continued on next page...

Continued from previous page...

Atom-1	Atom-2	Interatomic distance (Å)	Clash overlap (Å)
1:J:69:SER:HB3	1:K:9:PRO:CA	2.04	0.87
1:J:174:ILE:CG2	1:J:362:VAL:HG23	2.05	0.87
1:J:233:ALA:HA	1:J:315:LEU:HD13	1.56	0.87
1:K:124:TYR:HE1	1:K:407:ALA:HA	1.38	0.87
1:K:461:MET:CA	1:K:461:MET:HE3	2.01	0.87
1:M:197:LYS:CB	1:M:355:ILE:HG21	2.04	0.87
1:O:34:THR:HB	1:P:14:ARG:HH22	1.38	0.87
1:O:214:VAL:HG12	1:O:291:ASP:CG	1.95	0.87
1:P:437:VAL:HG11	1:P:451:LEU:HD11	1.55	0.87
1:F:158:ILE:CD1	1:F:170:LEU:HB3	2.04	0.87
1:G:142:VAL:CG2	1:G:149:ILE:HD13	2.05	0.87
1:H:134:LEU:HD12	1:H:393:LEU:HD11	1.55	0.87
1:H:233:ALA:HB1	1:H:315:LEU:HD23	1.54	0.87
1:I:166:ALA:CB	1:I:203:ILE:HB	2.00	0.87
1:J:44:MET:HA	1:J:44:MET:CE	2.02	0.87
1:J:181:VAL:HG12	1:J:341:LYS:O	1.73	0.87
1:L:234:LEU:HD22	1:L:301:ALA:CB	2.04	0.87
1:O:418:ILE:HG22	1:O:419:PRO:HD3	1.56	0.87
1:A:397:ALA:HB2	1:A:408:VAL:HG23	1.54	0.87
1:G:39:LEU:CD2	1:G:40:GLY:H	1.88	0.87
1:I:30:ILE:CG2	1:I:31:ILE:HD13	2.04	0.87
1:K:14:ARG:CD	1:K:494:ILE:HG12	2.05	0.87
1:K:158:ILE:HD13	1:K:170:LEU:HB2	1.55	0.87
1:A:383:GLY:HA2	1:A:386:GLU:HG3	1.56	0.87
1:B:42:LYS:HB3	1:B:425:ASN:CB	2.05	0.87
1:C:142:VAL:HG22	1:C:149:ILE:CD1	2.05	0.87
1:E:217:GLU:CG	1:E:330:SER:HB2	2.04	0.87
1:G:239:ILE:HG22	1:G:307:ILE:HD13	1.56	0.87
1:H:219:VAL:HG12	1:H:223:MET:CE	2.04	0.87
1:H:494:ILE:CG2	1:H:494:ILE:O	2.20	0.87
1:K:232:ILE:HD13	1:K:299:THR:CG2	2.04	0.87
1:N:34:THR:HG23	1:O:14:ARG:HH22	1.37	0.87
1:N:139:ALA:CB	1:N:377:ARG:HD3	2.03	0.87
1:P:85:GLN:NE2	1:P:475:GLN:HB3	1.89	0.87
1:C:134:LEU:HB3	1:C:392:LYS:NZ	1.90	0.87
1:C:152:LYS:HG2	1:C:465:GLY:HA2	1.56	0.87
1:J:174:ILE:HG22	1:J:362:VAL:CG2	2.05	0.87
1:M:42:LYS:CE	1:M:426:ALA:HB2	2.04	0.87
1:M:65:LEU:HB2	1:M:79:ILE:HD13	1.56	0.87
1:O:338:LYS:HE3	1:O:339:HIS:HB2	1.56	0.87
1:A:377:ARG:O	1:A:470:LEU:HB2	1.74	0.87

Continued on next page...

Continued from previous page...

Atom-1	Atom-2	Interatomic distance (Å)	Clash overlap (Å)
1:A:423:ALA:O	1:A:428:LEU:HA	1.74	0.87
1:C:307:ILE:HG13	1:C:310:LEU:HD22	1.57	0.87
1:E:35:VAL:HG23	1:E:94:THR:CG2	2.03	0.87
1:E:152:LYS:HZ3	1:E:462:CYS:HB3	1.39	0.87
1:G:254:ILE:HD13	1:G:262:LEU:HD13	1.54	0.87
1:H:77:MET:HG3	1:H:487:LEU:CD2	2.05	0.87
1:H:115:VAL:HB	1:H:403:ARG:HE	1.40	0.87
1:H:142:VAL:CG1	1:H:149:ILE:HG21	2.04	0.87
1:I:233:ALA:HA	1:I:315:LEU:CG	2.04	0.87
1:L:299:THR:HG22	1:L:318:ALA:HB2	1.54	0.87
1:M:34:THR:HA	1:N:14:ARG:NH2	1.89	0.87
1:M:138:ILE:HG21	1:M:388:GLU:HG2	1.57	0.87
1:N:232:ILE:O	1:N:315:LEU:HB3	1.75	0.87
1:P:142:VAL:CG1	1:P:149:ILE:HD13	2.05	0.87
1:P:235:LEU:HG	1:P:310:LEU:HD22	1.55	0.87
1:P:238:ALA:O	1:P:307:ILE:HG23	1.74	0.87
1:A:139:ALA:CB	1:A:377:ARG:HG3	2.05	0.86
1:C:8:LEU:HD13	1:C:494:ILE:HG21	1.54	0.86
1:C:61:GLY:O	1:C:64:ILE:HG22	1.73	0.86
1:C:299:THR:HG22	1:C:318:ALA:HB2	1.55	0.86
1:D:313:GLN:HE21	1:D:313:GLN:CA	1.83	0.86
1:G:199:SER:HB2	1:G:327:SER:HB2	1.55	0.86
1:H:113:GLN:HE21	1:H:113:GLN:H	1.22	0.86
1:H:192:LEU:HD13	1:H:342:ALA:HB2	0.91	0.86
1:I:248:LYS:HE2	1:I:275:TYR:CE1	2.09	0.86
1:L:42:LYS:HE3	1:L:426:ALA:CB	2.04	0.86
1:M:153:ILE:HD13	1:M:372:THR:HG21	1.57	0.86
1:O:235:LEU:HB3	1:O:310:LEU:CD2	2.05	0.86
1:O:237:CYS:CA	1:O:306:ASN:HA	2.05	0.86
1:O:239:ILE:HD11	1:O:307:ILE:CD1	2.01	0.86
1:C:339:HIS:HE1	1:C:341:LYS:HD2	1.38	0.86
1:D:234:LEU:HD11	1:D:296:ALA:HB2	1.56	0.86
1:H:276:LEU:CD2	1:H:281:ILE:HD12	2.04	0.86
1:I:233:ALA:HA	1:I:315:LEU:HD22	1.56	0.86
1:L:217:GLU:CG	1:L:330:SER:HB2	2.04	0.86
1:M:233:ALA:CB	1:M:310:LEU:HD11	2.05	0.86
1:O:339:HIS:CE1	1:O:341:LYS:HD2	2.10	0.86
1:P:142:VAL:HG21	1:P:149:ILE:HG21	1.57	0.86
1:B:130:LYS:HD3	1:B:393:LEU:CD2	2.05	0.86
1:B:307:ILE:CG1	1:B:307:ILE:O	2.19	0.86
1:C:119:ILE:HG21	1:C:403:ARG:HD3	1.55	0.86

Continued on next page...

Continued from previous page...

Atom-1	Atom-2	Interatomic distance (Å)	Clash overlap (Å)
1:C:138:ILE:CD1	1:C:379:VAL:HG21	2.05	0.86
1:C:192:LEU:CB	1:C:342:ALA:HB2	2.05	0.86
1:C:210:LYS:O	1:C:337:CYS:HB2	1.73	0.86
1:D:180:ALA:HB2	1:D:210:LYS:HZ2	1.40	0.86
1:E:39:LEU:HG	1:E:40:GLY:H	1.40	0.86
1:F:197:LYS:HA	1:F:355:ILE:HG21	1.56	0.86
1:F:232:ILE:O	1:F:315:LEU:HB3	1.74	0.86
1:F:341:LYS:NZ	1:F:341:LYS:CB	2.35	0.86
1:I:178:VAL:CG2	1:I:366:VAL:HG13	2.05	0.86
1:J:192:LEU:HD13	1:J:192:LEU:H	1.40	0.86
1:M:235:LEU:CG	1:M:307:ILE:HA	2.05	0.86
1:O:155:MET:HB2	1:O:167:LYS:HD2	1.57	0.86
1:P:268:ILE:HG21	1:P:273:GLN:HG3	1.56	0.86
1:A:103:LEU:HD21	1:A:411:PHE:CE2	2.09	0.86
1:B:281:ILE:HG22	1:B:281:ILE:O	1.72	0.86
1:C:89:VAL:HG21	1:C:472:VAL:HG12	1.55	0.86
1:D:82:ALA:HB1	1:D:93:THR:HG22	1.56	0.86
1:D:218:ARG:HH11	1:D:218:ARG:HG2	1.38	0.86
1:G:77:MET:HE2	1:G:487:LEU:HD21	1.53	0.86
1:I:93:THR:O	1:I:97:VAL:HG23	1.73	0.86
1:K:68:MET:HG3	1:L:8:LEU:CA	2.03	0.86
1:L:105:ARG:NH1	1:L:106:LYS:HD2	1.90	0.86
1:L:247:LEU:HG	1:L:272:ALA:HB2	1.55	0.86
1:M:70:VAL:O	1:M:76:LYS:HE3	1.75	0.86
1:N:377:ARG:HD2	1:N:470:LEU:HD11	1.58	0.86
1:O:299:THR:HG23	1:O:334:VAL:HG11	1.55	0.86
1:O:459:GLU:HB3	1:O:461:MET:CE	2.05	0.86
1:A:69:SER:H	1:H:9:PRO:HD3	1.39	0.86
1:A:89:VAL:HG11	1:A:472:VAL:HG22	1.57	0.86
1:B:237:CYS:HB3	1:B:306:ASN:HA	0.88	0.86
1:E:134:LEU:HD12	1:E:393:LEU:HD21	1.57	0.86
1:G:379:VAL:HB	1:G:470:LEU:HD23	1.55	0.86
1:I:123:GLY:HA3	1:I:407:ALA:HB1	1.55	0.86
1:I:461:MET:CA	1:I:461:MET:HE2	2.03	0.86
1:J:12:MET:HG2	1:J:494:ILE:HG22	1.55	0.86
1:K:119:ILE:HD12	1:K:403:ARG:HA	1.57	0.86
1:K:156:THR:HG21	1:K:468:GLU:CA	2.05	0.86
1:M:233:ALA:HA	1:M:315:LEU:CD2	2.06	0.86
1:N:124:TYR:CD1	1:N:407:ALA:HB1	2.09	0.86
1:N:239:ILE:HG13	1:N:307:ILE:HG21	1.55	0.86
1:A:235:LEU:HD21	1:A:306:ASN:C	1.96	0.86

Continued on next page...

Continued from previous page...

Atom-1	Atom-2	Interatomic distance (Å)	Clash overlap (Å)
1:A:235:LEU:HD22	1:A:235:LEU:C	1.95	0.86
1:B:96:ALA:HB1	1:B:480:ALA:HB2	1.56	0.86
1:B:152:LYS:HG2	1:B:465:GLY:C	1.96	0.86
1:B:223:MET:HG3	1:B:277:ALA:HB2	1.55	0.86
1:B:377:ARG:CD	1:B:470:LEU:HD12	2.05	0.86
1:C:233:ALA:CB	1:C:310:LEU:HD11	2.04	0.86
1:D:233:ALA:HA	1:D:315:LEU:CD1	2.06	0.86
1:H:199:SER:HB2	1:H:327:SER:CB	2.05	0.86
1:I:235:LEU:HD11	1:I:310:LEU:HD22	1.56	0.86
1:I:420:ARG:CG	1:I:420:ARG:HH11	1.89	0.86
1:J:254:ILE:HG12	1:J:310:LEU:HD23	1.58	0.86
1:K:219:VAL:HG23	1:K:285:ARG:HB3	1.57	0.86
1:L:158:ILE:HD13	1:L:170:LEU:HB3	1.56	0.86
1:N:124:TYR:HE1	1:N:407:ALA:HA	1.39	0.86
1:N:142:VAL:HG11	1:N:149:ILE:HD12	1.55	0.86
1:N:233:ALA:HB1	1:N:310:LEU:CD1	2.05	0.86
1:O:119:ILE:HG21	1:O:403:ARG:CD	2.06	0.86
1:O:155:MET:HB2	1:O:167:LYS:CD	2.06	0.86
1:P:262:LEU:HD11	1:P:310:LEU:HD23	1.57	0.86
1:I:77:MET:HE3	1:I:487:LEU:CD2	2.06	0.86
1:I:268:ILE:HB	1:I:273:GLN:HE21	1.37	0.86
1:I:469:PRO:HG2	1:I:472:VAL:CG1	2.05	0.86
1:L:103:LEU:HD21	1:L:411:PHE:CD2	2.10	0.86
1:L:338:LYS:HD2	1:L:339:HIS:HB2	1.57	0.86
1:N:345:MET:HE1	1:N:362:VAL:HG21	1.55	0.86
1:B:178:VAL:CG1	1:B:188:VAL:HG11	2.06	0.86
1:C:44:MET:HA	1:C:44:MET:HE2	1.55	0.86
1:C:130:LYS:HD3	1:C:393:LEU:CD2	2.04	0.86
1:F:130:LYS:HD2	1:F:396:TYR:CD1	2.10	0.86
1:H:124:TYR:N	1:H:124:TYR:CD1	2.39	0.86
1:I:158:ILE:CD1	1:I:170:LEU:HB3	2.05	0.86
1:M:18:ARG:HA	1:M:21:GLN:CD	1.96	0.86
1:N:298:ALA:O	1:N:337:CYS:HB3	1.76	0.86
1:A:30:ILE:HG22	1:A:31:ILE:N	1.90	0.86
1:A:134:LEU:CD1	1:A:393:LEU:HD21	2.06	0.86
1:A:178:VAL:HG21	1:A:366:VAL:HG22	1.56	0.86
1:A:276:LEU:CD1	1:A:281:ILE:HD12	2.06	0.86
1:B:380:SER:CB	1:B:384:SER:HB2	2.06	0.86
1:D:341:LYS:HB3	1:D:341:LYS:HZ3	1.37	0.86
1:E:153:ILE:CG2	1:E:469:PRO:HD3	2.06	0.86
1:F:34:THR:CG2	1:F:35:VAL:HG22	2.06	0.86

Continued on next page...

Continued from previous page...

Atom-1	Atom-2	Interatomic distance (Å)	Clash overlap (Å)
1:I:437:VAL:HG21	1:I:451:LEU:HG	1.56	0.86
1:J:119:ILE:HG21	1:J:403:ARG:CB	2.06	0.86
1:L:77:MET:HE2	1:L:486:MET:HE3	1.56	0.86
1:M:24:ASN:N	1:M:24:ASN:HD22	1.74	0.86
1:M:82:ALA:HB1	1:M:93:THR:HG22	1.58	0.86
1:M:377:ARG:NH1	1:M:470:LEU:HD12	1.89	0.86
1:N:31:ILE:HG21	1:N:65:LEU:CD2	2.05	0.86
1:O:381:GLY:CA	1:O:461:MET:HG3	2.06	0.86
1:B:23:MET:HE3	1:B:72:HIS:HE1	1.39	0.86
1:B:42:LYS:HB3	1:B:425:ASN:HB3	1.58	0.86
1:B:192:LEU:HB2	1:B:342:ALA:CB	2.06	0.86
1:D:9:PRO:HD2	1:E:70:VAL:C	1.96	0.86
1:D:223:MET:CE	1:D:283:ALA:HB3	2.06	0.86
1:F:96:ALA:HB1	1:F:480:ALA:HB2	1.58	0.86
1:I:494:ILE:HD12	1:P:48:LEU:CD1	2.05	0.86
1:A:391:MET:HE3	1:A:438:ARG:HG2	1.58	0.85
1:C:116:HIS:ND1	1:C:117:PRO:HD2	1.91	0.85
1:D:123:GLY:HA3	1:D:407:ALA:CB	2.06	0.85
1:E:178:VAL:HG21	1:E:366:VAL:CG2	2.05	0.85
1:F:42:LYS:HZ2	1:F:453:VAL:HB	1.37	0.85
1:G:48:LEU:CB	1:G:56:VAL:HG22	2.06	0.85
1:G:225:LYS:O	1:G:226:LYS:HB3	1.76	0.85
1:G:379:VAL:HG13	1:G:380:SER:O	1.76	0.85
1:H:85:GLN:NE2	1:H:475:GLN:HG3	1.90	0.85
1:M:223:MET:HE3	1:M:276:LEU:HB2	1.54	0.85
1:M:237:CYS:O	1:M:307:ILE:HG23	1.75	0.85
1:O:237:CYS:HB3	1:O:306:ASN:HA	1.58	0.85
1:P:178:VAL:CG1	1:P:188:VAL:HG11	2.05	0.85
1:A:124:TYR:HE1	1:A:407:ALA:CA	1.90	0.85
1:A:405:GLN:CB	1:A:406:LEU:HD12	2.04	0.85
1:B:70:VAL:CG2	1:B:76:LYS:HG2	2.06	0.85
1:B:72:HIS:O	1:B:75:ALA:HB3	1.75	0.85
1:C:124:TYR:N	1:C:124:TYR:CD1	2.43	0.85
1:C:124:TYR:CE1	1:C:407:ALA:HB1	2.10	0.85
1:C:138:ILE:HD13	1:C:379:VAL:CG2	2.03	0.85
1:D:77:MET:CB	1:D:487:LEU:HD21	2.06	0.85
1:D:368:VAL:HB	1:D:469:PRO:HG2	1.56	0.85
1:E:81:VAL:HG11	1:E:483:SER:HB3	1.56	0.85
1:E:134:LEU:HD13	1:E:392:LYS:HE3	1.57	0.85
1:F:239:ILE:HD11	1:F:254:ILE:HD11	1.57	0.85
1:G:169:LYS:HE3	1:G:204:ASP:O	1.75	0.85

Continued on next page...

Continued from previous page...

Atom-1	Atom-2	Interatomic distance (Å)	Clash overlap (Å)
1:G:235:LEU:HG	1:G:310:LEU:HD22	1.58	0.85
1:G:437:VAL:HG21	1:G:451:LEU:HD21	1.57	0.85
1:O:250:MET:CE	1:O:308:LYS:HG2	2.06	0.85
1:E:181:VAL:HG12	1:E:341:LYS:O	1.77	0.85
1:F:233:ALA:HA	1:F:315:LEU:CD2	2.07	0.85
1:F:377:ARG:NH2	1:F:470:LEU:HD12	1.91	0.85
1:H:113:GLN:N	1:H:113:GLN:NE2	2.24	0.85
1:I:77:MET:HE3	1:I:487:LEU:HD21	1.58	0.85
1:L:206:THR:HG22	1:L:348:ARG:N	1.91	0.85
1:M:383:GLY:HA2	1:M:386:GLU:HG2	1.57	0.85
1:O:216:LYS:HA	1:O:332:ILE:HD12	1.58	0.85
1:O:391:MET:HE1	1:O:438:ARG:O	1.76	0.85
1:A:235:LEU:HG	1:A:310:LEU:HD22	1.58	0.85
1:D:174:ILE:CG2	1:D:362:VAL:HG23	2.05	0.85
1:I:198:LYS:N	1:I:355:ILE:HD13	1.91	0.85
1:I:380:SER:CB	1:I:384:SER:HB2	2.06	0.85
1:J:237:CYS:CA	1:J:306:ASN:HA	2.07	0.85
1:L:115:VAL:HB	1:L:403:ARG:HE	1.42	0.85
1:M:182:VAL:CG2	1:M:188:VAL:HG12	2.06	0.85
1:M:219:VAL:HB	1:M:273:GLN:CD	1.95	0.85
1:A:433:ILE:HG21	1:A:451:LEU:HD23	1.58	0.85
1:B:380:SER:HB3	1:B:384:SER:CB	2.06	0.85
1:B:387:VAL:HG21	1:B:437:VAL:HG12	1.58	0.85
1:D:119:ILE:HD12	1:D:403:ARG:CG	2.05	0.85
1:D:178:VAL:HG22	1:D:193:ILE:HD12	1.58	0.85
1:F:34:THR:HG22	1:F:35:VAL:HG22	1.58	0.85
1:L:235:LEU:O	1:L:264:CYS:HA	1.77	0.85
1:O:195:ILE:HB	1:O:359:ALA:HB1	1.56	0.85
1:B:435:VAL:HG11	1:K:401:SER:HB2	1.57	0.85
1:C:199:SER:HB2	1:C:327:SER:CB	2.06	0.85
1:E:134:LEU:HD12	1:E:393:LEU:CG	2.07	0.85
1:G:14:ARG:HH12	1:H:34:THR:CG2	1.90	0.85
1:G:142:VAL:CG1	1:G:149:ILE:HD13	2.06	0.85
1:H:247:LEU:HD11	1:H:272:ALA:CB	2.06	0.85
1:I:227:VAL:HG11	1:I:260:ASN:OD1	1.76	0.85
1:I:450:GLY:C	1:I:451:LEU:HD12	1.96	0.85
1:J:119:ILE:HD12	1:J:403:ARG:HG3	1.58	0.85
1:K:174:ILE:CG2	1:K:362:VAL:HG23	2.02	0.85
1:L:403:ARG:HH11	1:L:403:ARG:HG3	1.38	0.85
1:M:152:LYS:HD2	1:M:465:GLY:HA3	1.56	0.85
1:N:101:GLY:O	1:N:104:LEU:HB2	1.74	0.85

Continued on next page...

Continued from previous page...

Atom-1	Atom-2	Interatomic distance (Å)	Clash overlap (Å)
1:P:368:VAL:HB	1:P:469:PRO:CG	2.04	0.85
1:A:123:GLY:HA3	1:A:407:ALA:CB	2.07	0.85
1:B:158:ILE:HD12	1:B:170:LEU:HB2	1.57	0.85
1:F:9:PRO:CB	1:G:69:SER:HA	2.07	0.85
1:F:122:LYS:HA	1:F:125:GLN:CD	1.97	0.85
1:G:130:LYS:HG2	1:G:393:LEU:CD2	2.07	0.85
1:G:219:VAL:HG22	1:G:273:GLN:CG	2.06	0.85
1:H:119:ILE:HG21	1:H:403:ARG:HB2	0.92	0.85
1:I:9:PRO:HD3	1:P:69:SER:N	1.92	0.85
1:I:235:LEU:CG	1:I:307:ILE:HA	2.06	0.85
1:K:235:LEU:HD21	1:K:310:LEU:HB2	1.58	0.85
1:M:68:MET:HA	1:N:9:PRO:CD	2.06	0.85
1:N:135:LEU:HD23	1:N:138:ILE:HD13	1.56	0.85
1:B:158:ILE:HD12	1:B:170:LEU:CB	2.07	0.85
1:B:235:LEU:HD11	1:B:307:ILE:CG2	2.07	0.85
1:D:313:GLN:N	1:D:313:GLN:HE21	1.64	0.85
1:H:219:VAL:CG2	1:H:273:GLN:HG2	2.04	0.85
1:I:89:VAL:HG11	1:I:472:VAL:HA	1.57	0.85
1:I:142:VAL:HG11	1:I:149:ILE:CG2	2.06	0.85
1:I:437:VAL:HG22	1:I:458:VAL:HG23	1.57	0.85
1:J:100:ALA:HB1	1:J:484:THR:CG2	2.06	0.85
1:L:105:ARG:CZ	1:L:106:LYS:HD2	2.07	0.85
1:M:23:MET:CE	1:M:72:HIS:HE1	1.90	0.85
1:O:31:ILE:HD13	1:O:31:ILE:N	1.91	0.85
1:O:35:VAL:HG12	1:O:46:LYS:HE3	1.57	0.85
1:O:437:VAL:HG21	1:O:451:LEU:CG	2.05	0.85
1:E:82:ALA:HB2	1:E:97:VAL:HG21	1.55	0.85
1:F:235:LEU:HD13	1:F:310:LEU:CG	2.07	0.85
1:G:219:VAL:CG2	1:G:273:GLN:HG2	2.07	0.85
1:H:102:GLU:HG2	1:H:417:VAL:HG21	1.59	0.85
1:J:182:VAL:O	1:J:182:VAL:HG13	1.77	0.85
1:N:170:LEU:HD22	1:N:358:VAL:HG13	1.56	0.85
1:O:170:LEU:HD22	1:O:358:VAL:HG13	1.58	0.85
1:P:339:HIS:O	1:P:339:HIS:ND1	2.10	0.85
1:A:34:THR:HA	1:H:14:ARG:NH1	1.92	0.85
1:B:437:VAL:HG11	1:B:451:LEU:HD11	1.59	0.85
1:D:233:ALA:HB1	1:D:310:LEU:HD21	1.56	0.85
1:E:124:TYR:HE1	1:E:407:ALA:C	1.79	0.85
1:F:208:LEU:CD2	1:F:210:LYS:HD3	2.06	0.85
1:H:233:ALA:CB	1:H:315:LEU:HD23	2.06	0.85
1:I:235:LEU:HD13	1:I:307:ILE:CG2	2.03	0.85

Continued on next page...

Continued from previous page...

Atom-1	Atom-2	Interatomic distance (Å)	Clash overlap (Å)
1:L:222:GLN:HB2	1:L:277:ALA:CB	2.07	0.85
1:M:25:ILE:HD13	1:M:108:GLU:OE2	1.75	0.85
1:N:49:VAL:HG22	1:N:55:VAL:CG1	2.07	0.85
1:O:178:VAL:CG2	1:O:366:VAL:HG22	2.07	0.85
1:P:340:PRO:HG2	1:P:340:PRO:O	1.76	0.85
1:P:448:CYS:HB2	1:P:460:ASP:CA	2.05	0.85
1:C:70:VAL:CG2	1:C:76:LYS:HG3	2.05	0.84
1:C:178:VAL:HG21	1:C:366:VAL:HG22	1.59	0.84
1:D:31:ILE:HG23	1:D:65:LEU:HD21	1.57	0.84
1:D:195:ILE:HD13	1:D:195:ILE:H	1.41	0.84
1:M:68:MET:C	1:N:8:LEU:HA	1.96	0.84
1:M:235:LEU:CD1	1:M:310:LEU:HG	2.07	0.84
1:N:69:SER:CB	1:O:9:PRO:HB3	1.97	0.84
1:O:124:TYR:HD1	1:O:407:ALA:HB1	1.41	0.84
1:C:130:LYS:HD3	1:C:393:LEU:HD23	1.56	0.84
1:D:405:GLN:HB3	1:D:406:LEU:HD23	1.59	0.84
1:D:406:LEU:H	1:D:406:LEU:CD2	1.90	0.84
1:F:296:ALA:HB1	1:F:301:ALA:O	1.77	0.84
1:F:441:HIS:ND1	1:F:449:ALA:HB3	1.91	0.84
1:F:459:GLU:HG2	1:F:461:MET:CE	2.06	0.84
1:J:237:CYS:O	1:J:307:ILE:HG23	1.75	0.84
1:K:152:LYS:HZ3	1:K:462:CYS:C	1.80	0.84
1:K:156:THR:CG2	1:K:468:GLU:HB3	2.07	0.84
1:K:368:VAL:HB	1:K:469:PRO:HG2	1.59	0.84
1:L:214:VAL:CG1	1:L:291:ASP:HB3	2.06	0.84
1:M:34:THR:HG23	1:M:35:VAL:HG13	1.58	0.84
1:M:461:MET:O	1:M:465:GLY:HA2	1.78	0.84
1:O:296:ALA:HA	1:O:301:ALA:HB3	1.59	0.84
1:C:42:LYS:HZ2	1:C:453:VAL:HB	1.43	0.84
1:C:174:ILE:CG2	1:C:362:VAL:HG23	2.07	0.84
1:C:452:ASN:HD21	1:C:454:PHE:HB2	1.40	0.84
1:D:192:LEU:HG	1:D:342:ALA:CB	2.06	0.84
1:E:227:VAL:HG11	1:E:260:ASN:ND2	1.92	0.84
1:F:234:LEU:H	1:F:315:LEU:HD21	1.43	0.84
1:H:39:LEU:HG	1:H:40:GLY:N	1.92	0.84
1:L:237:CYS:CA	1:L:306:ASN:HA	2.06	0.84
1:N:174:ILE:HG22	1:N:362:VAL:HG23	0.90	0.84
1:O:368:VAL:HB	1:O:469:PRO:HG2	1.56	0.84
1:P:192:LEU:HG	1:P:342:ALA:CB	2.06	0.84
1:A:130:LYS:HD3	1:A:393:LEU:HD23	1.57	0.84
1:A:193:ILE:HD12	1:A:366:VAL:HG11	1.58	0.84

Continued on next page...

Continued from previous page...

Atom-1	Atom-2	Interatomic distance (Å)	Clash overlap (Å)
1:B:276:LEU:CD2	1:B:281:ILE:HG21	2.06	0.84
1:C:255:LYS:HE3	1:C:279:GLU:CG	2.03	0.84
1:F:433:ILE:CG2	1:F:451:LEU:HD23	2.07	0.84
1:I:68:MET:HA	1:J:9:PRO:HG3	1.58	0.84
1:I:100:ALA:O	1:I:104:LEU:HG	1.75	0.84
1:I:215:ASP:OD1	1:I:331:MET:HG2	1.77	0.84
1:K:210:LYS:O	1:K:337:CYS:HB2	1.78	0.84
1:M:39:LEU:HG	1:M:40:GLY:N	1.92	0.84
1:O:251:VAL:HG11	1:O:276:LEU:HD22	1.56	0.84
1:A:178:VAL:HG22	1:A:193:ILE:CD1	2.06	0.84
1:A:420:ARG:HG2	1:A:420:ARG:NH1	1.88	0.84
1:B:122:LYS:HA	1:B:125:GLN:NE2	1.93	0.84
1:B:192:LEU:HB2	1:B:342:ALA:HB2	1.59	0.84
1:B:197:LYS:CA	1:B:355:ILE:HG21	2.08	0.84
1:B:494:ILE:O	1:B:494:ILE:HG23	1.77	0.84
1:C:119:ILE:HD12	1:C:403:ARG:CB	2.08	0.84
1:D:400:ILE:HD11	1:D:408:VAL:CG2	2.07	0.84
1:F:177:ALA:HB2	1:F:208:LEU:CD1	2.05	0.84
1:F:235:LEU:CD2	1:F:310:LEU:HD22	2.07	0.84
1:H:276:LEU:CD2	1:H:281:ILE:HG21	2.06	0.84
1:I:89:VAL:HG21	1:I:472:VAL:HG12	1.58	0.84
1:I:315:LEU:HD23	1:I:315:LEU:N	1.93	0.84
1:K:158:ILE:O	1:K:158:ILE:HG22	1.05	0.84
1:K:461:MET:HE2	1:K:461:MET:N	1.88	0.84
1:L:115:VAL:HG21	1:L:403:ARG:CD	2.07	0.84
1:M:48:LEU:HD13	1:M:68:MET:CE	2.07	0.84
1:M:206:THR:CB	1:M:347:ILE:HG23	2.07	0.84
1:O:437:VAL:HG21	1:O:451:LEU:CD1	2.07	0.84
1:P:124:TYR:CD1	1:P:407:ALA:HB1	2.13	0.84
1:P:469:PRO:HD2	1:P:472:VAL:HG21	1.59	0.84
1:A:219:VAL:HG11	1:A:273:GLN:HG2	1.60	0.84
1:E:420:ARG:HG2	1:E:420:ARG:NH1	1.84	0.84
1:F:57:VAL:O	1:F:57:VAL:HG23	1.76	0.84
1:H:35:VAL:HA	1:H:46:LYS:HZ3	1.42	0.84
1:K:170:LEU:HD22	1:K:358:VAL:HG11	1.57	0.84
1:M:68:MET:HB3	1:N:8:LEU:HA	1.57	0.84
1:M:384:SER:HB2	1:M:441:HIS:HE1	1.43	0.84
1:N:237:CYS:HB3	1:N:305:THR:O	1.77	0.84
1:B:78:LEU:HD12	1:B:487:LEU:CD2	2.06	0.84
1:B:225:LYS:O	1:B:226:LYS:HB2	1.75	0.84
1:C:276:LEU:HD12	1:C:281:ILE:CD1	2.08	0.84

Continued on next page...

Continued from previous page...

Atom-1	Atom-2	Interatomic distance (Å)	Clash overlap (Å)
1:D:113:GLN:O	1:D:113:GLN:CG	2.22	0.84
1:E:25:ILE:CD1	1:E:108:GLU:HG3	2.06	0.84
1:F:9:PRO:HB3	1:G:69:SER:HA	1.59	0.84
1:F:178:VAL:HG11	1:F:366:VAL:CG1	2.07	0.84
1:G:134:LEU:HB3	1:G:392:LYS:HE3	1.59	0.84
1:H:156:THR:HG21	1:H:468:GLU:HG2	1.59	0.84
1:H:235:LEU:HD21	1:H:307:ILE:HG22	1.59	0.84
1:J:235:LEU:CD2	1:J:310:LEU:HB2	2.07	0.84
1:M:464:ASN:HB3	1:M:466:VAL:HG22	1.59	0.84
1:A:130:LYS:HD3	1:A:393:LEU:CD2	2.07	0.84
1:B:36:ARG:HG3	1:B:37:SER:H	1.42	0.84
1:C:156:THR:HG22	1:C:468:GLU:HA	1.59	0.84
1:G:39:LEU:HD22	1:G:40:GLY:N	1.92	0.84
1:H:368:VAL:HB	1:H:469:PRO:CG	2.08	0.84
1:I:122:LYS:HB3	1:I:404:GLU:OE2	1.76	0.84
1:K:235:LEU:O	1:K:264:CYS:HA	1.77	0.84
1:L:105:ARG:HD3	1:L:106:LYS:H	1.42	0.84
1:O:193:ILE:HD12	1:O:366:VAL:HG11	1.59	0.84
1:O:254:ILE:HG23	1:O:259:ALA:HB3	1.60	0.84
1:A:142:VAL:CG2	1:A:149:ILE:HG21	2.05	0.84
1:B:276:LEU:HB3	1:B:281:ILE:HG21	1.57	0.84
1:C:81:VAL:HG21	1:C:483:SER:CB	2.08	0.84
1:C:223:MET:HE3	1:C:276:LEU:CB	2.08	0.84
1:F:124:TYR:HE1	1:F:407:ALA:CA	1.90	0.84
1:H:232:ILE:HG13	1:H:261:VAL:HG11	1.59	0.84
1:I:14:ARG:CD	1:I:494:ILE:HG12	2.03	0.84
1:K:452:ASN:OD1	1:K:454:PHE:HB2	1.78	0.84
1:L:156:THR:HG22	1:L:468:GLU:HA	1.58	0.84
1:M:156:THR:HG21	1:M:468:GLU:HB3	1.58	0.84
1:M:219:VAL:HG23	1:M:220:SER:H	1.41	0.84
1:N:156:THR:HG21	1:N:468:GLU:HB3	1.60	0.84
1:N:448:CYS:HB3	1:N:460:ASP:HA	1.60	0.84
1:A:170:LEU:HD11	1:A:358:VAL:HG21	1.58	0.84
1:A:222:GLN:CB	1:A:277:ALA:HB1	2.08	0.84
1:A:428:LEU:N	1:A:428:LEU:HD12	1.93	0.84
1:C:44:MET:HE3	1:C:44:MET:CA	2.08	0.84
1:C:130:LYS:HE2	1:C:393:LEU:HD21	1.59	0.84
1:D:138:ILE:CD1	1:D:385:THR:HG23	2.08	0.84
1:G:12:MET:HB2	1:G:494:ILE:CG2	2.06	0.84
1:H:33:GLU:HA	1:H:36:ARG:HE	1.43	0.84
1:H:96:ALA:HB1	1:H:480:ALA:HB2	1.58	0.84

Continued on next page...

Continued from previous page...

Atom-1	Atom-2	Interatomic distance (Å)	Clash overlap (Å)
1:H:276:LEU:HD23	1:H:281:ILE:CD1	2.05	0.84
1:I:9:PRO:N	1:P:69:SER:HB3	1.92	0.84
1:J:265:GLN:HG2	1:J:265:GLN:O	1.77	0.84
1:L:130:LYS:HZ3	1:L:134:LEU:HD11	1.39	0.84
1:M:156:THR:CG2	1:M:468:GLU:HB3	2.08	0.84
1:P:139:ALA:HB1	1:P:377:ARG:CG	2.07	0.84
1:D:134:LEU:HB3	1:D:392:LYS:HE3	1.59	0.83
1:G:219:VAL:CG1	1:G:283:ALA:HB3	2.09	0.83
1:G:341:LYS:HB3	1:G:341:LYS:HZ3	1.38	0.83
1:H:85:GLN:HE22	1:H:475:GLN:HG3	1.43	0.83
1:H:130:LYS:NZ	1:H:134:LEU:HD11	1.93	0.83
1:J:89:VAL:CG2	1:J:89:VAL:O	2.21	0.83
1:J:262:LEU:CD1	1:J:310:LEU:HD21	2.08	0.83
1:L:134:LEU:CD1	1:L:392:LYS:HD2	2.06	0.83
1:O:106:LYS:HA	1:O:106:LYS:HE3	1.58	0.83
1:P:42:LYS:HG3	1:P:425:ASN:HB2	1.60	0.83
1:P:140:CYS:SG	1:P:447:LYS:HB3	2.17	0.83
1:D:113:GLN:O	1:D:113:GLN:HG3	1.77	0.83
1:G:106:LYS:HE3	1:G:106:LYS:HA	1.58	0.83
1:H:9:PRO:O	1:H:12:MET:HB2	1.79	0.83
1:H:42:LYS:HD2	1:H:425:ASN:C	1.98	0.83
1:H:77:MET:HA	1:H:80:GLU:OE1	1.77	0.83
1:H:237:CYS:HB3	1:H:306:ASN:HB2	1.59	0.83
1:L:174:ILE:CD1	1:L:365:ALA:HB1	2.07	0.83
1:L:197:LYS:CB	1:L:355:ILE:HG21	2.08	0.83
1:L:227:VAL:HG11	1:L:260:ASN:OD1	1.77	0.83
1:O:170:LEU:HD22	1:O:358:VAL:HG11	1.59	0.83
1:P:236:ASN:CG	1:P:305:THR:HG22	1.98	0.83
1:C:12:MET:CE	1:C:494:ILE:HG22	2.08	0.83
1:D:138:ILE:HD11	1:D:385:THR:HG23	1.60	0.83
1:E:152:LYS:HG2	1:E:465:GLY:HA2	1.61	0.83
1:E:268:ILE:HB	1:E:273:GLN:HE21	1.43	0.83
1:F:461:MET:HA	1:F:461:MET:HE2	0.84	0.83
1:H:469:PRO:CG	1:H:472:VAL:HG21	2.08	0.83
1:I:9:PRO:HD3	1:P:68:MET:C	1.98	0.83
1:J:232:ILE:HG13	1:J:261:VAL:CG1	2.07	0.83
1:K:233:ALA:HB1	1:K:310:LEU:CD2	2.03	0.83
1:L:165:LYS:HA	1:L:165:LYS:HE3	1.60	0.83
1:L:233:ALA:HA	1:L:315:LEU:HD22	1.58	0.83
1:M:15:TYR:CD2	1:M:19:ASP:HB3	2.13	0.83
1:M:222:GLN:HB3	1:M:277:ALA:HB1	1.59	0.83

Continued on next page...

Continued from previous page...

Atom-1	Atom-2	Interatomic distance (Å)	Clash overlap (Å)
1:N:30:ILE:HG22	1:N:31:ILE:CD1	2.08	0.83
1:N:239:ILE:CG1	1:N:307:ILE:HD13	2.07	0.83
1:O:12:MET:HG3	1:O:494:ILE:CG2	2.08	0.83
1:O:250:MET:HE3	1:O:308:LYS:CG	2.08	0.83
1:P:420:ARG:CG	1:P:420:ARG:NH1	2.30	0.83
1:A:237:CYS:CA	1:A:306:ASN:HA	2.06	0.83
1:B:9:PRO:O	1:B:9:PRO:CD	2.26	0.83
1:C:153:ILE:HD11	1:C:378:ILE:CG2	2.08	0.83
1:D:122:LYS:HA	1:D:125:GLN:NE2	1.92	0.83
1:D:469:PRO:CD	1:D:472:VAL:HG21	2.09	0.83
1:F:255:LYS:HD3	1:F:279:GLU:CG	2.08	0.83
1:G:169:LYS:HG2	1:G:204:ASP:HA	1.60	0.83
1:H:73:PRO:HA	1:H:76:LYS:CD	2.08	0.83
1:I:8:LEU:N	1:I:8:LEU:CD2	2.39	0.83
1:N:134:LEU:HB3	1:N:392:LYS:NZ	1.91	0.83
1:N:177:ALA:HB2	1:N:208:LEU:HD13	1.61	0.83
1:P:138:ILE:CD1	1:P:385:THR:HB	2.07	0.83
1:C:34:THR:HG22	1:C:35:VAL:CG1	2.08	0.83
1:C:70:VAL:HG22	1:C:76:LYS:HD2	1.60	0.83
1:G:219:VAL:HG12	1:G:283:ALA:HB3	1.61	0.83
1:I:113:GLN:O	1:I:113:GLN:CG	2.22	0.83
1:J:68:MET:CB	1:K:8:LEU:HD22	2.08	0.83
1:J:130:LYS:HG3	1:J:393:LEU:CD2	2.07	0.83
1:K:223:MET:HE3	1:K:276:LEU:CB	2.07	0.83
1:N:8:LEU:HB3	1:N:9:PRO:HD3	1.59	0.83
1:P:251:VAL:HG11	1:P:276:LEU:HG	1.61	0.83
1:B:387:VAL:HG21	1:B:437:VAL:CG1	2.09	0.83
1:D:384:SER:CB	1:D:441:HIS:CE1	2.61	0.83
1:H:174:ILE:HD12	1:H:365:ALA:HB1	1.59	0.83
1:K:96:ALA:CB	1:K:480:ALA:HB2	2.08	0.83
1:K:199:SER:HB2	1:K:327:SER:HB2	1.60	0.83
1:N:169:LYS:HG2	1:N:204:ASP:HA	1.59	0.83
1:N:222:GLN:HB2	1:N:277:ALA:HB1	1.59	0.83
1:N:237:CYS:CB	1:N:306:ASN:HA	2.08	0.83
1:P:134:LEU:CD2	1:P:392:LYS:HE3	2.07	0.83
1:P:239:ILE:CD1	1:P:307:ILE:HG12	2.09	0.83
1:A:263:PHE:CG	1:A:295:LEU:HD13	2.14	0.83
1:C:219:VAL:HG23	1:C:285:ARG:HB3	1.58	0.83
1:G:12:MET:HE1	1:H:68:MET:CA	2.02	0.83
1:G:448:CYS:CB	1:G:460:ASP:HA	2.05	0.83
1:I:115:VAL:HG22	1:I:403:ARG:HE	1.44	0.83

Continued on next page...

Continued from previous page...

Atom-1	Atom-2	Interatomic distance (Å)	Clash overlap (Å)
1:I:403:ARG:HA	1:I:406:LEU:HD11	1.60	0.83
1:J:437:VAL:CG2	1:J:458:VAL:HG23	2.07	0.83
1:K:123:GLY:HA3	1:K:407:ALA:CB	2.09	0.83
1:K:389:LEU:HD12	1:K:415:LEU:HD13	1.59	0.83
1:N:371:CYS:CB	1:N:471:ARG:HD2	2.09	0.83
1:P:368:VAL:CG2	1:P:469:PRO:HG2	2.09	0.83
1:A:192:LEU:HG	1:A:342:ALA:HB2	1.61	0.83
1:B:23:MET:CE	1:B:72:HIS:HE1	1.92	0.83
1:C:142:VAL:HG22	1:C:149:ILE:HG12	1.61	0.83
1:C:223:MET:HG2	1:C:281:ILE:O	1.78	0.83
1:D:387:VAL:HG21	1:D:437:VAL:HG12	1.61	0.83
1:K:178:VAL:CG1	1:K:366:VAL:HG22	2.09	0.83
1:K:197:LYS:C	1:K:355:ILE:HD12	1.99	0.83
1:K:469:PRO:CD	1:K:472:VAL:HG21	2.09	0.83
1:L:49:VAL:HG13	1:M:495:ALA:HA	1.58	0.83
1:M:434:LEU:HD22	1:M:451:LEU:CD2	2.09	0.83
1:N:82:ALA:HB2	1:N:97:VAL:HG21	1.57	0.83
1:A:68:MET:CA	1:H:9:PRO:HD3	2.06	0.83
1:B:255:LYS:CD	1:B:279:GLU:HG2	2.09	0.83
1:C:9:PRO:CD	1:D:68:MET:HA	2.07	0.83
1:D:42:LYS:HD2	1:D:425:ASN:C	1.98	0.83
1:D:156:THR:HB	1:D:467:VAL:O	1.78	0.83
1:D:262:LEU:HD11	1:D:310:LEU:HD11	1.58	0.83
1:D:431:ILE:HD13	1:M:403:ARG:HG2	1.61	0.83
1:E:217:GLU:CB	1:E:330:SER:HB2	2.08	0.83
1:F:469:PRO:HB2	1:F:472:VAL:CG2	2.09	0.83
1:H:158:ILE:O	1:H:158:ILE:HG23	1.77	0.83
1:I:239:ILE:HD11	1:I:254:ILE:HD11	1.59	0.83
1:J:62:VAL:HG13	1:J:63:THR:H	1.43	0.83
1:K:216:LYS:CG	1:K:287:VAL:HG22	2.04	0.83
1:K:368:VAL:CB	1:K:469:PRO:HG2	2.09	0.83
1:L:384:SER:CB	1:L:441:HIS:HE1	1.92	0.83
1:M:142:VAL:CB	1:M:149:ILE:HD13	2.08	0.83
1:M:219:VAL:HG21	1:M:273:GLN:HG2	1.60	0.83
1:N:178:VAL:HG21	1:N:366:VAL:HG22	1.61	0.83
1:N:233:ALA:HB2	1:N:315:LEU:HD13	1.61	0.83
1:D:368:VAL:HB	1:D:469:PRO:HG3	1.61	0.83
1:J:177:ALA:CB	1:J:343:VAL:HG21	2.08	0.83
1:J:473:LYS:HA	1:J:473:LYS:HE3	1.59	0.83
1:K:48:LEU:HD22	1:K:68:MET:SD	2.19	0.83
1:K:115:VAL:HG23	1:K:119:ILE:HB	1.61	0.83

Continued on next page...

Continued from previous page...

Atom-1	Atom-2	Interatomic distance (Å)	Clash overlap (Å)
1:K:192:LEU:HB2	1:K:342:ALA:CB	2.07	0.83
1:L:25:ILE:HD13	1:L:108:GLU:CG	2.08	0.83
1:L:44:MET:HB3	1:M:491:ASP:OD1	1.78	0.83
1:L:235:LEU:HD12	1:L:307:ILE:HD13	1.58	0.83
1:M:227:VAL:HG11	1:M:260:ASN:ND2	1.94	0.83
1:O:42:LYS:HE2	1:O:426:ALA:CA	2.09	0.83
1:P:105:ARG:HD3	1:P:106:LYS:HG2	1.61	0.83
1:P:115:VAL:HG11	1:P:403:ARG:NE	1.94	0.83
1:P:233:ALA:HA	1:P:315:LEU:HD21	1.58	0.83
1:P:345:MET:SD	1:P:362:VAL:HG21	2.19	0.83
1:A:69:SER:HB3	1:H:9:PRO:HG3	1.60	0.82
1:B:31:ILE:HG21	1:B:65:LEU:HD22	1.61	0.82
1:D:34:THR:HG22	1:D:35:VAL:HG22	1.61	0.82
1:G:235:LEU:CD2	1:G:307:ILE:HG13	2.07	0.82
1:J:95:THR:O	1:J:99:VAL:HG22	1.79	0.82
1:K:68:MET:HG3	1:L:8:LEU:CB	2.09	0.82
1:N:192:LEU:HB3	1:N:342:ALA:CB	2.08	0.82
1:O:377:ARG:CZ	1:O:470:LEU:HD13	2.08	0.82
1:P:130:LYS:HE2	1:P:393:LEU:HD23	1.58	0.82
1:A:100:ALA:CB	1:A:484:THR:HG21	2.07	0.82
1:D:233:ALA:HB2	1:D:315:LEU:HD11	1.59	0.82
1:D:379:VAL:O	1:D:467:VAL:HG12	1.78	0.82
1:G:237:CYS:CA	1:G:306:ASN:HA	2.09	0.82
1:H:49:VAL:HG12	1:H:50:ASP:N	1.93	0.82
1:J:379:VAL:HG22	1:J:380:SER:H	1.43	0.82
1:K:25:ILE:HG22	1:K:26:LEU:N	1.93	0.82
1:K:250:MET:HE3	1:K:308:LYS:HG2	1.58	0.82
1:L:247:LEU:HD21	1:L:269:ASP:HB3	1.60	0.82
1:L:267:GLY:C	1:L:268:ILE:HG12	1.96	0.82
1:M:433:ILE:HB	1:M:434:LEU:HD23	1.61	0.82
1:P:199:SER:CB	1:P:327:SER:HB3	2.09	0.82
1:A:44:MET:HE2	1:H:489:ARG:HH21	1.43	0.82
1:D:255:LYS:CE	1:D:279:GLU:HG2	2.09	0.82
1:H:379:VAL:HG13	1:H:380:SER:O	1.79	0.82
1:I:42:LYS:CB	1:I:425:ASN:HB3	2.04	0.82
1:M:27:ALA:HB1	1:M:75:ALA:HB2	1.61	0.82
1:O:97:VAL:O	1:O:100:ALA:HB3	1.77	0.82
1:P:268:ILE:HB	1:P:273:GLN:NE2	1.94	0.82
1:C:119:ILE:HD12	1:C:403:ARG:CG	2.10	0.82
1:D:68:MET:HA	1:D:68:MET:HE2	1.61	0.82
1:G:232:ILE:HG13	1:G:261:VAL:HG11	1.61	0.82

Continued on next page...

Continued from previous page...

Atom-1	Atom-2	Interatomic distance (Å)	Clash overlap (Å)
1:G:403:ARG:HH11	1:G:403:ARG:HG3	1.41	0.82
1:I:250:MET:CE	1:I:308:LYS:HB3	2.08	0.82
1:J:12:MET:HE3	1:J:494:ILE:HG22	1.60	0.82
1:J:73:PRO:HA	1:J:76:LYS:HG3	1.59	0.82
1:J:134:LEU:HD12	1:J:393:LEU:HD21	1.61	0.82
1:K:234:LEU:CD1	1:K:296:ALA:HB2	2.09	0.82
1:K:327:SER:O	1:K:327:SER:OG	1.91	0.82
1:L:238:ALA:O	1:L:307:ILE:HG22	1.78	0.82
1:M:248:LYS:HE2	1:M:275:TYR:CE1	2.15	0.82
1:M:248:LYS:CD	1:M:275:TYR:CZ	2.62	0.82
1:N:150:LEU:HD23	1:N:175:VAL:CG1	2.08	0.82
1:N:178:VAL:HG22	1:N:193:ILE:HD12	1.61	0.82
1:N:469:PRO:HG2	1:N:472:VAL:CG1	2.02	0.82
1:O:251:VAL:CG1	1:O:276:LEU:HD22	2.09	0.82
1:P:50:ASP:CB	1:P:51:ASP:HB2	2.05	0.82
1:P:134:LEU:HD22	1:P:392:LYS:CD	2.09	0.82
1:P:222:GLN:C	1:P:277:ALA:HB1	1.98	0.82
1:A:387:VAL:HG21	1:A:437:VAL:HG12	1.61	0.82
1:A:435:VAL:HG11	1:J:401:SER:CB	2.08	0.82
1:B:9:PRO:HA	1:C:69:SER:OG	1.80	0.82
1:C:122:LYS:HA	1:C:125:GLN:NE2	1.95	0.82
1:D:77:MET:HE1	1:D:486:MET:HE1	1.60	0.82
1:D:418:ILE:HB	1:D:419:PRO:CD	2.09	0.82
1:E:42:LYS:HB3	1:E:425:ASN:CB	2.09	0.82
1:F:223:MET:HG2	1:F:281:ILE:O	1.79	0.82
1:G:100:ALA:HB1	1:G:484:THR:CG2	2.07	0.82
1:H:188:VAL:CG2	1:H:373:ILE:HD12	2.09	0.82
1:L:262:LEU:HD11	1:L:310:LEU:HD23	1.61	0.82
1:O:371:CYS:HA	1:O:471:ARG:HH21	1.43	0.82
1:P:223:MET:HG3	1:P:277:ALA:HB2	1.60	0.82
1:P:448:CYS:CB	1:P:460:ASP:HA	2.09	0.82
1:H:103:LEU:HD21	1:H:411:PHE:CE2	2.14	0.82
1:J:116:HIS:CG	1:J:117:PRO:CD	2.61	0.82
1:L:239:ILE:HG22	1:L:307:ILE:CB	2.10	0.82
1:L:383:GLY:HA2	1:L:386:GLU:HG2	1.59	0.82
1:P:372:THR:HA	1:P:375:ASP:O	1.79	0.82
1:D:233:ALA:HB1	1:D:310:LEU:CD2	2.09	0.82
1:D:234:LEU:HB3	1:D:292:MET:CE	2.09	0.82
1:D:235:LEU:O	1:D:264:CYS:HA	1.79	0.82
1:D:255:LYS:HE3	1:D:279:GLU:HG2	1.62	0.82
1:G:251:VAL:CG1	1:G:276:LEU:HD22	2.10	0.82

Continued on next page...

Continued from previous page...

Atom-1	Atom-2	Interatomic distance (Å)	Clash overlap (Å)
1:G:433:ILE:HG22	1:G:451:LEU:HD23	1.60	0.82
1:J:68:MET:HA	1:K:9:PRO:HD3	1.61	0.82
1:K:169:LYS:HG2	1:K:204:ASP:O	1.79	0.82
1:K:193:ILE:HD12	1:K:366:VAL:HG11	1.62	0.82
1:N:276:LEU:HD22	1:N:281:ILE:CG2	2.09	0.82
1:O:98:VAL:HG12	1:O:99:VAL:N	1.94	0.82
1:P:387:VAL:O	1:P:390:SER:HB3	1.78	0.82
1:A:62:VAL:HG13	1:A:63:THR:N	1.94	0.82
1:A:166:ALA:O	1:A:170:LEU:HD22	1.80	0.82
1:A:248:LYS:HD2	1:A:275:TYR:CE2	2.14	0.82
1:D:130:LYS:HE3	1:D:134:LEU:HD11	1.60	0.82
1:D:130:LYS:HE2	1:D:396:TYR:HB2	1.62	0.82
1:D:163:ALA:HA	1:D:165:LYS:CG	2.04	0.82
1:D:494:ILE:HD12	1:E:68:MET:SD	2.20	0.82
1:F:48:LEU:CD2	1:F:67:GLU:HB2	2.09	0.82
1:F:347:ILE:HG21	1:F:358:VAL:CG1	2.09	0.82
1:G:219:VAL:HG13	1:G:273:GLN:HG2	1.58	0.82
1:G:401:SER:CB	1:P:435:VAL:HG11	2.09	0.82
1:J:158:ILE:O	1:J:158:ILE:CG2	2.24	0.82
1:O:70:VAL:O	1:O:76:LYS:HE2	1.79	0.82
1:P:116:HIS:CE1	1:P:117:PRO:HG2	2.15	0.82
1:P:449:ALA:HB2	1:P:458:VAL:CG2	2.08	0.82
1:B:70:VAL:HG21	1:B:76:LYS:CG	2.10	0.82
1:C:96:ALA:HA	1:C:480:ALA:CB	2.10	0.82
1:D:197:LYS:HA	1:D:355:ILE:HG21	1.59	0.82
1:D:403:ARG:CD	1:M:431:ILE:HD13	2.03	0.82
1:E:152:LYS:NZ	1:E:462:CYS:HB3	1.94	0.82
1:E:433:ILE:HA	1:E:436:LYS:HG3	1.62	0.82
1:G:235:LEU:HG	1:G:307:ILE:HD12	1.62	0.82
1:I:124:TYR:CE1	1:I:407:ALA:CA	2.58	0.82
1:I:166:ALA:HB2	1:I:203:ILE:CB	2.04	0.82
1:J:158:ILE:HD13	1:J:170:LEU:CB	2.09	0.82
1:M:459:GLU:HB3	1:M:461:MET:CE	2.10	0.82
1:P:206:THR:HB	1:P:347:ILE:HG23	1.60	0.82
1:A:30:ILE:HD12	1:A:31:ILE:HG12	1.62	0.82
1:B:377:ARG:HD2	1:B:470:LEU:CD1	2.10	0.82
1:E:248:LYS:HD2	1:E:275:TYR:CE2	2.15	0.82
1:F:235:LEU:HD11	1:F:307:ILE:HD13	1.61	0.82
1:G:233:ALA:HA	1:G:315:LEU:HD11	1.62	0.82
1:H:42:LYS:HB3	1:H:425:ASN:CB	2.08	0.82
1:J:198:LYS:HA	1:J:198:LYS:HE3	1.61	0.82

Continued on next page...

Continued from previous page...

Atom-1	Atom-2	Interatomic distance (Å)	Clash overlap (Å)
1:L:220:SER:HB2	1:L:273:GLN:HB3	1.62	0.82
1:M:130:LYS:NZ	1:M:396:TYR:HB2	1.94	0.82
1:N:170:LEU:HD21	1:N:358:VAL:CG2	2.09	0.82
1:O:15:TYR:HD2	1:O:19:ASP:HB3	1.44	0.82
1:P:170:LEU:HD11	1:P:358:VAL:CG1	2.10	0.82
1:B:233:ALA:HA	1:B:315:LEU:HD11	1.60	0.81
1:D:150:LEU:HD23	1:D:175:VAL:CG1	2.10	0.81
1:E:124:TYR:CE1	1:E:407:ALA:CA	2.63	0.81
1:E:235:LEU:HD13	1:E:310:LEU:CD1	2.09	0.81
1:G:391:MET:HE1	1:G:438:ARG:CB	2.09	0.81
1:G:435:VAL:HG11	1:P:401:SER:HB2	1.62	0.81
1:I:223:MET:HE1	1:I:283:ALA:HB3	1.61	0.81
1:J:233:ALA:HA	1:J:315:LEU:CD2	2.09	0.81
1:M:68:MET:HA	1:N:9:PRO:HD3	1.59	0.81
1:N:139:ALA:HB2	1:N:377:ARG:CD	2.09	0.81
1:O:452:ASN:HD21	1:O:454:PHE:HB2	1.45	0.81
1:P:197:LYS:CB	1:P:355:ILE:HG21	2.10	0.81
1:A:130:LYS:HG2	1:A:393:LEU:HD21	1.59	0.81
1:A:437:VAL:HG21	1:A:451:LEU:CD2	2.09	0.81
1:B:103:LEU:HD21	1:B:411:PHE:CE2	2.16	0.81
1:E:48:LEU:HD22	1:E:68:MET:CE	2.08	0.81
1:F:42:LYS:HE3	1:F:453:VAL:HG21	1.60	0.81
1:G:105:ARG:HH11	1:G:106:LYS:HG2	1.45	0.81
1:J:197:LYS:HA	1:J:347:ILE:CG2	2.10	0.81
1:J:459:GLU:O	1:J:459:GLU:HG3	1.77	0.81
1:K:368:VAL:HB	1:K:469:PRO:CG	2.10	0.81
1:M:223:MET:HG3	1:M:277:ALA:HB2	1.61	0.81
1:N:197:LYS:HB3	1:N:355:ILE:HB	1.62	0.81
1:N:387:VAL:O	1:N:390:SER:HB3	1.80	0.81
1:O:116:HIS:CG	1:O:117:PRO:CD	2.62	0.81
1:O:158:ILE:HD13	1:O:167:LYS:HA	1.63	0.81
1:O:173:ILE:HG13	1:O:345:MET:SD	2.20	0.81
1:P:296:ALA:HB1	1:P:301:ALA:O	1.80	0.81
1:A:178:VAL:HG12	1:A:188:VAL:HG11	1.60	0.81
1:B:81:VAL:HG11	1:B:483:SER:HB3	1.62	0.81
1:B:255:LYS:HE3	1:B:279:GLU:CG	2.06	0.81
1:C:178:VAL:HG22	1:C:193:ILE:HD11	1.59	0.81
1:C:248:LYS:HD2	1:C:275:TYR:CZ	2.15	0.81
1:C:254:ILE:HG12	1:C:310:LEU:HD23	1.61	0.81
1:D:254:ILE:HD13	1:D:262:LEU:CD1	2.11	0.81
1:E:124:TYR:HE1	1:E:407:ALA:CA	1.92	0.81

Continued on next page...

Continued from previous page...

Atom-1	Atom-2	Interatomic distance (Å)	Clash overlap (Å)
1:E:208:LEU:HD13	1:E:210:LYS:HD2	1.63	0.81
1:G:72:HIS:CA	1:G:75:ALA:HB3	2.10	0.81
1:G:118:THR:HG21	1:H:42:LYS:HE3	1.60	0.81
1:G:123:GLY:HA3	1:G:407:ALA:HB1	1.62	0.81
1:G:130:LYS:NZ	1:G:134:LEU:HD21	1.95	0.81
1:G:220:SER:CB	1:G:277:ALA:HB2	2.10	0.81
1:H:42:LYS:CE	1:H:426:ALA:HA	2.08	0.81
1:I:103:LEU:HD21	1:I:411:PHE:CD2	2.15	0.81
1:I:174:ILE:HG22	1:I:362:VAL:CG2	2.10	0.81
1:I:368:VAL:CB	1:I:469:PRO:HB3	2.03	0.81
1:J:231:LYS:HD3	1:J:231:LYS:N	1.96	0.81
1:K:197:LYS:HA	1:K:355:ILE:HG21	1.60	0.81
1:L:441:HIS:ND1	1:L:449:ALA:HB3	1.94	0.81
1:M:339:HIS:CE1	1:M:341:LYS:HD2	2.15	0.81
1:M:433:ILE:HG22	1:M:451:LEU:HD23	1.61	0.81
1:N:153:ILE:HD11	1:N:378:ILE:CG2	2.01	0.81
1:N:154:ALA:CB	1:N:174:ILE:HD11	2.08	0.81
1:N:178:VAL:CG1	1:N:188:VAL:HG11	2.10	0.81
1:O:156:THR:HG21	1:O:468:GLU:CB	2.09	0.81
1:O:347:ILE:HG21	1:O:358:VAL:HB	1.62	0.81
1:P:62:VAL:HG13	1:P:63:THR:H	1.45	0.81
1:D:130:LYS:HE3	1:D:393:LEU:HD23	1.60	0.81
1:D:403:ARG:HG2	1:D:403:ARG:NH1	1.95	0.81
1:D:420:ARG:HG2	1:D:420:ARG:HH11	1.43	0.81
1:J:255:LYS:O	1:J:255:LYS:CG	2.27	0.81
1:L:158:ILE:HD13	1:L:170:LEU:CB	2.10	0.81
1:L:326:ILE:HG13	1:L:348:ARG:HH12	1.43	0.81
1:M:233:ALA:HA	1:M:315:LEU:HD13	1.61	0.81
1:O:178:VAL:HG22	1:O:366:VAL:HG13	1.60	0.81
1:O:254:ILE:HD12	1:O:276:LEU:CD1	2.11	0.81
1:P:29:ARG:O	1:P:33:GLU:HG3	1.79	0.81
1:A:448:CYS:CB	1:A:460:ASP:HA	2.05	0.81
1:C:250:MET:CE	1:C:307:ILE:HG22	2.11	0.81
1:C:377:ARG:HB2	1:C:470:LEU:CD1	2.10	0.81
1:E:12:MET:HG2	1:E:494:ILE:CG2	2.11	0.81
1:E:134:LEU:CD1	1:E:393:LEU:HD21	2.09	0.81
1:E:152:LYS:HD3	1:E:465:GLY:HA2	1.62	0.81
1:E:326:ILE:HG13	1:E:348:ARG:HH12	1.45	0.81
1:F:158:ILE:HD13	1:F:170:LEU:HB3	1.62	0.81
1:G:276:LEU:HB2	1:G:281:ILE:HB	1.63	0.81
1:I:235:LEU:CD1	1:I:310:LEU:HD22	2.10	0.81

Continued on next page...

Continued from previous page...

Atom-1	Atom-2	Interatomic distance (Å)	Clash overlap (Å)
1:M:68:MET:CB	1:N:8:LEU:HA	2.09	0.81
1:N:210:LYS:HG3	1:N:343:VAL:HG23	1.63	0.81
1:N:437:VAL:HG11	1:N:451:LEU:HD11	1.60	0.81
1:O:368:VAL:CB	1:O:469:PRO:HG2	2.09	0.81
1:O:435:VAL:HG13	1:O:438:ARG:NH2	1.96	0.81
1:P:214:VAL:HG12	1:P:291:ASP:CG	2.00	0.81
1:A:174:ILE:HD12	1:A:365:ALA:CB	2.10	0.81
1:C:247:LEU:HD11	1:C:272:ALA:CB	2.11	0.81
1:D:89:VAL:HG21	1:D:368:VAL:CG1	2.11	0.81
1:I:461:MET:CA	1:I:461:MET:HE1	2.00	0.81
1:K:299:THR:HG23	1:K:334:VAL:HG11	1.62	0.81
1:L:134:LEU:HD13	1:L:392:LYS:CD	2.07	0.81
1:L:140:CYS:SG	1:L:447:LYS:HB3	2.21	0.81
1:M:39:LEU:HG	1:M:40:GLY:H	1.45	0.81
1:M:50:ASP:OD1	1:M:52:LEU:HG	1.81	0.81
1:N:71:GLU:HG3	1:N:72:HIS:N	1.89	0.81
1:N:145:GLN:O	1:N:145:GLN:HG3	1.78	0.81
1:O:437:VAL:HG21	1:O:451:LEU:HD11	1.62	0.81
1:P:310:LEU:HD12	1:P:311:SER:H	1.45	0.81
1:A:29:ARG:O	1:A:33:GLU:HG3	1.80	0.81
1:A:34:THR:HA	1:H:14:ARG:HH22	1.43	0.81
1:B:422:LEU:HA	1:B:425:ASN:HD22	1.44	0.81
1:D:235:LEU:HD11	1:D:307:ILE:CD1	2.11	0.81
1:E:38:THR:HG21	1:E:46:LYS:HE2	1.61	0.81
1:E:233:ALA:HA	1:E:315:LEU:CD1	2.10	0.81
1:K:134:LEU:CD2	1:K:392:LYS:HD2	2.08	0.81
1:L:119:ILE:HG21	1:L:403:ARG:HD3	1.61	0.81
1:L:123:GLY:HA3	1:L:407:ALA:HB3	1.61	0.81
1:L:469:PRO:CG	1:L:472:VAL:HG21	2.10	0.81
1:P:227:VAL:HG11	1:P:260:ASN:ND2	1.96	0.81
1:A:88:GLU:HG3	1:A:475:GLN:CG	2.08	0.81
1:A:89:VAL:O	1:A:89:VAL:CG2	2.29	0.81
1:A:93:THR:O	1:A:97:VAL:HG13	1.80	0.81
1:B:130:LYS:HD3	1:B:393:LEU:HD23	1.63	0.81
1:B:272:ALA:O	1:B:276:LEU:HD12	1.79	0.81
1:D:265:GLN:OE1	1:D:289:LYS:HE2	1.81	0.81
1:F:232:ILE:CG1	1:F:299:THR:HG21	2.10	0.81
1:H:165:LYS:HA	1:H:165:LYS:CE	2.10	0.81
1:I:195:ILE:HB	1:I:359:ALA:HB1	1.60	0.81
1:J:34:THR:HG22	1:J:35:VAL:N	1.93	0.81
1:J:232:ILE:HG13	1:J:261:VAL:HG11	1.63	0.81

Continued on next page...

Continued from previous page...

Atom-1	Atom-2	Interatomic distance (Å)	Clash overlap (Å)
1:L:227:VAL:HG11	1:L:260:ASN:CG	2.01	0.81
1:M:220:SER:HB2	1:M:273:GLN:CB	2.10	0.81
1:M:235:LEU:HD11	1:M:310:LEU:HG	1.62	0.81
1:O:433:ILE:HG21	1:O:451:LEU:HD23	1.61	0.81
1:P:68:MET:CE	1:P:68:MET:HA	2.09	0.81
1:P:193:ILE:HD12	1:P:366:VAL:CG1	2.09	0.81
1:D:110:LEU:O	1:D:113:GLN:HA	1.80	0.81
1:D:178:VAL:HG22	1:D:193:ILE:CD1	2.11	0.81
1:E:268:ILE:HG21	1:E:273:GLN:CG	2.11	0.81
1:F:57:VAL:O	1:F:57:VAL:CG2	2.29	0.81
1:I:197:LYS:CB	1:I:355:ILE:HG21	2.10	0.81
1:K:106:LYS:HA	1:K:106:LYS:HE3	1.61	0.81
1:L:116:HIS:HD2	1:L:118:THR:HG23	1.46	0.81
1:L:156:THR:HG21	1:L:468:GLU:CA	2.10	0.81
1:M:70:VAL:HG21	1:M:76:LYS:HG3	1.63	0.81
1:N:311:SER:C	1:N:315:LEU:HD12	2.01	0.81
1:B:113:GLN:CD	1:B:113:GLN:N	2.30	0.81
1:C:78:LEU:HD12	1:C:487:LEU:CD1	2.10	0.81
1:D:72:HIS:O	1:D:75:ALA:HB3	1.79	0.81
1:E:210:LYS:CG	1:E:343:VAL:HG23	2.10	0.81
1:E:236:ASN:C	1:E:265:GLN:HB3	2.02	0.81
1:G:48:LEU:HD22	1:G:68:MET:SD	2.21	0.81
1:K:235:LEU:CD2	1:K:304:ILE:HD11	2.11	0.81
1:K:237:CYS:HA	1:K:306:ASN:C	2.00	0.81
1:K:428:LEU:HD12	1:K:433:ILE:HD11	1.63	0.81
1:L:214:VAL:HG12	1:L:291:ASP:HB3	1.63	0.81
1:L:218:ARG:HD3	1:L:282:VAL:HG12	1.63	0.81
1:M:119:ILE:HG21	1:M:403:ARG:HB2	1.61	0.81
1:N:223:MET:HG3	1:N:277:ALA:HB2	1.60	0.81
1:O:51:ASP:HB3	1:P:11:ASN:OD1	1.81	0.81
1:O:216:LYS:O	1:O:332:ILE:HG13	1.81	0.81
1:C:64:ILE:CG2	1:C:65:LEU:HD22	2.11	0.80
1:E:239:ILE:HB	1:E:307:ILE:HG21	1.63	0.80
1:E:307:ILE:O	1:E:307:ILE:CD1	2.27	0.80
1:F:48:LEU:CG	1:F:68:MET:HE1	2.10	0.80
1:H:192:LEU:HD21	1:H:297:LYS:HE3	1.63	0.80
1:H:247:LEU:HD11	1:H:272:ALA:HB2	1.62	0.80
1:J:307:ILE:HD12	1:J:307:ILE:C	2.01	0.80
1:K:307:ILE:O	1:K:307:ILE:HD12	1.80	0.80
1:M:339:HIS:O	1:M:339:HIS:ND1	2.13	0.80
1:M:391:MET:HE3	1:M:438:ARG:HA	1.62	0.80

Continued on next page...

Continued from previous page...

Atom-1	Atom-2	Interatomic distance (Å)	Clash overlap (Å)
1:N:156:THR:CG2	1:N:468:GLU:HB3	2.10	0.80
1:P:123:GLY:N	1:P:404:GLU:HG3	1.94	0.80
1:A:41:PRO:CG	1:A:453:VAL:HG11	2.11	0.80
1:A:130:LYS:HG2	1:A:393:LEU:CD2	2.11	0.80
1:A:140:CYS:HB3	1:A:446:ASN:HB2	1.63	0.80
1:A:182:VAL:HB	1:A:188:VAL:HG22	1.63	0.80
1:B:39:LEU:HD13	1:B:40:GLY:N	1.95	0.80
1:J:12:MET:CE	1:J:494:ILE:CG2	2.59	0.80
1:J:103:LEU:HD21	1:J:411:PHE:CE2	2.16	0.80
1:N:42:LYS:HB3	1:N:425:ASN:CB	2.11	0.80
1:O:223:MET:HG3	1:O:277:ALA:CB	2.09	0.80
1:B:70:VAL:HG11	1:B:76:LYS:HD3	1.63	0.80
1:B:122:LYS:HA	1:B:125:GLN:CD	2.02	0.80
1:C:152:LYS:HG2	1:C:465:GLY:CA	2.10	0.80
1:D:12:MET:CE	1:E:68:MET:HE1	2.12	0.80
1:D:170:LEU:HD13	1:D:358:VAL:HG13	1.62	0.80
1:H:403:ARG:HA	1:H:406:LEU:HD13	1.61	0.80
1:L:78:LEU:CD1	1:L:487:LEU:HD11	2.11	0.80
1:M:103:LEU:HD21	1:M:411:PHE:CE2	2.15	0.80
1:N:119:ILE:CG2	1:N:403:ARG:HB2	2.11	0.80
1:O:15:TYR:CD2	1:O:19:ASP:HB3	2.16	0.80
1:A:95:THR:O	1:A:99:VAL:HG22	1.82	0.80
1:A:135:LEU:HG	1:A:138:ILE:CD1	2.12	0.80
1:B:169:LYS:HE3	1:B:204:ASP:O	1.79	0.80
1:C:431:ILE:HD12	1:L:406:LEU:HD21	1.64	0.80
1:D:313:GLN:H	1:D:313:GLN:CD	1.85	0.80
1:G:100:ALA:O	1:G:104:LEU:HG	1.80	0.80
1:I:347:ILE:HG21	1:I:358:VAL:CG1	2.10	0.80
1:I:380:SER:HB3	1:I:384:SER:HB2	1.64	0.80
1:J:119:ILE:HD12	1:J:403:ARG:CB	2.11	0.80
1:J:130:LYS:HE2	1:J:134:LEU:HD11	1.61	0.80
1:J:158:ILE:CG1	1:J:361:ALA:HB1	2.09	0.80
1:K:391:MET:HE3	1:K:438:ARG:HG2	1.61	0.80
1:L:130:LYS:HG3	1:L:393:LEU:CD2	2.09	0.80
1:L:197:LYS:HB3	1:L:355:ILE:CG2	2.11	0.80
1:M:36:ARG:HG2	1:M:37:SER:OG	1.80	0.80
1:N:222:GLN:HB2	1:N:277:ALA:CB	2.11	0.80
1:P:153:ILE:CG2	1:P:469:PRO:HG3	2.10	0.80
1:C:214:VAL:HG12	1:C:291:ASP:HB3	1.63	0.80
1:D:235:LEU:HD13	1:D:307:ILE:CB	2.12	0.80
1:E:406:LEU:HD11	1:N:431:ILE:CD1	2.12	0.80

Continued on next page...

Continued from previous page...

Atom-1	Atom-2	Interatomic distance (Å)	Clash overlap (Å)
1:E:406:LEU:HD21	1:N:431:ILE:HG13	1.62	0.80
1:J:368:VAL:CB	1:J:469:PRO:CG	2.59	0.80
1:P:77:MET:HE2	1:P:487:LEU:CD1	2.10	0.80
1:A:134:LEU:HD12	1:A:393:LEU:HD21	1.64	0.80
1:A:219:VAL:CG1	1:A:273:GLN:HG2	2.11	0.80
1:A:285:ARG:HG3	1:A:286:ARG:H	1.47	0.80
1:B:148:GLU:O	1:B:148:GLU:HG3	1.82	0.80
1:C:31:ILE:CG2	1:C:65:LEU:HD11	2.12	0.80
1:C:197:LYS:HB3	1:C:355:ILE:HG21	1.51	0.80
1:D:169:LYS:HE3	1:D:204:ASP:O	1.82	0.80
1:D:339:HIS:O	1:D:339:HIS:CG	2.29	0.80
1:H:347:ILE:HG21	1:H:358:VAL:HB	1.63	0.80
1:I:56:VAL:CG2	1:I:56:VAL:O	2.30	0.80
1:M:177:ALA:HB1	1:M:343:VAL:HG11	1.64	0.80
1:N:34:THR:HG23	1:O:14:ARG:CZ	2.12	0.80
1:N:113:GLN:NE2	1:N:113:GLN:CA	2.38	0.80
1:O:239:ILE:HD12	1:O:307:ILE:HG21	0.85	0.80
1:O:239:ILE:CD1	1:O:307:ILE:CD1	2.57	0.80
1:A:158:ILE:HD13	1:A:170:LEU:CB	2.11	0.80
1:C:142:VAL:HG22	1:C:149:ILE:CG1	2.12	0.80
1:C:418:ILE:O	1:C:422:LEU:HG	1.82	0.80
1:D:158:ILE:HD12	1:D:167:LYS:CA	2.10	0.80
1:D:219:VAL:HG23	1:D:285:ARG:HB2	1.64	0.80
1:D:234:LEU:CD1	1:D:296:ALA:HB2	2.11	0.80
1:D:403:ARG:CG	1:D:403:ARG:NH1	2.40	0.80
1:F:461:MET:CE	1:F:461:MET:N	2.41	0.80
1:G:489:ARG:HH21	1:H:44:MET:HE2	1.47	0.80
1:H:234:LEU:HB3	1:H:292:MET:HE3	1.63	0.80
1:J:235:LEU:HD23	1:J:304:ILE:HD11	1.63	0.80
1:K:154:ALA:CB	1:K:174:ILE:HD11	2.12	0.80
1:K:371:CYS:SG	1:K:471:ARG:HB3	2.21	0.80
1:L:30:ILE:HG22	1:L:31:ILE:H	1.47	0.80
1:M:82:ALA:HB2	1:M:97:VAL:HG21	1.64	0.80
1:N:158:ILE:HD13	1:N:170:LEU:HB2	1.63	0.80
1:A:431:ILE:CD1	1:J:403:ARG:HD3	2.12	0.80
1:B:206:THR:CB	1:B:347:ILE:HG23	2.12	0.80
1:C:391:MET:HE1	1:C:438:ARG:CA	2.11	0.80
1:E:134:LEU:HD12	1:E:393:LEU:CD2	2.10	0.80
1:I:234:LEU:HB3	1:I:292:MET:HE1	1.60	0.80
1:L:158:ILE:CG1	1:L:361:ALA:HB1	2.06	0.80
1:L:232:ILE:O	1:L:315:LEU:HD22	1.81	0.80

Continued on next page...

Continued from previous page...

Atom-1	Atom-2	Interatomic distance (Å)	Clash overlap (Å)
1:L:235:LEU:CG	1:L:307:ILE:HA	2.08	0.80
1:M:124:TYR:CE1	1:M:407:ALA:HA	2.16	0.80
1:O:34:THR:HA	1:P:14:ARG:HH12	1.47	0.80
1:P:490:ILE:H	1:P:490:ILE:CD1	1.94	0.80
1:B:156:THR:HG22	1:B:156:THR:O	1.80	0.80
1:D:169:LYS:HG3	1:D:204:ASP:CB	2.10	0.80
1:D:296:ALA:HB1	1:D:301:ALA:O	1.80	0.80
1:G:234:LEU:HD12	1:G:296:ALA:HB2	1.63	0.80
1:H:153:ILE:HD11	1:H:378:ILE:HB	1.63	0.80
1:K:78:LEU:CD1	1:K:487:LEU:HD22	2.07	0.80
1:K:469:PRO:O	1:K:472:VAL:HB	1.82	0.80
1:P:134:LEU:HD22	1:P:392:LYS:HD2	1.64	0.80
1:P:377:ARG:HD2	1:P:470:LEU:CD1	2.12	0.80
1:A:12:MET:CE	1:A:494:ILE:HG22	2.12	0.80
1:A:391:MET:HE3	1:A:438:ARG:CG	2.12	0.80
1:A:437:VAL:HG21	1:A:451:LEU:HG	1.62	0.80
1:E:387:VAL:O	1:E:390:SER:HB3	1.81	0.80
1:H:178:VAL:O	1:H:178:VAL:HG23	1.79	0.80
1:I:152:LYS:CG	1:I:465:GLY:HA2	2.12	0.80
1:J:134:LEU:HB3	1:J:392:LYS:HE3	1.64	0.80
1:J:437:VAL:HA	1:J:458:VAL:CG2	2.10	0.80
1:K:68:MET:HG2	1:L:8:LEU:HD23	1.63	0.80
1:M:177:ALA:HB2	1:M:208:LEU:HD11	1.65	0.80
1:M:227:VAL:HG11	1:M:260:ASN:HD21	1.47	0.80
1:N:368:VAL:HB	1:N:469:PRO:HB3	1.63	0.80
1:P:130:LYS:O	1:P:130:LYS:HD2	1.81	0.80
1:A:68:MET:HG3	1:H:8:LEU:CD2	2.10	0.79
1:A:206:THR:HG21	1:A:347:ILE:CG2	2.12	0.79
1:C:420:ARG:O	1:C:423:ALA:HB3	1.82	0.79
1:E:12:MET:SD	1:E:494:ILE:HG22	2.21	0.79
1:E:403:ARG:CG	1:E:403:ARG:NH1	2.33	0.79
1:F:8:LEU:HD12	1:G:68:MET:CG	2.12	0.79
1:G:85:GLN:NE2	1:G:476:ALA:HA	1.96	0.79
1:G:119:ILE:HG21	1:G:403:ARG:HB2	1.64	0.79
1:H:132:GLN:HA	1:H:132:GLN:HE21	1.47	0.79
1:H:235:LEU:HD21	1:H:307:ILE:N	1.98	0.79
1:J:234:LEU:H	1:J:315:LEU:CD2	1.94	0.79
1:L:254:ILE:HD13	1:L:262:LEU:HD13	1.62	0.79
1:M:216:LYS:O	1:M:332:ILE:HG13	1.83	0.79
1:M:276:LEU:HD12	1:M:281:ILE:HG21	0.89	0.79
1:N:85:GLN:NE2	1:N:475:GLN:HG3	1.96	0.79

Continued on next page...

Continued from previous page...

Atom-1	Atom-2	Interatomic distance (Å)	Clash overlap (Å)
1:N:251:VAL:HG13	1:N:276:LEU:HG	1.64	0.79
1:N:383:GLY:HA3	1:N:386:GLU:CG	2.12	0.79
1:O:233:ALA:HB1	1:O:310:LEU:CD1	2.11	0.79
1:P:42:LYS:CD	1:P:426:ALA:HB2	2.11	0.79
1:P:134:LEU:HD11	1:P:393:LEU:CD2	2.13	0.79
1:A:235:LEU:HD11	1:A:307:ILE:HB	1.64	0.79
1:A:431:ILE:HD13	1:J:403:ARG:HD3	1.64	0.79
1:E:233:ALA:HA	1:E:315:LEU:CD2	2.11	0.79
1:G:166:ALA:HB2	1:G:203:ILE:HB	1.62	0.79
1:G:431:ILE:HG13	1:P:406:LEU:CD1	2.12	0.79
1:H:236:ASN:ND2	1:H:305:THR:HG23	1.96	0.79
1:I:170:LEU:CD2	1:I:358:VAL:HG22	2.10	0.79
1:L:379:VAL:HG22	1:L:380:SER:H	1.46	0.79
1:M:234:LEU:HB3	1:M:292:MET:HE2	1.62	0.79
1:N:49:VAL:CG2	1:N:55:VAL:HG12	2.12	0.79
1:N:198:LYS:N	1:N:355:ILE:HD13	1.96	0.79
1:C:78:LEU:HD12	1:C:487:LEU:CD2	2.12	0.79
1:C:123:GLY:HA3	1:C:407:ALA:HB3	1.64	0.79
1:C:166:ALA:HB2	1:C:203:ILE:CG2	2.13	0.79
1:D:431:ILE:HD12	1:M:406:LEU:HD23	1.64	0.79
1:E:124:TYR:CE1	1:E:407:ALA:CB	2.64	0.79
1:F:235:LEU:HD13	1:F:310:LEU:HD13	1.63	0.79
1:J:138:ILE:C	1:J:138:ILE:HD12	2.01	0.79
1:K:235:LEU:HD21	1:K:310:LEU:CB	2.13	0.79
1:L:308:LYS:HB2	1:L:308:LYS:HZ2	1.45	0.79
1:M:42:LYS:HB3	1:M:425:ASN:HB3	1.62	0.79
1:N:223:MET:HB3	1:N:282:VAL:HA	1.62	0.79
1:A:130:LYS:O	1:A:130:LYS:HG3	1.79	0.79
1:A:403:ARG:CG	1:A:403:ARG:NH1	2.30	0.79
1:C:152:LYS:CG	1:C:465:GLY:HA2	2.11	0.79
1:D:380:SER:HA	1:D:467:VAL:HG13	1.64	0.79
1:E:9:PRO:HD3	1:F:68:MET:CE	2.11	0.79
1:E:227:VAL:HG11	1:E:260:ASN:CG	2.03	0.79
1:F:9:PRO:CD	1:G:68:MET:HG3	2.12	0.79
1:F:34:THR:CG2	1:F:35:VAL:HG13	2.12	0.79
1:F:192:LEU:CG	1:F:342:ALA:HB2	2.11	0.79
1:G:158:ILE:HG12	1:G:361:ALA:CB	2.11	0.79
1:H:42:LYS:HE2	1:H:426:ALA:HB2	1.65	0.79
1:H:138:ILE:HD12	1:H:379:VAL:HG21	1.63	0.79
1:H:158:ILE:HG12	1:H:361:ALA:HB1	1.64	0.79
1:H:459:GLU:HG2	1:H:461:MET:HE1	1.65	0.79

Continued on next page...

Continued from previous page...

Atom-1	Atom-2	Interatomic distance (Å)	Clash overlap (Å)
1:J:234:LEU:HB3	1:J:292:MET:HE3	1.64	0.79
1:L:30:ILE:HG22	1:L:31:ILE:N	1.97	0.79
1:M:234:LEU:HB3	1:M:292:MET:HE3	1.62	0.79
1:N:117:PRO:O	1:N:120:VAL:HG12	1.83	0.79
1:N:121:VAL:HG23	1:N:122:LYS:N	1.98	0.79
1:P:119:ILE:HD12	1:P:403:ARG:HB2	1.64	0.79
1:P:134:LEU:HD13	1:P:392:LYS:HE3	1.64	0.79
1:P:391:MET:HE3	1:P:438:ARG:CD	2.12	0.79
1:D:459:GLU:HG2	1:D:461:MET:CE	2.11	0.79
1:F:235:LEU:HD22	1:F:262:LEU:HD21	1.65	0.79
1:H:130:LYS:CE	1:H:134:LEU:HD11	2.13	0.79
1:H:178:VAL:CG1	1:H:366:VAL:HG13	2.12	0.79
1:H:431:ILE:CD1	1:I:403:ARG:HG2	2.12	0.79
1:I:8:LEU:HD22	1:P:68:MET:SD	2.23	0.79
1:I:142:VAL:CG1	1:I:149:ILE:HG21	2.11	0.79
1:K:212:VAL:HG23	1:K:298:ALA:HB2	1.63	0.79
1:L:70:VAL:CA	1:M:9:PRO:HD2	2.13	0.79
1:L:406:LEU:H	1:L:406:LEU:CD1	1.92	0.79
1:M:235:LEU:HD23	1:M:304:ILE:HD11	1.63	0.79
1:N:18:ARG:HB2	1:N:21:GLN:OE1	1.81	0.79
1:O:387:VAL:O	1:O:390:SER:HB3	1.82	0.79
1:A:9:PRO:CB	1:B:69:SER:HB3	2.12	0.79
1:B:339:HIS:O	1:B:339:HIS:CG	2.32	0.79
1:C:130:LYS:HE2	1:C:393:LEU:CD2	2.11	0.79
1:F:251:VAL:HG13	1:F:276:LEU:HD22	1.64	0.79
1:F:358:VAL:O	1:F:362:VAL:HG12	1.82	0.79
1:G:158:ILE:O	1:G:158:ILE:CG2	2.30	0.79
1:I:377:ARG:HD2	1:I:470:LEU:CD1	2.11	0.79
1:K:130:LYS:HG2	1:K:393:LEU:HD21	1.64	0.79
1:L:77:MET:HE2	1:L:486:MET:CE	2.12	0.79
1:L:351:THR:O	1:L:355:ILE:HG13	1.82	0.79
1:N:153:ILE:CD1	1:N:378:ILE:HG22	2.03	0.79
1:N:263:PHE:CD2	1:N:295:LEU:HD13	2.18	0.79
1:O:95:THR:O	1:O:99:VAL:HG22	1.83	0.79
1:O:377:ARG:CG	1:O:470:LEU:HD12	2.13	0.79
1:P:119:ILE:HG21	1:P:403:ARG:HB2	1.63	0.79
1:A:42:LYS:HG3	1:A:426:ALA:HB2	1.65	0.79
1:C:377:ARG:HB2	1:C:470:LEU:HD12	1.64	0.79
1:F:276:LEU:CD1	1:F:281:ILE:HD12	2.13	0.79
1:G:368:VAL:HA	1:G:371:CYS:SG	2.22	0.79
1:H:113:GLN:NE2	1:H:113:GLN:H	1.80	0.79

Continued on next page...

Continued from previous page...

Atom-1	Atom-2	Interatomic distance (Å)	Clash overlap (Å)
1:I:124:TYR:N	1:I:124:TYR:HD1	1.79	0.79
1:J:106:LYS:CA	1:J:106:LYS:HE2	1.96	0.79
1:J:138:ILE:CD1	1:J:379:VAL:HG21	2.13	0.79
1:K:115:VAL:CG2	1:K:119:ILE:HB	2.13	0.79
1:K:177:ALA:HB2	1:K:208:LEU:HD11	1.65	0.79
1:K:400:ILE:HD11	1:K:408:VAL:HG21	1.65	0.79
1:K:437:VAL:HG11	1:K:451:LEU:HD11	1.64	0.79
1:M:156:THR:HG21	1:M:468:GLU:CB	2.13	0.79
1:M:177:ALA:HB2	1:M:208:LEU:HD13	1.63	0.79
1:M:198:LYS:HB2	1:M:326:ILE:HD11	1.64	0.79
1:B:170:LEU:HD22	1:B:358:VAL:HG13	1.65	0.79
1:C:178:VAL:HG22	1:C:193:ILE:HD12	1.62	0.79
1:C:362:VAL:O	1:C:366:VAL:HG23	1.81	0.79
1:D:448:CYS:HB2	1:D:460:ASP:CA	2.10	0.79
1:E:9:PRO:CA	1:F:69:SER:HB3	2.13	0.79
1:E:142:VAL:HB	1:E:149:ILE:HD13	1.63	0.79
1:H:199:SER:HB2	1:H:327:SER:HB2	1.65	0.79
1:J:127:ALA:HB2	1:J:408:VAL:HG12	1.62	0.79
1:K:68:MET:CG	1:L:8:LEU:HA	2.11	0.79
1:K:69:SER:CB	1:L:9:PRO:HA	2.12	0.79
1:K:214:VAL:HG11	1:K:295:LEU:CD1	2.13	0.79
1:K:247:LEU:HD21	1:K:269:ASP:HB3	1.64	0.79
1:K:387:VAL:O	1:K:390:SER:HB3	1.82	0.79
1:L:307:ILE:HD12	1:L:310:LEU:CB	2.13	0.79
1:L:310:LEU:CD1	1:L:315:LEU:HD11	2.12	0.79
1:N:134:LEU:HB3	1:N:392:LYS:HZ1	1.46	0.79
1:O:281:ILE:HG22	1:O:281:ILE:O	1.80	0.79
1:A:400:ILE:HD11	1:A:408:VAL:HG21	1.65	0.79
1:C:222:GLN:HB3	1:C:277:ALA:CB	2.12	0.79
1:C:223:MET:HG3	1:C:277:ALA:HB2	1.63	0.79
1:C:345:MET:SD	1:C:362:VAL:HG21	2.23	0.79
1:C:396:TYR:O	1:C:396:TYR:CG	2.33	0.79
1:D:41:PRO:CB	1:D:453:VAL:HG11	2.13	0.79
1:D:105:ARG:NH1	1:D:106:LYS:HD2	1.97	0.79
1:D:215:ASP:O	1:D:216:LYS:HG2	1.82	0.79
1:E:235:LEU:HG	1:E:307:ILE:CB	2.07	0.79
1:E:368:VAL:CG2	1:E:469:PRO:HG3	2.12	0.79
1:F:9:PRO:HB3	1:G:69:SER:H	1.47	0.79
1:F:371:CYS:CB	1:F:471:ARG:HE	1.96	0.79
1:H:437:VAL:HG22	1:H:458:VAL:HG23	1.64	0.79
1:L:148:GLU:HG3	1:L:148:GLU:O	1.80	0.79

Continued on next page...

Continued from previous page...

Atom-1	Atom-2	Interatomic distance (Å)	Clash overlap (Å)
1:N:115:VAL:HG22	1:N:119:ILE:HG13	1.63	0.79
1:N:119:ILE:HG21	1:N:403:ARG:CB	2.13	0.79
1:N:380:SER:CB	1:N:384:SER:HB2	2.13	0.79
1:O:27:ALA:HA	1:O:30:ILE:HD11	1.63	0.79
1:P:119:ILE:HG23	1:P:403:ARG:HB2	1.65	0.79
1:A:104:LEU:HD23	1:A:488:LEU:CD1	2.11	0.79
1:A:219:VAL:HG22	1:A:273:GLN:CD	2.03	0.79
1:D:276:LEU:HD12	1:D:281:ILE:CG2	2.10	0.79
1:D:372:THR:HA	1:D:375:ASP:O	1.83	0.79
1:E:119:ILE:HG13	1:E:403:ARG:HD2	1.64	0.79
1:E:152:LYS:CG	1:E:465:GLY:HA2	2.13	0.79
1:E:420:ARG:HH11	1:E:420:ARG:CG	1.95	0.79
1:F:433:ILE:CG2	1:F:434:LEU:HD22	2.10	0.79
1:F:437:VAL:HG21	1:F:451:LEU:HD11	1.62	0.79
1:F:469:PRO:HB2	1:F:472:VAL:HG23	1.63	0.79
1:G:401:SER:HB2	1:P:435:VAL:HG11	1.62	0.79
1:H:21:GLN:O	1:H:25:ILE:HG13	1.82	0.79
1:H:138:ILE:HA	1:H:446:ASN:HB3	1.63	0.79
1:J:12:MET:HA	1:J:495:ALA:O	1.82	0.79
1:J:178:VAL:HG22	1:J:193:ILE:CD1	2.13	0.79
1:K:130:LYS:O	1:K:130:LYS:HG3	1.81	0.79
1:K:237:CYS:O	1:K:307:ILE:HG23	1.83	0.79
1:L:233:ALA:HA	1:L:315:LEU:CD1	2.12	0.79
1:N:44:MET:CE	1:N:44:MET:HA	2.12	0.79
1:N:145:GLN:O	1:N:145:GLN:CG	2.28	0.79
1:O:122:LYS:HA	1:O:125:GLN:CD	2.03	0.79
1:A:235:LEU:HD21	1:A:307:ILE:HA	1.64	0.78
1:B:130:LYS:HE2	1:B:134:LEU:HD11	1.64	0.78
1:B:170:LEU:HD11	1:B:358:VAL:HG22	1.64	0.78
1:B:339:HIS:CE1	1:B:341:LYS:HD2	2.18	0.78
1:C:31:ILE:HG21	1:C:65:LEU:HD11	1.65	0.78
1:C:150:LEU:HB3	1:C:175:VAL:CG1	2.13	0.78
1:D:213:LEU:HD22	1:D:331:MET:HE1	1.63	0.78
1:D:262:LEU:HD11	1:D:310:LEU:CD1	2.12	0.78
1:D:403:ARG:HH11	1:D:403:ARG:CG	1.86	0.78
1:E:120:VAL:HG23	1:E:124:TYR:CE2	2.18	0.78
1:F:368:VAL:HB	1:F:469:PRO:CG	2.10	0.78
1:G:31:ILE:HG21	1:G:65:LEU:HG	1.64	0.78
1:H:299:THR:HG23	1:H:334:VAL:HG11	1.65	0.78
1:I:358:VAL:O	1:I:362:VAL:HG12	1.83	0.78
1:L:239:ILE:HG22	1:L:307:ILE:HB	1.64	0.78

Continued on next page...

Continued from previous page...

Atom-1	Atom-2	Interatomic distance (Å)	Clash overlap (Å)
1:L:387:VAL:HG21	1:L:437:VAL:HG12	1.63	0.78
1:N:81:VAL:HG11	1:N:483:SER:HB2	1.65	0.78
1:A:15:TYR:O	1:A:19:ASP:HB2	1.83	0.78
1:A:193:ILE:HD13	1:A:366:VAL:HG21	1.65	0.78
1:D:142:VAL:CG1	1:D:149:ILE:HG21	2.10	0.78
1:D:235:LEU:CD1	1:D:307:ILE:CG1	2.61	0.78
1:D:494:ILE:HG13	1:E:48:LEU:HD23	1.65	0.78
1:E:234:LEU:CD1	1:E:301:ALA:CB	2.61	0.78
1:G:235:LEU:CG	1:G:310:LEU:HD22	2.13	0.78
1:H:234:LEU:HB3	1:H:292:MET:CE	2.13	0.78
1:H:437:VAL:HG21	1:H:451:LEU:CG	2.12	0.78
1:J:34:THR:HB	1:K:14:ARG:HH22	1.48	0.78
1:J:69:SER:CB	1:K:9:PRO:HB3	2.12	0.78
1:J:219:VAL:HG21	1:J:268:ILE:HD12	1.64	0.78
1:K:223:MET:CE	1:K:276:LEU:CB	2.61	0.78
1:K:391:MET:CE	1:K:438:ARG:HB3	2.12	0.78
1:L:234:LEU:HD22	1:L:301:ALA:HB3	1.64	0.78
1:M:69:SER:CB	1:N:9:PRO:HA	2.13	0.78
1:M:262:LEU:HD12	1:M:310:LEU:HD11	1.64	0.78
1:M:296:ALA:CB	1:M:301:ALA:HB3	2.13	0.78
1:N:12:MET:SD	1:N:494:ILE:HG22	2.23	0.78
1:O:143:GLY:O	1:O:149:ILE:HD11	1.83	0.78
1:P:42:LYS:HD3	1:P:426:ALA:CB	2.12	0.78
1:P:268:ILE:CG2	1:P:273:GLN:HG3	2.13	0.78
1:A:428:LEU:HD13	1:A:428:LEU:H	1.48	0.78
1:B:48:LEU:HB3	1:B:68:MET:SD	2.22	0.78
1:B:197:LYS:HB3	1:B:355:ILE:HD12	1.63	0.78
1:C:134:LEU:HD22	1:C:392:LYS:HD2	1.66	0.78
1:C:170:LEU:HD22	1:C:358:VAL:CG1	2.12	0.78
1:C:377:ARG:HD3	1:C:377:ARG:N	1.93	0.78
1:E:35:VAL:HG23	1:E:35:VAL:O	1.80	0.78
1:F:377:ARG:HH21	1:F:377:ARG:CG	1.96	0.78
1:G:227:VAL:HG11	1:G:260:ASN:ND2	1.99	0.78
1:H:307:ILE:O	1:H:310:LEU:HB2	1.84	0.78
1:I:197:LYS:CB	1:I:355:ILE:CG2	2.61	0.78
1:K:214:VAL:HB	1:K:291:ASP:OD2	1.82	0.78
1:K:469:PRO:HB2	1:K:472:VAL:CG2	2.13	0.78
1:L:105:ARG:HD3	1:L:106:LYS:N	1.97	0.78
1:L:192:LEU:HG	1:L:342:ALA:HB2	1.64	0.78
1:L:211:GLY:HA2	1:L:298:ALA:CB	2.13	0.78
1:M:161:LYS:HB3	1:M:357:GLU:OE2	1.82	0.78

Continued on next page...

Continued from previous page...

Atom-1	Atom-2	Interatomic distance (Å)	Clash overlap (Å)
1:N:130:LYS:NZ	1:N:134:LEU:HD11	1.98	0.78
1:O:254:ILE:CD1	1:O:276:LEU:HD11	2.13	0.78
1:P:450:GLY:C	1:P:451:LEU:HD12	2.04	0.78
1:A:12:MET:HE2	1:B:68:MET:CG	2.12	0.78
1:A:96:ALA:CA	1:A:480:ALA:HB2	2.14	0.78
1:C:17:GLY:HA2	1:C:21:GLN:NE2	1.98	0.78
1:C:169:LYS:HG2	1:C:204:ASP:CA	2.12	0.78
1:C:218:ARG:HG2	1:C:218:ARG:NH1	1.97	0.78
1:D:158:ILE:O	1:D:158:ILE:HG23	1.80	0.78
1:E:437:VAL:HG21	1:E:451:LEU:HG	1.62	0.78
1:F:70:VAL:HG11	1:F:76:LYS:HG3	1.65	0.78
1:F:460:ASP:OD2	1:F:463:GLU:HG3	1.84	0.78
1:G:12:MET:HB3	1:H:68:MET:HE2	1.65	0.78
1:G:138:ILE:HD12	1:G:385:THR:CB	2.13	0.78
1:I:197:LYS:HA	1:I:355:ILE:CG2	2.13	0.78
1:J:48:LEU:HD22	1:J:68:MET:SD	2.22	0.78
1:J:234:LEU:HB3	1:J:292:MET:CE	2.13	0.78
1:J:368:VAL:CG1	1:J:469:PRO:HG2	2.14	0.78
1:K:233:ALA:CB	1:K:315:LEU:HD21	2.13	0.78
1:L:82:ALA:HB2	1:L:97:VAL:HG21	1.66	0.78
1:M:124:TYR:CD1	1:M:407:ALA:HB1	2.17	0.78
1:N:233:ALA:HB2	1:N:315:LEU:CD1	2.13	0.78
1:P:182:VAL:HB	1:P:188:VAL:HG22	1.65	0.78
1:P:255:LYS:HD3	1:P:279:GLU:CG	2.13	0.78
1:B:114:ASN:O	1:B:114:ASN:ND2	2.16	0.78
1:B:156:THR:O	1:B:156:THR:CG2	2.31	0.78
1:B:169:LYS:HG2	1:B:204:ASP:HA	1.64	0.78
1:B:262:LEU:CD1	1:B:310:LEU:HD13	2.13	0.78
1:B:307:ILE:CG1	1:B:310:LEU:HD12	2.14	0.78
1:E:368:VAL:O	1:E:371:CYS:HB2	1.82	0.78
1:F:153:ILE:HG21	1:F:469:PRO:HG3	1.65	0.78
1:F:263:PHE:CD2	1:F:295:LEU:HD22	2.18	0.78
1:I:403:ARG:HH11	1:I:403:ARG:HG3	1.49	0.78
1:J:152:LYS:HG2	1:J:465:GLY:HA2	1.66	0.78
1:J:235:LEU:CD1	1:J:307:ILE:HG22	2.14	0.78
1:L:130:LYS:HE3	1:L:396:TYR:CD1	2.19	0.78
1:M:384:SER:CB	1:M:441:HIS:CE1	2.67	0.78
1:N:68:MET:HE2	1:N:68:MET:CA	2.12	0.78
1:P:115:VAL:HG11	1:P:403:ARG:HD2	1.65	0.78
1:P:174:ILE:HD12	1:P:365:ALA:HB1	1.65	0.78
1:A:239:ILE:CG1	1:A:307:ILE:HG12	2.02	0.78

Continued on next page...

Continued from previous page...

Atom-1	Atom-2	Interatomic distance (Å)	Clash overlap (Å)
1:B:311:SER:C	1:B:315:LEU:HD22	2.04	0.78
1:C:437:VAL:CG2	1:C:451:LEU:HG	2.14	0.78
1:D:130:LYS:CE	1:D:393:LEU:HD23	2.13	0.78
1:D:158:ILE:HD13	1:D:170:LEU:HG	0.86	0.78
1:J:68:MET:HB3	1:K:8:LEU:HD22	1.64	0.78
1:J:198:LYS:HG3	1:J:326:ILE:HD13	1.64	0.78
1:J:234:LEU:N	1:J:315:LEU:HD21	1.98	0.78
1:K:391:MET:CE	1:K:438:ARG:CB	2.61	0.78
1:L:418:ILE:HB	1:L:419:PRO:HD3	1.64	0.78
1:N:254:ILE:HD13	1:N:262:LEU:HD11	1.64	0.78
1:P:307:ILE:O	1:P:307:ILE:CG1	2.32	0.78
1:B:233:ALA:HA	1:B:315:LEU:CD1	2.14	0.78
1:B:235:LEU:HD11	1:B:307:ILE:CB	2.13	0.78
1:B:255:LYS:HD3	1:B:279:GLU:CG	2.13	0.78
1:C:152:LYS:HD3	1:C:465:GLY:HA2	1.66	0.78
1:E:206:THR:HB	1:E:347:ILE:HG23	1.65	0.78
1:F:130:LYS:HD3	1:F:393:LEU:HD23	1.66	0.78
1:G:234:LEU:HD11	1:G:296:ALA:HB2	1.66	0.78
1:G:391:MET:HE2	1:G:438:ARG:HG2	1.65	0.78
1:I:212:VAL:HG21	1:I:294:LYS:O	1.82	0.78
1:K:30:ILE:HG22	1:K:31:ILE:HD13	1.63	0.78
1:M:223:MET:HG2	1:M:281:ILE:O	1.83	0.78
1:N:384:SER:HB3	1:N:441:HIS:HE1	1.49	0.78
1:O:116:HIS:CB	1:O:117:PRO:HD2	2.12	0.78
1:O:124:TYR:CE1	1:O:407:ALA:HB1	2.19	0.78
1:P:150:LEU:HB3	1:P:175:VAL:HG21	1.65	0.78
1:P:235:LEU:HG	1:P:307:ILE:CD1	2.12	0.78
1:A:297:LYS:HZ1	1:A:341:LYS:HE3	1.49	0.78
1:C:206:THR:CG2	1:C:347:ILE:HG22	2.14	0.78
1:D:14:ARG:NH2	1:E:34:THR:HG23	1.98	0.78
1:D:25:ILE:HG22	1:D:26:LEU:N	1.99	0.78
1:D:248:LYS:HG3	1:D:275:TYR:CE2	2.19	0.78
1:E:239:ILE:HG13	1:E:307:ILE:HG12	1.65	0.78
1:E:494:ILE:HG21	1:F:68:MET:SD	2.24	0.78
1:F:248:LYS:HD2	1:F:275:TYR:CE2	2.19	0.78
1:G:235:LEU:HD21	1:G:307:ILE:CG1	2.12	0.78
1:H:235:LEU:HD11	1:H:307:ILE:HG22	1.65	0.78
1:H:420:ARG:HH11	1:H:420:ARG:CG	1.90	0.78
1:I:73:PRO:HA	1:I:76:LYS:CG	2.13	0.78
1:I:73:PRO:HA	1:I:76:LYS:HG3	1.65	0.78
1:J:307:ILE:O	1:J:307:ILE:HD13	1.84	0.78

Continued on next page...

Continued from previous page...

Atom-1	Atom-2	Interatomic distance (Å)	Clash overlap (Å)
1:K:124:TYR:CE1	1:K:407:ALA:HB1	2.19	0.78
1:M:39:LEU:CG	1:M:40:GLY:H	1.97	0.78
1:M:197:LYS:HB3	1:M:355:ILE:HG21	1.66	0.78
1:O:77:MET:HE1	1:O:486:MET:HE2	1.65	0.78
1:B:42:LYS:CE	1:B:453:VAL:HB	2.13	0.78
1:B:192:LEU:HD23	1:B:341:LYS:O	1.82	0.78
1:D:396:TYR:O	1:D:396:TYR:CG	2.36	0.78
1:E:89:VAL:O	1:E:89:VAL:CG2	2.32	0.78
1:F:48:LEU:HG	1:F:68:MET:CE	2.13	0.78
1:F:82:ALA:HB2	1:F:97:VAL:HG21	1.64	0.78
1:G:212:VAL:HG21	1:G:294:LYS:C	2.04	0.78
1:H:351:THR:HG23	1:H:352:GLU:H	1.48	0.78
1:J:232:ILE:O	1:J:315:LEU:HB3	1.84	0.78
1:K:130:LYS:NZ	1:K:393:LEU:HD23	1.99	0.78
1:L:192:LEU:CB	1:L:342:ALA:HB2	2.14	0.78
1:L:209:ILE:HD11	1:L:213:LEU:HB2	1.65	0.78
1:L:235:LEU:HG	1:L:307:ILE:CB	2.13	0.78
1:M:119:ILE:CG1	1:M:403:ARG:HD3	2.09	0.78
1:M:158:ILE:HG22	1:M:158:ILE:O	1.83	0.78
1:M:420:ARG:HH11	1:M:420:ARG:CA	1.97	0.78
1:N:351:THR:O	1:N:355:ILE:HG13	1.84	0.78
1:N:380:SER:HB2	1:N:384:SER:HB2	1.66	0.78
1:A:124:TYR:CD1	1:A:407:ALA:HB1	2.19	0.78
1:B:240:GLU:O	1:B:240:GLU:HG3	1.84	0.78
1:C:119:ILE:HG13	1:C:403:ARG:HD2	1.66	0.78
1:D:233:ALA:CA	1:D:315:LEU:CD1	2.61	0.78
1:E:197:LYS:C	1:E:355:ILE:HD13	2.04	0.78
1:E:368:VAL:HB	1:E:469:PRO:HB3	1.65	0.78
1:F:103:LEU:HD21	1:F:411:PHE:CD2	2.18	0.78
1:F:130:LYS:HD3	1:F:393:LEU:CD2	2.14	0.78
1:F:223:MET:HE1	1:F:283:ALA:HB3	1.66	0.78
1:F:299:THR:HG23	1:F:334:VAL:HG11	1.63	0.78
1:H:42:LYS:CE	1:H:426:ALA:HB2	2.12	0.78
1:J:391:MET:HE3	1:J:438:ARG:HD2	1.65	0.78
1:K:130:LYS:HZ3	1:K:134:LEU:CD1	1.87	0.78
1:L:124:TYR:CD1	1:L:407:ALA:HB1	2.19	0.78
1:M:155:MET:HE3	1:M:167:LYS:HE3	1.66	0.78
1:M:178:VAL:HG11	1:M:366:VAL:HG22	1.66	0.78
1:M:307:ILE:C	1:M:307:ILE:HD12	2.03	0.78
1:M:368:VAL:HB	1:M:469:PRO:HG2	1.65	0.78
1:N:138:ILE:CD1	1:N:385:THR:HB	2.12	0.78

Continued on next page...

Continued from previous page...

Atom-1	Atom-2	Interatomic distance (Å)	Clash overlap (Å)
1:O:418:ILE:HG22	1:O:419:PRO:CD	2.14	0.78
1:P:64:ILE:HG23	1:P:65:LEU:HD13	1.65	0.78
1:D:73:PRO:HB2	1:E:47:MET:CE	2.15	0.77
1:D:170:LEU:HD11	1:D:361:ALA:CB	2.14	0.77
1:D:383:GLY:HA2	1:D:386:GLU:CG	2.14	0.77
1:E:237:CYS:O	1:E:307:ILE:HG22	1.84	0.77
1:F:235:LEU:HD11	1:F:307:ILE:CD1	2.14	0.77
1:F:345:MET:CE	1:F:362:VAL:HG21	2.14	0.77
1:H:237:CYS:HB3	1:H:238:ALA:CB	2.14	0.77
1:H:351:THR:HG23	1:H:352:GLU:N	1.98	0.77
1:I:267:GLY:HA3	1:I:286:ARG:HH11	1.49	0.77
1:J:368:VAL:HB	1:J:469:PRO:CG	2.14	0.77
1:K:182:VAL:HB	1:K:188:VAL:HG22	1.63	0.77
1:K:437:VAL:HG21	1:K:451:LEU:HG	1.65	0.77
1:L:307:ILE:CD1	1:L:310:LEU:HD23	2.14	0.77
1:N:115:VAL:HG23	1:N:403:ARG:NE	1.99	0.77
1:P:14:ARG:HD2	1:P:494:ILE:HD13	1.63	0.77
1:A:115:VAL:HG21	1:A:403:ARG:NE	1.99	0.77
1:B:158:ILE:CD1	1:B:170:LEU:HB3	2.14	0.77
1:C:119:ILE:CG1	1:C:403:ARG:HD2	2.14	0.77
1:D:42:LYS:CG	1:D:425:ASN:HB2	2.13	0.77
1:F:42:LYS:CE	1:F:453:VAL:HB	2.13	0.77
1:G:291:ASP:O	1:G:295:LEU:HD12	1.84	0.77
1:J:198:LYS:HD2	1:J:331:MET:SD	2.24	0.77
1:K:188:VAL:O	1:K:188:VAL:CG1	2.31	0.77
1:K:227:VAL:HG11	1:K:260:ASN:OD1	1.83	0.77
1:L:48:LEU:HD23	1:M:494:ILE:HD12	1.65	0.77
1:M:42:LYS:CB	1:M:425:ASN:HB2	2.15	0.77
1:N:14:ARG:HD2	1:N:494:ILE:CD1	2.12	0.77
1:N:62:VAL:HG13	1:N:63:THR:H	1.48	0.77
1:A:118:THR:HG21	1:B:425:ASN:O	1.84	0.77
1:A:254:ILE:CD1	1:A:307:ILE:HD11	2.13	0.77
1:D:31:ILE:CG2	1:D:65:LEU:HD21	2.14	0.77
1:D:174:ILE:HD12	1:D:365:ALA:HB1	1.67	0.77
1:D:233:ALA:HA	1:D:315:LEU:CG	2.14	0.77
1:F:14:ARG:NH1	1:G:34:THR:HA	1.98	0.77
1:G:234:LEU:N	1:G:315:LEU:HD11	1.99	0.77
1:G:449:ALA:HB2	1:G:458:VAL:CG2	2.15	0.77
1:I:477:ILE:O	1:I:477:ILE:CG2	2.33	0.77
1:L:235:LEU:HD13	1:L:264:CYS:HB3	1.64	0.77
1:M:255:LYS:CD	1:M:279:GLU:HG2	2.13	0.77

Continued on next page...

Continued from previous page...

Atom-1	Atom-2	Interatomic distance (Å)	Clash overlap (Å)
1:N:31:ILE:HG21	1:N:65:LEU:HD21	1.65	0.77
1:O:166:ALA:HB2	1:O:203:ILE:CB	2.14	0.77
1:P:25:ILE:HG22	1:P:26:LEU:N	2.00	0.77
1:P:153:ILE:HG21	1:P:469:PRO:HG3	1.66	0.77
1:A:8:LEU:HA	1:B:69:SER:C	2.04	0.77
1:A:26:LEU:O	1:A:30:ILE:HG13	1.84	0.77
1:C:380:SER:HB3	1:C:384:SER:CB	2.14	0.77
1:C:401:SER:OG	1:L:435:VAL:HG11	1.85	0.77
1:C:403:ARG:CG	1:C:403:ARG:NH1	2.42	0.77
1:F:222:GLN:CA	1:F:277:ALA:HB1	2.14	0.77
1:F:248:LYS:CD	1:F:275:TYR:CZ	2.67	0.77
1:G:130:LYS:HZ3	1:G:134:LEU:HD21	1.49	0.77
1:J:150:LEU:HD23	1:J:175:VAL:HG13	1.64	0.77
1:K:452:ASN:HB2	1:K:459:GLU:OE1	1.83	0.77
1:M:130:LYS:HE2	1:M:393:LEU:CD2	2.15	0.77
1:M:377:ARG:CZ	1:M:377:ARG:HB2	2.10	0.77
1:N:276:LEU:HD23	1:N:281:ILE:HG21	1.64	0.77
1:A:297:LYS:NZ	1:A:341:LYS:HE3	2.00	0.77
1:A:431:ILE:HD13	1:J:403:ARG:HG2	1.64	0.77
1:B:62:VAL:HG13	1:B:63:THR:N	1.98	0.77
1:B:70:VAL:CG1	1:B:76:LYS:HD3	2.15	0.77
1:C:494:ILE:HD12	1:D:48:LEU:HD11	1.65	0.77
1:D:379:VAL:HG11	1:D:473:LYS:HG3	1.65	0.77
1:E:262:LEU:CD1	1:E:310:LEU:HD21	2.13	0.77
1:F:9:PRO:O	1:F:9:PRO:HG2	1.83	0.77
1:F:254:ILE:HD13	1:F:262:LEU:HD11	1.66	0.77
1:G:401:SER:OG	1:P:435:VAL:HG11	1.84	0.77
1:H:138:ILE:HD13	1:H:385:THR:CG2	2.14	0.77
1:H:307:ILE:O	1:H:307:ILE:HD12	1.85	0.77
1:I:36:ARG:HG3	1:I:37:SER:N	1.99	0.77
1:J:174:ILE:HD12	1:J:365:ALA:HB1	1.66	0.77
1:J:215:ASP:OD1	1:J:331:MET:HG2	1.83	0.77
1:L:248:LYS:CD	1:L:275:TYR:CZ	2.67	0.77
1:L:450:GLY:O	1:L:451:LEU:HD12	1.84	0.77
1:M:195:ILE:HB	1:M:359:ALA:CB	2.14	0.77
1:N:232:ILE:HG13	1:N:261:VAL:HG11	1.65	0.77
1:O:26:LEU:O	1:O:30:ILE:HG13	1.84	0.77
1:P:41:PRO:HG2	1:P:453:VAL:HG11	1.66	0.77
1:A:69:SER:HB3	1:H:9:PRO:CG	2.14	0.77
1:A:238:ALA:H	1:A:266:LYS:CB	1.96	0.77
1:A:437:VAL:HA	1:A:458:VAL:HG11	1.67	0.77

Continued on next page...

Continued from previous page...

Atom-1	Atom-2	Interatomic distance (Å)	Clash overlap (Å)
1:A:437:VAL:CG2	1:A:458:VAL:HG13	2.13	0.77
1:B:217:GLU:CG	1:B:330:SER:HB2	2.14	0.77
1:B:345:MET:HE3	1:B:347:ILE:HD11	1.66	0.77
1:B:403:ARG:CG	1:B:403:ARG:HH11	1.94	0.77
1:D:222:GLN:C	1:D:277:ALA:HB1	2.05	0.77
1:E:211:GLY:HA2	1:E:337:CYS:SG	2.23	0.77
1:F:235:LEU:HG	1:F:307:ILE:CB	2.15	0.77
1:G:85:GLN:OE1	1:G:476:ALA:HB2	1.85	0.77
1:H:235:LEU:CD2	1:H:307:ILE:HA	2.14	0.77
1:L:362:VAL:O	1:L:366:VAL:HG23	1.84	0.77
1:M:135:LEU:HD11	1:M:389:LEU:HD11	1.66	0.77
1:N:469:PRO:HB2	1:N:472:VAL:CG1	2.14	0.77
1:O:113:GLN:CD	1:O:113:GLN:O	2.23	0.77
1:O:276:LEU:HD12	1:O:281:ILE:CD1	2.12	0.77
1:A:307:ILE:O	1:A:310:LEU:HB2	1.83	0.77
1:E:400:ILE:HD11	1:E:408:VAL:HG11	1.67	0.77
1:F:217:GLU:HG2	1:F:330:SER:CB	2.15	0.77
1:G:9:PRO:HD2	1:H:69:SER:C	2.03	0.77
1:G:368:VAL:HB	1:G:469:PRO:CB	2.14	0.77
1:J:134:LEU:CD1	1:J:393:LEU:HD21	2.13	0.77
1:J:368:VAL:HB	1:J:469:PRO:HG3	1.65	0.77
1:M:68:MET:CA	1:N:9:PRO:HD3	2.15	0.77
1:N:459:GLU:OE1	1:N:461:MET:HE1	1.84	0.77
1:B:115:VAL:CG1	1:B:403:ARG:HE	1.97	0.77
1:B:431:ILE:CD1	1:K:406:LEU:HD11	2.15	0.77
1:C:72:HIS:O	1:C:75:ALA:HB3	1.84	0.77
1:D:170:LEU:HD22	1:D:358:VAL:CG1	2.11	0.77
1:E:235:LEU:HD21	1:E:307:ILE:CD1	2.14	0.77
1:E:368:VAL:HG21	1:E:469:PRO:HG3	1.65	0.77
1:F:235:LEU:CD2	1:F:262:LEU:HD21	2.15	0.77
1:G:174:ILE:HD12	1:G:365:ALA:HB1	1.66	0.77
1:G:194:LYS:HG2	1:G:195:ILE:H	1.50	0.77
1:H:35:VAL:HG12	1:H:38:THR:OG1	1.84	0.77
1:H:103:LEU:HD21	1:H:411:PHE:CD2	2.20	0.77
1:I:255:LYS:HD3	1:I:279:GLU:HB3	1.66	0.77
1:M:299:THR:CG2	1:M:334:VAL:HG11	2.13	0.77
1:N:146:ASP:OD2	1:N:149:ILE:HD11	1.84	0.77
1:N:254:ILE:HD13	1:N:262:LEU:CD1	2.15	0.77
1:O:12:MET:CG	1:O:494:ILE:HG22	2.15	0.77
1:O:68:MET:SD	1:P:12:MET:HE3	2.25	0.77
1:A:251:VAL:HG11	1:A:276:LEU:HD22	1.66	0.77

Continued on next page...

Continued from previous page...

Atom-1	Atom-2	Interatomic distance (Å)	Clash overlap (Å)
1:B:135:LEU:HA	1:B:138:ILE:HD13	1.67	0.77
1:C:119:ILE:CD1	1:C:403:ARG:HD2	2.14	0.77
1:E:9:PRO:CD	1:F:68:MET:CE	2.62	0.77
1:E:403:ARG:HB3	1:E:406:LEU:HD12	1.64	0.77
1:H:178:VAL:CG2	1:H:188:VAL:HG11	2.14	0.77
1:I:148:GLU:O	1:I:148:GLU:CG	2.32	0.77
1:J:437:VAL:HG11	1:J:451:LEU:HD11	1.65	0.77
1:K:234:LEU:H	1:K:315:LEU:HD11	1.48	0.77
1:K:311:SER:O	1:K:315:LEU:HD22	1.85	0.77
1:L:48:LEU:CB	1:L:56:VAL:HG21	2.12	0.77
1:M:166:ALA:HB3	1:M:203:ILE:HB	1.67	0.77
1:M:170:LEU:HD22	1:M:358:VAL:CG1	2.15	0.77
1:N:39:LEU:HG	1:N:40:GLY:H	1.50	0.77
1:N:255:LYS:HE3	1:N:279:GLU:CG	2.15	0.77
1:A:236:ASN:OD1	1:A:305:THR:HG23	1.85	0.77
1:B:14:ARG:HH12	1:C:34:THR:CA	1.98	0.77
1:C:124:TYR:HE1	1:C:407:ALA:CB	1.97	0.77
1:C:325:LYS:HG3	1:C:330:SER:OG	1.85	0.77
1:E:431:ILE:HD13	1:N:403:ARG:HD3	1.66	0.77
1:F:70:VAL:CG1	1:F:76:LYS:HG3	2.15	0.77
1:F:114:ASN:O	1:F:114:ASN:ND2	2.17	0.77
1:F:234:LEU:CD1	1:F:296:ALA:HB2	2.14	0.77
1:G:177:ALA:HB2	1:G:208:LEU:HD11	1.67	0.77
1:J:437:VAL:HA	1:J:458:VAL:HG21	1.67	0.77
1:K:68:MET:HG3	1:L:8:LEU:HB3	1.67	0.77
1:L:237:CYS:HB3	1:L:306:ASN:HA	1.67	0.77
1:M:375:ASP:CG	1:M:377:ARG:HH22	1.88	0.77
1:N:124:TYR:HD1	1:N:407:ALA:HB1	1.50	0.77
1:O:234:LEU:H	1:O:315:LEU:HD21	1.50	0.77
1:A:44:MET:HE2	1:A:44:MET:HA	1.65	0.76
1:E:42:LYS:CB	1:E:425:ASN:HB2	2.15	0.76
1:E:368:VAL:HB	1:E:469:PRO:CG	2.14	0.76
1:E:396:TYR:O	1:E:396:TYR:CD2	2.39	0.76
1:F:150:LEU:HD23	1:F:175:VAL:HG13	1.66	0.76
1:F:217:GLU:HG2	1:F:330:SER:CA	2.15	0.76
1:F:255:LYS:HD3	1:F:279:GLU:HG2	1.66	0.76
1:G:116:HIS:ND1	1:G:117:PRO:HD2	1.99	0.76
1:H:188:VAL:HB	1:H:373:ILE:HD12	1.66	0.76
1:I:102:GLU:OE2	1:I:417:VAL:HG11	1.85	0.76
1:M:368:VAL:CB	1:M:469:PRO:HG3	2.14	0.76
1:N:170:LEU:HD11	1:N:358:VAL:HG22	1.65	0.76

Continued on next page...

Continued from previous page...

Atom-1	Atom-2	Interatomic distance (Å)	Clash overlap (Å)
1:O:27:ALA:HA	1:O:30:ILE:HD12	1.65	0.76
1:O:30:ILE:HG22	1:O:31:ILE:HD13	1.67	0.76
1:O:69:SER:N	1:P:9:PRO:HD3	1.99	0.76
1:O:81:VAL:HG11	1:O:483:SER:HB3	1.66	0.76
1:O:129:GLN:O	1:O:132:GLN:HB2	1.84	0.76
1:O:150:LEU:HD23	1:O:175:VAL:HG13	1.67	0.76
1:O:156:THR:CG2	1:O:156:THR:O	2.33	0.76
1:P:437:VAL:HG21	1:P:451:LEU:CD1	2.15	0.76
1:A:369:VAL:HG12	1:A:369:VAL:O	1.85	0.76
1:C:119:ILE:CG2	1:C:403:ARG:HB3	2.11	0.76
1:D:262:LEU:CD1	1:D:310:LEU:CD1	2.63	0.76
1:E:206:THR:HG22	1:E:348:ARG:N	1.97	0.76
1:G:123:GLY:HA3	1:G:407:ALA:CB	2.15	0.76
1:I:33:GLU:O	1:I:36:ARG:HG2	1.84	0.76
1:I:123:GLY:HA3	1:I:407:ALA:HB2	1.66	0.76
1:J:89:VAL:O	1:J:89:VAL:HG23	1.85	0.76
1:K:81:VAL:HG11	1:K:483:SER:HB3	1.66	0.76
1:L:198:LYS:HG3	1:L:326:ILE:HD13	1.67	0.76
1:A:38:THR:HG23	1:A:46:LYS:NZ	2.01	0.76
1:A:206:THR:HG22	1:A:348:ARG:N	2.00	0.76
1:A:235:LEU:CD1	1:A:307:ILE:CD1	2.62	0.76
1:A:235:LEU:CD2	1:A:307:ILE:HA	2.15	0.76
1:B:255:LYS:HD3	1:B:279:GLU:HG2	1.65	0.76
1:B:391:MET:CE	1:B:438:ARG:HB3	2.16	0.76
1:C:235:LEU:HD11	1:C:307:ILE:HB	1.65	0.76
1:G:169:LYS:HG2	1:G:204:ASP:CA	2.15	0.76
1:G:406:LEU:HD11	1:P:431:ILE:CD1	2.16	0.76
1:H:138:ILE:HD13	1:H:385:THR:HG23	1.65	0.76
1:H:233:ALA:HA	1:H:315:LEU:CD2	2.14	0.76
1:H:235:LEU:C	1:H:235:LEU:HD22	2.05	0.76
1:I:12:MET:HA	1:I:495:ALA:O	1.85	0.76
1:I:82:ALA:HB2	1:I:97:VAL:HG21	1.67	0.76
1:I:178:VAL:HG22	1:I:366:VAL:HG13	1.67	0.76
1:J:193:ILE:HD12	1:J:366:VAL:CG1	2.15	0.76
1:J:314:ASP:C	1:J:315:LEU:HG	2.04	0.76
1:K:461:MET:HE3	1:K:461:MET:H	1.47	0.76
1:L:68:MET:O	1:L:70:VAL:HG12	1.85	0.76
1:L:124:TYR:HE1	1:L:407:ALA:CA	1.98	0.76
1:L:234:LEU:HB3	1:L:292:MET:HE3	1.67	0.76
1:N:206:THR:HG22	1:N:348:ARG:N	2.00	0.76
1:O:377:ARG:HG2	1:O:470:LEU:HD12	1.66	0.76

Continued on next page...

Continued from previous page...

Atom-1	Atom-2	Interatomic distance (Å)	Clash overlap (Å)
1:O:434:LEU:HD13	1:O:434:LEU:H	1.51	0.76
1:P:121:VAL:HG23	1:P:122:LYS:N	2.00	0.76
1:A:166:ALA:HB3	1:A:170:LEU:CD2	2.16	0.76
1:B:124:TYR:CD1	1:B:407:ALA:HB1	2.21	0.76
1:B:248:LYS:HD2	1:B:275:TYR:CE2	2.20	0.76
1:C:96:ALA:CA	1:C:480:ALA:HB2	2.15	0.76
1:D:146:ASP:HB3	1:D:149:ILE:HG12	1.67	0.76
1:G:72:HIS:CD2	1:G:72:HIS:N	2.49	0.76
1:G:402:GLY:O	1:P:431:ILE:HD11	1.85	0.76
1:H:235:LEU:HD23	1:H:306:ASN:O	1.85	0.76
1:H:236:ASN:HD21	1:H:305:THR:HG23	1.49	0.76
1:I:8:LEU:HA	1:P:68:MET:C	2.06	0.76
1:K:400:ILE:HD11	1:K:408:VAL:CG2	2.15	0.76
1:L:134:LEU:HB3	1:L:392:LYS:HE3	1.68	0.76
1:N:100:ALA:HB1	1:N:484:THR:HG21	0.82	0.76
1:N:156:THR:HG21	1:N:468:GLU:CB	2.15	0.76
1:N:268:ILE:HG21	1:N:273:GLN:HG3	1.68	0.76
1:O:132:GLN:HE22	1:O:478:GLN:NE2	1.83	0.76
1:O:214:VAL:CG1	1:O:291:ASP:CB	2.63	0.76
1:P:170:LEU:HD11	1:P:358:VAL:HG11	1.65	0.76
1:A:197:LYS:HA	1:A:355:ILE:HG21	1.66	0.76
1:A:216:LYS:O	1:A:332:ILE:HG13	1.85	0.76
1:D:42:LYS:HB3	1:D:425:ASN:CB	2.15	0.76
1:D:127:ALA:HB2	1:D:408:VAL:HG12	1.66	0.76
1:E:33:GLU:HA	1:E:36:ARG:HE	1.50	0.76
1:G:62:VAL:HG13	1:G:63:THR:H	1.50	0.76
1:G:234:LEU:H	1:G:315:LEU:CD1	1.99	0.76
1:H:142:VAL:CG1	1:H:149:ILE:HD13	2.02	0.76
1:I:368:VAL:CG2	1:I:469:PRO:HG3	2.15	0.76
1:M:36:ARG:HG2	1:M:37:SER:N	1.99	0.76
1:N:188:VAL:HG23	1:N:373:ILE:HD12	1.66	0.76
1:O:192:LEU:HB2	1:O:342:ALA:CB	2.14	0.76
1:O:238:ALA:HB3	1:O:306:ASN:OD1	1.86	0.76
1:O:379:VAL:CG1	1:O:473:LYS:HG3	2.14	0.76
1:B:34:THR:HB	1:B:35:VAL:HG22	1.67	0.76
1:B:351:THR:HG23	1:B:352:GLU:N	2.01	0.76
1:C:50:ASP:OD1	1:C:52:LEU:HB2	1.85	0.76
1:C:158:ILE:CD1	1:C:170:LEU:HB2	2.16	0.76
1:C:199:SER:HB3	1:C:327:SER:HB2	1.68	0.76
1:D:431:ILE:HD12	1:M:406:LEU:CD2	2.15	0.76
1:F:235:LEU:HD13	1:F:310:LEU:CD1	2.16	0.76

Continued on next page...

Continued from previous page...

Atom-1	Atom-2	Interatomic distance (Å)	Clash overlap (Å)
1:G:17:GLY:O	1:G:21:GLN:HG3	1.85	0.76
1:K:158:ILE:HG13	1:K:361:ALA:HB1	1.65	0.76
1:K:276:LEU:HD13	1:K:281:ILE:HD12	1.68	0.76
1:K:384:SER:CB	1:K:441:HIS:HE1	1.99	0.76
1:M:208:LEU:HD21	1:M:210:LYS:HE2	1.67	0.76
1:N:193:ILE:HD12	1:N:366:VAL:HG21	1.67	0.76
1:O:35:VAL:CG1	1:O:46:LYS:HE3	2.15	0.76
1:O:69:SER:CB	1:P:9:PRO:HB3	2.16	0.76
1:P:115:VAL:HG11	1:P:403:ARG:CD	2.16	0.76
1:P:276:LEU:CD2	1:P:281:ILE:HD12	2.10	0.76
1:A:127:ALA:HB2	1:A:408:VAL:HG12	1.67	0.76
1:B:233:ALA:HB2	1:B:315:LEU:CD2	2.16	0.76
1:G:435:VAL:HG11	1:P:401:SER:CB	2.15	0.76
1:G:452:ASN:HD21	1:G:454:PHE:HB2	1.51	0.76
1:H:433:ILE:HG21	1:H:451:LEU:HD23	1.66	0.76
1:I:130:LYS:HD3	1:I:396:TYR:CD1	2.20	0.76
1:I:158:ILE:HG12	1:I:361:ALA:HB1	1.65	0.76
1:J:12:MET:HE2	1:J:494:ILE:HG22	1.66	0.76
1:K:247:LEU:HG	1:K:272:ALA:CB	2.16	0.76
1:L:68:MET:HB3	1:M:8:LEU:CD2	2.16	0.76
1:L:113:GLN:O	1:L:113:GLN:NE2	2.19	0.76
1:M:405:GLN:O	1:M:409:ARG:HG3	1.85	0.76
1:M:448:CYS:HB2	1:M:460:ASP:CA	2.09	0.76
1:N:368:VAL:HA	1:N:371:CYS:SG	2.26	0.76
1:A:113:GLN:HA	1:A:113:GLN:NE2	2.00	0.76
1:A:233:ALA:CA	1:A:315:LEU:HG	2.15	0.76
1:A:251:VAL:CG1	1:A:276:LEU:HD22	2.16	0.76
1:A:267:GLY:O	1:A:268:ILE:HG12	1.85	0.76
1:B:124:TYR:HE1	1:B:407:ALA:HA	1.50	0.76
1:B:212:VAL:HG21	1:B:294:LYS:HB3	1.68	0.76
1:C:235:LEU:HD23	1:C:304:ILE:CD1	2.16	0.76
1:E:473:LYS:NZ	1:E:473:LYS:CB	2.44	0.76
1:F:34:THR:HG22	1:F:35:VAL:CG1	2.14	0.76
1:F:181:VAL:HG12	1:F:341:LYS:O	1.86	0.76
1:F:433:ILE:HA	1:F:436:LYS:HD3	1.68	0.76
1:G:138:ILE:HD12	1:G:385:THR:HB	1.66	0.76
1:G:299:THR:HG23	1:G:334:VAL:CG1	2.14	0.76
1:I:235:LEU:O	1:I:264:CYS:HA	1.85	0.76
1:J:276:LEU:HD12	1:J:281:ILE:HG21	0.85	0.76
1:J:339:HIS:CE1	1:J:341:LYS:CD	2.68	0.76
1:K:391:MET:HE3	1:K:438:ARG:CG	2.15	0.76

Continued on next page...

Continued from previous page...

Atom-1	Atom-2	Interatomic distance (Å)	Clash overlap (Å)
1:O:31:ILE:H	1:O:31:ILE:CD1	1.99	0.76
1:A:304:ILE:HD12	1:A:309:ASP:HB3	1.66	0.76
1:B:236:ASN:OD1	1:B:236:ASN:C	2.25	0.76
1:C:12:MET:O	1:C:12:MET:SD	2.43	0.76
1:C:12:MET:HE2	1:D:68:MET:SD	2.26	0.76
1:D:100:ALA:CB	1:D:484:THR:HG21	2.08	0.76
1:D:235:LEU:CD1	1:D:307:ILE:HG12	2.14	0.76
1:E:397:ALA:HB2	1:E:408:VAL:CG2	2.15	0.76
1:F:161:LYS:HB3	1:F:357:GLU:OE2	1.86	0.76
1:F:227:VAL:HG11	1:F:260:ASN:OD1	1.86	0.76
1:H:77:MET:HB3	1:H:487:LEU:HD13	1.68	0.76
1:I:210:LYS:CB	1:I:343:VAL:HG23	2.14	0.76
1:I:232:ILE:HG13	1:I:261:VAL:CG1	2.16	0.76
1:J:437:VAL:HG21	1:J:451:LEU:CD1	2.16	0.76
1:K:188:VAL:CG2	1:K:373:ILE:HD12	2.15	0.76
1:L:206:THR:CG2	1:L:347:ILE:HA	2.16	0.76
1:L:469:PRO:HB2	1:L:472:VAL:CG2	2.16	0.76
1:A:14:ARG:HH22	1:B:34:THR:CA	1.88	0.76
1:A:223:MET:HE3	1:A:276:LEU:CB	2.15	0.76
1:A:235:LEU:O	1:A:264:CYS:HA	1.86	0.76
1:A:237:CYS:HA	1:A:306:ASN:CA	2.10	0.76
1:B:234:LEU:HD11	1:B:301:ALA:HB3	1.68	0.76
1:B:377:ARG:NE	1:B:470:LEU:HD12	2.01	0.76
1:C:48:LEU:HD22	1:C:68:MET:SD	2.26	0.76
1:C:178:VAL:CG2	1:C:366:VAL:HG22	2.15	0.76
1:C:197:LYS:CB	1:C:355:ILE:CG2	2.61	0.76
1:E:347:ILE:HG21	1:E:358:VAL:CG1	2.16	0.76
1:G:30:ILE:CG2	1:G:31:ILE:HD13	2.16	0.76
1:G:239:ILE:HG22	1:G:307:ILE:CD1	2.16	0.76
1:H:64:ILE:HG22	1:H:65:LEU:HG	1.68	0.76
1:J:135:LEU:CD2	1:J:389:LEU:HD11	2.15	0.76
1:J:235:LEU:HB2	1:J:264:CYS:HB3	1.66	0.76
1:J:368:VAL:HG11	1:J:469:PRO:CG	2.15	0.76
1:M:223:MET:CE	1:M:283:ALA:HB3	2.15	0.76
1:O:29:ARG:O	1:O:33:GLU:HG3	1.85	0.76
1:O:171:ALA:HA	1:O:174:ILE:CD1	2.15	0.76
1:A:431:ILE:CD1	1:J:403:ARG:CG	2.63	0.75
1:A:437:VAL:HG21	1:A:451:LEU:CD1	2.15	0.75
1:A:452:ASN:ND2	1:A:454:PHE:HB2	1.99	0.75
1:B:235:LEU:HD11	1:B:307:ILE:HG22	1.67	0.75
1:B:368:VAL:HB	1:B:469:PRO:HG2	1.68	0.75

Continued on next page...

Continued from previous page...

Atom-1	Atom-2	Interatomic distance (Å)	Clash overlap (Å)
1:C:391:MET:HE1	1:C:438:ARG:CB	2.14	0.75
1:D:9:PRO:HD2	1:E:70:VAL:CA	2.16	0.75
1:D:180:ALA:HB2	1:D:210:LYS:NZ	2.01	0.75
1:D:257:SER:OG	1:D:311:SER:HA	1.85	0.75
1:E:232:ILE:HG13	1:E:261:VAL:HG11	1.68	0.75
1:F:115:VAL:HG11	1:F:403:ARG:HE	1.51	0.75
1:H:265:GLN:HG2	1:H:266:LYS:NZ	2.00	0.75
1:L:234:LEU:H	1:L:315:LEU:HD21	1.50	0.75
1:L:254:ILE:HG21	1:L:262:LEU:CD1	2.16	0.75
1:M:48:LEU:HD23	1:M:48:LEU:N	2.00	0.75
1:M:106:LYS:HE3	1:M:109:GLU:CD	2.06	0.75
1:M:208:LEU:CD1	1:M:343:VAL:HG21	2.15	0.75
1:M:219:VAL:HG11	1:M:268:ILE:HD12	1.68	0.75
1:M:248:LYS:HD2	1:M:275:TYR:OH	1.85	0.75
1:M:437:VAL:HG21	1:M:451:LEU:HG	1.67	0.75
1:M:447:LYS:HB2	1:M:462:CYS:HB2	1.69	0.75
1:N:235:LEU:HD21	1:N:307:ILE:HA	0.84	0.75
1:P:235:LEU:HD11	1:P:307:ILE:CG2	2.16	0.75
1:C:115:VAL:HG21	1:C:403:ARG:CD	2.16	0.75
1:C:431:ILE:O	1:C:431:ILE:CG1	2.32	0.75
1:D:433:ILE:HG22	1:D:451:LEU:HD23	1.68	0.75
1:E:223:MET:HE3	1:E:273:GLN:HB3	1.68	0.75
1:E:255:LYS:HE3	1:E:279:GLU:HG2	1.66	0.75
1:F:391:MET:HE3	1:F:438:ARG:HG2	1.68	0.75
1:G:134:LEU:HD22	1:G:392:LYS:HE3	1.66	0.75
1:H:276:LEU:HD22	1:H:281:ILE:CG2	2.15	0.75
1:I:129:GLN:O	1:I:132:GLN:HB2	1.86	0.75
1:I:391:MET:HE3	1:I:438:ARG:CB	2.16	0.75
1:K:263:PHE:CD2	1:K:295:LEU:HD22	2.21	0.75
1:L:234:LEU:HB3	1:L:292:MET:CE	2.16	0.75
1:N:299:THR:CG2	1:N:334:VAL:HG11	2.16	0.75
1:N:437:VAL:HG11	1:N:451:LEU:CD1	2.16	0.75
1:O:369:VAL:O	1:O:373:ILE:HG12	1.86	0.75
1:A:234:LEU:HD22	1:A:301:ALA:CB	2.16	0.75
1:B:124:TYR:CE1	1:B:407:ALA:HB1	2.21	0.75
1:B:219:VAL:CG1	1:B:220:SER:H	1.98	0.75
1:C:14:ARG:NH2	1:D:34:THR:HB	2.01	0.75
1:C:21:GLN:O	1:C:25:ILE:HG13	1.85	0.75
1:D:38:THR:HG22	1:D:59:ASN:HD22	1.51	0.75
1:D:178:VAL:CG1	1:D:188:VAL:HG11	2.16	0.75
1:E:435:VAL:HG12	1:E:435:VAL:O	1.87	0.75

Continued on next page...

Continued from previous page...

Atom-1	Atom-2	Interatomic distance (Å)	Clash overlap (Å)
1:F:254:ILE:HG21	1:F:262:LEU:HD12	1.69	0.75
1:H:182:VAL:CB	1:H:188:VAL:CG2	2.63	0.75
1:H:263:PHE:CE1	1:H:332:ILE:HG21	2.21	0.75
1:H:265:GLN:CG	1:H:266:LYS:HZ2	1.98	0.75
1:J:42:LYS:HD2	1:J:426:ALA:N	2.01	0.75
1:J:368:VAL:HG21	1:J:469:PRO:HG2	1.66	0.75
1:L:119:ILE:CG1	1:L:403:ARG:HD2	2.16	0.75
1:L:206:THR:CG2	1:L:348:ARG:H	1.96	0.75
1:M:142:VAL:HB	1:M:149:ILE:CD1	2.16	0.75
1:M:233:ALA:HB1	1:M:310:LEU:CD2	2.15	0.75
1:O:140:CYS:HB3	1:O:446:ASN:HB2	1.68	0.75
1:P:235:LEU:CD1	1:P:307:ILE:HD13	2.16	0.75
1:D:170:LEU:HD11	1:D:361:ALA:HB3	1.69	0.75
1:E:124:TYR:CD1	1:E:407:ALA:HB1	2.20	0.75
1:F:119:ILE:HG13	1:F:403:ARG:HD3	0.86	0.75
1:F:276:LEU:HD13	1:F:281:ILE:HD12	1.69	0.75
1:H:163:ALA:HA	1:H:165:LYS:HG2	1.68	0.75
1:J:30:ILE:C	1:J:32:ALA:H	1.90	0.75
1:J:235:LEU:HD21	1:J:310:LEU:HB3	1.68	0.75
1:K:134:LEU:HD12	1:K:393:LEU:HD11	1.68	0.75
1:K:368:VAL:CG2	1:K:469:PRO:HG2	2.17	0.75
1:L:50:ASP:OD2	1:L:52:LEU:HD12	1.85	0.75
1:L:115:VAL:CB	1:L:403:ARG:HE	1.99	0.75
1:M:206:THR:HG21	1:M:347:ILE:HG23	1.69	0.75
1:N:130:LYS:HD3	1:N:396:TYR:CD1	2.21	0.75
1:N:197:LYS:HA	1:N:355:ILE:HG21	1.67	0.75
1:P:42:LYS:HE2	1:P:426:ALA:HA	1.66	0.75
1:P:117:PRO:O	1:P:120:VAL:HG12	1.85	0.75
1:A:68:MET:CG	1:H:8:LEU:HD23	2.17	0.75
1:B:138:ILE:CD1	1:B:385:THR:HG23	2.16	0.75
1:D:130:LYS:HD2	1:D:396:TYR:CG	2.22	0.75
1:D:152:LYS:NZ	1:D:462:CYS:HB3	2.01	0.75
1:E:122:LYS:HG3	1:E:125:GLN:HE22	1.50	0.75
1:E:218:ARG:NE	1:E:282:VAL:HG21	2.01	0.75
1:F:129:GLN:O	1:F:132:GLN:HB2	1.87	0.75
1:F:307:ILE:O	1:F:310:LEU:HB2	1.86	0.75
1:G:199:SER:CB	1:G:327:SER:HB2	2.16	0.75
1:I:124:TYR:N	1:I:124:TYR:CD1	2.50	0.75
1:I:237:CYS:CB	1:I:306:ASN:HA	2.15	0.75
1:K:70:VAL:CG1	1:K:76:LYS:HD2	2.16	0.75
1:K:276:LEU:CD1	1:K:281:ILE:HD12	2.17	0.75

Continued on next page...

Continued from previous page...

Atom-1	Atom-2	Interatomic distance (Å)	Clash overlap (Å)
1:M:105:ARG:HD2	1:M:106:LYS:N	2.02	0.75
1:M:222:GLN:C	1:M:277:ALA:HB1	2.06	0.75
1:M:387:VAL:HG21	1:M:437:VAL:CG1	2.17	0.75
1:N:371:CYS:HB2	1:N:471:ARG:HD2	1.67	0.75
1:N:437:VAL:HG13	1:N:449:ALA:O	1.87	0.75
1:O:152:LYS:HG2	1:O:467:VAL:HG23	1.66	0.75
1:P:197:LYS:HA	1:P:355:ILE:CG2	2.16	0.75
1:P:218:ARG:HG3	1:P:323:GLU:HB2	1.68	0.75
1:P:377:ARG:HD2	1:P:470:LEU:HD11	1.68	0.75
1:A:438:ARG:HH22	1:J:405:GLN:HE22	1.33	0.75
1:B:134:LEU:CB	1:B:392:LYS:HZ1	1.91	0.75
1:B:178:VAL:HG12	1:B:188:VAL:HG11	1.68	0.75
1:B:235:LEU:O	1:B:264:CYS:HA	1.86	0.75
1:E:100:ALA:HB1	1:E:484:THR:CG2	2.11	0.75
1:E:234:LEU:HD11	1:E:301:ALA:HB3	1.68	0.75
1:E:431:ILE:HD11	1:N:403:ARG:CG	2.15	0.75
1:F:38:THR:HG22	1:F:59:ASN:HB2	1.69	0.75
1:F:215:ASP:C	1:F:216:LYS:HG2	2.07	0.75
1:F:223:MET:CE	1:F:283:ALA:HB3	2.17	0.75
1:H:42:LYS:HZ3	1:H:426:ALA:HB2	1.52	0.75
1:K:326:ILE:HD11	1:K:348:ARG:NH1	2.02	0.75
1:L:142:VAL:HG23	1:L:149:ILE:HD13	1.65	0.75
1:L:197:LYS:HA	1:L:355:ILE:CG2	2.15	0.75
1:M:81:VAL:HG11	1:M:483:SER:HB3	1.68	0.75
1:M:197:LYS:HB3	1:M:355:ILE:CG2	2.17	0.75
1:O:195:ILE:HB	1:O:359:ALA:CB	2.17	0.75
1:O:239:ILE:HD12	1:O:307:ILE:CB	2.17	0.75
1:O:254:ILE:HG23	1:O:259:ALA:CB	2.16	0.75
1:P:42:LYS:HG3	1:P:426:ALA:N	2.02	0.75
1:A:178:VAL:HG22	1:A:193:ILE:HD11	1.67	0.75
1:A:276:LEU:HD12	1:A:281:ILE:CD1	2.16	0.75
1:D:452:ASN:ND2	1:D:454:PHE:HB2	1.99	0.75
1:G:182:VAL:CB	1:G:188:VAL:HG12	2.17	0.75
1:G:237:CYS:HA	1:G:306:ASN:CA	2.14	0.75
1:G:262:LEU:CD1	1:G:310:LEU:CD2	2.61	0.75
1:I:119:ILE:HG13	1:I:403:ARG:HD2	1.69	0.75
1:I:130:LYS:HZ3	1:I:393:LEU:HD23	1.52	0.75
1:K:124:TYR:CE1	1:K:407:ALA:HA	2.21	0.75
1:L:72:HIS:O	1:L:75:ALA:HB3	1.86	0.75
1:L:383:GLY:HA2	1:L:386:GLU:HG3	1.67	0.75
1:M:156:THR:HG21	1:M:468:GLU:CA	2.16	0.75

Continued on next page...

Continued from previous page...

Atom-1	Atom-2	Interatomic distance (Å)	Clash overlap (Å)
1:N:452:ASN:HB2	1:N:459:GLU:OE1	1.87	0.75
1:C:368:VAL:HB	1:C:469:PRO:HB3	1.68	0.75
1:D:120:VAL:HG21	1:D:488:LEU:CD1	2.17	0.75
1:D:152:LYS:HZ3	1:D:462:CYS:HB3	1.50	0.75
1:D:473:LYS:HA	1:D:473:LYS:HE3	1.68	0.75
1:E:117:PRO:O	1:E:120:VAL:HG13	1.87	0.75
1:G:134:LEU:CD2	1:G:392:LYS:HE3	2.17	0.75
1:H:156:THR:HB	1:H:467:VAL:O	1.86	0.75
1:H:448:CYS:HB2	1:H:460:ASP:CG	2.07	0.75
1:K:81:VAL:HG11	1:K:483:SER:CB	2.16	0.75
1:K:170:LEU:CD2	1:K:358:VAL:HG11	2.16	0.75
1:L:68:MET:HB3	1:M:8:LEU:HD23	1.68	0.75
1:L:197:LYS:HB3	1:L:355:ILE:HG21	1.66	0.75
1:M:69:SER:H	1:N:9:PRO:HG3	1.51	0.75
1:N:391:MET:CE	1:N:438:ARG:HB2	2.17	0.75
1:O:78:LEU:HD12	1:O:487:LEU:HD11	1.69	0.75
1:P:44:MET:HE2	1:P:44:MET:CA	2.02	0.75
1:P:104:LEU:HD23	1:P:488:LEU:HD12	1.68	0.75
1:P:237:CYS:HB3	1:P:306:ASN:CA	2.17	0.75
1:A:25:ILE:HD13	1:A:108:GLU:HG3	1.67	0.75
1:A:464:ASN:HB3	1:A:466:VAL:HG22	1.68	0.75
1:B:130:LYS:HZ2	1:B:393:LEU:HD23	1.51	0.75
1:C:158:ILE:CD1	1:C:167:LYS:HA	2.16	0.75
1:C:403:ARG:N	1:L:431:ILE:HD11	2.01	0.75
1:E:119:ILE:HG21	1:E:403:ARG:HB2	1.68	0.75
1:I:158:ILE:HG13	1:I:361:ALA:HB1	1.69	0.75
1:I:241:GLU:HG3	1:I:250:MET:SD	2.27	0.75
1:J:125:GLN:O	1:J:129:GLN:HG3	1.86	0.75
1:J:233:ALA:CA	1:J:315:LEU:HD13	2.16	0.75
1:J:368:VAL:HA	1:J:371:CYS:SG	2.27	0.75
1:L:307:ILE:HD12	1:L:310:LEU:HB2	1.69	0.75
1:M:210:LYS:HB3	1:M:343:VAL:HG23	1.67	0.75
1:M:212:VAL:HG23	1:M:298:ALA:HB2	1.69	0.75
1:M:369:VAL:O	1:M:369:VAL:HG12	1.85	0.75
1:N:182:VAL:CG2	1:N:188:VAL:HG22	2.17	0.75
1:N:254:ILE:HD11	1:N:307:ILE:HD11	1.69	0.75
1:O:387:VAL:HG21	1:O:437:VAL:HG12	1.68	0.75
1:A:44:MET:HE2	1:H:489:ARG:NH2	2.01	0.74
1:A:400:ILE:HD11	1:A:408:VAL:CG2	2.17	0.74
1:B:219:VAL:HG13	1:B:273:GLN:OE1	1.86	0.74
1:C:197:LYS:HA	1:C:355:ILE:CG2	2.17	0.74

Continued on next page...

Continued from previous page...

Atom-1	Atom-2	Interatomic distance (Å)	Clash overlap (Å)
1:E:326:ILE:HG13	1:E:348:ARG:NH1	2.02	0.74
1:E:389:LEU:HD13	1:E:415:LEU:CD1	2.16	0.74
1:E:396:TYR:O	1:E:396:TYR:CG	2.39	0.74
1:F:72:HIS:O	1:F:75:ALA:HB3	1.87	0.74
1:F:215:ASP:O	1:F:216:LYS:HG2	1.87	0.74
1:F:437:VAL:CG2	1:F:451:LEU:HG	2.17	0.74
1:G:347:ILE:HG21	1:G:358:VAL:HB	1.67	0.74
1:H:247:LEU:CD1	1:H:272:ALA:HB2	2.17	0.74
1:I:68:MET:SD	1:J:12:MET:HE2	2.26	0.74
1:I:152:LYS:CD	1:I:465:GLY:HA2	2.16	0.74
1:J:34:THR:HB	1:K:14:ARG:NH2	2.01	0.74
1:J:138:ILE:HD13	1:J:385:THR:OG1	1.86	0.74
1:J:218:ARG:CZ	1:J:282:VAL:HG21	2.17	0.74
1:J:248:LYS:HG3	1:J:275:TYR:CD2	2.22	0.74
1:K:206:THR:HG22	1:K:348:ARG:H	1.50	0.74
1:K:262:LEU:HD12	1:K:310:LEU:CD1	2.17	0.74
1:L:12:MET:SD	1:L:494:ILE:HG22	2.27	0.74
1:L:63:THR:HA	1:L:66:ARG:HB2	1.69	0.74
1:L:307:ILE:HD12	1:L:307:ILE:O	1.86	0.74
1:N:129:GLN:O	1:N:132:GLN:HB2	1.87	0.74
1:O:124:TYR:CE1	1:O:407:ALA:CA	2.70	0.74
1:O:212:VAL:HG21	1:O:294:LYS:C	2.08	0.74
1:P:119:ILE:HG13	1:P:403:ARG:HH11	1.51	0.74
1:P:124:TYR:CD1	1:P:124:TYR:N	2.52	0.74
1:B:8:LEU:CB	1:C:68:MET:HG3	2.17	0.74
1:C:276:LEU:HD12	1:C:281:ILE:CG2	2.07	0.74
1:E:265:GLN:HE22	1:E:289:LYS:HD3	1.52	0.74
1:H:18:ARG:HA	1:H:21:GLN:CD	2.08	0.74
1:I:431:ILE:O	1:I:431:ILE:HG12	1.84	0.74
1:K:234:LEU:HB3	1:K:292:MET:HE2	1.69	0.74
1:O:251:VAL:CG1	1:O:276:LEU:HD13	2.18	0.74
1:P:102:GLU:HG2	1:P:417:VAL:HG11	1.68	0.74
1:P:158:ILE:CD1	1:P:167:LYS:HA	2.16	0.74
1:A:34:THR:CA	1:H:14:ARG:HH22	2.00	0.74
1:C:19:ASP:O	1:C:23:MET:HG3	1.86	0.74
1:D:222:GLN:HB3	1:D:277:ALA:HB1	1.67	0.74
1:D:391:MET:HE3	1:D:438:ARG:CB	2.18	0.74
1:E:197:LYS:CB	1:E:355:ILE:CG2	2.65	0.74
1:G:42:LYS:HG3	1:G:425:ASN:HB2	1.67	0.74
1:G:89:VAL:HG11	1:G:472:VAL:HG12	1.69	0.74
1:H:235:LEU:HD11	1:H:307:ILE:CB	2.17	0.74

Continued on next page...

Continued from previous page...

Atom-1	Atom-2	Interatomic distance (Å)	Clash overlap (Å)
1:H:254:ILE:HD13	1:H:262:LEU:HD13	1.69	0.74
1:I:116:HIS:CE1	1:I:117:PRO:HG2	2.23	0.74
1:I:158:ILE:O	1:I:158:ILE:CG2	2.34	0.74
1:K:235:LEU:HD23	1:K:304:ILE:CD1	2.15	0.74
1:K:420:ARG:CD	1:K:430:ALA:HB3	2.17	0.74
1:L:96:ALA:CA	1:L:480:ALA:HB2	2.17	0.74
1:M:134:LEU:HD11	1:M:393:LEU:CD2	2.17	0.74
1:O:12:MET:HG3	1:O:494:ILE:HG22	1.69	0.74
1:P:150:LEU:HD23	1:P:175:VAL:HG13	1.68	0.74
1:A:42:LYS:HB2	1:A:425:ASN:HD22	1.53	0.74
1:A:68:MET:HG3	1:H:8:LEU:HD23	1.68	0.74
1:A:111:LEU:CD2	1:A:117:PRO:HB3	2.18	0.74
1:C:384:SER:CB	1:C:441:HIS:HE1	1.99	0.74
1:D:31:ILE:HG21	1:D:65:LEU:HD11	1.67	0.74
1:D:237:CYS:HA	1:D:306:ASN:C	2.07	0.74
1:F:8:LEU:CD1	1:G:68:MET:HG2	2.18	0.74
1:F:12:MET:HE2	1:G:68:MET:SD	2.27	0.74
1:H:152:LYS:HB3	1:H:467:VAL:HG23	1.69	0.74
1:H:299:THR:HG22	1:H:318:ALA:HB2	1.70	0.74
1:I:210:LYS:HB3	1:I:343:VAL:CG2	2.16	0.74
1:I:223:MET:CE	1:I:283:ALA:HB3	2.17	0.74
1:I:461:MET:SD	1:I:466:VAL:HG23	2.28	0.74
1:J:119:ILE:HD12	1:J:403:ARG:CG	2.16	0.74
1:J:239:ILE:HD12	1:J:307:ILE:CG1	2.17	0.74
1:K:223:MET:HG3	1:K:277:ALA:HB2	1.67	0.74
1:L:211:GLY:HA3	1:L:337:CYS:SG	2.28	0.74
1:M:195:ILE:H	1:M:195:ILE:CD1	1.92	0.74
1:N:134:LEU:HD12	1:N:393:LEU:CD2	2.17	0.74
1:P:69:SER:O	1:P:69:SER:OG	2.03	0.74
1:P:134:LEU:HD11	1:P:393:LEU:HD21	1.67	0.74
1:P:198:LYS:N	1:P:355:ILE:HD13	2.02	0.74
1:P:286:ARG:HH11	1:P:286:ARG:HG2	1.51	0.74
1:A:12:MET:HE2	1:B:68:MET:HG3	1.69	0.74
1:A:124:TYR:HE1	1:A:407:ALA:HA	1.51	0.74
1:A:276:LEU:HD12	1:A:281:ILE:HD12	1.69	0.74
1:A:431:ILE:CD1	1:J:403:ARG:HG2	2.18	0.74
1:C:34:THR:HG22	1:C:35:VAL:N	2.01	0.74
1:C:235:LEU:CD2	1:C:304:ILE:HD11	2.18	0.74
1:E:220:SER:HB3	1:E:223:MET:SD	2.28	0.74
1:F:299:THR:HG23	1:F:334:VAL:HG13	1.67	0.74
1:H:182:VAL:HG22	1:H:182:VAL:O	1.87	0.74

Continued on next page...

Continued from previous page...

Atom-1	Atom-2	Interatomic distance (Å)	Clash overlap (Å)
1:H:235:LEU:HG	1:H:307:ILE:HA	1.68	0.74
1:I:232:ILE:O	1:I:315:LEU:HB3	1.88	0.74
1:J:23:MET:HE2	1:J:72:HIS:CE1	2.23	0.74
1:J:265:GLN:N	1:J:266:LYS:HA	2.02	0.74
1:L:216:LYS:O	1:L:332:ILE:HG13	1.87	0.74
1:L:262:LEU:HG	1:L:310:LEU:HD21	1.70	0.74
1:L:469:PRO:HB2	1:L:472:VAL:HG23	1.69	0.74
1:M:170:LEU:HD22	1:M:358:VAL:HG13	1.67	0.74
1:N:34:THR:HA	1:O:14:ARG:NH2	2.00	0.74
1:N:235:LEU:HD11	1:N:307:ILE:CA	2.16	0.74
1:O:34:THR:CG2	1:P:14:ARG:HH22	1.99	0.74
1:O:341:LYS:HZ2	1:O:341:LYS:HB2	1.52	0.74
1:P:38:THR:HB	1:P:59:ASN:HD22	1.52	0.74
1:A:48:LEU:CD2	1:H:494:ILE:HD12	2.18	0.74
1:A:146:ASP:HB3	1:A:149:ILE:HG12	1.69	0.74
1:A:435:VAL:HG11	1:J:401:SER:OG	1.88	0.74
1:C:237:CYS:HA	1:C:306:ASN:CA	2.16	0.74
1:D:387:VAL:O	1:D:390:SER:HB3	1.87	0.74
1:J:166:ALA:HB2	1:J:203:ILE:HG21	1.68	0.74
1:J:441:HIS:ND1	1:J:449:ALA:HB3	2.03	0.74
1:K:141:GLU:O	1:K:142:VAL:HB	1.85	0.74
1:K:391:MET:HE3	1:K:438:ARG:CB	2.16	0.74
1:L:486:MET:HE2	1:L:487:LEU:HD23	1.70	0.74
1:N:68:MET:HB3	1:O:8:LEU:HD22	1.66	0.74
1:N:208:LEU:HD11	1:N:343:VAL:HG21	1.69	0.74
1:O:77:MET:HA	1:O:80:GLU:OE1	1.87	0.74
1:O:158:ILE:HG12	1:O:361:ALA:HB1	1.68	0.74
1:A:234:LEU:HD22	1:A:301:ALA:HB3	1.69	0.74
1:E:46:LYS:HB2	1:E:58:THR:O	1.88	0.74
1:F:212:VAL:HB	1:F:298:ALA:HB3	1.70	0.74
1:G:130:LYS:HG2	1:G:393:LEU:HD21	1.68	0.74
1:G:341:LYS:HB3	1:G:341:LYS:NZ	1.87	0.74
1:G:450:GLY:C	1:G:451:LEU:HG	2.07	0.74
1:H:35:VAL:HA	1:H:46:LYS:HZ1	1.52	0.74
1:I:85:GLN:NE2	1:I:476:ALA:HA	2.02	0.74
1:I:218:ARG:NH1	1:I:282:VAL:HG21	2.03	0.74
1:J:339:HIS:O	1:J:339:HIS:ND1	2.20	0.74
1:K:113:GLN:HA	1:K:113:GLN:HE21	1.35	0.74
1:K:237:CYS:C	1:K:307:ILE:H	1.90	0.74
1:L:235:LEU:CD1	1:L:307:ILE:HD13	2.16	0.74
1:N:210:LYS:O	1:N:340:PRO:HB3	1.87	0.74

Continued on next page...

Continued from previous page...

Atom-1	Atom-2	Interatomic distance (Å)	Clash overlap (Å)
1:N:420:ARG:HH11	1:N:420:ARG:HG2	1.51	0.74
1:O:34:THR:HB	1:P:14:ARG:NH2	2.02	0.74
1:O:42:LYS:HG3	1:O:426:ALA:H	1.52	0.74
1:O:188:VAL:HG21	1:O:373:ILE:CD1	2.16	0.74
1:P:113:GLN:CA	1:P:113:GLN:NE2	1.97	0.74
1:P:158:ILE:HB	1:P:361:ALA:HB1	1.70	0.74
1:P:188:VAL:HG13	1:P:189:ASP:H	1.51	0.74
1:A:153:ILE:HD11	1:A:372:THR:OG1	1.87	0.74
1:B:39:LEU:CD1	1:B:40:GLY:H	1.98	0.74
1:D:38:THR:HG21	1:D:46:LYS:HD2	1.70	0.74
1:D:60:ASP:O	1:D:64:ILE:HG13	1.88	0.74
1:D:339:HIS:HE1	1:D:341:LYS:CD	2.00	0.74
1:E:234:LEU:CD1	1:E:301:ALA:HB1	2.18	0.74
1:F:9:PRO:O	1:F:12:MET:HB2	1.88	0.74
1:F:262:LEU:CD1	1:F:310:LEU:HD21	2.18	0.74
1:G:21:GLN:C	1:G:25:ILE:HG12	2.08	0.74
1:G:42:LYS:HZ2	1:G:426:ALA:CA	2.00	0.74
1:H:130:LYS:CG	1:H:393:LEU:CD1	2.64	0.74
1:H:139:ALA:HB2	1:H:470:LEU:HD21	1.68	0.74
1:I:156:THR:CG2	1:I:468:GLU:HB3	2.16	0.74
1:J:233:ALA:HA	1:J:315:LEU:CD1	2.16	0.74
1:L:62:VAL:HG13	1:L:63:THR:H	1.53	0.74
1:L:486:MET:HE1	1:L:487:LEU:CD2	2.16	0.74
1:M:8:LEU:CB	1:M:12:MET:HE2	2.14	0.74
1:M:233:ALA:HB1	1:M:310:LEU:HD11	1.70	0.74
1:N:239:ILE:HG13	1:N:307:ILE:HD13	1.69	0.74
1:P:178:VAL:HG12	1:P:188:VAL:HG11	1.67	0.74
1:A:232:ILE:HG13	1:A:261:VAL:HG11	1.70	0.74
1:D:227:VAL:HG11	1:D:260:ASN:OD1	1.88	0.74
1:D:276:LEU:HD12	1:D:281:ILE:HD12	1.70	0.74
1:E:122:LYS:HG3	1:E:125:GLN:NE2	2.02	0.74
1:E:405:GLN:HE22	1:N:438:ARG:HH22	1.33	0.74
1:G:339:HIS:O	1:G:339:HIS:CG	2.39	0.74
1:G:450:GLY:O	1:G:451:LEU:HG	1.86	0.74
1:I:174:ILE:HD12	1:I:365:ALA:HB1	1.69	0.74
1:I:236:ASN:HA	1:I:265:GLN:HB3	1.69	0.74
1:J:51:ASP:HA	1:K:11:ASN:OD1	1.88	0.74
1:J:138:ILE:HD13	1:J:379:VAL:HG21	1.69	0.74
1:J:171:ALA:HA	1:J:174:ILE:CD1	2.16	0.74
1:K:219:VAL:HG13	1:K:273:GLN:CB	2.14	0.74
1:K:387:VAL:HG21	1:K:437:VAL:HG12	1.70	0.74

Continued on next page...

Continued from previous page...

Atom-1	Atom-2	Interatomic distance (Å)	Clash overlap (Å)
1:L:77:MET:CE	1:L:486:MET:CE	2.65	0.74
1:L:82:ALA:HB1	1:L:93:THR:HG22	1.68	0.74
1:L:233:ALA:CA	1:L:315:LEU:HD22	2.18	0.74
1:L:380:SER:HB2	1:L:384:SER:HB2	1.70	0.74
1:M:134:LEU:CD1	1:M:393:LEU:CD2	2.66	0.74
1:O:156:THR:O	1:O:156:THR:HG23	1.88	0.74
1:D:9:PRO:HD2	1:E:71:GLU:N	2.03	0.74
1:D:120:VAL:CG2	1:D:488:LEU:HD11	2.18	0.74
1:D:170:LEU:CD2	1:D:358:VAL:HG13	2.14	0.74
1:D:418:ILE:N	1:D:418:ILE:CD1	2.51	0.74
1:F:152:LYS:CD	1:F:465:GLY:HA2	2.18	0.74
1:F:235:LEU:HD21	1:F:307:ILE:HD13	1.68	0.74
1:G:12:MET:HB3	1:H:68:MET:CE	2.18	0.74
1:G:70:VAL:HG22	1:G:76:LYS:HG2	1.69	0.74
1:H:134:LEU:CD1	1:H:393:LEU:CD1	2.65	0.74
1:I:130:LYS:NZ	1:I:134:LEU:HD11	2.03	0.74
1:J:142:VAL:HG21	1:J:378:ILE:HD13	1.70	0.74
1:K:437:VAL:HG21	1:K:451:LEU:CG	2.18	0.74
1:N:42:LYS:HB3	1:N:425:ASN:HB3	1.70	0.74
1:N:235:LEU:CD1	1:N:307:ILE:HD12	2.17	0.74
1:O:389:LEU:HD13	1:O:415:LEU:CD1	2.18	0.74
1:P:178:VAL:CG2	1:P:366:VAL:HG22	2.17	0.74
1:B:89:VAL:O	1:B:89:VAL:HG23	1.88	0.73
1:B:174:ILE:HD12	1:B:365:ALA:HB1	1.68	0.73
1:B:262:LEU:CD1	1:B:310:LEU:CD1	2.64	0.73
1:D:42:LYS:HZ1	1:D:426:ALA:HA	1.52	0.73
1:D:77:MET:CE	1:D:486:MET:CE	2.66	0.73
1:D:236:ASN:HA	1:D:265:GLN:HB2	1.68	0.73
1:G:235:LEU:HG	1:G:307:ILE:CD1	2.18	0.73
1:H:403:ARG:N	1:I:431:ILE:HD11	2.03	0.73
1:K:70:VAL:CG1	1:K:76:LYS:HG3	2.11	0.73
1:K:159:THR:HG22	1:K:164:GLU:OE2	1.88	0.73
1:L:237:CYS:HA	1:L:306:ASN:CA	2.18	0.73
1:N:38:THR:HG22	1:N:59:ASN:HB2	1.70	0.73
1:N:42:LYS:HD2	1:N:426:ALA:N	2.03	0.73
1:O:69:SER:C	1:P:9:PRO:HB3	2.09	0.73
1:O:190:LYS:NZ	1:O:367:GLY:HA2	2.02	0.73
1:A:239:ILE:CD1	1:A:251:VAL:HG22	2.17	0.73
1:C:119:ILE:HG21	1:C:403:ARG:CD	2.17	0.73
1:C:169:LYS:HE3	1:C:204:ASP:O	1.88	0.73
1:D:12:MET:HE3	1:D:494:ILE:O	1.86	0.73

Continued on next page...

Continued from previous page...

Atom-1	Atom-2	Interatomic distance (Å)	Clash overlap (Å)
1:D:307:ILE:CD1	1:D:310:LEU:HB2	2.17	0.73
1:D:486:MET:HG2	1:D:487:LEU:N	2.01	0.73
1:F:431:ILE:HD13	1:O:406:LEU:HD11	1.69	0.73
1:G:248:LYS:HE2	1:G:275:TYR:CZ	2.23	0.73
1:H:129:GLN:O	1:H:132:GLN:HB2	1.87	0.73
1:I:163:ALA:HB2	1:I:354:VAL:HG21	1.70	0.73
1:I:178:VAL:O	1:I:178:VAL:HG12	1.88	0.73
1:I:219:VAL:HG13	1:I:220:SER:H	1.53	0.73
1:K:97:VAL:O	1:K:100:ALA:HB3	1.87	0.73
1:L:437:VAL:HG11	1:L:451:LEU:HD11	1.70	0.73
1:N:135:LEU:HD21	1:N:385:THR:CG2	2.18	0.73
1:N:391:MET:HE1	1:N:438:ARG:HG3	1.69	0.73
1:P:113:GLN:HG2	1:P:113:GLN:O	1.88	0.73
1:P:124:TYR:CE1	1:P:407:ALA:CA	2.69	0.73
1:A:70:VAL:HG22	1:A:70:VAL:O	1.87	0.73
1:B:227:VAL:HG11	1:B:260:ASN:OD1	1.87	0.73
1:C:30:ILE:HG22	1:C:31:ILE:HD13	1.69	0.73
1:D:82:ALA:HB2	1:D:97:VAL:HG21	1.69	0.73
1:D:403:ARG:HB3	1:M:431:ILE:CD1	2.17	0.73
1:E:237:CYS:HA	1:E:306:ASN:HA	0.89	0.73
1:F:170:LEU:HD21	1:F:358:VAL:CG2	2.16	0.73
1:F:233:ALA:CB	1:F:315:LEU:HD13	2.19	0.73
1:G:134:LEU:HD11	1:G:393:LEU:CD2	2.18	0.73
1:G:195:ILE:HB	1:G:359:ALA:CB	2.17	0.73
1:H:304:ILE:HD13	1:H:310:LEU:HA	1.70	0.73
1:I:192:LEU:HG	1:I:342:ALA:HB2	1.71	0.73
1:I:208:LEU:HD22	1:I:343:VAL:CG2	2.18	0.73
1:I:447:LYS:HB2	1:I:462:CYS:SG	2.28	0.73
1:K:124:TYR:HE1	1:K:407:ALA:CB	2.00	0.73
1:K:391:MET:CE	1:K:438:ARG:CG	2.66	0.73
1:L:138:ILE:HD11	1:L:385:THR:HG23	1.69	0.73
1:M:158:ILE:HG12	1:M:361:ALA:HB1	1.70	0.73
1:M:233:ALA:CA	1:M:315:LEU:HD22	2.18	0.73
1:N:68:MET:HA	1:O:9:PRO:HD3	1.69	0.73
1:N:121:VAL:HG23	1:N:122:LYS:H	1.54	0.73
1:P:26:LEU:O	1:P:30:ILE:HG12	1.88	0.73
1:P:197:LYS:HB3	1:P:355:ILE:CG2	2.19	0.73
1:C:164:GLU:O	1:C:167:LYS:HB3	1.88	0.73
1:D:195:ILE:HB	1:D:359:ALA:CB	2.19	0.73
1:E:152:LYS:HG2	1:E:465:GLY:CA	2.18	0.73
1:E:156:THR:HG21	1:E:468:GLU:CB	2.15	0.73

Continued on next page...

Continued from previous page...

Atom-1	Atom-2	Interatomic distance (Å)	Clash overlap (Å)
1:F:371:CYS:HB2	1:F:471:ARG:HE	1.54	0.73
1:G:251:VAL:HG13	1:G:276:LEU:HD13	1.70	0.73
1:H:220:SER:CB	1:H:277:ALA:HB2	2.15	0.73
1:J:35:VAL:O	1:J:35:VAL:HG23	1.87	0.73
1:K:223:MET:HG2	1:K:281:ILE:O	1.88	0.73
1:K:235:LEU:CD1	1:K:307:ILE:HD13	2.19	0.73
1:K:377:ARG:HB3	1:K:470:LEU:HG	1.70	0.73
1:L:31:ILE:HG21	1:L:65:LEU:CD1	2.17	0.73
1:L:178:VAL:CG2	1:L:366:VAL:HG13	2.18	0.73
1:M:235:LEU:CD2	1:M:304:ILE:HD11	2.18	0.73
1:N:82:ALA:HB2	1:N:97:VAL:CG2	2.18	0.73
1:N:124:TYR:CE1	1:N:407:ALA:CA	2.69	0.73
1:P:178:VAL:CG2	1:P:366:VAL:HG13	2.17	0.73
1:P:304:ILE:HD12	1:P:309:ASP:CB	2.11	0.73
1:P:414:ALA:O	1:P:417:VAL:HG12	1.89	0.73
1:A:12:MET:CG	1:A:494:ILE:HG22	2.19	0.73
1:A:251:VAL:HG13	1:A:276:LEU:CD1	2.19	0.73
1:A:369:VAL:O	1:A:373:ILE:HG12	1.88	0.73
1:B:254:ILE:HG22	1:B:259:ALA:HB3	1.70	0.73
1:C:262:LEU:HD11	1:C:310:LEU:CD2	2.01	0.73
1:D:12:MET:CG	1:D:494:ILE:CG2	2.61	0.73
1:D:321:VAL:HG22	1:D:334:VAL:HG13	1.70	0.73
1:G:247:LEU:HD11	1:G:269:ASP:HB3	1.70	0.73
1:I:235:LEU:CD2	1:I:307:ILE:HD13	2.19	0.73
1:K:326:ILE:HG12	1:K:348:ARG:HH12	1.52	0.73
1:L:327:SER:O	1:L:327:SER:OG	2.01	0.73
1:M:195:ILE:N	1:M:195:ILE:CD1	2.50	0.73
1:M:223:MET:CE	1:M:276:LEU:CB	2.64	0.73
1:N:384:SER:CB	1:N:441:HIS:CE1	2.67	0.73
1:P:84:THR:O	1:P:84:THR:HG23	1.87	0.73
1:A:34:THR:HB	1:A:35:VAL:HG22	1.71	0.73
1:A:166:ALA:C	1:A:170:LEU:HD22	2.08	0.73
1:B:119:ILE:CG1	1:B:403:ARG:HD2	2.11	0.73
1:B:123:GLY:HA3	1:B:407:ALA:CB	2.19	0.73
1:B:170:LEU:HD22	1:B:358:VAL:CG1	2.19	0.73
1:B:218:ARG:HG3	1:B:323:GLU:OE1	1.88	0.73
1:C:387:VAL:HG21	1:C:437:VAL:HG12	1.70	0.73
1:E:25:ILE:HD11	1:E:108:GLU:HG3	1.69	0.73
1:F:216:LYS:O	1:F:332:ILE:HG13	1.88	0.73
1:F:251:VAL:HG11	1:F:276:LEU:CD2	2.11	0.73
1:G:251:VAL:HG11	1:G:276:LEU:HD22	1.68	0.73

Continued on next page...

Continued from previous page...

Atom-1	Atom-2	Interatomic distance (Å)	Clash overlap (Å)
1:H:105:ARG:HD3	1:H:106:LYS:HG2	1.70	0.73
1:J:161:LYS:HB3	1:J:357:GLU:OE2	1.89	0.73
1:J:236:ASN:HA	1:J:265:GLN:HB2	1.71	0.73
1:K:77:MET:HB3	1:K:80:GLU:OE1	1.89	0.73
1:K:219:VAL:CG2	1:K:285:ARG:HB3	2.18	0.73
1:L:396:TYR:O	1:L:396:TYR:CG	2.40	0.73
1:M:48:LEU:HD13	1:M:68:MET:HE3	1.69	0.73
1:M:248:LYS:HD2	1:M:275:TYR:CE2	2.23	0.73
1:N:31:ILE:CG2	1:N:65:LEU:HD21	2.19	0.73
1:N:420:ARG:HG2	1:N:420:ARG:NH1	2.04	0.73
1:A:30:ILE:HD12	1:A:31:ILE:CG1	2.19	0.73
1:A:152:LYS:HG2	1:A:465:GLY:HA2	1.68	0.73
1:A:214:VAL:HG12	1:A:291:ASP:CG	2.08	0.73
1:D:34:THR:CG2	1:D:35:VAL:HG13	2.18	0.73
1:D:81:VAL:HG11	1:D:483:SER:HB2	1.70	0.73
1:D:165:LYS:N	1:D:165:LYS:HD2	2.02	0.73
1:F:235:LEU:HG	1:F:307:ILE:HG22	1.70	0.73
1:I:38:THR:HG21	1:I:46:LYS:HE2	1.70	0.73
1:I:250:MET:HE3	1:I:308:LYS:HB3	1.70	0.73
1:I:254:ILE:HG22	1:I:281:ILE:CD1	2.18	0.73
1:M:321:VAL:HG22	1:M:334:VAL:HG13	1.70	0.73
1:M:453:VAL:HG22	1:M:454:PHE:CD2	2.24	0.73
1:N:106:LYS:HA	1:N:106:LYS:CE	2.18	0.73
1:O:103:LEU:HD21	1:O:411:PHE:CE2	2.24	0.73
1:P:119:ILE:HG13	1:P:403:ARG:CG	2.19	0.73
1:A:9:PRO:HD3	1:B:68:MET:HE2	1.70	0.73
1:C:432:GLU:O	1:C:436:LYS:HG3	1.87	0.73
1:C:435:VAL:HG11	1:L:401:SER:HB3	1.70	0.73
1:D:389:LEU:HD13	1:D:415:LEU:HD21	1.69	0.73
1:E:153:ILE:CD1	1:E:372:THR:HG21	2.19	0.73
1:E:197:LYS:CB	1:E:355:ILE:HG21	2.19	0.73
1:E:236:ASN:OD1	1:E:236:ASN:O	2.06	0.73
1:E:403:ARG:O	1:E:406:LEU:HD12	1.89	0.73
1:G:21:GLN:O	1:G:25:ILE:HG12	1.88	0.73
1:J:170:LEU:HD22	1:J:358:VAL:CG1	2.19	0.73
1:K:119:ILE:HD12	1:K:403:ARG:CG	2.19	0.73
1:L:82:ALA:HB2	1:L:97:VAL:CG2	2.18	0.73
1:L:218:ARG:CG	1:L:323:GLU:HG3	2.19	0.73
1:L:254:ILE:HG22	1:L:259:ALA:HB3	1.70	0.73
1:L:374:GLU:HB2	1:L:471:ARG:NH2	2.04	0.73
1:M:383:GLY:HA2	1:M:386:GLU:CG	2.19	0.73

Continued on next page...

Continued from previous page...

Atom-1	Atom-2	Interatomic distance (Å)	Clash overlap (Å)
1:N:34:THR:CG2	1:O:14:ARG:HH22	2.01	0.73
1:N:197:LYS:HB3	1:N:355:ILE:CB	2.19	0.73
1:N:459:GLU:CD	1:N:461:MET:HE1	2.09	0.73
1:P:62:VAL:O	1:P:66:ARG:HG3	1.89	0.73
1:P:124:TYR:CE1	1:P:407:ALA:CB	2.71	0.73
1:P:218:ARG:HG3	1:P:323:GLU:CB	2.19	0.73
1:B:30:ILE:HG22	1:B:31:ILE:HG12	1.70	0.73
1:B:188:VAL:O	1:B:188:VAL:HG12	1.89	0.73
1:E:206:THR:CB	1:E:347:ILE:HG23	2.17	0.73
1:F:235:LEU:HD12	1:F:307:ILE:HA	1.71	0.73
1:G:193:ILE:HG23	1:G:343:VAL:HG12	1.67	0.73
1:I:8:LEU:H	1:I:8:LEU:CD2	1.93	0.73
1:I:9:PRO:HD3	1:P:68:MET:HA	1.70	0.73
1:I:89:VAL:HG22	1:I:89:VAL:O	1.89	0.73
1:I:152:LYS:HE3	1:I:462:CYS:CA	2.19	0.73
1:J:69:SER:HB3	1:K:9:PRO:CG	2.19	0.73
1:J:274:HIS:ND1	1:J:274:HIS:O	2.21	0.73
1:K:403:ARG:HH11	1:K:403:ARG:HG2	1.52	0.73
1:L:16:MET:O	1:L:16:MET:HG3	1.88	0.73
1:L:214:VAL:HG12	1:L:291:ASP:CB	2.18	0.73
1:M:147:LYS:HG2	1:M:147:LYS:O	1.87	0.73
1:M:262:LEU:HD12	1:M:310:LEU:CD1	2.19	0.73
1:N:34:THR:CA	1:O:14:ARG:HH22	1.99	0.73
1:N:251:VAL:HG11	1:N:276:LEU:HG	1.68	0.73
1:P:251:VAL:HG21	1:P:272:ALA:HB1	1.68	0.73
1:P:299:THR:HG22	1:P:318:ALA:HB2	1.71	0.73
1:C:255:LYS:HG2	1:C:279:GLU:OE2	1.88	0.73
1:C:368:VAL:HB	1:C:469:PRO:CB	2.19	0.73
1:D:156:THR:CG2	1:D:468:GLU:HB3	2.19	0.73
1:D:199:SER:HB2	1:D:327:SER:HB2	1.70	0.73
1:E:178:VAL:HG21	1:E:366:VAL:HB	1.70	0.73
1:E:389:LEU:CD1	1:E:415:LEU:HD13	2.18	0.73
1:F:248:LYS:CE	1:F:275:TYR:CZ	2.71	0.73
1:H:135:LEU:HD21	1:H:385:THR:CG2	2.19	0.73
1:H:158:ILE:HD13	1:H:170:LEU:HB2	1.71	0.73
1:H:239:ILE:HD12	1:H:307:ILE:CG1	2.14	0.73
1:J:192:LEU:HD13	1:J:192:LEU:N	2.04	0.73
1:J:469:PRO:HB2	1:J:472:VAL:HG23	1.69	0.73
1:K:219:VAL:CG1	1:K:273:GLN:HB3	2.14	0.73
1:L:82:ALA:HB1	1:L:93:THR:CG2	2.19	0.73
1:L:469:PRO:HG2	1:L:472:VAL:HG21	1.70	0.73

Continued on next page...

Continued from previous page...

Atom-1	Atom-2	Interatomic distance (Å)	Clash overlap (Å)
1:M:296:ALA:HB1	1:M:301:ALA:O	1.88	0.73
1:O:152:LYS:HG3	1:O:465:GLY:HA3	1.70	0.73
1:P:139:ALA:HB1	1:P:377:ARG:HG2	1.71	0.73
1:P:371:CYS:SG	1:P:471:ARG:HD2	2.29	0.73
1:A:9:PRO:CA	1:B:69:SER:CA	2.67	0.72
1:B:215:ASP:OD1	1:B:331:MET:HG2	1.89	0.72
1:C:103:LEU:HD21	1:C:411:PHE:CE2	2.24	0.72
1:D:119:ILE:CD1	1:D:403:ARG:HG2	2.19	0.72
1:D:173:ILE:HD11	1:D:206:THR:OG1	1.87	0.72
1:E:9:PRO:HA	1:F:69:SER:OG	1.88	0.72
1:F:159:THR:HG22	1:F:164:GLU:OE1	1.89	0.72
1:H:130:LYS:HZ2	1:H:134:LEU:HD11	1.51	0.72
1:H:210:LYS:HB3	1:H:343:VAL:HG23	1.70	0.72
1:I:62:VAL:O	1:I:66:ARG:HB2	1.89	0.72
1:J:8:LEU:HD22	1:J:494:ILE:CD1	2.19	0.72
1:J:248:LYS:CD	1:J:275:TYR:CE2	2.71	0.72
1:J:460:ASP:OD1	1:J:460:ASP:C	2.28	0.72
1:K:195:ILE:HB	1:K:359:ALA:HB2	1.71	0.72
1:L:138:ILE:CD1	1:L:385:THR:CG2	2.62	0.72
1:M:129:GLN:O	1:M:132:GLN:HB2	1.89	0.72
1:P:212:VAL:HG21	1:P:294:LYS:HB3	1.71	0.72
1:P:233:ALA:CB	1:P:310:LEU:HD11	2.12	0.72
1:B:134:LEU:HD12	1:B:393:LEU:HD11	1.71	0.72
1:C:70:VAL:HG22	1:C:76:LYS:CD	2.19	0.72
1:C:119:ILE:HD12	1:C:403:ARG:HD2	1.69	0.72
1:C:142:VAL:HG11	1:C:149:ILE:HG21	1.70	0.72
1:C:396:TYR:O	1:C:396:TYR:CD2	2.42	0.72
1:D:441:HIS:ND1	1:D:449:ALA:HB3	2.04	0.72
1:E:122:LYS:HA	1:E:125:GLN:CD	2.09	0.72
1:E:152:LYS:CD	1:E:465:GLY:HA2	2.18	0.72
1:E:276:LEU:CD1	1:E:281:ILE:HD12	2.18	0.72
1:G:36:ARG:HG3	1:G:37:SER:N	2.03	0.72
1:G:494:ILE:HG13	1:H:48:LEU:HD22	1.69	0.72
1:H:188:VAL:CB	1:H:373:ILE:HD12	2.18	0.72
1:H:339:HIS:O	1:H:339:HIS:ND1	2.22	0.72
1:I:119:ILE:CG2	1:I:403:ARG:CB	2.65	0.72
1:J:23:MET:HE2	1:J:72:HIS:NE2	2.03	0.72
1:J:222:GLN:HB3	1:J:277:ALA:HB1	1.69	0.72
1:K:124:TYR:N	1:K:124:TYR:HD1	1.86	0.72
1:K:237:CYS:SG	1:K:306:ASN:HA	2.29	0.72
1:K:428:LEU:CD1	1:K:433:ILE:HD11	2.19	0.72

Continued on next page...

Continued from previous page...

Atom-1	Atom-2	Interatomic distance (Å)	Clash overlap (Å)
1:L:12:MET:HG3	1:L:494:ILE:HG22	1.71	0.72
1:L:48:LEU:CD2	1:M:494:ILE:HD12	2.19	0.72
1:L:380:SER:HB2	1:L:384:SER:CB	2.19	0.72
1:L:435:VAL:HG12	1:L:435:VAL:O	1.89	0.72
1:A:403:ARG:HB3	1:J:431:ILE:CD1	2.19	0.72
1:A:464:ASN:CB	1:A:466:VAL:HG22	2.19	0.72
1:D:12:MET:CE	1:D:494:ILE:CB	2.64	0.72
1:D:156:THR:HG21	1:D:468:GLU:CB	2.18	0.72
1:D:233:ALA:CA	1:D:315:LEU:HD11	2.19	0.72
1:D:239:ILE:HB	1:D:307:ILE:CG2	2.19	0.72
1:G:188:VAL:HA	1:G:189:ASP:HB2	1.70	0.72
1:G:197:LYS:CB	1:G:355:ILE:HG21	2.19	0.72
1:I:77:MET:CB	1:I:487:LEU:HD21	2.19	0.72
1:K:125:GLN:O	1:K:129:GLN:HG3	1.89	0.72
1:K:235:LEU:HD11	1:K:310:LEU:HB2	1.69	0.72
1:L:102:GLU:HA	1:L:102:GLU:OE1	1.89	0.72
1:M:31:ILE:O	1:M:34:THR:HB	1.88	0.72
1:M:124:TYR:HE1	1:M:407:ALA:HA	1.54	0.72
1:P:235:LEU:CG	1:P:310:LEU:HD22	2.19	0.72
1:A:42:LYS:HB3	1:A:425:ASN:CB	2.12	0.72
1:A:276:LEU:CD1	1:A:281:ILE:HG21	2.15	0.72
1:A:437:VAL:HG21	1:A:451:LEU:HD21	1.70	0.72
1:B:401:SER:OG	1:K:435:VAL:HG11	1.87	0.72
1:C:18:ARG:HG2	1:C:22:ARG:HH22	1.53	0.72
1:C:42:LYS:HD2	1:C:426:ALA:CB	2.19	0.72
1:E:96:ALA:CB	1:E:480:ALA:HB2	2.18	0.72
1:F:66:ARG:HB3	1:F:79:ILE:HD11	1.71	0.72
1:F:123:GLY:HA3	1:F:407:ALA:CB	2.20	0.72
1:F:192:LEU:HG	1:F:342:ALA:CB	2.17	0.72
1:H:89:VAL:HG22	1:H:91:ASP:HB2	1.72	0.72
1:H:289:LYS:O	1:H:292:MET:HB2	1.89	0.72
1:I:68:MET:SD	1:J:494:ILE:HD12	2.29	0.72
1:J:219:VAL:HG12	1:J:223:MET:SD	2.30	0.72
1:L:38:THR:HG21	1:L:46:LYS:CE	2.15	0.72
1:L:218:ARG:CZ	1:L:282:VAL:HG11	2.19	0.72
1:L:235:LEU:C	1:L:235:LEU:HD22	2.08	0.72
1:L:254:ILE:HG12	1:L:307:ILE:HD11	1.72	0.72
1:N:170:LEU:HD21	1:N:358:VAL:HG21	1.70	0.72
1:P:103:LEU:HD21	1:P:411:PHE:CD2	2.23	0.72
1:A:68:MET:HB3	1:H:8:LEU:HD23	1.70	0.72
1:B:403:ARG:HH11	1:B:403:ARG:HG3	1.54	0.72

Continued on next page...

Continued from previous page...

Atom-1	Atom-2	Interatomic distance (Å)	Clash overlap (Å)
1:E:158:ILE:O	1:E:158:ILE:CG2	2.35	0.72
1:E:486:MET:HG3	1:E:487:LEU:N	2.04	0.72
1:F:158:ILE:HG12	1:F:170:LEU:HD23	1.71	0.72
1:F:235:LEU:HD11	1:F:307:ILE:O	1.88	0.72
1:H:124:TYR:HE1	1:H:407:ALA:CA	2.02	0.72
1:H:130:LYS:CD	1:H:393:LEU:CD1	2.68	0.72
1:H:158:ILE:CD1	1:H:170:LEU:HB2	2.19	0.72
1:H:211:GLY:O	1:H:298:ALA:HB2	1.89	0.72
1:J:391:MET:HE3	1:J:438:ARG:CD	2.18	0.72
1:M:95:THR:O	1:M:99:VAL:HG22	1.88	0.72
1:M:384:SER:HB3	1:M:449:ALA:O	1.88	0.72
1:N:124:TYR:CE1	1:N:407:ALA:HB1	2.25	0.72
1:N:222:GLN:CB	1:N:277:ALA:CB	2.67	0.72
1:N:306:ASN:ND2	1:N:308:LYS:HG3	2.04	0.72
1:P:213:LEU:CD1	1:P:346:LEU:HD12	2.20	0.72
1:P:307:ILE:HD12	1:P:307:ILE:O	1.90	0.72
1:B:339:HIS:O	1:B:339:HIS:ND1	2.22	0.72
1:C:166:ALA:HB1	1:C:203:ILE:O	1.89	0.72
1:C:188:VAL:CG2	1:C:370:GLY:HA2	2.19	0.72
1:C:199:SER:CB	1:C:327:SER:HB2	2.20	0.72
1:C:234:LEU:HD11	1:C:301:ALA:HB3	1.70	0.72
1:D:129:GLN:O	1:D:132:GLN:HB2	1.89	0.72
1:D:418:ILE:N	1:D:418:ILE:HD13	2.04	0.72
1:E:71:GLU:HG3	1:E:72:HIS:H	1.53	0.72
1:F:152:LYS:HE2	1:F:462:CYS:O	1.88	0.72
1:K:42:LYS:O	1:K:425:ASN:HB3	1.89	0.72
1:L:232:ILE:HG13	1:L:261:VAL:HG11	1.70	0.72
1:M:307:ILE:HD12	1:M:307:ILE:O	1.88	0.72
1:N:225:LYS:O	1:N:226:LYS:HB2	1.89	0.72
1:N:341:LYS:CB	1:N:341:LYS:NZ	2.09	0.72
1:P:234:LEU:CD1	1:P:296:ALA:HB2	2.19	0.72
1:A:193:ILE:CD1	1:A:366:VAL:HG21	2.20	0.72
1:B:158:ILE:CD1	1:B:170:LEU:CB	2.67	0.72
1:E:384:SER:CB	1:E:441:HIS:HE1	2.02	0.72
1:F:124:TYR:CE1	1:F:407:ALA:CB	2.73	0.72
1:F:136:LYS:HG2	1:F:377:ARG:HH12	1.55	0.72
1:F:142:VAL:HG11	1:F:378:ILE:CD1	2.19	0.72
1:G:102:GLU:OE2	1:G:417:VAL:HG21	1.89	0.72
1:K:326:ILE:CG1	1:K:348:ARG:HH12	2.03	0.72
1:K:377:ARG:HE	1:K:470:LEU:HD12	1.55	0.72
1:M:195:ILE:HB	1:M:359:ALA:HB1	1.70	0.72

Continued on next page...

Continued from previous page...

Atom-1	Atom-2	Interatomic distance (Å)	Clash overlap (Å)
1:M:235:LEU:HD11	1:M:307:ILE:HD13	1.72	0.72
1:O:391:MET:HE2	1:O:438:ARG:HA	1.71	0.72
1:P:236:ASN:OD1	1:P:305:THR:HG22	1.90	0.72
1:P:254:ILE:HD13	1:P:262:LEU:CD1	2.19	0.72
1:C:42:LYS:CB	1:C:425:ASN:CB	2.65	0.72
1:C:82:ALA:HB2	1:C:97:VAL:HG21	1.70	0.72
1:D:255:LYS:HE3	1:D:279:GLU:CG	2.20	0.72
1:D:405:GLN:HE22	1:M:438:ARG:HH12	1.37	0.72
1:E:42:LYS:HG3	1:E:425:ASN:C	2.10	0.72
1:F:12:MET:HA	1:F:495:ALA:O	1.90	0.72
1:G:197:LYS:HD2	1:G:356:GLU:HG2	1.72	0.72
1:H:459:GLU:HG2	1:H:461:MET:CE	2.18	0.72
1:I:152:LYS:HD2	1:I:465:GLY:CA	2.20	0.72
1:I:153:ILE:HD11	1:I:378:ILE:CB	2.20	0.72
1:I:387:VAL:O	1:I:390:SER:HB3	1.90	0.72
1:J:158:ILE:HD13	1:J:170:LEU:HB2	1.70	0.72
1:K:178:VAL:CG1	1:K:366:VAL:HG13	2.19	0.72
1:K:233:ALA:CB	1:K:315:LEU:CD2	2.67	0.72
1:L:192:LEU:HB3	1:L:342:ALA:HB2	1.70	0.72
1:M:130:LYS:HZ3	1:M:396:TYR:HB2	1.54	0.72
1:O:102:GLU:OE2	1:O:417:VAL:HG21	1.90	0.72
1:P:166:ALA:HB2	1:P:203:ILE:CG1	2.12	0.72
1:P:437:VAL:HG21	1:P:451:LEU:CG	2.18	0.72
1:B:147:LYS:HG2	1:B:147:LYS:O	1.90	0.72
1:C:96:ALA:O	1:C:480:ALA:HB1	1.88	0.72
1:C:166:ALA:HB2	1:C:203:ILE:CB	2.20	0.72
1:D:8:LEU:HG	1:E:68:MET:HG3	1.72	0.72
1:D:156:THR:HG21	1:D:468:GLU:N	2.04	0.72
1:D:156:THR:CG2	1:D:468:GLU:HA	2.20	0.72
1:E:380:SER:CB	1:E:384:SER:HB2	2.10	0.72
1:E:400:ILE:HD11	1:E:408:VAL:CG1	2.19	0.72
1:G:177:ALA:HB2	1:G:208:LEU:CD1	2.19	0.72
1:G:223:MET:HE1	1:G:276:LEU:HG	1.70	0.72
1:H:162:GLY:O	1:H:163:ALA:HB2	1.90	0.72
1:H:167:LYS:HG3	1:H:168:GLU:N	2.04	0.72
1:J:191:ASP:HB3	1:J:192:LEU:HD13	1.70	0.72
1:J:307:ILE:HD13	1:J:310:LEU:HD22	1.71	0.72
1:K:233:ALA:HB1	1:K:315:LEU:HD21	1.70	0.72
1:K:237:CYS:HA	1:K:307:ILE:N	2.05	0.72
1:K:299:THR:CG2	1:K:334:VAL:HG11	2.19	0.72
1:L:42:LYS:CG	1:L:425:ASN:HB2	2.19	0.72

Continued on next page...

Continued from previous page...

Atom-1	Atom-2	Interatomic distance (Å)	Clash overlap (Å)
1:L:129:GLN:O	1:L:132:GLN:HB2	1.89	0.72
1:M:58:THR:O	1:M:64:ILE:HD11	1.90	0.72
1:M:119:ILE:HG21	1:M:403:ARG:CB	2.18	0.72
1:O:377:ARG:HG2	1:O:470:LEU:CD1	2.19	0.72
1:P:119:ILE:HG21	1:P:403:ARG:CB	2.19	0.72
1:P:170:LEU:CD1	1:P:358:VAL:CG1	2.67	0.72
1:P:195:ILE:HB	1:P:359:ALA:CB	2.19	0.72
1:P:219:VAL:HG13	1:P:273:GLN:OE1	1.90	0.72
1:A:235:LEU:CG	1:A:307:ILE:HD13	2.20	0.72
1:C:222:GLN:CB	1:C:277:ALA:HB1	2.19	0.72
1:D:227:VAL:HG11	1:D:260:ASN:CG	2.10	0.72
1:E:254:ILE:HG21	1:E:262:LEU:HD13	1.72	0.72
1:G:241:GLU:HG3	1:G:246:MET:HB3	1.70	0.72
1:G:341:LYS:NZ	1:G:341:LYS:CB	2.52	0.72
1:H:22:ARG:O	1:H:26:LEU:HB2	1.90	0.72
1:H:89:VAL:CG2	1:H:89:VAL:O	2.37	0.72
1:H:193:ILE:HD12	1:H:366:VAL:HG21	1.71	0.72
1:I:379:VAL:HG22	1:I:380:SER:CA	2.17	0.72
1:I:464:ASN:HB2	1:I:466:VAL:HG22	1.72	0.72
1:J:42:LYS:CE	1:J:426:ALA:HA	2.19	0.72
1:L:12:MET:CG	1:L:12:MET:O	2.25	0.72
1:M:14:ARG:HD2	1:M:494:ILE:HD13	1.71	0.72
1:M:130:LYS:NZ	1:M:393:LEU:HD23	2.05	0.72
1:M:219:VAL:HG23	1:M:220:SER:N	2.04	0.72
1:N:68:MET:CA	1:O:9:PRO:HD3	2.20	0.72
1:O:232:ILE:HD13	1:O:299:THR:CG2	2.19	0.72
1:P:121:VAL:CG1	1:P:489:ARG:HD2	2.16	0.72
1:P:174:ILE:HG22	1:P:362:VAL:HG23	0.82	0.72
1:P:239:ILE:O	1:P:247:LEU:HD13	1.90	0.72
1:B:377:ARG:CB	1:B:470:LEU:HD12	2.20	0.71
1:C:134:LEU:HD12	1:C:393:LEU:CD2	2.19	0.71
1:C:150:LEU:CB	1:C:175:VAL:HG11	2.18	0.71
1:D:113:GLN:H	1:D:113:GLN:NE2	1.88	0.71
1:D:423:ALA:O	1:D:426:ALA:HB3	1.90	0.71
1:E:304:ILE:CD1	1:E:310:LEU:HB2	2.20	0.71
1:H:12:MET:HE3	1:H:494:ILE:CG2	2.11	0.71
1:J:124:TYR:HE1	1:J:407:ALA:O	1.72	0.71
1:J:158:ILE:CD1	1:J:170:LEU:HB3	2.19	0.71
1:K:48:LEU:HB3	1:K:68:MET:HE1	1.72	0.71
1:K:130:LYS:HG2	1:K:393:LEU:CD2	2.20	0.71
1:L:227:VAL:HG11	1:L:260:ASN:ND2	2.05	0.71

Continued on next page...

Continued from previous page...

Atom-1	Atom-2	Interatomic distance (Å)	Clash overlap (Å)
1:M:49:VAL:O	1:N:12:MET:HE1	1.89	0.71
1:O:216:LYS:HA	1:O:332:ILE:CD1	2.19	0.71
1:A:68:MET:HE1	1:H:9:PRO:HD2	1.72	0.71
1:B:372:THR:HA	1:B:375:ASP:O	1.89	0.71
1:D:166:ALA:HB2	1:D:203:ILE:CB	2.20	0.71
1:E:14:ARG:NH2	1:F:34:THR:HG23	2.05	0.71
1:F:235:LEU:HD22	1:F:310:LEU:HD22	1.72	0.71
1:G:391:MET:CE	1:G:438:ARG:HA	2.18	0.71
1:H:95:THR:O	1:H:99:VAL:HG22	1.89	0.71
1:I:12:MET:HA	1:I:495:ALA:C	2.10	0.71
1:I:343:VAL:O	1:I:343:VAL:HG13	1.90	0.71
1:L:142:VAL:HG21	1:L:149:ILE:HD13	1.71	0.71
1:M:239:ILE:HD12	1:M:307:ILE:HD11	1.71	0.71
1:N:254:ILE:HG22	1:N:281:ILE:HD13	1.72	0.71
1:O:414:ALA:O	1:O:417:VAL:HG12	1.90	0.71
1:A:21:GLN:O	1:A:25:ILE:HG13	1.89	0.71
1:A:173:ILE:HG13	1:A:345:MET:SD	2.30	0.71
1:B:134:LEU:CD1	1:B:393:LEU:HD21	2.19	0.71
1:C:81:VAL:HG21	1:C:483:SER:HB3	1.72	0.71
1:C:197:LYS:HB3	1:C:355:ILE:CB	2.20	0.71
1:C:372:THR:HA	1:C:375:ASP:O	1.90	0.71
1:D:96:ALA:HA	1:D:480:ALA:CB	2.20	0.71
1:E:235:LEU:HD11	1:E:307:ILE:O	1.91	0.71
1:E:236:ASN:O	1:E:265:GLN:HB3	1.90	0.71
1:H:38:THR:HG22	1:H:59:ASN:OD1	1.90	0.71
1:H:389:LEU:HD12	1:H:415:LEU:HD13	1.72	0.71
1:I:48:LEU:CB	1:I:56:VAL:CG2	2.61	0.71
1:I:150:LEU:HD23	1:I:175:VAL:CG1	2.18	0.71
1:J:130:LYS:CG	1:J:393:LEU:CD2	2.68	0.71
1:K:254:ILE:HD13	1:K:262:LEU:HD13	1.69	0.71
1:L:116:HIS:CD2	1:L:118:THR:HG23	2.25	0.71
1:L:130:LYS:HG3	1:L:393:LEU:HD22	1.70	0.71
1:M:213:LEU:HD11	1:M:333:PHE:CE2	2.25	0.71
1:M:214:VAL:HG12	1:M:291:ASP:CB	2.21	0.71
1:N:158:ILE:HD13	1:N:170:LEU:CB	2.20	0.71
1:N:241:GLU:HG2	1:N:250:MET:SD	2.30	0.71
1:P:77:MET:CE	1:P:487:LEU:HG	2.20	0.71
1:P:124:TYR:HE1	1:P:407:ALA:HA	1.55	0.71
1:P:490:ILE:HD12	1:P:490:ILE:N	2.01	0.71
1:G:220:SER:HB2	1:G:273:GLN:O	1.90	0.71
1:H:14:ARG:HD3	1:H:494:ILE:HG12	1.71	0.71

Continued on next page...

Continued from previous page...

Atom-1	Atom-2	Interatomic distance (Å)	Clash overlap (Å)
1:H:235:LEU:CD1	1:H:307:ILE:CD1	2.64	0.71
1:J:135:LEU:HD21	1:J:389:LEU:HD11	1.72	0.71
1:M:124:TYR:CD1	1:M:124:TYR:N	2.58	0.71
1:N:68:MET:CB	1:O:8:LEU:CD2	2.65	0.71
1:O:155:MET:CB	1:O:167:LYS:HD2	2.21	0.71
1:O:195:ILE:CD1	1:O:359:ALA:HB1	2.21	0.71
1:P:119:ILE:CG1	1:P:403:ARG:HG3	2.20	0.71
1:P:153:ILE:CD1	1:P:378:ILE:HG22	2.20	0.71
1:P:206:THR:HG21	1:P:347:ILE:HG22	1.72	0.71
1:A:103:LEU:HD21	1:A:411:PHE:CD2	2.26	0.71
1:B:124:TYR:HE1	1:B:407:ALA:CB	2.03	0.71
1:B:403:ARG:CG	1:B:403:ARG:NH1	2.51	0.71
1:D:327:SER:O	1:D:327:SER:OG	1.97	0.71
1:E:232:ILE:O	1:E:315:LEU:HD13	1.89	0.71
1:H:62:VAL:HG13	1:H:63:THR:N	2.04	0.71
1:H:158:ILE:HD13	1:H:170:LEU:CB	2.20	0.71
1:H:220:SER:HB3	1:H:223:MET:HG3	1.72	0.71
1:H:471:ARG:O	1:H:475:GLN:HB2	1.91	0.71
1:J:34:THR:HB	1:K:14:ARG:NH1	2.06	0.71
1:K:68:MET:HB3	1:L:8:LEU:HA	1.70	0.71
1:K:239:ILE:CG1	1:K:307:ILE:HG12	2.20	0.71
1:L:307:ILE:CD1	1:L:310:LEU:CD2	2.68	0.71
1:M:124:TYR:CE1	1:M:407:ALA:HB1	2.25	0.71
1:M:219:VAL:CG2	1:M:220:SER:H	2.02	0.71
1:M:235:LEU:HD13	1:M:307:ILE:CD1	2.20	0.71
1:N:130:LYS:CE	1:N:134:LEU:HD11	2.19	0.71
1:N:158:ILE:CG2	1:N:158:ILE:O	2.38	0.71
1:O:25:ILE:HG22	1:O:26:LEU:N	2.05	0.71
1:P:235:LEU:HD11	1:P:307:ILE:CB	2.21	0.71
1:A:34:THR:O	1:A:46:LYS:HE3	1.89	0.71
1:A:130:LYS:O	1:A:130:LYS:CG	2.39	0.71
1:A:313:GLN:NE2	1:A:313:GLN:HA	2.01	0.71
1:B:178:VAL:HA	1:B:181:VAL:HG22	1.71	0.71
1:B:206:THR:HG22	1:B:348:ARG:HA	1.71	0.71
1:B:308:LYS:HB2	1:B:308:LYS:NZ	2.05	0.71
1:D:235:LEU:HD21	1:D:307:ILE:HD13	1.73	0.71
1:D:469:PRO:HD2	1:D:472:VAL:CG2	2.20	0.71
1:E:130:LYS:CD	1:E:393:LEU:HD21	2.14	0.71
1:E:142:VAL:HB	1:E:149:ILE:CD1	2.20	0.71
1:F:193:ILE:HG23	1:F:343:VAL:HG13	1.73	0.71
1:F:391:MET:HE3	1:F:438:ARG:CB	2.20	0.71

Continued on next page...

Continued from previous page...

Atom-1	Atom-2	Interatomic distance (Å)	Clash overlap (Å)
1:G:42:LYS:HG3	1:G:426:ALA:N	2.05	0.71
1:G:134:LEU:CD1	1:G:393:LEU:HD11	2.19	0.71
1:H:219:VAL:HG12	1:H:223:MET:SD	2.31	0.71
1:I:72:HIS:O	1:I:75:ALA:HB3	1.91	0.71
1:I:236:ASN:CA	1:I:265:GLN:HB3	2.21	0.71
1:I:254:ILE:HD13	1:I:276:LEU:HD11	1.73	0.71
1:K:135:LEU:HD23	1:K:385:THR:HG21	1.71	0.71
1:K:195:ILE:HB	1:K:359:ALA:CB	2.21	0.71
1:K:197:LYS:HA	1:K:355:ILE:CG2	2.21	0.71
1:K:250:MET:CE	1:K:308:LYS:HG2	2.21	0.71
1:L:13:LYS:HE2	1:L:15:TYR:OH	1.91	0.71
1:L:124:TYR:CE1	1:L:407:ALA:HB1	2.25	0.71
1:L:153:ILE:CD1	1:L:372:THR:HG21	2.21	0.71
1:L:435:VAL:HG13	1:L:438:ARG:NH2	2.06	0.71
1:M:8:LEU:CD2	1:M:12:MET:CE	2.59	0.71
1:M:42:LYS:HE2	1:M:426:ALA:HB1	1.69	0.71
1:N:254:ILE:HG21	1:N:262:LEU:CD1	2.19	0.71
1:O:119:ILE:HG21	1:O:403:ARG:HD3	1.71	0.71
1:O:235:LEU:CD1	1:O:262:LEU:CD2	2.66	0.71
1:B:124:TYR:CD1	1:B:124:TYR:N	2.58	0.71
1:C:142:VAL:CG2	1:C:149:ILE:HG12	2.21	0.71
1:C:199:SER:CB	1:C:327:SER:CB	2.69	0.71
1:C:236:ASN:O	1:C:236:ASN:OD1	2.08	0.71
1:D:239:ILE:CB	1:D:307:ILE:HG21	2.18	0.71
1:E:177:ALA:HB2	1:E:208:LEU:HD21	1.71	0.71
1:F:153:ILE:CG2	1:F:469:PRO:HG3	2.21	0.71
1:F:262:LEU:CD1	1:F:310:LEU:CD2	2.68	0.71
1:F:405:GLN:HB3	1:F:406:LEU:CD1	2.19	0.71
1:G:85:GLN:CD	1:G:476:ALA:HB2	2.11	0.71
1:G:377:ARG:HD2	1:G:470:LEU:HD12	1.73	0.71
1:H:377:ARG:CG	1:H:470:LEU:HD23	2.17	0.71
1:I:403:ARG:HA	1:I:406:LEU:CD1	2.19	0.71
1:J:9:PRO:O	1:J:9:PRO:HD2	1.90	0.71
1:J:31:ILE:HG21	1:J:65:LEU:HD22	1.72	0.71
1:J:147:LYS:HG2	1:J:147:LYS:O	1.89	0.71
1:J:169:LYS:HE3	1:J:204:ASP:O	1.91	0.71
1:K:232:ILE:O	1:K:315:LEU:HG	1.90	0.71
1:L:12:MET:HG3	1:L:494:ILE:CG2	2.21	0.71
1:L:394:ARG:HH22	1:L:413:ASP:CG	1.93	0.71
1:M:403:ARG:HG2	1:M:403:ARG:NH1	2.03	0.71
1:N:156:THR:HG21	1:N:468:GLU:HA	1.71	0.71

Continued on next page...

Continued from previous page...

Atom-1	Atom-2	Interatomic distance (Å)	Clash overlap (Å)
1:N:235:LEU:HD12	1:N:307:ILE:HD12	1.73	0.71
1:N:391:MET:HE1	1:N:438:ARG:CB	2.20	0.71
1:A:127:ALA:CB	1:A:408:VAL:HG12	2.21	0.71
1:A:431:ILE:HG13	1:J:406:LEU:HD11	1.72	0.71
1:B:182:VAL:HB	1:B:188:VAL:HG21	1.72	0.71
1:B:494:ILE:O	1:B:494:ILE:CG2	2.39	0.71
1:D:119:ILE:HG21	1:D:403:ARG:CB	2.18	0.71
1:E:193:ILE:HD13	1:E:343:VAL:CG1	2.21	0.71
1:F:169:LYS:HG2	1:F:204:ASP:O	1.91	0.71
1:G:135:LEU:HD23	1:G:138:ILE:HD11	1.73	0.71
1:G:152:LYS:HE3	1:G:465:GLY:HA2	1.72	0.71
1:I:299:THR:CG2	1:I:334:VAL:HG11	2.20	0.71
1:J:178:VAL:HG22	1:J:366:VAL:CG1	2.20	0.71
1:J:448:CYS:HB2	1:J:460:ASP:HA	1.72	0.71
1:K:197:LYS:CA	1:K:355:ILE:HG21	2.21	0.71
1:M:124:TYR:HD1	1:M:124:TYR:H	1.39	0.71
1:M:251:VAL:CG1	1:M:276:LEU:HD22	2.20	0.71
1:N:12:MET:HA	1:N:495:ALA:O	1.91	0.71
1:N:170:LEU:HD22	1:N:358:VAL:CG1	2.21	0.71
1:O:68:MET:CG	1:P:12:MET:HE3	2.20	0.71
1:O:433:ILE:CG2	1:O:451:LEU:HD23	2.19	0.71
1:A:9:PRO:CA	1:B:69:SER:HB3	2.20	0.71
1:A:42:LYS:HE3	1:H:118:THR:HG21	1.72	0.71
1:A:81:VAL:HG21	1:A:483:SER:HB2	1.73	0.71
1:A:116:HIS:CB	1:A:117:PRO:HD2	2.20	0.71
1:C:12:MET:SD	1:C:494:ILE:HG22	2.30	0.71
1:D:219:VAL:HG21	1:D:285:ARG:HB2	1.71	0.71
1:E:150:LEU:CD2	1:E:175:VAL:HG13	2.13	0.71
1:E:177:ALA:HB1	1:E:193:ILE:HD12	1.71	0.71
1:F:123:GLY:HA3	1:F:407:ALA:HB3	1.72	0.71
1:F:140:CYS:SG	1:F:447:LYS:HB3	2.31	0.71
1:G:116:HIS:CG	1:G:117:PRO:HD2	2.26	0.71
1:G:449:ALA:HB2	1:G:458:VAL:HG23	1.72	0.71
1:H:459:GLU:HB3	1:H:461:MET:CE	2.20	0.71
1:K:158:ILE:HD13	1:K:170:LEU:CB	2.21	0.71
1:K:420:ARG:HD3	1:K:430:ALA:CB	2.20	0.71
1:L:156:THR:CG2	1:L:468:GLU:CA	2.69	0.71
1:M:123:GLY:HA3	1:M:407:ALA:HB1	1.67	0.71
1:N:68:MET:SD	1:O:494:ILE:HG21	2.31	0.71
1:N:158:ILE:O	1:N:158:ILE:HG22	1.91	0.71
1:A:236:ASN:CG	1:A:305:THR:HG23	2.10	0.71

Continued on next page...

Continued from previous page...

Atom-1	Atom-2	Interatomic distance (Å)	Clash overlap (Å)
1:A:254:ILE:HD11	1:A:307:ILE:CD1	2.16	0.71
1:D:437:VAL:HG21	1:D:451:LEU:CD2	2.21	0.71
1:F:178:VAL:HG12	1:F:366:VAL:HG22	1.73	0.71
1:G:124:TYR:CE1	1:G:407:ALA:HA	2.22	0.71
1:G:345:MET:HE1	1:G:362:VAL:HG21	1.72	0.71
1:H:235:LEU:HD21	1:H:307:ILE:CG2	2.21	0.71
1:H:235:LEU:CD2	1:H:235:LEU:C	2.59	0.71
1:I:173:ILE:HG13	1:I:345:MET:CG	2.20	0.71
1:J:12:MET:HG2	1:J:494:ILE:HG23	1.71	0.71
1:K:428:LEU:HD22	1:K:429:ASP:N	2.04	0.71
1:L:163:ALA:CB	1:L:165:LYS:HB2	2.19	0.71
1:L:339:HIS:CE1	1:L:341:LYS:CD	2.74	0.71
1:N:452:ASN:O	1:N:456:GLY:HA2	1.91	0.71
1:O:437:VAL:HG21	1:O:451:LEU:HG	1.71	0.71
1:B:136:LYS:HB3	1:B:377:ARG:NH1	2.06	0.70
1:B:391:MET:HE3	1:B:438:ARG:HB3	1.73	0.70
1:B:432:GLU:O	1:B:436:LYS:HG3	1.91	0.70
1:D:159:THR:HA	1:D:164:GLU:OE1	1.91	0.70
1:H:233:ALA:HB1	1:H:310:LEU:HD22	1.73	0.70
1:M:69:SER:OG	1:M:69:SER:O	2.02	0.70
1:M:441:HIS:CD2	1:M:449:ALA:HA	2.26	0.70
1:N:268:ILE:HG22	1:N:273:GLN:HG3	1.71	0.70
1:P:227:VAL:HG11	1:P:260:ASN:HD21	1.56	0.70
1:A:153:ILE:HD13	1:A:372:THR:HG21	1.72	0.70
1:A:299:THR:HG22	1:A:318:ALA:HB2	1.73	0.70
1:A:431:ILE:CD1	1:J:403:ARG:CD	2.69	0.70
1:A:437:VAL:HA	1:A:458:VAL:CG1	2.21	0.70
1:A:474:THR:O	1:A:478:GLN:HG2	1.91	0.70
1:B:138:ILE:HD12	1:B:385:THR:HG23	1.72	0.70
1:B:177:ALA:HB2	1:B:208:LEU:HD11	1.73	0.70
1:B:178:VAL:CG2	1:B:366:VAL:HG13	2.21	0.70
1:B:396:TYR:CE2	1:B:400:ILE:HD13	2.26	0.70
1:C:169:LYS:CG	1:C:204:ASP:HA	2.21	0.70
1:C:177:ALA:HB2	1:C:208:LEU:CD1	2.21	0.70
1:C:368:VAL:HG11	1:C:472:VAL:CG1	2.21	0.70
1:E:254:ILE:HD13	1:E:262:LEU:HD13	1.73	0.70
1:F:218:ARG:HG3	1:F:323:GLU:OE2	1.90	0.70
1:G:115:VAL:HG11	1:G:403:ARG:CD	2.20	0.70
1:G:262:LEU:HD12	1:G:310:LEU:HD21	1.72	0.70
1:H:18:ARG:O	1:H:21:GLN:HB3	1.90	0.70
1:H:42:LYS:NZ	1:H:426:ALA:HB2	2.07	0.70

Continued on next page...

Continued from previous page...

Atom-1	Atom-2	Interatomic distance (Å)	Clash overlap (Å)
1:H:232:ILE:HG13	1:H:261:VAL:CG1	2.20	0.70
1:H:248:LYS:CD	1:H:275:TYR:CE2	2.73	0.70
1:I:420:ARG:HH11	1:I:420:ARG:HG2	1.56	0.70
1:J:68:MET:HG3	1:K:8:LEU:HB3	1.73	0.70
1:J:368:VAL:CG1	1:J:469:PRO:CG	2.69	0.70
1:L:155:MET:HE1	1:L:465:GLY:HA3	1.74	0.70
1:N:39:LEU:HG	1:N:40:GLY:N	2.06	0.70
1:N:158:ILE:CG1	1:N:361:ALA:HB1	2.20	0.70
1:P:103:LEU:HD11	1:P:411:PHE:CD2	2.27	0.70
1:A:72:HIS:HD2	1:A:73:PRO:HD3	1.56	0.70
1:A:235:LEU:C	1:A:235:LEU:CD2	2.59	0.70
1:A:337:CYS:O	1:A:340:PRO:HD3	1.90	0.70
1:A:428:LEU:N	1:A:428:LEU:HD13	2.01	0.70
1:B:62:VAL:HG22	1:B:62:VAL:O	1.87	0.70
1:B:434:LEU:N	1:B:434:LEU:HD22	2.04	0.70
1:C:130:LYS:CE	1:C:393:LEU:HD23	2.22	0.70
1:C:401:SER:CB	1:L:435:VAL:HG11	2.21	0.70
1:D:276:LEU:CD1	1:D:281:ILE:HG21	2.18	0.70
1:E:182:VAL:HB	1:E:188:VAL:HG22	1.72	0.70
1:F:420:ARG:CZ	1:F:430:ALA:HB3	2.22	0.70
1:G:142:VAL:HG13	1:G:149:ILE:HD13	1.72	0.70
1:G:211:GLY:HA3	1:G:337:CYS:SG	2.32	0.70
1:H:265:GLN:HG3	1:H:266:LYS:HE3	1.73	0.70
1:I:68:MET:HG3	1:J:9:PRO:HD3	1.72	0.70
1:I:117:PRO:O	1:I:121:VAL:HG22	1.91	0.70
1:J:144:ALA:O	1:J:150:LEU:HD11	1.90	0.70
1:J:156:THR:HG22	1:J:467:VAL:C	2.12	0.70
1:L:142:VAL:CB	1:L:149:ILE:HD13	2.19	0.70
1:L:142:VAL:HB	1:L:149:ILE:CD1	2.20	0.70
1:L:212:VAL:HG21	1:L:294:LYS:O	1.91	0.70
1:M:219:VAL:HB	1:M:273:GLN:OE1	1.90	0.70
1:M:469:PRO:HG2	1:M:472:VAL:CG1	2.21	0.70
1:N:170:LEU:CD1	1:N:358:VAL:HG22	2.21	0.70
1:N:235:LEU:CG	1:N:310:LEU:HD22	2.07	0.70
1:P:178:VAL:HG22	1:P:366:VAL:HG22	1.73	0.70
1:A:197:LYS:CB	1:A:355:ILE:HB	2.22	0.70
1:B:63:THR:OG1	1:B:66:ARG:HD2	1.91	0.70
1:B:71:GLU:HG3	1:B:72:HIS:N	2.06	0.70
1:B:493:VAL:HG13	1:C:47:MET:CE	2.22	0.70
1:C:220:SER:HB2	1:C:273:GLN:CB	2.21	0.70
1:C:254:ILE:HG12	1:C:310:LEU:CD2	2.20	0.70

Continued on next page...

Continued from previous page...

Atom-1	Atom-2	Interatomic distance (Å)	Clash overlap (Å)
1:C:406:LEU:HD21	1:L:431:ILE:HD11	1.73	0.70
1:C:448:CYS:HB2	1:C:460:ASP:CA	2.07	0.70
1:C:452:ASN:ND2	1:C:454:PHE:H	1.90	0.70
1:D:219:VAL:HG23	1:D:285:ARG:CB	2.22	0.70
1:E:134:LEU:CD1	1:E:393:LEU:CD2	2.68	0.70
1:E:239:ILE:HB	1:E:307:ILE:CG2	2.22	0.70
1:F:217:GLU:HG2	1:F:330:SER:HB2	1.72	0.70
1:G:61:GLY:O	1:G:64:ILE:HG22	1.92	0.70
1:H:14:ARG:CD	1:H:494:ILE:HG12	2.21	0.70
1:H:105:ARG:HH11	1:H:106:LYS:HG2	1.56	0.70
1:H:279:GLU:OE1	1:H:281:ILE:HG13	1.92	0.70
1:I:174:ILE:HG22	1:I:362:VAL:HG23	1.74	0.70
1:K:459:GLU:HG2	1:K:461:MET:HE1	1.72	0.70
1:N:169:LYS:HE3	1:N:204:ASP:O	1.91	0.70
1:O:48:LEU:HB3	1:O:68:MET:SD	2.31	0.70
1:O:368:VAL:O	1:O:371:CYS:HB2	1.90	0.70
1:B:431:ILE:HD12	1:K:406:LEU:HD13	1.73	0.70
1:C:93:THR:O	1:C:97:VAL:HG23	1.91	0.70
1:C:166:ALA:CB	1:C:203:ILE:HB	2.21	0.70
1:D:29:ARG:O	1:D:32:ALA:HB3	1.90	0.70
1:D:42:LYS:CE	1:D:426:ALA:HA	2.22	0.70
1:E:31:ILE:O	1:E:34:THR:HB	1.90	0.70
1:E:235:LEU:HD12	1:E:307:ILE:CA	2.21	0.70
1:F:72:HIS:HD2	1:F:73:PRO:HD2	1.57	0.70
1:F:190:LYS:HE2	1:F:367:GLY:HA2	1.73	0.70
1:F:233:ALA:HA	1:F:315:LEU:CG	2.20	0.70
1:G:406:LEU:CD1	1:P:431:ILE:HD11	2.19	0.70
1:I:68:MET:HA	1:J:9:PRO:CG	2.20	0.70
1:J:12:MET:HE2	1:J:494:ILE:CG2	2.20	0.70
1:J:68:MET:CA	1:K:9:PRO:HD3	2.22	0.70
1:K:86:GLU:HB2	1:K:90:GLY:HA2	1.73	0.70
1:K:212:VAL:HG21	1:K:294:LYS:O	1.92	0.70
1:L:236:ASN:HA	1:L:265:GLN:HB3	1.72	0.70
1:N:234:LEU:CB	1:N:292:MET:HE1	2.22	0.70
1:A:117:PRO:O	1:A:121:VAL:HG22	1.91	0.70
1:A:197:LYS:CA	1:A:355:ILE:HG21	2.20	0.70
1:B:62:VAL:O	1:B:62:VAL:CG2	2.38	0.70
1:D:156:THR:CG2	1:D:468:GLU:CA	2.69	0.70
1:F:347:ILE:CD1	1:F:359:ALA:HB2	2.21	0.70
1:G:134:LEU:CD1	1:G:393:LEU:HD21	2.21	0.70
1:H:435:VAL:HG11	1:I:401:SER:CB	2.21	0.70

Continued on next page...

Continued from previous page...

Atom-1	Atom-2	Interatomic distance (Å)	Clash overlap (Å)
1:H:494:ILE:O	1:H:494:ILE:HG22	1.91	0.70
1:J:222:GLN:HB2	1:J:277:ALA:HB1	1.72	0.70
1:J:255:LYS:HE3	1:J:279:GLU:CG	2.10	0.70
1:K:34:THR:HA	1:L:14:ARG:HH22	1.55	0.70
1:K:34:THR:HA	1:L:14:ARG:NH2	2.07	0.70
1:L:206:THR:HG22	1:L:347:ILE:CA	2.21	0.70
1:L:235:LEU:HD11	1:L:307:ILE:HB	1.72	0.70
1:N:169:LYS:HG2	1:N:204:ASP:CA	2.21	0.70
1:P:206:THR:CG2	1:P:347:ILE:HG22	2.21	0.70
1:P:452:ASN:HB3	1:P:459:GLU:CD	2.11	0.70
1:A:81:VAL:HG11	1:A:483:SER:HB3	1.72	0.70
1:A:124:TYR:CE1	1:A:407:ALA:HB1	2.26	0.70
1:A:170:LEU:HD11	1:A:358:VAL:HG22	1.73	0.70
1:B:103:LEU:HD21	1:B:411:PHE:CD2	2.27	0.70
1:B:174:ILE:HG21	1:B:362:VAL:HG22	1.73	0.70
1:C:130:LYS:CD	1:C:393:LEU:HD23	2.21	0.70
1:C:177:ALA:HB2	1:C:208:LEU:HD13	1.73	0.70
1:D:255:LYS:HE3	1:D:279:GLU:OE2	1.91	0.70
1:D:379:VAL:HG22	1:D:380:SER:H	1.56	0.70
1:E:491:ASP:OD1	1:F:44:MET:HB3	1.92	0.70
1:F:254:ILE:HD13	1:F:262:LEU:HD13	1.71	0.70
1:F:254:ILE:HG21	1:F:262:LEU:CD1	2.21	0.70
1:G:31:ILE:HG21	1:G:65:LEU:CD1	2.21	0.70
1:H:437:VAL:HG11	1:H:451:LEU:HD11	1.73	0.70
1:I:178:VAL:HG21	1:I:366:VAL:HG13	1.73	0.70
1:J:30:ILE:HG22	1:J:31:ILE:N	2.06	0.70
1:J:34:THR:HB	1:K:14:ARG:HH12	1.56	0.70
1:J:115:VAL:HG11	1:J:403:ARG:NE	2.06	0.70
1:J:192:LEU:HB2	1:J:342:ALA:CB	2.21	0.70
1:J:377:ARG:CD	1:J:470:LEU:HD12	2.22	0.70
1:K:29:ARG:O	1:K:32:ALA:HB3	1.92	0.70
1:K:170:LEU:CD2	1:K:358:VAL:CG1	2.70	0.70
1:K:232:ILE:HG13	1:K:261:VAL:CG1	2.21	0.70
1:L:77:MET:HB2	1:L:487:LEU:HD21	1.73	0.70
1:L:211:GLY:CA	1:L:298:ALA:HB2	2.21	0.70
1:L:218:ARG:HH22	1:L:321:VAL:HG12	1.55	0.70
1:M:35:VAL:HG12	1:M:46:LYS:HE3	1.74	0.70
1:N:8:LEU:CB	1:N:9:PRO:CD	2.69	0.70
1:N:233:ALA:CB	1:N:310:LEU:HD11	2.22	0.70
1:O:235:LEU:CD2	1:O:307:ILE:HB	2.20	0.70
1:B:307:ILE:O	1:B:307:ILE:HG12	1.90	0.70

Continued on next page...

Continued from previous page...

Atom-1	Atom-2	Interatomic distance (Å)	Clash overlap (Å)
1:C:235:LEU:HD13	1:C:235:LEU:C	2.12	0.70
1:E:14:ARG:HH22	1:F:34:THR:HG23	1.56	0.70
1:E:188:VAL:HG21	1:E:373:ILE:CD1	2.16	0.70
1:E:211:GLY:O	1:E:212:VAL:HG23	1.92	0.70
1:F:214:VAL:HG12	1:F:291:ASP:CB	2.22	0.70
1:G:72:HIS:O	1:G:76:LYS:HG3	1.91	0.70
1:J:214:VAL:HG12	1:J:291:ASP:OD1	1.92	0.70
1:J:219:VAL:CG1	1:J:223:MET:HE1	2.21	0.70
1:J:377:ARG:O	1:J:470:LEU:HB2	1.92	0.70
1:K:420:ARG:HD3	1:K:430:ALA:HB3	1.72	0.70
1:L:372:THR:HA	1:L:375:ASP:O	1.92	0.70
1:M:34:THR:HA	1:N:14:ARG:HH22	1.56	0.70
1:M:62:VAL:HG13	1:M:63:THR:H	1.57	0.70
1:M:142:VAL:HG12	1:M:149:ILE:HD13	1.74	0.70
1:M:235:LEU:HD11	1:M:310:LEU:CG	2.21	0.70
1:M:358:VAL:O	1:M:362:VAL:HG12	1.92	0.70
1:P:123:GLY:H	1:P:404:GLU:HG3	1.56	0.70
1:P:150:LEU:HB3	1:P:175:VAL:CG2	2.22	0.70
1:P:383:GLY:HA2	1:P:386:GLU:OE2	1.92	0.70
1:C:125:GLN:O	1:C:129:GLN:HG3	1.91	0.70
1:C:142:VAL:CG1	1:C:149:ILE:HG21	2.21	0.70
1:F:21:GLN:O	1:F:25:ILE:HD12	1.92	0.70
1:H:124:TYR:HD1	1:H:124:TYR:H	1.37	0.70
1:I:27:ALA:HB2	1:I:72:HIS:CD2	2.27	0.70
1:I:68:MET:HE2	1:J:9:PRO:CG	2.21	0.70
1:I:119:ILE:HG21	1:I:403:ARG:HD2	1.73	0.70
1:I:192:LEU:HD23	1:I:341:LYS:O	1.92	0.70
1:I:339:HIS:O	1:I:339:HIS:CG	2.44	0.70
1:J:198:LYS:CG	1:J:326:ILE:HD13	2.21	0.70
1:K:69:SER:OG	1:L:9:PRO:HA	1.92	0.70
1:K:215:ASP:O	1:K:216:LYS:HG2	1.91	0.70
1:L:199:SER:HB2	1:L:327:SER:HB2	1.72	0.70
1:M:69:SER:O	1:N:9:PRO:HA	1.92	0.70
1:M:391:MET:CE	1:M:438:ARG:HG2	2.21	0.70
1:N:57:VAL:O	1:N:57:VAL:HG12	1.91	0.70
1:N:106:LYS:HA	1:N:106:LYS:HE3	1.72	0.70
1:O:156:THR:HG21	1:O:468:GLU:CA	2.21	0.70
1:A:105:ARG:CD	1:A:106:LYS:HG2	2.22	0.70
1:A:238:ALA:N	1:A:266:LYS:HB2	2.00	0.70
1:B:115:VAL:HB	1:B:403:ARG:NE	2.06	0.70
1:C:263:PHE:CE1	1:C:332:ILE:HG21	2.26	0.70

Continued on next page...

Continued from previous page...

Atom-1	Atom-2	Interatomic distance (Å)	Clash overlap (Å)
1:D:45:ASP:C	1:D:46:LYS:HG3	2.11	0.70
1:E:234:LEU:HD12	1:E:301:ALA:HB1	1.74	0.70
1:E:287:VAL:HG13	1:E:291:ASP:OD2	1.90	0.70
1:F:235:LEU:HD11	1:F:310:LEU:CB	2.14	0.70
1:F:299:THR:HG22	1:F:318:ALA:HB2	1.72	0.70
1:G:433:ILE:HG22	1:G:451:LEU:CD2	2.21	0.70
1:I:223:MET:HG2	1:I:281:ILE:O	1.92	0.70
1:K:358:VAL:O	1:K:362:VAL:HG12	1.91	0.70
1:K:377:ARG:HB3	1:K:470:LEU:CG	2.21	0.70
1:L:113:GLN:O	1:L:113:GLN:CG	2.40	0.70
1:M:52:LEU:CD2	1:M:52:LEU:H	1.89	0.70
1:M:208:LEU:CD1	1:M:343:VAL:CG2	2.69	0.70
1:M:460:ASP:CG	1:M:463:GLU:H	1.95	0.70
1:N:42:LYS:CD	1:N:426:ALA:H	2.05	0.70
1:N:212:VAL:HG21	1:N:294:LYS:O	1.91	0.70
1:N:377:ARG:HD2	1:N:470:LEU:CD1	2.21	0.70
1:O:396:TYR:CG	1:O:396:TYR:O	2.45	0.70
1:O:437:VAL:CG2	1:O:451:LEU:HG	2.20	0.70
1:P:38:THR:HB	1:P:59:ASN:ND2	2.06	0.70
1:A:220:SER:HB3	1:A:277:ALA:HB2	1.73	0.69
1:A:494:ILE:HD12	1:B:48:LEU:CD2	2.22	0.69
1:B:25:ILE:HD13	1:B:108:GLU:OE2	1.91	0.69
1:B:119:ILE:CG2	1:B:403:ARG:HB2	2.18	0.69
1:C:29:ARG:O	1:C:32:ALA:HB3	1.92	0.69
1:C:124:TYR:CD1	1:C:407:ALA:HB1	2.27	0.69
1:C:250:MET:HE1	1:C:307:ILE:HG22	1.74	0.69
1:C:391:MET:CE	1:C:438:ARG:CG	2.68	0.69
1:D:99:VAL:HG11	1:D:418:ILE:CD1	2.22	0.69
1:D:255:LYS:CE	1:D:279:GLU:CG	2.70	0.69
1:F:8:LEU:HD12	1:G:68:MET:HG2	1.73	0.69
1:F:36:ARG:HG3	1:F:37:SER:H	1.56	0.69
1:F:96:ALA:HB3	1:F:97:VAL:HG23	1.74	0.69
1:F:339:HIS:O	1:F:339:HIS:CG	2.39	0.69
1:G:105:ARG:NH1	1:G:106:LYS:HG2	2.07	0.69
1:G:153:ILE:CD1	1:G:378:ILE:HG22	2.12	0.69
1:G:235:LEU:O	1:G:264:CYS:HA	1.92	0.69
1:G:431:ILE:CG1	1:P:406:LEU:HD11	2.20	0.69
1:H:15:TYR:O	1:H:20:ALA:HB2	1.91	0.69
1:H:178:VAL:HG21	1:H:188:VAL:HG11	1.74	0.69
1:I:214:VAL:HG12	1:I:291:ASP:OD2	1.91	0.69
1:J:134:LEU:CD1	1:J:393:LEU:CD2	2.70	0.69

Continued on next page...

Continued from previous page...

Atom-1	Atom-2	Interatomic distance (Å)	Clash overlap (Å)
1:J:433:ILE:CG2	1:J:451:LEU:CD2	2.68	0.69
1:K:178:VAL:HG12	1:K:366:VAL:HG22	1.74	0.69
1:K:233:ALA:CA	1:K:315:LEU:HD11	2.20	0.69
1:K:234:LEU:N	1:K:315:LEU:HD11	2.05	0.69
1:K:265:GLN:HE22	1:K:289:LYS:HD2	1.53	0.69
1:L:38:THR:CG2	1:L:46:LYS:CE	2.68	0.69
1:L:234:LEU:N	1:L:315:LEU:HD21	2.06	0.69
1:M:124:TYR:CD2	1:M:411:PHE:HD2	2.10	0.69
1:N:152:LYS:HG2	1:N:465:GLY:O	1.92	0.69
1:N:234:LEU:HB2	1:N:292:MET:HE1	1.74	0.69
1:O:134:LEU:CD1	1:O:393:LEU:HG	2.21	0.69
1:P:45:ASP:OD1	1:P:45:ASP:N	2.23	0.69
1:P:193:ILE:HD12	1:P:366:VAL:HG21	1.73	0.69
1:A:299:THR:CG2	1:A:334:VAL:CG1	2.69	0.69
1:A:383:GLY:CA	1:A:386:GLU:HG3	2.20	0.69
1:B:158:ILE:CG2	1:B:158:ILE:O	2.39	0.69
1:B:276:LEU:HD22	1:B:281:ILE:HG21	1.74	0.69
1:E:105:ARG:NH1	1:E:106:LYS:CG	2.55	0.69
1:F:341:LYS:CB	1:F:341:LYS:HZ2	2.04	0.69
1:I:69:SER:CA	1:J:9:PRO:HA	2.21	0.69
1:I:130:LYS:HZ1	1:I:134:LEU:HD11	1.57	0.69
1:I:174:ILE:HG22	1:I:362:VAL:CB	2.22	0.69
1:I:178:VAL:HG23	1:I:366:VAL:HG22	1.73	0.69
1:M:130:LYS:HE3	1:M:134:LEU:HD21	1.73	0.69
1:M:173:ILE:HD11	1:M:206:THR:HG22	1.74	0.69
1:M:234:LEU:H	1:M:315:LEU:HD21	1.56	0.69
1:M:236:ASN:OD1	1:M:305:THR:HG23	1.92	0.69
1:M:265:GLN:OE1	1:M:289:LYS:HB2	1.92	0.69
1:N:130:LYS:HE3	1:N:134:LEU:HD11	1.73	0.69
1:N:134:LEU:HD12	1:N:393:LEU:HD21	1.74	0.69
1:N:384:SER:HB3	1:N:441:HIS:CE1	2.27	0.69
1:P:70:VAL:HB	1:P:76:LYS:HE3	1.73	0.69
1:B:70:VAL:HG22	1:B:76:LYS:HZ2	1.56	0.69
1:B:130:LYS:CE	1:B:134:LEU:HD11	2.21	0.69
1:B:182:VAL:HB	1:B:188:VAL:CG2	2.22	0.69
1:D:68:MET:HA	1:D:68:MET:CE	2.21	0.69
1:D:313:GLN:N	1:D:313:GLN:CD	2.40	0.69
1:D:405:GLN:HE22	1:M:438:ARG:NH1	1.90	0.69
1:D:490:ILE:CD1	1:D:490:ILE:H	2.04	0.69
1:E:123:GLY:HA3	1:E:407:ALA:HB1	1.74	0.69
1:F:428:LEU:HD12	1:F:429:ASP:H	1.55	0.69

Continued on next page...

Continued from previous page...

Atom-1	Atom-2	Interatomic distance (Å)	Clash overlap (Å)
1:G:248:LYS:CE	1:G:275:TYR:CZ	2.74	0.69
1:H:130:LYS:HD3	1:H:393:LEU:HD12	1.74	0.69
1:J:44:MET:HE2	1:J:44:MET:CA	2.09	0.69
1:J:265:GLN:HB3	1:J:266:LYS:HG2	1.74	0.69
1:K:299:THR:HG22	1:K:318:ALA:HB2	1.72	0.69
1:L:12:MET:CG	1:L:494:ILE:CG2	2.70	0.69
1:L:12:MET:HE3	1:L:494:ILE:C	2.11	0.69
1:L:101:GLY:HA2	1:L:104:LEU:HD12	1.75	0.69
1:N:391:MET:CE	1:N:438:ARG:CB	2.70	0.69
1:O:338:LYS:HE2	1:O:339:HIS:HB2	1.74	0.69
1:O:434:LEU:CD1	1:O:451:LEU:HD21	2.22	0.69
1:P:39:LEU:HG	1:P:40:GLY:N	2.07	0.69
1:P:265:GLN:OE1	1:P:289:LYS:HB2	1.93	0.69
1:A:197:LYS:HB3	1:A:355:ILE:CB	2.22	0.69
1:A:235:LEU:HD11	1:A:307:ILE:CG1	2.22	0.69
1:C:9:PRO:O	1:C:12:MET:HB2	1.92	0.69
1:C:142:VAL:HG22	1:C:149:ILE:HD13	1.73	0.69
1:C:405:GLN:HB3	1:C:406:LEU:HD13	1.73	0.69
1:F:235:LEU:HG	1:F:307:ILE:CG2	2.22	0.69
1:F:255:LYS:HG2	1:F:279:GLU:OE2	1.92	0.69
1:G:166:ALA:HB2	1:G:203:ILE:HG22	1.71	0.69
1:H:70:VAL:HG23	1:H:76:LYS:CG	2.21	0.69
1:H:165:LYS:HZ3	1:H:165:LYS:N	1.89	0.69
1:H:182:VAL:CG2	1:H:188:VAL:HG23	2.23	0.69
1:H:469:PRO:HG2	1:H:472:VAL:HG23	1.71	0.69
1:I:49:VAL:HG22	1:I:55:VAL:HG12	1.75	0.69
1:J:23:MET:CE	1:J:72:HIS:CE1	2.75	0.69
1:J:47:MET:HE2	1:K:493:VAL:HG13	1.73	0.69
1:J:255:LYS:CE	1:J:279:GLU:HG2	2.10	0.69
1:L:29:ARG:O	1:L:33:GLU:HG3	1.91	0.69
1:L:255:LYS:NZ	1:L:279:GLU:HG2	2.07	0.69
1:M:420:ARG:NH1	1:M:420:ARG:CA	2.55	0.69
1:N:192:LEU:HB3	1:N:342:ALA:HB2	1.74	0.69
1:N:268:ILE:HG21	1:N:273:GLN:CG	2.22	0.69
1:N:432:GLU:O	1:N:436:LYS:HG3	1.92	0.69
1:N:469:PRO:HB2	1:N:472:VAL:HG13	1.74	0.69
1:O:193:ILE:CD1	1:O:366:VAL:HG21	2.22	0.69
1:O:254:ILE:HD13	1:O:307:ILE:HD12	1.74	0.69
1:P:235:LEU:HG	1:P:310:LEU:CD2	2.22	0.69
1:A:30:ILE:CD1	1:A:31:ILE:HG12	2.22	0.69
1:A:42:LYS:CB	1:A:425:ASN:HB2	2.15	0.69

Continued on next page...

Continued from previous page...

Atom-1	Atom-2	Interatomic distance (Å)	Clash overlap (Å)
1:A:227:VAL:HG11	1:A:260:ASN:OD1	1.92	0.69
1:B:86:GLU:CD	1:B:86:GLU:O	2.30	0.69
1:B:312:ALA:CA	1:B:315:LEU:HB2	2.23	0.69
1:C:153:ILE:HD11	1:C:378:ILE:HG21	1.72	0.69
1:C:403:ARG:HG3	1:C:403:ARG:NH1	2.00	0.69
1:C:420:ARG:HH11	1:C:420:ARG:CG	2.04	0.69
1:D:12:MET:HE1	1:E:68:MET:HE1	1.75	0.69
1:F:234:LEU:HD11	1:F:301:ALA:HB3	1.75	0.69
1:F:397:ALA:HB2	1:F:408:VAL:HG23	1.74	0.69
1:G:103:LEU:CD2	1:G:411:PHE:CE2	2.75	0.69
1:G:389:LEU:HD23	1:G:415:LEU:CD1	2.21	0.69
1:G:431:ILE:HD11	1:P:403:ARG:HA	1.74	0.69
1:H:116:HIS:CB	1:H:117:PRO:HD2	2.19	0.69
1:H:134:LEU:CD1	1:H:393:LEU:HD11	2.22	0.69
1:H:182:VAL:CG2	1:H:188:VAL:CG2	2.70	0.69
1:H:248:LYS:CD	1:H:275:TYR:CZ	2.71	0.69
1:I:42:LYS:HD2	1:I:426:ALA:HA	1.74	0.69
1:L:344:THR:HG22	1:L:345:MET:N	2.06	0.69
1:M:155:MET:SD	1:M:167:LYS:HD2	2.32	0.69
1:M:381:GLY:HA3	1:M:461:MET:HG3	1.74	0.69
1:O:34:THR:HA	1:P:14:ARG:NH1	2.06	0.69
1:P:178:VAL:HG22	1:P:366:VAL:HG13	1.74	0.69
1:C:235:LEU:CD2	1:C:304:ILE:CD1	2.70	0.69
1:D:268:ILE:HB	1:D:273:GLN:NE2	2.04	0.69
1:D:354:VAL:O	1:D:358:VAL:HG23	1.92	0.69
1:E:223:MET:HG3	1:E:277:ALA:HB2	1.75	0.69
1:F:377:ARG:HG3	1:F:377:ARG:NH2	1.99	0.69
1:G:142:VAL:HG22	1:G:149:ILE:CD1	2.22	0.69
1:G:156:THR:CG2	1:G:467:VAL:C	2.61	0.69
1:H:119:ILE:HG13	1:H:403:ARG:CD	2.16	0.69
1:I:138:ILE:CD1	1:I:385:THR:HG23	2.21	0.69
1:I:391:MET:HE3	1:I:438:ARG:HG2	1.73	0.69
1:J:105:ARG:NH1	1:J:106:LYS:CD	2.56	0.69
1:J:314:ASP:O	1:J:315:LEU:HG	1.91	0.69
1:L:98:VAL:HG12	1:L:99:VAL:N	2.08	0.69
1:L:254:ILE:CG2	1:L:262:LEU:HD12	2.21	0.69
1:M:173:ILE:CD1	1:M:206:THR:CG2	2.68	0.69
1:N:8:LEU:CB	1:N:9:PRO:HD3	2.18	0.69
1:N:391:MET:HE1	1:N:438:ARG:CG	2.22	0.69
1:P:307:ILE:O	1:P:307:ILE:HG13	1.92	0.69
1:P:375:ASP:HB3	1:P:377:ARG:HH12	1.56	0.69

Continued on next page...

Continued from previous page...

Atom-1	Atom-2	Interatomic distance (Å)	Clash overlap (Å)
1:P:377:ARG:CD	1:P:470:LEU:HD12	2.23	0.69
1:A:208:LEU:CD2	1:A:210:LYS:HE3	2.22	0.69
1:A:389:LEU:CD1	1:A:415:LEU:HD21	2.23	0.69
1:B:105:ARG:HG2	1:B:106:LYS:N	2.08	0.69
1:B:312:ALA:HB2	1:B:315:LEU:HB2	1.74	0.69
1:B:431:ILE:HG12	1:B:431:ILE:O	1.92	0.69
1:C:78:LEU:HD12	1:C:487:LEU:HD13	1.73	0.69
1:D:379:VAL:HG22	1:D:380:SER:N	2.07	0.69
1:E:222:GLN:C	1:E:277:ALA:HB1	2.13	0.69
1:E:468:GLU:HB2	1:E:469:PRO:HD2	1.73	0.69
1:G:170:LEU:HD23	1:G:358:VAL:HG13	1.73	0.69
1:H:8:LEU:HD13	1:H:12:MET:HG3	1.74	0.69
1:I:437:VAL:CG2	1:I:451:LEU:HG	2.21	0.69
1:J:12:MET:HE3	1:J:494:ILE:C	2.12	0.69
1:J:197:LYS:CA	1:J:347:ILE:HG22	2.21	0.69
1:J:208:LEU:HD11	1:J:343:VAL:HG11	1.73	0.69
1:J:345:MET:HE1	1:J:362:VAL:CG1	2.19	0.69
1:J:486:MET:O	1:J:489:ARG:HA	1.92	0.69
1:L:223:MET:CG	1:L:277:ALA:HB2	2.21	0.69
1:A:34:THR:HA	1:H:14:ARG:NH2	2.07	0.69
1:A:62:VAL:CG1	1:A:63:THR:H	2.00	0.69
1:A:158:ILE:HD11	1:A:170:LEU:HB3	1.74	0.69
1:B:156:THR:CG2	1:B:468:GLU:HB3	2.22	0.69
1:B:212:VAL:HG21	1:B:294:LYS:CB	2.23	0.69
1:B:236:ASN:O	1:B:265:GLN:HB3	1.92	0.69
1:B:391:MET:HE3	1:B:438:ARG:CG	2.22	0.69
1:B:435:VAL:HG11	1:K:401:SER:OG	1.92	0.69
1:D:89:VAL:HG21	1:D:368:VAL:HG12	1.74	0.69
1:D:220:SER:HB2	1:D:273:GLN:HB3	1.73	0.69
1:D:248:LYS:CG	1:D:275:TYR:CE2	2.76	0.69
1:E:223:MET:CE	1:E:273:GLN:HB3	2.23	0.69
1:E:403:ARG:HB3	1:N:431:ILE:HD11	1.73	0.69
1:E:403:ARG:CB	1:E:406:LEU:HD12	2.22	0.69
1:F:130:LYS:HD2	1:F:396:TYR:CG	2.28	0.69
1:F:235:LEU:CD1	1:F:310:LEU:CB	2.71	0.69
1:F:368:VAL:HA	1:F:371:CYS:SG	2.32	0.69
1:F:403:ARG:HG2	1:O:431:ILE:HD11	1.75	0.69
1:G:31:ILE:CG2	1:G:65:LEU:HG	2.23	0.69
1:G:42:LYS:HB2	1:G:425:ASN:CB	2.21	0.69
1:G:196:GLU:HG2	1:G:331:MET:HE1	1.75	0.69
1:G:215:ASP:CG	1:G:331:MET:HG2	2.13	0.69

Continued on next page...

Continued from previous page...

Atom-1	Atom-2	Interatomic distance (Å)	Clash overlap (Å)
1:G:219:VAL:CG2	1:G:273:GLN:CG	2.68	0.69
1:H:8:LEU:HB3	1:H:12:MET:CG	2.22	0.69
1:H:120:VAL:HG22	1:H:120:VAL:O	1.93	0.69
1:H:234:LEU:H	1:H:315:LEU:CD1	2.05	0.69
1:H:236:ASN:O	1:H:265:GLN:HB3	1.92	0.69
1:H:416:GLU:O	1:H:420:ARG:HB2	1.92	0.69
1:J:448:CYS:SG	1:J:460:ASP:HB2	2.32	0.69
1:K:236:ASN:CA	1:K:265:GLN:HB2	2.20	0.69
1:K:237:CYS:CB	1:K:306:ASN:HA	2.21	0.69
1:K:250:MET:HE2	1:K:308:LYS:HB3	1.75	0.69
1:L:212:VAL:HG21	1:L:294:LYS:C	2.14	0.69
1:L:420:ARG:HG2	1:L:420:ARG:NH1	2.06	0.69
1:M:23:MET:CE	1:M:72:HIS:CE1	2.75	0.69
1:M:206:THR:CG2	1:M:347:ILE:CG2	2.63	0.69
1:M:391:MET:CE	1:M:438:ARG:CB	2.71	0.69
1:N:135:LEU:HD21	1:N:385:THR:HG23	1.74	0.69
1:O:34:THR:HG23	1:P:14:ARG:HH12	1.57	0.69
1:O:68:MET:HE2	1:P:9:PRO:HD2	1.74	0.69
1:O:77:MET:CE	1:O:486:MET:CE	2.71	0.69
1:O:307:ILE:HG13	1:O:310:LEU:HB2	1.74	0.69
1:O:381:GLY:HA2	1:O:461:MET:HG3	1.74	0.69
1:O:448:CYS:HB2	1:O:460:ASP:CG	2.13	0.69
1:P:138:ILE:CD1	1:P:385:THR:CB	2.71	0.69
1:P:276:LEU:HB3	1:P:281:ILE:CB	2.21	0.69
1:A:25:ILE:CD1	1:A:108:GLU:HG3	2.23	0.69
1:A:222:GLN:HB3	1:A:277:ALA:HB1	1.74	0.69
1:B:377:ARG:HD2	1:B:470:LEU:HD12	1.72	0.69
1:B:461:MET:CE	1:B:466:VAL:HG21	2.22	0.69
1:D:103:LEU:CD2	1:D:411:PHE:CE2	2.73	0.69
1:E:122:LYS:HA	1:E:125:GLN:NE2	2.07	0.69
1:E:218:ARG:CZ	1:E:282:VAL:HG21	2.23	0.69
1:F:143:GLY:O	1:F:149:ILE:HD11	1.93	0.69
1:F:211:GLY:HA2	1:F:337:CYS:SG	2.33	0.69
1:G:14:ARG:HD2	1:G:494:ILE:HD13	1.74	0.69
1:G:89:VAL:HG11	1:G:472:VAL:CB	2.23	0.69
1:G:393:LEU:HA	1:G:396:TYR:HB3	1.74	0.69
1:H:235:LEU:CD2	1:H:307:ILE:N	2.56	0.69
1:I:178:VAL:HG21	1:I:366:VAL:HG22	1.73	0.69
1:I:384:SER:CB	1:I:441:HIS:HE1	1.91	0.69
1:I:404:GLU:O	1:I:408:VAL:HG13	1.93	0.69
1:K:42:LYS:HB3	1:K:425:ASN:HB2	1.73	0.69

Continued on next page...

Continued from previous page...

Atom-1	Atom-2	Interatomic distance (Å)	Clash overlap (Å)
1:L:95:THR:O	1:L:99:VAL:HG22	1.93	0.69
1:O:70:VAL:HG21	1:O:76:LYS:HG2	1.75	0.69
1:P:169:LYS:HG2	1:P:204:ASP:HA	1.75	0.69
1:P:214:VAL:HG12	1:P:291:ASP:OD2	1.91	0.69
1:P:379:VAL:HG12	1:P:470:LEU:HD23	1.75	0.69
1:B:197:LYS:HB3	1:B:355:ILE:CD1	2.22	0.69
1:C:384:SER:HA	1:C:441:HIS:CE1	2.28	0.69
1:D:49:VAL:HG22	1:D:55:VAL:HG12	1.75	0.69
1:D:422:LEU:HD13	1:D:422:LEU:N	1.98	0.69
1:E:241:GLU:CB	1:E:246:MET:HB3	2.22	0.69
1:E:433:ILE:CG2	1:E:451:LEU:CD2	2.70	0.69
1:G:42:LYS:NZ	1:G:426:ALA:HB2	2.08	0.69
1:I:235:LEU:HD21	1:I:307:ILE:HD13	1.75	0.69
1:J:182:VAL:HB	1:J:188:VAL:HG22	1.75	0.69
1:L:122:LYS:C	1:L:404:GLU:HG3	2.13	0.69
1:L:192:LEU:HB3	1:L:342:ALA:CB	2.23	0.69
1:M:115:VAL:CG1	1:M:403:ARG:CZ	2.71	0.69
1:M:255:LYS:O	1:M:255:LYS:HG3	1.93	0.69
1:N:69:SER:HB3	1:O:9:PRO:CA	2.21	0.69
1:O:116:HIS:ND1	1:O:117:PRO:HD2	2.07	0.69
1:O:134:LEU:HD11	1:O:393:LEU:CD2	2.23	0.69
1:O:139:ALA:HB1	1:O:377:ARG:HG2	1.73	0.69
1:O:237:CYS:CB	1:O:306:ASN:CA	2.69	0.69
1:P:234:LEU:HD11	1:P:301:ALA:HB3	1.74	0.69
1:A:134:LEU:CD1	1:A:393:LEU:CD2	2.71	0.68
1:C:178:VAL:HG21	1:C:366:VAL:HG13	1.73	0.68
1:C:233:ALA:HA	1:C:315:LEU:CG	2.23	0.68
1:C:250:MET:HE2	1:C:307:ILE:HG22	1.73	0.68
1:C:274:HIS:ND1	1:C:274:HIS:O	2.26	0.68
1:C:276:LEU:O	1:C:281:ILE:HB	1.93	0.68
1:D:220:SER:HB3	1:D:223:MET:SD	2.32	0.68
1:D:341:LYS:NZ	1:D:341:LYS:CB	2.56	0.68
1:D:453:VAL:HG23	1:D:454:PHE:CG	2.28	0.68
1:E:380:SER:CB	1:E:384:SER:CB	2.71	0.68
1:F:166:ALA:HB2	1:F:203:ILE:HG13	1.73	0.68
1:F:173:ILE:HG13	1:F:345:MET:SD	2.33	0.68
1:F:428:LEU:HD12	1:F:429:ASP:N	2.08	0.68
1:H:122:LYS:HG3	1:H:125:GLN:NE2	2.08	0.68
1:I:9:PRO:HD3	1:P:68:MET:CA	2.23	0.68
1:J:230:ALA:C	1:J:231:LYS:HD3	2.13	0.68
1:L:206:THR:HG21	1:L:347:ILE:CG2	2.21	0.68

Continued on next page...

Continued from previous page...

Atom-1	Atom-2	Interatomic distance (Å)	Clash overlap (Å)
1:M:84:THR:CG2	1:M:84:THR:O	2.41	0.68
1:M:84:THR:O	1:M:84:THR:HG22	1.91	0.68
1:M:158:ILE:CD1	1:M:170:LEU:HB2	2.22	0.68
1:M:233:ALA:HA	1:M:315:LEU:CD1	2.22	0.68
1:M:296:ALA:CA	1:M:301:ALA:HB3	2.23	0.68
1:M:403:ARG:HH11	1:M:403:ARG:CG	2.06	0.68
1:N:296:ALA:HB1	1:N:301:ALA:O	1.92	0.68
1:O:327:SER:O	1:O:327:SER:OG	2.10	0.68
1:O:402:GLY:O	1:O:405:GLN:HB3	1.93	0.68
1:A:362:VAL:O	1:A:366:VAL:HG23	1.93	0.68
1:C:134:LEU:CD1	1:C:393:LEU:HD21	2.22	0.68
1:C:494:ILE:HB	1:D:48:LEU:HD12	1.75	0.68
1:D:42:LYS:HB3	1:D:425:ASN:HB2	1.75	0.68
1:D:68:MET:CA	1:D:68:MET:HE2	2.23	0.68
1:E:119:ILE:HD12	1:E:403:ARG:HG3	1.74	0.68
1:F:197:LYS:HA	1:F:355:ILE:CG2	2.22	0.68
1:G:158:ILE:HG13	1:G:361:ALA:HB1	1.73	0.68
1:G:235:LEU:CD1	1:G:307:ILE:HD12	2.24	0.68
1:I:139:ALA:CB	1:I:377:ARG:HD3	2.17	0.68
1:I:158:ILE:HD13	1:I:170:LEU:CB	2.19	0.68
1:J:31:ILE:HG22	1:J:65:LEU:HD21	1.75	0.68
1:J:234:LEU:HD11	1:J:301:ALA:CB	2.23	0.68
1:J:391:MET:CE	1:J:438:ARG:CD	2.72	0.68
1:J:414:ALA:O	1:J:417:VAL:HG12	1.93	0.68
1:K:31:ILE:HG21	1:K:65:LEU:CD1	2.23	0.68
1:L:31:ILE:CG2	1:L:65:LEU:HD21	2.23	0.68
1:L:123:GLY:HA3	1:L:407:ALA:CB	2.23	0.68
1:L:210:LYS:HB3	1:L:343:VAL:HG23	1.74	0.68
1:L:406:LEU:HD12	1:L:406:LEU:N	1.96	0.68
1:M:96:ALA:HB1	1:M:480:ALA:HB3	1.75	0.68
1:N:368:VAL:HG21	1:N:469:PRO:HG3	1.75	0.68
1:P:34:THR:HG22	1:P:35:VAL:HG13	1.74	0.68
1:P:64:ILE:CG2	1:P:65:LEU:HD22	2.23	0.68
1:P:124:TYR:HE1	1:P:407:ALA:C	1.95	0.68
1:B:345:MET:CE	1:B:347:ILE:HD11	2.22	0.68
1:C:247:LEU:HD11	1:C:272:ALA:HB2	1.75	0.68
1:C:384:SER:CA	1:C:441:HIS:HE1	2.07	0.68
1:D:182:VAL:HB	1:D:188:VAL:HG13	1.75	0.68
1:D:437:VAL:HG21	1:D:451:LEU:CG	2.23	0.68
1:E:255:LYS:O	1:E:255:LYS:HG3	1.93	0.68
1:F:307:ILE:CD1	1:F:310:LEU:HB2	2.23	0.68

Continued on next page...

Continued from previous page...

Atom-1	Atom-2	Interatomic distance (Å)	Clash overlap (Å)
1:I:339:HIS:CE1	1:I:341:LYS:CD	2.75	0.68
1:J:105:ARG:NH1	1:J:106:LYS:CG	2.56	0.68
1:J:122:LYS:HA	1:J:125:GLN:CD	2.14	0.68
1:J:192:LEU:HB2	1:J:342:ALA:HB2	1.75	0.68
1:J:227:VAL:HG11	1:J:260:ASN:ND2	2.08	0.68
1:J:276:LEU:HD13	1:J:281:ILE:HD12	1.74	0.68
1:K:308:LYS:NZ	1:K:308:LYS:CB	2.55	0.68
1:O:250:MET:CE	1:O:308:LYS:CG	2.69	0.68
1:P:130:LYS:CE	1:P:393:LEU:HD23	2.24	0.68
1:A:134:LEU:CD1	1:A:393:LEU:HG	2.24	0.68
1:A:223:MET:HG2	1:A:281:ILE:O	1.93	0.68
1:B:250:MET:HE3	1:B:308:LYS:HG2	1.74	0.68
1:D:232:ILE:O	1:D:315:LEU:HD13	1.93	0.68
1:D:255:LYS:HD3	1:D:279:GLU:CD	2.13	0.68
1:D:371:CYS:SG	1:D:471:ARG:HD2	2.34	0.68
1:D:437:VAL:HG21	1:D:451:LEU:HG	1.74	0.68
1:E:304:ILE:HD11	1:E:310:LEU:HB2	1.74	0.68
1:G:34:THR:HG22	1:G:35:VAL:CG1	2.21	0.68
1:G:206:THR:HG22	1:G:348:ARG:H	1.56	0.68
1:I:123:GLY:CA	1:I:407:ALA:HB1	2.24	0.68
1:I:200:GLY:O	1:I:348:ARG:HB3	1.94	0.68
1:I:247:LEU:HD21	1:I:269:ASP:HB3	1.74	0.68
1:K:265:GLN:HE22	1:K:289:LYS:NZ	1.90	0.68
1:L:77:MET:HE1	1:L:486:MET:HE3	1.76	0.68
1:M:24:ASN:N	1:M:24:ASN:ND2	2.42	0.68
1:M:212:VAL:HG21	1:M:294:LYS:O	1.93	0.68
1:N:30:ILE:HG22	1:N:31:ILE:N	1.98	0.68
1:N:68:MET:HB3	1:O:8:LEU:CD2	2.23	0.68
1:P:81:VAL:HG11	1:P:483:SER:HB3	1.75	0.68
1:B:41:PRO:HB2	1:B:42:LYS:HE2	1.76	0.68
1:C:433:ILE:HG21	1:C:451:LEU:HD23	1.74	0.68
1:D:235:LEU:HD13	1:D:307:ILE:HG22	1.75	0.68
1:D:248:LYS:HD2	1:D:275:TYR:CE2	2.27	0.68
1:F:307:ILE:HD13	1:F:310:LEU:HD22	1.74	0.68
1:G:29:ARG:O	1:G:33:GLU:HG3	1.93	0.68
1:G:98:VAL:HG12	1:G:99:VAL:HG12	1.73	0.68
1:J:119:ILE:HG23	1:J:403:ARG:HB2	1.75	0.68
1:J:254:ILE:HD13	1:J:262:LEU:CD1	2.20	0.68
1:K:115:VAL:HG11	1:K:403:ARG:HD2	1.75	0.68
1:L:211:GLY:CA	1:L:298:ALA:CB	2.71	0.68
1:M:418:ILE:O	1:M:422:LEU:HG	1.93	0.68

Continued on next page...

Continued from previous page...

Atom-1	Atom-2	Interatomic distance (Å)	Clash overlap (Å)
1:N:239:ILE:CD1	1:N:307:ILE:HD13	2.23	0.68
1:N:389:LEU:HD12	1:N:415:LEU:HD13	1.75	0.68
1:P:234:LEU:H	1:P:315:LEU:HD21	1.59	0.68
1:A:493:VAL:HG13	1:B:47:MET:CE	2.24	0.68
1:B:40:GLY:HA3	1:B:422:LEU:HD21	1.75	0.68
1:B:263:PHE:CE1	1:B:332:ILE:HG21	2.28	0.68
1:C:250:MET:HE2	1:C:308:LYS:HG2	1.76	0.68
1:D:130:LYS:HD2	1:D:396:TYR:CD1	2.28	0.68
1:E:129:GLN:O	1:E:132:GLN:HB2	1.94	0.68
1:E:262:LEU:HD11	1:E:310:LEU:HD21	1.74	0.68
1:G:161:LYS:HD3	1:G:357:GLU:OE2	1.94	0.68
1:G:459:GLU:HB2	1:G:461:MET:HE2	1.72	0.68
1:H:48:LEU:HB3	1:H:68:MET:SD	2.34	0.68
1:H:158:ILE:HD12	1:H:167:LYS:HA	1.76	0.68
1:I:64:ILE:CG2	1:I:65:LEU:HD22	2.24	0.68
1:I:197:LYS:CA	1:I:355:ILE:CG2	2.67	0.68
1:I:235:LEU:CD1	1:I:307:ILE:HD13	2.23	0.68
1:I:391:MET:HE3	1:I:438:ARG:CG	2.23	0.68
1:K:130:LYS:CG	1:K:393:LEU:HD21	2.24	0.68
1:L:41:PRO:HG2	1:L:453:VAL:HG11	1.75	0.68
1:L:233:ALA:CA	1:L:315:LEU:CD2	2.72	0.68
1:L:254:ILE:HG21	1:L:262:LEU:HD12	1.76	0.68
1:L:368:VAL:HA	1:L:371:CYS:SG	2.34	0.68
1:L:405:GLN:HG2	1:L:406:LEU:HD12	1.75	0.68
1:M:117:PRO:O	1:M:121:VAL:HG13	1.93	0.68
1:M:437:VAL:HG11	1:M:451:LEU:HD11	1.74	0.68
1:P:236:ASN:HA	1:P:265:GLN:CB	2.23	0.68
1:A:72:HIS:HD2	1:A:73:PRO:HD2	1.57	0.68
1:A:233:ALA:HA	1:A:315:LEU:HD11	1.75	0.68
1:D:12:MET:CG	1:D:494:ILE:HG22	2.08	0.68
1:D:163:ALA:HB1	1:D:165:LYS:HB2	1.75	0.68
1:E:153:ILE:HG22	1:E:469:PRO:HD3	1.75	0.68
1:E:437:VAL:HG21	1:E:451:LEU:CG	2.23	0.68
1:F:96:ALA:HB1	1:F:480:ALA:CB	2.24	0.68
1:G:197:LYS:HA	1:G:355:ILE:CG2	2.22	0.68
1:H:134:LEU:HD12	1:H:393:LEU:CD1	2.23	0.68
1:H:223:MET:HE2	1:H:276:LEU:HB3	1.75	0.68
1:I:70:VAL:HG11	1:I:76:LYS:HD3	1.76	0.68
1:J:62:VAL:HG13	1:J:63:THR:N	2.09	0.68
1:J:368:VAL:CG1	1:J:469:PRO:CB	2.71	0.68
1:K:113:GLN:CD	1:K:113:GLN:C	2.47	0.68

Continued on next page...

Continued from previous page...

Atom-1	Atom-2	Interatomic distance (Å)	Clash overlap (Å)
1:K:174:ILE:CG2	1:K:362:VAL:CG2	2.69	0.68
1:L:36:ARG:CG	1:L:37:SER:H	2.07	0.68
1:M:437:VAL:HG21	1:M:451:LEU:CG	2.24	0.68
1:O:254:ILE:HG21	1:O:262:LEU:CD1	2.23	0.68
1:O:435:VAL:HG13	1:O:438:ARG:HH21	1.58	0.68
1:P:42:LYS:CG	1:P:425:ASN:HB2	2.23	0.68
1:P:251:VAL:HG13	1:P:276:LEU:HG	1.74	0.68
1:B:38:THR:HG21	1:B:46:LYS:HE2	1.74	0.68
1:B:150:LEU:HD23	1:B:175:VAL:HG13	1.75	0.68
1:F:23:MET:CE	1:F:72:HIS:HE1	2.06	0.68
1:F:119:ILE:CG2	1:F:403:ARG:HB2	2.22	0.68
1:H:36:ARG:HG3	1:H:37:SER:N	2.09	0.68
1:H:132:GLN:HA	1:H:132:GLN:NE2	2.09	0.68
1:I:12:MET:HE3	1:I:494:ILE:O	1.93	0.68
1:I:304:ILE:O	1:I:304:ILE:CG1	2.33	0.68
1:J:68:MET:HB3	1:K:8:LEU:CD2	2.24	0.68
1:J:379:VAL:HG22	1:J:380:SER:N	2.07	0.68
1:L:142:VAL:HB	1:L:149:ILE:HD13	1.75	0.68
1:O:113:GLN:O	1:O:113:GLN:OE1	2.11	0.68
1:O:119:ILE:HD12	1:O:403:ARG:HG3	1.76	0.68
1:P:59:ASN:O	1:P:64:ILE:HD11	1.94	0.68
1:P:310:LEU:HD12	1:P:311:SER:N	2.08	0.68
1:A:158:ILE:HG22	1:A:158:ILE:O	1.94	0.68
1:A:222:GLN:HB2	1:A:277:ALA:HB1	1.76	0.68
1:F:197:LYS:CA	1:F:355:ILE:HG21	2.23	0.68
1:G:8:LEU:H	1:H:71:GLU:H	1.41	0.68
1:G:96:ALA:O	1:G:480:ALA:HB1	1.93	0.68
1:H:93:THR:O	1:H:97:VAL:HG13	1.93	0.68
1:I:194:LYS:HG2	1:I:195:ILE:H	1.58	0.68
1:J:154:ALA:CB	1:J:174:ILE:HD11	2.17	0.68
1:K:134:LEU:CD1	1:K:393:LEU:HG	2.23	0.68
1:K:152:LYS:HG2	1:K:465:GLY:HA2	1.75	0.68
1:L:403:ARG:HB3	1:L:406:LEU:HD22	1.74	0.68
1:M:124:TYR:CE1	1:M:407:ALA:CB	2.77	0.68
1:N:222:GLN:CA	1:N:277:ALA:HB1	2.23	0.68
1:O:27:ALA:HB1	1:O:75:ALA:HB2	1.76	0.68
1:P:142:VAL:HG21	1:P:149:ILE:CG2	2.23	0.68
1:A:41:PRO:HG3	1:A:453:VAL:HG11	1.74	0.68
1:A:134:LEU:HD11	1:A:393:LEU:HD21	1.76	0.68
1:D:9:PRO:CD	1:E:71:GLU:N	2.57	0.68
1:D:195:ILE:HD13	1:D:195:ILE:N	2.09	0.68

Continued on next page...

Continued from previous page...

Atom-1	Atom-2	Interatomic distance (Å)	Clash overlap (Å)
1:G:68:MET:HA	1:G:68:MET:CE	2.20	0.68
1:G:219:VAL:CB	1:G:273:GLN:HG2	2.23	0.68
1:H:97:VAL:O	1:H:100:ALA:HB3	1.94	0.68
1:K:30:ILE:CG2	1:K:31:ILE:HD13	2.23	0.68
1:L:68:MET:C	1:M:8:LEU:HB3	2.13	0.68
1:L:69:SER:O	1:M:9:PRO:HA	1.94	0.68
1:L:70:VAL:HG22	1:L:76:LYS:HD3	1.74	0.68
1:L:223:MET:H	1:L:277:ALA:CB	2.07	0.68
1:L:239:ILE:HG22	1:L:307:ILE:CG2	2.24	0.68
1:M:437:VAL:HA	1:M:458:VAL:HG13	1.76	0.68
1:P:139:ALA:CB	1:P:377:ARG:CD	2.72	0.68
1:P:218:ARG:H	1:P:323:GLU:CD	1.97	0.68
1:A:12:MET:HE1	1:B:68:MET:CE	2.24	0.67
1:A:31:ILE:CG2	1:A:65:LEU:HD21	2.23	0.67
1:C:130:LYS:NZ	1:C:134:LEU:HD11	2.08	0.67
1:C:236:ASN:O	1:C:265:GLN:HB3	1.94	0.67
1:D:38:THR:CG2	1:D:46:LYS:HD2	2.24	0.67
1:D:118:THR:HG22	1:D:118:THR:O	1.94	0.67
1:D:248:LYS:HG3	1:D:275:TYR:CD2	2.28	0.67
1:E:123:GLY:HA3	1:E:407:ALA:HB3	1.72	0.67
1:E:262:LEU:HD11	1:E:310:LEU:CD2	2.23	0.67
1:F:124:TYR:CE1	1:F:407:ALA:CA	2.75	0.67
1:F:276:LEU:HD12	1:F:281:ILE:HG22	1.76	0.67
1:F:384:SER:CB	1:F:441:HIS:HE1	2.07	0.67
1:G:115:VAL:HG11	1:G:403:ARG:NE	2.08	0.67
1:H:135:LEU:HD23	1:H:138:ILE:HD11	1.76	0.67
1:I:418:ILE:O	1:I:422:LEU:HG	1.94	0.67
1:J:44:MET:HB3	1:K:491:ASP:OD1	1.94	0.67
1:J:130:LYS:CE	1:J:134:LEU:HD11	2.23	0.67
1:K:119:ILE:HD12	1:K:403:ARG:HG3	1.75	0.67
1:K:130:LYS:HD3	1:K:393:LEU:HD23	1.75	0.67
1:K:298:ALA:O	1:K:337:CYS:HB3	1.94	0.67
1:L:119:ILE:HG21	1:L:403:ARG:CB	2.20	0.67
1:L:254:ILE:HD13	1:L:262:LEU:CD1	2.24	0.67
1:N:384:SER:HA	1:N:441:HIS:CE1	2.29	0.67
1:O:182:VAL:CB	1:O:188:VAL:HG22	2.21	0.67
1:O:233:ALA:CB	1:O:310:LEU:CD1	2.72	0.67
1:O:236:ASN:CG	1:O:305:THR:HG23	2.14	0.67
1:O:312:ALA:HA	1:O:315:LEU:HB2	1.75	0.67
1:P:262:LEU:CD1	1:P:310:LEU:HD23	2.23	0.67
1:A:44:MET:HG2	1:H:491:ASP:OD1	1.94	0.67

Continued on next page...

Continued from previous page...

Atom-1	Atom-2	Interatomic distance (Å)	Clash overlap (Å)
1:A:383:GLY:HA2	1:A:386:GLU:CG	2.22	0.67
1:B:42:LYS:HB3	1:B:425:ASN:HB2	1.76	0.67
1:C:276:LEU:HD13	1:C:281:ILE:HD12	1.74	0.67
1:D:123:GLY:HA3	1:D:407:ALA:HB3	1.75	0.67
1:D:178:VAL:HG21	1:D:366:VAL:HG13	1.74	0.67
1:D:239:ILE:CG2	1:D:268:ILE:HG23	2.23	0.67
1:E:431:ILE:CD1	1:N:403:ARG:HD3	2.24	0.67
1:F:42:LYS:HB3	1:F:425:ASN:HB2	1.75	0.67
1:F:134:LEU:HD22	1:F:392:LYS:CE	2.25	0.67
1:G:223:MET:CG	1:G:282:VAL:HA	2.24	0.67
1:G:351:THR:O	1:G:355:ILE:HG13	1.94	0.67
1:I:212:VAL:HG23	1:I:298:ALA:HB2	1.76	0.67
1:K:34:THR:HB	1:K:35:VAL:HG22	1.77	0.67
1:L:39:LEU:HD13	1:L:40:GLY:N	2.08	0.67
1:M:31:ILE:CG2	1:M:65:LEU:HD22	2.24	0.67
1:M:193:ILE:HD12	1:M:366:VAL:HG11	1.75	0.67
1:N:130:LYS:NZ	1:N:134:LEU:HD21	2.08	0.67
1:N:138:ILE:HG13	1:N:139:ALA:N	2.09	0.67
1:N:233:ALA:CA	1:N:315:LEU:CD2	2.66	0.67
1:O:139:ALA:HB2	1:O:470:LEU:HD11	1.76	0.67
1:O:190:LYS:HZ1	1:O:367:GLY:HA2	1.58	0.67
1:A:223:MET:HE3	1:A:276:LEU:HB3	1.75	0.67
1:A:448:CYS:O	1:A:449:ALA:HB2	1.94	0.67
1:C:70:VAL:HG22	1:C:70:VAL:O	1.94	0.67
1:D:154:ALA:HB2	1:D:174:ILE:HD11	1.74	0.67
1:E:134:LEU:HD12	1:E:393:LEU:HG	1.75	0.67
1:F:420:ARG:HH21	1:F:430:ALA:CB	1.95	0.67
1:G:42:LYS:HG3	1:G:425:ASN:CA	2.23	0.67
1:G:124:TYR:CE1	1:G:407:ALA:CA	2.74	0.67
1:J:347:ILE:CG2	1:J:355:ILE:CG2	2.65	0.67
1:L:339:HIS:CE1	1:L:341:LYS:HE2	2.29	0.67
1:M:223:MET:CE	1:M:283:ALA:CB	2.73	0.67
1:M:232:ILE:HD13	1:M:261:VAL:CG1	2.24	0.67
1:N:219:VAL:HG13	1:N:220:SER:N	2.08	0.67
1:N:233:ALA:CB	1:N:315:LEU:CD1	2.71	0.67
1:O:247:LEU:HD21	1:O:269:ASP:HB3	1.76	0.67
1:P:351:THR:O	1:P:355:ILE:HG13	1.95	0.67
1:A:156:THR:CG2	1:A:468:GLU:HA	2.24	0.67
1:A:251:VAL:CG1	1:A:276:LEU:HD13	2.24	0.67
1:A:307:ILE:HD12	1:A:310:LEU:HD23	1.77	0.67
1:B:117:PRO:O	1:B:121:VAL:HG13	1.93	0.67

Continued on next page...

Continued from previous page...

Atom-1	Atom-2	Interatomic distance (Å)	Clash overlap (Å)
1:B:307:ILE:HG13	1:B:307:ILE:O	1.92	0.67
1:B:387:VAL:O	1:B:390:SER:HB3	1.93	0.67
1:C:223:MET:HE1	1:C:283:ALA:HB3	1.77	0.67
1:C:303:VAL:O	1:C:303:VAL:CG2	2.34	0.67
1:D:12:MET:HE2	1:D:494:ILE:HB	1.74	0.67
1:F:118:THR:HG21	1:G:42:LYS:NZ	2.10	0.67
1:I:208:LEU:CD2	1:I:343:VAL:HG21	2.24	0.67
1:I:347:ILE:CG2	1:I:358:VAL:CG1	2.72	0.67
1:K:96:ALA:HA	1:K:480:ALA:CB	2.25	0.67
1:K:124:TYR:CE1	1:K:407:ALA:CA	2.73	0.67
1:K:178:VAL:HG11	1:K:366:VAL:CG1	2.23	0.67
1:L:103:LEU:CD2	1:L:411:PHE:CE2	2.74	0.67
1:L:193:ILE:HD12	1:L:366:VAL:CG1	2.25	0.67
1:L:225:LYS:O	1:L:226:LYS:HB2	1.94	0.67
1:N:100:ALA:O	1:N:104:LEU:HG	1.95	0.67
1:N:123:GLY:HA3	1:N:407:ALA:HB3	1.73	0.67
1:O:450:GLY:O	1:O:458:VAL:HA	1.93	0.67
1:P:215:ASP:O	1:P:215:ASP:CG	2.32	0.67
1:P:268:ILE:HG21	1:P:273:GLN:CG	2.23	0.67
1:A:65:LEU:C	1:A:79:ILE:HD13	2.15	0.67
1:A:255:LYS:HD3	1:A:279:GLU:CD	2.15	0.67
1:A:316:GLY:O	1:A:317:ASP:HB2	1.94	0.67
1:C:96:ALA:HA	1:C:480:ALA:HB2	1.76	0.67
1:D:99:VAL:HG13	1:D:418:ILE:HD11	1.74	0.67
1:D:232:ILE:HG13	1:D:261:VAL:HG11	1.77	0.67
1:D:326:ILE:O	1:D:327:SER:HB3	1.95	0.67
1:F:387:VAL:O	1:F:390:SER:HB3	1.94	0.67
1:I:26:LEU:O	1:I:30:ILE:HG13	1.94	0.67
1:I:138:ILE:HD11	1:I:385:THR:HG23	1.73	0.67
1:J:197:LYS:CB	1:J:355:ILE:CG2	2.67	0.67
1:K:117:PRO:O	1:K:120:VAL:HG12	1.94	0.67
1:L:130:LYS:HZ2	1:L:134:LEU:HD11	1.56	0.67
1:L:339:HIS:O	1:L:339:HIS:CG	2.44	0.67
1:M:149:ILE:O	1:M:153:ILE:HG13	1.94	0.67
1:M:174:ILE:HD12	1:M:365:ALA:HB1	1.75	0.67
1:M:222:GLN:CB	1:M:277:ALA:HB1	2.24	0.67
1:M:403:ARG:HG2	1:M:403:ARG:HH11	1.59	0.67
1:O:22:ARG:HA	1:O:25:ILE:HD12	1.76	0.67
1:O:232:ILE:HD13	1:O:299:THR:HG21	1.74	0.67
1:O:389:LEU:CD1	1:O:415:LEU:HD13	2.23	0.67
1:P:121:VAL:HG23	1:P:122:LYS:H	1.60	0.67

Continued on next page...

Continued from previous page...

Atom-1	Atom-2	Interatomic distance (Å)	Clash overlap (Å)
1:P:237:CYS:SG	1:P:306:ASN:HA	2.35	0.67
1:A:219:VAL:CG1	1:A:273:GLN:HB3	2.22	0.67
1:A:251:VAL:HG13	1:A:276:LEU:CD2	2.24	0.67
1:B:377:ARG:CD	1:B:470:LEU:CD1	2.70	0.67
1:B:452:ASN:HD21	1:B:454:PHE:HB2	1.60	0.67
1:F:124:TYR:CD1	1:F:407:ALA:HB1	2.29	0.67
1:F:235:LEU:CD2	1:F:307:ILE:HG22	2.24	0.67
1:F:391:MET:HE3	1:F:438:ARG:CG	2.23	0.67
1:I:174:ILE:HG22	1:I:362:VAL:HB	1.77	0.67
1:J:68:MET:HG2	1:K:8:LEU:HD22	1.75	0.67
1:K:368:VAL:HB	1:K:469:PRO:CB	2.25	0.67
1:L:130:LYS:HZ2	1:L:393:LEU:HD23	1.58	0.67
1:L:233:ALA:HA	1:L:315:LEU:CG	2.24	0.67
1:L:234:LEU:CD2	1:L:296:ALA:HB2	2.25	0.67
1:L:339:HIS:CE1	1:L:341:LYS:HD2	2.30	0.67
1:N:103:LEU:HD21	1:N:411:PHE:CD2	2.30	0.67
1:N:156:THR:CG2	1:N:468:GLU:HA	2.24	0.67
1:N:389:LEU:CD1	1:N:415:LEU:HD13	2.25	0.67
1:N:433:ILE:CG2	1:N:451:LEU:HD23	2.25	0.67
1:O:434:LEU:HD11	1:O:451:LEU:HD21	1.76	0.67
1:P:220:SER:HB2	1:P:273:GLN:HB2	1.76	0.67
1:A:169:LYS:HG2	1:A:204:ASP:CA	2.21	0.67
1:A:206:THR:HG21	1:A:347:ILE:HG22	1.75	0.67
1:B:281:ILE:CG2	1:B:281:ILE:O	2.43	0.67
1:C:223:MET:CE	1:C:276:LEU:HB2	2.24	0.67
1:D:198:LYS:H	1:D:355:ILE:HG21	1.58	0.67
1:F:368:VAL:CG2	1:F:469:PRO:HG2	2.24	0.67
1:I:48:LEU:HG	1:I:68:MET:SD	2.34	0.67
1:J:196:GLU:O	1:J:347:ILE:HG22	1.95	0.67
1:K:119:ILE:CD1	1:K:403:ARG:HA	2.25	0.67
1:K:248:LYS:HB2	1:K:275:TYR:CE2	2.30	0.67
1:K:251:VAL:CG1	1:K:276:LEU:HD22	2.24	0.67
1:L:124:TYR:HE1	1:L:407:ALA:HA	1.60	0.67
1:M:42:LYS:CE	1:M:426:ALA:CB	2.60	0.67
1:M:134:LEU:HD12	1:M:393:LEU:HD21	1.73	0.67
1:M:222:GLN:HB3	1:M:277:ALA:HB3	1.76	0.67
1:M:223:MET:HE2	1:M:283:ALA:CB	2.24	0.67
1:O:254:ILE:HG22	1:O:281:ILE:HD13	1.77	0.67
1:O:369:VAL:O	1:O:369:VAL:CG2	2.41	0.67
1:P:276:LEU:CD2	1:P:281:ILE:CD1	2.70	0.67
1:A:39:LEU:HB3	1:A:94:THR:HG21	1.77	0.67

Continued on next page...

Continued from previous page...

Atom-1	Atom-2	Interatomic distance (Å)	Clash overlap (Å)
1:B:134:LEU:HD11	1:B:393:LEU:HD21	1.75	0.67
1:B:377:ARG:CZ	1:B:470:LEU:HD13	2.25	0.67
1:B:494:ILE:CG2	1:C:48:LEU:HA	2.25	0.67
1:C:219:VAL:HG21	1:C:285:ARG:HB2	1.76	0.67
1:D:96:ALA:HA	1:D:480:ALA:HB2	1.77	0.67
1:D:235:LEU:HD11	1:D:307:ILE:HD13	1.75	0.67
1:D:238:ALA:C	1:D:307:ILE:HG23	2.15	0.67
1:E:33:GLU:O	1:E:36:ARG:HG2	1.95	0.67
1:E:459:GLU:HG2	1:E:461:MET:CE	2.24	0.67
1:F:212:VAL:HG23	1:F:298:ALA:CB	2.22	0.67
1:G:106:LYS:HA	1:G:109:GLU:HG3	1.77	0.67
1:G:174:ILE:HG22	1:G:362:VAL:CG2	2.23	0.67
1:H:116:HIS:CG	1:H:117:PRO:CD	2.77	0.67
1:I:105:ARG:NH1	1:I:106:LYS:HG2	2.09	0.67
1:I:130:LYS:HG2	1:I:393:LEU:CD2	2.24	0.67
1:I:391:MET:CE	1:I:438:ARG:HB3	2.25	0.67
1:J:69:SER:CB	1:K:9:PRO:HA	2.25	0.67
1:J:265:GLN:O	1:J:265:GLN:CG	2.40	0.67
1:J:339:HIS:HE1	1:J:341:LYS:CE	2.08	0.67
1:J:368:VAL:HG11	1:J:472:VAL:CG2	2.24	0.67
1:M:222:GLN:CA	1:M:277:ALA:HB1	2.24	0.67
1:O:132:GLN:HE22	1:O:478:GLN:HE21	1.40	0.67
1:B:31:ILE:HG22	1:B:65:LEU:HD21	1.77	0.67
1:B:165:LYS:HA	1:B:165:LYS:CE	2.00	0.67
1:B:377:ARG:HD2	1:B:470:LEU:HD11	1.77	0.67
1:E:418:ILE:O	1:E:422:LEU:HG	1.95	0.67
1:G:233:ALA:CA	1:G:315:LEU:HG	2.23	0.67
1:G:341:LYS:HZ3	1:G:341:LYS:CB	2.07	0.67
1:H:431:ILE:HG13	1:I:406:LEU:HD21	1.77	0.67
1:I:142:VAL:HG13	1:I:149:ILE:CD1	2.20	0.67
1:I:239:ILE:CD1	1:I:254:ILE:HD11	2.25	0.67
1:I:239:ILE:HG22	1:I:307:ILE:HG21	1.75	0.67
1:J:34:THR:CB	1:K:14:ARG:HH22	2.06	0.67
1:J:69:SER:OG	1:K:9:PRO:HA	1.93	0.67
1:J:233:ALA:HA	1:J:315:LEU:CG	2.25	0.67
1:K:232:ILE:HG13	1:K:261:VAL:HG11	1.76	0.67
1:L:16:MET:O	1:L:16:MET:CG	2.43	0.67
1:L:158:ILE:HG12	1:L:361:ALA:CB	2.10	0.67
1:L:248:LYS:HD2	1:L:275:TYR:OH	1.95	0.67
1:M:198:LYS:CB	1:M:326:ILE:CD1	2.72	0.67
1:M:223:MET:HE1	1:M:283:ALA:HB3	1.75	0.67

Continued on next page...

Continued from previous page...

Atom-1	Atom-2	Interatomic distance (Å)	Clash overlap (Å)
1:N:134:LEU:HD22	1:N:392:LYS:HZ2	1.60	0.67
1:O:237:CYS:HB3	1:O:306:ASN:CA	2.24	0.67
1:P:42:LYS:CE	1:P:426:ALA:HB2	2.25	0.67
1:P:236:ASN:C	1:P:265:GLN:HB3	2.14	0.67
1:A:31:ILE:HG21	1:A:65:LEU:HD21	1.77	0.67
1:A:431:ILE:HD13	1:J:403:ARG:CG	2.23	0.67
1:C:403:ARG:O	1:C:406:LEU:HD22	1.94	0.67
1:D:178:VAL:HG12	1:D:188:VAL:HG11	1.76	0.67
1:D:188:VAL:HG23	1:D:373:ILE:HG13	1.73	0.67
1:D:235:LEU:CD1	1:D:307:ILE:HG22	2.25	0.67
1:E:116:HIS:ND1	1:E:117:PRO:HD2	2.10	0.67
1:F:9:PRO:HB3	1:G:69:SER:N	2.10	0.67
1:G:34:THR:HG22	1:G:35:VAL:N	2.09	0.67
1:G:89:VAL:HG11	1:G:472:VAL:HA	1.77	0.67
1:G:89:VAL:HG21	1:G:368:VAL:HG12	1.76	0.67
1:H:73:PRO:CA	1:H:76:LYS:HD2	2.19	0.67
1:H:233:ALA:CA	1:H:315:LEU:CD2	2.73	0.67
1:I:38:THR:CG2	1:I:46:LYS:HE2	2.25	0.67
1:I:232:ILE:HG12	1:I:299:THR:HG21	1.77	0.67
1:K:198:LYS:N	1:K:355:ILE:HD12	2.09	0.67
1:L:191:ASP:O	1:L:294:LYS:HE3	1.93	0.67
1:M:158:ILE:HD13	1:M:170:LEU:HD12	1.77	0.67
1:M:195:ILE:HG12	1:M:195:ILE:O	1.93	0.67
1:M:276:LEU:HD13	1:M:281:ILE:HD12	1.77	0.67
1:O:101:GLY:O	1:O:104:LEU:HB2	1.95	0.67
1:O:420:ARG:HH11	1:O:420:ARG:HG2	1.59	0.67
1:P:255:LYS:O	1:P:255:LYS:HG3	1.94	0.67
1:A:223:MET:HE3	1:A:276:LEU:HB2	1.77	0.66
1:C:52:LEU:N	1:C:52:LEU:CD1	2.58	0.66
1:C:70:VAL:CG2	1:C:76:LYS:CG	2.73	0.66
1:D:156:THR:HG21	1:D:468:GLU:HB3	1.77	0.66
1:E:116:HIS:CG	1:E:117:PRO:CD	2.79	0.66
1:E:379:VAL:CG1	1:E:470:LEU:CD2	2.71	0.66
1:E:384:SER:HB3	1:E:441:HIS:HE1	1.60	0.66
1:F:448:CYS:HB2	1:F:460:ASP:CA	2.23	0.66
1:G:31:ILE:HG21	1:G:65:LEU:CG	2.24	0.66
1:G:142:VAL:HG11	1:G:378:ILE:HD13	1.77	0.66
1:G:377:ARG:CD	1:G:470:LEU:HD12	2.25	0.66
1:H:96:ALA:O	1:H:480:ALA:HB1	1.94	0.66
1:I:12:MET:CE	1:P:68:MET:CE	2.73	0.66
1:I:235:LEU:HD12	1:I:262:LEU:HD21	1.77	0.66

Continued on next page...

Continued from previous page...

Atom-1	Atom-2	Interatomic distance (Å)	Clash overlap (Å)
1:J:235:LEU:CG	1:J:310:LEU:HD13	2.19	0.66
1:M:400:ILE:HD11	1:M:404:GLU:O	1.95	0.66
1:N:217:GLU:HG2	1:N:330:SER:O	1.96	0.66
1:N:364:ASP:O	1:N:368:VAL:HG22	1.95	0.66
1:O:39:LEU:CG	1:O:40:GLY:H	2.00	0.66
1:O:78:LEU:CD1	1:O:487:LEU:HD11	2.25	0.66
1:O:119:ILE:HG21	1:O:403:ARG:HD2	1.75	0.66
1:P:233:ALA:HB1	1:P:310:LEU:CG	2.24	0.66
1:A:38:THR:HG23	1:A:46:LYS:HZ3	1.59	0.66
1:A:116:HIS:CE1	1:A:118:THR:HG23	2.30	0.66
1:A:134:LEU:HD12	1:A:393:LEU:HD11	1.77	0.66
1:A:139:ALA:CB	1:A:377:ARG:CG	2.72	0.66
1:A:155:MET:CB	1:A:167:LYS:HG3	2.25	0.66
1:A:368:VAL:CG2	1:A:469:PRO:HG3	2.25	0.66
1:B:124:TYR:N	1:B:124:TYR:HD1	1.91	0.66
1:B:178:VAL:HG22	1:B:366:VAL:HG22	1.77	0.66
1:B:233:ALA:CB	1:B:310:LEU:HD22	2.24	0.66
1:B:251:VAL:HG13	1:B:276:LEU:HG	1.73	0.66
1:C:77:MET:HE1	1:C:486:MET:CE	2.26	0.66
1:C:152:LYS:HD2	1:C:465:GLY:HA2	1.76	0.66
1:C:379:VAL:CG1	1:C:473:LYS:HG3	2.25	0.66
1:D:120:VAL:CG2	1:D:488:LEU:CD1	2.73	0.66
1:D:178:VAL:CG2	1:D:366:VAL:HG13	2.24	0.66
1:E:235:LEU:CD2	1:E:262:LEU:HD21	2.25	0.66
1:F:341:LYS:HB3	1:F:341:LYS:HZ2	1.55	0.66
1:F:347:ILE:CG2	1:F:358:VAL:HG12	2.21	0.66
1:I:368:VAL:CB	1:I:469:PRO:CB	2.68	0.66
1:K:199:SER:CB	1:K:327:SER:HB2	2.24	0.66
1:L:22:ARG:O	1:L:26:LEU:HB2	1.96	0.66
1:L:214:VAL:HG12	1:L:291:ASP:CG	2.15	0.66
1:L:369:VAL:HG12	1:L:369:VAL:O	1.94	0.66
1:O:119:ILE:HD12	1:O:403:ARG:CG	2.25	0.66
1:O:434:LEU:HD11	1:O:451:LEU:CD2	2.25	0.66
1:P:236:ASN:CA	1:P:265:GLN:HB3	2.26	0.66
1:A:81:VAL:HG21	1:A:483:SER:CB	2.25	0.66
1:B:9:PRO:O	1:B:12:MET:HB2	1.96	0.66
1:B:222:GLN:O	1:B:224:PRO:HD3	1.95	0.66
1:B:431:ILE:HD11	1:K:402:GLY:O	1.95	0.66
1:C:12:MET:CG	1:C:494:ILE:HG22	2.25	0.66
1:D:254:ILE:HG21	1:D:262:LEU:HD12	1.77	0.66
1:D:307:ILE:O	1:D:310:LEU:HB2	1.96	0.66

Continued on next page...

Continued from previous page...

Atom-1	Atom-2	Interatomic distance (Å)	Clash overlap (Å)
1:E:464:ASN:CB	1:E:466:VAL:HG22	2.24	0.66
1:E:495:ALA:HB2	1:F:49:VAL:HG21	1.76	0.66
1:F:9:PRO:CA	1:G:69:SER:CA	2.73	0.66
1:H:299:THR:CG2	1:H:334:VAL:HG11	2.25	0.66
1:K:138:ILE:HD13	1:K:385:THR:OG1	1.94	0.66
1:K:264:CYS:HB2	1:K:266:LYS:O	1.94	0.66
1:L:42:LYS:HB3	1:L:425:ASN:CB	2.26	0.66
1:L:170:LEU:CD1	1:L:358:VAL:HG13	2.25	0.66
1:L:281:ILE:HG22	1:L:281:ILE:O	1.96	0.66
1:M:188:VAL:HG11	1:M:373:ILE:HD12	1.76	0.66
1:M:219:VAL:CG2	1:M:273:GLN:HG2	2.26	0.66
1:N:177:ALA:HB2	1:N:208:LEU:CD1	2.25	0.66
1:O:215:ASP:O	1:O:216:LYS:HG2	1.95	0.66
1:P:134:LEU:CD1	1:P:393:LEU:HD21	2.25	0.66
1:A:453:VAL:HG23	1:A:454:PHE:N	2.09	0.66
1:B:134:LEU:HD22	1:B:392:LYS:NZ	2.11	0.66
1:B:199:SER:HB2	1:B:327:SER:HB2	1.78	0.66
1:C:12:MET:HE1	1:D:68:MET:CE	2.25	0.66
1:C:494:ILE:O	1:D:49:VAL:HG23	1.95	0.66
1:D:121:VAL:HG23	1:D:122:LYS:N	2.10	0.66
1:D:130:LYS:CD	1:D:393:LEU:CD2	2.74	0.66
1:F:36:ARG:HG3	1:F:37:SER:N	2.09	0.66
1:F:212:VAL:HG21	1:F:294:LYS:C	2.15	0.66
1:G:134:LEU:HD22	1:G:392:LYS:CE	2.24	0.66
1:J:387:VAL:HG21	1:J:437:VAL:HG12	1.77	0.66
1:K:138:ILE:HG12	1:K:385:THR:HG23	1.76	0.66
1:L:77:MET:HB2	1:L:487:LEU:CD2	2.26	0.66
1:L:307:ILE:HD13	1:L:310:LEU:CD2	2.25	0.66
1:L:387:VAL:O	1:L:390:SER:HB3	1.94	0.66
1:M:8:LEU:HD22	1:M:494:ILE:HD13	1.77	0.66
1:P:142:VAL:HG11	1:P:149:ILE:HG21	1.76	0.66
1:B:8:LEU:HD12	1:B:12:MET:HG3	1.76	0.66
1:B:153:ILE:CD1	1:B:372:THR:HG21	2.26	0.66
1:B:298:ALA:O	1:B:337:CYS:HB3	1.94	0.66
1:B:389:LEU:O	1:B:393:LEU:HD12	1.95	0.66
1:C:464:ASN:N	1:C:464:ASN:ND2	2.43	0.66
1:D:220:SER:CB	1:D:273:GLN:HB3	2.25	0.66
1:E:234:LEU:HB3	1:E:292:MET:HE3	1.78	0.66
1:E:338:LYS:O	1:E:338:LYS:HD2	1.96	0.66
1:E:403:ARG:CB	1:E:406:LEU:CD1	2.69	0.66
1:F:214:VAL:HG12	1:F:291:ASP:CG	2.16	0.66

Continued on next page...

Continued from previous page...

Atom-1	Atom-2	Interatomic distance (Å)	Clash overlap (Å)
1:H:433:ILE:CG2	1:H:451:LEU:HD23	2.24	0.66
1:I:248:LYS:HE2	1:I:275:TYR:CZ	2.30	0.66
1:I:368:VAL:CB	1:I:469:PRO:HG3	2.26	0.66
1:J:68:MET:HE2	1:K:9:PRO:HD2	1.77	0.66
1:K:391:MET:CE	1:K:438:ARG:HG2	2.24	0.66
1:L:51:ASP:HA	1:M:11:ASN:OD1	1.95	0.66
1:L:78:LEU:HD13	1:L:487:LEU:HD11	1.78	0.66
1:L:169:LYS:HG3	1:L:204:ASP:CA	2.25	0.66
1:L:210:LYS:O	1:L:340:PRO:HB3	1.96	0.66
1:L:307:ILE:O	1:L:307:ILE:CG1	2.43	0.66
1:N:42:LYS:HG3	1:N:426:ALA:H	1.61	0.66
1:N:68:MET:HA	1:O:9:PRO:HG3	1.78	0.66
1:N:122:LYS:HA	1:N:125:GLN:CD	2.16	0.66
1:N:343:VAL:O	1:N:343:VAL:HG13	1.95	0.66
1:O:178:VAL:HG22	1:O:366:VAL:CG1	2.25	0.66
1:A:147:LYS:HG2	1:A:147:LYS:O	1.95	0.66
1:B:178:VAL:HG22	1:B:366:VAL:HG13	1.78	0.66
1:B:234:LEU:CD1	1:B:301:ALA:CB	2.73	0.66
1:B:377:ARG:CZ	1:B:470:LEU:CD1	2.74	0.66
1:B:431:ILE:HD12	1:K:406:LEU:HD11	1.71	0.66
1:C:153:ILE:HD11	1:C:378:ILE:HG22	1.76	0.66
1:D:222:GLN:CB	1:D:277:ALA:CB	2.74	0.66
1:F:139:ALA:HB3	1:F:377:ARG:HE	1.61	0.66
1:F:276:LEU:HD12	1:F:281:ILE:CG2	2.25	0.66
1:G:134:LEU:HD12	1:G:393:LEU:HD11	1.75	0.66
1:G:219:VAL:HG22	1:G:273:GLN:NE2	2.10	0.66
1:G:448:CYS:SG	1:G:460:ASP:HB2	2.36	0.66
1:H:29:ARG:O	1:H:33:GLU:HG3	1.95	0.66
1:I:70:VAL:HG22	1:I:76:LYS:HE2	1.77	0.66
1:J:347:ILE:HG21	1:J:355:ILE:HG23	1.70	0.66
1:K:68:MET:HA	1:L:9:PRO:CD	2.25	0.66
1:K:235:LEU:HD13	1:K:307:ILE:CG2	2.25	0.66
1:N:188:VAL:CG2	1:N:373:ILE:HD12	2.25	0.66
1:O:369:VAL:O	1:O:369:VAL:HG23	1.94	0.66
1:P:48:LEU:CG	1:P:68:MET:HE3	2.11	0.66
1:P:134:LEU:HD12	1:P:393:LEU:CD1	2.20	0.66
1:P:248:LYS:HD2	1:P:275:TYR:CE2	2.31	0.66
1:A:60:ASP:O	1:A:64:ILE:HG13	1.96	0.66
1:A:92:GLY:HA2	1:A:95:THR:HB	1.76	0.66
1:B:223:MET:CE	1:B:273:GLN:HB3	2.25	0.66
1:C:14:ARG:CZ	1:C:494:ILE:HD11	2.25	0.66

Continued on next page...

Continued from previous page...

Atom-1	Atom-2	Interatomic distance (Å)	Clash overlap (Å)
1:C:239:ILE:O	1:C:247:LEU:HD13	1.94	0.66
1:D:42:LYS:HG3	1:D:426:ALA:H	1.59	0.66
1:D:248:LYS:CD	1:D:275:TYR:CE2	2.79	0.66
1:E:115:VAL:CG1	1:E:403:ARG:HE	2.08	0.66
1:F:9:PRO:O	1:F:9:PRO:CG	2.43	0.66
1:H:130:LYS:HE3	1:H:134:LEU:HD11	1.77	0.66
1:J:217:GLU:CD	1:J:330:SER:HB2	2.16	0.66
1:K:124:TYR:CE1	1:K:407:ALA:CB	2.78	0.66
1:L:233:ALA:HA	1:L:315:LEU:HD13	1.77	0.66
1:M:42:LYS:CG	1:M:426:ALA:HB2	2.25	0.66
1:M:223:MET:CE	1:M:276:LEU:HB2	2.24	0.66
1:M:453:VAL:CG2	1:M:454:PHE:CG	2.78	0.66
1:N:138:ILE:HG13	1:N:139:ALA:H	1.59	0.66
1:O:68:MET:CG	1:P:8:LEU:HD12	2.25	0.66
1:O:188:VAL:HG21	1:O:373:ILE:HD12	1.76	0.66
1:O:364:ASP:O	1:O:368:VAL:HG22	1.94	0.66
1:P:170:LEU:CD1	1:P:358:VAL:HG11	2.24	0.66
1:P:191:ASP:O	1:P:294:LYS:HE3	1.95	0.66
1:P:233:ALA:HA	1:P:315:LEU:CD1	2.25	0.66
1:A:14:ARG:CZ	1:B:34:THR:HG23	2.26	0.66
1:A:143:GLY:O	1:A:149:ILE:HD11	1.96	0.66
1:B:36:ARG:CG	1:B:37:SER:H	2.09	0.66
1:B:138:ILE:HG22	1:B:388:GLU:HG2	1.78	0.66
1:C:435:VAL:HG12	1:C:435:VAL:O	1.95	0.66
1:D:156:THR:HG22	1:D:468:GLU:HA	1.78	0.66
1:E:130:LYS:HD2	1:E:393:LEU:HD23	1.74	0.66
1:E:235:LEU:CD2	1:E:307:ILE:HB	2.25	0.66
1:E:386:GLU:HG3	1:E:419:PRO:HG3	1.77	0.66
1:E:406:LEU:CD2	1:N:431:ILE:HG13	2.25	0.66
1:F:42:LYS:HE3	1:F:453:VAL:CG2	2.24	0.66
1:F:235:LEU:O	1:F:264:CYS:HA	1.95	0.66
1:G:156:THR:HG22	1:G:467:VAL:C	2.15	0.66
1:I:119:ILE:HG21	1:I:403:ARG:CD	2.26	0.66
1:I:156:THR:HG21	1:I:468:GLU:CB	2.24	0.66
1:I:182:VAL:HB	1:I:188:VAL:HG22	1.77	0.66
1:J:30:ILE:HG22	1:J:31:ILE:HD13	1.78	0.66
1:J:345:MET:CE	1:J:362:VAL:HG21	2.26	0.66
1:J:368:VAL:HG21	1:J:469:PRO:CG	2.26	0.66
1:K:138:ILE:HD13	1:K:385:THR:CG2	2.26	0.66
1:K:232:ILE:CG1	1:K:261:VAL:HG11	2.26	0.66
1:M:263:PHE:CE1	1:M:332:ILE:HG21	2.31	0.66

Continued on next page...

Continued from previous page...

Atom-1	Atom-2	Interatomic distance (Å)	Clash overlap (Å)
1:N:115:VAL:CG1	1:N:119:ILE:HB	2.26	0.66
1:N:239:ILE:HD12	1:N:307:ILE:HD13	1.77	0.66
1:O:152:LYS:HE3	1:O:462:CYS:O	1.95	0.66
1:O:215:ASP:C	1:O:216:LYS:HG2	2.15	0.66
1:O:254:ILE:CG2	1:O:259:ALA:HB3	2.25	0.66
1:P:115:VAL:HG11	1:P:403:ARG:CZ	2.25	0.66
1:P:130:LYS:HG3	1:P:393:LEU:CD2	2.26	0.66
1:P:142:VAL:HG13	1:P:149:ILE:CD1	2.21	0.66
1:P:307:ILE:O	1:P:310:LEU:HB2	1.94	0.66
1:B:134:LEU:HD11	1:B:393:LEU:CD2	2.25	0.66
1:B:156:THR:HG21	1:B:468:GLU:CB	2.26	0.66
1:B:254:ILE:HD13	1:B:262:LEU:CD1	2.25	0.66
1:B:391:MET:CE	1:B:438:ARG:CB	2.66	0.66
1:B:434:LEU:N	1:B:434:LEU:CD2	2.59	0.66
1:C:170:LEU:O	1:C:174:ILE:HG23	1.95	0.66
1:D:235:LEU:CG	1:D:310:LEU:HG	2.25	0.66
1:E:62:VAL:HG13	1:E:63:THR:N	2.11	0.66
1:E:206:THR:HG21	1:E:347:ILE:CG2	2.26	0.66
1:E:207:GLU:OE2	1:E:346:LEU:HD13	1.96	0.66
1:F:237:CYS:HA	1:F:306:ASN:C	2.16	0.66
1:F:437:VAL:CG2	1:F:451:LEU:CD1	2.68	0.66
1:G:45:ASP:OD1	1:G:45:ASP:N	2.25	0.66
1:H:178:VAL:HG21	1:H:188:VAL:CG1	2.26	0.66
1:H:215:ASP:O	1:H:216:LYS:HG3	1.96	0.66
1:I:153:ILE:HG23	1:I:469:PRO:HD3	1.77	0.66
1:I:232:ILE:HG22	1:I:233:ALA:N	2.11	0.66
1:J:15:TYR:CD2	1:J:19:ASP:HB2	2.31	0.66
1:J:311:SER:O	1:J:315:LEU:HB2	1.96	0.66
1:J:433:ILE:HG22	1:J:451:LEU:CD2	2.26	0.66
1:K:119:ILE:CD1	1:K:403:ARG:HG3	2.26	0.66
1:L:234:LEU:CD2	1:L:301:ALA:HB3	2.25	0.66
1:M:232:ILE:CD1	1:M:261:VAL:HG11	2.23	0.66
1:N:106:LYS:O	1:N:109:GLU:HB2	1.96	0.66
1:N:235:LEU:O	1:N:264:CYS:HA	1.96	0.66
1:O:178:VAL:HG21	1:O:366:VAL:HG22	1.77	0.66
1:O:197:LYS:HB3	1:O:355:ILE:HB	1.76	0.66
1:O:255:LYS:HD3	1:O:279:GLU:HB3	1.76	0.66
1:P:170:LEU:HD21	1:P:358:VAL:HG22	1.77	0.66
1:P:254:ILE:HD11	1:P:307:ILE:HD11	1.78	0.66
1:B:211:GLY:O	1:B:212:VAL:HG23	1.96	0.66
1:C:239:ILE:HG22	1:C:307:ILE:CD1	2.26	0.66

Continued on next page...

Continued from previous page...

Atom-1	Atom-2	Interatomic distance (Å)	Clash overlap (Å)
1:D:96:ALA:CA	1:D:480:ALA:HB2	2.26	0.66
1:E:42:LYS:HB3	1:E:425:ASN:HB3	1.78	0.66
1:E:106:LYS:HA	1:E:106:LYS:CE	2.22	0.66
1:E:139:ALA:HA	1:E:377:ARG:HG2	1.78	0.66
1:E:220:SER:HB2	1:E:273:GLN:HB2	1.76	0.66
1:G:150:LEU:CD2	1:G:175:VAL:HG13	2.06	0.66
1:L:113:GLN:O	1:L:113:GLN:HG2	1.94	0.66
1:L:235:LEU:CG	1:L:307:ILE:HB	2.25	0.66
1:L:265:GLN:HG2	1:L:266:LYS:HE3	1.78	0.66
1:L:347:ILE:HG21	1:L:358:VAL:HB	1.78	0.66
1:L:405:GLN:CG	1:L:406:LEU:HD12	2.25	0.66
1:M:57:VAL:C	1:M:58:THR:HG23	2.16	0.66
1:N:119:ILE:HD11	1:N:403:ARG:HH12	1.61	0.66
1:N:223:MET:CE	1:N:283:ALA:HB3	2.26	0.66
1:N:247:LEU:HG	1:N:272:ALA:HB2	1.78	0.66
1:O:141:GLU:O	1:O:142:VAL:HB	1.94	0.66
1:O:177:ALA:O	1:O:181:VAL:HG13	1.96	0.66
1:P:234:LEU:HD11	1:P:301:ALA:CB	2.26	0.66
1:A:166:ALA:HB3	1:A:170:LEU:HD21	1.78	0.65
1:E:198:LYS:N	1:E:355:ILE:HD13	2.11	0.65
1:E:430:ALA:O	1:E:434:LEU:HD23	1.96	0.65
1:F:158:ILE:HD11	1:F:170:LEU:HB3	1.77	0.65
1:F:181:VAL:HG23	1:F:182:VAL:N	2.11	0.65
1:G:9:PRO:HB2	1:H:69:SER:OG	1.97	0.65
1:I:197:LYS:O	1:I:197:LYS:CG	2.41	0.65
1:J:42:LYS:HG3	1:J:425:ASN:CB	2.24	0.65
1:J:68:MET:HA	1:K:9:PRO:CD	2.26	0.65
1:J:170:LEU:CD2	1:J:358:VAL:CG1	2.73	0.65
1:K:44:MET:HA	1:K:44:MET:HE2	1.76	0.65
1:K:170:LEU:HD13	1:K:358:VAL:HG13	1.77	0.65
1:K:255:LYS:HD3	1:K:279:GLU:HB3	1.78	0.65
1:L:70:VAL:HA	1:M:9:PRO:HD2	1.77	0.65
1:L:326:ILE:HG13	1:L:348:ARG:NH1	2.10	0.65
1:O:69:SER:HB3	1:P:9:PRO:CB	2.25	0.65
1:P:391:MET:HE1	1:P:438:ARG:HE	1.60	0.65
1:A:82:ALA:HB2	1:A:97:VAL:HG11	1.78	0.65
1:A:96:ALA:HA	1:A:480:ALA:HB3	1.78	0.65
1:A:235:LEU:HD21	1:A:307:ILE:N	2.11	0.65
1:C:119:ILE:HD12	1:C:403:ARG:CD	2.26	0.65
1:C:248:LYS:HG3	1:C:275:TYR:CE2	2.30	0.65
1:F:100:ALA:O	1:F:104:LEU:HG	1.95	0.65

Continued on next page...

Continued from previous page...

Atom-1	Atom-2	Interatomic distance (Å)	Clash overlap (Å)
1:G:239:ILE:HA	1:G:307:ILE:HG21	1.78	0.65
1:J:42:LYS:HE3	1:K:118:THR:HG21	1.76	0.65
1:K:222:GLN:CB	1:K:277:ALA:CB	2.74	0.65
1:K:435:VAL:HG12	1:K:435:VAL:O	1.96	0.65
1:M:208:LEU:HD11	1:M:343:VAL:CG2	2.22	0.65
1:N:247:LEU:CG	1:N:272:ALA:HB2	2.26	0.65
1:N:346:LEU:HD22	1:N:348:ARG:HG2	1.78	0.65
1:P:340:PRO:O	1:P:340:PRO:CG	2.44	0.65
1:A:420:ARG:CG	1:A:420:ARG:NH1	2.50	0.65
1:A:469:PRO:HG2	1:A:472:VAL:HG21	1.78	0.65
1:B:198:LYS:HG3	1:B:326:ILE:CG2	2.26	0.65
1:B:198:LYS:HG3	1:B:326:ILE:HG23	1.77	0.65
1:C:197:LYS:CA	1:C:355:ILE:CG2	2.69	0.65
1:D:307:ILE:HD11	1:D:310:LEU:HB2	1.77	0.65
1:E:383:GLY:HA2	1:E:386:GLU:CG	2.26	0.65
1:F:115:VAL:HG11	1:F:403:ARG:NE	2.10	0.65
1:F:127:ALA:HB2	1:F:408:VAL:HG12	1.77	0.65
1:G:237:CYS:SG	1:G:238:ALA:HB3	2.37	0.65
1:H:166:ALA:C	1:H:170:LEU:HD22	2.16	0.65
1:H:235:LEU:HD21	1:H:307:ILE:CA	2.25	0.65
1:H:391:MET:HE2	1:H:438:ARG:CB	2.26	0.65
1:J:158:ILE:CD1	1:J:170:LEU:CB	2.74	0.65
1:N:42:LYS:NZ	1:O:118:THR:HG22	2.10	0.65
1:N:68:MET:HE2	1:O:9:PRO:CG	2.27	0.65
1:N:222:GLN:C	1:N:277:ALA:HB1	2.17	0.65
1:N:268:ILE:HB	1:N:273:GLN:NE2	2.12	0.65
1:N:414:ALA:O	1:N:417:VAL:HG12	1.96	0.65
1:P:218:ARG:HB2	1:P:323:GLU:OE2	1.97	0.65
1:B:70:VAL:CG2	1:B:76:LYS:CD	2.74	0.65
1:B:339:HIS:ND1	1:B:341:LYS:HD2	2.11	0.65
1:B:379:VAL:HG12	1:B:470:LEU:HD23	1.78	0.65
1:C:220:SER:HB2	1:C:273:GLN:HB2	1.78	0.65
1:C:232:ILE:HG22	1:C:232:ILE:O	1.96	0.65
1:C:250:MET:CE	1:C:308:LYS:HG2	2.27	0.65
1:D:164:GLU:O	1:D:164:GLU:HG3	1.95	0.65
1:D:368:VAL:CB	1:D:469:PRO:HG2	2.24	0.65
1:E:72:HIS:HB2	1:E:73:PRO:HD2	1.77	0.65
1:E:247:LEU:O	1:E:251:VAL:HG23	1.95	0.65
1:F:406:LEU:HD12	1:F:406:LEU:N	2.11	0.65
1:G:383:GLY:HA2	1:G:386:GLU:CG	2.26	0.65
1:H:166:ALA:HB3	1:H:203:ILE:HB	1.78	0.65

Continued on next page...

Continued from previous page...

Atom-1	Atom-2	Interatomic distance (Å)	Clash overlap (Å)
1:I:9:PRO:HD2	1:I:12:MET:SD	2.36	0.65
1:I:347:ILE:HG21	1:I:358:VAL:HG12	1.78	0.65
1:I:347:ILE:HG21	1:I:358:VAL:HB	1.79	0.65
1:J:321:VAL:HG22	1:J:334:VAL:HG13	1.77	0.65
1:K:197:LYS:HB3	1:K:355:ILE:HG22	1.78	0.65
1:K:452:ASN:HB2	1:K:459:GLU:CD	2.15	0.65
1:L:262:LEU:HD11	1:L:310:LEU:CD2	2.27	0.65
1:M:416:GLU:O	1:M:420:ARG:HB2	1.97	0.65
1:N:236:ASN:O	1:N:236:ASN:OD1	2.14	0.65
1:N:377:ARG:CZ	1:N:377:ARG:HB2	2.25	0.65
1:P:450:GLY:O	1:P:451:LEU:HD12	1.97	0.65
1:A:30:ILE:HG22	1:A:31:ILE:CA	2.26	0.65
1:A:130:LYS:CD	1:A:393:LEU:CD2	2.75	0.65
1:A:142:VAL:HG11	1:A:378:ILE:HD13	1.77	0.65
1:B:130:LYS:NZ	1:B:396:TYR:HB2	2.11	0.65
1:C:9:PRO:HB3	1:D:69:SER:HB3	1.79	0.65
1:C:9:PRO:HD2	1:D:68:MET:HE1	1.79	0.65
1:D:233:ALA:HA	1:D:315:LEU:CD2	2.26	0.65
1:E:459:GLU:CG	1:E:461:MET:HE2	2.25	0.65
1:F:234:LEU:H	1:F:315:LEU:CD2	2.10	0.65
1:F:345:MET:HE2	1:F:362:VAL:HG21	1.79	0.65
1:G:235:LEU:CD2	1:G:310:LEU:HD22	2.27	0.65
1:G:345:MET:HE1	1:G:362:VAL:CG2	2.27	0.65
1:I:64:ILE:HG22	1:I:65:LEU:HD22	1.76	0.65
1:I:321:VAL:HG22	1:I:334:VAL:HG13	1.78	0.65
1:I:467:VAL:HG22	1:I:467:VAL:O	1.96	0.65
1:L:68:MET:HB3	1:M:8:LEU:CG	2.25	0.65
1:L:116:HIS:HB3	1:L:118:THR:OG1	1.97	0.65
1:L:215:ASP:OD1	1:L:331:MET:HG2	1.95	0.65
1:M:433:ILE:HG22	1:M:451:LEU:CD2	2.26	0.65
1:M:494:ILE:CG2	1:M:494:ILE:O	2.45	0.65
1:N:115:VAL:CG2	1:N:119:ILE:HG13	2.26	0.65
1:N:403:ARG:CG	1:N:403:ARG:NH1	1.88	0.65
1:O:178:VAL:CG2	1:O:366:VAL:HG13	2.25	0.65
1:P:214:VAL:CG1	1:P:291:ASP:HB3	2.26	0.65
1:A:116:HIS:CG	1:A:117:PRO:HD2	2.31	0.65
1:A:326:ILE:O	1:A:327:SER:HB3	1.96	0.65
1:B:124:TYR:CE1	1:B:407:ALA:CB	2.79	0.65
1:B:158:ILE:O	1:B:158:ILE:HG22	1.97	0.65
1:B:206:THR:HB	1:B:347:ILE:CG2	2.24	0.65
1:B:313:GLN:C	1:B:315:LEU:H	2.00	0.65

Continued on next page...

Continued from previous page...

Atom-1	Atom-2	Interatomic distance (Å)	Clash overlap (Å)
1:D:195:ILE:CG1	1:D:359:ALA:HB1	2.26	0.65
1:E:31:ILE:HG21	1:E:65:LEU:HD22	1.78	0.65
1:E:220:SER:CB	1:E:273:GLN:HB2	2.27	0.65
1:E:420:ARG:NH1	1:E:420:ARG:CG	2.53	0.65
1:E:459:GLU:HG2	1:E:461:MET:HE1	1.79	0.65
1:G:31:ILE:HG23	1:G:65:LEU:HD21	1.78	0.65
1:G:494:ILE:CG2	1:H:68:MET:HE2	2.27	0.65
1:H:377:ARG:HG2	1:H:470:LEU:CD2	2.21	0.65
1:H:469:PRO:HD2	1:H:472:VAL:HG21	1.79	0.65
1:I:96:ALA:O	1:I:480:ALA:HB1	1.97	0.65
1:I:178:VAL:CG1	1:I:188:VAL:CG1	2.73	0.65
1:I:437:VAL:CG2	1:I:451:LEU:HD11	2.23	0.65
1:J:117:PRO:O	1:J:120:VAL:HG12	1.96	0.65
1:J:122:LYS:HB3	1:J:404:GLU:OE2	1.96	0.65
1:J:377:ARG:HE	1:J:470:LEU:HD13	1.62	0.65
1:K:44:MET:HE3	1:K:44:MET:CA	2.21	0.65
1:K:115:VAL:HG11	1:K:403:ARG:CD	2.27	0.65
1:K:368:VAL:HG21	1:K:469:PRO:HG2	1.77	0.65
1:L:116:HIS:HD2	1:L:118:THR:CG2	2.10	0.65
1:L:144:ALA:O	1:L:150:LEU:HD11	1.96	0.65
1:L:255:LYS:HZ1	1:L:279:GLU:HG2	1.60	0.65
1:L:469:PRO:HG2	1:L:472:VAL:CG2	2.26	0.65
1:M:198:LYS:CB	1:M:326:ILE:HD11	2.26	0.65
1:N:432:GLU:HB2	1:N:436:LYS:NZ	2.11	0.65
1:O:124:TYR:CE1	1:O:407:ALA:CB	2.79	0.65
1:O:237:CYS:HB3	1:O:306:ASN:CG	2.17	0.65
1:P:307:ILE:O	1:P:307:ILE:CD1	2.44	0.65
1:A:78:LEU:HD12	1:A:487:LEU:HD11	1.78	0.65
1:A:117:PRO:O	1:A:120:VAL:HG12	1.96	0.65
1:A:130:LYS:CG	1:A:393:LEU:HD21	2.27	0.65
1:B:276:LEU:CD2	1:B:281:ILE:HD12	2.16	0.65
1:C:130:LYS:CD	1:C:393:LEU:CD2	2.75	0.65
1:C:158:ILE:HD13	1:C:167:LYS:HA	1.78	0.65
1:C:212:VAL:HG23	1:C:298:ALA:HB2	1.79	0.65
1:D:89:VAL:CG1	1:D:472:VAL:HA	2.27	0.65
1:D:254:ILE:HD13	1:D:262:LEU:HD11	1.78	0.65
1:D:268:ILE:CB	1:D:273:GLN:HE21	2.09	0.65
1:D:339:HIS:CE1	1:D:341:LYS:CD	2.72	0.65
1:D:391:MET:HE3	1:D:438:ARG:CA	2.26	0.65
1:F:158:ILE:CG1	1:F:361:ALA:HB1	2.24	0.65
1:F:276:LEU:HB3	1:F:281:ILE:HG13	1.78	0.65

Continued on next page...

Continued from previous page...

Atom-1	Atom-2	Interatomic distance (Å)	Clash overlap (Å)
1:G:9:PRO:HD2	1:H:69:SER:CB	2.27	0.65
1:G:105:ARG:HH12	1:G:106:LYS:HD2	1.61	0.65
1:G:170:LEU:HD21	1:G:358:VAL:CG1	2.23	0.65
1:G:248:LYS:HB2	1:G:275:TYR:CE2	2.31	0.65
1:G:383:GLY:HA2	1:G:386:GLU:HG2	1.78	0.65
1:G:473:LYS:HE3	1:G:473:LYS:HA	1.79	0.65
1:H:77:MET:HE2	1:H:487:LEU:HD21	1.76	0.65
1:H:220:SER:HB2	1:H:273:GLN:O	1.97	0.65
1:H:254:ILE:HG21	1:H:262:LEU:HD12	1.78	0.65
1:I:174:ILE:CG2	1:I:362:VAL:HB	2.27	0.65
1:J:485:GLU:HG2	1:J:485:GLU:O	1.96	0.65
1:L:296:ALA:HB1	1:L:301:ALA:O	1.96	0.65
1:L:297:LYS:HG2	1:L:341:LYS:HG2	1.78	0.65
1:M:34:THR:HG21	1:M:65:LEU:HD21	1.78	0.65
1:M:52:LEU:N	1:M:52:LEU:CD2	2.38	0.65
1:M:68:MET:CG	1:N:8:LEU:HD23	2.27	0.65
1:M:459:GLU:HB3	1:M:461:MET:HE2	1.78	0.65
1:O:177:ALA:HB2	1:O:208:LEU:HD11	1.79	0.65
1:O:299:THR:CG2	1:O:318:ALA:HB2	2.24	0.65
1:P:34:THR:HG22	1:P:35:VAL:HG22	1.79	0.65
1:P:206:THR:HB	1:P:347:ILE:CG2	2.27	0.65
1:A:9:PRO:HA	1:B:69:SER:HB3	1.76	0.65
1:A:175:VAL:HG12	1:A:175:VAL:O	1.96	0.65
1:A:235:LEU:HD12	1:A:307:ILE:CD1	2.17	0.65
1:C:178:VAL:HG12	1:C:178:VAL:O	1.96	0.65
1:C:250:MET:HE2	1:C:308:LYS:CG	2.27	0.65
1:C:325:LYS:HG3	1:C:330:SER:CB	2.26	0.65
1:E:235:LEU:CD1	1:E:307:ILE:CA	2.75	0.65
1:F:94:THR:O	1:F:98:VAL:HG23	1.96	0.65
1:H:135:LEU:CD2	1:H:385:THR:CG2	2.75	0.65
1:H:178:VAL:HB	1:H:193:ILE:HD11	1.78	0.65
1:H:400:ILE:HD11	1:H:408:VAL:HG21	1.79	0.65
1:I:42:LYS:HD2	1:I:426:ALA:CA	2.27	0.65
1:I:235:LEU:CD2	1:I:310:LEU:CD1	2.64	0.65
1:I:265:GLN:HE22	1:I:289:LYS:HD2	1.62	0.65
1:I:405:GLN:HG2	1:I:406:LEU:N	2.11	0.65
1:J:81:VAL:HG11	1:J:483:SER:HB3	1.78	0.65
1:J:190:LYS:NZ	1:J:367:GLY:HA2	2.12	0.65
1:J:433:ILE:HG22	1:J:451:LEU:HD23	1.76	0.65
1:K:9:PRO:HD2	1:K:12:MET:HE3	1.79	0.65
1:K:173:ILE:HG13	1:K:345:MET:SD	2.36	0.65

Continued on next page...

Continued from previous page...

Atom-1	Atom-2	Interatomic distance (Å)	Clash overlap (Å)
1:K:235:LEU:HD13	1:K:307:ILE:CD1	2.27	0.65
1:L:211:GLY:C	1:L:298:ALA:CB	2.65	0.65
1:L:391:MET:CE	1:L:438:ARG:HA	2.23	0.65
1:L:469:PRO:CD	1:L:472:VAL:HG21	2.26	0.65
1:M:18:ARG:O	1:M:21:GLN:HB2	1.97	0.65
1:M:52:LEU:HD23	1:M:52:LEU:H	1.44	0.65
1:M:99:VAL:HG12	1:M:418:ILE:HD11	1.78	0.65
1:M:182:VAL:HG21	1:M:188:VAL:CG1	2.25	0.65
1:N:170:LEU:HD21	1:N:358:VAL:HG22	1.77	0.65
1:N:215:ASP:OD1	1:N:331:MET:HG2	1.97	0.65
1:O:77:MET:HE1	1:O:486:MET:HE1	1.78	0.65
1:O:152:LYS:HD2	1:O:465:GLY:HA3	1.78	0.65
1:O:211:GLY:HA2	1:O:298:ALA:HB1	1.79	0.65
1:P:158:ILE:HB	1:P:361:ALA:CB	2.26	0.65
1:P:347:ILE:CD1	1:P:359:ALA:HB2	2.27	0.65
1:A:69:SER:N	1:H:9:PRO:CD	2.56	0.65
1:A:212:VAL:HB	1:A:298:ALA:CB	2.26	0.65
1:B:96:ALA:CB	1:B:480:ALA:HB2	2.25	0.65
1:B:254:ILE:HG12	1:B:310:LEU:HD13	1.79	0.65
1:C:12:MET:CE	1:C:494:ILE:CG2	2.74	0.65
1:C:77:MET:CE	1:C:486:MET:CE	2.75	0.65
1:E:142:VAL:CB	1:E:149:ILE:HD13	2.27	0.65
1:G:251:VAL:HG13	1:G:276:LEU:HD22	1.78	0.65
1:H:206:THR:CG2	1:H:348:ARG:H	1.87	0.65
1:H:223:MET:HG3	1:H:277:ALA:CB	2.27	0.65
1:H:339:HIS:HE1	1:H:341:LYS:CE	2.09	0.65
1:I:255:LYS:O	1:I:255:LYS:HG3	1.96	0.65
1:I:380:SER:HB3	1:I:384:SER:CB	2.27	0.65
1:J:248:LYS:CD	1:J:275:TYR:CZ	2.77	0.65
1:J:262:LEU:CD1	1:J:310:LEU:CD2	2.75	0.65
1:K:68:MET:CA	1:L:8:LEU:HA	2.26	0.65
1:L:78:LEU:HD11	1:L:487:LEU:HD11	1.77	0.65
1:L:437:VAL:CG2	1:L:451:LEU:CD1	2.62	0.65
1:M:38:THR:CG2	1:M:46:LYS:CE	2.69	0.65
1:M:130:LYS:HZ1	1:M:393:LEU:HD23	1.59	0.65
1:M:233:ALA:HB1	1:M:310:LEU:CD1	2.26	0.65
1:M:391:MET:HE3	1:M:438:ARG:CA	2.26	0.65
1:O:46:LYS:HG2	1:P:492:ASP:OD2	1.96	0.65
1:O:156:THR:CG2	1:O:468:GLU:HB3	2.25	0.65
1:O:197:LYS:HB3	1:O:355:ILE:CB	2.26	0.65
1:P:437:VAL:HG11	1:P:451:LEU:CD1	2.26	0.65

Continued on next page...

Continued from previous page...

Atom-1	Atom-2	Interatomic distance (Å)	Clash overlap (Å)
1:A:152:LYS:HD3	1:A:467:VAL:HG21	1.79	0.65
1:B:130:LYS:HD2	1:B:396:TYR:CD1	2.32	0.65
1:B:223:MET:HE1	1:B:273:GLN:HB3	1.78	0.65
1:B:430:ALA:O	1:B:434:LEU:HD23	1.96	0.65
1:B:494:ILE:HG22	1:C:48:LEU:HA	1.79	0.65
1:C:130:LYS:CE	1:C:393:LEU:CD2	2.74	0.65
1:C:254:ILE:HG21	1:C:262:LEU:HD13	1.79	0.65
1:D:181:VAL:HG12	1:D:341:LYS:O	1.96	0.65
1:D:254:ILE:CG1	1:D:310:LEU:HD12	2.22	0.65
1:E:42:LYS:HE3	1:E:426:ALA:CA	2.27	0.65
1:F:72:HIS:HD2	1:F:73:PRO:CD	2.10	0.65
1:H:358:VAL:O	1:H:362:VAL:HG12	1.97	0.65
1:I:461:MET:HE1	1:I:461:MET:N	2.10	0.65
1:J:120:VAL:HG22	1:J:124:TYR:HE2	1.58	0.65
1:J:254:ILE:HG12	1:J:310:LEU:CD2	2.27	0.65
1:M:208:LEU:HD12	1:M:343:VAL:HG22	1.79	0.65
1:M:237:CYS:SG	1:M:306:ASN:HB2	2.37	0.65
1:N:182:VAL:HB	1:N:188:VAL:HG22	1.77	0.65
1:O:198:LYS:N	1:O:355:ILE:HD12	2.11	0.65
1:O:212:VAL:HG21	1:O:295:LEU:N	2.11	0.65
1:A:69:SER:H	1:H:9:PRO:CD	2.09	0.64
1:A:219:VAL:HG13	1:A:273:GLN:CB	2.22	0.64
1:C:149:ILE:O	1:C:153:ILE:HG12	1.97	0.64
1:C:325:LYS:HA	1:C:330:SER:HB3	1.78	0.64
1:F:254:ILE:HG22	1:F:259:ALA:HB3	1.77	0.64
1:G:464:ASN:HB2	1:G:466:VAL:CG2	2.26	0.64
1:H:232:ILE:HA	1:H:261:VAL:HB	1.77	0.64
1:I:233:ALA:HB1	1:I:310:LEU:HD11	1.78	0.64
1:J:197:LYS:CA	1:J:355:ILE:HG21	2.27	0.64
1:K:121:VAL:CG2	1:K:122:LYS:H	2.05	0.64
1:K:138:ILE:CD1	1:K:379:VAL:HG11	2.27	0.64
1:K:158:ILE:HG22	1:K:164:GLU:HA	1.78	0.64
1:K:262:LEU:HD12	1:K:310:LEU:HD11	1.79	0.64
1:L:396:TYR:O	1:L:396:TYR:CD2	2.50	0.64
1:M:69:SER:N	1:N:9:PRO:HG3	2.12	0.64
1:M:70:VAL:CG2	1:M:76:LYS:HG3	2.26	0.64
1:M:181:VAL:HG12	1:M:341:LYS:O	1.97	0.64
1:M:298:ALA:O	1:M:337:CYS:HB3	1.96	0.64
1:N:124:TYR:CD1	1:N:124:TYR:N	2.64	0.64
1:N:182:VAL:HB	1:N:188:VAL:CG2	2.26	0.64
1:N:377:ARG:CB	1:N:470:LEU:HD12	2.28	0.64

Continued on next page...

Continued from previous page...

Atom-1	Atom-2	Interatomic distance (Å)	Clash overlap (Å)
1:N:432:GLU:C	1:N:436:LYS:HZ2	2.00	0.64
1:O:8:LEU:CD1	1:O:494:ILE:HD13	2.26	0.64
1:O:150:LEU:CD2	1:O:175:VAL:HG13	2.27	0.64
1:A:25:ILE:HD13	1:A:108:GLU:CG	2.27	0.64
1:A:170:LEU:CD1	1:A:358:VAL:CG1	2.76	0.64
1:A:492:ASP:OD2	1:B:46:LYS:HG2	1.96	0.64
1:B:377:ARG:HB2	1:B:470:LEU:HD12	1.80	0.64
1:C:227:VAL:HG11	1:C:260:ASN:ND2	2.12	0.64
1:C:235:LEU:CG	1:C:307:ILE:HA	2.27	0.64
1:C:340:PRO:O	1:C:340:PRO:CG	2.20	0.64
1:E:8:LEU:HD23	1:F:68:MET:HG3	1.77	0.64
1:E:119:ILE:CG1	1:E:403:ARG:HD2	2.27	0.64
1:E:312:ALA:HA	1:E:315:LEU:HD12	1.79	0.64
1:F:235:LEU:CD1	1:F:310:LEU:CG	2.76	0.64
1:F:276:LEU:CB	1:F:281:ILE:HG13	2.27	0.64
1:G:391:MET:CE	1:G:438:ARG:CB	2.75	0.64
1:H:142:VAL:HG12	1:H:378:ILE:CD1	2.27	0.64
1:J:396:TYR:O	1:J:396:TYR:CG	2.49	0.64
1:K:42:LYS:CB	1:K:425:ASN:CB	2.71	0.64
1:M:469:PRO:HG2	1:M:472:VAL:HG11	1.79	0.64
1:N:400:ILE:HD11	1:N:408:VAL:HG11	1.78	0.64
1:O:119:ILE:CD1	1:O:403:ARG:HD2	2.26	0.64
1:O:193:ILE:HD12	1:O:366:VAL:CG2	2.26	0.64
1:O:381:GLY:HA3	1:O:461:MET:HG3	1.78	0.64
1:P:89:VAL:HG22	1:P:89:VAL:O	1.95	0.64
1:P:113:GLN:O	1:P:113:GLN:CG	2.45	0.64
1:P:143:GLY:O	1:P:149:ILE:HD11	1.98	0.64
1:A:142:VAL:HG13	1:A:149:ILE:CD1	2.23	0.64
1:A:262:LEU:HD11	1:A:310:LEU:CD2	2.27	0.64
1:B:153:ILE:HD12	1:B:372:THR:HG21	1.78	0.64
1:D:130:LYS:HE3	1:D:393:LEU:CD2	2.26	0.64
1:E:134:LEU:CD1	1:E:392:LYS:HE3	2.25	0.64
1:E:177:ALA:CB	1:E:343:VAL:HG11	2.27	0.64
1:E:449:ALA:HB2	1:E:458:VAL:HG22	1.79	0.64
1:E:464:ASN:HB3	1:E:466:VAL:H	1.61	0.64
1:H:288:LYS:O	1:H:291:ASP:HB2	1.97	0.64
1:H:459:GLU:HB3	1:H:461:MET:HE3	1.78	0.64
1:J:206:THR:HG22	1:J:348:ARG:H	1.62	0.64
1:K:8:LEU:HD12	1:K:12:MET:HG2	1.77	0.64
1:K:95:THR:O	1:K:99:VAL:HG13	1.96	0.64
1:K:119:ILE:HD12	1:K:403:ARG:HB2	1.80	0.64

Continued on next page...

Continued from previous page...

Atom-1	Atom-2	Interatomic distance (Å)	Clash overlap (Å)
1:K:234:LEU:HD11	1:K:296:ALA:HB2	1.78	0.64
1:L:235:LEU:HB2	1:L:310:LEU:CD2	2.23	0.64
1:N:111:LEU:HD11	1:N:488:LEU:HD21	1.79	0.64
1:O:124:TYR:CE1	1:O:407:ALA:HA	2.22	0.64
1:O:247:LEU:HG	1:O:272:ALA:HB2	1.79	0.64
1:O:251:VAL:HG13	1:O:276:LEU:CD1	2.22	0.64
1:P:122:LYS:HA	1:P:125:GLN:CD	2.17	0.64
1:A:81:VAL:HG21	1:A:483:SER:OG	1.96	0.64
1:A:206:THR:HG21	1:A:347:ILE:HG23	1.79	0.64
1:B:441:HIS:CE1	1:B:449:ALA:HA	2.32	0.64
1:C:35:VAL:HG12	1:C:64:ILE:HD13	1.79	0.64
1:C:42:LYS:HG3	1:C:425:ASN:C	2.18	0.64
1:C:461:MET:CB	1:C:466:VAL:HG23	2.28	0.64
1:D:73:PRO:CB	1:E:47:MET:CE	2.74	0.64
1:E:134:LEU:HB3	1:E:392:LYS:CE	2.28	0.64
1:F:8:LEU:HD12	1:G:68:MET:HB3	1.78	0.64
1:F:147:LYS:O	1:F:147:LYS:HG3	1.97	0.64
1:F:182:VAL:CB	1:F:188:VAL:HG22	2.21	0.64
1:G:9:PRO:CD	1:H:69:SER:C	2.66	0.64
1:G:235:LEU:HD12	1:G:264:CYS:HB3	1.77	0.64
1:H:105:ARG:NH1	1:H:106:LYS:HG2	2.12	0.64
1:H:130:LYS:CG	1:H:393:LEU:HD11	2.22	0.64
1:J:69:SER:HB3	1:K:9:PRO:HA	1.78	0.64
1:J:197:LYS:HB3	1:J:355:ILE:HG22	1.76	0.64
1:K:41:PRO:HG3	1:K:453:VAL:HG11	1.79	0.64
1:L:68:MET:HG3	1:M:494:ILE:HG21	1.79	0.64
1:L:70:VAL:HA	1:M:8:LEU:CA	2.27	0.64
1:M:469:PRO:HD2	1:M:472:VAL:HG11	1.79	0.64
1:N:138:ILE:HD12	1:N:385:THR:CB	2.26	0.64
1:P:9:PRO:HD2	1:P:12:MET:CE	2.24	0.64
1:P:199:SER:HB2	1:P:327:SER:CB	2.19	0.64
1:A:276:LEU:HD13	1:A:281:ILE:HD12	1.79	0.64
1:B:237:CYS:O	1:B:307:ILE:HG22	1.98	0.64
1:C:124:TYR:HE1	1:C:407:ALA:HA	1.63	0.64
1:D:89:VAL:HG13	1:D:472:VAL:HG13	1.79	0.64
1:D:166:ALA:HB2	1:D:203:ILE:HB	1.79	0.64
1:D:195:ILE:HB	1:D:359:ALA:HB1	1.79	0.64
1:D:358:VAL:O	1:D:362:VAL:HG12	1.97	0.64
1:E:218:ARG:HD3	1:E:282:VAL:CG2	2.27	0.64
1:E:254:ILE:HD13	1:E:262:LEU:CD1	2.28	0.64
1:F:62:VAL:HG13	1:F:63:THR:N	2.11	0.64

Continued on next page...

Continued from previous page...

Atom-1	Atom-2	Interatomic distance (Å)	Clash overlap (Å)
1:F:377:ARG:CZ	1:F:470:LEU:CD1	2.75	0.64
1:G:166:ALA:CB	1:G:203:ILE:HB	2.28	0.64
1:G:239:ILE:HD12	1:G:307:ILE:HD13	1.79	0.64
1:G:431:ILE:CD1	1:P:406:LEU:HD13	2.28	0.64
1:H:177:ALA:HB2	1:H:208:LEU:HD13	1.76	0.64
1:I:30:ILE:HG22	1:I:31:ILE:CD1	2.24	0.64
1:I:368:VAL:HG11	1:I:469:PRO:HG3	1.78	0.64
1:J:448:CYS:SG	1:J:460:ASP:HA	2.37	0.64
1:M:130:LYS:HG3	1:M:393:LEU:HD21	1.79	0.64
1:M:192:LEU:CB	1:M:342:ALA:CB	2.74	0.64
1:N:22:ARG:HD2	1:N:23:MET:N	2.13	0.64
1:N:134:LEU:HD13	1:N:392:LYS:HE3	1.79	0.64
1:N:235:LEU:HD21	1:N:307:ILE:C	2.16	0.64
1:O:214:VAL:HG11	1:O:291:ASP:HB3	1.78	0.64
1:A:150:LEU:HB3	1:A:175:VAL:HG11	1.80	0.64
1:A:234:LEU:H	1:A:315:LEU:HD21	1.62	0.64
1:A:368:VAL:HB	1:A:469:PRO:CG	2.27	0.64
1:B:97:VAL:O	1:B:100:ALA:HB3	1.98	0.64
1:B:368:VAL:HB	1:B:469:PRO:CG	2.27	0.64
1:B:401:SER:CB	1:K:435:VAL:HG11	2.28	0.64
1:C:222:GLN:C	1:C:277:ALA:HB1	2.18	0.64
1:C:384:SER:HA	1:C:441:HIS:HE1	1.62	0.64
1:D:77:MET:HB2	1:D:487:LEU:CD2	2.20	0.64
1:D:119:ILE:HG21	1:D:403:ARG:CG	2.28	0.64
1:D:490:ILE:H	1:D:490:ILE:HD13	1.63	0.64
1:E:81:VAL:CG1	1:E:483:SER:HB3	2.28	0.64
1:E:105:ARG:NH1	1:E:106:LYS:HG2	2.13	0.64
1:F:194:LYS:C	1:F:195:ILE:HG23	2.17	0.64
1:F:403:ARG:HG2	1:O:431:ILE:CD1	2.27	0.64
1:H:227:VAL:HG12	1:H:228:THR:H	1.62	0.64
1:I:89:VAL:O	1:I:89:VAL:CG2	2.45	0.64
1:I:326:ILE:HG12	1:I:348:ARG:HH12	1.62	0.64
1:J:234:LEU:CD1	1:J:296:ALA:HB2	2.27	0.64
1:L:416:GLU:O	1:L:420:ARG:HB2	1.96	0.64
1:N:44:MET:HA	1:N:44:MET:HE2	1.79	0.64
1:N:153:ILE:HG23	1:N:469:PRO:HD3	1.79	0.64
1:O:111:LEU:CD2	1:O:117:PRO:HB3	2.28	0.64
1:O:235:LEU:HG	1:O:307:ILE:CA	2.27	0.64
1:O:396:TYR:O	1:O:396:TYR:CD2	2.51	0.64
1:P:393:LEU:O	1:P:396:TYR:HB3	1.96	0.64
1:P:435:VAL:HG13	1:P:438:ARG:NH2	2.13	0.64

Continued on next page...

Continued from previous page...

Atom-1	Atom-2	Interatomic distance (Å)	Clash overlap (Å)
1:A:347:ILE:HD11	1:A:359:ALA:HB2	1.80	0.64
1:A:431:ILE:HD12	1:J:403:ARG:CD	2.28	0.64
1:B:8:LEU:HB2	1:B:12:MET:HG2	1.78	0.64
1:B:134:LEU:CD1	1:B:393:LEU:HG	2.26	0.64
1:C:452:ASN:HB2	1:C:459:GLU:OE1	1.97	0.64
1:D:235:LEU:HD13	1:D:307:ILE:CG2	2.26	0.64
1:G:124:TYR:HE1	1:G:407:ALA:CB	2.11	0.64
1:G:403:ARG:HH11	1:G:403:ARG:CG	2.11	0.64
1:H:158:ILE:CD1	1:H:170:LEU:CB	2.75	0.64
1:J:34:THR:CB	1:K:14:ARG:NH2	2.61	0.64
1:J:63:THR:HA	1:J:66:ARG:HB2	1.79	0.64
1:K:69:SER:CB	1:L:9:PRO:HB3	2.10	0.64
1:K:232:ILE:CD1	1:K:299:THR:HG21	2.20	0.64
1:K:262:LEU:CD1	1:K:310:LEU:HD12	2.28	0.64
1:L:307:ILE:CD1	1:L:307:ILE:O	2.46	0.64
1:M:234:LEU:CD1	1:M:296:ALA:HB2	2.27	0.64
1:N:223:MET:CE	1:N:273:GLN:HB3	2.28	0.64
1:O:263:PHE:HE1	1:O:332:ILE:HD13	1.61	0.64
1:O:307:ILE:O	1:O:310:LEU:HB2	1.97	0.64
1:P:233:ALA:CB	1:P:315:LEU:HD11	2.28	0.64
1:A:132:GLN:O	1:A:136:LYS:HD3	1.98	0.64
1:A:166:ALA:HB3	1:A:170:LEU:HD22	1.79	0.64
1:B:105:ARG:HH12	1:B:106:LYS:HD2	1.62	0.64
1:B:377:ARG:NH1	1:B:470:LEU:HD13	2.13	0.64
1:C:14:ARG:NH1	1:C:494:ILE:HD13	2.13	0.64
1:D:197:LYS:CA	1:D:355:ILE:HG22	2.26	0.64
1:D:437:VAL:HG22	1:D:458:VAL:HG23	1.79	0.64
1:E:368:VAL:HB	1:E:469:PRO:HG3	1.71	0.64
1:E:375:ASP:CG	1:E:377:ARG:HH21	2.01	0.64
1:E:431:ILE:HD13	1:N:403:ARG:CD	2.27	0.64
1:I:234:LEU:HD22	1:I:301:ALA:CB	2.28	0.64
1:J:178:VAL:CG2	1:J:366:VAL:HG22	2.28	0.64
1:K:48:LEU:HD13	1:K:68:MET:SD	2.37	0.64
1:K:130:LYS:HD3	1:K:393:LEU:CD2	2.27	0.64
1:K:138:ILE:HD13	1:K:379:VAL:HG11	1.79	0.64
1:L:308:LYS:NZ	1:L:308:LYS:CB	2.60	0.64
1:M:391:MET:CE	1:M:438:ARG:CA	2.76	0.64
1:O:42:LYS:HE3	1:P:118:THR:CG2	2.22	0.64
1:A:41:PRO:HG2	1:A:453:VAL:HG11	1.79	0.64
1:A:437:VAL:HG21	1:A:451:LEU:HD11	1.79	0.64
1:C:138:ILE:HD12	1:C:139:ALA:N	2.13	0.64

Continued on next page...

Continued from previous page...

Atom-1	Atom-2	Interatomic distance (Å)	Clash overlap (Å)
1:C:234:LEU:H	1:C:315:LEU:HD22	1.63	0.64
1:D:420:ARG:NH1	1:D:420:ARG:CG	2.59	0.64
1:D:459:GLU:CG	1:D:461:MET:HE2	2.28	0.64
1:E:296:ALA:HA	1:E:301:ALA:HB3	1.79	0.64
1:G:119:ILE:CG2	1:G:403:ARG:HB2	2.27	0.64
1:G:452:ASN:HB3	1:G:459:GLU:CG	2.28	0.64
1:H:296:ALA:HA	1:H:301:ALA:HB3	1.80	0.64
1:H:299:THR:HG23	1:H:334:VAL:CG1	2.27	0.64
1:I:35:VAL:O	1:I:38:THR:HB	1.98	0.64
1:J:459:GLU:OE2	1:J:461:MET:HA	1.98	0.64
1:K:42:LYS:CB	1:K:425:ASN:HB2	2.28	0.64
1:L:119:ILE:HG21	1:L:403:ARG:HD2	1.77	0.64
1:L:339:HIS:HE1	1:L:341:LYS:HE2	1.61	0.64
1:L:405:GLN:HB3	1:L:406:LEU:HD13	1.80	0.64
1:M:235:LEU:HD22	1:M:307:ILE:CA	2.24	0.64
1:M:236:ASN:CA	1:M:265:GLN:HB3	2.25	0.64
1:N:182:VAL:HG23	1:N:188:VAL:HG22	1.79	0.64
1:O:89:VAL:HG22	1:O:89:VAL:O	1.97	0.64
1:O:181:VAL:HG23	1:O:182:VAL:N	2.11	0.64
1:P:134:LEU:CD1	1:P:393:LEU:HD11	2.20	0.64
1:P:197:LYS:HB3	1:P:355:ILE:HG21	1.79	0.64
1:A:123:GLY:HA3	1:A:407:ALA:HB3	1.79	0.64
1:B:8:LEU:CG	1:C:68:MET:HG3	2.28	0.64
1:C:178:VAL:CG2	1:C:193:ILE:CD1	2.67	0.64
1:D:255:LYS:HD3	1:D:279:GLU:CB	2.28	0.64
1:E:42:LYS:HB3	1:E:425:ASN:HB2	1.75	0.64
1:F:237:CYS:HB2	1:F:266:LYS:HG3	1.79	0.64
1:H:35:VAL:HG13	1:H:46:LYS:NZ	2.13	0.64
1:H:345:MET:HE2	1:H:362:VAL:HG11	1.78	0.64
1:H:432:GLU:O	1:H:436:LYS:HG3	1.97	0.64
1:I:206:THR:HG22	1:I:348:ARG:N	2.08	0.64
1:I:391:MET:CE	1:I:438:ARG:CB	2.76	0.64
1:K:124:TYR:N	1:K:124:TYR:CD1	2.62	0.64
1:K:227:VAL:HG11	1:K:260:ASN:ND2	2.13	0.64
1:L:51:ASP:OD1	1:M:11:ASN:HB3	1.98	0.64
1:M:138:ILE:HD11	1:M:385:THR:CG2	2.27	0.64
1:M:276:LEU:O	1:M:281:ILE:HB	1.98	0.64
1:N:69:SER:CB	1:O:9:PRO:HA	2.28	0.64
1:P:418:ILE:O	1:P:422:LEU:HG	1.98	0.64
1:A:100:ALA:HB1	1:A:484:THR:HG23	1.78	0.63
1:A:177:ALA:HB2	1:A:208:LEU:HD11	1.79	0.63

Continued on next page...

Continued from previous page...

Atom-1	Atom-2	Interatomic distance (Å)	Clash overlap (Å)
1:A:254:ILE:HG21	1:A:262:LEU:HD13	1.81	0.63
1:B:327:SER:O	1:B:327:SER:OG	2.13	0.63
1:C:214:VAL:HG12	1:C:291:ASP:CB	2.29	0.63
1:C:216:LYS:O	1:C:332:ILE:HG13	1.98	0.63
1:D:62:VAL:CG1	1:D:63:THR:H	1.97	0.63
1:D:195:ILE:O	1:D:195:ILE:HG12	1.99	0.63
1:E:241:GLU:HB3	1:E:246:MET:HB3	1.80	0.63
1:I:119:ILE:HG23	1:I:403:ARG:CB	2.29	0.63
1:I:182:VAL:CB	1:I:188:VAL:HG22	2.28	0.63
1:J:89:VAL:HG21	1:J:472:VAL:HG22	1.79	0.63
1:L:148:GLU:O	1:L:148:GLU:CG	2.40	0.63
1:L:313:GLN:C	1:L:315:LEU:H	2.02	0.63
1:L:339:HIS:CE1	1:L:341:LYS:CE	2.81	0.63
1:M:39:LEU:HB3	1:M:94:THR:HG22	1.80	0.63
1:M:310:LEU:HD22	1:M:315:LEU:HD11	1.80	0.63
1:N:81:VAL:HG21	1:N:483:SER:OG	1.96	0.63
1:N:299:THR:CG2	1:N:334:VAL:CG1	2.77	0.63
1:P:61:GLY:O	1:P:64:ILE:HG22	1.98	0.63
1:P:460:ASP:OD1	1:P:460:ASP:C	2.35	0.63
1:A:377:ARG:HG2	1:A:470:LEU:HG	1.80	0.63
1:B:138:ILE:HG12	1:B:139:ALA:H	1.62	0.63
1:C:281:ILE:HG22	1:C:282:VAL:O	1.98	0.63
1:D:70:VAL:O	1:D:76:LYS:HE2	1.98	0.63
1:D:459:GLU:CG	1:D:461:MET:CE	2.76	0.63
1:E:488:LEU:O	1:E:488:LEU:CG	2.45	0.63
1:F:418:ILE:HB	1:F:419:PRO:HD3	1.80	0.63
1:G:216:LYS:O	1:G:332:ILE:HG13	1.97	0.63
1:I:130:LYS:CE	1:I:134:LEU:HD21	2.28	0.63
1:I:182:VAL:CG2	1:I:188:VAL:HG22	2.28	0.63
1:I:469:PRO:CG	1:I:472:VAL:HG11	2.21	0.63
1:J:391:MET:CE	1:J:438:ARG:CB	2.60	0.63
1:K:233:ALA:CB	1:K:310:LEU:HD21	2.13	0.63
1:L:469:PRO:HD2	1:L:472:VAL:HG21	1.81	0.63
1:M:99:VAL:CG1	1:M:418:ILE:HD11	2.27	0.63
1:M:158:ILE:HD11	1:M:170:LEU:HB2	1.78	0.63
1:M:247:LEU:HD11	1:M:269:ASP:HB3	1.78	0.63
1:M:255:LYS:HD3	1:M:279:GLU:CD	2.18	0.63
1:P:30:ILE:HG22	1:P:31:ILE:HB	1.79	0.63
1:P:134:LEU:CD1	1:P:392:LYS:HE3	2.28	0.63
1:A:9:PRO:HG3	1:B:68:MET:HA	1.81	0.63
1:C:9:PRO:CB	1:D:69:SER:HB3	2.28	0.63

Continued on next page...

Continued from previous page...

Atom-1	Atom-2	Interatomic distance (Å)	Clash overlap (Å)
1:C:102:GLU:O	1:C:105:ARG:HB3	1.98	0.63
1:C:202:SER:OG	1:C:203:ILE:HG12	1.98	0.63
1:C:254:ILE:HD13	1:C:262:LEU:HD13	1.81	0.63
1:D:251:VAL:CG1	1:D:276:LEU:HD13	2.28	0.63
1:D:494:ILE:HG13	1:E:48:LEU:CD2	2.28	0.63
1:E:197:LYS:O	1:E:197:LYS:CG	2.44	0.63
1:E:267:GLY:HA3	1:E:286:ARG:NH1	2.13	0.63
1:E:433:ILE:HG22	1:E:451:LEU:HD23	1.75	0.63
1:F:136:LYS:CA	1:F:377:ARG:NH1	2.58	0.63
1:F:248:LYS:HD2	1:F:275:TYR:OH	1.97	0.63
1:F:437:VAL:HG21	1:F:451:LEU:HD12	1.78	0.63
1:G:236:ASN:O	1:G:236:ASN:CG	2.36	0.63
1:G:303:VAL:CG2	1:G:303:VAL:O	2.46	0.63
1:H:178:VAL:HG11	1:H:366:VAL:CG1	2.23	0.63
1:I:69:SER:O	1:J:9:PRO:HA	1.98	0.63
1:J:386:GLU:CD	1:J:386:GLU:H	1.91	0.63
1:K:166:ALA:HB2	1:K:203:ILE:CG2	2.23	0.63
1:L:170:LEU:HD11	1:L:358:VAL:CG1	2.28	0.63
1:L:239:ILE:HG22	1:L:307:ILE:HG21	1.80	0.63
1:M:276:LEU:HD12	1:M:281:ILE:CD1	2.26	0.63
1:N:262:LEU:HD11	1:N:310:LEU:HD21	1.81	0.63
1:O:219:VAL:HG12	1:O:223:MET:CE	2.28	0.63
1:A:140:CYS:SG	1:A:447:LYS:HB3	2.38	0.63
1:A:210:LYS:HG2	1:A:343:VAL:HG23	1.81	0.63
1:A:212:VAL:HG21	1:A:294:LYS:CB	2.29	0.63
1:A:219:VAL:CG2	1:A:273:GLN:CD	2.66	0.63
1:A:262:LEU:HD11	1:A:310:LEU:HD23	1.81	0.63
1:A:387:VAL:HG21	1:A:437:VAL:CG1	2.28	0.63
1:B:268:ILE:HG21	1:B:273:GLN:HG2	1.80	0.63
1:C:41:PRO:HB2	1:C:42:LYS:HE2	1.81	0.63
1:D:44:MET:CA	1:D:44:MET:HE3	2.27	0.63
1:G:232:ILE:CD1	1:G:299:THR:HG21	2.28	0.63
1:G:303:VAL:O	1:G:303:VAL:HG22	1.98	0.63
1:H:100:ALA:O	1:H:104:LEU:HG	1.97	0.63
1:J:15:TYR:CD2	1:J:19:ASP:CB	2.82	0.63
1:J:265:GLN:OE1	1:J:289:LYS:HD2	1.99	0.63
1:K:154:ALA:HB1	1:K:171:ALA:CB	2.29	0.63
1:K:158:ILE:HG13	1:K:361:ALA:CB	2.28	0.63
1:L:177:ALA:HB2	1:L:208:LEU:HD13	1.79	0.63
1:M:68:MET:HG3	1:N:8:LEU:HD23	1.80	0.63
1:M:130:LYS:CG	1:M:393:LEU:HD21	2.29	0.63

Continued on next page...

Continued from previous page...

Atom-1	Atom-2	Interatomic distance (Å)	Clash overlap (Å)
1:M:232:ILE:HD12	1:M:299:THR:HG21	1.78	0.63
1:M:420:ARG:NH1	1:M:420:ARG:HB3	1.96	0.63
1:O:8:LEU:HD11	1:O:494:ILE:HD13	1.79	0.63
1:A:431:ILE:HD11	1:J:403:ARG:HA	1.80	0.63
1:B:36:ARG:HG3	1:B:37:SER:N	2.12	0.63
1:B:234:LEU:HD11	1:B:301:ALA:CB	2.28	0.63
1:B:420:ARG:NH1	1:B:420:ARG:CG	2.49	0.63
1:C:42:LYS:HD2	1:C:426:ALA:CA	2.29	0.63
1:C:383:GLY:HA2	1:C:386:GLU:HG3	1.80	0.63
1:C:391:MET:HE1	1:C:438:ARG:HG2	1.80	0.63
1:D:8:LEU:HG	1:D:12:MET:HG2	1.80	0.63
1:F:211:GLY:O	1:F:298:ALA:HB2	1.99	0.63
1:F:234:LEU:HD12	1:F:296:ALA:HB2	1.80	0.63
1:G:198:LYS:N	1:G:355:ILE:HD13	2.13	0.63
1:I:239:ILE:HD12	1:I:307:ILE:CG1	2.16	0.63
1:I:372:THR:O	1:I:376:GLY:HA2	1.97	0.63
1:J:82:ALA:CB	1:J:93:THR:HG22	2.15	0.63
1:J:96:ALA:HB1	1:J:480:ALA:HB2	1.79	0.63
1:K:124:TYR:CD1	1:K:407:ALA:HB1	2.34	0.63
1:K:154:ALA:O	1:K:158:ILE:HD12	1.98	0.63
1:L:391:MET:HE1	1:L:438:ARG:C	2.19	0.63
1:L:403:ARG:CG	1:L:403:ARG:NH1	2.48	0.63
1:M:8:LEU:O	1:M:12:MET:HG2	1.97	0.63
1:M:103:LEU:HD21	1:M:411:PHE:CD2	2.33	0.63
1:M:158:ILE:HG21	1:M:170:LEU:CD1	2.23	0.63
1:N:122:LYS:HB3	1:N:404:GLU:OE2	1.98	0.63
1:O:368:VAL:HB	1:O:469:PRO:CG	2.28	0.63
1:A:263:PHE:CG	1:A:295:LEU:CD1	2.82	0.63
1:B:170:LEU:CD2	1:B:358:VAL:CG1	2.76	0.63
1:C:206:THR:HG22	1:C:348:ARG:H	1.64	0.63
1:D:42:LYS:CD	1:D:426:ALA:N	2.61	0.63
1:E:124:TYR:CE1	1:E:407:ALA:HA	2.34	0.63
1:E:134:LEU:CD1	1:E:393:LEU:HG	2.28	0.63
1:E:153:ILE:HG23	1:E:468:GLU:HA	1.80	0.63
1:F:12:MET:HE2	1:F:494:ILE:HG22	1.80	0.63
1:F:248:LYS:HE2	1:F:275:TYR:CZ	2.34	0.63
1:F:248:LYS:CE	1:F:275:TYR:CE1	2.79	0.63
1:G:265:GLN:HG2	1:G:266:LYS:HZ3	1.63	0.63
1:G:404:GLU:O	1:G:408:VAL:HG13	1.98	0.63
1:H:49:VAL:CG1	1:H:50:ASP:N	2.61	0.63
1:H:116:HIS:ND1	1:H:117:PRO:HD2	2.13	0.63

Continued on next page...

Continued from previous page...

Atom-1	Atom-2	Interatomic distance (Å)	Clash overlap (Å)
1:H:130:LYS:HZ1	1:H:134:LEU:HD21	1.64	0.63
1:H:178:VAL:O	1:H:178:VAL:CG2	2.45	0.63
1:H:233:ALA:CB	1:H:310:LEU:HD21	2.23	0.63
1:I:276:LEU:CD1	1:I:281:ILE:HD12	2.29	0.63
1:I:315:LEU:CD2	1:I:315:LEU:N	2.61	0.63
1:J:248:LYS:HG3	1:J:275:TYR:CE2	2.34	0.63
1:J:377:ARG:CD	1:J:470:LEU:CD1	2.77	0.63
1:J:389:LEU:HD12	1:J:415:LEU:HD13	1.80	0.63
1:L:218:ARG:HG3	1:L:323:GLU:CG	2.26	0.63
1:M:220:SER:CB	1:M:273:GLN:HB3	2.24	0.63
1:M:235:LEU:HD22	1:M:306:ASN:O	1.98	0.63
1:N:142:VAL:CG1	1:N:149:ILE:HD11	2.25	0.63
1:P:166:ALA:CB	1:P:203:ILE:HG12	2.13	0.63
1:A:9:PRO:CA	1:B:69:SER:CB	2.74	0.63
1:A:68:MET:CB	1:H:8:LEU:HD23	2.29	0.63
1:A:178:VAL:CG1	1:A:188:VAL:CG1	2.71	0.63
1:A:347:ILE:CD1	1:A:359:ALA:HB2	2.29	0.63
1:A:391:MET:HE3	1:A:438:ARG:CB	2.28	0.63
1:A:432:GLU:O	1:A:436:LYS:HG3	1.99	0.63
1:B:62:VAL:CG1	1:B:63:THR:H	2.04	0.63
1:B:78:LEU:CD1	1:B:487:LEU:HD21	2.17	0.63
1:B:81:VAL:HG11	1:B:483:SER:CB	2.28	0.63
1:B:276:LEU:HB3	1:B:281:ILE:HG22	1.76	0.63
1:D:77:MET:CE	1:D:486:MET:HE1	2.25	0.63
1:D:235:LEU:CD1	1:D:307:ILE:CB	2.76	0.63
1:E:119:ILE:HD12	1:E:403:ARG:CG	2.28	0.63
1:G:70:VAL:CG2	1:G:76:LYS:HG2	2.28	0.63
1:G:239:ILE:CG2	1:G:307:ILE:HD13	2.29	0.63
1:G:276:LEU:HB2	1:G:281:ILE:CB	2.29	0.63
1:H:265:GLN:NE2	1:H:289:LYS:HB2	2.13	0.63
1:I:42:LYS:CE	1:I:426:ALA:HB2	2.16	0.63
1:L:77:MET:HA	1:L:80:GLU:OE1	1.99	0.63
1:M:23:MET:C	1:M:24:ASN:HD22	2.01	0.63
1:M:197:LYS:CA	1:M:355:ILE:CG2	2.61	0.63
1:M:254:ILE:HG22	1:M:281:ILE:HD11	1.80	0.63
1:N:433:ILE:HG21	1:N:451:LEU:HD23	1.80	0.63
1:O:69:SER:O	1:P:9:PRO:HB3	1.99	0.63
1:P:158:ILE:HD13	1:P:167:LYS:HA	1.80	0.63
1:P:235:LEU:HD21	1:P:307:ILE:N	2.13	0.63
1:P:325:LYS:HG2	1:P:328:GLY:O	1.99	0.63
1:A:44:MET:CE	1:H:489:ARG:NH2	2.62	0.63

Continued on next page...

Continued from previous page...

Atom-1	Atom-2	Interatomic distance (Å)	Clash overlap (Å)
1:A:130:LYS:NZ	1:A:396:TYR:HB2	2.14	0.63
1:A:146:ASP:HB3	1:A:149:ILE:CG1	2.28	0.63
1:A:241:GLU:HG3	1:A:250:MET:SD	2.39	0.63
1:C:307:ILE:HG13	1:C:310:LEU:CD2	2.28	0.63
1:D:152:LYS:HG2	1:D:465:GLY:HA2	1.80	0.63
1:D:254:ILE:HD13	1:D:262:LEU:HD13	1.80	0.63
1:E:42:LYS:HG3	1:E:426:ALA:N	2.13	0.63
1:G:25:ILE:HG13	1:G:108:GLU:OE2	1.99	0.63
1:G:473:LYS:NZ	1:G:473:LYS:CB	2.56	0.63
1:H:223:MET:CE	1:H:276:LEU:HB3	2.28	0.63
1:H:310:LEU:CD2	1:H:315:LEU:CD2	2.77	0.63
1:H:387:VAL:O	1:H:390:SER:HB3	1.99	0.63
1:H:469:PRO:CD	1:H:472:VAL:HG21	2.28	0.63
1:I:265:GLN:C	1:I:266:LYS:HG2	2.19	0.63
1:J:198:LYS:N	1:J:355:ILE:HD13	2.14	0.63
1:J:368:VAL:CB	1:J:469:PRO:HG2	2.29	0.63
1:K:70:VAL:CG1	1:K:76:LYS:CG	2.75	0.63
1:K:306:ASN:ND2	1:K:308:LYS:HG3	2.14	0.63
1:L:237:CYS:HA	1:L:306:ASN:C	2.18	0.63
1:M:42:LYS:HE2	1:M:426:ALA:CA	2.28	0.63
1:M:232:ILE:HD13	1:M:263:PHE:HE2	1.64	0.63
1:N:105:ARG:NH1	1:N:106:LYS:HG2	2.14	0.63
1:N:166:ALA:HB2	1:N:203:ILE:CG1	2.23	0.63
1:O:146:ASP:HB3	1:O:149:ILE:HG12	1.79	0.63
1:P:124:TYR:CE1	1:P:407:ALA:HA	2.32	0.63
1:A:263:PHE:CD2	1:A:295:LEU:HD13	2.34	0.63
1:A:403:ARG:HD3	1:J:431:ILE:CD1	2.29	0.63
1:B:18:ARG:CA	1:B:21:GLN:HG3	2.27	0.63
1:B:70:VAL:HG21	1:B:76:LYS:CD	2.28	0.63
1:B:493:VAL:HG13	1:C:47:MET:HE2	1.81	0.63
1:C:174:ILE:HD12	1:C:365:ALA:HB1	1.81	0.63
1:D:420:ARG:HH11	1:D:420:ARG:CG	2.09	0.63
1:E:26:LEU:O	1:E:30:ILE:HG13	1.98	0.63
1:E:178:VAL:HG21	1:E:366:VAL:HG21	1.81	0.63
1:E:449:ALA:HB2	1:E:458:VAL:CG2	2.29	0.63
1:G:70:VAL:CG2	1:G:76:LYS:CG	2.76	0.63
1:H:239:ILE:O	1:H:247:LEU:HD13	1.99	0.63
1:I:489:ARG:HH21	1:P:44:MET:HE1	1.64	0.63
1:J:68:MET:HB3	1:K:8:LEU:HA	1.81	0.63
1:J:299:THR:HG21	1:J:334:VAL:HG11	1.81	0.63
1:L:71:GLU:HG3	1:L:72:HIS:N	2.14	0.63

Continued on next page...

Continued from previous page...

Atom-1	Atom-2	Interatomic distance (Å)	Clash overlap (Å)
1:M:248:LYS:CE	1:M:275:TYR:CE1	2.81	0.63
1:N:345:MET:HE2	1:N:362:VAL:HG21	1.75	0.63
1:O:69:SER:HB3	1:P:9:PRO:HG3	1.81	0.63
1:O:248:LYS:HG3	1:O:275:TYR:CD2	2.33	0.63
1:A:152:LYS:CE	1:A:465:GLY:HA2	2.29	0.62
1:B:26:LEU:O	1:B:30:ILE:HG12	1.99	0.62
1:B:235:LEU:HD21	1:B:307:ILE:N	2.13	0.62
1:C:129:GLN:O	1:C:132:GLN:HB2	1.99	0.62
1:D:236:ASN:O	1:D:265:GLN:HB3	1.99	0.62
1:E:25:ILE:HD13	1:E:108:GLU:HG3	1.80	0.62
1:E:41:PRO:CG	1:E:453:VAL:HG11	2.29	0.62
1:E:405:GLN:NE2	1:N:438:ARG:HH22	1.97	0.62
1:F:136:LYS:CA	1:F:377:ARG:HH11	2.05	0.62
1:F:200:GLY:O	1:F:348:ARG:HB3	1.98	0.62
1:G:198:LYS:CB	1:G:326:ILE:HD13	2.29	0.62
1:G:346:LEU:HD23	1:G:347:ILE:H	1.64	0.62
1:I:25:ILE:HG22	1:I:26:LEU:N	2.13	0.62
1:I:232:ILE:CG2	1:I:233:ALA:N	2.62	0.62
1:J:68:MET:SD	1:J:68:MET:N	2.71	0.62
1:K:77:MET:HA	1:K:80:GLU:OE1	1.98	0.62
1:K:218:ARG:NH1	1:K:282:VAL:HG21	2.13	0.62
1:N:42:LYS:CE	1:O:118:THR:HG21	2.28	0.62
1:O:23:MET:HE1	1:O:72:HIS:HE1	1.63	0.62
1:A:129:GLN:O	1:A:132:GLN:HB2	1.98	0.62
1:B:31:ILE:CG2	1:B:65:LEU:CD2	2.77	0.62
1:B:238:ALA:O	1:B:307:ILE:HG23	2.00	0.62
1:D:42:LYS:O	1:D:425:ASN:HB3	1.99	0.62
1:D:77:MET:HA	1:D:80:GLU:OE1	1.98	0.62
1:D:251:VAL:HG13	1:D:276:LEU:HD13	1.80	0.62
1:E:182:VAL:CB	1:E:188:VAL:HG22	2.29	0.62
1:F:214:VAL:HG12	1:F:291:ASP:HB2	1.81	0.62
1:H:214:VAL:HG12	1:H:291:ASP:OD2	1.99	0.62
1:I:85:GLN:HE22	1:I:476:ALA:HA	1.64	0.62
1:I:158:ILE:HG22	1:I:164:GLU:HA	1.81	0.62
1:I:233:ALA:CA	1:I:315:LEU:CD2	2.74	0.62
1:J:166:ALA:HB2	1:J:203:ILE:HG22	1.76	0.62
1:J:233:ALA:HB3	1:J:310:LEU:HD11	1.79	0.62
1:L:68:MET:HG3	1:M:12:MET:HE1	1.80	0.62
1:M:70:VAL:HG21	1:M:76:LYS:CG	2.28	0.62
1:M:138:ILE:HD11	1:M:385:THR:HG21	1.81	0.62
1:N:102:GLU:HG2	1:N:417:VAL:HG11	1.81	0.62

Continued on next page...

Continued from previous page...

Atom-1	Atom-2	Interatomic distance (Å)	Clash overlap (Å)
1:N:124:TYR:HD1	1:N:124:TYR:N	1.97	0.62
1:N:124:TYR:CE1	1:N:407:ALA:CB	2.82	0.62
1:O:38:THR:HG23	1:O:46:LYS:HE2	1.81	0.62
1:O:223:MET:N	1:O:277:ALA:HB1	2.14	0.62
1:P:235:LEU:CG	1:P:307:ILE:CD1	2.77	0.62
1:P:307:ILE:CD1	1:P:310:LEU:HD23	2.29	0.62
1:C:96:ALA:CA	1:C:480:ALA:CB	2.74	0.62
1:C:176:GLU:HB2	1:C:208:LEU:HD22	1.80	0.62
1:D:21:GLN:O	1:D:25:ILE:HD13	1.98	0.62
1:D:82:ALA:HB1	1:D:93:THR:CG2	2.28	0.62
1:E:38:THR:CG2	1:E:46:LYS:HE2	2.29	0.62
1:F:214:VAL:HB	1:F:291:ASP:OD2	1.99	0.62
1:F:307:ILE:O	1:F:307:ILE:CG1	2.47	0.62
1:G:124:TYR:N	1:G:124:TYR:HD1	1.97	0.62
1:G:158:ILE:HD13	1:G:170:LEU:CB	2.26	0.62
1:G:380:SER:HB2	1:G:384:SER:CB	2.30	0.62
1:H:62:VAL:CG1	1:H:63:THR:N	2.62	0.62
1:H:142:VAL:HG11	1:H:149:ILE:CG2	2.19	0.62
1:I:147:LYS:HG2	1:I:147:LYS:O	2.00	0.62
1:J:161:LYS:HD3	1:J:357:GLU:OE2	1.99	0.62
1:J:234:LEU:HG	1:J:315:LEU:CD2	2.28	0.62
1:L:251:VAL:HG11	1:L:276:LEU:HD22	1.75	0.62
1:M:235:LEU:O	1:M:264:CYS:HA	1.99	0.62
1:M:254:ILE:HG12	1:M:310:LEU:HD12	1.80	0.62
1:N:122:LYS:O	1:N:404:GLU:HG3	1.99	0.62
1:N:268:ILE:HB	1:N:273:GLN:HE21	1.64	0.62
1:N:368:VAL:HB	1:N:469:PRO:CB	2.28	0.62
1:O:123:GLY:HA3	1:O:407:ALA:HB3	1.82	0.62
1:O:391:MET:CE	1:O:438:ARG:HA	2.29	0.62
1:A:68:MET:CG	1:H:8:LEU:CD2	2.76	0.62
1:A:81:VAL:HG11	1:A:483:SER:OG	2.00	0.62
1:A:212:VAL:N	1:A:298:ALA:CB	2.63	0.62
1:C:124:TYR:CE1	1:C:407:ALA:CA	2.76	0.62
1:D:197:LYS:CA	1:D:355:ILE:CG2	2.72	0.62
1:D:387:VAL:HG21	1:D:437:VAL:CG1	2.29	0.62
1:E:41:PRO:HG2	1:E:453:VAL:HG11	1.80	0.62
1:E:120:VAL:HG22	1:E:121:VAL:N	2.14	0.62
1:E:153:ILE:CG2	1:E:469:PRO:CD	2.76	0.62
1:E:223:MET:HE2	1:E:283:ALA:HB3	1.82	0.62
1:F:235:LEU:HD23	1:F:307:ILE:HG22	1.81	0.62
1:G:182:VAL:CG2	1:G:188:VAL:HG12	2.29	0.62

Continued on next page...

Continued from previous page...

Atom-1	Atom-2	Interatomic distance (Å)	Clash overlap (Å)
1:H:130:LYS:HE2	1:H:396:TYR:HB2	1.80	0.62
1:H:171:ALA:O	1:H:175:VAL:HG23	2.00	0.62
1:H:403:ARG:HH11	1:H:403:ARG:CG	2.09	0.62
1:H:431:ILE:HD11	1:I:403:ARG:HG2	1.79	0.62
1:J:232:ILE:HD13	1:J:299:THR:HG21	1.81	0.62
1:J:389:LEU:HB3	1:J:393:LEU:HD12	1.81	0.62
1:J:450:GLY:O	1:J:458:VAL:HA	1.99	0.62
1:K:115:VAL:HG11	1:K:403:ARG:NE	2.15	0.62
1:K:130:LYS:NZ	1:K:393:LEU:CD2	2.62	0.62
1:M:120:VAL:O	1:M:120:VAL:CG2	2.40	0.62
1:M:232:ILE:HA	1:M:261:VAL:HB	1.80	0.62
1:M:299:THR:HG22	1:M:334:VAL:CG1	2.30	0.62
1:N:208:LEU:CD1	1:N:343:VAL:HG21	2.29	0.62
1:N:347:ILE:HG22	1:N:355:ILE:HG23	1.80	0.62
1:O:341:LYS:NZ	1:O:341:LYS:HB2	2.05	0.62
1:P:82:ALA:HB1	1:P:93:THR:HG22	1.81	0.62
1:A:12:MET:HG2	1:A:494:ILE:HG22	1.81	0.62
1:A:123:GLY:HA3	1:A:407:ALA:HB1	1.81	0.62
1:A:156:THR:CG2	1:A:156:THR:O	2.47	0.62
1:A:214:VAL:HG12	1:A:291:ASP:HB3	1.80	0.62
1:A:234:LEU:CD2	1:A:296:ALA:HB2	2.29	0.62
1:C:8:LEU:HD13	1:C:494:ILE:HG23	1.79	0.62
1:C:29:ARG:O	1:C:33:GLU:HG3	2.00	0.62
1:C:115:VAL:HG21	1:C:403:ARG:NE	2.14	0.62
1:C:123:GLY:HA3	1:C:407:ALA:HB1	1.77	0.62
1:C:206:THR:HB	1:C:347:ILE:HA	1.81	0.62
1:C:248:LYS:HG3	1:C:275:TYR:CD2	2.35	0.62
1:C:368:VAL:HG21	1:C:469:PRO:HG3	1.82	0.62
1:D:8:LEU:HD12	1:E:68:MET:HG2	1.81	0.62
1:D:12:MET:CE	1:E:68:MET:CE	2.78	0.62
1:F:30:ILE:HG22	1:F:31:ILE:CD1	2.27	0.62
1:F:142:VAL:CG2	1:F:149:ILE:HG21	2.26	0.62
1:G:194:LYS:HG2	1:G:195:ILE:N	2.14	0.62
1:G:437:VAL:HG21	1:G:451:LEU:HD23	1.77	0.62
1:H:222:GLN:HB3	1:H:277:ALA:CB	2.23	0.62
1:H:235:LEU:HG	1:H:307:ILE:CD1	2.29	0.62
1:H:477:ILE:HG22	1:H:477:ILE:O	2.00	0.62
1:I:12:MET:HE2	1:P:68:MET:CE	2.30	0.62
1:J:9:PRO:O	1:J:9:PRO:CD	2.48	0.62
1:K:110:LEU:C	1:K:112:ASP:H	2.02	0.62
1:M:351:THR:HG23	1:M:352:GLU:N	2.14	0.62

Continued on next page...

Continued from previous page...

Atom-1	Atom-2	Interatomic distance (Å)	Clash overlap (Å)
1:O:69:SER:CB	1:P:9:PRO:CB	2.77	0.62
1:A:153:ILE:HD13	1:A:372:THR:CG2	2.29	0.62
1:B:8:LEU:HB3	1:B:9:PRO:HD3	1.81	0.62
1:B:130:LYS:HZ1	1:B:396:TYR:HB2	1.63	0.62
1:C:250:MET:CE	1:C:307:ILE:CG2	2.77	0.62
1:C:314:ASP:O	1:C:315:LEU:HD23	2.00	0.62
1:F:124:TYR:HE1	1:F:407:ALA:C	2.02	0.62
1:F:158:ILE:HD13	1:F:170:LEU:CB	2.29	0.62
1:G:89:VAL:HG11	1:G:472:VAL:CG1	2.29	0.62
1:G:234:LEU:HG	1:G:301:ALA:CB	2.29	0.62
1:I:12:MET:CE	1:P:68:MET:HE3	2.28	0.62
1:I:14:ARG:NH2	1:P:34:THR:HA	2.06	0.62
1:I:62:VAL:HG22	1:I:66:ARG:NH1	2.14	0.62
1:I:178:VAL:HG22	1:I:193:ILE:CD1	2.30	0.62
1:I:467:VAL:HG23	1:I:468:GLU:N	2.14	0.62
1:K:313:GLN:C	1:K:315:LEU:H	2.03	0.62
1:L:62:VAL:HG13	1:L:63:THR:N	2.13	0.62
1:L:74:ALA:O	1:L:77:MET:HG3	1.99	0.62
1:L:219:VAL:HG23	1:L:285:ARG:HB3	1.80	0.62
1:M:239:ILE:HB	1:M:307:ILE:HG13	1.78	0.62
1:N:106:LYS:HE3	1:N:109:GLU:CD	2.18	0.62
1:P:235:LEU:HD11	1:P:307:ILE:HA	1.82	0.62
1:A:345:MET:HE3	1:A:362:VAL:CG1	2.27	0.62
1:A:379:VAL:CG1	1:A:473:LYS:HG3	2.28	0.62
1:A:435:VAL:HG12	1:A:435:VAL:O	1.99	0.62
1:B:113:GLN:N	1:B:113:GLN:NE2	2.48	0.62
1:B:135:LEU:CD2	1:B:385:THR:HG21	2.29	0.62
1:B:219:VAL:HG23	1:B:285:ARG:HG2	1.82	0.62
1:C:30:ILE:HG22	1:C:31:ILE:N	2.14	0.62
1:C:338:LYS:HD2	1:C:339:HIS:HB2	1.82	0.62
1:D:9:PRO:C	1:E:69:SER:HB3	2.20	0.62
1:D:123:GLY:HA3	1:D:407:ALA:HB1	1.80	0.62
1:D:169:LYS:CG	1:D:204:ASP:HB3	2.19	0.62
1:E:265:GLN:C	1:E:266:LYS:HG2	2.19	0.62
1:G:163:ALA:HA	1:G:165:LYS:H	1.64	0.62
1:G:166:ALA:HB2	1:G:203:ILE:HG21	1.80	0.62
1:G:232:ILE:HA	1:G:261:VAL:HB	1.80	0.62
1:G:387:VAL:O	1:G:390:SER:HB3	1.99	0.62
1:H:263:PHE:HE1	1:H:332:ILE:HG21	1.65	0.62
1:J:42:LYS:HD2	1:J:426:ALA:CA	2.30	0.62
1:K:158:ILE:HD11	1:K:170:LEU:HB3	1.81	0.62

Continued on next page...

Continued from previous page...

Atom-1	Atom-2	Interatomic distance (Å)	Clash overlap (Å)
1:K:326:ILE:CG1	1:K:348:ARG:NH1	2.62	0.62
1:L:70:VAL:HA	1:M:8:LEU:N	2.15	0.62
1:L:96:ALA:CA	1:L:480:ALA:CB	2.73	0.62
1:M:106:LYS:HE3	1:M:109:GLU:OE2	1.99	0.62
1:M:233:ALA:CA	1:M:315:LEU:HD13	2.28	0.62
1:N:119:ILE:HD11	1:N:403:ARG:NH1	2.15	0.62
1:N:178:VAL:CG2	1:N:366:VAL:HG13	2.29	0.62
1:N:192:LEU:CB	1:N:342:ALA:HB2	2.29	0.62
1:N:222:GLN:HB3	1:N:277:ALA:HB1	1.79	0.62
1:O:34:THR:CB	1:P:14:ARG:HH12	2.12	0.62
1:O:102:GLU:HG2	1:O:417:VAL:HG11	1.80	0.62
1:P:127:ALA:HB2	1:P:408:VAL:HG12	1.81	0.62
1:P:418:ILE:HB	1:P:419:PRO:HD3	1.80	0.62
1:P:490:ILE:CD1	1:P:490:ILE:N	2.61	0.62
1:A:68:MET:C	1:H:9:PRO:HD3	2.18	0.62
1:A:235:LEU:HG	1:A:307:ILE:HA	1.78	0.62
1:A:437:VAL:CG2	1:A:451:LEU:HG	2.30	0.62
1:B:351:THR:O	1:B:355:ILE:HG13	1.99	0.62
1:B:469:PRO:O	1:B:472:VAL:HB	2.00	0.62
1:C:78:LEU:CD1	1:C:487:LEU:HD13	2.29	0.62
1:D:9:PRO:HG2	1:E:71:GLU:CB	2.22	0.62
1:D:62:VAL:HG22	1:D:63:THR:N	2.14	0.62
1:D:130:LYS:CE	1:D:393:LEU:CD2	2.77	0.62
1:D:135:LEU:HD13	1:D:138:ILE:HD11	1.80	0.62
1:E:31:ILE:HG22	1:E:65:LEU:HD21	1.82	0.62
1:E:115:VAL:HG11	1:E:403:ARG:HD3	1.82	0.62
1:E:235:LEU:HD13	1:E:310:LEU:HB2	1.79	0.62
1:F:254:ILE:HG22	1:F:254:ILE:O	1.98	0.62
1:H:152:LYS:HD3	1:H:462:CYS:O	2.00	0.62
1:H:257:SER:OG	1:H:311:SER:HA	2.00	0.62
1:I:42:LYS:HD2	1:I:425:ASN:C	2.20	0.62
1:J:82:ALA:O	1:J:93:THR:HG23	2.00	0.62
1:J:247:LEU:HD21	1:J:269:ASP:HB3	1.82	0.62
1:K:115:VAL:CG2	1:K:119:ILE:CB	2.78	0.62
1:K:130:LYS:CD	1:K:393:LEU:CD2	2.78	0.62
1:K:459:GLU:HG2	1:K:461:MET:CE	2.29	0.62
1:L:34:THR:HG22	1:L:35:VAL:HG22	1.79	0.62
1:L:70:VAL:HA	1:M:9:PRO:CD	2.29	0.62
1:L:138:ILE:O	1:L:446:ASN:HB2	1.99	0.62
1:M:119:ILE:HG23	1:M:403:ARG:HB2	1.80	0.62
1:O:169:LYS:HG2	1:O:204:ASP:HB3	1.81	0.62

Continued on next page...

Continued from previous page...

Atom-1	Atom-2	Interatomic distance (Å)	Clash overlap (Å)
1:P:78:LEU:O	1:P:78:LEU:HD23	2.00	0.62
1:P:298:ALA:O	1:P:337:CYS:HB3	1.99	0.62
1:P:403:ARG:HH11	1:P:403:ARG:CG	2.06	0.62
1:A:89:VAL:CG2	1:A:368:VAL:HG13	2.26	0.62
1:A:122:LYS:HG3	1:A:125:GLN:NE2	2.15	0.62
1:A:433:ILE:CG2	1:A:451:LEU:CD2	2.66	0.62
1:B:130:LYS:HE2	1:B:134:LEU:CD1	2.29	0.62
1:B:136:LYS:HB3	1:B:377:ARG:HH11	1.62	0.62
1:B:234:LEU:CD1	1:B:301:ALA:HB3	2.30	0.62
1:B:351:THR:HG23	1:B:352:GLU:H	1.63	0.62
1:C:208:LEU:CD2	1:C:210:LYS:HE3	2.30	0.62
1:C:212:VAL:HG21	1:C:294:LYS:O	2.00	0.62
1:D:104:LEU:HD11	1:D:484:THR:HB	1.82	0.62
1:D:134:LEU:HD22	1:D:392:LYS:HD2	1.82	0.62
1:D:157:SER:OG	1:D:368:VAL:HG21	1.99	0.62
1:E:17:GLY:O	1:E:21:GLN:HB3	1.99	0.62
1:E:248:LYS:HD2	1:E:275:TYR:CZ	2.34	0.62
1:E:262:LEU:HD12	1:E:310:LEU:HD21	1.82	0.62
1:F:431:ILE:HD11	1:O:402:GLY:C	2.20	0.62
1:G:81:VAL:HG11	1:G:483:SER:HB3	1.80	0.62
1:G:345:MET:CE	1:G:362:VAL:HG21	2.29	0.62
1:I:240:GLU:O	1:I:241:GLU:HG2	1.99	0.62
1:J:437:VAL:HG21	1:J:451:LEU:HD11	1.82	0.62
1:K:22:ARG:O	1:K:26:LEU:HB2	1.99	0.62
1:L:239:ILE:HD12	1:L:307:ILE:HG12	1.80	0.62
1:L:248:LYS:HE2	1:L:275:TYR:CE1	2.35	0.62
1:M:42:LYS:NZ	1:M:453:VAL:HB	2.14	0.62
1:M:155:MET:CE	1:M:167:LYS:HE3	2.30	0.62
1:M:234:LEU:HD12	1:M:296:ALA:HB2	1.81	0.62
1:N:42:LYS:HD2	1:N:426:ALA:H	1.64	0.62
1:N:119:ILE:CD1	1:N:403:ARG:NH1	2.63	0.62
1:N:345:MET:HE1	1:N:362:VAL:CG2	2.30	0.62
1:O:130:LYS:HZ3	1:O:134:LEU:HD11	1.64	0.62
1:P:42:LYS:HE2	1:P:426:ALA:HB2	1.82	0.62
1:A:236:ASN:HB3	1:A:304:ILE:O	2.00	0.62
1:A:461:MET:HB3	1:A:466:VAL:HG23	1.82	0.62
1:B:96:ALA:C	1:B:480:ALA:HB1	2.20	0.62
1:B:124:TYR:CE1	1:B:407:ALA:HA	2.33	0.62
1:C:31:ILE:HG21	1:C:65:LEU:CD1	2.30	0.62
1:C:150:LEU:HD23	1:C:175:VAL:HG13	1.82	0.62
1:C:158:ILE:CG2	1:C:170:LEU:HD12	2.29	0.62

Continued on next page...

Continued from previous page...

Atom-1	Atom-2	Interatomic distance (Å)	Clash overlap (Å)
1:C:254:ILE:HG22	1:C:281:ILE:CD1	2.30	0.62
1:C:313:GLN:C	1:C:315:LEU:H	2.02	0.62
1:D:12:MET:HG3	1:D:494:ILE:HG21	1.76	0.62
1:E:346:LEU:HD22	1:E:348:ARG:HG2	1.81	0.62
1:G:70:VAL:HG22	1:G:70:VAL:O	1.99	0.62
1:H:35:VAL:CG1	1:H:46:LYS:HZ2	2.13	0.62
1:H:234:LEU:HD12	1:H:301:ALA:CB	2.29	0.62
1:H:413:ASP:O	1:H:416:GLU:HB2	2.00	0.62
1:I:69:SER:OG	1:I:69:SER:O	2.17	0.62
1:I:403:ARG:HG3	1:I:403:ARG:NH1	2.13	0.62
1:K:70:VAL:HG12	1:K:76:LYS:CD	2.26	0.62
1:K:178:VAL:HG11	1:K:366:VAL:HG22	1.81	0.62
1:L:218:ARG:HD3	1:L:282:VAL:CG1	2.30	0.62
1:M:339:HIS:O	1:M:339:HIS:CG	2.47	0.62
1:P:155:MET:HB3	1:P:167:LYS:HB2	1.81	0.62
1:P:192:LEU:O	1:P:342:ALA:HB1	2.00	0.62
1:P:339:HIS:HE1	1:P:341:LYS:CG	2.09	0.62
1:A:96:ALA:CA	1:A:480:ALA:CB	2.68	0.61
1:A:396:TYR:O	1:A:396:TYR:CG	2.54	0.61
1:A:459:GLU:HB3	1:A:461:MET:CE	2.30	0.61
1:C:299:THR:CG2	1:C:318:ALA:HB2	2.30	0.61
1:D:255:LYS:HE2	1:D:279:GLU:HG2	1.81	0.61
1:E:435:VAL:HG22	1:E:438:ARG:HH22	1.65	0.61
1:F:210:LYS:O	1:F:337:CYS:HB2	1.99	0.61
1:F:235:LEU:CD1	1:F:307:ILE:CA	2.73	0.61
1:G:235:LEU:CG	1:G:307:ILE:HD12	2.29	0.61
1:G:485:GLU:O	1:G:488:LEU:HB3	1.99	0.61
1:J:148:GLU:O	1:J:148:GLU:HG3	2.00	0.61
1:J:170:LEU:HD21	1:J:358:VAL:HG21	1.82	0.61
1:K:371:CYS:SG	1:K:471:ARG:HD2	2.40	0.61
1:M:155:MET:HB2	1:M:167:LYS:HD2	1.81	0.61
1:M:263:PHE:CZ	1:M:332:ILE:HG21	2.35	0.61
1:N:42:LYS:CE	1:N:426:ALA:HA	2.25	0.61
1:O:34:THR:HG23	1:P:14:ARG:NH1	2.15	0.61
1:O:166:ALA:HB2	1:O:203:ILE:CG2	2.30	0.61
1:O:387:VAL:HG21	1:O:437:VAL:CG1	2.30	0.61
1:P:377:ARG:HG2	1:P:470:LEU:HG	1.82	0.61
1:A:391:MET:HE2	1:A:438:ARG:HD2	1.82	0.61
1:D:152:LYS:NZ	1:D:462:CYS:CB	2.63	0.61
1:F:41:PRO:HB2	1:F:42:LYS:HD2	1.81	0.61
1:F:379:VAL:HG22	1:F:380:SER:N	2.14	0.61

Continued on next page...

Continued from previous page...

Atom-1	Atom-2	Interatomic distance (Å)	Clash overlap (Å)
1:F:459:GLU:CD	1:F:461:MET:CE	2.68	0.61
1:G:12:MET:HB3	1:G:494:ILE:HG22	1.82	0.61
1:G:34:THR:HG22	1:G:35:VAL:HG22	1.82	0.61
1:G:89:VAL:HG11	1:G:472:VAL:CA	2.30	0.61
1:G:124:TYR:CE1	1:G:407:ALA:HB1	2.35	0.61
1:G:178:VAL:CG1	1:G:188:VAL:HG21	2.30	0.61
1:I:142:VAL:O	1:I:142:VAL:CG1	2.43	0.61
1:I:326:ILE:HD11	1:I:348:ARG:NH1	2.14	0.61
1:J:299:THR:CG2	1:J:334:VAL:CG1	2.78	0.61
1:K:119:ILE:HD12	1:K:403:ARG:CA	2.28	0.61
1:K:232:ILE:HG13	1:K:261:VAL:HB	1.81	0.61
1:N:68:MET:HA	1:N:68:MET:CE	2.18	0.61
1:O:70:VAL:O	1:O:70:VAL:HG22	2.00	0.61
1:O:178:VAL:HG23	1:O:366:VAL:HG22	1.82	0.61
1:O:232:ILE:CD1	1:O:299:THR:HG21	2.30	0.61
1:P:41:PRO:CG	1:P:453:VAL:HG11	2.30	0.61
1:P:82:ALA:HB2	1:P:97:VAL:HG21	1.82	0.61
1:P:403:ARG:HG3	1:P:403:ARG:NH1	2.03	0.61
1:A:9:PRO:CD	1:B:68:MET:HE2	2.29	0.61
1:A:248:LYS:CD	1:A:275:TYR:CZ	2.74	0.61
1:A:251:VAL:CG1	1:A:276:LEU:CD2	2.77	0.61
1:A:431:ILE:HD13	1:J:403:ARG:CD	2.28	0.61
1:B:82:ALA:HB2	1:B:97:VAL:HG21	1.82	0.61
1:B:115:VAL:HG21	1:B:403:ARG:HD3	1.80	0.61
1:B:433:ILE:HG21	1:B:451:LEU:HD23	1.82	0.61
1:C:196:GLU:HG2	1:C:331:MET:HE2	1.81	0.61
1:C:234:LEU:HB3	1:C:292:MET:CE	2.30	0.61
1:E:153:ILE:HD11	1:E:372:THR:HG21	1.82	0.61
1:E:158:ILE:HD12	1:E:170:LEU:HB3	1.83	0.61
1:E:377:ARG:HB3	1:E:470:LEU:CG	2.28	0.61
1:F:34:THR:HG22	1:F:35:VAL:CG2	2.30	0.61
1:F:105:ARG:CZ	1:F:106:LYS:HD2	2.30	0.61
1:F:208:LEU:HD23	1:F:210:LYS:HD3	1.81	0.61
1:G:42:LYS:HG3	1:G:425:ASN:CB	2.30	0.61
1:G:89:VAL:HG21	1:G:368:VAL:CG1	2.30	0.61
1:G:281:ILE:O	1:G:281:ILE:CG2	2.25	0.61
1:H:38:THR:HB	1:H:46:LYS:NZ	2.14	0.61
1:H:248:LYS:HG3	1:H:275:TYR:CD2	2.36	0.61
1:I:227:VAL:HG11	1:I:260:ASN:CG	2.19	0.61
1:I:469:PRO:HB2	1:I:472:VAL:HG13	1.82	0.61
1:K:123:GLY:HA3	1:K:407:ALA:HB1	1.79	0.61

Continued on next page...

Continued from previous page...

Atom-1	Atom-2	Interatomic distance (Å)	Clash overlap (Å)
1:M:464:ASN:HB2	1:M:466:VAL:HG22	1.79	0.61
1:N:30:ILE:CG2	1:N:31:ILE:H	1.97	0.61
1:N:459:GLU:CD	1:N:461:MET:CE	2.69	0.61
1:O:182:VAL:HB	1:O:188:VAL:CG2	2.24	0.61
1:O:219:VAL:HG12	1:O:223:MET:HE1	1.82	0.61
1:P:43:GLY:O	1:P:44:MET:HE3	2.01	0.61
1:P:134:LEU:CG	1:P:392:LYS:HE3	2.30	0.61
1:P:236:ASN:OD1	1:P:236:ASN:C	2.39	0.61
1:A:448:CYS:SG	1:A:460:ASP:HB2	2.40	0.61
1:C:235:LEU:HD21	1:C:307:ILE:HA	1.82	0.61
1:C:339:HIS:HE1	1:C:341:LYS:CD	2.12	0.61
1:D:194:LYS:HB2	1:D:294:LYS:HD3	1.82	0.61
1:E:235:LEU:HD21	1:E:310:LEU:HD22	1.83	0.61
1:E:325:LYS:HG3	1:E:330:SER:OG	1.99	0.61
1:F:254:ILE:O	1:F:259:ALA:HB3	2.00	0.61
1:F:263:PHE:CZ	1:F:332:ILE:HG21	2.36	0.61
1:F:371:CYS:HB3	1:F:471:ARG:HE	1.65	0.61
1:H:263:PHE:CD2	1:H:295:LEU:HD22	2.35	0.61
1:H:389:LEU:CD1	1:H:415:LEU:HD13	2.30	0.61
1:H:400:ILE:HD11	1:H:408:VAL:HG11	1.80	0.61
1:I:417:VAL:O	1:I:420:ARG:HB3	2.00	0.61
1:J:31:ILE:CG2	1:J:65:LEU:CD2	2.78	0.61
1:N:12:MET:CG	1:N:494:ILE:HG22	2.31	0.61
1:N:234:LEU:HB3	1:N:292:MET:CE	2.31	0.61
1:P:42:LYS:HG3	1:P:425:ASN:CB	2.30	0.61
1:P:255:LYS:HD3	1:P:279:GLU:CD	2.21	0.61
1:P:449:ALA:HB2	1:P:458:VAL:HG22	1.81	0.61
1:A:138:ILE:HG12	1:A:139:ALA:N	2.04	0.61
1:A:307:ILE:CD1	1:A:310:LEU:HD23	2.31	0.61
1:C:119:ILE:HD12	1:C:403:ARG:HB3	1.82	0.61
1:C:379:VAL:HG12	1:C:473:LYS:HG3	1.83	0.61
1:C:406:LEU:H	1:C:406:LEU:HD12	1.64	0.61
1:D:437:VAL:HG11	1:D:451:LEU:HD11	1.82	0.61
1:E:117:PRO:HA	1:E:120:VAL:CG1	2.29	0.61
1:E:210:LYS:HA	1:E:343:VAL:HG23	1.83	0.61
1:F:8:LEU:HD12	1:G:68:MET:CB	2.29	0.61
1:F:39:LEU:CG	1:F:40:GLY:H	2.13	0.61
1:G:119:ILE:HD11	1:G:403:ARG:NH1	2.15	0.61
1:H:124:TYR:HE1	1:H:407:ALA:HA	1.64	0.61
1:H:130:LYS:CE	1:H:393:LEU:HD13	2.29	0.61
1:H:326:ILE:HG13	1:H:348:ARG:NH1	2.15	0.61

Continued on next page...

Continued from previous page...

Atom-1	Atom-2	Interatomic distance (Å)	Clash overlap (Å)
1:I:85:GLN:NE2	1:I:96:ALA:HB2	2.14	0.61
1:K:69:SER:CB	1:L:9:PRO:CA	2.78	0.61
1:K:77:MET:HE2	1:K:487:LEU:HG	1.82	0.61
1:K:100:ALA:O	1:K:104:LEU:HD12	2.00	0.61
1:L:219:VAL:CG2	1:L:285:ARG:HB3	2.29	0.61
1:L:234:LEU:HD23	1:L:296:ALA:HB2	1.81	0.61
1:M:124:TYR:CE1	1:M:407:ALA:CA	2.83	0.61
1:N:174:ILE:HD12	1:N:365:ALA:CB	2.25	0.61
1:N:232:ILE:HA	1:N:261:VAL:HB	1.82	0.61
1:O:82:ALA:HB2	1:O:97:VAL:HG11	1.81	0.61
1:O:326:ILE:HD11	1:O:348:ARG:NH1	2.16	0.61
1:C:35:VAL:CG1	1:C:64:ILE:HD13	2.31	0.61
1:C:42:LYS:CE	1:C:453:VAL:HB	2.30	0.61
1:C:263:PHE:CZ	1:C:332:ILE:HG21	2.36	0.61
1:D:142:VAL:HG11	1:D:149:ILE:CG2	2.22	0.61
1:D:170:LEU:HD13	1:D:358:VAL:CG1	2.28	0.61
1:D:235:LEU:CD2	1:D:310:LEU:CG	2.60	0.61
1:D:453:VAL:HG23	1:D:454:PHE:CD1	2.35	0.61
1:H:29:ARG:O	1:H:32:ALA:HB3	2.00	0.61
1:H:135:LEU:CD2	1:H:385:THR:HG21	2.29	0.61
1:H:233:ALA:HB1	1:H:315:LEU:CD2	2.29	0.61
1:H:345:MET:HE1	1:H:362:VAL:HG11	1.82	0.61
1:J:263:PHE:CZ	1:J:332:ILE:HG21	2.35	0.61
1:J:307:ILE:O	1:J:310:LEU:HB3	2.00	0.61
1:J:377:ARG:CG	1:J:470:LEU:HD12	2.31	0.61
1:K:68:MET:HA	1:L:9:PRO:HG3	1.81	0.61
1:K:212:VAL:HB	1:K:298:ALA:HB3	1.82	0.61
1:M:31:ILE:HG22	1:M:65:LEU:HD22	1.83	0.61
1:M:34:THR:HG22	1:M:35:VAL:N	2.16	0.61
1:M:211:GLY:HA3	1:M:337:CYS:SG	2.40	0.61
1:M:235:LEU:HD12	1:M:262:LEU:CD1	2.25	0.61
1:N:19:ASP:HA	1:N:22:ARG:HH21	1.64	0.61
1:N:155:MET:HB2	1:N:167:LYS:HB2	1.82	0.61
1:O:197:LYS:HB3	1:O:355:ILE:HG22	1.83	0.61
1:P:71:GLU:HG3	1:P:72:HIS:H	1.65	0.61
1:P:235:LEU:HB2	1:P:310:LEU:HD22	1.83	0.61
1:P:377:ARG:HD2	1:P:470:LEU:HD12	1.83	0.61
1:P:379:VAL:HG12	1:P:470:LEU:CD2	2.31	0.61
1:P:391:MET:CE	1:P:438:ARG:HE	2.12	0.61
1:A:12:MET:HE1	1:B:49:VAL:O	2.00	0.61
1:A:441:HIS:ND1	1:A:449:ALA:HB3	2.16	0.61

Continued on next page...

Continued from previous page...

Atom-1	Atom-2	Interatomic distance (Å)	Clash overlap (Å)
1:C:153:ILE:CD1	1:C:378:ILE:HG22	2.30	0.61
1:C:234:LEU:N	1:C:315:LEU:HD22	2.16	0.61
1:C:235:LEU:CD2	1:C:307:ILE:HA	2.31	0.61
1:D:12:MET:HE2	1:D:494:ILE:CB	2.31	0.61
1:D:23:MET:CE	1:D:72:HIS:CE1	2.83	0.61
1:E:171:ALA:HA	1:E:174:ILE:CD1	2.31	0.61
1:E:197:LYS:HB2	1:E:355:ILE:HG23	1.80	0.61
1:E:241:GLU:HG2	1:E:250:MET:SD	2.39	0.61
1:E:276:LEU:HD12	1:E:281:ILE:HG21	1.81	0.61
1:G:297:LYS:O	1:G:340:PRO:HA	2.01	0.61
1:H:347:ILE:CG2	1:H:358:VAL:HB	2.31	0.61
1:I:62:VAL:CG2	1:I:66:ARG:NH1	2.64	0.61
1:I:276:LEU:HD12	1:I:281:ILE:HD12	1.83	0.61
1:I:432:GLU:O	1:I:436:LYS:HG3	2.01	0.61
1:J:358:VAL:O	1:J:362:VAL:HG12	1.99	0.61
1:J:368:VAL:CG2	1:J:469:PRO:HG2	2.30	0.61
1:K:158:ILE:CD1	1:K:170:LEU:CB	2.78	0.61
1:L:31:ILE:CG2	1:L:65:LEU:HD11	2.26	0.61
1:L:308:LYS:HB2	1:L:308:LYS:HZ3	1.64	0.61
1:M:68:MET:CA	1:N:8:LEU:HA	2.29	0.61
1:M:461:MET:HB3	1:M:466:VAL:HG23	1.81	0.61
1:N:265:GLN:HG2	1:N:266:LYS:HE3	1.82	0.61
1:N:437:VAL:HG21	1:N:451:LEU:CD1	2.30	0.61
1:N:460:ASP:OD2	1:N:463:GLU:HB2	2.00	0.61
1:O:38:THR:CG2	1:O:46:LYS:HE2	2.31	0.61
1:P:170:LEU:CD1	1:P:358:VAL:HG13	2.31	0.61
1:P:188:VAL:HG13	1:P:189:ASP:N	2.15	0.61
1:P:219:VAL:HG22	1:P:219:VAL:O	1.99	0.61
1:A:34:THR:CB	1:H:14:ARG:HH22	2.13	0.61
1:A:77:MET:HE1	1:A:486:MET:HE2	1.83	0.61
1:A:111:LEU:HD21	1:A:117:PRO:HB3	1.82	0.61
1:B:420:ARG:HH11	1:B:420:ARG:CG	1.95	0.61
1:C:71:GLU:HG3	1:C:72:HIS:H	1.65	0.61
1:C:130:LYS:HD2	1:C:396:TYR:CG	2.35	0.61
1:C:461:MET:CG	1:C:466:VAL:HG23	2.31	0.61
1:D:119:ILE:HG21	1:D:403:ARG:HG3	1.82	0.61
1:D:219:VAL:HG11	1:D:273:GLN:HG2	1.82	0.61
1:D:418:ILE:HD13	1:D:418:ILE:H	1.66	0.61
1:D:469:PRO:CG	1:D:472:VAL:HG21	2.30	0.61
1:E:138:ILE:HD12	1:E:139:ALA:H	1.65	0.61
1:E:196:GLU:HG2	1:E:331:MET:HE1	1.83	0.61

Continued on next page...

Continued from previous page...

Atom-1	Atom-2	Interatomic distance (Å)	Clash overlap (Å)
1:F:209:ILE:HD11	1:F:213:LEU:HB2	1.81	0.61
1:G:251:VAL:CG1	1:G:276:LEU:HD13	2.31	0.61
1:H:35:VAL:CG1	1:H:46:LYS:NZ	2.64	0.61
1:H:89:VAL:HG11	1:H:472:VAL:H	1.66	0.61
1:H:223:MET:HG2	1:H:277:ALA:HA	1.83	0.61
1:H:234:LEU:O	1:H:304:ILE:HG12	2.01	0.61
1:I:178:VAL:HG11	1:I:188:VAL:HG11	1.81	0.61
1:I:326:ILE:HG12	1:I:348:ARG:NH1	2.15	0.61
1:I:459:GLU:HG2	1:I:459:GLU:O	2.01	0.61
1:J:223:MET:HG2	1:J:281:ILE:O	2.00	0.61
1:J:340:PRO:HG2	1:J:340:PRO:O	2.00	0.61
1:K:85:GLN:HE22	1:K:479:SER:HB2	1.65	0.61
1:L:224:PRO:HD2	1:L:280:GLY:O	2.01	0.61
1:L:232:ILE:HG12	1:L:299:THR:HG21	1.83	0.61
1:M:105:ARG:CD	1:M:106:LYS:HG2	2.31	0.61
1:M:254:ILE:HD11	1:M:307:ILE:HD11	1.83	0.61
1:N:452:ASN:HD21	1:N:454:PHE:HB2	1.65	0.61
1:O:240:GLU:O	1:O:240:GLU:HG3	1.99	0.61
1:P:68:MET:HA	1:P:68:MET:HE1	1.82	0.61
1:A:31:ILE:HG21	1:A:65:LEU:CD2	2.30	0.61
1:A:386:GLU:CD	1:A:386:GLU:H	2.03	0.61
1:B:134:LEU:CD1	1:B:393:LEU:CD2	2.79	0.61
1:B:219:VAL:CG1	1:B:220:SER:N	2.64	0.61
1:B:254:ILE:HD11	1:B:307:ILE:HD11	1.83	0.61
1:B:418:ILE:CG2	1:B:422:LEU:HD12	2.31	0.61
1:D:142:VAL:HG13	1:D:149:ILE:CD1	2.21	0.61
1:D:326:ILE:O	1:D:326:ILE:CG2	2.46	0.61
1:D:422:LEU:N	1:D:422:LEU:CD1	2.64	0.61
1:D:435:VAL:HG13	1:M:401:SER:OG	2.00	0.61
1:E:140:CYS:HB3	1:E:446:ASN:OD1	2.01	0.61
1:E:152:LYS:HD3	1:E:465:GLY:CA	2.31	0.61
1:E:156:THR:O	1:E:156:THR:HG23	2.01	0.61
1:E:173:ILE:HG13	1:E:345:MET:SD	2.41	0.61
1:F:96:ALA:O	1:F:480:ALA:HB1	2.00	0.61
1:G:124:TYR:N	1:G:124:TYR:CD1	2.66	0.61
1:G:200:GLY:O	1:G:348:ARG:HB3	2.00	0.61
1:G:372:THR:HG22	1:G:377:ARG:O	2.01	0.61
1:H:150:LEU:HD23	1:H:175:VAL:HG13	1.83	0.61
1:H:235:LEU:CD2	1:H:307:ILE:HG22	2.30	0.61
1:H:339:HIS:CE1	1:H:341:LYS:NZ	2.68	0.61
1:J:63:THR:HA	1:J:66:ARG:CB	2.31	0.61

Continued on next page...

Continued from previous page...

Atom-1	Atom-2	Interatomic distance (Å)	Clash overlap (Å)
1:K:235:LEU:HD13	1:K:307:ILE:HG22	1.82	0.61
1:M:433:ILE:O	1:M:436:LYS:HB2	2.01	0.61
1:N:122:LYS:HA	1:N:125:GLN:NE2	2.15	0.61
1:N:380:SER:HB3	1:N:384:SER:HB2	1.81	0.61
1:P:195:ILE:H	1:P:195:ILE:HD12	1.65	0.61
1:P:276:LEU:HB3	1:P:281:ILE:CG2	2.31	0.61
1:P:391:MET:HE1	1:P:438:ARG:CB	2.12	0.61
1:P:434:LEU:CD2	1:P:434:LEU:N	2.64	0.61
1:A:239:ILE:CG1	1:A:307:ILE:HG21	2.30	0.61
1:B:23:MET:HE3	1:B:72:HIS:CE1	2.28	0.61
1:C:286:ARG:HH11	1:C:286:ARG:HG2	1.65	0.61
1:D:22:ARG:O	1:D:26:LEU:HB2	2.01	0.61
1:D:491:ASP:OD1	1:E:44:MET:HB2	2.01	0.61
1:E:235:LEU:HD23	1:E:262:LEU:HD21	1.82	0.61
1:E:235:LEU:CB	1:E:310:LEU:HD13	2.31	0.61
1:E:240:GLU:O	1:E:240:GLU:HG3	2.00	0.61
1:H:304:ILE:HD12	1:H:309:ASP:HB3	1.82	0.61
1:J:299:THR:CG2	1:J:318:ALA:HB2	2.30	0.61
1:N:102:GLU:OE2	1:N:417:VAL:HG21	2.01	0.61
1:N:140:CYS:CB	1:N:447:LYS:HG2	2.30	0.61
1:N:200:GLY:O	1:N:348:ARG:HB3	2.01	0.61
1:N:219:VAL:CG1	1:N:220:SER:N	2.64	0.61
1:A:63:THR:O	1:A:66:ARG:HB2	2.01	0.60
1:B:307:ILE:CD1	1:B:310:LEU:HD12	2.31	0.60
1:C:150:LEU:CD2	1:C:175:VAL:CG1	2.78	0.60
1:C:178:VAL:O	1:C:178:VAL:CG1	2.48	0.60
1:C:469:PRO:O	1:C:469:PRO:HG2	2.01	0.60
1:D:254:ILE:HG21	1:D:262:LEU:CD1	2.31	0.60
1:D:435:VAL:HG11	1:M:401:SER:HB3	1.81	0.60
1:E:339:HIS:O	1:E:339:HIS:CG	2.53	0.60
1:F:146:ASP:HB3	1:F:149:ILE:HG13	1.83	0.60
1:F:219:VAL:HG21	1:F:285:ARG:HB3	1.83	0.60
1:G:8:LEU:N	1:H:71:GLU:HG3	2.16	0.60
1:G:232:ILE:HG13	1:G:261:VAL:CG1	2.31	0.60
1:H:22:ARG:HA	1:H:25:ILE:CD1	2.26	0.60
1:I:223:MET:CE	1:I:283:ALA:CB	2.79	0.60
1:I:235:LEU:HD11	1:I:307:ILE:HD13	1.80	0.60
1:J:152:LYS:CG	1:J:465:GLY:HA2	2.30	0.60
1:J:247:LEU:HD11	1:J:272:ALA:HB2	1.82	0.60
1:K:77:MET:CE	1:K:487:LEU:HG	2.30	0.60
1:L:23:MET:CE	1:L:72:HIS:NE2	2.64	0.60

Continued on next page...

Continued from previous page...

Atom-1	Atom-2	Interatomic distance (Å)	Clash overlap (Å)
1:L:64:ILE:HG22	1:L:65:LEU:HD22	1.82	0.60
1:L:153:ILE:HD12	1:L:372:THR:HG21	1.83	0.60
1:M:437:VAL:CG2	1:M:458:VAL:HG13	2.27	0.60
1:N:167:LYS:HG3	1:N:168:GLU:N	2.16	0.60
1:N:170:LEU:CD2	1:N:358:VAL:HG22	2.31	0.60
1:N:178:VAL:CG2	1:N:366:VAL:CG2	2.73	0.60
1:O:155:MET:CG	1:O:167:LYS:HD2	2.31	0.60
1:O:158:ILE:HD13	1:O:170:LEU:HB2	1.83	0.60
1:P:488:LEU:O	1:P:488:LEU:HD23	2.01	0.60
1:A:130:LYS:HZ2	1:A:396:TYR:HB2	1.66	0.60
1:A:197:LYS:HA	1:A:355:ILE:CG2	2.31	0.60
1:B:70:VAL:CG2	1:B:76:LYS:HD3	2.31	0.60
1:B:70:VAL:CG2	1:B:76:LYS:CG	2.74	0.60
1:C:377:ARG:O	1:C:470:LEU:HB2	2.00	0.60
1:D:418:ILE:O	1:D:422:LEU:HD22	2.01	0.60
1:D:428:LEU:HD23	1:D:433:ILE:HD11	1.83	0.60
1:E:194:LYS:HB2	1:E:294:LYS:CD	2.31	0.60
1:F:134:LEU:CD1	1:F:393:LEU:HG	2.31	0.60
1:F:234:LEU:N	1:F:315:LEU:HD21	2.15	0.60
1:G:464:ASN:HB3	1:G:466:VAL:HG22	1.83	0.60
1:K:82:ALA:HB1	1:K:93:THR:CG2	2.30	0.60
1:K:170:LEU:HD22	1:K:358:VAL:HG13	1.79	0.60
1:K:227:VAL:HG11	1:K:260:ASN:CG	2.22	0.60
1:K:235:LEU:CD1	1:K:307:ILE:CD1	2.78	0.60
1:L:171:ALA:HA	1:L:174:ILE:HG12	1.84	0.60
1:M:130:LYS:HG2	1:M:393:LEU:CD2	2.31	0.60
1:M:485:GLU:O	1:M:489:ARG:HG2	2.01	0.60
1:O:222:GLN:CA	1:O:277:ALA:HB1	2.31	0.60
1:P:8:LEU:HB3	1:P:12:MET:HE2	1.82	0.60
1:P:222:GLN:HB3	1:P:277:ALA:CB	2.31	0.60
1:P:235:LEU:CD1	1:P:307:ILE:HG22	2.28	0.60
1:A:8:LEU:HA	1:B:69:SER:O	2.01	0.60
1:A:254:ILE:HD13	1:A:262:LEU:HD13	1.83	0.60
1:A:369:VAL:O	1:A:369:VAL:CG1	2.49	0.60
1:A:389:LEU:CD1	1:A:415:LEU:CD2	2.79	0.60
1:A:437:VAL:CG2	1:A:451:LEU:HD21	2.30	0.60
1:B:112:ASP:O	1:B:113:GLN:HG3	2.01	0.60
1:B:219:VAL:HG13	1:B:220:SER:H	1.66	0.60
1:B:460:ASP:CG	1:B:463:GLU:H	2.05	0.60
1:C:150:LEU:CG	1:C:175:VAL:HG13	2.32	0.60
1:C:379:VAL:HG21	1:C:385:THR:OG1	2.01	0.60

Continued on next page...

Continued from previous page...

Atom-1	Atom-2	Interatomic distance (Å)	Clash overlap (Å)
1:D:418:ILE:CB	1:D:419:PRO:HD3	2.27	0.60
1:E:156:THR:CG2	1:E:156:THR:O	2.49	0.60
1:F:68:MET:HE3	1:F:68:MET:N	2.16	0.60
1:F:339:HIS:O	1:F:339:HIS:ND1	2.34	0.60
1:G:237:CYS:CB	1:G:306:ASN:HA	2.31	0.60
1:H:235:LEU:CG	1:H:307:ILE:HD13	2.31	0.60
1:I:12:MET:HE1	1:P:68:MET:HE3	1.83	0.60
1:I:130:LYS:HG2	1:I:393:LEU:HD22	1.83	0.60
1:I:212:VAL:HB	1:I:298:ALA:CB	2.31	0.60
1:K:38:THR:CG2	1:K:46:LYS:HE2	2.31	0.60
1:K:134:LEU:CD1	1:K:393:LEU:CG	2.79	0.60
1:K:211:GLY:C	1:K:298:ALA:HB1	2.21	0.60
1:K:340:PRO:O	1:K:340:PRO:HD2	2.01	0.60
1:K:389:LEU:CD1	1:K:415:LEU:HD13	2.29	0.60
1:K:473:LYS:HD3	1:K:477:ILE:HD11	1.82	0.60
1:L:433:ILE:HG22	1:L:451:LEU:HD21	1.82	0.60
1:M:130:LYS:CE	1:M:393:LEU:CD2	2.79	0.60
1:M:251:VAL:CG1	1:M:276:LEU:CD2	2.79	0.60
1:N:42:LYS:HB3	1:N:425:ASN:HB2	1.82	0.60
1:N:138:ILE:O	1:N:446:ASN:HB2	2.01	0.60
1:O:70:VAL:CG2	1:O:76:LYS:HG2	2.30	0.60
1:P:171:ALA:HA	1:P:174:ILE:CD1	2.31	0.60
1:B:166:ALA:CB	1:B:203:ILE:HG22	2.09	0.60
1:B:437:VAL:HG21	1:B:451:LEU:CD1	2.32	0.60
1:C:70:VAL:HG22	1:C:76:LYS:CG	2.31	0.60
1:C:178:VAL:CG2	1:C:366:VAL:HG13	2.31	0.60
1:C:347:ILE:HG21	1:C:358:VAL:CG1	2.31	0.60
1:D:212:VAL:N	1:D:298:ALA:CB	2.65	0.60
1:D:233:ALA:CB	1:D:315:LEU:CD1	2.74	0.60
1:D:431:ILE:HD11	1:M:403:ARG:CA	2.31	0.60
1:E:102:GLU:C	1:E:104:LEU:H	2.03	0.60
1:E:217:GLU:HG2	1:E:330:SER:C	2.22	0.60
1:E:433:ILE:HG22	1:E:451:LEU:CD2	2.31	0.60
1:F:48:LEU:HD11	1:F:68:MET:SD	2.41	0.60
1:F:164:GLU:O	1:F:164:GLU:CG	2.39	0.60
1:F:235:LEU:HD21	1:F:307:ILE:CD1	2.32	0.60
1:F:473:LYS:HA	1:F:473:LYS:HE3	1.83	0.60
1:G:68:MET:HE2	1:G:68:MET:CA	2.21	0.60
1:G:154:ALA:CB	1:G:174:ILE:HD11	2.23	0.60
1:G:235:LEU:HD23	1:G:310:LEU:HD22	1.83	0.60
1:H:299:THR:CG2	1:H:334:VAL:CG1	2.79	0.60

Continued on next page...

Continued from previous page...

Atom-1	Atom-2	Interatomic distance (Å)	Clash overlap (Å)
1:I:250:MET:HE3	1:I:308:LYS:HD2	1.83	0.60
1:J:213:LEU:HD22	1:J:331:MET:HE1	1.83	0.60
1:J:237:CYS:SG	1:J:306:ASN:HA	2.41	0.60
1:J:299:THR:CG2	1:J:334:VAL:HG11	2.31	0.60
1:K:379:VAL:HB	1:K:380:SER:CB	2.31	0.60
1:K:441:HIS:ND1	1:K:449:ALA:HB3	2.16	0.60
1:M:68:MET:CB	1:N:8:LEU:HD23	2.31	0.60
1:M:99:VAL:HG12	1:M:418:ILE:CD1	2.30	0.60
1:M:299:THR:HG21	1:M:334:VAL:HG11	1.81	0.60
1:M:494:ILE:O	1:M:494:ILE:HG22	2.01	0.60
1:N:16:MET:N	1:N:20:ALA:HB2	2.17	0.60
1:N:346:LEU:HD23	1:N:347:ILE:H	1.67	0.60
1:N:391:MET:HE3	1:N:438:ARG:HA	1.83	0.60
1:A:101:GLY:HA2	1:A:104:LEU:HD12	1.82	0.60
1:B:206:THR:HG21	1:B:347:ILE:HG22	1.84	0.60
1:C:208:LEU:HD21	1:C:210:LYS:HE3	1.82	0.60
1:C:223:MET:CE	1:C:276:LEU:CB	2.78	0.60
1:C:377:ARG:HG2	1:C:377:ARG:HH11	1.66	0.60
1:C:391:MET:HE1	1:C:438:ARG:CG	2.31	0.60
1:D:77:MET:HE1	1:D:486:MET:CE	2.26	0.60
1:D:473:LYS:HE3	1:D:473:LYS:CA	2.32	0.60
1:E:130:LYS:NZ	1:E:396:TYR:HB2	2.16	0.60
1:E:431:ILE:CD1	1:N:403:ARG:CG	2.80	0.60
1:F:78:LEU:HD12	1:F:487:LEU:HD22	1.83	0.60
1:F:276:LEU:HD12	1:F:281:ILE:HD12	1.84	0.60
1:G:144:ALA:O	1:G:150:LEU:HD11	2.02	0.60
1:G:167:LYS:HG3	1:G:168:GLU:H	1.65	0.60
1:H:192:LEU:HD22	1:H:297:LYS:CE	2.29	0.60
1:H:385:THR:O	1:H:389:LEU:HG	2.00	0.60
1:I:233:ALA:CA	1:I:315:LEU:HD22	2.29	0.60
1:J:12:MET:SD	1:J:494:ILE:HG22	2.41	0.60
1:J:394:ARG:O	1:J:397:ALA:HB3	2.01	0.60
1:L:31:ILE:HG22	1:L:65:LEU:HD21	1.84	0.60
1:L:68:MET:C	1:M:8:LEU:HA	2.21	0.60
1:M:62:VAL:HG13	1:M:63:THR:N	2.15	0.60
1:N:209:ILE:HD11	1:N:213:LEU:HB2	1.81	0.60
1:P:238:ALA:C	1:P:307:ILE:HG23	2.22	0.60
1:P:299:THR:CG2	1:P:334:VAL:CG1	2.80	0.60
1:A:403:ARG:HG3	1:A:403:ARG:NH1	2.02	0.60
1:C:77:MET:CE	1:C:486:MET:HE1	2.32	0.60
1:C:212:VAL:HG21	1:C:294:LYS:C	2.21	0.60

Continued on next page...

Continued from previous page...

Atom-1	Atom-2	Interatomic distance (Å)	Clash overlap (Å)
1:D:166:ALA:CB	1:D:203:ILE:HG22	2.29	0.60
1:D:362:VAL:O	1:D:366:VAL:HG23	2.01	0.60
1:E:197:LYS:CB	1:E:355:ILE:HG23	2.30	0.60
1:F:235:LEU:CG	1:F:307:ILE:HG22	2.32	0.60
1:F:350:THR:OG1	1:F:354:VAL:HG13	2.02	0.60
1:G:380:SER:HB2	1:G:384:SER:HB3	1.83	0.60
1:H:239:ILE:CG2	1:H:268:ILE:HG23	2.32	0.60
1:H:403:ARG:HG2	1:H:403:ARG:NH1	2.17	0.60
1:I:92:GLY:HA2	1:I:95:THR:HB	1.83	0.60
1:I:195:ILE:CB	1:I:359:ALA:CB	2.73	0.60
1:I:225:LYS:N	1:I:225:LYS:HD3	2.12	0.60
1:I:255:LYS:HD3	1:I:279:GLU:CB	2.32	0.60
1:K:263:PHE:CE2	1:K:295:LEU:CD2	2.84	0.60
1:L:16:MET:CA	1:L:20:ALA:HB2	2.31	0.60
1:L:153:ILE:HD11	1:L:372:THR:HG21	1.82	0.60
1:L:307:ILE:HD13	1:L:310:LEU:HD23	1.84	0.60
1:M:30:ILE:HG22	1:M:31:ILE:HD13	1.82	0.60
1:M:389:LEU:HD13	1:M:415:LEU:CD1	2.32	0.60
1:M:453:VAL:CG2	1:M:454:PHE:CD2	2.84	0.60
1:M:461:MET:SD	1:M:466:VAL:HG21	2.41	0.60
1:N:448:CYS:CB	1:N:460:ASP:HA	2.30	0.60
1:O:169:LYS:HE3	1:O:204:ASP:O	2.02	0.60
1:O:220:SER:HB3	1:O:277:ALA:CB	2.30	0.60
1:A:35:VAL:HG12	1:A:46:LYS:HE2	1.84	0.60
1:A:152:LYS:HE3	1:A:465:GLY:CA	2.30	0.60
1:A:430:ALA:O	1:A:434:LEU:HD23	2.01	0.60
1:B:70:VAL:HG21	1:B:76:LYS:HD3	1.83	0.60
1:B:383:GLY:HA2	1:B:386:GLU:OE2	2.01	0.60
1:C:420:ARG:NH1	1:C:420:ARG:HG3	2.17	0.60
1:D:134:LEU:HD11	1:D:393:LEU:HD23	1.83	0.60
1:E:222:GLN:HB3	1:E:277:ALA:CB	2.32	0.60
1:F:255:LYS:HD3	1:F:279:GLU:CD	2.21	0.60
1:H:177:ALA:CB	1:H:208:LEU:HD11	2.27	0.60
1:I:153:ILE:CG2	1:I:469:PRO:HD3	2.32	0.60
1:I:362:VAL:CG2	1:I:362:VAL:O	2.50	0.60
1:J:123:GLY:HA3	1:J:407:ALA:HB3	1.83	0.60
1:J:194:LYS:HG3	1:J:195:ILE:N	2.17	0.60
1:M:68:MET:CA	1:N:9:PRO:HG3	2.27	0.60
1:M:403:ARG:NH1	1:M:403:ARG:CG	2.65	0.60
1:M:432:GLU:O	1:M:435:VAL:HB	2.02	0.60
1:M:461:MET:HB3	1:M:466:VAL:O	2.02	0.60

Continued on next page...

Continued from previous page...

Atom-1	Atom-2	Interatomic distance (Å)	Clash overlap (Å)
1:N:8:LEU:HB3	1:N:9:PRO:CD	2.31	0.60
1:N:307:ILE:HG13	1:N:310:LEU:HD22	1.83	0.60
1:P:96:ALA:HB1	1:P:480:ALA:HB2	1.84	0.60
1:P:113:GLN:HE21	1:P:113:GLN:HA	0.44	0.60
1:C:158:ILE:CD1	1:C:170:LEU:CB	2.77	0.60
1:D:154:ALA:HB1	1:D:174:ILE:CD1	2.19	0.60
1:D:313:GLN:C	1:D:315:LEU:H	2.05	0.60
1:F:385:THR:O	1:F:389:LEU:HG	2.01	0.60
1:G:152:LYS:HG2	1:G:465:GLY:O	2.02	0.60
1:G:192:LEU:CB	1:G:342:ALA:HB2	2.30	0.60
1:G:299:THR:CG2	1:G:334:VAL:HG11	2.23	0.60
1:G:446:ASN:OD1	1:G:447:LYS:HB3	2.02	0.60
1:H:138:ILE:HD12	1:H:379:VAL:CG2	2.31	0.60
1:H:156:THR:HB	1:H:467:VAL:C	2.22	0.60
1:H:234:LEU:HG	1:H:315:LEU:HD11	1.84	0.60
1:H:339:HIS:HE1	1:H:341:LYS:NZ	1.98	0.60
1:I:105:ARG:HH11	1:I:106:LYS:CG	2.13	0.60
1:I:212:VAL:CB	1:I:298:ALA:HB2	2.31	0.60
1:I:223:MET:HE3	1:I:276:LEU:HB2	1.82	0.60
1:J:44:MET:CE	1:K:489:ARG:HH21	2.15	0.60
1:K:70:VAL:CG1	1:K:76:LYS:CD	2.79	0.60
1:K:231:LYS:HD3	1:K:231:LYS:N	2.17	0.60
1:N:42:LYS:CG	1:N:426:ALA:H	2.14	0.60
1:A:134:LEU:HD13	1:A:392:LYS:HE3	1.82	0.60
1:A:135:LEU:HD21	1:A:385:THR:HG21	1.84	0.60
1:B:170:LEU:CD2	1:B:358:VAL:HG13	2.32	0.60
1:B:191:ASP:O	1:B:294:LYS:HE3	2.02	0.60
1:B:232:ILE:HG13	1:B:261:VAL:HG11	1.81	0.60
1:B:377:ARG:NE	1:B:470:LEU:CD1	2.65	0.60
1:C:81:VAL:HG11	1:C:483:SER:OG	2.02	0.60
1:C:235:LEU:HD11	1:C:307:ILE:CG1	2.31	0.60
1:C:250:MET:HE2	1:C:307:ILE:CG2	2.31	0.60
1:D:241:GLU:HG3	1:D:250:MET:SD	2.42	0.60
1:H:165:LYS:NZ	1:H:165:LYS:N	2.49	0.60
1:H:219:VAL:CG1	1:H:223:MET:CE	2.77	0.60
1:I:142:VAL:HG21	1:I:149:ILE:HG21	1.83	0.60
1:I:142:VAL:HG21	1:I:149:ILE:CG2	2.31	0.60
1:I:181:VAL:HG23	1:I:182:VAL:N	2.15	0.60
1:I:380:SER:HB2	1:I:384:SER:HB2	1.82	0.60
1:K:77:MET:HE2	1:K:487:LEU:CG	2.31	0.60
1:K:138:ILE:CD1	1:K:385:THR:CG2	2.79	0.60

Continued on next page...

Continued from previous page...

Atom-1	Atom-2	Interatomic distance (Å)	Clash overlap (Å)
1:L:29:ARG:O	1:L:32:ALA:HB3	2.02	0.60
1:L:42:LYS:HD2	1:L:425:ASN:C	2.21	0.60
1:L:42:LYS:CB	1:L:425:ASN:HB2	2.32	0.60
1:L:48:LEU:O	1:L:56:VAL:HG13	2.01	0.60
1:L:69:SER:CB	1:M:9:PRO:HA	2.32	0.60
1:L:69:SER:N	1:M:9:PRO:HA	2.16	0.60
1:L:81:VAL:HG11	1:L:483:SER:CB	2.32	0.60
1:L:138:ILE:HD12	1:L:385:THR:HG23	1.79	0.60
1:M:154:ALA:CB	1:M:174:ILE:HD11	2.26	0.60
1:M:198:LYS:HB2	1:M:326:ILE:CD1	2.29	0.60
1:M:391:MET:CE	1:M:438:ARG:CG	2.79	0.60
1:N:68:MET:HA	1:O:9:PRO:CD	2.31	0.60
1:N:115:VAL:HG13	1:N:119:ILE:HB	1.84	0.60
1:N:469:PRO:CB	1:N:472:VAL:CG1	2.79	0.60
1:P:241:GLU:HG2	1:P:250:MET:SD	2.41	0.60
1:P:391:MET:CE	1:P:438:ARG:NE	2.65	0.60
1:A:216:LYS:HA	1:A:332:ILE:HD12	1.84	0.60
1:A:227:VAL:HG11	1:A:260:ASN:CG	2.22	0.60
1:B:238:ALA:C	1:B:307:ILE:CG2	2.70	0.60
1:C:268:ILE:HB	1:C:273:GLN:HE21	1.67	0.60
1:D:31:ILE:HG21	1:D:65:LEU:CD1	2.32	0.60
1:D:431:ILE:CD1	1:M:403:ARG:HA	2.32	0.60
1:E:383:GLY:HA2	1:E:386:GLU:HG2	1.83	0.60
1:F:391:MET:CE	1:F:438:ARG:HG2	2.32	0.60
1:G:142:VAL:HG13	1:G:149:ILE:CD1	2.32	0.60
1:G:143:GLY:O	1:G:149:ILE:HD11	2.01	0.60
1:H:134:LEU:CD1	1:H:393:LEU:HD13	2.32	0.60
1:H:248:LYS:HD2	1:H:275:TYR:OH	2.02	0.60
1:I:70:VAL:CG2	1:I:76:LYS:HE2	2.32	0.60
1:J:12:MET:HE3	1:J:494:ILE:O	2.02	0.60
1:J:182:VAL:O	1:J:182:VAL:CG1	2.47	0.60
1:L:405:GLN:HB3	1:L:406:LEU:CD1	2.32	0.60
1:L:420:ARG:O	1:L:423:ALA:HB3	2.02	0.60
1:L:437:VAL:CG1	1:L:451:LEU:HD11	2.31	0.60
1:M:34:THR:CG2	1:M:35:VAL:HG13	2.30	0.60
1:M:198:LYS:HG3	1:M:326:ILE:HD13	1.84	0.60
1:M:251:VAL:HG13	1:M:276:LEU:CD1	2.31	0.60
1:O:220:SER:HB2	1:O:273:GLN:O	2.02	0.60
1:P:62:VAL:HG13	1:P:63:THR:N	2.16	0.60
1:A:105:ARG:NH1	1:A:106:LYS:CG	2.65	0.59
1:B:123:GLY:HA3	1:B:407:ALA:HB1	1.84	0.59

Continued on next page...

Continued from previous page...

Atom-1	Atom-2	Interatomic distance (Å)	Clash overlap (Å)
1:C:393:LEU:HA	1:C:396:TYR:HB3	1.84	0.59
1:D:119:ILE:CG2	1:D:403:ARG:CB	2.76	0.59
1:E:134:LEU:HB3	1:E:392:LYS:HE3	1.82	0.59
1:E:403:ARG:C	1:E:406:LEU:HD12	2.22	0.59
1:F:14:ARG:HE	1:F:494:ILE:HD11	1.66	0.59
1:I:195:ILE:CB	1:I:359:ALA:HB2	2.29	0.59
1:I:391:MET:CE	1:I:438:ARG:CG	2.80	0.59
1:J:130:LYS:HE2	1:J:134:LEU:HD21	1.84	0.59
1:K:17:GLY:O	1:K:21:GLN:HB2	2.02	0.59
1:K:138:ILE:HA	1:K:446:ASN:HB3	1.83	0.59
1:K:347:ILE:HG21	1:K:358:VAL:HB	1.84	0.59
1:L:47:MET:HE2	1:M:493:VAL:HG13	1.83	0.59
1:M:25:ILE:HD13	1:M:108:GLU:CD	2.21	0.59
1:N:31:ILE:HG21	1:N:65:LEU:HD22	1.83	0.59
1:N:68:MET:SD	1:O:8:LEU:HB3	2.42	0.59
1:N:158:ILE:HB	1:N:361:ALA:HB1	1.82	0.59
1:N:371:CYS:HB3	1:N:471:ARG:HD2	1.83	0.59
1:P:42:LYS:HG3	1:P:426:ALA:H	1.65	0.59
1:P:105:ARG:HH12	1:P:106:LYS:HD2	1.65	0.59
1:P:192:LEU:HD23	1:P:341:LYS:O	2.01	0.59
1:A:105:ARG:NH1	1:A:106:LYS:HG2	2.16	0.59
1:B:8:LEU:CD1	1:B:12:MET:HG3	2.31	0.59
1:B:223:MET:HG2	1:B:281:ILE:O	2.02	0.59
1:C:241:GLU:HG3	1:C:250:MET:SD	2.42	0.59
1:D:212:VAL:N	1:D:298:ALA:HB1	2.17	0.59
1:E:39:LEU:HB3	1:E:94:THR:OG1	2.02	0.59
1:F:401:SER:OG	1:O:435:VAL:HG11	2.02	0.59
1:G:167:LYS:HG3	1:G:168:GLU:N	2.17	0.59
1:G:223:MET:HG2	1:G:282:VAL:HA	1.84	0.59
1:G:431:ILE:CG1	1:P:406:LEU:CD1	2.80	0.59
1:H:18:ARG:HG3	1:H:21:GLN:OE1	2.02	0.59
1:H:77:MET:HG3	1:H:487:LEU:HD21	1.84	0.59
1:I:448:CYS:HB2	1:I:460:ASP:CG	2.23	0.59
1:J:99:VAL:O	1:J:103:LEU:HB2	2.02	0.59
1:J:222:GLN:CB	1:J:277:ALA:CB	2.75	0.59
1:J:437:VAL:HG11	1:J:451:LEU:CD1	2.33	0.59
1:L:135:LEU:HD13	1:L:138:ILE:HD11	1.85	0.59
1:L:235:LEU:CG	1:L:307:ILE:CB	2.80	0.59
1:L:235:LEU:CD1	1:L:307:ILE:HB	2.31	0.59
1:L:414:ALA:O	1:L:417:VAL:HG23	2.03	0.59
1:M:339:HIS:CE1	1:M:341:LYS:CD	2.84	0.59

Continued on next page...

Continued from previous page...

Atom-1	Atom-2	Interatomic distance (Å)	Clash overlap (Å)
1:M:378:ILE:O	1:M:378:ILE:HG13	2.02	0.59
1:N:68:MET:HE2	1:O:9:PRO:CD	2.32	0.59
1:N:135:LEU:CD2	1:N:385:THR:HG21	2.32	0.59
1:O:44:MET:CE	1:O:44:MET:CA	2.62	0.59
1:O:89:VAL:O	1:O:89:VAL:CG2	2.50	0.59
1:O:163:ALA:HB3	1:O:357:GLU:OE2	2.01	0.59
1:B:48:LEU:HD22	1:B:68:MET:SD	2.42	0.59
1:C:176:GLU:CB	1:C:208:LEU:HD22	2.32	0.59
1:D:195:ILE:HB	1:D:359:ALA:HB2	1.84	0.59
1:D:255:LYS:HD3	1:D:279:GLU:HB3	1.84	0.59
1:F:135:LEU:HD21	1:F:385:THR:HG21	1.85	0.59
1:G:181:VAL:HG12	1:G:341:LYS:O	2.02	0.59
1:G:215:ASP:O	1:G:216:LYS:HD3	2.02	0.59
1:H:202:SER:OG	1:H:203:ILE:HG12	2.03	0.59
1:I:198:LYS:HE2	1:I:331:MET:SD	2.42	0.59
1:I:372:THR:HA	1:I:375:ASP:O	2.02	0.59
1:J:235:LEU:CB	1:J:307:ILE:HG22	2.32	0.59
1:K:158:ILE:CD1	1:K:170:LEU:HB3	2.32	0.59
1:K:233:ALA:CB	1:K:310:LEU:HD11	2.31	0.59
1:L:247:LEU:CD2	1:L:269:ASP:HB3	2.32	0.59
1:L:384:SER:HB3	1:L:441:HIS:HE1	1.66	0.59
1:M:134:LEU:HD12	1:M:393:LEU:HD11	1.83	0.59
1:N:155:MET:SD	1:N:167:LYS:HD3	2.42	0.59
1:P:447:LYS:HB2	1:P:462:CYS:HB2	1.83	0.59
1:A:493:VAL:HG13	1:B:47:MET:HE1	1.84	0.59
1:B:31:ILE:CG2	1:B:65:LEU:HD22	2.30	0.59
1:C:144:ALA:HB1	1:C:373:ILE:HB	1.84	0.59
1:C:166:ALA:O	1:C:170:LEU:HG	2.02	0.59
1:C:220:SER:HB3	1:C:223:MET:SD	2.42	0.59
1:D:197:LYS:HB2	1:D:355:ILE:HG13	1.83	0.59
1:D:199:SER:CB	1:D:327:SER:HB2	2.31	0.59
1:E:57:VAL:O	1:E:58:THR:HG23	2.02	0.59
1:I:327:SER:O	1:I:327:SER:OG	2.19	0.59
1:J:177:ALA:HB2	1:J:208:LEU:HD11	1.85	0.59
1:K:25:ILE:CG2	1:K:26:LEU:N	2.66	0.59
1:K:254:ILE:HG23	1:K:310:LEU:CD1	2.31	0.59
1:K:338:LYS:HD2	1:K:339:HIS:HB2	1.85	0.59
1:M:50:ASP:CG	1:M:52:LEU:HG	2.22	0.59
1:N:106:LYS:CE	1:N:106:LYS:CA	2.81	0.59
1:N:116:HIS:C	1:N:116:HIS:ND1	2.55	0.59
1:N:461:MET:HE2	1:N:466:VAL:HG21	1.84	0.59

Continued on next page...

Continued from previous page...

Atom-1	Atom-2	Interatomic distance (Å)	Clash overlap (Å)
1:N:469:PRO:CG	1:N:472:VAL:CG1	2.72	0.59
1:O:23:MET:CE	1:O:72:HIS:CE1	2.85	0.59
1:O:154:ALA:CB	1:O:174:ILE:CD1	2.70	0.59
1:A:44:MET:SD	1:H:489:ARG:HB2	2.42	0.59
1:A:115:VAL:HG11	1:A:119:ILE:CG2	2.29	0.59
1:A:389:LEU:HD12	1:A:415:LEU:CD2	2.32	0.59
1:D:225:LYS:O	1:D:226:LYS:HB2	2.02	0.59
1:D:262:LEU:HD12	1:D:310:LEU:HD11	1.85	0.59
1:D:431:ILE:CD1	1:M:403:ARG:HG2	2.32	0.59
1:E:124:TYR:CE1	1:E:407:ALA:C	2.69	0.59
1:E:235:LEU:CD2	1:E:310:LEU:HD22	2.33	0.59
1:E:431:ILE:CD1	1:N:406:LEU:CD1	2.76	0.59
1:F:307:ILE:CD1	1:F:310:LEU:CB	2.81	0.59
1:G:152:LYS:HE2	1:G:467:VAL:HG21	1.84	0.59
1:G:338:LYS:HD2	1:G:339:HIS:N	2.18	0.59
1:H:84:THR:HG22	1:H:84:THR:O	2.03	0.59
1:H:130:LYS:HG2	1:H:393:LEU:HD12	1.79	0.59
1:H:448:CYS:CB	1:H:460:ASP:HA	2.32	0.59
1:I:420:ARG:CG	1:I:420:ARG:NH1	2.58	0.59
1:J:119:ILE:CD1	1:J:403:ARG:HG3	2.31	0.59
1:J:138:ILE:C	1:J:138:ILE:CD1	2.68	0.59
1:J:162:GLY:O	1:J:163:ALA:HB2	2.03	0.59
1:J:235:LEU:HD13	1:J:307:ILE:CB	2.32	0.59
1:J:235:LEU:CG	1:J:307:ILE:HG22	2.33	0.59
1:J:448:CYS:CB	1:J:460:ASP:HA	2.31	0.59
1:K:418:ILE:O	1:K:422:LEU:HG	2.03	0.59
1:L:262:LEU:CD1	1:L:310:LEU:HD23	2.31	0.59
1:L:441:HIS:CG	1:L:449:ALA:HB3	2.37	0.59
1:M:223:MET:HE2	1:M:283:ALA:HB2	1.85	0.59
1:M:397:ALA:HB2	1:M:408:VAL:HG23	1.84	0.59
1:N:48:LEU:CD2	1:O:494:ILE:HD12	2.32	0.59
1:N:193:ILE:HD12	1:N:366:VAL:CG2	2.32	0.59
1:O:219:VAL:HG23	1:O:285:ARG:HB3	1.84	0.59
1:P:239:ILE:CB	1:P:307:ILE:HG21	2.33	0.59
1:P:257:SER:OG	1:P:311:SER:HA	2.02	0.59
1:A:142:VAL:HG11	1:A:149:ILE:HD13	1.82	0.59
1:A:299:THR:HG23	1:A:334:VAL:CG1	2.32	0.59
1:A:393:LEU:HA	1:A:396:TYR:HB3	1.84	0.59
1:A:473:LYS:HA	1:A:473:LYS:HE3	1.84	0.59
1:B:100:ALA:CB	1:B:484:THR:HG21	2.19	0.59
1:B:134:LEU:CD1	1:B:393:LEU:CG	2.80	0.59

Continued on next page...

Continued from previous page...

Atom-1	Atom-2	Interatomic distance (Å)	Clash overlap (Å)
1:B:192:LEU:CB	1:B:342:ALA:HB2	2.31	0.59
1:B:215:ASP:CG	1:B:331:MET:HG2	2.23	0.59
1:B:232:ILE:H	1:B:232:ILE:HD12	1.67	0.59
1:B:391:MET:HE3	1:B:438:ARG:HG2	1.84	0.59
1:B:434:LEU:CD2	1:B:434:LEU:H	2.15	0.59
1:C:134:LEU:HD12	1:C:393:LEU:CG	2.32	0.59
1:C:141:GLU:OE1	1:C:376:GLY:HA3	2.03	0.59
1:C:377:ARG:NH1	1:C:470:LEU:CD1	2.66	0.59
1:C:435:VAL:HG22	1:C:438:ARG:HH22	1.66	0.59
1:D:113:GLN:NE2	1:D:113:GLN:N	2.50	0.59
1:E:35:VAL:HG21	1:E:94:THR:HG23	1.81	0.59
1:E:116:HIS:CB	1:E:117:PRO:HD2	2.32	0.59
1:E:235:LEU:HD13	1:E:310:LEU:CB	2.33	0.59
1:E:406:LEU:CD1	1:N:431:ILE:HD11	2.25	0.59
1:F:77:MET:HE2	1:F:487:LEU:CD1	2.32	0.59
1:G:11:ASN:HD21	1:H:51:ASP:HA	1.61	0.59
1:G:233:ALA:CA	1:G:315:LEU:HD11	2.32	0.59
1:G:493:VAL:HG13	1:H:47:MET:HE2	1.85	0.59
1:H:270:ASP:OD1	1:H:270:ASP:N	2.36	0.59
1:J:325:LYS:HG3	1:J:330:SER:OG	2.03	0.59
1:K:158:ILE:HG12	1:K:170:LEU:HD12	1.85	0.59
1:K:198:LYS:C	1:K:355:ILE:CD1	2.71	0.59
1:K:312:ALA:HA	1:K:315:LEU:HB2	1.84	0.59
1:L:42:LYS:HB3	1:L:425:ASN:HB2	1.84	0.59
1:L:170:LEU:HD11	1:L:358:VAL:HG13	1.83	0.59
1:L:192:LEU:HB3	1:L:342:ALA:HA	1.83	0.59
1:L:214:VAL:CG1	1:L:291:ASP:CB	2.79	0.59
1:M:192:LEU:CG	1:M:342:ALA:HB2	2.33	0.59
1:M:327:SER:O	1:M:327:SER:OG	2.17	0.59
1:N:299:THR:HG21	1:N:334:VAL:HG11	1.83	0.59
1:N:384:SER:OG	1:N:441:HIS:HE1	1.84	0.59
1:O:150:LEU:HD23	1:O:175:VAL:HG11	1.79	0.59
1:P:34:THR:CG2	1:P:35:VAL:HG13	2.32	0.59
1:P:448:CYS:O	1:P:449:ALA:HB3	2.03	0.59
1:A:116:HIS:HB2	1:A:117:PRO:HD2	1.83	0.59
1:B:196:GLU:HG2	1:B:331:MET:HE1	1.85	0.59
1:B:494:ILE:CG2	1:C:48:LEU:HD23	2.31	0.59
1:C:42:LYS:HG3	1:C:426:ALA:N	2.18	0.59
1:C:192:LEU:HB3	1:C:342:ALA:CA	2.33	0.59
1:C:384:SER:CA	1:C:441:HIS:CE1	2.84	0.59
1:C:469:PRO:CG	1:C:472:VAL:HG13	2.32	0.59

Continued on next page...

Continued from previous page...

Atom-1	Atom-2	Interatomic distance (Å)	Clash overlap (Å)
1:D:147:LYS:HG2	1:D:147:LYS:O	2.03	0.59
1:D:198:LYS:CA	1:D:355:ILE:HD12	2.32	0.59
1:D:232:ILE:HG12	1:D:299:THR:HG21	1.84	0.59
1:E:259:ALA:O	1:E:281:ILE:HD13	2.03	0.59
1:F:68:MET:HA	1:F:68:MET:CE	2.33	0.59
1:G:31:ILE:CG2	1:G:65:LEU:CG	2.79	0.59
1:G:117:PRO:O	1:G:120:VAL:HG12	2.03	0.59
1:G:195:ILE:CB	1:G:359:ALA:CB	2.80	0.59
1:G:248:LYS:HE2	1:G:275:TYR:CE1	2.36	0.59
1:H:130:LYS:NZ	1:H:134:LEU:HD21	2.16	0.59
1:I:73:PRO:HA	1:I:76:LYS:HG2	1.83	0.59
1:J:34:THR:CG2	1:J:35:VAL:N	2.60	0.59
1:K:235:LEU:CD1	1:K:307:ILE:HG22	2.33	0.59
1:K:254:ILE:HG23	1:K:310:LEU:HD12	1.84	0.59
1:L:235:LEU:CG	1:L:307:ILE:CA	2.71	0.59
1:M:45:ASP:O	1:M:46:LYS:HG2	2.03	0.59
1:M:307:ILE:O	1:M:310:LEU:HB2	2.03	0.59
1:N:469:PRO:CB	1:N:472:VAL:HG11	2.32	0.59
1:O:140:CYS:HB3	1:O:446:ASN:CB	2.33	0.59
1:P:42:LYS:HE2	1:P:426:ALA:CA	2.32	0.59
1:P:102:GLU:OE2	1:P:417:VAL:HG21	2.03	0.59
1:P:232:ILE:HG13	1:P:261:VAL:HG11	1.84	0.59
1:A:77:MET:CE	1:A:486:MET:HE1	2.33	0.59
1:A:84:THR:HG23	1:A:84:THR:O	2.02	0.59
1:A:134:LEU:HD12	1:A:393:LEU:CD2	2.31	0.59
1:A:177:ALA:HB2	1:A:208:LEU:CD1	2.31	0.59
1:B:188:VAL:HB	1:B:370:GLY:HA2	1.83	0.59
1:B:198:LYS:N	1:B:355:ILE:HD13	2.18	0.59
1:D:460:ASP:OD2	1:D:463:GLU:HB2	2.03	0.59
1:D:461:MET:O	1:D:466:VAL:HG23	2.02	0.59
1:H:99:VAL:O	1:H:103:LEU:HB2	2.02	0.59
1:H:235:LEU:CG	1:H:307:ILE:HA	2.31	0.59
1:H:452:ASN:HD21	1:H:454:PHE:HB2	1.67	0.59
1:I:231:LYS:HD3	1:I:231:LYS:N	2.17	0.59
1:I:433:ILE:CG2	1:I:451:LEU:HD23	2.32	0.59
1:J:29:ARG:O	1:J:33:GLU:HG3	2.03	0.59
1:J:235:LEU:CD2	1:J:310:LEU:HD13	2.33	0.59
1:J:307:ILE:HD13	1:J:310:LEU:CD2	2.31	0.59
1:K:251:VAL:HG13	1:K:276:LEU:CD2	2.32	0.59
1:L:155:MET:CE	1:L:465:GLY:HA3	2.32	0.59
1:L:178:VAL:CG2	1:L:366:VAL:HG22	2.33	0.59

Continued on next page...

Continued from previous page...

Atom-1	Atom-2	Interatomic distance (Å)	Clash overlap (Å)
1:L:391:MET:HE1	1:L:438:ARG:CB	2.32	0.59
1:M:437:VAL:HA	1:M:458:VAL:CG1	2.33	0.59
1:M:456:GLY:O	1:M:457:ALA:HB2	2.03	0.59
1:O:150:LEU:HB3	1:O:175:VAL:HG11	1.84	0.59
1:O:152:LYS:HG2	1:O:467:VAL:CG2	2.32	0.59
1:P:134:LEU:HD11	1:P:393:LEU:CG	2.32	0.59
1:P:239:ILE:HA	1:P:307:ILE:HG21	1.85	0.59
1:A:208:LEU:HD21	1:A:210:LYS:HE3	1.83	0.59
1:A:233:ALA:CB	1:A:315:LEU:HG	2.32	0.59
1:B:384:SER:OG	1:B:441:HIS:HE1	1.86	0.59
1:C:81:VAL:HG21	1:C:483:SER:OG	2.02	0.59
1:C:155:MET:CE	1:C:465:GLY:HA3	2.33	0.59
1:C:453:VAL:CG2	1:C:454:PHE:CE1	2.85	0.59
1:D:254:ILE:HG23	1:D:310:LEU:HD13	1.84	0.59
1:D:391:MET:CE	1:D:438:ARG:CB	2.81	0.59
1:D:391:MET:CE	1:D:438:ARG:HB3	2.33	0.59
1:G:220:SER:HB2	1:G:273:GLN:C	2.23	0.59
1:H:236:ASN:HB2	1:H:265:GLN:OE1	2.03	0.59
1:H:433:ILE:HG22	1:H:451:LEU:CD2	2.33	0.59
1:J:115:VAL:HG23	1:J:116:HIS:O	2.02	0.59
1:J:200:GLY:O	1:J:348:ARG:HB3	2.03	0.59
1:J:368:VAL:CG2	1:J:469:PRO:CG	2.81	0.59
1:K:42:LYS:HE2	1:K:426:ALA:N	2.17	0.59
1:K:134:LEU:HD12	1:K:393:LEU:HD21	1.83	0.59
1:K:248:LYS:CE	1:K:275:TYR:CZ	2.86	0.59
1:L:345:MET:HE2	1:L:362:VAL:HG11	1.85	0.59
1:M:8:LEU:CB	1:M:12:MET:CE	2.78	0.59
1:M:48:LEU:HB2	1:M:56:VAL:HG13	1.84	0.59
1:N:78:LEU:HD12	1:N:487:LEU:CD1	2.30	0.59
1:N:123:GLY:HA3	1:N:407:ALA:HB1	1.84	0.59
1:O:50:ASP:OD1	1:O:50:ASP:C	2.37	0.59
1:O:178:VAL:CG2	1:O:366:VAL:CG2	2.80	0.59
1:P:177:ALA:HB2	1:P:208:LEU:HD21	1.85	0.59
1:P:469:PRO:CD	1:P:472:VAL:HG21	2.32	0.59
1:B:232:ILE:HG13	1:B:261:VAL:CG1	2.32	0.59
1:B:491:ASP:O	1:B:491:ASP:CG	2.41	0.59
1:D:251:VAL:HG13	1:D:276:LEU:CD1	2.33	0.59
1:D:255:LYS:HE3	1:D:279:GLU:CD	2.23	0.59
1:E:217:GLU:CD	1:E:330:SER:HB2	2.23	0.59
1:F:220:SER:HB2	1:F:273:GLN:HB3	1.85	0.59
1:F:338:LYS:HD2	1:F:339:HIS:HB2	1.85	0.59

Continued on next page...

Continued from previous page...

Atom-1	Atom-2	Interatomic distance (Å)	Clash overlap (Å)
1:F:450:GLY:O	1:F:451:LEU:HD12	2.03	0.59
1:G:97:VAL:O	1:G:100:ALA:HB3	2.03	0.59
1:G:178:VAL:HG22	1:G:366:VAL:HG22	1.81	0.59
1:G:235:LEU:HD23	1:G:310:LEU:CG	2.33	0.59
1:G:358:VAL:O	1:G:362:VAL:HG13	2.01	0.59
1:J:42:LYS:HD2	1:J:426:ALA:HA	1.85	0.59
1:J:130:LYS:HE2	1:J:134:LEU:CD1	2.33	0.59
1:J:178:VAL:CG2	1:J:366:VAL:CG1	2.71	0.59
1:J:235:LEU:HD11	1:J:307:ILE:HD13	1.84	0.59
1:J:235:LEU:CD2	1:J:304:ILE:HD11	2.33	0.59
1:K:69:SER:O	1:L:9:PRO:HA	2.03	0.59
1:M:100:ALA:O	1:M:104:LEU:HG	2.02	0.59
1:M:130:LYS:CE	1:M:393:LEU:HD21	2.30	0.59
1:M:135:LEU:HD23	1:M:385:THR:HG21	1.84	0.59
1:M:158:ILE:CG2	1:M:170:LEU:HD12	2.24	0.59
1:N:178:VAL:HG22	1:N:366:VAL:HG22	1.83	0.59
1:N:182:VAL:CG2	1:N:188:VAL:CG2	2.81	0.59
1:N:380:SER:HB2	1:N:384:SER:CB	2.33	0.59
1:O:17:GLY:O	1:O:21:GLN:HB2	2.02	0.59
1:O:178:VAL:HG13	1:O:188:VAL:HG11	1.85	0.59
1:O:195:ILE:HD12	1:O:359:ALA:HB1	1.85	0.59
1:O:270:ASP:OD1	1:O:270:ASP:N	2.29	0.59
1:A:30:ILE:HG22	1:A:31:ILE:CB	2.32	0.58
1:A:73:PRO:HA	1:A:76:LYS:HG2	1.84	0.58
1:A:158:ILE:CG1	1:A:361:ALA:HB1	2.17	0.58
1:A:234:LEU:N	1:A:315:LEU:HD11	2.18	0.58
1:A:239:ILE:HD11	1:A:251:VAL:HG22	1.84	0.58
1:A:248:LYS:HD2	1:A:275:TYR:CE1	2.36	0.58
1:B:212:VAL:HG21	1:B:294:LYS:O	2.03	0.58
1:B:384:SER:CB	1:B:441:HIS:HE1	2.16	0.58
1:C:239:ILE:CG1	1:C:307:ILE:HD13	2.33	0.58
1:C:377:ARG:CD	1:C:377:ARG:N	2.58	0.58
1:D:338:LYS:HD2	1:D:339:HIS:CB	2.33	0.58
1:E:147:LYS:HG2	1:E:147:LYS:O	2.03	0.58
1:E:214:VAL:HG12	1:E:291:ASP:HB2	1.84	0.58
1:E:217:GLU:HB3	1:E:330:SER:CB	2.28	0.58
1:E:339:HIS:CE1	1:E:341:LYS:CD	2.86	0.58
1:F:68:MET:CA	1:F:68:MET:HE3	2.33	0.58
1:F:194:LYS:HB2	1:F:294:LYS:HD3	1.85	0.58
1:F:307:ILE:HD12	1:F:310:LEU:HB2	1.82	0.58
1:I:169:LYS:HE3	1:I:204:ASP:O	2.03	0.58

Continued on next page...

Continued from previous page...

Atom-1	Atom-2	Interatomic distance (Å)	Clash overlap (Å)
1:K:171:ALA:HA	1:K:174:ILE:HG12	1.85	0.58
1:K:235:LEU:HG	1:K:310:LEU:HG	1.83	0.58
1:L:177:ALA:HB2	1:L:208:LEU:CD1	2.33	0.58
1:L:299:THR:HG23	1:L:334:VAL:HG11	1.84	0.58
1:L:389:LEU:CD1	1:L:415:LEU:HD13	2.33	0.58
1:L:469:PRO:CG	1:L:472:VAL:CG2	2.81	0.58
1:P:155:MET:SD	1:P:167:LYS:HD3	2.43	0.58
1:P:217:GLU:HB3	1:P:323:GLU:OE1	2.03	0.58
1:P:296:ALA:CA	1:P:301:ALA:HB3	2.25	0.58
1:P:380:SER:HB3	1:P:384:SER:CB	2.32	0.58
1:A:431:ILE:HD11	1:J:402:GLY:C	2.24	0.58
1:B:38:THR:HG23	1:B:46:LYS:CE	2.20	0.58
1:B:70:VAL:CB	1:B:76:LYS:HD3	2.33	0.58
1:B:130:LYS:HE2	1:B:134:LEU:CG	2.33	0.58
1:C:121:VAL:C	1:C:123:GLY:H	2.06	0.58
1:C:250:MET:CE	1:C:308:LYS:CG	2.81	0.58
1:D:365:ALA:O	1:D:369:VAL:HG13	2.03	0.58
1:D:437:VAL:HA	1:D:458:VAL:HG21	1.85	0.58
1:E:403:ARG:HG3	1:E:403:ARG:NH1	1.95	0.58
1:F:313:GLN:C	1:F:315:LEU:H	2.05	0.58
1:F:377:ARG:CZ	1:F:470:LEU:HD11	2.33	0.58
1:F:377:ARG:CZ	1:F:470:LEU:HD12	2.33	0.58
1:G:195:ILE:CG2	1:G:359:ALA:HB1	2.33	0.58
1:G:210:LYS:HG2	1:G:343:VAL:HG23	1.85	0.58
1:G:254:ILE:HG21	1:G:262:LEU:HD12	1.85	0.58
1:H:85:GLN:HE22	1:H:475:GLN:CG	2.16	0.58
1:H:477:ILE:O	1:H:477:ILE:CG2	2.51	0.58
1:I:174:ILE:HD12	1:I:365:ALA:CB	2.33	0.58
1:I:177:ALA:O	1:I:181:VAL:HG13	2.03	0.58
1:I:192:LEU:HB3	1:I:342:ALA:HA	1.84	0.58
1:I:227:VAL:CG1	1:I:228:THR:H	2.16	0.58
1:K:142:VAL:HG13	1:K:149:ILE:CD1	2.20	0.58
1:K:254:ILE:HG22	1:K:259:ALA:HB3	1.86	0.58
1:L:116:HIS:CD2	1:L:117:PRO:HG2	2.38	0.58
1:L:198:LYS:N	1:L:355:ILE:HD13	2.18	0.58
1:M:223:MET:CE	1:M:276:LEU:HB3	2.25	0.58
1:O:8:LEU:HB3	1:O:9:PRO:CD	2.33	0.58
1:O:130:LYS:NZ	1:O:396:TYR:HB2	2.18	0.58
1:O:142:VAL:HG21	1:O:149:ILE:HG21	1.85	0.58
1:O:233:ALA:HA	1:O:315:LEU:CG	2.32	0.58
1:O:341:LYS:HZ3	1:O:341:LYS:HB3	0.62	0.58

Continued on next page...

Continued from previous page...

Atom-1	Atom-2	Interatomic distance (Å)	Clash overlap (Å)
1:P:391:MET:CE	1:P:438:ARG:CD	2.81	0.58
1:A:152:LYS:HE2	1:A:462:CYS:C	2.23	0.58
1:A:206:THR:CG2	1:A:347:ILE:CG2	2.82	0.58
1:C:193:ILE:HD12	1:C:366:VAL:HG21	1.84	0.58
1:D:404:GLU:CD	1:D:404:GLU:H	2.06	0.58
1:E:235:LEU:CD1	1:E:310:LEU:CD1	2.74	0.58
1:E:236:ASN:CA	1:E:265:GLN:HB3	2.33	0.58
1:E:254:ILE:HG23	1:E:259:ALA:HB3	1.85	0.58
1:E:312:ALA:O	1:E:313:GLN:HB3	2.02	0.58
1:E:400:ILE:CD1	1:E:408:VAL:HG11	2.33	0.58
1:F:124:TYR:HE1	1:F:407:ALA:HA	1.68	0.58
1:G:130:LYS:HZ3	1:G:134:LEU:CD2	2.15	0.58
1:G:223:MET:CE	1:G:276:LEU:HG	2.32	0.58
1:G:235:LEU:HD23	1:G:310:LEU:HD13	1.84	0.58
1:H:42:LYS:CE	1:H:426:ALA:CA	2.67	0.58
1:H:197:LYS:HA	1:H:355:ILE:HG21	1.85	0.58
1:I:44:MET:HB3	1:J:491:ASP:OD1	2.03	0.58
1:J:69:SER:N	1:K:9:PRO:HG3	2.19	0.58
1:L:81:VAL:HG11	1:L:483:SER:HB3	1.84	0.58
1:L:265:GLN:HG2	1:L:266:LYS:CE	2.32	0.58
1:M:213:LEU:HD11	1:M:333:PHE:CZ	2.38	0.58
1:N:182:VAL:CB	1:N:188:VAL:HG22	2.33	0.58
1:N:380:SER:CB	1:N:384:SER:CB	2.80	0.58
1:N:383:GLY:HA3	1:N:386:GLU:HG3	1.83	0.58
1:O:68:MET:HB3	1:P:8:LEU:HA	1.84	0.58
1:P:236:ASN:HA	1:P:265:GLN:HB3	1.82	0.58
1:A:105:ARG:CZ	1:A:106:LYS:HG2	2.33	0.58
1:A:139:ALA:HB1	1:A:377:ARG:HG3	1.84	0.58
1:A:248:LYS:CD	1:A:275:TYR:CE2	2.86	0.58
1:A:431:ILE:HD11	1:J:403:ARG:CA	2.34	0.58
1:A:434:LEU:N	1:A:434:LEU:HD22	2.17	0.58
1:B:206:THR:HB	1:B:347:ILE:HA	1.84	0.58
1:C:106:LYS:CA	1:C:106:LYS:HE3	2.33	0.58
1:C:121:VAL:HG23	1:C:122:LYS:N	2.18	0.58
1:C:158:ILE:HD12	1:C:167:LYS:HA	1.83	0.58
1:C:194:LYS:HB2	1:C:294:LYS:HD3	1.85	0.58
1:C:197:LYS:HB3	1:C:355:ILE:HB	1.84	0.58
1:C:469:PRO:HG2	1:C:472:VAL:HG22	1.85	0.58
1:D:232:ILE:C	1:D:315:LEU:HD13	2.24	0.58
1:D:235:LEU:CD2	1:D:307:ILE:HD13	2.33	0.58
1:E:36:ARG:HG3	1:E:37:SER:N	2.18	0.58

Continued on next page...

Continued from previous page...

Atom-1	Atom-2	Interatomic distance (Å)	Clash overlap (Å)
1:E:161:LYS:HB3	1:E:357:GLU:OE1	2.04	0.58
1:E:251:VAL:HG13	1:E:276:LEU:HD13	1.83	0.58
1:F:97:VAL:O	1:F:100:ALA:HB3	2.03	0.58
1:F:431:ILE:O	1:F:435:VAL:HG13	2.03	0.58
1:G:42:LYS:CG	1:G:425:ASN:CB	2.75	0.58
1:G:129:GLN:O	1:G:132:GLN:HB2	2.04	0.58
1:G:265:GLN:CG	1:G:266:LYS:HZ3	2.16	0.58
1:H:433:ILE:CG2	1:H:451:LEU:CD2	2.82	0.58
1:K:134:LEU:HD12	1:K:393:LEU:CD1	2.33	0.58
1:L:383:GLY:CA	1:L:386:GLU:HG3	2.33	0.58
1:N:46:LYS:HB3	1:O:492:ASP:OD2	2.03	0.58
1:O:441:HIS:ND1	1:O:449:ALA:HB3	2.19	0.58
1:P:43:GLY:C	1:P:44:MET:HE3	2.23	0.58
1:A:89:VAL:HG21	1:A:368:VAL:HG11	1.83	0.58
1:A:148:GLU:O	1:A:148:GLU:HG2	2.01	0.58
1:A:197:LYS:CD	1:A:197:LYS:N	2.39	0.58
1:A:347:ILE:HB	1:A:355:ILE:HG22	1.85	0.58
1:A:403:ARG:HB3	1:J:431:ILE:HD11	1.86	0.58
1:C:234:LEU:CD1	1:C:301:ALA:HB3	2.34	0.58
1:D:198:LYS:HE2	1:D:331:MET:SD	2.43	0.58
1:D:211:GLY:C	1:D:298:ALA:CB	2.72	0.58
1:D:234:LEU:HB3	1:D:292:MET:HE2	1.84	0.58
1:D:235:LEU:CD1	1:D:307:ILE:CA	2.63	0.58
1:E:232:ILE:HG13	1:E:261:VAL:CG1	2.32	0.58
1:E:431:ILE:CD1	1:N:403:ARG:HG2	2.30	0.58
1:F:405:GLN:CB	1:F:406:LEU:HD12	2.23	0.58
1:G:135:LEU:HA	1:G:138:ILE:CD1	2.34	0.58
1:H:122:LYS:HA	1:H:125:GLN:CD	2.24	0.58
1:H:130:LYS:CD	1:H:393:LEU:HD12	2.32	0.58
1:I:73:PRO:O	1:I:76:LYS:HB2	2.03	0.58
1:I:235:LEU:CD2	1:I:307:ILE:HA	2.34	0.58
1:J:198:LYS:CB	1:J:326:ILE:HD13	2.33	0.58
1:J:462:CYS:SG	1:J:467:VAL:HG21	2.43	0.58
1:K:68:MET:HA	1:L:9:PRO:HD3	1.85	0.58
1:L:117:PRO:O	1:L:121:VAL:HG13	2.03	0.58
1:N:158:ILE:CD1	1:N:170:LEU:CB	2.81	0.58
1:N:164:GLU:HG2	1:N:164:GLU:O	2.03	0.58
1:O:152:LYS:CG	1:O:465:GLY:HA3	2.33	0.58
1:P:115:VAL:CG1	1:P:403:ARG:NE	2.65	0.58
1:P:307:ILE:HD12	1:P:310:LEU:HB2	1.85	0.58
1:A:9:PRO:HA	1:B:69:SER:C	2.23	0.58

Continued on next page...

Continued from previous page...

Atom-1	Atom-2	Interatomic distance (Å)	Clash overlap (Å)
1:A:255:LYS:HD3	1:A:279:GLU:CB	2.34	0.58
1:B:95:THR:HG22	1:B:95:THR:O	2.02	0.58
1:B:125:GLN:HG3	1:B:126:ALA:H	1.68	0.58
1:B:156:THR:HG21	1:B:468:GLU:HB3	1.84	0.58
1:B:247:LEU:O	1:B:251:VAL:HG23	2.04	0.58
1:D:30:ILE:HG22	1:D:31:ILE:N	2.18	0.58
1:D:42:LYS:CB	1:D:425:ASN:HB2	2.33	0.58
1:D:66:ARG:HA	1:D:79:ILE:HD12	1.86	0.58
1:D:195:ILE:HG13	1:D:359:ALA:HB1	1.84	0.58
1:D:207:GLU:OE2	1:D:346:LEU:HD13	2.04	0.58
1:E:130:LYS:HZ3	1:E:134:LEU:HD11	1.69	0.58
1:E:170:LEU:HD12	1:E:358:VAL:HG13	1.86	0.58
1:H:235:LEU:CD2	1:H:307:ILE:CA	2.79	0.58
1:I:30:ILE:HG22	1:I:31:ILE:N	2.17	0.58
1:I:117:PRO:O	1:I:120:VAL:HG12	2.03	0.58
1:I:178:VAL:CG2	1:I:366:VAL:CG2	2.76	0.58
1:I:232:ILE:CG1	1:I:261:VAL:HG11	2.25	0.58
1:J:48:LEU:HB2	1:J:56:VAL:HG11	1.79	0.58
1:J:89:VAL:O	1:J:89:VAL:HG22	2.02	0.58
1:J:105:ARG:CZ	1:J:106:LYS:HD2	2.33	0.58
1:J:152:LYS:HG2	1:J:465:GLY:CA	2.32	0.58
1:J:441:HIS:HD1	1:J:449:ALA:HB3	1.68	0.58
1:K:157:SER:HB3	1:K:365:ALA:HB2	1.85	0.58
1:K:227:VAL:CG1	1:K:260:ASN:HD21	2.17	0.58
1:K:420:ARG:NE	1:K:430:ALA:HB3	2.19	0.58
1:L:223:MET:H	1:L:277:ALA:HB1	1.68	0.58
1:M:42:LYS:O	1:M:425:ASN:HB3	2.02	0.58
1:M:235:LEU:HD21	1:M:310:LEU:CG	2.33	0.58
1:M:441:HIS:NE2	1:M:449:ALA:HA	2.19	0.58
1:N:72:HIS:O	1:N:75:ALA:HB3	2.02	0.58
1:N:235:LEU:HD11	1:N:307:ILE:CG1	2.33	0.58
1:P:134:LEU:HD11	1:P:393:LEU:HG	1.86	0.58
1:A:27:ALA:HA	1:A:30:ILE:HD11	1.84	0.58
1:A:104:LEU:CD2	1:A:488:LEU:CD1	2.81	0.58
1:A:152:LYS:CE	1:A:462:CYS:HA	2.09	0.58
1:A:218:ARG:NH1	1:A:282:VAL:HG21	2.18	0.58
1:A:391:MET:CE	1:A:438:ARG:HB3	2.34	0.58
1:B:8:LEU:N	1:C:70:VAL:HA	2.18	0.58
1:B:38:THR:CG2	1:B:46:LYS:CE	2.73	0.58
1:B:119:ILE:HG22	1:B:120:VAL:N	2.18	0.58
1:B:247:LEU:HD21	1:B:269:ASP:HB3	1.86	0.58

Continued on next page...

Continued from previous page...

Atom-1	Atom-2	Interatomic distance (Å)	Clash overlap (Å)
1:B:254:ILE:HD12	1:B:276:LEU:HD21	1.84	0.58
1:C:161:LYS:HB2	1:C:357:GLU:OE2	2.04	0.58
1:C:236:ASN:ND2	1:C:305:THR:HG23	2.18	0.58
1:C:464:ASN:N	1:C:464:ASN:HD22	1.98	0.58
1:D:79:ILE:O	1:D:83:LYS:HB2	2.04	0.58
1:D:105:ARG:O	1:D:108:GLU:HB3	2.03	0.58
1:E:115:VAL:HG11	1:E:403:ARG:NE	2.19	0.58
1:E:138:ILE:O	1:E:446:ASN:HB2	2.04	0.58
1:E:139:ALA:HB2	1:E:377:ARG:HD2	1.85	0.58
1:E:178:VAL:O	1:E:182:VAL:HG12	2.03	0.58
1:E:448:CYS:SG	1:E:460:ASP:HB2	2.44	0.58
1:E:459:GLU:HB3	1:E:461:MET:HE2	1.84	0.58
1:F:384:SER:CB	1:F:441:HIS:CE1	2.87	0.58
1:G:195:ILE:CG2	1:G:359:ALA:CB	2.81	0.58
1:H:99:VAL:CG1	1:H:418:ILE:HD11	2.34	0.58
1:H:254:ILE:HG22	1:H:259:ALA:HB3	1.84	0.58
1:H:263:PHE:CZ	1:H:332:ILE:HG21	2.39	0.58
1:H:307:ILE:HD12	1:H:310:LEU:HB2	1.85	0.58
1:I:48:LEU:C	1:I:56:VAL:HG22	2.24	0.58
1:I:265:GLN:NE2	1:I:289:LYS:HD2	2.19	0.58
1:I:268:ILE:CG2	1:I:273:GLN:HG3	2.33	0.58
1:J:23:MET:HE2	1:J:72:HIS:HE2	1.67	0.58
1:K:405:GLN:HG2	1:K:406:LEU:HG	1.86	0.58
1:L:232:ILE:O	1:L:315:LEU:HB3	2.04	0.58
1:M:153:ILE:CD1	1:M:372:THR:HG21	2.29	0.58
1:N:102:GLU:HA	1:N:102:GLU:OE1	2.02	0.58
1:O:237:CYS:N	1:O:306:ASN:HA	2.17	0.58
1:P:400:ILE:HD11	1:P:408:VAL:HG11	1.84	0.58
1:P:437:VAL:CG1	1:P:451:LEU:HD11	2.32	0.58
1:A:42:LYS:NZ	1:A:426:ALA:HA	2.18	0.58
1:A:99:VAL:O	1:A:103:LEU:HB2	2.04	0.58
1:A:211:GLY:C	1:A:298:ALA:CB	2.72	0.58
1:A:307:ILE:HD12	1:A:310:LEU:CD2	2.34	0.58
1:A:391:MET:CE	1:A:438:ARG:CB	2.81	0.58
1:B:30:ILE:HG22	1:B:31:ILE:N	2.17	0.58
1:B:223:MET:HB3	1:B:282:VAL:HA	1.85	0.58
1:B:239:ILE:CD1	1:B:307:ILE:HD13	2.33	0.58
1:B:276:LEU:HD23	1:B:281:ILE:CD1	2.18	0.58
1:C:9:PRO:CD	1:D:68:MET:HE1	2.34	0.58
1:D:134:LEU:HD11	1:D:393:LEU:CD2	2.33	0.58
1:D:138:ILE:HD12	1:D:385:THR:HG23	1.84	0.58

Continued on next page...

Continued from previous page...

Atom-1	Atom-2	Interatomic distance (Å)	Clash overlap (Å)
1:E:134:LEU:CD1	1:E:393:LEU:CG	2.81	0.58
1:E:135:LEU:HD23	1:E:138:ILE:HD11	1.85	0.58
1:E:215:ASP:OD1	1:E:331:MET:HG2	2.03	0.58
1:F:218:ARG:H	1:F:323:GLU:CD	2.07	0.58
1:G:182:VAL:HB	1:G:188:VAL:HG11	1.81	0.58
1:G:195:ILE:CB	1:G:359:ALA:HB1	2.33	0.58
1:G:276:LEU:HD12	1:G:281:ILE:HD12	1.86	0.58
1:H:227:VAL:HG12	1:H:228:THR:N	2.18	0.58
1:H:494:ILE:HG23	1:H:494:ILE:O	2.03	0.58
1:I:9:PRO:CA	1:P:69:SER:HB3	2.34	0.58
1:I:130:LYS:CG	1:I:393:LEU:CD2	2.80	0.58
1:I:232:ILE:HA	1:I:261:VAL:HB	1.86	0.58
1:I:379:VAL:HG11	1:I:473:LYS:HG3	1.86	0.58
1:K:25:ILE:HG22	1:K:26:LEU:H	1.67	0.58
1:K:103:LEU:HD21	1:K:411:PHE:CE2	2.39	0.58
1:L:34:THR:HG22	1:L:35:VAL:N	2.19	0.58
1:L:169:LYS:HG3	1:L:204:ASP:HB3	1.85	0.58
1:L:218:ARG:NE	1:L:282:VAL:HG11	2.18	0.58
1:L:418:ILE:HB	1:L:419:PRO:CD	2.33	0.58
1:N:49:VAL:CG2	1:O:495:ALA:HB2	2.33	0.58
1:N:174:ILE:CD1	1:N:365:ALA:HB1	2.29	0.58
1:N:212:VAL:CG2	1:N:294:LYS:HB3	2.34	0.58
1:N:307:ILE:O	1:N:310:LEU:HB2	2.04	0.58
1:N:432:GLU:HB2	1:N:436:LYS:HZ1	1.68	0.58
1:O:123:GLY:HA3	1:O:407:ALA:CB	2.34	0.58
1:O:158:ILE:HG22	1:O:158:ILE:O	2.04	0.58
1:P:377:ARG:CD	1:P:470:LEU:CD1	2.80	0.58
1:A:134:LEU:CD1	1:A:393:LEU:CG	2.81	0.58
1:A:152:LYS:HE3	1:A:465:GLY:HA2	1.86	0.58
1:B:254:ILE:HG22	1:B:259:ALA:CB	2.33	0.58
1:B:312:ALA:HB2	1:B:315:LEU:CB	2.34	0.58
1:C:15:TYR:C	1:C:20:ALA:HB2	2.24	0.58
1:C:77:MET:CE	1:C:486:MET:HE2	2.34	0.58
1:C:420:ARG:CG	1:C:420:ARG:NH1	2.59	0.58
1:D:251:VAL:CG1	1:D:276:LEU:HD22	2.33	0.58
1:E:96:ALA:CA	1:E:480:ALA:CB	2.81	0.58
1:E:254:ILE:HG12	1:E:310:LEU:CD2	2.34	0.58
1:F:105:ARG:NH1	1:F:106:LYS:HG2	2.18	0.58
1:F:194:LYS:HG2	1:F:195:ILE:H	1.68	0.58
1:G:195:ILE:HB	1:G:359:ALA:HB1	1.85	0.58
1:G:237:CYS:SG	1:G:238:ALA:CB	2.92	0.58

Continued on next page...

Continued from previous page...

Atom-1	Atom-2	Interatomic distance (Å)	Clash overlap (Å)
1:G:339:HIS:NE2	1:G:341:LYS:HD3	2.17	0.58
1:H:437:VAL:HG22	1:H:458:VAL:CG2	2.34	0.58
1:J:177:ALA:HB1	1:J:343:VAL:CG2	2.26	0.58
1:K:232:ILE:HG13	1:K:261:VAL:CB	2.34	0.58
1:L:338:LYS:HD2	1:L:339:HIS:CB	2.31	0.58
1:M:72:HIS:HB3	1:M:75:ALA:HB3	1.86	0.58
1:M:365:ALA:O	1:M:369:VAL:HG23	2.04	0.58
1:N:70:VAL:HG22	1:N:76:LYS:HG3	1.85	0.58
1:N:107:ALA:O	1:N:111:LEU:HG	2.04	0.58
1:N:124:TYR:CE1	1:N:407:ALA:HA	2.29	0.58
1:N:192:LEU:HD23	1:N:341:LYS:C	2.25	0.58
1:N:220:SER:HB2	1:N:273:GLN:CB	2.33	0.58
1:N:248:LYS:HD2	1:N:275:TYR:CE1	2.37	0.58
1:N:433:ILE:HG22	1:N:451:LEU:CD2	2.34	0.58
1:O:192:LEU:HD23	1:O:341:LYS:O	2.03	0.58
1:P:68:MET:CE	1:P:68:MET:CA	2.81	0.58
1:P:214:VAL:HG12	1:P:291:ASP:CB	2.34	0.58
1:P:233:ALA:HA	1:P:315:LEU:CG	2.34	0.58
1:A:42:LYS:CE	1:H:118:THR:HG21	2.33	0.58
1:A:77:MET:HA	1:A:80:GLU:OE1	2.04	0.58
1:A:214:VAL:HG12	1:A:291:ASP:CB	2.33	0.58
1:A:219:VAL:CG1	1:A:273:GLN:CG	2.80	0.58
1:A:313:GLN:NE2	1:A:313:GLN:CA	2.65	0.58
1:A:313:GLN:C	1:A:315:LEU:H	2.07	0.58
1:B:8:LEU:HB2	1:B:12:MET:CG	2.33	0.58
1:B:105:ARG:NH1	1:B:106:LYS:HD2	2.17	0.58
1:C:122:LYS:HA	1:C:125:GLN:CD	2.24	0.58
1:C:488:LEU:O	1:C:488:LEU:HG	2.03	0.58
1:D:135:LEU:HA	1:D:138:ILE:HD13	1.86	0.58
1:D:180:ALA:CB	1:D:210:LYS:NZ	2.67	0.58
1:D:209:ILE:O	1:D:209:ILE:HG13	2.04	0.58
1:E:12:MET:CE	1:F:68:MET:HE1	2.34	0.58
1:E:31:ILE:CG2	1:E:65:LEU:HD22	2.33	0.58
1:E:235:LEU:HD12	1:E:306:ASN:C	2.24	0.58
1:F:101:GLY:O	1:F:104:LEU:HB2	2.03	0.58
1:F:124:TYR:CE1	1:F:407:ALA:HA	2.38	0.58
1:F:174:ILE:HG22	1:F:362:VAL:HG23	1.85	0.58
1:F:227:VAL:HG11	1:F:260:ASN:CG	2.24	0.58
1:G:115:VAL:HG11	1:G:403:ARG:HE	1.68	0.58
1:G:138:ILE:O	1:G:446:ASN:HB2	2.03	0.58
1:G:158:ILE:HD11	1:G:170:LEU:HB3	1.81	0.58

Continued on next page...

Continued from previous page...

Atom-1	Atom-2	Interatomic distance (Å)	Clash overlap (Å)
1:H:41:PRO:HG2	1:H:453:VAL:HG11	1.85	0.58
1:H:169:LYS:HG2	1:H:204:ASP:CB	2.22	0.58
1:H:178:VAL:HG23	1:H:188:VAL:HG11	1.84	0.58
1:H:403:ARG:HA	1:H:406:LEU:HD12	1.86	0.58
1:H:460:ASP:OD1	1:H:460:ASP:C	2.41	0.58
1:I:68:MET:CG	1:J:9:PRO:HD3	2.34	0.58
1:I:241:GLU:HB3	1:I:246:MET:HG3	1.86	0.58
1:I:406:LEU:H	1:I:406:LEU:CD2	2.01	0.58
1:I:433:ILE:HG21	1:I:451:LEU:HD23	1.85	0.58
1:J:31:ILE:CG2	1:J:65:LEU:HD22	2.34	0.58
1:J:377:ARG:HD2	1:J:470:LEU:CD1	2.34	0.58
1:K:102:GLU:C	1:K:104:LEU:H	2.05	0.58
1:L:48:LEU:O	1:L:56:VAL:HG22	2.03	0.58
1:L:448:CYS:SG	1:L:460:ASP:HA	2.43	0.58
1:M:117:PRO:O	1:M:120:VAL:HG12	2.04	0.58
1:N:338:LYS:HD2	1:N:339:HIS:HB2	1.85	0.58
1:N:345:MET:SD	1:N:362:VAL:HG21	2.44	0.58
1:O:219:VAL:CG1	1:O:223:MET:HE1	2.34	0.58
1:P:122:LYS:HA	1:P:125:GLN:NE2	2.19	0.58
1:A:77:MET:HE1	1:A:486:MET:CE	2.34	0.57
1:A:236:ASN:OD1	1:A:236:ASN:O	2.20	0.57
1:A:255:LYS:HG2	1:A:279:GLU:OE2	2.04	0.57
1:A:437:VAL:CG2	1:A:451:LEU:CD2	2.80	0.57
1:A:437:VAL:HG11	1:A:451:LEU:HD11	1.86	0.57
1:B:174:ILE:CG2	1:B:362:VAL:CG2	2.78	0.57
1:B:216:LYS:O	1:B:332:ILE:HG13	2.03	0.57
1:C:117:PRO:HA	1:C:120:VAL:HG12	1.85	0.57
1:C:239:ILE:HG22	1:C:307:ILE:HD12	1.86	0.57
1:D:152:LYS:HG2	1:D:465:GLY:O	2.04	0.57
1:D:198:LYS:N	1:D:355:ILE:HG21	2.19	0.57
1:D:235:LEU:CD1	1:D:307:ILE:HD13	2.33	0.57
1:D:338:LYS:HD2	1:D:339:HIS:HB3	1.84	0.57
1:E:240:GLU:O	1:E:240:GLU:CG	2.51	0.57
1:F:15:TYR:CE1	1:F:23:MET:SD	2.97	0.57
1:G:289:LYS:HA	1:G:292:MET:HB2	1.86	0.57
1:G:326:ILE:O	1:G:327:SER:HB3	2.02	0.57
1:I:27:ALA:CB	1:I:72:HIS:HD2	2.16	0.57
1:I:42:LYS:HD2	1:I:426:ALA:N	2.19	0.57
1:I:235:LEU:CG	1:I:307:ILE:HD13	2.34	0.57
1:K:113:GLN:CD	1:K:113:GLN:O	2.41	0.57
1:K:351:THR:HG23	1:K:352:GLU:N	2.20	0.57

Continued on next page...

Continued from previous page...

Atom-1	Atom-2	Interatomic distance (Å)	Clash overlap (Å)
1:K:371:CYS:CB	1:K:471:ARG:HD2	2.34	0.57
1:L:34:THR:CG2	1:L:35:VAL:HG22	2.34	0.57
1:L:165:LYS:HE3	1:L:165:LYS:CA	2.32	0.57
1:M:130:LYS:CG	1:M:393:LEU:CD2	2.81	0.57
1:O:232:ILE:O	1:O:315:LEU:HB3	2.04	0.57
1:P:169:LYS:HE3	1:P:204:ASP:O	2.04	0.57
1:A:212:VAL:N	1:A:298:ALA:HB1	2.19	0.57
1:D:23:MET:HE3	1:D:72:HIS:CE1	2.39	0.57
1:D:212:VAL:HG21	1:D:294:LYS:C	2.25	0.57
1:D:222:GLN:HB2	1:D:277:ALA:CB	2.35	0.57
1:E:115:VAL:HG11	1:E:403:ARG:HE	1.69	0.57
1:E:134:LEU:CG	1:E:392:LYS:HE3	2.34	0.57
1:E:135:LEU:CD2	1:E:385:THR:CG2	2.81	0.57
1:E:234:LEU:HB3	1:E:292:MET:CE	2.34	0.57
1:F:119:ILE:HG22	1:F:120:VAL:N	2.15	0.57
1:F:263:PHE:CD2	1:F:295:LEU:CD2	2.88	0.57
1:F:272:ALA:O	1:F:276:LEU:HD23	2.04	0.57
1:H:174:ILE:HG13	1:H:175:VAL:H	1.68	0.57
1:H:220:SER:HB3	1:H:277:ALA:CB	2.25	0.57
1:I:21:GLN:O	1:I:25:ILE:HD12	2.04	0.57
1:I:68:MET:SD	1:J:494:ILE:HG21	2.44	0.57
1:I:489:ARG:HH21	1:P:44:MET:CE	2.17	0.57
1:I:494:ILE:HG21	1:P:68:MET:SD	2.44	0.57
1:J:34:THR:HB	1:K:14:ARG:CZ	2.33	0.57
1:J:198:LYS:C	1:J:355:ILE:HD11	2.24	0.57
1:K:142:VAL:HG21	1:K:149:ILE:HG21	1.86	0.57
1:L:262:LEU:CD1	1:L:310:LEU:CD2	2.82	0.57
1:M:21:GLN:C	1:M:25:ILE:HD12	2.25	0.57
1:M:268:ILE:HB	1:M:273:GLN:NE2	2.06	0.57
1:N:124:TYR:HE1	1:N:407:ALA:CB	2.17	0.57
1:O:152:LYS:HG3	1:O:465:GLY:CA	2.32	0.57
1:O:208:LEU:HD21	1:O:210:LYS:HE3	1.85	0.57
1:O:233:ALA:CB	1:O:310:LEU:HD11	2.35	0.57
1:P:222:GLN:HB3	1:P:277:ALA:HB1	1.86	0.57
1:A:220:SER:CB	1:A:277:ALA:HB2	2.35	0.57
1:B:150:LEU:HD23	1:B:175:VAL:CG1	2.35	0.57
1:B:456:GLY:O	1:B:457:ALA:HB2	2.04	0.57
1:C:78:LEU:CD1	1:C:487:LEU:HD22	2.34	0.57
1:C:192:LEU:HD22	1:C:342:ALA:HB2	1.87	0.57
1:D:34:THR:HG22	1:D:35:VAL:N	2.19	0.57
1:D:77:MET:CE	1:D:486:MET:HE2	2.34	0.57

Continued on next page...

Continued from previous page...

Atom-1	Atom-2	Interatomic distance (Å)	Clash overlap (Å)
1:E:206:THR:CG2	1:E:347:ILE:HG23	2.34	0.57
1:F:181:VAL:CG2	1:F:182:VAL:N	2.67	0.57
1:F:255:LYS:HG2	1:F:279:GLU:CD	2.24	0.57
1:G:8:LEU:N	1:G:9:PRO:HD3	2.11	0.57
1:G:77:MET:CE	1:G:487:LEU:HD21	2.30	0.57
1:G:180:ALA:CB	1:G:210:LYS:HE2	2.35	0.57
1:G:431:ILE:HD11	1:P:406:LEU:CD1	2.34	0.57
1:H:42:LYS:CB	1:H:425:ASN:HD22	2.18	0.57
1:H:74:ALA:O	1:H:77:MET:HB2	2.05	0.57
1:H:234:LEU:N	1:H:315:LEU:HD21	2.19	0.57
1:I:27:ALA:HB2	1:I:72:HIS:HD2	1.69	0.57
1:I:452:ASN:HB2	1:I:459:GLU:OE2	2.05	0.57
1:J:42:LYS:CD	1:J:425:ASN:C	2.64	0.57
1:J:62:VAL:O	1:J:66:ARG:HB2	2.05	0.57
1:J:103:LEU:HD21	1:J:411:PHE:CD2	2.39	0.57
1:J:379:VAL:CG2	1:J:380:SER:H	2.16	0.57
1:J:473:LYS:HA	1:J:473:LYS:CE	2.31	0.57
1:K:152:LYS:HZ3	1:K:462:CYS:CA	2.17	0.57
1:K:235:LEU:HD13	1:K:307:ILE:CA	2.34	0.57
1:L:21:GLN:O	1:L:25:ILE:HG13	2.05	0.57
1:M:135:LEU:HG	1:M:389:LEU:HD21	1.86	0.57
1:N:115:VAL:CG2	1:N:403:ARG:CZ	2.82	0.57
1:N:134:LEU:CD1	1:N:393:LEU:HD22	2.34	0.57
1:O:18:ARG:HA	1:O:21:GLN:OE1	2.04	0.57
1:O:34:THR:CG2	1:P:14:ARG:HH12	2.16	0.57
1:O:103:LEU:HD21	1:O:411:PHE:CD2	2.39	0.57
1:O:106:LYS:HA	1:O:106:LYS:CE	2.32	0.57
1:O:233:ALA:CB	1:O:310:LEU:HD13	2.29	0.57
1:P:139:ALA:HB3	1:P:377:ARG:CD	2.33	0.57
1:P:195:ILE:CB	1:P:359:ALA:HB1	2.28	0.57
1:P:339:HIS:CE1	1:P:341:LYS:CG	2.83	0.57
1:A:156:THR:HG21	1:A:468:GLU:HA	1.85	0.57
1:A:231:LYS:HD3	1:A:231:LYS:N	2.18	0.57
1:A:240:GLU:C	1:A:241:GLU:HG2	2.25	0.57
1:A:262:LEU:CD1	1:A:310:LEU:HD21	2.35	0.57
1:A:285:ARG:HG3	1:A:286:ARG:N	2.17	0.57
1:B:155:MET:HB2	1:B:167:LYS:HB2	1.85	0.57
1:C:147:LYS:HG2	1:C:147:LYS:O	2.04	0.57
1:C:227:VAL:HG11	1:C:260:ASN:CG	2.24	0.57
1:D:377:ARG:CZ	1:D:377:ARG:HB2	2.27	0.57
1:E:27:ALA:HB2	1:E:72:HIS:NE2	2.20	0.57

Continued on next page...

Continued from previous page...

Atom-1	Atom-2	Interatomic distance (Å)	Clash overlap (Å)
1:E:134:LEU:HD22	1:E:392:LYS:CE	2.34	0.57
1:E:138:ILE:HD12	1:E:139:ALA:N	2.19	0.57
1:F:65:LEU:C	1:F:79:ILE:HD13	2.25	0.57
1:G:9:PRO:C	1:H:69:SER:HB3	2.25	0.57
1:G:416:GLU:O	1:G:420:ARG:HB2	2.04	0.57
1:G:431:ILE:CD1	1:P:406:LEU:CD1	2.82	0.57
1:H:182:VAL:HG23	1:H:188:VAL:HG23	1.86	0.57
1:H:304:ILE:CD1	1:H:310:LEU:HA	2.34	0.57
1:I:362:VAL:O	1:I:366:VAL:HG23	2.03	0.57
1:J:31:ILE:HG21	1:J:65:LEU:CD2	2.34	0.57
1:J:235:LEU:HD11	1:J:262:LEU:HD11	1.86	0.57
1:K:223:MET:CE	1:K:276:LEU:HB2	2.33	0.57
1:L:117:PRO:C	1:L:119:ILE:H	2.07	0.57
1:M:326:ILE:HG13	1:M:348:ARG:NH1	2.20	0.57
1:N:241:GLU:OE1	1:N:241:GLU:CA	2.44	0.57
1:N:377:ARG:HB3	1:N:470:LEU:HG	1.85	0.57
1:N:472:VAL:CG2	1:N:473:LYS:N	2.67	0.57
1:O:98:VAL:HG12	1:O:99:VAL:CG1	2.33	0.57
1:P:262:LEU:CD1	1:P:310:LEU:CD2	2.82	0.57
1:P:299:THR:CG2	1:P:334:VAL:HG11	2.34	0.57
1:P:477:ILE:O	1:P:477:ILE:CG2	2.46	0.57
1:A:262:LEU:CD1	1:A:310:LEU:CD2	2.82	0.57
1:A:389:LEU:HD13	1:A:415:LEU:HD21	1.85	0.57
1:B:9:PRO:HG3	1:C:68:MET:HA	1.86	0.57
1:B:86:GLU:O	1:B:86:GLU:OE2	2.21	0.57
1:B:210:LYS:HB3	1:B:343:VAL:HG13	1.85	0.57
1:B:391:MET:CE	1:B:438:ARG:C	2.72	0.57
1:C:62:VAL:HG13	1:C:63:THR:H	1.69	0.57
1:D:111:LEU:HD11	1:D:488:LEU:HD21	1.87	0.57
1:E:110:LEU:C	1:E:112:ASP:H	2.07	0.57
1:E:124:TYR:HE1	1:E:407:ALA:O	1.87	0.57
1:E:202:SER:OG	1:E:203:ILE:HG12	2.04	0.57
1:F:235:LEU:CD1	1:F:307:ILE:HD13	2.33	0.57
1:F:469:PRO:HB2	1:F:472:VAL:HG21	1.85	0.57
1:H:174:ILE:HG13	1:H:175:VAL:N	2.20	0.57
1:H:233:ALA:HA	1:H:315:LEU:HD23	1.87	0.57
1:H:403:ARG:CG	1:H:403:ARG:NH1	2.66	0.57
1:I:237:CYS:HA	1:I:306:ASN:C	2.24	0.57
1:J:38:THR:HG22	1:J:59:ASN:OD1	2.04	0.57
1:J:48:LEU:CD2	1:K:494:ILE:HD12	2.35	0.57
1:J:100:ALA:O	1:J:104:LEU:HG	2.04	0.57

Continued on next page...

Continued from previous page...

Atom-1	Atom-2	Interatomic distance (Å)	Clash overlap (Å)
1:J:182:VAL:O	1:J:182:VAL:HG22	2.01	0.57
1:J:222:GLN:CA	1:J:277:ALA:HB1	2.33	0.57
1:J:223:MET:HB3	1:J:282:VAL:HA	1.87	0.57
1:K:241:GLU:HG3	1:K:250:MET:SD	2.45	0.57
1:K:248:LYS:HB2	1:K:275:TYR:CD2	2.40	0.57
1:K:262:LEU:HD12	1:K:310:LEU:HD12	1.83	0.57
1:K:263:PHE:CE2	1:K:295:LEU:HD21	2.39	0.57
1:L:441:HIS:HD1	1:L:449:ALA:HB3	1.67	0.57
1:M:195:ILE:HB	1:M:359:ALA:HB2	1.84	0.57
1:N:99:VAL:O	1:N:103:LEU:HB2	2.04	0.57
1:N:152:LYS:HB3	1:N:467:VAL:HG13	1.85	0.57
1:N:262:LEU:HD11	1:N:310:LEU:CD2	2.35	0.57
1:N:418:ILE:HG22	1:N:419:PRO:CD	2.35	0.57
1:O:233:ALA:HA	1:O:315:LEU:CD2	2.34	0.57
1:P:132:GLN:HE22	1:P:478:GLN:HE21	1.53	0.57
1:A:115:VAL:HG21	1:A:403:ARG:CZ	2.34	0.57
1:A:212:VAL:HG22	1:A:344:THR:OG1	2.05	0.57
1:A:235:LEU:CD1	1:A:307:ILE:CG1	2.82	0.57
1:B:218:ARG:HG3	1:B:323:GLU:CD	2.25	0.57
1:C:461:MET:HG3	1:C:466:VAL:O	2.04	0.57
1:D:433:ILE:HG22	1:D:451:LEU:CD2	2.33	0.57
1:E:136:LYS:HG2	1:E:377:ARG:HH12	1.68	0.57
1:E:223:MET:CE	1:E:283:ALA:CB	2.79	0.57
1:F:102:GLU:OE2	1:F:417:VAL:HG11	2.04	0.57
1:G:44:MET:CE	1:G:44:MET:CA	2.78	0.57
1:G:219:VAL:HG11	1:G:283:ALA:HB3	1.83	0.57
1:H:237:CYS:HA	1:H:307:ILE:N	2.18	0.57
1:H:237:CYS:HA	1:H:307:ILE:H	1.69	0.57
1:I:391:MET:CE	1:I:438:ARG:HG2	2.34	0.57
1:J:166:ALA:CB	1:J:203:ILE:HG22	2.34	0.57
1:J:262:LEU:HD11	1:J:310:LEU:CD2	2.35	0.57
1:J:377:ARG:HE	1:J:470:LEU:CD1	2.18	0.57
1:J:387:VAL:O	1:J:390:SER:HB3	2.05	0.57
1:K:31:ILE:CG2	1:K:65:LEU:HD11	2.35	0.57
1:L:12:MET:CE	1:L:494:ILE:CG2	2.65	0.57
1:L:48:LEU:HD23	1:M:494:ILE:CD1	2.34	0.57
1:L:106:LYS:HA	1:L:106:LYS:HE3	1.85	0.57
1:M:250:MET:HE3	1:M:308:LYS:HD2	1.86	0.57
1:N:24:ASN:HD22	1:N:24:ASN:N	2.01	0.57
1:O:100:ALA:O	1:O:104:LEU:HG	2.04	0.57
1:O:153:ILE:HD11	1:O:378:ILE:HB	1.86	0.57

Continued on next page...

Continued from previous page...

Atom-1	Atom-2	Interatomic distance (Å)	Clash overlap (Å)
1:O:166:ALA:CB	1:O:203:ILE:HB	2.25	0.57
1:O:343:VAL:O	1:O:343:VAL:HG13	2.05	0.57
1:P:72:HIS:O	1:P:75:ALA:HB3	2.04	0.57
1:P:433:ILE:O	1:P:436:LYS:HB2	2.04	0.57
1:A:44:MET:CE	1:H:489:ARG:HH21	2.15	0.57
1:A:134:LEU:HD22	1:A:392:LYS:CE	2.34	0.57
1:A:235:LEU:HD22	1:A:237:CYS:H	1.68	0.57
1:A:389:LEU:HD12	1:A:415:LEU:HD21	1.87	0.57
1:B:42:LYS:NZ	1:B:453:VAL:HB	2.19	0.57
1:B:138:ILE:O	1:B:446:ASN:HB2	2.05	0.57
1:B:234:LEU:HB3	1:B:292:MET:HE1	1.87	0.57
1:B:380:SER:CB	1:B:384:SER:CB	2.75	0.57
1:C:12:MET:HE3	1:C:494:ILE:HB	1.86	0.57
1:C:118:THR:HG23	1:C:121:VAL:HG21	1.87	0.57
1:D:96:ALA:CB	1:D:480:ALA:HB2	2.34	0.57
1:E:85:GLN:OE1	1:E:475:GLN:HG3	2.04	0.57
1:E:214:VAL:HG12	1:E:291:ASP:CB	2.35	0.57
1:F:178:VAL:HG12	1:F:193:ILE:HD12	1.86	0.57
1:F:178:VAL:HB	1:F:193:ILE:HD11	1.86	0.57
1:G:155:MET:HB3	1:G:167:LYS:HB2	1.86	0.57
1:G:397:ALA:CB	1:G:408:VAL:HG23	2.30	0.57
1:H:77:MET:SD	1:H:487:LEU:HD11	2.45	0.57
1:I:248:LYS:CE	1:I:275:TYR:CZ	2.87	0.57
1:K:216:LYS:HG3	1:K:287:VAL:CG2	2.08	0.57
1:L:130:LYS:HE3	1:L:396:TYR:CG	2.40	0.57
1:L:188:VAL:HG13	1:L:370:GLY:HA2	1.87	0.57
1:L:377:ARG:C	1:L:470:LEU:CD2	2.73	0.57
1:N:68:MET:HA	1:O:9:PRO:CG	2.34	0.57
1:N:218:ARG:CZ	1:N:282:VAL:CG2	2.80	0.57
1:N:239:ILE:HD12	1:N:307:ILE:CD1	2.35	0.57
1:N:268:ILE:CG2	1:N:273:GLN:CG	2.79	0.57
1:O:158:ILE:HG21	1:O:170:LEU:HD12	1.87	0.57
1:O:235:LEU:CB	1:O:307:ILE:HA	2.30	0.57
1:O:338:LYS:HE2	1:O:339:HIS:CB	2.35	0.57
1:P:119:ILE:CD1	1:P:403:ARG:HB2	2.33	0.57
1:P:142:VAL:CG2	1:P:149:ILE:HG21	2.30	0.57
1:A:153:ILE:CD1	1:A:372:THR:CG2	2.83	0.57
1:A:254:ILE:HG22	1:A:259:ALA:HB3	1.84	0.57
1:B:400:ILE:HD11	1:B:408:VAL:HG21	1.87	0.57
1:C:453:VAL:CG2	1:C:454:PHE:CD1	2.86	0.57
1:D:9:PRO:CG	1:E:71:GLU:HB3	2.23	0.57

Continued on next page...

Continued from previous page...

Atom-1	Atom-2	Interatomic distance (Å)	Clash overlap (Å)
1:D:138:ILE:HD11	1:D:385:THR:CG2	2.33	0.57
1:E:38:THR:HG22	1:E:44:MET:O	2.04	0.57
1:E:119:ILE:CD1	1:E:403:ARG:HG3	2.35	0.57
1:E:208:LEU:HD22	1:E:343:VAL:HG22	1.86	0.57
1:E:235:LEU:CA	1:E:310:LEU:HD13	2.35	0.57
1:F:208:LEU:HD21	1:F:210:LYS:HD3	1.85	0.57
1:G:235:LEU:HD22	1:G:307:ILE:HA	1.80	0.57
1:H:170:LEU:HG	1:H:358:VAL:HG13	1.86	0.57
1:I:68:MET:HG3	1:J:8:LEU:HA	1.86	0.57
1:K:15:TYR:CE1	1:K:23:MET:SD	2.98	0.57
1:K:236:ASN:O	1:K:265:GLN:HB3	2.04	0.57
1:L:36:ARG:HG3	1:L:37:SER:OG	2.04	0.57
1:L:130:LYS:HZ2	1:L:393:LEU:CD2	2.18	0.57
1:M:208:LEU:HD12	1:M:343:VAL:CG2	2.35	0.57
1:N:130:LYS:HZ2	1:N:134:LEU:HD21	1.67	0.57
1:O:12:MET:CE	1:O:12:MET:N	2.68	0.57
1:O:158:ILE:CD1	1:O:170:LEU:HB2	2.34	0.57
1:O:241:GLU:HA	1:O:241:GLU:OE1	2.04	0.57
1:O:248:LYS:HG3	1:O:275:TYR:CE2	2.39	0.57
1:A:72:HIS:CD2	1:A:73:PRO:CD	2.76	0.57
1:A:299:THR:CG2	1:A:334:VAL:HG12	2.34	0.57
1:A:325:LYS:HE2	1:A:330:SER:OG	2.04	0.57
1:B:345:MET:HE3	1:B:347:ILE:CD1	2.35	0.57
1:B:405:GLN:HB3	1:B:406:LEU:HG	1.85	0.57
1:C:78:LEU:HD12	1:C:487:LEU:HD21	1.85	0.57
1:C:82:ALA:HB2	1:C:97:VAL:CG2	2.35	0.57
1:C:155:MET:HE2	1:C:465:GLY:HA3	1.86	0.57
1:D:195:ILE:N	1:D:195:ILE:CD1	2.67	0.57
1:D:239:ILE:HD12	1:D:307:ILE:CG1	2.35	0.57
1:D:460:ASP:CG	1:D:463:GLU:HB2	2.25	0.57
1:E:12:MET:CE	1:F:68:MET:CE	2.82	0.57
1:E:115:VAL:HG11	1:E:403:ARG:CD	2.35	0.57
1:E:235:LEU:HD22	1:E:262:LEU:HD11	1.85	0.57
1:F:117:PRO:HA	1:F:120:VAL:HG13	1.87	0.57
1:G:89:VAL:CG1	1:G:472:VAL:HA	2.35	0.57
1:I:86:GLU:O	1:I:86:GLU:CD	2.43	0.57
1:I:212:VAL:CG2	1:I:298:ALA:HB2	2.35	0.57
1:I:236:ASN:HA	1:I:265:GLN:CB	2.34	0.57
1:I:347:ILE:CG2	1:I:358:VAL:HG11	2.35	0.57
1:L:122:LYS:HB3	1:L:404:GLU:OE2	2.04	0.57
1:L:235:LEU:HD23	1:L:237:CYS:H	1.69	0.57

Continued on next page...

Continued from previous page...

Atom-1	Atom-2	Interatomic distance (Å)	Clash overlap (Å)
1:L:264:CYS:HB2	1:L:266:LYS:O	2.05	0.57
1:M:389:LEU:HD13	1:M:415:LEU:HD11	1.87	0.57
1:N:140:CYS:SG	1:N:378:ILE:HG13	2.44	0.57
1:N:199:SER:HB2	1:N:327:SER:HB2	1.85	0.57
1:O:34:THR:CA	1:P:14:ARG:HH12	2.17	0.57
1:O:177:ALA:HB2	1:O:208:LEU:CD1	2.35	0.57
1:P:134:LEU:CD1	1:P:393:LEU:CG	2.83	0.57
1:A:68:MET:SD	1:H:9:PRO:HD2	2.45	0.57
1:A:178:VAL:CG2	1:A:366:VAL:CG2	2.77	0.57
1:A:251:VAL:HG21	1:A:272:ALA:HB1	1.87	0.57
1:A:276:LEU:HD12	1:A:281:ILE:CB	2.35	0.57
1:B:124:TYR:CE1	1:B:407:ALA:CA	2.76	0.57
1:B:220:SER:HB2	1:B:273:GLN:HB2	1.87	0.57
1:D:12:MET:HE2	1:E:68:MET:SD	2.44	0.57
1:D:222:GLN:CA	1:D:277:ALA:HB1	2.34	0.57
1:D:437:VAL:HG22	1:D:458:VAL:HB	1.87	0.57
1:E:119:ILE:CG2	1:E:119:ILE:O	2.53	0.57
1:E:206:THR:HG21	1:E:347:ILE:HG22	1.86	0.57
1:E:233:ALA:CA	1:E:315:LEU:CD2	2.83	0.57
1:F:265:GLN:OE1	1:F:289:LYS:HG3	2.04	0.57
1:F:339:HIS:HE1	1:F:341:LYS:HE2	1.69	0.57
1:G:237:CYS:HA	1:G:306:ASN:C	2.25	0.57
1:G:239:ILE:HA	1:G:307:ILE:CG2	2.35	0.57
1:G:384:SER:CB	1:G:441:HIS:HE1	2.18	0.57
1:H:37:SER:O	1:H:43:GLY:HA2	2.04	0.57
1:H:142:VAL:HG12	1:H:378:ILE:HD13	1.85	0.57
1:H:192:LEU:CD2	1:H:297:LYS:CE	2.75	0.57
1:I:248:LYS:HG3	1:I:275:TYR:CE2	2.40	0.57
1:J:142:VAL:CG2	1:J:378:ILE:HD13	2.34	0.57
1:K:197:LYS:CA	1:K:355:ILE:CG2	2.81	0.57
1:L:38:THR:HG23	1:L:46:LYS:HE2	1.85	0.57
1:L:223:MET:N	1:L:277:ALA:HB1	2.20	0.57
1:L:377:ARG:C	1:L:470:LEU:HD23	2.25	0.57
1:M:326:ILE:HG13	1:M:348:ARG:HH12	1.70	0.57
1:M:420:ARG:CZ	1:M:430:ALA:CB	2.83	0.57
1:M:488:LEU:CD1	1:M:488:LEU:C	2.59	0.57
1:N:19:ASP:HA	1:N:22:ARG:NH2	2.20	0.57
1:N:69:SER:N	1:O:9:PRO:HG3	2.20	0.57
1:N:219:VAL:CG1	1:N:220:SER:H	2.17	0.57
1:O:150:LEU:CD2	1:O:175:VAL:CG1	2.73	0.57
1:O:153:ILE:CG2	1:O:469:PRO:HB3	2.35	0.57

Continued on next page...

Continued from previous page...

Atom-1	Atom-2	Interatomic distance (Å)	Clash overlap (Å)
1:O:377:ARG:NH2	1:O:470:LEU:HD13	2.20	0.57
1:A:34:THR:CA	1:H:14:ARG:HH12	2.04	0.56
1:A:214:VAL:CG1	1:A:291:ASP:HB3	2.35	0.56
1:A:453:VAL:CG2	1:A:454:PHE:N	2.68	0.56
1:B:8:LEU:HB3	1:C:68:MET:HG3	1.86	0.56
1:B:207:GLU:OE2	1:B:346:LEU:HD13	2.04	0.56
1:C:435:VAL:HG22	1:C:438:ARG:NH2	2.20	0.56
1:D:170:LEU:HD11	1:D:361:ALA:HB1	1.86	0.56
1:E:223:MET:HG2	1:E:281:ILE:O	2.05	0.56
1:E:247:LEU:HD11	1:E:269:ASP:HB3	1.86	0.56
1:F:48:LEU:HD23	1:F:67:GLU:CB	2.30	0.56
1:F:113:GLN:O	1:F:113:GLN:CG	2.51	0.56
1:G:8:LEU:N	1:H:70:VAL:HA	2.20	0.56
1:G:12:MET:CB	1:H:68:MET:HE2	2.35	0.56
1:H:156:THR:HG21	1:H:467:VAL:C	2.26	0.56
1:H:219:VAL:HG11	1:H:283:ALA:HB3	1.86	0.56
1:H:233:ALA:CA	1:H:315:LEU:HD23	2.33	0.56
1:I:39:LEU:HD12	1:I:40:GLY:H	1.70	0.56
1:I:68:MET:HG3	1:J:8:LEU:HB3	1.87	0.56
1:I:110:LEU:HA	1:I:113:GLN:HB3	1.87	0.56
1:J:14:ARG:CG	1:J:494:ILE:HG12	2.32	0.56
1:J:116:HIS:CE1	1:J:117:PRO:HD2	2.39	0.56
1:K:105:ARG:NH1	1:K:106:LYS:HD2	2.19	0.56
1:K:142:VAL:HG11	1:K:149:ILE:HG21	1.87	0.56
1:K:222:GLN:HB3	1:K:277:ALA:CB	2.27	0.56
1:L:406:LEU:N	1:L:406:LEU:CD1	2.61	0.56
1:N:198:LYS:HE2	1:N:331:MET:SD	2.45	0.56
1:N:383:GLY:HA3	1:N:386:GLU:HG2	1.84	0.56
1:O:31:ILE:HG21	1:O:65:LEU:HG	1.86	0.56
1:O:69:SER:HB3	1:P:9:PRO:CG	2.35	0.56
1:O:79:ILE:O	1:O:83:LYS:HB2	2.04	0.56
1:O:188:VAL:HB	1:O:373:ILE:HG13	1.86	0.56
1:O:345:MET:HE2	1:O:362:VAL:HG11	1.86	0.56
1:P:48:LEU:HD23	1:P:67:GLU:HB2	1.86	0.56
1:P:134:LEU:CB	1:P:392:LYS:HE3	2.34	0.56
1:P:235:LEU:CD1	1:P:307:ILE:CD1	2.83	0.56
1:A:44:MET:HE2	1:A:44:MET:CA	2.33	0.56
1:A:403:ARG:HB3	1:J:431:ILE:HD13	1.87	0.56
1:B:154:ALA:HB1	1:B:174:ILE:HD11	1.86	0.56
1:C:387:VAL:HG21	1:C:437:VAL:CG1	2.35	0.56
1:D:105:ARG:HH12	1:D:106:LYS:HD2	1.69	0.56

Continued on next page...

Continued from previous page...

Atom-1	Atom-2	Interatomic distance (Å)	Clash overlap (Å)
1:D:158:ILE:CG2	1:D:164:GLU:HA	2.35	0.56
1:D:383:GLY:CA	1:D:386:GLU:HG2	2.27	0.56
1:E:144:ALA:O	1:E:150:LEU:HD11	2.04	0.56
1:E:459:GLU:CG	1:E:461:MET:CE	2.83	0.56
1:F:68:MET:CA	1:F:68:MET:CE	2.83	0.56
1:F:115:VAL:HG23	1:F:119:ILE:HB	1.87	0.56
1:G:14:ARG:HH22	1:H:34:THR:HG23	1.70	0.56
1:G:437:VAL:HG11	1:G:451:LEU:HD11	1.87	0.56
1:H:326:ILE:HG13	1:H:348:ARG:HH12	1.68	0.56
1:I:9:PRO:HB2	1:P:50:ASP:HA	1.85	0.56
1:I:227:VAL:HG11	1:I:260:ASN:ND2	2.20	0.56
1:I:403:ARG:O	1:I:406:LEU:HG	2.05	0.56
1:J:166:ALA:O	1:J:170:LEU:HG	2.05	0.56
1:J:212:VAL:HG23	1:J:298:ALA:HB2	1.87	0.56
1:J:247:LEU:HD21	1:J:269:ASP:CB	2.36	0.56
1:J:313:GLN:C	1:J:315:LEU:H	2.06	0.56
1:J:452:ASN:OD1	1:J:454:PHE:HD2	1.88	0.56
1:K:326:ILE:CD1	1:K:348:ARG:NH1	2.66	0.56
1:L:156:THR:CG2	1:L:468:GLU:HB3	2.36	0.56
1:L:299:THR:HG23	1:L:334:VAL:CG1	2.35	0.56
1:L:384:SER:CB	1:L:441:HIS:CE1	2.83	0.56
1:M:23:MET:HE2	1:M:72:HIS:CE1	2.40	0.56
1:M:194:LYS:HB2	1:M:294:LYS:CD	2.36	0.56
1:N:130:LYS:O	1:N:130:LYS:CG	2.46	0.56
1:N:130:LYS:HG2	1:N:393:LEU:HD11	1.87	0.56
1:N:134:LEU:HD12	1:N:393:LEU:HD22	1.86	0.56
1:O:68:MET:CA	1:P:9:PRO:HD3	2.34	0.56
1:O:358:VAL:O	1:O:362:VAL:HG12	2.05	0.56
1:P:70:VAL:O	1:P:76:LYS:HE3	2.05	0.56
1:P:138:ILE:HD12	1:P:385:THR:CB	2.34	0.56
1:A:77:MET:CE	1:A:486:MET:CE	2.83	0.56
1:A:170:LEU:HD11	1:A:358:VAL:CG1	2.34	0.56
1:A:170:LEU:CD1	1:A:358:VAL:HG13	2.35	0.56
1:A:178:VAL:HG13	1:A:188:VAL:HG11	1.80	0.56
1:A:192:LEU:CG	1:A:342:ALA:HB2	2.34	0.56
1:A:211:GLY:C	1:A:298:ALA:HB2	2.25	0.56
1:A:235:LEU:CD1	1:A:307:ILE:HA	2.35	0.56
1:A:239:ILE:HA	1:A:307:ILE:HG21	1.87	0.56
1:B:173:ILE:HG13	1:B:345:MET:SD	2.44	0.56
1:B:235:LEU:CD2	1:B:307:ILE:N	2.68	0.56
1:B:263:PHE:HE1	1:B:332:ILE:HG21	1.68	0.56

Continued on next page...

Continued from previous page...

Atom-1	Atom-2	Interatomic distance (Å)	Clash overlap (Å)
1:B:312:ALA:CB	1:B:315:LEU:CB	2.79	0.56
1:C:77:MET:HB3	1:C:80:GLU:OE1	2.05	0.56
1:C:257:SER:HB2	1:C:312:ALA:HB2	1.87	0.56
1:D:25:ILE:CG2	1:D:26:LEU:N	2.69	0.56
1:D:42:LYS:HE3	1:D:426:ALA:HA	1.87	0.56
1:D:96:ALA:CA	1:D:480:ALA:CB	2.83	0.56
1:D:117:PRO:O	1:D:120:VAL:HG13	2.06	0.56
1:E:42:LYS:HG3	1:E:425:ASN:CA	2.35	0.56
1:E:134:LEU:HD22	1:E:392:LYS:HZ2	1.70	0.56
1:E:434:LEU:N	1:E:434:LEU:HD22	2.20	0.56
1:F:138:ILE:HD12	1:F:385:THR:HA	1.87	0.56
1:F:211:GLY:O	1:F:212:VAL:HG23	2.04	0.56
1:F:212:VAL:HG21	1:F:294:LYS:CB	2.35	0.56
1:F:214:VAL:CG1	1:F:291:ASP:CG	2.74	0.56
1:G:14:ARG:CZ	1:H:34:THR:HG23	2.35	0.56
1:G:42:LYS:HZ2	1:G:426:ALA:HB2	1.68	0.56
1:G:215:ASP:OD2	1:G:331:MET:HG2	2.05	0.56
1:H:89:VAL:O	1:H:89:VAL:HG23	2.04	0.56
1:H:437:VAL:HG21	1:H:451:LEU:CD1	2.36	0.56
1:I:68:MET:HA	1:J:9:PRO:CD	2.36	0.56
1:I:119:ILE:HG21	1:I:403:ARG:CB	2.24	0.56
1:I:173:ILE:HG13	1:I:345:MET:SD	2.46	0.56
1:I:402:GLY:O	1:I:405:GLN:HB3	2.04	0.56
1:J:158:ILE:HD11	1:J:170:LEU:HB3	1.87	0.56
1:J:170:LEU:HD21	1:J:358:VAL:CG2	2.35	0.56
1:J:239:ILE:O	1:J:247:LEU:HD13	2.06	0.56
1:K:117:PRO:HA	1:K:120:VAL:HG12	1.87	0.56
1:K:118:THR:HG22	1:K:118:THR:O	2.05	0.56
1:K:154:ALA:CB	1:K:171:ALA:HB1	2.35	0.56
1:K:181:VAL:HG12	1:K:341:LYS:O	2.05	0.56
1:K:197:LYS:HB2	1:K:355:ILE:HG13	1.87	0.56
1:K:368:VAL:CG2	1:K:469:PRO:CG	2.82	0.56
1:L:68:MET:HE3	1:M:12:MET:SD	2.45	0.56
1:L:139:ALA:HB2	1:L:377:ARG:HH11	1.70	0.56
1:M:69:SER:HB3	1:N:9:PRO:HB3	1.87	0.56
1:M:195:ILE:CB	1:M:359:ALA:HB1	2.33	0.56
1:M:239:ILE:CG2	1:M:307:ILE:HG21	2.28	0.56
1:N:38:THR:CG2	1:N:59:ASN:HB2	2.34	0.56
1:N:42:LYS:CD	1:O:118:THR:HG21	2.35	0.56
1:N:115:VAL:HG13	1:N:116:HIS:O	2.05	0.56
1:N:210:LYS:HG3	1:N:343:VAL:CG2	2.33	0.56

Continued on next page...

Continued from previous page...

Atom-1	Atom-2	Interatomic distance (Å)	Clash overlap (Å)
1:N:218:ARG:HG2	1:N:218:ARG:NH1	2.04	0.56
1:N:220:SER:HB2	1:N:273:GLN:HB2	1.86	0.56
1:N:387:VAL:C	1:N:390:SER:HB3	2.26	0.56
1:N:434:LEU:N	1:N:434:LEU:CD2	2.68	0.56
1:O:155:MET:SD	1:O:167:LYS:HD2	2.45	0.56
1:O:223:MET:HE2	1:O:276:LEU:HA	1.86	0.56
1:O:285:ARG:HG3	1:O:286:ARG:H	1.69	0.56
1:P:139:ALA:HB3	1:P:377:ARG:HD3	1.86	0.56
1:P:193:ILE:HD12	1:P:366:VAL:CG2	2.36	0.56
1:P:235:LEU:CB	1:P:310:LEU:HD22	2.35	0.56
1:P:389:LEU:CD1	1:P:415:LEU:HD13	2.35	0.56
1:A:12:MET:HE1	1:B:68:MET:HE1	1.87	0.56
1:A:94:THR:O	1:A:97:VAL:HG22	2.04	0.56
1:B:135:LEU:HD21	1:B:385:THR:HG21	1.88	0.56
1:B:380:SER:N	1:B:467:VAL:HG12	2.21	0.56
1:C:452:ASN:HD21	1:C:454:PHE:CB	2.15	0.56
1:D:255:LYS:CD	1:D:279:GLU:CD	2.73	0.56
1:D:432:GLU:O	1:D:436:LYS:HG3	2.05	0.56
1:D:469:PRO:HG2	1:D:472:VAL:HG21	1.87	0.56
1:E:152:LYS:HG2	1:E:465:GLY:O	2.06	0.56
1:E:251:VAL:HG13	1:E:276:LEU:CD1	2.34	0.56
1:E:387:VAL:HG21	1:E:437:VAL:HG12	1.87	0.56
1:F:136:LYS:CG	1:F:377:ARG:HH12	2.18	0.56
1:G:42:LYS:CE	1:G:426:ALA:HB2	2.36	0.56
1:G:70:VAL:CG2	1:G:70:VAL:O	2.53	0.56
1:H:70:VAL:CG2	1:H:76:LYS:HG3	2.27	0.56
1:H:420:ARG:NH1	1:H:430:ALA:HB3	2.20	0.56
1:I:235:LEU:CB	1:I:307:ILE:HA	2.36	0.56
1:I:420:ARG:HH11	1:I:420:ARG:HG3	1.68	0.56
1:J:15:TYR:HD2	1:J:19:ASP:HB2	1.71	0.56
1:J:70:VAL:O	1:J:76:LYS:HD3	2.05	0.56
1:J:134:LEU:HD11	1:J:393:LEU:CD2	2.35	0.56
1:J:339:HIS:HE1	1:J:341:LYS:HD2	1.64	0.56
1:J:452:ASN:OD1	1:J:454:PHE:CD2	2.59	0.56
1:K:68:MET:HA	1:L:9:PRO:CG	2.35	0.56
1:K:156:THR:HB	1:K:467:VAL:O	2.06	0.56
1:L:23:MET:HE2	1:L:72:HIS:HE2	1.70	0.56
1:L:368:VAL:HB	1:L:469:PRO:CG	2.35	0.56
1:M:288:LYS:O	1:M:291:ASP:HA	2.06	0.56
1:N:30:ILE:CG2	1:N:31:ILE:N	2.61	0.56
1:N:42:LYS:CB	1:N:425:ASN:HB2	2.35	0.56

Continued on next page...

Continued from previous page...

Atom-1	Atom-2	Interatomic distance (Å)	Clash overlap (Å)
1:P:236:ASN:HA	1:P:265:GLN:HB2	1.86	0.56
1:P:368:VAL:CG2	1:P:469:PRO:CG	2.83	0.56
1:P:387:VAL:HG21	1:P:437:VAL:HG12	1.87	0.56
1:A:307:ILE:O	1:A:307:ILE:CD1	2.47	0.56
1:B:222:GLN:HB2	1:B:277:ALA:CB	2.29	0.56
1:B:406:LEU:HD11	1:K:431:ILE:CD1	2.35	0.56
1:C:134:LEU:HD13	1:C:392:LYS:HB3	1.86	0.56
1:C:166:ALA:CB	1:C:203:ILE:CG2	2.83	0.56
1:C:254:ILE:CG1	1:C:310:LEU:HD23	2.32	0.56
1:C:492:ASP:OD2	1:D:46:LYS:HB3	2.04	0.56
1:D:42:LYS:HD2	1:D:426:ALA:N	2.21	0.56
1:D:218:ARG:HG2	1:D:218:ARG:NH1	2.14	0.56
1:E:197:LYS:CA	1:E:355:ILE:HG21	2.35	0.56
1:F:48:LEU:CD1	1:F:68:MET:HE1	2.35	0.56
1:F:111:LEU:HD11	1:F:488:LEU:HD11	1.87	0.56
1:F:232:ILE:C	1:F:315:LEU:HD22	2.25	0.56
1:F:237:CYS:O	1:F:307:ILE:HG23	2.06	0.56
1:G:92:GLY:HA2	1:G:95:THR:HB	1.87	0.56
1:G:254:ILE:HG22	1:G:259:ALA:HB3	1.86	0.56
1:H:343:VAL:O	1:H:343:VAL:HG13	2.05	0.56
1:H:391:MET:HE1	1:H:438:ARG:HA	1.88	0.56
1:I:153:ILE:HG23	1:I:469:PRO:CD	2.35	0.56
1:J:222:GLN:HB2	1:J:277:ALA:CB	2.34	0.56
1:L:23:MET:HE2	1:L:72:HIS:NE2	2.20	0.56
1:L:223:MET:HE1	1:L:283:ALA:CB	2.35	0.56
1:M:21:GLN:O	1:M:25:ILE:HD12	2.05	0.56
1:M:325:LYS:HE3	1:M:330:SER:OG	2.06	0.56
1:M:453:VAL:HG22	1:M:454:PHE:CG	2.40	0.56
1:N:135:LEU:CD2	1:N:385:THR:CG2	2.84	0.56
1:N:152:LYS:HG2	1:N:465:GLY:HA2	1.86	0.56
1:N:326:ILE:HG22	1:N:331:MET:HG3	1.87	0.56
1:N:389:LEU:O	1:N:393:LEU:HD23	2.05	0.56
1:O:193:ILE:HD12	1:O:366:VAL:CG1	2.33	0.56
1:P:21:GLN:O	1:P:25:ILE:HG12	2.06	0.56
1:P:31:ILE:HG22	1:P:65:LEU:HG	1.87	0.56
1:A:68:MET:CE	1:H:9:PRO:HD2	2.35	0.56
1:A:178:VAL:HG13	1:A:188:VAL:CG1	2.34	0.56
1:A:182:VAL:CB	1:A:188:VAL:HG22	2.36	0.56
1:B:96:ALA:HB1	1:B:480:ALA:CB	2.31	0.56
1:C:12:MET:CE	1:D:68:MET:CE	2.83	0.56
1:D:239:ILE:HG22	1:D:268:ILE:HG12	1.87	0.56

Continued on next page...

Continued from previous page...

Atom-1	Atom-2	Interatomic distance (Å)	Clash overlap (Å)
1:F:48:LEU:O	1:F:56:VAL:HG23	2.05	0.56
1:F:214:VAL:HB	1:F:291:ASP:CG	2.25	0.56
1:G:42:LYS:HZ2	1:G:426:ALA:CB	2.19	0.56
1:G:174:ILE:HG22	1:G:362:VAL:CB	2.25	0.56
1:G:241:GLU:HB2	1:G:247:LEU:H	1.70	0.56
1:H:158:ILE:CG1	1:H:361:ALA:HB1	2.35	0.56
1:H:178:VAL:CG1	1:H:366:VAL:HG22	2.34	0.56
1:H:212:VAL:HG21	1:H:294:LYS:O	2.06	0.56
1:I:85:GLN:CD	1:I:476:ALA:HA	2.26	0.56
1:J:152:LYS:HG2	1:J:465:GLY:O	2.06	0.56
1:J:235:LEU:HD13	1:J:307:ILE:HG21	1.83	0.56
1:J:377:ARG:HB3	1:J:470:LEU:HD12	1.88	0.56
1:K:310:LEU:HD22	1:K:311:SER:H	1.70	0.56
1:K:391:MET:HE3	1:K:438:ARG:CA	2.35	0.56
1:L:14:ARG:HD2	1:L:494:ILE:HD13	1.86	0.56
1:L:254:ILE:HG21	1:L:262:LEU:HD13	1.87	0.56
1:N:42:LYS:NZ	1:O:118:THR:CG2	2.68	0.56
1:N:235:LEU:HD13	1:N:235:LEU:C	2.25	0.56
1:O:98:VAL:HG12	1:O:99:VAL:HG13	1.87	0.56
1:P:102:GLU:OE2	1:P:417:VAL:HG11	2.06	0.56
1:P:237:CYS:SG	1:P:238:ALA:HB3	2.45	0.56
1:A:51:ASP:HA	1:H:11:ASN:OD1	2.05	0.56
1:A:72:HIS:CD2	1:A:73:PRO:HD3	2.40	0.56
1:B:193:ILE:HG23	1:B:343:VAL:HG23	1.88	0.56
1:C:121:VAL:HG23	1:C:122:LYS:H	1.70	0.56
1:C:130:LYS:HD2	1:C:396:TYR:CE1	2.36	0.56
1:D:127:ALA:HB2	1:D:408:VAL:CG1	2.34	0.56
1:E:77:MET:HA	1:E:80:GLU:OE1	2.06	0.56
1:E:208:LEU:HD22	1:E:343:VAL:CG2	2.36	0.56
1:E:406:LEU:CD1	1:N:431:ILE:CD1	2.83	0.56
1:F:125:GLN:O	1:F:129:GLN:HG3	2.05	0.56
1:I:195:ILE:CB	1:I:359:ALA:HB1	2.34	0.56
1:I:235:LEU:CG	1:I:307:ILE:HG22	2.36	0.56
1:I:418:ILE:HB	1:I:419:PRO:HD3	1.88	0.56
1:J:155:MET:CE	1:J:465:GLY:HA3	2.36	0.56
1:K:234:LEU:HB3	1:K:292:MET:HE1	1.85	0.56
1:L:48:LEU:N	1:L:56:VAL:HG22	2.20	0.56
1:L:158:ILE:HD13	1:L:170:LEU:HG	1.88	0.56
1:L:169:LYS:HG3	1:L:204:ASP:CB	2.36	0.56
1:L:379:VAL:CG2	1:L:380:SER:H	2.16	0.56
1:N:69:SER:CB	1:O:9:PRO:CA	2.84	0.56

Continued on next page...

Continued from previous page...

Atom-1	Atom-2	Interatomic distance (Å)	Clash overlap (Å)
1:N:199:SER:CB	1:N:327:SER:HB2	2.35	0.56
1:N:389:LEU:HD13	1:N:415:LEU:CD1	2.36	0.56
1:O:281:ILE:O	1:O:281:ILE:CG2	2.51	0.56
1:O:298:ALA:O	1:O:337:CYS:HB3	2.06	0.56
1:O:305:THR:HG22	1:O:305:THR:O	2.05	0.56
1:O:418:ILE:CG2	1:O:419:PRO:HD3	2.32	0.56
1:O:433:ILE:HA	1:O:436:LYS:HG3	1.88	0.56
1:P:227:VAL:HG11	1:P:260:ASN:CG	2.24	0.56
1:P:236:ASN:O	1:P:265:GLN:HB3	2.06	0.56
1:A:115:VAL:CG2	1:A:403:ARG:NE	2.68	0.56
1:A:178:VAL:CG2	1:A:366:VAL:HG13	2.35	0.56
1:C:116:HIS:CG	1:C:117:PRO:CD	2.74	0.56
1:C:223:MET:CE	1:C:283:ALA:HB3	2.36	0.56
1:C:380:SER:CB	1:C:384:SER:HB2	2.27	0.56
1:D:149:ILE:O	1:D:153:ILE:HG13	2.06	0.56
1:E:233:ALA:HA	1:E:315:LEU:HD13	1.87	0.56
1:I:196:GLU:HG2	1:I:331:MET:HE1	1.87	0.56
1:J:326:ILE:CG1	1:J:348:ARG:NH1	2.69	0.56
1:K:235:LEU:HD21	1:K:310:LEU:CA	2.36	0.56
1:L:312:ALA:HB1	1:L:313:GLN:NE2	2.21	0.56
1:M:14:ARG:HD2	1:M:494:ILE:CD1	2.36	0.56
1:N:141:GLU:O	1:N:142:VAL:HG22	2.05	0.56
1:N:158:ILE:CD1	1:N:170:LEU:HB2	2.34	0.56
1:O:85:GLN:HE22	1:O:479:SER:HB2	1.71	0.56
1:O:235:LEU:CD2	1:O:307:ILE:CB	2.82	0.56
1:O:377:ARG:CZ	1:O:470:LEU:CD1	2.81	0.56
1:P:42:LYS:HE2	1:P:426:ALA:CB	2.35	0.56
1:P:214:VAL:HG11	1:P:291:ASP:HB3	1.87	0.56
1:P:247:LEU:CD1	1:P:272:ALA:HB3	2.34	0.56
1:A:31:ILE:HG23	1:A:34:THR:OG1	2.06	0.56
1:A:96:ALA:CB	1:A:480:ALA:HB2	2.36	0.56
1:A:134:LEU:HD12	1:A:393:LEU:CG	2.36	0.56
1:A:181:VAL:HG12	1:A:341:LYS:O	2.06	0.56
1:A:212:VAL:HG21	1:A:294:LYS:HB2	1.87	0.56
1:A:232:ILE:HG13	1:A:261:VAL:CG1	2.34	0.56
1:A:232:ILE:HD11	1:A:318:ALA:HB3	1.88	0.56
1:B:236:ASN:OD1	1:B:236:ASN:O	2.23	0.56
1:B:276:LEU:HD23	1:B:281:ILE:HG21	1.86	0.56
1:B:276:LEU:O	1:B:281:ILE:HB	2.06	0.56
1:C:235:LEU:HD13	1:C:235:LEU:O	2.06	0.56
1:C:235:LEU:H	1:C:292:MET:CE	2.19	0.56

Continued on next page...

Continued from previous page...

Atom-1	Atom-2	Interatomic distance (Å)	Clash overlap (Å)
1:C:452:ASN:HB2	1:C:459:GLU:CD	2.26	0.56
1:D:119:ILE:HD12	1:D:403:ARG:CB	2.36	0.56
1:D:431:ILE:HD11	1:M:403:ARG:HA	1.88	0.56
1:E:12:MET:HE1	1:F:68:MET:HE1	1.87	0.56
1:E:212:VAL:HB	1:E:298:ALA:HB3	1.87	0.56
1:E:345:MET:CE	1:E:362:VAL:HG11	2.21	0.56
1:F:77:MET:HE2	1:F:487:LEU:HD11	1.87	0.56
1:F:116:HIS:CE1	1:F:117:PRO:HG2	2.41	0.56
1:F:219:VAL:HG11	1:F:268:ILE:HD12	1.88	0.56
1:G:254:ILE:HG21	1:G:262:LEU:CD1	2.36	0.56
1:H:223:MET:CE	1:H:276:LEU:CB	2.84	0.56
1:H:291:ASP:O	1:H:295:LEU:HD12	2.06	0.56
1:I:36:ARG:CG	1:I:37:SER:H	2.17	0.56
1:I:65:LEU:HD22	1:I:65:LEU:N	2.21	0.56
1:I:68:MET:CE	1:J:12:MET:HE2	2.35	0.56
1:I:140:CYS:HB3	1:I:446:ASN:HB2	1.87	0.56
1:I:393:LEU:HA	1:I:396:TYR:HB3	1.88	0.56
1:J:46:LYS:HB3	1:K:492:ASP:OD2	2.06	0.56
1:J:153:ILE:CG1	1:J:378:ILE:HG22	2.36	0.56
1:J:254:ILE:HG22	1:J:259:ALA:HB3	1.86	0.56
1:K:134:LEU:CD1	1:K:393:LEU:HD21	2.35	0.56
1:K:134:LEU:HD12	1:K:393:LEU:CG	2.35	0.56
1:K:473:LYS:O	1:K:477:ILE:HG13	2.06	0.56
1:L:63:THR:HG23	1:L:63:THR:O	2.05	0.56
1:L:297:LYS:HG2	1:L:341:LYS:CG	2.35	0.56
1:L:448:CYS:O	1:L:449:ALA:HB2	2.06	0.56
1:M:158:ILE:HG22	1:M:164:GLU:HA	1.86	0.56
1:M:469:PRO:O	1:M:472:VAL:HG13	2.06	0.56
1:N:391:MET:HE3	1:N:438:ARG:CA	2.36	0.56
1:O:346:LEU:HD23	1:O:347:ILE:N	2.19	0.56
1:P:64:ILE:HG23	1:P:65:LEU:HD22	1.87	0.56
1:P:124:TYR:N	1:P:124:TYR:HD1	1.99	0.56
1:P:182:VAL:CB	1:P:188:VAL:CG2	2.67	0.56
1:A:130:LYS:CG	1:A:393:LEU:CD2	2.81	0.56
1:A:402:GLY:HA2	1:J:432:GLU:OE2	2.06	0.56
1:B:29:ARG:O	1:B:33:GLU:HG3	2.06	0.56
1:B:178:VAL:CG2	1:B:366:VAL:CG2	2.80	0.56
1:C:158:ILE:HB	1:C:361:ALA:HB1	1.87	0.56
1:C:234:LEU:HB3	1:C:292:MET:HE3	1.88	0.56
1:C:236:ASN:OD1	1:C:236:ASN:C	2.44	0.56
1:C:446:ASN:OD1	1:C:447:LYS:HG2	2.05	0.56

Continued on next page...

Continued from previous page...

Atom-1	Atom-2	Interatomic distance (Å)	Clash overlap (Å)
1:D:341:LYS:HB3	1:D:341:LYS:HZ2	1.68	0.56
1:E:238:ALA:C	1:E:307:ILE:HG23	2.26	0.56
1:F:234:LEU:HB3	1:F:292:MET:CE	2.36	0.56
1:G:39:LEU:HB3	1:G:94:THR:OG1	2.06	0.56
1:G:197:LYS:HB3	1:G:355:ILE:HG21	1.87	0.56
1:G:232:ILE:CD1	1:G:299:THR:CG2	2.84	0.56
1:G:268:ILE:HB	1:G:273:GLN:HE21	1.70	0.56
1:H:211:GLY:C	1:H:298:ALA:HB2	2.26	0.56
1:H:216:LYS:HG2	1:H:217:GLU:HG3	1.88	0.56
1:H:304:ILE:HD12	1:H:309:ASP:CB	2.36	0.56
1:H:307:ILE:HD12	1:H:310:LEU:CB	2.36	0.56
1:H:464:ASN:HB2	1:H:466:VAL:HG22	1.88	0.56
1:M:39:LEU:HB3	1:M:94:THR:CG2	2.36	0.56
1:M:199:SER:HB3	1:M:327:SER:OG	2.06	0.56
1:M:378:ILE:O	1:M:378:ILE:CG1	2.53	0.56
1:M:434:LEU:HD22	1:M:451:LEU:HD22	1.88	0.56
1:M:437:VAL:HG21	1:M:451:LEU:CD1	2.35	0.56
1:N:96:ALA:CA	1:N:480:ALA:HB2	2.36	0.56
1:N:140:CYS:HB3	1:N:446:ASN:OD1	2.06	0.56
1:O:197:LYS:CB	1:O:355:ILE:CG2	2.82	0.56
1:O:235:LEU:O	1:O:264:CYS:HA	2.06	0.56
1:O:416:GLU:O	1:O:416:GLU:CG	2.53	0.56
1:P:26:LEU:HD22	1:P:30:ILE:HD11	1.88	0.56
1:P:121:VAL:CG2	1:P:122:LYS:N	2.69	0.56
1:P:140:CYS:HB3	1:P:446:ASN:HB2	1.87	0.56
1:P:233:ALA:HA	1:P:315:LEU:HD11	1.88	0.56
1:P:235:LEU:HD21	1:P:307:ILE:C	2.26	0.56
1:P:299:THR:CG2	1:P:318:ALA:HB2	2.36	0.56
1:P:377:ARG:HG2	1:P:470:LEU:CG	2.35	0.56
1:A:235:LEU:HD11	1:A:307:ILE:CA	2.36	0.55
1:A:391:MET:HE1	1:A:438:ARG:HB3	1.88	0.55
1:B:230:ALA:HB1	1:B:261:VAL:HG23	1.87	0.55
1:D:62:VAL:CG1	1:D:63:THR:N	2.60	0.55
1:D:212:VAL:HB	1:D:298:ALA:CB	2.35	0.55
1:D:437:VAL:HG22	1:D:458:VAL:CG2	2.36	0.55
1:F:14:ARG:HD2	1:F:494:ILE:HG12	1.88	0.55
1:H:182:VAL:HG21	1:H:373:ILE:HD13	1.88	0.55
1:H:265:GLN:CG	1:H:266:LYS:HE3	2.36	0.55
1:I:181:VAL:CG2	1:I:182:VAL:N	2.68	0.55
1:I:389:LEU:HD12	1:I:415:LEU:HD13	1.88	0.55
1:K:197:LYS:CB	1:K:355:ILE:HG22	2.36	0.55

Continued on next page...

Continued from previous page...

Atom-1	Atom-2	Interatomic distance (Å)	Clash overlap (Å)
1:K:236:ASN:CA	1:K:265:GLN:CB	2.78	0.55
1:L:33:GLU:O	1:L:36:ARG:HG2	2.06	0.55
1:L:188:VAL:HG12	1:L:373:ILE:CG1	2.33	0.55
1:M:200:GLY:O	1:M:348:ARG:HB3	2.06	0.55
1:M:254:ILE:HG22	1:M:281:ILE:CD1	2.36	0.55
1:M:369:VAL:O	1:M:369:VAL:CG1	2.54	0.55
1:N:130:LYS:HG2	1:N:393:LEU:CD1	2.36	0.55
1:O:23:MET:HE1	1:O:72:HIS:CE1	2.40	0.55
1:O:247:LEU:CD2	1:O:269:ASP:HB3	2.36	0.55
1:P:138:ILE:HD12	1:P:385:THR:OG1	2.06	0.55
1:P:268:ILE:HD12	1:P:273:GLN:HG2	1.87	0.55
1:A:134:LEU:HB3	1:A:392:LYS:CE	2.36	0.55
1:A:166:ALA:CB	1:A:170:LEU:HD22	2.36	0.55
1:A:403:ARG:HD3	1:J:431:ILE:HD13	1.88	0.55
1:B:192:LEU:N	1:B:192:LEU:HD13	2.21	0.55
1:B:195:ILE:CB	1:B:359:ALA:HB1	2.27	0.55
1:B:377:ARG:NH1	1:B:470:LEU:CD1	2.70	0.55
1:C:74:ALA:HA	1:C:77:MET:SD	2.47	0.55
1:C:100:ALA:HB1	1:C:484:THR:HG23	1.83	0.55
1:C:231:LYS:HD3	1:C:231:LYS:N	2.21	0.55
1:D:212:VAL:HG23	1:D:298:ALA:HB2	1.89	0.55
1:E:130:LYS:HZ2	1:E:393:LEU:HD23	1.71	0.55
1:E:218:ARG:HB2	1:E:323:GLU:OE2	2.06	0.55
1:F:262:LEU:HD11	1:F:310:LEU:HD23	1.88	0.55
1:F:437:VAL:HG11	1:F:451:LEU:HD11	1.89	0.55
1:G:347:ILE:CG2	1:G:358:VAL:HB	2.35	0.55
1:H:177:ALA:O	1:H:181:VAL:HG13	2.06	0.55
1:I:64:ILE:HG22	1:I:65:LEU:CD2	2.36	0.55
1:I:153:ILE:HD11	1:I:378:ILE:HG22	1.83	0.55
1:I:369:VAL:CG1	1:I:369:VAL:O	2.54	0.55
1:J:42:LYS:CD	1:J:426:ALA:HA	2.36	0.55
1:J:135:LEU:HD23	1:J:389:LEU:HD21	1.88	0.55
1:K:31:ILE:HG21	1:K:65:LEU:HD11	1.88	0.55
1:K:43:GLY:O	1:K:44:MET:HE3	2.07	0.55
1:N:153:ILE:CG2	1:N:469:PRO:HD3	2.36	0.55
1:N:248:LYS:HD2	1:N:275:TYR:CE2	2.39	0.55
1:N:251:VAL:HG13	1:N:276:LEU:CG	2.35	0.55
1:N:345:MET:CE	1:N:362:VAL:HG11	2.36	0.55
1:O:234:LEU:HD22	1:O:301:ALA:CB	2.36	0.55
1:O:237:CYS:HB3	1:O:306:ASN:OD1	2.06	0.55
1:A:77:MET:HB3	1:A:80:GLU:OE1	2.07	0.55

Continued on next page...

Continued from previous page...

Atom-1	Atom-2	Interatomic distance (Å)	Clash overlap (Å)
1:A:251:VAL:CG1	1:A:276:LEU:CD1	2.81	0.55
1:B:15:TYR:O	1:B:20:ALA:HB2	2.05	0.55
1:B:219:VAL:HG13	1:B:220:SER:N	2.21	0.55
1:B:431:ILE:O	1:B:431:ILE:CG1	2.54	0.55
1:B:453:VAL:HG23	1:B:454:PHE:N	2.21	0.55
1:C:247:LEU:CD1	1:C:272:ALA:HB2	2.35	0.55
1:C:435:VAL:HG11	1:L:401:SER:OG	2.06	0.55
1:D:163:ALA:CB	1:D:165:LYS:HG2	2.35	0.55
1:D:377:ARG:HB3	1:D:470:LEU:CG	2.36	0.55
1:E:42:LYS:CE	1:E:426:ALA:CB	2.62	0.55
1:E:235:LEU:HG	1:E:307:ILE:CG2	2.36	0.55
1:F:167:LYS:HG3	1:F:168:GLU:N	2.22	0.55
1:F:233:ALA:N	1:F:315:LEU:HD22	2.21	0.55
1:G:111:LEU:CD2	1:G:117:PRO:HB3	2.37	0.55
1:H:235:LEU:HD21	1:H:307:ILE:CB	2.36	0.55
1:H:238:ALA:C	1:H:307:ILE:HG23	2.27	0.55
1:H:247:LEU:O	1:H:251:VAL:HG23	2.06	0.55
1:J:134:LEU:HD12	1:J:393:LEU:CD2	2.32	0.55
1:J:391:MET:HE3	1:J:438:ARG:CG	2.36	0.55
1:J:469:PRO:HB2	1:J:472:VAL:CG2	2.36	0.55
1:L:215:ASP:OD2	1:L:331:MET:HE2	2.06	0.55
1:L:232:ILE:HG13	1:L:261:VAL:CG1	2.36	0.55
1:M:134:LEU:CD1	1:M:393:LEU:CG	2.84	0.55
1:M:173:ILE:HD11	1:M:206:THR:CG2	2.34	0.55
1:M:178:VAL:CG2	1:M:188:VAL:HG21	2.36	0.55
1:O:120:VAL:O	1:O:124:TYR:CD1	2.59	0.55
1:P:93:THR:O	1:P:97:VAL:HG23	2.06	0.55
1:P:96:ALA:O	1:P:480:ALA:HB1	2.06	0.55
1:P:115:VAL:HB	1:P:116:HIS:HA	1.86	0.55
1:P:134:LEU:CD1	1:P:393:LEU:HG	2.36	0.55
1:A:218:ARG:HG3	1:A:323:GLU:OE2	2.06	0.55
1:A:493:VAL:HG13	1:B:47:MET:HE2	1.87	0.55
1:B:209:ILE:HD11	1:B:213:LEU:HB2	1.87	0.55
1:C:146:ASP:O	1:C:150:LEU:HB2	2.06	0.55
1:D:389:LEU:HD13	1:D:415:LEU:CD2	2.37	0.55
1:E:170:LEU:HD12	1:E:358:VAL:CG1	2.37	0.55
1:E:218:ARG:HB2	1:E:323:GLU:CD	2.27	0.55
1:F:23:MET:HE1	1:F:72:HIS:CE1	2.42	0.55
1:H:34:THR:HB	1:H:35:VAL:HG22	1.87	0.55
1:H:99:VAL:CG1	1:H:418:ILE:CD1	2.85	0.55
1:H:138:ILE:HD13	1:H:385:THR:OG1	2.05	0.55

Continued on next page...

Continued from previous page...

Atom-1	Atom-2	Interatomic distance (Å)	Clash overlap (Å)
1:I:18:ARG:HB2	1:I:21:GLN:OE1	2.07	0.55
1:I:299:THR:CG2	1:I:334:VAL:CG1	2.84	0.55
1:J:105:ARG:HH11	1:J:106:LYS:HG2	1.71	0.55
1:J:130:LYS:NZ	1:J:396:TYR:HB2	2.20	0.55
1:J:227:VAL:HG11	1:J:260:ASN:HD21	1.70	0.55
1:K:265:GLN:CD	1:K:289:LYS:HD2	2.25	0.55
1:L:265:GLN:CG	1:L:266:LYS:HE3	2.36	0.55
1:M:218:ARG:HH11	1:M:282:VAL:HB	1.71	0.55
1:M:393:LEU:O	1:M:396:TYR:HB3	2.07	0.55
1:M:403:ARG:HA	1:M:406:LEU:HD23	1.88	0.55
1:N:138:ILE:HD12	1:N:379:VAL:HG21	1.89	0.55
1:N:156:THR:CG2	1:N:468:GLU:CA	2.80	0.55
1:N:372:THR:HA	1:N:375:ASP:O	2.06	0.55
1:O:219:VAL:HG12	1:O:283:ALA:HB3	1.88	0.55
1:A:12:MET:HE2	1:B:68:MET:HG2	1.87	0.55
1:A:135:LEU:HG	1:A:138:ILE:HD12	1.88	0.55
1:B:170:LEU:CD2	1:B:358:VAL:HG11	2.37	0.55
1:B:232:ILE:HD11	1:B:318:ALA:HB3	1.88	0.55
1:C:18:ARG:HD2	1:C:22:ARG:NH1	2.21	0.55
1:C:77:MET:HE1	1:C:486:MET:HE2	1.87	0.55
1:C:169:LYS:HG2	1:C:204:ASP:CB	2.37	0.55
1:D:474:THR:O	1:D:478:GLN:HG3	2.06	0.55
1:E:384:SER:O	1:E:441:HIS:CE1	2.60	0.55
1:G:197:LYS:HD2	1:G:356:GLU:CG	2.36	0.55
1:G:232:ILE:HD13	1:G:299:THR:HG22	1.88	0.55
1:G:489:ARG:HE	1:H:44:MET:HE1	1.70	0.55
1:I:8:LEU:HD22	1:P:68:MET:CB	2.37	0.55
1:I:197:LYS:HB3	1:I:355:ILE:HG22	1.87	0.55
1:I:222:GLN:C	1:I:277:ALA:HB1	2.25	0.55
1:I:223:MET:HE1	1:I:283:ALA:CB	2.32	0.55
1:J:15:TYR:HD2	1:J:19:ASP:CB	2.19	0.55
1:K:233:ALA:HA	1:K:315:LEU:CD2	2.35	0.55
1:K:400:ILE:HD11	1:K:408:VAL:HG11	1.87	0.55
1:L:130:LYS:CG	1:L:393:LEU:CD2	2.83	0.55
1:L:234:LEU:HD22	1:L:301:ALA:HB1	1.87	0.55
1:M:174:ILE:CD1	1:M:365:ALA:HB1	2.35	0.55
1:N:140:CYS:HB2	1:N:447:LYS:HG2	1.87	0.55
1:N:170:LEU:CD2	1:N:358:VAL:CG2	2.83	0.55
1:N:214:VAL:HG12	1:N:291:ASP:HB3	1.88	0.55
1:N:371:CYS:HB3	1:N:471:ARG:HH11	1.71	0.55
1:O:181:VAL:CG2	1:O:182:VAL:N	2.68	0.55

Continued on next page...

Continued from previous page...

Atom-1	Atom-2	Interatomic distance (Å)	Clash overlap (Å)
1:O:305:THR:O	1:O:305:THR:CG2	2.54	0.55
1:A:169:LYS:HD3	1:A:204:ASP:HB3	1.88	0.55
1:A:206:THR:CG2	1:A:347:ILE:HG23	2.36	0.55
1:A:239:ILE:HG23	1:A:268:ILE:HG23	1.79	0.55
1:B:8:LEU:CB	1:B:12:MET:HG2	2.36	0.55
1:B:219:VAL:HG12	1:B:223:MET:SD	2.47	0.55
1:B:233:ALA:HB1	1:B:315:LEU:HD21	1.87	0.55
1:B:254:ILE:CD1	1:B:276:LEU:HD21	2.37	0.55
1:B:368:VAL:CB	1:B:469:PRO:HG2	2.36	0.55
1:B:453:VAL:CG2	1:B:454:PHE:N	2.69	0.55
1:C:380:SER:CB	1:C:384:SER:CB	2.84	0.55
1:C:383:GLY:CA	1:C:386:GLU:HG2	2.32	0.55
1:C:418:ILE:HB	1:C:419:PRO:HD3	1.88	0.55
1:D:116:HIS:CG	1:D:117:PRO:HD2	2.41	0.55
1:E:31:ILE:CG2	1:E:65:LEU:CD2	2.85	0.55
1:E:267:GLY:HA3	1:E:286:ARG:HH12	1.70	0.55
1:G:254:ILE:HG12	1:G:310:LEU:HD23	1.89	0.55
1:G:276:LEU:HB2	1:G:281:ILE:CG2	2.36	0.55
1:H:116:HIS:CE1	1:H:117:PRO:HG2	2.41	0.55
1:H:123:GLY:HA3	1:H:407:ALA:HB1	1.88	0.55
1:H:174:ILE:CG2	1:H:362:VAL:CG2	2.69	0.55
1:H:178:VAL:HG12	1:H:366:VAL:HG22	1.89	0.55
1:H:233:ALA:CB	1:H:315:LEU:CD2	2.84	0.55
1:H:234:LEU:N	1:H:315:LEU:HD11	2.15	0.55
1:H:469:PRO:O	1:H:472:VAL:HB	2.06	0.55
1:I:116:HIS:CD2	1:I:117:PRO:HD2	2.42	0.55
1:I:239:ILE:HD12	1:I:307:ILE:HG21	1.88	0.55
1:K:212:VAL:HG21	1:K:294:LYS:C	2.27	0.55
1:K:227:VAL:HG11	1:K:260:ASN:HD21	1.70	0.55
1:M:71:GLU:CG	1:M:72:HIS:H	2.20	0.55
1:M:115:VAL:HG11	1:M:403:ARG:CZ	2.36	0.55
1:M:178:VAL:HG11	1:M:366:VAL:HG13	1.89	0.55
1:N:198:LYS:HG3	1:N:326:ILE:HG21	1.89	0.55
1:O:132:GLN:NE2	1:O:478:GLN:HE21	2.03	0.55
1:O:206:THR:HB	1:O:347:ILE:HA	1.87	0.55
1:O:227:VAL:HG11	1:O:260:ASN:OD1	2.07	0.55
1:P:469:PRO:HB2	1:P:472:VAL:CG2	2.36	0.55
1:A:299:THR:CG2	1:A:334:VAL:HG11	2.36	0.55
1:B:16:MET:O	1:B:20:ALA:HB3	2.07	0.55
1:B:188:VAL:O	1:B:188:VAL:CG1	2.54	0.55
1:D:41:PRO:CG	1:D:453:VAL:HG11	2.37	0.55

Continued on next page...

Continued from previous page...

Atom-1	Atom-2	Interatomic distance (Å)	Clash overlap (Å)
1:D:211:GLY:C	1:D:298:ALA:HB2	2.27	0.55
1:D:238:ALA:O	1:D:307:ILE:HG23	2.07	0.55
1:D:254:ILE:HG12	1:D:310:LEU:HD13	1.86	0.55
1:D:369:VAL:O	1:D:373:ILE:HG12	2.06	0.55
1:D:406:LEU:HD11	1:M:431:ILE:HD12	1.88	0.55
1:E:44:MET:HE2	1:E:44:MET:HA	1.87	0.55
1:E:102:GLU:HG2	1:E:417:VAL:HG11	1.88	0.55
1:E:102:GLU:OE2	1:E:417:VAL:HG11	2.05	0.55
1:F:70:VAL:CG1	1:F:76:LYS:CG	2.83	0.55
1:G:239:ILE:O	1:G:247:LEU:HD21	2.06	0.55
1:I:182:VAL:HG21	1:I:188:VAL:HG22	1.89	0.55
1:I:267:GLY:HA3	1:I:286:ARG:NH1	2.18	0.55
1:J:30:ILE:C	1:J:32:ALA:N	2.60	0.55
1:K:230:ALA:C	1:K:231:LYS:HD3	2.27	0.55
1:L:217:GLU:HG2	1:L:330:SER:CB	2.32	0.55
1:M:351:THR:O	1:M:355:ILE:HG13	2.06	0.55
1:N:96:ALA:HA	1:N:480:ALA:HB2	1.87	0.55
1:P:117:PRO:HA	1:P:120:VAL:HG12	1.89	0.55
1:P:268:ILE:HG13	1:P:285:ARG:HB3	1.89	0.55
1:P:420:ARG:O	1:P:423:ALA:HB3	2.07	0.55
1:A:77:MET:HB2	1:A:486:MET:HE1	1.87	0.55
1:A:119:ILE:HD13	1:A:404:GLU:OE2	2.06	0.55
1:B:42:LYS:HG3	1:B:426:ALA:N	2.22	0.55
1:C:117:PRO:O	1:C:121:VAL:HG22	2.06	0.55
1:C:248:LYS:CD	1:C:275:TYR:CZ	2.90	0.55
1:D:210:LYS:O	1:D:337:CYS:HB2	2.07	0.55
1:D:264:CYS:SG	1:D:268:ILE:HD11	2.47	0.55
1:F:29:ARG:O	1:F:32:ALA:HB3	2.07	0.55
1:F:66:ARG:CB	1:F:79:ILE:HD11	2.35	0.55
1:G:339:HIS:CE1	1:G:341:LYS:HD3	2.42	0.55
1:H:123:GLY:HA3	1:H:407:ALA:CB	2.37	0.55
1:I:235:LEU:HD22	1:I:307:ILE:HA	1.88	0.55
1:I:255:LYS:CD	1:I:279:GLU:HB3	2.36	0.55
1:J:35:VAL:O	1:J:35:VAL:CG2	2.54	0.55
1:J:117:PRO:O	1:J:121:VAL:HG22	2.07	0.55
1:K:8:LEU:CD1	1:K:494:ILE:HG23	2.37	0.55
1:K:138:ILE:CD1	1:K:385:THR:HG21	2.37	0.55
1:K:289:LYS:CB	1:K:292:MET:HB2	2.30	0.55
1:K:397:ALA:C	1:K:399:GLY:N	2.60	0.55
1:L:152:LYS:NZ	1:L:462:CYS:C	2.61	0.55
1:L:263:PHE:CD2	1:L:295:LEU:HD22	2.41	0.55

Continued on next page...

Continued from previous page...

Atom-1	Atom-2	Interatomic distance (Å)	Clash overlap (Å)
1:L:346:LEU:HD23	1:L:347:ILE:H	1.71	0.55
1:M:68:MET:CB	1:N:8:LEU:HB3	2.31	0.55
1:M:130:LYS:HZ3	1:M:396:TYR:CB	2.19	0.55
1:O:42:LYS:CE	1:P:118:THR:HG21	2.26	0.55
1:O:391:MET:HE2	1:O:438:ARG:HG2	1.89	0.55
1:P:60:ASP:O	1:P:64:ILE:HG13	2.07	0.55
1:P:255:LYS:HD3	1:P:279:GLU:CB	2.37	0.55
1:A:12:MET:HG2	1:A:494:ILE:CG2	2.37	0.55
1:A:248:LYS:HG3	1:A:275:TYR:CD2	2.42	0.55
1:A:368:VAL:HG21	1:A:469:PRO:HG3	1.89	0.55
1:B:33:GLU:O	1:B:36:ARG:HG2	2.07	0.55
1:C:212:VAL:HG21	1:C:294:LYS:HB3	1.89	0.55
1:C:469:PRO:O	1:C:469:PRO:CG	2.55	0.55
1:E:119:ILE:HG21	1:E:403:ARG:CB	2.37	0.55
1:E:130:LYS:NZ	1:E:393:LEU:HD23	2.21	0.55
1:E:235:LEU:CD1	1:E:310:LEU:CB	2.85	0.55
1:E:299:THR:HG21	1:E:334:VAL:HG11	1.87	0.55
1:F:70:VAL:HG11	1:F:76:LYS:CG	2.35	0.55
1:F:99:VAL:CG1	1:F:418:ILE:HD11	2.36	0.55
1:H:82:ALA:HB2	1:H:97:VAL:HG11	1.88	0.55
1:H:130:LYS:HD3	1:H:396:TYR:CG	2.42	0.55
1:H:248:LYS:CG	1:H:275:TYR:CE2	2.90	0.55
1:I:461:MET:SD	1:I:466:VAL:CG2	2.95	0.55
1:J:384:SER:HB3	1:J:441:HIS:HE1	1.71	0.55
1:J:491:ASP:CG	1:J:491:ASP:O	2.42	0.55
1:K:31:ILE:HG21	1:K:65:LEU:HD12	1.89	0.55
1:L:48:LEU:CA	1:L:56:VAL:HG22	2.36	0.55
1:L:351:THR:HG23	1:L:352:GLU:N	2.22	0.55
1:M:281:ILE:O	1:M:281:ILE:HG22	2.05	0.55
1:N:220:SER:HB3	1:N:223:MET:CE	2.36	0.55
1:N:326:ILE:HG21	1:N:331:MET:SD	2.47	0.55
1:O:166:ALA:CB	1:O:203:ILE:CG2	2.85	0.55
1:O:216:LYS:C	1:O:332:ILE:HD11	2.27	0.55
1:P:139:ALA:CB	1:P:377:ARG:CG	2.83	0.55
1:P:380:SER:HB3	1:P:384:SER:HB2	1.89	0.55
1:B:62:VAL:HG22	1:B:63:THR:N	2.20	0.55
1:B:70:VAL:O	1:B:76:LYS:HE3	2.06	0.55
1:B:493:VAL:HG13	1:C:47:MET:HE1	1.89	0.55
1:C:150:LEU:CD2	1:C:175:VAL:HG13	2.37	0.55
1:C:434:LEU:N	1:C:434:LEU:CD2	2.70	0.55
1:C:494:ILE:HD12	1:D:48:LEU:CD1	2.35	0.55

Continued on next page...

Continued from previous page...

Atom-1	Atom-2	Interatomic distance (Å)	Clash overlap (Å)
1:E:77:MET:HB2	1:E:487:LEU:HD21	1.88	0.55
1:E:170:LEU:CD1	1:E:358:VAL:CG1	2.85	0.55
1:E:232:ILE:O	1:E:315:LEU:HB2	2.07	0.55
1:E:405:GLN:HE22	1:N:438:ARG:NH2	2.05	0.55
1:F:212:VAL:N	1:F:298:ALA:HB1	2.22	0.55
1:F:469:PRO:CD	1:F:472:VAL:HG21	2.28	0.55
1:G:41:PRO:CG	1:G:453:VAL:HG11	2.37	0.55
1:G:389:LEU:O	1:G:393:LEU:HD12	2.07	0.55
1:H:84:THR:O	1:H:84:THR:CG2	2.54	0.55
1:I:42:LYS:CE	1:I:426:ALA:CB	2.75	0.55
1:I:416:GLU:O	1:I:420:ARG:HB2	2.07	0.55
1:J:333:PHE:O	1:J:334:VAL:HG22	2.07	0.55
1:K:198:LYS:C	1:K:355:ILE:HD13	2.27	0.55
1:L:117:PRO:O	1:L:120:VAL:HG12	2.07	0.55
1:L:138:ILE:HD12	1:L:385:THR:OG1	2.07	0.55
1:N:276:LEU:HB3	1:N:281:ILE:HB	1.89	0.55
1:N:299:THR:HG22	1:N:318:ALA:HB2	1.89	0.55
1:O:18:ARG:HG2	1:O:19:ASP:H	1.65	0.55
1:P:216:LYS:O	1:P:331:MET:HA	2.07	0.55
1:A:25:ILE:HD13	1:A:108:GLU:OE2	2.07	0.54
1:A:197:LYS:HB3	1:A:355:ILE:CG2	2.37	0.54
1:A:210:LYS:HB3	1:A:340:PRO:CG	2.37	0.54
1:A:239:ILE:HD13	1:A:251:VAL:HG22	1.86	0.54
1:A:484:THR:HG22	1:A:487:LEU:HD12	1.88	0.54
1:B:265:GLN:OE1	1:B:289:LYS:HE2	2.06	0.54
1:C:18:ARG:CB	1:C:22:ARG:HH12	2.19	0.54
1:C:70:VAL:HG23	1:C:71:GLU:N	2.21	0.54
1:C:155:MET:HE2	1:C:465:GLY:C	2.28	0.54
1:C:235:LEU:H	1:C:292:MET:HE1	1.73	0.54
1:C:235:LEU:N	1:C:292:MET:CE	2.70	0.54
1:D:121:VAL:HG23	1:D:122:LYS:H	1.72	0.54
1:E:171:ALA:HA	1:E:174:ILE:HD11	1.87	0.54
1:E:459:GLU:HA	1:E:459:GLU:OE1	2.07	0.54
1:F:12:MET:HE3	1:F:494:ILE:CG2	2.26	0.54
1:F:384:SER:HB3	1:F:441:HIS:CE1	2.42	0.54
1:G:8:LEU:O	1:H:71:GLU:HG2	2.07	0.54
1:G:15:TYR:CE1	1:G:23:MET:SD	3.00	0.54
1:G:132:GLN:CD	1:G:478:GLN:HE21	2.10	0.54
1:G:254:ILE:HD13	1:G:262:LEU:CD1	2.32	0.54
1:H:105:ARG:NH1	1:H:106:LYS:CG	2.70	0.54
1:H:193:ILE:HD12	1:H:366:VAL:CG2	2.37	0.54

Continued on next page...

Continued from previous page...

Atom-1	Atom-2	Interatomic distance (Å)	Clash overlap (Å)
1:H:239:ILE:HG21	1:H:268:ILE:HG23	1.88	0.54
1:I:12:MET:HE1	1:P:68:MET:CE	2.37	0.54
1:I:14:ARG:NH2	1:P:34:THR:HB	2.21	0.54
1:I:143:GLY:O	1:I:149:ILE:HD11	2.07	0.54
1:I:368:VAL:CG1	1:I:469:PRO:HG3	2.37	0.54
1:J:105:ARG:HH11	1:J:106:LYS:CG	2.19	0.54
1:J:182:VAL:HB	1:J:188:VAL:CG2	2.37	0.54
1:K:38:THR:HG23	1:K:46:LYS:HE2	1.90	0.54
1:K:251:VAL:HG13	1:K:276:LEU:HD22	1.88	0.54
1:K:308:LYS:HB2	1:K:308:LYS:HZ2	1.70	0.54
1:L:68:MET:HB2	1:M:8:LEU:HD23	1.87	0.54
1:L:96:ALA:O	1:L:480:ALA:HB1	2.07	0.54
1:L:265:GLN:HG2	1:L:266:LYS:NZ	2.22	0.54
1:L:437:VAL:CB	1:L:451:LEU:HD11	2.36	0.54
1:M:51:ASP:HB3	1:N:11:ASN:OD1	2.06	0.54
1:M:150:LEU:CD2	1:M:175:VAL:CG1	2.73	0.54
1:M:164:GLU:O	1:M:164:GLU:HG3	2.06	0.54
1:M:223:MET:N	1:M:277:ALA:HB1	2.21	0.54
1:O:70:VAL:HA	1:P:8:LEU:N	2.21	0.54
1:O:152:LYS:CD	1:O:465:GLY:HA3	2.36	0.54
1:P:37:SER:O	1:P:43:GLY:HA2	2.06	0.54
1:P:178:VAL:CG1	1:P:188:VAL:CG1	2.83	0.54
1:A:69:SER:HB3	1:H:9:PRO:CA	2.37	0.54
1:A:122:LYS:HA	1:A:125:GLN:CD	2.28	0.54
1:B:81:VAL:CG1	1:B:483:SER:CB	2.85	0.54
1:B:116:HIS:CG	1:B:117:PRO:HD2	2.42	0.54
1:B:222:GLN:CB	1:B:277:ALA:HB1	2.32	0.54
1:D:34:THR:CG2	1:D:35:VAL:N	2.68	0.54
1:D:232:ILE:HG13	1:D:261:VAL:CG1	2.37	0.54
1:F:195:ILE:HD12	1:F:359:ALA:HB1	1.89	0.54
1:H:174:ILE:HG22	1:H:362:VAL:HG21	1.83	0.54
1:H:237:CYS:CA	1:H:306:ASN:HB2	2.36	0.54
1:I:36:ARG:HG3	1:I:37:SER:OG	2.07	0.54
1:I:115:VAL:HG22	1:I:403:ARG:CD	2.36	0.54
1:K:222:GLN:HB2	1:K:277:ALA:CB	2.37	0.54
1:K:223:MET:HB3	1:K:282:VAL:HG12	1.89	0.54
1:K:235:LEU:HD13	1:K:307:ILE:CG1	2.37	0.54
1:K:371:CYS:HB3	1:K:471:ARG:NH1	2.22	0.54
1:L:291:ASP:O	1:L:295:LEU:HD12	2.06	0.54
1:L:307:ILE:O	1:L:307:ILE:HG13	2.07	0.54
1:M:57:VAL:O	1:M:58:THR:HG23	2.07	0.54

Continued on next page...

Continued from previous page...

Atom-1	Atom-2	Interatomic distance (Å)	Clash overlap (Å)
1:M:102:GLU:OE1	1:M:102:GLU:HA	2.07	0.54
1:M:239:ILE:CB	1:M:307:ILE:HG12	2.23	0.54
1:M:372:THR:HA	1:M:375:ASP:O	2.06	0.54
1:O:138:ILE:CD1	1:O:385:THR:HG23	2.38	0.54
1:D:233:ALA:HB2	1:D:315:LEU:CD1	2.34	0.54
1:D:239:ILE:HD12	1:D:307:ILE:HG13	1.89	0.54
1:E:227:VAL:HG11	1:E:260:ASN:OD1	2.06	0.54
1:E:403:ARG:HG2	1:N:431:ILE:CD1	2.38	0.54
1:F:42:LYS:CB	1:F:425:ASN:HB3	2.25	0.54
1:F:254:ILE:CG2	1:F:262:LEU:HD12	2.36	0.54
1:G:99:VAL:O	1:G:103:LEU:HB2	2.06	0.54
1:G:397:ALA:HB2	1:G:408:VAL:CG2	2.30	0.54
1:H:96:ALA:CB	1:H:480:ALA:HB2	2.34	0.54
1:H:100:ALA:HB1	1:H:484:THR:OG1	2.08	0.54
1:H:105:ARG:HH11	1:H:106:LYS:CG	2.20	0.54
1:H:420:ARG:NH1	1:H:420:ARG:CG	2.50	0.54
1:I:48:LEU:CB	1:I:56:VAL:HG21	2.15	0.54
1:I:326:ILE:O	1:I:327:SER:HB3	2.06	0.54
1:I:326:ILE:CD1	1:I:348:ARG:NH1	2.70	0.54
1:I:347:ILE:HB	1:I:355:ILE:HG23	1.89	0.54
1:I:384:SER:CB	1:I:441:HIS:CE1	2.76	0.54
1:J:31:ILE:HG22	1:J:65:LEU:CD2	2.37	0.54
1:J:236:ASN:OD1	1:J:236:ASN:C	2.45	0.54
1:J:391:MET:HE1	1:J:438:ARG:HE	1.71	0.54
1:K:68:MET:HE2	1:L:9:PRO:HD3	1.89	0.54
1:K:233:ALA:HB2	1:K:315:LEU:HD23	1.88	0.54
1:L:105:ARG:NE	1:L:106:LYS:HG2	2.20	0.54
1:L:153:ILE:HD12	1:L:372:THR:CG2	2.37	0.54
1:L:276:LEU:HB2	1:L:281:ILE:HB	1.89	0.54
1:M:188:VAL:HG13	1:M:373:ILE:HG21	1.89	0.54
1:M:233:ALA:CB	1:M:315:LEU:HD13	2.37	0.54
1:M:235:LEU:HD13	1:M:307:ILE:CG1	2.37	0.54
1:M:235:LEU:CD2	1:M:310:LEU:HB2	2.16	0.54
1:M:420:ARG:NH2	1:M:430:ALA:CB	2.71	0.54
1:M:450:GLY:C	1:M:451:LEU:HD12	2.28	0.54
1:N:96:ALA:CB	1:N:480:ALA:HB2	2.37	0.54
1:N:115:VAL:HG23	1:N:403:ARG:CZ	2.37	0.54
1:N:223:MET:HG2	1:N:281:ILE:O	2.07	0.54
1:O:77:MET:HE2	1:O:486:MET:SD	2.47	0.54
1:O:153:ILE:HG21	1:O:469:PRO:HB3	1.88	0.54
1:O:269:ASP:O	1:O:273:GLN:HG3	2.08	0.54

Continued on next page...

Continued from previous page...

Atom-1	Atom-2	Interatomic distance (Å)	Clash overlap (Å)
1:O:371:CYS:SG	1:O:471:ARG:HB3	2.48	0.54
1:O:469:PRO:C	1:O:472:VAL:HG13	2.27	0.54
1:P:64:ILE:HG23	1:P:65:LEU:CD1	2.36	0.54
1:P:119:ILE:HD13	1:P:404:GLU:OE2	2.08	0.54
1:P:138:ILE:HG13	1:P:139:ALA:N	2.23	0.54
1:A:192:LEU:CB	1:A:342:ALA:HB2	2.38	0.54
1:B:312:ALA:HA	1:B:315:LEU:HB2	1.89	0.54
1:B:397:ALA:HB2	1:B:408:VAL:HG23	1.89	0.54
1:C:78:LEU:CD1	1:C:487:LEU:CD2	2.84	0.54
1:C:135:LEU:CD2	1:C:385:THR:HG21	2.38	0.54
1:C:403:ARG:CA	1:C:406:LEU:CD2	2.82	0.54
1:C:437:VAL:HA	1:C:458:VAL:CG1	2.37	0.54
1:D:254:ILE:CG2	1:D:262:LEU:HD12	2.37	0.54
1:D:345:MET:SD	1:D:362:VAL:HG21	2.48	0.54
1:E:34:THR:CG2	1:E:35:VAL:HG12	2.28	0.54
1:E:130:LYS:HD3	1:E:130:LYS:O	2.07	0.54
1:E:192:LEU:HG	1:E:342:ALA:CB	2.31	0.54
1:E:343:VAL:O	1:E:343:VAL:HG13	2.07	0.54
1:F:22:ARG:O	1:F:26:LEU:HB2	2.07	0.54
1:F:212:VAL:CB	1:F:298:ALA:HB3	2.37	0.54
1:F:389:LEU:HD12	1:F:415:LEU:HD13	1.90	0.54
1:G:489:ARG:HE	1:H:44:MET:CE	2.20	0.54
1:H:384:SER:CB	1:H:441:HIS:HE1	2.20	0.54
1:I:12:MET:CE	1:I:494:ILE:HG22	2.37	0.54
1:I:12:MET:HG3	1:I:495:ALA:N	2.22	0.54
1:I:45:ASP:OD1	1:I:45:ASP:N	2.41	0.54
1:I:57:VAL:O	1:I:58:THR:HG23	2.08	0.54
1:I:69:SER:CB	1:J:9:PRO:HA	2.36	0.54
1:I:232:ILE:HD12	1:I:232:ILE:N	2.23	0.54
1:I:235:LEU:CD2	1:I:307:ILE:O	2.56	0.54
1:J:207:GLU:HG3	1:J:346:LEU:HB3	1.89	0.54
1:J:212:VAL:HG21	1:J:294:LYS:C	2.27	0.54
1:K:119:ILE:HD11	1:K:403:ARG:NH1	2.22	0.54
1:K:175:VAL:O	1:K:179:SER:HB2	2.07	0.54
1:K:182:VAL:CB	1:K:188:VAL:HG22	2.35	0.54
1:K:213:LEU:HB2	1:K:344:THR:HG21	1.88	0.54
1:M:47:MET:O	1:M:47:MET:HG3	2.01	0.54
1:M:310:LEU:CD2	1:M:315:LEU:HD11	2.38	0.54
1:M:400:ILE:HD12	1:M:404:GLU:HB3	1.89	0.54
1:N:197:LYS:CA	1:N:355:ILE:HG21	2.37	0.54
1:N:287:VAL:HG12	1:N:291:ASP:HB2	1.90	0.54

Continued on next page...

Continued from previous page...

Atom-1	Atom-2	Interatomic distance (Å)	Clash overlap (Å)
1:N:377:ARG:HB3	1:N:470:LEU:CG	2.36	0.54
1:N:377:ARG:HH11	1:N:470:LEU:CD1	2.20	0.54
1:N:486:MET:SD	1:N:487:LEU:HD23	2.47	0.54
1:O:68:MET:CB	1:P:8:LEU:HD12	2.38	0.54
1:O:99:VAL:O	1:O:103:LEU:HB2	2.07	0.54
1:P:135:LEU:CD2	1:P:389:LEU:HD21	2.37	0.54
1:A:235:LEU:CG	1:A:310:LEU:HD22	2.34	0.54
1:A:406:LEU:HD12	1:A:406:LEU:N	2.22	0.54
1:B:48:LEU:HB3	1:B:68:MET:CE	2.38	0.54
1:B:235:LEU:HD21	1:B:307:ILE:C	2.27	0.54
1:B:418:ILE:HG23	1:B:422:LEU:HD12	1.88	0.54
1:C:115:VAL:HG21	1:C:119:ILE:HG21	1.89	0.54
1:C:384:SER:CB	1:C:441:HIS:CE1	2.88	0.54
1:D:235:LEU:CG	1:D:307:ILE:HA	2.37	0.54
1:D:251:VAL:HG13	1:D:276:LEU:HD22	1.88	0.54
1:E:153:ILE:HG21	1:E:469:PRO:CA	2.37	0.54
1:E:181:VAL:HG23	1:E:182:VAL:N	2.23	0.54
1:E:265:GLN:NE2	1:E:289:LYS:HD3	2.21	0.54
1:E:403:ARG:HB3	1:N:431:ILE:CD1	2.38	0.54
1:F:9:PRO:CD	1:F:9:PRO:O	2.56	0.54
1:G:239:ILE:HD11	1:G:251:VAL:HG22	1.89	0.54
1:H:158:ILE:O	1:H:158:ILE:HG22	2.01	0.54
1:H:339:HIS:HE1	1:H:341:LYS:HE2	1.71	0.54
1:H:400:ILE:CD1	1:H:408:VAL:HG11	2.38	0.54
1:I:69:SER:CA	1:J:9:PRO:CA	2.84	0.54
1:I:70:VAL:HG21	1:I:76:LYS:HD3	1.88	0.54
1:I:227:VAL:HG12	1:I:228:THR:N	2.22	0.54
1:I:255:LYS:O	1:I:255:LYS:CG	2.55	0.54
1:J:234:LEU:N	1:J:315:LEU:CD2	2.64	0.54
1:K:164:GLU:O	1:K:167:LYS:HB3	2.08	0.54
1:K:232:ILE:HA	1:K:261:VAL:HB	1.90	0.54
1:K:251:VAL:HG11	1:K:276:LEU:HD22	1.88	0.54
1:L:105:ARG:CD	1:L:106:LYS:H	2.17	0.54
1:L:169:LYS:HG3	1:L:204:ASP:O	2.07	0.54
1:L:345:MET:CE	1:L:362:VAL:HG11	2.37	0.54
1:L:347:ILE:HG21	1:L:358:VAL:CG1	2.37	0.54
1:N:42:LYS:CD	1:N:426:ALA:N	2.67	0.54
1:N:391:MET:CE	1:N:438:ARG:CA	2.85	0.54
1:N:441:HIS:CE1	1:N:449:ALA:HA	2.42	0.54
1:O:211:GLY:CA	1:O:298:ALA:HB1	2.36	0.54
1:O:418:ILE:HG22	1:O:419:PRO:N	2.22	0.54

Continued on next page...

Continued from previous page...

Atom-1	Atom-2	Interatomic distance (Å)	Clash overlap (Å)
1:P:100:ALA:O	1:P:104:LEU:HG	2.07	0.54
1:P:255:LYS:CE	1:P:279:GLU:HG2	2.37	0.54
1:A:235:LEU:HD11	1:A:307:ILE:HA	1.89	0.54
1:B:102:GLU:HG2	1:B:414:ALA:HB1	1.90	0.54
1:B:156:THR:HG22	1:B:468:GLU:HB3	1.88	0.54
1:B:402:GLY:O	1:K:431:ILE:HD11	2.08	0.54
1:D:311:SER:O	1:D:315:LEU:HG	2.08	0.54
1:D:437:VAL:HG21	1:D:451:LEU:HD21	1.88	0.54
1:D:493:VAL:O	1:D:493:VAL:HG12	2.07	0.54
1:F:105:ARG:NH2	1:F:106:LYS:HD2	2.23	0.54
1:H:142:VAL:CG1	1:H:149:ILE:CD1	2.76	0.54
1:H:220:SER:CB	1:H:277:ALA:CB	2.86	0.54
1:I:42:LYS:NZ	1:I:453:VAL:HB	2.22	0.54
1:I:219:VAL:HG13	1:I:220:SER:N	2.19	0.54
1:I:239:ILE:HD12	1:I:307:ILE:CG2	2.38	0.54
1:J:50:ASP:OD1	1:J:52:LEU:HB2	2.08	0.54
1:J:406:LEU:HD12	1:J:406:LEU:H	1.72	0.54
1:K:130:LYS:O	1:K:130:LYS:CG	2.53	0.54
1:L:123:GLY:HA2	1:L:404:GLU:HB3	1.88	0.54
1:L:215:ASP:CG	1:L:331:MET:HE2	2.28	0.54
1:L:265:GLN:C	1:L:266:LYS:HE3	2.28	0.54
1:M:239:ILE:HD12	1:M:307:ILE:CD1	2.37	0.54
1:M:299:THR:CG2	1:M:334:VAL:CG1	2.86	0.54
1:M:375:ASP:HB3	1:M:377:ARG:NH2	2.22	0.54
1:N:347:ILE:HG21	1:N:358:VAL:HB	1.88	0.54
1:O:222:GLN:HB3	1:O:277:ALA:HB1	1.88	0.54
1:P:12:MET:CG	1:P:494:ILE:CG2	2.60	0.54
1:P:130:LYS:HE3	1:P:134:LEU:HD21	1.89	0.54
1:A:231:LYS:N	1:A:231:LYS:CD	2.71	0.54
1:B:235:LEU:HD11	1:B:307:ILE:CG1	2.38	0.54
1:B:391:MET:HE3	1:B:438:ARG:C	2.27	0.54
1:B:431:ILE:O	1:B:435:VAL:HG23	2.07	0.54
1:B:453:VAL:HG23	1:B:454:PHE:CD1	2.43	0.54
1:C:52:LEU:N	1:C:52:LEU:HD12	2.23	0.54
1:C:158:ILE:HD12	1:C:167:LYS:CA	2.38	0.54
1:C:437:VAL:HA	1:C:458:VAL:HG11	1.88	0.54
1:E:217:GLU:HG2	1:E:330:SER:HB2	1.89	0.54
1:E:254:ILE:HG23	1:E:259:ALA:CB	2.37	0.54
1:F:9:PRO:HD3	1:G:68:MET:C	2.28	0.54
1:F:23:MET:CE	1:F:72:HIS:CE1	2.90	0.54
1:F:193:ILE:HG13	1:F:366:VAL:HG11	1.90	0.54

Continued on next page...

Continued from previous page...

Atom-1	Atom-2	Interatomic distance (Å)	Clash overlap (Å)
1:F:212:VAL:CG2	1:F:298:ALA:CB	2.86	0.54
1:F:263:PHE:CE2	1:F:295:LEU:CD2	2.90	0.54
1:G:124:TYR:CE1	1:G:407:ALA:CB	2.90	0.54
1:G:152:LYS:CE	1:G:462:CYS:HA	2.35	0.54
1:H:77:MET:HE3	1:H:487:LEU:HD21	1.84	0.54
1:H:219:VAL:CG1	1:H:223:MET:HE3	2.37	0.54
1:H:232:ILE:HD11	1:H:321:VAL:HG21	1.89	0.54
1:J:158:ILE:HG21	1:J:170:LEU:HD12	1.89	0.54
1:J:208:LEU:CD1	1:J:343:VAL:HG11	2.38	0.54
1:K:265:GLN:HE22	1:K:289:LYS:HZ3	1.55	0.54
1:K:351:THR:O	1:K:355:ILE:HG12	2.07	0.54
1:K:435:VAL:O	1:K:435:VAL:CG1	2.54	0.54
1:L:68:MET:CB	1:M:8:LEU:CD2	2.77	0.54
1:L:96:ALA:CB	1:L:480:ALA:HB2	2.38	0.54
1:L:164:GLU:O	1:L:167:LYS:HG2	2.07	0.54
1:L:351:THR:HG23	1:L:352:GLU:H	1.73	0.54
1:N:34:THR:HB	1:N:35:VAL:HG22	1.90	0.54
1:N:223:MET:HE1	1:N:273:GLN:HB3	1.88	0.54
1:N:233:ALA:HA	1:N:315:LEU:CG	2.36	0.54
1:N:234:LEU:HB3	1:N:292:MET:HE1	1.89	0.54
1:N:236:ASN:HB3	1:N:304:ILE:O	2.08	0.54
1:N:325:LYS:CE	1:N:328:GLY:H	2.20	0.54
1:N:383:GLY:C	1:N:386:GLU:HG2	2.27	0.54
1:N:459:GLU:CG	1:N:461:MET:CE	2.85	0.54
1:O:8:LEU:HD23	1:O:8:LEU:N	2.23	0.54
1:O:124:TYR:OH	1:O:410:ALA:HB3	2.08	0.54
1:P:104:LEU:CD2	1:P:488:LEU:HD12	2.36	0.54
1:P:153:ILE:HG21	1:P:469:PRO:CG	2.36	0.54
1:A:146:ASP:CB	1:A:149:ILE:HG12	2.36	0.54
1:B:117:PRO:HA	1:B:120:VAL:CG1	2.37	0.54
1:C:12:MET:CE	1:D:68:MET:SD	2.95	0.54
1:C:115:VAL:HG23	1:C:119:ILE:HB	1.89	0.54
1:C:117:PRO:O	1:C:120:VAL:HG12	2.07	0.54
1:C:307:ILE:O	1:C:310:LEU:HB2	2.08	0.54
1:D:46:LYS:HD3	1:D:64:ILE:HD13	1.90	0.54
1:D:118:THR:O	1:D:118:THR:CG2	2.55	0.54
1:D:181:VAL:HG23	1:D:182:VAL:N	2.23	0.54
1:D:368:VAL:CB	1:D:469:PRO:CG	2.76	0.54
1:D:391:MET:CE	1:D:438:ARG:CG	2.85	0.54
1:E:130:LYS:HZ2	1:E:396:TYR:HB2	1.72	0.54
1:E:132:GLN:HA	1:E:132:GLN:NE2	2.22	0.54

Continued on next page...

Continued from previous page...

Atom-1	Atom-2	Interatomic distance (Å)	Clash overlap (Å)
1:E:152:LYS:NZ	1:E:462:CYS:CB	2.70	0.54
1:E:233:ALA:CA	1:E:315:LEU:CD1	2.84	0.54
1:E:338:LYS:O	1:E:338:LYS:CD	2.56	0.54
1:F:233:ALA:CA	1:F:315:LEU:CD1	2.67	0.54
1:F:307:ILE:HD13	1:F:310:LEU:HB2	1.90	0.54
1:H:62:VAL:H	1:H:93:THR:HG21	1.72	0.54
1:H:63:THR:CG2	1:H:63:THR:O	2.56	0.54
1:I:222:GLN:CA	1:I:277:ALA:HB1	2.37	0.54
1:I:357:GLU:O	1:I:357:GLU:HG3	2.07	0.54
1:J:235:LEU:CD1	1:J:262:LEU:HD11	2.37	0.54
1:K:8:LEU:HD13	1:K:494:ILE:CG2	2.38	0.54
1:K:121:VAL:HG23	1:K:122:LYS:N	2.12	0.54
1:L:57:VAL:O	1:L:58:THR:HG23	2.08	0.54
1:L:153:ILE:HD11	1:L:378:ILE:HG22	1.89	0.54
1:M:36:ARG:CG	1:M:37:SER:N	2.69	0.54
1:M:235:LEU:CD2	1:M:310:LEU:HD23	2.37	0.54
1:N:452:ASN:OD1	1:N:454:PHE:HD2	1.90	0.54
1:O:238:ALA:C	1:O:307:ILE:HG22	2.28	0.54
1:P:346:LEU:HD21	1:P:348:ARG:HD3	1.89	0.54
1:A:25:ILE:CD1	1:A:108:GLU:OE2	2.56	0.54
1:A:61:GLY:HA2	1:A:64:ILE:HD12	1.90	0.54
1:A:101:GLY:O	1:A:104:LEU:HB2	2.08	0.54
1:A:124:TYR:CE1	1:A:407:ALA:CB	2.90	0.54
1:A:391:MET:CE	1:A:438:ARG:CG	2.84	0.54
1:A:431:ILE:HG23	1:J:403:ARG:HD3	1.90	0.54
1:B:18:ARG:HA	1:B:21:GLN:OE1	2.07	0.54
1:B:116:HIS:HB3	1:B:118:THR:OG1	2.08	0.54
1:B:134:LEU:HD12	1:B:393:LEU:HD21	1.89	0.54
1:C:299:THR:CG2	1:C:334:VAL:CG1	2.86	0.54
1:C:352:GLU:HA	1:C:355:ILE:HG13	1.88	0.54
1:C:368:VAL:CB	1:C:469:PRO:HG3	2.37	0.54
1:C:453:VAL:HG23	1:C:454:PHE:CE1	2.43	0.54
1:D:26:LEU:HD23	1:D:30:ILE:HD12	1.89	0.54
1:D:156:THR:HB	1:D:467:VAL:C	2.27	0.54
1:D:199:SER:HG	1:D:327:SER:CB	2.20	0.54
1:D:296:ALA:CB	1:D:301:ALA:HB3	2.38	0.54
1:E:232:ILE:HA	1:E:261:VAL:HB	1.90	0.54
1:E:431:ILE:CD1	1:N:403:ARG:CD	2.86	0.54
1:F:42:LYS:CE	1:F:453:VAL:CB	2.83	0.54
1:H:459:GLU:CG	1:H:461:MET:CE	2.86	0.54
1:I:152:LYS:HG2	1:I:465:GLY:HA2	1.89	0.54

Continued on next page...

Continued from previous page...

Atom-1	Atom-2	Interatomic distance (Å)	Clash overlap (Å)
1:J:72:HIS:HB3	1:J:75:ALA:HB3	1.89	0.54
1:J:188:VAL:O	1:J:188:VAL:HG12	2.08	0.54
1:J:452:ASN:OD1	1:J:454:PHE:HB2	2.08	0.54
1:L:96:ALA:HA	1:L:480:ALA:HB1	1.86	0.54
1:L:192:LEU:CB	1:L:342:ALA:CB	2.83	0.54
1:M:251:VAL:HA	1:M:254:ILE:HD12	1.89	0.54
1:M:391:MET:HE1	1:M:438:ARG:CG	2.36	0.54
1:M:461:MET:HA	1:M:466:VAL:HG23	1.89	0.54
1:N:49:VAL:HG21	1:O:495:ALA:HB2	1.89	0.54
1:O:30:ILE:HG22	1:O:31:ILE:CD1	2.37	0.54
1:O:134:LEU:HD11	1:O:393:LEU:HD21	1.88	0.54
1:A:397:ALA:HB2	1:A:408:VAL:CG2	2.32	0.54
1:B:105:ARG:NH1	1:B:106:LYS:CD	2.71	0.54
1:B:135:LEU:HD23	1:B:138:ILE:HD11	1.90	0.54
1:B:235:LEU:HD23	1:B:310:LEU:HG	1.89	0.54
1:B:371:CYS:HB3	1:B:471:ARG:HD3	1.90	0.54
1:C:52:LEU:CD1	1:C:52:LEU:H	2.21	0.54
1:D:26:LEU:HD23	1:D:30:ILE:CD1	2.37	0.54
1:E:173:ILE:HD12	1:E:345:MET:HG2	1.89	0.54
1:G:368:VAL:HG23	1:G:469:PRO:HG2	1.86	0.54
1:G:391:MET:HE1	1:G:438:ARG:HB3	1.90	0.54
1:I:123:GLY:CA	1:I:407:ALA:CB	2.73	0.54
1:I:211:GLY:HA3	1:I:337:CYS:SG	2.48	0.54
1:J:30:ILE:HG22	1:J:31:ILE:CD1	2.38	0.54
1:J:339:HIS:HE1	1:J:341:LYS:CD	2.18	0.54
1:J:437:VAL:CG2	1:J:451:LEU:HG	2.32	0.54
1:K:230:ALA:HB1	1:K:261:VAL:HG23	1.90	0.54
1:K:233:ALA:HB2	1:K:315:LEU:CD2	2.38	0.54
1:K:347:ILE:HB	1:K:355:ILE:HG23	1.88	0.54
1:L:95:THR:O	1:L:95:THR:HG22	2.08	0.54
1:L:218:ARG:CD	1:L:282:VAL:HG12	2.35	0.54
1:L:437:VAL:HA	1:L:458:VAL:HG21	1.90	0.54
1:L:469:PRO:CB	1:L:472:VAL:CG2	2.86	0.54
1:M:177:ALA:HB1	1:M:343:VAL:CG1	2.37	0.54
1:M:247:LEU:CD1	1:M:269:ASP:HB3	2.38	0.54
1:N:68:MET:CB	1:O:9:PRO:HD3	2.38	0.54
1:O:48:LEU:O	1:O:56:VAL:HG22	2.08	0.54
1:A:14:ARG:CG	1:A:494:ILE:HG12	2.33	0.53
1:A:371:CYS:HA	1:A:471:ARG:HH11	1.73	0.53
1:C:60:ASP:O	1:C:64:ILE:HG13	2.09	0.53
1:C:239:ILE:HG22	1:C:307:ILE:HD13	1.90	0.53

Continued on next page...

Continued from previous page...

Atom-1	Atom-2	Interatomic distance (Å)	Clash overlap (Å)
1:D:152:LYS:HZ2	1:D:462:CYS:CB	2.21	0.53
1:D:164:GLU:O	1:D:167:LYS:HG2	2.08	0.53
1:D:197:LYS:CA	1:D:355:ILE:HG21	2.34	0.53
1:E:233:ALA:HA	1:E:315:LEU:HD22	1.90	0.53
1:E:241:GLU:HB3	1:E:246:MET:CB	2.38	0.53
1:E:397:ALA:CB	1:E:408:VAL:CG2	2.87	0.53
1:F:44:MET:HA	1:F:44:MET:CE	2.38	0.53
1:F:72:HIS:HA	1:F:75:ALA:HB3	1.90	0.53
1:G:234:LEU:CD1	1:G:301:ALA:HB3	2.38	0.53
1:H:163:ALA:HA	1:H:165:LYS:H	1.73	0.53
1:I:42:LYS:CE	1:I:426:ALA:HA	2.38	0.53
1:I:178:VAL:CG1	1:I:178:VAL:O	2.55	0.53
1:I:224:PRO:O	1:I:282:VAL:CG1	2.56	0.53
1:I:234:LEU:CB	1:I:292:MET:HE3	2.27	0.53
1:J:29:ARG:O	1:J:32:ALA:HB3	2.08	0.53
1:J:121:VAL:O	1:J:125:GLN:HG2	2.07	0.53
1:J:199:SER:HB2	1:J:327:SER:HB2	1.90	0.53
1:J:236:ASN:HA	1:J:265:GLN:CB	2.37	0.53
1:K:152:LYS:HD2	1:K:467:VAL:HG21	1.90	0.53
1:N:68:MET:CE	1:O:9:PRO:CD	2.86	0.53
1:O:60:ASP:O	1:O:64:ILE:HD12	2.09	0.53
1:P:107:ALA:O	1:P:111:LEU:HG	2.08	0.53
1:P:391:MET:HE1	1:P:438:ARG:NE	2.22	0.53
1:P:393:LEU:HA	1:P:396:TYR:HB3	1.90	0.53
1:A:219:VAL:HG21	1:A:273:GLN:HG2	1.89	0.53
1:A:377:ARG:HG2	1:A:470:LEU:CG	2.38	0.53
1:B:296:ALA:HA	1:B:301:ALA:HB3	1.89	0.53
1:C:192:LEU:HB3	1:C:342:ALA:HA	1.89	0.53
1:E:29:ARG:O	1:E:32:ALA:HB3	2.08	0.53
1:F:222:GLN:HA	1:F:277:ALA:HB1	1.88	0.53
1:G:42:LYS:HZ2	1:G:426:ALA:N	2.05	0.53
1:G:232:ILE:HD13	1:G:299:THR:CG2	2.38	0.53
1:H:437:VAL:HG11	1:H:451:LEU:CD1	2.37	0.53
1:J:339:HIS:ND1	1:J:341:LYS:HD2	2.23	0.53
1:L:156:THR:HG21	1:L:467:VAL:C	2.28	0.53
1:M:15:TYR:HB3	1:M:19:ASP:CB	2.38	0.53
1:M:70:VAL:CG2	1:M:76:LYS:CG	2.85	0.53
1:O:74:ALA:O	1:O:77:MET:HG3	2.08	0.53
1:O:232:ILE:HD13	1:O:299:THR:HG22	1.90	0.53
1:P:96:ALA:HB3	1:P:97:VAL:HG23	1.90	0.53
1:P:105:ARG:HH11	1:P:106:LYS:HG2	1.73	0.53

Continued on next page...

Continued from previous page...

Atom-1	Atom-2	Interatomic distance (Å)	Clash overlap (Å)
1:P:345:MET:CE	1:P:362:VAL:HG21	2.38	0.53
1:A:49:VAL:HB	1:H:495:ALA:HA	1.89	0.53
1:A:105:ARG:CZ	1:A:106:LYS:CD	2.86	0.53
1:A:124:TYR:HE1	1:A:407:ALA:CB	2.21	0.53
1:A:420:ARG:O	1:A:423:ALA:HB3	2.08	0.53
1:B:96:ALA:CB	1:B:97:VAL:HG23	2.25	0.53
1:B:238:ALA:N	1:B:266:LYS:HB2	2.23	0.53
1:B:307:ILE:HD11	1:B:310:LEU:HD12	1.90	0.53
1:D:8:LEU:CD2	1:D:12:MET:HB3	2.39	0.53
1:D:12:MET:CG	1:D:494:ILE:HG21	2.37	0.53
1:D:34:THR:HG23	1:D:35:VAL:HG13	1.90	0.53
1:D:236:ASN:ND2	1:D:289:LYS:NZ	2.56	0.53
1:D:431:ILE:HD11	1:M:402:GLY:C	2.27	0.53
1:E:106:LYS:HE3	1:E:109:GLU:CD	2.28	0.53
1:E:106:LYS:CA	1:E:106:LYS:CE	2.80	0.53
1:E:459:GLU:HB3	1:E:461:MET:CE	2.39	0.53
1:F:384:SER:HB3	1:F:441:HIS:HE1	1.74	0.53
1:F:389:LEU:CD1	1:F:415:LEU:HD13	2.38	0.53
1:G:456:GLY:O	1:G:457:ALA:HB2	2.09	0.53
1:I:101:GLY:O	1:I:104:LEU:HB2	2.08	0.53
1:I:197:LYS:O	1:I:197:LYS:HG2	2.09	0.53
1:I:250:MET:HE2	1:I:308:LYS:HB3	1.89	0.53
1:J:69:SER:CB	1:K:9:PRO:CA	2.79	0.53
1:J:218:ARG:HH11	1:J:218:ARG:HG2	1.73	0.53
1:J:248:LYS:CG	1:J:275:TYR:CE2	2.91	0.53
1:J:391:MET:CE	1:J:438:ARG:CG	2.86	0.53
1:J:391:MET:CE	1:J:438:ARG:HD2	2.34	0.53
1:K:193:ILE:HD12	1:K:366:VAL:CG1	2.36	0.53
1:L:42:LYS:HE3	1:L:426:ALA:CA	2.37	0.53
1:L:150:LEU:HD23	1:L:175:VAL:CG1	2.29	0.53
1:L:235:LEU:HD11	1:L:239:ILE:HG21	1.90	0.53
1:L:448:CYS:HB2	1:L:460:ASP:CG	2.29	0.53
1:M:299:THR:HG22	1:M:334:VAL:HG11	1.85	0.53
1:N:69:SER:CB	1:O:9:PRO:CB	2.71	0.53
1:N:81:VAL:HG11	1:N:483:SER:OG	2.07	0.53
1:N:139:ALA:CB	1:N:377:ARG:CD	2.77	0.53
1:N:190:LYS:HZ3	1:N:367:GLY:HA2	1.72	0.53
1:N:254:ILE:HG21	1:N:262:LEU:HD13	1.89	0.53
1:O:36:ARG:HG3	1:O:37:SER:OG	2.09	0.53
1:P:95:THR:O	1:P:99:VAL:HG22	2.08	0.53
1:P:134:LEU:CD1	1:P:393:LEU:CD1	2.82	0.53

Continued on next page...

Continued from previous page...

Atom-1	Atom-2	Interatomic distance (Å)	Clash overlap (Å)
1:A:15:TYR:CE1	1:A:23:MET:SD	3.02	0.53
1:A:212:VAL:HB	1:A:298:ALA:HB3	1.90	0.53
1:A:338:LYS:HD2	1:A:339:HIS:HB3	1.91	0.53
1:B:234:LEU:CD1	1:B:296:ALA:HB2	2.38	0.53
1:B:235:LEU:H	1:B:292:MET:HE1	1.74	0.53
1:C:122:LYS:HD2	1:C:125:GLN:HE22	1.73	0.53
1:D:450:GLY:O	1:D:458:VAL:HA	2.07	0.53
1:E:403:ARG:HB3	1:E:406:LEU:HD13	1.85	0.53
1:F:124:TYR:CD1	1:F:124:TYR:N	2.70	0.53
1:F:170:LEU:HD11	1:F:358:VAL:HG11	1.90	0.53
1:F:234:LEU:HD11	1:F:296:ALA:HA	1.90	0.53
1:F:379:VAL:CG2	1:F:380:SER:N	2.72	0.53
1:G:116:HIS:CG	1:H:425:ASN:O	2.61	0.53
1:G:235:LEU:HD11	1:G:307:ILE:CB	2.38	0.53
1:G:452:ASN:OD1	1:G:454:PHE:HD2	1.92	0.53
1:I:135:LEU:HD13	1:I:138:ILE:HD11	1.90	0.53
1:J:12:MET:HE3	1:J:494:ILE:CG2	2.32	0.53
1:J:173:ILE:HD12	1:J:345:MET:CG	2.38	0.53
1:J:248:LYS:HD2	1:J:275:TYR:OH	2.07	0.53
1:K:39:LEU:HG	1:K:40:GLY:N	2.24	0.53
1:K:130:LYS:CG	1:K:393:LEU:CD2	2.85	0.53
1:K:296:ALA:HB1	1:K:301:ALA:O	2.09	0.53
1:K:448:CYS:HB3	1:K:460:ASP:HA	1.91	0.53
1:L:298:ALA:O	1:L:337:CYS:HB3	2.08	0.53
1:L:379:VAL:HG22	1:L:380:SER:N	2.18	0.53
1:L:393:LEU:HA	1:L:396:TYR:HB3	1.89	0.53
1:M:115:VAL:HG11	1:M:403:ARG:NH1	2.23	0.53
1:M:177:ALA:CB	1:M:208:LEU:CD1	2.81	0.53
1:M:239:ILE:N	1:M:307:ILE:HG21	2.24	0.53
1:O:119:ILE:CD1	1:O:403:ARG:HG3	2.39	0.53
1:O:130:LYS:HE3	1:O:396:TYR:CD1	2.43	0.53
1:O:223:MET:HE2	1:O:276:LEU:CA	2.39	0.53
1:O:234:LEU:H	1:O:315:LEU:CD2	2.21	0.53
1:O:236:ASN:O	1:O:266:LYS:HG2	2.08	0.53
1:P:103:LEU:CD2	1:P:411:PHE:CE2	2.84	0.53
1:P:130:LYS:CE	1:P:393:LEU:CD2	2.86	0.53
1:P:214:VAL:HG12	1:P:291:ASP:HB3	1.88	0.53
1:A:119:ILE:CD1	1:A:403:ARG:HG3	2.39	0.53
1:A:196:GLU:OE2	1:A:197:LYS:HE3	2.08	0.53
1:B:235:LEU:HD21	1:B:307:ILE:HG13	1.91	0.53
1:C:42:LYS:CG	1:C:425:ASN:HB2	2.39	0.53

Continued on next page...

Continued from previous page...

Atom-1	Atom-2	Interatomic distance (Å)	Clash overlap (Å)
1:C:469:PRO:CG	1:C:472:VAL:CG1	2.86	0.53
1:D:8:LEU:HD21	1:D:12:MET:HB3	1.90	0.53
1:D:262:LEU:HD12	1:D:310:LEU:CD1	2.38	0.53
1:F:235:LEU:HD21	1:F:307:ILE:CG1	2.39	0.53
1:G:140:CYS:O	1:G:140:CYS:SG	2.66	0.53
1:H:134:LEU:HB3	1:H:392:LYS:NZ	2.24	0.53
1:H:142:VAL:HG13	1:H:149:ILE:CG1	2.39	0.53
1:H:142:VAL:CG1	1:H:378:ILE:HD13	2.39	0.53
1:H:181:VAL:CG2	1:H:182:VAL:N	2.71	0.53
1:I:190:LYS:NZ	1:I:367:GLY:HA2	2.24	0.53
1:I:212:VAL:N	1:I:298:ALA:HB2	2.24	0.53
1:I:227:VAL:CG1	1:I:228:THR:N	2.71	0.53
1:I:391:MET:HE1	1:I:438:ARG:HB3	1.88	0.53
1:J:23:MET:HE3	1:J:72:HIS:CE1	2.43	0.53
1:J:42:LYS:CD	1:J:426:ALA:N	2.71	0.53
1:J:437:VAL:HA	1:J:458:VAL:HG23	1.81	0.53
1:J:448:CYS:O	1:J:449:ALA:HB2	2.08	0.53
1:L:31:ILE:HG21	1:L:65:LEU:CG	2.38	0.53
1:L:115:VAL:HB	1:L:403:ARG:NE	2.17	0.53
1:L:181:VAL:HG12	1:L:342:ALA:N	2.22	0.53
1:L:220:SER:HB2	1:L:273:GLN:CB	2.35	0.53
1:M:177:ALA:CB	1:M:208:LEU:HD11	2.37	0.53
1:M:234:LEU:CB	1:M:292:MET:HE3	2.38	0.53
1:N:212:VAL:HG21	1:N:294:LYS:HB3	1.89	0.53
1:N:222:GLN:HB2	1:N:277:ALA:HB3	1.90	0.53
1:N:400:ILE:HD11	1:N:408:VAL:CG1	2.38	0.53
1:O:68:MET:CE	1:P:12:MET:CE	2.87	0.53
1:O:117:PRO:O	1:O:121:VAL:HG22	2.09	0.53
1:O:146:ASP:O	1:O:150:LEU:HD13	2.08	0.53
1:O:174:ILE:HG22	1:O:362:VAL:HG23	0.76	0.53
1:O:210:LYS:O	1:O:340:PRO:HB3	2.08	0.53
1:P:121:VAL:HG11	1:P:489:ARG:CD	2.23	0.53
1:P:262:LEU:HD11	1:P:310:LEU:CD2	2.36	0.53
1:P:265:GLN:OE1	1:P:289:LYS:HG3	2.09	0.53
1:P:299:THR:HG23	1:P:334:VAL:HG11	1.91	0.53
1:A:120:VAL:HG13	1:A:121:VAL:N	2.23	0.53
1:A:197:LYS:HG2	1:A:356:GLU:HG2	1.91	0.53
1:A:431:ILE:HD12	1:J:403:ARG:HD3	1.86	0.53
1:C:52:LEU:H	1:C:52:LEU:HD13	1.74	0.53
1:C:220:SER:HB2	1:C:273:GLN:HB3	1.89	0.53
1:D:127:ALA:CB	1:D:408:VAL:HG12	2.38	0.53

Continued on next page...

Continued from previous page...

Atom-1	Atom-2	Interatomic distance (Å)	Clash overlap (Å)
1:D:170:LEU:CD1	1:D:361:ALA:HB3	2.38	0.53
1:D:234:LEU:HB3	1:D:292:MET:HE1	1.87	0.53
1:E:35:VAL:CG2	1:E:35:VAL:O	2.54	0.53
1:E:158:ILE:HG21	1:E:170:LEU:HD23	1.91	0.53
1:E:219:VAL:HG13	1:E:220:SER:N	2.23	0.53
1:E:431:ILE:CD1	1:N:403:ARG:HA	2.37	0.53
1:F:42:LYS:NZ	1:F:453:VAL:CB	2.67	0.53
1:F:305:THR:HG22	1:F:305:THR:O	2.09	0.53
1:F:326:ILE:CG1	1:F:348:ARG:NH1	2.72	0.53
1:F:494:ILE:O	1:G:49:VAL:HG23	2.09	0.53
1:G:70:VAL:HG22	1:G:76:LYS:CG	2.33	0.53
1:G:311:SER:O	1:G:315:LEU:HD22	2.08	0.53
1:H:135:LEU:HD21	1:H:385:THR:HG21	1.87	0.53
1:H:188:VAL:HG21	1:H:373:ILE:HD12	1.89	0.53
1:H:235:LEU:CD1	1:H:307:ILE:HG22	2.37	0.53
1:I:123:GLY:C	1:I:407:ALA:HB1	2.29	0.53
1:I:130:LYS:O	1:I:130:LYS:HG3	2.08	0.53
1:I:267:GLY:CA	1:I:286:ARG:HH11	2.20	0.53
1:I:289:LYS:HA	1:I:292:MET:HB2	1.90	0.53
1:I:440:ALA:O	1:I:444:ASN:HB2	2.08	0.53
1:J:72:HIS:O	1:J:75:ALA:HB3	2.08	0.53
1:J:111:LEU:HD11	1:J:488:LEU:HD21	1.91	0.53
1:K:190:LYS:NZ	1:K:367:GLY:HA2	2.24	0.53
1:K:383:GLY:HA3	1:K:386:GLU:CG	2.38	0.53
1:L:17:GLY:O	1:L:21:GLN:HB2	2.08	0.53
1:L:112:ASP:O	1:L:113:GLN:HB2	2.08	0.53
1:L:234:LEU:HB3	1:L:292:MET:HE1	1.91	0.53
1:M:82:ALA:HB1	1:M:93:THR:CG2	2.36	0.53
1:N:68:MET:HE2	1:O:9:PRO:HD3	1.90	0.53
1:N:490:ILE:HG22	1:N:490:ILE:O	2.07	0.53
1:O:222:GLN:C	1:O:277:ALA:HB1	2.28	0.53
1:O:368:VAL:CG2	1:O:469:PRO:HG2	2.39	0.53
1:O:384:SER:O	1:O:441:HIS:CE1	2.62	0.53
1:O:393:LEU:O	1:O:396:TYR:HB3	2.07	0.53
1:P:116:HIS:CD2	1:P:117:PRO:HD2	2.44	0.53
1:P:170:LEU:HD12	1:P:358:VAL:HG13	1.91	0.53
1:A:124:TYR:CE1	1:A:407:ALA:CA	2.81	0.53
1:B:358:VAL:O	1:B:358:VAL:HG12	2.07	0.53
1:C:368:VAL:O	1:C:371:CYS:HB2	2.08	0.53
1:D:165:LYS:HE2	1:D:165:LYS:CA	2.00	0.53
1:E:239:ILE:N	1:E:307:ILE:HG23	2.24	0.53

Continued on next page...

Continued from previous page...

Atom-1	Atom-2	Interatomic distance (Å)	Clash overlap (Å)
1:E:491:ASP:OD1	1:E:491:ASP:N	2.42	0.53
1:F:194:LYS:HB2	1:F:294:LYS:CD	2.39	0.53
1:F:376:GLY:N	1:F:377:ARG:HB2	2.24	0.53
1:H:22:ARG:O	1:H:25:ILE:HG22	2.09	0.53
1:H:31:ILE:HG22	1:H:34:THR:OG1	2.09	0.53
1:H:115:VAL:HG12	1:H:403:ARG:HH21	1.73	0.53
1:H:247:LEU:HD21	1:H:269:ASP:HB3	1.91	0.53
1:H:416:GLU:OE2	1:H:434:LEU:HD12	2.08	0.53
1:I:130:LYS:HE3	1:I:134:LEU:HD21	1.90	0.53
1:J:105:ARG:HG2	1:J:106:LYS:N	2.19	0.53
1:K:96:ALA:CA	1:K:480:ALA:CB	2.87	0.53
1:K:100:ALA:CB	1:K:484:THR:CG2	2.67	0.53
1:K:235:LEU:CG	1:K:310:LEU:HG	2.38	0.53
1:M:30:ILE:HG22	1:M:31:ILE:CD1	2.39	0.53
1:M:42:LYS:HZ3	1:M:453:VAL:HB	1.72	0.53
1:M:57:VAL:O	1:M:58:THR:CG2	2.57	0.53
1:M:142:VAL:HG11	1:M:149:ILE:HG21	1.90	0.53
1:N:383:GLY:CA	1:N:386:GLU:HG2	2.38	0.53
1:O:405:GLN:HG2	1:O:406:LEU:HG	1.90	0.53
1:P:178:VAL:HG22	1:P:193:ILE:CD1	2.38	0.53
1:P:211:GLY:HA2	1:P:337:CYS:SG	2.49	0.53
1:A:219:VAL:CG2	1:A:273:GLN:HG2	2.39	0.53
1:A:276:LEU:CD1	1:A:281:ILE:CD1	2.79	0.53
1:A:299:THR:HG23	1:A:334:VAL:HG11	1.89	0.53
1:B:113:GLN:NE2	1:B:113:GLN:H	2.07	0.53
1:B:139:ALA:CB	1:B:377:ARG:HD2	2.39	0.53
1:B:235:LEU:CG	1:B:307:ILE:HG13	2.38	0.53
1:B:364:ASP:O	1:B:368:VAL:HG22	2.09	0.53
1:C:121:VAL:CG1	1:C:488:LEU:CD2	2.87	0.53
1:C:384:SER:OG	1:C:441:HIS:HE1	1.91	0.53
1:D:197:LYS:CB	1:D:355:ILE:HG13	2.39	0.53
1:E:124:TYR:OH	1:E:407:ALA:HA	2.08	0.53
1:F:79:ILE:O	1:F:79:ILE:HG13	2.09	0.53
1:F:113:GLN:O	1:F:113:GLN:HG2	2.08	0.53
1:F:461:MET:HE2	1:F:461:MET:N	2.19	0.53
1:G:48:LEU:HB2	1:G:56:VAL:HG23	1.87	0.53
1:G:214:VAL:HG12	1:G:291:ASP:CG	2.28	0.53
1:G:326:ILE:CG1	1:G:348:ARG:NH1	2.72	0.53
1:H:42:LYS:HB2	1:H:425:ASN:HD22	1.73	0.53
1:H:234:LEU:HB3	1:H:292:MET:HE1	1.91	0.53
1:H:389:LEU:O	1:H:393:LEU:HD22	2.09	0.53

Continued on next page...

Continued from previous page...

Atom-1	Atom-2	Interatomic distance (Å)	Clash overlap (Å)
1:I:31:ILE:HB	1:I:34:THR:OG1	2.08	0.53
1:I:115:VAL:HG21	1:I:403:ARG:HD3	1.91	0.53
1:I:138:ILE:O	1:I:138:ILE:HG13	2.08	0.53
1:I:138:ILE:HD12	1:I:385:THR:HA	1.90	0.53
1:I:368:VAL:HG21	1:I:469:PRO:CG	2.28	0.53
1:I:368:VAL:CB	1:I:469:PRO:CG	2.87	0.53
1:L:124:TYR:CE1	1:L:407:ALA:CB	2.91	0.53
1:L:307:ILE:HD12	1:L:310:LEU:HB3	1.91	0.53
1:L:420:ARG:NH1	1:L:420:ARG:CG	2.71	0.53
1:L:464:ASN:HB2	1:L:466:VAL:HG22	1.91	0.53
1:M:234:LEU:O	1:M:304:ILE:HG12	2.09	0.53
1:M:264:CYS:HB2	1:M:266:LYS:O	2.08	0.53
1:M:307:ILE:C	1:M:307:ILE:CD1	2.70	0.53
1:N:190:LYS:NZ	1:N:367:GLY:CA	2.72	0.53
1:N:418:ILE:CB	1:N:419:PRO:HD3	2.39	0.53
1:O:117:PRO:O	1:O:120:VAL:HG12	2.08	0.53
1:P:89:VAL:O	1:P:89:VAL:CG2	2.57	0.53
1:P:119:ILE:HD12	1:P:403:ARG:CB	2.35	0.53
1:P:239:ILE:CA	1:P:307:ILE:HG21	2.39	0.53
1:A:150:LEU:CD2	1:A:175:VAL:HG13	2.32	0.53
1:A:152:LYS:NZ	1:A:465:GLY:HA2	2.23	0.53
1:B:364:ASP:O	1:B:368:VAL:HG13	2.09	0.53
1:C:223:MET:N	1:C:277:ALA:HB1	2.24	0.53
1:C:383:GLY:O	1:C:387:VAL:HG22	2.09	0.53
1:D:124:TYR:CE1	1:D:407:ALA:O	2.61	0.53
1:D:156:THR:CG2	1:D:468:GLU:CB	2.84	0.53
1:G:14:ARG:NH1	1:H:34:THR:HA	2.24	0.53
1:G:214:VAL:HG11	1:G:295:LEU:HD11	1.90	0.53
1:G:391:MET:CE	1:G:438:ARG:HG2	2.37	0.53
1:H:22:ARG:CA	1:H:25:ILE:HD12	2.30	0.53
1:H:406:LEU:HD12	1:H:406:LEU:H	1.74	0.53
1:I:13:LYS:HE2	1:I:15:TYR:OH	2.09	0.53
1:I:42:LYS:CB	1:I:425:ASN:CB	2.76	0.53
1:I:64:ILE:CG2	1:I:65:LEU:CD2	2.87	0.53
1:I:82:ALA:HB1	1:I:93:THR:HG22	1.90	0.53
1:I:235:LEU:HD22	1:I:307:ILE:CA	2.38	0.53
1:I:248:LYS:CD	1:I:275:TYR:CZ	2.92	0.53
1:J:31:ILE:CG2	1:J:65:LEU:HD21	2.39	0.53
1:J:437:VAL:HG21	1:J:451:LEU:CD2	2.39	0.53
1:K:82:ALA:HB1	1:K:93:THR:HG22	1.90	0.53
1:K:110:LEU:C	1:K:112:ASP:N	2.63	0.53

Continued on next page...

Continued from previous page...

Atom-1	Atom-2	Interatomic distance (Å)	Clash overlap (Å)
1:K:113:GLN:HE21	1:K:113:GLN:N	2.06	0.53
1:K:139:ALA:HB1	1:K:141:GLU:OE2	2.09	0.53
1:K:340:PRO:O	1:K:340:PRO:CD	2.57	0.53
1:K:421:THR:HG22	1:K:424:GLU:OE1	2.09	0.53
1:M:381:GLY:HA3	1:M:461:MET:CB	2.39	0.53
1:M:387:VAL:O	1:M:390:SER:HB3	2.09	0.53
1:N:63:THR:CG2	1:N:63:THR:O	2.56	0.53
1:P:77:MET:CE	1:P:487:LEU:CD1	2.84	0.53
1:P:153:ILE:CG2	1:P:469:PRO:CG	2.83	0.53
1:A:31:ILE:HA	1:A:34:THR:OG1	2.09	0.53
1:A:62:VAL:CG1	1:A:63:THR:N	2.65	0.53
1:A:135:LEU:HD11	1:A:385:THR:HG21	1.86	0.53
1:B:113:GLN:NE2	1:B:113:GLN:CA	2.67	0.53
1:B:117:PRO:HA	1:B:120:VAL:HG13	1.90	0.53
1:B:178:VAL:CG1	1:B:188:VAL:CG1	2.82	0.53
1:B:197:LYS:CA	1:B:355:ILE:HD13	2.38	0.53
1:C:14:ARG:CZ	1:C:494:ILE:CD1	2.88	0.53
1:C:158:ILE:O	1:C:158:ILE:HG23	2.07	0.53
1:C:166:ALA:CB	1:C:203:ILE:HG22	2.39	0.53
1:C:173:ILE:HD13	1:C:206:THR:O	2.08	0.53
1:C:188:VAL:HG21	1:C:370:GLY:HA2	1.91	0.53
1:D:206:THR:HG22	1:D:348:ARG:H	1.74	0.53
1:E:291:ASP:O	1:E:295:LEU:HD12	2.09	0.53
1:F:122:LYS:C	1:F:404:GLU:HG3	2.29	0.53
1:G:358:VAL:O	1:G:362:VAL:CG1	2.56	0.53
1:H:18:ARG:HA	1:H:21:GLN:OE1	2.09	0.53
1:H:122:LYS:HG3	1:H:125:GLN:HE22	1.74	0.53
1:H:219:VAL:CG1	1:H:283:ALA:HB3	2.38	0.53
1:I:122:LYS:HA	1:I:125:GLN:CD	2.29	0.53
1:K:397:ALA:C	1:K:399:GLY:H	2.12	0.53
1:K:400:ILE:CD1	1:K:408:VAL:HG11	2.39	0.53
1:L:166:ALA:HB2	1:L:203:ILE:CB	2.38	0.53
1:L:211:GLY:CA	1:L:337:CYS:SG	2.97	0.53
1:M:182:VAL:O	1:M:182:VAL:HG22	2.08	0.53
1:M:234:LEU:CB	1:M:292:MET:CE	2.77	0.53
1:N:263:PHE:CG	1:N:295:LEU:HD13	2.42	0.53
1:O:31:ILE:HG22	1:O:65:LEU:HD21	1.91	0.53
1:O:420:ARG:HG2	1:O:420:ARG:NH1	2.24	0.53
1:O:420:ARG:O	1:O:423:ALA:HB3	2.08	0.53
1:P:233:ALA:HB2	1:P:315:LEU:HD11	1.91	0.53
1:P:247:LEU:HD11	1:P:272:ALA:CB	2.35	0.53

Continued on next page...

Continued from previous page...

Atom-1	Atom-2	Interatomic distance (Å)	Clash overlap (Å)
1:P:434:LEU:H	1:P:434:LEU:HD23	1.74	0.53
1:A:121:VAL:HG23	1:A:122:LYS:H	1.75	0.52
1:B:431:ILE:HD11	1:K:402:GLY:C	2.29	0.52
1:C:235:LEU:HG	1:C:307:ILE:HG13	1.90	0.52
1:C:286:ARG:HH11	1:C:286:ARG:CG	2.21	0.52
1:D:296:ALA:HA	1:D:301:ALA:HB3	1.90	0.52
1:E:71:GLU:HG3	1:E:72:HIS:N	2.22	0.52
1:E:459:GLU:CB	1:E:461:MET:HE2	2.39	0.52
1:F:194:LYS:C	1:F:195:ILE:CG2	2.77	0.52
1:H:77:MET:HB3	1:H:487:LEU:CD1	2.39	0.52
1:H:104:LEU:HD22	1:H:488:LEU:HD12	1.90	0.52
1:I:115:VAL:CG2	1:I:403:ARG:HE	2.18	0.52
1:I:140:CYS:HB2	1:I:447:LYS:HB3	1.91	0.52
1:J:158:ILE:HG22	1:J:164:GLU:HA	1.92	0.52
1:J:304:ILE:HD11	1:J:310:LEU:HB2	1.91	0.52
1:J:368:VAL:HG11	1:J:469:PRO:CB	2.37	0.52
1:J:368:VAL:CB	1:J:469:PRO:HG3	2.29	0.52
1:K:123:GLY:O	1:K:408:VAL:HG12	2.10	0.52
1:K:380:SER:HB3	1:K:384:SER:OG	2.09	0.52
1:K:423:ALA:O	1:K:426:ALA:HB3	2.08	0.52
1:L:211:GLY:CA	1:L:298:ALA:HB1	2.39	0.52
1:N:116:HIS:HE1	1:N:118:THR:CB	2.22	0.52
1:N:156:THR:HG21	1:N:468:GLU:N	2.23	0.52
1:N:216:LYS:O	1:N:332:ILE:HG13	2.09	0.52
1:O:119:ILE:HD12	1:O:403:ARG:CD	2.39	0.52
1:O:381:GLY:HA3	1:O:461:MET:CG	2.39	0.52
1:P:193:ILE:CD1	1:P:366:VAL:HG21	2.39	0.52
1:P:400:ILE:HD11	1:P:408:VAL:HG21	1.91	0.52
1:P:449:ALA:CB	1:P:458:VAL:CG2	2.84	0.52
1:A:339:HIS:CG	1:A:339:HIS:O	2.63	0.52
1:A:494:ILE:HD12	1:B:48:LEU:HD23	1.90	0.52
1:B:202:SER:OG	1:B:203:ILE:HG12	2.10	0.52
1:D:178:VAL:HG13	1:D:188:VAL:HG11	1.91	0.52
1:D:191:ASP:O	1:D:294:LYS:HE3	2.09	0.52
1:D:394:ARG:O	1:D:397:ALA:HB3	2.10	0.52
1:E:9:PRO:CA	1:F:69:SER:CB	2.75	0.52
1:E:12:MET:CE	1:F:49:VAL:H	2.22	0.52
1:E:169:LYS:HD3	1:E:204:ASP:HB3	1.91	0.52
1:E:196:GLU:OE2	1:E:197:LYS:HG2	2.09	0.52
1:E:206:THR:CG2	1:E:347:ILE:CG2	2.87	0.52
1:F:192:LEU:HB3	1:F:342:ALA:CB	2.39	0.52

Continued on next page...

Continued from previous page...

Atom-1	Atom-2	Interatomic distance (Å)	Clash overlap (Å)
1:G:418:ILE:HB	1:G:419:PRO:CD	2.39	0.52
1:H:164:GLU:O	1:H:164:GLU:HG3	2.07	0.52
1:H:376:GLY:O	1:H:377:ARG:HB2	2.08	0.52
1:I:85:GLN:HE21	1:I:96:ALA:HB2	1.73	0.52
1:I:110:LEU:HD23	1:I:110:LEU:N	2.24	0.52
1:I:153:ILE:CD1	1:I:378:ILE:HB	2.39	0.52
1:J:234:LEU:HB3	1:J:292:MET:HE1	1.90	0.52
1:J:254:ILE:HD12	1:J:276:LEU:HD11	1.91	0.52
1:K:173:ILE:HG22	1:K:208:LEU:HB2	1.91	0.52
1:L:95:THR:O	1:L:95:THR:CG2	2.56	0.52
1:L:237:CYS:HB3	1:L:305:THR:O	2.09	0.52
1:L:307:ILE:HD13	1:L:310:LEU:HD22	1.91	0.52
1:M:39:LEU:CG	1:M:40:GLY:N	2.64	0.52
1:M:70:VAL:HG22	1:M:76:LYS:HE3	1.91	0.52
1:M:138:ILE:O	1:M:446:ASN:HB3	2.09	0.52
1:M:215:ASP:OD2	1:M:331:MET:HE3	2.09	0.52
1:M:231:LYS:CD	1:M:231:LYS:N	2.72	0.52
1:M:435:VAL:HG12	1:M:436:LYS:N	2.24	0.52
1:M:469:PRO:CG	1:M:472:VAL:CG1	2.87	0.52
1:O:9:PRO:HD2	1:O:12:MET:HG2	1.90	0.52
1:P:446:ASN:OD1	1:P:446:ASN:N	2.42	0.52
1:A:16:MET:O	1:A:16:MET:HG3	2.09	0.52
1:A:22:ARG:O	1:A:26:LEU:HB2	2.09	0.52
1:A:169:LYS:HG2	1:A:204:ASP:O	2.10	0.52
1:A:232:ILE:HA	1:A:261:VAL:HB	1.91	0.52
1:A:235:LEU:HG	1:A:307:ILE:HD13	1.89	0.52
1:A:247:LEU:HD21	1:A:269:ASP:HB3	1.91	0.52
1:A:368:VAL:HB	1:A:469:PRO:CB	2.40	0.52
1:A:389:LEU:HD22	1:A:393:LEU:HD11	1.92	0.52
1:B:379:VAL:HG22	1:B:380:SER:N	2.24	0.52
1:B:433:ILE:CG2	1:B:451:LEU:HD23	2.39	0.52
1:C:486:MET:HG2	1:C:487:LEU:N	2.25	0.52
1:D:469:PRO:HG2	1:D:472:VAL:CG2	2.38	0.52
1:E:119:ILE:HD12	1:E:403:ARG:HA	1.91	0.52
1:E:166:ALA:HB2	1:E:203:ILE:CB	2.32	0.52
1:F:406:LEU:HD12	1:F:406:LEU:H	1.74	0.52
1:F:433:ILE:HG22	1:F:434:LEU:CD2	2.22	0.52
1:G:197:LYS:C	1:G:355:ILE:HD13	2.30	0.52
1:G:403:ARG:HG3	1:G:403:ARG:NH1	2.20	0.52
1:G:491:ASP:CG	1:H:44:MET:HG3	2.30	0.52
1:H:169:LYS:CG	1:H:204:ASP:HB3	2.25	0.52

Continued on next page...

Continued from previous page...

Atom-1	Atom-2	Interatomic distance (Å)	Clash overlap (Å)
1:H:181:VAL:HG23	1:H:182:VAL:N	2.23	0.52
1:H:237:CYS:CB	1:H:306:ASN:CB	2.63	0.52
1:H:473:LYS:HA	1:H:473:LYS:HE3	1.91	0.52
1:J:213:LEU:HD11	1:J:333:PHE:CE2	2.43	0.52
1:K:49:VAL:H	1:L:12:MET:HE1	1.73	0.52
1:K:237:CYS:CA	1:K:307:ILE:N	2.72	0.52
1:L:39:LEU:CG	1:L:40:GLY:H	2.22	0.52
1:L:68:MET:CG	1:M:494:ILE:HD12	2.40	0.52
1:L:265:GLN:HG2	1:L:266:LYS:HZ2	1.74	0.52
1:M:174:ILE:HG13	1:M:175:VAL:N	2.23	0.52
1:M:212:VAL:HB	1:M:298:ALA:HB3	1.91	0.52
1:M:233:ALA:HB1	1:M:310:LEU:CG	2.39	0.52
1:M:380:SER:HB3	1:M:384:SER:OG	2.08	0.52
1:N:37:SER:O	1:N:43:GLY:HA2	2.08	0.52
1:N:178:VAL:HG21	1:N:366:VAL:CG2	2.36	0.52
1:O:93:THR:O	1:O:97:VAL:HG13	2.10	0.52
1:O:119:ILE:HD12	1:O:403:ARG:HD2	1.90	0.52
1:P:42:LYS:CG	1:P:426:ALA:N	2.71	0.52
1:P:156:THR:HG22	1:P:468:GLU:HA	1.91	0.52
1:A:384:SER:HB3	1:A:441:HIS:CE1	2.44	0.52
1:B:402:GLY:O	1:B:406:LEU:HD11	2.09	0.52
1:B:433:ILE:HA	1:B:436:LYS:HD2	1.91	0.52
1:C:150:LEU:HG	1:C:175:VAL:HG13	1.90	0.52
1:D:62:VAL:H	1:D:93:THR:HG21	1.74	0.52
1:D:134:LEU:HD13	1:D:392:LYS:HE3	1.91	0.52
1:E:8:LEU:HA	1:F:68:MET:CG	2.40	0.52
1:E:177:ALA:C	1:E:193:ILE:HD11	2.29	0.52
1:F:247:LEU:HG	1:F:272:ALA:HB2	1.91	0.52
1:G:14:ARG:NH2	1:H:34:THR:HG23	2.23	0.52
1:G:219:VAL:HG11	1:G:268:ILE:HD12	1.91	0.52
1:H:77:MET:SD	1:H:487:LEU:HD21	2.50	0.52
1:H:122:LYS:HA	1:H:125:GLN:NE2	2.25	0.52
1:H:362:VAL:O	1:H:366:VAL:HG23	2.09	0.52
1:I:194:LYS:HG2	1:I:195:ILE:N	2.25	0.52
1:I:234:LEU:CD2	1:I:301:ALA:HB3	2.39	0.52
1:I:296:ALA:HB1	1:I:301:ALA:O	2.09	0.52
1:J:15:TYR:CD2	1:J:19:ASP:HB3	2.43	0.52
1:J:159:THR:HG22	1:J:164:GLU:OE1	2.09	0.52
1:J:236:ASN:O	1:J:266:LYS:HG3	2.09	0.52
1:J:262:LEU:HD11	1:J:310:LEU:HD22	1.91	0.52
1:K:73:PRO:HA	1:K:76:LYS:HD3	1.90	0.52

Continued on next page...

Continued from previous page...

Atom-1	Atom-2	Interatomic distance (Å)	Clash overlap (Å)
1:K:158:ILE:CG2	1:K:164:GLU:HA	2.38	0.52
1:K:212:VAL:HG23	1:K:298:ALA:CB	2.37	0.52
1:L:389:LEU:HD13	1:L:415:LEU:HD13	1.91	0.52
1:L:460:ASP:CG	1:L:463:GLU:HB2	2.29	0.52
1:M:251:VAL:HG13	1:M:276:LEU:CD2	2.40	0.52
1:N:158:ILE:CD1	1:N:170:LEU:HB3	2.39	0.52
1:N:400:ILE:CD1	1:N:408:VAL:HG11	2.40	0.52
1:N:405:GLN:HG2	1:N:406:LEU:HG	1.92	0.52
1:N:441:HIS:ND1	1:N:449:ALA:CB	2.73	0.52
1:N:448:CYS:HB3	1:N:460:ASP:CA	2.36	0.52
1:O:237:CYS:H	1:O:306:ASN:HA	1.74	0.52
1:P:161:LYS:HB3	1:P:357:GLU:OE2	2.09	0.52
1:P:464:ASN:HB3	1:P:466:VAL:HG22	1.91	0.52
1:A:134:LEU:HD11	1:A:393:LEU:CD2	2.38	0.52
1:B:178:VAL:HG22	1:B:193:ILE:HD12	1.90	0.52
1:B:239:ILE:HG23	1:B:268:ILE:HG23	1.91	0.52
1:C:102:GLU:HG2	1:C:414:ALA:HB1	1.90	0.52
1:C:198:LYS:HB3	1:C:326:ILE:HG12	1.92	0.52
1:C:447:LYS:O	1:C:448:CYS:HB3	2.09	0.52
1:D:150:LEU:HB3	1:D:175:VAL:HG21	1.90	0.52
1:E:68:MET:H	1:E:68:MET:HE3	1.74	0.52
1:E:223:MET:HE2	1:E:283:ALA:CB	2.39	0.52
1:E:235:LEU:HD22	1:E:262:LEU:HD21	1.91	0.52
1:E:261:VAL:HA	1:E:282:VAL:HG12	1.90	0.52
1:E:351:THR:HG23	1:E:352:GLU:N	2.25	0.52
1:F:251:VAL:CG1	1:F:276:LEU:CD2	2.69	0.52
1:F:387:VAL:HG21	1:F:437:VAL:CG1	2.33	0.52
1:G:156:THR:HG21	1:G:467:VAL:C	2.29	0.52
1:G:247:LEU:CD2	1:G:272:ALA:HB2	2.18	0.52
1:G:262:LEU:HD11	1:G:310:LEU:HD23	1.89	0.52
1:H:178:VAL:O	1:H:181:VAL:HG22	2.10	0.52
1:H:234:LEU:HD12	1:H:301:ALA:HB1	1.91	0.52
1:H:234:LEU:CD1	1:H:301:ALA:CB	2.88	0.52
1:J:223:MET:HE3	1:J:276:LEU:HB2	1.91	0.52
1:K:105:ARG:HH12	1:K:106:LYS:HD2	1.74	0.52
1:K:248:LYS:HD2	1:K:275:TYR:CE2	2.45	0.52
1:L:48:LEU:CA	1:L:56:VAL:CG2	2.87	0.52
1:L:368:VAL:CG2	1:L:469:PRO:HG3	2.40	0.52
1:M:178:VAL:O	1:M:178:VAL:HG23	2.10	0.52
1:M:433:ILE:HA	1:M:436:LYS:HZ3	1.74	0.52
1:N:42:LYS:HG3	1:N:425:ASN:HB2	1.92	0.52

Continued on next page...

Continued from previous page...

Atom-1	Atom-2	Interatomic distance (Å)	Clash overlap (Å)
1:N:223:MET:CB	1:N:282:VAL:HA	2.37	0.52
1:O:18:ARG:HB3	1:O:18:ARG:HH21	1.74	0.52
1:O:146:ASP:O	1:O:150:LEU:HB2	2.08	0.52
1:O:251:VAL:HG13	1:O:276:LEU:HD22	1.92	0.52
1:P:115:VAL:CG1	1:P:403:ARG:CZ	2.87	0.52
1:A:88:GLU:CD	1:A:475:GLN:CG	2.70	0.52
1:A:307:ILE:CD1	1:A:310:LEU:CD2	2.87	0.52
1:B:42:LYS:HZ2	1:B:453:VAL:HB	1.75	0.52
1:B:494:ILE:HG22	1:C:48:LEU:HD23	1.91	0.52
1:C:14:ARG:NH1	1:C:494:ILE:CD1	2.73	0.52
1:C:50:ASP:OD2	1:C:52:LEU:HD22	2.09	0.52
1:C:77:MET:HE2	1:C:486:MET:CE	2.40	0.52
1:C:461:MET:HB2	1:C:466:VAL:HG23	1.91	0.52
1:E:12:MET:HA	1:E:495:ALA:C	2.30	0.52
1:E:27:ALA:HA	1:E:30:ILE:HD12	1.91	0.52
1:E:102:GLU:C	1:E:104:LEU:N	2.63	0.52
1:E:235:LEU:CG	1:E:310:LEU:CD1	2.77	0.52
1:F:248:LYS:CD	1:F:275:TYR:CE2	2.90	0.52
1:G:31:ILE:CG2	1:G:65:LEU:CD1	2.88	0.52
1:G:98:VAL:HG12	1:G:99:VAL:CG1	2.37	0.52
1:G:400:ILE:HD11	1:G:408:VAL:HG11	1.91	0.52
1:G:452:ASN:OD1	1:G:454:PHE:CD2	2.63	0.52
1:H:465:GLY:O	1:H:466:VAL:HG13	2.10	0.52
1:I:48:LEU:HB2	1:I:56:VAL:HG23	1.82	0.52
1:I:433:ILE:HG22	1:I:451:LEU:CD2	2.40	0.52
1:J:39:LEU:CG	1:J:40:GLY:H	2.04	0.52
1:J:192:LEU:N	1:J:192:LEU:CD1	2.71	0.52
1:J:420:ARG:O	1:J:423:ALA:HB3	2.10	0.52
1:K:30:ILE:HG22	1:K:31:ILE:N	2.24	0.52
1:K:219:VAL:HG12	1:K:223:MET:SD	2.50	0.52
1:K:372:THR:HA	1:K:375:ASP:O	2.10	0.52
1:L:212:VAL:CG2	1:L:294:LYS:O	2.57	0.52
1:M:196:GLU:CG	1:M:331:MET:HE1	2.39	0.52
1:N:69:SER:OG	1:O:9:PRO:HA	2.10	0.52
1:N:139:ALA:HB1	1:N:377:ARG:HG3	1.92	0.52
1:N:233:ALA:CB	1:N:315:LEU:CG	2.88	0.52
1:O:188:VAL:HB	1:O:370:GLY:HA2	1.92	0.52
1:O:230:ALA:HB1	1:O:261:VAL:HG23	1.91	0.52
1:P:347:ILE:HG21	1:P:358:VAL:HG11	1.89	0.52
1:P:418:ILE:CB	1:P:419:PRO:HD3	2.38	0.52
1:A:12:MET:CE	1:B:68:MET:CG	2.86	0.52

Continued on next page...

Continued from previous page...

Atom-1	Atom-2	Interatomic distance (Å)	Clash overlap (Å)
1:C:118:THR:HG23	1:C:121:VAL:CG2	2.40	0.52
1:C:176:GLU:HB3	1:C:208:LEU:CD2	2.40	0.52
1:C:254:ILE:CG2	1:C:262:LEU:HD13	2.40	0.52
1:D:8:LEU:CG	1:D:12:MET:HG2	2.40	0.52
1:D:251:VAL:HG13	1:D:276:LEU:CD2	2.39	0.52
1:E:152:LYS:HZ3	1:E:462:CYS:CB	2.17	0.52
1:F:117:PRO:HA	1:F:120:VAL:CG1	2.39	0.52
1:F:235:LEU:CD1	1:F:310:LEU:HD22	2.40	0.52
1:F:237:CYS:C	1:F:266:LYS:HB2	2.31	0.52
1:F:254:ILE:O	1:F:254:ILE:CG2	2.56	0.52
1:F:347:ILE:CG2	1:F:358:VAL:CG1	2.83	0.52
1:F:418:ILE:HB	1:F:419:PRO:CD	2.40	0.52
1:G:12:MET:CE	1:H:68:MET:CA	2.75	0.52
1:G:173:ILE:CD1	1:G:206:THR:OG1	2.58	0.52
1:G:174:ILE:HG22	1:G:362:VAL:HG23	1.91	0.52
1:H:35:VAL:HG13	1:H:46:LYS:HZ2	1.73	0.52
1:H:166:ALA:HB3	1:H:203:ILE:CB	2.38	0.52
1:H:263:PHE:CD2	1:H:295:LEU:CD2	2.93	0.52
1:I:48:LEU:HG	1:I:68:MET:CE	2.39	0.52
1:J:115:VAL:HG23	1:J:119:ILE:HB	1.90	0.52
1:J:158:ILE:HD13	1:J:170:LEU:HB3	1.81	0.52
1:K:15:TYR:HB3	1:K:19:ASP:HB3	1.92	0.52
1:K:85:GLN:HE22	1:K:479:SER:CB	2.22	0.52
1:K:276:LEU:CD1	1:K:281:ILE:CD1	2.88	0.52
1:K:299:THR:CG2	1:K:334:VAL:CG1	2.87	0.52
1:K:431:ILE:O	1:K:431:ILE:CD1	2.46	0.52
1:L:254:ILE:HG23	1:L:262:LEU:HD12	1.91	0.52
1:M:156:THR:HB	1:M:467:VAL:O	2.09	0.52
1:M:237:CYS:CB	1:M:306:ASN:HB2	2.40	0.52
1:M:461:MET:CB	1:M:466:VAL:HG23	2.40	0.52
1:N:267:GLY:O	1:N:268:ILE:HG12	2.10	0.52
1:O:379:VAL:HG22	1:O:380:SER:H	1.73	0.52
1:P:63:THR:HA	1:P:66:ARG:CG	2.39	0.52
1:P:134:LEU:CD1	1:P:393:LEU:CD2	2.86	0.52
1:P:220:SER:HB3	1:P:223:MET:SD	2.50	0.52
1:A:14:ARG:CZ	1:B:34:THR:HA	2.36	0.52
1:A:416:GLU:O	1:A:420:ARG:HB2	2.09	0.52
1:B:134:LEU:HD12	1:B:393:LEU:CD1	2.38	0.52
1:B:150:LEU:O	1:B:175:VAL:HG21	2.08	0.52
1:B:206:THR:CB	1:B:347:ILE:CG2	2.85	0.52
1:C:255:LYS:HG2	1:C:279:GLU:CD	2.29	0.52

Continued on next page...

Continued from previous page...

Atom-1	Atom-2	Interatomic distance (Å)	Clash overlap (Å)
1:C:430:ALA:O	1:C:434:LEU:HD23	2.10	0.52
1:D:96:ALA:O	1:D:480:ALA:HB1	2.10	0.52
1:D:220:SER:CB	1:D:273:GLN:CB	2.77	0.52
1:E:178:VAL:HG21	1:E:366:VAL:CG1	2.38	0.52
1:E:326:ILE:HG21	1:E:331:MET:SD	2.50	0.52
1:G:142:VAL:HG11	1:G:149:ILE:HD13	1.89	0.52
1:G:406:LEU:H	1:G:406:LEU:HD12	1.75	0.52
1:H:106:LYS:HA	1:H:106:LYS:CE	2.40	0.52
1:H:237:CYS:SG	1:H:238:ALA:HB2	2.49	0.52
1:I:68:MET:C	1:J:9:PRO:N	2.63	0.52
1:I:209:ILE:HD11	1:I:213:LEU:HB2	1.92	0.52
1:I:236:ASN:HB2	1:I:265:GLN:OE1	2.10	0.52
1:I:248:LYS:HD2	1:I:275:TYR:CZ	2.44	0.52
1:J:247:LEU:CD1	1:J:272:ALA:HB2	2.39	0.52
1:J:448:CYS:SG	1:J:460:ASP:CB	2.98	0.52
1:K:15:TYR:O	1:K:20:ALA:HB2	2.09	0.52
1:K:34:THR:HG22	1:K:34:THR:O	2.08	0.52
1:K:138:ILE:CG1	1:K:385:THR:HG23	2.40	0.52
1:K:248:LYS:HE2	1:K:275:TYR:CZ	2.45	0.52
1:K:276:LEU:O	1:K:281:ILE:HB	2.10	0.52
1:K:393:LEU:HA	1:K:396:TYR:HB3	1.91	0.52
1:L:31:ILE:HD11	1:M:8:LEU:HD12	1.91	0.52
1:M:214:VAL:HG11	1:M:295:LEU:HD11	1.92	0.52
1:O:158:ILE:CD1	1:O:167:LYS:HA	2.36	0.52
1:O:384:SER:CB	1:O:441:HIS:HE1	2.23	0.52
1:O:418:ILE:O	1:O:422:LEU:HG	2.09	0.52
1:P:99:VAL:HG13	1:P:418:ILE:HD11	1.91	0.52
1:P:155:MET:HE3	1:P:465:GLY:O	2.10	0.52
1:A:119:ILE:HD12	1:A:403:ARG:HA	1.91	0.52
1:A:139:ALA:HB3	1:A:377:ARG:CG	2.40	0.52
1:B:178:VAL:HG22	1:B:366:VAL:CG1	2.39	0.52
1:B:239:ILE:CG2	1:B:268:ILE:HG23	2.40	0.52
1:C:136:LYS:C	1:C:139:ALA:HB3	2.29	0.52
1:C:157:SER:HB3	1:C:365:ALA:HB2	1.91	0.52
1:C:233:ALA:HB1	1:C:310:LEU:HD12	1.85	0.52
1:C:257:SER:CB	1:C:312:ALA:HB2	2.40	0.52
1:C:347:ILE:HG21	1:C:358:VAL:HG12	1.91	0.52
1:D:9:PRO:HD2	1:E:69:SER:O	2.10	0.52
1:D:117:PRO:HA	1:D:120:VAL:CG1	2.40	0.52
1:D:150:LEU:CD2	1:D:175:VAL:HG13	2.29	0.52
1:D:178:VAL:HG22	1:D:193:ILE:HD11	1.91	0.52

Continued on next page...

Continued from previous page...

Atom-1	Atom-2	Interatomic distance (Å)	Clash overlap (Å)
1:D:461:MET:SD	1:D:466:VAL:CG2	2.98	0.52
1:E:25:ILE:HD13	1:E:108:GLU:CG	2.39	0.52
1:E:34:THR:HG22	1:E:35:VAL:CG1	2.29	0.52
1:E:339:HIS:CE1	1:E:341:LYS:HD2	2.44	0.52
1:E:459:GLU:OE1	1:E:459:GLU:CA	2.57	0.52
1:F:347:ILE:HD12	1:F:359:ALA:HB2	1.91	0.52
1:G:31:ILE:CG2	1:G:65:LEU:HD11	2.40	0.52
1:G:178:VAL:O	1:G:178:VAL:HG12	2.08	0.52
1:G:195:ILE:HG21	1:G:359:ALA:HB1	1.92	0.52
1:G:418:ILE:HB	1:G:419:PRO:HD3	1.91	0.52
1:G:431:ILE:O	1:G:435:VAL:HG23	2.09	0.52
1:G:448:CYS:HB2	1:G:460:ASP:CB	2.40	0.52
1:G:459:GLU:HB2	1:G:461:MET:HE1	1.84	0.52
1:H:14:ARG:HD2	1:H:494:ILE:HG12	1.91	0.52
1:H:198:LYS:N	1:H:355:ILE:HD13	2.25	0.52
1:H:310:LEU:CD2	1:H:315:LEU:HD21	2.40	0.52
1:H:448:CYS:HB2	1:H:460:ASP:OD1	2.09	0.52
1:I:70:VAL:HA	1:J:8:LEU:N	2.25	0.52
1:I:254:ILE:HG12	1:I:310:LEU:HD23	1.91	0.52
1:J:211:GLY:CA	1:J:337:CYS:SG	2.98	0.52
1:K:130:LYS:CD	1:K:393:LEU:HD23	2.40	0.52
1:K:254:ILE:HD12	1:K:276:LEU:HD11	1.92	0.52
1:L:124:TYR:HD1	1:L:407:ALA:HB1	1.69	0.52
1:L:265:GLN:HE21	1:L:266:LYS:HZ1	1.58	0.52
1:M:15:TYR:HD2	1:M:19:ASP:HB3	1.70	0.52
1:M:93:THR:O	1:M:97:VAL:HG23	2.09	0.52
1:M:158:ILE:HD13	1:M:170:LEU:HB2	1.91	0.52
1:N:178:VAL:HG21	1:N:366:VAL:HG13	1.92	0.52
1:O:263:PHE:CE2	1:O:295:LEU:HD21	2.44	0.52
1:P:139:ALA:CB	1:P:377:ARG:HD2	2.40	0.52
1:P:167:LYS:HG3	1:P:168:GLU:N	2.25	0.52
1:A:25:ILE:HD13	1:A:108:GLU:CD	2.29	0.52
1:A:104:LEU:CD2	1:A:488:LEU:HD12	2.40	0.52
1:A:170:LEU:HD12	1:A:358:VAL:CG1	2.39	0.52
1:B:235:LEU:CD1	1:B:307:ILE:HD12	2.40	0.52
1:C:31:ILE:O	1:C:35:VAL:HG22	2.10	0.52
1:C:51:ASP:HB2	1:C:52:LEU:CD1	2.39	0.52
1:C:150:LEU:HD23	1:C:175:VAL:HG12	1.90	0.52
1:D:117:PRO:HA	1:D:120:VAL:HG11	1.91	0.52
1:D:134:LEU:CD1	1:D:393:LEU:CD2	2.88	0.52
1:D:406:LEU:CD2	1:D:406:LEU:N	2.66	0.52

Continued on next page...

Continued from previous page...

Atom-1	Atom-2	Interatomic distance (Å)	Clash overlap (Å)
1:E:9:PRO:HD3	1:F:68:MET:HA	0.73	0.52
1:E:9:PRO:CG	1:F:68:MET:HE2	2.35	0.52
1:E:22:ARG:C	1:E:24:ASN:H	2.13	0.52
1:E:198:LYS:HG3	1:E:326:ILE:HD13	1.91	0.52
1:E:296:ALA:HB1	1:E:301:ALA:O	2.10	0.52
1:F:9:PRO:CD	1:G:68:MET:CG	2.85	0.52
1:F:238:ALA:C	1:F:307:ILE:HG23	2.31	0.52
1:F:239:ILE:CD1	1:F:254:ILE:HD11	2.33	0.52
1:G:31:ILE:O	1:G:34:THR:HB	2.10	0.52
1:G:210:LYS:CG	1:G:343:VAL:HG23	2.39	0.52
1:G:235:LEU:HB2	1:G:310:LEU:HD13	1.92	0.52
1:H:135:LEU:HA	1:H:138:ILE:HD11	1.91	0.52
1:I:29:ARG:O	1:I:32:ALA:HB3	2.09	0.52
1:I:39:LEU:HD11	1:I:91:ASP:OD2	2.10	0.52
1:I:68:MET:HG2	1:J:8:LEU:HD22	1.92	0.52
1:I:70:VAL:HA	1:J:8:LEU:H	1.75	0.52
1:I:132:GLN:NE2	1:I:132:GLN:HA	2.25	0.52
1:I:212:VAL:N	1:I:298:ALA:CB	2.73	0.52
1:K:262:LEU:CD1	1:K:310:LEU:CD1	2.85	0.52
1:L:42:LYS:HD2	1:L:426:ALA:N	2.25	0.52
1:L:237:CYS:HB3	1:L:306:ASN:CA	2.39	0.52
1:L:254:ILE:CG2	1:L:262:LEU:CD1	2.84	0.52
1:L:437:VAL:HG11	1:L:451:LEU:CD1	2.39	0.52
1:M:115:VAL:HG21	1:M:119:ILE:CG2	2.40	0.52
1:M:414:ALA:O	1:M:417:VAL:HG23	2.10	0.52
1:N:235:LEU:CG	1:N:307:ILE:HA	2.38	0.52
1:N:325:LYS:NZ	1:N:328:GLY:H	2.08	0.52
1:N:343:VAL:O	1:N:343:VAL:CG1	2.55	0.52
1:N:404:GLU:O	1:N:408:VAL:HG13	2.09	0.52
1:O:216:LYS:HD2	1:O:285:ARG:O	2.10	0.52
1:P:105:ARG:CG	1:P:106:LYS:N	2.73	0.52
1:P:158:ILE:HG12	1:P:361:ALA:HB1	1.91	0.52
1:P:222:GLN:CB	1:P:277:ALA:HB1	2.40	0.52
1:A:77:MET:HE2	1:A:486:MET:HE1	1.90	0.51
1:A:140:CYS:HB3	1:A:446:ASN:CB	2.37	0.51
1:A:235:LEU:HD21	1:A:307:ILE:CA	2.38	0.51
1:A:339:HIS:NE2	1:A:341:LYS:HD2	2.25	0.51
1:A:403:ARG:CB	1:J:431:ILE:HD11	2.39	0.51
1:B:78:LEU:CD1	1:B:487:LEU:CD2	2.83	0.51
1:B:178:VAL:HG22	1:B:366:VAL:CG2	2.39	0.51
1:C:77:MET:O	1:C:487:LEU:HD11	2.10	0.51

Continued on next page...

Continued from previous page...

Atom-1	Atom-2	Interatomic distance (Å)	Clash overlap (Å)
1:D:77:MET:HE2	1:D:486:MET:CE	2.39	0.51
1:D:345:MET:HE2	1:D:362:VAL:HG11	1.93	0.51
1:D:450:GLY:HA3	1:D:459:GLU:HB3	1.92	0.51
1:F:461:MET:HG3	1:F:466:VAL:O	2.10	0.51
1:G:70:VAL:CG2	1:G:76:LYS:HG3	2.40	0.51
1:G:198:LYS:HB3	1:G:326:ILE:HD13	1.91	0.51
1:G:494:ILE:HG21	1:H:68:MET:HG3	1.92	0.51
1:H:199:SER:CB	1:H:327:SER:CB	2.85	0.51
1:H:235:LEU:HD23	1:H:306:ASN:C	2.31	0.51
1:H:237:CYS:O	1:H:307:ILE:HG22	2.10	0.51
1:H:461:MET:SD	1:H:466:VAL:HG21	2.50	0.51
1:I:42:LYS:HE3	1:J:118:THR:HG21	1.92	0.51
1:J:12:MET:CG	1:J:494:ILE:CG2	2.68	0.51
1:J:19:ASP:OD1	1:J:19:ASP:N	2.44	0.51
1:J:30:ILE:CG2	1:J:31:ILE:HD13	2.38	0.51
1:J:77:MET:HB3	1:J:80:GLU:OE1	2.10	0.51
1:J:134:LEU:HB3	1:J:392:LYS:CE	2.36	0.51
1:K:263:PHE:CD2	1:K:295:LEU:CD2	2.91	0.51
1:L:31:ILE:HG21	1:L:65:LEU:HD21	1.92	0.51
1:L:239:ILE:CG2	1:L:307:ILE:HB	2.37	0.51
1:L:433:ILE:CG2	1:L:451:LEU:CD2	2.87	0.51
1:M:99:VAL:CG1	1:M:418:ILE:CD1	2.88	0.51
1:M:248:LYS:CE	1:M:275:TYR:CZ	2.93	0.51
1:N:115:VAL:CG2	1:N:403:ARG:NE	2.71	0.51
1:N:158:ILE:HG12	1:N:361:ALA:CB	2.30	0.51
1:N:223:MET:HE2	1:N:283:ALA:HB3	1.91	0.51
1:O:135:LEU:HD21	1:O:385:THR:CG2	2.40	0.51
1:P:77:MET:HE2	1:P:487:LEU:CG	2.40	0.51
1:P:142:VAL:HG11	1:P:378:ILE:HD13	1.91	0.51
1:P:153:ILE:HD11	1:P:378:ILE:HG22	1.92	0.51
1:P:158:ILE:HD12	1:P:167:LYS:HA	1.90	0.51
1:P:178:VAL:HG13	1:P:188:VAL:HG11	1.90	0.51
1:P:234:LEU:CD1	1:P:301:ALA:CB	2.88	0.51
1:A:235:LEU:HD22	1:A:236:ASN:N	2.24	0.51
1:A:459:GLU:HB3	1:A:461:MET:HE1	1.92	0.51
1:B:42:LYS:CB	1:B:425:ASN:HB2	2.41	0.51
1:B:73:PRO:HB3	1:C:55:VAL:HG11	1.92	0.51
1:B:135:LEU:HA	1:B:138:ILE:CD1	2.38	0.51
1:B:142:VAL:HG11	1:B:378:ILE:HD13	1.90	0.51
1:B:211:GLY:O	1:B:298:ALA:HB2	2.09	0.51
1:B:214:VAL:HG12	1:B:291:ASP:HB3	1.92	0.51

Continued on next page...

Continued from previous page...

Atom-1	Atom-2	Interatomic distance (Å)	Clash overlap (Å)
1:B:486:MET:HG2	1:B:487:LEU:N	2.25	0.51
1:C:239:ILE:HD12	1:C:307:ILE:HD11	1.85	0.51
1:C:469:PRO:HG2	1:C:472:VAL:CG2	2.39	0.51
1:D:223:MET:HE2	1:D:283:ALA:HB3	1.90	0.51
1:D:368:VAL:CG1	1:D:469:PRO:HG2	2.41	0.51
1:E:178:VAL:CG1	1:E:188:VAL:CG1	2.70	0.51
1:E:192:LEU:CG	1:E:342:ALA:HB2	2.33	0.51
1:F:235:LEU:CD2	1:F:307:ILE:HD13	2.39	0.51
1:F:235:LEU:N	1:F:292:MET:HE1	2.25	0.51
1:F:241:GLU:HG3	1:F:250:MET:SD	2.50	0.51
1:H:38:THR:HB	1:H:46:LYS:HZ2	1.74	0.51
1:H:57:VAL:O	1:H:58:THR:HG23	2.09	0.51
1:H:135:LEU:HD23	1:H:138:ILE:CD1	2.39	0.51
1:I:8:LEU:HD13	1:I:494:ILE:CG2	2.40	0.51
1:I:177:ALA:HB2	1:I:208:LEU:HD21	1.92	0.51
1:I:178:VAL:HG22	1:I:366:VAL:CG1	2.40	0.51
1:J:48:LEU:HD11	1:J:64:ILE:HA	1.93	0.51
1:J:134:LEU:CD1	1:J:393:LEU:HG	2.40	0.51
1:J:211:GLY:HA3	1:J:337:CYS:SG	2.51	0.51
1:K:135:LEU:HG	1:K:389:LEU:HD21	1.91	0.51
1:K:233:ALA:CA	1:K:315:LEU:CD2	2.87	0.51
1:K:235:LEU:CG	1:K:307:ILE:HA	2.40	0.51
1:L:165:LYS:N	1:L:165:LYS:HD2	2.22	0.51
1:M:303:VAL:HG22	1:M:303:VAL:O	2.11	0.51
1:N:192:LEU:O	1:N:342:ALA:HA	2.10	0.51
1:N:223:MET:HB3	1:N:282:VAL:CA	2.37	0.51
1:N:240:GLU:CG	1:N:240:GLU:O	2.59	0.51
1:O:232:ILE:HG13	1:O:261:VAL:CG1	2.41	0.51
1:P:220:SER:HB2	1:P:273:GLN:CB	2.40	0.51
1:P:255:LYS:HD3	1:P:279:GLU:HB3	1.92	0.51
1:P:375:ASP:HB3	1:P:377:ARG:NH1	2.23	0.51
1:A:84:THR:O	1:A:84:THR:CG2	2.58	0.51
1:A:215:ASP:O	1:A:216:LYS:HG3	2.11	0.51
1:A:394:ARG:NH2	1:A:413:ASP:CG	2.64	0.51
1:C:206:THR:HB	1:C:347:ILE:HG23	1.91	0.51
1:C:406:LEU:H	1:C:406:LEU:CD1	2.23	0.51
1:D:223:MET:HG2	1:D:281:ILE:O	2.10	0.51
1:D:233:ALA:HB1	1:D:310:LEU:HD22	1.90	0.51
1:E:25:ILE:CD1	1:E:108:GLU:CG	2.85	0.51
1:E:48:LEU:C	1:E:49:VAL:HG23	2.30	0.51
1:E:274:HIS:ND1	1:E:274:HIS:O	2.44	0.51

Continued on next page...

Continued from previous page...

Atom-1	Atom-2	Interatomic distance (Å)	Clash overlap (Å)
1:E:403:ARG:HB3	1:E:406:LEU:HD11	1.84	0.51
1:F:9:PRO:HD3	1:G:68:MET:CG	2.41	0.51
1:F:215:ASP:OD1	1:F:331:MET:HG2	2.10	0.51
1:G:130:LYS:HZ3	1:G:134:LEU:HD11	1.74	0.51
1:G:181:VAL:HG23	1:G:182:VAL:N	2.26	0.51
1:G:198:LYS:HG3	1:G:331:MET:SD	2.50	0.51
1:G:391:MET:CE	1:G:438:ARG:HB3	2.40	0.51
1:G:452:ASN:ND2	1:G:454:PHE:HB2	2.23	0.51
1:H:132:GLN:O	1:H:136:LYS:HD3	2.09	0.51
1:I:437:VAL:HA	1:I:458:VAL:CG2	2.39	0.51
1:J:219:VAL:HB	1:J:283:ALA:O	2.10	0.51
1:K:69:SER:HB3	1:L:9:PRO:CA	2.38	0.51
1:K:214:VAL:HB	1:K:291:ASP:CG	2.30	0.51
1:K:232:ILE:CG1	1:K:261:VAL:CG1	2.88	0.51
1:K:232:ILE:HD11	1:K:321:VAL:HG21	1.92	0.51
1:M:8:LEU:CG	1:M:12:MET:CE	2.88	0.51
1:M:68:MET:CB	1:N:9:PRO:HD3	2.40	0.51
1:M:155:MET:SD	1:M:167:LYS:HE3	2.50	0.51
1:M:381:GLY:HA3	1:M:461:MET:CG	2.40	0.51
1:N:48:LEU:HD21	1:O:494:ILE:HD12	1.91	0.51
1:O:46:LYS:HG2	1:P:492:ASP:CG	2.31	0.51
1:O:106:LYS:HA	1:O:109:GLU:HG3	1.92	0.51
1:O:227:VAL:HG11	1:O:260:ASN:CG	2.31	0.51
1:O:276:LEU:CB	1:O:281:ILE:HD12	2.40	0.51
1:O:384:SER:OG	1:O:441:HIS:HE1	1.93	0.51
1:A:141:GLU:O	1:A:142:VAL:HB	2.09	0.51
1:A:339:HIS:NE2	1:A:341:LYS:CD	2.74	0.51
1:B:150:LEU:HB3	1:B:175:VAL:HG11	1.92	0.51
1:C:42:LYS:HG3	1:C:425:ASN:HB2	1.92	0.51
1:C:218:ARG:CG	1:C:218:ARG:NH1	2.53	0.51
1:C:437:VAL:HG11	1:C:451:LEU:HD11	1.91	0.51
1:D:73:PRO:CB	1:E:47:MET:HE3	2.40	0.51
1:D:431:ILE:HD12	1:M:406:LEU:HD21	1.93	0.51
1:F:34:THR:HB	1:F:35:VAL:HG22	1.92	0.51
1:G:22:ARG:O	1:G:26:LEU:HB2	2.10	0.51
1:I:79:ILE:O	1:I:83:LYS:HB2	2.09	0.51
1:I:163:ALA:C	1:I:165:LYS:N	2.61	0.51
1:I:299:THR:HG21	1:I:334:VAL:HG11	1.93	0.51
1:I:437:VAL:HG11	1:I:451:LEU:HD11	1.93	0.51
1:J:42:LYS:HB3	1:J:425:ASN:HB3	1.91	0.51
1:J:134:LEU:HD22	1:J:392:LYS:CE	2.40	0.51

Continued on next page...

Continued from previous page...

Atom-1	Atom-2	Interatomic distance (Å)	Clash overlap (Å)
1:K:215:ASP:C	1:K:216:LYS:HG2	2.31	0.51
1:K:225:LYS:O	1:K:226:LYS:HB2	2.10	0.51
1:L:158:ILE:O	1:L:164:GLU:HA	2.11	0.51
1:M:192:LEU:CD2	1:M:342:ALA:CB	2.67	0.51
1:N:375:ASP:HB3	1:N:377:ARG:NH2	2.25	0.51
1:N:384:SER:CA	1:N:441:HIS:CE1	2.93	0.51
1:N:418:ILE:HB	1:N:419:PRO:HD3	1.92	0.51
1:O:211:GLY:C	1:O:298:ALA:CB	2.78	0.51
1:O:263:PHE:CE1	1:O:332:ILE:HD13	2.44	0.51
1:O:380:SER:HB3	1:O:467:VAL:HG13	1.91	0.51
1:P:170:LEU:HD11	1:P:358:VAL:CG2	2.40	0.51
1:P:188:VAL:CG1	1:P:189:ASP:N	2.73	0.51
1:P:235:LEU:HD12	1:P:307:ILE:HD13	1.90	0.51
1:P:236:ASN:OD1	1:P:236:ASN:O	2.28	0.51
1:A:77:MET:HA	1:A:80:GLU:CD	2.30	0.51
1:B:130:LYS:NZ	1:B:393:LEU:HD23	2.23	0.51
1:E:114:ASN:O	1:E:114:ASN:ND2	2.44	0.51
1:E:235:LEU:N	1:E:310:LEU:CD1	2.74	0.51
1:E:241:GLU:CG	1:E:250:MET:SD	2.99	0.51
1:E:420:ARG:O	1:E:423:ALA:HB3	2.11	0.51
1:I:173:ILE:HG13	1:I:345:MET:HG2	1.93	0.51
1:J:220:SER:HB3	1:J:223:MET:HG3	1.92	0.51
1:J:235:LEU:HB3	1:J:307:ILE:HG22	1.91	0.51
1:J:239:ILE:CD1	1:J:307:ILE:CG1	2.88	0.51
1:J:387:VAL:HG21	1:J:437:VAL:CG1	2.40	0.51
1:K:37:SER:O	1:K:43:GLY:HA2	2.11	0.51
1:K:101:GLY:HA2	1:K:104:LEU:HD12	1.91	0.51
1:L:130:LYS:NZ	1:L:393:LEU:HD23	2.25	0.51
1:L:433:ILE:O	1:L:437:VAL:HG23	2.11	0.51
1:M:469:PRO:CD	1:M:472:VAL:HG11	2.40	0.51
1:O:68:MET:CE	1:O:68:MET:CA	2.83	0.51
1:P:97:VAL:O	1:P:100:ALA:HB3	2.11	0.51
1:P:236:ASN:ND2	1:P:305:THR:CG2	2.74	0.51
1:A:35:VAL:HA	1:A:46:LYS:CE	2.41	0.51
1:A:296:ALA:HB1	1:A:301:ALA:O	2.10	0.51
1:A:428:LEU:HG	1:A:429:ASP:H	1.74	0.51
1:B:170:LEU:O	1:B:174:ILE:HD13	2.11	0.51
1:B:223:MET:CE	1:B:283:ALA:HB3	2.41	0.51
1:B:235:LEU:HD21	1:B:307:ILE:CB	2.40	0.51
1:B:238:ALA:C	1:B:307:ILE:HG23	2.30	0.51
1:C:155:MET:HE2	1:C:465:GLY:CA	2.41	0.51

Continued on next page...

Continued from previous page...

Atom-1	Atom-2	Interatomic distance (Å)	Clash overlap (Å)
1:D:42:LYS:CB	1:D:425:ASN:CB	2.86	0.51
1:D:124:TYR:CZ	1:D:407:ALA:HA	2.45	0.51
1:D:146:ASP:O	1:D:150:LEU:HD13	2.10	0.51
1:D:232:ILE:CG1	1:D:299:THR:HG21	2.41	0.51
1:D:447:LYS:HB3	1:D:447:LYS:HZ2	1.75	0.51
1:E:211:GLY:C	1:E:298:ALA:HB1	2.31	0.51
1:F:9:PRO:HA	1:G:69:SER:HA	1.89	0.51
1:F:93:THR:O	1:F:97:VAL:HG23	2.10	0.51
1:F:307:ILE:HD13	1:F:310:LEU:CD2	2.40	0.51
1:F:461:MET:HG3	1:F:467:VAL:HG22	1.93	0.51
1:G:34:THR:CG2	1:G:35:VAL:N	2.70	0.51
1:G:234:LEU:HD12	1:G:301:ALA:HB3	1.92	0.51
1:H:116:HIS:CD2	1:H:117:PRO:HG2	2.46	0.51
1:H:156:THR:CG2	1:H:467:VAL:C	2.79	0.51
1:H:237:CYS:CB	1:H:238:ALA:CB	2.87	0.51
1:H:464:ASN:CB	1:H:466:VAL:HG22	2.41	0.51
1:J:85:GLN:OE1	1:J:475:GLN:HB3	2.10	0.51
1:J:299:THR:CG2	1:J:334:VAL:HG12	2.41	0.51
1:J:383:GLY:HA2	1:J:386:GLU:HG2	1.93	0.51
1:K:387:VAL:HG21	1:K:437:VAL:CG1	2.41	0.51
1:L:344:THR:HG22	1:L:345:MET:H	1.76	0.51
1:L:423:ALA:HB1	1:L:430:ALA:CB	2.40	0.51
1:M:215:ASP:OD2	1:M:331:MET:HG2	2.11	0.51
1:N:433:ILE:CG2	1:N:451:LEU:CD2	2.89	0.51
1:O:190:LYS:NZ	1:O:367:GLY:CA	2.73	0.51
1:P:194:LYS:HG2	1:P:195:ILE:N	2.26	0.51
1:P:314:ASP:O	1:P:315:LEU:HD23	2.11	0.51
1:A:105:ARG:CZ	1:A:106:LYS:CG	2.89	0.51
1:A:156:THR:HG21	1:A:468:GLU:HG2	1.93	0.51
1:A:197:LYS:HB2	1:A:355:ILE:HD12	1.93	0.51
1:A:485:GLU:O	1:A:489:ARG:HG3	2.10	0.51
1:B:170:LEU:HD21	1:B:358:VAL:HG11	1.92	0.51
1:C:100:ALA:CB	1:C:484:THR:HG21	2.33	0.51
1:C:248:LYS:HD2	1:C:275:TYR:CE2	2.46	0.51
1:E:42:LYS:CE	1:E:426:ALA:CA	2.89	0.51
1:E:134:LEU:HD11	1:E:393:LEU:HD21	1.92	0.51
1:E:346:LEU:HD21	1:E:348:ARG:HD3	1.93	0.51
1:F:182:VAL:HB	1:F:188:VAL:CG2	2.28	0.51
1:F:461:MET:SD	1:F:466:VAL:HG23	2.51	0.51
1:G:163:ALA:CA	1:G:165:LYS:H	2.24	0.51
1:G:406:LEU:CD1	1:P:431:ILE:CD1	2.84	0.51

Continued on next page...

Continued from previous page...

Atom-1	Atom-2	Interatomic distance (Å)	Clash overlap (Å)
1:G:450:GLY:C	1:G:451:LEU:HD12	2.30	0.51
1:H:339:HIS:CE1	1:H:341:LYS:CE	2.93	0.51
1:I:152:LYS:NZ	1:I:462:CYS:HB3	2.26	0.51
1:I:166:ALA:HB2	1:I:203:ILE:CG2	2.41	0.51
1:I:326:ILE:HG21	1:I:331:MET:SD	2.51	0.51
1:K:115:VAL:HG23	1:K:119:ILE:CB	2.35	0.51
1:K:134:LEU:HD22	1:K:392:LYS:HZ2	1.74	0.51
1:K:197:LYS:CA	1:K:355:ILE:HD12	2.41	0.51
1:M:68:MET:CA	1:N:9:PRO:CD	2.79	0.51
1:M:105:ARG:O	1:M:108:GLU:HB3	2.11	0.51
1:M:214:VAL:CG1	1:M:291:ASP:HB2	2.41	0.51
1:M:431:ILE:CG1	1:M:431:ILE:O	2.57	0.51
1:N:156:THR:HG21	1:N:467:VAL:C	2.31	0.51
1:N:219:VAL:HG11	1:N:273:GLN:NE2	2.25	0.51
1:N:389:LEU:CD1	1:N:415:LEU:CD1	2.89	0.51
1:O:23:MET:HE2	1:O:72:HIS:CE1	2.46	0.51
1:O:227:VAL:HG12	1:O:228:THR:N	2.26	0.51
1:P:96:ALA:HB1	1:P:480:ALA:CB	2.40	0.51
1:P:105:ARG:NH1	1:P:106:LYS:CD	2.65	0.51
1:P:452:ASN:HB3	1:P:459:GLU:OE1	2.10	0.51
1:A:12:MET:CG	1:A:494:ILE:CG2	2.87	0.51
1:A:124:TYR:HD1	1:A:407:ALA:HB1	1.70	0.51
1:A:379:VAL:HG22	1:A:380:SER:N	2.26	0.51
1:B:120:VAL:HG21	1:B:488:LEU:HD11	1.92	0.51
1:B:135:LEU:HD23	1:B:385:THR:HG21	1.93	0.51
1:B:196:GLU:CG	1:B:331:MET:HE1	2.40	0.51
1:B:235:LEU:HG	1:B:307:ILE:HG13	1.92	0.51
1:D:42:LYS:CG	1:D:425:ASN:CB	2.86	0.51
1:D:122:LYS:HB3	1:D:404:GLU:OE2	2.11	0.51
1:E:204:ASP:OD1	1:E:204:ASP:N	2.44	0.51
1:E:209:ILE:HD11	1:E:213:LEU:HB2	1.91	0.51
1:E:227:VAL:HG11	1:E:260:ASN:HD21	1.71	0.51
1:E:233:ALA:HB2	1:E:315:LEU:HD11	1.93	0.51
1:F:148:GLU:O	1:F:148:GLU:HG3	2.10	0.51
1:F:356:GLU:O	1:F:359:ALA:HB3	2.11	0.51
1:G:124:TYR:CD1	1:G:407:ALA:HB1	2.46	0.51
1:G:235:LEU:HD11	1:G:307:ILE:HD12	1.92	0.51
1:G:237:CYS:HA	1:G:307:ILE:N	2.25	0.51
1:G:418:ILE:CB	1:G:419:PRO:HD3	2.41	0.51
1:I:85:GLN:OE1	1:I:475:GLN:HB3	2.10	0.51
1:I:98:VAL:HG12	1:I:99:VAL:N	2.26	0.51

Continued on next page...

Continued from previous page...

Atom-1	Atom-2	Interatomic distance (Å)	Clash overlap (Å)
1:I:153:ILE:HD11	1:I:378:ILE:HB	1.90	0.51
1:I:234:LEU:CB	1:I:292:MET:CE	2.74	0.51
1:I:236:ASN:OD1	1:I:236:ASN:C	2.46	0.51
1:I:404:GLU:O	1:I:407:ALA:HB3	2.11	0.51
1:K:437:VAL:HG11	1:K:451:LEU:CD1	2.37	0.51
1:L:156:THR:HG21	1:L:468:GLU:CB	2.40	0.51
1:L:384:SER:HB3	1:L:441:HIS:CE1	2.45	0.51
1:N:42:LYS:HD2	1:O:118:THR:HG21	1.93	0.51
1:N:105:ARG:NH1	1:N:106:LYS:CD	2.74	0.51
1:N:115:VAL:HG11	1:N:119:ILE:HB	1.93	0.51
1:N:116:HIS:HE1	1:N:118:THR:OG1	1.94	0.51
1:N:212:VAL:CG2	1:N:294:LYS:O	2.59	0.51
1:N:219:VAL:HG22	1:N:219:VAL:O	2.11	0.51
1:N:223:MET:HE3	1:N:273:GLN:HB3	1.92	0.51
1:N:234:LEU:CB	1:N:292:MET:CE	2.89	0.51
1:N:434:LEU:N	1:N:434:LEU:HD23	2.25	0.51
1:O:299:THR:CG2	1:O:334:VAL:CG1	2.78	0.51
1:O:403:ARG:CG	1:O:403:ARG:NH1	2.74	0.51
1:O:437:VAL:HG11	1:O:451:LEU:HD11	1.93	0.51
1:P:153:ILE:HG22	1:P:469:PRO:HG3	1.88	0.51
1:P:218:ARG:CZ	1:P:282:VAL:HG11	2.41	0.51
1:P:263:PHE:CG	1:P:295:LEU:HD13	2.46	0.51
1:A:130:LYS:HZ2	1:A:393:LEU:HD23	1.76	0.51
1:A:181:VAL:HG23	1:A:182:VAL:N	2.26	0.51
1:B:48:LEU:HD13	1:B:68:MET:SD	2.50	0.51
1:C:150:LEU:CG	1:C:175:VAL:CG1	2.89	0.51
1:C:158:ILE:HD12	1:C:167:LYS:HB2	1.92	0.51
1:C:479:SER:O	1:C:483:SER:HB2	2.11	0.51
1:E:105:ARG:NH1	1:E:106:LYS:HG3	2.26	0.51
1:F:178:VAL:HG23	1:F:178:VAL:O	2.11	0.51
1:F:234:LEU:HD11	1:F:301:ALA:CB	2.39	0.51
1:F:384:SER:OG	1:F:441:HIS:HE1	1.94	0.51
1:G:238:ALA:C	1:G:307:ILE:HG22	2.31	0.51
1:G:267:GLY:C	1:G:268:ILE:HG12	2.31	0.51
1:H:81:VAL:HG11	1:H:483:SER:OG	2.11	0.51
1:H:235:LEU:O	1:H:264:CYS:HA	2.10	0.51
1:I:161:LYS:HD3	1:I:357:GLU:CD	2.31	0.51
1:J:174:ILE:HG22	1:J:362:VAL:HG21	1.92	0.51
1:J:247:LEU:HD11	1:J:272:ALA:CB	2.40	0.51
1:M:346:LEU:CD2	1:M:348:ARG:HD3	2.41	0.51
1:M:469:PRO:CG	1:M:472:VAL:HG11	2.41	0.51

Continued on next page...

Continued from previous page...

Atom-1	Atom-2	Interatomic distance (Å)	Clash overlap (Å)
1:N:68:MET:HG3	1:O:8:LEU:CG	2.41	0.51
1:N:170:LEU:CD2	1:N:358:VAL:CG1	2.87	0.51
1:O:136:LYS:O	1:O:139:ALA:HB3	2.10	0.51
1:O:241:GLU:HB3	1:O:246:MET:HG2	1.93	0.51
1:P:130:LYS:O	1:P:130:LYS:CD	2.57	0.51
1:A:23:MET:HE3	1:A:72:HIS:CE1	2.46	0.51
1:A:210:LYS:HG2	1:A:343:VAL:CG2	2.41	0.51
1:A:239:ILE:HG22	1:A:267:GLY:O	2.11	0.51
1:B:30:ILE:HG22	1:B:31:ILE:CG1	2.41	0.51
1:B:105:ARG:CG	1:B:105:ARG:NH1	2.57	0.51
1:B:134:LEU:HD22	1:B:392:LYS:HZ1	1.74	0.51
1:B:192:LEU:HG	1:B:297:LYS:HD3	1.93	0.51
1:C:368:VAL:CG2	1:C:469:PRO:HG3	2.41	0.51
1:E:194:LYS:HB2	1:E:294:LYS:HD3	1.91	0.51
1:E:235:LEU:HD11	1:E:310:LEU:HB3	1.92	0.51
1:E:299:THR:HG21	1:E:334:VAL:CG1	2.41	0.51
1:F:158:ILE:HG22	1:F:164:GLU:HA	1.93	0.51
1:F:178:VAL:HG12	1:F:193:ILE:CD1	2.41	0.51
1:F:212:VAL:CB	1:F:298:ALA:CB	2.89	0.51
1:F:326:ILE:HG21	1:F:331:MET:SD	2.51	0.51
1:G:12:MET:HE3	1:H:69:SER:N	2.26	0.51
1:G:132:GLN:CD	1:G:478:GLN:NE2	2.64	0.51
1:H:48:LEU:N	1:H:48:LEU:HD23	2.27	0.51
1:H:150:LEU:HD23	1:H:175:VAL:CG1	2.41	0.51
1:H:346:LEU:CD2	1:H:348:ARG:HD3	2.41	0.51
1:H:387:VAL:HG12	1:H:438:ARG:HG2	1.93	0.51
1:H:437:VAL:HA	1:H:458:VAL:HG21	1.92	0.51
1:H:448:CYS:SG	1:H:460:ASP:HA	2.51	0.51
1:K:77:MET:HE2	1:K:487:LEU:CD1	2.40	0.51
1:K:96:ALA:CA	1:K:480:ALA:HB2	2.40	0.51
1:K:211:GLY:C	1:K:298:ALA:CB	2.79	0.51
1:K:310:LEU:HD21	1:K:315:LEU:HD21	1.92	0.51
1:K:341:LYS:HB3	1:K:341:LYS:NZ	2.26	0.51
1:L:188:VAL:CG1	1:L:373:ILE:CG1	2.82	0.51
1:M:42:LYS:HG3	1:M:426:ALA:HB2	1.93	0.51
1:M:190:LYS:NZ	1:M:367:GLY:HA2	2.26	0.51
1:M:420:ARG:NH2	1:M:430:ALA:HB3	2.26	0.51
1:N:42:LYS:HZ2	1:O:118:THR:CG2	2.24	0.51
1:N:116:HIS:HB2	1:N:117:PRO:HD2	1.92	0.51
1:N:135:LEU:HD21	1:N:385:THR:HG21	1.91	0.51
1:N:138:ILE:CD1	1:N:379:VAL:HG21	2.41	0.51

Continued on next page...

Continued from previous page...

Atom-1	Atom-2	Interatomic distance (Å)	Clash overlap (Å)
1:N:369:VAL:O	1:N:373:ILE:HG13	2.10	0.51
1:O:339:HIS:CE1	1:O:341:LYS:CD	2.91	0.51
1:O:351:THR:O	1:O:355:ILE:HG12	2.11	0.51
1:P:177:ALA:O	1:P:181:VAL:HG13	2.11	0.51
1:B:77:MET:HA	1:B:80:GLU:OE1	2.11	0.50
1:B:379:VAL:HG22	1:B:380:SER:CB	2.41	0.50
1:B:387:VAL:O	1:B:391:MET:HG2	2.11	0.50
1:C:218:ARG:HH11	1:C:218:ARG:HG3	1.72	0.50
1:C:368:VAL:CB	1:C:469:PRO:HB3	2.39	0.50
1:C:434:LEU:N	1:C:434:LEU:HD22	2.26	0.50
1:D:39:LEU:HD12	1:D:40:GLY:H	1.76	0.50
1:D:291:ASP:O	1:D:295:LEU:HD12	2.11	0.50
1:D:423:ALA:O	1:D:428:LEU:HA	2.11	0.50
1:G:115:VAL:HG21	1:G:403:ARG:HD2	1.93	0.50
1:G:235:LEU:HD13	1:G:235:LEU:C	2.31	0.50
1:H:174:ILE:CG2	1:H:362:VAL:HB	2.41	0.50
1:H:215:ASP:HB2	1:H:331:MET:CE	2.42	0.50
1:H:230:ALA:HB1	1:H:261:VAL:HG23	1.93	0.50
1:I:77:MET:HE3	1:I:487:LEU:HD23	1.87	0.50
1:I:193:ILE:HD12	1:I:366:VAL:HG11	1.93	0.50
1:I:248:LYS:HG3	1:I:275:TYR:CD2	2.46	0.50
1:I:391:MET:HE3	1:I:438:ARG:CA	2.41	0.50
1:J:47:MET:CE	1:K:493:VAL:HG13	2.41	0.50
1:J:257:SER:OG	1:J:312:ALA:HB2	2.11	0.50
1:J:263:PHE:CE2	1:J:295:LEU:HD21	2.47	0.50
1:J:263:PHE:HZ	1:J:332:ILE:HG21	1.76	0.50
1:J:276:LEU:HD12	1:J:281:ILE:CB	2.38	0.50
1:J:379:VAL:O	1:J:468:GLU:HG2	2.11	0.50
1:K:15:TYR:CB	1:K:19:ASP:HB3	2.40	0.50
1:K:123:GLY:HA3	1:K:407:ALA:HB3	1.91	0.50
1:K:379:VAL:C	1:K:467:VAL:CG1	2.80	0.50
1:L:241:GLU:HG2	1:L:250:MET:SD	2.52	0.50
1:N:96:ALA:HA	1:N:480:ALA:CB	2.41	0.50
1:N:326:ILE:HG13	1:N:348:ARG:HH12	1.74	0.50
1:N:368:VAL:CG2	1:N:469:PRO:HG3	2.40	0.50
1:N:441:HIS:ND1	1:N:449:ALA:HB1	2.25	0.50
1:N:447:LYS:HA	1:N:448:CYS:SG	2.51	0.50
1:O:234:LEU:HD22	1:O:301:ALA:HB1	1.93	0.50
1:P:31:ILE:HG23	1:P:34:THR:OG1	2.10	0.50
1:P:286:ARG:HH11	1:P:286:ARG:CG	2.20	0.50
1:A:135:LEU:CD2	1:A:138:ILE:HD11	2.40	0.50

Continued on next page...

Continued from previous page...

Atom-1	Atom-2	Interatomic distance (Å)	Clash overlap (Å)
1:A:158:ILE:HG12	1:A:361:ALA:CB	2.17	0.50
1:A:368:VAL:CG2	1:A:469:PRO:CG	2.88	0.50
1:C:247:LEU:O	1:C:251:VAL:HG23	2.10	0.50
1:E:196:GLU:CG	1:E:331:MET:HE1	2.41	0.50
1:E:222:GLN:HB3	1:E:277:ALA:HB1	1.93	0.50
1:E:345:MET:HE1	1:E:362:VAL:CG1	2.24	0.50
1:E:435:VAL:O	1:E:435:VAL:CG1	2.59	0.50
1:F:217:GLU:HG2	1:F:330:SER:C	2.30	0.50
1:F:306:ASN:ND2	1:F:308:LYS:CG	2.74	0.50
1:H:25:ILE:CG2	1:H:26:LEU:N	2.74	0.50
1:H:49:VAL:HG22	1:H:55:VAL:HG12	1.93	0.50
1:H:110:LEU:C	1:H:112:ASP:N	2.64	0.50
1:H:161:LYS:HB3	1:H:357:GLU:OE2	2.11	0.50
1:I:219:VAL:CG1	1:I:220:SER:H	2.23	0.50
1:J:68:MET:C	1:K:9:PRO:HD3	2.32	0.50
1:J:170:LEU:CD2	1:J:358:VAL:HG11	2.41	0.50
1:J:232:ILE:CG1	1:J:261:VAL:HG11	2.38	0.50
1:J:379:VAL:CG1	1:J:473:LYS:HG3	2.41	0.50
1:J:448:CYS:SG	1:J:460:ASP:CA	2.99	0.50
1:K:135:LEU:CD2	1:K:385:THR:HG21	2.38	0.50
1:K:150:LEU:HB3	1:K:175:VAL:CG2	2.41	0.50
1:K:188:VAL:CG2	1:K:373:ILE:CD1	2.87	0.50
1:L:82:ALA:CB	1:L:97:VAL:HG21	2.39	0.50
1:M:31:ILE:HG22	1:M:65:LEU:CD2	2.41	0.50
1:M:124:TYR:HE1	1:M:407:ALA:CB	2.20	0.50
1:M:296:ALA:HB2	1:M:301:ALA:HB3	1.91	0.50
1:M:364:ASP:O	1:M:368:VAL:HG22	2.12	0.50
1:N:346:LEU:HD23	1:N:347:ILE:N	2.26	0.50
1:N:380:SER:HB3	1:N:384:SER:CB	2.41	0.50
1:O:121:VAL:HG23	1:O:122:LYS:N	2.26	0.50
1:O:220:SER:CB	1:O:277:ALA:HB2	2.35	0.50
1:O:347:ILE:HD12	1:O:359:ALA:HB2	1.92	0.50
1:A:102:GLU:OE2	1:A:417:VAL:HB	2.11	0.50
1:A:138:ILE:HG13	1:A:379:VAL:HG21	1.91	0.50
1:A:153:ILE:CG2	1:A:468:GLU:C	2.80	0.50
1:A:232:ILE:O	1:A:315:LEU:HD12	2.11	0.50
1:B:197:LYS:CB	1:B:355:ILE:HD12	2.36	0.50
1:B:435:VAL:O	1:B:435:VAL:HG12	2.10	0.50
1:C:9:PRO:HG3	1:D:69:SER:N	2.26	0.50
1:C:144:ALA:O	1:C:373:ILE:HD13	2.11	0.50
1:C:403:ARG:O	1:C:406:LEU:CD2	2.59	0.50

Continued on next page...

Continued from previous page...

Atom-1	Atom-2	Interatomic distance (Å)	Clash overlap (Å)
1:D:68:MET:CA	1:D:68:MET:CE	2.87	0.50
1:D:461:MET:SD	1:D:466:VAL:HG23	2.50	0.50
1:E:170:LEU:CD1	1:E:358:VAL:HG11	2.41	0.50
1:E:182:VAL:HG11	1:E:373:ILE:CD1	2.42	0.50
1:F:177:ALA:CB	1:F:208:LEU:HD11	2.14	0.50
1:F:459:GLU:CG	1:F:461:MET:CE	2.73	0.50
1:G:414:ALA:O	1:G:417:VAL:HG12	2.11	0.50
1:H:30:ILE:HG22	1:H:31:ILE:N	2.24	0.50
1:H:134:LEU:HD11	1:H:393:LEU:HD13	1.94	0.50
1:H:212:VAL:N	1:H:298:ALA:CB	2.74	0.50
1:H:459:GLU:CB	1:H:461:MET:CE	2.89	0.50
1:J:93:THR:O	1:J:97:VAL:HG13	2.12	0.50
1:J:234:LEU:HD13	1:J:296:ALA:HB2	1.94	0.50
1:K:8:LEU:CD1	1:K:12:MET:HG2	2.42	0.50
1:K:403:ARG:NH1	1:K:403:ARG:HG2	2.14	0.50
1:L:211:GLY:C	1:L:298:ALA:HB2	2.30	0.50
1:L:433:ILE:HG21	1:L:451:LEU:HD23	1.92	0.50
1:M:247:LEU:CD2	1:M:272:ALA:CB	2.85	0.50
1:N:197:LYS:HA	1:N:355:ILE:CG2	2.39	0.50
1:N:198:LYS:HG3	1:N:326:ILE:CG2	2.42	0.50
1:N:377:ARG:CD	1:N:470:LEU:CD1	2.89	0.50
1:O:461:MET:SD	1:O:466:VAL:HG23	2.51	0.50
1:P:30:ILE:HG22	1:P:31:ILE:HD13	1.93	0.50
1:P:199:SER:CB	1:P:327:SER:CB	2.84	0.50
1:P:449:ALA:HB2	1:P:458:VAL:HG23	1.89	0.50
1:A:19:ASP:O	1:A:23:MET:HG3	2.11	0.50
1:A:115:VAL:CG2	1:A:403:ARG:CZ	2.90	0.50
1:A:223:MET:HG3	1:A:277:ALA:HB2	1.92	0.50
1:A:460:ASP:OD2	1:A:463:GLU:HG3	2.12	0.50
1:B:115:VAL:CB	1:B:403:ARG:HE	2.24	0.50
1:B:177:ALA:HB2	1:B:208:LEU:CD1	2.41	0.50
1:C:134:LEU:HD22	1:C:392:LYS:NZ	2.26	0.50
1:C:164:GLU:O	1:C:164:GLU:HG3	2.11	0.50
1:D:18:ARG:HA	1:D:21:GLN:HB2	1.92	0.50
1:D:89:VAL:HG21	1:D:368:VAL:HG13	1.92	0.50
1:D:102:GLU:HA	1:D:102:GLU:OE1	2.12	0.50
1:D:158:ILE:HB	1:D:361:ALA:HB1	1.92	0.50
1:D:377:ARG:HB3	1:D:470:LEU:HG	1.93	0.50
1:E:8:LEU:HA	1:F:68:MET:CB	2.41	0.50
1:E:123:GLY:CA	1:E:407:ALA:HB3	2.41	0.50
1:E:177:ALA:C	1:E:193:ILE:CD1	2.80	0.50

Continued on next page...

Continued from previous page...

Atom-1	Atom-2	Interatomic distance (Å)	Clash overlap (Å)
1:E:192:LEU:HD11	1:E:297:LYS:HD3	1.92	0.50
1:E:235:LEU:O	1:E:264:CYS:HA	2.11	0.50
1:E:307:ILE:HD13	1:E:310:LEU:HD22	1.93	0.50
1:F:9:PRO:CD	1:G:69:SER:N	2.75	0.50
1:F:122:LYS:HA	1:F:125:GLN:NE2	2.25	0.50
1:F:254:ILE:HG12	1:F:310:LEU:HD23	1.93	0.50
1:H:30:ILE:O	1:H:30:ILE:CG2	2.59	0.50
1:H:433:ILE:HG22	1:H:451:LEU:HD21	1.93	0.50
1:H:434:LEU:H	1:H:434:LEU:HD23	1.77	0.50
1:H:448:CYS:HB2	1:H:460:ASP:HA	1.93	0.50
1:I:153:ILE:HD11	1:I:378:ILE:HG21	1.91	0.50
1:I:197:LYS:HB2	1:I:355:ILE:CG2	2.42	0.50
1:I:297:LYS:HD3	1:I:342:ALA:HB2	1.94	0.50
1:I:326:ILE:HD11	1:I:348:ARG:CZ	2.41	0.50
1:I:469:PRO:CG	1:I:472:VAL:CG1	2.84	0.50
1:J:158:ILE:HG12	1:J:361:ALA:CB	2.19	0.50
1:J:222:GLN:HB3	1:J:277:ALA:CB	2.39	0.50
1:K:138:ILE:HD12	1:K:379:VAL:CG1	2.41	0.50
1:L:31:ILE:O	1:L:35:VAL:HG23	2.11	0.50
1:L:233:ALA:CA	1:L:315:LEU:HD13	2.41	0.50
1:L:448:CYS:CB	1:L:460:ASP:HA	2.41	0.50
1:M:42:LYS:CD	1:M:426:ALA:HB2	2.41	0.50
1:M:105:ARG:HD2	1:M:105:ARG:C	2.30	0.50
1:M:105:ARG:HD2	1:M:106:LYS:HG2	1.93	0.50
1:M:219:VAL:CG2	1:M:220:SER:N	2.68	0.50
1:M:239:ILE:HD12	1:M:307:ILE:CG1	2.41	0.50
1:N:219:VAL:HG13	1:N:220:SER:H	1.77	0.50
1:O:31:ILE:CG2	1:O:65:LEU:HD21	2.42	0.50
1:O:173:ILE:CD1	1:O:206:THR:OG1	2.59	0.50
1:P:23:MET:CE	1:P:72:HIS:CE1	2.95	0.50
1:P:48:LEU:HG	1:P:68:MET:HE2	1.87	0.50
1:P:255:LYS:HD3	1:P:279:GLU:HG2	1.91	0.50
1:A:214:VAL:O	1:A:215:ASP:HB2	2.11	0.50
1:A:459:GLU:HB3	1:A:461:MET:HE2	1.94	0.50
1:B:130:LYS:NZ	1:B:134:LEU:HD11	2.27	0.50
1:B:161:LYS:HD3	1:B:357:GLU:OE2	2.11	0.50
1:B:351:THR:CG2	1:B:352:GLU:N	2.66	0.50
1:B:431:ILE:HG21	1:K:403:ARG:HD3	1.93	0.50
1:D:268:ILE:CG2	1:D:273:GLN:HG3	2.42	0.50
1:E:48:LEU:HD22	1:E:68:MET:SD	2.51	0.50
1:E:102:GLU:HA	1:E:102:GLU:OE1	2.12	0.50

Continued on next page...

Continued from previous page...

Atom-1	Atom-2	Interatomic distance (Å)	Clash overlap (Å)
1:F:9:PRO:HD3	1:G:68:MET:CB	2.38	0.50
1:F:9:PRO:N	1:G:69:SER:CA	2.74	0.50
1:F:134:LEU:HD22	1:F:392:LYS:HE3	1.91	0.50
1:F:194:LYS:HG2	1:F:195:ILE:N	2.26	0.50
1:F:232:ILE:H	1:F:232:ILE:HD12	1.76	0.50
1:G:130:LYS:HZ1	1:G:134:LEU:HD21	1.74	0.50
1:G:138:ILE:HD12	1:G:385:THR:OG1	2.10	0.50
1:G:235:LEU:HD21	1:G:310:LEU:HB2	1.85	0.50
1:H:130:LYS:HZ2	1:H:134:LEU:CD1	2.21	0.50
1:I:190:LYS:HZ1	1:I:367:GLY:HA2	1.76	0.50
1:J:122:LYS:HG3	1:J:125:GLN:NE2	2.27	0.50
1:J:123:GLY:HA3	1:J:407:ALA:CB	2.41	0.50
1:K:31:ILE:CG2	1:K:65:LEU:CD1	2.88	0.50
1:K:473:LYS:NZ	1:K:473:LYS:CB	2.59	0.50
1:L:135:LEU:HD21	1:L:477:ILE:HD12	1.93	0.50
1:M:219:VAL:HG22	1:M:223:MET:SD	2.52	0.50
1:M:233:ALA:CB	1:M:310:LEU:CD1	2.84	0.50
1:M:381:GLY:O	1:M:461:MET:HG3	2.11	0.50
1:N:97:VAL:O	1:N:100:ALA:HB3	2.10	0.50
1:O:152:LYS:HG3	1:O:465:GLY:O	2.10	0.50
1:O:248:LYS:CE	1:O:275:TYR:CZ	2.94	0.50
1:P:119:ILE:CD1	1:P:403:ARG:HG3	2.41	0.50
1:P:383:GLY:CA	1:P:386:GLU:HG2	2.41	0.50
1:A:111:LEU:HD22	1:A:117:PRO:HB3	1.93	0.50
1:A:134:LEU:HD12	1:A:393:LEU:CD1	2.40	0.50
1:A:212:VAL:HB	1:A:298:ALA:HB2	1.94	0.50
1:A:251:VAL:HG13	1:A:276:LEU:HD13	1.90	0.50
1:B:102:GLU:OE1	1:B:102:GLU:HA	2.11	0.50
1:B:192:LEU:HG	1:B:297:LYS:CD	2.41	0.50
1:B:263:PHE:CZ	1:B:332:ILE:HG21	2.47	0.50
1:B:345:MET:CE	1:B:347:ILE:CD1	2.90	0.50
1:B:434:LEU:HD23	1:B:434:LEU:H	1.77	0.50
1:G:250:MET:CE	1:G:308:LYS:HD2	2.41	0.50
1:G:250:MET:HE3	1:G:308:LYS:HD2	1.94	0.50
1:H:124:TYR:CE1	1:H:407:ALA:HB1	2.47	0.50
1:H:154:ALA:CB	1:H:174:ILE:CD1	2.69	0.50
1:H:452:ASN:ND2	1:H:454:PHE:HB2	2.26	0.50
1:I:89:VAL:CG2	1:I:472:VAL:HG12	2.35	0.50
1:I:96:ALA:HA	1:I:480:ALA:HB2	1.93	0.50
1:I:254:ILE:HG12	1:I:262:LEU:HD11	1.92	0.50
1:I:437:VAL:HA	1:I:458:VAL:HG21	1.92	0.50

Continued on next page...

Continued from previous page...

Atom-1	Atom-2	Interatomic distance (Å)	Clash overlap (Å)
1:L:72:HIS:O	1:L:76:LYS:HG3	2.11	0.50
1:L:106:LYS:CA	1:L:106:LYS:CE	2.86	0.50
1:L:170:LEU:CD1	1:L:358:VAL:CG1	2.88	0.50
1:L:248:LYS:CD	1:L:275:TYR:CE2	2.89	0.50
1:M:34:THR:CG2	1:M:35:VAL:N	2.72	0.50
1:M:69:SER:H	1:N:9:PRO:CG	2.22	0.50
1:M:178:VAL:HG23	1:M:188:VAL:HG21	1.93	0.50
1:M:254:ILE:HD13	1:M:276:LEU:HD11	1.93	0.50
1:N:34:THR:CB	1:O:14:ARG:HH22	2.24	0.50
1:N:234:LEU:HB3	1:N:292:MET:SD	2.52	0.50
1:N:437:VAL:CG2	1:N:451:LEU:HG	2.27	0.50
1:O:219:VAL:CG1	1:O:223:MET:CE	2.89	0.50
1:O:223:MET:CE	1:O:276:LEU:HA	2.42	0.50
1:O:262:LEU:HD12	1:O:310:LEU:HD11	1.93	0.50
1:O:403:ARG:CG	1:O:403:ARG:HH11	2.25	0.50
1:P:70:VAL:HG12	1:P:71:GLU:N	2.26	0.50
1:P:153:ILE:HD13	1:P:378:ILE:HG22	1.94	0.50
1:P:235:LEU:CD1	1:P:307:ILE:HA	2.40	0.50
1:P:251:VAL:HG13	1:P:276:LEU:CG	2.42	0.50
1:A:68:MET:HG3	1:H:8:LEU:HD22	1.92	0.50
1:A:68:MET:SD	1:H:12:MET:HE3	2.51	0.50
1:A:134:LEU:HD13	1:A:393:LEU:HG	1.93	0.50
1:A:153:ILE:CD1	1:A:372:THR:HG21	2.42	0.50
1:B:42:LYS:O	1:B:425:ASN:HB3	2.11	0.50
1:B:59:ASN:O	1:B:64:ILE:HD11	2.12	0.50
1:B:130:LYS:HG2	1:B:130:LYS:O	2.12	0.50
1:B:134:LEU:HD12	1:B:393:LEU:CG	2.42	0.50
1:B:134:LEU:CD2	1:B:392:LYS:HZ1	2.24	0.50
1:C:12:MET:HE2	1:C:494:ILE:CG2	2.42	0.50
1:C:274:HIS:O	1:C:274:HIS:CG	2.64	0.50
1:D:223:MET:HB3	1:D:282:VAL:HA	1.94	0.50
1:D:377:ARG:HB3	1:D:470:LEU:HB2	1.94	0.50
1:E:219:VAL:HG13	1:E:273:GLN:OE1	2.12	0.50
1:E:254:ILE:HG22	1:E:281:ILE:HD11	1.89	0.50
1:E:473:LYS:CB	1:E:473:LYS:HZ3	2.23	0.50
1:F:158:ILE:CG2	1:F:164:GLU:HA	2.42	0.50
1:F:174:ILE:HG22	1:F:362:VAL:CG2	2.42	0.50
1:F:211:GLY:C	1:F:298:ALA:CB	2.80	0.50
1:F:235:LEU:HD21	1:F:310:LEU:HD22	1.90	0.50
1:F:450:GLY:C	1:F:451:LEU:HD12	2.32	0.50
1:G:152:LYS:CD	1:G:465:GLY:HA3	2.40	0.50

Continued on next page...

Continued from previous page...

Atom-1	Atom-2	Interatomic distance (Å)	Clash overlap (Å)
1:G:254:ILE:HD12	1:G:276:LEU:HD13	1.93	0.50
1:G:418:ILE:O	1:G:422:LEU:HG	2.12	0.50
1:G:434:LEU:HD22	1:G:434:LEU:N	2.26	0.50
1:H:124:TYR:CD2	1:H:411:PHE:HD2	2.29	0.50
1:I:68:MET:CE	1:J:12:MET:CE	2.89	0.50
1:I:441:HIS:ND1	1:I:449:ALA:HA	2.26	0.50
1:J:102:GLU:OE2	1:J:417:VAL:HG11	2.11	0.50
1:J:130:LYS:HZ1	1:J:396:TYR:HB2	1.77	0.50
1:J:212:VAL:HG21	1:J:294:LYS:HB3	1.93	0.50
1:J:223:MET:CE	1:J:283:ALA:HB3	2.42	0.50
1:J:372:THR:HG22	1:J:377:ARG:N	2.27	0.50
1:K:156:THR:HG21	1:K:468:GLU:HA	1.89	0.50
1:M:198:LYS:HB3	1:M:326:ILE:HG12	1.93	0.50
1:M:255:LYS:HD3	1:M:279:GLU:CB	2.41	0.50
1:N:169:LYS:HG2	1:N:204:ASP:O	2.12	0.50
1:N:255:LYS:HE3	1:N:279:GLU:CD	2.32	0.50
1:O:15:TYR:CD1	1:O:23:MET:SD	3.04	0.50
1:O:31:ILE:CG2	1:O:65:LEU:HG	2.42	0.50
1:P:238:ALA:N	1:P:266:LYS:HB2	2.13	0.50
1:P:289:LYS:HA	1:P:292:MET:HB2	1.92	0.50
1:A:68:MET:CA	1:H:8:LEU:HA	2.42	0.50
1:A:238:ALA:O	1:A:307:ILE:HG22	2.11	0.50
1:A:377:ARG:HG2	1:A:470:LEU:CD1	2.42	0.50
1:B:235:LEU:HD11	1:B:307:ILE:HD12	1.94	0.50
1:C:452:ASN:ND2	1:C:454:PHE:N	2.60	0.50
1:D:92:GLY:HA2	1:D:95:THR:HB	1.93	0.50
1:D:219:VAL:HG13	1:D:220:SER:N	2.27	0.50
1:D:386:GLU:CD	1:D:386:GLU:H	2.14	0.50
1:D:431:ILE:CD1	1:M:403:ARG:CG	2.90	0.50
1:E:281:ILE:HG22	1:E:282:VAL:O	2.12	0.50
1:E:377:ARG:CZ	1:E:470:LEU:HD12	2.42	0.50
1:E:495:ALA:CB	1:F:49:VAL:HG21	2.39	0.50
1:F:23:MET:HE2	1:F:72:HIS:HE1	1.77	0.50
1:F:119:ILE:CG1	1:F:403:ARG:CD	2.64	0.50
1:F:232:ILE:HD12	1:F:232:ILE:N	2.26	0.50
1:F:434:LEU:CD2	1:F:434:LEU:N	2.75	0.50
1:G:96:ALA:CB	1:G:97:VAL:HG13	2.41	0.50
1:H:85:GLN:HE22	1:H:475:GLN:C	2.15	0.50
1:H:124:TYR:HE1	1:H:407:ALA:CB	2.25	0.50
1:I:8:LEU:HD22	1:P:68:MET:CG	2.42	0.50
1:I:12:MET:CE	1:P:68:MET:SD	2.93	0.50

Continued on next page...

Continued from previous page...

Atom-1	Atom-2	Interatomic distance (Å)	Clash overlap (Å)
1:I:154:ALA:O	1:I:158:ILE:HD12	2.12	0.50
1:I:313:GLN:N	1:I:313:GLN:OE1	2.45	0.50
1:J:129:GLN:O	1:J:132:GLN:HB2	2.12	0.50
1:J:345:MET:HE2	1:J:362:VAL:HG11	1.90	0.50
1:K:99:VAL:O	1:K:103:LEU:HB2	2.11	0.50
1:K:379:VAL:CG1	1:K:380:SER:HB2	2.42	0.50
1:K:416:GLU:CD	1:K:434:LEU:HD12	2.32	0.50
1:N:192:LEU:CB	1:N:342:ALA:CB	2.85	0.50
1:N:276:LEU:CD2	1:N:281:ILE:CG2	2.71	0.50
1:N:362:VAL:O	1:N:366:VAL:HG23	2.12	0.50
1:N:420:ARG:NH1	1:N:420:ARG:CG	2.62	0.50
1:O:62:VAL:O	1:O:66:ARG:HB2	2.11	0.50
1:O:69:SER:N	1:P:9:PRO:CD	2.74	0.50
1:O:219:VAL:HG12	1:O:223:MET:SD	2.51	0.50
1:O:235:LEU:HD12	1:O:262:LEU:HD11	1.94	0.50
1:O:469:PRO:O	1:O:472:VAL:HG13	2.12	0.50
1:P:208:LEU:HD22	1:P:343:VAL:CG2	2.41	0.50
1:P:236:ASN:ND2	1:P:305:THR:HG22	2.27	0.50
1:A:219:VAL:HG22	1:A:273:GLN:NE2	2.27	0.50
1:B:276:LEU:HB3	1:B:281:ILE:CB	2.42	0.50
1:B:403:ARG:O	1:B:406:LEU:HD12	2.12	0.50
1:D:66:ARG:HA	1:D:79:ILE:CD1	2.41	0.50
1:D:81:VAL:HG21	1:D:483:SER:OG	2.11	0.50
1:D:248:LYS:HD2	1:D:275:TYR:CZ	2.47	0.50
1:E:438:ARG:HH22	1:N:405:GLN:HE22	1.60	0.50
1:F:161:LYS:HD3	1:F:357:GLU:OE2	2.12	0.50
1:F:234:LEU:HB3	1:F:292:MET:HE3	1.94	0.50
1:F:247:LEU:HD21	1:F:269:ASP:HB3	1.92	0.50
1:G:115:VAL:HG21	1:G:119:ILE:HG21	1.93	0.50
1:G:214:VAL:HG12	1:G:291:ASP:HB2	1.93	0.50
1:H:461:MET:SD	1:H:466:VAL:CG2	3.00	0.50
1:I:106:LYS:HA	1:I:109:GLU:HG3	1.93	0.50
1:I:254:ILE:HG12	1:I:262:LEU:CD1	2.42	0.50
1:K:21:GLN:O	1:K:25:ILE:HD12	2.12	0.50
1:K:105:ARG:HG2	1:K:106:LYS:N	2.26	0.50
1:K:130:LYS:HA	1:K:133:GLU:HG3	1.94	0.50
1:K:377:ARG:NE	1:K:470:LEU:HD12	2.26	0.50
1:L:215:ASP:O	1:L:216:LYS:HD3	2.12	0.50
1:M:15:TYR:HB3	1:M:19:ASP:HB3	1.94	0.50
1:M:47:MET:CE	1:N:493:VAL:HG13	2.42	0.50
1:M:233:ALA:C	1:M:234:LEU:HD23	2.33	0.50

Continued on next page...

Continued from previous page...

Atom-1	Atom-2	Interatomic distance (Å)	Clash overlap (Å)
1:M:471:ARG:O	1:M:475:GLN:HB2	2.12	0.50
1:N:338:LYS:HE3	1:N:339:HIS:HB2	1.93	0.50
1:O:235:LEU:HB2	1:O:307:ILE:CA	2.34	0.50
1:P:432:GLU:O	1:P:436:LYS:HG3	2.11	0.50
1:A:42:LYS:CB	1:A:425:ASN:HD22	2.23	0.49
1:A:133:GLU:O	1:A:137:THR:HG23	2.11	0.49
1:A:384:SER:CB	1:A:441:HIS:HE1	2.24	0.49
1:B:119:ILE:HD12	1:B:403:ARG:HA	1.94	0.49
1:B:206:THR:CG2	1:B:347:ILE:HG22	2.42	0.49
1:C:124:TYR:CE1	1:C:407:ALA:CB	2.77	0.49
1:C:156:THR:CG2	1:C:468:GLU:HA	2.37	0.49
1:C:191:ASP:O	1:C:294:LYS:HE3	2.11	0.49
1:C:196:GLU:OE2	1:C:197:LYS:HE2	2.12	0.49
1:C:377:ARG:CZ	1:C:470:LEU:CD1	2.90	0.49
1:D:9:PRO:CD	1:E:70:VAL:CA	2.90	0.49
1:D:41:PRO:HB3	1:D:453:VAL:HG11	1.92	0.49
1:D:135:LEU:HA	1:D:138:ILE:CD1	2.42	0.49
1:D:488:LEU:HD22	1:D:488:LEU:O	2.12	0.49
1:E:31:ILE:HG22	1:E:65:LEU:CD2	2.41	0.49
1:E:96:ALA:C	1:E:480:ALA:HB1	2.33	0.49
1:E:104:LEU:HD21	1:E:484:THR:O	2.12	0.49
1:E:165:LYS:HA	1:E:165:LYS:CE	2.41	0.49
1:F:9:PRO:HG3	1:G:68:MET:HE2	1.94	0.49
1:F:42:LYS:CE	1:F:453:VAL:CG2	2.90	0.49
1:F:147:LYS:O	1:F:147:LYS:CG	2.60	0.49
1:F:232:ILE:HG12	1:F:299:THR:CG2	2.23	0.49
1:F:234:LEU:N	1:F:315:LEU:HD11	2.25	0.49
1:F:380:SER:HB2	1:F:384:SER:HB2	1.94	0.49
1:G:72:HIS:CD2	1:G:72:HIS:H	2.29	0.49
1:G:235:LEU:HD23	1:G:310:LEU:CD2	2.42	0.49
1:G:306:ASN:OD1	1:G:308:LYS:HG2	2.11	0.49
1:H:235:LEU:HD11	1:H:307:ILE:CG1	2.41	0.49
1:I:35:VAL:HG11	1:I:64:ILE:CG2	2.42	0.49
1:J:372:THR:HA	1:J:375:ASP:O	2.12	0.49
1:K:140:CYS:SG	1:K:378:ILE:HD11	2.52	0.49
1:L:100:ALA:HB2	1:L:484:THR:HG21	1.87	0.49
1:L:124:TYR:CE1	1:L:407:ALA:CA	2.89	0.49
1:L:227:VAL:CG1	1:L:260:ASN:ND2	2.74	0.49
1:L:358:VAL:O	1:L:362:VAL:HG12	2.12	0.49
1:M:69:SER:HG	1:N:9:PRO:HA	1.70	0.49
1:M:174:ILE:HG22	1:M:362:VAL:HG23	1.93	0.49

Continued on next page...

Continued from previous page...

Atom-1	Atom-2	Interatomic distance (Å)	Clash overlap (Å)
1:M:235:LEU:HD23	1:M:310:LEU:HD23	1.93	0.49
1:M:274:HIS:HE1	1:M:278:LYS:HZ3	1.60	0.49
1:M:389:LEU:CD1	1:M:415:LEU:CD1	2.90	0.49
1:N:8:LEU:HD22	1:N:494:ILE:HG21	1.94	0.49
1:N:68:MET:SD	1:O:12:MET:HG2	2.52	0.49
1:N:178:VAL:HG12	1:N:188:VAL:HG11	1.92	0.49
1:N:254:ILE:HG22	1:N:281:ILE:CD1	2.40	0.49
1:O:124:TYR:CE1	1:O:407:ALA:C	2.86	0.49
1:O:255:LYS:CD	1:O:279:GLU:HB3	2.41	0.49
1:O:420:ARG:NH1	1:O:420:ARG:CG	2.75	0.49
1:B:214:VAL:CG1	1:B:291:ASP:HB3	2.42	0.49
1:C:144:ALA:CB	1:C:373:ILE:HB	2.41	0.49
1:C:214:VAL:CG1	1:C:291:ASP:HB3	2.40	0.49
1:D:384:SER:OG	1:D:441:HIS:HE1	1.93	0.49
1:E:14:ARG:HH22	1:F:34:THR:CG2	2.21	0.49
1:E:134:LEU:CB	1:E:392:LYS:HE3	2.42	0.49
1:E:153:ILE:HD13	1:E:372:THR:HG21	1.93	0.49
1:F:42:LYS:HZ1	1:F:453:VAL:HG23	1.76	0.49
1:F:212:VAL:N	1:F:298:ALA:CB	2.75	0.49
1:G:223:MET:SD	1:G:282:VAL:HA	2.52	0.49
1:G:235:LEU:HD21	1:G:307:ILE:O	2.11	0.49
1:H:192:LEU:HD21	1:H:297:LYS:CE	2.38	0.49
1:H:351:THR:O	1:H:355:ILE:HG13	2.12	0.49
1:I:197:LYS:HB2	1:I:355:ILE:HG21	1.90	0.49
1:J:120:VAL:HG11	1:J:488:LEU:HD11	1.94	0.49
1:J:142:VAL:CG2	1:J:378:ILE:CD1	2.91	0.49
1:J:197:LYS:CA	1:J:355:ILE:CG2	2.90	0.49
1:J:397:ALA:C	1:J:399:GLY:N	2.64	0.49
1:K:198:LYS:CB	1:K:326:ILE:HD13	2.42	0.49
1:K:339:HIS:HE1	1:K:341:LYS:HE2	1.76	0.49
1:K:400:ILE:HD11	1:K:408:VAL:CG1	2.42	0.49
1:M:182:VAL:CB	1:M:188:VAL:HG12	2.41	0.49
1:N:70:VAL:CG2	1:N:76:LYS:HG3	2.42	0.49
1:N:190:LYS:HZ3	1:N:367:GLY:CA	2.25	0.49
1:N:397:ALA:HB2	1:N:408:VAL:HG23	1.93	0.49
1:O:218:ARG:HH11	1:O:218:ARG:HG2	1.76	0.49
1:P:213:LEU:HD11	1:P:346:LEU:HD12	1.94	0.49
1:A:257:SER:O	1:A:312:ALA:HB2	2.13	0.49
1:A:351:THR:O	1:A:355:ILE:HG13	2.13	0.49
1:B:31:ILE:CG2	1:B:65:LEU:HD21	2.40	0.49
1:B:197:LYS:HE2	1:B:197:LYS:H	1.77	0.49

Continued on next page...

Continued from previous page...

Atom-1	Atom-2	Interatomic distance (Å)	Clash overlap (Å)
1:B:287:VAL:CG1	1:B:291:ASP:HB2	2.42	0.49
1:B:379:VAL:C	1:B:467:VAL:HG12	2.32	0.49
1:C:222:GLN:CA	1:C:277:ALA:HB1	2.42	0.49
1:C:493:VAL:HG13	1:D:47:MET:CE	2.43	0.49
1:E:247:LEU:O	1:E:247:LEU:HD22	2.13	0.49
1:F:9:PRO:HD3	1:G:69:SER:N	2.27	0.49
1:F:218:ARG:NH1	1:F:282:VAL:HG21	2.27	0.49
1:F:233:ALA:CA	1:F:315:LEU:CD2	2.77	0.49
1:H:251:VAL:CG1	1:H:276:LEU:HG	2.41	0.49
1:I:379:VAL:CG2	1:I:380:SER:HA	2.26	0.49
1:J:173:ILE:HD12	1:J:345:MET:HG2	1.94	0.49
1:J:448:CYS:HB2	1:J:460:ASP:CA	2.40	0.49
1:K:134:LEU:CD1	1:K:393:LEU:CD2	2.89	0.49
1:K:138:ILE:HD12	1:K:138:ILE:C	2.32	0.49
1:K:197:LYS:CB	1:K:355:ILE:CG2	2.90	0.49
1:M:81:VAL:HG11	1:M:483:SER:CB	2.42	0.49
1:M:115:VAL:HG23	1:M:116:HIS:O	2.12	0.49
1:M:212:VAL:HG21	1:M:294:LYS:HB3	1.93	0.49
1:O:8:LEU:CD1	1:O:494:ILE:CG2	2.84	0.49
1:O:68:MET:HE2	1:O:68:MET:CA	2.26	0.49
1:O:85:GLN:OE1	1:O:476:ALA:HA	2.12	0.49
1:O:197:LYS:CA	1:O:355:ILE:HG21	2.42	0.49
1:O:306:ASN:ND2	1:O:308:LYS:HG3	2.27	0.49
1:P:34:THR:HG22	1:P:35:VAL:CG1	2.43	0.49
1:P:43:GLY:O	1:P:44:MET:CE	2.60	0.49
1:P:124:TYR:CE1	1:P:407:ALA:C	2.81	0.49
1:P:169:LYS:HG2	1:P:204:ASP:CA	2.40	0.49
1:A:12:MET:CE	1:B:68:MET:HG3	2.41	0.49
1:A:77:MET:CB	1:A:80:GLU:OE1	2.60	0.49
1:A:116:HIS:ND1	1:A:117:PRO:HD2	2.27	0.49
1:A:371:CYS:HA	1:A:471:ARG:NH1	2.27	0.49
1:A:431:ILE:O	1:A:431:ILE:HG12	2.11	0.49
1:B:135:LEU:CD2	1:B:385:THR:CG2	2.90	0.49
1:B:166:ALA:O	1:B:170:LEU:HG	2.13	0.49
1:B:233:ALA:HA	1:B:315:LEU:CG	2.42	0.49
1:B:379:VAL:HG22	1:B:380:SER:CA	2.42	0.49
1:B:431:ILE:CD1	1:K:406:LEU:CD1	2.76	0.49
1:C:121:VAL:C	1:C:123:GLY:N	2.65	0.49
1:C:247:LEU:O	1:C:247:LEU:HD12	2.12	0.49
1:D:254:ILE:CD1	1:D:262:LEU:HD11	2.41	0.49
1:E:158:ILE:CD1	1:E:361:ALA:HB1	2.42	0.49

Continued on next page...

Continued from previous page...

Atom-1	Atom-2	Interatomic distance (Å)	Clash overlap (Å)
1:E:173:ILE:HD12	1:E:345:MET:CG	2.42	0.49
1:E:241:GLU:CG	1:E:246:MET:HB3	2.43	0.49
1:F:81:VAL:HG11	1:F:483:SER:HB3	1.94	0.49
1:F:107:ALA:O	1:F:111:LEU:HG	2.11	0.49
1:F:116:HIS:C	1:F:118:THR:N	2.66	0.49
1:F:164:GLU:HG3	1:F:167:LYS:NZ	2.27	0.49
1:F:351:THR:O	1:F:355:ILE:HG13	2.12	0.49
1:G:195:ILE:HB	1:G:359:ALA:HB3	1.94	0.49
1:G:372:THR:HA	1:G:375:ASP:O	2.12	0.49
1:G:403:ARG:CG	1:G:403:ARG:NH1	2.72	0.49
1:G:437:VAL:HG21	1:G:451:LEU:CG	2.39	0.49
1:H:156:THR:HG21	1:H:468:GLU:N	2.27	0.49
1:H:452:ASN:OD1	1:H:454:PHE:HB2	2.11	0.49
1:I:233:ALA:HB1	1:I:310:LEU:HD21	1.94	0.49
1:J:223:MET:CE	1:J:276:LEU:CB	2.90	0.49
1:J:247:LEU:HG	1:J:272:ALA:HB2	1.93	0.49
1:K:138:ILE:CD1	1:K:379:VAL:CG1	2.90	0.49
1:L:194:LYS:HG2	1:L:195:ILE:N	2.27	0.49
1:L:223:MET:HE1	1:L:283:ALA:HB3	1.94	0.49
1:L:423:ALA:HB1	1:L:430:ALA:HB2	1.94	0.49
1:M:124:TYR:HD2	1:M:411:PHE:HD2	1.58	0.49
1:M:218:ARG:NH1	1:M:282:VAL:HB	2.28	0.49
1:M:339:HIS:HE1	1:M:341:LYS:CD	2.25	0.49
1:M:461:MET:CA	1:M:466:VAL:HG23	2.43	0.49
1:N:190:LYS:NZ	1:N:367:GLY:HA2	2.27	0.49
1:O:27:ALA:O	1:O:30:ILE:HD12	2.12	0.49
1:O:197:LYS:HA	1:O:355:ILE:HG21	1.95	0.49
1:O:251:VAL:HG21	1:O:272:ALA:HB1	1.93	0.49
1:P:85:GLN:NE2	1:P:475:GLN:CB	2.69	0.49
1:P:170:LEU:HD12	1:P:358:VAL:CG1	2.42	0.49
1:P:389:LEU:HD12	1:P:415:LEU:HD13	1.93	0.49
1:A:170:LEU:CD1	1:A:358:VAL:HG11	2.42	0.49
1:A:218:ARG:HH22	1:A:321:VAL:HG12	1.78	0.49
1:B:22:ARG:O	1:B:22:ARG:HG2	2.12	0.49
1:B:393:LEU:HA	1:B:396:TYR:HB3	1.95	0.49
1:C:107:ALA:O	1:C:111:LEU:HG	2.12	0.49
1:C:181:VAL:HG12	1:C:341:LYS:O	2.13	0.49
1:D:8:LEU:HG	1:E:68:MET:CG	2.41	0.49
1:D:345:MET:CE	1:D:362:VAL:HG11	2.42	0.49
1:E:134:LEU:HD12	1:E:393:LEU:CD1	2.42	0.49
1:E:191:ASP:O	1:E:294:LYS:HE3	2.12	0.49

Continued on next page...

Continued from previous page...

Atom-1	Atom-2	Interatomic distance (Å)	Clash overlap (Å)
1:E:212:VAL:HG22	1:E:344:THR:OG1	2.12	0.49
1:E:218:ARG:CD	1:E:282:VAL:CG2	2.90	0.49
1:F:9:PRO:N	1:G:69:SER:N	2.60	0.49
1:F:38:THR:CG2	1:F:46:LYS:HD2	2.42	0.49
1:F:369:VAL:O	1:F:369:VAL:HG12	2.12	0.49
1:G:102:GLU:HA	1:G:102:GLU:OE1	2.12	0.49
1:H:219:VAL:HG12	1:H:223:MET:HE1	1.91	0.49
1:H:391:MET:HE2	1:H:438:ARG:HB3	1.92	0.49
1:I:234:LEU:HD22	1:I:301:ALA:HB3	1.93	0.49
1:I:461:MET:HE2	1:I:461:MET:H	1.69	0.49
1:J:138:ILE:HD12	1:J:139:ALA:N	2.27	0.49
1:J:178:VAL:HG22	1:J:193:ILE:HD11	1.94	0.49
1:J:247:LEU:O	1:J:251:VAL:HG23	2.12	0.49
1:J:339:HIS:HE1	1:J:341:LYS:HE2	1.77	0.49
1:J:383:GLY:HA2	1:J:386:GLU:CG	2.42	0.49
1:K:44:MET:CE	1:K:44:MET:CA	2.72	0.49
1:K:428:LEU:HD12	1:K:433:ILE:CD1	2.39	0.49
1:L:135:LEU:HD13	1:L:385:THR:CG2	2.43	0.49
1:L:209:ILE:CD1	1:L:213:LEU:HB2	2.39	0.49
1:M:404:GLU:O	1:M:408:VAL:HG13	2.12	0.49
1:N:239:ILE:CG1	1:N:307:ILE:HG21	2.36	0.49
1:O:77:MET:HA	1:O:80:GLU:CD	2.31	0.49
1:O:130:LYS:HZ3	1:O:393:LEU:HD23	1.70	0.49
1:O:248:LYS:CG	1:O:275:TYR:CE2	2.94	0.49
1:P:437:VAL:HG21	1:P:451:LEU:HD11	1.91	0.49
1:A:92:GLY:O	1:A:96:ALA:CB	2.61	0.49
1:A:124:TYR:CE1	1:A:407:ALA:HA	2.40	0.49
1:A:211:GLY:HA3	1:A:334:VAL:O	2.11	0.49
1:C:254:ILE:HG22	1:C:281:ILE:HD13	1.93	0.49
1:D:25:ILE:HG22	1:D:26:LEU:H	1.75	0.49
1:E:251:VAL:CG1	1:E:276:LEU:HD22	2.42	0.49
1:E:377:ARG:NE	1:E:470:LEU:HD12	2.28	0.49
1:F:296:ALA:HA	1:F:301:ALA:HB3	1.95	0.49
1:G:42:LYS:HE3	1:G:426:ALA:HB2	1.95	0.49
1:G:146:ASP:HB3	1:G:149:ILE:HG12	1.95	0.49
1:H:130:LYS:HD2	1:H:396:TYR:CD1	2.48	0.49
1:I:35:VAL:HG11	1:I:64:ILE:HG21	1.93	0.49
1:I:105:ARG:NH1	1:I:106:LYS:CG	2.73	0.49
1:I:105:ARG:HD3	1:I:106:LYS:HG2	1.95	0.49
1:I:130:LYS:HE2	1:I:134:LEU:HD11	1.95	0.49
1:J:71:GLU:HG3	1:J:72:HIS:H	1.77	0.49

Continued on next page...

Continued from previous page...

Atom-1	Atom-2	Interatomic distance (Å)	Clash overlap (Å)
1:K:14:ARG:HD2	1:K:494:ILE:HD11	1.92	0.49
1:K:170:LEU:HD11	1:K:358:VAL:HG22	1.94	0.49
1:L:30:ILE:CG2	1:L:31:ILE:N	2.66	0.49
1:L:156:THR:HG21	1:L:468:GLU:N	2.28	0.49
1:M:29:ARG:O	1:M:33:GLU:HG3	2.12	0.49
1:N:235:LEU:HG	1:N:307:ILE:HG13	1.95	0.49
1:N:377:ARG:NH1	1:N:470:LEU:HD12	2.27	0.49
1:N:384:SER:CA	1:N:441:HIS:HE1	2.25	0.49
1:O:188:VAL:CG2	1:O:373:ILE:HG13	2.42	0.49
1:O:236:ASN:O	1:O:265:GLN:HB3	2.12	0.49
1:P:452:ASN:ND2	1:P:454:PHE:H	2.10	0.49
1:A:30:ILE:HA	1:A:33:GLU:OE1	2.12	0.49
1:A:135:LEU:CG	1:A:138:ILE:CD1	2.89	0.49
1:A:414:ALA:O	1:A:417:VAL:HG12	2.11	0.49
1:C:106:LYS:HE3	1:C:106:LYS:HA	1.94	0.49
1:D:9:PRO:CD	1:E:70:VAL:HA	2.43	0.49
1:D:38:THR:CG2	1:D:59:ASN:HD22	2.24	0.49
1:D:193:ILE:HG13	1:D:366:VAL:HG11	1.94	0.49
1:D:223:MET:CG	1:D:277:ALA:HB2	2.36	0.49
1:D:386:GLU:HG3	1:D:419:PRO:CG	2.43	0.49
1:D:453:VAL:HG23	1:D:454:PHE:N	2.28	0.49
1:G:141:GLU:HB3	1:G:377:ARG:HA	1.94	0.49
1:H:276:LEU:CD2	1:H:281:ILE:CD1	2.79	0.49
1:H:391:MET:CE	1:H:438:ARG:HG2	2.43	0.49
1:I:12:MET:HE2	1:I:494:ILE:CG2	2.42	0.49
1:J:97:VAL:O	1:J:100:ALA:HB3	2.12	0.49
1:J:124:TYR:CE1	1:J:407:ALA:O	2.61	0.49
1:J:233:ALA:CB	1:J:315:LEU:HD13	2.42	0.49
1:K:235:LEU:HD11	1:K:310:LEU:CB	2.39	0.49
1:L:124:TYR:CE1	1:L:407:ALA:O	2.65	0.49
1:M:8:LEU:CG	1:M:12:MET:HE2	2.41	0.49
1:M:23:MET:HE1	1:M:72:HIS:HE1	1.75	0.49
1:M:182:VAL:HB	1:M:188:VAL:CG1	2.42	0.49
1:N:447:LYS:O	1:N:448:CYS:CB	2.58	0.49
1:O:220:SER:HB2	1:O:273:GLN:C	2.33	0.49
1:O:339:HIS:HE1	1:O:341:LYS:HD2	1.67	0.49
1:O:430:ALA:O	1:O:434:LEU:HD22	2.12	0.49
1:P:232:ILE:H	1:P:232:ILE:CD1	2.25	0.49
1:P:238:ALA:C	1:P:307:ILE:CG2	2.81	0.49
1:P:254:ILE:CD1	1:P:307:ILE:HD11	2.41	0.49
1:A:124:TYR:CE1	1:A:407:ALA:C	2.86	0.49

Continued on next page...

Continued from previous page...

Atom-1	Atom-2	Interatomic distance (Å)	Clash overlap (Å)
1:A:285:ARG:CG	1:A:286:ARG:H	2.21	0.49
1:A:495:ALA:HA	1:B:49:VAL:HB	1.95	0.49
1:B:169:LYS:HG2	1:B:204:ASP:CA	2.40	0.49
1:B:235:LEU:HB2	1:B:310:LEU:CD2	2.32	0.49
1:B:391:MET:CE	1:B:438:ARG:CG	2.90	0.49
1:C:97:VAL:O	1:C:100:ALA:HB3	2.12	0.49
1:C:120:VAL:O	1:C:124:TYR:CD1	2.65	0.49
1:C:124:TYR:CE1	1:C:407:ALA:HA	2.44	0.49
1:C:140:CYS:HB2	1:C:446:ASN:OD1	2.13	0.49
1:C:235:LEU:CD2	1:C:304:ILE:HD12	2.43	0.49
1:C:377:ARG:CB	1:C:470:LEU:HD12	2.40	0.49
1:D:195:ILE:CB	1:D:359:ALA:HB1	2.43	0.49
1:D:212:VAL:HG21	1:D:294:LYS:HB3	1.95	0.49
1:F:263:PHE:HZ	1:F:332:ILE:HG21	1.76	0.49
1:G:387:VAL:HA	1:G:390:SER:HB3	1.95	0.49
1:G:431:ILE:CD1	1:P:403:ARG:HA	2.42	0.49
1:G:433:ILE:CG2	1:G:451:LEU:CD2	2.80	0.49
1:H:65:LEU:C	1:H:79:ILE:HD13	2.33	0.49
1:H:78:LEU:HD11	1:H:484:THR:HG21	1.95	0.49
1:H:104:LEU:HD21	1:H:484:THR:HB	1.94	0.49
1:H:174:ILE:HD12	1:H:365:ALA:CB	2.37	0.49
1:H:459:GLU:HB3	1:H:461:MET:HE2	1.94	0.49
1:I:95:THR:HG22	1:I:96:ALA:N	2.27	0.49
1:I:120:VAL:HG13	1:I:121:VAL:N	2.26	0.49
1:I:130:LYS:CE	1:I:134:LEU:HD11	2.42	0.49
1:I:387:VAL:HG21	1:I:437:VAL:HG12	1.95	0.49
1:I:467:VAL:CG2	1:I:468:GLU:N	2.74	0.49
1:K:25:ILE:CD1	1:K:108:GLU:HG3	2.42	0.49
1:K:38:THR:HG21	1:K:46:LYS:HD2	1.95	0.49
1:K:236:ASN:HB2	1:K:265:GLN:OE1	2.12	0.49
1:M:42:LYS:CE	1:M:426:ALA:HA	2.43	0.49
1:N:47:MET:HE2	1:O:493:VAL:HG13	1.94	0.49
1:N:130:LYS:HZ1	1:N:134:LEU:HD11	1.76	0.49
1:N:372:THR:HG23	1:N:377:ARG:O	2.12	0.49
1:O:44:MET:HE1	1:P:489:ARG:NH1	2.28	0.49
1:O:393:LEU:HA	1:O:396:TYR:HB3	1.95	0.49
1:P:15:TYR:CD2	1:P:19:ASP:HB3	2.46	0.49
1:P:96:ALA:HA	1:P:480:ALA:HB1	1.95	0.49
1:A:431:ILE:CG2	1:J:403:ARG:HD3	2.43	0.49
1:B:178:VAL:HG23	1:B:366:VAL:HG22	1.89	0.49
1:B:192:LEU:HD23	1:B:341:LYS:C	2.33	0.49

Continued on next page...

Continued from previous page...

Atom-1	Atom-2	Interatomic distance (Å)	Clash overlap (Å)
1:B:197:LYS:CB	1:B:355:ILE:HG21	2.43	0.49
1:B:217:GLU:CD	1:B:330:SER:HB2	2.32	0.49
1:B:238:ALA:HB1	1:B:240:GLU:HG2	1.95	0.49
1:B:303:VAL:HG22	1:B:303:VAL:O	2.12	0.49
1:C:64:ILE:O	1:C:68:MET:HB2	2.13	0.49
1:C:150:LEU:CB	1:C:175:VAL:CG1	2.86	0.49
1:C:158:ILE:HD13	1:C:170:LEU:CG	2.42	0.49
1:C:211:GLY:HA3	1:C:337:CYS:SG	2.52	0.49
1:C:212:VAL:HA	1:C:344:THR:OG1	2.13	0.49
1:C:441:HIS:CG	1:C:449:ALA:HB3	2.47	0.49
1:D:36:ARG:HG3	1:D:37:SER:H	1.78	0.49
1:D:117:PRO:C	1:D:120:VAL:HG13	2.33	0.49
1:D:180:ALA:CB	1:D:210:LYS:HZ2	2.17	0.49
1:D:254:ILE:HG22	1:D:259:ALA:HB3	1.95	0.49
1:D:276:LEU:CD1	1:D:281:ILE:HD12	2.41	0.49
1:E:158:ILE:HG22	1:E:164:GLU:HA	1.95	0.49
1:G:491:ASP:OD1	1:H:44:MET:HB3	2.13	0.49
1:J:68:MET:HE2	1:K:9:PRO:CD	2.43	0.49
1:J:247:LEU:CG	1:J:272:ALA:HB2	2.43	0.49
1:K:223:MET:HE3	1:K:276:LEU:HB2	1.90	0.49
1:K:416:GLU:O	1:K:417:VAL:HG13	2.12	0.49
1:L:69:SER:O	1:M:9:PRO:CA	2.60	0.49
1:L:235:LEU:HG	1:L:307:ILE:CD1	2.43	0.49
1:L:235:LEU:HD23	1:L:237:CYS:N	2.27	0.49
1:N:139:ALA:CB	1:N:377:ARG:CG	2.91	0.49
1:O:134:LEU:CD1	1:O:393:LEU:CG	2.91	0.49
1:O:232:ILE:CG1	1:O:299:THR:HG21	2.43	0.49
1:O:299:THR:CG2	1:O:334:VAL:HG11	2.36	0.49
1:O:459:GLU:HB3	1:O:461:MET:HE3	1.91	0.49
1:P:44:MET:HE3	1:P:44:MET:N	2.28	0.49
1:A:72:HIS:CD2	1:A:73:PRO:HD2	2.43	0.49
1:A:152:LYS:HZ2	1:A:465:GLY:HA2	1.78	0.49
1:A:214:VAL:O	1:A:215:ASP:CB	2.61	0.49
1:A:326:ILE:C	1:A:328:GLY:H	2.16	0.49
1:A:368:VAL:HB	1:A:469:PRO:HG2	1.93	0.49
1:A:418:ILE:HB	1:A:419:PRO:HD3	1.94	0.49
1:B:115:VAL:CB	1:B:403:ARG:NE	2.76	0.49
1:C:84:THR:O	1:C:84:THR:HG22	2.12	0.49
1:C:119:ILE:CG2	1:C:403:ARG:CD	2.89	0.49
1:D:14:ARG:HH22	1:E:34:THR:CG2	2.26	0.49
1:D:50:ASP:OD1	1:D:52:LEU:HB2	2.13	0.49

Continued on next page...

Continued from previous page...

Atom-1	Atom-2	Interatomic distance (Å)	Clash overlap (Å)
1:D:346:LEU:HD22	1:D:348:ARG:HD3	1.94	0.49
1:D:406:LEU:CD1	1:M:431:ILE:HD12	2.42	0.49
1:D:438:ARG:HH12	1:M:405:GLN:HE22	1.61	0.49
1:E:134:LEU:HD13	1:E:392:LYS:HB3	1.93	0.49
1:E:170:LEU:HD11	1:E:358:VAL:HG11	1.95	0.49
1:F:234:LEU:N	1:F:315:LEU:CD2	2.76	0.49
1:G:135:LEU:HD11	1:G:389:LEU:HD21	1.95	0.49
1:G:230:ALA:HB1	1:G:261:VAL:HG23	1.94	0.49
1:H:66:ARG:N	1:H:79:ILE:HD13	2.27	0.49
1:H:79:ILE:O	1:H:83:LYS:HB2	2.13	0.49
1:I:68:MET:HG2	1:J:8:LEU:CD2	2.43	0.49
1:J:17:GLY:O	1:J:21:GLN:HG3	2.13	0.49
1:J:130:LYS:HG2	1:J:393:LEU:CD2	2.43	0.49
1:J:379:VAL:HG11	1:J:473:LYS:HG3	1.94	0.49
1:J:393:LEU:O	1:J:396:TYR:HB3	2.12	0.49
1:K:121:VAL:O	1:K:125:GLN:HG2	2.13	0.49
1:K:153:ILE:CG2	1:K:469:PRO:HG3	2.43	0.49
1:L:124:TYR:HD1	1:L:124:TYR:N	2.10	0.49
1:L:140:CYS:SG	1:L:447:LYS:CB	2.99	0.49
1:M:156:THR:HG21	1:M:467:VAL:C	2.33	0.49
1:N:247:LEU:HD21	1:N:269:ASP:HB3	1.94	0.49
1:P:100:ALA:HB1	1:P:484:THR:CB	2.41	0.49
1:A:68:MET:CB	1:H:8:LEU:HA	2.43	0.48
1:A:92:GLY:O	1:A:96:ALA:HB3	2.13	0.48
1:A:144:ALA:O	1:A:150:LEU:HD11	2.13	0.48
1:B:239:ILE:HG13	1:B:307:ILE:CD1	2.10	0.48
1:C:42:LYS:HG3	1:C:425:ASN:CB	2.41	0.48
1:C:82:ALA:HB1	1:C:93:THR:CG2	2.43	0.48
1:C:142:VAL:CG2	1:C:149:ILE:HG21	2.44	0.48
1:C:450:GLY:HA3	1:C:461:MET:HE1	1.95	0.48
1:D:42:LYS:CE	1:D:426:ALA:CA	2.88	0.48
1:D:222:GLN:O	1:D:224:PRO:HD2	2.12	0.48
1:D:232:ILE:H	1:D:232:ILE:HD12	1.78	0.48
1:D:250:MET:CE	1:D:308:LYS:CG	2.83	0.48
1:E:12:MET:HE1	1:F:68:MET:CE	2.41	0.48
1:E:68:MET:HE2	1:E:68:MET:CA	2.42	0.48
1:E:206:THR:HG21	1:E:347:ILE:HG23	1.93	0.48
1:E:241:GLU:HG3	1:E:246:MET:HB3	1.95	0.48
1:F:234:LEU:CD1	1:F:301:ALA:HB3	2.43	0.48
1:F:365:ALA:O	1:F:369:VAL:HG23	2.13	0.48
1:F:414:ALA:O	1:F:417:VAL:HG23	2.13	0.48

Continued on next page...

Continued from previous page...

Atom-1	Atom-2	Interatomic distance (Å)	Clash overlap (Å)
1:H:211:GLY:O	1:H:212:VAL:HG23	2.12	0.48
1:H:223:MET:CG	1:H:277:ALA:HB2	2.31	0.48
1:H:420:ARG:O	1:H:423:ALA:HB3	2.13	0.48
1:H:434:LEU:N	1:H:434:LEU:CD2	2.76	0.48
1:I:467:VAL:O	1:I:467:VAL:CG2	2.57	0.48
1:J:209:ILE:C	1:J:211:GLY:H	2.16	0.48
1:K:181:VAL:HG23	1:K:182:VAL:N	2.28	0.48
1:K:233:ALA:CA	1:K:315:LEU:HD21	2.43	0.48
1:K:448:CYS:HB3	1:K:460:ASP:CG	2.33	0.48
1:L:31:ILE:CD1	1:M:8:LEU:CD1	2.91	0.48
1:L:130:LYS:CE	1:L:396:TYR:CD1	2.95	0.48
1:L:263:PHE:CE2	1:L:295:LEU:CD2	2.96	0.48
1:M:196:GLU:HG2	1:M:331:MET:HE1	1.93	0.48
1:M:223:MET:HB3	1:M:282:VAL:HG12	1.95	0.48
1:M:237:CYS:CA	1:M:306:ASN:HA	2.43	0.48
1:M:238:ALA:O	1:M:307:ILE:HB	2.12	0.48
1:M:384:SER:HB3	1:M:441:HIS:CE1	2.47	0.48
1:N:77:MET:HB2	1:N:487:LEU:HD22	1.93	0.48
1:N:121:VAL:CG2	1:N:122:LYS:N	2.70	0.48
1:N:124:TYR:CE1	1:N:407:ALA:O	2.66	0.48
1:O:119:ILE:HG22	1:O:120:VAL:N	2.27	0.48
1:O:196:GLU:CD	1:O:331:MET:HE1	2.33	0.48
1:O:345:MET:CE	1:O:362:VAL:HG11	2.42	0.48
1:O:391:MET:CE	1:O:438:ARG:O	2.57	0.48
1:P:211:GLY:O	1:P:212:VAL:HG23	2.13	0.48
1:P:234:LEU:N	1:P:315:LEU:HD21	2.27	0.48
1:P:235:LEU:CG	1:P:307:ILE:HD13	2.41	0.48
1:P:239:ILE:HD13	1:P:307:ILE:HG12	1.91	0.48
1:P:251:VAL:HG13	1:P:276:LEU:CD2	2.44	0.48
1:A:57:VAL:C	1:A:58:THR:HG23	2.34	0.48
1:A:218:ARG:HB2	1:A:225:LYS:NZ	2.28	0.48
1:A:326:ILE:HG21	1:A:331:MET:SD	2.53	0.48
1:B:38:THR:HG21	1:B:46:LYS:CE	2.42	0.48
1:B:193:ILE:HD12	1:B:366:VAL:HG21	1.94	0.48
1:B:235:LEU:CD2	1:B:307:ILE:HG13	2.43	0.48
1:C:232:ILE:HG13	1:C:261:VAL:HG11	1.96	0.48
1:C:391:MET:HE1	1:C:438:ARG:HA	1.91	0.48
1:D:12:MET:HE2	1:E:68:MET:CE	2.43	0.48
1:D:77:MET:CB	1:D:487:LEU:CD2	2.84	0.48
1:D:85:GLN:OE1	1:D:476:ALA:HA	2.13	0.48
1:D:164:GLU:O	1:D:164:GLU:CG	2.61	0.48

Continued on next page...

Continued from previous page...

Atom-1	Atom-2	Interatomic distance (Å)	Clash overlap (Å)
1:E:165:LYS:CE	1:E:165:LYS:CA	2.90	0.48
1:E:195:ILE:HB	1:E:359:ALA:CB	2.43	0.48
1:E:347:ILE:HG21	1:E:358:VAL:HG12	1.94	0.48
1:F:155:MET:HB2	1:F:167:LYS:HD3	1.95	0.48
1:G:70:VAL:HG21	1:G:76:LYS:CG	2.42	0.48
1:G:227:VAL:HG11	1:G:260:ASN:HD21	1.72	0.48
1:G:403:ARG:HB3	1:P:431:ILE:HD12	1.95	0.48
1:H:219:VAL:HG22	1:H:273:GLN:CG	2.15	0.48
1:I:73:PRO:HB3	1:P:55:VAL:HG11	1.95	0.48
1:I:164:GLU:O	1:I:167:LYS:HB3	2.13	0.48
1:J:135:LEU:HD11	1:J:385:THR:HG21	1.94	0.48
1:J:345:MET:HE2	1:J:362:VAL:HG21	1.94	0.48
1:K:55:VAL:HG23	1:K:55:VAL:O	2.14	0.48
1:K:154:ALA:HB1	1:K:171:ALA:HB1	1.96	0.48
1:K:299:THR:HG23	1:K:334:VAL:CG1	2.36	0.48
1:K:448:CYS:CB	1:K:460:ASP:HA	2.43	0.48
1:L:63:THR:O	1:L:63:THR:CG2	2.60	0.48
1:L:223:MET:HB3	1:L:282:VAL:HA	1.95	0.48
1:L:257:SER:O	1:L:312:ALA:HB2	2.13	0.48
1:M:210:LYS:CB	1:M:343:VAL:HG23	2.40	0.48
1:M:235:LEU:HB3	1:M:307:ILE:HG22	1.95	0.48
1:M:341:LYS:HD3	1:M:341:LYS:N	2.28	0.48
1:N:42:LYS:CE	1:O:118:THR:CG2	2.91	0.48
1:N:124:TYR:CE1	1:N:407:ALA:C	2.86	0.48
1:N:254:ILE:HD13	1:N:262:LEU:HD13	1.92	0.48
1:O:69:SER:CA	1:P:9:PRO:HB3	2.42	0.48
1:O:339:HIS:ND1	1:O:341:LYS:HD2	2.27	0.48
1:P:458:VAL:C	1:P:459:GLU:HG2	2.34	0.48
1:A:12:MET:HE1	1:B:68:MET:HE2	1.95	0.48
1:A:68:MET:SD	1:H:12:MET:CE	3.01	0.48
1:A:103:LEU:CD2	1:A:411:PHE:CE2	2.92	0.48
1:A:177:ALA:O	1:A:181:VAL:HG13	2.13	0.48
1:B:250:MET:CE	1:B:308:LYS:CG	2.81	0.48
1:B:255:LYS:HG3	1:B:255:LYS:O	2.12	0.48
1:C:263:PHE:HE1	1:C:332:ILE:HG21	1.77	0.48
1:C:268:ILE:HB	1:C:273:GLN:NE2	2.28	0.48
1:C:491:ASP:CG	1:D:44:MET:HG2	2.33	0.48
1:E:177:ALA:O	1:E:193:ILE:HD11	2.14	0.48
1:E:199:SER:O	1:E:327:SER:HB2	2.14	0.48
1:E:233:ALA:CA	1:E:315:LEU:HD22	2.43	0.48
1:E:236:ASN:HA	1:E:265:GLN:CB	2.43	0.48

Continued on next page...

Continued from previous page...

Atom-1	Atom-2	Interatomic distance (Å)	Clash overlap (Å)
1:E:347:ILE:HG21	1:E:358:VAL:HG11	1.94	0.48
1:F:170:LEU:CD2	1:F:358:VAL:HG22	2.29	0.48
1:G:93:THR:O	1:G:97:VAL:HG22	2.13	0.48
1:G:103:LEU:HD21	1:G:411:PHE:HD2	1.62	0.48
1:G:196:GLU:HG2	1:G:331:MET:CE	2.41	0.48
1:H:106:LYS:HA	1:H:106:LYS:HE3	1.95	0.48
1:H:254:ILE:CD1	1:H:262:LEU:CD1	2.86	0.48
1:H:402:GLY:O	1:I:431:ILE:HD11	2.13	0.48
1:I:235:LEU:HB3	1:I:307:ILE:HA	1.94	0.48
1:I:250:MET:HE3	1:I:308:LYS:CB	2.41	0.48
1:J:198:LYS:O	1:J:355:ILE:HD11	2.13	0.48
1:J:391:MET:CE	1:J:438:ARG:NE	2.76	0.48
1:K:152:LYS:NZ	1:K:462:CYS:CA	2.77	0.48
1:K:154:ALA:CB	1:K:171:ALA:CB	2.91	0.48
1:L:166:ALA:HB1	1:L:203:ILE:O	2.12	0.48
1:L:369:VAL:O	1:L:369:VAL:CG1	2.61	0.48
1:M:69:SER:N	1:N:9:PRO:CG	2.76	0.48
1:M:206:THR:HG21	1:M:347:ILE:CG2	2.38	0.48
1:M:219:VAL:HG23	1:M:273:GLN:HB3	1.94	0.48
1:O:68:MET:CE	1:P:12:MET:HE3	2.43	0.48
1:O:219:VAL:HG21	1:O:268:ILE:CG1	2.41	0.48
1:O:222:GLN:CB	1:O:277:ALA:HB1	2.42	0.48
1:P:403:ARG:CG	1:P:403:ARG:NH1	2.68	0.48
1:A:42:LYS:HG3	1:A:426:ALA:CB	2.40	0.48
1:A:120:VAL:CG1	1:A:121:VAL:N	2.77	0.48
1:A:153:ILE:CG2	1:A:469:PRO:N	2.77	0.48
1:B:115:VAL:HG23	1:B:116:HIS:O	2.13	0.48
1:C:156:THR:CG2	1:C:468:GLU:HB3	2.44	0.48
1:C:171:ALA:O	1:C:175:VAL:HG23	2.14	0.48
1:C:386:GLU:HB2	1:C:419:PRO:HG2	1.95	0.48
1:D:24:ASN:O	1:D:27:ALA:HA	2.14	0.48
1:D:391:MET:HE1	1:D:438:ARG:HB3	1.94	0.48
1:E:167:LYS:HG3	1:E:168:GLU:N	2.27	0.48
1:E:248:LYS:HE2	1:E:275:TYR:CE1	2.48	0.48
1:F:42:LYS:NZ	1:F:453:VAL:CG2	2.76	0.48
1:F:105:ARG:NH1	1:F:106:LYS:HD2	2.28	0.48
1:F:142:VAL:CG1	1:F:149:ILE:HD13	2.44	0.48
1:G:130:LYS:O	1:G:130:LYS:HG3	2.12	0.48
1:G:223:MET:HB3	1:G:282:VAL:HG12	1.96	0.48
1:H:31:ILE:HG21	1:H:65:LEU:CD2	2.43	0.48
1:H:198:LYS:HD3	1:H:198:LYS:HA	1.61	0.48

Continued on next page...

Continued from previous page...

Atom-1	Atom-2	Interatomic distance (Å)	Clash overlap (Å)
1:I:310:LEU:HG	1:I:315:LEU:HD11	1.96	0.48
1:K:14:ARG:CG	1:K:494:ILE:HG12	2.42	0.48
1:K:132:GLN:HE21	1:K:132:GLN:CA	2.03	0.48
1:K:134:LEU:HD12	1:K:393:LEU:CD2	2.44	0.48
1:K:134:LEU:HD13	1:K:393:LEU:HG	1.95	0.48
1:K:368:VAL:CB	1:K:469:PRO:CG	2.79	0.48
1:N:403:ARG:HA	1:N:406:LEU:HD12	1.95	0.48
1:O:15:TYR:CE1	1:O:23:MET:SD	3.06	0.48
1:O:420:ARG:HH11	1:O:420:ARG:CG	2.17	0.48
1:P:377:ARG:HG2	1:P:470:LEU:CD1	2.43	0.48
1:B:100:ALA:HB1	1:B:484:THR:HG23	1.89	0.48
1:B:116:HIS:CD2	1:C:425:ASN:O	2.66	0.48
1:C:12:MET:HE1	1:D:68:MET:HE1	1.94	0.48
1:C:42:LYS:HB2	1:C:425:ASN:HB2	1.87	0.48
1:C:85:GLN:OE1	1:C:476:ALA:HA	2.13	0.48
1:C:102:GLU:OE2	1:C:417:VAL:HB	2.14	0.48
1:C:232:ILE:HG13	1:C:261:VAL:CG1	2.43	0.48
1:D:12:MET:HE2	1:E:68:MET:HE1	1.91	0.48
1:D:234:LEU:CB	1:D:292:MET:HE1	2.43	0.48
1:D:237:CYS:CB	1:D:306:ASN:HA	2.44	0.48
1:D:396:TYR:O	1:D:396:TYR:CD2	2.66	0.48
1:D:491:ASP:OD1	1:E:44:MET:CB	2.61	0.48
1:E:49:VAL:HG22	1:E:55:VAL:HG12	1.94	0.48
1:E:380:SER:N	1:E:467:VAL:HG13	2.29	0.48
1:G:115:VAL:HG21	1:G:119:ILE:HG13	1.95	0.48
1:G:135:LEU:HA	1:G:138:ILE:HD11	1.95	0.48
1:G:152:LYS:HE3	1:G:465:GLY:CA	2.43	0.48
1:G:418:ILE:CB	1:G:419:PRO:CD	2.90	0.48
1:H:130:LYS:CD	1:H:396:TYR:CG	2.97	0.48
1:I:30:ILE:CG2	1:I:31:ILE:N	2.76	0.48
1:I:69:SER:O	1:J:9:PRO:CA	2.60	0.48
1:I:89:VAL:HG11	1:I:472:VAL:CA	2.37	0.48
1:I:135:LEU:HD11	1:I:385:THR:HG21	1.95	0.48
1:I:178:VAL:HG12	1:I:188:VAL:HG11	1.88	0.48
1:I:236:ASN:C	1:I:265:GLN:HB3	2.33	0.48
1:I:254:ILE:HG21	1:I:262:LEU:HD13	1.95	0.48
1:I:254:ILE:CG2	1:I:281:ILE:CD1	2.91	0.48
1:I:326:ILE:O	1:I:327:SER:CB	2.61	0.48
1:J:42:LYS:HG3	1:J:426:ALA:N	2.29	0.48
1:J:251:VAL:HG13	1:J:276:LEU:HD22	1.95	0.48
1:K:379:VAL:HB	1:K:380:SER:HB2	1.95	0.48

Continued on next page...

Continued from previous page...

Atom-1	Atom-2	Interatomic distance (Å)	Clash overlap (Å)
1:L:68:MET:HG2	1:M:494:ILE:HD12	1.94	0.48
1:M:215:ASP:CG	1:M:331:MET:HG2	2.34	0.48
1:M:324:ARG:HB2	1:M:333:PHE:CE1	2.48	0.48
1:N:101:GLY:HA2	1:N:104:LEU:HD12	1.95	0.48
1:N:116:HIS:C	1:N:116:HIS:HD1	2.15	0.48
1:O:235:LEU:HD23	1:O:307:ILE:CA	2.44	0.48
1:O:247:LEU:CG	1:O:272:ALA:HB2	2.43	0.48
1:O:254:ILE:CD1	1:O:276:LEU:CD1	2.84	0.48
1:O:386:GLU:O	1:O:389:LEU:HB2	2.13	0.48
1:P:346:LEU:HD23	1:P:348:ARG:HG2	1.95	0.48
1:A:12:MET:HE2	1:A:494:ILE:HG22	1.92	0.48
1:A:104:LEU:HD23	1:A:488:LEU:HD13	1.92	0.48
1:A:215:ASP:HB2	1:A:331:MET:HB3	1.95	0.48
1:A:223:MET:CE	1:A:276:LEU:HB3	2.40	0.48
1:B:115:VAL:HB	1:B:403:ARG:HE	1.75	0.48
1:B:250:MET:HE3	1:B:308:LYS:CG	2.41	0.48
1:C:37:SER:O	1:C:43:GLY:HA2	2.13	0.48
1:C:77:MET:HE1	1:C:486:MET:HE1	1.90	0.48
1:C:89:VAL:HG21	1:C:472:VAL:CG1	2.36	0.48
1:C:121:VAL:HG13	1:C:488:LEU:CD2	2.44	0.48
1:C:193:ILE:HD12	1:C:366:VAL:HG11	1.96	0.48
1:C:406:LEU:CD1	1:C:406:LEU:N	2.76	0.48
1:D:215:ASP:C	1:D:216:LYS:HG2	2.34	0.48
1:D:308:LYS:HB2	1:D:308:LYS:HE3	1.38	0.48
1:D:369:VAL:O	1:D:369:VAL:HG23	2.14	0.48
1:D:433:ILE:O	1:D:436:LYS:HB2	2.14	0.48
1:E:169:LYS:HG2	1:E:204:ASP:O	2.14	0.48
1:E:236:ASN:HA	1:E:265:GLN:HB2	1.95	0.48
1:F:73:PRO:HB2	1:G:47:MET:HE1	1.94	0.48
1:F:437:VAL:CG2	1:F:451:LEU:HD12	2.41	0.48
1:G:36:ARG:CA	1:G:37:SER:HB2	2.44	0.48
1:G:163:ALA:C	1:G:165:LYS:N	2.66	0.48
1:G:173:ILE:HD13	1:G:206:THR:OG1	2.13	0.48
1:G:263:PHE:CD2	1:G:295:LEU:HD22	2.48	0.48
1:G:368:VAL:HG21	1:G:469:PRO:HG2	1.92	0.48
1:H:36:ARG:HG3	1:H:37:SER:H	1.78	0.48
1:H:223:MET:HE2	1:H:281:ILE:O	2.13	0.48
1:H:254:ILE:CG2	1:H:259:ALA:HB3	2.43	0.48
1:I:45:ASP:C	1:I:46:LYS:CG	2.82	0.48
1:I:231:LYS:N	1:I:231:LYS:CD	2.77	0.48
1:J:69:SER:H	1:K:9:PRO:HG3	1.78	0.48

Continued on next page...

Continued from previous page...

Atom-1	Atom-2	Interatomic distance (Å)	Clash overlap (Å)
1:J:340:PRO:O	1:J:340:PRO:CG	2.60	0.48
1:K:192:LEU:HD23	1:K:341:LYS:C	2.34	0.48
1:K:223:MET:HG3	1:K:277:ALA:CB	2.42	0.48
1:K:234:LEU:CB	1:K:292:MET:CE	2.86	0.48
1:K:237:CYS:CA	1:K:307:ILE:H	2.27	0.48
1:K:448:CYS:HB3	1:K:460:ASP:CB	2.44	0.48
1:K:453:VAL:CG2	1:K:454:PHE:N	2.74	0.48
1:L:169:LYS:HG3	1:L:204:ASP:HA	1.95	0.48
1:L:192:LEU:HB3	1:L:342:ALA:CA	2.43	0.48
1:L:218:ARG:CD	1:L:282:VAL:CG1	2.92	0.48
1:L:437:VAL:HG21	1:L:451:LEU:HG	1.90	0.48
1:M:231:LYS:N	1:M:231:LYS:HD3	2.28	0.48
1:N:21:GLN:O	1:N:25:ILE:HD12	2.14	0.48
1:N:42:LYS:HZ2	1:O:118:THR:HG22	1.78	0.48
1:N:135:LEU:CD2	1:N:138:ILE:HD11	2.32	0.48
1:N:254:ILE:HG23	1:N:259:ALA:CB	2.43	0.48
1:O:25:ILE:HD13	1:O:108:GLU:CD	2.34	0.48
1:O:235:LEU:HD23	1:O:307:ILE:CB	2.43	0.48
1:O:262:LEU:CD1	1:O:310:LEU:HD11	2.42	0.48
1:O:307:ILE:O	1:O:307:ILE:HG12	2.05	0.48
1:O:326:ILE:HG13	1:O:348:ARG:HH12	1.78	0.48
1:O:347:ILE:HB	1:O:355:ILE:HG22	1.95	0.48
1:O:391:MET:HE2	1:O:438:ARG:CA	2.40	0.48
1:O:448:CYS:CB	1:O:460:ASP:HA	2.43	0.48
1:P:64:ILE:HG22	1:P:65:LEU:HD22	1.96	0.48
1:P:96:ALA:CA	1:P:480:ALA:HB1	2.42	0.48
1:P:218:ARG:CZ	1:P:282:VAL:HG21	2.44	0.48
1:P:299:THR:HG23	1:P:334:VAL:CG1	2.44	0.48
1:A:47:MET:CE	1:H:493:VAL:HG13	2.44	0.48
1:A:47:MET:HE2	1:H:493:VAL:CG1	2.44	0.48
1:A:49:VAL:HA	1:A:54:ASP:O	2.12	0.48
1:A:105:ARG:NE	1:A:106:LYS:HG2	2.29	0.48
1:A:150:LEU:CD2	1:A:175:VAL:CG1	2.75	0.48
1:A:210:LYS:O	1:A:340:PRO:HG3	2.13	0.48
1:B:174:ILE:HG22	1:B:362:VAL:CG2	2.43	0.48
1:B:268:ILE:HG21	1:B:273:GLN:CG	2.44	0.48
1:B:339:HIS:CE1	1:B:341:LYS:CD	2.92	0.48
1:B:346:LEU:HD21	1:B:348:ARG:HD3	1.95	0.48
1:C:138:ILE:HD13	1:C:385:THR:OG1	2.14	0.48
1:D:218:ARG:NH2	1:D:321:VAL:HG12	2.29	0.48
1:E:116:HIS:CD2	1:F:425:ASN:O	2.67	0.48

Continued on next page...

Continued from previous page...

Atom-1	Atom-2	Interatomic distance (Å)	Clash overlap (Å)
1:E:130:LYS:HG3	1:E:396:TYR:CE1	2.49	0.48
1:E:233:ALA:CB	1:E:315:LEU:CD1	2.92	0.48
1:E:235:LEU:HD11	1:E:307:ILE:C	2.34	0.48
1:G:232:ILE:O	1:G:315:LEU:HG	2.14	0.48
1:G:235:LEU:HD23	1:G:310:LEU:CD1	2.43	0.48
1:I:140:CYS:CB	1:I:447:LYS:HB3	2.44	0.48
1:I:213:LEU:HD22	1:I:331:MET:HE1	1.96	0.48
1:I:430:ALA:O	1:I:434:LEU:HD23	2.12	0.48
1:J:15:TYR:HB3	1:J:19:ASP:HB2	1.95	0.48
1:J:42:LYS:HD2	1:J:425:ASN:O	2.11	0.48
1:J:115:VAL:CG1	1:J:403:ARG:NE	2.76	0.48
1:J:138:ILE:HD12	1:J:379:VAL:HG21	1.92	0.48
1:J:170:LEU:CD2	1:J:358:VAL:HG13	2.31	0.48
1:K:62:VAL:O	1:K:62:VAL:HG22	2.13	0.48
1:L:48:LEU:CB	1:L:56:VAL:CG2	2.90	0.48
1:L:124:TYR:CD1	1:L:124:TYR:N	2.81	0.48
1:L:234:LEU:O	1:L:304:ILE:HG13	2.13	0.48
1:L:433:ILE:HG22	1:L:451:LEU:CD2	2.43	0.48
1:M:220:SER:HB3	1:M:223:MET:SD	2.53	0.48
1:M:254:ILE:CG2	1:M:281:ILE:CD1	2.92	0.48
1:O:82:ALA:HB1	1:O:93:THR:HG22	1.96	0.48
1:O:170:LEU:CD2	1:O:358:VAL:HG11	2.39	0.48
1:O:216:LYS:CG	1:O:287:VAL:HG22	2.43	0.48
1:O:232:ILE:HG13	1:O:261:VAL:HG11	1.95	0.48
1:P:102:GLU:CG	1:P:417:VAL:HG11	2.42	0.48
1:P:119:ILE:CG1	1:P:403:ARG:HH11	2.22	0.48
1:A:9:PRO:HD3	1:A:12:MET:CE	2.44	0.48
1:A:9:PRO:CA	1:B:69:SER:N	2.76	0.48
1:A:63:THR:C	1:A:66:ARG:HB2	2.34	0.48
1:A:177:ALA:CB	1:A:208:LEU:HD11	2.44	0.48
1:A:240:GLU:O	1:A:241:GLU:HG2	2.13	0.48
1:B:236:ASN:HA	1:B:265:GLN:CB	2.44	0.48
1:B:345:MET:SD	1:B:362:VAL:HG11	2.54	0.48
1:B:396:TYR:O	1:B:396:TYR:CG	2.67	0.48
1:C:17:GLY:HA2	1:C:21:GLN:HE22	1.75	0.48
1:C:115:VAL:HG11	1:C:403:ARG:NE	2.19	0.48
1:C:198:LYS:N	1:C:355:ILE:HD13	2.28	0.48
1:C:236:ASN:HD21	1:C:305:THR:HG23	1.79	0.48
1:C:248:LYS:HD2	1:C:275:TYR:OH	2.13	0.48
1:D:159:THR:HG22	1:D:164:GLU:OE1	2.14	0.48
1:D:227:VAL:CG1	1:D:260:ASN:OD1	2.60	0.48

Continued on next page...

Continued from previous page...

Atom-1	Atom-2	Interatomic distance (Å)	Clash overlap (Å)
1:D:488:LEU:CD2	1:D:488:LEU:C	2.82	0.48
1:E:134:LEU:HB3	1:E:392:LYS:NZ	2.28	0.48
1:E:190:LYS:H	1:E:190:LYS:HG2	1.25	0.48
1:E:254:ILE:HG22	1:E:281:ILE:HD12	1.86	0.48
1:E:472:VAL:CG2	1:E:473:LYS:N	2.76	0.48
1:F:371:CYS:HB2	1:F:471:ARG:NE	2.25	0.48
1:G:130:LYS:HG2	1:G:393:LEU:HD23	1.90	0.48
1:G:194:LYS:CG	1:G:195:ILE:H	2.25	0.48
1:G:383:GLY:CA	1:G:386:GLU:HG2	2.44	0.48
1:H:124:TYR:CE1	1:H:407:ALA:O	2.66	0.48
1:I:251:VAL:HA	1:I:254:ILE:HD12	1.94	0.48
1:I:304:ILE:CD1	1:I:310:LEU:HA	2.44	0.48
1:I:347:ILE:HG23	1:I:358:VAL:HG11	1.96	0.48
1:I:365:ALA:O	1:I:369:VAL:HG23	2.13	0.48
1:K:263:PHE:CZ	1:K:295:LEU:HD21	2.49	0.48
1:L:66:ARG:HH21	1:L:83:LYS:HG3	1.79	0.48
1:L:158:ILE:HD13	1:L:170:LEU:CG	2.44	0.48
1:L:262:LEU:CG	1:L:310:LEU:HD21	2.43	0.48
1:L:376:GLY:N	1:L:377:ARG:HB2	2.29	0.48
1:L:423:ALA:CB	1:L:430:ALA:CB	2.92	0.48
1:M:198:LYS:HB3	1:M:326:ILE:CD1	2.44	0.48
1:M:247:LEU:HD11	1:M:269:ASP:CB	2.42	0.48
1:M:466:VAL:HG23	1:M:466:VAL:O	2.14	0.48
1:N:69:SER:HB3	1:O:9:PRO:HA	1.87	0.48
1:N:237:CYS:HB3	1:N:306:ASN:CA	2.34	0.48
1:O:195:ILE:HD13	1:O:359:ALA:HB1	1.94	0.48
1:O:404:GLU:O	1:O:408:VAL:HG13	2.13	0.48
1:A:15:TYR:CD1	1:A:23:MET:SD	3.07	0.48
1:A:29:ARG:O	1:A:32:ALA:HB3	2.14	0.48
1:A:389:LEU:HD13	1:A:415:LEU:CD2	2.42	0.48
1:B:36:ARG:CG	1:B:37:SER:N	2.76	0.48
1:B:215:ASP:OD1	1:B:331:MET:CG	2.59	0.48
1:C:17:GLY:CA	1:C:21:GLN:NE2	2.73	0.48
1:C:103:LEU:HD12	1:C:103:LEU:HA	1.81	0.48
1:C:469:PRO:HG3	1:C:472:VAL:HG11	1.96	0.48
1:C:493:VAL:HG13	1:D:47:MET:HE2	1.95	0.48
1:D:199:SER:OG	1:D:327:SER:CB	2.62	0.48
1:D:222:GLN:HB3	1:D:277:ALA:CB	2.38	0.48
1:D:265:GLN:HG2	1:D:266:LYS:NZ	2.09	0.48
1:D:339:HIS:ND1	1:D:341:LYS:HD2	2.27	0.48
1:E:177:ALA:HB1	1:E:343:VAL:HG11	1.95	0.48

Continued on next page...

Continued from previous page...

Atom-1	Atom-2	Interatomic distance (Å)	Clash overlap (Å)
1:G:115:VAL:HG23	1:G:119:ILE:HB	1.94	0.48
1:G:178:VAL:HG22	1:G:366:VAL:HG13	1.96	0.48
1:H:99:VAL:HG12	1:H:418:ILE:CD1	2.44	0.48
1:H:119:ILE:HD13	1:H:404:GLU:OE2	2.14	0.48
1:H:219:VAL:CG2	1:H:268:ILE:HD12	2.12	0.48
1:I:152:LYS:CB	1:I:465:GLY:HA2	2.43	0.48
1:I:218:ARG:CZ	1:I:282:VAL:HG11	2.44	0.48
1:I:234:LEU:H	1:I:315:LEU:CD2	2.27	0.48
1:I:379:VAL:CG2	1:I:380:SER:N	2.76	0.48
1:I:433:ILE:CG2	1:I:451:LEU:CD2	2.92	0.48
1:J:155:MET:HB3	1:J:167:LYS:HB2	1.95	0.48
1:J:174:ILE:CG2	1:J:362:VAL:CG2	2.78	0.48
1:J:459:GLU:HG3	1:J:461:MET:HG2	1.96	0.48
1:K:115:VAL:HG21	1:K:119:ILE:CB	2.43	0.48
1:K:122:LYS:HA	1:K:125:GLN:NE2	2.25	0.48
1:K:170:LEU:CD1	1:K:358:VAL:HG13	2.43	0.48
1:K:234:LEU:H	1:K:315:LEU:CD1	2.21	0.48
1:L:235:LEU:CG	1:L:307:ILE:HD13	2.42	0.48
1:L:368:VAL:HB	1:L:469:PRO:HB3	1.96	0.48
1:L:380:SER:CB	1:L:384:SER:HB2	2.41	0.48
1:M:69:SER:C	1:N:8:LEU:C	2.73	0.48
1:M:116:HIS:CG	1:M:117:PRO:HD2	2.48	0.48
1:O:197:LYS:CB	1:O:355:ILE:HG21	2.43	0.48
1:P:81:VAL:HG21	1:P:483:SER:OG	2.14	0.48
1:P:397:ALA:C	1:P:399:GLY:N	2.67	0.48
1:P:452:ASN:OD1	1:P:454:PHE:CD2	2.67	0.48
1:A:152:LYS:HD3	1:A:467:VAL:CG2	2.43	0.48
1:A:165:LYS:HA	1:A:165:LYS:CE	2.42	0.48
1:B:235:LEU:HD12	1:B:264:CYS:HB3	1.96	0.48
1:B:299:THR:CG2	1:B:334:VAL:HG11	2.44	0.48
1:C:402:GLY:O	1:C:405:GLN:HB3	2.13	0.48
1:C:416:GLU:O	1:C:420:ARG:HB3	2.14	0.48
1:C:495:ALA:HA	1:D:49:VAL:CG2	2.43	0.48
1:D:89:VAL:HG11	1:D:472:VAL:HG22	1.95	0.48
1:D:96:ALA:HB1	1:D:480:ALA:HB2	1.95	0.48
1:D:247:LEU:HG	1:D:272:ALA:HB2	1.96	0.48
1:E:285:ARG:C	1:E:287:VAL:H	2.18	0.48
1:F:477:ILE:HG22	1:F:477:ILE:O	2.13	0.48
1:G:121:VAL:HG23	1:G:122:LYS:N	2.28	0.48
1:G:132:GLN:HA	1:G:132:GLN:NE2	2.29	0.48
1:G:493:VAL:HG12	1:G:493:VAL:O	2.14	0.48

Continued on next page...

Continued from previous page...

Atom-1	Atom-2	Interatomic distance (Å)	Clash overlap (Å)
1:H:165:LYS:CA	1:H:165:LYS:HZ3	2.09	0.48
1:H:216:LYS:O	1:H:332:ILE:HG13	2.14	0.48
1:H:393:LEU:HA	1:H:396:TYR:HB3	1.96	0.48
1:I:130:LYS:HE2	1:I:134:LEU:CG	2.44	0.48
1:J:241:GLU:HG2	1:J:250:MET:SD	2.54	0.48
1:J:368:VAL:CG2	1:J:469:PRO:HG3	2.44	0.48
1:K:163:ALA:HB1	1:K:203:ILE:HG21	1.94	0.48
1:K:214:VAL:CG1	1:K:291:ASP:OD2	2.62	0.48
1:L:12:MET:HG3	1:L:494:ILE:HG23	1.96	0.48
1:L:82:ALA:HB1	1:L:93:THR:HG23	1.96	0.48
1:L:391:MET:CE	1:L:438:ARG:O	2.62	0.48
1:L:469:PRO:CB	1:L:472:VAL:HG21	2.44	0.48
1:M:219:VAL:CG2	1:M:273:GLN:CG	2.91	0.48
1:M:223:MET:CG	1:M:282:VAL:HA	2.43	0.48
1:M:339:HIS:HE1	1:M:341:LYS:HD2	1.74	0.48
1:N:48:LEU:C	1:N:49:VAL:HG23	2.34	0.48
1:N:472:VAL:HG22	1:N:473:LYS:N	2.29	0.48
1:O:38:THR:HG22	1:O:44:MET:O	2.14	0.48
1:P:158:ILE:O	1:P:158:ILE:HG23	2.07	0.48
1:P:469:PRO:HB2	1:P:472:VAL:HG21	1.95	0.48
1:A:8:LEU:HA	1:B:70:VAL:N	2.29	0.47
1:A:150:LEU:HB3	1:A:175:VAL:CG1	2.44	0.47
1:B:82:ALA:HB1	1:B:93:THR:HG22	1.96	0.47
1:B:105:ARG:HG2	1:B:105:ARG:NH1	2.16	0.47
1:B:462:CYS:SG	1:B:467:VAL:HG21	2.54	0.47
1:C:42:LYS:CB	1:C:425:ASN:HB2	2.43	0.47
1:C:44:MET:HE2	1:C:44:MET:CA	2.32	0.47
1:C:219:VAL:HG11	1:C:268:ILE:HD12	1.95	0.47
1:C:391:MET:CE	1:C:438:ARG:CB	2.90	0.47
1:D:368:VAL:O	1:D:371:CYS:HB2	2.13	0.47
1:D:431:ILE:CD1	1:M:403:ARG:CA	2.91	0.47
1:E:216:LYS:HG3	1:E:287:VAL:HG22	1.96	0.47
1:E:218:ARG:HG3	1:E:323:GLU:HB2	1.97	0.47
1:F:14:ARG:CD	1:F:494:ILE:HG12	2.44	0.47
1:F:116:HIS:CG	1:F:117:PRO:HD2	2.49	0.47
1:F:152:LYS:HD3	1:F:465:GLY:CA	2.29	0.47
1:F:425:ASN:C	1:F:427:GLY:H	2.17	0.47
1:G:192:LEU:HD21	1:G:341:LYS:HB2	1.96	0.47
1:H:119:ILE:HD12	1:H:403:ARG:HB2	1.95	0.47
1:H:130:LYS:HD3	1:H:393:LEU:CD1	2.36	0.47
1:H:212:VAL:HG21	1:H:294:LYS:C	2.35	0.47

Continued on next page...

Continued from previous page...

Atom-1	Atom-2	Interatomic distance (Å)	Clash overlap (Å)
1:J:48:LEU:HD21	1:K:494:ILE:HD12	1.95	0.47
1:J:227:VAL:HG11	1:J:260:ASN:CG	2.34	0.47
1:J:393:LEU:HA	1:J:396:TYR:HB3	1.95	0.47
1:L:68:MET:CA	1:M:8:LEU:HB3	2.44	0.47
1:L:152:LYS:NZ	1:L:465:GLY:HA2	2.29	0.47
1:M:174:ILE:HG22	1:M:362:VAL:CG2	2.44	0.47
1:M:212:VAL:HG21	1:M:294:LYS:C	2.33	0.47
1:N:96:ALA:O	1:N:100:ALA:HB2	2.14	0.47
1:N:262:LEU:CD1	1:N:310:LEU:HD21	2.43	0.47
1:N:326:ILE:HD11	1:N:348:ARG:NH1	2.29	0.47
1:O:119:ILE:CG2	1:O:403:ARG:HD2	2.41	0.47
1:O:166:ALA:O	1:O:170:LEU:HG	2.13	0.47
1:O:174:ILE:HD12	1:O:365:ALA:HB1	1.96	0.47
1:O:216:LYS:C	1:O:332:ILE:CD1	2.82	0.47
1:O:338:LYS:CE	1:O:339:HIS:CB	2.86	0.47
1:P:42:LYS:CD	1:P:426:ALA:N	2.77	0.47
1:P:64:ILE:HG23	1:P:65:LEU:N	2.29	0.47
1:P:96:ALA:CB	1:P:480:ALA:HB2	2.43	0.47
1:P:105:ARG:O	1:P:105:ARG:HG2	2.03	0.47
1:P:106:LYS:O	1:P:109:GLU:HG3	2.14	0.47
1:P:182:VAL:CB	1:P:188:VAL:HG21	2.33	0.47
1:P:431:ILE:O	1:P:435:VAL:HG23	2.14	0.47
1:A:34:THR:HG23	1:H:14:ARG:NH2	2.29	0.47
1:A:122:LYS:HA	1:A:125:GLN:NE2	2.28	0.47
1:A:138:ILE:CG1	1:A:138:ILE:O	2.56	0.47
1:A:154:ALA:CB	1:A:174:ILE:CD1	2.70	0.47
1:A:166:ALA:HB2	1:A:203:ILE:HG22	1.95	0.47
1:A:194:LYS:HG3	1:A:294:LYS:HE3	1.96	0.47
1:B:11:ASN:OD1	1:C:51:ASP:HA	2.13	0.47
1:B:70:VAL:HG22	1:B:76:LYS:NZ	2.28	0.47
1:B:99:VAL:CG1	1:B:418:ILE:HD13	2.44	0.47
1:C:174:ILE:HG22	1:C:362:VAL:CB	2.44	0.47
1:C:177:ALA:HB2	1:C:208:LEU:HD11	1.93	0.47
1:C:248:LYS:CG	1:C:275:TYR:CE2	2.95	0.47
1:D:77:MET:SD	1:D:486:MET:HE2	2.54	0.47
1:D:213:LEU:CD2	1:D:331:MET:HE1	2.38	0.47
1:E:153:ILE:HG23	1:E:469:PRO:HD3	1.91	0.47
1:E:218:ARG:HH11	1:E:218:ARG:HG2	1.78	0.47
1:E:233:ALA:HB1	1:E:310:LEU:HG	1.95	0.47
1:E:431:ILE:CD1	1:N:406:LEU:HD13	2.43	0.47
1:G:192:LEU:HB3	1:G:342:ALA:HB2	1.96	0.47

Continued on next page...

Continued from previous page...

Atom-1	Atom-2	Interatomic distance (Å)	Clash overlap (Å)
1:G:208:LEU:HD13	1:G:345:MET:HG3	1.95	0.47
1:G:435:VAL:HG12	1:G:435:VAL:O	2.14	0.47
1:H:158:ILE:HD13	1:H:170:LEU:HD23	1.97	0.47
1:H:227:VAL:CG1	1:H:228:THR:H	2.26	0.47
1:H:437:VAL:HG22	1:H:458:VAL:HB	1.95	0.47
1:I:234:LEU:HD22	1:I:301:ALA:HB1	1.96	0.47
1:I:405:GLN:HG2	1:I:406:LEU:H	1.76	0.47
1:J:190:LYS:HZ3	1:J:367:GLY:HA2	1.79	0.47
1:J:377:ARG:NE	1:J:470:LEU:CD1	2.77	0.47
1:J:403:ARG:CG	1:J:403:ARG:NH1	2.48	0.47
1:J:469:PRO:HG2	1:J:472:VAL:HG21	1.96	0.47
1:K:236:ASN:OD1	1:K:236:ASN:C	2.53	0.47
1:L:15:TYR:CD2	1:L:19:ASP:HB3	2.48	0.47
1:L:69:SER:O	1:M:9:PRO:HG2	2.14	0.47
1:L:268:ILE:HD12	1:L:268:ILE:HG21	1.63	0.47
1:L:346:LEU:HD23	1:L:347:ILE:N	2.28	0.47
1:M:214:VAL:CG1	1:M:291:ASP:CB	2.92	0.47
1:M:219:VAL:CG2	1:M:223:MET:SD	3.02	0.47
1:M:461:MET:HA	1:M:466:VAL:CG2	2.43	0.47
1:O:47:MET:HG2	1:O:47:MET:O	2.14	0.47
1:O:72:HIS:HB3	1:O:75:ALA:HB3	1.97	0.47
1:O:83:LYS:HG2	1:O:87:LYS:NZ	2.30	0.47
1:O:147:LYS:HB2	1:O:147:LYS:HE2	1.73	0.47
1:O:235:LEU:CD1	1:O:262:LEU:CG	2.91	0.47
1:O:237:CYS:SG	1:O:238:ALA:HB2	2.53	0.47
1:P:23:MET:HE1	1:P:72:HIS:CE1	2.49	0.47
1:P:134:LEU:HB3	1:P:392:LYS:HE3	1.96	0.47
1:P:326:ILE:HD11	1:P:348:ARG:CZ	2.44	0.47
1:A:155:MET:SD	1:A:167:LYS:HD3	2.54	0.47
1:B:239:ILE:HG13	1:B:307:ILE:HG21	1.96	0.47
1:B:461:MET:HE1	1:B:466:VAL:HG21	1.96	0.47
1:C:268:ILE:HG21	1:C:273:GLN:HG2	1.96	0.47
1:C:414:ALA:O	1:C:417:VAL:HG12	2.13	0.47
1:D:163:ALA:CB	1:D:165:LYS:HB2	2.44	0.47
1:D:239:ILE:HG23	1:D:268:ILE:HG23	1.94	0.47
1:D:469:PRO:CG	1:D:472:VAL:CG2	2.92	0.47
1:E:238:ALA:O	1:E:307:ILE:HG23	2.13	0.47
1:F:130:LYS:HD3	1:F:393:LEU:HD21	1.92	0.47
1:F:234:LEU:C	1:F:292:MET:HE1	2.34	0.47
1:F:433:ILE:CG2	1:F:451:LEU:CD2	2.86	0.47
1:G:72:HIS:HA	1:G:75:ALA:CB	2.27	0.47

Continued on next page...

Continued from previous page...

Atom-1	Atom-2	Interatomic distance (Å)	Clash overlap (Å)
1:G:461:MET:HA	1:G:466:VAL:HG23	1.96	0.47
1:H:142:VAL:CG1	1:H:378:ILE:CD1	2.91	0.47
1:H:216:LYS:O	1:H:332:ILE:CD1	2.63	0.47
1:H:235:LEU:CG	1:H:307:ILE:CD1	2.92	0.47
1:H:351:THR:CG2	1:H:352:GLU:H	2.12	0.47
1:H:391:MET:HE2	1:H:438:ARG:CG	2.44	0.47
1:I:115:VAL:CG2	1:I:403:ARG:CD	2.93	0.47
1:I:425:ASN:O	1:J:116:HIS:CD2	2.67	0.47
1:J:206:THR:HG22	1:J:348:ARG:N	2.28	0.47
1:J:209:ILE:HD11	1:J:213:LEU:HB2	1.96	0.47
1:K:104:LEU:CD2	1:K:488:LEU:HD13	2.44	0.47
1:K:121:VAL:C	1:K:123:GLY:H	2.17	0.47
1:K:130:LYS:C	1:K:132:GLN:N	2.67	0.47
1:L:435:VAL:O	1:L:435:VAL:CG1	2.60	0.47
1:M:57:VAL:C	1:M:58:THR:CG2	2.83	0.47
1:M:239:ILE:N	1:M:307:ILE:CG2	2.77	0.47
1:N:42:LYS:HA	1:N:42:LYS:HD3	1.65	0.47
1:N:68:MET:CG	1:O:8:LEU:CD2	2.68	0.47
1:O:124:TYR:HE1	1:O:407:ALA:CB	2.17	0.47
1:O:139:ALA:CB	1:O:470:LEU:HD11	2.44	0.47
1:O:214:VAL:HB	1:O:291:ASP:OD2	2.14	0.47
1:O:365:ALA:O	1:O:369:VAL:HG12	2.15	0.47
1:P:72:HIS:O	1:P:76:LYS:HD2	2.13	0.47
1:P:227:VAL:HG11	1:P:260:ASN:OD1	2.15	0.47
1:A:170:LEU:CD1	1:A:358:VAL:HG22	2.41	0.47
1:A:178:VAL:HG21	1:A:366:VAL:HG13	1.96	0.47
1:A:235:LEU:CD1	1:A:237:CYS:O	2.62	0.47
1:A:236:ASN:O	1:A:266:LYS:HG2	2.13	0.47
1:A:251:VAL:HG12	1:A:276:LEU:HD13	1.96	0.47
1:B:153:ILE:HD13	1:B:378:ILE:HG22	1.90	0.47
1:B:170:LEU:CD1	1:B:358:VAL:HG22	2.41	0.47
1:C:62:VAL:H	1:C:93:THR:HG21	1.78	0.47
1:C:67:GLU:OE2	1:C:67:GLU:HA	2.11	0.47
1:D:248:LYS:CE	1:D:275:TYR:CZ	2.97	0.47
1:E:135:LEU:HD21	1:E:385:THR:CG2	2.19	0.47
1:E:150:LEU:HB3	1:E:175:VAL:CG2	2.44	0.47
1:E:165:LYS:HE3	1:E:165:LYS:HB3	1.49	0.47
1:E:393:LEU:O	1:E:396:TYR:HB3	2.14	0.47
1:F:208:LEU:HG	1:F:210:LYS:HD3	1.96	0.47
1:F:211:GLY:C	1:F:298:ALA:HB2	2.35	0.47
1:F:212:VAL:HG21	1:F:294:LYS:O	2.14	0.47

Continued on next page...

Continued from previous page...

Atom-1	Atom-2	Interatomic distance (Å)	Clash overlap (Å)
1:G:346:LEU:HD22	1:G:348:ARG:HG2	1.96	0.47
1:H:248:LYS:HG3	1:H:275:TYR:CE2	2.50	0.47
1:H:345:MET:SD	1:H:362:VAL:HG11	2.54	0.47
1:H:460:ASP:OD2	1:H:463:GLU:HG3	2.14	0.47
1:I:9:PRO:CD	1:P:68:MET:HA	2.41	0.47
1:I:42:LYS:CD	1:I:426:ALA:HA	2.43	0.47
1:I:119:ILE:HG23	1:I:403:ARG:HB2	1.95	0.47
1:I:158:ILE:O	1:I:164:GLU:HA	2.14	0.47
1:J:38:THR:HG23	1:J:46:LYS:HE2	1.97	0.47
1:J:368:VAL:HB	1:J:469:PRO:CB	2.44	0.47
1:J:400:ILE:HD11	1:J:408:VAL:HG11	1.95	0.47
1:K:113:GLN:O	1:K:113:GLN:OE1	2.32	0.47
1:K:150:LEU:HG	1:K:175:VAL:HG13	1.96	0.47
1:K:170:LEU:CD2	1:K:358:VAL:HG13	2.42	0.47
1:L:135:LEU:CD1	1:L:385:THR:HG21	2.44	0.47
1:L:403:ARG:O	1:L:406:LEU:HB2	2.14	0.47
1:M:47:MET:HE2	1:N:493:VAL:HG13	1.96	0.47
1:M:436:LYS:HB3	1:M:458:VAL:HG22	1.95	0.47
1:N:103:LEU:CD2	1:N:411:PHE:CE2	2.90	0.47
1:N:174:ILE:HG13	1:N:175:VAL:H	1.79	0.47
1:N:311:SER:O	1:N:315:LEU:HD12	2.14	0.47
1:N:371:CYS:HB3	1:N:471:ARG:CD	2.43	0.47
1:O:68:MET:HE2	1:P:9:PRO:CD	2.41	0.47
1:O:171:ALA:HA	1:O:174:ILE:HG12	1.95	0.47
1:O:233:ALA:HB3	1:O:310:LEU:HD11	1.96	0.47
1:O:237:CYS:SG	1:O:238:ALA:CB	3.02	0.47
1:O:293:GLU:H	1:O:293:GLU:HG3	1.52	0.47
1:O:383:GLY:HA2	1:O:386:GLU:HG2	1.97	0.47
1:O:385:THR:HG21	1:O:473:LYS:HD2	1.95	0.47
1:O:461:MET:SD	1:O:466:VAL:CG2	3.02	0.47
1:A:212:VAL:N	1:A:298:ALA:HB2	2.30	0.47
1:A:235:LEU:HB2	1:A:310:LEU:CD2	2.45	0.47
1:A:241:GLU:HB3	1:A:246:MET:HB3	1.95	0.47
1:A:406:LEU:CD1	1:J:431:ILE:HD12	2.44	0.47
1:B:113:GLN:CD	1:B:113:GLN:H	2.16	0.47
1:C:25:ILE:HD13	1:C:108:GLU:OE2	2.14	0.47
1:C:48:LEU:HB3	1:C:68:MET:HE1	1.96	0.47
1:C:433:ILE:CG2	1:C:451:LEU:HD23	2.43	0.47
1:D:113:GLN:O	1:D:113:GLN:CD	2.52	0.47
1:D:165:LYS:HB2	1:D:203:ILE:HG21	1.97	0.47
1:E:116:HIS:CD2	1:E:117:PRO:HG2	2.50	0.47

Continued on next page...

Continued from previous page...

Atom-1	Atom-2	Interatomic distance (Å)	Clash overlap (Å)
1:E:130:LYS:O	1:E:134:LEU:HG	2.15	0.47
1:E:259:ALA:O	1:E:281:ILE:HG23	2.15	0.47
1:F:34:THR:HG22	1:F:35:VAL:N	2.29	0.47
1:F:307:ILE:HD12	1:F:310:LEU:CB	2.44	0.47
1:F:307:ILE:HD13	1:F:310:LEU:CB	2.45	0.47
1:F:433:ILE:HA	1:F:436:LYS:CD	2.41	0.47
1:G:31:ILE:HG23	1:G:65:LEU:CD2	2.44	0.47
1:H:62:VAL:CG1	1:H:63:THR:H	2.27	0.47
1:H:174:ILE:CD1	1:H:365:ALA:HB1	2.38	0.47
1:I:23:MET:CE	1:I:72:HIS:CE1	2.97	0.47
1:J:42:LYS:CD	1:J:426:ALA:CA	2.92	0.47
1:J:235:LEU:HB2	1:J:264:CYS:CB	2.42	0.47
1:K:68:MET:CA	1:L:9:PRO:HG3	2.45	0.47
1:K:379:VAL:CB	1:K:380:SER:HB2	2.44	0.47
1:L:31:ILE:HG22	1:L:31:ILE:O	2.14	0.47
1:L:217:GLU:OE2	1:L:330:SER:HB2	2.14	0.47
1:L:235:LEU:O	1:L:235:LEU:HD22	2.14	0.47
1:L:326:ILE:CG1	1:L:348:ARG:NH1	2.76	0.47
1:L:437:VAL:CG2	1:L:451:LEU:CG	2.85	0.47
1:M:22:ARG:HH11	1:M:22:ARG:HG2	1.80	0.47
1:M:69:SER:CA	1:N:9:PRO:HA	2.44	0.47
1:M:182:VAL:CB	1:M:188:VAL:CG1	2.93	0.47
1:M:453:VAL:CG2	1:M:454:PHE:N	2.77	0.47
1:N:134:LEU:HB3	1:N:392:LYS:HZ2	1.78	0.47
1:N:217:GLU:HG2	1:N:330:SER:C	2.35	0.47
1:N:234:LEU:O	1:N:304:ILE:HG12	2.14	0.47
1:O:50:ASP:OD1	1:O:52:LEU:HB2	2.13	0.47
1:O:146:ASP:HB3	1:O:149:ILE:CG1	2.44	0.47
1:O:171:ALA:HA	1:O:174:ILE:HD11	1.92	0.47
1:O:222:GLN:HB3	1:O:277:ALA:CB	2.43	0.47
1:O:339:HIS:HE1	1:O:341:LYS:CD	2.28	0.47
1:O:429:ASP:O	1:O:433:ILE:HG13	2.14	0.47
1:P:36:ARG:HE	1:P:36:ARG:HB3	1.33	0.47
1:P:130:LYS:HG3	1:P:393:LEU:HD22	1.97	0.47
1:P:218:ARG:NE	1:P:282:VAL:HG11	2.29	0.47
1:P:299:THR:CG2	1:P:334:VAL:HG12	2.44	0.47
1:A:12:MET:SD	1:A:494:ILE:HG22	2.55	0.47
1:A:124:TYR:HE1	1:A:407:ALA:C	2.16	0.47
1:A:310:LEU:HD12	1:A:315:LEU:CD2	2.44	0.47
1:B:14:ARG:NH1	1:C:34:THR:CA	2.67	0.47
1:B:116:HIS:CE1	1:B:117:PRO:HG2	2.50	0.47

Continued on next page...

Continued from previous page...

Atom-1	Atom-2	Interatomic distance (Å)	Clash overlap (Å)
1:B:251:VAL:HG11	1:B:276:LEU:HG	1.88	0.47
1:C:126:ALA:O	1:C:130:LYS:HB2	2.13	0.47
1:C:469:PRO:HG2	1:C:472:VAL:HG13	1.96	0.47
1:D:460:ASP:CG	1:D:463:GLU:H	2.16	0.47
1:E:268:ILE:HG22	1:E:273:GLN:HG3	1.93	0.47
1:E:312:ALA:O	1:E:313:GLN:CB	2.62	0.47
1:F:9:PRO:O	1:F:12:MET:CB	2.61	0.47
1:F:25:ILE:HD13	1:F:108:GLU:HG3	1.95	0.47
1:F:73:PRO:HA	1:F:76:LYS:HD3	1.95	0.47
1:F:197:LYS:HB3	1:F:355:ILE:HB	1.96	0.47
1:G:111:LEU:HD22	1:G:117:PRO:HB3	1.94	0.47
1:G:214:VAL:HG12	1:G:291:ASP:CB	2.44	0.47
1:G:296:ALA:HB1	1:G:301:ALA:O	2.14	0.47
1:G:494:ILE:HB	1:H:68:MET:HE1	1.95	0.47
1:H:223:MET:HE2	1:H:276:LEU:CB	2.42	0.47
1:I:45:ASP:C	1:I:46:LYS:HG3	2.35	0.47
1:I:68:MET:HE2	1:J:9:PRO:HG2	1.96	0.47
1:I:130:LYS:HE2	1:I:134:LEU:HD21	1.97	0.47
1:I:347:ILE:CG2	1:I:358:VAL:HG12	2.40	0.47
1:I:380:SER:CB	1:I:384:SER:CB	2.84	0.47
1:J:69:SER:OG	1:J:69:SER:O	1.95	0.47
1:J:218:ARG:NH2	1:J:321:VAL:HG12	2.30	0.47
1:K:19:ASP:O	1:K:23:MET:HG3	2.13	0.47
1:K:452:ASN:HB2	1:K:459:GLU:OE2	2.14	0.47
1:L:163:ALA:HB1	1:L:165:LYS:CB	2.32	0.47
1:M:48:LEU:HD12	1:M:67:GLU:HB2	1.95	0.47
1:M:116:HIS:ND1	1:M:118:THR:HG23	2.30	0.47
1:M:130:LYS:HG2	1:M:393:LEU:HD22	1.96	0.47
1:M:163:ALA:HB1	1:M:165:LYS:H	1.79	0.47
1:M:362:VAL:CG2	1:M:362:VAL:O	2.62	0.47
1:N:214:VAL:HG12	1:N:291:ASP:OD2	2.14	0.47
1:N:325:LYS:C	1:N:325:LYS:CD	2.83	0.47
1:O:12:MET:N	1:O:12:MET:HE1	2.30	0.47
1:O:96:ALA:O	1:O:100:ALA:HB2	2.14	0.47
1:O:178:VAL:HG22	1:O:193:ILE:CD1	2.44	0.47
1:P:63:THR:CG2	1:P:63:THR:O	2.62	0.47
1:P:211:GLY:HA2	1:P:298:ALA:HB1	1.96	0.47
1:P:235:LEU:HD13	1:P:237:CYS:O	2.14	0.47
1:A:170:LEU:HD12	1:A:358:VAL:HG13	1.96	0.47
1:A:206:THR:CG2	1:A:347:ILE:HG22	2.42	0.47
1:A:235:LEU:HG	1:A:307:ILE:CD1	2.44	0.47

Continued on next page...

Continued from previous page...

Atom-1	Atom-2	Interatomic distance (Å)	Clash overlap (Å)
1:A:238:ALA:C	1:A:307:ILE:HG22	2.34	0.47
1:A:405:GLN:OE1	1:A:406:LEU:HD11	2.14	0.47
1:A:469:PRO:HD2	1:A:472:VAL:HG11	1.97	0.47
1:B:23:MET:HE2	1:B:72:HIS:HE1	1.77	0.47
1:B:115:VAL:HG11	1:B:403:ARG:HE	1.79	0.47
1:B:138:ILE:HG12	1:B:139:ALA:N	2.27	0.47
1:B:158:ILE:CD1	1:B:170:LEU:HB2	2.32	0.47
1:B:182:VAL:CG2	1:B:188:VAL:CG2	2.92	0.47
1:B:295:LEU:O	1:B:299:THR:HG23	2.14	0.47
1:B:301:ALA:O	1:B:302:ASN:CB	2.62	0.47
1:B:369:VAL:O	1:B:373:ILE:HG12	2.15	0.47
1:B:384:SER:CB	1:B:441:HIS:CE1	2.97	0.47
1:C:209:ILE:HD11	1:C:213:LEU:HB2	1.96	0.47
1:C:301:ALA:C	1:C:302:ASN:ND2	2.68	0.47
1:D:34:THR:HG22	1:D:35:VAL:HG13	1.95	0.47
1:D:42:LYS:HG3	1:D:425:ASN:CB	2.35	0.47
1:D:147:LYS:HB3	1:D:147:LYS:HE2	1.74	0.47
1:D:178:VAL:HG21	1:D:366:VAL:HG22	1.97	0.47
1:D:223:MET:HE2	1:D:283:ALA:CB	2.45	0.47
1:D:225:LYS:HD3	1:D:225:LYS:HA	1.73	0.47
1:D:241:GLU:CG	1:D:250:MET:SD	3.02	0.47
1:E:177:ALA:CB	1:E:193:ILE:HD12	2.41	0.47
1:E:233:ALA:HB2	1:E:315:LEU:CD1	2.45	0.47
1:E:274:HIS:O	1:E:274:HIS:CG	2.67	0.47
1:F:42:LYS:O	1:F:425:ASN:HB3	2.15	0.47
1:F:164:GLU:HG3	1:F:167:LYS:HZ3	1.78	0.47
1:F:190:LYS:CE	1:F:367:GLY:HA2	2.44	0.47
1:F:202:SER:OG	1:F:203:ILE:HG23	2.13	0.47
1:F:460:ASP:CG	1:F:463:GLU:H	2.17	0.47
1:G:178:VAL:HG11	1:G:188:VAL:HG21	1.96	0.47
1:G:188:VAL:HG23	1:G:189:ASP:N	2.29	0.47
1:G:234:LEU:HD11	1:G:296:ALA:CB	2.40	0.47
1:G:430:ALA:O	1:G:434:LEU:HD23	2.15	0.47
1:G:452:ASN:HB3	1:G:459:GLU:HG3	1.96	0.47
1:H:72:HIS:HA	1:H:73:PRO:HD3	1.39	0.47
1:H:135:LEU:HD23	1:H:385:THR:HG21	1.95	0.47
1:H:265:GLN:CG	1:H:266:LYS:CE	2.93	0.47
1:H:265:GLN:CG	1:H:266:LYS:NZ	2.69	0.47
1:H:403:ARG:HA	1:I:431:ILE:HD11	1.97	0.47
1:I:31:ILE:HG23	1:I:34:THR:OG1	2.15	0.47
1:I:70:VAL:H	1:J:8:LEU:N	2.12	0.47

Continued on next page...

Continued from previous page...

Atom-1	Atom-2	Interatomic distance (Å)	Clash overlap (Å)
1:I:158:ILE:HG12	1:I:361:ALA:CB	2.40	0.47
1:I:233:ALA:CB	1:I:315:LEU:CD1	2.92	0.47
1:I:234:LEU:CB	1:I:292:MET:HE1	2.38	0.47
1:J:34:THR:HG22	1:J:35:VAL:H	1.74	0.47
1:J:368:VAL:HG12	1:J:371:CYS:SG	2.54	0.47
1:J:469:PRO:CG	1:J:472:VAL:HG21	2.45	0.47
1:K:70:VAL:HA	1:L:8:LEU:N	2.30	0.47
1:K:102:GLU:C	1:K:104:LEU:N	2.66	0.47
1:K:104:LEU:HD23	1:K:488:LEU:HD13	1.97	0.47
1:K:420:ARG:HE	1:K:430:ALA:HB3	1.79	0.47
1:L:105:ARG:CD	1:L:106:LYS:N	2.72	0.47
1:L:135:LEU:HD22	1:L:389:LEU:HD21	1.96	0.47
1:L:241:GLU:CG	1:L:250:MET:SD	3.03	0.47
1:L:380:SER:CB	1:L:384:SER:CB	2.92	0.47
1:L:460:ASP:OD2	1:L:463:GLU:CG	2.62	0.47
1:M:8:LEU:C	1:M:12:MET:HG2	2.35	0.47
1:M:218:ARG:HG3	1:M:323:GLU:OE2	2.14	0.47
1:M:262:LEU:CD1	1:M:310:LEU:CD1	2.91	0.47
1:M:391:MET:HE2	1:M:438:ARG:HG2	1.97	0.47
1:N:197:LYS:HB3	1:N:355:ILE:CG2	2.45	0.47
1:N:377:ARG:HB3	1:N:470:LEU:HD12	1.97	0.47
1:N:387:VAL:HG21	1:N:437:VAL:HG12	1.97	0.47
1:O:18:ARG:HB3	1:O:18:ARG:NH2	2.28	0.47
1:O:347:ILE:CD1	1:O:359:ALA:HB2	2.44	0.47
1:O:448:CYS:SG	1:O:460:ASP:HA	2.55	0.47
1:P:42:LYS:HG3	1:P:425:ASN:C	2.34	0.47
1:P:63:THR:HA	1:P:66:ARG:HG3	1.96	0.47
1:P:211:GLY:C	1:P:298:ALA:CB	2.83	0.47
1:P:230:ALA:C	1:P:231:LYS:HD3	2.35	0.47
1:P:405:GLN:O	1:P:409:ARG:HG3	2.15	0.47
1:A:380:SER:CB	1:A:384:SER:HB2	2.45	0.47
1:B:235:LEU:HD13	1:B:237:CYS:O	2.15	0.47
1:B:418:ILE:HG23	1:B:422:LEU:CD1	2.45	0.47
1:D:146:ASP:O	1:D:150:LEU:HD22	2.14	0.47
1:D:326:ILE:HG12	1:D:348:ARG:HH12	1.79	0.47
1:D:488:LEU:HD22	1:D:488:LEU:C	2.34	0.47
1:E:27:ALA:CB	1:E:72:HIS:NE2	2.78	0.47
1:E:138:ILE:C	1:E:138:ILE:CD1	2.83	0.47
1:F:8:LEU:HA	1:G:68:MET:HG3	1.97	0.47
1:F:34:THR:CB	1:F:35:VAL:HG22	2.45	0.47
1:F:72:HIS:HB3	1:F:74:ALA:HB3	1.97	0.47

Continued on next page...

Continued from previous page...

Atom-1	Atom-2	Interatomic distance (Å)	Clash overlap (Å)
1:F:130:LYS:HE2	1:F:396:TYR:HB2	1.97	0.47
1:F:488:LEU:HD12	1:F:488:LEU:O	2.14	0.47
1:G:169:LYS:HG2	1:G:204:ASP:CB	2.44	0.47
1:H:130:LYS:CE	1:H:393:LEU:CD1	2.93	0.47
1:H:158:ILE:CD1	1:H:170:LEU:HB3	2.45	0.47
1:I:232:ILE:HD12	1:I:232:ILE:H	1.80	0.47
1:I:279:GLU:OE1	1:I:281:ILE:HG13	2.14	0.47
1:I:281:ILE:HG23	1:I:281:ILE:HD13	1.52	0.47
1:K:96:ALA:O	1:K:480:ALA:HB1	2.15	0.47
1:K:119:ILE:CG2	1:K:403:ARG:CB	2.80	0.47
1:K:190:LYS:HZ2	1:K:367:GLY:HA2	1.80	0.47
1:K:213:LEU:HD11	1:K:333:PHE:CZ	2.50	0.47
1:L:218:ARG:HG3	1:L:323:GLU:OE2	2.15	0.47
1:L:473:LYS:HA	1:L:473:LYS:HE3	1.97	0.47
1:N:156:THR:CG2	1:N:468:GLU:CB	2.82	0.47
1:N:178:VAL:HG22	1:N:193:ILE:HD11	1.92	0.47
1:N:225:LYS:HD3	1:N:225:LYS:HA	1.59	0.47
1:O:56:VAL:O	1:O:56:VAL:HG23	2.14	0.47
1:O:142:VAL:HG13	1:O:149:ILE:HD13	1.96	0.47
1:P:48:LEU:CG	1:P:68:MET:CE	2.73	0.47
1:C:134:LEU:CB	1:C:392:LYS:HZ2	2.09	0.47
1:D:43:GLY:O	1:D:44:MET:CE	2.63	0.47
1:D:237:CYS:CA	1:D:306:ASN:HA	2.28	0.47
1:D:441:HIS:CG	1:D:449:ALA:HB3	2.49	0.47
1:E:188:VAL:HG23	1:E:373:ILE:HG21	1.97	0.47
1:F:9:PRO:HG3	1:G:68:MET:CE	2.45	0.47
1:F:38:THR:CG2	1:F:59:ASN:HB2	2.42	0.47
1:F:77:MET:CE	1:F:487:LEU:HG	2.45	0.47
1:F:234:LEU:CD1	1:F:301:ALA:CB	2.93	0.47
1:F:403:ARG:CG	1:O:431:ILE:HD11	2.44	0.47
1:F:405:GLN:HE22	1:O:438:ARG:HH22	1.63	0.47
1:G:239:ILE:CA	1:G:307:ILE:HG21	2.45	0.47
1:H:236:ASN:C	1:H:265:GLN:HB3	2.34	0.47
1:H:380:SER:HA	1:H:467:VAL:HG13	1.97	0.47
1:I:130:LYS:NZ	1:I:393:LEU:HD23	2.25	0.47
1:I:192:LEU:O	1:I:342:ALA:HB1	2.14	0.47
1:J:233:ALA:CA	1:J:315:LEU:CD2	2.77	0.47
1:K:116:HIS:C	1:K:118:THR:N	2.68	0.47
1:K:313:GLN:C	1:K:315:LEU:N	2.68	0.47
1:L:178:VAL:HG22	1:L:366:VAL:CG1	2.36	0.47
1:M:8:LEU:HD22	1:M:494:ILE:CD1	2.43	0.47

Continued on next page...

Continued from previous page...

Atom-1	Atom-2	Interatomic distance (Å)	Clash overlap (Å)
1:M:119:ILE:HG21	1:M:403:ARG:HB3	1.97	0.47
1:M:453:VAL:HG23	1:M:454:PHE:CG	2.49	0.47
1:N:235:LEU:CD1	1:N:307:ILE:CD1	2.92	0.47
1:O:130:LYS:HZ2	1:O:396:TYR:HB2	1.80	0.47
1:O:150:LEU:CG	1:O:175:VAL:HG13	2.45	0.47
1:O:161:LYS:HB3	1:O:357:GLU:OE1	2.15	0.47
1:O:188:VAL:CB	1:O:373:ILE:HG13	2.45	0.47
1:O:453:VAL:CG2	1:O:454:PHE:N	2.78	0.47
1:P:377:ARG:CG	1:P:470:LEU:HD12	2.44	0.47
1:P:434:LEU:N	1:P:434:LEU:HD23	2.29	0.47
1:A:23:MET:CE	1:A:72:HIS:CE1	2.98	0.47
1:A:70:VAL:HA	1:H:8:LEU:N	2.30	0.47
1:A:156:THR:HG22	1:A:468:GLU:HA	1.95	0.47
1:A:161:LYS:HB2	1:A:357:GLU:OE2	2.15	0.47
1:A:255:LYS:HD3	1:A:279:GLU:HB3	1.96	0.47
1:A:347:ILE:HB	1:A:355:ILE:CG2	2.45	0.47
1:B:223:MET:H	1:B:277:ALA:HB1	1.79	0.47
1:B:254:ILE:CG2	1:B:281:ILE:HD11	2.45	0.47
1:C:9:PRO:CD	1:D:68:MET:CE	2.93	0.47
1:C:35:VAL:CG1	1:C:64:ILE:HG21	2.31	0.47
1:C:158:ILE:CG2	1:C:164:GLU:HA	2.45	0.47
1:C:223:MET:HB3	1:C:282:VAL:HA	1.95	0.47
1:C:227:VAL:CG1	1:C:260:ASN:ND2	2.78	0.47
1:C:313:GLN:C	1:C:315:LEU:N	2.68	0.47
1:D:211:GLY:C	1:D:298:ALA:HB1	2.35	0.47
1:E:48:LEU:HB2	1:E:56:VAL:HB	1.96	0.47
1:E:214:VAL:HG11	1:E:295:LEU:HD11	1.97	0.47
1:E:233:ALA:CB	1:E:315:LEU:HD11	2.45	0.47
1:F:492:ASP:OD2	1:G:46:LYS:HG2	2.14	0.47
1:G:166:ALA:O	1:G:170:LEU:HB2	2.15	0.47
1:G:387:VAL:C	1:G:390:SER:HB3	2.35	0.47
1:H:234:LEU:H	1:H:315:LEU:HG	1.80	0.47
1:I:77:MET:HB3	1:I:487:LEU:HD11	1.95	0.47
1:I:223:MET:CE	1:I:276:LEU:HB2	2.45	0.47
1:I:235:LEU:HD22	1:I:307:ILE:O	2.15	0.47
1:I:386:GLU:H	1:I:386:GLU:HG2	1.15	0.47
1:J:134:LEU:HD11	1:J:393:LEU:HD21	1.93	0.47
1:J:233:ALA:HB1	1:J:310:LEU:HD12	1.91	0.47
1:K:68:MET:HG2	1:L:8:LEU:CD2	2.40	0.47
1:K:326:ILE:HG12	1:K:348:ARG:NH1	2.22	0.47
1:L:68:MET:O	1:M:8:LEU:HA	2.15	0.47

Continued on next page...

Continued from previous page...

Atom-1	Atom-2	Interatomic distance (Å)	Clash overlap (Å)
1:L:130:LYS:HG3	1:L:393:LEU:HD21	1.94	0.47
1:M:23:MET:HE1	1:M:72:HIS:CE1	2.50	0.47
1:M:343:VAL:O	1:M:343:VAL:HG13	2.14	0.47
1:N:119:ILE:HD12	1:N:403:ARG:CG	2.44	0.47
1:N:130:LYS:HD3	1:N:396:TYR:CE1	2.50	0.47
1:N:447:LYS:O	1:N:448:CYS:HB3	2.15	0.47
1:O:16:MET:H	1:O:16:MET:HG2	1.34	0.47
1:P:85:GLN:OE1	1:P:476:ALA:HA	2.15	0.47
1:P:130:LYS:HG3	1:P:393:LEU:HD21	1.97	0.47
1:P:156:THR:HG21	1:P:468:GLU:HG2	1.97	0.47
1:A:247:LEU:HG	1:A:272:ALA:HB2	1.97	0.46
1:A:405:GLN:HG2	1:A:406:LEU:HG	1.96	0.46
1:B:25:ILE:HD13	1:B:108:GLU:CD	2.35	0.46
1:C:18:ARG:CD	1:C:22:ARG:HH12	2.27	0.46
1:C:115:VAL:HG21	1:C:403:ARG:HD2	1.96	0.46
1:C:115:VAL:CG2	1:C:119:ILE:HG21	2.45	0.46
1:C:156:THR:HG22	1:C:468:GLU:CA	2.37	0.46
1:C:178:VAL:CG2	1:C:193:ILE:HD12	2.39	0.46
1:D:101:GLY:HA2	1:D:104:LEU:HD22	1.97	0.46
1:D:307:ILE:HD12	1:D:308:LYS:HA	1.96	0.46
1:E:124:TYR:CD1	1:E:124:TYR:N	2.79	0.46
1:E:134:LEU:HD12	1:E:393:LEU:HD11	1.97	0.46
1:E:210:LYS:HG3	1:E:343:VAL:HG21	1.95	0.46
1:G:134:LEU:HD22	1:G:392:LYS:CD	2.45	0.46
1:G:156:THR:HG22	1:G:468:GLU:HA	1.96	0.46
1:G:222:GLN:CA	1:G:277:ALA:HB1	2.44	0.46
1:G:326:ILE:HG21	1:G:331:MET:SD	2.56	0.46
1:H:31:ILE:HD13	1:H:31:ILE:HG23	1.57	0.46
1:H:130:LYS:CG	1:H:393:LEU:HD12	2.42	0.46
1:J:247:LEU:O	1:J:247:LEU:HD12	2.15	0.46
1:K:173:ILE:O	1:K:208:LEU:HD13	2.15	0.46
1:L:51:ASP:OD1	1:M:11:ASN:CB	2.63	0.46
1:L:236:ASN:OD1	1:L:236:ASN:C	2.53	0.46
1:L:247:LEU:O	1:L:251:VAL:HG23	2.15	0.46
1:M:14:ARG:HG3	1:M:494:ILE:HG12	1.96	0.46
1:M:34:THR:HG22	1:M:35:VAL:CB	2.45	0.46
1:M:42:LYS:HG3	1:M:425:ASN:HB2	1.97	0.46
1:M:69:SER:O	1:N:9:PRO:CA	2.61	0.46
1:M:338:LYS:HD2	1:M:339:HIS:N	2.30	0.46
1:N:237:CYS:CA	1:N:306:ASN:HA	2.45	0.46
1:N:304:ILE:CD1	1:N:310:LEU:HA	2.45	0.46

Continued on next page...

Continued from previous page...

Atom-1	Atom-2	Interatomic distance (Å)	Clash overlap (Å)
1:O:219:VAL:CG1	1:O:283:ALA:HB3	2.45	0.46
1:O:299:THR:HG23	1:O:334:VAL:HG12	1.86	0.46
1:P:231:LYS:HD3	1:P:231:LYS:N	2.29	0.46
1:P:234:LEU:CD1	1:P:301:ALA:HB1	2.44	0.46
1:P:400:ILE:HD11	1:P:408:VAL:CG1	2.45	0.46
1:A:115:VAL:CG1	1:A:119:ILE:CG2	2.94	0.46
1:A:156:THR:HB	1:A:467:VAL:O	2.16	0.46
1:A:218:ARG:NH2	1:A:321:VAL:HG12	2.30	0.46
1:A:231:LYS:HD3	1:A:231:LYS:H	1.80	0.46
1:A:389:LEU:O	1:A:393:LEU:HD12	2.15	0.46
1:A:471:ARG:HA	1:A:472:VAL:HG23	1.97	0.46
1:B:42:LYS:HE3	1:B:453:VAL:CB	2.33	0.46
1:B:76:LYS:HZ3	1:B:76:LYS:HG3	1.45	0.46
1:B:158:ILE:HD12	1:B:158:ILE:HG21	1.83	0.46
1:B:188:VAL:HB	1:B:370:GLY:CA	2.45	0.46
1:C:469:PRO:HG3	1:C:472:VAL:CG1	2.45	0.46
1:D:194:LYS:HB2	1:D:294:LYS:CD	2.44	0.46
1:D:433:ILE:CG2	1:D:451:LEU:CD2	2.84	0.46
1:E:20:ALA:O	1:E:24:ASN:HB2	2.15	0.46
1:E:96:ALA:C	1:E:480:ALA:CB	2.83	0.46
1:E:96:ALA:HA	1:E:480:ALA:CB	2.45	0.46
1:E:170:LEU:CD1	1:E:358:VAL:HG13	2.45	0.46
1:E:435:VAL:HG22	1:E:438:ARG:NH2	2.29	0.46
1:F:178:VAL:CG1	1:F:366:VAL:CG2	2.85	0.46
1:F:340:PRO:C	1:F:342:ALA:H	2.19	0.46
1:F:379:VAL:O	1:F:467:VAL:HG13	2.15	0.46
1:F:403:ARG:CB	1:O:431:ILE:CD1	2.93	0.46
1:G:125:GLN:O	1:G:129:GLN:HG3	2.15	0.46
1:G:239:ILE:HG22	1:G:307:ILE:HG21	1.96	0.46
1:H:192:LEU:HD12	1:H:341:LYS:O	2.14	0.46
1:H:247:LEU:CG	1:H:272:ALA:HB2	2.44	0.46
1:H:306:ASN:HD21	1:H:308:LYS:HD2	1.80	0.46
1:I:169:LYS:HG2	1:I:204:ASP:O	2.15	0.46
1:I:379:VAL:HG21	1:I:385:THR:OG1	2.15	0.46
1:J:142:VAL:HG21	1:J:378:ILE:CD1	2.42	0.46
1:L:347:ILE:CG2	1:L:358:VAL:CG1	2.93	0.46
1:L:453:VAL:H	1:L:453:VAL:HG13	1.17	0.46
1:M:158:ILE:HD13	1:M:167:LYS:HA	1.97	0.46
1:N:193:ILE:HG23	1:N:343:VAL:HG13	1.96	0.46
1:O:108:GLU:C	1:O:110:LEU:N	2.67	0.46
1:P:50:ASP:HB2	1:P:51:ASP:CA	2.36	0.46

Continued on next page...

Continued from previous page...

Atom-1	Atom-2	Interatomic distance (Å)	Clash overlap (Å)
1:A:78:LEU:HD12	1:A:487:LEU:CD1	2.44	0.46
1:A:156:THR:O	1:A:156:THR:HG22	2.15	0.46
1:A:170:LEU:CG	1:A:358:VAL:HG22	2.45	0.46
1:B:308:LYS:HB2	1:B:308:LYS:HZ2	1.80	0.46
1:C:85:GLN:NE2	1:C:479:SER:HB3	2.31	0.46
1:C:461:MET:SD	1:C:466:VAL:HG23	2.55	0.46
1:D:14:ARG:HD2	1:D:494:ILE:HD13	1.97	0.46
1:D:235:LEU:CD2	1:D:307:ILE:HA	2.45	0.46
1:D:459:GLU:HB3	1:D:461:MET:HE2	1.97	0.46
1:E:8:LEU:HA	1:F:68:MET:HG3	1.96	0.46
1:E:153:ILE:CG2	1:E:469:PRO:N	2.79	0.46
1:E:153:ILE:CD1	1:E:372:THR:CG2	2.92	0.46
1:E:303:VAL:HG22	1:E:303:VAL:O	2.15	0.46
1:F:124:TYR:N	1:F:124:TYR:HD1	2.12	0.46
1:F:169:LYS:HE3	1:F:204:ASP:O	2.15	0.46
1:G:391:MET:HE2	1:G:438:ARG:CG	2.42	0.46
1:H:263:PHE:CE2	1:H:295:LEU:CD2	2.99	0.46
1:H:347:ILE:HG22	1:H:355:ILE:HG23	1.97	0.46
1:I:29:ARG:O	1:I:33:GLU:HG3	2.16	0.46
1:I:105:ARG:O	1:I:108:GLU:HB3	2.15	0.46
1:J:96:ALA:CA	1:J:480:ALA:CB	2.93	0.46
1:J:263:PHE:CE1	1:J:332:ILE:HG21	2.51	0.46
1:K:100:ALA:O	1:K:104:LEU:CD1	2.63	0.46
1:K:254:ILE:HG21	1:K:262:LEU:HD13	1.97	0.46
1:K:459:GLU:O	1:K:461:MET:CE	2.64	0.46
1:L:105:ARG:CG	1:L:106:LYS:N	2.75	0.46
1:M:304:ILE:HD12	1:M:309:ASP:CB	2.34	0.46
1:N:68:MET:SD	1:O:494:ILE:CG2	3.01	0.46
1:N:93:THR:O	1:N:97:VAL:HG23	2.15	0.46
1:N:198:LYS:CG	1:N:331:MET:SD	3.03	0.46
1:N:299:THR:HG22	1:N:334:VAL:HG12	1.98	0.46
1:O:142:VAL:HG11	1:O:378:ILE:HD13	1.98	0.46
1:O:241:GLU:HB3	1:O:246:MET:CG	2.45	0.46
1:O:397:ALA:HB2	1:O:408:VAL:HG23	1.97	0.46
1:P:135:LEU:HD23	1:P:135:LEU:HA	1.55	0.46
1:P:192:LEU:HD23	1:P:341:LYS:C	2.36	0.46
1:P:400:ILE:HD11	1:P:408:VAL:CG2	2.46	0.46
1:A:48:LEU:HD22	1:H:494:ILE:HG21	1.97	0.46
1:A:97:VAL:O	1:A:100:ALA:HB3	2.16	0.46
1:A:165:LYS:HA	1:A:165:LYS:HE3	1.98	0.46
1:A:197:LYS:CA	1:A:355:ILE:CG2	2.89	0.46

Continued on next page...

Continued from previous page...

Atom-1	Atom-2	Interatomic distance (Å)	Clash overlap (Å)
1:A:262:LEU:HD11	1:A:310:LEU:HD21	1.97	0.46
1:B:9:PRO:CD	1:C:68:MET:HA	2.46	0.46
1:B:39:LEU:CG	1:B:40:GLY:H	2.28	0.46
1:B:156:THR:HB	1:B:467:VAL:O	2.16	0.46
1:B:182:VAL:HB	1:B:188:VAL:HG22	1.96	0.46
1:B:461:MET:O	1:B:466:VAL:HG23	2.15	0.46
1:C:215:ASP:O	1:C:216:LYS:HG2	2.14	0.46
1:C:403:ARG:O	1:C:406:LEU:HB2	2.15	0.46
1:D:99:VAL:O	1:D:103:LEU:HB2	2.15	0.46
1:D:116:HIS:CE1	1:D:117:PRO:HG2	2.50	0.46
1:D:389:LEU:CD1	1:D:415:LEU:CD2	2.93	0.46
1:E:235:LEU:HD13	1:E:310:LEU:CG	2.45	0.46
1:E:248:LYS:CE	1:E:275:TYR:CZ	2.99	0.46
1:F:72:HIS:CA	1:F:75:ALA:HB3	2.46	0.46
1:F:437:VAL:HG11	1:F:451:LEU:CD1	2.46	0.46
1:H:345:MET:SD	1:H:362:VAL:HG21	2.55	0.46
1:H:447:LYS:HB2	1:H:462:CYS:HB2	1.97	0.46
1:I:198:LYS:HD3	1:I:198:LYS:HA	1.80	0.46
1:I:218:ARG:NH1	1:I:282:VAL:CG2	2.76	0.46
1:I:299:THR:HG23	1:I:334:VAL:HG11	1.98	0.46
1:J:106:LYS:HE3	1:J:109:GLU:CD	2.36	0.46
1:J:223:MET:HE2	1:J:276:LEU:HB3	1.96	0.46
1:K:339:HIS:CE1	1:K:341:LYS:HE2	2.51	0.46
1:K:461:MET:O	1:K:466:VAL:HG23	2.15	0.46
1:L:98:VAL:HG12	1:L:99:VAL:CG1	2.45	0.46
1:L:107:ALA:O	1:L:111:LEU:HG	2.14	0.46
1:L:134:LEU:HD12	1:L:393:LEU:HG	1.97	0.46
1:M:141:GLU:O	1:M:142:VAL:HG22	2.15	0.46
1:M:468:GLU:HB2	1:M:469:PRO:HD2	1.97	0.46
1:N:234:LEU:H	1:N:315:LEU:HD22	1.81	0.46
1:N:236:ASN:O	1:N:266:LYS:HG2	2.16	0.46
1:N:461:MET:HE2	1:N:466:VAL:CG2	2.45	0.46
1:O:124:TYR:CD1	1:O:124:TYR:N	2.82	0.46
1:O:178:VAL:CG2	1:O:366:VAL:CG1	2.92	0.46
1:O:223:MET:CG	1:O:277:ALA:CA	2.93	0.46
1:O:391:MET:O	1:O:395:GLU:HG3	2.16	0.46
1:P:130:LYS:CG	1:P:393:LEU:CD2	2.92	0.46
1:P:218:ARG:HD3	1:P:282:VAL:HG12	1.96	0.46
1:P:235:LEU:CG	1:P:307:ILE:HD12	2.31	0.46
1:A:31:ILE:O	1:A:34:THR:HB	2.16	0.46
1:A:48:LEU:HD21	1:H:494:ILE:HD12	1.98	0.46

Continued on next page...

Continued from previous page...

Atom-1	Atom-2	Interatomic distance (Å)	Clash overlap (Å)
1:A:124:TYR:CD1	1:A:124:TYR:N	2.83	0.46
1:A:198:LYS:HG3	1:A:326:ILE:HD13	1.98	0.46
1:A:199:SER:HB2	1:A:327:SER:HB2	1.96	0.46
1:A:448:CYS:HB2	1:A:460:ASP:CB	2.43	0.46
1:B:254:ILE:CG2	1:B:259:ALA:CB	2.93	0.46
1:B:339:HIS:HE1	1:B:341:LYS:CE	2.28	0.46
1:B:494:ILE:HG21	1:C:48:LEU:CD2	2.46	0.46
1:C:12:MET:HE2	1:C:494:ILE:HG22	1.96	0.46
1:C:400:ILE:HD11	1:C:404:GLU:O	2.16	0.46
1:D:219:VAL:CG1	1:D:273:GLN:HG2	2.44	0.46
1:E:115:VAL:HG21	1:E:403:ARG:HD3	1.98	0.46
1:E:326:ILE:CG1	1:E:348:ARG:NH1	2.76	0.46
1:E:418:ILE:HG22	1:E:419:PRO:HD3	1.97	0.46
1:E:437:VAL:HG21	1:E:451:LEU:CD2	2.46	0.46
1:F:222:GLN:HA	1:F:277:ALA:CB	2.45	0.46
1:G:35:VAL:O	1:G:94:THR:HG21	2.15	0.46
1:G:312:ALA:HB1	1:G:313:GLN:CD	2.36	0.46
1:H:105:ARG:NH1	1:H:106:LYS:HD2	2.30	0.46
1:H:236:ASN:CA	1:H:265:GLN:HB3	2.45	0.46
1:I:394:ARG:NH2	1:I:413:ASP:CG	2.69	0.46
1:J:161:LYS:CB	1:J:357:GLU:OE2	2.61	0.46
1:J:191:ASP:HB3	1:J:192:LEU:CD1	2.44	0.46
1:J:227:VAL:HG11	1:J:260:ASN:OD1	2.16	0.46
1:K:151:THR:HA	1:K:154:ALA:HB3	1.97	0.46
1:K:198:LYS:HB2	1:K:326:ILE:HD13	1.96	0.46
1:K:448:CYS:O	1:K:449:ALA:HB2	2.15	0.46
1:L:232:ILE:HD11	1:L:321:VAL:HG21	1.98	0.46
1:L:389:LEU:HD12	1:L:415:LEU:HD13	1.97	0.46
1:L:460:ASP:OD2	1:L:463:GLU:HB2	2.15	0.46
1:M:48:LEU:O	1:M:56:VAL:HG13	2.15	0.46
1:M:208:LEU:CD2	1:M:210:LYS:HE2	2.43	0.46
1:N:244:SER:O	1:N:244:SER:OG	1.97	0.46
1:N:307:ILE:HG13	1:N:307:ILE:O	2.16	0.46
1:O:123:GLY:O	1:O:408:VAL:HG12	2.16	0.46
1:O:138:ILE:HD12	1:O:385:THR:HG23	1.98	0.46
1:O:223:MET:HG3	1:O:277:ALA:CA	2.46	0.46
1:O:352:GLU:H	1:O:352:GLU:HG3	1.32	0.46
1:P:197:LYS:CA	1:P:355:ILE:CG2	2.77	0.46
1:P:237:CYS:HB3	1:P:305:THR:O	2.15	0.46
1:A:12:MET:HE3	1:A:494:ILE:HG22	1.95	0.46
1:A:121:VAL:HG23	1:A:122:LYS:N	2.30	0.46

Continued on next page...

Continued from previous page...

Atom-1	Atom-2	Interatomic distance (Å)	Clash overlap (Å)
1:A:127:ALA:HB2	1:A:408:VAL:CG1	2.39	0.46
1:A:142:VAL:CG1	1:A:378:ILE:HG23	2.45	0.46
1:A:150:LEU:HD23	1:A:175:VAL:HG12	1.87	0.46
1:A:193:ILE:HD13	1:A:366:VAL:CG2	2.41	0.46
1:A:215:ASP:C	1:A:216:LYS:HG3	2.35	0.46
1:A:486:MET:HG2	1:A:487:LEU:N	2.31	0.46
1:C:18:ARG:CG	1:C:22:ARG:HH12	2.29	0.46
1:C:121:VAL:CG1	1:C:488:LEU:HD23	2.46	0.46
1:C:123:GLY:C	1:C:124:TYR:HD1	2.17	0.46
1:C:178:VAL:HG21	1:C:366:VAL:CG2	2.36	0.46
1:C:235:LEU:HB2	1:C:310:LEU:HD13	1.97	0.46
1:C:394:ARG:O	1:C:397:ALA:HB3	2.16	0.46
1:C:447:LYS:O	1:C:448:CYS:CB	2.62	0.46
1:D:119:ILE:HD12	1:D:403:ARG:HA	1.96	0.46
1:D:224:PRO:O	1:D:282:VAL:HG11	2.16	0.46
1:D:435:VAL:CG1	1:M:401:SER:OG	2.64	0.46
1:D:438:ARG:HH22	1:M:405:GLN:NE2	2.14	0.46
1:F:135:LEU:HD21	1:F:385:THR:CG2	2.45	0.46
1:F:239:ILE:CD1	1:F:307:ILE:HG12	2.46	0.46
1:F:420:ARG:NE	1:F:430:ALA:HB3	2.31	0.46
1:G:235:LEU:H	1:G:292:MET:HE2	1.80	0.46
1:G:434:LEU:N	1:G:434:LEU:CD2	2.79	0.46
1:H:119:ILE:CD1	1:H:403:ARG:HD3	2.45	0.46
1:H:122:LYS:HB3	1:H:404:GLU:OE2	2.14	0.46
1:H:158:ILE:CD1	1:H:167:LYS:HA	2.43	0.46
1:H:310:LEU:HD21	1:H:315:LEU:HD21	1.97	0.46
1:H:389:LEU:O	1:H:393:LEU:CD2	2.64	0.46
1:I:46:LYS:HB3	1:J:492:ASP:OD2	2.15	0.46
1:I:169:LYS:HB2	1:I:204:ASP:OD1	2.16	0.46
1:I:192:LEU:CD2	1:I:341:LYS:O	2.62	0.46
1:K:195:ILE:HB	1:K:359:ALA:HB1	1.96	0.46
1:K:239:ILE:HD12	1:K:307:ILE:CD1	2.44	0.46
1:L:223:MET:N	1:L:277:ALA:CB	2.74	0.46
1:L:233:ALA:CB	1:L:315:LEU:HD13	2.45	0.46
1:M:33:GLU:HA	1:M:36:ARG:NE	2.30	0.46
1:M:48:LEU:HD22	1:M:68:MET:SD	2.55	0.46
1:M:81:VAL:HG21	1:M:483:SER:OG	2.16	0.46
1:M:346:LEU:HD22	1:M:348:ARG:HD3	1.98	0.46
1:N:122:LYS:HE3	1:N:125:GLN:HE22	1.81	0.46
1:N:339:HIS:CE1	1:N:341:LYS:CD	2.98	0.46
1:N:437:VAL:HG11	1:N:451:LEU:HD12	1.98	0.46

Continued on next page...

Continued from previous page...

Atom-1	Atom-2	Interatomic distance (Å)	Clash overlap (Å)
1:O:237:CYS:H	1:O:306:ASN:CA	2.28	0.46
1:P:106:LYS:HE3	1:P:109:GLU:OE2	2.16	0.46
1:P:235:LEU:HD21	1:P:306:ASN:C	2.35	0.46
1:P:235:LEU:CG	1:P:307:ILE:HA	2.44	0.46
1:A:158:ILE:HD13	1:A:170:LEU:HB2	1.96	0.46
1:A:218:ARG:NH2	1:A:282:VAL:HG21	2.29	0.46
1:A:223:MET:CE	1:A:276:LEU:CB	2.92	0.46
1:A:326:ILE:C	1:A:328:GLY:N	2.69	0.46
1:A:418:ILE:O	1:A:422:LEU:HG	2.16	0.46
1:B:67:GLU:OE2	1:B:67:GLU:HA	2.16	0.46
1:B:102:GLU:OE2	1:B:417:VAL:CG2	2.63	0.46
1:C:31:ILE:HD12	1:C:31:ILE:HG23	1.58	0.46
1:D:23:MET:CE	1:D:72:HIS:HE1	2.25	0.46
1:E:174:ILE:HD12	1:E:365:ALA:HB1	1.98	0.46
1:E:178:VAL:CG2	1:E:366:VAL:HG11	2.46	0.46
1:E:219:VAL:HG13	1:E:220:SER:H	1.81	0.46
1:E:236:ASN:HB2	1:E:265:GLN:OE1	2.16	0.46
1:F:212:VAL:HB	1:F:298:ALA:CB	2.40	0.46
1:F:276:LEU:HD12	1:F:281:ILE:HG21	1.97	0.46
1:G:11:ASN:ND2	1:H:51:ASP:CA	2.67	0.46
1:G:106:LYS:NZ	1:G:109:GLU:CD	2.69	0.46
1:G:197:LYS:CA	1:G:355:ILE:HD13	2.46	0.46
1:G:414:ALA:C	1:G:416:GLU:H	2.19	0.46
1:G:431:ILE:HD11	1:P:406:LEU:HD13	1.97	0.46
1:H:42:LYS:HD2	1:H:426:ALA:N	2.30	0.46
1:H:114:ASN:O	1:H:114:ASN:CG	2.33	0.46
1:H:162:GLY:O	1:H:163:ALA:CB	2.59	0.46
1:H:234:LEU:H	1:H:315:LEU:CG	2.29	0.46
1:H:403:ARG:CA	1:I:431:ILE:HD11	2.45	0.46
1:J:67:GLU:O	1:K:9:PRO:HG3	2.16	0.46
1:J:173:ILE:HD13	1:J:206:THR:O	2.14	0.46
1:J:391:MET:HE1	1:J:438:ARG:NE	2.30	0.46
1:K:142:VAL:HG13	1:K:142:VAL:O	2.14	0.46
1:K:192:LEU:HD22	1:K:341:LYS:O	2.16	0.46
1:L:311:SER:O	1:L:315:LEU:HD12	2.15	0.46
1:L:403:ARG:NH1	1:L:403:ARG:HG2	2.30	0.46
1:L:435:VAL:HG13	1:L:438:ARG:HH22	1.81	0.46
1:L:491:ASP:O	1:L:491:ASP:CG	2.54	0.46
1:M:60:ASP:O	1:M:64:ILE:HG13	2.15	0.46
1:M:147:LYS:HE2	1:M:147:LYS:HB3	1.63	0.46
1:M:192:LEU:CG	1:M:342:ALA:CB	2.92	0.46

Continued on next page...

Continued from previous page...

Atom-1	Atom-2	Interatomic distance (Å)	Clash overlap (Å)
1:N:119:ILE:HG23	1:N:403:ARG:HB2	1.94	0.46
1:N:192:LEU:O	1:N:342:ALA:HB1	2.16	0.46
1:N:263:PHE:CZ	1:N:332:ILE:HG21	2.50	0.46
1:O:119:ILE:HD12	1:O:403:ARG:HA	1.98	0.46
1:P:8:LEU:CB	1:P:12:MET:HE2	2.45	0.46
1:P:38:THR:CB	1:P:59:ASN:HD22	2.25	0.46
1:P:326:ILE:C	1:P:328:GLY:HA2	2.36	0.46
1:P:448:CYS:O	1:P:449:ALA:CB	2.63	0.46
1:A:144:ALA:HB1	1:A:373:ILE:HA	1.98	0.46
1:A:233:ALA:HB1	1:A:310:LEU:CG	2.44	0.46
1:A:235:LEU:HA	1:A:235:LEU:HD23	1.49	0.46
1:A:368:VAL:CB	1:A:469:PRO:CG	2.94	0.46
1:B:9:PRO:HD3	1:C:68:MET:HA	1.96	0.46
1:B:211:GLY:C	1:B:298:ALA:CB	2.84	0.46
1:B:232:ILE:HD12	1:B:232:ILE:N	2.29	0.46
1:C:12:MET:HE3	1:C:494:ILE:CB	2.45	0.46
1:C:42:LYS:NZ	1:C:453:VAL:CB	2.68	0.46
1:C:42:LYS:CG	1:C:425:ASN:CB	2.93	0.46
1:D:42:LYS:HE3	1:D:426:ALA:CA	2.46	0.46
1:D:63:THR:HA	1:D:66:ARG:HB2	1.98	0.46
1:D:233:ALA:CA	1:D:315:LEU:HD13	2.44	0.46
1:D:241:GLU:HB3	1:D:246:MET:HB3	1.98	0.46
1:D:297:LYS:HG2	1:D:341:LYS:HG3	1.97	0.46
1:E:233:ALA:CA	1:E:315:LEU:HD13	2.45	0.46
1:F:178:VAL:HG12	1:F:366:VAL:CG2	2.44	0.46
1:G:134:LEU:CD1	1:G:393:LEU:CD1	2.91	0.46
1:G:489:ARG:HH21	1:H:44:MET:CE	2.21	0.46
1:H:70:VAL:CG2	1:H:76:LYS:CG	2.92	0.46
1:H:391:MET:O	1:H:395:GLU:HG3	2.15	0.46
1:I:42:LYS:HZ1	1:I:453:VAL:HG23	1.81	0.46
1:I:235:LEU:CD1	1:I:262:LEU:HD21	2.44	0.46
1:J:237:CYS:CB	1:J:306:ASN:HA	2.44	0.46
1:K:18:ARG:HA	1:K:21:GLN:HB2	1.98	0.46
1:K:36:ARG:HE	1:K:36:ARG:HB3	1.35	0.46
1:K:42:LYS:CB	1:K:425:ASN:HB3	2.25	0.46
1:K:69:SER:CA	1:L:9:PRO:HA	2.46	0.46
1:K:192:LEU:HB3	1:K:342:ALA:HB2	1.91	0.46
1:K:239:ILE:CG2	1:K:307:ILE:HG12	2.43	0.46
1:K:251:VAL:HG13	1:K:276:LEU:CD1	2.45	0.46
1:K:305:THR:HG23	1:K:305:THR:O	2.16	0.46
1:L:48:LEU:N	1:L:56:VAL:CG2	2.78	0.46

Continued on next page...

Continued from previous page...

Atom-1	Atom-2	Interatomic distance (Å)	Clash overlap (Å)
1:L:197:LYS:CB	1:L:355:ILE:CG2	2.79	0.46
1:L:223:MET:H	1:L:277:ALA:HB2	1.81	0.46
1:M:16:MET:C	1:M:20:ALA:HB2	2.36	0.46
1:M:193:ILE:HD13	1:M:366:VAL:HG21	1.96	0.46
1:M:235:LEU:HD13	1:M:307:ILE:CB	2.46	0.46
1:M:250:MET:CE	1:M:308:LYS:HB3	2.46	0.46
1:N:68:MET:CE	1:O:9:PRO:CG	2.93	0.46
1:N:234:LEU:CD1	1:N:296:ALA:HB2	2.46	0.46
1:O:8:LEU:CB	1:O:9:PRO:CD	2.90	0.46
1:O:178:VAL:CG1	1:O:188:VAL:HG11	2.45	0.46
1:O:219:VAL:HG13	1:O:273:GLN:HB3	1.97	0.46
1:P:64:ILE:CG2	1:P:65:LEU:N	2.79	0.46
1:P:142:VAL:HG11	1:P:378:ILE:CD1	2.45	0.46
1:P:147:LYS:O	1:P:147:LYS:HG2	2.15	0.46
1:P:170:LEU:HD11	1:P:358:VAL:HG21	1.98	0.46
1:P:218:ARG:HH11	1:P:218:ARG:HG2	1.81	0.46
1:A:9:PRO:HG3	1:B:69:SER:H	1.79	0.46
1:A:12:MET:HA	1:A:495:ALA:O	2.16	0.46
1:A:113:GLN:NE2	1:A:113:GLN:CA	2.73	0.46
1:A:119:ILE:HD12	1:A:403:ARG:HG3	1.97	0.46
1:A:197:LYS:CB	1:A:355:ILE:CG2	2.94	0.46
1:A:406:LEU:HD13	1:J:431:ILE:HD12	1.97	0.46
1:B:138:ILE:CG2	1:B:388:GLU:HG2	2.46	0.46
1:B:197:LYS:CB	1:B:355:ILE:CD1	2.92	0.46
1:B:223:MET:HE1	1:B:283:ALA:HB3	1.98	0.46
1:B:464:ASN:OD1	1:B:466:VAL:CG2	2.64	0.46
1:C:85:GLN:HE22	1:C:479:SER:CB	2.29	0.46
1:C:138:ILE:O	1:C:446:ASN:CB	2.63	0.46
1:C:254:ILE:HD13	1:C:262:LEU:CD1	2.45	0.46
1:D:406:LEU:CG	1:M:431:ILE:HD12	2.46	0.46
1:E:178:VAL:CG2	1:E:366:VAL:HG21	2.45	0.46
1:E:193:ILE:HD13	1:E:343:VAL:HG12	1.96	0.46
1:E:220:SER:HB3	1:E:273:GLN:HB2	1.98	0.46
1:E:459:GLU:CB	1:E:461:MET:CE	2.94	0.46
1:F:14:ARG:CZ	1:G:34:THR:HA	2.45	0.46
1:F:44:MET:HA	1:F:44:MET:HE1	1.97	0.46
1:F:48:LEU:CG	1:F:68:MET:CE	2.86	0.46
1:F:233:ALA:HB1	1:F:315:LEU:HD13	1.95	0.46
1:F:263:PHE:CE2	1:F:295:LEU:HD21	2.51	0.46
1:F:299:THR:CG2	1:F:318:ALA:HB2	2.45	0.46
1:G:12:MET:HE3	1:H:69:SER:HB2	1.98	0.46

Continued on next page...

Continued from previous page...

Atom-1	Atom-2	Interatomic distance (Å)	Clash overlap (Å)
1:G:147:LYS:HE3	1:G:147:LYS:HB3	1.83	0.46
1:G:197:LYS:CA	1:G:355:ILE:CG2	2.81	0.46
1:G:206:THR:HG22	1:G:348:ARG:O	2.16	0.46
1:H:77:MET:CG	1:H:487:LEU:HD21	2.45	0.46
1:H:437:VAL:HG13	1:H:449:ALA:O	2.16	0.46
1:I:63:THR:O	1:I:63:THR:CG2	2.64	0.46
1:I:92:GLY:CA	1:I:95:THR:HB	2.46	0.46
1:I:326:ILE:CG2	1:I:331:MET:SD	3.04	0.46
1:J:232:ILE:C	1:J:315:LEU:HD22	2.36	0.46
1:K:138:ILE:CD1	1:K:385:THR:HG23	2.45	0.46
1:K:235:LEU:HD22	1:K:307:ILE:C	2.36	0.46
1:L:12:MET:HE2	1:L:494:ILE:CB	2.45	0.46
1:L:106:LYS:HB3	1:L:106:LYS:HE2	1.28	0.46
1:M:8:LEU:N	1:M:8:LEU:HD12	2.31	0.46
1:N:31:ILE:H	1:N:31:ILE:HD13	1.81	0.46
1:N:233:ALA:HB1	1:N:310:LEU:HD12	1.90	0.46
1:N:356:GLU:O	1:N:359:ALA:HB3	2.15	0.46
1:N:461:MET:HB3	1:N:466:VAL:HG23	1.97	0.46
1:P:197:LYS:CB	1:P:355:ILE:CG2	2.80	0.46
1:A:36:ARG:HG3	1:A:37:SER:N	2.30	0.46
1:A:435:VAL:O	1:A:435:VAL:CG1	2.65	0.46
1:B:142:VAL:HG22	1:B:149:ILE:HG12	1.90	0.46
1:B:217:GLU:CD	1:B:330:SER:CB	2.84	0.46
1:C:195:ILE:H	1:C:195:ILE:HG12	1.43	0.46
1:C:235:LEU:CD2	1:C:306:ASN:O	2.64	0.46
1:D:42:LYS:CE	1:D:426:ALA:N	2.79	0.46
1:D:48:LEU:HB2	1:D:56:VAL:CG1	2.46	0.46
1:D:214:VAL:HG12	1:D:291:ASP:HB3	1.98	0.46
1:D:338:LYS:HE3	1:D:339:HIS:HB3	1.97	0.46
1:E:119:ILE:O	1:E:119:ILE:HG22	2.15	0.46
1:E:345:MET:SD	1:E:362:VAL:HG21	2.56	0.46
1:F:212:VAL:HG21	1:F:294:LYS:HB2	1.97	0.46
1:F:218:ARG:CG	1:F:323:GLU:OE2	2.63	0.46
1:F:391:MET:HE3	1:F:438:ARG:CA	2.46	0.46
1:G:36:ARG:HG3	1:G:37:SER:H	1.79	0.46
1:G:197:LYS:CB	1:G:355:ILE:CG2	2.92	0.46
1:G:433:ILE:HG21	1:G:451:LEU:HD23	1.89	0.46
1:H:33:GLU:O	1:H:36:ARG:HG2	2.16	0.46
1:H:219:VAL:HG13	1:H:273:GLN:CB	2.37	0.46
1:H:236:ASN:ND2	1:H:289:LYS:NZ	2.64	0.46
1:H:380:SER:HB2	1:H:384:SER:HB2	1.98	0.46

Continued on next page...

Continued from previous page...

Atom-1	Atom-2	Interatomic distance (Å)	Clash overlap (Å)
1:I:68:MET:HG3	1:J:8:LEU:CB	2.46	0.46
1:I:139:ALA:HB2	1:I:377:ARG:CD	2.25	0.46
1:I:346:LEU:HD23	1:I:347:ILE:N	2.31	0.46
1:I:485:GLU:HA	1:I:488:LEU:HB2	1.98	0.46
1:J:178:VAL:HG23	1:J:366:VAL:HG22	1.98	0.46
1:J:493:VAL:HG12	1:J:493:VAL:O	2.16	0.46
1:K:197:LYS:HB2	1:K:355:ILE:CG1	2.46	0.46
1:K:225:LYS:HE3	1:K:323:GLU:OE1	2.16	0.46
1:K:339:HIS:O	1:K:339:HIS:CG	2.68	0.46
1:L:89:VAL:O	1:L:89:VAL:HG23	2.08	0.46
1:L:198:LYS:CG	1:L:326:ILE:HD13	2.43	0.46
1:L:326:ILE:CG1	1:L:348:ARG:HH12	2.21	0.46
1:M:106:LYS:CE	1:M:106:LYS:HA	2.46	0.46
1:M:165:LYS:HD2	1:M:165:LYS:HA	1.53	0.46
1:M:180:ALA:CB	1:M:210:LYS:NZ	2.79	0.46
1:M:384:SER:HB3	1:M:449:ALA:C	2.36	0.46
1:N:116:HIS:HD1	1:N:118:THR:H	1.63	0.46
1:N:198:LYS:HD3	1:N:198:LYS:HA	1.45	0.46
1:N:208:LEU:CD1	1:N:343:VAL:CG2	2.94	0.46
1:O:232:ILE:HG12	1:O:299:THR:HG21	1.98	0.46
1:O:258:GLY:HA3	1:O:312:ALA:HB2	1.98	0.46
1:P:134:LEU:HD13	1:P:392:LYS:CE	2.40	0.46
1:P:136:LYS:HB3	1:P:136:LYS:HE3	1.85	0.46
1:A:42:LYS:HZ2	1:H:118:THR:HG21	1.81	0.45
1:A:96:ALA:HB1	1:A:480:ALA:HB2	1.98	0.45
1:A:119:ILE:HG22	1:A:120:VAL:N	2.31	0.45
1:A:368:VAL:HG21	1:A:469:PRO:CG	2.46	0.45
1:B:156:THR:HG21	1:B:468:GLU:CA	2.46	0.45
1:B:379:VAL:HG22	1:B:380:SER:HB2	1.97	0.45
1:C:463:GLU:C	1:C:464:ASN:HD22	2.18	0.45
1:D:163:ALA:HB1	1:D:165:LYS:CB	2.43	0.45
1:D:173:ILE:HD11	1:D:206:THR:HG1	1.78	0.45
1:E:434:LEU:N	1:E:434:LEU:CD2	2.79	0.45
1:F:118:THR:HG21	1:G:42:LYS:HZ1	1.77	0.45
1:G:156:THR:CG2	1:G:468:GLU:HB3	2.45	0.45
1:G:380:SER:CB	1:G:384:SER:CB	2.94	0.45
1:H:124:TYR:CE1	1:H:407:ALA:HA	2.48	0.45
1:H:449:ALA:HB2	1:H:458:VAL:HG22	1.98	0.45
1:I:22:ARG:O	1:I:26:LEU:HB2	2.17	0.45
1:I:115:VAL:CG2	1:I:403:ARG:NE	2.71	0.45
1:I:233:ALA:CB	1:I:310:LEU:HD21	2.46	0.45

Continued on next page...

Continued from previous page...

Atom-1	Atom-2	Interatomic distance (Å)	Clash overlap (Å)
1:J:178:VAL:O	1:J:178:VAL:CG1	2.64	0.45
1:K:220:SER:HB2	1:K:273:GLN:C	2.36	0.45
1:K:368:VAL:HB	1:K:469:PRO:HB3	1.95	0.45
1:K:373:ILE:HD12	1:K:373:ILE:HG21	1.59	0.45
1:K:494:ILE:HG22	1:K:494:ILE:O	2.15	0.45
1:L:37:SER:O	1:L:43:GLY:HA2	2.16	0.45
1:L:223:MET:HE1	1:L:283:ALA:HB2	1.98	0.45
1:L:450:GLY:O	1:L:451:LEU:CD1	2.61	0.45
1:M:36:ARG:HH11	1:M:36:ARG:HD3	1.43	0.45
1:M:223:MET:N	1:M:277:ALA:CB	2.79	0.45
1:M:464:ASN:CG	1:M:466:VAL:HG22	2.36	0.45
1:N:391:MET:HE1	1:N:438:ARG:C	2.36	0.45
1:O:149:ILE:O	1:O:153:ILE:HG12	2.16	0.45
1:O:347:ILE:HD13	1:O:358:VAL:C	2.36	0.45
1:P:52:LEU:H	1:P:52:LEU:HG	1.39	0.45
1:P:83:LYS:HB2	1:P:83:LYS:HE2	1.72	0.45
1:P:193:ILE:CD1	1:P:366:VAL:HG11	2.30	0.45
1:A:68:MET:C	1:H:8:LEU:HA	2.36	0.45
1:A:209:ILE:HD11	1:A:213:LEU:HB2	1.98	0.45
1:A:239:ILE:HG12	1:A:307:ILE:HG21	1.97	0.45
1:B:105:ARG:O	1:B:108:GLU:HB3	2.16	0.45
1:B:211:GLY:C	1:B:298:ALA:HB2	2.37	0.45
1:B:223:MET:HE3	1:B:273:GLN:HB3	1.96	0.45
1:B:314:ASP:C	1:B:315:LEU:HD13	2.37	0.45
1:B:326:ILE:CG2	1:B:331:MET:SD	3.05	0.45
1:B:418:ILE:HG22	1:B:422:LEU:HD12	1.97	0.45
1:C:70:VAL:CG2	1:C:71:GLU:N	2.77	0.45
1:C:134:LEU:CD1	1:C:393:LEU:CD2	2.89	0.45
1:C:377:ARG:CD	1:C:470:LEU:HD12	2.46	0.45
1:D:23:MET:HE2	1:D:72:HIS:CE1	2.52	0.45
1:D:130:LYS:HE2	1:D:396:TYR:CB	2.41	0.45
1:E:332:ILE:HD13	1:E:332:ILE:HG21	1.76	0.45
1:F:118:THR:HG21	1:G:42:LYS:HZ3	1.78	0.45
1:F:139:ALA:HB3	1:F:377:ARG:NE	2.29	0.45
1:F:170:LEU:HD11	1:F:358:VAL:CG1	2.46	0.45
1:F:214:VAL:CG1	1:F:291:ASP:HB2	2.46	0.45
1:F:234:LEU:N	1:F:234:LEU:HD23	2.31	0.45
1:F:401:SER:CB	1:O:435:VAL:HG11	2.47	0.45
1:H:166:ALA:HB3	1:H:203:ILE:CG2	2.46	0.45
1:I:326:ILE:CG1	1:I:348:ARG:NH1	2.79	0.45
1:I:347:ILE:HG21	1:I:358:VAL:CB	2.46	0.45

Continued on next page...

Continued from previous page...

Atom-1	Atom-2	Interatomic distance (Å)	Clash overlap (Å)
1:J:56:VAL:HG12	1:J:56:VAL:O	2.17	0.45
1:K:116:HIS:C	1:K:118:THR:H	2.20	0.45
1:K:156:THR:HG21	1:K:468:GLU:N	2.29	0.45
1:K:209:ILE:HD11	1:K:213:LEU:HB2	1.97	0.45
1:M:124:TYR:N	1:M:124:TYR:HD1	1.99	0.45
1:M:214:VAL:HG12	1:M:291:ASP:HB3	1.95	0.45
1:N:325:LYS:HZ3	1:N:328:GLY:N	2.14	0.45
1:O:48:LEU:HD23	1:P:494:ILE:HG13	1.96	0.45
1:O:171:ALA:HA	1:O:174:ILE:HD13	1.97	0.45
1:O:211:GLY:C	1:O:298:ALA:HB1	2.36	0.45
1:O:223:MET:HE2	1:O:276:LEU:CB	2.47	0.45
1:O:223:MET:HB3	1:O:282:VAL:HA	1.98	0.45
1:P:30:ILE:HG22	1:P:31:ILE:N	2.31	0.45
1:P:241:GLU:CG	1:P:250:MET:SD	3.04	0.45
1:P:347:ILE:HD12	1:P:359:ALA:HB2	1.98	0.45
1:A:68:MET:SD	1:H:8:LEU:HD22	2.57	0.45
1:A:121:VAL:C	1:A:123:GLY:N	2.69	0.45
1:A:351:THR:HG23	1:A:352:GLU:HA	1.97	0.45
1:B:42:LYS:HA	1:B:42:LYS:HD3	1.58	0.45
1:B:237:CYS:CB	1:B:306:ASN:CA	2.63	0.45
1:C:281:ILE:HD13	1:C:281:ILE:HG23	1.69	0.45
1:D:402:GLY:C	1:M:431:ILE:HD11	2.37	0.45
1:E:222:GLN:O	1:E:224:PRO:HD3	2.16	0.45
1:F:9:PRO:HD3	1:G:68:MET:HE2	1.99	0.45
1:F:16:MET:N	1:F:20:ALA:HB2	2.32	0.45
1:F:306:ASN:HD21	1:F:308:LYS:HD3	1.80	0.45
1:F:313:GLN:C	1:F:315:LEU:N	2.70	0.45
1:F:374:GLU:HG3	1:F:471:ARG:NH2	2.31	0.45
1:F:381:GLY:CA	1:F:461:MET:CG	2.76	0.45
1:G:39:LEU:CG	1:G:40:GLY:H	2.29	0.45
1:I:23:MET:HE2	1:I:72:HIS:CE1	2.51	0.45
1:I:230:ALA:HB1	1:I:261:VAL:HG23	1.97	0.45
1:I:491:ASP:OD1	1:I:491:ASP:C	2.55	0.45
1:J:130:LYS:HE2	1:J:134:LEU:CG	2.46	0.45
1:J:164:GLU:O	1:J:167:LYS:HG2	2.16	0.45
1:J:306:ASN:OD1	1:J:307:ILE:HA	2.16	0.45
1:K:162:GLY:O	1:K:163:ALA:HB2	2.17	0.45
1:L:78:LEU:HD12	1:L:78:LEU:HA	1.72	0.45
1:L:227:VAL:CG1	1:L:260:ASN:HD21	2.29	0.45
1:M:156:THR:CG2	1:M:468:GLU:HA	2.47	0.45
1:N:152:LYS:CG	1:N:465:GLY:O	2.63	0.45

Continued on next page...

Continued from previous page...

Atom-1	Atom-2	Interatomic distance (Å)	Clash overlap (Å)
1:O:25:ILE:O	1:O:29:ARG:HG3	2.17	0.45
1:O:142:VAL:CG1	1:O:378:ILE:HD13	2.46	0.45
1:O:152:LYS:HE3	1:O:462:CYS:C	2.36	0.45
1:O:376:GLY:N	1:O:377:ARG:HB2	2.31	0.45
1:O:437:VAL:HG21	1:O:451:LEU:CD2	2.45	0.45
1:P:233:ALA:CA	1:P:315:LEU:HD11	2.46	0.45
1:A:47:MET:CE	1:H:493:VAL:CG1	2.95	0.45
1:A:69:SER:HB3	1:H:9:PRO:CB	2.45	0.45
1:A:170:LEU:HD21	1:A:358:VAL:HG22	1.98	0.45
1:A:254:ILE:HD13	1:A:262:LEU:CD1	2.45	0.45
1:A:379:VAL:HG21	1:A:385:THR:OG1	2.17	0.45
1:B:9:PRO:HD2	1:B:12:MET:HG2	1.99	0.45
1:B:62:VAL:HG21	1:B:66:ARG:HH21	1.81	0.45
1:B:124:TYR:HD1	1:B:407:ALA:HB1	1.78	0.45
1:B:289:LYS:HE2	1:B:289:LYS:HB2	1.71	0.45
1:C:123:GLY:CA	1:C:407:ALA:HB3	2.41	0.45
1:D:36:ARG:HG3	1:D:37:SER:N	2.31	0.45
1:D:433:ILE:HG23	1:D:437:VAL:HG23	1.98	0.45
1:D:491:ASP:CG	1:E:44:MET:HG3	2.37	0.45
1:E:338:LYS:O	1:E:338:LYS:CG	2.64	0.45
1:E:368:VAL:CB	1:E:469:PRO:CG	2.74	0.45
1:F:42:LYS:HG2	1:F:426:ALA:N	2.32	0.45
1:F:134:LEU:HD12	1:F:393:LEU:CG	2.46	0.45
1:F:166:ALA:HB3	1:F:170:LEU:HD22	1.98	0.45
1:F:433:ILE:CG2	1:F:434:LEU:CD2	2.87	0.45
1:G:9:PRO:HD2	1:H:69:SER:CA	2.47	0.45
1:H:86:GLU:HG2	1:H:86:GLU:O	2.15	0.45
1:I:8:LEU:CD2	1:P:68:MET:HB3	2.46	0.45
1:J:212:VAL:O	1:J:334:VAL:HG23	2.16	0.45
1:J:251:VAL:CG1	1:J:276:LEU:HD22	2.47	0.45
1:K:198:LYS:HA	1:K:198:LYS:HD3	1.58	0.45
1:K:206:THR:HG21	1:K:347:ILE:HG23	1.98	0.45
1:K:433:ILE:HA	1:K:436:LYS:HG3	1.98	0.45
1:L:68:MET:C	1:M:8:LEU:CA	2.85	0.45
1:L:70:VAL:HA	1:M:9:PRO:N	2.32	0.45
1:L:116:HIS:CE1	1:L:117:PRO:HG2	2.51	0.45
1:L:212:VAL:N	1:L:298:ALA:CB	2.79	0.45
1:L:448:CYS:SG	1:L:460:ASP:CA	3.04	0.45
1:M:69:SER:CB	1:N:9:PRO:CA	2.91	0.45
1:M:206:THR:OG1	1:M:347:ILE:CG2	2.64	0.45
1:M:213:LEU:CD1	1:M:333:PHE:CE2	2.96	0.45

Continued on next page...

Continued from previous page...

Atom-1	Atom-2	Interatomic distance (Å)	Clash overlap (Å)
1:M:223:MET:HB3	1:M:282:VAL:HA	1.98	0.45
1:N:209:ILE:HD13	1:N:209:ILE:HG21	1.71	0.45
1:N:233:ALA:CB	1:N:315:LEU:CD2	2.94	0.45
1:N:385:THR:O	1:N:389:LEU:HG	2.16	0.45
1:O:134:LEU:CD1	1:O:393:LEU:CD2	2.93	0.45
1:O:198:LYS:N	1:O:355:ILE:CD1	2.79	0.45
1:P:210:LYS:HG2	1:P:343:VAL:CG2	2.46	0.45
1:P:234:LEU:H	1:P:315:LEU:CD2	2.28	0.45
1:P:247:LEU:CD1	1:P:272:ALA:CB	2.94	0.45
1:P:340:PRO:HB2	1:P:342:ALA:O	2.17	0.45
1:A:198:LYS:HD3	1:A:198:LYS:HA	1.53	0.45
1:A:235:LEU:HB2	1:A:310:LEU:HD21	1.98	0.45
1:A:381:GLY:O	1:A:461:MET:HG3	2.16	0.45
1:A:429:ASP:O	1:A:433:ILE:HG13	2.15	0.45
1:B:236:ASN:HA	1:B:265:GLN:HB3	1.99	0.45
1:C:494:ILE:HB	1:D:48:LEU:CD1	2.46	0.45
1:D:42:LYS:CG	1:D:426:ALA:H	2.28	0.45
1:D:72:HIS:O	1:D:76:LYS:HG3	2.17	0.45
1:E:227:VAL:CG1	1:E:260:ASN:HD21	2.29	0.45
1:E:239:ILE:O	1:E:247:LEU:HD21	2.17	0.45
1:F:121:VAL:HG23	1:F:122:LYS:N	2.31	0.45
1:F:134:LEU:HD22	1:F:392:LYS:CD	2.47	0.45
1:F:193:ILE:HG23	1:F:343:VAL:CG1	2.44	0.45
1:F:203:ILE:HG13	1:F:203:ILE:O	2.16	0.45
1:G:34:THR:HG22	1:G:35:VAL:CB	2.47	0.45
1:G:235:LEU:HD21	1:G:307:ILE:CB	2.47	0.45
1:H:49:VAL:HG12	1:H:50:ASP:O	2.17	0.45
1:H:174:ILE:HG22	1:H:362:VAL:CB	2.40	0.45
1:I:115:VAL:CG2	1:I:403:ARG:HD3	2.46	0.45
1:J:21:GLN:O	1:J:25:ILE:HG13	2.16	0.45
1:J:22:ARG:HG2	1:J:23:MET:N	2.32	0.45
1:J:86:GLU:CD	1:J:87:LYS:H	2.20	0.45
1:J:477:ILE:HD12	1:J:477:ILE:HG21	1.55	0.45
1:K:234:LEU:CA	1:K:292:MET:HE1	2.47	0.45
1:L:44:MET:HE2	1:M:489:ARG:HH21	1.82	0.45
1:L:236:ASN:OD1	1:L:236:ASN:O	2.35	0.45
1:M:169:LYS:HG2	1:M:204:ASP:HB3	1.97	0.45
1:M:461:MET:SD	1:M:466:VAL:CG2	3.05	0.45
1:N:149:ILE:HG21	1:N:378:ILE:HD13	1.99	0.45
1:O:132:GLN:HA	1:O:132:GLN:OE1	2.17	0.45
1:O:192:LEU:O	1:O:342:ALA:HB1	2.15	0.45

Continued on next page...

Continued from previous page...

Atom-1	Atom-2	Interatomic distance (Å)	Clash overlap (Å)
1:P:66:ARG:HH21	1:P:83:LYS:HG3	1.82	0.45
1:P:169:LYS:HG2	1:P:204:ASP:O	2.16	0.45
1:P:257:SER:O	1:P:312:ALA:HB3	2.16	0.45
1:P:339:HIS:CE1	1:P:341:LYS:CD	3.00	0.45
1:A:250:MET:CE	1:A:308:LYS:HG2	2.47	0.45
1:A:431:ILE:HD11	1:J:403:ARG:N	2.32	0.45
1:B:99:VAL:CG1	1:B:418:ILE:CD1	2.95	0.45
1:B:268:ILE:CG2	1:B:273:GLN:CG	2.95	0.45
1:C:51:ASP:HB2	1:C:52:LEU:HD13	1.99	0.45
1:C:158:ILE:HB	1:C:361:ALA:CB	2.46	0.45
1:C:206:THR:HG21	1:C:347:ILE:CG2	2.27	0.45
1:C:206:THR:HB	1:C:347:ILE:CG2	2.47	0.45
1:C:247:LEU:CG	1:C:272:ALA:HB2	2.47	0.45
1:C:307:ILE:CG1	1:C:307:ILE:O	2.65	0.45
1:C:325:LYS:HG3	1:C:330:SER:HB3	1.99	0.45
1:C:431:ILE:HG21	1:L:406:LEU:HD21	1.98	0.45
1:D:14:ARG:HH22	1:E:34:THR:HG23	1.75	0.45
1:D:148:GLU:HG2	1:D:152:LYS:HE3	1.99	0.45
1:D:173:ILE:HD13	1:D:206:THR:C	2.37	0.45
1:D:198:LYS:C	1:D:355:ILE:CD1	2.85	0.45
1:D:235:LEU:CD1	1:D:307:ILE:CG2	2.91	0.45
1:D:248:LYS:HE2	1:D:275:TYR:CZ	2.51	0.45
1:D:326:ILE:HG12	1:D:348:ARG:NH1	2.32	0.45
1:E:206:THR:CG2	1:E:348:ARG:H	2.12	0.45
1:F:448:CYS:CB	1:F:460:ASP:HA	2.31	0.45
1:F:461:MET:O	1:F:467:VAL:CG2	2.64	0.45
1:G:383:GLY:O	1:G:387:VAL:HG22	2.17	0.45
1:I:72:HIS:O	1:I:76:LYS:HG2	2.16	0.45
1:I:325:LYS:HB2	1:I:325:LYS:HE3	1.38	0.45
1:I:347:ILE:HD11	1:I:359:ALA:HB2	1.98	0.45
1:I:366:VAL:HG12	1:I:366:VAL:O	2.17	0.45
1:J:115:VAL:HG11	1:J:403:ARG:HE	1.82	0.45
1:J:171:ALA:O	1:J:175:VAL:HG23	2.16	0.45
1:J:223:MET:CE	1:J:276:LEU:HB2	2.46	0.45
1:J:331:MET:HB3	1:J:331:MET:HE2	1.56	0.45
1:K:14:ARG:HG3	1:K:494:ILE:HG12	1.97	0.45
1:K:448:CYS:HB3	1:K:460:ASP:CA	2.46	0.45
1:L:106:LYS:HE3	1:L:106:LYS:CA	2.47	0.45
1:L:237:CYS:HB3	1:L:305:THR:C	2.37	0.45
1:M:196:GLU:CD	1:M:331:MET:HE1	2.37	0.45
1:M:235:LEU:HD11	1:M:310:LEU:CB	2.47	0.45

Continued on next page...

Continued from previous page...

Atom-1	Atom-2	Interatomic distance (Å)	Clash overlap (Å)
1:M:296:ALA:HA	1:M:301:ALA:CB	2.37	0.45
1:N:22:ARG:HD2	1:N:23:MET:H	1.80	0.45
1:N:138:ILE:CG1	1:N:139:ALA:N	2.79	0.45
1:N:238:ALA:N	1:N:266:LYS:HB2	2.32	0.45
1:N:438:ARG:CG	1:N:439:ALA:N	2.78	0.45
1:O:139:ALA:HB1	1:O:377:ARG:CG	2.46	0.45
1:O:339:HIS:CG	1:O:339:HIS:O	2.69	0.45
1:O:453:VAL:H	1:O:453:VAL:HG13	1.20	0.45
1:A:234:LEU:HD21	1:A:296:ALA:HB2	1.98	0.45
1:A:406:LEU:HD12	1:A:406:LEU:H	1.82	0.45
1:B:208:LEU:HD13	1:B:345:MET:HG3	1.98	0.45
1:B:212:VAL:CG2	1:B:294:LYS:HB3	2.44	0.45
1:B:230:ALA:HB1	1:B:261:VAL:CG2	2.46	0.45
1:B:234:LEU:HD12	1:B:301:ALA:CB	2.46	0.45
1:B:236:ASN:C	1:B:265:GLN:HB3	2.36	0.45
1:D:161:LYS:HB2	1:D:357:GLU:OE2	2.16	0.45
1:D:167:LYS:HG3	1:D:168:GLU:N	2.32	0.45
1:D:235:LEU:CD2	1:D:310:LEU:CD2	2.95	0.45
1:D:311:SER:O	1:D:315:LEU:CG	2.64	0.45
1:E:85:GLN:HE21	1:E:85:GLN:HB2	1.20	0.45
1:E:115:VAL:HG21	1:E:403:ARG:CD	2.46	0.45
1:E:134:LEU:HD11	1:E:393:LEU:CD2	2.44	0.45
1:E:153:ILE:HG23	1:E:468:GLU:CA	2.46	0.45
1:E:368:VAL:CG1	1:E:469:PRO:HG3	2.47	0.45
1:E:437:VAL:HA	1:E:458:VAL:HG21	1.97	0.45
1:F:62:VAL:HG22	1:F:63:THR:N	2.32	0.45
1:F:142:VAL:HG22	1:F:149:ILE:HG12	1.99	0.45
1:F:232:ILE:O	1:F:315:LEU:HD22	2.16	0.45
1:F:306:ASN:ND2	1:F:308:LYS:HG3	2.31	0.45
1:F:339:HIS:HE1	1:F:341:LYS:CE	2.29	0.45
1:G:223:MET:HG2	1:G:281:ILE:C	2.37	0.45
1:H:36:ARG:CG	1:H:37:SER:N	2.77	0.45
1:H:125:GLN:H	1:H:125:GLN:HG2	1.60	0.45
1:H:215:ASP:OD2	1:H:331:MET:CG	2.56	0.45
1:H:406:LEU:HD11	1:I:431:ILE:HG13	1.98	0.45
1:I:68:MET:CG	1:J:8:LEU:HD22	2.47	0.45
1:I:70:VAL:CG1	1:I:76:LYS:HD3	2.46	0.45
1:I:178:VAL:CG2	1:I:366:VAL:CG1	2.87	0.45
1:I:362:VAL:O	1:I:362:VAL:HG22	2.17	0.45
1:J:223:MET:HB3	1:J:282:VAL:HG12	1.99	0.45
1:K:115:VAL:HG21	1:K:119:ILE:HG21	1.99	0.45

Continued on next page...

Continued from previous page...

Atom-1	Atom-2	Interatomic distance (Å)	Clash overlap (Å)
1:K:219:VAL:HG21	1:K:268:ILE:HG13	1.99	0.45
1:K:432:GLU:O	1:K:436:LYS:HG3	2.17	0.45
1:L:8:LEU:HD22	1:L:494:ILE:HG21	1.99	0.45
1:L:254:ILE:CG2	1:L:259:ALA:HB3	2.45	0.45
1:M:46:LYS:HB3	1:N:492:ASP:OD2	2.17	0.45
1:M:159:THR:HA	1:M:164:GLU:HB2	1.99	0.45
1:M:202:SER:OG	1:M:203:ILE:HG12	2.16	0.45
1:N:100:ALA:CA	1:N:484:THR:HG21	2.42	0.45
1:N:263:PHE:CE1	1:N:332:ILE:HG21	2.51	0.45
1:N:450:GLY:HA3	1:N:461:MET:SD	2.57	0.45
1:O:18:ARG:HB3	1:O:18:ARG:CZ	2.45	0.45
1:O:81:VAL:CG1	1:O:483:SER:HB3	2.42	0.45
1:O:233:ALA:HA	1:O:315:LEU:HD23	1.98	0.45
1:P:42:LYS:HE3	1:P:42:LYS:HB3	1.45	0.45
1:P:148:GLU:HG2	1:P:148:GLU:O	2.17	0.45
1:P:234:LEU:HD11	1:P:296:ALA:HB2	1.98	0.45
1:A:135:LEU:HD12	1:A:389:LEU:HD11	1.99	0.45
1:A:391:MET:CE	1:A:438:ARG:HD2	2.45	0.45
1:A:433:ILE:O	1:A:436:LYS:HB2	2.16	0.45
1:A:435:VAL:HG11	1:J:401:SER:HB3	1.95	0.45
1:B:63:THR:OG1	1:B:66:ARG:CD	2.64	0.45
1:B:138:ILE:HG13	1:B:379:VAL:HG21	1.97	0.45
1:B:219:VAL:CG1	1:B:273:GLN:OE1	2.62	0.45
1:B:418:ILE:CG2	1:B:422:LEU:CD1	2.95	0.45
1:C:18:ARG:HD2	1:C:22:ARG:HH12	1.82	0.45
1:C:169:LYS:HG2	1:C:204:ASP:HB3	1.98	0.45
1:D:177:ALA:HB2	1:D:208:LEU:CD1	2.46	0.45
1:D:178:VAL:O	1:D:182:VAL:HG12	2.17	0.45
1:D:391:MET:HB3	1:D:391:MET:HE2	1.70	0.45
1:D:435:VAL:HG11	1:M:401:SER:CB	2.44	0.45
1:D:475:GLN:O	1:D:475:GLN:HG3	2.17	0.45
1:E:135:LEU:CG	1:E:385:THR:CG2	2.95	0.45
1:F:218:ARG:NH1	1:F:282:VAL:CG2	2.79	0.45
1:H:33:GLU:HA	1:H:36:ARG:NE	2.21	0.45
1:H:371:CYS:HA	1:H:471:ARG:HH21	1.81	0.45
1:I:12:MET:HE2	1:P:68:MET:HE3	1.97	0.45
1:I:130:LYS:HG3	1:I:393:LEU:HD21	1.98	0.45
1:I:214:VAL:CG1	1:I:291:ASP:OD2	2.63	0.45
1:I:247:LEU:O	1:I:251:VAL:HG23	2.17	0.45
1:I:247:LEU:CG	1:I:272:ALA:HB2	2.29	0.45
1:J:122:LYS:C	1:J:404:GLU:HG3	2.38	0.45

Continued on next page...

Continued from previous page...

Atom-1	Atom-2	Interatomic distance (Å)	Clash overlap (Å)
1:J:223:MET:HE3	1:J:276:LEU:CB	2.47	0.45
1:J:263:PHE:CD2	1:J:295:LEU:HD22	2.51	0.45
1:J:321:VAL:HG12	1:J:321:VAL:O	2.16	0.45
1:J:394:ARG:HH22	1:J:413:ASP:CG	2.19	0.45
1:K:405:GLN:OE1	1:K:406:LEU:HD21	2.16	0.45
1:K:405:GLN:CG	1:K:406:LEU:HG	2.47	0.45
1:L:459:GLU:HG2	1:L:461:MET:CE	2.47	0.45
1:M:42:LYS:CG	1:M:425:ASN:HB2	2.47	0.45
1:M:115:VAL:CG1	1:M:403:ARG:NH1	2.79	0.45
1:N:30:ILE:O	1:N:33:GLU:HB2	2.17	0.45
1:N:116:HIS:HE1	1:N:118:THR:HB	1.82	0.45
1:N:169:LYS:HG2	1:N:204:ASP:CB	2.46	0.45
1:N:254:ILE:HG23	1:N:259:ALA:HB3	1.98	0.45
1:N:352:GLU:H	1:N:352:GLU:HG2	1.26	0.45
1:N:433:ILE:HG22	1:N:451:LEU:HD21	1.98	0.45
1:O:47:MET:CE	1:P:493:VAL:HG21	2.47	0.45
1:O:105:ARG:NH1	1:O:106:LYS:HG2	2.32	0.45
1:O:141:GLU:O	1:O:142:VAL:CB	2.64	0.45
1:O:403:ARG:HG3	1:O:403:ARG:HH11	1.81	0.45
1:P:118:THR:HG22	1:P:118:THR:O	2.16	0.45
1:P:158:ILE:HD13	1:P:170:LEU:HB2	1.99	0.45
1:P:197:LYS:HB3	1:P:355:ILE:HG22	1.97	0.45
1:A:25:ILE:HG21	1:A:108:GLU:OE2	2.17	0.45
1:A:118:THR:O	1:A:121:VAL:HG23	2.17	0.45
1:A:209:ILE:C	1:A:211:GLY:H	2.20	0.45
1:A:219:VAL:HG23	1:A:285:ARG:HB3	1.99	0.45
1:A:276:LEU:HB3	1:A:281:ILE:O	2.17	0.45
1:B:71:GLU:CG	1:B:72:HIS:H	2.16	0.45
1:B:220:SER:HB3	1:B:223:MET:HG3	1.99	0.45
1:B:307:ILE:HD11	1:B:310:LEU:CD1	2.46	0.45
1:C:42:LYS:HE3	1:C:453:VAL:HB	1.97	0.45
1:C:170:LEU:CD2	1:C:358:VAL:CG1	2.88	0.45
1:C:236:ASN:HB2	1:C:265:GLN:OE1	2.17	0.45
1:D:42:LYS:HG3	1:D:426:ALA:N	2.28	0.45
1:E:142:VAL:CG2	1:E:149:ILE:HD13	2.46	0.45
1:E:142:VAL:HG21	1:E:378:ILE:HD13	1.99	0.45
1:E:383:GLY:HA2	1:E:386:GLU:OE2	2.17	0.45
1:E:441:HIS:NE2	1:E:446:ASN:HA	2.31	0.45
1:F:36:ARG:CG	1:F:37:SER:N	2.79	0.45
1:F:99:VAL:O	1:F:103:LEU:HB2	2.16	0.45
1:F:116:HIS:NE2	1:F:117:PRO:HG2	2.31	0.45

Continued on next page...

Continued from previous page...

Atom-1	Atom-2	Interatomic distance (Å)	Clash overlap (Å)
1:F:235:LEU:HD22	1:F:262:LEU:CD2	2.43	0.45
1:F:420:ARG:HE	1:F:430:ALA:CB	2.30	0.45
1:G:105:ARG:NH1	1:G:106:LYS:CG	2.80	0.45
1:G:343:VAL:CG1	1:G:343:VAL:O	2.64	0.45
1:H:140:CYS:SG	1:H:447:LYS:HB3	2.56	0.45
1:I:64:ILE:HG21	1:I:64:ILE:HD13	1.78	0.45
1:I:437:VAL:CG2	1:I:451:LEU:CD1	2.79	0.45
1:J:380:SER:OG	1:J:447:LYS:HA	2.16	0.45
1:K:345:MET:CE	1:K:362:VAL:HG11	2.46	0.45
1:K:431:ILE:O	1:K:435:VAL:HG23	2.16	0.45
1:L:38:THR:HG23	1:L:46:LYS:CE	2.43	0.45
1:L:209:ILE:C	1:L:211:GLY:H	2.19	0.45
1:M:23:MET:SD	1:M:72:HIS:HE1	2.39	0.45
1:M:68:MET:HB3	1:N:8:LEU:HD23	1.98	0.45
1:M:441:HIS:CD2	1:M:445:GLY:O	2.70	0.45
1:N:146:ASP:HB3	1:N:149:ILE:HG12	1.98	0.45
1:N:182:VAL:CB	1:N:188:VAL:CG2	2.92	0.45
1:N:214:VAL:CG1	1:N:291:ASP:HB3	2.47	0.45
1:N:268:ILE:CB	1:N:273:GLN:HE21	2.28	0.45
1:N:326:ILE:O	1:N:327:SER:HB3	2.17	0.45
1:O:64:ILE:HG22	1:O:65:LEU:HD22	1.98	0.45
1:O:413:ASP:O	1:O:414:ALA:HB2	2.16	0.45
1:P:299:THR:HG21	1:P:334:VAL:CG1	2.47	0.45
1:P:383:GLY:HA2	1:P:386:GLU:HG2	1.99	0.45
1:A:45:ASP:OD1	1:A:45:ASP:N	2.50	0.45
1:A:171:ALA:O	1:A:175:VAL:HG23	2.17	0.45
1:A:193:ILE:HD12	1:A:366:VAL:HG21	1.99	0.45
1:A:380:SER:HB3	1:A:384:SER:CB	2.47	0.45
1:B:14:ARG:HD2	1:B:494:ILE:HG12	1.99	0.45
1:B:15:TYR:C	1:B:20:ALA:HB2	2.38	0.45
1:B:93:THR:O	1:B:97:VAL:HG21	2.16	0.45
1:B:197:LYS:HA	1:B:355:ILE:HD13	1.99	0.45
1:B:391:MET:CE	1:B:438:ARG:O	2.65	0.45
1:C:14:ARG:HH11	1:C:14:ARG:HD2	1.48	0.45
1:C:206:THR:CB	1:C:347:ILE:HG23	2.47	0.45
1:C:235:LEU:CD1	1:C:235:LEU:C	2.85	0.45
1:C:297:LYS:O	1:C:340:PRO:HA	2.17	0.45
1:C:403:ARG:N	1:C:406:LEU:HD22	2.32	0.45
1:D:14:ARG:HH22	1:E:34:THR:CB	2.27	0.45
1:D:177:ALA:CB	1:D:208:LEU:HD11	2.46	0.45
1:D:259:ALA:O	1:D:281:ILE:HD13	2.17	0.45

Continued on next page...

Continued from previous page...

Atom-1	Atom-2	Interatomic distance (Å)	Clash overlap (Å)
1:D:310:LEU:HD23	1:D:310:LEU:HA	1.68	0.45
1:E:96:ALA:O	1:E:480:ALA:HB1	2.17	0.45
1:E:182:VAL:HG11	1:E:373:ILE:HD12	1.98	0.45
1:E:346:LEU:CD2	1:E:348:ARG:HG2	2.47	0.45
1:E:448:CYS:O	1:E:449:ALA:HB3	2.17	0.45
1:F:15:TYR:CD2	1:F:19:ASP:HB3	2.53	0.45
1:F:66:ARG:N	1:F:79:ILE:HD13	2.32	0.45
1:F:68:MET:HA	1:F:68:MET:HE2	1.99	0.45
1:F:77:MET:HE2	1:F:77:MET:HB2	1.76	0.45
1:F:174:ILE:CG2	1:F:362:VAL:HG23	2.47	0.45
1:F:190:LYS:H	1:F:190:LYS:HG2	1.23	0.45
1:G:73:PRO:HA	1:G:76:LYS:HD2	1.99	0.45
1:G:142:VAL:CG2	1:G:149:ILE:HG21	2.21	0.45
1:H:32:ALA:C	1:H:34:THR:N	2.70	0.45
1:H:77:MET:CG	1:H:487:LEU:CD2	2.86	0.45
1:H:169:LYS:HG2	1:H:204:ASP:O	2.17	0.45
1:I:224:PRO:O	1:I:282:VAL:HG12	2.17	0.45
1:J:100:ALA:CB	1:J:484:THR:HG21	2.22	0.45
1:J:134:LEU:CD1	1:J:393:LEU:CG	2.95	0.45
1:J:269:ASP:O	1:J:273:GLN:HG3	2.18	0.45
1:J:483:SER:O	1:J:487:LEU:HD12	2.17	0.45
1:K:310:LEU:CD2	1:K:315:LEU:HD21	2.46	0.45
1:K:326:ILE:HD11	1:K:348:ARG:HH11	1.77	0.45
1:L:433:ILE:HG21	1:L:451:LEU:CD2	2.47	0.45
1:M:42:LYS:CE	1:M:426:ALA:CA	2.94	0.45
1:M:117:PRO:O	1:M:120:VAL:CG1	2.64	0.45
1:M:150:LEU:CD2	1:M:175:VAL:HG13	2.10	0.45
1:M:156:THR:CG2	1:M:468:GLU:CA	2.91	0.45
1:N:174:ILE:HG13	1:N:175:VAL:N	2.31	0.45
1:N:208:LEU:HG	1:N:210:LYS:HD2	1.98	0.45
1:N:377:ARG:NH1	1:N:470:LEU:CD1	2.80	0.45
1:N:486:MET:C	1:N:488:LEU:H	2.21	0.45
1:O:8:LEU:HB3	1:O:9:PRO:HD2	2.00	0.45
1:O:70:VAL:HG23	1:O:71:GLU:N	2.32	0.45
1:O:96:ALA:HB3	1:O:97:VAL:HG13	1.99	0.45
1:O:237:CYS:HB3	1:O:306:ASN:CB	2.47	0.45
1:O:346:LEU:HD23	1:O:347:ILE:H	1.80	0.45
1:O:433:ILE:HB	1:O:434:LEU:HD13	1.99	0.45
1:P:211:GLY:C	1:P:298:ALA:HB2	2.38	0.45
1:P:418:ILE:HB	1:P:419:PRO:CD	2.44	0.45
1:A:96:ALA:O	1:A:480:ALA:HB1	2.16	0.44

Continued on next page...

Continued from previous page...

Atom-1	Atom-2	Interatomic distance (Å)	Clash overlap (Å)
1:A:394:ARG:HH22	1:A:413:ASP:CG	2.20	0.44
1:B:469:PRO:O	1:B:469:PRO:HD2	2.18	0.44
1:E:372:THR:HB	1:E:376:GLY:O	2.18	0.44
1:E:384:SER:CA	1:E:441:HIS:HE1	2.30	0.44
1:E:446:ASN:C	1:E:448:CYS:H	2.20	0.44
1:F:134:LEU:HD12	1:F:393:LEU:HG	1.98	0.44
1:F:247:LEU:O	1:F:251:VAL:HG23	2.17	0.44
1:F:312:ALA:HA	1:F:315:LEU:HA	1.98	0.44
1:G:248:LYS:HE3	1:G:275:TYR:CZ	2.50	0.44
1:G:428:LEU:HD23	1:G:428:LEU:HA	1.61	0.44
1:G:452:ASN:H	1:G:459:GLU:HG3	1.81	0.44
1:H:105:ARG:NH1	1:H:106:LYS:CD	2.80	0.44
1:H:156:THR:CB	1:H:467:VAL:C	2.84	0.44
1:H:304:ILE:CD1	1:H:310:LEU:CA	2.94	0.44
1:I:153:ILE:HG23	1:I:469:PRO:N	2.32	0.44
1:I:197:LYS:C	1:I:355:ILE:HD13	2.38	0.44
1:I:212:VAL:HB	1:I:298:ALA:HB2	1.93	0.44
1:I:488:LEU:HD12	1:I:488:LEU:HA	1.37	0.44
1:J:223:MET:CE	1:J:276:LEU:HB3	2.47	0.44
1:K:34:THR:HG23	1:L:14:ARG:NH2	2.32	0.44
1:K:48:LEU:HB3	1:K:68:MET:CE	2.45	0.44
1:K:82:ALA:HB1	1:K:93:THR:HG23	1.97	0.44
1:K:192:LEU:CD2	1:K:341:LYS:O	2.65	0.44
1:K:255:LYS:CE	1:K:279:GLU:HB3	2.47	0.44
1:K:263:PHE:CZ	1:K:332:ILE:HG21	2.52	0.44
1:K:266:LYS:HZ2	1:K:266:LYS:HG2	1.68	0.44
1:K:289:LYS:HD3	1:K:289:LYS:HA	1.56	0.44
1:K:459:GLU:CG	1:K:461:MET:HE1	2.46	0.44
1:L:86:GLU:OE1	1:L:86:GLU:O	2.35	0.44
1:L:169:LYS:HE3	1:L:204:ASP:O	2.17	0.44
1:L:344:THR:CG2	1:L:345:MET:N	2.76	0.44
1:M:69:SER:N	1:N:9:PRO:N	2.66	0.44
1:M:163:ALA:C	1:M:165:LYS:H	2.20	0.44
1:M:170:LEU:HD22	1:M:358:VAL:HG11	1.97	0.44
1:M:180:ALA:HB2	1:M:210:LYS:NZ	2.32	0.44
1:M:241:GLU:HG3	1:M:250:MET:SD	2.57	0.44
1:M:375:ASP:CB	1:M:377:ARG:HH22	2.29	0.44
1:M:391:MET:CE	1:M:438:ARG:HA	2.37	0.44
1:M:473:LYS:HA	1:M:473:LYS:HE3	1.99	0.44
1:M:488:LEU:HA	1:M:488:LEU:HD13	1.68	0.44
1:N:195:ILE:H	1:N:195:ILE:HG12	1.64	0.44

Continued on next page...

Continued from previous page...

Atom-1	Atom-2	Interatomic distance (Å)	Clash overlap (Å)
1:N:235:LEU:CD1	1:N:307:ILE:HA	2.46	0.44
1:N:278:LYS:HZ2	1:N:278:LYS:HG2	1.65	0.44
1:N:325:LYS:HZ3	1:N:328:GLY:H	1.66	0.44
1:O:48:LEU:C	1:O:56:VAL:HG22	2.37	0.44
1:O:134:LEU:CD1	1:O:393:LEU:HD21	2.46	0.44
1:O:220:SER:CB	1:O:273:GLN:O	2.64	0.44
1:O:223:MET:HE1	1:O:283:ALA:HB3	1.98	0.44
1:O:235:LEU:CB	1:O:310:LEU:CD2	2.87	0.44
1:O:262:LEU:HD12	1:O:310:LEU:CD1	2.47	0.44
1:P:77:MET:CE	1:P:487:LEU:CG	2.91	0.44
1:A:299:THR:HG23	1:A:334:VAL:HG12	1.98	0.44
1:B:8:LEU:HB3	1:B:9:PRO:CD	2.45	0.44
1:B:35:VAL:HG13	1:B:64:ILE:HG21	2.00	0.44
1:B:38:THR:HG22	1:B:59:ASN:HD22	1.81	0.44
1:B:276:LEU:CB	1:B:281:ILE:HG21	2.40	0.44
1:B:308:LYS:H	1:B:308:LYS:HG3	1.35	0.44
1:C:192:LEU:HD13	1:C:341:LYS:C	2.37	0.44
1:C:405:GLN:O	1:C:409:ARG:HG3	2.16	0.44
1:D:156:THR:CB	1:D:467:VAL:C	2.86	0.44
1:E:234:LEU:C	1:E:310:LEU:HD12	2.38	0.44
1:E:251:VAL:HG11	1:E:276:LEU:HD22	1.98	0.44
1:F:39:LEU:CG	1:F:40:GLY:N	2.80	0.44
1:F:234:LEU:H	1:F:315:LEU:HD11	1.80	0.44
1:F:235:LEU:HD23	1:F:262:LEU:HD21	1.94	0.44
1:F:265:GLN:HB3	1:F:266:LYS:H	1.57	0.44
1:F:379:VAL:HG21	1:F:385:THR:OG1	2.17	0.44
1:G:213:LEU:HB3	1:G:344:THR:HG21	1.99	0.44
1:H:121:VAL:HG23	1:H:122:LYS:N	2.32	0.44
1:H:142:VAL:CG1	1:H:149:ILE:CG1	2.95	0.44
1:H:142:VAL:HG12	1:H:378:ILE:HD11	1.99	0.44
1:H:250:MET:CE	1:H:308:LYS:HG2	2.47	0.44
1:H:391:MET:CE	1:H:438:ARG:HA	2.46	0.44
1:I:268:ILE:HG21	1:I:273:GLN:CG	2.46	0.44
1:I:413:ASP:O	1:I:416:GLU:HB2	2.18	0.44
1:J:78:LEU:HD23	1:J:78:LEU:C	2.37	0.44
1:J:197:LYS:HA	1:J:355:ILE:CG2	2.48	0.44
1:J:211:GLY:C	1:J:298:ALA:CB	2.86	0.44
1:J:326:ILE:CG1	1:J:348:ARG:HH12	2.30	0.44
1:K:134:LEU:CD2	1:K:392:LYS:HZ2	2.31	0.44
1:K:156:THR:CG2	1:K:468:GLU:HA	2.47	0.44
1:K:362:VAL:O	1:K:366:VAL:HG23	2.18	0.44

Continued on next page...

Continued from previous page...

Atom-1	Atom-2	Interatomic distance (Å)	Clash overlap (Å)
1:K:379:VAL:HG11	1:K:385:THR:OG1	2.16	0.44
1:L:100:ALA:HB1	1:L:484:THR:CB	2.45	0.44
1:M:33:GLU:HA	1:M:36:ARG:HE	1.82	0.44
1:M:82:ALA:HB2	1:M:97:VAL:CG2	2.42	0.44
1:M:156:THR:HG21	1:M:468:GLU:N	2.32	0.44
1:N:218:ARG:HH12	1:N:332:ILE:HD13	1.83	0.44
1:N:235:LEU:CD2	1:N:306:ASN:O	2.65	0.44
1:N:268:ILE:HG21	1:N:273:GLN:HG2	1.98	0.44
1:N:433:ILE:HG22	1:N:451:LEU:HD23	1.96	0.44
1:O:70:VAL:CG2	1:O:71:GLU:N	2.78	0.44
1:O:130:LYS:NZ	1:O:393:LEU:CD2	2.68	0.44
1:O:212:VAL:HG21	1:O:295:LEU:HA	1.98	0.44
1:O:379:VAL:O	1:O:468:GLU:HG3	2.17	0.44
1:P:218:ARG:CB	1:P:323:GLU:OE2	2.65	0.44
1:A:62:VAL:O	1:A:66:ARG:HG3	2.17	0.44
1:A:211:GLY:C	1:A:298:ALA:HB1	2.37	0.44
1:A:239:ILE:O	1:A:247:LEU:HD13	2.17	0.44
1:C:461:MET:HE2	1:C:461:MET:HB3	1.96	0.44
1:D:239:ILE:HA	1:D:307:ILE:HG21	1.98	0.44
1:D:313:GLN:C	1:D:315:LEU:N	2.71	0.44
1:D:406:LEU:HD23	1:D:406:LEU:N	2.17	0.44
1:D:471:ARG:O	1:D:475:GLN:HB2	2.17	0.44
1:E:158:ILE:HG13	1:E:167:LYS:HA	1.99	0.44
1:E:227:VAL:CG1	1:E:260:ASN:ND2	2.73	0.44
1:E:247:LEU:HD22	1:E:272:ALA:HB2	2.00	0.44
1:E:265:GLN:OE1	1:E:289:LYS:HB3	2.18	0.44
1:E:437:VAL:HG13	1:E:449:ALA:HB1	1.99	0.44
1:F:218:ARG:CZ	1:F:282:VAL:HG21	2.48	0.44
1:G:89:VAL:CG2	1:G:368:VAL:CG1	2.95	0.44
1:G:338:LYS:HD2	1:G:339:HIS:CB	2.47	0.44
1:H:397:ALA:HB2	1:H:408:VAL:HG23	2.00	0.44
1:I:192:LEU:CD1	1:I:297:LYS:HD3	2.47	0.44
1:I:254:ILE:HG22	1:I:259:ALA:HB3	1.99	0.44
1:I:383:GLY:O	1:I:387:VAL:HG22	2.17	0.44
1:I:386:GLU:HG3	1:I:419:PRO:HG3	2.00	0.44
1:J:42:LYS:HB2	1:J:425:ASN:HB3	1.92	0.44
1:J:235:LEU:HD22	1:J:306:ASN:O	2.15	0.44
1:J:460:ASP:OD1	1:J:460:ASP:O	2.34	0.44
1:K:118:THR:O	1:K:122:LYS:HB2	2.17	0.44
1:K:215:ASP:CG	1:K:331:MET:HG2	2.34	0.44
1:K:375:ASP:CG	1:K:377:ARG:NH2	2.70	0.44

Continued on next page...

Continued from previous page...

Atom-1	Atom-2	Interatomic distance (Å)	Clash overlap (Å)
1:K:383:GLY:HA3	1:K:386:GLU:HG2	2.00	0.44
1:L:127:ALA:CB	1:L:408:VAL:HG12	2.35	0.44
1:L:432:GLU:O	1:L:436:LYS:HG3	2.17	0.44
1:M:63:THR:CG2	1:M:63:THR:O	2.65	0.44
1:M:130:LYS:CE	1:M:393:LEU:HD23	2.45	0.44
1:N:49:VAL:CG2	1:N:55:VAL:CG1	2.82	0.44
1:N:86:GLU:HA	1:N:90:GLY:HA2	1.98	0.44
1:N:190:LYS:HZ2	1:N:367:GLY:HA3	1.82	0.44
1:N:325:LYS:O	1:N:325:LYS:HD2	2.18	0.44
1:O:263:PHE:CE2	1:O:295:LEU:CD2	3.00	0.44
1:P:389:LEU:HD13	1:P:415:LEU:HD13	1.99	0.44
1:A:24:ASN:HD22	1:A:24:ASN:HA	1.23	0.44
1:A:36:ARG:HG3	1:A:37:SER:OG	2.17	0.44
1:A:88:GLU:OE1	1:A:475:GLN:CB	2.66	0.44
1:A:153:ILE:HG21	1:A:469:PRO:CA	2.47	0.44
1:A:464:ASN:HB2	1:A:466:VAL:HG22	1.95	0.44
1:B:121:VAL:HG23	1:B:122:LYS:N	2.29	0.44
1:B:135:LEU:HD23	1:B:385:THR:CG2	2.47	0.44
1:B:138:ILE:HD11	1:B:385:THR:HG23	1.96	0.44
1:B:235:LEU:CD2	1:B:310:LEU:HG	2.47	0.44
1:B:473:LYS:O	1:B:477:ILE:HG13	2.18	0.44
1:D:150:LEU:HB3	1:D:175:VAL:CG2	2.47	0.44
1:D:159:THR:CG2	1:D:164:GLU:OE1	2.65	0.44
1:D:169:LYS:O	1:D:173:ILE:HG13	2.18	0.44
1:D:297:LYS:CB	1:D:342:ALA:HB3	2.48	0.44
1:D:379:VAL:CG1	1:D:473:LYS:HG3	2.44	0.44
1:E:39:LEU:CG	1:E:40:GLY:H	2.19	0.44
1:E:134:LEU:HD22	1:E:392:LYS:NZ	2.32	0.44
1:E:153:ILE:HG21	1:E:469:PRO:N	2.32	0.44
1:E:162:GLY:O	1:E:163:ALA:HB2	2.17	0.44
1:E:298:ALA:O	1:E:337:CYS:HB3	2.17	0.44
1:E:384:SER:CA	1:E:441:HIS:CE1	3.00	0.44
1:F:70:VAL:HB	1:F:76:LYS:HG2	1.99	0.44
1:F:144:ALA:O	1:F:150:LEU:HD11	2.17	0.44
1:F:391:MET:HE3	1:F:438:ARG:HB3	1.96	0.44
1:G:220:SER:CB	1:G:277:ALA:CB	2.91	0.44
1:H:383:GLY:HA2	1:H:386:GLU:OE2	2.17	0.44
1:I:304:ILE:HD12	1:I:309:ASP:CB	2.47	0.44
1:J:32:ALA:O	1:J:36:ARG:HB3	2.17	0.44
1:J:107:ALA:O	1:J:111:LEU:HG	2.18	0.44
1:J:220:SER:HB3	1:J:277:ALA:HB2	2.00	0.44

Continued on next page...

Continued from previous page...

Atom-1	Atom-2	Interatomic distance (Å)	Clash overlap (Å)
1:J:237:CYS:SG	1:J:306:ASN:CA	3.06	0.44
1:J:405:GLN:O	1:J:409:ARG:HG3	2.18	0.44
1:J:431:ILE:O	1:J:435:VAL:HG23	2.17	0.44
1:K:100:ALA:O	1:K:104:LEU:HG	2.17	0.44
1:K:163:ALA:HB1	1:K:203:ILE:CG2	2.47	0.44
1:K:311:SER:C	1:K:315:LEU:HD22	2.37	0.44
1:L:143:GLY:O	1:L:149:ILE:HD11	2.17	0.44
1:M:115:VAL:HG12	1:M:403:ARG:CZ	2.45	0.44
1:M:181:VAL:CG1	1:M:341:LYS:O	2.65	0.44
1:M:192:LEU:HG	1:M:297:LYS:CD	2.47	0.44
1:M:210:LYS:O	1:M:340:PRO:HB3	2.17	0.44
1:M:239:ILE:HG23	1:M:267:GLY:O	2.17	0.44
1:N:42:LYS:CG	1:N:425:ASN:HB2	2.47	0.44
1:N:62:VAL:HG13	1:N:63:THR:N	2.26	0.44
1:N:64:ILE:HD13	1:N:64:ILE:HG21	1.59	0.44
1:N:254:ILE:CD1	1:N:307:ILE:HD11	2.43	0.44
1:O:70:VAL:HG22	1:O:76:LYS:HE2	2.00	0.44
1:O:152:LYS:HE3	1:O:462:CYS:CA	2.48	0.44
1:O:372:THR:HG22	1:O:372:THR:O	2.18	0.44
1:P:48:LEU:HB3	1:P:49:VAL:H	1.49	0.44
1:P:57:VAL:O	1:P:58:THR:HG23	2.17	0.44
1:P:63:THR:HA	1:P:66:ARG:HB2	1.99	0.44
1:P:170:LEU:HD21	1:P:358:VAL:CG2	2.47	0.44
1:P:232:ILE:HG23	1:P:261:VAL:HG12	2.00	0.44
1:P:325:LYS:CG	1:P:328:GLY:O	2.65	0.44
1:A:121:VAL:HG12	1:A:485:GLU:OE2	2.18	0.44
1:A:156:THR:HG21	1:A:468:GLU:CA	2.48	0.44
1:A:311:SER:O	1:A:315:LEU:HB2	2.17	0.44
1:A:384:SER:CB	1:A:441:HIS:CE1	3.01	0.44
1:B:31:ILE:HG22	1:B:65:LEU:CD2	2.42	0.44
1:B:116:HIS:CE1	1:B:117:PRO:CG	3.00	0.44
1:B:486:MET:HG2	1:B:486:MET:O	2.16	0.44
1:C:265:GLN:O	1:C:266:LYS:HG2	2.17	0.44
1:C:308:LYS:HE2	1:C:308:LYS:HB3	1.76	0.44
1:D:108:GLU:C	1:D:110:LEU:N	2.69	0.44
1:E:193:ILE:HG23	1:E:343:VAL:HG13	1.99	0.44
1:E:223:MET:HG2	1:E:282:VAL:HA	1.99	0.44
1:E:271:LEU:HD12	1:E:271:LEU:O	2.17	0.44
1:F:213:LEU:HD22	1:F:331:MET:HE1	1.99	0.44
1:F:237:CYS:CB	1:F:306:ASN:HA	2.44	0.44
1:F:239:ILE:HD13	1:F:239:ILE:HG21	1.80	0.44

Continued on next page...

Continued from previous page...

Atom-1	Atom-2	Interatomic distance (Å)	Clash overlap (Å)
1:F:255:LYS:CG	1:F:279:GLU:CD	2.86	0.44
1:G:177:ALA:HB2	1:G:208:LEU:HD13	1.97	0.44
1:G:247:LEU:CD2	1:G:272:ALA:CB	2.88	0.44
1:G:369:VAL:O	1:G:373:ILE:HG12	2.17	0.44
1:G:373:ILE:HD13	1:G:373:ILE:HA	1.84	0.44
1:H:68:MET:O	1:H:70:VAL:HG13	2.16	0.44
1:I:9:PRO:HA	1:P:69:SER:HB3	2.00	0.44
1:I:42:LYS:HZ3	1:I:453:VAL:HB	1.82	0.44
1:I:219:VAL:HG13	1:I:273:GLN:OE1	2.18	0.44
1:I:351:THR:O	1:I:355:ILE:HG13	2.17	0.44
1:I:448:CYS:SG	1:I:460:ASP:HB2	2.57	0.44
1:J:42:LYS:CB	1:J:425:ASN:CB	2.84	0.44
1:J:115:VAL:HG11	1:J:403:ARG:CD	2.48	0.44
1:K:45:ASP:O	1:K:46:LYS:CG	2.66	0.44
1:K:62:VAL:HG13	1:K:63:THR:N	2.33	0.44
1:K:236:ASN:OD1	1:K:305:THR:HG23	2.17	0.44
1:L:44:MET:CE	1:M:489:ARG:HH21	2.31	0.44
1:L:448:CYS:SG	1:L:460:ASP:CB	3.05	0.44
1:M:339:HIS:HE1	1:M:341:LYS:NZ	2.16	0.44
1:N:72:HIS:HA	1:N:73:PRO:HD3	1.93	0.44
1:N:339:HIS:CE1	1:N:341:LYS:HD3	2.53	0.44
1:O:48:LEU:HB2	1:O:56:VAL:CG2	2.47	0.44
1:O:171:ALA:C	1:O:174:ILE:HG12	2.38	0.44
1:O:254:ILE:HD13	1:O:307:ILE:CD1	2.45	0.44
1:P:123:GLY:HA3	1:P:407:ALA:CB	2.47	0.44
1:P:396:TYR:O	1:P:396:TYR:CG	2.71	0.44
1:A:197:LYS:CB	1:A:355:ILE:CB	2.89	0.44
1:A:214:VAL:HG23	1:A:216:LYS:H	1.82	0.44
1:A:215:ASP:HB3	1:A:331:MET:HE3	1.99	0.44
1:A:313:GLN:C	1:A:315:LEU:N	2.70	0.44
1:B:416:GLU:O	1:B:420:ARG:HB2	2.18	0.44
1:B:431:ILE:HD13	1:K:403:ARG:HD3	1.99	0.44
1:C:273:GLN:H	1:C:273:GLN:HG3	1.55	0.44
1:C:326:ILE:HG13	1:C:348:ARG:NH1	2.33	0.44
1:C:375:ASP:CG	1:C:377:ARG:HH21	2.20	0.44
1:D:9:PRO:CD	1:E:69:SER:O	2.66	0.44
1:D:177:ALA:HB2	1:D:208:LEU:HD11	1.99	0.44
1:E:12:MET:HE3	1:E:494:ILE:O	2.18	0.44
1:E:248:LYS:HE2	1:E:275:TYR:CZ	2.53	0.44
1:F:134:LEU:HD22	1:F:392:LYS:HD2	1.99	0.44
1:F:263:PHE:CE1	1:F:332:ILE:HG21	2.52	0.44

Continued on next page...

Continued from previous page...

Atom-1	Atom-2	Interatomic distance (Å)	Clash overlap (Å)
1:F:438:ARG:HH12	1:O:405:GLN:HE22	1.65	0.44
1:G:124:TYR:CE1	1:G:407:ALA:C	2.90	0.44
1:G:406:LEU:HD12	1:G:406:LEU:N	2.31	0.44
1:G:447:LYS:O	1:G:448:CYS:CB	2.63	0.44
1:H:35:VAL:HG12	1:H:38:THR:HG1	1.79	0.44
1:H:120:VAL:HG13	1:H:121:VAL:N	2.31	0.44
1:I:8:LEU:HD22	1:P:68:MET:HB3	1.99	0.44
1:I:228:THR:HG22	1:I:228:THR:O	2.18	0.44
1:I:387:VAL:HG21	1:I:437:VAL:CG1	2.46	0.44
1:J:42:LYS:HE2	1:J:426:ALA:CA	2.33	0.44
1:J:191:ASP:C	1:J:193:ILE:N	2.70	0.44
1:J:198:LYS:CD	1:J:326:ILE:HG23	2.47	0.44
1:K:138:ILE:N	1:K:139:ALA:HA	2.32	0.44
1:K:235:LEU:CB	1:K:307:ILE:HG22	2.48	0.44
1:K:236:ASN:HA	1:K:265:GLN:HB3	1.90	0.44
1:K:420:ARG:HG2	1:K:420:ARG:NH1	2.06	0.44
1:L:17:GLY:HA2	1:L:21:GLN:NE2	2.32	0.44
1:L:71:GLU:N	1:M:9:PRO:HD2	2.32	0.44
1:L:151:THR:HA	1:L:154:ALA:HB3	1.99	0.44
1:L:391:MET:HE1	1:L:438:ARG:O	2.18	0.44
1:M:12:MET:SD	1:M:494:ILE:CG2	3.06	0.44
1:M:441:HIS:CD2	1:M:449:ALA:CA	2.98	0.44
1:N:24:ASN:N	1:N:24:ASN:ND2	2.65	0.44
1:N:194:LYS:HG2	1:N:195:ILE:N	2.32	0.44
1:N:304:ILE:HD11	1:N:310:LEU:HA	1.98	0.44
1:O:122:LYS:HG3	1:O:125:GLN:NE2	2.33	0.44
1:O:178:VAL:HG22	1:O:193:ILE:HD11	1.99	0.44
1:O:239:ILE:CG1	1:O:307:ILE:HG21	2.41	0.44
1:O:272:ALA:O	1:O:276:LEU:HD23	2.18	0.44
1:P:267:GLY:C	1:P:268:ILE:HG12	2.37	0.44
1:P:393:LEU:HA	1:P:396:TYR:CB	2.48	0.44
1:A:15:TYR:HD2	1:A:19:ASP:HB3	1.83	0.44
1:A:35:VAL:HG12	1:A:64:ILE:HD13	2.00	0.44
1:A:48:LEU:HD22	1:A:68:MET:HG2	1.99	0.44
1:A:116:HIS:NE2	1:B:425:ASN:HA	2.32	0.44
1:A:134:LEU:HD22	1:A:392:LYS:HZ2	1.83	0.44
1:A:380:SER:HB3	1:A:384:SER:HB2	1.99	0.44
1:B:14:ARG:HH12	1:C:34:THR:CB	2.31	0.44
1:B:234:LEU:HD12	1:B:301:ALA:HB1	2.00	0.44
1:B:241:GLU:HG2	1:B:250:MET:SD	2.58	0.44
1:B:301:ALA:C	1:B:302:ASN:CG	2.76	0.44

Continued on next page...

Continued from previous page...

Atom-1	Atom-2	Interatomic distance (Å)	Clash overlap (Å)
1:C:34:THR:HG22	1:C:35:VAL:CB	2.46	0.44
1:C:156:THR:CG2	1:C:468:GLU:CA	2.96	0.44
1:C:173:ILE:HD11	1:C:206:THR:OG1	2.17	0.44
1:C:213:LEU:HD22	1:C:331:MET:HE2	1.99	0.44
1:C:235:LEU:HD22	1:C:306:ASN:O	2.18	0.44
1:D:391:MET:CE	1:D:438:ARG:HG2	2.47	0.44
1:E:37:SER:O	1:E:43:GLY:HA2	2.17	0.44
1:E:68:MET:HE2	1:E:68:MET:HA	1.99	0.44
1:E:153:ILE:HD13	1:E:372:THR:CG2	2.48	0.44
1:F:235:LEU:HD13	1:F:310:LEU:CD2	2.47	0.44
1:G:134:LEU:HB3	1:G:392:LYS:CE	2.41	0.44
1:G:355:ILE:HG21	1:G:355:ILE:HD13	1.64	0.44
1:H:103:LEU:CD2	1:H:411:PHE:CE2	2.94	0.44
1:H:155:MET:O	1:H:159:THR:HG23	2.17	0.44
1:H:306:ASN:ND2	1:H:308:LYS:HD2	2.33	0.44
1:I:119:ILE:CG1	1:I:403:ARG:HD2	2.44	0.44
1:I:237:CYS:HB3	1:I:306:ASN:HA	1.97	0.44
1:I:368:VAL:CG2	1:I:469:PRO:CG	2.93	0.44
1:I:381:GLY:O	1:I:382:GLY:C	2.56	0.44
1:J:115:VAL:CG2	1:J:119:ILE:HB	2.48	0.44
1:J:391:MET:SD	1:J:438:ARG:HB3	2.57	0.44
1:K:139:ALA:HB2	1:K:377:ARG:HG2	2.00	0.44
1:K:178:VAL:HB	1:K:193:ILE:HD11	1.98	0.44
1:K:181:VAL:CG2	1:K:182:VAL:N	2.81	0.44
1:K:377:ARG:HB3	1:K:470:LEU:CB	2.47	0.44
1:K:437:VAL:CG2	1:K:451:LEU:HG	2.43	0.44
1:L:85:GLN:OE1	1:L:476:ALA:HA	2.18	0.44
1:L:257:SER:CB	1:L:311:SER:HA	2.48	0.44
1:M:400:ILE:HD12	1:M:404:GLU:CB	2.48	0.44
1:M:469:PRO:HD2	1:M:472:VAL:CG1	2.47	0.44
1:N:34:THR:HB	1:N:35:VAL:H	1.61	0.44
1:N:138:ILE:CG1	1:N:139:ALA:H	2.28	0.44
1:N:286:ARG:HH11	1:N:286:ARG:HD2	1.19	0.44
1:N:314:ASP:O	1:N:315:LEU:HD23	2.18	0.44
1:N:358:VAL:O	1:N:362:VAL:HG12	2.17	0.44
1:N:391:MET:H	1:N:391:MET:HG2	1.56	0.44
1:O:47:MET:HE1	1:P:493:VAL:HG21	2.00	0.44
1:O:140:CYS:HB3	1:O:446:ASN:CG	2.37	0.44
1:O:216:LYS:HG3	1:O:287:VAL:HG22	1.99	0.44
1:P:241:GLU:HB3	1:P:246:MET:HB3	1.99	0.44
1:P:379:VAL:CG2	1:P:380:SER:N	2.81	0.44

Continued on next page...

Continued from previous page...

Atom-1	Atom-2	Interatomic distance (Å)	Clash overlap (Å)
1:A:263:PHE:CD1	1:A:295:LEU:CD1	3.01	0.44
1:A:263:PHE:CD1	1:A:295:LEU:HD11	2.53	0.44
1:B:9:PRO:CG	1:C:68:MET:HA	2.48	0.44
1:B:23:MET:CE	1:B:72:HIS:CE1	2.84	0.44
1:B:35:VAL:CG1	1:B:64:ILE:HD13	2.47	0.44
1:B:98:VAL:C	1:B:100:ALA:H	2.20	0.44
1:B:116:HIS:ND1	1:B:117:PRO:CD	2.67	0.44
1:B:130:LYS:CD	1:B:393:LEU:HD23	2.42	0.44
1:B:401:SER:HB2	1:K:435:VAL:HG11	2.00	0.44
1:B:494:ILE:HG21	1:C:48:LEU:HD23	1.99	0.44
1:C:219:VAL:HG12	1:C:223:MET:SD	2.57	0.44
1:C:435:VAL:HG13	1:C:438:ARG:NH2	2.33	0.44
1:D:255:LYS:CE	1:D:279:GLU:CD	2.86	0.44
1:E:54:ASP:C	1:E:55:VAL:HG13	2.38	0.44
1:E:72:HIS:O	1:E:76:LYS:HD2	2.18	0.44
1:E:116:HIS:NE2	1:E:117:PRO:HG2	2.32	0.44
1:E:136:LYS:HG2	1:E:377:ARG:NH1	2.33	0.44
1:E:190:LYS:NZ	1:E:367:GLY:HA2	2.33	0.44
1:E:239:ILE:O	1:E:239:ILE:HG23	2.18	0.44
1:E:254:ILE:HG22	1:E:281:ILE:HD13	1.91	0.44
1:E:262:LEU:CD1	1:E:310:LEU:CD2	2.86	0.44
1:E:421:THR:HG22	1:E:425:ASN:HD21	1.82	0.44
1:F:9:PRO:CD	1:G:68:MET:HA	2.24	0.44
1:F:16:MET:O	1:F:16:MET:CG	2.66	0.44
1:F:31:ILE:HG21	1:F:65:LEU:CD2	2.48	0.44
1:F:96:ALA:CB	1:F:480:ALA:CB	2.94	0.44
1:F:164:GLU:O	1:F:167:LYS:HB3	2.17	0.44
1:G:130:LYS:HZ3	1:G:134:LEU:CG	2.31	0.44
1:G:142:VAL:CG1	1:G:149:ILE:CD1	2.86	0.44
1:G:195:ILE:CG2	1:G:359:ALA:HB2	2.48	0.44
1:G:223:MET:HG3	1:G:277:ALA:CA	2.48	0.44
1:G:223:MET:HE2	1:G:276:LEU:C	2.38	0.44
1:G:345:MET:HB3	1:G:345:MET:HE3	1.56	0.44
1:G:438:ARG:NH1	1:P:405:GLN:HE22	2.16	0.44
1:H:99:VAL:HG12	1:H:418:ILE:HD11	1.98	0.44
1:H:338:LYS:CE	1:H:339:HIS:HB2	2.48	0.44
1:H:383:GLY:O	1:H:387:VAL:HG23	2.18	0.44
1:I:238:ALA:HB3	1:I:306:ASN:OD1	2.18	0.44
1:I:391:MET:SD	1:I:442:ALA:HB2	2.57	0.44
1:J:39:LEU:CD1	1:J:40:GLY:H	2.30	0.44
1:J:368:VAL:HB	1:J:469:PRO:HB3	1.99	0.44

Continued on next page...

Continued from previous page...

Atom-1	Atom-2	Interatomic distance (Å)	Clash overlap (Å)
1:J:448:CYS:HB2	1:J:460:ASP:CG	2.38	0.44
1:K:235:LEU:HD12	1:K:262:LEU:HD11	2.00	0.44
1:K:312:ALA:CA	1:K:315:LEU:HB2	2.46	0.44
1:L:42:LYS:HG3	1:L:426:ALA:N	2.32	0.44
1:L:210:LYS:O	1:L:340:PRO:CB	2.66	0.44
1:L:296:ALA:HA	1:L:301:ALA:HB3	1.99	0.44
1:M:134:LEU:HD12	1:M:393:LEU:CG	2.47	0.44
1:M:234:LEU:N	1:M:315:LEU:HD21	2.30	0.44
1:M:235:LEU:CG	1:M:310:LEU:HG	2.47	0.44
1:N:44:MET:CE	1:N:44:MET:CA	2.92	0.44
1:N:326:ILE:CG2	1:N:331:MET:HG3	2.47	0.44
1:O:106:LYS:CE	1:O:106:LYS:CA	2.95	0.44
1:O:325:LYS:HE2	1:O:330:SER:OG	2.18	0.44
1:P:170:LEU:O	1:P:174:ILE:HG23	2.18	0.44
1:P:223:MET:N	1:P:277:ALA:HB1	2.32	0.44
1:P:441:HIS:C	1:P:443:SER:H	2.20	0.44
1:A:102:GLU:C	1:A:104:LEU:H	2.22	0.44
1:A:216:LYS:HB2	1:A:287:VAL:HG22	2.00	0.44
1:A:219:VAL:CG2	1:A:273:GLN:CG	2.95	0.44
1:B:178:VAL:HG13	1:B:188:VAL:CG1	2.48	0.44
1:B:464:ASN:ND2	1:B:464:ASN:C	2.67	0.44
1:C:24:ASN:HD22	1:C:24:ASN:HA	1.27	0.44
1:C:100:ALA:O	1:C:104:LEU:HG	2.17	0.44
1:C:291:ASP:O	1:C:295:LEU:HG	2.17	0.44
1:C:377:ARG:HB2	1:C:470:LEU:CG	2.46	0.44
1:D:31:ILE:CG2	1:D:65:LEU:CD2	2.91	0.44
1:D:174:ILE:CD1	1:D:365:ALA:HB1	2.42	0.44
1:E:158:ILE:CD1	1:E:170:LEU:HB3	2.47	0.44
1:E:177:ALA:CB	1:E:193:ILE:CD1	2.80	0.44
1:E:212:VAL:HG21	1:E:294:LYS:HB3	1.98	0.44
1:E:350:THR:OG1	1:E:354:VAL:HG21	2.18	0.44
1:F:141:GLU:O	1:F:142:VAL:HB	2.18	0.44
1:F:163:ALA:C	1:F:165:LYS:N	2.72	0.44
1:G:384:SER:OG	1:G:441:HIS:HE1	2.00	0.44
1:G:462:CYS:HA	1:G:465:GLY:HA2	2.00	0.44
1:H:153:ILE:HA	1:H:467:VAL:O	2.17	0.44
1:H:211:GLY:C	1:H:298:ALA:CB	2.86	0.44
1:H:239:ILE:HB	1:H:307:ILE:CG2	2.21	0.44
1:H:468:GLU:H	1:H:468:GLU:HG3	1.49	0.44
1:I:235:LEU:HD21	1:I:310:LEU:CG	2.46	0.44
1:I:243:ALA:O	1:I:244:SER:CB	2.66	0.44

Continued on next page...

Continued from previous page...

Atom-1	Atom-2	Interatomic distance (Å)	Clash overlap (Å)
1:I:299:THR:HG22	1:I:318:ALA:HB2	1.99	0.44
1:J:155:MET:HE1	1:J:465:GLY:HA3	1.98	0.44
1:J:346:LEU:HD23	1:J:347:ILE:H	1.83	0.44
1:K:391:MET:HE3	1:K:438:ARG:HA	2.00	0.44
1:L:173:ILE:H	1:L:173:ILE:HG12	1.71	0.44
1:L:214:VAL:HG12	1:L:291:ASP:OD2	2.17	0.44
1:L:234:LEU:HD21	1:L:296:ALA:N	2.32	0.44
1:L:263:PHE:CE2	1:L:295:LEU:HD21	2.53	0.44
1:M:348:ARG:HH11	1:M:348:ARG:HD2	1.58	0.44
1:M:452:ASN:OD1	1:M:454:PHE:HD2	2.01	0.44
1:O:8:LEU:HD13	1:O:494:ILE:HD13	1.96	0.44
1:O:142:VAL:CG2	1:O:149:ILE:HG21	2.48	0.44
1:P:44:MET:CA	1:P:44:MET:HE3	2.42	0.44
1:P:158:ILE:CD1	1:P:170:LEU:HB3	2.48	0.44
1:P:178:VAL:HG13	1:P:188:VAL:CG1	2.48	0.44
1:A:124:TYR:OH	1:A:410:ALA:HB3	2.17	0.43
1:A:233:ALA:HB2	1:A:315:LEU:HG	1.99	0.43
1:A:434:LEU:N	1:A:434:LEU:CD2	2.80	0.43
1:A:464:ASN:HD22	1:A:464:ASN:HA	1.62	0.43
1:B:72:HIS:HB3	1:B:75:ALA:CB	2.48	0.43
1:B:142:VAL:CG2	1:B:149:ILE:CG1	2.79	0.43
1:B:241:GLU:CG	1:B:250:MET:SD	3.06	0.43
1:C:193:ILE:HD12	1:C:366:VAL:CG2	2.48	0.43
1:C:235:LEU:N	1:C:292:MET:HE1	2.32	0.43
1:C:271:LEU:O	1:C:271:LEU:HG	2.18	0.43
1:C:387:VAL:O	1:C:390:SER:HB3	2.18	0.43
1:D:124:TYR:HE1	1:D:407:ALA:O	1.98	0.43
1:D:377:ARG:O	1:D:470:LEU:HB2	2.18	0.43
1:E:44:MET:HA	1:E:44:MET:CE	2.48	0.43
1:E:222:GLN:CB	1:E:277:ALA:HB1	2.47	0.43
1:E:236:ASN:CA	1:E:265:GLN:CB	2.95	0.43
1:F:62:VAL:CG1	1:F:63:THR:H	2.18	0.43
1:G:134:LEU:CD1	1:G:393:LEU:CG	2.96	0.43
1:G:178:VAL:HG21	1:G:366:VAL:HG22	1.92	0.43
1:G:251:VAL:CG1	1:G:276:LEU:HB3	2.48	0.43
1:I:263:PHE:CZ	1:I:332:ILE:HG21	2.53	0.43
1:J:77:MET:HB2	1:J:487:LEU:HD21	1.99	0.43
1:J:104:LEU:HD21	1:J:484:THR:O	2.18	0.43
1:J:119:ILE:CG2	1:J:119:ILE:O	2.66	0.43
1:J:155:MET:HB2	1:J:167:LYS:HD3	1.98	0.43
1:K:124:TYR:OH	1:K:410:ALA:HB3	2.18	0.43

Continued on next page...

Continued from previous page...

Atom-1	Atom-2	Interatomic distance (Å)	Clash overlap (Å)
1:K:154:ALA:HB3	1:K:171:ALA:HB1	1.99	0.43
1:K:234:LEU:CB	1:K:292:MET:HE1	2.48	0.43
1:K:346:LEU:HD22	1:K:348:ARG:HG2	1.99	0.43
1:L:152:LYS:HD3	1:L:467:VAL:CG2	2.48	0.43
1:L:340:PRO:HG2	1:L:340:PRO:O	2.18	0.43
1:L:384:SER:OG	1:L:441:HIS:HE1	2.00	0.43
1:M:31:ILE:HG21	1:M:65:LEU:HD22	1.97	0.43
1:N:326:ILE:HG13	1:N:348:ARG:NH1	2.33	0.43
1:O:113:GLN:NE2	1:O:113:GLN:CA	2.81	0.43
1:O:380:SER:HA	1:O:384:SER:HB2	1.99	0.43
1:A:190:LYS:H	1:A:190:LYS:HG2	1.66	0.43
1:A:190:LYS:NZ	1:A:367:GLY:HA2	2.32	0.43
1:A:196:GLU:OE2	1:A:197:LYS:CE	2.66	0.43
1:B:143:GLY:O	1:B:149:ILE:HD11	2.18	0.43
1:C:99:VAL:O	1:C:103:LEU:HB2	2.18	0.43
1:D:216:LYS:HB2	1:D:287:VAL:HG22	2.00	0.43
1:D:219:VAL:CG1	1:D:220:SER:N	2.80	0.43
1:D:494:ILE:HD12	1:D:494:ILE:HG21	1.72	0.43
1:E:22:ARG:C	1:E:24:ASN:N	2.71	0.43
1:E:72:HIS:CE1	1:E:74:ALA:HB3	2.53	0.43
1:E:135:LEU:HD21	1:E:473:LYS:HD2	2.01	0.43
1:E:209:ILE:O	1:E:209:ILE:HG13	2.18	0.43
1:E:213:LEU:HD22	1:E:331:MET:CE	2.48	0.43
1:E:218:ARG:HD3	1:E:282:VAL:HG22	1.99	0.43
1:E:468:GLU:H	1:E:468:GLU:HG2	1.60	0.43
1:F:117:PRO:O	1:F:121:VAL:HG13	2.17	0.43
1:F:263:PHE:CE1	1:F:332:ILE:HD13	2.53	0.43
1:F:346:LEU:HD22	1:F:348:ARG:HG2	2.00	0.43
1:F:418:ILE:O	1:F:422:LEU:HG	2.18	0.43
1:G:14:ARG:HH22	1:H:34:THR:CG2	2.30	0.43
1:G:22:ARG:HA	1:G:25:ILE:CG1	2.48	0.43
1:G:105:ARG:NH1	1:G:106:LYS:HD2	2.28	0.43
1:G:120:VAL:O	1:G:124:TYR:CD1	2.71	0.43
1:G:211:GLY:CA	1:G:298:ALA:HB1	2.49	0.43
1:G:223:MET:HG3	1:G:277:ALA:HA	2.00	0.43
1:G:248:LYS:CE	1:G:275:TYR:CE1	3.00	0.43
1:G:299:THR:HG22	1:G:318:ALA:HB2	2.00	0.43
1:H:42:LYS:HD3	1:H:42:LYS:HA	1.71	0.43
1:H:368:VAL:HG21	1:H:469:PRO:HG3	1.95	0.43
1:I:49:VAL:O	1:J:12:MET:HE1	2.17	0.43
1:I:116:HIS:C	1:I:118:THR:N	2.71	0.43

Continued on next page...

Continued from previous page...

Atom-1	Atom-2	Interatomic distance (Å)	Clash overlap (Å)
1:I:138:ILE:HD11	1:I:385:THR:CG2	2.45	0.43
1:I:152:LYS:HD2	1:I:465:GLY:N	2.33	0.43
1:I:304:ILE:HD13	1:I:310:LEU:HA	1.99	0.43
1:I:385:THR:O	1:I:389:LEU:HG	2.17	0.43
1:J:241:GLU:CG	1:J:250:MET:SD	3.07	0.43
1:J:413:ASP:O	1:J:416:GLU:HB2	2.18	0.43
1:L:48:LEU:HB2	1:L:56:VAL:CG2	2.27	0.43
1:L:115:VAL:CG2	1:L:403:ARG:CD	2.90	0.43
1:L:158:ILE:HG21	1:L:167:LYS:HA	1.99	0.43
1:L:235:LEU:HD11	1:L:239:ILE:HG22	1.94	0.43
1:L:281:ILE:HG21	1:L:281:ILE:HD13	1.83	0.43
1:M:89:VAL:CG2	1:M:89:VAL:O	2.66	0.43
1:M:170:LEU:O	1:M:174:ILE:HG23	2.18	0.43
1:M:299:THR:HG22	1:M:334:VAL:HG12	2.00	0.43
1:N:47:MET:HE1	1:O:493:VAL:HG11	1.99	0.43
1:N:68:MET:CE	1:O:9:PRO:HD3	2.48	0.43
1:O:95:THR:C	1:O:97:VAL:N	2.70	0.43
1:O:106:LYS:CE	1:O:109:GLU:CD	2.87	0.43
1:O:156:THR:CG2	1:O:468:GLU:HA	2.48	0.43
1:O:198:LYS:HE2	1:O:331:MET:SD	2.58	0.43
1:O:214:VAL:CG1	1:O:291:ASP:CG	2.77	0.43
1:P:77:MET:HE2	1:P:77:MET:HB2	1.50	0.43
1:P:85:GLN:HE22	1:P:476:ALA:N	2.16	0.43
1:P:93:THR:O	1:P:97:VAL:CG2	2.66	0.43
1:P:139:ALA:HA	1:P:379:VAL:HB	1.99	0.43
1:P:153:ILE:CG2	1:P:469:PRO:CD	2.95	0.43
1:P:235:LEU:HD11	1:P:307:ILE:CA	2.46	0.43
1:A:371:CYS:O	1:A:375:ASP:HB2	2.18	0.43
1:B:60:ASP:C	1:B:64:ILE:HD12	2.38	0.43
1:B:77:MET:HE2	1:B:486:MET:SD	2.59	0.43
1:B:102:GLU:OE2	1:B:417:VAL:HG21	2.18	0.43
1:B:176:GLU:HB3	1:B:210:LYS:HZ2	1.83	0.43
1:B:198:LYS:HG3	1:B:326:ILE:HG21	2.01	0.43
1:B:453:VAL:H	1:B:453:VAL:HG13	1.22	0.43
1:C:163:ALA:C	1:C:165:LYS:N	2.71	0.43
1:C:188:VAL:HB	1:C:370:GLY:HA2	1.99	0.43
1:C:461:MET:CB	1:C:466:VAL:CG2	2.95	0.43
1:D:170:LEU:CD1	1:D:358:VAL:HG13	2.41	0.43
1:D:255:LYS:HD3	1:D:279:GLU:CG	2.47	0.43
1:E:110:LEU:C	1:E:112:ASP:N	2.71	0.43
1:E:235:LEU:HD12	1:E:306:ASN:O	2.17	0.43

Continued on next page...

Continued from previous page...

Atom-1	Atom-2	Interatomic distance (Å)	Clash overlap (Å)
1:E:452:ASN:ND2	1:E:454:PHE:HB2	2.18	0.43
1:E:477:ILE:HD12	1:E:477:ILE:HG21	1.63	0.43
1:G:15:TYR:C	1:G:20:ALA:HB2	2.38	0.43
1:G:152:LYS:HG2	1:G:465:GLY:C	2.38	0.43
1:G:178:VAL:HG23	1:G:366:VAL:HG22	1.92	0.43
1:G:203:ILE:HG23	1:G:203:ILE:HD13	1.63	0.43
1:G:380:SER:HB2	1:G:384:SER:HB2	2.00	0.43
1:I:102:GLU:OE2	1:I:417:VAL:CG1	2.60	0.43
1:I:345:MET:HE1	1:I:362:VAL:CG1	2.24	0.43
1:J:235:LEU:HD22	1:J:307:ILE:CA	2.48	0.43
1:K:45:ASP:C	1:K:46:LYS:HG3	2.39	0.43
1:M:209:ILE:C	1:M:211:GLY:H	2.21	0.43
1:M:393:LEU:HD23	1:M:393:LEU:HA	1.86	0.43
1:N:47:MET:HE3	1:O:73:PRO:HB2	2.00	0.43
1:N:222:GLN:O	1:N:224:PRO:HD3	2.18	0.43
1:N:299:THR:HG22	1:N:334:VAL:CG1	2.48	0.43
1:O:171:ALA:HA	1:O:174:ILE:CG1	2.47	0.43
1:P:17:GLY:O	1:P:21:GLN:HG3	2.17	0.43
1:P:130:LYS:HD2	1:P:134:LEU:HG	1.99	0.43
1:P:235:LEU:HB2	1:P:310:LEU:CD2	2.48	0.43
1:A:191:ASP:O	1:A:294:LYS:HD3	2.18	0.43
1:A:219:VAL:CG1	1:A:223:MET:HE1	2.49	0.43
1:B:169:LYS:HG2	1:B:204:ASP:O	2.19	0.43
1:B:182:VAL:CB	1:B:188:VAL:CG2	2.95	0.43
1:B:218:ARG:CZ	1:B:282:VAL:HG21	2.48	0.43
1:C:8:LEU:HD21	1:C:14:ARG:NH1	2.33	0.43
1:C:190:LYS:H	1:C:190:LYS:HG2	1.57	0.43
1:C:304:ILE:HB	1:C:305:THR:H	1.82	0.43
1:C:389:LEU:HD12	1:C:415:LEU:HD13	2.01	0.43
1:C:394:ARG:HH22	1:C:413:ASP:CG	2.21	0.43
1:C:469:PRO:HG2	1:C:472:VAL:CG1	2.47	0.43
1:D:102:GLU:OE2	1:D:417:VAL:HG11	2.19	0.43
1:D:236:ASN:ND2	1:D:289:LYS:HZ1	2.17	0.43
1:D:248:LYS:CD	1:D:275:TYR:CZ	3.01	0.43
1:D:391:MET:HE3	1:D:438:ARG:CG	2.47	0.43
1:E:96:ALA:CA	1:E:480:ALA:HB2	2.47	0.43
1:E:105:ARG:HH11	1:E:106:LYS:CG	2.31	0.43
1:E:235:LEU:CD1	1:E:307:ILE:CB	2.85	0.43
1:E:235:LEU:CD2	1:E:310:LEU:CD2	2.97	0.43
1:E:384:SER:CB	1:E:441:HIS:CE1	2.91	0.43
1:F:208:LEU:CG	1:F:210:LYS:HD3	2.47	0.43

Continued on next page...

Continued from previous page...

Atom-1	Atom-2	Interatomic distance (Å)	Clash overlap (Å)
1:F:313:GLN:HE21	1:F:313:GLN:HB3	1.77	0.43
1:G:197:LYS:HB3	1:G:355:ILE:CG2	2.49	0.43
1:H:234:LEU:N	1:H:315:LEU:HG	2.32	0.43
1:H:250:MET:HE3	1:H:308:LYS:HG2	2.00	0.43
1:I:8:LEU:HA	1:P:69:SER:N	2.33	0.43
1:I:34:THR:HA	1:J:14:ARG:NH2	2.33	0.43
1:I:297:LYS:HB2	1:I:342:ALA:HB3	2.00	0.43
1:I:347:ILE:CD1	1:I:359:ALA:HB2	2.48	0.43
1:I:379:VAL:CG1	1:I:473:LYS:HG3	2.47	0.43
1:J:120:VAL:O	1:J:124:TYR:CD2	2.72	0.43
1:K:200:GLY:O	1:K:348:ARG:HB3	2.18	0.43
1:K:377:ARG:C	1:K:378:ILE:CG2	2.86	0.43
1:L:124:TYR:HE1	1:L:407:ALA:CB	2.28	0.43
1:L:130:LYS:HD2	1:L:393:LEU:HD21	1.99	0.43
1:M:48:LEU:CB	1:M:56:VAL:HG13	2.47	0.43
1:M:195:ILE:CG1	1:M:359:ALA:HB1	2.49	0.43
1:M:391:MET:HE1	1:M:438:ARG:CA	2.42	0.43
1:N:251:VAL:HG12	1:N:276:LEU:HG	1.88	0.43
1:N:347:ILE:HB	1:N:355:ILE:HG22	2.00	0.43
1:O:31:ILE:CG2	1:O:65:LEU:CD2	2.97	0.43
1:P:99:VAL:CG1	1:P:418:ILE:CD1	2.96	0.43
1:P:121:VAL:CG2	1:P:122:LYS:H	2.27	0.43
1:P:122:LYS:HG3	1:P:125:GLN:NE2	2.33	0.43
1:P:296:ALA:CB	1:P:301:ALA:O	2.60	0.43
1:A:411:PHE:HZ	1:A:481:ALA:HB2	1.84	0.43
1:A:448:CYS:O	1:A:449:ALA:CB	2.60	0.43
1:B:287:VAL:HG12	1:B:291:ASP:HB2	2.00	0.43
1:C:64:ILE:HG23	1:C:65:LEU:CD2	2.38	0.43
1:C:78:LEU:HD12	1:C:487:LEU:HD11	1.97	0.43
1:C:198:LYS:HG3	1:C:331:MET:SD	2.58	0.43
1:C:206:THR:CB	1:C:347:ILE:CG2	2.96	0.43
1:C:212:VAL:CG2	1:C:294:LYS:HB3	2.48	0.43
1:C:235:LEU:C	1:C:235:LEU:HD22	2.33	0.43
1:C:341:LYS:H	1:C:341:LYS:HG2	1.05	0.43
1:D:72:HIS:CD2	1:D:73:PRO:HD2	2.53	0.43
1:D:105:ARG:HD3	1:D:106:LYS:HG2	1.99	0.43
1:D:115:VAL:HG12	1:D:403:ARG:NH2	2.34	0.43
1:D:116:HIS:CG	1:D:117:PRO:CD	3.01	0.43
1:D:386:GLU:HB2	1:D:387:VAL:H	1.66	0.43
1:E:36:ARG:CG	1:E:37:SER:N	2.81	0.43
1:E:306:ASN:OD1	1:E:307:ILE:HA	2.18	0.43

Continued on next page...

Continued from previous page...

Atom-1	Atom-2	Interatomic distance (Å)	Clash overlap (Å)
1:E:405:GLN:OE1	1:E:406:LEU:HD23	2.19	0.43
1:F:48:LEU:HD21	1:F:67:GLU:HB2	1.98	0.43
1:F:223:MET:HE2	1:F:283:ALA:CB	2.49	0.43
1:F:326:ILE:HG13	1:F:348:ARG:NH1	2.34	0.43
1:G:8:LEU:N	1:H:71:GLU:H	2.12	0.43
1:G:34:THR:HG22	1:G:35:VAL:CG2	2.47	0.43
1:G:296:ALA:O	1:G:300:GLY:HA2	2.18	0.43
1:H:89:VAL:HG22	1:H:89:VAL:O	2.16	0.43
1:H:235:LEU:CD1	1:H:307:ILE:CB	2.90	0.43
1:H:241:GLU:HB2	1:H:247:LEU:HB3	2.01	0.43
1:H:310:LEU:CD2	1:H:315:LEU:HD23	2.48	0.43
1:H:346:LEU:HD21	1:H:348:ARG:HD3	2.01	0.43
1:I:34:THR:HG23	1:J:14:ARG:HH22	1.83	0.43
1:I:62:VAL:HG13	1:I:63:THR:N	2.34	0.43
1:I:174:ILE:HD13	1:I:174:ILE:HG21	1.69	0.43
1:I:259:ALA:O	1:I:281:ILE:HD13	2.18	0.43
1:I:291:ASP:O	1:I:295:LEU:HG	2.18	0.43
1:J:22:ARG:O	1:J:26:LEU:HB2	2.18	0.43
1:J:122:LYS:HA	1:J:125:GLN:NE2	2.32	0.43
1:J:237:CYS:HB2	1:J:238:ALA:H	1.67	0.43
1:K:69:SER:OG	1:K:69:SER:O	2.08	0.43
1:K:106:LYS:HA	1:K:106:LYS:CE	2.40	0.43
1:K:150:LEU:HB3	1:K:175:VAL:HG21	2.01	0.43
1:K:263:PHE:HZ	1:K:332:ILE:HG21	1.84	0.43
1:K:379:VAL:C	1:K:467:VAL:HG13	2.39	0.43
1:K:469:PRO:CG	1:K:472:VAL:HG21	2.48	0.43
1:L:195:ILE:HG21	1:L:362:VAL:HG13	2.01	0.43
1:L:197:LYS:H	1:L:197:LYS:HG3	1.65	0.43
1:L:384:SER:CA	1:L:441:HIS:CE1	3.02	0.43
1:L:396:TYR:CE2	1:L:400:ILE:HD13	2.53	0.43
1:M:368:VAL:O	1:M:371:CYS:HB2	2.18	0.43
1:M:483:SER:O	1:M:486:MET:HB3	2.17	0.43
1:N:25:ILE:HG22	1:N:26:LEU:N	2.33	0.43
1:N:232:ILE:HG13	1:N:261:VAL:CG1	2.42	0.43
1:N:240:GLU:O	1:N:240:GLU:HG3	2.19	0.43
1:N:263:PHE:CG	1:N:295:LEU:CD1	3.02	0.43
1:N:405:GLN:CG	1:N:406:LEU:HG	2.48	0.43
1:O:163:ALA:HB1	1:O:170:LEU:HD11	2.00	0.43
1:O:486:MET:C	1:O:488:LEU:N	2.71	0.43
1:P:30:ILE:CG2	1:P:31:ILE:HD13	2.49	0.43
1:P:194:LYS:CG	1:P:195:ILE:N	2.81	0.43

Continued on next page...

Continued from previous page...

Atom-1	Atom-2	Interatomic distance (Å)	Clash overlap (Å)
1:P:235:LEU:HD12	1:P:264:CYS:HB3	2.00	0.43
1:A:446:ASN:OD1	1:A:447:LYS:HG2	2.19	0.43
1:B:192:LEU:O	1:B:342:ALA:HB1	2.18	0.43
1:B:248:LYS:CD	1:B:275:TYR:CZ	2.91	0.43
1:C:12:MET:HE1	1:D:68:MET:HE3	2.00	0.43
1:C:192:LEU:CD2	1:C:342:ALA:HB2	2.48	0.43
1:C:213:LEU:HD21	1:C:331:MET:HG3	2.01	0.43
1:C:281:ILE:HD12	1:C:281:ILE:HG21	1.61	0.43
1:C:461:MET:HB2	1:C:466:VAL:CG2	2.48	0.43
1:D:121:VAL:CG2	1:D:122:LYS:N	2.80	0.43
1:E:42:LYS:CB	1:E:425:ASN:CB	2.78	0.43
1:E:132:GLN:NE2	1:E:132:GLN:CA	2.82	0.43
1:E:141:GLU:C	1:E:142:VAL:HG22	2.38	0.43
1:F:9:PRO:CB	1:G:69:SER:N	2.79	0.43
1:G:212:VAL:N	1:G:298:ALA:HB1	2.34	0.43
1:G:255:LYS:HE3	1:G:279:GLU:HB3	2.01	0.43
1:H:36:ARG:HH11	1:H:36:ARG:HD3	1.38	0.43
1:H:120:VAL:CG1	1:H:121:VAL:N	2.82	0.43
1:H:326:ILE:CD1	1:H:348:ARG:NH1	2.82	0.43
1:I:102:GLU:OE2	1:I:417:VAL:HG21	2.19	0.43
1:I:153:ILE:HG23	1:I:468:GLU:C	2.39	0.43
1:I:178:VAL:HG11	1:I:188:VAL:CG1	2.46	0.43
1:I:489:ARG:NH2	1:P:44:MET:HE1	2.31	0.43
1:J:113:GLN:HE21	1:J:113:GLN:HB3	1.45	0.43
1:J:119:ILE:O	1:J:119:ILE:HG22	2.18	0.43
1:J:154:ALA:HB1	1:J:174:ILE:HD12	1.94	0.43
1:K:69:SER:CA	1:L:9:PRO:CA	2.97	0.43
1:L:70:VAL:CA	1:M:8:LEU:HA	2.49	0.43
1:L:219:VAL:CG1	1:L:220:SER:N	2.82	0.43
1:M:115:VAL:CG2	1:M:119:ILE:HB	2.48	0.43
1:M:121:VAL:O	1:M:125:GLN:HG2	2.18	0.43
1:M:368:VAL:CB	1:M:469:PRO:CG	2.75	0.43
1:M:375:ASP:CB	1:M:377:ARG:NH2	2.82	0.43
1:N:119:ILE:HG21	1:N:403:ARG:HB3	1.94	0.43
1:N:192:LEU:HG	1:N:342:ALA:HB2	2.01	0.43
1:N:209:ILE:HG13	1:N:211:GLY:HA3	1.99	0.43
1:N:235:LEU:CD1	1:N:307:ILE:CG1	2.97	0.43
1:O:102:GLU:HA	1:O:102:GLU:OE1	2.18	0.43
1:P:62:VAL:HG22	1:P:63:THR:N	2.33	0.43
1:A:9:PRO:HD3	1:A:12:MET:HE2	2.00	0.43
1:A:176:GLU:HB2	1:A:208:LEU:HD22	2.01	0.43

Continued on next page...

Continued from previous page...

Atom-1	Atom-2	Interatomic distance (Å)	Clash overlap (Å)
1:B:24:ASN:HD22	1:B:24:ASN:HA	1.40	0.43
1:B:79:ILE:O	1:B:83:LYS:HB2	2.19	0.43
1:B:153:ILE:HD12	1:B:153:ILE:HG21	1.63	0.43
1:B:198:LYS:HA	1:B:198:LYS:HD3	1.32	0.43
1:B:219:VAL:HG13	1:B:273:GLN:CD	2.38	0.43
1:B:385:THR:O	1:B:389:LEU:HG	2.19	0.43
1:C:139:ALA:HB1	1:C:377:ARG:HB3	2.01	0.43
1:D:42:LYS:HD3	1:D:42:LYS:HA	1.53	0.43
1:D:247:LEU:HD21	1:D:269:ASP:HB3	2.00	0.43
1:E:105:ARG:CZ	1:E:106:LYS:HG2	2.48	0.43
1:E:170:LEU:HD11	1:E:358:VAL:CG1	2.49	0.43
1:E:254:ILE:HG12	1:E:310:LEU:HD22	2.00	0.43
1:E:432:GLU:CD	1:N:402:GLY:HA2	2.39	0.43
1:F:176:GLU:HB3	1:F:208:LEU:CD2	2.49	0.43
1:F:380:SER:HB2	1:F:384:SER:CB	2.49	0.43
1:F:473:LYS:HE3	1:F:473:LYS:CA	2.46	0.43
1:G:16:MET:HA	1:G:491:ASP:O	2.18	0.43
1:G:165:LYS:HA	1:G:165:LYS:HD2	1.55	0.43
1:H:132:GLN:NE2	1:H:132:GLN:CA	2.81	0.43
1:H:206:THR:CG2	1:H:348:ARG:N	2.63	0.43
1:I:140:CYS:SG	1:I:378:ILE:HG13	2.58	0.43
1:I:155:MET:HB2	1:I:167:LYS:HB2	1.99	0.43
1:I:156:THR:HG21	1:I:468:GLU:CA	2.48	0.43
1:I:214:VAL:HB	1:I:215:ASP:H	1.77	0.43
1:I:262:LEU:CD1	1:I:310:LEU:CD2	2.97	0.43
1:J:232:ILE:O	1:J:315:LEU:HD22	2.19	0.43
1:K:134:LEU:H	1:K:134:LEU:HG	1.56	0.43
1:K:139:ALA:CB	1:K:377:ARG:HG2	2.48	0.43
1:K:141:GLU:HB2	1:K:142:VAL:H	1.60	0.43
1:L:100:ALA:CB	1:L:484:THR:CG2	2.69	0.43
1:L:117:PRO:C	1:L:119:ILE:N	2.71	0.43
1:L:209:ILE:CD1	1:L:213:LEU:HD12	2.49	0.43
1:N:42:LYS:CD	1:O:118:THR:CG2	2.96	0.43
1:N:235:LEU:CG	1:N:307:ILE:HG13	2.48	0.43
1:N:304:ILE:HD12	1:N:309:ASP:HB3	1.99	0.43
1:N:371:CYS:HB3	1:N:471:ARG:NH1	2.32	0.43
1:O:25:ILE:CD1	1:O:108:GLU:CD	2.87	0.43
1:O:34:THR:CG2	1:P:14:ARG:NH2	2.74	0.43
1:O:134:LEU:HD22	1:O:392:LYS:HD3	2.00	0.43
1:O:220:SER:CB	1:O:277:ALA:CB	2.96	0.43
1:P:347:ILE:HD11	1:P:359:ALA:HB2	2.00	0.43

Continued on next page...

Continued from previous page...

Atom-1	Atom-2	Interatomic distance (Å)	Clash overlap (Å)
1:A:38:THR:HG23	1:A:46:LYS:HZ1	1.77	0.43
1:A:115:VAL:HG13	1:A:119:ILE:HB	2.00	0.43
1:A:121:VAL:C	1:A:123:GLY:H	2.21	0.43
1:A:333:PHE:O	1:A:334:VAL:HG22	2.18	0.43
1:B:8:LEU:HA	1:C:68:MET:C	2.38	0.43
1:B:227:VAL:HG11	1:B:260:ASN:CG	2.38	0.43
1:B:299:THR:HG22	1:B:334:VAL:HG11	2.01	0.43
1:B:391:MET:CE	1:B:438:ARG:HG2	2.49	0.43
1:C:299:THR:CG2	1:C:334:VAL:HG12	2.49	0.43
1:C:431:ILE:HG13	1:L:406:LEU:HD11	2.01	0.43
1:D:208:LEU:HD23	1:D:210:LYS:HE2	2.01	0.43
1:D:297:LYS:HB2	1:D:342:ALA:HB3	2.01	0.43
1:E:120:VAL:HG23	1:E:124:TYR:CD2	2.52	0.43
1:E:254:ILE:HG12	1:E:310:LEU:HD23	2.01	0.43
1:F:14:ARG:NE	1:F:494:ILE:HD11	2.32	0.43
1:F:344:THR:HG22	1:F:345:MET:N	2.34	0.43
1:G:12:MET:HE3	1:H:69:SER:CB	2.49	0.43
1:G:121:VAL:HG23	1:G:122:LYS:H	1.83	0.43
1:G:161:LYS:CB	1:G:357:GLU:OE2	2.66	0.43
1:G:468:GLU:HA	1:G:469:PRO:HD3	1.76	0.43
1:H:161:LYS:CB	1:H:357:GLU:OE2	2.67	0.43
1:H:163:ALA:HA	1:H:165:LYS:CG	2.43	0.43
1:H:219:VAL:HG21	1:H:268:ILE:CG1	2.44	0.43
1:H:239:ILE:HG23	1:H:268:ILE:HG23	1.99	0.43
1:H:391:MET:HE2	1:H:438:ARG:CA	2.48	0.43
1:I:235:LEU:CG	1:I:310:LEU:HD22	2.48	0.43
1:I:268:ILE:HB	1:I:273:GLN:NE2	2.19	0.43
1:J:34:THR:HG23	1:K:14:ARG:NH2	2.33	0.43
1:J:62:VAL:HG22	1:J:63:THR:N	2.32	0.43
1:J:151:THR:O	1:J:155:MET:HG3	2.19	0.43
1:J:181:VAL:HG23	1:J:182:VAL:N	2.34	0.43
1:J:383:GLY:O	1:J:387:VAL:HG22	2.19	0.43
1:K:166:ALA:HB3	1:K:170:LEU:HG	2.00	0.43
1:L:16:MET:H	1:L:16:MET:HG2	1.16	0.43
1:L:235:LEU:HD21	1:L:237:CYS:O	2.19	0.43
1:L:338:LYS:CD	1:L:339:HIS:HB2	2.38	0.43
1:M:115:VAL:HG21	1:M:119:ILE:HG21	2.00	0.43
1:M:251:VAL:HG11	1:M:276:LEU:CD2	2.35	0.43
1:M:260:ASN:O	1:M:282:VAL:HG22	2.19	0.43
1:M:339:HIS:CE1	1:M:341:LYS:HG3	2.54	0.43
1:N:178:VAL:HG12	1:N:178:VAL:O	2.18	0.43

Continued on next page...

Continued from previous page...

Atom-1	Atom-2	Interatomic distance (Å)	Clash overlap (Å)
1:N:233:ALA:HB1	1:N:315:LEU:HD11	2.01	0.43
1:N:346:LEU:CD2	1:N:348:ARG:HG2	2.44	0.43
1:N:461:MET:CE	1:N:466:VAL:HG21	2.47	0.43
1:O:77:MET:CE	1:O:486:MET:HE2	2.38	0.43
1:P:31:ILE:CG2	1:P:65:LEU:HG	2.49	0.43
1:P:304:ILE:CD1	1:P:310:LEU:HA	2.48	0.43
1:P:338:LYS:HD2	1:P:339:HIS:HB3	2.00	0.43
1:A:38:THR:CG2	1:A:46:LYS:HZ3	2.29	0.43
1:A:265:GLN:HA	1:A:287:VAL:O	2.19	0.43
1:B:12:MET:HA	1:B:495:ALA:C	2.39	0.43
1:B:14:ARG:CD	1:B:494:ILE:HG12	2.49	0.43
1:B:362:VAL:O	1:B:366:VAL:HG23	2.19	0.43
1:B:448:CYS:CB	1:B:460:ASP:HA	2.48	0.43
1:B:464:ASN:O	1:B:464:ASN:CG	2.55	0.43
1:B:473:LYS:HZ2	1:B:473:LYS:HG2	1.39	0.43
1:C:176:GLU:CB	1:C:208:LEU:CD2	2.97	0.43
1:D:36:ARG:HE	1:D:36:ARG:HB3	1.52	0.43
1:D:152:LYS:HB3	1:D:467:VAL:HG23	2.00	0.43
1:D:173:ILE:CD1	1:D:206:THR:OG1	2.62	0.43
1:D:203:ILE:H	1:D:203:ILE:HG12	1.51	0.43
1:E:64:ILE:HD13	1:E:64:ILE:HG21	1.68	0.43
1:E:119:ILE:HD12	1:E:403:ARG:CB	2.49	0.43
1:E:165:LYS:HA	1:E:165:LYS:HD2	1.82	0.43
1:F:146:ASP:O	1:F:150:LEU:HD13	2.19	0.43
1:F:223:MET:HB3	1:F:282:VAL:HA	2.01	0.43
1:G:25:ILE:CD1	1:G:108:GLU:OE2	2.66	0.43
1:G:65:LEU:C	1:G:79:ILE:HD13	2.39	0.43
1:G:307:ILE:HG13	1:G:307:ILE:O	2.19	0.43
1:H:35:VAL:HG12	1:H:46:LYS:HZ2	1.83	0.43
1:H:311:SER:O	1:H:315:LEU:HB2	2.18	0.43
1:H:345:MET:HE1	1:H:362:VAL:CG1	2.49	0.43
1:I:102:GLU:CD	1:I:417:VAL:HG11	2.38	0.43
1:I:248:LYS:CG	1:I:275:TYR:CE2	3.02	0.43
1:J:60:ASP:C	1:J:64:ILE:HD12	2.39	0.43
1:J:169:LYS:HG2	1:J:204:ASP:HB3	1.99	0.43
1:J:178:VAL:HA	1:J:181:VAL:HG22	2.01	0.43
1:J:195:ILE:H	1:J:195:ILE:HG12	1.54	0.43
1:J:326:ILE:O	1:J:327:SER:CB	2.67	0.43
1:K:239:ILE:CB	1:K:307:ILE:HG21	2.47	0.43
1:L:38:THR:HB	1:L:59:ASN:HD22	1.83	0.43
1:L:68:MET:HE2	1:M:494:ILE:CG2	2.49	0.43

Continued on next page...

Continued from previous page...

Atom-1	Atom-2	Interatomic distance (Å)	Clash overlap (Å)
1:L:119:ILE:HG21	1:L:403:ARG:CG	2.48	0.43
1:L:247:LEU:HD21	1:L:269:ASP:CB	2.41	0.43
1:M:171:ALA:HA	1:M:174:ILE:HG12	2.00	0.43
1:M:345:MET:HE3	1:M:345:MET:HB3	1.87	0.43
1:N:36:ARG:HG2	1:N:37:SER:OG	2.19	0.43
1:N:48:LEU:O	1:N:56:VAL:HG23	2.19	0.43
1:N:64:ILE:HG22	1:N:65:LEU:HG	2.01	0.43
1:N:68:MET:SD	1:O:8:LEU:HD13	2.59	0.43
1:N:158:ILE:HD11	1:N:170:LEU:HB3	2.00	0.43
1:O:18:ARG:HG3	1:O:22:ARG:NH2	2.33	0.43
1:O:216:LYS:CB	1:O:284:ALA:HB1	2.49	0.43
1:O:326:ILE:CD1	1:O:348:ARG:NH1	2.81	0.43
1:O:347:ILE:CG2	1:O:358:VAL:HB	2.42	0.43
1:P:209:ILE:HG21	1:P:209:ILE:HD13	1.71	0.43
1:P:276:LEU:CD2	1:P:281:ILE:HD13	2.48	0.43
1:P:375:ASP:CB	1:P:377:ARG:HH22	2.32	0.43
1:A:9:PRO:CG	1:B:68:MET:HA	2.48	0.43
1:A:296:ALA:HA	1:A:301:ALA:HB3	2.01	0.43
1:A:405:GLN:O	1:A:409:ARG:HG3	2.19	0.43
1:B:116:HIS:CE1	1:B:117:PRO:HD2	2.47	0.43
1:B:139:ALA:HB2	1:B:470:LEU:HD11	2.01	0.43
1:B:140:CYS:SG	1:B:447:LYS:HD3	2.59	0.43
1:C:82:ALA:HB1	1:C:93:THR:HG22	2.01	0.43
1:C:138:ILE:O	1:C:446:ASN:HB3	2.19	0.43
1:C:144:ALA:HB1	1:C:373:ILE:HD13	2.00	0.43
1:C:214:VAL:HG12	1:C:291:ASP:OD2	2.19	0.43
1:C:247:LEU:HG	1:C:272:ALA:HB2	2.01	0.43
1:D:209:ILE:HD11	1:D:213:LEU:HB2	2.00	0.43
1:E:138:ILE:O	1:E:446:ASN:CB	2.66	0.43
1:E:140:CYS:O	1:E:142:VAL:HG22	2.19	0.43
1:E:148:GLU:O	1:E:148:GLU:HG2	2.18	0.43
1:E:345:MET:HB3	1:E:345:MET:HE3	1.38	0.43
1:E:403:ARG:NH1	1:E:403:ARG:HG2	2.25	0.43
1:E:406:LEU:HD11	1:N:431:ILE:CG1	2.48	0.43
1:E:420:ARG:HG3	1:E:430:ALA:HB1	2.01	0.43
1:F:218:ARG:HD3	1:F:282:VAL:HB	2.01	0.43
1:G:461:MET:HB3	1:G:466:VAL:HG23	2.01	0.43
1:H:42:LYS:CD	1:H:426:ALA:N	2.82	0.43
1:H:116:HIS:CE1	1:H:117:PRO:CG	3.01	0.43
1:I:169:LYS:HG2	1:I:204:ASP:C	2.39	0.43
1:I:213:LEU:HD22	1:I:331:MET:CE	2.49	0.43

Continued on next page...

Continued from previous page...

Atom-1	Atom-2	Interatomic distance (Å)	Clash overlap (Å)
1:I:297:LYS:CB	1:I:342:ALA:HB3	2.48	0.43
1:I:379:VAL:HG22	1:I:380:SER:N	2.34	0.43
1:J:25:ILE:HG22	1:J:26:LEU:N	2.34	0.43
1:J:77:MET:HB2	1:J:77:MET:HE2	1.72	0.43
1:J:152:LYS:HE2	1:J:462:CYS:O	2.18	0.43
1:J:158:ILE:CD1	1:J:170:LEU:HB2	2.43	0.43
1:J:165:LYS:HA	1:J:165:LYS:HD3	1.46	0.43
1:J:326:ILE:C	1:J:328:GLY:N	2.72	0.43
1:J:362:VAL:O	1:J:366:VAL:HG23	2.19	0.43
1:K:178:VAL:HG21	1:K:188:VAL:HG11	2.01	0.43
1:K:235:LEU:HD13	1:K:307:ILE:HD13	1.90	0.43
1:K:448:CYS:O	1:K:449:ALA:CB	2.66	0.43
1:L:99:VAL:O	1:L:103:LEU:HB2	2.18	0.43
1:L:194:LYS:HG2	1:L:195:ILE:H	1.82	0.43
1:L:235:LEU:HD11	1:L:239:ILE:HG23	1.94	0.43
1:M:68:MET:HB3	1:N:9:PRO:HD3	2.01	0.43
1:M:178:VAL:CG2	1:M:178:VAL:O	2.67	0.43
1:N:130:LYS:HD3	1:N:396:TYR:CG	2.54	0.43
1:O:216:LYS:O	1:O:332:ILE:CG1	2.60	0.43
1:O:248:LYS:CD	1:O:275:TYR:CE2	3.02	0.43
1:P:72:HIS:HB3	1:P:75:ALA:HB2	2.00	0.43
1:P:153:ILE:CD1	1:P:378:ILE:CG2	2.96	0.43
1:P:211:GLY:O	1:P:298:ALA:HB2	2.18	0.43
1:A:135:LEU:HD23	1:A:138:ILE:HD11	1.99	0.42
1:A:175:VAL:CG1	1:A:175:VAL:O	2.62	0.42
1:A:299:THR:CG2	1:A:318:ALA:HB2	2.45	0.42
1:A:343:VAL:O	1:A:343:VAL:HG13	2.19	0.42
1:A:368:VAL:CB	1:A:469:PRO:HG2	2.49	0.42
1:B:14:ARG:NH1	1:C:34:THR:CB	2.82	0.42
1:B:195:ILE:H	1:B:195:ILE:HG12	1.65	0.42
1:C:135:LEU:CD2	1:C:385:THR:CG2	2.97	0.42
1:C:223:MET:N	1:C:277:ALA:CB	2.82	0.42
1:D:9:PRO:HB2	1:E:69:SER:O	2.18	0.42
1:D:64:ILE:HG22	1:D:65:LEU:N	2.33	0.42
1:D:69:SER:O	1:D:69:SER:OG	2.22	0.42
1:D:197:LYS:H	1:D:197:LYS:HG2	1.07	0.42
1:E:135:LEU:HG	1:E:385:THR:CG2	2.49	0.42
1:E:477:ILE:O	1:E:481:ALA:HB2	2.19	0.42
1:E:495:ALA:HB2	1:F:49:VAL:CG2	2.46	0.42
1:F:9:PRO:HD2	1:F:12:MET:CG	2.36	0.42
1:F:70:VAL:HG12	1:F:76:LYS:HG3	1.95	0.42

Continued on next page...

Continued from previous page...

Atom-1	Atom-2	Interatomic distance (Å)	Clash overlap (Å)
1:F:163:ALA:C	1:F:165:LYS:H	2.22	0.42
1:F:265:GLN:HG2	1:F:266:LYS:HE2	2.00	0.42
1:G:43:GLY:O	1:G:44:MET:CE	2.67	0.42
1:G:161:LYS:HB3	1:G:357:GLU:CD	2.39	0.42
1:G:199:SER:HB2	1:G:327:SER:CB	2.36	0.42
1:G:213:LEU:HD22	1:G:333:PHE:CE2	2.54	0.42
1:G:239:ILE:HG22	1:G:307:ILE:CG2	2.49	0.42
1:H:26:LEU:HD23	1:H:26:LEU:HA	1.76	0.42
1:H:35:VAL:HG13	1:H:46:LYS:HZ3	1.81	0.42
1:H:178:VAL:CG2	1:H:188:VAL:CG1	2.88	0.42
1:H:233:ALA:HB3	1:H:310:LEU:HD11	2.00	0.42
1:H:247:LEU:CD1	1:H:272:ALA:CB	2.83	0.42
1:I:152:LYS:HB3	1:I:465:GLY:HA2	2.01	0.42
1:I:235:LEU:CD2	1:I:310:LEU:CB	2.66	0.42
1:J:115:VAL:CG1	1:J:403:ARG:HE	2.31	0.42
1:K:8:LEU:HD13	1:K:494:ILE:HG23	1.99	0.42
1:K:136:LYS:H	1:K:136:LYS:HG3	1.42	0.42
1:K:265:GLN:HE22	1:K:289:LYS:HZ2	1.62	0.42
1:L:276:LEU:HD12	1:L:281:ILE:HG22	1.83	0.42
1:L:355:ILE:HG21	1:L:355:ILE:HD13	1.65	0.42
1:M:169:LYS:HG2	1:M:204:ASP:CA	2.49	0.42
1:N:17:GLY:O	1:N:21:GLN:HB2	2.18	0.42
1:N:38:THR:HG21	1:N:59:ASN:O	2.19	0.42
1:N:178:VAL:CG1	1:N:188:VAL:CG1	2.90	0.42
1:N:389:LEU:O	1:N:393:LEU:HB2	2.19	0.42
1:N:460:ASP:OD1	1:N:460:ASP:C	2.56	0.42
1:O:38:THR:HG21	1:O:46:LYS:CE	2.49	0.42
1:O:304:ILE:HD13	1:O:309:ASP:HB3	1.86	0.42
1:O:459:GLU:HB3	1:O:461:MET:HE2	1.95	0.42
1:P:134:LEU:HB3	1:P:392:LYS:NZ	2.34	0.42
1:P:181:VAL:HG23	1:P:182:VAL:N	2.34	0.42
1:P:289:LYS:HG2	1:P:289:LYS:O	2.19	0.42
1:A:9:PRO:CG	1:B:68:MET:HE2	2.49	0.42
1:A:57:VAL:O	1:A:58:THR:HG23	2.19	0.42
1:A:70:VAL:N	1:H:8:LEU:N	2.67	0.42
1:A:122:LYS:HB3	1:A:404:GLU:CG	2.49	0.42
1:A:438:ARG:NH2	1:J:405:GLN:HE22	2.09	0.42
1:B:96:ALA:O	1:B:480:ALA:HB1	2.18	0.42
1:B:119:ILE:CG2	1:B:120:VAL:N	2.80	0.42
1:C:12:MET:HE3	1:C:494:ILE:CG2	2.48	0.42
1:C:135:LEU:HD23	1:C:385:THR:CG2	2.50	0.42

Continued on next page...

Continued from previous page...

Atom-1	Atom-2	Interatomic distance (Å)	Clash overlap (Å)
1:C:142:VAL:HG13	1:C:378:ILE:CD1	2.48	0.42
1:C:142:VAL:HG21	1:C:149:ILE:HG21	2.01	0.42
1:C:223:MET:CE	1:C:283:ALA:CB	2.97	0.42
1:C:405:GLN:HE22	1:L:438:ARG:HH12	1.66	0.42
1:D:142:VAL:CG2	1:D:143:GLY:N	2.82	0.42
1:D:217:GLU:HG2	1:D:330:SER:O	2.18	0.42
1:D:468:GLU:HB2	1:D:469:PRO:CD	2.49	0.42
1:E:25:ILE:HD13	1:E:108:GLU:CD	2.39	0.42
1:E:235:LEU:CD1	1:E:310:LEU:CG	2.97	0.42
1:E:248:LYS:CD	1:E:275:TYR:CE2	2.96	0.42
1:F:220:SER:CB	1:F:223:MET:SD	2.99	0.42
1:G:95:THR:HG22	1:G:96:ALA:N	2.34	0.42
1:G:152:LYS:HE3	1:G:462:CYS:CA	2.39	0.42
1:G:307:ILE:C	1:G:309:ASP:N	2.73	0.42
1:G:323:GLU:OE2	1:G:330:SER:HB3	2.20	0.42
1:G:326:ILE:O	1:G:327:SER:CB	2.67	0.42
1:G:383:GLY:HA2	1:G:386:GLU:OE2	2.20	0.42
1:G:388:GLU:HB2	1:G:441:HIS:CD2	2.54	0.42
1:G:418:ILE:HD12	1:G:418:ILE:HG23	1.83	0.42
1:H:42:LYS:HB3	1:H:425:ASN:HD22	1.83	0.42
1:H:215:ASP:HB2	1:H:331:MET:HE3	2.00	0.42
1:H:406:LEU:HD11	1:I:431:ILE:CD1	2.49	0.42
1:I:9:PRO:CG	1:P:68:MET:HE1	2.49	0.42
1:I:377:ARG:CD	1:I:470:LEU:HD11	2.28	0.42
1:I:387:VAL:O	1:I:391:MET:HG2	2.19	0.42
1:J:30:ILE:HG22	1:J:31:ILE:CG1	2.49	0.42
1:J:211:GLY:HA2	1:J:337:CYS:SG	2.59	0.42
1:J:255:LYS:HD3	1:J:279:GLU:HB3	2.01	0.42
1:J:377:ARG:CB	1:J:470:LEU:HD12	2.48	0.42
1:K:132:GLN:NE2	1:K:132:GLN:CA	2.60	0.42
1:K:188:VAL:HB	1:K:370:GLY:HA2	2.00	0.42
1:K:237:CYS:HB3	1:K:305:THR:O	2.19	0.42
1:L:39:LEU:CD1	1:L:40:GLY:H	2.32	0.42
1:L:155:MET:HB2	1:L:167:LYS:HD3	2.01	0.42
1:L:437:VAL:CG2	1:L:451:LEU:HG	2.49	0.42
1:L:459:GLU:HG2	1:L:461:MET:HE1	2.01	0.42
1:M:49:VAL:HG22	1:M:55:VAL:HG12	2.00	0.42
1:M:181:VAL:CB	1:M:341:LYS:O	2.67	0.42
1:M:216:LYS:HE3	1:M:285:ARG:O	2.19	0.42
1:M:278:LYS:HZ2	1:M:278:LYS:HG2	1.76	0.42
1:M:431:ILE:O	1:M:431:ILE:HG13	2.18	0.42

Continued on next page...

Continued from previous page...

Atom-1	Atom-2	Interatomic distance (Å)	Clash overlap (Å)
1:N:42:LYS:HZ3	1:O:118:THR:HG22	1.84	0.42
1:N:267:GLY:C	1:N:268:ILE:HG12	2.39	0.42
1:P:99:VAL:HG11	1:P:418:ILE:HD13	2.01	0.42
1:P:190:LYS:HB3	1:P:190:LYS:HE2	1.75	0.42
1:A:152:LYS:HG2	1:A:465:GLY:O	2.19	0.42
1:A:250:MET:CE	1:A:307:ILE:HG23	2.50	0.42
1:A:352:GLU:H	1:A:352:GLU:HG3	1.32	0.42
1:A:383:GLY:C	1:A:386:GLU:CG	2.88	0.42
1:A:437:VAL:HA	1:A:458:VAL:HG13	2.00	0.42
1:B:8:LEU:HB3	1:C:68:MET:SD	2.59	0.42
1:B:9:PRO:N	1:C:69:SER:N	2.67	0.42
1:B:296:ALA:CA	1:B:301:ALA:HB3	2.49	0.42
1:B:377:ARG:O	1:B:470:LEU:HB2	2.19	0.42
1:C:199:SER:HB2	1:C:327:SER:HB3	1.92	0.42
1:D:105:ARG:HH11	1:D:106:LYS:CG	2.32	0.42
1:D:130:LYS:CD	1:D:396:TYR:CG	2.97	0.42
1:D:142:VAL:HG22	1:D:143:GLY:N	2.35	0.42
1:D:188:VAL:HG23	1:D:373:ILE:CG1	2.46	0.42
1:D:192:LEU:O	1:D:342:ALA:HB1	2.18	0.42
1:D:262:LEU:CG	1:D:310:LEU:HD11	2.49	0.42
1:D:281:ILE:HG21	1:D:281:ILE:HD12	1.68	0.42
1:F:34:THR:HG22	1:F:35:VAL:CB	2.49	0.42
1:F:223:MET:HE2	1:F:283:ALA:HB3	1.98	0.42
1:F:352:GLU:H	1:F:352:GLU:HG2	1.30	0.42
1:G:68:MET:CA	1:G:68:MET:CE	2.90	0.42
1:G:130:LYS:HD3	1:G:396:TYR:CD1	2.55	0.42
1:G:192:LEU:HD12	1:G:192:LEU:N	2.35	0.42
1:G:308:LYS:HB2	1:G:308:LYS:HE2	1.47	0.42
1:G:373:ILE:HD12	1:G:373:ILE:HG23	1.59	0.42
1:H:158:ILE:HB	1:H:361:ALA:CB	2.49	0.42
1:H:251:VAL:HG13	1:H:276:LEU:HG	2.01	0.42
1:I:107:ALA:O	1:I:111:LEU:HG	2.19	0.42
1:I:198:LYS:H	1:I:355:ILE:HD13	1.81	0.42
1:I:233:ALA:HB1	1:I:315:LEU:HD11	2.01	0.42
1:J:105:ARG:CZ	1:J:106:LYS:CD	2.96	0.42
1:J:130:LYS:NZ	1:J:134:LEU:HD11	2.33	0.42
1:J:239:ILE:CD1	1:J:307:ILE:HG12	2.49	0.42
1:J:391:MET:O	1:J:395:GLU:HG3	2.20	0.42
1:K:121:VAL:C	1:K:123:GLY:N	2.72	0.42
1:K:135:LEU:HD23	1:K:385:THR:CG2	2.44	0.42
1:K:235:LEU:HD13	1:K:307:ILE:HA	2.01	0.42

Continued on next page...

Continued from previous page...

Atom-1	Atom-2	Interatomic distance (Å)	Clash overlap (Å)
1:K:264:CYS:CB	1:K:266:LYS:O	2.65	0.42
1:L:156:THR:CG2	1:L:468:GLU:CB	2.96	0.42
1:L:209:ILE:HD13	1:L:213:LEU:HD12	2.00	0.42
1:M:18:ARG:O	1:M:18:ARG:HG2	2.19	0.42
1:N:142:VAL:CG1	1:N:149:ILE:CD1	2.73	0.42
1:N:159:THR:HA	1:N:164:GLU:HG3	1.99	0.42
1:N:181:VAL:HG11	1:N:193:ILE:CG1	2.50	0.42
1:N:339:HIS:CE1	1:N:341:LYS:HD2	2.54	0.42
1:O:152:LYS:CG	1:O:467:VAL:HG23	2.44	0.42
1:O:384:SER:C	1:O:441:HIS:CE1	2.93	0.42
1:P:141:GLU:O	1:P:142:VAL:HB	2.19	0.42
1:P:341:LYS:HA	1:P:341:LYS:HD3	1.52	0.42
1:P:346:LEU:CD2	1:P:348:ARG:HD3	2.49	0.42
1:A:124:TYR:HD1	1:A:124:TYR:N	2.17	0.42
1:A:153:ILE:CD1	1:A:372:THR:OG1	2.64	0.42
1:A:308:LYS:HB2	1:A:308:LYS:HE3	1.55	0.42
1:A:427:GLY:C	1:A:428:LEU:HD12	2.39	0.42
1:B:347:ILE:HG21	1:B:358:VAL:HG11	2.00	0.42
1:C:71:GLU:H	1:C:71:GLU:HG2	1.46	0.42
1:C:192:LEU:CG	1:C:342:ALA:HB2	2.50	0.42
1:C:250:MET:CE	1:C:308:LYS:HG3	2.49	0.42
1:D:14:ARG:NH2	1:E:34:THR:CG2	2.75	0.42
1:D:105:ARG:NH1	1:D:106:LYS:CD	2.76	0.42
1:D:154:ALA:HB1	1:D:171:ALA:HA	2.01	0.42
1:D:178:VAL:CG2	1:D:366:VAL:HG22	2.49	0.42
1:E:42:LYS:HA	1:E:42:LYS:HD3	1.55	0.42
1:E:494:ILE:O	1:F:49:VAL:HG23	2.19	0.42
1:F:83:LYS:HG2	1:F:87:LYS:NZ	2.33	0.42
1:G:119:ILE:HG21	1:G:403:ARG:HD2	2.02	0.42
1:G:174:ILE:HG21	1:G:174:ILE:HD13	1.64	0.42
1:G:203:ILE:H	1:G:203:ILE:HG12	1.35	0.42
1:G:224:PRO:O	1:G:282:VAL:CG1	2.68	0.42
1:G:376:GLY:CA	1:G:377:ARG:HB2	2.11	0.42
1:H:131:ALA:O	1:H:135:LEU:HD12	2.20	0.42
1:H:450:GLY:C	1:H:451:LEU:HD12	2.39	0.42
1:H:459:GLU:HG3	1:H:460:ASP:H	1.84	0.42
1:I:153:ILE:HD13	1:I:467:VAL:HG22	2.01	0.42
1:I:178:VAL:HG13	1:I:188:VAL:CG1	2.48	0.42
1:J:96:ALA:HA	1:J:480:ALA:CB	2.49	0.42
1:J:224:PRO:O	1:J:282:VAL:HG11	2.18	0.42
1:J:238:ALA:HB1	1:J:240:GLU:H	1.84	0.42

Continued on next page...

Continued from previous page...

Atom-1	Atom-2	Interatomic distance (Å)	Clash overlap (Å)
1:J:488:LEU:O	1:J:488:LEU:CG	2.63	0.42
1:L:44:MET:CE	1:L:44:MET:HA	2.49	0.42
1:L:170:LEU:HD21	1:L:358:VAL:HG22	2.00	0.42
1:L:299:THR:CG2	1:L:334:VAL:CG1	2.97	0.42
1:L:307:ILE:HD11	1:L:310:LEU:HD23	1.99	0.42
1:L:404:GLU:O	1:L:408:VAL:HG22	2.19	0.42
1:L:438:ARG:HH11	1:L:438:ARG:HD3	1.29	0.42
1:M:134:LEU:HD12	1:M:393:LEU:CD2	2.42	0.42
1:M:247:LEU:O	1:M:251:VAL:HG23	2.19	0.42
1:M:344:THR:HG22	1:M:345:MET:N	2.33	0.42
1:M:441:HIS:CD2	1:M:449:ALA:HB3	2.54	0.42
1:N:192:LEU:O	1:N:342:ALA:CA	2.66	0.42
1:O:21:GLN:O	1:O:25:ILE:HG13	2.19	0.42
1:O:43:GLY:O	1:O:44:MET:HE3	2.19	0.42
1:O:230:ALA:HB1	1:O:261:VAL:CG2	2.49	0.42
1:O:237:CYS:HB2	1:O:306:ASN:HA	1.92	0.42
1:P:35:VAL:C	1:P:37:SER:N	2.72	0.42
1:P:96:ALA:HA	1:P:480:ALA:CB	2.50	0.42
1:P:158:ILE:HD13	1:P:170:LEU:CB	2.49	0.42
1:P:254:ILE:HG22	1:P:259:ALA:HB3	2.01	0.42
1:A:134:LEU:HD22	1:A:392:LYS:HE3	2.00	0.42
1:B:102:GLU:C	1:B:104:LEU:N	2.72	0.42
1:B:178:VAL:HG21	1:B:366:VAL:HG22	1.96	0.42
1:C:138:ILE:CD1	1:C:379:VAL:CG2	2.80	0.42
1:C:206:THR:CG2	1:C:347:ILE:CG2	2.93	0.42
1:C:206:THR:HB	1:C:346:LEU:O	2.19	0.42
1:C:233:ALA:HA	1:C:315:LEU:CD1	2.49	0.42
1:C:459:GLU:O	1:C:459:GLU:HG2	2.19	0.42
1:D:142:VAL:CG2	1:D:143:GLY:H	2.32	0.42
1:D:212:VAL:HB	1:D:298:ALA:HB3	2.01	0.42
1:D:268:ILE:HG21	1:D:268:ILE:HD13	1.56	0.42
1:D:335:GLU:O	1:D:336:GLU:C	2.58	0.42
1:D:389:LEU:CD1	1:D:415:LEU:HD21	2.42	0.42
1:D:391:MET:CE	1:D:438:ARG:HD2	2.49	0.42
1:E:489:ARG:O	1:E:490:ILE:C	2.58	0.42
1:F:222:GLN:HB2	1:F:277:ALA:HB3	1.93	0.42
1:G:26:LEU:HD23	1:G:26:LEU:HA	1.70	0.42
1:G:45:ASP:C	1:G:46:LYS:HG3	2.40	0.42
1:G:219:VAL:HG13	1:G:273:GLN:CG	2.39	0.42
1:G:401:SER:OG	1:P:435:VAL:CG1	2.62	0.42
1:G:438:ARG:HH12	1:P:405:GLN:HE22	1.67	0.42

Continued on next page...

Continued from previous page...

Atom-1	Atom-2	Interatomic distance (Å)	Clash overlap (Å)
1:H:158:ILE:HD11	1:H:170:LEU:CB	2.49	0.42
1:H:188:VAL:HG21	1:H:373:ILE:CD1	2.49	0.42
1:H:232:ILE:HD12	1:H:232:ILE:N	2.34	0.42
1:H:310:LEU:HD21	1:H:315:LEU:CD2	2.48	0.42
1:H:448:CYS:SG	1:H:460:ASP:HB2	2.60	0.42
1:J:38:THR:HG21	1:J:59:ASN:O	2.19	0.42
1:J:418:ILE:O	1:J:422:LEU:HG	2.19	0.42
1:K:89:VAL:O	1:K:89:VAL:CG2	2.67	0.42
1:K:124:TYR:CD2	1:K:411:PHE:HD2	2.37	0.42
1:K:144:ALA:O	1:K:150:LEU:HD11	2.19	0.42
1:K:163:ALA:CB	1:K:203:ILE:CG2	2.98	0.42
1:K:236:ASN:CA	1:K:265:GLN:HB3	2.49	0.42
1:K:485:GLU:O	1:K:485:GLU:HG3	2.18	0.42
1:L:68:MET:CG	1:M:494:ILE:HG21	2.48	0.42
1:L:119:ILE:CG2	1:L:403:ARG:CB	2.83	0.42
1:L:393:LEU:O	1:L:396:TYR:HB3	2.19	0.42
1:L:475:GLN:HE21	1:L:475:GLN:HB2	1.73	0.42
1:M:341:LYS:HD3	1:M:341:LYS:HA	1.67	0.42
1:N:234:LEU:HD23	1:N:234:LEU:N	2.34	0.42
1:O:42:LYS:HG3	1:O:426:ALA:N	2.26	0.42
1:O:77:MET:HB3	1:O:77:MET:HE3	1.84	0.42
1:O:122:LYS:HA	1:O:125:GLN:NE2	2.33	0.42
1:O:192:LEU:CB	1:O:342:ALA:HB2	2.37	0.42
1:P:71:GLU:HG3	1:P:72:HIS:N	2.34	0.42
1:P:203:ILE:O	1:P:203:ILE:HG13	2.19	0.42
1:P:470:LEU:HD23	1:P:470:LEU:HA	2.01	0.42
1:B:124:TYR:CE1	1:B:407:ALA:O	2.72	0.42
1:B:214:VAL:HG12	1:B:291:ASP:OD2	2.19	0.42
1:B:232:ILE:CG1	1:B:261:VAL:HG11	2.49	0.42
1:C:171:ALA:HA	1:C:174:ILE:CD1	2.49	0.42
1:C:219:VAL:HG13	1:C:220:SER:N	2.34	0.42
1:C:234:LEU:H	1:C:315:LEU:CD2	2.28	0.42
1:C:235:LEU:CD1	1:C:307:ILE:CG1	2.97	0.42
1:C:384:SER:OG	1:C:441:HIS:CE1	2.70	0.42
1:D:132:GLN:NE2	1:D:478:GLN:HG2	2.35	0.42
1:D:220:SER:HB3	1:D:273:GLN:HB3	2.01	0.42
1:D:237:CYS:SG	1:D:306:ASN:HA	2.58	0.42
1:D:268:ILE:HG22	1:D:273:GLN:HG3	2.02	0.42
1:E:12:MET:HE2	1:E:494:ILE:HB	2.02	0.42
1:E:158:ILE:HD13	1:E:361:ALA:HB1	2.00	0.42
1:E:198:LYS:C	1:E:355:ILE:HD11	2.40	0.42

Continued on next page...

Continued from previous page...

Atom-1	Atom-2	Interatomic distance (Å)	Clash overlap (Å)
1:E:235:LEU:HD22	1:E:310:LEU:CD2	2.48	0.42
1:F:139:ALA:HB1	1:F:378:ILE:O	2.19	0.42
1:G:79:ILE:O	1:G:83:LYS:HB2	2.19	0.42
1:G:150:LEU:HB3	1:G:175:VAL:CG2	2.50	0.42
1:G:340:PRO:CG	1:G:340:PRO:O	2.68	0.42
1:H:232:ILE:HD12	1:H:232:ILE:H	1.84	0.42
1:H:377:ARG:C	1:H:378:ILE:CG2	2.87	0.42
1:H:448:CYS:SG	1:H:460:ASP:CA	3.08	0.42
1:I:190:LYS:NZ	1:I:367:GLY:CA	2.83	0.42
1:I:235:LEU:CD2	1:I:310:LEU:HD22	2.50	0.42
1:I:235:LEU:HD21	1:I:310:LEU:HD22	2.01	0.42
1:J:63:THR:HA	1:J:66:ARG:HB3	2.02	0.42
1:J:158:ILE:O	1:J:164:GLU:HA	2.19	0.42
1:J:326:ILE:HG12	1:J:348:ARG:NH1	2.34	0.42
1:J:355:ILE:C	1:J:357:GLU:N	2.73	0.42
1:K:16:MET:H	1:K:16:MET:HG2	1.75	0.42
1:K:49:VAL:H	1:L:12:MET:CE	2.33	0.42
1:K:136:LYS:HE3	1:K:136:LYS:HB2	1.75	0.42
1:K:192:LEU:O	1:K:342:ALA:CB	2.67	0.42
1:K:234:LEU:HD12	1:K:296:ALA:HB2	1.98	0.42
1:K:255:LYS:CD	1:K:279:GLU:HB3	2.48	0.42
1:L:42:LYS:HA	1:L:42:LYS:HD3	1.79	0.42
1:L:49:VAL:O	1:L:68:MET:HE2	2.20	0.42
1:L:77:MET:HE1	1:L:486:MET:CE	2.41	0.42
1:L:158:ILE:HD13	1:L:170:LEU:HD23	2.01	0.42
1:L:405:GLN:O	1:L:409:ARG:HG2	2.19	0.42
1:M:110:LEU:C	1:M:112:ASP:N	2.70	0.42
1:M:169:LYS:HG2	1:M:204:ASP:HA	2.01	0.42
1:M:195:ILE:HG13	1:M:359:ALA:HB1	2.00	0.42
1:M:251:VAL:HG13	1:M:276:LEU:HD13	2.02	0.42
1:N:170:LEU:O	1:N:174:ILE:HG23	2.19	0.42
1:O:138:ILE:HD12	1:O:385:THR:CB	2.50	0.42
1:O:212:VAL:HG21	1:O:295:LEU:CA	2.48	0.42
1:O:471:ARG:O	1:O:475:GLN:HB2	2.19	0.42
1:P:119:ILE:CG1	1:P:403:ARG:HB2	2.48	0.42
1:P:138:ILE:CD1	1:P:385:THR:CG2	2.98	0.42
1:P:208:LEU:HD11	1:P:210:LYS:HE3	1.89	0.42
1:A:14:ARG:NH2	1:B:34:THR:HG23	2.33	0.42
1:A:144:ALA:O	1:A:145:GLN:CB	2.65	0.42
1:B:38:THR:HG22	1:B:44:MET:O	2.19	0.42
1:B:72:HIS:HB3	1:B:75:ALA:HB2	2.01	0.42

Continued on next page...

Continued from previous page...

Atom-1	Atom-2	Interatomic distance (Å)	Clash overlap (Å)
1:B:192:LEU:HD13	1:B:192:LEU:H	1.84	0.42
1:B:268:ILE:CG2	1:B:273:GLN:HG2	2.47	0.42
1:C:77:MET:HE3	1:C:490:ILE:HD12	2.01	0.42
1:C:167:LYS:HG2	1:C:168:GLU:N	2.34	0.42
1:C:239:ILE:CG2	1:C:307:ILE:HD13	2.50	0.42
1:C:255:LYS:CE	1:C:279:GLU:HG2	2.09	0.42
1:C:306:ASN:ND2	1:C:308:LYS:HG3	2.35	0.42
1:D:41:PRO:HB2	1:D:453:VAL:HG11	2.00	0.42
1:D:153:ILE:HG21	1:D:153:ILE:HD13	1.60	0.42
1:D:195:ILE:HG21	1:D:362:VAL:HG13	2.02	0.42
1:D:368:VAL:HA	1:D:371:CYS:SG	2.60	0.42
1:D:391:MET:HE3	1:D:438:ARG:HB3	1.94	0.42
1:E:116:HIS:CE1	1:E:117:PRO:HG2	2.54	0.42
1:E:139:ALA:CB	1:E:377:ARG:HD2	2.48	0.42
1:E:312:ALA:CA	1:E:315:LEU:HD12	2.47	0.42
1:F:289:LYS:HA	1:F:292:MET:HB2	2.01	0.42
1:F:403:ARG:N	1:O:431:ILE:HD11	2.35	0.42
1:G:48:LEU:CD1	1:G:67:GLU:HB2	2.50	0.42
1:G:138:ILE:HA	1:G:446:ASN:HB3	2.02	0.42
1:G:307:ILE:C	1:G:309:ASP:H	2.21	0.42
1:H:102:GLU:OE1	1:H:102:GLU:HA	2.19	0.42
1:H:134:LEU:HB3	1:H:392:LYS:HZ2	1.85	0.42
1:H:182:VAL:HG23	1:H:188:VAL:CG2	2.45	0.42
1:I:38:THR:HG23	1:I:46:LYS:NZ	2.35	0.42
1:I:404:GLU:N	1:I:404:GLU:CD	2.73	0.42
1:J:36:ARG:HE	1:J:36:ARG:HB2	1.16	0.42
1:J:38:THR:CG2	1:J:46:LYS:HE2	2.50	0.42
1:J:61:GLY:N	1:J:64:ILE:HD12	2.35	0.42
1:J:430:ALA:O	1:J:434:LEU:HD23	2.19	0.42
1:K:77:MET:HE2	1:K:77:MET:HB2	1.70	0.42
1:K:267:GLY:C	1:K:268:ILE:HG12	2.40	0.42
1:L:48:LEU:CD2	1:M:494:ILE:CD1	2.92	0.42
1:L:70:VAL:CA	1:M:8:LEU:N	2.81	0.42
1:L:198:LYS:N	1:L:355:ILE:CD1	2.83	0.42
1:M:174:ILE:HD13	1:M:174:ILE:HG21	1.88	0.42
1:M:216:LYS:C	1:M:332:ILE:HG13	2.40	0.42
1:M:460:ASP:CG	1:M:463:GLU:N	2.67	0.42
1:M:468:GLU:HB2	1:M:469:PRO:CD	2.49	0.42
1:N:68:MET:SD	1:O:12:MET:CG	3.07	0.42
1:N:133:GLU:H	1:N:133:GLU:HG2	1.36	0.42
1:N:339:HIS:CG	1:N:339:HIS:O	2.72	0.42

Continued on next page...

Continued from previous page...

Atom-1	Atom-2	Interatomic distance (Å)	Clash overlap (Å)
1:N:347:ILE:HB	1:N:355:ILE:CG2	2.49	0.42
1:O:110:LEU:HA	1:O:110:LEU:HD23	1.87	0.42
1:O:375:ASP:CG	1:O:377:ARG:HE	2.23	0.42
1:O:391:MET:CE	1:O:438:ARG:CA	2.96	0.42
1:O:431:ILE:O	1:O:431:ILE:HG13	2.20	0.42
1:O:459:GLU:CB	1:O:461:MET:CE	2.89	0.42
1:P:171:ALA:HA	1:P:174:ILE:HD13	2.02	0.42
1:P:416:GLU:OE2	1:P:434:LEU:HD12	2.19	0.42
1:A:227:VAL:HG11	1:A:260:ASN:ND2	2.34	0.42
1:A:303:VAL:O	1:A:303:VAL:CG2	2.67	0.42
1:B:31:ILE:HD13	1:B:31:ILE:HG23	1.72	0.42
1:B:158:ILE:HG21	1:B:170:LEU:HD12	2.01	0.42
1:B:281:ILE:HG23	1:B:281:ILE:HD13	1.81	0.42
1:B:296:ALA:HB1	1:B:301:ALA:O	2.19	0.42
1:C:195:ILE:HB	1:C:359:ALA:CB	2.50	0.42
1:D:97:VAL:O	1:D:100:ALA:HB3	2.18	0.42
1:D:404:GLU:O	1:D:408:VAL:HG22	2.18	0.42
1:E:235:LEU:CD1	1:E:307:ILE:C	2.88	0.42
1:E:339:HIS:NE2	1:E:341:LYS:HD2	2.34	0.42
1:F:225:LYS:O	1:F:226:LYS:HB2	2.19	0.42
1:F:240:GLU:O	1:F:240:GLU:CG	2.67	0.42
1:G:36:ARG:HH11	1:G:36:ARG:HD2	1.50	0.42
1:G:166:ALA:CB	1:G:203:ILE:CG2	2.75	0.42
1:G:166:ALA:CB	1:G:203:ILE:HG22	2.45	0.42
1:G:212:VAL:N	1:G:298:ALA:CB	2.82	0.42
1:G:494:ILE:O	1:H:68:MET:HE1	2.19	0.42
1:H:164:GLU:C	1:H:165:LYS:HZ3	2.23	0.42
1:H:223:MET:SD	1:H:282:VAL:HA	2.60	0.42
1:I:166:ALA:CB	1:I:203:ILE:CG2	2.97	0.42
1:I:208:LEU:CD2	1:I:343:VAL:CG2	2.93	0.42
1:J:138:ILE:O	1:J:446:ASN:CB	2.68	0.42
1:J:220:SER:CB	1:J:277:ALA:HB2	2.50	0.42
1:J:397:ALA:C	1:J:399:GLY:H	2.22	0.42
1:K:85:GLN:NE2	1:K:479:SER:CB	2.82	0.42
1:K:119:ILE:CD1	1:K:403:ARG:HH11	2.32	0.42
1:K:130:LYS:HD2	1:K:396:TYR:CE1	2.54	0.42
1:K:135:LEU:CD2	1:K:385:THR:CG2	2.97	0.42
1:K:203:ILE:H	1:K:203:ILE:HG12	1.48	0.42
1:K:248:LYS:HE2	1:K:275:TYR:CE1	2.55	0.42
1:K:472:VAL:HG12	1:K:473:LYS:N	2.34	0.42
1:L:16:MET:HA	1:L:20:ALA:HB2	2.00	0.42

Continued on next page...

Continued from previous page...

Atom-1	Atom-2	Interatomic distance (Å)	Clash overlap (Å)
1:L:400:ILE:HD11	1:L:408:VAL:HG21	2.01	0.42
1:M:18:ARG:HA	1:M:21:GLN:CG	2.49	0.42
1:M:68:MET:CG	1:N:8:LEU:CD2	2.97	0.42
1:M:140:CYS:HB3	1:M:446:ASN:CG	2.39	0.42
1:M:239:ILE:HD12	1:M:307:ILE:HG12	2.01	0.42
1:M:425:ASN:C	1:N:116:HIS:NE2	2.73	0.42
1:N:31:ILE:H	1:N:31:ILE:CD1	2.31	0.42
1:N:63:THR:O	1:N:63:THR:HG23	2.20	0.42
1:N:140:CYS:SG	1:N:447:LYS:HB3	2.59	0.42
1:N:182:VAL:HB	1:N:188:VAL:HG21	1.99	0.42
1:O:63:THR:O	1:O:63:THR:HG23	2.20	0.42
1:O:85:GLN:NE2	1:O:479:SER:HB2	2.35	0.42
1:O:262:LEU:CD1	1:O:310:LEU:CD1	2.97	0.42
1:O:377:ARG:O	1:O:470:LEU:HB2	2.20	0.42
1:P:15:TYR:HD2	1:P:19:ASP:HB3	1.85	0.42
1:P:30:ILE:HG22	1:P:31:ILE:CB	2.49	0.42
1:P:197:LYS:C	1:P:355:ILE:HD13	2.39	0.42
1:P:213:LEU:HD11	1:P:346:LEU:CD1	2.50	0.42
1:P:265:GLN:OE1	1:P:289:LYS:CG	2.68	0.42
1:P:418:ILE:CB	1:P:419:PRO:CD	2.98	0.42
1:A:152:LYS:CE	1:A:462:CYS:C	2.88	0.42
1:A:327:SER:O	1:A:327:SER:OG	2.29	0.42
1:B:254:ILE:HG22	1:B:281:ILE:HD11	2.02	0.42
1:C:119:ILE:HG21	1:C:403:ARG:HD2	2.00	0.42
1:C:135:LEU:HD21	1:C:385:THR:HG21	2.00	0.42
1:C:136:LYS:H	1:C:136:LYS:HG3	1.67	0.42
1:C:233:ALA:C	1:C:315:LEU:HD22	2.38	0.42
1:D:42:LYS:CG	1:D:426:ALA:N	2.82	0.42
1:D:492:ASP:OD2	1:E:46:LYS:HG2	2.20	0.42
1:E:170:LEU:O	1:E:174:ILE:HG23	2.20	0.42
1:E:232:ILE:HG22	1:E:234:LEU:HD23	2.02	0.42
1:E:254:ILE:O	1:E:259:ALA:HB3	2.20	0.42
1:E:339:HIS:CE1	1:E:341:LYS:HD3	2.55	0.42
1:F:42:LYS:HZ1	1:F:453:VAL:CG2	2.33	0.42
1:F:250:MET:HE3	1:F:308:LYS:HG2	2.02	0.42
1:G:155:MET:SD	1:G:167:LYS:HD3	2.60	0.42
1:G:391:MET:HE1	1:G:438:ARG:O	2.19	0.42
1:H:49:VAL:O	1:H:68:MET:HE3	2.20	0.42
1:H:130:LYS:CE	1:H:396:TYR:HB2	2.50	0.42
1:H:386:GLU:H	1:H:386:GLU:HG2	1.32	0.42
1:H:464:ASN:HD22	1:H:464:ASN:HA	1.55	0.42

Continued on next page...

Continued from previous page...

Atom-1	Atom-2	Interatomic distance (Å)	Clash overlap (Å)
1:I:130:LYS:CG	1:I:393:LEU:HD21	2.50	0.42
1:I:156:THR:HB	1:I:467:VAL:C	2.39	0.42
1:I:343:VAL:O	1:I:343:VAL:CG1	2.62	0.42
1:I:475:GLN:O	1:I:479:SER:HB2	2.20	0.42
1:J:98:VAL:C	1:J:100:ALA:H	2.22	0.42
1:J:210:LYS:O	1:J:340:PRO:HB3	2.19	0.42
1:K:174:ILE:HD12	1:K:365:ALA:HB1	2.01	0.42
1:L:197:LYS:C	1:L:355:ILE:HD13	2.41	0.42
1:L:254:ILE:HG22	1:L:259:ALA:CB	2.45	0.42
1:L:368:VAL:HG21	1:L:469:PRO:HG3	2.02	0.42
1:M:138:ILE:HD13	1:M:385:THR:OG1	2.20	0.42
1:M:147:LYS:O	1:M:151:THR:HG23	2.20	0.42
1:M:177:ALA:CB	1:M:208:LEU:HD13	2.40	0.42
1:M:338:LYS:HD2	1:M:338:LYS:C	2.39	0.42
1:N:153:ILE:HG23	1:N:469:PRO:CD	2.49	0.42
1:O:42:LYS:HE2	1:O:426:ALA:N	2.34	0.42
1:O:83:LYS:HG2	1:O:87:LYS:HZ2	1.84	0.42
1:O:100:ALA:CB	1:O:484:THR:CG2	2.73	0.42
1:P:178:VAL:HG22	1:P:366:VAL:CG2	2.46	0.42
1:P:299:THR:HG21	1:P:334:VAL:HG11	2.01	0.42
1:A:42:LYS:NZ	1:H:118:THR:HG21	2.35	0.42
1:A:68:MET:HB3	1:H:8:LEU:HA	2.01	0.42
1:A:219:VAL:CB	1:A:273:GLN:HG2	2.50	0.42
1:B:154:ALA:O	1:B:158:ILE:HG12	2.20	0.42
1:B:255:LYS:HD3	1:B:279:GLU:CD	2.40	0.42
1:C:143:GLY:O	1:C:149:ILE:HD11	2.19	0.42
1:C:211:GLY:CA	1:C:298:ALA:HB1	2.50	0.42
1:C:325:LYS:HE2	1:C:330:SER:OG	2.19	0.42
1:C:448:CYS:O	1:C:449:ALA:HB2	2.20	0.42
1:D:48:LEU:O	1:D:56:VAL:HB	2.20	0.42
1:D:94:THR:HG23	1:D:98:VAL:CG2	2.49	0.42
1:E:68:MET:CE	1:E:68:MET:CA	2.98	0.42
1:E:212:VAL:HB	1:E:298:ALA:CB	2.49	0.42
1:E:213:LEU:HD11	1:E:333:PHE:CE2	2.54	0.42
1:E:464:ASN:HB3	1:E:466:VAL:CG2	2.38	0.42
1:G:35:VAL:CG1	1:G:64:ILE:HG21	2.50	0.42
1:G:62:VAL:O	1:G:66:ARG:HB2	2.19	0.42
1:G:238:ALA:C	1:G:307:ILE:CG2	2.88	0.42
1:G:339:HIS:O	1:G:339:HIS:ND1	2.53	0.42
1:G:364:ASP:O	1:G:368:VAL:HG22	2.20	0.42
1:G:452:ASN:CB	1:G:459:GLU:HG3	2.50	0.42

Continued on next page...

Continued from previous page...

Atom-1	Atom-2	Interatomic distance (Å)	Clash overlap (Å)
1:G:460:ASP:OD2	1:G:463:GLU:HG3	2.20	0.42
1:H:182:VAL:O	1:H:182:VAL:CG2	2.60	0.42
1:H:389:LEU:CD1	1:H:415:LEU:CD1	2.97	0.42
1:I:178:VAL:HG21	1:I:366:VAL:CG2	2.47	0.42
1:J:263:PHE:CE2	1:J:295:LEU:CD2	3.03	0.42
1:J:381:GLY:HA2	1:J:468:GLU:CD	2.41	0.42
1:J:437:VAL:CG1	1:J:451:LEU:HD11	2.41	0.42
1:K:77:MET:CB	1:K:80:GLU:OE1	2.64	0.42
1:K:291:ASP:O	1:K:295:LEU:HD12	2.20	0.42
1:K:404:GLU:O	1:K:408:VAL:HG13	2.20	0.42
1:L:70:VAL:HA	1:M:8:LEU:HA	1.99	0.42
1:L:156:THR:HG21	1:L:468:GLU:HB3	2.00	0.42
1:L:400:ILE:HD13	1:L:400:ILE:HG23	1.82	0.42
1:M:284:ALA:HB2	1:M:332:ILE:CD1	2.50	0.42
1:M:420:ARG:CZ	1:M:430:ALA:HB3	2.49	0.42
1:M:441:HIS:CD2	1:M:449:ALA:CB	3.02	0.42
1:N:362:VAL:O	1:N:362:VAL:HG22	2.20	0.42
1:N:459:GLU:O	1:N:459:GLU:HG3	2.20	0.42
1:O:135:LEU:CD2	1:O:385:THR:CG2	2.98	0.42
1:O:240:GLU:O	1:O:240:GLU:CG	2.66	0.42
1:P:96:ALA:CB	1:P:480:ALA:CB	2.97	0.42
1:P:156:THR:HG23	1:P:156:THR:O	2.20	0.42
1:P:213:LEU:HD12	1:P:346:LEU:HD12	1.97	0.42
1:P:232:ILE:HG13	1:P:261:VAL:CG1	2.48	0.42
1:P:377:ARG:CG	1:P:470:LEU:CD1	2.98	0.42
1:A:15:TYR:CD2	1:A:19:ASP:HB3	2.55	0.41
1:A:152:LYS:HZ1	1:A:465:GLY:N	2.19	0.41
1:A:192:LEU:HG	1:A:342:ALA:CB	2.40	0.41
1:B:30:ILE:CG2	1:B:31:ILE:HG12	2.45	0.41
1:B:35:VAL:HG12	1:B:64:ILE:HD13	2.02	0.41
1:B:119:ILE:HG21	1:B:403:ARG:HD3	2.01	0.41
1:B:134:LEU:CD2	1:B:392:LYS:NZ	2.79	0.41
1:B:212:VAL:N	1:B:298:ALA:CB	2.83	0.41
1:B:453:VAL:CG2	1:B:454:PHE:CD1	3.03	0.41
1:C:59:ASN:HD22	1:C:59:ASN:C	2.22	0.41
1:D:139:ALA:HB1	1:D:377:ARG:HG3	2.01	0.41
1:E:77:MET:HB3	1:E:77:MET:HE2	1.66	0.41
1:E:91:ASP:OD2	1:E:368:VAL:HG11	2.20	0.41
1:E:124:TYR:CE1	1:E:407:ALA:O	2.71	0.41
1:E:431:ILE:HD11	1:N:403:ARG:CA	2.50	0.41
1:E:466:VAL:HG22	1:E:466:VAL:H	1.55	0.41

Continued on next page...

Continued from previous page...

Atom-1	Atom-2	Interatomic distance (Å)	Clash overlap (Å)
1:F:174:ILE:HD12	1:F:365:ALA:HB1	2.02	0.41
1:F:232:ILE:H	1:F:232:ILE:CD1	2.33	0.41
1:G:82:ALA:HB2	1:G:97:VAL:HG21	2.01	0.41
1:G:377:ARG:NE	1:G:470:LEU:HD12	2.35	0.41
1:G:433:ILE:O	1:G:437:VAL:HG23	2.20	0.41
1:G:465:GLY:C	1:G:467:VAL:HG23	2.40	0.41
1:H:247:LEU:HG	1:H:272:ALA:HB2	2.02	0.41
1:H:384:SER:OG	1:H:441:HIS:HE1	2.03	0.41
1:I:42:LYS:CE	1:I:426:ALA:CA	2.97	0.41
1:I:161:LYS:HB3	1:I:357:GLU:OE2	2.20	0.41
1:I:171:ALA:O	1:I:175:VAL:HG23	2.20	0.41
1:I:191:ASP:O	1:I:294:LYS:HE3	2.20	0.41
1:I:223:MET:CB	1:I:282:VAL:HA	2.37	0.41
1:J:169:LYS:HG2	1:J:204:ASP:CB	2.50	0.41
1:K:119:ILE:CD1	1:K:403:ARG:NH1	2.82	0.41
1:K:265:GLN:HB3	1:K:266:LYS:H	1.67	0.41
1:K:308:LYS:CB	1:K:308:LYS:HZ2	2.31	0.41
1:K:326:ILE:HG21	1:K:331:MET:SD	2.60	0.41
1:L:235:LEU:CG	1:L:310:LEU:HD22	2.49	0.41
1:M:394:ARG:NH2	1:M:413:ASP:CG	2.73	0.41
1:N:35:VAL:HG12	1:N:38:THR:OG1	2.19	0.41
1:N:347:ILE:CG2	1:N:355:ILE:HG23	2.49	0.41
1:P:106:LYS:HE3	1:P:106:LYS:HA	2.02	0.41
1:P:123:GLY:HA2	1:P:404:GLU:HB3	2.02	0.41
1:P:133:GLU:O	1:P:137:THR:HG23	2.20	0.41
1:P:232:ILE:CD1	1:P:232:ILE:N	2.82	0.41
1:P:308:LYS:HE2	1:P:308:LYS:HB3	1.83	0.41
1:A:30:ILE:HG21	1:A:31:ILE:HG12	1.92	0.41
1:A:233:ALA:CB	1:A:310:LEU:HD11	2.31	0.41
1:A:391:MET:HE1	1:A:438:ARG:O	2.21	0.41
1:A:448:CYS:CB	1:A:460:ASP:CB	2.97	0.41
1:B:36:ARG:HE	1:B:36:ARG:HB3	1.47	0.41
1:B:99:VAL:O	1:B:103:LEU:HB2	2.20	0.41
1:B:235:LEU:HG	1:B:310:LEU:HD12	1.91	0.41
1:B:263:PHE:CD2	1:B:295:LEU:HD13	2.55	0.41
1:B:308:LYS:HB2	1:B:308:LYS:HZ3	1.83	0.41
1:B:431:ILE:CD1	1:K:403:ARG:HD3	2.50	0.41
1:C:130:LYS:O	1:C:134:LEU:HG	2.19	0.41
1:C:142:VAL:HG21	1:C:149:ILE:CG2	2.50	0.41
1:C:158:ILE:HG23	1:C:164:GLU:HA	2.02	0.41
1:C:368:VAL:HG21	1:C:469:PRO:CG	2.48	0.41

Continued on next page...

Continued from previous page...

Atom-1	Atom-2	Interatomic distance (Å)	Clash overlap (Å)
1:D:134:LEU:CD1	1:D:393:LEU:HD21	2.49	0.41
1:D:152:LYS:HG2	1:D:465:GLY:CA	2.47	0.41
1:D:209:ILE:HD13	1:D:209:ILE:HG21	1.84	0.41
1:D:251:VAL:HG11	1:D:276:LEU:HD22	2.01	0.41
1:D:422:LEU:N	1:D:425:ASN:ND2	2.67	0.41
1:E:12:MET:CE	1:F:49:VAL:O	2.68	0.41
1:E:170:LEU:O	1:E:174:ILE:HD13	2.20	0.41
1:E:209:ILE:HD13	1:E:209:ILE:HG21	1.87	0.41
1:E:262:LEU:HD11	1:E:310:LEU:HD22	2.00	0.41
1:E:358:VAL:O	1:E:362:VAL:HG12	2.20	0.41
1:E:400:ILE:CD1	1:E:408:VAL:CG1	2.93	0.41
1:F:116:HIS:HD2	1:F:118:THR:OG1	2.03	0.41
1:F:175:VAL:O	1:F:175:VAL:HG12	2.20	0.41
1:F:276:LEU:HB2	1:F:281:ILE:HG13	2.00	0.41
1:G:194:LYS:CG	1:G:195:ILE:N	2.83	0.41
1:G:239:ILE:CA	1:G:307:ILE:CG2	2.99	0.41
1:G:386:GLU:HG3	1:G:419:PRO:HG3	2.02	0.41
1:G:489:ARG:NE	1:H:44:MET:HE1	2.35	0.41
1:H:72:HIS:ND1	1:H:73:PRO:CD	2.83	0.41
1:H:212:VAL:HG23	1:H:298:ALA:HB2	2.02	0.41
1:H:338:LYS:HE3	1:H:339:HIS:HB2	2.00	0.41
1:I:12:MET:CE	1:I:494:ILE:CG2	2.96	0.41
1:I:233:ALA:HB2	1:I:315:LEU:HD13	2.02	0.41
1:J:138:ILE:O	1:J:446:ASN:HB2	2.20	0.41
1:J:391:MET:CE	1:J:438:ARG:HE	2.33	0.41
1:K:55:VAL:HG11	1:L:73:PRO:HB3	2.02	0.41
1:K:83:LYS:HB3	1:K:83:LYS:HE2	1.56	0.41
1:K:142:VAL:CG1	1:K:142:VAL:O	2.67	0.41
1:K:170:LEU:CD1	1:K:358:VAL:HG22	2.50	0.41
1:K:224:PRO:O	1:K:282:VAL:CG1	2.68	0.41
1:K:230:ALA:HB1	1:K:261:VAL:CG2	2.49	0.41
1:K:232:ILE:O	1:K:315:LEU:CG	2.66	0.41
1:L:36:ARG:CG	1:L:37:SER:N	2.80	0.41
1:L:134:LEU:HD23	1:L:134:LEU:HA	1.73	0.41
1:L:188:VAL:HG13	1:L:373:ILE:HG13	1.94	0.41
1:L:385:THR:HG21	1:L:473:LYS:HD2	2.02	0.41
1:M:71:GLU:CG	1:M:72:HIS:N	2.82	0.41
1:M:178:VAL:HB	1:M:193:ILE:CD1	2.49	0.41
1:M:274:HIS:ND1	1:M:274:HIS:O	2.52	0.41
1:M:341:LYS:HD3	1:M:341:LYS:H	1.84	0.41
1:M:431:ILE:O	1:M:435:VAL:HG23	2.19	0.41

Continued on next page...

Continued from previous page...

Atom-1	Atom-2	Interatomic distance (Å)	Clash overlap (Å)
1:M:434:LEU:HD22	1:M:451:LEU:HD21	1.97	0.41
1:M:452:ASN:OD1	1:M:454:PHE:CD2	2.73	0.41
1:N:12:MET:HG2	1:N:494:ILE:HG22	2.02	0.41
1:N:218:ARG:HH12	1:N:332:ILE:CD1	2.33	0.41
1:N:227:VAL:HG11	1:N:260:ASN:CG	2.40	0.41
1:O:31:ILE:HG22	1:O:65:LEU:CD2	2.50	0.41
1:O:178:VAL:CG2	1:O:193:ILE:CD1	2.98	0.41
1:O:211:GLY:C	1:O:298:ALA:HB3	2.40	0.41
1:O:218:ARG:HH22	1:O:321:VAL:HG12	1.84	0.41
1:P:42:LYS:HD3	1:P:426:ALA:N	2.36	0.41
1:P:178:VAL:HG21	1:P:366:VAL:HG13	1.99	0.41
1:P:232:ILE:HA	1:P:261:VAL:HB	2.01	0.41
1:P:233:ALA:CA	1:P:315:LEU:CD1	2.96	0.41
1:P:369:VAL:O	1:P:369:VAL:CG1	2.68	0.41
1:P:464:ASN:CB	1:P:466:VAL:HG22	2.50	0.41
1:A:9:PRO:CD	1:A:12:MET:CE	2.97	0.41
1:A:69:SER:OG	1:H:9:PRO:HA	2.20	0.41
1:A:247:LEU:HD11	1:A:272:ALA:HB3	2.02	0.41
1:A:250:MET:HE2	1:A:308:LYS:HG2	2.03	0.41
1:A:389:LEU:HD22	1:A:393:LEU:CD1	2.49	0.41
1:A:441:HIS:HD1	1:A:449:ALA:HB3	1.85	0.41
1:B:120:VAL:O	1:B:124:TYR:CD1	2.73	0.41
1:B:355:ILE:HG21	1:B:355:ILE:HD13	1.73	0.41
1:B:401:SER:CB	1:K:435:VAL:CG1	2.98	0.41
1:B:418:ILE:O	1:B:422:LEU:HD12	2.21	0.41
1:C:206:THR:HG22	1:C:348:ARG:N	2.31	0.41
1:C:304:ILE:HG21	1:C:309:ASP:HB3	2.00	0.41
1:D:247:LEU:HD12	1:D:247:LEU:O	2.20	0.41
1:D:353:HIS:O	1:D:357:GLU:HB3	2.21	0.41
1:E:8:LEU:HD22	1:E:494:ILE:CG2	2.49	0.41
1:E:62:VAL:HG13	1:E:63:THR:H	1.82	0.41
1:E:254:ILE:CG2	1:E:259:ALA:HB3	2.50	0.41
1:F:143:GLY:HA3	1:F:146:ASP:HB2	2.01	0.41
1:F:441:HIS:CG	1:F:449:ALA:HB3	2.52	0.41
1:G:347:ILE:CD1	1:G:359:ALA:HB3	2.50	0.41
1:G:418:ILE:HG22	1:G:419:PRO:HD3	2.01	0.41
1:G:494:ILE:HG21	1:H:68:MET:HE2	1.98	0.41
1:H:265:GLN:HG2	1:H:266:LYS:HG2	2.02	0.41
1:H:265:GLN:CD	1:H:289:LYS:HB2	2.40	0.41
1:I:135:LEU:CD1	1:I:385:THR:HG21	2.50	0.41
1:I:142:VAL:HG11	1:I:149:ILE:CB	2.50	0.41

Continued on next page...

Continued from previous page...

Atom-1	Atom-2	Interatomic distance (Å)	Clash overlap (Å)
1:I:163:ALA:C	1:I:165:LYS:H	2.24	0.41
1:I:198:LYS:C	1:I:355:ILE:HD11	2.41	0.41
1:I:235:LEU:HD12	1:I:262:LEU:CD2	2.48	0.41
1:I:402:GLY:O	1:I:406:LEU:HD21	2.21	0.41
1:I:453:VAL:H	1:I:453:VAL:HG13	1.38	0.41
1:J:24:ASN:HD22	1:J:24:ASN:HA	1.36	0.41
1:J:119:ILE:CD1	1:J:403:ARG:HB2	2.33	0.41
1:J:196:GLU:C	1:J:197:LYS:HG3	2.29	0.41
1:J:311:SER:O	1:J:315:LEU:HD12	2.20	0.41
1:J:345:MET:HE1	1:J:362:VAL:HG21	2.01	0.41
1:K:437:VAL:HG13	1:K:449:ALA:O	2.20	0.41
1:K:461:MET:SD	1:K:466:VAL:HG23	2.61	0.41
1:L:450:GLY:O	1:L:458:VAL:HA	2.20	0.41
1:L:452:ASN:HD21	1:L:454:PHE:HB2	1.86	0.41
1:M:34:THR:CG2	1:M:35:VAL:CG2	2.76	0.41
1:M:171:ALA:HA	1:M:174:ILE:CD1	2.50	0.41
1:N:247:LEU:HD11	1:N:272:ALA:CB	2.50	0.41
1:O:44:MET:CE	1:P:489:ARG:NH2	2.84	0.41
1:O:68:MET:CA	1:P:9:PRO:CD	2.98	0.41
1:O:250:MET:HE2	1:O:308:LYS:CG	2.48	0.41
1:O:254:ILE:HG12	1:O:307:ILE:HD11	2.02	0.41
1:P:209:ILE:HD11	1:P:213:LEU:HB2	2.01	0.41
1:P:232:ILE:N	1:P:232:ILE:HD12	2.35	0.41
1:P:434:LEU:N	1:P:434:LEU:HD22	2.33	0.41
1:A:72:HIS:O	1:A:75:ALA:HB3	2.20	0.41
1:A:144:ALA:O	1:A:145:GLN:HB3	2.13	0.41
1:A:210:LYS:CB	1:A:340:PRO:HG2	2.51	0.41
1:A:380:SER:HB3	1:A:384:SER:OG	2.20	0.41
1:B:206:THR:HG22	1:B:348:ARG:N	2.34	0.41
1:B:386:GLU:HG3	1:B:419:PRO:HG3	2.02	0.41
1:B:420:ARG:O	1:B:423:ALA:HB3	2.20	0.41
1:C:235:LEU:O	1:C:264:CYS:HA	2.20	0.41
1:C:254:ILE:HG22	1:C:281:ILE:HD11	2.01	0.41
1:C:391:MET:HE1	1:C:438:ARG:C	2.40	0.41
1:D:42:LYS:HB3	1:D:425:ASN:HB3	1.98	0.41
1:D:157:SER:HG	1:D:368:VAL:HG21	1.85	0.41
1:D:198:LYS:HD3	1:D:198:LYS:HA	1.88	0.41
1:D:232:ILE:HA	1:D:261:VAL:HB	2.02	0.41
1:E:418:ILE:HB	1:E:419:PRO:CD	2.50	0.41
1:F:134:LEU:HD22	1:F:392:LYS:NZ	2.36	0.41
1:F:153:ILE:H	1:F:153:ILE:HG13	1.66	0.41

Continued on next page...

Continued from previous page...

Atom-1	Atom-2	Interatomic distance (Å)	Clash overlap (Å)
1:F:192:LEU:CB	1:F:342:ALA:CB	2.99	0.41
1:F:263:PHE:HE1	1:F:332:ILE:HD13	1.86	0.41
1:G:241:GLU:CG	1:G:246:MET:HB3	2.47	0.41
1:G:347:ILE:CD1	1:G:359:ALA:CB	2.98	0.41
1:G:347:ILE:HB	1:G:355:ILE:HG23	2.02	0.41
1:G:461:MET:CA	1:G:466:VAL:HG23	2.50	0.41
1:H:234:LEU:CD1	1:H:301:ALA:HB3	2.50	0.41
1:H:265:GLN:OE1	1:H:289:LYS:HG3	2.20	0.41
1:H:355:ILE:HG21	1:H:355:ILE:HD13	1.87	0.41
1:I:48:LEU:HB3	1:I:68:MET:HE1	2.01	0.41
1:I:104:LEU:HD21	1:I:484:THR:HB	2.02	0.41
1:I:105:ARG:HG2	1:I:106:LYS:N	2.23	0.41
1:I:153:ILE:CD1	1:I:378:ILE:CB	2.93	0.41
1:I:164:GLU:O	1:I:165:LYS:C	2.59	0.41
1:J:100:ALA:HB1	1:J:484:THR:CB	2.51	0.41
1:K:192:LEU:HB2	1:K:342:ALA:CA	2.49	0.41
1:K:239:ILE:O	1:K:247:LEU:CD1	2.68	0.41
1:L:248:LYS:CE	1:L:275:TYR:CZ	3.03	0.41
1:L:400:ILE:HD11	1:L:408:VAL:HG11	2.02	0.41
1:M:105:ARG:HH11	1:M:105:ARG:HD3	1.50	0.41
1:M:170:LEU:HD22	1:M:358:VAL:CG2	2.51	0.41
1:M:315:LEU:HD23	1:M:315:LEU:HA	1.85	0.41
1:M:379:VAL:HG13	1:M:470:LEU:HD21	2.02	0.41
1:N:116:HIS:CE1	1:N:118:THR:HB	2.55	0.41
1:N:389:LEU:O	1:N:393:LEU:CD2	2.68	0.41
1:O:156:THR:HG21	1:O:468:GLU:HA	1.98	0.41
1:O:169:LYS:HG2	1:O:204:ASP:OD1	2.20	0.41
1:O:193:ILE:CD1	1:O:366:VAL:HG11	2.42	0.41
1:P:99:VAL:CG1	1:P:418:ILE:HD11	2.50	0.41
1:P:198:LYS:HG3	1:P:331:MET:SD	2.60	0.41
1:P:210:LYS:HG2	1:P:343:VAL:HG21	2.02	0.41
1:A:206:THR:CB	1:A:347:ILE:HG23	2.50	0.41
1:A:461:MET:SD	1:A:466:VAL:HG23	2.60	0.41
1:B:263:PHE:CG	1:B:295:LEU:HD13	2.56	0.41
1:B:276:LEU:C	1:B:281:ILE:HB	2.41	0.41
1:B:346:LEU:CD2	1:B:348:ARG:HD3	2.50	0.41
1:B:391:MET:HE1	1:B:438:ARG:C	2.41	0.41
1:B:422:LEU:HA	1:B:425:ASN:ND2	2.23	0.41
1:C:351:THR:C	1:C:353:HIS:N	2.74	0.41
1:C:377:ARG:NH1	1:C:470:LEU:HD11	2.36	0.41
1:D:71:GLU:H	1:D:71:GLU:HG3	1.63	0.41

Continued on next page...

Continued from previous page...

Atom-1	Atom-2	Interatomic distance (Å)	Clash overlap (Å)
1:D:403:ARG:CD	1:M:431:ILE:CD1	2.81	0.41
1:E:182:VAL:CG2	1:E:188:VAL:HG22	2.49	0.41
1:E:299:THR:CG2	1:E:334:VAL:CG1	2.99	0.41
1:E:371:CYS:SG	1:E:471:ARG:CB	3.08	0.41
1:E:384:SER:C	1:E:441:HIS:CE1	2.94	0.41
1:E:469:PRO:CG	1:E:472:VAL:CG1	2.71	0.41
1:F:12:MET:HG3	1:F:494:ILE:HG22	2.02	0.41
1:F:35:VAL:O	1:F:94:THR:HG21	2.20	0.41
1:F:156:THR:O	1:F:156:THR:HG23	2.20	0.41
1:F:232:ILE:HG23	1:F:261:VAL:HG12	2.02	0.41
1:F:406:LEU:HD13	1:O:431:ILE:HD12	2.01	0.41
1:F:430:ALA:O	1:F:434:LEU:HD23	2.20	0.41
1:G:145:GLN:H	1:G:145:GLN:HG3	1.60	0.41
1:G:230:ALA:HB1	1:G:261:VAL:CG2	2.50	0.41
1:H:158:ILE:HD13	1:H:158:ILE:HG21	1.72	0.41
1:H:182:VAL:O	1:H:182:VAL:HG13	2.20	0.41
1:H:345:MET:CE	1:H:362:VAL:CG1	2.86	0.41
1:I:85:GLN:OE1	1:I:476:ALA:HA	2.21	0.41
1:I:113:GLN:HE21	1:I:113:GLN:HB2	1.68	0.41
1:I:156:THR:HG21	1:I:468:GLU:N	2.36	0.41
1:I:369:VAL:C	1:I:371:CYS:H	2.22	0.41
1:J:23:MET:O	1:J:72:HIS:CE1	2.74	0.41
1:J:119:ILE:CG2	1:J:403:ARG:CB	2.74	0.41
1:J:196:GLU:C	1:J:347:ILE:HG22	2.41	0.41
1:J:372:THR:HG22	1:J:376:GLY:C	2.40	0.41
1:K:488:LEU:HD12	1:K:488:LEU:HA	1.63	0.41
1:L:73:PRO:HA	1:L:76:LYS:HG3	2.03	0.41
1:L:138:ILE:HA	1:L:446:ASN:HB3	2.03	0.41
1:M:8:LEU:HB2	1:M:12:MET:HE1	1.96	0.41
1:M:122:LYS:HB3	1:M:404:GLU:CG	2.51	0.41
1:M:490:ILE:HG21	1:M:490:ILE:HD13	1.78	0.41
1:N:68:MET:SD	1:O:9:PRO:HD3	2.59	0.41
1:N:102:GLU:C	1:N:104:LEU:N	2.72	0.41
1:N:149:ILE:CG2	1:N:378:ILE:HD13	2.51	0.41
1:N:158:ILE:H	1:N:158:ILE:HG13	1.73	0.41
1:N:292:MET:HE2	1:N:292:MET:HB3	1.57	0.41
1:O:18:ARG:CG	1:O:19:ASP:N	2.68	0.41
1:O:96:ALA:O	1:O:480:ALA:HB1	2.20	0.41
1:O:122:LYS:HA	1:O:125:GLN:OE1	2.20	0.41
1:O:155:MET:HB2	1:O:167:LYS:HD3	1.99	0.41
1:O:235:LEU:CD2	1:O:307:ILE:N	2.70	0.41

Continued on next page...

Continued from previous page...

Atom-1	Atom-2	Interatomic distance (Å)	Clash overlap (Å)
1:O:434:LEU:O	1:O:438:ARG:HB2	2.20	0.41
1:P:289:LYS:HE3	1:P:289:LYS:HB3	1.93	0.41
1:P:345:MET:HE1	1:P:362:VAL:HG11	1.98	0.41
1:P:461:MET:O	1:P:466:VAL:HG23	2.20	0.41
1:A:18:ARG:HA	1:A:21:GLN:OE1	2.20	0.41
1:A:130:LYS:CD	1:A:393:LEU:HD23	2.38	0.41
1:A:170:LEU:HD12	1:A:358:VAL:HG11	2.03	0.41
1:A:216:LYS:CB	1:A:287:VAL:HG22	2.51	0.41
1:C:98:VAL:C	1:C:100:ALA:H	2.24	0.41
1:C:132:GLN:HA	1:C:132:GLN:NE2	2.36	0.41
1:C:298:ALA:O	1:C:337:CYS:HB3	2.20	0.41
1:C:314:ASP:O	1:C:315:LEU:CB	2.69	0.41
1:D:362:VAL:HA	1:D:365:ALA:HB3	2.02	0.41
1:E:153:ILE:HG21	1:E:469:PRO:HA	2.02	0.41
1:E:177:ALA:HB1	1:E:343:VAL:CG1	2.51	0.41
1:F:8:LEU:CD1	1:G:68:MET:CG	2.81	0.41
1:F:232:ILE:HA	1:F:261:VAL:HB	2.02	0.41
1:G:255:LYS:O	1:G:255:LYS:HG3	2.19	0.41
1:G:307:ILE:CG1	1:G:307:ILE:O	2.69	0.41
1:H:78:LEU:HD11	1:H:484:THR:CG2	2.49	0.41
1:H:121:VAL:CG2	1:H:122:LYS:N	2.83	0.41
1:H:235:LEU:CG	1:H:307:ILE:CB	2.98	0.41
1:I:142:VAL:CG2	1:I:149:ILE:HG21	2.48	0.41
1:I:144:ALA:O	1:I:150:LEU:HD11	2.20	0.41
1:I:202:SER:C	1:I:204:ASP:H	2.24	0.41
1:J:106:LYS:HE2	1:J:106:LYS:HB3	1.33	0.41
1:J:191:ASP:CB	1:J:192:LEU:HD13	2.47	0.41
1:J:236:ASN:OD1	1:J:236:ASN:O	2.39	0.41
1:J:264:CYS:C	1:J:266:LYS:HA	2.39	0.41
1:K:77:MET:HE1	1:K:487:LEU:HG	2.02	0.41
1:K:156:THR:CB	1:K:467:VAL:O	2.68	0.41
1:K:355:ILE:HD12	1:K:355:ILE:HG21	1.82	0.41
1:L:38:THR:HB	1:L:59:ASN:ND2	2.35	0.41
1:L:70:VAL:N	1:M:8:LEU:HA	2.35	0.41
1:L:134:LEU:HD13	1:L:392:LYS:HB3	2.02	0.41
1:L:174:ILE:CD1	1:L:365:ALA:CB	2.88	0.41
1:L:212:VAL:N	1:L:298:ALA:HB1	2.36	0.41
1:L:233:ALA:CA	1:L:315:LEU:CD1	2.93	0.41
1:L:384:SER:CA	1:L:441:HIS:HE1	2.33	0.41
1:M:8:LEU:HD13	1:M:12:MET:HE2	2.02	0.41
1:M:239:ILE:HD12	1:M:254:ILE:HD11	2.03	0.41

Continued on next page...

Continued from previous page...

Atom-1	Atom-2	Interatomic distance (Å)	Clash overlap (Å)
1:M:429:ASP:HB2	1:M:430:ALA:H	1.45	0.41
1:N:22:ARG:O	1:N:26:LEU:HB2	2.21	0.41
1:N:30:ILE:CG2	1:N:31:ILE:HD13	2.34	0.41
1:N:36:ARG:HE	1:N:36:ARG:HB3	1.26	0.41
1:N:207:GLU:OE2	1:N:346:LEU:HD13	2.19	0.41
1:O:227:VAL:HG11	1:O:260:ASN:ND2	2.36	0.41
1:P:326:ILE:CG1	1:P:348:ARG:NH1	2.83	0.41
1:A:47:MET:HE2	1:H:493:VAL:HG13	2.03	0.41
1:A:153:ILE:HG23	1:A:468:GLU:C	2.41	0.41
1:B:85:GLN:OE1	1:B:475:GLN:HB3	2.20	0.41
1:B:116:HIS:CG	1:B:117:PRO:CD	3.04	0.41
1:B:165:LYS:C	1:B:167:LYS:H	2.24	0.41
1:B:350:THR:OG1	1:B:354:VAL:CG2	2.68	0.41
1:B:406:LEU:HD21	1:K:431:ILE:HD13	2.02	0.41
1:C:85:GLN:HE22	1:C:479:SER:HB3	1.84	0.41
1:C:197:LYS:C	1:C:355:ILE:HD13	2.41	0.41
1:C:326:ILE:HG13	1:C:348:ARG:HH12	1.86	0.41
1:D:31:ILE:HG21	1:D:65:LEU:CG	2.51	0.41
1:D:47:MET:HG2	1:D:47:MET:O	2.21	0.41
1:D:448:CYS:CB	1:D:460:ASP:HA	2.20	0.41
1:E:130:LYS:HZ2	1:E:396:TYR:CB	2.33	0.41
1:E:142:VAL:HG21	1:E:149:ILE:HD13	2.02	0.41
1:E:153:ILE:HD11	1:E:378:ILE:HG22	2.03	0.41
1:E:178:VAL:CG2	1:E:366:VAL:CG1	2.99	0.41
1:E:347:ILE:HG21	1:E:358:VAL:CB	2.51	0.41
1:E:369:VAL:CG2	1:E:369:VAL:O	2.68	0.41
1:F:235:LEU:HD22	1:F:310:LEU:CD2	2.48	0.41
1:F:255:LYS:O	1:F:255:LYS:HG3	2.19	0.41
1:G:434:LEU:CD2	1:G:434:LEU:H	2.34	0.41
1:H:72:HIS:ND1	1:H:73:PRO:HD2	2.36	0.41
1:I:181:VAL:HB	1:I:192:LEU:HD23	2.03	0.41
1:I:234:LEU:H	1:I:315:LEU:HD22	1.86	0.41
1:I:281:ILE:HG22	1:I:282:VAL:O	2.20	0.41
1:I:338:LYS:HE3	1:I:338:LYS:HB3	1.87	0.41
1:J:78:LEU:HA	1:J:81:VAL:HG23	2.03	0.41
1:J:170:LEU:CD2	1:J:358:VAL:CG2	2.98	0.41
1:J:338:LYS:HD2	1:J:339:HIS:N	2.36	0.41
1:K:68:MET:HE3	1:K:68:MET:H	1.85	0.41
1:K:145:GLN:H	1:K:145:GLN:HG3	1.74	0.41
1:K:145:GLN:HA	1:K:150:LEU:CD2	2.51	0.41
1:L:62:VAL:CG1	1:L:63:THR:N	2.81	0.41

Continued on next page...

Continued from previous page...

Atom-1	Atom-2	Interatomic distance (Å)	Clash overlap (Å)
1:M:68:MET:HE1	1:N:9:PRO:HG2	2.02	0.41
1:M:394:ARG:HH22	1:M:413:ASP:CG	2.24	0.41
1:N:121:VAL:O	1:N:125:GLN:HG2	2.20	0.41
1:N:234:LEU:N	1:N:315:LEU:HD22	2.35	0.41
1:O:56:VAL:O	1:O:56:VAL:CG2	2.68	0.41
1:O:434:LEU:HD12	1:O:434:LEU:HA	1.83	0.41
1:P:12:MET:HG3	1:P:495:ALA:N	2.35	0.41
1:P:61:GLY:HA2	1:P:64:ILE:HD12	2.03	0.41
1:P:286:ARG:CG	1:P:286:ARG:NH1	2.84	0.41
1:A:116:HIS:HE2	1:B:425:ASN:HA	1.85	0.41
1:A:120:VAL:CG1	1:A:121:VAL:H	2.34	0.41
1:A:130:LYS:HG2	1:A:393:LEU:HD22	1.98	0.41
1:A:233:ALA:CA	1:A:315:LEU:HD11	2.47	0.41
1:B:8:LEU:C	1:C:70:VAL:N	2.74	0.41
1:B:212:VAL:HG12	1:B:295:LEU:HD23	2.02	0.41
1:B:406:LEU:HD11	1:K:431:ILE:HD13	2.02	0.41
1:B:438:ARG:HH22	1:K:405:GLN:HE22	1.69	0.41
1:C:219:VAL:CG1	1:C:220:SER:N	2.84	0.41
1:C:435:VAL:HG13	1:C:438:ARG:HH21	1.85	0.41
1:C:459:GLU:OE1	1:C:461:MET:CE	2.69	0.41
1:D:66:ARG:CA	1:D:79:ILE:HD12	2.50	0.41
1:D:68:MET:H	1:D:68:MET:HG2	1.55	0.41
1:D:296:ALA:CA	1:D:301:ALA:HB3	2.50	0.41
1:D:400:ILE:HG21	1:D:400:ILE:HD13	1.80	0.41
1:E:355:ILE:HG21	1:E:355:ILE:HD13	1.87	0.41
1:F:140:CYS:SG	1:F:140:CYS:O	2.79	0.41
1:F:143:GLY:O	1:F:149:ILE:CD1	2.67	0.41
1:F:155:MET:CE	1:F:465:GLY:HA3	2.50	0.41
1:G:111:LEU:H	1:G:111:LEU:HG	1.81	0.41
1:G:193:ILE:HD12	1:G:366:VAL:CG2	2.30	0.41
1:H:140:CYS:HB3	1:H:446:ASN:OD1	2.21	0.41
1:H:403:ARG:HA	1:I:431:ILE:CD1	2.50	0.41
1:I:27:ALA:CB	1:I:72:HIS:CD2	2.93	0.41
1:I:32:ALA:O	1:I:36:ARG:HB3	2.21	0.41
1:I:39:LEU:HG	1:I:40:GLY:N	2.35	0.41
1:I:80:GLU:HA	1:I:83:LYS:HE2	2.02	0.41
1:I:130:LYS:HZ1	1:I:134:LEU:CD1	2.31	0.41
1:I:262:LEU:HD12	1:I:310:LEU:HD21	2.03	0.41
1:I:386:GLU:HB2	1:I:419:PRO:HG2	2.02	0.41
1:J:211:GLY:CA	1:J:298:ALA:HB1	2.51	0.41
1:J:268:ILE:HG21	1:J:268:ILE:HD13	1.71	0.41

Continued on next page...

Continued from previous page...

Atom-1	Atom-2	Interatomic distance (Å)	Clash overlap (Å)
1:K:8:LEU:HB3	1:K:9:PRO:HD2	2.02	0.41
1:K:152:LYS:NZ	1:K:462:CYS:CB	2.84	0.41
1:K:239:ILE:HB	1:K:307:ILE:CB	2.47	0.41
1:K:248:LYS:CD	1:K:275:TYR:CE2	3.03	0.41
1:L:69:SER:O	1:M:9:PRO:CG	2.68	0.41
1:L:115:VAL:O	1:L:117:PRO:CD	2.68	0.41
1:L:158:ILE:HD13	1:L:170:LEU:CD2	2.51	0.41
1:L:174:ILE:HD13	1:L:365:ALA:CB	2.50	0.41
1:L:192:LEU:HD23	1:L:341:LYS:C	2.41	0.41
1:L:336:GLU:H	1:L:336:GLU:HG2	1.78	0.41
1:L:368:VAL:HB	1:L:469:PRO:CB	2.50	0.41
1:L:383:GLY:CA	1:L:386:GLU:CG	2.81	0.41
1:M:194:LYS:HB2	1:M:294:LYS:HD3	2.02	0.41
1:M:212:VAL:CG2	1:M:298:ALA:HB2	2.47	0.41
1:M:227:VAL:HG12	1:M:228:THR:H	1.86	0.41
1:M:235:LEU:O	1:M:264:CYS:CA	2.66	0.41
1:M:326:ILE:HD13	1:M:326:ILE:HG21	1.83	0.41
1:M:339:HIS:CE1	1:M:341:LYS:CG	3.04	0.41
1:N:9:PRO:HD2	1:N:12:MET:HE3	2.02	0.41
1:N:26:LEU:O	1:N:30:ILE:HG13	2.21	0.41
1:N:235:LEU:HD21	1:N:307:ILE:O	2.20	0.41
1:N:384:SER:OG	1:N:441:HIS:CE1	2.68	0.41
1:O:8:LEU:HB3	1:O:9:PRO:HD3	2.02	0.41
1:O:12:MET:CE	1:O:12:MET:CA	2.99	0.41
1:O:31:ILE:CG2	1:O:65:LEU:CG	2.99	0.41
1:O:69:SER:OG	1:P:9:PRO:HB3	2.20	0.41
1:O:235:LEU:CG	1:O:307:ILE:CB	2.73	0.41
1:O:460:ASP:CG	1:O:463:GLU:H	2.23	0.41
1:P:101:GLY:HA2	1:P:104:LEU:HD12	2.02	0.41
1:P:223:MET:HG2	1:P:281:ILE:O	2.20	0.41
1:P:257:SER:OG	1:P:312:ALA:N	2.54	0.41
1:P:265:GLN:OE1	1:P:289:LYS:CB	2.66	0.41
1:P:385:THR:O	1:P:389:LEU:HG	2.21	0.41
1:P:438:ARG:HH11	1:P:438:ARG:HD3	1.46	0.41
1:P:460:ASP:CG	1:P:463:GLU:H	2.24	0.41
1:A:210:LYS:CB	1:A:340:PRO:CG	2.99	0.41
1:A:219:VAL:CG1	1:A:273:GLN:CB	2.91	0.41
1:A:312:ALA:O	1:A:313:GLN:HB3	2.21	0.41
1:A:366:VAL:HG12	1:A:366:VAL:O	2.20	0.41
1:A:488:LEU:HD12	1:A:488:LEU:HA	1.74	0.41
1:B:123:GLY:HA3	1:B:407:ALA:HB3	2.01	0.41

Continued on next page...

Continued from previous page...

Atom-1	Atom-2	Interatomic distance (Å)	Clash overlap (Å)
1:B:154:ALA:HB1	1:B:171:ALA:HA	2.03	0.41
1:B:212:VAL:HG21	1:B:294:LYS:C	2.41	0.41
1:B:216:LYS:HG3	1:B:285:ARG:O	2.21	0.41
1:B:265:GLN:O	1:B:266:LYS:HE3	2.20	0.41
1:B:289:LYS:CG	1:B:289:LYS:O	2.69	0.41
1:B:383:GLY:HA2	1:B:386:GLU:CG	2.51	0.41
1:B:394:ARG:NH2	1:B:413:ASP:CG	2.74	0.41
1:B:401:SER:HB2	1:K:435:VAL:CG1	2.51	0.41
1:C:15:TYR:O	1:C:492:ASP:HA	2.21	0.41
1:C:97:VAL:HG23	1:C:97:VAL:H	1.65	0.41
1:C:208:LEU:HD21	1:C:210:LYS:CE	2.49	0.41
1:C:254:ILE:CG2	1:C:281:ILE:CD1	2.98	0.41
1:C:352:GLU:HA	1:C:355:ILE:CG1	2.50	0.41
1:C:435:VAL:O	1:C:435:VAL:CG1	2.67	0.41
1:D:36:ARG:CG	1:D:37:SER:H	2.32	0.41
1:D:41:PRO:HG2	1:D:453:VAL:HG11	2.01	0.41
1:D:42:LYS:NZ	1:D:426:ALA:CA	2.71	0.41
1:D:223:MET:N	1:D:277:ALA:HB1	2.35	0.41
1:D:368:VAL:CB	1:D:469:PRO:HG3	2.44	0.41
1:D:381:GLY:O	1:D:461:MET:HG3	2.21	0.41
1:E:9:PRO:CB	1:F:69:SER:HB3	2.50	0.41
1:E:42:LYS:CG	1:E:426:ALA:N	2.83	0.41
1:E:347:ILE:HG21	1:E:358:VAL:HB	2.02	0.41
1:F:38:THR:HG23	1:F:46:LYS:HE2	2.02	0.41
1:F:77:MET:HB3	1:F:80:GLU:OE1	2.21	0.41
1:F:265:GLN:HA	1:F:287:VAL:O	2.21	0.41
1:F:352:GLU:O	1:F:355:ILE:HG13	2.20	0.41
1:F:397:ALA:CB	1:F:408:VAL:HG23	2.47	0.41
1:G:15:TYR:CD1	1:G:23:MET:SD	3.14	0.41
1:G:72:HIS:CD2	1:G:73:PRO:HD2	2.55	0.41
1:G:113:GLN:HE21	1:G:113:GLN:HB2	1.53	0.41
1:G:130:LYS:HZ3	1:G:134:LEU:CD1	2.33	0.41
1:G:153:ILE:HG23	1:G:153:ILE:HD13	1.50	0.41
1:G:418:ILE:HD13	1:G:418:ILE:HA	1.81	0.41
1:G:460:ASP:OD2	1:G:463:GLU:CG	2.69	0.41
1:G:477:ILE:O	1:G:477:ILE:CG2	2.69	0.41
1:H:41:PRO:CG	1:H:453:VAL:HG11	2.51	0.41
1:H:118:THR:HG22	1:H:118:THR:O	2.21	0.41
1:H:138:ILE:CG2	1:H:388:GLU:HG2	2.51	0.41
1:H:217:GLU:O	1:H:323:GLU:HG3	2.19	0.41
1:H:247:LEU:HD11	1:H:272:ALA:HB3	1.96	0.41

Continued on next page...

Continued from previous page...

Atom-1	Atom-2	Interatomic distance (Å)	Clash overlap (Å)
1:H:257:SER:CB	1:H:311:SER:HA	2.50	0.41
1:I:68:MET:HE2	1:J:12:MET:CE	2.50	0.41
1:I:70:VAL:HG13	1:I:70:VAL:O	2.21	0.41
1:I:192:LEU:HG	1:I:342:ALA:CB	2.47	0.41
1:I:239:ILE:CG2	1:I:307:ILE:HG21	2.45	0.41
1:I:333:PHE:O	1:I:334:VAL:HG22	2.21	0.41
1:I:428:LEU:HA	1:I:428:LEU:HD23	1.63	0.41
1:J:178:VAL:HG21	1:J:366:VAL:CG1	2.39	0.41
1:J:195:ILE:HB	1:J:359:ALA:HB1	2.02	0.41
1:J:199:SER:HB2	1:J:327:SER:CB	2.51	0.41
1:J:236:ASN:ND2	1:J:289:LYS:NZ	2.68	0.41
1:J:347:ILE:HG21	1:J:355:ILE:CG2	2.46	0.41
1:J:389:LEU:CD1	1:J:415:LEU:HD13	2.49	0.41
1:J:464:ASN:HB2	1:J:466:VAL:HG22	2.03	0.41
1:K:39:LEU:HG	1:K:40:GLY:H	1.85	0.41
1:K:77:MET:HE2	1:K:487:LEU:HD11	2.02	0.41
1:K:119:ILE:HG23	1:K:403:ARG:CA	2.51	0.41
1:K:203:ILE:HD13	1:K:203:ILE:HG23	1.68	0.41
1:K:377:ARG:C	1:K:378:ILE:HG23	2.40	0.41
1:K:380:SER:HB2	1:K:385:THR:OG1	2.20	0.41
1:L:9:PRO:O	1:L:12:MET:HB2	2.20	0.41
1:L:66:ARG:N	1:L:79:ILE:HD13	2.36	0.41
1:L:97:VAL:O	1:L:100:ALA:HB3	2.20	0.41
1:L:158:ILE:HG22	1:L:164:GLU:HA	2.01	0.41
1:L:203:ILE:H	1:L:203:ILE:HG12	1.20	0.41
1:L:239:ILE:HG21	1:L:239:ILE:HD13	1.90	0.41
1:L:351:THR:CG2	1:L:352:GLU:N	2.83	0.41
1:L:356:GLU:O	1:L:359:ALA:HB3	2.21	0.41
1:M:77:MET:CE	1:M:486:MET:CE	2.98	0.41
1:M:447:LYS:HB2	1:M:462:CYS:CB	2.44	0.41
1:M:474:THR:O	1:M:478:GLN:HG3	2.21	0.41
1:N:47:MET:CE	1:O:493:VAL:CG1	2.99	0.41
1:N:191:ASP:O	1:N:294:LYS:HE2	2.21	0.41
1:N:377:ARG:CD	1:N:470:LEU:HD11	2.40	0.41
1:N:377:ARG:CB	1:N:470:LEU:CD1	2.97	0.41
1:N:377:ARG:HB3	1:N:470:LEU:CD1	2.51	0.41
1:N:431:ILE:O	1:N:431:ILE:HG12	2.21	0.41
1:N:446:ASN:OD1	1:N:447:LYS:N	2.54	0.41
1:O:40:GLY:HA3	1:O:41:PRO:HD2	1.68	0.41
1:O:152:LYS:HE2	1:O:462:CYS:SG	2.61	0.41
1:O:158:ILE:HD12	1:O:167:LYS:HB2	2.02	0.41

Continued on next page...

Continued from previous page...

Atom-1	Atom-2	Interatomic distance (Å)	Clash overlap (Å)
1:O:368:VAL:HB	1:O:469:PRO:CB	2.50	0.41
1:O:368:VAL:CG2	1:O:469:PRO:CG	2.99	0.41
1:O:406:LEU:HD12	1:O:406:LEU:H	1.86	0.41
1:P:166:ALA:O	1:P:170:LEU:HB2	2.21	0.41
1:P:206:THR:CB	1:P:347:ILE:CG2	2.97	0.41
1:P:284:ALA:HB2	1:P:332:ILE:CD1	2.51	0.41
1:P:435:VAL:HG13	1:P:438:ARG:HH22	1.84	0.41
1:P:452:ASN:HD21	1:P:454:PHE:HB2	1.86	0.41
1:A:152:LYS:NZ	1:A:462:CYS:C	2.74	0.41
1:A:208:LEU:HD21	1:A:210:LYS:CE	2.50	0.41
1:A:312:ALA:O	1:A:313:GLN:CB	2.69	0.41
1:A:389:LEU:HD12	1:A:415:LEU:HD23	2.01	0.41
1:B:13:LYS:HE3	1:B:15:TYR:OH	2.21	0.41
1:B:130:LYS:CD	1:B:393:LEU:CD2	2.87	0.41
1:B:206:THR:CG2	1:B:347:ILE:CG2	2.98	0.41
1:C:158:ILE:O	1:C:164:GLU:HA	2.20	0.41
1:C:163:ALA:C	1:C:165:LYS:H	2.23	0.41
1:C:178:VAL:HG21	1:C:366:VAL:CG1	2.46	0.41
1:C:254:ILE:O	1:C:259:ALA:HB3	2.21	0.41
1:C:263:PHE:CE1	1:C:332:ILE:HD12	2.56	0.41
1:C:352:GLU:HA	1:C:355:ILE:CD1	2.51	0.41
1:C:418:ILE:HG23	1:C:418:ILE:HD12	1.71	0.41
1:C:468:GLU:CB	1:C:469:PRO:HD2	2.50	0.41
1:D:239:ILE:HG21	1:D:268:ILE:HG23	2.01	0.41
1:D:377:ARG:HB3	1:D:470:LEU:CB	2.51	0.41
1:D:380:SER:CB	1:D:384:SER:HB2	2.38	0.41
1:E:344:THR:CG2	1:E:345:MET:N	2.84	0.41
1:F:9:PRO:HA	1:G:69:SER:CA	2.48	0.41
1:F:31:ILE:HG21	1:F:65:LEU:HD22	2.01	0.41
1:F:96:ALA:HA	1:F:480:ALA:HB3	2.03	0.41
1:F:116:HIS:CD2	1:F:117:PRO:HG2	2.56	0.41
1:F:306:ASN:ND2	1:F:308:LYS:HD3	2.36	0.41
1:G:96:ALA:HB3	1:G:97:VAL:HG13	2.02	0.41
1:G:198:LYS:HD2	1:G:326:ILE:HG23	2.03	0.41
1:G:448:CYS:SG	1:G:460:ASP:CB	3.08	0.41
1:H:116:HIS:CG	1:H:117:PRO:HG2	2.56	0.41
1:H:138:ILE:HD13	1:H:385:THR:CB	2.50	0.41
1:I:188:VAL:HB	1:I:370:GLY:HA2	2.03	0.41
1:I:268:ILE:HD12	1:I:273:GLN:HG2	2.02	0.41
1:I:400:ILE:CD1	1:I:408:VAL:HG11	2.51	0.41
1:J:21:GLN:O	1:J:25:ILE:CG1	2.69	0.41

Continued on next page...

Continued from previous page...

Atom-1	Atom-2	Interatomic distance (Å)	Clash overlap (Å)
1:J:232:ILE:HD11	1:J:321:VAL:HG21	2.03	0.41
1:J:368:VAL:CG1	1:J:469:PRO:HB3	2.51	0.41
1:K:134:LEU:HD22	1:K:392:LYS:NZ	2.36	0.41
1:K:235:LEU:HB3	1:K:307:ILE:HG22	2.02	0.41
1:L:265:GLN:CG	1:L:266:LYS:NZ	2.84	0.41
1:M:68:MET:SD	1:N:8:LEU:HD22	2.61	0.41
1:M:171:ALA:HA	1:M:174:ILE:HD11	2.03	0.41
1:M:210:LYS:O	1:M:340:PRO:CB	2.69	0.41
1:M:420:ARG:NH1	1:M:420:ARG:C	2.74	0.41
1:M:460:ASP:OD2	1:M:463:GLU:CG	2.69	0.41
1:N:47:MET:HE2	1:O:493:VAL:CG1	2.51	0.41
1:N:414:ALA:C	1:N:416:GLU:H	2.24	0.41
1:N:428:LEU:HD23	1:N:428:LEU:HA	1.87	0.41
1:O:68:MET:HG3	1:P:12:MET:HE3	1.99	0.41
1:O:135:LEU:CD2	1:O:385:THR:HG21	2.51	0.41
1:O:235:LEU:HD13	1:O:262:LEU:CD2	2.47	0.41
1:O:281:ILE:HD13	1:O:281:ILE:HG21	1.86	0.41
1:P:77:MET:SD	1:P:487:LEU:HG	2.61	0.41
1:P:452:ASN:H	1:P:459:GLU:HG3	1.85	0.41
1:A:116:HIS:CB	1:A:117:PRO:CD	2.95	0.40
1:B:12:MET:SD	1:B:495:ALA:N	2.94	0.40
1:B:194:LYS:HG2	1:B:195:ILE:N	2.36	0.40
1:B:218:ARG:HB2	1:B:323:GLU:OE1	2.21	0.40
1:C:98:VAL:C	1:C:100:ALA:N	2.74	0.40
1:D:81:VAL:HG11	1:D:483:SER:HB3	1.93	0.40
1:D:236:ASN:HA	1:D:265:GLN:CB	2.45	0.40
1:D:391:MET:SD	1:D:442:ALA:HB2	2.61	0.40
1:E:82:ALA:HB2	1:E:97:VAL:CG2	2.37	0.40
1:E:150:LEU:HB3	1:E:175:VAL:HG21	2.03	0.40
1:E:379:VAL:CG1	1:E:470:LEU:HD21	2.51	0.40
1:F:192:LEU:CG	1:F:342:ALA:CB	2.88	0.40
1:F:438:ARG:NH1	1:O:405:GLN:HE22	2.19	0.40
1:G:150:LEU:CD2	1:G:175:VAL:CG1	2.77	0.40
1:G:192:LEU:O	1:G:342:ALA:HB1	2.21	0.40
1:G:215:ASP:OD1	1:G:331:MET:HG2	2.22	0.40
1:H:98:VAL:C	1:H:100:ALA:H	2.24	0.40
1:H:111:LEU:HD22	1:H:117:PRO:HB3	2.03	0.40
1:H:211:GLY:HA2	1:H:337:CYS:SG	2.60	0.40
1:H:435:VAL:O	1:H:435:VAL:HG12	2.21	0.40
1:I:216:LYS:O	1:I:332:ILE:HD12	2.21	0.40
1:I:254:ILE:HG21	1:I:262:LEU:CD1	2.51	0.40

Continued on next page...

Continued from previous page...

Atom-1	Atom-2	Interatomic distance (Å)	Clash overlap (Å)
1:I:368:VAL:HG11	1:I:469:PRO:CG	2.49	0.40
1:I:437:VAL:HG13	1:I:449:ALA:O	2.21	0.40
1:I:444:ASN:HD22	1:I:444:ASN:HA	1.59	0.40
1:I:489:ARG:HE	1:P:44:MET:HE1	1.84	0.40
1:J:115:VAL:HG11	1:J:403:ARG:HD2	2.02	0.40
1:J:190:LYS:HZ1	1:J:367:GLY:HA2	1.85	0.40
1:J:219:VAL:HG11	1:J:223:MET:HE1	2.02	0.40
1:K:254:ILE:CD1	1:K:276:LEU:HD11	2.51	0.40
1:K:371:CYS:HB3	1:K:471:ARG:HD2	2.02	0.40
1:L:12:MET:CE	1:L:494:ILE:C	2.86	0.40
1:L:325:LYS:HG3	1:L:330:SER:OG	2.20	0.40
1:L:377:ARG:C	1:L:470:LEU:HD22	2.41	0.40
1:M:130:LYS:HZ1	1:M:396:TYR:HB2	1.83	0.40
1:M:435:VAL:O	1:M:435:VAL:CG1	2.67	0.40
1:M:460:ASP:OD1	1:M:463:GLU:N	2.54	0.40
1:N:122:LYS:O	1:N:404:GLU:CG	2.67	0.40
1:N:146:ASP:OD2	1:N:149:ILE:CD1	2.62	0.40
1:N:178:VAL:HG13	1:N:181:VAL:HG22	2.03	0.40
1:N:233:ALA:CA	1:N:315:LEU:CG	2.99	0.40
1:O:70:VAL:CG2	1:O:76:LYS:CG	2.97	0.40
1:O:214:VAL:HG11	1:O:291:ASP:CB	2.43	0.40
1:O:276:LEU:HB3	1:O:281:ILE:HD12	2.02	0.40
1:P:63:THR:O	1:P:63:THR:HG22	2.22	0.40
1:P:81:VAL:CG2	1:P:483:SER:OG	2.69	0.40
1:P:113:GLN:NE2	1:P:113:GLN:C	2.67	0.40
1:P:113:GLN:O	1:P:114:ASN:HB2	2.21	0.40
1:P:158:ILE:CD1	1:P:170:LEU:CB	2.99	0.40
1:P:209:ILE:O	1:P:211:GLY:N	2.54	0.40
1:P:213:LEU:CD1	1:P:346:LEU:CD1	2.96	0.40
1:P:391:MET:CE	1:P:438:ARG:CB	2.84	0.40
1:A:166:ALA:O	1:A:170:LEU:HB2	2.21	0.40
1:A:178:VAL:HG22	1:A:193:ILE:HD13	2.00	0.40
1:A:212:VAL:CB	1:A:298:ALA:HB2	2.51	0.40
1:A:223:MET:HG3	1:A:277:ALA:CB	2.51	0.40
1:B:178:VAL:CG2	1:B:366:VAL:CG1	2.97	0.40
1:B:178:VAL:HG13	1:B:188:VAL:HG11	1.96	0.40
1:B:236:ASN:O	1:B:266:LYS:HG2	2.22	0.40
1:C:158:ILE:HD13	1:C:170:LEU:HB3	1.97	0.40
1:C:307:ILE:HG13	1:C:307:ILE:O	2.22	0.40
1:C:389:LEU:CD1	1:C:415:LEU:HD13	2.51	0.40
1:C:433:ILE:O	1:C:433:ILE:HG22	2.21	0.40

Continued on next page...

Continued from previous page...

Atom-1	Atom-2	Interatomic distance (Å)	Clash overlap (Å)
1:D:214:VAL:CG1	1:D:291:ASP:HB3	2.52	0.40
1:E:8:LEU:HD23	1:F:68:MET:SD	2.60	0.40
1:E:116:HIS:CE1	1:E:117:PRO:CG	3.05	0.40
1:E:124:TYR:CZ	1:E:407:ALA:HA	2.56	0.40
1:E:223:MET:HB3	1:E:282:VAL:HA	2.03	0.40
1:E:254:ILE:HD11	1:E:307:ILE:CD1	2.50	0.40
1:E:281:ILE:HD13	1:E:281:ILE:HG23	1.83	0.40
1:E:371:CYS:SG	1:E:471:ARG:HB2	2.61	0.40
1:E:435:VAL:HG11	1:N:401:SER:HB2	2.03	0.40
1:E:486:MET:CG	1:E:487:LEU:N	2.78	0.40
1:F:9:PRO:HG2	1:F:12:MET:SD	2.61	0.40
1:F:211:GLY:C	1:F:298:ALA:HB1	2.41	0.40
1:F:312:ALA:HA	1:F:315:LEU:HB2	2.03	0.40
1:G:122:LYS:HB3	1:G:404:GLU:CG	2.52	0.40
1:G:264:CYS:SG	1:G:268:ILE:HD11	2.61	0.40
1:H:24:ASN:HD22	1:H:24:ASN:HA	1.11	0.40
1:H:158:ILE:HB	1:H:361:ALA:HB1	2.03	0.40
1:H:218:ARG:HG3	1:H:323:GLU:HG3	2.02	0.40
1:H:223:MET:CG	1:H:277:ALA:CB	2.97	0.40
1:H:234:LEU:H	1:H:315:LEU:HD21	1.84	0.40
1:I:35:VAL:HG23	1:I:38:THR:OG1	2.21	0.40
1:I:117:PRO:C	1:I:120:VAL:HG12	2.41	0.40
1:I:136:LYS:HB2	1:I:136:LYS:HE2	1.78	0.40
1:I:468:GLU:HB2	1:I:469:PRO:HD2	2.01	0.40
1:J:25:ILE:HG21	1:J:108:GLU:OE2	2.22	0.40
1:J:82:ALA:HB1	1:J:93:THR:HG23	1.89	0.40
1:L:44:MET:HE2	1:L:44:MET:HA	2.02	0.40
1:L:68:MET:HG3	1:M:494:ILE:HD12	2.03	0.40
1:L:276:LEU:O	1:L:281:ILE:HB	2.20	0.40
1:M:135:LEU:HD22	1:M:473:LYS:HG3	2.02	0.40
1:N:120:VAL:CG1	1:N:121:VAL:N	2.85	0.40
1:N:192:LEU:HD23	1:N:341:LYS:HB2	2.04	0.40
1:N:466:VAL:HG23	1:N:466:VAL:O	2.22	0.40
1:O:152:LYS:HE3	1:O:462:CYS:HA	2.03	0.40
1:O:216:LYS:CA	1:O:332:ILE:CD1	2.95	0.40
1:O:434:LEU:H	1:O:434:LEU:HD22	1.86	0.40
1:P:162:GLY:O	1:P:163:ALA:CB	2.69	0.40
1:P:223:MET:HB3	1:P:282:VAL:HA	2.02	0.40
1:P:477:ILE:HG21	1:P:477:ILE:HD12	1.78	0.40
1:A:73:PRO:HA	1:A:76:LYS:CG	2.49	0.40
1:A:437:VAL:CB	1:A:458:VAL:HG13	2.50	0.40

Continued on next page...

Continued from previous page...

Atom-1	Atom-2	Interatomic distance (Å)	Clash overlap (Å)
1:B:31:ILE:HG21	1:B:65:LEU:CD2	2.34	0.40
1:B:96:ALA:CA	1:B:480:ALA:CB	3.00	0.40
1:B:105:ARG:HH12	1:B:106:LYS:CD	2.28	0.40
1:B:161:LYS:C	1:B:163:ALA:H	2.25	0.40
1:B:460:ASP:CG	1:B:463:GLU:N	2.73	0.40
1:C:14:ARG:HG3	1:C:494:ILE:HG12	2.03	0.40
1:C:17:GLY:C	1:C:21:GLN:CD	2.80	0.40
1:C:89:VAL:O	1:C:89:VAL:HG23	2.14	0.40
1:C:134:LEU:HD22	1:C:392:LYS:HZ2	1.86	0.40
1:C:235:LEU:CG	1:C:307:ILE:HG13	2.51	0.40
1:C:332:ILE:HG21	1:C:332:ILE:HD13	1.63	0.40
1:C:464:ASN:HB2	1:C:466:VAL:HG22	2.02	0.40
1:D:77:MET:HE2	1:D:77:MET:HB3	1.46	0.40
1:D:120:VAL:O	1:D:124:TYR:CD2	2.74	0.40
1:D:235:LEU:HD22	1:D:307:ILE:HA	2.03	0.40
1:D:379:VAL:CG2	1:D:380:SER:N	2.82	0.40
1:D:420:ARG:HG3	1:D:430:ALA:HB1	2.03	0.40
1:D:431:ILE:O	1:D:435:VAL:HG23	2.21	0.40
1:E:174:ILE:HD12	1:E:365:ALA:CB	2.51	0.40
1:E:289:LYS:HB2	1:E:292:MET:HB3	2.04	0.40
1:E:461:MET:SD	1:E:466:VAL:CG2	3.09	0.40
1:F:72:HIS:CD2	1:F:73:PRO:HD2	2.46	0.40
1:F:142:VAL:HG21	1:F:149:ILE:CG2	2.37	0.40
1:F:304:ILE:HD11	1:F:310:LEU:HA	2.03	0.40
1:F:345:MET:HE3	1:F:345:MET:HB3	1.79	0.40
1:F:428:LEU:HD13	1:F:428:LEU:HA	1.56	0.40
1:F:494:ILE:HD13	1:F:494:ILE:HG21	1.65	0.40
1:G:38:THR:HG23	1:G:44:MET:O	2.22	0.40
1:G:196:GLU:CG	1:G:331:MET:CE	2.99	0.40
1:H:31:ILE:CG2	1:H:65:LEU:HD21	2.51	0.40
1:H:235:LEU:HG	1:H:307:ILE:HD12	2.03	0.40
1:H:307:ILE:O	1:H:307:ILE:CD1	2.62	0.40
1:H:381:GLY:C	1:H:383:GLY:H	2.24	0.40
1:H:435:VAL:HG13	1:H:438:ARG:NH2	2.36	0.40
1:I:23:MET:HE1	1:I:72:HIS:HE1	1.86	0.40
1:I:68:MET:CB	1:J:8:LEU:HA	2.51	0.40
1:I:255:LYS:HD3	1:I:279:GLU:CG	2.51	0.40
1:I:464:ASN:HB2	1:I:466:VAL:CG2	2.48	0.40
1:J:192:LEU:O	1:J:342:ALA:HA	2.21	0.40
1:K:8:LEU:HD13	1:K:494:ILE:HG21	2.01	0.40
1:K:143:GLY:O	1:K:149:ILE:HD11	2.22	0.40

Continued on next page...

Continued from previous page...

Atom-1	Atom-2	Interatomic distance (Å)	Clash overlap (Å)
1:K:152:LYS:HD3	1:K:465:GLY:HA2	2.04	0.40
1:K:182:VAL:HG21	1:K:188:VAL:HG23	2.02	0.40
1:K:223:MET:HE2	1:K:276:LEU:HB3	1.98	0.40
1:K:235:LEU:CD1	1:K:310:LEU:HG	2.51	0.40
1:L:134:LEU:HD22	1:L:392:LYS:CD	2.51	0.40
1:L:448:CYS:O	1:L:449:ALA:CB	2.67	0.40
1:M:8:LEU:CD2	1:M:494:ILE:CD1	2.99	0.40
1:M:141:GLU:O	1:M:142:VAL:CG2	2.69	0.40
1:M:198:LYS:CB	1:M:326:ILE:HD13	2.50	0.40
1:M:333:PHE:HE2	1:M:346:LEU:HD12	1.86	0.40
1:M:347:ILE:HG21	1:M:358:VAL:HG11	2.02	0.40
1:N:23:MET:HE3	1:N:72:HIS:CE1	2.56	0.40
1:N:163:ALA:C	1:N:165:LYS:N	2.74	0.40
1:N:169:LYS:HG2	1:N:204:ASP:HB3	2.03	0.40
1:N:177:ALA:O	1:N:181:VAL:HG13	2.22	0.40
1:O:198:LYS:C	1:O:355:ILE:CD1	2.89	0.40
1:O:348:ARG:HH11	1:O:348:ARG:HD2	1.31	0.40
1:O:401:SER:HB2	1:O:402:GLY:H	1.65	0.40
1:P:24:ASN:HD22	1:P:24:ASN:HA	1.59	0.40
1:P:153:ILE:HD11	1:P:372:THR:HG21	2.04	0.40
1:P:255:LYS:CD	1:P:279:GLU:HG2	2.51	0.40
1:P:281:ILE:HG21	1:P:281:ILE:HD13	1.61	0.40
1:P:285:ARG:HB2	1:P:286:ARG:H	1.48	0.40
1:P:314:ASP:C	1:P:315:LEU:HD23	2.42	0.40
1:P:358:VAL:O	1:P:362:VAL:HG12	2.21	0.40
1:P:441:HIS:NE2	1:P:446:ASN:HA	2.36	0.40
1:A:34:THR:HA	1:H:14:ARG:CZ	2.47	0.40
1:A:166:ALA:CB	1:A:170:LEU:CD2	2.92	0.40
1:A:348:ARG:HH11	1:A:348:ARG:HD2	1.50	0.40
1:A:436:LYS:HB3	1:A:458:VAL:HG22	2.03	0.40
1:B:93:THR:O	1:B:97:VAL:CG2	2.69	0.40
1:B:115:VAL:HB	1:B:403:ARG:CD	2.51	0.40
1:B:115:VAL:HG12	1:B:403:ARG:HE	1.84	0.40
1:B:211:GLY:HA2	1:B:337:CYS:SG	2.61	0.40
1:B:219:VAL:HG12	1:B:220:SER:H	1.79	0.40
1:C:36:ARG:HG3	1:C:37:SER:OG	2.21	0.40
1:C:138:ILE:O	1:C:446:ASN:HB2	2.21	0.40
1:C:156:THR:OG1	1:C:467:VAL:N	2.55	0.40
1:C:314:ASP:C	1:C:315:LEU:HG	2.42	0.40
1:C:468:GLU:H	1:C:468:GLU:HG2	1.79	0.40
1:C:473:LYS:O	1:C:477:ILE:HG13	2.21	0.40

Continued on next page...

Continued from previous page...

Atom-1	Atom-2	Interatomic distance (Å)	Clash overlap (Å)
1:D:46:LYS:HD3	1:D:64:ILE:CD1	2.51	0.40
1:D:181:VAL:CG2	1:D:182:VAL:N	2.84	0.40
1:D:192:LEU:CB	1:D:342:ALA:HB2	2.50	0.40
1:E:15:TYR:HB3	1:E:19:ASP:C	2.41	0.40
1:E:96:ALA:HA	1:E:480:ALA:HB3	2.02	0.40
1:E:138:ILE:HG12	1:E:385:THR:HG23	2.02	0.40
1:E:211:GLY:O	1:E:298:ALA:HB2	2.22	0.40
1:E:222:GLN:HB3	1:E:277:ALA:HB3	2.02	0.40
1:E:402:GLY:O	1:E:406:LEU:HD11	2.22	0.40
1:F:146:ASP:HB3	1:F:149:ILE:CG1	2.48	0.40
1:F:459:GLU:OE2	1:F:461:MET:CE	2.70	0.40
1:G:12:MET:CB	1:G:494:ILE:CG2	2.77	0.40
1:G:64:ILE:HG21	1:G:64:ILE:HD13	1.67	0.40
1:G:82:ALA:HB1	1:G:93:THR:HG22	2.03	0.40
1:G:134:LEU:HD11	1:G:393:LEU:CG	2.50	0.40
1:G:151:THR:HA	1:G:154:ALA:HB3	2.02	0.40
1:G:198:LYS:HD3	1:G:198:LYS:HA	1.93	0.40
1:I:64:ILE:HG23	1:I:65:LEU:HD22	2.02	0.40
1:I:70:VAL:N	1:J:8:LEU:N	2.70	0.40
1:I:102:GLU:C	1:I:104:LEU:H	2.25	0.40
1:I:206:THR:HB	1:I:347:ILE:HA	2.03	0.40
1:I:264:CYS:C	1:I:266:LYS:H	2.24	0.40
1:J:135:LEU:HD13	1:J:138:ILE:HD11	2.03	0.40
1:J:152:LYS:HG2	1:J:465:GLY:C	2.41	0.40
1:J:218:ARG:NH1	1:J:282:VAL:HG21	2.36	0.40
1:J:225:LYS:O	1:J:226:LYS:CB	2.69	0.40
1:J:368:VAL:CB	1:J:469:PRO:CB	2.97	0.40
1:J:422:LEU:HA	1:J:422:LEU:HD23	1.88	0.40
1:K:276:LEU:HD12	1:K:281:ILE:CD1	2.49	0.40
1:K:375:ASP:CG	1:K:377:ARG:HH22	2.25	0.40
1:L:351:THR:C	1:L:353:HIS:H	2.25	0.40
1:M:206:THR:OG1	1:M:347:ILE:HG23	2.21	0.40
1:N:212:VAL:HG21	1:N:294:LYS:CB	2.51	0.40
1:N:254:ILE:HD12	1:N:276:LEU:HD21	2.03	0.40
1:N:287:VAL:CG1	1:N:291:ASP:HB2	2.50	0.40
1:O:190:LYS:HZ3	1:O:367:GLY:CA	2.34	0.40
1:O:209:ILE:HD13	1:O:209:ILE:HG21	1.82	0.40
1:O:241:GLU:HG3	1:O:246:MET:HG3	2.02	0.40
1:P:31:ILE:CG2	1:P:65:LEU:CD1	2.99	0.40
1:P:135:LEU:HD21	1:P:389:LEU:HD21	2.03	0.40
1:P:214:VAL:CG1	1:P:291:ASP:OD2	2.67	0.40

Continued on next page...

Continued from previous page...

Atom-1	Atom-2	Interatomic distance (Å)	Clash overlap (Å)
1:P:251:VAL:CG1	1:P:276:LEU:CG	2.87	0.40
1:A:15:TYR:O	1:A:19:ASP:CB	2.63	0.40
1:A:42:LYS:CE	1:A:426:ALA:CA	2.70	0.40
1:A:122:LYS:HB3	1:A:404:GLU:CD	2.41	0.40
1:A:198:LYS:N	1:A:355:ILE:HD13	2.36	0.40
1:A:452:ASN:OD1	1:A:454:PHE:CD2	2.75	0.40
1:B:254:ILE:HG21	1:B:262:LEU:HD13	2.03	0.40
1:B:326:ILE:HD11	1:B:348:ARG:CZ	2.51	0.40
1:B:391:MET:HE3	1:B:438:ARG:HA	1.98	0.40
1:C:116:HIS:CD2	1:D:425:ASN:O	2.75	0.40
1:C:250:MET:HE1	1:C:307:ILE:CG2	2.43	0.40
1:C:274:HIS:ND1	1:C:274:HIS:C	2.75	0.40
1:C:431:ILE:HD11	1:L:402:GLY:C	2.42	0.40
1:D:110:LEU:C	1:D:112:ASP:N	2.73	0.40
1:D:119:ILE:HG23	1:D:403:ARG:HB2	1.98	0.40
1:D:212:VAL:CG2	1:D:298:ALA:HB2	2.51	0.40
1:D:218:ARG:HG3	1:D:323:GLU:HB2	2.02	0.40
1:D:307:ILE:HD12	1:D:308:LYS:CA	2.43	0.40
1:E:48:LEU:HD13	1:E:68:MET:HE3	2.03	0.40
1:E:49:VAL:HG13	1:E:54:ASP:O	2.21	0.40
1:E:435:VAL:HG22	1:N:405:GLN:HE22	1.86	0.40
1:F:21:GLN:C	1:F:25:ILE:HD12	2.40	0.40
1:F:234:LEU:HD11	1:F:296:ALA:CA	2.51	0.40
1:G:159:THR:HA	1:G:164:GLU:HB2	2.03	0.40
1:G:236:ASN:O	1:G:237:CYS:CB	2.69	0.40
1:G:406:LEU:CD2	1:P:431:ILE:HG13	2.52	0.40
1:G:494:ILE:HB	1:H:68:MET:CE	2.51	0.40
1:H:223:MET:HG2	1:H:277:ALA:CA	2.51	0.40
1:H:235:LEU:CD1	1:H:307:ILE:CG1	3.00	0.40
1:H:396:TYR:CG	1:H:396:TYR:O	2.74	0.40
1:H:459:GLU:HG3	1:H:460:ASP:N	2.35	0.40
1:J:130:LYS:HE2	1:J:134:LEU:CD2	2.49	0.40
1:J:134:LEU:HD13	1:J:393:LEU:HG	2.03	0.40
1:J:163:ALA:HB1	1:J:203:ILE:HG21	2.03	0.40
1:K:41:PRO:CG	1:K:453:VAL:HG11	2.48	0.40
1:K:372:THR:HG22	1:K:377:ARG:O	2.21	0.40
1:L:31:ILE:HG21	1:L:65:LEU:CD2	2.51	0.40
1:L:138:ILE:HD12	1:L:385:THR:CG2	2.45	0.40
1:L:236:ASN:CA	1:L:265:GLN:HB3	2.47	0.40
1:M:36:ARG:HG2	1:M:37:SER:H	1.80	0.40
1:M:135:LEU:CD2	1:M:385:THR:HG21	2.49	0.40

Continued on next page...

Continued from previous page...

Atom-1	Atom-2	Interatomic distance (Å)	Clash overlap (Å)
1:M:190:LYS:H	1:M:190:LYS:HG2	0.97	0.40
1:M:451:LEU:HD12	1:M:451:LEU:N	2.36	0.40
1:N:120:VAL:O	1:N:124:TYR:CD1	2.74	0.40
1:N:326:ILE:C	1:N:328:GLY:N	2.74	0.40
1:N:393:LEU:HD13	1:N:393:LEU:HA	1.98	0.40
1:O:234:LEU:CD2	1:O:296:ALA:HB2	2.51	0.40
1:O:234:LEU:HB2	1:O:315:LEU:HD11	2.04	0.40
1:O:235:LEU:CD2	1:O:264:CYS:HB3	2.52	0.40
1:O:359:ALA:HA	1:O:362:VAL:HG12	2.04	0.40
1:P:215:ASP:O	1:P:216:LYS:HD3	2.22	0.40

There are no symmetry-related clashes.

5.3 Torsion angles [i](#)

5.3.1 Protein backbone [i](#)

In the following table, the Percentiles column shows the percent Ramachandran outliers of the chain as a percentile score with respect to all PDB entries followed by that with respect to all EM entries.

The Analysed column shows the number of residues for which the backbone conformation was analysed, and the total number of residues.

Mol	Chain	Analysed	Favoured	Allowed	Outliers	Percentiles
1	A	489/521 (94%)	345 (71%)	78 (16%)	66 (14%)	0 4
1	B	489/521 (94%)	343 (70%)	85 (17%)	61 (12%)	0 5
1	C	489/521 (94%)	346 (71%)	68 (14%)	75 (15%)	0 3
1	D	489/521 (94%)	339 (69%)	80 (16%)	70 (14%)	0 4
1	E	489/521 (94%)	339 (69%)	80 (16%)	70 (14%)	0 4
1	F	489/521 (94%)	345 (71%)	74 (15%)	70 (14%)	0 4
1	G	489/521 (94%)	347 (71%)	77 (16%)	65 (13%)	0 5
1	H	489/521 (94%)	334 (68%)	84 (17%)	71 (14%)	0 4
1	I	489/521 (94%)	343 (70%)	78 (16%)	68 (14%)	0 4
1	J	489/521 (94%)	350 (72%)	71 (14%)	68 (14%)	0 4
1	K	489/521 (94%)	353 (72%)	81 (17%)	55 (11%)	0 7
1	L	489/521 (94%)	337 (69%)	89 (18%)	63 (13%)	0 5

Continued on next page...

Continued from previous page...

Mol	Chain	Analysed	Favoured	Allowed	Outliers	Percentiles	
1	M	489/521 (94%)	352 (72%)	76 (16%)	61 (12%)	0	5
1	N	489/521 (94%)	348 (71%)	72 (15%)	69 (14%)	0	4
1	O	489/521 (94%)	343 (70%)	73 (15%)	73 (15%)	0	3
1	P	489/521 (94%)	339 (69%)	80 (16%)	70 (14%)	0	4
All	All	7824/8336 (94%)	5503 (70%)	1246 (16%)	1075 (14%)	1	4

All (1075) Ramachandran outliers are listed below:

Mol	Chain	Res	Type
1	A	8	LEU
1	A	9	PRO
1	A	10	GLU
1	A	16	MET
1	A	62	VAL
1	A	63	THR
1	A	68	MET
1	A	69	SER
1	A	84	THR
1	A	88	GLU
1	A	96	ALA
1	A	111	LEU
1	A	113	GLN
1	A	114	ASN
1	A	163	ALA
1	A	185	GLU
1	A	187	LYS
1	A	201	ALA
1	A	210	LYS
1	A	219	VAL
1	A	226	LYS
1	A	228	THR
1	A	238	ALA
1	A	243	ALA
1	A	245	GLU
1	A	286	ARG
1	A	314	ASP
1	A	319	GLY
1	A	350	THR
1	A	352	GLU
1	A	356	GLU
1	A	386	GLU

Continued on next page...

Continued from previous page...

Mol	Chain	Res	Type
1	A	401	SER
1	A	428	LEU
1	A	446	ASN
1	A	472	VAL
1	A	486	MET
1	A	487	LEU
1	A	489	ARG
1	A	490	ILE
1	A	496	ALA
1	B	10	GLU
1	B	11	ASN
1	B	12	MET
1	B	16	MET
1	B	19	ASP
1	B	69	SER
1	B	97	VAL
1	B	103	LEU
1	B	113	GLN
1	B	114	ASN
1	B	185	GLU
1	B	201	ALA
1	B	210	LYS
1	B	219	VAL
1	B	226	LYS
1	B	228	THR
1	B	238	ALA
1	B	244	SER
1	B	267	GLY
1	B	286	ARG
1	B	289	LYS
1	B	290	SER
1	B	305	THR
1	B	328	GLY
1	B	356	GLU
1	B	365	ALA
1	B	449	ALA
1	B	472	VAL
1	B	490	ILE
1	C	10	GLU
1	C	22	ARG
1	C	23	MET
1	C	42	LYS

Continued on next page...

Continued from previous page...

Mol	Chain	Res	Type
1	C	43	GLY
1	C	62	VAL
1	C	68	MET
1	C	69	SER
1	C	70	VAL
1	C	87	LYS
1	C	115	VAL
1	C	118	THR
1	C	136	LYS
1	C	141	GLU
1	C	142	VAL
1	C	163	ALA
1	C	199	SER
1	C	201	ALA
1	C	219	VAL
1	C	222	GLN
1	C	238	ALA
1	C	245	GLU
1	C	246	MET
1	C	267	GLY
1	C	271	LEU
1	C	352	GLU
1	C	368	VAL
1	C	378	ILE
1	C	381	GLY
1	C	400	ILE
1	C	405	GLN
1	C	406	LEU
1	C	415	LEU
1	C	446	ASN
1	C	461	MET
1	C	462	CYS
1	C	489	ARG
1	C	490	ILE
1	D	8	LEU
1	D	9	PRO
1	D	10	GLU
1	D	11	ASN
1	D	27	ALA
1	D	28	GLY
1	D	69	SER
1	D	93	THR

Continued on next page...

Continued from previous page...

Mol	Chain	Res	Type
1	D	94	THR
1	D	120	VAL
1	D	190	LYS
1	D	201	ALA
1	D	210	LYS
1	D	219	VAL
1	D	224	PRO
1	D	228	THR
1	D	243	ALA
1	D	245	GLU
1	D	285	ARG
1	D	286	ARG
1	D	298	ALA
1	D	299	THR
1	D	305	THR
1	D	309	ASP
1	D	310	LEU
1	D	313	GLN
1	D	314	ASP
1	D	341	LYS
1	D	352	GLU
1	D	404	GLU
1	D	406	LEU
1	D	422	LEU
1	D	426	ALA
1	D	466	VAL
1	D	476	ALA
1	D	477	ILE
1	E	23	MET
1	E	30	ILE
1	E	56	VAL
1	E	69	SER
1	E	88	GLU
1	E	94	THR
1	E	111	LEU
1	E	115	VAL
1	E	139	ALA
1	E	163	ALA
1	E	201	ALA
1	E	218	ARG
1	E	219	VAL
1	E	222	GLN

Continued on next page...

Continued from previous page...

Mol	Chain	Res	Type
1	E	226	LYS
1	E	238	ALA
1	E	243	ALA
1	E	245	GLU
1	E	259	ALA
1	E	286	ARG
1	E	301	ALA
1	E	307	ILE
1	E	308	LYS
1	E	314	ASP
1	E	315	LEU
1	E	369	VAL
1	E	410	ALA
1	E	417	VAL
1	E	447	LYS
1	E	472	VAL
1	E	478	GLN
1	E	488	LEU
1	E	490	ILE
1	F	10	GLU
1	F	69	SER
1	F	111	LEU
1	F	114	ASN
1	F	115	VAL
1	F	144	ALA
1	F	190	LYS
1	F	199	SER
1	F	204	ASP
1	F	205	ASP
1	F	209	ILE
1	F	210	LYS
1	F	222	GLN
1	F	226	LYS
1	F	243	ALA
1	F	244	SER
1	F	245	GLU
1	F	281	ILE
1	F	311	SER
1	F	314	ASP
1	F	341	LYS
1	F	352	GLU
1	F	380	SER

Continued on next page...

Continued from previous page...

Mol	Chain	Res	Type
1	F	415	LEU
1	F	472	VAL
1	F	489	ARG
1	F	490	ILE
1	G	9	PRO
1	G	11	ASN
1	G	36	ARG
1	G	51	ASP
1	G	69	SER
1	G	70	VAL
1	G	96	ALA
1	G	111	LEU
1	G	120	VAL
1	G	142	VAL
1	G	163	ALA
1	G	164	GLU
1	G	190	LYS
1	G	192	LEU
1	G	201	ALA
1	G	210	LYS
1	G	226	LYS
1	G	245	GLU
1	G	246	MET
1	G	247	LEU
1	G	291	ASP
1	G	305	THR
1	G	306	ASN
1	G	336	GLU
1	G	401	SER
1	G	415	LEU
1	G	429	ASP
1	G	449	ALA
1	G	451	LEU
1	G	465	GLY
1	G	466	VAL
1	G	484	THR
1	H	10	GLU
1	H	13	LYS
1	H	21	GLN
1	H	31	ILE
1	H	51	ASP
1	H	61	GLY

Continued on next page...

Continued from previous page...

Mol	Chain	Res	Type
1	H	68	MET
1	H	71	GLU
1	H	89	VAL
1	H	139	ALA
1	H	142	VAL
1	H	163	ALA
1	H	164	GLU
1	H	188	VAL
1	H	201	ALA
1	H	204	ASP
1	H	205	ASP
1	H	210	LYS
1	H	224	PRO
1	H	244	SER
1	H	254	ILE
1	H	257	SER
1	H	270	ASP
1	H	298	ALA
1	H	306	ASN
1	H	307	ILE
1	H	308	LYS
1	H	364	ASP
1	H	399	GLY
1	H	415	LEU
1	H	430	ALA
1	H	449	ALA
1	I	8	LEU
1	I	10	GLU
1	I	11	ASN
1	I	45	ASP
1	I	68	MET
1	I	69	SER
1	I	70	VAL
1	I	129	GLN
1	I	130	LYS
1	I	144	ALA
1	I	152	LYS
1	I	167	LYS
1	I	201	ALA
1	I	203	ILE
1	I	210	LYS
1	I	225	LYS

Continued on next page...

Continued from previous page...

Mol	Chain	Res	Type
1	I	238	ALA
1	I	243	ALA
1	I	257	SER
1	I	270	ASP
1	I	298	ALA
1	I	299	THR
1	I	305	THR
1	I	314	ASP
1	I	329	ASP
1	I	417	VAL
1	I	422	LEU
1	I	449	ALA
1	I	489	ARG
1	J	31	ILE
1	J	34	THR
1	J	51	ASP
1	J	68	MET
1	J	86	GLU
1	J	120	VAL
1	J	134	LEU
1	J	185	GLU
1	J	192	LEU
1	J	201	ALA
1	J	210	LYS
1	J	219	VAL
1	J	226	LYS
1	J	228	THR
1	J	243	ALA
1	J	245	GLU
1	J	266	LYS
1	J	269	ASP
1	J	286	ARG
1	J	289	LYS
1	J	305	THR
1	J	307	ILE
1	J	337	CYS
1	J	342	ALA
1	J	352	GLU
1	J	417	VAL
1	J	466	VAL
1	J	489	ARG
1	K	13	LYS

Continued on next page...

Continued from previous page...

Mol	Chain	Res	Type
1	K	68	MET
1	K	69	SER
1	K	75	ALA
1	K	91	ASP
1	K	94	THR
1	K	117	PRO
1	K	122	LYS
1	K	142	VAL
1	K	201	ALA
1	K	210	LYS
1	K	226	LYS
1	K	243	ALA
1	K	301	ALA
1	K	308	LYS
1	K	313	GLN
1	K	314	ASP
1	K	356	GLU
1	K	383	GLY
1	K	401	SER
1	K	472	VAL
1	K	490	ILE
1	L	10	GLU
1	L	13	LYS
1	L	31	ILE
1	L	37	SER
1	L	69	SER
1	L	91	ASP
1	L	103	LEU
1	L	117	PRO
1	L	118	THR
1	L	120	VAL
1	L	148	GLU
1	L	162	GLY
1	L	164	GLU
1	L	185	GLU
1	L	201	ALA
1	L	210	LYS
1	L	226	LYS
1	L	243	ALA
1	L	245	GLU
1	L	260	ASN
1	L	298	ALA

Continued on next page...

Continued from previous page...

Mol	Chain	Res	Type
1	L	314	ASP
1	L	342	ALA
1	L	374	GLU
1	L	381	GLY
1	L	405	GLN
1	L	406	LEU
1	L	417	VAL
1	L	462	CYS
1	L	472	VAL
1	M	9	PRO
1	M	19	ASP
1	M	30	ILE
1	M	69	SER
1	M	70	VAL
1	M	80	GLU
1	M	93	THR
1	M	94	THR
1	M	103	LEU
1	M	115	VAL
1	M	164	GLU
1	M	191	ASP
1	M	201	ALA
1	M	219	VAL
1	M	226	LYS
1	M	243	ALA
1	M	245	GLU
1	M	298	ALA
1	M	305	THR
1	M	314	ASP
1	M	336	GLU
1	M	368	VAL
1	M	381	GLY
1	M	384	SER
1	M	401	SER
1	M	447	LYS
1	M	449	ALA
1	M	466	VAL
1	M	496	ALA
1	N	10	GLU
1	N	30	ILE
1	N	31	ILE
1	N	34	THR

Continued on next page...

Continued from previous page...

Mol	Chain	Res	Type
1	N	60	ASP
1	N	68	MET
1	N	69	SER
1	N	108	GLU
1	N	109	GLU
1	N	133	GLU
1	N	141	GLU
1	N	142	VAL
1	N	144	ALA
1	N	158	ILE
1	N	181	VAL
1	N	185	GLU
1	N	201	ALA
1	N	205	ASP
1	N	218	ARG
1	N	224	PRO
1	N	226	LYS
1	N	228	THR
1	N	244	SER
1	N	267	GLY
1	N	301	ALA
1	N	307	ILE
1	N	314	ASP
1	N	383	GLY
1	N	426	ALA
1	N	430	ALA
1	N	447	LYS
1	N	466	VAL
1	N	487	LEU
1	O	19	ASP
1	O	30	ILE
1	O	51	ASP
1	O	69	SER
1	O	71	GLU
1	O	96	ALA
1	O	109	GLU
1	O	131	ALA
1	O	143	GLY
1	O	210	LYS
1	O	219	VAL
1	O	243	ALA
1	O	257	SER

Continued on next page...

Continued from previous page...

Mol	Chain	Res	Type
1	O	270	ASP
1	O	276	LEU
1	O	286	ARG
1	O	296	ALA
1	O	299	THR
1	O	308	LYS
1	O	404	GLU
1	O	426	ALA
1	O	465	GLY
1	O	478	GLN
1	O	489	ARG
1	O	490	ILE
1	O	496	ALA
1	P	36	ARG
1	P	48	LEU
1	P	49	VAL
1	P	69	SER
1	P	75	ALA
1	P	87	LYS
1	P	88	GLU
1	P	110	LEU
1	P	111	LEU
1	P	124	TYR
1	P	129	GLN
1	P	142	VAL
1	P	143	GLY
1	P	201	ALA
1	P	210	LYS
1	P	221	ALA
1	P	226	LYS
1	P	238	ALA
1	P	243	ALA
1	P	245	GLU
1	P	265	GLN
1	P	270	ASP
1	P	286	ARG
1	P	290	SER
1	P	298	ALA
1	P	299	THR
1	P	305	THR
1	P	309	ASP
1	P	313	GLN

Continued on next page...

Continued from previous page...

Mol	Chain	Res	Type
1	P	406	LEU
1	P	415	LEU
1	P	490	ILE
1	P	496	ALA
1	A	60	ASP
1	A	64	ILE
1	A	139	ALA
1	A	224	PRO
1	A	290	SER
1	A	298	ALA
1	A	307	ILE
1	A	310	LEU
1	A	334	VAL
1	A	460	ASP
1	B	37	SER
1	B	51	ASP
1	B	96	ALA
1	B	126	ALA
1	B	139	ALA
1	B	155	MET
1	B	163	ALA
1	B	229	ASP
1	B	243	ALA
1	B	245	GLU
1	B	256	ALA
1	B	307	ILE
1	B	350	THR
1	B	382	GLY
1	C	12	MET
1	C	34	THR
1	C	63	THR
1	C	103	LEU
1	C	111	LEU
1	C	139	ALA
1	C	179	SER
1	C	185	GLU
1	C	190	LYS
1	C	226	LYS
1	C	244	SER
1	C	303	VAL
1	C	308	LYS
1	C	314	ASP

Continued on next page...

Continued from previous page...

Mol	Chain	Res	Type
1	C	336	GLU
1	C	376	GLY
1	C	380	SER
1	C	401	SER
1	C	430	ALA
1	C	469	PRO
1	D	88	GLU
1	D	165	LYS
1	D	238	ALA
1	D	400	ILE
1	D	405	GLN
1	D	428	LEU
1	D	486	MET
1	E	12	MET
1	E	64	ILE
1	E	68	MET
1	E	155	MET
1	E	160	GLY
1	E	164	GLU
1	E	185	GLU
1	E	190	LYS
1	E	209	ILE
1	E	305	THR
1	E	368	VAL
1	E	380	SER
1	E	381	GLY
1	E	382	GLY
1	E	449	ALA
1	E	466	VAL
1	F	54	ASP
1	F	59	ASN
1	F	68	MET
1	F	71	GLU
1	F	74	ALA
1	F	75	ALA
1	F	99	VAL
1	F	103	LEU
1	F	143	GLY
1	F	184	ASP
1	F	185	GLU
1	F	201	ALA
1	F	291	ASP

Continued on next page...

Continued from previous page...

Mol	Chain	Res	Type
1	F	298	ALA
1	F	308	LYS
1	F	377	ARG
1	F	381	GLY
1	F	427	GLY
1	F	442	ALA
1	F	456	GLY
1	G	8	LEU
1	G	45	ASP
1	G	63	THR
1	G	71	GLU
1	G	94	THR
1	G	139	ALA
1	G	185	GLU
1	G	219	VAL
1	G	238	ALA
1	G	254	ILE
1	G	266	LYS
1	G	290	SER
1	G	307	ILE
1	G	376	GLY
1	H	69	SER
1	H	77	MET
1	H	113	GLN
1	H	185	GLU
1	H	186	GLY
1	H	226	LYS
1	H	228	THR
1	H	238	ALA
1	H	305	THR
1	H	343	VAL
1	H	354	VAL
1	H	421	THR
1	H	456	GLY
1	H	487	LEU
1	I	75	ALA
1	I	96	ALA
1	I	114	ASN
1	I	139	ALA
1	I	185	GLU
1	I	271	LEU
1	I	308	LYS

Continued on next page...

Continued from previous page...

Mol	Chain	Res	Type
1	I	313	GLN
1	I	328	GLY
1	I	354	VAL
1	I	370	GLY
1	I	406	LEU
1	I	407	ALA
1	I	471	ARG
1	I	490	ILE
1	I	496	ALA
1	J	69	SER
1	J	75	ALA
1	J	111	LEU
1	J	139	ALA
1	J	191	ASP
1	J	238	ALA
1	J	239	ILE
1	J	254	ILE
1	J	267	GLY
1	J	343	VAL
1	J	353	HIS
1	J	354	VAL
1	J	371	CYS
1	J	381	GLY
1	J	384	SER
1	J	430	ALA
1	K	12	MET
1	K	37	SER
1	K	106	LYS
1	K	114	ASN
1	K	164	GLU
1	K	185	GLU
1	K	238	ALA
1	K	244	SER
1	K	352	GLU
1	K	355	ILE
1	K	382	GLY
1	K	430	ALA
1	K	449	ALA
1	K	489	ARG
1	K	496	ALA
1	L	11	ASN
1	L	62	VAL

Continued on next page...

Continued from previous page...

Mol	Chain	Res	Type
1	L	75	ALA
1	L	114	ASN
1	L	219	VAL
1	L	238	ALA
1	L	244	SER
1	L	257	SER
1	L	271	LEU
1	L	337	CYS
1	L	350	THR
1	L	356	GLU
1	L	382	GLY
1	L	460	ASP
1	M	11	ASN
1	M	12	MET
1	M	51	ASP
1	M	68	MET
1	M	88	GLU
1	M	114	ASN
1	M	139	ALA
1	M	148	GLU
1	M	185	GLU
1	M	210	LYS
1	M	267	GLY
1	M	291	ASP
1	M	301	ALA
1	M	350	THR
1	M	382	GLY
1	N	19	ASP
1	N	21	GLN
1	N	51	ASP
1	N	62	VAL
1	N	85	GLN
1	N	88	GLU
1	N	94	THR
1	N	139	ALA
1	N	221	ALA
1	N	238	ALA
1	N	239	ILE
1	N	243	ALA
1	N	305	THR
1	N	328	GLY
1	N	352	GLU

Continued on next page...

Continued from previous page...

Mol	Chain	Res	Type
1	N	384	SER
1	N	415	LEU
1	N	449	ALA
1	N	456	GLY
1	O	11	ASN
1	O	20	ALA
1	O	21	GLN
1	O	34	THR
1	O	95	THR
1	O	139	ALA
1	O	185	GLU
1	O	191	ASP
1	O	228	THR
1	O	245	GLU
1	O	271	LEU
1	O	295	LEU
1	O	298	ALA
1	O	352	GLU
1	O	354	VAL
1	O	370	GLY
1	O	373	ILE
1	O	401	SER
1	O	434	LEU
1	O	479	SER
1	O	487	LEU
1	P	62	VAL
1	P	80	GLU
1	P	123	GLY
1	P	158	ILE
1	P	185	GLU
1	P	199	SER
1	P	203	ILE
1	P	204	ASP
1	P	230	ALA
1	P	267	GLY
1	P	307	ILE
1	P	380	SER
1	P	397	ALA
1	P	405	GLN
1	P	449	ALA
1	P	472	VAL
1	A	18	ARG

Continued on next page...

Continued from previous page...

Mol	Chain	Res	Type
1	A	289	LYS
1	A	311	SER
1	A	346	LEU
1	A	365	ALA
1	A	457	ALA
1	A	471	ARG
1	B	258	GLY
1	B	306	ASN
1	B	313	GLN
1	B	334	VAL
1	B	355	ILE
1	B	380	SER
1	B	401	SER
1	B	460	ASP
1	C	99	VAL
1	C	164	GLU
1	C	258	GLY
1	C	323	GLU
1	C	340	PRO
1	D	37	SER
1	D	139	ALA
1	D	164	GLU
1	D	185	GLU
1	D	191	ASP
1	D	258	GLY
1	D	431	ILE
1	D	490	ILE
1	E	11	ASN
1	E	54	ASP
1	E	66	ARG
1	E	166	ALA
1	E	210	LYS
1	E	244	SER
1	E	274	HIS
1	E	289	LYS
1	E	461	MET
1	E	489	ARG
1	F	17	GLY
1	F	102	GLU
1	F	158	ILE
1	F	162	GLY
1	F	182	VAL

Continued on next page...

Continued from previous page...

Mol	Chain	Res	Type
1	F	273	GLN
1	F	457	ALA
1	F	462	CYS
1	F	496	ALA
1	G	34	THR
1	G	62	VAL
1	G	109	GLU
1	G	114	ASN
1	G	430	ALA
1	H	87	LYS
1	H	91	ASP
1	H	166	ALA
1	H	237	CYS
1	H	252	ALA
1	H	336	GLU
1	H	377	ARG
1	H	403	ARG
1	H	462	CYS
1	H	478	GLN
1	I	19	ASP
1	I	66	ARG
1	I	117	PRO
1	I	245	GLU
1	I	415	LEU
1	J	11	ASN
1	J	77	MET
1	J	186	GLY
1	J	260	ASN
1	J	401	SER
1	J	459	GLU
1	J	487	LEU
1	K	9	PRO
1	K	11	ASN
1	K	111	LEU
1	K	116	HIS
1	K	257	SER
1	K	258	GLY
1	K	305	THR
1	K	398	GLU
1	L	34	THR
1	L	139	ALA
1	L	165	LYS

Continued on next page...

Continued from previous page...

Mol	Chain	Res	Type
1	L	246	MET
1	L	268	ILE
1	L	352	GLU
1	L	415	LEU
1	L	479	SER
1	M	34	THR
1	M	118	THR
1	M	238	ALA
1	M	258	GLY
1	M	390	SER
1	M	420	ARG
1	M	453	VAL
1	N	59	ASN
1	N	67	GLU
1	N	99	VAL
1	N	257	SER
1	N	290	SER
1	N	311	SER
1	O	23	MET
1	O	68	MET
1	O	77	MET
1	O	114	ASN
1	O	118	THR
1	O	201	ALA
1	O	275	TYR
1	O	311	SER
1	P	10	GLU
1	P	51	ASP
1	P	244	SER
1	P	249	ASP
1	P	314	ASP
1	P	426	ALA
1	P	460	ASP
1	A	34	THR
1	A	61	GLY
1	B	116	HIS
1	B	181	VAL
1	B	311	SER
1	B	325	LYS
1	C	116	HIS
1	C	287	VAL
1	C	290	SER

Continued on next page...

Continued from previous page...

Mol	Chain	Res	Type
1	D	226	LYS
1	D	290	SER
1	D	427	GLY
1	D	457	ALA
1	E	17	GLY
1	E	51	ASP
1	E	258	GLY
1	E	311	SER
1	E	409	ARG
1	F	31	ILE
1	F	60	ASP
1	F	62	VAL
1	F	303	VAL
1	F	370	GLY
1	F	383	GLY
1	G	72	HIS
1	G	103	LEU
1	G	243	ALA
1	G	268	ILE
1	G	310	LEU
1	G	380	SER
1	H	11	ASN
1	H	12	MET
1	H	41	PRO
1	H	115	VAL
1	H	165	LYS
1	H	342	ALA
1	H	472	VAL
1	I	9	PRO
1	I	244	SER
1	I	258	GLY
1	I	307	ILE
1	I	315	LEU
1	I	401	SER
1	I	453	VAL
1	J	66	ARG
1	J	148	GLU
1	J	274	HIS
1	J	298	ALA
1	J	449	ALA
1	J	472	VAL
1	K	21	GLN

Continued on next page...

Continued from previous page...

Mol	Chain	Res	Type
1	K	102	GLU
1	K	113	GLN
1	K	187	LYS
1	K	224	PRO
1	L	30	ILE
1	L	188	VAL
1	M	66	ARG
1	M	228	THR
1	N	120	VAL
1	N	313	GLN
1	O	142	VAL
1	O	158	ILE
1	O	238	ALA
1	O	301	ALA
1	O	343	VAL
1	O	449	ALA
1	P	128	ALA
1	P	184	ASP
1	P	228	THR
1	P	311	SER
1	P	401	SER
1	P	469	PRO
1	P	487	LEU
1	P	493	VAL
1	A	95	THR
1	B	259	ALA
1	B	314	ASP
1	C	61	GLY
1	C	286	ARG
1	C	305	THR
1	D	116	HIS
1	D	124	TYR
1	D	239	ILE
1	D	287	VAL
1	D	336	GLU
1	D	399	GLY
1	D	401	SER
1	E	367	GLY
1	F	80	GLU
1	F	117	PRO
1	F	167	LYS
1	F	446	ASN

Continued on next page...

Continued from previous page...

Mol	Chain	Res	Type
1	G	12	MET
1	G	54	ASP
1	G	478	GLN
1	H	363	ASP
1	H	382	GLY
1	H	401	SER
1	I	37	SER
1	I	163	ALA
1	I	182	VAL
1	I	226	LYS
1	J	18	ARG
1	J	35	VAL
1	J	39	LEU
1	J	45	ASP
1	J	115	VAL
1	J	163	ALA
1	J	258	GLY
1	J	334	VAL
1	J	340	PRO
1	K	86	GLU
1	K	228	THR
1	K	371	CYS
1	K	432	GLU
1	L	223	MET
1	L	258	GLY
1	L	293	GLU
1	L	401	SER
1	L	457	ALA
1	M	8	LEU
1	M	75	ALA
1	M	356	GLU
1	N	66	ARG
1	N	210	LYS
1	N	258	GLY
1	N	310	LEU
1	N	329	ASP
1	O	72	HIS
1	O	130	LYS
1	O	224	PRO
1	O	310	LEU
1	O	350	THR
1	O	446	ASN

Continued on next page...

Continued from previous page...

Mol	Chain	Res	Type
1	P	144	ALA
1	P	258	GLY
1	A	186	GLY
1	C	457	ALA
1	D	31	ILE
1	D	62	VAL
1	D	343	VAL
1	E	224	PRO
1	E	229	ASP
1	E	329	ASP
1	E	401	SER
1	F	329	ASP
1	G	21	GLN
1	G	102	GLU
1	H	314	ASP
1	H	334	VAL
1	I	33	GLU
1	I	219	VAL
1	I	286	ARG
1	K	245	GLU
1	L	228	THR
1	N	340	PRO
1	O	226	LYS
1	O	429	ASP
1	A	142	VAL
1	B	72	HIS
1	B	188	VAL
1	C	307	ILE
1	D	123	GLY
1	D	142	VAL
1	D	268	ILE
1	D	334	VAL
1	G	116	HIS
1	H	99	VAL
1	J	62	VAL
1	L	334	VAL
1	L	355	ILE
1	N	339	HIS
1	O	117	PRO
1	O	173	ILE
1	P	465	GLY
1	A	116	HIS

Continued on next page...

Continued from previous page...

Mol	Chain	Res	Type
1	A	303	VAL
1	B	417	VAL
1	C	9	PRO
1	C	343	VAL
1	F	72	HIS
1	L	209	ILE
1	M	72	HIS
1	N	117	PRO
1	O	9	PRO
1	P	117	PRO
1	C	334	VAL
1	E	287	VAL
1	F	30	ILE
1	F	334	VAL
1	G	490	ILE
1	H	62	VAL
1	H	319	GLY
1	O	115	VAL
1	A	355	ILE
1	I	31	ILE
1	I	142	VAL
1	I	158	ILE
1	I	334	VAL
1	J	224	PRO
1	M	73	PRO
1	M	472	VAL
1	P	30	ILE
1	P	239	ILE
1	B	120	VAL
1	C	399	GLY
1	D	267	GLY
1	G	35	VAL
1	M	116	HIS
1	M	400	ILE
1	N	219	VAL

5.3.2 Protein sidechains

In the following table, the Percentiles column shows the percent sidechain outliers of the chain as a percentile score with respect to all PDB entries followed by that with respect to all EM entries.

The Analysed column shows the number of residues for which the sidechain conformation was

analysed, and the total number of residues.

Mol	Chain	Analysed	Rotameric	Outliers	Percentiles	
1	A	393/413 (95%)	261 (66%)	132 (34%)	0	2
1	B	393/413 (95%)	245 (62%)	148 (38%)	0	0
1	C	393/413 (95%)	261 (66%)	132 (34%)	0	2
1	D	393/413 (95%)	240 (61%)	153 (39%)	0	0
1	E	393/413 (95%)	248 (63%)	145 (37%)	0	0
1	F	393/413 (95%)	241 (61%)	152 (39%)	0	0
1	G	393/413 (95%)	252 (64%)	141 (36%)	0	1
1	H	393/413 (95%)	240 (61%)	153 (39%)	0	0
1	I	393/413 (95%)	247 (63%)	146 (37%)	0	0
1	J	393/413 (95%)	258 (66%)	135 (34%)	0	1
1	K	393/413 (95%)	257 (65%)	136 (35%)	0	1
1	L	393/413 (95%)	249 (63%)	144 (37%)	0	1
1	M	393/413 (95%)	237 (60%)	156 (40%)	0	0
1	N	393/413 (95%)	251 (64%)	142 (36%)	0	1
1	O	393/413 (95%)	240 (61%)	153 (39%)	0	0
1	P	393/413 (95%)	233 (59%)	160 (41%)	0	0
All	All	6288/6608 (95%)	3960 (63%)	2328 (37%)	1	0

All (2328) residues with a non-rotameric sidechain are listed below:

Mol	Chain	Res	Type
1	A	7	VAL
1	A	8	LEU
1	A	10	GLU
1	A	12	MET
1	A	18	ARG
1	A	19	ASP
1	A	23	MET
1	A	26	LEU
1	A	30	ILE
1	A	31	ILE
1	A	35	VAL
1	A	37	SER
1	A	39	LEU
1	A	48	LEU
1	A	55	VAL

Continued on next page...

Continued from previous page...

Mol	Chain	Res	Type
1	A	69	SER
1	A	70	VAL
1	A	73	PRO
1	A	76	LYS
1	A	77	MET
1	A	80	GLU
1	A	83	LYS
1	A	85	GLN
1	A	89	VAL
1	A	94	THR
1	A	97	VAL
1	A	105	ARG
1	A	106	LYS
1	A	111	LEU
1	A	112	ASP
1	A	113	GLN
1	A	114	ASN
1	A	115	VAL
1	A	119	ILE
1	A	121	VAL
1	A	122	LYS
1	A	129	GLN
1	A	130	LYS
1	A	135	LEU
1	A	138	ILE
1	A	140	CYS
1	A	141	GLU
1	A	145	GLN
1	A	148	GLU
1	A	157	SER
1	A	159	THR
1	A	161	LYS
1	A	164	GLU
1	A	167	LYS
1	A	170	LEU
1	A	173	ILE
1	A	183	ASP
1	A	187	LYS
1	A	190	LYS
1	A	191	ASP
1	A	197	LYS
1	A	204	ASP

Continued on next page...

Continued from previous page...

Mol	Chain	Res	Type
1	A	205	ASP
1	A	218	ARG
1	A	226	LYS
1	A	228	THR
1	A	231	LYS
1	A	235	LEU
1	A	236	ASN
1	A	237	CYS
1	A	239	ILE
1	A	242	THR
1	A	244	SER
1	A	257	SER
1	A	260	ASN
1	A	262	LEU
1	A	268	ILE
1	A	271	LEU
1	A	273	GLN
1	A	278	LYS
1	A	282	VAL
1	A	286	ARG
1	A	289	LYS
1	A	290	SER
1	A	293	GLU
1	A	294	LYS
1	A	297	LYS
1	A	303	VAL
1	A	307	ILE
1	A	308	LYS
1	A	309	ASP
1	A	310	LEU
1	A	313	GLN
1	A	317	ASP
1	A	320	LEU
1	A	336	GLU
1	A	338	LYS
1	A	341	LYS
1	A	346	LEU
1	A	347	ILE
1	A	348	ARG
1	A	351	THR
1	A	352	GLU
1	A	355	ILE

Continued on next page...

Continued from previous page...

Mol	Chain	Res	Type
1	A	356	GLU
1	A	372	THR
1	A	377	ARG
1	A	379	VAL
1	A	385	THR
1	A	386	GLU
1	A	390	SER
1	A	403	ARG
1	A	406	LEU
1	A	415	LEU
1	A	418	ILE
1	A	420	ARG
1	A	424	GLU
1	A	425	ASN
1	A	428	LEU
1	A	431	ILE
1	A	441	HIS
1	A	446	ASN
1	A	447	LYS
1	A	448	CYS
1	A	458	VAL
1	A	462	CYS
1	A	464	ASN
1	A	467	VAL
1	A	468	GLU
1	A	470	LEU
1	A	471	ARG
1	A	472	VAL
1	A	473	LYS
1	A	477	ILE
1	A	483	SER
1	A	485	GLU
1	A	492	ASP
1	B	7	VAL
1	B	10	GLU
1	B	12	MET
1	B	13	LYS
1	B	18	ARG
1	B	19	ASP
1	B	21	GLN
1	B	24	ASN
1	B	31	ILE

Continued on next page...

Continued from previous page...

Mol	Chain	Res	Type
1	B	35	VAL
1	B	37	SER
1	B	39	LEU
1	B	42	LYS
1	B	51	ASP
1	B	54	ASP
1	B	60	ASP
1	B	63	THR
1	B	68	MET
1	B	70	VAL
1	B	72	HIS
1	B	78	LEU
1	B	86	GLU
1	B	88	GLU
1	B	91	ASP
1	B	105	ARG
1	B	110	LEU
1	B	112	ASP
1	B	113	GLN
1	B	114	ASN
1	B	116	HIS
1	B	118	THR
1	B	122	LYS
1	B	132	GLN
1	B	136	LYS
1	B	138	ILE
1	B	140	CYS
1	B	141	GLU
1	B	150	LEU
1	B	153	ILE
1	B	155	MET
1	B	157	SER
1	B	158	ILE
1	B	164	GLU
1	B	165	LYS
1	B	167	LYS
1	B	168	GLU
1	B	172	GLU
1	B	187	LYS
1	B	188	VAL
1	B	191	ASP
1	B	192	LEU

Continued on next page...

Continued from previous page...

Mol	Chain	Res	Type
1	B	193	ILE
1	B	195	ILE
1	B	197	LYS
1	B	198	LYS
1	B	199	SER
1	B	203	ILE
1	B	204	ASP
1	B	205	ASP
1	B	210	LYS
1	B	215	ASP
1	B	219	VAL
1	B	225	LYS
1	B	228	THR
1	B	229	ASP
1	B	231	LYS
1	B	236	ASN
1	B	239	ILE
1	B	240	GLU
1	B	244	SER
1	B	246	MET
1	B	249	ASP
1	B	251	VAL
1	B	255	LYS
1	B	257	SER
1	B	260	ASN
1	B	266	LYS
1	B	273	GLN
1	B	281	ILE
1	B	285	ARG
1	B	286	ARG
1	B	289	LYS
1	B	290	SER
1	B	293	GLU
1	B	299	THR
1	B	302	ASN
1	B	303	VAL
1	B	304	ILE
1	B	307	ILE
1	B	308	LYS
1	B	309	ASP
1	B	311	SER
1	B	313	GLN

Continued on next page...

Continued from previous page...

Mol	Chain	Res	Type
1	B	314	ASP
1	B	315	LEU
1	B	320	LEU
1	B	327	SER
1	B	329	ASP
1	B	330	SER
1	B	336	GLU
1	B	338	LYS
1	B	340	PRO
1	B	341	LYS
1	B	343	VAL
1	B	345	MET
1	B	346	LEU
1	B	347	ILE
1	B	348	ARG
1	B	350	THR
1	B	351	THR
1	B	354	VAL
1	B	380	SER
1	B	386	GLU
1	B	395	GLU
1	B	400	ILE
1	B	401	SER
1	B	403	ARG
1	B	404	GLU
1	B	406	LEU
1	B	413	ASP
1	B	415	LEU
1	B	418	ILE
1	B	420	ARG
1	B	421	THR
1	B	428	LEU
1	B	431	ILE
1	B	433	ILE
1	B	438	ARG
1	B	441	HIS
1	B	446	ASN
1	B	447	LYS
1	B	451	LEU
1	B	453	VAL
1	B	463	GLU
1	B	464	ASN

Continued on next page...

Continued from previous page...

Mol	Chain	Res	Type
1	B	467	VAL
1	B	468	GLU
1	B	470	LEU
1	B	471	ARG
1	B	473	LYS
1	B	475	GLN
1	B	477	ILE
1	B	483	SER
1	B	486	MET
1	B	487	LEU
1	B	488	LEU
1	B	491	ASP
1	B	497	GLU
1	C	8	LEU
1	C	10	GLU
1	C	12	MET
1	C	16	MET
1	C	18	ARG
1	C	22	ARG
1	C	23	MET
1	C	38	THR
1	C	42	LYS
1	C	44	MET
1	C	49	VAL
1	C	52	LEU
1	C	59	ASN
1	C	60	ASP
1	C	66	ARG
1	C	68	MET
1	C	69	SER
1	C	70	VAL
1	C	72	HIS
1	C	77	MET
1	C	78	LEU
1	C	85	GLN
1	C	87	LYS
1	C	91	ASP
1	C	106	LYS
1	C	111	LEU
1	C	113	GLN
1	C	114	ASN
1	C	115	VAL

Continued on next page...

Continued from previous page...

Mol	Chain	Res	Type
1	C	118	THR
1	C	124	TYR
1	C	130	LYS
1	C	136	LYS
1	C	140	CYS
1	C	146	ASP
1	C	147	LYS
1	C	156	THR
1	C	157	SER
1	C	158	ILE
1	C	161	LYS
1	C	164	GLU
1	C	167	LYS
1	C	170	LEU
1	C	183	ASP
1	C	187	LYS
1	C	188	VAL
1	C	189	ASP
1	C	190	LYS
1	C	191	ASP
1	C	195	ILE
1	C	197	LYS
1	C	198	LYS
1	C	203	ILE
1	C	205	ASP
1	C	206	THR
1	C	213	LEU
1	C	215	ASP
1	C	218	ARG
1	C	219	VAL
1	C	224	PRO
1	C	226	LYS
1	C	228	THR
1	C	231	LYS
1	C	236	ASN
1	C	242	THR
1	C	244	SER
1	C	257	SER
1	C	268	ILE
1	C	270	ASP
1	C	271	LEU
1	C	273	GLN

Continued on next page...

Continued from previous page...

Mol	Chain	Res	Type
1	C	285	ARG
1	C	286	ARG
1	C	290	SER
1	C	292	MET
1	C	297	LYS
1	C	302	ASN
1	C	303	VAL
1	C	305	THR
1	C	308	LYS
1	C	309	ASP
1	C	313	GLN
1	C	314	ASP
1	C	320	LEU
1	C	325	LYS
1	C	327	SER
1	C	330	SER
1	C	331	MET
1	C	336	GLU
1	C	338	LYS
1	C	341	LYS
1	C	346	LEU
1	C	347	ILE
1	C	348	ARG
1	C	351	THR
1	C	353	HIS
1	C	363	ASP
1	C	368	VAL
1	C	373	ILE
1	C	377	ARG
1	C	379	VAL
1	C	380	SER
1	C	384	SER
1	C	386	GLU
1	C	400	ILE
1	C	403	ARG
1	C	406	LEU
1	C	411	PHE
1	C	413	ASP
1	C	420	ARG
1	C	421	THR
1	C	428	LEU
1	C	431	ILE

Continued on next page...

Continued from previous page...

Mol	Chain	Res	Type
1	C	438	ARG
1	C	441	HIS
1	C	446	ASN
1	C	448	CYS
1	C	455	THR
1	C	461	MET
1	C	470	LEU
1	C	472	VAL
1	C	473	LYS
1	C	477	ILE
1	C	479	SER
1	C	483	SER
1	C	485	GLU
1	C	487	LEU
1	C	489	ARG
1	C	491	ASP
1	C	493	VAL
1	C	494	ILE
1	C	497	GLU
1	D	8	LEU
1	D	12	MET
1	D	19	ASP
1	D	21	GLN
1	D	22	ARG
1	D	23	MET
1	D	25	ILE
1	D	26	LEU
1	D	31	ILE
1	D	33	GLU
1	D	34	THR
1	D	35	VAL
1	D	37	SER
1	D	39	LEU
1	D	41	PRO
1	D	42	LYS
1	D	44	MET
1	D	46	LYS
1	D	48	LEU
1	D	51	ASP
1	D	52	LEU
1	D	54	ASP
1	D	56	VAL

Continued on next page...

Continued from previous page...

Mol	Chain	Res	Type
1	D	58	THR
1	D	59	ASN
1	D	65	LEU
1	D	66	ARG
1	D	70	VAL
1	D	71	GLU
1	D	72	HIS
1	D	73	PRO
1	D	77	MET
1	D	78	LEU
1	D	81	VAL
1	D	89	VAL
1	D	94	THR
1	D	104	LEU
1	D	105	ARG
1	D	106	LYS
1	D	108	GLU
1	D	110	LEU
1	D	111	LEU
1	D	112	ASP
1	D	113	GLN
1	D	114	ASN
1	D	116	HIS
1	D	119	ILE
1	D	135	LEU
1	D	136	LYS
1	D	138	ILE
1	D	141	GLU
1	D	145	GLN
1	D	150	LEU
1	D	153	ILE
1	D	158	ILE
1	D	159	THR
1	D	161	LYS
1	D	164	GLU
1	D	170	LEU
1	D	172	GLU
1	D	173	ILE
1	D	182	VAL
1	D	187	LYS
1	D	188	VAL
1	D	189	ASP

Continued on next page...

Continued from previous page...

Mol	Chain	Res	Type
1	D	190	LYS
1	D	191	ASP
1	D	192	LEU
1	D	193	ILE
1	D	195	ILE
1	D	199	SER
1	D	203	ILE
1	D	204	ASP
1	D	205	ASP
1	D	210	LYS
1	D	212	VAL
1	D	215	ASP
1	D	216	LYS
1	D	217	GLU
1	D	218	ARG
1	D	225	LYS
1	D	227	VAL
1	D	229	ASP
1	D	231	LYS
1	D	235	LEU
1	D	236	ASN
1	D	239	ILE
1	D	240	GLU
1	D	249	ASP
1	D	257	SER
1	D	260	ASN
1	D	270	ASP
1	D	271	LEU
1	D	273	GLN
1	D	276	LEU
1	D	281	ILE
1	D	285	ARG
1	D	286	ARG
1	D	292	MET
1	D	303	VAL
1	D	307	ILE
1	D	308	LYS
1	D	309	ASP
1	D	313	GLN
1	D	315	LEU
1	D	317	ASP
1	D	320	LEU

Continued on next page...

Continued from previous page...

Mol	Chain	Res	Type
1	D	326	ILE
1	D	327	SER
1	D	334	VAL
1	D	336	GLU
1	D	338	LYS
1	D	339	HIS
1	D	341	LYS
1	D	346	LEU
1	D	348	ARG
1	D	351	THR
1	D	352	GLU
1	D	356	GLU
1	D	369	VAL
1	D	372	THR
1	D	377	ARG
1	D	379	VAL
1	D	386	GLU
1	D	403	ARG
1	D	404	GLU
1	D	406	LEU
1	D	411	PHE
1	D	413	ASP
1	D	415	LEU
1	D	418	ILE
1	D	422	LEU
1	D	431	ILE
1	D	433	ILE
1	D	434	LEU
1	D	441	HIS
1	D	446	ASN
1	D	447	LYS
1	D	448	CYS
1	D	451	LEU
1	D	467	VAL
1	D	470	LEU
1	D	472	VAL
1	D	473	LYS
1	D	477	ILE
1	D	478	GLN
1	D	485	GLU
1	D	488	LEU
1	D	489	ARG

Continued on next page...

Continued from previous page...

Mol	Chain	Res	Type
1	D	490	ILE
1	D	491	ASP
1	D	494	ILE
1	D	497	GLU
1	E	7	VAL
1	E	8	LEU
1	E	12	MET
1	E	16	MET
1	E	18	ARG
1	E	21	GLN
1	E	23	MET
1	E	24	ASN
1	E	26	LEU
1	E	31	ILE
1	E	37	SER
1	E	38	THR
1	E	42	LYS
1	E	54	ASP
1	E	60	ASP
1	E	65	LEU
1	E	68	MET
1	E	70	VAL
1	E	71	GLU
1	E	72	HIS
1	E	77	MET
1	E	78	LEU
1	E	80	GLU
1	E	84	THR
1	E	85	GLN
1	E	88	GLU
1	E	93	THR
1	E	95	THR
1	E	105	ARG
1	E	106	LYS
1	E	110	LEU
1	E	113	GLN
1	E	114	ASN
1	E	115	VAL
1	E	118	THR
1	E	120	VAL
1	E	122	LYS
1	E	130	LYS

Continued on next page...

Continued from previous page...

Mol	Chain	Res	Type
1	E	133	GLU
1	E	135	LEU
1	E	138	ILE
1	E	142	VAL
1	E	145	GLN
1	E	153	ILE
1	E	155	MET
1	E	157	SER
1	E	158	ILE
1	E	164	GLU
1	E	167	LYS
1	E	170	LEU
1	E	182	VAL
1	E	187	LYS
1	E	191	ASP
1	E	193	ILE
1	E	197	LYS
1	E	198	LYS
1	E	199	SER
1	E	203	ILE
1	E	204	ASP
1	E	205	ASP
1	E	208	LEU
1	E	210	LYS
1	E	213	LEU
1	E	216	LYS
1	E	224	PRO
1	E	227	VAL
1	E	228	THR
1	E	229	ASP
1	E	231	LYS
1	E	235	LEU
1	E	236	ASN
1	E	237	CYS
1	E	239	ILE
1	E	244	SER
1	E	247	LEU
1	E	253	GLU
1	E	255	LYS
1	E	257	SER
1	E	260	ASN
1	E	262	LEU

Continued on next page...

Continued from previous page...

Mol	Chain	Res	Type
1	E	266	LYS
1	E	273	GLN
1	E	276	LEU
1	E	281	ILE
1	E	285	ARG
1	E	286	ARG
1	E	289	LYS
1	E	290	SER
1	E	293	GLU
1	E	295	LEU
1	E	302	ASN
1	E	303	VAL
1	E	304	ILE
1	E	308	LYS
1	E	309	ASP
1	E	310	LEU
1	E	313	GLN
1	E	325	LYS
1	E	337	CYS
1	E	338	LYS
1	E	341	LYS
1	E	346	LEU
1	E	347	ILE
1	E	348	ARG
1	E	350	THR
1	E	351	THR
1	E	352	GLU
1	E	353	HIS
1	E	354	VAL
1	E	356	GLU
1	E	364	ASP
1	E	366	VAL
1	E	368	VAL
1	E	372	THR
1	E	373	ILE
1	E	377	ARG
1	E	379	VAL
1	E	380	SER
1	E	384	SER
1	E	386	GLU
1	E	391	MET
1	E	393	LEU

Continued on next page...

Continued from previous page...

Mol	Chain	Res	Type
1	E	403	ARG
1	E	406	LEU
1	E	411	PHE
1	E	418	ILE
1	E	420	ARG
1	E	431	ILE
1	E	432	GLU
1	E	446	ASN
1	E	447	LYS
1	E	455	THR
1	E	461	MET
1	E	464	ASN
1	E	470	LEU
1	E	472	VAL
1	E	473	LYS
1	E	477	ILE
1	E	479	SER
1	E	483	SER
1	E	489	ARG
1	E	490	ILE
1	E	493	VAL
1	E	494	ILE
1	E	497	GLU
1	F	8	LEU
1	F	9	PRO
1	F	10	GLU
1	F	12	MET
1	F	22	ARG
1	F	26	LEU
1	F	30	ILE
1	F	31	ILE
1	F	35	VAL
1	F	36	ARG
1	F	37	SER
1	F	38	THR
1	F	39	LEU
1	F	42	LYS
1	F	45	ASP
1	F	46	LYS
1	F	48	LEU
1	F	50	ASP
1	F	54	ASP

Continued on next page...

Continued from previous page...

Mol	Chain	Res	Type
1	F	55	VAL
1	F	57	VAL
1	F	59	ASN
1	F	66	ARG
1	F	68	MET
1	F	69	SER
1	F	73	PRO
1	F	76	LYS
1	F	77	MET
1	F	78	LEU
1	F	81	VAL
1	F	83	LYS
1	F	85	GLN
1	F	94	THR
1	F	97	VAL
1	F	106	LYS
1	F	111	LEU
1	F	113	GLN
1	F	114	ASN
1	F	115	VAL
1	F	116	HIS
1	F	118	THR
1	F	119	ILE
1	F	120	VAL
1	F	130	LYS
1	F	140	CYS
1	F	141	GLU
1	F	145	GLN
1	F	153	ILE
1	F	155	MET
1	F	156	THR
1	F	157	SER
1	F	164	GLU
1	F	165	LYS
1	F	167	LYS
1	F	170	LEU
1	F	173	ILE
1	F	178	VAL
1	F	189	ASP
1	F	190	LYS
1	F	191	ASP
1	F	193	ILE

Continued on next page...

Continued from previous page...

Mol	Chain	Res	Type
1	F	197	LYS
1	F	199	SER
1	F	203	ILE
1	F	205	ASP
1	F	210	LYS
1	F	215	ASP
1	F	222	GLN
1	F	224	PRO
1	F	225	LYS
1	F	228	THR
1	F	229	ASP
1	F	231	LYS
1	F	232	ILE
1	F	235	LEU
1	F	236	ASN
1	F	237	CYS
1	F	239	ILE
1	F	240	GLU
1	F	244	SER
1	F	251	VAL
1	F	255	LYS
1	F	257	SER
1	F	270	ASP
1	F	273	GLN
1	F	276	LEU
1	F	282	VAL
1	F	285	ARG
1	F	286	ARG
1	F	289	LYS
1	F	290	SER
1	F	291	ASP
1	F	293	GLU
1	F	294	LYS
1	F	295	LEU
1	F	299	THR
1	F	303	VAL
1	F	307	ILE
1	F	308	LYS
1	F	311	SER
1	F	313	GLN
1	F	320	LEU
1	F	327	SER

Continued on next page...

Continued from previous page...

Mol	Chain	Res	Type
1	F	330	SER
1	F	338	LYS
1	F	341	LYS
1	F	346	LEU
1	F	347	ILE
1	F	348	ARG
1	F	350	THR
1	F	351	THR
1	F	354	VAL
1	F	355	ILE
1	F	360	ARG
1	F	362	VAL
1	F	368	VAL
1	F	373	ILE
1	F	374	GLU
1	F	375	ASP
1	F	377	ARG
1	F	379	VAL
1	F	380	SER
1	F	386	GLU
1	F	391	MET
1	F	403	ARG
1	F	411	PHE
1	F	415	LEU
1	F	416	GLU
1	F	417	VAL
1	F	428	LEU
1	F	431	ILE
1	F	435	VAL
1	F	438	ARG
1	F	441	HIS
1	F	446	ASN
1	F	447	LYS
1	F	451	LEU
1	F	455	THR
1	F	458	VAL
1	F	461	MET
1	F	463	GLU
1	F	467	VAL
1	F	468	GLU
1	F	469	PRO
1	F	470	LEU

Continued on next page...

Continued from previous page...

Mol	Chain	Res	Type
1	F	471	ARG
1	F	473	LYS
1	F	474	THR
1	F	477	ILE
1	F	479	SER
1	F	482	GLU
1	F	488	LEU
1	G	7	VAL
1	G	10	GLU
1	G	11	ASN
1	G	14	ARG
1	G	22	ARG
1	G	31	ILE
1	G	36	ARG
1	G	38	THR
1	G	39	LEU
1	G	42	LYS
1	G	44	MET
1	G	51	ASP
1	G	58	THR
1	G	60	ASP
1	G	64	ILE
1	G	68	MET
1	G	69	SER
1	G	70	VAL
1	G	72	HIS
1	G	73	PRO
1	G	76	LYS
1	G	77	MET
1	G	78	LEU
1	G	79	ILE
1	G	81	VAL
1	G	91	ASP
1	G	93	THR
1	G	99	VAL
1	G	106	LYS
1	G	111	LEU
1	G	113	GLN
1	G	114	ASN
1	G	115	VAL
1	G	124	TYR
1	G	134	LEU

Continued on next page...

Continued from previous page...

Mol	Chain	Res	Type
1	G	135	LEU
1	G	136	LYS
1	G	140	CYS
1	G	141	GLU
1	G	145	GLN
1	G	147	LYS
1	G	150	LEU
1	G	155	MET
1	G	156	THR
1	G	157	SER
1	G	164	GLU
1	G	165	LYS
1	G	167	LYS
1	G	185	GLU
1	G	187	LYS
1	G	188	VAL
1	G	189	ASP
1	G	190	LYS
1	G	191	ASP
1	G	192	LEU
1	G	193	ILE
1	G	195	ILE
1	G	199	SER
1	G	203	ILE
1	G	204	ASP
1	G	213	LEU
1	G	215	ASP
1	G	217	GLU
1	G	219	VAL
1	G	222	GLN
1	G	226	LYS
1	G	227	VAL
1	G	228	THR
1	G	229	ASP
1	G	231	LYS
1	G	234	LEU
1	G	242	THR
1	G	244	SER
1	G	250	MET
1	G	254	ILE
1	G	266	LYS
1	G	268	ILE

Continued on next page...

Continued from previous page...

Mol	Chain	Res	Type
1	G	271	LEU
1	G	276	LEU
1	G	278	LYS
1	G	279	GLU
1	G	281	ILE
1	G	285	ARG
1	G	286	ARG
1	G	289	LYS
1	G	292	MET
1	G	293	GLU
1	G	294	LYS
1	G	295	LEU
1	G	303	VAL
1	G	304	ILE
1	G	307	ILE
1	G	308	LYS
1	G	309	ASP
1	G	313	GLN
1	G	315	LEU
1	G	317	ASP
1	G	320	LEU
1	G	325	LYS
1	G	327	SER
1	G	336	GLU
1	G	338	LYS
1	G	341	LYS
1	G	345	MET
1	G	346	LEU
1	G	352	GLU
1	G	362	VAL
1	G	378	ILE
1	G	379	VAL
1	G	380	SER
1	G	384	SER
1	G	386	GLU
1	G	388	GLU
1	G	389	LEU
1	G	390	SER
1	G	391	MET
1	G	394	ARG
1	G	395	GLU
1	G	401	SER

Continued on next page...

Continued from previous page...

Mol	Chain	Res	Type
1	G	403	ARG
1	G	413	ASP
1	G	421	THR
1	G	425	ASN
1	G	431	ILE
1	G	441	HIS
1	G	448	CYS
1	G	451	LEU
1	G	453	VAL
1	G	455	THR
1	G	459	GLU
1	G	470	LEU
1	G	472	VAL
1	G	473	LYS
1	G	477	ILE
1	G	479	SER
1	G	484	THR
1	G	486	MET
1	G	488	LEU
1	G	491	ASP
1	G	494	ILE
1	G	497	GLU
1	H	7	VAL
1	H	10	GLU
1	H	11	ASN
1	H	12	MET
1	H	14	ARG
1	H	16	MET
1	H	18	ARG
1	H	19	ASP
1	H	23	MET
1	H	24	ASN
1	H	25	ILE
1	H	26	LEU
1	H	31	ILE
1	H	35	VAL
1	H	37	SER
1	H	44	MET
1	H	45	ASP
1	H	54	ASP
1	H	55	VAL
1	H	68	MET

Continued on next page...

Continued from previous page...

Mol	Chain	Res	Type
1	H	69	SER
1	H	71	GLU
1	H	76	LYS
1	H	77	MET
1	H	78	LEU
1	H	79	ILE
1	H	80	GLU
1	H	81	VAL
1	H	105	ARG
1	H	106	LYS
1	H	112	ASP
1	H	113	GLN
1	H	114	ASN
1	H	116	HIS
1	H	122	LYS
1	H	124	TYR
1	H	129	GLN
1	H	132	GLN
1	H	134	LEU
1	H	138	ILE
1	H	147	LYS
1	H	148	GLU
1	H	150	LEU
1	H	156	THR
1	H	157	SER
1	H	158	ILE
1	H	159	THR
1	H	165	LYS
1	H	167	LYS
1	H	170	LEU
1	H	172	GLU
1	H	173	ILE
1	H	178	VAL
1	H	187	LYS
1	H	188	VAL
1	H	189	ASP
1	H	190	LYS
1	H	192	LEU
1	H	193	ILE
1	H	197	LYS
1	H	199	SER
1	H	203	ILE

Continued on next page...

Continued from previous page...

Mol	Chain	Res	Type
1	H	205	ASP
1	H	213	LEU
1	H	215	ASP
1	H	219	VAL
1	H	222	GLN
1	H	225	LYS
1	H	227	VAL
1	H	228	THR
1	H	231	LYS
1	H	235	LEU
1	H	236	ASN
1	H	239	ILE
1	H	247	LEU
1	H	251	VAL
1	H	254	ILE
1	H	257	SER
1	H	266	LYS
1	H	268	ILE
1	H	270	ASP
1	H	271	LEU
1	H	273	GLN
1	H	276	LEU
1	H	278	LYS
1	H	279	GLU
1	H	285	ARG
1	H	286	ARG
1	H	293	GLU
1	H	294	LYS
1	H	297	LYS
1	H	302	ASN
1	H	303	VAL
1	H	305	THR
1	H	306	ASN
1	H	308	LYS
1	H	309	ASP
1	H	310	LEU
1	H	315	LEU
1	H	317	ASP
1	H	320	LEU
1	H	323	GLU
1	H	327	SER
1	H	330	SER

Continued on next page...

Continued from previous page...

Mol	Chain	Res	Type
1	H	335	GLU
1	H	338	LYS
1	H	341	LYS
1	H	347	ILE
1	H	348	ARG
1	H	351	THR
1	H	352	GLU
1	H	355	ILE
1	H	357	GLU
1	H	364	ASP
1	H	368	VAL
1	H	377	ARG
1	H	378	ILE
1	H	380	SER
1	H	384	SER
1	H	386	GLU
1	H	388	GLU
1	H	391	MET
1	H	394	ARG
1	H	398	GLU
1	H	403	ARG
1	H	406	LEU
1	H	411	PHE
1	H	413	ASP
1	H	415	LEU
1	H	417	VAL
1	H	418	ILE
1	H	420	ARG
1	H	421	THR
1	H	422	LEU
1	H	425	ASN
1	H	431	ILE
1	H	432	GLU
1	H	434	LEU
1	H	441	HIS
1	H	446	ASN
1	H	455	THR
1	H	462	CYS
1	H	464	ASN
1	H	467	VAL
1	H	468	GLU
1	H	470	LEU

Continued on next page...

Continued from previous page...

Mol	Chain	Res	Type
1	H	473	LYS
1	H	478	GLN
1	H	485	GLU
1	H	487	LEU
1	H	488	LEU
1	H	489	ARG
1	H	497	GLU
1	I	11	ASN
1	I	12	MET
1	I	18	ARG
1	I	19	ASP
1	I	24	ASN
1	I	25	ILE
1	I	26	LEU
1	I	31	ILE
1	I	33	GLU
1	I	37	SER
1	I	44	MET
1	I	48	LEU
1	I	51	ASP
1	I	57	VAL
1	I	63	THR
1	I	66	ARG
1	I	68	MET
1	I	69	SER
1	I	70	VAL
1	I	71	GLU
1	I	77	MET
1	I	78	LEU
1	I	81	VAL
1	I	85	GLN
1	I	91	ASP
1	I	95	THR
1	I	98	VAL
1	I	105	ARG
1	I	106	LYS
1	I	110	LEU
1	I	113	GLN
1	I	114	ASN
1	I	115	VAL
1	I	116	HIS
1	I	122	LYS

Continued on next page...

Continued from previous page...

Mol	Chain	Res	Type
1	I	124	TYR
1	I	129	GLN
1	I	130	LYS
1	I	132	GLN
1	I	134	LEU
1	I	135	LEU
1	I	141	GLU
1	I	145	GLN
1	I	147	LYS
1	I	148	GLU
1	I	152	LYS
1	I	153	ILE
1	I	157	SER
1	I	164	GLU
1	I	167	LYS
1	I	170	LEU
1	I	172	GLU
1	I	173	ILE
1	I	179	SER
1	I	190	LYS
1	I	191	ASP
1	I	195	ILE
1	I	197	LYS
1	I	203	ILE
1	I	208	LEU
1	I	209	ILE
1	I	210	LYS
1	I	216	LYS
1	I	218	ARG
1	I	222	GLN
1	I	225	LYS
1	I	226	LYS
1	I	228	THR
1	I	231	LYS
1	I	234	LEU
1	I	236	ASN
1	I	239	ILE
1	I	246	MET
1	I	257	SER
1	I	260	ASN
1	I	266	LYS
1	I	270	ASP

Continued on next page...

Continued from previous page...

Mol	Chain	Res	Type
1	I	278	LYS
1	I	281	ILE
1	I	285	ARG
1	I	288	LYS
1	I	290	SER
1	I	294	LYS
1	I	295	LEU
1	I	299	THR
1	I	303	VAL
1	I	305	THR
1	I	307	ILE
1	I	308	LYS
1	I	309	ASP
1	I	311	SER
1	I	313	GLN
1	I	314	ASP
1	I	315	LEU
1	I	317	ASP
1	I	325	LYS
1	I	326	ILE
1	I	327	SER
1	I	340	PRO
1	I	341	LYS
1	I	346	LEU
1	I	348	ARG
1	I	350	THR
1	I	354	VAL
1	I	356	GLU
1	I	357	GLU
1	I	368	VAL
1	I	371	CYS
1	I	373	ILE
1	I	377	ARG
1	I	379	VAL
1	I	380	SER
1	I	386	GLU
1	I	403	ARG
1	I	406	LEU
1	I	411	PHE
1	I	415	LEU
1	I	416	GLU
1	I	417	VAL

Continued on next page...

Continued from previous page...

Mol	Chain	Res	Type
1	I	420	ARG
1	I	421	THR
1	I	422	LEU
1	I	424	GLU
1	I	431	ILE
1	I	435	VAL
1	I	438	ARG
1	I	441	HIS
1	I	444	ASN
1	I	446	ASN
1	I	453	VAL
1	I	459	GLU
1	I	461	MET
1	I	466	VAL
1	I	467	VAL
1	I	470	LEU
1	I	471	ARG
1	I	472	VAL
1	I	473	LYS
1	I	477	ILE
1	I	479	SER
1	I	484	THR
1	I	487	LEU
1	I	489	ARG
1	I	491	ASP
1	I	493	VAL
1	I	497	GLU
1	J	7	VAL
1	J	8	LEU
1	J	10	GLU
1	J	12	MET
1	J	14	ARG
1	J	18	ARG
1	J	19	ASP
1	J	22	ARG
1	J	26	LEU
1	J	30	ILE
1	J	31	ILE
1	J	34	THR
1	J	35	VAL
1	J	36	ARG
1	J	38	THR

Continued on next page...

Continued from previous page...

Mol	Chain	Res	Type
1	J	42	LYS
1	J	44	MET
1	J	54	ASP
1	J	55	VAL
1	J	56	VAL
1	J	65	LEU
1	J	66	ARG
1	J	68	MET
1	J	70	VAL
1	J	77	MET
1	J	81	VAL
1	J	87	LYS
1	J	89	VAL
1	J	91	ASP
1	J	106	LYS
1	J	111	LEU
1	J	113	GLN
1	J	114	ASN
1	J	120	VAL
1	J	121	VAL
1	J	122	LYS
1	J	129	GLN
1	J	134	LEU
1	J	135	LEU
1	J	136	LYS
1	J	140	CYS
1	J	141	GLU
1	J	142	VAL
1	J	150	LEU
1	J	155	MET
1	J	156	THR
1	J	157	SER
1	J	164	GLU
1	J	167	LYS
1	J	182	VAL
1	J	183	ASP
1	J	185	GLU
1	J	187	LYS
1	J	189	ASP
1	J	190	LYS
1	J	192	LEU
1	J	194	LYS

Continued on next page...

Continued from previous page...

Mol	Chain	Res	Type
1	J	195	ILE
1	J	197	LYS
1	J	198	LYS
1	J	203	ILE
1	J	205	ASP
1	J	210	LYS
1	J	215	ASP
1	J	219	VAL
1	J	224	PRO
1	J	225	LYS
1	J	226	LYS
1	J	228	THR
1	J	231	LYS
1	J	234	LEU
1	J	236	ASN
1	J	237	CYS
1	J	239	ILE
1	J	240	GLU
1	J	242	THR
1	J	254	ILE
1	J	260	ASN
1	J	266	LYS
1	J	269	ASP
1	J	270	ASP
1	J	271	LEU
1	J	273	GLN
1	J	281	ILE
1	J	285	ARG
1	J	286	ARG
1	J	293	GLU
1	J	295	LEU
1	J	297	LYS
1	J	302	ASN
1	J	303	VAL
1	J	307	ILE
1	J	308	LYS
1	J	309	ASP
1	J	310	LEU
1	J	315	LEU
1	J	320	LEU
1	J	327	SER
1	J	334	VAL

Continued on next page...

Continued from previous page...

Mol	Chain	Res	Type
1	J	336	GLU
1	J	338	LYS
1	J	341	LYS
1	J	343	VAL
1	J	346	LEU
1	J	348	ARG
1	J	352	GLU
1	J	354	VAL
1	J	371	CYS
1	J	372	THR
1	J	377	ARG
1	J	379	VAL
1	J	386	GLU
1	J	395	GLU
1	J	401	SER
1	J	403	ARG
1	J	406	LEU
1	J	411	PHE
1	J	413	ASP
1	J	416	GLU
1	J	418	ILE
1	J	425	ASN
1	J	431	ILE
1	J	436	LYS
1	J	446	ASN
1	J	455	THR
1	J	459	GLU
1	J	461	MET
1	J	470	LEU
1	J	471	ARG
1	J	473	LYS
1	J	474	THR
1	J	477	ILE
1	J	486	MET
1	J	488	LEU
1	J	497	GLU
1	K	10	GLU
1	K	11	ASN
1	K	12	MET
1	K	13	LYS
1	K	14	ARG
1	K	15	TYR

Continued on next page...

Continued from previous page...

Mol	Chain	Res	Type
1	K	16	MET
1	K	19	ASP
1	K	21	GLN
1	K	23	MET
1	K	25	ILE
1	K	26	LEU
1	K	31	ILE
1	K	35	VAL
1	K	37	SER
1	K	44	MET
1	K	68	MET
1	K	71	GLU
1	K	77	MET
1	K	78	LEU
1	K	81	VAL
1	K	83	LYS
1	K	84	THR
1	K	86	GLU
1	K	94	THR
1	K	97	VAL
1	K	106	LYS
1	K	110	LEU
1	K	111	LEU
1	K	113	GLN
1	K	114	ASN
1	K	116	HIS
1	K	122	LYS
1	K	124	TYR
1	K	130	LYS
1	K	134	LEU
1	K	136	LYS
1	K	140	CYS
1	K	141	GLU
1	K	142	VAL
1	K	145	GLN
1	K	147	LYS
1	K	150	LEU
1	K	153	ILE
1	K	157	SER
1	K	159	THR
1	K	164	GLU
1	K	167	LYS

Continued on next page...

Continued from previous page...

Mol	Chain	Res	Type
1	K	178	VAL
1	K	179	SER
1	K	188	VAL
1	K	189	ASP
1	K	191	ASP
1	K	192	LEU
1	K	195	ILE
1	K	197	LYS
1	K	199	SER
1	K	203	ILE
1	K	204	ASP
1	K	205	ASP
1	K	210	LYS
1	K	213	LEU
1	K	215	ASP
1	K	217	GLU
1	K	224	PRO
1	K	229	ASP
1	K	231	LYS
1	K	232	ILE
1	K	236	ASN
1	K	240	GLU
1	K	260	ASN
1	K	268	ILE
1	K	278	LYS
1	K	285	ARG
1	K	289	LYS
1	K	291	ASP
1	K	292	MET
1	K	294	LYS
1	K	295	LEU
1	K	302	ASN
1	K	307	ILE
1	K	308	LYS
1	K	309	ASP
1	K	310	LEU
1	K	313	GLN
1	K	315	LEU
1	K	320	LEU
1	K	327	SER
1	K	330	SER
1	K	336	GLU

Continued on next page...

Continued from previous page...

Mol	Chain	Res	Type
1	K	337	CYS
1	K	338	LYS
1	K	341	LYS
1	K	343	VAL
1	K	348	ARG
1	K	351	THR
1	K	360	ARG
1	K	371	CYS
1	K	374	GLU
1	K	377	ARG
1	K	378	ILE
1	K	379	VAL
1	K	380	SER
1	K	384	SER
1	K	386	GLU
1	K	401	SER
1	K	403	ARG
1	K	406	LEU
1	K	413	ASP
1	K	415	LEU
1	K	416	GLU
1	K	418	ILE
1	K	420	ARG
1	K	428	LEU
1	K	429	ASP
1	K	431	ILE
1	K	434	LEU
1	K	441	HIS
1	K	443	SER
1	K	446	ASN
1	K	448	CYS
1	K	453	VAL
1	K	455	THR
1	K	459	GLU
1	K	460	ASP
1	K	461	MET
1	K	466	VAL
1	K	468	GLU
1	K	470	LEU
1	K	473	LYS
1	K	475	GLN
1	K	479	SER

Continued on next page...

Continued from previous page...

Mol	Chain	Res	Type
1	K	485	GLU
1	K	486	MET
1	K	487	LEU
1	K	489	ARG
1	L	10	GLU
1	L	11	ASN
1	L	12	MET
1	L	13	LYS
1	L	16	MET
1	L	18	ARG
1	L	19	ASP
1	L	26	LEU
1	L	31	ILE
1	L	35	VAL
1	L	37	SER
1	L	39	LEU
1	L	44	MET
1	L	49	VAL
1	L	51	ASP
1	L	52	LEU
1	L	54	ASP
1	L	56	VAL
1	L	57	VAL
1	L	59	ASN
1	L	63	THR
1	L	68	MET
1	L	69	SER
1	L	77	MET
1	L	78	LEU
1	L	94	THR
1	L	102	GLU
1	L	105	ARG
1	L	106	LYS
1	L	111	LEU
1	L	113	GLN
1	L	114	ASN
1	L	115	VAL
1	L	120	VAL
1	L	122	LYS
1	L	130	LYS
1	L	135	LEU
1	L	137	THR

Continued on next page...

Continued from previous page...

Mol	Chain	Res	Type
1	L	140	CYS
1	L	142	VAL
1	L	145	GLN
1	L	149	ILE
1	L	153	ILE
1	L	155	MET
1	L	157	SER
1	L	164	GLU
1	L	167	LYS
1	L	169	LYS
1	L	170	LEU
1	L	172	GLU
1	L	183	ASP
1	L	187	LYS
1	L	188	VAL
1	L	189	ASP
1	L	190	LYS
1	L	195	ILE
1	L	197	LYS
1	L	199	SER
1	L	203	ILE
1	L	206	THR
1	L	212	VAL
1	L	215	ASP
1	L	216	LYS
1	L	219	VAL
1	L	224	PRO
1	L	227	VAL
1	L	228	THR
1	L	229	ASP
1	L	231	LYS
1	L	234	LEU
1	L	235	LEU
1	L	250	MET
1	L	251	VAL
1	L	253	GLU
1	L	255	LYS
1	L	257	SER
1	L	260	ASN
1	L	266	LYS
1	L	268	ILE
1	L	270	ASP

Continued on next page...

Continued from previous page...

Mol	Chain	Res	Type
1	L	276	LEU
1	L	278	LYS
1	L	285	ARG
1	L	286	ARG
1	L	289	LYS
1	L	290	SER
1	L	291	ASP
1	L	292	MET
1	L	293	GLU
1	L	295	LEU
1	L	303	VAL
1	L	308	LYS
1	L	309	ASP
1	L	313	GLN
1	L	315	LEU
1	L	323	GLU
1	L	327	SER
1	L	336	GLU
1	L	337	CYS
1	L	338	LYS
1	L	340	PRO
1	L	341	LYS
1	L	345	MET
1	L	347	ILE
1	L	348	ARG
1	L	351	THR
1	L	352	GLU
1	L	353	HIS
1	L	354	VAL
1	L	363	ASP
1	L	371	CYS
1	L	373	ILE
1	L	374	GLU
1	L	375	ASP
1	L	377	ARG
1	L	387	VAL
1	L	394	ARG
1	L	400	ILE
1	L	403	ARG
1	L	404	GLU
1	L	409	ARG
1	L	413	ASP

Continued on next page...

Continued from previous page...

Mol	Chain	Res	Type
1	L	415	LEU
1	L	417	VAL
1	L	429	ASP
1	L	431	ILE
1	L	434	LEU
1	L	438	ARG
1	L	441	HIS
1	L	443	SER
1	L	453	VAL
1	L	455	THR
1	L	462	CYS
1	L	468	GLU
1	L	470	LEU
1	L	471	ARG
1	L	473	LYS
1	L	483	SER
1	L	486	MET
1	L	487	LEU
1	L	488	LEU
1	L	489	ARG
1	L	491	ASP
1	L	494	ILE
1	M	7	VAL
1	M	8	LEU
1	M	9	PRO
1	M	11	ASN
1	M	12	MET
1	M	13	LYS
1	M	16	MET
1	M	22	ARG
1	M	24	ASN
1	M	26	LEU
1	M	31	ILE
1	M	34	THR
1	M	36	ARG
1	M	37	SER
1	M	39	LEU
1	M	42	LYS
1	M	44	MET
1	M	45	ASP
1	M	47	MET
1	M	48	LEU

Continued on next page...

Continued from previous page...

Mol	Chain	Res	Type
1	M	52	LEU
1	M	55	VAL
1	M	56	VAL
1	M	57	VAL
1	M	59	ASN
1	M	65	LEU
1	M	66	ARG
1	M	69	SER
1	M	70	VAL
1	M	72	HIS
1	M	77	MET
1	M	78	LEU
1	M	83	LYS
1	M	87	LYS
1	M	88	GLU
1	M	94	THR
1	M	95	THR
1	M	102	GLU
1	M	103	LEU
1	M	105	ARG
1	M	106	LYS
1	M	110	LEU
1	M	112	ASP
1	M	113	GLN
1	M	114	ASN
1	M	115	VAL
1	M	122	LYS
1	M	124	TYR
1	M	130	LYS
1	M	132	GLN
1	M	133	GLU
1	M	136	LYS
1	M	138	ILE
1	M	147	LYS
1	M	148	GLU
1	M	156	THR
1	M	157	SER
1	M	158	ILE
1	M	164	GLU
1	M	170	LEU
1	M	173	ILE
1	M	178	VAL

Continued on next page...

Continued from previous page...

Mol	Chain	Res	Type
1	M	188	VAL
1	M	190	LYS
1	M	191	ASP
1	M	192	LEU
1	M	195	ILE
1	M	197	LYS
1	M	198	LYS
1	M	199	SER
1	M	203	ILE
1	M	204	ASP
1	M	206	THR
1	M	217	GLU
1	M	219	VAL
1	M	222	GLN
1	M	224	PRO
1	M	225	LYS
1	M	227	VAL
1	M	228	THR
1	M	229	ASP
1	M	231	LYS
1	M	232	ILE
1	M	236	ASN
1	M	242	THR
1	M	244	SER
1	M	247	LEU
1	M	250	MET
1	M	255	LYS
1	M	260	ASN
1	M	262	LEU
1	M	264	CYS
1	M	268	ILE
1	M	270	ASP
1	M	271	LEU
1	M	278	LYS
1	M	281	ILE
1	M	286	ARG
1	M	288	LYS
1	M	290	SER
1	M	291	ASP
1	M	302	ASN
1	M	303	VAL
1	M	306	ASN

Continued on next page...

Continued from previous page...

Mol	Chain	Res	Type
1	M	307	ILE
1	M	308	LYS
1	M	310	LEU
1	M	313	GLN
1	M	320	LEU
1	M	326	ILE
1	M	327	SER
1	M	338	LYS
1	M	341	LYS
1	M	346	LEU
1	M	347	ILE
1	M	348	ARG
1	M	351	THR
1	M	353	HIS
1	M	368	VAL
1	M	373	ILE
1	M	377	ARG
1	M	378	ILE
1	M	380	SER
1	M	403	ARG
1	M	406	LEU
1	M	411	PHE
1	M	413	ASP
1	M	417	VAL
1	M	418	ILE
1	M	420	ARG
1	M	429	ASP
1	M	431	ILE
1	M	433	ILE
1	M	434	LEU
1	M	441	HIS
1	M	446	ASN
1	M	447	LYS
1	M	448	CYS
1	M	451	LEU
1	M	453	VAL
1	M	455	THR
1	M	458	VAL
1	M	459	GLU
1	M	462	CYS
1	M	464	ASN
1	M	470	LEU

Continued on next page...

Continued from previous page...

Mol	Chain	Res	Type
1	M	471	ARG
1	M	472	VAL
1	M	473	LYS
1	M	477	ILE
1	M	478	GLN
1	M	483	SER
1	M	487	LEU
1	M	488	LEU
1	M	489	ARG
1	M	494	ILE
1	N	7	VAL
1	N	8	LEU
1	N	11	ASN
1	N	12	MET
1	N	14	ARG
1	N	16	MET
1	N	18	ARG
1	N	19	ASP
1	N	22	ARG
1	N	31	ILE
1	N	34	THR
1	N	35	VAL
1	N	36	ARG
1	N	38	THR
1	N	39	LEU
1	N	58	THR
1	N	59	ASN
1	N	60	ASP
1	N	68	MET
1	N	70	VAL
1	N	72	HIS
1	N	78	LEU
1	N	85	GLN
1	N	88	GLU
1	N	93	THR
1	N	94	THR
1	N	98	VAL
1	N	99	VAL
1	N	105	ARG
1	N	106	LYS
1	N	110	LEU
1	N	113	GLN

Continued on next page...

Continued from previous page...

Mol	Chain	Res	Type
1	N	114	ASN
1	N	115	VAL
1	N	120	VAL
1	N	124	TYR
1	N	129	GLN
1	N	133	GLU
1	N	134	LEU
1	N	136	LYS
1	N	141	GLU
1	N	142	VAL
1	N	145	GLN
1	N	147	LYS
1	N	149	ILE
1	N	157	SER
1	N	158	ILE
1	N	161	LYS
1	N	165	LYS
1	N	167	LYS
1	N	179	SER
1	N	181	VAL
1	N	187	LYS
1	N	188	VAL
1	N	195	ILE
1	N	197	LYS
1	N	199	SER
1	N	203	ILE
1	N	205	ASP
1	N	210	LYS
1	N	215	ASP
1	N	216	LYS
1	N	217	GLU
1	N	218	ARG
1	N	219	VAL
1	N	225	LYS
1	N	228	THR
1	N	231	LYS
1	N	232	ILE
1	N	234	LEU
1	N	236	ASN
1	N	239	ILE
1	N	241	GLU
1	N	242	THR

Continued on next page...

Continued from previous page...

Mol	Chain	Res	Type
1	N	245	GLU
1	N	251	VAL
1	N	260	ASN
1	N	266	LYS
1	N	268	ILE
1	N	270	ASP
1	N	271	LEU
1	N	273	GLN
1	N	276	LEU
1	N	278	LYS
1	N	282	VAL
1	N	285	ARG
1	N	286	ARG
1	N	290	SER
1	N	297	LYS
1	N	302	ASN
1	N	303	VAL
1	N	305	THR
1	N	307	ILE
1	N	308	LYS
1	N	309	ASP
1	N	310	LEU
1	N	311	SER
1	N	314	ASP
1	N	317	ASP
1	N	320	LEU
1	N	325	LYS
1	N	330	SER
1	N	334	VAL
1	N	336	GLU
1	N	338	LYS
1	N	341	LYS
1	N	348	ARG
1	N	351	THR
1	N	352	GLU
1	N	355	ILE
1	N	356	GLU
1	N	357	GLU
1	N	368	VAL
1	N	372	THR
1	N	377	ARG
1	N	379	VAL

Continued on next page...

Continued from previous page...

Mol	Chain	Res	Type
1	N	385	THR
1	N	386	GLU
1	N	394	ARG
1	N	403	ARG
1	N	418	ILE
1	N	420	ARG
1	N	431	ILE
1	N	432	GLU
1	N	434	LEU
1	N	435	VAL
1	N	438	ARG
1	N	441	HIS
1	N	446	ASN
1	N	447	LYS
1	N	458	VAL
1	N	461	MET
1	N	467	VAL
1	N	470	LEU
1	N	471	ARG
1	N	472	VAL
1	N	473	LYS
1	N	486	MET
1	N	488	LEU
1	N	489	ARG
1	N	491	ASP
1	N	494	ILE
1	O	11	ASN
1	O	12	MET
1	O	18	ARG
1	O	19	ASP
1	O	21	GLN
1	O	26	LEU
1	O	29	ARG
1	O	30	ILE
1	O	31	ILE
1	O	37	SER
1	O	39	LEU
1	O	44	MET
1	O	48	LEU
1	O	54	ASP
1	O	60	ASP
1	O	62	VAL

Continued on next page...

Continued from previous page...

Mol	Chain	Res	Type
1	O	64	ILE
1	O	65	LEU
1	O	66	ARG
1	O	68	MET
1	O	70	VAL
1	O	71	GLU
1	O	72	HIS
1	O	77	MET
1	O	78	LEU
1	O	84	THR
1	O	93	THR
1	O	97	VAL
1	O	106	LYS
1	O	111	LEU
1	O	112	ASP
1	O	113	GLN
1	O	116	HIS
1	O	119	ILE
1	O	122	LYS
1	O	129	GLN
1	O	130	LYS
1	O	134	LEU
1	O	136	LYS
1	O	138	ILE
1	O	141	GLU
1	O	147	LYS
1	O	149	ILE
1	O	155	MET
1	O	157	SER
1	O	159	THR
1	O	164	GLU
1	O	167	LYS
1	O	169	LYS
1	O	173	ILE
1	O	183	ASP
1	O	187	LYS
1	O	191	ASP
1	O	192	LEU
1	O	195	ILE
1	O	197	LYS
1	O	199	SER
1	O	203	ILE

Continued on next page...

Continued from previous page...

Mol	Chain	Res	Type
1	O	204	ASP
1	O	213	LEU
1	O	216	LYS
1	O	217	GLU
1	O	218	ARG
1	O	219	VAL
1	O	222	GLN
1	O	224	PRO
1	O	225	LYS
1	O	226	LYS
1	O	228	THR
1	O	231	LYS
1	O	235	LEU
1	O	236	ASN
1	O	237	CYS
1	O	239	ILE
1	O	240	GLU
1	O	246	MET
1	O	250	MET
1	O	253	GLU
1	O	254	ILE
1	O	257	SER
1	O	268	ILE
1	O	270	ASP
1	O	271	LEU
1	O	273	GLN
1	O	276	LEU
1	O	281	ILE
1	O	285	ARG
1	O	286	ARG
1	O	288	LYS
1	O	290	SER
1	O	291	ASP
1	O	292	MET
1	O	293	GLU
1	O	294	LYS
1	O	302	ASN
1	O	303	VAL
1	O	305	THR
1	O	308	LYS
1	O	309	ASP
1	O	310	LEU

Continued on next page...

Continued from previous page...

Mol	Chain	Res	Type
1	O	311	SER
1	O	313	GLN
1	O	315	LEU
1	O	320	LEU
1	O	327	SER
1	O	330	SER
1	O	336	GLU
1	O	338	LYS
1	O	341	LYS
1	O	346	LEU
1	O	348	ARG
1	O	350	THR
1	O	352	GLU
1	O	354	VAL
1	O	355	ILE
1	O	357	GLU
1	O	364	ASP
1	O	372	THR
1	O	373	ILE
1	O	375	ASP
1	O	377	ARG
1	O	379	VAL
1	O	384	SER
1	O	386	GLU
1	O	391	MET
1	O	398	GLU
1	O	401	SER
1	O	403	ARG
1	O	404	GLU
1	O	405	GLN
1	O	411	PHE
1	O	418	ILE
1	O	421	THR
1	O	424	GLU
1	O	429	ASP
1	O	431	ILE
1	O	433	ILE
1	O	434	LEU
1	O	438	ARG
1	O	441	HIS
1	O	446	ASN
1	O	447	LYS

Continued on next page...

Continued from previous page...

Mol	Chain	Res	Type
1	O	455	THR
1	O	459	GLU
1	O	461	MET
1	O	468	GLU
1	O	471	ARG
1	O	473	LYS
1	O	477	ILE
1	O	478	GLN
1	O	484	THR
1	O	487	LEU
1	O	489	ARG
1	P	8	LEU
1	P	9	PRO
1	P	16	MET
1	P	18	ARG
1	P	22	ARG
1	P	23	MET
1	P	26	LEU
1	P	30	ILE
1	P	31	ILE
1	P	34	THR
1	P	35	VAL
1	P	39	LEU
1	P	42	LYS
1	P	45	ASP
1	P	48	LEU
1	P	49	VAL
1	P	52	LEU
1	P	54	ASP
1	P	59	ASN
1	P	65	LEU
1	P	68	MET
1	P	69	SER
1	P	72	HIS
1	P	76	LYS
1	P	77	MET
1	P	78	LEU
1	P	80	GLU
1	P	83	LYS
1	P	85	GLN
1	P	88	GLU
1	P	93	THR

Continued on next page...

Continued from previous page...

Mol	Chain	Res	Type
1	P	94	THR
1	P	99	VAL
1	P	105	ARG
1	P	106	LYS
1	P	108	GLU
1	P	109	GLU
1	P	110	LEU
1	P	111	LEU
1	P	113	GLN
1	P	114	ASN
1	P	118	THR
1	P	122	LYS
1	P	129	GLN
1	P	130	LYS
1	P	133	GLU
1	P	134	LEU
1	P	136	LYS
1	P	138	ILE
1	P	141	GLU
1	P	142	VAL
1	P	145	GLN
1	P	153	ILE
1	P	155	MET
1	P	156	THR
1	P	157	SER
1	P	158	ILE
1	P	159	THR
1	P	164	GLU
1	P	167	LYS
1	P	170	LEU
1	P	172	GLU
1	P	173	ILE
1	P	183	ASP
1	P	184	ASP
1	P	187	LYS
1	P	191	ASP
1	P	195	ILE
1	P	197	LYS
1	P	199	SER
1	P	202	SER
1	P	203	ILE
1	P	204	ASP

Continued on next page...

Continued from previous page...

Mol	Chain	Res	Type
1	P	205	ASP
1	P	208	LEU
1	P	215	ASP
1	P	224	PRO
1	P	227	VAL
1	P	228	THR
1	P	229	ASP
1	P	231	LYS
1	P	232	ILE
1	P	235	LEU
1	P	236	ASN
1	P	239	ILE
1	P	240	GLU
1	P	244	SER
1	P	260	ASN
1	P	264	CYS
1	P	270	ASP
1	P	271	LEU
1	P	273	GLN
1	P	276	LEU
1	P	278	LYS
1	P	282	VAL
1	P	288	LYS
1	P	290	SER
1	P	292	MET
1	P	297	LYS
1	P	299	THR
1	P	303	VAL
1	P	304	ILE
1	P	308	LYS
1	P	310	LEU
1	P	311	SER
1	P	313	GLN
1	P	317	ASP
1	P	320	LEU
1	P	327	SER
1	P	330	SER
1	P	336	GLU
1	P	339	HIS
1	P	341	LYS
1	P	343	VAL
1	P	346	LEU

Continued on next page...

Continued from previous page...

Mol	Chain	Res	Type
1	P	347	ILE
1	P	348	ARG
1	P	350	THR
1	P	351	THR
1	P	357	GLU
1	P	368	VAL
1	P	377	ARG
1	P	379	VAL
1	P	380	SER
1	P	384	SER
1	P	385	THR
1	P	386	GLU
1	P	403	ARG
1	P	406	LEU
1	P	413	ASP
1	P	418	ILE
1	P	420	ARG
1	P	421	THR
1	P	424	GLU
1	P	431	ILE
1	P	434	LEU
1	P	443	SER
1	P	446	ASN
1	P	448	CYS
1	P	451	LEU
1	P	452	ASN
1	P	458	VAL
1	P	462	CYS
1	P	464	ASN
1	P	467	VAL
1	P	468	GLU
1	P	469	PRO
1	P	470	LEU
1	P	473	LYS
1	P	475	GLN
1	P	477	ILE
1	P	479	SER
1	P	486	MET
1	P	487	LEU
1	P	489	ARG
1	P	490	ILE
1	P	492	ASP

Continued on next page...

Continued from previous page...

Mol	Chain	Res	Type
1	P	493	VAL
1	P	494	ILE
1	P	497	GLU

Sometimes sidechains can be flipped to improve hydrogen bonding and reduce clashes. All (177) such sidechains are listed below:

Mol	Chain	Res	Type
1	A	24	ASN
1	A	72	HIS
1	A	125	GLN
1	A	425	ASN
1	A	441	HIS
1	A	452	ASN
1	A	464	ASN
1	B	24	ASN
1	B	59	ASN
1	B	72	HIS
1	B	113	GLN
1	B	125	GLN
1	B	425	ASN
1	B	441	HIS
1	B	452	ASN
1	C	21	GLN
1	C	24	ASN
1	C	125	GLN
1	C	132	GLN
1	C	260	ASN
1	C	302	ASN
1	C	339	HIS
1	C	405	GLN
1	C	441	HIS
1	C	452	ASN
1	C	464	ASN
1	C	478	GLN
1	D	24	ASN
1	D	59	ASN
1	D	72	HIS
1	D	113	GLN
1	D	116	HIS
1	D	125	GLN
1	D	132	GLN
1	D	236	ASN

Continued on next page...

Continued from previous page...

Mol	Chain	Res	Type
1	D	273	GLN
1	D	313	GLN
1	D	405	GLN
1	D	425	ASN
1	D	441	HIS
1	D	452	ASN
1	D	475	GLN
1	D	478	GLN
1	E	24	ASN
1	E	116	HIS
1	E	125	GLN
1	E	132	GLN
1	E	236	ASN
1	E	260	ASN
1	E	339	HIS
1	E	425	ASN
1	E	441	HIS
1	E	452	ASN
1	E	464	ASN
1	E	475	GLN
1	F	24	ASN
1	F	72	HIS
1	F	85	GLN
1	F	113	GLN
1	F	116	HIS
1	F	132	GLN
1	F	145	GLN
1	F	222	GLN
1	F	236	ASN
1	F	313	GLN
1	F	441	HIS
1	F	452	ASN
1	G	11	ASN
1	G	24	ASN
1	G	72	HIS
1	G	113	GLN
1	G	125	GLN
1	G	132	GLN
1	G	236	ASN
1	G	260	ASN
1	G	273	GLN
1	G	425	ASN

Continued on next page...

Continued from previous page...

Mol	Chain	Res	Type
1	G	441	HIS
1	G	444	ASN
1	G	452	ASN
1	G	464	ASN
1	G	478	GLN
1	H	24	ASN
1	H	72	HIS
1	H	113	GLN
1	H	125	GLN
1	H	132	GLN
1	H	236	ASN
1	H	339	HIS
1	H	425	ASN
1	H	441	HIS
1	H	452	ASN
1	H	478	GLN
1	I	24	ASN
1	I	72	HIS
1	I	113	GLN
1	I	114	ASN
1	I	132	GLN
1	I	236	ASN
1	I	339	HIS
1	I	441	HIS
1	I	444	ASN
1	I	464	ASN
1	J	24	ASN
1	J	72	HIS
1	J	113	GLN
1	J	116	HIS
1	J	125	GLN
1	J	236	ASN
1	J	302	ASN
1	J	339	HIS
1	J	405	GLN
1	J	444	ASN
1	J	478	GLN
1	K	24	ASN
1	K	113	GLN
1	K	125	GLN
1	K	129	GLN
1	K	132	GLN

Continued on next page...

Continued from previous page...

Mol	Chain	Res	Type
1	K	265	GLN
1	K	339	HIS
1	K	425	ASN
1	K	441	HIS
1	K	444	ASN
1	K	464	ASN
1	L	24	ASN
1	L	59	ASN
1	L	116	HIS
1	L	302	ASN
1	L	313	GLN
1	L	339	HIS
1	L	425	ASN
1	L	441	HIS
1	L	452	ASN
1	L	475	GLN
1	M	24	ASN
1	M	72	HIS
1	M	125	GLN
1	M	260	ASN
1	M	273	GLN
1	M	274	HIS
1	M	339	HIS
1	M	405	GLN
1	M	441	HIS
1	M	452	ASN
1	N	24	ASN
1	N	85	GLN
1	N	113	GLN
1	N	125	GLN
1	N	222	GLN
1	N	339	HIS
1	N	425	ASN
1	N	441	HIS
1	N	475	GLN
1	N	478	GLN
1	O	24	ASN
1	O	72	HIS
1	O	113	GLN
1	O	116	HIS
1	O	125	GLN
1	O	129	GLN

Continued on next page...

Continued from previous page...

Mol	Chain	Res	Type
1	O	339	HIS
1	O	405	GLN
1	O	441	HIS
1	O	452	ASN
1	O	478	GLN
1	P	24	ASN
1	P	59	ASN
1	P	72	HIS
1	P	85	GLN
1	P	113	GLN
1	P	114	ASN
1	P	125	GLN
1	P	339	HIS
1	P	405	GLN
1	P	452	ASN
1	P	478	GLN

5.3.3 RNA [i](#)

There are no RNA molecules in this entry.

5.4 Non-standard residues in protein, DNA, RNA chains [i](#)

There are no non-standard protein/DNA/RNA residues in this entry.

5.5 Carbohydrates [i](#)

There are no monosaccharides in this entry.

5.6 Ligand geometry [i](#)

There are no ligands in this entry.

5.7 Other polymers [i](#)

There are no such residues in this entry.

5.8 Polymer linkage issues

There are no chain breaks in this entry.


6 Map visualisation [i](#)

This section contains visualisations of the EMDB entry EMD-5140. These allow visual inspection of the internal detail of the map and identification of artifacts.

No raw map or half-maps were deposited for this entry and therefore no images, graphs, etc. pertaining to the raw map can be shown.

6.1 Orthogonal projections [i](#)


6.1.1 Primary map



The images above show the map projected in three orthogonal directions.

6.2 Central slices [i](#)

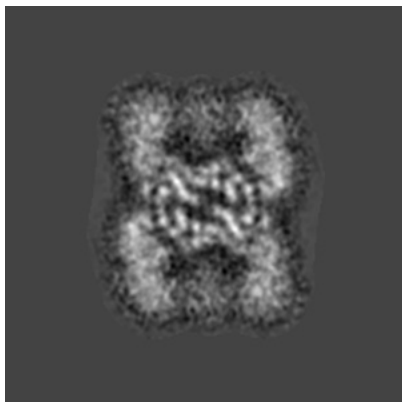
6.2.1 Primary map



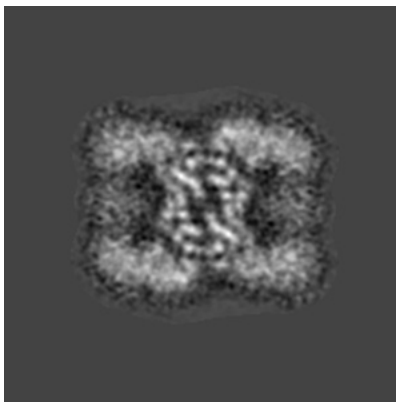
The images above show central slices of the map in three orthogonal directions.

6.3 Largest variance slices [i](#)


6.3.1 Primary map



X Index: 85



Y Index: 155




Z Index: 129


The images above show the largest variance slices of the map in three orthogonal directions.

6.4 Orthogonal standard-deviation projections (False-color) [i](#)


6.4.1 Primary map



X



Y

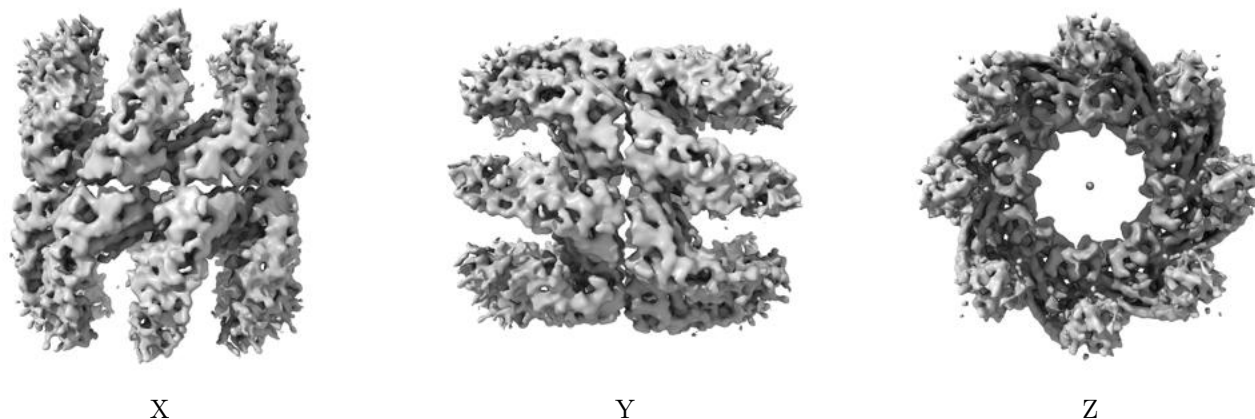


Z

The images above show the map standard deviation projections with false color in three orthogonal directions. Minimum values are shown in green, max in blue, and dark to light orange shades represent small to large values respectively.

6.5 Orthogonal surface views [i](#)

6.5.1 Primary map



The images above show the 3D surface view of the map at the recommended contour level 0.95. These images, in conjunction with the slice images, may facilitate assessment of whether an appropriate contour level has been provided.

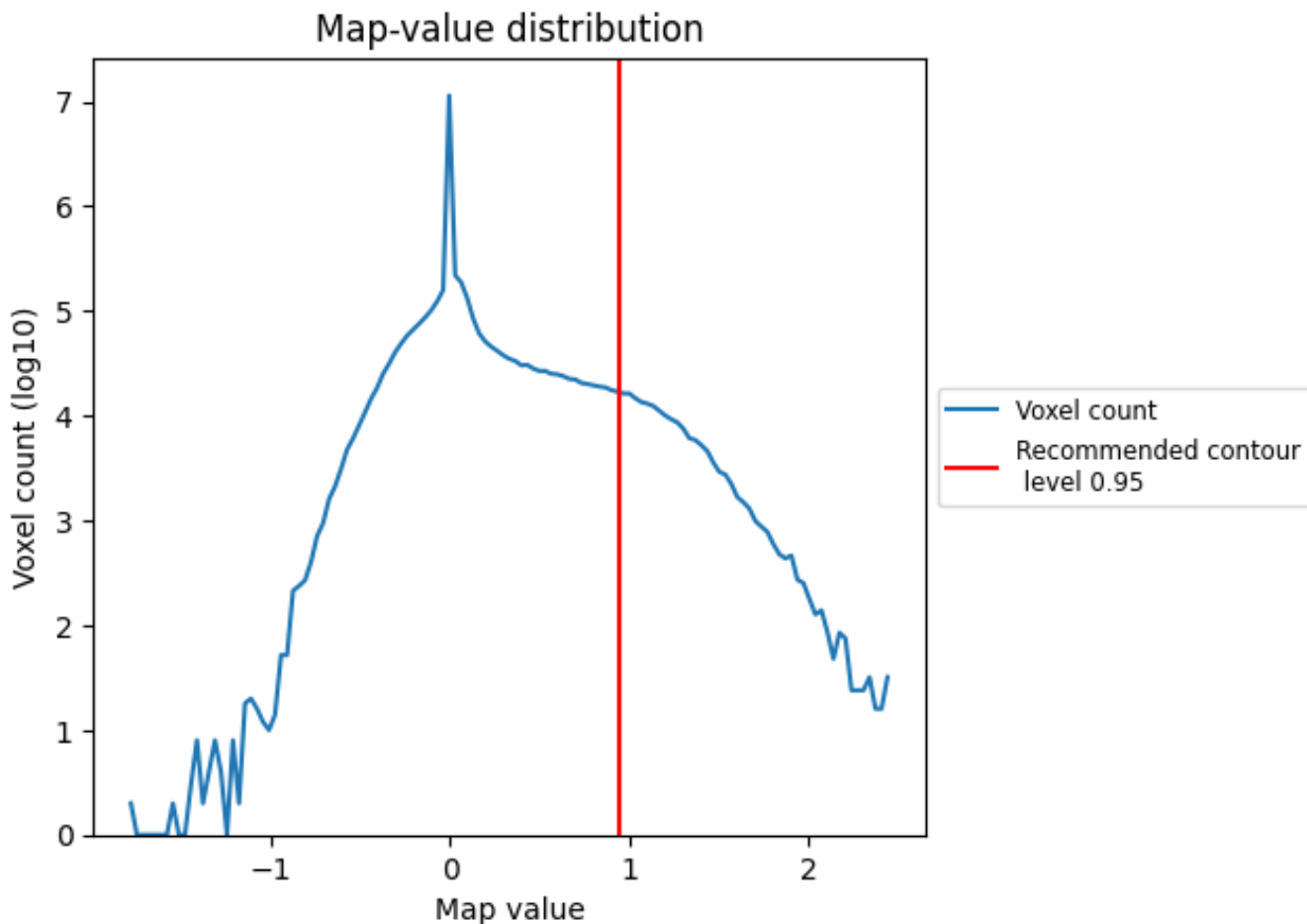
6.6 Mask visualisation [i](#)

This section was not generated. No masks/segmentation were deposited.

7 Map analysis [i](#)

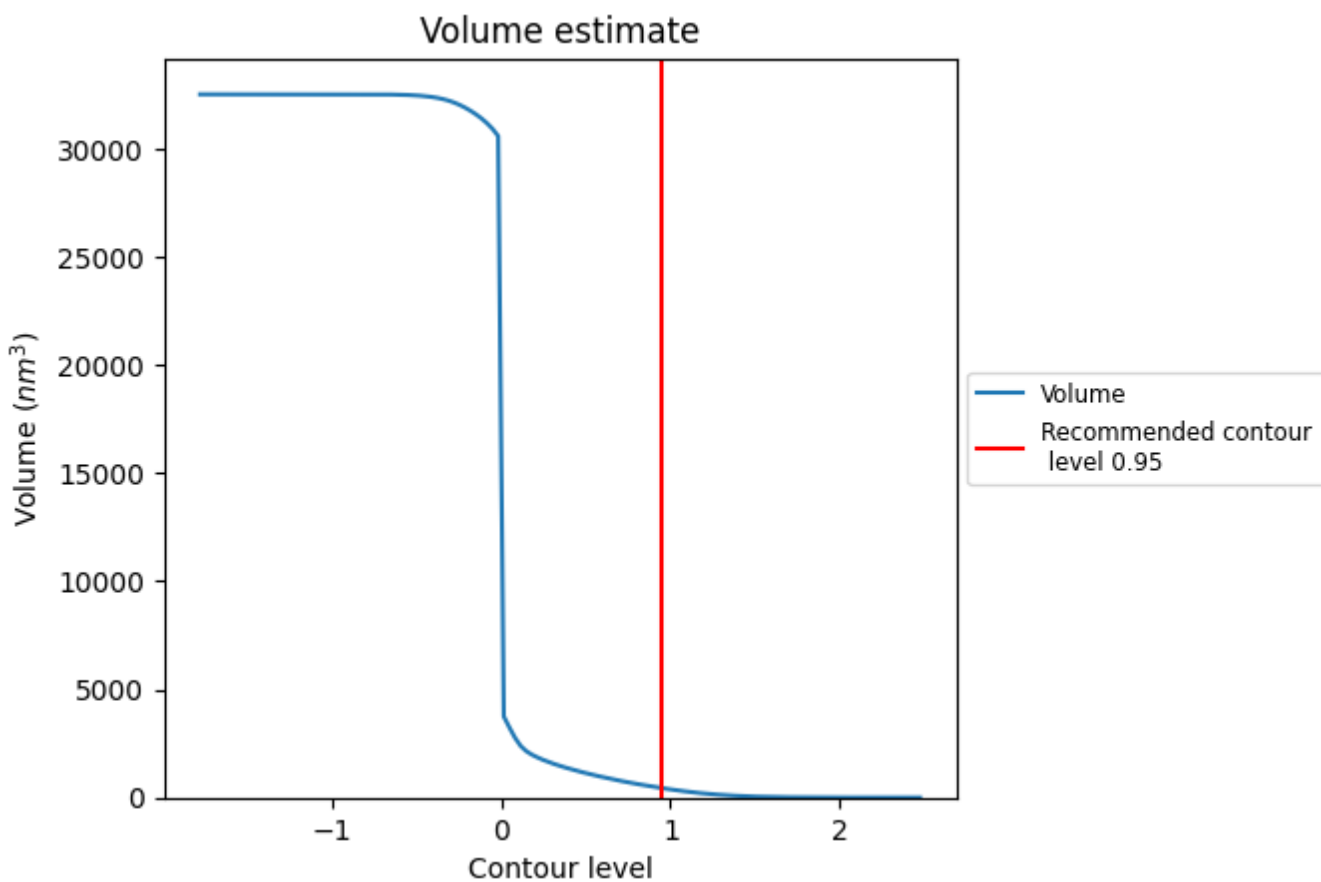
This section contains the results of statistical analysis of the map.

7.1 Map-value distribution [i](#)



The map-value distribution is plotted in 128 intervals along the x-axis. The y-axis is logarithmic. A spike in this graph at zero usually indicates that the volume has been masked.

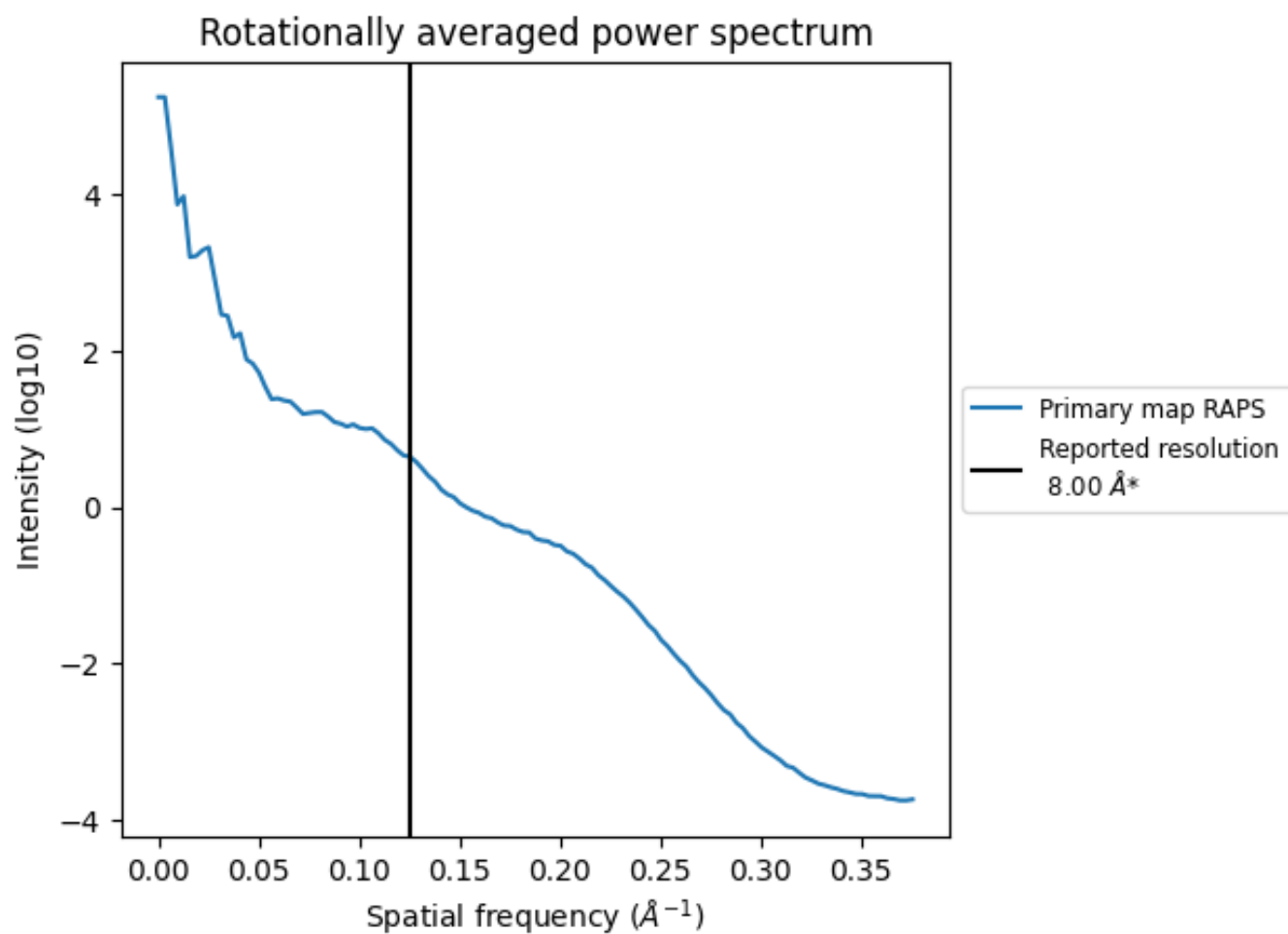
7.2 Volume estimate [i](#)



The volume at the recommended contour level is 437 nm³; this corresponds to an approximate mass of 395 kDa.

The volume estimate graph shows how the enclosed volume varies with the contour level. The recommended contour level is shown as a vertical line and the intersection between the line and the curve gives the volume of the enclosed surface at the given level.

7.3 Rotationally averaged power spectrum [i](#)



*Reported resolution corresponds to spatial frequency of 0.125 Å⁻¹

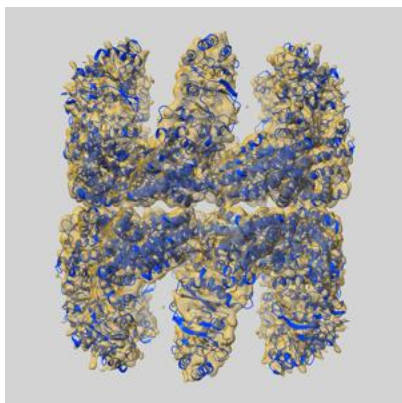
8 Fourier-Shell correlation

This section was not generated. No FSC curve or half-maps provided.

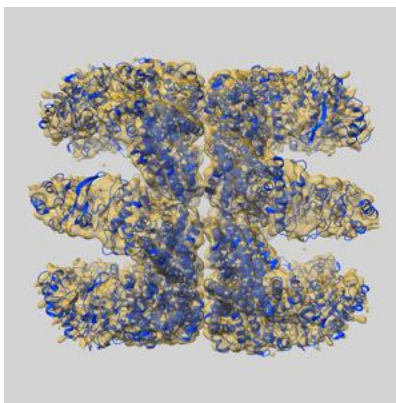
9 Map-model fit [i](#)

This section contains information regarding the fit between EMDB map EMD-5140 and PDB model 3IYF. Per-residue inclusion information can be found in section 3 on page 7.

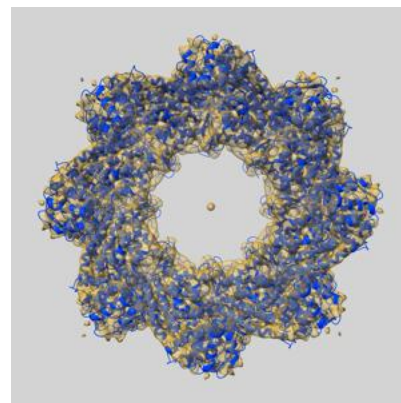
9.1 Map-model overlay [i](#)



X



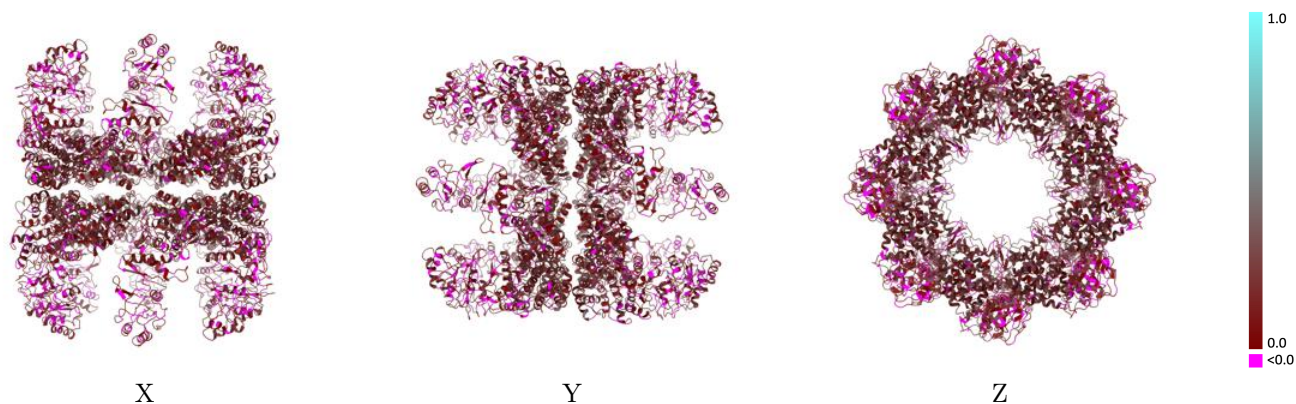
Y



Z

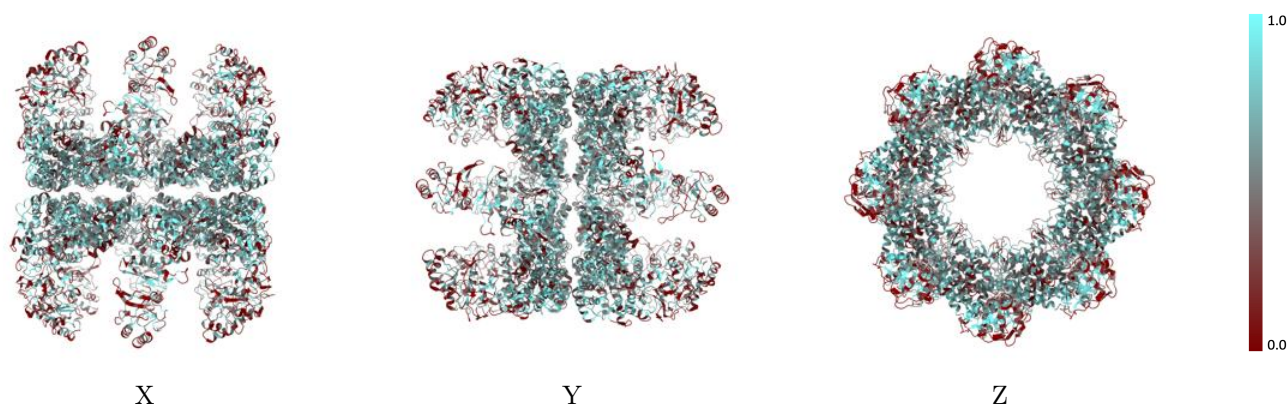
The images above show the 3D surface view of the map at the recommended contour level 0.95 at 50% transparency in yellow overlaid with a ribbon representation of the model coloured in blue. These images allow for the visual assessment of the quality of fit between the atomic model and the map.

9.2 Q-score mapped to coordinate model [i](#)



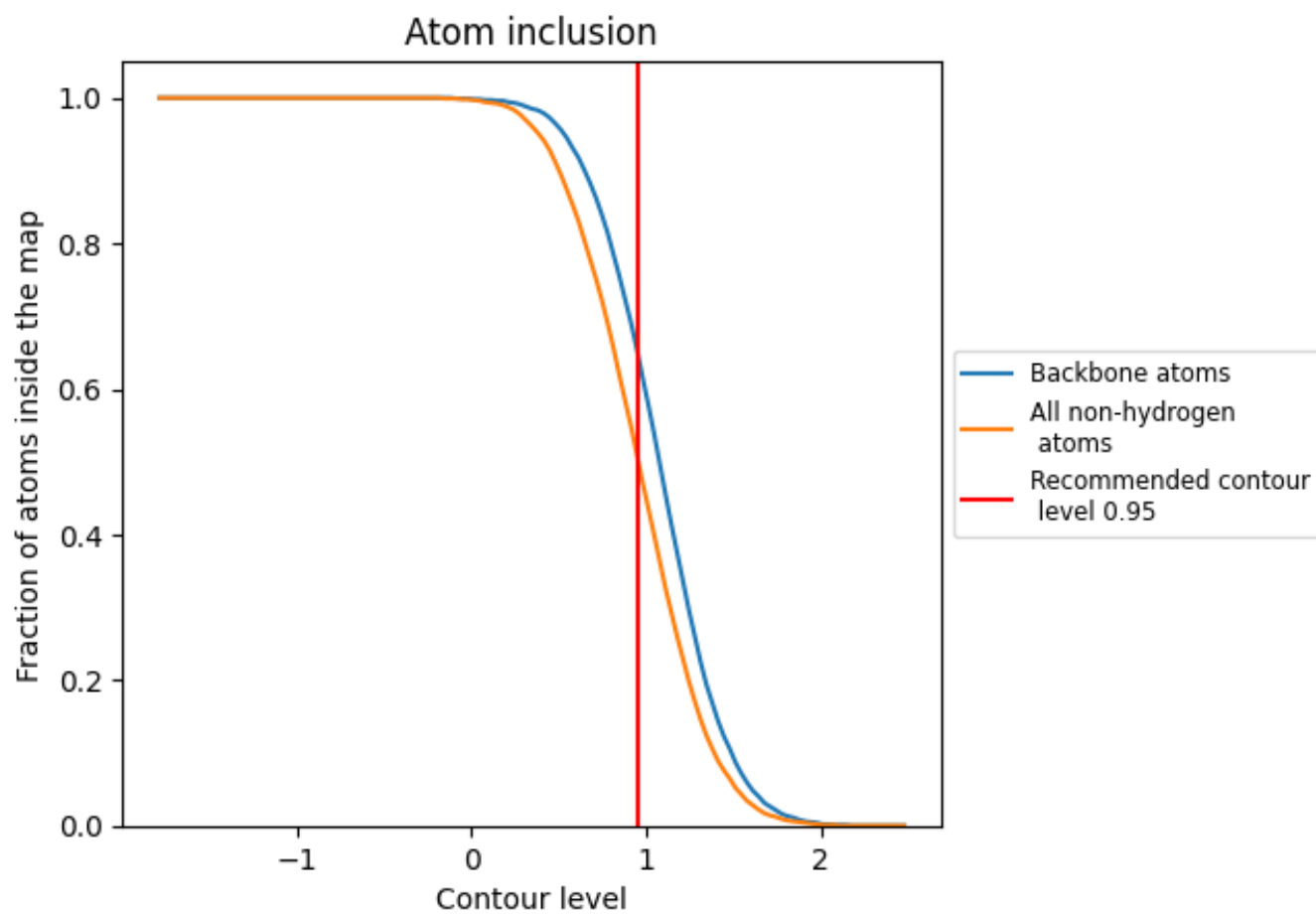
The images above show the model with each residue coloured according to its Q-score. This shows their resolvability in the map with higher Q-score values reflecting better resolvability. Please note: Q-score is calculating the resolvability of atoms, and thus high values are only expected at resolutions at which atoms can be resolved. Low Q-score values may therefore be expected for many entries.

9.3 Atom inclusion mapped to coordinate model [i](#)



The images above show the model with each residue coloured according to its atom inclusion. This shows to what extent they are inside the map at the recommended contour level (0.95).

9.4 Atom inclusion [i](#)



At the recommended contour level, 65% of all backbone atoms, 51% of all non-hydrogen atoms, are inside the map.

9.5 Map-model fit summary [i](#)

The table lists the average atom inclusion at the recommended contour level (0.95) and Q-score for the entire model and for each chain.

Chain	Atom inclusion	Q-score
All	0.5070	0.1510
A	0.5090	0.1500
B	0.5100	0.1480
C	0.5120	0.1510
D	0.5080	0.1520
E	0.5070	0.1550
F	0.5030	0.1500
G	0.4980	0.1500
H	0.5090	0.1520
I	0.5030	0.1510
J	0.5070	0.1510
K	0.5060	0.1510
L	0.5090	0.1490
M	0.5100	0.1540
N	0.5040	0.1530
O	0.5080	0.1490
P	0.5080	0.1530

