



Full wwPDB EM Validation Report ⓘ

Dec 7, 2022 – 09:32 AM JST

PDB ID : 5J8V
EMDB ID : EMD-8073
Title : Structure of rabbit ryanodine receptor RyR1 open state activated by calcium ion
Authors : Wang, X.; Wei, R.; Yin, C.; Sun, F.
Deposited on : 2016-04-08
Resolution : 4.90 Å(reported)
Based on initial model : 3J8H

This is a Full wwPDB EM Validation Report for a publicly released PDB entry.

We welcome your comments at validation@mail.wwpdb.org

A user guide is available at

<https://www.wwpdb.org/validation/2017/EMValidationReportHelp>

with specific help available everywhere you see the ⓘ symbol.

The types of validation reports are described at

<http://www.wwpdb.org/validation/2017/FAQs#types>.

The following versions of software and data (see [references ⓘ](#)) were used in the production of this report:

EMDB validation analysis : 0.0.1.dev43
MolProbity : 4.02b-467
Percentile statistics : 20191225.v01 (using entries in the PDB archive December 25th 2019)
MapQ : 1.9.9
Ideal geometry (proteins) : Engh & Huber (2001)
Ideal geometry (DNA, RNA) : Parkinson et al. (1996)
Validation Pipeline (wwPDB-VP) : 2.31.3

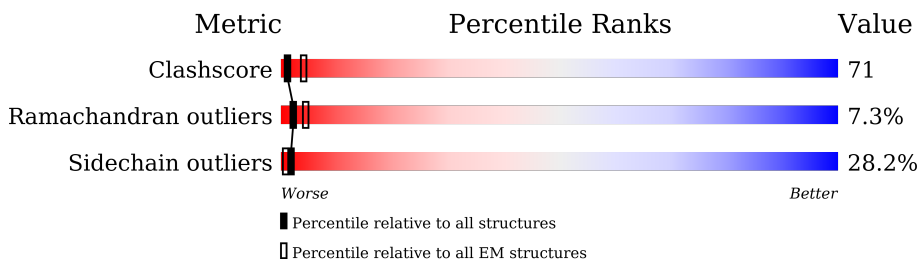
1 Overall quality at a glance i

The following experimental techniques were used to determine the structure:

ELECTRON MICROSCOPY

The reported resolution of this entry is 4.90 Å.

Percentile scores (ranging between 0-100) for global validation metrics of the entry are shown in the following graphic. The table shows the number of entries on which the scores are based.



Metric	Whole archive (#Entries)	EM structures (#Entries)
Clashscore	158937	4297
Ramachandran outliers	154571	4023
Sidechain outliers	154315	3826

The table below summarises the geometric issues observed across the polymeric chains and their fit to the map. The red, orange, yellow and green segments of the bar indicate the fraction of residues that contain outliers for ≥ 3 , 2, 1 and 0 types of geometric quality criteria respectively. A grey segment represents the fraction of residues that are not modelled. The numeric value for each fraction is indicated below the corresponding segment, with a dot representing fractions $\leq 5\%$. The upper red bar (where present) indicates the fraction of residues that have poor fit to the EM map (all-atom inclusion $< 40\%$). The numeric value is given above the bar.

Mol	Chain	Length	Quality of chain
1	A	5037	
1	B	5037	
1	C	5037	
1	D	5037	

2 Entry composition

There is only 1 type of molecule in this entry. The entry contains 73616 atoms, of which 0 are hydrogens and 0 are deuteriums.

In the tables below, the AltConf column contains the number of residues with at least one atom in alternate conformation and the Trace column contains the number of residues modelled with at most 2 atoms.

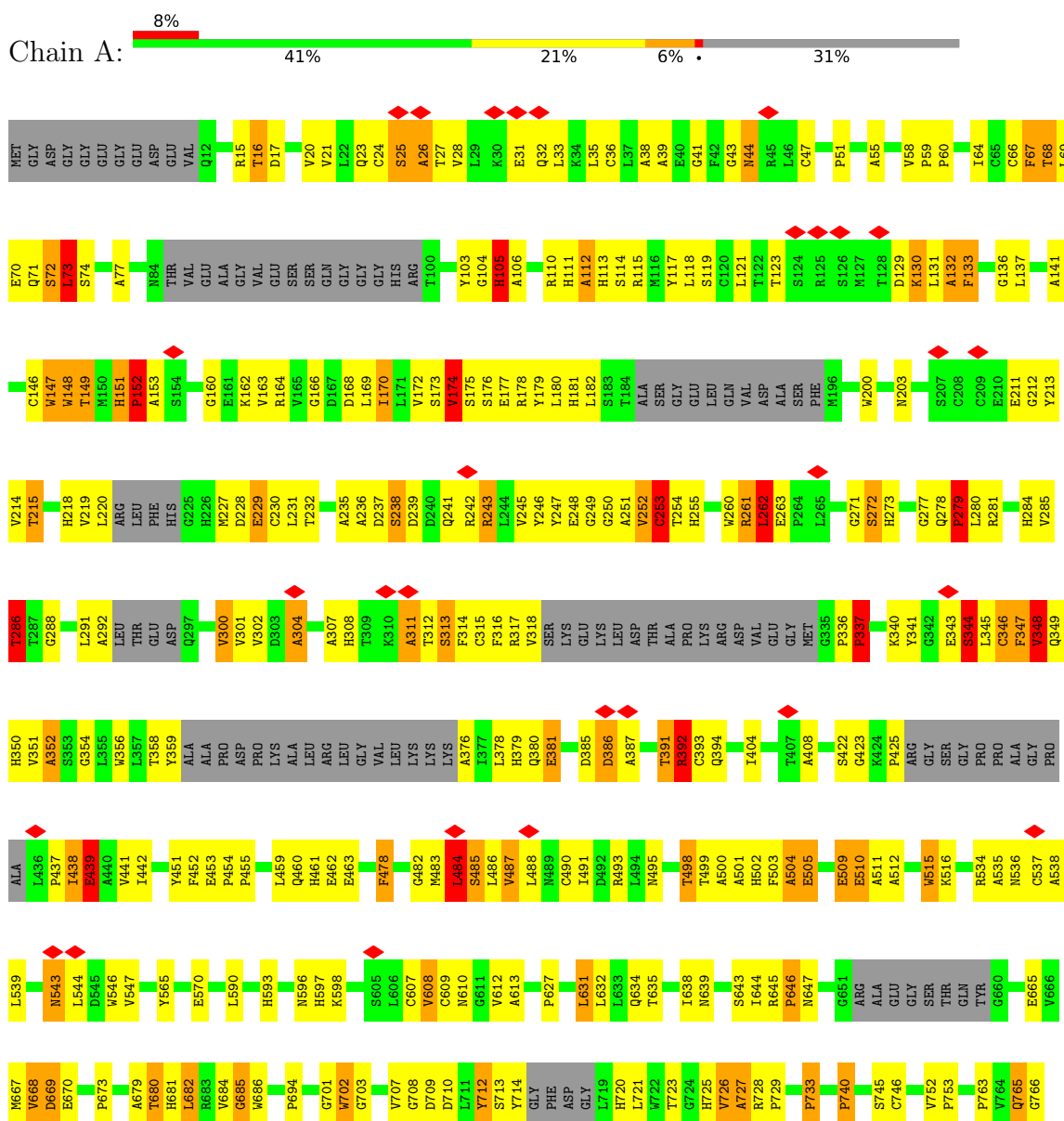
- Molecule 1 is a protein called Ryanodine receptor 1.

Mol	Chain	Residues	Atoms					AltConf	Trace
			Total	C	N	O	S		
1	A	3453	Total 18404	C 11343	N 3553	O 3501	S 7	0	0
1	B	3453	Total 18404	C 11343	N 3553	O 3501	S 7	0	0
1	C	3453	Total 18404	C 11343	N 3553	O 3501	S 7	0	0
1	D	3453	Total 18404	C 11343	N 3553	O 3501	S 7	0	0


3 Residue-property plots

These plots are drawn for all protein, RNA, DNA and oligosaccharide chains in the entry. The first graphic for a chain summarises the proportions of the various outlier classes displayed in the second graphic. The second graphic shows the sequence view annotated by issues in geometry and atom inclusion in map density. Residues are color-coded according to the number of geometric quality criteria for which they contain at least one outlier: green = 0, yellow = 1, orange = 2 and red = 3 or more. A red diamond above a residue indicates a poor fit to the EM map for this residue (all-atom inclusion < 40%). Stretches of 2 or more consecutive residues without any outlier are shown as a green connector. Residues present in the sample, but not in the model, are shown in grey.

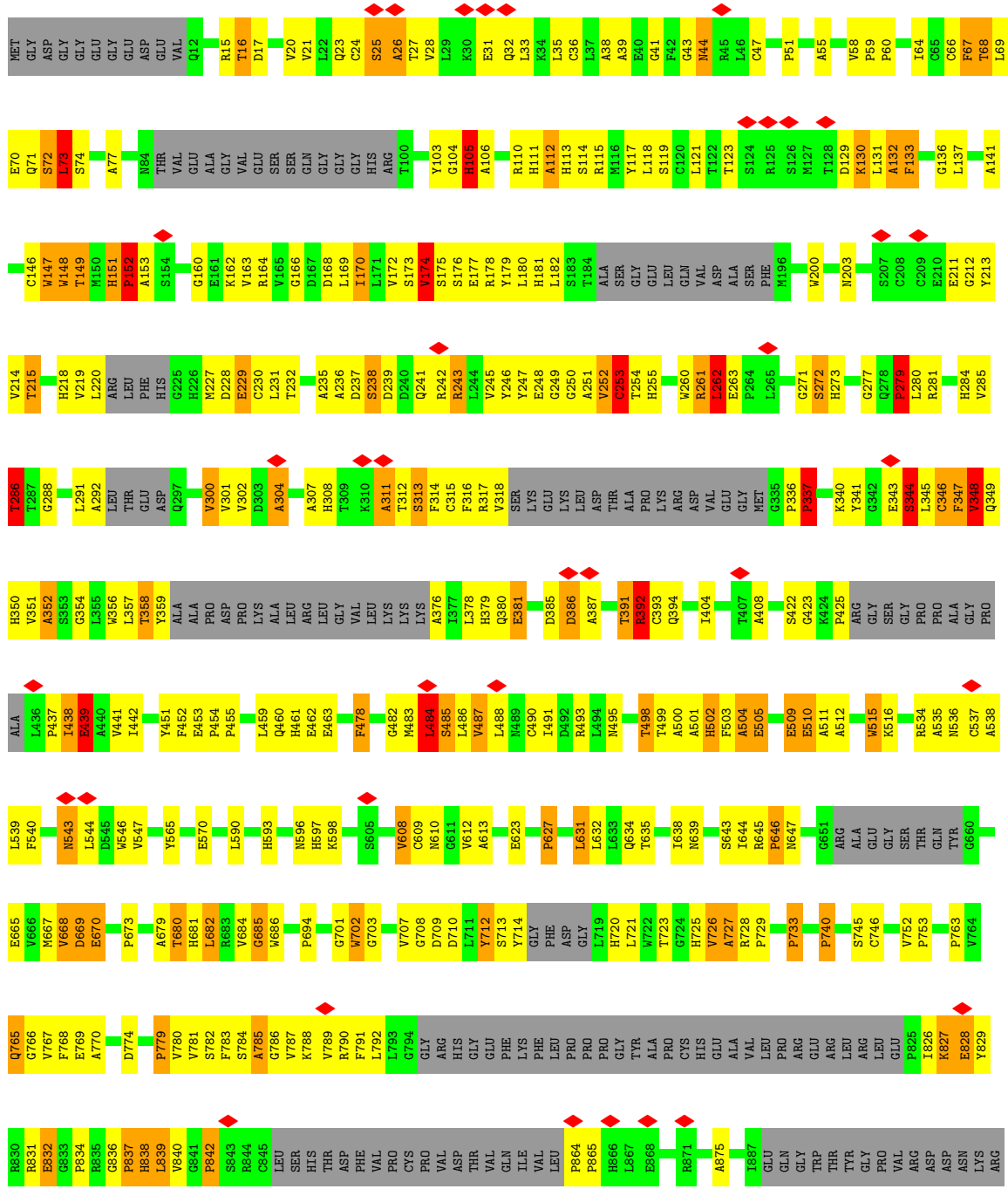
• Molecule 1: Ryanodine receptor 1

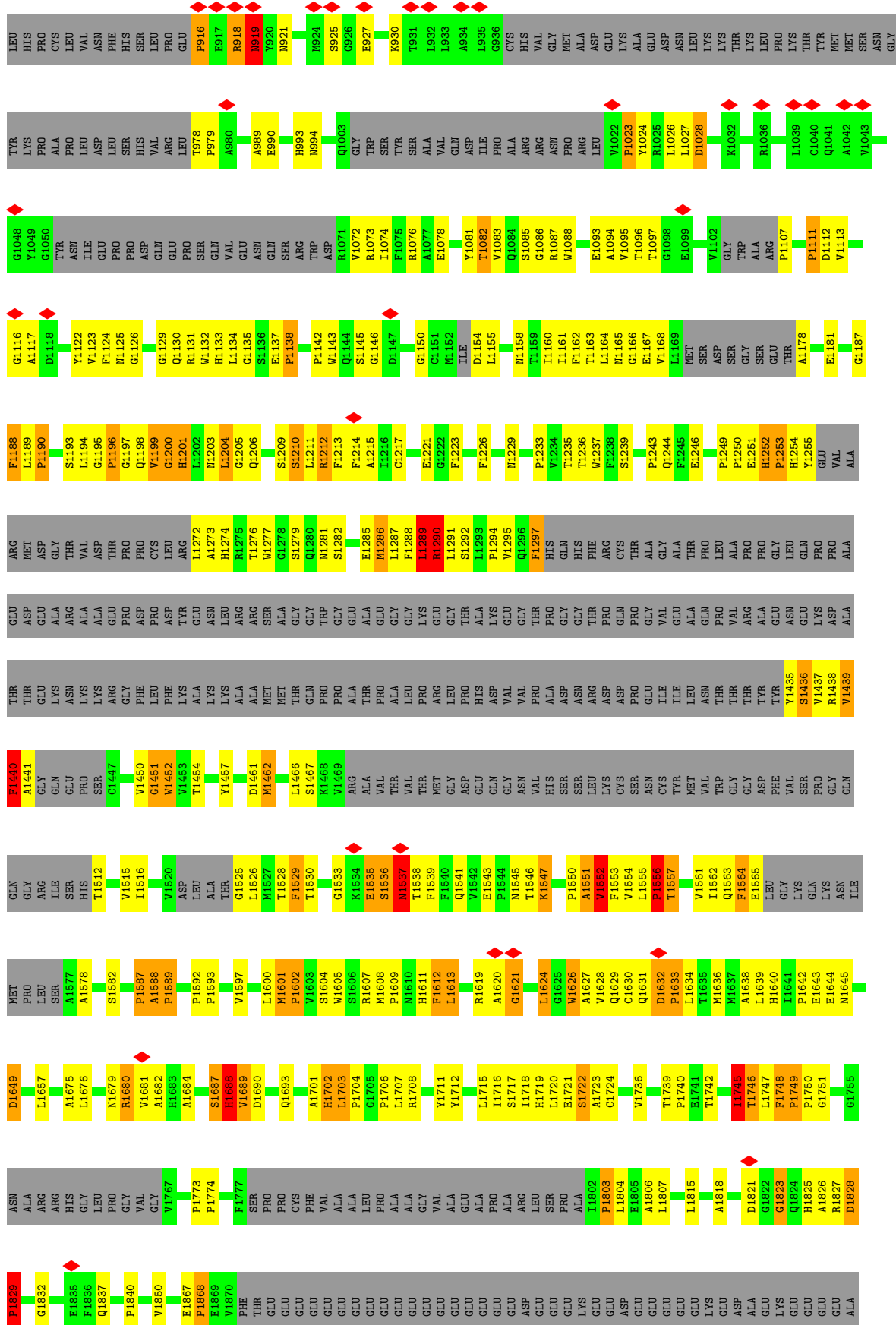


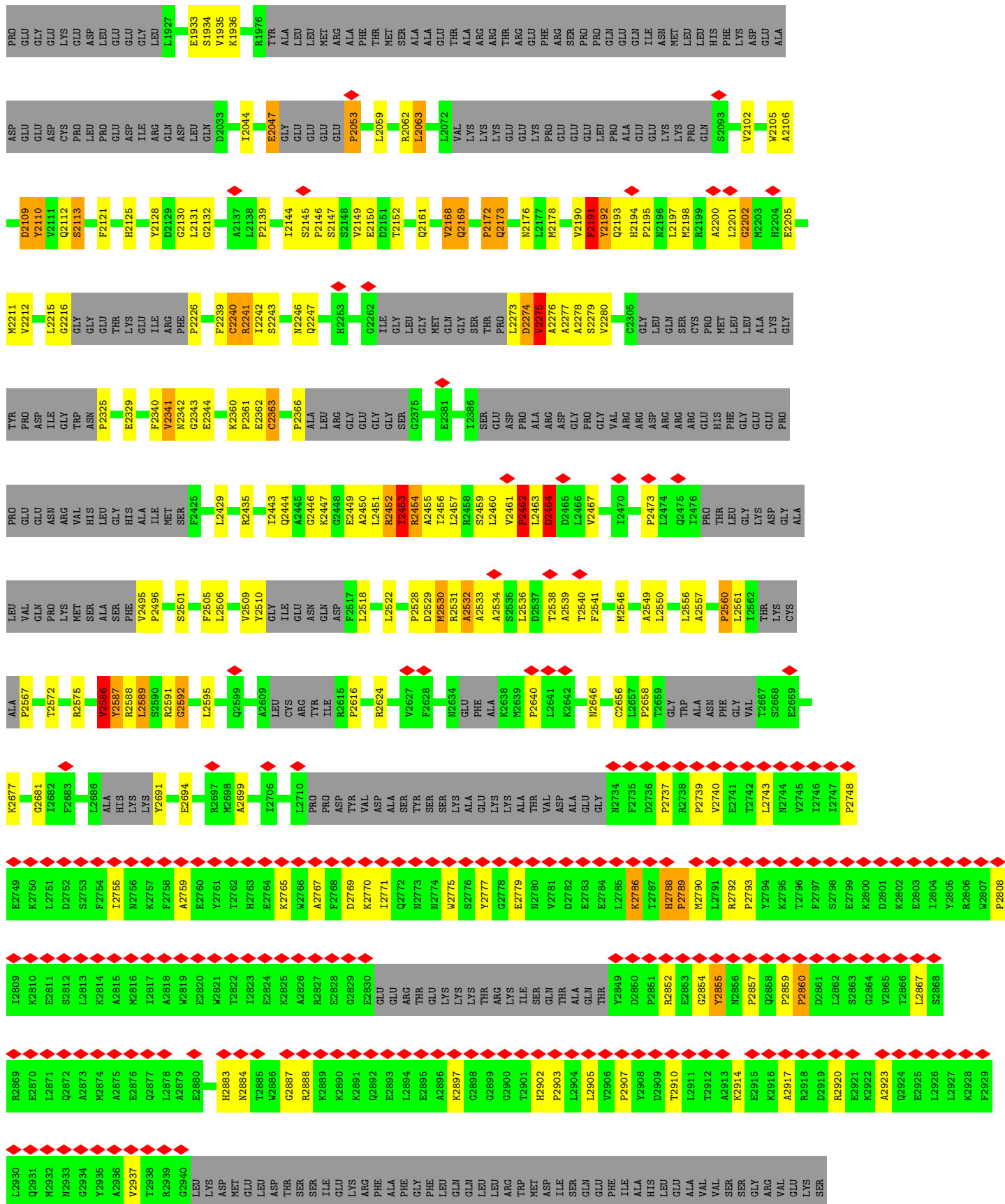
D4907	K4885	L4914	V4697	L4662	PRO	THR	VAL	GLY	L4178	GLY	Q4102	G3939	GLY	D3877
E4908	Q4886	V4915	K4698	L4566	GLU	GLU	VAL	ARG	G4179	GLU	Q4103	V3942	MET	D3878
Y4909	L4837	F4916	G4699	L4565	PRO	LEU	VAL	ARG	R4180	PRO	T4104	I3943	VAL	E3879
E4910	L4768	M4769	Q4700	F4571	GLU	LEU	VAL	LEU	I4181	GLU	C4105	E3944	ASN	E3879
L4911	M4839	S4770	W4701	A4570	LYS	ALA	ALA	ARG	E4182	ASP	P4106	E3945	GLU	F3880
	T4840		V4705	A4572	ASP	GLY	ASP	LEU	I4183	GLU	E4107	Q3946	GLY	F3887
	L4843	V4773	L4706	I4573	GLU	PRO	GLY	ALA	R4188	ASP	I4108	G3947	THR	L3888
	L4844	V4775	N4707	M4574	GLY	ASP	PHE	ALA	R4189	GLU	Q4109	F3951	VAL	L3889
	A4845	Q4776	F4576	I4575	ASN	PRO	ARG	GLY	I4190	MET	F4110	F3962	ILE	L3891
	V4847	I4777	L4577	L4578	GLY	THR	GLY	ALA	E4191	GLY	S4115	M3963	ARG	C3892
	F4920	K4778	F4711	F4579	LYS	ASP	GLY	ALA	R4192	ALA	D4118	S3964	GLN	E3893
	Y4848	M4714	N4715	TYR	GLU	THR	ALA	ALA	E4194	THR	E4119	L3965	ASN	C3894
	Y4849	Y4715	W4716	VAL	VAL	HIS	ALA	ALA	M4120	ALA	N4120	T3966	GLY	H3895
	L4850	D4781	D4717	VAL	PRO	GLY	GLY	ALA	F4195	LEU	E4121	L3967	GLY	G3894
	F4851	K4718	K4718	SER	GLU	GLY	ALA	ALA	E4196	ALA	M4122	E3967	LYS	H3895
	T4852	F4719	F4719	ALA	ALA	GLN	GLY	ALA	I4197	ALA	I4123	Q3970	LYS	G3894
	V4853	F4784	V4720	PRO	PRO	PRO	ASP	LEU	W4205	GLU	I4123	S3983	VAL	H3895
	H4854	H4650	H4650	SER	PRO	TRP	MET	LEU	E4206	GLU	N4124	S3983	VAL	H3895
	A4855	T4651	T4651	PRO	GLU	ALA	ALA	ALA	E4206	GLY	F4125	R3984	VAL	H3895
	F4856	L4652	L4652	GLY	GLY	GLY	GLY	ALA	M4207	ALA	E4126	I3985	VAL	H3895
	M4857	V4653	V4653	PRO	PRO	VAL	ASP	VAL	P4208	ALA	E4127	W3986	VAL	H3895
	F4858	A4654	A4654	GLU	PRO	VAL	THR	VAL	Q4209	ALA	F4128	D3987	VAL	H3895
	F4859	F4655	F4655	ASP	LYS	GLY	THR	GLY	W4210	GLY	F4128	A3988	VAL	H3895
	R4860	L4656	L4656	ASP	LYS	ASP	PRO	ASP	K4214	ALA	R4131	V3989	VAL	H3895
	K4861	C4657	C4657	MET	ALA	ALA	ALA	ALA	F4217	GLY	F4132	V3990	VAL	H3895
	F4862	G4728	G4728	GLY	PRO	GLY	GLY	ALA	I4218	GLY	F4135	W3990	VAL	H3895
	F4863	D4730	D4730	GLY	PRO	ALA	PRO	ALA	F4217	ALA	F4135	H3998	VAL	H3895
	M4864	I4731	I4731	SER	SER	ALA	PRO	ALA	I4218	ALA	G4140	K4002	VAL	H3895
	K4865	F4732	F4732	ALA	PRO	THR	THR	GLY	F4218	GLY	F4141	L4003	VAL	H3895
	S4866	A4661	A4661	ALA	PRO	GLY	PRO	GLY	W4221	THR	F4141	A4004	VAL	H3895
	D4867	N4662	N4662	ALA	PRO	GLY	PRO	GLY	E4222	GLY	F4144	Q4005	VAL	H3895
	L4868	C4663	C4663	GLY	PRO	GLY	GLY	ALA	M4223	VAL	A4144	D4006	VAL	H3895
	G4869	L4664	L4664	ASP	LYS	GLY	GLY	ALA	E4224	ALA	A4145	S4007	VAL	H3895
	A4870	L4665	L4665	LEU	GLU	GLY	PRO	ALA	GLY	ALA	L4146	Q4008	VAL	H3895
	Y4804	K4666	K4666	ALA	GLY	ILE	ILE	GLY	GLY	THR	L4147	Q4009	VAL	H3895
	M4805	F4667	F4667	ALA	ALA	LEU	LEU	ALA	ALA	ALA	T4148	M4023	VAL	H3895
	M4806	V4668	V4668	ALA	GLY	LYS	ARG	ALA	E4229	ARG	H4153	M4034	VAL	H3895
	F4807	L4670	L4670	ALA	GLY	LYS	ARG	ALA	M4231	ALA	V4154	V4036	VAL	H3895
	A4810	F4671	F4671	GLY	GLY	GLY	GLY	ALA	L4233	ALA	H4155	M4047	VAL	H3895
	H4811	K4672	K4672	GLY	GLY	GLY	GLY	ALA	F4234	ALA	H4156	I4088	VAL	H3895
	L4812	R4673	R4673	GLY	GLY	GLY	GLY	ALA	V4235	ALA	D4157	S4089	VAL	H3895
	L4813	L4677	L4677	SER	GLY	SER	VAL	GLY	S4236	ARG	P4158	K4090	VAL	H3895
	I4816	L4661	L4661	TRP	GLY	TRP	GLY	ALA	F4237	ALA	R4159	I3914	VAL	H3895
	A4817	F4662	F4662	SER	GLY	GLY	GLY	ALA	C4238	ALA	I4160	I3915	VAL	H3895
	M4818	E4663	E4663	GLY	GLY	GLY	GLY	ALA	E4239	ARG	R4161	I3916	VAL	H3895
	G4819	D4684	D4684	ALA	ALA	ALA	ALA	ALA	D4240	GLY	F4061	I3917	VAL	H3895
	V4820	C4685	C4685	GLY	GLY	GLY	GLY	ALA	I4241	LEU	F4062	Y3922	VAL	H3895
	K4821	F4688	F4688	ALA	ALA	ALA	ALA	ALA	F4243	VAL	L4087	F3943	VAL	H3895
	T4822	L4689	L4689	ALA	ALA	ALA	ALA	ALA	I4251	TYR	I4088	Y3944	VAL	H3895
	L4823	T4689	T4689	GLY	GLY	GLY	GLY	ALA	S4252	ARG	E4172	S3954	VAL	H3895
	R4824	Y4690	Y4690	GLY	GLY	GLY	GLY	ALA	G4252	LEU	F4173	K3985	VAL	H3895
	T4825	Q4691	Q4691	ASP	ASP	ASP	ASP	ALA	PRO	GLY	F4174	K4090	VAL	H3895
	S4829	P4692	P4692	GLY	GLY	GLY	GLY	ALA	GLU	ARG	R4175	Y3936	VAL	H3895
	A4832	F4692	F4692	GLY	GLY	GLY	GLY	ALA	PRO	THR	F4176	K4091	VAL	H3895
	L4833	D4696	D4696	GLU	GLU	GLU	GLU	ALA	GLU	ARG	Y4177	D4092	VAL	H3895
	G4834	L4696	L4696	GLU	GLU	GLU	GLU	ALA	GLU	VAL		F4093	VAL	H3895

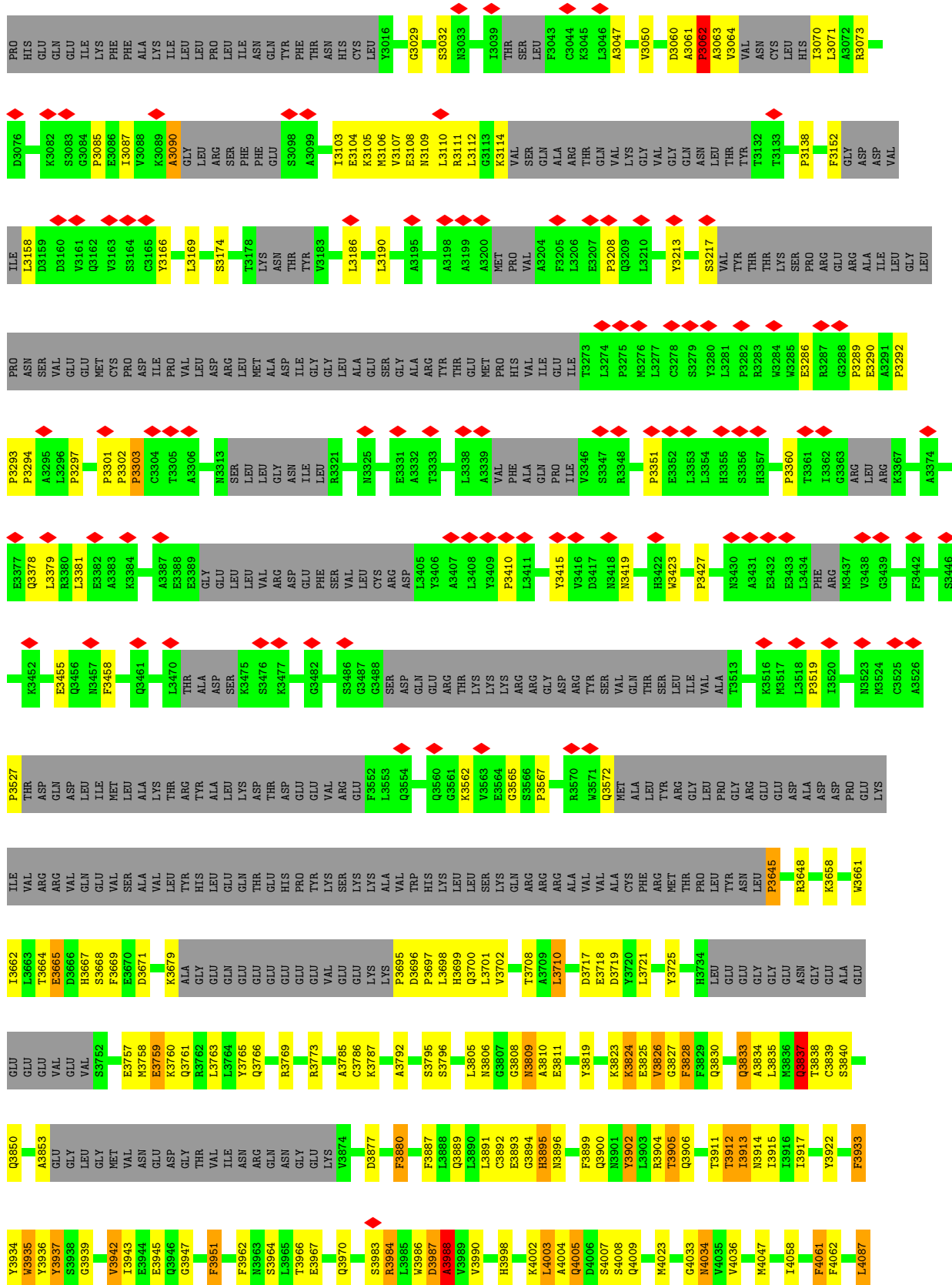


• Molecule 1: Ryanodine receptor 1



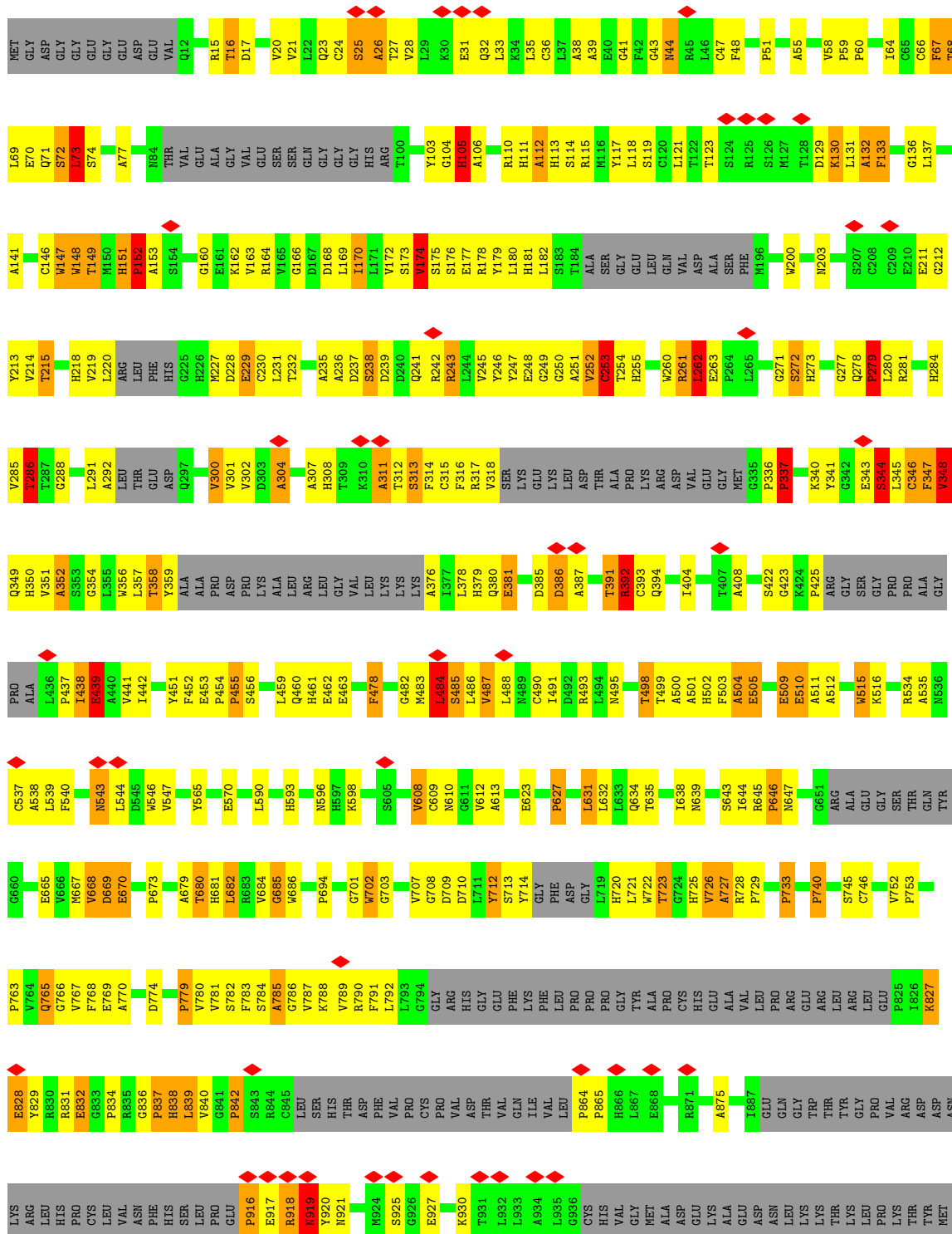


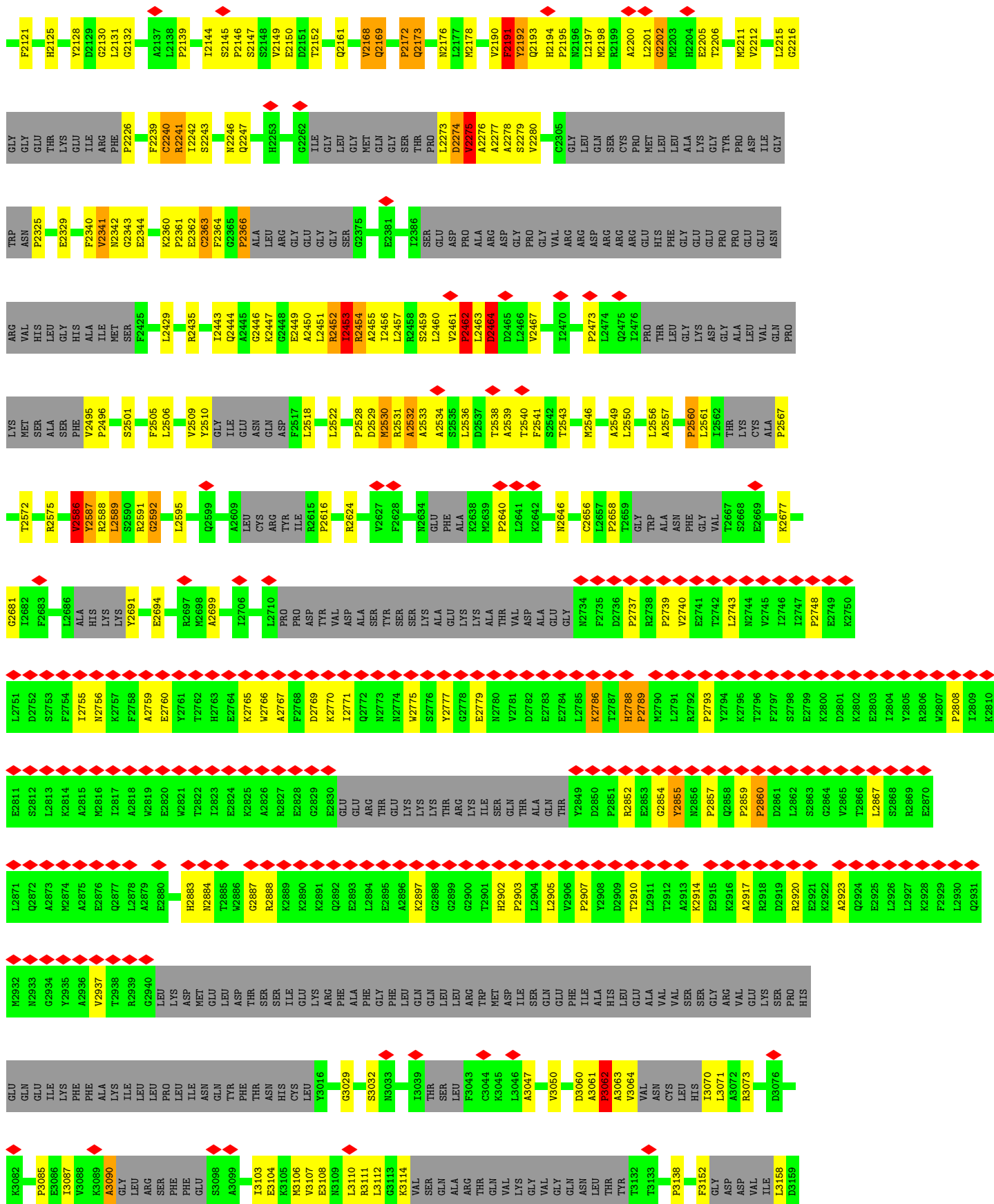







• Molecule 1: Ryanodine receptor 1







4 Experimental information

Property	Value	Source
EM reconstruction method	SINGLE PARTICLE	Depositor
Imposed symmetry	POINT, C4	Depositor
Number of particles used	41743	Depositor
Resolution determination method	FSC 0.143 CUT-OFF	Depositor
CTF correction method	NONE	Depositor
Microscope	FEI TITAN KRIOS	Depositor
Voltage (kV)	300	Depositor
Electron dose ($e^-/\text{\AA}^2$)	48	Depositor
Minimum defocus (nm)	1300	Depositor
Maximum defocus (nm)	5400	Depositor
Magnification	100286	Depositor
Image detector	FEI FALCON II (4k x 4k)	Depositor
Maximum map value	0.532	Depositor
Minimum map value	-0.339	Depositor
Average map value	0.001	Depositor
Map value standard deviation	0.014	Depositor
Recommended contour level	0.0967	Depositor
Map size (\AA)	547.232, 547.232, 547.232	wwPDB
Map dimensions	392, 392, 392	wwPDB
Map angles ($^\circ$)	90.0, 90.0, 90.0	wwPDB
Pixel spacing (\AA)	1.396, 1.396, 1.396	Depositor

5 Model quality [i](#)

5.1 Standard geometry [i](#)

The Z score for a bond length (or angle) is the number of standard deviations the observed value is removed from the expected value. A bond length (or angle) with $|Z| > 5$ is considered an outlier worth inspection. RMSZ is the root-mean-square of all Z scores of the bond lengths (or angles).

Mol	Chain	Bond lengths		Bond angles	
		RMSZ	# Z >5	RMSZ	# Z >5
1	A	1.17	51/18508 (0.3%)	1.21	262/25601 (1.0%)
1	B	1.17	51/18508 (0.3%)	1.21	262/25601 (1.0%)
1	C	1.17	51/18508 (0.3%)	1.21	262/25601 (1.0%)
1	D	1.17	51/18508 (0.3%)	1.21	262/25601 (1.0%)
All	All	1.17	204/74032 (0.3%)	1.21	1048/102404 (1.0%)

Chiral center outliers are detected by calculating the chiral volume of a chiral center and verifying if the center is modelled as a planar moiety or with the opposite hand. A planarity outlier is detected by checking planarity of atoms in a peptide group, atoms in a mainchain group or atoms of a sidechain that are expected to be planar.

Mol	Chain	#Chirality outliers	#Planarity outliers
1	A	1	3
1	B	1	3
1	C	1	3
1	D	1	3
All	All	4	12

All (204) bond length outliers are listed below:

Mol	Chain	Res	Type	Atoms	Z	Observed(Å)	Ideal(Å)
1	A	4859	PHE	CA-CB	-43.48	0.58	1.53
1	B	4859	PHE	CA-CB	-43.48	0.58	1.53
1	C	4859	PHE	CA-CB	-43.48	0.58	1.53
1	D	4859	PHE	CA-CB	-43.48	0.58	1.53
1	A	4691	GLN	CA-CB	-40.95	0.63	1.53
1	B	4691	GLN	CA-CB	-40.95	0.63	1.53
1	C	4691	GLN	CA-CB	-40.95	0.63	1.53
1	D	4691	GLN	CA-CB	-40.95	0.63	1.53
1	A	4168	GLU	CA-CB	-40.74	0.64	1.53
1	B	4168	GLU	CA-CB	-40.74	0.64	1.53
1	C	4168	GLU	CA-CB	-40.74	0.64	1.53
1	D	4168	GLU	CA-CB	-40.74	0.64	1.53

Continued on next page...

Continued from previous page...

Mol	Chain	Res	Type	Atoms	Z	Observed(Å)	Ideal(Å)
1	A	1297	PHE	CB-CG	-37.93	0.86	1.51
1	C	1297	PHE	CB-CG	-37.93	0.86	1.51
1	D	1297	PHE	CB-CG	-37.93	0.86	1.51
1	B	1297	PHE	CB-CG	-37.89	0.86	1.51
1	A	4557	ARG	CA-CB	-36.27	0.74	1.53
1	B	4557	ARG	CA-CB	-36.27	0.74	1.53
1	C	4557	ARG	CA-CB	-36.27	0.74	1.53
1	D	4557	ARG	CA-CB	-36.27	0.74	1.53
1	A	1747	LEU	CA-CB	-35.15	0.72	1.53
1	B	1747	LEU	CA-CB	-35.15	0.72	1.53
1	C	1747	LEU	CA-CB	-35.15	0.72	1.53
1	D	1747	LEU	CA-CB	-35.15	0.72	1.53
1	A	4684	ASP	CA-CB	-32.13	0.83	1.53
1	B	4684	ASP	CA-CB	-32.13	0.83	1.53
1	C	4684	ASP	CA-CB	-32.13	0.83	1.53
1	D	4684	ASP	CA-CB	-32.13	0.83	1.53
1	D	3527	PRO	CA-CB	-28.60	0.96	1.53
1	A	3527	PRO	CA-CB	-28.55	0.96	1.53
1	B	3527	PRO	CA-CB	-28.55	0.96	1.53
1	C	3527	PRO	CA-CB	-28.55	0.96	1.53
1	A	1536	SER	CA-CB	-26.35	1.13	1.52
1	B	1536	SER	CA-CB	-26.35	1.13	1.52
1	C	1536	SER	CA-CB	-26.35	1.13	1.52
1	D	1536	SER	CA-CB	-26.35	1.13	1.52
1	A	3090	ALA	CA-CB	-25.39	0.99	1.52
1	B	3090	ALA	CA-CB	-25.39	0.99	1.52
1	C	3090	ALA	CA-CB	-25.39	0.99	1.52
1	D	3090	ALA	CA-CB	-25.39	0.99	1.52
1	B	3217	SER	CA-CB	-24.67	1.16	1.52
1	C	3217	SER	CA-CB	-24.67	1.16	1.52
1	A	3217	SER	CA-CB	-24.64	1.16	1.52
1	D	3217	SER	CA-CB	-24.64	1.16	1.52
1	A	4682	GLU	CA-CB	-22.42	1.04	1.53
1	B	4682	GLU	CA-CB	-22.42	1.04	1.53
1	C	4682	GLU	CA-CB	-22.42	1.04	1.53
1	D	4682	GLU	CA-CB	-22.42	1.04	1.53
1	A	1850	VAL	CA-CB	-20.87	1.10	1.54
1	B	1850	VAL	CA-CB	-20.87	1.10	1.54
1	C	1850	VAL	CA-CB	-20.87	1.10	1.54
1	D	1850	VAL	CA-CB	-20.87	1.10	1.54
1	B	978	THR	CA-CB	-20.06	1.01	1.53
1	A	978	THR	CA-CB	-20.03	1.01	1.53

Continued on next page...

Continued from previous page...

Mol	Chain	Res	Type	Atoms	Z	Observed(Å)	Ideal(Å)
1	D	978	THR	CA-CB	-20.03	1.01	1.53
1	C	978	THR	CA-CB	-20.01	1.01	1.53
1	A	1746	THR	CA-CB	-18.82	1.04	1.53
1	B	1746	THR	CA-CB	-18.82	1.04	1.53
1	C	1746	THR	CA-CB	-18.82	1.04	1.53
1	D	1746	THR	CA-CB	-18.80	1.04	1.53
1	A	1749	PRO	CA-CB	-17.98	1.17	1.53
1	B	1749	PRO	CA-CB	-17.98	1.17	1.53
1	C	1749	PRO	CA-CB	-17.98	1.17	1.53
1	D	1749	PRO	CA-CB	-17.98	1.17	1.53
1	B	2047	GLU	CA-CB	17.68	1.92	1.53
1	A	2047	GLU	CA-CB	17.66	1.92	1.53
1	C	2047	GLU	CA-CB	17.66	1.92	1.53
1	D	2047	GLU	CA-CB	17.66	1.92	1.53
1	B	1535	GLU	CA-CB	-15.83	1.19	1.53
1	A	1535	GLU	CA-CB	-15.80	1.19	1.53
1	C	1535	GLU	CA-CB	-15.80	1.19	1.53
1	D	1535	GLU	CA-CB	-15.76	1.19	1.53
1	A	1537	ASN	CA-CB	-13.78	1.17	1.53
1	C	1537	ASN	CA-CB	-13.78	1.17	1.53
1	D	1537	ASN	CA-CB	-13.78	1.17	1.53
1	B	1537	ASN	CA-CB	-13.75	1.17	1.53
1	A	3152	PHE	CA-CB	-11.47	1.28	1.53
1	C	3152	PHE	CA-CB	-11.47	1.28	1.53
1	D	3152	PHE	CA-CB	-11.47	1.28	1.53
1	B	3152	PHE	CA-CB	-11.46	1.28	1.53
1	A	1538	THR	CA-CB	-10.42	1.26	1.53
1	B	1538	THR	CA-CB	-10.42	1.26	1.53
1	C	1538	THR	CA-CB	-10.42	1.26	1.53
1	D	1538	THR	CA-CB	-10.42	1.26	1.53
1	A	5019	TRP	CG-CD1	-9.03	1.24	1.36
1	B	5019	TRP	CG-CD1	-9.03	1.24	1.36
1	D	5019	TRP	CG-CD1	-9.03	1.24	1.36
1	C	5019	TRP	CG-CD1	-8.98	1.24	1.36
1	C	1750	PRO	CA-CB	-8.61	1.36	1.53
1	A	1750	PRO	CA-CB	-8.59	1.36	1.53
1	B	1750	PRO	CA-CB	-8.59	1.36	1.53
1	D	1750	PRO	CA-CB	-8.59	1.36	1.53
1	C	5019	TRP	CB-CG	-7.50	1.36	1.50
1	A	5019	TRP	CD2-CE2	-7.48	1.32	1.41
1	B	5019	TRP	CD2-CE2	-7.48	1.32	1.41
1	C	5019	TRP	CD2-CE2	-7.48	1.32	1.41

Continued on next page...

Continued from previous page...

Mol	Chain	Res	Type	Atoms	Z	Observed(Å)	Ideal(Å)
1	D	5019	TRP	CD2-CE2	-7.48	1.32	1.41
1	A	5019	TRP	CB-CG	-7.46	1.36	1.50
1	B	5019	TRP	CB-CG	-7.46	1.36	1.50
1	D	5019	TRP	CB-CG	-7.46	1.36	1.50
1	D	485	SER	C-O	7.33	1.37	1.23
1	C	485	SER	C-O	7.30	1.37	1.23
1	A	485	SER	C-O	7.29	1.37	1.23
1	B	485	SER	C-O	7.29	1.37	1.23
1	A	2586	VAL	CA-CB	-7.21	1.39	1.54
1	C	2586	VAL	CA-CB	-7.21	1.39	1.54
1	D	2586	VAL	CA-CB	-7.21	1.39	1.54
1	B	2586	VAL	CA-CB	-7.21	1.39	1.54
1	B	4092	ASP	N-CA	-6.86	1.32	1.46
1	A	4092	ASP	N-CA	-6.85	1.32	1.46
1	C	4092	ASP	N-CA	-6.85	1.32	1.46
1	D	4092	ASP	N-CA	-6.85	1.32	1.46
1	A	5018	CYS	C-O	-6.65	1.10	1.23
1	C	5018	CYS	C-O	-6.65	1.10	1.23
1	D	5018	CYS	C-O	-6.65	1.10	1.23
1	B	5018	CYS	C-O	-6.64	1.10	1.23
1	A	5019	TRP	C-O	-6.57	1.10	1.23
1	B	5019	TRP	C-O	-6.57	1.10	1.23
1	C	5019	TRP	C-O	-6.57	1.10	1.23
1	D	5019	TRP	C-O	-6.57	1.10	1.23
1	A	5022	PHE	CB-CG	-6.57	1.40	1.51
1	C	5022	PHE	CB-CG	-6.57	1.40	1.51
1	D	5022	PHE	CB-CG	-6.57	1.40	1.51
1	B	5022	PHE	CB-CG	-6.53	1.40	1.51
1	B	5022	PHE	CG-CD2	-6.42	1.29	1.38
1	A	5022	PHE	CG-CD2	-6.38	1.29	1.38
1	C	5022	PHE	CG-CD2	-6.38	1.29	1.38
1	D	5022	PHE	CG-CD2	-6.38	1.29	1.38
1	A	5022	PHE	CA-C	-6.21	1.36	1.52
1	B	5022	PHE	CA-C	-6.21	1.36	1.52
1	C	5022	PHE	CA-C	-6.21	1.36	1.52
1	D	5022	PHE	CA-C	-6.21	1.36	1.52
1	C	1657	LEU	CA-CB	6.16	1.68	1.53
1	A	1657	LEU	CA-CB	6.14	1.67	1.53
1	B	1657	LEU	CA-CB	6.14	1.67	1.53
1	D	1657	LEU	CA-CB	6.14	1.67	1.53
1	A	1745	ILE	CA-CB	-6.07	1.40	1.54
1	B	1745	ILE	CA-CB	-6.07	1.40	1.54

Continued on next page...

Continued from previous page...

Mol	Chain	Res	Type	Atoms	Z	Observed(Å)	Ideal(Å)
1	C	1745	ILE	CA-CB	-6.07	1.40	1.54
1	D	1745	ILE	CA-CB	-6.07	1.40	1.54
1	C	5019	TRP	CD1-NE1	-6.05	1.27	1.38
1	A	5019	TRP	CD1-NE1	-6.00	1.27	1.38
1	B	5019	TRP	CD1-NE1	-6.00	1.27	1.38
1	D	5019	TRP	CD1-NE1	-6.00	1.27	1.38
1	A	4207	MET	CA-CB	-5.90	1.41	1.53
1	B	4207	MET	CA-CB	-5.90	1.41	1.53
1	C	4207	MET	CA-CB	-5.90	1.41	1.53
1	D	4207	MET	CA-CB	-5.90	1.41	1.53
1	A	5019	TRP	CZ3-CH2	-5.82	1.30	1.40
1	B	5019	TRP	CZ3-CH2	-5.82	1.30	1.40
1	C	5019	TRP	CZ3-CH2	-5.82	1.30	1.40
1	D	5019	TRP	CZ3-CH2	-5.81	1.30	1.40
1	A	5018	CYS	CA-CB	-5.75	1.41	1.53
1	B	5018	CYS	CA-CB	-5.75	1.41	1.53
1	C	5018	CYS	CA-CB	-5.75	1.41	1.53
1	D	5018	CYS	CA-CB	-5.75	1.41	1.53
1	A	3158	LEU	CA-CB	5.63	1.66	1.53
1	B	3158	LEU	CA-CB	5.63	1.66	1.53
1	C	3158	LEU	CA-CB	5.63	1.66	1.53
1	D	3158	LEU	CA-CB	5.62	1.66	1.53
1	A	5025	GLY	CA-C	-5.52	1.43	1.51
1	C	5025	GLY	CA-C	-5.52	1.43	1.51
1	D	5025	GLY	CA-C	-5.52	1.43	1.51
1	A	631	LEU	C-N	5.51	1.46	1.34
1	B	631	LEU	C-N	5.51	1.46	1.34
1	C	631	LEU	C-N	5.51	1.46	1.34
1	D	631	LEU	C-N	5.51	1.46	1.34
1	B	5025	GLY	CA-C	-5.49	1.43	1.51
1	A	485	SER	N-CA	5.45	1.57	1.46
1	B	485	SER	N-CA	5.45	1.57	1.46
1	C	485	SER	N-CA	5.45	1.57	1.46
1	D	485	SER	N-CA	5.45	1.57	1.46
1	A	3837	GLN	C-N	-5.27	1.22	1.34
1	B	3837	GLN	C-N	-5.27	1.22	1.34
1	C	3837	GLN	C-N	-5.27	1.22	1.34
1	D	5019	TRP	CD2-CE3	-5.26	1.32	1.40
1	D	3837	GLN	C-N	-5.26	1.22	1.34
1	A	5019	TRP	CD2-CE3	-5.21	1.32	1.40
1	B	5019	TRP	CD2-CE3	-5.21	1.32	1.40
1	C	5019	TRP	CD2-CE3	-5.21	1.32	1.40

Continued on next page...

Continued from previous page...

Mol	Chain	Res	Type	Atoms	Z	Observed(Å)	Ideal(Å)
1	D	712	TYR	CA-C	-5.16	1.39	1.52
1	B	766	GLY	CA-C	-5.16	1.43	1.51
1	A	712	TYR	CA-C	-5.14	1.39	1.52
1	C	712	TYR	CA-C	-5.14	1.39	1.52
1	B	712	TYR	CA-C	-5.12	1.39	1.52
1	A	766	GLY	CA-C	-5.10	1.43	1.51
1	A	5023	PRO	CA-C	-5.09	1.42	1.52
1	B	5023	PRO	CA-C	-5.09	1.42	1.52
1	C	5023	PRO	CA-C	-5.09	1.42	1.52
1	D	5023	PRO	CA-C	-5.09	1.42	1.52
1	A	708	GLY	CA-C	-5.09	1.43	1.51
1	D	708	GLY	CA-C	-5.09	1.43	1.51
1	B	708	GLY	CA-C	-5.08	1.43	1.51
1	C	708	GLY	CA-C	-5.08	1.43	1.51
1	C	766	GLY	CA-C	-5.07	1.43	1.51
1	D	766	GLY	CA-C	-5.07	1.43	1.51
1	A	5022	PHE	C-O	-5.03	1.13	1.23
1	B	5022	PHE	C-O	-5.03	1.13	1.23
1	D	5022	PHE	C-O	-5.03	1.13	1.23
1	A	746	CYS	N-CA	-5.02	1.36	1.46
1	B	746	CYS	N-CA	-5.02	1.36	1.46
1	D	746	CYS	N-CA	-5.02	1.36	1.46
1	C	5022	PHE	C-O	-5.01	1.13	1.23
1	C	746	CYS	N-CA	-5.01	1.36	1.46

All (1048) bond angle outliers are listed below:

Mol	Chain	Res	Type	Atoms	Z	Observed(°)	Ideal(°)
1	A	2047	GLU	N-CA-CB	-38.23	41.78	110.60
1	C	2047	GLU	N-CA-CB	-38.23	41.78	110.60
1	D	2047	GLU	N-CA-CB	-38.23	41.78	110.60
1	B	2047	GLU	N-CA-CB	-38.22	41.80	110.60
1	A	4168	GLU	N-CA-CB	-30.53	55.64	110.60
1	B	4168	GLU	N-CA-CB	-30.53	55.64	110.60
1	C	4168	GLU	N-CA-CB	-30.53	55.64	110.60
1	D	4168	GLU	N-CA-CB	-30.53	55.64	110.60
1	B	631	LEU	O-C-N	26.35	164.86	122.70
1	C	631	LEU	O-C-N	26.35	164.86	122.70
1	A	631	LEU	O-C-N	26.34	164.84	122.70
1	D	631	LEU	O-C-N	26.34	164.84	122.70
1	A	631	LEU	CA-C-N	-25.24	61.66	117.20
1	B	631	LEU	CA-C-N	-25.24	61.66	117.20

Continued on next page...

Continued from previous page...

Mol	Chain	Res	Type	Atoms	Z	Observed(°)	Ideal(°)
1	C	631	LEU	CA-C-N	-25.24	61.66	117.20
1	D	631	LEU	CA-C-N	-25.24	61.66	117.20
1	D	3217	SER	N-CA-CB	21.34	142.52	110.50
1	A	3217	SER	N-CA-CB	21.33	142.50	110.50
1	B	3217	SER	N-CA-CB	21.31	142.46	110.50
1	C	3217	SER	N-CA-CB	21.31	142.46	110.50
1	A	4684	ASP	N-CA-CB	-17.79	78.59	110.60
1	B	4684	ASP	N-CA-CB	-17.79	78.59	110.60
1	C	4684	ASP	N-CA-CB	-17.79	78.59	110.60
1	D	4684	ASP	N-CA-CB	-17.79	78.59	110.60
1	B	4691	GLN	N-CA-CB	17.53	142.16	110.60
1	A	4691	GLN	N-CA-CB	17.53	142.16	110.60
1	D	4691	GLN	N-CA-CB	17.53	142.16	110.60
1	C	4691	GLN	N-CA-CB	17.51	142.12	110.60
1	A	3773	ARG	CB-CA-C	16.63	143.66	110.40
1	B	3773	ARG	CB-CA-C	16.63	143.66	110.40
1	C	3773	ARG	CB-CA-C	16.63	143.66	110.40
1	D	3773	ARG	CB-CA-C	16.63	143.66	110.40
1	B	2047	GLU	CB-CA-C	-16.26	77.87	110.40
1	A	2047	GLU	CB-CA-C	-16.25	77.90	110.40
1	C	2047	GLU	CB-CA-C	-16.25	77.90	110.40
1	D	2047	GLU	CB-CA-C	-16.25	77.90	110.40
1	A	3217	SER	CB-CA-C	-15.28	81.07	110.10
1	D	3217	SER	CB-CA-C	-15.28	81.07	110.10
1	B	3217	SER	CB-CA-C	-15.28	81.07	110.10
1	C	3217	SER	CB-CA-C	-15.28	81.07	110.10
1	B	1537	ASN	N-CA-CB	-15.15	83.33	110.60
1	A	1537	ASN	N-CA-CB	-15.14	83.34	110.60
1	C	1537	ASN	N-CA-CB	-15.14	83.34	110.60
1	D	1537	ASN	N-CA-CB	-15.14	83.34	110.60
1	A	1538	THR	N-CA-CB	14.97	138.74	110.30
1	B	1538	THR	N-CA-CB	14.97	138.74	110.30
1	C	1538	THR	N-CA-CB	14.97	138.74	110.30
1	D	1538	THR	N-CA-CB	14.97	138.74	110.30
1	B	1750	PRO	C-N-CA	-14.80	91.22	122.30
1	A	1750	PRO	C-N-CA	-14.79	91.24	122.30
1	C	1750	PRO	C-N-CA	-14.79	91.24	122.30
1	D	1750	PRO	C-N-CA	-14.79	91.24	122.30
1	A	3090	ALA	N-CA-CB	-14.38	89.97	110.10
1	C	3090	ALA	N-CA-CB	-14.38	89.97	110.10
1	D	3090	ALA	N-CA-CB	-14.38	89.97	110.10
1	B	3090	ALA	N-CA-CB	-14.38	89.97	110.10

Continued on next page...

Continued from previous page...

Mol	Chain	Res	Type	Atoms	Z	Observed(°)	Ideal(°)
1	A	4684	ASP	CB-CA-C	14.23	138.86	110.40
1	B	4684	ASP	CB-CA-C	14.23	138.86	110.40
1	D	4684	ASP	CB-CA-C	14.23	138.86	110.40
1	C	4684	ASP	CB-CA-C	14.21	138.83	110.40
1	A	4859	PHE	N-CA-CB	-14.13	85.17	110.60
1	B	4859	PHE	N-CA-CB	-14.13	85.17	110.60
1	D	4859	PHE	N-CA-CB	-14.13	85.17	110.60
1	C	4859	PHE	N-CA-CB	-14.12	85.18	110.60
1	A	4682	GLU	CB-CA-C	-13.74	82.92	110.40
1	C	4682	GLU	CB-CA-C	-13.74	82.92	110.40
1	D	4682	GLU	CB-CA-C	-13.74	82.92	110.40
1	B	4682	GLU	CB-CA-C	-13.72	82.95	110.40
1	A	1850	VAL	CB-CA-C	-13.48	85.78	111.40
1	C	1850	VAL	CB-CA-C	-13.48	85.78	111.40
1	D	1850	VAL	CB-CA-C	-13.48	85.78	111.40
1	B	1850	VAL	CB-CA-C	-13.46	85.82	111.40
1	A	4092	ASP	N-CA-C	-13.33	75.00	111.00
1	C	4092	ASP	N-CA-C	-13.33	75.00	111.00
1	D	4092	ASP	N-CA-C	-13.33	75.00	111.00
1	B	4092	ASP	N-CA-C	-13.32	75.04	111.00
1	A	2586	VAL	CA-C-N	-13.09	88.40	117.20
1	B	2586	VAL	CA-C-N	-13.09	88.40	117.20
1	C	2586	VAL	CA-C-N	-13.09	88.40	117.20
1	D	2586	VAL	CA-C-N	-13.09	88.40	117.20
1	A	4179	GLY	N-CA-C	-12.86	80.94	113.10
1	B	4179	GLY	N-CA-C	-12.86	80.94	113.10
1	D	4179	GLY	N-CA-C	-12.86	80.94	113.10
1	C	4179	GLY	N-CA-C	-12.86	80.95	113.10
1	A	1657	LEU	CB-CA-C	12.85	134.61	110.20
1	B	1657	LEU	CB-CA-C	12.85	134.61	110.20
1	D	1657	LEU	CB-CA-C	12.85	134.61	110.20
1	C	1657	LEU	CB-CA-C	12.85	134.60	110.20
1	A	3090	ALA	CB-CA-C	12.31	128.57	110.10
1	B	3090	ALA	CB-CA-C	12.31	128.57	110.10
1	D	3090	ALA	CB-CA-C	12.31	128.57	110.10
1	C	3090	ALA	CB-CA-C	12.30	128.56	110.10
1	B	1750	PRO	CA-C-N	-12.17	91.86	116.20
1	A	1750	PRO	CA-C-N	-12.16	91.88	116.20
1	C	1750	PRO	CA-C-N	-12.16	91.88	116.20
1	D	1750	PRO	CA-C-N	-12.16	91.88	116.20
1	B	4557	ARG	N-CA-CB	-10.65	91.42	110.60
1	A	1538	THR	CB-CA-C	-10.65	82.85	111.60

Continued on next page...

Continued from previous page...

Mol	Chain	Res	Type	Atoms	Z	Observed(°)	Ideal(°)
1	B	1538	THR	CB-CA-C	-10.65	82.85	111.60
1	C	1538	THR	CB-CA-C	-10.65	82.85	111.60
1	D	1538	THR	CB-CA-C	-10.65	82.85	111.60
1	A	4557	ARG	N-CA-CB	-10.63	91.46	110.60
1	C	4557	ARG	N-CA-CB	-10.63	91.46	110.60
1	D	4557	ARG	N-CA-CB	-10.63	91.46	110.60
1	A	1200	GLY	N-CA-C	-10.52	86.81	113.10
1	B	1200	GLY	N-CA-C	-10.52	86.81	113.10
1	C	1200	GLY	N-CA-C	-10.51	86.82	113.10
1	C	831	ARG	C-N-CA	10.51	147.96	121.70
1	D	1200	GLY	N-CA-C	-10.50	86.84	113.10
1	A	831	ARG	C-N-CA	10.49	147.93	121.70
1	D	831	ARG	C-N-CA	10.49	147.93	121.70
1	B	831	ARG	C-N-CA	10.48	147.91	121.70
1	A	4131	ARG	N-CA-C	-10.14	83.63	111.00
1	B	4131	ARG	N-CA-C	-10.14	83.63	111.00
1	C	4131	ARG	N-CA-C	-10.14	83.63	111.00
1	D	4131	ARG	N-CA-C	-10.14	83.63	111.00
1	B	1746	THR	N-CA-CB	-10.02	91.27	110.30
1	A	1746	THR	N-CA-CB	-10.00	91.30	110.30
1	C	1746	THR	N-CA-CB	-10.00	91.30	110.30
1	D	1746	THR	N-CA-CB	-9.99	91.32	110.30
1	A	3527	PRO	CB-CA-C	-9.51	88.22	112.00
1	B	3527	PRO	CB-CA-C	-9.51	88.22	112.00
1	C	3527	PRO	CB-CA-C	-9.51	88.22	112.00
1	D	3527	PRO	CB-CA-C	-9.49	88.28	112.00
1	A	3773	ARG	N-CA-CB	-9.48	93.54	110.60
1	C	3773	ARG	N-CA-CB	-9.48	93.54	110.60
1	D	3773	ARG	N-CA-CB	-9.48	93.54	110.60
1	B	3773	ARG	N-CA-CB	-9.47	93.56	110.60
1	D	4666	VAL	C-N-CD	9.40	148.15	128.40
1	D	1451	GLY	N-CA-C	-9.39	89.62	113.10
1	A	1451	GLY	N-CA-C	-9.39	89.63	113.10
1	A	4666	VAL	C-N-CD	9.39	148.12	128.40
1	B	4666	VAL	C-N-CD	9.39	148.12	128.40
1	C	4666	VAL	C-N-CD	9.39	148.12	128.40
1	B	1451	GLY	N-CA-C	-9.38	89.64	113.10
1	C	1451	GLY	N-CA-C	-9.38	89.64	113.10
1	C	262	LEU	N-CA-C	-9.31	85.88	111.00
1	A	262	LEU	N-CA-C	-9.30	85.90	111.00
1	B	262	LEU	N-CA-C	-9.30	85.90	111.00
1	A	1745	ILE	N-CA-CB	-9.29	89.43	110.80

Continued on next page...

Continued from previous page...

Mol	Chain	Res	Type	Atoms	Z	Observed(°)	Ideal(°)
1	B	1745	ILE	N-CA-CB	-9.29	89.43	110.80
1	C	1745	ILE	N-CA-CB	-9.29	89.43	110.80
1	D	262	LEU	N-CA-C	-9.29	85.91	111.00
1	D	1745	ILE	N-CA-CB	-9.29	89.43	110.80
1	A	1620	ALA	N-CA-C	-9.27	85.96	111.00
1	B	1620	ALA	N-CA-C	-9.27	85.96	111.00
1	D	1620	ALA	N-CA-C	-9.27	85.96	111.00
1	C	1620	ALA	N-CA-C	-9.27	85.97	111.00
1	B	4091	LYS	C-N-CA	9.26	144.86	121.70
1	A	4091	LYS	C-N-CA	9.25	144.82	121.70
1	C	4091	LYS	C-N-CA	9.25	144.82	121.70
1	D	4091	LYS	C-N-CA	9.25	144.82	121.70
1	A	4555	LEU	N-CA-CB	-9.15	92.10	110.40
1	B	4555	LEU	N-CA-CB	-9.15	92.10	110.40
1	C	4555	LEU	N-CA-CB	-9.15	92.10	110.40
1	D	4555	LEU	N-CA-CB	-9.15	92.10	110.40
1	A	5022	PHE	N-CA-C	-9.06	86.54	111.00
1	B	5022	PHE	N-CA-C	-9.06	86.54	111.00
1	D	5022	PHE	N-CA-C	-9.06	86.54	111.00
1	C	5022	PHE	N-CA-C	-9.05	86.56	111.00
1	B	1687	SER	O-C-N	-8.95	108.37	122.70
1	A	1850	VAL	N-CA-CB	-8.95	91.81	111.50
1	B	1850	VAL	N-CA-CB	-8.95	91.81	111.50
1	C	1850	VAL	N-CA-CB	-8.95	91.81	111.50
1	D	1850	VAL	N-CA-CB	-8.95	91.81	111.50
1	A	1687	SER	O-C-N	-8.93	108.41	122.70
1	D	1687	SER	O-C-N	-8.93	108.41	122.70
1	C	1687	SER	O-C-N	-8.92	108.42	122.70
1	A	148	TRP	N-CA-C	-8.84	87.14	111.00
1	B	148	TRP	N-CA-C	-8.84	87.14	111.00
1	C	148	TRP	N-CA-C	-8.84	87.14	111.00
1	D	148	TRP	N-CA-C	-8.84	87.14	111.00
1	A	3572	GLN	N-CA-CB	-8.80	94.75	110.60
1	B	3572	GLN	N-CA-CB	-8.80	94.75	110.60
1	C	3572	GLN	N-CA-CB	-8.80	94.75	110.60
1	D	3572	GLN	N-CA-CB	-8.80	94.75	110.60
1	D	1747	LEU	CB-CA-C	-8.73	93.61	110.20
1	A	1747	LEU	CB-CA-C	-8.72	93.63	110.20
1	B	1747	LEU	CB-CA-C	-8.72	93.63	110.20
1	C	1747	LEU	CB-CA-C	-8.72	93.63	110.20
1	A	4175	ARG	C-N-CD	8.67	146.61	128.40
1	D	4175	ARG	C-N-CD	8.66	146.59	128.40

Continued on next page...

Continued from previous page...

Mol	Chain	Res	Type	Atoms	Z	Observed(°)	Ideal(°)
1	B	4175	ARG	C-N-CD	8.66	146.58	128.40
1	C	4175	ARG	C-N-CD	8.65	146.58	128.40
1	C	253	CYS	N-CA-C	-8.58	87.84	111.00
1	A	253	CYS	N-CA-C	-8.57	87.85	111.00
1	D	253	CYS	N-CA-C	-8.57	87.85	111.00
1	B	253	CYS	N-CA-C	-8.57	87.87	111.00
1	B	2464	ASP	N-CA-C	-8.40	88.31	111.00
1	A	2464	ASP	N-CA-C	-8.40	88.32	111.00
1	C	2464	ASP	N-CA-C	-8.40	88.32	111.00
1	D	2464	ASP	N-CA-C	-8.40	88.32	111.00
1	D	3527	PRO	N-CA-CB	-8.36	93.27	103.30
1	A	3527	PRO	N-CA-CB	-8.35	93.28	103.30
1	B	3527	PRO	N-CA-CB	-8.35	93.28	103.30
1	C	3527	PRO	N-CA-CB	-8.35	93.28	103.30
1	C	4092	ASP	CB-CA-C	8.32	127.04	110.40
1	B	4092	ASP	CB-CA-C	8.31	127.02	110.40
1	D	4092	ASP	CB-CA-C	8.30	126.99	110.40
1	A	4092	ASP	CB-CA-C	8.29	126.99	110.40
1	C	394	GLN	N-CA-C	-8.22	88.81	111.00
1	A	394	GLN	N-CA-C	-8.21	88.83	111.00
1	D	394	GLN	N-CA-C	-8.21	88.83	111.00
1	B	394	GLN	N-CA-C	-8.21	88.83	111.00
1	A	1439	VAL	N-CA-C	-8.20	88.86	111.00
1	A	4168	GLU	CB-CA-C	8.20	126.80	110.40
1	B	1439	VAL	N-CA-C	-8.20	88.86	111.00
1	B	4168	GLU	CB-CA-C	8.20	126.80	110.40
1	C	1439	VAL	N-CA-C	-8.20	88.86	111.00
1	C	4168	GLU	CB-CA-C	8.20	126.80	110.40
1	D	1439	VAL	N-CA-C	-8.20	88.86	111.00
1	D	4168	GLU	CB-CA-C	8.20	126.80	110.40
1	C	685	GLY	N-CA-C	-8.05	92.97	113.10
1	A	685	GLY	N-CA-C	-8.05	92.98	113.10
1	B	2453	ILE	N-CA-C	-8.05	89.27	111.00
1	D	685	GLY	N-CA-C	-8.05	92.98	113.10
1	A	2453	ILE	N-CA-C	-8.04	89.29	111.00
1	B	685	GLY	N-CA-C	-8.04	93.00	113.10
1	C	2453	ILE	N-CA-C	-8.04	89.29	111.00
1	D	2453	ILE	N-CA-C	-8.04	89.29	111.00
1	B	3152	PHE	N-CA-CB	-8.04	96.13	110.60
1	A	3152	PHE	N-CA-CB	-8.02	96.17	110.60
1	C	3152	PHE	N-CA-CB	-8.02	96.17	110.60
1	D	3152	PHE	N-CA-CB	-8.02	96.17	110.60

Continued on next page...

Continued from previous page...

Mol	Chain	Res	Type	Atoms	Z	Observed(°)	Ideal(°)
1	B	1612	PHE	N-CA-C	8.01	132.63	111.00
1	A	1612	PHE	N-CA-C	8.00	132.59	111.00
1	D	1612	PHE	N-CA-C	8.00	132.59	111.00
1	C	1612	PHE	N-CA-C	7.98	132.56	111.00
1	D	393	CYS	N-CA-C	-7.97	89.47	111.00
1	A	393	CYS	N-CA-C	-7.97	89.48	111.00
1	B	393	CYS	N-CA-C	-7.97	89.48	111.00
1	C	393	CYS	N-CA-C	-7.97	89.48	111.00
1	A	831	ARG	N-CA-C	-7.96	89.51	111.00
1	B	831	ARG	N-CA-C	-7.96	89.51	111.00
1	D	831	ARG	N-CA-C	-7.96	89.51	111.00
1	C	831	ARG	N-CA-C	-7.95	89.53	111.00
1	B	261	ARG	N-CA-C	-7.93	89.58	111.00
1	B	439	GLU	N-CA-C	-7.93	89.58	111.00
1	D	261	ARG	N-CA-C	-7.93	89.59	111.00
1	A	261	ARG	N-CA-C	-7.93	89.60	111.00
1	C	261	ARG	N-CA-C	-7.93	89.60	111.00
1	A	439	GLU	N-CA-C	-7.92	89.61	111.00
1	D	439	GLU	N-CA-C	-7.92	89.61	111.00
1	C	439	GLU	N-CA-C	-7.92	89.62	111.00
1	A	4667	PRO	CA-N-CD	-7.85	100.51	111.50
1	B	4667	PRO	CA-N-CD	-7.85	100.51	111.50
1	C	4667	PRO	CA-N-CD	-7.85	100.51	111.50
1	D	4667	PRO	CA-N-CD	-7.85	100.51	111.50
1	B	669	ASP	N-CA-C	7.83	132.15	111.00
1	C	646	PRO	N-CA-CB	7.83	112.69	103.30
1	A	669	ASP	N-CA-C	7.82	132.12	111.00
1	C	669	ASP	N-CA-C	7.82	132.12	111.00
1	D	669	ASP	N-CA-C	7.82	132.12	111.00
1	A	646	PRO	N-CA-CB	7.80	112.66	103.30
1	B	646	PRO	N-CA-CB	7.80	112.66	103.30
1	D	646	PRO	N-CA-CB	7.80	112.66	103.30
1	C	252	VAL	N-CA-C	7.73	131.88	111.00
1	A	252	VAL	N-CA-C	7.73	131.87	111.00
1	B	252	VAL	N-CA-C	7.73	131.87	111.00
1	D	252	VAL	N-CA-C	7.73	131.87	111.00
1	D	348	VAL	N-CA-C	-7.72	90.16	111.00
1	A	348	VAL	N-CA-C	-7.71	90.18	111.00
1	A	1619	ARG	N-CA-C	-7.71	90.19	111.00
1	D	1619	ARG	N-CA-C	-7.71	90.19	111.00
1	B	348	VAL	N-CA-C	-7.71	90.20	111.00
1	C	348	VAL	N-CA-C	-7.71	90.20	111.00

Continued on next page...

Continued from previous page...

Mol	Chain	Res	Type	Atoms	Z	Observed(°)	Ideal(°)
1	B	1619	ARG	N-CA-C	-7.69	90.23	111.00
1	C	1619	ARG	N-CA-C	-7.69	90.23	111.00
1	A	3062	PRO	N-CA-C	-7.66	92.18	112.10
1	B	3062	PRO	N-CA-C	-7.66	92.18	112.10
1	C	3062	PRO	N-CA-C	-7.66	92.18	112.10
1	D	3062	PRO	N-CA-C	-7.66	92.18	112.10
1	A	2737	PRO	N-CA-CB	7.65	112.48	103.30
1	B	2737	PRO	N-CA-CB	7.65	112.48	103.30
1	C	2737	PRO	N-CA-CB	7.65	112.48	103.30
1	D	2737	PRO	N-CA-CB	7.65	112.48	103.30
1	A	2855	TYR	N-CA-C	-7.64	90.36	111.00
1	B	2855	TYR	N-CA-C	-7.64	90.36	111.00
1	C	2855	TYR	N-CA-C	-7.64	90.36	111.00
1	D	2855	TYR	N-CA-C	-7.64	90.36	111.00
1	A	484	LEU	C-N-CA	7.62	140.74	121.70
1	B	484	LEU	C-N-CA	7.62	140.74	121.70
1	C	484	LEU	C-N-CA	7.62	140.74	121.70
1	D	484	LEU	C-N-CA	7.60	140.71	121.70
1	D	112	ALA	N-CA-C	7.59	131.50	111.00
1	B	112	ALA	N-CA-C	7.59	131.48	111.00
1	A	112	ALA	N-CA-C	7.58	131.48	111.00
1	C	112	ALA	N-CA-C	7.58	131.48	111.00
1	A	2202	GLY	N-CA-C	-7.57	94.18	113.10
1	C	2202	GLY	N-CA-C	-7.57	94.18	113.10
1	D	2202	GLY	N-CA-C	-7.57	94.18	113.10
1	B	2202	GLY	N-CA-C	-7.56	94.21	113.10
1	A	73	LEU	N-CA-C	-7.46	90.86	111.00
1	B	73	LEU	N-CA-C	-7.46	90.86	111.00
1	D	73	LEU	N-CA-C	-7.46	90.86	111.00
1	C	73	LEU	N-CA-C	-7.46	90.86	111.00
1	A	4691	GLN	CB-CA-C	-7.31	95.78	110.40
1	B	4691	GLN	CB-CA-C	-7.31	95.78	110.40
1	C	4691	GLN	CB-CA-C	-7.31	95.78	110.40
1	D	4691	GLN	CB-CA-C	-7.30	95.80	110.40
1	A	279	PRO	N-CA-CB	7.28	112.04	103.30
1	C	279	PRO	N-CA-CB	7.28	112.04	103.30
1	D	279	PRO	N-CA-CB	7.28	112.04	103.30
1	B	279	PRO	N-CA-CB	7.25	112.00	103.30
1	D	1546	THR	N-CA-C	-7.22	91.51	111.00
1	A	1546	THR	N-CA-C	-7.21	91.54	111.00
1	B	1546	THR	N-CA-C	-7.21	91.54	111.00
1	C	1546	THR	N-CA-C	-7.21	91.54	111.00

Continued on next page...

Continued from previous page...

Mol	Chain	Res	Type	Atoms	Z	Observed(°)	Ideal(°)
1	A	1438	ARG	N-CA-C	-7.19	91.59	111.00
1	C	1438	ARG	N-CA-C	-7.19	91.59	111.00
1	B	1438	ARG	N-CA-C	-7.18	91.61	111.00
1	D	1438	ARG	N-CA-C	-7.18	91.61	111.00
1	A	1536	SER	CB-CA-C	-7.15	96.51	110.10
1	B	1536	SER	CB-CA-C	-7.15	96.51	110.10
1	C	1536	SER	CB-CA-C	-7.15	96.51	110.10
1	D	1536	SER	CB-CA-C	-7.15	96.51	110.10
1	C	733	PRO	N-CA-CB	7.09	111.80	103.30
1	D	4803	HIS	N-CA-C	-7.08	91.87	111.00
1	A	4803	HIS	N-CA-C	-7.08	91.87	111.00
1	B	4803	HIS	N-CA-C	-7.08	91.87	111.00
1	C	4803	HIS	N-CA-C	-7.08	91.87	111.00
1	A	166	GLY	N-CA-C	7.06	130.75	113.10
1	C	166	GLY	N-CA-C	7.06	130.75	113.10
1	B	166	GLY	N-CA-C	7.06	130.75	113.10
1	D	166	GLY	N-CA-C	7.06	130.75	113.10
1	D	484	LEU	O-C-N	7.06	133.99	122.70
1	A	733	PRO	N-CA-CB	7.05	111.77	103.30
1	B	733	PRO	N-CA-CB	7.05	111.77	103.30
1	D	733	PRO	N-CA-CB	7.05	111.77	103.30
1	A	484	LEU	O-C-N	7.03	133.95	122.70
1	A	2859	PRO	N-CA-CB	7.03	111.74	103.30
1	B	484	LEU	O-C-N	7.03	133.95	122.70
1	C	484	LEU	O-C-N	7.03	133.95	122.70
1	C	2859	PRO	N-CA-CB	7.03	111.74	103.30
1	D	2859	PRO	N-CA-CB	7.03	111.74	103.30
1	C	1440	PHE	N-CA-C	-7.03	92.02	111.00
1	D	1440	PHE	N-CA-C	-7.03	92.02	111.00
1	A	1440	PHE	N-CA-C	-7.03	92.02	111.00
1	A	3988	ALA	N-CA-C	-7.03	92.02	111.00
1	B	1440	PHE	N-CA-C	-7.03	92.02	111.00
1	C	3988	ALA	N-CA-C	-7.03	92.02	111.00
1	D	3988	ALA	N-CA-C	-7.03	92.02	111.00
1	B	3988	ALA	N-CA-C	-7.02	92.05	111.00
1	A	832	GLU	C-N-CA	-7.01	107.57	122.30
1	D	832	GLU	C-N-CA	-7.01	107.57	122.30
1	B	2859	PRO	N-CA-CB	7.00	111.70	103.30
1	B	832	GLU	C-N-CA	-7.00	107.60	122.30
1	C	832	GLU	C-N-CA	-7.00	107.60	122.30
1	B	2462	PRO	N-CA-CB	6.96	111.65	103.30
1	A	745	SER	CA-C-N	-6.95	101.90	117.20

Continued on next page...

Continued from previous page...

Mol	Chain	Res	Type	Atoms	Z	Observed(°)	Ideal(°)
1	A	4176	PRO	CA-N-CD	-6.95	101.77	111.50
1	B	4176	PRO	CA-N-CD	-6.95	101.77	111.50
1	C	745	SER	CA-C-N	-6.95	101.90	117.20
1	D	745	SER	CA-C-N	-6.95	101.90	117.20
1	D	4176	PRO	CA-N-CD	-6.95	101.77	111.50
1	A	2462	PRO	N-CA-CB	6.95	111.64	103.30
1	C	2462	PRO	N-CA-CB	6.95	111.64	103.30
1	D	2462	PRO	N-CA-CB	6.95	111.64	103.30
1	C	4176	PRO	CA-N-CD	-6.95	101.77	111.50
1	B	745	SER	CA-C-N	-6.93	101.94	117.20
1	C	1750	PRO	N-CA-CB	6.92	111.60	103.30
1	A	3837	GLN	CA-C-O	6.92	134.62	120.10
1	B	3837	GLN	CA-C-O	6.92	134.62	120.10
1	C	3837	GLN	CA-C-O	6.92	134.62	120.10
1	D	3837	GLN	CA-C-O	6.92	134.62	120.10
1	B	2592	GLY	N-CA-C	-6.91	95.83	113.10
1	A	2592	GLY	N-CA-C	-6.90	95.86	113.10
1	C	2592	GLY	N-CA-C	-6.90	95.86	113.10
1	D	2592	GLY	N-CA-C	-6.90	95.86	113.10
1	A	1750	PRO	N-CA-CB	6.87	111.54	103.30
1	B	1750	PRO	N-CA-CB	6.87	111.54	103.30
1	D	1750	PRO	N-CA-CB	6.87	111.54	103.30
1	D	763	PRO	N-CA-CB	6.83	111.50	103.30
1	B	2857	PRO	N-CA-CB	6.82	111.48	103.30
1	A	763	PRO	N-CA-CB	6.82	111.48	103.30
1	C	763	PRO	N-CA-CB	6.82	111.48	103.30
1	C	2857	PRO	N-CA-CB	6.81	111.47	103.30
1	A	2857	PRO	N-CA-CB	6.80	111.47	103.30
1	D	2857	PRO	N-CA-CB	6.80	111.46	103.30
1	B	763	PRO	N-CA-CB	6.78	111.44	103.30
1	B	4894	GLY	C-N-CA	6.76	136.50	122.30
1	D	4894	GLY	C-N-CA	6.76	136.50	122.30
1	A	4894	GLY	C-N-CA	6.75	136.47	122.30
1	C	4894	GLY	C-N-CA	6.75	136.47	122.30
1	A	1201	HIS	N-CA-C	-6.69	92.93	111.00
1	C	1201	HIS	N-CA-C	-6.69	92.93	111.00
1	D	1201	HIS	N-CA-C	-6.69	92.94	111.00
1	B	1201	HIS	N-CA-C	-6.68	92.95	111.00
1	B	709	ASP	N-CA-C	-6.67	93.00	111.00
1	A	1290	ARG	N-CA-C	-6.66	93.01	111.00
1	B	1290	ARG	N-CA-C	-6.66	93.01	111.00
1	C	1290	ARG	N-CA-C	-6.66	93.01	111.00

Continued on next page...

Continued from previous page...

Mol	Chain	Res	Type	Atoms	Z	Observed(°)	Ideal(°)
1	D	1290	ARG	N-CA-C	-6.66	93.01	111.00
1	B	1437	VAL	N-CA-C	-6.66	93.03	111.00
1	D	1437	VAL	N-CA-C	-6.66	93.03	111.00
1	A	709	ASP	N-CA-C	-6.66	93.03	111.00
1	C	709	ASP	N-CA-C	-6.66	93.03	111.00
1	D	709	ASP	N-CA-C	-6.66	93.03	111.00
1	A	1437	VAL	N-CA-C	-6.65	93.04	111.00
1	C	1437	VAL	N-CA-C	-6.65	93.05	111.00
1	A	72	SER	N-CA-C	-6.65	93.05	111.00
1	B	72	SER	N-CA-C	-6.65	93.05	111.00
1	C	72	SER	N-CA-C	-6.65	93.05	111.00
1	D	72	SER	N-CA-C	-6.65	93.05	111.00
1	B	4181	ILE	N-CA-C	-6.56	93.28	111.00
1	A	4181	ILE	N-CA-C	-6.55	93.30	111.00
1	C	4181	ILE	N-CA-C	-6.55	93.30	111.00
1	D	4181	ILE	N-CA-C	-6.55	93.30	111.00
1	B	765	GLN	C-N-CA	6.52	135.98	122.30
1	C	768	PHE	N-CA-C	6.52	128.59	111.00
1	A	768	PHE	N-CA-C	6.51	128.57	111.00
1	D	768	PHE	N-CA-C	6.51	128.57	111.00
1	D	765	GLN	C-N-CA	6.50	135.96	122.30
1	A	765	GLN	C-N-CA	6.50	135.95	122.30
1	B	768	PHE	N-CA-C	6.50	128.54	111.00
1	D	729	PRO	N-CA-CB	6.49	111.09	103.30
1	C	729	PRO	N-CA-CB	6.48	111.08	103.30
1	C	765	GLN	C-N-CA	6.48	135.90	122.30
1	A	160	GLY	N-CA-C	-6.47	96.92	113.10
1	B	160	GLY	N-CA-C	-6.47	96.92	113.10
1	D	160	GLY	N-CA-C	-6.47	96.92	113.10
1	A	729	PRO	N-CA-CB	6.47	111.07	103.30
1	B	729	PRO	N-CA-CB	6.47	111.07	103.30
1	C	160	GLY	N-CA-C	-6.46	96.95	113.10
1	D	1823	GLY	N-CA-C	-6.45	96.96	113.10
1	A	1823	GLY	N-CA-C	-6.44	96.99	113.10
1	B	1823	GLY	N-CA-C	-6.44	96.99	113.10
1	C	1823	GLY	N-CA-C	-6.44	97.00	113.10
1	A	4183	ILE	N-CA-C	-6.40	93.71	111.00
1	B	4183	ILE	N-CA-C	-6.40	93.71	111.00
1	C	4183	ILE	N-CA-C	-6.40	93.71	111.00
1	D	4183	ILE	N-CA-C	-6.39	93.73	111.00
1	B	1546	THR	C-N-CA	6.39	137.67	121.70
1	C	1546	THR	C-N-CA	6.39	137.67	121.70

Continued on next page...

Continued from previous page...

Mol	Chain	Res	Type	Atoms	Z	Observed(°)	Ideal(°)
1	A	1546	THR	C-N-CA	6.39	137.67	121.70
1	D	1546	THR	C-N-CA	6.39	137.67	121.70
1	D	918	ARG	N-CA-C	6.36	128.18	111.00
1	A	918	ARG	N-CA-C	6.36	128.16	111.00
1	B	918	ARG	N-CA-C	6.36	128.16	111.00
1	C	918	ARG	N-CA-C	6.36	128.16	111.00
1	B	4182	GLU	N-CA-C	-6.34	93.89	111.00
1	A	2586	VAL	CB-CA-C	-6.33	99.36	111.40
1	C	2586	VAL	CB-CA-C	-6.33	99.36	111.40
1	D	2586	VAL	CB-CA-C	-6.33	99.36	111.40
1	A	1556	PRO	N-CA-C	6.33	128.56	112.10
1	D	1556	PRO	N-CA-C	6.33	128.56	112.10
1	D	2748	PRO	N-CA-CB	6.33	110.90	103.30
1	C	1556	PRO	N-CA-C	6.33	128.56	112.10
1	C	4182	GLU	N-CA-C	-6.33	93.90	111.00
1	B	1556	PRO	N-CA-C	6.33	128.56	112.10
1	A	673	PRO	N-CA-CB	6.33	110.89	103.30
1	B	673	PRO	N-CA-CB	6.33	110.89	103.30
1	C	673	PRO	N-CA-CB	6.33	110.89	103.30
1	D	673	PRO	N-CA-CB	6.33	110.89	103.30
1	A	4182	GLU	N-CA-C	-6.32	93.94	111.00
1	B	2586	VAL	CB-CA-C	-6.31	99.41	111.40
1	B	438	ILE	N-CA-C	6.31	128.03	111.00
1	C	438	ILE	N-CA-C	6.31	128.03	111.00
1	A	2748	PRO	N-CA-CB	6.30	110.87	103.30
1	C	2748	PRO	N-CA-CB	6.30	110.87	103.30
1	D	438	ILE	N-CA-C	6.30	128.00	111.00
1	D	4182	GLU	N-CA-C	-6.29	94.00	111.00
1	A	438	ILE	N-CA-C	6.29	128.00	111.00
1	D	1197	GLY	N-CA-C	6.29	128.82	113.10
1	C	1197	GLY	N-CA-C	6.29	128.82	113.10
1	B	2748	PRO	N-CA-CB	6.28	110.84	103.30
1	A	1111	PRO	N-CA-CB	6.28	110.84	103.30
1	C	1111	PRO	N-CA-CB	6.28	110.84	103.30
1	D	1111	PRO	N-CA-CB	6.28	110.84	103.30
1	A	1197	GLY	N-CA-C	6.28	128.79	113.10
1	B	1197	GLY	N-CA-C	6.28	128.79	113.10
1	B	1111	PRO	N-CA-CB	6.27	110.82	103.30
1	C	2739	PRO	N-CA-CB	6.26	110.81	103.30
1	D	147	TRP	N-CA-C	-6.26	94.10	111.00
1	B	4179	GLY	CA-C-N	6.26	130.97	117.20
1	D	4179	GLY	CA-C-N	6.26	130.97	117.20

Continued on next page...

Continued from previous page...

Mol	Chain	Res	Type	Atoms	Z	Observed(°)	Ideal(°)
1	A	2739	PRO	N-CA-CB	6.25	110.80	103.30
1	B	2739	PRO	N-CA-CB	6.25	110.80	103.30
1	D	2739	PRO	N-CA-CB	6.25	110.80	103.30
1	A	147	TRP	N-CA-C	-6.25	94.12	111.00
1	B	147	TRP	N-CA-C	-6.25	94.12	111.00
1	C	147	TRP	N-CA-C	-6.25	94.12	111.00
1	A	752	VAL	N-CA-C	-6.25	94.13	111.00
1	D	752	VAL	N-CA-C	-6.25	94.13	111.00
1	C	752	VAL	N-CA-C	-6.24	94.15	111.00
1	A	1450	VAL	N-CA-C	-6.24	94.16	111.00
1	A	4179	GLY	CA-C-N	6.24	130.93	117.20
1	B	1450	VAL	N-CA-C	-6.24	94.16	111.00
1	D	1450	VAL	N-CA-C	-6.24	94.16	111.00
1	B	752	VAL	N-CA-C	-6.24	94.16	111.00
1	C	1450	VAL	N-CA-C	-6.23	94.18	111.00
1	C	4179	GLY	CA-C-N	6.22	130.90	117.20
1	A	392	ARG	N-CA-C	-6.21	94.23	111.00
1	B	392	ARG	N-CA-C	-6.21	94.23	111.00
1	C	392	ARG	N-CA-C	-6.21	94.23	111.00
1	D	392	ARG	N-CA-C	-6.21	94.23	111.00
1	C	152	PRO	N-CA-CB	6.20	110.74	103.30
1	A	1190	PRO	N-CA-CB	6.19	110.73	103.30
1	C	1190	PRO	N-CA-CB	6.19	110.73	103.30
1	D	1190	PRO	N-CA-CB	6.19	110.73	103.30
1	C	5017	ARG	N-CA-C	-6.18	94.30	111.00
1	D	5017	ARG	N-CA-C	-6.18	94.30	111.00
1	A	152	PRO	N-CA-CB	6.18	110.72	103.30
1	A	5017	ARG	N-CA-C	-6.18	94.31	111.00
1	B	152	PRO	N-CA-CB	6.18	110.72	103.30
1	B	1190	PRO	N-CA-CB	6.18	110.72	103.30
1	B	5017	ARG	N-CA-C	-6.18	94.31	111.00
1	D	152	PRO	N-CA-CB	6.18	110.72	103.30
1	A	1587	PRO	N-CA-CB	6.17	110.70	103.30
1	C	1587	PRO	N-CA-CB	6.17	110.70	103.30
1	D	1587	PRO	N-CA-CB	6.17	110.70	103.30
1	B	1587	PRO	N-CA-CB	6.16	110.69	103.30
1	C	1829	PRO	N-CA-CB	6.15	110.68	103.30
1	A	174	VAL	N-CA-C	-6.15	94.40	111.00
1	C	174	VAL	N-CA-C	-6.15	94.40	111.00
1	A	1829	PRO	N-CA-CB	6.15	110.68	103.30
1	B	1829	PRO	N-CA-CB	6.15	110.68	103.30
1	D	1829	PRO	N-CA-CB	6.15	110.68	103.30

Continued on next page...

Continued from previous page...

Mol	Chain	Res	Type	Atoms	Z	Observed(°)	Ideal(°)
1	B	174	VAL	N-CA-C	-6.14	94.42	111.00
1	D	174	VAL	N-CA-C	-6.14	94.42	111.00
1	A	1539	PHE	N-CA-C	6.11	127.51	111.00
1	B	1539	PHE	N-CA-C	6.11	127.51	111.00
1	C	1539	PHE	N-CA-C	6.11	127.51	111.00
1	D	1539	PHE	N-CA-C	6.11	127.51	111.00
1	B	60	PRO	N-CA-CB	6.10	110.62	103.30
1	B	1210	SER	N-CA-C	-6.10	94.53	111.00
1	A	4836	GLN	N-CA-C	-6.10	94.53	111.00
1	B	4836	GLN	N-CA-C	-6.10	94.53	111.00
1	B	5020	ASP	CA-CB-CG	-6.10	99.98	113.40
1	C	4836	GLN	N-CA-C	-6.10	94.53	111.00
1	D	4836	GLN	N-CA-C	-6.10	94.53	111.00
1	C	2195	PRO	N-CA-CB	6.09	110.61	103.30
1	A	5020	ASP	CA-CB-CG	-6.09	100.00	113.40
1	C	5020	ASP	CA-CB-CG	-6.09	100.00	113.40
1	A	60	PRO	N-CA-CB	6.09	110.61	103.30
1	C	60	PRO	N-CA-CB	6.09	110.61	103.30
1	D	60	PRO	N-CA-CB	6.09	110.61	103.30
1	A	1210	SER	N-CA-C	-6.09	94.57	111.00
1	D	1210	SER	N-CA-C	-6.09	94.57	111.00
1	A	837	PRO	N-CA-CB	6.08	110.60	103.30
1	B	837	PRO	N-CA-CB	6.08	110.60	103.30
1	D	837	PRO	N-CA-CB	6.08	110.60	103.30
1	C	1210	SER	N-CA-C	-6.08	94.57	111.00
1	D	5020	ASP	CA-CB-CG	-6.08	100.01	113.40
1	A	2195	PRO	N-CA-CB	6.07	110.59	103.30
1	D	2195	PRO	N-CA-CB	6.07	110.59	103.30
1	A	1282	SER	N-CA-C	-6.07	94.62	111.00
1	B	1282	SER	N-CA-C	-6.07	94.62	111.00
1	C	837	PRO	N-CA-CB	6.07	110.58	103.30
1	C	1282	SER	N-CA-C	-6.07	94.62	111.00
1	D	1282	SER	N-CA-C	-6.07	94.62	111.00
1	B	2360	LYS	C-N-CD	6.06	141.13	128.40
1	C	2640	PRO	N-CA-CB	6.06	110.57	103.30
1	A	2640	PRO	N-CA-CB	6.05	110.56	103.30
1	B	2640	PRO	N-CA-CB	6.05	110.56	103.30
1	D	2640	PRO	N-CA-CB	6.05	110.56	103.30
1	A	2360	LYS	C-N-CD	6.05	141.10	128.40
1	C	2360	LYS	C-N-CD	6.05	141.10	128.40
1	D	2360	LYS	C-N-CD	6.05	141.10	128.40
1	B	2195	PRO	N-CA-CB	6.04	110.55	103.30

Continued on next page...

Continued from previous page...

Mol	Chain	Res	Type	Atoms	Z	Observed(°)	Ideal(°)
1	A	1749	PRO	CB-CA-C	-6.03	96.93	112.00
1	B	1749	PRO	CB-CA-C	-6.03	96.93	112.00
1	C	1749	PRO	CB-CA-C	-6.03	96.93	112.00
1	D	1749	PRO	CB-CA-C	-6.03	96.93	112.00
1	D	1688	HIS	N-CA-C	6.00	127.21	111.00
1	D	3303	PRO	N-CA-CB	6.00	110.50	103.30
1	D	1142	PRO	N-CA-CB	6.00	110.50	103.30
1	D	3351	PRO	N-CA-CB	6.00	110.50	103.30
1	A	1688	HIS	N-CA-C	6.00	127.19	111.00
1	A	3303	PRO	N-CA-CB	6.00	110.50	103.30
1	A	3695	PRO	N-CA-CB	6.00	110.50	103.30
1	B	1688	HIS	N-CA-C	6.00	127.19	111.00
1	B	3695	PRO	N-CA-CB	6.00	110.50	103.30
1	C	3303	PRO	N-CA-CB	6.00	110.50	103.30
1	B	832	GLU	CA-C-N	6.00	128.19	116.20
1	B	1552	VAL	N-CA-C	-6.00	94.81	111.00
1	C	832	GLU	CA-C-N	6.00	128.19	116.20
1	A	1552	VAL	N-CA-C	-5.99	94.82	111.00
1	C	1552	VAL	N-CA-C	-5.99	94.82	111.00
1	D	1552	VAL	N-CA-C	-5.99	94.82	111.00
1	A	865	PRO	N-CA-CB	5.99	110.49	103.30
1	D	865	PRO	N-CA-CB	5.99	110.49	103.30
1	B	1023	PRO	N-CA-CB	5.99	110.49	103.30
1	B	3303	PRO	N-CA-CB	5.99	110.49	103.30
1	C	1688	HIS	N-CA-C	5.99	127.17	111.00
1	A	5022	PHE	C-N-CD	5.99	140.97	128.40
1	C	1023	PRO	N-CA-CB	5.99	110.48	103.30
1	C	2658	PRO	N-CA-CB	5.99	110.48	103.30
1	C	5022	PHE	C-N-CD	5.99	140.97	128.40
1	D	5022	PHE	C-N-CD	5.99	140.97	128.40
1	B	3351	PRO	N-CA-CB	5.98	110.48	103.30
1	A	832	GLU	CA-C-N	5.98	128.16	116.20
1	A	1142	PRO	N-CA-CB	5.98	110.47	103.30
1	B	1142	PRO	N-CA-CB	5.98	110.47	103.30
1	C	1142	PRO	N-CA-CB	5.98	110.47	103.30
1	C	3695	PRO	N-CA-CB	5.98	110.47	103.30
1	D	832	GLU	CA-C-N	5.98	128.16	116.20
1	D	3695	PRO	N-CA-CB	5.98	110.47	103.30
1	A	3351	PRO	N-CA-CB	5.98	110.47	103.30
1	C	3351	PRO	N-CA-CB	5.98	110.47	103.30
1	C	2567	PRO	N-CA-CB	5.97	110.47	103.30
1	D	2567	PRO	N-CA-CB	5.97	110.47	103.30

Continued on next page...

Continued from previous page...

Mol	Chain	Res	Type	Atoms	Z	Observed(°)	Ideal(°)
1	A	2567	PRO	N-CA-CB	5.97	110.47	103.30
1	B	2567	PRO	N-CA-CB	5.97	110.47	103.30
1	B	3208	PRO	N-CA-CB	5.97	110.46	103.30
1	C	865	PRO	N-CA-CB	5.97	110.46	103.30
1	B	5022	PHE	C-N-CD	5.97	140.93	128.40
1	C	916	PRO	N-CA-CB	5.97	110.46	103.30
1	C	3208	PRO	N-CA-CB	5.96	110.46	103.30
1	A	1023	PRO	N-CA-CB	5.96	110.45	103.30
1	A	3297	PRO	N-CA-CB	5.96	110.45	103.30
1	B	1593	PRO	N-CA-CB	5.96	110.45	103.30
1	B	3297	PRO	N-CA-CB	5.96	110.45	103.30
1	D	1023	PRO	N-CA-CB	5.96	110.45	103.30
1	A	1706	PRO	N-CA-CB	5.96	110.45	103.30
1	C	1706	PRO	N-CA-CB	5.96	110.45	103.30
1	D	1706	PRO	N-CA-CB	5.96	110.45	103.30
1	C	1593	PRO	N-CA-CB	5.96	110.45	103.30
1	A	916	PRO	N-CA-CB	5.95	110.44	103.30
1	B	916	PRO	N-CA-CB	5.95	110.44	103.30
1	B	1706	PRO	N-CA-CB	5.95	110.44	103.30
1	D	916	PRO	N-CA-CB	5.95	110.44	103.30
1	A	1840	PRO	N-CA-CB	5.95	110.44	103.30
1	C	3297	PRO	N-CA-CB	5.95	110.44	103.30
1	D	1840	PRO	N-CA-CB	5.95	110.44	103.30
1	B	865	PRO	N-CA-CB	5.95	110.43	103.30
1	A	2366	PRO	N-CA-CB	5.94	110.43	103.30
1	C	3138	PRO	N-CA-CB	5.94	110.43	103.30
1	A	1593	PRO	N-CA-CB	5.94	110.43	103.30
1	A	3208	PRO	N-CA-CB	5.94	110.43	103.30
1	B	3360	PRO	N-CA-CB	5.94	110.43	103.30
1	C	1840	PRO	N-CA-CB	5.94	110.43	103.30
1	D	1593	PRO	N-CA-CB	5.94	110.43	103.30
1	D	3208	PRO	N-CA-CB	5.94	110.43	103.30
1	A	2658	PRO	N-CA-CB	5.94	110.43	103.30
1	B	2658	PRO	N-CA-CB	5.94	110.43	103.30
1	D	2658	PRO	N-CA-CB	5.94	110.43	103.30
1	B	2366	PRO	N-CA-CB	5.94	110.42	103.30
1	C	2366	PRO	N-CA-CB	5.94	110.42	103.30
1	D	2366	PRO	N-CA-CB	5.94	110.42	103.30
1	D	3297	PRO	N-CA-CB	5.94	110.42	103.30
1	B	3138	PRO	N-CA-CB	5.93	110.42	103.30
1	A	2860	PRO	N-CA-CB	5.93	110.42	103.30
1	D	2860	PRO	N-CA-CB	5.93	110.42	103.30

Continued on next page...

Continued from previous page...

Mol	Chain	Res	Type	Atoms	Z	Observed(°)	Ideal(°)
1	B	2860	PRO	N-CA-CB	5.93	110.42	103.30
1	A	3138	PRO	N-CA-CB	5.92	110.41	103.30
1	B	2325	PRO	N-CA-CB	5.92	110.41	103.30
1	D	3138	PRO	N-CA-CB	5.92	110.41	103.30
1	B	1840	PRO	N-CA-CB	5.92	110.40	103.30
1	B	350	HIS	N-CA-C	-5.91	95.03	111.00
1	A	3360	PRO	N-CA-CB	5.91	110.39	103.30
1	C	3360	PRO	N-CA-CB	5.91	110.39	103.30
1	D	3360	PRO	N-CA-CB	5.91	110.39	103.30
1	C	1233	PRO	N-CA-CB	5.91	110.39	103.30
1	B	1868	PRO	N-CA-CB	5.90	110.38	103.30
1	A	350	HIS	N-CA-C	-5.90	95.07	111.00
1	C	350	HIS	N-CA-C	-5.90	95.07	111.00
1	D	350	HIS	N-CA-C	-5.90	95.07	111.00
1	A	1774	PRO	N-CA-CB	5.89	110.37	103.30
1	B	1774	PRO	N-CA-CB	5.89	110.37	103.30
1	C	1774	PRO	N-CA-CB	5.89	110.37	103.30
1	C	2860	PRO	N-CA-CB	5.89	110.37	103.30
1	D	1774	PRO	N-CA-CB	5.89	110.37	103.30
1	A	1233	PRO	N-CA-CB	5.89	110.37	103.30
1	A	2325	PRO	N-CA-CB	5.89	110.37	103.30
1	B	1233	PRO	N-CA-CB	5.89	110.37	103.30
1	C	2325	PRO	N-CA-CB	5.89	110.37	103.30
1	D	1233	PRO	N-CA-CB	5.89	110.37	103.30
1	D	2325	PRO	N-CA-CB	5.89	110.37	103.30
1	A	1803	PRO	N-CA-CB	5.89	110.37	103.30
1	B	1803	PRO	N-CA-CB	5.89	110.37	103.30
1	C	1803	PRO	N-CA-CB	5.89	110.37	103.30
1	D	1803	PRO	N-CA-CB	5.89	110.37	103.30
1	A	1750	PRO	CB-CA-C	5.89	126.72	112.00
1	B	1750	PRO	CB-CA-C	5.89	126.72	112.00
1	D	1750	PRO	CB-CA-C	5.89	126.72	112.00
1	A	2139	PRO	N-CA-CB	5.88	110.36	103.30
1	B	2139	PRO	N-CA-CB	5.88	110.36	103.30
1	B	336	PRO	N-CA-CB	5.88	110.36	103.30
1	C	1750	PRO	CB-CA-C	5.88	126.70	112.00
1	D	753	PRO	N-CA-CB	5.88	110.35	103.30
1	A	1773	PRO	N-CA-CB	5.88	110.35	103.30
1	B	1773	PRO	N-CA-CB	5.88	110.35	103.30
1	C	1773	PRO	N-CA-CB	5.88	110.35	103.30
1	A	336	PRO	N-CA-CB	5.87	110.35	103.30
1	A	454	PRO	N-CA-CB	5.87	110.35	103.30

Continued on next page...

Continued from previous page...

Mol	Chain	Res	Type	Atoms	Z	Observed(°)	Ideal(°)
1	A	753	PRO	N-CA-CB	5.87	110.35	103.30
1	B	454	PRO	N-CA-CB	5.87	110.35	103.30
1	B	753	PRO	N-CA-CB	5.87	110.35	103.30
1	C	454	PRO	N-CA-CB	5.87	110.35	103.30
1	C	2903	PRO	N-CA-CB	5.87	110.35	103.30
1	D	454	PRO	N-CA-CB	5.87	110.35	103.30
1	D	2139	PRO	N-CA-CB	5.87	110.35	103.30
1	B	425	PRO	N-CA-CB	5.87	110.35	103.30
1	D	1773	PRO	N-CA-CB	5.87	110.34	103.30
1	C	2139	PRO	N-CA-CB	5.87	110.34	103.30
1	D	336	PRO	N-CA-CB	5.86	110.34	103.30
1	A	834	PRO	N-CA-CB	5.86	110.33	103.30
1	A	2903	PRO	N-CA-CB	5.86	110.33	103.30
1	B	834	PRO	N-CA-CB	5.86	110.33	103.30
1	B	2903	PRO	N-CA-CB	5.86	110.33	103.30
1	D	834	PRO	N-CA-CB	5.86	110.33	103.30
1	D	2903	PRO	N-CA-CB	5.86	110.33	103.30
1	A	425	PRO	N-CA-CB	5.86	110.33	103.30
1	D	425	PRO	N-CA-CB	5.86	110.33	103.30
1	A	1868	PRO	N-CA-CB	5.86	110.33	103.30
1	C	1868	PRO	N-CA-CB	5.86	110.33	103.30
1	D	1868	PRO	N-CA-CB	5.86	110.33	103.30
1	C	753	PRO	N-CA-CB	5.86	110.33	103.30
1	A	337	PRO	N-CA-CB	5.85	110.32	103.30
1	B	337	PRO	N-CA-CB	5.85	110.32	103.30
1	C	59	PRO	N-CA-CB	5.85	110.33	103.30
1	C	337	PRO	N-CA-CB	5.85	110.32	103.30
1	D	337	PRO	N-CA-CB	5.85	110.32	103.30
1	A	59	PRO	N-CA-CB	5.85	110.32	103.30
1	B	59	PRO	N-CA-CB	5.85	110.32	103.30
1	D	59	PRO	N-CA-CB	5.85	110.32	103.30
1	C	336	PRO	N-CA-CB	5.85	110.32	103.30
1	C	834	PRO	N-CA-CB	5.85	110.32	103.30
1	B	2528	PRO	N-CA-CB	5.85	110.31	103.30
1	B	3410	PRO	N-CA-CB	5.84	110.31	103.30
1	A	864	PRO	N-CA-CB	5.84	110.31	103.30
1	A	2528	PRO	N-CA-CB	5.84	110.31	103.30
1	B	864	PRO	N-CA-CB	5.84	110.31	103.30
1	C	864	PRO	N-CA-CB	5.84	110.31	103.30
1	C	2528	PRO	N-CA-CB	5.84	110.31	103.30
1	D	1624	LEU	N-CA-C	-5.84	95.23	111.00
1	C	425	PRO	N-CA-CB	5.83	110.30	103.30

Continued on next page...

Continued from previous page...

Mol	Chain	Res	Type	Atoms	Z	Observed(°)	Ideal(°)
1	A	1624	LEU	N-CA-C	-5.83	95.27	111.00
1	B	1624	LEU	N-CA-C	-5.83	95.27	111.00
1	B	3519	PRO	N-CA-CB	5.83	110.29	103.30
1	C	1624	LEU	N-CA-C	-5.83	95.27	111.00
1	D	1592	PRO	N-CA-CB	5.82	110.29	103.30
1	A	3519	PRO	N-CA-CB	5.82	110.28	103.30
1	C	3519	PRO	N-CA-CB	5.82	110.28	103.30
1	D	3519	PRO	N-CA-CB	5.82	110.28	103.30
1	A	3410	PRO	N-CA-CB	5.82	110.28	103.30
1	C	3410	PRO	N-CA-CB	5.82	110.28	103.30
1	D	3410	PRO	N-CA-CB	5.82	110.28	103.30
1	A	2053	PRO	N-CA-CB	5.81	110.28	103.30
1	B	2053	PRO	N-CA-CB	5.81	110.28	103.30
1	C	2053	PRO	N-CA-CB	5.81	110.28	103.30
1	D	2053	PRO	N-CA-CB	5.81	110.28	103.30
1	D	2528	PRO	N-CA-CB	5.81	110.27	103.30
1	D	864	PRO	N-CA-CB	5.81	110.27	103.30
1	D	1740	PRO	N-CA-CB	5.80	110.26	103.30
1	C	3302	PRO	N-CA-CB	5.79	110.25	103.30
1	A	1592	PRO	N-CA-CB	5.79	110.25	103.30
1	C	1592	PRO	N-CA-CB	5.79	110.25	103.30
1	B	1592	PRO	N-CA-CB	5.78	110.24	103.30
1	A	1740	PRO	N-CA-CB	5.77	110.22	103.30
1	B	1740	PRO	N-CA-CB	5.77	110.22	103.30
1	C	1740	PRO	N-CA-CB	5.77	110.22	103.30
1	A	3302	PRO	N-CA-CB	5.76	110.22	103.30
1	A	3427	PRO	N-CA-CB	5.76	110.22	103.30
1	C	3427	PRO	N-CA-CB	5.76	110.22	103.30
1	D	3302	PRO	N-CA-CB	5.76	110.22	103.30
1	C	51	PRO	N-CA-CB	5.76	110.22	103.30
1	A	2226	PRO	N-CA-CB	5.76	110.21	103.30
1	B	2226	PRO	N-CA-CB	5.76	110.21	103.30
1	C	2226	PRO	N-CA-CB	5.76	110.21	103.30
1	D	2226	PRO	N-CA-CB	5.76	110.21	103.30
1	A	51	PRO	N-CA-CB	5.76	110.21	103.30
1	A	437	PRO	N-CA-CB	5.76	110.21	103.30
1	B	437	PRO	N-CA-CB	5.76	110.21	103.30
1	C	437	PRO	N-CA-CB	5.76	110.21	103.30
1	D	51	PRO	N-CA-CB	5.76	110.21	103.30
1	D	437	PRO	N-CA-CB	5.76	110.21	103.30
1	A	2473	PRO	N-CA-CB	5.75	110.20	103.30
1	B	2473	PRO	N-CA-CB	5.75	110.20	103.30

Continued on next page...

Continued from previous page...

Mol	Chain	Res	Type	Atoms	Z	Observed(°)	Ideal(°)
1	B	2560	PRO	N-CA-CB	5.75	110.20	103.30
1	C	2473	PRO	N-CA-CB	5.75	110.20	103.30
1	D	2473	PRO	N-CA-CB	5.75	110.20	103.30
1	D	2560	PRO	N-CA-CB	5.75	110.20	103.30
1	A	3085	PRO	N-CA-CB	5.75	110.20	103.30
1	B	1199	VAL	N-CA-C	-5.75	95.48	111.00
1	B	3085	PRO	N-CA-CB	5.75	110.20	103.30
1	C	3085	PRO	N-CA-CB	5.75	110.20	103.30
1	B	3427	PRO	N-CA-CB	5.75	110.20	103.30
1	D	3567	PRO	N-CA-CB	5.75	110.19	103.30
1	A	1199	VAL	N-CA-C	-5.74	95.51	111.00
1	B	3302	PRO	N-CA-CB	5.74	110.19	103.30
1	D	1199	VAL	N-CA-C	-5.74	95.51	111.00
1	A	3567	PRO	N-CA-CB	5.74	110.19	103.30
1	C	3567	PRO	N-CA-CB	5.74	110.19	103.30
1	D	3427	PRO	N-CA-CB	5.74	110.18	103.30
1	C	1199	VAL	N-CA-C	-5.73	95.52	111.00
1	A	979	PRO	N-CA-CB	5.73	110.18	103.30
1	B	979	PRO	N-CA-CB	5.73	110.18	103.30
1	C	979	PRO	N-CA-CB	5.73	110.18	103.30
1	D	979	PRO	N-CA-CB	5.73	110.18	103.30
1	B	51	PRO	N-CA-CB	5.73	110.17	103.30
1	A	2560	PRO	N-CA-CB	5.73	110.17	103.30
1	C	2560	PRO	N-CA-CB	5.73	110.17	103.30
1	D	3085	PRO	N-CA-CB	5.72	110.17	103.30
1	B	3567	PRO	N-CA-CB	5.72	110.16	103.30
1	A	3301	PRO	N-CA-CB	5.72	110.16	103.30
1	B	3301	PRO	N-CA-CB	5.72	110.16	103.30
1	C	3301	PRO	N-CA-CB	5.72	110.16	103.30
1	D	3301	PRO	N-CA-CB	5.72	110.16	103.30
1	D	3697	PRO	N-CA-CB	5.69	110.13	103.30
1	A	3697	PRO	N-CA-CB	5.69	110.13	103.30
1	B	3697	PRO	N-CA-CB	5.69	110.13	103.30
1	C	3697	PRO	N-CA-CB	5.69	110.13	103.30
1	A	3645	PRO	N-CA-CB	5.69	110.13	103.30
1	B	3645	PRO	N-CA-CB	5.69	110.13	103.30
1	D	3645	PRO	N-CA-CB	5.69	110.13	103.30
1	C	455	PRO	N-CA-CB	5.68	110.11	103.30
1	C	2616	PRO	N-CA-CB	5.68	110.11	103.30
1	A	2808	PRO	N-CA-CB	5.67	110.11	103.30
1	C	2808	PRO	N-CA-CB	5.67	110.10	103.30
1	D	2808	PRO	N-CA-CB	5.67	110.10	103.30

Continued on next page...

Continued from previous page...

Mol	Chain	Res	Type	Atoms	Z	Observed(°)	Ideal(°)
1	A	455	PRO	N-CA-CB	5.66	110.10	103.30
1	C	3645	PRO	N-CA-CB	5.66	110.10	103.30
1	D	455	PRO	N-CA-CB	5.66	110.10	103.30
1	A	2616	PRO	N-CA-CB	5.65	110.08	103.30
1	D	2616	PRO	N-CA-CB	5.65	110.08	103.30
1	B	4092	ASP	N-CA-CB	-5.64	100.44	110.60
1	B	2616	PRO	N-CA-CB	5.64	110.07	103.30
1	B	455	PRO	N-CA-CB	5.63	110.06	103.30
1	B	2808	PRO	N-CA-CB	5.63	110.06	103.30
1	A	694	PRO	N-CA-CB	5.63	110.06	103.30
1	A	4092	ASP	N-CA-CB	-5.63	100.46	110.60
1	C	694	PRO	N-CA-CB	5.63	110.06	103.30
1	C	4092	ASP	N-CA-CB	-5.63	100.47	110.60
1	C	1107	PRO	N-CA-CB	5.63	110.05	103.30
1	A	502	HIS	C-N-CA	5.63	135.77	121.70
1	B	502	HIS	C-N-CA	5.63	135.77	121.70
1	C	502	HIS	C-N-CA	5.63	135.77	121.70
1	D	502	HIS	C-N-CA	5.63	135.77	121.70
1	B	1633	PRO	N-CA-CB	5.62	110.04	103.30
1	A	1704	PRO	N-CA-CB	5.61	110.03	103.30
1	B	1704	PRO	N-CA-CB	5.61	110.03	103.30
1	C	1704	PRO	N-CA-CB	5.61	110.03	103.30
1	D	1704	PRO	N-CA-CB	5.61	110.03	103.30
1	D	4092	ASP	N-CA-CB	-5.61	100.50	110.60
1	A	4179	GLY	CA-C-O	-5.61	110.51	120.60
1	B	694	PRO	N-CA-CB	5.61	110.03	103.30
1	B	4179	GLY	CA-C-O	-5.61	110.51	120.60
1	D	4179	GLY	CA-C-O	-5.61	110.51	120.60
1	D	694	PRO	N-CA-CB	5.60	110.02	103.30
1	A	1633	PRO	N-CA-CB	5.60	110.02	103.30
1	C	1633	PRO	N-CA-CB	5.60	110.02	103.30
1	D	1633	PRO	N-CA-CB	5.60	110.02	103.30
1	C	252	VAL	C-N-CA	5.59	135.68	121.70
1	A	1107	PRO	N-CA-CB	5.59	110.01	103.30
1	B	1107	PRO	N-CA-CB	5.59	110.01	103.30
1	D	1107	PRO	N-CA-CB	5.59	110.01	103.30
1	C	4179	GLY	CA-C-O	-5.59	110.55	120.60
1	D	286	THR	N-CA-C	-5.58	95.92	111.00
1	A	252	VAL	C-N-CA	5.58	135.65	121.70
1	A	286	THR	N-CA-C	-5.58	95.94	111.00
1	B	252	VAL	C-N-CA	5.58	135.64	121.70
1	B	286	THR	N-CA-C	-5.58	95.94	111.00

Continued on next page...

Continued from previous page...

Mol	Chain	Res	Type	Atoms	Z	Observed(°)	Ideal(°)
1	C	286	THR	N-CA-C	-5.58	95.94	111.00
1	D	252	VAL	C-N-CA	5.57	135.61	121.70
1	C	2937	VAL	N-CA-C	-5.55	96.00	111.00
1	B	344	SER	N-CA-C	-5.55	96.01	111.00
1	D	1589	PRO	N-CA-CB	5.55	109.96	103.30
1	A	344	SER	N-CA-C	-5.55	96.03	111.00
1	A	2937	VAL	N-CA-C	-5.55	96.02	111.00
1	B	2937	VAL	N-CA-C	-5.55	96.02	111.00
1	C	344	SER	N-CA-C	-5.55	96.03	111.00
1	D	344	SER	N-CA-C	-5.55	96.03	111.00
1	D	2937	VAL	N-CA-C	-5.55	96.02	111.00
1	A	1589	PRO	N-CA-CB	5.54	109.95	103.30
1	A	2172	PRO	N-CA-CB	5.54	109.95	103.30
1	B	1589	PRO	N-CA-CB	5.54	109.95	103.30
1	B	2172	PRO	N-CA-CB	5.54	109.95	103.30
1	C	1589	PRO	N-CA-CB	5.54	109.95	103.30
1	C	2172	PRO	N-CA-CB	5.54	109.95	103.30
1	D	2172	PRO	N-CA-CB	5.54	109.95	103.30
1	A	5018	CYS	CA-CB-SG	-5.52	104.07	114.00
1	C	5018	CYS	CA-CB-SG	-5.52	104.07	114.00
1	D	5018	CYS	CA-CB-SG	-5.52	104.07	114.00
1	B	5018	CYS	CA-CB-SG	-5.51	104.08	114.00
1	B	1196	PRO	N-CA-CB	5.49	109.89	103.30
1	C	2907	PRO	N-CA-CB	5.49	109.88	103.30
1	C	175	SER	N-CA-C	-5.48	96.20	111.00
1	A	175	SER	N-CA-C	-5.48	96.21	111.00
1	B	175	SER	N-CA-C	-5.48	96.21	111.00
1	D	175	SER	N-CA-C	-5.48	96.21	111.00
1	A	2907	PRO	N-CA-CB	5.46	109.85	103.30
1	B	2907	PRO	N-CA-CB	5.46	109.85	103.30
1	D	2907	PRO	N-CA-CB	5.46	109.85	103.30
1	B	2198	MET	N-CA-C	5.45	125.72	111.00
1	B	919	ASN	N-CA-C	-5.45	96.29	111.00
1	A	1196	PRO	N-CA-CB	5.45	109.84	103.30
1	C	1196	PRO	N-CA-CB	5.45	109.84	103.30
1	A	919	ASN	N-CA-C	-5.45	96.30	111.00
1	C	919	ASN	N-CA-C	-5.45	96.30	111.00
1	D	919	ASN	N-CA-C	-5.45	96.30	111.00
1	D	2198	MET	N-CA-C	5.45	125.70	111.00
1	A	2198	MET	N-CA-C	5.44	125.69	111.00
1	A	4003	LEU	N-CA-C	-5.44	96.31	111.00
1	B	4003	LEU	N-CA-C	-5.44	96.31	111.00

Continued on next page...

Continued from previous page...

Mol	Chain	Res	Type	Atoms	Z	Observed(°)	Ideal(°)
1	C	2198	MET	N-CA-C	5.44	125.69	111.00
1	C	4003	LEU	N-CA-C	-5.44	96.31	111.00
1	D	4003	LEU	N-CA-C	-5.44	96.31	111.00
1	D	1196	PRO	N-CA-CB	5.43	109.82	103.30
1	A	1621	GLY	N-CA-C	-5.43	99.53	113.10
1	B	1621	GLY	N-CA-C	-5.43	99.53	113.10
1	C	1621	GLY	N-CA-C	-5.43	99.53	113.10
1	D	1621	GLY	N-CA-C	-5.43	99.53	113.10
1	B	1546	THR	CA-C-N	5.43	129.14	117.20
1	C	1546	THR	CA-C-N	5.43	129.14	117.20
1	A	1546	THR	CA-C-N	5.42	129.13	117.20
1	D	1546	THR	CA-C-N	5.42	129.13	117.20
1	A	627	PRO	N-CA-CB	5.42	109.80	103.30
1	B	627	PRO	N-CA-CB	5.42	109.80	103.30
1	C	627	PRO	N-CA-CB	5.42	109.80	103.30
1	D	627	PRO	N-CA-CB	5.42	109.80	103.30
1	A	2793	PRO	N-CA-CB	5.42	109.80	103.30
1	B	2793	PRO	N-CA-CB	5.42	109.80	103.30
1	C	2793	PRO	N-CA-CB	5.42	109.80	103.30
1	D	2793	PRO	N-CA-CB	5.42	109.80	103.30
1	A	4835	LYS	C-N-CA	5.41	135.23	121.70
1	C	4835	LYS	C-N-CA	5.41	135.23	121.70
1	D	4835	LYS	C-N-CA	5.41	135.23	121.70
1	A	311	ALA	N-CA-C	-5.40	96.42	111.00
1	D	311	ALA	N-CA-C	-5.40	96.42	111.00
1	A	1289	LEU	N-CA-C	-5.40	96.43	111.00
1	B	4835	LYS	C-N-CA	5.40	135.20	121.70
1	C	1289	LEU	N-CA-C	-5.40	96.43	111.00
1	D	1289	LEU	N-CA-C	-5.40	96.43	111.00
1	A	3984	ARG	N-CA-C	5.39	125.56	111.00
1	C	3984	ARG	N-CA-C	5.39	125.56	111.00
1	B	311	ALA	N-CA-C	-5.39	96.45	111.00
1	B	1289	LEU	N-CA-C	-5.39	96.46	111.00
1	B	3984	ARG	N-CA-C	5.39	125.54	111.00
1	C	311	ALA	N-CA-C	-5.39	96.45	111.00
1	D	3984	ARG	N-CA-C	5.39	125.54	111.00
1	A	1452	TRP	N-CA-C	-5.36	96.53	111.00
1	B	1452	TRP	N-CA-C	-5.36	96.53	111.00
1	C	1452	TRP	N-CA-C	-5.36	96.53	111.00
1	D	1452	TRP	N-CA-C	-5.36	96.53	111.00
1	A	4698	LYS	N-CA-C	-5.31	96.65	111.00
1	B	4698	LYS	N-CA-C	-5.31	96.65	111.00

Continued on next page...

Continued from previous page...

Mol	Chain	Res	Type	Atoms	Z	Observed(°)	Ideal(°)
1	C	4698	LYS	N-CA-C	-5.31	96.65	111.00
1	D	4698	LYS	N-CA-C	-5.31	96.67	111.00
1	B	2586	VAL	N-CA-CB	-5.30	99.84	111.50
1	A	2586	VAL	N-CA-CB	-5.30	99.85	111.50
1	B	543	ASN	C-N-CA	5.30	134.94	121.70
1	C	347	PHE	N-CA-C	5.30	125.30	111.00
1	C	543	ASN	C-N-CA	5.30	134.94	121.70
1	C	2586	VAL	N-CA-CB	-5.30	99.85	111.50
1	D	2586	VAL	N-CA-CB	-5.30	99.85	111.50
1	A	1745	ILE	CB-CA-C	5.29	122.19	111.60
1	B	1745	ILE	CB-CA-C	5.29	122.19	111.60
1	C	1745	ILE	CB-CA-C	5.29	122.19	111.60
1	D	1745	ILE	CB-CA-C	5.29	122.19	111.60
1	D	543	ASN	C-N-CA	5.29	134.94	121.70
1	A	3572	GLN	CB-CA-C	5.29	120.97	110.40
1	B	347	PHE	N-CA-C	5.29	125.27	111.00
1	B	3572	GLN	CB-CA-C	5.29	120.97	110.40
1	C	3572	GLN	CB-CA-C	5.29	120.97	110.40
1	D	3572	GLN	CB-CA-C	5.29	120.97	110.40
1	A	347	PHE	N-CA-C	5.28	125.27	111.00
1	A	543	ASN	C-N-CA	5.28	134.91	121.70
1	D	347	PHE	N-CA-C	5.28	125.27	111.00
1	B	2274	ASP	N-CA-C	5.28	125.24	111.00
1	A	2274	ASP	N-CA-C	5.27	125.24	111.00
1	C	2274	ASP	N-CA-C	5.27	125.24	111.00
1	A	1626	TRP	N-CA-C	5.27	125.23	111.00
1	B	1626	TRP	N-CA-C	5.27	125.23	111.00
1	C	1626	TRP	N-CA-C	5.27	125.23	111.00
1	D	1626	TRP	N-CA-C	5.27	125.23	111.00
1	B	668	VAL	C-N-CA	5.26	134.86	121.70
1	D	2274	ASP	N-CA-C	5.26	125.21	111.00
1	A	668	VAL	C-N-CA	5.26	134.85	121.70
1	D	668	VAL	C-N-CA	5.26	134.84	121.70
1	B	4173	TYR	N-CA-CB	-5.25	101.14	110.60
1	B	2452	ARG	N-CA-C	5.25	125.17	111.00
1	C	668	VAL	C-N-CA	5.25	134.81	121.70
1	A	4173	TYR	N-CA-CB	-5.24	101.17	110.60
1	D	4173	TYR	N-CA-CB	-5.24	101.17	110.60
1	A	2452	ARG	N-CA-C	5.24	125.14	111.00
1	C	2452	ARG	N-CA-C	5.24	125.14	111.00
1	D	2452	ARG	N-CA-C	5.24	125.14	111.00
1	D	2897	LYS	N-CA-C	5.23	125.13	111.00

Continued on next page...

Continued from previous page...

Mol	Chain	Res	Type	Atoms	Z	Observed(°)	Ideal(°)
1	A	2275	VAL	N-CA-C	-5.23	96.88	111.00
1	C	2275	VAL	N-CA-C	-5.23	96.88	111.00
1	D	2275	VAL	N-CA-C	-5.23	96.88	111.00
1	B	2275	VAL	N-CA-C	-5.22	96.89	111.00
1	A	2897	LYS	N-CA-C	5.22	125.10	111.00
1	C	2897	LYS	N-CA-C	5.22	125.10	111.00
1	C	740	PRO	N-CA-CB	5.22	109.56	103.30
1	C	4173	TYR	N-CA-CB	-5.22	101.20	110.60
1	B	2897	LYS	N-CA-C	5.22	125.08	111.00
1	C	4154	VAL	C-N-CD	5.20	139.33	128.40
1	B	105	HIS	N-CA-C	-5.20	96.97	111.00
1	B	740	PRO	N-CA-CB	5.19	109.53	103.30
1	A	4154	VAL	C-N-CD	5.19	139.30	128.40
1	D	4154	VAL	C-N-CD	5.19	139.30	128.40
1	A	105	HIS	N-CA-C	-5.19	96.99	111.00
1	D	105	HIS	N-CA-C	-5.19	96.99	111.00
1	A	740	PRO	N-CA-CB	5.18	109.52	103.30
1	D	740	PRO	N-CA-CB	5.18	109.52	103.30
1	C	105	HIS	N-CA-C	-5.18	97.02	111.00
1	B	70	GLU	N-CA-C	5.17	124.97	111.00
1	B	4154	VAL	C-N-CD	5.17	139.26	128.40
1	D	70	GLU	N-CA-C	5.17	124.97	111.00
1	A	70	GLU	N-CA-C	5.17	124.96	111.00
1	A	4197	ILE	N-CA-C	5.17	124.96	111.00
1	A	4971	THR	C-N-CD	5.17	139.26	128.40
1	B	4197	ILE	N-CA-C	5.17	124.96	111.00
1	C	70	GLU	N-CA-C	5.17	124.96	111.00
1	C	4197	ILE	N-CA-C	5.17	124.96	111.00
1	D	4197	ILE	N-CA-C	5.17	124.96	111.00
1	D	4971	THR	C-N-CD	5.17	139.26	128.40
1	B	4971	THR	C-N-CD	5.16	139.24	128.40
1	C	4971	THR	C-N-CD	5.16	139.24	128.40
1	D	631	LEU	C-N-CA	5.16	134.60	121.70
1	A	631	LEU	C-N-CA	5.16	134.59	121.70
1	B	631	LEU	C-N-CA	5.16	134.59	121.70
1	C	631	LEU	C-N-CA	5.16	134.59	121.70
1	C	2656	CYS	N-CA-C	5.12	124.82	111.00
1	A	2656	CYS	N-CA-C	5.12	124.81	111.00
1	B	2656	CYS	N-CA-C	5.12	124.81	111.00
1	D	2656	CYS	N-CA-C	5.12	124.81	111.00
1	A	5032	TYR	N-CA-C	-5.08	97.28	111.00
1	B	5032	TYR	N-CA-C	-5.08	97.28	111.00

Continued on next page...

Continued from previous page...

Mol	Chain	Res	Type	Atoms	Z	Observed(°)	Ideal(°)
1	C	5032	TYR	N-CA-C	-5.08	97.28	111.00
1	A	1687	SER	C-N-CA	5.07	134.38	121.70
1	B	1687	SER	C-N-CA	5.07	134.38	121.70
1	C	1687	SER	C-N-CA	5.07	134.38	121.70
1	D	1687	SER	C-N-CA	5.07	134.38	121.70
1	D	5032	TYR	N-CA-C	-5.07	97.31	111.00
1	A	4729	GLY	N-CA-C	5.06	125.75	113.10
1	C	4729	GLY	N-CA-C	5.06	125.75	113.10
1	D	4729	GLY	N-CA-C	5.06	125.75	113.10
1	A	438	ILE	C-N-CA	5.05	134.34	121.70
1	D	438	ILE	C-N-CA	5.05	134.34	121.70
1	B	4729	GLY	N-CA-C	5.04	125.71	113.10
1	C	438	ILE	C-N-CA	5.04	134.30	121.70
1	B	438	ILE	C-N-CA	5.04	134.30	121.70
1	B	3710	LEU	N-CA-C	5.03	124.59	111.00
1	B	712	TYR	N-CA-C	-5.02	97.43	111.00
1	A	3710	LEU	N-CA-C	5.02	124.56	111.00
1	C	3710	LEU	N-CA-C	5.02	124.56	111.00
1	D	3710	LEU	N-CA-C	5.02	124.56	111.00
1	D	712	TYR	N-CA-C	-5.02	97.45	111.00
1	B	831	ARG	CA-C-N	5.01	128.23	117.20
1	A	712	TYR	N-CA-C	-5.01	97.47	111.00
1	C	712	TYR	N-CA-C	-5.01	97.47	111.00
1	A	831	ARG	CA-C-N	5.01	128.22	117.20
1	D	831	ARG	CA-C-N	5.01	128.22	117.20
1	C	831	ARG	CA-C-N	5.01	128.22	117.20

All (4) chirality outliers are listed below:

Mol	Chain	Res	Type	Atom
1	A	4691	GLN	CA
1	B	4691	GLN	CA
1	C	4691	GLN	CA
1	D	4691	GLN	CA

All (12) planarity outliers are listed below:

Mol	Chain	Res	Type	Group
1	A	2192	TYR	Mainchain
1	A	2586	VAL	Peptide
1	A	4091	LYS	Peptide
1	B	2192	TYR	Mainchain

Continued on next page...

Continued from previous page...

Mol	Chain	Res	Type	Group
1	B	2586	VAL	Peptide
1	B	4091	LYS	Peptide
1	C	2192	TYR	Mainchain
1	C	2586	VAL	Peptide
1	C	4091	LYS	Peptide
1	D	2192	TYR	Mainchain
1	D	2586	VAL	Peptide
1	D	4091	LYS	Peptide

5.2 Too-close contacts [i](#)

In the following table, the Non-H and H(model) columns list the number of non-hydrogen atoms and hydrogen atoms in the chain respectively. The H(added) column lists the number of hydrogen atoms added and optimized by MolProbity. The Clashes column lists the number of clashes within the asymmetric unit, whereas Symm-Clashes lists symmetry-related clashes.

Mol	Chain	Non-H	H(model)	H(added)	Clashes	Symm-Clashes
1	A	18404	0	9770	2060	0
1	B	18404	0	9770	2067	0
1	C	18404	0	9770	2068	0
1	D	18404	0	9770	2069	0
All	All	73616	0	39080	8025	0

The all-atom clashscore is defined as the number of clashes found per 1000 atoms (including hydrogen atoms). The all-atom clashscore for this structure is 71.

All (8025) close contacts within the same asymmetric unit are listed below, sorted by their clash magnitude.

Atom-1	Atom-2	Interatomic distance (Å)	Clash overlap (Å)
1:D:4978:HIS:HE2	1:D:4983:HIS:CD2	1.11	1.67
1:A:4235:VAL:HG21	1:A:5019:TRP:CZ3	1.15	1.67
1:C:4115:SER:HA	1:C:4128:PHE:CZ	1.23	1.66
1:A:4978:HIS:HE2	1:A:4983:HIS:CD2	1.11	1.66
1:B:4978:HIS:HE2	1:B:4983:HIS:CD2	1.11	1.65
1:C:4978:HIS:HE2	1:C:4983:HIS:CD2	1.11	1.65
1:B:4995:LEU:HD11	1:B:5011:TRP:CE3	1.26	1.64
1:B:4235:VAL:HG21	1:B:5019:TRP:CZ3	1.15	1.63
1:B:4115:SER:HA	1:B:4128:PHE:CZ	1.23	1.63
1:C:4995:LEU:HD11	1:C:5011:TRP:CE3	1.26	1.62
1:D:4115:SER:HA	1:D:4128:PHE:CZ	1.23	1.62

Continued on next page...

Continued from previous page...

Atom-1	Atom-2	Interatomic distance (Å)	Clash overlap (Å)
1:D:4701:TRP:CH2	1:D:4781:GLY:HA3	1.29	1.62
1:C:4701:TRP:CH2	1:C:4781:GLY:HA3	1.29	1.61
1:B:4701:TRP:CH2	1:B:4781:GLY:HA3	1.29	1.61
1:A:4701:TRP:CH2	1:A:4781:GLY:HA3	1.29	1.61
1:A:4937:ILE:CD1	1:D:4934:GLY:CA	1.76	1.60
1:D:4235:VAL:HG21	1:D:5019:TRP:CZ3	1.15	1.59
1:B:4141:PHE:CZ	1:B:4196:GLU:CB	1.86	1.59
1:A:4115:SER:HA	1:A:4128:PHE:CZ	1.23	1.59
1:C:4235:VAL:HG21	1:C:5019:TRP:CZ3	1.15	1.59
1:A:4559:PHE:HD2	1:A:4661:TYR:CB	1.13	1.58
1:D:4995:LEU:HD11	1:D:5011:TRP:CE3	1.26	1.58
1:A:4937:ILE:HD11	1:D:4934:GLY:CA	1.18	1.57
1:D:4141:PHE:CZ	1:D:4196:GLU:CB	1.86	1.57
1:C:4141:PHE:CZ	1:C:4196:GLU:CB	1.86	1.57
1:A:4696:ASP:CB	1:A:4697:VAL:CG2	1.83	1.56
1:C:721:LEU:CB	1:C:728:ARG:H	1.19	1.56
1:B:721:LEU:CB	1:B:728:ARG:H	1.19	1.56
1:D:4559:PHE:HD2	1:D:4661:TYR:CB	1.13	1.56
1:B:4934:GLY:CA	1:C:4937:ILE:HD11	1.19	1.56
1:B:4934:GLY:CA	1:C:4937:ILE:CD1	1.77	1.55
1:D:1708:ARG:HH12	1:D:1837:GLN:CA	1.20	1.55
1:B:1708:ARG:HH12	1:B:1837:GLN:CA	1.20	1.55
1:C:1708:ARG:HH12	1:C:1837:GLN:CA	1.20	1.55
1:D:721:LEU:CB	1:D:728:ARG:H	1.19	1.55
1:C:4559:PHE:HD2	1:C:4661:TYR:CB	1.13	1.54
1:A:4575:PHE:CE1	1:A:4576:ILE:HD13	1.40	1.54
1:A:721:LEU:CB	1:A:728:ARG:H	1.19	1.54
1:A:4934:GLY:CA	1:B:4937:ILE:CD1	1.85	1.54
1:B:4559:PHE:HD2	1:B:4661:TYR:CB	1.13	1.54
1:B:4575:PHE:CE1	1:B:4576:ILE:HD13	1.40	1.54
1:A:4141:PHE:CZ	1:A:4196:GLU:CB	1.86	1.53
1:B:4696:ASP:CB	1:B:4697:VAL:CG2	1.83	1.53
1:D:4696:ASP:CB	1:D:4697:VAL:CG2	1.83	1.53
1:B:4978:HIS:NE2	1:B:4983:HIS:CD2	1.76	1.53
1:B:790:ARG:HA	1:B:1627:ALA:CA	1.37	1.53
1:A:4984:ASN:CB	1:A:4987:ASN:CB	1.84	1.52
1:A:4696:ASP:CB	1:A:4697:VAL:HG22	1.06	1.52
1:D:4696:ASP:CB	1:D:4697:VAL:HG22	1.06	1.52
1:A:4918:ILE:HG13	1:B:4891:VAL:CG2	1.38	1.52
1:B:4934:GLY:HA2	1:C:4937:ILE:CD1	1.34	1.52
1:B:4984:ASN:CB	1:B:4987:ASN:CB	1.87	1.52

Continued on next page...

Continued from previous page...

Atom-1	Atom-2	Interatomic distance (Å)	Clash overlap (Å)
1:C:1124:PHE:HB3	1:C:1131:ARG:CB	1.40	1.52
1:A:4995:LEU:HD11	1:A:5011:TRP:CE3	1.44	1.51
1:C:4575:PHE:CE1	1:C:4576:ILE:HD13	1.40	1.51
1:C:4696:ASP:CB	1:C:4697:VAL:HG22	1.06	1.51
1:D:4575:PHE:CE1	1:D:4576:ILE:HD13	1.40	1.51
1:C:4696:ASP:CB	1:C:4697:VAL:CG2	1.83	1.51
1:D:4984:ASN:CB	1:D:4987:ASN:CB	1.87	1.51
1:B:1124:PHE:HB3	1:B:1131:ARG:CB	1.40	1.51
1:C:4984:ASN:CB	1:C:4987:ASN:CB	1.87	1.51
1:D:1124:PHE:HB3	1:D:1131:ARG:CB	1.40	1.51
1:C:790:ARG:HA	1:C:1627:ALA:CA	1.37	1.50
1:B:4696:ASP:CB	1:B:4697:VAL:HG22	1.06	1.50
1:A:1708:ARG:HH12	1:A:1837:GLN:CA	1.20	1.50
1:C:4575:PHE:HE1	1:C:4576:ILE:CD1	1.23	1.50
1:B:3962:PHE:CE2	1:B:4023:MET:HA	1.46	1.49
1:C:4918:ILE:HG13	1:D:4891:VAL:CG2	1.38	1.49
1:D:790:ARG:HA	1:D:1627:ALA:CA	1.37	1.49
1:D:3962:PHE:CE2	1:D:4023:MET:HA	1.46	1.49
1:A:790:ARG:HA	1:A:1627:ALA:CA	1.37	1.49
1:D:4575:PHE:HE1	1:D:4576:ILE:CD1	1.23	1.49
1:D:4978:HIS:NE2	1:D:4983:HIS:CD2	1.76	1.49
1:A:1515:VAL:CB	1:A:1530:THR:H	1.25	1.48
1:A:4891:VAL:CG2	1:D:4918:ILE:HG13	1.39	1.48
1:B:4575:PHE:HE1	1:B:4576:ILE:CD1	1.23	1.48
1:B:4918:ILE:HG13	1:C:4891:VAL:CG2	1.39	1.48
1:C:4235:VAL:CG2	1:C:5019:TRP:CZ3	1.97	1.48
1:A:3962:PHE:CE2	1:A:4023:MET:HA	1.46	1.47
1:B:1515:VAL:CB	1:B:1530:THR:H	1.25	1.47
1:A:1124:PHE:HB3	1:A:1131:ARG:CB	1.40	1.47
1:A:4575:PHE:HE1	1:A:4576:ILE:CD1	1.23	1.47
1:B:4235:VAL:CG2	1:B:5019:TRP:CZ3	1.97	1.47
1:D:1515:VAL:CB	1:D:1530:THR:H	1.25	1.47
1:C:1515:VAL:CB	1:C:1530:THR:H	1.25	1.46
1:C:1229:ASN:CB	1:C:1827:ARG:CB	1.94	1.46
1:C:3962:PHE:CE2	1:C:4023:MET:HA	1.46	1.46
1:B:1229:ASN:CB	1:B:1827:ARG:CB	1.94	1.46
1:D:118:LEU:HA	1:D:137:LEU:CB	1.47	1.45
1:D:4235:VAL:CG2	1:D:5019:TRP:CZ3	1.97	1.45
1:A:4937:ILE:CD1	1:D:4934:GLY:HA2	1.33	1.44
1:A:4235:VAL:CG2	1:A:5019:TRP:CZ3	1.97	1.44
1:B:4784:PHE:HA	1:B:4789:PHE:CE2	1.52	1.44

Continued on next page...

Continued from previous page...

Atom-1	Atom-2	Interatomic distance (Å)	Clash overlap (Å)
1:A:4784:PHE:HA	1:A:4789:PHE:CE2	1.52	1.44
1:A:1229:ASN:CB	1:A:1827:ARG:CB	1.94	1.43
1:D:4559:PHE:CD2	1:D:4661:TYR:CB	2.01	1.43
1:D:4784:PHE:HA	1:D:4789:PHE:CE2	1.52	1.43
1:C:118:LEU:HA	1:C:137:LEU:CB	1.47	1.43
1:C:4559:PHE:CD2	1:C:4661:TYR:CB	2.01	1.43
1:C:4677:LEU:HD23	1:C:4711:PHE:CZ	1.54	1.43
1:D:1229:ASN:CB	1:D:1827:ARG:CB	1.94	1.43
1:D:4677:LEU:HD23	1:D:4711:PHE:CZ	1.54	1.43
1:C:4978:HIS:NE2	1:C:4983:HIS:CD2	1.76	1.43
1:A:4559:PHE:CD2	1:A:4661:TYR:CB	2.01	1.42
1:B:681:HIS:H	1:B:784:SER:CB	1.31	1.42
1:A:118:LEU:HA	1:A:137:LEU:CB	1.47	1.42
1:A:4934:GLY:CA	1:B:4937:ILE:HD11	1.38	1.42
1:B:4559:PHE:CD2	1:B:4661:TYR:CB	2.01	1.42
1:C:4784:PHE:HA	1:C:4789:PHE:CE2	1.52	1.42
1:A:4677:LEU:HD23	1:A:4711:PHE:CZ	1.54	1.42
1:B:38:ALA:CB	1:B:64:ILE:O	1.68	1.42
1:A:4934:GLY:HA2	1:B:4937:ILE:CD1	1.42	1.41
1:A:38:ALA:CB	1:A:64:ILE:O	1.68	1.41
1:B:4677:LEU:HD23	1:B:4711:PHE:CZ	1.54	1.41
1:B:4995:LEU:CD1	1:B:5011:TRP:CE3	2.03	1.41
1:D:681:HIS:H	1:D:784:SER:CB	1.31	1.41
1:A:681:HIS:H	1:A:784:SER:CB	1.31	1.40
1:C:38:ALA:CB	1:C:64:ILE:O	1.68	1.40
1:C:4995:LEU:CD1	1:C:5011:TRP:CE3	2.03	1.40
1:A:721:LEU:CB	1:A:728:ARG:N	1.85	1.40
1:C:681:HIS:H	1:C:784:SER:CB	1.31	1.40
1:D:38:ALA:CB	1:D:64:ILE:O	1.68	1.40
1:D:3933:PHE:CZ	1:D:3951:PHE:CD2	2.10	1.40
1:A:4918:ILE:HA	1:B:4891:VAL:CG1	1.52	1.39
1:C:4978:HIS:CE1	1:C:4983:HIS:NE2	1.90	1.39
1:A:3933:PHE:CZ	1:A:3951:PHE:CD2	2.10	1.39
1:B:118:LEU:HA	1:B:137:LEU:CB	1.47	1.39
1:A:4891:VAL:CG1	1:D:4918:ILE:HA	1.53	1.39
1:A:4978:HIS:NE2	1:A:4983:HIS:CD2	1.76	1.39
1:C:73:LEU:O	1:C:105:HIS:CA	1.69	1.39
1:C:1708:ARG:NH1	1:C:1837:GLN:HA	1.06	1.39
1:B:1708:ARG:NH1	1:B:1837:GLN:HA	1.06	1.38
1:B:4978:HIS:CE1	1:B:4983:HIS:NE2	1.90	1.38
1:C:3933:PHE:CZ	1:C:3951:PHE:CD2	2.10	1.38

Continued on next page...

Continued from previous page...

Atom-1	Atom-2	Interatomic distance (Å)	Clash overlap (Å)
1:D:4995:LEU:CD1	1:D:5011:TRP:CE3	2.03	1.38
1:C:4559:PHE:HE1	1:C:4560:TYR:CE1	1.42	1.38
1:D:4559:PHE:HE1	1:D:4560:TYR:CE1	1.42	1.37
1:A:3933:PHE:CZ	1:A:3951:PHE:HD2	1.41	1.37
1:A:73:LEU:O	1:A:105:HIS:CA	1.69	1.37
1:D:1708:ARG:NH1	1:D:1837:GLN:HA	1.06	1.37
1:B:73:LEU:O	1:B:105:HIS:CA	1.69	1.37
1:A:4978:HIS:CE1	1:A:4983:HIS:NE2	1.90	1.37
1:B:4559:PHE:HE1	1:B:4560:TYR:CE1	1.42	1.36
1:C:3933:PHE:CZ	1:C:3951:PHE:HD2	1.41	1.36
1:C:4918:ILE:HA	1:D:4891:VAL:CG1	1.51	1.36
1:D:73:LEU:O	1:D:105:HIS:CA	1.69	1.36
1:D:4701:TRP:CH2	1:D:4781:GLY:CA	2.09	1.36
1:A:1297:PHE:CG	1:A:1297:PHE:CA	2.07	1.36
1:A:4559:PHE:HE1	1:A:4560:TYR:CE1	1.42	1.36
1:B:721:LEU:CB	1:B:728:ARG:N	1.85	1.36
1:B:790:ARG:CB	1:B:1627:ALA:HB2	1.54	1.36
1:B:3933:PHE:CZ	1:B:3951:PHE:CD2	2.10	1.36
1:D:721:LEU:CB	1:D:728:ARG:N	1.85	1.36
1:D:3933:PHE:CZ	1:D:3951:PHE:HD2	1.41	1.36
1:D:4235:VAL:HG21	1:D:5019:TRP:CE3	1.59	1.36
1:D:790:ARG:CB	1:D:1627:ALA:HB2	1.54	1.36
1:D:4978:HIS:CE1	1:D:4983:HIS:NE2	1.90	1.36
1:D:4235:VAL:HG11	1:D:5019:TRP:CH2	1.61	1.36
1:B:3962:PHE:HE2	1:B:4023:MET:CA	1.39	1.35
1:C:790:ARG:CB	1:C:1627:ALA:HB2	1.54	1.35
1:A:3962:PHE:HE2	1:A:4023:MET:CA	1.39	1.35
1:A:4235:VAL:HG21	1:A:5019:TRP:CE3	1.59	1.35
1:A:4918:ILE:CA	1:B:4891:VAL:HG11	1.57	1.35
1:B:1297:PHE:CG	1:B:1297:PHE:CA	2.07	1.35
1:B:3933:PHE:CZ	1:B:3951:PHE:HD2	1.41	1.35
1:C:4918:ILE:CA	1:D:4891:VAL:HG11	1.56	1.35
1:D:2902:HIS:CB	1:D:2905:LEU:CB	2.04	1.35
1:B:4701:TRP:CH2	1:B:4781:GLY:CA	2.09	1.35
1:B:4918:ILE:HA	1:C:4891:VAL:CG1	1.53	1.35
1:A:1097:THR:CB	1:A:1145:SER:CB	2.05	1.35
1:B:4235:VAL:HG21	1:B:5019:TRP:CE3	1.59	1.35
1:C:3962:PHE:HE2	1:C:4023:MET:CA	1.39	1.35
1:D:1297:PHE:CG	1:D:1297:PHE:CA	2.07	1.35
1:B:1097:THR:CB	1:B:1145:SER:CB	2.05	1.34
1:B:2902:HIS:CB	1:B:2905:LEU:CB	2.04	1.34

Continued on next page...

Continued from previous page...

Atom-1	Atom-2	Interatomic distance (Å)	Clash overlap (Å)
1:C:2902:HIS:CB	1:C:2905:LEU:CB	2.04	1.34
1:C:4235:VAL:HG21	1:C:5019:TRP:CE3	1.59	1.34
1:A:4891:VAL:HG11	1:D:4918:ILE:CA	1.58	1.34
1:B:4575:PHE:CE1	1:B:4576:ILE:CD1	2.01	1.34
1:A:1708:ARG:NH1	1:A:1837:GLN:HA	1.06	1.34
1:A:4575:PHE:CE1	1:A:4576:ILE:CD1	2.01	1.34
1:A:790:ARG:CB	1:A:1627:ALA:HB2	1.54	1.34
1:C:721:LEU:CB	1:C:728:ARG:N	1.85	1.34
1:C:1297:PHE:CG	1:C:1297:PHE:CA	2.07	1.34
1:A:2902:HIS:CB	1:A:2905:LEU:CB	2.04	1.33
1:A:4195:PHE:HE2	1:A:4991:PHE:CB	1.41	1.33
1:B:4235:VAL:HG11	1:B:5019:TRP:CH2	1.61	1.33
1:D:3962:PHE:HE2	1:D:4023:MET:CA	1.39	1.33
1:A:4701:TRP:CH2	1:A:4781:GLY:CA	2.09	1.33
1:C:4701:TRP:CH2	1:C:4781:GLY:CA	2.09	1.33
1:B:4918:ILE:CA	1:C:4891:VAL:HG11	1.58	1.33
1:C:4235:VAL:HG11	1:C:5019:TRP:CH2	1.61	1.33
1:A:4235:VAL:HG11	1:A:5019:TRP:CH2	1.61	1.33
1:C:72:SER:HA	1:C:106:ALA:O	1.28	1.33
1:A:4195:PHE:CE2	1:A:4991:PHE:CB	2.11	1.33
1:A:4195:PHE:CZ	1:A:4991:PHE:HB2	1.63	1.33
1:C:3061:ALA:O	1:C:3064:VAL:CA	1.77	1.32
1:D:72:SER:HA	1:D:106:ALA:O	1.28	1.32
1:C:117:TYR:CD2	1:C:141:ALA:HB2	1.65	1.32
1:A:72:SER:HA	1:A:106:ALA:O	1.28	1.32
1:B:72:SER:HA	1:B:106:ALA:O	1.28	1.32
1:D:1097:THR:CB	1:D:1145:SER:CB	2.05	1.32
1:D:4687:TYR:HA	1:D:4691:GLN:CB	1.57	1.32
1:A:4687:TYR:HA	1:A:4691:GLN:CB	1.57	1.32
1:B:117:TYR:CD2	1:B:141:ALA:HB2	1.65	1.32
1:C:4575:PHE:CE1	1:C:4576:ILE:CD1	2.01	1.32
1:C:4687:TYR:HA	1:C:4691:GLN:CB	1.57	1.32
1:A:4195:PHE:CE2	1:A:4991:PHE:HB2	1.64	1.32
1:B:4687:TYR:HA	1:B:4691:GLN:CA	1.58	1.32
1:D:3061:ALA:O	1:D:3064:VAL:CA	1.77	1.32
1:B:4687:TYR:HA	1:B:4691:GLN:CB	1.57	1.31
1:C:1097:THR:CB	1:C:1145:SER:CB	2.05	1.31
1:D:4687:TYR:HA	1:D:4691:GLN:CA	1.58	1.31
1:A:1124:PHE:HB2	1:A:1130:GLN:C	1.51	1.31
1:A:4687:TYR:HA	1:A:4691:GLN:CA	1.58	1.31
1:B:1124:PHE:HB2	1:B:1130:GLN:C	1.51	1.31

Continued on next page...

Continued from previous page...

Atom-1	Atom-2	Interatomic distance (Å)	Clash overlap (Å)
1:B:1288:PHE:O	1:B:1553:PHE:HA	1.13	1.31
1:D:117:TYR:CD2	1:D:141:ALA:HB2	1.65	1.31
1:A:117:TYR:CD2	1:A:141:ALA:HB2	1.65	1.30
1:A:1124:PHE:HB2	1:A:1130:GLN:O	1.31	1.30
1:C:4687:TYR:HA	1:C:4691:GLN:CA	1.58	1.30
1:D:4575:PHE:CE1	1:D:4576:ILE:CD1	2.01	1.30
1:C:459:LEU:CB	1:C:463:GLU:CB	2.10	1.30
1:C:4183:ILE:HG23	1:C:4191:GLU:O	1.15	1.30
1:C:4559:PHE:CE1	1:C:4560:TYR:CE1	2.20	1.30
1:D:4701:TRP:HH2	1:D:4781:GLY:CA	1.44	1.30
1:B:3061:ALA:O	1:B:3064:VAL:CA	1.77	1.30
1:C:1288:PHE:O	1:C:1553:PHE:HA	1.13	1.30
1:C:1124:PHE:HB2	1:C:1130:GLN:C	1.51	1.29
1:A:459:LEU:CB	1:A:463:GLU:CB	2.10	1.29
1:A:3061:ALA:O	1:A:3064:VAL:CA	1.77	1.29
1:B:4559:PHE:CE1	1:B:4560:TYR:CE1	2.20	1.29
1:D:1288:PHE:O	1:D:1553:PHE:HA	1.13	1.29
1:A:4183:ILE:HG23	1:A:4191:GLU:O	1.15	1.29
1:A:4559:PHE:CE1	1:A:4560:TYR:CD1	2.20	1.29
1:C:4701:TRP:HH2	1:C:4781:GLY:CA	1.44	1.29
1:D:459:LEU:CB	1:D:463:GLU:CB	2.10	1.29
1:D:4559:PHE:CE1	1:D:4560:TYR:CE1	2.20	1.29
1:B:4183:ILE:CG2	1:B:4191:GLU:O	1.81	1.29
1:C:118:LEU:CA	1:C:137:LEU:CB	2.07	1.29
1:D:3061:ALA:O	1:D:3064:VAL:HA	1.19	1.29
1:B:118:LEU:HA	1:B:137:LEU:CA	1.62	1.28
1:D:4559:PHE:CE1	1:D:4560:TYR:CD1	2.20	1.28
1:A:118:LEU:HA	1:A:137:LEU:CA	1.62	1.28
1:A:4183:ILE:CG2	1:A:4191:GLU:O	1.81	1.28
1:B:459:LEU:CB	1:B:463:GLU:CB	2.10	1.28
1:B:3061:ALA:O	1:B:3064:VAL:HA	1.19	1.28
1:B:4559:PHE:CE1	1:B:4560:TYR:CD1	2.20	1.28
1:C:3061:ALA:O	1:C:3064:VAL:HA	1.19	1.28
1:D:118:LEU:CA	1:D:137:LEU:CB	2.07	1.28
1:D:1124:PHE:HB2	1:D:1130:GLN:C	1.51	1.28
1:B:4235:VAL:CG2	1:B:5019:TRP:HZ3	1.40	1.28
1:D:1124:PHE:CA	1:D:1131:ARG:HA	1.63	1.28
1:A:4956:THR:O	1:A:4964:GLY:O	1.52	1.28
1:C:346:CYS:O	1:C:387:ALA:HA	1.34	1.28
1:C:1124:PHE:CA	1:C:1131:ARG:HA	1.63	1.28
1:C:1515:VAL:CB	1:C:1529:PHE:CB	2.12	1.28

Continued on next page...

Continued from previous page...

Atom-1	Atom-2	Interatomic distance (Å)	Clash overlap (Å)
1:C:4559:PHE:CE1	1:C:4560:TYR:CD1	2.20	1.28
1:D:38:ALA:HB1	1:D:64:ILE:O	1.20	1.28
1:A:1124:PHE:CA	1:A:1131:ARG:HA	1.63	1.27
1:C:4183:ILE:CG2	1:C:4191:GLU:O	1.81	1.27
1:A:4559:PHE:CE1	1:A:4560:TYR:CE1	2.20	1.27
1:B:4195:PHE:HE2	1:B:4991:PHE:CB	1.47	1.27
1:C:4195:PHE:HE2	1:C:4991:PHE:CB	1.47	1.27
1:A:4701:TRP:HH2	1:A:4781:GLY:CA	1.44	1.27
1:D:118:LEU:HA	1:D:137:LEU:CA	1.62	1.27
1:A:3061:ALA:O	1:A:3064:VAL:HA	1.19	1.27
1:A:1515:VAL:CB	1:A:1530:THR:N	1.98	1.27
1:C:118:LEU:HA	1:C:137:LEU:CA	1.62	1.27
1:C:4956:THR:O	1:C:4964:GLY:O	1.52	1.27
1:D:1515:VAL:CB	1:D:1529:PHE:CB	2.12	1.27
1:B:346:CYS:O	1:B:387:ALA:HA	1.33	1.26
1:B:4701:TRP:HH2	1:B:4781:GLY:CA	1.44	1.26
1:D:4195:PHE:HE2	1:D:4991:PHE:CB	1.47	1.26
1:B:1124:PHE:CA	1:B:1131:ARG:HA	1.63	1.26
1:B:4956:THR:O	1:B:4964:GLY:O	1.52	1.26
1:D:4183:ILE:CG2	1:D:4191:GLU:O	1.81	1.26
1:B:344:SER:CB	1:B:345:LEU:HA	1.63	1.26
1:B:1515:VAL:CB	1:B:1529:PHE:CB	2.12	1.26
1:B:4183:ILE:HG23	1:B:4191:GLU:O	1.15	1.26
1:A:788:LYS:CB	1:A:1629:GLN:CB	2.14	1.26
1:A:1515:VAL:CB	1:A:1529:PHE:CB	2.12	1.26
1:A:344:SER:CB	1:A:345:LEU:HA	1.63	1.26
1:A:1436:SER:H	1:A:1516:ILE:CB	1.47	1.26
1:A:4891:VAL:HG21	1:D:4918:ILE:CG1	1.66	1.26
1:B:4115:SER:CA	1:B:4128:PHE:CZ	2.18	1.26
1:D:4183:ILE:HG23	1:D:4191:GLU:O	1.15	1.26
1:B:4918:ILE:CG1	1:C:4891:VAL:HG21	1.66	1.25
1:D:788:LYS:CB	1:D:1629:GLN:CB	2.14	1.25
1:A:1161:ILE:HA	1:A:1178:ALA:CB	1.66	1.25
1:A:4918:ILE:CG1	1:B:4891:VAL:HG21	1.65	1.25
1:D:4956:THR:O	1:D:4964:GLY:O	1.52	1.25
1:A:1288:PHE:O	1:A:1553:PHE:HA	1.13	1.25
1:B:788:LYS:CB	1:B:1629:GLN:CB	2.14	1.25
1:B:1124:PHE:HB2	1:B:1130:GLN:O	1.31	1.25
1:B:1161:ILE:HA	1:B:1178:ALA:CB	1.66	1.25
1:C:788:LYS:CB	1:C:1629:GLN:CB	2.14	1.25
1:C:4115:SER:CA	1:C:4128:PHE:CZ	2.18	1.25

Continued on next page...

Continued from previous page...

Atom-1	Atom-2	Interatomic distance (Å)	Clash overlap (Å)
1:C:4918:ILE:CG1	1:D:4891:VAL:HG21	1.65	1.25
1:D:1436:SER:H	1:D:1516:ILE:CB	1.47	1.25
1:A:4115:SER:CA	1:A:4128:PHE:CZ	2.18	1.25
1:B:2767:ALA:HB1	1:B:2855:TYR:O	1.37	1.25
1:C:38:ALA:HB1	1:C:64:ILE:O	1.20	1.25
1:C:1515:VAL:CB	1:C:1530:THR:N	1.98	1.25
1:D:1124:PHE:HB2	1:D:1130:GLN:O	1.31	1.25
1:B:1515:VAL:CB	1:B:1530:THR:N	1.98	1.25
1:C:1436:SER:H	1:C:1516:ILE:CB	1.47	1.24
1:A:118:LEU:CA	1:A:137:LEU:CB	2.07	1.24
1:A:1688:HIS:N	1:A:1689:VAL:CB	2.00	1.24
1:A:4921:PHE:O	1:A:4925:ILE:HD11	1.35	1.24
1:B:38:ALA:HB1	1:B:64:ILE:O	1.20	1.24
1:B:1436:SER:H	1:B:1516:ILE:CB	1.47	1.24
1:B:1688:HIS:N	1:B:1689:VAL:CB	2.00	1.24
1:D:1688:HIS:N	1:D:1689:VAL:CB	2.00	1.24
1:D:4115:SER:CA	1:D:4128:PHE:CZ	2.18	1.24
1:A:346:CYS:O	1:A:387:ALA:HA	1.33	1.24
1:C:790:ARG:CA	1:C:1627:ALA:HA	1.68	1.24
1:B:118:LEU:CA	1:B:137:LEU:CB	2.07	1.24
1:C:4921:PHE:O	1:C:4925:ILE:HD11	1.35	1.24
1:D:790:ARG:CA	1:D:1627:ALA:HA	1.68	1.24
1:D:1515:VAL:CB	1:D:1530:THR:N	1.98	1.24
1:A:4940:PHE:HE2	1:D:4935:LEU:CD2	1.51	1.23
1:A:4995:LEU:CD1	1:A:5011:TRP:CE3	2.20	1.23
1:B:4995:LEU:CD1	1:B:5011:TRP:HE3	1.42	1.23
1:C:1161:ILE:HA	1:C:1178:ALA:CB	1.66	1.23
1:C:1688:HIS:N	1:C:1689:VAL:CB	2.00	1.23
1:B:4935:LEU:CD2	1:C:4940:PHE:HE2	1.48	1.23
1:D:1161:ILE:HA	1:D:1178:ALA:CB	1.66	1.23
1:A:38:ALA:HB1	1:A:64:ILE:O	1.20	1.23
1:B:4935:LEU:CD2	1:C:4940:PHE:CE2	2.22	1.23
1:D:346:CYS:O	1:D:387:ALA:HA	1.33	1.23
1:D:4195:PHE:CE2	1:D:4991:PHE:CB	2.22	1.23
1:C:73:LEU:O	1:C:105:HIS:HA	1.04	1.22
1:C:4235:VAL:CG2	1:C:5019:TRP:HZ3	1.40	1.22
1:B:1582:SER:CB	1:B:1589:PRO:CB	2.18	1.22
1:C:2767:ALA:HB1	1:C:2855:TYR:O	1.37	1.22
1:C:4195:PHE:CE2	1:C:4991:PHE:CB	2.22	1.22
1:A:790:ARG:CA	1:A:1627:ALA:HA	1.68	1.22
1:B:790:ARG:CA	1:B:1627:ALA:HA	1.68	1.22

Continued on next page...

Continued from previous page...

Atom-1	Atom-2	Interatomic distance (Å)	Clash overlap (Å)
1:C:1124:PHE:HB2	1:C:1130:GLN:O	1.31	1.22
1:A:1287:LEU:CB	1:A:1554:VAL:N	2.03	1.22
1:A:4235:VAL:CG2	1:A:5019:TRP:HZ3	1.40	1.22
1:A:4937:ILE:HD11	1:D:4934:GLY:N	1.54	1.22
1:A:73:LEU:O	1:A:105:HIS:HA	1.04	1.21
1:B:4195:PHE:CE2	1:B:4991:PHE:CB	2.22	1.21
1:C:681:HIS:N	1:C:784:SER:CB	2.03	1.21
1:A:1582:SER:CB	1:A:1589:PRO:CB	2.18	1.21
1:C:344:SER:CB	1:C:345:LEU:HA	1.63	1.21
1:C:1582:SER:CB	1:C:1589:PRO:CB	2.18	1.21
1:D:2767:ALA:HB1	1:D:2855:TYR:O	1.37	1.21
1:A:681:HIS:N	1:A:784:SER:CB	2.03	1.21
1:A:2767:ALA:HB1	1:A:2855:TYR:O	1.37	1.21
1:D:1287:LEU:CB	1:D:1554:VAL:N	2.03	1.21
1:D:1582:SER:CB	1:D:1589:PRO:CB	2.18	1.21
1:B:1239:SER:CA	1:B:1608:MET:CB	2.19	1.21
1:B:4921:PHE:O	1:B:4925:ILE:HD11	1.35	1.21
1:B:4935:LEU:HD22	1:C:4940:PHE:CE2	1.74	1.21
1:D:681:HIS:N	1:D:784:SER:CB	2.03	1.21
1:A:1239:SER:CA	1:A:1608:MET:CB	2.19	1.20
1:A:4104:THR:O	1:A:4108:ILE:HG23	1.40	1.20
1:B:1287:LEU:CB	1:B:1554:VAL:N	2.03	1.20
1:C:612:VAL:CB	1:C:2169:GLN:N	2.04	1.20
1:C:1287:LEU:CB	1:C:1554:VAL:N	2.03	1.20
1:C:4995:LEU:CD1	1:C:5011:TRP:HE3	1.42	1.20
1:D:73:LEU:O	1:D:105:HIS:HA	1.04	1.20
1:D:4701:TRP:CZ2	1:D:4781:GLY:HA3	1.77	1.20
1:A:4940:PHE:CE2	1:D:4935:LEU:CD2	2.24	1.20
1:D:4921:PHE:O	1:D:4925:ILE:HD11	1.35	1.20
1:D:4995:LEU:CD1	1:D:5011:TRP:HE3	1.42	1.20
1:A:612:VAL:CB	1:A:2169:GLN:N	2.04	1.20
1:B:681:HIS:N	1:B:784:SER:CB	2.03	1.20
1:B:1436:SER:N	1:B:1516:ILE:CB	2.05	1.20
1:C:4104:THR:O	1:C:4108:ILE:HG23	1.40	1.20
1:A:1124:PHE:CB	1:A:1131:ARG:CA	2.20	1.19
1:A:4701:TRP:CZ2	1:A:4781:GLY:HA3	1.77	1.19
1:A:4687:TYR:HA	1:A:4691:GLN:HA	1.24	1.19
1:A:4940:PHE:CE2	1:D:4935:LEU:HD22	1.76	1.19
1:B:612:VAL:CB	1:B:2169:GLN:N	2.04	1.19
1:C:1436:SER:N	1:C:1516:ILE:CB	2.05	1.19
1:D:612:VAL:CB	1:D:2169:GLN:N	2.04	1.19

Continued on next page...

Continued from previous page...

Atom-1	Atom-2	Interatomic distance (Å)	Clash overlap (Å)
1:D:1239:SER:CA	1:D:1608:MET:CB	2.19	1.19
1:D:4235:VAL:CG2	1:D:5019:TRP:HZ3	1.40	1.19
1:B:1229:ASN:HA	1:B:1826:ALA:O	1.03	1.19
1:B:4934:GLY:N	1:C:4937:ILE:HD11	1.55	1.19
1:C:1124:PHE:CB	1:C:1131:ARG:CA	2.20	1.19
1:C:1239:SER:CA	1:C:1608:MET:CB	2.19	1.19
1:A:1229:ASN:HA	1:A:1826:ALA:O	1.03	1.19
1:C:4195:PHE:CE2	1:C:4991:PHE:HB2	1.77	1.19
1:D:4104:THR:O	1:D:4108:ILE:HG23	1.40	1.19
1:A:20:VAL:O	1:A:67:PHE:CB	1.91	1.18
1:A:4141:PHE:HA	1:A:4174:PHE:CD2	1.78	1.18
1:C:4687:TYR:HA	1:C:4691:GLN:HA	1.24	1.18
1:B:1124:PHE:CB	1:B:1131:ARG:CA	2.20	1.18
1:B:4195:PHE:CE2	1:B:4991:PHE:HB2	1.77	1.18
1:D:4141:PHE:HA	1:D:4174:PHE:CD2	1.78	1.18
1:A:1436:SER:N	1:A:1516:ILE:CB	2.05	1.18
1:A:3935:TRP:HE1	1:D:77:ALA:CB	1.56	1.18
1:D:344:SER:CB	1:D:345:LEU:HA	1.63	1.18
1:A:4930:ALA:HB1	1:B:4936:ILE:HG21	1.20	1.18
1:B:73:LEU:O	1:B:105:HIS:HA	1.04	1.18
1:D:1124:PHE:CB	1:D:1131:ARG:CA	2.20	1.18
1:A:4934:GLY:HA3	1:B:4937:ILE:CD1	1.69	1.18
1:C:20:VAL:O	1:C:67:PHE:CB	1.91	1.18
1:A:77:ALA:CB	1:B:3935:TRP:HE1	1.57	1.17
1:C:4701:TRP:CZ2	1:C:4781:GLY:HA3	1.77	1.17
1:C:77:ALA:CB	1:D:3935:TRP:HE1	1.56	1.17
1:C:665:GLU:O	1:C:792:LEU:CB	1.93	1.17
1:C:875:ALA:CB	1:C:925:SER:CB	2.22	1.17
1:C:1229:ASN:HA	1:C:1826:ALA:O	1.03	1.17
1:D:665:GLU:O	1:D:792:LEU:CB	1.93	1.17
1:D:1436:SER:N	1:D:1516:ILE:CB	2.05	1.17
1:A:4141:PHE:HA	1:A:4174:PHE:CE2	1.80	1.17
1:B:4784:PHE:HA	1:B:4789:PHE:CZ	1.79	1.17
1:D:1229:ASN:HA	1:D:1826:ALA:O	1.03	1.17
1:B:4687:TYR:HA	1:B:4691:GLN:HA	1.24	1.17
1:C:685:GLY:HA3	1:C:713:SER:HA	1.22	1.17
1:D:1124:PHE:HB3	1:D:1131:ARG:CA	1.74	1.17
1:D:4195:PHE:CE2	1:D:4991:PHE:HB2	1.77	1.17
1:D:4687:TYR:HA	1:D:4691:GLN:HA	1.24	1.17
1:B:685:GLY:HA3	1:B:713:SER:HA	1.22	1.17
1:C:1124:PHE:HB3	1:C:1131:ARG:CA	1.74	1.17

Continued on next page...

Continued from previous page...

Atom-1	Atom-2	Interatomic distance (Å)	Clash overlap (Å)
1:D:20:VAL:O	1:D:67:PHE:CB	1.91	1.17
1:B:77:ALA:CB	1:C:3935:TRP:HE1	1.57	1.16
1:B:665:GLU:O	1:B:792:LEU:CB	1.93	1.16
1:B:4115:SER:CA	1:B:4128:PHE:HZ	1.56	1.16
1:B:4141:PHE:HA	1:B:4174:PHE:CD2	1.78	1.16
1:C:1161:ILE:HA	1:C:1178:ALA:HB2	1.19	1.16
1:C:4141:PHE:HA	1:C:4174:PHE:CD2	1.78	1.16
1:D:4141:PHE:HA	1:D:4174:PHE:CE2	1.80	1.16
1:B:20:VAL:O	1:B:67:PHE:CB	1.91	1.16
1:B:4701:TRP:CZ2	1:B:4781:GLY:HA3	1.77	1.16
1:C:4115:SER:CA	1:C:4128:PHE:HZ	1.56	1.16
1:C:4784:PHE:HA	1:C:4789:PHE:CZ	1.79	1.16
1:A:4784:PHE:HA	1:A:4789:PHE:CZ	1.79	1.16
1:B:1239:SER:O	1:B:1608:MET:CB	1.94	1.16
1:B:4141:PHE:HA	1:B:4174:PHE:CE2	1.80	1.16
1:C:2536:LEU:O	1:C:2541:PHE:CA	1.94	1.16
1:D:4784:PHE:HA	1:D:4789:PHE:CZ	1.79	1.16
1:A:875:ALA:CB	1:A:925:SER:CB	2.22	1.16
1:B:875:ALA:CB	1:B:925:SER:CB	2.22	1.16
1:B:2536:LEU:O	1:B:2541:PHE:CA	1.94	1.16
1:D:1239:SER:O	1:D:1608:MET:CB	1.94	1.16
1:B:1124:PHE:HB3	1:B:1131:ARG:CA	1.74	1.16
1:B:4559:PHE:CD1	1:B:4560:TYR:HD1	1.64	1.16
1:B:4784:PHE:CA	1:B:4789:PHE:CE2	2.28	1.16
1:A:1124:PHE:HB3	1:A:1131:ARG:CA	1.74	1.15
1:C:4141:PHE:HA	1:C:4174:PHE:CE2	1.80	1.15
1:C:4971:THR:HG23	1:C:4974:GLY:HA3	1.28	1.15
1:D:103:TYR:CB	1:D:152:PRO:CB	2.24	1.15
1:D:875:ALA:CB	1:D:925:SER:CB	2.22	1.15
1:A:665:GLU:O	1:A:792:LEU:CB	1.93	1.15
1:A:4195:PHE:HE2	1:A:4991:PHE:CG	1.63	1.15
1:A:1239:SER:O	1:A:1608:MET:CB	1.94	1.15
1:A:4784:PHE:CA	1:A:4789:PHE:CE2	2.28	1.15
1:C:242:ARG:O	1:C:300:VAL:CB	1.94	1.15
1:C:4784:PHE:CA	1:C:4789:PHE:CE2	2.28	1.15
1:A:4934:GLY:N	1:B:4937:ILE:HD11	1.62	1.15
1:B:242:ARG:O	1:B:300:VAL:CB	1.94	1.15
1:B:4104:THR:O	1:B:4108:ILE:HG23	1.40	1.15
1:D:4784:PHE:CA	1:D:4789:PHE:CE2	2.28	1.15
1:A:103:TYR:CB	1:A:152:PRO:CB	2.24	1.15
1:A:788:LYS:HA	1:A:1629:GLN:HA	1.18	1.15

Continued on next page...

Continued from previous page...

Atom-1	Atom-2	Interatomic distance (Å)	Clash overlap (Å)
1:A:4559:PHE:CD1	1:A:4560:TYR:HD1	1.64	1.14
1:C:103:TYR:CB	1:C:152:PRO:CB	2.24	1.14
1:C:4195:PHE:CZ	1:C:4991:PHE:HB2	1.82	1.14
1:D:4559:PHE:CD1	1:D:4560:TYR:HD1	1.64	1.14
1:A:495:ASN:O	1:A:498:THR:CB	1.95	1.14
1:A:2536:LEU:O	1:A:2541:PHE:CA	1.94	1.14
1:B:788:LYS:HA	1:B:1629:GLN:HA	1.18	1.14
1:D:4195:PHE:CZ	1:D:4991:PHE:HB2	1.82	1.14
1:A:4575:PHE:HE1	1:A:4576:ILE:HD11	1.08	1.14
1:B:495:ASN:O	1:B:498:THR:CB	1.95	1.14
1:C:1290:ARG:C	1:C:1551:ALA:HB2	1.67	1.14
1:C:4559:PHE:CD1	1:C:4560:TYR:HD1	1.64	1.14
1:A:500:ALA:HB1	1:A:515:TRP:CH2	1.83	1.14
1:C:495:ASN:O	1:C:498:THR:CB	1.95	1.14
1:C:4141:PHE:N	1:C:4174:PHE:HE2	1.45	1.14
1:D:242:ARG:O	1:D:300:VAL:CB	1.94	1.14
1:D:495:ASN:O	1:D:498:THR:CB	1.95	1.14
1:D:500:ALA:HB1	1:D:515:TRP:CH2	1.83	1.14
1:A:685:GLY:HA3	1:A:713:SER:HA	1.22	1.14
1:A:4115:SER:CA	1:A:4128:PHE:HZ	1.56	1.14
1:A:4696:ASP:CA	1:A:4697:VAL:HG22	1.77	1.14
1:B:103:TYR:CB	1:B:152:PRO:CB	2.24	1.14
1:C:1239:SER:O	1:C:1608:MET:CB	1.94	1.14
1:D:1085:SER:HA	1:D:1155:LEU:CB	1.77	1.14
1:D:1290:ARG:C	1:D:1551:ALA:HB2	1.67	1.14
1:D:2536:LEU:O	1:D:2541:PHE:CA	1.94	1.14
1:A:27:THR:HA	1:A:32:GLN:HA	1.30	1.13
1:A:77:ALA:HA	1:B:3935:TRP:CD1	1.83	1.13
1:A:242:ARG:O	1:A:300:VAL:CB	1.94	1.13
1:B:500:ALA:HB1	1:B:515:TRP:CH2	1.83	1.13
1:B:1085:SER:HA	1:B:1155:LEU:CB	1.77	1.13
1:C:500:ALA:HB1	1:C:515:TRP:CH2	1.83	1.13
1:C:1085:SER:HA	1:C:1155:LEU:CB	1.77	1.13
1:C:4141:PHE:CA	1:C:4174:PHE:HE2	1.60	1.13
1:D:4115:SER:CA	1:D:4128:PHE:HZ	1.56	1.13
1:B:4141:PHE:CA	1:B:4174:PHE:CE2	2.32	1.13
1:B:4195:PHE:CZ	1:B:4991:PHE:HB2	1.82	1.13
1:C:4930:ALA:HB1	1:D:4936:ILE:HG21	1.20	1.13
1:D:1689:VAL:O	1:D:1693:GLN:CB	1.97	1.13
1:D:4141:PHE:N	1:D:4174:PHE:HE2	1.45	1.13
1:D:4696:ASP:CA	1:D:4697:VAL:HG22	1.77	1.13

Continued on next page...

Continued from previous page...

Atom-1	Atom-2	Interatomic distance (Å)	Clash overlap (Å)
1:D:4971:THR:HG23	1:D:4974:GLY:HA3	1.29	1.13
1:A:1085:SER:HA	1:A:1155:LEU:CB	1.77	1.13
1:A:4141:PHE:N	1:A:4174:PHE:HE2	1.45	1.13
1:B:4141:PHE:CA	1:B:4174:PHE:HE2	1.60	1.13
1:C:4141:PHE:CA	1:C:4174:PHE:CE2	2.32	1.13
1:A:4559:PHE:HE1	1:A:4560:TYR:CD1	1.62	1.13
1:B:1161:ILE:HA	1:B:1178:ALA:HB2	1.19	1.13
1:B:3114:LYS:HA	1:B:3174:SER:CB	1.78	1.13
1:C:1273:ALA:HB1	1:C:1274:HIS:HA	1.31	1.13
1:D:488:LEU:HA	1:D:491:ILE:CB	1.79	1.13
1:D:2243:SER:CB	1:D:2246:ASN:CB	2.27	1.13
1:D:3114:LYS:HA	1:D:3174:SER:CB	1.78	1.13
1:D:4141:PHE:CA	1:D:4174:PHE:HE2	1.60	1.13
1:D:4921:PHE:O	1:D:4925:ILE:CD1	1.97	1.13
1:D:4957:LYS:HA	1:D:4964:GLY:HA3	1.16	1.13
1:C:2243:SER:CB	1:C:2246:ASN:CB	2.27	1.13
1:C:4559:PHE:CD1	1:C:4560:TYR:CD1	2.37	1.13
1:A:1689:VAL:O	1:A:1693:GLN:CB	1.97	1.12
1:A:2243:SER:CB	1:A:2246:ASN:CB	2.27	1.12
1:A:1161:ILE:HA	1:A:1178:ALA:HB2	1.19	1.12
1:B:1290:ARG:C	1:B:1551:ALA:HB2	1.67	1.12
1:B:4141:PHE:N	1:B:4174:PHE:HE2	1.45	1.12
1:B:4921:PHE:O	1:B:4925:ILE:CD1	1.97	1.12
1:C:39:ALA:HB2	1:C:47:CYS:CB	1.79	1.12
1:D:685:GLY:HA3	1:D:713:SER:HA	1.22	1.12
1:D:1273:ALA:HB1	1:D:1274:HIS:HA	1.31	1.12
1:D:4575:PHE:HE1	1:D:4576:ILE:HD11	1.08	1.12
1:A:1124:PHE:HA	1:A:1131:ARG:HA	1.19	1.12
1:A:4921:PHE:O	1:A:4925:ILE:CD1	1.97	1.12
1:B:488:LEU:HA	1:B:491:ILE:CB	1.79	1.12
1:B:4559:PHE:HE1	1:B:4560:TYR:CD1	1.62	1.12
1:B:4696:ASP:CA	1:B:4697:VAL:HG22	1.77	1.12
1:C:77:ALA:HA	1:D:3935:TRP:CD1	1.85	1.12
1:C:4696:ASP:CA	1:C:4697:VAL:HG22	1.77	1.12
1:A:4141:PHE:CA	1:A:4174:PHE:CE2	2.32	1.12
1:B:1689:VAL:O	1:B:1693:GLN:CB	1.97	1.12
1:B:4914:VAL:HG23	1:C:4888:TYR:HD2	1.06	1.12
1:A:1290:ARG:C	1:A:1551:ALA:HB2	1.67	1.12
1:A:3114:LYS:HA	1:A:3174:SER:CB	1.78	1.12
1:B:4575:PHE:HE1	1:B:4576:ILE:HD11	1.08	1.12
1:C:1116:GLY:O	1:C:1132:TRP:CB	1.98	1.12

Continued on next page...

Continued from previous page...

Atom-1	Atom-2	Interatomic distance (Å)	Clash overlap (Å)
1:C:1689:VAL:O	1:C:1693:GLN:CB	1.97	1.12
1:D:1161:ILE:HA	1:D:1178:ALA:HB2	1.19	1.12
1:A:3935:TRP:CD1	1:D:77:ALA:HA	1.85	1.11
1:D:4141:PHE:CA	1:D:4174:PHE:CE2	2.32	1.11
1:D:4559:PHE:HE1	1:D:4560:TYR:CD1	1.62	1.11
1:A:488:LEU:HA	1:A:491:ILE:CB	1.79	1.11
1:A:612:VAL:CB	1:A:2168:VAL:C	2.18	1.11
1:A:4141:PHE:CA	1:A:4174:PHE:HE2	1.60	1.11
1:B:612:VAL:CB	1:B:2168:VAL:C	2.18	1.11
1:B:4197:ILE:HD11	1:B:4990:PHE:CD2	1.86	1.11
1:C:612:VAL:CB	1:C:2168:VAL:C	2.18	1.11
1:D:612:VAL:CB	1:D:2168:VAL:C	2.18	1.11
1:C:788:LYS:HA	1:C:1629:GLN:HA	1.18	1.11
1:C:4559:PHE:HE1	1:C:4560:TYR:CD1	1.62	1.11
1:C:4914:VAL:HG23	1:D:4888:TYR:CD2	1.85	1.11
1:C:4921:PHE:O	1:C:4925:ILE:CD1	1.97	1.11
1:D:292:ALA:C	1:D:311:ALA:HB1	1.71	1.11
1:B:77:ALA:HA	1:C:3935:TRP:CD1	1.85	1.11
1:B:292:ALA:C	1:B:311:ALA:HB1	1.71	1.11
1:B:918:ARG:HA	1:B:921:ASN:H	0.96	1.11
1:B:1116:GLY:O	1:B:1132:TRP:CB	1.98	1.11
1:B:2243:SER:CB	1:B:2246:ASN:CB	2.27	1.11
1:C:3114:LYS:HA	1:C:3174:SER:CB	1.78	1.11
1:A:292:ALA:C	1:A:311:ALA:HB1	1.71	1.11
1:A:4971:THR:HG23	1:A:4974:GLY:HA3	1.28	1.11
1:B:2274:ASP:HA	1:B:2277:ALA:H	0.97	1.11
1:C:292:ALA:C	1:C:311:ALA:HB1	1.71	1.11
1:C:488:LEU:HA	1:C:491:ILE:CB	1.79	1.11
1:C:4934:GLY:HA2	1:D:4937:ILE:HD12	1.29	1.11
1:D:790:ARG:CA	1:D:1627:ALA:CB	2.29	1.11
1:A:4195:PHE:CE2	1:A:4991:PHE:CD2	2.39	1.10
1:C:4197:ILE:HD11	1:C:4990:PHE:CD2	1.86	1.10
1:D:39:ALA:HB2	1:D:47:CYS:CB	1.79	1.10
1:A:1229:ASN:CA	1:A:1826:ALA:O	2.00	1.10
1:B:39:ALA:HB2	1:B:47:CYS:CB	1.79	1.10
1:B:4971:THR:HG23	1:B:4974:GLY:HA3	1.29	1.10
1:C:4677:LEU:CD2	1:C:4711:PHE:HZ	1.64	1.10
1:D:4559:PHE:CD1	1:D:4560:TYR:CD1	2.37	1.10
1:A:918:ARG:HA	1:A:921:ASN:H	0.96	1.10
1:C:4914:VAL:HG23	1:D:4888:TYR:HD2	1.05	1.10
1:D:918:ARG:HA	1:D:921:ASN:H	0.96	1.10

Continued on next page...

Continued from previous page...

Atom-1	Atom-2	Interatomic distance (Å)	Clash overlap (Å)
1:D:4677:LEU:CD2	1:D:4711:PHE:HZ	1.64	1.10
1:D:4696:ASP:HA	1:D:4697:VAL:HG13	1.33	1.10
1:A:39:ALA:HB2	1:A:47:CYS:CB	1.79	1.10
1:A:1116:GLY:O	1:A:1132:TRP:CB	1.98	1.10
1:A:4888:TYR:HD2	1:D:4914:VAL:HG23	1.06	1.10
1:C:4957:LYS:HA	1:C:4964:GLY:HA3	1.16	1.10
1:D:1116:GLY:O	1:D:1132:TRP:CB	1.98	1.10
1:A:790:ARG:CA	1:A:1627:ALA:CB	2.29	1.10
1:B:790:ARG:CA	1:B:1627:ALA:CB	2.29	1.10
1:B:4559:PHE:CD1	1:B:4560:TYR:CD1	2.37	1.10
1:C:790:ARG:CA	1:C:1627:ALA:CB	2.29	1.10
1:C:1229:ASN:CA	1:C:1826:ALA:O	2.00	1.10
1:D:4197:ILE:HD11	1:D:4990:PHE:CD2	1.86	1.10
1:A:4696:ASP:HA	1:A:4697:VAL:HG13	1.33	1.09
1:C:3840:SER:CB	1:C:3877:ASP:O	2.00	1.09
1:C:4575:PHE:HE1	1:C:4576:ILE:HD11	1.08	1.09
1:D:1229:ASN:CA	1:D:1826:ALA:O	2.00	1.09
1:A:4914:VAL:HG23	1:B:4888:TYR:CD2	1.85	1.09
1:A:5017:ARG:HB2	1:A:5019:TRP:HE1	1.14	1.09
1:B:4914:VAL:HG23	1:C:4888:TYR:CD2	1.86	1.09
1:B:5017:ARG:HB2	1:B:5019:TRP:HE1	1.14	1.09
1:C:1124:PHE:CB	1:C:1131:ARG:HA	1.82	1.09
1:C:2274:ASP:HA	1:C:2277:ALA:H	0.97	1.09
1:D:27:THR:HA	1:D:32:GLN:HA	1.30	1.09
1:A:4937:ILE:CD1	1:D:4934:GLY:HA3	1.62	1.09
1:D:788:LYS:HA	1:D:1629:GLN:HA	1.18	1.09
1:D:2274:ASP:HA	1:D:2277:ALA:H	0.97	1.09
1:D:3840:SER:CB	1:D:3877:ASP:O	2.00	1.09
1:D:3896:ASN:CB	1:D:3899:PHE:CB	2.31	1.09
1:B:27:THR:HA	1:B:32:GLN:HA	1.30	1.09
1:B:4957:LYS:HA	1:B:4964:GLY:HA3	1.16	1.09
1:D:1440:PHE:CB	1:D:1512:THR:CB	2.31	1.09
1:C:790:ARG:HA	1:C:1627:ALA:CB	1.83	1.09
1:C:1124:PHE:HA	1:C:1131:ARG:HA	1.19	1.09
1:C:3896:ASN:CB	1:C:3899:PHE:CB	2.31	1.09
1:D:4036:VAL:O	1:D:4154:VAL:HG22	1.53	1.09
1:A:790:ARG:HA	1:A:1627:ALA:CB	1.83	1.08
1:A:1436:SER:CA	1:A:1516:ILE:CB	2.31	1.08
1:A:3840:SER:CB	1:A:3877:ASP:O	2.00	1.08
1:A:4888:TYR:CD2	1:D:4914:VAL:HG23	1.86	1.08
1:B:1229:ASN:CA	1:B:1826:ALA:O	2.00	1.08

Continued on next page...

Continued from previous page...

Atom-1	Atom-2	Interatomic distance (Å)	Clash overlap (Å)
1:A:4559:PHE:CD1	1:A:4560:TYR:CD1	2.37	1.08
1:A:4931:ILE:O	1:A:4935:LEU:HG	1.52	1.08
1:A:4934:GLY:HA2	1:B:4937:ILE:HD12	1.10	1.08
1:B:790:ARG:HA	1:B:1627:ALA:CB	1.83	1.08
1:B:3896:ASN:CB	1:B:3899:PHE:CB	2.31	1.08
1:B:4677:LEU:CD2	1:B:4711:PHE:HZ	1.64	1.08
1:C:1440:PHE:CB	1:C:1512:THR:CB	2.31	1.08
1:C:4036:VAL:O	1:C:4154:VAL:HG22	1.53	1.08
1:A:4957:LYS:HA	1:A:4964:GLY:HA3	1.16	1.08
1:B:71:GLN:O	1:B:106:ALA:O	1.71	1.08
1:B:1515:VAL:C	1:B:1529:PHE:CB	2.22	1.08
1:C:1436:SER:CA	1:C:1516:ILE:CB	2.31	1.08
1:C:1515:VAL:C	1:C:1529:PHE:CB	2.22	1.08
1:D:1515:VAL:C	1:D:1529:PHE:CB	2.22	1.08
1:A:4677:LEU:CD2	1:A:4711:PHE:HZ	1.64	1.08
1:A:4914:VAL:HG23	1:B:4888:TYR:HD2	1.05	1.08
1:B:4968:PHE:HB3	1:B:4975:PHE:HA	1.34	1.08
1:C:4555:LEU:HA	1:C:4558:ASN:CB	1.84	1.08
1:D:71:GLN:O	1:D:106:ALA:O	1.71	1.08
1:D:318:VAL:C	1:D:346:CYS:CB	2.22	1.08
1:D:639:ASN:HA	1:D:1634:LEU:O	1.53	1.08
1:A:1273:ALA:HB1	1:A:1274:HIS:HA	1.31	1.08
1:A:1440:PHE:CB	1:A:1512:THR:CB	2.31	1.08
1:A:3896:ASN:CB	1:A:3899:PHE:CB	2.31	1.08
1:B:3840:SER:CB	1:B:3877:ASP:O	2.00	1.08
1:B:4555:LEU:HA	1:B:4558:ASN:CB	1.84	1.08
1:C:318:VAL:C	1:C:346:CYS:CB	2.22	1.08
1:D:4555:LEU:HA	1:D:4558:ASN:CB	1.84	1.08
1:D:4776:GLN:HE21	1:D:4776:GLN:HA	1.18	1.08
1:A:1515:VAL:C	1:A:1529:PHE:CB	2.22	1.07
1:A:2274:ASP:HA	1:A:2277:ALA:H	0.97	1.07
1:A:4036:VAL:O	1:A:4154:VAL:HG22	1.53	1.07
1:B:639:ASN:HA	1:B:1634:LEU:O	1.53	1.07
1:B:1273:ALA:HB1	1:B:1274:HIS:HA	1.31	1.07
1:B:4832:HIS:ND1	1:B:4833:ASN:OD1	1.88	1.07
1:D:1124:PHE:CB	1:D:1131:ARG:HA	1.82	1.07
1:A:318:VAL:C	1:A:346:CYS:CB	2.22	1.07
1:A:4832:HIS:ND1	1:A:4833:ASN:OD1	1.87	1.07
1:A:4940:PHE:HE2	1:D:4935:LEU:HD22	0.93	1.07
1:A:4978:HIS:CE1	1:A:4983:HIS:CD2	2.39	1.07
1:B:1288:PHE:HA	1:B:1553:PHE:CB	1.84	1.07

Continued on next page...

Continued from previous page...

Atom-1	Atom-2	Interatomic distance (Å)	Clash overlap (Å)
1:B:1436:SER:CA	1:B:1516:ILE:CB	2.31	1.07
1:B:1440:PHE:CB	1:B:1512:THR:CB	2.31	1.07
1:C:4183:ILE:HG23	1:C:4191:GLU:C	1.75	1.07
1:C:4931:ILE:O	1:C:4935:LEU:HG	1.53	1.07
1:D:4183:ILE:HG23	1:D:4191:GLU:C	1.75	1.07
1:D:4995:LEU:CD1	1:D:5011:TRP:CZ3	2.38	1.07
1:A:4555:LEU:HA	1:A:4558:ASN:CB	1.84	1.07
1:B:318:VAL:C	1:B:346:CYS:CB	2.22	1.07
1:B:1095:VAL:H	1:B:1200:GLY:HA2	1.19	1.07
1:B:4195:PHE:HE2	1:B:4991:PHE:CG	1.72	1.07
1:B:4934:GLY:HA2	1:C:4937:ILE:HD12	1.13	1.07
1:C:71:GLN:O	1:C:106:ALA:O	1.71	1.07
1:D:790:ARG:HA	1:D:1627:ALA:CB	1.83	1.07
1:D:1124:PHE:HA	1:D:1131:ARG:HA	1.19	1.07
1:D:1436:SER:CA	1:D:1516:ILE:CB	2.31	1.07
1:A:292:ALA:C	1:A:311:ALA:CB	2.23	1.07
1:C:27:THR:HA	1:C:32:GLN:HA	1.30	1.07
1:C:151:HIS:O	1:C:153:ALA:N	1.88	1.07
1:A:4183:ILE:HG23	1:A:4191:GLU:C	1.75	1.07
1:B:1239:SER:C	1:B:1608:MET:CB	2.23	1.07
1:B:4036:VAL:O	1:B:4154:VAL:HG22	1.53	1.07
1:B:4930:ALA:HB1	1:C:4936:ILE:HG21	1.34	1.07
1:D:292:ALA:C	1:D:311:ALA:CB	2.23	1.07
1:D:1239:SER:C	1:D:1608:MET:CB	2.23	1.07
1:A:4776:GLN:HA	1:A:4776:GLN:HE21	1.18	1.06
1:B:1124:PHE:HA	1:B:1131:ARG:HA	1.19	1.06
1:B:4995:LEU:CD1	1:B:5011:TRP:CZ3	2.38	1.06
1:C:918:ARG:HA	1:C:921:ASN:H	0.96	1.06
1:C:1239:SER:C	1:C:1608:MET:CB	2.24	1.06
1:C:4696:ASP:HA	1:C:4697:VAL:HG13	1.33	1.06
1:A:151:HIS:O	1:A:153:ALA:N	1.88	1.06
1:A:1124:PHE:CB	1:A:1131:ARG:HA	1.82	1.06
1:A:1288:PHE:HA	1:A:1553:PHE:CB	1.84	1.06
1:B:4935:LEU:HD22	1:C:4940:PHE:HE2	0.91	1.06
1:C:4832:HIS:ND1	1:C:4833:ASN:OD1	1.87	1.06
1:D:5017:ARG:HB2	1:D:5019:TRP:HE1	1.14	1.06
1:B:1124:PHE:CB	1:B:1131:ARG:CB	2.34	1.06
1:B:1124:PHE:CB	1:B:1131:ARG:HA	1.82	1.06
1:C:4687:TYR:N	1:C:4692:PRO:HD3	1.71	1.06
1:A:639:ASN:HA	1:A:1634:LEU:O	1.53	1.06
1:A:1095:VAL:H	1:A:1200:GLY:HA2	1.19	1.06

Continued on next page...

Continued from previous page...

Atom-1	Atom-2	Interatomic distance (Å)	Clash overlap (Å)
1:A:1111:PRO:CB	1:A:1608:MET:O	2.03	1.06
1:A:1295:VAL:O	1:A:1547:LYS:HA	1.55	1.06
1:B:292:ALA:C	1:B:311:ALA:CB	2.23	1.06
1:B:2110:TYR:HD2	1:B:3696:ASP:CB	1.69	1.06
1:B:4696:ASP:HA	1:B:4697:VAL:HG13	1.33	1.06
1:B:4998:LYS:CB	1:B:5002:GLU:CB	2.34	1.06
1:C:1111:PRO:CB	1:C:1608:MET:O	2.03	1.06
1:C:1288:PHE:HA	1:C:1553:PHE:CB	1.84	1.06
1:C:4195:PHE:HE2	1:C:4991:PHE:CG	1.72	1.06
1:C:4776:GLN:HA	1:C:4776:GLN:HE21	1.18	1.06
1:C:4995:LEU:CD1	1:C:5011:TRP:CZ3	2.38	1.06
1:D:1111:PRO:CB	1:D:1608:MET:O	2.03	1.06
1:A:1122:TYR:CD1	1:A:1133:HIS:O	2.09	1.06
1:C:2110:TYR:HD2	1:C:3696:ASP:CB	1.69	1.06
1:D:1288:PHE:HA	1:D:1553:PHE:CB	1.84	1.06
1:D:4832:HIS:ND1	1:D:4833:ASN:OD1	1.87	1.06
1:B:1111:PRO:CB	1:B:1608:MET:O	2.03	1.05
1:B:4183:ILE:HG23	1:B:4191:GLU:C	1.75	1.05
1:B:4934:GLY:HA3	1:C:4937:ILE:CD1	1.63	1.05
1:C:1122:TYR:CE1	1:C:1133:HIS:O	2.09	1.05
1:D:1122:TYR:CE1	1:D:1133:HIS:O	2.09	1.05
1:D:4968:PHE:HB3	1:D:4975:PHE:HA	1.34	1.05
1:A:1124:PHE:CB	1:A:1131:ARG:CB	2.34	1.05
1:A:2110:TYR:HD2	1:A:3696:ASP:CB	1.69	1.05
1:A:4182:GLU:OE2	1:A:4988:TYR:HB2	1.54	1.05
1:A:4575:PHE:CD1	1:A:4576:ILE:HD13	1.91	1.05
1:B:1292:SER:CB	1:B:1600:LEU:CB	2.35	1.05
1:B:4575:PHE:CD1	1:B:4576:ILE:HD13	1.91	1.05
1:B:4687:TYR:N	1:B:4692:PRO:HD3	1.71	1.05
1:C:292:ALA:C	1:C:311:ALA:CB	2.23	1.05
1:C:639:ASN:HA	1:C:1634:LEU:O	1.53	1.05
1:C:4998:LYS:CB	1:C:5002:GLU:CB	2.34	1.05
1:C:5017:ARG:HB2	1:C:5019:TRP:HE1	1.15	1.05
1:D:1122:TYR:CD1	1:D:1133:HIS:O	2.09	1.05
1:D:4195:PHE:HE2	1:D:4991:PHE:CG	1.72	1.05
1:D:4687:TYR:N	1:D:4692:PRO:HD3	1.71	1.05
1:A:1239:SER:C	1:A:1608:MET:CB	2.23	1.05
1:C:1124:PHE:CB	1:C:1131:ARG:CB	2.34	1.05
1:A:71:GLN:O	1:A:106:ALA:O	1.71	1.05
1:A:1122:TYR:CE1	1:A:1133:HIS:O	2.09	1.05
1:A:4998:LYS:CB	1:A:5002:GLU:CB	2.34	1.05

Continued on next page...

Continued from previous page...

Atom-1	Atom-2	Interatomic distance (Å)	Clash overlap (Å)
1:C:1292:SER:CB	1:C:1600:LEU:CB	2.35	1.05
1:C:4184:MET:HA	1:C:5021:PHE:O	1.57	1.05
1:A:77:ALA:HA	1:B:3935:TRP:NE1	1.72	1.05
1:A:2145:SER:CB	1:A:3645:PRO:CB	2.34	1.05
1:A:4995:LEU:CD1	1:A:5011:TRP:HE3	1.61	1.05
1:B:151:HIS:O	1:B:153:ALA:N	1.88	1.05
1:D:1124:PHE:CB	1:D:1131:ARG:CB	2.34	1.05
1:D:4978:HIS:CE1	1:D:4983:HIS:CD2	2.39	1.05
1:A:1292:SER:CB	1:A:1600:LEU:CB	2.35	1.04
1:A:4687:TYR:N	1:A:4692:PRO:HD3	1.71	1.04
1:B:312:THR:O	1:B:313:SER:CB	2.04	1.04
1:B:1122:TYR:CE1	1:B:1133:HIS:O	2.09	1.04
1:B:4195:PHE:CE2	1:B:4991:PHE:CD2	2.45	1.04
1:B:4673:ARG:HB3	1:B:4673:ARG:HH11	1.22	1.04
1:B:4677:LEU:CD2	1:B:4711:PHE:CZ	2.40	1.04
1:C:1556:PRO:O	1:C:1557:THR:CB	2.05	1.04
1:C:4195:PHE:CE2	1:C:4991:PHE:CD2	2.45	1.04
1:D:1295:VAL:O	1:D:1547:LYS:HA	1.55	1.04
1:D:1556:PRO:O	1:D:1557:THR:CB	2.05	1.04
1:B:1288:PHE:O	1:B:1553:PHE:CA	2.06	1.04
1:B:1295:VAL:O	1:B:1547:LYS:HA	1.55	1.04
1:B:2145:SER:CB	1:B:3645:PRO:CB	2.34	1.04
1:C:4575:PHE:CD1	1:C:4576:ILE:HD13	1.91	1.04
1:C:4968:PHE:HB3	1:C:4975:PHE:HA	1.34	1.04
1:D:151:HIS:O	1:D:153:ALA:N	1.88	1.04
1:D:4998:LYS:CB	1:D:5002:GLU:CB	2.34	1.04
1:A:4968:PHE:HB3	1:A:4975:PHE:HA	1.34	1.04
1:B:4776:GLN:HE21	1:B:4776:GLN:HA	1.18	1.04
1:C:2145:SER:CB	1:C:3645:PRO:CB	2.34	1.04
1:D:1292:SER:CB	1:D:1600:LEU:CB	2.35	1.04
1:D:2110:TYR:HD2	1:D:3696:ASP:CB	1.69	1.04
1:C:72:SER:CA	1:C:106:ALA:O	2.05	1.04
1:A:1288:PHE:O	1:A:1553:PHE:CA	2.06	1.04
1:A:4184:MET:HA	1:A:5021:PHE:O	1.57	1.04
1:A:4937:ILE:HD12	1:D:4934:GLY:HA2	1.11	1.04
1:B:4978:HIS:CE1	1:B:4983:HIS:CD2	2.39	1.04
1:C:1095:VAL:H	1:C:1200:GLY:HA2	1.19	1.04
1:C:1122:TYR:CD1	1:C:1133:HIS:O	2.09	1.04
1:C:1288:PHE:O	1:C:1553:PHE:CA	2.06	1.04
1:D:4195:PHE:CE2	1:D:4991:PHE:CD2	2.45	1.04
1:D:1095:VAL:H	1:D:1200:GLY:HA2	1.19	1.03

Continued on next page...

Continued from previous page...

Atom-1	Atom-2	Interatomic distance (Å)	Clash overlap (Å)
1:D:4195:PHE:CE2	1:D:4991:PHE:HA	1.93	1.03
1:A:634:GLN:O	1:A:1639:LEU:CB	2.07	1.03
1:A:840:VAL:CB	1:A:1199:VAL:CB	2.36	1.03
1:A:4936:ILE:HG21	1:D:4930:ALA:HB1	1.34	1.03
1:B:4934:GLY:HA3	1:C:4937:ILE:HD13	1.38	1.03
1:C:77:ALA:HA	1:D:3935:TRP:NE1	1.72	1.03
1:C:4677:LEU:CD2	1:C:4711:PHE:CZ	2.40	1.03
1:D:875:ALA:HB1	1:D:925:SER:CB	1.88	1.03
1:D:1288:PHE:O	1:D:1553:PHE:CA	2.06	1.03
1:D:2145:SER:CB	1:D:3645:PRO:CB	2.34	1.03
1:D:4184:MET:HA	1:D:5021:PHE:O	1.57	1.03
1:A:3986:TRP:HB3	1:A:3987:ASP:CB	1.89	1.03
1:B:1096:THR:CB	1:B:1199:VAL:H	1.72	1.03
1:B:1122:TYR:CD1	1:B:1133:HIS:O	2.09	1.03
1:B:1124:PHE:CB	1:B:1130:GLN:O	2.07	1.03
1:B:3986:TRP:HB3	1:B:3987:ASP:CB	1.89	1.03
1:D:4575:PHE:CD1	1:D:4576:ILE:HD13	1.91	1.03
1:B:72:SER:CA	1:B:106:ALA:O	2.05	1.03
1:B:77:ALA:CB	1:C:3935:TRP:NE1	2.22	1.03
1:C:840:VAL:CB	1:C:1199:VAL:CB	2.36	1.03
1:C:1295:VAL:O	1:C:1547:LYS:HA	1.55	1.03
1:C:3658:LYS:HA	1:C:3661:TRP:HD1	1.21	1.03
1:C:4195:PHE:CE2	1:C:4991:PHE:HA	1.93	1.03
1:D:72:SER:CA	1:D:106:ALA:O	2.05	1.03
1:D:634:GLN:O	1:D:1639:LEU:CB	2.07	1.03
1:B:840:VAL:CB	1:B:1199:VAL:CB	2.36	1.03
1:B:4783:ILE:O	1:B:4789:PHE:CD2	2.12	1.03
1:C:1096:THR:CB	1:C:1199:VAL:H	1.72	1.03
1:C:1124:PHE:CB	1:C:1130:GLN:O	2.07	1.03
1:D:4783:ILE:O	1:D:4789:PHE:CD2	2.12	1.03
1:A:77:ALA:CB	1:B:3935:TRP:NE1	2.22	1.02
1:A:1096:THR:CB	1:A:1199:VAL:H	1.72	1.02
1:A:3935:TRP:CD1	1:D:77:ALA:CA	2.42	1.02
1:B:1255:TYR:CB	1:B:1279:SER:CB	2.37	1.02
1:C:4978:HIS:HE1	1:C:4983:HIS:HE2	1.05	1.02
1:D:117:TYR:HD2	1:D:141:ALA:CB	1.73	1.02
1:D:3986:TRP:HB3	1:D:3987:ASP:CB	1.89	1.02
1:A:117:TYR:HD2	1:A:141:ALA:CB	1.73	1.02
1:A:312:THR:O	1:A:313:SER:CB	2.04	1.02
1:B:77:ALA:HA	1:C:3935:TRP:NE1	1.72	1.02
1:B:77:ALA:CA	1:C:3935:TRP:CD1	2.42	1.02

Continued on next page...

Continued from previous page...

Atom-1	Atom-2	Interatomic distance (Å)	Clash overlap (Å)
1:B:1556:PRO:O	1:B:1557:THR:CB	2.05	1.02
1:B:4184:MET:HA	1:B:5021:PHE:O	1.57	1.02
1:B:4195:PHE:CE2	1:B:4991:PHE:HA	1.93	1.02
1:C:77:ALA:CB	1:D:3935:TRP:NE1	2.21	1.02
1:C:77:ALA:CA	1:D:3935:TRP:CD1	2.42	1.02
1:C:312:THR:O	1:C:313:SER:CB	2.04	1.02
1:C:1288:PHE:C	1:C:1553:PHE:HA	1.79	1.02
1:C:4783:ILE:O	1:C:4789:PHE:CD2	2.12	1.02
1:D:1255:TYR:CB	1:D:1279:SER:CB	2.37	1.02
1:D:1288:PHE:C	1:D:1553:PHE:HA	1.79	1.02
1:A:72:SER:CA	1:A:106:ALA:O	2.05	1.02
1:A:1255:TYR:CB	1:A:1279:SER:CB	2.37	1.02
1:A:4784:PHE:HA	1:A:4789:PHE:HE2	1.22	1.02
1:C:1255:TYR:CB	1:C:1279:SER:CB	2.37	1.02
1:C:4673:ARG:HB3	1:C:4673:ARG:HH11	1.22	1.02
1:C:4978:HIS:CE1	1:C:4983:HIS:CD2	2.39	1.02
1:A:77:ALA:CA	1:B:3935:TRP:CD1	2.41	1.02
1:A:3935:TRP:NE1	1:D:77:ALA:CB	2.22	1.02
1:A:4937:ILE:HD13	1:D:4934:GLY:HA3	1.37	1.02
1:B:789:VAL:O	1:B:1628:VAL:N	1.93	1.02
1:C:117:TYR:HD2	1:C:141:ALA:CB	1.73	1.02
1:C:634:GLN:O	1:C:1639:LEU:CB	2.07	1.02
1:C:789:VAL:O	1:C:1628:VAL:N	1.93	1.02
1:C:3986:TRP:HB3	1:C:3987:ASP:CB	1.89	1.02
1:C:4090:LYS:H	1:C:4121:GLU:CB	1.73	1.02
1:C:4934:GLY:CA	1:D:4937:ILE:CD1	2.38	1.02
1:D:789:VAL:O	1:D:1628:VAL:N	1.92	1.02
1:A:789:VAL:O	1:A:1628:VAL:N	1.92	1.02
1:A:1556:PRO:O	1:A:1557:THR:CB	2.05	1.02
1:A:1588:ALA:HB1	1:A:1589:PRO:HA	1.42	1.02
1:A:4930:ALA:HB3	1:B:4936:ILE:HD12	1.41	1.02
1:B:1288:PHE:C	1:B:1553:PHE:HA	1.79	1.02
1:C:1164:LEU:O	1:C:1167:GLU:CB	2.08	1.02
1:C:4971:THR:CG2	1:C:4974:GLY:HA3	1.90	1.02
1:D:840:VAL:CB	1:D:1199:VAL:CB	2.36	1.02
1:D:1164:LEU:O	1:D:1167:GLU:CB	2.08	1.02
1:A:1164:LEU:O	1:A:1167:GLU:CB	2.08	1.01
1:A:4673:ARG:HB3	1:A:4673:ARG:HH11	1.22	1.01
1:A:4783:ILE:O	1:A:4789:PHE:CD2	2.12	1.01
1:B:1164:LEU:O	1:B:1167:GLU:CB	2.08	1.01
1:B:4090:LYS:H	1:B:4121:GLU:CB	1.73	1.01

Continued on next page...

Continued from previous page...

Atom-1	Atom-2	Interatomic distance (Å)	Clash overlap (Å)
1:B:4141:PHE:HZ	1:B:4196:GLU:CB	1.69	1.01
1:B:4197:ILE:CD1	1:B:4990:PHE:CD2	2.42	1.01
1:D:790:ARG:CA	1:D:1627:ALA:CA	2.31	1.01
1:D:1096:THR:CB	1:D:1199:VAL:H	1.72	1.01
1:D:4197:ILE:CD1	1:D:4990:PHE:CD2	2.42	1.01
1:D:4677:LEU:CD2	1:D:4711:PHE:CZ	2.40	1.01
1:D:4971:THR:CG2	1:D:4974:GLY:HA3	1.90	1.01
1:A:3896:ASN:CB	1:A:3899:PHE:HB3	1.89	1.01
1:A:3935:TRP:NE1	1:D:77:ALA:HA	1.73	1.01
1:C:875:ALA:HB1	1:C:925:SER:CB	1.88	1.01
1:C:4197:ILE:CD1	1:C:4990:PHE:CD2	2.42	1.01
1:C:4914:VAL:CG2	1:D:4888:TYR:HD2	1.73	1.01
1:B:634:GLN:O	1:B:1639:LEU:CB	2.07	1.01
1:B:1096:THR:CB	1:B:1199:VAL:N	2.24	1.01
1:B:3896:ASN:CB	1:B:3899:PHE:HB3	1.89	1.01
1:D:1588:ALA:HB1	1:D:1589:PRO:HA	1.42	1.01
1:D:4181:ILE:O	1:D:4182:GLU:HB2	1.59	1.01
1:A:1124:PHE:CB	1:A:1130:GLN:O	2.07	1.01
1:B:117:TYR:HD2	1:B:141:ALA:CB	1.73	1.01
1:B:4784:PHE:CA	1:B:4789:PHE:HE2	1.69	1.01
1:C:460:GLN:C	1:C:462:GLU:H	1.61	1.01
1:D:1124:PHE:CB	1:D:1130:GLN:O	2.07	1.01
1:D:3658:LYS:HA	1:D:3661:TRP:HD1	1.21	1.01
1:D:3896:ASN:CB	1:D:3899:PHE:HB3	1.89	1.01
1:A:4141:PHE:CE2	1:A:4196:GLU:CB	2.44	1.01
1:C:3896:ASN:CB	1:C:3899:PHE:HB3	1.89	1.01
1:D:1096:THR:CB	1:D:1199:VAL:N	2.24	1.01
1:A:4971:THR:CG2	1:A:4974:GLY:HA3	1.90	1.00
1:B:460:GLN:C	1:B:462:GLU:H	1.61	1.00
1:B:1239:SER:HA	1:B:1608:MET:CB	1.91	1.00
1:B:1588:ALA:HB1	1:B:1589:PRO:HA	1.42	1.00
1:C:1096:THR:CB	1:C:1199:VAL:N	2.24	1.00
1:D:4183:ILE:HG21	1:D:4190:ILE:O	1.61	1.00
1:D:4673:ARG:HB3	1:D:4673:ARG:HH11	1.22	1.00
1:A:1096:THR:CB	1:A:1199:VAL:N	2.24	1.00
1:A:1288:PHE:C	1:A:1553:PHE:HA	1.79	1.00
1:A:4090:LYS:H	1:A:4121:GLU:CB	1.73	1.00
1:B:38:ALA:HB2	1:B:64:ILE:O	1.59	1.00
1:B:875:ALA:HB1	1:B:925:SER:CB	1.88	1.00
1:B:4971:THR:CG2	1:B:4974:GLY:HA3	1.90	1.00
1:C:721:LEU:CB	1:C:728:ARG:CA	2.40	1.00

Continued on next page...

Continued from previous page...

Atom-1	Atom-2	Interatomic distance (Å)	Clash overlap (Å)
1:D:312:THR:O	1:D:313:SER:CB	2.04	1.00
1:D:1287:LEU:CB	1:D:1554:VAL:H	1.72	1.00
1:D:4090:LYS:H	1:D:4121:GLU:CB	1.73	1.00
1:A:875:ALA:HB1	1:A:925:SER:CB	1.88	1.00
1:A:4183:ILE:HG21	1:A:4190:ILE:O	1.61	1.00
1:A:4195:PHE:CE2	1:A:4991:PHE:CA	2.44	1.00
1:A:4914:VAL:CG2	1:B:4888:TYR:HD2	1.73	1.00
1:B:4141:PHE:CE2	1:B:4196:GLU:CB	2.44	1.00
1:C:118:LEU:HA	1:C:137:LEU:HA	1.41	1.00
1:C:4784:PHE:CA	1:C:4789:PHE:HE2	1.69	1.00
1:D:721:LEU:CB	1:D:728:ARG:CA	2.40	1.00
1:D:38:ALA:HB2	1:D:64:ILE:O	1.59	1.00
1:D:4141:PHE:CE2	1:D:4196:GLU:CB	2.44	1.00
1:A:4934:GLY:HA3	1:B:4937:ILE:HD13	1.43	1.00
1:B:721:LEU:CB	1:B:728:ARG:CA	2.40	1.00
1:B:3658:LYS:HA	1:B:3661:TRP:HD1	1.21	1.00
1:A:4677:LEU:CD2	1:A:4711:PHE:CZ	2.40	1.00
1:A:4784:PHE:CA	1:A:4789:PHE:HE2	1.69	1.00
1:B:359:TYR:CB	1:B:376:ALA:CB	2.40	1.00
1:C:4141:PHE:CE2	1:C:4196:GLU:CB	2.44	1.00
1:D:359:TYR:CB	1:D:376:ALA:CB	2.40	1.00
1:A:359:TYR:CB	1:A:376:ALA:CB	2.40	0.99
1:A:721:LEU:CB	1:A:728:ARG:CA	2.40	0.99
1:A:1239:SER:HA	1:A:1608:MET:CB	1.91	0.99
1:C:4930:ALA:HB3	1:D:4936:ILE:HD12	1.41	0.99
1:C:1239:SER:HA	1:C:1608:MET:CB	1.91	0.99
1:D:118:LEU:HA	1:D:137:LEU:HA	1.41	0.99
1:B:2102:VAL:HA	1:B:2105:TRP:CD1	1.98	0.99
1:B:4914:VAL:CG2	1:C:4888:TYR:HD2	1.75	0.99
1:C:2102:VAL:HA	1:C:2105:TRP:CD1	1.98	0.99
1:A:4195:PHE:CE2	1:A:4991:PHE:HA	1.97	0.99
1:C:359:TYR:CB	1:C:376:ALA:CB	2.40	0.99
1:C:1588:ALA:HB1	1:C:1589:PRO:HA	1.42	0.99
1:C:4183:ILE:HG21	1:C:4190:ILE:O	1.61	0.99
1:A:875:ALA:HB2	1:A:925:SER:CB	1.91	0.99
1:A:2102:VAL:HA	1:A:2105:TRP:CD1	1.98	0.99
1:A:4888:TYR:HD2	1:D:4914:VAL:CG2	1.75	0.99
1:C:4181:ILE:O	1:C:4182:GLU:HB2	1.59	0.99
1:D:4784:PHE:CA	1:D:4789:PHE:HE2	1.69	0.99
1:A:460:GLN:C	1:A:462:GLU:H	1.61	0.99
1:C:4559:PHE:HD1	1:C:4560:TYR:HD1	1.09	0.99

Continued on next page...

Continued from previous page...

Atom-1	Atom-2	Interatomic distance (Å)	Clash overlap (Å)
1:A:3658:LYS:HA	1:A:3661:TRP:HD1	1.21	0.99
1:B:4183:ILE:HG21	1:B:4190:ILE:O	1.61	0.99
1:A:4935:LEU:HD22	1:B:4940:PHE:CE2	1.98	0.99
1:B:4559:PHE:HD1	1:B:4560:TYR:HD1	1.09	0.99
1:A:4891:VAL:HG22	1:D:4918:ILE:HG13	1.43	0.98
1:C:38:ALA:HB2	1:C:64:ILE:O	1.59	0.98
1:C:875:ALA:HB2	1:C:925:SER:CB	1.91	0.98
1:D:2102:VAL:HA	1:D:2105:TRP:CD1	1.98	0.98
1:A:4697:VAL:H	1:A:4699:GLY:H	1.12	0.98
1:B:4182:GLU:OE2	1:B:4988:TYR:HB2	1.63	0.98
1:C:4182:GLU:OE2	1:C:4988:TYR:HB2	1.63	0.98
1:A:1287:LEU:CB	1:A:1554:VAL:H	1.72	0.98
1:A:4141:PHE:HZ	1:A:4196:GLU:CB	1.69	0.98
1:C:1239:SER:CB	1:C:1608:MET:CB	2.42	0.98
1:B:4918:ILE:HG13	1:C:4891:VAL:HG22	1.44	0.98
1:A:4235:VAL:HG11	1:A:5019:TRP:CZ3	1.99	0.98
1:B:118:LEU:HA	1:B:137:LEU:HA	1.41	0.98
1:C:4918:ILE:HG13	1:D:4891:VAL:HG22	1.42	0.98
1:B:4195:PHE:CE2	1:B:4991:PHE:CA	2.46	0.98
1:A:118:LEU:HA	1:A:137:LEU:HA	1.41	0.98
1:A:1239:SER:CB	1:A:1608:MET:CB	2.42	0.98
1:B:4235:VAL:HG11	1:B:5019:TRP:CZ3	1.99	0.98
1:C:4195:PHE:CE2	1:C:4991:PHE:CA	2.46	0.98
1:D:4195:PHE:CE2	1:D:4991:PHE:CA	2.46	0.98
1:A:349:GLN:CB	1:A:356:TRP:HA	1.95	0.97
1:B:1239:SER:CB	1:B:1608:MET:CB	2.42	0.97
1:A:38:ALA:HB2	1:A:64:ILE:O	1.59	0.97
1:B:4181:ILE:O	1:B:4182:GLU:HB2	1.59	0.97
1:C:4921:PHE:C	1:C:4925:ILE:HD11	1.84	0.97
1:A:1123:VAL:O	1:A:1132:TRP:N	1.97	0.97
1:B:1123:VAL:O	1:B:1132:TRP:N	1.97	0.97
1:D:875:ALA:HB2	1:D:925:SER:CB	1.91	0.97
1:D:4795:TYR:OH	1:D:4813:LEU:HA	1.63	0.97
1:D:349:GLN:CB	1:D:356:TRP:HA	1.94	0.97
1:A:4181:ILE:O	1:A:4182:GLU:HB2	1.59	0.97
1:D:4697:VAL:H	1:D:4699:GLY:H	1.12	0.97
1:C:349:GLN:CB	1:C:356:TRP:HA	1.94	0.97
1:D:1239:SER:HA	1:D:1608:MET:CB	1.91	0.97
1:D:4115:SER:HA	1:D:4128:PHE:CE2	2.00	0.97
1:A:790:ARG:CB	1:A:1627:ALA:CB	2.42	0.97
1:D:4921:PHE:C	1:D:4925:ILE:HD11	1.84	0.97

Continued on next page...

Continued from previous page...

Atom-1	Atom-2	Interatomic distance (Å)	Clash overlap (Å)
1:B:4957:LYS:HA	1:B:4964:GLY:CA	1.95	0.97
1:C:685:GLY:CA	1:C:713:SER:HA	1.95	0.97
1:D:1239:SER:CB	1:D:1608:MET:CB	2.42	0.97
1:A:4115:SER:HA	1:A:4128:PHE:CE2	2.00	0.97
1:C:4795:TYR:OH	1:C:4813:LEU:HA	1.63	0.97
1:A:1150:GLY:O	1:A:1163:THR:N	1.97	0.96
1:B:4921:PHE:C	1:B:4925:ILE:HD11	1.84	0.96
1:C:790:ARG:CB	1:C:1627:ALA:CB	2.42	0.96
1:C:4115:SER:HA	1:C:4128:PHE:CE2	2.00	0.96
1:D:4182:GLU:OE2	1:D:4988:TYR:HB2	1.63	0.96
1:A:3896:ASN:CB	1:A:3899:PHE:HB2	1.96	0.96
1:B:27:THR:CA	1:B:32:GLN:HA	1.94	0.96
1:C:684:VAL:O	1:C:714:TYR:N	1.98	0.96
1:A:4995:LEU:CD1	1:A:5011:TRP:CZ3	2.48	0.96
1:A:4996:ILE:HG22	1:A:4997:ASN:OD1	1.65	0.96
1:B:684:VAL:O	1:B:714:TYR:N	1.98	0.96
1:C:1291:LEU:CB	1:C:1550:PRO:O	2.14	0.96
1:C:4235:VAL:HG11	1:C:5019:TRP:CZ3	1.99	0.96
1:A:4918:ILE:HG13	1:B:4891:VAL:HG22	1.43	0.96
1:B:790:ARG:CB	1:B:1627:ALA:CB	2.42	0.96
1:C:1150:GLY:O	1:C:1163:THR:N	1.97	0.96
1:B:349:GLN:CB	1:B:356:TRP:HA	1.94	0.96
1:D:4957:LYS:CA	1:D:4964:GLY:HA3	1.96	0.96
1:A:685:GLY:CA	1:A:713:SER:HA	1.95	0.96
1:A:4795:TYR:OH	1:A:4813:LEU:HA	1.63	0.96
1:C:4697:VAL:H	1:C:4699:GLY:H	1.12	0.96
1:D:28:VAL:N	1:D:31:GLU:O	1.98	0.96
1:D:1123:VAL:O	1:D:1132:TRP:N	1.97	0.96
1:D:1150:GLY:O	1:D:1163:THR:N	1.97	0.96
1:A:460:GLN:O	1:A:462:GLU:N	1.98	0.96
1:B:1150:GLY:O	1:B:1163:THR:N	1.97	0.96
1:A:27:THR:CA	1:A:32:GLN:HA	1.94	0.96
1:C:4957:LYS:CA	1:C:4964:GLY:HA3	1.96	0.96
1:D:4235:VAL:HG11	1:D:5019:TRP:CZ3	1.99	0.96
1:B:4115:SER:HA	1:B:4128:PHE:CE2	2.00	0.96
1:B:4795:TYR:OH	1:B:4813:LEU:HA	1.63	0.96
1:C:27:THR:CA	1:C:32:GLN:HA	1.94	0.96
1:C:918:ARG:HA	1:C:921:ASN:N	1.81	0.96
1:C:1123:VAL:O	1:C:1132:TRP:N	1.97	0.96
1:D:460:GLN:O	1:D:462:GLU:N	1.98	0.96
1:D:4957:LYS:HA	1:D:4964:GLY:CA	1.95	0.96

Continued on next page...

Continued from previous page...

Atom-1	Atom-2	Interatomic distance (Å)	Clash overlap (Å)
1:A:1536:SER:O	1:A:1537:ASN:CB	2.14	0.96
1:C:790:ARG:CA	1:C:1627:ALA:CA	2.31	0.96
1:D:245:VAL:O	1:D:247:TYR:N	1.99	0.96
1:D:1297:PHE:CG	1:D:1297:PHE:HB2	1.49	0.96
1:A:684:VAL:O	1:A:714:TYR:N	1.98	0.95
1:B:875:ALA:HB2	1:B:925:SER:CB	1.91	0.95
1:B:2451:LEU:CA	1:B:2454:ARG:HB3	1.96	0.95
1:C:460:GLN:O	1:C:462:GLU:N	1.99	0.95
1:C:5031:GLN:NE2	1:C:5031:GLN:O	1.99	0.95
1:D:27:THR:CA	1:D:32:GLN:HA	1.94	0.95
1:A:28:VAL:N	1:A:31:GLU:O	1.98	0.95
1:A:784:SER:O	1:A:785:ALA:HB3	1.66	0.95
1:A:1297:PHE:CG	1:A:1297:PHE:HB3	1.49	0.95
1:A:2451:LEU:CA	1:A:2454:ARG:HB3	1.96	0.95
1:A:4921:PHE:C	1:A:4925:ILE:HD11	1.84	0.95
1:D:685:GLY:CA	1:D:713:SER:HA	1.95	0.95
1:A:4181:ILE:HG22	1:A:4182:GLU:O	1.66	0.95
1:C:4957:LYS:HA	1:C:4964:GLY:CA	1.95	0.95
1:A:1291:LEU:CB	1:A:1550:PRO:O	2.14	0.95
1:A:3986:TRP:CB	1:A:3987:ASP:CB	2.44	0.95
1:A:4653:VAL:O	1:A:4657:CYS:SG	2.25	0.95
1:A:4957:LYS:CA	1:A:4964:GLY:HA3	1.96	0.95
1:C:28:VAL:N	1:C:31:GLU:O	1.98	0.95
1:A:4206:GLU:O	1:A:4207:MET:CB	2.13	0.95
1:A:4930:ALA:CB	1:B:4936:ILE:HD12	1.95	0.95
1:B:28:VAL:N	1:B:31:GLU:O	1.98	0.95
1:B:460:GLN:O	1:B:462:GLU:N	1.98	0.95
1:B:685:GLY:CA	1:B:713:SER:HA	1.95	0.95
1:D:918:ARG:HA	1:D:921:ASN:N	1.81	0.95
1:C:3896:ASN:CB	1:C:3899:PHE:HB2	1.96	0.95
1:A:4957:LYS:HA	1:A:4964:GLY:CA	1.95	0.95
1:B:4957:LYS:CA	1:B:4964:GLY:HA3	1.96	0.95
1:C:4206:GLU:O	1:C:4207:MET:CB	2.13	0.95
1:D:2274:ASP:HA	1:D:2277:ALA:N	1.82	0.95
1:D:3986:TRP:CB	1:D:3987:ASP:CB	2.44	0.95
1:D:4181:ILE:HG22	1:D:4182:GLU:O	1.67	0.95
1:D:4686:LEU:CB	1:D:4692:PRO:HG3	1.97	0.95
1:D:5031:GLN:O	1:D:5031:GLN:NE2	1.99	0.95
1:B:245:VAL:O	1:B:247:TYR:N	1.99	0.95
1:B:5031:GLN:NE2	1:B:5031:GLN:O	1.99	0.95
1:C:4181:ILE:HG22	1:C:4182:GLU:O	1.67	0.95

Continued on next page...

Continued from previous page...

Atom-1	Atom-2	Interatomic distance (Å)	Clash overlap (Å)
1:C:4918:ILE:CG1	1:D:4891:VAL:CG2	2.34	0.95
1:D:1297:PHE:CG	1:D:1297:PHE:HB3	1.49	0.95
1:D:4235:VAL:HG11	1:D:5019:TRP:HH2	1.00	0.95
1:A:2536:LEU:O	1:A:2541:PHE:CB	2.15	0.95
1:B:3896:ASN:CB	1:B:3899:PHE:HB2	1.96	0.95
1:B:4728:HIS:O	1:B:4737:ILE:HD11	1.67	0.95
1:C:2451:LEU:CA	1:C:2454:ARG:HB3	1.96	0.95
1:D:243:ARG:O	1:D:300:VAL:CB	2.15	0.95
1:D:1291:LEU:CB	1:D:1550:PRO:O	2.14	0.95
1:B:243:ARG:O	1:B:300:VAL:CB	2.15	0.95
1:B:4653:VAL:O	1:B:4657:CYS:SG	2.25	0.95
1:B:5017:ARG:HB2	1:B:5019:TRP:NE1	1.82	0.95
1:C:245:VAL:O	1:C:247:TYR:N	1.99	0.95
1:C:4686:LEU:CB	1:C:4692:PRO:HG3	1.97	0.95
1:D:460:GLN:C	1:D:462:GLU:H	1.61	0.95
1:D:2451:LEU:CA	1:D:2454:ARG:HB3	1.96	0.95
1:A:243:ARG:O	1:A:300:VAL:CB	2.15	0.94
1:A:2274:ASP:HA	1:A:2277:ALA:N	1.82	0.94
1:A:4728:HIS:O	1:A:4737:ILE:HD11	1.67	0.94
1:A:4935:LEU:HD22	1:B:4940:PHE:HE2	1.28	0.94
1:B:4686:LEU:CB	1:B:4692:PRO:HG3	1.97	0.94
1:C:4141:PHE:N	1:C:4174:PHE:CE2	2.35	0.94
1:A:827:LYS:O	1:A:828:GLU:CB	2.14	0.94
1:A:4784:PHE:C	1:A:4789:PHE:HE2	1.71	0.94
1:A:5031:GLN:O	1:A:5031:GLN:NE2	1.99	0.94
1:B:784:SER:O	1:B:785:ALA:HB3	1.66	0.94
1:B:1291:LEU:CB	1:B:1550:PRO:O	2.14	0.94
1:C:243:ARG:O	1:C:300:VAL:CB	2.15	0.94
1:C:4930:ALA:CB	1:D:4936:ILE:HD12	1.95	0.94
1:A:4918:ILE:CG1	1:B:4891:VAL:CG2	2.35	0.94
1:C:4934:GLY:CA	1:D:4937:ILE:HD12	1.94	0.94
1:C:784:SER:O	1:C:785:ALA:HB3	1.66	0.94
1:C:791:PHE:N	1:C:1626:TRP:O	2.01	0.94
1:C:3986:TRP:CB	1:C:3987:ASP:CB	2.44	0.94
1:A:245:VAL:O	1:A:247:TYR:N	1.99	0.94
1:A:1297:PHE:CG	1:A:1297:PHE:HB2	1.49	0.94
1:A:1708:ARG:NH1	1:A:1837:GLN:CA	1.96	0.94
1:B:918:ARG:HA	1:B:921:ASN:N	1.81	0.94
1:B:3986:TRP:CB	1:B:3987:ASP:CB	2.44	0.94
1:D:684:VAL:O	1:D:714:TYR:N	1.98	0.94
1:D:784:SER:O	1:D:785:ALA:HB3	1.66	0.94

Continued on next page...

Continued from previous page...

Atom-1	Atom-2	Interatomic distance (Å)	Clash overlap (Å)
1:D:791:PHE:N	1:D:1626:TRP:O	2.01	0.94
1:D:1536:SER:O	1:D:1537:ASN:CB	2.14	0.94
1:D:3896:ASN:CB	1:D:3899:PHE:HB2	1.95	0.94
1:A:4559:PHE:HD1	1:A:4560:TYR:HD1	1.09	0.94
1:B:791:PHE:N	1:B:1626:TRP:O	2.01	0.94
1:B:2536:LEU:O	1:B:2541:PHE:CB	2.15	0.94
1:B:4697:VAL:H	1:B:4699:GLY:H	1.11	0.94
1:D:1096:THR:CB	1:D:1198:GLN:CA	2.46	0.94
1:B:4181:ILE:HG22	1:B:4182:GLU:O	1.67	0.94
1:C:77:ALA:CA	1:D:3935:TRP:NE1	2.31	0.94
1:C:1096:THR:CB	1:C:1198:GLN:CA	2.46	0.94
1:C:1297:PHE:CG	1:C:1297:PHE:HB2	1.49	0.94
1:C:4784:PHE:C	1:C:4789:PHE:HE2	1.71	0.94
1:D:1515:VAL:O	1:D:1529:PHE:CB	2.16	0.94
1:A:790:ARG:CA	1:A:1627:ALA:CA	2.31	0.94
1:A:791:PHE:N	1:A:1626:TRP:O	2.01	0.94
1:A:4141:PHE:N	1:A:4174:PHE:CE2	2.35	0.94
1:A:4686:LEU:CB	1:A:4692:PRO:HG3	1.97	0.94
1:A:4768:LEU:HD13	1:A:4770:SER:H	1.33	0.94
1:B:1515:VAL:O	1:B:1529:PHE:CB	2.16	0.94
1:B:4768:LEU:HD13	1:B:4770:SER:H	1.33	0.94
1:B:4784:PHE:C	1:B:4789:PHE:HE2	1.71	0.94
1:C:1276:THR:CB	1:C:1562:ILE:O	2.16	0.94
1:C:5017:ARG:HB2	1:C:5019:TRP:NE1	1.82	0.94
1:D:827:LYS:O	1:D:828:GLU:CB	2.14	0.94
1:D:2536:LEU:O	1:D:2541:PHE:CB	2.15	0.94
1:D:4206:GLU:O	1:D:4207:MET:CB	2.13	0.94
1:D:4653:VAL:O	1:D:4657:CYS:SG	2.25	0.94
1:A:77:ALA:CA	1:B:3935:TRP:NE1	2.31	0.94
1:A:5017:ARG:HB2	1:A:5019:TRP:NE1	1.82	0.94
1:B:77:ALA:CA	1:C:3935:TRP:NE1	2.31	0.94
1:B:4206:GLU:O	1:B:4207:MET:CB	2.13	0.94
1:D:790:ARG:CA	1:D:1627:ALA:HB2	1.94	0.94
1:D:4784:PHE:HA	1:D:4789:PHE:HE2	1.22	0.94
1:A:1515:VAL:O	1:A:1529:PHE:CB	2.16	0.94
1:B:1297:PHE:CG	1:B:1297:PHE:HB2	1.49	0.94
1:B:1297:PHE:CG	1:B:1297:PHE:HB3	1.49	0.94
1:C:790:ARG:CA	1:C:1627:ALA:HB2	1.94	0.94
1:D:1276:THR:CB	1:D:1562:ILE:O	2.16	0.94
1:A:4235:VAL:CG1	1:A:5019:TRP:CH2	2.51	0.93
1:C:2536:LEU:O	1:C:2541:PHE:CB	2.15	0.93

Continued on next page...

Continued from previous page...

Atom-1	Atom-2	Interatomic distance (Å)	Clash overlap (Å)
1:C:4834:GLY:O	1:C:4838:VAL:HG23	1.68	0.93
1:D:73:LEU:O	1:D:105:HIS:CB	2.16	0.93
1:B:1276:THR:CB	1:B:1562:ILE:O	2.16	0.93
1:B:4649:LEU:O	1:B:4653:VAL:HG23	1.68	0.93
1:C:4649:LEU:O	1:C:4653:VAL:HG23	1.68	0.93
1:D:4728:HIS:O	1:D:4737:ILE:HD11	1.67	0.93
1:B:2274:ASP:HA	1:B:2277:ALA:N	1.82	0.93
1:C:4653:VAL:O	1:C:4657:CYS:SG	2.25	0.93
1:C:4728:HIS:O	1:C:4737:ILE:HD11	1.67	0.93
1:B:827:LYS:O	1:B:828:GLU:CB	2.14	0.93
1:B:2451:LEU:HA	1:B:2454:ARG:HB3	1.51	0.93
1:B:4834:GLY:O	1:B:4838:VAL:HG23	1.68	0.93
1:D:4141:PHE:HZ	1:D:4196:GLU:CB	1.69	0.93
1:A:918:ARG:HA	1:A:921:ASN:N	1.81	0.93
1:B:4141:PHE:N	1:B:4174:PHE:CE2	2.35	0.93
1:B:4978:HIS:HE1	1:B:4983:HIS:NE2	1.46	0.93
1:D:790:ARG:CB	1:D:1627:ALA:CB	2.42	0.93
1:D:4141:PHE:N	1:D:4174:PHE:CE2	2.35	0.93
1:B:3837:GLN:OE1	1:B:3838:THR:N	2.02	0.93
1:C:4235:VAL:CG1	1:C:5019:TRP:CH2	2.51	0.93
1:D:4784:PHE:C	1:D:4789:PHE:HE2	1.71	0.93
1:D:5017:ARG:HB2	1:D:5019:TRP:NE1	1.82	0.93
1:A:1096:THR:CB	1:A:1198:GLN:CA	2.46	0.93
1:A:3889:GLN:CB	1:A:3964:SER:CB	2.47	0.93
1:A:4935:LEU:CD2	1:B:4940:PHE:CE2	2.50	0.93
1:B:1536:SER:O	1:B:1537:ASN:CB	2.14	0.93
1:C:73:LEU:O	1:C:105:HIS:CB	2.16	0.93
1:C:1297:PHE:CG	1:C:1297:PHE:HB3	1.49	0.93
1:C:1515:VAL:O	1:C:1529:PHE:CB	2.16	0.93
1:B:1096:THR:CB	1:B:1198:GLN:CA	2.46	0.93
1:C:3837:GLN:OE1	1:C:3838:THR:N	2.02	0.93
1:A:3935:TRP:NE1	1:D:77:ALA:CA	2.32	0.93
1:B:168:ASP:CB	1:B:169:LEU:HA	1.99	0.93
1:B:4235:VAL:CG1	1:B:5019:TRP:CH2	2.51	0.93
1:C:2110:TYR:CD2	1:C:3696:ASP:CB	2.52	0.93
1:C:2274:ASP:HA	1:C:2277:ALA:N	1.82	0.93
1:A:73:LEU:O	1:A:105:HIS:CB	2.16	0.93
1:A:1290:ARG:CA	1:A:1551:ALA:CB	2.47	0.93
1:A:2110:TYR:CD2	1:A:3696:ASP:CB	2.52	0.93
1:A:3837:GLN:OE1	1:A:3838:THR:N	2.02	0.93
1:C:2449:GLU:O	1:C:2450:ALA:HB3	1.69	0.93

Continued on next page...

Continued from previous page...

Atom-1	Atom-2	Interatomic distance (Å)	Clash overlap (Å)
1:C:4729:GLY:HA2	1:C:4732:PHE:H	1.34	0.93
1:D:3889:GLN:CB	1:D:3964:SER:CB	2.47	0.93
1:A:4834:GLY:O	1:A:4838:VAL:HG23	1.68	0.92
1:B:73:LEU:O	1:B:105:HIS:CB	2.16	0.92
1:B:2449:GLU:O	1:B:2450:ALA:HB3	1.69	0.92
1:C:4663:CYS:O	1:C:4667:PRO:HD3	1.68	0.92
1:C:4738:ALA:HA	1:C:4742:GLY:HA2	1.51	0.92
1:C:4768:LEU:HD13	1:C:4770:SER:H	1.33	0.92
1:D:4978:HIS:HE1	1:D:4983:HIS:NE2	1.46	0.92
1:A:1273:ALA:HB2	1:A:1565:GLU:C	1.90	0.92
1:A:4649:LEU:O	1:A:4653:VAL:HG23	1.68	0.92
1:B:1290:ARG:CA	1:B:1551:ALA:CB	2.47	0.92
1:B:4738:ALA:HA	1:B:4742:GLY:HA2	1.51	0.92
1:D:168:ASP:CB	1:D:169:LEU:HA	1.99	0.92
1:D:2451:LEU:HA	1:D:2454:ARG:HB3	1.50	0.92
1:D:2536:LEU:O	1:D:2541:PHE:HA	1.69	0.92
1:D:4738:ALA:HA	1:D:4742:GLY:HA2	1.51	0.92
1:A:1276:THR:CB	1:A:1562:ILE:O	2.16	0.92
1:A:2536:LEU:O	1:A:2541:PHE:HA	1.69	0.92
1:A:4738:ALA:HA	1:A:4742:GLY:HA2	1.51	0.92
1:C:1076:ARG:O	1:C:1236:THR:CB	2.17	0.92
1:C:1290:ARG:N	1:C:1551:ALA:HB1	1.84	0.92
1:D:4966:ASP:O	1:D:4968:PHE:N	2.02	0.92
1:A:168:ASP:CB	1:A:169:LEU:HA	1.99	0.92
1:B:3889:GLN:CB	1:B:3964:SER:CB	2.47	0.92
1:D:4729:GLY:HA2	1:D:4732:PHE:H	1.34	0.92
1:B:2110:TYR:CD2	1:B:3696:ASP:CB	2.52	0.92
1:B:2161:GLN:HE21	1:B:2178:MET:CB	1.83	0.92
1:B:4729:GLY:HA2	1:B:4732:PHE:H	1.34	0.92
1:C:4141:PHE:HZ	1:C:4196:GLU:CB	1.69	0.92
1:D:4673:ARG:HB3	1:D:4673:ARG:NH1	1.85	0.92
1:A:2190:VAL:O	1:A:2191:PHE:HB3	1.69	0.92
1:A:4673:ARG:HB3	1:A:4673:ARG:NH1	1.85	0.92
1:A:4966:ASP:O	1:A:4968:PHE:N	2.02	0.92
1:B:1027:LEU:O	1:B:1028:ASP:CB	2.18	0.92
1:D:359:TYR:CB	1:D:376:ALA:HB1	1.99	0.92
1:D:4559:PHE:HD1	1:D:4560:TYR:HD1	1.09	0.92
1:A:1076:ARG:O	1:A:1236:THR:CB	2.17	0.92
1:A:1290:ARG:C	1:A:1551:ALA:CB	2.38	0.92
1:A:4663:CYS:O	1:A:4667:PRO:HD3	1.68	0.92
1:A:4978:HIS:HE1	1:A:4983:HIS:NE2	1.46	0.92

Continued on next page...

Continued from previous page...

Atom-1	Atom-2	Interatomic distance (Å)	Clash overlap (Å)
1:B:1273:ALA:HB2	1:B:1565:GLU:C	1.90	0.92
1:C:2451:LEU:HA	1:C:2454:ARG:HB3	1.51	0.92
1:A:359:TYR:CB	1:A:376:ALA:HB1	1.99	0.92
1:A:2121:PHE:HE2	1:A:3702:VAL:CB	1.83	0.92
1:A:4172:GLU:O	1:A:4176:PRO:HD3	1.70	0.92
1:B:1076:ARG:O	1:B:1236:THR:CB	2.17	0.92
1:B:4172:GLU:O	1:B:4176:PRO:HD3	1.70	0.92
1:C:168:ASP:CB	1:C:169:LEU:HA	1.99	0.92
1:C:1290:ARG:CA	1:C:1551:ALA:CB	2.47	0.92
1:C:4935:LEU:HD22	1:D:4940:PHE:CE2	2.04	0.92
1:C:4978:HIS:HE2	1:C:4983:HIS:HD2	0.92	0.92
1:D:111:HIS:O	1:D:115:ARG:N	2.02	0.92
1:D:1290:ARG:C	1:D:1551:ALA:CB	2.38	0.92
1:D:2243:SER:O	1:D:2247:GLN:N	2.03	0.92
1:D:3933:PHE:HZ	1:D:3951:PHE:CD2	1.85	0.92
1:D:4834:GLY:O	1:D:4838:VAL:HG23	1.68	0.92
1:B:488:LEU:CA	1:B:491:ILE:CB	2.48	0.92
1:B:1287:LEU:CB	1:B:1554:VAL:H	1.72	0.92
1:C:359:TYR:CB	1:C:376:ALA:HB1	1.99	0.92
1:C:1290:ARG:O	1:C:1551:ALA:CB	2.18	0.92
1:C:2161:GLN:HE21	1:C:2178:MET:CB	1.83	0.92
1:D:1290:ARG:CA	1:D:1551:ALA:CB	2.47	0.92
1:D:2161:GLN:HE21	1:D:2178:MET:CB	1.83	0.92
1:D:4663:CYS:O	1:D:4667:PRO:HD3	1.68	0.92
1:D:4795:TYR:CE1	1:D:4813:LEU:HA	2.05	0.92
1:B:790:ARG:CA	1:B:1627:ALA:CA	2.31	0.92
1:C:483:MET:O	1:C:486:LEU:N	2.03	0.92
1:C:3889:GLN:CB	1:C:3964:SER:CB	2.47	0.92
1:C:4795:TYR:CE1	1:C:4813:LEU:HA	2.05	0.92
1:D:1076:ARG:O	1:D:1236:THR:CB	2.17	0.92
1:D:2110:TYR:CD2	1:D:3696:ASP:CB	2.52	0.92
1:D:4768:LEU:HD13	1:D:4770:SER:H	1.33	0.92
1:B:359:TYR:CB	1:B:376:ALA:HB1	1.99	0.91
1:B:4795:TYR:CE1	1:B:4813:LEU:HA	2.05	0.91
1:C:2121:PHE:HE2	1:C:3702:VAL:CB	1.83	0.91
1:A:4197:ILE:HD11	1:A:4990:PHE:CD2	2.06	0.91
1:B:1290:ARG:N	1:B:1551:ALA:HB1	1.84	0.91
1:C:111:HIS:O	1:C:115:ARG:N	2.02	0.91
1:C:1297:PHE:CG	1:C:1297:PHE:CB	0.86	0.91
1:C:2592:GLY:H	1:C:2595:LEU:H	1.13	0.91
1:C:4172:GLU:O	1:C:4176:PRO:HD3	1.70	0.91

Continued on next page...

Continued from previous page...

Atom-1	Atom-2	Interatomic distance (Å)	Clash overlap (Å)
1:C:4966:ASP:O	1:C:4968:PHE:N	2.02	0.91
1:D:4172:GLU:O	1:D:4176:PRO:HD3	1.70	0.91
1:A:1297:PHE:CG	1:A:1297:PHE:CB	0.86	0.91
1:A:2592:GLY:H	1:A:2595:LEU:H	1.13	0.91
1:B:1290:ARG:C	1:B:1551:ALA:CB	2.38	0.91
1:B:1290:ARG:O	1:B:1551:ALA:HB2	1.70	0.91
1:C:2145:SER:CB	1:C:3645:PRO:N	2.34	0.91
1:C:3933:PHE:HZ	1:C:3951:PHE:CD2	1.85	0.91
1:D:3837:GLN:OE1	1:D:3838:THR:N	2.02	0.91
1:A:111:HIS:O	1:A:115:ARG:N	2.02	0.91
1:A:2145:SER:CB	1:A:3645:PRO:N	2.34	0.91
1:B:1290:ARG:O	1:B:1551:ALA:CB	2.18	0.91
1:B:2145:SER:CB	1:B:3645:PRO:N	2.34	0.91
1:B:4663:CYS:O	1:B:4667:PRO:HD3	1.68	0.91
1:C:2243:SER:O	1:C:2247:GLN:N	2.03	0.91
1:A:483:MET:O	1:A:486:LEU:N	2.03	0.91
1:A:488:LEU:CA	1:A:491:ILE:CB	2.48	0.91
1:A:1290:ARG:N	1:A:1551:ALA:HB1	1.84	0.91
1:B:483:MET:O	1:B:486:LEU:N	2.03	0.91
1:B:1297:PHE:CG	1:B:1297:PHE:CB	0.86	0.91
1:B:2121:PHE:HE2	1:B:3702:VAL:CB	1.83	0.91
1:C:500:ALA:O	1:C:503:PHE:HA	1.71	0.91
1:D:1290:ARG:O	1:D:1551:ALA:CB	2.18	0.91
1:D:2121:PHE:HE2	1:D:3702:VAL:CB	1.83	0.91
1:A:1027:LEU:O	1:A:1028:ASP:CB	2.18	0.91
1:A:1164:LEU:O	1:A:1167:GLU:O	1.89	0.91
1:A:1290:ARG:O	1:A:1551:ALA:CB	2.18	0.91
1:B:3658:LYS:HA	1:B:3661:TRP:CD1	2.05	0.91
1:C:1290:ARG:O	1:C:1551:ALA:HB2	1.70	0.91
1:C:4673:ARG:HB3	1:C:4673:ARG:NH1	1.85	0.91
1:C:4942:GLU:CB	1:D:4944:ARG:NH2	2.34	0.91
1:B:1708:ARG:NH1	1:B:1837:GLN:CA	1.96	0.91
1:C:488:LEU:CA	1:C:491:ILE:CB	2.48	0.91
1:C:702:TRP:NE1	1:C:1640:HIS:CB	2.34	0.91
1:C:1273:ALA:HB2	1:C:1565:GLU:C	1.90	0.91
1:C:1287:LEU:CB	1:C:1554:VAL:H	1.72	0.91
1:D:1297:PHE:CG	1:D:1297:PHE:CB	0.86	0.91
1:A:228:ASP:O	1:A:230:CYS:N	2.04	0.91
1:B:117:TYR:HD2	1:B:141:ALA:HB2	0.78	0.91
1:C:4945:ASP:O	1:C:4948:GLU:HG3	1.71	0.91
1:D:702:TRP:NE1	1:D:1640:HIS:CB	2.34	0.91

Continued on next page...

Continued from previous page...

Atom-1	Atom-2	Interatomic distance (Å)	Clash overlap (Å)
1:D:1290:ARG:N	1:D:1551:ALA:HB1	1.84	0.91
1:D:4235:VAL:CG1	1:D:5019:TRP:CH2	2.51	0.91
1:D:4649:LEU:O	1:D:4653:VAL:HG23	1.68	0.91
1:A:4729:GLY:HA2	1:A:4732:PHE:H	1.34	0.91
1:A:4891:VAL:CG2	1:D:4918:ILE:CG1	2.36	0.91
1:B:1164:LEU:O	1:B:1167:GLU:O	1.89	0.91
1:B:4729:GLY:HA2	1:B:4732:PHE:N	1.86	0.91
1:C:1536:SER:O	1:C:1537:ASN:CB	2.14	0.91
1:C:4729:GLY:HA2	1:C:4732:PHE:N	1.86	0.91
1:D:500:ALA:O	1:D:503:PHE:HA	1.71	0.91
1:D:1290:ARG:O	1:D:1551:ALA:HB2	1.70	0.91
1:A:1290:ARG:O	1:A:1551:ALA:HB2	1.70	0.91
1:C:4696:ASP:HA	1:C:4697:VAL:CG1	2.01	0.91
1:D:483:MET:O	1:D:486:LEU:N	2.03	0.91
1:D:2145:SER:CB	1:D:3645:PRO:N	2.34	0.91
1:A:702:TRP:NE1	1:A:1640:HIS:CB	2.34	0.90
1:A:2451:LEU:HA	1:A:2454:ARG:HB3	1.51	0.90
1:C:788:LYS:CA	1:C:1629:GLN:HA	2.01	0.90
1:C:827:LYS:O	1:C:828:GLU:CB	2.14	0.90
1:D:488:LEU:CA	1:D:491:ILE:CB	2.48	0.90
1:D:1273:ALA:HB2	1:D:1565:GLU:C	1.90	0.90
1:A:4795:TYR:CE1	1:A:4813:LEU:HA	2.05	0.90
1:B:4673:ARG:HB3	1:B:4673:ARG:NH1	1.85	0.90
1:C:2190:VAL:O	1:C:2191:PHE:HB3	1.69	0.90
1:D:1027:LEU:O	1:D:1028:ASP:CB	2.17	0.90
1:B:111:HIS:O	1:B:115:ARG:N	2.02	0.90
1:B:4918:ILE:CG1	1:C:4891:VAL:CG2	2.35	0.90
1:A:2243:SER:O	1:A:2247:GLN:N	2.03	0.90
1:B:702:TRP:NE1	1:B:1640:HIS:CB	2.34	0.90
1:B:788:LYS:CA	1:B:1629:GLN:HA	2.01	0.90
1:D:3699:HIS:O	1:D:3702:VAL:N	2.05	0.90
1:A:790:ARG:CA	1:A:1627:ALA:HB2	1.94	0.90
1:B:500:ALA:O	1:B:503:PHE:HA	1.71	0.90
1:B:2243:SER:O	1:B:2247:GLN:N	2.03	0.90
1:D:788:LYS:CA	1:D:1629:GLN:HA	2.01	0.90
1:D:4696:ASP:HA	1:D:4697:VAL:CG1	2.01	0.90
1:B:790:ARG:CA	1:B:1627:ALA:HB2	1.94	0.90
1:B:3699:HIS:O	1:B:3702:VAL:N	2.05	0.90
1:D:1164:LEU:O	1:D:1167:GLU:O	1.89	0.90
1:D:3986:TRP:HB3	1:D:3987:ASP:CA	2.02	0.90
1:D:4729:GLY:HA2	1:D:4732:PHE:N	1.86	0.90

Continued on next page...

Continued from previous page...

Atom-1	Atom-2	Interatomic distance (Å)	Clash overlap (Å)
1:A:2161:GLN:HE21	1:A:2178:MET:CB	1.83	0.90
1:A:3658:LYS:HA	1:A:3661:TRP:CD1	2.06	0.90
1:B:4966:ASP:O	1:B:4968:PHE:N	2.02	0.90
1:D:2190:VAL:O	1:D:2191:PHE:HB3	1.70	0.90
1:D:2592:GLY:H	1:D:2595:LEU:H	1.13	0.90
1:B:4195:PHE:CE2	1:B:4991:PHE:CG	2.57	0.90
1:C:228:ASP:O	1:C:230:CYS:N	2.04	0.90
1:C:4222:VAL:CB	1:C:4950:VAL:HG22	2.01	0.90
1:B:2536:LEU:O	1:B:2541:PHE:HA	1.69	0.90
1:C:4935:LEU:CD2	1:D:4940:PHE:CE2	2.55	0.90
1:B:219:VAL:CB	1:B:260:TRP:O	2.20	0.90
1:B:228:ASP:O	1:B:230:CYS:N	2.04	0.90
1:D:4555:LEU:CA	1:D:4558:ASN:CB	2.50	0.90
1:A:3986:TRP:HB3	1:A:3987:ASP:CA	2.02	0.89
1:A:4729:GLY:HA2	1:A:4732:PHE:N	1.86	0.89
1:A:788:LYS:CA	1:A:1629:GLN:HA	2.01	0.89
1:C:1164:LEU:O	1:C:1167:GLU:O	1.89	0.89
1:C:1290:ARG:C	1:C:1551:ALA:CB	2.38	0.89
1:C:3658:LYS:HA	1:C:3661:TRP:CD1	2.06	0.89
1:D:2449:GLU:O	1:D:2450:ALA:HB3	1.69	0.89
1:A:219:VAL:CB	1:A:260:TRP:O	2.20	0.89
1:D:229:GLU:CB	1:D:248:GLU:O	2.20	0.89
1:A:117:TYR:HD2	1:A:141:ALA:HB2	0.78	0.89
1:A:2449:GLU:O	1:A:2450:ALA:HB3	1.69	0.89
1:A:4555:LEU:CA	1:A:4558:ASN:CB	2.50	0.89
1:B:229:GLU:CB	1:B:248:GLU:O	2.20	0.89
1:C:3986:TRP:HB3	1:C:3987:ASP:CA	2.02	0.89
1:B:1708:ARG:HH12	1:B:1837:GLN:CB	1.85	0.89
1:B:4696:ASP:HA	1:B:4697:VAL:CG1	2.01	0.89
1:C:4935:LEU:HD22	1:D:4940:PHE:HE2	1.35	0.89
1:A:500:ALA:O	1:A:503:PHE:HA	1.71	0.89
1:A:504:ALA:O	1:A:505:GLU:CB	2.21	0.89
1:B:4555:LEU:CA	1:B:4558:ASN:CB	2.50	0.89
1:C:1440:PHE:O	1:C:1441:ALA:HB2	1.71	0.89
1:C:4555:LEU:CA	1:C:4558:ASN:CB	2.50	0.89
1:A:229:GLU:CB	1:A:248:GLU:O	2.20	0.89
1:A:1708:ARG:HH12	1:A:1837:GLN:CB	1.85	0.89
1:C:117:TYR:CD2	1:C:141:ALA:CB	2.53	0.89
1:C:2536:LEU:O	1:C:2541:PHE:HA	1.69	0.89
1:D:219:VAL:CB	1:D:260:TRP:O	2.20	0.89
1:D:228:ASP:O	1:D:230:CYS:N	2.04	0.89

Continued on next page...

Continued from previous page...

Atom-1	Atom-2	Interatomic distance (Å)	Clash overlap (Å)
1:D:1708:ARG:NH1	1:D:1837:GLN:CA	1.96	0.89
1:A:4696:ASP:HA	1:A:4697:VAL:CG1	2.01	0.89
1:A:4978:HIS:O	1:A:4982:GLU:CB	2.21	0.89
1:A:250:GLY:O	1:A:253:CYS:CB	2.21	0.89
1:A:3934:TYR:OH	1:A:3998:HIS:HB3	1.73	0.89
1:C:3699:HIS:O	1:C:3702:VAL:N	2.05	0.89
1:A:4783:ILE:HD11	1:A:4789:PHE:CE1	2.08	0.89
1:B:1440:PHE:O	1:B:1441:ALA:HB2	1.71	0.89
1:C:504:ALA:O	1:C:505:GLU:CB	2.21	0.89
1:C:4978:HIS:HE1	1:C:4983:HIS:NE2	1.46	0.89
1:A:499:THR:N	1:A:500:ALA:HA	1.86	0.88
1:A:3699:HIS:O	1:A:3702:VAL:N	2.05	0.88
1:B:318:VAL:HA	1:B:346:CYS:CB	2.03	0.88
1:B:2190:VAL:O	1:B:2191:PHE:HB3	1.69	0.88
1:B:3934:TYR:OH	1:B:3998:HIS:HB3	1.73	0.88
1:C:219:VAL:CB	1:C:260:TRP:O	2.20	0.88
1:C:1708:ARG:HH12	1:C:1837:GLN:CB	1.85	0.88
1:D:504:ALA:O	1:D:505:GLU:CB	2.21	0.88
1:D:3658:LYS:HA	1:D:3661:TRP:CD1	2.06	0.88
1:A:3213:TYR:CB	1:A:3303:PRO:CB	2.51	0.88
1:D:721:LEU:CB	1:D:728:ARG:O	2.21	0.88
1:A:4183:ILE:HG21	1:A:4190:ILE:HG12	1.56	0.88
1:B:318:VAL:CA	1:B:346:CYS:CB	2.52	0.88
1:B:3213:TYR:CB	1:B:3303:PRO:CB	2.51	0.88
1:B:4978:HIS:HE2	1:B:4983:HIS:HD2	0.92	0.88
1:C:77:ALA:HB1	1:D:3935:TRP:HE1	1.38	0.88
1:C:3934:TYR:OH	1:C:3998:HIS:HB3	1.73	0.88
1:D:1708:ARG:HH12	1:D:1837:GLN:CB	1.85	0.88
1:B:3986:TRP:HB3	1:B:3987:ASP:CA	2.02	0.88
1:B:4545:GLU:O	1:B:4549:VAL:HG23	1.74	0.88
1:D:318:VAL:HA	1:D:346:CYS:CB	2.03	0.88
1:D:1440:PHE:O	1:D:1441:ALA:HB2	1.71	0.88
1:A:318:VAL:CA	1:A:346:CYS:CB	2.52	0.88
1:A:3933:PHE:HZ	1:A:3951:PHE:CD2	1.85	0.88
1:B:4183:ILE:HG21	1:B:4190:ILE:HG12	1.55	0.88
1:B:4778:TRP:O	1:B:4782:VAL:HG23	1.74	0.88
1:D:4235:VAL:CG1	1:D:5019:TRP:CZ3	2.56	0.88
1:D:4978:HIS:HE2	1:D:4983:HIS:HD2	0.92	0.88
1:B:721:LEU:CB	1:B:728:ARG:O	2.22	0.88
1:B:4783:ILE:HD11	1:B:4789:PHE:CE1	2.08	0.88
1:C:229:GLU:CB	1:C:248:GLU:O	2.20	0.88

Continued on next page...

Continued from previous page...

Atom-1	Atom-2	Interatomic distance (Å)	Clash overlap (Å)
1:C:1027:LEU:O	1:C:1028:ASP:CB	2.18	0.88
1:C:4183:ILE:HG21	1:C:4190:ILE:HG12	1.55	0.88
1:C:4778:TRP:O	1:C:4782:VAL:HG23	1.74	0.88
1:D:4183:ILE:HG21	1:D:4190:ILE:HG12	1.56	0.88
1:D:4779:LYS:O	1:D:4783:ILE:HG22	1.74	0.88
1:A:318:VAL:HA	1:A:346:CYS:CB	2.03	0.88
1:A:4696:ASP:CA	1:A:4697:VAL:HG13	2.04	0.88
1:B:499:THR:N	1:B:500:ALA:HA	1.86	0.88
1:B:2592:GLY:H	1:B:2595:LEU:H	1.13	0.88
1:B:3987:ASP:H	1:B:3990:VAL:H	0.89	0.88
1:C:250:GLY:O	1:C:253:CYS:CB	2.21	0.88
1:C:1203:ASN:HA	1:C:1204:LEU:CB	2.04	0.88
1:C:3933:PHE:CE1	1:C:3951:PHE:CD2	2.62	0.88
1:D:250:GLY:O	1:D:253:CYS:CB	2.21	0.88
1:D:4696:ASP:CA	1:D:4697:VAL:HG13	2.04	0.88
1:A:1440:PHE:O	1:A:1441:ALA:HB2	1.71	0.88
1:B:3933:PHE:CE1	1:B:3951:PHE:CD2	2.62	0.88
1:A:77:ALA:HB1	1:B:3935:TRP:HE1	1.38	0.88
1:B:250:GLY:O	1:B:253:CYS:CB	2.21	0.88
1:B:4235:VAL:CG1	1:B:5019:TRP:CZ3	2.56	0.88
1:B:4779:LYS:O	1:B:4783:ILE:HG22	1.74	0.88
1:C:721:LEU:CB	1:C:728:ARG:O	2.22	0.88
1:C:4783:ILE:HD11	1:C:4789:PHE:CE1	2.08	0.88
1:A:162:LYS:O	1:A:164:ARG:N	2.07	0.88
1:C:4555:LEU:O	1:C:4559:PHE:N	2.08	0.88
1:D:117:TYR:HD2	1:D:141:ALA:HB2	0.78	0.88
1:D:162:LYS:O	1:D:164:ARG:N	2.07	0.88
1:D:4217:PHE:O	1:D:4221:VAL:HG23	1.74	0.88
1:A:3935:TRP:HE1	1:D:77:ALA:HB1	1.38	0.87
1:A:4195:PHE:CE2	1:A:4991:PHE:CG	2.47	0.87
1:A:4235:VAL:CG1	1:A:5019:TRP:CZ3	2.56	0.87
1:A:4570:ALA:HB1	1:A:4813:LEU:CB	2.04	0.87
1:C:4779:LYS:O	1:C:4783:ILE:HG22	1.74	0.87
1:C:4928:LEU:HA	1:C:4931:ILE:CD1	2.04	0.87
1:D:499:THR:N	1:D:500:ALA:HA	1.86	0.87
1:D:3213:TYR:CB	1:D:3303:PRO:CB	2.51	0.87
1:D:3933:PHE:CE1	1:D:3951:PHE:CD2	2.62	0.87
1:D:4545:GLU:O	1:D:4549:VAL:HG23	1.74	0.87
1:A:1203:ASN:HA	1:A:1204:LEU:CB	2.04	0.87
1:A:4779:LYS:O	1:A:4783:ILE:HG22	1.74	0.87
1:D:4978:HIS:O	1:D:4982:GLU:CB	2.21	0.87

Continued on next page...

Continued from previous page...

Atom-1	Atom-2	Interatomic distance (Å)	Clash overlap (Å)
1:A:4545:GLU:O	1:A:4549:VAL:HG23	1.74	0.87
1:A:4891:VAL:HG21	1:D:4918:ILE:HG13	0.88	0.87
1:B:504:ALA:O	1:B:505:GLU:CB	2.21	0.87
1:B:4222:VAL:CB	1:B:4950:VAL:HG22	2.03	0.87
1:C:3213:TYR:CB	1:C:3303:PRO:CB	2.51	0.87
1:C:4978:HIS:O	1:C:4982:GLU:CB	2.21	0.87
1:D:119:SER:O	1:D:136:GLY:O	1.93	0.87
1:A:4090:LYS:N	1:A:4121:GLU:CB	2.38	0.87
1:B:4570:ALA:HB1	1:B:4813:LEU:CB	2.04	0.87
1:C:4235:VAL:CG1	1:C:5019:TRP:CZ3	2.56	0.87
1:D:4570:ALA:HB1	1:D:4813:LEU:CB	2.04	0.87
1:A:3933:PHE:CE1	1:A:3951:PHE:CD2	2.62	0.87
1:A:4217:PHE:O	1:A:4221:VAL:HG23	1.74	0.87
1:B:77:ALA:HB1	1:C:3935:TRP:HE1	1.38	0.87
1:B:1203:ASN:HA	1:B:1204:LEU:CB	2.04	0.87
1:B:4834:GLY:HA2	1:B:4837:LEU:HB3	1.57	0.87
1:C:4105:GLY:O	1:C:4108:ILE:HG13	1.75	0.87
1:D:4778:TRP:O	1:D:4782:VAL:HG23	1.74	0.87
1:A:721:LEU:CB	1:A:728:ARG:O	2.22	0.87
1:C:318:VAL:CA	1:C:346:CYS:CB	2.52	0.87
1:C:500:ALA:CB	1:C:515:TRP:CH2	2.58	0.87
1:D:318:VAL:CA	1:D:346:CYS:CB	2.52	0.87
1:D:1203:ASN:HA	1:D:1204:LEU:CB	2.04	0.87
1:D:4783:ILE:HD11	1:D:4789:PHE:CE1	2.08	0.87
1:D:4928:LEU:HA	1:D:4931:ILE:CD1	2.04	0.87
1:B:4696:ASP:CA	1:B:4697:VAL:HG13	2.04	0.87
1:B:4918:ILE:HG13	1:C:4891:VAL:HG21	0.87	0.87
1:B:4928:LEU:HA	1:B:4931:ILE:CD1	2.05	0.87
1:C:4570:ALA:HB1	1:C:4813:LEU:CB	2.04	0.87
1:D:3934:TYR:OH	1:D:3998:HIS:HB3	1.73	0.87
1:A:4195:PHE:CZ	1:A:4991:PHE:CB	2.49	0.87
1:A:4935:LEU:CD2	1:B:4940:PHE:HE2	1.88	0.87
1:B:4090:LYS:N	1:B:4121:GLU:CB	2.38	0.87
1:B:4978:HIS:O	1:B:4982:GLU:CB	2.21	0.87
1:C:4696:ASP:CA	1:C:4697:VAL:HG13	2.04	0.87
1:C:4918:ILE:HG13	1:D:4891:VAL:HG21	0.87	0.87
1:A:4778:TRP:O	1:A:4782:VAL:HG23	1.74	0.87
1:B:119:SER:O	1:B:136:GLY:O	1.93	0.87
1:A:117:TYR:CD2	1:A:141:ALA:CB	2.53	0.86
1:A:4928:LEU:HA	1:A:4931:ILE:CD1	2.04	0.86
1:B:4105:GLY:O	1:B:4108:ILE:HG13	1.75	0.86

Continued on next page...

Continued from previous page...

Atom-1	Atom-2	Interatomic distance (Å)	Clash overlap (Å)
1:C:1086:GLY:O	1:C:1155:LEU:N	2.08	0.86
1:A:701:GLY:N	1:A:1645:ASN:O	2.08	0.86
1:B:500:ALA:CB	1:B:515:TRP:CH2	2.58	0.86
1:B:1124:PHE:HB2	1:B:1131:ARG:N	1.90	0.86
1:C:1237:TRP:HA	1:C:1611:HIS:HA	1.56	0.86
1:D:3987:ASP:H	1:D:3990:VAL:H	0.89	0.86
1:D:4555:LEU:O	1:D:4559:PHE:N	2.08	0.86
1:B:4217:PHE:O	1:B:4221:VAL:HG23	1.74	0.86
1:C:318:VAL:HA	1:C:346:CYS:CB	2.03	0.86
1:C:3708:THR:O	1:C:3710:LEU:HA	1.74	0.86
1:C:4545:GLU:O	1:C:4549:VAL:HG23	1.74	0.86
1:D:509:GLU:O	1:D:512:ALA:N	2.08	0.86
1:D:1237:TRP:HA	1:D:1611:HIS:CB	2.05	0.86
1:A:4978:HIS:HE2	1:A:4983:HIS:HD2	0.92	0.86
1:B:3933:PHE:HZ	1:B:3951:PHE:CD2	1.85	0.86
1:B:4555:LEU:O	1:B:4559:PHE:N	2.08	0.86
1:C:3987:ASP:H	1:C:3990:VAL:H	0.89	0.86
1:C:5021:PHE:CE1	1:C:5022:PHE:HD1	1.94	0.86
1:D:117:TYR:CD2	1:D:141:ALA:CB	2.53	0.86
1:D:4105:GLY:O	1:D:4108:ILE:HG13	1.75	0.86
1:D:4834:GLY:HA2	1:D:4837:LEU:HB3	1.57	0.86
1:B:1721:GLU:O	1:B:1724:CYS:N	2.09	0.86
1:B:3070:ILE:O	1:B:3073:ARG:N	2.09	0.86
1:C:499:THR:N	1:C:500:ALA:HA	1.86	0.86
1:C:4720:VAL:O	1:C:4724:VAL:HG23	1.76	0.86
1:D:1246:GLU:O	1:D:1601:MET:O	1.93	0.86
1:D:3708:THR:O	1:D:3710:LEU:HA	1.74	0.86
1:D:4720:VAL:O	1:D:4724:VAL:HG23	1.75	0.86
1:D:5021:PHE:CE1	1:D:5022:PHE:HD1	1.94	0.86
1:A:1124:PHE:HB2	1:A:1131:ARG:N	1.90	0.86
1:A:1246:GLU:O	1:A:1601:MET:O	1.93	0.86
1:A:4697:VAL:HG23	1:A:4698:LYS:CB	2.06	0.86
1:B:701:GLY:N	1:B:1645:ASN:O	2.08	0.86
1:C:119:SER:O	1:C:136:GLY:O	1.93	0.86
1:C:162:LYS:O	1:C:164:ARG:N	2.07	0.86
1:C:509:GLU:O	1:C:512:ALA:N	2.08	0.86
1:D:1096:THR:CB	1:D:1198:GLN:CB	2.54	0.86
1:D:4697:VAL:H	1:D:4699:GLY:N	1.73	0.86
1:A:500:ALA:CB	1:A:515:TRP:CH2	2.58	0.86
1:A:509:GLU:O	1:A:512:ALA:N	2.08	0.86
1:A:838:HIS:C	1:A:1200:GLY:O	2.14	0.86

Continued on next page...

Continued from previous page...

Atom-1	Atom-2	Interatomic distance (Å)	Clash overlap (Å)
1:C:838:HIS:C	1:C:1200:GLY:O	2.14	0.86
1:D:1085:SER:CA	1:D:1155:LEU:CB	2.54	0.86
1:D:4090:LYS:N	1:D:4121:GLU:CB	2.38	0.86
1:A:1124:PHE:CB	1:A:1130:GLN:C	2.43	0.86
1:A:4141:PHE:O	1:A:4145:VAL:HG23	1.75	0.86
1:B:162:LYS:O	1:B:164:ARG:N	2.07	0.86
1:B:4697:VAL:HG23	1:B:4698:LYS:CB	2.06	0.86
1:C:1096:THR:CB	1:C:1198:GLN:CB	2.54	0.86
1:C:1217:CYS:O	1:C:1221:GLU:N	2.09	0.86
1:C:4952:GLU:O	1:C:4956:THR:HG23	1.75	0.86
1:D:4696:ASP:CB	1:D:4697:VAL:HG21	2.06	0.86
1:A:5021:PHE:CE1	1:A:5022:PHE:HD1	1.94	0.86
1:C:117:TYR:HD2	1:C:141:ALA:HB2	0.78	0.86
1:C:1708:ARG:NH1	1:C:1837:GLN:CA	1.96	0.86
1:C:4697:VAL:H	1:C:4699:GLY:N	1.73	0.86
1:D:1237:TRP:HA	1:D:1611:HIS:HA	1.56	0.86
1:A:1828:ASP:CB	1:A:1829:PRO:HA	2.06	0.86
1:A:3708:THR:O	1:A:3710:LEU:HA	1.74	0.86
1:A:4180:ARG:H	1:A:4181:ILE:CD1	1.89	0.86
1:B:1828:ASP:CB	1:B:1829:PRO:HA	2.06	0.86
1:B:3708:THR:O	1:B:3710:LEU:HA	1.74	0.86
1:B:4141:PHE:HA	1:B:4174:PHE:HD2	1.41	0.86
1:C:1085:SER:CA	1:C:1155:LEU:CB	2.54	0.86
1:C:1828:ASP:CB	1:C:1829:PRO:HA	2.06	0.86
1:C:4235:VAL:HG11	1:C:5019:TRP:HH2	1.00	0.86
1:C:4915:VAL:O	1:C:4919:THR:HG22	1.76	0.86
1:D:500:ALA:CB	1:D:515:TRP:CH2	2.58	0.86
1:D:838:HIS:C	1:D:1200:GLY:O	2.14	0.86
1:D:4915:VAL:O	1:D:4919:THR:HG22	1.76	0.86
1:A:119:SER:O	1:A:136:GLY:O	1.93	0.85
1:A:1237:TRP:HA	1:A:1611:HIS:CA	2.05	0.85
1:A:1721:GLU:O	1:A:1724:CYS:N	2.09	0.85
1:A:4834:GLY:HA2	1:A:4837:LEU:HB3	1.57	0.85
1:A:4937:ILE:HD11	1:D:4934:GLY:HA3	1.32	0.85
1:B:1096:THR:CB	1:B:1198:GLN:CB	2.54	0.85
1:B:4180:ARG:H	1:B:4181:ILE:CD1	1.89	0.85
1:B:4243:PHE:HD2	1:B:4671:PHE:CZ	1.67	0.85
1:B:4836:GLN:O	1:B:4840:THR:HG23	1.76	0.85
1:B:4891:VAL:O	1:B:4893:ALA:HA	1.76	0.85
1:B:4915:VAL:O	1:B:4919:THR:HG22	1.76	0.85
1:B:5021:PHE:CE1	1:B:5022:PHE:HD1	1.94	0.85

Continued on next page...

Continued from previous page...

Atom-1	Atom-2	Interatomic distance (Å)	Clash overlap (Å)
1:C:1237:TRP:HA	1:C:1611:HIS:CA	2.05	0.85
1:C:1285:GLU:HA	1:C:1286:MET:CB	2.06	0.85
1:D:4180:ARG:H	1:D:4181:ILE:CD1	1.89	0.85
1:A:720:HIS:C	1:A:728:ARG:O	2.15	0.85
1:A:2130:GLY:O	1:A:2132:GLY:N	2.09	0.85
1:A:3987:ASP:H	1:A:3990:VAL:H	0.89	0.85
1:A:4663:CYS:O	1:A:4666:VAL:HG12	1.76	0.85
1:A:4891:VAL:O	1:A:4893:ALA:HA	1.76	0.85
1:B:112:ALA:HA	1:B:115:ARG:H	1.40	0.85
1:B:1085:SER:CA	1:B:1155:LEU:CB	2.54	0.85
1:B:1217:CYS:O	1:B:1221:GLU:N	2.09	0.85
1:B:1237:TRP:HA	1:B:1611:HIS:CB	2.05	0.85
1:B:2274:ASP:O	1:B:2277:ALA:HB3	1.76	0.85
1:B:4141:PHE:O	1:B:4145:VAL:HG23	1.75	0.85
1:C:4090:LYS:N	1:C:4121:GLU:CB	2.38	0.85
1:C:4836:GLN:O	1:C:4840:THR:HG23	1.76	0.85
1:C:4942:GLU:CB	1:D:4944:ARG:HH22	1.89	0.85
1:D:4663:CYS:O	1:D:4666:VAL:HG12	1.76	0.85
1:D:4891:VAL:O	1:D:4893:ALA:HA	1.76	0.85
1:A:112:ALA:HA	1:A:115:ARG:H	1.40	0.85
1:A:4222:VAL:CB	1:A:4950:VAL:HG22	2.04	0.85
1:A:4687:TYR:CA	1:A:4691:GLN:HA	2.06	0.85
1:A:4795:TYR:CZ	1:A:4813:LEU:HA	2.11	0.85
1:B:117:TYR:CD2	1:B:141:ALA:CB	2.53	0.85
1:B:1086:GLY:O	1:B:1155:LEU:N	2.08	0.85
1:B:1237:TRP:HA	1:B:1611:HIS:CA	2.05	0.85
1:C:1237:TRP:HA	1:C:1611:HIS:CB	2.05	0.85
1:C:1525:GLY:O	1:C:1541:GLN:CB	2.25	0.85
1:C:3070:ILE:O	1:C:3073:ARG:N	2.09	0.85
1:D:1525:GLY:O	1:D:1541:GLN:CB	2.25	0.85
1:D:2130:GLY:O	1:D:2132:GLY:N	2.09	0.85
1:A:1525:GLY:O	1:A:1541:GLN:CB	2.25	0.85
1:A:3070:ILE:O	1:A:3073:ARG:N	2.09	0.85
1:A:4105:GLY:O	1:A:4108:ILE:HG13	1.75	0.85
1:B:1285:GLU:HA	1:B:1286:MET:CB	2.06	0.85
1:B:2883:HIS:O	1:B:2887:GLY:N	2.09	0.85
1:B:4851:TYR:O	1:B:4854:VAL:HG23	1.77	0.85
1:C:1721:GLU:O	1:C:1724:CYS:N	2.08	0.85
1:C:4125:PHE:O	1:C:4128:PHE:N	2.10	0.85
1:C:4180:ARG:H	1:C:4181:ILE:CD1	1.89	0.85
1:C:4217:PHE:O	1:C:4221:VAL:HG23	1.74	0.85

Continued on next page...

Continued from previous page...

Atom-1	Atom-2	Interatomic distance (Å)	Clash overlap (Å)
1:D:1237:TRP:HA	1:D:1611:HIS:CA	2.05	0.85
1:D:3070:ILE:O	1:D:3073:ARG:N	2.09	0.85
1:D:4125:PHE:O	1:D:4128:PHE:N	2.10	0.85
1:D:4141:PHE:O	1:D:4145:VAL:HG23	1.75	0.85
1:A:4720:VAL:O	1:A:4724:VAL:HG23	1.75	0.85
1:B:1237:TRP:HA	1:B:1611:HIS:HA	1.56	0.85
1:C:638:ILE:O	1:C:1636:MET:N	2.09	0.85
1:C:2274:ASP:O	1:C:2277:ALA:HB3	1.76	0.85
1:C:4141:PHE:O	1:C:4145:VAL:HG23	1.75	0.85
1:D:638:ILE:O	1:D:1636:MET:N	2.09	0.85
1:D:4795:TYR:CZ	1:D:4813:LEU:HA	2.11	0.85
1:A:4243:PHE:HD2	1:A:4671:PHE:CZ	1.67	0.85
1:B:509:GLU:O	1:B:512:ALA:N	2.08	0.85
1:B:2130:GLY:O	1:B:2132:GLY:N	2.09	0.85
1:B:4998:LYS:O	1:B:5002:GLU:CB	2.25	0.85
1:C:1124:PHE:HB2	1:C:1131:ARG:N	1.90	0.85
1:D:38:ALA:O	1:D:47:CYS:CB	2.25	0.85
1:D:720:HIS:C	1:D:728:ARG:O	2.15	0.85
1:D:1124:PHE:HB2	1:D:1131:ARG:N	1.90	0.85
1:D:1124:PHE:CB	1:D:1130:GLN:C	2.43	0.85
1:D:1285:GLU:HA	1:D:1286:MET:CB	2.06	0.85
1:D:4885:PHE:CZ	1:D:4889:VAL:HG11	2.12	0.85
1:A:638:ILE:O	1:A:1636:MET:N	2.09	0.85
1:A:2274:ASP:O	1:A:2277:ALA:HB3	1.76	0.85
1:A:4125:PHE:O	1:A:4128:PHE:N	2.10	0.85
1:A:4697:VAL:H	1:A:4699:GLY:N	1.73	0.85
1:A:4836:GLN:O	1:A:4840:THR:HG23	1.76	0.85
1:A:4915:VAL:O	1:A:4919:THR:HG22	1.76	0.85
1:B:1525:GLY:O	1:B:1541:GLN:CB	2.25	0.85
1:C:2883:HIS:O	1:C:2887:GLY:N	2.09	0.85
1:D:1217:CYS:O	1:D:1221:GLU:N	2.09	0.85
1:D:2883:HIS:O	1:D:2887:GLY:N	2.09	0.85
1:D:4697:VAL:HG23	1:D:4698:LYS:CB	2.06	0.85
1:D:5031:GLN:HG3	1:D:5032:TYR:CD1	2.12	0.85
1:A:77:ALA:CA	1:B:3935:TRP:HE1	1.89	0.85
1:A:1096:THR:CB	1:A:1198:GLN:CB	2.54	0.85
1:A:4851:TYR:O	1:A:4854:VAL:HG23	1.77	0.85
1:A:5031:GLN:HG3	1:A:5032:TYR:CD1	2.12	0.85
1:C:5031:GLN:HG3	1:C:5032:TYR:CD1	2.12	0.85
1:D:1096:THR:N	1:D:1199:VAL:O	2.10	0.85
1:D:1721:GLU:O	1:D:1724:CYS:N	2.09	0.85

Continued on next page...

Continued from previous page...

Atom-1	Atom-2	Interatomic distance (Å)	Clash overlap (Å)
1:A:1237:TRP:HA	1:A:1611:HIS:CB	2.05	0.85
1:A:1237:TRP:HA	1:A:1611:HIS:HA	1.56	0.85
1:A:4229:GLU:O	1:A:4233:LEU:HG	1.77	0.85
1:A:4555:LEU:O	1:A:4559:PHE:N	2.08	0.85
1:B:720:HIS:C	1:B:728:ARG:O	2.15	0.85
1:C:1246:GLU:O	1:C:1601:MET:O	1.93	0.85
1:C:4243:PHE:HD2	1:C:4671:PHE:CZ	1.67	0.85
1:C:4795:TYR:CZ	1:C:4813:LEU:HA	2.11	0.85
1:D:112:ALA:HA	1:D:115:ARG:H	1.40	0.85
1:D:4954:MET:HE3	1:D:4955:GLU:N	1.92	0.85
1:B:838:HIS:C	1:B:1200:GLY:O	2.14	0.85
1:B:1096:THR:N	1:B:1199:VAL:O	2.10	0.85
1:B:1229:ASN:HA	1:B:1826:ALA:C	1.97	0.85
1:C:720:HIS:C	1:C:728:ARG:O	2.15	0.85
1:C:1229:ASN:HA	1:C:1826:ALA:C	1.97	0.85
1:C:2130:GLY:O	1:C:2132:GLY:N	2.09	0.85
1:C:4998:LYS:O	1:C:5002:GLU:CB	2.25	0.85
1:D:701:GLY:N	1:D:1645:ASN:O	2.08	0.85
1:D:784:SER:O	1:D:785:ALA:CB	2.25	0.85
1:D:2191:PHE:HD1	1:D:2192:TYR:CD1	1.95	0.85
1:D:2274:ASP:O	1:D:2277:ALA:HB3	1.76	0.85
1:A:1085:SER:CA	1:A:1155:LEU:CB	2.54	0.84
1:A:1217:CYS:O	1:A:1221:GLU:N	2.09	0.84
1:A:4998:LYS:O	1:A:5002:GLU:CB	2.25	0.84
1:B:2191:PHE:HD1	1:B:2192:TYR:CD1	1.95	0.84
1:B:4720:VAL:O	1:B:4724:VAL:HG23	1.76	0.84
1:C:3987:ASP:N	1:C:3990:VAL:H	1.74	0.84
1:C:4195:PHE:HE2	1:C:4991:PHE:CA	1.88	0.84
1:D:3987:ASP:N	1:D:3990:VAL:H	1.74	0.84
1:D:4996:ILE:HG22	1:D:4997:ASN:OD1	1.77	0.84
1:D:4998:LYS:O	1:D:5002:GLU:CB	2.25	0.84
1:A:1096:THR:N	1:A:1199:VAL:O	2.10	0.84
1:B:4125:PHE:O	1:B:4128:PHE:N	2.10	0.84
1:B:4687:TYR:CA	1:B:4691:GLN:HA	2.05	0.84
1:C:1243:PRO:CB	1:C:1605:TRP:O	2.25	0.84
1:C:4141:PHE:HA	1:C:4174:PHE:HD2	1.41	0.84
1:C:4885:PHE:CZ	1:C:4889:VAL:HG11	2.12	0.84
1:D:3823:LYS:O	1:D:3825:GLU:N	2.11	0.84
1:A:1285:GLU:HA	1:A:1286:MET:CB	2.06	0.84
1:A:4885:PHE:CZ	1:A:4889:VAL:HG11	2.12	0.84
1:B:4795:TYR:CZ	1:B:4813:LEU:HA	2.11	0.84

Continued on next page...

Continued from previous page...

Atom-1	Atom-2	Interatomic distance (Å)	Clash overlap (Å)
1:B:5003:HIS:O	1:B:5008:SER:N	2.10	0.84
1:C:38:ALA:O	1:C:47:CYS:CB	2.25	0.84
1:C:1708:ARG:HH11	1:C:1837:GLN:HA	1.41	0.84
1:C:4996:ILE:HG22	1:C:4997:ASN:OD1	1.77	0.84
1:D:4677:LEU:HD23	1:D:4711:PHE:HZ	0.73	0.84
1:D:4851:TYR:O	1:D:4854:VAL:HG23	1.77	0.84
1:A:2191:PHE:HD1	1:A:2192:TYR:CD1	1.95	0.84
1:C:1096:THR:N	1:C:1199:VAL:O	2.10	0.84
1:C:3987:ASP:H	1:C:3990:VAL:N	1.75	0.84
1:C:4891:VAL:O	1:C:4893:ALA:HA	1.76	0.84
1:C:5021:PHE:CE1	1:C:5022:PHE:CD1	2.66	0.84
1:D:5021:PHE:CE1	1:D:5022:PHE:CD1	2.66	0.84
1:A:38:ALA:O	1:A:47:CYS:CB	2.25	0.84
1:A:4918:ILE:HG13	1:B:4891:VAL:HG21	0.87	0.84
1:B:1246:GLU:O	1:B:1601:MET:O	1.93	0.84
1:B:3987:ASP:N	1:B:3990:VAL:H	1.74	0.84
1:B:4229:GLU:O	1:B:4233:LEU:HG	1.77	0.84
1:B:4663:CYS:O	1:B:4666:VAL:HG12	1.76	0.84
1:B:4885:PHE:CZ	1:B:4889:VAL:HG11	2.12	0.84
1:C:701:GLY:N	1:C:1645:ASN:O	2.08	0.84
1:C:4697:VAL:HG23	1:C:4698:LYS:CB	2.06	0.84
1:C:4851:TYR:O	1:C:4854:VAL:HG23	1.77	0.84
1:D:1828:ASP:CB	1:D:1829:PRO:HA	2.06	0.84
1:A:2883:HIS:O	1:A:2887:GLY:N	2.09	0.84
1:A:3935:TRP:HE1	1:D:77:ALA:CA	1.89	0.84
1:A:4235:VAL:CB	1:A:5019:TRP:CZ3	2.61	0.84
1:A:4696:ASP:CB	1:A:4697:VAL:HG21	2.06	0.84
1:B:38:ALA:O	1:B:47:CYS:CB	2.25	0.84
1:B:1243:PRO:CB	1:B:1605:TRP:O	2.25	0.84
1:B:4697:VAL:H	1:B:4699:GLY:N	1.73	0.84
1:C:2452:ARG:O	1:C:2455:ALA:HB3	1.78	0.84
1:D:4687:TYR:CA	1:D:4691:GLN:HA	2.05	0.84
1:A:3987:ASP:H	1:A:3990:VAL:N	1.75	0.84
1:A:4180:ARG:H	1:A:4181:ILE:HD13	1.43	0.84
1:A:4182:GLU:CD	1:A:4988:TYR:HB2	1.97	0.84
1:B:638:ILE:O	1:B:1636:MET:N	2.09	0.84
1:B:4701:TRP:HH2	1:B:4781:GLY:HA2	1.42	0.84
1:B:5021:PHE:CE1	1:B:5022:PHE:CD1	2.65	0.84
1:C:112:ALA:HA	1:C:115:ARG:H	1.40	0.84
1:C:4687:TYR:CA	1:C:4691:GLN:HA	2.06	0.84
1:D:685:GLY:HA3	1:D:713:SER:CA	2.07	0.84

Continued on next page...

Continued from previous page...

Atom-1	Atom-2	Interatomic distance (Å)	Clash overlap (Å)
1:D:1163:THR:HA	1:D:1168:VAL:HA	1.59	0.84
1:D:4125:PHE:CD1	1:D:4126:GLU:N	2.46	0.84
1:D:4235:VAL:CB	1:D:5019:TRP:CZ3	2.61	0.84
1:D:4836:GLN:O	1:D:4840:THR:HG23	1.76	0.84
1:A:1163:THR:HA	1:A:1168:VAL:HA	1.59	0.84
1:A:1243:PRO:CB	1:A:1605:TRP:O	2.25	0.84
1:A:5021:PHE:CE1	1:A:5022:PHE:CD1	2.65	0.84
1:B:3823:LYS:O	1:B:3825:GLU:N	2.11	0.84
1:C:4125:PHE:CD1	1:C:4126:GLU:N	2.46	0.84
1:C:4696:ASP:CB	1:C:4697:VAL:HG21	2.06	0.84
1:D:4180:ARG:H	1:D:4181:ILE:HD13	1.43	0.84
1:D:4222:VAL:CB	1:D:4950:VAL:HG22	2.07	0.84
1:A:784:SER:O	1:A:785:ALA:CB	2.25	0.84
1:C:3823:LYS:O	1:C:3825:GLU:N	2.11	0.84
1:D:5003:HIS:O	1:D:5008:SER:N	2.10	0.84
1:B:4125:PHE:CD1	1:B:4126:GLU:N	2.45	0.84
1:B:4966:ASP:O	1:B:4967:TYR:C	2.16	0.84
1:C:77:ALA:CA	1:D:3935:TRP:HE1	1.88	0.84
1:C:1124:PHE:CB	1:C:1130:GLN:C	2.43	0.84
1:C:2191:PHE:HD1	1:C:2192:TYR:CD1	1.95	0.84
1:D:1243:PRO:CB	1:D:1605:TRP:O	2.25	0.84
1:D:4195:PHE:CE2	1:D:4991:PHE:CG	2.57	0.84
1:A:1461:ASP:HA	1:A:1462:MET:CB	2.08	0.83
1:B:4996:ILE:HG22	1:B:4997:ASN:OD1	1.77	0.83
1:C:4207:MET:CB	1:C:4208:PRO:HD2	2.08	0.83
1:D:1229:ASN:HA	1:D:1826:ALA:C	1.97	0.83
1:D:4687:TYR:CA	1:D:4691:GLN:CA	2.52	0.83
1:B:3934:TYR:CZ	1:B:3998:HIS:HB3	2.13	0.83
1:B:4207:MET:CB	1:B:4208:PRO:HD2	2.08	0.83
1:B:5031:GLN:HG3	1:B:5032:TYR:CD1	2.12	0.83
1:C:4656:LEU:HD22	1:C:4656:LEU:O	1.78	0.83
1:D:4141:PHE:HA	1:D:4174:PHE:HD2	1.41	0.83
1:D:4229:GLU:O	1:D:4233:LEU:HG	1.77	0.83
1:A:4125:PHE:CD1	1:A:4126:GLU:N	2.46	0.83
1:A:4195:PHE:CE2	1:A:4991:PHE:HD2	1.94	0.83
1:C:1126:GLY:C	1:C:1143:TRP:CB	2.47	0.83
1:D:4656:LEU:O	1:D:4656:LEU:HD22	1.78	0.83
1:B:2452:ARG:O	1:B:2455:ALA:HB3	1.78	0.83
1:C:3902:TYR:CE1	1:C:3906:GLN:CB	2.62	0.83
1:A:682:LEU:HA	1:A:782:SER:O	1.79	0.83
1:A:3823:LYS:O	1:A:3825:GLU:N	2.11	0.83

Continued on next page...

Continued from previous page...

Atom-1	Atom-2	Interatomic distance (Å)	Clash overlap (Å)
1:B:682:LEU:HA	1:B:782:SER:O	1.79	0.83
1:B:3987:ASP:H	1:B:3990:VAL:N	1.75	0.83
1:C:4834:GLY:HA2	1:C:4837:LEU:HB3	1.57	0.83
1:D:422:SER:N	1:D:423:GLY:HA2	1.94	0.83
1:D:4207:MET:CB	1:D:4208:PRO:HD2	2.08	0.83
1:D:4701:TRP:HH2	1:D:4781:GLY:HA2	1.42	0.83
1:D:4966:ASP:O	1:D:4967:TYR:C	2.16	0.83
1:A:17:ASP:N	1:A:69:LEU:O	2.12	0.83
1:A:720:HIS:O	1:A:728:ARG:O	1.96	0.83
1:B:242:ARG:O	1:B:301:VAL:N	2.12	0.83
1:C:292:ALA:C	1:C:311:ALA:HB3	1.99	0.83
1:C:4677:LEU:HD23	1:C:4711:PHE:HZ	0.73	0.83
1:D:17:ASP:N	1:D:69:LEU:O	2.12	0.83
1:D:2452:ARG:O	1:D:2455:ALA:HB3	1.78	0.83
1:A:242:ARG:O	1:A:301:VAL:N	2.12	0.83
1:A:3934:TYR:CZ	1:A:3998:HIS:HB3	2.13	0.83
1:A:4195:PHE:HZ	1:A:4991:PHE:HB2	1.36	0.83
1:B:77:ALA:CA	1:C:3935:TRP:HE1	1.88	0.83
1:B:4738:ALA:O	1:B:4742:GLY:HA3	1.78	0.83
1:B:4928:LEU:HA	1:B:4931:ILE:HD11	1.61	0.83
1:B:4942:GLU:CB	1:C:4944:ARG:NH2	2.42	0.83
1:C:27:THR:CB	1:C:32:GLN:HA	2.09	0.83
1:C:271:GLY:O	1:C:272:SER:CB	2.27	0.83
1:C:682:LEU:HA	1:C:782:SER:O	1.79	0.83
1:C:4229:GLU:O	1:C:4233:LEU:HG	1.77	0.83
1:D:4181:ILE:HD11	1:D:4194:TYR:HA	1.60	0.83
1:D:4214:LYS:O	1:D:4218:ILE:HG12	1.79	0.83
1:A:1239:SER:O	1:A:1608:MET:CA	2.27	0.83
1:A:4207:MET:CB	1:A:4208:PRO:HD2	2.08	0.83
1:C:4214:LYS:O	1:C:4218:ILE:HG12	1.79	0.83
1:D:1126:GLY:C	1:D:1143:TRP:CB	2.47	0.83
1:D:4928:LEU:HA	1:D:4931:ILE:HD11	1.61	0.83
1:A:27:THR:CB	1:A:32:GLN:HA	2.09	0.83
1:A:1126:GLY:C	1:A:1143:TRP:CB	2.47	0.83
1:A:3902:TYR:CE1	1:A:3906:GLN:CB	2.62	0.83
1:A:5003:HIS:O	1:A:5008:SER:N	2.10	0.83
1:C:242:ARG:O	1:C:301:VAL:N	2.12	0.83
1:C:2044:ILE:CB	1:C:2053:PRO:HA	2.09	0.83
1:C:4663:CYS:O	1:C:4666:VAL:HG12	1.76	0.83
1:D:1461:ASP:HA	1:D:1462:MET:CB	2.08	0.83
1:D:4738:ALA:O	1:D:4742:GLY:HA3	1.78	0.83

Continued on next page...

Continued from previous page...

Atom-1	Atom-2	Interatomic distance (Å)	Clash overlap (Å)
1:A:1229:ASN:HA	1:A:1826:ALA:C	1.97	0.83
1:A:4141:PHE:HA	1:A:4174:PHE:HD2	1.41	0.83
1:B:3823:LYS:C	1:B:3825:GLU:H	1.81	0.83
1:A:1086:GLY:O	1:A:1155:LEU:N	2.08	0.82
1:A:4183:ILE:CG2	1:A:4190:ILE:HG12	2.09	0.82
1:B:685:GLY:HA3	1:B:713:SER:CA	2.07	0.82
1:B:4214:LYS:O	1:B:4218:ILE:HG12	1.79	0.82
1:C:2536:LEU:O	1:C:2541:PHE:N	2.12	0.82
1:D:1708:ARG:HH11	1:D:1837:GLN:HA	1.41	0.82
1:A:1708:ARG:HH11	1:A:1837:GLN:HA	1.41	0.82
1:A:2452:ARG:O	1:A:2455:ALA:HB3	1.78	0.82
1:A:3962:PHE:HE2	1:A:4023:MET:HA	0.67	0.82
1:A:3987:ASP:N	1:A:3990:VAL:H	1.74	0.82
1:B:27:THR:CB	1:B:32:GLN:HA	2.09	0.82
1:C:4235:VAL:CB	1:C:5019:TRP:CZ3	2.61	0.82
1:C:4928:LEU:HA	1:C:4931:ILE:HD11	1.61	0.82
1:A:4575:PHE:CE1	1:A:4576:ILE:HD11	1.91	0.82
1:B:2044:ILE:CB	1:B:2053:PRO:HA	2.09	0.82
1:B:4181:ILE:HD11	1:B:4194:TYR:HA	1.60	0.82
1:C:1461:ASP:HA	1:C:1462:MET:CB	2.08	0.82
1:D:292:ALA:C	1:D:311:ALA:HB3	1.99	0.82
1:D:1239:SER:O	1:D:1608:MET:CA	2.27	0.82
1:D:3902:TYR:CE1	1:D:3906:GLN:CB	2.62	0.82
1:D:3934:TYR:CZ	1:D:3998:HIS:HB3	2.13	0.82
1:A:4214:LYS:O	1:A:4218:ILE:HG12	1.79	0.82
1:B:1126:GLY:C	1:B:1143:TRP:CB	2.47	0.82
1:B:1150:GLY:N	1:B:1163:THR:O	2.12	0.82
1:B:1461:ASP:HA	1:B:1462:MET:CB	2.08	0.82
1:B:4183:ILE:CG2	1:B:4190:ILE:HG12	2.09	0.82
1:B:4235:VAL:HG11	1:B:5019:TRP:HH2	1.00	0.82
1:C:1239:SER:O	1:C:1608:MET:CA	2.27	0.82
1:D:242:ARG:O	1:D:301:VAL:N	2.12	0.82
1:D:720:HIS:O	1:D:728:ARG:O	1.96	0.82
1:D:2536:LEU:O	1:D:2541:PHE:N	2.12	0.82
1:D:3962:PHE:HE2	1:D:4023:MET:HA	0.67	0.82
1:A:2044:ILE:CB	1:A:2053:PRO:HA	2.09	0.82
1:A:4738:ALA:O	1:A:4742:GLY:HA3	1.78	0.82
1:B:1272:LEU:N	1:B:1273:ALA:HB3	1.95	0.82
1:B:2536:LEU:O	1:B:2541:PHE:N	2.12	0.82
1:B:4195:PHE:HE2	1:B:4991:PHE:CA	1.88	0.82
1:C:720:HIS:O	1:C:728:ARG:O	1.96	0.82

Continued on next page...

Continued from previous page...

Atom-1	Atom-2	Interatomic distance (Å)	Clash overlap (Å)
1:D:4104:THR:O	1:D:4108:ILE:CG2	2.27	0.82
1:D:4150:LEU:HD12	1:D:4150:LEU:O	1.79	0.82
1:A:4132:PHE:O	1:A:4135:PRO:HD2	1.80	0.82
1:B:422:SER:N	1:B:423:GLY:HA2	1.94	0.82
1:B:720:HIS:O	1:B:728:ARG:O	1.96	0.82
1:B:1163:THR:HA	1:B:1168:VAL:HA	1.59	0.82
1:B:3902:TYR:CE1	1:B:3906:GLN:CB	2.62	0.82
1:B:4656:LEU:O	1:B:4656:LEU:HD22	1.78	0.82
1:C:3934:TYR:CZ	1:C:3998:HIS:HB3	2.13	0.82
1:D:27:THR:CB	1:D:32:GLN:HA	2.09	0.82
1:D:2044:ILE:CB	1:D:2053:PRO:HA	2.09	0.82
1:A:422:SER:N	1:A:423:GLY:HA2	1.94	0.82
1:A:422:SER:H	1:A:423:GLY:HA2	1.44	0.82
1:A:685:GLY:HA3	1:A:713:SER:CA	2.07	0.82
1:A:4125:PHE:HD1	1:A:4126:GLU:N	1.78	0.82
1:A:4966:ASP:O	1:A:4967:TYR:C	2.16	0.82
1:B:1126:GLY:O	1:B:1143:TRP:N	2.12	0.82
1:B:4125:PHE:HD1	1:B:4126:GLU:N	1.78	0.82
1:C:1163:THR:HA	1:C:1168:VAL:HA	1.59	0.82
1:D:1150:GLY:N	1:D:1163:THR:O	2.12	0.82
1:D:3987:ASP:H	1:D:3990:VAL:N	1.75	0.82
1:D:4968:PHE:HB3	1:D:4975:PHE:CA	2.10	0.82
1:A:1126:GLY:O	1:A:1143:TRP:N	2.12	0.82
1:A:2278:ALA:O	1:A:2280:VAL:N	2.13	0.82
1:B:3962:PHE:HE2	1:B:4023:MET:HA	0.67	0.82
1:C:685:GLY:HA3	1:C:713:SER:CA	2.07	0.82
1:C:4150:LEU:O	1:C:4150:LEU:HD12	1.79	0.82
1:C:4575:PHE:CD1	1:C:4576:ILE:CD1	2.58	0.82
1:C:4966:ASP:O	1:C:4967:TYR:C	2.16	0.82
1:D:4784:PHE:O	1:D:4789:PHE:HE2	1.63	0.82
1:A:1272:LEU:N	1:A:1273:ALA:HB3	1.95	0.82
1:A:2536:LEU:O	1:A:2541:PHE:N	2.12	0.82
1:A:4944:ARG:NH2	1:D:4942:GLU:CB	2.42	0.82
1:B:378:LEU:CB	1:B:379:HIS:HA	2.10	0.82
1:B:4729:GLY:HA2	1:B:4732:PHE:CB	2.10	0.82
1:C:237:ASP:O	1:C:239:ASP:N	2.13	0.82
1:C:378:LEU:CB	1:C:379:HIS:HA	2.10	0.82
1:C:4738:ALA:O	1:C:4742:GLY:HA3	1.78	0.82
1:C:5003:HIS:O	1:C:5008:SER:N	2.10	0.82
1:D:378:LEU:CB	1:D:379:HIS:HA	2.10	0.82
1:A:271:GLY:O	1:A:272:SER:CB	2.27	0.82

Continued on next page...

Continued from previous page...

Atom-1	Atom-2	Interatomic distance (Å)	Clash overlap (Å)
1:A:4181:ILE:HD11	1:A:4194:TYR:HA	1.60	0.82
1:A:4976:GLU:O	1:A:4979:THR:OG1	1.98	0.82
1:B:1239:SER:O	1:B:1608:MET:CA	2.27	0.82
1:B:4235:VAL:CB	1:B:5019:TRP:CZ3	2.61	0.82
1:C:77:ALA:HB2	1:D:3935:TRP:NE1	1.95	0.82
1:C:4668:LEU:HD12	1:C:4668:LEU:O	1.80	0.82
1:D:271:GLY:O	1:D:272:SER:CB	2.27	0.82
1:D:1086:GLY:O	1:D:1155:LEU:N	2.08	0.82
1:D:1126:GLY:O	1:D:1143:TRP:N	2.12	0.82
1:D:4125:PHE:HD1	1:D:4126:GLU:N	1.78	0.82
1:A:237:ASP:O	1:A:239:ASP:N	2.13	0.81
1:A:378:LEU:CB	1:A:379:HIS:HA	2.10	0.81
1:C:1150:GLY:N	1:C:1163:THR:O	2.12	0.81
1:C:3962:PHE:HE2	1:C:4023:MET:HA	0.67	0.81
1:D:3061:ALA:O	1:D:3064:VAL:N	2.13	0.81
1:D:4183:ILE:CG2	1:D:4190:ILE:HG12	2.09	0.81
1:A:4784:PHE:O	1:A:4789:PHE:HE2	1.63	0.81
1:B:17:ASP:N	1:B:69:LEU:O	2.12	0.81
1:B:237:ASP:O	1:B:239:ASP:N	2.13	0.81
1:B:2278:ALA:O	1:B:2280:VAL:N	2.13	0.81
1:C:1126:GLY:O	1:C:1143:TRP:N	2.12	0.81
1:C:1290:ARG:H	1:C:1551:ALA:HB1	1.43	0.81
1:C:3823:LYS:C	1:C:3825:GLU:H	1.81	0.81
1:D:237:ASP:O	1:D:239:ASP:N	2.13	0.81
1:D:4132:PHE:O	1:D:4135:PRO:HD2	1.80	0.81
1:A:1290:ARG:H	1:A:1551:ALA:HB1	1.43	0.81
1:A:4656:LEU:O	1:A:4656:LEU:HD22	1.78	0.81
1:A:4729:GLY:HA2	1:A:4732:PHE:CB	2.10	0.81
1:A:4928:LEU:HA	1:A:4931:ILE:HD11	1.61	0.81
1:B:422:SER:H	1:B:423:GLY:HA2	1.44	0.81
1:B:460:GLN:C	1:B:462:GLU:N	2.34	0.81
1:B:784:SER:O	1:B:785:ALA:CB	2.25	0.81
1:B:1124:PHE:CB	1:B:1130:GLN:C	2.43	0.81
1:B:1290:ARG:H	1:B:1551:ALA:HB1	1.43	0.81
1:B:3061:ALA:O	1:B:3064:VAL:N	2.13	0.81
1:B:4180:ARG:H	1:B:4181:ILE:HD13	1.43	0.81
1:C:17:ASP:N	1:C:69:LEU:O	2.12	0.81
1:C:1272:LEU:N	1:C:1273:ALA:HB3	1.95	0.81
1:C:4104:THR:O	1:C:4108:ILE:CG2	2.27	0.81
1:C:4968:PHE:CD2	1:C:4978:HIS:CB	2.62	0.81
1:D:682:LEU:HA	1:D:782:SER:O	1.79	0.81

Continued on next page...

Continued from previous page...

Atom-1	Atom-2	Interatomic distance (Å)	Clash overlap (Å)
1:D:1095:VAL:N	1:D:1200:GLY:HA2	1.96	0.81
1:D:4575:PHE:CD1	1:D:4576:ILE:CD1	2.58	0.81
1:D:4968:PHE:CD2	1:D:4978:HIS:CB	2.62	0.81
1:D:4976:GLU:O	1:D:4979:THR:OG1	1.98	0.81
1:A:1095:VAL:N	1:A:1200:GLY:HA2	1.96	0.81
1:A:4668:LEU:O	1:A:4668:LEU:HD12	1.80	0.81
1:A:4930:ALA:CB	1:B:4936:ILE:CD1	2.59	0.81
1:B:788:LYS:HA	1:B:1629:GLN:CA	2.08	0.81
1:B:2884:ASN:O	1:B:2888:ARG:N	2.14	0.81
1:C:4141:PHE:CZ	1:C:4196:GLU:CA	2.64	0.81
1:C:4141:PHE:CE1	1:C:4196:GLU:CB	2.64	0.81
1:D:3823:LYS:C	1:D:3825:GLU:H	1.81	0.81
1:A:4968:PHE:CD2	1:A:4978:HIS:CB	2.62	0.81
1:B:292:ALA:C	1:B:311:ALA:HB3	1.99	0.81
1:C:460:GLN:C	1:C:462:GLU:N	2.34	0.81
1:C:784:SER:O	1:C:785:ALA:CB	2.25	0.81
1:C:1095:VAL:N	1:C:1200:GLY:HA2	1.96	0.81
1:C:4125:PHE:HD1	1:C:4126:GLU:N	1.78	0.81
1:C:4729:GLY:HA2	1:C:4732:PHE:CB	2.10	0.81
1:C:4857:ASN:O	1:C:4858:PHE:CD1	2.34	0.81
1:D:4668:LEU:O	1:D:4668:LEU:HD12	1.80	0.81
1:A:181:HIS:CB	1:A:182:LEU:HA	2.11	0.81
1:A:292:ALA:C	1:A:311:ALA:HB3	1.99	0.81
1:A:4150:LEU:HD12	1:A:4150:LEU:O	1.79	0.81
1:A:4803:HIS:O	1:A:4805:ASN:N	2.14	0.81
1:B:1095:VAL:N	1:B:1200:GLY:HA2	1.96	0.81
1:B:4668:LEU:HD12	1:B:4668:LEU:O	1.80	0.81
1:C:1203:ASN:CA	1:C:1204:LEU:CB	2.58	0.81
1:C:4180:ARG:H	1:C:4181:ILE:HD13	1.43	0.81
1:C:4183:ILE:CG2	1:C:4190:ILE:HG12	2.09	0.81
1:D:359:TYR:CB	1:D:376:ALA:HB2	2.11	0.81
1:D:505:GLU:CB	1:D:509:GLU:HA	2.10	0.81
1:D:1203:ASN:CA	1:D:1204:LEU:CB	2.58	0.81
1:A:4982:GLU:CB	1:A:4983:HIS:HB2	2.11	0.81
1:B:1081:TYR:O	1:B:1082:THR:O	1.99	0.81
1:B:4696:ASP:CB	1:B:4697:VAL:HG21	2.06	0.81
1:C:2278:ALA:O	1:C:2280:VAL:N	2.13	0.81
1:C:4195:PHE:CE2	1:C:4991:PHE:CG	2.57	0.81
1:A:359:TYR:CB	1:A:376:ALA:HB2	2.11	0.81
1:A:788:LYS:HA	1:A:1629:GLN:CA	2.08	0.81
1:A:3061:ALA:O	1:A:3064:VAL:N	2.13	0.81

Continued on next page...

Continued from previous page...

Atom-1	Atom-2	Interatomic distance (Å)	Clash overlap (Å)
1:A:3823:LYS:C	1:A:3825:GLU:H	1.81	0.81
1:B:4982:GLU:CB	1:B:4983:HIS:HB2	2.11	0.81
1:C:3061:ALA:O	1:C:3064:VAL:N	2.13	0.81
1:D:422:SER:H	1:D:423:GLY:HA2	1.44	0.81
1:D:2278:ALA:O	1:D:2280:VAL:N	2.13	0.81
1:D:4982:GLU:CB	1:D:4983:HIS:HB2	2.11	0.81
1:A:1150:GLY:N	1:A:1163:THR:O	2.12	0.81
1:A:1203:ASN:CA	1:A:1204:LEU:CB	2.58	0.81
1:B:77:ALA:HB2	1:C:3935:TRP:NE1	1.95	0.81
1:B:4132:PHE:O	1:B:4135:PRO:HD2	1.80	0.81
1:B:4923:PHE:O	1:B:4927:ILE:HG23	1.81	0.81
1:B:5016:GLU:CB	1:B:5017:ARG:O	2.29	0.81
1:C:4181:ILE:HD11	1:C:4194:TYR:HA	1.60	0.81
1:C:4803:HIS:O	1:C:4805:ASN:N	2.14	0.81
1:C:4976:GLU:O	1:C:4979:THR:OG1	1.98	0.81
1:D:613:ALA:O	1:D:2169:GLN:HA	1.81	0.81
1:D:4642:ALA:HA	1:D:4645:CYS:SG	2.21	0.81
1:D:4729:GLY:HA2	1:D:4732:PHE:CB	2.10	0.81
1:A:3935:TRP:NE1	1:D:77:ALA:HB2	1.95	0.81
1:B:681:HIS:CB	1:B:784:SER:CB	2.59	0.81
1:C:505:GLU:CB	1:C:509:GLU:HA	2.10	0.81
1:C:4929:LEU:O	1:C:4932:ILE:HG22	1.81	0.81
1:D:4141:PHE:CZ	1:D:4196:GLU:CA	2.64	0.81
1:D:4195:PHE:CE2	1:D:4991:PHE:HD2	1.99	0.81
1:D:4833:ASN:HD21	1:D:4939:ALA:HB2	1.46	0.81
1:C:1715:LEU:O	1:C:1719:HIS:N	2.14	0.80
1:C:4687:TYR:CA	1:C:4691:GLN:CA	2.52	0.80
1:B:4642:ALA:HA	1:B:4645:CYS:SG	2.21	0.80
1:C:4982:GLU:CB	1:C:4983:HIS:HB2	2.11	0.80
1:D:681:HIS:CB	1:D:784:SER:CB	2.59	0.80
1:A:4104:THR:CB	1:A:4107:GLU:CB	2.59	0.80
1:A:4701:TRP:HH2	1:A:4781:GLY:HA2	1.42	0.80
1:B:1083:VAL:O	1:B:1187:GLY:HA2	1.81	0.80
1:B:1203:ASN:CA	1:B:1204:LEU:CB	2.58	0.80
1:B:4968:PHE:HB3	1:B:4975:PHE:CA	2.10	0.80
1:C:4575:PHE:CE1	1:C:4576:ILE:HD11	1.91	0.80
1:C:4837:LEU:HD23	1:C:4838:VAL:N	1.97	0.80
1:C:5016:GLU:CB	1:C:5017:ARG:O	2.29	0.80
1:D:3942:VAL:CB	1:D:3943:ILE:HA	2.11	0.80
1:D:4978:HIS:CE1	1:D:4983:HIS:CE1	2.70	0.80
1:D:5016:GLU:CB	1:D:5017:ARG:O	2.29	0.80

Continued on next page...

Continued from previous page...

Atom-1	Atom-2	Interatomic distance (Å)	Clash overlap (Å)
1:B:181:HIS:CB	1:B:182:LEU:HA	2.11	0.80
1:B:1715:LEU:O	1:B:1719:HIS:N	2.14	0.80
1:B:4141:PHE:CZ	1:B:4196:GLU:CA	2.64	0.80
1:B:4784:PHE:O	1:B:4789:PHE:HE2	1.63	0.80
1:B:4968:PHE:CD2	1:B:4978:HIS:CB	2.62	0.80
1:B:4976:GLU:O	1:B:4979:THR:OG1	1.98	0.80
1:C:1083:VAL:O	1:C:1187:GLY:HA2	1.81	0.80
1:C:2884:ASN:O	1:C:2888:ARG:N	2.14	0.80
1:C:3942:VAL:CB	1:C:3943:ILE:HA	2.11	0.80
1:D:4857:ASN:O	1:D:4858:PHE:CD1	2.34	0.80
1:A:20:VAL:H	1:A:67:PHE:CB	1.94	0.80
1:A:4183:ILE:HG22	1:A:4191:GLU:O	1.81	0.80
1:A:4923:PHE:O	1:A:4927:ILE:HG23	1.81	0.80
1:B:505:GLU:CB	1:B:509:GLU:HA	2.10	0.80
1:B:4150:LEU:HD12	1:B:4150:LEU:O	1.79	0.80
1:B:4181:ILE:HG22	1:B:4182:GLU:H	1.47	0.80
1:B:4183:ILE:HG22	1:B:4191:GLU:O	1.81	0.80
1:B:4803:HIS:O	1:B:4805:ASN:N	2.14	0.80
1:B:4857:ASN:O	1:B:4858:PHE:CD1	2.34	0.80
1:C:4104:THR:CB	1:C:4107:GLU:CB	2.59	0.80
1:C:4132:PHE:O	1:C:4135:PRO:HD2	1.80	0.80
1:D:1272:LEU:N	1:D:1273:ALA:HB3	1.95	0.80
1:D:4195:PHE:HE2	1:D:4991:PHE:CA	1.88	0.80
1:D:4837:LEU:HD23	1:D:4838:VAL:N	1.97	0.80
1:D:4929:LEU:O	1:D:4932:ILE:HG22	1.81	0.80
1:A:2884:ASN:O	1:A:2888:ARG:N	2.14	0.80
1:A:4104:THR:O	1:A:4108:ILE:CG2	2.27	0.80
1:A:4141:PHE:CZ	1:A:4196:GLU:CA	2.64	0.80
1:A:4183:ILE:CG2	1:A:4190:ILE:O	2.30	0.80
1:A:4235:VAL:HG11	1:A:5019:TRP:HH2	1.00	0.80
1:B:271:GLY:O	1:B:272:SER:CB	2.27	0.80
1:C:181:HIS:CB	1:C:182:LEU:HA	2.11	0.80
1:C:4784:PHE:O	1:C:4789:PHE:HE2	1.63	0.80
1:D:1246:GLU:O	1:D:1602:PRO:N	2.15	0.80
1:D:3935:TRP:HA	1:D:3935:TRP:CE3	2.17	0.80
1:D:4803:HIS:O	1:D:4805:ASN:N	2.14	0.80
1:D:4923:PHE:O	1:D:4927:ILE:HG23	1.81	0.80
1:A:505:GLU:CB	1:A:509:GLU:HA	2.10	0.80
1:A:4642:ALA:HA	1:A:4645:CYS:SG	2.21	0.80
1:D:1081:TYR:O	1:D:1082:THR:O	1.99	0.80
1:D:1083:VAL:O	1:D:1187:GLY:HA2	1.81	0.80

Continued on next page...

Continued from previous page...

Atom-1	Atom-2	Interatomic distance (Å)	Clash overlap (Å)
1:A:1081:TYR:O	1:A:1082:THR:O	1.99	0.80
1:A:1161:ILE:CA	1:A:1178:ALA:CB	2.57	0.80
1:A:2172:PRO:O	1:A:2173:GLN:CB	2.29	0.80
1:A:4857:ASN:O	1:A:4858:PHE:CD1	2.34	0.80
1:A:5016:GLU:CB	1:A:5017:ARG:O	2.29	0.80
1:B:4183:ILE:CG2	1:B:4190:ILE:O	2.30	0.80
1:B:4575:PHE:CE1	1:B:4576:ILE:HD11	1.91	0.80
1:C:4968:PHE:HB3	1:C:4975:PHE:CA	2.10	0.80
1:A:681:HIS:CB	1:A:784:SER:CB	2.59	0.80
1:A:3942:VAL:CB	1:A:3943:ILE:HA	2.11	0.80
1:A:4978:HIS:CE1	1:A:4983:HIS:CE1	2.70	0.80
1:B:284:HIS:O	1:B:288:GLY:HA3	1.82	0.80
1:B:4978:HIS:CE1	1:B:4983:HIS:CE1	2.70	0.80
1:C:1161:ILE:CA	1:C:1178:ALA:CB	2.57	0.80
1:C:1252:HIS:CB	1:C:1255:TYR:HA	2.12	0.80
1:C:4701:TRP:HH2	1:C:4781:GLY:HA2	1.42	0.80
1:A:1246:GLU:O	1:A:1602:PRO:N	2.15	0.80
1:B:1246:GLU:O	1:B:1602:PRO:N	2.15	0.80
1:B:4837:LEU:HD23	1:B:4838:VAL:N	1.97	0.80
1:C:788:LYS:HA	1:C:1629:GLN:CA	2.08	0.80
1:C:4183:ILE:CG2	1:C:4190:ILE:O	2.30	0.80
1:C:4934:GLY:HA2	1:D:4937:ILE:CD1	2.04	0.80
1:D:4180:ARG:HA	1:D:4181:ILE:HG12	1.64	0.80
1:D:4575:PHE:CE1	1:D:4576:ILE:HD11	1.91	0.80
1:C:681:HIS:CB	1:C:784:SER:CB	2.59	0.79
1:C:1246:GLU:O	1:C:1602:PRO:N	2.15	0.79
1:C:4978:HIS:CE1	1:C:4983:HIS:CE1	2.70	0.79
1:D:788:LYS:HA	1:D:1629:GLN:CA	2.08	0.79
1:D:2172:PRO:O	1:D:2173:GLN:CB	2.29	0.79
1:D:2884:ASN:O	1:D:2888:ARG:N	2.14	0.79
1:D:4181:ILE:HG22	1:D:4182:GLU:H	1.47	0.79
1:A:1252:HIS:CB	1:A:1255:TYR:HA	2.12	0.79
1:A:4837:LEU:HD23	1:A:4838:VAL:N	1.97	0.79
1:B:302:VAL:C	1:B:307:ALA:HB2	2.03	0.79
1:B:4104:THR:CB	1:B:4107:GLU:CB	2.59	0.79
1:B:4687:TYR:CA	1:B:4691:GLN:CA	2.52	0.79
1:C:4180:ARG:HA	1:C:4181:ILE:HG12	1.64	0.79
1:C:4935:LEU:CD2	1:D:4940:PHE:HE2	1.95	0.79
1:D:1252:HIS:CB	1:D:1255:TYR:HA	2.12	0.79
1:D:4104:THR:CB	1:D:4107:GLU:CB	2.59	0.79
1:A:77:ALA:HB2	1:B:3935:TRP:NE1	1.95	0.79

Continued on next page...

Continued from previous page...

Atom-1	Atom-2	Interatomic distance (Å)	Clash overlap (Å)
1:A:613:ALA:O	1:A:2169:GLN:HA	1.81	0.79
1:A:1096:THR:CB	1:A:1199:VAL:O	2.31	0.79
1:A:3758:MET:O	1:A:3761:GLN:N	2.16	0.79
1:A:4929:LEU:O	1:A:4932:ILE:HG22	1.81	0.79
1:B:613:ALA:O	1:B:2169:GLN:HA	1.81	0.79
1:B:4845:ALA:O	1:B:4848:VAL:HG12	1.82	0.79
1:C:4181:ILE:HG22	1:C:4182:GLU:H	1.47	0.79
1:C:4729:GLY:HA2	1:C:4732:PHE:CA	2.13	0.79
1:D:344:SER:CB	1:D:345:LEU:CA	2.53	0.79
1:D:1096:THR:CB	1:D:1199:VAL:O	2.31	0.79
1:D:1290:ARG:H	1:D:1551:ALA:HB1	1.43	0.79
1:D:1715:LEU:O	1:D:1719:HIS:N	2.14	0.79
1:B:359:TYR:CB	1:B:376:ALA:HB2	2.11	0.79
1:B:3942:VAL:CB	1:B:3943:ILE:HA	2.11	0.79
1:B:4181:ILE:HG22	1:B:4182:GLU:N	1.98	0.79
1:C:20:VAL:H	1:C:67:PHE:CB	1.94	0.79
1:C:284:HIS:O	1:C:288:GLY:HA3	1.82	0.79
1:C:359:TYR:CB	1:C:376:ALA:HB2	2.11	0.79
1:C:4930:ALA:CB	1:D:4936:ILE:CD1	2.59	0.79
1:D:284:HIS:O	1:D:288:GLY:HA3	1.82	0.79
1:D:1276:THR:CB	1:D:1563:GLN:HA	2.12	0.79
1:D:1638:ALA:HB1	1:D:1649:ASP:H	1.47	0.79
1:A:4845:ALA:O	1:A:4848:VAL:HG12	1.83	0.79
1:B:220:LEU:CB	1:B:391:THR:CB	2.60	0.79
1:B:2464:ASP:H	1:B:2467:VAL:H	1.31	0.79
1:B:4180:ARG:HA	1:B:4181:ILE:HG12	1.64	0.79
1:C:344:SER:CB	1:C:345:LEU:CA	2.53	0.79
1:C:4197:ILE:HD11	1:C:4990:PHE:CE2	2.18	0.79
1:C:4978:HIS:O	1:C:4982:GLU:CA	2.31	0.79
1:D:608:VAL:HA	1:D:613:ALA:CA	2.13	0.79
1:D:4183:ILE:CG2	1:D:4190:ILE:O	2.30	0.79
1:D:4978:HIS:O	1:D:4982:GLU:CA	2.31	0.79
1:A:1083:VAL:O	1:A:1187:GLY:HA2	1.81	0.79
1:A:1638:ALA:HB1	1:A:1649:ASP:H	1.47	0.79
1:A:4141:PHE:CE1	1:A:4196:GLU:CB	2.64	0.79
1:A:4180:ARG:HA	1:A:4181:ILE:HG12	1.64	0.79
1:A:4677:LEU:HD23	1:A:4711:PHE:HZ	0.73	0.79
1:B:67:PHE:O	1:B:110:ARG:N	2.16	0.79
1:C:422:SER:H	1:C:423:GLY:HA2	1.44	0.79
1:C:608:VAL:HA	1:C:613:ALA:CA	2.13	0.79
1:D:220:LEU:CB	1:D:391:THR:CB	2.60	0.79

Continued on next page...

Continued from previous page...

Atom-1	Atom-2	Interatomic distance (Å)	Clash overlap (Å)
1:D:4089:SER:HA	1:D:4121:GLU:O	1.83	0.79
1:D:4829:SER:CB	1:D:4940:PHE:CE1	2.66	0.79
1:A:2464:ASP:H	1:A:2467:VAL:H	1.31	0.79
1:B:2212:VAL:O	1:B:2216:GLY:N	2.15	0.79
1:B:4104:THR:O	1:B:4108:ILE:CG2	2.27	0.79
1:C:685:GLY:HA3	1:C:712:TYR:O	1.83	0.79
1:C:1081:TYR:O	1:C:1082:THR:O	1.99	0.79
1:C:3758:MET:O	1:C:3761:GLN:N	2.16	0.79
1:C:4181:ILE:HG22	1:C:4182:GLU:N	1.98	0.79
1:C:4642:ALA:HA	1:C:4645:CYS:SG	2.21	0.79
1:D:20:VAL:H	1:D:67:PHE:CB	1.94	0.79
1:D:302:VAL:C	1:D:307:ALA:HB2	2.03	0.79
1:D:4243:PHE:HD2	1:D:4671:PHE:CE1	2.01	0.79
1:D:4729:GLY:HA2	1:D:4732:PHE:CA	2.13	0.79
1:A:220:LEU:CB	1:A:391:THR:CB	2.60	0.79
1:B:4089:SER:HA	1:B:4121:GLU:O	1.83	0.79
1:B:4205:TRP:O	1:B:4210:VAL:CB	2.31	0.79
1:C:302:VAL:C	1:C:307:ALA:HB2	2.03	0.79
1:C:4089:SER:HA	1:C:4121:GLU:O	1.83	0.79
1:C:4183:ILE:HG22	1:C:4191:GLU:O	1.81	0.79
1:D:4197:ILE:HD11	1:D:4990:PHE:CE2	2.18	0.79
1:A:302:VAL:C	1:A:307:ALA:HB2	2.03	0.79
1:A:1276:THR:CB	1:A:1563:GLN:HA	2.12	0.79
1:A:4181:ILE:HG22	1:A:4182:GLU:H	1.46	0.79
1:B:20:VAL:H	1:B:67:PHE:CB	1.94	0.79
1:B:4978:HIS:O	1:B:4982:GLU:CA	2.31	0.79
1:C:67:PHE:O	1:C:110:ARG:N	2.16	0.79
1:D:4795:TYR:CE1	1:D:4816:ILE:CB	2.66	0.79
1:A:273:HIS:CB	1:A:337:PRO:CB	2.61	0.79
1:A:4089:SER:HA	1:A:4121:GLU:O	1.83	0.79
1:A:4795:TYR:CE1	1:A:4816:ILE:CB	2.66	0.79
1:B:1252:HIS:CB	1:B:1255:TYR:HA	2.12	0.79
1:B:3935:TRP:HA	1:B:3935:TRP:CE3	2.17	0.79
1:C:220:LEU:CB	1:C:391:THR:CB	2.60	0.79
1:C:422:SER:N	1:C:423:GLY:HA2	1.94	0.79
1:C:613:ALA:O	1:C:2169:GLN:HA	1.81	0.79
1:D:67:PHE:O	1:D:110:ARG:N	2.16	0.79
1:A:460:GLN:C	1:A:462:GLU:N	2.34	0.78
1:B:608:VAL:HA	1:B:613:ALA:CA	2.13	0.78
1:B:1638:ALA:HB1	1:B:1649:ASP:H	1.47	0.78
1:B:4729:GLY:HA2	1:B:4732:PHE:CA	2.13	0.78

Continued on next page...

Continued from previous page...

Atom-1	Atom-2	Interatomic distance (Å)	Clash overlap (Å)
1:C:4243:PHE:HD2	1:C:4671:PHE:CE1	2.01	0.78
1:C:4718:LYS:H	1:C:4720:VAL:HG12	1.48	0.78
1:C:4954:MET:HE3	1:C:4955:GLU:N	1.97	0.78
1:A:608:VAL:HA	1:A:613:ALA:CA	2.13	0.78
1:A:645:ARG:CB	1:A:779:PRO:O	2.32	0.78
1:A:4729:GLY:HA2	1:A:4732:PHE:CA	2.13	0.78
1:A:4768:LEU:HD13	1:A:4769:MET:N	1.99	0.78
1:A:4944:ARG:HH22	1:D:4942:GLU:CB	1.96	0.78
1:B:685:GLY:HA3	1:B:712:TYR:O	1.83	0.78
1:C:1288:PHE:CA	1:C:1553:PHE:CB	2.61	0.78
1:C:3935:TRP:CE3	1:C:3935:TRP:HA	2.17	0.78
1:C:4923:PHE:O	1:C:4927:ILE:HG23	1.81	0.78
1:D:181:HIS:CB	1:D:182:LEU:HA	2.11	0.78
1:D:4205:TRP:O	1:D:4210:VAL:CB	2.31	0.78
1:A:4968:PHE:HB3	1:A:4975:PHE:CA	2.10	0.78
1:B:1276:THR:CB	1:B:1563:GLN:HA	2.12	0.78
1:B:3758:MET:O	1:B:3761:GLN:N	2.16	0.78
1:C:1276:THR:CB	1:C:1563:GLN:HA	2.12	0.78
1:C:4795:TYR:CE1	1:C:4816:ILE:CB	2.66	0.78
1:D:645:ARG:CB	1:D:779:PRO:O	2.32	0.78
1:D:685:GLY:HA3	1:D:712:TYR:O	1.83	0.78
1:D:3934:TYR:HE1	1:D:3935:TRP:HZ3	1.32	0.78
1:D:4181:ILE:HG22	1:D:4182:GLU:N	1.98	0.78
1:D:4768:LEU:HD13	1:D:4769:MET:N	1.99	0.78
1:A:284:HIS:O	1:A:288:GLY:HA3	1.82	0.78
1:A:1288:PHE:CA	1:A:1553:PHE:CB	2.61	0.78
1:B:4195:PHE:CE2	1:B:4991:PHE:HD2	1.99	0.78
1:B:4197:ILE:HD11	1:B:4990:PHE:CE2	2.18	0.78
1:C:1096:THR:CB	1:C:1199:VAL:O	2.31	0.78
1:C:2464:ASP:H	1:C:2467:VAL:H	1.31	0.78
1:D:2464:ASP:H	1:D:2467:VAL:H	1.31	0.78
1:B:645:ARG:CB	1:B:779:PRO:O	2.32	0.78
1:B:918:ARG:CA	1:B:921:ASN:H	1.89	0.78
1:B:3962:PHE:CE2	1:B:4023:MET:CA	2.30	0.78
1:C:790:ARG:HA	1:C:1627:ALA:HA	0.78	0.78
1:C:2212:VAL:O	1:C:2216:GLY:N	2.16	0.78
1:D:4235:VAL:HA	1:D:4238:CYS:SG	2.23	0.78
1:D:4829:SER:CB	1:D:4940:PHE:HE1	1.96	0.78
1:A:685:GLY:HA3	1:A:712:TYR:O	1.83	0.78
1:A:2273:LEU:O	1:A:2276:ALA:HB3	1.84	0.78
1:A:4141:PHE:HZ	1:A:4196:GLU:CA	1.96	0.78

Continued on next page...

Continued from previous page...

Atom-1	Atom-2	Interatomic distance (Å)	Clash overlap (Å)
1:A:4978:HIS:O	1:A:4982:GLU:CA	2.31	0.78
1:B:273:HIS:CB	1:B:337:PRO:CB	2.61	0.78
1:B:4795:TYR:CE1	1:B:4816:ILE:CB	2.66	0.78
1:D:3758:MET:O	1:D:3761:GLN:N	2.16	0.78
1:D:3962:PHE:CE2	1:D:4023:MET:CA	2.30	0.78
1:D:4141:PHE:HZ	1:D:4196:GLU:CA	1.96	0.78
1:D:4776:GLN:HA	1:D:4776:GLN:NE2	1.99	0.78
1:D:4845:ALA:O	1:D:4848:VAL:HG12	1.83	0.78
1:A:4181:ILE:HG22	1:A:4182:GLU:N	1.98	0.78
1:B:790:ARG:HA	1:B:1627:ALA:HA	0.78	0.78
1:B:4929:LEU:O	1:B:4932:ILE:HG22	1.81	0.78
1:C:3934:TYR:HE1	1:C:3935:TRP:HZ3	1.32	0.78
1:C:4195:PHE:CE2	1:C:4991:PHE:HD2	1.99	0.78
1:C:4795:TYR:CD1	1:C:4816:ILE:CB	2.67	0.78
1:C:4845:ALA:O	1:C:4848:VAL:HG12	1.83	0.78
1:D:1288:PHE:CA	1:D:1553:PHE:CB	2.61	0.78
1:D:4141:PHE:CE1	1:D:4196:GLU:CB	2.64	0.78
1:D:4795:TYR:CD1	1:D:4816:ILE:CB	2.67	0.78
1:A:1715:LEU:O	1:A:1719:HIS:N	2.14	0.78
1:B:219:VAL:CB	1:B:261:ARG:HA	2.14	0.78
1:B:1096:THR:CB	1:B:1199:VAL:O	2.31	0.78
1:B:4243:PHE:CD2	1:B:4671:PHE:CZ	2.51	0.78
1:C:509:GLU:O	1:C:511:ALA:N	2.17	0.78
1:C:839:LEU:O	1:C:1199:VAL:HA	1.84	0.78
1:C:3986:TRP:CA	1:C:3987:ASP:CB	2.62	0.78
1:C:4205:TRP:O	1:C:4210:VAL:CB	2.31	0.78
1:D:790:ARG:HA	1:D:1627:ALA:HA	0.78	0.78
1:A:219:VAL:CB	1:A:261:ARG:HA	2.14	0.78
1:A:509:GLU:O	1:A:511:ALA:N	2.17	0.78
1:B:1288:PHE:CA	1:B:1553:PHE:CB	2.61	0.78
1:B:4932:ILE:HG23	1:B:4933:GLN:OE1	1.84	0.78
1:C:273:HIS:CB	1:C:337:PRO:CB	2.61	0.78
1:D:509:GLU:O	1:D:511:ALA:N	2.17	0.78
1:A:4687:TYR:CA	1:A:4691:GLN:CA	2.52	0.78
1:B:1112:ASP:CB	1:B:1607:ARG:HA	2.14	0.78
1:B:4795:TYR:CD1	1:B:4816:ILE:CB	2.67	0.78
1:D:263:GLU:CB	1:D:281:ARG:O	2.32	0.78
1:D:4718:LYS:H	1:D:4720:VAL:HG12	1.48	0.78
1:A:263:GLU:CB	1:A:281:ARG:O	2.32	0.77
1:A:1112:ASP:CB	1:A:1607:ARG:HA	2.14	0.77
1:A:4235:VAL:HA	1:A:4238:CYS:SG	2.23	0.77

Continued on next page...

Continued from previous page...

Atom-1	Atom-2	Interatomic distance (Å)	Clash overlap (Å)
1:A:4995:LEU:O	1:A:4995:LEU:HD13	1.84	0.77
1:B:4677:LEU:HD23	1:B:4711:PHE:HZ	0.73	0.77
1:B:4768:LEU:HD13	1:B:4769:MET:N	1.99	0.77
1:C:4235:VAL:HA	1:C:4238:CYS:SG	2.23	0.77
1:C:4768:LEU:HD13	1:C:4769:MET:N	1.99	0.77
1:D:5014:TYR:O	1:D:5017:ARG:HA	1.84	0.77
1:A:612:VAL:CB	1:A:2169:GLN:H	1.97	0.77
1:A:990:GLU:CB	1:A:1024:TYR:CB	2.63	0.77
1:A:1273:ALA:HB1	1:A:1274:HIS:CA	2.13	0.77
1:A:3986:TRP:CA	1:A:3987:ASP:CB	2.62	0.77
1:B:263:GLU:CB	1:B:281:ARG:O	2.32	0.77
1:B:1708:ARG:HH11	1:B:1837:GLN:HA	1.41	0.77
1:B:3934:TYR:HE1	1:B:3935:TRP:HZ3	1.32	0.77
1:C:219:VAL:CB	1:C:261:ARG:HA	2.14	0.77
1:C:721:LEU:CB	1:C:728:ARG:CB	2.63	0.77
1:C:1112:ASP:CB	1:C:1607:ARG:HA	2.14	0.77
1:C:1638:ALA:HB1	1:C:1649:ASP:H	1.47	0.77
1:C:2451:LEU:C	1:C:2454:ARG:HB3	2.05	0.77
1:D:608:VAL:HA	1:D:613:ALA:CB	2.14	0.77
1:D:1095:VAL:H	1:D:1200:GLY:CA	1.98	0.77
1:D:1161:ILE:CA	1:D:1178:ALA:CB	2.57	0.77
1:D:1272:LEU:CA	1:D:1273:ALA:HB3	2.14	0.77
1:A:501:ALA:HB1	1:A:505:GLU:N	1.99	0.77
1:A:608:VAL:HA	1:A:613:ALA:HB2	1.67	0.77
1:A:1095:VAL:H	1:A:1200:GLY:CA	1.98	0.77
1:A:2212:VAL:O	1:A:2216:GLY:N	2.16	0.77
1:A:4205:TRP:O	1:A:4210:VAL:CB	2.31	0.77
1:B:608:VAL:HA	1:B:613:ALA:CB	2.14	0.77
1:B:1272:LEU:CA	1:B:1273:ALA:HB3	2.14	0.77
1:C:645:ARG:CB	1:C:779:PRO:O	2.32	0.77
1:C:4776:GLN:HA	1:C:4776:GLN:NE2	1.99	0.77
1:D:839:LEU:O	1:D:1199:VAL:HA	1.84	0.77
1:D:2451:LEU:C	1:D:2454:ARG:HB3	2.05	0.77
1:D:4795:TYR:OH	1:D:4813:LEU:CA	2.33	0.77
1:A:839:LEU:O	1:A:1199:VAL:HA	1.84	0.77
1:A:1272:LEU:CA	1:A:1273:ALA:HB3	2.14	0.77
1:A:3934:TYR:HE1	1:A:3935:TRP:HZ3	1.32	0.77
1:A:4207:MET:CB	1:A:4208:PRO:CD	2.62	0.77
1:B:839:LEU:O	1:B:1199:VAL:HA	1.84	0.77
1:C:1272:LEU:CA	1:C:1273:ALA:HB3	2.14	0.77
1:C:1436:SER:HA	1:C:1516:ILE:CB	2.14	0.77

Continued on next page...

Continued from previous page...

Atom-1	Atom-2	Interatomic distance (Å)	Clash overlap (Å)
1:C:2172:PRO:O	1:C:2173:GLN:CB	2.29	0.77
1:D:4932:ILE:HG23	1:D:4933:GLN:OE1	1.84	0.77
1:A:790:ARG:HA	1:A:1627:ALA:HA	0.78	0.77
1:A:3114:LYS:CA	1:A:3174:SER:CB	2.63	0.77
1:A:3935:TRP:HA	1:A:3935:TRP:CE3	2.17	0.77
1:A:4844:LEU:O	1:A:4847:VAL:HG12	1.85	0.77
1:B:509:GLU:O	1:B:511:ALA:N	2.17	0.77
1:B:721:LEU:CB	1:B:728:ARG:CB	2.63	0.77
1:B:1717:SER:O	1:B:1720:LEU:CB	2.33	0.77
1:B:2273:LEU:O	1:B:2276:ALA:HB3	1.84	0.77
1:C:501:ALA:HB1	1:C:505:GLU:N	1.99	0.77
1:D:273:HIS:CB	1:D:337:PRO:CB	2.61	0.77
1:D:990:GLU:CB	1:D:1024:TYR:CB	2.63	0.77
1:D:1717:SER:O	1:D:1720:LEU:CB	2.33	0.77
1:A:608:VAL:HA	1:A:613:ALA:CB	2.14	0.77
1:A:2451:LEU:C	1:A:2454:ARG:HB3	2.05	0.77
1:B:2451:LEU:C	1:B:2454:ARG:HB3	2.05	0.77
1:B:4235:VAL:HA	1:B:4238:CYS:SG	2.23	0.77
1:B:4243:PHE:HD2	1:B:4671:PHE:CE1	2.01	0.77
1:C:1717:SER:O	1:C:1720:LEU:CB	2.33	0.77
1:C:4207:MET:CB	1:C:4208:PRO:CD	2.62	0.77
1:D:1112:ASP:CB	1:D:1607:ARG:HA	2.14	0.77
1:A:4833:ASN:HD21	1:A:4939:ALA:HB2	1.50	0.77
1:A:4932:ILE:HG23	1:A:4933:GLN:OE1	1.84	0.77
1:A:4942:GLU:CB	1:B:4944:ARG:NH2	2.47	0.77
1:B:608:VAL:HA	1:B:613:ALA:HB2	1.67	0.77
1:B:1436:SER:HA	1:B:1516:ILE:CB	2.14	0.77
1:B:4158:PRO:O	1:B:4161:ARG:N	2.18	0.77
1:B:4575:PHE:CD1	1:B:4576:ILE:CD1	2.58	0.77
1:C:4141:PHE:HZ	1:C:4196:GLU:CA	1.96	0.77
1:C:4158:PRO:O	1:C:4161:ARG:N	2.18	0.77
1:D:220:LEU:CB	1:D:392:ARG:H	1.98	0.77
1:D:4696:ASP:CB	1:D:4697:VAL:CB	2.63	0.77
1:A:1687:SER:HA	1:A:1688:HIS:CB	2.15	0.77
1:A:3962:PHE:CE2	1:A:4023:MET:CA	2.30	0.77
1:A:4696:ASP:CB	1:A:4697:VAL:CB	2.63	0.77
1:A:4795:TYR:CD1	1:A:4816:ILE:CB	2.67	0.77
1:B:501:ALA:HB1	1:B:505:GLU:N	1.99	0.77
1:B:612:VAL:CB	1:B:2169:GLN:H	1.97	0.77
1:B:4687:TYR:CA	1:B:4691:GLN:CB	2.53	0.77
1:B:4995:LEU:HD12	1:B:5011:TRP:CE3	2.19	0.77

Continued on next page...

Continued from previous page...

Atom-1	Atom-2	Interatomic distance (Å)	Clash overlap (Å)
1:C:608:VAL:HA	1:C:613:ALA:CB	2.14	0.77
1:C:4932:ILE:HG23	1:C:4933:GLN:OE1	1.84	0.77
1:A:1717:SER:O	1:A:1720:LEU:CB	2.33	0.77
1:A:4243:PHE:CD2	1:A:4671:PHE:CZ	2.51	0.77
1:A:4911:LEU:O	1:A:4914:VAL:HG12	1.85	0.77
1:B:113:HIS:N	1:B:114:SER:HA	2.00	0.77
1:B:1687:SER:HA	1:B:1688:HIS:CB	2.15	0.77
1:B:4141:PHE:CE1	1:B:4196:GLU:CB	2.64	0.77
1:B:4696:ASP:CB	1:B:4697:VAL:CB	2.63	0.77
1:B:4718:LYS:H	1:B:4720:VAL:HG12	1.48	0.77
1:B:4844:LEU:O	1:B:4847:VAL:HG12	1.85	0.77
1:C:242:ARG:O	1:C:300:VAL:CA	2.33	0.77
1:C:263:GLU:CB	1:C:281:ARG:O	2.32	0.77
1:D:3986:TRP:CA	1:D:3987:ASP:CB	2.62	0.77
1:D:4183:ILE:HG22	1:D:4191:GLU:O	1.82	0.77
1:A:3986:TRP:HB3	1:A:3987:ASP:HA	1.66	0.77
1:A:4158:PRO:O	1:A:4161:ARG:N	2.18	0.77
1:A:4197:ILE:CD1	1:A:4990:PHE:CD2	2.68	0.77
1:A:4795:TYR:OH	1:A:4813:LEU:CA	2.33	0.77
1:B:3986:TRP:HB3	1:B:3987:ASP:HA	1.66	0.77
1:C:346:CYS:O	1:C:387:ALA:CA	2.27	0.77
1:C:1687:SER:HA	1:C:1688:HIS:CB	2.15	0.77
1:D:608:VAL:HA	1:D:613:ALA:HB2	1.67	0.77
1:D:4158:PRO:O	1:D:4161:ARG:N	2.18	0.77
1:B:220:LEU:CB	1:B:392:ARG:H	1.98	0.76
1:B:242:ARG:O	1:B:300:VAL:CA	2.33	0.76
1:B:3721:LEU:O	1:B:3725:TYR:HD1	1.68	0.76
1:B:4795:TYR:OH	1:B:4813:LEU:CA	2.33	0.76
1:C:4696:ASP:CB	1:C:4697:VAL:CB	2.63	0.76
1:C:4911:LEU:O	1:C:4915:VAL:HG23	1.85	0.76
1:C:4958:CYS:H	1:C:4964:GLY:HA3	1.50	0.76
1:D:219:VAL:CB	1:D:261:ARG:HA	2.14	0.76
1:D:460:GLN:C	1:D:462:GLU:N	2.34	0.76
1:D:2273:LEU:O	1:D:2276:ALA:HB3	1.84	0.76
1:D:3986:TRP:HB3	1:D:3987:ASP:HA	1.66	0.76
1:D:4958:CYS:H	1:D:4964:GLY:HA3	1.51	0.76
1:A:220:LEU:CB	1:A:392:ARG:H	1.98	0.76
1:A:1933:GLU:O	1:A:1936:LYS:N	2.18	0.76
1:B:3107:VAL:O	1:B:3111:ARG:N	2.18	0.76
1:B:3986:TRP:CA	1:B:3987:ASP:CB	2.62	0.76
1:B:5014:TYR:O	1:B:5017:ARG:HA	1.85	0.76

Continued on next page...

Continued from previous page...

Atom-1	Atom-2	Interatomic distance (Å)	Clash overlap (Å)
1:C:4768:LEU:CD1	1:C:4770:SER:H	1.98	0.76
1:D:1687:SER:HA	1:D:1688:HIS:CB	2.15	0.76
1:D:4844:LEU:O	1:D:4847:VAL:HG12	1.85	0.76
1:A:721:LEU:CB	1:A:728:ARG:CB	2.63	0.76
1:A:4575:PHE:CD1	1:A:4576:ILE:CD1	2.58	0.76
1:B:4776:GLN:HA	1:B:4776:GLN:NE2	1.99	0.76
1:C:1638:ALA:CB	1:C:1649:ASP:H	1.99	0.76
1:C:4795:TYR:OH	1:C:4813:LEU:CA	2.33	0.76
1:A:1436:SER:HA	1:A:1516:ILE:CB	2.14	0.76
1:B:3114:LYS:CA	1:B:3174:SER:CB	2.63	0.76
1:B:4207:MET:CB	1:B:4208:PRO:CD	2.62	0.76
1:C:608:VAL:HA	1:C:613:ALA:HB2	1.67	0.76
1:C:721:LEU:CA	1:C:728:ARG:H	1.98	0.76
1:C:3721:LEU:O	1:C:3725:TYR:HD1	1.68	0.76
1:C:4985:LEU:HD12	1:C:4985:LEU:N	2.01	0.76
1:D:4768:LEU:CD1	1:D:4770:SER:H	1.98	0.76
1:A:1086:GLY:N	1:A:1155:LEU:CB	2.49	0.76
1:A:1254:HIS:CB	1:A:1281:ASN:CB	2.64	0.76
1:A:3107:VAL:O	1:A:3111:ARG:N	2.18	0.76
1:A:5014:TYR:O	1:A:5017:ARG:HA	1.85	0.76
1:B:1638:ALA:CB	1:B:1649:ASP:H	1.99	0.76
1:C:1086:GLY:N	1:C:1155:LEU:CB	2.49	0.76
1:C:2273:LEU:O	1:C:2276:ALA:HB3	1.84	0.76
1:C:3107:VAL:O	1:C:3111:ARG:N	2.18	0.76
1:D:501:ALA:HB1	1:D:505:GLU:N	1.99	0.76
1:D:1436:SER:HA	1:D:1516:ILE:CB	2.14	0.76
1:D:4911:LEU:O	1:D:4915:VAL:HG23	1.85	0.76
1:D:4995:LEU:HD12	1:D:5011:TRP:CE3	2.19	0.76
1:A:608:VAL:HA	1:A:613:ALA:HA	1.68	0.76
1:A:1588:ALA:HB1	1:A:1589:PRO:CA	2.15	0.76
1:A:4182:GLU:OE2	1:A:4988:TYR:CB	2.33	0.76
1:C:990:GLU:CB	1:C:1024:TYR:CB	2.63	0.76
1:C:4995:LEU:HD12	1:C:5011:TRP:CE3	2.19	0.76
1:D:5031:GLN:HG3	1:D:5032:TYR:CE1	2.20	0.76
1:A:5031:GLN:HG3	1:A:5032:TYR:CE1	2.20	0.76
1:B:990:GLU:CB	1:B:1024:TYR:CB	2.63	0.76
1:B:1273:ALA:HB1	1:B:1274:HIS:CA	2.13	0.76
1:B:4911:LEU:O	1:B:4914:VAL:HG12	1.85	0.76
1:C:1588:ALA:HB1	1:C:1589:PRO:CA	2.15	0.76
1:C:1933:GLU:O	1:C:1936:LYS:N	2.18	0.76
1:C:4844:LEU:O	1:C:4847:VAL:HG12	1.85	0.76

Continued on next page...

Continued from previous page...

Atom-1	Atom-2	Interatomic distance (Å)	Clash overlap (Å)
1:D:242:ARG:O	1:D:300:VAL:CA	2.33	0.76
1:D:4207:MET:CB	1:D:4208:PRO:CD	2.62	0.76
1:A:1124:PHE:CB	1:A:1131:ARG:N	2.48	0.76
1:A:1638:ALA:CB	1:A:1649:ASP:H	1.99	0.76
1:B:1933:GLU:O	1:B:1936:LYS:N	2.18	0.76
1:B:4768:LEU:CD1	1:B:4770:SER:H	1.99	0.76
1:C:608:VAL:HA	1:C:613:ALA:HA	1.68	0.76
1:C:4644:TRP:CE3	1:C:4645:CYS:HA	2.21	0.76
1:C:5031:GLN:HG3	1:C:5032:TYR:CE1	2.20	0.76
1:D:1933:GLU:O	1:D:1936:LYS:N	2.18	0.76
1:D:2212:VAL:O	1:D:2216:GLY:N	2.16	0.76
1:D:4958:CYS:H	1:D:4964:GLY:CA	1.99	0.76
1:A:4644:TRP:CE3	1:A:4645:CYS:HA	2.21	0.76
1:B:2172:PRO:O	1:B:2173:GLN:CB	2.29	0.76
1:B:4685:GLY:H	1:B:4689:THR:CB	1.99	0.76
1:C:4968:PHE:CD2	1:C:4978:HIS:HB2	2.21	0.76
1:D:721:LEU:CB	1:D:728:ARG:CB	2.63	0.76
1:A:346:CYS:O	1:A:387:ALA:CA	2.27	0.76
1:A:4985:LEU:HD12	1:A:4985:LEU:N	2.01	0.76
1:B:4141:PHE:HZ	1:B:4196:GLU:CA	1.96	0.76
1:C:220:LEU:CB	1:C:392:ARG:H	1.98	0.76
1:C:4181:ILE:CG1	1:C:4194:TYR:HA	2.17	0.76
1:C:4958:CYS:H	1:C:4964:GLY:CA	1.99	0.76
1:D:1588:ALA:HB1	1:D:1589:PRO:CA	2.15	0.76
1:D:4911:LEU:O	1:D:4914:VAL:HG12	1.85	0.76
1:A:67:PHE:O	1:A:110:ARG:N	2.16	0.75
1:A:4718:LYS:H	1:A:4720:VAL:HG12	1.48	0.75
1:A:4911:LEU:O	1:A:4915:VAL:HG23	1.85	0.75
1:A:4968:PHE:CD2	1:A:4978:HIS:HB2	2.21	0.75
1:B:2505:PHE:O	1:B:2509:VAL:N	2.18	0.75
1:B:4931:ILE:O	1:B:4935:LEU:HG	1.86	0.75
1:C:113:HIS:N	1:C:114:SER:HA	2.00	0.75
1:C:4243:PHE:CD2	1:C:4671:PHE:CZ	2.51	0.75
1:D:1124:PHE:CB	1:D:1131:ARG:N	2.48	0.75
1:D:4181:ILE:CG1	1:D:4194:TYR:HA	2.17	0.75
1:A:242:ARG:O	1:A:300:VAL:CA	2.33	0.75
1:A:4156:HIS:CB	1:A:4157:ASP:HA	2.16	0.75
1:A:4783:ILE:O	1:A:4789:PHE:CE2	2.39	0.75
1:B:1436:SER:C	1:B:1516:ILE:CB	2.54	0.75
1:C:1287:LEU:CB	1:C:1553:PHE:C	2.55	0.75
1:C:5014:TYR:O	1:C:5017:ARG:HA	1.85	0.75

Continued on next page...

Continued from previous page...

Atom-1	Atom-2	Interatomic distance (Å)	Clash overlap (Å)
1:D:608:VAL:HA	1:D:613:ALA:HA	1.68	0.75
1:D:1086:GLY:N	1:D:1155:LEU:CB	2.49	0.75
1:D:3107:VAL:O	1:D:3111:ARG:N	2.18	0.75
1:A:1287:LEU:CB	1:A:1553:PHE:C	2.55	0.75
1:A:4243:PHE:HD2	1:A:4671:PHE:CE1	2.01	0.75
1:A:4958:CYS:H	1:A:4964:GLY:CA	1.99	0.75
1:B:1086:GLY:N	1:B:1155:LEU:CB	2.49	0.75
1:B:4156:HIS:CB	1:B:4157:ASP:HA	2.16	0.75
1:B:4958:CYS:H	1:B:4964:GLY:CA	1.99	0.75
1:B:4985:LEU:N	1:B:4985:LEU:HD12	2.01	0.75
1:D:1273:ALA:HB1	1:D:1274:HIS:CA	2.13	0.75
1:D:1436:SER:C	1:D:1516:ILE:CB	2.54	0.75
1:D:4644:TRP:CE3	1:D:4645:CYS:HA	2.21	0.75
1:B:3896:ASN:O	1:B:3900:GLN:N	2.15	0.75
1:B:4144:ALA:O	1:B:4148:THR:OG1	2.05	0.75
1:C:1096:THR:CB	1:C:1198:GLN:HA	2.16	0.75
1:C:2342:ASN:HA	1:C:2344:GLU:O	1.87	0.75
1:C:4144:ALA:O	1:C:4148:THR:OG1	2.05	0.75
1:C:4934:GLY:HA3	1:D:4937:ILE:CD1	2.14	0.75
1:D:840:VAL:CB	1:D:1199:VAL:CA	2.65	0.75
1:D:1254:HIS:CB	1:D:1281:ASN:CB	2.64	0.75
1:D:1638:ALA:CB	1:D:1649:ASP:H	1.99	0.75
1:D:2624:ARG:CB	1:D:2910:THR:CB	2.65	0.75
1:D:4156:HIS:CB	1:D:4157:ASP:HA	2.16	0.75
1:D:4985:LEU:HD12	1:D:4985:LEU:N	2.01	0.75
1:A:27:THR:HA	1:A:32:GLN:CA	2.15	0.75
1:A:4768:LEU:CD1	1:A:4770:SER:H	1.98	0.75
1:B:4783:ILE:O	1:B:4789:PHE:CE2	2.39	0.75
1:B:4911:LEU:O	1:B:4915:VAL:HG23	1.85	0.75
1:C:3986:TRP:HB3	1:C:3987:ASP:HA	1.66	0.75
1:C:4783:ILE:O	1:C:4789:PHE:CE2	2.39	0.75
1:C:4911:LEU:O	1:C:4914:VAL:HG12	1.85	0.75
1:D:612:VAL:CB	1:D:2169:GLN:H	1.97	0.75
1:D:4144:ALA:O	1:D:4148:THR:OG1	2.05	0.75
1:A:4088:ILE:O	1:A:4092:ASP:CB	2.35	0.75
1:A:4144:ALA:O	1:A:4148:THR:OG1	2.05	0.75
1:A:4685:GLY:H	1:A:4689:THR:CB	1.99	0.75
1:B:4954:MET:HE3	1:B:4955:GLU:N	2.01	0.75
1:B:5031:GLN:HG3	1:B:5032:TYR:CE1	2.20	0.75
1:C:1244:GLN:O	1:C:1604:SER:O	2.05	0.75
1:C:1254:HIS:CB	1:C:1281:ASN:CB	2.64	0.75

Continued on next page...

Continued from previous page...

Atom-1	Atom-2	Interatomic distance (Å)	Clash overlap (Å)
1:D:113:HIS:N	1:D:114:SER:HA	2.00	0.75
1:D:4783:ILE:O	1:D:4789:PHE:CE2	2.39	0.75
1:A:3721:LEU:O	1:A:3725:TYR:HD1	1.68	0.75
1:A:4181:ILE:CG1	1:A:4194:TYR:HA	2.16	0.75
1:A:4958:CYS:H	1:A:4964:GLY:HA3	1.50	0.75
1:B:608:VAL:HA	1:B:613:ALA:HA	1.68	0.75
1:B:1254:HIS:CB	1:B:1281:ASN:CB	2.64	0.75
1:B:4644:TRP:CE3	1:B:4645:CYS:HA	2.21	0.75
1:C:612:VAL:CB	1:C:2169:GLN:H	1.97	0.75
1:D:4931:ILE:O	1:D:4935:LEU:HG	1.86	0.75
1:B:1244:GLN:O	1:B:1604:SER:O	2.05	0.75
1:C:4088:ILE:O	1:C:4092:ASP:CB	2.35	0.75
1:C:4156:HIS:CB	1:C:4157:ASP:HA	2.16	0.75
1:D:169:LEU:O	1:D:170:ILE:O	2.05	0.75
1:D:1708:ARG:HG2	1:D:1712:TYR:CE2	2.22	0.75
1:D:3721:LEU:O	1:D:3725:TYR:HD1	1.68	0.75
1:D:4685:GLY:H	1:D:4689:THR:CB	1.99	0.75
1:A:1436:SER:C	1:A:1516:ILE:CB	2.54	0.75
1:A:2624:ARG:CB	1:A:2910:THR:CB	2.65	0.75
1:B:1161:ILE:CA	1:B:1178:ALA:CB	2.57	0.75
1:B:4696:ASP:CA	1:B:4697:VAL:CB	2.65	0.75
1:C:1436:SER:C	1:C:1516:ILE:CB	2.54	0.75
1:D:27:THR:HA	1:D:32:GLN:CA	2.15	0.75
1:D:544:LEU:HA	1:D:547:VAL:CB	2.17	0.75
1:D:1287:LEU:CB	1:D:1553:PHE:C	2.55	0.75
1:A:1244:GLN:O	1:A:1604:SER:O	2.05	0.74
1:A:1688:HIS:CA	1:A:1689:VAL:CB	2.65	0.74
1:B:169:LEU:O	1:B:170:ILE:O	2.05	0.74
1:B:169:LEU:O	1:B:170:ILE:C	2.26	0.74
1:B:1588:ALA:HB1	1:B:1589:PRO:CA	2.15	0.74
1:B:4088:ILE:O	1:B:4092:ASP:CB	2.35	0.74
1:B:4705:VAL:CB	1:B:4778:TRP:CD1	2.70	0.74
1:B:4829:SER:CB	1:B:4940:PHE:CE1	2.69	0.74
1:C:1688:HIS:CA	1:C:1689:VAL:CB	2.65	0.74
1:C:2586:VAL:HA	1:C:2587:TYR:CB	2.16	0.74
1:D:2505:PHE:O	1:D:2509:VAL:N	2.18	0.74
1:D:4705:VAL:CB	1:D:4778:TRP:CD1	2.70	0.74
1:A:918:ARG:CA	1:A:921:ASN:H	1.89	0.74
1:B:721:LEU:CA	1:B:728:ARG:H	1.98	0.74
1:C:544:LEU:HA	1:C:547:VAL:CB	2.17	0.74
1:C:2624:ARG:CB	1:C:2910:THR:CB	2.65	0.74

Continued on next page...

Continued from previous page...

Atom-1	Atom-2	Interatomic distance (Å)	Clash overlap (Å)
1:A:169:LEU:O	1:A:170:ILE:O	2.05	0.74
1:B:1708:ARG:HG2	1:B:1712:TYR:CE2	2.22	0.74
1:B:4181:ILE:CG1	1:B:4194:TYR:HA	2.16	0.74
1:C:169:LEU:O	1:C:170:ILE:C	2.26	0.74
1:C:783:PHE:CB	1:C:1630:CYS:SG	2.75	0.74
1:C:4705:VAL:CB	1:C:4778:TRP:CD1	2.70	0.74
1:D:4088:ILE:O	1:D:4092:ASP:CB	2.35	0.74
1:A:2274:ASP:CA	1:A:2277:ALA:H	1.91	0.74
1:A:2586:VAL:HA	1:A:2587:TYR:CB	2.16	0.74
1:A:4696:ASP:CA	1:A:4697:VAL:CB	2.65	0.74
1:B:1287:LEU:CB	1:B:1553:PHE:C	2.55	0.74
1:C:1273:ALA:HB1	1:C:1274:HIS:CA	2.13	0.74
1:C:1588:ALA:CB	1:C:1589:PRO:HA	2.18	0.74
1:A:838:HIS:O	1:A:839:LEU:CB	2.35	0.74
1:A:1124:PHE:CA	1:A:1130:GLN:O	2.36	0.74
1:B:72:SER:HA	1:B:106:ALA:C	2.08	0.74
1:B:1745:ILE:O	1:B:1746:THR:CB	2.30	0.74
1:B:2624:ARG:CB	1:B:2910:THR:CB	2.65	0.74
1:B:4958:CYS:H	1:B:4964:GLY:HA3	1.50	0.74
1:C:169:LEU:O	1:C:170:ILE:O	2.05	0.74
1:C:3962:PHE:CE2	1:C:4023:MET:CA	2.30	0.74
1:C:4685:GLY:H	1:C:4689:THR:CB	1.99	0.74
1:D:721:LEU:CA	1:D:728:ARG:H	1.98	0.74
1:D:2342:ASN:HA	1:D:2344:GLU:O	1.87	0.74
1:D:4958:CYS:N	1:D:4964:GLY:HA3	2.03	0.74
1:A:72:SER:HA	1:A:106:ALA:C	2.08	0.74
1:A:169:LEU:O	1:A:170:ILE:C	2.26	0.74
1:A:783:PHE:CB	1:A:1630:CYS:SG	2.75	0.74
1:B:280:LEU:O	1:B:314:PHE:O	2.06	0.74
1:B:4195:PHE:HZ	1:B:4991:PHE:HB2	1.50	0.74
1:C:4696:ASP:CA	1:C:4697:VAL:CB	2.65	0.74
1:D:1688:HIS:CA	1:D:1689:VAL:CB	2.65	0.74
1:A:544:LEU:HA	1:A:547:VAL:CB	2.17	0.74
1:A:840:VAL:CB	1:A:1199:VAL:CA	2.65	0.74
1:A:1096:THR:CB	1:A:1198:GLN:HA	2.16	0.74
1:A:2505:PHE:O	1:A:2509:VAL:N	2.18	0.74
1:C:27:THR:HA	1:C:32:GLN:CA	2.15	0.74
1:C:1122:TYR:HD1	1:C:1133:HIS:O	1.71	0.74
1:C:3114:LYS:CA	1:C:3174:SER:CB	2.63	0.74
1:C:4958:CYS:N	1:C:4964:GLY:HA3	2.03	0.74
1:D:280:LEU:O	1:D:314:PHE:O	2.06	0.74

Continued on next page...

Continued from previous page...

Atom-1	Atom-2	Interatomic distance (Å)	Clash overlap (Å)
1:D:4664:LEU:O	1:D:4664:LEU:HD22	1.88	0.74
1:A:4705:VAL:CB	1:A:4778:TRP:CD1	2.70	0.74
1:B:544:LEU:HA	1:B:547:VAL:CB	2.17	0.74
1:B:838:HIS:O	1:B:839:LEU:CB	2.35	0.74
1:C:840:VAL:CB	1:C:1199:VAL:CA	2.65	0.74
1:C:1124:PHE:CB	1:C:1131:ARG:N	2.48	0.74
1:C:1708:ARG:HG2	1:C:1712:TYR:CE2	2.22	0.74
1:C:4235:VAL:HG22	1:C:5019:TRP:HZ3	1.52	0.74
1:D:149:THR:CB	1:D:172:VAL:O	2.36	0.74
1:D:783:PHE:CB	1:D:1630:CYS:SG	2.75	0.74
1:D:838:HIS:O	1:D:839:LEU:CB	2.35	0.74
1:D:1244:GLN:O	1:D:1604:SER:O	2.05	0.74
1:A:149:THR:CB	1:A:172:VAL:O	2.36	0.74
1:A:3896:ASN:O	1:A:3900:GLN:N	2.15	0.74
1:A:4945:ASP:O	1:A:4948:GLU:HG3	1.88	0.74
1:B:840:VAL:CB	1:B:1199:VAL:CA	2.65	0.74
1:B:1588:ALA:CB	1:B:1589:PRO:HA	2.18	0.74
1:B:1688:HIS:CA	1:B:1689:VAL:CB	2.65	0.74
1:B:4833:ASN:HD21	1:B:4939:ALA:HB2	1.50	0.74
1:B:4925:ILE:HD12	1:B:4925:ILE:N	2.03	0.74
1:C:72:SER:HA	1:C:106:ALA:C	2.08	0.74
1:C:280:LEU:O	1:C:314:PHE:O	2.06	0.74
1:C:1239:SER:O	1:C:1608:MET:HA	1.88	0.74
1:D:72:SER:HA	1:D:106:ALA:C	2.08	0.74
1:D:2125:HIS:HB2	1:D:3725:TYR:CZ	2.23	0.74
1:D:4800:LEU:HD23	1:D:4801:LEU:N	2.03	0.74
1:A:4776:GLN:HA	1:A:4776:GLN:NE2	1.99	0.74
1:C:149:THR:CB	1:C:172:VAL:O	2.36	0.74
1:C:1124:PHE:CA	1:C:1130:GLN:O	2.36	0.74
1:D:1096:THR:CB	1:D:1198:GLN:HA	2.16	0.74
1:A:119:SER:CB	1:A:146:CYS:CB	2.66	0.73
1:A:280:LEU:O	1:A:314:PHE:O	2.06	0.73
1:A:4800:LEU:HD23	1:A:4801:LEU:N	2.03	0.73
1:B:119:SER:CB	1:B:146:CYS:CB	2.66	0.73
1:B:1239:SER:O	1:B:1608:MET:HA	1.88	0.73
1:B:2342:ASN:HA	1:B:2344:GLU:O	1.87	0.73
1:B:2586:VAL:HA	1:B:2587:TYR:CB	2.16	0.73
1:B:4800:LEU:HD23	1:B:4801:LEU:N	2.03	0.73
1:C:789:VAL:O	1:C:1627:ALA:CA	2.36	0.73
1:C:4925:ILE:N	1:C:4925:ILE:HD12	2.03	0.73
1:D:4559:PHE:CE1	1:D:4560:TYR:HE1	2.00	0.73

Continued on next page...

Continued from previous page...

Atom-1	Atom-2	Interatomic distance (Å)	Clash overlap (Å)
1:A:1708:ARG:CG	1:A:1712:TYR:HE2	2.01	0.73
1:A:3757:GLU:CB	1:A:4719:PHE:HE2	2.01	0.73
1:A:4195:PHE:HE2	1:A:4991:PHE:CA	1.89	0.73
1:B:1096:THR:CB	1:B:1198:GLN:HA	2.16	0.73
1:B:4664:LEU:O	1:B:4664:LEU:HD22	1.88	0.73
1:D:169:LEU:O	1:D:170:ILE:C	2.26	0.73
1:D:608:VAL:CA	1:D:613:ALA:HB2	2.18	0.73
1:D:789:VAL:O	1:D:1627:ALA:CA	2.36	0.73
1:D:1708:ARG:CG	1:D:1712:TYR:HE2	2.01	0.73
1:D:2586:VAL:HA	1:D:2587:TYR:CB	2.16	0.73
1:D:4696:ASP:CA	1:D:4697:VAL:CB	2.65	0.73
1:A:348:VAL:CB	1:A:349:GLN:HA	2.18	0.73
1:B:789:VAL:O	1:B:1627:ALA:CA	2.36	0.73
1:B:2125:HIS:HB2	1:B:3725:TYR:CZ	2.23	0.73
1:B:3833:GLN:CA	1:B:3833:GLN:HE21	2.02	0.73
1:C:1708:ARG:CG	1:C:1712:TYR:HE2	2.01	0.73
1:C:3757:GLU:CB	1:C:4719:PHE:HE2	2.01	0.73
1:C:4800:LEU:HD23	1:C:4801:LEU:N	2.03	0.73
1:D:4783:ILE:CD1	1:D:4789:PHE:CE1	2.72	0.73
1:D:5026:ASP:OD1	1:D:5026:ASP:N	2.20	0.73
1:A:4942:GLU:CB	1:B:4944:ARG:HH22	2.02	0.73
1:B:302:VAL:O	1:B:307:ALA:HB2	1.89	0.73
1:B:783:PHE:CB	1:B:1630:CYS:SG	2.75	0.73
1:B:1708:ARG:CG	1:B:1712:TYR:HE2	2.01	0.73
1:C:119:SER:CB	1:C:146:CYS:CB	2.66	0.73
1:D:1124:PHE:CA	1:D:1130:GLN:O	2.36	0.73
1:D:4243:PHE:HD2	1:D:4671:PHE:CZ	1.67	0.73
1:D:4925:ILE:HD12	1:D:4925:ILE:N	2.03	0.73
1:D:4968:PHE:CD2	1:D:4978:HIS:HB2	2.21	0.73
1:A:4664:LEU:O	1:A:4664:LEU:HD22	1.88	0.73
1:B:1124:PHE:CB	1:B:1131:ARG:N	2.48	0.73
1:C:302:VAL:O	1:C:307:ALA:HB2	1.89	0.73
1:C:838:HIS:O	1:C:839:LEU:CB	2.35	0.73
1:C:4833:ASN:HD21	1:C:4939:ALA:HB2	1.51	0.73
1:D:669:ASP:CB	1:D:788:LYS:O	2.37	0.73
1:D:1122:TYR:HD1	1:D:1133:HIS:O	1.71	0.73
1:A:302:VAL:O	1:A:307:ALA:HB2	1.89	0.73
1:A:789:VAL:O	1:A:1627:ALA:CA	2.36	0.73
1:A:1708:ARG:HG2	1:A:1712:TYR:CE2	2.22	0.73
1:B:344:SER:CB	1:B:345:LEU:CA	2.53	0.73
1:C:3833:GLN:CA	1:C:3833:GLN:HE21	2.02	0.73

Continued on next page...

Continued from previous page...

Atom-1	Atom-2	Interatomic distance (Å)	Clash overlap (Å)
1:D:1515:VAL:CA	1:D:1529:PHE:CB	2.66	0.73
1:D:4960:ILE:CB	1:D:4983:HIS:CD2	2.72	0.73
1:D:5031:GLN:HE21	1:D:5032:TYR:HD1	1.36	0.73
1:A:3933:PHE:CE1	1:A:3951:PHE:CE2	2.77	0.73
1:A:4960:ILE:CB	1:A:4983:HIS:CD2	2.72	0.73
1:B:1124:PHE:CA	1:B:1130:GLN:O	2.36	0.73
1:B:4776:GLN:HE21	1:B:4776:GLN:CA	2.00	0.73
1:B:4968:PHE:CD2	1:B:4978:HIS:HB2	2.21	0.73
1:C:1095:VAL:H	1:C:1200:GLY:CA	1.98	0.73
1:C:4696:ASP:CB	1:C:4697:VAL:CG1	2.67	0.73
1:D:119:SER:CB	1:D:146:CYS:CB	2.66	0.73
1:D:3933:PHE:CE1	1:D:3951:PHE:CE2	2.77	0.73
1:A:113:HIS:N	1:A:114:SER:HA	2.00	0.73
1:A:285:VAL:O	1:A:286:THR:CB	2.37	0.73
1:A:669:ASP:CB	1:A:788:LYS:O	2.37	0.73
1:A:2125:HIS:HB2	1:A:3725:TYR:CZ	2.23	0.73
1:A:4936:ILE:HD12	1:D:4930:ALA:HB3	1.70	0.73
1:C:348:VAL:CB	1:C:349:GLN:HA	2.18	0.73
1:C:1515:VAL:CA	1:C:1529:PHE:CB	2.66	0.73
1:C:4952:GLU:OE2	1:C:4953:ASP:N	2.22	0.73
1:D:3114:LYS:CA	1:D:3174:SER:CB	2.63	0.73
1:A:4958:CYS:N	1:A:4964:GLY:HA3	2.03	0.73
1:B:149:THR:CB	1:B:172:VAL:O	2.36	0.73
1:C:669:ASP:CB	1:C:788:LYS:O	2.37	0.73
1:C:681:HIS:CA	1:C:784:SER:CB	2.67	0.73
1:A:3833:GLN:CA	1:A:3833:GLN:HE21	2.02	0.73
1:B:4958:CYS:N	1:B:4964:GLY:HA3	2.03	0.73
1:B:4960:ILE:CB	1:B:4983:HIS:CD2	2.72	0.73
1:C:3933:PHE:CE1	1:C:3951:PHE:CE2	2.77	0.73
1:D:590:LEU:O	1:D:593:HIS:O	2.07	0.73
1:A:608:VAL:CA	1:A:613:ALA:HB2	2.18	0.72
1:A:1515:VAL:CA	1:A:1529:PHE:CB	2.66	0.72
1:A:2342:ASN:HA	1:A:2344:GLU:O	1.87	0.72
1:A:5026:ASP:N	1:A:5026:ASP:OD1	2.20	0.72
1:B:4696:ASP:C	1:B:4697:VAL:HG22	2.10	0.72
1:C:1286:MET:CB	1:C:1287:LEU:HA	2.19	0.72
1:C:3987:ASP:N	1:C:3988:ALA:HB3	2.04	0.72
1:C:4664:LEU:O	1:C:4664:LEU:HD22	1.88	0.72
1:D:348:VAL:CB	1:D:349:GLN:HA	2.18	0.72
1:D:4696:ASP:C	1:D:4697:VAL:HG22	2.10	0.72
1:A:721:LEU:CA	1:A:728:ARG:H	1.98	0.72

Continued on next page...

Continued from previous page...

Atom-1	Atom-2	Interatomic distance (Å)	Clash overlap (Å)
1:A:5031:GLN:HE21	1:A:5032:TYR:HD1	1.36	0.72
1:B:285:VAL:O	1:B:286:THR:CB	2.37	0.72
1:B:1251:GLU:O	1:B:1255:TYR:HA	1.89	0.72
1:B:1286:MET:CB	1:B:1287:LEU:HA	2.19	0.72
1:B:3987:ASP:N	1:B:3988:ALA:HB3	2.04	0.72
1:B:4181:ILE:CD1	1:B:4194:TYR:HA	2.19	0.72
1:B:4783:ILE:CD1	1:B:4789:PHE:CE1	2.72	0.72
1:B:4829:SER:CB	1:B:4940:PHE:HE1	2.02	0.72
1:C:590:LEU:O	1:C:593:HIS:O	2.07	0.72
1:C:608:VAL:CA	1:C:613:ALA:HB2	2.18	0.72
1:C:1251:GLU:O	1:C:1255:TYR:HA	1.89	0.72
1:C:1440:PHE:O	1:C:1441:ALA:CB	2.37	0.72
1:C:2451:LEU:HA	1:C:2454:ARG:CB	2.19	0.72
1:C:3986:TRP:C	1:C:3988:ALA:HB3	2.09	0.72
1:C:4783:ILE:CD1	1:C:4789:PHE:CE1	2.72	0.72
1:D:1239:SER:O	1:D:1608:MET:HA	1.88	0.72
1:D:3757:GLU:CB	1:D:4719:PHE:HE2	2.01	0.72
1:D:3833:GLN:CA	1:D:3833:GLN:HE21	2.02	0.72
1:A:590:LEU:O	1:A:593:HIS:O	2.07	0.72
1:A:1239:SER:O	1:A:1608:MET:HA	1.88	0.72
1:A:4183:ILE:HD12	1:A:4183:ILE:N	2.04	0.72
1:A:4886:HIS:O	1:A:4889:VAL:HG22	1.89	0.72
1:B:3757:GLU:CB	1:B:4719:PHE:HE2	2.01	0.72
1:B:3986:TRP:C	1:B:3988:ALA:HB3	2.09	0.72
1:C:2125:HIS:HB2	1:C:3725:TYR:CZ	2.23	0.72
1:C:4696:ASP:C	1:C:4697:VAL:HG22	2.10	0.72
1:C:4995:LEU:HD12	1:C:5011:TRP:CZ3	2.25	0.72
1:C:5031:GLN:HE21	1:C:5032:TYR:HD1	1.36	0.72
1:D:112:ALA:CA	1:D:115:ARG:H	2.02	0.72
1:D:681:HIS:CA	1:D:784:SER:CB	2.67	0.72
1:D:3896:ASN:O	1:D:3900:GLN:N	2.15	0.72
1:D:4696:ASP:CB	1:D:4697:VAL:CG1	2.67	0.72
1:A:344:SER:CB	1:A:345:LEU:CA	2.53	0.72
1:A:4696:ASP:CB	1:A:4697:VAL:CG1	2.67	0.72
1:A:4925:ILE:H	1:A:4925:ILE:HD12	1.54	0.72
1:B:348:VAL:CB	1:B:349:GLN:HA	2.18	0.72
1:B:1095:VAL:H	1:B:1200:GLY:CA	1.98	0.72
1:B:3933:PHE:CE1	1:B:3951:PHE:CE2	2.77	0.72
1:C:3962:PHE:CZ	1:C:4023:MET:HA	2.21	0.72
1:C:4195:PHE:HZ	1:C:4991:PHE:HB2	1.50	0.72
1:C:4197:ILE:HD12	1:C:4990:PHE:CD2	2.24	0.72

Continued on next page...

Continued from previous page...

Atom-1	Atom-2	Interatomic distance (Å)	Clash overlap (Å)
1:D:1251:GLU:O	1:D:1255:TYR:HA	1.89	0.72
1:D:2451:LEU:HA	1:D:2454:ARG:CB	2.19	0.72
1:D:3987:ASP:N	1:D:3988:ALA:HB3	2.04	0.72
1:D:4559:PHE:CE2	1:D:4661:TYR:CB	2.72	0.72
1:B:2191:PHE:CD1	1:B:2192:TYR:CD1	2.78	0.72
1:D:1588:ALA:CB	1:D:1589:PRO:HA	2.18	0.72
1:A:112:ALA:CA	1:A:115:ARG:H	2.02	0.72
1:A:2191:PHE:CD1	1:A:2192:TYR:CD1	2.78	0.72
1:A:4181:ILE:CD1	1:A:4194:TYR:HA	2.19	0.72
1:A:4821:LYS:O	1:A:4825:THR:N	2.23	0.72
1:A:4925:ILE:HD12	1:A:4925:ILE:N	2.03	0.72
1:B:669:ASP:CB	1:B:788:LYS:O	2.37	0.72
1:B:4925:ILE:HD12	1:B:4925:ILE:H	1.54	0.72
1:C:4930:ALA:HB1	1:D:4936:ILE:CD1	2.20	0.72
1:D:285:VAL:O	1:D:286:THR:CB	2.37	0.72
1:A:702:TRP:HE1	1:A:1640:HIS:CB	2.02	0.72
1:A:4783:ILE:CD1	1:A:4789:PHE:CE1	2.72	0.72
1:B:608:VAL:CA	1:B:613:ALA:HB2	2.18	0.72
1:B:635:THR:HA	1:B:1639:LEU:CB	2.20	0.72
1:B:4886:HIS:O	1:B:4889:VAL:HG22	1.90	0.72
1:C:2274:ASP:CA	1:C:2277:ALA:H	1.91	0.72
1:C:4181:ILE:CD1	1:C:4194:TYR:HA	2.19	0.72
1:C:4823:LEU:HD22	1:C:4823:LEU:O	1.90	0.72
1:C:4886:HIS:O	1:C:4889:VAL:HG22	1.89	0.72
1:D:4967:TYR:OH	1:D:5030:LYS:CB	2.38	0.72
1:A:1286:MET:CB	1:A:1287:LEU:HA	2.19	0.72
1:A:4643:LEU:HD12	1:A:4643:LEU:O	1.90	0.72
1:A:4954:MET:HE3	1:A:4955:GLU:N	2.05	0.72
1:A:4967:TYR:OH	1:A:5030:LYS:CB	2.38	0.72
1:B:4696:ASP:CB	1:B:4697:VAL:CG1	2.67	0.72
1:C:1122:TYR:HE1	1:C:1133:HIS:O	1.72	0.72
1:C:3825:GLU:HA	1:C:3826:VAL:CB	2.20	0.72
1:C:4960:ILE:CB	1:C:4983:HIS:CD2	2.72	0.72
1:D:3962:PHE:CZ	1:D:4023:MET:HA	2.21	0.72
1:A:77:ALA:N	1:B:3935:TRP:HD1	1.88	0.72
1:A:635:THR:HA	1:A:1639:LEU:CB	2.20	0.72
1:A:3986:TRP:C	1:A:3988:ALA:HB3	2.09	0.72
1:A:3987:ASP:N	1:A:3988:ALA:HB3	2.04	0.72
1:B:1515:VAL:CA	1:B:1529:PHE:CB	2.66	0.72
1:B:2451:LEU:HA	1:B:2454:ARG:CB	2.19	0.72
1:B:4183:ILE:N	1:B:4183:ILE:HD12	2.04	0.72

Continued on next page...

Continued from previous page...

Atom-1	Atom-2	Interatomic distance (Å)	Clash overlap (Å)
1:B:4685:GLY:HA3	1:B:4689:THR:N	2.05	0.72
1:B:4967:TYR:OH	1:B:5030:LYS:CB	2.38	0.72
1:D:2449:GLU:O	1:D:2450:ALA:CB	2.36	0.72
1:D:3986:TRP:C	1:D:3988:ALA:HB3	2.09	0.72
1:D:4925:ILE:HD12	1:D:4925:ILE:H	1.54	0.72
1:A:3934:TYR:HE1	1:A:3935:TRP:CZ3	2.08	0.72
1:A:4696:ASP:C	1:A:4697:VAL:HG22	2.10	0.72
1:B:590:LEU:O	1:B:593:HIS:O	2.07	0.72
1:B:4823:LEU:O	1:B:4823:LEU:HD22	1.90	0.72
1:C:1745:ILE:O	1:C:1746:THR:CB	2.30	0.72
1:C:5026:ASP:N	1:C:5026:ASP:OD1	2.20	0.72
1:D:4643:LEU:HD12	1:D:4643:LEU:O	1.90	0.72
1:D:4823:LEU:O	1:D:4823:LEU:HD22	1.90	0.72
1:A:2451:LEU:HA	1:A:2454:ARG:CB	2.19	0.71
1:B:4235:VAL:HG22	1:B:5019:TRP:HZ3	1.52	0.71
1:C:285:VAL:O	1:C:286:THR:CB	2.37	0.71
1:C:4559:PHE:CE1	1:C:4560:TYR:HE1	2.00	0.71
1:C:4559:PHE:CE2	1:C:4661:TYR:CB	2.72	0.71
1:D:302:VAL:O	1:D:307:ALA:HB2	1.89	0.71
1:D:3934:TYR:HE1	1:D:3935:TRP:CZ3	2.08	0.71
1:D:4183:ILE:N	1:D:4183:ILE:HD12	2.04	0.71
1:B:4930:ALA:HB3	1:C:4936:ILE:HD12	1.71	0.71
1:B:4942:GLU:CB	1:C:4944:ARG:HH22	2.02	0.71
1:B:5031:GLN:HE21	1:B:5032:TYR:HD1	1.36	0.71
1:C:77:ALA:N	1:D:3935:TRP:HD1	1.88	0.71
1:C:4183:ILE:HD12	1:C:4183:ILE:N	2.04	0.71
1:C:4685:GLY:HA3	1:C:4689:THR:N	2.05	0.71
1:A:1588:ALA:CB	1:A:1589:PRO:HA	2.18	0.71
1:B:667:MET:N	1:B:790:ARG:O	2.24	0.71
1:B:681:HIS:CA	1:B:784:SER:CB	2.67	0.71
1:B:3825:GLU:HA	1:B:3826:VAL:CB	2.20	0.71
1:B:4821:LYS:O	1:B:4825:THR:N	2.23	0.71
1:C:1093:GLU:N	1:C:1201:HIS:O	2.24	0.71
1:D:2191:PHE:CD1	1:D:2192:TYR:CD1	2.78	0.71
1:D:3825:GLU:HA	1:D:3826:VAL:CB	2.20	0.71
1:C:635:THR:HA	1:C:1639:LEU:CB	2.20	0.71
1:C:1803:PRO:O	1:C:1806:ALA:HB3	1.90	0.71
1:C:3896:ASN:O	1:C:3900:GLN:N	2.15	0.71
1:C:4088:ILE:O	1:C:4089:SER:O	2.07	0.71
1:D:1286:MET:CB	1:D:1287:LEU:HA	2.19	0.71
1:A:4823:LEU:O	1:A:4823:LEU:HD22	1.90	0.71

Continued on next page...

Continued from previous page...

Atom-1	Atom-2	Interatomic distance (Å)	Clash overlap (Å)
1:B:1122:TYR:HD1	1:B:1133:HIS:O	1.71	0.71
1:B:3934:TYR:HE1	1:B:3935:TRP:CZ3	2.08	0.71
1:B:4088:ILE:O	1:B:4089:SER:O	2.07	0.71
1:B:5026:ASP:OD1	1:B:5026:ASP:N	2.20	0.71
1:D:1679:ASN:O	1:D:1682:ALA:N	2.24	0.71
1:A:667:MET:N	1:A:790:ARG:O	2.24	0.71
1:A:1251:GLU:O	1:A:1255:TYR:HA	1.89	0.71
1:A:4088:ILE:O	1:A:4089:SER:O	2.07	0.71
1:B:27:THR:HA	1:B:32:GLN:CA	2.15	0.71
1:B:1093:GLU:O	1:B:1201:HIS:N	2.23	0.71
1:B:4643:LEU:HD12	1:B:4643:LEU:O	1.90	0.71
1:B:4662:ASN:ND2	1:B:4789:PHE:HB2	2.06	0.71
1:D:3984:ARG:HD2	1:D:3984:ARG:C	2.11	0.71
1:D:4197:ILE:HD12	1:D:4990:PHE:CD2	2.24	0.71
1:D:4886:HIS:O	1:D:4889:VAL:HG22	1.89	0.71
1:A:4662:ASN:ND2	1:A:4789:PHE:HB2	2.06	0.71
1:C:112:ALA:CA	1:C:115:ARG:H	2.02	0.71
1:D:1440:PHE:O	1:D:1441:ALA:CB	2.37	0.71
1:D:4036:VAL:O	1:D:4153:HIS:HD2	1.74	0.71
1:D:4181:ILE:CD1	1:D:4194:TYR:HA	2.19	0.71
1:A:681:HIS:CA	1:A:784:SER:CB	2.67	0.71
1:A:3825:GLU:HA	1:A:3826:VAL:CB	2.20	0.71
1:A:3984:ARG:HD2	1:A:3984:ARG:C	2.11	0.71
1:B:77:ALA:N	1:C:3935:TRP:HD1	1.89	0.71
1:B:1803:PRO:O	1:B:1806:ALA:HB3	1.90	0.71
1:C:1093:GLU:O	1:C:1201:HIS:N	2.23	0.71
1:C:3984:ARG:HD2	1:C:3984:ARG:C	2.11	0.71
1:C:4935:LEU:N	1:C:4935:LEU:HD23	2.05	0.71
1:C:4967:TYR:OH	1:C:5030:LYS:CB	2.38	0.71
1:D:1718:ILE:C	1:D:1720:LEU:CB	2.59	0.71
1:B:3984:ARG:HD2	1:B:3984:ARG:C	2.11	0.71
1:C:2505:PHE:O	1:C:2509:VAL:N	2.18	0.71
1:C:4036:VAL:O	1:C:4153:HIS:HD2	1.74	0.71
1:D:635:THR:HA	1:D:1639:LEU:CB	2.20	0.71
1:D:918:ARG:CA	1:D:921:ASN:H	1.89	0.71
1:D:1023:PRO:O	1:D:1026:LEU:N	2.24	0.71
1:A:1679:ASN:O	1:A:1682:ALA:N	2.24	0.71
1:A:1718:ILE:C	1:A:1720:LEU:CB	2.59	0.71
1:A:2767:ALA:CB	1:A:2855:TYR:O	2.30	0.71
1:A:4685:GLY:HA3	1:A:4689:THR:N	2.05	0.71
1:A:4935:LEU:HD23	1:A:4935:LEU:N	2.05	0.71

Continued on next page...

Continued from previous page...

Atom-1	Atom-2	Interatomic distance (Å)	Clash overlap (Å)
1:B:1679:ASN:O	1:B:1682:ALA:N	2.24	0.71
1:B:3962:PHE:CZ	1:B:4023:MET:HA	2.21	0.71
1:B:4197:ILE:HD12	1:B:4990:PHE:CD2	2.24	0.71
1:B:4995:LEU:HD12	1:B:5011:TRP:CZ3	2.25	0.71
1:C:702:TRP:HE1	1:C:1640:HIS:CB	2.02	0.71
1:C:1679:ASN:O	1:C:1682:ALA:N	2.24	0.71
1:C:4235:VAL:CG2	1:C:5019:TRP:CE3	2.50	0.71
1:C:4784:PHE:C	1:C:4789:PHE:CE2	2.59	0.71
1:C:4934:GLY:O	1:C:4938:ASP:N	2.17	0.71
1:D:1093:GLU:N	1:D:1201:HIS:O	2.24	0.71
1:D:3914:ASN:O	1:D:3917:ILE:N	2.23	0.71
1:D:4685:GLY:HA3	1:D:4689:THR:N	2.05	0.71
1:A:1093:GLU:N	1:A:1201:HIS:O	2.24	0.70
1:A:1440:PHE:O	1:A:1441:ALA:CB	2.37	0.70
1:A:4776:GLN:HE21	1:A:4776:GLN:CA	2.00	0.70
1:B:302:VAL:O	1:B:307:ALA:CB	2.39	0.70
1:B:1093:GLU:N	1:B:1201:HIS:O	2.24	0.70
1:B:1718:ILE:C	1:B:1720:LEU:CB	2.60	0.70
1:B:2274:ASP:CA	1:B:2277:ALA:H	1.91	0.70
1:B:4559:PHE:CE2	1:B:4661:TYR:CB	2.72	0.70
1:B:4806:ASN:HD22	1:B:4806:ASN:N	1.89	0.70
1:B:4933:GLN:O	1:B:4936:ILE:HG22	1.91	0.70
1:C:291:LEU:HA	1:C:301:VAL:CB	2.21	0.70
1:C:2102:VAL:HA	1:C:2105:TRP:HD1	1.56	0.70
1:C:4643:LEU:HD12	1:C:4643:LEU:O	1.90	0.70
1:D:1721:GLU:O	1:D:1723:ALA:N	2.24	0.70
1:A:291:LEU:HA	1:A:301:VAL:CB	2.21	0.70
1:B:112:ALA:CA	1:B:115:ARG:H	2.02	0.70
1:B:1721:GLU:O	1:B:1723:ALA:N	2.24	0.70
1:C:214:VAL:O	1:C:215:THR:CB	2.39	0.70
1:C:302:VAL:O	1:C:307:ALA:CB	2.39	0.70
1:D:4088:ILE:O	1:D:4089:SER:O	2.07	0.70
1:D:4662:ASN:ND2	1:D:4789:PHE:HB2	2.06	0.70
1:A:67:PHE:O	1:A:68:THR:CB	2.40	0.70
1:A:3823:LYS:C	1:A:3825:GLU:N	2.43	0.70
1:B:291:LEU:HA	1:B:301:VAL:CB	2.21	0.70
1:B:702:TRP:HE1	1:B:1640:HIS:CB	2.02	0.70
1:B:4181:ILE:HG21	1:B:4193:ILE:N	2.07	0.70
1:B:4182:GLU:CD	1:B:4988:TYR:HB2	2.11	0.70
1:C:2191:PHE:CD1	1:C:2192:TYR:CD1	2.78	0.70
1:C:4181:ILE:HG21	1:C:4193:ILE:N	2.07	0.70

Continued on next page...

Continued from previous page...

Atom-1	Atom-2	Interatomic distance (Å)	Clash overlap (Å)
1:C:4662:ASN:ND2	1:C:4789:PHE:HB2	2.05	0.70
1:D:4995:LEU:O	1:D:4995:LEU:HD13	1.92	0.70
1:A:4984:ASN:O	1:A:4986:ALA:N	2.24	0.70
1:B:1023:PRO:O	1:B:1026:LEU:N	2.24	0.70
1:A:214:VAL:O	1:A:215:THR:CB	2.39	0.70
1:A:3914:ASN:O	1:A:3917:ILE:N	2.23	0.70
1:C:667:MET:N	1:C:790:ARG:O	2.24	0.70
1:C:2194:HIS:HA	1:C:2197:LEU:CB	2.22	0.70
1:C:3934:TYR:HE1	1:C:3935:TRP:CZ3	2.08	0.70
1:C:4729:GLY:CA	1:C:4732:PHE:H	2.05	0.70
1:C:4821:LYS:O	1:C:4825:THR:N	2.23	0.70
1:C:4936:ILE:HG23	1:C:4937:ILE:N	2.07	0.70
1:D:302:VAL:O	1:D:307:ALA:CB	2.39	0.70
1:D:3937:TYR:OH	1:D:3943:ILE:O	2.10	0.70
1:A:501:ALA:HB3	1:A:504:ALA:H	1.57	0.70
1:A:4934:GLY:O	1:A:4938:ASP:N	2.18	0.70
1:B:168:ASP:HA	1:B:200:TRP:O	1.92	0.70
1:B:2194:HIS:HA	1:B:2197:LEU:CB	2.22	0.70
1:C:1211:LEU:O	1:C:1213:PHE:HA	1.92	0.70
1:C:1718:ILE:C	1:C:1720:LEU:CB	2.59	0.70
1:C:2105:TRP:CE3	1:C:2106:ALA:HA	2.27	0.70
1:C:4925:ILE:HD12	1:C:4925:ILE:H	1.54	0.70
1:D:4195:PHE:HZ	1:D:4991:PHE:HB2	1.50	0.70
1:A:302:VAL:O	1:A:307:ALA:CB	2.39	0.70
1:B:4036:VAL:O	1:B:4153:HIS:HD2	1.74	0.70
1:C:4995:LEU:O	1:C:4995:LEU:HD13	1.92	0.70
1:D:168:ASP:HA	1:D:200:TRP:O	1.92	0.70
1:D:702:TRP:HE1	1:D:1640:HIS:CB	2.02	0.70
1:D:4768:LEU:HD13	1:D:4770:SER:N	2.07	0.70
1:A:1023:PRO:O	1:A:1026:LEU:N	2.24	0.70
1:A:4930:ALA:HB1	1:B:4936:ILE:CD1	2.20	0.70
1:B:1122:TYR:HE1	1:B:1133:HIS:O	1.72	0.70
1:B:3937:TYR:OH	1:B:3943:ILE:O	2.10	0.70
1:C:3933:PHE:CE2	1:C:3951:PHE:HD2	2.06	0.70
1:C:4182:GLU:CD	1:C:4988:TYR:HB2	2.11	0.70
1:D:3823:LYS:C	1:D:3825:GLU:N	2.43	0.70
1:A:168:ASP:HA	1:A:200:TRP:O	1.92	0.70
1:A:1721:GLU:O	1:A:1723:ALA:N	2.24	0.70
1:A:2105:TRP:CE3	1:A:2106:ALA:HA	2.27	0.70
1:A:4181:ILE:HG21	1:A:4193:ILE:N	2.06	0.70
1:A:4926:VAL:HG13	1:A:4927:ILE:N	2.07	0.70

Continued on next page...

Continued from previous page...

Atom-1	Atom-2	Interatomic distance (Å)	Clash overlap (Å)
1:A:4936:ILE:CD1	1:D:4930:ALA:CB	2.70	0.70
1:B:1085:SER:C	1:B:1155:LEU:CB	2.60	0.70
1:C:1023:PRO:O	1:C:1026:LEU:N	2.24	0.70
1:D:67:PHE:O	1:D:68:THR:CB	2.40	0.70
1:D:1085:SER:C	1:D:1155:LEU:CB	2.60	0.70
1:D:2190:VAL:O	1:D:2191:PHE:CB	2.40	0.70
1:D:4181:ILE:HD11	1:D:4195:PHE:H	1.57	0.70
1:A:3937:TYR:OH	1:A:3943:ILE:O	2.10	0.70
1:A:4806:ASN:HD22	1:A:4806:ASN:N	1.89	0.70
1:B:4926:VAL:HG13	1:B:4927:ILE:N	2.07	0.70
1:D:1803:PRO:O	1:D:1806:ALA:HB3	1.91	0.70
1:D:4933:GLN:O	1:D:4936:ILE:HG22	1.91	0.70
1:A:2194:HIS:HA	1:A:2197:LEU:CB	2.22	0.69
1:A:4181:ILE:HD11	1:A:4195:PHE:N	2.07	0.69
1:B:4729:GLY:CA	1:B:4732:PHE:H	2.05	0.69
1:C:4181:ILE:HD11	1:C:4195:PHE:N	2.07	0.69
1:D:214:VAL:O	1:D:215:THR:CB	2.39	0.69
1:D:3933:PHE:CE2	1:D:3951:PHE:HD2	2.06	0.69
1:D:4181:ILE:HD11	1:D:4195:PHE:N	2.07	0.69
1:D:4182:GLU:CD	1:D:4988:TYR:HB2	2.11	0.69
1:A:1093:GLU:O	1:A:1201:HIS:N	2.23	0.69
1:A:3935:TRP:HD1	1:D:77:ALA:N	1.89	0.69
1:A:4036:VAL:O	1:A:4153:HIS:HD2	1.74	0.69
1:A:4235:VAL:CG2	1:A:5019:TRP:CE3	2.50	0.69
1:A:4687:TYR:CA	1:A:4691:GLN:CB	2.53	0.69
1:B:67:PHE:O	1:B:68:THR:CB	2.40	0.69
1:B:4971:THR:HG23	1:B:4974:GLY:CA	2.17	0.69
1:C:2190:VAL:O	1:C:2191:PHE:CB	2.40	0.69
1:C:4178:LEU:C	1:C:4178:LEU:HD12	2.13	0.69
1:D:1093:GLU:O	1:D:1201:HIS:N	2.23	0.69
1:D:4181:ILE:HG21	1:D:4193:ILE:N	2.06	0.69
1:A:4575:PHE:CD1	1:A:4576:ILE:N	2.61	0.69
1:B:1290:ARG:CA	1:B:1551:ALA:HB2	2.19	0.69
1:B:4181:ILE:HD11	1:B:4195:PHE:N	2.07	0.69
1:C:1721:GLU:O	1:C:1723:ALA:N	2.24	0.69
1:D:291:LEU:HA	1:D:301:VAL:CB	2.21	0.69
1:D:2194:HIS:HA	1:D:2197:LEU:CB	2.22	0.69
1:D:4178:LEU:HD12	1:D:4178:LEU:C	2.13	0.69
1:D:4729:GLY:CA	1:D:4732:PHE:H	2.05	0.69
1:B:4235:VAL:CG2	1:B:5019:TRP:CE3	2.50	0.69
1:C:4924:VAL:HG23	1:C:4925:ILE:N	2.07	0.69

Continued on next page...

Continued from previous page...

Atom-1	Atom-2	Interatomic distance (Å)	Clash overlap (Å)
1:D:4776:GLN:HE21	1:D:4776:GLN:CA	2.00	0.69
1:D:4971:THR:HG23	1:D:4974:GLY:CA	2.17	0.69
1:A:1211:LEU:O	1:A:1213:PHE:HA	1.92	0.69
1:A:2125:HIS:HB2	1:A:3725:TYR:OH	1.93	0.69
1:B:789:VAL:O	1:B:1627:ALA:C	2.31	0.69
1:B:1211:LEU:O	1:B:1213:PHE:HA	1.92	0.69
1:B:4984:ASN:C	1:B:4985:LEU:HD12	2.12	0.69
1:C:2125:HIS:HB2	1:C:3725:TYR:OH	1.93	0.69
1:C:4181:ILE:HD11	1:C:4195:PHE:H	1.57	0.69
1:C:4575:PHE:CD1	1:C:4576:ILE:N	2.61	0.69
1:D:2102:VAL:HA	1:D:2105:TRP:HD1	1.56	0.69
1:A:701:GLY:H	1:A:1645:ASN:CB	2.05	0.69
1:B:787:VAL:O	1:B:1630:CYS:N	2.26	0.69
1:B:4915:VAL:O	1:B:4918:ILE:HG22	1.93	0.69
1:B:4924:VAL:HG23	1:B:4925:ILE:N	2.07	0.69
1:C:789:VAL:O	1:C:1627:ALA:C	2.31	0.69
1:C:1085:SER:C	1:C:1155:LEU:CB	2.60	0.69
1:C:4795:TYR:HE1	1:C:4813:LEU:HA	1.58	0.69
1:C:4915:VAL:O	1:C:4918:ILE:HG22	1.93	0.69
1:C:4984:ASN:C	1:C:4985:LEU:HD12	2.12	0.69
1:D:346:CYS:O	1:D:387:ALA:CA	2.27	0.69
1:D:1096:THR:CB	1:D:1198:GLN:C	2.61	0.69
1:D:1211:LEU:O	1:D:1213:PHE:HA	1.92	0.69
1:D:1745:ILE:O	1:D:1746:THR:CB	2.30	0.69
1:D:2105:TRP:CE3	1:D:2106:ALA:HA	2.27	0.69
1:D:4916:PHE:O	1:D:4919:THR:HG23	1.93	0.69
1:A:25:SER:O	1:A:26:ALA:O	2.11	0.69
1:A:4559:PHE:CE1	1:A:4560:TYR:HE1	2.00	0.69
1:B:1096:THR:CB	1:B:1198:GLN:C	2.61	0.69
1:B:1129:GLY:O	1:B:1138:PRO:HA	1.92	0.69
1:C:701:GLY:H	1:C:1645:ASN:CB	2.05	0.69
1:C:3937:TYR:OH	1:C:3943:ILE:O	2.10	0.69
1:D:701:GLY:H	1:D:1645:ASN:CB	2.05	0.69
1:A:1085:SER:C	1:A:1155:LEU:CB	2.61	0.69
1:A:3935:TRP:CD1	1:D:77:ALA:CB	2.75	0.69
1:A:4178:LEU:C	1:A:4178:LEU:HD12	2.13	0.69
1:A:4673:ARG:HH11	1:A:4673:ARG:CB	2.04	0.69
1:A:4729:GLY:CA	1:A:4732:PHE:H	2.05	0.69
1:A:4984:ASN:C	1:A:4985:LEU:HD12	2.12	0.69
1:B:25:SER:O	1:B:26:ALA:O	2.11	0.69
1:B:77:ALA:CB	1:C:3935:TRP:CD1	2.75	0.69

Continued on next page...

Continued from previous page...

Atom-1	Atom-2	Interatomic distance (Å)	Clash overlap (Å)
1:B:2435:ARG:CB	1:B:2501:SER:CB	2.71	0.69
1:B:3933:PHE:CE2	1:B:3951:PHE:HD2	2.07	0.69
1:B:4795:TYR:HE1	1:B:4813:LEU:HA	1.58	0.69
1:B:4916:PHE:O	1:B:4919:THR:HG23	1.93	0.69
1:B:4930:ALA:CB	1:C:4936:ILE:CD1	2.71	0.69
1:C:67:PHE:O	1:C:68:THR:CB	2.40	0.69
1:C:1096:THR:CB	1:C:1198:GLN:C	2.61	0.69
1:C:1213:PHE:HA	1:C:1214:PHE:CB	2.22	0.69
1:C:3933:PHE:CE1	1:C:3951:PHE:HD2	2.02	0.69
1:C:4916:PHE:O	1:C:4919:THR:HG23	1.93	0.69
1:C:4978:HIS:CE1	1:C:4983:HIS:HE2	1.78	0.69
1:D:112:ALA:N	1:D:113:HIS:C	2.44	0.69
1:D:4575:PHE:CD1	1:D:4576:ILE:N	2.61	0.69
1:D:4687:TYR:CA	1:D:4691:GLN:CB	2.53	0.69
1:D:4784:PHE:C	1:D:4789:PHE:CE2	2.59	0.69
1:D:4806:ASN:HD22	1:D:4806:ASN:N	1.89	0.69
1:A:789:VAL:O	1:A:1627:ALA:C	2.31	0.69
1:A:1129:GLY:O	1:A:1138:PRO:HA	1.92	0.69
1:A:1745:ILE:O	1:A:1746:THR:CB	2.30	0.69
1:A:3962:PHE:CZ	1:A:4023:MET:HA	2.21	0.69
1:B:2105:TRP:CE3	1:B:2106:ALA:HA	2.27	0.69
1:B:4178:LEU:C	1:B:4178:LEU:HD12	2.13	0.69
1:C:4806:ASN:N	1:C:4806:ASN:HD22	1.89	0.69
1:D:667:MET:N	1:D:790:ARG:O	2.24	0.69
1:D:4821:LYS:O	1:D:4825:THR:N	2.23	0.69
1:D:4926:VAL:HG13	1:D:4927:ILE:N	2.07	0.69
1:A:5025:GLY:C	1:A:5026:ASP:OD1	2.32	0.69
1:B:701:GLY:H	1:B:1645:ASN:CB	2.05	0.69
1:B:2125:HIS:HB2	1:B:3725:TYR:OH	1.93	0.69
1:D:501:ALA:HB3	1:D:504:ALA:H	1.57	0.69
1:D:1083:VAL:O	1:D:1187:GLY:CA	2.41	0.69
1:D:1213:PHE:HA	1:D:1214:PHE:CB	2.22	0.69
1:A:1803:PRO:O	1:A:1806:ALA:HB3	1.90	0.68
1:B:346:CYS:O	1:B:387:ALA:CA	2.27	0.68
1:C:787:VAL:O	1:C:1630:CYS:N	2.26	0.68
1:C:4956:THR:O	1:C:4964:GLY:C	2.31	0.68
1:D:546:TRP:CE3	1:D:547:VAL:HA	2.29	0.68
1:D:4956:THR:O	1:D:4964:GLY:C	2.31	0.68
1:D:4984:ASN:C	1:D:4985:LEU:HD12	2.12	0.68
1:A:787:VAL:O	1:A:1630:CYS:N	2.26	0.68
1:B:546:TRP:CE3	1:B:547:VAL:HA	2.28	0.68

Continued on next page...

Continued from previous page...

Atom-1	Atom-2	Interatomic distance (Å)	Clash overlap (Å)
1:C:4088:ILE:O	1:C:4093:PHE:N	2.27	0.68
1:A:77:ALA:CA	1:B:3935:TRP:HD1	2.06	0.68
1:A:4559:PHE:CE2	1:A:4661:TYR:CB	2.72	0.68
1:B:4687:TYR:H	1:B:4692:PRO:HD3	1.59	0.68
1:B:4783:ILE:HD13	1:B:4789:PHE:CZ	2.28	0.68
1:B:4995:LEU:O	1:B:4995:LEU:HD13	1.92	0.68
1:B:5025:GLY:C	1:B:5026:ASP:OD1	2.32	0.68
1:C:168:ASP:HA	1:C:200:TRP:O	1.92	0.68
1:C:2767:ALA:CB	1:C:2855:TYR:O	2.30	0.68
1:D:25:SER:O	1:D:26:ALA:O	2.11	0.68
1:D:2435:ARG:CB	1:D:2501:SER:CB	2.71	0.68
1:D:4088:ILE:O	1:D:4093:PHE:N	2.27	0.68
1:A:546:TRP:CE3	1:A:547:VAL:HA	2.29	0.68
1:A:1122:TYR:HD1	1:A:1133:HIS:O	1.71	0.68
1:A:1213:PHE:HA	1:A:1214:PHE:CB	2.22	0.68
1:B:1287:LEU:CB	1:B:1554:VAL:O	2.42	0.68
1:B:4575:PHE:CD1	1:B:4576:ILE:N	2.61	0.68
1:B:4930:ALA:HB1	1:C:4936:ILE:HD13	1.75	0.68
1:C:262:LEU:CB	1:C:263:GLU:HA	2.24	0.68
1:C:1290:ARG:N	1:C:1551:ALA:CB	2.57	0.68
1:C:2161:GLN:NE2	1:C:2178:MET:CB	2.56	0.68
1:D:229:GLU:CA	1:D:248:GLU:O	2.42	0.68
1:D:1290:ARG:N	1:D:1551:ALA:CB	2.57	0.68
1:A:77:ALA:CB	1:B:3935:TRP:CD1	2.74	0.68
1:A:229:GLU:CA	1:A:248:GLU:O	2.42	0.68
1:A:1287:LEU:CB	1:A:1554:VAL:O	2.42	0.68
1:A:2102:VAL:HA	1:A:2105:TRP:HD1	1.57	0.68
1:A:4936:ILE:HG23	1:A:4937:ILE:N	2.07	0.68
1:B:501:ALA:HB3	1:B:504:ALA:H	1.57	0.68
1:B:4088:ILE:O	1:B:4093:PHE:N	2.27	0.68
1:C:1133:HIS:H	1:C:1135:GLY:N	1.92	0.68
1:D:1129:GLY:O	1:D:1138:PRO:HA	1.92	0.68
1:D:1287:LEU:CB	1:D:1554:VAL:O	2.42	0.68
1:A:1096:THR:CB	1:A:1198:GLN:C	2.61	0.68
1:A:1273:ALA:CB	1:A:1274:HIS:HA	2.18	0.68
1:A:3792:ALA:O	1:A:3795:SER:N	2.27	0.68
1:B:1440:PHE:O	1:B:1441:ALA:CB	2.37	0.68
1:B:3792:ALA:O	1:B:3795:SER:N	2.27	0.68
1:B:4556:SER:OG	1:B:4557:ARG:N	2.26	0.68
1:C:501:ALA:HB3	1:C:504:ALA:H	1.57	0.68
1:C:1129:GLY:O	1:C:1138:PRO:HA	1.92	0.68

Continued on next page...

Continued from previous page...

Atom-1	Atom-2	Interatomic distance (Å)	Clash overlap (Å)
1:C:1748:PHE:O	1:C:1751:GLY:O	2.12	0.68
1:C:2435:ARG:CB	1:C:2501:SER:CB	2.71	0.68
1:C:4687:TYR:CA	1:C:4691:GLN:CB	2.53	0.68
1:C:4926:VAL:HG13	1:C:4927:ILE:N	2.07	0.68
1:A:262:LEU:CB	1:A:263:GLU:HA	2.24	0.68
1:A:2435:ARG:CB	1:A:2501:SER:CB	2.71	0.68
1:A:4181:ILE:HD11	1:A:4195:PHE:H	1.57	0.68
1:A:4652:LEU:HD13	1:A:4652:LEU:C	2.14	0.68
1:B:721:LEU:O	1:B:727:ALA:HA	1.94	0.68
1:B:2190:VAL:O	1:B:2191:PHE:CB	2.40	0.68
1:B:4652:LEU:C	1:B:4652:LEU:HD13	2.14	0.68
1:C:4783:ILE:HD13	1:C:4789:PHE:CZ	2.28	0.68
1:D:1246:GLU:O	1:D:1601:MET:C	2.32	0.68
1:D:4783:ILE:HD13	1:D:4789:PHE:CZ	2.28	0.68
1:D:4915:VAL:O	1:D:4918:ILE:HG22	1.93	0.68
1:A:2586:VAL:CA	1:A:2587:TYR:CB	2.71	0.68
1:A:4180:ARG:CA	1:A:4181:ILE:HG12	2.24	0.68
1:A:4784:PHE:C	1:A:4789:PHE:CE2	2.59	0.68
1:A:4936:ILE:HD13	1:D:4930:ALA:HB1	1.74	0.68
1:A:4995:LEU:HD11	1:A:5011:TRP:HE3	0.84	0.68
1:B:1213:PHE:HA	1:B:1214:PHE:CB	2.22	0.68
1:B:4715:TYR:HE1	1:B:4717:ASP:CB	2.07	0.68
1:B:4956:THR:O	1:B:4964:GLY:C	2.31	0.68
1:C:1287:LEU:CB	1:C:1554:VAL:O	2.42	0.68
1:C:3717:ASP:O	1:C:3719:ASP:N	2.27	0.68
1:D:2125:HIS:HB2	1:D:3725:TYR:OH	1.93	0.68
1:D:4715:TYR:HE1	1:D:4717:ASP:CB	2.07	0.68
1:A:112:ALA:N	1:A:113:HIS:C	2.44	0.68
1:A:1246:GLU:O	1:A:1601:MET:C	2.32	0.68
1:B:262:LEU:CB	1:B:263:GLU:HA	2.24	0.68
1:B:1748:PHE:O	1:B:1751:GLY:O	2.12	0.68
1:B:4559:PHE:CE1	1:B:4560:TYR:HE1	2.00	0.68
1:C:4715:TYR:HE1	1:C:4717:ASP:CB	2.07	0.68
1:D:990:GLU:O	1:D:994:ASN:N	2.27	0.68
1:D:4966:ASP:CB	1:D:4969:ASP:CB	2.72	0.68
1:A:4088:ILE:O	1:A:4093:PHE:N	2.27	0.68
1:A:4783:ILE:HD13	1:A:4789:PHE:CZ	2.28	0.68
1:A:4916:PHE:O	1:A:4919:THR:HG23	1.93	0.68
1:A:4936:ILE:HD12	1:D:4930:ALA:CB	2.24	0.68
1:B:214:VAL:O	1:B:215:THR:CB	2.39	0.68
1:B:1124:PHE:CA	1:B:1131:ARG:CA	2.52	0.68

Continued on next page...

Continued from previous page...

Atom-1	Atom-2	Interatomic distance (Å)	Clash overlap (Å)
1:B:4837:LEU:HD23	1:B:4837:LEU:C	2.15	0.68
1:C:25:SER:O	1:C:26:ALA:O	2.11	0.68
1:D:262:LEU:CB	1:D:263:GLU:HA	2.24	0.68
1:A:4956:THR:O	1:A:4964:GLY:C	2.31	0.67
1:B:3914:ASN:O	1:B:3917:ILE:N	2.23	0.67
1:C:3763:LEU:HD23	1:C:3763:LEU:C	2.15	0.67
1:D:4664:LEU:HD13	1:D:4664:LEU:C	2.15	0.67
1:A:1083:VAL:O	1:A:1187:GLY:CA	2.41	0.67
1:A:1122:TYR:HE1	1:A:1133:HIS:O	1.72	0.67
1:A:3933:PHE:CE2	1:A:3951:PHE:HD2	2.07	0.67
1:A:4850:LEU:C	1:A:4850:LEU:HD23	2.15	0.67
1:B:77:ALA:HB2	1:C:3935:TRP:CD1	2.29	0.67
1:C:721:LEU:O	1:C:727:ALA:HA	1.94	0.67
1:C:1083:VAL:O	1:C:1187:GLY:CA	2.41	0.67
1:C:3823:LYS:C	1:C:3825:GLU:N	2.43	0.67
1:C:4180:ARG:HA	1:C:4181:ILE:HB	1.77	0.67
1:C:4192:ARG:NH1	1:C:5028:PHE:CD2	2.63	0.67
1:C:4664:LEU:HD13	1:C:4664:LEU:C	2.15	0.67
1:D:789:VAL:O	1:D:1627:ALA:C	2.31	0.67
1:D:5025:GLY:C	1:D:5026:ASP:OD1	2.32	0.67
1:A:2161:GLN:NE2	1:A:2178:MET:CB	2.56	0.67
1:A:4192:ARG:NH1	1:A:5028:PHE:CD2	2.63	0.67
1:A:4837:LEU:HD23	1:A:4837:LEU:C	2.15	0.67
1:A:4921:PHE:O	1:A:4925:ILE:HD13	1.94	0.67
1:A:4924:VAL:HG23	1:A:4925:ILE:N	2.07	0.67
1:B:3934:TYR:HH	1:B:3998:HIS:HB3	1.58	0.67
1:B:4783:ILE:HD13	1:B:4783:ILE:C	2.15	0.67
1:C:546:TRP:CE3	1:C:547:VAL:HA	2.29	0.67
1:D:1133:HIS:H	1:D:1135:GLY:N	1.92	0.67
1:D:4850:LEU:HD23	1:D:4850:LEU:C	2.15	0.67
1:A:67:PHE:O	1:A:110:ARG:O	2.13	0.67
1:A:4180:ARG:HA	1:A:4181:ILE:HB	1.77	0.67
1:A:4715:TYR:HE1	1:A:4717:ASP:CB	2.07	0.67
1:B:4192:ARG:NH1	1:B:5028:PHE:CD2	2.63	0.67
1:B:4850:LEU:HD23	1:B:4850:LEU:C	2.15	0.67
1:B:4966:ASP:CB	1:B:4969:ASP:CB	2.72	0.67
1:C:990:GLU:O	1:C:994:ASN:N	2.27	0.67
1:C:1117:ALA:HA	1:C:1134:LEU:CB	2.25	0.67
1:C:4108:ILE:C	1:C:4108:ILE:HD12	2.15	0.67
1:C:4656:LEU:C	1:C:4656:LEU:HD13	2.15	0.67
1:C:5025:GLY:C	1:C:5026:ASP:OD1	2.32	0.67

Continued on next page...

Continued from previous page...

Atom-1	Atom-2	Interatomic distance (Å)	Clash overlap (Å)
1:D:112:ALA:C	1:D:115:ARG:N	2.48	0.67
1:A:1748:PHE:O	1:A:1751:GLY:O	2.12	0.67
1:A:2495:VAL:CB	1:A:2496:PRO:HD3	2.25	0.67
1:A:3935:TRP:CD1	1:D:77:ALA:HB2	2.29	0.67
1:A:4108:ILE:C	1:A:4108:ILE:HD12	2.15	0.67
1:A:4783:ILE:HD13	1:A:4783:ILE:C	2.15	0.67
1:A:4795:TYR:HE1	1:A:4813:LEU:HA	1.58	0.67
1:A:5010:VAL:HG23	1:A:5011:TRP:N	2.10	0.67
1:B:67:PHE:O	1:B:110:ARG:O	2.13	0.67
1:B:1083:VAL:O	1:B:1187:GLY:CA	2.41	0.67
1:C:229:GLU:CA	1:C:248:GLU:O	2.42	0.67
1:C:4643:LEU:HD12	1:C:4643:LEU:C	2.15	0.67
1:C:4696:ASP:CB	1:C:4697:VAL:HG13	2.25	0.67
1:D:1748:PHE:O	1:D:1751:GLY:O	2.12	0.67
1:D:4696:ASP:HA	1:D:4697:VAL:CB	2.22	0.67
1:D:4795:TYR:HE1	1:D:4813:LEU:HA	1.57	0.67
1:D:4924:VAL:HG23	1:D:4925:ILE:N	2.07	0.67
1:D:4927:ILE:C	1:D:4927:ILE:HD12	2.15	0.67
1:A:721:LEU:O	1:A:727:ALA:HA	1.94	0.67
1:A:990:GLU:O	1:A:994:ASN:N	2.27	0.67
1:A:3717:ASP:O	1:A:3719:ASP:N	2.27	0.67
1:A:4235:VAL:HG22	1:A:5019:TRP:HZ3	1.52	0.67
1:A:4823:LEU:HD13	1:A:4823:LEU:C	2.15	0.67
1:A:4927:ILE:HD12	1:A:4927:ILE:C	2.15	0.67
1:A:4966:ASP:CB	1:A:4969:ASP:CB	2.72	0.67
1:B:990:GLU:O	1:B:994:ASN:N	2.27	0.67
1:B:2495:VAL:CB	1:B:2496:PRO:HD3	2.25	0.67
1:C:644:ILE:O	1:C:781:VAL:N	2.24	0.67
1:C:1290:ARG:CA	1:C:1551:ALA:HB2	2.19	0.67
1:C:1708:ARG:HG2	1:C:1712:TYR:HE2	1.59	0.67
1:C:4146:LEU:C	1:C:4146:LEU:HD23	2.15	0.67
1:D:3792:ALA:O	1:D:3795:SER:N	2.27	0.67
1:D:4643:LEU:HD12	1:D:4643:LEU:C	2.15	0.67
1:D:5010:VAL:HG23	1:D:5011:TRP:N	2.10	0.67
1:A:4664:LEU:HD13	1:A:4664:LEU:C	2.15	0.67
1:A:4768:LEU:HD13	1:A:4770:SER:N	2.07	0.67
1:A:4915:VAL:O	1:A:4918:ILE:HG22	1.93	0.67
1:B:112:ALA:N	1:B:113:HIS:C	2.44	0.67
1:B:1246:GLU:O	1:B:1601:MET:C	2.32	0.67
1:B:2586:VAL:CA	1:B:2587:TYR:CB	2.71	0.67
1:B:4146:LEU:HD23	1:B:4146:LEU:C	2.15	0.67

Continued on next page...

Continued from previous page...

Atom-1	Atom-2	Interatomic distance (Å)	Clash overlap (Å)
1:B:4180:ARG:HA	1:B:4181:ILE:HB	1.77	0.67
1:B:4673:ARG:HH11	1:B:4673:ARG:CB	2.04	0.67
1:D:404:ILE:CB	1:D:478:PHE:CE1	2.78	0.67
1:A:77:ALA:HB2	1:B:3935:TRP:CD1	2.29	0.67
1:A:4800:LEU:HD23	1:A:4800:LEU:C	2.15	0.67
1:B:77:ALA:CA	1:C:3935:TRP:HD1	2.08	0.67
1:B:112:ALA:C	1:B:115:ARG:N	2.48	0.67
1:B:148:TRP:HA	1:B:149:THR:CB	2.25	0.67
1:B:685:GLY:CA	1:B:712:TYR:O	2.43	0.67
1:B:2161:GLN:NE2	1:B:2178:MET:CB	2.56	0.67
1:B:4180:ARG:N	1:B:4181:ILE:HD13	2.10	0.67
1:B:4768:LEU:HD13	1:B:4770:SER:N	2.07	0.67
1:C:404:ILE:CB	1:C:478:PHE:CE1	2.78	0.67
1:C:4837:LEU:HD23	1:C:4837:LEU:C	2.15	0.67
1:C:4943:LEU:HD13	1:C:4943:LEU:C	2.15	0.67
1:C:4966:ASP:CB	1:C:4969:ASP:CB	2.72	0.67
1:D:721:LEU:O	1:D:727:ALA:HA	1.94	0.67
1:D:4171:LEU:C	1:D:4171:LEU:HD23	2.15	0.67
1:D:4800:LEU:HD23	1:D:4800:LEU:C	2.15	0.67
1:D:4837:LEU:HD23	1:D:4837:LEU:C	2.15	0.67
1:A:2190:VAL:O	1:A:2191:PHE:CB	2.40	0.67
1:B:3717:ASP:O	1:B:3719:ASP:N	2.27	0.67
1:B:4696:ASP:CB	1:B:4697:VAL:HG13	2.25	0.67
1:B:4927:ILE:C	1:B:4927:ILE:HD12	2.15	0.67
1:C:918:ARG:CA	1:C:921:ASN:H	1.89	0.67
1:C:3914:ASN:O	1:C:3917:ILE:N	2.23	0.67
1:C:4180:ARG:CA	1:C:4181:ILE:HG12	2.24	0.67
1:C:4823:LEU:C	1:C:4823:LEU:HD13	2.15	0.67
1:D:3061:ALA:C	1:D:3064:VAL:CA	2.63	0.67
1:D:4935:LEU:N	1:D:4935:LEU:HD23	2.10	0.67
1:A:148:TRP:HA	1:A:149:THR:CB	2.25	0.67
1:A:1133:HIS:H	1:A:1135:GLY:N	1.92	0.67
1:A:3984:ARG:HD2	1:A:3984:ARG:O	1.95	0.67
1:A:4936:ILE:CD1	1:D:4930:ALA:HB1	2.25	0.67
1:B:39:ALA:CB	1:B:47:CYS:CB	2.67	0.67
1:B:229:GLU:CA	1:B:248:GLU:O	2.42	0.67
1:B:1601:MET:CB	1:B:1602:PRO:HA	2.25	0.67
1:C:685:GLY:CA	1:C:712:TYR:O	2.43	0.67
1:C:1246:GLU:O	1:C:1601:MET:C	2.32	0.67
1:C:3792:ALA:O	1:C:3795:SER:N	2.27	0.67
1:C:4180:ARG:N	1:C:4181:ILE:HD13	2.10	0.67

Continued on next page...

Continued from previous page...

Atom-1	Atom-2	Interatomic distance (Å)	Clash overlap (Å)
1:C:4783:ILE:HD13	1:C:4783:ILE:C	2.15	0.67
1:C:5016:GLU:CB	1:C:5018:CYS:HB2	2.25	0.67
1:D:685:GLY:CA	1:D:712:TYR:O	2.43	0.67
1:D:686:TRP:N	1:D:712:TYR:O	2.28	0.67
1:D:2586:VAL:CA	1:D:2587:TYR:CB	2.71	0.67
1:D:3717:ASP:O	1:D:3719:ASP:N	2.27	0.67
1:D:4108:ILE:C	1:D:4108:ILE:HD12	2.15	0.67
1:D:5016:GLU:CB	1:D:5018:CYS:HB2	2.25	0.67
1:A:112:ALA:C	1:A:115:ARG:N	2.48	0.66
1:B:3984:ARG:HD2	1:B:3984:ARG:O	1.95	0.66
1:B:4181:ILE:HD11	1:B:4195:PHE:H	1.57	0.66
1:B:4656:LEU:HD13	1:B:4656:LEU:C	2.15	0.66
1:B:4696:ASP:HA	1:B:4697:VAL:CB	2.22	0.66
1:B:4823:LEU:HD13	1:B:4823:LEU:C	2.15	0.66
1:C:112:ALA:C	1:C:115:ARG:N	2.48	0.66
1:C:4850:LEU:HD23	1:C:4850:LEU:C	2.15	0.66
1:C:4971:THR:HG23	1:C:4974:GLY:CA	2.17	0.66
1:D:39:ALA:CB	1:D:47:CYS:CB	2.67	0.66
1:D:4556:SER:OG	1:D:4557:ARG:N	2.26	0.66
1:D:4823:LEU:HD13	1:D:4823:LEU:C	2.15	0.66
1:A:2506:LEU:O	1:A:2510:TYR:N	2.26	0.66
1:A:4146:LEU:HD23	1:A:4146:LEU:C	2.15	0.66
1:A:4222:VAL:CB	1:A:4950:VAL:CG2	2.73	0.66
1:A:4995:LEU:HD13	1:A:4995:LEU:C	2.16	0.66
1:A:5008:SER:O	1:A:5011:TRP:N	2.29	0.66
1:B:3763:LEU:HD23	1:B:3763:LEU:C	2.15	0.66
1:B:4643:LEU:HD12	1:B:4643:LEU:C	2.15	0.66
1:B:4924:VAL:O	1:B:4928:LEU:HD23	1.95	0.66
1:B:4934:GLY:HA3	1:C:4937:ILE:HD11	1.33	0.66
1:B:4935:LEU:N	1:B:4935:LEU:HD23	2.10	0.66
1:C:148:TRP:HA	1:C:149:THR:CB	2.25	0.66
1:C:243:ARG:O	1:C:300:VAL:HA	1.96	0.66
1:C:4192:ARG:HG3	1:C:4192:ARG:O	1.95	0.66
1:C:4652:LEU:HD13	1:C:4652:LEU:C	2.14	0.66
1:D:43:GLY:O	1:D:44:ASN:CB	2.44	0.66
1:D:1117:ALA:HA	1:D:1134:LEU:CB	2.25	0.66
1:D:3419:ASN:O	1:D:3423:TRP:CB	2.44	0.66
1:D:3984:ARG:HD2	1:D:3984:ARG:O	1.95	0.66
1:D:4146:LEU:HD23	1:D:4146:LEU:C	2.15	0.66
1:D:4180:ARG:CA	1:D:4181:ILE:HG12	2.24	0.66
1:D:4192:ARG:NH1	1:D:5028:PHE:CD2	2.63	0.66

Continued on next page...

Continued from previous page...

Atom-1	Atom-2	Interatomic distance (Å)	Clash overlap (Å)
1:D:4192:ARG:O	1:D:4192:ARG:HG3	1.95	0.66
1:D:4783:ILE:HD13	1:D:4783:ILE:C	2.15	0.66
1:D:4924:VAL:O	1:D:4928:LEU:HD23	1.95	0.66
1:A:685:GLY:CA	1:A:712:TYR:O	2.43	0.66
1:A:3419:ASN:O	1:A:3423:TRP:CB	2.44	0.66
1:A:4195:PHE:CD2	1:A:4991:PHE:CD2	2.82	0.66
1:A:4656:LEU:HD13	1:A:4656:LEU:C	2.15	0.66
1:A:4943:LEU:HD13	1:A:4943:LEU:C	2.15	0.66
1:B:1133:HIS:H	1:B:1135:GLY:N	1.92	0.66
1:B:4108:ILE:C	1:B:4108:ILE:HD12	2.15	0.66
1:B:4664:LEU:C	1:B:4664:LEU:HD13	2.15	0.66
1:D:787:VAL:O	1:D:1630:CYS:N	2.26	0.66
1:D:4182:GLU:OE2	1:D:4988:TYR:CB	2.43	0.66
1:A:4171:LEU:C	1:A:4171:LEU:HD23	2.15	0.66
1:B:1117:ALA:HA	1:B:1134:LEU:CB	2.25	0.66
1:B:4930:ALA:CB	1:C:4936:ILE:HD12	2.25	0.66
1:C:43:GLY:O	1:C:44:ASN:CB	2.44	0.66
1:C:404:ILE:O	1:C:408:ALA:CB	2.43	0.66
1:C:4768:LEU:HD13	1:C:4770:SER:N	2.07	0.66
1:D:308:HIS:O	1:D:312:THR:HA	1.96	0.66
1:D:2161:GLN:NE2	1:D:2178:MET:CB	2.56	0.66
1:D:3763:LEU:HD23	1:D:3763:LEU:C	2.15	0.66
1:D:4180:ARG:HA	1:D:4181:ILE:HB	1.77	0.66
1:D:4652:LEU:HD13	1:D:4652:LEU:C	2.15	0.66
1:A:404:ILE:O	1:A:408:ALA:CB	2.44	0.66
1:B:2211:MET:O	1:B:2215:LEU:N	2.27	0.66
1:B:3419:ASN:O	1:B:3423:TRP:CB	2.44	0.66
1:B:4696:ASP:CA	1:B:4697:VAL:CG2	2.52	0.66
1:B:4784:PHE:O	1:B:4789:PHE:CE2	2.47	0.66
1:B:4995:LEU:HD13	1:B:4995:LEU:C	2.16	0.66
1:C:1601:MET:CB	1:C:1602:PRO:HA	2.25	0.66
1:C:4834:GLY:CA	1:C:4837:LEU:HB3	2.26	0.66
1:D:148:TRP:HA	1:D:149:THR:CB	2.25	0.66
1:D:404:ILE:O	1:D:408:ALA:CB	2.43	0.66
1:D:789:VAL:C	1:D:1627:ALA:HB1	2.16	0.66
1:D:1601:MET:CB	1:D:1602:PRO:HA	2.25	0.66
1:D:4696:ASP:CB	1:D:4697:VAL:HG13	2.25	0.66
1:D:4834:GLY:CA	1:D:4837:LEU:HB3	2.26	0.66
1:A:789:VAL:C	1:A:1627:ALA:HB1	2.16	0.66
1:A:4147:LEU:C	1:A:4147:LEU:HD13	2.16	0.66
1:B:644:ILE:O	1:B:781:VAL:N	2.24	0.66

Continued on next page...

Continued from previous page...

Atom-1	Atom-2	Interatomic distance (Å)	Clash overlap (Å)
1:B:2449:GLU:O	1:B:2450:ALA:CB	2.36	0.66
1:B:2506:LEU:O	1:B:2510:TYR:N	2.26	0.66
1:B:4180:ARG:CA	1:B:4181:ILE:HG12	2.24	0.66
1:B:4834:GLY:CA	1:B:4837:LEU:HB3	2.26	0.66
1:B:5008:SER:O	1:B:5011:TRP:N	2.29	0.66
1:C:789:VAL:C	1:C:1627:ALA:HB1	2.16	0.66
1:D:4235:VAL:CB	1:D:5019:TRP:HZ3	2.04	0.66
1:A:3945:GLU:O	1:A:3947:GLY:N	2.29	0.66
1:B:404:ILE:O	1:B:408:ALA:CB	2.44	0.66
1:B:686:TRP:N	1:B:712:TYR:O	2.28	0.66
1:B:4171:LEU:HD23	1:B:4171:LEU:C	2.15	0.66
1:C:686:TRP:N	1:C:712:TYR:O	2.28	0.66
1:C:4696:ASP:HA	1:C:4697:VAL:CB	2.22	0.66
1:C:5008:SER:O	1:C:5011:TRP:N	2.29	0.66
1:D:2211:MET:O	1:D:2215:LEU:N	2.27	0.66
1:D:2495:VAL:CB	1:D:2496:PRO:HD3	2.25	0.66
1:D:4180:ARG:N	1:D:4181:ILE:HD13	2.10	0.66
1:A:2211:MET:O	1:A:2215:LEU:N	2.27	0.66
1:A:3763:LEU:C	1:A:3763:LEU:HD23	2.15	0.66
1:A:4192:ARG:NH1	1:A:5028:PHE:HD2	1.94	0.66
1:B:4182:GLU:OE2	1:B:4988:TYR:CB	2.43	0.66
1:B:4800:LEU:HD23	1:B:4800:LEU:C	2.15	0.66
1:C:308:HIS:O	1:C:312:THR:HA	1.96	0.66
1:C:4171:LEU:HD23	1:C:4171:LEU:C	2.15	0.66
1:C:4696:ASP:CA	1:C:4697:VAL:CG2	2.52	0.66
1:C:4924:VAL:O	1:C:4928:LEU:HD23	1.95	0.66
1:D:1122:TYR:HE1	1:D:1133:HIS:O	1.72	0.66
1:D:3108:GLU:O	1:D:3112:LEU:N	2.28	0.66
1:D:4784:PHE:O	1:D:4789:PHE:CE2	2.47	0.66
1:A:43:GLY:O	1:A:44:ASN:CB	2.44	0.66
1:A:1117:ALA:HA	1:A:1134:LEU:CB	2.25	0.66
1:A:4643:LEU:HD12	1:A:4643:LEU:C	2.15	0.66
1:B:1708:ARG:HG2	1:B:1712:TYR:HE2	1.59	0.66
1:C:67:PHE:O	1:C:110:ARG:O	2.13	0.66
1:C:77:ALA:HB2	1:D:3935:TRP:CD1	2.30	0.66
1:C:2495:VAL:CB	1:C:2496:PRO:HD3	2.25	0.66
1:C:4927:ILE:C	1:C:4927:ILE:HD12	2.15	0.66
1:D:243:ARG:O	1:D:300:VAL:HA	1.96	0.66
1:D:2767:ALA:CB	1:D:2855:TYR:O	2.30	0.66
1:D:4945:ASP:O	1:D:4948:GLU:HG3	1.96	0.66
1:D:4995:LEU:HD13	1:D:4995:LEU:C	2.16	0.66

Continued on next page...

Continued from previous page...

Atom-1	Atom-2	Interatomic distance (Å)	Clash overlap (Å)
1:D:5008:SER:O	1:D:5011:TRP:N	2.29	0.66
1:A:404:ILE:CB	1:A:478:PHE:CE1	2.78	0.66
1:A:644:ILE:O	1:A:781:VAL:N	2.24	0.66
1:A:4924:VAL:O	1:A:4928:LEU:HD23	1.95	0.66
1:B:243:ARG:O	1:B:300:VAL:HA	1.96	0.66
1:B:4147:LEU:HD13	1:B:4147:LEU:C	2.16	0.66
1:C:112:ALA:N	1:C:113:HIS:C	2.44	0.66
1:C:3984:ARG:HD2	1:C:3984:ARG:O	1.95	0.66
1:D:4687:TYR:CA	1:D:4692:PRO:HD3	2.26	0.66
1:A:4696:ASP:CB	1:A:4697:VAL:HG13	2.25	0.65
1:B:1081:TYR:OH	1:B:1235:THR:N	2.21	0.65
1:B:5016:GLU:CB	1:B:5018:CYS:HB2	2.25	0.65
1:C:39:ALA:CB	1:C:47:CYS:CB	2.67	0.65
1:C:2240:CYS:O	1:C:2242:ILE:N	2.30	0.65
1:D:67:PHE:O	1:D:110:ARG:O	2.13	0.65
1:D:4656:LEU:HD13	1:D:4656:LEU:C	2.15	0.65
1:A:66:CYS:CB	1:A:111:HIS:HA	2.26	0.65
1:A:1601:MET:CB	1:A:1602:PRO:HA	2.25	0.65
1:A:4181:ILE:O	1:A:4182:GLU:CB	2.40	0.65
1:A:4930:ALA:HB1	1:B:4936:ILE:CG2	2.14	0.65
1:B:1244:GLN:O	1:B:1604:SER:HA	1.96	0.65
1:B:2102:VAL:HA	1:B:2105:TRP:HD1	1.57	0.65
1:C:1244:GLN:O	1:C:1604:SER:HA	1.96	0.65
1:C:3108:GLU:O	1:C:3112:LEU:N	2.28	0.65
1:D:788:LYS:CB	1:D:1629:GLN:CA	2.74	0.65
1:D:1244:GLN:O	1:D:1604:SER:HA	1.96	0.65
1:D:1290:ARG:CA	1:D:1551:ALA:HB2	2.19	0.65
1:D:3945:GLU:O	1:D:3947:GLY:N	2.29	0.65
1:D:4243:PHE:CD2	1:D:4671:PHE:CZ	2.51	0.65
1:D:4995:LEU:HD12	1:D:5011:TRP:CZ3	2.25	0.65
1:A:176:SER:HA	1:A:177:GLU:CB	2.27	0.65
1:A:308:HIS:O	1:A:312:THR:HA	1.96	0.65
1:A:3986:TRP:N	1:A:3987:ASP:CB	2.60	0.65
1:A:4927:ILE:O	1:A:4931:ILE:HD13	1.96	0.65
1:B:404:ILE:CB	1:B:478:PHE:CE1	2.78	0.65
1:B:4192:ARG:NH1	1:B:5028:PHE:HD2	1.94	0.65
1:B:4687:TYR:CA	1:B:4692:PRO:HD3	2.26	0.65
1:C:788:LYS:CB	1:C:1629:GLN:CA	2.74	0.65
1:C:1087:ARG:HA	1:C:1154:ASP:HA	1.79	0.65
1:C:1164:LEU:C	1:C:1166:GLY:H	2.00	0.65
1:C:2449:GLU:O	1:C:2450:ALA:CB	2.36	0.65

Continued on next page...

Continued from previous page...

Atom-1	Atom-2	Interatomic distance (Å)	Clash overlap (Å)
1:C:2506:LEU:O	1:C:2510:TYR:N	2.26	0.65
1:C:3986:TRP:N	1:C:3987:ASP:CB	2.60	0.65
1:A:788:LYS:CB	1:A:1629:GLN:CA	2.74	0.65
1:A:4696:ASP:CA	1:A:4697:VAL:CG1	2.71	0.65
1:B:308:HIS:O	1:B:312:THR:HA	1.96	0.65
1:B:4784:PHE:C	1:B:4789:PHE:CE2	2.59	0.65
1:C:4147:LEU:HD13	1:C:4147:LEU:C	2.16	0.65
1:C:4800:LEU:HD23	1:C:4800:LEU:C	2.15	0.65
1:D:1087:ARG:HA	1:D:1154:ASP:HA	1.79	0.65
1:A:1708:ARG:HG2	1:A:1712:TYR:HE2	1.59	0.65
1:B:4195:PHE:CZ	1:B:4991:PHE:CB	2.65	0.65
1:B:4934:GLY:O	1:B:4938:ASP:N	2.24	0.65
1:C:3419:ASN:O	1:C:3423:TRP:CB	2.44	0.65
1:C:4995:LEU:HD13	1:C:4995:LEU:C	2.16	0.65
1:D:4147:LEU:C	1:D:4147:LEU:HD13	2.16	0.65
1:D:4943:LEU:HD13	1:D:4943:LEU:C	2.15	0.65
1:A:2240:CYS:O	1:A:2242:ILE:N	2.30	0.65
1:A:3757:GLU:CB	1:A:4719:PHE:CE2	2.80	0.65
1:A:4193:ILE:HG22	1:A:4194:TYR:N	2.12	0.65
1:B:1164:LEU:C	1:B:1166:GLY:H	2.00	0.65
1:B:4192:ARG:HG3	1:B:4192:ARG:O	1.95	0.65
1:B:4927:ILE:HD11	1:B:4928:LEU:HD22	1.79	0.65
1:B:4943:LEU:C	1:B:4943:LEU:HD13	2.16	0.65
1:C:4921:PHE:O	1:C:4925:ILE:HD13	1.94	0.65
1:D:4192:ARG:NH1	1:D:5028:PHE:HD2	1.94	0.65
1:A:1272:LEU:HA	1:A:1273:ALA:HB3	1.78	0.65
1:B:39:ALA:HA	1:B:47:CYS:HA	1.78	0.65
1:B:789:VAL:C	1:B:1627:ALA:HB1	2.16	0.65
1:B:5010:VAL:HG23	1:B:5011:TRP:N	2.10	0.65
1:C:2211:MET:O	1:C:2215:LEU:N	2.27	0.65
1:C:4687:TYR:CA	1:C:4692:PRO:HD3	2.26	0.65
1:C:4705:VAL:O	1:C:4707:ASN:N	2.30	0.65
1:D:3986:TRP:N	1:D:3987:ASP:CB	2.60	0.65
1:A:39:ALA:CB	1:A:47:CYS:CB	2.67	0.65
1:A:1244:GLN:O	1:A:1604:SER:HA	1.96	0.65
1:A:4705:VAL:O	1:A:4707:ASN:N	2.30	0.65
1:B:3108:GLU:O	1:B:3112:LEU:N	2.28	0.65
1:B:4930:ALA:HB1	1:C:4936:ILE:CD1	2.26	0.65
1:C:4696:ASP:CA	1:C:4697:VAL:CG1	2.71	0.65
1:D:2506:LEU:O	1:D:2510:TYR:N	2.26	0.65
1:A:1087:ARG:HA	1:A:1154:ASP:HA	1.79	0.65

Continued on next page...

Continued from previous page...

Atom-1	Atom-2	Interatomic distance (Å)	Clash overlap (Å)
1:A:4937:ILE:HD13	1:D:4934:GLY:CA	1.98	0.65
1:B:788:LYS:CB	1:B:1629:GLN:CA	2.74	0.65
1:C:4182:GLU:OE2	1:C:4988:TYR:CB	2.43	0.65
1:D:66:CYS:CB	1:D:111:HIS:HA	2.26	0.65
1:D:176:SER:HA	1:D:177:GLU:CB	2.27	0.65
1:A:243:ARG:O	1:A:300:VAL:HA	1.96	0.65
1:A:4192:ARG:HG3	1:A:4192:ARG:O	1.95	0.65
1:A:5016:GLU:CB	1:A:5018:CYS:HB2	2.25	0.65
1:B:43:GLY:O	1:B:44:ASN:CB	2.44	0.65
1:B:66:CYS:CB	1:B:111:HIS:HA	2.26	0.65
1:B:1124:PHE:HE2	1:B:1162:PHE:CD2	2.15	0.65
1:C:66:CYS:CB	1:C:111:HIS:HA	2.26	0.65
1:C:4233:LEU:O	1:C:4236:SER:OG	2.15	0.65
1:D:39:ALA:HA	1:D:47:CYS:HA	1.78	0.65
1:D:1124:PHE:HE2	1:D:1162:PHE:CD2	2.15	0.65
1:D:2240:CYS:O	1:D:2242:ILE:N	2.30	0.65
1:D:3757:GLU:CB	1:D:4719:PHE:CE2	2.80	0.65
1:A:4927:ILE:HD11	1:A:4928:LEU:HD22	1.79	0.64
1:B:3986:TRP:N	1:B:3987:ASP:CB	2.60	0.64
1:B:4222:VAL:CB	1:B:4950:VAL:CG2	2.74	0.64
1:C:1203:ASN:CB	1:C:1204:LEU:CB	2.76	0.64
1:C:1290:ARG:O	1:C:1551:ALA:HB1	1.97	0.64
1:C:4673:ARG:HH11	1:C:4673:ARG:CB	2.04	0.64
1:A:686:TRP:N	1:A:712:TYR:O	2.28	0.64
1:A:790:ARG:N	1:A:1627:ALA:CB	2.60	0.64
1:A:3061:ALA:C	1:A:3064:VAL:CA	2.63	0.64
1:B:176:SER:HA	1:B:177:GLU:CB	2.27	0.64
1:B:1203:ASN:CB	1:B:1204:LEU:CB	2.76	0.64
1:B:2240:CYS:O	1:B:2242:ILE:N	2.30	0.64
1:C:39:ALA:HA	1:C:47:CYS:HA	1.78	0.64
1:C:790:ARG:N	1:C:1627:ALA:CB	2.60	0.64
1:C:1124:PHE:HE2	1:C:1162:PHE:CD2	2.15	0.64
1:C:4181:ILE:O	1:C:4182:GLU:CB	2.40	0.64
1:A:4834:GLY:CA	1:A:4837:LEU:HB3	2.26	0.64
1:B:41:GLY:O	1:B:44:ASN:O	2.15	0.64
1:B:4180:ARG:HA	1:B:4181:ILE:CG1	2.28	0.64
1:B:4197:ILE:HD11	1:B:4990:PHE:CG	2.33	0.64
1:C:3757:GLU:CB	1:C:4719:PHE:CE2	2.80	0.64
1:C:4173:TYR:O	1:C:4176:PRO:HD2	1.97	0.64
1:D:4927:ILE:O	1:D:4931:ILE:HD13	1.96	0.64
1:A:2592:GLY:H	1:A:2595:LEU:N	1.92	0.64

Continued on next page...

Continued from previous page...

Atom-1	Atom-2	Interatomic distance (Å)	Clash overlap (Å)
1:A:5017:ARG:CD	1:A:5019:TRP:HZ2	2.11	0.64
1:C:4197:ILE:HD11	1:C:4990:PHE:CG	2.33	0.64
1:A:41:GLY:O	1:A:44:ASN:O	2.15	0.64
1:A:4556:SER:OG	1:A:4557:ARG:N	2.26	0.64
1:A:4687:TYR:CA	1:A:4692:PRO:HD3	2.26	0.64
1:B:1272:LEU:HA	1:B:1273:ALA:HB3	1.78	0.64
1:B:3757:GLU:CB	1:B:4719:PHE:CE2	2.80	0.64
1:B:4233:LEU:O	1:B:4236:SER:OG	2.15	0.64
1:C:176:SER:HA	1:C:177:GLU:CB	2.27	0.64
1:C:4180:ARG:HA	1:C:4181:ILE:CG1	2.28	0.64
1:D:1203:ASN:CB	1:D:1204:LEU:CB	2.75	0.64
1:D:1708:ARG:HG2	1:D:1712:TYR:HE2	1.59	0.64
1:A:1124:PHE:HE2	1:A:1162:PHE:CD2	2.15	0.64
1:A:4088:ILE:CB	1:A:4093:PHE:HB2	2.28	0.64
1:A:4653:VAL:C	1:A:4657:CYS:HG	1.97	0.64
1:B:4239:GLU:O	1:B:4242:ILE:N	2.31	0.64
1:C:4192:ARG:NH1	1:C:5028:PHE:HD2	1.94	0.64
1:C:5010:VAL:HG23	1:C:5011:TRP:N	2.10	0.64
1:A:1203:ASN:CB	1:A:1204:LEU:CB	2.76	0.64
1:A:1290:ARG:CA	1:A:1551:ALA:HB2	2.19	0.64
1:A:3166:TYR:O	1:A:3169:LEU:CB	2.46	0.64
1:A:3833:GLN:HE21	1:A:3833:GLN:C	2.01	0.64
1:A:4036:VAL:O	1:A:4153:HIS:CD2	2.51	0.64
1:A:4577:LEU:HD23	1:A:4577:LEU:O	1.98	0.64
1:B:2342:ASN:CB	1:B:2343:GLY:HA2	2.28	0.64
1:B:2767:ALA:CB	1:B:2855:TYR:O	2.30	0.64
1:B:4927:ILE:O	1:B:4931:ILE:HD13	1.96	0.64
1:B:4935:LEU:HD23	1:C:4940:PHE:CE2	2.28	0.64
1:B:5017:ARG:CD	1:B:5019:TRP:HZ2	2.11	0.64
1:C:77:ALA:CB	1:D:3935:TRP:CD1	2.75	0.64
1:C:1272:LEU:HA	1:C:1273:ALA:HB3	1.79	0.64
1:D:2342:ASN:CB	1:D:2343:GLY:HA2	2.28	0.64
1:D:4173:TYR:O	1:D:4176:PRO:HD2	1.97	0.64
1:D:4193:ILE:HG22	1:D:4194:TYR:N	2.12	0.64
1:D:4239:GLU:O	1:D:4242:ILE:N	2.31	0.64
1:D:4577:LEU:O	1:D:4577:LEU:HD23	1.98	0.64
1:D:4705:VAL:O	1:D:4707:ASN:N	2.30	0.64
1:A:4180:ARG:HA	1:A:4181:ILE:CB	2.28	0.64
1:A:4180:ARG:N	1:A:4181:ILE:HD13	2.10	0.64
1:B:790:ARG:N	1:B:1627:ALA:CB	2.60	0.64
1:B:1087:ARG:HA	1:B:1154:ASP:HA	1.79	0.64

Continued on next page...

Continued from previous page...

Atom-1	Atom-2	Interatomic distance (Å)	Clash overlap (Å)
1:B:1290:ARG:O	1:B:1551:ALA:HB1	1.97	0.64
1:B:4705:VAL:O	1:B:4707:ASN:N	2.30	0.64
1:C:3061:ALA:C	1:C:3064:VAL:CA	2.63	0.64
1:C:4193:ILE:HG22	1:C:4194:TYR:N	2.12	0.64
1:C:4885:PHE:O	1:C:4889:VAL:HG13	1.98	0.64
1:D:1164:LEU:C	1:D:1166:GLY:H	2.00	0.64
1:D:1707:LEU:O	1:D:1711:TYR:HD1	1.81	0.64
1:D:3166:TYR:O	1:D:3169:LEU:CB	2.46	0.64
1:D:4180:ARG:HA	1:D:4181:ILE:CG1	2.28	0.64
1:D:4197:ILE:HD11	1:D:4990:PHE:CG	2.33	0.64
1:D:4885:PHE:O	1:D:4889:VAL:HG13	1.98	0.64
1:A:1164:LEU:C	1:A:1166:GLY:H	2.00	0.64
1:A:4820:VAL:O	1:A:4824:ARG:N	2.30	0.64
1:B:3166:TYR:O	1:B:3169:LEU:CB	2.46	0.64
1:C:3166:TYR:O	1:C:3169:LEU:CB	2.46	0.64
1:C:4927:ILE:HD11	1:C:4928:LEU:HD22	1.79	0.64
1:D:665:GLU:O	1:D:792:LEU:N	2.31	0.64
1:D:2274:ASP:CA	1:D:2277:ALA:H	1.91	0.64
1:D:3833:GLN:HE21	1:D:3833:GLN:C	2.01	0.64
1:D:4696:ASP:CA	1:D:4697:VAL:CG1	2.71	0.64
1:A:2342:ASN:CB	1:A:2343:GLY:HA2	2.28	0.64
1:A:4173:TYR:O	1:A:4176:PRO:HD2	1.97	0.64
1:A:4180:ARG:HA	1:A:4181:ILE:CG1	2.28	0.64
1:A:4918:ILE:HG23	1:A:4919:THR:N	2.13	0.64
1:B:242:ARG:O	1:B:300:VAL:C	2.37	0.64
1:B:665:GLU:O	1:B:792:LEU:N	2.31	0.64
1:B:4036:VAL:O	1:B:4153:HIS:CD2	2.51	0.64
1:B:4173:TYR:O	1:B:4176:PRO:HD2	1.97	0.64
1:B:4820:VAL:O	1:B:4824:ARG:N	2.30	0.64
1:C:596:ASN:C	1:C:598:LYS:H	2.01	0.64
1:C:2342:ASN:CB	1:C:2343:GLY:HA2	2.28	0.64
1:D:41:GLY:O	1:D:44:ASN:O	2.15	0.64
1:D:1272:LEU:HA	1:D:1273:ALA:HB3	1.78	0.64
1:D:3933:PHE:CE1	1:D:3951:PHE:HD2	2.02	0.64
1:D:4180:ARG:HA	1:D:4181:ILE:CB	2.28	0.64
1:A:5017:ARG:HD3	1:A:5019:TRP:HZ2	1.64	0.63
1:B:1719:HIS:N	1:B:1720:LEU:HA	2.13	0.63
1:B:3833:GLN:HE21	1:B:3833:GLN:C	2.01	0.63
1:B:4918:ILE:HG23	1:B:4919:THR:N	2.13	0.63
1:C:73:LEU:H	1:C:106:ALA:H	1.46	0.63
1:C:1719:HIS:N	1:C:1720:LEU:HA	2.13	0.63

Continued on next page...

Continued from previous page...

Atom-1	Atom-2	Interatomic distance (Å)	Clash overlap (Å)
1:D:1130:GLN:HA	1:D:1137:GLU:O	1.98	0.63
1:A:39:ALA:HA	1:A:47:CYS:HA	1.78	0.63
1:A:2501:SER:O	1:A:2505:PHE:N	2.28	0.63
1:A:4971:THR:HG23	1:A:4974:GLY:CA	2.17	0.63
1:C:41:GLY:O	1:C:44:ASN:O	2.15	0.63
1:C:1707:LEU:O	1:C:1711:TYR:HD1	1.81	0.63
1:C:3378:GLN:O	1:C:3381:LEU:N	2.32	0.63
1:C:4927:ILE:O	1:C:4931:ILE:HD13	1.96	0.63
1:D:242:ARG:O	1:D:300:VAL:C	2.37	0.63
1:D:4696:ASP:CA	1:D:4697:VAL:CG2	2.52	0.63
1:D:5017:ARG:CD	1:D:5019:TRP:HZ2	2.11	0.63
1:A:2121:PHE:CE2	1:A:3702:VAL:CB	2.75	0.63
1:A:4968:PHE:HD2	1:A:4978:HIS:CB	2.11	0.63
1:B:4088:ILE:CB	1:B:4093:PHE:HB2	2.28	0.63
1:B:4180:ARG:HA	1:B:4181:ILE:CB	2.28	0.63
1:C:118:LEU:CA	1:C:137:LEU:HA	2.25	0.63
1:C:242:ARG:O	1:C:300:VAL:C	2.37	0.63
1:A:3061:ALA:O	1:A:3064:VAL:C	2.37	0.63
1:A:4701:TRP:CH2	1:A:4781:GLY:C	2.72	0.63
1:B:4193:ILE:HG22	1:B:4194:TYR:N	2.12	0.63
1:B:4885:PHE:O	1:B:4889:VAL:HG13	1.98	0.63
1:C:4985:LEU:O	1:C:4988:TYR:N	2.32	0.63
1:D:73:LEU:H	1:D:106:ALA:H	1.46	0.63
1:D:1719:HIS:N	1:D:1720:LEU:HA	2.13	0.63
1:D:4088:ILE:CB	1:D:4093:PHE:HB2	2.28	0.63
1:D:4927:ILE:HD11	1:D:4928:LEU:HD22	1.78	0.63
1:A:1719:HIS:N	1:A:1720:LEU:HA	2.13	0.63
1:B:4577:LEU:O	1:B:4577:LEU:HD23	1.98	0.63
1:B:4656:LEU:HD13	1:B:4657:CYS:N	2.14	0.63
1:B:4783:ILE:HD11	1:B:4789:PHE:CD1	2.33	0.63
1:C:4780:PHE:O	1:C:4783:ILE:HG23	1.99	0.63
1:C:4944:ARG:HD2	1:C:4944:ARG:C	2.19	0.63
1:D:25:SER:O	1:D:33:LEU:O	2.17	0.63
1:D:2777:TYR:H	1:D:2854:GLY:HA2	1.64	0.63
1:D:4222:VAL:CB	1:D:4950:VAL:CG2	2.76	0.63
1:D:4701:TRP:CH2	1:D:4781:GLY:C	2.72	0.63
1:D:4783:ILE:HD11	1:D:4789:PHE:CD1	2.33	0.63
1:B:4780:PHE:O	1:B:4783:ILE:HG23	1.99	0.63
1:C:4243:PHE:O	1:C:4243:PHE:HD1	1.82	0.63
1:D:1290:ARG:O	1:D:1551:ALA:HB1	1.97	0.63
1:D:4036:VAL:O	1:D:4153:HIS:CD2	2.51	0.63

Continued on next page...

Continued from previous page...

Atom-1	Atom-2	Interatomic distance (Å)	Clash overlap (Å)
1:D:4985:LEU:O	1:D:4988:TYR:N	2.32	0.63
1:A:2449:GLU:O	1:A:2450:ALA:CB	2.36	0.63
1:A:4728:HIS:O	1:A:4737:ILE:CD1	2.46	0.63
1:B:596:ASN:C	1:B:598:LYS:H	2.01	0.63
1:C:4036:VAL:O	1:C:4153:HIS:CD2	2.51	0.63
1:D:790:ARG:N	1:D:1627:ALA:CB	2.60	0.63
1:A:1290:ARG:O	1:A:1551:ALA:HB1	1.97	0.63
1:A:1707:LEU:O	1:A:1711:TYR:HD1	1.81	0.63
1:A:4970:THR:O	1:A:4970:THR:HG22	1.98	0.63
1:B:4181:ILE:O	1:B:4182:GLU:CB	2.40	0.63
1:C:665:GLU:O	1:C:792:LEU:N	2.31	0.63
1:C:4180:ARG:HA	1:C:4181:ILE:CB	2.28	0.63
1:C:4239:GLU:O	1:C:4242:ILE:N	2.31	0.63
1:C:4970:THR:HG22	1:C:4970:THR:O	1.98	0.63
1:A:3378:GLN:O	1:A:3381:LEU:N	2.32	0.63
1:A:4239:GLU:O	1:A:4242:ILE:N	2.31	0.63
1:B:1130:GLN:HA	1:B:1137:GLU:O	1.98	0.63
1:B:2546:MET:O	1:B:2550:LEU:N	2.31	0.63
1:B:4217:PHE:CB	1:B:4237:PHE:CE2	2.82	0.63
1:C:3986:TRP:H	1:C:3987:ASP:CB	2.12	0.63
1:C:4820:VAL:O	1:C:4824:ARG:N	2.30	0.63
1:C:5017:ARG:CD	1:C:5019:TRP:HZ2	2.11	0.63
1:D:2546:MET:O	1:D:2550:LEU:N	2.32	0.63
1:D:3378:GLN:O	1:D:3381:LEU:N	2.32	0.63
1:D:4656:LEU:HD13	1:D:4657:CYS:N	2.14	0.63
1:D:4685:GLY:C	1:D:4689:THR:H	2.03	0.63
1:D:4918:ILE:HG23	1:D:4919:THR:N	2.13	0.63
1:A:509:GLU:C	1:A:511:ALA:N	2.52	0.62
1:A:1124:PHE:CA	1:A:1131:ARG:CA	2.52	0.62
1:A:4197:ILE:HD11	1:A:4990:PHE:CG	2.34	0.62
1:B:4653:VAL:C	1:B:4657:CYS:HG	1.98	0.62
1:C:2677:LYS:O	1:C:2681:GLY:N	2.30	0.62
1:C:4088:ILE:CB	1:C:4093:PHE:HB2	2.28	0.62
1:C:4918:ILE:HG23	1:C:4919:THR:N	2.13	0.62
1:D:790:ARG:N	1:D:1627:ALA:HB1	2.14	0.62
1:D:4217:PHE:CB	1:D:4237:PHE:CE2	2.82	0.62
1:D:4235:VAL:HG22	1:D:5019:TRP:HZ3	1.52	0.62
1:D:4970:THR:O	1:D:4970:THR:HG22	1.98	0.62
1:A:2677:LYS:O	1:A:2681:GLY:N	2.30	0.62
1:A:4197:ILE:HD11	1:A:4990:PHE:CE2	2.33	0.62
1:A:4685:GLY:C	1:A:4689:THR:H	2.03	0.62

Continued on next page...

Continued from previous page...

Atom-1	Atom-2	Interatomic distance (Å)	Clash overlap (Å)
1:A:4885:PHE:O	1:A:4889:VAL:HG13	1.98	0.62
1:A:4927:ILE:HG13	1:A:4928:LEU:HD23	1.81	0.62
1:B:790:ARG:N	1:B:1627:ALA:HB1	2.14	0.62
1:B:3766:GLN:HA	1:B:3769:ARG:NH2	2.15	0.62
1:B:3823:LYS:C	1:B:3825:GLU:N	2.43	0.62
1:B:4968:PHE:HD2	1:B:4978:HIS:CB	2.11	0.62
1:B:4970:THR:O	1:B:4970:THR:HG22	1.98	0.62
1:B:5017:ARG:HD3	1:B:5019:TRP:HZ2	1.64	0.62
1:C:4784:PHE:O	1:C:4789:PHE:CE2	2.47	0.62
1:A:4233:LEU:O	1:A:4236:SER:OG	2.15	0.62
1:A:4783:ILE:HD11	1:A:4789:PHE:CD1	2.33	0.62
1:A:4784:PHE:O	1:A:4789:PHE:CE2	2.47	0.62
1:B:3945:GLU:O	1:B:3947:GLY:N	2.29	0.62
1:B:3986:TRP:H	1:B:3987:ASP:CB	2.12	0.62
1:C:3833:GLN:HE21	1:C:3833:GLN:C	2.01	0.62
1:C:4217:PHE:CB	1:C:4237:PHE:CE2	2.82	0.62
1:C:5019:TRP:N	1:C:5019:TRP:CD1	2.67	0.62
1:D:2501:SER:O	1:D:2505:PHE:N	2.28	0.62
1:D:3986:TRP:H	1:D:3987:ASP:CB	2.11	0.62
1:D:5017:ARG:HD3	1:D:5019:TRP:HZ2	1.64	0.62
1:A:242:ARG:O	1:A:300:VAL:C	2.37	0.62
1:A:483:MET:O	1:A:485:SER:N	2.33	0.62
1:B:1707:LEU:O	1:B:1711:TYR:HD1	1.81	0.62
1:B:2777:TYR:H	1:B:2854:GLY:HA2	1.64	0.62
1:C:1081:TYR:OH	1:C:1235:THR:N	2.21	0.62
1:C:3758:MET:O	1:C:3759:GLU:C	2.38	0.62
1:C:4108:ILE:HD12	1:C:4109:GLN:N	2.15	0.62
1:C:4183:ILE:CG2	1:C:4190:ILE:C	2.68	0.62
1:C:4783:ILE:HD11	1:C:4789:PHE:CD1	2.33	0.62
1:D:4559:PHE:HD1	1:D:4560:TYR:CD1	1.97	0.62
1:A:665:GLU:O	1:A:792:LEU:N	2.31	0.62
1:A:2588:ARG:HA	1:A:2589:LEU:CB	2.29	0.62
1:A:4217:PHE:CB	1:A:4237:PHE:CE2	2.82	0.62
1:A:5016:GLU:CB	1:A:5017:ARG:C	2.68	0.62
1:B:38:ALA:O	1:B:47:CYS:CA	2.48	0.62
1:C:2546:MET:O	1:C:2550:LEU:N	2.31	0.62
1:D:4235:VAL:CG2	1:D:5019:TRP:CE3	2.50	0.62
1:D:4685:GLY:HA3	1:D:4689:THR:H	1.65	0.62
1:B:25:SER:O	1:B:33:LEU:O	2.17	0.62
1:C:1130:GLN:HA	1:C:1137:GLU:O	1.98	0.62
1:C:3766:GLN:HA	1:C:3769:ARG:NH2	2.15	0.62

Continued on next page...

Continued from previous page...

Atom-1	Atom-2	Interatomic distance (Å)	Clash overlap (Å)
1:C:4115:SER:HA	1:C:4128:PHE:HZ	0.82	0.62
1:C:4577:LEU:HD23	1:C:4577:LEU:O	1.98	0.62
1:D:643:SER:HA	1:D:782:SER:HA	1.82	0.62
1:D:1821:ASP:C	1:D:1823:GLY:H	2.03	0.62
1:D:2121:PHE:O	1:D:3725:TYR:OH	2.17	0.62
1:A:3108:GLU:O	1:A:3112:LEU:N	2.28	0.62
1:A:4656:LEU:HD13	1:A:4657:CYS:N	2.14	0.62
1:A:4995:LEU:HD12	1:A:5011:TRP:CZ3	2.33	0.62
1:B:3758:MET:O	1:B:3759:GLU:C	2.38	0.62
1:B:4243:PHE:O	1:B:4243:PHE:HD1	1.82	0.62
1:B:4701:TRP:CH2	1:B:4781:GLY:C	2.72	0.62
1:C:490:CYS:O	1:C:493:ARG:N	2.33	0.62
1:C:4222:VAL:CB	1:C:4950:VAL:CG2	2.77	0.62
1:C:4251:ILE:C	1:C:4553:ASN:HD22	2.03	0.62
1:C:4656:LEU:HD13	1:C:4657:CYS:N	2.14	0.62
1:D:483:MET:O	1:D:485:SER:N	2.33	0.62
1:D:2588:ARG:HA	1:D:2589:LEU:CB	2.29	0.62
1:D:4780:PHE:O	1:D:4783:ILE:HG23	1.99	0.62
1:D:5017:ARG:CB	1:D:5019:TRP:NE1	2.61	0.62
1:A:25:SER:O	1:A:33:LEU:O	2.17	0.62
1:A:1130:GLN:HA	1:A:1137:GLU:O	1.98	0.62
1:A:2777:TYR:H	1:A:2854:GLY:HA2	1.64	0.62
1:A:3758:MET:O	1:A:3759:GLU:C	2.38	0.62
1:A:3766:GLN:HA	1:A:3769:ARG:NH2	2.15	0.62
1:A:4115:SER:HA	1:A:4128:PHE:HZ	0.82	0.62
1:A:4181:ILE:HD11	1:A:4194:TYR:CA	2.30	0.62
1:A:4183:ILE:CG2	1:A:4190:ILE:C	2.68	0.62
1:A:4243:PHE:O	1:A:4243:PHE:HD1	1.82	0.62
1:B:1217:CYS:O	1:B:1221:GLU:CB	2.47	0.62
1:B:2588:ARG:HA	1:B:2589:LEU:CB	2.29	0.62
1:B:4927:ILE:HG13	1:B:4928:LEU:HD23	1.81	0.62
1:C:4190:ILE:O	1:C:4190:ILE:HG12	2.00	0.62
1:A:4108:ILE:HD12	1:A:4109:GLN:N	2.15	0.62
1:A:4251:ILE:C	1:A:4553:ASN:ND2	2.54	0.62
1:B:73:LEU:H	1:B:106:ALA:H	1.46	0.62
1:B:2755:ILE:O	1:B:2759:ALA:HB3	2.00	0.62
1:B:4985:LEU:O	1:B:4988:TYR:N	2.32	0.62
1:C:483:MET:O	1:C:485:SER:N	2.33	0.62
1:C:2588:ARG:HA	1:C:2589:LEU:CB	2.29	0.62
1:D:4921:PHE:O	1:D:4925:ILE:HD13	1.94	0.62
1:D:4968:PHE:HD2	1:D:4978:HIS:CB	2.11	0.62

Continued on next page...

Continued from previous page...

Atom-1	Atom-2	Interatomic distance (Å)	Clash overlap (Å)
1:A:1290:ARG:N	1:A:1551:ALA:CB	2.57	0.62
1:A:2755:ILE:O	1:A:2759:ALA:HB3	2.00	0.62
1:A:4780:PHE:O	1:A:4783:ILE:HG23	1.99	0.62
1:A:4944:ARG:HD2	1:A:4944:ARG:C	2.20	0.62
1:B:3061:ALA:C	1:B:3064:VAL:CA	2.63	0.62
1:B:3933:PHE:CE1	1:B:3951:PHE:HD2	2.02	0.62
1:B:4190:ILE:O	1:B:4190:ILE:HG12	2.00	0.62
1:B:4921:PHE:O	1:B:4925:ILE:HD13	1.94	0.62
1:C:38:ALA:O	1:C:47:CYS:CA	2.48	0.62
1:C:4931:ILE:O	1:C:4935:LEU:CG	2.40	0.62
1:C:5016:GLU:CB	1:C:5017:ARG:C	2.68	0.62
1:D:490:CYS:O	1:D:493:ARG:N	2.33	0.62
1:B:483:MET:O	1:B:485:SER:N	2.33	0.61
1:B:1803:PRO:O	1:B:1806:ALA:N	2.33	0.61
1:C:643:SER:HA	1:C:782:SER:HA	1.82	0.61
1:C:1217:CYS:O	1:C:1221:GLU:CB	2.47	0.61
1:C:1803:PRO:O	1:C:1806:ALA:N	2.33	0.61
1:C:1821:ASP:C	1:C:1823:GLY:H	2.03	0.61
1:C:2777:TYR:H	1:C:2854:GLY:HA2	1.64	0.61
1:C:3834:ALA:O	1:C:3837:GLN:HB3	2.00	0.61
1:C:4966:ASP:C	1:C:4968:PHE:N	2.53	0.61
1:D:38:ALA:O	1:D:47:CYS:CA	2.48	0.61
1:D:1217:CYS:O	1:D:1221:GLU:CB	2.48	0.61
1:D:4190:ILE:O	1:D:4190:ILE:HG12	2.00	0.61
1:D:4233:LEU:O	1:D:4236:SER:OG	2.15	0.61
1:D:4673:ARG:HH11	1:D:4673:ARG:CB	2.04	0.61
1:D:4687:TYR:H	1:D:4692:PRO:HD3	1.59	0.61
1:D:4967:TYR:OH	1:D:5030:LYS:HA	2.00	0.61
1:A:1217:CYS:O	1:A:1221:GLU:CB	2.48	0.61
1:A:1803:PRO:O	1:A:1806:ALA:N	2.33	0.61
1:A:3986:TRP:H	1:A:3987:ASP:CB	2.12	0.61
1:B:490:CYS:O	1:B:493:ARG:N	2.33	0.61
1:B:838:HIS:O	1:B:1200:GLY:O	2.18	0.61
1:B:3378:GLN:O	1:B:3381:LEU:N	2.32	0.61
1:B:4195:PHE:O	1:B:4195:PHE:HD1	1.84	0.61
1:B:4967:TYR:OH	1:B:5030:LYS:HA	2.00	0.61
1:B:5016:GLU:CB	1:B:5017:ARG:C	2.68	0.61
1:C:25:SER:O	1:C:33:LEU:O	2.17	0.61
1:D:3834:ALA:O	1:D:3837:GLN:HB3	2.00	0.61
1:D:4108:ILE:HD12	1:D:4109:GLN:N	2.15	0.61
1:D:4795:TYR:OH	1:D:4813:LEU:CB	2.48	0.61

Continued on next page...

Continued from previous page...

Atom-1	Atom-2	Interatomic distance (Å)	Clash overlap (Å)
1:D:4927:ILE:HG13	1:D:4928:LEU:HD23	1.81	0.61
1:D:5016:GLU:CB	1:D:5017:ARG:C	2.68	0.61
1:A:73:LEU:H	1:A:106:ALA:H	1.46	0.61
1:A:2454:ARG:HD2	1:A:2454:ARG:O	2.00	0.61
1:B:4108:ILE:HD12	1:B:4109:GLN:N	2.15	0.61
1:B:4115:SER:HA	1:B:4128:PHE:HZ	0.82	0.61
1:C:4195:PHE:HD1	1:C:4195:PHE:O	1.84	0.61
1:C:5017:ARG:HD3	1:C:5019:TRP:HZ2	1.64	0.61
1:D:4183:ILE:CG2	1:D:4190:ILE:C	2.68	0.61
1:D:4570:ALA:CB	1:D:4813:LEU:CB	2.78	0.61
1:D:4820:VAL:O	1:D:4824:ARG:N	2.30	0.61
1:A:596:ASN:C	1:A:598:LYS:H	2.01	0.61
1:A:2546:MET:O	1:A:2550:LEU:N	2.31	0.61
1:A:4195:PHE:O	1:A:4195:PHE:HD1	1.84	0.61
1:B:701:GLY:N	1:B:1645:ASN:CB	2.64	0.61
1:B:4685:GLY:C	1:B:4689:THR:H	2.03	0.61
1:C:2145:SER:C	1:C:2147:SER:H	2.03	0.61
1:C:4251:ILE:C	1:C:4553:ASN:ND2	2.54	0.61
1:C:4572:ALA:O	1:C:4576:ILE:HG12	2.01	0.61
1:C:4685:GLY:C	1:C:4689:THR:H	2.03	0.61
1:C:4795:TYR:OH	1:C:4813:LEU:CB	2.48	0.61
1:D:4251:ILE:C	1:D:4553:ASN:ND2	2.54	0.61
1:A:4696:ASP:CA	1:A:4697:VAL:CG2	2.52	0.61
1:A:5017:ARG:CB	1:A:5019:TRP:NE1	2.61	0.61
1:B:4183:ILE:CG2	1:B:4190:ILE:C	2.68	0.61
1:B:4251:ILE:C	1:B:4553:ASN:HD22	2.03	0.61
1:C:665:GLU:O	1:C:792:LEU:CA	2.48	0.61
1:C:701:GLY:N	1:C:1645:ASN:CB	2.64	0.61
1:C:790:ARG:N	1:C:1627:ALA:HB1	2.14	0.61
1:C:4685:GLY:HA3	1:C:4689:THR:H	1.65	0.61
1:D:2454:ARG:HD2	1:D:2454:ARG:O	2.00	0.61
1:D:3766:GLN:HA	1:D:3769:ARG:NH2	2.15	0.61
1:D:4243:PHE:HD1	1:D:4243:PHE:O	1.82	0.61
1:D:5019:TRP:CD1	1:D:5019:TRP:N	2.67	0.61
1:A:490:CYS:O	1:A:493:ARG:N	2.33	0.61
1:A:3455:GLU:CB	1:A:3458:PHE:CB	2.79	0.61
1:A:4173:TYR:HD2	1:A:4174:PHE:CD1	2.19	0.61
1:A:4559:PHE:HD1	1:A:4560:TYR:CD1	1.97	0.61
1:B:509:GLU:C	1:B:511:ALA:N	2.52	0.61
1:B:665:GLU:O	1:B:792:LEU:CA	2.48	0.61
1:B:4251:ILE:C	1:B:4553:ASN:ND2	2.54	0.61

Continued on next page...

Continued from previous page...

Atom-1	Atom-2	Interatomic distance (Å)	Clash overlap (Å)
1:C:2121:PHE:O	1:C:3725:TYR:OH	2.17	0.61
1:C:4570:ALA:CB	1:C:4813:LEU:CB	2.78	0.61
1:C:4687:TYR:H	1:C:4692:PRO:HD3	1.59	0.61
1:D:1803:PRO:O	1:D:1806:ALA:N	2.33	0.61
1:D:3758:MET:O	1:D:3759:GLU:C	2.38	0.61
1:D:4235:VAL:CG1	1:D:5019:TRP:HZ3	2.05	0.61
1:A:38:ALA:O	1:A:47:CYS:CA	2.48	0.61
1:A:790:ARG:N	1:A:1627:ALA:HB1	2.14	0.61
1:A:3834:ALA:O	1:A:3837:GLN:HB3	2.00	0.61
1:A:4685:GLY:HA3	1:A:4689:THR:H	1.65	0.61
1:B:3455:GLU:CB	1:B:3458:PHE:CB	2.79	0.61
1:C:2586:VAL:CA	1:C:2587:TYR:CB	2.71	0.61
1:C:4918:ILE:CB	1:D:4891:VAL:HG21	2.30	0.61
1:D:2677:LYS:O	1:D:2681:GLY:N	2.30	0.61
1:D:2755:ILE:O	1:D:2759:ALA:HB3	2.00	0.61
1:D:4173:TYR:HD2	1:D:4174:PHE:CD1	2.19	0.61
1:B:2454:ARG:HD2	1:B:2454:ARG:O	2.00	0.61
1:C:4701:TRP:CH2	1:C:4781:GLY:C	2.72	0.61
1:C:4934:GLY:CA	1:D:4937:ILE:HD11	2.30	0.61
1:D:39:ALA:HB2	1:D:47:CYS:CA	2.31	0.61
1:D:665:GLU:O	1:D:792:LEU:CA	2.48	0.61
1:D:4115:SER:HA	1:D:4128:PHE:HZ	0.82	0.61
1:D:4195:PHE:O	1:D:4195:PHE:HD1	1.84	0.61
1:D:4251:ILE:C	1:D:4553:ASN:HD22	2.03	0.61
1:D:4572:ALA:O	1:D:4576:ILE:HG12	2.00	0.61
1:A:111:HIS:C	1:A:113:HIS:O	2.37	0.61
1:A:643:SER:HA	1:A:782:SER:HA	1.82	0.61
1:A:701:GLY:N	1:A:1645:ASN:CB	2.64	0.61
1:A:3986:TRP:HE1	1:A:4047:MET:CB	2.13	0.61
1:A:4795:TYR:OH	1:A:4813:LEU:CB	2.48	0.61
1:B:2677:LYS:O	1:B:2681:GLY:N	2.30	0.61
1:B:4570:ALA:CB	1:B:4813:LEU:CB	2.78	0.61
1:B:4862:PHE:O	1:B:4863:TYR:HB3	1.99	0.61
1:C:2755:ILE:O	1:C:2759:ALA:HB3	2.00	0.61
1:C:3455:GLU:CB	1:C:3458:PHE:CB	2.79	0.61
1:C:3962:PHE:CE2	1:C:4023:MET:CB	2.84	0.61
1:C:4927:ILE:HG13	1:C:4928:LEU:HD23	1.81	0.61
1:D:20:VAL:N	1:D:67:PHE:CB	2.64	0.61
1:D:2145:SER:C	1:D:2147:SER:H	2.03	0.61
1:D:4862:PHE:O	1:D:4863:TYR:HB3	1.99	0.61
1:A:39:ALA:HB2	1:A:47:CYS:CA	2.31	0.61

Continued on next page...

Continued from previous page...

Atom-1	Atom-2	Interatomic distance (Å)	Clash overlap (Å)
1:A:4190:ILE:O	1:A:4190:ILE:HG12	2.00	0.61
1:A:4251:ILE:C	1:A:4553:ASN:HD22	2.03	0.61
1:B:1715:LEU:O	1:B:1719:HIS:CB	2.49	0.61
1:B:3833:GLN:NE2	1:B:3833:GLN:O	2.34	0.61
1:B:4572:ALA:O	1:B:4576:ILE:HG12	2.01	0.61
1:C:4968:PHE:HD2	1:C:4978:HIS:CB	2.11	0.61
1:D:3455:GLU:CB	1:D:3458:PHE:CB	2.79	0.61
1:A:3833:GLN:O	1:A:3833:GLN:NE2	2.34	0.60
1:A:4572:ALA:O	1:A:4576:ILE:HG12	2.01	0.60
1:A:4862:PHE:O	1:A:4863:TYR:HB3	1.99	0.60
1:B:3061:ALA:O	1:B:3064:VAL:C	2.37	0.60
1:B:3834:ALA:O	1:B:3837:GLN:HB3	2.00	0.60
1:B:4664:LEU:O	1:B:4667:PRO:HD2	2.01	0.60
1:B:5019:TRP:N	1:B:5019:TRP:CD1	2.67	0.60
1:C:842:PRO:O	1:C:1196:PRO:CB	2.49	0.60
1:C:1291:LEU:C	1:C:1600:LEU:CB	2.70	0.60
1:D:2121:PHE:CE2	1:D:3702:VAL:CB	2.75	0.60
1:D:3763:LEU:HD23	1:D:3763:LEU:O	2.00	0.60
1:D:4181:ILE:HD11	1:D:4194:TYR:CA	2.30	0.60
1:A:1291:LEU:C	1:A:1600:LEU:CB	2.70	0.60
1:A:3933:PHE:CE1	1:A:3951:PHE:HD2	2.02	0.60
1:A:4197:ILE:HG23	1:A:4197:ILE:O	2.02	0.60
1:B:20:VAL:N	1:B:67:PHE:CB	2.64	0.60
1:B:3763:LEU:HD23	1:B:3763:LEU:O	2.00	0.60
1:B:3962:PHE:CE2	1:B:4023:MET:CB	2.84	0.60
1:B:4918:ILE:CB	1:C:4891:VAL:HG21	2.31	0.60
1:B:5031:GLN:C	1:B:5032:TYR:HD1	2.05	0.60
1:C:509:GLU:C	1:C:511:ALA:N	2.52	0.60
1:C:4857:ASN:C	1:C:4858:PHE:HD1	2.05	0.60
1:C:4862:PHE:O	1:C:4863:TYR:HB3	2.00	0.60
1:C:5021:PHE:CD1	1:C:5022:PHE:N	2.70	0.60
1:D:701:GLY:N	1:D:1645:ASN:CB	2.64	0.60
1:D:3962:PHE:CE2	1:D:4023:MET:CB	2.84	0.60
1:D:4966:ASP:C	1:D:4968:PHE:N	2.53	0.60
1:A:1715:LEU:O	1:A:1719:HIS:CB	2.49	0.60
1:B:4173:TYR:HD2	1:B:4174:PHE:CD1	2.19	0.60
1:B:4181:ILE:HD11	1:B:4194:TYR:CA	2.30	0.60
1:B:4795:TYR:OH	1:B:4813:LEU:CB	2.48	0.60
1:C:4559:PHE:HD1	1:C:4560:TYR:CD1	1.97	0.60
1:D:1715:LEU:O	1:D:1719:HIS:CB	2.49	0.60
1:A:20:VAL:N	1:A:67:PHE:CB	2.64	0.60

Continued on next page...

Continued from previous page...

Atom-1	Atom-2	Interatomic distance (Å)	Clash overlap (Å)
1:A:842:PRO:O	1:A:1196:PRO:CB	2.49	0.60
1:A:4664:LEU:O	1:A:4667:PRO:HD2	2.01	0.60
1:B:1244:GLN:C	1:B:1604:SER:HA	2.22	0.60
1:B:2121:PHE:O	1:B:3725:TYR:OH	2.17	0.60
1:B:2443:ILE:CB	1:B:2444:GLN:HA	2.32	0.60
1:C:838:HIS:O	1:C:1200:GLY:O	2.18	0.60
1:D:509:GLU:C	1:D:511:ALA:N	2.52	0.60
1:A:838:HIS:O	1:A:1200:GLY:O	2.18	0.60
1:A:3763:LEU:HD23	1:A:3763:LEU:O	2.00	0.60
1:A:4243:PHE:CD2	1:A:4671:PHE:CD1	2.84	0.60
1:A:4931:ILE:O	1:A:4935:LEU:CG	2.40	0.60
1:A:4978:HIS:NE2	1:A:4983:HIS:CG	2.62	0.60
1:B:643:SER:HA	1:B:782:SER:HA	1.82	0.60
1:B:4197:ILE:HG23	1:B:4197:ILE:O	2.02	0.60
1:C:39:ALA:HB2	1:C:47:CYS:CA	2.31	0.60
1:C:721:LEU:CB	1:C:728:ARG:C	2.70	0.60
1:C:3933:PHE:CZ	1:C:3951:PHE:CE2	2.85	0.60
1:C:3986:TRP:HE1	1:C:4047:MET:CB	2.13	0.60
1:C:4717:ASP:O	1:C:4718:LYS:CB	2.49	0.60
1:D:644:ILE:O	1:D:781:VAL:N	2.24	0.60
1:D:1291:LEU:C	1:D:1600:LEU:CB	2.70	0.60
1:D:1435:TYR:O	1:D:1436:SER:CB	2.50	0.60
1:D:3933:PHE:CZ	1:D:3951:PHE:CE2	2.85	0.60
1:D:4717:ASP:O	1:D:4718:LYS:CB	2.49	0.60
1:A:1435:TYR:O	1:A:1436:SER:CB	2.50	0.60
1:A:3934:TYR:CE1	1:A:3935:TRP:CZ3	2.90	0.60
1:B:2121:PHE:CE2	1:B:3702:VAL:CB	2.75	0.60
1:C:1715:LEU:O	1:C:1719:HIS:CB	2.49	0.60
1:C:2454:ARG:HD2	1:C:2454:ARG:O	2.00	0.60
1:C:3763:LEU:HD23	1:C:3763:LEU:O	2.00	0.60
1:C:4208:PRO:HG2	1:C:4209:GLN:H	1.67	0.60
1:C:4664:LEU:O	1:C:4667:PRO:HD2	2.01	0.60
1:D:5021:PHE:CD1	1:D:5022:PHE:N	2.70	0.60
1:A:665:GLU:O	1:A:792:LEU:CA	2.48	0.60
1:B:39:ALA:HB2	1:B:47:CYS:CA	2.31	0.60
1:C:3966:THR:O	1:C:3970:GLN:N	2.35	0.60
1:D:118:LEU:CB	1:D:137:LEU:CB	2.80	0.60
1:B:4857:ASN:C	1:B:4858:PHE:HD1	2.05	0.60
1:B:5017:ARG:CB	1:B:5019:TRP:NE1	2.61	0.60
1:C:482:GLY:O	1:C:485:SER:CB	2.50	0.60
1:C:1244:GLN:C	1:C:1604:SER:HA	2.22	0.60

Continued on next page...

Continued from previous page...

Atom-1	Atom-2	Interatomic distance (Å)	Clash overlap (Å)
1:C:2443:ILE:CB	1:C:2444:GLN:HA	2.32	0.60
1:C:3785:ALA:O	1:C:3786:CYS:C	2.40	0.60
1:C:4173:TYR:HD2	1:C:4174:PHE:CD1	2.19	0.60
1:C:4967:TYR:OH	1:C:5030:LYS:HA	2.00	0.60
1:D:482:GLY:O	1:D:485:SER:CB	2.50	0.60
1:D:3833:GLN:NE2	1:D:3833:GLN:O	2.34	0.60
1:D:3966:THR:O	1:D:3970:GLN:N	2.35	0.60
1:A:721:LEU:CB	1:A:728:ARG:C	2.70	0.60
1:A:4638:TYR:O	1:A:4641:PRO:HG2	2.02	0.60
1:A:4985:LEU:O	1:A:4988:TYR:N	2.34	0.60
1:B:38:ALA:C	1:B:47:CYS:CB	2.70	0.60
1:B:1749:PRO:C	1:B:1751:GLY:N	2.53	0.60
1:B:1821:ASP:C	1:B:1823:GLY:H	2.03	0.60
1:C:38:ALA:C	1:C:47:CYS:CB	2.70	0.60
1:C:315:CYS:O	1:C:349:GLN:O	2.20	0.60
1:D:4857:ASN:C	1:D:4858:PHE:HD1	2.05	0.60
1:D:4995:LEU:CD1	1:D:5011:TRP:HZ3	2.12	0.60
1:A:2443:ILE:CB	1:A:2444:GLN:HA	2.32	0.60
1:A:4208:PRO:HG2	1:A:4209:GLN:H	1.67	0.60
1:A:4644:TRP:CE3	1:A:4645:CYS:CA	2.85	0.60
1:A:4857:ASN:C	1:A:4858:PHE:HD1	2.05	0.60
1:B:482:GLY:O	1:B:485:SER:CB	2.50	0.60
1:B:1291:LEU:C	1:B:1600:LEU:CB	2.70	0.60
1:C:4832:HIS:HD1	1:C:4833:ASN:N	2.00	0.60
1:C:4930:ALA:HB1	1:D:4936:ILE:HD12	1.80	0.60
1:D:1081:TYR:OH	1:D:1235:THR:N	2.21	0.60
1:D:4728:HIS:O	1:D:4737:ILE:CD1	2.46	0.60
1:A:3962:PHE:CE2	1:A:4023:MET:CB	2.84	0.59
1:A:4967:TYR:OH	1:A:5030:LYS:HA	2.00	0.59
1:B:2501:SER:O	1:B:2505:PHE:N	2.28	0.59
1:B:4235:VAL:CB	1:B:5019:TRP:HZ3	2.04	0.59
1:B:4952:GLU:OE2	1:B:4953:ASP:N	2.35	0.59
1:B:5021:PHE:CD1	1:B:5022:PHE:N	2.70	0.59
1:C:1435:TYR:O	1:C:1436:SER:CB	2.50	0.59
1:C:3934:TYR:CE1	1:C:3935:TRP:CZ3	2.90	0.59
1:C:3945:GLU:O	1:C:3947:GLY:N	2.29	0.59
1:C:4237:PHE:O	1:C:4241:THR:OG1	2.20	0.59
1:D:4237:PHE:O	1:D:4241:THR:OG1	2.20	0.59
1:D:4685:GLY:CA	1:D:4689:THR:H	2.15	0.59
1:D:4738:ALA:HA	1:D:4742:GLY:CA	2.30	0.59
1:D:4978:HIS:O	1:D:4982:GLU:HA	2.02	0.59

Continued on next page...

Continued from previous page...

Atom-1	Atom-2	Interatomic distance (Å)	Clash overlap (Å)
1:A:512:ALA:O	1:A:515:TRP:HE3	1.85	0.59
1:A:1244:GLN:C	1:A:1604:SER:HA	2.22	0.59
1:A:4237:PHE:O	1:A:4241:THR:OG1	2.20	0.59
1:A:4570:ALA:CB	1:A:4813:LEU:CB	2.78	0.59
1:A:4832:HIS:HD1	1:A:4833:ASN:N	2.00	0.59
1:B:512:ALA:O	1:B:515:TRP:HE3	1.85	0.59
1:B:721:LEU:CB	1:B:728:ARG:C	2.70	0.59
1:B:842:PRO:O	1:B:1196:PRO:CB	2.49	0.59
1:B:3934:TYR:CE1	1:B:3935:TRP:CZ3	2.90	0.59
1:B:3986:TRP:HE1	1:B:4047:MET:CB	2.13	0.59
1:B:4559:PHE:HD1	1:B:4560:TYR:CD1	1.97	0.59
1:C:118:LEU:CB	1:C:137:LEU:CB	2.80	0.59
1:C:4685:GLY:CA	1:C:4689:THR:H	2.15	0.59
1:D:38:ALA:C	1:D:47:CYS:CB	2.70	0.59
1:D:315:CYS:O	1:D:349:GLN:O	2.20	0.59
1:D:842:PRO:O	1:D:1196:PRO:CB	2.49	0.59
1:D:4644:TRP:CE3	1:D:4645:CYS:CA	2.85	0.59
1:D:4667:PRO:O	1:D:4670:ILE:HG22	2.02	0.59
1:A:315:CYS:O	1:A:349:GLN:O	2.20	0.59
1:A:3833:GLN:HE21	1:A:3833:GLN:HA	1.67	0.59
1:A:4089:SER:CB	1:A:4092:ASP:CB	2.80	0.59
1:A:4644:TRP:HE3	1:A:4645:CYS:N	2.00	0.59
1:A:4685:GLY:CA	1:A:4689:THR:H	2.15	0.59
1:A:4889:VAL:HG23	1:A:4890:GLY:N	2.18	0.59
1:A:4966:ASP:C	1:A:4968:PHE:N	2.53	0.59
1:A:5031:GLN:C	1:A:5032:TYR:HD1	2.05	0.59
1:B:1721:GLU:O	1:B:1722:SER:C	2.40	0.59
1:B:4685:GLY:HA3	1:B:4689:THR:H	1.65	0.59
1:B:4863:TYR:CG	1:B:4864:ASN:N	2.70	0.59
1:B:4885:PHE:CE1	1:B:4889:VAL:CG1	2.86	0.59
1:D:512:ALA:O	1:D:515:TRP:HE3	1.85	0.59
1:D:721:LEU:CB	1:D:728:ARG:C	2.70	0.59
1:D:1287:LEU:CB	1:D:1553:PHE:CA	2.81	0.59
1:D:1721:GLU:O	1:D:1722:SER:C	2.40	0.59
1:D:3986:TRP:HE1	1:D:4047:MET:CB	2.13	0.59
1:D:4664:LEU:O	1:D:4667:PRO:HD2	2.01	0.59
1:A:118:LEU:CB	1:A:137:LEU:CB	2.80	0.59
1:A:4863:TYR:CG	1:A:4864:ASN:N	2.70	0.59
1:B:118:LEU:CB	1:B:137:LEU:CB	2.80	0.59
1:B:3966:THR:O	1:B:3970:GLN:N	2.35	0.59
1:B:4995:LEU:HD11	1:B:5011:TRP:HE3	0.63	0.59

Continued on next page...

Continued from previous page...

Atom-1	Atom-2	Interatomic distance (Å)	Clash overlap (Å)
1:C:1078:GLU:CB	1:C:1081:TYR:CE2	2.85	0.59
1:C:1721:GLU:O	1:C:1722:SER:C	2.40	0.59
1:C:3833:GLN:O	1:C:3833:GLN:NE2	2.34	0.59
1:D:1209:SER:O	1:D:1210:SER:C	2.39	0.59
1:D:1244:GLN:C	1:D:1604:SER:HA	2.22	0.59
1:D:3833:GLN:HE21	1:D:3833:GLN:HA	1.67	0.59
1:A:4154:VAL:HG12	1:A:4156:HIS:O	2.03	0.59
1:A:4667:PRO:O	1:A:4670:ILE:HG22	2.02	0.59
1:A:4918:ILE:CB	1:B:4891:VAL:HG21	2.31	0.59
1:A:4978:HIS:O	1:A:4982:GLU:HA	2.02	0.59
1:A:5021:PHE:CD1	1:A:5022:PHE:N	2.70	0.59
1:B:829:TYR:O	1:B:839:LEU:HA	2.03	0.59
1:B:4180:ARG:H	1:B:4181:ILE:CG1	2.15	0.59
1:B:4638:TYR:O	1:B:4641:PRO:HG2	2.02	0.59
1:B:4978:HIS:O	1:B:4982:GLU:HA	2.02	0.59
1:C:829:TYR:O	1:C:839:LEU:HA	2.03	0.59
1:C:4667:PRO:O	1:C:4670:ILE:HG22	2.02	0.59
1:C:4934:GLY:N	1:D:4937:ILE:HD11	2.17	0.59
1:D:243:ARG:O	1:D:300:VAL:CA	2.51	0.59
1:D:838:HIS:O	1:D:1200:GLY:O	2.18	0.59
1:D:2443:ILE:CB	1:D:2444:GLN:HA	2.32	0.59
1:A:482:GLY:O	1:A:485:SER:CB	2.50	0.59
1:A:1078:GLU:CB	1:A:1081:TYR:CE2	2.85	0.59
1:A:1821:ASP:C	1:A:1823:GLY:H	2.03	0.59
1:A:3785:ALA:O	1:A:3786:CYS:C	2.40	0.59
1:B:315:CYS:O	1:B:349:GLN:O	2.20	0.59
1:B:3987:ASP:CB	1:B:3988:ALA:HB2	2.33	0.59
1:C:512:ALA:O	1:C:515:TRP:HE3	1.85	0.59
1:C:635:THR:CA	1:C:1639:LEU:CB	2.81	0.59
1:C:4154:VAL:HG12	1:C:4156:HIS:O	2.03	0.59
1:C:4181:ILE:HD11	1:C:4194:TYR:CA	2.30	0.59
1:C:5031:GLN:C	1:C:5032:TYR:HD1	2.05	0.59
1:A:379:HIS:H	1:A:381:GLU:N	2.01	0.59
1:A:3966:THR:O	1:A:3970:GLN:N	2.35	0.59
1:A:3987:ASP:CB	1:A:3988:ALA:HB2	2.33	0.59
1:A:4940:PHE:CE2	1:D:4935:LEU:HD23	2.30	0.59
1:B:1435:TYR:O	1:B:1436:SER:CB	2.50	0.59
1:B:2538:THR:O	1:B:2540:THR:N	2.33	0.59
1:B:3785:ALA:O	1:B:3786:CYS:C	2.40	0.59
1:C:1287:LEU:CB	1:C:1553:PHE:CA	2.81	0.59
1:C:1451:GLY:O	1:C:1452:TRP:HD1	1.86	0.59

Continued on next page...

Continued from previous page...

Atom-1	Atom-2	Interatomic distance (Å)	Clash overlap (Å)
1:C:3060:ASP:O	1:C:3064:VAL:C	2.41	0.59
1:C:4885:PHE:CE1	1:C:4889:VAL:CG1	2.85	0.59
1:D:635:THR:CA	1:D:1639:LEU:CB	2.81	0.59
1:D:3987:ASP:CB	1:D:3988:ALA:HB2	2.33	0.59
1:D:4087:LEU:CB	1:D:4122:MET:HA	2.32	0.59
1:D:4089:SER:CB	1:D:4092:ASP:CB	2.80	0.59
1:D:4954:MET:HE3	1:D:4954:MET:C	2.22	0.59
1:A:2538:THR:O	1:A:2540:THR:N	2.33	0.59
1:A:4087:LEU:CB	1:A:4122:MET:HA	2.32	0.59
1:A:5019:TRP:CD1	1:A:5019:TRP:N	2.67	0.59
1:B:4089:SER:CB	1:B:4092:ASP:CB	2.80	0.59
1:B:4644:TRP:CE3	1:B:4645:CYS:CA	2.85	0.59
1:C:4682:GLU:CB	1:C:4683:PHE:CD1	2.86	0.59
1:D:596:ASN:C	1:D:598:LYS:H	2.01	0.59
1:D:4181:ILE:O	1:D:4182:GLU:CB	2.40	0.59
1:D:4208:PRO:HG2	1:D:4209:GLN:H	1.67	0.59
1:A:3060:ASP:O	1:A:3064:VAL:C	2.41	0.59
1:B:4685:GLY:CA	1:B:4689:THR:H	2.15	0.59
1:B:4889:VAL:HG23	1:B:4890:GLY:N	2.18	0.59
1:B:4930:ALA:CB	1:C:4936:ILE:HD13	2.33	0.59
1:C:243:ARG:O	1:C:300:VAL:CA	2.51	0.59
1:C:667:MET:O	1:C:790:ARG:N	2.29	0.59
1:C:4089:SER:CB	1:C:4092:ASP:CB	2.80	0.59
1:C:4243:PHE:CD2	1:C:4671:PHE:CD1	2.84	0.59
1:C:4638:TYR:O	1:C:4641:PRO:HG2	2.02	0.59
1:C:4644:TRP:CE3	1:C:4645:CYS:CA	2.85	0.59
1:D:1078:GLU:CB	1:D:1081:TYR:CE2	2.85	0.59
1:D:4638:TYR:O	1:D:4641:PRO:HG2	2.02	0.59
1:D:4644:TRP:HE3	1:D:4645:CYS:N	2.00	0.59
1:D:4832:HIS:HD1	1:D:4833:ASN:N	2.00	0.59
1:D:4863:TYR:CG	1:D:4864:ASN:N	2.70	0.59
1:D:4952:GLU:OE2	1:D:4953:ASP:N	2.35	0.59
1:D:5031:GLN:C	1:D:5032:TYR:HD1	2.05	0.59
1:A:243:ARG:O	1:A:300:VAL:CA	2.51	0.59
1:A:1721:GLU:O	1:A:1722:SER:C	2.40	0.59
1:A:3935:TRP:HA	1:A:3935:TRP:HE3	1.68	0.59
1:A:4180:ARG:H	1:A:4181:ILE:CG1	2.15	0.59
1:B:4208:PRO:HG2	1:B:4209:GLN:H	1.67	0.59
1:B:4237:PHE:O	1:B:4241:THR:OG1	2.20	0.59
1:C:379:HIS:H	1:C:381:GLU:N	2.01	0.59
1:C:4180:ARG:H	1:C:4181:ILE:CG1	2.15	0.59

Continued on next page...

Continued from previous page...

Atom-1	Atom-2	Interatomic distance (Å)	Clash overlap (Å)
1:C:4644:TRP:HE3	1:C:4645:CYS:N	2.00	0.59
1:C:4728:HIS:O	1:C:4737:ILE:CD1	2.46	0.59
1:C:4978:HIS:O	1:C:4982:GLU:HA	2.02	0.59
1:A:1287:LEU:CB	1:A:1553:PHE:CA	2.81	0.58
1:A:4235:VAL:CG1	1:A:5019:TRP:HZ3	2.05	0.58
1:A:4885:PHE:CE1	1:A:4889:VAL:CG1	2.85	0.58
1:C:840:VAL:CB	1:C:1199:VAL:HA	2.33	0.58
1:C:4087:LEU:CB	1:C:4122:MET:HA	2.32	0.58
1:C:4927:ILE:CD1	1:C:4928:LEU:HD22	2.33	0.58
1:D:1206:GLN:O	1:D:1209:SER:CB	2.51	0.58
1:D:2914:LYS:O	1:D:2917:ALA:HB3	2.03	0.58
1:D:3934:TYR:CE1	1:D:3935:TRP:CZ3	2.90	0.58
1:D:4885:PHE:CE1	1:D:4889:VAL:CG1	2.85	0.58
1:A:38:ALA:C	1:A:47:CYS:CB	2.70	0.58
1:A:2767:ALA:O	1:A:2771:ILE:CB	2.51	0.58
1:A:3967:GLU:HA	1:A:3970:GLN:CB	2.33	0.58
1:A:3987:ASP:CB	1:A:3988:ALA:CB	2.81	0.58
1:A:4952:GLU:OE2	1:A:4953:ASP:N	2.35	0.58
1:B:498:THR:C	1:B:500:ALA:HA	2.24	0.58
1:B:1287:LEU:CB	1:B:1553:PHE:CA	2.81	0.58
1:B:4087:LEU:CB	1:B:4122:MET:HA	2.32	0.58
1:C:498:THR:C	1:C:500:ALA:HA	2.24	0.58
1:C:1206:GLN:O	1:C:1209:SER:CB	2.51	0.58
1:C:4197:ILE:HG23	1:C:4197:ILE:O	2.02	0.58
1:D:1749:PRO:C	1:D:1751:GLY:N	2.53	0.58
1:D:2191:PHE:HD1	1:D:2192:TYR:HD1	1.50	0.58
1:D:4682:GLU:CB	1:D:4683:PHE:CD1	2.86	0.58
1:D:4738:ALA:O	1:D:4742:GLY:CA	2.51	0.58
1:D:4889:VAL:HG23	1:D:4890:GLY:N	2.18	0.58
1:A:4774:LYS:HA	1:A:4777:ILE:HG22	1.85	0.58
1:A:4829:SER:CB	1:A:4940:PHE:CE1	2.86	0.58
1:A:4940:PHE:CE2	1:D:4935:LEU:HD21	2.34	0.58
1:B:1739:THR:O	1:B:1742:THR:N	2.36	0.58
1:B:4667:PRO:O	1:B:4670:ILE:HG22	2.02	0.58
1:C:1124:PHE:HD1	1:C:1125:ASN:O	1.87	0.58
1:C:2914:LYS:O	1:C:2917:ALA:HB3	2.03	0.58
1:C:4776:GLN:HE21	1:C:4776:GLN:CA	2.00	0.58
1:D:2592:GLY:H	1:D:2595:LEU:N	1.92	0.58
1:D:4927:ILE:HD11	1:D:4928:LEU:CD2	2.33	0.58
1:A:1206:GLN:O	1:A:1209:SER:CB	2.51	0.58
1:A:4687:TYR:H	1:A:4692:PRO:HD3	1.59	0.58

Continued on next page...

Continued from previous page...

Atom-1	Atom-2	Interatomic distance (Å)	Clash overlap (Å)
1:A:4717:ASP:O	1:A:4718:LYS:CB	2.49	0.58
1:A:4918:ILE:CB	1:B:4891:VAL:HG11	2.31	0.58
1:A:4927:ILE:HD11	1:A:4928:LEU:CD2	2.33	0.58
1:B:1078:GLU:CB	1:B:1081:TYR:CE2	2.85	0.58
1:B:2767:ALA:O	1:B:2771:ILE:CB	2.51	0.58
1:B:3967:GLU:HA	1:B:3970:GLN:CB	2.33	0.58
1:B:3987:ASP:CB	1:B:3988:ALA:CB	2.81	0.58
1:B:4644:TRP:HE3	1:B:4645:CYS:N	2.00	0.58
1:B:4927:ILE:HD11	1:B:4928:LEU:CD2	2.33	0.58
1:C:3987:ASP:CB	1:C:3988:ALA:HB2	2.33	0.58
1:C:4918:ILE:CB	1:D:4891:VAL:HG11	2.31	0.58
1:D:262:LEU:CB	1:D:263:GLU:CA	2.81	0.58
1:D:379:HIS:N	1:D:380:GLN:HA	2.18	0.58
1:D:840:VAL:CB	1:D:1199:VAL:HA	2.33	0.58
1:D:3060:ASP:O	1:D:3064:VAL:C	2.41	0.58
1:D:4034:ASN:O	1:D:4153:HIS:HE1	1.87	0.58
1:D:4774:LYS:HA	1:D:4777:ILE:HG22	1.85	0.58
1:A:789:VAL:O	1:A:1627:ALA:HA	2.03	0.58
1:A:2145:SER:C	1:A:2147:SER:H	2.03	0.58
1:A:4034:ASN:O	1:A:4153:HIS:HE1	1.87	0.58
1:B:379:HIS:N	1:B:380:GLN:HA	2.18	0.58
1:B:1206:GLN:O	1:B:1209:SER:CB	2.51	0.58
1:B:1451:GLY:O	1:B:1452:TRP:HD1	1.86	0.58
1:B:4682:GLU:CB	1:B:4683:PHE:CD1	2.86	0.58
1:B:4978:HIS:NE2	1:B:4983:HIS:CG	2.62	0.58
1:C:262:LEU:CB	1:C:263:GLU:CA	2.81	0.58
1:C:2767:ALA:O	1:C:2771:ILE:CB	2.51	0.58
1:C:5018:CYS:C	1:C:5019:TRP:CD1	2.77	0.58
1:D:829:TYR:O	1:D:839:LEU:HA	2.03	0.58
1:D:1289:LEU:CB	1:D:1552:VAL:O	2.52	0.58
1:D:1739:THR:O	1:D:1742:THR:N	2.36	0.58
1:D:3785:ALA:O	1:D:3786:CYS:C	2.40	0.58
1:D:3987:ASP:CB	1:D:3988:ALA:CB	2.81	0.58
1:D:4180:ARG:H	1:D:4181:ILE:CG1	2.15	0.58
1:A:3934:TYR:CE1	1:A:3935:TRP:HZ3	2.19	0.58
1:B:4235:VAL:CG1	1:B:5019:TRP:HZ3	2.05	0.58
1:B:4738:ALA:O	1:B:4742:GLY:CA	2.51	0.58
1:B:4832:HIS:HD1	1:B:4833:ASN:N	2.00	0.58
1:C:1289:LEU:CB	1:C:1552:VAL:O	2.52	0.58
1:C:3061:ALA:O	1:C:3064:VAL:C	2.37	0.58
1:D:667:MET:O	1:D:790:ARG:N	2.29	0.58

Continued on next page...

Continued from previous page...

Atom-1	Atom-2	Interatomic distance (Å)	Clash overlap (Å)
1:D:4984:ASN:O	1:D:4986:ALA:N	2.36	0.58
1:A:317:ARG:O	1:A:346:CYS:CB	2.52	0.58
1:A:635:THR:CA	1:A:1639:LEU:CB	2.81	0.58
1:A:3708:THR:C	1:A:3710:LEU:HA	2.24	0.58
1:A:4158:PRO:O	1:A:4159:ARG:C	2.40	0.58
1:A:4182:GLU:OE1	1:A:4988:TYR:HB2	2.03	0.58
1:A:4995:LEU:HD12	1:A:5011:TRP:CE3	2.30	0.58
1:B:317:ARG:O	1:B:346:CYS:CB	2.52	0.58
1:B:4183:ILE:CG2	1:B:4191:GLU:C	2.54	0.58
1:C:2501:SER:O	1:C:2505:PHE:N	2.28	0.58
1:C:4889:VAL:HG23	1:C:4890:GLY:N	2.18	0.58
1:D:379:HIS:H	1:D:381:GLU:N	2.01	0.58
1:D:1451:GLY:O	1:D:1452:TRP:HD1	1.86	0.58
1:D:4577:LEU:CD1	1:D:4807:PHE:HA	2.34	0.58
1:A:701:GLY:H	1:A:1645:ASN:C	2.07	0.58
1:B:243:ARG:O	1:B:300:VAL:CA	2.50	0.58
1:B:3060:ASP:O	1:B:3064:VAL:C	2.41	0.58
1:B:4154:VAL:HG12	1:B:4156:HIS:O	2.03	0.58
1:B:4728:HIS:O	1:B:4737:ILE:CD1	2.46	0.58
1:C:20:VAL:N	1:C:67:PHE:CB	2.64	0.58
1:C:1074:ILE:HA	1:C:1193:SER:HA	1.85	0.58
1:C:1739:THR:O	1:C:1742:THR:N	2.36	0.58
1:C:4863:TYR:CG	1:C:4864:ASN:N	2.70	0.58
1:D:3795:SER:HA	1:D:3880:PHE:HE2	1.69	0.58
1:D:4978:HIS:NE2	1:D:4983:HIS:CG	2.62	0.58
1:A:262:LEU:CB	1:A:263:GLU:CA	2.81	0.58
1:A:840:VAL:CB	1:A:1199:VAL:HA	2.33	0.58
1:A:1209:SER:O	1:A:1210:SER:C	2.39	0.58
1:A:3795:SER:HA	1:A:3880:PHE:HE2	1.69	0.58
1:A:4930:ALA:C	1:B:4936:ILE:HD13	2.24	0.58
1:B:701:GLY:H	1:B:1645:ASN:C	2.07	0.58
1:B:1074:ILE:HA	1:B:1193:SER:HA	1.85	0.58
1:B:1289:LEU:CB	1:B:1552:VAL:O	2.52	0.58
1:B:2145:SER:C	1:B:2147:SER:H	2.03	0.58
1:C:4927:ILE:HD11	1:C:4928:LEU:CD2	2.33	0.58
1:C:4984:ASN:O	1:C:4986:ALA:N	2.36	0.58
1:C:5017:ARG:CB	1:C:5019:TRP:NE1	2.61	0.58
1:D:112:ALA:HA	1:D:115:ARG:N	2.17	0.58
1:D:2105:TRP:CE3	1:D:2106:ALA:CA	2.87	0.58
1:D:2767:ALA:O	1:D:2771:ILE:CB	2.51	0.58
1:D:4197:ILE:HG23	1:D:4197:ILE:O	2.02	0.58

Continued on next page...

Continued from previous page...

Atom-1	Atom-2	Interatomic distance (Å)	Clash overlap (Å)
1:D:4927:ILE:CD1	1:D:4928:LEU:HD22	2.33	0.58
1:A:263:GLU:O	1:A:280:LEU:CB	2.52	0.58
1:A:1451:GLY:O	1:A:1452:TRP:HD1	1.86	0.58
1:A:1739:THR:O	1:A:1742:THR:N	2.36	0.58
1:A:1749:PRO:C	1:A:1751:GLY:N	2.53	0.58
1:A:2914:LYS:O	1:A:2917:ALA:HB3	2.03	0.58
1:A:4577:LEU:CD1	1:A:4807:PHE:HA	2.34	0.58
1:A:4682:GLU:CB	1:A:4683:PHE:CD1	2.86	0.58
1:A:4773:VAL:O	1:A:4776:GLN:N	2.37	0.58
1:B:635:THR:CA	1:B:1639:LEU:CB	2.81	0.58
1:B:840:VAL:CB	1:B:1199:VAL:HA	2.33	0.58
1:B:3708:THR:C	1:B:3710:LEU:HA	2.24	0.58
1:B:4774:LYS:HA	1:B:4777:ILE:HG22	1.85	0.58
1:B:4800:LEU:CD2	1:B:4801:LEU:HD23	2.34	0.58
1:C:3795:SER:HA	1:C:3880:PHE:HE2	1.69	0.58
1:C:4774:LYS:HA	1:C:4777:ILE:HG22	1.85	0.58
1:C:4930:ALA:C	1:D:4936:ILE:HD13	2.24	0.58
1:D:3708:THR:C	1:D:3710:LEU:HA	2.24	0.58
1:D:3934:TYR:CE1	1:D:3935:TRP:HZ3	2.19	0.58
1:D:3967:GLU:HA	1:D:3970:GLN:CB	2.33	0.58
1:D:4154:VAL:HG12	1:D:4156:HIS:O	2.03	0.58
1:A:379:HIS:N	1:A:380:GLN:HA	2.19	0.57
1:A:1289:LEU:CB	1:A:1552:VAL:O	2.52	0.57
1:A:4115:SER:CA	1:A:4128:PHE:CE2	2.76	0.57
1:A:4891:VAL:HG11	1:D:4918:ILE:CB	2.32	0.57
1:A:4891:VAL:HG21	1:D:4918:ILE:CB	2.31	0.57
1:B:262:LEU:CB	1:B:263:GLU:CA	2.81	0.57
1:B:2105:TRP:CE3	1:B:2106:ALA:CA	2.87	0.57
1:B:2914:LYS:O	1:B:2917:ALA:HB3	2.03	0.57
1:B:4195:PHE:CD2	1:B:4991:PHE:CD2	2.92	0.57
1:B:4774:LYS:HA	1:B:4777:ILE:CG2	2.34	0.57
1:B:4927:ILE:CD1	1:B:4928:LEU:HD22	2.33	0.57
1:C:4243:PHE:CD2	1:C:4671:PHE:CE1	2.89	0.57
1:C:4800:LEU:CD2	1:C:4801:LEU:HD23	2.34	0.57
1:D:317:ARG:O	1:D:346:CYS:CB	2.52	0.57
1:D:679:ALA:O	1:D:680:THR:O	2.22	0.57
1:D:701:GLY:H	1:D:1645:ASN:C	2.07	0.57
1:A:118:LEU:CA	1:A:137:LEU:HA	2.25	0.57
1:A:1687:SER:CA	1:A:1688:HIS:CB	2.83	0.57
1:A:2105:TRP:CE3	1:A:2106:ALA:CA	2.87	0.57
1:B:679:ALA:O	1:B:680:THR:O	2.22	0.57

Continued on next page...

Continued from previous page...

Atom-1	Atom-2	Interatomic distance (Å)	Clash overlap (Å)
1:B:1124:PHE:HD1	1:B:1125:ASN:O	1.87	0.57
1:B:2105:TRP:CE3	1:B:2106:ALA:N	2.73	0.57
1:B:4158:PRO:O	1:B:4159:ARG:C	2.40	0.57
1:B:4984:ASN:O	1:B:4986:ALA:N	2.36	0.57
1:C:1273:ALA:CB	1:C:1274:HIS:HA	2.18	0.57
1:C:5018:CYS:N	1:C:5019:TRP:CD1	2.72	0.57
1:D:4183:ILE:CG2	1:D:4191:GLU:C	2.54	0.57
1:A:1081:TYR:OH	1:A:1235:THR:N	2.21	0.57
1:A:2342:ASN:HA	1:A:2343:GLY:C	2.24	0.57
1:A:4180:ARG:CA	1:A:4181:ILE:CG1	2.82	0.57
1:A:4936:ILE:HD13	1:D:4930:ALA:CB	2.32	0.57
1:A:5018:CYS:C	1:A:5019:TRP:CD1	2.77	0.57
1:B:379:HIS:H	1:B:381:GLU:N	2.01	0.57
1:B:1526:LEU:HA	1:B:1541:GLN:CB	2.35	0.57
1:B:2342:ASN:HA	1:B:2343:GLY:C	2.24	0.57
1:B:5018:CYS:C	1:B:5019:TRP:CD1	2.77	0.57
1:C:317:ARG:O	1:C:346:CYS:CB	2.52	0.57
1:C:707:VAL:HA	1:C:725:HIS:CB	2.34	0.57
1:C:1749:PRO:C	1:C:1751:GLY:N	2.53	0.57
1:C:4829:SER:CB	1:C:4940:PHE:CE1	2.88	0.57
1:D:707:VAL:HA	1:D:725:HIS:CB	2.33	0.57
1:D:1088:TRP:N	1:D:1088:TRP:CD1	2.72	0.57
1:D:1124:PHE:HD1	1:D:1125:ASN:O	1.87	0.57
1:D:2538:THR:O	1:D:2540:THR:N	2.33	0.57
1:D:4774:LYS:HA	1:D:4777:ILE:CG2	2.34	0.57
1:A:1088:TRP:N	1:A:1088:TRP:CD1	2.72	0.57
1:A:5018:CYS:N	1:A:5019:TRP:CD1	2.72	0.57
1:B:111:HIS:C	1:B:113:HIS:O	2.37	0.57
1:B:707:VAL:HA	1:B:725:HIS:CB	2.33	0.57
1:B:1209:SER:O	1:B:1210:SER:C	2.39	0.57
1:B:4577:LEU:CD1	1:B:4807:PHE:HA	2.34	0.57
1:C:112:ALA:HA	1:C:115:ARG:N	2.17	0.57
1:C:379:HIS:N	1:C:380:GLN:HA	2.19	0.57
1:C:2105:TRP:CE3	1:C:2106:ALA:N	2.73	0.57
1:C:2121:PHE:CE2	1:C:3702:VAL:CB	2.75	0.57
1:C:3833:GLN:HE21	1:C:3833:GLN:HA	1.67	0.57
1:C:3987:ASP:CB	1:C:3988:ALA:CB	2.81	0.57
1:C:4034:ASN:O	1:C:4153:HIS:HE1	1.87	0.57
1:C:4738:ALA:HA	1:C:4742:GLY:CA	2.30	0.57
1:C:4738:ALA:O	1:C:4742:GLY:CA	2.51	0.57
1:D:111:HIS:C	1:D:113:HIS:O	2.37	0.57

Continued on next page...

Continued from previous page...

Atom-1	Atom-2	Interatomic distance (Å)	Clash overlap (Å)
1:D:263:GLU:O	1:D:280:LEU:CB	2.52	0.57
1:D:546:TRP:CE3	1:D:547:VAL:N	2.73	0.57
1:D:1526:LEU:HA	1:D:1541:GLN:CB	2.35	0.57
1:D:4856:PHE:CD1	1:D:4857:ASN:ND2	2.73	0.57
1:A:4683:PHE:CD1	1:A:4683:PHE:N	2.73	0.57
1:A:4783:ILE:CD1	1:A:4789:PHE:CZ	2.88	0.57
1:A:4927:ILE:CD1	1:A:4928:LEU:HD22	2.33	0.57
1:B:681:HIS:O	1:B:784:SER:N	2.37	0.57
1:B:4556:SER:O	1:B:4559:PHE:HB3	2.05	0.57
1:C:515:TRP:CE3	1:C:516:LYS:N	2.73	0.57
1:C:2191:PHE:HD1	1:C:2192:TYR:HD1	1.50	0.57
1:C:2538:THR:O	1:C:2540:THR:N	2.33	0.57
1:C:4158:PRO:O	1:C:4159:ARG:C	2.40	0.57
1:D:498:THR:C	1:D:500:ALA:HA	2.24	0.57
1:D:1229:ASN:CA	1:D:1827:ARG:CB	2.81	0.57
1:D:4803:HIS:CD2	1:D:4804:TYR:N	2.72	0.57
1:D:5018:CYS:C	1:D:5019:TRP:CD1	2.77	0.57
1:D:5018:CYS:N	1:D:5019:TRP:CD1	2.72	0.57
1:A:829:TYR:O	1:A:839:LEU:HA	2.03	0.57
1:A:1124:PHE:HD1	1:A:1125:ASN:O	1.87	0.57
1:A:1828:ASP:CB	1:A:1829:PRO:CA	2.82	0.57
1:B:4701:TRP:O	1:B:4701:TRP:HD1	1.88	0.57
1:B:5018:CYS:N	1:B:5019:TRP:CD1	2.72	0.57
1:C:111:HIS:C	1:C:113:HIS:O	2.37	0.57
1:C:4180:ARG:CA	1:C:4181:ILE:CG1	2.82	0.57
1:C:4235:VAL:CB	1:C:5019:TRP:HZ3	2.04	0.57
1:C:4701:TRP:O	1:C:4701:TRP:HD1	1.88	0.57
1:C:4856:PHE:CD1	1:C:4857:ASN:ND2	2.73	0.57
1:D:1687:SER:CA	1:D:1688:HIS:CB	2.83	0.57
1:D:1748:PHE:N	1:D:1748:PHE:CD1	2.73	0.57
1:D:4644:TRP:CE3	1:D:4645:CYS:N	2.73	0.57
1:D:4662:ASN:HD21	1:D:4789:PHE:HB2	1.69	0.57
1:A:707:VAL:HA	1:A:725:HIS:CB	2.34	0.57
1:A:4141:PHE:CB	1:A:4174:PHE:CE2	2.88	0.57
1:A:4182:GLU:C	1:A:4183:ILE:HD12	2.25	0.57
1:A:4738:ALA:HA	1:A:4742:GLY:CA	2.30	0.57
1:B:112:ALA:C	1:B:115:ARG:H	2.08	0.57
1:B:1748:PHE:CD1	1:B:1748:PHE:N	2.73	0.57
1:B:3758:MET:O	1:B:3760:LYS:N	2.38	0.57
1:B:4644:TRP:CE3	1:B:4645:CYS:N	2.73	0.57
1:B:4803:HIS:CD2	1:B:4804:TYR:H	2.23	0.57

Continued on next page...

Continued from previous page...

Atom-1	Atom-2	Interatomic distance (Å)	Clash overlap (Å)
1:B:4960:ILE:CB	1:B:4983:HIS:CG	2.88	0.57
1:C:1126:GLY:CA	1:C:1143:TRP:CB	2.83	0.57
1:C:3967:GLU:HA	1:C:3970:GLN:CB	2.33	0.57
1:C:4577:LEU:CD1	1:C:4807:PHE:HA	2.34	0.57
1:D:1074:ILE:HA	1:D:1193:SER:HA	1.85	0.57
1:D:2105:TRP:CE3	1:D:2106:ALA:N	2.73	0.57
1:D:4651:THR:HG1	1:D:4799:SER:CB	2.18	0.57
1:D:4803:HIS:CD2	1:D:4804:TYR:H	2.23	0.57
1:A:498:THR:C	1:A:500:ALA:HA	2.24	0.57
1:A:4195:PHE:CZ	1:A:4991:PHE:CA	2.86	0.57
1:A:4794:TRP:CE3	1:A:4795:TYR:N	2.73	0.57
1:A:4800:LEU:CD2	1:A:4801:LEU:HD23	2.34	0.57
1:B:263:GLU:O	1:B:280:LEU:CB	2.52	0.57
1:B:1126:GLY:CA	1:B:1143:TRP:CB	2.83	0.57
1:B:3935:TRP:HA	1:B:3935:TRP:HE3	1.68	0.57
1:B:4803:HIS:CD2	1:B:4804:TYR:N	2.73	0.57
1:C:263:GLU:O	1:C:280:LEU:CB	2.52	0.57
1:C:546:TRP:CE3	1:C:547:VAL:N	2.73	0.57
1:C:2342:ASN:HA	1:C:2343:GLY:C	2.24	0.57
1:C:3758:MET:O	1:C:3760:LYS:N	2.38	0.57
1:C:4794:TRP:CE3	1:C:4795:TYR:HA	2.40	0.57
1:C:4803:HIS:CD2	1:C:4804:TYR:H	2.23	0.57
1:C:4803:HIS:CD2	1:C:4804:TYR:N	2.72	0.57
1:C:4856:PHE:CE1	1:C:4857:ASN:ND2	2.73	0.57
1:D:404:ILE:O	1:D:408:ALA:HB2	2.05	0.57
1:D:4556:SER:O	1:D:4559:PHE:HB3	2.05	0.57
1:D:4656:LEU:HD22	1:D:4656:LEU:C	2.23	0.57
1:D:4683:PHE:CD1	1:D:4683:PHE:N	2.73	0.57
1:A:1074:ILE:HA	1:A:1193:SER:HA	1.85	0.57
1:A:1748:PHE:N	1:A:1748:PHE:CD1	2.73	0.57
1:A:4856:PHE:CE1	1:A:4857:ASN:ND2	2.73	0.57
1:A:4931:ILE:CG2	1:B:4936:ILE:HD11	2.35	0.57
1:B:546:TRP:CE3	1:B:547:VAL:N	2.73	0.57
1:B:1587:PRO:O	1:B:1588:ALA:HB3	2.05	0.57
1:B:1718:ILE:CA	1:B:1720:LEU:CB	2.83	0.57
1:B:4034:ASN:O	1:B:4153:HIS:HE1	1.87	0.57
1:B:4696:ASP:C	1:B:4697:VAL:CG2	2.71	0.57
1:B:4794:TRP:CE3	1:B:4795:TYR:HA	2.40	0.57
1:B:4944:ARG:HD2	1:B:4944:ARG:C	2.24	0.57
1:C:112:ALA:C	1:C:115:ARG:H	2.08	0.57
1:C:3029:GLY:O	1:C:3032:SER:N	2.38	0.57

Continued on next page...

Continued from previous page...

Atom-1	Atom-2	Interatomic distance (Å)	Clash overlap (Å)
1:C:4656:LEU:HD22	1:C:4656:LEU:C	2.23	0.57
1:C:4774:LYS:HA	1:C:4777:ILE:CG2	2.34	0.57
1:C:4794:TRP:CE3	1:C:4795:TYR:N	2.73	0.57
1:C:4931:ILE:CG2	1:D:4936:ILE:HD11	2.34	0.57
1:D:2342:ASN:HA	1:D:2343:GLY:C	2.25	0.57
1:D:2538:THR:O	1:D:2539:ALA:HB3	2.05	0.57
1:D:3029:GLY:O	1:D:3032:SER:N	2.38	0.57
1:D:4794:TRP:CE3	1:D:4795:TYR:HA	2.40	0.57
1:D:4800:LEU:CD2	1:D:4801:LEU:HD23	2.34	0.57
1:D:4856:PHE:CE1	1:D:4857:ASN:ND2	2.73	0.57
1:A:515:TRP:CE3	1:A:516:LYS:N	2.73	0.57
1:A:679:ALA:O	1:A:680:THR:O	2.22	0.57
1:A:1126:GLY:CA	1:A:1143:TRP:CB	2.83	0.57
1:A:1526:LEU:HA	1:A:1541:GLN:CB	2.35	0.57
1:A:2105:TRP:CE3	1:A:2106:ALA:N	2.73	0.57
1:A:2538:THR:O	1:A:2539:ALA:HB3	2.05	0.57
1:A:3029:GLY:O	1:A:3032:SER:N	2.38	0.57
1:A:3758:MET:O	1:A:3760:LYS:N	2.38	0.57
1:A:4644:TRP:CE3	1:A:4645:CYS:N	2.73	0.57
1:A:4662:ASN:HD21	1:A:4789:PHE:HB2	1.69	0.57
1:A:4856:PHE:CD1	1:A:4857:ASN:ND2	2.73	0.57
1:A:4891:VAL:HG11	1:D:4918:ILE:HA	0.67	0.57
1:B:112:ALA:HA	1:B:115:ARG:N	2.17	0.57
1:B:515:TRP:CE3	1:B:516:LYS:N	2.73	0.57
1:B:1088:TRP:N	1:B:1088:TRP:CD1	2.72	0.57
1:B:1285:GLU:CA	1:B:1286:MET:CB	2.83	0.57
1:B:3795:SER:HA	1:B:3880:PHE:HE2	1.69	0.57
1:B:4856:PHE:CE1	1:B:4857:ASN:ND2	2.73	0.57
1:B:4982:GLU:CB	1:B:4983:HIS:CB	2.83	0.57
1:C:1748:PHE:N	1:C:1748:PHE:CD1	2.73	0.57
1:C:4182:GLU:C	1:C:4183:ILE:HD12	2.25	0.57
1:C:4556:SER:O	1:C:4559:PHE:HB3	2.05	0.57
1:D:3935:TRP:HA	1:D:3935:TRP:HE3	1.68	0.57
1:D:4701:TRP:HD1	1:D:4701:TRP:O	1.88	0.57
1:A:112:ALA:HA	1:A:115:ARG:N	2.17	0.56
1:A:3933:PHE:CZ	1:A:3951:PHE:CE2	2.85	0.56
1:A:4774:LYS:HA	1:A:4777:ILE:CG2	2.34	0.56
1:A:4794:TRP:CE3	1:A:4795:TYR:HA	2.40	0.56
1:B:3833:GLN:HE21	1:B:3833:GLN:HA	1.67	0.56
1:B:3937:TYR:O	1:B:3939:GLY:N	2.33	0.56
1:B:4738:ALA:HA	1:B:4742:GLY:CA	2.30	0.56

Continued on next page...

Continued from previous page...

Atom-1	Atom-2	Interatomic distance (Å)	Clash overlap (Å)
1:B:4968:PHE:CD2	1:B:4978:HIS:HB3	2.40	0.56
1:C:404:ILE:O	1:C:408:ALA:HB2	2.05	0.56
1:C:4556:SER:OG	1:C:4557:ARG:N	2.26	0.56
1:C:4662:ASN:HD21	1:C:4789:PHE:HB2	1.69	0.56
1:C:4982:GLU:CB	1:C:4983:HIS:CB	2.83	0.56
1:D:24:CYS:N	1:D:35:LEU:O	2.32	0.56
1:D:515:TRP:CE3	1:D:516:LYS:N	2.73	0.56
1:D:4158:PRO:O	1:D:4159:ARG:C	2.40	0.56
1:D:4182:GLU:C	1:D:4183:ILE:HD12	2.25	0.56
1:D:4773:VAL:O	1:D:4776:GLN:N	2.37	0.56
1:D:4794:TRP:CE3	1:D:4795:TYR:N	2.73	0.56
1:A:4803:HIS:CD2	1:A:4804:TYR:H	2.23	0.56
1:A:4803:HIS:CD2	1:A:4804:TYR:N	2.72	0.56
1:A:4960:ILE:CB	1:A:4983:HIS:CG	2.88	0.56
1:B:4180:ARG:CA	1:B:4181:ILE:CG1	2.82	0.56
1:B:4632:LEU:CA	1:B:4633:GLU:CB	2.83	0.56
1:B:4856:PHE:CD1	1:B:4857:ASN:ND2	2.73	0.56
1:C:2105:TRP:CE3	1:C:2106:ALA:CA	2.87	0.56
1:C:4725:LEU:O	1:C:4737:ILE:HD13	2.06	0.56
1:C:5021:PHE:C	1:C:5022:PHE:O	2.28	0.56
1:A:546:TRP:CE3	1:A:547:VAL:N	2.73	0.56
1:A:667:MET:O	1:A:790:ARG:N	2.29	0.56
1:B:2538:THR:O	1:B:2539:ALA:HB3	2.05	0.56
1:B:4182:GLU:C	1:B:4183:ILE:HD12	2.25	0.56
1:B:4683:PHE:CD1	1:B:4683:PHE:N	2.73	0.56
1:B:4717:ASP:O	1:B:4718:LYS:CB	2.49	0.56
1:B:4794:TRP:CE3	1:B:4795:TYR:N	2.73	0.56
1:B:4945:ASP:O	1:B:4948:GLU:HG3	2.05	0.56
1:C:679:ALA:O	1:C:680:THR:O	2.22	0.56
1:C:1587:PRO:O	1:C:1588:ALA:HB3	2.05	0.56
1:C:4644:TRP:CE3	1:C:4645:CYS:N	2.73	0.56
1:C:4682:GLU:HA	1:C:4724:VAL:CG1	2.36	0.56
1:C:4696:ASP:C	1:C:4697:VAL:CG2	2.71	0.56
1:C:4773:VAL:O	1:C:4776:GLN:N	2.37	0.56
1:C:4954:MET:HE3	1:C:4954:MET:C	2.26	0.56
1:C:4960:ILE:CB	1:C:4983:HIS:CG	2.88	0.56
1:D:176:SER:CA	1:D:177:GLU:CB	2.84	0.56
1:D:1587:PRO:O	1:D:1588:ALA:HB3	2.05	0.56
1:D:1718:ILE:CA	1:D:1720:LEU:CB	2.83	0.56
1:D:3758:MET:O	1:D:3760:LYS:N	2.38	0.56
1:D:4180:ARG:CA	1:D:4181:ILE:CG1	2.82	0.56

Continued on next page...

Continued from previous page...

Atom-1	Atom-2	Interatomic distance (Å)	Clash overlap (Å)
1:D:4577:LEU:HD13	1:D:4807:PHE:HA	1.87	0.56
1:D:4664:LEU:HD13	1:D:4665:LYS:N	2.21	0.56
1:D:4960:ILE:CB	1:D:4983:HIS:CG	2.88	0.56
1:A:77:ALA:N	1:B:3935:TRP:CD1	2.68	0.56
1:A:176:SER:CA	1:A:177:GLU:CB	2.84	0.56
1:A:4556:SER:O	1:A:4559:PHE:HB3	2.05	0.56
1:A:4632:LEU:CA	1:A:4633:GLU:CB	2.83	0.56
1:A:4725:LEU:O	1:A:4737:ILE:HD13	2.06	0.56
1:A:4931:ILE:HG22	1:B:4936:ILE:HD11	1.87	0.56
1:B:4088:ILE:C	1:B:4089:SER:O	2.44	0.56
1:B:4662:ASN:HD21	1:B:4789:PHE:HB2	1.69	0.56
1:B:4773:VAL:O	1:B:4776:GLN:N	2.37	0.56
1:C:1229:ASN:CA	1:C:1827:ARG:CB	2.81	0.56
1:C:1718:ILE:CA	1:C:1720:LEU:CB	2.83	0.56
1:C:1803:PRO:O	1:C:1807:LEU:N	2.37	0.56
1:C:2592:GLY:H	1:C:2595:LEU:N	1.93	0.56
1:C:3708:THR:C	1:C:3710:LEU:HA	2.24	0.56
1:C:4783:ILE:CD1	1:C:4789:PHE:CZ	2.88	0.56
1:C:4835:LYS:N	1:C:4836:GLN:CB	2.69	0.56
1:C:4918:ILE:HA	1:D:4891:VAL:HG11	0.66	0.56
1:D:4243:PHE:CD2	1:D:4671:PHE:CD1	2.84	0.56
1:D:4843:LEU:C	1:D:4843:LEU:HD23	2.26	0.56
1:A:112:ALA:C	1:A:115:ARG:H	2.08	0.56
1:A:4577:LEU:HD13	1:A:4807:PHE:HA	1.87	0.56
1:A:4664:LEU:HD13	1:A:4665:LYS:N	2.21	0.56
1:A:4738:ALA:O	1:A:4742:GLY:CA	2.51	0.56
1:A:4997:ASN:OD1	1:A:4997:ASN:N	2.39	0.56
1:B:1687:SER:CA	1:B:1688:HIS:CB	2.83	0.56
1:B:4843:LEU:HD23	1:B:4843:LEU:C	2.26	0.56
1:C:173:SER:CA	1:C:174:VAL:CB	2.84	0.56
1:C:4141:PHE:CB	1:C:4174:PHE:CE2	2.88	0.56
1:D:1126:GLY:CA	1:D:1143:TRP:CB	2.83	0.56
1:D:1286:MET:CB	1:D:1287:LEU:CA	2.84	0.56
1:D:4089:SER:CA	1:D:4121:GLU:O	2.54	0.56
1:D:4141:PHE:CB	1:D:4174:PHE:CE2	2.88	0.56
1:D:4195:PHE:CD2	1:D:4991:PHE:CD2	2.92	0.56
1:D:4725:LEU:O	1:D:4737:ILE:HD13	2.06	0.56
1:A:4243:PHE:CD2	1:A:4671:PHE:CE1	2.89	0.56
1:A:4843:LEU:HD23	1:A:4843:LEU:C	2.26	0.56
1:B:667:MET:O	1:B:790:ARG:N	2.29	0.56
1:B:1287:LEU:CB	1:B:1554:VAL:C	2.74	0.56

Continued on next page...

Continued from previous page...

Atom-1	Atom-2	Interatomic distance (Å)	Clash overlap (Å)
1:B:2200:ALA:C	1:B:2202:GLY:N	2.58	0.56
1:B:3029:GLY:O	1:B:3032:SER:N	2.38	0.56
1:B:4794:TRP:HE3	1:B:4795:TYR:N	2.04	0.56
1:C:789:VAL:O	1:C:1627:ALA:HA	2.03	0.56
1:C:1526:LEU:HA	1:C:1541:GLN:CB	2.35	0.56
1:C:4195:PHE:CD2	1:C:4991:PHE:CD2	2.92	0.56
1:C:4998:LYS:C	1:C:5002:GLU:CB	2.74	0.56
1:D:173:SER:CA	1:D:174:VAL:CB	2.84	0.56
1:D:4682:GLU:HA	1:D:4724:VAL:CG1	2.36	0.56
1:D:4783:ILE:CD1	1:D:4789:PHE:CZ	2.88	0.56
1:D:4832:HIS:HD1	1:D:4833:ASN:CG	2.08	0.56
1:D:4835:LYS:N	1:D:4836:GLN:CB	2.69	0.56
1:A:501:ALA:HB3	1:A:504:ALA:N	2.21	0.56
1:A:1286:MET:CB	1:A:1287:LEU:CA	2.84	0.56
1:A:4656:LEU:HD22	1:A:4656:LEU:C	2.23	0.56
1:A:4682:GLU:HA	1:A:4724:VAL:CG1	2.36	0.56
1:A:4954:MET:HE1	1:A:4955:GLU:HA	1.88	0.56
1:B:23:GLN:HA	1:B:36:CYS:HA	1.88	0.56
1:B:1286:MET:CB	1:B:1287:LEU:CA	2.84	0.56
1:B:1828:ASP:CB	1:B:1829:PRO:CA	2.82	0.56
1:B:4682:GLU:HA	1:B:4724:VAL:CG1	2.36	0.56
1:B:4783:ILE:CD1	1:B:4789:PHE:CZ	2.88	0.56
1:B:4918:ILE:CB	1:C:4891:VAL:HG11	2.32	0.56
1:C:147:TRP:O	1:C:174:VAL:CB	2.54	0.56
1:D:4632:LEU:CA	1:D:4633:GLU:CB	2.83	0.56
1:A:4701:TRP:HD1	1:A:4701:TRP:O	1.88	0.56
1:A:4794:TRP:HE3	1:A:4795:TYR:N	2.04	0.56
1:B:147:TRP:O	1:B:174:VAL:CB	2.54	0.56
1:B:2463:LEU:HA	1:B:2464:ASP:CB	2.36	0.56
1:B:4664:LEU:HD13	1:B:4665:LYS:N	2.21	0.56
1:B:4935:LEU:HD21	1:C:4940:PHE:CE2	2.32	0.56
1:C:73:LEU:N	1:C:106:ALA:H	2.04	0.56
1:C:1088:TRP:N	1:C:1088:TRP:CD1	2.72	0.56
1:C:4843:LEU:HD23	1:C:4843:LEU:C	2.26	0.56
1:C:5031:GLN:O	1:C:5032:TYR:HD1	1.89	0.56
1:D:2755:ILE:O	1:D:2759:ALA:CB	2.54	0.56
1:D:4998:LYS:C	1:D:5002:GLU:CB	2.74	0.56
1:A:23:GLN:HA	1:A:36:CYS:HA	1.88	0.56
1:A:535:ALA:O	1:A:538:ALA:N	2.39	0.56
1:A:681:HIS:O	1:A:784:SER:N	2.37	0.56
1:A:1229:ASN:CA	1:A:1827:ARG:CB	2.81	0.56

Continued on next page...

Continued from previous page...

Atom-1	Atom-2	Interatomic distance (Å)	Clash overlap (Å)
1:A:1290:ARG:HA	1:A:1551:ALA:CB	2.34	0.56
1:A:1718:ILE:CA	1:A:1720:LEU:CB	2.83	0.56
1:A:4656:LEU:O	1:A:4659:ILE:HG22	2.06	0.56
1:B:173:SER:CA	1:B:174:VAL:CB	2.84	0.56
1:B:4670:ILE:HG23	1:B:4671:PHE:N	2.21	0.56
1:B:4835:LYS:N	1:B:4836:GLN:CB	2.69	0.56
1:B:4997:ASN:OD1	1:B:4997:ASN:N	2.39	0.56
1:B:5031:GLN:O	1:B:5032:TYR:HD1	1.89	0.56
1:C:291:LEU:O	1:C:292:ALA:HB2	2.06	0.56
1:C:1274:HIS:O	1:C:1564:PHE:O	2.24	0.56
1:C:4088:ILE:C	1:C:4089:SER:O	2.44	0.56
1:C:4132:PHE:C	1:C:4135:PRO:HD2	2.26	0.56
1:C:4651:THR:HG1	1:C:4799:SER:CB	2.18	0.56
1:C:4664:LEU:HD13	1:C:4665:LYS:N	2.21	0.56
1:D:118:LEU:CA	1:D:137:LEU:HA	2.25	0.56
1:D:1274:HIS:O	1:D:1564:PHE:O	2.24	0.56
1:D:3825:GLU:CA	1:D:3826:VAL:CB	2.84	0.56
1:A:147:TRP:O	1:A:174:VAL:CB	2.54	0.56
1:A:173:SER:CA	1:A:174:VAL:CB	2.84	0.56
1:A:1287:LEU:CB	1:A:1554:VAL:C	2.74	0.56
1:A:4835:LYS:N	1:A:4836:GLN:CB	2.69	0.56
1:B:73:LEU:N	1:B:106:ALA:H	2.04	0.56
1:B:404:ILE:O	1:B:408:ALA:HB3	2.06	0.56
1:B:1803:PRO:O	1:B:1807:LEU:N	2.37	0.56
1:B:4577:LEU:HD13	1:B:4807:PHE:HA	1.87	0.56
1:B:4966:ASP:C	1:B:4968:PHE:N	2.53	0.56
1:B:4998:LYS:C	1:B:5002:GLU:CB	2.74	0.56
1:C:176:SER:CA	1:C:177:GLU:CB	2.84	0.56
1:C:1213:PHE:CA	1:C:1214:PHE:CB	2.84	0.56
1:C:4670:ILE:HG23	1:C:4671:PHE:N	2.21	0.56
1:D:23:GLN:HA	1:D:36:CYS:HA	1.88	0.56
1:A:4670:ILE:HG23	1:A:4671:PHE:N	2.21	0.55
1:B:404:ILE:O	1:B:408:ALA:HB2	2.05	0.55
1:B:1297:PHE:CG	1:B:1297:PHE:N	2.73	0.55
1:B:2755:ILE:O	1:B:2759:ALA:CB	2.54	0.55
1:B:4725:LEU:O	1:B:4737:ILE:HD13	2.06	0.55
1:C:23:GLN:HA	1:C:36:CYS:HA	1.88	0.55
1:C:1285:GLU:CA	1:C:1286:MET:CB	2.83	0.55
1:C:1286:MET:CB	1:C:1287:LEU:CA	2.84	0.55
1:C:1287:LEU:CB	1:C:1554:VAL:C	2.74	0.55
1:C:1687:SER:CA	1:C:1688:HIS:CB	2.83	0.55

Continued on next page...

Continued from previous page...

Atom-1	Atom-2	Interatomic distance (Å)	Clash overlap (Å)
1:C:2463:LEU:CA	1:C:2464:ASP:CB	2.84	0.55
1:C:3935:TRP:HA	1:C:3935:TRP:HE3	1.68	0.55
1:C:4632:LEU:CA	1:C:4633:GLU:CB	2.83	0.55
1:C:4931:ILE:HG22	1:D:4936:ILE:HD11	1.87	0.55
1:D:112:ALA:C	1:D:115:ARG:H	2.08	0.55
1:D:1273:ALA:CB	1:D:1274:HIS:HA	2.18	0.55
1:D:1287:LEU:CB	1:D:1554:VAL:C	2.74	0.55
1:A:439:GLU:H	1:A:442:ILE:H	1.54	0.55
1:A:1274:HIS:O	1:A:1564:PHE:O	2.24	0.55
1:B:535:ALA:O	1:B:538:ALA:N	2.39	0.55
1:B:1274:HIS:O	1:B:1564:PHE:O	2.24	0.55
1:B:2463:LEU:CA	1:B:2464:ASP:CB	2.84	0.55
1:C:4183:ILE:CG2	1:C:4191:GLU:C	2.54	0.55
1:C:4832:HIS:HD1	1:C:4833:ASN:CG	2.08	0.55
1:C:4978:HIS:NE2	1:C:4983:HIS:CG	2.62	0.55
1:D:1124:PHE:CA	1:D:1131:ARG:CA	2.52	0.55
1:D:2362:GLU:CA	1:D:2363:CYS:CB	2.85	0.55
1:D:4556:SER:O	1:D:4559:PHE:N	2.40	0.55
1:D:5031:GLN:O	1:D:5032:TYR:HD1	1.89	0.55
1:A:1213:PHE:CA	1:A:1214:PHE:CB	2.84	0.55
1:A:1587:PRO:O	1:A:1588:ALA:HB3	2.05	0.55
1:A:2453:ILE:H	1:A:2456:ILE:H	1.55	0.55
1:A:2463:LEU:HA	1:A:2464:ASP:CB	2.36	0.55
1:A:4832:HIS:HD1	1:A:4833:ASN:CG	2.08	0.55
1:B:176:SER:CA	1:B:177:GLU:CB	2.84	0.55
1:B:291:LEU:O	1:B:292:ALA:HB2	2.06	0.55
1:B:2168:VAL:CA	1:B:2169:GLN:CB	2.85	0.55
1:B:2201:LEU:CB	1:B:2205:GLU:CB	2.84	0.55
1:C:2201:LEU:CB	1:C:2205:GLU:CB	2.84	0.55
1:C:4852:THR:HG1	1:C:4886:HIS:CG	2.23	0.55
1:D:147:TRP:O	1:D:174:VAL:CB	2.54	0.55
1:D:2453:ILE:H	1:D:2456:ILE:H	1.55	0.55
1:D:4575:PHE:HD1	1:D:4576:ILE:N	2.04	0.55
1:D:4794:TRP:HE3	1:D:4795:TYR:N	2.04	0.55
1:A:1093:GLU:O	1:A:1200:GLY:CA	2.55	0.55
1:A:1285:GLU:CA	1:A:1286:MET:CB	2.83	0.55
1:A:2362:GLU:CA	1:A:2363:CYS:CB	2.85	0.55
1:A:4697:VAL:N	1:A:4699:GLY:H	1.94	0.55
1:A:4716:TRP:HE3	1:A:4716:TRP:O	1.90	0.55
1:B:24:CYS:N	1:B:35:LEU:O	2.32	0.55
1:B:1093:GLU:O	1:B:1200:GLY:CA	2.55	0.55

Continued on next page...

Continued from previous page...

Atom-1	Atom-2	Interatomic distance (Å)	Clash overlap (Å)
1:B:1290:ARG:HA	1:B:1551:ALA:CB	2.34	0.55
1:B:4908:GLU:CB	1:B:4909:TYR:CA	2.85	0.55
1:C:501:ALA:HB3	1:C:504:ALA:N	2.21	0.55
1:C:2538:THR:O	1:C:2539:ALA:HB3	2.05	0.55
1:C:3937:TYR:O	1:C:3939:GLY:N	2.33	0.55
1:C:4577:LEU:HD13	1:C:4807:PHE:HA	1.87	0.55
1:D:1601:MET:CB	1:D:1602:PRO:CA	2.84	0.55
1:D:2463:LEU:HA	1:D:2464:ASP:CB	2.36	0.55
1:D:4968:PHE:CD2	1:D:4978:HIS:HB3	2.40	0.55
1:A:24:CYS:N	1:A:35:LEU:O	2.32	0.55
1:A:291:LEU:O	1:A:292:ALA:HB2	2.06	0.55
1:A:2463:LEU:CA	1:A:2464:ASP:CB	2.84	0.55
1:B:1229:ASN:CA	1:B:1827:ARG:CB	2.81	0.55
1:B:2145:SER:CB	1:B:3645:PRO:CA	2.85	0.55
1:B:4556:SER:O	1:B:4559:PHE:N	2.40	0.55
1:B:4852:THR:HG1	1:B:4886:HIS:CG	2.23	0.55
1:C:168:ASP:CB	1:C:169:LEU:CA	2.82	0.55
1:C:348:VAL:CB	1:C:349:GLN:CA	2.85	0.55
1:C:1601:MET:CB	1:C:1602:PRO:CA	2.84	0.55
1:C:2463:LEU:HA	1:C:2464:ASP:CB	2.36	0.55
1:C:4115:SER:CA	1:C:4128:PHE:CE2	2.76	0.55
1:C:4850:LEU:O	1:C:4854:VAL:HG22	2.07	0.55
1:D:439:GLU:H	1:D:442:ILE:H	1.54	0.55
1:D:4195:PHE:CZ	1:D:4991:PHE:CB	2.65	0.55
1:A:173:SER:CB	1:A:174:VAL:CB	2.85	0.55
1:A:404:ILE:O	1:A:408:ALA:HB2	2.05	0.55
1:A:3902:TYR:CD1	1:A:3906:GLN:CB	2.90	0.55
1:A:4908:GLU:CB	1:A:4909:TYR:CB	2.85	0.55
1:A:4998:LYS:C	1:A:5002:GLU:CB	2.74	0.55
1:B:173:SER:CB	1:B:174:VAL:CB	2.85	0.55
1:B:1933:GLU:O	1:B:1936:LYS:CB	2.55	0.55
1:B:4141:PHE:CB	1:B:4174:PHE:CE2	2.88	0.55
1:C:701:GLY:H	1:C:1645:ASN:C	2.07	0.55
1:C:702:TRP:CD1	1:C:1640:HIS:CB	2.90	0.55
1:C:1117:ALA:CA	1:C:1134:LEU:CB	2.85	0.55
1:C:4683:PHE:CD1	1:C:4683:PHE:N	2.73	0.55
1:C:4908:GLU:CB	1:C:4909:TYR:CA	2.85	0.55
1:C:4968:PHE:CD2	1:C:4978:HIS:HB3	2.40	0.55
1:D:348:VAL:CB	1:D:349:GLN:CA	2.85	0.55
1:D:2463:LEU:CA	1:D:2464:ASP:CB	2.84	0.55
1:D:4132:PHE:C	1:D:4135:PRO:HD2	2.27	0.55

Continued on next page...

Continued from previous page...

Atom-1	Atom-2	Interatomic distance (Å)	Clash overlap (Å)
1:D:4927:ILE:CD1	1:D:4928:LEU:CD2	2.85	0.55
1:A:546:TRP:HE3	1:A:547:VAL:N	2.04	0.55
1:A:1601:MET:CB	1:A:1602:PRO:CA	2.84	0.55
1:B:608:VAL:CB	1:B:610:ASN:CB	2.85	0.55
1:B:2191:PHE:HD1	1:B:2192:TYR:HD1	1.50	0.55
1:B:4115:SER:CA	1:B:4128:PHE:CE2	2.76	0.55
1:B:4132:PHE:C	1:B:4135:PRO:HD2	2.26	0.55
1:B:4716:TRP:O	1:B:4716:TRP:HE3	1.90	0.55
1:B:5016:GLU:C	1:B:5017:ARG:O	2.42	0.55
1:C:639:ASN:CA	1:C:1634:LEU:O	2.42	0.55
1:C:1253:PRO:CB	1:C:1254:HIS:CB	2.85	0.55
1:C:1933:GLU:O	1:C:1936:LYS:CB	2.55	0.55
1:C:2145:SER:CB	1:C:3645:PRO:CA	2.85	0.55
1:C:4927:ILE:CD1	1:C:4928:LEU:CD2	2.85	0.55
1:D:291:LEU:O	1:D:292:ALA:HB2	2.06	0.55
1:D:535:ALA:O	1:D:538:ALA:N	2.39	0.55
1:D:608:VAL:CB	1:D:610:ASN:CB	2.85	0.55
1:D:1117:ALA:CA	1:D:1134:LEU:CB	2.85	0.55
1:D:1213:PHE:CA	1:D:1214:PHE:CB	2.84	0.55
1:D:1272:LEU:CA	1:D:1273:ALA:CB	2.84	0.55
1:D:1828:ASP:CB	1:D:1829:PRO:CA	2.82	0.55
1:D:1933:GLU:O	1:D:1936:LYS:CB	2.55	0.55
1:D:4677:LEU:CD2	1:D:4711:PHE:CE2	2.90	0.55
1:D:4857:ASN:C	1:D:4858:PHE:CD1	2.80	0.55
1:A:1292:SER:N	1:A:1600:LEU:CB	2.70	0.55
1:A:1297:PHE:CG	1:A:1297:PHE:N	2.73	0.55
1:A:4575:PHE:HD1	1:A:4576:ILE:N	2.04	0.55
1:B:1292:SER:N	1:B:1600:LEU:CB	2.70	0.55
1:B:2274:ASP:N	1:B:2275:VAL:CB	2.70	0.55
1:B:3902:TYR:CD1	1:B:3906:GLN:CB	2.90	0.55
1:B:4156:HIS:CB	1:B:4157:ASP:CA	2.85	0.55
1:B:4942:GLU:CB	1:C:4944:ARG:CZ	2.85	0.55
1:C:112:ALA:N	1:C:113:HIS:O	2.40	0.55
1:C:2274:ASP:CB	1:C:2277:ALA:CB	2.85	0.55
1:C:2453:ILE:H	1:C:2456:ILE:H	1.55	0.55
1:C:3825:GLU:CA	1:C:3826:VAL:CB	2.84	0.55
1:C:4677:LEU:CD2	1:C:4711:PHE:CE2	2.90	0.55
1:D:404:ILE:O	1:D:408:ALA:HB3	2.06	0.55
1:D:1292:SER:N	1:D:1600:LEU:CB	2.70	0.55
1:D:4656:LEU:O	1:D:4659:ILE:HG22	2.06	0.55
1:A:73:LEU:N	1:A:106:ALA:H	2.04	0.55

Continued on next page...

Continued from previous page...

Atom-1	Atom-2	Interatomic distance (Å)	Clash overlap (Å)
1:A:438:ILE:N	1:A:439:GLU:CB	2.70	0.55
1:A:608:VAL:CB	1:A:610:ASN:CB	2.85	0.55
1:A:1117:ALA:CA	1:A:1134:LEU:CB	2.85	0.55
1:A:2200:ALA:C	1:A:2202:GLY:N	2.58	0.55
1:A:3935:TRP:CD1	1:D:77:ALA:N	2.69	0.55
1:A:3986:TRP:CB	1:A:3987:ASP:CA	2.79	0.55
1:A:4156:HIS:CB	1:A:4157:ASP:CA	2.85	0.55
1:A:4850:LEU:O	1:A:4854:VAL:HG22	2.07	0.55
1:A:4908:GLU:CB	1:A:4909:TYR:CA	2.85	0.55
1:B:1117:ALA:CA	1:B:1134:LEU:CB	2.85	0.55
1:B:2451:LEU:O	1:B:2454:ARG:HB3	2.07	0.55
1:B:4780:PHE:HA	1:B:4783:ILE:CG2	2.37	0.55
1:B:4927:ILE:CD1	1:B:4928:LEU:CD2	2.85	0.55
1:B:4960:ILE:CB	1:B:4961:CYS:CB	2.85	0.55
1:C:918:ARG:N	1:C:919:ASN:CB	2.70	0.55
1:C:1093:GLU:O	1:C:1200:GLY:CA	2.55	0.55
1:C:4794:TRP:HE3	1:C:4795:TYR:N	2.04	0.55
1:C:4995:LEU:HD11	1:C:5011:TRP:HE3	0.63	0.55
1:C:4997:ASN:OD1	1:C:4997:ASN:N	2.38	0.55
1:D:252:VAL:N	1:D:253:CYS:CB	2.70	0.55
1:D:1093:GLU:O	1:D:1200:GLY:CA	2.55	0.55
1:D:4670:ILE:HG23	1:D:4671:PHE:N	2.21	0.55
1:D:4850:LEU:O	1:D:4854:VAL:HG22	2.07	0.55
1:D:4960:ILE:CB	1:D:4961:CYS:CB	2.85	0.55
1:A:2529:ASP:O	1:A:2531:ARG:N	2.40	0.55
1:A:3825:GLU:CA	1:A:3826:VAL:CB	2.84	0.55
1:B:501:ALA:HB3	1:B:504:ALA:N	2.21	0.55
1:B:509:GLU:O	1:B:510:GLU:C	2.46	0.55
1:B:1213:PHE:CA	1:B:1214:PHE:CB	2.84	0.55
1:B:1253:PRO:CB	1:B:1254:HIS:CB	2.85	0.55
1:B:4105:GLY:N	1:B:4106:PRO:HD2	2.22	0.55
1:B:4952:GLU:O	1:B:4956:THR:HG23	2.07	0.55
1:C:252:VAL:N	1:C:253:CYS:CB	2.70	0.55
1:C:2451:LEU:O	1:C:2454:ARG:HB3	2.07	0.55
1:C:4180:ARG:CA	1:C:4181:ILE:CB	2.85	0.55
1:D:73:LEU:N	1:D:106:ALA:H	2.04	0.55
1:D:546:TRP:HE3	1:D:547:VAL:N	2.04	0.55
1:D:1253:PRO:CB	1:D:1254:HIS:CB	2.85	0.55
1:D:2201:LEU:CB	1:D:2205:GLU:CB	2.84	0.55
1:D:4800:LEU:CD2	1:D:4801:LEU:CD2	2.85	0.55
1:A:41:GLY:O	1:A:44:ASN:C	2.46	0.54

Continued on next page...

Continued from previous page...

Atom-1	Atom-2	Interatomic distance (Å)	Clash overlap (Å)
1:A:404:ILE:O	1:A:408:ALA:HB3	2.06	0.54
1:A:4089:SER:CA	1:A:4121:GLU:O	2.54	0.54
1:B:2102:VAL:CA	1:B:2105:TRP:CD1	2.84	0.54
1:B:2274:ASP:CB	1:B:2277:ALA:CB	2.85	0.54
1:B:2362:GLU:CA	1:B:2363:CYS:CB	2.85	0.54
1:B:4559:PHE:CD1	1:B:4560:TYR:N	2.75	0.54
1:C:41:GLY:O	1:C:44:ASN:C	2.46	0.54
1:C:181:HIS:CB	1:C:182:LEU:CA	2.85	0.54
1:C:2168:VAL:CA	1:C:2169:GLN:CB	2.85	0.54
1:C:4556:SER:O	1:C:4559:PHE:N	2.40	0.54
1:C:4559:PHE:CD1	1:C:4560:TYR:N	2.75	0.54
1:C:4800:LEU:CD2	1:C:4801:LEU:CD2	2.85	0.54
1:C:4857:ASN:C	1:C:4858:PHE:CD1	2.80	0.54
1:C:4960:ILE:CB	1:C:4961:CYS:CB	2.85	0.54
1:D:2102:VAL:CA	1:D:2105:TRP:CD1	2.84	0.54
1:D:4105:GLY:N	1:D:4106:PRO:HD2	2.22	0.54
1:A:2121:PHE:O	1:A:3725:TYR:OH	2.17	0.54
1:A:2201:LEU:CB	1:A:2205:GLU:CB	2.84	0.54
1:A:2274:ASP:N	1:A:2275:VAL:CB	2.70	0.54
1:A:4927:ILE:CD1	1:A:4928:LEU:CD2	2.85	0.54
1:A:4935:LEU:HD23	1:B:4940:PHE:CE2	2.42	0.54
1:A:4960:ILE:CB	1:A:4961:CYS:CB	2.85	0.54
1:A:4971:THR:HG21	1:A:4974:GLY:HA3	1.87	0.54
1:A:4982:GLU:CB	1:A:4983:HIS:CB	2.83	0.54
1:A:5031:GLN:O	1:A:5032:TYR:HD1	1.89	0.54
1:B:118:LEU:CA	1:B:137:LEU:HA	2.25	0.54
1:B:438:ILE:N	1:B:439:GLU:CB	2.70	0.54
1:B:546:TRP:HE3	1:B:547:VAL:N	2.05	0.54
1:B:3825:GLU:CA	1:B:3826:VAL:CB	2.84	0.54
1:B:4180:ARG:CA	1:B:4181:ILE:CB	2.85	0.54
1:C:3934:TYR:CE1	1:C:3935:TRP:HZ3	2.19	0.54
1:C:4780:PHE:HA	1:C:4783:ILE:CG2	2.37	0.54
1:D:378:LEU:CB	1:D:379:HIS:CA	2.84	0.54
1:D:438:ILE:N	1:D:439:GLU:CB	2.70	0.54
1:D:2274:ASP:N	1:D:2275:VAL:CB	2.70	0.54
1:D:2451:LEU:O	1:D:2454:ARG:HB3	2.07	0.54
1:D:4716:TRP:O	1:D:4716:TRP:HE3	1.90	0.54
1:A:702:TRP:CD1	1:A:1640:HIS:CB	2.90	0.54
1:A:1253:PRO:CB	1:A:1254:HIS:CB	2.85	0.54
1:A:2168:VAL:CB	1:A:2169:GLN:CB	2.86	0.54
1:A:2755:ILE:O	1:A:2759:ALA:CB	2.54	0.54

Continued on next page...

Continued from previous page...

Atom-1	Atom-2	Interatomic distance (Å)	Clash overlap (Å)
1:A:3937:TYR:O	1:A:3939:GLY:N	2.33	0.54
1:A:4928:LEU:O	1:A:4931:ILE:HD13	2.07	0.54
1:B:4908:GLU:CB	1:B:4909:TYR:CB	2.85	0.54
1:C:404:ILE:O	1:C:408:ALA:HB3	2.06	0.54
1:C:438:ILE:N	1:C:439:GLU:CB	2.70	0.54
1:C:439:GLU:H	1:C:442:ILE:H	1.54	0.54
1:C:546:TRP:HE3	1:C:547:VAL:N	2.04	0.54
1:C:608:VAL:CB	1:C:610:ASN:CB	2.85	0.54
1:C:2274:ASP:N	1:C:2275:VAL:CB	2.70	0.54
1:C:4105:GLY:N	1:C:4106:PRO:HD2	2.22	0.54
1:C:4235:VAL:CG1	1:C:5019:TRP:HZ3	2.05	0.54
1:D:112:ALA:N	1:D:113:HIS:O	2.40	0.54
1:D:501:ALA:HB3	1:D:504:ALA:N	2.21	0.54
1:D:2168:VAL:CA	1:D:2169:GLN:CB	2.85	0.54
1:D:4908:GLU:CB	1:D:4909:TYR:CB	2.85	0.54
1:A:348:VAL:CB	1:A:349:GLN:CA	2.85	0.54
1:A:509:GLU:O	1:A:510:GLU:C	2.46	0.54
1:A:1825:HIS:O	1:A:1826:ALA:HB3	2.07	0.54
1:A:2105:TRP:CZ3	1:A:2106:ALA:HA	2.42	0.54
1:A:2495:VAL:CB	1:A:2496:PRO:CD	2.86	0.54
1:B:1601:MET:CB	1:B:1602:PRO:CA	2.84	0.54
1:B:3106:MET:O	1:B:3110:LEU:N	2.36	0.54
1:C:918:ARG:CB	1:C:921:ASN:CB	2.85	0.54
1:C:1126:GLY:HA3	1:C:1143:TRP:CB	2.38	0.54
1:C:1160:ILE:O	1:C:1178:ALA:HB1	2.08	0.54
1:C:1209:SER:O	1:C:1210:SER:C	2.39	0.54
1:C:1292:SER:N	1:C:1600:LEU:CB	2.70	0.54
1:C:1825:HIS:O	1:C:1826:ALA:HB3	2.07	0.54
1:C:2755:ILE:O	1:C:2759:ALA:CB	2.54	0.54
1:C:4716:TRP:O	1:C:4716:TRP:HE3	1.90	0.54
1:D:148:TRP:CA	1:D:149:THR:CB	2.85	0.54
1:D:1285:GLU:CA	1:D:1286:MET:CB	2.83	0.54
1:D:2145:SER:CB	1:D:3645:PRO:CA	2.85	0.54
1:D:4559:PHE:CD1	1:D:4560:TYR:N	2.75	0.54
1:D:4928:LEU:O	1:D:4931:ILE:HD13	2.07	0.54
1:D:4997:ASN:OD1	1:D:4997:ASN:N	2.39	0.54
1:A:1803:PRO:O	1:A:1807:LEU:N	2.37	0.54
1:A:1933:GLU:O	1:A:1936:LYS:CB	2.55	0.54
1:A:2168:VAL:CA	1:A:2169:GLN:CB	2.85	0.54
1:A:2452:ARG:N	1:A:2453:ILE:CB	2.71	0.54
1:A:4132:PHE:N	1:A:4132:PHE:CD1	2.73	0.54

Continued on next page...

Continued from previous page...

Atom-1	Atom-2	Interatomic distance (Å)	Clash overlap (Å)
1:A:4180:ARG:CA	1:A:4181:ILE:CB	2.85	0.54
1:B:41:GLY:O	1:B:44:ASN:C	2.46	0.54
1:B:702:TRP:CD1	1:B:1640:HIS:CB	2.90	0.54
1:B:4800:LEU:CD2	1:B:4801:LEU:CD2	2.85	0.54
1:B:4850:LEU:O	1:B:4854:VAL:HG22	2.07	0.54
1:C:2362:GLU:CA	1:C:2363:CYS:CB	2.85	0.54
1:C:2529:ASP:O	1:C:2531:ARG:N	2.40	0.54
1:C:4184:MET:CB	1:C:5021:PHE:HB2	2.38	0.54
1:C:4656:LEU:O	1:C:4659:ILE:HG22	2.06	0.54
1:D:1564:PHE:N	1:D:1564:PHE:CD1	2.76	0.54
1:D:2105:TRP:CZ3	1:D:2106:ALA:HA	2.42	0.54
1:D:2452:ARG:N	1:D:2453:ILE:CB	2.71	0.54
1:D:4088:ILE:C	1:D:4089:SER:O	2.44	0.54
1:A:252:VAL:N	1:A:253:CYS:CB	2.70	0.54
1:A:918:ARG:N	1:A:919:ASN:CB	2.70	0.54
1:A:918:ARG:CB	1:A:921:ASN:CB	2.85	0.54
1:A:2145:SER:CB	1:A:3645:PRO:CA	2.85	0.54
1:A:4132:PHE:C	1:A:4135:PRO:HD2	2.26	0.54
1:A:4184:MET:CB	1:A:5021:PHE:HB2	2.38	0.54
1:A:4800:LEU:CD2	1:A:4801:LEU:CD2	2.85	0.54
1:A:4852:THR:HG1	1:A:4886:HIS:CG	2.22	0.54
1:B:181:HIS:CB	1:B:182:LEU:CA	2.85	0.54
1:B:2453:ILE:H	1:B:2456:ILE:H	1.55	0.54
1:B:4832:HIS:HD1	1:B:4833:ASN:CG	2.08	0.54
1:B:4834:GLY:HA2	1:B:4837:LEU:CB	2.36	0.54
1:C:2454:ARG:HD2	1:C:2454:ARG:C	2.28	0.54
1:D:173:SER:CB	1:D:174:VAL:CB	2.85	0.54
1:D:2168:VAL:CB	1:D:2169:GLN:CB	2.86	0.54
1:D:4719:PHE:CD1	1:D:4719:PHE:N	2.73	0.54
1:A:148:TRP:CA	1:A:149:THR:CB	2.85	0.54
1:A:4556:SER:O	1:A:4559:PHE:N	2.40	0.54
1:A:4696:ASP:C	1:A:4697:VAL:CG2	2.71	0.54
1:A:4719:PHE:CD1	1:A:4719:PHE:N	2.73	0.54
1:B:131:LEU:O	1:B:132:ALA:HB3	2.08	0.54
1:B:148:TRP:CA	1:B:149:THR:CB	2.85	0.54
1:B:252:VAL:N	1:B:253:CYS:CB	2.70	0.54
1:B:918:ARG:N	1:B:919:ASN:CB	2.70	0.54
1:B:4656:LEU:O	1:B:4659:ILE:HG22	2.06	0.54
1:B:4719:PHE:N	1:B:4719:PHE:CD1	2.73	0.54
1:C:535:ALA:O	1:C:538:ALA:N	2.39	0.54
1:C:1564:PHE:N	1:C:1564:PHE:CD1	2.76	0.54

Continued on next page...

Continued from previous page...

Atom-1	Atom-2	Interatomic distance (Å)	Clash overlap (Å)
1:C:4947:GLN:OE1	1:C:4948:GLU:N	2.40	0.54
1:C:4995:LEU:CD1	1:C:5011:TRP:HZ3	2.12	0.54
1:D:918:ARG:N	1:D:919:ASN:CB	2.70	0.54
1:D:1112:ASP:CB	1:D:1608:MET:H	2.21	0.54
1:D:1126:GLY:HA3	1:D:1143:TRP:CB	2.38	0.54
1:D:2274:ASP:CB	1:D:2277:ALA:CB	2.85	0.54
1:D:4180:ARG:CA	1:D:4181:ILE:CB	2.85	0.54
1:D:4184:MET:CB	1:D:5021:PHE:HB2	2.38	0.54
1:D:4908:GLU:CB	1:D:4909:TYR:CA	2.85	0.54
1:D:4982:GLU:CB	1:D:4983:HIS:CB	2.83	0.54
1:A:2454:ARG:HD2	1:A:2454:ARG:C	2.28	0.54
1:A:4697:VAL:N	1:A:4698:LYS:CB	2.71	0.54
1:B:1160:ILE:O	1:B:1178:ALA:HB1	2.08	0.54
1:B:1164:LEU:C	1:B:1166:GLY:N	2.61	0.54
1:B:1825:HIS:O	1:B:1826:ALA:HB3	2.07	0.54
1:B:4184:MET:CB	1:B:5021:PHE:HB2	2.38	0.54
1:C:2105:TRP:CZ3	1:C:2106:ALA:HA	2.42	0.54
1:C:2518:LEU:O	1:C:2522:LEU:N	2.41	0.54
1:D:41:GLY:O	1:D:44:ASN:C	2.46	0.54
1:D:1164:LEU:C	1:D:1166:GLY:N	2.61	0.54
1:D:2454:ARG:HD2	1:D:2454:ARG:C	2.28	0.54
1:D:2529:ASP:O	1:D:2531:ARG:N	2.40	0.54
1:D:3902:TYR:CD1	1:D:3906:GLN:CB	2.90	0.54
1:D:3937:TYR:O	1:D:3939:GLY:N	2.33	0.54
1:D:4780:PHE:HA	1:D:4783:ILE:CG2	2.38	0.54
1:D:4932:ILE:HG23	1:D:4933:GLN:N	2.23	0.54
1:A:1112:ASP:CB	1:A:1608:MET:H	2.21	0.54
1:A:4088:ILE:C	1:A:4089:SER:O	2.44	0.54
1:A:4182:GLU:OE1	1:A:4988:TYR:CG	2.61	0.54
1:A:4559:PHE:CD1	1:A:4560:TYR:N	2.75	0.54
1:B:112:ALA:N	1:B:113:HIS:O	2.40	0.54
1:B:168:ASP:CB	1:B:169:LEU:CA	2.82	0.54
1:B:2454:ARG:HD2	1:B:2454:ARG:C	2.28	0.54
1:B:2495:VAL:CB	1:B:2496:PRO:CD	2.85	0.54
1:B:2529:ASP:O	1:B:2531:ARG:N	2.40	0.54
1:B:4697:VAL:N	1:B:4699:GLY:H	1.94	0.54
1:C:1164:LEU:N	1:C:1167:GLU:O	2.41	0.54
1:C:1297:PHE:CG	1:C:1297:PHE:N	2.73	0.54
1:C:2168:VAL:CB	1:C:2169:GLN:CB	2.86	0.54
1:D:181:HIS:CB	1:D:182:LEU:CA	2.85	0.54
1:D:1252:HIS:CB	1:D:1255:TYR:CA	2.85	0.54

Continued on next page...

Continued from previous page...

Atom-1	Atom-2	Interatomic distance (Å)	Clash overlap (Å)
1:D:1290:ARG:HA	1:D:1551:ALA:CB	2.34	0.54
1:D:1461:ASP:CA	1:D:1462:MET:CB	2.84	0.54
1:D:4697:VAL:N	1:D:4698:LYS:CB	2.71	0.54
1:A:1246:GLU:C	1:A:1601:MET:O	2.46	0.54
1:A:4780:PHE:HA	1:A:4783:ILE:CG2	2.37	0.54
1:B:1112:ASP:CB	1:B:1608:MET:H	2.21	0.54
1:B:1246:GLU:C	1:B:1601:MET:O	2.46	0.54
1:B:4554:TYR:O	1:B:4556:SER:N	2.41	0.54
1:C:131:LEU:O	1:C:132:ALA:HB3	2.08	0.54
1:C:173:SER:CB	1:C:174:VAL:CB	2.85	0.54
1:C:378:LEU:CB	1:C:379:HIS:CA	2.84	0.54
1:C:1112:ASP:CB	1:C:1608:MET:H	2.21	0.54
1:C:3902:TYR:CD1	1:C:3906:GLN:CB	2.90	0.54
1:D:1160:ILE:O	1:D:1178:ALA:HB1	2.08	0.54
1:A:112:ALA:N	1:A:113:HIS:O	2.40	0.53
1:A:1164:LEU:C	1:A:1166:GLY:N	2.61	0.53
1:A:2102:VAL:CA	1:A:2105:TRP:CD1	2.84	0.53
1:A:2274:ASP:CB	1:A:2277:ALA:CB	2.85	0.53
1:A:2274:ASP:CB	1:A:2277:ALA:HB3	2.38	0.53
1:A:2451:LEU:O	1:A:2454:ARG:HB3	2.07	0.53
1:B:439:GLU:H	1:B:442:ILE:H	1.54	0.53
1:B:2451:LEU:C	1:B:2454:ARG:H	2.12	0.53
1:B:4928:LEU:O	1:B:4931:ILE:HD13	2.07	0.53
1:C:2495:VAL:CB	1:C:2496:PRO:CD	2.86	0.53
1:C:4197:ILE:CD1	1:C:4990:PHE:CG	2.90	0.53
1:C:4729:GLY:CA	1:C:4732:PHE:CB	2.85	0.53
1:C:4908:GLU:CB	1:C:4909:TYR:CB	2.85	0.53
1:D:4834:GLY:HA2	1:D:4837:LEU:H	1.74	0.53
1:A:4008:SER:N	1:A:4009:GLN:CA	2.71	0.53
1:A:4105:GLY:N	1:A:4106:PRO:HD2	2.22	0.53
1:A:4960:ILE:N	1:A:4961:CYS:CB	2.71	0.53
1:B:918:ARG:CB	1:B:921:ASN:CB	2.85	0.53
1:B:4575:PHE:HD1	1:B:4576:ILE:N	2.04	0.53
1:B:4960:ILE:N	1:B:4961:CYS:CB	2.71	0.53
1:C:148:TRP:CA	1:C:149:THR:CB	2.85	0.53
1:C:1124:PHE:CA	1:C:1131:ARG:CA	2.52	0.53
1:C:1246:GLU:C	1:C:1601:MET:O	2.46	0.53
1:C:2200:ALA:C	1:C:2202:GLY:N	2.58	0.53
1:C:4156:HIS:CB	1:C:4157:ASP:CA	2.85	0.53
1:C:4928:LEU:O	1:C:4931:ILE:HD13	2.07	0.53
1:D:1825:HIS:O	1:D:1826:ALA:HB3	2.07	0.53

Continued on next page...

Continued from previous page...

Atom-1	Atom-2	Interatomic distance (Å)	Clash overlap (Å)
1:D:4150:LEU:HD12	1:D:4150:LEU:C	2.29	0.53
1:D:4686:LEU:CB	1:D:4692:PRO:CG	2.81	0.53
1:A:1133:HIS:N	1:A:1134:LEU:HA	2.23	0.53
1:A:2451:LEU:C	1:A:2454:ARG:H	2.12	0.53
1:A:4857:ASN:C	1:A:4858:PHE:CD1	2.80	0.53
1:B:2105:TRP:CZ3	1:B:2106:ALA:HA	2.42	0.53
1:B:2452:ARG:N	1:B:2453:ILE:CB	2.71	0.53
1:B:4008:SER:N	1:B:4009:GLN:CA	2.71	0.53
1:B:4677:LEU:CD2	1:B:4711:PHE:CE2	2.90	0.53
1:C:2452:ARG:N	1:C:2453:ILE:CB	2.71	0.53
1:D:702:TRP:CD1	1:D:1640:HIS:CB	2.90	0.53
1:D:918:ARG:CB	1:D:921:ASN:CB	2.85	0.53
1:A:1093:GLU:O	1:A:1201:HIS:O	2.27	0.53
1:A:1164:LEU:N	1:A:1167:GLU:O	2.41	0.53
1:A:4141:PHE:CE1	1:A:4145:VAL:HG21	2.44	0.53
1:A:4834:GLY:HA2	1:A:4837:LEU:CB	2.36	0.53
1:B:639:ASN:CA	1:B:1634:LEU:O	2.42	0.53
1:B:1126:GLY:HA3	1:B:1143:TRP:CB	2.38	0.53
1:B:4829:SER:CB	1:B:4940:PHE:CD1	2.92	0.53
1:B:4932:ILE:HG23	1:B:4933:GLN:N	2.23	0.53
1:C:1133:HIS:N	1:C:1134:LEU:CA	2.72	0.53
1:C:1164:LEU:C	1:C:1166:GLY:N	2.61	0.53
1:C:2274:ASP:CB	1:C:2277:ALA:HB3	2.38	0.53
1:C:4834:GLY:HA2	1:C:4837:LEU:H	1.74	0.53
1:D:1093:GLU:O	1:D:1201:HIS:O	2.27	0.53
1:D:2451:LEU:C	1:D:2454:ARG:H	2.12	0.53
1:D:2495:VAL:CB	1:D:2496:PRO:CD	2.85	0.53
1:A:1126:GLY:HA3	1:A:1143:TRP:CB	2.38	0.53
1:A:1252:HIS:CB	1:A:1255:TYR:CA	2.85	0.53
1:A:1564:PHE:N	1:A:1564:PHE:CD1	2.76	0.53
1:A:2191:PHE:CD1	1:A:2191:PHE:C	2.82	0.53
1:A:4677:LEU:CD2	1:A:4711:PHE:CE2	2.90	0.53
1:B:227:MET:O	1:B:229:GLU:N	2.39	0.53
1:B:2168:VAL:CB	1:B:2169:GLN:CB	2.86	0.53
1:B:2274:ASP:CB	1:B:2277:ALA:HB3	2.38	0.53
1:B:4928:LEU:CA	1:B:4931:ILE:CD1	2.84	0.53
1:C:1133:HIS:N	1:C:1134:LEU:HA	2.24	0.53
1:C:3810:ALA:O	1:C:3811:GLU:C	2.47	0.53
1:C:4089:SER:CA	1:C:4121:GLU:O	2.54	0.53
1:C:4125:PHE:O	1:C:4126:GLU:C	2.46	0.53
1:C:4141:PHE:CE1	1:C:4145:VAL:HG21	2.44	0.53

Continued on next page...

Continued from previous page...

Atom-1	Atom-2	Interatomic distance (Å)	Clash overlap (Å)
1:C:4697:VAL:N	1:C:4698:LYS:CB	2.71	0.53
1:D:119:SER:H	1:D:137:LEU:HA	1.74	0.53
1:D:1719:HIS:N	1:D:1720:LEU:CA	2.72	0.53
1:D:3934:TYR:HD1	1:D:3935:TRP:HE3	1.57	0.53
1:D:4960:ILE:N	1:D:4961:CYS:CB	2.71	0.53
1:A:181:HIS:CB	1:A:182:LEU:CA	2.85	0.53
1:A:1461:ASP:CA	1:A:1462:MET:CB	2.84	0.53
1:A:1643:GLU:N	1:A:1644:GLU:HA	2.24	0.53
1:A:4932:ILE:HG23	1:A:4933:GLN:N	2.23	0.53
1:B:4697:VAL:N	1:B:4698:LYS:CB	2.71	0.53
1:C:73:LEU:O	1:C:105:HIS:C	2.46	0.53
1:C:1461:ASP:CA	1:C:1462:MET:CB	2.84	0.53
1:C:2109:ASP:O	1:C:2110:TYR:HB3	2.09	0.53
1:C:2191:PHE:CD1	1:C:2191:PHE:C	2.82	0.53
1:C:2451:LEU:C	1:C:2454:ARG:H	2.12	0.53
1:C:4008:SER:N	1:C:4009:GLN:CA	2.71	0.53
1:C:4861:LYS:O	1:C:4862:PHE:HD1	1.92	0.53
1:D:131:LEU:O	1:D:132:ALA:HB3	2.07	0.53
1:D:681:HIS:O	1:D:784:SER:N	2.37	0.53
1:D:789:VAL:O	1:D:1627:ALA:HA	2.03	0.53
1:D:1246:GLU:C	1:D:1601:MET:O	2.46	0.53
1:D:2274:ASP:CB	1:D:2277:ALA:HB3	2.38	0.53
1:D:4554:TYR:O	1:D:4556:SER:N	2.41	0.53
1:A:131:LEU:O	1:A:132:ALA:HB3	2.07	0.53
1:A:378:LEU:CB	1:A:379:HIS:CA	2.84	0.53
1:A:596:ASN:C	1:A:598:LYS:N	2.62	0.53
1:A:3934:TYR:HD1	1:A:3935:TRP:HE3	1.57	0.53
1:A:4697:VAL:CA	1:A:4698:LYS:CB	2.87	0.53
1:A:4834:GLY:HA2	1:A:4837:LEU:H	1.74	0.53
1:A:4968:PHE:CD2	1:A:4978:HIS:HB3	2.40	0.53
1:B:212:GLY:N	1:B:213:TYR:CB	2.72	0.53
1:B:1461:ASP:CA	1:B:1462:MET:CB	2.84	0.53
1:B:2592:GLY:H	1:B:2595:LEU:N	1.92	0.53
1:B:3562:LYS:O	1:B:3565:GLY:N	2.42	0.53
1:C:4181:ILE:CG2	1:C:4193:ILE:N	2.72	0.53
1:C:4575:PHE:HD1	1:C:4576:ILE:N	2.04	0.53
1:C:4719:PHE:N	1:C:4719:PHE:CD1	2.73	0.53
1:D:168:ASP:CB	1:D:169:LEU:CA	2.82	0.53
1:D:4697:VAL:CA	1:D:4698:LYS:CB	2.87	0.53
1:A:1160:ILE:O	1:A:1178:ALA:HB1	2.08	0.53
1:A:4829:SER:CB	1:A:4940:PHE:CD1	2.92	0.53

Continued on next page...

Continued from previous page...

Atom-1	Atom-2	Interatomic distance (Å)	Clash overlap (Å)
1:B:1093:GLU:O	1:B:1201:HIS:O	2.27	0.53
1:B:1133:HIS:N	1:B:1134:LEU:HA	2.23	0.53
1:B:1164:LEU:N	1:B:1167:GLU:O	2.41	0.53
1:B:1631:GLN:O	1:B:1632:ASP:CB	2.57	0.53
1:B:2109:ASP:O	1:B:2110:TYR:HB3	2.09	0.53
1:B:4773:VAL:O	1:B:4774:LYS:C	2.47	0.53
1:B:4954:MET:HE3	1:B:4954:MET:C	2.29	0.53
1:C:500:ALA:CB	1:C:515:TRP:HH2	2.20	0.53
1:C:786:GLY:HA2	1:C:1630:CYS:O	2.09	0.53
1:C:4932:ILE:HG23	1:C:4933:GLN:N	2.23	0.53
1:D:509:GLU:O	1:D:510:GLU:C	2.46	0.53
1:D:596:ASN:C	1:D:598:LYS:N	2.62	0.53
1:D:1133:HIS:N	1:D:1134:LEU:CA	2.72	0.53
1:D:1163:THR:CA	1:D:1168:VAL:HA	2.37	0.53
1:D:1164:LEU:N	1:D:1167:GLU:O	2.41	0.53
1:D:1276:THR:CB	1:D:1563:GLN:CA	2.87	0.53
1:D:4729:GLY:HA3	1:D:4737:ILE:HD11	1.91	0.53
1:A:786:GLY:HA2	1:A:1630:CYS:O	2.09	0.53
1:A:2109:ASP:O	1:A:2110:TYR:HB3	2.09	0.53
1:A:4918:ILE:HA	1:B:4891:VAL:HG11	0.66	0.53
1:B:27:THR:CB	1:B:32:GLN:CA	2.85	0.53
1:B:2191:PHE:CD1	1:B:2191:PHE:C	2.82	0.53
1:B:3792:ALA:O	1:B:3796:SER:N	2.41	0.53
1:B:4823:LEU:HD13	1:B:4824:ARG:N	2.24	0.53
1:B:4857:ASN:O	1:B:4858:PHE:HD1	1.87	0.53
1:B:4931:ILE:HG22	1:C:4936:ILE:HD11	1.91	0.53
1:B:4967:TYR:OH	1:B:5030:LYS:CA	2.57	0.53
1:C:681:HIS:O	1:C:784:SER:N	2.37	0.53
1:C:1093:GLU:O	1:C:1201:HIS:O	2.27	0.53
1:C:3562:LYS:O	1:C:3565:GLY:N	2.42	0.53
1:C:4632:LEU:N	1:C:4633:GLU:CB	2.72	0.53
1:D:546:TRP:CE3	1:D:547:VAL:CA	2.92	0.53
1:D:1073:ARG:O	1:D:1194:LEU:N	2.42	0.53
1:D:3562:LYS:O	1:D:3565:GLY:N	2.42	0.53
1:D:5016:GLU:C	1:D:5017:ARG:O	2.42	0.53
1:A:119:SER:H	1:A:137:LEU:HA	1.74	0.53
1:A:212:GLY:N	1:A:213:TYR:CB	2.72	0.53
1:A:668:VAL:HA	1:A:789:VAL:HA	1.91	0.53
1:A:4125:PHE:O	1:A:4126:GLU:C	2.46	0.53
1:A:4554:TYR:O	1:A:4556:SER:N	2.41	0.53
1:A:4823:LEU:HD13	1:A:4824:ARG:N	2.24	0.53

Continued on next page...

Continued from previous page...

Atom-1	Atom-2	Interatomic distance (Å)	Clash overlap (Å)
1:A:4944:ARG:NH2	1:D:4942:GLU:HA	2.24	0.53
1:A:5021:PHE:CZ	1:A:5022:PHE:CD1	2.97	0.53
1:B:378:LEU:CB	1:B:379:HIS:CA	2.84	0.53
1:B:1133:HIS:N	1:B:1134:LEU:CA	2.72	0.53
1:B:3679:LYS:C	1:B:3698:LEU:CB	2.78	0.53
1:B:4181:ILE:CG2	1:B:4193:ILE:N	2.72	0.53
1:C:27:THR:CB	1:C:32:GLN:CA	2.85	0.53
1:C:212:GLY:N	1:C:213:TYR:CB	2.72	0.53
1:C:509:GLU:O	1:C:510:GLU:C	2.46	0.53
1:C:1719:HIS:N	1:C:1720:LEU:CA	2.72	0.53
1:C:2362:GLU:N	1:C:2363:CYS:CB	2.72	0.53
1:C:4654:ALA:HA	1:C:4657:CYS:SG	2.49	0.53
1:C:4823:LEU:HD13	1:C:4824:ARG:N	2.24	0.53
1:D:668:VAL:HA	1:D:789:VAL:HA	1.91	0.53
1:D:2200:ALA:C	1:D:2202:GLY:N	2.58	0.53
1:D:4141:PHE:CE1	1:D:4145:VAL:HG21	2.44	0.53
1:D:4552:LEU:O	1:D:4555:LEU:CB	2.57	0.53
1:D:4632:LEU:N	1:D:4633:GLU:CB	2.72	0.53
1:D:4696:ASP:C	1:D:4697:VAL:CG2	2.71	0.53
1:D:4908:GLU:CB	1:D:4910:GLU:N	2.72	0.53
1:A:404:ILE:CB	1:A:478:PHE:HE1	2.22	0.52
1:A:1454:THR:N	1:A:1457:TYR:CB	2.73	0.52
1:A:1719:HIS:N	1:A:1720:LEU:CA	2.72	0.52
1:A:3106:MET:O	1:A:3110:LEU:N	2.36	0.52
1:A:3286:GLU:O	1:A:3289:PRO:CB	2.58	0.52
1:A:3679:LYS:C	1:A:3698:LEU:CB	2.78	0.52
1:A:4183:ILE:CG2	1:A:4191:GLU:C	2.54	0.52
1:A:4570:ALA:HB2	1:A:4650:HIS:HE1	1.74	0.52
1:A:4729:GLY:HA3	1:A:4737:ILE:HD11	1.91	0.52
1:A:4967:TYR:OH	1:A:5030:LYS:CA	2.57	0.52
1:B:3934:TYR:HD1	1:B:3935:TRP:HE3	1.57	0.52
1:B:4089:SER:CA	1:B:4121:GLU:O	2.54	0.52
1:B:4141:PHE:CE1	1:B:4145:VAL:HG21	2.44	0.52
1:B:4632:LEU:N	1:B:4633:GLU:CB	2.72	0.52
1:C:1631:GLN:O	1:C:1632:ASP:CB	2.57	0.52
1:C:3286:GLU:O	1:C:3289:PRO:CB	2.58	0.52
1:C:4181:ILE:CG2	1:C:4182:GLU:N	2.67	0.52
1:C:4960:ILE:N	1:C:4961:CYS:CB	2.71	0.52
1:D:379:HIS:N	1:D:380:GLN:CA	2.72	0.52
1:D:2109:ASP:O	1:D:2110:TYR:HB3	2.09	0.52
1:D:4008:SER:N	1:D:4009:GLN:CA	2.71	0.52

Continued on next page...

Continued from previous page...

Atom-1	Atom-2	Interatomic distance (Å)	Clash overlap (Å)
1:D:4861:LYS:O	1:D:4862:PHE:HD1	1.92	0.52
1:A:3562:LYS:O	1:A:3565:GLY:N	2.42	0.52
1:A:4125:PHE:O	1:A:4128:PHE:HB2	2.10	0.52
1:A:4552:LEU:O	1:A:4555:LEU:CB	2.57	0.52
1:A:4686:LEU:CB	1:A:4692:PRO:CG	2.81	0.52
1:A:4697:VAL:CG2	1:A:4698:LYS:CB	2.85	0.52
1:B:786:GLY:HA2	1:B:1630:CYS:O	2.09	0.52
1:B:2529:ASP:O	1:B:2530:MET:C	2.47	0.52
1:B:4656:LEU:HD22	1:B:4656:LEU:C	2.23	0.52
1:B:5021:PHE:CZ	1:B:5022:PHE:CD1	2.97	0.52
1:C:546:TRP:CE3	1:C:547:VAL:CA	2.92	0.52
1:C:1454:THR:N	1:C:1457:TYR:CB	2.73	0.52
1:C:3934:TYR:HD1	1:C:3935:TRP:HE3	1.57	0.52
1:C:4697:VAL:CA	1:C:4698:LYS:CB	2.87	0.52
1:C:4729:GLY:HA3	1:C:4737:ILE:HD11	1.91	0.52
1:D:1297:PHE:CG	1:D:1297:PHE:N	2.73	0.52
1:D:4125:PHE:O	1:D:4128:PHE:HB2	2.10	0.52
1:D:4863:TYR:CD1	1:D:4864:ASN:N	2.73	0.52
1:D:4944:ARG:HD2	1:D:4944:ARG:C	2.30	0.52
1:D:4952:GLU:O	1:D:4956:THR:HG23	2.09	0.52
1:A:2329:GLU:CB	1:A:2429:LEU:CB	2.87	0.52
1:A:5016:GLU:C	1:A:5017:ARG:O	2.42	0.52
1:B:25:SER:O	1:B:26:ALA:C	2.47	0.52
1:B:4570:ALA:HB2	1:B:4650:HIS:HE1	1.74	0.52
1:B:4908:GLU:CB	1:B:4910:GLU:N	2.72	0.52
1:B:5010:VAL:CG2	1:B:5011:TRP:N	2.73	0.52
1:C:227:MET:O	1:C:229:GLU:N	2.39	0.52
1:C:4554:TYR:O	1:C:4556:SER:N	2.41	0.52
1:C:4685:GLY:N	1:C:4689:THR:CB	2.72	0.52
1:C:4729:GLY:N	1:C:4730:ASP:CB	2.73	0.52
1:C:4967:TYR:OH	1:C:5030:LYS:CA	2.57	0.52
1:C:5010:VAL:CG2	1:C:5011:TRP:N	2.73	0.52
1:D:212:GLY:N	1:D:213:TYR:CB	2.72	0.52
1:D:2191:PHE:CD1	1:D:2191:PHE:C	2.82	0.52
1:D:2191:PHE:CD1	1:D:2192:TYR:CE1	2.98	0.52
1:D:2362:GLU:N	1:D:2363:CYS:CB	2.72	0.52
1:D:4852:THR:HG1	1:D:4886:HIS:CG	2.23	0.52
1:D:4885:PHE:CZ	1:D:4889:VAL:CG1	2.89	0.52
1:A:25:SER:O	1:A:26:ALA:C	2.47	0.52
1:A:1133:HIS:N	1:A:1134:LEU:CA	2.72	0.52
1:A:1631:GLN:O	1:A:1632:ASP:CB	2.57	0.52

Continued on next page...

Continued from previous page...

Atom-1	Atom-2	Interatomic distance (Å)	Clash overlap (Å)
1:B:4729:GLY:N	1:B:4730:ASP:CB	2.73	0.52
1:B:4834:GLY:HA2	1:B:4837:LEU:H	1.73	0.52
1:B:4857:ASN:C	1:B:4858:PHE:CD1	2.80	0.52
1:B:4924:VAL:CG2	1:B:4925:ILE:N	2.73	0.52
1:C:119:SER:H	1:C:137:LEU:HA	1.74	0.52
1:C:668:VAL:HA	1:C:789:VAL:HA	1.92	0.52
1:C:2529:ASP:O	1:C:2530:MET:C	2.47	0.52
1:C:4552:LEU:O	1:C:4555:LEU:CB	2.57	0.52
1:C:4863:TYR:CD1	1:C:4864:ASN:N	2.73	0.52
1:C:4928:LEU:CA	1:C:4931:ILE:CD1	2.84	0.52
1:C:4930:ALA:HB3	1:D:4936:ILE:CD1	2.24	0.52
1:D:786:GLY:HA2	1:D:1630:CYS:O	2.09	0.52
1:D:3286:GLU:O	1:D:3289:PRO:CB	2.58	0.52
1:D:4125:PHE:O	1:D:4126:GLU:C	2.46	0.52
1:D:4697:VAL:N	1:D:4699:GLY:H	1.94	0.52
1:D:4829:SER:CB	1:D:4940:PHE:CD1	2.92	0.52
1:A:4654:ALA:HA	1:A:4657:CYS:SG	2.49	0.52
1:A:4926:VAL:CG1	1:A:4927:ILE:N	2.72	0.52
1:A:4944:ARG:NH2	1:D:4942:GLU:CA	2.73	0.52
1:B:2362:GLU:N	1:B:2363:CYS:CB	2.72	0.52
1:B:4644:TRP:CZ3	1:B:4645:CYS:HA	2.45	0.52
1:B:4885:PHE:CZ	1:B:4889:VAL:CG1	2.89	0.52
1:C:4889:VAL:CG2	1:C:4890:GLY:N	2.73	0.52
1:C:4924:VAL:CG2	1:C:4925:ILE:N	2.73	0.52
1:D:73:LEU:O	1:D:105:HIS:C	2.46	0.52
1:D:404:ILE:CB	1:D:478:PHE:HE1	2.22	0.52
1:D:1631:GLN:O	1:D:1632:ASP:CB	2.57	0.52
1:D:2529:ASP:O	1:D:2530:MET:C	2.47	0.52
1:D:4156:HIS:CB	1:D:4157:ASP:CA	2.85	0.52
1:A:1073:ARG:O	1:A:1194:LEU:N	2.42	0.52
1:A:3933:PHE:CE2	1:A:3951:PHE:HB2	2.45	0.52
1:A:4184:MET:CA	1:A:5021:PHE:O	2.46	0.52
1:A:4644:TRP:CZ3	1:A:4645:CYS:HA	2.45	0.52
1:A:4729:GLY:CA	1:A:4732:PHE:CB	2.85	0.52
1:B:348:VAL:CB	1:B:349:GLN:CA	2.85	0.52
1:B:483:MET:C	1:B:485:SER:N	2.63	0.52
1:B:1454:THR:N	1:B:1457:TYR:CB	2.73	0.52
1:B:4125:PHE:O	1:B:4128:PHE:HB2	2.10	0.52
1:B:4729:GLY:HA3	1:B:4737:ILE:HD11	1.91	0.52
1:C:379:HIS:N	1:C:380:GLN:CA	2.72	0.52
1:C:1244:GLN:O	1:C:1604:SER:CA	2.58	0.52

Continued on next page...

Continued from previous page...

Atom-1	Atom-2	Interatomic distance (Å)	Clash overlap (Å)
1:C:4125:PHE:O	1:C:4128:PHE:HB2	2.10	0.52
1:D:483:MET:C	1:D:485:SER:N	2.63	0.52
1:D:3679:LYS:C	1:D:3698:LEU:CB	2.78	0.52
1:D:4644:TRP:CZ3	1:D:4645:CYS:HA	2.45	0.52
1:D:4651:THR:OG1	1:D:4799:SER:OG	2.28	0.52
1:D:4654:ALA:HA	1:D:4657:CYS:SG	2.49	0.52
1:D:4697:VAL:CG2	1:D:4698:LYS:CB	2.85	0.52
1:D:4857:ASN:O	1:D:4858:PHE:HD1	1.87	0.52
1:D:4926:VAL:CG1	1:D:4927:ILE:N	2.72	0.52
1:D:4967:TYR:OH	1:D:5030:LYS:CA	2.57	0.52
1:A:2191:PHE:CD1	1:A:2192:TYR:CE1	2.98	0.52
1:A:2342:ASN:CB	1:A:2343:GLY:CA	2.88	0.52
1:A:2518:LEU:O	1:A:2522:LEU:N	2.41	0.52
1:A:2691:TYR:N	1:A:2694:GLU:CB	2.73	0.52
1:A:4889:VAL:CG2	1:A:4890:GLY:N	2.73	0.52
1:A:4936:ILE:HD11	1:D:4931:ILE:HG22	1.92	0.52
1:B:3933:PHE:CE2	1:B:3951:PHE:HB2	2.45	0.52
1:B:4697:VAL:CA	1:B:4698:LYS:CB	2.87	0.52
1:C:485:SER:C	1:C:487:VAL:N	2.63	0.52
1:C:609:CYS:N	1:C:610:ASN:CB	2.73	0.52
1:C:788:LYS:CB	1:C:1629:GLN:HA	2.39	0.52
1:C:1643:GLU:N	1:C:1644:GLU:HA	2.24	0.52
1:C:4668:LEU:HD12	1:C:4668:LEU:C	2.30	0.52
1:D:27:THR:CB	1:D:32:GLN:CA	2.85	0.52
1:D:1133:HIS:N	1:D:1134:LEU:HA	2.23	0.52
1:D:1244:GLN:O	1:D:1604:SER:CA	2.58	0.52
1:D:3810:ALA:O	1:D:3811:GLU:C	2.47	0.52
1:D:4197:ILE:CD1	1:D:4990:PHE:CG	2.90	0.52
1:D:4773:VAL:O	1:D:4774:LYS:C	2.47	0.52
1:A:485:SER:C	1:A:487:VAL:N	2.63	0.52
1:A:1244:GLN:O	1:A:1604:SER:CA	2.57	0.52
1:A:4908:GLU:CB	1:A:4910:GLU:N	2.72	0.52
1:A:4936:ILE:CG2	1:A:4937:ILE:N	2.73	0.52
1:B:2191:PHE:CD1	1:B:2192:TYR:CE1	2.98	0.52
1:B:3679:LYS:O	1:B:3698:LEU:CB	2.58	0.52
1:B:4715:TYR:CE1	1:B:4717:ASP:CB	2.93	0.52
1:B:4889:VAL:CG2	1:B:4890:GLY:N	2.73	0.52
1:C:1290:ARG:HA	1:C:1551:ALA:CB	2.34	0.52
1:C:3679:LYS:O	1:C:3698:LEU:CB	2.58	0.52
1:C:4638:TYR:C	1:C:4641:PRO:HD2	2.30	0.52
1:D:509:GLU:C	1:D:511:ALA:H	2.13	0.52

Continued on next page...

Continued from previous page...

Atom-1	Atom-2	Interatomic distance (Å)	Clash overlap (Å)
1:D:4183:ILE:HG22	1:D:4190:ILE:C	2.30	0.52
1:D:4729:GLY:CA	1:D:4732:PHE:CB	2.85	0.52
1:D:4823:LEU:HD13	1:D:4824:ARG:N	2.24	0.52
1:A:379:HIS:N	1:A:380:GLN:CA	2.72	0.52
1:A:2362:GLU:N	1:A:2363:CYS:CB	2.72	0.52
1:A:4924:VAL:CG2	1:A:4925:ILE:N	2.73	0.52
1:A:4952:GLU:O	1:A:4956:THR:HG23	2.10	0.52
1:B:668:VAL:HA	1:B:789:VAL:HA	1.91	0.52
1:B:1708:ARG:O	1:B:1712:TYR:HD2	1.93	0.52
1:B:4638:TYR:C	1:B:4641:PRO:HD2	2.30	0.52
1:B:4654:ALA:HA	1:B:4657:CYS:SG	2.49	0.52
1:B:4926:VAL:CG1	1:B:4927:ILE:N	2.72	0.52
1:B:4968:PHE:HD2	1:B:4978:HIS:HB2	1.71	0.52
1:B:5008:SER:O	1:B:5011:TRP:HB3	2.10	0.52
1:C:1272:LEU:CA	1:C:1273:ALA:CB	2.84	0.52
1:C:1287:LEU:CB	1:C:1553:PHE:CB	2.88	0.52
1:C:2342:ASN:CB	1:C:2343:GLY:CA	2.88	0.52
1:C:4644:TRP:CZ3	1:C:4645:CYS:HA	2.45	0.52
1:C:4936:ILE:HG23	1:C:4937:ILE:H	1.75	0.52
1:D:609:CYS:CB	1:D:610:ASN:HA	2.40	0.52
1:D:1287:LEU:CB	1:D:1553:PHE:CB	2.88	0.52
1:D:2329:GLU:CB	1:D:2429:LEU:CB	2.87	0.52
1:D:2340:PHE:O	1:D:2341:VAL:CB	2.58	0.52
1:D:2342:ASN:CB	1:D:2343:GLY:CA	2.88	0.52
1:A:151:HIS:O	1:A:152:PRO:C	2.46	0.52
1:A:1093:GLU:CA	1:A:1201:HIS:O	2.58	0.52
1:A:4632:LEU:N	1:A:4633:GLU:CB	2.72	0.52
1:A:4960:ILE:CB	1:A:4983:HIS:HB3	2.40	0.52
1:A:5010:VAL:CG2	1:A:5011:TRP:N	2.73	0.52
1:B:119:SER:H	1:B:137:LEU:HA	1.74	0.52
1:B:404:ILE:CB	1:B:478:PHE:HE1	2.23	0.52
1:B:546:TRP:CE3	1:B:547:VAL:CA	2.92	0.52
1:B:1073:ARG:O	1:B:1194:LEU:N	2.42	0.52
1:B:1643:GLU:N	1:B:1644:GLU:HA	2.24	0.52
1:B:1719:HIS:N	1:B:1720:LEU:CA	2.72	0.52
1:B:3810:ALA:O	1:B:3811:GLU:C	2.47	0.52
1:B:4150:LEU:HD12	1:B:4150:LEU:C	2.29	0.52
1:B:4954:MET:HE1	1:B:4955:GLU:HA	1.92	0.52
1:B:4957:LYS:C	1:B:4964:GLY:HA3	2.30	0.52
1:B:4995:LEU:CD1	1:B:5011:TRP:HZ3	2.12	0.52
1:C:1252:HIS:CB	1:C:1255:TYR:CA	2.85	0.52

Continued on next page...

Continued from previous page...

Atom-1	Atom-2	Interatomic distance (Å)	Clash overlap (Å)
1:C:2191:PHE:CD1	1:C:2192:TYR:CE1	2.98	0.52
1:C:3679:LYS:C	1:C:3698:LEU:CB	2.78	0.52
1:C:4908:GLU:CB	1:C:4910:GLU:N	2.72	0.52
1:C:4930:ALA:HB1	1:D:4936:ILE:CG2	2.14	0.52
1:D:639:ASN:CA	1:D:1634:LEU:O	2.42	0.52
1:D:3679:LYS:O	1:D:3698:LEU:CB	2.58	0.52
1:D:4960:ILE:CB	1:D:4983:HIS:HB3	2.40	0.52
1:D:5010:VAL:CG2	1:D:5011:TRP:N	2.73	0.52
1:A:546:TRP:CE3	1:A:547:VAL:CA	2.92	0.51
1:A:4664:LEU:HD22	1:A:4664:LEU:C	2.30	0.51
1:A:4930:ALA:HB1	1:B:4936:ILE:HD12	1.80	0.51
1:B:379:HIS:N	1:B:380:GLN:CA	2.72	0.51
1:B:609:CYS:N	1:B:610:ASN:CB	2.73	0.51
1:B:3765:TYR:HE1	1:B:3769:ARG:NH1	2.08	0.51
1:B:4697:VAL:CG2	1:B:4698:LYS:CB	2.85	0.51
1:C:74:SER:O	1:C:77:ALA:N	2.43	0.51
1:C:1125:ASN:N	1:C:1130:GLN:O	2.43	0.51
1:C:4104:THR:O	1:C:4108:ILE:N	2.42	0.51
1:C:4925:ILE:CD1	1:C:4925:ILE:H	2.18	0.51
1:D:74:SER:O	1:D:77:ALA:N	2.43	0.51
1:D:503:PHE:O	1:D:504:ALA:HB3	2.10	0.51
1:D:1708:ARG:O	1:D:1712:TYR:HD2	1.93	0.51
1:D:1803:PRO:O	1:D:1807:LEU:N	2.37	0.51
1:D:2452:ARG:CA	1:D:2453:ILE:CB	2.88	0.51
1:D:4103:PHE:HB3	1:D:4108:ILE:HG22	1.92	0.51
1:D:4729:GLY:N	1:D:4730:ASP:CB	2.73	0.51
1:D:5008:SER:O	1:D:5011:TRP:HB3	2.10	0.51
1:A:74:SER:O	1:A:77:ALA:N	2.43	0.51
1:A:500:ALA:HB1	1:A:515:TRP:CZ3	2.43	0.51
1:A:3934:TYR:CD1	1:A:3935:TRP:HE3	2.28	0.51
1:A:4729:GLY:N	1:A:4730:ASP:CB	2.73	0.51
1:A:5023:PRO:O	1:A:5024:ALA:HB2	2.11	0.51
1:B:500:ALA:CB	1:B:515:TRP:HH2	2.21	0.51
1:B:789:VAL:O	1:B:1627:ALA:HA	2.03	0.51
1:B:1252:HIS:CB	1:B:1255:TYR:CA	2.85	0.51
1:B:2329:GLU:CB	1:B:2429:LEU:CB	2.87	0.51
1:B:4552:LEU:O	1:B:4555:LEU:CB	2.57	0.51
1:B:4960:ILE:CB	1:B:4983:HIS:HB3	2.40	0.51
1:C:1073:ARG:O	1:C:1194:LEU:N	2.42	0.51
1:C:2329:GLU:CB	1:C:2429:LEU:CB	2.87	0.51
1:C:2340:PHE:O	1:C:2341:VAL:CB	2.58	0.51

Continued on next page...

Continued from previous page...

Atom-1	Atom-2	Interatomic distance (Å)	Clash overlap (Å)
1:C:4008:SER:N	1:C:4009:GLN:HA	2.24	0.51
1:C:4132:PHE:N	1:C:4132:PHE:CD1	2.73	0.51
1:C:4849:TYR:CD1	1:C:4849:TYR:C	2.84	0.51
1:C:4946:GLN:O	1:C:4949:GLN:HB3	2.10	0.51
1:D:1125:ASN:N	1:D:1130:GLN:O	2.43	0.51
1:D:2691:TYR:N	1:D:2694:GLU:CB	2.73	0.51
1:D:4928:LEU:CA	1:D:4931:ILE:CD1	2.84	0.51
1:A:483:MET:C	1:A:485:SER:N	2.63	0.51
1:A:609:CYS:CB	1:A:610:ASN:HA	2.40	0.51
1:A:1708:ARG:O	1:A:1712:TYR:HD2	1.93	0.51
1:A:2920:ARG:HA	1:A:2923:ALA:HB3	1.92	0.51
1:A:4847:VAL:HG13	1:A:4848:VAL:N	2.26	0.51
1:B:1125:ASN:N	1:B:1130:GLN:O	2.43	0.51
1:B:1829:PRO:CB	1:B:1832:GLY:HA2	2.41	0.51
1:B:2920:ARG:HA	1:B:2923:ALA:HB3	1.92	0.51
1:B:5023:PRO:O	1:B:5024:ALA:HB2	2.11	0.51
1:C:1708:ARG:O	1:C:1712:TYR:HD2	1.93	0.51
1:C:3933:PHE:CE2	1:C:3951:PHE:HB2	2.45	0.51
1:C:4570:ALA:HB2	1:C:4650:HIS:HE1	1.74	0.51
1:C:4773:VAL:O	1:C:4774:LYS:C	2.47	0.51
1:C:5008:SER:O	1:C:5011:TRP:HB3	2.10	0.51
1:D:3933:PHE:CE2	1:D:3951:PHE:HB2	2.45	0.51
1:D:4125:PHE:HA	1:D:4128:PHE:HB2	1.93	0.51
1:D:4132:PHE:N	1:D:4132:PHE:CD1	2.73	0.51
1:D:4664:LEU:HD22	1:D:4664:LEU:C	2.30	0.51
1:D:4995:LEU:HD13	1:D:5011:TRP:CZ3	2.41	0.51
1:A:609:CYS:N	1:A:610:ASN:CB	2.73	0.51
1:A:2340:PHE:O	1:A:2341:VAL:CB	2.58	0.51
1:A:4651:THR:HG1	1:A:4799:SER:CB	2.23	0.51
1:A:4849:TYR:CD1	1:A:4849:TYR:C	2.84	0.51
1:A:4930:ALA:HB1	1:B:4936:ILE:HD13	1.92	0.51
1:B:1272:LEU:CA	1:B:1273:ALA:CB	2.84	0.51
1:B:1290:ARG:N	1:B:1551:ALA:CB	2.57	0.51
1:B:3286:GLU:O	1:B:3289:PRO:CB	2.58	0.51
1:B:3933:PHE:CZ	1:B:3951:PHE:CE2	2.85	0.51
1:B:4768:LEU:CD1	1:B:4769:MET:N	2.73	0.51
1:B:4849:TYR:C	1:B:4849:TYR:CD1	2.84	0.51
1:C:4960:ILE:CB	1:C:4983:HIS:HB3	2.40	0.51
1:D:1454:THR:N	1:D:1457:TYR:CB	2.73	0.51
1:D:1643:GLU:N	1:D:1644:GLU:HA	2.24	0.51
1:D:4773:VAL:HG12	1:D:4774:LYS:N	2.26	0.51

Continued on next page...

Continued from previous page...

Atom-1	Atom-2	Interatomic distance (Å)	Clash overlap (Å)
1:D:5021:PHE:CZ	1:D:5022:PHE:CD1	2.97	0.51
1:A:227:MET:O	1:A:229:GLU:N	2.39	0.51
1:A:3679:LYS:O	1:A:3698:LEU:CB	2.58	0.51
1:A:3765:TYR:HE1	1:A:3769:ARG:NH1	2.08	0.51
1:A:4140:GLY:C	1:A:4174:PHE:CE2	2.84	0.51
1:A:4181:ILE:CG2	1:A:4193:ILE:N	2.72	0.51
1:A:4995:LEU:CD1	1:A:5011:TRP:HZ3	2.16	0.51
1:B:485:SER:C	1:B:487:VAL:N	2.63	0.51
1:B:4103:PHE:HB3	1:B:4108:ILE:HG22	1.92	0.51
1:B:4147:LEU:HD13	1:B:4147:LEU:O	2.11	0.51
1:B:4173:TYR:HD2	1:B:4174:PHE:CE1	2.29	0.51
1:B:4729:GLY:CA	1:B:4732:PHE:CB	2.85	0.51
1:B:4936:ILE:HG23	1:B:4937:ILE:N	2.24	0.51
1:C:3933:PHE:C	1:C:3933:PHE:CD1	2.84	0.51
1:C:4697:VAL:N	1:C:4699:GLY:H	1.94	0.51
1:C:4829:SER:CB	1:C:4940:PHE:CD1	2.93	0.51
1:D:3934:TYR:CD1	1:D:3935:TRP:HE3	2.28	0.51
1:D:4008:SER:N	1:D:4009:GLN:HA	2.24	0.51
1:D:4715:TYR:CE1	1:D:4717:ASP:CB	2.92	0.51
1:A:404:ILE:CB	1:A:478:PHE:CZ	2.94	0.51
1:A:1272:LEU:CA	1:A:1273:ALA:CB	2.84	0.51
1:A:2452:ARG:CA	1:A:2453:ILE:CB	2.88	0.51
1:A:4008:SER:N	1:A:4009:GLN:HA	2.24	0.51
1:A:4104:THR:O	1:A:4108:ILE:N	2.42	0.51
1:A:4861:LYS:O	1:A:4862:PHE:HD1	1.92	0.51
1:A:4957:LYS:C	1:A:4964:GLY:HA3	2.30	0.51
1:B:77:ALA:N	1:C:3935:TRP:CD1	2.68	0.51
1:B:1564:PHE:N	1:B:1564:PHE:CD1	2.76	0.51
1:B:2463:LEU:N	1:B:2464:ASP:CA	2.74	0.51
1:B:2691:TYR:N	1:B:2694:GLU:CB	2.73	0.51
1:C:341:TYR:C	1:C:343:GLU:H	2.14	0.51
1:C:503:PHE:O	1:C:504:ALA:HB3	2.10	0.51
1:C:4150:LEU:HD12	1:C:4150:LEU:C	2.29	0.51
1:C:4930:ALA:HB1	1:D:4936:ILE:HD13	1.93	0.51
1:C:4975:PHE:CD1	1:C:4975:PHE:C	2.84	0.51
1:D:3103:ILE:O	1:D:3107:VAL:N	2.36	0.51
1:D:4638:TYR:C	1:D:4641:PRO:HD2	2.30	0.51
1:D:4849:TYR:CD1	1:D:4849:TYR:C	2.84	0.51
1:D:4889:VAL:CG2	1:D:4890:GLY:N	2.73	0.51
1:D:4957:LYS:C	1:D:4964:GLY:HA3	2.30	0.51
1:A:1276:THR:CB	1:A:1563:GLN:CA	2.87	0.51

Continued on next page...

Continued from previous page...

Atom-1	Atom-2	Interatomic distance (Å)	Clash overlap (Å)
1:A:2529:ASP:O	1:A:2530:MET:C	2.47	0.51
1:A:4147:LEU:HD13	1:A:4147:LEU:O	2.11	0.51
1:A:4975:PHE:CD1	1:A:4975:PHE:C	2.84	0.51
1:B:74:SER:O	1:B:77:ALA:N	2.43	0.51
1:B:2342:ASN:CB	1:B:2343:GLY:CA	2.88	0.51
1:B:2452:ARG:CA	1:B:2453:ILE:CB	2.88	0.51
1:B:4125:PHE:O	1:B:4126:GLU:C	2.46	0.51
1:B:4651:THR:HG1	1:B:4799:SER:CB	2.23	0.51
1:B:4861:LYS:O	1:B:4862:PHE:HD1	1.92	0.51
1:B:4918:ILE:HA	1:C:4891:VAL:HG11	0.67	0.51
1:C:609:CYS:CB	1:C:610:ASN:HA	2.40	0.51
1:C:4173:TYR:HD2	1:C:4174:PHE:CE1	2.29	0.51
1:C:4183:ILE:HG22	1:C:4190:ILE:C	2.30	0.51
1:C:4926:VAL:CG1	1:C:4927:ILE:N	2.72	0.51
1:C:5021:PHE:CZ	1:C:5022:PHE:CD1	2.97	0.51
1:C:5031:GLN:NE2	1:C:5032:TYR:CD1	2.73	0.51
1:D:245:VAL:C	1:D:247:TYR:H	2.05	0.51
1:D:1563:GLN:C	1:D:1564:PHE:HD1	2.14	0.51
1:D:3792:ALA:O	1:D:3796:SER:N	2.41	0.51
1:D:4570:ALA:HB2	1:D:4650:HIS:HE1	1.74	0.51
1:D:4650:HIS:C	1:D:4650:HIS:CD2	2.84	0.51
1:D:4847:VAL:HG13	1:D:4848:VAL:N	2.26	0.51
1:D:4924:VAL:CG2	1:D:4925:ILE:N	2.73	0.51
1:A:243:ARG:CB	1:A:301:VAL:H	2.24	0.51
1:A:1081:TYR:O	1:A:1082:THR:C	2.49	0.51
1:A:1287:LEU:CB	1:A:1553:PHE:CB	2.88	0.51
1:A:1829:PRO:CB	1:A:1832:GLY:HA2	2.41	0.51
1:A:2168:VAL:CB	1:A:2169:GLN:CA	2.89	0.51
1:A:4650:HIS:C	1:A:4650:HIS:CD2	2.84	0.51
1:A:4768:LEU:CD1	1:A:4769:MET:N	2.73	0.51
1:B:3933:PHE:CD1	1:B:3933:PHE:C	2.84	0.51
1:B:4243:PHE:CD2	1:B:4671:PHE:CD1	2.84	0.51
1:C:77:ALA:N	1:D:3935:TRP:CD1	2.68	0.51
1:C:509:GLU:C	1:C:511:ALA:H	2.13	0.51
1:C:2452:ARG:CA	1:C:2453:ILE:CB	2.88	0.51
1:C:4650:HIS:C	1:C:4650:HIS:CD2	2.84	0.51
1:C:4664:LEU:HD22	1:C:4664:LEU:C	2.30	0.51
1:C:4914:VAL:CG2	1:D:4888:TYR:CD2	2.65	0.51
1:C:4936:ILE:CG2	1:C:4937:ILE:N	2.73	0.51
1:C:5016:GLU:C	1:C:5017:ARG:O	2.42	0.51
1:D:609:CYS:N	1:D:610:ASN:CB	2.73	0.51

Continued on next page...

Continued from previous page...

Atom-1	Atom-2	Interatomic distance (Å)	Clash overlap (Å)
1:D:1117:ALA:C	1:D:1134:LEU:CB	2.79	0.51
1:A:1087:ARG:O	1:A:1223:PHE:HA	2.11	0.51
1:A:1126:GLY:O	1:A:1143:TRP:CB	2.58	0.51
1:A:2459:SER:O	1:A:2461:VAL:O	2.29	0.51
1:A:4183:ILE:HG22	1:A:4190:ILE:C	2.30	0.51
1:A:4208:PRO:CG	1:A:4209:GLN:H	2.24	0.51
1:A:4651:THR:OG1	1:A:4799:SER:OG	2.28	0.51
1:A:4773:VAL:HG12	1:A:4774:LYS:N	2.26	0.51
1:B:609:CYS:CB	1:B:610:ASN:HA	2.40	0.51
1:B:2192:TYR:O	1:B:2193:GLN:CB	2.59	0.51
1:B:2459:SER:O	1:B:2461:VAL:O	2.29	0.51
1:C:483:MET:C	1:C:485:SER:N	2.63	0.51
1:C:4682:GLU:HA	1:C:4724:VAL:HG11	1.93	0.51
1:D:111:HIS:CB	1:D:114:SER:N	2.74	0.51
1:D:485:SER:C	1:D:487:VAL:N	2.63	0.51
1:D:2518:LEU:O	1:D:2522:LEU:N	2.41	0.51
1:D:3104:GLU:O	1:D:3108:GLU:N	2.36	0.51
1:D:4653:VAL:C	1:D:4657:CYS:HG	2.01	0.51
1:A:1117:ALA:C	1:A:1134:LEU:CB	2.79	0.51
1:A:3833:GLN:CA	1:A:3833:GLN:NE2	2.73	0.51
1:A:3880:PHE:C	1:A:3880:PHE:CD1	2.85	0.51
1:A:4141:PHE:HB2	1:A:4174:PHE:CE2	2.46	0.51
1:A:4638:TYR:C	1:A:4641:PRO:HD2	2.30	0.51
1:A:4711:PHE:C	1:A:4711:PHE:CD1	2.85	0.51
1:A:4916:PHE:CD1	1:A:4916:PHE:C	2.84	0.51
1:A:5008:SER:O	1:A:5011:TRP:HB3	2.10	0.51
1:B:503:PHE:O	1:B:504:ALA:HB3	2.10	0.51
1:B:1126:GLY:O	1:B:1143:TRP:CB	2.58	0.51
1:B:1276:THR:CB	1:B:1563:GLN:CA	2.87	0.51
1:B:1287:LEU:CB	1:B:1553:PHE:CB	2.88	0.51
1:B:3880:PHE:CD1	1:B:3880:PHE:C	2.84	0.51
1:B:3934:TYR:CD1	1:B:3935:TRP:HE3	2.28	0.51
1:B:4197:ILE:CD1	1:B:4990:PHE:CG	2.90	0.51
1:B:4664:LEU:HD22	1:B:4664:LEU:C	2.31	0.51
1:C:1087:ARG:O	1:C:1223:PHE:HA	2.11	0.51
1:C:1093:GLU:CA	1:C:1201:HIS:O	2.58	0.51
1:C:2691:TYR:N	1:C:2694:GLU:CB	2.73	0.51
1:C:3765:TYR:HE1	1:C:3769:ARG:NH1	2.08	0.51
1:C:4147:LEU:HD13	1:C:4147:LEU:O	2.11	0.51
1:C:4957:LYS:C	1:C:4964:GLY:HA3	2.30	0.51
1:D:1708:ARG:HG2	1:D:1712:TYR:CD2	2.46	0.51

Continued on next page...

Continued from previous page...

Atom-1	Atom-2	Interatomic distance (Å)	Clash overlap (Å)
1:D:3106:MET:O	1:D:3110:LEU:N	2.36	0.51
1:D:3765:TYR:HE1	1:D:3769:ARG:HH12	1.59	0.51
1:D:3765:TYR:HE1	1:D:3769:ARG:NH1	2.08	0.51
1:D:4682:GLU:HA	1:D:4724:VAL:HG11	1.93	0.51
1:D:4768:LEU:CD1	1:D:4769:MET:N	2.73	0.51
1:D:4978:HIS:O	1:D:4982:GLU:N	2.44	0.51
1:A:27:THR:CB	1:A:32:GLN:CA	2.85	0.50
1:A:1563:GLN:C	1:A:1564:PHE:HD1	2.14	0.50
1:B:243:ARG:CB	1:B:301:VAL:H	2.24	0.50
1:B:1081:TYR:O	1:B:1082:THR:C	2.49	0.50
1:B:1244:GLN:O	1:B:1604:SER:CA	2.57	0.50
1:B:4183:ILE:HG22	1:B:4190:ILE:C	2.30	0.50
1:B:4863:TYR:CD1	1:B:4864:ASN:N	2.73	0.50
1:B:4942:GLU:CA	1:C:4944:ARG:NH2	2.74	0.50
1:C:593:HIS:HA	1:C:1597:VAL:CB	2.41	0.50
1:C:1829:PRO:CB	1:C:1832:GLY:HA2	2.41	0.50
1:C:4103:PHE:HB3	1:C:4108:ILE:HG22	1.92	0.50
1:C:4697:VAL:CG2	1:C:4698:LYS:CB	2.85	0.50
1:C:4978:HIS:O	1:C:4982:GLU:N	2.44	0.50
1:D:989:ALA:O	1:D:993:HIS:N	2.40	0.50
1:D:2168:VAL:CB	1:D:2169:GLN:CA	2.89	0.50
1:D:2463:LEU:N	1:D:2464:ASP:CA	2.74	0.50
1:D:3880:PHE:C	1:D:3880:PHE:CD1	2.85	0.50
1:D:3934:TYR:CE2	1:D:3998:HIS:HB3	2.46	0.50
1:D:4140:GLY:C	1:D:4174:PHE:CE2	2.84	0.50
1:D:4243:PHE:CD2	1:D:4671:PHE:CE1	2.89	0.50
1:D:4861:LYS:C	1:D:4862:PHE:CD1	2.84	0.50
1:A:113:HIS:N	1:A:114:SER:CA	2.72	0.50
1:A:245:VAL:C	1:A:247:TYR:H	2.05	0.50
1:A:2191:PHE:HD1	1:A:2192:TYR:HD1	1.50	0.50
1:A:4235:VAL:CB	1:A:5019:TRP:HZ3	2.04	0.50
1:B:73:LEU:O	1:B:105:HIS:C	2.46	0.50
1:B:151:HIS:O	1:B:152:PRO:C	2.46	0.50
1:B:1563:GLN:C	1:B:1564:PHE:HD1	2.14	0.50
1:C:404:ILE:CB	1:C:478:PHE:CZ	2.94	0.50
1:C:2192:TYR:O	1:C:2193:GLN:CB	2.59	0.50
1:C:2200:ALA:O	1:C:2201:LEU:C	2.50	0.50
1:D:1829:PRO:CB	1:D:1832:GLY:HA2	2.41	0.50
1:D:4773:VAL:O	1:D:4775:TYR:N	2.45	0.50
1:A:509:GLU:C	1:A:511:ALA:H	2.13	0.50
1:A:838:HIS:CA	1:A:1200:GLY:O	2.59	0.50

Continued on next page...

Continued from previous page...

Atom-1	Atom-2	Interatomic distance (Å)	Clash overlap (Å)
1:A:1708:ARG:HG2	1:A:1712:TYR:CD2	2.46	0.50
1:A:2463:LEU:N	1:A:2464:ASP:CA	2.74	0.50
1:A:3765:TYR:HE1	1:A:3769:ARG:HH12	1.59	0.50
1:B:1093:GLU:CA	1:B:1201:HIS:O	2.58	0.50
1:B:1163:THR:CA	1:B:1168:VAL:HA	2.37	0.50
1:B:2509:VAL:C	1:B:2510:TYR:CG	2.85	0.50
1:B:3819:TYR:CD1	1:B:3819:TYR:C	2.85	0.50
1:B:4008:SER:N	1:B:4009:GLN:HA	2.24	0.50
1:B:4650:HIS:C	1:B:4650:HIS:CD2	2.84	0.50
1:B:4967:TYR:C	1:B:4967:TYR:CD1	2.85	0.50
1:C:721:LEU:N	1:C:728:ARG:O	2.45	0.50
1:C:1081:TYR:O	1:C:1082:THR:C	2.49	0.50
1:C:2125:HIS:CB	1:C:3725:TYR:OH	2.59	0.50
1:C:4141:PHE:HB2	1:C:4174:PHE:CE2	2.46	0.50
1:C:4184:MET:CA	1:C:5021:PHE:O	2.46	0.50
1:C:4861:LYS:C	1:C:4862:PHE:CD1	2.84	0.50
1:C:4916:PHE:CD1	1:C:4916:PHE:C	2.84	0.50
1:D:1081:TYR:O	1:D:1082:THR:C	2.49	0.50
1:D:1093:GLU:CA	1:D:1201:HIS:O	2.58	0.50
1:D:4115:SER:CA	1:D:4128:PHE:CE2	2.76	0.50
1:D:4851:TYR:O	1:D:4854:VAL:CG2	2.56	0.50
1:D:4975:PHE:CD1	1:D:4975:PHE:C	2.84	0.50
1:A:3103:ILE:O	1:A:3107:VAL:N	2.36	0.50
1:A:4644:TRP:CE3	1:A:4644:TRP:C	2.85	0.50
1:B:113:HIS:N	1:B:114:SER:CA	2.72	0.50
1:B:1087:ARG:O	1:B:1223:PHE:HA	2.11	0.50
1:B:2168:VAL:CB	1:B:2169:GLN:CA	2.89	0.50
1:B:4644:TRP:CE3	1:B:4644:TRP:C	2.85	0.50
1:B:4690:GLU:O	1:B:4691:GLN:O	2.30	0.50
1:B:4711:PHE:CD1	1:B:4711:PHE:C	2.85	0.50
1:C:25:SER:O	1:C:26:ALA:C	2.47	0.50
1:C:1126:GLY:O	1:C:1143:TRP:CB	2.58	0.50
1:C:1708:ARG:HG2	1:C:1712:TYR:CD2	2.46	0.50
1:C:3880:PHE:CD1	1:C:3880:PHE:C	2.85	0.50
1:C:3887:PHE:CD1	1:C:3887:PHE:C	2.85	0.50
1:C:4644:TRP:CE3	1:C:4644:TRP:C	2.85	0.50
1:C:4715:TYR:CE1	1:C:4717:ASP:CB	2.93	0.50
1:C:4968:PHE:CB	1:C:4975:PHE:HA	2.25	0.50
1:D:404:ILE:CB	1:D:478:PHE:CZ	2.94	0.50
1:D:721:LEU:N	1:D:728:ARG:O	2.45	0.50
1:D:1126:GLY:O	1:D:1143:TRP:CB	2.58	0.50

Continued on next page...

Continued from previous page...

Atom-1	Atom-2	Interatomic distance (Å)	Clash overlap (Å)
1:D:3936:TYR:C	1:D:3936:TYR:CD1	2.85	0.50
1:D:4061:PHE:CD1	1:D:4061:PHE:C	2.85	0.50
1:D:4141:PHE:HB2	1:D:4174:PHE:CE2	2.46	0.50
1:D:4147:LEU:HD13	1:D:4147:LEU:O	2.11	0.50
1:A:38:ALA:HB1	1:A:64:ILE:C	2.18	0.50
1:A:593:HIS:HA	1:A:1597:VAL:CB	2.41	0.50
1:A:1087:ARG:C	1:A:1088:TRP:CD1	2.85	0.50
1:A:2125:HIS:CB	1:A:3725:TYR:OH	2.59	0.50
1:A:3936:TYR:C	1:A:3936:TYR:CD1	2.85	0.50
1:A:4861:LYS:C	1:A:4862:PHE:CD1	2.84	0.50
1:A:4994:TYR:CD1	1:A:4994:TYR:C	2.85	0.50
1:B:509:GLU:C	1:B:511:ALA:H	2.13	0.50
1:B:2340:PHE:O	1:B:2341:VAL:CB	2.58	0.50
1:B:2518:LEU:O	1:B:2522:LEU:N	2.41	0.50
1:B:3936:TYR:CD1	1:B:3936:TYR:C	2.85	0.50
1:B:4651:THR:OG1	1:B:4799:SER:OG	2.28	0.50
1:B:4685:GLY:N	1:B:4689:THR:CB	2.72	0.50
1:C:111:HIS:CB	1:C:114:SER:N	2.74	0.50
1:C:219:VAL:CB	1:C:261:ARG:CA	2.89	0.50
1:C:2168:VAL:CB	1:C:2169:GLN:CA	2.89	0.50
1:C:3106:MET:O	1:C:3110:LEU:N	2.36	0.50
1:C:3765:TYR:HE1	1:C:3769:ARG:HH12	1.59	0.50
1:C:3795:SER:CB	1:C:3880:PHE:CD2	2.95	0.50
1:C:3894:GLY:C	1:C:3895:HIS:CD2	2.85	0.50
1:C:3951:PHE:CD1	1:C:3951:PHE:C	2.85	0.50
1:C:4690:GLU:O	1:C:4691:GLN:O	2.30	0.50
1:C:4967:TYR:C	1:C:4967:TYR:CD1	2.85	0.50
1:D:565:TYR:CD1	1:D:565:TYR:C	2.85	0.50
1:D:788:LYS:CB	1:D:1629:GLN:HA	2.39	0.50
1:D:1087:ARG:C	1:D:1088:TRP:CD1	2.85	0.50
1:D:4173:TYR:HD2	1:D:4174:PHE:CE1	2.29	0.50
1:D:4559:PHE:CD1	1:D:4559:PHE:C	2.85	0.50
1:D:4888:TYR:CD1	1:D:4888:TYR:C	2.85	0.50
1:A:1701:ALA:C	1:A:1702:HIS:CD2	2.85	0.50
1:A:4103:PHE:HB3	1:A:4108:ILE:HG22	1.92	0.50
1:A:4234:PHE:C	1:A:4234:PHE:CD1	2.85	0.50
1:A:4671:PHE:CD1	1:A:4671:PHE:C	2.85	0.50
1:B:404:ILE:CB	1:B:478:PHE:CZ	2.94	0.50
1:B:2239:PHE:C	1:B:2239:PHE:CD1	2.85	0.50
1:B:3103:ILE:O	1:B:3107:VAL:N	2.36	0.50
1:B:3104:GLU:O	1:B:3108:GLU:N	2.36	0.50

Continued on next page...

Continued from previous page...

Atom-1	Atom-2	Interatomic distance (Å)	Clash overlap (Å)
1:B:4140:GLY:C	1:B:4174:PHE:CE2	2.84	0.50
1:B:4141:PHE:HB2	1:B:4174:PHE:CE2	2.46	0.50
1:B:4237:PHE:C	1:B:4237:PHE:CD1	2.85	0.50
1:B:4773:VAL:O	1:B:4775:TYR:N	2.45	0.50
1:B:4773:VAL:HG12	1:B:4774:LYS:N	2.26	0.50
1:B:4861:LYS:C	1:B:4862:PHE:CD1	2.84	0.50
1:C:1563:GLN:C	1:C:1564:PHE:HD1	2.14	0.50
1:C:1679:ASN:O	1:C:1681:VAL:N	2.45	0.50
1:C:3934:TYR:CE2	1:C:3998:HIS:HB3	2.46	0.50
1:C:4141:PHE:C	1:C:4141:PHE:CD1	2.85	0.50
1:C:4237:PHE:CD1	1:C:4237:PHE:C	2.85	0.50
1:C:4559:PHE:CD1	1:C:4559:PHE:C	2.85	0.50
1:C:5009:TYR:CD1	1:C:5009:TYR:C	2.85	0.50
1:C:5023:PRO:O	1:C:5024:ALA:HB2	2.11	0.50
1:D:227:MET:O	1:D:229:GLU:N	2.39	0.50
1:D:1701:ALA:C	1:D:1702:HIS:CD2	2.85	0.50
1:D:3833:GLN:CA	1:D:3833:GLN:NE2	2.73	0.50
1:D:3894:GLY:C	1:D:3895:HIS:CD2	2.85	0.50
1:D:4208:PRO:CG	1:D:4209:GLN:H	2.24	0.50
1:D:4234:PHE:C	1:D:4234:PHE:CD1	2.85	0.50
1:D:4575:PHE:CD1	1:D:4575:PHE:C	2.85	0.50
1:D:4995:LEU:HD11	1:D:5011:TRP:HE3	0.63	0.50
1:A:111:HIS:CB	1:A:114:SER:N	2.74	0.50
1:A:503:PHE:O	1:A:504:ALA:HB3	2.10	0.50
1:A:534:ARG:O	1:A:537:CYS:CB	2.60	0.50
1:A:3810:ALA:O	1:A:3811:GLU:C	2.47	0.50
1:A:3887:PHE:CD1	1:A:3887:PHE:C	2.85	0.50
1:A:3933:PHE:CD1	1:A:3933:PHE:C	2.84	0.50
1:A:4794:TRP:CE3	1:A:4795:TYR:CA	2.95	0.50
1:A:4991:PHE:C	1:A:4991:PHE:CD1	2.85	0.50
1:B:111:HIS:CB	1:B:114:SER:N	2.74	0.50
1:B:341:TYR:C	1:B:343:GLU:H	2.14	0.50
1:B:1117:ALA:C	1:B:1134:LEU:CB	2.79	0.50
1:B:2200:ALA:O	1:B:2201:LEU:C	2.50	0.50
1:B:3887:PHE:C	1:B:3887:PHE:CD1	2.85	0.50
1:B:4125:PHE:HA	1:B:4128:PHE:HB2	1.93	0.50
1:B:4665:LYS:O	1:B:4669:VAL:HG23	2.12	0.50
1:B:4794:TRP:CE3	1:B:4795:TYR:CA	2.95	0.50
1:B:4803:HIS:HD2	1:B:4804:TYR:N	2.09	0.50
1:B:4847:VAL:HG13	1:B:4848:VAL:N	2.26	0.50
1:C:2110:TYR:CD1	1:C:2110:TYR:C	2.85	0.50

Continued on next page...

Continued from previous page...

Atom-1	Atom-2	Interatomic distance (Å)	Clash overlap (Å)
1:C:2509:VAL:C	1:C:2510:TYR:CG	2.85	0.50
1:C:3934:TYR:CD1	1:C:3935:TRP:HE3	2.28	0.50
1:C:4183:ILE:N	1:C:4183:ILE:CD1	2.72	0.50
1:C:4243:PHE:CD1	1:C:4243:PHE:C	2.85	0.50
1:C:4711:PHE:CD1	1:C:4711:PHE:C	2.85	0.50
1:D:151:HIS:O	1:D:152:PRO:C	2.46	0.50
1:D:593:HIS:HA	1:D:1597:VAL:CB	2.41	0.50
1:D:1087:ARG:O	1:D:1223:PHE:HA	2.11	0.50
1:D:1563:GLN:C	1:D:1564:PHE:CD1	2.85	0.50
1:D:1679:ASN:O	1:D:1681:VAL:N	2.45	0.50
1:D:2459:SER:O	1:D:2461:VAL:O	2.29	0.50
1:D:3765:TYR:CD1	1:D:3765:TYR:C	2.85	0.50
1:D:4671:PHE:CD1	1:D:4671:PHE:C	2.85	0.50
1:D:4916:PHE:CD1	1:D:4916:PHE:C	2.84	0.50
1:D:5023:PRO:O	1:D:5024:ALA:HB2	2.11	0.50
1:A:132:ALA:C	1:A:133:PHE:CD1	2.85	0.50
1:A:546:TRP:CE3	1:A:546:TRP:C	2.85	0.50
1:A:565:TYR:C	1:A:565:TYR:CD1	2.85	0.50
1:A:1125:ASN:N	1:A:1130:GLN:O	2.43	0.50
1:A:4141:PHE:CD1	1:A:4141:PHE:C	2.85	0.50
1:A:4243:PHE:C	1:A:4243:PHE:CD1	2.85	0.50
1:A:4665:LYS:O	1:A:4669:VAL:HG23	2.12	0.50
1:A:4690:GLU:O	1:A:4691:GLN:O	2.30	0.50
1:A:4791:TYR:CD1	1:A:4791:TYR:C	2.85	0.50
1:A:4832:HIS:ND1	1:A:4833:ASN:N	2.60	0.50
1:A:4863:TYR:CD1	1:A:4864:ASN:N	2.73	0.50
1:A:4932:ILE:CG2	1:A:4933:GLN:N	2.75	0.50
1:B:3765:TYR:CD1	1:B:3765:TYR:C	2.85	0.50
1:B:3894:GLY:C	1:B:3895:HIS:CD2	2.85	0.50
1:B:4725:LEU:O	1:B:4728:HIS:O	2.30	0.50
1:B:4916:PHE:C	1:B:4916:PHE:CD1	2.84	0.50
1:B:4975:PHE:CD1	1:B:4975:PHE:C	2.84	0.50
1:B:5014:TYR:CD1	1:B:5014:TYR:C	2.85	0.50
1:C:1087:ARG:C	1:C:1088:TRP:CD1	2.85	0.50
1:C:1117:ALA:C	1:C:1134:LEU:CB	2.79	0.50
1:C:1716:ILE:O	1:C:1721:GLU:N	2.35	0.50
1:C:4061:PHE:C	1:C:4061:PHE:CD1	2.85	0.50
1:C:4110:PHE:CD1	1:C:4110:PHE:C	2.85	0.50
1:C:4575:PHE:CD1	1:C:4575:PHE:C	2.85	0.50
1:C:4773:VAL:O	1:C:4775:TYR:N	2.45	0.50
1:C:4888:TYR:C	1:C:4888:TYR:CD1	2.85	0.50

Continued on next page...

Continued from previous page...

Atom-1	Atom-2	Interatomic distance (Å)	Clash overlap (Å)
1:C:4991:PHE:CD1	1:C:4991:PHE:C	2.85	0.50
1:D:3933:PHE:CD1	1:D:3933:PHE:C	2.84	0.50
1:D:4141:PHE:CD1	1:D:4141:PHE:C	2.85	0.50
1:D:4181:ILE:CG2	1:D:4193:ILE:N	2.72	0.50
1:D:4237:PHE:CD1	1:D:4237:PHE:C	2.85	0.50
1:A:1287:LEU:CB	1:A:1288:PHE:HA	2.42	0.50
1:A:1679:ASN:O	1:A:1681:VAL:N	2.45	0.50
1:A:2770:LYS:O	1:A:2775:TRP:CB	2.60	0.50
1:A:3934:TYR:CE2	1:A:3998:HIS:HB3	2.46	0.50
1:A:4125:PHE:HA	1:A:4128:PHE:HB2	1.93	0.50
1:A:4146:LEU:HD23	1:A:4147:LEU:N	2.27	0.50
1:A:4682:GLU:HA	1:A:4724:VAL:HG11	1.93	0.50
1:A:4908:GLU:CB	1:A:4909:TYR:HB2	2.42	0.50
1:B:546:TRP:CE3	1:B:546:TRP:C	2.85	0.50
1:B:3951:PHE:C	1:B:3951:PHE:CD1	2.85	0.50
1:B:4061:PHE:CD1	1:B:4061:PHE:C	2.85	0.50
1:B:4131:ARG:C	1:B:4132:PHE:CD1	2.86	0.50
1:B:4851:TYR:O	1:B:4854:VAL:CG2	2.56	0.50
1:B:4948:GLU:OE1	1:B:4949:GLN:HA	2.12	0.50
1:B:4978:HIS:O	1:B:4982:GLU:N	2.44	0.50
1:B:4994:TYR:C	1:B:4994:TYR:CD1	2.86	0.50
1:C:113:HIS:N	1:C:114:SER:CA	2.72	0.50
1:C:243:ARG:CB	1:C:301:VAL:H	2.24	0.50
1:C:451:TYR:C	1:C:451:TYR:CD1	2.85	0.50
1:C:565:TYR:CD1	1:C:565:TYR:C	2.85	0.50
1:C:2459:SER:O	1:C:2461:VAL:O	2.29	0.50
1:C:3819:TYR:CD1	1:C:3819:TYR:C	2.85	0.50
1:C:3936:TYR:CD1	1:C:3936:TYR:C	2.85	0.50
1:C:4773:VAL:HG12	1:C:4774:LYS:N	2.26	0.50
1:D:25:SER:O	1:D:26:ALA:C	2.47	0.50
1:D:113:HIS:N	1:D:114:SER:CA	2.72	0.50
1:D:243:ARG:CB	1:D:301:VAL:H	2.24	0.50
1:D:534:ARG:O	1:D:537:CYS:CB	2.60	0.50
1:D:838:HIS:CA	1:D:1200:GLY:O	2.59	0.50
1:D:1515:VAL:CB	1:D:1529:PHE:CA	2.89	0.50
1:D:2192:TYR:O	1:D:2193:GLN:CB	2.59	0.50
1:D:4644:TRP:CE3	1:D:4644:TRP:C	2.85	0.50
1:D:4923:PHE:CD1	1:D:4923:PHE:C	2.86	0.50
1:D:4967:TYR:C	1:D:4967:TYR:CD1	2.85	0.50
1:A:1124:PHE:C	1:A:1124:PHE:CD1	2.86	0.49
1:A:1564:PHE:N	1:A:1564:PHE:HD1	2.10	0.49

Continued on next page...

Continued from previous page...

Atom-1	Atom-2	Interatomic distance (Å)	Clash overlap (Å)
1:A:2105:TRP:CE3	1:A:2105:TRP:C	2.85	0.49
1:A:4803:HIS:HD2	1:A:4804:TYR:N	2.09	0.49
1:A:4851:TYR:O	1:A:4854:VAL:CG2	2.56	0.49
1:A:4978:HIS:O	1:A:4982:GLU:N	2.44	0.49
1:B:534:ARG:O	1:B:537:CYS:CB	2.60	0.49
1:B:4132:PHE:CD1	1:B:4132:PHE:N	2.73	0.49
1:B:4682:GLU:HA	1:B:4724:VAL:HG11	1.93	0.49
1:B:4928:LEU:CA	1:B:4931:ILE:HD13	2.42	0.49
1:B:4932:ILE:CG2	1:B:4933:GLN:N	2.75	0.49
1:B:4991:PHE:CD1	1:B:4991:PHE:C	2.85	0.49
1:C:17:ASP:CA	1:C:69:LEU:O	2.60	0.49
1:C:546:TRP:CE3	1:C:546:TRP:C	2.85	0.49
1:C:838:HIS:CA	1:C:1200:GLY:O	2.59	0.49
1:C:1563:GLN:C	1:C:1564:PHE:CD1	2.85	0.49
1:C:2274:ASP:C	1:C:2277:ALA:HB3	2.32	0.49
1:C:3833:GLN:CA	1:C:3833:GLN:NE2	2.73	0.49
1:C:4131:ARG:C	1:C:4132:PHE:CD1	2.86	0.49
1:C:4832:HIS:ND1	1:C:4833:ASN:N	2.60	0.49
1:D:1124:PHE:C	1:D:1124:PHE:CD1	2.86	0.49
1:D:1161:ILE:HA	1:D:1178:ALA:HB3	1.83	0.49
1:D:3819:TYR:CD1	1:D:3819:TYR:C	2.85	0.49
1:D:4768:LEU:CD1	1:D:4770:SER:N	2.73	0.49
1:D:4803:HIS:HD2	1:D:4804:TYR:N	2.09	0.49
1:D:4908:GLU:CB	1:D:4909:TYR:HB2	2.42	0.49
1:A:73:LEU:O	1:A:105:HIS:C	2.46	0.49
1:A:721:LEU:N	1:A:728:ARG:O	2.45	0.49
1:A:1287:LEU:CB	1:A:1288:PHE:CA	2.90	0.49
1:A:3828:PHE:CD1	1:A:3828:PHE:C	2.86	0.49
1:A:4181:ILE:HG13	1:A:4194:TYR:HA	1.89	0.49
1:A:4559:PHE:CD1	1:A:4559:PHE:C	2.85	0.49
1:A:4575:PHE:CD1	1:A:4575:PHE:C	2.85	0.49
1:A:4888:TYR:CD2	1:D:4914:VAL:CG2	2.66	0.49
1:A:4967:TYR:C	1:A:4967:TYR:CD1	2.85	0.49
1:B:721:LEU:N	1:B:728:ARG:O	2.45	0.49
1:B:3765:TYR:HE1	1:B:3769:ARG:HH12	1.59	0.49
1:B:3934:TYR:CE2	1:B:3998:HIS:HB3	2.46	0.49
1:B:4832:HIS:ND1	1:B:4833:ASN:N	2.60	0.49
1:B:4918:ILE:CG2	1:B:4919:THR:N	2.76	0.49
1:B:4942:GLU:HA	1:C:4944:ARG:NH2	2.27	0.49
1:C:24:CYS:N	1:C:35:LEU:O	2.32	0.49
1:C:132:ALA:C	1:C:133:PHE:CD1	2.85	0.49

Continued on next page...

Continued from previous page...

Atom-1	Atom-2	Interatomic distance (Å)	Clash overlap (Å)
1:C:488:LEU:O	1:C:491:ILE:CB	2.60	0.49
1:C:1564:PHE:N	1:C:1564:PHE:HD1	2.10	0.49
1:C:1701:ALA:C	1:C:1702:HIS:CD2	2.85	0.49
1:C:2102:VAL:CA	1:C:2105:TRP:CD1	2.84	0.49
1:C:2770:LYS:O	1:C:2775:TRP:CB	2.60	0.49
1:C:3893:GLU:O	1:C:3895:HIS:N	2.40	0.49
1:C:3934:TYR:CD1	1:C:3934:TYR:C	2.85	0.49
1:C:4856:PHE:CD1	1:C:4856:PHE:C	2.86	0.49
1:C:4932:ILE:CG2	1:C:4933:GLN:N	2.75	0.49
1:C:4934:GLY:HA3	1:D:4937:ILE:HD13	1.91	0.49
1:D:38:ALA:HB1	1:D:64:ILE:C	2.18	0.49
1:D:2770:LYS:O	1:D:2775:TRP:CB	2.60	0.49
1:D:4665:LYS:O	1:D:4669:VAL:HG23	2.12	0.49
1:D:4690:GLU:O	1:D:4691:GLN:O	2.30	0.49
1:D:4711:PHE:C	1:D:4711:PHE:CD1	2.85	0.49
1:D:4968:PHE:CB	1:D:4975:PHE:HA	2.25	0.49
1:A:3765:TYR:CD1	1:A:3765:TYR:C	2.85	0.49
1:A:3795:SER:CB	1:A:3880:PHE:CD2	2.95	0.49
1:A:4173:TYR:HD2	1:A:4174:PHE:CE1	2.29	0.49
1:B:565:TYR:CD1	1:B:565:TYR:C	2.85	0.49
1:B:838:HIS:CA	1:B:1200:GLY:O	2.59	0.49
1:B:1638:ALA:CB	1:B:1649:ASP:N	2.73	0.49
1:B:1679:ASN:C	1:B:1681:VAL:N	2.66	0.49
1:B:4908:GLU:CB	1:B:4909:TYR:HB2	2.42	0.49
1:C:2105:TRP:CE3	1:C:2105:TRP:C	2.85	0.49
1:D:2920:ARG:HA	1:D:2923:ALA:HB3	1.92	0.49
1:D:4243:PHE:HD1	1:D:4243:PHE:C	2.15	0.49
1:D:4668:LEU:HD12	1:D:4668:LEU:C	2.30	0.49
1:D:5021:PHE:CE1	1:D:5022:PHE:CE1	3.01	0.49
1:A:1621:GLY:HA2	1:A:1628:VAL:CB	2.43	0.49
1:A:4685:GLY:N	1:A:4689:THR:CB	2.72	0.49
1:A:4725:LEU:O	1:A:4728:HIS:O	2.30	0.49
1:A:4773:VAL:O	1:A:4775:TYR:N	2.45	0.49
1:A:4856:PHE:CD1	1:A:4856:PHE:C	2.86	0.49
1:A:4928:LEU:CA	1:A:4931:ILE:CD1	2.84	0.49
1:A:5031:GLN:NE2	1:A:5032:TYR:CE1	2.81	0.49
1:B:17:ASP:CA	1:B:69:LEU:O	2.60	0.49
1:B:1087:ARG:C	1:B:1088:TRP:CD1	2.85	0.49
1:B:1564:PHE:N	1:B:1564:PHE:HD1	2.10	0.49
1:B:1588:ALA:CB	1:B:1589:PRO:CA	2.84	0.49
1:B:1701:ALA:C	1:B:1702:HIS:CD2	2.85	0.49

Continued on next page...

Continued from previous page...

Atom-1	Atom-2	Interatomic distance (Å)	Clash overlap (Å)
1:B:4234:PHE:CD1	1:B:4234:PHE:C	2.85	0.49
1:C:534:ARG:O	1:C:537:CYS:CB	2.60	0.49
1:C:1287:LEU:CB	1:C:1288:PHE:HA	2.42	0.49
1:C:1515:VAL:CB	1:C:1529:PHE:CA	2.89	0.49
1:C:2557:ALA:O	1:C:2561:LEU:N	2.45	0.49
1:C:3792:ALA:O	1:C:3796:SER:N	2.41	0.49
1:C:4140:GLY:C	1:C:4174:PHE:CE2	2.84	0.49
1:C:4208:PRO:CG	1:C:4209:GLN:H	2.24	0.49
1:C:4725:LEU:O	1:C:4728:HIS:O	2.30	0.49
1:C:5031:GLN:NE2	1:C:5032:TYR:CE1	2.81	0.49
1:D:451:TYR:CD1	1:D:451:TYR:C	2.85	0.49
1:D:500:ALA:CB	1:D:515:TRP:HH2	2.21	0.49
1:D:546:TRP:CE3	1:D:546:TRP:C	2.85	0.49
1:D:2274:ASP:C	1:D:2277:ALA:HB3	2.32	0.49
1:D:3795:SER:CB	1:D:3880:PHE:CD2	2.95	0.49
1:D:3893:GLU:O	1:D:3895:HIS:N	2.40	0.49
1:D:5021:PHE:C	1:D:5022:PHE:O	2.28	0.49
1:D:5031:GLN:NE2	1:D:5032:TYR:CE1	2.81	0.49
1:A:341:TYR:C	1:A:343:GLU:H	2.14	0.49
1:A:3819:TYR:CD1	1:A:3819:TYR:C	2.85	0.49
1:A:3951:PHE:CD1	1:A:3951:PHE:C	2.85	0.49
1:A:4773:VAL:O	1:A:4774:LYS:C	2.47	0.49
1:B:229:GLU:HA	1:B:248:GLU:O	2.13	0.49
1:B:488:LEU:O	1:B:491:ILE:CB	2.61	0.49
1:B:1563:GLN:C	1:B:1564:PHE:CD1	2.85	0.49
1:B:4243:PHE:CD1	1:B:4243:PHE:C	2.85	0.49
1:B:4856:PHE:CD1	1:B:4856:PHE:C	2.86	0.49
1:C:1621:GLY:HA2	1:C:1628:VAL:CB	2.43	0.49
1:C:2592:GLY:N	1:C:2595:LEU:H	1.96	0.49
1:C:2920:ARG:HA	1:C:2923:ALA:HB3	1.92	0.49
1:C:4125:PHE:HA	1:C:4128:PHE:HB2	1.92	0.49
1:C:4768:LEU:CD1	1:C:4769:MET:N	2.73	0.49
1:D:1133:HIS:N	1:D:1135:GLY:N	2.60	0.49
1:D:2110:TYR:C	1:D:2110:TYR:CD1	2.85	0.49
1:D:2239:PHE:CD1	1:D:2239:PHE:C	2.85	0.49
1:D:3887:PHE:CD1	1:D:3887:PHE:C	2.85	0.49
1:D:4110:PHE:C	1:D:4110:PHE:CD1	2.85	0.49
1:D:4991:PHE:C	1:D:4991:PHE:CD1	2.85	0.49
1:A:2509:VAL:C	1:A:2510:TYR:CG	2.85	0.49
1:A:3894:GLY:C	1:A:3895:HIS:CD2	2.85	0.49
1:A:3934:TYR:CD1	1:A:3934:TYR:C	2.85	0.49

Continued on next page...

Continued from previous page...

Atom-1	Atom-2	Interatomic distance (Å)	Clash overlap (Å)
1:A:4243:PHE:HD1	1:A:4243:PHE:C	2.15	0.49
1:A:4918:ILE:CG2	1:A:4919:THR:N	2.75	0.49
1:B:593:HIS:HA	1:B:1597:VAL:CB	2.41	0.49
1:B:1287:LEU:CB	1:B:1288:PHE:CA	2.90	0.49
1:B:1287:LEU:CB	1:B:1288:PHE:HA	2.42	0.49
1:B:1679:ASN:O	1:B:1681:VAL:N	2.45	0.49
1:B:4141:PHE:CA	1:B:4174:PHE:CD2	2.68	0.49
1:B:4141:PHE:CD1	1:B:4141:PHE:C	2.85	0.49
1:C:2765:LYS:O	1:C:2769:ASP:N	2.41	0.49
1:C:4671:PHE:CD1	1:C:4671:PHE:C	2.85	0.49
1:C:4803:HIS:HD2	1:C:4804:TYR:N	2.09	0.49
1:C:5014:TYR:C	1:C:5014:TYR:CD1	2.85	0.49
1:D:17:ASP:CA	1:D:69:LEU:O	2.60	0.49
1:D:132:ALA:C	1:D:133:PHE:CD1	2.85	0.49
1:D:1287:LEU:CB	1:D:1288:PHE:HA	2.42	0.49
1:A:488:LEU:O	1:A:491:ILE:CB	2.61	0.49
1:A:4093:PHE:CD1	1:A:4093:PHE:C	2.86	0.49
1:A:4110:PHE:C	1:A:4110:PHE:CD1	2.85	0.49
1:A:5009:TYR:CD1	1:A:5009:TYR:C	2.85	0.49
1:B:1226:PHE:N	1:B:1226:PHE:CD1	2.81	0.49
1:B:1708:ARG:HG2	1:B:1712:TYR:CD2	2.46	0.49
1:B:4110:PHE:CD1	1:B:4110:PHE:C	2.85	0.49
1:B:4184:MET:CA	1:B:5021:PHE:O	2.46	0.49
1:B:4208:PRO:CG	1:B:4209:GLN:H	2.24	0.49
1:B:4791:TYR:C	1:B:4791:TYR:CD1	2.85	0.49
1:B:4888:TYR:CD1	1:B:4888:TYR:C	2.85	0.49
1:B:4930:ALA:HB3	1:C:4936:ILE:CD1	2.39	0.49
1:C:229:GLU:HA	1:C:248:GLU:O	2.13	0.49
1:C:1276:THR:CB	1:C:1563:GLN:CA	2.87	0.49
1:C:3828:PHE:CD1	1:C:3828:PHE:C	2.86	0.49
1:C:4847:VAL:HG13	1:C:4848:VAL:N	2.26	0.49
1:C:4930:ALA:CB	1:D:4936:ILE:HD13	2.42	0.49
1:C:4982:GLU:CB	1:C:4983:HIS:C	2.81	0.49
1:C:5021:PHE:CG	1:C:5022:PHE:N	2.81	0.49
1:D:2105:TRP:CE3	1:D:2105:TRP:C	2.85	0.49
1:D:2509:VAL:C	1:D:2510:TYR:CG	2.85	0.49
1:D:3062:PRO:HA	1:D:3063:ALA:C	2.33	0.49
1:D:4644:TRP:HE3	1:D:4645:CYS:CA	2.26	0.49
1:D:4791:TYR:C	1:D:4791:TYR:CD1	2.85	0.49
1:D:4794:TRP:CE3	1:D:4795:TYR:CA	2.95	0.49
1:D:4856:PHE:CD1	1:D:4856:PHE:C	2.86	0.49

Continued on next page...

Continued from previous page...

Atom-1	Atom-2	Interatomic distance (Å)	Clash overlap (Å)
1:D:4982:GLU:CB	1:D:4983:HIS:C	2.81	0.49
1:A:639:ASN:CA	1:A:1634:LEU:O	2.42	0.49
1:A:2192:TYR:O	1:A:2193:GLN:CB	2.59	0.49
1:A:4061:PHE:CD1	1:A:4061:PHE:C	2.85	0.49
1:A:4180:ARG:CA	1:A:4181:ILE:HB	2.43	0.49
1:A:4968:PHE:HD2	1:A:4978:HIS:HB2	1.71	0.49
1:A:5014:TYR:CD1	1:A:5014:TYR:C	2.85	0.49
1:B:132:ALA:C	1:B:133:PHE:CD1	2.85	0.49
1:B:1124:PHE:CD1	1:B:1124:PHE:C	2.86	0.49
1:B:2105:TRP:CE3	1:B:2105:TRP:C	2.85	0.49
1:B:3795:SER:CB	1:B:3880:PHE:CD2	2.95	0.49
1:B:4671:PHE:CD1	1:B:4671:PHE:C	2.85	0.49
1:B:4851:TYR:HA	1:B:4854:VAL:CG2	2.43	0.49
1:B:4982:GLU:CB	1:B:4983:HIS:C	2.81	0.49
1:C:404:ILE:CB	1:C:478:PHE:HE1	2.22	0.49
1:C:2239:PHE:CD1	1:C:2239:PHE:C	2.85	0.49
1:C:2463:LEU:N	1:C:2464:ASP:CA	2.74	0.49
1:C:3062:PRO:HA	1:C:3063:ALA:C	2.33	0.49
1:C:4908:GLU:CB	1:C:4909:TYR:HB2	2.42	0.49
1:C:4923:PHE:CD1	1:C:4923:PHE:C	2.86	0.49
1:C:4994:TYR:CD1	1:C:4994:TYR:C	2.86	0.49
1:D:173:SER:HA	1:D:174:VAL:CB	2.43	0.49
1:D:3951:PHE:CD1	1:D:3951:PHE:C	2.85	0.49
1:D:4146:LEU:HD23	1:D:4147:LEU:N	2.27	0.49
1:D:5009:TYR:C	1:D:5009:TYR:CD1	2.85	0.49
1:D:5021:PHE:CG	1:D:5022:PHE:N	2.81	0.49
1:A:451:TYR:CD1	1:A:451:TYR:C	2.85	0.49
1:A:4193:ILE:CG2	1:A:4194:TYR:N	2.76	0.49
1:A:4197:ILE:CD1	1:A:4990:PHE:CG	2.95	0.49
1:A:4237:PHE:CD1	1:A:4237:PHE:C	2.85	0.49
1:A:4768:LEU:CD1	1:A:4770:SER:N	2.73	0.49
1:A:4928:LEU:CA	1:A:4931:ILE:HD13	2.42	0.49
1:B:173:SER:HA	1:B:174:VAL:CB	2.43	0.49
1:B:501:ALA:HB1	1:B:505:GLU:CA	2.43	0.49
1:B:2110:TYR:CD1	1:B:2110:TYR:C	2.85	0.49
1:B:2505:PHE:C	1:B:2505:PHE:CD1	2.86	0.49
1:B:3828:PHE:C	1:B:3828:PHE:CD1	2.86	0.49
1:B:3934:TYR:CD1	1:B:3934:TYR:C	2.85	0.49
1:C:1124:PHE:CD1	1:C:1124:PHE:C	2.86	0.49
1:C:1163:THR:CA	1:C:1168:VAL:HA	2.37	0.49
1:C:3765:TYR:C	1:C:3765:TYR:CD1	2.85	0.49

Continued on next page...

Continued from previous page...

Atom-1	Atom-2	Interatomic distance (Å)	Clash overlap (Å)
1:C:4851:TYR:O	1:C:4854:VAL:CG2	2.56	0.49
1:D:488:LEU:O	1:D:491:ILE:CB	2.61	0.49
1:D:3904:ARG:O	1:D:3905:THR:CB	2.60	0.49
1:D:3934:TYR:CD1	1:D:3934:TYR:C	2.85	0.49
1:D:4918:ILE:CG2	1:D:4919:THR:N	2.75	0.49
1:D:4932:ILE:CG2	1:D:4933:GLN:N	2.75	0.49
1:D:5014:TYR:CD1	1:D:5014:TYR:C	2.85	0.49
1:A:989:ALA:O	1:A:993:HIS:N	2.40	0.49
1:A:1563:GLN:C	1:A:1564:PHE:CD1	2.85	0.49
1:A:2110:TYR:C	1:A:2110:TYR:CD1	2.85	0.49
1:A:4131:ARG:C	1:A:4132:PHE:CD1	2.86	0.49
1:A:4715:TYR:CE1	1:A:4717:ASP:CB	2.93	0.49
1:A:4851:TYR:HA	1:A:4854:VAL:CG2	2.43	0.49
1:A:4923:PHE:C	1:A:4923:PHE:CD1	2.86	0.49
1:A:4954:MET:HE3	1:A:4954:MET:C	2.32	0.49
1:B:538:ALA:O	1:B:539:LEU:C	2.51	0.49
1:B:3699:HIS:O	1:B:3700:GLN:C	2.51	0.49
1:B:4243:PHE:HD1	1:B:4243:PHE:C	2.15	0.49
1:B:4923:PHE:CD1	1:B:4923:PHE:C	2.86	0.49
1:B:5021:PHE:CE1	1:B:5022:PHE:CE1	3.01	0.49
1:C:608:VAL:CA	1:C:613:ALA:CB	2.85	0.49
1:C:4243:PHE:HD1	1:C:4243:PHE:C	2.15	0.49
1:C:4665:LYS:O	1:C:4669:VAL:HG23	2.12	0.49
1:C:4794:TRP:CE3	1:C:4795:TYR:CA	2.95	0.49
1:D:1564:PHE:N	1:D:1564:PHE:HD1	2.10	0.49
1:D:1638:ALA:CB	1:D:1649:ASP:N	2.73	0.49
1:D:2505:PHE:C	1:D:2505:PHE:CD1	2.86	0.49
1:D:4131:ARG:C	1:D:4132:PHE:CD1	2.86	0.49
1:D:4193:ILE:CG2	1:D:4194:TYR:N	2.76	0.49
1:D:4243:PHE:C	1:D:4243:PHE:CD1	2.85	0.49
1:D:4832:HIS:ND1	1:D:4833:ASN:N	2.60	0.49
1:D:4848:VAL:HG13	1:D:4849:TYR:N	2.28	0.49
1:D:4994:TYR:CD1	1:D:4994:TYR:C	2.86	0.49
1:A:501:ALA:HB1	1:A:505:GLU:CA	2.43	0.48
1:A:3699:HIS:O	1:A:3700:GLN:C	2.51	0.48
1:A:4888:TYR:C	1:A:4888:TYR:CD1	2.85	0.48
1:B:38:ALA:HB1	1:B:64:ILE:C	2.18	0.48
1:B:3833:GLN:CA	1:B:3833:GLN:NE2	2.73	0.48
1:B:4559:PHE:CD1	1:B:4559:PHE:C	2.85	0.48
1:C:500:ALA:HB1	1:C:515:TRP:CZ3	2.43	0.48
1:C:1287:LEU:CB	1:C:1288:PHE:CA	2.90	0.48

Continued on next page...

Continued from previous page...

Atom-1	Atom-2	Interatomic distance (Å)	Clash overlap (Å)
1:C:3904:ARG:O	1:C:3905:THR:CB	2.60	0.48
1:C:4146:LEU:HD23	1:C:4147:LEU:N	2.27	0.48
1:C:4234:PHE:CD1	1:C:4234:PHE:C	2.85	0.48
1:C:4928:LEU:CA	1:C:4931:ILE:HD13	2.42	0.48
1:D:4928:LEU:CA	1:D:4931:ILE:HD13	2.42	0.48
1:A:219:VAL:CB	1:A:261:ARG:CA	2.89	0.48
1:A:1515:VAL:CB	1:A:1529:PHE:C	2.77	0.48
1:A:1679:ASN:C	1:A:1681:VAL:N	2.66	0.48
1:A:2505:PHE:CD1	1:A:2505:PHE:C	2.86	0.48
1:A:4944:ARG:CZ	1:D:4942:GLU:CB	2.91	0.48
1:B:1515:VAL:CB	1:B:1529:PHE:C	2.77	0.48
1:B:2278:ALA:C	1:B:2280:VAL:N	2.66	0.48
1:B:2557:ALA:O	1:B:2561:LEU:N	2.45	0.48
1:B:2770:LYS:O	1:B:2775:TRP:CB	2.60	0.48
1:B:4668:LEU:HD12	1:B:4668:LEU:C	2.30	0.48
1:C:501:ALA:HB1	1:C:505:GLU:CA	2.43	0.48
1:C:1803:PRO:O	1:C:1806:ALA:CB	2.60	0.48
1:C:4651:THR:OG1	1:C:4799:SER:OG	2.28	0.48
1:C:5021:PHE:CZ	1:C:5022:PHE:CE1	3.02	0.48
1:D:123:THR:O	1:D:133:PHE:HB3	2.14	0.48
1:D:341:TYR:C	1:D:343:GLU:H	2.14	0.48
1:D:422:SER:N	1:D:423:GLY:CA	2.71	0.48
1:D:1226:PHE:N	1:D:1226:PHE:CD1	2.81	0.48
1:D:3828:PHE:C	1:D:3828:PHE:CD1	2.86	0.48
1:D:4725:LEU:O	1:D:4728:HIS:O	2.30	0.48
1:A:173:SER:HA	1:A:174:VAL:CB	2.43	0.48
1:A:2240:CYS:O	1:A:2241:ARG:C	2.52	0.48
1:B:3934:TYR:CE1	1:B:3935:TRP:HZ3	2.19	0.48
1:B:5009:TYR:CD1	1:B:5009:TYR:C	2.85	0.48
1:B:5021:PHE:CZ	1:B:5022:PHE:CE1	3.02	0.48
1:C:123:THR:O	1:C:133:PHE:HB3	2.14	0.48
1:C:439:GLU:N	1:C:442:ILE:H	2.11	0.48
1:C:4791:TYR:CD1	1:C:4791:TYR:C	2.85	0.48
1:C:4821:LYS:HA	1:C:4824:ARG:CB	2.44	0.48
1:D:2200:ALA:O	1:D:2201:LEU:C	2.50	0.48
1:D:4715:TYR:O	1:D:4716:TRP:CG	2.66	0.48
1:D:4833:ASN:HD21	1:D:4939:ALA:CB	2.21	0.48
1:A:17:ASP:CA	1:A:69:LEU:O	2.60	0.48
1:A:439:GLU:N	1:A:442:ILE:H	2.11	0.48
1:A:3904:ARG:O	1:A:3905:THR:CB	2.60	0.48
1:A:4670:ILE:O	1:A:4670:ILE:HD12	2.13	0.48

Continued on next page...

Continued from previous page...

Atom-1	Atom-2	Interatomic distance (Å)	Clash overlap (Å)
1:A:4806:ASN:N	1:A:4806:ASN:ND2	2.60	0.48
1:B:1621:GLY:HA2	1:B:1628:VAL:CB	2.43	0.48
1:B:2453:ILE:N	1:B:2456:ILE:H	2.11	0.48
1:B:2765:LYS:O	1:B:2769:ASP:N	2.41	0.48
1:B:4670:ILE:HD12	1:B:4670:ILE:O	2.13	0.48
1:B:4818:MET:HA	1:B:4819:GLY:HA3	1.54	0.48
1:B:4861:LYS:O	1:B:4862:PHE:HB2	2.14	0.48
1:C:1226:PHE:N	1:C:1226:PHE:CD1	2.81	0.48
1:C:4857:ASN:O	1:C:4858:PHE:HD1	1.87	0.48
1:C:4861:LYS:O	1:C:4862:PHE:HB2	2.14	0.48
1:C:5021:PHE:CE1	1:C:5022:PHE:CE1	3.01	0.48
1:D:4195:PHE:CZ	1:D:4991:PHE:CA	2.96	0.48
1:D:4928:LEU:HA	1:D:4931:ILE:HD13	1.92	0.48
1:A:635:THR:CB	1:A:1639:LEU:CB	2.92	0.48
1:A:1226:PHE:N	1:A:1226:PHE:CD1	2.81	0.48
1:A:2239:PHE:CD1	1:A:2239:PHE:C	2.85	0.48
1:A:4150:LEU:HD12	1:A:4150:LEU:C	2.29	0.48
1:A:4668:LEU:HD12	1:A:4668:LEU:C	2.30	0.48
1:A:4960:ILE:CA	1:A:4961:CYS:CB	2.92	0.48
1:B:451:TYR:CD1	1:B:451:TYR:C	2.85	0.48
1:B:4575:PHE:CD1	1:B:4575:PHE:C	2.85	0.48
1:B:4715:TYR:O	1:B:4716:TRP:CG	2.66	0.48
1:B:4821:LYS:HA	1:B:4824:ARG:CB	2.44	0.48
1:B:5021:PHE:CG	1:B:5022:PHE:N	2.81	0.48
1:B:5021:PHE:C	1:B:5022:PHE:O	2.28	0.48
1:C:2505:PHE:CD1	1:C:2505:PHE:C	2.86	0.48
1:C:4877:ASP:CB	1:C:4881:THR:OG1	2.62	0.48
1:C:4885:PHE:CZ	1:C:4889:VAL:CG1	2.89	0.48
1:C:5032:TYR:HA	1:C:5033:GLU:HB3	1.95	0.48
1:D:500:ALA:HB1	1:D:515:TRP:CZ3	2.43	0.48
1:D:1272:LEU:N	1:D:1273:ALA:CB	2.73	0.48
1:D:2125:HIS:CB	1:D:3725:TYR:OH	2.59	0.48
1:D:2572:THR:O	1:D:2575:ARG:CB	2.62	0.48
1:D:4651:THR:HA	1:D:4799:SER:OG	2.14	0.48
1:D:4861:LYS:O	1:D:4862:PHE:HB2	2.14	0.48
1:D:5021:PHE:CZ	1:D:5022:PHE:CE1	3.02	0.48
1:A:2531:ARG:O	1:A:2532:ALA:C	2.52	0.48
1:B:635:THR:CB	1:B:1639:LEU:CB	2.92	0.48
1:B:4925:ILE:CD1	1:B:4925:ILE:H	2.18	0.48
1:B:5031:GLN:NE2	1:B:5032:TYR:CE1	2.81	0.48
1:C:635:THR:CB	1:C:1639:LEU:CB	2.92	0.48

Continued on next page...

Continued from previous page...

Atom-1	Atom-2	Interatomic distance (Å)	Clash overlap (Å)
1:C:1272:LEU:N	1:C:1273:ALA:CB	2.73	0.48
1:C:4180:ARG:CA	1:C:4181:ILE:HB	2.43	0.48
1:C:4651:THR:HA	1:C:4799:SER:OG	2.14	0.48
1:D:538:ALA:O	1:D:539:LEU:C	2.51	0.48
1:D:1287:LEU:CB	1:D:1288:PHE:CA	2.90	0.48
1:D:1621:GLY:HA2	1:D:1628:VAL:CB	2.43	0.48
1:D:3699:HIS:O	1:D:3700:GLN:C	2.51	0.48
1:D:4104:THR:O	1:D:4108:ILE:N	2.42	0.48
1:D:4968:PHE:HD2	1:D:4978:HIS:HB2	1.71	0.48
1:A:4173:TYR:CD2	1:A:4174:PHE:CD1	3.01	0.48
1:A:4667:PRO:HA	1:A:4670:ILE:HG22	1.95	0.48
1:B:701:GLY:HA2	1:B:1645:ASN:CB	2.44	0.48
1:B:2546:MET:O	1:B:2549:ALA:HB3	2.14	0.48
1:B:3062:PRO:HA	1:B:3063:ALA:C	2.33	0.48
1:C:1679:ASN:C	1:C:1681:VAL:N	2.66	0.48
1:C:4851:TYR:HA	1:C:4854:VAL:CG2	2.43	0.48
1:D:4093:PHE:CD1	1:D:4093:PHE:C	2.86	0.48
1:D:4877:ASP:CB	1:D:4881:THR:OG1	2.62	0.48
1:A:3062:PRO:HA	1:A:3063:ALA:C	2.33	0.48
1:A:4715:TYR:O	1:A:4716:TRP:CG	2.66	0.48
1:A:4861:LYS:O	1:A:4862:PHE:HB2	2.14	0.48
1:A:4982:GLU:CB	1:A:4983:HIS:C	2.81	0.48
1:A:5021:PHE:CG	1:A:5022:PHE:N	2.81	0.48
1:B:439:GLU:N	1:B:442:ILE:H	2.11	0.48
1:B:668:VAL:O	1:B:740:PRO:HA	2.14	0.48
1:B:4180:ARG:CA	1:B:4181:ILE:HB	2.43	0.48
1:C:4181:ILE:HG13	1:C:4194:TYR:HA	1.89	0.48
1:C:4918:ILE:CG2	1:C:4919:THR:N	2.75	0.48
1:C:4960:ILE:CA	1:C:4961:CYS:CB	2.92	0.48
1:D:1164:LEU:O	1:D:1166:GLY:N	2.47	0.48
1:D:1515:VAL:CB	1:D:1529:PHE:C	2.77	0.48
1:D:4818:MET:HA	1:D:4819:GLY:HA3	1.54	0.48
1:A:72:SER:HA	1:A:106:ALA:H	1.79	0.48
1:A:1638:ALA:CB	1:A:1649:ASP:N	2.73	0.48
1:A:2200:ALA:O	1:A:2201:LEU:C	2.50	0.48
1:A:2546:MET:O	1:A:2549:ALA:HB3	2.14	0.48
1:A:4933:GLN:O	1:A:4937:ILE:HB	2.14	0.48
1:A:5032:TYR:HA	1:A:5033:GLU:HB3	1.95	0.48
1:B:123:THR:O	1:B:133:PHE:HB3	2.14	0.48
1:B:1164:LEU:O	1:B:1166:GLY:N	2.47	0.48
1:B:2240:CYS:O	1:B:2241:ARG:C	2.52	0.48

Continued on next page...

Continued from previous page...

Atom-1	Atom-2	Interatomic distance (Å)	Clash overlap (Å)
1:B:2274:ASP:C	1:B:2277:ALA:HB3	2.32	0.48
1:B:4922:PHE:O	1:B:4926:VAL:CG1	2.62	0.48
1:C:173:SER:HA	1:C:174:VAL:CB	2.43	0.48
1:C:422:SER:N	1:C:423:GLY:CA	2.72	0.48
1:C:2572:THR:O	1:C:2575:ARG:CB	2.62	0.48
1:C:4948:GLU:OE1	1:C:4949:GLN:HA	2.13	0.48
1:D:1718:ILE:HA	1:D:1720:LEU:CB	2.44	0.48
1:D:3962:PHE:HE2	1:D:4023:MET:N	2.05	0.48
1:D:4670:ILE:O	1:D:4670:ILE:HD12	2.13	0.48
1:A:500:ALA:CB	1:A:515:TRP:HH2	2.21	0.48
1:A:3415:TYR:O	1:A:3419:ASN:CB	2.62	0.48
1:A:4922:PHE:O	1:A:4926:VAL:CG1	2.62	0.48
1:A:4936:ILE:HG23	1:A:4937:ILE:H	1.74	0.48
1:A:4954:MET:CE	1:A:4955:GLU:N	2.76	0.48
1:B:1094:ALA:HA	1:B:1200:GLY:HA3	1.96	0.48
1:B:1237:TRP:CA	1:B:1611:HIS:CB	2.87	0.48
1:B:4146:LEU:HD23	1:B:4147:LEU:N	2.27	0.48
1:B:4960:ILE:CA	1:B:4961:CYS:CB	2.92	0.48
1:C:72:SER:HA	1:C:106:ALA:H	1.79	0.48
1:C:4667:PRO:HA	1:C:4670:ILE:HG22	1.95	0.48
1:C:4823:LEU:HD22	1:C:4823:LEU:C	2.33	0.48
1:C:4848:VAL:HG13	1:C:4849:TYR:N	2.28	0.48
1:C:4933:GLN:O	1:C:4937:ILE:HB	2.14	0.48
1:D:439:GLU:N	1:D:442:ILE:H	2.11	0.48
1:D:501:ALA:HB1	1:D:505:GLU:CA	2.43	0.48
1:D:608:VAL:CA	1:D:613:ALA:CB	2.85	0.48
1:D:701:GLY:HA2	1:D:1645:ASN:CB	2.44	0.48
1:D:4181:ILE:CG2	1:D:4182:GLU:N	2.68	0.48
1:D:4667:PRO:HA	1:D:4670:ILE:HG22	1.95	0.48
1:D:4925:ILE:CD1	1:D:4925:ILE:H	2.18	0.48
1:A:123:THR:O	1:A:133:PHE:HB3	2.14	0.47
1:A:668:VAL:O	1:A:740:PRO:HA	2.14	0.47
1:A:1164:LEU:O	1:A:1166:GLY:N	2.47	0.47
1:A:4930:ALA:HB3	1:B:4936:ILE:CD1	2.24	0.47
1:A:4966:ASP:CA	1:A:4969:ASP:CB	2.92	0.47
1:B:72:SER:HA	1:B:106:ALA:H	1.79	0.47
1:B:1803:PRO:O	1:B:1806:ALA:CB	2.60	0.47
1:B:4104:THR:O	1:B:4108:ILE:N	2.42	0.47
1:C:245:VAL:C	1:C:247:TYR:H	2.05	0.47
1:C:2149:VAL:O	1:C:2150:GLU:C	2.51	0.47
1:C:4173:TYR:CD2	1:C:4174:PHE:CD1	3.01	0.47

Continued on next page...

Continued from previous page...

Atom-1	Atom-2	Interatomic distance (Å)	Clash overlap (Å)
1:C:4653:VAL:C	1:C:4657:CYS:HG	2.01	0.47
1:C:4670:ILE:HD12	1:C:4670:ILE:O	2.13	0.47
1:C:4715:TYR:O	1:C:4716:TRP:CG	2.66	0.47
1:C:4720:VAL:HG13	1:C:4721:LYS:N	2.29	0.47
1:D:634:GLN:C	1:D:1639:LEU:CB	2.81	0.47
1:D:635:THR:CB	1:D:1639:LEU:CB	2.92	0.47
1:D:2149:VAL:O	1:D:2150:GLU:C	2.51	0.47
1:D:2546:MET:O	1:D:2549:ALA:HB3	2.14	0.47
1:D:3766:GLN:CB	1:D:3769:ARG:NH2	2.77	0.47
1:D:4720:VAL:HG13	1:D:4721:LYS:N	2.29	0.47
1:D:4851:TYR:HA	1:D:4854:VAL:CG2	2.43	0.47
1:A:2453:ILE:N	1:A:2456:ILE:H	2.12	0.47
1:A:4818:MET:HA	1:A:4819:GLY:HA3	1.54	0.47
1:A:4914:VAL:HG23	1:B:4888:TYR:CE2	2.45	0.47
1:B:2125:HIS:CB	1:B:3725:TYR:OH	2.59	0.47
1:B:3766:GLN:CB	1:B:3769:ARG:NH2	2.77	0.47
1:B:4093:PHE:C	1:B:4093:PHE:CD1	2.86	0.47
1:B:4193:ILE:CG2	1:B:4194:TYR:N	2.76	0.47
1:C:1124:PHE:HE2	1:C:1162:PHE:HD2	1.61	0.47
1:C:2240:CYS:O	1:C:2241:ARG:C	2.52	0.47
1:C:3766:GLN:CB	1:C:3769:ARG:NH2	2.77	0.47
1:D:1094:ALA:HA	1:D:1200:GLY:HA3	1.96	0.47
1:D:2168:VAL:HA	1:D:2169:GLN:CB	2.44	0.47
1:D:2240:CYS:O	1:D:2241:ARG:C	2.52	0.47
1:D:2278:ALA:C	1:D:2280:VAL:N	2.66	0.47
1:D:2453:ILE:N	1:D:2456:ILE:H	2.12	0.47
1:D:2557:ALA:O	1:D:2561:LEU:N	2.45	0.47
1:A:788:LYS:CB	1:A:1629:GLN:HA	2.39	0.47
1:A:2274:ASP:C	1:A:2277:ALA:HB3	2.32	0.47
1:A:4848:VAL:HG13	1:A:4849:TYR:N	2.28	0.47
1:B:1133:HIS:N	1:B:1135:GLY:N	2.60	0.47
1:B:1718:ILE:HA	1:B:1720:LEU:CB	2.44	0.47
1:B:2572:THR:O	1:B:2575:ARG:CB	2.62	0.47
1:B:4644:TRP:HE3	1:B:4645:CYS:CA	2.26	0.47
1:B:4954:MET:C	1:B:4954:MET:SD	2.93	0.47
1:C:668:VAL:O	1:C:740:PRO:HA	2.14	0.47
1:C:701:GLY:HA2	1:C:1645:ASN:CB	2.44	0.47
1:C:2168:VAL:HA	1:C:2169:GLN:CB	2.44	0.47
1:C:3699:HIS:C	1:C:3701:LEU:N	2.66	0.47
1:C:4922:PHE:O	1:C:4926:VAL:CG1	2.62	0.47
1:D:72:SER:HA	1:D:106:ALA:H	1.79	0.47

Continued on next page...

Continued from previous page...

Atom-1	Atom-2	Interatomic distance (Å)	Clash overlap (Å)
1:D:546:TRP:CZ3	1:D:547:VAL:HA	2.49	0.47
1:D:1679:ASN:C	1:D:1681:VAL:N	2.66	0.47
1:D:4823:LEU:HD22	1:D:4823:LEU:C	2.33	0.47
1:D:4966:ASP:CA	1:D:4969:ASP:CB	2.92	0.47
1:A:229:GLU:HA	1:A:249:GLY:HA2	1.97	0.47
1:A:4922:PHE:O	1:A:4926:VAL:HG11	2.14	0.47
1:A:5021:PHE:CZ	1:A:5022:PHE:CE1	3.02	0.47
1:B:229:GLU:HA	1:B:249:GLY:HA2	1.97	0.47
1:B:2168:VAL:HA	1:B:2169:GLN:CB	2.44	0.47
1:B:2531:ARG:O	1:B:2532:ALA:C	2.52	0.47
1:B:4182:GLU:OE1	1:B:4988:TYR:HB2	2.14	0.47
1:B:4720:VAL:HG13	1:B:4721:LYS:N	2.29	0.47
1:B:4848:VAL:HG13	1:B:4849:TYR:N	2.28	0.47
1:B:4922:PHE:O	1:B:4926:VAL:HG11	2.14	0.47
1:C:2453:ILE:N	1:C:2456:ILE:H	2.12	0.47
1:C:4093:PHE:CD1	1:C:4093:PHE:C	2.86	0.47
1:C:4966:ASP:CA	1:C:4969:ASP:CB	2.92	0.47
1:D:668:VAL:O	1:D:740:PRO:HA	2.14	0.47
1:D:789:VAL:N	1:D:1628:VAL:O	2.46	0.47
1:D:4638:TYR:O	1:D:4641:PRO:HD2	2.14	0.47
1:D:4922:PHE:O	1:D:4926:VAL:HG11	2.14	0.47
1:D:4922:PHE:O	1:D:4926:VAL:CG1	2.62	0.47
1:D:4960:ILE:CA	1:D:4961:CYS:CB	2.92	0.47
1:A:1094:ALA:HA	1:A:1200:GLY:HA3	1.96	0.47
1:A:4651:THR:HA	1:A:4799:SER:OG	2.14	0.47
1:A:4823:LEU:HD22	1:A:4823:LEU:C	2.33	0.47
1:B:341:TYR:C	1:B:343:GLU:N	2.68	0.47
1:B:4966:ASP:CA	1:B:4969:ASP:CB	2.92	0.47
1:C:354:GLY:O	1:C:380:GLN:CB	2.62	0.47
1:C:989:ALA:O	1:C:993:HIS:N	2.40	0.47
1:C:1164:LEU:O	1:C:1166:GLY:N	2.47	0.47
1:C:3795:SER:CB	1:C:3880:PHE:CE2	2.98	0.47
1:C:4687:TYR:N	1:C:4692:PRO:CD	2.61	0.47
1:D:229:GLU:HA	1:D:249:GLY:HA2	1.97	0.47
1:D:2044:ILE:O	1:D:2047:GLU:CB	2.63	0.47
1:D:3415:TYR:O	1:D:3419:ASN:CB	2.62	0.47
1:D:4180:ARG:CA	1:D:4181:ILE:HB	2.43	0.47
1:D:4821:LYS:HA	1:D:4824:ARG:CB	2.44	0.47
1:A:354:GLY:O	1:A:380:GLN:CB	2.62	0.47
1:A:3935:TRP:HE1	1:D:77:ALA:HA	1.57	0.47
1:A:4885:PHE:CZ	1:A:4889:VAL:CG1	2.89	0.47

Continued on next page...

Continued from previous page...

Atom-1	Atom-2	Interatomic distance (Å)	Clash overlap (Å)
1:A:4947:GLN:OE1	1:A:4948:GLU:N	2.47	0.47
1:A:5021:PHE:C	1:A:5022:PHE:O	2.28	0.47
1:B:546:TRP:CZ3	1:B:547:VAL:HA	2.49	0.47
1:B:4667:PRO:HA	1:B:4670:ILE:HG22	1.95	0.47
1:B:4806:ASN:N	1:B:4806:ASN:ND2	2.60	0.47
1:B:4877:ASP:CB	1:B:4881:THR:OG1	2.62	0.47
1:B:4922:PHE:CD1	1:B:4922:PHE:C	2.88	0.47
1:C:546:TRP:CZ3	1:C:547:VAL:HA	2.49	0.47
1:C:4193:ILE:CG2	1:C:4194:TYR:N	2.76	0.47
1:D:354:GLY:O	1:D:380:GLN:CB	2.62	0.47
1:D:488:LEU:CB	1:D:491:ILE:CB	2.92	0.47
1:D:3699:HIS:C	1:D:3701:LEU:N	2.66	0.47
1:D:4180:ARG:H	1:D:4181:ILE:HG12	1.79	0.47
1:D:4559:PHE:HD1	1:D:4560:TYR:N	2.12	0.47
1:D:4908:GLU:CB	1:D:4909:TYR:C	2.83	0.47
1:D:5032:TYR:HA	1:D:5033:GLU:HB3	1.95	0.47
1:A:103:TYR:HA	1:A:104:GLY:HA2	1.62	0.47
1:A:488:LEU:CB	1:A:491:ILE:CB	2.92	0.47
1:A:2044:ILE:O	1:A:2047:GLU:CB	2.63	0.47
1:A:2168:VAL:HA	1:A:2169:GLN:CB	2.44	0.47
1:A:2572:THR:O	1:A:2575:ARG:CB	2.62	0.47
1:A:4182:GLU:OE1	1:A:4988:TYR:CB	2.62	0.47
1:A:4821:LYS:HA	1:A:4824:ARG:CB	2.44	0.47
1:A:4877:ASP:CB	1:A:4881:THR:OG1	2.62	0.47
1:A:4954:MET:C	1:A:4954:MET:SD	2.93	0.47
1:A:4978:HIS:C	1:A:4978:HIS:CD2	2.88	0.47
1:A:5021:PHE:CE1	1:A:5022:PHE:CE1	3.01	0.47
1:B:180:LEU:HA	1:B:181:HIS:HA	1.60	0.47
1:B:500:ALA:HB1	1:B:515:TRP:CZ3	2.43	0.47
1:B:836:GLY:O	1:B:837:PRO:C	2.53	0.47
1:B:1643:GLU:N	1:B:1644:GLU:CA	2.77	0.47
1:B:3415:TYR:O	1:B:3419:ASN:CB	2.62	0.47
1:B:4651:THR:HA	1:B:4799:SER:OG	2.14	0.47
1:C:341:TYR:C	1:C:343:GLU:N	2.68	0.47
1:C:1133:HIS:N	1:C:1135:GLY:N	2.60	0.47
1:C:1638:ALA:CB	1:C:1649:ASP:N	2.73	0.47
1:C:2591:ARG:HA	1:C:2592:GLY:HA3	1.58	0.47
1:C:3699:HIS:O	1:C:3700:GLN:C	2.51	0.47
1:C:4559:PHE:HD1	1:C:4560:TYR:N	2.12	0.47
1:C:4908:GLU:CB	1:C:4909:TYR:C	2.83	0.47
1:C:4922:PHE:O	1:C:4926:VAL:HG11	2.14	0.47

Continued on next page...

Continued from previous page...

Atom-1	Atom-2	Interatomic distance (Å)	Clash overlap (Å)
1:C:4971:THR:HG21	1:C:4974:GLY:HA3	1.87	0.47
1:C:4978:HIS:C	1:C:4978:HIS:CD2	2.88	0.47
1:D:218:HIS:N	1:D:219:VAL:HA	2.30	0.47
1:D:229:GLU:HA	1:D:248:GLU:O	2.13	0.47
1:D:340:LYS:O	1:D:343:GLU:O	2.33	0.47
1:D:1643:GLU:N	1:D:1644:GLU:CA	2.77	0.47
1:D:4954:MET:C	1:D:4954:MET:SD	2.93	0.47
1:A:701:GLY:HA2	1:A:1645:ASN:CB	2.44	0.47
1:A:788:LYS:CA	1:A:1629:GLN:CA	2.82	0.47
1:A:1643:GLU:N	1:A:1644:GLU:CA	2.77	0.47
1:A:3766:GLN:CB	1:A:3769:ARG:NH2	2.77	0.47
1:A:4922:PHE:CD1	1:A:4922:PHE:C	2.88	0.47
1:A:4968:PHE:HD2	1:A:4978:HIS:HB3	1.78	0.47
1:B:422:SER:N	1:B:423:GLY:CA	2.72	0.47
1:B:1124:PHE:HE2	1:B:1162:PHE:HD2	1.61	0.47
1:B:1933:GLU:O	1:B:1934:SER:C	2.52	0.47
1:B:3933:PHE:CD1	1:B:3934:TYR:N	2.83	0.47
1:B:4173:TYR:CD2	1:B:4174:PHE:CD1	3.01	0.47
1:C:1718:ILE:HA	1:C:1720:LEU:CB	2.44	0.47
1:C:2044:ILE:O	1:C:2047:GLU:CB	2.63	0.47
1:C:4180:ARG:H	1:C:4181:ILE:HG12	1.79	0.47
1:D:2765:LYS:O	1:D:2769:ASP:N	2.41	0.47
1:D:3795:SER:CB	1:D:3880:PHE:CE2	2.98	0.47
1:D:4685:GLY:N	1:D:4689:THR:CB	2.72	0.47
1:D:4948:GLU:OE1	1:D:4949:GLN:HA	2.15	0.47
1:A:340:LYS:O	1:A:343:GLU:O	2.33	0.47
1:A:1133:HIS:N	1:A:1135:GLY:N	2.60	0.47
1:A:4141:PHE:CZ	1:A:4196:GLU:HA	2.49	0.47
1:A:4183:ILE:O	1:A:5023:PRO:HD3	2.15	0.47
1:A:4559:PHE:HD1	1:A:4560:TYR:N	2.12	0.47
1:A:4908:GLU:CB	1:A:4909:TYR:C	2.83	0.47
1:A:4948:GLU:OE1	1:A:4949:GLN:HA	2.14	0.47
1:B:245:VAL:C	1:B:247:TYR:H	2.05	0.47
1:B:3795:SER:CB	1:B:3880:PHE:CE2	2.98	0.47
1:B:4181:ILE:HG13	1:B:4194:TYR:HA	1.89	0.47
1:B:4183:ILE:O	1:B:5023:PRO:HD3	2.15	0.47
1:B:4562:LEU:CB	1:B:4657:CYS:HB3	2.45	0.47
1:B:4642:ALA:CA	1:B:4645:CYS:SG	3.01	0.47
1:B:4833:ASN:HD21	1:B:4939:ALA:CB	2.21	0.47
1:B:5032:TYR:HA	1:B:5033:GLU:HB3	1.95	0.47
1:C:179:TYR:O	1:C:181:HIS:HA	2.15	0.47

Continued on next page...

Continued from previous page...

Atom-1	Atom-2	Interatomic distance (Å)	Clash overlap (Å)
1:C:253:CYS:C	1:C:255:HIS:CB	2.84	0.47
1:C:1515:VAL:CB	1:C:1529:PHE:C	2.77	0.47
1:C:3415:TYR:O	1:C:3419:ASN:CB	2.62	0.47
1:C:4686:LEU:CB	1:C:4692:PRO:CG	2.81	0.47
1:C:4954:MET:C	1:C:4954:MET:SD	2.93	0.47
1:A:1718:ILE:HA	1:A:1720:LEU:CB	2.44	0.47
1:A:4180:ARG:H	1:A:4181:ILE:HG12	1.79	0.47
1:A:4638:TYR:O	1:A:4641:PRO:HD2	2.14	0.47
1:A:4720:VAL:HG13	1:A:4721:LYS:N	2.29	0.47
1:B:488:LEU:CB	1:B:491:ILE:CB	2.92	0.47
1:B:1226:PHE:N	1:B:1226:PHE:HD1	2.13	0.47
1:B:1272:LEU:N	1:B:1273:ALA:CB	2.73	0.47
1:B:2044:ILE:O	1:B:2047:GLU:CB	2.63	0.47
1:B:2591:ARG:HA	1:B:2592:GLY:HA3	1.58	0.47
1:B:2592:GLY:N	1:B:2595:LEU:H	1.96	0.47
1:B:3893:GLU:O	1:B:3895:HIS:N	2.40	0.47
1:C:229:GLU:HA	1:C:249:GLY:HA2	1.97	0.47
1:C:488:LEU:CB	1:C:491:ILE:CB	2.92	0.47
1:C:2278:ALA:C	1:C:2280:VAL:N	2.66	0.47
1:C:4173:TYR:CD2	1:C:4174:PHE:CE1	3.03	0.47
1:C:4562:LEU:CB	1:C:4657:CYS:HB3	2.45	0.47
1:D:1736:VAL:O	1:D:2144:ILE:CB	2.63	0.47
1:D:1933:GLU:O	1:D:1934:SER:C	2.52	0.47
1:D:4885:PHE:CE2	1:D:4889:VAL:HG11	2.49	0.47
1:A:546:TRP:CZ3	1:A:547:VAL:HA	2.49	0.46
1:A:1226:PHE:N	1:A:1226:PHE:HD1	2.14	0.46
1:A:3795:SER:CB	1:A:3880:PHE:CE2	2.98	0.46
1:A:4231:MET:O	1:A:4235:VAL:HG23	2.16	0.46
1:A:4891:VAL:CG1	1:D:4918:ILE:CA	2.47	0.46
1:A:5001:THR:HG23	1:A:5002:GLU:N	2.30	0.46
1:B:253:CYS:C	1:B:255:HIS:CB	2.84	0.46
1:B:354:GLY:O	1:B:380:GLN:CB	2.62	0.46
1:B:1749:PRO:C	1:B:1751:GLY:H	2.13	0.46
1:B:4173:TYR:CD2	1:B:4174:PHE:CE1	3.03	0.46
1:B:4920:PHE:CD1	1:B:4920:PHE:C	2.89	0.46
1:B:4971:THR:HG21	1:B:4974:GLY:HA3	1.87	0.46
1:C:538:ALA:O	1:C:539:LEU:C	2.51	0.46
1:C:1094:ALA:HA	1:C:1200:GLY:HA3	1.96	0.46
1:C:1643:GLU:N	1:C:1644:GLU:CA	2.77	0.46
1:C:1828:ASP:CB	1:C:1829:PRO:CA	2.82	0.46
1:C:2546:MET:O	1:C:2549:ALA:HB3	2.14	0.46

Continued on next page...

Continued from previous page...

Atom-1	Atom-2	Interatomic distance (Å)	Clash overlap (Å)
1:C:4141:PHE:CZ	1:C:4196:GLU:HA	2.49	0.46
1:C:4920:PHE:C	1:C:4920:PHE:CD1	2.89	0.46
1:D:179:TYR:O	1:D:181:HIS:HA	2.15	0.46
1:D:1244:GLN:O	1:D:1604:SER:C	2.54	0.46
1:D:1466:LEU:HA	1:D:1467:SER:HA	1.65	0.46
1:D:2531:ARG:O	1:D:2532:ALA:C	2.52	0.46
1:D:4141:PHE:CZ	1:D:4196:GLU:HA	2.49	0.46
1:D:4562:LEU:CB	1:D:4657:CYS:HB3	2.45	0.46
1:A:538:ALA:O	1:A:539:LEU:C	2.51	0.46
1:A:634:GLN:C	1:A:1639:LEU:CB	2.81	0.46
1:A:5031:GLN:NE2	1:A:5032:TYR:CD1	2.73	0.46
1:B:4231:MET:O	1:B:4235:VAL:HG23	2.16	0.46
1:B:4638:TYR:O	1:B:4641:PRO:HD2	2.14	0.46
1:B:4908:GLU:CB	1:B:4909:TYR:C	2.83	0.46
1:B:4925:ILE:CD1	1:B:4925:ILE:N	2.73	0.46
1:B:4968:PHE:HD2	1:B:4978:HIS:HB3	1.78	0.46
1:C:3933:PHE:CD1	1:C:3934:TYR:N	2.83	0.46
1:C:4834:GLY:HA2	1:C:4837:LEU:CB	2.36	0.46
1:D:1638:ALA:HB1	1:D:1649:ASP:N	2.24	0.46
1:D:2105:TRP:CD2	1:D:2106:ALA:N	2.83	0.46
1:D:3933:PHE:CD1	1:D:3934:TYR:N	2.83	0.46
1:D:4235:VAL:CA	1:D:4238:CYS:SG	3.00	0.46
1:D:4833:ASN:ND2	1:D:4939:ALA:HB2	2.24	0.46
1:D:4920:PHE:CD1	1:D:4920:PHE:C	2.89	0.46
1:A:179:TYR:O	1:A:181:HIS:HA	2.15	0.46
1:A:1736:VAL:O	1:A:2144:ILE:CB	2.63	0.46
1:A:2105:TRP:CD2	1:A:2106:ALA:N	2.83	0.46
1:A:4914:VAL:CG2	1:B:4888:TYR:CD2	2.65	0.46
1:B:1515:VAL:CB	1:B:1529:PHE:CA	2.89	0.46
1:B:2105:TRP:CD2	1:B:2106:ALA:N	2.83	0.46
1:B:3904:ARG:O	1:B:3905:THR:CB	2.60	0.46
1:C:38:ALA:HB1	1:C:64:ILE:C	2.18	0.46
1:C:839:LEU:O	1:C:1199:VAL:CA	2.61	0.46
1:C:2531:ARG:O	1:C:2532:ALA:C	2.52	0.46
1:C:4124:ASN:O	1:C:4125:PHE:CG	2.69	0.46
1:C:4182:GLU:OE1	1:C:4988:TYR:HB2	2.15	0.46
1:C:4183:ILE:O	1:C:5023:PRO:HD3	2.15	0.46
1:C:4818:MET:HA	1:C:4819:GLY:HA3	1.54	0.46
1:C:4954:MET:HE1	1:C:4955:GLU:HA	1.97	0.46
1:D:253:CYS:C	1:D:255:HIS:CB	2.84	0.46
1:D:1288:PHE:C	1:D:1553:PHE:CA	2.69	0.46

Continued on next page...

Continued from previous page...

Atom-1	Atom-2	Interatomic distance (Å)	Clash overlap (Å)
1:D:2884:ASN:O	1:D:2888:ARG:CB	2.64	0.46
1:D:4124:ASN:O	1:D:4125:PHE:CG	2.69	0.46
1:D:5001:THR:HG23	1:D:5002:GLU:N	2.30	0.46
1:A:341:TYR:C	1:A:343:GLU:N	2.68	0.46
1:A:1708:ARG:CG	1:A:1712:TYR:CE2	2.86	0.46
1:A:1933:GLU:O	1:A:1934:SER:C	2.52	0.46
1:A:3933:PHE:CD1	1:A:3934:TYR:N	2.83	0.46
1:A:4562:LEU:CB	1:A:4657:CYS:HB3	2.45	0.46
1:A:4885:PHE:CE2	1:A:4889:VAL:HG11	2.49	0.46
1:B:340:LYS:O	1:B:343:GLU:O	2.33	0.46
1:B:989:ALA:O	1:B:993:HIS:N	2.40	0.46
1:B:1441:ALA:HA	1:B:1561:VAL:O	2.16	0.46
1:B:4783:ILE:HD13	1:B:4784:PHE:N	2.31	0.46
1:B:4978:HIS:CD2	1:B:4978:HIS:C	2.88	0.46
1:C:340:LYS:O	1:C:343:GLU:O	2.33	0.46
1:C:4638:TYR:O	1:C:4641:PRO:HD2	2.14	0.46
1:C:4995:LEU:HD13	1:C:5011:TRP:CZ3	2.41	0.46
1:C:5001:THR:HG23	1:C:5002:GLU:N	2.31	0.46
1:D:103:TYR:HA	1:D:104:GLY:HA2	1.62	0.46
1:D:836:GLY:O	1:D:837:PRO:C	2.53	0.46
1:D:1803:PRO:O	1:D:1806:ALA:CB	2.60	0.46
1:D:4183:ILE:O	1:D:5023:PRO:HD3	2.15	0.46
1:A:253:CYS:C	1:A:255:HIS:CB	2.84	0.46
1:A:2884:ASN:O	1:A:2888:ARG:CB	2.64	0.46
1:B:103:TYR:HA	1:B:104:GLY:HA2	1.62	0.46
1:B:4195:PHE:CZ	1:B:4991:PHE:CA	2.96	0.46
1:B:4243:PHE:CD2	1:B:4671:PHE:CE1	2.89	0.46
1:B:4936:ILE:CG2	1:B:4937:ILE:N	2.78	0.46
1:C:501:ALA:HB1	1:C:505:GLU:HA	1.97	0.46
1:C:3658:LYS:CA	1:C:3661:TRP:CD1	2.91	0.46
1:C:4935:LEU:HD23	1:D:4940:PHE:CE2	2.46	0.46
1:D:219:VAL:CB	1:D:261:ARG:CA	2.89	0.46
1:D:4183:ILE:N	1:D:4183:ILE:CD1	2.72	0.46
1:D:4978:HIS:C	1:D:4978:HIS:CD2	2.88	0.46
1:A:180:LEU:HA	1:A:181:HIS:HA	1.60	0.46
1:A:4728:HIS:C	1:A:4730:ASP:CB	2.84	0.46
1:B:4003:LEU:HA	1:B:4004:ALA:HA	1.68	0.46
1:B:4559:PHE:HD1	1:B:4560:TYR:N	2.12	0.46
1:C:218:HIS:N	1:C:219:VAL:HA	2.30	0.46
1:C:4195:PHE:CZ	1:C:4991:PHE:CA	2.96	0.46
1:A:3986:TRP:H	1:A:3988:ALA:CB	2.29	0.46

Continued on next page...

Continued from previous page...

Atom-1	Atom-2	Interatomic distance (Å)	Clash overlap (Å)
1:B:219:VAL:CB	1:B:261:ARG:CA	2.89	0.46
1:B:4124:ASN:O	1:B:4125:PHE:CG	2.69	0.46
1:B:4856:PHE:HE1	1:B:4857:ASN:HD21	1.63	0.46
1:B:5031:GLN:NE2	1:B:5032:TYR:CD1	2.73	0.46
1:C:132:ALA:C	1:C:133:PHE:CG	2.89	0.46
1:C:180:LEU:HA	1:C:181:HIS:HA	1.60	0.46
1:C:1736:VAL:O	1:C:2144:ILE:CB	2.63	0.46
1:C:4856:PHE:HE1	1:C:4857:ASN:HD21	1.63	0.46
1:C:5018:CYS:C	1:C:5019:TRP:HD1	2.19	0.46
1:D:501:ALA:HB1	1:D:505:GLU:HA	1.97	0.46
1:D:1285:GLU:CB	1:D:1555:LEU:CB	2.94	0.46
1:D:4181:ILE:HG13	1:D:4194:TYR:HA	1.89	0.46
1:D:4182:GLU:OE1	1:D:4988:TYR:HB2	2.14	0.46
1:D:4783:ILE:HD13	1:D:4784:PHE:N	2.31	0.46
1:D:4971:THR:HG21	1:D:4974:GLY:HA3	1.87	0.46
1:A:218:HIS:N	1:A:219:VAL:HA	2.30	0.46
1:A:1244:GLN:O	1:A:1604:SER:C	2.54	0.46
1:A:1441:ALA:HA	1:A:1561:VAL:O	2.16	0.46
1:A:4239:GLU:O	1:A:4240:ASP:C	2.54	0.46
1:A:4843:LEU:HD23	1:A:4844:LEU:N	2.31	0.46
1:A:4920:PHE:CD1	1:A:4920:PHE:C	2.89	0.46
1:B:1244:GLN:O	1:B:1604:SER:C	2.54	0.46
1:B:1736:VAL:O	1:B:2144:ILE:CB	2.63	0.46
1:B:2775:TRP:HA	1:B:2786:LYS:O	2.16	0.46
1:B:3047:ALA:O	1:B:3050:VAL:CB	2.64	0.46
1:B:4173:TYR:HD2	1:B:4174:PHE:HD1	1.64	0.46
1:C:220:LEU:CB	1:C:392:ARG:N	2.76	0.46
1:C:3942:VAL:CB	1:C:3943:ILE:CA	2.89	0.46
1:C:4922:PHE:C	1:C:4922:PHE:CD1	2.88	0.46
1:D:379:HIS:CB	1:D:380:GLN:C	2.85	0.46
1:D:1441:ALA:HA	1:D:1561:VAL:O	2.16	0.46
1:A:501:ALA:HB1	1:A:505:GLU:HA	1.97	0.46
1:A:1163:THR:CA	1:A:1168:VAL:HA	2.37	0.46
1:A:1165:ASN:C	1:A:1167:GLU:CB	2.84	0.46
1:A:1716:ILE:O	1:A:1721:GLU:N	2.35	0.46
1:A:3104:GLU:O	1:A:3108:GLU:N	2.36	0.46
1:A:3792:ALA:O	1:A:3796:SER:N	2.41	0.46
1:A:4124:ASN:O	1:A:4125:PHE:CG	2.69	0.46
1:B:2149:VAL:O	1:B:2150:GLU:C	2.51	0.46
1:C:1161:ILE:HA	1:C:1178:ALA:HB3	1.83	0.46
1:C:1466:LEU:HA	1:C:1467:SER:HA	1.65	0.46

Continued on next page...

Continued from previous page...

Atom-1	Atom-2	Interatomic distance (Å)	Clash overlap (Å)
1:C:3893:GLU:C	1:C:3895:HIS:H	2.19	0.46
1:D:1165:ASN:C	1:D:1167:GLU:CB	2.84	0.46
1:D:1226:PHE:N	1:D:1226:PHE:HD1	2.14	0.46
1:D:1642:PRO:C	1:D:1644:GLU:CB	2.85	0.46
1:D:4173:TYR:CD2	1:D:4174:PHE:CE1	3.03	0.46
1:A:2775:TRP:HA	1:A:2786:LYS:O	2.16	0.46
1:A:4173:TYR:CD2	1:A:4174:PHE:CE1	3.03	0.46
1:A:4738:ALA:CA	1:A:4742:GLY:HA2	2.36	0.46
1:B:501:ALA:HB1	1:B:505:GLU:HA	1.97	0.46
1:B:1165:ASN:C	1:B:1167:GLU:CB	2.84	0.46
1:B:1642:PRO:C	1:B:1644:GLU:CB	2.85	0.46
1:B:2884:ASN:O	1:B:2888:ARG:CB	2.64	0.46
1:B:3986:TRP:H	1:B:3988:ALA:CB	2.29	0.46
1:B:4727:LYS:O	1:B:4730:ASP:CB	2.64	0.46
1:C:1285:GLU:CB	1:C:1555:LEU:CB	2.94	0.46
1:C:1642:PRO:C	1:C:1644:GLU:CB	2.85	0.46
1:C:2105:TRP:CD2	1:C:2106:ALA:N	2.83	0.46
1:C:2145:SER:CB	1:C:3648:ARG:CB	2.94	0.46
1:C:2775:TRP:HA	1:C:2786:LYS:O	2.16	0.46
1:C:4154:VAL:HG12	1:C:4154:VAL:O	2.16	0.46
1:D:4728:HIS:C	1:D:4730:ASP:CB	2.84	0.46
1:D:4935:LEU:CD2	1:D:4935:LEU:N	2.78	0.46
1:A:229:GLU:HA	1:A:248:GLU:O	2.13	0.45
1:A:254:THR:N	1:A:255:HIS:CB	2.79	0.45
1:A:483:MET:O	1:A:484:LEU:C	2.54	0.45
1:A:836:GLY:O	1:A:837:PRO:C	2.53	0.45
1:A:1160:ILE:O	1:A:1162:PHE:HD1	1.99	0.45
1:A:3047:ALA:O	1:A:3050:VAL:CB	2.64	0.45
1:A:4944:ARG:HH22	1:D:4942:GLU:CA	2.28	0.45
1:A:4996:ILE:C	1:A:4997:ASN:OD1	2.54	0.45
1:B:252:VAL:C	1:B:255:HIS:CB	2.85	0.45
1:B:3721:LEU:O	1:B:3725:TYR:CD1	2.60	0.45
1:B:4192:ARG:NH1	1:B:5028:PHE:CE2	2.84	0.45
1:B:4235:VAL:CA	1:B:4238:CYS:SG	3.00	0.45
1:B:4686:LEU:CB	1:B:4692:PRO:CG	2.81	0.45
1:C:1165:ASN:C	1:C:1167:GLU:CB	2.84	0.45
1:C:4843:LEU:HD23	1:C:4844:LEU:N	2.31	0.45
1:D:341:TYR:C	1:D:343:GLU:N	2.68	0.45
1:D:3934:TYR:CD1	1:D:3935:TRP:CE3	3.04	0.45
1:D:4184:MET:CA	1:D:5021:PHE:O	2.46	0.45
1:A:132:ALA:C	1:A:133:PHE:CG	2.89	0.45

Continued on next page...

Continued from previous page...

Atom-1	Atom-2	Interatomic distance (Å)	Clash overlap (Å)
1:A:1124:PHE:HE2	1:A:1162:PHE:HD2	1.61	0.45
1:A:1515:VAL:CB	1:A:1529:PHE:CA	2.89	0.45
1:A:3785:ALA:O	1:A:3787:LYS:N	2.50	0.45
1:A:4154:VAL:HG12	1:A:4154:VAL:O	2.16	0.45
1:A:4922:PHE:O	1:A:4922:PHE:CG	2.70	0.45
1:B:254:THR:N	1:B:255:HIS:CB	2.79	0.45
1:B:707:VAL:HA	1:B:725:HIS:CA	2.47	0.45
1:B:927:GLU:O	1:B:930:LYS:N	2.50	0.45
1:B:3699:HIS:C	1:B:3701:LEU:N	2.66	0.45
1:B:4651:THR:HG23	1:B:4652:LEU:N	2.31	0.45
1:B:4823:LEU:HD22	1:B:4823:LEU:C	2.33	0.45
1:B:5001:THR:HG23	1:B:5002:GLU:N	2.30	0.45
1:C:211:GLU:C	1:C:213:TYR:CB	2.85	0.45
1:C:791:PHE:O	1:C:1626:TRP:O	2.35	0.45
1:C:2274:ASP:CA	1:C:2277:ALA:HB3	2.47	0.45
1:C:2884:ASN:O	1:C:2888:ARG:CB	2.64	0.45
1:C:3103:ILE:O	1:C:3107:VAL:N	2.36	0.45
1:C:4885:PHE:CE2	1:C:4889:VAL:HG11	2.49	0.45
1:D:211:GLU:C	1:D:213:TYR:CB	2.85	0.45
1:D:252:VAL:C	1:D:255:HIS:CB	2.85	0.45
1:D:254:THR:N	1:D:255:HIS:CB	2.79	0.45
1:D:791:PHE:O	1:D:1626:TRP:O	2.35	0.45
1:D:1749:PRO:C	1:D:1751:GLY:H	2.13	0.45
1:D:3893:GLU:C	1:D:3895:HIS:H	2.19	0.45
1:D:4555:LEU:C	1:D:4558:ASN:CB	2.85	0.45
1:D:4944:ARG:C	1:D:4944:ARG:CD	2.85	0.45
1:D:5031:GLN:NE2	1:D:5032:TYR:CD1	2.73	0.45
1:A:379:HIS:CB	1:A:380:GLN:C	2.85	0.45
1:A:4783:ILE:HD13	1:A:4789:PHE:CE2	2.52	0.45
1:A:4856:PHE:HE1	1:A:4857:ASN:HD21	1.63	0.45
1:B:218:HIS:N	1:B:219:VAL:HA	2.30	0.45
1:B:277:GLY:HA2	1:B:316:PHE:O	2.16	0.45
1:B:2168:VAL:CB	1:B:2169:GLN:C	2.85	0.45
1:B:4791:TYR:OH	1:B:4816:ILE:O	2.35	0.45
1:C:707:VAL:HA	1:C:725:HIS:CA	2.46	0.45
1:C:1237:TRP:CA	1:C:1611:HIS:CB	2.87	0.45
1:C:1244:GLN:O	1:C:1604:SER:C	2.54	0.45
1:C:3934:TYR:CD1	1:C:3935:TRP:CE3	3.04	0.45
1:C:4727:LYS:O	1:C:4730:ASP:CB	2.64	0.45
1:C:4791:TYR:OH	1:C:4816:ILE:O	2.35	0.45
1:D:132:ALA:C	1:D:133:PHE:CG	2.89	0.45

Continued on next page...

Continued from previous page...

Atom-1	Atom-2	Interatomic distance (Å)	Clash overlap (Å)
1:D:2775:TRP:HA	1:D:2786:LYS:O	2.16	0.45
1:D:4856:PHE:HE1	1:D:4857:ASN:HD21	1.63	0.45
1:A:16:THR:O	1:A:17:ASP:CB	2.64	0.45
1:A:1642:PRO:C	1:A:1644:GLU:CB	2.85	0.45
1:A:2145:SER:CB	1:A:3648:ARG:CB	2.94	0.45
1:A:2557:ALA:O	1:A:2561:LEU:N	2.45	0.45
1:A:3962:PHE:HE2	1:A:4023:MET:N	2.05	0.45
1:A:4007:SER:C	1:A:4009:GLN:CB	2.85	0.45
1:A:4235:VAL:CA	1:A:4238:CYS:SG	3.00	0.45
1:A:4783:ILE:HD13	1:A:4784:PHE:N	2.31	0.45
1:B:179:TYR:O	1:B:181:HIS:HA	2.15	0.45
1:B:379:HIS:CB	1:B:380:GLN:C	2.85	0.45
1:B:645:ARG:CB	1:B:780:VAL:HA	2.47	0.45
1:B:1133:HIS:CB	1:B:1134:LEU:C	2.85	0.45
1:B:1716:ILE:O	1:B:1721:GLU:N	2.35	0.45
1:B:2274:ASP:CA	1:B:2277:ALA:HB3	2.47	0.45
1:B:2274:ASP:CB	1:B:2277:ALA:HB2	2.47	0.45
1:C:252:VAL:C	1:C:255:HIS:CB	2.85	0.45
1:C:379:HIS:CB	1:C:380:GLN:C	2.84	0.45
1:C:1226:PHE:N	1:C:1226:PHE:HD1	2.14	0.45
1:C:4192:ARG:NH1	1:C:5028:PHE:CE2	2.84	0.45
1:D:2145:SER:CB	1:D:3648:ARG:CB	2.94	0.45
1:D:2168:VAL:CB	1:D:2169:GLN:C	2.85	0.45
1:D:2278:ALA:C	1:D:2280:VAL:H	2.19	0.45
1:D:4727:LYS:O	1:D:4730:ASP:CB	2.64	0.45
1:A:277:GLY:HA2	1:A:316:PHE:O	2.16	0.45
1:A:1285:GLU:CB	1:A:1555:LEU:CB	2.94	0.45
1:A:3699:HIS:C	1:A:3701:LEU:N	2.66	0.45
1:A:4555:LEU:C	1:A:4558:ASN:CB	2.85	0.45
1:A:4644:TRP:HE3	1:A:4645:CYS:CA	2.26	0.45
1:A:4954:MET:C	1:A:4954:MET:CE	2.85	0.45
1:B:791:PHE:O	1:B:1626:TRP:O	2.35	0.45
1:B:3893:GLU:C	1:B:3895:HIS:H	2.19	0.45
1:B:4007:SER:C	1:B:4009:GLN:CB	2.85	0.45
1:B:4102:GLN:O	1:B:4103:PHE:CG	2.70	0.45
1:B:4922:PHE:O	1:B:4922:PHE:CG	2.70	0.45
1:C:1133:HIS:CB	1:C:1134:LEU:C	2.85	0.45
1:C:1276:THR:CB	1:C:1564:PHE:HD1	2.30	0.45
1:C:2168:VAL:CB	1:C:2169:GLN:C	2.85	0.45
1:C:4141:PHE:HZ	1:C:4196:GLU:HA	1.80	0.45
1:C:4231:MET:O	1:C:4235:VAL:HG23	2.16	0.45

Continued on next page...

Continued from previous page...

Atom-1	Atom-2	Interatomic distance (Å)	Clash overlap (Å)
1:C:4651:THR:HG23	1:C:4652:LEU:N	2.31	0.45
1:C:4954:MET:C	1:C:4954:MET:CE	2.85	0.45
1:D:3986:TRP:H	1:D:3988:ALA:CB	2.29	0.45
1:D:4192:ARG:NH1	1:D:5028:PHE:CE2	2.84	0.45
1:D:4715:TYR:CE1	1:D:4716:TRP:O	2.70	0.45
1:D:4922:PHE:O	1:D:4922:PHE:CD1	2.70	0.45
1:A:3893:GLU:C	1:A:3895:HIS:H	2.19	0.45
1:A:4034:ASN:O	1:A:4153:HIS:CE1	2.69	0.45
1:A:4173:TYR:HD2	1:A:4174:PHE:HD1	1.64	0.45
1:A:4861:LYS:O	1:A:4862:PHE:CD1	2.70	0.45
1:B:55:ALA:HA	1:B:58:VAL:O	2.17	0.45
1:B:2454:ARG:C	1:B:2454:ARG:CD	2.85	0.45
1:B:2531:ARG:O	1:B:2534:ALA:N	2.50	0.45
1:B:3378:GLN:O	1:B:3379:LEU:C	2.55	0.45
1:B:4180:ARG:H	1:B:4181:ILE:HG12	1.79	0.45
1:B:4239:GLU:O	1:B:4240:ASP:C	2.54	0.45
1:B:4716:TRP:O	1:B:4716:TRP:CE3	2.70	0.45
1:B:4931:ILE:CG2	1:C:4936:ILE:HD11	2.47	0.45
1:C:254:THR:N	1:C:255:HIS:CB	2.79	0.45
1:C:1287:LEU:HA	1:C:1554:VAL:O	2.17	0.45
1:C:2278:ALA:C	1:C:2280:VAL:H	2.20	0.45
1:C:2464:ASP:N	1:C:2467:VAL:H	2.08	0.45
1:C:2777:TYR:N	1:C:2854:GLY:HA2	2.31	0.45
1:C:3047:ALA:O	1:C:3050:VAL:CB	2.64	0.45
1:C:4007:SER:C	1:C:4009:GLN:CB	2.85	0.45
1:C:4008:SER:N	1:C:4009:GLN:CB	2.80	0.45
1:C:4102:GLN:O	1:C:4103:PHE:CG	2.70	0.45
1:C:4239:GLU:O	1:C:4240:ASP:C	2.54	0.45
1:C:4715:TYR:CE1	1:C:4716:TRP:O	2.70	0.45
1:C:4968:PHE:HD2	1:C:4978:HIS:HB2	1.71	0.45
1:D:55:ALA:HA	1:D:58:VAL:O	2.17	0.45
1:D:180:LEU:HA	1:D:181:HIS:HA	1.60	0.45
1:D:707:VAL:HA	1:D:725:HIS:CA	2.46	0.45
1:D:927:GLU:O	1:D:930:LYS:N	2.50	0.45
1:D:1133:HIS:CB	1:D:1134:LEU:C	2.85	0.45
1:D:2274:ASP:CA	1:D:2277:ALA:HB3	2.47	0.45
1:D:2592:GLY:N	1:D:2595:LEU:H	1.95	0.45
1:D:3047:ALA:O	1:D:3050:VAL:CB	2.64	0.45
1:D:4102:GLN:O	1:D:4103:PHE:CG	2.70	0.45
1:D:4231:MET:O	1:D:4235:VAL:HG23	2.16	0.45
1:D:4687:TYR:N	1:D:4692:PRO:CD	2.61	0.45

Continued on next page...

Continued from previous page...

Atom-1	Atom-2	Interatomic distance (Å)	Clash overlap (Å)
1:A:211:GLU:C	1:A:213:TYR:CB	2.85	0.45
1:A:927:GLU:O	1:A:930:LYS:N	2.50	0.45
1:A:1133:HIS:CB	1:A:1134:LEU:C	2.85	0.45
1:A:1237:TRP:CA	1:A:1611:HIS:CB	2.87	0.45
1:A:2149:VAL:O	1:A:2150:GLU:C	2.51	0.45
1:A:2278:ALA:C	1:A:2280:VAL:H	2.20	0.45
1:A:3934:TYR:CD1	1:A:3935:TRP:CE3	3.04	0.45
1:A:4192:ARG:NH1	1:A:5028:PHE:CE2	2.84	0.45
1:A:4959:PHE:O	1:A:4959:PHE:CD1	2.70	0.45
1:B:16:THR:O	1:B:17:ASP:CB	2.64	0.45
1:B:211:GLU:C	1:B:213:TYR:CB	2.85	0.45
1:B:3785:ALA:O	1:B:3787:LYS:N	2.50	0.45
1:B:3934:TYR:CD1	1:B:3935:TRP:CE3	3.04	0.45
1:C:483:MET:O	1:C:484:LEU:C	2.54	0.45
1:C:634:GLN:C	1:C:1639:LEU:CB	2.81	0.45
1:C:3986:TRP:H	1:C:3988:ALA:CB	2.29	0.45
1:C:4173:TYR:HD2	1:C:4174:PHE:HD1	1.64	0.45
1:C:4997:ASN:O	1:C:4998:LYS:CB	2.65	0.45
1:D:71:GLN:C	1:D:106:ALA:O	2.51	0.45
1:D:2274:ASP:CB	1:D:2277:ALA:HB2	2.47	0.45
1:D:4173:TYR:CD2	1:D:4174:PHE:CD1	3.01	0.45
1:D:4239:GLU:O	1:D:4240:ASP:C	2.54	0.45
1:D:4922:PHE:CD1	1:D:4922:PHE:C	2.88	0.45
1:A:252:VAL:C	1:A:255:HIS:CB	2.85	0.45
1:A:2274:ASP:CA	1:A:2277:ALA:HB3	2.47	0.45
1:B:1161:ILE:HA	1:B:1178:ALA:HB3	1.83	0.45
1:B:1285:GLU:CB	1:B:1555:LEU:CB	2.94	0.45
1:B:2145:SER:CB	1:B:3648:ARG:CB	2.94	0.45
1:B:3933:PHE:CE1	1:B:3951:PHE:HE2	2.34	0.45
1:B:4715:TYR:CE1	1:B:4716:TRP:O	2.70	0.45
1:B:4728:HIS:C	1:B:4730:ASP:CB	2.84	0.45
1:C:277:GLY:HA2	1:C:316:PHE:O	2.16	0.45
1:C:596:ASN:C	1:C:598:LYS:N	2.62	0.45
1:C:2274:ASP:CB	1:C:2277:ALA:HB2	2.47	0.45
1:C:2342:ASN:CA	1:C:2343:GLY:C	2.85	0.45
1:C:2509:VAL:O	1:C:2510:TYR:CD2	2.70	0.45
1:C:4088:ILE:O	1:C:4092:ASP:CA	2.65	0.45
1:C:4642:ALA:CA	1:C:4645:CYS:SG	3.01	0.45
1:D:1160:ILE:O	1:D:1162:PHE:HD1	1.99	0.45
1:D:2531:ARG:O	1:D:2534:ALA:N	2.50	0.45
1:D:4007:SER:C	1:D:4009:GLN:CB	2.85	0.45

Continued on next page...

Continued from previous page...

Atom-1	Atom-2	Interatomic distance (Å)	Clash overlap (Å)
1:D:4154:VAL:HG12	1:D:4154:VAL:O	2.16	0.45
1:A:422:SER:N	1:A:423:GLY:CA	2.71	0.45
1:A:916:PRO:C	1:A:919:ASN:CB	2.86	0.45
1:A:1287:LEU:HA	1:A:1554:VAL:O	2.17	0.45
1:A:4180:ARG:N	1:A:4181:ILE:HG12	2.32	0.45
1:A:4574:ASN:OD1	1:A:4810:ALA:HB1	2.17	0.45
1:A:4715:TYR:CE1	1:A:4716:TRP:O	2.70	0.45
1:A:4727:LYS:O	1:A:4730:ASP:CB	2.64	0.45
1:B:132:ALA:C	1:B:133:PHE:CG	2.89	0.45
1:B:245:VAL:C	1:B:247:TYR:N	2.67	0.45
1:B:596:ASN:C	1:B:598:LYS:N	2.62	0.45
1:B:1638:ALA:HB2	1:B:1649:ASP:HA	1.99	0.45
1:B:2509:VAL:O	1:B:2510:TYR:CD2	2.70	0.45
1:B:4008:SER:N	1:B:4009:GLN:CB	2.80	0.45
1:B:4555:LEU:C	1:B:4558:ASN:CB	2.85	0.45
1:B:4696:ASP:HA	1:B:4697:VAL:HA	1.79	0.45
1:B:4800:LEU:HD22	1:B:4801:LEU:HD23	1.99	0.45
1:C:151:HIS:O	1:C:152:PRO:C	2.46	0.45
1:C:645:ARG:CB	1:C:780:VAL:HA	2.47	0.45
1:C:789:VAL:N	1:C:1628:VAL:O	2.46	0.45
1:C:927:GLU:O	1:C:930:LYS:N	2.50	0.45
1:C:1086:GLY:H	1:C:1155:LEU:CB	2.29	0.45
1:C:1441:ALA:HA	1:C:1561:VAL:O	2.16	0.45
1:C:1708:ARG:O	1:C:1712:TYR:CD2	2.70	0.45
1:C:4728:HIS:C	1:C:4730:ASP:CB	2.84	0.45
1:C:4922:PHE:O	1:C:4922:PHE:CD1	2.70	0.45
1:C:4922:PHE:O	1:C:4922:PHE:CG	2.70	0.45
1:D:354:GLY:O	1:D:356:TRP:CD1	2.70	0.45
1:D:4715:TYR:O	1:D:4716:TRP:CD2	2.70	0.45
1:D:4843:LEU:HD23	1:D:4844:LEU:N	2.31	0.45
1:D:4959:PHE:O	1:D:4959:PHE:CD1	2.70	0.45
1:D:4996:ILE:HD13	1:D:4996:ILE:HA	1.81	0.45
1:A:645:ARG:CB	1:A:780:VAL:HA	2.47	0.45
1:A:791:PHE:O	1:A:1626:TRP:O	2.35	0.45
1:A:3378:GLN:O	1:A:3379:LEU:C	2.55	0.45
1:A:4715:TYR:O	1:A:4716:TRP:CD2	2.70	0.45
1:B:726:VAL:O	1:B:727:ALA:C	2.56	0.45
1:B:916:PRO:C	1:B:919:ASN:CB	2.86	0.45
1:B:4843:LEU:HD23	1:B:4844:LEU:N	2.31	0.45
1:B:4852:THR:HG21	1:B:4883:TYR:HA	1.99	0.45
1:C:55:ALA:HA	1:C:58:VAL:O	2.17	0.45

Continued on next page...

Continued from previous page...

Atom-1	Atom-2	Interatomic distance (Å)	Clash overlap (Å)
1:C:916:PRO:C	1:C:919:ASN:CB	2.86	0.45
1:D:1160:ILE:O	1:D:1162:PHE:CD1	2.70	0.45
1:D:1276:THR:CB	1:D:1564:PHE:HD1	2.30	0.45
1:D:1287:LEU:HA	1:D:1554:VAL:O	2.17	0.45
1:D:1292:SER:CA	1:D:1600:LEU:CB	2.95	0.45
1:D:3933:PHE:CE2	1:D:3951:PHE:CD2	2.91	0.45
1:A:168:ASP:CB	1:A:169:LEU:CA	2.82	0.44
1:A:1803:PRO:O	1:A:1806:ALA:CB	2.60	0.44
1:A:2168:VAL:CB	1:A:2169:GLN:C	2.85	0.44
1:A:2274:ASP:CB	1:A:2277:ALA:HB2	2.47	0.44
1:A:4642:ALA:CA	1:A:4645:CYS:SG	3.01	0.44
1:A:4651:THR:HG23	1:A:4652:LEU:N	2.31	0.44
1:A:4800:LEU:HD22	1:A:4801:LEU:HD23	1.99	0.44
1:B:788:LYS:CB	1:B:1629:GLN:HA	2.39	0.44
1:B:1287:LEU:HA	1:B:1554:VAL:O	2.17	0.44
1:B:4914:VAL:CG2	1:C:4888:TYR:CD2	2.66	0.44
1:B:4922:PHE:O	1:B:4922:PHE:CD1	2.70	0.44
1:C:354:GLY:O	1:C:356:TRP:CD1	2.70	0.44
1:C:1160:ILE:O	1:C:1162:PHE:CD1	2.70	0.44
1:C:3894:GLY:O	1:C:3895:HIS:CD2	2.70	0.44
1:C:4034:ASN:O	1:C:4153:HIS:CE1	2.69	0.44
1:C:4574:ASN:OD1	1:C:4810:ALA:HB1	2.17	0.44
1:C:4652:LEU:HD13	1:C:4652:LEU:O	2.17	0.44
1:C:4885:PHE:CE1	1:C:4889:VAL:HG11	2.48	0.44
1:C:4972:PRO:O	1:C:4973:HIS:CG	2.70	0.44
1:D:277:GLY:HA2	1:D:316:PHE:O	2.16	0.44
1:D:483:MET:O	1:D:484:LEU:C	2.54	0.44
1:D:4008:SER:N	1:D:4009:GLN:CB	2.80	0.44
1:D:4651:THR:HG23	1:D:4652:LEU:N	2.31	0.44
1:D:4681:LEU:HD23	1:D:4681:LEU:HA	1.76	0.44
1:D:4834:GLY:HA2	1:D:4837:LEU:CB	2.36	0.44
1:D:4997:ASN:O	1:D:4998:LYS:CB	2.65	0.44
1:A:707:VAL:HA	1:A:725:HIS:CA	2.46	0.44
1:A:4852:THR:HG21	1:A:4883:TYR:HA	1.99	0.44
1:B:1276:THR:CB	1:B:1564:PHE:HD1	2.30	0.44
1:B:4154:VAL:HG12	1:B:4154:VAL:O	2.16	0.44
1:B:4574:ASN:OD1	1:B:4810:ALA:HB1	2.17	0.44
1:B:4715:TYR:O	1:B:4716:TRP:CD2	2.70	0.44
1:C:1292:SER:CA	1:C:1600:LEU:CB	2.95	0.44
1:C:2531:ARG:O	1:C:2534:ALA:N	2.50	0.44
1:C:3378:GLN:O	1:C:3379:LEU:C	2.55	0.44

Continued on next page...

Continued from previous page...

Atom-1	Atom-2	Interatomic distance (Å)	Clash overlap (Å)
1:C:4768:LEU:CD1	1:C:4768:LEU:C	2.85	0.44
1:D:645:ARG:CB	1:D:780:VAL:HA	2.47	0.44
1:D:1094:ALA:O	1:D:1146:GLY:HA2	2.18	0.44
1:D:3785:ALA:O	1:D:3787:LYS:N	2.50	0.44
1:D:4183:ILE:CG2	1:D:4190:ILE:CG1	2.90	0.44
1:D:4783:ILE:HD13	1:D:4789:PHE:CE2	2.52	0.44
1:D:4791:TYR:OH	1:D:4816:ILE:O	2.35	0.44
1:D:4972:PRO:O	1:D:4973:HIS:CG	2.70	0.44
1:A:55:ALA:HA	1:A:58:VAL:O	2.17	0.44
1:A:726:VAL:O	1:A:727:ALA:C	2.56	0.44
1:A:1160:ILE:O	1:A:1162:PHE:CD1	2.70	0.44
1:A:1276:THR:CB	1:A:1564:PHE:HD1	2.30	0.44
1:A:2454:ARG:C	1:A:2454:ARG:CD	2.85	0.44
1:A:4798:MET:CB	1:A:4812:HIS:CB	2.95	0.44
1:B:354:GLY:O	1:B:356:TRP:CD1	2.70	0.44
1:B:669:ASP:N	1:B:788:LYS:O	2.49	0.44
1:B:1273:ALA:CB	1:B:1274:HIS:HA	2.18	0.44
1:B:1466:LEU:HA	1:B:1467:SER:HA	1.65	0.44
1:B:3763:LEU:C	1:B:3763:LEU:CD2	2.85	0.44
1:B:4959:PHE:O	1:B:4959:PHE:CD1	2.70	0.44
1:B:4975:PHE:CE1	1:B:4979:THR:CG2	3.01	0.44
1:C:1933:GLU:O	1:C:1934:SER:C	2.52	0.44
1:C:3785:ALA:O	1:C:3787:LYS:N	2.50	0.44
1:C:4644:TRP:HE3	1:C:4645:CYS:CA	2.26	0.44
1:C:4914:VAL:HG13	1:C:4915:VAL:N	2.32	0.44
1:D:2342:ASN:CA	1:D:2343:GLY:C	2.86	0.44
1:D:4088:ILE:O	1:D:4092:ASP:CA	2.65	0.44
1:D:4659:ILE:HG23	1:D:4660:GLY:N	2.32	0.44
1:D:4927:ILE:HD12	1:D:4928:LEU:N	2.32	0.44
1:A:2342:ASN:CA	1:A:2343:GLY:C	2.85	0.44
1:A:2509:VAL:O	1:A:2510:TYR:CD2	2.70	0.44
1:A:4102:GLN:O	1:A:4103:PHE:CG	2.70	0.44
1:A:4925:ILE:CD1	1:A:4925:ILE:H	2.18	0.44
1:B:153:ALA:H	1:B:169:LEU:CB	2.31	0.44
1:B:1160:ILE:O	1:B:1162:PHE:CD1	2.70	0.44
1:B:1708:ARG:O	1:B:1712:TYR:CD2	2.70	0.44
1:B:2342:ASN:CA	1:B:2343:GLY:C	2.85	0.44
1:B:4036:VAL:O	1:B:4153:HIS:O	2.36	0.44
1:B:4088:ILE:O	1:B:4092:ASP:CA	2.65	0.44
1:B:4768:LEU:CD1	1:B:4768:LEU:C	2.85	0.44
1:B:4885:PHE:CE2	1:B:4889:VAL:HG11	2.49	0.44

Continued on next page...

Continued from previous page...

Atom-1	Atom-2	Interatomic distance (Å)	Clash overlap (Å)
1:B:4927:ILE:HD12	1:B:4928:LEU:N	2.33	0.44
1:C:21:VAL:O	1:C:203:ASN:O	2.36	0.44
1:C:4208:PRO:CG	1:C:4209:GLN:N	2.81	0.44
1:C:4927:ILE:HD12	1:C:4928:LEU:N	2.32	0.44
1:C:5021:PHE:CD1	1:C:5021:PHE:C	2.91	0.44
1:D:669:ASP:N	1:D:788:LYS:O	2.49	0.44
1:D:4798:MET:CB	1:D:4812:HIS:CB	2.95	0.44
1:D:4925:ILE:CD1	1:D:4925:ILE:N	2.73	0.44
1:D:4995:LEU:HD12	1:D:5011:TRP:HZ3	1.80	0.44
1:A:1466:LEU:HA	1:A:1467:SER:HA	1.65	0.44
1:A:4008:SER:CB	1:A:4009:GLN:HA	2.48	0.44
1:A:4182:GLU:OE2	1:A:4988:TYR:CD1	2.71	0.44
1:A:4652:LEU:HD13	1:A:4652:LEU:O	2.17	0.44
1:A:4659:ILE:HG23	1:A:4660:GLY:N	2.32	0.44
1:A:5018:CYS:C	1:A:5019:TRP:HD1	2.19	0.44
1:B:1638:ALA:HB1	1:B:1649:ASP:N	2.24	0.44
1:B:4105:GLY:N	1:B:4106:PRO:CD	2.81	0.44
1:B:4783:ILE:HD13	1:B:4789:PHE:CE2	2.52	0.44
1:C:4190:ILE:O	1:C:4190:ILE:HG23	2.18	0.44
1:C:4555:LEU:C	1:C:4558:ASN:CB	2.85	0.44
1:C:4716:TRP:O	1:C:4716:TRP:CE3	2.70	0.44
1:C:4959:PHE:CD1	1:C:4959:PHE:O	2.70	0.44
1:D:4180:ARG:N	1:D:4181:ILE:HG12	2.32	0.44
1:D:4574:ASN:OD1	1:D:4810:ALA:HB1	2.17	0.44
1:D:4975:PHE:CE1	1:D:4979:THR:CG2	3.01	0.44
1:D:5021:PHE:CD1	1:D:5021:PHE:C	2.91	0.44
1:A:669:ASP:N	1:A:788:LYS:O	2.49	0.44
1:A:1094:ALA:O	1:A:1146:GLY:HA2	2.18	0.44
1:A:1276:THR:CB	1:A:1564:PHE:CD1	3.01	0.44
1:A:3877:ASP:HA	1:A:3878:ASP:HA	1.86	0.44
1:A:3891:LEU:C	1:A:3892:CYS:O	2.56	0.44
1:A:4008:SER:N	1:A:4009:GLN:CB	2.80	0.44
1:A:4768:LEU:CD1	1:A:4768:LEU:C	2.85	0.44
1:A:4791:TYR:OH	1:A:4816:ILE:O	2.35	0.44
1:A:4922:PHE:O	1:A:4922:PHE:CD1	2.70	0.44
1:B:21:VAL:O	1:B:203:ASN:O	2.36	0.44
1:B:1093:GLU:O	1:B:1200:GLY:HA3	2.17	0.44
1:B:1276:THR:CB	1:B:1564:PHE:CD1	3.01	0.44
1:B:3893:GLU:C	1:B:3895:HIS:N	2.71	0.44
1:B:4861:LYS:O	1:B:4862:PHE:CD1	2.70	0.44
1:C:133:PHE:CD1	1:C:133:PHE:N	2.86	0.44

Continued on next page...

Continued from previous page...

Atom-1	Atom-2	Interatomic distance (Å)	Clash overlap (Å)
1:C:1160:ILE:O	1:C:1162:PHE:HD1	1.99	0.44
1:C:3763:LEU:C	1:C:3763:LEU:CD2	2.85	0.44
1:C:3933:PHE:CE2	1:C:3951:PHE:CD2	2.91	0.44
1:C:3935:TRP:CE3	1:C:3935:TRP:CA	2.97	0.44
1:C:4105:GLY:N	1:C:4106:PRO:CD	2.81	0.44
1:C:4715:TYR:O	1:C:4716:TRP:CD2	2.70	0.44
1:C:4783:ILE:HD13	1:C:4784:PHE:N	2.31	0.44
1:D:916:PRO:C	1:D:919:ASN:CB	2.85	0.44
1:D:1276:THR:CB	1:D:1564:PHE:CD1	3.01	0.44
1:D:1638:ALA:HB2	1:D:1649:ASP:HA	1.99	0.44
1:D:1708:ARG:O	1:D:1712:TYR:CD2	2.70	0.44
1:D:4632:LEU:HA	1:D:4633:GLU:CB	2.48	0.44
1:D:4652:LEU:HD13	1:D:4652:LEU:O	2.17	0.44
1:D:4768:LEU:CD1	1:D:4768:LEU:C	2.85	0.44
1:D:4922:PHE:O	1:D:4922:PHE:CG	2.70	0.44
1:A:3658:LYS:CA	1:A:3661:TRP:CD1	2.91	0.44
1:A:3894:GLY:O	1:A:3895:HIS:CD2	2.70	0.44
1:A:4208:PRO:CG	1:A:4209:GLN:N	2.81	0.44
1:A:4701:TRP:O	1:A:4701:TRP:CD1	2.70	0.44
1:A:4985:LEU:N	1:A:4985:LEU:CD1	2.73	0.44
1:B:73:LEU:H	1:B:106:ALA:N	2.15	0.44
1:B:279:PRO:HA	1:B:315:CYS:CB	2.48	0.44
1:B:4954:MET:C	1:B:4954:MET:CE	2.85	0.44
1:C:16:THR:O	1:C:17:ASP:CB	2.64	0.44
1:C:71:GLN:C	1:C:106:ALA:O	2.51	0.44
1:C:1638:ALA:HB1	1:C:1649:ASP:N	2.24	0.44
1:C:1749:PRO:C	1:C:1751:GLY:H	2.13	0.44
1:C:3877:ASP:HA	1:C:3878:ASP:HA	1.86	0.44
1:C:3893:GLU:C	1:C:3895:HIS:N	2.71	0.44
1:C:4632:LEU:HA	1:C:4633:GLU:CB	2.48	0.44
1:C:4659:ILE:HG23	1:C:4660:GLY:N	2.32	0.44
1:C:4975:PHE:CE1	1:C:4979:THR:CG2	3.01	0.44
1:D:2454:ARG:C	1:D:2454:ARG:CD	2.85	0.44
1:D:2509:VAL:O	1:D:2510:TYR:CD2	2.70	0.44
1:A:2278:ALA:C	1:A:2280:VAL:N	2.66	0.44
1:A:3827:GLY:O	1:A:3830:GLN:N	2.51	0.44
1:B:39:ALA:CA	1:B:47:CYS:HA	2.48	0.44
1:B:4632:LEU:HA	1:B:4633:GLU:CB	2.48	0.44
1:B:4928:LEU:C	1:B:4931:ILE:HD13	2.38	0.44
1:B:5018:CYS:C	1:B:5019:TRP:HD1	2.19	0.44
1:B:5021:PHE:CD1	1:B:5021:PHE:C	2.91	0.44

Continued on next page...

Continued from previous page...

Atom-1	Atom-2	Interatomic distance (Å)	Clash overlap (Å)
1:C:103:TYR:HA	1:C:104:GLY:HA2	1.62	0.44
1:C:153:ALA:H	1:C:169:LEU:CB	2.31	0.44
1:C:279:PRO:HA	1:C:315:CYS:CB	2.48	0.44
1:C:1205:GLY:O	1:C:1209:SER:CB	2.66	0.44
1:C:1638:ALA:HB2	1:C:1649:ASP:HA	1.99	0.44
1:C:4664:LEU:O	1:C:4667:PRO:CD	2.66	0.44
1:C:4783:ILE:HD13	1:C:4789:PHE:CE2	2.52	0.44
1:D:4003:LEU:HA	1:D:4004:ALA:HA	1.68	0.44
1:D:4105:GLY:N	1:D:4106:PRO:CD	2.81	0.44
1:D:4173:TYR:HD2	1:D:4174:PHE:HD1	1.64	0.44
1:A:3893:GLU:C	1:A:3895:HIS:N	2.71	0.44
1:A:4975:PHE:CE1	1:A:4979:THR:CG2	3.01	0.44
1:A:5021:PHE:CD1	1:A:5021:PHE:C	2.91	0.44
1:B:379:HIS:N	1:B:381:GLU:N	2.66	0.44
1:B:1160:ILE:O	1:B:1162:PHE:HD1	1.99	0.44
1:B:2446:GLY:HA2	1:B:2447:LYS:HA	1.85	0.44
1:B:2464:ASP:N	1:B:2467:VAL:H	2.08	0.44
1:B:2646:ASN:CB	1:B:2699:ALA:HB1	2.48	0.44
1:B:3087:ILE:O	1:B:3090:ALA:HB3	2.18	0.44
1:B:4141:PHE:HZ	1:B:4196:GLU:HA	1.80	0.44
1:B:4652:LEU:HD13	1:B:4652:LEU:O	2.17	0.44
1:B:4729:GLY:N	1:B:4730:ASP:C	2.71	0.44
1:B:4798:MET:CB	1:B:4812:HIS:CB	2.95	0.44
1:B:4924:VAL:HG23	1:B:4925:ILE:H	1.83	0.44
1:B:4942:GLU:CA	1:C:4944:ARG:HH22	2.31	0.44
1:B:4947:GLN:OE1	1:B:4948:GLU:N	2.51	0.44
1:C:17:ASP:HA	1:C:69:LEU:O	2.18	0.44
1:C:546:TRP:C	1:C:546:TRP:CD2	2.91	0.44
1:C:4729:GLY:N	1:C:4730:ASP:C	2.71	0.44
1:C:4794:TRP:O	1:C:4797:VAL:HG12	2.18	0.44
1:C:4798:MET:CB	1:C:4812:HIS:CB	2.95	0.44
1:D:119:SER:N	1:D:137:LEU:HA	2.33	0.44
1:D:379:HIS:N	1:D:381:GLU:N	2.66	0.44
1:D:726:VAL:O	1:D:727:ALA:C	2.56	0.44
1:D:1093:GLU:O	1:D:1200:GLY:HA3	2.18	0.44
1:D:2102:VAL:O	1:D:2105:TRP:CD1	2.71	0.44
1:D:3378:GLN:O	1:D:3379:LEU:C	2.55	0.44
1:D:3827:GLY:O	1:D:3830:GLN:N	2.51	0.44
1:D:4178:LEU:C	1:D:4178:LEU:CD1	2.84	0.44
1:D:4794:TRP:O	1:D:4797:VAL:HG12	2.18	0.44
1:A:133:PHE:CD1	1:A:133:PHE:N	2.86	0.43

Continued on next page...

Continued from previous page...

Atom-1	Atom-2	Interatomic distance (Å)	Clash overlap (Å)
1:A:537:CYS:CB	1:A:570:GLU:CB	2.96	0.43
1:A:1093:GLU:O	1:A:1200:GLY:HA3	2.17	0.43
1:A:1272:LEU:N	1:A:1273:ALA:CB	2.73	0.43
1:A:1288:PHE:C	1:A:1553:PHE:CA	2.69	0.43
1:A:2102:VAL:O	1:A:2105:TRP:CD1	2.71	0.43
1:A:3087:ILE:O	1:A:3090:ALA:HB3	2.18	0.43
1:A:4632:LEU:HA	1:A:4633:GLU:CB	2.48	0.43
1:A:4914:VAL:HG13	1:A:4915:VAL:N	2.32	0.43
1:A:4934:GLY:HA3	1:B:4937:ILE:HD11	1.47	0.43
1:B:483:MET:O	1:B:484:LEU:C	2.54	0.43
1:B:546:TRP:C	1:B:546:TRP:CD2	2.91	0.43
1:B:1292:SER:CA	1:B:1600:LEU:CB	2.95	0.43
1:B:2505:PHE:CE1	1:B:2509:VAL:CB	3.01	0.43
1:B:2509:VAL:O	1:B:2510:TYR:CG	2.71	0.43
1:B:4180:ARG:N	1:B:4181:ILE:HG12	2.32	0.43
1:B:4208:PRO:CG	1:B:4209:GLN:N	2.81	0.43
1:B:4711:PHE:CD1	1:B:4711:PHE:O	2.71	0.43
1:B:4944:ARG:C	1:B:4944:ARG:CD	2.85	0.43
1:B:4972:PRO:O	1:B:4973:HIS:CG	2.70	0.43
1:C:701:GLY:CA	1:C:1645:ASN:CB	2.96	0.43
1:C:836:GLY:O	1:C:837:PRO:C	2.53	0.43
1:C:1083:VAL:O	1:C:1187:GLY:HA3	2.18	0.43
1:C:1212:ARG:CB	1:C:1213:PHE:HA	2.49	0.43
1:C:2509:VAL:O	1:C:2510:TYR:CG	2.71	0.43
1:C:3104:GLU:O	1:C:3108:GLU:N	2.36	0.43
1:C:4036:VAL:O	1:C:4153:HIS:O	2.36	0.43
1:D:133:PHE:CD1	1:D:133:PHE:N	2.86	0.43
1:D:153:ALA:H	1:D:169:LEU:CB	2.31	0.43
1:D:701:GLY:CA	1:D:1645:ASN:CB	2.96	0.43
1:D:1815:LEU:O	1:D:1818:ALA:HB3	2.18	0.43
1:D:4008:SER:CB	1:D:4009:GLN:HA	2.48	0.43
1:D:4141:PHE:HZ	1:D:4196:GLU:HA	1.81	0.43
1:A:153:ALA:H	1:A:169:LEU:CB	2.31	0.43
1:A:839:LEU:O	1:A:1199:VAL:CA	2.61	0.43
1:A:1292:SER:CA	1:A:1600:LEU:CB	2.95	0.43
1:A:3795:SER:CA	1:A:3880:PHE:HE2	2.32	0.43
1:A:4729:GLY:N	1:A:4730:ASP:C	2.71	0.43
1:A:4972:PRO:O	1:A:4973:HIS:CG	2.70	0.43
1:B:111:HIS:CA	1:B:113:HIS:O	2.66	0.43
1:B:1094:ALA:O	1:B:1146:GLY:HA2	2.18	0.43
1:B:1815:LEU:O	1:B:1818:ALA:HB3	2.18	0.43

Continued on next page...

Continued from previous page...

Atom-1	Atom-2	Interatomic distance (Å)	Clash overlap (Å)
1:B:3894:GLY:O	1:B:3895:HIS:CD2	2.70	0.43
1:B:4659:ILE:HG23	1:B:4660:GLY:N	2.32	0.43
1:C:726:VAL:O	1:C:727:ALA:C	2.56	0.43
1:C:1276:THR:CB	1:C:1564:PHE:CD1	3.01	0.43
1:D:2464:ASP:N	1:D:2467:VAL:H	2.08	0.43
1:D:2531:ARG:O	1:D:2533:ALA:N	2.51	0.43
1:D:3087:ILE:O	1:D:3090:ALA:HB3	2.18	0.43
1:D:3795:SER:CA	1:D:3880:PHE:HE2	2.32	0.43
1:D:4861:LYS:O	1:D:4862:PHE:CD1	2.70	0.43
1:D:4924:VAL:HG23	1:D:4925:ILE:H	1.82	0.43
1:D:4954:MET:C	1:D:4954:MET:CE	2.85	0.43
1:A:17:ASP:HA	1:A:69:LEU:O	2.18	0.43
1:A:119:SER:N	1:A:137:LEU:HA	2.33	0.43
1:A:354:GLY:O	1:A:356:TRP:CD1	2.70	0.43
1:A:2646:ASN:CB	1:A:2699:ALA:HB1	2.48	0.43
1:A:4927:ILE:HD12	1:A:4928:LEU:N	2.32	0.43
1:B:1205:GLY:O	1:B:1209:SER:CB	2.66	0.43
1:C:1718:ILE:O	1:C:1719:HIS:C	2.56	0.43
1:C:1815:LEU:O	1:C:1818:ALA:HB3	2.18	0.43
1:C:2531:ARG:O	1:C:2533:ALA:N	2.51	0.43
1:C:2646:ASN:CB	1:C:2699:ALA:HB1	2.48	0.43
1:C:4235:VAL:CA	1:C:4238:CYS:SG	3.00	0.43
1:D:546:TRP:C	1:D:546:TRP:CD2	2.91	0.43
1:D:789:VAL:O	1:D:1627:ALA:HB1	2.18	0.43
1:D:4642:ALA:CA	1:D:4645:CYS:SG	3.01	0.43
1:D:4806:ASN:N	1:D:4806:ASN:ND2	2.60	0.43
1:D:4914:VAL:HG13	1:D:4915:VAL:N	2.32	0.43
1:D:4975:PHE:CE1	1:D:4979:THR:HG21	2.54	0.43
1:A:111:HIS:CA	1:A:113:HIS:O	2.66	0.43
1:A:178:ARG:CB	1:A:179:TYR:CB	2.96	0.43
1:A:2531:ARG:O	1:A:2534:ALA:N	2.50	0.43
1:A:3658:LYS:O	1:A:3662:ILE:CB	2.67	0.43
1:A:4058:ILE:O	1:A:4062:PHE:HD1	2.01	0.43
1:A:4088:ILE:O	1:A:4092:ASP:CA	2.65	0.43
1:A:4857:ASN:O	1:A:4858:PHE:HD1	1.87	0.43
1:A:4974:GLY:O	1:A:4975:PHE:C	2.56	0.43
1:B:133:PHE:CD1	1:B:133:PHE:N	2.86	0.43
1:B:178:ARG:CB	1:B:179:TYR:CB	2.96	0.43
1:B:634:GLN:C	1:B:1639:LEU:CB	2.81	0.43
1:B:701:GLY:CA	1:B:1645:ASN:CB	2.96	0.43
1:B:4968:PHE:CB	1:B:4975:PHE:HA	2.25	0.43

Continued on next page...

Continued from previous page...

Atom-1	Atom-2	Interatomic distance (Å)	Clash overlap (Å)
1:B:4974:GLY:O	1:B:4975:PHE:C	2.56	0.43
1:C:73:LEU:H	1:C:106:ALA:N	2.15	0.43
1:C:537:CYS:CB	1:C:570:GLU:CB	2.96	0.43
1:C:2454:ARG:C	1:C:2454:ARG:CD	2.85	0.43
1:C:2505:PHE:CE1	1:C:2509:VAL:CB	3.01	0.43
1:C:3896:ASN:CB	1:C:3899:PHE:H	2.32	0.43
1:C:4968:PHE:HD2	1:C:4978:HIS:HB3	1.78	0.43
1:D:72:SER:CB	1:D:106:ALA:O	2.66	0.43
1:D:1718:ILE:O	1:D:1719:HIS:C	2.56	0.43
1:D:1803:PRO:O	1:D:1806:ALA:CA	2.67	0.43
1:D:3668:SER:O	1:D:3671:ASP:N	2.52	0.43
1:D:3896:ASN:CB	1:D:3899:PHE:H	2.32	0.43
1:D:4058:ILE:O	1:D:4062:PHE:HD1	2.01	0.43
1:D:4208:PRO:CG	1:D:4209:GLN:N	2.81	0.43
1:A:543:ASN:O	1:A:546:TRP:HB3	2.19	0.43
1:A:1086:GLY:H	1:A:1155:LEU:CB	2.29	0.43
1:A:1638:ALA:HB2	1:A:1649:ASP:HA	1.99	0.43
1:A:2765:LYS:O	1:A:2769:ASP:N	2.41	0.43
1:A:4181:ILE:CG2	1:A:4182:GLU:H	2.20	0.43
1:A:4711:PHE:CD1	1:A:4711:PHE:O	2.71	0.43
1:A:4729:GLY:H	1:A:4730:ASP:C	2.22	0.43
1:A:4794:TRP:O	1:A:4797:VAL:HG12	2.18	0.43
1:A:4982:GLU:CB	1:A:4983:HIS:CA	2.97	0.43
1:A:5018:CYS:O	1:A:5018:CYS:SG	2.76	0.43
1:B:17:ASP:HA	1:B:69:LEU:O	2.18	0.43
1:B:72:SER:CB	1:B:106:ALA:O	2.66	0.43
1:B:1212:ARG:CB	1:B:1213:PHE:HA	2.49	0.43
1:B:4190:ILE:O	1:B:4190:ILE:HG23	2.18	0.43
1:B:4997:ASN:O	1:B:4998:LYS:CB	2.65	0.43
1:C:1093:GLU:O	1:C:1200:GLY:HA3	2.17	0.43
1:C:1736:VAL:O	1:C:2144:ILE:N	2.51	0.43
1:C:3658:LYS:O	1:C:3662:ILE:CB	2.67	0.43
1:C:4861:LYS:O	1:C:4862:PHE:CD1	2.70	0.43
1:D:17:ASP:HA	1:D:69:LEU:O	2.18	0.43
1:D:279:PRO:HA	1:D:315:CYS:CB	2.48	0.43
1:D:537:CYS:CB	1:D:570:GLU:CB	2.96	0.43
1:D:543:ASN:O	1:D:546:TRP:HB3	2.19	0.43
1:D:4102:GLN:O	1:D:4103:PHE:CD2	2.72	0.43
1:D:4562:LEU:CB	1:D:4657:CYS:CB	2.96	0.43
1:D:4985:LEU:N	1:D:4985:LEU:CD1	2.73	0.43
1:A:535:ALA:C	1:A:537:CYS:N	2.72	0.43

Continued on next page...

Continued from previous page...

Atom-1	Atom-2	Interatomic distance (Å)	Clash overlap (Å)
1:A:789:VAL:O	1:A:1627:ALA:HB1	2.18	0.43
1:A:4178:LEU:HD12	1:A:4179:GLY:N	2.33	0.43
1:A:4222:VAL:CB	1:A:4950:VAL:HG13	2.48	0.43
1:A:4659:ILE:HD12	1:A:4659:ILE:HA	1.87	0.43
1:A:4936:ILE:HD11	1:D:4931:ILE:CG2	2.47	0.43
1:B:2102:VAL:O	1:B:2105:TRP:CD1	2.71	0.43
1:B:3795:SER:CA	1:B:3880:PHE:HE2	2.32	0.43
1:B:3827:GLY:O	1:B:3830:GLN:N	2.51	0.43
1:B:4847:VAL:CG1	1:B:4848:VAL:N	2.82	0.43
1:B:4914:VAL:HG13	1:B:4915:VAL:N	2.32	0.43
1:C:4102:GLN:O	1:C:4103:PHE:CD2	2.72	0.43
1:C:4178:LEU:HD12	1:C:4179:GLY:N	2.33	0.43
1:C:4180:ARG:N	1:C:4181:ILE:HG12	2.32	0.43
1:C:4984:ASN:O	1:C:4985:LEU:C	2.55	0.43
1:D:232:THR:CB	1:D:248:GLU:CB	2.96	0.43
1:D:839:LEU:O	1:D:1199:VAL:CA	2.61	0.43
1:D:1205:GLY:O	1:D:1209:SER:CB	2.66	0.43
1:D:2777:TYR:N	1:D:2854:GLY:HA2	2.31	0.43
1:D:3894:GLY:O	1:D:3895:HIS:CD2	2.70	0.43
1:D:4190:ILE:O	1:D:4190:ILE:HG23	2.18	0.43
1:D:4729:GLY:N	1:D:4730:ASP:C	2.71	0.43
1:D:4847:VAL:CG1	1:D:4848:VAL:N	2.82	0.43
1:D:4855:ALA:HB2	1:D:4916:PHE:CZ	2.54	0.43
1:D:4968:PHE:HD2	1:D:4978:HIS:HB3	1.78	0.43
1:D:4982:GLU:CB	1:D:4983:HIS:CA	2.97	0.43
1:D:5018:CYS:C	1:D:5019:TRP:HD1	2.19	0.43
1:A:1803:PRO:O	1:A:1806:ALA:CA	2.67	0.43
1:A:3699:HIS:O	1:A:3701:LEU:N	2.51	0.43
1:A:3922:TYR:CD1	1:A:3922:TYR:C	2.92	0.43
1:A:4918:ILE:CD1	1:B:4891:VAL:HG21	2.42	0.43
1:A:4975:PHE:CE1	1:A:4979:THR:HG21	2.54	0.43
1:B:72:SER:HA	1:B:106:ALA:N	2.33	0.43
1:B:232:THR:CB	1:B:248:GLU:CB	2.96	0.43
1:B:3658:LYS:CA	1:B:3661:TRP:CD1	2.91	0.43
1:B:3942:VAL:CB	1:B:3943:ILE:CA	2.89	0.43
1:B:4652:LEU:C	1:B:4652:LEU:CD1	2.85	0.43
1:B:4729:GLY:H	1:B:4730:ASP:C	2.22	0.43
1:B:5018:CYS:O	1:B:5018:CYS:SG	2.76	0.43
1:C:1094:ALA:O	1:C:1146:GLY:HA2	2.18	0.43
1:C:1803:PRO:O	1:C:1806:ALA:CA	2.67	0.43
1:C:2063:LEU:HD22	1:C:2063:LEU:HA	1.77	0.43

Continued on next page...

Continued from previous page...

Atom-1	Atom-2	Interatomic distance (Å)	Clash overlap (Å)
1:C:4855:ALA:HB2	1:C:4916:PHE:CZ	2.54	0.43
1:C:4928:LEU:C	1:C:4931:ILE:HD13	2.38	0.43
1:D:111:HIS:CA	1:D:113:HIS:O	2.66	0.43
1:D:1212:ARG:CB	1:D:1213:PHE:HA	2.49	0.43
1:D:3658:LYS:O	1:D:3662:ILE:CB	2.67	0.43
1:D:4146:LEU:C	1:D:4146:LEU:CD2	2.85	0.43
1:D:4147:LEU:C	1:D:4147:LEU:CD1	2.85	0.43
1:D:4222:VAL:CB	1:D:4950:VAL:HG13	2.49	0.43
1:D:4664:LEU:O	1:D:4667:PRO:CD	2.66	0.43
1:D:4711:PHE:CD1	1:D:4711:PHE:O	2.71	0.43
1:A:512:ALA:O	1:A:515:TRP:CE3	2.70	0.43
1:A:546:TRP:HE3	1:A:547:VAL:CA	2.32	0.43
1:A:701:GLY:CA	1:A:1645:ASN:CB	2.96	0.43
1:A:989:ALA:O	1:A:993:HIS:CB	2.67	0.43
1:A:4562:LEU:CB	1:A:4657:CYS:CB	2.96	0.43
1:A:4928:LEU:C	1:A:4931:ILE:HD13	2.38	0.43
1:B:537:CYS:CB	1:B:570:GLU:CB	2.96	0.43
1:B:789:VAL:O	1:B:1627:ALA:HB1	2.18	0.43
1:B:789:VAL:N	1:B:1628:VAL:O	2.46	0.43
1:B:989:ALA:O	1:B:993:HIS:CB	2.67	0.43
1:B:3668:SER:O	1:B:3671:ASP:N	2.52	0.43
1:B:3896:ASN:CB	1:B:3899:PHE:H	2.32	0.43
1:B:4102:GLN:O	1:B:4103:PHE:CD2	2.72	0.43
1:B:4664:LEU:O	1:B:4667:PRO:CD	2.66	0.43
1:B:4834:GLY:CA	1:B:4837:LEU:H	2.31	0.43
1:C:111:HIS:CA	1:C:113:HIS:O	2.66	0.43
1:C:232:THR:CB	1:C:248:GLU:CB	2.96	0.43
1:C:2102:VAL:O	1:C:2105:TRP:CD1	2.71	0.43
1:C:3699:HIS:O	1:C:3701:LEU:N	2.51	0.43
1:C:3795:SER:CA	1:C:3880:PHE:HE2	2.32	0.43
1:C:4852:THR:HG21	1:C:4883:TYR:HA	1.99	0.43
1:C:4924:VAL:HG23	1:C:4925:ILE:H	1.82	0.43
1:D:3699:HIS:O	1:D:3701:LEU:N	2.51	0.43
1:D:3893:GLU:C	1:D:3895:HIS:N	2.71	0.43
1:D:4852:THR:HG21	1:D:4883:TYR:HA	1.99	0.43
1:D:5018:CYS:O	1:D:5018:CYS:SG	2.76	0.43
1:A:279:PRO:HA	1:A:315:CYS:CB	2.48	0.43
1:A:347:PHE:CB	1:A:386:ASP:CB	2.97	0.43
1:A:546:TRP:C	1:A:546:TRP:CD2	2.91	0.43
1:A:608:VAL:CA	1:A:613:ALA:CB	2.85	0.43
1:A:1205:GLY:O	1:A:1209:SER:CB	2.66	0.43

Continued on next page...

Continued from previous page...

Atom-1	Atom-2	Interatomic distance (Å)	Clash overlap (Å)
1:A:1638:ALA:HB1	1:A:1649:ASP:N	2.24	0.43
1:A:1708:ARG:O	1:A:1712:TYR:CD2	2.70	0.43
1:A:2509:VAL:O	1:A:2510:TYR:CG	2.71	0.43
1:A:2531:ARG:O	1:A:2533:ALA:N	2.51	0.43
1:A:3896:ASN:CB	1:A:3899:PHE:H	2.32	0.43
1:A:4920:PHE:CZ	1:A:4924:VAL:HG21	2.54	0.43
1:A:4930:ALA:CB	1:B:4936:ILE:HD13	2.42	0.43
1:A:4968:PHE:CB	1:A:4975:PHE:HA	2.25	0.43
1:A:4997:ASN:O	1:A:4998:LYS:CB	2.65	0.43
1:B:451:TYR:C	1:B:453:GLU:H	2.22	0.43
1:B:1454:THR:H	1:B:1457:TYR:CB	2.32	0.43
1:B:2063:LEU:HD22	1:B:2063:LEU:HA	1.77	0.43
1:B:3850:GLN:O	1:B:3853:ALA:HB3	2.19	0.43
1:B:4008:SER:CB	1:B:4009:GLN:HA	2.48	0.43
1:B:4180:ARG:N	1:B:4181:ILE:CG1	2.82	0.43
1:B:4183:ILE:N	1:B:4183:ILE:CD1	2.72	0.43
1:C:112:ALA:O	1:C:115:ARG:N	2.52	0.43
1:C:178:ARG:CB	1:C:179:TYR:CB	2.96	0.43
1:C:789:VAL:O	1:C:1627:ALA:HB1	2.18	0.43
1:C:3105:LYS:O	1:C:3109:ASN:N	2.42	0.43
1:C:3668:SER:O	1:C:3671:ASP:N	2.52	0.43
1:C:3721:LEU:O	1:C:3725:TYR:CD1	2.60	0.43
1:C:4195:PHE:CZ	1:C:4991:PHE:CB	2.65	0.43
1:C:4914:VAL:HG23	1:D:4888:TYR:CE2	2.45	0.43
1:D:21:VAL:O	1:D:203:ASN:O	2.36	0.43
1:D:72:SER:HA	1:D:106:ALA:N	2.33	0.43
1:D:178:ARG:CB	1:D:179:TYR:CB	2.96	0.43
1:D:451:TYR:C	1:D:453:GLU:H	2.22	0.43
1:D:546:TRP:HE3	1:D:547:VAL:CA	2.32	0.43
1:D:3835:LEU:C	1:D:3837:GLN:N	2.72	0.43
1:A:21:VAL:O	1:A:203:ASN:O	2.36	0.43
1:A:1096:THR:CA	1:A:1199:VAL:O	2.67	0.43
1:A:3668:SER:O	1:A:3671:ASP:N	2.52	0.43
1:A:4936:ILE:HD13	1:D:4930:ALA:C	2.39	0.43
1:B:112:ALA:O	1:B:115:ARG:N	2.52	0.43
1:B:347:PHE:CB	1:B:386:ASP:CB	2.97	0.43
1:B:3962:PHE:HE2	1:B:4023:MET:N	2.05	0.43
1:B:4855:ALA:HB2	1:B:4916:PHE:CZ	2.54	0.43
1:C:1124:PHE:CD1	1:C:1125:ASN:O	2.71	0.43
1:C:3850:GLN:O	1:C:3853:ALA:HB3	2.19	0.43
1:C:4183:ILE:CG2	1:C:4190:ILE:CG1	2.90	0.43

Continued on next page...

Continued from previous page...

Atom-1	Atom-2	Interatomic distance (Å)	Clash overlap (Å)
1:C:4711:PHE:CD1	1:C:4711:PHE:O	2.71	0.43
1:C:4800:LEU:HD22	1:C:4801:LEU:HD23	1.99	0.43
1:C:4847:VAL:CG1	1:C:4848:VAL:N	2.82	0.43
1:D:791:PHE:CA	1:D:1626:TRP:O	2.67	0.43
1:D:2505:PHE:CE1	1:D:2509:VAL:CB	3.01	0.43
1:D:4034:ASN:O	1:D:4153:HIS:CE1	2.69	0.43
1:D:4180:ARG:N	1:D:4181:ILE:CG1	2.82	0.43
1:D:5003:HIS:O	1:D:5008:SER:CA	2.67	0.43
1:A:72:SER:HA	1:A:106:ALA:N	2.33	0.42
1:A:2505:PHE:CE1	1:A:2509:VAL:CB	3.01	0.42
1:A:3966:THR:O	1:A:3970:GLN:CB	2.67	0.42
1:A:4036:VAL:O	1:A:4153:HIS:O	2.36	0.42
1:A:4102:GLN:O	1:A:4103:PHE:CD2	2.72	0.42
1:A:4153:HIS:CD2	1:A:4153:HIS:O	2.72	0.42
1:A:4664:LEU:O	1:A:4667:PRO:CD	2.66	0.42
1:A:4855:ALA:HB2	1:A:4916:PHE:CZ	2.54	0.42
1:A:4918:ILE:CA	1:B:4891:VAL:CG1	2.47	0.42
1:B:72:SER:CA	1:B:106:ALA:H	2.32	0.42
1:B:3699:HIS:O	1:B:3701:LEU:N	2.51	0.42
1:B:3891:LEU:C	1:B:3892:CYS:O	2.56	0.42
1:B:3935:TRP:CE3	1:B:3935:TRP:CA	2.97	0.42
1:B:4659:ILE:HD12	1:B:4659:ILE:HA	1.87	0.42
1:B:4861:LYS:C	1:B:4862:PHE:HD1	2.23	0.42
1:B:4982:GLU:CB	1:B:4983:HIS:CA	2.97	0.42
1:C:347:PHE:CB	1:C:386:ASP:CB	2.97	0.42
1:D:2509:VAL:O	1:D:2510:TYR:CG	2.71	0.42
1:D:4850:LEU:HD23	1:D:4851:TYR:N	2.34	0.42
1:D:4920:PHE:CZ	1:D:4924:VAL:HG21	2.54	0.42
1:D:4928:LEU:C	1:D:4931:ILE:HD13	2.38	0.42
1:A:451:TYR:C	1:A:453:GLU:H	2.22	0.42
1:A:2274:ASP:CA	1:A:2277:ALA:CB	2.97	0.42
1:A:2591:ARG:HA	1:A:2592:GLY:HA3	1.58	0.42
1:A:3758:MET:C	1:A:3760:LYS:N	2.73	0.42
1:A:3933:PHE:CE1	1:A:3951:PHE:HE2	2.34	0.42
1:A:4681:LEU:HA	1:A:4681:LEU:HD23	1.76	0.42
1:B:238:SER:O	1:B:241:GLN:N	2.52	0.42
1:B:1083:VAL:O	1:B:1187:GLY:HA3	2.18	0.42
1:B:1803:PRO:O	1:B:1806:ALA:CA	2.67	0.42
1:B:2274:ASP:CA	1:B:2277:ALA:CB	2.97	0.42
1:B:2278:ALA:C	1:B:2280:VAL:H	2.20	0.42
1:B:2538:THR:C	1:B:2540:THR:N	2.73	0.42

Continued on next page...

Continued from previous page...

Atom-1	Atom-2	Interatomic distance (Å)	Clash overlap (Å)
1:B:2777:TYR:N	1:B:2854:GLY:HA2	2.31	0.42
1:B:4920:PHE:CZ	1:B:4924:VAL:HG21	2.54	0.42
1:B:4975:PHE:CE1	1:B:4979:THR:HG21	2.54	0.42
1:C:119:SER:N	1:C:137:LEU:HA	2.33	0.42
1:C:2556:LEU:O	1:C:2560:PRO:N	2.52	0.42
1:C:4008:SER:CB	1:C:4009:GLN:HA	2.48	0.42
1:C:4974:GLY:O	1:C:4975:PHE:C	2.56	0.42
1:D:238:SER:O	1:D:241:GLN:N	2.52	0.42
1:D:726:VAL:O	1:D:727:ALA:O	2.38	0.42
1:D:4036:VAL:O	1:D:4153:HIS:O	2.36	0.42
1:D:4178:LEU:HD12	1:D:4179:GLY:N	2.33	0.42
1:D:4718:LYS:O	1:D:4721:LYS:N	2.52	0.42
1:D:4729:GLY:H	1:D:4730:ASP:C	2.22	0.42
1:D:4861:LYS:C	1:D:4862:PHE:HD1	2.23	0.42
1:A:1718:ILE:O	1:A:1719:HIS:C	2.56	0.42
1:A:2592:GLY:N	1:A:2595:LEU:H	1.95	0.42
1:A:4834:GLY:CA	1:A:4837:LEU:H	2.31	0.42
1:B:490:CYS:O	1:B:491:ILE:C	2.58	0.42
1:B:1934:SER:O	1:B:1935:VAL:C	2.58	0.42
1:B:2531:ARG:O	1:B:2533:ALA:N	2.51	0.42
1:B:4141:PHE:CZ	1:B:4196:GLU:HA	2.49	0.42
1:B:4153:HIS:CD2	1:B:4153:HIS:O	2.72	0.42
1:B:4794:TRP:O	1:B:4797:VAL:HG12	2.18	0.42
1:B:4935:LEU:CD2	1:B:4935:LEU:N	2.78	0.42
1:C:2766:TRP:O	1:C:2770:LYS:N	2.39	0.42
1:C:3087:ILE:O	1:C:3090:ALA:HB3	2.18	0.42
1:C:3827:GLY:O	1:C:3830:GLN:N	2.51	0.42
1:C:4562:LEU:CB	1:C:4657:CYS:CB	2.96	0.42
1:C:4729:GLY:H	1:C:4730:ASP:C	2.22	0.42
1:C:4975:PHE:CE1	1:C:4979:THR:HG21	2.54	0.42
1:C:5018:CYS:O	1:C:5018:CYS:SG	2.76	0.42
1:D:1096:THR:CA	1:D:1199:VAL:O	2.67	0.42
1:D:1612:PHE:O	1:D:1613:LEU:CB	2.68	0.42
1:D:2274:ASP:CA	1:D:2277:ALA:CB	2.97	0.42
1:D:3942:VAL:CB	1:D:3943:ILE:CA	2.89	0.42
1:D:4153:HIS:CD2	1:D:4153:HIS:O	2.72	0.42
1:D:4554:TYR:O	1:D:4555:LEU:C	2.57	0.42
1:D:4701:TRP:O	1:D:4701:TRP:CD1	2.70	0.42
1:D:4715:TYR:CD1	1:D:4716:TRP:N	2.87	0.42
1:D:4857:ASN:HD22	1:D:4857:ASN:HA	1.64	0.42
1:A:72:SER:CB	1:A:106:ALA:O	2.66	0.42

Continued on next page...

Continued from previous page...

Atom-1	Atom-2	Interatomic distance (Å)	Clash overlap (Å)
1:A:232:THR:CB	1:A:248:GLU:CB	2.96	0.42
1:A:1612:PHE:O	1:A:1613:LEU:CB	2.68	0.42
1:A:1815:LEU:O	1:A:1818:ALA:HB3	2.18	0.42
1:A:2464:ASP:N	1:A:2467:VAL:H	2.08	0.42
1:A:4141:PHE:HZ	1:A:4196:GLU:HA	1.80	0.42
1:A:4235:VAL:O	1:A:4238:CYS:SG	2.78	0.42
1:A:4652:LEU:O	1:A:4652:LEU:HD22	2.19	0.42
1:A:4847:VAL:CG1	1:A:4848:VAL:N	2.82	0.42
1:A:4861:LYS:C	1:A:4862:PHE:HD1	2.23	0.42
1:B:119:SER:N	1:B:137:LEU:HA	2.33	0.42
1:B:1684:ALA:O	1:B:1687:SER:O	2.38	0.42
1:B:2201:LEU:O	1:B:2205:GLU:CB	2.68	0.42
1:B:3186:LEU:O	1:B:3190:LEU:CB	2.68	0.42
1:B:3658:LYS:O	1:B:3662:ILE:CB	2.67	0.42
1:B:3766:GLN:CA	1:B:3769:ARG:NH2	2.81	0.42
1:B:3922:TYR:CD1	1:B:3922:TYR:C	2.92	0.42
1:B:4181:ILE:CG2	1:B:4182:GLU:N	2.67	0.42
1:B:4682:GLU:HA	1:B:4724:VAL:HG13	2.01	0.42
1:B:4715:TYR:CD1	1:B:4716:TRP:N	2.87	0.42
1:C:3758:MET:C	1:C:3760:LYS:N	2.73	0.42
1:C:3766:GLN:CA	1:C:3769:ARG:NH2	2.81	0.42
1:C:3922:TYR:CD1	1:C:3922:TYR:C	2.92	0.42
1:C:3966:THR:O	1:C:3970:GLN:CB	2.67	0.42
1:C:4153:HIS:CD2	1:C:4153:HIS:O	2.72	0.42
1:C:4850:LEU:HD23	1:C:4851:TYR:N	2.34	0.42
1:C:5003:HIS:O	1:C:5008:SER:CA	2.67	0.42
1:D:2556:LEU:O	1:D:2560:PRO:N	2.52	0.42
1:D:3850:GLN:O	1:D:3853:ALA:HB3	2.19	0.42
1:D:3891:LEU:C	1:D:3892:CYS:O	2.56	0.42
1:D:4034:ASN:C	1:D:4153:HIS:HE1	2.23	0.42
1:A:110:ARG:CB	1:A:117:TYR:HE1	2.33	0.42
1:A:2063:LEU:HD22	1:A:2063:LEU:HA	1.77	0.42
1:A:4182:GLU:CD	1:A:4988:TYR:CD1	2.93	0.42
1:B:512:ALA:O	1:B:515:TRP:CE3	2.70	0.42
1:B:535:ALA:O	1:B:536:ASN:C	2.58	0.42
1:B:4058:ILE:O	1:B:4062:PHE:HD1	2.01	0.42
1:B:4554:TYR:O	1:B:4555:LEU:C	2.57	0.42
1:B:4718:LYS:O	1:B:4721:LYS:N	2.52	0.42
1:C:72:SER:CA	1:C:106:ALA:H	2.32	0.42
1:C:111:HIS:C	1:C:115:ARG:H	2.23	0.42
1:C:791:PHE:CA	1:C:1626:TRP:O	2.67	0.42

Continued on next page...

Continued from previous page...

Atom-1	Atom-2	Interatomic distance (Å)	Clash overlap (Å)
1:C:1072:VAL:HA	1:C:1195:GLY:HA2	2.01	0.42
1:C:2446:GLY:HA2	1:C:2447:LYS:HA	1.85	0.42
1:C:3186:LEU:O	1:C:3190:LEU:CB	2.68	0.42
1:C:3668:SER:O	1:C:3669:PHE:C	2.57	0.42
1:C:4034:ASN:C	1:C:4153:HIS:HE1	2.23	0.42
1:C:4652:LEU:O	1:C:4652:LEU:HD22	2.19	0.42
1:C:4918:ILE:CG1	1:D:4891:VAL:HG22	2.29	0.42
1:C:4982:GLU:CB	1:C:4983:HIS:CA	2.97	0.42
1:D:1588:ALA:CB	1:D:1589:PRO:CA	2.84	0.42
1:D:3966:THR:O	1:D:3970:GLN:CB	2.67	0.42
1:D:4007:SER:HA	1:D:4009:GLN:CB	2.50	0.42
1:D:4235:VAL:O	1:D:4238:CYS:SG	2.78	0.42
1:A:73:LEU:H	1:A:105:HIS:CB	2.32	0.42
1:A:220:LEU:CB	1:A:392:ARG:N	2.76	0.42
1:A:2538:THR:C	1:A:2540:THR:N	2.73	0.42
1:A:2556:LEU:O	1:A:2560:PRO:N	2.52	0.42
1:A:3850:GLN:O	1:A:3853:ALA:HB3	2.19	0.42
1:A:4190:ILE:O	1:A:4190:ILE:HG23	2.18	0.42
1:A:4554:TYR:O	1:A:4555:LEU:C	2.57	0.42
1:A:4576:ILE:O	1:A:4579:PHE:HB3	2.19	0.42
1:A:4729:GLY:N	1:A:4730:ASP:O	2.51	0.42
1:B:110:ARG:CB	1:B:117:TYR:HE1	2.33	0.42
1:B:483:MET:O	1:B:486:LEU:CB	2.68	0.42
1:B:2173:GLN:O	1:B:2176:ASN:N	2.53	0.42
1:B:4178:LEU:HD12	1:B:4179:GLY:N	2.33	0.42
1:B:4235:VAL:O	1:B:4238:CYS:SG	2.78	0.42
1:B:4562:LEU:CB	1:B:4657:CYS:CB	2.96	0.42
1:B:4701:TRP:O	1:B:4701:TRP:CD1	2.70	0.42
1:B:4930:ALA:C	1:C:4936:ILE:HD13	2.39	0.42
1:C:379:HIS:N	1:C:381:GLU:N	2.66	0.42
1:C:499:THR:N	1:C:500:ALA:CA	2.72	0.42
1:C:989:ALA:O	1:C:993:HIS:CB	2.67	0.42
1:C:1684:ALA:O	1:C:1687:SER:O	2.38	0.42
1:C:4681:LEU:HD23	1:C:4681:LEU:HA	1.76	0.42
1:C:4715:TYR:CD1	1:C:4716:TRP:N	2.87	0.42
1:D:111:HIS:C	1:D:115:ARG:H	2.23	0.42
1:D:112:ALA:O	1:D:115:ARG:N	2.52	0.42
1:D:347:PHE:CB	1:D:386:ASP:CB	2.97	0.42
1:D:535:ALA:O	1:D:536:ASN:C	2.58	0.42
1:D:2646:ASN:CB	1:D:2699:ALA:HB1	2.48	0.42
1:D:3758:MET:C	1:D:3760:LYS:N	2.73	0.42

Continued on next page...

Continued from previous page...

Atom-1	Atom-2	Interatomic distance (Å)	Clash overlap (Å)
1:D:4800:LEU:HD22	1:D:4801:LEU:HD23	1.99	0.42
1:D:4972:PRO:C	1:D:4973:HIS:ND1	2.73	0.42
1:A:39:ALA:CB	1:A:47:CYS:CA	2.98	0.42
1:A:72:SER:HA	1:A:106:ALA:CA	2.50	0.42
1:A:73:LEU:H	1:A:106:ALA:N	2.15	0.42
1:A:4829:SER:CB	1:A:4940:PHE:HE1	2.31	0.42
1:A:4943:LEU:C	1:A:4943:LEU:CD1	2.85	0.42
1:B:72:SER:HA	1:B:106:ALA:CA	2.50	0.42
1:B:121:LEU:O	1:B:133:PHE:CB	2.68	0.42
1:B:129:ASP:O	1:B:130:LYS:CB	2.68	0.42
1:B:1133:HIS:N	1:B:1134:LEU:C	2.73	0.42
1:B:1736:VAL:O	1:B:2144:ILE:N	2.51	0.42
1:B:3835:LEU:C	1:B:3837:GLN:N	2.72	0.42
1:B:4972:PRO:C	1:B:4973:HIS:ND1	2.73	0.42
1:B:4996:ILE:HD13	1:B:4996:ILE:HA	1.81	0.42
1:C:238:SER:O	1:C:241:GLN:N	2.52	0.42
1:C:451:TYR:C	1:C:453:GLU:H	2.22	0.42
1:C:1166:GLY:N	1:C:1167:GLU:CB	2.83	0.42
1:C:1638:ALA:HB2	1:C:1649:ASP:CA	2.50	0.42
1:C:2173:GLN:O	1:C:2176:ASN:N	2.53	0.42
1:C:2274:ASP:CA	1:C:2277:ALA:CB	2.97	0.42
1:C:3933:PHE:CE1	1:C:3951:PHE:HE2	2.34	0.42
1:C:4235:VAL:O	1:C:4238:CYS:SG	2.78	0.42
1:C:4834:GLY:CA	1:C:4837:LEU:H	2.31	0.42
1:D:72:SER:CA	1:D:106:ALA:H	2.32	0.42
1:D:1086:GLY:H	1:D:1155:LEU:CB	2.29	0.42
1:D:1684:ALA:O	1:D:1687:SER:O	2.38	0.42
1:D:2149:VAL:O	1:D:2152:THR:N	2.53	0.42
1:D:2591:ARG:HA	1:D:2592:GLY:HA3	1.58	0.42
1:D:3668:SER:O	1:D:3669:PHE:C	2.57	0.42
1:D:3721:LEU:O	1:D:3725:TYR:CD1	2.60	0.42
1:D:3922:TYR:CD1	1:D:3922:TYR:C	2.92	0.42
1:D:4933:GLN:O	1:D:4937:ILE:HG12	2.20	0.42
1:A:251:ALA:C	1:A:253:CYS:CB	2.88	0.42
1:A:1083:VAL:O	1:A:1187:GLY:HA3	2.18	0.42
1:A:2462:PRO:C	1:A:2464:ASP:CB	2.88	0.42
1:A:3894:GLY:O	1:A:3895:HIS:HB2	2.20	0.42
1:A:3945:GLU:C	1:A:3947:GLY:N	2.73	0.42
1:A:4195:PHE:O	1:A:4195:PHE:CD1	2.70	0.42
1:A:4972:PRO:C	1:A:4973:HIS:ND1	2.73	0.42
1:A:5003:HIS:O	1:A:5008:SER:CA	2.67	0.42

Continued on next page...

Continued from previous page...

Atom-1	Atom-2	Interatomic distance (Å)	Clash overlap (Å)
1:B:543:ASN:O	1:B:546:TRP:HB3	2.19	0.42
1:B:1072:VAL:HA	1:B:1195:GLY:HA2	2.01	0.42
1:B:1718:ILE:O	1:B:1719:HIS:C	2.56	0.42
1:B:3105:LYS:O	1:B:3109:ASN:N	2.42	0.42
1:B:4687:TYR:N	1:B:4692:PRO:CD	2.61	0.42
1:B:4995:LEU:HD13	1:B:5011:TRP:CZ3	2.41	0.42
1:B:5003:HIS:O	1:B:5008:SER:CA	2.67	0.42
1:C:669:ASP:N	1:C:788:LYS:O	2.49	0.42
1:C:1133:HIS:N	1:C:1134:LEU:C	2.73	0.42
1:C:3934:TYR:CZ	1:C:3998:HIS:CB	2.96	0.42
1:C:4058:ILE:O	1:C:4062:PHE:HD1	2.01	0.42
1:C:4918:ILE:CA	1:D:4891:VAL:CG1	2.46	0.42
1:D:1133:HIS:N	1:D:1134:LEU:C	2.73	0.42
1:D:4181:ILE:HG12	1:D:4194:TYR:CD1	2.55	0.42
1:D:4738:ALA:CA	1:D:4742:GLY:HA2	2.36	0.42
1:A:121:LEU:O	1:A:133:PHE:CB	2.68	0.42
1:A:490:CYS:O	1:A:491:ILE:C	2.58	0.42
1:A:499:THR:N	1:A:500:ALA:CA	2.72	0.42
1:A:1161:ILE:HA	1:A:1178:ALA:HB1	1.84	0.42
1:A:1212:ARG:CB	1:A:1213:PHE:HA	2.49	0.42
1:A:4007:SER:HA	1:A:4009:GLN:CB	2.50	0.42
1:A:4181:ILE:HG12	1:A:4194:TYR:CD1	2.55	0.42
1:A:4181:ILE:CG2	1:A:4182:GLU:N	2.67	0.42
1:A:4718:LYS:O	1:A:4721:LYS:N	2.52	0.42
1:A:4732:PHE:O	1:A:4733:GLY:O	2.38	0.42
1:B:220:LEU:CB	1:B:392:ARG:N	2.76	0.42
1:B:2556:LEU:O	1:B:2560:PRO:N	2.52	0.42
1:B:3894:GLY:O	1:B:3895:HIS:HB2	2.20	0.42
1:B:3966:THR:O	1:B:3970:GLN:CB	2.67	0.42
1:B:4576:ILE:O	1:B:4579:PHE:HB3	2.19	0.42
1:C:72:SER:HA	1:C:106:ALA:N	2.33	0.42
1:C:110:ARG:CB	1:C:117:TYR:HE1	2.33	0.42
1:C:261:ARG:O	1:C:262:LEU:CB	2.68	0.42
1:C:1454:THR:H	1:C:1457:TYR:CB	2.32	0.42
1:C:2538:THR:C	1:C:2540:THR:N	2.73	0.42
1:C:4147:LEU:C	1:C:4147:LEU:CD1	2.86	0.42
1:C:4682:GLU:HA	1:C:4724:VAL:HG13	2.01	0.42
1:C:4972:PRO:C	1:C:4973:HIS:ND1	2.72	0.42
1:D:989:ALA:O	1:D:993:HIS:CB	2.67	0.42
1:D:1237:TRP:CA	1:D:1611:HIS:CB	2.87	0.42
1:D:1638:ALA:HB2	1:D:1649:ASP:CA	2.50	0.42

Continued on next page...

Continued from previous page...

Atom-1	Atom-2	Interatomic distance (Å)	Clash overlap (Å)
1:D:4652:LEU:O	1:D:4652:LEU:HD22	2.19	0.42
1:D:5023:PRO:O	1:D:5024:ALA:CB	2.68	0.42
1:A:72:SER:CA	1:A:106:ALA:H	2.32	0.42
1:A:1166:GLY:N	1:A:1167:GLU:CB	2.83	0.42
1:A:3668:SER:O	1:A:3669:PHE:C	2.57	0.42
1:A:4147:LEU:C	1:A:4147:LEU:CD1	2.85	0.42
1:A:4888:TYR:CE2	1:D:4914:VAL:HG23	2.46	0.42
1:B:4034:ASN:O	1:B:4153:HIS:CE1	2.69	0.42
1:B:4034:ASN:C	1:B:4153:HIS:HE1	2.23	0.42
1:B:4181:ILE:HG12	1:B:4194:TYR:CD1	2.55	0.42
1:B:4652:LEU:O	1:B:4652:LEU:HD22	2.19	0.42
1:B:4954:MET:CE	1:B:4955:GLU:N	2.76	0.42
1:C:512:ALA:O	1:C:515:TRP:CE3	2.70	0.42
1:C:543:ASN:O	1:C:546:TRP:HB3	2.19	0.42
1:C:546:TRP:HE3	1:C:547:VAL:CA	2.32	0.42
1:C:1612:PHE:O	1:C:1613:LEU:CB	2.68	0.42
1:C:4576:ILE:O	1:C:4579:PHE:HB3	2.19	0.42
1:C:4718:LYS:O	1:C:4721:LYS:N	2.52	0.42
1:D:251:ALA:C	1:D:253:CYS:CB	2.88	0.42
1:D:1166:GLY:N	1:D:1167:GLU:CB	2.83	0.42
1:D:2191:PHE:CE1	1:D:2192:TYR:CE1	3.08	0.42
1:D:3894:GLY:O	1:D:3895:HIS:HB2	2.20	0.42
1:D:4179:GLY:HA2	1:D:4180:ARG:HB3	2.02	0.42
1:A:112:ALA:O	1:A:115:ARG:N	2.52	0.41
1:A:483:MET:O	1:A:486:LEU:CB	2.68	0.41
1:A:1124:PHE:CE2	1:A:1162:PHE:CD2	3.04	0.41
1:A:1133:HIS:N	1:A:1134:LEU:C	2.73	0.41
1:A:1454:THR:H	1:A:1457:TYR:CB	2.32	0.41
1:A:3835:LEU:C	1:A:3837:GLN:N	2.72	0.41
1:A:4171:LEU:C	1:A:4171:LEU:CD2	2.85	0.41
1:A:4715:TYR:CD1	1:A:4716:TRP:N	2.87	0.41
1:B:73:LEU:H	1:B:105:HIS:CB	2.33	0.41
1:B:726:VAL:O	1:B:727:ALA:O	2.38	0.41
1:B:1166:GLY:N	1:B:1167:GLU:CB	2.83	0.41
1:B:1252:HIS:O	1:B:1254:HIS:CB	2.68	0.41
1:B:4642:ALA:O	1:B:4645:CYS:SG	2.78	0.41
1:B:4732:PHE:O	1:B:4733:GLY:O	2.38	0.41
1:C:72:SER:HA	1:C:106:ALA:CA	2.50	0.41
1:C:218:HIS:CB	1:C:219:VAL:HA	2.49	0.41
1:C:235:ALA:O	1:C:236:ALA:HB3	2.20	0.41
1:C:483:MET:O	1:C:486:LEU:CB	2.68	0.41

Continued on next page...

Continued from previous page...

Atom-1	Atom-2	Interatomic distance (Å)	Clash overlap (Å)
1:C:2191:PHE:CE1	1:C:2192:TYR:CE1	3.08	0.41
1:C:2462:PRO:C	1:C:2464:ASP:CB	2.88	0.41
1:C:4732:PHE:O	1:C:4733:GLY:O	2.38	0.41
1:C:4936:ILE:CG2	1:C:4937:ILE:H	2.33	0.41
1:C:4972:PRO:C	1:C:4973:HIS:CG	2.93	0.41
1:D:16:THR:O	1:D:17:ASP:CB	2.64	0.41
1:D:73:LEU:H	1:D:106:ALA:N	2.15	0.41
1:D:235:ALA:O	1:D:236:ALA:HB3	2.20	0.41
1:D:490:CYS:O	1:D:491:ILE:C	2.58	0.41
1:D:1454:THR:H	1:D:1457:TYR:CB	2.32	0.41
1:D:2462:PRO:C	1:D:2464:ASP:CB	2.88	0.41
1:D:3766:GLN:CA	1:D:3769:ARG:NH2	2.82	0.41
1:D:3945:GLU:C	1:D:3947:GLY:N	2.73	0.41
1:D:4124:ASN:O	1:D:4125:PHE:CD1	2.73	0.41
1:D:4934:GLY:O	1:D:4938:ASP:N	2.30	0.41
1:D:4984:ASN:O	1:D:4985:LEU:C	2.56	0.41
1:A:110:ARG:CB	1:A:117:TYR:CE1	3.03	0.41
1:A:789:VAL:N	1:A:1628:VAL:O	2.46	0.41
1:A:1124:PHE:CD1	1:A:1125:ASN:O	2.71	0.41
1:A:1638:ALA:HB2	1:A:1649:ASP:H	1.83	0.41
1:A:1934:SER:O	1:A:1935:VAL:C	2.58	0.41
1:A:2201:LEU:O	1:A:2205:GLU:CB	2.68	0.41
1:A:4124:ASN:O	1:A:4125:PHE:CD1	2.73	0.41
1:B:218:HIS:CB	1:B:219:VAL:HA	2.49	0.41
1:B:351:VAL:O	1:B:352:ALA:CB	2.68	0.41
1:B:839:LEU:O	1:B:1199:VAL:CA	2.61	0.41
1:B:2149:VAL:O	1:B:2152:THR:N	2.53	0.41
1:B:5031:GLN:CG	1:B:5032:TYR:CE1	3.00	0.41
1:C:490:CYS:O	1:C:491:ILE:C	2.58	0.41
1:C:623:GLU:O	1:C:627:PRO:N	2.53	0.41
1:C:1252:HIS:O	1:C:1254:HIS:CB	2.68	0.41
1:C:4920:PHE:CZ	1:C:4924:VAL:HG21	2.54	0.41
1:C:4944:ARG:C	1:C:4944:ARG:CD	2.85	0.41
1:D:218:HIS:CB	1:D:219:VAL:HA	2.49	0.41
1:D:1072:VAL:HA	1:D:1195:GLY:HA2	2.01	0.41
1:D:1688:HIS:HA	1:D:1689:VAL:C	2.40	0.41
1:D:2201:LEU:O	1:D:2205:GLU:CB	2.68	0.41
1:D:2766:TRP:O	1:D:2770:LYS:N	2.39	0.41
1:D:3933:PHE:CE1	1:D:3951:PHE:HE2	2.34	0.41
1:D:4576:ILE:O	1:D:4579:PHE:HB3	2.19	0.41
1:D:4642:ALA:O	1:D:4645:CYS:SG	2.78	0.41

Continued on next page...

Continued from previous page...

Atom-1	Atom-2	Interatomic distance (Å)	Clash overlap (Å)
1:D:4849:TYR:HE1	1:D:4853:VAL:HG21	1.85	0.41
1:A:129:ASP:O	1:A:130:LYS:CB	2.68	0.41
1:A:235:ALA:O	1:A:236:ALA:HB3	2.20	0.41
1:A:726:VAL:O	1:A:727:ALA:O	2.38	0.41
1:A:1072:VAL:HA	1:A:1195:GLY:HA2	2.01	0.41
1:A:1684:ALA:O	1:A:1687:SER:O	2.38	0.41
1:A:4090:LYS:CB	1:A:4121:GLU:CB	2.98	0.41
1:A:4183:ILE:CG2	1:A:4190:ILE:CG1	2.90	0.41
1:A:4800:LEU:HD23	1:A:4801:LEU:CA	2.50	0.41
1:A:4936:ILE:CG2	1:A:4937:ILE:H	2.33	0.41
1:B:251:ALA:C	1:B:253:CYS:CB	2.88	0.41
1:B:608:VAL:CA	1:B:613:ALA:CB	2.85	0.41
1:B:2462:PRO:C	1:B:2464:ASP:CB	2.88	0.41
1:B:5023:PRO:O	1:B:5024:ALA:CB	2.68	0.41
1:C:129:ASP:O	1:C:130:LYS:CB	2.68	0.41
1:C:251:ALA:C	1:C:253:CYS:CB	2.88	0.41
1:C:1688:HIS:HA	1:C:1689:VAL:C	2.40	0.41
1:C:2201:LEU:O	1:C:2205:GLU:CB	2.68	0.41
1:C:3937:TYR:C	1:C:3939:GLY:H	2.21	0.41
1:C:4124:ASN:O	1:C:4125:PHE:CD1	2.73	0.41
1:C:4554:TYR:O	1:C:4555:LEU:C	2.57	0.41
1:D:1074:ILE:HA	1:D:1193:SER:CB	2.50	0.41
1:D:3186:LEU:O	1:D:3190:LEU:CB	2.68	0.41
1:D:4090:LYS:CB	1:D:4121:GLU:CB	2.98	0.41
1:D:4646:LEU:HD23	1:D:4646:LEU:HA	1.88	0.41
1:D:4732:PHE:O	1:D:4733:GLY:O	2.38	0.41
1:D:4834:GLY:CA	1:D:4837:LEU:H	2.31	0.41
1:D:4860:ARG:O	1:D:4861:LYS:CB	2.68	0.41
1:D:4861:LYS:O	1:D:4862:PHE:CB	2.69	0.41
1:A:304:ALA:O	1:A:308:HIS:CB	2.69	0.41
1:A:2191:PHE:CE1	1:A:2192:TYR:CE1	3.08	0.41
1:A:3839:CYS:CB	1:A:3922:TYR:HE2	2.34	0.41
1:A:4180:ARG:N	1:A:4181:ILE:CG1	2.82	0.41
1:A:4849:TYR:HE1	1:A:4853:VAL:HG21	1.85	0.41
1:B:623:GLU:O	1:B:627:PRO:N	2.53	0.41
1:B:1638:ALA:HB2	1:B:1649:ASP:CA	2.50	0.41
1:B:1688:HIS:HA	1:B:1689:VAL:C	2.40	0.41
1:B:3795:SER:HA	1:B:3880:PHE:CE2	2.54	0.41
1:B:4007:SER:HA	1:B:4009:GLN:CB	2.50	0.41
1:B:4779:LYS:HE3	1:B:4779:LYS:HB2	1.96	0.41
1:B:4857:ASN:HD22	1:B:4857:ASN:HA	1.64	0.41

Continued on next page...

Continued from previous page...

Atom-1	Atom-2	Interatomic distance (Å)	Clash overlap (Å)
1:B:4935:LEU:HD22	1:C:4940:PHE:CZ	2.43	0.41
1:B:4972:PRO:C	1:B:4973:HIS:CG	2.94	0.41
1:C:73:LEU:H	1:C:105:HIS:CB	2.32	0.41
1:C:726:VAL:O	1:C:727:ALA:O	2.38	0.41
1:C:2125:HIS:HB2	1:C:3725:TYR:CE1	2.55	0.41
1:C:2777:TYR:H	1:C:2854:GLY:CA	2.32	0.41
1:C:4007:SER:HA	1:C:4009:GLN:CB	2.50	0.41
1:C:4179:GLY:HA2	1:C:4180:ARG:HB3	2.02	0.41
1:C:4180:ARG:N	1:C:4181:ILE:CG1	2.82	0.41
1:C:4738:ALA:CA	1:C:4742:GLY:HA2	2.36	0.41
1:C:4849:TYR:HE1	1:C:4853:VAL:HG21	1.85	0.41
1:C:5023:PRO:O	1:C:5024:ALA:CB	2.68	0.41
1:D:110:ARG:CB	1:D:117:TYR:HE1	2.33	0.41
1:D:4972:PRO:C	1:D:4973:HIS:CG	2.94	0.41
1:A:218:HIS:CB	1:A:219:VAL:HA	2.49	0.41
1:A:1736:VAL:O	1:A:2144:ILE:N	2.51	0.41
1:A:2173:GLN:O	1:A:2176:ASN:N	2.53	0.41
1:A:3186:LEU:O	1:A:3190:LEU:CB	2.68	0.41
1:A:3808:GLY:O	1:A:3809:ASN:CB	2.69	0.41
1:A:4034:ASN:C	1:A:4153:HIS:HE1	2.23	0.41
1:A:4642:ALA:O	1:A:4645:CYS:SG	2.78	0.41
1:A:4644:TRP:C	1:A:4644:TRP:CD2	2.94	0.41
1:A:4850:LEU:HD23	1:A:4851:TYR:N	2.34	0.41
1:B:3668:SER:O	1:B:3669:PHE:C	2.57	0.41
1:B:3808:GLY:O	1:B:3809:ASN:CB	2.69	0.41
1:B:4124:ASN:O	1:B:4125:PHE:CD1	2.73	0.41
1:B:4577:LEU:HD11	1:B:4807:PHE:N	2.35	0.41
1:B:4646:LEU:HD23	1:B:4646:LEU:HA	1.88	0.41
1:B:4926:VAL:HG13	1:B:4927:ILE:H	1.84	0.41
1:B:4943:LEU:C	1:B:4943:LEU:CD1	2.85	0.41
1:C:245:VAL:C	1:C:247:TYR:N	2.67	0.41
1:C:1211:LEU:O	1:C:1214:PHE:CB	2.69	0.41
1:C:3795:SER:HA	1:C:3880:PHE:CE2	2.54	0.41
1:C:3945:GLU:C	1:C:3947:GLY:N	2.73	0.41
1:C:4003:LEU:HA	1:C:4004:ALA:HA	1.68	0.41
1:C:4146:LEU:C	1:C:4146:LEU:CD2	2.85	0.41
1:C:4806:ASN:N	1:C:4806:ASN:ND2	2.60	0.41
1:C:5031:GLN:CG	1:C:5032:TYR:CE1	2.99	0.41
1:D:121:LEU:O	1:D:133:PHE:CB	2.68	0.41
1:D:483:MET:O	1:D:486:LEU:CB	2.68	0.41
1:D:1684:ALA:O	1:D:1687:SER:CB	2.69	0.41

Continued on next page...

Continued from previous page...

Atom-1	Atom-2	Interatomic distance (Å)	Clash overlap (Å)
1:D:1934:SER:O	1:D:1935:VAL:C	2.58	0.41
1:A:15:ARG:O	1:A:16:THR:CB	2.68	0.41
1:A:238:SER:O	1:A:241:GLN:N	2.52	0.41
1:A:1252:HIS:O	1:A:1254:HIS:CB	2.68	0.41
1:A:2149:VAL:O	1:A:2152:THR:N	2.53	0.41
1:A:2452:ARG:CB	1:A:2453:ILE:CB	2.99	0.41
1:A:4088:ILE:O	1:A:4092:ASP:C	2.59	0.41
1:A:4208:PRO:HG2	1:A:4209:GLN:N	2.34	0.41
1:A:4946:GLN:O	1:A:4949:GLN:HB3	2.20	0.41
1:A:5023:PRO:O	1:A:5024:ALA:CB	2.68	0.41
1:B:261:ARG:O	1:B:262:LEU:CB	2.68	0.41
1:B:345:LEU:O	1:B:346:CYS:CB	2.69	0.41
1:B:1096:THR:CA	1:B:1199:VAL:O	2.67	0.41
1:B:1187:GLY:O	1:B:1188:PHE:CB	2.69	0.41
1:C:15:ARG:O	1:C:16:THR:CB	2.68	0.41
1:C:2149:VAL:O	1:C:2152:THR:N	2.53	0.41
1:C:3808:GLY:O	1:C:3809:ASN:CB	2.69	0.41
1:C:3891:LEU:C	1:C:3892:CYS:O	2.56	0.41
1:C:4577:LEU:HD11	1:C:4807:PHE:N	2.36	0.41
1:C:4642:ALA:O	1:C:4645:CYS:SG	2.78	0.41
1:C:4685:GLY:O	1:C:4689:THR:CB	2.68	0.41
1:D:72:SER:HA	1:D:106:ALA:CA	2.50	0.41
1:D:73:LEU:H	1:D:105:HIS:CB	2.32	0.41
1:D:304:ALA:O	1:D:308:HIS:CB	2.69	0.41
1:D:503:PHE:O	1:D:504:ALA:CB	2.69	0.41
1:D:4577:LEU:HD11	1:D:4807:PHE:N	2.36	0.41
1:A:1688:HIS:HA	1:A:1689:VAL:C	2.40	0.41
1:A:2112:GLN:O	1:A:2113:SER:CB	2.69	0.41
1:A:3766:GLN:CA	1:A:3769:ARG:NH2	2.82	0.41
1:A:4577:LEU:HD11	1:A:4807:PHE:N	2.36	0.41
1:A:4716:TRP:O	1:A:4716:TRP:CE3	2.70	0.41
1:B:235:ALA:O	1:B:236:ALA:HB3	2.20	0.41
1:B:438:ILE:CA	1:B:439:GLU:CB	2.99	0.41
1:B:4800:LEU:HD23	1:B:4801:LEU:CA	2.50	0.41
1:B:4985:LEU:N	1:B:4985:LEU:CD1	2.73	0.41
1:C:110:ARG:CB	1:C:117:TYR:CE1	3.04	0.41
1:C:121:LEU:O	1:C:133:PHE:CB	2.68	0.41
1:C:357:LEU:O	1:C:358:THR:CB	2.69	0.41
1:C:1213:PHE:CB	1:C:1215:ALA:N	2.84	0.41
1:C:3987:ASP:CA	1:C:3988:ALA:HB3	2.51	0.41
1:C:4181:ILE:HG12	1:C:4194:TYR:CD1	2.55	0.41

Continued on next page...

Continued from previous page...

Atom-1	Atom-2	Interatomic distance (Å)	Clash overlap (Å)
1:C:4948:GLU:OE1	1:C:4949:GLN:N	2.54	0.41
1:C:4954:MET:SD	1:C:4954:MET:O	2.79	0.41
1:D:129:ASP:O	1:D:130:LYS:CB	2.68	0.41
1:D:261:ARG:O	1:D:262:LEU:CB	2.68	0.41
1:D:1187:GLY:O	1:D:1188:PHE:CB	2.69	0.41
1:D:1211:LEU:O	1:D:1214:PHE:CB	2.69	0.41
1:A:121:LEU:O	1:A:133:PHE:HB2	2.21	0.41
1:A:789:VAL:O	1:A:1627:ALA:CB	2.69	0.41
1:A:1074:ILE:HA	1:A:1193:SER:CB	2.50	0.41
1:A:1213:PHE:CB	1:A:1215:ALA:N	2.84	0.41
1:A:3834:ALA:O	1:A:3837:GLN:CB	2.68	0.41
1:A:4197:ILE:HD12	1:A:4990:PHE:CD2	2.54	0.41
1:A:4682:GLU:HA	1:A:4724:VAL:HG13	2.01	0.41
1:A:4954:MET:SD	1:A:4954:MET:O	2.79	0.41
1:A:4972:PRO:C	1:A:4973:HIS:CG	2.93	0.41
1:B:304:ALA:O	1:B:308:HIS:CB	2.69	0.41
1:B:1074:ILE:HA	1:B:1193:SER:CB	2.51	0.41
1:B:1612:PHE:O	1:B:1613:LEU:CB	2.68	0.41
1:B:3823:LYS:O	1:B:3824:LYS:C	2.59	0.41
1:B:3987:ASP:CA	1:B:3988:ALA:HB3	2.51	0.41
1:B:4088:ILE:O	1:B:4092:ASP:C	2.59	0.41
1:B:4090:LYS:CB	1:B:4121:GLU:CB	2.98	0.41
1:B:4935:LEU:O	1:B:4939:ALA:CB	2.69	0.41
1:C:121:LEU:O	1:C:133:PHE:HB2	2.21	0.41
1:C:669:ASP:O	1:C:670:GLU:CB	2.69	0.41
1:C:4171:LEU:HD23	1:C:4172:GLU:N	2.35	0.41
1:C:5017:ARG:HB3	1:C:5019:TRP:CZ2	2.56	0.41
1:D:351:VAL:O	1:D:352:ALA:CB	2.68	0.41
1:D:500:ALA:C	1:D:502:HIS:N	2.74	0.41
1:D:789:VAL:O	1:D:1627:ALA:CB	2.69	0.41
1:D:1123:VAL:O	1:D:1131:ARG:C	2.58	0.41
1:D:4682:GLU:HA	1:D:4724:VAL:HG13	2.01	0.41
1:D:4800:LEU:HD23	1:D:4801:LEU:CA	2.50	0.41
1:D:4948:GLU:OE1	1:D:4949:GLN:N	2.54	0.41
1:A:71:GLN:C	1:A:106:ALA:O	2.51	0.41
1:A:351:VAL:O	1:A:352:ALA:CB	2.68	0.41
1:A:379:HIS:N	1:A:381:GLU:N	2.66	0.41
1:A:1288:PHE:O	1:A:1289:LEU:CB	2.69	0.41
1:A:1439:VAL:O	1:A:1440:PHE:CB	2.68	0.41
1:A:1528:THR:O	1:A:1529:PHE:CB	2.69	0.41
1:A:1638:ALA:HB2	1:A:1649:ASP:CA	2.50	0.41

Continued on next page...

Continued from previous page...

Atom-1	Atom-2	Interatomic distance (Å)	Clash overlap (Å)
1:A:1684:ALA:O	1:A:1687:SER:CB	2.69	0.41
1:A:3934:TYR:CZ	1:A:3998:HIS:CB	2.96	0.41
1:A:4685:GLY:O	1:A:4689:THR:CB	2.68	0.41
1:A:4861:LYS:O	1:A:4862:PHE:CB	2.69	0.41
1:A:4940:PHE:CZ	1:D:4935:LEU:HD22	2.46	0.41
1:A:4995:LEU:CD1	1:A:4995:LEU:C	2.85	0.41
1:B:669:ASP:O	1:B:670:GLU:CB	2.69	0.41
1:B:1708:ARG:CG	1:B:1712:TYR:CE2	2.86	0.41
1:B:2112:GLN:O	1:B:2113:SER:CB	2.69	0.41
1:B:2191:PHE:CE1	1:B:2192:TYR:CE1	3.08	0.41
1:B:2452:ARG:CB	1:B:2453:ILE:CB	2.99	0.41
1:B:2457:LEU:O	1:B:2460:LEU:CB	2.69	0.41
1:B:2777:TYR:H	1:B:2854:GLY:CA	2.33	0.41
1:B:2790:MET:C	1:B:2792:ARG:H	2.25	0.41
1:B:3933:PHE:HD1	1:B:3934:TYR:N	2.19	0.41
1:B:4685:GLY:O	1:B:4689:THR:CB	2.68	0.41
1:B:4823:LEU:C	1:B:4823:LEU:CD1	2.85	0.41
1:B:4850:LEU:HD23	1:B:4851:TYR:N	2.34	0.41
1:B:4856:PHE:HD1	1:B:4857:ASN:ND2	2.19	0.41
1:B:4860:ARG:O	1:B:4861:LYS:CB	2.68	0.41
1:B:4954:MET:SD	1:B:4954:MET:O	2.79	0.41
1:B:5017:ARG:HB3	1:B:5019:TRP:CZ2	2.56	0.41
1:C:39:ALA:CB	1:C:47:CYS:CA	2.98	0.41
1:C:345:LEU:O	1:C:346:CYS:CB	2.69	0.41
1:C:1530:THR:CB	1:C:1533:GLY:O	2.69	0.41
1:C:2112:GLN:O	1:C:2113:SER:CB	2.69	0.41
1:C:2790:MET:C	1:C:2792:ARG:H	2.25	0.41
1:C:3061:ALA:C	1:C:3064:VAL:N	2.74	0.41
1:C:3792:ALA:O	1:C:3793:MET:C	2.59	0.41
1:C:3933:PHE:HD1	1:C:3934:TYR:N	2.19	0.41
1:C:4644:TRP:C	1:C:4644:TRP:CD2	2.94	0.41
1:C:4685:GLY:CA	1:C:4689:THR:N	2.77	0.41
1:C:4701:TRP:O	1:C:4701:TRP:CD1	2.70	0.41
1:D:15:ARG:O	1:D:16:THR:CB	2.68	0.41
1:D:39:ALA:CB	1:D:47:CYS:CA	2.98	0.41
1:D:245:VAL:C	1:D:247:TYR:N	2.67	0.41
1:D:345:LEU:O	1:D:346:CYS:CB	2.69	0.41
1:D:357:LEU:O	1:D:358:THR:CB	2.69	0.41
1:D:438:ILE:CA	1:D:439:GLU:CB	2.99	0.41
1:D:535:ALA:C	1:D:537:CYS:N	2.72	0.41
1:D:1439:VAL:O	1:D:1440:PHE:CB	2.68	0.41

Continued on next page...

Continued from previous page...

Atom-1	Atom-2	Interatomic distance (Å)	Clash overlap (Å)
1:D:1530:THR:CB	1:D:1533:GLY:O	2.69	0.41
1:D:1587:PRO:O	1:D:1588:ALA:CB	2.69	0.41
1:D:1679:ASN:O	1:D:1680:ARG:C	2.59	0.41
1:D:1716:ILE:O	1:D:1721:GLU:N	2.35	0.41
1:D:2173:GLN:O	1:D:2176:ASN:N	2.53	0.41
1:D:2452:ARG:CB	1:D:2453:ILE:CB	2.99	0.41
1:D:2539:ALA:O	1:D:2543:THR:N	2.52	0.41
1:D:3792:ALA:O	1:D:3793:MET:C	2.59	0.41
1:D:3839:CYS:CB	1:D:3922:TYR:HE2	2.34	0.41
1:D:4685:GLY:O	1:D:4689:THR:CB	2.68	0.41
1:D:4852:THR:HG21	1:D:4883:TYR:N	2.36	0.41
1:D:4954:MET:SD	1:D:4954:MET:O	2.79	0.41
1:D:4974:GLY:O	1:D:4975:PHE:C	2.56	0.41
1:A:438:ILE:O	1:A:441:VAL:CB	2.69	0.41
1:A:1530:THR:CB	1:A:1533:GLY:O	2.69	0.41
1:A:4982:GLU:CB	1:A:4983:HIS:O	2.69	0.41
1:B:15:ARG:O	1:B:16:THR:CB	2.68	0.41
1:B:71:GLN:C	1:B:106:ALA:O	2.51	0.41
1:B:500:ALA:C	1:B:502:HIS:N	2.74	0.41
1:B:1288:PHE:O	1:B:1289:LEU:CB	2.69	0.41
1:B:4002:LYS:O	1:B:4005:GLN:CB	2.69	0.41
1:B:4218:ILE:N	1:B:4218:ILE:HD13	2.36	0.41
1:B:4931:ILE:HG12	1:B:4932:ILE:N	2.36	0.41
1:B:5006:GLN:O	1:B:5007:GLU:CB	2.69	0.41
1:C:351:VAL:O	1:C:352:ALA:CB	2.68	0.41
1:C:535:ALA:C	1:C:537:CYS:N	2.72	0.41
1:C:608:VAL:CB	1:C:613:ALA:HB2	2.51	0.41
1:C:1684:ALA:O	1:C:1687:SER:CB	2.69	0.41
1:C:2188:ASN:O	1:C:2189:LYS:CB	2.69	0.41
1:C:2450:ALA:O	1:C:2453:ILE:CB	2.69	0.41
1:C:4002:LYS:O	1:C:4005:GLN:CB	2.69	0.41
1:C:4218:ILE:HD13	1:C:4218:ILE:N	2.36	0.41
1:C:4860:ARG:O	1:C:4861:LYS:CB	2.68	0.41
1:C:4933:GLN:OE1	1:C:4933:GLN:CA	2.69	0.41
1:D:623:GLU:O	1:D:627:PRO:N	2.53	0.41
1:D:1211:LEU:O	1:D:1212:ARG:CB	2.69	0.41
1:D:1213:PHE:CB	1:D:1215:ALA:N	2.84	0.41
1:D:1252:HIS:O	1:D:1254:HIS:CB	2.68	0.41
1:D:1288:PHE:O	1:D:1289:LEU:CB	2.69	0.41
1:D:2112:GLN:O	1:D:2113:SER:CB	2.69	0.41
1:D:2450:ALA:O	1:D:2453:ILE:CB	2.69	0.41

Continued on next page...

Continued from previous page...

Atom-1	Atom-2	Interatomic distance (Å)	Clash overlap (Å)
1:D:3823:LYS:O	1:D:3824:LYS:C	2.59	0.41
1:D:4187:SER:O	1:D:4188:ARG:CB	2.69	0.41
1:D:4218:ILE:HD13	1:D:4218:ILE:N	2.36	0.41
1:D:4644:TRP:C	1:D:4644:TRP:CD2	2.94	0.41
1:A:345:LEU:O	1:A:346:CYS:CB	2.69	0.40
1:A:838:HIS:O	1:A:1201:HIS:HA	2.21	0.40
1:A:1161:ILE:HA	1:A:1178:ALA:HB3	1.83	0.40
1:A:4179:GLY:HA2	1:A:4180:ARG:HB3	2.02	0.40
1:A:4714:ASN:O	1:A:4715:TYR:CB	2.69	0.40
1:A:4984:ASN:O	1:A:4985:LEU:C	2.55	0.40
1:B:252:VAL:CA	1:B:255:HIS:CB	2.99	0.40
1:B:347:PHE:O	1:B:348:VAL:CB	2.70	0.40
1:B:438:ILE:O	1:B:441:VAL:CB	2.69	0.40
1:B:1638:ALA:HB2	1:B:1649:ASP:H	1.83	0.40
1:B:4171:LEU:HD23	1:B:4172:GLU:N	2.35	0.40
1:B:4714:ASN:O	1:B:4715:TYR:CB	2.69	0.40
1:B:4832:HIS:CG	1:B:4833:ASN:OD1	2.70	0.40
1:B:4861:LYS:O	1:B:4862:PHE:CB	2.68	0.40
1:C:278:GLN:O	1:C:279:PRO:CB	2.69	0.40
1:C:503:PHE:O	1:C:504:ALA:CB	2.69	0.40
1:C:1288:PHE:O	1:C:1289:LEU:CB	2.69	0.40
1:C:3947:GLY:O	1:C:3948:LYS:C	2.59	0.40
1:C:4090:LYS:CB	1:C:4121:GLU:CB	2.98	0.40
1:C:4801:LEU:HD22	1:C:4801:LEU:HA	1.83	0.40
1:C:4829:SER:CB	1:C:4940:PHE:HE1	2.33	0.40
1:C:5006:GLN:O	1:C:5007:GLU:CB	2.69	0.40
1:D:1124:PHE:HE2	1:D:1162:PHE:HD2	1.61	0.40
1:D:2362:GLU:HA	1:D:2363:CYS:CB	2.52	0.40
1:D:2446:GLY:HA2	1:D:2447:LYS:HA	1.86	0.40
1:D:2457:LEU:O	1:D:2460:LEU:CB	2.69	0.40
1:D:3937:TYR:OH	1:D:3943:ILE:C	2.60	0.40
1:D:4088:ILE:O	1:D:4092:ASP:C	2.59	0.40
1:D:4633:GLU:O	1:D:4634:GLU:CB	2.70	0.40
1:D:4716:TRP:O	1:D:4716:TRP:CE3	2.70	0.40
1:D:4933:GLN:HA	1:D:4936:ILE:HG22	2.03	0.40
1:A:535:ALA:O	1:A:536:ASN:C	2.58	0.40
1:A:1093:GLU:CB	1:A:1201:HIS:O	2.70	0.40
1:A:1679:ASN:O	1:A:1680:ARG:C	2.59	0.40
1:A:1701:ALA:O	1:A:1702:HIS:CB	2.70	0.40
1:A:2519:LEU:HA	1:A:2522:LEU:CB	2.51	0.40
1:A:3792:ALA:O	1:A:3793:MET:C	2.59	0.40

Continued on next page...

Continued from previous page...

Atom-1	Atom-2	Interatomic distance (Å)	Clash overlap (Å)
1:A:4565:LEU:HD12	1:A:4565:LEU:HA	1.89	0.40
1:A:4800:LEU:C	1:A:4800:LEU:CD2	2.85	0.40
1:A:5017:ARG:HB3	1:A:5019:TRP:CZ2	2.56	0.40
1:B:110:ARG:CB	1:B:117:TYR:CE1	3.03	0.40
1:B:121:LEU:O	1:B:133:PHE:HB2	2.21	0.40
1:B:501:ALA:CB	1:B:505:GLU:N	2.80	0.40
1:B:596:ASN:O	1:B:597:HIS:CB	2.69	0.40
1:B:838:HIS:O	1:B:1201:HIS:HA	2.21	0.40
1:B:1528:THR:O	1:B:1529:PHE:CB	2.69	0.40
1:B:2788:HIS:O	1:B:2789:PRO:CB	2.69	0.40
1:B:3937:TYR:C	1:B:3939:GLY:H	2.21	0.40
1:B:4681:LEU:HD23	1:B:4681:LEU:HA	1.76	0.40
1:C:38:ALA:O	1:C:48:PHE:N	2.55	0.40
1:C:252:VAL:CA	1:C:255:HIS:CB	2.99	0.40
1:C:304:ALA:O	1:C:308:HIS:CB	2.69	0.40
1:C:438:ILE:CA	1:C:439:GLU:CB	2.99	0.40
1:C:438:ILE:O	1:C:441:VAL:CB	2.69	0.40
1:C:722:TRP:O	1:C:723:THR:CB	2.69	0.40
1:C:1074:ILE:HA	1:C:1193:SER:CB	2.50	0.40
1:C:1439:VAL:O	1:C:1440:PHE:CB	2.68	0.40
1:C:1701:ALA:O	1:C:1702:HIS:CB	2.70	0.40
1:C:3785:ALA:C	1:C:3787:LYS:N	2.75	0.40
1:C:3894:GLY:O	1:C:3895:HIS:HB2	2.20	0.40
1:C:4800:LEU:HD23	1:C:4801:LEU:CA	2.50	0.40
1:C:4931:ILE:HG12	1:C:4932:ILE:N	2.36	0.40
1:D:110:ARG:CB	1:D:117:TYR:CE1	3.03	0.40
1:D:722:TRP:O	1:D:723:THR:CB	2.69	0.40
1:D:826:ILE:O	1:D:827:LYS:CB	2.69	0.40
1:D:2538:THR:C	1:D:2540:THR:N	2.73	0.40
1:D:4171:LEU:HD23	1:D:4172:GLU:N	2.35	0.40
1:D:4800:LEU:O	1:D:4803:HIS:HB3	2.22	0.40
1:A:261:ARG:O	1:A:262:LEU:CB	2.68	0.40
1:A:607:CYS:O	1:A:608:VAL:O	2.40	0.40
1:A:1211:LEU:O	1:A:1214:PHE:CB	2.69	0.40
1:A:2788:HIS:O	1:A:2789:PRO:CB	2.69	0.40
1:A:3911:THR:O	1:A:3912:THR:CB	2.69	0.40
1:A:4002:LYS:O	1:A:4005:GLN:CB	2.69	0.40
1:A:4105:GLY:N	1:A:4106:PRO:CD	2.81	0.40
1:A:4119:GLU:O	1:A:4120:ASN:CB	2.70	0.40
1:A:4171:LEU:HD23	1:A:4172:GLU:N	2.35	0.40
1:A:4633:GLU:O	1:A:4634:GLU:CB	2.70	0.40

Continued on next page...

Continued from previous page...

Atom-1	Atom-2	Interatomic distance (Å)	Clash overlap (Å)
1:B:789:VAL:O	1:B:1627:ALA:CB	2.69	0.40
1:B:826:ILE:O	1:B:827:LYS:CB	2.69	0.40
1:B:2059:LEU:O	1:B:2062:ARG:N	2.55	0.40
1:B:3289:PRO:O	1:B:3290:GLU:CB	2.70	0.40
1:B:3839:CYS:CB	1:B:3922:TYR:HE2	2.34	0.40
1:B:4667:PRO:HA	1:B:4670:ILE:CG2	2.52	0.40
1:B:4968:PHE:HB2	1:B:4975:PHE:HB2	2.03	0.40
1:C:917:GLU:O	1:C:920:TYR:CB	2.70	0.40
1:C:1218:GLY:O	1:C:1222:GLY:N	2.42	0.40
1:C:3839:CYS:CB	1:C:3922:TYR:HE2	2.34	0.40
1:C:4667:PRO:HA	1:C:4670:ILE:CG2	2.52	0.40
1:C:4861:LYS:C	1:C:4862:PHE:HD1	2.23	0.40
1:C:4968:PHE:HB2	1:C:4975:PHE:HB2	2.03	0.40
1:D:278:GLN:O	1:D:279:PRO:CB	2.69	0.40
1:D:291:LEU:O	1:D:292:ALA:CB	2.70	0.40
1:D:608:VAL:CB	1:D:613:ALA:HB2	2.51	0.40
1:D:838:HIS:O	1:D:1201:HIS:HA	2.21	0.40
1:D:1093:GLU:CB	1:D:1201:HIS:O	2.70	0.40
1:D:1124:PHE:CD1	1:D:1125:ASN:O	2.71	0.40
1:D:2125:HIS:HB2	1:D:3725:TYR:CE1	2.55	0.40
1:D:3834:ALA:O	1:D:3837:GLN:CB	2.68	0.40
1:D:3987:ASP:CA	1:D:3988:ALA:HB3	2.51	0.40
1:D:4709:PRO:HG2	1:D:4710:SER:H	1.87	0.40
1:A:278:GLN:O	1:A:279:PRO:CB	2.69	0.40
1:A:596:ASN:O	1:A:597:HIS:CB	2.69	0.40
1:A:791:PHE:CA	1:A:1626:TRP:O	2.67	0.40
1:A:1023:PRO:O	1:A:1026:LEU:CB	2.70	0.40
1:A:2059:LEU:O	1:A:2062:ARG:N	2.55	0.40
1:A:2125:HIS:HB2	1:A:3725:TYR:CE1	2.55	0.40
1:A:3892:CYS:O	1:A:3893:GLU:CB	2.69	0.40
1:A:4860:ARG:O	1:A:4861:LYS:CB	2.68	0.40
1:A:5006:GLN:O	1:A:5007:GLU:CB	2.69	0.40
1:B:1211:LEU:O	1:B:1212:ARG:CB	2.69	0.40
1:B:1211:LEU:O	1:B:1214:PHE:CB	2.69	0.40
1:B:1213:PHE:CB	1:B:1215:ALA:N	2.84	0.40
1:B:1530:THR:CB	1:B:1533:GLY:O	2.69	0.40
1:B:1679:ASN:O	1:B:1680:ARG:C	2.59	0.40
1:B:1702:HIS:O	1:B:1703:LEU:CB	2.69	0.40
1:B:3664:THR:O	1:B:3665:GLU:CB	2.70	0.40
1:B:4033:GLY:O	1:B:4034:ASN:CB	2.70	0.40
1:B:4208:PRO:HG2	1:B:4209:GLN:N	2.34	0.40

Continued on next page...

Continued from previous page...

Atom-1	Atom-2	Interatomic distance (Å)	Clash overlap (Å)
1:B:4643:LEU:C	1:B:4643:LEU:CD1	2.85	0.40
1:B:4768:LEU:CD1	1:B:4770:SER:N	2.73	0.40
1:B:4933:GLN:OE1	1:B:4933:GLN:CA	2.69	0.40
1:B:4982:GLU:CB	1:B:4983:HIS:O	2.69	0.40
1:C:540:PHE:O	1:C:544:LEU:CB	2.69	0.40
1:C:918:ARG:H	1:C:919:ASN:CB	2.35	0.40
1:C:1187:GLY:O	1:C:1188:PHE:CB	2.69	0.40
1:C:1454:THR:O	1:C:1457:TYR:CB	2.70	0.40
1:C:2059:LEU:O	1:C:2062:ARG:N	2.55	0.40
1:C:2200:ALA:HB3	1:C:2206:THR:CB	2.52	0.40
1:C:2788:HIS:O	1:C:2789:PRO:CB	2.69	0.40
1:C:3894:GLY:O	1:C:3895:HIS:CB	2.69	0.40
1:C:3937:TYR:OH	1:C:3943:ILE:C	2.60	0.40
1:C:4033:GLY:O	1:C:4034:ASN:CB	2.70	0.40
1:C:4187:SER:O	1:C:4188:ARG:CB	2.69	0.40
1:C:4729:GLY:N	1:C:4730:ASP:O	2.51	0.40
1:C:4996:ILE:HD13	1:C:4996:ILE:HA	1.81	0.40
1:D:1094:ALA:HB1	1:D:1096:THR:O	2.22	0.40
1:D:1454:THR:O	1:D:1457:TYR:CB	2.70	0.40
1:D:1675:ALA:O	1:D:1676:LEU:CB	2.70	0.40
1:D:2200:ALA:HB3	1:D:2206:THR:CB	2.52	0.40
1:D:2777:TYR:H	1:D:2854:GLY:CA	2.33	0.40
1:D:2788:HIS:O	1:D:2789:PRO:CB	2.69	0.40
1:D:3911:THR:O	1:D:3912:THR:CB	2.69	0.40
1:D:4651:THR:HG1	1:D:4799:SER:HB3	1.87	0.40
1:D:4730:ASP:O	1:D:4731:ILE:CB	2.70	0.40
1:D:5017:ARG:HB3	1:D:5019:TRP:CZ2	2.56	0.40
1:A:503:PHE:O	1:A:504:ALA:CB	2.69	0.40
1:A:2364:PHE:O	1:A:2366:PRO:N	2.55	0.40
1:A:2777:TYR:H	1:A:2854:GLY:CA	2.32	0.40
1:A:3721:LEU:O	1:A:3725:TYR:CD1	2.60	0.40
1:A:4003:LEU:HA	1:A:4004:ALA:HA	1.68	0.40
1:A:4730:ASP:O	1:A:4731:ILE:CB	2.70	0.40
1:A:4848:VAL:CG1	1:A:4849:TYR:N	2.85	0.40
1:A:4927:ILE:C	1:A:4927:ILE:CD1	2.85	0.40
1:B:357:LEU:O	1:B:358:THR:CB	2.69	0.40
1:B:380:GLN:O	1:B:381:GLU:CB	2.69	0.40
1:B:540:PHE:O	1:B:544:LEU:CB	2.69	0.40
1:B:608:VAL:CB	1:B:613:ALA:HB2	2.51	0.40
1:B:1675:ALA:O	1:B:1676:LEU:CB	2.70	0.40
1:B:1821:ASP:C	1:B:1823:GLY:N	2.73	0.40

Continued on next page...

Continued from previous page...

Atom-1	Atom-2	Interatomic distance (Å)	Clash overlap (Å)
1:B:3912:THR:O	1:B:3913:ILE:CB	2.70	0.40
1:B:4179:GLY:HA2	1:B:4180:ARG:HB3	2.02	0.40
1:B:4644:TRP:C	1:B:4644:TRP:CD2	2.94	0.40
1:B:4659:ILE:CG2	1:B:4660:GLY:N	2.85	0.40
1:C:455:PRO:O	1:C:456:SER:CB	2.70	0.40
1:C:1644:GLU:O	1:C:1645:ASN:CB	2.70	0.40
1:C:2452:ARG:CB	1:C:2453:ILE:CB	2.99	0.40
1:C:2457:LEU:O	1:C:2460:LEU:CB	2.69	0.40
1:C:2756:ASN:O	1:C:2760:GLU:CB	2.69	0.40
1:D:246:TYR:O	1:D:247:TYR:CB	2.70	0.40
1:D:1023:PRO:O	1:D:1026:LEU:CB	2.70	0.40
1:D:1701:ALA:O	1:D:1702:HIS:HB2	2.22	0.40
1:D:2364:PHE:O	1:D:2366:PRO:N	2.55	0.40
1:D:2462:PRO:O	1:D:2464:ASP:CB	2.70	0.40
1:D:2756:ASN:O	1:D:2760:GLU:CB	2.69	0.40
1:D:3808:GLY:O	1:D:3809:ASN:CB	2.69	0.40
1:D:4033:GLY:O	1:D:4034:ASN:CB	2.70	0.40
1:D:4716:TRP:O	1:D:4717:ASP:CB	2.70	0.40
1:D:5006:GLN:O	1:D:5007:GLU:CB	2.69	0.40

There are no symmetry-related clashes.

5.3 Torsion angles [i](#)

5.3.1 Protein backbone [i](#)

In the following table, the Percentiles column shows the percent Ramachandran outliers of the chain as a percentile score with respect to all PDB entries followed by that with respect to all EM entries.

The Analysed column shows the number of residues for which the backbone conformation was analysed, and the total number of residues.

Mol	Chain	Analysed	Favoured	Allowed	Outliers	Percentiles	
1	A	3311/5037 (66%)	2865 (86%)	203 (6%)	243 (7%)	1	15
1	B	3311/5037 (66%)	2865 (86%)	204 (6%)	242 (7%)	1	15
1	C	3311/5037 (66%)	2865 (86%)	203 (6%)	243 (7%)	1	15
1	D	3311/5037 (66%)	2864 (86%)	205 (6%)	242 (7%)	1	15
All	All	13244/20148 (66%)	11459 (86%)	815 (6%)	970 (7%)	2	15

All (970) Ramachandran outliers are listed below:

Mol	Chain	Res	Type
1	A	16	THR
1	A	25	SER
1	A	26	ALA
1	A	44	ASN
1	A	67	PHE
1	A	73	LEU
1	A	105	HIS
1	A	130	LYS
1	A	149	THR
1	A	151	HIS
1	A	152	PRO
1	A	163	VAL
1	A	170	ILE
1	A	174	VAL
1	A	229	GLU
1	A	238	SER
1	A	246	TYR
1	A	253	CYS
1	A	262	LEU
1	A	272	SER
1	A	279	PRO
1	A	286	THR
1	A	300	VAL
1	A	344	SER
1	A	346	CYS
1	A	348	VAL
1	A	358	THR
1	A	381	GLU
1	A	385	ASP
1	A	391	THR
1	A	392	ARG
1	A	439	GLU
1	A	461	HIS
1	A	487	VAL
1	A	498	THR
1	A	505	GLU
1	A	509	GLU
1	A	608	VAL
1	A	631	LEU
1	A	632	LEU
1	A	647	ASN
1	A	670	GLU

Continued on next page...

Continued from previous page...

Mol	Chain	Res	Type
1	A	680	THR
1	A	682	LEU
1	A	723	THR
1	A	770	ALA
1	A	774	ASP
1	A	785	ALA
1	A	828	GLU
1	A	832	GLU
1	A	839	LEU
1	A	1028	ASP
1	A	1082	THR
1	A	1113	VAL
1	A	1138	PRO
1	A	1158	ASN
1	A	1188	PHE
1	A	1204	LEU
1	A	1249	PRO
1	A	1250	PRO
1	A	1252	HIS
1	A	1253	PRO
1	A	1286	MET
1	A	1289	LEU
1	A	1290	ARG
1	A	1439	VAL
1	A	1440	PHE
1	A	1529	PHE
1	A	1535	GLU
1	A	1537	ASN
1	A	1545	ASN
1	A	1547	LYS
1	A	1551	ALA
1	A	1552	VAL
1	A	1556	PRO
1	A	1557	THR
1	A	1578	ALA
1	A	1609	PRO
1	A	1613	LEU
1	A	1624	LEU
1	A	1632	ASP
1	A	1633	PRO
1	A	1688	HIS
1	A	1722	SER

Continued on next page...

Continued from previous page...

Mol	Chain	Res	Type
1	A	1745	ILE
1	A	1804	LEU
1	A	1828	ASP
1	A	1867	GLU
1	A	1868	PRO
1	A	2131	LEU
1	A	2146	PRO
1	A	2168	VAL
1	A	2241	ARG
1	A	2279	SER
1	A	2341	VAL
1	A	2453	ILE
1	A	2462	PRO
1	A	2464	ASP
1	A	2587	TYR
1	A	2740	VAL
1	A	2788	HIS
1	A	2789	PRO
1	A	3071	LEU
1	A	3292	PRO
1	A	3293	PRO
1	A	3294	PRO
1	A	3665	GLU
1	A	3667	HIS
1	A	3718	GLU
1	A	3824	LYS
1	A	3826	VAL
1	A	3905	THR
1	A	3911	THR
1	A	3912	THR
1	A	3913	ILE
1	A	3915	ILE
1	A	3942	VAL
1	A	3983	SER
1	A	3987	ASP
1	A	4120	ASN
1	A	4181	ILE
1	A	4182	GLU
1	A	4207	MET
1	A	4633	GLU
1	A	4690	GLU
1	A	4691	GLN

Continued on next page...

Continued from previous page...

Mol	Chain	Res	Type
1	A	4697	VAL
1	A	4706	LEU
1	A	4715	TYR
1	A	4717	ASP
1	A	4718	LYS
1	A	4731	ILE
1	A	4740	LEU
1	A	4804	TYR
1	A	4836	GLN
1	A	4961	CYS
1	A	4967	TYR
1	A	4998	LYS
1	A	5008	SER
1	A	5024	ALA
1	B	16	THR
1	B	25	SER
1	B	26	ALA
1	B	44	ASN
1	B	67	PHE
1	B	73	LEU
1	B	105	HIS
1	B	130	LYS
1	B	149	THR
1	B	151	HIS
1	B	152	PRO
1	B	163	VAL
1	B	170	ILE
1	B	174	VAL
1	B	229	GLU
1	B	238	SER
1	B	246	TYR
1	B	253	CYS
1	B	262	LEU
1	B	272	SER
1	B	279	PRO
1	B	286	THR
1	B	300	VAL
1	B	344	SER
1	B	346	CYS
1	B	348	VAL
1	B	358	THR
1	B	381	GLU

Continued on next page...

Continued from previous page...

Mol	Chain	Res	Type
1	B	385	ASP
1	B	391	THR
1	B	392	ARG
1	B	439	GLU
1	B	461	HIS
1	B	487	VAL
1	B	498	THR
1	B	505	GLU
1	B	509	GLU
1	B	608	VAL
1	B	631	LEU
1	B	632	LEU
1	B	647	ASN
1	B	670	GLU
1	B	680	THR
1	B	682	LEU
1	B	723	THR
1	B	770	ALA
1	B	774	ASP
1	B	785	ALA
1	B	828	GLU
1	B	832	GLU
1	B	839	LEU
1	B	1028	ASP
1	B	1082	THR
1	B	1113	VAL
1	B	1138	PRO
1	B	1158	ASN
1	B	1188	PHE
1	B	1204	LEU
1	B	1249	PRO
1	B	1250	PRO
1	B	1252	HIS
1	B	1253	PRO
1	B	1286	MET
1	B	1289	LEU
1	B	1290	ARG
1	B	1439	VAL
1	B	1440	PHE
1	B	1529	PHE
1	B	1535	GLU
1	B	1537	ASN

Continued on next page...

Continued from previous page...

Mol	Chain	Res	Type
1	B	1545	ASN
1	B	1547	LYS
1	B	1551	ALA
1	B	1552	VAL
1	B	1556	PRO
1	B	1557	THR
1	B	1578	ALA
1	B	1609	PRO
1	B	1613	LEU
1	B	1624	LEU
1	B	1632	ASP
1	B	1633	PRO
1	B	1688	HIS
1	B	1722	SER
1	B	1745	ILE
1	B	1804	LEU
1	B	1828	ASP
1	B	1867	GLU
1	B	1868	PRO
1	B	2131	LEU
1	B	2146	PRO
1	B	2168	VAL
1	B	2241	ARG
1	B	2279	SER
1	B	2341	VAL
1	B	2453	ILE
1	B	2462	PRO
1	B	2464	ASP
1	B	2587	TYR
1	B	2740	VAL
1	B	2788	HIS
1	B	2789	PRO
1	B	3071	LEU
1	B	3292	PRO
1	B	3293	PRO
1	B	3294	PRO
1	B	3665	GLU
1	B	3667	HIS
1	B	3718	GLU
1	B	3824	LYS
1	B	3826	VAL
1	B	3905	THR

Continued on next page...

Continued from previous page...

Mol	Chain	Res	Type
1	B	3911	THR
1	B	3912	THR
1	B	3913	ILE
1	B	3915	ILE
1	B	3942	VAL
1	B	3983	SER
1	B	3987	ASP
1	B	4120	ASN
1	B	4181	ILE
1	B	4182	GLU
1	B	4207	MET
1	B	4633	GLU
1	B	4690	GLU
1	B	4691	GLN
1	B	4697	VAL
1	B	4706	LEU
1	B	4715	TYR
1	B	4717	ASP
1	B	4718	LYS
1	B	4731	ILE
1	B	4740	LEU
1	B	4804	TYR
1	B	4836	GLN
1	B	4961	CYS
1	B	4967	TYR
1	B	4998	LYS
1	B	5008	SER
1	B	5024	ALA
1	C	16	THR
1	C	25	SER
1	C	26	ALA
1	C	44	ASN
1	C	67	PHE
1	C	73	LEU
1	C	105	HIS
1	C	130	LYS
1	C	149	THR
1	C	151	HIS
1	C	152	PRO
1	C	163	VAL
1	C	170	ILE
1	C	174	VAL

Continued on next page...

Continued from previous page...

Mol	Chain	Res	Type
1	C	229	GLU
1	C	238	SER
1	C	246	TYR
1	C	253	CYS
1	C	262	LEU
1	C	272	SER
1	C	279	PRO
1	C	286	THR
1	C	300	VAL
1	C	344	SER
1	C	346	CYS
1	C	348	VAL
1	C	358	THR
1	C	381	GLU
1	C	385	ASP
1	C	391	THR
1	C	392	ARG
1	C	439	GLU
1	C	461	HIS
1	C	487	VAL
1	C	498	THR
1	C	505	GLU
1	C	509	GLU
1	C	608	VAL
1	C	631	LEU
1	C	632	LEU
1	C	647	ASN
1	C	670	GLU
1	C	680	THR
1	C	682	LEU
1	C	723	THR
1	C	770	ALA
1	C	774	ASP
1	C	785	ALA
1	C	828	GLU
1	C	832	GLU
1	C	839	LEU
1	C	1028	ASP
1	C	1082	THR
1	C	1113	VAL
1	C	1138	PRO
1	C	1158	ASN

Continued on next page...

Continued from previous page...

Mol	Chain	Res	Type
1	C	1188	PHE
1	C	1204	LEU
1	C	1249	PRO
1	C	1250	PRO
1	C	1252	HIS
1	C	1253	PRO
1	C	1286	MET
1	C	1289	LEU
1	C	1290	ARG
1	C	1439	VAL
1	C	1440	PHE
1	C	1529	PHE
1	C	1535	GLU
1	C	1537	ASN
1	C	1545	ASN
1	C	1547	LYS
1	C	1551	ALA
1	C	1552	VAL
1	C	1556	PRO
1	C	1557	THR
1	C	1578	ALA
1	C	1609	PRO
1	C	1613	LEU
1	C	1624	LEU
1	C	1632	ASP
1	C	1633	PRO
1	C	1688	HIS
1	C	1722	SER
1	C	1745	ILE
1	C	1804	LEU
1	C	1828	ASP
1	C	1867	GLU
1	C	1868	PRO
1	C	2131	LEU
1	C	2146	PRO
1	C	2168	VAL
1	C	2241	ARG
1	C	2279	SER
1	C	2341	VAL
1	C	2453	ILE
1	C	2462	PRO
1	C	2464	ASP

Continued on next page...

Continued from previous page...

Mol	Chain	Res	Type
1	C	2587	TYR
1	C	2740	VAL
1	C	2788	HIS
1	C	2789	PRO
1	C	3071	LEU
1	C	3292	PRO
1	C	3293	PRO
1	C	3294	PRO
1	C	3665	GLU
1	C	3667	HIS
1	C	3718	GLU
1	C	3824	LYS
1	C	3826	VAL
1	C	3905	THR
1	C	3911	THR
1	C	3912	THR
1	C	3913	ILE
1	C	3915	ILE
1	C	3942	VAL
1	C	3983	SER
1	C	3987	ASP
1	C	4120	ASN
1	C	4181	ILE
1	C	4182	GLU
1	C	4207	MET
1	C	4633	GLU
1	C	4690	GLU
1	C	4691	GLN
1	C	4697	VAL
1	C	4706	LEU
1	C	4715	TYR
1	C	4717	ASP
1	C	4718	LYS
1	C	4731	ILE
1	C	4740	LEU
1	C	4804	TYR
1	C	4836	GLN
1	C	4961	CYS
1	C	4967	TYR
1	C	4998	LYS
1	C	5008	SER
1	C	5024	ALA

Continued on next page...

Continued from previous page...

Mol	Chain	Res	Type
1	D	16	THR
1	D	25	SER
1	D	26	ALA
1	D	44	ASN
1	D	67	PHE
1	D	73	LEU
1	D	105	HIS
1	D	130	LYS
1	D	149	THR
1	D	151	HIS
1	D	152	PRO
1	D	163	VAL
1	D	170	ILE
1	D	174	VAL
1	D	229	GLU
1	D	238	SER
1	D	246	TYR
1	D	253	CYS
1	D	262	LEU
1	D	272	SER
1	D	279	PRO
1	D	286	THR
1	D	300	VAL
1	D	344	SER
1	D	346	CYS
1	D	348	VAL
1	D	358	THR
1	D	381	GLU
1	D	385	ASP
1	D	391	THR
1	D	392	ARG
1	D	439	GLU
1	D	461	HIS
1	D	487	VAL
1	D	498	THR
1	D	505	GLU
1	D	509	GLU
1	D	608	VAL
1	D	631	LEU
1	D	632	LEU
1	D	647	ASN
1	D	670	GLU

Continued on next page...

Continued from previous page...

Mol	Chain	Res	Type
1	D	680	THR
1	D	682	LEU
1	D	723	THR
1	D	770	ALA
1	D	774	ASP
1	D	785	ALA
1	D	828	GLU
1	D	832	GLU
1	D	839	LEU
1	D	1028	ASP
1	D	1082	THR
1	D	1113	VAL
1	D	1138	PRO
1	D	1158	ASN
1	D	1188	PHE
1	D	1204	LEU
1	D	1249	PRO
1	D	1250	PRO
1	D	1252	HIS
1	D	1253	PRO
1	D	1286	MET
1	D	1289	LEU
1	D	1290	ARG
1	D	1439	VAL
1	D	1440	PHE
1	D	1529	PHE
1	D	1535	GLU
1	D	1537	ASN
1	D	1545	ASN
1	D	1547	LYS
1	D	1551	ALA
1	D	1552	VAL
1	D	1556	PRO
1	D	1557	THR
1	D	1578	ALA
1	D	1609	PRO
1	D	1613	LEU
1	D	1624	LEU
1	D	1632	ASP
1	D	1633	PRO
1	D	1688	HIS
1	D	1722	SER

Continued on next page...

Continued from previous page...

Mol	Chain	Res	Type
1	D	1745	ILE
1	D	1804	LEU
1	D	1828	ASP
1	D	1867	GLU
1	D	1868	PRO
1	D	2131	LEU
1	D	2146	PRO
1	D	2168	VAL
1	D	2241	ARG
1	D	2279	SER
1	D	2341	VAL
1	D	2453	ILE
1	D	2462	PRO
1	D	2464	ASP
1	D	2587	TYR
1	D	2740	VAL
1	D	2788	HIS
1	D	2789	PRO
1	D	3071	LEU
1	D	3292	PRO
1	D	3293	PRO
1	D	3294	PRO
1	D	3665	GLU
1	D	3667	HIS
1	D	3718	GLU
1	D	3824	LYS
1	D	3826	VAL
1	D	3905	THR
1	D	3911	THR
1	D	3912	THR
1	D	3913	ILE
1	D	3915	ILE
1	D	3942	VAL
1	D	3983	SER
1	D	3987	ASP
1	D	4120	ASN
1	D	4181	ILE
1	D	4182	GLU
1	D	4207	MET
1	D	4633	GLU
1	D	4690	GLU
1	D	4691	GLN

Continued on next page...

Continued from previous page...

Mol	Chain	Res	Type
1	D	4697	VAL
1	D	4706	LEU
1	D	4715	TYR
1	D	4717	ASP
1	D	4718	LYS
1	D	4731	ILE
1	D	4740	LEU
1	D	4804	TYR
1	D	4836	GLN
1	D	4961	CYS
1	D	4967	TYR
1	D	4998	LYS
1	D	5008	SER
1	D	5024	ALA
1	A	68	THR
1	A	304	ALA
1	A	313	SER
1	A	352	ALA
1	A	386	ASP
1	A	484	LEU
1	A	510	GLU
1	A	702	TRP
1	A	703	GLY
1	A	726	VAL
1	A	727	ALA
1	A	733	PRO
1	A	827	LYS
1	A	1436	SER
1	A	1588	ALA
1	A	1689	VAL
1	A	2109	ASP
1	A	2173	GLN
1	A	2191	PHE
1	A	2275	VAL
1	A	2786	LYS
1	A	2852	ARG
1	A	3809	ASN
1	A	3988	ALA
1	A	4089	SER
1	A	4555	LEU
1	A	4686	LEU
1	A	4698	LYS

Continued on next page...

Continued from previous page...

Mol	Chain	Res	Type
1	A	4866	SER
1	A	4984	ASN
1	A	5018	CYS
1	B	68	THR
1	B	304	ALA
1	B	313	SER
1	B	352	ALA
1	B	386	ASP
1	B	484	LEU
1	B	510	GLU
1	B	702	TRP
1	B	703	GLY
1	B	726	VAL
1	B	727	ALA
1	B	733	PRO
1	B	827	LYS
1	B	1436	SER
1	B	1588	ALA
1	B	1689	VAL
1	B	2109	ASP
1	B	2173	GLN
1	B	2191	PHE
1	B	2275	VAL
1	B	2786	LYS
1	B	2852	ARG
1	B	3809	ASN
1	B	3988	ALA
1	B	4089	SER
1	B	4555	LEU
1	B	4686	LEU
1	B	4698	LYS
1	B	4866	SER
1	B	4984	ASN
1	B	5018	CYS
1	C	68	THR
1	C	304	ALA
1	C	313	SER
1	C	352	ALA
1	C	386	ASP
1	C	484	LEU
1	C	510	GLU
1	C	702	TRP

Continued on next page...

Continued from previous page...

Mol	Chain	Res	Type
1	C	703	GLY
1	C	726	VAL
1	C	727	ALA
1	C	733	PRO
1	C	827	LYS
1	C	1436	SER
1	C	1588	ALA
1	C	1689	VAL
1	C	2109	ASP
1	C	2173	GLN
1	C	2191	PHE
1	C	2275	VAL
1	C	2786	LYS
1	C	2852	ARG
1	C	3809	ASN
1	C	3988	ALA
1	C	4089	SER
1	C	4555	LEU
1	C	4686	LEU
1	C	4698	LYS
1	C	4866	SER
1	C	4984	ASN
1	C	5018	CYS
1	D	68	THR
1	D	304	ALA
1	D	313	SER
1	D	352	ALA
1	D	386	ASP
1	D	484	LEU
1	D	510	GLU
1	D	702	TRP
1	D	703	GLY
1	D	726	VAL
1	D	727	ALA
1	D	733	PRO
1	D	827	LYS
1	D	1436	SER
1	D	1588	ALA
1	D	1689	VAL
1	D	2109	ASP
1	D	2173	GLN
1	D	2191	PHE

Continued on next page...

Continued from previous page...

Mol	Chain	Res	Type
1	D	2275	VAL
1	D	2786	LYS
1	D	2852	ARG
1	D	3809	ASN
1	D	3988	ALA
1	D	4089	SER
1	D	4555	LEU
1	D	4686	LEU
1	D	4698	LYS
1	D	4866	SER
1	D	4984	ASN
1	D	5018	CYS
1	A	215	THR
1	A	231	LEU
1	A	337	PRO
1	A	452	PHE
1	A	710	ASP
1	A	838	HIS
1	A	1181	GLU
1	A	1190	PRO
1	A	1212	ARG
1	A	1462	MET
1	A	1702	HIS
1	A	2113	SER
1	A	2363	CYS
1	A	2530	MET
1	A	2743	LEU
1	A	2779	GLU
1	A	3062	PRO
1	A	3895	HIS
1	A	4034	ASN
1	A	4155	PRO
1	A	4634	GLU
1	A	4716	TRP
1	A	4774	LYS
1	A	4861	LYS
1	A	5019	TRP
1	B	215	THR
1	B	231	LEU
1	B	337	PRO
1	B	452	PHE
1	B	710	ASP

Continued on next page...

Continued from previous page...

Mol	Chain	Res	Type
1	B	838	HIS
1	B	1181	GLU
1	B	1190	PRO
1	B	1212	ARG
1	B	1462	MET
1	B	1702	HIS
1	B	2113	SER
1	B	2363	CYS
1	B	2530	MET
1	B	2743	LEU
1	B	2779	GLU
1	B	3062	PRO
1	B	3895	HIS
1	B	4034	ASN
1	B	4155	PRO
1	B	4634	GLU
1	B	4716	TRP
1	B	4774	LYS
1	B	4861	LYS
1	B	5019	TRP
1	C	215	THR
1	C	231	LEU
1	C	337	PRO
1	C	452	PHE
1	C	710	ASP
1	C	838	HIS
1	C	1181	GLU
1	C	1190	PRO
1	C	1212	ARG
1	C	1462	MET
1	C	1702	HIS
1	C	2113	SER
1	C	2363	CYS
1	C	2530	MET
1	C	2743	LEU
1	C	2779	GLU
1	C	3062	PRO
1	C	3895	HIS
1	C	4034	ASN
1	C	4155	PRO
1	C	4634	GLU
1	C	4716	TRP

Continued on next page...

Continued from previous page...

Mol	Chain	Res	Type
1	C	4774	LYS
1	C	4861	LYS
1	C	5019	TRP
1	D	215	THR
1	D	231	LEU
1	D	337	PRO
1	D	452	PHE
1	D	710	ASP
1	D	838	HIS
1	D	1181	GLU
1	D	1190	PRO
1	D	1212	ARG
1	D	1462	MET
1	D	1702	HIS
1	D	2113	SER
1	D	2240	CYS
1	D	2363	CYS
1	D	2530	MET
1	D	2743	LEU
1	D	2779	GLU
1	D	3062	PRO
1	D	3895	HIS
1	D	4034	ASN
1	D	4155	PRO
1	D	4634	GLU
1	D	4716	TRP
1	D	4774	LYS
1	D	4861	LYS
1	D	5019	TRP
1	A	243	ARG
1	A	769	GLU
1	A	1277	TRP
1	A	1602	PRO
1	A	1649	ASP
1	A	1680	ARG
1	A	1829	PRO
1	A	2110	TYR
1	A	2240	CYS
1	A	2532	ALA
1	A	2589	LEU
1	A	3759	GLU
1	A	3806	ASN

Continued on next page...

Continued from previous page...

Mol	Chain	Res	Type
1	A	4092	ASP
1	A	4190	ILE
1	A	4556	SER
1	A	4904	PRO
1	B	243	ARG
1	B	769	GLU
1	B	1277	TRP
1	B	1602	PRO
1	B	1649	ASP
1	B	1680	ARG
1	B	1829	PRO
1	B	2110	TYR
1	B	2240	CYS
1	B	2532	ALA
1	B	2589	LEU
1	B	3759	GLU
1	B	3806	ASN
1	B	4092	ASP
1	B	4190	ILE
1	B	4556	SER
1	B	4904	PRO
1	C	243	ARG
1	C	769	GLU
1	C	1277	TRP
1	C	1602	PRO
1	C	1649	ASP
1	C	1680	ARG
1	C	1829	PRO
1	C	2110	TYR
1	C	2240	CYS
1	C	2532	ALA
1	C	2589	LEU
1	C	3759	GLU
1	C	3806	ASN
1	C	4092	ASP
1	C	4190	ILE
1	C	4556	SER
1	C	4904	PRO
1	D	243	ARG
1	D	769	GLU
1	D	1277	TRP
1	D	1602	PRO

Continued on next page...

Continued from previous page...

Mol	Chain	Res	Type
1	D	1649	ASP
1	D	1680	ARG
1	D	1829	PRO
1	D	2110	TYR
1	D	2532	ALA
1	D	2589	LEU
1	D	3759	GLU
1	D	3806	ASN
1	D	4092	ASP
1	D	4190	ILE
1	D	4556	SER
1	D	4904	PRO
1	A	504	ALA
1	A	765	GLN
1	A	767	VAL
1	A	1189	LEU
1	A	1601	MET
1	A	1690	ASP
1	A	1703	LEU
1	A	2169	GLN
1	A	2867	LEU
1	A	3805	LEU
1	A	4005	GLN
1	A	4087	LEU
1	A	4188	ARG
1	A	4239	GLU
1	A	4635	SER
1	A	4714	ASN
1	A	4985	LEU
1	A	4999	ASP
1	A	5023	PRO
1	B	504	ALA
1	B	765	GLN
1	B	767	VAL
1	B	1189	LEU
1	B	1601	MET
1	B	1690	ASP
1	B	1703	LEU
1	B	2169	GLN
1	B	2867	LEU
1	B	3805	LEU
1	B	4005	GLN

Continued on next page...

Continued from previous page...

Mol	Chain	Res	Type
1	B	4087	LEU
1	B	4188	ARG
1	B	4239	GLU
1	B	4635	SER
1	B	4714	ASN
1	B	4999	ASP
1	B	5023	PRO
1	C	504	ALA
1	C	765	GLN
1	C	767	VAL
1	C	1189	LEU
1	C	1601	MET
1	C	1690	ASP
1	C	1703	LEU
1	C	2169	GLN
1	C	2867	LEU
1	C	3805	LEU
1	C	4005	GLN
1	C	4087	LEU
1	C	4188	ARG
1	C	4239	GLU
1	C	4635	SER
1	C	4714	ASN
1	C	4999	ASP
1	C	5023	PRO
1	D	504	ALA
1	D	765	GLN
1	D	767	VAL
1	D	1189	LEU
1	D	1601	MET
1	D	1690	ASP
1	D	1703	LEU
1	D	2169	GLN
1	D	2867	LEU
1	D	3805	LEU
1	D	4005	GLN
1	D	4087	LEU
1	D	4188	ARG
1	D	4239	GLU
1	D	4635	SER
1	D	4714	ASN
1	D	4999	ASP

Continued on next page...

Continued from previous page...

Mol	Chain	Res	Type
1	D	5023	PRO
1	A	132	ALA
1	A	919	ASN
1	A	2361	PRO
1	B	132	ALA
1	B	919	ASN
1	B	2361	PRO
1	C	132	ALA
1	C	919	ASN
1	C	2361	PRO
1	C	3893	GLU
1	D	132	ALA
1	D	919	ASN
1	D	2361	PRO
1	A	779	PRO
1	B	779	PRO
1	C	779	PRO
1	C	1294	PRO
1	D	779	PRO
1	D	1294	PRO
1	A	646	PRO
1	A	1294	PRO
1	A	4773	VAL
1	B	646	PRO
1	B	1294	PRO
1	B	4773	VAL
1	C	646	PRO
1	C	4773	VAL
1	D	646	PRO
1	D	4773	VAL
1	A	1543	GLU
1	B	1543	GLU
1	C	1543	GLU
1	D	1543	GLU
1	A	2860	PRO
1	B	2860	PRO
1	C	2860	PRO
1	D	2860	PRO
1	A	4733	GLY
1	B	4733	GLY
1	C	4733	GLY
1	D	4733	GLY

Continued on next page...

Continued from previous page...

Mol	Chain	Res	Type
1	A	842	PRO
1	B	842	PRO
1	C	842	PRO
1	D	842	PRO

5.3.2 Protein sidechains [i](#)

In the following table, the Percentiles column shows the percent sidechain outliers of the chain as a percentile score with respect to all PDB entries followed by that with respect to all EM entries.

The Analysed column shows the number of residues for which the sidechain conformation was analysed, and the total number of residues.

Mol	Chain	Analysed	Rotameric	Outliers	Percentiles	
1	A	317/4276 (7%)	225 (71%)	92 (29%)	0	3
1	B	317/4276 (7%)	229 (72%)	88 (28%)	0	3
1	C	317/4276 (7%)	229 (72%)	88 (28%)	0	3
1	D	317/4276 (7%)	228 (72%)	89 (28%)	0	3
All	All	1268/17104 (7%)	911 (72%)	357 (28%)	2	3

All (357) residues with a non-rotameric sidechain are listed below:

Mol	Chain	Res	Type
1	A	133	PHE
1	A	478	PHE
1	A	515	TRP
1	A	1564	PHE
1	A	1748	PHE
1	A	2063	LEU
1	A	2128	TYR
1	A	2191	PHE
1	A	2454	ARG
1	A	3828	PHE
1	A	3833	GLN
1	A	3837	GLN
1	A	3880	PHE
1	A	3902	TYR
1	A	3933	PHE
1	A	3935	TRP
1	A	3937	TYR

Continued on next page...

Continued from previous page...

Mol	Chain	Res	Type
1	A	3951	PHE
1	A	4061	PHE
1	A	4108	ILE
1	A	4110	PHE
1	A	4128	PHE
1	A	4132	PHE
1	A	4148	THR
1	A	4181	ILE
1	A	4182	GLU
1	A	4183	ILE
1	A	4195	PHE
1	A	4238	CYS
1	A	4241	THR
1	A	4243	PHE
1	A	4559	PHE
1	A	4561	THR
1	A	4575	PHE
1	A	4643	LEU
1	A	4645	CYS
1	A	4646	LEU
1	A	4650	HIS
1	A	4656	LEU
1	A	4663	CYS
1	A	4664	LEU
1	A	4666	VAL
1	A	4670	ILE
1	A	4673	ARG
1	A	4697	VAL
1	A	4719	PHE
1	A	4768	LEU
1	A	4776	GLN
1	A	4783	ILE
1	A	4789	PHE
1	A	4797	VAL
1	A	4799	SER
1	A	4800	LEU
1	A	4801	LEU
1	A	4806	ASN
1	A	4823	LEU
1	A	4837	LEU
1	A	4844	LEU
1	A	4849	TYR

Continued on next page...

Continued from previous page...

Mol	Chain	Res	Type
1	A	4854	VAL
1	A	4886	HIS
1	A	4916	PHE
1	A	4919	THR
1	A	4922	PHE
1	A	4923	PHE
1	A	4925	ILE
1	A	4927	ILE
1	A	4928	LEU
1	A	4929	LEU
1	A	4931	ILE
1	A	4933	GLN
1	A	4936	ILE
1	A	4940	PHE
1	A	4943	LEU
1	A	4944	ARG
1	A	4948	GLU
1	A	4952	GLU
1	A	4967	TYR
1	A	4971	THR
1	A	4977	THR
1	A	4983	HIS
1	A	4991	PHE
1	A	4994	TYR
1	A	4996	ILE
1	A	4997	ASN
1	A	5009	TYR
1	A	5014	TYR
1	A	5019	TRP
1	A	5020	ASP
1	A	5023	PRO
1	A	5026	ASP
1	A	5028	PHE
1	B	133	PHE
1	B	478	PHE
1	B	515	TRP
1	B	1564	PHE
1	B	1748	PHE
1	B	2063	LEU
1	B	2128	TYR
1	B	2191	PHE
1	B	2454	ARG

Continued on next page...

Continued from previous page...

Mol	Chain	Res	Type
1	B	3828	PHE
1	B	3833	GLN
1	B	3837	GLN
1	B	3880	PHE
1	B	3902	TYR
1	B	3933	PHE
1	B	3935	TRP
1	B	3937	TYR
1	B	3951	PHE
1	B	4061	PHE
1	B	4108	ILE
1	B	4110	PHE
1	B	4128	PHE
1	B	4132	PHE
1	B	4148	THR
1	B	4181	ILE
1	B	4182	GLU
1	B	4183	ILE
1	B	4195	PHE
1	B	4238	CYS
1	B	4241	THR
1	B	4243	PHE
1	B	4559	PHE
1	B	4561	THR
1	B	4575	PHE
1	B	4643	LEU
1	B	4645	CYS
1	B	4646	LEU
1	B	4650	HIS
1	B	4656	LEU
1	B	4663	CYS
1	B	4664	LEU
1	B	4666	VAL
1	B	4670	ILE
1	B	4673	ARG
1	B	4697	VAL
1	B	4719	PHE
1	B	4768	LEU
1	B	4776	GLN
1	B	4783	ILE
1	B	4789	PHE
1	B	4797	VAL

Continued on next page...

Continued from previous page...

Mol	Chain	Res	Type
1	B	4799	SER
1	B	4800	LEU
1	B	4801	LEU
1	B	4806	ASN
1	B	4823	LEU
1	B	4837	LEU
1	B	4844	LEU
1	B	4849	TYR
1	B	4854	VAL
1	B	4886	HIS
1	B	4916	PHE
1	B	4919	THR
1	B	4922	PHE
1	B	4923	PHE
1	B	4925	ILE
1	B	4927	ILE
1	B	4928	LEU
1	B	4929	LEU
1	B	4931	ILE
1	B	4933	GLN
1	B	4940	PHE
1	B	4943	LEU
1	B	4944	ARG
1	B	4948	GLU
1	B	4952	GLU
1	B	4967	TYR
1	B	4971	THR
1	B	4977	THR
1	B	4983	HIS
1	B	4997	ASN
1	B	5009	TYR
1	B	5014	TYR
1	B	5019	TRP
1	B	5020	ASP
1	B	5023	PRO
1	B	5026	ASP
1	B	5028	PHE
1	C	133	PHE
1	C	478	PHE
1	C	515	TRP
1	C	1564	PHE
1	C	1748	PHE

Continued on next page...

Continued from previous page...

Mol	Chain	Res	Type
1	C	2063	LEU
1	C	2128	TYR
1	C	2191	PHE
1	C	2454	ARG
1	C	3828	PHE
1	C	3833	GLN
1	C	3837	GLN
1	C	3880	PHE
1	C	3902	TYR
1	C	3933	PHE
1	C	3935	TRP
1	C	3937	TYR
1	C	3951	PHE
1	C	4061	PHE
1	C	4108	ILE
1	C	4110	PHE
1	C	4128	PHE
1	C	4132	PHE
1	C	4148	THR
1	C	4181	ILE
1	C	4182	GLU
1	C	4183	ILE
1	C	4195	PHE
1	C	4238	CYS
1	C	4241	THR
1	C	4243	PHE
1	C	4559	PHE
1	C	4561	THR
1	C	4575	PHE
1	C	4643	LEU
1	C	4645	CYS
1	C	4646	LEU
1	C	4650	HIS
1	C	4656	LEU
1	C	4663	CYS
1	C	4664	LEU
1	C	4666	VAL
1	C	4670	ILE
1	C	4673	ARG
1	C	4697	VAL
1	C	4719	PHE
1	C	4768	LEU

Continued on next page...

Continued from previous page...

Mol	Chain	Res	Type
1	C	4776	GLN
1	C	4783	ILE
1	C	4789	PHE
1	C	4797	VAL
1	C	4799	SER
1	C	4800	LEU
1	C	4801	LEU
1	C	4806	ASN
1	C	4823	LEU
1	C	4837	LEU
1	C	4844	LEU
1	C	4849	TYR
1	C	4854	VAL
1	C	4886	HIS
1	C	4916	PHE
1	C	4919	THR
1	C	4922	PHE
1	C	4923	PHE
1	C	4925	ILE
1	C	4927	ILE
1	C	4928	LEU
1	C	4929	LEU
1	C	4931	ILE
1	C	4933	GLN
1	C	4936	ILE
1	C	4940	PHE
1	C	4944	ARG
1	C	4948	GLU
1	C	4952	GLU
1	C	4967	TYR
1	C	4971	THR
1	C	4977	THR
1	C	4983	HIS
1	C	4997	ASN
1	C	5009	TYR
1	C	5014	TYR
1	C	5019	TRP
1	C	5020	ASP
1	C	5023	PRO
1	C	5026	ASP
1	C	5028	PHE
1	D	133	PHE

Continued on next page...

Continued from previous page...

Mol	Chain	Res	Type
1	D	478	PHE
1	D	515	TRP
1	D	1564	PHE
1	D	1748	PHE
1	D	2063	LEU
1	D	2128	TYR
1	D	2191	PHE
1	D	2454	ARG
1	D	3828	PHE
1	D	3833	GLN
1	D	3837	GLN
1	D	3880	PHE
1	D	3902	TYR
1	D	3933	PHE
1	D	3935	TRP
1	D	3937	TYR
1	D	3951	PHE
1	D	4061	PHE
1	D	4108	ILE
1	D	4110	PHE
1	D	4128	PHE
1	D	4132	PHE
1	D	4148	THR
1	D	4181	ILE
1	D	4182	GLU
1	D	4183	ILE
1	D	4195	PHE
1	D	4238	CYS
1	D	4241	THR
1	D	4243	PHE
1	D	4559	PHE
1	D	4561	THR
1	D	4575	PHE
1	D	4643	LEU
1	D	4645	CYS
1	D	4646	LEU
1	D	4650	HIS
1	D	4656	LEU
1	D	4663	CYS
1	D	4664	LEU
1	D	4666	VAL
1	D	4670	ILE

Continued on next page...

Continued from previous page...

Mol	Chain	Res	Type
1	D	4673	ARG
1	D	4697	VAL
1	D	4719	PHE
1	D	4768	LEU
1	D	4776	GLN
1	D	4783	ILE
1	D	4789	PHE
1	D	4797	VAL
1	D	4799	SER
1	D	4800	LEU
1	D	4801	LEU
1	D	4806	ASN
1	D	4823	LEU
1	D	4837	LEU
1	D	4844	LEU
1	D	4849	TYR
1	D	4854	VAL
1	D	4886	HIS
1	D	4916	PHE
1	D	4919	THR
1	D	4922	PHE
1	D	4923	PHE
1	D	4925	ILE
1	D	4927	ILE
1	D	4928	LEU
1	D	4929	LEU
1	D	4931	ILE
1	D	4933	GLN
1	D	4940	PHE
1	D	4943	LEU
1	D	4944	ARG
1	D	4947	GLN
1	D	4948	GLU
1	D	4952	GLU
1	D	4967	TYR
1	D	4971	THR
1	D	4977	THR
1	D	4983	HIS
1	D	4997	ASN
1	D	5009	TYR
1	D	5014	TYR
1	D	5019	TRP

Continued on next page...

Continued from previous page...

Mol	Chain	Res	Type
1	D	5020	ASP
1	D	5023	PRO
1	D	5026	ASP
1	D	5028	PHE

Sometimes sidechains can be flipped to improve hydrogen bonding and reduce clashes. All (44) such sidechains are listed below:

Mol	Chain	Res	Type
1	A	1702	HIS
1	A	2161	GLN
1	A	3833	GLN
1	A	4553	ASN
1	A	4650	HIS
1	A	4776	GLN
1	A	4803	HIS
1	A	4806	ASN
1	A	4833	ASN
1	A	4857	ASN
1	A	4983	HIS
1	B	1702	HIS
1	B	2161	GLN
1	B	3833	GLN
1	B	4553	ASN
1	B	4650	HIS
1	B	4776	GLN
1	B	4803	HIS
1	B	4806	ASN
1	B	4833	ASN
1	B	4857	ASN
1	B	4983	HIS
1	C	1702	HIS
1	C	2161	GLN
1	C	3833	GLN
1	C	4553	ASN
1	C	4650	HIS
1	C	4776	GLN
1	C	4803	HIS
1	C	4806	ASN
1	C	4857	ASN
1	C	4983	HIS
1	C	5031	GLN
1	D	1702	HIS

Continued on next page...

Continued from previous page...

Mol	Chain	Res	Type
1	D	2161	GLN
1	D	3833	GLN
1	D	4553	ASN
1	D	4650	HIS
1	D	4776	GLN
1	D	4803	HIS
1	D	4806	ASN
1	D	4833	ASN
1	D	4857	ASN
1	D	4983	HIS

5.3.3 RNA [i](#)

There are no RNA molecules in this entry.

5.4 Non-standard residues in protein, DNA, RNA chains [i](#)

There are no non-standard protein/DNA/RNA residues in this entry.

5.5 Carbohydrates [i](#)

There are no monosaccharides in this entry.

5.6 Ligand geometry [i](#)

There are no ligands in this entry.

5.7 Other polymers [i](#)

There are no such residues in this entry.

5.8 Polymer linkage issues [i](#)

There are no chain breaks in this entry.

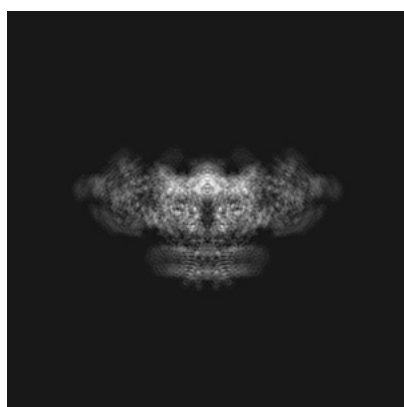
6 Map visualisation [i](#)

This section contains visualisations of the EMDB entry EMD-8073. These allow visual inspection of the internal detail of the map and identification of artifacts.

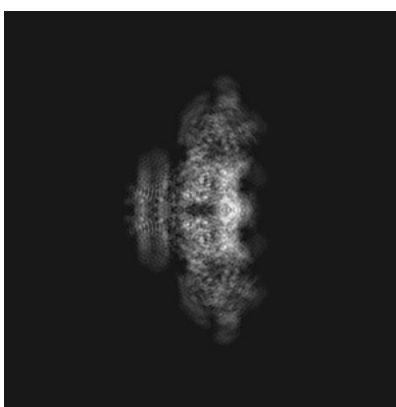
No raw map or half-maps were deposited for this entry and therefore no images, graphs, etc. pertaining to the raw map can be shown.

6.1 Orthogonal projections [i](#)


6.1.1 Primary map



X



Y



Z


The images above show the map projected in three orthogonal directions.

6.2 Central slices [i](#)

6.2.1 Primary map



X Index: 196



Y Index: 196




Z Index: 196


The images above show central slices of the map in three orthogonal directions.

6.3 Largest variance slices [i](#)


6.3.1 Primary map



X Index: 208



Y Index: 184




Z Index: 215

The images above show the largest variance slices of the map in three orthogonal directions.

6.4 Orthogonal surface views [i](#)

6.4.1 Primary map



X



Y



Z

The images above show the 3D surface view of the map at the recommended contour level 0.0967. These images, in conjunction with the slice images, may facilitate assessment of whether an appropriate contour level has been provided.

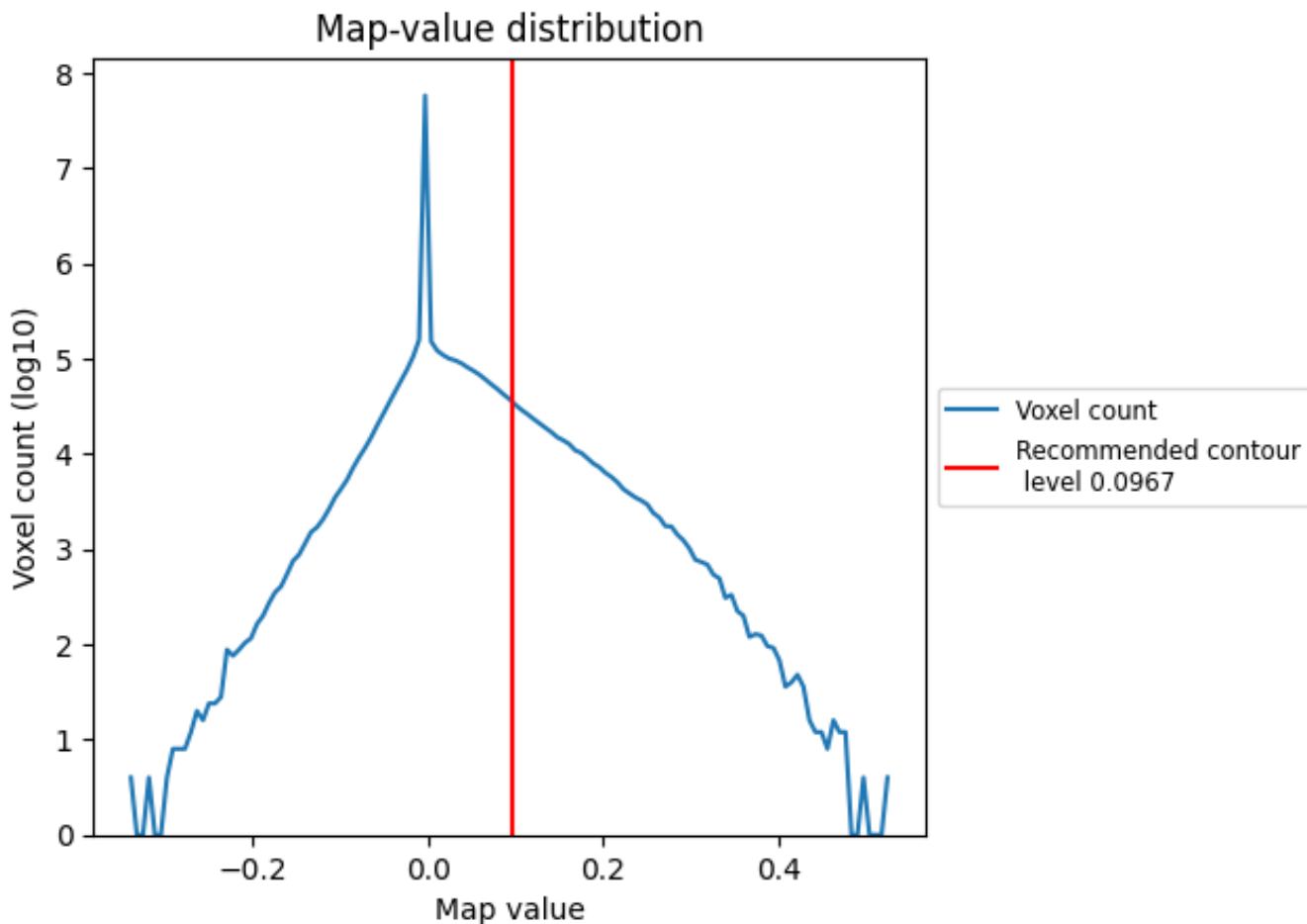
6.5 Mask visualisation

This section was not generated. No masks/segmentation were deposited.

7 Map analysis [i](#)

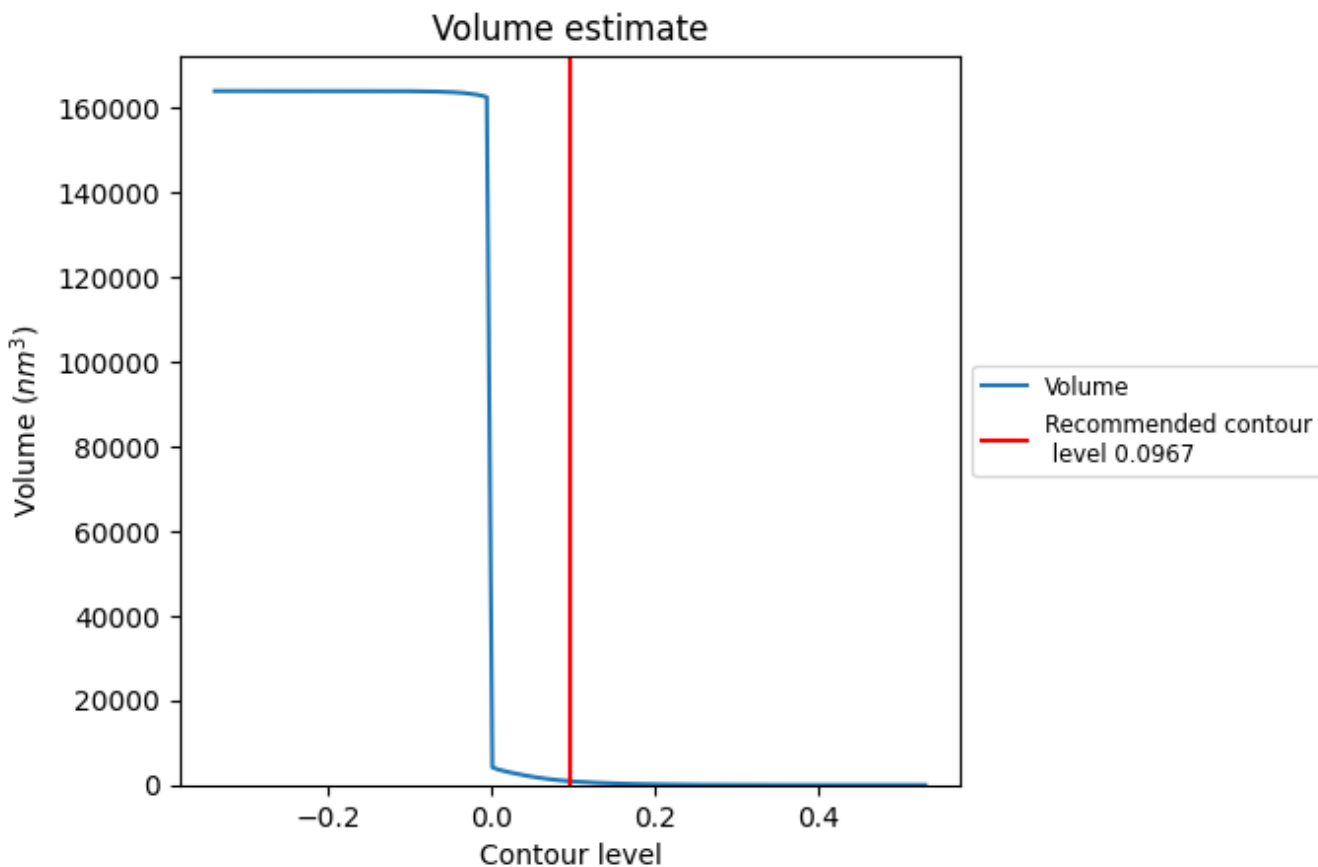
This section contains the results of statistical analysis of the map.

7.1 Map-value distribution [i](#)



The map-value distribution is plotted in 128 intervals along the x-axis. The y-axis is logarithmic. A spike in this graph at zero usually indicates that the volume has been masked.

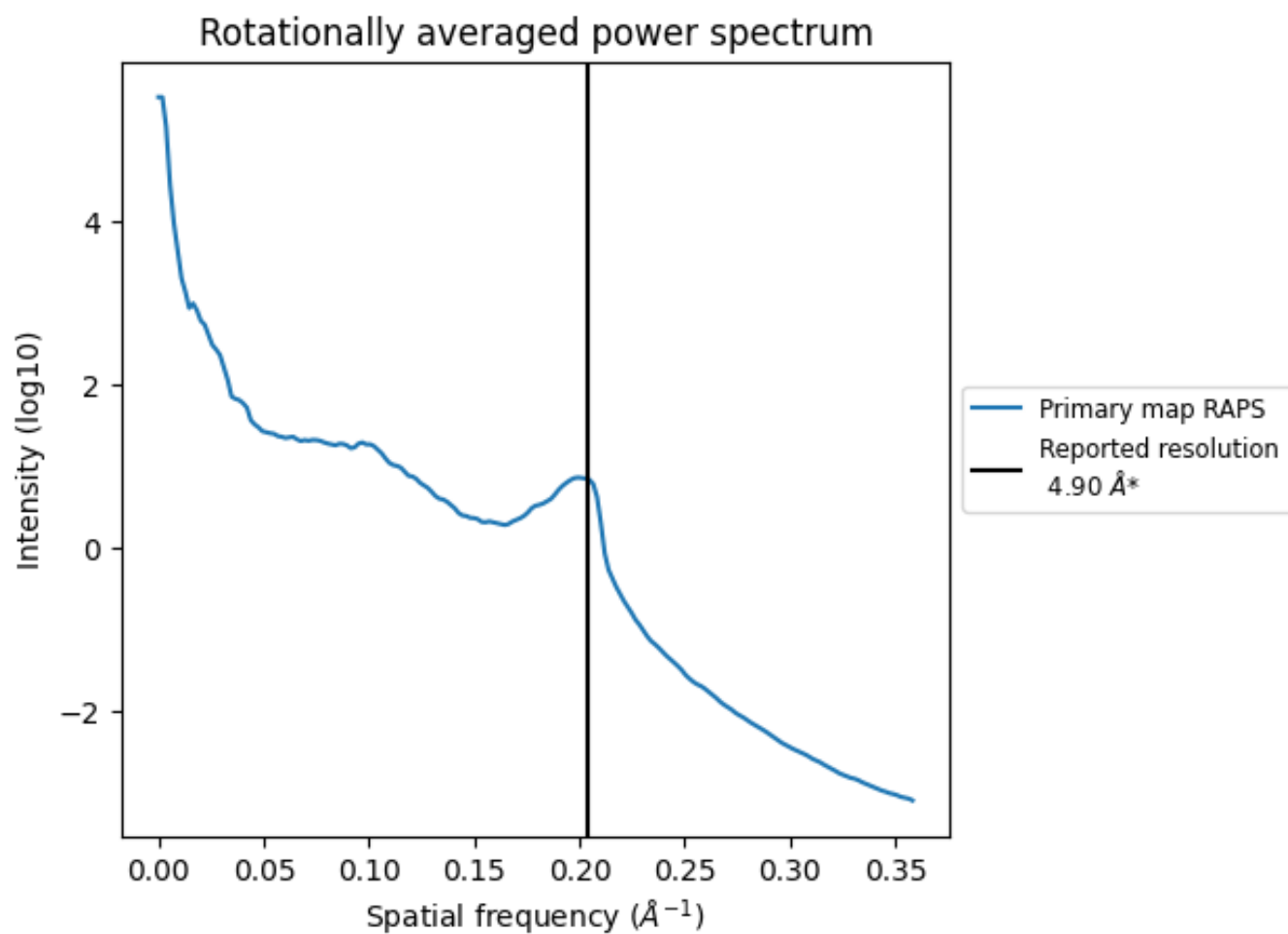
7.2 Volume estimate [\(i\)](#)



The volume at the recommended contour level is 885 nm³; this corresponds to an approximate mass of 799 kDa.

The volume estimate graph shows how the enclosed volume varies with the contour level. The recommended contour level is shown as a vertical line and the intersection between the line and the curve gives the volume of the enclosed surface at the given level.

7.3 Rotationally averaged power spectrum [i](#)



*Reported resolution corresponds to spatial frequency of 0.204\AA^{-1}

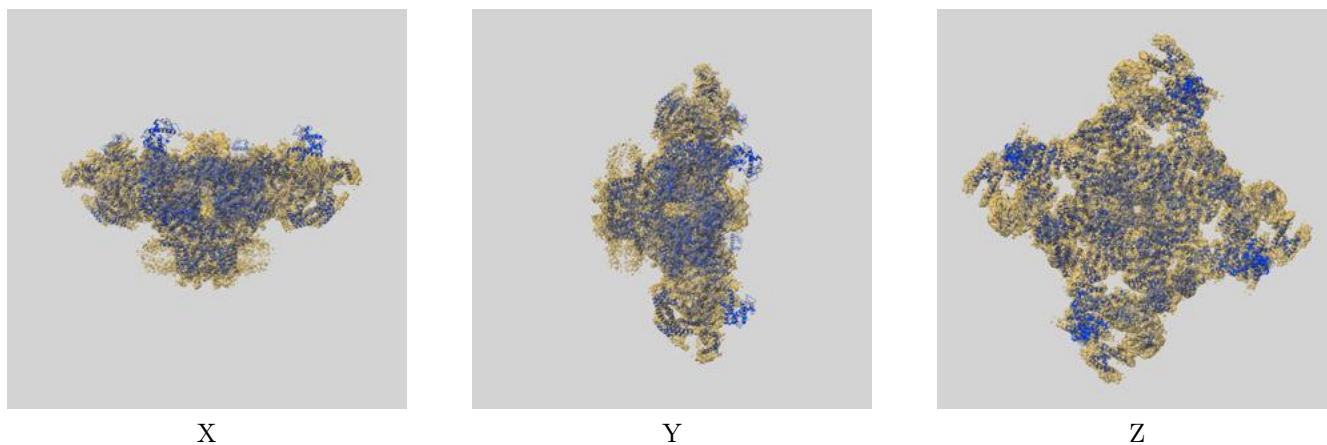
8 Fourier-Shell correlation

This section was not generated. No FSC curve or half-maps provided.

9 Map-model fit [i](#)

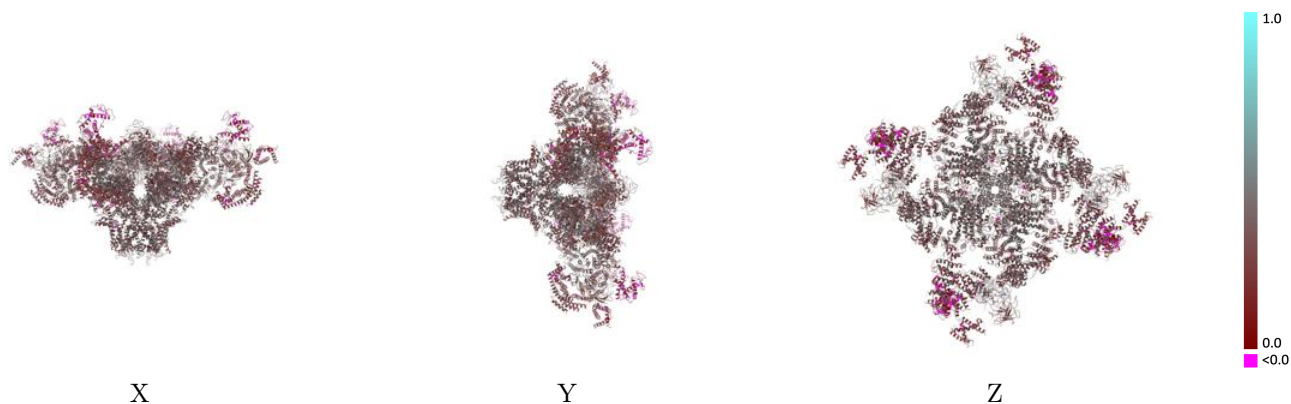
This section contains information regarding the fit between EMDB map EMD-8073 and PDB model 5J8V. Per-residue inclusion information can be found in section 3 on page 4.

9.1 Map-model overlay [i](#)



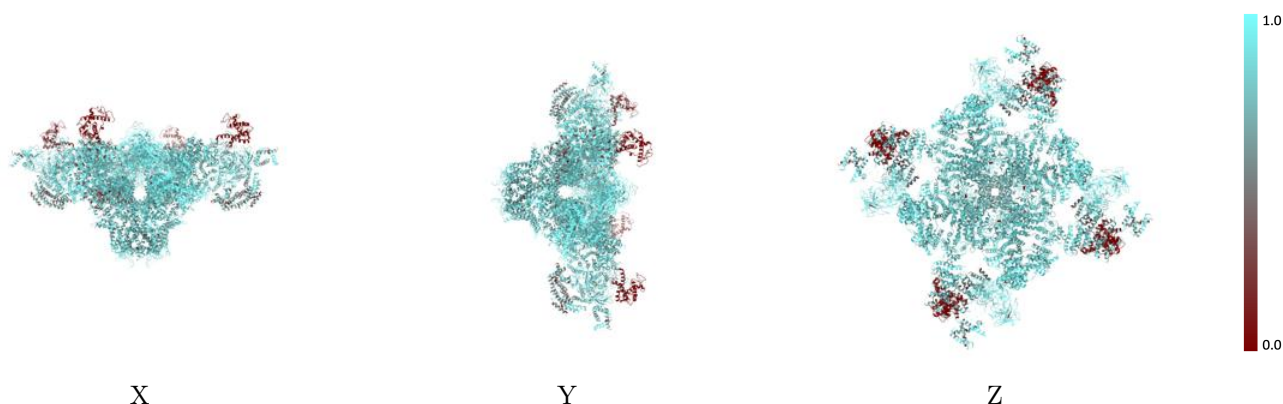
The images above show the 3D surface view of the map at the recommended contour level 0.0967 at 50% transparency in yellow overlaid with a ribbon representation of the model coloured in blue. These images allow for the visual assessment of the quality of fit between the atomic model and the map.

9.2 Q-score mapped to coordinate model [i](#)



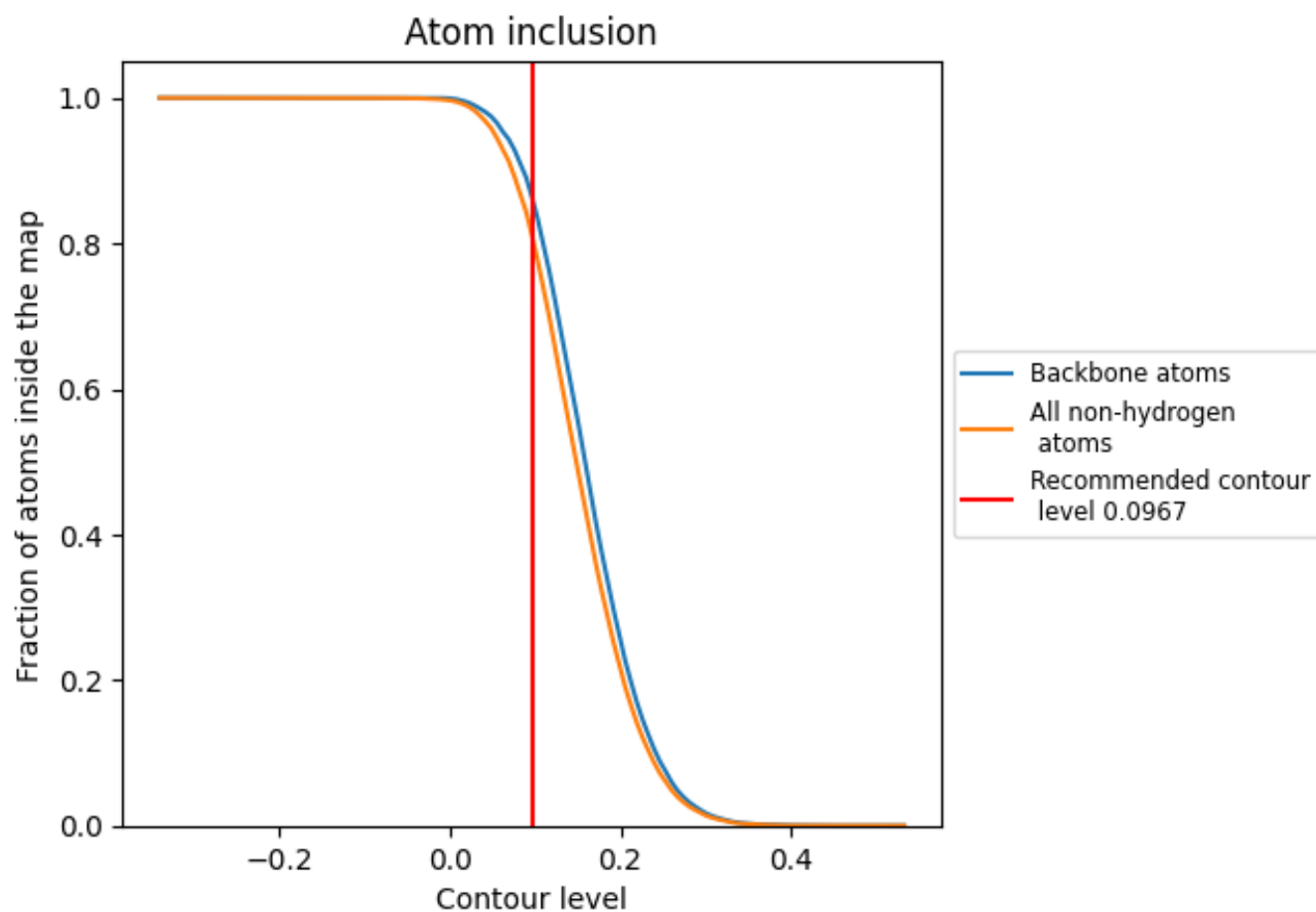
The images above show the model with each residue coloured according to its Q-score. This shows their resolvability in the map with higher Q-score values reflecting better resolvability. Please note: Q-score is calculating the resolvability of atoms, and thus high values are only expected at resolutions at which atoms can be resolved. Low Q-score values may therefore be expected for many entries.

9.3 Atom inclusion mapped to coordinate model [i](#)



The images above show the model with each residue coloured according to its atom inclusion. This shows to what extent they are inside the map at the recommended contour level (0.0967).





9.4 Atom inclusion [i](#)



At the recommended contour level, 86% of all backbone atoms, 81% of all non-hydrogen atoms, are inside the map.

9.5 Map-model fit summary [i](#)

The table lists the average atom inclusion at the recommended contour level (0.0967) and Q-score for the entire model and for each chain.

Chain	Atom inclusion	Q-score
All	 0.8096	 0.3470
A	 0.8093	 0.3470
B	 0.8098	 0.3470
C	 0.8099	 0.3470
D	 0.8093	 0.3470

