



Full wwPDB EM Validation Report ⓘ

Nov 11, 2024 – 08:45 AM JST

PDB ID : 3JBT
EMDB ID : EMD-6480
Title : Atomic structure of the Apaf-1 apoptosome
Authors : Zhou, M.; Li, Y.; Hu, Q.; Bai, X.; Huang, W.; Yan, C.; Scheres, S.H.W.; Shi, Y.
Deposited on : 2015-10-15
Resolution : 3.80 Å (reported)
Based on initial models : 4RSZ, 3J2T

This is a Full wwPDB EM Validation Report for a publicly released PDB entry.

We welcome your comments at validation@mail.wwpdb.org

A user guide is available at

<https://www.wwpdb.org/validation/2017/EMValidationReportHelp>

with specific help available everywhere you see the ⓘ symbol.

The types of validation reports are described at

<http://www.wwpdb.org/validation/2017/FAQs#types>.

The following versions of software and data (see [references ⓘ](#)) were used in the production of this report:

EMDB validation analysis : 0.0.1.dev113
Mogul : 1.8.5 (274361), CSD as541be (2020)
MolProbity : 4.02b-467
buster-report : 1.1.7 (2018)
Percentile statistics : 20231227.v01 (using entries in the PDB archive December 27th 2023)
MapQ : 1.9.13
Ideal geometry (proteins) : Engh & Huber (2001)
Ideal geometry (DNA, RNA) : Parkinson et al. (1996)
Validation Pipeline (wwPDB-VP) : 2.39

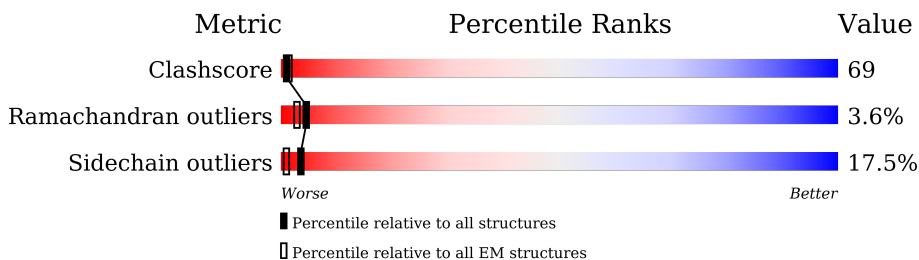
1 Overall quality at a glance i

The following experimental techniques were used to determine the structure:

ELECTRON MICROSCOPY

The reported resolution of this entry is 3.80 Å.

Percentile scores (ranging between 0-100) for global validation metrics of the entry are shown in the following graphic. The table shows the number of entries on which the scores are based.



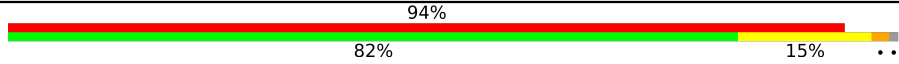
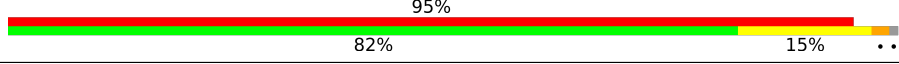
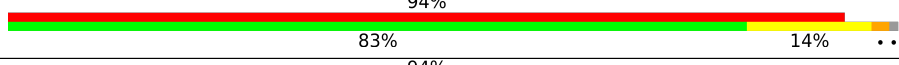
Metric	Whole archive (#Entries)	EM structures (#Entries)
Clashscore	210492	15764
Ramachandran outliers	207382	16835
Sidechain outliers	206894	16415

The table below summarises the geometric issues observed across the polymeric chains and their fit to the map. The red, orange, yellow and green segments of the bar indicate the fraction of residues that contain outliers for ≥ 3 , 2, 1 and 0 types of geometric quality criteria respectively. A grey segment represents the fraction of residues that are not modelled. The numeric value for each fraction is indicated below the corresponding segment, with a dot representing fractions $\leq 5\%$. The upper red bar (where present) indicates the fraction of residues that have poor fit to the EM map (all-atom inclusion $< 40\%$). The numeric value is given above the bar.

Mol	Chain	Length	Quality of chain
1	A	1260	<div style="display: flex; justify-content: space-between; align-items: center;"> <div style="text-align: center;">50%</div> </div>
1	C	1260	<div style="display: flex; justify-content: space-between; align-items: center;"> <div style="text-align: center;">50%</div> </div>
1	E	1260	<div style="display: flex; justify-content: space-between; align-items: center;"> <div style="text-align: center;">50%</div> </div>
1	G	1260	<div style="display: flex; justify-content: space-between; align-items: center;"> <div style="text-align: center;">50%</div> </div>
1	I	1260	<div style="display: flex; justify-content: space-between; align-items: center;"> <div style="text-align: center;">50%</div> </div>
1	K	1260	<div style="display: flex; justify-content: space-between; align-items: center;"> <div style="text-align: center;">50%</div> </div>
1	M	1260	<div style="display: flex; justify-content: space-between; align-items: center;"> <div style="text-align: center;">50%</div> </div>
2	B	105	<div style="display: flex; justify-content: space-between; align-items: center;"> <div style="text-align: center;">94%</div> </div>

Continued on next page...

Continued from previous page...

Mol	Chain	Length	Quality of chain
2	D	105	
2	F	105	
2	H	105	
2	J	105	
2	L	105	
2	N	105	

2 Entry composition i

There are 5 unique types of molecules in this entry. The entry contains 70252 atoms, of which 0 are hydrogens and 0 are deuteriums.

In the tables below, the AltConf column contains the number of residues with at least one atom in alternate conformation and the Trace column contains the number of residues modelled with at most 2 atoms.

- Molecule 1 is a protein called Apoptotic protease-activating factor 1.

Mol	Chain	Residues	Atoms					AltConf	Trace
			Total	C	N	O	S		
1	A	1144	9139	5789	1569	1720	61	0	0
1	C	1144	9139	5789	1569	1720	61	0	0
1	E	1144	9139	5789	1569	1720	61	0	0
1	G	1144	9139	5789	1569	1720	61	0	0
1	I	1144	9139	5789	1569	1720	61	0	0
1	K	1144	9139	5789	1569	1720	61	0	0
1	M	1144	9139	5789	1569	1720	61	0	0

There are 84 discrepancies between the modelled and reference sequences:

Chain	Residue	Modelled	Actual	Comment	Reference
A	1249	LEU	-	expression tag	UNP O14727
A	1250	GLU	-	expression tag	UNP O14727
A	1251	HIS	-	expression tag	UNP O14727
A	1252	HIS	-	expression tag	UNP O14727
A	1253	HIS	-	expression tag	UNP O14727
A	1254	HIS	-	expression tag	UNP O14727
A	1255	HIS	-	expression tag	UNP O14727
A	1256	HIS	-	expression tag	UNP O14727
A	1257	HIS	-	expression tag	UNP O14727
A	1258	HIS	-	expression tag	UNP O14727
A	1259	HIS	-	expression tag	UNP O14727
A	1260	HIS	-	expression tag	UNP O14727
C	1249	LEU	-	expression tag	UNP O14727
C	1250	GLU	-	expression tag	UNP O14727
C	1251	HIS	-	expression tag	UNP O14727
C	1252	HIS	-	expression tag	UNP O14727

Continued on next page...

Continued from previous page...

Chain	Residue	Modelled	Actual	Comment	Reference
C	1253	HIS	-	expression tag	UNP O14727
C	1254	HIS	-	expression tag	UNP O14727
C	1255	HIS	-	expression tag	UNP O14727
C	1256	HIS	-	expression tag	UNP O14727
C	1257	HIS	-	expression tag	UNP O14727
C	1258	HIS	-	expression tag	UNP O14727
C	1259	HIS	-	expression tag	UNP O14727
C	1260	HIS	-	expression tag	UNP O14727
E	1249	LEU	-	expression tag	UNP O14727
E	1250	GLU	-	expression tag	UNP O14727
E	1251	HIS	-	expression tag	UNP O14727
E	1252	HIS	-	expression tag	UNP O14727
E	1253	HIS	-	expression tag	UNP O14727
E	1254	HIS	-	expression tag	UNP O14727
E	1255	HIS	-	expression tag	UNP O14727
E	1256	HIS	-	expression tag	UNP O14727
E	1257	HIS	-	expression tag	UNP O14727
E	1258	HIS	-	expression tag	UNP O14727
E	1259	HIS	-	expression tag	UNP O14727
E	1260	HIS	-	expression tag	UNP O14727
G	1249	LEU	-	expression tag	UNP O14727
G	1250	GLU	-	expression tag	UNP O14727
G	1251	HIS	-	expression tag	UNP O14727
G	1252	HIS	-	expression tag	UNP O14727
G	1253	HIS	-	expression tag	UNP O14727
G	1254	HIS	-	expression tag	UNP O14727
G	1255	HIS	-	expression tag	UNP O14727
G	1256	HIS	-	expression tag	UNP O14727
G	1257	HIS	-	expression tag	UNP O14727
G	1258	HIS	-	expression tag	UNP O14727
G	1259	HIS	-	expression tag	UNP O14727
G	1260	HIS	-	expression tag	UNP O14727
I	1249	LEU	-	expression tag	UNP O14727
I	1250	GLU	-	expression tag	UNP O14727
I	1251	HIS	-	expression tag	UNP O14727
I	1252	HIS	-	expression tag	UNP O14727
I	1253	HIS	-	expression tag	UNP O14727
I	1254	HIS	-	expression tag	UNP O14727
I	1255	HIS	-	expression tag	UNP O14727
I	1256	HIS	-	expression tag	UNP O14727
I	1257	HIS	-	expression tag	UNP O14727
I	1258	HIS	-	expression tag	UNP O14727

Continued on next page...

Continued from previous page...

Chain	Residue	Modelled	Actual	Comment	Reference
I	1259	HIS	-	expression tag	UNP O14727
I	1260	HIS	-	expression tag	UNP O14727
K	1249	LEU	-	expression tag	UNP O14727
K	1250	GLU	-	expression tag	UNP O14727
K	1251	HIS	-	expression tag	UNP O14727
K	1252	HIS	-	expression tag	UNP O14727
K	1253	HIS	-	expression tag	UNP O14727
K	1254	HIS	-	expression tag	UNP O14727
K	1255	HIS	-	expression tag	UNP O14727
K	1256	HIS	-	expression tag	UNP O14727
K	1257	HIS	-	expression tag	UNP O14727
K	1258	HIS	-	expression tag	UNP O14727
K	1259	HIS	-	expression tag	UNP O14727
K	1260	HIS	-	expression tag	UNP O14727
M	1249	LEU	-	expression tag	UNP O14727
M	1250	GLU	-	expression tag	UNP O14727
M	1251	HIS	-	expression tag	UNP O14727
M	1252	HIS	-	expression tag	UNP O14727
M	1253	HIS	-	expression tag	UNP O14727
M	1254	HIS	-	expression tag	UNP O14727
M	1255	HIS	-	expression tag	UNP O14727
M	1256	HIS	-	expression tag	UNP O14727
M	1257	HIS	-	expression tag	UNP O14727
M	1258	HIS	-	expression tag	UNP O14727
M	1259	HIS	-	expression tag	UNP O14727
M	1260	HIS	-	expression tag	UNP O14727

- Molecule 2 is a protein called Cytochrome c.

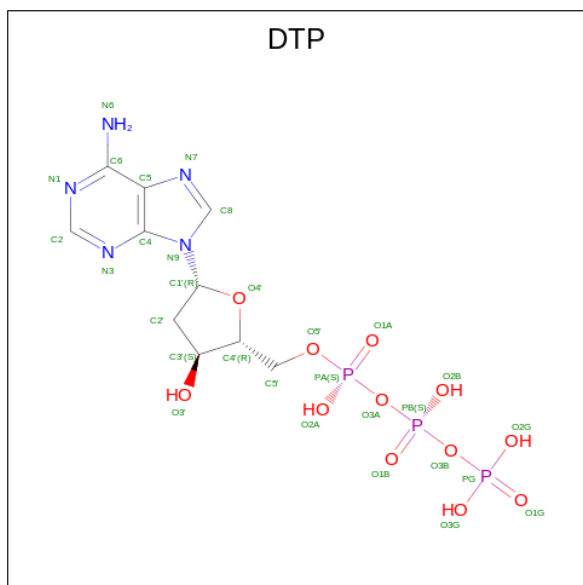
Mol	Chain	Residues	Atoms				AltConf	Trace	
2	B	104	Total	C	N	O	S	0	0
			823	524	144	151	4		
2	D	104	Total	C	N	O	S	0	0
			823	524	144	151	4		
2	F	104	Total	C	N	O	S	0	0
			823	524	144	151	4		
2	H	104	Total	C	N	O	S	0	0
			823	524	144	151	4		
2	J	104	Total	C	N	O	S	0	0
			823	524	144	151	4		
2	L	104	Total	C	N	O	S	0	0
			823	524	144	151	4		

Continued on next page...

Continued from previous page...

Mol	Chain	Residues	Atoms					AltConf	Trace
			Total	C	N	O	S		
2	N	104	823	524	144	151	4	0	0

- Molecule 3 is 2'-DEOXYADENOSINE 5'-TRIPHOSPHATE (three-letter code: DTP) (formula: $C_{10}H_{16}N_5O_{12}P_3$).



Mol	Chain	Residues	Atoms					AltConf
			Total	C	N	O	P	
3	A	1	30	10	5	12	3	0
3	C	1	30	10	5	12	3	0
3	E	1	30	10	5	12	3	0
3	G	1	30	10	5	12	3	0
3	I	1	30	10	5	12	3	0
3	K	1	30	10	5	12	3	0
3	M	1	30	10	5	12	3	0

- Molecule 4 is MAGNESIUM ION (three-letter code: MG) (formula: Mg).

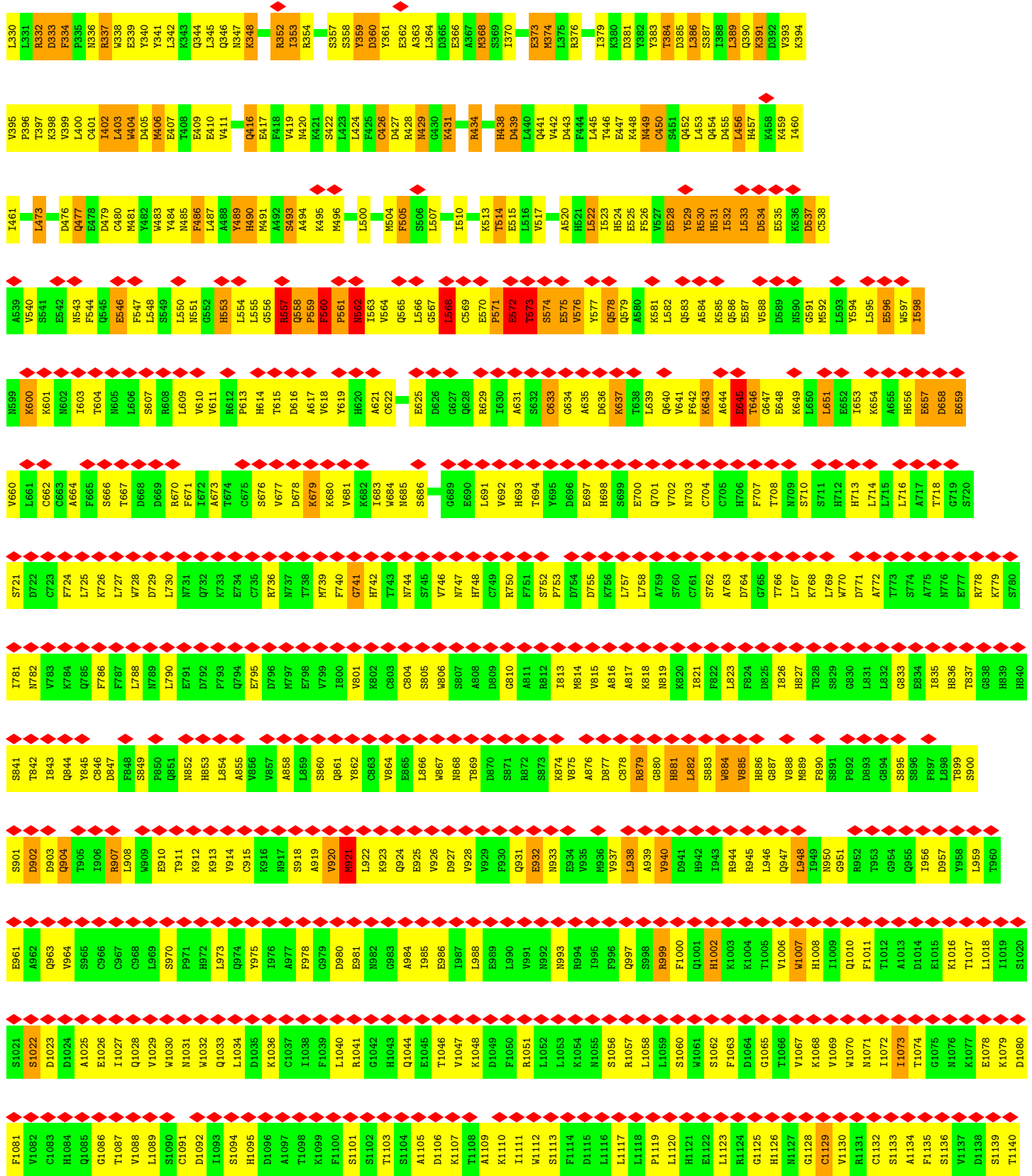
Mol	Chain	Residues	Atoms		AltConf
			Total	Mg	
4	A	1	1	1	0

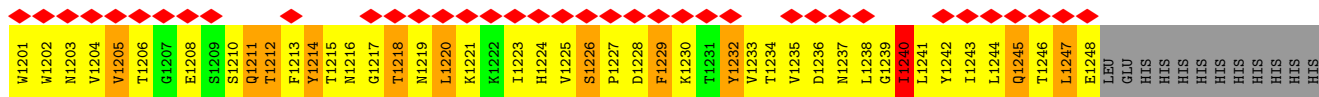
Continued on next page...

Continued from previous page...


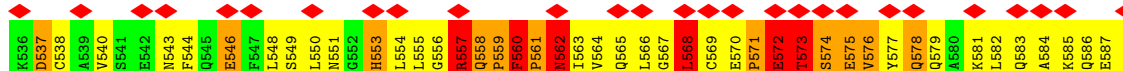
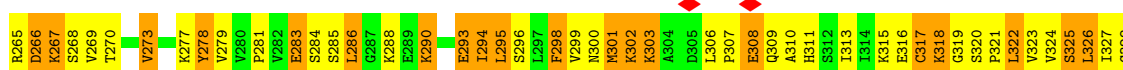
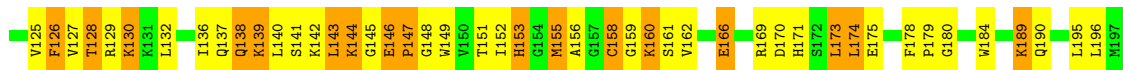
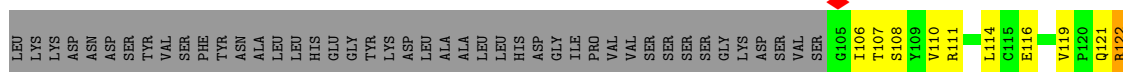
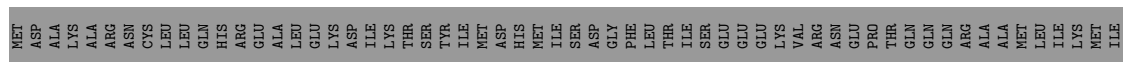
Mol	Chain	Residues	Atoms					AltConf
			Total	C	Fe	N	O	
5	L	1	Total 43	34	1	4	4	0
5	N	1	Total 43	34	1	4	4	0


K1200	T1140	D1080	S1020	T960	S900	H839	K779	G719	D658	W597	D537	I460
W1201	L1141	F1081	S1021	E961	S901	H840	S780	S720	E659	I598	C538	I461
W1203	L1142	V1082	S1022	A962	D902	S841	I781	S721	V660	N599	A539	L473
W1204	A1143	C1083	D1023	Q963	D903	T842	N782	D722	L661	K600	V540	S474
V1205	T1144	H1084	D1024	V964	Q904	I843	V783	C723	C862	M602	S541	P475
T1206	G1145	G1085	A1025	S965	T905	Q844	K784	F724	C863	I603	E542	D476
G1207	D1146	T1087	E1026	C966	R907	X845	Q785	L725	F665	T604	F544	Q477
S1208	H1148	V1088	C967	C967	L908	D847	F786	K726	S666	N605	Q545	D479
E1209	G1149	L1089	Q968	F846	W909	F847	F787	L727	T667	L606	E546	C480
S1210	E1150	S1090	L969	S849	E910	L788	L788	W728	D668	S607	F547	M481
Q1211	I1151	C1091	S970	P850	T911	H851	M789	D729	S549	R608	S549	M483
T1212	I1152	D1092	P971	Q851	K912	N852	L790	W730	L548	R609	L548	Y484
F1213	I1153	I1093	H972	N852	K913	H853	E791	L731	R670	L608	L550	M485
Y1214	W1154	S1094	L973	H853	V914	L854	D792	Q732	F671	V610	N551	F486
N1216	H1155	H1095	Q974	L854	C915	L854	F793	K733	A673	V611	G552	L487
G1217	M1155	H1096	Y975	A855	K916	A855	Q794	E734	T674	R612	H553	A488
T1218	V1156	D1096	I976	V856	N917	V856	E795	C735	S676	P613	L554	Y489
N1219	S1157	A1097	A977	H857	S918	V857	D796	R736	V677	H614	L555	H490
L1220	M1158	T1098	F978	A858	A919	A858	M797	M737	D678	T615	L555	M491
K1221	G1159	K1099	G979	L859	W920	L859	E798	T738	K679	D616	Q558	S493
I1223	E1160	F1100	L1040	S860	K921	S860	E799	M739	K680	V618	P559	A494
H1224	L1161	S1101	R1041	Y862	L922	Y862	I800	F740	K680	V619	F560	K495
V1225	H1163	S1102	G1042	C863	K923	Y862	V801	G741	V681	H620	P561	M496
P1227	L1164	S1104	H1043	V864	Q924	C863	K802	H742	K682	E625	N662	L500
D1228	C1165	A1105	Q1044	E864	E925	C803	C803	T743	I683	E626	I563	M504
F1229	A1166	D1106	E986	L666	D927	L666	C504	M744	W684	D626	A621	F505
T1231	P1167	K1107	I987	H867	W928	H867	S805	S745	S686	G627	S506	S506
Y1232	L1168	T1108	L988	T869	V929	T869	M806	V746	G689	G627	L668	I510
V1233	S1169	A1109	E989	T869	F930	T869	S807	M747	E990	Q628	C569	K513
T1234	E1170	K1110	L990	H870	Q931	H870	A808	H748	E990	R629	E570	T514
V1235	E1171	I1111	V991	S871	E932	S871	D609	C749	L691	I630	P571	E515
D1236	G1172	W1112	N992	K872	N933	K872	G810	R750	V692	A631	E572	L516
N1237	A1173	S1113	L1052	H874	E934	H874	A811	F751	H693	S632	T573	V517
L1238	T1175	F1114	K1054	V875	V935	V875	I813	D754	V695	C633	S574	A520
G1239	H1176	D1115	M1055	A876	H936	A876	M814	D755	D896	G634	H521	H521
L1240	H1177	L1116	S1056	D877	V937	D877	V815	K756	E697	A635	L522	I523
Y1241	G1178	L1118	Q997	C978	L938	C978	A816	K756	H698	D636	I523	H524
Y1242	W1179	P1119	S998	H879	A939	H879	A817	L757	S699	K637	Q579	E525
I1243	V1180	L1120	R999	Q880	W940	Q880	K818	L757	E700	T638	A580	F526
L1244	T1181	H1121	F1000	H881	D941	H881	N819	A759	Q701	L639	K581	V527
Q1245	D1182	E1122	Q1001	L882	H942	L882	N819	S760	V702	Q640	L582	E528
T1246	L1183	L1123	H1002	S883	I943	S883	K820	C761	N703	V641	Q583	R530
E1248	C1184	R1124	K1003	H884	R944	H884	I821	S762	C704	K643	A584	H531
LEU	F1185	G1125	K1004	V885	L946	V885	L823	A763	C705	A644	K585	I532
G1U	S1186	H1126	T1005	H886	Q947	H886	F824	D764	H706	E845	Q586	L533
H1S	P1187	M1127	V1006	C887	L948	C887	D825	G765	F707	G647	E587	E534
H1S	D1188	G1128	W1007	H888	W950	H888	I826	T766	T708	E648	V588	D534
H1S	G1189	C1129	H1008	H889	K950	H889	H827	L767	M709	K649	D589	E535
H1S	K1190	V1130	I1009	H890	C951	H890	T828	K768	L650	G591	N590	D536
H1S	L1191	R1131	Q1010	H893	R952	H893	S829	L769	L651	M592	M592	K536
H1S	L1192	C1132	T1011	G894	T953	G894	G830	W770	E851	L593	L593	Y594
H1S	L1193	S1133	T1012	S895	Q955	S895	L831	D771	I653	I653	L595	L595
H1S	S1194	A1134	T1013	S896	L956	S896	L832	A772	K654	A655	E596	E596
H1S	A1195	F1135	D1014	H897	D957	H897	E834	S774	L716	H656	E657	E657
H1S	G1196	G1075	E1015	L898	W958	L898	E334	A775	L718	A717	E657	E657
H1S	G1197	K1077	K1016	T899	L959	T899	H836	N776	L718	E657	E657	E657
H1S	Y1198	E1078	L1018	T899	L959	T899	H836	E777	L718	E657	E657	E657
H1S	I1199	K1079	L1019	T899	L959	T899	H836	E777	L718	E657	E657	E657

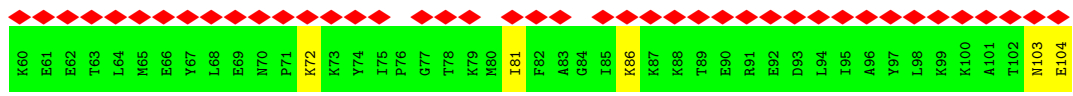
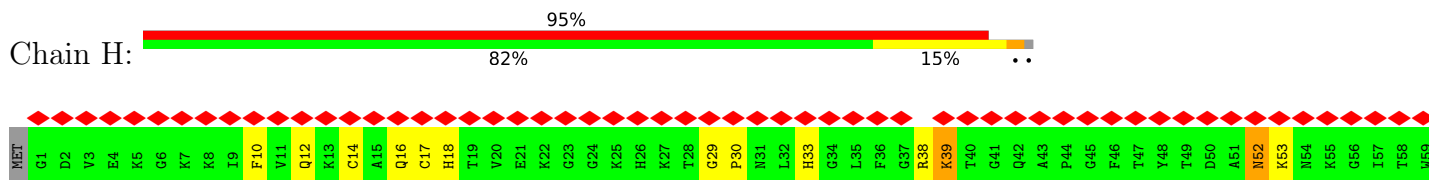




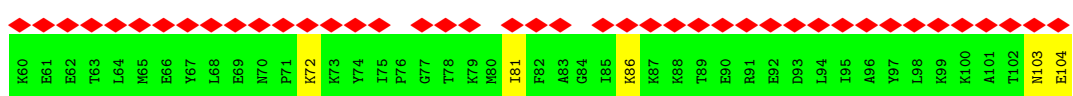
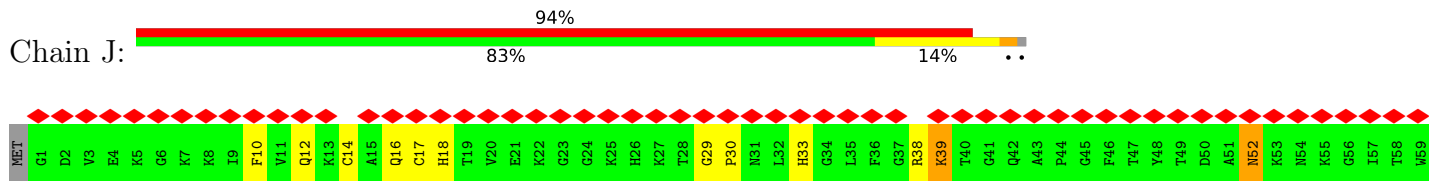
• Molecule 1: Apoptotic protease-activating factor 1



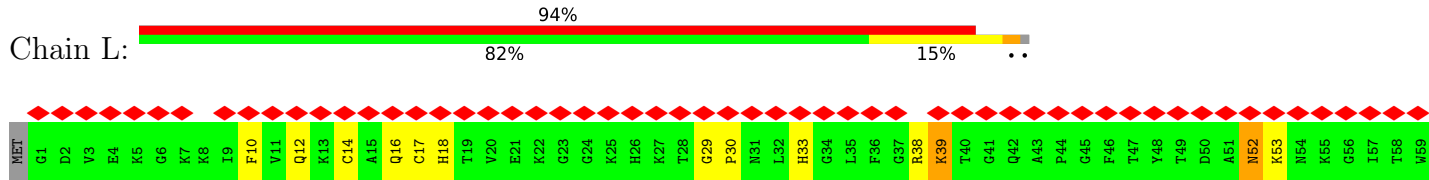




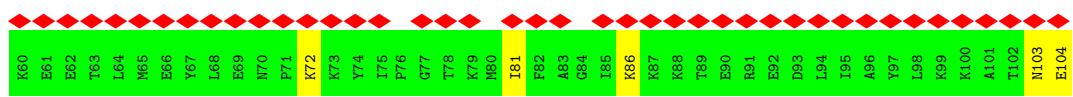
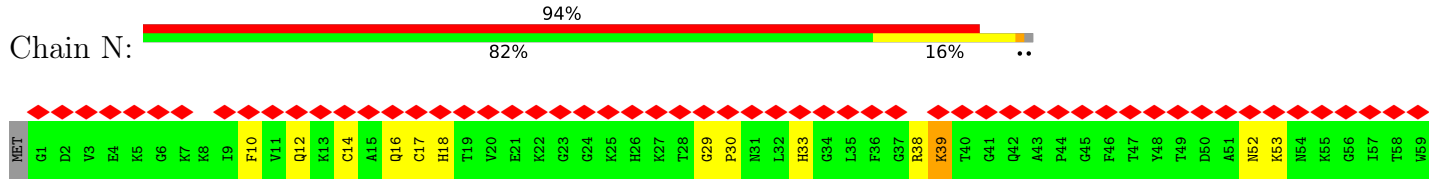
• Molecule 2: Cytochrome c



• Molecule 2: Cytochrome c



• Molecule 2: Cytochrome c



4 Experimental information

Property	Value	Source
EM reconstruction method	SINGLE PARTICLE	Depositor
Imposed symmetry	POINT, C7	Depositor
Number of particles used	134919	Depositor
Resolution determination method	FSC 0.143 CUT-OFF	Depositor
CTF correction method	Not provided	
Microscope	FEI TITAN KRIOS	Depositor
Voltage (kV)	300	Depositor
Electron dose ($e^-/\text{\AA}^2$)	40	Depositor
Minimum defocus (nm)	1400	Depositor
Maximum defocus (nm)	3000	Depositor
Magnification	Not provided	
Image detector	GATAN K2 (4k x 4k)	Depositor
Maximum map value	0.351	Depositor
Minimum map value	-0.239	Depositor
Average map value	0.000	Depositor
Map value standard deviation	0.008	Depositor
Recommended contour level	0.04	Depositor
Map size (\AA)	422.40002, 422.40002, 422.40002	wwPDB
Map dimensions	320, 320, 320	wwPDB
Map angles ($^\circ$)	90.0, 90.0, 90.0	wwPDB
Pixel spacing (\AA)	1.32, 1.32, 1.32	Depositor

5 Model quality [i](#)

5.1 Standard geometry [i](#)

Bond lengths and bond angles in the following residue types are not validated in this section: DTP, MG, HEM

The Z score for a bond length (or angle) is the number of standard deviations the observed value is removed from the expected value. A bond length (or angle) with $|Z| > 5$ is considered an outlier worth inspection. RMSZ is the root-mean-square of all Z scores of the bond lengths (or angles).

Mol	Chain	Bond lengths		Bond angles	
		RMSZ	# Z >5	RMSZ	# Z >5
1	A	0.30	0/9337	0.51	2/12636 (0.0%)
1	C	0.30	0/9337	0.51	2/12636 (0.0%)
1	E	0.30	0/9337	0.51	2/12636 (0.0%)
1	G	0.30	0/9337	0.51	2/12636 (0.0%)
1	I	0.30	0/9337	0.51	2/12636 (0.0%)
1	K	0.30	0/9337	0.51	2/12636 (0.0%)
1	M	0.30	0/9337	0.51	2/12636 (0.0%)
2	B	0.65	0/839	0.73	0/1118
2	D	0.65	0/839	0.73	0/1118
2	F	0.65	0/839	0.73	0/1118
2	H	0.65	0/839	0.73	0/1118
2	J	0.65	0/839	0.73	0/1118
2	L	0.65	0/839	0.73	0/1118
2	N	0.65	0/839	0.73	0/1118
All	All	0.34	0/71232	0.53	14/96278 (0.0%)

There are no bond length outliers.

All (14) bond angle outliers are listed below:

Mol	Chain	Res	Type	Atoms	Z	Observed(°)	Ideal(°)
1	G	880	GLY	N-CA-C	5.73	127.43	113.10
1	I	880	GLY	N-CA-C	5.73	127.43	113.10
1	K	880	GLY	N-CA-C	5.73	127.43	113.10
1	M	880	GLY	N-CA-C	5.73	127.42	113.10
1	E	880	GLY	N-CA-C	5.72	127.41	113.10
1	A	880	GLY	N-CA-C	5.72	127.41	113.10
1	C	880	GLY	N-CA-C	5.72	127.41	113.10
1	M	560	PHE	C-N-CD	-5.16	109.25	120.60
1	K	560	PHE	C-N-CD	-5.15	109.27	120.60
1	E	560	PHE	C-N-CD	-5.14	109.29	120.60

Continued on next page...

Continued from previous page...

Mol	Chain	Res	Type	Atoms	Z	Observed(°)	Ideal(°)
1	G	560	PHE	C-N-CD	-5.14	109.29	120.60
1	C	560	PHE	C-N-CD	-5.14	109.30	120.60
1	I	560	PHE	C-N-CD	-5.14	109.29	120.60
1	A	560	PHE	C-N-CD	-5.13	109.31	120.60

There are no chirality outliers.

There are no planarity outliers.

5.2 Too-close contacts [i](#)

In the following table, the Non-H and H(model) columns list the number of non-hydrogen atoms and hydrogen atoms in the chain respectively. The H(added) column lists the number of hydrogen atoms added and optimized by MolProbity. The Clashes column lists the number of clashes within the asymmetric unit, whereas Symm-Clashes lists symmetry-related clashes.

Mol	Chain	Non-H	H(model)	H(added)	Clashes	Symm-Clashes
1	A	9139	0	9005	1372	0
1	C	9139	0	9005	1371	0
1	E	9139	0	9005	1360	0
1	G	9139	0	9005	1382	0
1	I	9139	0	9005	1358	0
1	K	9139	0	9005	1357	0
1	M	9139	0	9005	1366	0
2	B	823	0	849	31	0
2	D	823	0	849	33	0
2	F	823	0	849	30	0
2	H	823	0	849	34	0
2	J	823	0	849	32	0
2	L	823	0	849	33	0
2	N	823	0	849	31	0
3	A	30	0	12	6	0
3	C	30	0	12	6	0
3	E	30	0	12	6	0
3	G	30	0	12	6	0
3	I	30	0	12	7	0
3	K	30	0	12	6	0
3	M	30	0	12	6	0
4	A	1	0	0	0	0
4	C	1	0	0	0	0
4	E	1	0	0	0	0
4	G	1	0	0	0	0

Continued on next page...

Continued from previous page...

Mol	Chain	Non-H	H(model)	H(added)	Clashes	Symm-Clashes
4	I	1	0	0	0	0
4	K	1	0	0	0	0
4	M	1	0	0	0	0
5	B	43	0	30	15	0
5	D	43	0	30	16	0
5	F	43	0	30	14	0
5	H	43	0	30	16	0
5	J	43	0	30	15	0
5	L	43	0	30	15	0
5	N	43	0	30	13	0
All	All	70252	0	69272	9596	0

The all-atom clashscore is defined as the number of clashes found per 1000 atoms (including hydrogen atoms). The all-atom clashscore for this structure is 69.

All (9596) close contacts within the same asymmetric unit are listed below, sorted by their clash magnitude.

Atom-1	Atom-2	Interatomic distance (Å)	Clash overlap (Å)
1:E:544:PHE:CE1	1:E:576:VAL:HG13	1.28	1.68
1:G:544:PHE:CE1	1:G:576:VAL:HG13	1.28	1.67
1:C:544:PHE:CE1	1:C:576:VAL:HG13	1.28	1.65
1:C:862:TYR:CD1	1:C:885:VAL:HG12	1.26	1.64
1:A:544:PHE:CE1	1:A:576:VAL:HG13	1.28	1.64
1:M:544:PHE:CE1	1:M:576:VAL:HG13	1.28	1.64
1:E:862:TYR:CD1	1:E:885:VAL:HG12	1.26	1.63
1:I:544:PHE:CE1	1:I:576:VAL:HG13	1.28	1.63
1:K:862:TYR:CD1	1:K:885:VAL:HG12	1.26	1.63
1:I:862:TYR:CD1	1:I:885:VAL:HG12	1.26	1.61
1:E:862:TYR:CZ	1:E:881:HIS:HB2	1.32	1.61
1:G:862:TYR:CZ	1:G:881:HIS:HB2	1.33	1.61
1:K:544:PHE:CE1	1:K:576:VAL:HG13	1.28	1.61
1:G:862:TYR:CD1	1:G:885:VAL:HG12	1.26	1.60
1:M:862:TYR:CD1	1:M:885:VAL:HG12	1.26	1.60
1:C:862:TYR:CZ	1:C:881:HIS:HB2	1.32	1.60
1:A:862:TYR:CZ	1:A:881:HIS:HB2	1.32	1.59
1:I:862:TYR:CZ	1:I:881:HIS:HB2	1.33	1.59
1:A:862:TYR:CD1	1:A:885:VAL:HG12	1.26	1.58
1:M:862:TYR:CZ	1:M:881:HIS:HB2	1.33	1.57
1:K:862:TYR:CZ	1:K:881:HIS:HB2	1.33	1.57
1:C:595:LEU:HD11	1:C:1201:TRP:CZ2	1.50	1.47
1:G:595:LEU:HD11	1:G:1201:TRP:CZ2	1.50	1.47

Continued on next page...

Continued from previous page...

Atom-1	Atom-2	Interatomic distance (Å)	Clash overlap (Å)
1:A:595:LEU:HD11	1:A:1201:TRP:CZ2	1.50	1.46
1:I:595:LEU:HD11	1:I:1201:TRP:CZ2	1.50	1.46
1:K:595:LEU:HD11	1:K:1201:TRP:CZ2	1.50	1.45
1:M:595:LEU:HD11	1:M:1201:TRP:CZ2	1.50	1.45
1:E:595:LEU:HD11	1:E:1201:TRP:CZ2	1.50	1.44
1:G:322:LEU:CD1	1:G:364:LEU:HD23	1.50	1.42
1:C:322:LEU:CD1	1:C:364:LEU:HD23	1.50	1.42
2:B:14:CYS:SG	5:B:201:HEM:CAB	2.09	1.41
2:F:14:CYS:SG	5:F:201:HEM:CAB	2.09	1.41
1:K:322:LEU:CD1	1:K:364:LEU:HD23	1.50	1.41
2:N:14:CYS:SG	5:N:201:HEM:CAB	2.09	1.41
1:E:322:LEU:CD1	1:E:364:LEU:HD23	1.50	1.40
1:A:1185:PHE:HE1	1:A:1192:LEU:CD1	1.32	1.40
1:C:1185:PHE:HE1	1:C:1192:LEU:CD1	1.32	1.40
1:G:1185:PHE:HE1	1:G:1192:LEU:CD1	1.32	1.40
1:I:322:LEU:CD1	1:I:364:LEU:HD23	1.50	1.40
1:K:1185:PHE:HE1	1:K:1192:LEU:CD1	1.32	1.40
2:H:14:CYS:SG	5:H:201:HEM:CAB	2.09	1.40
2:J:14:CYS:SG	5:J:201:HEM:CAB	2.09	1.40
2:L:14:CYS:SG	5:L:201:HEM:CAB	2.09	1.40
1:M:322:LEU:CD1	1:M:364:LEU:HD23	1.50	1.40
1:M:158:CYS:SG	1:M:284:SER:HB2	1.63	1.39
1:I:1185:PHE:HE1	1:I:1192:LEU:CD1	1.32	1.39
1:C:158:CYS:SG	1:C:284:SER:HB2	1.62	1.39
1:E:158:CYS:SG	1:E:284:SER:HB2	1.63	1.39
1:E:1185:PHE:HE1	1:E:1192:LEU:CD1	1.32	1.39
1:I:158:CYS:SG	1:I:284:SER:HB2	1.63	1.39
1:M:1185:PHE:HE1	1:M:1192:LEU:CD1	1.31	1.39
1:G:158:CYS:SG	1:G:284:SER:HB2	1.63	1.38
1:A:322:LEU:CD1	1:A:364:LEU:HD23	1.50	1.37
2:D:14:CYS:SG	5:D:201:HEM:CAB	2.09	1.37
1:A:158:CYS:SG	1:A:284:SER:HB2	1.62	1.37
1:K:158:CYS:SG	1:K:284:SER:HB2	1.63	1.37
1:I:595:LEU:HD22	1:I:1244:LEU:CD1	1.57	1.35
1:K:595:LEU:HD22	1:K:1244:LEU:CD1	1.57	1.35
1:M:595:LEU:HD22	1:M:1244:LEU:CD1	1.57	1.35
1:G:595:LEU:HD22	1:G:1244:LEU:CD1	1.57	1.34
1:A:595:LEU:HD22	1:A:1244:LEU:CD1	1.57	1.34
1:E:595:LEU:HD22	1:E:1244:LEU:CD1	1.57	1.34
1:C:595:LEU:HD22	1:C:1244:LEU:CD1	1.57	1.33
1:K:927:ASP:O	1:K:938:LEU:HB2	1.29	1.33

Continued on next page...

Continued from previous page...

Atom-1	Atom-2	Interatomic distance (Å)	Clash overlap (Å)
1:M:927:ASP:O	1:M:938:LEU:HB2	1.29	1.32
1:I:927:ASP:O	1:I:938:LEU:HB2	1.29	1.31
1:A:927:ASP:O	1:A:938:LEU:HB2	1.29	1.30
1:C:322:LEU:HD12	1:C:364:LEU:CD2	1.63	1.29
1:I:322:LEU:HD12	1:I:364:LEU:CD2	1.63	1.29
1:A:862:TYR:HD1	1:A:885:VAL:CG1	1.45	1.29
1:K:862:TYR:HD1	1:K:885:VAL:CG1	1.45	1.29
1:E:322:LEU:HD12	1:E:364:LEU:CD2	1.63	1.28
1:M:322:LEU:HD12	1:M:364:LEU:CD2	1.63	1.28
1:M:862:TYR:HD1	1:M:885:VAL:CG1	1.45	1.28
1:K:322:LEU:HD12	1:K:364:LEU:CD2	1.63	1.28
1:K:862:TYR:CE1	1:K:881:HIS:HB2	1.69	1.28
1:A:595:LEU:CD2	1:A:1244:LEU:HD13	1.64	1.27
1:G:595:LEU:CD2	1:G:1244:LEU:HD13	1.64	1.27
1:I:595:LEU:CD2	1:I:1244:LEU:HD13	1.64	1.27
1:M:595:LEU:CD2	1:M:1244:LEU:HD13	1.64	1.27
1:K:595:LEU:CD2	1:K:1244:LEU:HD13	1.64	1.27
1:C:595:LEU:CD2	1:C:1244:LEU:HD13	1.64	1.27
1:C:862:TYR:HD1	1:C:885:VAL:CG1	1.45	1.27
1:E:595:LEU:CD2	1:E:1244:LEU:HD13	1.64	1.27
1:G:862:TYR:HD1	1:G:885:VAL:CG1	1.45	1.27
1:I:862:TYR:HD1	1:I:885:VAL:CG1	1.45	1.27
1:M:862:TYR:CE1	1:M:881:HIS:HB2	1.69	1.27
1:G:322:LEU:HD12	1:G:364:LEU:CD2	1.63	1.27
1:A:322:LEU:HD12	1:A:364:LEU:CD2	1.63	1.27
1:C:862:TYR:CE1	1:C:881:HIS:HB2	1.69	1.26
1:I:862:TYR:CE1	1:I:881:HIS:HB2	1.69	1.26
1:G:927:ASP:O	1:G:938:LEU:HB2	1.29	1.26
1:C:927:ASP:O	1:C:938:LEU:HB2	1.29	1.26
1:E:862:TYR:HD1	1:E:885:VAL:CG1	1.45	1.26
1:G:862:TYR:CE1	1:G:881:HIS:HB2	1.69	1.26
1:E:1167:PRO:HB3	1:E:1202:TRP:CD2	1.71	1.25
1:I:1167:PRO:HB3	1:I:1202:TRP:CD2	1.71	1.25
2:B:17:CYS:SG	5:B:201:HEM:CAC	2.25	1.25
2:D:17:CYS:SG	5:D:201:HEM:CAC	2.25	1.25
2:F:17:CYS:SG	5:F:201:HEM:CAC	2.25	1.25
2:J:17:CYS:SG	5:J:201:HEM:CAC	2.25	1.25
1:A:862:TYR:CE1	1:A:881:HIS:HB2	1.69	1.25
1:E:862:TYR:CE1	1:E:881:HIS:HB2	1.69	1.25
2:H:17:CYS:SG	5:H:201:HEM:CAC	2.25	1.25
1:E:1185:PHE:CD1	1:E:1192:LEU:HG	1.72	1.25

Continued on next page...

Continued from previous page...

Atom-1	Atom-2	Interatomic distance (Å)	Clash overlap (Å)
1:G:1167:PRO:HB3	1:G:1202:TRP:CD2	1.71	1.25
2:L:17:CYS:SG	5:L:201:HEM:CAC	2.25	1.25
1:I:1185:PHE:CD1	1:I:1192:LEU:HG	1.72	1.24
1:M:1185:PHE:CD1	1:M:1192:LEU:HG	1.72	1.24
2:N:17:CYS:SG	5:N:201:HEM:CAC	2.25	1.24
1:A:473:LEU:HD21	1:A:484:TYR:CE1	1.72	1.24
1:C:473:LEU:HD21	1:C:484:TYR:CE1	1.72	1.24
2:F:14:CYS:SG	5:F:201:HEM:HAB	1.76	1.24
1:A:1167:PRO:HB3	1:A:1202:TRP:CD2	1.71	1.24
1:E:473:LEU:HD21	1:E:484:TYR:CE1	1.72	1.24
1:K:1167:PRO:HB3	1:K:1202:TRP:CD2	1.71	1.24
1:M:1167:PRO:HB3	1:M:1202:TRP:CD2	1.71	1.24
1:A:1185:PHE:CD1	1:A:1192:LEU:HG	1.72	1.23
2:B:14:CYS:SG	5:B:201:HEM:HAB	1.76	1.23
1:M:285:SER:O	1:M:319:GLY:HA3	1.37	1.23
1:M:473:LEU:HD21	1:M:484:TYR:CE1	1.72	1.23
1:A:285:SER:O	1:A:319:GLY:HA3	1.37	1.23
1:C:1167:PRO:HB3	1:C:1202:TRP:CD2	1.71	1.23
1:C:1185:PHE:CD1	1:C:1192:LEU:HG	1.72	1.23
1:C:637:LYS:HG2	1:C:659:GLU:CA	1.69	1.23
1:E:927:ASP:O	1:E:938:LEU:HB2	1.29	1.23
1:G:637:LYS:CG	1:G:659:GLU:HA	1.69	1.23
1:M:637:LYS:CG	1:M:659:GLU:HA	1.69	1.23
1:G:473:LEU:HD21	1:G:484:TYR:CE1	1.72	1.22
1:K:473:LEU:HD21	1:K:484:TYR:CE1	1.72	1.22
1:C:637:LYS:CG	1:C:659:GLU:HA	1.69	1.22
1:G:1185:PHE:CD1	1:G:1192:LEU:HG	1.72	1.22
1:I:473:LEU:HD21	1:I:484:TYR:CE1	1.72	1.22
1:K:1185:PHE:CD1	1:K:1192:LEU:HG	1.72	1.22
1:G:637:LYS:HG2	1:G:659:GLU:CA	1.69	1.22
1:K:285:SER:O	1:K:319:GLY:HA3	1.37	1.22
1:G:285:SER:O	1:G:319:GLY:HA3	1.37	1.22
1:K:637:LYS:CG	1:K:659:GLU:HA	1.69	1.22
2:N:14:CYS:SG	5:N:201:HEM:HAB	1.76	1.22
1:E:637:LYS:HG2	1:E:659:GLU:CA	1.69	1.21
1:I:637:LYS:CG	1:I:659:GLU:HA	1.69	1.21
1:E:1185:PHE:CE1	1:E:1192:LEU:CD1	2.24	1.21
1:K:637:LYS:HG2	1:K:659:GLU:CA	1.69	1.21
1:M:1185:PHE:CE1	1:M:1192:LEU:CD1	2.24	1.21
1:A:1185:PHE:CE1	1:A:1192:LEU:CD1	2.24	1.21
1:C:285:SER:O	1:C:319:GLY:HA3	1.37	1.21

Continued on next page...

Continued from previous page...

Atom-1	Atom-2	Interatomic distance (Å)	Clash overlap (Å)
1:M:637:LYS:HG2	1:M:659:GLU:CA	1.69	1.21
1:A:637:LYS:HG2	1:A:659:GLU:CA	1.69	1.21
1:I:457:HIS:CD2	1:I:493:SER:CB	2.24	1.21
1:A:637:LYS:CG	1:A:659:GLU:HA	1.69	1.20
1:G:544:PHE:CD1	1:G:576:VAL:HG13	1.75	1.20
1:K:457:HIS:CD2	1:K:493:SER:CB	2.24	1.20
1:E:544:PHE:CE1	1:E:576:VAL:CG1	2.24	1.20
1:E:544:PHE:CD1	1:E:576:VAL:HG13	1.75	1.20
1:E:637:LYS:CG	1:E:659:GLU:HA	1.69	1.20
1:A:544:PHE:CD1	1:A:576:VAL:HG13	1.75	1.20
1:M:544:PHE:CE1	1:M:576:VAL:CG1	2.24	1.20
1:C:457:HIS:CD2	1:C:493:SER:CB	2.24	1.20
1:C:544:PHE:CE1	1:C:576:VAL:CG1	2.24	1.20
1:G:457:HIS:CD2	1:G:493:SER:CB	2.24	1.20
1:G:544:PHE:CE1	1:G:576:VAL:CG1	2.24	1.20
1:I:1185:PHE:CE1	1:I:1192:LEU:CD1	2.24	1.20
1:A:544:PHE:CE1	1:A:576:VAL:CG1	2.25	1.20
1:C:1185:PHE:CE1	1:C:1192:LEU:CD1	2.24	1.20
1:I:544:PHE:CD1	1:I:576:VAL:HG13	1.75	1.20
1:K:544:PHE:CE1	1:K:576:VAL:CG1	2.24	1.20
2:D:14:CYS:SG	5:D:201:HEM:HAB	1.76	1.19
1:G:1185:PHE:CE1	1:G:1192:LEU:CD1	2.24	1.19
1:I:637:LYS:HG2	1:I:659:GLU:CA	1.69	1.19
1:M:457:HIS:CD2	1:M:493:SER:CB	2.24	1.19
1:C:544:PHE:CD1	1:C:576:VAL:HG13	1.75	1.19
1:I:544:PHE:CE1	1:I:576:VAL:CG1	2.24	1.19
1:K:544:PHE:CD1	1:K:576:VAL:HG13	1.75	1.19
1:E:457:HIS:CD2	1:E:493:SER:CB	2.24	1.19
1:M:595:LEU:HD13	1:M:1244:LEU:HD22	1.22	1.19
1:I:285:SER:O	1:I:319:GLY:HA3	1.37	1.19
1:I:595:LEU:HD13	1:I:1244:LEU:HD22	1.22	1.19
1:I:862:TYR:CD1	1:I:885:VAL:CG1	2.23	1.19
1:I:862:TYR:CZ	1:I:881:HIS:CB	2.26	1.19
1:K:1185:PHE:CE1	1:K:1192:LEU:CD1	2.24	1.19
2:L:14:CYS:SG	5:L:201:HEM:HAB	1.76	1.19
1:M:544:PHE:CD1	1:M:576:VAL:HG13	1.75	1.19
1:A:862:TYR:CD1	1:A:885:VAL:CG1	2.23	1.18
1:C:453:LEU:HA	1:C:456:LEU:HD12	1.19	1.18
1:G:862:TYR:CZ	1:G:881:HIS:CB	2.26	1.18
1:K:862:TYR:CD1	1:K:885:VAL:CG1	2.23	1.18
1:K:862:TYR:CZ	1:K:881:HIS:CB	2.26	1.18

Continued on next page...

Continued from previous page...

Atom-1	Atom-2	Interatomic distance (Å)	Clash overlap (Å)
1:A:457:HIS:CD2	1:A:493:SER:CB	2.24	1.18
1:A:520:ALA:HB1	1:A:648:GLU:CB	1.74	1.18
1:E:285:SER:O	1:E:319:GLY:HA3	1.37	1.18
2:H:18:HIS:CE1	2:H:29:GLY:HA3	1.79	1.18
2:F:18:HIS:CE1	2:F:29:GLY:HA3	1.79	1.18
1:G:584:ALA:O	1:G:588:VAL:HG23	1.41	1.18
1:C:520:ALA:HB1	1:C:648:GLU:CB	1.74	1.18
1:E:584:ALA:O	1:E:588:VAL:HG23	1.41	1.18
1:A:230:LEU:HD22	1:A:234:LYS:HG3	1.24	1.17
1:A:862:TYR:CZ	1:A:881:HIS:CB	2.26	1.17
1:I:1149:GLY:HA2	1:I:1180:VAL:CG2	1.74	1.17
1:K:1149:GLY:HA2	1:K:1180:VAL:CG2	1.74	1.17
1:M:520:ALA:HB1	1:M:648:GLU:CB	1.74	1.17
1:C:862:TYR:CZ	1:C:881:HIS:CB	2.26	1.17
1:E:453:LEU:HA	1:E:456:LEU:HD12	1.19	1.17
1:M:862:TYR:CZ	1:M:881:HIS:CB	2.26	1.17
1:M:881:HIS:ND1	1:M:901:SER:HB3	1.59	1.17
1:M:1149:GLY:HA2	1:M:1180:VAL:CG2	1.74	1.17
2:B:18:HIS:CE1	2:B:29:GLY:HA3	1.79	1.17
1:E:862:TYR:CZ	1:E:881:HIS:CB	2.26	1.17
1:G:1149:GLY:HA2	1:G:1180:VAL:CG2	1.74	1.17
1:A:881:HIS:ND1	1:A:901:SER:HB3	1.60	1.17
1:I:584:ALA:O	1:I:588:VAL:HG23	1.41	1.17
1:I:881:HIS:ND1	1:I:901:SER:HB3	1.60	1.17
1:M:862:TYR:CD1	1:M:885:VAL:CG1	2.23	1.17
1:E:520:ALA:HB1	1:E:648:GLU:CB	1.74	1.17
2:D:18:HIS:CE1	2:D:29:GLY:HA3	1.79	1.16
1:G:595:LEU:HD13	1:G:1244:LEU:HD22	1.22	1.16
2:J:14:CYS:SG	5:J:201:HEM:HAB	1.76	1.16
1:A:1149:GLY:HA2	1:A:1180:VAL:CG2	1.74	1.16
1:C:1185:PHE:HE1	1:C:1192:LEU:HD11	1.10	1.16
1:E:1149:GLY:HA2	1:E:1180:VAL:CG2	1.74	1.16
1:K:394:LYS:HB3	1:K:434:ARG:HB2	1.18	1.16
1:K:520:ALA:HB1	1:K:648:GLU:CB	1.74	1.16
2:L:18:HIS:CE1	2:L:29:GLY:HA3	1.79	1.16
1:A:453:LEU:HA	1:A:456:LEU:HD12	1.19	1.16
1:A:1185:PHE:HE1	1:A:1192:LEU:HD11	1.10	1.16
1:C:584:ALA:O	1:C:588:VAL:HG23	1.41	1.16
1:K:584:ALA:O	1:K:588:VAL:HG23	1.41	1.16
1:C:1149:GLY:HA2	1:C:1180:VAL:CG2	1.74	1.16
1:G:881:HIS:ND1	1:G:901:SER:HB3	1.60	1.16

Continued on next page...

Continued from previous page...

Atom-1	Atom-2	Interatomic distance (Å)	Clash overlap (Å)
1:G:453:LEU:HA	1:G:456:LEU:HD12	1.19	1.16
1:G:520:ALA:HB1	1:G:648:GLU:CB	1.74	1.16
1:K:595:LEU:HD13	1:K:1244:LEU:HD22	1.22	1.16
2:N:18:HIS:CE1	2:N:29:GLY:HA3	1.78	1.16
1:C:1185:PHE:CE1	1:C:1192:LEU:HD11	1.81	1.15
1:E:881:HIS:ND1	1:E:901:SER:HB3	1.60	1.15
2:H:14:CYS:SG	5:H:201:HEM:HAB	1.76	1.15
1:I:520:ALA:HB1	1:I:648:GLU:CB	1.74	1.15
1:M:394:LYS:HB3	1:M:434:ARG:HB2	1.18	1.15
2:J:18:HIS:CE1	2:J:29:GLY:HA3	1.79	1.15
1:A:595:LEU:HD13	1:A:1244:LEU:HD22	1.22	1.15
1:K:881:HIS:ND1	1:K:901:SER:HB3	1.60	1.15
1:A:1185:PHE:CE1	1:A:1192:LEU:HG	1.81	1.15
1:C:230:LEU:HD22	1:C:234:LYS:HG3	1.24	1.15
1:C:881:HIS:ND1	1:C:901:SER:HB3	1.60	1.15
1:M:584:ALA:O	1:M:588:VAL:HG23	1.41	1.15
1:G:1185:PHE:CE1	1:G:1192:LEU:HG	1.81	1.15
1:A:584:ALA:O	1:A:588:VAL:HG23	1.41	1.14
1:I:394:LYS:HB3	1:I:434:ARG:HB2	1.18	1.14
1:I:1185:PHE:CE1	1:I:1192:LEU:HG	1.82	1.14
1:M:1185:PHE:CE1	1:M:1192:LEU:HG	1.82	1.14
1:A:1218:THR:O	1:A:1236:ASP:HB2	1.46	1.14
1:E:882:LEU:HD22	1:E:882:LEU:H	0.99	1.14
1:K:1087:THR:HG23	2:L:39:LYS:HD3	1.26	1.14
1:M:1218:THR:O	1:M:1236:ASP:HB2	1.46	1.14
1:C:1185:PHE:CE1	1:C:1192:LEU:HG	1.81	1.14
1:C:1218:THR:O	1:C:1236:ASP:HB2	1.46	1.14
1:E:1185:PHE:CE1	1:E:1192:LEU:HG	1.81	1.14
1:I:230:LEU:HD22	1:I:234:LYS:HG3	1.24	1.14
1:C:639:LEU:CD2	1:C:653:ILE:HD12	1.79	1.13
1:E:639:LEU:CD2	1:E:653:ILE:HD12	1.79	1.13
1:K:1218:THR:O	1:K:1236:ASP:HB2	1.46	1.13
1:A:639:LEU:CD2	1:A:653:ILE:HD12	1.78	1.13
1:E:1218:THR:O	1:E:1236:ASP:HB2	1.46	1.13
1:K:1185:PHE:CE1	1:K:1192:LEU:HD11	1.81	1.13
1:K:1185:PHE:CE1	1:K:1192:LEU:HG	1.82	1.13
1:M:230:LEU:HD22	1:M:234:LYS:HG3	1.24	1.13
1:E:122:ARG:NH2	1:E:126:PHE:HZ	1.47	1.13
1:G:639:LEU:CD2	1:G:653:ILE:HD12	1.79	1.13
1:I:457:HIS:CD2	1:I:493:SER:HB2	1.83	1.13
1:I:882:LEU:HB3	1:I:1237:ASN:HD21	1.10	1.13

Continued on next page...

Continued from previous page...

Atom-1	Atom-2	Interatomic distance (Å)	Clash overlap (Å)
1:K:473:LEU:HD11	1:K:480:CYS:HB2	1.13	1.13
1:K:595:LEU:CD1	1:K:1201:TRP:CZ2	2.32	1.13
1:M:639:LEU:CD2	1:M:653:ILE:HD12	1.79	1.13
1:M:1087:THR:HG23	2:N:39:LYS:HD3	1.26	1.13
1:A:122:ARG:NH2	1:A:126:PHE:HZ	1.47	1.13
1:E:614:HIS:HE1	1:E:640:GLN:HG2	1.14	1.13
1:G:457:HIS:CD2	1:G:493:SER:HB2	1.83	1.13
1:G:1185:PHE:CE1	1:G:1192:LEU:HD11	1.81	1.13
1:I:453:LEU:HA	1:I:456:LEU:HD12	1.19	1.13
1:I:1218:THR:O	1:I:1236:ASP:HB2	1.46	1.13
1:C:595:LEU:CD1	1:C:1201:TRP:CZ2	2.32	1.13
1:E:473:LEU:HD11	1:E:480:CYS:HB2	1.13	1.13
1:E:595:LEU:HD13	1:E:1244:LEU:HD22	1.22	1.12
1:G:230:LEU:HD22	1:G:234:LYS:HG3	1.24	1.13
1:G:1218:THR:O	1:G:1236:ASP:HB2	1.46	1.12
1:I:614:HIS:HE1	1:I:640:GLN:HG2	1.14	1.12
1:I:1185:PHE:CE1	1:I:1192:LEU:HD11	1.81	1.12
1:K:122:ARG:NH2	1:K:126:PHE:HZ	1.47	1.13
1:K:457:HIS:CD2	1:K:493:SER:HB2	1.83	1.13
1:A:595:LEU:CD1	1:A:1201:TRP:CZ2	2.32	1.12
1:C:457:HIS:CD2	1:C:493:SER:HB2	1.83	1.12
1:E:457:HIS:CD2	1:E:493:SER:HB2	1.83	1.12
1:C:882:LEU:HD22	1:C:882:LEU:H	0.99	1.12
1:I:122:ARG:NH2	1:I:126:PHE:HZ	1.47	1.12
1:I:595:LEU:CD1	1:I:1201:TRP:CZ2	2.32	1.12
1:I:639:LEU:CD2	1:I:653:ILE:HD12	1.78	1.12
1:M:453:LEU:HA	1:M:456:LEU:HD12	1.19	1.12
1:C:595:LEU:HD13	1:C:1244:LEU:HD22	1.22	1.12
1:E:230:LEU:HD22	1:E:234:LYS:HG3	1.24	1.12
1:M:595:LEU:CD1	1:M:1201:TRP:CZ2	2.32	1.12
1:E:1185:PHE:CE1	1:E:1192:LEU:HD11	1.81	1.12
1:I:1087:THR:HG23	2:J:39:LYS:HD3	1.26	1.12
1:K:639:LEU:CD2	1:K:653:ILE:HD12	1.79	1.12
1:K:1220:LEU:H	1:K:1220:LEU:HD12	1.06	1.12
1:M:1185:PHE:CE1	1:M:1192:LEU:HD11	1.81	1.12
1:M:457:HIS:CD2	1:M:493:SER:HB2	1.83	1.11
1:A:394:LYS:HB3	1:A:434:ARG:HB2	1.18	1.11
1:E:595:LEU:CD1	1:E:1201:TRP:CZ2	2.32	1.11
1:A:457:HIS:CD2	1:A:493:SER:HB2	1.83	1.11
1:M:882:LEU:H	1:M:882:LEU:HD22	0.98	1.11
1:M:1185:PHE:CE1	1:M:1192:LEU:CG	2.34	1.11

Continued on next page...

Continued from previous page...

Atom-1	Atom-2	Interatomic distance (Å)	Clash overlap (Å)
1:C:431:LYS:NZ	1:E:336:ASN:HB3	1.66	1.11
1:E:179:PRO:HD2	1:E:237:ARG:HH11	1.11	1.11
1:E:1087:THR:HG23	2:F:39:LYS:HD3	1.26	1.11
1:I:431:LYS:NZ	1:K:336:ASN:HB3	1.66	1.11
1:K:453:LEU:HA	1:K:456:LEU:HD12	1.19	1.11
1:M:1220:LEU:HD12	1:M:1220:LEU:H	1.06	1.11
1:A:882:LEU:HB3	1:A:1237:ASN:HD21	1.10	1.11
1:A:882:LEU:H	1:A:882:LEU:HD22	0.99	1.11
1:A:1185:PHE:CE1	1:A:1192:LEU:CG	2.34	1.11
1:E:431:LYS:NZ	1:G:336:ASN:HB3	1.66	1.11
1:E:862:TYR:CD1	1:E:885:VAL:CG1	2.23	1.11
1:G:394:LYS:HB3	1:G:434:ARG:HB2	1.18	1.11
1:G:595:LEU:CD1	1:G:1201:TRP:CZ2	2.32	1.11
1:I:473:LEU:HD11	1:I:480:CYS:HB2	1.13	1.11
1:A:614:HIS:HE1	1:A:640:GLN:HG2	1.14	1.10
1:C:122:ARG:NH2	1:C:126:PHE:HZ	1.47	1.10
1:C:179:PRO:HD2	1:C:237:ARG:HH11	1.12	1.10
1:G:122:ARG:NH2	1:G:126:PHE:HZ	1.47	1.10
1:G:1220:LEU:H	1:G:1220:LEU:HD12	1.06	1.10
1:M:122:ARG:NH2	1:M:126:PHE:HZ	1.47	1.10
1:A:879:ARG:HB3	1:A:921:MET:CE	1.81	1.10
1:K:879:ARG:HB3	1:K:921:MET:CE	1.81	1.10
1:A:381:ASP:O	1:A:384:THR:HG23	1.52	1.10
1:A:431:LYS:NZ	1:C:336:ASN:HB3	1.66	1.10
1:A:999:ARG:HD3	1:A:1030:TRP:CD1	1.87	1.10
1:C:381:ASP:O	1:C:384:THR:HG23	1.52	1.10
1:C:1087:THR:HG23	2:D:39:LYS:HD3	1.26	1.10
1:C:1185:PHE:CE1	1:C:1192:LEU:CG	2.34	1.10
1:E:1220:LEU:HD12	1:E:1220:LEU:H	1.06	1.10
1:G:473:LEU:HD11	1:G:480:CYS:HB2	1.13	1.10
1:G:862:TYR:CD1	1:G:885:VAL:CG1	2.23	1.10
1:K:614:HIS:HE1	1:K:640:GLN:HG2	1.14	1.10
1:M:614:HIS:HE1	1:M:640:GLN:HG2	1.14	1.10
1:A:473:LEU:CD2	1:A:484:TYR:CE1	2.35	1.10
1:I:473:LEU:CD2	1:I:484:TYR:CE1	2.35	1.10
1:K:1185:PHE:CE1	1:K:1192:LEU:CG	2.34	1.10
1:M:473:LEU:HD11	1:M:480:CYS:HB2	1.13	1.10
1:A:1185:PHE:CE1	1:A:1192:LEU:HD11	1.81	1.10
1:C:882:LEU:H	1:C:882:LEU:CD2	1.65	1.10
1:E:1185:PHE:CE1	1:E:1192:LEU:CG	2.34	1.10
1:G:879:ARG:HB3	1:G:921:MET:CE	1.81	1.10

Continued on next page...

Continued from previous page...

Atom-1	Atom-2	Interatomic distance (Å)	Clash overlap (Å)
1:I:879:ARG:HB3	1:I:921:MET:CE	1.81	1.10
1:I:999:ARG:HD3	1:I:1030:TRP:CD1	1.87	1.10
1:I:1220:LEU:H	1:I:1220:LEU:HD12	1.06	1.10
1:K:431:LYS:NZ	1:M:336:ASN:HB3	1.66	1.10
1:C:394:LYS:HB3	1:C:434:ARG:HB2	1.18	1.09
1:G:473:LEU:CD2	1:G:484:TYR:CE1	2.35	1.09
1:M:473:LEU:CD2	1:M:484:TYR:CE1	2.35	1.09
1:M:879:ARG:HB3	1:M:921:MET:CE	1.81	1.09
1:A:1087:THR:HG23	2:B:39:LYS:HD3	1.26	1.09
1:E:381:ASP:O	1:E:384:THR:HG23	1.52	1.09
1:E:999:ARG:HD3	1:E:1030:TRP:CD1	1.87	1.09
1:G:381:ASP:O	1:G:384:THR:HG23	1.52	1.09
1:G:1185:PHE:CE1	1:G:1192:LEU:CG	2.34	1.09
1:I:882:LEU:HD22	1:I:882:LEU:H	0.99	1.09
1:C:879:ARG:HB3	1:C:921:MET:CE	1.81	1.09
1:G:923:LYS:HB2	1:G:940:VAL:HG23	1.10	1.09
1:I:1185:PHE:CE1	1:I:1192:LEU:CG	2.34	1.09
1:K:999:ARG:HD3	1:K:1030:TRP:CD1	1.87	1.09
1:M:882:LEU:H	1:M:882:LEU:CD2	1.64	1.09
1:M:999:ARG:HD3	1:M:1030:TRP:CD1	1.87	1.09
1:G:882:LEU:H	1:G:882:LEU:CD2	1.64	1.09
1:I:1087:THR:CG2	2:J:39:LYS:HD3	1.83	1.09
1:A:1087:THR:CG2	2:B:39:LYS:HD3	1.83	1.09
1:C:473:LEU:CD2	1:C:484:TYR:CE1	2.35	1.09
1:E:394:LYS:HB3	1:E:434:ARG:HB2	1.18	1.09
1:E:923:LYS:HB2	1:E:940:VAL:HG23	1.10	1.09
1:G:179:PRO:HD2	1:G:237:ARG:HH11	1.12	1.09
1:G:431:LYS:NZ	1:I:336:ASN:HB3	1.66	1.09
1:K:230:LEU:HD22	1:K:234:LYS:HG3	1.24	1.09
1:M:381:ASP:O	1:M:384:THR:HG23	1.52	1.09
1:A:1220:LEU:H	1:A:1220:LEU:HD12	1.06	1.08
1:G:1087:THR:CG2	2:H:39:LYS:HD3	1.83	1.08
1:I:381:ASP:O	1:I:384:THR:HG23	1.52	1.08
1:I:882:LEU:H	1:I:882:LEU:CD2	1.64	1.08
1:K:1087:THR:CG2	2:L:39:LYS:HD3	1.83	1.08
1:M:1087:THR:CG2	2:N:39:LYS:HD3	1.83	1.08
1:C:473:LEU:HD11	1:C:480:CYS:HB2	1.13	1.08
1:C:999:ARG:HD3	1:C:1030:TRP:CD1	1.87	1.08
1:G:882:LEU:HB3	1:G:1237:ASN:HD21	1.10	1.08
1:G:1087:THR:HG23	2:H:39:LYS:HD3	1.26	1.08
1:A:336:ASN:HB3	1:M:431:LYS:NZ	1.66	1.08

Continued on next page...

Continued from previous page...

Atom-1	Atom-2	Interatomic distance (Å)	Clash overlap (Å)
1:A:473:LEU:HD11	1:A:480:CYS:HB2	1.13	1.08
1:E:473:LEU:CD2	1:E:484:TYR:CE1	2.35	1.08
1:E:882:LEU:HB3	1:E:1237:ASN:HD21	1.10	1.08
1:K:457:HIS:CG	1:K:493:SER:HB2	1.88	1.08
1:K:473:LEU:CD2	1:K:484:TYR:CE1	2.35	1.08
1:A:179:PRO:HD2	1:A:237:ARG:HH11	1.12	1.08
1:C:862:TYR:CD1	1:C:885:VAL:CG1	2.23	1.08
1:E:882:LEU:H	1:E:882:LEU:CD2	1.64	1.08
1:G:999:ARG:HD3	1:G:1030:TRP:CD1	1.87	1.08
1:I:923:LYS:HB2	1:I:940:VAL:HG23	1.10	1.08
1:M:457:HIS:CG	1:M:493:SER:HB2	1.88	1.08
1:C:298:PHE:CE2	1:C:325:SER:HA	1.89	1.08
1:C:1087:THR:CG2	2:D:39:LYS:HD3	1.83	1.08
1:C:1220:LEU:H	1:C:1220:LEU:HD12	1.06	1.08
1:E:879:ARG:HB3	1:E:921:MET:CE	1.81	1.08
1:G:298:PHE:CE2	1:G:325:SER:HA	1.89	1.08
1:K:381:ASP:O	1:K:384:THR:HG23	1.52	1.08
1:K:529:TYR:O	1:K:532:ILE:HG23	1.54	1.08
1:M:882:LEU:HB3	1:M:1237:ASN:HD21	1.10	1.08
1:A:882:LEU:H	1:A:882:LEU:CD2	1.65	1.07
1:C:457:HIS:CG	1:C:493:SER:HB2	1.88	1.07
1:I:171:HIS:CD2	1:I:175:GLU:HB2	1.89	1.07
1:I:457:HIS:CG	1:I:493:SER:HB2	1.88	1.07
1:K:923:LYS:HB2	1:K:940:VAL:HG23	1.10	1.07
1:M:923:LYS:HB2	1:M:940:VAL:HG23	1.10	1.07
1:C:923:LYS:HB2	1:C:940:VAL:HG23	1.10	1.07
1:E:212:PHE:HB3	1:E:226:ARG:HH12	0.94	1.07
1:E:457:HIS:CG	1:E:493:SER:HB2	1.88	1.07
1:G:171:HIS:CD2	1:G:175:GLU:HB2	1.89	1.07
1:G:1167:PRO:HB3	1:G:1202:TRP:CE3	1.89	1.07
1:I:529:TYR:O	1:I:532:ILE:HG23	1.54	1.07
1:K:298:PHE:CE2	1:K:325:SER:HA	1.89	1.07
1:A:923:LYS:HB2	1:A:940:VAL:HG23	1.10	1.07
1:E:171:HIS:CD2	1:E:175:GLU:HB2	1.89	1.07
1:I:1167:PRO:HB3	1:I:1202:TRP:CE3	1.89	1.07
1:A:457:HIS:CG	1:A:493:SER:HB2	1.88	1.07
1:A:520:ALA:HB1	1:A:648:GLU:HB2	1.08	1.07
1:A:1167:PRO:HB3	1:A:1202:TRP:CE3	1.89	1.07
1:C:171:HIS:CD2	1:C:175:GLU:HB2	1.89	1.07
1:C:212:PHE:HB3	1:C:226:ARG:HH12	0.94	1.07
1:C:1167:PRO:HB3	1:C:1202:TRP:CE3	1.89	1.07

Continued on next page...

Continued from previous page...

Atom-1	Atom-2	Interatomic distance (Å)	Clash overlap (Å)
1:E:1087:THR:CG2	2:F:39:LYS:HD3	1.83	1.07
1:K:171:HIS:CD2	1:K:175:GLU:HB2	1.89	1.07
1:M:179:PRO:CD	1:M:237:ARG:HH11	1.68	1.07
1:C:540:VAL:HG13	1:C:575:GLU:HB3	1.37	1.07
1:C:614:HIS:HE1	1:C:640:GLN:HG2	1.14	1.07
1:G:540:VAL:HG13	1:G:575:GLU:HB3	1.37	1.07
1:G:614:HIS:HE1	1:G:640:GLN:HG2	1.14	1.07
1:I:298:PHE:HE2	1:I:325:SER:HA	1.16	1.07
1:I:540:VAL:HG13	1:I:575:GLU:HB3	1.37	1.07
1:M:171:HIS:CD2	1:M:175:GLU:HB2	1.89	1.07
1:M:298:PHE:CE2	1:M:325:SER:HA	1.89	1.07
1:M:529:TYR:O	1:M:532:ILE:HG23	1.54	1.07
1:A:158:CYS:SG	1:A:284:SER:CB	2.43	1.06
1:A:473:LEU:HD21	1:A:484:TYR:CZ	1.91	1.06
1:C:473:LEU:HD21	1:C:484:TYR:CZ	1.91	1.06
1:E:298:PHE:CE2	1:E:325:SER:HA	1.89	1.06
1:E:473:LEU:HD21	1:E:484:TYR:CZ	1.91	1.06
1:G:457:HIS:CG	1:G:493:SER:HB2	1.88	1.06
1:G:882:LEU:H	1:G:882:LEU:HD22	0.99	1.06
1:I:179:PRO:HD2	1:I:237:ARG:HH11	1.12	1.06
1:K:882:LEU:H	1:K:882:LEU:CD2	1.64	1.06
1:K:1167:PRO:HB3	1:K:1202:TRP:CE3	1.89	1.06
1:M:1167:PRO:HB3	1:M:1202:TRP:CE3	1.89	1.06
1:E:540:VAL:HG13	1:E:575:GLU:HB3	1.37	1.06
1:I:453:LEU:HD11	1:I:454:GLN:HE21	1.14	1.06
1:M:298:PHE:HE2	1:M:325:SER:HA	1.16	1.06
1:C:158:CYS:SG	1:C:284:SER:CB	2.43	1.06
1:C:520:ALA:HB1	1:C:648:GLU:HB2	1.08	1.06
1:E:1167:PRO:HB3	1:E:1202:TRP:CE3	1.89	1.06
1:I:179:PRO:CD	1:I:237:ARG:HH11	1.68	1.06
1:I:298:PHE:CE2	1:I:325:SER:HA	1.89	1.06
1:M:520:ALA:HB1	1:M:648:GLU:HB2	1.09	1.06
1:A:171:HIS:CD2	1:A:175:GLU:HB2	1.89	1.06
1:C:882:LEU:HB3	1:C:1237:ASN:HD21	1.10	1.06
1:E:453:LEU:HD11	1:E:454:GLN:HE21	1.14	1.06
1:G:453:LEU:HD11	1:G:454:GLN:HE21	1.14	1.06
1:G:473:LEU:HD21	1:G:484:TYR:CZ	1.90	1.06
1:G:520:ALA:HB1	1:G:648:GLU:HB2	1.09	1.06
1:G:529:TYR:O	1:G:532:ILE:HG23	1.54	1.06
1:K:453:LEU:HD11	1:K:454:GLN:HE21	1.14	1.06
1:K:540:VAL:HG13	1:K:575:GLU:HB3	1.37	1.06

Continued on next page...

Continued from previous page...

Atom-1	Atom-2	Interatomic distance (Å)	Clash overlap (Å)
1:M:453:LEU:HD11	1:M:454:GLN:HE21	1.14	1.06
1:M:473:LEU:HD21	1:M:484:TYR:CZ	1.90	1.06
1:A:453:LEU:HD11	1:A:454:GLN:HE21	1.14	1.06
1:A:1200:LYS:HD3	1:A:1202:TRP:CE2	1.91	1.06
1:G:212:PHE:HB3	1:G:226:ARG:HH12	0.94	1.06
1:I:520:ALA:HB1	1:I:648:GLU:HB2	1.09	1.06
1:K:882:LEU:HB3	1:K:1237:ASN:HD21	1.10	1.06
1:M:158:CYS:SG	1:M:284:SER:CB	2.43	1.06
1:A:540:VAL:HG13	1:A:575:GLU:HB3	1.37	1.05
1:M:179:PRO:HD2	1:M:237:ARG:HH11	1.11	1.05
1:A:179:PRO:CD	1:A:237:ARG:HH11	1.68	1.05
1:A:298:PHE:CE2	1:A:325:SER:HA	1.89	1.05
1:E:158:CYS:SG	1:E:284:SER:CB	2.43	1.05
1:E:179:PRO:CD	1:E:237:ARG:HH11	1.68	1.05
1:K:1185:PHE:HE1	1:K:1192:LEU:HD11	1.10	1.05
1:E:544:PHE:CD1	1:E:576:VAL:CG1	2.40	1.05
1:E:879:ARG:HB3	1:E:921:MET:HE1	1.37	1.05
1:G:158:CYS:SG	1:G:284:SER:CB	2.43	1.05
1:G:597:TRP:CH2	1:G:603:ILE:HD11	1.92	1.05
1:I:158:CYS:SG	1:I:284:SER:CB	2.43	1.05
1:K:179:PRO:HD2	1:K:237:ARG:HH11	1.12	1.05
1:K:882:LEU:H	1:K:882:LEU:HD22	0.98	1.05
1:M:1200:LYS:HD3	1:M:1202:TRP:CE2	1.91	1.05
1:C:179:PRO:CD	1:C:237:ARG:HH11	1.68	1.05
1:G:1185:PHE:HE1	1:G:1192:LEU:HD11	1.10	1.05
1:I:1200:LYS:HD3	1:I:1202:TRP:CZ2	1.92	1.05
1:A:212:PHE:HB3	1:A:226:ARG:HH12	0.94	1.05
1:E:923:LYS:CB	1:E:940:VAL:HG23	1.87	1.05
1:K:158:CYS:SG	1:K:284:SER:CB	2.43	1.05
1:K:179:PRO:CD	1:K:237:ARG:HH11	1.68	1.05
1:K:212:PHE:HB3	1:K:226:ARG:HH12	0.94	1.05
1:M:540:VAL:HG13	1:M:575:GLU:HB3	1.37	1.05
1:A:597:TRP:CH2	1:A:603:ILE:HD11	1.92	1.04
1:E:520:ALA:HB1	1:E:648:GLU:HB2	1.09	1.04
1:I:1200:LYS:HD3	1:I:1202:TRP:CE2	1.91	1.04
1:K:473:LEU:HD21	1:K:484:TYR:CZ	1.90	1.04
1:K:520:ALA:HB1	1:K:648:GLU:HB2	1.09	1.04
1:M:212:PHE:HB3	1:M:226:ARG:NH1	1.72	1.04
1:C:597:TRP:CH2	1:C:603:ILE:HD11	1.92	1.04
1:C:923:LYS:CB	1:C:940:VAL:HG23	1.87	1.04
1:E:948:LEU:HD12	1:E:957:ASP:OD2	1.57	1.04

Continued on next page...

Continued from previous page...

Atom-1	Atom-2	Interatomic distance (Å)	Clash overlap (Å)
1:A:212:PHE:HB3	1:A:226:ARG:NH1	1.72	1.04
1:A:529:TYR:O	1:A:532:ILE:HG23	1.54	1.04
1:A:931:GLN:O	1:A:932:GLU:HB2	1.58	1.04
1:A:948:LEU:HD12	1:A:957:ASP:OD2	1.57	1.04
1:C:179:PRO:CD	1:C:237:ARG:NH1	2.21	1.04
1:E:179:PRO:CD	1:E:237:ARG:NH1	2.21	1.04
1:E:597:TRP:CH2	1:E:603:ILE:HD11	1.92	1.04
1:E:1200:LYS:HD3	1:E:1202:TRP:CE2	1.91	1.04
1:G:179:PRO:CD	1:G:237:ARG:HH11	1.68	1.04
1:G:179:PRO:CD	1:G:237:ARG:NH1	2.21	1.04
1:G:923:LYS:CB	1:G:940:VAL:HG23	1.87	1.04
1:G:1200:LYS:HD3	1:G:1202:TRP:CE2	1.91	1.04
1:I:155:MET:HE3	1:I:441:GLN:NE2	1.73	1.04
1:I:473:LEU:HD21	1:I:484:TYR:CZ	1.91	1.04
1:I:597:TRP:CH2	1:I:603:ILE:HD11	1.92	1.04
1:I:1146:ASP:O	1:I:1180:VAL:HG21	1.58	1.04
1:I:1185:PHE:HE1	1:I:1192:LEU:HD11	1.10	1.04
1:K:948:LEU:HD12	1:K:957:ASP:OD2	1.57	1.04
1:K:1200:LYS:HD3	1:K:1202:TRP:CE2	1.91	1.04
1:M:212:PHE:HB3	1:M:226:ARG:HH12	0.94	1.04
1:C:544:PHE:CD1	1:C:576:VAL:CG1	2.40	1.04
1:C:879:ARG:HB3	1:C:921:MET:HE1	1.38	1.04
1:C:1200:LYS:HD3	1:C:1202:TRP:CE2	1.91	1.04
1:G:1146:ASP:O	1:G:1180:VAL:HG21	1.58	1.04
1:I:179:PRO:CD	1:I:237:ARG:NH1	2.21	1.04
1:I:212:PHE:HB3	1:I:226:ARG:HH12	0.93	1.04
1:K:1146:ASP:O	1:K:1180:VAL:HG21	1.58	1.04
1:M:923:LYS:CB	1:M:940:VAL:HG23	1.87	1.04
1:M:931:GLN:O	1:M:932:GLU:HB2	1.58	1.04
1:C:529:TYR:O	1:C:532:ILE:HG23	1.54	1.04
1:I:931:GLN:O	1:I:932:GLU:HB2	1.58	1.04
1:K:179:PRO:CD	1:K:237:ARG:NH1	2.21	1.04
1:K:597:TRP:CH2	1:K:603:ILE:HD11	1.92	1.04
1:K:923:LYS:CB	1:K:940:VAL:HG23	1.87	1.04
1:A:179:PRO:CD	1:A:237:ARG:NH1	2.21	1.03
1:A:881:HIS:CE1	1:A:901:SER:HB3	1.93	1.03
1:A:1146:ASP:O	1:A:1180:VAL:HG21	1.58	1.03
1:C:155:MET:HE3	1:C:441:GLN:NE2	1.72	1.03
1:C:639:LEU:HD21	1:C:653:ILE:HD12	1.38	1.03
1:E:639:LEU:HD21	1:E:653:ILE:HD12	1.38	1.03
1:G:212:PHE:HB3	1:G:226:ARG:NH1	1.72	1.03

Continued on next page...

Continued from previous page...

Atom-1	Atom-2	Interatomic distance (Å)	Clash overlap (Å)
1:G:931:GLN:O	1:G:932:GLU:HB2	1.58	1.03
1:G:1200:LYS:HD3	1:G:1202:TRP:CZ2	1.92	1.03
1:I:122:ARG:NH2	1:I:126:PHE:CZ	2.27	1.03
1:I:923:LYS:CB	1:I:940:VAL:HG23	1.87	1.03
1:I:948:LEU:HD12	1:I:957:ASP:OD2	1.57	1.03
1:C:453:LEU:HD11	1:C:454:GLN:HE21	1.14	1.03
1:C:881:HIS:CE1	1:C:901:SER:HB3	1.93	1.03
1:C:948:LEU:HD12	1:C:957:ASP:OD2	1.57	1.03
1:E:298:PHE:HE2	1:E:325:SER:HA	1.16	1.03
1:E:1200:LYS:HD3	1:E:1202:TRP:CZ2	1.92	1.03
1:K:212:PHE:HB3	1:K:226:ARG:NH1	1.72	1.03
1:K:1200:LYS:HD3	1:K:1202:TRP:CZ2	1.92	1.03
1:M:155:MET:HE3	1:M:441:GLN:NE2	1.73	1.03
1:M:881:HIS:CE1	1:M:901:SER:HB3	1.93	1.03
1:A:923:LYS:CB	1:A:940:VAL:HG23	1.87	1.03
1:C:212:PHE:HB3	1:C:226:ARG:NH1	1.72	1.03
1:C:1200:LYS:HD3	1:C:1202:TRP:CZ2	1.92	1.03
1:E:529:TYR:O	1:E:532:ILE:HG23	1.54	1.03
1:E:1146:ASP:O	1:E:1180:VAL:HG21	1.58	1.03
1:K:419:VAL:HG11	1:K:426:CYS:SG	1.99	1.03
1:K:931:GLN:O	1:K:932:GLU:HB2	1.58	1.03
1:M:544:PHE:CD1	1:M:576:VAL:CG1	2.40	1.03
1:M:1200:LYS:HD3	1:M:1202:TRP:CZ2	1.92	1.03
1:A:544:PHE:CD1	1:A:576:VAL:CG1	2.40	1.03
1:A:1200:LYS:HD3	1:A:1202:TRP:CZ2	1.92	1.03
1:E:122:ARG:NH2	1:E:126:PHE:CZ	2.27	1.03
1:E:212:PHE:HB3	1:E:226:ARG:NH1	1.72	1.03
1:E:419:VAL:HG11	1:E:426:CYS:SG	1.99	1.03
1:G:419:VAL:HG11	1:G:426:CYS:SG	1.99	1.03
1:G:656:HIS:CE1	1:G:676:SER:HB3	1.94	1.03
1:G:948:LEU:HD12	1:G:957:ASP:OD2	1.57	1.03
1:I:212:PHE:HB3	1:I:226:ARG:NH1	1.72	1.03
1:I:656:HIS:CE1	1:I:676:SER:HB3	1.94	1.03
1:I:658:ASP:OD2	1:I:677:VAL:HB	1.59	1.03
1:K:298:PHE:HE2	1:K:325:SER:HA	1.16	1.03
1:K:544:PHE:CD1	1:K:576:VAL:CG1	2.40	1.03
1:M:122:ARG:NH2	1:M:126:PHE:CZ	2.27	1.03
1:M:597:TRP:CH2	1:M:603:ILE:HD11	1.92	1.03
1:M:862:TYR:CE1	1:M:881:HIS:CB	2.42	1.03
1:A:419:VAL:HG11	1:A:426:CYS:SG	1.99	1.03
1:G:298:PHE:HE2	1:G:325:SER:HA	1.16	1.03

Continued on next page...

Continued from previous page...

Atom-1	Atom-2	Interatomic distance (Å)	Clash overlap (Å)
1:K:122:ARG:NH2	1:K:126:PHE:CZ	2.27	1.03
1:K:656:HIS:CE1	1:K:676:SER:HB3	1.94	1.03
1:M:656:HIS:CE1	1:M:676:SER:HB3	1.94	1.03
1:M:948:LEU:HD12	1:M:957:ASP:OD2	1.57	1.03
1:E:881:HIS:CE1	1:E:901:SER:HB3	1.93	1.02
1:M:419:VAL:HG11	1:M:426:CYS:SG	1.99	1.02
1:C:656:HIS:CE1	1:C:676:SER:HB3	1.94	1.02
1:C:658:ASP:OD2	1:C:677:VAL:HB	1.59	1.02
1:C:1146:ASP:O	1:C:1180:VAL:HG21	1.58	1.02
1:E:155:MET:HE3	1:E:441:GLN:NE2	1.75	1.02
1:E:658:ASP:OD2	1:E:677:VAL:HB	1.59	1.02
1:G:639:LEU:HD21	1:G:653:ILE:HD12	1.38	1.02
1:K:315:LYS:O	1:K:318:LYS:HE3	1.59	1.02
1:K:881:HIS:CE1	1:K:901:SER:HB3	1.94	1.02
1:M:658:ASP:OD2	1:M:677:VAL:HB	1.59	1.02
1:C:419:VAL:HG11	1:C:426:CYS:SG	1.99	1.02
1:G:122:ARG:NH2	1:G:126:PHE:CZ	2.27	1.02
1:G:1194:SER:CB	1:G:1202:TRP:CZ3	2.43	1.02
1:I:419:VAL:HG11	1:I:426:CYS:SG	1.99	1.02
1:K:862:TYR:CE1	1:K:881:HIS:CB	2.42	1.02
1:A:315:LYS:O	1:A:318:LYS:HE3	1.59	1.02
1:A:1220:LEU:HD23	1:A:1234:THR:OG1	1.60	1.02
1:I:1194:SER:CB	1:I:1202:TRP:CZ3	2.43	1.02
1:K:155:MET:HE3	1:K:441:GLN:NE2	1.75	1.02
1:K:639:LEU:HD21	1:K:653:ILE:HD12	1.38	1.02
1:K:658:ASP:OD2	1:K:677:VAL:HB	1.59	1.02
1:A:639:LEU:HD21	1:A:653:ILE:HD12	1.38	1.02
1:C:122:ARG:NH2	1:C:126:PHE:CZ	2.27	1.02
1:C:298:PHE:HE2	1:C:325:SER:HA	1.16	1.02
1:G:315:LYS:O	1:G:318:LYS:HE3	1.59	1.02
1:I:881:HIS:CE1	1:I:901:SER:HB3	1.93	1.02
1:I:1149:GLY:HA2	1:I:1180:VAL:HG22	1.02	1.02
1:I:1220:LEU:HD23	1:I:1234:THR:OG1	1.60	1.02
1:M:179:PRO:CD	1:M:237:ARG:NH1	2.21	1.02
1:M:639:LEU:HD21	1:M:653:ILE:HD12	1.38	1.02
1:M:879:ARG:HB3	1:M:921:MET:HE1	1.42	1.02
1:A:658:ASP:OD2	1:A:677:VAL:HB	1.59	1.01
1:E:1194:SER:CB	1:E:1202:TRP:CZ3	2.43	1.01
1:K:1149:GLY:HA2	1:K:1180:VAL:HG22	1.02	1.01
1:K:1194:SER:CB	1:K:1202:TRP:CZ3	2.43	1.01
1:M:1185:PHE:HE1	1:M:1192:LEU:HD11	1.10	1.01

Continued on next page...

Continued from previous page...

Atom-1	Atom-2	Interatomic distance (Å)	Clash overlap (Å)
1:A:1194:SER:CB	1:A:1202:TRP:CZ3	2.43	1.01
1:C:931:GLN:O	1:C:932:GLU:HB2	1.58	1.01
1:C:1194:SER:CB	1:C:1202:TRP:CZ3	2.43	1.01
1:E:656:HIS:CE1	1:E:676:SER:HB3	1.94	1.01
1:E:1185:PHE:HE1	1:E:1192:LEU:HD11	1.10	1.01
1:G:881:HIS:CE1	1:G:901:SER:HB3	1.93	1.01
1:G:882:LEU:HB3	1:G:1237:ASN:ND2	1.76	1.01
1:I:544:PHE:CD1	1:I:576:VAL:CG1	2.40	1.01
1:A:122:ARG:NH2	1:A:126:PHE:CZ	2.27	1.01
1:A:155:MET:HE3	1:A:441:GLN:NE2	1.75	1.01
1:C:597:TRP:HH2	1:C:603:ILE:HD11	1.22	1.01
1:G:155:MET:HE3	1:G:441:GLN:NE2	1.73	1.01
1:I:364:LEU:HD11	1:I:368:MET:HE1	1.42	1.01
1:K:882:LEU:HB3	1:K:1237:ASN:ND2	1.76	1.01
2:L:17:CYS:SG	5:L:201:HEM:CBC	2.49	1.01
1:M:364:LEU:HD11	1:M:368:MET:HE1	1.40	1.01
1:A:137:GLN:HG2	1:A:173:LEU:HD22	1.42	1.01
1:E:862:TYR:CE1	1:E:881:HIS:CB	2.42	1.01
1:G:1149:GLY:HA2	1:G:1180:VAL:HG22	1.02	1.01
2:H:17:CYS:SG	5:H:201:HEM:CBC	2.49	1.01
1:M:1146:ASP:O	1:M:1180:VAL:HG21	1.58	1.01
1:C:225:ASP:O	1:C:229:ILE:HG13	1.61	1.01
1:E:315:LYS:O	1:E:318:LYS:HE3	1.59	1.01
1:G:1220:LEU:HD23	1:G:1234:THR:OG1	1.60	1.01
1:M:315:LYS:O	1:M:318:LYS:HE3	1.59	1.01
1:M:1194:SER:CB	1:M:1202:TRP:CZ3	2.43	1.01
1:E:903:ASP:O	1:E:1175:THR:HG22	1.61	1.00
1:G:225:ASP:O	1:G:229:ILE:HG13	1.61	1.00
1:A:656:HIS:CE1	1:A:676:SER:HB3	1.94	1.00
1:C:862:TYR:CE1	1:C:881:HIS:CB	2.42	1.00
1:E:931:GLN:O	1:E:932:GLU:HB2	1.58	1.00
1:G:137:GLN:HG2	1:G:173:LEU:HD22	1.42	1.00
1:I:137:GLN:HG2	1:I:173:LEU:HD22	1.42	1.00
1:I:315:LYS:O	1:I:318:LYS:HE3	1.59	1.00
1:I:639:LEU:HD21	1:I:653:ILE:HD12	1.38	1.00
1:I:882:LEU:HB3	1:I:1237:ASN:ND2	1.76	1.00
1:M:1149:GLY:HA2	1:M:1180:VAL:HG22	1.02	1.00
1:M:1220:LEU:HD23	1:M:1234:THR:OG1	1.60	1.00
2:N:17:CYS:SG	5:N:201:HEM:CBC	2.49	1.00
1:A:882:LEU:HB3	1:A:1237:ASN:ND2	1.75	1.00
1:C:315:LYS:O	1:C:318:LYS:HE3	1.59	1.00

Continued on next page...

Continued from previous page...

Atom-1	Atom-2	Interatomic distance (Å)	Clash overlap (Å)
1:C:882:LEU:HB3	1:C:1237:ASN:ND2	1.76	1.00
1:C:1220:LEU:HD23	1:C:1234:THR:OG1	1.60	1.00
1:E:229:ILE:HG22	1:E:233:ARG:HD3	1.43	1.00
1:E:882:LEU:HB3	1:E:1237:ASN:ND2	1.76	1.00
1:G:658:ASP:OD2	1:G:677:VAL:HB	1.59	1.00
1:G:903:ASP:O	1:G:1175:THR:HG22	1.61	1.00
1:M:225:ASP:O	1:M:229:ILE:HG13	1.61	1.00
1:M:294:ILE:HG21	1:M:324:VAL:HG11	1.44	1.00
1:M:903:ASP:O	1:M:1175:THR:HG22	1.61	1.00
1:C:903:ASP:O	1:C:1175:THR:HG22	1.61	1.00
2:D:17:CYS:SG	5:D:201:HEM:CBC	2.49	1.00
2:F:17:CYS:SG	5:F:201:HEM:CBC	2.49	1.00
1:A:298:PHE:HE2	1:A:325:SER:HA	1.16	1.00
1:A:294:ILE:HG21	1:A:324:VAL:HG11	1.43	1.00
1:A:1185:PHE:HE1	1:A:1192:LEU:CG	1.73	1.00
1:C:137:GLN:HG2	1:C:173:LEU:HD22	1.42	1.00
1:G:229:ILE:HG22	1:G:233:ARG:HD3	1.42	1.00
1:A:1149:GLY:HA2	1:A:1180:VAL:HG22	1.02	0.99
1:E:1220:LEU:HD23	1:E:1234:THR:OG1	1.60	0.99
2:J:17:CYS:SG	5:J:201:HEM:CBC	2.49	0.99
1:K:364:LEU:HD11	1:K:368:MET:HE1	1.41	0.99
1:C:229:ILE:HG22	1:C:233:ARG:HD3	1.42	0.99
1:E:171:HIS:HD2	1:E:175:GLU:HB2	1.25	0.99
1:K:225:ASP:O	1:K:229:ILE:HG13	1.61	0.99
1:M:137:GLN:HG2	1:M:173:LEU:HD22	1.42	0.99
1:E:1149:GLY:HA2	1:E:1180:VAL:HG22	1.02	0.99
1:G:862:TYR:CE1	1:G:881:HIS:CB	2.42	0.99
1:I:1185:PHE:HE1	1:I:1192:LEU:CG	1.73	0.99
1:K:903:ASP:O	1:K:1175:THR:HG22	1.61	0.99
1:A:229:ILE:HG22	1:A:233:ARG:HD3	1.43	0.99
1:E:225:ASP:O	1:E:229:ILE:HG13	1.61	0.99
1:E:1194:SER:HB2	1:E:1202:TRP:CZ3	1.98	0.99
1:G:544:PHE:CD1	1:G:576:VAL:CG1	2.40	0.99
1:A:1194:SER:HB2	1:A:1202:TRP:CZ3	1.98	0.99
5:B:201:HEM:HBC2	5:B:201:HEM:HMC1	1.44	0.99
1:I:903:ASP:O	1:I:1175:THR:HG22	1.61	0.99
1:K:239:LEU:HD12	1:K:240:LEU:N	1.78	0.99
1:C:1149:GLY:HA2	1:C:1180:VAL:HG22	1.02	0.99
1:G:239:LEU:HD12	1:G:240:LEU:N	1.78	0.99
1:M:158:CYS:HG	1:M:284:SER:HB2	0.87	0.99
1:M:882:LEU:HB3	1:M:1237:ASN:ND2	1.76	0.99

Continued on next page...

Continued from previous page...

Atom-1	Atom-2	Interatomic distance (Å)	Clash overlap (Å)
5:N:201:HEM:HBC2	5:N:201:HEM:HMC1	1.44	0.99
1:I:879:ARG:HB3	1:I:921:MET:HE1	1.44	0.98
1:K:1185:PHE:HE1	1:K:1192:LEU:CG	1.73	0.98
1:A:903:ASP:O	1:A:1175:THR:HG22	1.61	0.98
2:B:17:CYS:SG	5:B:201:HEM:CBC	2.49	0.98
1:I:239:LEU:HD12	1:I:240:LEU:N	1.78	0.98
1:K:294:ILE:HG21	1:K:324:VAL:HG11	1.44	0.98
1:K:1220:LEU:HD23	1:K:1234:THR:OG1	1.60	0.98
1:A:614:HIS:CE1	1:A:640:GLN:CG	2.47	0.98
1:K:1194:SER:HB2	1:K:1202:TRP:CZ3	1.98	0.98
1:A:1233:VAL:HG11	1:A:1243:ILE:HG12	1.46	0.98
1:C:923:LYS:HB2	1:C:940:VAL:CG2	1.94	0.98
1:E:239:LEU:HD12	1:E:240:LEU:N	1.78	0.98
1:I:473:LEU:HD11	1:I:480:CYS:CB	1.93	0.98
1:A:862:TYR:HB2	1:A:884:TRP:HA	1.46	0.98
1:E:137:GLN:HG2	1:E:173:LEU:HD22	1.42	0.98
1:E:923:LYS:HB2	1:E:940:VAL:CG2	1.94	0.98
1:I:882:LEU:HD22	1:I:882:LEU:N	1.78	0.98
1:K:137:GLN:HG2	1:K:173:LEU:HD22	1.42	0.98
1:K:229:ILE:HG22	1:K:233:ARG:HD3	1.43	0.98
5:L:201:HEM:HBC2	5:L:201:HEM:HMC1	1.44	0.98
1:A:597:TRP:HH2	1:A:603:ILE:HD11	1.22	0.98
1:A:923:LYS:HB2	1:A:940:VAL:CG2	1.94	0.98
1:E:520:ALA:CB	1:E:648:GLU:HB2	1.94	0.98
1:E:614:HIS:CE1	1:E:640:GLN:CG	2.47	0.98
1:G:520:ALA:CB	1:G:648:GLU:HB2	1.94	0.98
1:I:1194:SER:HB2	1:I:1202:TRP:CZ3	1.98	0.98
1:K:882:LEU:HD22	1:K:882:LEU:N	1.78	0.98
1:M:229:ILE:HG22	1:M:233:ARG:HD3	1.42	0.98
1:M:862:TYR:HB2	1:M:884:TRP:HA	1.46	0.98
1:A:225:ASP:O	1:A:229:ILE:HG13	1.61	0.98
5:D:201:HEM:HBC2	5:D:201:HEM:HMC1	1.44	0.98
1:G:473:LEU:HD11	1:G:480:CYS:CB	1.93	0.98
1:K:862:TYR:HB2	1:K:884:TRP:HA	1.46	0.98
1:M:614:HIS:CE1	1:M:640:GLN:CG	2.47	0.98
1:A:473:LEU:HD11	1:A:480:CYS:CB	1.93	0.98
1:C:1233:VAL:HG11	1:C:1243:ILE:HG12	1.46	0.98
1:M:1220:LEU:H	1:M:1220:LEU:CD1	1.77	0.98
1:A:862:TYR:CE1	1:A:881:HIS:CB	2.42	0.97
1:E:1220:LEU:H	1:E:1220:LEU:CD1	1.77	0.97
1:I:225:ASP:O	1:I:229:ILE:HG13	1.61	0.97

Continued on next page...

Continued from previous page...

Atom-1	Atom-2	Interatomic distance (Å)	Clash overlap (Å)
1:M:1194:SER:HB2	1:M:1202:TRP:CZ3	1.98	0.97
1:M:1233:VAL:HG11	1:M:1243:ILE:HG12	1.46	0.97
1:C:473:LEU:HD11	1:C:480:CYS:CB	1.93	0.97
1:C:614:HIS:CE1	1:C:640:GLN:CG	2.47	0.97
1:C:862:TYR:HB2	1:C:884:TRP:HA	1.46	0.97
1:G:364:LEU:HD11	1:G:368:MET:HE1	1.46	0.97
1:I:1220:LEU:H	1:I:1220:LEU:CD1	1.77	0.97
1:K:1233:VAL:HG11	1:K:1243:ILE:HG12	1.46	0.97
1:G:882:LEU:HD22	1:G:882:LEU:N	1.78	0.97
5:J:201:HEM:HBC2	5:J:201:HEM:HMC1	1.44	0.97
1:A:212:PHE:CB	1:A:226:ARG:HH12	1.78	0.97
1:G:614:HIS:CE1	1:G:640:GLN:CG	2.47	0.97
1:I:520:ALA:CB	1:I:648:GLU:HB2	1.94	0.97
1:C:239:LEU:HD12	1:C:240:LEU:N	1.78	0.97
1:E:431:LYS:HZ3	1:G:336:ASN:HB3	1.27	0.97
1:I:614:HIS:CE1	1:I:640:GLN:CG	2.47	0.97
1:K:1171:GLU:HG3	1:K:1172:GLY:H	1.30	0.97
1:C:520:ALA:CB	1:C:648:GLU:HB2	1.93	0.97
1:G:1194:SER:HB2	1:G:1202:TRP:CZ3	1.98	0.97
1:I:862:TYR:HB2	1:I:884:TRP:HA	1.46	0.97
1:I:984:ALA:HA	1:I:999:ARG:O	1.65	0.97
1:K:473:LEU:HD11	1:K:480:CYS:CB	1.93	0.97
1:K:614:HIS:CE1	1:K:640:GLN:CG	2.47	0.97
1:M:212:PHE:CB	1:M:226:ARG:HH12	1.78	0.97
1:C:1194:SER:HB2	1:C:1202:TRP:CZ3	1.98	0.97
1:G:879:ARG:HB3	1:G:921:MET:HE1	1.47	0.97
1:G:923:LYS:HB2	1:G:940:VAL:CG2	1.94	0.97
1:G:1213:PHE:O	1:G:1214:TYR:HB2	1.64	0.97
1:M:1171:GLU:HG3	1:M:1172:GLY:H	1.30	0.97
1:C:294:ILE:HG21	1:C:324:VAL:HG11	1.43	0.97
1:C:409:GLU:HG3	1:E:340:TYR:OH	1.65	0.97
1:E:409:GLU:HG3	1:G:340:TYR:OH	1.65	0.97
1:E:984:ALA:HA	1:E:999:ARG:O	1.65	0.97
1:G:212:PHE:CB	1:G:226:ARG:HH12	1.78	0.97
1:G:294:ILE:HG21	1:G:324:VAL:HG11	1.44	0.97
5:H:201:HEM:HBC2	5:H:201:HEM:HMC1	1.44	0.97
1:K:614:HIS:CE1	1:K:640:GLN:HG2	2.00	0.97
1:M:614:HIS:CE1	1:M:640:GLN:HG2	2.00	0.97
1:M:882:LEU:HD22	1:M:882:LEU:N	1.78	0.97
1:A:409:GLU:HG3	1:C:340:TYR:OH	1.65	0.97
1:C:1220:LEU:H	1:C:1220:LEU:CD1	1.77	0.97

Continued on next page...

Continued from previous page...

Atom-1	Atom-2	Interatomic distance (Å)	Clash overlap (Å)
1:G:409:GLU:HG3	1:I:340:TYR:OH	1.65	0.97
1:G:984:ALA:HA	1:G:999:ARG:O	1.65	0.97
1:I:1171:GLU:HG3	1:I:1172:GLY:H	1.30	0.97
1:K:597:TRP:HH2	1:K:603:ILE:HD11	1.22	0.97
1:M:473:LEU:HD11	1:M:480:CYS:CB	1.93	0.97
1:M:923:LYS:HB2	1:M:940:VAL:CG2	1.94	0.97
1:A:239:LEU:HD12	1:A:240:LEU:N	1.78	0.96
5:F:201:HEM:HBC2	5:F:201:HEM:HMC1	1.44	0.96
1:I:1233:VAL:HG11	1:I:1243:ILE:HG12	1.46	0.96
1:M:239:LEU:HD12	1:M:240:LEU:N	1.78	0.96
1:A:1220:LEU:H	1:A:1220:LEU:CD1	1.77	0.96
1:C:212:PHE:CB	1:C:226:ARG:HH12	1.78	0.96
1:G:1185:PHE:HE1	1:G:1192:LEU:CG	1.73	0.96
1:I:409:GLU:HG3	1:K:340:TYR:OH	1.65	0.96
1:A:1171:GLU:HG3	1:A:1172:GLY:H	1.30	0.96
1:E:359:TYR:HD1	1:E:360:ASP:N	1.63	0.96
1:E:561:PRO:HB3	1:E:1214:TYR:CD2	2.01	0.96
1:E:1185:PHE:HE1	1:E:1192:LEU:CG	1.73	0.96
1:G:1220:LEU:H	1:G:1220:LEU:CD1	1.77	0.96
1:I:614:HIS:CE1	1:I:640:GLN:HG2	2.00	0.96
1:K:212:PHE:CB	1:K:226:ARG:HH12	1.78	0.96
1:K:879:ARG:HB3	1:K:921:MET:HE1	1.45	0.96
1:K:984:ALA:HA	1:K:999:ARG:O	1.65	0.96
1:A:614:HIS:CE1	1:A:640:GLN:HG2	2.00	0.96
1:I:359:TYR:HD1	1:I:360:ASP:N	1.64	0.96
1:M:984:ALA:HA	1:M:999:ARG:O	1.65	0.96
1:M:1185:PHE:HE1	1:M:1192:LEU:CG	1.73	0.96
1:C:1171:GLU:HG3	1:C:1172:GLY:H	1.30	0.96
1:I:1213:PHE:O	1:I:1214:TYR:HB2	1.64	0.96
1:A:340:TYR:OH	1:M:409:GLU:HG3	1.65	0.96
1:G:1171:GLU:HG3	1:G:1172:GLY:H	1.30	0.96
1:I:212:PHE:CB	1:I:226:ARG:HH12	1.78	0.96
1:I:597:TRP:HH2	1:I:603:ILE:HD11	1.22	0.96
1:A:984:ALA:HA	1:A:999:ARG:O	1.65	0.96
1:C:364:LEU:HD11	1:C:368:MET:HE1	1.48	0.96
1:E:1213:PHE:O	1:E:1214:TYR:HB2	1.64	0.96
1:G:614:HIS:CE1	1:G:640:GLN:HG2	2.00	0.96
1:I:229:ILE:HG22	1:I:233:ARG:HD3	1.42	0.96
1:K:1220:LEU:H	1:K:1220:LEU:CD1	1.77	0.96
1:M:561:PRO:HB3	1:M:1214:TYR:CD2	2.01	0.96
1:C:146:GLU:HG3	1:E:111:ARG:NH1	1.81	0.96

Continued on next page...

Continued from previous page...

Atom-1	Atom-2	Interatomic distance (Å)	Clash overlap (Å)
1:C:561:PRO:HB3	1:C:1214:TYR:CD2	2.01	0.96
1:E:882:LEU:HD22	1:E:882:LEU:N	1.78	0.96
1:E:1171:GLU:HG3	1:E:1172:GLY:H	1.30	0.96
1:G:146:GLU:HG3	1:I:111:ARG:NH1	1.81	0.96
1:G:1149:GLY:CA	1:G:1180:VAL:HG22	1.96	0.96
1:M:597:TRP:HH2	1:M:603:ILE:HD11	1.22	0.96
1:M:1149:GLY:CA	1:M:1180:VAL:HG22	1.96	0.96
1:A:146:GLU:HG3	1:C:111:ARG:NH1	1.81	0.96
1:A:520:ALA:CB	1:A:648:GLU:HB2	1.93	0.96
1:A:882:LEU:HD22	1:A:882:LEU:N	1.78	0.96
1:C:1194:SER:CB	1:C:1202:TRP:HZ3	1.79	0.96
1:E:294:ILE:HG21	1:E:324:VAL:HG11	1.43	0.96
1:E:473:LEU:HD11	1:E:480:CYS:CB	1.93	0.96
1:I:294:ILE:HG21	1:I:324:VAL:HG11	1.44	0.96
1:I:862:TYR:CE1	1:I:881:HIS:CB	2.42	0.96
1:I:923:LYS:HB2	1:I:940:VAL:CG2	1.94	0.96
1:I:1220:LEU:HD12	1:I:1220:LEU:N	1.81	0.96
1:K:520:ALA:CB	1:K:648:GLU:HB2	1.94	0.96
1:A:364:LEU:HD11	1:A:368:MET:HE1	1.48	0.96
1:A:879:ARG:HB3	1:A:921:MET:HE1	1.45	0.96
1:C:614:HIS:CE1	1:C:640:GLN:HG2	2.00	0.96
1:G:875:VAL:HG11	1:G:915:CYS:SG	2.06	0.96
1:I:875:VAL:HG11	1:I:915:CYS:SG	2.06	0.96
1:I:1149:GLY:CA	1:I:1180:VAL:HG22	1.96	0.96
1:K:875:VAL:HG11	1:K:915:CYS:SG	2.06	0.96
1:M:520:ALA:CB	1:M:648:GLU:HB2	1.94	0.96
1:A:477:GLN:HA	1:A:477:GLN:HE21	1.31	0.95
1:A:561:PRO:HB3	1:A:1214:TYR:CD2	2.01	0.95
1:C:1185:PHE:HE1	1:C:1192:LEU:CG	1.73	0.95
1:E:477:GLN:HE21	1:E:477:GLN:HA	1.31	0.95
1:I:928:VAL:HG12	1:I:937:VAL:HA	1.48	0.95
1:K:158:CYS:HG	1:K:284:SER:HB2	0.85	0.95
1:K:1149:GLY:CA	1:K:1180:VAL:HG22	1.96	0.95
1:E:862:TYR:HB2	1:E:884:TRP:HA	1.46	0.95
1:E:1194:SER:CB	1:E:1202:TRP:HZ3	1.79	0.95
1:E:1233:VAL:HG11	1:E:1243:ILE:HG12	1.46	0.95
1:G:597:TRP:HH2	1:G:603:ILE:HD11	1.22	0.95
1:G:928:VAL:HG12	1:G:937:VAL:HA	1.48	0.95
1:G:1220:LEU:HD12	1:G:1220:LEU:N	1.81	0.95
1:G:1233:VAL:HG11	1:G:1243:ILE:HG12	1.46	0.95
1:I:146:GLU:HG3	1:K:111:ARG:HH12	1.32	0.95

Continued on next page...

Continued from previous page...

Atom-1	Atom-2	Interatomic distance (Å)	Clash overlap (Å)
1:K:409:GLU:HG3	1:M:340:TYR:OH	1.65	0.95
1:A:111:ARG:NH1	1:M:146:GLU:HG3	1.81	0.95
1:C:984:ALA:HA	1:C:999:ARG:O	1.65	0.95
1:E:212:PHE:CB	1:E:226:ARG:HH12	1.78	0.95
1:I:876:ALA:HB3	1:I:914:VAL:O	1.66	0.95
1:A:928:VAL:HG12	1:A:937:VAL:HA	1.48	0.95
1:E:614:HIS:CE1	1:E:640:GLN:HG2	2.00	0.95
1:C:882:LEU:HD22	1:C:882:LEU:N	1.78	0.95
1:E:597:TRP:HH2	1:E:603:ILE:HD11	1.22	0.95
1:K:876:ALA:HB3	1:K:914:VAL:O	1.66	0.95
1:M:1220:LEU:HD12	1:M:1220:LEU:N	1.81	0.95
1:E:875:VAL:HG11	1:E:915:CYS:SG	2.06	0.95
1:G:561:PRO:HB3	1:G:1214:TYR:CD2	2.01	0.95
1:A:137:GLN:CG	1:A:173:LEU:HD22	1.96	0.95
1:A:146:GLU:HG3	1:C:111:ARG:HH12	1.32	0.95
1:E:146:GLU:HG3	1:G:111:ARG:HH12	1.32	0.95
1:G:876:ALA:HB3	1:G:914:VAL:O	1.66	0.95
1:K:146:GLU:HG3	1:M:111:ARG:NH1	1.81	0.95
1:M:137:GLN:CG	1:M:173:LEU:HD22	1.96	0.95
1:A:359:TYR:HD1	1:A:360:ASP:N	1.63	0.95
2:D:17:CYS:HG	5:D:201:HEM:CBC	1.80	0.95
1:K:923:LYS:HB2	1:K:940:VAL:CG2	1.94	0.95
1:M:875:VAL:HG11	1:M:915:CYS:SG	2.06	0.95
1:C:477:GLN:HA	1:C:477:GLN:HE21	1.31	0.95
1:E:999:ARG:HD3	1:E:1030:TRP:NE1	1.82	0.95
1:G:359:TYR:HD1	1:G:360:ASP:N	1.63	0.95
1:I:561:PRO:HB3	1:I:1214:TYR:CD2	2.01	0.95
1:K:359:TYR:HD1	1:K:360:ASP:N	1.63	0.95
1:M:928:VAL:HG12	1:M:937:VAL:HA	1.48	0.95
1:M:1213:PHE:O	1:M:1214:TYR:HB2	1.64	0.95
1:C:999:ARG:HD3	1:C:1030:TRP:NE1	1.82	0.95
1:G:171:HIS:HD2	1:G:175:GLU:HB2	1.25	0.95
1:K:561:PRO:HB3	1:K:1214:TYR:CD2	2.01	0.95
1:K:999:ARG:HD3	1:K:1030:TRP:NE1	1.82	0.95
1:M:359:TYR:HD1	1:M:360:ASP:N	1.63	0.95
1:C:137:GLN:CG	1:C:173:LEU:HD22	1.96	0.94
1:C:876:ALA:HB3	1:C:914:VAL:O	1.66	0.94
1:K:137:GLN:CG	1:K:173:LEU:HD22	1.96	0.94
1:E:137:GLN:CG	1:E:173:LEU:HD22	1.96	0.94
1:I:171:HIS:HD2	1:I:175:GLU:HB2	1.25	0.94
1:K:1220:LEU:HD12	1:K:1220:LEU:N	1.81	0.94

Continued on next page...

Continued from previous page...

Atom-1	Atom-2	Interatomic distance (Å)	Clash overlap (Å)
1:M:558:GLN:HB3	1:M:559:PRO:HD3	1.48	0.94
2:B:14:CYS:SG	5:B:201:HEM:CBB	2.56	0.94
1:C:171:HIS:HD2	1:C:175:GLU:HB2	1.25	0.94
1:C:875:VAL:HG11	1:C:915:CYS:SG	2.06	0.94
1:E:146:GLU:HG3	1:G:111:ARG:NH1	1.81	0.94
1:M:876:ALA:HB3	1:M:914:VAL:O	1.66	0.94
1:A:394:LYS:HB3	1:A:434:ARG:CB	1.98	0.94
1:C:525:GLU:O	1:C:528:GLU:HG3	1.67	0.94
2:D:14:CYS:SG	5:D:201:HEM:CBB	2.56	0.94
1:G:477:GLN:HA	1:G:477:GLN:HE21	1.31	0.94
1:I:999:ARG:HD3	1:I:1030:TRP:NE1	1.82	0.94
1:A:875:VAL:HG11	1:A:915:CYS:SG	2.06	0.94
1:C:230:LEU:CD2	1:C:234:LYS:HG3	1.98	0.94
1:E:876:ALA:HB3	1:E:914:VAL:O	1.66	0.94
1:E:928:VAL:HG12	1:E:937:VAL:HA	1.48	0.94
1:G:862:TYR:HB2	1:G:884:TRP:HA	1.46	0.94
1:K:639:LEU:H	1:K:653:ILE:CG2	1.81	0.94
1:K:902:ASP:CG	2:L:72:LYS:HZ2	1.71	0.94
1:M:394:LYS:HB3	1:M:434:ARG:CB	1.98	0.94
1:M:639:LEU:H	1:M:653:ILE:CG2	1.81	0.94
1:A:111:ARG:HH12	1:M:146:GLU:HG3	1.32	0.94
1:A:525:GLU:O	1:A:528:GLU:HG3	1.67	0.94
1:A:558:GLN:HB3	1:A:559:PRO:HD3	1.48	0.94
1:A:1213:PHE:O	1:A:1214:TYR:HB2	1.64	0.94
1:E:364:LEU:HD11	1:E:368:MET:HE1	1.49	0.94
1:G:137:GLN:CG	1:G:173:LEU:HD22	1.96	0.94
2:H:14:CYS:SG	5:H:201:HEM:CBB	2.56	0.94
1:K:477:GLN:HA	1:K:477:GLN:HE21	1.31	0.94
1:A:230:LEU:CD2	1:A:234:LYS:HG3	1.98	0.94
1:A:999:ARG:HD3	1:A:1030:TRP:NE1	1.82	0.94
1:C:359:TYR:HD1	1:C:360:ASP:N	1.64	0.94
1:C:639:LEU:H	1:C:653:ILE:CG2	1.81	0.94
1:C:1220:LEU:HD12	1:C:1220:LEU:N	1.81	0.94
1:G:1194:SER:CB	1:G:1202:TRP:HZ3	1.79	0.94
1:I:137:GLN:CG	1:I:173:LEU:HD22	1.96	0.94
1:I:657:GLU:HG2	1:I:680:LYS:NZ	1.83	0.94
2:J:14:CYS:SG	5:J:201:HEM:CBB	2.56	0.94
1:M:999:ARG:HD3	1:M:1030:TRP:NE1	1.82	0.94
1:A:876:ALA:HB3	1:A:914:VAL:O	1.66	0.94
1:C:1213:PHE:O	1:C:1214:TYR:HB2	1.64	0.94
1:E:525:GLU:O	1:E:528:GLU:HG3	1.67	0.94

Continued on next page...

Continued from previous page...

Atom-1	Atom-2	Interatomic distance (Å)	Clash overlap (Å)
1:E:639:LEU:H	1:E:653:ILE:CG2	1.81	0.94
1:I:558:GLN:HB3	1:I:559:PRO:HD3	1.48	0.94
1:I:639:LEU:H	1:I:653:ILE:CG2	1.81	0.94
1:C:359:TYR:CD1	1:C:360:ASP:N	2.36	0.94
1:E:230:LEU:CD2	1:E:234:LYS:HG3	1.98	0.94
1:E:902:ASP:CG	2:F:72:LYS:HZ2	1.70	0.94
1:G:230:LEU:CD2	1:G:234:LYS:HG3	1.97	0.94
1:I:146:GLU:HG3	1:K:111:ARG:NH1	1.81	0.94
1:A:902:ASP:CG	2:B:72:LYS:HZ2	1.71	0.93
1:C:394:LYS:HB3	1:C:434:ARG:CB	1.98	0.93
1:C:928:VAL:HG12	1:C:937:VAL:HA	1.48	0.93
1:I:477:GLN:HA	1:I:477:GLN:HE21	1.31	0.93
1:K:394:LYS:HB3	1:K:434:ARG:CB	1.98	0.93
1:M:359:TYR:CD1	1:M:360:ASP:N	2.36	0.93
1:M:525:GLU:O	1:M:528:GLU:HG3	1.67	0.93
2:N:14:CYS:SG	5:N:201:HEM:CBB	2.56	0.93
1:A:359:TYR:CD1	1:A:360:ASP:N	2.36	0.93
1:E:1220:LEU:HD12	1:E:1220:LEU:N	1.81	0.93
1:I:525:GLU:O	1:I:528:GLU:HG3	1.67	0.93
1:K:553:HIS:HB2	1:K:610:VAL:HG11	1.51	0.93
1:K:657:GLU:HG2	1:K:680:LYS:NZ	1.83	0.93
1:A:553:HIS:HB2	1:A:610:VAL:HG11	1.50	0.93
1:G:639:LEU:H	1:G:653:ILE:CG2	1.81	0.93
1:I:553:HIS:HB2	1:I:610:VAL:HG11	1.50	0.93
1:K:359:TYR:CD1	1:K:360:ASP:N	2.36	0.93
2:F:14:CYS:SG	5:F:201:HEM:CBB	2.56	0.93
1:G:657:GLU:HG2	1:G:680:LYS:NZ	1.83	0.93
1:K:230:LEU:CD2	1:K:234:LYS:HG3	1.97	0.93
2:L:14:CYS:SG	5:L:201:HEM:CBB	2.56	0.93
1:M:171:HIS:HD2	1:M:175:GLU:HB2	1.25	0.93
1:I:230:LEU:CD2	1:I:234:LYS:HG3	1.97	0.93
1:K:678:ASP:OD2	1:K:680:LYS:HE3	1.69	0.93
1:K:1213:PHE:O	1:K:1214:TYR:HB2	1.64	0.93
1:M:657:GLU:HG2	1:M:680:LYS:NZ	1.83	0.93
1:G:558:GLN:HB3	1:G:559:PRO:HD3	1.48	0.93
1:A:171:HIS:HD2	1:A:175:GLU:HB2	1.25	0.93
1:E:359:TYR:CD1	1:E:360:ASP:N	2.36	0.93
1:E:394:LYS:HB3	1:E:434:ARG:CB	1.98	0.93
1:G:394:LYS:HB3	1:G:434:ARG:CB	1.98	0.93
1:I:902:ASP:CG	2:J:72:LYS:HZ2	1.71	0.93
1:M:553:HIS:HB2	1:M:610:VAL:HG11	1.50	0.93

Continued on next page...

Continued from previous page...

Atom-1	Atom-2	Interatomic distance (Å)	Clash overlap (Å)
1:E:657:GLU:HG2	1:E:680:LYS:NZ	1.83	0.93
1:A:639:LEU:H	1:A:653:ILE:CG2	1.81	0.93
1:A:1220:LEU:HD12	1:A:1220:LEU:N	1.81	0.93
1:C:553:HIS:HB2	1:C:610:VAL:HG11	1.50	0.93
1:G:525:GLU:O	1:G:528:GLU:HG3	1.67	0.93
1:I:453:LEU:HA	1:I:456:LEU:CD1	1.99	0.93
1:A:657:GLU:HG2	1:A:680:LYS:NZ	1.83	0.92
1:G:146:GLU:HG3	1:I:111:ARG:HH12	1.32	0.92
1:G:999:ARG:HD3	1:G:1030:TRP:NE1	1.82	0.92
1:A:1194:SER:CB	1:A:1202:TRP:HZ3	1.79	0.92
1:G:453:LEU:HA	1:G:456:LEU:CD1	1.99	0.92
1:G:678:ASP:OD2	1:G:680:LYS:HE3	1.69	0.92
1:I:394:LYS:HB3	1:I:434:ARG:CB	1.98	0.92
1:I:614:HIS:HE1	1:I:640:GLN:CG	1.83	0.92
1:K:453:LEU:HA	1:K:456:LEU:CD1	1.99	0.92
1:K:473:LEU:CD2	1:K:484:TYR:HE1	1.83	0.92
1:M:230:LEU:CD2	1:M:234:LYS:HG3	1.97	0.92
2:N:18:HIS:HE1	2:N:30:PRO:HD2	1.34	0.92
1:A:158:CYS:HG	1:A:284:SER:HB2	0.90	0.92
2:B:18:HIS:HE1	2:B:30:PRO:HD2	1.34	0.92
1:K:558:GLN:HB3	1:K:559:PRO:HD3	1.48	0.92
1:M:453:LEU:HA	1:M:456:LEU:CD1	1.99	0.92
1:M:678:ASP:OD2	1:M:680:LYS:HE3	1.68	0.92
1:A:595:LEU:CD1	1:A:1201:TRP:HZ2	1.78	0.92
1:K:171:HIS:HD2	1:K:175:GLU:HB2	1.25	0.92
1:C:520:ALA:CB	1:C:648:GLU:HA	1.99	0.92
1:C:657:GLU:HG2	1:C:680:LYS:NZ	1.83	0.92
2:J:18:HIS:HE1	2:J:30:PRO:HD2	1.34	0.92
1:A:111:ARG:NH1	1:M:146:GLU:CG	2.33	0.92
1:C:431:LYS:HZ3	1:E:336:ASN:HB3	1.29	0.92
1:C:450:CYS:HA	1:C:453:LEU:HD23	1.52	0.92
1:G:553:HIS:HB2	1:G:610:VAL:HG11	1.50	0.92
1:G:1228:ASP:HB3	1:G:1230:LYS:HG2	1.52	0.92
1:A:450:CYS:HA	1:A:453:LEU:HD23	1.52	0.92
1:E:520:ALA:CB	1:E:648:GLU:HA	1.99	0.92
1:M:477:GLN:HE21	1:M:477:GLN:HA	1.31	0.92
1:C:146:GLU:HG3	1:E:111:ARG:HH12	1.32	0.91
1:C:928:VAL:HG11	1:C:937:VAL:HG12	1.52	0.91
1:E:453:LEU:HA	1:E:456:LEU:CD1	2.00	0.91
1:E:558:GLN:HB3	1:E:559:PRO:HD3	1.48	0.91
1:E:595:LEU:HD11	1:E:1201:TRP:CH2	2.06	0.91

Continued on next page...

Continued from previous page...

Atom-1	Atom-2	Interatomic distance (Å)	Clash overlap (Å)
1:E:928:VAL:HG11	1:E:937:VAL:HG12	1.52	0.91
1:K:525:GLU:O	1:K:528:GLU:HG3	1.67	0.91
1:K:928:VAL:HG12	1:K:937:VAL:HA	1.48	0.91
1:K:928:VAL:HG11	1:K:937:VAL:HG12	1.52	0.91
1:A:146:GLU:CG	1:C:111:ARG:NH1	2.33	0.91
1:G:146:GLU:CG	1:I:111:ARG:NH1	2.33	0.91
1:K:520:ALA:CB	1:K:648:GLU:HA	1.99	0.91
1:K:597:TRP:HD1	1:K:1243:ILE:O	1.53	0.91
1:K:1228:ASP:HB3	1:K:1230:LYS:HG2	1.52	0.91
1:M:450:CYS:HA	1:M:453:LEU:HD23	1.52	0.91
1:M:928:VAL:HG11	1:M:937:VAL:HG12	1.52	0.91
1:C:1149:GLY:CA	1:C:1180:VAL:HG22	1.96	0.91
1:E:146:GLU:CG	1:G:111:ARG:NH1	2.33	0.91
1:E:553:HIS:HB2	1:E:610:VAL:HG11	1.50	0.91
1:E:678:ASP:OD2	1:E:680:LYS:HE3	1.68	0.91
1:G:595:LEU:HD11	1:G:1201:TRP:CH2	2.06	0.91
2:H:18:HIS:HE1	2:H:30:PRO:HD2	1.34	0.91
1:I:1185:PHE:O	1:I:1229:PHE:CZ	2.24	0.91
1:I:1194:SER:CB	1:I:1202:TRP:HZ3	1.79	0.91
1:C:558:GLN:HB3	1:C:559:PRO:HD3	1.48	0.91
1:C:595:LEU:HD11	1:C:1201:TRP:CH2	2.06	0.91
1:G:1187:PRO:HG3	1:G:1229:PHE:CG	2.06	0.91
1:I:678:ASP:OD2	1:I:680:LYS:HE3	1.69	0.91
1:K:146:GLU:CG	1:M:111:ARG:NH1	2.33	0.91
1:K:1194:SER:CB	1:K:1202:TRP:HZ3	1.79	0.91
1:M:597:TRP:HD1	1:M:1243:ILE:O	1.53	0.91
1:A:678:ASP:OD2	1:A:680:LYS:HE3	1.68	0.91
1:A:1185:PHE:O	1:A:1229:PHE:CZ	2.24	0.91
2:L:18:HIS:HE1	2:L:30:PRO:HD2	1.34	0.91
1:M:1185:PHE:O	1:M:1229:PHE:CZ	2.24	0.91
1:A:453:LEU:HA	1:A:456:LEU:CD1	2.00	0.91
1:E:1228:ASP:HB3	1:E:1230:LYS:HG2	1.52	0.91
1:G:359:TYR:HD1	1:G:360:ASP:H	0.91	0.91
1:G:359:TYR:CD1	1:G:360:ASP:N	2.36	0.91
1:G:431:LYS:HZ3	1:I:336:ASN:HB3	1.29	0.91
1:G:1185:PHE:O	1:G:1229:PHE:CZ	2.24	0.91
1:I:520:ALA:CB	1:I:648:GLU:HA	1.99	0.91
1:I:928:VAL:HG11	1:I:937:VAL:HG12	1.52	0.91
1:I:1228:ASP:HB3	1:I:1230:LYS:HG2	1.52	0.91
1:M:520:ALA:CB	1:M:648:GLU:HA	1.99	0.91
1:A:597:TRP:HD1	1:A:1243:ILE:O	1.53	0.91

Continued on next page...

Continued from previous page...

Atom-1	Atom-2	Interatomic distance (Å)	Clash overlap (Å)
1:G:928:VAL:HG11	1:G:937:VAL:HG12	1.52	0.91
1:I:597:TRP:HD1	1:I:1243:ILE:O	1.53	0.91
1:A:520:ALA:CB	1:A:648:GLU:HA	2.00	0.91
1:A:1149:GLY:CA	1:A:1180:VAL:HG22	1.96	0.91
1:I:127:VAL:H	3:I:1301:DTP:HN61	1.17	0.91
1:I:473:LEU:CD2	1:I:484:TYR:HE1	1.83	0.91
1:K:450:CYS:HA	1:K:453:LEU:HD23	1.52	0.91
1:M:473:LEU:CD1	1:M:480:CYS:HB2	2.00	0.91
1:C:146:GLU:CG	1:E:111:ARG:NH1	2.33	0.91
1:C:453:LEU:HA	1:C:456:LEU:CD1	2.00	0.91
1:G:158:CYS:HG	1:G:284:SER:HB2	1.24	0.91
1:C:1201:TRP:CE3	1:C:1210:SER:HB3	2.06	0.91
1:E:450:CYS:HA	1:E:453:LEU:HD23	1.52	0.91
1:I:359:TYR:CD1	1:I:360:ASP:N	2.36	0.91
1:I:595:LEU:HD11	1:I:1201:TRP:CH2	2.05	0.91
1:K:473:LEU:CD1	1:K:480:CYS:HB2	2.00	0.91
1:A:928:VAL:HG11	1:A:937:VAL:HG12	1.52	0.90
1:C:678:ASP:OD2	1:C:680:LYS:HE3	1.68	0.90
1:C:1185:PHE:O	1:C:1229:PHE:CZ	2.24	0.90
1:E:1187:PRO:HG3	1:E:1229:PHE:CG	2.06	0.90
1:K:1185:PHE:O	1:K:1229:PHE:CZ	2.24	0.90
1:M:1228:ASP:HB3	1:M:1230:LYS:HG2	1.52	0.90
1:A:595:LEU:HD11	1:A:1201:TRP:CH2	2.06	0.90
1:A:595:LEU:HD13	1:A:1244:LEU:CD2	2.01	0.90
1:E:1201:TRP:CE3	1:E:1210:SER:HB3	2.06	0.90
1:G:520:ALA:CB	1:G:648:GLU:HA	1.99	0.90
1:I:431:LYS:HZ3	1:K:336:ASN:HB3	1.28	0.90
1:I:473:LEU:CD1	1:I:480:CYS:HB2	2.00	0.90
1:K:146:GLU:HG3	1:M:111:ARG:HH12	1.32	0.90
1:K:431:LYS:HZ3	1:M:336:ASN:HB3	1.29	0.90
1:E:1185:PHE:O	1:E:1229:PHE:CZ	2.24	0.90
1:I:146:GLU:CG	1:K:111:ARG:NH1	2.33	0.90
1:I:450:CYS:HA	1:I:453:LEU:HD23	1.52	0.90
1:K:127:VAL:H	3:K:1301:DTP:HN61	1.17	0.90
1:A:473:LEU:CD1	1:A:480:CYS:HB2	2.00	0.90
1:G:473:LEU:CD1	1:G:480:CYS:HB2	2.00	0.90
1:G:595:LEU:HD13	1:G:1244:LEU:CD2	2.01	0.90
1:M:595:LEU:HD13	1:M:1244:LEU:CD2	2.01	0.90
1:M:1194:SER:CB	1:M:1202:TRP:HZ3	1.79	0.90
1:C:860:SER:O	1:C:861:GLN:HG3	1.72	0.90
1:C:1187:PRO:HG3	1:C:1229:PHE:CG	2.06	0.90

Continued on next page...

Continued from previous page...

Atom-1	Atom-2	Interatomic distance (Å)	Clash overlap (Å)
1:G:450:CYS:HA	1:G:453:LEU:HD23	1.52	0.90
1:I:543:ASN:OD1	1:I:574:SER:HB2	1.71	0.90
1:K:359:TYR:HD1	1:K:360:ASP:H	0.91	0.90
1:G:597:TRP:HD1	1:G:1243:ILE:O	1.53	0.90
1:I:595:LEU:HD13	1:I:1244:LEU:CD2	2.01	0.90
1:I:860:SER:O	1:I:861:GLN:HG3	1.72	0.90
1:I:1247:LEU:HD12	1:I:1248:GLU:H	1.37	0.90
1:K:595:LEU:HD13	1:K:1244:LEU:CD2	2.01	0.90
1:M:1201:TRP:CE3	1:M:1210:SER:HB3	2.07	0.90
1:A:127:VAL:CG2	1:A:294:ILE:HG13	2.02	0.90
1:E:595:LEU:HD13	1:E:1244:LEU:CD2	2.01	0.90
1:E:1149:GLY:CA	1:E:1180:VAL:HG22	1.96	0.90
1:I:158:CYS:HG	1:I:284:SER:HB2	1.00	0.90
1:K:127:VAL:CG2	1:K:294:ILE:HG13	2.02	0.90
1:K:1187:PRO:HG3	1:K:1229:PHE:CG	2.06	0.90
1:A:1187:PRO:HG3	1:A:1229:PHE:CG	2.06	0.90
1:C:158:CYS:HG	1:C:284:SER:HB2	1.10	0.90
1:C:597:TRP:HD1	1:C:1243:ILE:O	1.53	0.90
1:G:543:ASN:OD1	1:G:574:SER:HB2	1.71	0.90
1:K:928:VAL:HG22	1:K:1224:HIS:ND1	1.87	0.90
1:A:1201:TRP:CE3	1:A:1210:SER:HB3	2.06	0.90
1:C:127:VAL:H	3:C:1301:DTP:HN61	1.17	0.90
1:C:595:LEU:HD13	1:C:1244:LEU:CD2	2.01	0.90
1:M:860:SER:O	1:M:861:GLN:HG3	1.72	0.90
1:A:543:ASN:OD1	1:A:574:SER:HB2	1.71	0.90
1:C:473:LEU:CD1	1:C:480:CYS:HB2	2.00	0.90
1:E:597:TRP:HD1	1:E:1243:ILE:O	1.53	0.90
2:F:18:HIS:HE1	2:F:30:PRO:HD2	1.34	0.90
1:K:543:ASN:OD1	1:K:574:SER:HB2	1.71	0.90
1:K:860:SER:O	1:K:861:GLN:HG3	1.72	0.90
1:K:1247:LEU:HD12	1:K:1248:GLU:H	1.37	0.90
1:A:520:ALA:HB1	1:A:648:GLU:CA	2.03	0.89
1:A:860:SER:O	1:A:861:GLN:HG3	1.72	0.89
1:G:457:HIS:CD2	1:G:493:SER:HB3	2.07	0.89
1:G:1247:LEU:HD12	1:G:1248:GLU:H	1.37	0.89
1:I:127:VAL:CG2	1:I:294:ILE:HG13	2.02	0.89
1:K:453:LEU:CA	1:K:456:LEU:HD12	2.02	0.89
1:K:595:LEU:HD11	1:K:1201:TRP:CH2	2.05	0.89
1:M:473:LEU:CD2	1:M:484:TYR:HE1	1.83	0.89
1:M:1247:LEU:HD12	1:M:1248:GLU:H	1.37	0.89
1:C:333:ASP:HB2	1:C:334:PHE:CE1	2.07	0.89

Continued on next page...

Continued from previous page...

Atom-1	Atom-2	Interatomic distance (Å)	Clash overlap (Å)
1:I:453:LEU:CA	1:I:456:LEU:HD12	2.02	0.89
1:I:1201:TRP:CE3	1:I:1210:SER:HB3	2.06	0.89
1:M:127:VAL:CG2	1:M:294:ILE:HG13	2.02	0.89
1:A:127:VAL:H	3:A:1301:DTP:HN61	1.17	0.89
1:G:127:VAL:H	3:G:1301:DTP:HN61	1.17	0.89
1:I:457:HIS:CD2	1:I:493:SER:HB3	2.07	0.89
1:M:520:ALA:HB1	1:M:648:GLU:CA	2.03	0.89
1:A:500:LEU:HD22	1:A:532:ILE:HG12	1.55	0.89
1:C:1228:ASP:HB3	1:C:1230:LYS:HG2	1.52	0.89
1:E:473:LEU:CD1	1:E:480:CYS:HB2	2.00	0.89
1:G:1201:TRP:CE3	1:G:1210:SER:HB3	2.06	0.89
1:M:928:VAL:HG22	1:M:1224:HIS:ND1	1.87	0.89
1:A:1228:ASP:HB3	1:A:1230:LYS:HG2	1.52	0.89
1:E:333:ASP:HB2	1:E:334:PHE:CE1	2.07	0.89
1:E:1247:LEU:HD12	1:E:1248:GLU:H	1.37	0.89
1:G:860:SER:O	1:G:861:GLN:HG3	1.72	0.89
1:I:333:ASP:HB2	1:I:334:PHE:CE1	2.07	0.89
1:I:500:LEU:HD22	1:I:532:ILE:HG12	1.55	0.89
1:I:1187:PRO:HG3	1:I:1229:PHE:CG	2.06	0.89
1:M:595:LEU:HD11	1:M:1201:TRP:CH2	2.05	0.89
2:D:18:HIS:HE1	2:D:30:PRO:HD2	1.34	0.89
1:G:928:VAL:HG22	1:G:1224:HIS:ND1	1.87	0.89
1:I:316:GLU:O	1:I:318:LYS:HG2	1.73	0.89
1:I:924:GLN:HB3	1:I:1238:LEU:HG	1.54	0.89
1:M:453:LEU:CA	1:M:456:LEU:HD12	2.02	0.89
1:M:457:HIS:CD2	1:M:493:SER:HB3	2.07	0.89
1:A:333:ASP:HB2	1:A:334:PHE:CE1	2.07	0.89
1:C:928:VAL:HG22	1:C:1224:HIS:ND1	1.87	0.89
1:G:520:ALA:HB1	1:G:648:GLU:CA	2.02	0.89
1:G:902:ASP:CG	2:H:72:LYS:HZ2	1.76	0.89
1:K:520:ALA:HB1	1:K:648:GLU:CA	2.03	0.89
1:M:543:ASN:OD1	1:M:574:SER:HB2	1.71	0.89
1:A:457:HIS:CD2	1:A:493:SER:HB3	2.07	0.89
1:C:127:VAL:CG2	1:C:294:ILE:HG13	2.02	0.89
1:E:520:ALA:HB1	1:E:648:GLU:CA	2.02	0.89
1:E:595:LEU:CD1	1:E:1201:TRP:HZ2	1.78	0.89
1:I:359:TYR:HD1	1:I:360:ASP:H	0.91	0.89
1:I:595:LEU:CD1	1:I:1201:TRP:HZ2	1.78	0.89
1:K:500:LEU:HD22	1:K:532:ILE:HG12	1.55	0.89
1:A:614:HIS:HE1	1:A:640:GLN:CG	1.83	0.89
1:C:500:LEU:HD22	1:C:532:ILE:HG12	1.55	0.89

Continued on next page...

Continued from previous page...

Atom-1	Atom-2	Interatomic distance (Å)	Clash overlap (Å)
1:C:543:ASN:OD1	1:C:574:SER:HB2	1.71	0.89
1:E:158:CYS:HG	1:E:284:SER:HB2	0.89	0.89
1:E:316:GLU:O	1:E:318:LYS:HG2	1.73	0.89
1:E:473:LEU:CD2	1:E:484:TYR:HE1	1.83	0.89
1:E:595:LEU:HB3	1:E:1244:LEU:HB2	1.55	0.89
1:E:860:SER:O	1:E:861:GLN:HG3	1.72	0.89
1:E:881:HIS:HD1	1:E:901:SER:HB3	1.34	0.89
1:E:1185:PHE:HD1	1:E:1192:LEU:HG	1.36	0.89
1:G:558:GLN:O	1:G:560:PHE:N	2.06	0.89
1:I:1201:TRP:HE3	1:I:1210:SER:HB3	1.38	0.89
1:M:316:GLU:O	1:M:318:LYS:HG2	1.73	0.89
1:C:595:LEU:HB3	1:C:1244:LEU:HB2	1.55	0.89
1:E:543:ASN:OD1	1:E:574:SER:HB2	1.71	0.89
1:G:1201:TRP:HE3	1:G:1210:SER:HB3	1.38	0.89
1:I:928:VAL:HG22	1:I:1224:HIS:ND1	1.87	0.89
1:M:500:LEU:HD22	1:M:532:ILE:HG12	1.55	0.89
1:A:928:VAL:HG22	1:A:1224:HIS:ND1	1.87	0.88
1:A:1247:LEU:HD12	1:A:1248:GLU:H	1.37	0.88
1:C:359:TYR:HD1	1:C:360:ASP:H	0.92	0.88
1:K:316:GLU:O	1:K:318:LYS:HG2	1.73	0.88
1:K:1201:TRP:HE3	1:K:1210:SER:HB3	1.38	0.88
1:M:1187:PRO:HG3	1:M:1229:PHE:CG	2.06	0.88
1:A:316:GLU:O	1:A:318:LYS:HG2	1.73	0.88
1:C:316:GLU:O	1:C:318:LYS:HG2	1.73	0.88
1:E:639:LEU:O	1:E:653:ILE:HG22	1.73	0.88
1:K:333:ASP:HB2	1:K:334:PHE:CE1	2.07	0.88
1:K:558:GLN:O	1:K:560:PHE:N	2.06	0.88
1:K:1201:TRP:CE3	1:K:1210:SER:HB3	2.06	0.88
1:A:558:GLN:O	1:A:560:PHE:N	2.06	0.88
1:G:500:LEU:HD22	1:G:532:ILE:HG12	1.55	0.88
1:G:924:GLN:HB3	1:G:1238:LEU:HG	1.54	0.88
2:D:103:ASN:O	2:D:104:GLU:O	1.92	0.88
1:G:333:ASP:HB2	1:G:334:PHE:CE1	2.07	0.88
1:I:520:ALA:HB1	1:I:648:GLU:CA	2.03	0.88
1:K:862:TYR:CE2	1:K:881:HIS:N	2.42	0.88
1:K:924:GLN:HB3	1:K:1238:LEU:HG	1.54	0.88
1:G:127:VAL:CG2	1:G:294:ILE:HG13	2.02	0.88
2:J:103:ASN:O	2:J:104:GLU:O	1.92	0.88
1:K:595:LEU:HD11	1:K:1201:TRP:HZ2	0.89	0.88
1:M:881:HIS:HD1	1:M:901:SER:HB3	1.34	0.88
1:A:284:SER:O	1:A:438:HIS:CE1	2.27	0.88

Continued on next page...

Continued from previous page...

Atom-1	Atom-2	Interatomic distance (Å)	Clash overlap (Å)
1:A:336:ASN:HB3	1:M:431:LYS:HZ3	1.31	0.88
1:C:614:HIS:HE1	1:C:640:GLN:CG	1.83	0.88
1:C:1247:LEU:HD12	1:C:1248:GLU:H	1.37	0.88
1:A:453:LEU:CA	1:A:456:LEU:HD12	2.03	0.88
1:A:1240:ILE:HG23	1:A:1241:LEU:N	1.89	0.88
1:C:520:ALA:HB1	1:C:648:GLU:CA	2.03	0.88
1:E:457:HIS:CD2	1:E:493:SER:HB3	2.07	0.88
1:E:928:VAL:HG22	1:E:1224:HIS:ND1	1.87	0.88
2:H:103:ASN:O	2:H:104:GLU:O	1.92	0.88
1:M:333:ASP:HB2	1:M:334:PHE:CE1	2.07	0.88
1:A:595:LEU:HB3	1:A:1244:LEU:HB2	1.55	0.88
1:A:922:LEU:CD1	1:A:1241:LEU:HD23	2.04	0.88
1:C:1201:TRP:HE3	1:C:1210:SER:HB3	1.38	0.88
1:E:1201:TRP:HE3	1:E:1210:SER:HB3	1.38	0.88
1:M:127:VAL:H	3:M:1301:DTP:HN61	1.17	0.88
1:M:359:TYR:HD1	1:M:360:ASP:H	0.91	0.88
1:M:639:LEU:O	1:M:653:ILE:HG22	1.73	0.88
1:A:924:GLN:HB3	1:A:1238:LEU:HG	1.54	0.88
1:A:1187:PRO:HG3	1:A:1229:PHE:CD2	2.09	0.88
1:E:127:VAL:CG2	1:E:294:ILE:HG13	2.02	0.88
2:F:103:ASN:O	2:F:104:GLU:O	1.92	0.88
1:G:595:LEU:HB3	1:G:1244:LEU:HB2	1.55	0.88
1:I:922:LEU:CD1	1:I:1241:LEU:HD23	2.04	0.88
1:K:1185:PHE:HD1	1:K:1192:LEU:HG	1.36	0.88
1:M:284:SER:O	1:M:438:HIS:CE1	2.27	0.88
1:M:862:TYR:CE2	1:M:881:HIS:N	2.42	0.88
1:M:1201:TRP:HE3	1:M:1210:SER:HB3	1.38	0.88
1:A:639:LEU:O	1:A:653:ILE:HG22	1.73	0.88
1:C:284:SER:O	1:C:438:HIS:CE1	2.27	0.88
1:C:558:GLN:O	1:C:560:PHE:N	2.06	0.88
1:E:127:VAL:H	3:E:1301:DTP:HN61	1.17	0.88
1:E:500:LEU:HD22	1:E:532:ILE:HG12	1.55	0.88
1:E:922:LEU:CD1	1:E:1241:LEU:HD23	2.04	0.88
1:K:457:HIS:CD2	1:K:493:SER:HB3	2.07	0.88
1:K:639:LEU:O	1:K:653:ILE:HG22	1.73	0.88
1:M:558:GLN:O	1:M:560:PHE:N	2.06	0.88
1:M:1240:ILE:HG23	1:M:1241:LEU:N	1.89	0.88
1:C:457:HIS:CD2	1:C:493:SER:HB3	2.07	0.87
1:C:1185:PHE:HD1	1:C:1192:LEU:HG	1.36	0.87
1:G:1187:PRO:HG3	1:G:1229:PHE:CD2	2.09	0.87
1:K:716:LEU:HB3	1:K:728:TRP:HB2	1.56	0.87

Continued on next page...

Continued from previous page...

Atom-1	Atom-2	Interatomic distance (Å)	Clash overlap (Å)
1:M:922:LEU:CD1	1:M:1241:LEU:HD23	2.04	0.87
1:M:1187:PRO:HG3	1:M:1229:PHE:CD2	2.09	0.87
1:A:431:LYS:HZ3	1:C:336:ASN:HB3	1.31	0.87
1:G:316:GLU:O	1:G:318:LYS:HG2	1.73	0.87
1:M:716:LEU:HB3	1:M:728:TRP:HB2	1.56	0.87
1:M:1185:PHE:HD1	1:M:1192:LEU:HG	1.36	0.87
2:B:103:ASN:O	2:B:104:GLU:O	1.92	0.87
1:C:473:LEU:CD2	1:C:484:TYR:HE1	1.83	0.87
1:G:862:TYR:CE2	1:G:881:HIS:N	2.42	0.87
1:G:394:LYS:CB	1:G:434:ARG:HB2	2.04	0.87
1:G:639:LEU:O	1:G:653:ILE:HG22	1.74	0.87
1:G:922:LEU:CD1	1:G:1241:LEU:HD23	2.04	0.87
1:K:559:PRO:O	1:K:561:PRO:N	2.08	0.87
1:K:595:LEU:HD22	1:K:1244:LEU:HD13	0.89	0.87
2:N:103:ASN:O	2:N:104:GLU:O	1.92	0.87
1:C:924:GLN:HB3	1:C:1238:LEU:HG	1.54	0.87
1:E:359:TYR:HD1	1:E:360:ASP:H	0.91	0.87
1:E:394:LYS:CB	1:E:434:ARG:HB2	2.04	0.87
1:E:453:LEU:CA	1:E:456:LEU:HD12	2.02	0.87
1:E:1164:LEU:H	1:E:1164:LEU:HD12	1.40	0.87
1:I:1187:PRO:HG3	1:I:1229:PHE:CD2	2.09	0.87
1:K:284:SER:O	1:K:438:HIS:CE1	2.27	0.87
2:L:103:ASN:O	2:L:104:GLU:O	1.92	0.87
1:M:595:LEU:HD11	1:M:1201:TRP:HZ2	0.89	0.87
1:A:1201:TRP:HE3	1:A:1210:SER:HB3	1.38	0.87
1:C:179:PRO:HD2	1:C:237:ARG:NH1	1.88	0.87
1:C:922:LEU:CD1	1:C:1241:LEU:HD23	2.04	0.87
1:E:558:GLN:O	1:E:560:PHE:N	2.06	0.87
1:E:924:GLN:HB3	1:E:1238:LEU:HG	1.54	0.87
1:G:453:LEU:CA	1:G:456:LEU:HD12	2.02	0.87
1:I:595:LEU:HD11	1:I:1201:TRP:HZ2	0.89	0.87
1:K:544:PHE:HE1	1:K:576:VAL:HG13	1.06	0.87
1:M:595:LEU:CD1	1:M:1201:TRP:HZ2	1.78	0.87
1:C:902:ASP:CG	2:D:72:LYS:HZ2	1.78	0.87
1:E:284:SER:O	1:E:438:HIS:CE1	2.27	0.87
1:G:544:PHE:HE1	1:G:576:VAL:HG13	1.06	0.87
1:I:639:LEU:O	1:I:653:ILE:HG22	1.74	0.87
1:K:1164:LEU:H	1:K:1164:LEU:HD12	1.40	0.87
1:M:579:GLN:NE2	1:M:579:GLN:O	2.08	0.87
1:A:394:LYS:CB	1:A:434:ARG:HB2	2.04	0.87
1:A:431:LYS:NZ	1:C:336:ASN:CB	2.38	0.87

Continued on next page...

Continued from previous page...

Atom-1	Atom-2	Interatomic distance (Å)	Clash overlap (Å)
1:A:559:PRO:O	1:A:561:PRO:N	2.08	0.87
1:A:716:LEU:HB3	1:A:728:TRP:HB2	1.56	0.87
1:A:922:LEU:HD12	1:A:1241:LEU:HD23	1.57	0.87
1:C:639:LEU:O	1:C:653:ILE:HG22	1.73	0.87
1:E:559:PRO:O	1:E:561:PRO:N	2.08	0.87
1:E:882:LEU:CB	1:E:1237:ASN:HD21	1.88	0.87
1:E:1187:PRO:HG3	1:E:1229:PHE:CD2	2.09	0.87
1:G:862:TYR:OH	1:G:881:HIS:HB2	1.75	0.87
1:G:882:LEU:CB	1:G:1237:ASN:HD21	1.88	0.87
1:I:862:TYR:OH	1:I:881:HIS:HB2	1.75	0.87
1:K:922:LEU:CD1	1:K:1241:LEU:HD23	2.04	0.87
1:K:1187:PRO:HG3	1:K:1229:PHE:CD2	2.09	0.87
1:M:595:LEU:HD22	1:M:1244:LEU:HD13	0.88	0.87
1:A:336:ASN:CB	1:M:431:LYS:NZ	2.38	0.86
1:A:579:GLN:O	1:A:579:GLN:NE2	2.08	0.86
1:C:559:PRO:O	1:C:561:PRO:N	2.08	0.86
1:E:922:LEU:HD12	1:E:1241:LEU:HD23	1.58	0.86
1:I:284:SER:O	1:I:438:HIS:CE1	2.27	0.86
1:I:558:GLN:O	1:I:560:PHE:N	2.06	0.86
1:I:716:LEU:HB3	1:I:728:TRP:HB2	1.56	0.86
1:I:862:TYR:CE2	1:I:881:HIS:N	2.42	0.86
1:M:924:GLN:HB3	1:M:1238:LEU:HG	1.54	0.86
1:A:294:ILE:HG21	1:A:324:VAL:CG1	2.06	0.86
1:A:862:TYR:CE2	1:A:881:HIS:N	2.42	0.86
1:C:1201:TRP:HB2	1:C:1210:SER:O	1.75	0.86
1:E:579:GLN:NE2	1:E:579:GLN:O	2.08	0.86
1:G:1240:ILE:HG23	1:G:1241:LEU:N	1.89	0.86
1:I:595:LEU:HD22	1:I:1244:LEU:HD13	0.89	0.86
1:M:595:LEU:HB3	1:M:1244:LEU:HB2	1.55	0.86
1:C:1164:LEU:H	1:C:1164:LEU:HD12	1.40	0.86
1:E:862:TYR:CE2	1:E:881:HIS:N	2.42	0.86
1:I:394:LYS:CB	1:I:434:ARG:HB2	2.04	0.86
1:M:394:LYS:CB	1:M:434:ARG:HB2	2.04	0.86
1:C:862:TYR:CE2	1:C:881:HIS:N	2.42	0.86
1:C:1187:PRO:HG3	1:C:1229:PHE:CD2	2.09	0.86
1:E:1201:TRP:HB2	1:E:1210:SER:O	1.75	0.86
1:G:284:SER:O	1:G:438:HIS:CE1	2.27	0.86
1:I:179:PRO:HD2	1:I:237:ARG:NH1	1.88	0.86
1:I:882:LEU:CB	1:I:1237:ASN:HD21	1.88	0.86
1:M:294:ILE:HG21	1:M:324:VAL:CG1	2.06	0.86
1:A:1201:TRP:HB2	1:A:1210:SER:O	1.75	0.86

Continued on next page...

Continued from previous page...

Atom-1	Atom-2	Interatomic distance (Å)	Clash overlap (Å)
1:C:394:LYS:CB	1:C:434:ARG:HB2	2.04	0.86
1:C:453:LEU:CA	1:C:456:LEU:HD12	2.03	0.86
1:C:882:LEU:CB	1:C:1237:ASN:HD21	1.88	0.86
1:C:1240:ILE:HG23	1:C:1241:LEU:N	1.89	0.86
1:K:579:GLN:NE2	1:K:579:GLN:O	2.08	0.86
1:K:1201:TRP:HB2	1:K:1210:SER:O	1.75	0.86
1:M:520:ALA:CB	1:M:648:GLU:CB	2.53	0.86
1:M:922:LEU:HD12	1:M:1241:LEU:HD23	1.58	0.86
1:A:597:TRP:HH2	1:A:603:ILE:CD1	1.89	0.86
1:C:294:ILE:HG21	1:C:324:VAL:CG1	2.06	0.86
1:C:500:LEU:HD23	1:C:533:LEU:HD13	1.57	0.86
1:G:597:TRP:HH2	1:G:603:ILE:CD1	1.89	0.86
1:G:922:LEU:HD12	1:G:1241:LEU:HD23	1.58	0.86
1:I:579:GLN:O	1:I:579:GLN:NE2	2.08	0.86
1:K:394:LYS:CB	1:K:434:ARG:HB2	2.04	0.86
1:M:1201:TRP:HB2	1:M:1210:SER:O	1.75	0.86
1:A:332:ARG:CB	1:A:332:ARG:HH11	1.88	0.86
1:A:520:ALA:CB	1:A:648:GLU:CB	2.53	0.86
1:A:595:LEU:HD22	1:A:1244:LEU:HD13	0.89	0.86
1:A:923:LYS:CB	1:A:940:VAL:CG2	2.54	0.86
1:G:332:ARG:CB	1:G:332:ARG:HH11	1.88	0.86
1:I:639:LEU:CD2	1:I:653:ILE:CD1	2.54	0.86
1:I:1164:LEU:H	1:I:1164:LEU:HD12	1.40	0.86
1:M:108:SER:O	1:M:111:ARG:HG3	1.76	0.86
1:M:639:LEU:CD2	1:M:653:ILE:CD1	2.54	0.86
1:C:579:GLN:NE2	1:C:579:GLN:O	2.08	0.86
1:G:559:PRO:O	1:G:561:PRO:N	2.08	0.86
1:G:579:GLN:O	1:G:579:GLN:NE2	2.08	0.86
1:I:333:ASP:HB2	1:I:334:PHE:CD1	2.11	0.86
1:I:505:PHE:HZ	1:I:540:VAL:HG11	1.40	0.86
1:I:544:PHE:HE1	1:I:576:VAL:HG13	1.06	0.86
1:K:597:TRP:HH2	1:K:603:ILE:CD1	1.89	0.86
1:K:882:LEU:CB	1:K:1237:ASN:HD21	1.88	0.86
1:K:1146:ASP:O	1:K:1180:VAL:CG2	2.24	0.86
1:M:559:PRO:O	1:M:561:PRO:N	2.08	0.86
1:A:882:LEU:CB	1:A:1237:ASN:HD21	1.88	0.86
1:C:595:LEU:HD22	1:C:1244:LEU:HD13	0.88	0.86
1:E:595:LEU:HD22	1:E:1244:LEU:HD13	0.88	0.86
1:M:1146:ASP:O	1:M:1180:VAL:CG2	2.24	0.86
1:A:359:TYR:HD1	1:A:360:ASP:H	0.91	0.86
1:A:500:LEU:HD23	1:A:533:LEU:HD13	1.57	0.86

Continued on next page...

Continued from previous page...

Atom-1	Atom-2	Interatomic distance (Å)	Clash overlap (Å)
1:C:108:SER:O	1:C:111:ARG:HG3	1.76	0.86
1:C:505:PHE:HZ	1:C:540:VAL:HG11	1.40	0.86
1:C:520:ALA:CB	1:C:648:GLU:CB	2.53	0.86
1:C:922:LEU:HD12	1:C:1241:LEU:HD23	1.58	0.86
1:G:179:PRO:HD2	1:G:237:ARG:NH1	1.88	0.86
1:G:1164:LEU:HD12	1:G:1164:LEU:H	1.40	0.86
1:I:108:SER:O	1:I:111:ARG:HG3	1.76	0.86
1:I:500:LEU:HD23	1:I:533:LEU:HD13	1.57	0.86
1:K:294:ILE:HG21	1:K:324:VAL:CG1	2.06	0.86
1:K:333:ASP:HB2	1:K:334:PHE:CD1	2.11	0.86
1:M:639:LEU:HG	1:M:653:ILE:HG21	1.58	0.86
1:M:882:LEU:CB	1:M:1237:ASN:HD21	1.88	0.86
1:A:639:LEU:HG	1:A:653:ILE:HG21	1.58	0.85
1:A:1164:LEU:H	1:A:1164:LEU:HD12	1.40	0.85
1:C:862:TYR:OH	1:C:881:HIS:HB2	1.75	0.85
1:G:333:ASP:HB2	1:G:334:PHE:CD1	2.11	0.85
1:G:431:LYS:NZ	1:I:336:ASN:CB	2.38	0.85
1:G:1185:PHE:HD1	1:G:1192:LEU:HG	1.36	0.85
1:I:431:LYS:NZ	1:K:336:ASN:CB	2.38	0.85
1:I:1201:TRP:HB2	1:I:1210:SER:O	1.75	0.85
1:K:862:TYR:OH	1:K:881:HIS:HB2	1.75	0.85
1:M:171:HIS:NE2	1:M:175:GLU:HG3	1.91	0.85
1:A:1149:GLY:CA	1:A:1180:VAL:CG2	2.54	0.85
1:C:431:LYS:NZ	1:E:336:ASN:CB	2.38	0.85
1:E:294:ILE:HG21	1:E:324:VAL:CG1	2.06	0.85
1:E:403:LEU:HD12	1:E:403:LEU:O	1.76	0.85
1:G:403:LEU:HD12	1:G:403:LEU:O	1.77	0.85
1:I:559:PRO:O	1:I:561:PRO:N	2.08	0.85
1:I:595:LEU:HB3	1:I:1244:LEU:HB2	1.55	0.85
1:K:500:LEU:HD23	1:K:533:LEU:HD13	1.57	0.85
1:M:902:ASP:CG	2:N:72:LYS:HZ2	1.78	0.85
1:A:333:ASP:HB2	1:A:334:PHE:CD1	2.11	0.85
1:C:332:ARG:CB	1:C:332:ARG:HH11	1.88	0.85
1:E:431:LYS:NZ	1:G:336:ASN:CB	2.38	0.85
1:E:500:LEU:HD23	1:E:533:LEU:HD13	1.57	0.85
1:G:1201:TRP:HB2	1:G:1210:SER:O	1.75	0.85
1:K:171:HIS:NE2	1:K:175:GLU:HG3	1.91	0.85
1:K:595:LEU:HB3	1:K:1244:LEU:HB2	1.55	0.85
1:K:639:LEU:HG	1:K:653:ILE:HG21	1.58	0.85
1:A:1146:ASP:O	1:A:1180:VAL:CG2	2.24	0.85
1:A:1185:PHE:HD1	1:A:1192:LEU:HG	1.36	0.85

Continued on next page...

Continued from previous page...

Atom-1	Atom-2	Interatomic distance (Å)	Clash overlap (Å)
1:C:333:ASP:HB2	1:C:334:PHE:CD1	2.11	0.85
1:E:597:TRP:HH2	1:E:603:ILE:CD1	1.89	0.85
1:G:595:LEU:HD22	1:G:1244:LEU:HD13	0.89	0.85
1:I:477:GLN:HA	1:I:477:GLN:NE2	1.90	0.85
2:J:17:CYS:SG	5:J:201:HEM:C3C	2.70	0.85
1:K:922:LEU:HD12	1:K:1241:LEU:HD23	1.58	0.85
1:K:1240:ILE:HG23	1:K:1241:LEU:N	1.89	0.85
1:A:505:PHE:HZ	1:A:540:VAL:HG11	1.40	0.85
1:C:1149:GLY:CA	1:C:1180:VAL:CG2	2.54	0.85
1:E:862:TYR:OH	1:E:881:HIS:HB2	1.75	0.85
1:I:294:ILE:HG21	1:I:324:VAL:CG1	2.06	0.85
1:I:922:LEU:HD12	1:I:1241:LEU:HD23	1.58	0.85
1:K:431:LYS:NZ	1:M:336:ASN:CB	2.38	0.85
1:K:639:LEU:CD2	1:K:653:ILE:CD1	2.54	0.85
1:A:108:SER:O	1:A:111:ARG:HG3	1.76	0.85
1:A:862:TYR:OH	1:A:881:HIS:HB2	1.75	0.85
1:G:1146:ASP:O	1:G:1180:VAL:CG2	2.24	0.85
1:I:403:LEU:HD12	1:I:403:LEU:O	1.77	0.85
1:I:1176:HIS:HB2	1:I:1218:THR:HB	1.59	0.85
1:K:108:SER:O	1:K:111:ARG:HG3	1.76	0.85
1:K:1176:HIS:HB2	1:K:1218:THR:HB	1.59	0.85
2:L:17:CYS:SG	5:L:201:HEM:C3C	2.70	0.85
1:M:332:ARG:CB	1:M:332:ARG:HH11	1.88	0.85
1:A:595:LEU:HD11	1:A:1201:TRP:HZ2	0.89	0.85
1:C:403:LEU:HD12	1:C:403:LEU:O	1.77	0.85
1:C:639:LEU:HG	1:C:653:ILE:HG21	1.58	0.85
1:E:716:LEU:HB3	1:E:728:TRP:HB2	1.56	0.85
1:G:294:ILE:HG21	1:G:324:VAL:CG1	2.06	0.85
1:G:1176:HIS:HB2	1:G:1218:THR:HB	1.59	0.85
1:I:1146:ASP:O	1:I:1180:VAL:CG2	2.24	0.85
1:M:597:TRP:HH2	1:M:603:ILE:CD1	1.89	0.85
1:M:1176:HIS:HB2	1:M:1218:THR:HB	1.59	0.85
1:A:171:HIS:NE2	1:A:175:GLU:HG3	1.91	0.85
1:C:544:PHE:HE1	1:C:576:VAL:HG13	1.06	0.85
1:C:1146:ASP:O	1:C:1180:VAL:CG2	2.24	0.85
1:E:332:ARG:CB	1:E:332:ARG:HH11	1.89	0.85
1:G:473:LEU:CD2	1:G:484:TYR:HE1	1.83	0.85
1:I:332:ARG:CB	1:I:332:ARG:HH11	1.88	0.85
1:M:333:ASP:HB2	1:M:334:PHE:CD1	2.11	0.85
1:E:1146:ASP:O	1:E:1180:VAL:CG2	2.24	0.85
1:G:500:LEU:HD23	1:G:533:LEU:HD13	1.57	0.85

Continued on next page...

Continued from previous page...

Atom-1	Atom-2	Interatomic distance (Å)	Clash overlap (Å)
1:I:171:HIS:NE2	1:I:175:GLU:HG3	1.91	0.85
1:C:477:GLN:HA	1:C:477:GLN:NE2	1.90	0.85
1:C:597:TRP:HH2	1:C:603:ILE:CD1	1.89	0.85
1:C:716:LEU:HB3	1:C:728:TRP:HB2	1.56	0.85
2:D:17:CYS:SG	5:D:201:HEM:C3C	2.70	0.85
1:E:108:SER:O	1:E:111:ARG:HG3	1.76	0.85
1:E:171:HIS:NE2	1:E:175:GLU:HG3	1.91	0.85
1:G:595:LEU:HD11	1:G:1201:TRP:HZ2	0.89	0.85
1:G:639:LEU:CD2	1:G:653:ILE:CD1	2.54	0.85
1:I:639:LEU:HG	1:I:653:ILE:HG21	1.59	0.85
1:K:332:ARG:CB	1:K:332:ARG:HH11	1.88	0.85
1:M:862:TYR:OH	1:M:881:HIS:HB2	1.75	0.85
1:C:639:LEU:CD2	1:C:653:ILE:CD1	2.54	0.84
1:I:614:HIS:CE1	1:I:640:GLN:HG3	2.12	0.84
1:I:1240:ILE:HG23	1:I:1241:LEU:N	1.89	0.84
1:M:1149:GLY:CA	1:M:1180:VAL:CG2	2.54	0.84
1:A:544:PHE:HE1	1:A:576:VAL:HG13	1.06	0.84
1:A:639:LEU:CD2	1:A:653:ILE:CD1	2.54	0.84
1:E:333:ASP:HB2	1:E:334:PHE:CD1	2.11	0.84
1:E:477:GLN:HA	1:E:477:GLN:NE2	1.90	0.84
1:E:614:HIS:HE1	1:E:640:GLN:CG	1.83	0.84
1:I:597:TRP:HH2	1:I:603:ILE:CD1	1.89	0.84
1:M:505:PHE:HZ	1:M:540:VAL:HG11	1.40	0.84
2:N:17:CYS:SG	5:N:201:HEM:C3C	2.70	0.84
1:G:1217:GLY:O	1:G:1218:THR:HG23	1.78	0.84
2:B:17:CYS:SG	5:B:201:HEM:C3C	2.70	0.84
1:E:505:PHE:HZ	1:E:540:VAL:HG11	1.40	0.84
1:K:614:HIS:CE1	1:K:640:GLN:HG3	2.12	0.84
1:M:500:LEU:HD23	1:M:533:LEU:HD13	1.57	0.84
1:E:1176:HIS:HB2	1:E:1218:THR:HB	1.59	0.84
1:A:1176:HIS:HB2	1:A:1218:THR:HB	1.59	0.84
1:C:171:HIS:NE2	1:C:175:GLU:HG3	1.91	0.84
1:C:923:LYS:CB	1:C:940:VAL:CG2	2.54	0.84
1:E:639:LEU:CD2	1:E:653:ILE:CD1	2.54	0.84
1:E:639:LEU:HG	1:E:653:ILE:HG21	1.58	0.84
1:E:1149:GLY:CA	1:E:1180:VAL:CG2	2.54	0.84
1:M:1164:LEU:H	1:M:1164:LEU:HD12	1.40	0.84
1:A:1217:GLY:O	1:A:1218:THR:HG23	1.78	0.84
1:E:1217:GLY:O	1:E:1218:THR:HG23	1.78	0.84
2:H:17:CYS:SG	5:H:201:HEM:C3C	2.70	0.84
1:M:544:PHE:HE1	1:M:576:VAL:HG13	1.06	0.84

Continued on next page...

Continued from previous page...

Atom-1	Atom-2	Interatomic distance (Å)	Clash overlap (Å)
1:C:322:LEU:O	1:C:322:LEU:HD22	1.77	0.84
1:C:1217:GLY:O	1:C:1218:THR:HG23	1.78	0.84
2:F:17:CYS:SG	5:F:201:HEM:C3C	2.70	0.84
1:I:322:LEU:O	1:I:322:LEU:HD22	1.77	0.84
1:K:403:LEU:HD12	1:K:403:LEU:O	1.77	0.84
1:A:403:LEU:HD12	1:A:403:LEU:O	1.76	0.84
1:E:284:SER:O	1:E:438:HIS:HE1	1.61	0.84
1:E:322:LEU:O	1:E:322:LEU:HD22	1.77	0.84
1:G:284:SER:O	1:G:438:HIS:HE1	1.61	0.84
1:G:614:HIS:CE1	1:G:640:GLN:HG3	2.12	0.84
1:G:639:LEU:HG	1:G:653:ILE:HG21	1.59	0.84
1:G:716:LEU:HB3	1:G:728:TRP:HB2	1.56	0.84
1:I:122:ARG:HH21	1:I:126:PHE:HZ	1.24	0.84
1:I:1217:GLY:O	1:I:1218:THR:HG23	1.78	0.84
2:D:17:CYS:HG	5:D:201:HEM:CAC	1.82	0.84
1:K:122:ARG:HH21	1:K:126:PHE:HZ	1.23	0.84
1:A:364:LEU:HD13	1:A:364:LEU:O	1.78	0.83
1:C:284:SER:O	1:C:438:HIS:HE1	1.61	0.83
1:C:364:LEU:O	1:C:364:LEU:HD13	1.78	0.83
1:G:171:HIS:NE2	1:G:175:GLU:HG3	1.91	0.83
1:M:525:GLU:O	1:M:528:GLU:CG	2.26	0.83
1:E:544:PHE:HE1	1:E:576:VAL:HG13	1.06	0.83
1:G:108:SER:O	1:G:111:ARG:HG3	1.76	0.83
1:K:322:LEU:O	1:K:322:LEU:HD22	1.77	0.83
1:K:477:GLN:HA	1:K:477:GLN:NE2	1.90	0.83
1:K:883:SER:OG	1:K:902:ASP:CB	2.26	0.83
1:M:883:SER:OG	1:M:902:ASP:CB	2.26	0.83
1:M:1217:GLY:O	1:M:1218:THR:HG23	1.78	0.83
1:A:322:LEU:O	1:A:322:LEU:HD22	1.77	0.83
1:C:500:LEU:CD2	1:C:532:ILE:HG12	2.09	0.83
1:G:505:PHE:HZ	1:G:540:VAL:HG11	1.40	0.83
2:J:33:HIS:HE1	2:J:104:GLU:O	1.62	0.83
2:L:33:HIS:HE1	2:L:104:GLU:O	1.62	0.83
1:A:477:GLN:HA	1:A:477:GLN:NE2	1.90	0.83
1:A:614:HIS:CE1	1:A:640:GLN:HG3	2.12	0.83
1:C:595:LEU:HD11	1:C:1201:TRP:HZ2	0.89	0.83
1:C:604:THR:H	1:C:1240:ILE:HD13	1.43	0.83
1:C:614:HIS:CE1	1:C:640:GLN:HG3	2.12	0.83
1:E:500:LEU:CD2	1:E:532:ILE:HG12	2.09	0.83
1:E:1240:ILE:HG23	1:E:1241:LEU:N	1.89	0.83
1:I:284:SER:O	1:I:438:HIS:HE1	1.61	0.83

Continued on next page...

Continued from previous page...

Atom-1	Atom-2	Interatomic distance (Å)	Clash overlap (Å)
1:M:614:HIS:CE1	1:M:640:GLN:HG3	2.12	0.83
1:A:525:GLU:O	1:A:528:GLU:CG	2.26	0.83
1:C:1176:HIS:HB2	1:C:1218:THR:HB	1.59	0.83
1:I:923:LYS:CB	1:I:940:VAL:CG2	2.54	0.83
1:A:453:LEU:HD12	1:A:454:GLN:N	1.94	0.83
2:B:33:HIS:HE1	2:B:104:GLU:O	1.61	0.83
1:E:595:LEU:HD11	1:E:1201:TRP:HZ2	0.89	0.83
1:E:883:SER:OG	1:E:902:ASP:CB	2.26	0.83
1:G:520:ALA:CB	1:G:648:GLU:CB	2.53	0.83
1:G:1149:GLY:CA	1:G:1180:VAL:CG2	2.54	0.83
1:E:364:LEU:O	1:E:364:LEU:HD13	1.78	0.83
1:G:364:LEU:O	1:G:364:LEU:HD13	1.78	0.83
1:G:477:GLN:HA	1:G:477:GLN:NE2	1.90	0.83
1:G:604:THR:H	1:G:1240:ILE:HD13	1.43	0.83
2:H:33:HIS:HE1	2:H:104:GLU:O	1.61	0.83
1:I:565:GLN:NE2	1:I:568:LEU:HD11	1.94	0.83
1:I:603:ILE:HD13	1:I:1242:TYR:HE1	1.44	0.83
1:K:603:ILE:HD13	1:K:1242:TYR:HE1	1.44	0.83
1:M:322:LEU:O	1:M:322:LEU:HD22	1.77	0.83
1:M:364:LEU:O	1:M:364:LEU:HD13	1.78	0.83
1:M:1220:LEU:HD23	1:M:1234:THR:CB	2.08	0.83
1:A:284:SER:O	1:A:438:HIS:HE1	1.61	0.83
1:A:473:LEU:CD2	1:A:484:TYR:HE1	1.83	0.83
1:A:500:LEU:CD2	1:A:532:ILE:HG12	2.09	0.83
1:C:999:ARG:NH2	1:C:1000:PHE:O	2.12	0.83
1:E:525:GLU:O	1:E:528:GLU:CG	2.26	0.83
1:E:614:HIS:CE1	1:E:640:GLN:HG3	2.12	0.83
1:G:500:LEU:CD2	1:G:532:ILE:HG12	2.09	0.83
1:I:500:LEU:CD2	1:I:532:ILE:HG12	2.09	0.83
1:I:591:GLY:O	1:I:592:MET:HB2	1.79	0.83
1:I:604:THR:H	1:I:1240:ILE:HD13	1.44	0.83
1:I:1185:PHE:HD1	1:I:1192:LEU:HG	1.36	0.83
1:K:505:PHE:HZ	1:K:540:VAL:HG11	1.40	0.83
1:K:1149:GLY:CA	1:K:1180:VAL:CG2	2.54	0.83
1:M:403:LEU:O	1:M:403:LEU:HD12	1.77	0.83
1:C:565:GLN:NE2	1:C:568:LEU:HD11	1.94	0.83
1:C:595:LEU:CD1	1:C:1201:TRP:HZ2	1.78	0.83
1:C:1220:LEU:HD23	1:C:1234:THR:CB	2.08	0.83
2:D:33:HIS:HE1	2:D:104:GLU:O	1.61	0.83
1:G:322:LEU:O	1:G:322:LEU:HD22	1.77	0.83
1:G:636:ASP:O	1:G:637:LYS:HD2	1.79	0.83

Continued on next page...

Continued from previous page...

Atom-1	Atom-2	Interatomic distance (Å)	Clash overlap (Å)
1:I:636:ASP:O	1:I:637:LYS:HD2	1.79	0.83
1:K:1217:GLY:O	1:K:1218:THR:HG23	1.78	0.83
1:A:603:ILE:HD13	1:A:1242:TYR:HE1	1.44	0.83
1:A:948:LEU:HD12	1:A:957:ASP:CG	1.99	0.83
1:E:565:GLN:NE2	1:E:568:LEU:HD11	1.94	0.83
1:E:636:ASP:O	1:E:637:LYS:HD2	1.79	0.83
1:C:453:LEU:HD12	1:C:454:GLN:N	1.94	0.82
1:C:591:GLY:O	1:C:592:MET:HB2	1.79	0.82
1:C:603:ILE:HD13	1:C:1242:TYR:HE1	1.44	0.82
1:G:122:ARG:HH21	1:G:126:PHE:HZ	1.23	0.82
1:K:284:SER:O	1:K:438:HIS:HE1	1.61	0.82
1:K:636:ASP:O	1:K:637:LYS:HD2	1.79	0.82
1:M:565:GLN:NE2	1:M:568:LEU:HD11	1.94	0.82
1:M:999:ARG:NH2	1:M:1000:PHE:O	2.12	0.82
1:C:883:SER:OG	1:C:902:ASP:CB	2.26	0.82
1:E:1220:LEU:HD23	1:E:1234:THR:CB	2.08	0.82
1:I:525:GLU:O	1:I:528:GLU:CG	2.26	0.82
1:I:1220:LEU:HD23	1:I:1234:THR:CB	2.08	0.82
1:K:565:GLN:NE2	1:K:568:LEU:HD11	1.94	0.82
1:K:999:ARG:NH2	1:K:1000:PHE:O	2.12	0.82
1:M:500:LEU:CD2	1:M:532:ILE:HG12	2.08	0.82
1:C:948:LEU:HD12	1:C:957:ASP:CG	1.99	0.82
1:E:505:PHE:CZ	1:E:540:VAL:HG11	2.14	0.82
1:G:505:PHE:CZ	1:G:540:VAL:HG11	2.14	0.82
1:G:525:GLU:O	1:G:528:GLU:CG	2.26	0.82
1:G:883:SER:OG	1:G:902:ASP:CB	2.26	0.82
1:G:948:LEU:HD12	1:G:957:ASP:CG	2.00	0.82
1:I:883:SER:OG	1:I:902:ASP:CB	2.26	0.82
1:K:525:GLU:O	1:K:528:GLU:CG	2.26	0.82
1:K:862:TYR:HE2	1:K:881:HIS:H	1.28	0.82
1:K:948:LEU:HD12	1:K:957:ASP:CG	2.00	0.82
1:M:603:ILE:HD13	1:M:1242:TYR:HE1	1.44	0.82
1:C:525:GLU:O	1:C:528:GLU:CG	2.26	0.82
1:I:1149:GLY:CA	1:I:1180:VAL:CG2	2.54	0.82
1:K:298:PHE:CD2	1:K:328:GLY:HA3	2.15	0.82
1:K:364:LEU:O	1:K:364:LEU:HD13	1.78	0.82
1:A:565:GLN:NE2	1:A:568:LEU:HD11	1.94	0.82
1:C:298:PHE:CD2	1:C:328:GLY:HA3	2.15	0.82
1:E:122:ARG:HH21	1:E:126:PHE:HZ	1.23	0.82
1:E:591:GLY:O	1:E:592:MET:HB2	1.79	0.82
1:I:948:LEU:HD12	1:I:957:ASP:CG	1.99	0.82

Continued on next page...

Continued from previous page...

Atom-1	Atom-2	Interatomic distance (Å)	Clash overlap (Å)
1:M:284:SER:O	1:M:438:HIS:HE1	1.61	0.82
1:A:883:SER:OG	1:A:902:ASP:CB	2.26	0.82
1:C:505:PHE:CZ	1:C:540:VAL:HG11	2.14	0.82
1:E:298:PHE:CD2	1:E:328:GLY:HA3	2.15	0.82
1:E:1179:TRP:HA	1:E:1179:TRP:CE3	2.15	0.82
2:F:33:HIS:HE1	2:F:104:GLU:O	1.61	0.82
1:G:591:GLY:O	1:G:592:MET:HB2	1.79	0.82
1:I:999:ARG:NH2	1:I:1000:PHE:O	2.12	0.82
1:M:948:LEU:HD12	1:M:957:ASP:CG	2.00	0.82
1:A:1220:LEU:HD23	1:A:1234:THR:CB	2.08	0.82
1:G:603:ILE:HD13	1:G:1242:TYR:HE1	1.44	0.82
1:G:1220:LEU:HD23	1:G:1234:THR:CB	2.08	0.82
1:I:520:ALA:CB	1:I:648:GLU:CB	2.53	0.82
1:K:1220:LEU:HD23	1:K:1234:THR:CB	2.08	0.82
1:M:604:THR:H	1:M:1240:ILE:HD13	1.43	0.82
1:M:1179:TRP:HA	1:M:1179:TRP:CE3	2.15	0.82
1:A:591:GLY:O	1:A:592:MET:HB2	1.79	0.82
1:A:999:ARG:NH2	1:A:1000:PHE:O	2.12	0.82
1:E:923:LYS:CB	1:E:940:VAL:CG2	2.54	0.82
1:K:500:LEU:CD2	1:K:532:ILE:HG12	2.09	0.82
1:K:592:MET:HB3	1:K:594:TYR:CE1	2.15	0.82
1:M:477:GLN:HA	1:M:477:GLN:NE2	1.90	0.82
1:A:298:PHE:CD2	1:A:328:GLY:HA3	2.15	0.82
1:A:505:PHE:CZ	1:A:540:VAL:HG11	2.14	0.82
1:C:636:ASP:O	1:C:637:LYS:HD2	1.79	0.82
1:G:453:LEU:HD12	1:G:454:GLN:N	1.94	0.82
1:G:999:ARG:NH2	1:G:1000:PHE:O	2.12	0.82
1:I:453:LEU:HD12	1:I:454:GLN:N	1.94	0.82
1:I:505:PHE:CZ	1:I:540:VAL:HG11	2.14	0.82
1:K:1179:TRP:CE3	1:K:1179:TRP:HA	2.15	0.82
1:M:592:MET:HB3	1:M:594:TYR:CE1	2.15	0.82
1:M:923:LYS:CB	1:M:940:VAL:CG2	2.54	0.82
1:M:1220:LEU:HG	1:M:1236:ASP:HB3	1.62	0.82
1:E:453:LEU:HD12	1:E:454:GLN:N	1.94	0.82
1:G:565:GLN:NE2	1:G:568:LEU:HD11	1.94	0.82
1:I:298:PHE:CD2	1:I:328:GLY:HA3	2.15	0.82
1:K:453:LEU:HD12	1:K:454:GLN:N	1.94	0.82
1:K:591:GLY:O	1:K:592:MET:HB2	1.79	0.82
1:M:505:PHE:CZ	1:M:540:VAL:HG11	2.14	0.82
1:M:1181:THR:HG21	1:M:1221:LYS:HA	1.61	0.82
1:G:923:LYS:CB	1:G:940:VAL:CG2	2.54	0.81

Continued on next page...

Continued from previous page...

Atom-1	Atom-2	Interatomic distance (Å)	Clash overlap (Å)
1:K:1220:LEU:HG	1:K:1236:ASP:HB3	1.62	0.81
1:M:374:MET:HA	1:M:374:MET:CE	2.10	0.81
1:M:453:LEU:HD12	1:M:454:GLN:N	1.94	0.81
1:M:1232:TYR:OH	1:M:1234:THR:HB	1.80	0.81
2:N:33:HIS:HE1	2:N:104:GLU:O	1.62	0.81
1:A:1232:TYR:OH	1:A:1234:THR:HB	1.80	0.81
1:C:174:LEU:HD23	1:C:175:GLU:N	1.95	0.81
1:I:364:LEU:HD13	1:I:364:LEU:O	1.78	0.81
1:M:505:PHE:HE2	1:M:575:GLU:OE1	1.63	0.81
1:A:505:PHE:HE2	1:A:575:GLU:OE1	1.63	0.81
1:A:592:MET:HB3	1:A:594:TYR:CE1	2.15	0.81
1:A:1181:THR:HG21	1:A:1221:LYS:HA	1.61	0.81
1:C:122:ARG:CZ	1:C:126:PHE:CZ	2.64	0.81
1:C:505:PHE:HE2	1:C:575:GLU:OE1	1.63	0.81
1:C:592:MET:HB3	1:C:594:TYR:CE1	2.15	0.81
1:C:729:ASP:HB2	1:C:736:ARG:HB2	1.62	0.81
1:E:374:MET:HA	1:E:374:MET:CE	2.10	0.81
1:E:520:ALA:CB	1:E:648:GLU:CB	2.53	0.81
1:E:729:ASP:HB2	1:E:736:ARG:HB2	1.62	0.81
1:G:374:MET:HA	1:G:374:MET:CE	2.10	0.81
1:K:505:PHE:CZ	1:K:540:VAL:HG11	2.14	0.81
1:K:923:LYS:CB	1:K:940:VAL:CG2	2.54	0.81
1:K:1181:THR:HG21	1:K:1221:LYS:HA	1.61	0.81
1:K:1232:TYR:OH	1:K:1234:THR:HB	1.80	0.81
1:M:298:PHE:CD2	1:M:328:GLY:HA3	2.15	0.81
5:N:201:HEM:HBC2	5:N:201:HEM:CMC	2.11	0.81
1:A:729:ASP:HB2	1:A:736:ARG:HB2	1.62	0.81
1:A:1199:ILE:CD1	1:A:1232:TYR:HE2	1.94	0.81
1:E:174:LEU:HD23	1:E:175:GLU:N	1.95	0.81
1:E:592:MET:HB3	1:E:594:TYR:CE1	2.15	0.81
1:E:999:ARG:NH2	1:E:1000:PHE:O	2.12	0.81
1:I:500:LEU:HD23	1:I:533:LEU:CD1	2.10	0.81
1:I:1232:TYR:OH	1:I:1234:THR:HB	1.80	0.81
1:M:636:ASP:O	1:M:637:LYS:HD2	1.79	0.81
1:A:122:ARG:CZ	1:A:126:PHE:CZ	2.64	0.81
1:A:174:LEU:HD23	1:A:175:GLU:N	1.95	0.81
1:E:505:PHE:HE2	1:E:575:GLU:OE1	1.63	0.81
1:G:361:TYR:HE2	1:G:370:ILE:HG13	1.46	0.81
1:K:505:PHE:HE2	1:K:575:GLU:OE1	1.63	0.81
1:A:657:GLU:HG2	1:A:680:LYS:HZ2	1.44	0.81
1:C:595:LEU:CD1	1:C:1244:LEU:HD22	2.10	0.81

Continued on next page...

Continued from previous page...

Atom-1	Atom-2	Interatomic distance (Å)	Clash overlap (Å)
1:E:948:LEU:HD12	1:E:957:ASP:CG	1.99	0.81
1:G:298:PHE:CD2	1:G:328:GLY:HA3	2.15	0.81
1:G:595:LEU:CD1	1:G:1201:TRP:HZ2	1.78	0.81
1:K:122:ARG:CZ	1:K:126:PHE:CZ	2.64	0.81
1:K:374:MET:HA	1:K:374:MET:CE	2.10	0.81
1:M:500:LEU:HD23	1:M:533:LEU:CD1	2.10	0.81
1:M:658:ASP:HB2	1:M:678:ASP:HB2	1.63	0.81
1:A:159:GLY:HA2	3:A:1301:DTP:O1A	1.81	0.81
1:A:658:ASP:HB2	1:A:678:ASP:HB2	1.63	0.81
1:A:1233:VAL:CG1	1:A:1243:ILE:HG12	2.10	0.81
1:C:860:SER:O	1:C:861:GLN:CG	2.29	0.81
5:D:201:HEM:HBC2	5:D:201:HEM:CMC	2.11	0.81
1:E:860:SER:O	1:E:861:GLN:CG	2.29	0.81
1:G:592:MET:HB3	1:G:594:TYR:CE1	2.15	0.81
1:G:1179:TRP:HA	1:G:1179:TRP:CE3	2.15	0.81
5:J:201:HEM:HBC2	5:J:201:HEM:CMC	2.11	0.81
1:M:361:TYR:HE2	1:M:370:ILE:HG13	1.46	0.81
1:M:1233:VAL:CG1	1:M:1243:ILE:HG12	2.10	0.81
1:C:1199:ILE:CD1	1:C:1232:TYR:HE2	1.94	0.81
1:E:604:THR:H	1:E:1240:ILE:HD13	1.43	0.81
1:E:1199:ILE:CD1	1:E:1232:TYR:HE2	1.94	0.81
1:G:174:LEU:HD23	1:G:175:GLU:N	1.95	0.81
1:A:361:TYR:CE2	1:A:370:ILE:HG13	2.16	0.81
1:A:636:ASP:O	1:A:637:LYS:HD2	1.79	0.81
1:C:1179:TRP:CE3	1:C:1179:TRP:HA	2.15	0.81
1:E:122:ARG:CZ	1:E:126:PHE:CZ	2.64	0.81
1:E:159:GLY:HA2	3:E:1301:DTP:O1A	1.81	0.81
1:E:595:LEU:CD1	1:E:1244:LEU:HD22	2.10	0.81
1:I:122:ARG:CZ	1:I:126:PHE:CZ	2.64	0.81
1:I:159:GLY:HA2	3:I:1301:DTP:O1A	1.81	0.81
1:I:374:MET:HA	1:I:374:MET:CE	2.10	0.81
1:I:592:MET:HB3	1:I:594:TYR:CE1	2.15	0.81
1:K:158:CYS:HG	1:K:284:SER:CB	1.82	0.81
1:M:174:LEU:HD23	1:M:175:GLU:N	1.95	0.81
1:M:591:GLY:O	1:M:592:MET:HB2	1.79	0.81
1:A:374:MET:HA	1:A:374:MET:CE	2.10	0.81
1:I:361:TYR:CE2	1:I:370:ILE:HG13	2.16	0.81
1:M:146:GLU:OE1	1:M:147:PRO:CD	2.29	0.81
1:M:729:ASP:HB2	1:M:736:ARG:HB2	1.62	0.81
1:A:639:LEU:H	1:A:653:ILE:HG21	1.47	0.80
1:C:1232:TYR:OH	1:C:1234:THR:HB	1.80	0.80

Continued on next page...

Continued from previous page...

Atom-1	Atom-2	Interatomic distance (Å)	Clash overlap (Å)
1:E:603:ILE:HD13	1:E:1242:TYR:HE1	1.44	0.80
1:G:883:SER:HB2	1:G:902:ASP:HB3	1.63	0.80
1:I:1181:THR:HG21	1:I:1221:LYS:HA	1.61	0.80
1:K:604:THR:H	1:K:1240:ILE:HD13	1.44	0.80
1:K:883:SER:HB2	1:K:902:ASP:HB3	1.63	0.80
1:A:860:SER:O	1:A:861:GLN:CG	2.29	0.80
1:A:1240:ILE:CG2	1:A:1241:LEU:N	2.45	0.80
1:C:658:ASP:HB2	1:C:678:ASP:HB2	1.63	0.80
1:C:1212:THR:HG23	1:C:1213:PHE:H	1.47	0.80
1:E:1181:THR:HG21	1:E:1221:LYS:HA	1.61	0.80
1:G:860:SER:O	1:G:861:GLN:CG	2.29	0.80
1:G:1151:ILE:H	1:G:1167:PRO:HD2	1.46	0.80
1:I:174:LEU:HD23	1:I:175:GLU:N	1.95	0.80
1:K:146:GLU:OE1	1:K:147:PRO:CD	2.29	0.80
1:K:159:GLY:HA2	3:K:1301:DTP:O1A	1.81	0.80
1:A:171:HIS:CD2	1:A:175:GLU:CB	2.63	0.80
1:A:500:LEU:HD23	1:A:533:LEU:CD1	2.10	0.80
1:A:595:LEU:CD1	1:A:1244:LEU:HD22	2.10	0.80
1:A:604:THR:H	1:A:1240:ILE:HD13	1.43	0.80
1:C:171:HIS:CD2	1:C:175:GLU:CB	2.63	0.80
1:C:374:MET:HA	1:C:374:MET:CE	2.10	0.80
1:E:361:TYR:CE2	1:E:370:ILE:HG13	2.16	0.80
1:E:883:SER:HB2	1:E:902:ASP:HB3	1.63	0.80
1:E:1212:THR:HG23	1:E:1213:PHE:H	1.47	0.80
1:G:171:HIS:CD2	1:G:175:GLU:CB	2.63	0.80
1:K:500:LEU:HD23	1:K:533:LEU:CD1	2.10	0.80
1:K:595:LEU:CD1	1:K:1201:TRP:HZ2	1.78	0.80
1:K:1017:THR:HA	1:K:1031:ASN:HA	1.63	0.80
1:M:122:ARG:CZ	1:M:126:PHE:CZ	2.64	0.80
1:M:361:TYR:CE2	1:M:370:ILE:HG13	2.16	0.80
1:M:883:SER:HB2	1:M:902:ASP:HB3	1.63	0.80
1:A:1220:LEU:HG	1:A:1236:ASP:HB3	1.62	0.80
1:C:361:TYR:CE2	1:C:370:ILE:HG13	2.16	0.80
1:C:500:LEU:HD23	1:C:533:LEU:CD1	2.10	0.80
1:E:171:HIS:CD2	1:E:175:GLU:CB	2.63	0.80
1:E:1017:THR:HA	1:E:1031:ASN:HA	1.63	0.80
1:G:500:LEU:HD23	1:G:533:LEU:CD1	2.10	0.80
1:G:729:ASP:HB2	1:G:736:ARG:HB2	1.62	0.80
1:G:1212:THR:HG23	1:G:1213:PHE:H	1.47	0.80
1:I:1179:TRP:HA	1:I:1179:TRP:CE3	2.15	0.80
1:K:1199:ILE:CD1	1:K:1232:TYR:HE2	1.94	0.80

Continued on next page...

Continued from previous page...

Atom-1	Atom-2	Interatomic distance (Å)	Clash overlap (Å)
1:A:146:GLU:OE1	1:A:147:PRO:CD	2.29	0.80
1:C:1017:THR:HA	1:C:1031:ASN:HA	1.63	0.80
1:C:1233:VAL:CG1	1:C:1243:ILE:HG12	2.10	0.80
1:E:500:LEU:HD23	1:E:533:LEU:CD1	2.10	0.80
1:E:520:ALA:CB	1:E:648:GLU:CA	2.60	0.80
1:A:633:CYS:SG	1:A:660:VAL:HG11	2.22	0.80
1:A:1151:ILE:H	1:A:1167:PRO:HD2	1.46	0.80
1:A:1212:THR:HG23	1:A:1213:PHE:H	1.47	0.80
1:E:639:LEU:H	1:E:653:ILE:HG21	1.47	0.80
1:G:159:GLY:HA2	3:G:1301:DTP:O1A	1.81	0.80
1:I:146:GLU:OE1	1:I:147:PRO:CD	2.29	0.80
1:I:153:HIS:CD2	1:I:267:LYS:HB3	2.17	0.80
1:I:633:CYS:SG	1:I:660:VAL:HG11	2.22	0.80
1:I:883:SER:HB2	1:I:902:ASP:HB3	1.63	0.80
1:I:1212:THR:HG23	1:I:1213:PHE:H	1.47	0.80
1:I:1240:ILE:CG2	1:I:1241:LEU:N	2.45	0.80
1:K:639:LEU:H	1:K:653:ILE:HG21	1.46	0.80
1:K:1233:VAL:CG1	1:K:1243:ILE:HG12	2.10	0.80
1:M:860:SER:O	1:M:861:GLN:CG	2.29	0.80
1:C:657:GLU:HG2	1:C:680:LYS:HZ2	1.46	0.80
1:E:1220:LEU:HG	1:E:1236:ASP:HB3	1.62	0.80
1:G:903:ASP:O	1:G:1175:THR:CG2	2.30	0.80
1:G:1181:THR:HG21	1:G:1221:LYS:HA	1.61	0.80
1:K:174:LEU:HD23	1:K:175:GLU:N	1.95	0.80
1:K:860:SER:O	1:K:861:GLN:CG	2.29	0.80
1:A:883:SER:HB2	1:A:902:ASP:HB3	1.63	0.80
1:C:159:GLY:HA2	3:C:1301:DTP:O1A	1.81	0.80
1:C:1181:THR:HG21	1:C:1221:LYS:HA	1.61	0.80
1:C:1240:ILE:CG2	1:C:1241:LEU:N	2.45	0.80
1:E:633:CYS:SG	1:E:660:VAL:HG11	2.22	0.80
1:G:633:CYS:SG	1:G:660:VAL:HG11	2.22	0.80
1:I:171:HIS:CD2	1:I:175:GLU:CB	2.63	0.80
1:I:860:SER:O	1:I:861:GLN:CG	2.29	0.80
1:K:597:TRP:CH2	1:K:603:ILE:CD1	2.65	0.80
1:K:1212:THR:HG23	1:K:1213:PHE:H	1.46	0.80
1:C:241:ILE:C	1:C:242:LEU:HD12	2.02	0.80
1:C:427:ASP:OD2	1:C:434:ARG:CG	2.30	0.80
1:C:883:SER:HB2	1:C:902:ASP:HB3	1.63	0.80
1:E:153:HIS:CD2	1:E:267:LYS:HB3	2.17	0.80
1:E:241:ILE:C	1:E:242:LEU:HD12	2.02	0.80
1:E:1232:TYR:OH	1:E:1234:THR:HB	1.80	0.80

Continued on next page...

Continued from previous page...

Atom-1	Atom-2	Interatomic distance (Å)	Clash overlap (Å)
1:G:1232:TYR:OH	1:G:1234:THR:HB	1.80	0.80
1:G:1233:VAL:CG1	1:G:1243:ILE:HG12	2.10	0.80
1:I:505:PHE:HE2	1:I:575:GLU:OE1	1.63	0.80
1:K:153:HIS:CD2	1:K:267:LYS:HB3	2.17	0.80
1:K:520:ALA:CB	1:K:648:GLU:CB	2.53	0.80
1:M:1017:THR:HA	1:M:1031:ASN:HA	1.63	0.80
1:M:1212:THR:HG23	1:M:1213:PHE:H	1.46	0.80
1:A:1179:TRP:HA	1:A:1179:TRP:CE3	2.15	0.80
1:C:153:HIS:CD2	1:C:267:LYS:HB3	2.17	0.80
1:C:1220:LEU:HG	1:C:1236:ASP:HB3	1.62	0.80
1:G:658:ASP:HB2	1:G:678:ASP:HB2	1.63	0.80
1:I:999:ARG:HG2	1:I:1030:TRP:CG	2.17	0.80
1:I:1220:LEU:HG	1:I:1236:ASP:HB3	1.62	0.80
1:M:122:ARG:HH21	1:M:126:PHE:HZ	1.23	0.80
1:M:171:HIS:CD2	1:M:175:GLU:CB	2.63	0.80
1:A:427:ASP:OD2	1:A:434:ARG:CG	2.30	0.79
1:A:903:ASP:O	1:A:1175:THR:CG2	2.30	0.79
1:E:146:GLU:OE1	1:E:147:PRO:CD	2.29	0.79
1:E:999:ARG:HG2	1:E:1030:TRP:CG	2.17	0.79
1:E:1233:VAL:CG1	1:E:1243:ILE:HG12	2.10	0.79
1:G:361:TYR:CE2	1:G:370:ILE:HG13	2.16	0.79
1:G:520:ALA:CB	1:G:648:GLU:CA	2.60	0.79
1:G:999:ARG:HG2	1:G:1030:TRP:CG	2.17	0.79
1:M:153:HIS:CD2	1:M:267:LYS:HB3	2.17	0.79
1:M:159:GLY:HA2	3:M:1301:DTP:O1A	1.81	0.79
1:M:1240:ILE:CG2	1:M:1241:LEU:N	2.45	0.79
1:C:633:CYS:SG	1:C:660:VAL:HG11	2.22	0.79
1:E:903:ASP:O	1:E:1175:THR:CG2	2.30	0.79
1:G:122:ARG:CZ	1:G:126:PHE:CZ	2.64	0.79
1:G:241:ILE:C	1:G:242:LEU:HD12	2.02	0.79
1:G:427:ASP:OD2	1:G:434:ARG:CG	2.30	0.79
1:G:505:PHE:HE2	1:G:575:GLU:OE1	1.63	0.79
1:G:1240:ILE:CG2	1:G:1241:LEU:N	2.45	0.79
1:K:658:ASP:HB2	1:K:678:ASP:HB2	1.63	0.79
1:M:633:CYS:SG	1:M:660:VAL:HG11	2.22	0.79
1:M:862:TYR:HE2	1:M:881:HIS:H	1.28	0.79
1:M:1151:ILE:H	1:M:1167:PRO:HD2	1.46	0.79
1:C:146:GLU:OE1	1:C:147:PRO:CD	2.29	0.79
1:C:1194:SER:HB3	1:C:1202:TRP:HZ3	1.47	0.79
1:E:195:LEU:HD12	1:E:195:LEU:O	1.83	0.79
1:I:903:ASP:O	1:I:1175:THR:CG2	2.30	0.79

Continued on next page...

Continued from previous page...

Atom-1	Atom-2	Interatomic distance (Å)	Clash overlap (Å)
1:K:1240:ILE:CG2	1:K:1241:LEU:N	2.45	0.79
1:M:520:ALA:CB	1:M:648:GLU:CA	2.60	0.79
1:M:1199:ILE:CD1	1:M:1232:TYR:HE2	1.94	0.79
1:A:241:ILE:C	1:A:242:LEU:HD12	2.03	0.79
1:C:195:LEU:HD12	1:C:195:LEU:O	1.83	0.79
1:G:153:HIS:CD2	1:G:267:LYS:HB3	2.17	0.79
1:G:513:LYS:O	1:G:517:VAL:HB	1.83	0.79
1:G:595:LEU:CD1	1:G:1244:LEU:HD22	2.10	0.79
1:G:1017:THR:HA	1:G:1031:ASN:HA	1.63	0.79
1:I:1199:ILE:CD1	1:I:1232:TYR:HE2	1.94	0.79
1:I:1233:VAL:CG1	1:I:1243:ILE:HG12	2.10	0.79
1:K:171:HIS:CD2	1:K:175:GLU:CB	2.63	0.79
1:K:633:CYS:SG	1:K:660:VAL:HG11	2.22	0.79
1:A:603:ILE:HD12	1:A:604:THR:OG1	1.82	0.79
1:C:146:GLU:O	1:C:147:PRO:O	2.01	0.79
1:E:427:ASP:OD2	1:E:434:ARG:CG	2.30	0.79
5:F:201:HEM:HBC2	5:F:201:HEM:CMC	2.11	0.79
1:G:146:GLU:OE1	1:G:147:PRO:CD	2.29	0.79
1:I:427:ASP:OD2	1:I:434:ARG:CG	2.30	0.79
1:I:1017:THR:HA	1:I:1031:ASN:HA	1.63	0.79
1:I:1151:ILE:H	1:I:1167:PRO:HD2	1.46	0.79
1:I:1233:VAL:HB	1:I:1242:TYR:O	1.83	0.79
1:K:361:TYR:CE2	1:K:370:ILE:HG13	2.16	0.79
1:K:513:LYS:O	1:K:517:VAL:HB	1.83	0.79
1:K:729:ASP:HB2	1:K:736:ARG:HB2	1.62	0.79
1:K:1203:ASN:H	1:K:1208:GLU:HA	1.48	0.79
1:M:217:PRO:HB3	1:M:222:GLU:HG2	1.64	0.79
1:A:999:ARG:HG2	1:A:1030:TRP:CG	2.17	0.79
1:C:903:ASP:O	1:C:1175:THR:CG2	2.30	0.79
1:E:217:PRO:HB3	1:E:222:GLU:HG2	1.64	0.79
1:E:1151:ILE:H	1:E:1167:PRO:HD2	1.46	0.79
1:G:1199:ILE:CD1	1:G:1232:TYR:HE2	1.94	0.79
1:G:1220:LEU:HG	1:G:1236:ASP:HB3	1.62	0.79
1:K:195:LEU:O	1:K:195:LEU:HD12	1.83	0.79
1:K:217:PRO:HB3	1:K:222:GLU:HG2	1.64	0.79
1:K:520:ALA:CB	1:K:648:GLU:CA	2.60	0.79
1:M:603:ILE:HD12	1:M:604:THR:OG1	1.82	0.79
1:M:1203:ASN:H	1:M:1208:GLU:HA	1.48	0.79
1:A:146:GLU:O	1:A:147:PRO:O	2.01	0.79
1:A:153:HIS:CD2	1:A:267:LYS:HB3	2.17	0.79
1:A:1017:THR:HA	1:A:1031:ASN:HA	1.63	0.79

Continued on next page...

Continued from previous page...

Atom-1	Atom-2	Interatomic distance (Å)	Clash overlap (Å)
1:C:513:LYS:O	1:C:517:VAL:HB	1.83	0.79
1:E:361:TYR:HE2	1:E:370:ILE:HG13	1.46	0.79
1:M:427:ASP:OD2	1:M:434:ARG:CG	2.30	0.79
1:M:903:ASP:O	1:M:1175:THR:CG2	2.30	0.79
1:G:1194:SER:HB3	1:G:1202:TRP:HZ3	1.47	0.79
1:I:1203:ASN:H	1:I:1208:GLU:HA	1.48	0.79
1:K:361:TYR:HE2	1:K:370:ILE:HG13	1.46	0.79
1:K:419:VAL:CG1	1:K:426:CYS:SG	2.71	0.79
1:M:657:GLU:HG2	1:M:680:LYS:HZ2	1.46	0.79
1:A:195:LEU:HD12	1:A:195:LEU:O	1.83	0.79
1:A:1194:SER:HB3	1:A:1202:TRP:HZ3	1.47	0.79
1:G:639:LEU:HD23	1:G:653:ILE:CD1	2.13	0.79
1:I:520:ALA:CB	1:I:648:GLU:CA	2.60	0.79
1:K:903:ASP:O	1:K:1175:THR:CG2	2.30	0.79
1:M:999:ARG:HG2	1:M:1030:TRP:CG	2.17	0.79
1:A:529:TYR:O	1:A:532:ILE:CG2	2.31	0.79
1:C:603:ILE:HD12	1:C:604:THR:OG1	1.82	0.79
1:E:513:LYS:O	1:E:517:VAL:HB	1.83	0.79
1:I:241:ILE:C	1:I:242:LEU:HD12	2.02	0.79
1:I:264:THR:OG1	1:I:265:ARG:N	2.16	0.79
1:I:419:VAL:CG1	1:I:426:CYS:SG	2.71	0.79
1:I:513:LYS:O	1:I:517:VAL:HB	1.83	0.79
1:I:639:LEU:HD23	1:I:653:ILE:CD1	2.13	0.79
1:K:427:ASP:OD2	1:K:434:ARG:CG	2.30	0.79
1:M:241:ILE:C	1:M:242:LEU:HD12	2.02	0.79
1:A:513:LYS:O	1:A:517:VAL:HB	1.83	0.78
1:A:1203:ASN:H	1:A:1208:GLU:HA	1.48	0.78
1:C:866:LEU:HD22	1:C:914:VAL:HB	1.65	0.78
1:E:419:VAL:CG1	1:E:426:CYS:SG	2.71	0.78
1:G:108:SER:O	1:G:111:ARG:CG	2.31	0.78
1:G:195:LEU:HD12	1:G:195:LEU:O	1.83	0.78
1:G:419:VAL:CG1	1:G:426:CYS:SG	2.71	0.78
1:G:1183:LEU:HB3	1:G:1192:LEU:CD2	2.14	0.78
1:G:1203:ASN:H	1:G:1208:GLU:HA	1.48	0.78
1:I:195:LEU:HD12	1:I:195:LEU:O	1.83	0.78
1:I:639:LEU:H	1:I:653:ILE:HG21	1.46	0.78
1:I:658:ASP:HB2	1:I:678:ASP:HB2	1.63	0.78
1:K:108:SER:O	1:K:111:ARG:CG	2.31	0.78
1:K:603:ILE:HD12	1:K:604:THR:OG1	1.82	0.78
1:K:771:ASP:HB2	1:K:778:ARG:HB2	1.66	0.78
1:K:999:ARG:HG2	1:K:1030:TRP:CG	2.17	0.78

Continued on next page...

Continued from previous page...

Atom-1	Atom-2	Interatomic distance (Å)	Clash overlap (Å)
1:M:195:LEU:HD12	1:M:195:LEU:O	1.83	0.78
1:C:122:ARG:HH21	1:C:126:PHE:HZ	1.24	0.78
1:C:361:TYR:HE2	1:C:370:ILE:HG13	1.46	0.78
1:C:529:TYR:O	1:C:532:ILE:CG2	2.31	0.78
1:C:1183:LEU:HB3	1:C:1192:LEU:HD21	1.64	0.78
1:E:603:ILE:HD12	1:E:604:THR:OG1	1.82	0.78
1:E:1194:SER:HB3	1:E:1202:TRP:HZ3	1.47	0.78
1:G:217:PRO:HB3	1:G:222:GLU:HG2	1.64	0.78
1:K:241:ILE:C	1:K:242:LEU:HD12	2.02	0.78
5:L:201:HEM:HBC2	5:L:201:HEM:CMC	2.11	0.78
1:M:595:LEU:CD1	1:M:1244:LEU:HD22	2.10	0.78
1:M:1233:VAL:HB	1:M:1242:TYR:O	1.83	0.78
1:A:361:TYR:HE2	1:A:370:ILE:HG13	1.45	0.78
1:A:520:ALA:CB	1:A:648:GLU:CA	2.60	0.78
1:A:1183:LEU:HB3	1:A:1192:LEU:HD21	1.64	0.78
1:C:1183:LEU:HB3	1:C:1192:LEU:CD2	2.14	0.78
1:C:1233:VAL:HB	1:C:1242:TYR:O	1.83	0.78
1:E:1203:ASN:H	1:E:1208:GLU:HA	1.48	0.78
1:I:729:ASP:HB2	1:I:736:ARG:HB2	1.62	0.78
1:I:771:ASP:HB2	1:I:778:ARG:HB2	1.66	0.78
1:K:639:LEU:HD23	1:K:653:ILE:CD1	2.13	0.78
1:M:146:GLU:O	1:M:147:PRO:O	2.01	0.78
1:A:108:SER:O	1:A:111:ARG:CG	2.31	0.78
1:C:883:SER:OG	1:C:902:ASP:HB2	1.83	0.78
1:C:999:ARG:HG2	1:C:1030:TRP:CG	2.17	0.78
1:C:1203:ASN:H	1:C:1208:GLU:HA	1.48	0.78
1:E:866:LEU:HD22	1:E:914:VAL:HB	1.65	0.78
1:E:883:SER:OG	1:E:902:ASP:HB2	1.83	0.78
1:G:614:HIS:HE1	1:G:640:GLN:CG	1.83	0.78
1:G:639:LEU:H	1:G:653:ILE:HG21	1.46	0.78
1:G:903:ASP:O	1:G:904:GLN:HB2	1.83	0.78
1:K:1151:ILE:H	1:K:1167:PRO:HD2	1.46	0.78
1:M:108:SER:O	1:M:111:ARG:CG	2.31	0.78
1:M:639:LEU:H	1:M:653:ILE:HG21	1.47	0.78
1:A:217:PRO:HB3	1:A:222:GLU:HG2	1.64	0.78
1:A:866:LEU:HD22	1:A:914:VAL:HB	1.65	0.78
1:C:1194:SER:HG	1:C:1202:TRP:HE3	1.29	0.78
1:E:108:SER:O	1:E:111:ARG:CG	2.31	0.78
1:E:146:GLU:O	1:E:147:PRO:O	2.01	0.78
1:E:1233:VAL:HB	1:E:1242:TYR:O	1.83	0.78
1:I:597:TRP:CH2	1:I:603:ILE:CD1	2.65	0.78

Continued on next page...

Continued from previous page...

Atom-1	Atom-2	Interatomic distance (Å)	Clash overlap (Å)
1:I:603:ILE:HD12	1:I:604:THR:OG1	1.82	0.78
1:M:771:ASP:HB2	1:M:778:ARG:HB2	1.66	0.78
1:M:1194:SER:HB3	1:M:1202:TRP:HZ3	1.47	0.78
1:A:1183:LEU:HB3	1:A:1192:LEU:CD2	2.13	0.78
1:A:1233:VAL:HB	1:A:1242:TYR:O	1.83	0.78
1:E:658:ASP:HB2	1:E:678:ASP:HB2	1.63	0.78
1:G:603:ILE:HD12	1:G:604:THR:OG1	1.82	0.78
1:K:1194:SER:HB3	1:K:1202:TRP:HZ3	1.47	0.78
1:K:1233:VAL:HB	1:K:1242:TYR:O	1.83	0.78
1:M:364:LEU:HD11	1:M:368:MET:CE	2.14	0.78
1:A:639:LEU:HD23	1:A:653:ILE:CD1	2.13	0.78
1:G:480:CYS:O	1:G:483:TRP:HB2	1.84	0.78
1:I:862:TYR:H	1:I:884:TRP:HD1	1.30	0.78
1:K:264:THR:OG1	1:K:265:ARG:N	2.16	0.78
1:K:480:CYS:O	1:K:483:TRP:HB2	1.84	0.78
1:M:529:TYR:O	1:M:532:ILE:CG2	2.31	0.78
1:M:1183:LEU:HB3	1:M:1192:LEU:CD2	2.14	0.78
1:A:419:VAL:CG1	1:A:426:CYS:SG	2.71	0.78
1:C:364:LEU:HD11	1:C:368:MET:CE	2.14	0.78
1:C:639:LEU:H	1:C:653:ILE:HG21	1.47	0.78
1:E:1183:LEU:HB3	1:E:1192:LEU:HD21	1.64	0.78
1:G:364:LEU:HD11	1:G:368:MET:CE	2.14	0.78
1:C:419:VAL:CG1	1:C:426:CYS:SG	2.71	0.78
1:C:1151:ILE:H	1:C:1167:PRO:HD2	1.46	0.78
1:E:334:PHE:CB	1:E:337:ARG:HD2	2.14	0.78
1:E:1183:LEU:HB3	1:E:1192:LEU:CD2	2.14	0.78
1:E:1240:ILE:CG2	1:E:1241:LEU:N	2.45	0.78
1:G:529:TYR:O	1:G:532:ILE:CG2	2.31	0.78
1:I:217:PRO:HB3	1:I:222:GLU:HG2	1.64	0.78
1:E:597:TRP:CH2	1:E:603:ILE:CD1	2.65	0.78
1:E:1167:PRO:CB	1:E:1202:TRP:CD2	2.63	0.78
1:G:771:ASP:HB2	1:G:778:ARG:HB2	1.66	0.78
1:G:1233:VAL:HB	1:G:1242:TYR:O	1.83	0.78
1:I:108:SER:O	1:I:111:ARG:CG	2.31	0.78
1:I:146:GLU:O	1:I:147:PRO:O	2.01	0.78
1:I:883:SER:OG	1:I:902:ASP:HB2	1.83	0.78
1:I:903:ASP:O	1:I:904:GLN:HB2	1.83	0.78
1:A:883:SER:OG	1:A:902:ASP:HB2	1.83	0.77
1:G:262:LEU:HD21	1:G:270:THR:HG21	1.66	0.77
5:H:201:HEM:HBC2	5:H:201:HEM:CMC	2.11	0.77
1:I:364:LEU:HD11	1:I:368:MET:CE	2.14	0.77

Continued on next page...

Continued from previous page...

Atom-1	Atom-2	Interatomic distance (Å)	Clash overlap (Å)
1:M:419:VAL:CG1	1:M:426:CYS:SG	2.71	0.77
1:M:883:SER:OG	1:M:902:ASP:HB2	1.83	0.77
1:M:902:ASP:CB	2:N:72:LYS:HZ2	1.97	0.77
1:C:217:PRO:HB3	1:C:222:GLU:HG2	1.64	0.77
1:C:639:LEU:HD23	1:C:653:ILE:CD1	2.13	0.77
1:E:529:TYR:O	1:E:532:ILE:CG2	2.31	0.77
1:E:903:ASP:O	1:E:904:GLN:HB2	1.83	0.77
1:G:866:LEU:HD22	1:G:914:VAL:HB	1.65	0.77
1:G:883:SER:OG	1:G:902:ASP:HB2	1.83	0.77
1:G:1183:LEU:HB3	1:G:1192:LEU:HD21	1.64	0.77
1:I:262:LEU:HD21	1:I:270:THR:HG21	1.66	0.77
1:I:529:TYR:O	1:I:532:ILE:CG2	2.31	0.77
1:K:1183:LEU:HB3	1:K:1192:LEU:CD2	2.14	0.77
1:E:140:LEU:O	1:E:140:LEU:HD13	1.84	0.77
1:E:771:ASP:HB2	1:E:778:ARG:HB2	1.66	0.77
1:I:361:TYR:HE2	1:I:370:ILE:HG13	1.46	0.77
1:K:364:LEU:HD11	1:K:368:MET:CE	2.14	0.77
1:M:639:LEU:HD23	1:M:653:ILE:CD1	2.13	0.77
1:A:480:CYS:O	1:A:483:TRP:HB2	1.84	0.77
1:C:1217:GLY:C	1:C:1218:THR:HG23	2.05	0.77
2:D:18:HIS:CE1	2:D:29:GLY:CA	2.66	0.77
1:G:140:LEU:O	1:G:140:LEU:HD13	1.84	0.77
1:G:334:PHE:CB	1:G:337:ARG:HD2	2.14	0.77
1:I:334:PHE:CB	1:I:337:ARG:HD2	2.14	0.77
1:K:140:LEU:O	1:K:140:LEU:HD13	1.84	0.77
1:K:146:GLU:O	1:K:147:PRO:O	2.01	0.77
1:M:386:LEU:HD11	1:M:424:LEU:HD22	1.67	0.77
1:A:364:LEU:HD11	1:A:368:MET:CE	2.14	0.77
1:C:108:SER:O	1:C:111:ARG:CG	2.31	0.77
1:E:262:LEU:HD21	1:E:270:THR:HG21	1.66	0.77
1:E:844:GLN:OE1	1:E:860:SER:HA	1.85	0.77
1:K:595:LEU:CD1	1:K:1244:LEU:HD22	2.10	0.77
1:M:140:LEU:O	1:M:140:LEU:HD13	1.84	0.77
1:M:1183:LEU:HB3	1:M:1192:LEU:HD21	1.64	0.77
1:A:140:LEU:HD13	1:A:140:LEU:O	1.84	0.77
1:A:149:TRP:CH2	1:A:273:VAL:HG11	2.20	0.77
1:C:902:ASP:CB	2:D:72:LYS:HZ2	1.98	0.77
1:C:1167:PRO:CB	1:C:1202:TRP:CD2	2.63	0.77
1:C:1179:TRP:HA	1:C:1179:TRP:HE3	1.50	0.77
1:E:149:TRP:CH2	1:E:273:VAL:HG11	2.20	0.77
1:E:639:LEU:HD23	1:E:653:ILE:CD1	2.13	0.77

Continued on next page...

Continued from previous page...

Atom-1	Atom-2	Interatomic distance (Å)	Clash overlap (Å)
1:I:595:LEU:CD1	1:I:1244:LEU:HD22	2.10	0.77
1:K:903:ASP:O	1:K:904:GLN:HB2	1.83	0.77
1:M:866:LEU:HD22	1:M:914:VAL:HB	1.65	0.77
2:N:18:HIS:CE1	2:N:29:GLY:CA	2.66	0.77
1:A:438:HIS:O	1:A:442:VAL:HG23	1.85	0.77
1:C:264:THR:OG1	1:C:265:ARG:N	2.16	0.77
1:C:932:GLU:OE1	1:C:933:ASN:ND2	2.17	0.77
1:E:364:LEU:HD11	1:E:368:MET:CE	2.14	0.77
1:G:149:TRP:CH2	1:G:273:VAL:HG11	2.20	0.77
1:K:386:LEU:HD11	1:K:424:LEU:HD22	1.67	0.77
1:M:573:THR:O	1:M:577:TYR:HB3	1.85	0.77
1:A:161:SER:HB2	3:A:1301:DTP:O2A	1.85	0.77
1:A:771:ASP:HB2	1:A:778:ARG:HB2	1.66	0.77
1:A:1179:TRP:HA	1:A:1179:TRP:HE3	1.50	0.77
1:C:149:TRP:CH2	1:C:273:VAL:HG11	2.20	0.77
1:C:480:CYS:O	1:C:483:TRP:HB2	1.84	0.77
1:C:771:ASP:HB2	1:C:778:ARG:HB2	1.66	0.77
1:G:573:THR:O	1:G:577:TYR:HB3	1.85	0.77
1:I:1183:LEU:HB3	1:I:1192:LEU:HD21	1.64	0.77
1:I:1183:LEU:HB3	1:I:1192:LEU:CD2	2.14	0.77
1:K:529:TYR:O	1:K:532:ILE:CG2	2.31	0.77
1:K:883:SER:OG	1:K:902:ASP:HB2	1.83	0.77
1:M:179:PRO:HD2	1:M:237:ARG:NH1	1.88	0.77
1:M:513:LYS:O	1:M:517:VAL:HB	1.83	0.77
1:M:903:ASP:O	1:M:904:GLN:HB2	1.83	0.77
1:C:161:SER:HB2	3:C:1301:DTP:O2A	1.85	0.77
1:C:334:PHE:CB	1:C:337:ARG:HD2	2.14	0.77
1:C:595:LEU:CD1	1:C:1201:TRP:CH2	2.67	0.77
1:C:884:TRP:CE3	1:C:885:VAL:O	2.38	0.77
1:E:161:SER:HB2	3:E:1301:DTP:O2A	1.85	0.77
1:E:1176:HIS:HB3	1:E:1218:THR:HG21	1.67	0.77
1:E:1217:GLY:C	1:E:1218:THR:HG23	2.05	0.77
1:G:450:CYS:O	1:G:453:LEU:HG	1.85	0.77
1:I:884:TRP:CE3	1:I:885:VAL:O	2.38	0.77
1:K:334:PHE:CB	1:K:337:ARG:HD2	2.14	0.77
1:K:844:GLN:OE1	1:K:860:SER:HA	1.85	0.77
1:K:884:TRP:CE3	1:K:885:VAL:O	2.38	0.77
1:M:149:TRP:CH2	1:M:273:VAL:HG11	2.20	0.77
1:M:264:THR:OG1	1:M:265:ARG:N	2.16	0.77
1:M:1167:PRO:CB	1:M:1202:TRP:CD2	2.63	0.77
1:C:520:ALA:CB	1:C:648:GLU:CA	2.60	0.77

Continued on next page...

Continued from previous page...

Atom-1	Atom-2	Interatomic distance (Å)	Clash overlap (Å)
1:I:450:CYS:O	1:I:453:LEU:HG	1.85	0.77
1:M:844:GLN:OE1	1:M:860:SER:HA	1.85	0.77
1:M:1179:TRP:HA	1:M:1179:TRP:HE3	1.50	0.77
1:A:573:THR:O	1:A:577:TYR:HB3	1.85	0.76
1:C:140:LEU:O	1:C:140:LEU:HD13	1.84	0.76
1:C:438:HIS:O	1:C:442:VAL:HG23	1.85	0.76
1:C:1176:HIS:HB3	1:C:1218:THR:HG21	1.67	0.76
1:E:1179:TRP:HA	1:E:1179:TRP:HE3	1.50	0.76
1:I:149:TRP:CH2	1:I:273:VAL:HG11	2.20	0.76
2:J:18:HIS:CE1	2:J:29:GLY:CA	2.66	0.76
1:K:450:CYS:O	1:K:453:LEU:HG	1.85	0.76
1:M:161:SER:HB2	3:M:1301:DTP:O2A	1.85	0.76
1:M:285:SER:O	1:M:319:GLY:CA	2.29	0.76
1:M:438:HIS:O	1:M:442:VAL:HG23	1.85	0.76
1:A:179:PRO:HD2	1:A:237:ARG:NH1	1.88	0.76
1:A:884:TRP:CE3	1:A:885:VAL:O	2.38	0.76
1:C:903:ASP:O	1:C:904:GLN:HB2	1.83	0.76
1:G:932:GLU:OE1	1:G:933:ASN:ND2	2.18	0.76
1:G:1176:HIS:HB3	1:G:1218:THR:HG21	1.67	0.76
1:I:480:CYS:O	1:I:483:TRP:HB2	1.84	0.76
1:I:932:GLU:OE1	1:I:933:ASN:ND2	2.18	0.76
1:K:262:LEU:HD21	1:K:270:THR:HG21	1.66	0.76
1:K:1183:LEU:HB3	1:K:1192:LEU:HD21	1.64	0.76
1:A:334:PHE:CB	1:A:337:ARG:HD2	2.14	0.76
1:E:450:CYS:O	1:E:453:LEU:HG	1.85	0.76
1:E:932:GLU:OE1	1:E:933:ASN:ND2	2.17	0.76
1:G:146:GLU:O	1:G:147:PRO:O	2.01	0.76
1:G:884:TRP:CE3	1:G:885:VAL:O	2.38	0.76
1:I:386:LEU:HD11	1:I:424:LEU:HD22	1.67	0.76
1:I:573:THR:O	1:I:577:TYR:HB3	1.85	0.76
1:I:844:GLN:OE1	1:I:860:SER:HA	1.85	0.76
1:I:866:LEU:HD22	1:I:914:VAL:HB	1.65	0.76
1:K:149:TRP:CH2	1:K:273:VAL:HG11	2.20	0.76
1:K:573:THR:O	1:K:577:TYR:HB3	1.85	0.76
1:K:866:LEU:HD22	1:K:914:VAL:HB	1.65	0.76
1:K:1167:PRO:CB	1:K:1202:TRP:CD2	2.63	0.76
1:K:1218:THR:O	1:K:1236:ASP:CB	2.32	0.76
2:L:18:HIS:CE1	2:L:29:GLY:CA	2.66	0.76
1:M:334:PHE:CB	1:M:337:ARG:HD2	2.14	0.76
1:M:614:HIS:HE1	1:M:640:GLN:CG	1.83	0.76
1:C:862:TYR:HE2	1:C:881:HIS:H	1.28	0.76

Continued on next page...

Continued from previous page...

Atom-1	Atom-2	Interatomic distance (Å)	Clash overlap (Å)
1:G:386:LEU:HD11	1:G:424:LEU:HD22	1.67	0.76
1:G:1167:PRO:CB	1:G:1202:TRP:CD2	2.63	0.76
1:I:140:LEU:HD13	1:I:140:LEU:O	1.84	0.76
1:K:1179:TRP:HA	1:K:1179:TRP:HE3	1.50	0.76
1:K:1217:GLY:C	1:K:1218:THR:HG23	2.05	0.76
1:M:262:LEU:HD21	1:M:270:THR:HG21	1.66	0.76
1:A:844:GLN:OE1	1:A:860:SER:HA	1.85	0.76
1:A:932:GLU:OE1	1:A:933:ASN:ND2	2.17	0.76
1:C:844:GLN:OE1	1:C:860:SER:HA	1.85	0.76
1:G:161:SER:HB2	3:G:1301:DTP:O2A	1.85	0.76
1:G:1179:TRP:HA	1:G:1179:TRP:HE3	1.50	0.76
1:I:427:ASP:OD2	1:I:434:ARG:HG2	1.86	0.76
1:K:161:SER:HB2	3:K:1301:DTP:O2A	1.85	0.76
1:K:453:LEU:CD1	1:K:454:GLN:HE21	1.97	0.76
1:K:932:GLU:OE1	1:K:933:ASN:ND2	2.18	0.76
1:M:480:CYS:O	1:M:483:TRP:HB2	1.84	0.76
1:M:920:VAL:HG12	1:M:921:MET:H	1.51	0.76
1:A:264:THR:OG1	1:A:265:ARG:N	2.16	0.76
1:A:427:ASP:OD2	1:A:434:ARG:HG2	1.86	0.76
1:A:597:TRP:CH2	1:A:603:ILE:CD1	2.65	0.76
1:E:657:GLU:HG2	1:E:680:LYS:HZ2	1.48	0.76
1:E:862:TYR:HE2	1:E:881:HIS:H	1.28	0.76
1:E:884:TRP:CE3	1:E:885:VAL:O	2.38	0.76
1:G:597:TRP:CH2	1:G:603:ILE:CD1	2.65	0.76
1:G:658:ASP:OD2	1:G:677:VAL:CB	2.34	0.76
1:I:1194:SER:CB	1:I:1202:TRP:CE3	2.69	0.76
1:A:561:PRO:O	1:A:563:ILE:HD13	1.86	0.76
1:C:386:LEU:HD11	1:C:424:LEU:HD22	1.67	0.76
1:C:450:CYS:O	1:C:453:LEU:HG	1.85	0.76
1:E:480:CYS:O	1:E:483:TRP:HB2	1.84	0.76
1:G:427:ASP:OD2	1:G:434:ARG:HG2	1.86	0.76
1:G:438:HIS:O	1:G:442:VAL:HG23	1.85	0.76
1:G:1217:GLY:C	1:G:1218:THR:HG23	2.05	0.76
1:I:461:ILE:CD1	1:I:491:MET:HG2	2.16	0.76
1:K:1048:LYS:H	1:K:1062:SER:HA	1.51	0.76
1:M:561:PRO:O	1:M:563:ILE:HD13	1.86	0.76
1:M:884:TRP:CE3	1:M:885:VAL:O	2.38	0.76
5:B:201:HEM:HBC2	5:B:201:HEM:CMC	2.11	0.76
1:C:554:LEU:HD11	1:C:1214:TYR:CE1	2.21	0.76
1:G:179:PRO:CG	1:G:237:ARG:NH1	2.49	0.76
1:G:657:GLU:HG2	1:G:680:LYS:HZ1	1.49	0.76

Continued on next page...

Continued from previous page...

Atom-1	Atom-2	Interatomic distance (Å)	Clash overlap (Å)
1:G:844:GLN:OE1	1:G:860:SER:HA	1.85	0.76
1:G:862:TYR:HE2	1:G:881:HIS:H	1.28	0.76
1:I:948:LEU:CD1	1:I:957:ASP:OD2	2.34	0.76
1:I:1176:HIS:HB3	1:I:1218:THR:HG21	1.67	0.76
1:I:1194:SER:HB3	1:I:1202:TRP:HZ3	1.47	0.76
1:K:561:PRO:O	1:K:563:ILE:HD13	1.86	0.76
1:M:875:VAL:HG12	1:M:915:CYS:HA	1.68	0.76
1:M:1048:LYS:H	1:M:1062:SER:HA	1.51	0.76
1:A:554:LEU:HD11	1:A:1214:TYR:CE1	2.21	0.76
1:A:658:ASP:OD2	1:A:677:VAL:CB	2.34	0.76
1:C:1194:SER:CB	1:C:1202:TRP:CE3	2.69	0.76
1:E:264:THR:OG1	1:E:265:ARG:N	2.16	0.76
1:E:1194:SER:CB	1:E:1202:TRP:CE3	2.69	0.76
1:I:438:HIS:O	1:I:442:VAL:HG23	1.85	0.76
1:I:1048:LYS:H	1:I:1062:SER:HA	1.51	0.76
1:M:461:ILE:CD1	1:M:491:MET:HG2	2.16	0.76
1:M:637:LYS:HA	1:M:660:VAL:HG23	1.68	0.76
1:A:159:GLY:CA	3:A:1301:DTP:O1A	2.35	0.75
1:A:262:LEU:HD21	1:A:270:THR:HG21	1.66	0.75
1:A:386:LEU:HD11	1:A:424:LEU:HD22	1.67	0.75
1:A:862:TYR:H	1:A:884:TRP:HD1	1.31	0.75
1:A:903:ASP:O	1:A:904:GLN:HB2	1.83	0.75
1:A:1176:HIS:O	1:A:1197:GLY:HA3	1.86	0.75
1:C:262:LEU:HD21	1:C:270:THR:HG21	1.66	0.75
1:C:573:THR:O	1:C:577:TYR:HB3	1.85	0.75
1:E:179:PRO:CG	1:E:237:ARG:NH1	2.49	0.75
1:E:595:LEU:CD1	1:E:1201:TRP:CH2	2.67	0.75
1:G:283:GLU:OE2	1:G:284:SER:N	2.19	0.75
1:G:554:LEU:HD11	1:G:1214:TYR:CE1	2.21	0.75
1:G:1194:SER:HB2	1:G:1202:TRP:CE3	2.21	0.75
1:K:1194:SER:CB	1:K:1202:TRP:CE3	2.69	0.75
1:M:932:GLU:OE1	1:M:933:ASN:ND2	2.18	0.75
1:A:1048:LYS:H	1:A:1062:SER:HA	1.51	0.75
1:A:1176:HIS:HB3	1:A:1218:THR:HG21	1.67	0.75
1:E:119:VAL:HG12	1:E:184:TRP:CE3	2.21	0.75
1:E:554:LEU:HD11	1:E:1214:TYR:CE1	2.21	0.75
2:H:18:HIS:CE1	2:H:29:GLY:CA	2.66	0.75
1:I:179:PRO:CG	1:I:237:ARG:NH1	2.49	0.75
1:I:1179:TRP:HA	1:I:1179:TRP:HE3	1.50	0.75
1:I:1194:SER:HB2	1:I:1202:TRP:CE3	2.20	0.75
1:K:427:ASP:OD2	1:K:434:ARG:HG2	1.86	0.75

Continued on next page...

Continued from previous page...

Atom-1	Atom-2	Interatomic distance (Å)	Clash overlap (Å)
1:K:875:VAL:HG12	1:K:915:CYS:HA	1.68	0.75
1:A:948:LEU:CD1	1:A:957:ASP:OD2	2.34	0.75
1:A:1194:SER:CB	1:A:1202:TRP:CE3	2.69	0.75
1:A:1194:SER:HB2	1:A:1202:TRP:CE3	2.20	0.75
1:E:386:LEU:HD11	1:E:424:LEU:HD22	1.67	0.75
1:E:658:ASP:OD2	1:E:677:VAL:CB	2.34	0.75
1:I:119:VAL:HG12	1:I:184:TRP:CE3	2.21	0.75
1:I:159:GLY:CA	3:I:1301:DTP:O1A	2.34	0.75
1:I:658:ASP:OD2	1:I:677:VAL:CB	2.34	0.75
1:I:875:VAL:HG12	1:I:915:CYS:HA	1.68	0.75
1:A:637:LYS:HA	1:A:660:VAL:HG23	1.67	0.75
1:A:875:VAL:HG12	1:A:915:CYS:HA	1.68	0.75
1:C:461:ILE:CD1	1:C:491:MET:HG2	2.16	0.75
1:G:317:CYS:SG	1:G:323:VAL:HG12	2.27	0.75
1:G:637:LYS:HA	1:G:660:VAL:HG23	1.67	0.75
1:G:875:VAL:HG12	1:G:915:CYS:HA	1.68	0.75
1:G:1194:SER:CB	1:G:1202:TRP:CE3	2.69	0.75
1:I:161:SER:HB2	3:I:1301:DTP:O2A	1.85	0.75
1:I:283:GLU:OE2	1:I:284:SER:N	2.19	0.75
1:A:450:CYS:O	1:A:453:LEU:HG	1.85	0.75
1:C:427:ASP:OD2	1:C:434:ARG:HG2	1.86	0.75
1:C:597:TRP:CH2	1:C:603:ILE:CD1	2.65	0.75
1:C:1199:ILE:HD11	1:C:1232:TYR:CE2	2.22	0.75
1:E:159:GLY:CA	3:E:1301:DTP:O1A	2.35	0.75
1:E:438:HIS:O	1:E:442:VAL:HG23	1.85	0.75
1:E:1194:SER:HB2	1:E:1202:TRP:CE3	2.21	0.75
1:G:159:GLY:CA	3:G:1301:DTP:O1A	2.35	0.75
1:I:554:LEU:HD11	1:I:1214:TYR:CE1	2.21	0.75
1:I:1217:GLY:C	1:I:1218:THR:HG23	2.05	0.75
1:K:438:HIS:O	1:K:442:VAL:HG23	1.85	0.75
1:K:637:LYS:HA	1:K:660:VAL:HG23	1.67	0.75
1:M:179:PRO:CG	1:M:237:ARG:NH1	2.49	0.75
1:C:561:PRO:O	1:C:563:ILE:HD13	1.86	0.75
1:C:862:TYR:H	1:C:884:TRP:HD1	1.31	0.75
1:C:1048:LYS:H	1:C:1062:SER:HA	1.51	0.75
1:C:1194:SER:HB2	1:C:1202:TRP:CE3	2.21	0.75
1:E:573:THR:O	1:E:577:TYR:HB3	1.85	0.75
1:G:461:ILE:CD1	1:G:491:MET:HG2	2.16	0.75
1:G:595:LEU:CD1	1:G:1201:TRP:CH2	2.67	0.75
1:G:1048:LYS:H	1:G:1062:SER:HA	1.51	0.75
1:G:1218:THR:O	1:G:1236:ASP:CB	2.32	0.75

Continued on next page...

Continued from previous page...

Atom-1	Atom-2	Interatomic distance (Å)	Clash overlap (Å)
1:I:1199:ILE:HD11	1:I:1232:TYR:CE2	2.22	0.75
1:K:159:GLY:CA	3:K:1301:DTP:O1A	2.34	0.75
1:K:461:ILE:CD1	1:K:491:MET:HG2	2.16	0.75
1:K:920:VAL:HG12	1:K:921:MET:H	1.51	0.75
1:M:554:LEU:HD11	1:M:1214:TYR:CE1	2.21	0.75
1:M:1183:LEU:N	1:M:1183:LEU:HD12	2.02	0.75
1:M:1194:SER:HB2	1:M:1202:TRP:CE3	2.21	0.75
1:A:597:TRP:CZ2	1:A:603:ILE:HG12	2.22	0.75
1:C:322:LEU:CD1	1:C:364:LEU:CD2	2.42	0.75
1:C:1183:LEU:HD12	1:C:1183:LEU:N	2.02	0.75
1:E:461:ILE:CD1	1:E:491:MET:HG2	2.16	0.75
1:E:875:VAL:HG12	1:E:915:CYS:HA	1.68	0.75
1:G:513:LYS:HD3	1:G:522:LEU:HG	1.69	0.75
1:G:1199:ILE:HD11	1:G:1232:TYR:CE2	2.22	0.75
1:I:561:PRO:O	1:I:563:ILE:HD13	1.86	0.75
1:K:119:VAL:HG12	1:K:184:TRP:CE3	2.21	0.75
1:K:520:ALA:HB2	1:K:648:GLU:HA	1.69	0.75
1:K:1176:HIS:O	1:K:1197:GLY:HA3	1.87	0.75
1:M:597:TRP:CH2	1:M:603:ILE:CD1	2.65	0.75
1:A:179:PRO:CG	1:A:237:ARG:NH1	2.49	0.75
1:A:513:LYS:HD3	1:A:522:LEU:HG	1.69	0.75
1:A:520:ALA:HB2	1:A:648:GLU:HA	1.69	0.75
1:C:597:TRP:CZ2	1:C:603:ILE:HG12	2.22	0.75
1:C:658:ASP:OD2	1:C:677:VAL:CB	2.34	0.75
1:E:920:VAL:HG12	1:E:921:MET:H	1.51	0.75
1:E:1199:ILE:HD11	1:E:1232:TYR:CE2	2.22	0.75
1:G:597:TRP:CZ2	1:G:603:ILE:HG12	2.22	0.75
1:G:902:ASP:CB	2:H:72:LYS:HZ2	2.00	0.75
1:K:1194:SER:HB2	1:K:1202:TRP:CE3	2.21	0.75
1:K:1199:ILE:HD11	1:K:1232:TYR:CE2	2.22	0.75
1:M:159:GLY:CA	3:M:1301:DTP:O1A	2.35	0.75
1:C:875:VAL:HG12	1:C:915:CYS:HA	1.68	0.75
1:C:920:VAL:HG12	1:C:921:MET:H	1.51	0.75
1:C:931:GLN:O	1:C:932:GLU:CB	2.35	0.75
1:E:146:GLU:OE1	1:E:147:PRO:HD3	1.87	0.75
1:E:427:ASP:OD2	1:E:434:ARG:HG2	1.86	0.75
1:E:551:ASN:O	1:E:555:LEU:HB2	1.87	0.75
1:E:597:TRP:CZ2	1:E:603:ILE:HG12	2.22	0.75
1:G:928:VAL:HG12	1:G:937:VAL:CA	2.17	0.75
1:K:179:PRO:HD2	1:K:237:ARG:NH1	1.88	0.75
1:K:551:ASN:O	1:K:555:LEU:HB2	1.87	0.75

Continued on next page...

Continued from previous page...

Atom-1	Atom-2	Interatomic distance (Å)	Clash overlap (Å)
1:K:948:LEU:CD1	1:K:957:ASP:OD2	2.34	0.75
1:M:119:VAL:HG12	1:M:184:TRP:CE3	2.21	0.75
1:M:283:GLU:OE2	1:M:284:SER:N	2.19	0.75
1:M:513:LYS:HD3	1:M:522:LEU:HG	1.69	0.75
1:M:1194:SER:CB	1:M:1202:TRP:CE3	2.69	0.75
1:A:927:ASP:O	1:A:938:LEU:CB	2.24	0.74
1:A:1193:ILE:HG12	1:A:1201:TRP:CD1	2.22	0.74
1:C:159:GLY:CA	3:C:1301:DTP:O1A	2.35	0.74
1:C:179:PRO:CG	1:C:237:ARG:NH1	2.49	0.74
1:C:513:LYS:HD3	1:C:522:LEU:HG	1.69	0.74
1:C:1193:ILE:HG12	1:C:1201:TRP:CD1	2.22	0.74
1:C:1247:LEU:HD12	1:C:1248:GLU:N	2.02	0.74
1:E:409:GLU:HG3	1:G:340:TYR:CZ	2.22	0.74
1:E:637:LYS:HA	1:E:660:VAL:HG23	1.67	0.74
1:E:1048:LYS:H	1:E:1062:SER:HA	1.51	0.74
1:E:1176:HIS:O	1:E:1197:GLY:HA3	1.86	0.74
1:E:1183:LEU:HD12	1:E:1183:LEU:N	2.02	0.74
1:G:119:VAL:HG12	1:G:184:TRP:CE3	2.21	0.74
1:G:127:VAL:HG21	1:G:294:ILE:HG13	1.69	0.74
1:G:881:HIS:CE1	1:G:901:SER:CB	2.70	0.74
1:G:1171:GLU:CG	1:G:1172:GLY:H	2.00	0.74
1:I:637:LYS:HA	1:I:660:VAL:HG23	1.67	0.74
1:K:483:TRP:O	1:K:487:LEU:HB3	1.87	0.74
1:M:450:CYS:O	1:M:453:LEU:HG	1.85	0.74
1:M:1199:ILE:HD11	1:M:1232:TYR:CE2	2.22	0.74
1:M:1217:GLY:C	1:M:1218:THR:HG23	2.05	0.74
1:A:551:ASN:O	1:A:555:LEU:HB2	1.87	0.74
1:C:127:VAL:HG21	1:C:294:ILE:HG13	1.69	0.74
1:C:881:HIS:ND1	1:C:901:SER:CB	2.48	0.74
1:C:1176:HIS:O	1:C:1197:GLY:HA3	1.86	0.74
1:E:513:LYS:HD3	1:E:522:LEU:HG	1.69	0.74
1:E:1247:LEU:HD12	1:E:1248:GLU:N	2.02	0.74
1:G:409:GLU:HG3	1:I:340:TYR:CZ	2.22	0.74
1:G:1193:ILE:HG12	1:G:1201:TRP:CD1	2.22	0.74
1:I:146:GLU:OE1	1:I:147:PRO:HD3	1.87	0.74
1:I:317:CYS:SG	1:I:323:VAL:HG12	2.27	0.74
1:K:127:VAL:HG21	1:K:294:ILE:HG13	1.69	0.74
1:K:1183:LEU:HD12	1:K:1183:LEU:N	2.02	0.74
1:M:928:VAL:HG12	1:M:937:VAL:CA	2.17	0.74
1:M:1176:HIS:O	1:M:1197:GLY:HA3	1.86	0.74
1:A:920:VAL:HG12	1:A:921:MET:H	1.51	0.74

Continued on next page...

Continued from previous page...

Atom-1	Atom-2	Interatomic distance (Å)	Clash overlap (Å)
1:E:483:TRP:O	1:E:487:LEU:HB3	1.88	0.74
1:E:1193:ILE:HG12	1:E:1201:TRP:CD1	2.22	0.74
2:F:18:HIS:CE1	2:F:29:GLY:CA	2.66	0.74
2:F:18:HIS:CE1	2:F:30:PRO:HD2	2.22	0.74
1:G:948:LEU:CD1	1:G:957:ASP:OD2	2.34	0.74
1:G:1176:HIS:O	1:G:1197:GLY:HA3	1.86	0.74
1:I:513:LYS:HD3	1:I:522:LEU:HG	1.69	0.74
1:I:595:LEU:CD1	1:I:1201:TRP:CH2	2.67	0.74
1:K:137:GLN:HE21	1:K:173:LEU:HB3	1.53	0.74
1:K:1176:HIS:HB3	1:K:1218:THR:HG21	1.67	0.74
1:M:881:HIS:CE1	1:M:901:SER:CB	2.70	0.74
1:A:119:VAL:HG12	1:A:184:TRP:CE3	2.21	0.74
1:A:146:GLU:OE1	1:A:147:PRO:HD3	1.87	0.74
1:A:322:LEU:CD1	1:A:364:LEU:CD2	2.41	0.74
1:A:359:TYR:CE1	1:A:361:TYR:HD1	2.06	0.74
1:A:453:LEU:CD1	1:A:454:GLN:HE21	1.97	0.74
1:A:561:PRO:HB3	1:A:1214:TYR:CE2	2.23	0.74
1:C:119:VAL:HG12	1:C:184:TRP:CE3	2.21	0.74
1:C:483:TRP:O	1:C:487:LEU:HB3	1.87	0.74
1:G:862:TYR:H	1:G:884:TRP:HD1	1.31	0.74
1:I:1176:HIS:O	1:I:1197:GLY:HA3	1.87	0.74
1:I:1193:ILE:HG12	1:I:1201:TRP:CD1	2.22	0.74
1:K:179:PRO:CG	1:K:237:ARG:NH1	2.49	0.74
1:K:513:LYS:HD3	1:K:522:LEU:HG	1.69	0.74
1:K:1193:ILE:HG12	1:K:1201:TRP:CD1	2.22	0.74
1:M:137:GLN:HE21	1:M:173:LEU:HB3	1.53	0.74
1:M:364:LEU:CD1	1:M:368:MET:HE1	2.17	0.74
1:M:597:TRP:CZ2	1:M:603:ILE:HG12	2.22	0.74
1:M:862:TYR:H	1:M:884:TRP:HD1	1.31	0.74
1:M:866:LEU:HD22	1:M:914:VAL:CG1	2.18	0.74
1:M:1194:SER:HG	1:M:1202:TRP:HE3	1.35	0.74
1:A:283:GLU:OE2	1:A:284:SER:N	2.19	0.74
1:C:137:GLN:HE21	1:C:173:LEU:HB3	1.53	0.74
1:K:554:LEU:HD11	1:K:1214:TYR:CE1	2.21	0.74
1:K:928:VAL:HG12	1:K:937:VAL:CA	2.17	0.74
1:A:317:CYS:SG	1:A:323:VAL:HG12	2.27	0.74
1:A:461:ILE:CD1	1:A:491:MET:HG2	2.16	0.74
1:A:928:VAL:HG12	1:A:937:VAL:CA	2.17	0.74
1:G:1247:LEU:HD12	1:G:1248:GLU:N	2.02	0.74
1:I:322:LEU:CD1	1:I:364:LEU:CD2	2.42	0.74
1:I:551:ASN:O	1:I:555:LEU:HB2	1.87	0.74

Continued on next page...

Continued from previous page...

Atom-1	Atom-2	Interatomic distance (Å)	Clash overlap (Å)
1:K:285:SER:O	1:K:319:GLY:CA	2.29	0.74
1:M:427:ASP:OD2	1:M:434:ARG:HG2	1.86	0.74
1:M:453:LEU:CD1	1:M:454:GLN:HE21	1.97	0.74
1:M:1176:HIS:HB3	1:M:1218:THR:HG21	1.67	0.74
1:A:595:LEU:CG	1:A:1244:LEU:HD13	2.18	0.74
1:A:862:TYR:HE2	1:A:881:HIS:H	1.28	0.74
1:A:881:HIS:CE1	1:A:901:SER:CB	2.70	0.74
1:A:931:GLN:O	1:A:932:GLU:CB	2.35	0.74
1:A:1247:LEU:HD12	1:A:1248:GLU:N	2.02	0.74
1:G:137:GLN:HE21	1:G:173:LEU:HB3	1.53	0.74
1:G:881:HIS:ND1	1:G:901:SER:CB	2.48	0.74
1:I:597:TRP:CZ2	1:I:603:ILE:HG12	2.22	0.74
1:I:1183:LEU:HD12	1:I:1183:LEU:N	2.02	0.74
2:L:18:HIS:CE1	2:L:30:PRO:HD2	2.22	0.74
1:M:146:GLU:OE1	1:M:147:PRO:HD3	1.87	0.74
1:M:317:CYS:SG	1:M:323:VAL:HG12	2.27	0.74
1:M:1193:ILE:HG12	1:M:1201:TRP:CD1	2.22	0.74
1:A:483:TRP:O	1:A:487:LEU:HB3	1.87	0.74
1:A:603:ILE:HD13	1:A:1242:TYR:CE1	2.23	0.74
1:C:317:CYS:SG	1:C:323:VAL:HG12	2.27	0.74
1:C:551:ASN:O	1:C:555:LEU:HB2	1.87	0.74
1:C:866:LEU:HD22	1:C:914:VAL:CG1	2.18	0.74
1:E:317:CYS:SG	1:E:323:VAL:HG12	2.27	0.74
1:E:520:ALA:HB2	1:E:648:GLU:HA	1.69	0.74
1:E:595:LEU:CG	1:E:1244:LEU:HD13	2.18	0.74
1:G:595:LEU:CG	1:G:1244:LEU:HD13	2.18	0.74
1:G:603:ILE:HD13	1:G:1242:TYR:CE1	2.23	0.74
1:G:1183:LEU:N	1:G:1183:LEU:HD12	2.02	0.74
1:I:137:GLN:HE21	1:I:173:LEU:HB3	1.53	0.74
1:K:595:LEU:CD1	1:K:1201:TRP:CH2	2.67	0.74
1:M:595:LEU:CG	1:M:1244:LEU:HD13	2.18	0.74
1:A:122:ARG:HH21	1:A:126:PHE:HZ	1.24	0.74
1:A:127:VAL:HG21	1:A:294:ILE:HG13	1.69	0.74
1:A:457:HIS:CG	1:A:493:SER:CB	2.64	0.74
1:A:1199:ILE:HD11	1:A:1232:TYR:CE2	2.22	0.74
1:A:1217:GLY:C	1:A:1218:THR:HG23	2.05	0.74
1:C:146:GLU:OE1	1:C:147:PRO:HD3	1.87	0.74
1:C:409:GLU:HG3	1:E:340:TYR:CZ	2.22	0.74
1:C:595:LEU:CG	1:C:1244:LEU:HD13	2.18	0.74
1:C:637:LYS:HA	1:C:660:VAL:HG23	1.67	0.74
1:E:558:GLN:CB	1:E:559:PRO:HD3	2.18	0.74

Continued on next page...

Continued from previous page...

Atom-1	Atom-2	Interatomic distance (Å)	Clash overlap (Å)
1:G:931:GLN:O	1:G:932:GLU:CB	2.35	0.74
1:K:283:GLU:OE2	1:K:284:SER:N	2.19	0.74
1:K:535:GLU:HA	1:K:538:CYS:SG	2.28	0.74
1:K:603:ILE:HD13	1:K:1242:TYR:CE1	2.23	0.74
1:A:1167:PRO:CB	1:A:1202:TRP:CD2	2.63	0.74
1:C:359:TYR:CE1	1:C:361:TYR:HD1	2.06	0.74
1:E:866:LEU:HD22	1:E:914:VAL:CG1	2.18	0.74
1:E:881:HIS:ND1	1:E:901:SER:CB	2.48	0.74
1:E:928:VAL:HG12	1:E:937:VAL:CA	2.17	0.74
1:E:948:LEU:CD1	1:E:957:ASP:OD2	2.34	0.74
1:G:561:PRO:O	1:G:563:ILE:HD13	1.86	0.74
1:G:924:GLN:HB3	1:G:1238:LEU:CG	2.17	0.74
1:I:595:LEU:CG	1:I:1244:LEU:HD13	2.18	0.74
1:I:657:GLU:HG2	1:I:680:LYS:HZ1	1.51	0.74
1:I:920:VAL:HG12	1:I:921:MET:H	1.51	0.74
1:K:359:TYR:CE1	1:K:361:TYR:HD1	2.06	0.74
1:K:595:LEU:CG	1:K:1244:LEU:HD13	2.18	0.74
1:K:658:ASP:OD2	1:K:677:VAL:CB	2.34	0.74
1:K:866:LEU:HD22	1:K:914:VAL:CG1	2.18	0.74
1:M:931:GLN:O	1:M:932:GLU:CB	2.35	0.74
1:A:557:ARG:HG3	1:A:559:PRO:HD2	1.70	0.73
1:A:866:LEU:HD22	1:A:914:VAL:CG1	2.18	0.73
1:A:924:GLN:HB3	1:A:1238:LEU:CG	2.17	0.73
1:A:1183:LEU:HD12	1:A:1183:LEU:N	2.02	0.73
2:B:18:HIS:CE1	2:B:29:GLY:CA	2.66	0.73
1:C:283:GLU:OE2	1:C:284:SER:N	2.19	0.73
1:C:558:GLN:CB	1:C:559:PRO:HD3	2.18	0.73
1:E:561:PRO:O	1:E:563:ILE:HD13	1.86	0.73
1:E:603:ILE:HD13	1:E:1242:TYR:CE1	2.23	0.73
1:E:881:HIS:CE1	1:E:901:SER:CB	2.70	0.73
1:E:924:GLN:HB3	1:E:1238:LEU:CG	2.17	0.73
1:G:359:TYR:CE1	1:G:361:TYR:HD1	2.06	0.73
1:G:453:LEU:CD1	1:G:454:GLN:HE21	1.97	0.73
1:G:551:ASN:O	1:G:555:LEU:HB2	1.87	0.73
1:G:558:GLN:CB	1:G:559:PRO:HD3	2.18	0.73
1:G:866:LEU:HD22	1:G:914:VAL:CG1	2.18	0.73
1:G:920:VAL:HG12	1:G:921:MET:H	1.51	0.73
1:I:409:GLU:HG3	1:K:340:TYR:CZ	2.22	0.73
1:K:146:GLU:OE1	1:K:147:PRO:HD3	1.87	0.73
1:K:317:CYS:SG	1:K:323:VAL:HG12	2.27	0.73
1:K:597:TRP:CZ2	1:K:603:ILE:HG12	2.22	0.73

Continued on next page...

Continued from previous page...

Atom-1	Atom-2	Interatomic distance (Å)	Clash overlap (Å)
1:K:657:GLU:HG2	1:K:680:LYS:HZ2	1.50	0.73
1:M:558:GLN:CB	1:M:559:PRO:HD3	2.18	0.73
1:M:561:PRO:HB3	1:M:1214:TYR:CE2	2.23	0.73
1:M:658:ASP:OD2	1:M:677:VAL:CB	2.34	0.73
1:M:1247:LEU:HD12	1:M:1248:GLU:N	2.02	0.73
2:N:18:HIS:CE1	2:N:30:PRO:HD2	2.22	0.73
1:C:561:PRO:HB3	1:C:1214:TYR:CE2	2.23	0.73
1:C:881:HIS:CE1	1:C:901:SER:CB	2.70	0.73
1:E:561:PRO:HB3	1:E:1214:TYR:CE2	2.23	0.73
1:G:561:PRO:HB3	1:G:1214:TYR:CE2	2.23	0.73
1:G:928:VAL:HG22	1:G:1224:HIS:CE1	2.23	0.73
1:I:558:GLN:CB	1:I:559:PRO:HD3	2.18	0.73
1:K:558:GLN:CB	1:K:559:PRO:HD3	2.18	0.73
1:K:1247:LEU:HD12	1:K:1248:GLU:N	2.02	0.73
1:C:334:PHE:HB2	1:C:337:ARG:HD2	1.71	0.73
1:G:264:THR:OG1	1:G:265:ARG:N	2.16	0.73
1:I:127:VAL:HG21	1:I:294:ILE:HG13	1.69	0.73
1:I:483:TRP:O	1:I:487:LEU:HB3	1.87	0.73
1:I:924:GLN:HB3	1:I:1238:LEU:CG	2.17	0.73
1:I:1247:LEU:HD12	1:I:1248:GLU:N	2.02	0.73
1:K:322:LEU:CD1	1:K:364:LEU:CD2	2.42	0.73
1:K:928:VAL:HG22	1:K:1224:HIS:CE1	2.23	0.73
1:M:359:TYR:CE1	1:M:361:TYR:HD1	2.06	0.73
1:M:483:TRP:O	1:M:487:LEU:HB3	1.87	0.73
1:M:557:ARG:HG3	1:M:559:PRO:HD2	1.70	0.73
1:M:928:VAL:HG22	1:M:1224:HIS:CE1	2.23	0.73
1:A:558:GLN:CB	1:A:559:PRO:HD3	2.18	0.73
1:G:535:GLU:HA	1:G:538:CYS:SG	2.28	0.73
1:I:928:VAL:HG12	1:I:937:VAL:CA	2.17	0.73
1:I:1171:GLU:CG	1:I:1172:GLY:H	2.00	0.73
1:K:862:TYR:H	1:K:884:TRP:HD1	1.30	0.73
1:M:582:LEU:HD23	1:M:582:LEU:O	1.89	0.73
1:M:924:GLN:HB3	1:M:1238:LEU:CG	2.17	0.73
1:A:535:GLU:HA	1:A:538:CYS:SG	2.28	0.73
1:A:582:LEU:O	1:A:582:LEU:HD23	1.89	0.73
1:C:457:HIS:CG	1:C:493:SER:CB	2.64	0.73
1:C:603:ILE:HD13	1:C:1242:TYR:CE1	2.23	0.73
1:C:643:LYS:HD3	1:C:646:THR:HG22	1.71	0.73
1:E:283:GLU:OE2	1:E:284:SER:N	2.19	0.73
1:E:453:LEU:CD1	1:E:454:GLN:HE21	1.97	0.73
1:I:582:LEU:O	1:I:582:LEU:HD23	1.89	0.73

Continued on next page...

Continued from previous page...

Atom-1	Atom-2	Interatomic distance (Å)	Clash overlap (Å)
1:I:931:GLN:O	1:I:932:GLU:CB	2.35	0.73
1:M:595:LEU:CD1	1:M:1201:TRP:CH2	2.67	0.73
1:A:137:GLN:HE21	1:A:173:LEU:HB3	1.53	0.73
1:A:480:CYS:HA	1:A:483:TRP:HD1	1.54	0.73
1:C:285:SER:O	1:C:319:GLY:CA	2.29	0.73
1:C:643:LYS:HD3	1:C:646:THR:CG2	2.19	0.73
1:E:359:TYR:CE1	1:E:361:TYR:HD1	2.06	0.73
1:G:1233:VAL:HG12	1:G:1243:ILE:HA	1.71	0.73
1:I:866:LEU:HD22	1:I:914:VAL:CG1	2.18	0.73
1:I:1233:VAL:HG12	1:I:1243:ILE:HA	1.71	0.73
1:K:561:PRO:HB3	1:K:1214:TYR:CE2	2.23	0.73
1:K:881:HIS:CE1	1:K:899:THR:O	2.42	0.73
1:K:924:GLN:HB3	1:K:1238:LEU:CG	2.17	0.73
1:K:931:GLN:O	1:K:932:GLU:CB	2.35	0.73
1:K:1233:VAL:HG12	1:K:1243:ILE:HA	1.71	0.73
1:M:551:ASN:O	1:M:555:LEU:HB2	1.87	0.73
1:M:988:LEU:HD11	1:M:993:ASN:HA	1.70	0.73
1:C:902:ASP:CG	2:D:72:LYS:NZ	2.42	0.73
2:D:18:HIS:CE1	2:D:30:PRO:HD2	2.22	0.73
1:E:535:GLU:HA	1:E:538:CYS:SG	2.28	0.73
1:E:643:LYS:HD3	1:E:646:THR:CG2	2.19	0.73
1:E:1233:VAL:HG12	1:E:1243:ILE:HA	1.71	0.73
1:G:520:ALA:HB2	1:G:648:GLU:HA	1.69	0.73
1:G:643:LYS:HD3	1:G:646:THR:CG2	2.19	0.73
2:H:18:HIS:CE1	2:H:30:PRO:HD2	2.22	0.73
1:I:643:LYS:HD3	1:I:646:THR:CG2	2.19	0.73
1:I:928:VAL:HG22	1:I:1224:HIS:CE1	2.23	0.73
1:M:535:GLU:HA	1:M:538:CYS:SG	2.28	0.73
1:A:643:LYS:HD3	1:A:646:THR:CG2	2.19	0.73
1:E:147:PRO:CG	1:G:121:GLN:OE1	2.37	0.73
1:E:881:HIS:CE1	1:E:899:THR:O	2.42	0.73
1:I:535:GLU:HA	1:I:538:CYS:SG	2.28	0.73
1:I:643:LYS:HD3	1:I:646:THR:HG22	1.71	0.73
1:M:494:ALA:O	1:M:495:LYS:HB2	1.89	0.73
1:C:147:PRO:CG	1:E:121:GLN:OE1	2.37	0.73
1:C:535:GLU:HA	1:C:538:CYS:SG	2.28	0.73
1:C:928:VAL:HG12	1:C:937:VAL:CA	2.17	0.73
1:C:1171:GLU:CG	1:C:1172:GLY:H	2.00	0.73
1:E:334:PHE:HB2	1:E:337:ARG:HD2	1.71	0.73
1:E:928:VAL:HG22	1:E:1224:HIS:CE1	2.23	0.73
1:G:146:GLU:OE1	1:G:147:PRO:HD3	1.87	0.73

Continued on next page...

Continued from previous page...

Atom-1	Atom-2	Interatomic distance (Å)	Clash overlap (Å)
1:G:147:PRO:CG	1:I:121:GLN:OE1	2.37	0.73
1:I:359:TYR:CE1	1:I:361:TYR:HD1	2.06	0.73
1:I:561:PRO:HB3	1:I:1214:TYR:CE2	2.23	0.73
1:K:881:HIS:CE1	1:K:901:SER:CB	2.70	0.73
1:K:1225:VAL:HG11	1:K:1229:PHE:CE1	2.24	0.73
1:A:461:ILE:HD13	1:A:491:MET:HG2	1.71	0.73
1:A:595:LEU:CD1	1:A:1201:TRP:CH2	2.67	0.73
1:C:520:ALA:HB2	1:C:648:GLU:HA	1.69	0.73
1:C:582:LEU:O	1:C:582:LEU:HD23	1.89	0.73
1:C:862:TYR:N	1:C:884:TRP:CD1	2.57	0.73
1:C:924:GLN:HB3	1:C:1238:LEU:CG	2.17	0.73
1:C:948:LEU:CD1	1:C:957:ASP:OD2	2.34	0.73
1:C:1233:VAL:HG12	1:C:1243:ILE:HA	1.71	0.73
1:E:127:VAL:HG21	1:E:294:ILE:HG13	1.69	0.73
1:E:480:CYS:HA	1:E:483:TRP:HD1	1.54	0.73
1:E:862:TYR:H	1:E:884:TRP:HD1	1.31	0.73
1:E:902:ASP:CG	2:F:72:LYS:NZ	2.42	0.73
1:G:483:TRP:O	1:G:487:LEU:HB3	1.87	0.73
1:G:643:LYS:HD3	1:G:646:THR:HG22	1.71	0.73
1:G:988:LEU:HD11	1:G:993:ASN:HA	1.70	0.73
1:I:603:ILE:HD13	1:I:1242:TYR:CE1	2.23	0.73
1:I:1225:VAL:HG11	1:I:1229:PHE:CE1	2.24	0.73
2:J:18:HIS:CE1	2:J:30:PRO:HD2	2.22	0.73
1:K:551:ASN:O	1:K:555:LEU:CB	2.37	0.73
1:M:1171:GLU:CG	1:M:1172:GLY:H	2.00	0.73
1:M:1233:VAL:HG12	1:M:1243:ILE:HA	1.71	0.73
1:A:285:SER:O	1:A:319:GLY:CA	2.29	0.72
1:A:334:PHE:HB2	1:A:337:ARG:HD2	1.71	0.72
1:A:409:GLU:HG3	1:C:340:TYR:CZ	2.22	0.72
1:A:881:HIS:CE1	1:A:899:THR:O	2.42	0.72
1:C:557:ARG:HG3	1:C:559:PRO:HD2	1.70	0.72
1:E:137:GLN:HE21	1:E:173:LEU:HB3	1.53	0.72
1:G:537:ASP:O	1:G:540:VAL:N	2.22	0.72
1:G:928:VAL:CG1	1:G:937:VAL:HG12	2.19	0.72
1:I:902:ASP:CG	2:J:72:LYS:NZ	2.42	0.72
1:I:1194:SER:OG	1:I:1202:TRP:CE3	2.42	0.72
1:K:409:GLU:HG3	1:M:340:TYR:CZ	2.23	0.72
1:M:551:ASN:O	1:M:555:LEU:CB	2.37	0.72
1:C:881:HIS:CE1	1:C:899:THR:O	2.42	0.72
1:C:928:VAL:HG22	1:C:1224:HIS:CE1	2.23	0.72
1:E:862:TYR:N	1:E:884:TRP:CD1	2.57	0.72

Continued on next page...

Continued from previous page...

Atom-1	Atom-2	Interatomic distance (Å)	Clash overlap (Å)
1:E:1225:VAL:HG11	1:E:1229:PHE:CE1	2.24	0.72
1:G:881:HIS:CE1	1:G:899:THR:O	2.42	0.72
1:I:285:SER:O	1:I:319:GLY:CA	2.29	0.72
1:I:494:ALA:O	1:I:495:LYS:HB2	1.89	0.72
1:I:1027:ILE:HB	1:I:1040:LEU:HB2	1.72	0.72
1:K:902:ASP:CG	2:L:72:LYS:NZ	2.42	0.72
1:K:988:LEU:HD11	1:K:993:ASN:HA	1.70	0.72
1:M:461:ILE:HD13	1:M:491:MET:HG2	1.70	0.72
1:M:603:ILE:HD13	1:M:1242:TYR:CE1	2.23	0.72
1:A:340:TYR:CZ	1:M:409:GLU:HG3	2.22	0.72
1:A:988:LEU:HD11	1:A:993:ASN:HA	1.70	0.72
1:C:461:ILE:HD13	1:C:491:MET:HG2	1.70	0.72
1:C:1225:VAL:HG11	1:C:1229:PHE:CE1	2.24	0.72
1:G:1027:ILE:HB	1:G:1040:LEU:HB2	1.72	0.72
1:I:147:PRO:CG	1:K:121:GLN:OE1	2.37	0.72
1:M:520:ALA:HB2	1:M:648:GLU:HA	1.69	0.72
1:A:928:VAL:HG22	1:A:1224:HIS:CE1	2.23	0.72
1:A:1233:VAL:HG12	1:A:1243:ILE:HA	1.71	0.72
1:C:453:LEU:CD1	1:C:454:GLN:HE21	1.97	0.72
1:E:537:ASP:O	1:E:540:VAL:N	2.22	0.72
1:E:582:LEU:HD23	1:E:582:LEU:O	1.89	0.72
1:E:931:GLN:O	1:E:932:GLU:CB	2.35	0.72
1:I:334:PHE:HB2	1:I:337:ARG:HD2	1.71	0.72
1:I:1167:PRO:CB	1:I:1202:TRP:CD2	2.63	0.72
1:M:881:HIS:CE1	1:M:899:THR:O	2.42	0.72
1:A:121:GLN:OE1	1:M:147:PRO:CG	2.37	0.72
1:A:494:ALA:O	1:A:495:LYS:HB2	1.89	0.72
1:A:1171:GLU:CG	1:A:1172:GLY:H	2.00	0.72
1:A:1218:THR:O	1:A:1236:ASP:CB	2.32	0.72
1:C:596:GLU:O	1:C:1244:LEU:HA	1.89	0.72
1:C:1218:THR:O	1:C:1236:ASP:CB	2.32	0.72
1:E:928:VAL:CG1	1:E:937:VAL:HG12	2.19	0.72
1:G:862:TYR:N	1:G:884:TRP:CD1	2.57	0.72
1:G:1194:SER:OG	1:G:1202:TRP:CE3	2.42	0.72
1:G:1225:VAL:HG11	1:G:1229:PHE:CE1	2.24	0.72
1:I:137:GLN:HG2	1:I:173:LEU:CD2	2.20	0.72
1:I:520:ALA:HB2	1:I:648:GLU:HA	1.69	0.72
1:I:881:HIS:CE1	1:I:901:SER:CB	2.70	0.72
1:K:643:LYS:HD3	1:K:646:THR:CG2	2.19	0.72
1:K:1194:SER:OG	1:K:1202:TRP:CE3	2.42	0.72
1:M:480:CYS:HA	1:M:483:TRP:HD1	1.54	0.72

Continued on next page...

Continued from previous page...

Atom-1	Atom-2	Interatomic distance (Å)	Clash overlap (Å)
1:A:1225:VAL:HG11	1:A:1229:PHE:CE1	2.24	0.72
1:E:461:ILE:HD13	1:E:491:MET:HG2	1.70	0.72
1:E:596:GLU:O	1:E:1244:LEU:HA	1.89	0.72
1:E:988:LEU:HD11	1:E:993:ASN:HA	1.70	0.72
1:E:1194:SER:HG	1:E:1202:TRP:HE3	1.36	0.72
1:I:557:ARG:HG3	1:I:559:PRO:HD2	1.70	0.72
1:K:480:CYS:HA	1:K:483:TRP:HD1	1.54	0.72
1:K:553:HIS:HB2	1:K:610:VAL:CG1	2.20	0.72
1:K:596:GLU:O	1:K:1244:LEU:HA	1.89	0.72
1:K:1027:ILE:HB	1:K:1040:LEU:HB2	1.72	0.72
1:M:322:LEU:HD12	1:M:364:LEU:HD23	0.74	0.72
1:A:596:GLU:O	1:A:1244:LEU:HA	1.89	0.72
1:A:862:TYR:N	1:A:884:TRP:CD1	2.57	0.72
1:E:551:ASN:O	1:E:555:LEU:CB	2.37	0.72
1:E:643:LYS:HD3	1:E:646:THR:HG22	1.71	0.72
1:E:1027:ILE:HB	1:E:1040:LEU:HB2	1.71	0.72
1:G:551:ASN:O	1:G:555:LEU:CB	2.37	0.72
1:I:453:LEU:CD1	1:I:454:GLN:HE21	1.97	0.72
1:I:553:HIS:HB2	1:I:610:VAL:CG1	2.20	0.72
1:I:881:HIS:CE1	1:I:899:THR:O	2.42	0.72
1:I:928:VAL:CG1	1:I:937:VAL:HG12	2.20	0.72
1:I:988:LEU:HD11	1:I:993:ASN:HA	1.70	0.72
1:K:582:LEU:O	1:K:582:LEU:HD23	1.89	0.72
1:M:537:ASP:O	1:M:540:VAL:N	2.22	0.72
1:M:1218:THR:O	1:M:1236:ASP:CB	2.32	0.72
1:M:1225:VAL:HG11	1:M:1229:PHE:CE1	2.24	0.72
1:A:902:ASP:CG	2:B:72:LYS:NZ	2.42	0.72
1:A:1109:ALA:HB3	1:A:1123:LEU:HB2	1.72	0.72
1:G:381:ASP:O	1:G:384:THR:CG2	2.36	0.72
1:G:461:ILE:HD13	1:G:491:MET:HG2	1.70	0.72
1:I:537:ASP:O	1:I:540:VAL:N	2.22	0.72
1:I:596:GLU:O	1:I:1244:LEU:HA	1.89	0.72
1:K:137:GLN:HG2	1:K:173:LEU:CD2	2.20	0.72
1:M:127:VAL:HG21	1:M:294:ILE:HG13	1.69	0.72
1:M:902:ASP:CG	2:N:72:LYS:NZ	2.42	0.72
1:A:147:PRO:CG	1:C:121:GLN:OE1	2.37	0.72
1:A:537:ASP:O	1:A:540:VAL:N	2.22	0.72
1:C:537:ASP:O	1:C:540:VAL:N	2.22	0.72
1:C:551:ASN:O	1:C:555:LEU:CB	2.37	0.72
1:E:285:SER:O	1:E:319:GLY:CA	2.29	0.72
1:G:149:TRP:CZ3	1:G:273:VAL:HG11	2.25	0.72

Continued on next page...

Continued from previous page...

Atom-1	Atom-2	Interatomic distance (Å)	Clash overlap (Å)
1:G:582:LEU:HD23	1:G:582:LEU:O	1.89	0.72
1:G:902:ASP:CG	2:H:72:LYS:NZ	2.42	0.72
1:I:882:LEU:CD2	1:I:882:LEU:N	2.39	0.72
1:M:927:ASP:O	1:M:938:LEU:CB	2.24	0.72
1:M:948:LEU:CD1	1:M:957:ASP:OD2	2.34	0.72
1:M:1109:ALA:HB3	1:M:1123:LEU:HB2	1.72	0.72
1:A:643:LYS:HD3	1:A:646:THR:HG22	1.71	0.72
1:A:1194:SER:HG	1:A:1202:TRP:HE3	1.37	0.72
1:E:457:HIS:CG	1:E:493:SER:CB	2.64	0.72
1:E:557:ARG:HG3	1:E:559:PRO:HD2	1.70	0.72
1:K:334:PHE:HB2	1:K:337:ARG:HD2	1.71	0.72
1:K:461:ILE:HD13	1:K:491:MET:HG2	1.70	0.72
1:K:537:ASP:O	1:K:540:VAL:N	2.22	0.72
1:K:557:ARG:HG3	1:K:559:PRO:HD2	1.70	0.72
1:K:1109:ALA:HB3	1:K:1123:LEU:HB2	1.72	0.72
1:M:643:LYS:HD3	1:M:646:THR:CG2	2.19	0.72
1:A:558:GLN:HB3	1:A:559:PRO:CD	2.20	0.71
1:C:1027:ILE:HB	1:C:1040:LEU:HB2	1.71	0.71
1:E:149:TRP:CZ3	1:E:273:VAL:HG11	2.25	0.71
1:E:1194:SER:OG	1:E:1202:TRP:CE3	2.42	0.71
1:G:557:ARG:HG3	1:G:559:PRO:HD2	1.70	0.71
1:I:461:ILE:HD13	1:I:491:MET:HG2	1.70	0.71
1:I:551:ASN:O	1:I:555:LEU:CB	2.37	0.71
1:K:147:PRO:CG	1:M:121:GLN:OE1	2.37	0.71
1:M:334:PHE:HB2	1:M:337:ARG:HD2	1.71	0.71
1:M:540:VAL:CG1	1:M:575:GLU:HB3	2.19	0.71
1:M:553:HIS:HB2	1:M:610:VAL:CG1	2.20	0.71
1:M:1194:SER:OG	1:M:1202:TRP:CE3	2.42	0.71
1:A:551:ASN:O	1:A:555:LEU:CB	2.37	0.71
1:G:553:HIS:HB2	1:G:610:VAL:CG1	2.20	0.71
1:I:266:ASP:N	1:I:266:ASP:OD1	2.24	0.71
1:M:317:CYS:C	1:M:318:LYS:HG2	2.11	0.71
1:M:596:GLU:O	1:M:1244:LEU:HA	1.89	0.71
1:E:610:VAL:HG22	1:E:907:ARG:HG3	1.73	0.71
1:G:596:GLU:O	1:G:1244:LEU:HA	1.89	0.71
1:I:149:TRP:CZ3	1:I:273:VAL:HG11	2.25	0.71
1:I:816:ALA:HB3	1:I:846:CYS:SG	2.30	0.71
1:K:494:ALA:O	1:K:495:LYS:HB2	1.89	0.71
1:K:643:LYS:HD3	1:K:646:THR:HG22	1.71	0.71
1:K:862:TYR:N	1:K:884:TRP:CD1	2.57	0.71
1:M:1027:ILE:HB	1:M:1040:LEU:HB2	1.72	0.71

Continued on next page...

Continued from previous page...

Atom-1	Atom-2	Interatomic distance (Å)	Clash overlap (Å)
1:C:317:CYS:C	1:C:318:LYS:HG2	2.11	0.71
1:C:553:HIS:HB2	1:C:610:VAL:CG1	2.20	0.71
1:E:494:ALA:O	1:E:495:LYS:HB2	1.89	0.71
1:E:553:HIS:HB2	1:E:610:VAL:CG1	2.20	0.71
1:G:334:PHE:HB2	1:G:337:ARG:HD2	1.71	0.71
1:G:1187:PRO:CG	1:G:1229:PHE:CG	2.74	0.71
1:I:480:CYS:HA	1:I:483:TRP:HD1	1.54	0.71
1:K:332:ARG:HH11	1:K:332:ARG:HB2	1.55	0.71
1:A:816:ALA:HB3	1:A:846:CYS:SG	2.30	0.71
1:A:1027:ILE:HB	1:A:1040:LEU:HB2	1.71	0.71
1:E:558:GLN:HB3	1:E:559:PRO:CD	2.20	0.71
1:E:1218:THR:O	1:E:1236:ASP:CB	2.32	0.71
1:G:494:ALA:O	1:G:495:LYS:HB2	1.89	0.71
1:G:816:ALA:HB3	1:G:846:CYS:SG	2.30	0.71
1:I:920:VAL:C	1:I:921:MET:HG2	2.11	0.71
1:K:920:VAL:C	1:K:921:MET:HG2	2.11	0.71
1:K:928:VAL:CG1	1:K:937:VAL:HG12	2.19	0.71
1:M:881:HIS:ND1	1:M:901:SER:CB	2.48	0.71
1:A:1187:PRO:CG	1:A:1229:PHE:CG	2.74	0.71
1:C:149:TRP:CZ3	1:C:273:VAL:HG11	2.25	0.71
1:C:155:MET:HE3	1:C:441:GLN:HE21	1.55	0.71
1:C:480:CYS:HA	1:C:483:TRP:HD1	1.54	0.71
1:C:816:ALA:HB3	1:C:846:CYS:SG	2.30	0.71
1:E:266:ASP:OD1	1:E:266:ASP:N	2.24	0.71
1:E:381:ASP:O	1:E:384:THR:CG2	2.36	0.71
1:G:920:VAL:C	1:G:921:MET:HG2	2.11	0.71
1:M:137:GLN:HG2	1:M:173:LEU:CD2	2.20	0.71
1:A:146:GLU:OE1	1:A:147:PRO:HD2	1.91	0.71
1:C:1109:ALA:HB3	1:C:1123:LEU:HB2	1.72	0.71
1:E:816:ALA:HB3	1:E:846:CYS:SG	2.30	0.71
1:G:332:ARG:HH11	1:G:332:ARG:HB2	1.55	0.71
1:G:610:VAL:HG22	1:G:907:ARG:HG3	1.73	0.71
1:I:1109:ALA:HB3	1:I:1123:LEU:HB2	1.72	0.71
1:K:146:GLU:OE1	1:K:147:PRO:HD2	1.91	0.71
1:K:816:ALA:HB3	1:K:846:CYS:SG	2.30	0.71
1:A:553:HIS:HB2	1:A:610:VAL:CG1	2.20	0.71
1:C:610:VAL:HG22	1:C:907:ARG:HG3	1.73	0.71
1:C:1187:PRO:CG	1:C:1229:PHE:CG	2.74	0.71
1:G:927:ASP:O	1:G:938:LEU:CB	2.24	0.71
1:K:881:HIS:ND1	1:K:901:SER:CB	2.48	0.71
1:C:604:THR:H	1:C:1240:ILE:CD1	2.04	0.71

Continued on next page...

Continued from previous page...

Atom-1	Atom-2	Interatomic distance (Å)	Clash overlap (Å)
1:E:317:CYS:C	1:E:318:LYS:HG2	2.11	0.71
1:E:1109:ALA:HB3	1:E:1123:LEU:HB2	1.72	0.71
1:G:480:CYS:HA	1:G:483:TRP:HD1	1.54	0.71
1:M:146:GLU:OE1	1:M:147:PRO:HD2	1.91	0.71
1:A:604:THR:H	1:A:1240:ILE:CD1	2.04	0.71
1:C:266:ASP:OD1	1:C:266:ASP:N	2.24	0.71
1:E:604:THR:H	1:E:1240:ILE:CD1	2.04	0.71
1:G:1109:ALA:HB3	1:G:1123:LEU:HB2	1.72	0.71
1:I:381:ASP:O	1:I:384:THR:CG2	2.36	0.71
1:K:149:TRP:CZ3	1:K:273:VAL:HG11	2.25	0.71
1:K:266:ASP:OD1	1:K:266:ASP:N	2.24	0.71
1:K:604:THR:H	1:K:1240:ILE:CD1	2.04	0.71
1:M:604:THR:H	1:M:1240:ILE:CD1	2.04	0.71
1:A:924:GLN:OE1	1:A:924:GLN:N	2.24	0.70
1:A:1194:SER:OG	1:A:1202:TRP:CE3	2.42	0.70
1:C:374:MET:HA	1:C:374:MET:HE2	1.73	0.70
1:C:1194:SER:OG	1:C:1202:TRP:CE3	2.42	0.70
1:E:1187:PRO:CG	1:E:1229:PHE:CG	2.74	0.70
1:G:604:THR:H	1:G:1240:ILE:CD1	2.04	0.70
1:G:641:VAL:HB	1:G:651:LEU:CB	2.21	0.70
1:K:558:GLN:HB3	1:K:559:PRO:CD	2.20	0.70
1:K:641:VAL:HB	1:K:651:LEU:CB	2.21	0.70
1:K:657:GLU:HG2	1:K:680:LYS:HZ1	1.54	0.70
1:M:543:ASN:OD1	1:M:574:SER:CB	2.39	0.70
1:M:641:VAL:HB	1:M:651:LEU:CB	2.21	0.70
1:M:643:LYS:HD3	1:M:646:THR:HG22	1.71	0.70
1:M:920:VAL:C	1:M:921:MET:HG2	2.11	0.70
1:A:543:ASN:OD1	1:A:574:SER:CB	2.39	0.70
1:A:595:LEU:HD23	1:A:1246:THR:HB	1.74	0.70
1:A:597:TRP:CH2	1:A:603:ILE:CG1	2.75	0.70
1:C:988:LEU:HD11	1:C:993:ASN:HA	1.70	0.70
1:C:1187:PRO:HG3	1:C:1229:PHE:CB	2.21	0.70
1:E:179:PRO:HD2	1:E:237:ARG:NH1	1.88	0.70
1:E:920:VAL:C	1:E:921:MET:HG2	2.11	0.70
1:I:146:GLU:OE1	1:I:147:PRO:HD2	1.91	0.70
1:I:604:THR:H	1:I:1240:ILE:CD1	2.04	0.70
1:M:597:TRP:CH2	1:M:603:ILE:CG1	2.74	0.70
1:G:322:LEU:HD12	1:G:364:LEU:HD23	0.74	0.70
1:G:597:TRP:CH2	1:G:603:ILE:CG1	2.74	0.70
1:G:1213:PHE:CE2	1:G:1215:THR:HG22	2.27	0.70
1:I:862:TYR:HE2	1:I:881:HIS:H	1.28	0.70

Continued on next page...

Continued from previous page...

Atom-1	Atom-2	Interatomic distance (Å)	Clash overlap (Å)
1:I:1187:PRO:CG	1:I:1229:PHE:CG	2.74	0.70
1:I:1218:THR:O	1:I:1236:ASP:CB	2.32	0.70
1:M:558:GLN:HB3	1:M:559:PRO:CD	2.20	0.70
1:M:816:ALA:HB3	1:M:846:CYS:SG	2.30	0.70
1:A:266:ASP:N	1:A:266:ASP:OD1	2.24	0.70
1:C:179:PRO:HG2	1:C:237:ARG:NH1	2.07	0.70
1:C:558:GLN:HB3	1:C:559:PRO:CD	2.20	0.70
1:C:928:VAL:CG1	1:C:937:VAL:HG12	2.19	0.70
1:E:1187:PRO:HG3	1:E:1229:PHE:CB	2.21	0.70
1:A:610:VAL:HG22	1:A:907:ARG:HG3	1.73	0.70
1:A:1187:PRO:HG3	1:A:1229:PHE:CB	2.21	0.70
1:E:461:ILE:CD1	1:E:491:MET:CG	2.70	0.70
1:G:639:LEU:O	1:G:653:ILE:CG2	2.39	0.70
1:I:427:ASP:HB3	1:I:434:ARG:HG2	1.73	0.70
1:I:578:GLN:O	1:I:578:GLN:NE2	2.25	0.70
1:I:641:VAL:HB	1:I:651:LEU:CB	2.21	0.70
1:I:862:TYR:N	1:I:884:TRP:CD1	2.57	0.70
1:K:179:PRO:HG2	1:K:237:ARG:NH1	2.07	0.70
1:K:543:ASN:OD1	1:K:574:SER:CB	2.39	0.70
1:K:597:TRP:CH2	1:K:603:ILE:CG1	2.74	0.70
1:K:1187:PRO:HG3	1:K:1229:PHE:CB	2.21	0.70
1:A:1213:PHE:CE2	1:A:1215:THR:HG22	2.27	0.70
1:C:427:ASP:HB3	1:C:434:ARG:HG2	1.73	0.70
1:E:1171:GLU:CG	1:E:1172:GLY:H	2.00	0.70
1:G:155:MET:HE3	1:G:441:GLN:HE21	1.57	0.70
1:G:1187:PRO:HG3	1:G:1229:PHE:CB	2.21	0.70
1:I:597:TRP:CH2	1:I:603:ILE:CG1	2.74	0.70
1:K:317:CYS:C	1:K:318:LYS:HG2	2.11	0.70
1:K:427:ASP:HB3	1:K:434:ARG:HG2	1.73	0.70
1:K:473:LEU:CD1	1:K:480:CYS:CB	2.65	0.70
1:K:881:HIS:HE1	1:K:899:THR:O	1.75	0.70
1:K:1171:GLU:CG	1:K:1172:GLY:H	2.00	0.70
1:M:149:TRP:CZ3	1:M:273:VAL:HG11	2.25	0.70
1:M:461:ILE:CD1	1:M:491:MET:CG	2.70	0.70
1:M:595:LEU:HD23	1:M:1246:THR:HB	1.74	0.70
1:M:881:HIS:HE1	1:M:899:THR:O	1.75	0.70
1:A:179:PRO:HG2	1:A:237:ARG:NH1	2.07	0.70
1:A:461:ILE:CD1	1:A:491:MET:CG	2.70	0.70
1:C:461:ILE:CD1	1:C:491:MET:CG	2.70	0.70
1:C:543:ASN:OD1	1:C:574:SER:CB	2.39	0.70
1:C:641:VAL:HB	1:C:651:LEU:HB3	1.74	0.70

Continued on next page...

Continued from previous page...

Atom-1	Atom-2	Interatomic distance (Å)	Clash overlap (Å)
1:E:639:LEU:O	1:E:653:ILE:CG2	2.39	0.70
1:G:285:SER:O	1:G:319:GLY:CA	2.29	0.70
1:G:461:ILE:CD1	1:G:491:MET:CG	2.70	0.70
1:I:1213:PHE:CE2	1:I:1215:THR:HG22	2.27	0.70
1:K:322:LEU:HD12	1:K:364:LEU:HD23	0.74	0.70
1:K:344:GLN:O	1:K:347:ASN:HB2	1.91	0.70
1:K:1143:ALA:CB	1:K:1183:LEU:HD22	2.22	0.70
1:K:1213:PHE:CE2	1:K:1215:THR:HG22	2.27	0.70
1:M:294:ILE:CG2	1:M:324:VAL:HG11	2.22	0.70
1:A:137:GLN:HG2	1:A:173:LEU:CD2	2.20	0.70
1:A:149:TRP:CZ3	1:A:273:VAL:HG11	2.25	0.70
1:A:540:VAL:CG1	1:A:575:GLU:HB3	2.19	0.70
1:A:641:VAL:HB	1:A:651:LEU:CB	2.21	0.70
1:A:1143:ALA:CB	1:A:1183:LEU:HD22	2.22	0.70
1:C:494:ALA:O	1:C:495:LYS:HB2	1.89	0.70
1:C:924:GLN:OE1	1:C:924:GLN:N	2.24	0.70
1:E:1213:PHE:CE2	1:E:1215:THR:HG22	2.27	0.70
1:G:266:ASP:N	1:G:266:ASP:OD1	2.24	0.70
1:G:317:CYS:C	1:G:318:LYS:HG2	2.11	0.70
1:G:543:ASN:OD1	1:G:574:SER:CB	2.39	0.70
1:I:364:LEU:CD1	1:I:368:MET:HE1	2.21	0.70
1:I:617:ALA:O	1:I:635:ALA:N	2.25	0.70
1:I:657:GLU:HG2	1:I:680:LYS:HZ2	1.53	0.70
1:I:1187:PRO:HG3	1:I:1229:PHE:CB	2.21	0.70
1:K:461:ILE:CD1	1:K:491:MET:CG	2.70	0.70
1:K:578:GLN:NE2	1:K:578:GLN:O	2.25	0.70
1:K:924:GLN:OE1	1:K:924:GLN:N	2.24	0.70
1:M:862:TYR:N	1:M:884:TRP:CD1	2.57	0.70
1:M:1184:CYS:HB3	1:M:1193:ILE:HB	1.74	0.70
1:M:1187:PRO:CG	1:M:1229:PHE:CG	2.74	0.70
1:M:1213:PHE:CE2	1:M:1215:THR:HG22	2.27	0.70
1:A:317:CYS:C	1:A:318:LYS:HG2	2.11	0.70
1:A:427:ASP:HB3	1:A:434:ARG:HG2	1.73	0.70
1:A:473:LEU:CD1	1:A:480:CYS:CB	2.65	0.70
1:C:146:GLU:OE1	1:C:147:PRO:HD2	1.91	0.70
1:C:344:GLN:O	1:C:347:ASN:HB2	1.91	0.70
1:C:597:TRP:CH2	1:C:603:ILE:CG1	2.75	0.70
1:E:322:LEU:CD1	1:E:364:LEU:CD2	2.41	0.70
1:E:641:VAL:HB	1:E:651:LEU:HB3	1.74	0.70
1:E:1184:CYS:HB3	1:E:1193:ILE:HB	1.74	0.70
1:G:473:LEU:CD1	1:G:480:CYS:CB	2.65	0.70

Continued on next page...

Continued from previous page...

Atom-1	Atom-2	Interatomic distance (Å)	Clash overlap (Å)
1:G:595:LEU:HD23	1:G:1246:THR:HB	1.74	0.70
1:I:317:CYS:C	1:I:318:LYS:HG2	2.11	0.70
1:I:344:GLN:O	1:I:347:ASN:HB2	1.91	0.70
1:I:461:ILE:CD1	1:I:491:MET:CG	2.70	0.70
1:M:928:VAL:CG1	1:M:937:VAL:HG12	2.19	0.70
1:M:1187:PRO:HG3	1:M:1229:PHE:CB	2.21	0.70
1:A:920:VAL:C	1:A:921:MET:HG2	2.11	0.70
1:A:1194:SER:OG	1:A:1202:TRP:HE3	1.75	0.70
1:C:381:ASP:O	1:C:384:THR:CG2	2.36	0.70
1:C:920:VAL:C	1:C:921:MET:HG2	2.11	0.70
1:E:641:VAL:HB	1:E:651:LEU:CB	2.21	0.70
1:G:578:GLN:NE2	1:G:578:GLN:O	2.25	0.70
1:G:1184:CYS:HB3	1:G:1193:ILE:HB	1.74	0.70
1:I:332:ARG:HH11	1:I:332:ARG:HB2	1.55	0.70
1:I:558:GLN:HB3	1:I:559:PRO:CD	2.20	0.70
1:I:1212:THR:HG23	1:I:1213:PHE:N	2.07	0.70
1:K:1194:SER:OG	1:K:1202:TRP:HE3	1.75	0.70
1:M:344:GLN:O	1:M:347:ASN:HB2	1.91	0.70
1:M:1212:THR:HG23	1:M:1213:PHE:N	2.07	0.70
1:A:928:VAL:CG1	1:A:937:VAL:HG12	2.19	0.69
1:A:1212:THR:HG23	1:A:1213:PHE:N	2.07	0.69
1:C:409:GLU:O	1:E:337:ARG:NH2	2.25	0.69
1:C:633:CYS:CB	1:C:660:VAL:HG11	2.22	0.69
1:C:881:HIS:HE1	1:C:899:THR:O	1.75	0.69
1:C:902:ASP:HB3	2:D:72:LYS:HZ2	1.57	0.69
1:C:1212:THR:HG23	1:C:1213:PHE:N	2.07	0.69
1:E:427:ASP:HB3	1:E:434:ARG:HG2	1.73	0.69
1:G:179:PRO:HG2	1:G:237:ARG:NH1	2.07	0.69
1:G:633:CYS:CB	1:G:660:VAL:HG11	2.22	0.69
1:G:1143:ALA:HB3	1:G:1183:LEU:HD22	1.74	0.69
1:I:610:VAL:HG22	1:I:907:ARG:HG3	1.73	0.69
1:K:595:LEU:HD23	1:K:1246:THR:HB	1.74	0.69
1:M:155:MET:HE3	1:M:441:GLN:HE21	1.56	0.69
1:M:179:PRO:HG2	1:M:237:ARG:NH1	2.07	0.69
1:M:639:LEU:O	1:M:653:ILE:CG2	2.39	0.69
1:M:902:ASP:HB3	2:N:72:LYS:HZ2	1.56	0.69
1:M:1143:ALA:CB	1:M:1183:LEU:HD22	2.22	0.69
1:A:344:GLN:O	1:A:347:ASN:HB2	1.91	0.69
1:C:1213:PHE:CE2	1:C:1215:THR:HG22	2.27	0.69
1:E:332:ARG:HH11	1:E:332:ARG:HB2	1.55	0.69
1:E:344:GLN:O	1:E:347:ASN:HB2	1.91	0.69

Continued on next page...

Continued from previous page...

Atom-1	Atom-2	Interatomic distance (Å)	Clash overlap (Å)
1:E:543:ASN:OD1	1:E:574:SER:CB	2.39	0.69
1:E:595:LEU:HD23	1:E:1246:THR:HB	1.74	0.69
1:E:597:TRP:CH2	1:E:603:ILE:CG1	2.75	0.69
1:E:1166:ALA:N	1:E:1167:PRO:HD3	2.08	0.69
1:E:1187:PRO:HD3	1:E:1229:PHE:CD1	2.28	0.69
1:G:294:ILE:CG2	1:G:324:VAL:HG11	2.22	0.69
1:G:322:LEU:CD1	1:G:364:LEU:CD2	2.41	0.69
1:G:641:VAL:HB	1:G:651:LEU:HB3	1.74	0.69
1:G:1194:SER:OG	1:G:1202:TRP:HE3	1.75	0.69
1:I:394:LYS:HD3	1:I:434:ARG:HG3	1.74	0.69
1:I:641:VAL:HB	1:I:651:LEU:HB3	1.74	0.69
1:I:881:HIS:HE1	1:I:899:THR:O	1.75	0.69
1:I:1143:ALA:CB	1:I:1183:LEU:HD22	2.22	0.69
1:K:364:LEU:CD1	1:K:368:MET:HE1	2.20	0.69
1:K:1184:CYS:HB3	1:K:1193:ILE:HB	1.74	0.69
1:M:1171:GLU:HG3	1:M:1172:GLY:N	2.06	0.69
1:A:409:GLU:HG2	1:A:410:GLU:N	2.07	0.69
1:A:1184:CYS:HB3	1:A:1193:ILE:HB	1.74	0.69
1:C:578:GLN:O	1:C:578:GLN:NE2	2.25	0.69
1:E:127:VAL:HG23	1:E:294:ILE:HG13	1.74	0.69
1:E:578:GLN:NE2	1:E:578:GLN:O	2.25	0.69
1:E:924:GLN:N	1:E:924:GLN:OE1	2.24	0.69
1:G:558:GLN:HB3	1:G:559:PRO:CD	2.20	0.69
1:I:179:PRO:HG2	1:I:237:ARG:NH1	2.07	0.69
1:I:409:GLU:HG2	1:I:410:GLU:N	2.07	0.69
1:I:1187:PRO:HD3	1:I:1229:PHE:CD1	2.28	0.69
1:K:639:LEU:O	1:K:653:ILE:CG2	2.39	0.69
1:M:332:ARG:HH11	1:M:332:ARG:HB2	1.55	0.69
1:A:641:VAL:HB	1:A:651:LEU:HB3	1.74	0.69
1:C:639:LEU:O	1:C:653:ILE:CG2	2.39	0.69
1:C:1187:PRO:HD3	1:C:1229:PHE:CD1	2.28	0.69
1:E:155:MET:CE	1:E:441:GLN:NE2	2.55	0.69
1:E:409:GLU:O	1:G:337:ARG:NH2	2.25	0.69
1:E:881:HIS:HE1	1:E:899:THR:O	1.75	0.69
1:G:394:LYS:HD3	1:G:434:ARG:HG3	1.74	0.69
1:G:427:ASP:HB3	1:G:434:ARG:HG2	1.73	0.69
1:G:1166:ALA:N	1:G:1167:PRO:HD3	2.08	0.69
1:G:1187:PRO:HD3	1:G:1229:PHE:CD1	2.28	0.69
1:I:553:HIS:NE2	1:I:554:LEU:HB2	2.08	0.69
1:I:639:LEU:O	1:I:653:ILE:CG2	2.39	0.69
1:K:1187:PRO:CG	1:K:1229:PHE:CG	2.74	0.69

Continued on next page...

Continued from previous page...

Atom-1	Atom-2	Interatomic distance (Å)	Clash overlap (Å)
1:A:294:ILE:CG2	1:A:324:VAL:HG11	2.22	0.69
1:C:137:GLN:HG2	1:C:173:LEU:CD2	2.20	0.69
1:C:473:LEU:CD1	1:C:480:CYS:CB	2.65	0.69
1:C:554:LEU:O	1:C:554:LEU:HD22	1.93	0.69
1:C:1194:SER:OG	1:C:1202:TRP:HE3	1.75	0.69
1:E:1143:ALA:HB3	1:E:1183:LEU:HD22	1.75	0.69
1:G:1212:THR:HG23	1:G:1213:PHE:N	2.07	0.69
1:I:409:GLU:O	1:K:337:ARG:NH2	2.25	0.69
1:I:543:ASN:OD1	1:I:574:SER:CB	2.39	0.69
1:K:394:LYS:HD3	1:K:434:ARG:HG3	1.74	0.69
1:K:427:ASP:CB	1:K:434:ARG:HG2	2.23	0.69
1:K:553:HIS:NE2	1:K:554:LEU:HB2	2.08	0.69
1:K:641:VAL:HB	1:K:651:LEU:HB3	1.74	0.69
1:M:409:GLU:HG2	1:M:410:GLU:N	2.07	0.69
1:M:553:HIS:NE2	1:M:554:LEU:HB2	2.08	0.69
1:M:578:GLN:NE2	1:M:578:GLN:O	2.25	0.69
1:M:610:VAL:HG22	1:M:907:ARG:HG3	1.73	0.69
1:M:641:VAL:HB	1:M:651:LEU:HB3	1.74	0.69
1:A:337:ARG:NH2	1:M:409:GLU:O	2.25	0.69
1:A:394:LYS:HD3	1:A:434:ARG:HG3	1.75	0.69
1:C:641:VAL:HB	1:C:651:LEU:CB	2.21	0.69
1:C:1184:CYS:HB3	1:C:1193:ILE:HB	1.74	0.69
1:E:595:LEU:HG	1:E:1201:TRP:CH2	2.28	0.69
1:E:633:CYS:CB	1:E:660:VAL:HG11	2.22	0.69
1:G:146:GLU:OE1	1:G:147:PRO:HD2	1.91	0.69
1:G:344:GLN:O	1:G:347:ASN:HB2	1.91	0.69
1:G:427:ASP:CB	1:G:434:ARG:HG2	2.23	0.69
1:I:427:ASP:CB	1:I:434:ARG:HG2	2.23	0.69
1:I:1184:CYS:HB3	1:I:1193:ILE:HB	1.74	0.69
1:K:409:GLU:HG2	1:K:410:GLU:N	2.07	0.69
1:K:1187:PRO:HD3	1:K:1229:PHE:CD1	2.28	0.69
1:K:1212:THR:HG23	1:K:1213:PHE:N	2.07	0.69
1:M:394:LYS:HD3	1:M:434:ARG:HG3	1.74	0.69
1:A:578:GLN:O	1:A:578:GLN:NE2	2.25	0.69
1:A:633:CYS:CB	1:A:660:VAL:HG11	2.22	0.69
1:A:639:LEU:O	1:A:653:ILE:CG2	2.39	0.69
1:A:867:TRP:HA	1:A:874:LYS:HA	1.75	0.69
1:C:867:TRP:HA	1:C:874:LYS:HA	1.75	0.69
1:C:1166:ALA:N	1:C:1167:PRO:HD3	2.08	0.69
1:G:457:HIS:CG	1:G:493:SER:CB	2.64	0.69
1:I:554:LEU:O	1:I:554:LEU:HD22	1.93	0.69

Continued on next page...

Continued from previous page...

Atom-1	Atom-2	Interatomic distance (Å)	Clash overlap (Å)
1:I:595:LEU:HG	1:I:1201:TRP:CH2	2.28	0.69
1:K:610:VAL:HG22	1:K:907:ARG:HG3	1.73	0.69
1:M:427:ASP:HB3	1:M:434:ARG:HG2	1.73	0.69
1:A:332:ARG:HH11	1:A:332:ARG:HB2	1.55	0.69
1:A:881:HIS:HE1	1:A:899:THR:O	1.75	0.69
1:C:394:LYS:HD3	1:C:434:ARG:HG3	1.74	0.69
1:C:1143:ALA:CB	1:C:1183:LEU:HD22	2.22	0.69
1:E:322:LEU:HD12	1:E:364:LEU:HD23	0.74	0.69
1:E:394:LYS:HD3	1:E:434:ARG:HG3	1.74	0.69
1:E:427:ASP:CB	1:E:434:ARG:HG2	2.23	0.69
1:E:1143:ALA:CB	1:E:1183:LEU:HD22	2.22	0.69
1:G:155:MET:CE	1:G:441:GLN:NE2	2.55	0.69
1:G:409:GLU:HG2	1:G:410:GLU:N	2.07	0.69
1:G:1143:ALA:CB	1:G:1183:LEU:HD22	2.22	0.69
1:G:1171:GLU:HG3	1:G:1172:GLY:N	2.06	0.69
1:G:1240:ILE:HG23	1:G:1241:LEU:H	1.56	0.69
1:I:1143:ALA:HB3	1:I:1183:LEU:HD22	1.75	0.69
1:I:1171:GLU:HG3	1:I:1172:GLY:N	2.06	0.69
1:K:554:LEU:O	1:K:554:LEU:HD22	1.93	0.69
1:K:1166:ALA:N	1:K:1167:PRO:HD3	2.08	0.69
1:K:1187:PRO:CG	1:K:1229:PHE:CB	2.71	0.69
1:K:1199:ILE:HD13	1:K:1232:TYR:HE2	1.58	0.69
1:M:427:ASP:CB	1:M:434:ARG:HG2	2.23	0.69
1:M:473:LEU:CD1	1:M:480:CYS:CB	2.65	0.69
1:M:553:HIS:CB	1:M:610:VAL:HG11	2.21	0.69
1:M:554:LEU:O	1:M:554:LEU:HD13	1.93	0.69
1:M:617:ALA:O	1:M:635:ALA:N	2.24	0.69
1:M:1187:PRO:HD3	1:M:1229:PHE:CD1	2.27	0.69
1:C:595:LEU:HD23	1:C:1246:THR:HB	1.74	0.69
1:C:1187:PRO:CG	1:C:1229:PHE:CB	2.71	0.69
1:E:146:GLU:OE1	1:E:147:PRO:HD2	1.91	0.69
1:E:179:PRO:HG2	1:E:237:ARG:NH1	2.07	0.69
1:E:554:LEU:O	1:E:554:LEU:HD22	1.93	0.69
1:G:657:GLU:HG2	1:G:680:LYS:HZ2	1.54	0.69
1:I:1240:ILE:HG23	1:I:1241:LEU:H	1.56	0.69
1:K:554:LEU:O	1:K:554:LEU:HD13	1.93	0.69
1:K:1002:HIS:NE2	1:K:1028:GLN:OE1	2.26	0.69
1:M:633:CYS:CB	1:M:660:VAL:HG11	2.22	0.69
1:M:1166:ALA:N	1:M:1167:PRO:HD3	2.08	0.69
1:M:1187:PRO:CG	1:M:1229:PHE:CB	2.71	0.69
1:A:553:HIS:NE2	1:A:554:LEU:HB2	2.07	0.69

Continued on next page...

Continued from previous page...

Atom-1	Atom-2	Interatomic distance (Å)	Clash overlap (Å)
1:A:554:LEU:O	1:A:554:LEU:HD22	1.93	0.69
1:A:881:HIS:ND1	1:A:901:SER:CB	2.48	0.69
1:C:554:LEU:O	1:C:554:LEU:HD13	1.93	0.69
1:G:924:GLN:OE1	1:G:924:GLN:N	2.24	0.69
1:I:595:LEU:HD23	1:I:1246:THR:HB	1.74	0.69
1:K:553:HIS:CB	1:K:610:VAL:HG11	2.21	0.69
1:M:1194:SER:OG	1:M:1202:TRP:HE3	1.75	0.69
1:A:617:ALA:O	1:A:635:ALA:N	2.24	0.68
1:A:1187:PRO:HD3	1:A:1229:PHE:CD1	2.28	0.68
1:C:332:ARG:HH11	1:C:332:ARG:HB2	1.55	0.68
1:C:595:LEU:HG	1:C:1201:TRP:CH2	2.28	0.68
1:E:875:VAL:CG1	1:E:915:CYS:HA	2.24	0.68
1:E:1167:PRO:CB	1:E:1202:TRP:CE3	2.74	0.68
1:G:595:LEU:HG	1:G:1201:TRP:CH2	2.28	0.68
1:K:127:VAL:HG23	1:K:294:ILE:HG13	1.74	0.68
1:K:153:HIS:HA	1:K:160:LYS:HD2	1.76	0.68
1:K:633:CYS:CB	1:K:660:VAL:HG11	2.22	0.68
1:A:127:VAL:HG23	1:A:294:ILE:HG13	1.74	0.68
1:A:374:MET:HA	1:A:374:MET:HE2	1.75	0.68
1:A:554:LEU:O	1:A:554:LEU:HD13	1.93	0.68
1:E:617:ALA:O	1:E:635:ALA:N	2.24	0.68
1:E:1187:PRO:CG	1:E:1229:PHE:CB	2.71	0.68
1:G:1200:LYS:HE3	1:G:1211:GLN:HB2	1.76	0.68
1:I:473:LEU:CD1	1:I:480:CYS:CB	2.65	0.68
1:I:1199:ILE:HD13	1:I:1232:TYR:HE2	1.58	0.68
1:K:294:ILE:CG2	1:K:324:VAL:HG11	2.22	0.68
1:M:266:ASP:OD1	1:M:266:ASP:N	2.24	0.68
1:A:153:HIS:HA	1:A:160:LYS:HD2	1.76	0.68
1:C:617:ALA:O	1:C:635:ALA:N	2.24	0.68
1:E:1200:LYS:HE3	1:E:1211:GLN:HB2	1.76	0.68
1:G:617:ALA:O	1:G:635:ALA:N	2.24	0.68
1:G:881:HIS:HE1	1:G:899:THR:O	1.75	0.68
1:I:153:HIS:HA	1:I:160:LYS:HD2	1.76	0.68
1:I:554:LEU:O	1:I:554:LEU:HD13	1.93	0.68
1:I:860:SER:C	1:I:861:GLN:HG2	2.14	0.68
1:M:1167:PRO:O	1:M:1202:TRP:NE1	2.26	0.68
1:A:431:LYS:HZ2	1:C:336:ASN:HB3	1.58	0.68
1:A:553:HIS:CB	1:A:610:VAL:HG11	2.22	0.68
1:C:409:GLU:HG2	1:C:410:GLU:N	2.07	0.68
1:C:1143:ALA:HB3	1:C:1183:LEU:HD22	1.74	0.68
1:G:554:LEU:O	1:G:554:LEU:HD13	1.93	0.68

Continued on next page...

Continued from previous page...

Atom-1	Atom-2	Interatomic distance (Å)	Clash overlap (Å)
1:I:1194:SER:OG	1:I:1202:TRP:HE3	1.75	0.68
1:K:595:LEU:CG	1:K:1201:TRP:CH2	2.77	0.68
1:K:600:LYS:H	1:K:600:LYS:HD3	1.59	0.68
1:M:127:VAL:HG23	1:M:294:ILE:HG13	1.74	0.68
1:M:867:TRP:HA	1:M:874:LYS:HA	1.75	0.68
1:A:875:VAL:CG1	1:A:915:CYS:HA	2.24	0.68
1:A:1002:HIS:NE2	1:A:1028:GLN:OE1	2.26	0.68
1:C:153:HIS:HA	1:C:160:LYS:HD2	1.76	0.68
1:C:553:HIS:NE2	1:C:554:LEU:HB2	2.07	0.68
1:C:1002:HIS:NE2	1:C:1028:GLN:OE1	2.26	0.68
1:E:1002:HIS:NE2	1:E:1028:GLN:OE1	2.26	0.68
1:E:1167:PRO:O	1:E:1202:TRP:NE1	2.26	0.68
1:G:553:HIS:CB	1:G:610:VAL:HG11	2.22	0.68
1:I:633:CYS:CB	1:I:660:VAL:HG11	2.22	0.68
1:I:1166:ALA:N	1:I:1167:PRO:HD3	2.08	0.68
1:M:153:HIS:HA	1:M:160:LYS:HD2	1.76	0.68
1:M:1002:HIS:NE2	1:M:1028:GLN:OE1	2.26	0.68
1:M:1220:LEU:CD2	1:M:1234:THR:OG1	2.40	0.68
1:A:1187:PRO:CG	1:A:1229:PHE:CB	2.71	0.68
1:A:1199:ILE:CD1	1:A:1232:TYR:CE2	2.77	0.68
1:C:540:VAL:CG1	1:C:575:GLU:HB3	2.19	0.68
1:C:875:VAL:CG1	1:C:915:CYS:HA	2.24	0.68
1:E:374:MET:HA	1:E:374:MET:HE2	1.76	0.68
1:E:927:ASP:O	1:E:938:LEU:CB	2.24	0.68
1:G:1002:HIS:NE2	1:G:1028:GLN:OE1	2.26	0.68
1:I:127:VAL:HG23	1:I:294:ILE:HG13	1.74	0.68
1:K:119:VAL:HG12	1:K:184:TRP:HE3	1.59	0.68
1:K:595:LEU:HG	1:K:1201:TRP:CH2	2.28	0.68
1:K:1167:PRO:O	1:K:1202:TRP:NE1	2.26	0.68
1:M:359:TYR:CE1	1:M:361:TYR:CD1	2.82	0.68
1:A:359:TYR:CE1	1:A:361:TYR:CD1	2.82	0.68
1:A:427:ASP:CB	1:A:434:ARG:HG2	2.23	0.68
1:A:595:LEU:CG	1:A:1201:TRP:CH2	2.77	0.68
1:A:1167:PRO:O	1:A:1202:TRP:NE1	2.26	0.68
2:B:33:HIS:CE1	2:B:104:GLU:O	2.46	0.68
1:C:127:VAL:HG23	1:C:294:ILE:HG13	1.74	0.68
1:C:427:ASP:CB	1:C:434:ARG:HG2	2.23	0.68
1:C:860:SER:C	1:C:861:GLN:CG	2.62	0.68
1:E:137:GLN:HG2	1:E:173:LEU:CD2	2.20	0.68
1:E:359:TYR:CE1	1:E:361:TYR:CD1	2.82	0.68
1:E:554:LEU:O	1:E:554:LEU:HD13	1.93	0.68

Continued on next page...

Continued from previous page...

Atom-1	Atom-2	Interatomic distance (Å)	Clash overlap (Å)
1:G:1167:PRO:O	1:G:1202:TRP:NE1	2.26	0.68
1:G:1187:PRO:CG	1:G:1229:PHE:CB	2.71	0.68
1:I:1002:HIS:NE2	1:I:1028:GLN:OE1	2.26	0.68
1:I:1187:PRO:CG	1:I:1229:PHE:CB	2.71	0.68
1:K:239:LEU:HD12	1:K:239:LEU:C	2.15	0.68
1:K:1240:ILE:HG23	1:K:1241:LEU:H	1.56	0.68
1:M:860:SER:C	1:M:861:GLN:CG	2.62	0.68
1:A:322:LEU:HD12	1:A:364:LEU:HD23	0.74	0.68
1:A:595:LEU:HG	1:A:1201:TRP:CH2	2.28	0.68
1:C:1167:PRO:O	1:C:1202:TRP:NE1	2.26	0.68
1:C:1200:LYS:HE3	1:C:1211:GLN:HB2	1.76	0.68
1:E:636:ASP:O	1:E:637:LYS:CG	2.42	0.68
1:G:409:GLU:O	1:I:337:ARG:NH2	2.25	0.68
1:G:554:LEU:O	1:G:554:LEU:HD22	1.93	0.68
1:G:597:TRP:CD1	1:G:1243:ILE:O	2.43	0.68
1:I:860:SER:C	1:I:861:GLN:CG	2.62	0.68
1:I:1094:SER:O	1:I:1095:HIS:HB2	1.94	0.68
1:K:1143:ALA:HB3	1:K:1183:LEU:HD22	1.74	0.68
1:M:554:LEU:O	1:M:554:LEU:HD22	1.93	0.68
1:M:595:LEU:CG	1:M:1201:TRP:CH2	2.77	0.68
1:M:595:LEU:HG	1:M:1201:TRP:CH2	2.28	0.68
1:A:1166:ALA:N	1:A:1167:PRO:HD3	2.08	0.68
1:C:636:ASP:O	1:C:637:LYS:CG	2.42	0.68
1:C:1220:LEU:CD2	1:C:1234:THR:OG1	2.40	0.68
1:E:294:ILE:CG2	1:E:324:VAL:HG11	2.22	0.68
1:E:595:LEU:CG	1:E:1201:TRP:CH2	2.77	0.68
1:E:1240:ILE:HG23	1:E:1241:LEU:H	1.56	0.68
1:G:239:LEU:HD12	1:G:239:LEU:C	2.15	0.68
1:G:553:HIS:NE2	1:G:554:LEU:HB2	2.07	0.68
1:G:600:LYS:HD3	1:G:600:LYS:H	1.59	0.68
1:G:860:SER:C	1:G:861:GLN:HG2	2.14	0.68
1:I:881:HIS:ND1	1:I:901:SER:CB	2.48	0.68
1:I:1200:LYS:HE3	1:I:1211:GLN:HB2	1.76	0.68
1:K:559:PRO:O	1:K:561:PRO:CD	2.42	0.68
1:M:1094:SER:O	1:M:1095:HIS:HB2	1.94	0.68
1:A:604:THR:N	1:A:1240:ILE:HD13	2.09	0.68
1:A:862:TYR:N	1:A:884:TRP:HD1	1.92	0.68
2:B:18:HIS:CE1	2:B:30:PRO:HD2	2.22	0.68
1:C:559:PRO:O	1:C:561:PRO:CD	2.42	0.68
1:C:1199:ILE:HD13	1:C:1232:TYR:HE2	1.58	0.68
1:E:553:HIS:NE2	1:E:554:LEU:HB2	2.07	0.68

Continued on next page...

Continued from previous page...

Atom-1	Atom-2	Interatomic distance (Å)	Clash overlap (Å)
1:E:1212:THR:HG23	1:E:1213:PHE:N	2.07	0.68
1:G:1194:SER:HG	1:G:1202:TRP:HE3	1.38	0.68
1:G:1220:LEU:CG	1:G:1236:ASP:HB3	2.24	0.68
1:I:553:HIS:CB	1:I:610:VAL:HG11	2.21	0.68
1:I:875:VAL:CG1	1:I:915:CYS:HA	2.24	0.68
1:I:1167:PRO:O	1:I:1202:TRP:NE1	2.26	0.68
1:A:381:ASP:O	1:A:384:THR:CG2	2.36	0.67
1:A:561:PRO:HB3	1:A:1214:TYR:HD2	1.60	0.67
1:A:636:ASP:C	1:A:637:LYS:HG3	2.15	0.67
1:A:1143:ALA:HB3	1:A:1183:LEU:HD22	1.74	0.67
1:C:239:LEU:HD12	1:C:239:LEU:C	2.15	0.67
1:C:1220:LEU:CG	1:C:1236:ASP:HB3	2.25	0.67
1:E:409:GLU:HG2	1:E:410:GLU:N	2.07	0.67
1:E:604:THR:N	1:E:1240:ILE:HD13	2.09	0.67
1:E:867:TRP:HA	1:E:874:LYS:HA	1.75	0.67
1:G:636:ASP:O	1:G:637:LYS:CG	2.42	0.67
1:G:860:SER:C	1:G:861:GLN:CG	2.62	0.67
1:I:155:MET:CE	1:I:441:GLN:NE2	2.55	0.67
1:I:636:ASP:O	1:I:637:LYS:CG	2.42	0.67
1:I:1220:LEU:CG	1:I:1236:ASP:HB3	2.24	0.67
1:K:604:THR:N	1:K:1240:ILE:HD13	2.09	0.67
1:K:636:ASP:O	1:K:637:LYS:CG	2.42	0.67
1:C:359:TYR:CE1	1:C:361:TYR:CD1	2.82	0.67
1:E:153:HIS:HA	1:E:160:LYS:HD2	1.76	0.67
1:E:473:LEU:CD1	1:E:480:CYS:CB	2.65	0.67
1:E:553:HIS:CB	1:E:610:VAL:HG11	2.22	0.67
1:E:860:SER:C	1:E:861:GLN:HG2	2.14	0.67
1:E:1199:ILE:HD13	1:E:1232:TYR:HE2	1.58	0.67
1:E:1220:LEU:CG	1:E:1236:ASP:HB3	2.25	0.67
1:G:595:LEU:CG	1:G:1201:TRP:CH2	2.77	0.67
1:I:559:PRO:O	1:I:561:PRO:CD	2.42	0.67
1:I:636:ASP:O	1:I:637:LYS:CD	2.42	0.67
1:K:875:VAL:CG1	1:K:915:CYS:HA	2.24	0.67
1:M:559:PRO:O	1:M:561:PRO:CD	2.42	0.67
1:M:600:LYS:HD3	1:M:600:LYS:H	1.59	0.67
1:A:1199:ILE:HD13	1:A:1232:TYR:HE2	1.58	0.67
1:A:1220:LEU:CG	1:A:1236:ASP:HB3	2.25	0.67
1:C:322:LEU:HD12	1:C:364:LEU:HD23	0.74	0.67
1:E:486:PHE:O	1:E:489:TYR:HB3	1.94	0.67
1:E:636:ASP:O	1:E:637:LYS:CD	2.42	0.67
1:E:1220:LEU:CD2	1:E:1234:THR:OG1	2.40	0.67

Continued on next page...

Continued from previous page...

Atom-1	Atom-2	Interatomic distance (Å)	Clash overlap (Å)
1:G:875:VAL:CG1	1:G:915:CYS:HA	2.24	0.67
1:G:1199:ILE:HD13	1:G:1232:TYR:HE2	1.58	0.67
1:G:1220:LEU:CD2	1:G:1234:THR:OG1	2.40	0.67
1:I:1167:PRO:CB	1:I:1202:TRP:CE3	2.74	0.67
1:K:636:ASP:O	1:K:637:LYS:CD	2.42	0.67
1:K:927:ASP:O	1:K:938:LEU:CB	2.24	0.67
1:M:636:ASP:O	1:M:637:LYS:CG	2.42	0.67
1:M:636:ASP:C	1:M:637:LYS:HG3	2.15	0.67
1:M:1143:ALA:HB3	1:M:1183:LEU:HD22	1.74	0.67
1:A:155:MET:CE	1:A:441:GLN:NE2	2.55	0.67
1:A:636:ASP:O	1:A:637:LYS:CD	2.42	0.67
1:C:595:LEU:CG	1:C:1201:TRP:CH2	2.77	0.67
1:C:1240:ILE:HG23	1:C:1241:LEU:H	1.56	0.67
1:E:600:LYS:HD3	1:E:600:LYS:H	1.59	0.67
1:E:657:GLU:HG2	1:E:680:LYS:HZ1	1.55	0.67
1:G:153:HIS:HA	1:G:160:LYS:HD2	1.76	0.67
1:I:387:SER:HA	1:I:445:LEU:HD13	1.77	0.67
1:I:540:VAL:CG1	1:I:575:GLU:HB3	2.19	0.67
1:K:359:TYR:CE1	1:K:361:TYR:CD1	2.82	0.67
1:K:862:TYR:N	1:K:884:TRP:HD1	1.92	0.67
1:K:1220:LEU:CG	1:K:1236:ASP:HB3	2.25	0.67
2:L:33:HIS:CE1	2:L:104:GLU:O	2.46	0.67
1:M:119:VAL:HG12	1:M:184:TRP:HE3	1.59	0.67
1:M:924:GLN:N	1:M:924:GLN:OE1	2.24	0.67
1:M:1199:ILE:CD1	1:M:1232:TYR:CE2	2.77	0.67
1:A:260:ILE:O	1:A:260:ILE:CG1	2.43	0.67
1:A:860:SER:C	1:A:861:GLN:CG	2.62	0.67
1:A:860:SER:C	1:A:861:GLN:HG2	2.14	0.67
1:A:1094:SER:O	1:A:1095:HIS:HB2	1.94	0.67
1:A:1220:LEU:CD2	1:A:1234:THR:OG1	2.40	0.67
1:C:119:VAL:HG12	1:C:184:TRP:HE3	1.59	0.67
1:E:143:LEU:HD22	1:E:143:LEU:H	1.60	0.67
1:E:597:TRP:CH2	1:E:600:LYS:HA	2.30	0.67
1:G:127:VAL:HG23	1:G:294:ILE:HG13	1.73	0.67
1:G:559:PRO:O	1:G:561:PRO:CD	2.42	0.67
1:G:570:GLU:CD	1:G:571:PRO:HD2	2.15	0.67
1:I:143:LEU:H	1:I:143:LEU:HD22	1.60	0.67
1:I:928:VAL:CG2	1:I:1224:HIS:ND1	2.58	0.67
1:K:860:SER:C	1:K:861:GLN:CG	2.62	0.67
1:M:1220:LEU:CG	1:M:1236:ASP:HB3	2.25	0.67
1:A:143:LEU:H	1:A:143:LEU:HD22	1.60	0.67

Continued on next page...

Continued from previous page...

Atom-1	Atom-2	Interatomic distance (Å)	Clash overlap (Å)
1:A:239:LEU:HD12	1:A:239:LEU:C	2.15	0.67
1:A:336:ASN:HB3	1:M:431:LYS:HZ2	1.60	0.67
1:A:486:PHE:O	1:A:489:TYR:HB3	1.94	0.67
1:A:570:GLU:CD	1:A:571:PRO:HD2	2.15	0.67
1:A:1185:PHE:O	1:A:1229:PHE:HZ	1.78	0.67
1:C:486:PHE:O	1:C:489:TYR:HB3	1.94	0.67
1:C:1171:GLU:HG3	1:C:1172:GLY:N	2.06	0.67
1:C:1220:LEU:HG	1:C:1236:ASP:CB	2.25	0.67
1:E:387:SER:HA	1:E:445:LEU:HD13	1.77	0.67
1:E:559:PRO:O	1:E:561:PRO:CD	2.42	0.67
1:E:570:GLU:CD	1:E:571:PRO:HD2	2.15	0.67
1:E:1199:ILE:CD1	1:E:1232:TYR:CE2	2.77	0.67
1:G:387:SER:HA	1:G:445:LEU:HD13	1.77	0.67
1:G:564:VAL:HG13	1:G:583:GLN:HG2	1.77	0.67
1:G:1220:LEU:HG	1:G:1236:ASP:CB	2.25	0.67
1:I:119:VAL:HG12	1:I:184:TRP:HE3	1.59	0.67
1:I:174:LEU:HD23	1:I:174:LEU:C	2.15	0.67
1:I:595:LEU:CG	1:I:1201:TRP:CH2	2.77	0.67
1:K:1178:GLY:O	1:K:1179:TRP:HB2	1.95	0.67
1:K:1185:PHE:HE1	1:K:1192:LEU:HD12	1.53	0.67
1:A:559:PRO:O	1:A:561:PRO:CD	2.42	0.67
1:A:600:LYS:H	1:A:600:LYS:HD3	1.59	0.67
1:C:553:HIS:CB	1:C:610:VAL:HG11	2.22	0.67
1:C:636:ASP:C	1:C:637:LYS:HG3	2.15	0.67
1:E:261:LEU:C	1:E:261:LEU:HD12	2.15	0.67
1:E:597:TRP:CD1	1:E:1243:ILE:O	2.43	0.67
1:I:261:LEU:C	1:I:261:LEU:HD12	2.15	0.67
1:I:359:TYR:CE1	1:I:361:TYR:CD1	2.82	0.67
1:M:174:LEU:HD23	1:M:174:LEU:C	2.15	0.67
1:M:875:VAL:CG1	1:M:915:CYS:HA	2.24	0.67
1:A:639:LEU:HG	1:A:653:ILE:CG2	2.25	0.67
1:C:387:SER:HA	1:C:445:LEU:HD13	1.77	0.67
1:C:570:GLU:CD	1:C:571:PRO:HD2	2.15	0.67
1:C:860:SER:C	1:C:861:GLN:HG2	2.14	0.67
1:G:359:TYR:CE1	1:G:361:TYR:CD1	2.82	0.67
1:G:535:GLU:O	1:G:538:CYS:HB2	1.95	0.67
1:G:540:VAL:CG1	1:G:575:GLU:HB3	2.19	0.67
1:G:1185:PHE:HE1	1:G:1192:LEU:HD12	1.53	0.67
1:I:564:VAL:HG13	1:I:583:GLN:HG2	1.77	0.67
1:K:174:LEU:HD23	1:K:174:LEU:C	2.15	0.67
1:K:261:LEU:C	1:K:261:LEU:HD12	2.15	0.67

Continued on next page...

Continued from previous page...

Atom-1	Atom-2	Interatomic distance (Å)	Clash overlap (Å)
1:M:561:PRO:HB3	1:M:1214:TYR:HD2	1.60	0.67
1:M:860:SER:C	1:M:861:GLN:HG2	2.14	0.67
1:A:636:ASP:O	1:A:637:LYS:CG	2.42	0.67
1:A:866:LEU:HD22	1:A:914:VAL:CB	2.25	0.67
1:G:174:LEU:HD23	1:G:174:LEU:C	2.15	0.67
1:G:1185:PHE:O	1:G:1229:PHE:HZ	1.78	0.67
1:I:486:PHE:O	1:I:489:TYR:HB3	1.94	0.67
1:I:1185:PHE:O	1:I:1229:PHE:HZ	1.78	0.67
1:K:387:SER:HA	1:K:445:LEU:HD13	1.77	0.67
1:K:403:LEU:HD12	1:K:403:LEU:C	2.15	0.67
1:K:867:TRP:HA	1:K:874:LYS:HA	1.75	0.67
1:K:928:VAL:CG2	1:K:1224:HIS:ND1	2.58	0.67
1:M:260:ILE:O	1:M:260:ILE:CG1	2.43	0.67
1:M:322:LEU:CD1	1:M:364:LEU:CD2	2.42	0.67
1:M:403:LEU:HD12	1:M:403:LEU:C	2.15	0.67
1:M:486:PHE:O	1:M:489:TYR:HB3	1.94	0.67
1:M:639:LEU:HG	1:M:653:ILE:CG2	2.25	0.67
1:A:140:LEU:HD13	1:A:140:LEU:C	2.16	0.67
1:A:1240:ILE:HG23	1:A:1241:LEU:H	1.56	0.67
1:E:496:MET:HA	1:E:496:MET:HE3	1.77	0.67
1:E:535:GLU:O	1:E:538:CYS:HB2	1.95	0.67
1:G:597:TRP:CH2	1:G:600:LYS:HA	2.30	0.67
1:G:867:TRP:HA	1:G:874:LYS:HA	1.75	0.67
1:I:866:LEU:HD22	1:I:914:VAL:CB	2.25	0.67
1:K:486:PHE:O	1:K:489:TYR:HB3	1.94	0.67
1:K:860:SER:C	1:K:861:GLN:HG2	2.14	0.67
1:M:143:LEU:HD22	1:M:143:LEU:H	1.60	0.67
1:M:239:LEU:HD12	1:M:239:LEU:C	2.14	0.67
1:A:403:LEU:HD12	1:A:403:LEU:C	2.15	0.66
1:C:639:LEU:HG	1:C:653:ILE:CG2	2.25	0.66
1:E:119:VAL:HG12	1:E:184:TRP:HE3	1.59	0.66
1:E:540:VAL:CG1	1:E:575:GLU:HB3	2.19	0.66
1:E:860:SER:C	1:E:861:GLN:CG	2.62	0.66
1:G:486:PHE:O	1:G:489:TYR:HB3	1.94	0.66
1:I:1220:LEU:CA	1:I:1236:ASP:HB3	2.25	0.66
1:K:636:ASP:C	1:K:637:LYS:HG3	2.15	0.66
1:K:1167:PRO:CB	1:K:1202:TRP:CE3	2.74	0.66
1:M:597:TRP:CH2	1:M:600:LYS:HA	2.30	0.66
1:M:1240:ILE:HG23	1:M:1241:LEU:H	1.56	0.66
1:A:409:GLU:O	1:C:337:ARG:NH2	2.25	0.66
1:A:597:TRP:CH2	1:A:600:LYS:HA	2.30	0.66

Continued on next page...

Continued from previous page...

Atom-1	Atom-2	Interatomic distance (Å)	Clash overlap (Å)
1:C:636:ASP:O	1:C:637:LYS:CD	2.42	0.66
1:C:862:TYR:N	1:C:884:TRP:HD1	1.92	0.66
1:E:636:ASP:C	1:E:637:LYS:HG3	2.15	0.66
1:E:866:LEU:HD22	1:E:914:VAL:CB	2.25	0.66
1:G:604:THR:N	1:G:1240:ILE:HD13	2.09	0.66
1:I:604:THR:N	1:I:1240:ILE:HD13	2.09	0.66
1:K:597:TRP:CH2	1:K:600:LYS:HA	2.30	0.66
1:K:1094:SER:O	1:K:1095:HIS:HB2	1.94	0.66
1:M:1200:LYS:HE3	1:M:1211:GLN:HB2	1.76	0.66
1:M:1220:LEU:CA	1:M:1236:ASP:HB3	2.25	0.66
1:A:387:SER:HA	1:A:445:LEU:HD13	1.77	0.66
1:A:1167:PRO:CB	1:A:1202:TRP:CE3	2.74	0.66
1:C:140:LEU:HD13	1:C:140:LEU:C	2.16	0.66
1:C:597:TRP:CH2	1:C:600:LYS:HA	2.30	0.66
1:C:1185:PHE:HE1	1:C:1192:LEU:HD12	1.53	0.66
1:G:261:LEU:C	1:G:261:LEU:HD12	2.15	0.66
1:G:636:ASP:O	1:G:637:LYS:CD	2.42	0.66
1:G:999:ARG:CZ	1:G:1000:PHE:H	2.09	0.66
1:G:1094:SER:O	1:G:1095:HIS:HB2	1.94	0.66
2:H:33:HIS:CE1	2:H:104:GLU:O	2.46	0.66
1:I:155:MET:HE3	1:I:441:GLN:HE21	1.57	0.66
1:I:535:GLU:O	1:I:538:CYS:HB2	1.95	0.66
1:K:866:LEU:HD22	1:K:914:VAL:CB	2.25	0.66
1:K:1200:LYS:HE3	1:K:1211:GLN:HB2	1.76	0.66
1:K:1220:LEU:HG	1:K:1236:ASP:CB	2.25	0.66
1:M:928:VAL:CG2	1:M:1224:HIS:ND1	2.58	0.66
1:A:294:ILE:CG2	1:A:324:VAL:CG1	2.74	0.66
1:C:604:THR:N	1:C:1240:ILE:HD13	2.09	0.66
1:E:174:LEU:HD23	1:E:174:LEU:C	2.15	0.66
1:E:239:LEU:HD12	1:E:239:LEU:C	2.15	0.66
1:E:564:VAL:HG13	1:E:583:GLN:HG2	1.77	0.66
1:E:1094:SER:O	1:E:1095:HIS:HB2	1.94	0.66
1:G:137:GLN:HG2	1:G:173:LEU:CD2	2.20	0.66
1:I:294:ILE:CG2	1:I:324:VAL:CG1	2.74	0.66
1:I:570:GLU:CD	1:I:571:PRO:HD2	2.15	0.66
1:I:600:LYS:H	1:I:600:LYS:HD3	1.59	0.66
1:I:1178:GLY:O	1:I:1179:TRP:HB2	1.95	0.66
1:K:294:ILE:CG2	1:K:324:VAL:CG1	2.74	0.66
1:M:261:LEU:C	1:M:261:LEU:HD12	2.15	0.66
1:M:294:ILE:CG2	1:M:324:VAL:CG1	2.74	0.66
1:M:999:ARG:CZ	1:M:1000:PHE:H	2.08	0.66

Continued on next page...

Continued from previous page...

Atom-1	Atom-2	Interatomic distance (Å)	Clash overlap (Å)
1:M:1199:ILE:HD13	1:M:1232:TYR:HE2	1.58	0.66
1:A:261:LEU:C	1:A:261:LEU:HD12	2.15	0.66
1:A:999:ARG:CZ	1:A:1000:PHE:H	2.09	0.66
1:E:1220:LEU:CA	1:E:1236:ASP:HB3	2.25	0.66
1:G:636:ASP:C	1:G:637:LYS:HG3	2.15	0.66
1:I:140:LEU:HD13	1:I:140:LEU:C	2.16	0.66
1:I:322:LEU:HD12	1:I:364:LEU:HD23	0.74	0.66
1:I:416:GLN:NE2	1:I:416:GLN:HA	2.11	0.66
1:I:597:TRP:CH2	1:I:600:LYS:HA	2.30	0.66
1:I:867:TRP:HA	1:I:874:LYS:HA	1.75	0.66
1:K:453:LEU:HD12	1:K:453:LEU:C	2.16	0.66
1:K:617:ALA:O	1:K:635:ALA:N	2.24	0.66
1:K:639:LEU:HG	1:K:653:ILE:CG2	2.25	0.66
1:M:381:ASP:O	1:M:384:THR:CG2	2.36	0.66
1:M:570:GLU:CD	1:M:571:PRO:HD2	2.15	0.66
1:M:1167:PRO:CB	1:M:1202:TRP:CE3	2.74	0.66
1:A:928:VAL:CG2	1:A:1224:HIS:ND1	2.58	0.66
1:C:600:LYS:H	1:C:600:LYS:HD3	1.59	0.66
1:G:119:VAL:HG12	1:G:184:TRP:HE3	1.59	0.66
1:I:239:LEU:HD12	1:I:239:LEU:C	2.15	0.66
1:I:636:ASP:C	1:I:637:LYS:HG3	2.15	0.66
1:M:140:LEU:HD13	1:M:140:LEU:C	2.16	0.66
1:M:387:SER:HA	1:M:445:LEU:HD13	1.77	0.66
1:A:119:VAL:HG12	1:A:184:TRP:HE3	1.59	0.66
1:A:1226:SER:O	1:A:1229:PHE:N	2.29	0.66
1:C:1094:SER:O	1:C:1095:HIS:HB2	1.94	0.66
1:E:639:LEU:HG	1:E:653:ILE:CG2	2.25	0.66
1:E:999:ARG:CZ	1:E:1000:PHE:H	2.09	0.66
1:G:1178:GLY:O	1:G:1179:TRP:HB2	1.95	0.66
1:I:403:LEU:HD12	1:I:403:LEU:C	2.15	0.66
1:I:453:LEU:HD12	1:I:453:LEU:C	2.16	0.66
2:J:33:HIS:CE1	2:J:104:GLU:O	2.46	0.66
1:K:570:GLU:CD	1:K:571:PRO:HD2	2.15	0.66
1:M:453:LEU:HD12	1:M:453:LEU:C	2.16	0.66
1:M:604:THR:N	1:M:1240:ILE:HD13	2.09	0.66
1:M:1178:GLY:O	1:M:1179:TRP:HB2	1.95	0.66
1:M:1220:LEU:HG	1:M:1236:ASP:CB	2.25	0.66
1:A:121:GLN:OE1	1:M:147:PRO:HG2	1.96	0.66
1:A:564:VAL:HG13	1:A:583:GLN:HG2	1.77	0.66
1:C:261:LEU:C	1:C:261:LEU:HD12	2.15	0.66
1:C:364:LEU:CD1	1:C:368:MET:CE	2.74	0.66

Continued on next page...

Continued from previous page...

Atom-1	Atom-2	Interatomic distance (Å)	Clash overlap (Å)
1:C:535:GLU:O	1:C:538:CYS:HB2	1.95	0.66
1:C:1220:LEU:CA	1:C:1236:ASP:HB3	2.25	0.66
1:E:403:LEU:HD12	1:E:403:LEU:C	2.15	0.66
1:E:1178:GLY:O	1:E:1179:TRP:HB2	1.95	0.66
1:E:1226:SER:O	1:E:1229:PHE:N	2.29	0.66
1:K:143:LEU:HD22	1:K:143:LEU:H	1.60	0.66
1:K:597:TRP:CD1	1:K:1243:ILE:O	2.43	0.66
1:M:301:MET:HG3	1:M:306:LEU:HD21	1.77	0.66
1:M:564:VAL:HG13	1:M:583:GLN:HG2	1.77	0.66
1:C:143:LEU:H	1:C:143:LEU:HD22	1.60	0.66
1:C:403:LEU:HD12	1:C:403:LEU:C	2.15	0.66
1:E:1112:TRP:HB3	1:E:1119:PRO:HA	1.78	0.66
1:G:158:CYS:SG	1:G:284:SER:CA	2.84	0.66
1:I:999:ARG:CZ	1:I:1000:PHE:H	2.09	0.66
1:I:1220:LEU:CD2	1:I:1234:THR:OG1	2.40	0.66
1:K:260:ILE:CG1	1:K:260:ILE:O	2.43	0.66
1:M:636:ASP:O	1:M:637:LYS:CD	2.42	0.66
1:A:174:LEU:HD23	1:A:174:LEU:C	2.15	0.66
1:A:1200:LYS:HE3	1:A:1211:GLN:HB2	1.76	0.66
1:A:1220:LEU:HG	1:A:1236:ASP:CB	2.25	0.66
1:C:307:PRO:HG2	1:C:338:TRP:CZ3	2.31	0.66
1:C:489:TYR:O	1:C:489:TYR:HD1	1.79	0.66
1:E:260:ILE:O	1:E:260:ILE:CG1	2.43	0.66
1:E:294:ILE:CG2	1:E:324:VAL:CG1	2.74	0.66
1:E:1194:SER:OG	1:E:1202:TRP:HE3	1.75	0.66
1:E:1220:LEU:HG	1:E:1236:ASP:CB	2.25	0.66
1:G:301:MET:HG3	1:G:306:LEU:HD21	1.77	0.66
1:G:416:GLN:HA	1:G:416:GLN:NE2	2.11	0.66
1:G:1112:TRP:HB3	1:G:1119:PRO:HA	1.78	0.66
1:G:1220:LEU:CA	1:G:1236:ASP:HB3	2.25	0.66
1:I:364:LEU:CD1	1:I:368:MET:CE	2.74	0.66
1:I:597:TRP:CD1	1:I:1243:ILE:O	2.43	0.66
1:I:924:GLN:OE1	1:I:924:GLN:N	2.24	0.66
1:I:1226:SER:O	1:I:1229:PHE:N	2.29	0.66
1:K:301:MET:HG3	1:K:306:LEU:HD21	1.77	0.66
1:K:999:ARG:CZ	1:K:1000:PHE:H	2.09	0.66
1:M:158:CYS:SG	1:M:284:SER:CA	2.84	0.66
1:A:301:MET:HG3	1:A:306:LEU:HD21	1.77	0.65
1:A:307:PRO:HG2	1:A:338:TRP:CZ3	2.31	0.65
1:A:1171:GLU:HG3	1:A:1172:GLY:N	2.06	0.65
1:C:564:VAL:HG13	1:C:583:GLN:HG2	1.77	0.65

Continued on next page...

Continued from previous page...

Atom-1	Atom-2	Interatomic distance (Å)	Clash overlap (Å)
1:C:657:GLU:HG2	1:C:680:LYS:HZ1	1.58	0.65
1:C:999:ARG:CZ	1:C:1000:PHE:H	2.09	0.65
1:E:140:LEU:HD13	1:E:140:LEU:C	2.16	0.65
1:G:334:PHE:CG	1:G:337:ARG:HD2	2.31	0.65
1:G:678:ASP:O	1:G:679:LYS:HB2	1.96	0.65
1:I:158:CYS:SG	1:I:284:SER:CA	2.84	0.65
1:I:307:PRO:HG2	1:I:338:TRP:CZ3	2.31	0.65
1:I:639:LEU:HG	1:I:653:ILE:CG2	2.25	0.65
1:I:1220:LEU:HG	1:I:1236:ASP:CB	2.25	0.65
1:K:535:GLU:O	1:K:538:CYS:HB2	1.95	0.65
1:M:866:LEU:HD22	1:M:914:VAL:CB	2.25	0.65
1:E:147:PRO:HG2	1:G:121:GLN:OE1	1.96	0.65
1:E:307:PRO:HG2	1:E:338:TRP:CZ3	2.31	0.65
1:G:260:ILE:O	1:G:260:ILE:CG1	2.43	0.65
1:G:639:LEU:HG	1:G:653:ILE:CG2	2.25	0.65
1:G:882:LEU:CD2	1:G:882:LEU:N	2.39	0.65
1:G:999:ARG:CD	1:G:1030:TRP:NE1	2.59	0.65
1:I:922:LEU:HD11	1:I:1241:LEU:HD23	1.79	0.65
1:K:409:GLU:O	1:M:337:ARG:NH2	2.25	0.65
1:K:564:VAL:HG13	1:K:583:GLN:HG2	1.77	0.65
1:K:922:LEU:HD11	1:K:1241:LEU:HD23	1.79	0.65
1:K:985:ILE:HD11	1:K:1006:VAL:HG21	1.78	0.65
1:A:158:CYS:SG	1:A:284:SER:CA	2.84	0.65
1:A:883:SER:CB	1:A:902:ASP:HB3	2.26	0.65
1:A:1178:GLY:O	1:A:1179:TRP:HB2	1.94	0.65
1:C:174:LEU:HD23	1:C:174:LEU:C	2.15	0.65
1:C:883:SER:CB	1:C:902:ASP:HB3	2.26	0.65
1:E:301:MET:HG3	1:E:306:LEU:HD21	1.77	0.65
1:G:489:TYR:HD1	1:G:489:TYR:O	1.79	0.65
1:G:866:LEU:HD22	1:G:914:VAL:CB	2.25	0.65
1:I:334:PHE:CG	1:I:337:ARG:HD2	2.31	0.65
1:I:489:TYR:O	1:I:489:TYR:HD1	1.79	0.65
1:K:155:MET:CE	1:K:441:GLN:NE2	2.55	0.65
1:K:561:PRO:HB3	1:K:1214:TYR:HD2	1.60	0.65
1:K:1171:GLU:HG3	1:K:1172:GLY:N	2.06	0.65
1:K:1220:LEU:CD2	1:K:1234:THR:OG1	2.40	0.65
1:K:1226:SER:O	1:K:1229:PHE:N	2.29	0.65
1:M:416:GLN:HA	1:M:416:GLN:NE2	2.11	0.65
1:M:597:TRP:HH2	1:M:603:ILE:CG1	2.10	0.65
1:M:1200:LYS:HG3	1:M:1211:GLN:CB	2.27	0.65
1:A:535:GLU:O	1:A:538:CYS:HB2	1.95	0.65

Continued on next page...

Continued from previous page...

Atom-1	Atom-2	Interatomic distance (Å)	Clash overlap (Å)
1:A:597:TRP:CD1	1:A:1243:ILE:O	2.43	0.65
1:E:364:LEU:CD1	1:E:368:MET:CE	2.74	0.65
1:G:364:LEU:CD1	1:G:368:MET:CE	2.74	0.65
1:G:453:LEU:HD12	1:G:453:LEU:C	2.16	0.65
1:G:862:TYR:HA	1:G:885:VAL:HG13	1.79	0.65
1:G:1226:SER:O	1:G:1229:PHE:N	2.29	0.65
1:I:544:PHE:HE1	1:I:576:VAL:CG1	1.88	0.65
1:I:985:ILE:HD11	1:I:1006:VAL:HG21	1.78	0.65
1:I:999:ARG:CD	1:I:1030:TRP:NE1	2.59	0.65
1:I:1200:LYS:HG3	1:I:1211:GLN:CB	2.27	0.65
1:K:212:PHE:CD2	1:K:230:LEU:HD21	2.32	0.65
1:K:334:PHE:CG	1:K:337:ARG:HD2	2.31	0.65
1:M:1226:SER:O	1:M:1229:PHE:N	2.29	0.65
1:A:453:LEU:HD12	1:A:453:LEU:C	2.16	0.65
1:A:489:TYR:O	1:A:489:TYR:HD1	1.79	0.65
1:A:573:THR:HA	1:A:577:TYR:HD2	1.62	0.65
1:C:866:LEU:HD22	1:C:914:VAL:CB	2.25	0.65
1:C:1112:TRP:HB3	1:C:1119:PRO:HA	1.78	0.65
1:C:1185:PHE:O	1:C:1229:PHE:HZ	1.78	0.65
2:F:33:HIS:CE1	2:F:104:GLU:O	2.46	0.65
1:G:307:PRO:HG2	1:G:338:TRP:CZ3	2.31	0.65
1:I:260:ILE:O	1:I:260:ILE:CG1	2.43	0.65
1:I:1199:ILE:CD1	1:I:1232:TYR:CE2	2.77	0.65
1:K:140:LEU:HD13	1:K:140:LEU:C	2.16	0.65
1:K:1220:LEU:CA	1:K:1236:ASP:HB3	2.25	0.65
1:C:212:PHE:CD2	1:C:230:LEU:HD21	2.32	0.65
1:C:678:ASP:O	1:C:679:LYS:HB2	1.96	0.65
1:C:1226:SER:O	1:C:1229:PHE:N	2.29	0.65
2:D:33:HIS:CE1	2:D:104:GLU:O	2.46	0.65
1:E:212:PHE:CD2	1:E:230:LEU:HD21	2.32	0.65
1:E:334:PHE:CG	1:E:337:ARG:HD2	2.31	0.65
1:E:453:LEU:HD12	1:E:453:LEU:C	2.16	0.65
1:E:678:ASP:O	1:E:679:LYS:HB2	1.96	0.65
1:E:928:VAL:CG2	1:E:1224:HIS:ND1	2.58	0.65
1:G:403:LEU:HD12	1:G:403:LEU:C	2.15	0.65
1:G:513:LYS:HD3	1:G:522:LEU:CG	2.27	0.65
1:K:416:GLN:HA	1:K:416:GLN:NE2	2.11	0.65
1:K:862:TYR:HA	1:K:885:VAL:HG13	1.79	0.65
1:K:1200:LYS:HG3	1:K:1211:GLN:CB	2.27	0.65
1:M:535:GLU:O	1:M:538:CYS:HB2	1.95	0.65
1:C:453:LEU:HD12	1:C:453:LEU:C	2.16	0.65

Continued on next page...

Continued from previous page...

Atom-1	Atom-2	Interatomic distance (Å)	Clash overlap (Å)
1:C:513:LYS:HD3	1:C:522:LEU:CG	2.27	0.65
1:C:927:ASP:O	1:C:938:LEU:CB	2.24	0.65
1:C:985:ILE:HD11	1:C:1006:VAL:HG21	1.78	0.65
1:E:572:GLU:O	1:E:573:THR:HG23	1.97	0.65
1:G:143:LEU:HD22	1:G:143:LEU:H	1.60	0.65
1:I:862:TYR:HA	1:I:885:VAL:HG13	1.79	0.65
1:K:1151:ILE:HG12	1:K:1167:PRO:HG2	1.79	0.65
1:M:883:SER:CB	1:M:902:ASP:HB3	2.26	0.65
1:A:262:LEU:HD11	1:A:270:THR:CG2	2.27	0.65
1:A:1220:LEU:CA	1:A:1236:ASP:HB3	2.25	0.65
1:C:158:CYS:SG	1:C:284:SER:CA	2.84	0.65
1:C:262:LEU:HD11	1:C:270:THR:CG2	2.27	0.65
1:C:416:GLN:HA	1:C:416:GLN:NE2	2.11	0.65
1:C:564:VAL:HG11	1:C:583:GLN:HG3	1.79	0.65
1:E:416:GLN:HA	1:E:416:GLN:NE2	2.11	0.65
1:G:597:TRP:HH2	1:G:603:ILE:CG1	2.10	0.65
1:G:1200:LYS:HG3	1:G:1211:GLN:CB	2.27	0.65
1:I:147:PRO:HG2	1:K:121:GLN:OE1	1.96	0.65
1:I:212:PHE:CD2	1:I:230:LEU:HD21	2.32	0.65
1:I:290:LYS:O	1:I:293:GLU:HB3	1.97	0.65
1:I:1112:TRP:HB3	1:I:1119:PRO:HA	1.78	0.65
1:K:262:LEU:HD11	1:K:270:THR:CG2	2.27	0.65
1:K:307:PRO:HG2	1:K:338:TRP:CZ3	2.31	0.65
1:M:307:PRO:HG2	1:M:338:TRP:CZ3	2.31	0.65
1:M:461:ILE:HD13	1:M:491:MET:CG	2.27	0.65
1:M:573:THR:HA	1:M:577:TYR:HD2	1.62	0.65
1:M:985:ILE:HD11	1:M:1006:VAL:HG21	1.78	0.65
1:A:262:LEU:HD21	1:A:270:THR:CG2	2.27	0.65
1:A:364:LEU:CD1	1:A:368:MET:CE	2.74	0.65
1:A:513:LYS:HD3	1:A:522:LEU:CG	2.27	0.65
1:A:882:LEU:CD2	1:A:882:LEU:N	2.39	0.65
1:C:294:ILE:CG2	1:C:324:VAL:CG1	2.74	0.65
1:E:158:CYS:SG	1:E:284:SER:CA	2.84	0.65
1:E:862:TYR:N	1:E:884:TRP:HD1	1.92	0.65
1:E:862:TYR:HA	1:E:885:VAL:HG13	1.79	0.65
1:E:883:SER:CB	1:E:902:ASP:HB3	2.26	0.65
1:G:1199:ILE:CD1	1:G:1232:TYR:CE2	2.77	0.65
1:I:301:MET:HG3	1:I:306:LEU:HD21	1.77	0.65
1:I:513:LYS:HD3	1:I:522:LEU:CG	2.27	0.65
1:K:147:PRO:HG2	1:M:121:GLN:OE1	1.96	0.65
1:K:461:ILE:HD13	1:K:491:MET:CG	2.27	0.65

Continued on next page...

Continued from previous page...

Atom-1	Atom-2	Interatomic distance (Å)	Clash overlap (Å)
1:K:540:VAL:CG1	1:K:575:GLU:HB3	2.19	0.65
1:K:1199:ILE:CD1	1:K:1232:TYR:CE2	2.77	0.65
1:M:212:PHE:CD2	1:M:230:LEU:HD21	2.32	0.65
1:M:262:LEU:HD11	1:M:270:THR:CG2	2.27	0.65
1:M:564:VAL:HG11	1:M:583:GLN:HG3	1.79	0.65
1:M:862:TYR:N	1:M:884:TRP:HD1	1.92	0.65
1:M:922:LEU:HD11	1:M:1241:LEU:HD23	1.79	0.65
1:M:1112:TRP:HB3	1:M:1119:PRO:HA	1.78	0.65
1:A:147:PRO:HG2	1:C:121:GLN:OE1	1.96	0.65
1:A:334:PHE:CG	1:A:337:ARG:HD2	2.31	0.65
1:A:416:GLN:NE2	1:A:416:GLN:HA	2.11	0.65
1:C:294:ILE:CG2	1:C:324:VAL:HG11	2.22	0.65
1:C:334:PHE:CG	1:C:337:ARG:HD2	2.31	0.65
1:E:513:LYS:HD3	1:E:522:LEU:CG	2.27	0.65
1:E:985:ILE:HD11	1:E:1006:VAL:HG21	1.78	0.65
1:G:256:SER:O	1:G:257:GLN:HB2	1.97	0.65
1:G:1110:LYS:HD3	1:G:1119:PRO:HG3	1.79	0.65
1:G:1151:ILE:HG12	1:G:1167:PRO:HG2	1.79	0.65
1:I:1151:ILE:HG12	1:I:1167:PRO:HG2	1.79	0.65
1:K:158:CYS:SG	1:K:284:SER:CA	2.84	0.65
1:K:364:LEU:CD1	1:K:368:MET:CE	2.74	0.65
1:M:262:LEU:HD21	1:M:270:THR:CG2	2.27	0.65
1:M:489:TYR:O	1:M:489:TYR:HD1	1.79	0.65
1:M:513:LYS:HD3	1:M:522:LEU:CG	2.27	0.65
1:M:862:TYR:HA	1:M:885:VAL:HG13	1.79	0.65
1:A:212:PHE:CD2	1:A:230:LEU:HD21	2.32	0.64
1:A:657:GLU:HG2	1:A:680:LYS:HZ1	1.59	0.64
1:C:147:PRO:HG2	1:E:121:GLN:OE1	1.96	0.64
1:C:1167:PRO:CB	1:C:1202:TRP:CE3	2.74	0.64
1:E:573:THR:HA	1:E:577:TYR:HD2	1.62	0.64
1:E:1110:LYS:HD3	1:E:1119:PRO:HG3	1.79	0.64
1:I:461:ILE:HD13	1:I:491:MET:CG	2.27	0.64
1:I:553:HIS:C	1:I:553:HIS:CD2	2.71	0.64
1:I:883:SER:CB	1:I:902:ASP:HB3	2.27	0.64
1:K:262:LEU:HD21	1:K:270:THR:CG2	2.27	0.64
1:K:290:LYS:O	1:K:293:GLU:HB3	1.97	0.64
1:K:453:LEU:HD11	1:K:454:GLN:NE2	2.00	0.64
1:K:597:TRP:HH2	1:K:603:ILE:CG1	2.10	0.64
1:A:1235:VAL:HG22	1:A:1235:VAL:O	1.97	0.64
1:C:260:ILE:CG1	1:C:260:ILE:O	2.43	0.64
1:C:283:GLU:CD	1:C:284:SER:N	2.51	0.64

Continued on next page...

Continued from previous page...

Atom-1	Atom-2	Interatomic distance (Å)	Clash overlap (Å)
1:C:597:TRP:HH2	1:C:603:ILE:CG1	2.10	0.64
1:C:597:TRP:CD1	1:C:1243:ILE:O	2.43	0.64
1:E:256:SER:O	1:E:257:GLN:HB2	1.97	0.64
1:E:262:LEU:HD11	1:E:270:THR:CG2	2.27	0.64
1:E:489:TYR:O	1:E:489:TYR:HD1	1.79	0.64
1:E:1185:PHE:O	1:E:1229:PHE:HZ	1.78	0.64
1:E:1235:VAL:O	1:E:1235:VAL:HG22	1.97	0.64
1:G:147:PRO:HG2	1:I:121:GLN:OE1	1.96	0.64
1:G:290:LYS:O	1:G:293:GLU:HB3	1.97	0.64
1:G:1235:VAL:HG22	1:G:1235:VAL:O	1.97	0.64
1:I:1110:LYS:HD3	1:I:1119:PRO:HG3	1.79	0.64
1:K:127:VAL:N	3:K:1301:DTP:HN61	1.93	0.64
1:K:513:LYS:HD3	1:K:522:LEU:CG	2.27	0.64
1:M:1151:ILE:HG12	1:M:1167:PRO:HG2	1.79	0.64
1:A:572:GLU:O	1:A:573:THR:HG23	1.97	0.64
1:A:862:TYR:HA	1:A:885:VAL:HG13	1.79	0.64
1:C:155:MET:CE	1:C:441:GLN:NE2	2.55	0.64
1:C:290:LYS:O	1:C:293:GLU:HB3	1.97	0.64
1:C:301:MET:HG3	1:C:306:LEU:HD21	1.77	0.64
1:C:1178:GLY:O	1:C:1179:TRP:HB2	1.95	0.64
1:C:1235:VAL:O	1:C:1235:VAL:HG22	1.97	0.64
1:G:212:PHE:CD2	1:G:230:LEU:HD21	2.32	0.64
1:G:262:LEU:HD21	1:G:270:THR:CG2	2.27	0.64
1:G:553:HIS:CD2	1:G:553:HIS:C	2.71	0.64
1:G:928:VAL:CG2	1:G:1224:HIS:ND1	2.58	0.64
1:G:985:ILE:HD11	1:G:1006:VAL:HG21	1.78	0.64
1:I:678:ASP:O	1:I:679:LYS:HB2	1.96	0.64
1:K:553:HIS:C	1:K:553:HIS:CD2	2.71	0.64
1:K:573:THR:HA	1:K:577:TYR:HD2	1.62	0.64
1:K:1112:TRP:HB3	1:K:1119:PRO:HA	1.78	0.64
1:M:283:GLU:CD	1:M:284:SER:N	2.51	0.64
1:M:678:ASP:O	1:M:679:LYS:HB2	1.96	0.64
1:A:461:ILE:HD13	1:A:491:MET:CG	2.27	0.64
1:A:678:ASP:O	1:A:679:LYS:HB2	1.96	0.64
1:A:1112:TRP:HB3	1:A:1119:PRO:HA	1.78	0.64
1:C:262:LEU:HD21	1:C:270:THR:CG2	2.27	0.64
1:C:1200:LYS:HG3	1:C:1211:GLN:CB	2.27	0.64
1:G:140:LEU:HD13	1:G:140:LEU:C	2.16	0.64
1:G:902:ASP:HB3	2:H:72:LYS:HZ2	1.61	0.64
1:I:561:PRO:HB3	1:I:1214:TYR:HD2	1.59	0.64
1:I:1235:VAL:O	1:I:1235:VAL:HG22	1.97	0.64

Continued on next page...

Continued from previous page...

Atom-1	Atom-2	Interatomic distance (Å)	Clash overlap (Å)
1:K:381:ASP:O	1:K:384:THR:CG2	2.36	0.64
1:M:657:GLU:HG2	1:M:680:LYS:HZ1	1.58	0.64
1:M:1235:VAL:O	1:M:1235:VAL:HG22	1.97	0.64
1:C:256:SER:O	1:C:257:GLN:HB2	1.97	0.64
1:C:573:THR:HA	1:C:577:TYR:HD2	1.62	0.64
1:C:882:LEU:CD2	1:C:882:LEU:N	2.39	0.64
1:E:564:VAL:HG11	1:E:583:GLN:HG3	1.79	0.64
1:I:262:LEU:HD11	1:I:270:THR:CG2	2.27	0.64
1:I:294:ILE:CG2	1:I:324:VAL:HG11	2.22	0.64
1:I:573:THR:HA	1:I:577:TYR:HD2	1.62	0.64
1:M:334:PHE:CG	1:M:337:ARG:HD2	2.31	0.64
1:A:985:ILE:HD11	1:A:1006:VAL:HG21	1.78	0.64
1:A:1167:PRO:HB3	1:A:1202:TRP:CE2	2.32	0.64
1:C:862:TYR:HA	1:C:885:VAL:HG13	1.79	0.64
1:C:1110:LYS:HD3	1:C:1119:PRO:HG3	1.79	0.64
1:I:256:SER:O	1:I:257:GLN:HB2	1.97	0.64
1:K:544:PHE:HD1	1:K:576:VAL:CG2	2.11	0.64
1:M:290:LYS:O	1:M:293:GLU:HB3	1.97	0.64
1:M:364:LEU:CD1	1:M:368:MET:CE	2.74	0.64
1:A:725:LEU:HB2	1:A:739:MET:HB2	1.80	0.64
1:C:725:LEU:HB2	1:C:739:MET:HB2	1.80	0.64
1:E:262:LEU:HD21	1:E:270:THR:CG2	2.27	0.64
1:G:948:LEU:HD12	1:G:957:ASP:CB	2.28	0.64
1:I:262:LEU:HD21	1:I:270:THR:CG2	2.27	0.64
1:K:489:TYR:O	1:K:489:TYR:HD1	1.79	0.64
1:M:1143:ALA:HB1	1:M:1183:LEU:CD2	2.28	0.64
2:N:33:HIS:CE1	2:N:104:GLU:O	2.46	0.64
1:A:256:SER:O	1:A:257:GLN:HB2	1.97	0.64
1:A:290:LYS:O	1:A:293:GLU:HB3	1.97	0.64
1:A:1143:ALA:HB1	1:A:1183:LEU:CD2	2.28	0.64
1:E:999:ARG:CD	1:E:1030:TRP:NE1	2.59	0.64
1:I:146:GLU:HB3	1:I:147:PRO:HD2	1.80	0.64
1:I:283:GLU:CD	1:I:284:SER:N	2.51	0.64
1:I:544:PHE:HD1	1:I:576:VAL:CG2	2.11	0.64
1:I:572:GLU:O	1:I:573:THR:HG23	1.97	0.64
1:I:1143:ALA:HB1	1:I:1183:LEU:CD2	2.28	0.64
1:K:564:VAL:HG11	1:K:583:GLN:HG3	1.79	0.64
1:K:948:LEU:HD12	1:K:957:ASP:CB	2.28	0.64
1:A:127:VAL:N	3:A:1301:DTP:HN61	1.93	0.64
1:A:137:GLN:HG2	1:A:173:LEU:HD13	1.80	0.64
1:A:1200:LYS:HG3	1:A:1211:GLN:CB	2.27	0.64

Continued on next page...

Continued from previous page...

Atom-1	Atom-2	Interatomic distance (Å)	Clash overlap (Å)
1:C:553:HIS:C	1:C:553:HIS:CD2	2.71	0.64
1:C:572:GLU:O	1:C:573:THR:HG23	1.97	0.64
1:E:1200:LYS:HG3	1:E:1211:GLN:CB	2.27	0.64
1:G:262:LEU:HD11	1:G:270:THR:CG2	2.27	0.64
1:G:283:GLU:CD	1:G:284:SER:N	2.51	0.64
1:G:294:ILE:CG2	1:G:324:VAL:CG1	2.74	0.64
1:G:461:ILE:HD13	1:G:491:MET:CG	2.27	0.64
1:G:544:PHE:HD1	1:G:576:VAL:CG2	2.11	0.64
1:K:137:GLN:HG2	1:K:173:LEU:HD13	1.80	0.64
1:K:146:GLU:HB3	1:K:147:PRO:HD2	1.80	0.64
1:K:883:SER:CB	1:K:902:ASP:HB3	2.26	0.64
1:K:1143:ALA:HB1	1:K:1183:LEU:CD2	2.28	0.64
1:K:1232:TYR:CZ	1:K:1234:THR:HB	2.33	0.64
1:M:137:GLN:HG2	1:M:173:LEU:HD13	1.80	0.64
1:M:301:MET:HG3	1:M:306:LEU:CD2	2.28	0.64
1:M:948:LEU:HD12	1:M:957:ASP:CB	2.28	0.64
1:M:1167:PRO:HB3	1:M:1202:TRP:CE2	2.32	0.64
1:A:948:LEU:HD12	1:A:957:ASP:CB	2.28	0.64
1:C:948:LEU:HD12	1:C:957:ASP:CB	2.28	0.64
1:E:544:PHE:HD1	1:E:576:VAL:CG2	2.11	0.64
1:E:1151:ILE:HG12	1:E:1167:PRO:HG2	1.79	0.64
1:G:127:VAL:N	3:G:1301:DTP:HN61	1.93	0.64
1:G:453:LEU:HD11	1:G:454:GLN:NE2	2.00	0.64
1:G:561:PRO:HB3	1:G:1214:TYR:HD2	1.60	0.64
1:G:572:GLU:O	1:G:573:THR:HG23	1.97	0.64
1:G:883:SER:CB	1:G:902:ASP:HB3	2.26	0.64
1:G:1143:ALA:HB1	1:G:1183:LEU:CD2	2.28	0.64
1:G:1232:TYR:CZ	1:G:1234:THR:HB	2.33	0.64
1:I:948:LEU:HD12	1:I:957:ASP:CB	2.28	0.64
1:K:678:ASP:O	1:K:679:LYS:HB2	1.96	0.64
1:K:999:ARG:CD	1:K:1030:TRP:NE1	2.59	0.64
1:M:155:MET:CE	1:M:441:GLN:NE2	2.55	0.64
1:M:544:PHE:HD1	1:M:576:VAL:CG2	2.11	0.64
1:A:212:PHE:CE2	1:A:230:LEU:HD21	2.34	0.63
1:C:928:VAL:CG2	1:C:1224:HIS:ND1	2.58	0.63
1:C:1167:PRO:HB3	1:C:1202:TRP:CE2	2.32	0.63
1:I:927:ASP:O	1:I:938:LEU:CB	2.24	0.63
1:M:212:PHE:CE2	1:M:230:LEU:HD21	2.33	0.63
1:M:256:SER:O	1:M:257:GLN:HB2	1.97	0.63
1:M:553:HIS:C	1:M:553:HIS:CD2	2.71	0.63
1:A:544:PHE:HD1	1:A:576:VAL:CG2	2.11	0.63

Continued on next page...

Continued from previous page...

Atom-1	Atom-2	Interatomic distance (Å)	Clash overlap (Å)
1:A:1151:ILE:HG12	1:A:1167:PRO:HG2	1.79	0.63
1:A:1232:TYR:CZ	1:A:1234:THR:HB	2.33	0.63
1:C:480:CYS:HA	1:C:483:TRP:CD1	2.33	0.63
1:E:283:GLU:CD	1:E:284:SER:N	2.51	0.63
1:E:334:PHE:HB2	1:E:337:ARG:CD	2.29	0.63
1:E:553:HIS:C	1:E:553:HIS:CD2	2.71	0.63
1:E:725:LEU:HB2	1:E:739:MET:HB2	1.80	0.63
1:I:137:GLN:HG2	1:I:173:LEU:HD13	1.80	0.63
1:I:334:PHE:HB2	1:I:337:ARG:CD	2.29	0.63
1:A:301:MET:HG3	1:A:306:LEU:CD2	2.28	0.63
1:A:553:HIS:C	1:A:553:HIS:CD2	2.71	0.63
1:A:564:VAL:HG11	1:A:583:GLN:HG3	1.79	0.63
1:C:212:PHE:CE2	1:C:230:LEU:HD21	2.33	0.63
1:C:544:PHE:HD1	1:C:576:VAL:CG2	2.11	0.63
1:E:127:VAL:N	3:E:1301:DTP:HN61	1.93	0.63
1:E:948:LEU:HD12	1:E:957:ASP:CB	2.28	0.63
1:E:1143:ALA:HB1	1:E:1183:LEU:CD2	2.28	0.63
1:G:862:TYR:N	1:G:884:TRP:HD1	1.92	0.63
1:G:1199:ILE:HD11	1:G:1232:TYR:HE2	1.62	0.63
1:K:283:GLU:CD	1:K:284:SER:N	2.51	0.63
1:M:572:GLU:O	1:M:573:THR:HG23	1.97	0.63
1:A:480:CYS:HA	1:A:483:TRP:CD1	2.33	0.63
1:A:597:TRP:HH2	1:A:603:ILE:CG1	2.10	0.63
1:A:904:GLN:NE2	1:A:1174:ALA:O	2.32	0.63
1:A:922:LEU:HD11	1:A:1241:LEU:HD23	1.78	0.63
1:A:1110:LYS:HD3	1:A:1119:PRO:HG3	1.79	0.63
1:C:1143:ALA:HB1	1:C:1183:LEU:CD2	2.28	0.63
1:G:573:THR:HA	1:G:577:TYR:HD2	1.62	0.63
1:I:252:LYS:HA	1:I:252:LYS:HE3	1.81	0.63
1:I:725:LEU:HB2	1:I:739:MET:HB2	1.80	0.63
1:K:252:LYS:HA	1:K:252:LYS:HE3	1.81	0.63
1:K:572:GLU:O	1:K:573:THR:HG23	1.97	0.63
1:A:683:ILE:HB	1:A:693:HIS:HB2	1.80	0.63
1:C:666:SER:HB3	1:C:671:PHE:HB2	1.80	0.63
1:C:999:ARG:CD	1:C:1030:TRP:NE1	2.59	0.63
1:E:1225:VAL:HG11	1:E:1229:PHE:CZ	2.34	0.63
1:G:725:LEU:HB2	1:G:739:MET:HB2	1.80	0.63
1:K:334:PHE:HB2	1:K:337:ARG:CD	2.29	0.63
1:K:1110:LYS:HD3	1:K:1119:PRO:HG3	1.79	0.63
1:M:924:GLN:CB	1:M:1238:LEU:HG	2.28	0.63
1:A:283:GLU:CD	1:A:284:SER:N	2.51	0.63

Continued on next page...

Continued from previous page...

Atom-1	Atom-2	Interatomic distance (Å)	Clash overlap (Å)
1:A:999:ARG:CD	1:A:1030:TRP:CD1	2.76	0.63
1:C:1225:VAL:HG11	1:C:1229:PHE:CZ	2.34	0.63
1:E:666:SER:HB3	1:E:671:PHE:HB2	1.80	0.63
1:I:904:GLN:NE2	1:I:1174:ALA:O	2.32	0.63
1:K:212:PHE:CE2	1:K:230:LEU:HD21	2.33	0.63
1:K:904:GLN:NE2	1:K:1174:ALA:O	2.32	0.63
1:A:252:LYS:HA	1:A:252:LYS:HE3	1.81	0.63
1:A:1185:PHE:HE1	1:A:1192:LEU:HD12	1.53	0.63
1:C:252:LYS:HA	1:C:252:LYS:HE3	1.81	0.63
1:C:597:TRP:HE1	1:C:1243:ILE:H	1.47	0.63
1:C:1151:ILE:HG12	1:C:1167:PRO:HG2	1.79	0.63
1:E:1232:TYR:CZ	1:E:1234:THR:HB	2.33	0.63
1:G:146:GLU:HB3	1:G:147:PRO:HD2	1.80	0.63
1:G:155:MET:CE	1:G:441:GLN:HE21	2.12	0.63
1:G:301:MET:HG3	1:G:306:LEU:CD2	2.28	0.63
1:G:1132:CYS:O	1:G:1145:GLY:N	2.32	0.63
1:I:1232:TYR:CZ	1:I:1234:THR:HB	2.33	0.63
1:M:725:LEU:HB2	1:M:739:MET:HB2	1.80	0.63
1:M:904:GLN:NE2	1:M:1174:ALA:O	2.32	0.63
1:M:1225:VAL:HG11	1:M:1229:PHE:CZ	2.34	0.63
1:C:137:GLN:HG2	1:C:173:LEU:HD13	1.80	0.63
1:C:904:GLN:NE2	1:C:1174:ALA:O	2.32	0.63
1:E:290:LYS:O	1:E:293:GLU:HB3	1.97	0.63
1:E:561:PRO:HB3	1:E:1214:TYR:HD2	1.59	0.63
1:G:1167:PRO:CB	1:G:1202:TRP:CE3	2.74	0.63
1:I:212:PHE:CE2	1:I:230:LEU:HD21	2.33	0.63
1:K:256:SER:O	1:K:257:GLN:HB2	1.97	0.63
1:M:1110:LYS:HD3	1:M:1119:PRO:HG3	1.79	0.63
1:A:155:MET:CE	1:A:441:GLN:HE21	2.12	0.63
1:E:1132:CYS:O	1:E:1145:GLY:N	2.32	0.63
1:G:137:GLN:HG2	1:G:173:LEU:HD13	1.80	0.63
1:G:904:GLN:NE2	1:G:1174:ALA:O	2.31	0.63
1:I:457:HIS:CG	1:I:493:SER:CB	2.64	0.63
1:I:876:ALA:CB	1:I:914:VAL:O	2.45	0.63
1:I:1132:CYS:O	1:I:1145:GLY:N	2.32	0.63
1:I:1199:ILE:HD11	1:I:1232:TYR:OH	1.99	0.63
1:M:252:LYS:HA	1:M:252:LYS:HE3	1.81	0.63
1:M:597:TRP:HE1	1:M:1243:ILE:H	1.47	0.63
1:M:597:TRP:CD1	1:M:1243:ILE:O	2.43	0.63
1:M:683:ILE:HB	1:M:693:HIS:HB2	1.80	0.63
1:M:882:LEU:CD2	1:M:882:LEU:N	2.39	0.63

Continued on next page...

Continued from previous page...

Atom-1	Atom-2	Interatomic distance (Å)	Clash overlap (Å)
1:C:127:VAL:N	3:C:1301:DTP:HN61	1.93	0.62
1:C:301:MET:HG3	1:C:306:LEU:CD2	2.28	0.62
1:C:565:GLN:HE22	1:C:568:LEU:HD11	1.64	0.62
1:E:212:PHE:CE2	1:E:230:LEU:HD21	2.33	0.62
1:G:212:PHE:CE2	1:G:230:LEU:HD21	2.33	0.62
1:G:334:PHE:HB2	1:G:337:ARG:CD	2.29	0.62
1:G:683:ILE:HB	1:G:693:HIS:HB2	1.80	0.62
1:I:301:MET:HG3	1:I:306:LEU:CD2	2.28	0.62
1:I:564:VAL:HG11	1:I:583:GLN:HG3	1.79	0.62
1:I:1225:VAL:HG11	1:I:1229:PHE:CZ	2.34	0.62
1:K:666:SER:HB3	1:K:671:PHE:HB2	1.80	0.62
1:K:1132:CYS:O	1:K:1145:GLY:N	2.32	0.62
1:K:1199:ILE:HD11	1:K:1232:TYR:OH	1.99	0.62
1:K:1225:VAL:HG11	1:K:1229:PHE:CZ	2.34	0.62
1:M:666:SER:HB3	1:M:671:PHE:HB2	1.80	0.62
1:M:1232:TYR:CZ	1:M:1234:THR:HB	2.33	0.62
1:A:684:TRP:HA	1:A:691:LEU:HA	1.81	0.62
1:E:301:MET:HG3	1:E:306:LEU:CD2	2.28	0.62
1:E:461:ILE:HD13	1:E:491:MET:CG	2.27	0.62
1:G:1008:HIS:HE1	1:G:1010:GLN:HB2	1.65	0.62
1:K:725:LEU:HB2	1:K:739:MET:HB2	1.80	0.62
1:K:1167:PRO:HB3	1:K:1202:TRP:CE2	2.32	0.62
1:M:480:CYS:HA	1:M:483:TRP:CD1	2.33	0.62
1:M:1008:HIS:HE1	1:M:1010:GLN:HB2	1.64	0.62
1:A:565:GLN:HE22	1:A:568:LEU:HD11	1.65	0.62
1:C:155:MET:CE	1:C:441:GLN:HE21	2.12	0.62
1:C:334:PHE:HB2	1:C:337:ARG:CD	2.29	0.62
1:C:684:TRP:HA	1:C:691:LEU:HA	1.81	0.62
1:E:767:LEU:HD21	1:E:815:VAL:HG11	1.82	0.62
1:E:904:GLN:NE2	1:E:1174:ALA:O	2.32	0.62
1:G:252:LYS:HA	1:G:252:LYS:HE3	1.81	0.62
1:G:1199:ILE:HD11	1:G:1232:TYR:OH	1.99	0.62
1:K:457:HIS:CG	1:K:493:SER:CB	2.64	0.62
1:K:544:PHE:HE1	1:K:576:VAL:CG1	1.88	0.62
1:K:767:LEU:HD21	1:K:815:VAL:HG11	1.82	0.62
1:M:146:GLU:HB3	1:M:147:PRO:HD2	1.80	0.62
1:M:1132:CYS:O	1:M:1145:GLY:N	2.32	0.62
1:A:597:TRP:CZ3	1:A:600:LYS:HB3	2.35	0.62
1:C:1232:TYR:CZ	1:C:1234:THR:HB	2.33	0.62
1:E:137:GLN:HG2	1:E:173:LEU:HD13	1.80	0.62
1:K:431:LYS:HZ2	1:M:336:ASN:HB3	1.62	0.62

Continued on next page...

Continued from previous page...

Atom-1	Atom-2	Interatomic distance (Å)	Clash overlap (Å)
1:K:480:CYS:HA	1:K:483:TRP:CD1	2.33	0.62
1:K:924:GLN:CB	1:K:1238:LEU:HG	2.28	0.62
1:C:1008:HIS:HE1	1:C:1010:GLN:HB2	1.64	0.62
1:E:683:ILE:HB	1:E:693:HIS:HB2	1.80	0.62
1:E:922:LEU:HD11	1:E:1241:LEU:HD23	1.79	0.62
1:G:564:VAL:HG11	1:G:583:GLN:HG3	1.79	0.62
1:G:597:TRP:HE1	1:G:1243:ILE:H	1.47	0.62
1:I:597:TRP:HE1	1:I:1243:ILE:H	1.47	0.62
1:I:683:ILE:HB	1:I:693:HIS:HB2	1.81	0.62
1:K:1235:VAL:O	1:K:1235:VAL:HG22	1.97	0.62
1:A:566:LEU:HG	1:A:566:LEU:O	2.00	0.62
1:C:461:ILE:HD13	1:C:491:MET:CG	2.27	0.62
1:E:252:LYS:HA	1:E:252:LYS:HE3	1.81	0.62
1:E:566:LEU:HG	1:E:566:LEU:O	2.00	0.62
1:E:1094:SER:HB3	1:E:1135:PHE:CD1	2.35	0.62
1:E:1167:PRO:HB3	1:E:1202:TRP:CE2	2.32	0.62
1:G:363:ALA:O	1:G:366:GLU:HB3	2.00	0.62
1:G:566:LEU:HG	1:G:566:LEU:O	2.00	0.62
1:K:301:MET:HG3	1:K:306:LEU:CD2	2.28	0.62
1:K:698:HIS:CD2	1:K:702:VAL:HG22	2.35	0.62
1:K:876:ALA:CB	1:K:914:VAL:O	2.45	0.62
1:M:457:HIS:CG	1:M:493:SER:CB	2.64	0.62
1:M:1199:ILE:HD11	1:M:1232:TYR:OH	1.99	0.62
1:A:339:GLU:O	1:A:342:LEU:HB3	2.00	0.62
1:A:801:VAL:HA	1:A:817:ALA:HB2	1.81	0.62
1:A:1182:ASP:HB3	1:A:1223:ILE:CG2	2.30	0.62
1:C:801:VAL:HA	1:C:817:ALA:HB2	1.81	0.62
1:C:1132:CYS:O	1:C:1145:GLY:N	2.32	0.62
1:C:1182:ASP:HB3	1:C:1223:ILE:CG2	2.30	0.62
1:E:597:TRP:HH2	1:E:603:ILE:CG1	2.10	0.62
1:G:1225:VAL:HG11	1:G:1229:PHE:CZ	2.34	0.62
1:I:339:GLU:O	1:I:342:LEU:HB3	2.00	0.62
1:I:666:SER:HB3	1:I:671:PHE:HB2	1.80	0.62
1:K:1225:VAL:HG11	1:K:1229:PHE:CD1	2.35	0.62
1:M:565:GLN:HE22	1:M:568:LEU:HD11	1.65	0.62
1:A:322:LEU:HD22	1:A:322:LEU:C	2.20	0.62
1:C:322:LEU:HD22	1:C:322:LEU:C	2.20	0.62
1:C:566:LEU:O	1:C:566:LEU:HG	2.00	0.62
1:C:597:TRP:CZ3	1:C:600:LYS:HB3	2.35	0.62
1:C:1094:SER:HB3	1:C:1135:PHE:CD1	2.35	0.62
1:C:1130:VAL:HG11	1:C:1144:THR:HB	1.82	0.62

Continued on next page...

Continued from previous page...

Atom-1	Atom-2	Interatomic distance (Å)	Clash overlap (Å)
1:E:565:GLN:HE22	1:E:568:LEU:HD11	1.65	0.62
1:E:1130:VAL:HG11	1:E:1144:THR:HB	1.82	0.62
1:G:928:VAL:CG1	1:G:937:VAL:HA	2.28	0.62
1:I:767:LEU:HD21	1:I:815:VAL:HG11	1.82	0.62
1:I:1008:HIS:HE1	1:I:1010:GLN:HB2	1.64	0.62
1:K:155:MET:CE	1:K:441:GLN:HE21	2.12	0.62
1:K:902:ASP:CB	2:L:72:LYS:HZ2	2.13	0.62
1:K:1008:HIS:HE1	1:K:1010:GLN:HB2	1.64	0.62
1:M:334:PHE:HB2	1:M:337:ARG:CD	2.29	0.62
1:M:363:ALA:O	1:M:366:GLU:HB3	2.00	0.62
1:M:999:ARG:CD	1:M:1030:TRP:NE1	2.59	0.62
1:A:698:HIS:CD2	1:A:702:VAL:HG22	2.35	0.62
1:A:999:ARG:CD	1:A:1030:TRP:NE1	2.59	0.62
1:C:339:GLU:O	1:C:342:LEU:HB3	2.00	0.62
1:C:683:ILE:HB	1:C:693:HIS:HB2	1.80	0.62
1:E:363:ALA:O	1:E:366:GLU:HB3	2.00	0.62
1:E:698:HIS:CD2	1:E:702:VAL:HG22	2.35	0.62
1:E:1199:ILE:HD11	1:E:1232:TYR:OH	1.99	0.62
1:G:480:CYS:HA	1:G:483:TRP:CD1	2.33	0.62
1:K:1182:ASP:HB3	1:K:1223:ILE:CG2	2.30	0.62
1:M:252:LYS:HA	1:M:252:LYS:CE	2.30	0.62
1:M:595:LEU:CG	1:M:1201:TRP:HH2	2.13	0.62
1:C:1199:ILE:HD11	1:C:1232:TYR:OH	1.99	0.62
1:G:339:GLU:O	1:G:342:LEU:HB3	2.00	0.62
1:G:684:TRP:HA	1:G:691:LEU:HA	1.81	0.62
1:G:698:HIS:CD2	1:G:702:VAL:HG22	2.35	0.62
1:G:1094:SER:HB3	1:G:1135:PHE:CD1	2.35	0.62
1:I:862:TYR:N	1:I:884:TRP:HD1	1.92	0.62
1:I:1182:ASP:HB3	1:I:1223:ILE:CG2	2.30	0.62
1:I:1225:VAL:HG11	1:I:1229:PHE:CD1	2.35	0.62
1:K:339:GLU:O	1:K:342:LEU:HB3	2.00	0.62
1:M:453:LEU:HD11	1:M:454:GLN:NE2	2.00	0.62
1:M:528:GLU:HG3	1:M:529:TYR:N	2.15	0.62
1:M:566:LEU:HG	1:M:566:LEU:O	2.00	0.62
1:A:1199:ILE:HD11	1:A:1232:TYR:OH	1.99	0.61
1:C:767:LEU:HD21	1:C:815:VAL:HG11	1.82	0.61
1:G:1130:VAL:HG11	1:G:1144:THR:HB	1.82	0.61
1:I:1094:SER:HB3	1:I:1135:PHE:CD1	2.35	0.61
1:K:1094:SER:HB3	1:K:1135:PHE:CD1	2.35	0.61
1:M:179:PRO:HD3	1:M:237:ARG:NH1	2.15	0.61
1:M:322:LEU:HD22	1:M:322:LEU:C	2.20	0.61

Continued on next page...

Continued from previous page...

Atom-1	Atom-2	Interatomic distance (Å)	Clash overlap (Å)
1:M:597:TRP:CZ3	1:M:600:LYS:HB3	2.35	0.61
1:M:684:TRP:HA	1:M:691:LEU:HA	1.81	0.61
1:A:308:GLU:HA	1:A:308:GLU:OE2	2.00	0.61
1:A:666:SER:HB3	1:A:671:PHE:HB2	1.80	0.61
1:C:1089:LEU:HB2	1:C:1105:ALA:HA	1.83	0.61
1:E:999:ARG:CD	1:E:1030:TRP:CD1	2.76	0.61
1:E:1182:ASP:HB3	1:E:1223:ILE:CG2	2.30	0.61
1:G:374:MET:HA	1:G:374:MET:HE3	1.82	0.61
1:I:480:CYS:HA	1:I:483:TRP:CD1	2.33	0.61
1:I:597:TRP:HH2	1:I:603:ILE:CG1	2.10	0.61
1:I:666:SER:OG	1:I:670:ARG:N	2.34	0.61
1:I:1089:LEU:HB2	1:I:1105:ALA:HA	1.82	0.61
1:K:597:TRP:HE1	1:K:1243:ILE:H	1.47	0.61
1:K:666:SER:OG	1:K:670:ARG:N	2.34	0.61
1:M:1182:ASP:HB3	1:M:1223:ILE:CG2	2.30	0.61
1:A:252:LYS:HA	1:A:252:LYS:CE	2.30	0.61
1:A:334:PHE:HB2	1:A:337:ARG:CD	2.29	0.61
1:A:1225:VAL:HG11	1:A:1229:PHE:CZ	2.34	0.61
1:C:922:LEU:HD11	1:C:1241:LEU:HD23	1.78	0.61
1:C:1199:ILE:CD1	1:C:1232:TYR:CE2	2.77	0.61
1:E:146:GLU:HB3	1:E:147:PRO:HD2	1.80	0.61
1:E:480:CYS:HA	1:E:483:TRP:CD1	2.33	0.61
1:E:529:TYR:HA	1:E:532:ILE:CG2	2.30	0.61
1:E:1089:LEU:HB2	1:E:1105:ALA:HA	1.82	0.61
1:G:529:TYR:HA	1:G:532:ILE:CG2	2.30	0.61
1:G:666:SER:HB3	1:G:671:PHE:HB2	1.80	0.61
1:G:922:LEU:HD11	1:G:1241:LEU:HD23	1.78	0.61
1:I:252:LYS:HA	1:I:252:LYS:CE	2.30	0.61
1:I:611:VAL:HG12	1:I:613:PRO:HD3	1.83	0.61
1:K:252:LYS:HA	1:K:252:LYS:CE	2.30	0.61
1:K:558:GLN:CB	1:K:559:PRO:CD	2.78	0.61
1:M:339:GLU:O	1:M:342:LEU:HB3	2.00	0.61
1:A:146:GLU:HB3	1:A:147:PRO:HD2	1.80	0.61
1:A:902:ASP:CB	2:B:72:LYS:HZ2	2.13	0.61
1:E:322:LEU:HD22	1:E:322:LEU:C	2.20	0.61
1:E:496:MET:HA	1:E:496:MET:CE	2.31	0.61
1:E:928:VAL:CG1	1:E:937:VAL:HA	2.28	0.61
1:E:1225:VAL:HG11	1:E:1229:PHE:CD1	2.35	0.61
1:E:1233:VAL:CG1	1:E:1243:ILE:HA	2.31	0.61
1:G:143:LEU:O	1:G:143:LEU:HD23	2.01	0.61
1:G:1182:ASP:HB3	1:G:1223:ILE:CG2	2.30	0.61

Continued on next page...

Continued from previous page...

Atom-1	Atom-2	Interatomic distance (Å)	Clash overlap (Å)
1:G:1225:VAL:HG11	1:G:1229:PHE:CD1	2.35	0.61
1:K:597:TRP:CZ3	1:K:600:LYS:HB3	2.35	0.61
1:M:308:GLU:HA	1:M:308:GLU:OE2	2.01	0.61
1:M:767:LEU:HD21	1:M:815:VAL:HG11	1.82	0.61
1:A:1130:VAL:HG11	1:A:1144:THR:HB	1.82	0.61
1:A:1132:CYS:O	1:A:1145:GLY:N	2.32	0.61
1:C:883:SER:CB	1:C:902:ASP:CB	2.79	0.61
1:C:1233:VAL:CG1	1:C:1243:ILE:HA	2.31	0.61
1:E:143:LEU:O	1:E:143:LEU:HD23	2.01	0.61
1:G:252:LYS:HA	1:G:252:LYS:CE	2.30	0.61
1:G:666:SER:OG	1:G:670:ARG:N	2.34	0.61
1:G:1089:LEU:HB2	1:G:1105:ALA:HA	1.83	0.61
1:I:127:VAL:N	3:I:1301:DTP:HN61	1.93	0.61
1:I:558:GLN:CB	1:I:559:PRO:CD	2.78	0.61
1:I:801:VAL:HA	1:I:817:ALA:HB2	1.81	0.61
1:K:529:TYR:HA	1:K:532:ILE:CG2	2.30	0.61
1:K:565:GLN:HE22	1:K:568:LEU:HD11	1.65	0.61
1:K:611:VAL:HG12	1:K:613:PRO:HD3	1.83	0.61
1:K:801:VAL:HA	1:K:817:ALA:HB2	1.81	0.61
1:M:666:SER:OG	1:M:670:ARG:N	2.34	0.61
1:A:363:ALA:O	1:A:366:GLU:HB3	2.00	0.61
1:A:496:MET:CE	1:A:496:MET:HA	2.31	0.61
1:A:544:PHE:CD1	1:A:576:VAL:HG11	2.36	0.61
1:C:698:HIS:CD2	1:C:702:VAL:HG22	2.35	0.61
1:C:928:VAL:CG1	1:C:937:VAL:HA	2.28	0.61
1:G:558:GLN:CB	1:G:559:PRO:CD	2.78	0.61
1:G:611:VAL:HG12	1:G:613:PRO:HD3	1.83	0.61
1:G:767:LEU:HD21	1:G:815:VAL:HG11	1.82	0.61
1:I:155:MET:CE	1:I:441:GLN:HE21	2.12	0.61
1:I:363:ALA:O	1:I:366:GLU:HB3	2.00	0.61
1:I:684:TRP:HA	1:I:691:LEU:HA	1.81	0.61
1:K:149:TRP:CZ3	1:K:251:LEU:HD22	2.36	0.61
1:K:528:GLU:HG3	1:K:529:TYR:N	2.15	0.61
1:M:174:LEU:HD23	1:M:175:GLU:CA	2.31	0.61
1:M:999:ARG:CD	1:M:1030:TRP:CD1	2.76	0.61
1:A:174:LEU:HD23	1:A:175:GLU:CA	2.31	0.61
1:A:597:TRP:HE1	1:A:1243:ILE:H	1.47	0.61
1:A:883:SER:CB	1:A:902:ASP:CB	2.79	0.61
1:A:1089:LEU:HB2	1:A:1105:ALA:HA	1.83	0.61
1:A:1233:VAL:CG1	1:A:1243:ILE:HA	2.31	0.61
1:C:143:LEU:HD23	1:C:143:LEU:O	2.01	0.61

Continued on next page...

Continued from previous page...

Atom-1	Atom-2	Interatomic distance (Å)	Clash overlap (Å)
1:C:146:GLU:HB3	1:C:147:PRO:HD2	1.80	0.61
1:C:1225:VAL:HG11	1:C:1229:PHE:CD1	2.35	0.61
1:G:1233:VAL:CG1	1:G:1243:ILE:HA	2.31	0.61
1:I:924:GLN:CB	1:I:1238:LEU:HG	2.28	0.61
1:I:1235:VAL:O	1:I:1235:VAL:CG2	2.49	0.61
1:K:363:ALA:O	1:K:366:GLU:HB3	2.00	0.61
1:M:1094:SER:HB3	1:M:1135:PHE:CD1	2.35	0.61
1:A:149:TRP:CZ3	1:A:251:LEU:HD22	2.36	0.61
1:A:529:TYR:HA	1:A:532:ILE:CG2	2.30	0.61
1:C:174:LEU:HD23	1:C:175:GLU:CA	2.31	0.61
1:C:334:PHE:HB2	1:C:337:ARG:CG	2.31	0.61
1:C:984:ALA:CA	1:C:999:ARG:O	2.47	0.61
1:E:684:TRP:HA	1:E:691:LEU:HA	1.81	0.61
1:G:149:TRP:CZ3	1:G:251:LEU:HD22	2.36	0.61
1:G:322:LEU:HD22	1:G:322:LEU:C	2.20	0.61
1:I:529:TYR:HA	1:I:532:ILE:CG2	2.30	0.61
1:I:1167:PRO:HB3	1:I:1202:TRP:CE2	2.32	0.61
1:K:496:MET:HA	1:K:496:MET:CE	2.31	0.61
1:K:559:PRO:O	1:K:561:PRO:HD3	2.01	0.61
1:K:683:ILE:HB	1:K:693:HIS:HB2	1.80	0.61
1:K:684:TRP:HA	1:K:691:LEU:HA	1.81	0.61
1:K:1089:LEU:HB2	1:K:1105:ALA:HA	1.82	0.61
1:M:155:MET:CE	1:M:441:GLN:HE21	2.12	0.61
1:M:496:MET:HA	1:M:496:MET:CE	2.30	0.61
1:A:1008:HIS:HE1	1:A:1010:GLN:HB2	1.64	0.61
1:A:1225:VAL:HG11	1:A:1229:PHE:CD1	2.35	0.61
1:A:1235:VAL:O	1:A:1235:VAL:CG2	2.49	0.61
1:C:496:MET:HA	1:C:496:MET:CE	2.31	0.61
1:C:564:VAL:CG1	1:C:583:GLN:CG	2.79	0.61
1:C:1180:VAL:O	1:C:1180:VAL:HG12	2.01	0.61
1:E:564:VAL:CG1	1:E:583:GLN:CG	2.79	0.61
1:E:1180:VAL:HG12	1:E:1180:VAL:O	2.01	0.61
1:E:1208:GLU:HG3	1:E:1211:GLN:HG2	1.83	0.61
1:I:597:TRP:CZ3	1:I:600:LYS:HB3	2.35	0.61
1:I:698:HIS:CD2	1:I:702:VAL:HG22	2.35	0.61
1:K:322:LEU:HD22	1:K:322:LEU:C	2.20	0.61
1:K:883:SER:CB	1:K:902:ASP:CB	2.79	0.61
1:M:559:PRO:O	1:M:561:PRO:HD3	2.01	0.61
1:M:657:GLU:CB	1:M:680:LYS:HD2	2.31	0.61
1:M:801:VAL:HA	1:M:817:ALA:HB2	1.81	0.61
1:A:143:LEU:HD23	1:A:143:LEU:O	2.01	0.61

Continued on next page...

Continued from previous page...

Atom-1	Atom-2	Interatomic distance (Å)	Clash overlap (Å)
1:A:1094:SER:HB3	1:A:1135:PHE:CD1	2.35	0.61
1:C:252:LYS:HA	1:C:252:LYS:CE	2.30	0.61
1:C:308:GLU:HA	1:C:308:GLU:OE2	2.00	0.61
1:C:507:LEU:HD21	1:C:544:PHE:CZ	2.36	0.61
1:E:149:TRP:CZ3	1:E:251:LEU:HD22	2.36	0.61
1:E:339:GLU:O	1:E:342:LEU:HB3	2.00	0.61
1:E:597:TRP:HE1	1:E:1243:ILE:H	1.47	0.61
1:G:496:MET:HA	1:G:496:MET:CE	2.31	0.61
1:G:597:TRP:CZ3	1:G:600:LYS:HB3	2.35	0.61
1:G:801:VAL:HA	1:G:817:ALA:HB2	1.81	0.61
1:I:566:LEU:HG	1:I:566:LEU:O	2.00	0.61
1:I:1130:VAL:HG11	1:I:1144:THR:HB	1.82	0.61
1:K:143:LEU:O	1:K:143:LEU:HD23	2.01	0.61
1:M:698:HIS:CD2	1:M:702:VAL:HG22	2.35	0.61
1:M:1225:VAL:HG11	1:M:1229:PHE:CD1	2.35	0.61
1:M:1235:VAL:O	1:M:1235:VAL:CG2	2.49	0.61
1:A:559:PRO:O	1:A:561:PRO:HD3	2.01	0.60
1:E:334:PHE:HB2	1:E:337:ARG:CG	2.31	0.60
1:E:597:TRP:CZ3	1:E:600:LYS:HB3	2.35	0.60
1:E:611:VAL:HG12	1:E:613:PRO:HD3	1.83	0.60
1:G:1208:GLU:HG3	1:G:1211:GLN:HG2	1.83	0.60
1:M:143:LEU:O	1:M:143:LEU:HD23	2.01	0.60
1:M:1089:LEU:HB2	1:M:1105:ALA:HA	1.82	0.60
1:M:1233:VAL:CG1	1:M:1243:ILE:HA	2.31	0.60
1:A:332:ARG:HH11	1:A:332:ARG:CG	2.14	0.60
1:A:528:GLU:HG3	1:A:529:TYR:N	2.15	0.60
1:A:767:LEU:HD21	1:A:815:VAL:HG11	1.82	0.60
1:C:561:PRO:HB3	1:C:1214:TYR:HD2	1.60	0.60
1:E:1235:VAL:O	1:E:1235:VAL:CG2	2.49	0.60
1:G:565:GLN:HE22	1:G:568:LEU:HD11	1.64	0.60
1:G:595:LEU:CG	1:G:1201:TRP:HH2	2.13	0.60
1:G:821:ILE:HB	1:G:835:ILE:HB	1.83	0.60
1:G:924:GLN:CB	1:G:1238:LEU:HG	2.28	0.60
1:I:285:SER:OG	1:I:286:LEU:N	2.34	0.60
1:K:179:PRO:HD3	1:K:237:ARG:NH1	2.15	0.60
1:K:308:GLU:HA	1:K:308:GLU:OE2	2.01	0.60
1:M:149:TRP:CZ3	1:M:251:LEU:HD22	2.36	0.60
1:A:657:GLU:CB	1:A:680:LYS:HD2	2.31	0.60
1:A:1067:VAL:HB	1:A:1081:PHE:HB2	1.84	0.60
1:E:252:LYS:HA	1:E:252:LYS:CE	2.30	0.60
1:E:801:VAL:HA	1:E:817:ALA:HB2	1.81	0.60

Continued on next page...

Continued from previous page...

Atom-1	Atom-2	Interatomic distance (Å)	Clash overlap (Å)
1:E:821:ILE:HB	1:E:835:ILE:HB	1.84	0.60
1:E:924:GLN:CB	1:E:1238:LEU:HG	2.28	0.60
1:E:1008:HIS:HE1	1:E:1010:GLN:HB2	1.64	0.60
1:G:1235:VAL:O	1:G:1235:VAL:CG2	2.49	0.60
1:I:149:TRP:CZ3	1:I:251:LEU:HD22	2.36	0.60
1:I:174:LEU:HD23	1:I:175:GLU:CA	2.31	0.60
1:I:453:LEU:HD11	1:I:454:GLN:NE2	2.00	0.60
1:I:559:PRO:O	1:I:561:PRO:HD3	2.01	0.60
1:I:635:ALA:O	1:I:637:LYS:HG3	2.02	0.60
1:I:657:GLU:CB	1:I:680:LYS:HD2	2.31	0.60
1:I:1233:VAL:CG1	1:I:1243:ILE:HA	2.31	0.60
1:K:595:LEU:CG	1:K:1201:TRP:HH2	2.13	0.60
1:K:999:ARG:CD	1:K:1030:TRP:CD1	2.76	0.60
1:M:334:PHE:HB2	1:M:337:ARG:CG	2.31	0.60
1:M:883:SER:CB	1:M:902:ASP:CB	2.79	0.60
1:A:334:PHE:HB2	1:A:337:ARG:CG	2.31	0.60
1:C:212:PHE:HE2	1:C:230:LEU:CD2	2.14	0.60
1:E:332:ARG:HH11	1:E:332:ARG:CG	2.14	0.60
1:E:507:LEU:HD21	1:E:544:PHE:CZ	2.36	0.60
1:G:332:ARG:HH11	1:G:332:ARG:CG	2.14	0.60
1:G:1167:PRO:HB3	1:G:1202:TRP:CE2	2.32	0.60
1:G:1180:VAL:O	1:G:1180:VAL:HG12	2.01	0.60
1:I:564:VAL:CG1	1:I:583:GLN:CG	2.79	0.60
1:I:939:ALA:HB3	1:I:947:GLN:O	2.02	0.60
1:I:1185:PHE:CZ	1:I:1192:LEU:HD11	2.35	0.60
1:K:1130:VAL:HG11	1:K:1144:THR:HB	1.82	0.60
1:M:678:ASP:OD2	1:M:680:LYS:CE	2.46	0.60
1:M:1067:VAL:HB	1:M:1081:PHE:HB2	1.84	0.60
1:A:364:LEU:CD1	1:A:368:MET:HE1	2.29	0.60
1:A:595:LEU:CG	1:A:1201:TRP:HH2	2.14	0.60
1:C:1208:GLU:HG3	1:C:1211:GLN:HG2	1.83	0.60
1:C:1235:VAL:O	1:C:1235:VAL:CG2	2.49	0.60
1:E:155:MET:HE3	1:E:441:GLN:HE21	1.60	0.60
1:E:155:MET:CE	1:E:441:GLN:HE21	2.12	0.60
1:E:666:SER:OG	1:E:670:ARG:N	2.34	0.60
1:E:1143:ALA:CB	1:E:1183:LEU:CD2	2.80	0.60
1:I:322:LEU:HD22	1:I:322:LEU:C	2.20	0.60
1:I:528:GLU:HG3	1:I:529:TYR:N	2.15	0.60
1:K:564:VAL:CG1	1:K:583:GLN:CG	2.79	0.60
1:K:1201:TRP:HB2	1:K:1210:SER:C	2.22	0.60
1:M:529:TYR:HA	1:M:532:ILE:CG2	2.30	0.60

Continued on next page...

Continued from previous page...

Atom-1	Atom-2	Interatomic distance (Å)	Clash overlap (Å)
1:M:1201:TRP:HB2	1:M:1210:SER:C	2.22	0.60
1:M:1208:GLU:HG3	1:M:1211:GLN:HG2	1.83	0.60
1:A:564:VAL:CG1	1:A:583:GLN:CG	2.79	0.60
1:A:666:SER:OG	1:A:670:ARG:N	2.34	0.60
1:A:1180:VAL:O	1:A:1180:VAL:HG12	2.01	0.60
1:C:122:ARG:CZ	1:C:126:PHE:CE2	2.85	0.60
1:C:332:ARG:HH11	1:C:332:ARG:CG	2.14	0.60
1:C:528:GLU:HG3	1:C:529:TYR:N	2.15	0.60
1:E:174:LEU:HD23	1:E:175:GLU:CA	2.31	0.60
1:E:657:GLU:CB	1:E:680:LYS:HD2	2.31	0.60
1:G:716:LEU:HB2	1:G:730:LEU:HD21	1.84	0.60
1:I:821:ILE:HB	1:I:835:ILE:HB	1.83	0.60
1:K:334:PHE:HB2	1:K:337:ARG:CG	2.31	0.60
1:K:566:LEU:O	1:K:566:LEU:HG	2.00	0.60
1:K:864:VAL:CG2	1:K:885:VAL:HG11	2.32	0.60
1:K:879:ARG:HB3	1:K:921:MET:SD	2.42	0.60
1:M:107:THR:HB	1:M:110:VAL:HG23	1.83	0.60
1:M:611:VAL:HG12	1:M:613:PRO:HD3	1.83	0.60
1:M:1130:VAL:HG11	1:M:1144:THR:HB	1.82	0.60
1:A:507:LEU:HD21	1:A:544:PHE:CZ	2.36	0.60
1:A:864:VAL:CG2	1:A:885:VAL:HG11	2.32	0.60
1:A:939:ALA:HB3	1:A:947:GLN:O	2.02	0.60
1:C:363:ALA:O	1:C:366:GLU:HB3	2.00	0.60
1:C:821:ILE:HB	1:C:835:ILE:HB	1.84	0.60
1:C:924:GLN:CB	1:C:1238:LEU:HG	2.28	0.60
1:E:635:ALA:O	1:E:637:LYS:HG3	2.02	0.60
1:E:884:TRP:O	1:E:885:VAL:O	2.20	0.60
1:G:265:ARG:NH1	3:G:1301:DTP:O1G	2.35	0.60
1:G:285:SER:OG	1:G:286:LEU:N	2.34	0.60
1:G:507:LEU:HD21	1:G:544:PHE:CZ	2.36	0.60
1:G:528:GLU:HG3	1:G:529:TYR:N	2.15	0.60
1:G:883:SER:CB	1:G:902:ASP:CB	2.79	0.60
1:G:1185:PHE:CZ	1:G:1192:LEU:HD11	2.35	0.60
1:I:427:ASP:CG	1:I:434:ARG:HG2	2.22	0.60
1:I:507:LEU:HD21	1:I:544:PHE:CZ	2.36	0.60
1:I:716:LEU:HB2	1:I:730:LEU:HD21	1.84	0.60
1:I:1180:VAL:O	1:I:1180:VAL:HG12	2.01	0.60
1:K:174:LEU:HD23	1:K:175:GLU:CA	2.31	0.60
1:K:265:ARG:NH1	3:K:1301:DTP:O1G	2.35	0.60
1:K:427:ASP:CG	1:K:434:ARG:HG2	2.22	0.60
1:M:127:VAL:N	3:M:1301:DTP:HN61	1.93	0.60

Continued on next page...

Continued from previous page...

Atom-1	Atom-2	Interatomic distance (Å)	Clash overlap (Å)
1:M:716:LEU:HB2	1:M:730:LEU:HD21	1.84	0.60
1:A:285:SER:OG	1:A:286:LEU:N	2.35	0.60
1:A:635:ALA:O	1:A:637:LYS:HG3	2.02	0.60
1:A:1237:ASN:O	1:A:1238:LEU:HB2	2.02	0.60
1:C:529:TYR:HA	1:C:532:ILE:CG2	2.30	0.60
1:C:559:PRO:O	1:C:561:PRO:HD3	2.01	0.60
1:C:939:ALA:HB3	1:C:947:GLN:O	2.02	0.60
1:C:1067:VAL:HB	1:C:1081:PHE:HB2	1.84	0.60
1:C:1143:ALA:CB	1:C:1183:LEU:CD2	2.80	0.60
1:E:212:PHE:HE2	1:E:230:LEU:CD2	2.14	0.60
1:G:122:ARG:CZ	1:G:126:PHE:CE2	2.85	0.60
1:G:564:VAL:CG1	1:G:583:GLN:CG	2.79	0.60
1:G:884:TRP:O	1:G:885:VAL:O	2.20	0.60
1:G:1143:ALA:CB	1:G:1183:LEU:CD2	2.80	0.60
1:I:212:PHE:HE2	1:I:230:LEU:CD2	2.14	0.60
1:I:265:ARG:NH1	3:I:1301:DTP:O1G	2.35	0.60
1:I:595:LEU:CG	1:I:1201:TRP:HH2	2.13	0.60
1:I:879:ARG:HB3	1:I:921:MET:SD	2.42	0.60
1:I:883:SER:CB	1:I:902:ASP:CB	2.79	0.60
1:I:1201:TRP:HB2	1:I:1210:SER:C	2.22	0.60
1:I:1208:GLU:HG3	1:I:1211:GLN:HG2	1.83	0.60
1:I:1237:ASN:O	1:I:1238:LEU:HB2	2.02	0.60
1:K:657:GLU:CB	1:K:680:LYS:HD2	2.31	0.60
1:K:862:TYR:CE1	1:K:885:VAL:HG12	2.21	0.60
1:K:1233:VAL:CG1	1:K:1243:ILE:HA	2.31	0.60
1:M:507:LEU:HD21	1:M:544:PHE:CZ	2.36	0.60
1:M:564:VAL:CG1	1:M:583:GLN:CG	2.79	0.60
1:A:879:ARG:HB3	1:A:921:MET:SD	2.42	0.60
1:C:149:TRP:CZ3	1:C:251:LEU:HD22	2.36	0.60
1:C:427:ASP:CG	1:C:434:ARG:HG2	2.22	0.60
1:C:611:VAL:HG12	1:C:613:PRO:HD3	1.83	0.60
1:C:864:VAL:CG2	1:C:885:VAL:HG11	2.32	0.60
1:C:879:ARG:HB3	1:C:921:MET:SD	2.42	0.60
1:K:332:ARG:HH11	1:K:332:ARG:CG	2.14	0.60
1:K:427:ASP:OD2	1:K:434:ARG:HG3	2.02	0.60
1:K:1208:GLU:HG3	1:K:1211:GLN:HG2	1.83	0.60
1:M:427:ASP:CG	1:M:434:ARG:HG2	2.22	0.60
1:M:635:ALA:O	1:M:637:LYS:HG3	2.02	0.60
1:M:939:ALA:HB3	1:M:947:GLN:O	2.02	0.60
1:A:265:ARG:NH1	3:A:1301:DTP:O1G	2.35	0.60
1:C:635:ALA:O	1:C:637:LYS:HG3	2.01	0.60

Continued on next page...

Continued from previous page...

Atom-1	Atom-2	Interatomic distance (Å)	Clash overlap (Å)
1:E:427:ASP:CG	1:E:434:ARG:HG2	2.22	0.60
5:F:201:HEM:CBC	5:F:201:HEM:HMC1	2.28	0.60
1:G:174:LEU:HD23	1:G:175:GLU:CA	2.31	0.60
1:G:334:PHE:HB2	1:G:337:ARG:CG	2.31	0.60
1:I:374:MET:HA	1:I:374:MET:HE2	1.84	0.60
1:I:496:MET:CE	1:I:496:MET:HA	2.31	0.60
1:I:849:SER:HB3	1:I:854:LEU:HB2	1.84	0.60
1:I:864:VAL:CG2	1:I:885:VAL:HG11	2.32	0.60
1:I:999:ARG:HG2	1:I:1030:TRP:CD2	2.37	0.60
1:K:285:SER:OG	1:K:286:LEU:N	2.34	0.60
1:K:716:LEU:HB2	1:K:730:LEU:HD21	1.84	0.60
1:M:212:PHE:HE2	1:M:230:LEU:CD2	2.14	0.60
1:M:884:TRP:O	1:M:885:VAL:O	2.20	0.60
1:A:884:TRP:O	1:A:885:VAL:O	2.19	0.59
1:C:265:ARG:NH1	3:C:1301:DTP:O1G	2.35	0.59
1:E:999:ARG:HG2	1:E:1030:TRP:CD2	2.37	0.59
1:G:427:ASP:OD2	1:G:434:ARG:HG3	2.02	0.59
1:G:559:PRO:O	1:G:561:PRO:HD3	2.01	0.59
1:I:143:LEU:HD23	1:I:143:LEU:O	2.01	0.59
1:I:588:VAL:HG12	1:I:1248:GLU:C	2.23	0.59
1:K:107:THR:HB	1:K:110:VAL:HG23	1.84	0.59
1:M:122:ARG:CZ	1:M:126:PHE:CE2	2.85	0.59
1:A:107:THR:HB	1:A:110:VAL:HG23	1.84	0.59
1:A:1201:TRP:HB2	1:A:1210:SER:C	2.22	0.59
1:A:1208:GLU:HG3	1:A:1211:GLN:HG2	1.83	0.59
1:C:595:LEU:CG	1:C:1201:TRP:HH2	2.13	0.59
1:E:146:GLU:CG	1:G:111:ARG:HH11	2.15	0.59
1:E:559:PRO:O	1:E:561:PRO:HD3	2.01	0.59
1:E:861:GLN:CA	1:E:884:TRP:HD1	2.15	0.59
1:G:864:VAL:CG2	1:G:885:VAL:HG11	2.32	0.59
1:G:939:ALA:HB3	1:G:947:GLN:O	2.02	0.59
1:G:1201:TRP:HB2	1:G:1210:SER:C	2.22	0.59
1:I:565:GLN:HE22	1:I:568:LEU:HD11	1.64	0.59
1:K:507:LEU:HD21	1:K:544:PHE:CZ	2.37	0.59
1:K:588:VAL:HG12	1:K:1248:GLU:C	2.23	0.59
1:K:1067:VAL:HB	1:K:1081:PHE:HB2	1.84	0.59
1:K:1185:PHE:O	1:K:1229:PHE:HZ	1.78	0.59
1:K:1235:VAL:O	1:K:1235:VAL:CG2	2.49	0.59
1:M:136:ILE:O	1:M:140:LEU:N	2.33	0.59
1:M:265:ARG:NH1	3:M:1301:DTP:O1G	2.35	0.59
1:M:588:VAL:HG12	1:M:1248:GLU:C	2.23	0.59

Continued on next page...

Continued from previous page...

Atom-1	Atom-2	Interatomic distance (Å)	Clash overlap (Å)
1:M:849:SER:HB3	1:M:854:LEU:HB2	1.84	0.59
1:A:147:PRO:HG3	1:C:121:GLN:NE2	2.18	0.59
1:A:611:VAL:HG12	1:A:613:PRO:HD3	1.83	0.59
1:A:821:ILE:HB	1:A:835:ILE:HB	1.84	0.59
1:A:876:ALA:CB	1:A:914:VAL:O	2.45	0.59
1:E:285:SER:OG	1:E:286:LEU:N	2.34	0.59
1:E:716:LEU:HB2	1:E:730:LEU:HD21	1.84	0.59
1:E:883:SER:CB	1:E:902:ASP:CB	2.79	0.59
1:G:147:PRO:HG3	1:I:121:GLN:NE2	2.18	0.59
1:G:266:ASP:HB2	1:G:269:VAL:HG23	1.85	0.59
1:G:496:MET:HA	1:G:496:MET:HE3	1.84	0.59
1:G:588:VAL:HG12	1:G:1248:GLU:C	2.23	0.59
1:G:657:GLU:CB	1:G:680:LYS:HD2	2.31	0.59
1:G:849:SER:HB3	1:G:854:LEU:HB2	1.84	0.59
1:G:861:GLN:CA	1:G:884:TRP:HD1	2.15	0.59
1:I:332:ARG:HH11	1:I:332:ARG:CG	2.14	0.59
1:I:861:GLN:CA	1:I:884:TRP:HD1	2.15	0.59
1:K:212:PHE:CE2	1:K:230:LEU:CD2	2.85	0.59
1:K:678:ASP:OD2	1:K:680:LYS:CE	2.46	0.59
1:K:939:ALA:HB3	1:K:947:GLN:O	2.02	0.59
1:K:1185:PHE:CZ	1:K:1192:LEU:HD11	2.35	0.59
1:M:266:ASP:HB2	1:M:269:VAL:HG23	1.85	0.59
1:M:1237:ASN:O	1:M:1238:LEU:HB2	2.02	0.59
1:A:556:GLY:O	1:A:557:ARG:C	2.41	0.59
1:A:716:LEU:HB2	1:A:730:LEU:HD21	1.84	0.59
1:C:657:GLU:CB	1:C:680:LYS:HD2	2.31	0.59
1:C:861:GLN:CA	1:C:884:TRP:HD1	2.15	0.59
1:C:876:ALA:CB	1:C:914:VAL:O	2.45	0.59
1:E:427:ASP:OD2	1:E:434:ARG:HG3	2.02	0.59
1:E:879:ARG:HB3	1:E:921:MET:SD	2.42	0.59
1:E:1185:PHE:HE1	1:E:1192:LEU:HD12	1.53	0.59
1:G:879:ARG:HB3	1:G:921:MET:HE2	1.82	0.59
1:G:879:ARG:HB3	1:G:921:MET:SD	2.42	0.59
1:I:146:GLU:HG2	1:K:111:ARG:HH11	1.68	0.59
1:I:266:ASP:HB2	1:I:269:VAL:HG23	1.85	0.59
1:I:334:PHE:HB2	1:I:337:ARG:CG	2.31	0.59
1:I:431:LYS:HZ2	1:K:336:ASN:HB3	1.63	0.59
1:I:902:ASP:CB	2:J:72:LYS:HZ2	2.14	0.59
1:I:1185:PHE:HE1	1:I:1192:LEU:HD12	1.53	0.59
1:K:146:GLU:HG2	1:M:111:ARG:HH11	1.68	0.59
1:K:147:PRO:HG3	1:M:121:GLN:NE2	2.18	0.59

Continued on next page...

Continued from previous page...

Atom-1	Atom-2	Interatomic distance (Å)	Clash overlap (Å)
1:K:266:ASP:HB2	1:K:269:VAL:HG23	1.85	0.59
1:K:345:LEU:HD11	1:K:353:ILE:HD13	1.85	0.59
1:K:635:ALA:O	1:K:637:LYS:HG3	2.02	0.59
1:K:884:TRP:O	1:K:885:VAL:O	2.20	0.59
1:K:1143:ALA:CB	1:K:1183:LEU:CD2	2.80	0.59
1:A:121:GLN:NE2	1:M:147:PRO:HG3	2.18	0.59
1:A:427:ASP:CG	1:A:434:ARG:HG2	2.22	0.59
1:A:553:HIS:CD2	1:A:554:LEU:HB2	2.38	0.59
1:A:924:GLN:CB	1:A:1238:LEU:HG	2.28	0.59
1:C:364:LEU:CD1	1:C:368:MET:HE1	2.29	0.59
1:G:1237:ASN:O	1:G:1238:LEU:HB2	2.02	0.59
1:I:107:THR:HB	1:I:110:VAL:HG23	1.83	0.59
1:I:345:LEU:HD11	1:I:353:ILE:HD13	1.85	0.59
1:I:678:ASP:OD2	1:I:680:LYS:CE	2.46	0.59
1:I:884:TRP:O	1:I:885:VAL:O	2.20	0.59
1:I:1143:ALA:CB	1:I:1183:LEU:CD2	2.80	0.59
1:K:122:ARG:CZ	1:K:126:PHE:CE2	2.85	0.59
1:K:1237:ASN:O	1:K:1238:LEU:HB2	2.02	0.59
1:M:864:VAL:CG2	1:M:885:VAL:HG11	2.32	0.59
1:M:879:ARG:HB3	1:M:921:MET:SD	2.42	0.59
1:A:111:ARG:HH11	1:M:146:GLU:HG2	1.68	0.59
1:A:212:PHE:HE2	1:A:230:LEU:CD2	2.14	0.59
1:C:333:ASP:CB	1:C:334:PHE:CE1	2.85	0.59
1:E:939:ALA:HB3	1:E:947:GLN:O	2.02	0.59
1:E:1067:VAL:HB	1:E:1081:PHE:HB2	1.84	0.59
1:G:544:PHE:HE1	1:G:576:VAL:CG1	1.88	0.59
1:G:984:ALA:CA	1:G:999:ARG:O	2.47	0.59
1:I:212:PHE:CE2	1:I:230:LEU:CD2	2.86	0.59
1:I:390:GLN:HB3	1:I:393:VAL:HG13	1.85	0.59
1:K:861:GLN:CA	1:K:884:TRP:HD1	2.15	0.59
1:M:317:CYS:SG	1:M:324:VAL:HG23	2.43	0.59
1:M:658:ASP:OD2	1:M:677:VAL:CG1	2.51	0.59
1:A:266:ASP:HB2	1:A:269:VAL:HG23	1.85	0.59
1:A:317:CYS:SG	1:A:324:VAL:HG23	2.43	0.59
1:C:146:GLU:CG	1:E:111:ARG:HH11	2.15	0.59
1:C:716:LEU:HB2	1:C:730:LEU:HD21	1.84	0.59
1:C:884:TRP:O	1:C:885:VAL:O	2.19	0.59
1:E:179:PRO:HD3	1:E:237:ARG:NH1	2.15	0.59
1:E:266:ASP:HB2	1:E:269:VAL:HG23	1.85	0.59
1:E:345:LEU:HD11	1:E:353:ILE:HD13	1.85	0.59
1:G:390:GLN:HB3	1:G:393:VAL:HG13	1.85	0.59

Continued on next page...

Continued from previous page...

Atom-1	Atom-2	Interatomic distance (Å)	Clash overlap (Å)
1:G:427:ASP:CG	1:G:434:ARG:HG2	2.22	0.59
1:I:122:ARG:CZ	1:I:126:PHE:CE2	2.85	0.59
1:I:147:PRO:HG3	1:K:121:GLN:NE2	2.18	0.59
1:I:553:HIS:CD2	1:I:554:LEU:HB2	2.38	0.59
1:K:999:ARG:HG2	1:K:1030:TRP:CD2	2.37	0.59
1:M:333:ASP:CB	1:M:334:PHE:CE1	2.85	0.59
1:M:427:ASP:OD2	1:M:434:ARG:HG3	2.02	0.59
1:A:122:ARG:CZ	1:A:126:PHE:CE2	2.85	0.59
1:A:1028:GLN:HE21	1:A:1030:TRP:HB2	1.68	0.59
1:A:1143:ALA:CB	1:A:1183:LEU:CD2	2.80	0.59
1:C:317:CYS:SG	1:C:324:VAL:HG23	2.43	0.59
1:C:431:LYS:HZ2	1:E:336:ASN:HB3	1.62	0.59
1:C:553:HIS:CD2	1:C:554:LEU:HB2	2.38	0.59
1:E:265:ARG:NH1	3:E:1301:DTP:O1G	2.35	0.59
1:E:308:GLU:HA	1:E:308:GLU:OE2	2.01	0.59
1:E:317:CYS:SG	1:E:324:VAL:HG23	2.43	0.59
1:E:528:GLU:HG3	1:E:529:TYR:N	2.15	0.59
1:E:543:ASN:HB2	1:E:576:VAL:CG2	2.33	0.59
1:E:595:LEU:CG	1:E:1201:TRP:HH2	2.13	0.59
1:E:1201:TRP:HB2	1:E:1210:SER:C	2.22	0.59
1:G:317:CYS:SG	1:G:324:VAL:HG23	2.43	0.59
1:G:678:ASP:OD2	1:G:680:LYS:CE	2.46	0.59
1:G:999:ARG:HG2	1:G:1030:TRP:CD2	2.37	0.59
1:I:136:ILE:O	1:I:140:LEU:N	2.33	0.59
1:I:400:LEU:HB3	1:I:404:TRP:HZ3	1.68	0.59
1:K:136:ILE:O	1:K:140:LEU:N	2.33	0.59
1:K:658:ASP:OD2	1:K:677:VAL:CG1	2.51	0.59
1:K:821:ILE:HB	1:K:835:ILE:HB	1.83	0.59
1:K:849:SER:HB3	1:K:854:LEU:HB2	1.84	0.59
1:M:212:PHE:CE2	1:M:230:LEU:CD2	2.85	0.59
1:M:813:ILE:HD12	1:M:826:ILE:HG21	1.85	0.59
1:M:1185:PHE:O	1:M:1229:PHE:HZ	1.78	0.59
1:A:111:ARG:HH11	1:M:146:GLU:CG	2.15	0.59
1:A:678:ASP:OD2	1:A:680:LYS:CE	2.46	0.59
1:A:861:GLN:CA	1:A:884:TRP:HD1	2.15	0.59
1:A:885:VAL:HG23	1:A:886:HIS:N	2.18	0.59
1:C:999:ARG:HG2	1:C:1030:TRP:CD2	2.37	0.59
1:C:1201:TRP:HB2	1:C:1210:SER:C	2.22	0.59
1:C:1233:VAL:HG11	1:C:1243:ILE:CG1	2.28	0.59
1:C:1237:ASN:O	1:C:1238:LEU:HB2	2.02	0.59
1:E:107:THR:HB	1:E:110:VAL:HG23	1.83	0.59

Continued on next page...

Continued from previous page...

Atom-1	Atom-2	Interatomic distance (Å)	Clash overlap (Å)
1:E:122:ARG:CZ	1:E:126:PHE:CE2	2.85	0.59
1:E:251:LEU:HD12	1:E:269:VAL:HG12	1.85	0.59
1:E:864:VAL:CG2	1:E:885:VAL:HG11	2.32	0.59
1:G:146:GLU:HG2	1:I:111:ARG:HH11	1.68	0.59
1:G:345:LEU:HD11	1:G:353:ILE:HD13	1.85	0.59
1:G:658:ASP:OD2	1:G:677:VAL:CG1	2.51	0.59
1:I:556:GLY:O	1:I:557:ARG:C	2.41	0.59
1:I:658:ASP:OD2	1:I:677:VAL:CG1	2.51	0.59
1:I:885:VAL:HG23	1:I:886:HIS:N	2.18	0.59
1:I:1200:LYS:HE3	1:I:1211:GLN:CB	2.33	0.59
1:K:138:GLN:HE21	1:K:139:LYS:N	2.01	0.59
1:K:364:LEU:HD13	1:K:364:LEU:C	2.24	0.59
1:K:813:ILE:HD12	1:K:826:ILE:HG21	1.85	0.59
1:M:285:SER:OG	1:M:286:LEU:N	2.34	0.59
1:M:821:ILE:HB	1:M:835:ILE:HB	1.83	0.59
1:A:146:GLU:HG2	1:C:111:ARG:HH11	1.68	0.59
1:A:212:PHE:CE2	1:A:230:LEU:CD2	2.86	0.59
1:A:748:HIS:HD2	1:A:804:CYS:HB2	1.68	0.59
1:C:212:PHE:HE2	1:C:230:LEU:HD23	1.67	0.59
1:C:554:LEU:HD11	1:C:1214:TYR:CZ	2.38	0.59
1:C:666:SER:OG	1:C:670:ARG:N	2.34	0.59
1:C:885:VAL:HG23	1:C:886:HIS:N	2.18	0.59
1:E:1185:PHE:CZ	1:E:1192:LEU:HD11	2.35	0.59
1:G:251:LEU:HD12	1:G:269:VAL:HG12	1.85	0.59
1:G:308:GLU:HA	1:G:308:GLU:OE2	2.00	0.59
1:G:543:ASN:HB2	1:G:576:VAL:CG2	2.33	0.59
1:G:635:ALA:O	1:G:637:LYS:HG3	2.02	0.59
1:I:317:CYS:SG	1:I:324:VAL:HG23	2.43	0.59
1:K:212:PHE:HE2	1:K:230:LEU:CD2	2.14	0.59
1:K:1028:GLN:HE21	1:K:1030:TRP:HB2	1.68	0.59
1:M:138:GLN:HE21	1:M:139:LYS:N	2.01	0.59
1:M:332:ARG:HH11	1:M:332:ARG:CG	2.14	0.59
1:M:1143:ALA:CB	1:M:1183:LEU:CD2	2.80	0.59
1:M:1180:VAL:O	1:M:1180:VAL:HG12	2.01	0.59
1:A:212:PHE:HE2	1:A:230:LEU:HD23	1.67	0.58
1:A:251:LEU:HD12	1:A:269:VAL:HG12	1.85	0.58
1:A:364:LEU:HD13	1:A:364:LEU:C	2.24	0.58
1:A:588:VAL:HG12	1:A:1248:GLU:C	2.22	0.58
1:A:849:SER:HB3	1:A:854:LEU:HB2	1.84	0.58
1:C:147:PRO:HG3	1:E:121:GLN:NE2	2.18	0.58
1:C:212:PHE:CE2	1:C:230:LEU:CD2	2.86	0.58

Continued on next page...

Continued from previous page...

Atom-1	Atom-2	Interatomic distance (Å)	Clash overlap (Å)
1:C:251:LEU:HD12	1:C:269:VAL:HG12	1.85	0.58
1:C:345:LEU:HD11	1:C:353:ILE:HD13	1.85	0.58
1:C:364:LEU:HD13	1:C:364:LEU:C	2.24	0.58
1:C:588:VAL:HG12	1:C:1248:GLU:C	2.23	0.58
1:C:748:HIS:HD2	1:C:804:CYS:HB2	1.68	0.58
1:E:138:GLN:HE21	1:E:139:LYS:N	2.01	0.58
1:E:553:HIS:CD2	1:E:554:LEU:HB2	2.38	0.58
1:E:588:VAL:HG12	1:E:1248:GLU:C	2.23	0.58
1:E:862:TYR:CE1	1:E:881:HIS:HB3	2.38	0.58
1:E:1200:LYS:HE3	1:E:1211:GLN:CB	2.33	0.58
1:I:308:GLU:HA	1:I:308:GLU:OE2	2.01	0.58
1:I:364:LEU:HD13	1:I:364:LEU:C	2.24	0.58
1:I:1067:VAL:HB	1:I:1081:PHE:HB2	1.84	0.58
1:K:146:GLU:CG	1:M:111:ARG:HH11	2.15	0.58
1:K:390:GLN:HB3	1:K:393:VAL:HG13	1.85	0.58
1:M:251:LEU:HD12	1:M:269:VAL:HG12	1.85	0.58
1:M:345:LEU:HD11	1:M:353:ILE:HD13	1.85	0.58
1:M:364:LEU:HD13	1:M:364:LEU:C	2.24	0.58
1:M:556:GLY:O	1:M:557:ARG:C	2.41	0.58
1:M:861:GLN:CA	1:M:884:TRP:HD1	2.15	0.58
1:A:333:ASP:CB	1:A:334:PHE:CE1	2.85	0.58
1:C:136:ILE:O	1:C:140:LEU:N	2.33	0.58
1:C:146:GLU:HG2	1:E:111:ARG:HH11	1.68	0.58
1:C:543:ASN:HB2	1:C:576:VAL:CG2	2.33	0.58
1:G:212:PHE:HE2	1:G:230:LEU:CD2	2.14	0.58
1:G:885:VAL:HG23	1:G:886:HIS:N	2.18	0.58
1:G:1067:VAL:HB	1:G:1081:PHE:HB2	1.84	0.58
1:I:882:LEU:O	1:I:882:LEU:HD23	2.04	0.58
1:K:317:CYS:SG	1:K:324:VAL:HG23	2.43	0.58
1:M:748:HIS:HD2	1:M:804:CYS:HB2	1.68	0.58
1:A:138:GLN:HE21	1:A:139:LYS:N	2.01	0.58
1:E:146:GLU:HG2	1:G:111:ARG:HH11	1.68	0.58
1:E:147:PRO:HG3	1:G:121:GLN:NE2	2.18	0.58
1:E:364:LEU:HD13	1:E:364:LEU:C	2.24	0.58
1:E:390:GLN:HB3	1:E:393:VAL:HG13	1.85	0.58
1:E:400:LEU:HB3	1:E:404:TRP:HZ3	1.68	0.58
1:E:1028:GLN:HE21	1:E:1030:TRP:HB2	1.68	0.58
1:G:107:THR:HB	1:G:110:VAL:HG23	1.84	0.58
1:G:400:LEU:HB3	1:G:404:TRP:HZ3	1.68	0.58
1:G:553:HIS:CD2	1:G:554:LEU:HB2	2.38	0.58
1:G:556:GLY:O	1:G:557:ARG:C	2.41	0.58

Continued on next page...

Continued from previous page...

Atom-1	Atom-2	Interatomic distance (Å)	Clash overlap (Å)
1:A:473:LEU:HD21	1:A:484:TYR:OH	2.03	0.58
1:A:544:PHE:CD1	1:A:576:VAL:HG22	2.39	0.58
1:C:266:ASP:HB2	1:C:269:VAL:HG23	1.85	0.58
1:C:285:SER:OG	1:C:286:LEU:N	2.35	0.58
1:E:556:GLY:O	1:E:557:ARG:C	2.41	0.58
1:E:658:ASP:OD2	1:E:677:VAL:CG1	2.51	0.58
1:E:1136:SER:HA	1:E:1185:PHE:CD2	2.39	0.58
1:E:1171:GLU:HG3	1:E:1172:GLY:N	2.06	0.58
1:G:364:LEU:HD13	1:G:364:LEU:C	2.24	0.58
1:I:748:HIS:HD2	1:I:804:CYS:HB2	1.68	0.58
1:I:999:ARG:CD	1:I:1030:TRP:CD1	2.76	0.58
1:K:885:VAL:HG23	1:K:886:HIS:N	2.18	0.58
1:K:1200:LYS:HE3	1:K:1211:GLN:CB	2.33	0.58
1:A:345:LEU:HD11	1:A:353:ILE:HD13	1.85	0.58
1:A:558:GLN:CB	1:A:559:PRO:CD	2.78	0.58
1:A:1027:ILE:HD11	1:A:1047:VAL:HG11	1.86	0.58
1:C:107:THR:HB	1:C:110:VAL:HG23	1.84	0.58
1:C:658:ASP:OD2	1:C:677:VAL:CG1	2.51	0.58
1:C:849:SER:HB3	1:C:854:LEU:HB2	1.84	0.58
1:C:1027:ILE:HD11	1:C:1047:VAL:HG11	1.86	0.58
1:C:1094:SER:HB3	1:C:1135:PHE:CG	2.39	0.58
1:C:1200:LYS:HE3	1:C:1211:GLN:CB	2.33	0.58
1:E:544:PHE:CD1	1:E:576:VAL:HG22	2.39	0.58
1:E:849:SER:HB3	1:E:854:LEU:HB2	1.84	0.58
1:E:1094:SER:HB3	1:E:1135:PHE:CG	2.39	0.58
1:G:138:GLN:HE21	1:G:139:LYS:N	2.01	0.58
1:G:431:LYS:HZ2	1:I:336:ASN:HB3	1.62	0.58
1:G:748:HIS:HD2	1:G:804:CYS:HB2	1.68	0.58
1:G:1028:GLN:HE21	1:G:1030:TRP:HB2	1.68	0.58
1:I:212:PHE:HE2	1:I:230:LEU:HD23	1.67	0.58
1:I:1094:SER:HB3	1:I:1135:PHE:CG	2.39	0.58
5:J:201:HEM:CBC	5:J:201:HEM:HMC1	2.28	0.58
1:K:251:LEU:HD12	1:K:269:VAL:HG12	1.85	0.58
1:K:400:LEU:HB3	1:K:404:TRP:HZ3	1.68	0.58
1:K:553:HIS:CD2	1:K:554:LEU:HB2	2.38	0.58
1:K:1094:SER:HB3	1:K:1135:PHE:CG	2.39	0.58
1:K:1136:SER:HA	1:K:1185:PHE:CD2	2.38	0.58
1:M:885:VAL:HG23	1:M:886:HIS:N	2.18	0.58
1:A:588:VAL:CG1	1:A:1248:GLU:C	2.72	0.58
1:A:1200:LYS:HE3	1:A:1211:GLN:CB	2.33	0.58
1:C:427:ASP:OD2	1:C:434:ARG:HG3	2.02	0.58

Continued on next page...

Continued from previous page...

Atom-1	Atom-2	Interatomic distance (Å)	Clash overlap (Å)
1:C:473:LEU:HD21	1:C:484:TYR:OH	2.03	0.58
1:C:556:GLY:O	1:C:557:ARG:C	2.41	0.58
1:C:862:TYR:CE1	1:C:881:HIS:HB3	2.38	0.58
1:E:212:PHE:CE2	1:E:230:LEU:CD2	2.86	0.58
1:E:748:HIS:HD2	1:E:804:CYS:HB2	1.68	0.58
1:E:813:ILE:HD12	1:E:826:ILE:HG21	1.85	0.58
1:G:212:PHE:CE2	1:G:230:LEU:CD2	2.86	0.58
1:G:1136:SER:HA	1:G:1185:PHE:CD2	2.39	0.58
1:G:1200:LYS:HE3	1:G:1211:GLN:CB	2.33	0.58
1:I:251:LEU:HD12	1:I:269:VAL:HG12	1.85	0.58
1:I:1185:PHE:CD1	1:I:1192:LEU:CG	2.63	0.58
1:K:196:LEU:O	1:K:196:LEU:HD12	2.03	0.58
1:K:544:PHE:CD1	1:K:576:VAL:HG22	2.39	0.58
1:K:1233:VAL:HG11	1:K:1243:ILE:CG1	2.28	0.58
1:M:196:LEU:HD12	1:M:196:LEU:O	2.03	0.58
1:M:543:ASN:HB2	1:M:576:VAL:CG2	2.33	0.58
1:M:553:HIS:CD2	1:M:554:LEU:HB2	2.38	0.58
1:M:554:LEU:HD11	1:M:1214:TYR:CZ	2.38	0.58
1:M:984:ALA:CA	1:M:999:ARG:O	2.47	0.58
1:M:1027:ILE:HD11	1:M:1047:VAL:HG11	1.86	0.58
1:M:1028:GLN:HE21	1:M:1030:TRP:HB2	1.68	0.58
1:A:427:ASP:OD2	1:A:434:ARG:HG3	2.02	0.58
1:A:813:ILE:HD12	1:A:826:ILE:HG21	1.85	0.58
1:E:212:PHE:HE2	1:E:230:LEU:HD23	1.67	0.58
1:E:1113:SER:H	1:E:1120:LEU:HD13	1.69	0.58
1:G:189:LYS:O	1:G:190:GLN:OE1	2.22	0.58
1:G:544:PHE:CD1	1:G:576:VAL:HG22	2.39	0.58
1:G:554:LEU:HD11	1:G:1214:TYR:CZ	2.38	0.58
1:G:862:TYR:CE1	1:G:881:HIS:HB3	2.38	0.58
1:I:138:GLN:HE21	1:I:139:LYS:N	2.01	0.58
1:I:179:PRO:HD3	1:I:237:ARG:NH1	2.15	0.58
1:I:427:ASP:OD2	1:I:434:ARG:HG3	2.02	0.58
1:I:813:ILE:HD12	1:I:826:ILE:HG21	1.85	0.58
1:I:1136:SER:HA	1:I:1185:PHE:CD2	2.39	0.58
1:K:212:PHE:HE2	1:K:230:LEU:HD23	1.67	0.58
1:K:1180:VAL:O	1:K:1180:VAL:HG12	2.01	0.58
1:M:1200:LYS:HE3	1:M:1211:GLN:CB	2.33	0.58
1:A:122:ARG:NE	1:A:126:PHE:CZ	2.71	0.58
1:A:554:LEU:HD11	1:A:1214:TYR:CZ	2.38	0.58
1:A:882:LEU:O	1:A:882:LEU:HD23	2.04	0.58
1:A:999:ARG:HG2	1:A:1030:TRP:CD2	2.37	0.58

Continued on next page...

Continued from previous page...

Atom-1	Atom-2	Interatomic distance (Å)	Clash overlap (Å)
1:C:882:LEU:O	1:C:882:LEU:HD23	2.04	0.58
1:C:1113:SER:H	1:C:1120:LEU:HD13	1.69	0.58
1:E:885:VAL:HG23	1:E:886:HIS:N	2.18	0.58
1:G:1094:SER:HB3	1:G:1135:PHE:CG	2.39	0.58
1:G:1113:SER:H	1:G:1120:LEU:HD13	1.69	0.58
1:I:122:ARG:NE	1:I:126:PHE:CZ	2.71	0.58
1:I:189:LYS:O	1:I:190:GLN:OE1	2.22	0.58
1:I:196:LEU:HD12	1:I:196:LEU:O	2.03	0.58
1:I:496:MET:HA	1:I:496:MET:HE3	1.84	0.58
1:I:544:PHE:CD1	1:I:576:VAL:HG11	2.36	0.58
1:I:708:THR:HG22	1:I:710:SER:H	1.69	0.58
1:I:1028:GLN:HE21	1:I:1030:TRP:HB2	1.68	0.58
1:K:171:HIS:NE2	1:K:175:GLU:CG	2.66	0.58
1:K:1213:PHE:HE2	1:K:1215:THR:HG22	1.69	0.58
1:M:390:GLN:HB3	1:M:393:VAL:HG13	1.85	0.58
1:M:473:LEU:HD21	1:M:484:TYR:OH	2.03	0.58
1:M:882:LEU:O	1:M:882:LEU:HD23	2.03	0.58
1:M:946:LEU:HD11	1:M:959:LEU:HD12	1.86	0.58
1:M:999:ARG:HG2	1:M:1030:TRP:CD2	2.37	0.58
1:M:1094:SER:HB3	1:M:1135:PHE:CG	2.39	0.58
5:N:201:HEM:CBC	5:N:201:HEM:HMC1	2.28	0.58
1:A:543:ASN:HB2	1:A:576:VAL:CG2	2.33	0.58
1:C:390:GLN:HB3	1:C:393:VAL:HG13	1.85	0.58
1:C:544:PHE:CD1	1:C:576:VAL:HG22	2.39	0.58
1:E:473:LEU:HD21	1:E:484:TYR:OH	2.03	0.58
1:E:902:ASP:CB	2:F:72:LYS:HZ2	2.15	0.58
1:I:543:ASN:HB2	1:I:576:VAL:CG2	2.33	0.58
1:I:544:PHE:CD1	1:I:576:VAL:HG22	2.39	0.58
1:K:122:ARG:NE	1:K:126:PHE:CZ	2.71	0.58
1:M:231:MET:SD	1:M:258:CYS:SG	2.97	0.58
1:M:1185:PHE:CZ	1:M:1192:LEU:HD11	2.35	0.58
1:A:595:LEU:CD2	1:A:1244:LEU:CD1	2.48	0.58
1:A:708:THR:HG22	1:A:710:SER:H	1.69	0.58
1:A:921:MET:HA	1:A:1240:ILE:HG13	1.85	0.58
1:A:946:LEU:HD11	1:A:959:LEU:HD12	1.86	0.58
1:C:921:MET:HA	1:C:1240:ILE:HG13	1.85	0.58
1:C:1028:GLN:HE21	1:C:1030:TRP:HB2	1.68	0.58
1:E:364:LEU:CD1	1:E:368:MET:HE2	2.34	0.58
1:E:554:LEU:HD11	1:E:1214:TYR:CZ	2.38	0.58
1:E:639:LEU:N	1:E:653:ILE:CG2	2.63	0.58
1:E:876:ALA:CB	1:E:914:VAL:O	2.45	0.58

Continued on next page...

Continued from previous page...

Atom-1	Atom-2	Interatomic distance (Å)	Clash overlap (Å)
1:E:1027:ILE:HD11	1:E:1047:VAL:HG11	1.86	0.58
1:G:360:ASP:C	1:G:361:TYR:CD1	2.78	0.58
1:I:997:GLN:HG3	1:I:1033:GLN:H	1.69	0.58
1:M:1113:SER:H	1:M:1120:LEU:HD13	1.69	0.58
1:A:171:HIS:NE2	1:A:175:GLU:CG	2.66	0.57
1:A:1136:SER:HA	1:A:1185:PHE:CD2	2.38	0.57
1:C:588:VAL:CG1	1:C:1248:GLU:C	2.72	0.57
1:C:813:ILE:HD12	1:C:826:ILE:HG21	1.85	0.57
5:D:201:HEM:CBC	5:D:201:HEM:HMC1	2.28	0.57
1:E:122:ARG:NE	1:E:126:PHE:CZ	2.71	0.57
1:E:882:LEU:O	1:E:882:LEU:HD23	2.04	0.57
1:E:997:GLN:HG3	1:E:1033:GLN:H	1.69	0.57
1:G:196:LEU:HD12	1:G:196:LEU:O	2.03	0.57
1:G:212:PHE:HE2	1:G:230:LEU:HD23	1.67	0.57
1:G:813:ILE:HD12	1:G:826:ILE:HG21	1.85	0.57
1:I:902:ASP:CB	2:J:72:LYS:NZ	2.67	0.57
1:I:1113:SER:H	1:I:1120:LEU:HD13	1.69	0.57
1:I:1213:PHE:HE2	1:I:1215:THR:HG22	1.69	0.57
1:K:554:LEU:HD11	1:K:1214:TYR:CZ	2.38	0.57
1:K:882:LEU:O	1:K:882:LEU:HD23	2.03	0.57
1:M:544:PHE:CD1	1:M:576:VAL:HG22	2.39	0.57
1:A:1113:SER:H	1:A:1120:LEU:HD13	1.69	0.57
1:A:1233:VAL:HG11	1:A:1243:ILE:CG1	2.28	0.57
1:C:122:ARG:NE	1:C:126:PHE:CZ	2.71	0.57
1:C:179:PRO:HD3	1:C:237:ARG:NH1	2.15	0.57
1:E:921:MET:HA	1:E:1240:ILE:HG13	1.85	0.57
1:E:1237:ASN:O	1:E:1238:LEU:HB2	2.02	0.57
1:G:364:LEU:CD1	1:G:368:MET:HE1	2.27	0.57
1:I:931:GLN:O	1:I:931:GLN:HG3	2.05	0.57
1:K:189:LYS:O	1:K:190:GLN:OE1	2.22	0.57
1:K:360:ASP:C	1:K:361:TYR:CD1	2.78	0.57
1:K:520:ALA:HB2	1:K:647:GLY:O	2.05	0.57
1:K:556:GLY:O	1:K:557:ARG:C	2.41	0.57
1:M:122:ARG:NE	1:M:126:PHE:CZ	2.71	0.57
1:M:588:VAL:CG1	1:M:1248:GLU:C	2.72	0.57
1:M:1136:SER:HA	1:M:1185:PHE:CD2	2.39	0.57
1:M:1233:VAL:HG12	1:M:1243:ILE:HG23	1.86	0.57
1:A:196:LEU:HD12	1:A:196:LEU:O	2.04	0.57
1:A:400:LEU:HB3	1:A:404:TRP:HZ3	1.68	0.57
1:C:138:GLN:HE21	1:C:139:LYS:N	2.01	0.57
1:C:678:ASP:OD2	1:C:680:LYS:CE	2.46	0.57

Continued on next page...

Continued from previous page...

Atom-1	Atom-2	Interatomic distance (Å)	Clash overlap (Å)
1:E:902:ASP:CB	2:F:72:LYS:NZ	2.67	0.57
1:G:588:VAL:CG1	1:G:1248:GLU:C	2.72	0.57
1:I:554:LEU:HD11	1:I:1214:TYR:CZ	2.38	0.57
1:K:333:ASP:CB	1:K:334:PHE:CE1	2.85	0.57
1:A:136:ILE:O	1:A:140:LEU:N	2.33	0.57
1:A:902:ASP:CB	2:B:72:LYS:NZ	2.67	0.57
1:A:1213:PHE:CD2	1:A:1214:TYR:N	2.73	0.57
1:C:360:ASP:C	1:C:361:TYR:CD1	2.78	0.57
1:G:122:ARG:NE	1:G:126:PHE:CZ	2.71	0.57
1:G:708:THR:HG22	1:G:710:SER:H	1.69	0.57
1:G:931:GLN:O	1:G:931:GLN:HG3	2.05	0.57
1:G:948:LEU:HD12	1:G:957:ASP:HB3	1.86	0.57
1:G:1181:THR:HG22	1:G:1182:ASP:HB2	1.86	0.57
1:G:1213:PHE:CD2	1:G:1214:TYR:N	2.73	0.57
1:K:473:LEU:HD21	1:K:484:TYR:OH	2.03	0.57
1:K:588:VAL:CG1	1:K:1248:GLU:C	2.72	0.57
1:K:1027:ILE:HD11	1:K:1047:VAL:HG11	1.86	0.57
5:L:201:HEM:CBC	5:L:201:HEM:HMC1	2.28	0.57
1:M:360:ASP:C	1:M:361:TYR:CD1	2.78	0.57
1:M:520:ALA:HB2	1:M:647:GLY:O	2.04	0.57
1:M:708:THR:HG22	1:M:710:SER:H	1.69	0.57
1:M:902:ASP:CB	2:N:72:LYS:NZ	2.67	0.57
1:C:140:LEU:O	1:C:143:LEU:CD2	2.53	0.57
1:C:1185:PHE:CZ	1:C:1192:LEU:HD11	2.35	0.57
1:C:1213:PHE:CD2	1:C:1214:TYR:N	2.73	0.57
1:E:189:LYS:O	1:E:190:GLN:OE1	2.22	0.57
1:E:206:LEU:HD21	1:E:235:HIS:CD2	2.39	0.57
1:I:1181:THR:HG22	1:I:1182:ASP:HB2	1.87	0.57
1:K:931:GLN:O	1:K:931:GLN:HG3	2.05	0.57
1:M:212:PHE:HE2	1:M:230:LEU:HD23	1.67	0.57
1:M:316:GLU:O	1:M:318:LYS:CG	2.50	0.57
1:M:876:ALA:CB	1:M:914:VAL:O	2.45	0.57
1:M:1185:PHE:HE1	1:M:1192:LEU:HD12	1.53	0.57
1:M:1233:VAL:HG11	1:M:1243:ILE:CG1	2.28	0.57
1:A:390:GLN:HB3	1:A:393:VAL:HG13	1.85	0.57
1:A:658:ASP:OD2	1:A:677:VAL:CG1	2.51	0.57
1:A:948:LEU:HD12	1:A:957:ASP:HB3	1.86	0.57
1:A:1094:SER:HB3	1:A:1135:PHE:CG	2.39	0.57
1:C:400:LEU:HB3	1:C:404:TRP:HZ3	1.68	0.57
1:C:1233:VAL:HG12	1:C:1243:ILE:HG23	1.86	0.57
1:E:588:VAL:CG1	1:E:1248:GLU:C	2.72	0.57

Continued on next page...

Continued from previous page...

Atom-1	Atom-2	Interatomic distance (Å)	Clash overlap (Å)
1:E:678:ASP:OD2	1:E:680:LYS:CE	2.46	0.57
1:E:1181:THR:HG22	1:E:1182:ASP:HB2	1.86	0.57
1:G:921:MET:HA	1:G:1240:ILE:HG13	1.85	0.57
1:I:278:TYR:N	1:I:278:TYR:CD1	2.73	0.57
1:I:360:ASP:C	1:I:361:TYR:CD1	2.78	0.57
1:I:520:ALA:HB2	1:I:647:GLY:O	2.05	0.57
1:I:948:LEU:HD12	1:I:957:ASP:HB3	1.86	0.57
1:K:206:LEU:HD21	1:K:235:HIS:CD2	2.39	0.57
1:K:543:ASN:HB2	1:K:576:VAL:CG2	2.33	0.57
1:K:902:ASP:CB	2:L:72:LYS:NZ	2.67	0.57
1:M:189:LYS:O	1:M:190:GLN:OE1	2.22	0.57
1:M:921:MET:HA	1:M:1240:ILE:HG13	1.85	0.57
1:M:948:LEU:HD12	1:M:957:ASP:HB3	1.86	0.57
1:A:140:LEU:O	1:A:143:LEU:CD2	2.53	0.57
1:A:334:PHE:CD1	1:A:334:PHE:N	2.73	0.57
1:A:360:ASP:C	1:A:361:TYR:CD1	2.78	0.57
1:A:678:ASP:OD2	1:A:680:LYS:HG3	2.05	0.57
1:C:1008:HIS:CE1	1:C:1010:GLN:HB2	2.40	0.57
1:G:544:PHE:CD1	1:G:576:VAL:HG11	2.36	0.57
1:G:882:LEU:HD23	1:G:882:LEU:O	2.03	0.57
1:G:1233:VAL:HG12	1:G:1243:ILE:HG23	1.86	0.57
1:I:146:GLU:CG	1:K:111:ARG:HH11	2.15	0.57
1:I:473:LEU:HD21	1:I:484:TYR:OH	2.03	0.57
1:I:1008:HIS:CE1	1:I:1010:GLN:HB2	2.40	0.57
1:K:544:PHE:CD1	1:K:576:VAL:HG11	2.36	0.57
1:K:678:ASP:OD2	1:K:680:LYS:HG3	2.05	0.57
1:K:748:HIS:HD2	1:K:804:CYS:HB2	1.68	0.57
1:K:1113:SER:H	1:K:1120:LEU:HD13	1.69	0.57
1:M:400:LEU:HB3	1:M:404:TRP:HZ3	1.68	0.57
1:M:1092:ASP:HB2	1:M:1133:SER:O	2.05	0.57
1:A:486:PHE:N	1:A:486:PHE:CD1	2.73	0.57
1:C:1136:SER:HA	1:C:1185:PHE:CD2	2.39	0.57
1:E:140:LEU:O	1:E:143:LEU:CD2	2.53	0.57
1:E:196:LEU:HD12	1:E:196:LEU:O	2.03	0.57
1:E:360:ASP:C	1:E:361:TYR:CD1	2.78	0.57
1:E:1213:PHE:CD2	1:E:1214:TYR:N	2.73	0.57
1:E:1220:LEU:HG	1:E:1236:ASP:CG	2.25	0.57
1:G:136:ILE:O	1:G:140:LEU:N	2.33	0.57
1:G:334:PHE:CD1	1:G:334:PHE:N	2.73	0.57
1:I:596:GLU:HB2	1:I:1245:GLN:O	2.04	0.57
1:I:603:ILE:HD13	1:I:1240:ILE:HG21	1.87	0.57

Continued on next page...

Continued from previous page...

Atom-1	Atom-2	Interatomic distance (Å)	Clash overlap (Å)
1:I:1027:ILE:HD11	1:I:1047:VAL:HG11	1.86	0.57
1:I:1233:VAL:HG12	1:I:1243:ILE:HG23	1.86	0.57
1:K:708:THR:HG22	1:K:710:SER:H	1.69	0.57
1:K:946:LEU:HD11	1:K:959:LEU:HD12	1.86	0.57
1:K:1008:HIS:CE1	1:K:1010:GLN:HB2	2.40	0.57
1:K:1220:LEU:HG	1:K:1236:ASP:CG	2.25	0.57
1:M:486:PHE:N	1:M:486:PHE:CD1	2.73	0.57
1:M:678:ASP:OD2	1:M:680:LYS:HG3	2.05	0.57
1:A:151:THR:HB	1:A:279:VAL:HG12	1.87	0.57
1:A:206:LEU:HD21	1:A:235:HIS:CD2	2.39	0.57
1:A:334:PHE:HB3	1:A:337:ARG:HG2	1.86	0.57
1:A:453:LEU:HD11	1:A:454:GLN:NE2	2.00	0.57
1:A:1185:PHE:CZ	1:A:1192:LEU:HD11	2.35	0.57
1:A:1187:PRO:HG2	1:A:1229:PHE:HB3	1.87	0.57
1:C:151:THR:HB	1:C:279:VAL:HG12	1.87	0.57
1:C:196:LEU:O	1:C:196:LEU:HD12	2.03	0.57
1:C:206:LEU:HD21	1:C:235:HIS:CD2	2.39	0.57
1:C:453:LEU:HD11	1:C:454:GLN:NE2	2.00	0.57
1:C:1200:LYS:HD3	1:C:1202:TRP:NE1	2.20	0.57
1:E:334:PHE:CD1	1:E:334:PHE:N	2.73	0.57
1:G:400:LEU:HB3	1:G:404:TRP:CZ3	2.40	0.57
1:G:1027:ILE:HD11	1:G:1047:VAL:HG11	1.86	0.57
1:G:1213:PHE:O	1:G:1214:TYR:CB	2.49	0.57
1:I:400:LEU:HB3	1:I:404:TRP:CZ3	2.40	0.57
1:I:588:VAL:CG1	1:I:1248:GLU:C	2.72	0.57
1:I:678:ASP:OD2	1:I:680:LYS:HG3	2.05	0.57
1:K:151:THR:HB	1:K:279:VAL:HG12	1.87	0.57
1:K:278:TYR:N	1:K:278:TYR:CD1	2.73	0.57
1:K:316:GLU:O	1:K:318:LYS:CG	2.50	0.57
1:K:1181:THR:HG22	1:K:1182:ASP:HB2	1.87	0.57
1:M:140:LEU:O	1:M:143:LEU:CD2	2.53	0.57
1:M:997:GLN:HG3	1:M:1033:GLN:H	1.69	0.57
1:A:400:LEU:HB3	1:A:404:TRP:CZ3	2.40	0.57
1:A:1220:LEU:HG	1:A:1236:ASP:CG	2.25	0.57
1:A:1233:VAL:HG12	1:A:1243:ILE:HG23	1.86	0.57
1:C:334:PHE:HB3	1:C:337:ARG:HG2	1.87	0.57
1:C:486:PHE:N	1:C:486:PHE:CD1	2.73	0.57
1:C:639:LEU:N	1:C:653:ILE:CG2	2.63	0.57
1:C:678:ASP:OD2	1:C:680:LYS:HG3	2.05	0.57
1:C:902:ASP:CB	2:D:72:LYS:NZ	2.67	0.57
1:E:400:LEU:HB3	1:E:404:TRP:CZ3	2.40	0.57

Continued on next page...

Continued from previous page...

Atom-1	Atom-2	Interatomic distance (Å)	Clash overlap (Å)
1:E:948:LEU:HD12	1:E:957:ASP:HB3	1.86	0.57
1:G:206:LEU:HD21	1:G:235:HIS:CD2	2.39	0.57
1:G:902:ASP:CB	2:H:72:LYS:NZ	2.67	0.57
1:I:206:LEU:HD21	1:I:235:HIS:CD2	2.39	0.57
1:I:1213:PHE:CD2	1:I:1214:TYR:N	2.73	0.57
1:I:1220:LEU:HG	1:I:1236:ASP:CG	2.25	0.57
1:K:374:MET:HA	1:K:374:MET:HE2	1.84	0.57
1:K:400:LEU:HB3	1:K:404:TRP:CZ3	2.40	0.57
1:K:603:ILE:HD13	1:K:1240:ILE:HG21	1.87	0.57
1:K:1046:THR:O	1:K:1062:SER:HB2	2.05	0.57
1:K:1213:PHE:CE2	1:K:1215:THR:HA	2.40	0.57
1:M:206:LEU:HD21	1:M:235:HIS:CD2	2.39	0.57
1:M:931:GLN:O	1:M:931:GLN:HG3	2.05	0.57
1:M:1046:THR:O	1:M:1062:SER:HB2	2.05	0.57
1:A:997:GLN:HG3	1:A:1033:GLN:H	1.69	0.56
1:A:1200:LYS:HD3	1:A:1202:TRP:NE1	2.20	0.56
1:A:1216:ASN:HB3	1:A:1242:TYR:OH	2.05	0.56
1:C:189:LYS:O	1:C:190:GLN:OE1	2.22	0.56
1:C:883:SER:OG	1:C:902:ASP:CA	2.53	0.56
1:C:946:LEU:HD11	1:C:959:LEU:HD12	1.86	0.56
1:C:997:GLN:HG3	1:C:1033:GLN:H	1.69	0.56
1:C:1092:ASP:HB2	1:C:1133:SER:O	2.05	0.56
1:E:453:LEU:HD11	1:E:454:GLN:NE2	2.00	0.56
1:E:708:THR:HG22	1:E:710:SER:H	1.69	0.56
1:E:946:LEU:HD11	1:E:959:LEU:HD12	1.86	0.56
1:G:140:LEU:O	1:G:143:LEU:CD2	2.53	0.56
1:G:883:SER:OG	1:G:902:ASP:CA	2.53	0.56
1:G:1182:ASP:C	1:G:1183:LEU:HD12	2.26	0.56
1:G:1220:LEU:HG	1:G:1236:ASP:CG	2.25	0.56
1:I:231:MET:SD	1:I:258:CYS:SG	2.97	0.56
1:I:427:ASP:HB3	1:I:434:ARG:O	2.05	0.56
1:K:525:GLU:O	1:K:528:GLU:HG2	2.05	0.56
1:K:1187:PRO:HG2	1:K:1229:PHE:HB3	1.87	0.56
1:K:1213:PHE:CD2	1:K:1214:TYR:N	2.73	0.56
1:M:334:PHE:HB3	1:M:337:ARG:HG2	1.87	0.56
1:M:615:THR:O	1:M:904:GLN:OE1	2.23	0.56
1:M:879:ARG:CB	1:M:921:MET:CE	2.73	0.56
1:A:544:PHE:CD1	1:A:576:VAL:CG2	2.88	0.56
1:A:564:VAL:CG1	1:A:583:GLN:HG2	2.35	0.56
1:C:278:TYR:N	1:C:278:TYR:CD1	2.73	0.56
1:C:400:LEU:HB3	1:C:404:TRP:CZ3	2.40	0.56

Continued on next page...

Continued from previous page...

Atom-1	Atom-2	Interatomic distance (Å)	Clash overlap (Å)
1:C:999:ARG:CD	1:C:1030:TRP:CD1	2.76	0.56
1:C:1213:PHE:CE2	1:C:1215:THR:HA	2.40	0.56
1:C:1220:LEU:HG	1:C:1236:ASP:CG	2.25	0.56
1:E:427:ASP:HB3	1:E:434:ARG:O	2.05	0.56
1:G:295:LEU:O	1:G:299:VAL:HG22	2.05	0.56
1:G:544:PHE:CD1	1:G:576:VAL:CG2	2.88	0.56
1:G:595:LEU:CD2	1:G:1244:LEU:CD1	2.48	0.56
1:I:140:LEU:O	1:I:143:LEU:CD2	2.53	0.56
1:I:921:MET:HA	1:I:1240:ILE:HG13	1.85	0.56
1:I:1201:TRP:HE3	1:I:1210:SER:CB	2.16	0.56
1:K:596:GLU:HB2	1:K:1245:GLN:O	2.05	0.56
1:M:149:TRP:HZ3	1:M:251:LEU:HD22	1.70	0.56
1:M:151:THR:HB	1:M:279:VAL:HG12	1.87	0.56
1:M:278:TYR:N	1:M:278:TYR:CD1	2.73	0.56
1:M:334:PHE:CD1	1:M:334:PHE:N	2.73	0.56
1:M:596:GLU:HB2	1:M:1245:GLN:O	2.05	0.56
1:M:1187:PRO:HG2	1:M:1229:PHE:HB3	1.87	0.56
1:A:189:LYS:O	1:A:190:GLN:OE1	2.22	0.56
1:A:520:ALA:HB2	1:A:647:GLY:O	2.05	0.56
1:A:1046:THR:O	1:A:1062:SER:HB2	2.05	0.56
1:A:1092:ASP:HB2	1:A:1133:SER:O	2.05	0.56
1:C:171:HIS:NE2	1:C:175:GLU:CG	2.66	0.56
1:C:295:LEU:O	1:C:299:VAL:HG22	2.05	0.56
1:C:596:GLU:HB2	1:C:1245:GLN:O	2.05	0.56
1:C:708:THR:HG22	1:C:710:SER:H	1.69	0.56
1:C:1181:THR:HG22	1:C:1182:ASP:HB2	1.86	0.56
1:E:544:PHE:CD1	1:E:576:VAL:CG2	2.88	0.56
1:E:564:VAL:CG1	1:E:583:GLN:HG3	2.35	0.56
1:E:609:LEU:HB3	1:E:908:LEU:HB3	1.87	0.56
1:E:879:ARG:CB	1:E:921:MET:CE	2.73	0.56
1:E:931:GLN:O	1:E:931:GLN:HG3	2.05	0.56
1:E:1200:LYS:HD3	1:E:1202:TRP:NE1	2.20	0.56
1:G:596:GLU:HB2	1:G:1245:GLN:O	2.05	0.56
1:G:946:LEU:HD11	1:G:959:LEU:HD12	1.86	0.56
1:G:1213:PHE:CE2	1:G:1215:THR:HA	2.40	0.56
1:I:457:HIS:CE1	1:I:493:SER:HG	2.23	0.56
1:I:862:TYR:CE1	1:I:881:HIS:HB3	2.38	0.56
1:I:883:SER:OG	1:I:902:ASP:CA	2.53	0.56
1:I:1187:PRO:HG2	1:I:1229:PHE:HB3	1.87	0.56
1:I:1213:PHE:CE2	1:I:1215:THR:HA	2.40	0.56
1:I:1216:ASN:HB3	1:I:1242:TYR:OH	2.06	0.56

Continued on next page...

Continued from previous page...

Atom-1	Atom-2	Interatomic distance (Å)	Clash overlap (Å)
1:K:140:LEU:O	1:K:143:LEU:CD2	2.53	0.56
1:K:295:LEU:O	1:K:299:VAL:HG22	2.05	0.56
1:K:427:ASP:HB3	1:K:434:ARG:O	2.05	0.56
1:K:615:THR:O	1:K:904:GLN:OE1	2.23	0.56
1:K:921:MET:HA	1:K:1240:ILE:HG13	1.85	0.56
1:K:948:LEU:HD12	1:K:957:ASP:HB3	1.86	0.56
1:K:1201:TRP:HE3	1:K:1210:SER:CB	2.15	0.56
1:K:1233:VAL:HG12	1:K:1243:ILE:HG23	1.86	0.56
1:M:295:LEU:O	1:M:299:VAL:HG22	2.05	0.56
1:M:374:MET:HA	1:M:374:MET:HE2	1.84	0.56
1:M:400:LEU:HB3	1:M:404:TRP:CZ3	2.40	0.56
1:M:525:GLU:O	1:M:528:GLU:HG2	2.05	0.56
1:M:544:PHE:CD1	1:M:576:VAL:CG2	2.88	0.56
1:M:639:LEU:N	1:M:653:ILE:CG2	2.63	0.56
1:M:1213:PHE:CE2	1:M:1215:THR:HA	2.40	0.56
1:M:1213:PHE:CD2	1:M:1214:TYR:N	2.72	0.56
1:A:111:ARG:NH1	1:M:146:GLU:HG2	2.18	0.56
1:A:596:GLU:HB2	1:A:1245:GLN:O	2.05	0.56
1:A:615:THR:O	1:A:904:GLN:OE1	2.24	0.56
1:A:862:TYR:CE1	1:A:881:HIS:HB3	2.38	0.56
1:A:970:SER:OG	1:A:973:LEU:O	2.24	0.56
1:C:564:VAL:CG1	1:C:583:GLN:HG3	2.35	0.56
1:C:603:ILE:HD13	1:C:1240:ILE:HG21	1.87	0.56
1:C:1187:PRO:HG2	1:C:1229:PHE:HB3	1.87	0.56
1:E:419:VAL:HG22	1:E:424:LEU:O	2.06	0.56
1:E:788:LEU:HG	1:E:790:LEU:HG	1.88	0.56
1:E:1008:HIS:CE1	1:E:1010:GLN:HB2	2.40	0.56
1:G:419:VAL:HG22	1:G:424:LEU:O	2.06	0.56
1:G:603:ILE:HD13	1:G:1240:ILE:HG21	1.87	0.56
1:G:609:LEU:HB3	1:G:908:LEU:HB3	1.87	0.56
1:G:970:SER:OG	1:G:973:LEU:O	2.24	0.56
1:G:1201:TRP:HE3	1:G:1210:SER:CB	2.15	0.56
1:I:241:ILE:O	1:I:242:LEU:HD12	2.05	0.56
1:I:946:LEU:HD11	1:I:959:LEU:HD12	1.86	0.56
1:I:970:SER:OG	1:I:973:LEU:O	2.24	0.56
1:K:149:TRP:HZ3	1:K:251:LEU:HD22	1.70	0.56
1:K:513:LYS:CD	1:K:522:LEU:HG	2.36	0.56
1:K:1182:ASP:C	1:K:1183:LEU:HD12	2.26	0.56
1:M:171:HIS:NE2	1:M:175:GLU:CG	2.66	0.56
1:M:1200:LYS:HD3	1:M:1202:TRP:NE1	2.20	0.56
1:A:278:TYR:N	1:A:278:TYR:CD1	2.73	0.56

Continued on next page...

Continued from previous page...

Atom-1	Atom-2	Interatomic distance (Å)	Clash overlap (Å)
1:A:340:TYR:HH	1:M:409:GLU:HG3	1.69	0.56
1:C:334:PHE:CD1	1:C:334:PHE:N	2.73	0.56
1:C:609:LEU:HB3	1:C:908:LEU:HB3	1.87	0.56
1:C:788:LEU:HG	1:C:790:LEU:HG	1.88	0.56
1:C:1182:ASP:C	1:C:1183:LEU:HD12	2.26	0.56
1:E:151:THR:HB	1:E:279:VAL:HG12	1.87	0.56
1:E:564:VAL:CG1	1:E:583:GLN:HG2	2.36	0.56
1:E:1240:ILE:HG22	1:E:1242:TYR:CE1	2.41	0.56
1:G:473:LEU:HD21	1:G:484:TYR:OH	2.03	0.56
1:G:520:ALA:HB2	1:G:647:GLY:O	2.05	0.56
1:G:639:LEU:N	1:G:653:ILE:CG2	2.63	0.56
1:G:1092:ASP:HB2	1:G:1133:SER:O	2.05	0.56
1:G:1213:PHE:HE2	1:G:1215:THR:HG22	1.69	0.56
1:G:1240:ILE:HG22	1:G:1242:TYR:CE1	2.41	0.56
1:I:151:THR:HB	1:I:279:VAL:HG12	1.87	0.56
1:I:419:VAL:HG22	1:I:424:LEU:O	2.06	0.56
1:I:544:PHE:CD1	1:I:576:VAL:CG2	2.88	0.56
1:I:615:THR:O	1:I:904:GLN:OE1	2.23	0.56
1:K:788:LEU:HG	1:K:790:LEU:HG	1.88	0.56
1:K:997:GLN:HG3	1:K:1033:GLN:H	1.69	0.56
1:M:788:LEU:HG	1:M:790:LEU:HG	1.88	0.56
1:M:1181:THR:HG22	1:M:1182:ASP:HB2	1.87	0.56
1:A:146:GLU:HG2	1:C:111:ARG:NH1	2.19	0.56
1:C:419:VAL:HG22	1:C:424:LEU:O	2.06	0.56
1:C:1046:THR:CG2	1:C:1063:PHE:CE2	2.89	0.56
1:E:678:ASP:OD2	1:E:680:LYS:HG3	2.05	0.56
1:E:883:SER:OG	1:E:902:ASP:CA	2.53	0.56
1:E:1151:ILE:CG1	1:E:1167:PRO:HG2	2.36	0.56
1:E:1182:ASP:C	1:E:1183:LEU:HD12	2.26	0.56
1:G:241:ILE:O	1:G:242:LEU:HD12	2.05	0.56
1:I:295:LEU:O	1:I:299:VAL:HG22	2.05	0.56
1:I:513:LYS:CD	1:I:522:LEU:HG	2.36	0.56
1:K:241:ILE:O	1:K:242:LEU:HD12	2.05	0.56
1:A:147:PRO:HG3	1:C:121:GLN:OE1	2.06	0.56
1:A:316:GLU:O	1:A:318:LYS:CG	2.50	0.56
1:A:595:LEU:HD22	1:A:1244:LEU:HD12	1.78	0.56
1:A:1008:HIS:CE1	1:A:1010:GLN:HB2	2.40	0.56
1:A:1046:THR:CG2	1:A:1063:PHE:CE2	2.89	0.56
1:A:1182:ASP:C	1:A:1183:LEU:HD12	2.26	0.56
1:C:427:ASP:HB3	1:C:434:ARG:O	2.05	0.56
1:C:558:GLN:CB	1:C:559:PRO:CD	2.78	0.56

Continued on next page...

Continued from previous page...

Atom-1	Atom-2	Interatomic distance (Å)	Clash overlap (Å)
1:C:1151:ILE:CG1	1:C:1167:PRO:HG2	2.36	0.56
1:C:1216:ASN:HB3	1:C:1242:TYR:OH	2.06	0.56
1:E:278:TYR:N	1:E:278:TYR:CD1	2.73	0.56
1:E:393:VAL:HG11	1:E:486:PHE:CE2	2.41	0.56
1:E:520:ALA:HB2	1:E:647:GLY:O	2.05	0.56
1:E:596:GLU:HB2	1:E:1245:GLN:O	2.05	0.56
1:E:1046:THR:CG2	1:E:1063:PHE:CE2	2.89	0.56
1:E:1092:ASP:HB2	1:E:1133:SER:O	2.05	0.56
1:E:1233:VAL:HG12	1:E:1243:ILE:HG23	1.86	0.56
1:G:278:TYR:N	1:G:278:TYR:CD1	2.73	0.56
1:G:678:ASP:OD2	1:G:680:LYS:HG3	2.05	0.56
1:G:1008:HIS:CE1	1:G:1010:GLN:HB2	2.40	0.56
1:I:525:GLU:O	1:I:528:GLU:HG2	2.05	0.56
1:I:862:TYR:CE1	1:I:885:VAL:HG12	2.21	0.56
1:K:879:ARG:HB3	1:K:921:MET:HE2	1.84	0.56
1:K:1200:LYS:HD3	1:K:1202:TRP:NE1	2.20	0.56
1:M:249:TRP:O	1:M:252:LYS:HB2	2.06	0.56
1:M:427:ASP:HB3	1:M:434:ARG:O	2.05	0.56
1:M:564:VAL:CG1	1:M:583:GLN:HG3	2.35	0.56
1:M:636:ASP:C	1:M:637:LYS:CG	2.74	0.56
1:M:1008:HIS:CE1	1:M:1010:GLN:HB2	2.40	0.56
1:A:393:VAL:HG11	1:A:486:PHE:CE2	2.41	0.56
1:A:603:ILE:HD13	1:A:1240:ILE:HG21	1.87	0.56
1:A:788:LEU:HG	1:A:790:LEU:HG	1.88	0.56
1:A:879:ARG:CB	1:A:921:MET:CE	2.73	0.56
1:C:948:LEU:HD12	1:C:957:ASP:HB3	1.86	0.56
1:C:1240:ILE:HG22	1:C:1242:TYR:CE1	2.41	0.56
1:E:525:GLU:O	1:E:528:GLU:HG2	2.05	0.56
1:G:149:TRP:HZ3	1:G:251:LEU:HD22	1.70	0.56
1:G:876:ALA:CB	1:G:914:VAL:O	2.45	0.56
1:G:997:GLN:HG3	1:G:1033:GLN:H	1.69	0.56
1:G:1187:PRO:HG2	1:G:1229:PHE:HB3	1.87	0.56
1:I:334:PHE:HB3	1:I:337:ARG:HG2	1.86	0.56
1:I:1046:THR:O	1:I:1062:SER:HB2	2.05	0.56
1:I:1092:ASP:HB2	1:I:1133:SER:O	2.05	0.56
1:I:1182:ASP:C	1:I:1183:LEU:HD12	2.26	0.56
1:K:486:PHE:N	1:K:486:PHE:CD1	2.73	0.56
1:K:544:PHE:CD1	1:K:576:VAL:CG2	2.88	0.56
1:K:944:ARG:NE	1:K:961:GLU:O	2.39	0.56
1:K:1216:ASN:HB3	1:K:1242:TYR:OH	2.06	0.56
1:M:883:SER:OG	1:M:902:ASP:CA	2.53	0.56

Continued on next page...

Continued from previous page...

Atom-1	Atom-2	Interatomic distance (Å)	Clash overlap (Å)
1:A:295:LEU:O	1:A:299:VAL:HG22	2.05	0.56
1:A:883:SER:OG	1:A:902:ASP:CA	2.53	0.56
1:C:1125:GLY:O	1:C:1152:ARG:NH1	2.39	0.56
1:E:295:LEU:O	1:E:299:VAL:HG22	2.05	0.56
1:E:334:PHE:HB3	1:E:337:ARG:HG2	1.87	0.56
1:G:143:LEU:HG	1:G:259:GLN:NE2	2.21	0.56
1:G:427:ASP:HB3	1:G:434:ARG:O	2.05	0.56
1:I:143:LEU:HG	1:I:259:GLN:NE2	2.21	0.56
1:I:944:ARG:NE	1:I:961:GLU:O	2.39	0.56
1:I:984:ALA:CA	1:I:999:ARG:O	2.47	0.56
1:I:1240:ILE:HG22	1:I:1242:TYR:CE1	2.41	0.56
1:K:595:LEU:CD1	1:K:1244:LEU:HD13	2.36	0.56
1:K:883:SER:OG	1:K:902:ASP:CA	2.53	0.56
1:K:1247:LEU:CD1	1:K:1248:GLU:H	2.13	0.56
1:M:241:ILE:O	1:M:242:LEU:HD12	2.05	0.56
1:M:1046:THR:CG2	1:M:1063:PHE:CE2	2.89	0.56
1:M:1182:ASP:C	1:M:1183:LEU:HD12	2.26	0.56
1:M:1216:ASN:HB3	1:M:1242:TYR:OH	2.06	0.56
1:M:1220:LEU:HG	1:M:1236:ASP:CG	2.25	0.56
1:A:249:TRP:O	1:A:252:LYS:HB2	2.06	0.56
1:A:609:LEU:HB3	1:A:908:LEU:HB3	1.87	0.56
1:A:1217:GLY:O	1:A:1218:THR:CG2	2.54	0.56
1:C:393:VAL:HG11	1:C:486:PHE:CE2	2.41	0.56
1:C:564:VAL:CG1	1:C:583:GLN:HG2	2.36	0.56
1:E:1213:PHE:CE2	1:E:1215:THR:HA	2.40	0.56
1:G:345:LEU:HD11	1:G:353:ILE:CD1	2.36	0.56
1:G:595:LEU:HG	1:G:1201:TRP:HH2	1.71	0.56
1:G:788:LEU:HG	1:G:790:LEU:HG	1.88	0.56
1:G:1182:ASP:HB3	1:G:1223:ILE:HG21	1.88	0.56
1:G:1200:LYS:HG3	1:G:1211:GLN:CA	2.36	0.56
1:I:1151:ILE:CG1	1:I:1167:PRO:HG2	2.36	0.56
1:I:1182:ASP:HB3	1:I:1223:ILE:HG21	1.88	0.56
1:K:170:ASP:OD1	1:K:171:HIS:N	2.39	0.56
1:K:882:LEU:CD2	1:K:882:LEU:N	2.39	0.56
1:K:970:SER:OG	1:K:973:LEU:O	2.24	0.56
1:K:1125:GLY:O	1:K:1152:ARG:NH1	2.39	0.56
1:K:1151:ILE:CG1	1:K:1167:PRO:HG2	2.36	0.56
1:K:1225:VAL:CG1	1:K:1229:PHE:CD1	2.89	0.56
1:K:1240:ILE:HG22	1:K:1242:TYR:CE1	2.41	0.56
1:M:970:SER:OG	1:M:973:LEU:O	2.24	0.56
1:A:241:ILE:O	1:A:242:LEU:HD12	2.05	0.55

Continued on next page...

Continued from previous page...

Atom-1	Atom-2	Interatomic distance (Å)	Clash overlap (Å)
1:A:544:PHE:HE1	1:A:576:VAL:CG1	1.88	0.55
1:A:1200:LYS:HG3	1:A:1211:GLN:CA	2.36	0.55
1:C:505:PHE:HZ	1:C:540:VAL:CG1	2.17	0.55
1:C:931:GLN:O	1:C:931:GLN:HG3	2.05	0.55
1:E:143:LEU:HG	1:E:259:GLN:NE2	2.21	0.55
1:E:149:TRP:HZ3	1:E:251:LEU:HD22	1.70	0.55
1:E:316:GLU:O	1:E:318:LYS:CG	2.50	0.55
1:E:544:PHE:CD1	1:E:576:VAL:HG11	2.36	0.55
1:G:249:TRP:O	1:G:252:LYS:HB2	2.06	0.55
1:G:344:GLN:HA	1:G:347:ASN:HD22	1.71	0.55
1:G:393:VAL:HG11	1:G:486:PHE:CE2	2.41	0.55
1:G:564:VAL:CG1	1:G:583:GLN:HG3	2.35	0.55
1:G:1151:ILE:CG1	1:G:1167:PRO:HG2	2.36	0.55
1:I:170:ASP:OD1	1:I:171:HIS:N	2.39	0.55
1:I:334:PHE:CD1	1:I:334:PHE:N	2.73	0.55
1:I:345:LEU:HD11	1:I:353:ILE:CD1	2.36	0.55
1:I:609:LEU:HB3	1:I:908:LEU:HB3	1.87	0.55
1:I:788:LEU:HG	1:I:790:LEU:HG	1.88	0.55
1:I:1200:LYS:HG3	1:I:1211:GLN:CA	2.36	0.55
1:K:639:LEU:N	1:K:653:ILE:CG2	2.62	0.55
1:K:1213:PHE:HE2	1:K:1215:THR:HA	1.72	0.55
1:M:603:ILE:HD13	1:M:1240:ILE:HG21	1.87	0.55
1:M:944:ARG:NE	1:M:961:GLU:O	2.39	0.55
1:M:1225:VAL:CG1	1:M:1229:PHE:CD1	2.89	0.55
1:A:121:GLN:HA	1:A:169:ARG:HH22	1.71	0.55
1:A:179:PRO:HD3	1:A:237:ARG:NH1	2.15	0.55
1:A:345:LEU:HD11	1:A:353:ILE:CD1	2.36	0.55
1:A:603:ILE:HB	1:A:1240:ILE:HG21	1.87	0.55
1:A:1125:GLY:O	1:A:1152:ARG:NH1	2.39	0.55
1:A:1151:ILE:CG1	1:A:1167:PRO:HG2	2.36	0.55
1:A:1213:PHE:CE2	1:A:1215:THR:HA	2.40	0.55
1:C:241:ILE:O	1:C:242:LEU:HD12	2.05	0.55
1:C:544:PHE:CD1	1:C:576:VAL:CG2	2.88	0.55
1:C:615:THR:O	1:C:904:GLN:OE1	2.24	0.55
1:C:950:ASN:OD1	1:C:951:GLY:N	2.40	0.55
1:C:1213:PHE:HE2	1:C:1215:THR:HA	1.72	0.55
1:E:171:HIS:NE2	1:E:175:GLU:CG	2.66	0.55
1:E:249:TRP:O	1:E:252:LYS:HB2	2.06	0.55
1:E:595:LEU:HG	1:E:1201:TRP:HH2	1.71	0.55
1:E:1216:ASN:HB3	1:E:1242:TYR:OH	2.06	0.55
1:G:151:THR:HB	1:G:279:VAL:HG12	1.87	0.55

Continued on next page...

Continued from previous page...

Atom-1	Atom-2	Interatomic distance (Å)	Clash overlap (Å)
1:G:505:PHE:HZ	1:G:540:VAL:CG1	2.17	0.55
1:G:1046:THR:CG2	1:G:1063:PHE:CE2	2.89	0.55
1:I:344:GLN:HA	1:I:347:ASN:HD22	1.71	0.55
1:I:457:HIS:CE1	1:I:493:SER:OG	2.60	0.55
1:I:564:VAL:CG1	1:I:583:GLN:HG3	2.35	0.55
1:I:595:LEU:CD1	1:I:1244:LEU:HD13	2.36	0.55
1:K:334:PHE:HB3	1:K:337:ARG:HG2	1.87	0.55
1:K:345:LEU:HD11	1:K:353:ILE:CD1	2.36	0.55
1:K:457:HIS:CE1	1:K:493:SER:OG	2.60	0.55
1:M:862:TYR:CE2	1:M:881:HIS:HB2	2.25	0.55
1:M:950:ASN:OD1	1:M:951:GLY:N	2.40	0.55
1:M:1125:GLY:O	1:M:1152:ARG:NH1	2.39	0.55
1:M:1171:GLU:CG	1:M:1172:GLY:N	2.68	0.55
1:A:149:TRP:HZ3	1:A:251:LEU:HD22	1.70	0.55
1:A:564:VAL:CG1	1:A:583:GLN:HG3	2.35	0.55
1:A:636:ASP:O	1:A:637:LYS:CB	2.55	0.55
1:A:944:ARG:NE	1:A:961:GLU:O	2.39	0.55
1:A:950:ASN:OD1	1:A:951:GLY:N	2.40	0.55
1:A:984:ALA:CA	1:A:999:ARG:O	2.47	0.55
1:C:146:GLU:HG2	1:E:111:ARG:NH1	2.19	0.55
1:C:544:PHE:HE1	1:C:576:VAL:CG1	1.88	0.55
1:E:170:ASP:OD1	1:E:171:HIS:N	2.39	0.55
1:E:241:ILE:O	1:E:242:LEU:HD12	2.05	0.55
1:E:345:LEU:HD11	1:E:353:ILE:CD1	2.37	0.55
1:G:334:PHE:HB3	1:G:337:ARG:HG2	1.86	0.55
1:G:419:VAL:HG11	1:G:426:CYS:HG	1.71	0.55
1:G:513:LYS:CD	1:G:522:LEU:HG	2.36	0.55
1:G:615:THR:O	1:G:904:GLN:OE1	2.23	0.55
1:I:249:TRP:O	1:I:252:LYS:HB2	2.06	0.55
1:I:1225:VAL:CG1	1:I:1229:PHE:CD1	2.89	0.55
1:K:143:LEU:HG	1:K:259:GLN:NE2	2.21	0.55
1:K:249:TRP:O	1:K:252:LYS:HB2	2.06	0.55
1:K:393:VAL:HG11	1:K:486:PHE:CE2	2.41	0.55
1:K:419:VAL:HG22	1:K:424:LEU:O	2.06	0.55
1:K:603:ILE:HB	1:K:1240:ILE:HG21	1.87	0.55
1:K:636:ASP:O	1:K:637:LYS:CB	2.55	0.55
1:K:950:ASN:OD1	1:K:951:GLY:N	2.40	0.55
1:M:393:VAL:HG11	1:M:486:PHE:CE2	2.41	0.55
1:M:980:ASP:OD1	1:M:981:GLU:N	2.40	0.55
1:M:1240:ILE:HG22	1:M:1242:TYR:CE1	2.41	0.55
1:A:419:VAL:HG22	1:A:424:LEU:O	2.06	0.55

Continued on next page...

Continued from previous page...

Atom-1	Atom-2	Interatomic distance (Å)	Clash overlap (Å)
1:A:427:ASP:HB3	1:A:434:ARG:O	2.05	0.55
1:A:595:LEU:CD1	1:A:1244:LEU:HD13	2.36	0.55
1:A:597:TRP:HZ2	1:A:603:ILE:HG12	1.70	0.55
1:A:931:GLN:O	1:A:931:GLN:HG3	2.05	0.55
1:A:1181:THR:HG22	1:A:1182:ASP:HB2	1.86	0.55
1:A:1233:VAL:CB	1:A:1242:TYR:O	2.54	0.55
1:C:520:ALA:HB2	1:C:647:GLY:O	2.05	0.55
1:C:597:TRP:HZ2	1:C:603:ILE:HG12	1.70	0.55
1:C:1046:THR:O	1:C:1062:SER:HB2	2.05	0.55
1:E:595:LEU:CD1	1:E:1244:LEU:HD13	2.36	0.55
1:E:603:ILE:HD13	1:E:1240:ILE:HG21	1.87	0.55
1:E:1187:PRO:HG2	1:E:1229:PHE:HB3	1.87	0.55
1:E:1225:VAL:CG1	1:E:1229:PHE:CD1	2.89	0.55
1:G:950:ASN:OD1	1:G:951:GLY:N	2.40	0.55
1:G:1216:ASN:HB3	1:G:1242:TYR:OH	2.06	0.55
1:I:1200:LYS:HD3	1:I:1202:TRP:NE1	2.20	0.55
1:K:146:GLU:HG2	1:M:111:ARG:NH1	2.19	0.55
1:K:419:VAL:HG11	1:K:426:CYS:HG	1.69	0.55
1:K:597:TRP:HZ2	1:K:603:ILE:HG12	1.70	0.55
1:K:1092:ASP:HB2	1:K:1133:SER:O	2.05	0.55
1:K:1182:ASP:HB3	1:K:1223:ILE:HG21	1.88	0.55
1:K:1200:LYS:HG3	1:K:1211:GLN:CA	2.36	0.55
1:K:1233:VAL:CB	1:K:1242:TYR:O	2.54	0.55
1:M:345:LEU:HD11	1:M:353:ILE:CD1	2.37	0.55
1:M:564:VAL:CG1	1:M:583:GLN:HG2	2.36	0.55
1:M:1201:TRP:HE3	1:M:1210:SER:CB	2.16	0.55
1:A:121:GLN:OE1	1:M:147:PRO:HG3	2.06	0.55
1:A:636:ASP:C	1:A:637:LYS:CG	2.74	0.55
1:A:678:ASP:O	1:A:679:LYS:CB	2.55	0.55
1:A:1240:ILE:HG22	1:A:1242:TYR:CE1	2.41	0.55
1:C:108:SER:O	1:C:111:ARG:HG2	2.07	0.55
1:C:595:LEU:HG	1:C:1201:TRP:HH2	1.71	0.55
1:C:1200:LYS:HG3	1:C:1211:GLN:CA	2.36	0.55
1:C:1225:VAL:CG1	1:C:1229:PHE:CD1	2.89	0.55
1:E:147:PRO:HG3	1:G:121:GLN:OE1	2.06	0.55
1:E:456:LEU:O	1:E:459:LYS:N	2.38	0.55
1:E:636:ASP:C	1:E:637:LYS:CG	2.74	0.55
1:E:1182:ASP:HB3	1:E:1223:ILE:HG21	1.88	0.55
1:E:1185:PHE:CD1	1:E:1192:LEU:CG	2.63	0.55
1:I:147:PRO:HG3	1:K:121:GLN:OE1	2.06	0.55
1:I:333:ASP:CB	1:I:334:PHE:CE1	2.85	0.55

Continued on next page...

Continued from previous page...

Atom-1	Atom-2	Interatomic distance (Å)	Clash overlap (Å)
1:I:1217:GLY:O	1:I:1218:THR:CG2	2.54	0.55
1:K:108:SER:O	1:K:111:ARG:HG2	2.07	0.55
1:K:928:VAL:CG1	1:K:937:VAL:HA	2.28	0.55
1:M:108:SER:O	1:M:111:ARG:HG2	2.07	0.55
1:M:603:ILE:HB	1:M:1240:ILE:HG21	1.87	0.55
1:M:609:LEU:HB3	1:M:908:LEU:HB3	1.87	0.55
1:A:637:LYS:CA	1:A:660:VAL:HG23	2.36	0.55
1:A:862:TYR:CZ	1:A:881:HIS:N	2.74	0.55
1:A:1220:LEU:HA	1:A:1236:ASP:HB3	1.87	0.55
1:E:615:THR:O	1:E:904:GLN:OE1	2.23	0.55
1:E:950:ASN:OD1	1:E:951:GLY:N	2.40	0.55
1:E:1094:SER:HA	1:E:1135:PHE:HB2	1.89	0.55
1:E:1233:VAL:CB	1:E:1242:TYR:O	2.54	0.55
1:I:950:ASN:OD1	1:I:951:GLY:N	2.40	0.55
1:K:147:PRO:HG3	1:M:121:GLN:OE1	2.06	0.55
1:K:322:LEU:O	1:K:326:LEU:HB2	2.07	0.55
1:K:1046:THR:CG2	1:K:1063:PHE:CE2	2.89	0.55
1:M:637:LYS:CA	1:M:660:VAL:HG23	2.36	0.55
1:A:845:TYR:OH	1:A:847:ASP:HB2	2.07	0.55
1:C:143:LEU:HD23	1:C:143:LEU:C	2.27	0.55
1:C:249:TRP:O	1:C:252:LYS:HB2	2.06	0.55
1:C:345:LEU:HD11	1:C:353:ILE:CD1	2.36	0.55
1:C:457:HIS:CE1	1:C:493:SER:HG	2.24	0.55
1:C:603:ILE:HB	1:C:1240:ILE:HG21	1.87	0.55
1:C:1094:SER:HA	1:C:1135:PHE:HB2	1.89	0.55
1:E:431:LYS:HZ2	1:G:336:ASN:HB3	1.64	0.55
1:E:603:ILE:HB	1:E:1240:ILE:HG21	1.87	0.55
1:G:147:PRO:HG3	1:I:121:GLN:OE1	2.06	0.55
1:G:456:LEU:O	1:G:459:LYS:N	2.38	0.55
1:G:486:PHE:N	1:G:486:PHE:CD1	2.73	0.55
1:G:603:ILE:HB	1:G:1240:ILE:HG21	1.87	0.55
1:G:636:ASP:C	1:G:637:LYS:CG	2.74	0.55
1:G:845:TYR:OH	1:G:847:ASP:HB2	2.07	0.55
1:G:999:ARG:CD	1:G:1030:TRP:CD1	2.76	0.55
1:G:1125:GLY:O	1:G:1152:ARG:NH1	2.39	0.55
1:I:322:LEU:O	1:I:326:LEU:HB2	2.07	0.55
1:I:564:VAL:CG1	1:I:583:GLN:HG2	2.36	0.55
1:K:121:GLN:HA	1:K:169:ARG:HH22	1.71	0.55
1:K:334:PHE:CD1	1:K:334:PHE:N	2.73	0.55
1:K:1092:ASP:OD2	1:K:1134:ALA:HA	2.07	0.55
1:M:170:ASP:OD1	1:M:171:HIS:N	2.39	0.55

Continued on next page...

Continued from previous page...

Atom-1	Atom-2	Interatomic distance (Å)	Clash overlap (Å)
1:M:678:ASP:O	1:M:679:LYS:CB	2.55	0.55
1:M:862:TYR:CZ	1:M:881:HIS:N	2.74	0.55
1:M:1094:SER:HA	1:M:1135:PHE:HB2	1.89	0.55
1:M:1220:LEU:HA	1:M:1236:ASP:HB3	1.88	0.55
1:A:146:GLU:CB	1:A:147:PRO:HD2	2.37	0.55
1:A:229:ILE:HG22	1:A:233:ARG:CD	2.28	0.55
1:A:322:LEU:O	1:A:326:LEU:HB2	2.07	0.55
1:A:364:LEU:CD1	1:A:368:MET:HE2	2.37	0.55
1:C:170:ASP:OD1	1:C:171:HIS:N	2.39	0.55
1:C:344:GLN:HA	1:C:347:ASN:HD22	1.71	0.55
1:C:379:ILE:HD11	1:C:417:GLU:OE1	2.07	0.55
1:C:636:ASP:C	1:C:637:LYS:CG	2.74	0.55
1:C:862:TYR:CZ	1:C:881:HIS:N	2.74	0.55
1:C:944:ARG:NE	1:C:961:GLU:O	2.39	0.55
1:C:1220:LEU:HA	1:C:1236:ASP:HB3	1.88	0.55
1:E:136:ILE:O	1:E:140:LEU:N	2.33	0.55
1:E:845:TYR:OH	1:E:847:ASP:HB2	2.07	0.55
1:E:862:TYR:HA	1:E:885:VAL:CG1	2.37	0.55
1:E:1046:THR:O	1:E:1062:SER:HB2	2.05	0.55
1:G:143:LEU:HD23	1:G:143:LEU:C	2.27	0.55
1:G:379:ILE:HD11	1:G:417:GLU:OE1	2.07	0.55
1:G:525:GLU:O	1:G:528:GLU:HG2	2.05	0.55
1:G:1193:ILE:HG12	1:G:1201:TRP:NE1	2.22	0.55
1:I:149:TRP:HZ3	1:I:251:LEU:HD22	1.70	0.55
1:I:316:GLU:O	1:I:318:LYS:CG	2.50	0.55
1:I:1046:THR:CG2	1:I:1063:PHE:CE2	2.89	0.55
1:K:564:VAL:CG1	1:K:583:GLN:HG2	2.36	0.55
1:K:609:LEU:HB3	1:K:908:LEU:HB3	1.87	0.55
1:K:678:ASP:O	1:K:679:LYS:CB	2.55	0.55
1:K:862:TYR:CZ	1:K:881:HIS:N	2.74	0.55
1:M:322:LEU:O	1:M:326:LEU:HB2	2.07	0.55
1:M:595:LEU:CD1	1:M:1244:LEU:HD13	2.36	0.55
1:M:597:TRP:HZ2	1:M:603:ILE:HG12	1.70	0.55
1:M:1213:PHE:HE2	1:M:1215:THR:HA	1.72	0.55
1:A:146:GLU:CG	1:C:111:ARG:HH11	2.15	0.55
1:A:379:ILE:HD11	1:A:417:GLU:OE1	2.07	0.55
1:A:1017:THR:HG21	1:A:1073:ILE:HG12	1.88	0.55
1:A:1171:GLU:CG	1:A:1172:GLY:N	2.68	0.55
1:A:1199:ILE:HD11	1:A:1232:TYR:CZ	2.42	0.55
1:C:427:ASP:CB	1:C:434:ARG:O	2.55	0.55
1:C:457:HIS:CE1	1:C:493:SER:OG	2.60	0.55

Continued on next page...

Continued from previous page...

Atom-1	Atom-2	Interatomic distance (Å)	Clash overlap (Å)
1:C:678:ASP:O	1:C:679:LYS:CB	2.55	0.55
1:C:1199:ILE:HD11	1:C:1232:TYR:CZ	2.42	0.55
1:E:344:GLN:HA	1:E:347:ASN:HD22	1.71	0.55
1:E:379:ILE:HD11	1:E:417:GLU:OE1	2.07	0.55
1:E:457:HIS:CE1	1:E:493:SER:OG	2.60	0.55
1:E:970:SER:OG	1:E:973:LEU:O	2.24	0.55
1:E:1125:GLY:O	1:E:1152:ARG:NH1	2.39	0.55
1:E:1199:ILE:HD11	1:E:1232:TYR:CZ	2.42	0.55
1:G:595:LEU:CD1	1:G:1244:LEU:HD13	2.36	0.55
1:G:1136:SER:HB3	1:G:1141:LEU:HB2	1.89	0.55
1:I:603:ILE:HB	1:I:1240:ILE:HG21	1.87	0.55
1:I:845:TYR:OH	1:I:847:ASP:HB2	2.07	0.55
1:K:564:VAL:CG1	1:K:583:GLN:HG3	2.35	0.55
1:K:637:LYS:CA	1:K:660:VAL:HG23	2.36	0.55
1:K:1171:GLU:CG	1:K:1172:GLY:N	2.68	0.55
1:M:457:HIS:CE1	1:M:493:SER:OG	2.60	0.55
1:M:1200:LYS:HG3	1:M:1211:GLN:CA	2.36	0.55
1:M:1247:LEU:CD1	1:M:1248:GLU:H	2.14	0.55
1:C:143:LEU:HG	1:C:259:GLN:NE2	2.21	0.55
1:C:1193:ILE:HG12	1:C:1201:TRP:NE1	2.21	0.55
1:E:121:GLN:HA	1:E:169:ARG:HH22	1.71	0.55
1:E:636:ASP:O	1:E:637:LYS:CB	2.55	0.55
1:E:944:ARG:NE	1:E:961:GLU:O	2.39	0.55
1:E:1200:LYS:HG3	1:E:1211:GLN:CA	2.36	0.55
1:G:322:LEU:O	1:G:326:LEU:HB2	2.07	0.55
1:G:333:ASP:CB	1:G:334:PHE:CE1	2.85	0.55
1:G:1213:PHE:HE2	1:G:1215:THR:HA	1.72	0.55
1:I:379:ILE:HD11	1:I:417:GLU:OE1	2.07	0.55
1:I:1125:GLY:O	1:I:1152:ARG:NH1	2.39	0.55
1:I:1193:ILE:HG12	1:I:1201:TRP:NE1	2.22	0.55
1:K:980:ASP:OD1	1:K:981:GLU:N	2.40	0.55
1:K:1094:SER:HA	1:K:1135:PHE:HB2	1.89	0.55
1:M:344:GLN:HA	1:M:347:ASN:HD22	1.71	0.55
1:M:1199:ILE:HD11	1:M:1232:TYR:CZ	2.43	0.55
1:A:143:LEU:HG	1:A:259:GLN:NE2	2.21	0.54
1:A:170:ASP:OD1	1:A:171:HIS:N	2.39	0.54
1:A:1094:SER:HA	1:A:1135:PHE:HB2	1.89	0.54
1:A:1193:ILE:HG12	1:A:1201:TRP:NE1	2.22	0.54
1:C:322:LEU:O	1:C:326:LEU:HB2	2.07	0.54
1:C:543:ASN:CG	1:C:574:SER:CB	2.76	0.54
1:C:845:TYR:OH	1:C:847:ASP:HB2	2.07	0.54

Continued on next page...

Continued from previous page...

Atom-1	Atom-2	Interatomic distance (Å)	Clash overlap (Å)
1:C:1171:GLU:CG	1:C:1172:GLY:N	2.68	0.54
1:C:1182:ASP:HB3	1:C:1223:ILE:HG21	1.88	0.54
2:D:103:ASN:O	2:D:104:GLU:C	2.46	0.54
1:E:246:TRP:O	1:E:247:ASP:OD1	2.26	0.54
1:E:862:TYR:CZ	1:E:881:HIS:N	2.74	0.54
1:G:170:ASP:OD1	1:G:171:HIS:N	2.39	0.54
1:G:171:HIS:NE2	1:G:175:GLU:CG	2.66	0.54
1:G:457:HIS:CE1	1:G:493:SER:OG	2.60	0.54
1:G:1094:SER:HA	1:G:1135:PHE:HB2	1.89	0.54
1:G:1199:ILE:HD11	1:G:1232:TYR:CZ	2.42	0.54
1:G:1225:VAL:CG1	1:G:1229:PHE:CD1	2.89	0.54
1:I:108:SER:O	1:I:111:ARG:HG2	2.07	0.54
1:I:486:PHE:N	1:I:486:PHE:CD1	2.73	0.54
1:I:543:ASN:CG	1:I:574:SER:CB	2.76	0.54
1:I:636:ASP:O	1:I:637:LYS:CB	2.55	0.54
1:I:823:LEU:HB3	1:I:833:GLY:HA3	1.90	0.54
1:K:246:TRP:O	1:K:247:ASP:OD1	2.26	0.54
1:K:427:ASP:CB	1:K:434:ARG:O	2.55	0.54
1:K:1199:ILE:HD11	1:K:1232:TYR:CZ	2.42	0.54
1:M:146:GLU:CB	1:M:147:PRO:HD2	2.37	0.54
1:M:419:VAL:HG22	1:M:424:LEU:O	2.06	0.54
1:M:427:ASP:CB	1:M:434:ARG:O	2.55	0.54
1:M:544:PHE:CD1	1:M:576:VAL:HG11	2.36	0.54
1:M:636:ASP:O	1:M:637:LYS:CB	2.55	0.54
1:M:845:TYR:OH	1:M:847:ASP:HB2	2.07	0.54
1:M:1151:ILE:CG1	1:M:1167:PRO:HG2	2.36	0.54
1:M:1182:ASP:HB3	1:M:1223:ILE:HG21	1.88	0.54
1:A:597:TRP:HE1	1:A:1242:TYR:HA	1.73	0.54
1:A:1176:HIS:CB	1:A:1218:THR:HB	2.36	0.54
1:C:363:ALA:O	1:C:366:GLU:CB	2.55	0.54
1:C:595:LEU:CD1	1:C:1244:LEU:HD13	2.36	0.54
1:E:1136:SER:HB3	1:E:1141:LEU:HB2	1.89	0.54
1:E:1193:ILE:HG12	1:E:1201:TRP:NE1	2.21	0.54
1:G:246:TRP:O	1:G:247:ASP:OD1	2.26	0.54
1:G:636:ASP:O	1:G:637:LYS:CB	2.55	0.54
1:G:844:GLN:OE1	1:G:884:TRP:NE1	2.41	0.54
1:I:143:LEU:HD23	1:I:143:LEU:C	2.27	0.54
1:I:1136:SER:HB3	1:I:1141:LEU:HB2	1.89	0.54
1:K:823:LEU:HB3	1:K:833:GLY:HA3	1.90	0.54
1:K:1046:THR:CG2	1:K:1063:PHE:CD2	2.91	0.54
1:M:246:TRP:O	1:M:247:ASP:OD1	2.26	0.54

Continued on next page...

Continued from previous page...

Atom-1	Atom-2	Interatomic distance (Å)	Clash overlap (Å)
1:M:543:ASN:CG	1:M:574:SER:CB	2.76	0.54
1:A:363:ALA:O	1:A:366:GLU:CB	2.55	0.54
1:A:1182:ASP:HB3	1:A:1223:ILE:HG21	1.88	0.54
1:A:1201:TRP:CE3	1:A:1210:SER:CB	2.87	0.54
1:C:147:PRO:HG3	1:E:121:GLN:OE1	2.06	0.54
1:C:456:LEU:O	1:C:459:LYS:N	2.38	0.54
1:E:1220:LEU:HA	1:E:1236:ASP:HB3	1.88	0.54
1:G:231:MET:SD	1:G:258:CYS:SG	2.97	0.54
1:G:597:TRP:HE1	1:G:1242:TYR:HA	1.73	0.54
1:G:1017:THR:HG21	1:G:1073:ILE:HG12	1.88	0.54
1:G:1046:THR:O	1:G:1062:SER:HB2	2.05	0.54
1:G:1217:GLY:O	1:G:1218:THR:CG2	2.54	0.54
1:G:1220:LEU:HA	1:G:1236:ASP:HB3	1.88	0.54
1:I:121:GLN:HA	1:I:169:ARG:HH22	1.71	0.54
1:I:678:ASP:O	1:I:679:LYS:CB	2.55	0.54
1:I:1017:THR:HG21	1:I:1073:ILE:HG12	1.88	0.54
1:I:1094:SER:HA	1:I:1135:PHE:HB2	1.89	0.54
1:I:1199:ILE:HD11	1:I:1232:TYR:CZ	2.42	0.54
1:K:543:ASN:CG	1:K:574:SER:CB	2.76	0.54
1:K:862:TYR:HA	1:K:885:VAL:CG1	2.37	0.54
1:K:1220:LEU:HA	1:K:1236:ASP:HB3	1.88	0.54
1:M:121:GLN:HA	1:M:169:ARG:HH22	1.71	0.54
1:M:143:LEU:HG	1:M:259:GLN:NE2	2.21	0.54
1:M:496:MET:HA	1:M:496:MET:HE3	1.90	0.54
1:M:862:TYR:HA	1:M:885:VAL:CG1	2.37	0.54
1:M:1017:THR:HG21	1:M:1073:ILE:HG12	1.88	0.54
1:A:143:LEU:HD23	1:A:143:LEU:C	2.27	0.54
1:A:427:ASP:CB	1:A:434:ARG:O	2.55	0.54
1:A:457:HIS:CE1	1:A:493:SER:OG	2.60	0.54
1:A:1092:ASP:OD2	1:A:1134:ALA:HA	2.07	0.54
1:A:1225:VAL:CG1	1:A:1229:PHE:CD1	2.89	0.54
5:B:201:HEM:HMC1	5:B:201:HEM:CBC	2.28	0.54
1:C:144:LYS:HG2	1:C:145:GLY:N	2.23	0.54
1:C:637:LYS:CA	1:C:660:VAL:HG23	2.36	0.54
1:C:1146:ASP:HB2	1:C:1150:GLU:HB3	1.90	0.54
1:E:452:GLN:HB3	1:E:456:LEU:HD11	1.89	0.54
1:E:543:ASN:CG	1:E:574:SER:CB	2.76	0.54
2:F:103:ASN:O	2:F:104:GLU:C	2.46	0.54
1:G:108:SER:O	1:G:111:ARG:HG2	2.07	0.54
1:G:317:CYS:SG	1:G:324:VAL:CG2	2.96	0.54
1:G:862:TYR:CZ	1:G:881:HIS:N	2.74	0.54

Continued on next page...

Continued from previous page...

Atom-1	Atom-2	Interatomic distance (Å)	Clash overlap (Å)
1:G:1092:ASP:OD2	1:G:1134:ALA:HA	2.07	0.54
1:G:1233:VAL:HG11	1:G:1243:ILE:CG1	2.28	0.54
1:I:246:TRP:O	1:I:247:ASP:OD1	2.26	0.54
1:I:862:TYR:CZ	1:I:881:HIS:N	2.74	0.54
1:I:1067:VAL:N	1:I:1081:PHE:O	2.40	0.54
1:I:1220:LEU:HA	1:I:1236:ASP:HB3	1.88	0.54
1:K:862:TYR:CE1	1:K:881:HIS:HB3	2.38	0.54
1:K:1136:SER:HB3	1:K:1141:LEU:HB2	1.89	0.54
1:K:1217:GLY:C	1:K:1218:THR:CG2	2.76	0.54
1:M:1046:THR:CG2	1:M:1063:PHE:CD2	2.91	0.54
1:M:1151:ILE:H	1:M:1167:PRO:CD	2.19	0.54
1:A:844:GLN:OE1	1:A:884:TRP:NE1	2.41	0.54
1:C:364:LEU:CD1	1:C:368:MET:HE2	2.37	0.54
1:E:231:MET:SD	1:E:258:CYS:SG	2.97	0.54
1:E:485:ASN:HD22	1:E:485:ASN:N	2.06	0.54
1:E:513:LYS:CD	1:E:522:LEU:HG	2.36	0.54
1:E:597:TRP:HZ2	1:E:603:ILE:HG12	1.70	0.54
1:E:844:GLN:OE1	1:E:884:TRP:NE1	2.41	0.54
1:E:1201:TRP:HE3	1:E:1210:SER:CB	2.16	0.54
1:G:457:HIS:CE1	1:G:493:SER:HG	2.24	0.54
1:G:557:ARG:NH2	1:G:1174:ALA:HB2	2.23	0.54
1:G:564:VAL:CG1	1:G:583:GLN:HG2	2.36	0.54
1:G:823:LEU:HB3	1:G:833:GLY:HA3	1.90	0.54
1:I:146:GLU:CB	1:I:147:PRO:HD2	2.37	0.54
1:I:485:ASN:N	1:I:485:ASN:HD22	2.06	0.54
1:I:520:ALA:CB	1:I:647:GLY:O	2.56	0.54
1:I:551:ASN:O	1:I:555:LEU:HB3	2.08	0.54
1:I:1247:LEU:CD1	1:I:1248:GLU:H	2.13	0.54
1:K:344:GLN:HA	1:K:347:ASN:HD22	1.71	0.54
1:K:639:LEU:HD23	1:K:653:ILE:HD13	1.90	0.54
1:K:844:GLN:OE1	1:K:884:TRP:NE1	2.41	0.54
1:K:845:TYR:OH	1:K:847:ASP:HB2	2.07	0.54
2:L:103:ASN:O	2:L:104:GLU:C	2.46	0.54
1:M:363:ALA:O	1:M:366:GLU:CB	2.55	0.54
1:M:485:ASN:HD22	1:M:485:ASN:N	2.06	0.54
1:M:570:GLU:HA	1:M:570:GLU:OE2	2.08	0.54
1:M:823:LEU:HB3	1:M:833:GLY:HA3	1.90	0.54
1:M:862:TYR:CE1	1:M:881:HIS:HB3	2.38	0.54
1:A:1146:ASP:HB2	1:A:1150:GLU:HB3	1.90	0.54
1:C:246:TRP:O	1:C:247:ASP:OD1	2.26	0.54
1:C:496:MET:HA	1:C:496:MET:HE3	1.90	0.54

Continued on next page...

Continued from previous page...

Atom-1	Atom-2	Interatomic distance (Å)	Clash overlap (Å)
1:C:636:ASP:O	1:C:637:LYS:CB	2.55	0.54
1:C:844:GLN:OE1	1:C:884:TRP:NE1	2.41	0.54
1:E:144:LYS:HG2	1:E:145:GLY:N	2.23	0.54
1:E:769:LEU:HD13	1:E:826:ILE:HD12	1.89	0.54
1:E:1151:ILE:H	1:E:1167:PRO:CD	2.19	0.54
1:G:106:ILE:HG22	1:G:107:THR:O	2.08	0.54
1:G:551:ASN:O	1:G:555:LEU:HB3	2.08	0.54
1:I:393:VAL:HG11	1:I:486:PHE:CE2	2.41	0.54
1:I:637:LYS:CA	1:I:660:VAL:HG23	2.36	0.54
1:I:862:TYR:HA	1:I:885:VAL:CG1	2.37	0.54
1:I:1046:THR:CG2	1:I:1063:PHE:CD2	2.91	0.54
1:I:1233:VAL:CB	1:I:1242:TYR:O	2.54	0.54
1:K:317:CYS:SG	1:K:324:VAL:CG2	2.96	0.54
1:K:363:ALA:O	1:K:366:GLU:CB	2.55	0.54
1:K:520:ALA:CB	1:K:647:GLY:O	2.56	0.54
1:K:570:GLU:HA	1:K:570:GLU:OE2	2.08	0.54
1:M:457:HIS:CE1	1:M:493:SER:HG	2.25	0.54
1:M:928:VAL:CG1	1:M:937:VAL:HA	2.28	0.54
1:A:246:TRP:O	1:A:247:ASP:OD1	2.26	0.54
1:A:344:GLN:HA	1:A:347:ASN:HD22	1.71	0.54
1:A:557:ARG:NH2	1:A:1174:ALA:HB2	2.23	0.54
1:A:1213:PHE:HE2	1:A:1215:THR:HA	1.72	0.54
1:A:1220:LEU:CD2	1:A:1234:THR:HG21	2.38	0.54
1:C:143:LEU:H	1:C:143:LEU:CD2	2.21	0.54
1:C:513:LYS:CD	1:C:522:LEU:HG	2.36	0.54
1:C:557:ARG:NH2	1:C:1174:ALA:HB2	2.23	0.54
1:C:769:LEU:HD13	1:C:826:ILE:HD12	1.89	0.54
1:C:1136:SER:HB3	1:C:1141:LEU:HB2	1.89	0.54
1:E:427:ASP:CB	1:E:434:ARG:O	2.55	0.54
1:E:557:ARG:NH2	1:E:1174:ALA:HB2	2.23	0.54
1:E:597:TRP:HE1	1:E:1242:TYR:HA	1.73	0.54
1:E:678:ASP:O	1:E:679:LYS:CB	2.55	0.54
1:E:882:LEU:CD2	1:E:882:LEU:N	2.39	0.54
1:E:1067:VAL:N	1:E:1081:PHE:O	2.40	0.54
1:E:1146:ASP:HB2	1:E:1150:GLU:HB3	1.90	0.54
1:G:121:GLN:HA	1:G:169:ARG:HH22	1.71	0.54
1:G:452:GLN:HB3	1:G:456:LEU:HD11	1.89	0.54
1:G:543:ASN:CG	1:G:574:SER:CB	2.76	0.54
1:G:1200:LYS:HD3	1:G:1202:TRP:NE1	2.20	0.54
1:I:363:ALA:O	1:I:366:GLU:CB	2.55	0.54
1:I:456:LEU:O	1:I:459:LYS:N	2.38	0.54

Continued on next page...

Continued from previous page...

Atom-1	Atom-2	Interatomic distance (Å)	Clash overlap (Å)
1:I:862:TYR:CE2	1:I:881:HIS:HB2	2.25	0.54
1:K:557:ARG:NH2	1:K:1174:ALA:HB2	2.23	0.54
1:K:984:ALA:CA	1:K:999:ARG:O	2.47	0.54
1:M:143:LEU:H	1:M:143:LEU:CD2	2.21	0.54
1:M:379:ILE:HD11	1:M:417:GLU:OE1	2.07	0.54
1:M:1136:SER:HB3	1:M:1141:LEU:HB2	1.89	0.54
2:N:103:ASN:O	2:N:104:GLU:C	2.46	0.54
1:A:543:ASN:CG	1:A:574:SER:CB	2.76	0.54
1:A:570:GLU:HA	1:A:570:GLU:OE2	2.08	0.54
1:A:862:TYR:HA	1:A:885:VAL:CG1	2.37	0.54
1:C:452:GLN:HB3	1:C:456:LEU:HD11	1.89	0.54
1:C:980:ASP:OD1	1:C:981:GLU:N	2.40	0.54
1:C:1046:THR:CG2	1:C:1063:PHE:CD2	2.91	0.54
1:C:1220:LEU:CD2	1:C:1234:THR:HG21	2.38	0.54
1:E:322:LEU:O	1:E:326:LEU:HB2	2.07	0.54
1:E:363:ALA:O	1:E:366:GLU:CB	2.55	0.54
1:E:526:PHE:O	1:E:529:TYR:HB3	2.08	0.54
1:E:544:PHE:HE1	1:E:576:VAL:CG1	1.88	0.54
1:E:1017:THR:HG21	1:E:1073:ILE:HG12	1.88	0.54
1:E:1213:PHE:HE2	1:E:1215:THR:HA	1.72	0.54
1:G:862:TYR:HA	1:G:885:VAL:CG1	2.37	0.54
1:G:1046:THR:CG2	1:G:1063:PHE:CD2	2.91	0.54
1:I:106:ILE:HG22	1:I:107:THR:O	2.08	0.54
1:I:374:MET:HA	1:I:374:MET:HE3	1.90	0.54
1:K:144:LYS:HG2	1:K:145:GLY:N	2.23	0.54
1:K:1220:LEU:CD2	1:K:1234:THR:HG21	2.38	0.54
1:M:143:LEU:HD23	1:M:143:LEU:C	2.27	0.54
1:A:108:SER:O	1:A:111:ARG:HG2	2.07	0.54
1:A:400:LEU:O	1:A:404:TRP:HE3	1.91	0.54
1:A:567:GLY:O	1:A:569:CYS:N	2.41	0.54
1:A:1069:VAL:HB	1:A:1079:LYS:HB2	1.89	0.54
1:A:1136:SER:HB3	1:A:1141:LEU:HB2	1.89	0.54
2:B:103:ASN:O	2:B:104:GLU:C	2.46	0.54
1:C:595:LEU:HD22	1:C:1244:LEU:HD12	1.78	0.54
1:C:862:TYR:HA	1:C:885:VAL:CG1	2.37	0.54
1:C:1017:THR:HG21	1:C:1073:ILE:HG12	1.88	0.54
1:C:1201:TRP:HE3	1:C:1210:SER:CB	2.16	0.54
1:E:143:LEU:HD23	1:E:143:LEU:C	2.27	0.54
1:E:1069:VAL:HB	1:E:1079:LYS:HB2	1.89	0.54
2:F:18:HIS:CE1	5:F:201:HEM:ND	2.76	0.54
2:F:103:ASN:C	2:F:104:GLU:O	2.46	0.54

Continued on next page...

Continued from previous page...

Atom-1	Atom-2	Interatomic distance (Å)	Clash overlap (Å)
1:G:363:ALA:O	1:G:366:GLU:CB	2.55	0.54
1:I:597:TRP:HE1	1:I:1242:TYR:HA	1.73	0.54
1:I:597:TRP:HA	1:I:1243:ILE:O	2.08	0.54
1:I:636:ASP:C	1:I:637:LYS:CG	2.74	0.54
1:I:639:LEU:HD23	1:I:653:ILE:HD13	1.90	0.54
1:I:1092:ASP:OD2	1:I:1134:ALA:HA	2.07	0.54
1:K:714:LEU:HB3	1:K:730:LEU:HB2	1.90	0.54
1:K:757:LEU:HB3	1:K:769:LEU:HD11	1.90	0.54
1:K:1017:THR:HG21	1:K:1073:ILE:HG12	1.88	0.54
1:K:1193:ILE:HG12	1:K:1201:TRP:NE1	2.22	0.54
1:M:520:ALA:CB	1:M:647:GLY:O	2.56	0.54
1:M:557:ARG:NH2	1:M:1174:ALA:HB2	2.23	0.54
1:M:1092:ASP:OD2	1:M:1134:ALA:HA	2.07	0.54
1:M:1193:ILE:HG12	1:M:1201:TRP:NE1	2.22	0.54
1:M:1212:THR:CG2	1:M:1213:PHE:H	2.12	0.54
2:B:18:HIS:CE1	5:B:201:HEM:ND	2.76	0.54
1:C:316:GLU:O	1:C:318:LYS:CG	2.50	0.54
1:C:520:ALA:CB	1:C:647:GLY:O	2.56	0.54
1:C:570:GLU:HA	1:C:570:GLU:OE2	2.08	0.54
1:E:143:LEU:H	1:E:143:LEU:CD2	2.21	0.54
1:E:333:ASP:CB	1:E:334:PHE:CE1	2.85	0.54
1:E:862:TYR:CE2	1:E:881:HIS:HB2	2.25	0.54
1:E:1213:PHE:HE2	1:E:1215:THR:HG22	1.69	0.54
1:G:146:GLU:CB	1:G:147:PRO:HD2	2.37	0.54
1:G:179:PRO:HD3	1:G:237:ARG:NH1	2.15	0.54
1:G:1069:VAL:HB	1:G:1079:LYS:HB2	1.89	0.54
1:G:1233:VAL:CB	1:G:1242:TYR:O	2.54	0.54
1:I:143:LEU:H	1:I:143:LEU:CD2	2.21	0.54
1:I:144:LYS:HG2	1:I:145:GLY:N	2.23	0.54
1:I:427:ASP:CB	1:I:434:ARG:O	2.55	0.54
1:I:452:GLN:HB3	1:I:456:LEU:HD11	1.90	0.54
1:I:557:ARG:NH2	1:I:1174:ALA:HB2	2.23	0.54
1:I:570:GLU:HA	1:I:570:GLU:OE2	2.08	0.54
1:I:714:LEU:HB3	1:I:730:LEU:HB2	1.90	0.54
1:I:757:LEU:HB3	1:I:769:LEU:HD11	1.90	0.54
1:K:143:LEU:HD23	1:K:143:LEU:C	2.27	0.54
1:K:146:GLU:CB	1:K:147:PRO:HD2	2.37	0.54
1:K:597:TRP:CH2	1:K:603:ILE:HG12	2.43	0.54
1:M:400:LEU:O	1:M:404:TRP:HE3	1.91	0.54
1:M:714:LEU:HB3	1:M:730:LEU:HB2	1.90	0.54
1:M:1067:VAL:N	1:M:1081:PHE:O	2.40	0.54

Continued on next page...

Continued from previous page...

Atom-1	Atom-2	Interatomic distance (Å)	Clash overlap (Å)
1:M:1217:GLY:O	1:M:1218:THR:CG2	2.54	0.54
1:M:1239:GLY:O	1:M:1240:ILE:HB	2.08	0.54
1:A:143:LEU:H	1:A:143:LEU:CD2	2.21	0.53
1:C:106:ILE:HG22	1:C:107:THR:O	2.08	0.53
1:C:374:MET:CE	1:C:374:MET:CA	2.85	0.53
1:C:485:ASN:HD22	1:C:485:ASN:N	2.06	0.53
1:E:229:ILE:HG22	1:E:233:ARG:CD	2.28	0.53
1:E:554:LEU:CD1	1:E:1214:TYR:CE1	2.91	0.53
1:E:597:TRP:HA	1:E:1243:ILE:O	2.08	0.53
1:E:1046:THR:CG2	1:E:1063:PHE:CD2	2.91	0.53
1:G:520:ALA:CB	1:G:647:GLY:O	2.56	0.53
1:G:1217:GLY:C	1:G:1218:THR:CG2	2.76	0.53
2:H:103:ASN:C	2:H:104:GLU:O	2.46	0.53
1:I:902:ASP:HB3	2:J:72:LYS:NZ	2.24	0.53
1:K:452:GLN:HB3	1:K:456:LEU:HD11	1.90	0.53
1:K:551:ASN:O	1:K:555:LEU:HB3	2.08	0.53
1:K:769:LEU:HD13	1:K:826:ILE:HD12	1.89	0.53
1:M:844:GLN:OE1	1:M:884:TRP:NE1	2.41	0.53
1:M:1069:VAL:HB	1:M:1079:LYS:HB2	1.90	0.53
1:A:144:LYS:HG2	1:A:145:GLY:N	2.23	0.53
1:A:298:PHE:CZ	1:A:325:SER:HA	2.42	0.53
1:A:452:GLN:HB3	1:A:456:LEU:HD11	1.89	0.53
1:A:714:LEU:HB3	1:A:730:LEU:HB2	1.90	0.53
1:A:778:ARG:HG2	1:A:779:LYS:HG3	1.91	0.53
1:A:1046:THR:CG2	1:A:1063:PHE:CD2	2.91	0.53
1:C:121:GLN:HA	1:C:169:ARG:HH22	1.71	0.53
1:C:862:TYR:CE1	1:C:885:VAL:HG12	2.21	0.53
1:E:486:PHE:N	1:E:486:PHE:CD1	2.73	0.53
1:E:778:ARG:HG2	1:E:779:LYS:HG3	1.91	0.53
1:E:1247:LEU:CD1	1:E:1248:GLU:H	2.13	0.53
1:G:144:LYS:HG2	1:G:145:GLY:N	2.23	0.53
1:G:862:TYR:CE1	1:G:885:VAL:HG12	2.21	0.53
1:G:902:ASP:HB3	2:H:72:LYS:NZ	2.24	0.53
1:I:844:GLN:OE1	1:I:884:TRP:NE1	2.41	0.53
1:K:106:ILE:HG22	1:K:107:THR:O	2.08	0.53
1:K:554:LEU:CD1	1:K:1214:TYR:CE1	2.91	0.53
1:K:1069:VAL:HB	1:K:1079:LYS:HB2	1.90	0.53
1:K:1239:GLY:O	1:K:1240:ILE:HB	2.08	0.53
1:A:485:ASN:N	1:A:485:ASN:HD22	2.06	0.53
1:A:526:PHE:O	1:A:529:TYR:HB3	2.08	0.53
1:A:1239:GLY:O	1:A:1240:ILE:HB	2.08	0.53

Continued on next page...

Continued from previous page...

Atom-1	Atom-2	Interatomic distance (Å)	Clash overlap (Å)
1:C:149:TRP:HZ3	1:C:251:LEU:HD22	1.70	0.53
1:C:400:LEU:O	1:C:404:TRP:HE3	1.91	0.53
1:C:554:LEU:CD1	1:C:1214:TYR:CE1	2.91	0.53
1:C:1201:TRP:CE3	1:C:1210:SER:CB	2.87	0.53
1:E:520:ALA:CB	1:E:647:GLY:O	2.56	0.53
1:E:551:ASN:O	1:E:555:LEU:HB3	2.08	0.53
1:E:570:GLU:HA	1:E:570:GLU:OE2	2.08	0.53
1:E:1201:TRP:CE3	1:E:1210:SER:CB	2.87	0.53
1:G:427:ASP:CB	1:G:434:ARG:O	2.55	0.53
1:G:554:LEU:CD1	1:G:1214:TYR:CE1	2.91	0.53
1:G:678:ASP:O	1:G:679:LYS:CB	2.55	0.53
1:G:1146:ASP:HB2	1:G:1150:GLU:HB3	1.90	0.53
1:I:554:LEU:CD1	1:I:1214:TYR:CE1	2.91	0.53
1:I:1213:PHE:HE2	1:I:1215:THR:HA	1.71	0.53
1:K:485:ASN:HD22	1:K:485:ASN:N	2.06	0.53
1:K:597:TRP:HE1	1:K:1242:TYR:HA	1.73	0.53
1:K:747:ASN:ND2	1:K:801:VAL:O	2.38	0.53
1:M:452:GLN:HB3	1:M:456:LEU:HD11	1.89	0.53
1:M:639:LEU:HD23	1:M:653:ILE:HD13	1.90	0.53
1:M:778:ARG:HG2	1:M:779:LYS:HG3	1.91	0.53
1:M:1213:PHE:HE2	1:M:1215:THR:HG22	1.69	0.53
1:M:1220:LEU:CD2	1:M:1234:THR:HG21	2.38	0.53
1:A:823:LEU:HB3	1:A:833:GLY:HA3	1.90	0.53
1:A:1217:GLY:C	1:A:1218:THR:CG2	2.76	0.53
1:C:544:PHE:CD1	1:C:576:VAL:HG11	2.36	0.53
1:C:902:ASP:HB3	2:D:72:LYS:NZ	2.24	0.53
1:C:1092:ASP:OD2	1:C:1134:ALA:HA	2.07	0.53
2:D:103:ASN:C	2:D:104:GLU:O	2.46	0.53
1:E:823:LEU:HB3	1:E:833:GLY:HA3	1.90	0.53
1:E:1092:ASP:OD2	1:E:1134:ALA:HA	2.07	0.53
1:E:1233:VAL:HA	1:E:1242:TYR:O	2.09	0.53
1:G:637:LYS:CA	1:G:660:VAL:HG23	2.36	0.53
1:G:769:LEU:HD13	1:G:826:ILE:HD12	1.89	0.53
1:I:400:LEU:O	1:I:404:TRP:HE3	1.91	0.53
1:I:639:LEU:N	1:I:653:ILE:CG2	2.63	0.53
1:I:769:LEU:HD13	1:I:826:ILE:HD12	1.89	0.53
1:I:879:ARG:CB	1:I:921:MET:CE	2.73	0.53
1:I:1069:VAL:HB	1:I:1079:LYS:HB2	1.89	0.53
1:K:379:ILE:HD11	1:K:417:GLU:OE1	2.07	0.53
1:K:526:PHE:O	1:K:529:TYR:HB3	2.08	0.53
1:M:597:TRP:HA	1:M:1243:ILE:O	2.08	0.53

Continued on next page...

Continued from previous page...

Atom-1	Atom-2	Interatomic distance (Å)	Clash overlap (Å)
1:M:1029:VAL:HG11	1:M:1073:ILE:HA	1.90	0.53
1:A:317:CYS:SG	1:A:324:VAL:CG2	2.96	0.53
1:A:703:ASN:ND2	1:A:746:VAL:O	2.42	0.53
1:A:884:TRP:CH2	2:B:81:ILE:HD11	2.44	0.53
1:A:1201:TRP:HE3	1:A:1210:SER:CB	2.15	0.53
1:A:1247:LEU:CD1	1:A:1248:GLU:H	2.13	0.53
1:C:597:TRP:HE1	1:C:1242:TYR:HA	1.73	0.53
1:C:757:LEU:HB3	1:C:769:LEU:HD11	1.90	0.53
1:C:1233:VAL:HA	1:C:1242:TYR:O	2.09	0.53
1:E:390:GLN:OE1	1:E:489:TYR:HE2	1.92	0.53
1:E:457:HIS:CE1	1:E:493:SER:HG	2.27	0.53
1:E:639:LEU:HD23	1:E:653:ILE:HD13	1.90	0.53
1:G:703:ASN:ND2	1:G:746:VAL:O	2.42	0.53
1:G:714:LEU:HB3	1:G:730:LEU:HB2	1.90	0.53
1:G:1201:TRP:CE3	1:G:1210:SER:CB	2.87	0.53
1:I:317:CYS:SG	1:I:324:VAL:CG2	2.96	0.53
1:I:526:PHE:O	1:I:529:TYR:HB3	2.08	0.53
1:I:928:VAL:CG2	1:I:1224:HIS:CG	2.92	0.53
1:I:1220:LEU:CD2	1:I:1234:THR:HG21	2.38	0.53
1:K:400:LEU:O	1:K:404:TRP:HE3	1.91	0.53
1:K:544:PHE:HD1	1:K:576:VAL:CG1	2.17	0.53
1:K:928:VAL:CG2	1:K:1224:HIS:CG	2.92	0.53
1:K:986:GLU:HA	1:K:997:GLN:O	2.09	0.53
1:M:551:ASN:O	1:M:555:LEU:HB3	2.08	0.53
1:M:769:LEU:HD13	1:M:826:ILE:HD12	1.89	0.53
1:A:106:ILE:HG22	1:A:107:THR:O	2.08	0.53
1:A:520:ALA:CB	1:A:647:GLY:O	2.56	0.53
1:A:769:LEU:HD13	1:A:826:ILE:HD12	1.89	0.53
1:A:1226:SER:OG	1:A:1227:PRO:HD2	2.09	0.53
1:C:229:ILE:HG22	1:C:233:ARG:CD	2.28	0.53
1:C:390:GLN:OE1	1:C:489:TYR:HE2	1.92	0.53
1:C:597:TRP:HA	1:C:1243:ILE:O	2.08	0.53
1:C:714:LEU:HB3	1:C:730:LEU:HB2	1.90	0.53
1:C:903:ASP:CG	1:C:1175:THR:HB	2.29	0.53
1:C:986:GLU:HA	1:C:997:GLN:O	2.09	0.53
1:C:1069:VAL:HB	1:C:1079:LYS:HB2	1.89	0.53
1:E:146:GLU:CB	1:E:147:PRO:HD2	2.37	0.53
1:G:778:ARG:HG2	1:G:779:LYS:HG3	1.91	0.53
1:G:903:ASP:CG	1:G:1175:THR:HB	2.29	0.53
1:G:1233:VAL:HA	1:G:1242:TYR:O	2.09	0.53
1:I:980:ASP:OD1	1:I:981:GLU:N	2.40	0.53

Continued on next page...

Continued from previous page...

Atom-1	Atom-2	Interatomic distance (Å)	Clash overlap (Å)
1:K:456:LEU:O	1:K:459:LYS:N	2.38	0.53
1:K:636:ASP:C	1:K:637:LYS:CG	2.74	0.53
1:K:1018:LEU:HB3	1:K:1030:TRP:O	2.08	0.53
1:K:1029:VAL:HG11	1:K:1073:ILE:HA	1.90	0.53
1:M:554:LEU:CD1	1:M:1214:TYR:CE1	2.91	0.53
1:M:757:LEU:HB3	1:M:769:LEU:HD11	1.90	0.53
1:M:884:TRP:CH2	2:N:81:ILE:HD11	2.44	0.53
2:N:103:ASN:C	2:N:104:GLU:O	2.46	0.53
1:A:597:TRP:HA	1:A:1243:ILE:O	2.08	0.53
1:C:778:ARG:HG2	1:C:779:LYS:HG3	1.91	0.53
1:C:884:TRP:CH2	2:D:81:ILE:HD11	2.44	0.53
1:E:106:ILE:HG22	1:E:107:THR:O	2.08	0.53
1:E:296:SER:O	1:E:300:ASN:N	2.42	0.53
1:E:317:CYS:SG	1:E:324:VAL:CG2	2.96	0.53
1:G:757:LEU:HB3	1:G:769:LEU:HD11	1.90	0.53
1:G:1220:LEU:CD2	1:G:1234:THR:HG21	2.38	0.53
1:I:390:GLN:OE1	1:I:489:TYR:HE2	1.92	0.53
1:I:1018:LEU:HB3	1:I:1030:TRP:O	2.08	0.53
2:J:103:ASN:O	2:J:104:GLU:C	2.46	0.53
1:K:374:MET:HA	1:K:374:MET:HE3	1.90	0.53
1:K:853:HIS:O	1:K:869:THR:N	2.38	0.53
1:M:317:CYS:SG	1:M:324:VAL:CG2	2.96	0.53
1:M:390:GLN:OE1	1:M:489:TYR:HE2	1.92	0.53
1:M:526:PHE:O	1:M:529:TYR:HB3	2.08	0.53
1:M:595:LEU:CD2	1:M:1244:LEU:CD1	2.48	0.53
1:M:597:TRP:HE1	1:M:1242:TYR:HA	1.73	0.53
1:M:1176:HIS:CB	1:M:1218:THR:HB	2.36	0.53
2:N:18:HIS:CE1	5:N:201:HEM:ND	2.76	0.53
1:A:457:HIS:CE1	1:A:493:SER:HG	2.27	0.53
1:A:513:LYS:CD	1:A:522:LEU:HG	2.36	0.53
1:A:554:LEU:CD1	1:A:1214:TYR:CE1	2.91	0.53
1:A:903:ASP:CG	1:A:1175:THR:HB	2.29	0.53
1:C:296:SER:O	1:C:300:ASN:N	2.42	0.53
1:C:526:PHE:O	1:C:529:TYR:HB3	2.08	0.53
1:E:862:TYR:CE1	1:E:885:VAL:HG12	2.21	0.53
1:E:1220:LEU:CD2	1:E:1234:THR:HG21	2.38	0.53
1:G:374:MET:CE	1:G:374:MET:CA	2.85	0.53
1:G:390:GLN:OE1	1:G:489:TYR:HE2	1.92	0.53
1:G:485:ASN:HD22	1:G:485:ASN:N	2.06	0.53
1:G:597:TRP:HA	1:G:1243:ILE:O	2.08	0.53
1:G:862:TYR:HD1	1:G:885:VAL:H	1.56	0.53

Continued on next page...

Continued from previous page...

Atom-1	Atom-2	Interatomic distance (Å)	Clash overlap (Å)
1:G:1018:LEU:HB3	1:G:1030:TRP:O	2.08	0.53
1:G:1151:ILE:H	1:G:1167:PRO:CD	2.19	0.53
1:I:146:GLU:HG2	1:K:111:ARG:NH1	2.19	0.53
1:I:926:VAL:CG1	1:I:938:LEU:O	2.57	0.53
1:I:1226:SER:OG	1:I:1227:PRO:HD2	2.09	0.53
1:K:703:ASN:ND2	1:K:746:VAL:O	2.42	0.53
1:K:778:ARG:HG2	1:K:779:LYS:HG3	1.91	0.53
1:K:884:TRP:CH2	2:L:81:ILE:HD11	2.44	0.53
1:M:457:HIS:NE2	1:M:493:SER:CB	2.72	0.53
1:M:597:TRP:CH2	1:M:603:ILE:HG12	2.43	0.53
1:A:390:GLN:OE1	1:A:489:TYR:HE2	1.92	0.53
1:A:639:LEU:N	1:A:653:ILE:CG2	2.63	0.53
1:A:1026:GLU:HG2	1:A:1041:ARG:HA	1.91	0.53
1:A:1029:VAL:HG11	1:A:1073:ILE:HA	1.90	0.53
1:A:1240:ILE:HG22	1:A:1242:TYR:CD1	2.44	0.53
1:C:567:GLY:O	1:C:569:CYS:N	2.41	0.53
1:C:703:ASN:ND2	1:C:746:VAL:O	2.42	0.53
1:E:108:SER:O	1:E:111:ARG:HG2	2.07	0.53
1:E:400:LEU:O	1:E:404:TRP:HE3	1.91	0.53
1:E:902:ASP:HB3	2:F:72:LYS:NZ	2.24	0.53
1:E:1029:VAL:HG11	1:E:1073:ILE:HA	1.90	0.53
1:E:1217:GLY:O	1:E:1218:THR:CG2	2.54	0.53
1:G:137:GLN:NE2	1:G:173:LEU:HB3	2.24	0.53
1:G:143:LEU:H	1:G:143:LEU:CD2	2.21	0.53
1:G:986:GLU:HA	1:G:997:GLN:O	2.09	0.53
1:G:1200:LYS:CD	1:G:1202:TRP:CE2	2.81	0.53
1:G:1226:SER:OG	1:G:1227:PRO:HD2	2.09	0.53
1:G:1247:LEU:CD1	1:G:1248:GLU:H	2.14	0.53
1:I:1233:VAL:HA	1:I:1242:TYR:O	2.09	0.53
1:K:143:LEU:H	1:K:143:LEU:CD2	2.21	0.53
1:K:496:MET:HA	1:K:496:MET:HE3	1.91	0.53
1:K:597:TRP:HA	1:K:1243:ILE:O	2.08	0.53
1:K:1151:ILE:H	1:K:1167:PRO:CD	2.19	0.53
1:K:1212:THR:CG2	1:K:1213:PHE:H	2.12	0.53
1:K:1240:ILE:HG22	1:K:1242:TYR:CD1	2.44	0.53
1:M:106:ILE:HG22	1:M:107:THR:O	2.08	0.53
1:M:144:LYS:HG2	1:M:145:GLY:N	2.23	0.53
1:M:903:ASP:CG	1:M:1175:THR:HB	2.29	0.53
1:M:928:VAL:CG2	1:M:1224:HIS:CG	2.92	0.53
1:M:986:GLU:HA	1:M:997:GLN:O	2.09	0.53
1:M:1146:ASP:HB2	1:M:1150:GLU:HB3	1.90	0.53

Continued on next page...

Continued from previous page...

Atom-1	Atom-2	Interatomic distance (Å)	Clash overlap (Å)
1:A:374:MET:CE	1:A:374:MET:CA	2.85	0.53
1:A:928:VAL:CG1	1:A:937:VAL:HA	2.28	0.53
1:C:317:CYS:SG	1:C:324:VAL:CG2	2.96	0.53
1:C:419:VAL:HG11	1:C:426:CYS:HG	1.70	0.53
1:C:525:GLU:O	1:C:528:GLU:HG2	2.05	0.53
1:C:1217:GLY:C	1:C:1218:THR:CG2	2.76	0.53
1:E:637:LYS:CA	1:E:660:VAL:HG23	2.36	0.53
1:G:526:PHE:O	1:G:529:TYR:HB3	2.08	0.53
1:G:884:TRP:CH2	2:H:81:ILE:HD11	2.44	0.53
1:I:171:HIS:NE2	1:I:175:GLU:CG	2.66	0.53
1:I:229:ILE:HG22	1:I:233:ARG:CD	2.28	0.53
1:I:374:MET:CE	1:I:374:MET:CA	2.85	0.53
1:I:778:ARG:HG2	1:I:779:LYS:HG3	1.91	0.53
1:I:1146:ASP:HB2	1:I:1150:GLU:HB3	1.90	0.53
1:K:457:HIS:CE1	1:K:493:SER:HG	2.27	0.53
1:M:1240:ILE:HG22	1:M:1242:TYR:CD1	2.44	0.53
1:A:137:GLN:NE2	1:A:173:LEU:HB3	2.24	0.52
1:A:456:LEU:O	1:A:459:LYS:N	2.38	0.52
1:A:551:ASN:O	1:A:555:LEU:HB3	2.08	0.52
1:A:757:LEU:HB3	1:A:769:LEU:HD11	1.90	0.52
1:C:762:SER:OG	1:C:764:ASP:OD1	2.25	0.52
1:C:823:LEU:HB3	1:C:833:GLY:HA3	1.90	0.52
1:C:926:VAL:CG1	1:C:938:LEU:O	2.57	0.52
1:C:1240:ILE:HG22	1:C:1242:TYR:CD1	2.44	0.52
1:E:714:LEU:HB3	1:E:730:LEU:HB2	1.90	0.52
1:E:884:TRP:CH2	2:F:81:ILE:HD11	2.44	0.52
1:E:1018:LEU:HB3	1:E:1030:TRP:O	2.08	0.52
1:G:597:TRP:HZ2	1:G:603:ILE:HG12	1.70	0.52
1:G:639:LEU:HD23	1:G:653:ILE:HD13	1.90	0.52
1:G:1029:VAL:HG11	1:G:1073:ILE:HA	1.90	0.52
2:H:18:HIS:NE2	5:H:201:HEM:CHD	2.72	0.52
1:I:334:PHE:CB	1:I:337:ARG:CG	2.87	0.52
1:I:928:VAL:CG1	1:I:937:VAL:HA	2.28	0.52
1:I:986:GLU:HA	1:I:997:GLN:O	2.09	0.52
1:K:505:PHE:CZ	1:K:540:VAL:CG1	2.90	0.52
1:A:296:SER:O	1:A:300:ASN:N	2.42	0.52
1:A:525:GLU:O	1:A:528:GLU:HG2	2.05	0.52
1:C:928:VAL:CG2	1:C:1224:HIS:CG	2.92	0.52
1:C:1018:LEU:HB3	1:C:1030:TRP:O	2.08	0.52
1:C:1213:PHE:HE2	1:C:1215:THR:HG22	1.69	0.52
1:E:703:ASN:ND2	1:E:746:VAL:O	2.42	0.52

Continued on next page...

Continued from previous page...

Atom-1	Atom-2	Interatomic distance (Å)	Clash overlap (Å)
1:E:928:VAL:CG2	1:E:1224:HIS:CG	2.92	0.52
1:E:986:GLU:HA	1:E:997:GLN:O	2.09	0.52
1:G:146:GLU:CG	1:I:111:ARG:HH11	2.15	0.52
1:G:334:PHE:CB	1:G:337:ARG:CG	2.87	0.52
1:G:344:GLN:CD	1:G:352:ARG:HG3	2.30	0.52
1:G:570:GLU:OE2	1:G:570:GLU:HA	2.08	0.52
1:G:639:LEU:CG	1:G:653:ILE:HG21	2.36	0.52
1:G:747:ASN:ND2	1:G:801:VAL:O	2.38	0.52
1:G:944:ARG:NE	1:G:961:GLU:O	2.39	0.52
1:I:457:HIS:NE2	1:I:493:SER:CB	2.72	0.52
1:I:505:PHE:CZ	1:I:540:VAL:CG1	2.90	0.52
1:I:1026:GLU:HG2	1:I:1041:ARG:HA	1.91	0.52
1:K:334:PHE:CB	1:K:337:ARG:CG	2.87	0.52
1:K:902:ASP:HB3	2:L:72:LYS:NZ	2.24	0.52
1:K:1026:GLU:HG2	1:K:1041:ARG:HA	1.91	0.52
1:M:1026:GLU:HG2	1:M:1041:ARG:HA	1.91	0.52
1:M:1226:SER:OG	1:M:1227:PRO:HD2	2.09	0.52
1:A:373:GLU:HA	1:A:373:GLU:OE2	2.09	0.52
1:A:461:ILE:CD1	1:A:491:MET:HG3	2.40	0.52
1:A:496:MET:HA	1:A:496:MET:HE3	1.91	0.52
1:A:525:GLU:HA	1:A:528:GLU:HG2	1.92	0.52
1:A:1018:LEU:HB3	1:A:1030:TRP:O	2.08	0.52
1:A:1151:ILE:H	1:A:1167:PRO:CD	2.19	0.52
1:A:1233:VAL:HA	1:A:1242:TYR:O	2.09	0.52
2:B:103:ASN:C	2:B:104:GLU:O	2.46	0.52
1:C:146:GLU:CB	1:C:147:PRO:HD2	2.37	0.52
1:C:970:SER:OG	1:C:973:LEU:O	2.24	0.52
2:D:18:HIS:CE1	5:D:201:HEM:ND	2.76	0.52
1:E:246:TRP:CH2	1:E:370:ILE:HG22	2.45	0.52
1:E:757:LEU:HB3	1:E:769:LEU:HD11	1.90	0.52
1:E:1171:GLU:CG	1:E:1172:GLY:N	2.68	0.52
1:E:1240:ILE:HG22	1:E:1242:TYR:CD1	2.44	0.52
2:F:18:HIS:NE2	5:F:201:HEM:CHD	2.72	0.52
1:G:296:SER:O	1:G:300:ASN:N	2.42	0.52
1:G:316:GLU:O	1:G:318:LYS:CG	2.50	0.52
1:G:373:GLU:HA	1:G:373:GLU:OE2	2.09	0.52
1:G:926:VAL:CG1	1:G:938:LEU:O	2.57	0.52
1:I:537:ASP:HA	1:I:540:VAL:HG23	1.92	0.52
1:I:703:ASN:ND2	1:I:746:VAL:O	2.42	0.52
1:I:1200:LYS:CD	1:I:1202:TRP:CE2	2.81	0.52
1:K:390:GLN:OE1	1:K:489:TYR:HE2	1.92	0.52

Continued on next page...

Continued from previous page...

Atom-1	Atom-2	Interatomic distance (Å)	Clash overlap (Å)
1:K:457:HIS:NE2	1:K:493:SER:CB	2.72	0.52
1:K:513:LYS:CE	1:K:522:LEU:HG	2.40	0.52
1:K:525:GLU:HA	1:K:528:GLU:HG2	1.92	0.52
1:K:1233:VAL:HA	1:K:1242:TYR:O	2.09	0.52
1:M:344:GLN:CD	1:M:352:ARG:HG3	2.30	0.52
1:A:246:TRP:CH2	1:A:370:ILE:HG22	2.45	0.52
1:A:334:PHE:CB	1:A:337:ARG:CD	2.87	0.52
1:A:431:LYS:HZ3	1:C:336:ASN:CB	2.12	0.52
2:B:18:HIS:NE2	5:B:201:HEM:CHD	2.72	0.52
1:C:525:GLU:HA	1:C:528:GLU:HG2	1.92	0.52
1:C:903:ASP:O	1:C:904:GLN:CB	2.57	0.52
1:C:1026:GLU:HG2	1:C:1041:ARG:HA	1.91	0.52
1:C:1233:VAL:CA	1:C:1242:TYR:O	2.58	0.52
1:E:260:ILE:O	1:E:260:ILE:HG13	2.05	0.52
1:E:926:VAL:CG1	1:E:938:LEU:O	2.57	0.52
1:G:513:LYS:CE	1:G:522:LEU:HG	2.40	0.52
1:G:1240:ILE:HG22	1:G:1242:TYR:CD1	2.44	0.52
1:I:206:LEU:HD21	1:I:235:HIS:HD2	1.75	0.52
1:I:567:GLY:O	1:I:569:CYS:N	2.41	0.52
1:I:903:ASP:CG	1:I:1175:THR:HB	2.29	0.52
1:I:1201:TRP:CE3	1:I:1210:SER:CB	2.87	0.52
1:I:1213:PHE:O	1:I:1214:TYR:CB	2.49	0.52
1:I:1240:ILE:HG22	1:I:1242:TYR:CD1	2.44	0.52
2:J:103:ASN:C	2:J:104:GLU:O	2.46	0.52
1:K:344:GLN:CD	1:K:352:ARG:HG3	2.30	0.52
1:M:513:LYS:CE	1:M:522:LEU:HG	2.40	0.52
1:M:1018:LEU:HB3	1:M:1030:TRP:O	2.08	0.52
1:A:121:GLN:CD	1:M:147:PRO:HG3	2.30	0.52
1:A:564:VAL:HG11	1:A:583:GLN:CG	2.39	0.52
1:A:639:LEU:HD23	1:A:653:ILE:HD13	1.90	0.52
1:A:986:GLU:HA	1:A:997:GLN:O	2.09	0.52
1:A:1213:PHE:HE2	1:A:1215:THR:HG22	1.69	0.52
1:A:1233:VAL:CA	1:A:1242:TYR:O	2.58	0.52
1:C:409:GLU:HG3	1:E:340:TYR:HH	1.70	0.52
1:C:1029:VAL:HG11	1:C:1073:ILE:HA	1.90	0.52
1:C:1226:SER:OG	1:C:1227:PRO:HD2	2.09	0.52
1:E:903:ASP:CG	1:E:1175:THR:HB	2.29	0.52
1:E:984:ALA:CA	1:E:999:ARG:O	2.47	0.52
1:E:1226:SER:OG	1:E:1227:PRO:HD2	2.09	0.52
1:G:122:ARG:NE	1:G:126:PHE:CE2	2.78	0.52
1:G:400:LEU:O	1:G:404:TRP:HE3	1.91	0.52

Continued on next page...

Continued from previous page...

Atom-1	Atom-2	Interatomic distance (Å)	Clash overlap (Å)
1:G:564:VAL:HG11	1:G:583:GLN:CG	2.39	0.52
1:G:928:VAL:CG2	1:G:1224:HIS:CG	2.92	0.52
1:I:122:ARG:NE	1:I:126:PHE:CE2	2.78	0.52
1:I:137:GLN:NE2	1:I:173:LEU:HB3	2.24	0.52
1:I:147:PRO:HG3	1:K:121:GLN:CD	2.30	0.52
1:I:246:TRP:CH2	1:I:370:ILE:HG22	2.45	0.52
1:I:1233:VAL:HG11	1:I:1243:ILE:CG1	2.28	0.52
1:K:296:SER:O	1:K:300:ASN:N	2.42	0.52
1:K:903:ASP:CG	1:K:1175:THR:HB	2.29	0.52
1:K:926:VAL:CG1	1:K:938:LEU:O	2.57	0.52
1:K:1146:ASP:HB2	1:K:1150:GLU:HB3	1.90	0.52
1:K:1226:SER:OG	1:K:1227:PRO:HD2	2.09	0.52
1:M:525:GLU:HA	1:M:528:GLU:HG2	1.92	0.52
1:M:703:ASN:ND2	1:M:746:VAL:O	2.42	0.52
1:M:903:ASP:O	1:M:904:GLN:CB	2.56	0.52
1:M:1200:LYS:CD	1:M:1202:TRP:CE2	2.81	0.52
1:M:1233:VAL:CA	1:M:1242:TYR:O	2.58	0.52
1:A:926:VAL:HB	1:A:938:LEU:O	2.10	0.52
1:C:332:ARG:CG	1:C:332:ARG:NH1	2.73	0.52
1:C:390:GLN:HB3	1:C:393:VAL:HG22	1.91	0.52
1:E:334:PHE:CB	1:E:337:ARG:CG	2.87	0.52
1:E:980:ASP:OD1	1:E:981:GLU:N	2.40	0.52
1:E:1233:VAL:HG11	1:E:1243:ILE:CG1	2.28	0.52
1:G:246:TRP:CH2	1:G:370:ILE:HG22	2.45	0.52
1:I:296:SER:O	1:I:300:ASN:N	2.42	0.52
1:I:317:CYS:SG	1:I:323:VAL:CG1	2.98	0.52
1:I:513:LYS:CE	1:I:522:LEU:HG	2.40	0.52
1:I:525:GLU:HA	1:I:528:GLU:HG2	1.92	0.52
1:I:657:GLU:HB3	1:I:680:LYS:HD2	1.92	0.52
1:I:1029:VAL:HG11	1:I:1073:ILE:HA	1.90	0.52
1:I:1233:VAL:CA	1:I:1242:TYR:O	2.58	0.52
1:K:147:PRO:HG3	1:M:121:GLN:CD	2.30	0.52
1:K:242:LEU:N	1:K:242:LEU:CD1	2.73	0.52
1:K:537:ASP:HA	1:K:540:VAL:HG23	1.92	0.52
1:K:1201:TRP:CE3	1:K:1210:SER:CB	2.87	0.52
1:K:1233:VAL:CA	1:K:1242:TYR:O	2.58	0.52
2:L:18:HIS:CE1	5:L:201:HEM:ND	2.76	0.52
1:M:137:GLN:NE2	1:M:173:LEU:HB3	2.23	0.52
1:M:296:SER:O	1:M:300:ASN:N	2.42	0.52
1:M:374:MET:HA	1:M:374:MET:HE3	1.90	0.52
1:M:544:PHE:HE1	1:M:576:VAL:CG1	1.88	0.52

Continued on next page...

Continued from previous page...

Atom-1	Atom-2	Interatomic distance (Å)	Clash overlap (Å)
1:M:849:SER:HB2	1:M:890:PHE:CZ	2.44	0.52
1:M:1233:VAL:HA	1:M:1242:TYR:O	2.09	0.52
1:A:160:LYS:NZ	1:A:160:LYS:CB	2.73	0.52
1:A:902:ASP:HB3	2:B:72:LYS:NZ	2.24	0.52
1:C:147:PRO:HG3	1:E:121:GLN:CD	2.30	0.52
1:C:479:ASP:CG	1:C:483:TRP:HE1	2.13	0.52
1:C:513:LYS:CE	1:C:522:LEU:HG	2.40	0.52
1:C:1233:VAL:CB	1:C:1242:TYR:O	2.54	0.52
1:E:147:PRO:HG3	1:G:121:GLN:CD	2.30	0.52
1:E:525:GLU:HA	1:E:528:GLU:HG2	1.91	0.52
1:E:657:GLU:HB3	1:E:680:LYS:HD2	1.92	0.52
1:G:479:ASP:CG	1:G:483:TRP:HE1	2.13	0.52
1:G:657:GLU:HB3	1:G:680:LYS:HD2	1.92	0.52
1:G:1167:PRO:CB	1:G:1202:TRP:CE2	2.93	0.52
1:G:1167:PRO:O	1:G:1202:TRP:CE2	2.63	0.52
1:I:298:PHE:CZ	1:I:325:SER:HA	2.42	0.52
1:I:479:ASP:CG	1:I:483:TRP:HE1	2.13	0.52
1:I:564:VAL:HG11	1:I:583:GLN:CG	2.39	0.52
1:K:246:TRP:CH2	1:K:370:ILE:HG22	2.45	0.52
1:K:479:ASP:CG	1:K:483:TRP:HE1	2.13	0.52
1:K:926:VAL:HB	1:K:938:LEU:O	2.10	0.52
1:M:334:PHE:CB	1:M:337:ARG:CG	2.87	0.52
1:M:374:MET:CE	1:M:374:MET:CA	2.86	0.52
1:M:862:TYR:CE1	1:M:885:VAL:HG12	2.21	0.52
1:M:926:VAL:HB	1:M:938:LEU:O	2.10	0.52
1:A:147:PRO:HG3	1:C:121:GLN:CD	2.30	0.52
1:A:344:GLN:CD	1:A:352:ARG:HG3	2.30	0.52
1:A:479:ASP:CG	1:A:483:TRP:HE1	2.13	0.52
1:A:505:PHE:HZ	1:A:540:VAL:CG1	2.17	0.52
1:A:928:VAL:CG2	1:A:1224:HIS:CG	2.92	0.52
1:A:1167:PRO:O	1:A:1202:TRP:CE2	2.63	0.52
1:C:246:TRP:CH2	1:C:370:ILE:HG22	2.45	0.52
1:C:327:ILE:HD13	1:C:353:ILE:HG21	1.92	0.52
1:C:551:ASN:O	1:C:555:LEU:HB3	2.08	0.52
1:C:564:VAL:HG11	1:C:583:GLN:CG	2.39	0.52
1:E:298:PHE:CZ	1:E:325:SER:HA	2.42	0.52
1:E:344:GLN:CD	1:E:352:ARG:HG3	2.30	0.52
1:E:479:ASP:CG	1:E:483:TRP:HE1	2.13	0.52
1:E:926:VAL:HB	1:E:938:LEU:O	2.10	0.52
1:G:206:LEU:HD21	1:G:235:HIS:HD2	1.75	0.52
1:G:525:GLU:HA	1:G:528:GLU:HG2	1.91	0.52

Continued on next page...

Continued from previous page...

Atom-1	Atom-2	Interatomic distance (Å)	Clash overlap (Å)
1:I:373:GLU:HA	1:I:373:GLU:OE2	2.09	0.52
1:I:884:TRP:CH2	2:J:81:ILE:HD11	2.44	0.52
2:J:18:HIS:CE1	5:J:201:HEM:ND	2.76	0.52
1:K:174:LEU:HD23	1:K:175:GLU:HA	1.92	0.52
1:K:373:GLU:HA	1:K:373:GLU:OE2	2.09	0.52
1:K:564:VAL:HG11	1:K:583:GLN:CG	2.39	0.52
1:K:1213:PHE:O	1:K:1214:TYR:CB	2.49	0.52
1:K:1220:LEU:CD1	1:K:1220:LEU:N	2.53	0.52
2:L:103:ASN:C	2:L:104:GLU:O	2.46	0.52
1:A:513:LYS:CE	1:A:522:LEU:HG	2.40	0.52
1:A:879:ARG:HB3	1:A:921:MET:HE2	1.84	0.52
1:A:926:VAL:CG1	1:A:938:LEU:O	2.57	0.52
1:C:160:LYS:NZ	1:C:160:LYS:CB	2.73	0.52
1:C:344:GLN:CD	1:C:352:ARG:HG3	2.30	0.52
1:E:327:ILE:HD13	1:E:353:ILE:HG21	1.92	0.52
1:E:389:LEU:HD21	1:E:395:VAL:CG2	2.40	0.52
1:E:390:GLN:HB3	1:E:393:VAL:HG22	1.91	0.52
1:E:575:GLU:O	1:E:575:GLU:HG3	2.10	0.52
1:E:1233:VAL:CA	1:E:1242:TYR:O	2.58	0.52
1:G:147:PRO:HG3	1:I:121:GLN:CD	2.30	0.52
1:G:364:LEU:CD1	1:G:368:MET:HE2	2.39	0.52
1:G:389:LEU:HD21	1:G:395:VAL:CG2	2.40	0.52
1:G:537:ASP:HA	1:G:540:VAL:HG23	1.92	0.52
1:G:1026:GLU:HG2	1:G:1041:ARG:HA	1.91	0.52
1:G:1233:VAL:CA	1:G:1242:TYR:O	2.58	0.52
1:I:242:LEU:N	1:I:242:LEU:CD1	2.73	0.52
1:I:528:GLU:O	1:I:532:ILE:HG22	2.10	0.52
2:J:18:HIS:NE2	5:J:201:HEM:CHD	2.72	0.52
1:K:657:GLU:HB3	1:K:680:LYS:HD2	1.92	0.52
1:M:174:LEU:HD23	1:M:175:GLU:HA	1.92	0.52
1:M:479:ASP:CG	1:M:483:TRP:HE1	2.13	0.52
1:M:513:LYS:CD	1:M:522:LEU:HG	2.36	0.52
1:M:564:VAL:HG11	1:M:583:GLN:CG	2.39	0.52
1:M:1233:VAL:CB	1:M:1242:TYR:O	2.54	0.52
1:A:334:PHE:CB	1:A:337:ARG:CG	2.87	0.52
1:C:242:LEU:N	1:C:242:LEU:CD1	2.73	0.52
1:C:318:LYS:HD3	1:C:439:ASP:CB	2.40	0.52
1:E:122:ARG:NE	1:E:126:PHE:CE2	2.78	0.52
1:E:318:LYS:HD3	1:E:439:ASP:CB	2.40	0.52
1:E:373:GLU:OE2	1:E:373:GLU:HA	2.09	0.52
1:E:1239:GLY:O	1:E:1240:ILE:HB	2.08	0.52

Continued on next page...

Continued from previous page...

Atom-1	Atom-2	Interatomic distance (Å)	Clash overlap (Å)
1:G:318:LYS:HD3	1:G:439:ASP:CB	2.40	0.52
1:G:327:ILE:HD13	1:G:353:ILE:CG2	2.40	0.52
1:G:779:LYS:NZ	1:G:827:HIS:O	2.43	0.52
1:I:344:GLN:CD	1:I:352:ARG:HG3	2.30	0.52
1:I:390:GLN:HB3	1:I:393:VAL:HG22	1.91	0.52
1:I:853:HIS:O	1:I:869:THR:N	2.38	0.52
1:I:1239:GLY:O	1:I:1240:ILE:HB	2.08	0.52
1:K:122:ARG:NE	1:K:126:PHE:CE2	2.78	0.52
1:K:206:LEU:HD21	1:K:235:HIS:HD2	1.75	0.52
1:K:327:ILE:HD13	1:K:353:ILE:CG2	2.40	0.52
1:K:389:LEU:HD21	1:K:395:VAL:CG2	2.40	0.52
1:K:598:ILE:O	1:K:598:ILE:HG13	2.10	0.52
1:K:779:LYS:NZ	1:K:827:HIS:O	2.43	0.52
1:K:1176:HIS:CB	1:K:1218:THR:HB	2.36	0.52
1:M:389:LEU:HD21	1:M:395:VAL:CG2	2.40	0.52
1:A:597:TRP:CH2	1:A:603:ILE:HG12	2.43	0.51
1:A:1167:PRO:CB	1:A:1202:TRP:CE2	2.93	0.51
1:A:1187:PRO:CG	1:A:1229:PHE:HB3	2.40	0.51
1:C:122:ARG:NE	1:C:126:PHE:CE2	2.78	0.51
1:C:334:PHE:CB	1:C:337:ARG:CG	2.87	0.51
1:C:389:LEU:HD21	1:C:395:VAL:CG2	2.40	0.51
1:C:461:ILE:CD1	1:C:491:MET:HG3	2.40	0.51
1:C:1167:PRO:O	1:C:1202:TRP:CE2	2.63	0.51
1:C:1176:HIS:CB	1:C:1218:THR:HB	2.36	0.51
1:C:1247:LEU:CD1	1:C:1248:GLU:H	2.13	0.51
1:E:374:MET:CE	1:E:374:MET:CA	2.85	0.51
1:E:537:ASP:HA	1:E:540:VAL:HG23	1.92	0.51
1:E:544:PHE:HD1	1:E:576:VAL:CG1	2.17	0.51
1:E:598:ILE:HG13	1:E:598:ILE:O	2.10	0.51
1:E:884:TRP:CZ3	1:E:885:VAL:O	2.64	0.51
1:G:398:LYS:O	1:G:402:ILE:HG12	2.10	0.51
1:G:575:GLU:HG3	1:G:575:GLU:O	2.10	0.51
1:I:926:VAL:HB	1:I:938:LEU:O	2.10	0.51
1:K:390:GLN:HB3	1:K:393:VAL:HG22	1.91	0.51
1:K:849:SER:HB2	1:K:890:PHE:CZ	2.45	0.51
1:K:884:TRP:CZ3	1:K:885:VAL:O	2.64	0.51
1:M:1183:LEU:N	1:M:1183:LEU:CD1	2.73	0.51
1:A:174:LEU:HD23	1:A:175:GLU:HA	1.92	0.51
1:A:561:PRO:CB	1:A:1214:TYR:CD2	2.86	0.51
1:C:231:MET:SD	1:C:258:CYS:SG	2.97	0.51
1:C:298:PHE:CZ	1:C:325:SER:HA	2.42	0.51

Continued on next page...

Continued from previous page...

Atom-1	Atom-2	Interatomic distance (Å)	Clash overlap (Å)
1:C:1173:ALA:O	1:C:1174:ALA:O	2.29	0.51
1:E:639:LEU:N	1:E:653:ILE:HG21	2.22	0.51
2:H:103:ASN:O	2:H:104:GLU:C	2.46	0.51
1:I:174:LEU:HD23	1:I:175:GLU:HA	1.92	0.51
1:I:260:ILE:O	1:I:260:ILE:HG13	2.05	0.51
1:I:327:ILE:HD13	1:I:353:ILE:CG2	2.40	0.51
1:I:389:LEU:HD21	1:I:395:VAL:CG2	2.40	0.51
1:I:1167:PRO:O	1:I:1202:TRP:CE2	2.63	0.51
1:K:398:LYS:O	1:K:402:ILE:HG12	2.11	0.51
1:K:505:PHE:HZ	1:K:540:VAL:CG1	2.17	0.51
1:M:456:LEU:O	1:M:459:LYS:N	2.38	0.51
1:M:926:VAL:CG1	1:M:938:LEU:O	2.57	0.51
1:A:327:ILE:HD13	1:A:353:ILE:HG21	1.92	0.51
1:A:598:ILE:O	1:A:598:ILE:HG13	2.10	0.51
1:A:747:ASN:ND2	1:A:801:VAL:O	2.38	0.51
1:A:849:SER:HB2	1:A:890:PHE:CZ	2.45	0.51
1:A:1247:LEU:CD1	1:A:1248:GLU:N	2.73	0.51
1:C:137:GLN:NE2	1:C:173:LEU:HB3	2.24	0.51
1:C:416:GLN:NE2	1:C:416:GLN:CA	2.73	0.51
1:C:528:GLU:O	1:C:532:ILE:HG22	2.10	0.51
1:C:557:ARG:HH21	1:C:1174:ALA:HB2	1.75	0.51
1:C:657:GLU:HB3	1:C:680:LYS:HD2	1.92	0.51
1:C:849:SER:HB2	1:C:890:PHE:CZ	2.45	0.51
1:C:926:VAL:HB	1:C:938:LEU:O	2.10	0.51
1:C:1067:VAL:N	1:C:1081:PHE:O	2.40	0.51
1:E:385:ASP:OD2	1:E:403:LEU:HD11	2.11	0.51
1:E:461:ILE:CD1	1:E:491:MET:HG3	2.40	0.51
1:E:513:LYS:CE	1:E:522:LEU:HG	2.40	0.51
1:E:639:LEU:CG	1:E:653:ILE:HG21	2.36	0.51
1:E:849:SER:HB2	1:E:890:PHE:CZ	2.45	0.51
1:E:1026:GLU:HG2	1:E:1041:ARG:HA	1.91	0.51
1:E:1168:LEU:HD11	1:E:1171:GLU:CG	2.41	0.51
1:G:174:LEU:HD23	1:G:175:GLU:HA	1.92	0.51
1:G:528:GLU:O	1:G:532:ILE:HG22	2.10	0.51
1:G:849:SER:HB2	1:G:890:PHE:CZ	2.45	0.51
1:G:980:ASP:OD1	1:G:981:GLU:N	2.40	0.51
1:I:385:ASP:OD2	1:I:403:LEU:HD11	2.11	0.51
1:K:385:ASP:OD2	1:K:403:LEU:HD11	2.11	0.51
1:K:528:GLU:O	1:K:532:ILE:HG22	2.10	0.51
1:K:595:LEU:HD22	1:K:1244:LEU:HD12	1.78	0.51
1:M:347:ASN:C	1:M:348:LYS:HG2	2.31	0.51

Continued on next page...

Continued from previous page...

Atom-1	Atom-2	Interatomic distance (Å)	Clash overlap (Å)
1:M:385:ASP:OD2	1:M:403:LEU:HD11	2.11	0.51
1:M:505:PHE:CZ	1:M:540:VAL:CG1	2.90	0.51
1:A:122:ARG:NE	1:A:126:PHE:CE2	2.78	0.51
1:A:318:LYS:HD3	1:A:439:ASP:CB	2.40	0.51
1:A:639:LEU:CG	1:A:653:ILE:HG21	2.36	0.51
1:A:1187:PRO:HD3	1:A:1229:PHE:CG	2.45	0.51
1:C:244:ASP:O	1:C:245:VAL:HB	2.11	0.51
1:C:373:GLU:HA	1:C:373:GLU:OE2	2.09	0.51
1:C:862:TYR:HD1	1:C:885:VAL:H	1.56	0.51
1:C:1187:PRO:HD3	1:C:1229:PHE:CG	2.45	0.51
1:C:1239:GLY:O	1:C:1240:ILE:HB	2.08	0.51
1:E:667:THR:OG1	1:E:708:THR:O	2.29	0.51
1:E:1167:PRO:O	1:E:1202:TRP:CE2	2.63	0.51
1:E:1173:ALA:O	1:E:1174:ALA:O	2.29	0.51
1:G:347:ASN:O	1:G:348:LYS:CB	2.59	0.51
1:G:385:ASP:OD2	1:G:403:LEU:HD11	2.11	0.51
1:G:1239:GLY:O	1:G:1240:ILE:HB	2.08	0.51
1:I:318:LYS:HD3	1:I:439:ASP:CB	2.40	0.51
1:I:837:THR:HG21	1:I:843:ILE:HD11	1.92	0.51
1:I:849:SER:HB2	1:I:890:PHE:CZ	2.45	0.51
1:I:1173:ALA:O	1:I:1174:ALA:O	2.29	0.51
1:K:416:GLN:NE2	1:K:416:GLN:CA	2.73	0.51
1:K:1173:ALA:O	1:K:1174:ALA:O	2.29	0.51
2:L:18:HIS:NE2	5:L:201:HEM:CHD	2.72	0.51
1:M:125:VAL:O	1:M:125:VAL:HG12	2.11	0.51
1:M:246:TRP:CH2	1:M:370:ILE:HG22	2.45	0.51
1:M:575:GLU:O	1:M:575:GLU:HG3	2.10	0.51
1:M:1187:PRO:CG	1:M:1229:PHE:HB3	2.40	0.51
1:A:244:ASP:O	1:A:245:VAL:HB	2.11	0.51
1:A:327:ILE:HD13	1:A:353:ILE:CG2	2.40	0.51
1:A:779:LYS:NZ	1:A:827:HIS:O	2.43	0.51
1:A:884:TRP:CZ3	1:A:885:VAL:O	2.64	0.51
1:C:174:LEU:HD23	1:C:175:GLU:HA	1.92	0.51
1:C:385:ASP:OD2	1:C:403:LEU:HD11	2.11	0.51
1:C:560:PHE:O	1:C:561:PRO:C	2.49	0.51
1:C:639:LEU:CG	1:C:653:ILE:HG21	2.36	0.51
1:C:879:ARG:CB	1:C:921:MET:CE	2.73	0.51
1:C:945:ARG:HG2	1:C:946:LEU:HG	1.92	0.51
1:C:1031:ASN:HB3	1:C:1036:LYS:HB2	1.92	0.51
1:C:1236:ASP:OD1	1:C:1236:ASP:N	2.43	0.51
1:E:347:ASN:O	1:E:348:LYS:CB	2.59	0.51

Continued on next page...

Continued from previous page...

Atom-1	Atom-2	Interatomic distance (Å)	Clash overlap (Å)
1:E:416:GLN:NE2	1:E:416:GLN:CA	2.73	0.51
1:E:557:ARG:HH21	1:E:1174:ALA:HB2	1.75	0.51
1:E:1031:ASN:HB3	1:E:1036:LYS:HB2	1.92	0.51
1:E:1187:PRO:HD3	1:E:1229:PHE:CG	2.45	0.51
1:G:327:ILE:HD13	1:G:353:ILE:HG21	1.92	0.51
1:G:557:ARG:HH21	1:G:1174:ALA:HB2	1.76	0.51
1:G:598:ILE:HG13	1:G:598:ILE:O	2.10	0.51
1:I:747:ASN:ND2	1:I:801:VAL:O	2.38	0.51
1:I:1168:LEU:HD11	1:I:1171:GLU:CG	2.41	0.51
1:I:1171:GLU:CG	1:I:1172:GLY:N	2.68	0.51
1:K:125:VAL:O	1:K:125:VAL:HG12	2.11	0.51
1:K:529:TYR:HA	1:K:532:ILE:HG21	1.93	0.51
1:M:373:GLU:OE2	1:M:373:GLU:HA	2.09	0.51
1:M:744:ASN:HB3	1:M:763:ALA:HB3	1.93	0.51
1:M:1173:ALA:O	1:M:1174:ALA:O	2.29	0.51
1:A:347:ASN:C	1:A:348:LYS:HG2	2.31	0.51
1:A:385:ASP:OD2	1:A:403:LEU:HD11	2.11	0.51
1:A:667:THR:OG1	1:A:708:THR:O	2.29	0.51
1:A:1173:ALA:O	1:A:1174:ALA:O	2.29	0.51
1:C:347:ASN:O	1:C:348:LYS:CB	2.59	0.51
1:C:744:ASN:HB3	1:C:763:ALA:HB3	1.93	0.51
1:G:229:ILE:HG22	1:G:233:ARG:CD	2.28	0.51
1:G:461:ILE:CD1	1:G:491:MET:HG3	2.40	0.51
1:G:625:GLU:HG3	1:G:667:THR:HA	1.93	0.51
1:G:1173:ALA:O	1:G:1174:ALA:O	2.29	0.51
1:G:1236:ASP:N	1:G:1236:ASP:OD1	2.43	0.51
1:I:326:LEU:HD23	1:I:353:ILE:CG2	2.41	0.51
1:I:347:ASN:O	1:I:348:LYS:CB	2.59	0.51
1:I:667:THR:OG1	1:I:708:THR:O	2.29	0.51
1:I:1167:PRO:CB	1:I:1202:TRP:CE2	2.93	0.51
1:I:1176:HIS:CB	1:I:1218:THR:HB	2.36	0.51
1:K:326:LEU:HD23	1:K:353:ILE:CG2	2.41	0.51
1:K:334:PHE:CB	1:K:337:ARG:CD	2.87	0.51
1:K:862:TYR:HD1	1:K:885:VAL:H	1.56	0.51
1:K:1183:LEU:N	1:K:1183:LEU:CD1	2.73	0.51
1:M:242:LEU:N	1:M:242:LEU:CD1	2.73	0.51
1:M:244:ASP:O	1:M:245:VAL:HB	2.11	0.51
1:M:333:ASP:N	1:M:333:ASP:OD1	2.44	0.51
1:M:598:ILE:HG13	1:M:598:ILE:O	2.10	0.51
1:M:920:VAL:HG12	1:M:921:MET:N	2.24	0.51
1:A:537:ASP:HA	1:A:540:VAL:HG23	1.92	0.51

Continued on next page...

Continued from previous page...

Atom-1	Atom-2	Interatomic distance (Å)	Clash overlap (Å)
1:A:557:ARG:HH21	1:A:1174:ALA:HB2	1.76	0.51
1:A:560:PHE:O	1:A:561:PRO:C	2.49	0.51
1:A:744:ASN:HB3	1:A:763:ALA:HB3	1.93	0.51
1:A:1031:ASN:HB3	1:A:1036:LYS:HB2	1.92	0.51
1:A:1212:THR:CG2	1:A:1213:PHE:H	2.12	0.51
1:C:244:ASP:O	1:C:245:VAL:CB	2.59	0.51
1:C:327:ILE:HD13	1:C:353:ILE:CG2	2.40	0.51
1:C:598:ILE:O	1:C:598:ILE:HG13	2.10	0.51
1:C:747:ASN:ND2	1:C:801:VAL:O	2.38	0.51
1:C:1168:LEU:HD11	1:C:1171:GLU:CG	2.41	0.51
2:D:18:HIS:NE2	5:D:201:HEM:CHD	2.72	0.51
1:E:160:LYS:CB	1:E:160:LYS:NZ	2.73	0.51
1:E:206:LEU:HD21	1:E:235:HIS:HD2	1.75	0.51
1:E:242:LEU:CD1	1:E:242:LEU:N	2.73	0.51
1:E:567:GLY:O	1:E:569:CYS:N	2.41	0.51
1:E:744:ASN:HB3	1:E:763:ALA:HB3	1.93	0.51
1:E:779:LYS:NZ	1:E:827:HIS:O	2.43	0.51
1:G:505:PHE:CZ	1:G:540:VAL:CG1	2.90	0.51
1:G:1168:LEU:HD11	1:G:1171:GLU:CG	2.41	0.51
1:G:1187:PRO:HD3	1:G:1229:PHE:CG	2.45	0.51
1:I:347:ASN:C	1:I:348:LYS:HG2	2.31	0.51
1:I:529:TYR:HA	1:I:532:ILE:HG21	1.93	0.51
1:I:557:ARG:HH21	1:I:1174:ALA:HB2	1.75	0.51
1:I:598:ILE:O	1:I:598:ILE:HG13	2.10	0.51
1:I:884:TRP:CZ3	1:I:885:VAL:O	2.64	0.51
1:I:923:LYS:CB	1:I:940:VAL:HG21	2.41	0.51
1:K:260:ILE:O	1:K:260:ILE:HG13	2.05	0.51
1:K:575:GLU:HG3	1:K:575:GLU:O	2.10	0.51
1:K:621:ALA:HA	1:K:631:ALA:O	2.11	0.51
1:K:945:ARG:HG2	1:K:946:LEU:HG	1.92	0.51
1:M:390:GLN:HB3	1:M:393:VAL:HG22	1.91	0.51
1:M:461:ILE:CD1	1:M:491:MET:HG3	2.40	0.51
1:M:528:GLU:O	1:M:532:ILE:HG22	2.10	0.51
1:M:558:GLN:CB	1:M:559:PRO:CD	2.78	0.51
1:A:390:GLN:HB3	1:A:393:VAL:HG22	1.91	0.51
1:A:561:PRO:O	1:A:563:ILE:N	2.44	0.51
1:A:980:ASP:OD1	1:A:981:GLU:N	2.40	0.51
1:C:537:ASP:HA	1:C:540:VAL:HG23	1.92	0.51
1:C:561:PRO:O	1:C:563:ILE:N	2.44	0.51
1:E:332:ARG:CG	1:E:332:ARG:NH1	2.73	0.51
1:E:347:ASN:C	1:E:348:LYS:HG2	2.31	0.51

Continued on next page...

Continued from previous page...

Atom-1	Atom-2	Interatomic distance (Å)	Clash overlap (Å)
1:E:398:LYS:O	1:E:402:ILE:HG12	2.10	0.51
1:E:560:PHE:O	1:E:561:PRO:C	2.49	0.51
1:E:564:VAL:HG11	1:E:583:GLN:CG	2.39	0.51
1:G:125:VAL:O	1:G:125:VAL:HG12	2.11	0.51
1:G:390:GLN:HB3	1:G:393:VAL:HG22	1.91	0.51
1:G:567:GLY:O	1:G:569:CYS:N	2.41	0.51
1:G:1176:HIS:CB	1:G:1218:THR:HB	2.36	0.51
2:H:18:HIS:CE1	5:H:201:HEM:ND	2.76	0.51
1:I:461:ILE:CD1	1:I:491:MET:HG3	2.40	0.51
1:K:318:LYS:HD3	1:K:439:ASP:CB	2.41	0.51
1:K:374:MET:CE	1:K:374:MET:CA	2.86	0.51
1:K:923:LYS:CB	1:K:940:VAL:HG21	2.41	0.51
1:M:122:ARG:NE	1:M:126:PHE:CE2	2.78	0.51
1:M:149:TRP:CZ3	1:M:260:ILE:HD11	2.46	0.51
1:M:326:LEU:HD23	1:M:353:ILE:CG2	2.41	0.51
1:M:557:ARG:HH21	1:M:1174:ALA:HB2	1.75	0.51
1:M:561:PRO:O	1:M:563:ILE:N	2.44	0.51
1:M:621:ALA:HA	1:M:631:ALA:O	2.11	0.51
1:M:639:LEU:N	1:M:653:ILE:HG21	2.22	0.51
1:M:639:LEU:CG	1:M:653:ILE:HG21	2.36	0.51
1:M:1167:PRO:O	1:M:1202:TRP:CE2	2.63	0.51
1:M:1187:PRO:HD3	1:M:1229:PHE:CG	2.45	0.51
1:A:333:ASP:N	1:A:333:ASP:OD1	2.44	0.51
1:A:546:GLU:HB3	1:A:570:GLU:OE1	2.11	0.51
1:A:595:LEU:HD13	1:A:1244:LEU:HD13	1.93	0.51
1:A:657:GLU:HB3	1:A:680:LYS:HD2	1.92	0.51
1:A:862:TYR:CE1	1:A:885:VAL:HG12	2.21	0.51
1:C:149:TRP:CZ3	1:C:260:ILE:HD11	2.46	0.51
1:C:595:LEU:HD13	1:C:1244:LEU:HD13	1.93	0.51
1:C:837:THR:HG21	1:C:843:ILE:HD11	1.92	0.51
1:E:174:LEU:HD23	1:E:175:GLU:HA	1.92	0.51
1:E:244:ASP:O	1:E:245:VAL:HB	2.11	0.51
1:E:317:CYS:SG	1:E:323:VAL:CG1	2.98	0.51
1:E:529:TYR:HA	1:E:532:ILE:HG21	1.93	0.51
1:E:862:TYR:HD1	1:E:885:VAL:H	1.56	0.51
1:E:1236:ASP:OD1	1:E:1236:ASP:N	2.43	0.51
1:G:244:ASP:O	1:G:245:VAL:HB	2.11	0.51
1:G:416:GLN:NE2	1:G:416:GLN:CA	2.73	0.51
1:G:621:ALA:HA	1:G:631:ALA:O	2.11	0.51
1:I:1187:PRO:CG	1:I:1229:PHE:HB3	2.40	0.51
1:K:244:ASP:O	1:K:245:VAL:HB	2.11	0.51

Continued on next page...

Continued from previous page...

Atom-1	Atom-2	Interatomic distance (Å)	Clash overlap (Å)
1:K:837:THR:HG21	1:K:843:ILE:HD11	1.92	0.51
1:K:1067:VAL:N	1:K:1081:PHE:O	2.40	0.51
1:K:1168:LEU:HD11	1:K:1171:GLU:CG	2.41	0.51
1:M:327:ILE:HD13	1:M:353:ILE:CG2	2.40	0.51
1:M:537:ASP:HA	1:M:540:VAL:HG23	1.92	0.51
1:M:1031:ASN:HB3	1:M:1036:LYS:HB2	1.92	0.51
1:A:149:TRP:CZ3	1:A:260:ILE:HD11	2.46	0.51
1:A:229:ILE:O	1:A:233:ARG:HG2	2.11	0.51
1:A:528:GLU:O	1:A:532:ILE:HG22	2.10	0.51
1:C:546:GLU:HB3	1:C:570:GLU:OE1	2.11	0.51
1:C:1228:ASP:O	1:C:1229:PHE:CB	2.59	0.51
1:E:246:TRP:C	1:E:247:ASP:OD1	2.50	0.51
1:E:326:LEU:HD23	1:E:353:ILE:CG2	2.41	0.51
1:E:337:ARG:HD3	1:E:341:TYR:HE2	1.76	0.51
1:E:505:PHE:HZ	1:E:540:VAL:CG1	2.17	0.51
1:E:595:LEU:HD13	1:E:1244:LEU:HD13	1.93	0.51
1:E:945:ARG:HG2	1:E:946:LEU:HG	1.92	0.51
1:E:1175:THR:HG1	1:E:1176:HIS:CE1	2.28	0.51
1:E:1228:ASP:O	1:E:1229:PHE:CB	2.59	0.51
1:G:853:HIS:O	1:G:869:THR:N	2.39	0.51
1:G:1031:ASN:HB3	1:G:1036:LYS:HB2	1.92	0.51
1:I:244:ASP:O	1:I:245:VAL:HB	2.11	0.51
1:I:337:ARG:HD3	1:I:341:TYR:HE2	1.76	0.51
1:I:398:LYS:O	1:I:402:ILE:HG12	2.10	0.51
1:I:621:ALA:HA	1:I:631:ALA:O	2.11	0.51
1:I:862:TYR:HD1	1:I:885:VAL:H	1.56	0.51
1:I:1228:ASP:O	1:I:1229:PHE:CB	2.59	0.51
1:K:561:PRO:O	1:K:563:ILE:N	2.44	0.51
1:K:744:ASN:HB3	1:K:763:ALA:HB3	1.93	0.51
1:K:1167:PRO:O	1:K:1202:TRP:CE2	2.63	0.51
1:K:1187:PRO:CG	1:K:1229:PHE:HB3	2.40	0.51
1:K:1228:ASP:O	1:K:1229:PHE:CB	2.59	0.51
1:M:160:LYS:CB	1:M:160:LYS:NZ	2.73	0.51
1:M:546:GLU:HB3	1:M:570:GLU:OE1	2.11	0.51
1:M:747:ASN:ND2	1:M:801:VAL:O	2.38	0.51
1:A:206:LEU:HD21	1:A:235:HIS:HD2	1.75	0.50
1:A:353:ILE:O	1:A:354:ARG:HG2	2.11	0.50
1:A:389:LEU:HD21	1:A:395:VAL:CG2	2.40	0.50
1:A:853:HIS:O	1:A:869:THR:N	2.39	0.50
1:A:1236:ASP:N	1:A:1236:ASP:OD1	2.43	0.50
1:E:149:TRP:CZ3	1:E:260:ILE:HD11	2.46	0.50

Continued on next page...

Continued from previous page...

Atom-1	Atom-2	Interatomic distance (Å)	Clash overlap (Å)
1:E:621:ALA:HA	1:E:631:ALA:O	2.11	0.50
1:E:625:GLU:HG3	1:E:667:THR:HA	1.93	0.50
1:E:837:THR:HG21	1:E:843:ILE:HD11	1.92	0.50
1:G:149:TRP:CZ3	1:G:260:ILE:HD11	2.46	0.50
1:G:160:LYS:NZ	1:G:160:LYS:CB	2.73	0.50
1:G:229:ILE:O	1:G:233:ARG:HG2	2.11	0.50
1:G:561:PRO:O	1:G:563:ILE:N	2.44	0.50
1:G:884:TRP:CZ3	1:G:885:VAL:O	2.64	0.50
1:G:945:ARG:HG2	1:G:946:LEU:HG	1.92	0.50
1:I:149:TRP:CZ3	1:I:260:ILE:HD11	2.46	0.50
1:I:229:ILE:O	1:I:233:ARG:HG2	2.11	0.50
1:I:595:LEU:HD22	1:I:1244:LEU:HD12	1.78	0.50
1:I:781:ILE:HD11	1:I:826:ILE:HA	1.93	0.50
1:I:945:ARG:HG2	1:I:946:LEU:HG	1.92	0.50
1:K:333:ASP:OD1	1:K:333:ASP:N	2.44	0.50
1:K:903:ASP:O	1:K:904:GLN:CB	2.56	0.50
1:K:1185:PHE:CD1	1:K:1192:LEU:CG	2.63	0.50
1:K:1217:GLY:O	1:K:1218:THR:CG2	2.54	0.50
1:M:298:PHE:CZ	1:M:325:SER:HA	2.42	0.50
1:M:595:LEU:HD22	1:M:1244:LEU:HD12	1.78	0.50
1:M:595:LEU:HD13	1:M:1244:LEU:HD13	1.93	0.50
1:A:242:LEU:HD12	1:A:242:LEU:N	2.26	0.50
1:A:242:LEU:N	1:A:242:LEU:CD1	2.73	0.50
1:A:398:LYS:O	1:A:402:ILE:HG12	2.10	0.50
1:A:416:GLN:NE2	1:A:416:GLN:CA	2.73	0.50
1:A:621:ALA:HA	1:A:631:ALA:O	2.11	0.50
1:C:242:LEU:HD12	1:C:242:LEU:N	2.26	0.50
1:C:347:ASN:C	1:C:348:LYS:HG2	2.31	0.50
1:C:1217:GLY:O	1:C:1218:THR:CG2	2.54	0.50
1:G:317:CYS:SG	1:G:323:VAL:CG1	2.98	0.50
1:G:926:VAL:HB	1:G:938:LEU:O	2.10	0.50
1:G:1067:VAL:N	1:G:1081:PHE:O	2.40	0.50
1:G:1228:ASP:O	1:G:1229:PHE:HB2	2.12	0.50
1:I:575:GLU:HG3	1:I:575:GLU:O	2.10	0.50
1:I:1228:ASP:O	1:I:1229:PHE:HB2	2.12	0.50
1:K:332:ARG:CG	1:K:332:ARG:NH1	2.73	0.50
1:K:337:ARG:HD3	1:K:341:TYR:HE2	1.76	0.50
1:K:353:ILE:O	1:K:354:ARG:HG2	2.11	0.50
1:K:567:GLY:O	1:K:569:CYS:N	2.41	0.50
1:K:781:ILE:HD11	1:K:826:ILE:HA	1.94	0.50
1:K:883:SER:HB2	1:K:902:ASP:CB	2.39	0.50

Continued on next page...

Continued from previous page...

Atom-1	Atom-2	Interatomic distance (Å)	Clash overlap (Å)
1:M:353:ILE:O	1:M:354:ARG:HG2	2.11	0.50
1:M:837:THR:HG21	1:M:843:ILE:HD11	1.92	0.50
1:M:884:TRP:CZ3	1:M:885:VAL:O	2.64	0.50
1:A:1168:LEU:HD11	1:A:1171:GLU:CG	2.41	0.50
1:C:206:LEU:HD21	1:C:235:HIS:HD2	1.75	0.50
1:C:246:TRP:C	1:C:247:ASP:OD1	2.50	0.50
1:C:398:LYS:O	1:C:402:ILE:HG12	2.10	0.50
1:C:625:GLU:HG3	1:C:667:THR:HA	1.93	0.50
1:C:884:TRP:CZ3	1:C:885:VAL:O	2.64	0.50
1:E:244:ASP:O	1:E:245:VAL:CB	2.59	0.50
1:G:242:LEU:N	1:G:242:LEU:CD1	2.73	0.50
1:G:246:TRP:C	1:G:247:ASP:OD1	2.50	0.50
1:G:1176:HIS:HB3	1:G:1218:THR:CG2	2.40	0.50
1:I:546:GLU:HB3	1:I:570:GLU:OE1	2.11	0.50
1:I:561:PRO:O	1:I:563:ILE:N	2.44	0.50
1:I:597:TRP:HZ2	1:I:603:ILE:HG12	1.70	0.50
1:I:1187:PRO:HD3	1:I:1229:PHE:CG	2.45	0.50
1:K:108:SER:HA	1:K:111:ARG:HD2	1.94	0.50
1:K:149:TRP:CZ3	1:K:260:ILE:HD11	2.46	0.50
1:K:557:ARG:HH21	1:K:1174:ALA:HB2	1.75	0.50
1:K:1187:PRO:HD3	1:K:1229:PHE:CG	2.45	0.50
1:M:206:LEU:HD21	1:M:235:HIS:HD2	1.75	0.50
1:M:317:CYS:SG	1:M:323:VAL:CG1	2.98	0.50
1:M:327:ILE:HD13	1:M:353:ILE:HG21	1.92	0.50
1:M:572:GLU:OE1	1:M:572:GLU:HA	2.12	0.50
1:M:902:ASP:HB3	2:N:72:LYS:NZ	2.24	0.50
1:M:1164:LEU:H	1:M:1164:LEU:CD1	2.17	0.50
1:A:244:ASP:O	1:A:245:VAL:CB	2.59	0.50
1:A:246:TRP:C	1:A:247:ASP:OD1	2.50	0.50
1:A:347:ASN:O	1:A:348:LYS:CB	2.59	0.50
1:A:575:GLU:HG3	1:A:575:GLU:O	2.10	0.50
1:A:945:ARG:HG2	1:A:946:LEU:HG	1.92	0.50
1:A:1153:ILE:HD11	1:A:1192:LEU:CD1	2.42	0.50
1:C:125:VAL:O	1:C:125:VAL:HG12	2.11	0.50
1:C:575:GLU:HG3	1:C:575:GLU:O	2.10	0.50
1:E:762:SER:OG	1:E:764:ASP:OD1	2.25	0.50
1:E:1228:ASP:O	1:E:1229:PHE:HB2	2.12	0.50
1:G:326:LEU:HD23	1:G:353:ILE:CG2	2.41	0.50
1:G:389:LEU:HD21	1:G:395:VAL:CG1	2.42	0.50
1:G:529:TYR:HA	1:G:532:ILE:HG21	1.93	0.50
1:G:781:ILE:HD11	1:G:826:ILE:HA	1.94	0.50

Continued on next page...

Continued from previous page...

Atom-1	Atom-2	Interatomic distance (Å)	Clash overlap (Å)
1:G:837:THR:HG21	1:G:843:ILE:HD11	1.92	0.50
1:G:923:LYS:CB	1:G:940:VAL:HG21	2.41	0.50
1:I:246:TRP:C	1:I:247:ASP:OD1	2.50	0.50
1:I:353:ILE:O	1:I:354:ARG:HG2	2.11	0.50
1:I:389:LEU:HD21	1:I:395:VAL:CG1	2.42	0.50
1:I:762:SER:OG	1:I:764:ASP:OD1	2.25	0.50
1:I:879:ARG:HB3	1:I:921:MET:HE2	1.85	0.50
1:I:1247:LEU:CD1	1:I:1248:GLU:N	2.73	0.50
1:K:229:ILE:HG22	1:K:233:ARG:CD	2.28	0.50
1:K:327:ILE:HD13	1:K:353:ILE:HG21	1.92	0.50
1:K:1176:HIS:HB3	1:K:1218:THR:CG2	2.40	0.50
1:K:1228:ASP:O	1:K:1229:PHE:HB2	2.12	0.50
1:M:108:SER:HA	1:M:111:ARG:HD2	1.94	0.50
1:M:318:LYS:HD3	1:M:439:ASP:CB	2.41	0.50
1:M:337:ARG:HD3	1:M:341:TYR:HE2	1.76	0.50
1:M:416:GLN:NE2	1:M:416:GLN:CA	2.73	0.50
1:M:561:PRO:CB	1:M:1214:TYR:CD2	2.87	0.50
1:M:1153:ILE:HD11	1:M:1192:LEU:CD1	2.42	0.50
1:A:337:ARG:HD3	1:A:341:TYR:HE2	1.76	0.50
1:A:845:TYR:OH	1:A:888:VAL:O	2.25	0.50
1:C:108:SER:HA	1:C:111:ARG:HD2	1.94	0.50
1:C:779:LYS:NZ	1:C:827:HIS:O	2.43	0.50
1:C:1153:ILE:HD11	1:C:1192:LEU:CD1	2.42	0.50
1:E:125:VAL:O	1:E:125:VAL:HG12	2.11	0.50
1:E:546:GLU:HB3	1:E:570:GLU:OE1	2.11	0.50
1:E:781:ILE:HD11	1:E:826:ILE:HA	1.93	0.50
1:E:903:ASP:O	1:E:904:GLN:CB	2.57	0.50
1:E:1149:GLY:N	1:E:1180:VAL:CG2	2.74	0.50
1:G:337:ARG:HD3	1:G:341:TYR:HE2	1.76	0.50
1:G:353:ILE:O	1:G:354:ARG:HG2	2.11	0.50
1:I:1153:ILE:HD11	1:I:1192:LEU:CD1	2.42	0.50
1:K:160:LYS:NZ	1:K:160:LYS:CB	2.73	0.50
1:K:546:GLU:HB3	1:K:570:GLU:OE1	2.11	0.50
1:K:639:LEU:N	1:K:653:ILE:HG21	2.22	0.50
1:K:762:SER:OG	1:K:764:ASP:OD1	2.25	0.50
1:M:229:ILE:O	1:M:233:ARG:HG2	2.11	0.50
1:M:560:PHE:O	1:M:561:PRO:C	2.49	0.50
1:A:837:THR:HG21	1:A:843:ILE:HD11	1.92	0.50
1:A:1228:ASP:O	1:A:1229:PHE:CB	2.59	0.50
1:C:229:ILE:O	1:C:233:ARG:HG2	2.11	0.50
1:C:1247:LEU:CD1	1:C:1248:GLU:N	2.73	0.50

Continued on next page...

Continued from previous page...

Atom-1	Atom-2	Interatomic distance (Å)	Clash overlap (Å)
1:E:528:GLU:O	1:E:532:ILE:HG22	2.10	0.50
1:G:244:ASP:O	1:G:245:VAL:CB	2.59	0.50
1:G:1149:GLY:N	1:G:1180:VAL:CG2	2.74	0.50
1:I:160:LYS:NZ	1:I:160:LYS:CB	2.73	0.50
1:I:560:PHE:O	1:I:561:PRO:C	2.49	0.50
1:I:903:ASP:O	1:I:904:GLN:CB	2.56	0.50
1:I:1031:ASN:HB3	1:I:1036:LYS:HB2	1.92	0.50
1:K:1153:ILE:HD11	1:K:1192:LEU:CD1	2.42	0.50
1:K:1167:PRO:CB	1:K:1202:TRP:CE2	2.93	0.50
1:M:244:ASP:O	1:M:245:VAL:CB	2.59	0.50
1:M:945:ARG:HG2	1:M:946:LEU:HG	1.92	0.50
1:M:1228:ASP:O	1:M:1229:PHE:CB	2.59	0.50
1:A:489:TYR:C	1:A:489:TYR:CD1	2.85	0.50
1:A:529:TYR:HA	1:A:532:ILE:HG21	1.93	0.50
1:A:607:SER:CB	1:A:907:ARG:HG2	2.42	0.50
1:A:903:ASP:O	1:A:904:GLN:CB	2.57	0.50
1:A:1149:GLY:N	1:A:1180:VAL:CG2	2.74	0.50
1:C:333:ASP:OD1	1:C:333:ASP:N	2.44	0.50
1:C:337:ARG:HD3	1:C:341:TYR:HE2	1.76	0.50
1:C:621:ALA:HA	1:C:631:ALA:O	2.11	0.50
1:C:639:LEU:HD23	1:C:653:ILE:HD13	1.90	0.50
1:C:1149:GLY:N	1:C:1180:VAL:CG2	2.74	0.50
1:E:327:ILE:HD13	1:E:353:ILE:CG2	2.40	0.50
1:G:560:PHE:O	1:G:561:PRO:C	2.49	0.50
1:G:561:PRO:CB	1:G:1214:TYR:CD2	2.86	0.50
1:I:125:VAL:O	1:I:125:VAL:HG12	2.11	0.50
1:I:333:ASP:N	1:I:333:ASP:OD1	2.44	0.50
1:I:416:GLN:NE2	1:I:416:GLN:CA	2.73	0.50
1:I:862:TYR:CE2	1:I:881:HIS:CB	2.92	0.50
1:K:246:TRP:C	1:K:247:ASP:OD1	2.50	0.50
1:K:347:ASN:C	1:K:348:LYS:HG2	2.31	0.50
1:M:229:ILE:HG22	1:M:233:ARG:CD	2.28	0.50
1:M:246:TRP:C	1:M:247:ASP:OD1	2.50	0.50
1:M:489:TYR:CD1	1:M:489:TYR:C	2.85	0.50
1:M:1149:GLY:N	1:M:1180:VAL:CG2	2.74	0.50
1:A:108:SER:HA	1:A:111:ARG:HD2	1.94	0.50
1:A:923:LYS:CG	1:A:940:VAL:HG23	2.42	0.50
1:C:489:TYR:CD1	1:C:489:TYR:C	2.85	0.50
1:C:507:LEU:CD1	1:C:579:GLN:HG2	2.42	0.50
1:C:1167:PRO:CB	1:C:1202:TRP:CE2	2.93	0.50
1:E:137:GLN:NE2	1:E:173:LEU:HB3	2.24	0.50

Continued on next page...

Continued from previous page...

Atom-1	Atom-2	Interatomic distance (Å)	Clash overlap (Å)
1:E:1176:HIS:CB	1:E:1218:THR:HB	2.36	0.50
1:G:180:GLY:HA3	1:G:237:ARG:C	2.33	0.50
1:G:333:ASP:N	1:G:333:ASP:OD1	2.44	0.50
1:G:457:HIS:NE2	1:G:493:SER:CB	2.72	0.50
1:G:548:LEU:O	1:G:551:ASN:N	2.45	0.50
1:I:108:SER:HA	1:I:111:ARG:HD2	1.94	0.50
1:I:244:ASP:O	1:I:245:VAL:CB	2.59	0.50
1:I:340:TYR:OH	1:I:352:ARG:HD2	2.12	0.50
1:I:1149:GLY:N	1:I:1180:VAL:CG2	2.74	0.50
1:K:461:ILE:CD1	1:K:491:MET:HG3	2.40	0.50
1:K:489:TYR:CD1	1:K:489:TYR:C	2.85	0.50
1:K:1149:GLY:N	1:K:1180:VAL:CG2	2.74	0.50
1:M:179:PRO:CG	1:M:237:ARG:HH11	2.17	0.50
1:M:398:LYS:O	1:M:402:ILE:HG12	2.10	0.50
1:M:557:ARG:HG3	1:M:558:GLN:N	2.27	0.50
1:M:1168:LEU:HD11	1:M:1171:GLU:CG	2.41	0.50
1:A:326:LEU:HD23	1:A:353:ILE:CG2	2.41	0.50
1:A:572:GLU:OE1	1:A:572:GLU:HA	2.11	0.50
1:C:326:LEU:HD23	1:C:353:ILE:CG2	2.41	0.50
1:C:353:ILE:O	1:C:354:ARG:HG2	2.11	0.50
1:E:180:GLY:HA3	1:E:237:ARG:C	2.33	0.50
1:E:229:ILE:O	1:E:233:ARG:HG2	2.11	0.50
1:E:353:ILE:O	1:E:354:ARG:HG2	2.11	0.50
1:E:561:PRO:O	1:E:563:ILE:N	2.44	0.50
1:E:1178:GLY:O	1:E:1179:TRP:CB	2.60	0.50
1:G:744:ASN:HB3	1:G:763:ALA:HB3	1.93	0.50
1:G:1247:LEU:CD1	1:G:1248:GLU:N	2.73	0.50
1:I:180:GLY:HA3	1:I:237:ARG:C	2.33	0.50
1:I:245:VAL:C	1:I:246:TRP:CD1	2.86	0.50
1:I:332:ARG:CG	1:I:332:ARG:NH1	2.73	0.50
1:I:505:PHE:HZ	1:I:540:VAL:CG1	2.17	0.50
1:I:639:LEU:N	1:I:653:ILE:HG21	2.22	0.50
1:I:779:LYS:NZ	1:I:827:HIS:O	2.43	0.50
1:K:389:LEU:HD21	1:K:395:VAL:CG1	2.42	0.50
1:K:557:ARG:HG3	1:K:558:GLN:N	2.27	0.50
1:K:595:LEU:HD13	1:K:1244:LEU:HD13	1.93	0.50
1:M:507:LEU:CD1	1:M:579:GLN:HG2	2.42	0.50
1:M:597:TRP:CZ2	1:M:603:ILE:CG1	2.94	0.50
1:M:781:ILE:HD11	1:M:826:ILE:HA	1.94	0.50
1:M:1167:PRO:CB	1:M:1202:TRP:CE2	2.93	0.50
1:M:1201:TRP:CE3	1:M:1210:SER:CB	2.87	0.50

Continued on next page...

Continued from previous page...

Atom-1	Atom-2	Interatomic distance (Å)	Clash overlap (Å)
1:A:523:ILE:HG12	1:A:548:LEU:HD13	1.94	0.49
1:C:561:PRO:CB	1:C:1214:TYR:CD2	2.86	0.49
1:E:108:SER:HA	1:E:111:ARG:HD2	1.94	0.49
1:E:1200:LYS:CD	1:E:1202:TRP:CE2	2.81	0.49
1:G:546:GLU:HB3	1:G:570:GLU:OE1	2.11	0.49
1:G:1171:GLU:CG	1:G:1172:GLY:N	2.68	0.49
1:I:548:LEU:O	1:I:551:ASN:N	2.45	0.49
1:I:557:ARG:HG3	1:I:558:GLN:N	2.27	0.49
1:I:883:SER:HB2	1:I:902:ASP:CB	2.39	0.49
1:K:229:ILE:O	1:K:233:ARG:HG2	2.11	0.49
1:K:409:GLU:HG3	1:M:340:TYR:HH	1.75	0.49
1:K:1136:SER:HB2	1:K:1139:SER:HB3	1.94	0.49
1:M:544:PHE:HD1	1:M:576:VAL:CG1	2.17	0.49
1:M:862:TYR:CE2	1:M:881:HIS:CB	2.92	0.49
1:A:389:LEU:HD21	1:A:395:VAL:CG1	2.42	0.49
1:A:419:VAL:HG11	1:A:426:CYS:HG	1.72	0.49
1:A:625:GLU:HG3	1:A:667:THR:HA	1.93	0.49
1:A:1183:LEU:N	1:A:1183:LEU:CD1	2.73	0.49
1:A:1200:LYS:CD	1:A:1202:TRP:CE2	2.81	0.49
1:A:1225:VAL:HG12	1:A:1229:PHE:HA	1.94	0.49
1:C:180:GLY:HA3	1:C:237:ARG:C	2.33	0.49
1:C:523:ILE:HG12	1:C:548:LEU:HD13	1.94	0.49
1:C:531:HIS:ND1	1:C:531:HIS:N	2.60	0.49
1:C:1187:PRO:HG2	1:C:1229:PHE:CB	2.42	0.49
1:C:1225:VAL:HG12	1:C:1229:PHE:HA	1.94	0.49
1:E:1153:ILE:HD11	1:E:1192:LEU:CD1	2.42	0.49
1:G:557:ARG:HG3	1:G:558:GLN:N	2.27	0.49
1:I:327:ILE:HD13	1:I:353:ILE:HG21	1.92	0.49
1:I:625:GLU:HG3	1:I:667:THR:HA	1.93	0.49
1:I:1212:THR:CG2	1:I:1213:PHE:H	2.12	0.49
1:K:607:SER:CB	1:K:907:ARG:HG2	2.42	0.49
1:K:639:LEU:CG	1:K:653:ILE:HG21	2.36	0.49
1:K:922:LEU:CD1	1:K:1241:LEU:CD2	2.87	0.49
1:K:1187:PRO:HG2	1:K:1229:PHE:CB	2.42	0.49
1:M:245:VAL:C	1:M:246:TRP:CD1	2.86	0.49
1:M:332:ARG:CG	1:M:332:ARG:NH1	2.73	0.49
1:M:389:LEU:HD21	1:M:395:VAL:CG1	2.41	0.49
1:M:677:VAL:HG13	1:M:701:GLN:HG2	1.94	0.49
1:M:1213:PHE:O	1:M:1214:TYR:CB	2.49	0.49
2:N:18:HIS:NE2	5:N:201:HEM:CHD	2.72	0.49
1:A:125:VAL:O	1:A:125:VAL:HG12	2.11	0.49

Continued on next page...

Continued from previous page...

Atom-1	Atom-2	Interatomic distance (Å)	Clash overlap (Å)
1:A:245:VAL:C	1:A:246:TRP:CD1	2.86	0.49
1:A:340:TYR:OH	1:A:352:ARG:HD2	2.12	0.49
1:A:391:LYS:HA	1:A:442:VAL:HG21	1.94	0.49
1:A:1181:THR:CG2	1:A:1221:LYS:HA	2.40	0.49
1:C:389:LEU:HD21	1:C:395:VAL:CG1	2.42	0.49
1:C:544:PHE:HD1	1:C:576:VAL:CG1	2.16	0.49
1:C:1151:ILE:H	1:C:1167:PRO:CD	2.19	0.49
1:E:557:ARG:HG3	1:E:558:GLN:N	2.27	0.49
1:E:570:GLU:CG	1:E:571:PRO:HD2	2.42	0.49
1:E:572:GLU:OE1	1:E:572:GLU:HA	2.11	0.49
1:G:108:SER:HA	1:G:111:ARG:HD2	1.94	0.49
1:G:595:LEU:HD13	1:G:1244:LEU:HD13	1.93	0.49
1:G:607:SER:CB	1:G:907:ARG:HG2	2.42	0.49
1:G:667:THR:OG1	1:G:708:THR:O	2.29	0.49
1:G:903:ASP:O	1:G:904:GLN:CB	2.56	0.49
1:G:1153:ILE:HD11	1:G:1192:LEU:CD1	2.42	0.49
1:G:1178:GLY:O	1:G:1179:TRP:CB	2.60	0.49
1:I:572:GLU:OE1	1:I:572:GLU:HA	2.12	0.49
1:K:180:GLY:HA3	1:K:237:ARG:C	2.33	0.49
1:K:560:PHE:O	1:K:561:PRO:C	2.49	0.49
1:K:1031:ASN:HB3	1:K:1036:LYS:HB2	1.92	0.49
1:M:347:ASN:O	1:M:348:LYS:CB	2.59	0.49
1:M:657:GLU:HB3	1:M:680:LYS:HD2	1.92	0.49
1:M:1006:VAL:HA	1:M:1022:SER:HB2	1.94	0.49
1:M:1136:SER:HB2	1:M:1139:SER:HB3	1.94	0.49
1:M:1220:LEU:HD11	1:M:1236:ASP:OD2	2.12	0.49
1:A:557:ARG:HG3	1:A:558:GLN:N	2.27	0.49
1:A:1006:VAL:HA	1:A:1022:SER:HB2	1.94	0.49
1:C:359:TYR:CD1	1:C:359:TYR:C	2.85	0.49
1:C:781:ILE:HD11	1:C:826:ILE:HA	1.93	0.49
1:C:1168:LEU:HD11	1:C:1171:GLU:HG2	1.94	0.49
1:E:1225:VAL:HG12	1:E:1229:PHE:HA	1.94	0.49
1:G:146:GLU:HG2	1:I:111:ARG:NH1	2.19	0.49
1:G:391:LYS:HA	1:G:442:VAL:HG21	1.94	0.49
1:G:507:LEU:CD1	1:G:579:GLN:HG2	2.42	0.49
1:G:570:GLU:CG	1:G:571:PRO:HD2	2.42	0.49
1:G:1187:PRO:CG	1:G:1229:PHE:HB3	2.40	0.49
1:G:1228:ASP:O	1:G:1229:PHE:CB	2.59	0.49
1:I:391:LYS:HA	1:I:442:VAL:HG21	1.94	0.49
1:I:607:SER:CB	1:I:907:ARG:HG2	2.42	0.49
1:I:1016:LYS:HA	1:I:1032:TRP:NE1	2.28	0.49

Continued on next page...

Continued from previous page...

Atom-1	Atom-2	Interatomic distance (Å)	Clash overlap (Å)
1:I:1183:LEU:N	1:I:1183:LEU:CD1	2.73	0.49
1:K:244:ASP:O	1:K:245:VAL:CB	2.59	0.49
1:K:625:GLU:HG3	1:K:667:THR:HA	1.93	0.49
1:A:862:TYR:HD1	1:A:885:VAL:H	1.56	0.49
1:C:138:GLN:NE2	1:C:139:LYS:N	2.60	0.49
1:C:334:PHE:CB	1:C:337:ARG:CD	2.87	0.49
1:C:453:LEU:CD1	1:C:454:GLN:N	2.73	0.49
1:C:1016:LYS:HA	1:C:1032:TRP:NE1	2.28	0.49
1:E:548:LEU:O	1:E:551:ASN:N	2.45	0.49
1:E:853:HIS:O	1:E:869:THR:N	2.39	0.49
1:E:1247:LEU:CD1	1:E:1248:GLU:N	2.73	0.49
1:G:138:GLN:NE2	1:G:139:LYS:N	2.60	0.49
1:G:334:PHE:CB	1:G:337:ARG:CD	2.87	0.49
1:G:347:ASN:C	1:G:348:LYS:HG2	2.31	0.49
1:G:544:PHE:HD1	1:G:576:VAL:CG1	2.17	0.49
1:G:883:SER:HB2	1:G:902:ASP:CB	2.39	0.49
1:I:507:LEU:CD1	1:I:579:GLN:HG2	2.42	0.49
1:I:595:LEU:HG	1:I:1201:TRP:HH2	1.71	0.49
1:K:453:LEU:CD1	1:K:454:GLN:N	2.73	0.49
1:K:507:LEU:CD1	1:K:579:GLN:HG2	2.42	0.49
1:K:677:VAL:HG13	1:K:701:GLN:HG2	1.94	0.49
1:K:1016:LYS:HA	1:K:1032:TRP:NE1	2.28	0.49
1:K:1247:LEU:CD1	1:K:1248:GLU:N	2.73	0.49
1:M:180:GLY:HA3	1:M:237:ARG:C	2.33	0.49
1:M:923:LYS:CB	1:M:940:VAL:HG21	2.41	0.49
1:M:1181:THR:CG2	1:M:1221:LYS:HA	2.40	0.49
1:A:180:GLY:HA3	1:A:237:ARG:C	2.33	0.49
1:A:283:GLU:OE1	1:A:284:SER:O	2.31	0.49
1:A:505:PHE:CZ	1:A:540:VAL:CG1	2.90	0.49
1:A:1016:LYS:HA	1:A:1032:TRP:NE1	2.27	0.49
1:A:1220:LEU:CD1	1:A:1236:ASP:OD2	2.61	0.49
1:C:557:ARG:HG3	1:C:558:GLN:N	2.27	0.49
1:C:570:GLU:CG	1:C:571:PRO:HD2	2.42	0.49
1:C:1183:LEU:N	1:C:1183:LEU:CD1	2.73	0.49
1:C:1220:LEU:CD1	1:C:1236:ASP:OD2	2.61	0.49
1:C:1228:ASP:O	1:C:1229:PHE:HB2	2.12	0.49
1:E:333:ASP:OD1	1:E:333:ASP:N	2.44	0.49
1:E:507:LEU:CD1	1:E:579:GLN:HG2	2.42	0.49
1:E:1016:LYS:HA	1:E:1032:TRP:NE1	2.28	0.49
1:E:1136:SER:HB2	1:E:1139:SER:HB3	1.94	0.49
1:E:1168:LEU:HD11	1:E:1171:GLU:HG2	1.94	0.49

Continued on next page...

Continued from previous page...

Atom-1	Atom-2	Interatomic distance (Å)	Clash overlap (Å)
1:E:1220:LEU:HD11	1:E:1236:ASP:OD2	2.12	0.49
1:G:1016:LYS:HA	1:G:1032:TRP:NE1	2.28	0.49
1:G:1168:LEU:HD11	1:G:1171:GLU:HG2	1.94	0.49
1:G:1232:TYR:OH	1:G:1234:THR:CB	2.59	0.49
1:I:140:LEU:O	1:I:143:LEU:HD22	2.13	0.49
1:I:1175:THR:HG1	1:I:1176:HIS:CE1	2.29	0.49
1:K:359:TYR:CD1	1:K:359:TYR:C	2.86	0.49
1:K:1006:VAL:HA	1:K:1022:SER:HB2	1.94	0.49
1:K:1220:LEU:HD11	1:K:1236:ASP:OD2	2.13	0.49
1:M:340:TYR:OH	1:M:352:ARG:HD2	2.12	0.49
1:M:391:LYS:HA	1:M:442:VAL:HG21	1.94	0.49
1:M:607:SER:CB	1:M:907:ARG:HG2	2.42	0.49
1:A:818:LYS:HD3	1:A:842:THR:HG23	1.95	0.49
1:A:1168:LEU:HD11	1:A:1171:GLU:HG2	1.94	0.49
1:C:327:ILE:CD1	1:C:353:ILE:HG21	2.43	0.49
1:C:922:LEU:CD1	1:C:1241:LEU:CD2	2.87	0.49
1:C:1176:HIS:HB2	1:C:1218:THR:CB	2.38	0.49
1:E:677:VAL:HG13	1:E:701:GLN:HG2	1.94	0.49
1:E:1220:LEU:CD1	1:E:1236:ASP:OD2	2.61	0.49
1:G:245:VAL:C	1:G:246:TRP:CD1	2.86	0.49
1:G:332:ARG:CG	1:G:332:ARG:NH1	2.73	0.49
1:G:340:TYR:OH	1:G:352:ARG:HD2	2.12	0.49
1:G:818:LYS:HD3	1:G:842:THR:HG23	1.95	0.49
1:I:138:GLN:NE2	1:I:139:LYS:N	2.60	0.49
1:I:531:HIS:N	1:I:531:HIS:ND1	2.60	0.49
1:I:744:ASN:HB3	1:I:763:ALA:HB3	1.93	0.49
1:I:879:ARG:CB	1:I:921:MET:SD	3.01	0.49
1:I:1178:GLY:O	1:I:1179:TRP:CB	2.60	0.49
1:K:340:TYR:OH	1:K:352:ARG:HD2	2.12	0.49
1:K:434:ARG:HG3	1:K:434:ARG:NH2	2.28	0.49
1:K:920:VAL:HG12	1:K:921:MET:N	2.24	0.49
1:K:1220:LEU:CD1	1:K:1236:ASP:OD2	2.61	0.49
1:M:283:GLU:OE1	1:M:284:SER:O	2.31	0.49
1:M:1228:ASP:O	1:M:1229:PHE:HB2	2.12	0.49
1:A:138:GLN:NE2	1:A:139:LYS:N	2.60	0.49
1:A:143:LEU:CD2	1:A:143:LEU:N	2.75	0.49
1:A:531:HIS:ND1	1:A:531:HIS:N	2.60	0.49
1:C:818:LYS:HD3	1:C:842:THR:HG23	1.95	0.49
1:E:389:LEU:HD21	1:E:395:VAL:CG1	2.42	0.49
1:E:607:SER:CB	1:E:907:ARG:HG2	2.42	0.49
1:E:818:LYS:HD3	1:E:842:THR:HG23	1.95	0.49

Continued on next page...

Continued from previous page...

Atom-1	Atom-2	Interatomic distance (Å)	Clash overlap (Å)
1:E:845:TYR:OH	1:E:888:VAL:O	2.25	0.49
1:E:883:SER:HB2	1:E:902:ASP:CB	2.39	0.49
1:G:431:LYS:HZ3	1:I:336:ASN:CB	2.12	0.49
1:G:582:LEU:HD23	1:G:582:LEU:C	2.33	0.49
1:G:639:LEU:N	1:G:653:ILE:HG21	2.22	0.49
1:G:1136:SER:HB2	1:G:1139:SER:HB3	1.94	0.49
2:H:14:CYS:CB	5:H:201:HEM:HAB	2.43	0.49
1:I:570:GLU:CG	1:I:571:PRO:HD2	2.42	0.49
1:I:818:LYS:HD3	1:I:842:THR:HG23	1.95	0.49
1:K:140:LEU:O	1:K:143:LEU:HD22	2.13	0.49
1:K:317:CYS:SG	1:K:323:VAL:CG1	2.98	0.49
1:K:582:LEU:HD23	1:K:582:LEU:C	2.33	0.49
1:K:879:ARG:CB	1:K:921:MET:SD	3.01	0.49
1:M:138:GLN:NE2	1:M:139:LYS:N	2.60	0.49
1:M:140:LEU:O	1:M:143:LEU:HD22	2.13	0.49
1:M:1016:LYS:HA	1:M:1032:TRP:NE1	2.28	0.49
1:M:1220:LEU:CD1	1:M:1236:ASP:OD2	2.61	0.49
2:N:14:CYS:CB	5:N:201:HEM:HAB	2.43	0.49
1:A:582:LEU:HD23	1:A:582:LEU:C	2.33	0.49
1:A:781:ILE:HD11	1:A:826:ILE:HA	1.93	0.49
1:A:1220:LEU:HD11	1:A:1236:ASP:OD2	2.12	0.49
1:C:143:LEU:CD2	1:C:143:LEU:N	2.75	0.49
1:C:391:LYS:HA	1:C:442:VAL:HG21	1.94	0.49
1:C:457:HIS:NE2	1:C:493:SER:CB	2.72	0.49
1:C:1006:VAL:HA	1:C:1022:SER:HB2	1.94	0.49
1:E:245:VAL:C	1:E:246:TRP:CD1	2.86	0.49
1:E:327:ILE:CD1	1:E:353:ILE:HG21	2.43	0.49
1:E:434:ARG:HG3	1:E:434:ARG:NH2	2.28	0.49
1:E:1213:PHE:HE2	1:E:1215:THR:CA	2.26	0.49
1:G:523:ILE:HG12	1:G:548:LEU:HD13	1.94	0.49
1:G:531:HIS:ND1	1:G:531:HIS:N	2.61	0.49
1:G:879:ARG:CB	1:G:921:MET:SD	3.01	0.49
1:I:677:VAL:HG13	1:I:701:GLN:HG2	1.94	0.49
1:I:1168:LEU:HD11	1:I:1171:GLU:HG2	1.94	0.49
1:I:1213:PHE:HE2	1:I:1215:THR:CA	2.26	0.49
1:I:1236:ASP:OD1	1:I:1236:ASP:N	2.43	0.49
1:K:245:VAL:C	1:K:246:TRP:CD1	2.86	0.49
1:K:572:GLU:OE1	1:K:572:GLU:HA	2.12	0.49
1:K:1200:LYS:CD	1:K:1202:TRP:CE2	2.81	0.49
1:M:327:ILE:CD1	1:M:353:ILE:HG21	2.43	0.49
1:M:394:LYS:CB	1:M:434:ARG:CB	2.80	0.49

Continued on next page...

Continued from previous page...

Atom-1	Atom-2	Interatomic distance (Å)	Clash overlap (Å)
1:M:434:ARG:HG3	1:M:434:ARG:NH2	2.28	0.49
1:M:505:PHE:HZ	1:M:540:VAL:CG1	2.17	0.49
1:M:879:ARG:CB	1:M:921:MET:SD	3.01	0.49
1:M:1176:HIS:HB3	1:M:1218:THR:CG2	2.40	0.49
1:A:231:MET:SD	1:A:258:CYS:SG	2.97	0.49
1:A:327:ILE:CD1	1:A:353:ILE:HG21	2.43	0.49
1:E:196:LEU:HD11	1:E:200:GLN:HE21	1.78	0.49
1:E:340:TYR:OH	1:E:352:ARG:HD2	2.12	0.49
1:E:505:PHE:CZ	1:E:540:VAL:CG1	2.90	0.49
1:E:1152:ARG:NE	1:E:1164:LEU:HD23	2.28	0.49
1:G:327:ILE:CD1	1:G:353:ILE:HG21	2.43	0.49
1:G:434:ARG:HG3	1:G:434:ARG:NH2	2.28	0.49
1:G:572:GLU:OE1	1:G:572:GLU:HA	2.11	0.49
1:G:677:VAL:HG13	1:G:701:GLN:HG2	1.94	0.49
1:G:1225:VAL:HG12	1:G:1229:PHE:HA	1.94	0.49
1:G:1233:VAL:CB	1:G:1243:ILE:HA	2.43	0.49
1:I:434:ARG:HG3	1:I:434:ARG:NH2	2.28	0.49
1:K:138:GLN:NE2	1:K:139:LYS:N	2.60	0.49
1:K:231:MET:SD	1:K:258:CYS:SG	2.97	0.49
1:K:1178:GLY:O	1:K:1179:TRP:CB	2.60	0.49
1:M:625:GLU:HG3	1:M:667:THR:HA	1.93	0.49
1:M:818:LYS:HD3	1:M:842:THR:HG23	1.95	0.49
1:M:1236:ASP:OD1	1:M:1236:ASP:N	2.43	0.49
1:A:140:LEU:O	1:A:143:LEU:HD22	2.13	0.48
1:A:171:HIS:NE2	1:A:175:GLU:CB	2.76	0.48
1:A:179:PRO:CG	1:A:237:ARG:HH11	2.17	0.48
1:A:677:VAL:HG13	1:A:701:GLN:HG2	1.94	0.48
1:A:864:VAL:HG22	1:A:885:VAL:HG11	1.95	0.48
1:A:999:ARG:CD	1:A:1030:TRP:CE2	2.96	0.48
1:A:1152:ARG:NE	1:A:1164:LEU:HD23	2.28	0.48
1:C:140:LEU:O	1:C:143:LEU:HD22	2.13	0.48
1:C:607:SER:CB	1:C:907:ARG:HG2	2.42	0.48
1:C:639:LEU:N	1:C:653:ILE:HG21	2.22	0.48
1:C:1044:GLN:HG2	1:C:1068:LYS:HZ2	1.78	0.48
1:C:1136:SER:HB2	1:C:1139:SER:HB3	1.94	0.48
1:C:1220:LEU:HD11	1:C:1236:ASP:OD2	2.12	0.48
1:E:391:LYS:HA	1:E:442:VAL:HG21	1.94	0.48
1:E:1176:HIS:O	1:E:1197:GLY:CA	2.59	0.48
1:G:196:LEU:HD11	1:G:200:GLN:HE21	1.78	0.48
1:I:171:HIS:NE2	1:I:175:GLU:CB	2.76	0.48
1:I:1136:SER:HB2	1:I:1139:SER:HB3	1.94	0.48

Continued on next page...

Continued from previous page...

Atom-1	Atom-2	Interatomic distance (Å)	Clash overlap (Å)
1:K:196:LEU:HD11	1:K:200:GLN:HE21	1.78	0.48
1:K:523:ILE:HG12	1:K:548:LEU:HD13	1.94	0.48
1:K:999:ARG:CD	1:K:1030:TRP:CE2	2.96	0.48
1:M:334:PHE:CB	1:M:337:ARG:CD	2.87	0.48
1:M:529:TYR:HA	1:M:532:ILE:HG21	1.93	0.48
1:M:667:THR:OG1	1:M:708:THR:O	2.29	0.48
1:M:864:VAL:HG22	1:M:885:VAL:HG11	1.95	0.48
1:M:1225:VAL:HG12	1:M:1229:PHE:HA	1.94	0.48
1:M:1233:VAL:CB	1:M:1243:ILE:HA	2.43	0.48
1:A:507:LEU:CD1	1:A:579:GLN:HG2	2.42	0.48
1:A:1176:HIS:O	1:A:1197:GLY:CA	2.59	0.48
1:C:246:TRP:N	1:C:246:TRP:CD1	2.81	0.48
1:C:494:ALA:HB1	1:C:496:MET:HG2	1.95	0.48
1:C:572:GLU:OE1	1:C:572:GLU:HA	2.11	0.48
1:C:1233:VAL:CB	1:C:1243:ILE:HA	2.43	0.48
1:E:246:TRP:CD1	1:E:246:TRP:N	2.81	0.48
1:E:453:LEU:CD1	1:E:454:GLN:N	2.73	0.48
1:E:1187:PRO:CG	1:E:1229:PHE:HB3	2.40	0.48
1:G:342:LEU:O	1:G:346:GLN:HG2	2.13	0.48
1:G:1152:ARG:NE	1:G:1164:LEU:HD23	2.28	0.48
1:I:494:ALA:HB1	1:I:496:MET:HG2	1.95	0.48
1:I:561:PRO:CB	1:I:1214:TYR:CD2	2.86	0.48
1:K:143:LEU:CD2	1:K:143:LEU:N	2.75	0.48
1:K:579:GLN:NE2	1:K:583:GLN:HB2	2.28	0.48
1:K:1152:ARG:NE	1:K:1164:LEU:HD23	2.28	0.48
1:K:1233:VAL:CB	1:K:1243:ILE:HA	2.43	0.48
1:M:143:LEU:CD2	1:M:143:LEU:N	2.75	0.48
1:M:579:GLN:NE2	1:M:583:GLN:HB2	2.28	0.48
1:M:923:LYS:CG	1:M:940:VAL:HG23	2.42	0.48
1:M:999:ARG:CD	1:M:1030:TRP:CE2	2.96	0.48
1:A:196:LEU:HD11	1:A:200:GLN:HE21	1.78	0.48
1:A:494:ALA:HB1	1:A:496:MET:HG2	1.95	0.48
1:A:1067:VAL:N	1:A:1081:PHE:O	2.40	0.48
1:C:196:LEU:HD11	1:C:200:GLN:HE21	1.78	0.48
1:C:317:CYS:SG	1:C:323:VAL:CG1	2.98	0.48
1:C:677:VAL:HG13	1:C:701:GLN:HG2	1.94	0.48
1:C:1176:HIS:O	1:C:1197:GLY:CA	2.59	0.48
1:C:1213:PHE:HE2	1:C:1215:THR:CA	2.26	0.48
1:E:171:HIS:NE2	1:E:175:GLU:CB	2.76	0.48
1:E:457:HIS:NE2	1:E:493:SER:CB	2.72	0.48
1:E:494:ALA:HB1	1:E:496:MET:HG2	1.95	0.48

Continued on next page...

Continued from previous page...

Atom-1	Atom-2	Interatomic distance (Å)	Clash overlap (Å)
1:E:523:ILE:HG12	1:E:548:LEU:HD13	1.94	0.48
1:G:489:TYR:CD1	1:G:489:TYR:C	2.85	0.48
1:G:595:LEU:HD22	1:G:1244:LEU:HD12	1.78	0.48
1:G:1220:LEU:CD1	1:G:1236:ASP:OD2	2.61	0.48
1:I:1217:GLY:C	1:I:1218:THR:CG2	2.76	0.48
1:K:246:TRP:CD1	1:K:246:TRP:N	2.81	0.48
1:K:347:ASN:O	1:K:348:LYS:CB	2.59	0.48
1:K:391:LYS:HA	1:K:442:VAL:HG21	1.94	0.48
1:K:570:GLU:OE2	1:K:571:PRO:HD2	2.14	0.48
1:K:570:GLU:CG	1:K:571:PRO:HD2	2.42	0.48
1:K:595:LEU:HG	1:K:1201:TRP:HH2	1.71	0.48
1:K:864:VAL:HG22	1:K:885:VAL:HG11	1.95	0.48
1:K:879:ARG:CB	1:K:921:MET:CE	2.73	0.48
1:K:1176:HIS:O	1:K:1197:GLY:CA	2.59	0.48
2:L:17:CYS:HG	5:L:201:HEM:CAC	2.20	0.48
1:M:779:LYS:NZ	1:M:827:HIS:O	2.43	0.48
1:M:862:TYR:HD1	1:M:885:VAL:H	1.56	0.48
1:A:359:TYR:CD1	1:A:359:TYR:C	2.86	0.48
1:A:570:GLU:CG	1:A:571:PRO:HD2	2.42	0.48
1:A:597:TRP:CZ2	1:A:603:ILE:CG1	2.94	0.48
1:C:245:VAL:C	1:C:246:TRP:CD1	2.86	0.48
1:C:283:GLU:OE1	1:C:284:SER:O	2.31	0.48
1:C:473:LEU:HD22	1:C:484:TYR:CE1	2.43	0.48
1:C:864:VAL:HG22	1:C:885:VAL:HG11	1.95	0.48
1:C:1208:GLU:HG3	1:C:1211:GLN:CG	2.44	0.48
1:E:342:LEU:O	1:E:346:GLN:HG2	2.13	0.48
1:G:246:TRP:CD1	1:G:246:TRP:N	2.81	0.48
1:G:1175:THR:HG1	1:G:1176:HIS:CE1	2.30	0.48
1:I:523:ILE:HG12	1:I:548:LEU:HD13	1.94	0.48
1:I:579:GLN:NE2	1:I:583:GLN:HB2	2.28	0.48
1:I:1006:VAL:HA	1:I:1022:SER:HB2	1.94	0.48
1:I:1208:GLU:HG3	1:I:1211:GLN:CG	2.44	0.48
1:I:1220:LEU:HD11	1:I:1236:ASP:OD2	2.12	0.48
1:K:283:GLU:OE1	1:K:284:SER:O	2.31	0.48
1:K:531:HIS:ND1	1:K:531:HIS:N	2.60	0.48
1:M:359:TYR:CD1	1:M:359:TYR:C	2.85	0.48
1:M:494:ALA:HB1	1:M:496:MET:HG2	1.95	0.48
1:M:582:LEU:HD23	1:M:582:LEU:C	2.33	0.48
1:A:1136:SER:HA	1:A:1185:PHE:HD2	1.78	0.48
1:A:1175:THR:HG1	1:A:1176:HIS:CE1	2.31	0.48
1:A:1228:ASP:O	1:A:1229:PHE:HB2	2.12	0.48

Continued on next page...

Continued from previous page...

Atom-1	Atom-2	Interatomic distance (Å)	Clash overlap (Å)
1:C:340:TYR:OH	1:C:352:ARG:HD2	2.12	0.48
1:C:529:TYR:HA	1:C:532:ILE:HG21	1.93	0.48
1:C:845:TYR:OH	1:C:888:VAL:O	2.25	0.48
1:E:283:GLU:OE1	1:E:284:SER:O	2.31	0.48
1:E:595:LEU:CD2	1:E:1244:LEU:CD1	2.48	0.48
1:E:923:LYS:CB	1:E:940:VAL:HG21	2.41	0.48
1:E:1233:VAL:CB	1:E:1243:ILE:HA	2.43	0.48
1:G:283:GLU:OE1	1:G:284:SER:O	2.31	0.48
1:G:1006:VAL:HA	1:G:1022:SER:HB2	1.94	0.48
1:I:327:ILE:CD1	1:I:353:ILE:HG21	2.43	0.48
1:I:489:TYR:C	1:I:489:TYR:CD1	2.85	0.48
1:I:864:VAL:HG22	1:I:885:VAL:HG11	1.95	0.48
1:I:1187:PRO:HG2	1:I:1229:PHE:CB	2.42	0.48
1:I:1220:LEU:CD1	1:I:1236:ASP:OD2	2.61	0.48
1:K:342:LEU:O	1:K:346:GLN:HG2	2.13	0.48
1:K:507:LEU:HA	1:K:510:ILE:HD12	1.96	0.48
1:K:548:LEU:O	1:K:551:ASN:N	2.45	0.48
1:K:1213:PHE:HE2	1:K:1215:THR:CA	2.26	0.48
1:M:229:ILE:CG2	1:M:233:ARG:HD3	2.31	0.48
1:M:523:ILE:HG12	1:M:548:LEU:HD13	1.94	0.48
1:M:567:GLY:O	1:M:569:CYS:N	2.41	0.48
1:A:489:TYR:HD1	1:A:489:TYR:C	2.16	0.48
1:A:639:LEU:N	1:A:653:ILE:HG21	2.22	0.48
1:A:1233:VAL:CB	1:A:1243:ILE:HA	2.43	0.48
1:C:639:LEU:CG	1:C:653:ILE:HD12	2.43	0.48
1:C:667:THR:OG1	1:C:708:THR:O	2.29	0.48
1:C:879:ARG:CB	1:C:921:MET:SD	3.01	0.48
1:C:1187:PRO:CG	1:C:1229:PHE:HB3	2.40	0.48
1:C:1200:LYS:CD	1:C:1202:TRP:CE2	2.81	0.48
1:E:138:GLN:NE2	1:E:139:LYS:N	2.60	0.48
1:E:143:LEU:CD2	1:E:143:LEU:N	2.75	0.48
1:E:747:ASN:ND2	1:E:801:VAL:O	2.38	0.48
1:E:1232:TYR:OH	1:E:1234:THR:CB	2.59	0.48
1:G:140:LEU:O	1:G:143:LEU:HD22	2.13	0.48
1:G:143:LEU:CD2	1:G:143:LEU:N	2.75	0.48
1:G:374:MET:HA	1:G:374:MET:HE2	1.91	0.48
1:I:143:LEU:CD2	1:I:143:LEU:N	2.75	0.48
1:I:196:LEU:HD11	1:I:200:GLN:HE21	1.78	0.48
1:I:237:ARG:NH1	1:I:237:ARG:HG2	2.29	0.48
1:I:920:VAL:HG12	1:I:921:MET:N	2.25	0.48
1:K:147:PRO:HG3	1:M:121:GLN:HE22	1.79	0.48

Continued on next page...

Continued from previous page...

Atom-1	Atom-2	Interatomic distance (Å)	Clash overlap (Å)
1:K:374:MET:N	1:K:374:MET:SD	2.87	0.48
1:K:614:HIS:HE1	1:K:640:GLN:CG	1.83	0.48
1:K:818:LYS:HD3	1:K:842:THR:HG23	1.95	0.48
1:K:1168:LEU:HD11	1:K:1171:GLU:HG2	1.94	0.48
1:M:171:HIS:NE2	1:M:175:GLU:CB	2.76	0.48
1:M:461:ILE:HD11	1:M:491:MET:CG	2.44	0.48
1:M:507:LEU:HA	1:M:510:ILE:HD12	1.96	0.48
1:M:531:HIS:ND1	1:M:531:HIS:N	2.60	0.48
1:M:1220:LEU:HD23	1:M:1234:THR:CG2	2.43	0.48
1:A:147:PRO:HG3	1:C:121:GLN:HE22	1.79	0.48
1:A:332:ARG:CG	1:A:332:ARG:NH1	2.73	0.48
1:A:359:TYR:HE1	1:A:361:TYR:CD1	2.32	0.48
1:A:553:HIS:CB	1:A:610:VAL:CG1	2.89	0.48
1:C:145:GLY:O	1:C:146:GLU:HB2	2.14	0.48
1:C:374:MET:N	1:C:374:MET:SD	2.87	0.48
1:C:570:GLU:OE2	1:C:571:PRO:HD2	2.14	0.48
1:E:407:GLU:H	1:E:407:GLU:HG2	1.47	0.48
1:E:461:ILE:HD11	1:E:491:MET:CG	2.44	0.48
1:E:570:GLU:OE2	1:E:571:PRO:HD2	2.14	0.48
1:E:582:LEU:HD23	1:E:582:LEU:C	2.33	0.48
1:E:879:ARG:CB	1:E:921:MET:SD	3.01	0.48
2:F:14:CYS:CB	5:F:201:HEM:HAB	2.43	0.48
1:G:147:PRO:HG3	1:I:121:GLN:HE22	1.79	0.48
1:G:171:HIS:NE2	1:G:175:GLU:CB	2.76	0.48
1:G:579:GLN:NE2	1:G:583:GLN:HB2	2.28	0.48
1:G:864:VAL:HG22	1:G:885:VAL:HG11	1.95	0.48
1:I:1151:ILE:H	1:I:1167:PRO:CD	2.19	0.48
2:J:14:CYS:CB	5:J:201:HEM:HAB	2.43	0.48
1:K:252:LYS:CE	1:K:252:LYS:CA	2.92	0.48
1:K:319:GLY:O	1:K:321:PRO:HD3	2.14	0.48
1:K:741:GLY:HA3	1:K:770:TRP:HZ2	1.78	0.48
1:K:1225:VAL:HG12	1:K:1229:PHE:HA	1.94	0.48
2:L:14:CYS:CB	5:L:201:HEM:HAB	2.43	0.48
1:M:342:LEU:O	1:M:346:GLN:HG2	2.13	0.48
1:M:374:MET:N	1:M:374:MET:SD	2.87	0.48
1:M:553:HIS:CB	1:M:610:VAL:CG1	2.89	0.48
1:M:570:GLU:CG	1:M:571:PRO:HD2	2.42	0.48
1:A:145:GLY:O	1:A:146:GLU:HB2	2.14	0.48
1:A:260:ILE:O	1:A:260:ILE:HG13	2.05	0.48
1:A:319:GLY:O	1:A:321:PRO:HD3	2.14	0.48
1:A:374:MET:SD	1:A:374:MET:N	2.87	0.48

Continued on next page...

Continued from previous page...

Atom-1	Atom-2	Interatomic distance (Å)	Clash overlap (Å)
1:A:507:LEU:HA	1:A:510:ILE:HD12	1.96	0.48
1:A:741:GLY:HA3	1:A:770:TRP:HZ2	1.78	0.48
1:A:879:ARG:CB	1:A:921:MET:SD	3.01	0.48
1:C:171:HIS:NE2	1:C:175:GLU:CB	2.76	0.48
1:C:319:GLY:O	1:C:321:PRO:HD3	2.14	0.48
1:C:579:GLN:NE2	1:C:583:GLN:HB2	2.28	0.48
1:E:579:GLN:NE2	1:E:583:GLN:HB2	2.28	0.48
1:E:718:THR:OG1	1:E:726:LYS:HB2	2.14	0.48
1:E:1183:LEU:N	1:E:1183:LEU:CD1	2.73	0.48
1:E:1208:GLU:HG3	1:E:1211:GLN:CG	2.44	0.48
1:G:862:TYR:CZ	1:G:881:HIS:CA	2.97	0.48
1:G:920:VAL:HG12	1:G:921:MET:N	2.25	0.48
1:G:923:LYS:CG	1:G:940:VAL:HG23	2.42	0.48
1:G:1208:GLU:OE1	1:G:1208:GLU:N	2.47	0.48
1:I:226:ARG:O	1:I:230:LEU:HG	2.14	0.48
1:I:342:LEU:O	1:I:346:GLN:HG2	2.13	0.48
1:I:461:ILE:HD11	1:I:491:MET:CG	2.44	0.48
1:I:570:GLU:OE2	1:I:571:PRO:HD2	2.14	0.48
1:K:137:GLN:NE2	1:K:173:LEU:HB3	2.23	0.48
1:K:237:ARG:NH1	1:K:237:ARG:HG2	2.29	0.48
1:K:394:LYS:CB	1:K:434:ARG:CB	2.80	0.48
1:M:319:GLY:O	1:M:321:PRO:HD3	2.14	0.48
1:M:489:TYR:HD1	1:M:489:TYR:C	2.16	0.48
1:A:317:CYS:SG	1:A:323:VAL:CG1	2.98	0.48
1:A:610:VAL:HG22	1:A:907:ARG:CG	2.43	0.48
1:A:1136:SER:HB2	1:A:1139:SER:HB3	1.94	0.48
1:A:1208:GLU:N	1:A:1208:GLU:OE1	2.47	0.48
1:C:434:ARG:HG3	1:C:434:ARG:NH2	2.28	0.48
1:C:505:PHE:CZ	1:C:540:VAL:CG1	2.90	0.48
1:C:883:SER:HB2	1:C:902:ASP:CB	2.39	0.48
1:C:1220:LEU:HD23	1:C:1234:THR:CG2	2.43	0.48
1:E:140:LEU:O	1:E:143:LEU:HD22	2.13	0.48
1:E:226:ARG:O	1:E:230:LEU:HG	2.14	0.48
1:E:319:GLY:O	1:E:321:PRO:HD3	2.14	0.48
1:E:855:ALA:HB2	1:E:869:THR:HG23	1.96	0.48
1:E:862:TYR:CE2	1:E:881:HIS:CB	2.92	0.48
1:E:1208:GLU:OE1	1:E:1208:GLU:N	2.47	0.48
1:E:1220:LEU:HD23	1:E:1234:THR:CG2	2.43	0.48
1:G:662:CYS:SG	1:G:704:CYS:HA	2.54	0.48
1:G:1220:LEU:HD23	1:G:1234:THR:CG2	2.43	0.48
1:G:1220:LEU:HD11	1:G:1236:ASP:OD2	2.12	0.48

Continued on next page...

Continued from previous page...

Atom-1	Atom-2	Interatomic distance (Å)	Clash overlap (Å)
1:I:507:LEU:HA	1:I:510:ILE:HD12	1.96	0.48
1:I:595:LEU:HD13	1:I:1244:LEU:HD13	1.93	0.48
1:I:597:TRP:CH2	1:I:603:ILE:HG12	2.43	0.48
1:I:999:ARG:CD	1:I:1030:TRP:CE2	2.96	0.48
1:I:1152:ARG:NE	1:I:1164:LEU:HD23	2.29	0.48
1:I:1225:VAL:HG12	1:I:1229:PHE:HA	1.94	0.48
1:M:591:GLY:O	1:M:592:MET:CB	2.56	0.48
1:M:741:GLY:HA3	1:M:770:TRP:HZ2	1.78	0.48
1:M:1208:GLU:HG3	1:M:1211:GLN:CG	2.44	0.48
1:A:237:ARG:NH1	1:A:237:ARG:HG2	2.29	0.48
1:A:252:LYS:CE	1:A:252:LYS:CA	2.92	0.48
2:B:14:CYS:CB	5:B:201:HEM:HAB	2.43	0.48
1:C:489:TYR:HD1	1:C:489:TYR:C	2.16	0.48
1:C:662:CYS:SG	1:C:704:CYS:HA	2.54	0.48
1:C:999:ARG:CD	1:C:1030:TRP:CE2	2.96	0.48
1:E:128:THR:HG22	1:E:166:GLU:OE1	2.14	0.48
1:E:591:GLY:O	1:E:592:MET:CB	2.56	0.48
1:E:1167:PRO:CB	1:E:1202:TRP:CE2	2.93	0.48
1:G:226:ARG:O	1:G:230:LEU:HG	2.14	0.48
1:G:298:PHE:CZ	1:G:325:SER:HA	2.42	0.48
1:G:879:ARG:CB	1:G:921:MET:CE	2.73	0.48
1:G:1181:THR:CG2	1:G:1221:LYS:HA	2.40	0.48
1:G:1183:LEU:N	1:G:1183:LEU:CD1	2.73	0.48
1:G:1213:PHE:HE2	1:G:1215:THR:CA	2.26	0.48
1:I:252:LYS:CE	1:I:252:LYS:CA	2.92	0.48
1:I:374:MET:SD	1:I:374:MET:N	2.87	0.48
1:I:582:LEU:HD23	1:I:582:LEU:C	2.33	0.48
1:I:1176:HIS:O	1:I:1197:GLY:CA	2.59	0.48
1:I:1233:VAL:CB	1:I:1243:ILE:HA	2.43	0.48
1:K:226:ARG:O	1:K:230:LEU:HG	2.14	0.48
1:M:610:VAL:HG22	1:M:907:ARG:CG	2.43	0.48
1:M:853:HIS:O	1:M:869:THR:N	2.38	0.48
1:M:1152:ARG:NE	1:M:1164:LEU:HD23	2.28	0.48
1:C:128:THR:HG22	1:C:166:GLU:OE1	2.14	0.47
1:C:226:ARG:O	1:C:230:LEU:HG	2.14	0.47
1:C:548:LEU:O	1:C:551:ASN:N	2.45	0.47
1:C:855:ALA:HB2	1:C:869:THR:HG23	1.96	0.47
1:E:489:TYR:CD1	1:E:489:TYR:C	2.85	0.47
1:E:610:VAL:HG22	1:E:907:ARG:CG	2.43	0.47
1:E:1006:VAL:HA	1:E:1022:SER:HB2	1.94	0.47
1:G:237:ARG:NH1	1:G:237:ARG:HG2	2.29	0.47

Continued on next page...

Continued from previous page...

Atom-1	Atom-2	Interatomic distance (Å)	Clash overlap (Å)
1:G:319:GLY:O	1:G:321:PRO:HD3	2.14	0.47
1:G:862:TYR:HD1	1:G:885:VAL:CB	2.22	0.47
1:I:741:GLY:HA3	1:I:770:TRP:HZ2	1.78	0.47
1:I:1176:HIS:HB2	1:I:1218:THR:CB	2.38	0.47
1:K:595:LEU:CD2	1:K:1244:LEU:CD1	2.48	0.47
1:K:662:CYS:SG	1:K:704:CYS:HA	2.54	0.47
1:K:1220:LEU:HD23	1:K:1234:THR:CG2	2.43	0.47
1:M:145:GLY:O	1:M:146:GLU:HB2	2.14	0.47
1:M:252:LYS:CE	1:M:252:LYS:CA	2.92	0.47
1:M:543:ASN:CB	1:M:576:VAL:CG2	2.92	0.47
1:M:1176:HIS:O	1:M:1197:GLY:CA	2.59	0.47
1:M:1208:GLU:OE1	1:M:1208:GLU:N	2.47	0.47
1:M:1213:PHE:HE2	1:M:1215:THR:CA	2.26	0.47
1:A:342:LEU:O	1:A:346:GLN:HG2	2.13	0.47
1:A:434:ARG:HG3	1:A:434:ARG:NH2	2.28	0.47
1:A:570:GLU:OE2	1:A:571:PRO:HD2	2.14	0.47
1:A:579:GLN:NE2	1:A:583:GLN:HB2	2.28	0.47
1:A:591:GLY:O	1:A:592:MET:CB	2.56	0.47
1:A:662:CYS:SG	1:A:704:CYS:HA	2.54	0.47
1:A:923:LYS:CB	1:A:940:VAL:HG21	2.41	0.47
1:A:1213:PHE:HE2	1:A:1215:THR:CA	2.26	0.47
1:C:342:LEU:O	1:C:346:GLN:HG2	2.13	0.47
1:C:494:ALA:O	1:C:495:LYS:CB	2.62	0.47
1:C:610:VAL:HG22	1:C:907:ARG:CG	2.43	0.47
1:C:1094:SER:HA	1:C:1135:PHE:CB	2.44	0.47
1:C:1175:THR:HG1	1:C:1176:HIS:CE1	2.31	0.47
1:C:1208:GLU:OE1	1:C:1208:GLU:N	2.47	0.47
1:E:145:GLY:O	1:E:146:GLU:HB2	2.14	0.47
1:E:999:ARG:CD	1:E:1030:TRP:CE2	2.96	0.47
1:E:1094:SER:HA	1:E:1135:PHE:CB	2.44	0.47
1:G:570:GLU:OE2	1:G:571:PRO:HD2	2.14	0.47
1:G:999:ARG:CD	1:G:1030:TRP:CE2	2.96	0.47
1:G:1176:HIS:O	1:G:1197:GLY:CA	2.59	0.47
1:G:1208:GLU:HG3	1:G:1211:GLN:CG	2.44	0.47
1:K:330:LEU:HD12	1:K:330:LEU:HA	1.74	0.47
1:K:494:ALA:HB1	1:K:496:MET:HG2	1.95	0.47
1:K:700:GLU:HB3	1:K:721:SER:HB2	1.96	0.47
1:K:1136:SER:HA	1:K:1185:PHE:HD2	1.78	0.47
1:K:1236:ASP:OD1	1:K:1236:ASP:N	2.43	0.47
1:M:226:ARG:O	1:M:230:LEU:HG	2.14	0.47
1:M:845:TYR:OH	1:M:888:VAL:O	2.25	0.47

Continued on next page...

Continued from previous page...

Atom-1	Atom-2	Interatomic distance (Å)	Clash overlap (Å)
1:M:1187:PRO:HG2	1:M:1229:PHE:CB	2.42	0.47
1:M:1217:GLY:C	1:M:1218:THR:CG2	2.76	0.47
1:A:543:ASN:CB	1:A:576:VAL:CG2	2.92	0.47
1:C:507:LEU:HA	1:C:510:ILE:HD12	1.96	0.47
1:C:582:LEU:HD23	1:C:582:LEU:C	2.33	0.47
1:E:237:ARG:NH1	1:E:237:ARG:HG2	2.29	0.47
1:E:334:PHE:CB	1:E:337:ARG:CD	2.87	0.47
1:E:374:MET:N	1:E:374:MET:SD	2.87	0.47
1:E:662:CYS:SG	1:E:704:CYS:HA	2.54	0.47
1:G:160:LYS:CB	1:G:160:LYS:HZ2	2.26	0.47
1:G:453:LEU:CD1	1:G:454:GLN:N	2.73	0.47
1:G:603:ILE:HD12	1:G:604:THR:HG1	1.79	0.47
1:G:762:SER:OG	1:G:764:ASP:OD1	2.25	0.47
1:G:855:ALA:HB2	1:G:869:THR:HG23	1.96	0.47
1:G:1135:PHE:CD1	1:G:1142:LEU:HD13	2.50	0.47
1:I:283:GLU:OE1	1:I:284:SER:O	2.31	0.47
1:I:319:GLY:O	1:I:321:PRO:HD3	2.14	0.47
1:I:568:LEU:H	1:I:568:LEU:HG	1.50	0.47
1:I:639:LEU:CG	1:I:653:ILE:HG21	2.36	0.47
1:I:855:ALA:HB2	1:I:869:THR:HG23	1.96	0.47
1:I:1135:PHE:CD1	1:I:1142:LEU:HD13	2.50	0.47
1:I:1176:HIS:HB3	1:I:1218:THR:CG2	2.40	0.47
1:I:1208:GLU:N	1:I:1208:GLU:OE1	2.47	0.47
1:K:1135:PHE:CD1	1:K:1142:LEU:HD13	2.50	0.47
1:M:1094:SER:HA	1:M:1135:PHE:CB	2.44	0.47
1:C:237:ARG:NH1	1:C:237:ARG:HG2	2.29	0.47
1:C:260:ILE:O	1:C:260:ILE:HG13	2.05	0.47
1:C:700:GLU:HB3	1:C:721:SER:HB2	1.96	0.47
1:C:1136:SER:HA	1:C:1185:PHE:HD2	1.78	0.47
1:C:1152:ARG:NE	1:C:1164:LEU:HD23	2.28	0.47
1:E:359:TYR:HE1	1:E:361:TYR:CD1	2.32	0.47
1:E:384:THR:HB	1:E:449:ASN:OD1	2.15	0.47
1:E:657:GLU:HB2	1:E:680:LYS:HD2	1.96	0.47
1:E:700:GLU:HB3	1:E:721:SER:HB2	1.96	0.47
1:E:1135:PHE:CD1	1:E:1142:LEU:HD13	2.50	0.47
1:E:1181:THR:HG21	1:E:1221:LYS:CA	2.39	0.47
1:G:330:LEU:HD22	1:G:353:ILE:HG22	1.97	0.47
1:G:845:TYR:OH	1:G:888:VAL:O	2.25	0.47
1:I:379:ILE:CD1	1:I:417:GLU:OE1	2.63	0.47
1:I:700:GLU:HB3	1:I:721:SER:HB2	1.96	0.47
1:K:171:HIS:NE2	1:K:175:GLU:CB	2.76	0.47

Continued on next page...

Continued from previous page...

Atom-1	Atom-2	Interatomic distance (Å)	Clash overlap (Å)
1:K:543:ASN:CB	1:K:576:VAL:CG2	2.92	0.47
1:K:561:PRO:CB	1:K:1214:TYR:CD2	2.87	0.47
1:K:718:THR:OG1	1:K:726:LYS:HB2	2.14	0.47
1:K:1087:THR:CG2	2:L:39:LYS:CD	2.75	0.47
1:M:196:LEU:HD11	1:M:200:GLN:HE21	1.78	0.47
1:M:639:LEU:CG	1:M:653:ILE:HD12	2.43	0.47
1:M:718:THR:OG1	1:M:726:LYS:HB2	2.14	0.47
1:M:742:HIS:CE1	1:M:768:LYS:HD2	2.50	0.47
1:M:1087:THR:CG2	2:N:39:LYS:CD	2.75	0.47
1:A:1220:LEU:HD23	1:A:1234:THR:CG2	2.43	0.47
1:C:568:LEU:H	1:C:568:LEU:HG	1.51	0.47
1:E:494:ALA:O	1:E:495:LYS:CB	2.62	0.47
1:E:531:HIS:ND1	1:E:531:HIS:N	2.61	0.47
1:G:128:THR:HG22	1:G:166:GLU:OE1	2.14	0.47
1:G:208:GLN:H	1:G:208:GLN:HG3	1.48	0.47
1:G:494:ALA:HB1	1:G:496:MET:HG2	1.95	0.47
1:G:1022:SER:OG	1:G:1023:ASP:N	2.48	0.47
1:I:884:TRP:O	1:I:885:VAL:C	2.53	0.47
1:K:327:ILE:CD1	1:K:353:ILE:HG21	2.43	0.47
1:K:379:ILE:CD1	1:K:417:GLU:OE1	2.63	0.47
1:K:489:TYR:HD1	1:K:489:TYR:C	2.16	0.47
1:K:553:HIS:CB	1:K:610:VAL:CG1	2.89	0.47
1:M:246:TRP:CD1	1:M:246:TRP:N	2.81	0.47
1:M:260:ILE:O	1:M:260:ILE:HG13	2.05	0.47
1:M:844:GLN:HB3	1:M:884:TRP:HZ2	1.80	0.47
1:M:1057:ARG:HA	1:M:1071:ASN:HA	1.96	0.47
1:M:1136:SER:HA	1:M:1185:PHE:HD2	1.78	0.47
1:A:457:HIS:NE2	1:A:493:SER:CB	2.72	0.47
1:A:718:THR:OG1	1:A:726:LYS:HB2	2.14	0.47
1:A:1233:VAL:CG1	1:A:1243:ILE:HG23	2.45	0.47
1:C:379:ILE:CD1	1:C:417:GLU:OE1	2.63	0.47
1:C:384:THR:HB	1:C:449:ASN:OD1	2.15	0.47
1:C:923:LYS:CB	1:C:940:VAL:HG21	2.41	0.47
1:C:1135:PHE:CD1	1:C:1142:LEU:HD13	2.50	0.47
1:C:1232:TYR:OH	1:C:1234:THR:CB	2.59	0.47
1:E:862:TYR:CZ	1:E:881:HIS:CA	2.97	0.47
1:G:862:TYR:CE2	1:G:881:HIS:CB	2.92	0.47
1:I:330:LEU:HD22	1:I:353:ILE:HG22	1.97	0.47
1:K:128:THR:HG22	1:K:166:GLU:OE1	2.14	0.47
1:K:145:GLY:O	1:K:146:GLU:HB2	2.14	0.47
1:K:667:THR:OG1	1:K:708:THR:O	2.29	0.47

Continued on next page...

Continued from previous page...

Atom-1	Atom-2	Interatomic distance (Å)	Clash overlap (Å)
1:K:923:LYS:CG	1:K:940:VAL:HG23	2.42	0.47
1:K:1057:ARG:HA	1:K:1071:ASN:HA	1.96	0.47
1:M:379:ILE:CD1	1:M:417:GLU:OE1	2.63	0.47
1:M:1168:LEU:HD11	1:M:1171:GLU:HG2	1.94	0.47
1:M:1247:LEU:CD1	1:M:1248:GLU:N	2.73	0.47
1:A:128:THR:HG22	1:A:166:GLU:OE1	2.14	0.47
1:A:259:GLN:H	1:A:259:GLN:HG2	1.56	0.47
1:A:379:ILE:CD1	1:A:417:GLU:OE1	2.63	0.47
1:A:457:HIS:NE2	1:A:493:SER:OG	2.48	0.47
1:A:461:ILE:HD11	1:A:491:MET:HG3	1.97	0.47
1:A:595:LEU:HG	1:A:1201:TRP:HH2	1.71	0.47
1:C:330:LEU:HD12	1:C:330:LEU:HA	1.74	0.47
1:C:457:HIS:NE2	1:C:493:SER:OG	2.48	0.47
1:C:591:GLY:O	1:C:592:MET:CB	2.56	0.47
1:C:657:GLU:HB2	1:C:680:LYS:HD2	1.96	0.47
1:C:741:GLY:HA3	1:C:770:TRP:HZ2	1.78	0.47
1:C:853:HIS:O	1:C:869:THR:N	2.39	0.47
1:C:861:GLN:N	1:C:884:TRP:CD1	2.83	0.47
1:C:1151:ILE:N	1:C:1167:PRO:HD2	2.24	0.47
1:E:330:LEU:HD22	1:E:353:ILE:HG22	1.97	0.47
1:E:1151:ILE:N	1:E:1167:PRO:HD2	2.24	0.47
1:G:374:MET:N	1:G:374:MET:SD	2.87	0.47
1:G:461:ILE:HD11	1:G:491:MET:CG	2.44	0.47
1:G:507:LEU:HA	1:G:510:ILE:HD12	1.96	0.47
1:G:657:GLU:HB2	1:G:680:LYS:HD2	1.96	0.47
1:G:741:GLY:HA3	1:G:770:TRP:HZ2	1.78	0.47
1:G:753:PRO:HG3	1:G:810:GLY:HA3	1.97	0.47
1:I:639:LEU:CG	1:I:653:ILE:HD12	2.43	0.47
1:I:662:CYS:SG	1:I:704:CYS:HA	2.54	0.47
1:I:718:THR:OG1	1:I:726:LYS:HB2	2.14	0.47
1:I:753:PRO:HG3	1:I:810:GLY:HA3	1.97	0.47
1:I:1094:SER:HA	1:I:1135:PHE:CB	2.44	0.47
1:I:1101:SER:HB3	1:I:1112:TRP:NE1	2.30	0.47
1:I:1166:ALA:N	1:I:1167:PRO:CD	2.78	0.47
1:K:461:ILE:HD11	1:K:491:MET:CG	2.44	0.47
1:K:473:LEU:HD22	1:K:484:TYR:CE1	2.43	0.47
1:K:903:ASP:OD1	1:K:1175:THR:HB	2.15	0.47
1:K:1208:GLU:OE1	1:K:1208:GLU:N	2.47	0.47
1:M:237:ARG:NH1	1:M:237:ARG:HG2	2.29	0.47
1:M:446:THR:O	1:M:450:CYS:HB3	2.15	0.47
1:M:662:CYS:SG	1:M:704:CYS:HA	2.54	0.47

Continued on next page...

Continued from previous page...

Atom-1	Atom-2	Interatomic distance (Å)	Clash overlap (Å)
1:M:681:VAL:HG11	1:M:716:LEU:HD21	1.97	0.47
1:M:700:GLU:HB3	1:M:721:SER:HB2	1.96	0.47
1:A:226:ARG:O	1:A:230:LEU:HG	2.14	0.47
1:A:1208:GLU:HG3	1:A:1211:GLN:CG	2.44	0.47
1:A:1220:LEU:HD21	1:A:1234:THR:HG21	1.97	0.47
1:C:147:PRO:HG3	1:E:121:GLN:HE22	1.79	0.47
1:C:330:LEU:HD22	1:C:353:ILE:HG22	1.97	0.47
1:C:461:ILE:HD11	1:C:491:MET:HG3	1.97	0.47
1:E:200:GLN:O	1:E:203:CYS:HB3	2.15	0.47
1:E:489:TYR:HD1	1:E:489:TYR:C	2.16	0.47
1:E:507:LEU:HA	1:E:510:ILE:HD12	1.96	0.47
1:G:145:GLY:O	1:G:146:GLU:HB2	2.14	0.47
1:G:384:THR:HB	1:G:449:ASN:OD1	2.15	0.47
1:G:844:GLN:HB3	1:G:884:TRP:HZ2	1.80	0.47
1:G:1094:SER:HA	1:G:1135:PHE:CB	2.44	0.47
1:G:1136:SER:HA	1:G:1185:PHE:HD2	1.78	0.47
1:I:334:PHE:CB	1:I:337:ARG:HG2	2.45	0.47
1:I:903:ASP:OD1	1:I:1175:THR:HB	2.15	0.47
1:K:610:VAL:HG22	1:K:907:ARG:CG	2.43	0.47
1:M:334:PHE:CB	1:M:337:ARG:HG2	2.45	0.47
1:M:1135:PHE:CD1	1:M:1142:LEU:HD13	2.50	0.47
1:A:246:TRP:CD1	1:A:246:TRP:N	2.81	0.47
1:A:384:THR:HB	1:A:449:ASN:OD1	2.15	0.47
1:A:394:LYS:CB	1:A:434:ARG:CB	2.80	0.47
1:A:629:ARG:HB2	1:A:642:PHE:O	2.15	0.47
1:A:727:LEU:HD13	1:A:758:LEU:HD22	1.97	0.47
1:A:920:VAL:HG12	1:A:921:MET:N	2.25	0.47
1:A:1101:SER:HB3	1:A:1112:TRP:NE1	2.30	0.47
1:A:1176:HIS:HB3	1:A:1218:THR:CG2	2.40	0.47
1:C:553:HIS:CB	1:C:610:VAL:CG1	2.89	0.47
1:C:862:TYR:CZ	1:C:881:HIS:CA	2.96	0.47
1:E:445:LEU:O	1:E:449:ASN:N	2.48	0.47
1:E:457:HIS:CB	1:E:493:SER:HB2	2.44	0.47
1:E:543:ASN:CB	1:E:576:VAL:CG2	2.92	0.47
1:E:741:GLY:HA3	1:E:770:TRP:HZ2	1.78	0.47
1:E:753:PRO:HG3	1:E:810:GLY:HA3	1.97	0.47
1:E:884:TRP:O	1:E:885:VAL:C	2.53	0.47
1:E:1136:SER:HA	1:E:1185:PHE:HD2	1.78	0.47
1:E:1200:LYS:CE	1:E:1211:GLN:HB3	2.45	0.47
1:G:179:PRO:CG	1:G:237:ARG:HH11	2.17	0.47
1:G:252:LYS:CE	1:G:252:LYS:CA	2.92	0.47

Continued on next page...

Continued from previous page...

Atom-1	Atom-2	Interatomic distance (Å)	Clash overlap (Å)
1:G:379:ILE:CD1	1:G:417:GLU:OE1	2.63	0.47
1:G:409:GLU:HG3	1:I:340:TYR:HH	1.75	0.47
1:G:446:THR:O	1:G:450:CYS:HB3	2.15	0.47
1:G:529:TYR:HE1	1:G:533:LEU:HD13	1.80	0.47
1:G:639:LEU:CG	1:G:653:ILE:HD12	2.43	0.47
1:G:884:TRP:O	1:G:885:VAL:C	2.53	0.47
1:G:1185:PHE:CD1	1:G:1192:LEU:CG	2.63	0.47
1:I:128:THR:HG22	1:I:166:GLU:OE1	2.14	0.47
1:I:145:GLY:O	1:I:146:GLU:HB2	2.14	0.47
1:I:241:ILE:C	1:I:242:LEU:CD1	2.81	0.47
1:I:742:HIS:CE1	1:I:768:LYS:HD2	2.50	0.47
1:I:861:GLN:N	1:I:884:TRP:CD1	2.83	0.47
1:I:1057:ARG:HA	1:I:1071:ASN:HA	1.96	0.47
1:I:1232:TYR:OH	1:I:1234:THR:CB	2.59	0.47
1:K:681:VAL:HG11	1:K:716:LEU:HD21	1.97	0.47
1:K:742:HIS:CE1	1:K:768:LYS:HD2	2.50	0.47
1:K:753:PRO:HG3	1:K:810:GLY:HA3	1.97	0.47
1:K:1204:VAL:HG12	1:K:1205:VAL:HG23	1.97	0.47
1:K:1208:GLU:HG3	1:K:1211:GLN:CG	2.44	0.47
1:M:200:GLN:O	1:M:203:CYS:HB3	2.15	0.47
1:M:903:ASP:OD1	1:M:1175:THR:HB	2.15	0.47
1:M:1204:VAL:HG12	1:M:1205:VAL:HG23	1.97	0.47
1:M:1220:LEU:HD21	1:M:1234:THR:HG21	1.97	0.47
1:A:446:THR:O	1:A:450:CYS:HB3	2.15	0.47
1:A:505:PHE:CE2	1:A:575:GLU:OE1	2.55	0.47
1:A:681:VAL:HG11	1:A:716:LEU:HD21	1.97	0.47
1:A:700:GLU:HB3	1:A:721:SER:HB2	1.96	0.47
1:A:884:TRP:O	1:A:885:VAL:C	2.53	0.47
1:A:1057:ARG:HA	1:A:1071:ASN:HA	1.96	0.47
1:C:457:HIS:CB	1:C:493:SER:HB2	2.44	0.47
1:E:1204:VAL:HG12	1:E:1205:VAL:HG23	1.97	0.47
1:G:306:LEU:HA	1:G:307:PRO:HD3	1.76	0.47
1:G:671:PHE:HE1	1:G:692:VAL:HG11	1.80	0.47
1:G:727:LEU:HD13	1:G:758:LEU:HD22	1.97	0.47
1:G:924:GLN:HB3	1:G:1238:LEU:CD1	2.45	0.47
1:G:1220:LEU:HD21	1:G:1234:THR:HG21	1.97	0.47
1:I:489:TYR:HD1	1:I:489:TYR:C	2.16	0.47
1:I:543:ASN:CB	1:I:576:VAL:CG2	2.92	0.47
1:I:844:GLN:HB3	1:I:884:TRP:HZ2	1.80	0.47
1:I:1044:GLN:HG2	1:I:1068:LYS:HZ2	1.80	0.47
1:I:1233:VAL:CG1	1:I:1243:ILE:HG23	2.45	0.47

Continued on next page...

Continued from previous page...

Atom-1	Atom-2	Interatomic distance (Å)	Clash overlap (Å)
1:M:359:TYR:HE1	1:M:361:TYR:CD1	2.32	0.47
1:M:529:TYR:HE1	1:M:533:LEU:HD13	1.80	0.47
1:M:570:GLU:OE2	1:M:571:PRO:HD2	2.14	0.47
1:A:461:ILE:HD11	1:A:491:MET:CG	2.44	0.46
1:A:573:THR:HA	1:A:577:TYR:CD2	2.47	0.46
1:A:1094:SER:HA	1:A:1135:PHE:CB	2.44	0.46
1:A:1187:PRO:HG2	1:A:1229:PHE:CB	2.42	0.46
1:C:200:GLN:O	1:C:203:CYS:HB3	2.15	0.46
1:C:543:ASN:CB	1:C:576:VAL:CG2	2.93	0.46
1:C:1101:SER:HB3	1:C:1112:TRP:NE1	2.30	0.46
1:C:1233:VAL:CG1	1:C:1243:ILE:HG23	2.45	0.46
1:E:334:PHE:CB	1:E:337:ARG:HG2	2.45	0.46
1:E:568:LEU:H	1:E:568:LEU:HG	1.51	0.46
1:E:629:ARG:HB2	1:E:642:PHE:O	2.15	0.46
1:G:200:GLN:O	1:G:203:CYS:HB3	2.15	0.46
1:G:448:LYS:O	1:G:448:LYS:HG2	2.16	0.46
1:G:543:ASN:CB	1:G:576:VAL:CG2	2.93	0.46
1:G:1174:ALA:O	1:G:1175:THR:CG2	2.63	0.46
1:G:1200:LYS:CE	1:G:1211:GLN:HB3	2.45	0.46
1:G:1228:ASP:CB	1:G:1230:LYS:HG2	2.37	0.46
1:I:200:GLN:O	1:I:203:CYS:HB3	2.15	0.46
1:I:553:HIS:CB	1:I:610:VAL:CG1	2.89	0.46
1:I:629:ARG:HB2	1:I:642:PHE:O	2.15	0.46
1:I:924:GLN:HB3	1:I:1238:LEU:CD1	2.45	0.46
1:K:844:GLN:HB3	1:K:884:TRP:HZ2	1.80	0.46
1:M:548:LEU:O	1:M:551:ASN:N	2.45	0.46
1:M:1233:VAL:CG1	1:M:1243:ILE:HG23	2.45	0.46
1:A:130:LYS:HB2	1:A:130:LYS:HE2	1.74	0.46
1:A:742:HIS:CE1	1:A:768:LYS:HD2	2.50	0.46
1:A:855:ALA:HB2	1:A:869:THR:HG23	1.96	0.46
1:A:861:GLN:N	1:A:884:TRP:CD1	2.83	0.46
1:A:861:GLN:N	1:A:884:TRP:HD1	2.14	0.46
1:C:727:LEU:HD13	1:C:758:LEU:HD22	1.97	0.46
1:C:861:GLN:N	1:C:884:TRP:HD1	2.14	0.46
1:C:875:VAL:CG1	1:C:915:CYS:SG	2.94	0.46
1:C:1166:ALA:N	1:C:1167:PRO:CD	2.78	0.46
1:C:1182:ASP:CB	1:C:1223:ILE:HG23	2.45	0.46
1:E:138:GLN:O	1:E:141:SER:HB3	2.16	0.46
1:E:457:HIS:NE2	1:E:493:SER:OG	2.48	0.46
1:E:861:GLN:N	1:E:884:TRP:CD1	2.83	0.46
1:E:1174:ALA:O	1:E:1175:THR:CG2	2.63	0.46

Continued on next page...

Continued from previous page...

Atom-1	Atom-2	Interatomic distance (Å)	Clash overlap (Å)
1:E:1182:ASP:CB	1:E:1223:ILE:HG23	2.45	0.46
1:G:700:GLU:HB3	1:G:721:SER:HB2	1.96	0.46
1:G:742:HIS:CE1	1:G:768:LYS:HD2	2.50	0.46
1:G:861:GLN:N	1:G:884:TRP:CD1	2.83	0.46
1:G:1101:SER:HB3	1:G:1112:TRP:NE1	2.30	0.46
1:G:1181:THR:HG21	1:G:1221:LYS:CA	2.39	0.46
1:I:137:GLN:HG2	1:I:173:LEU:CD1	2.45	0.46
1:I:446:THR:O	1:I:450:CYS:HB3	2.15	0.46
1:K:629:ARG:HB2	1:K:642:PHE:O	2.15	0.46
1:K:657:GLU:HB2	1:K:680:LYS:HD2	1.96	0.46
1:K:855:ALA:HB2	1:K:869:THR:HG23	1.96	0.46
1:M:138:GLN:O	1:M:141:SER:HB3	2.16	0.46
1:M:457:HIS:NE2	1:M:493:SER:OG	2.48	0.46
1:M:461:ILE:HD11	1:M:491:MET:HG3	1.97	0.46
1:M:671:PHE:HE1	1:M:692:VAL:HG11	1.81	0.46
1:M:727:LEU:HD13	1:M:758:LEU:HD22	1.98	0.46
1:M:762:SER:OG	1:M:764:ASP:OD1	2.26	0.46
1:M:855:ALA:HB2	1:M:869:THR:HG23	1.96	0.46
1:M:1065:GLY:HA2	1:M:1088:VAL:HG23	1.97	0.46
1:M:1101:SER:HB3	1:M:1112:TRP:NE1	2.30	0.46
1:M:1182:ASP:CB	1:M:1223:ILE:HG23	2.45	0.46
1:A:398:LYS:O	1:A:401:CYS:HB2	2.16	0.46
1:A:657:GLU:HB2	1:A:680:LYS:HD2	1.96	0.46
1:C:132:LEU:HA	1:C:132:LEU:HD23	1.76	0.46
1:C:514:THR:HG23	1:C:514:THR:O	2.15	0.46
1:C:629:ARG:HB2	1:C:642:PHE:O	2.15	0.46
1:C:718:THR:OG1	1:C:726:LYS:HB2	2.14	0.46
1:C:844:GLN:HB3	1:C:884:TRP:HZ2	1.80	0.46
1:C:1181:THR:HG21	1:C:1221:LYS:CA	2.39	0.46
1:E:146:GLU:HG2	1:G:111:ARG:NH1	2.19	0.46
1:E:390:GLN:NE2	1:E:489:TYR:HE2	2.14	0.46
1:E:727:LEU:HD13	1:E:758:LEU:HD22	1.97	0.46
1:E:742:HIS:CE1	1:E:768:LYS:HD2	2.50	0.46
1:E:864:VAL:HG22	1:E:885:VAL:HG11	1.95	0.46
1:E:924:GLN:HB3	1:E:1238:LEU:CD1	2.45	0.46
1:G:398:LYS:O	1:G:401:CYS:HB2	2.16	0.46
1:G:489:TYR:HD1	1:G:489:TYR:C	2.16	0.46
1:G:718:THR:OG1	1:G:726:LYS:HB2	2.14	0.46
1:I:209:ASP:O	1:I:210:GLU:CB	2.63	0.46
1:I:448:LYS:HG2	1:I:448:LYS:O	2.15	0.46
1:I:727:LEU:HD13	1:I:758:LEU:HD22	1.97	0.46

Continued on next page...

Continued from previous page...

Atom-1	Atom-2	Interatomic distance (Å)	Clash overlap (Å)
1:I:1174:ALA:O	1:I:1175:THR:CG2	2.63	0.46
1:K:137:GLN:HG2	1:K:173:LEU:CD1	2.45	0.46
1:K:241:ILE:C	1:K:242:LEU:CD1	2.81	0.46
1:K:244:ASP:O	1:K:245:VAL:HG23	2.16	0.46
1:K:1065:GLY:HA2	1:K:1088:VAL:HG23	1.97	0.46
1:K:1175:THR:HG1	1:K:1176:HIS:CE1	2.33	0.46
1:M:128:THR:HG22	1:M:166:GLU:OE1	2.14	0.46
1:M:629:ARG:HB2	1:M:642:PHE:O	2.15	0.46
1:M:657:GLU:HB2	1:M:680:LYS:HD2	1.96	0.46
1:A:208:GLN:H	1:A:208:GLN:HG3	1.48	0.46
1:A:209:ASP:O	1:A:210:GLU:CB	2.63	0.46
1:A:862:TYR:CZ	1:A:881:HIS:CA	2.96	0.46
1:A:1151:ILE:N	1:A:1167:PRO:HD2	2.24	0.46
1:A:1204:VAL:HG12	1:A:1205:VAL:HG23	1.97	0.46
1:C:209:ASP:O	1:C:210:GLU:CB	2.63	0.46
1:C:514:THR:HG21	1:C:555:LEU:HD11	1.97	0.46
1:C:742:HIS:CE1	1:C:768:LYS:HD2	2.50	0.46
1:C:1178:GLY:O	1:C:1179:TRP:CB	2.60	0.46
1:C:1204:VAL:HG12	1:C:1205:VAL:HG23	1.97	0.46
1:C:1220:LEU:HD21	1:C:1234:THR:HG21	1.97	0.46
1:E:1174:ALA:C	1:E:1175:THR:HG23	2.36	0.46
1:E:1220:LEU:HD21	1:E:1234:THR:HG21	1.97	0.46
1:E:1233:VAL:CG1	1:E:1243:ILE:HG23	2.45	0.46
1:G:138:GLN:O	1:G:141:SER:HB3	2.16	0.46
1:G:1174:ALA:C	1:G:1175:THR:HG23	2.36	0.46
1:I:138:GLN:O	1:I:141:SER:HB3	2.16	0.46
1:I:922:LEU:CD1	1:I:1241:LEU:CD2	2.87	0.46
1:K:200:GLN:O	1:K:203:CYS:HB3	2.15	0.46
1:K:209:ASP:O	1:K:210:GLU:CB	2.63	0.46
1:K:448:LYS:HG2	1:K:448:LYS:O	2.15	0.46
1:K:727:LEU:HD13	1:K:758:LEU:HD22	1.97	0.46
1:K:862:TYR:CE2	1:K:881:HIS:CB	2.92	0.46
1:M:398:LYS:O	1:M:401:CYS:HB2	2.16	0.46
1:M:884:TRP:O	1:M:885:VAL:C	2.53	0.46
1:A:1145:GLY:HA2	1:A:1151:ILE:HD13	1.98	0.46
1:A:1178:GLY:O	1:A:1179:TRP:CB	2.60	0.46
1:A:1208:GLU:HG3	1:A:1211:GLN:NE2	2.31	0.46
1:C:1212:THR:CG2	1:C:1213:PHE:H	2.12	0.46
1:E:928:VAL:HG12	1:E:937:VAL:CB	2.46	0.46
1:G:130:LYS:HE2	1:G:130:LYS:HB2	1.73	0.46
1:G:155:MET:HE2	1:G:155:MET:HB2	1.90	0.46

Continued on next page...

Continued from previous page...

Atom-1	Atom-2	Interatomic distance (Å)	Clash overlap (Å)
1:G:507:LEU:HD23	1:G:510:ILE:HD12	1.98	0.46
1:G:861:GLN:N	1:G:884:TRP:HD1	2.14	0.46
1:G:903:ASP:OD1	1:G:1175:THR:HB	2.15	0.46
1:G:1051:ARG:O	1:G:1058:LEU:HD12	2.16	0.46
1:G:1151:ILE:N	1:G:1167:PRO:HD2	2.24	0.46
1:G:1233:VAL:CG1	1:G:1243:ILE:HG23	2.45	0.46
1:I:529:TYR:HE1	1:I:533:LEU:HD13	1.80	0.46
1:I:1136:SER:HA	1:I:1185:PHE:HD2	1.78	0.46
1:I:1220:LEU:HD23	1:I:1234:THR:CG2	2.43	0.46
1:K:298:PHE:CZ	1:K:325:SER:HA	2.42	0.46
1:K:330:LEU:HD22	1:K:353:ILE:HG22	1.97	0.46
1:K:445:LEU:O	1:K:449:ASN:N	2.48	0.46
1:K:457:HIS:NE2	1:K:493:SER:OG	2.48	0.46
1:K:507:LEU:HD23	1:K:510:ILE:HD12	1.98	0.46
1:K:861:GLN:N	1:K:884:TRP:CD1	2.83	0.46
1:K:1022:SER:OG	1:K:1023:ASP:N	2.48	0.46
1:K:1166:ALA:N	1:K:1167:PRO:CD	2.78	0.46
1:M:244:ASP:O	1:M:245:VAL:HG23	2.16	0.46
1:M:384:THR:HB	1:M:449:ASN:OD1	2.15	0.46
1:M:861:GLN:N	1:M:884:TRP:CD1	2.83	0.46
1:M:862:TYR:HD1	1:M:885:VAL:CB	2.22	0.46
1:M:1022:SER:OG	1:M:1023:ASP:N	2.48	0.46
1:M:1208:GLU:HG3	1:M:1211:GLN:NE2	2.31	0.46
1:A:244:ASP:O	1:A:245:VAL:HG23	2.16	0.46
1:A:330:LEU:HD22	1:A:353:ILE:HG22	1.97	0.46
1:A:390:GLN:NE2	1:A:489:TYR:HE2	2.14	0.46
1:A:448:LYS:HG2	1:A:448:LYS:O	2.15	0.46
1:A:514:THR:HG21	1:A:555:LEU:HD11	1.97	0.46
1:A:568:LEU:H	1:A:568:LEU:HG	1.51	0.46
1:A:671:PHE:HE1	1:A:692:VAL:HG11	1.80	0.46
1:C:138:GLN:O	1:C:141:SER:HB3	2.16	0.46
1:C:390:GLN:NE2	1:C:489:TYR:HE2	2.14	0.46
1:C:448:LYS:HG2	1:C:448:LYS:O	2.15	0.46
1:C:1145:GLY:HA2	1:C:1151:ILE:HD13	1.98	0.46
1:C:1200:LYS:CE	1:C:1211:GLN:HB3	2.45	0.46
1:E:209:ASP:O	1:E:210:GLU:CB	2.63	0.46
1:E:252:LYS:CE	1:E:252:LYS:CA	2.92	0.46
1:E:379:ILE:CD1	1:E:417:GLU:OE1	2.63	0.46
1:E:398:LYS:O	1:E:401:CYS:HB2	2.16	0.46
1:E:446:THR:O	1:E:450:CYS:HB3	2.15	0.46
1:E:461:ILE:HD11	1:E:491:MET:HG3	1.97	0.46

Continued on next page...

Continued from previous page...

Atom-1	Atom-2	Interatomic distance (Å)	Clash overlap (Å)
1:G:137:GLN:HG2	1:G:173:LEU:CD1	2.45	0.46
1:G:928:VAL:HG12	1:G:937:VAL:CB	2.46	0.46
1:G:1057:ARG:HA	1:G:1071:ASN:HA	1.96	0.46
1:G:1204:VAL:HG12	1:G:1205:VAL:HG23	1.97	0.46
1:I:246:TRP:CD1	1:I:246:TRP:N	2.81	0.46
1:I:681:VAL:HG11	1:I:716:LEU:HD21	1.97	0.46
1:I:1204:VAL:HG12	1:I:1205:VAL:HG23	1.97	0.46
1:I:1228:ASP:CB	1:I:1230:LYS:HG2	2.37	0.46
1:K:310:ALA:O	1:K:313:ILE:HG22	2.16	0.46
1:K:398:LYS:O	1:K:401:CYS:HB2	2.16	0.46
1:K:446:THR:O	1:K:450:CYS:HB3	2.15	0.46
1:K:924:GLN:HB3	1:K:1238:LEU:CD1	2.45	0.46
1:K:1094:SER:HA	1:K:1135:PHE:CB	2.44	0.46
1:K:1182:ASP:CB	1:K:1223:ILE:HG23	2.45	0.46
1:K:1200:LYS:CE	1:K:1211:GLN:HB3	2.45	0.46
1:M:1145:GLY:HA2	1:M:1151:ILE:HD13	1.98	0.46
1:A:200:GLN:O	1:A:203:CYS:HB3	2.15	0.46
1:A:481:MET:O	1:A:485:ASN:ND2	2.49	0.46
1:A:1022:SER:OG	1:A:1023:ASP:N	2.48	0.46
1:A:1213:PHE:HD2	1:A:1214:TYR:H	1.63	0.46
1:C:241:ILE:C	1:C:242:LEU:CD1	2.81	0.46
1:C:446:THR:O	1:C:450:CYS:HB3	2.15	0.46
1:C:753:PRO:HG3	1:C:810:GLY:HA3	1.97	0.46
1:C:923:LYS:CG	1:C:940:VAL:HG23	2.42	0.46
1:C:1208:GLU:HG3	1:C:1211:GLN:NE2	2.31	0.46
1:E:244:ASP:O	1:E:245:VAL:HG23	2.16	0.46
1:E:514:THR:HG21	1:E:555:LEU:HD11	1.97	0.46
1:E:558:GLN:CB	1:E:559:PRO:CD	2.78	0.46
1:E:1057:ARG:HA	1:E:1071:ASN:HA	1.96	0.46
1:G:241:ILE:C	1:G:242:LEU:CD1	2.81	0.46
1:G:1176:HIS:HB2	1:G:1218:THR:CB	2.38	0.46
1:I:557:ARG:CG	1:I:558:GLN:N	2.79	0.46
1:I:671:PHE:HE1	1:I:692:VAL:HG11	1.80	0.46
1:I:926:VAL:HG11	1:I:938:LEU:O	2.16	0.46
1:K:928:VAL:HG12	1:K:937:VAL:CB	2.46	0.46
1:K:1233:VAL:CG1	1:K:1243:ILE:HG23	2.45	0.46
1:M:137:GLN:HG2	1:M:173:LEU:CD1	2.45	0.46
1:M:390:GLN:NE2	1:M:489:TYR:HE2	2.14	0.46
1:M:481:MET:O	1:M:485:ASN:ND2	2.49	0.46
1:M:496:MET:N	1:M:496:MET:SD	2.89	0.46
1:A:138:GLN:O	1:A:141:SER:HB3	2.16	0.46

Continued on next page...

Continued from previous page...

Atom-1	Atom-2	Interatomic distance (Å)	Clash overlap (Å)
1:A:548:LEU:O	1:A:551:ASN:N	2.45	0.46
1:A:845:TYR:HB3	1:A:858:ALA:HB3	1.98	0.46
1:A:1135:PHE:CD1	1:A:1142:LEU:HD13	2.50	0.46
1:C:334:PHE:CB	1:C:337:ARG:HG2	2.45	0.46
1:C:398:LYS:O	1:C:401:CYS:HB2	2.16	0.46
1:C:505:PHE:CE2	1:C:575:GLU:OE1	2.55	0.46
1:C:529:TYR:HE1	1:C:533:LEU:HD13	1.80	0.46
1:C:836:HIS:ND1	1:C:837:THR:O	2.49	0.46
1:C:845:TYR:HB3	1:C:858:ALA:HB3	1.98	0.46
1:E:671:PHE:HE1	1:E:692:VAL:HG11	1.80	0.46
1:E:922:LEU:HD12	1:E:1241:LEU:CD2	2.39	0.46
1:E:1212:THR:CG2	1:E:1213:PHE:H	2.12	0.46
1:G:390:GLN:NE2	1:G:489:TYR:HE2	2.14	0.46
1:G:597:TRP:CH2	1:G:603:ILE:HG12	2.43	0.46
1:G:1182:ASP:CB	1:G:1223:ILE:HG23	2.45	0.46
1:I:496:MET:SD	1:I:496:MET:N	2.89	0.46
1:I:887:GLY:O	1:I:900:SER:N	2.49	0.46
1:I:1051:ARG:O	1:I:1058:LEU:HD12	2.16	0.46
1:I:1182:ASP:CB	1:I:1223:ILE:HG23	2.45	0.46
1:I:1220:LEU:HD21	1:I:1234:THR:HG21	1.97	0.46
1:K:529:TYR:HE1	1:K:533:LEU:HD13	1.80	0.46
1:K:1101:SER:HB3	1:K:1112:TRP:NE1	2.30	0.46
1:M:573:THR:HA	1:M:577:TYR:CD2	2.47	0.46
1:M:581:LYS:HD2	1:M:581:LYS:HA	1.68	0.46
1:M:595:LEU:HG	1:M:1201:TRP:HH2	1.71	0.46
1:M:753:PRO:HG3	1:M:810:GLY:HA3	1.97	0.46
1:M:924:GLN:HB3	1:M:1238:LEU:CD1	2.45	0.46
1:M:1200:LYS:CE	1:M:1211:GLN:HB3	2.45	0.46
1:A:137:GLN:HG2	1:A:173:LEU:CD1	2.45	0.46
1:A:334:PHE:CB	1:A:337:ARG:HG2	2.45	0.46
1:A:651:LEU:HD22	1:A:651:LEU:HA	1.79	0.46
1:A:924:GLN:HB3	1:A:1238:LEU:CD1	2.45	0.46
1:A:1174:ALA:O	1:A:1175:THR:CG2	2.63	0.46
1:A:1182:ASP:CB	1:A:1223:ILE:HG23	2.45	0.46
1:C:244:ASP:O	1:C:245:VAL:HG23	2.16	0.46
1:C:310:ALA:O	1:C:313:ILE:HG22	2.16	0.46
1:C:516:LEU:HD12	1:C:516:LEU:HA	1.83	0.46
1:C:884:TRP:O	1:C:885:VAL:C	2.53	0.46
1:C:1057:ARG:HA	1:C:1071:ASN:HA	1.96	0.46
1:C:1174:ALA:C	1:C:1175:THR:HG23	2.36	0.46
1:E:310:ALA:O	1:E:313:ILE:HG22	2.16	0.46

Continued on next page...

Continued from previous page...

Atom-1	Atom-2	Interatomic distance (Å)	Clash overlap (Å)
1:E:448:LYS:O	1:E:448:LYS:HG2	2.15	0.46
1:E:507:LEU:HD23	1:E:510:ILE:HD12	1.98	0.46
1:E:1022:SER:OG	1:E:1023:ASP:N	2.48	0.46
1:E:1101:SER:HB3	1:E:1112:TRP:NE1	2.30	0.46
1:G:597:TRP:CZ2	1:G:603:ILE:CG1	2.94	0.46
1:G:926:VAL:HG11	1:G:938:LEU:O	2.16	0.46
1:G:1208:GLU:HG3	1:G:1211:GLN:NE2	2.31	0.46
1:I:398:LYS:O	1:I:401:CYS:HB2	2.16	0.46
1:I:657:GLU:HB2	1:I:680:LYS:HD2	1.96	0.46
1:I:923:LYS:CG	1:I:940:VAL:HG23	2.42	0.46
1:I:1200:LYS:CE	1:I:1211:GLN:HB3	2.45	0.46
1:K:138:GLN:O	1:K:141:SER:HB3	2.16	0.46
1:K:334:PHE:CB	1:K:337:ARG:HG2	2.45	0.46
1:K:384:THR:HB	1:K:449:ASN:OD1	2.15	0.46
1:K:887:GLY:O	1:K:900:SER:N	2.49	0.46
1:K:1220:LEU:HD21	1:K:1234:THR:HG21	1.97	0.46
1:M:507:LEU:HD23	1:M:510:ILE:HD12	1.98	0.46
1:M:861:GLN:N	1:M:884:TRP:HD1	2.14	0.46
1:A:642:PHE:CE2	1:A:644:ALA:HA	2.51	0.46
1:C:130:LYS:HB2	1:C:130:LYS:HE2	1.73	0.46
1:C:461:ILE:HD11	1:C:491:MET:CG	2.44	0.46
1:C:642:PHE:CE2	1:C:644:ALA:HA	2.51	0.46
1:C:922:LEU:HD12	1:C:1241:LEU:CD2	2.39	0.46
1:C:1174:ALA:O	1:C:1175:THR:CG2	2.63	0.46
1:C:1174:ALA:O	1:C:1175:THR:HG22	2.16	0.46
1:E:429:ASN:HD22	1:E:429:ASN:HA	1.66	0.46
1:E:496:MET:N	1:E:496:MET:SD	2.89	0.46
1:E:505:PHE:CE2	1:E:575:GLU:OE1	2.55	0.46
1:E:529:TYR:HE1	1:E:533:LEU:HD13	1.80	0.46
1:E:844:GLN:HB3	1:E:884:TRP:HZ2	1.80	0.46
1:E:920:VAL:HG12	1:E:921:MET:N	2.25	0.46
1:E:923:LYS:CG	1:E:940:VAL:HG23	2.42	0.46
1:E:1145:GLY:HA2	1:E:1151:ILE:HD13	1.98	0.46
1:G:190:GLN:OE1	1:G:190:GLN:HA	2.16	0.46
1:G:209:ASP:O	1:G:210:GLU:CB	2.63	0.46
1:G:231:MET:HG2	1:G:258:CYS:HB2	1.98	0.46
1:G:244:ASP:O	1:G:245:VAL:HG23	2.16	0.46
1:G:310:ALA:O	1:G:313:ILE:HG22	2.16	0.46
1:G:481:MET:O	1:G:485:ASN:ND2	2.49	0.46
1:G:887:GLY:O	1:G:900:SER:N	2.49	0.46
1:G:1182:ASP:HB3	1:G:1223:ILE:HG23	1.98	0.46

Continued on next page...

Continued from previous page...

Atom-1	Atom-2	Interatomic distance (Å)	Clash overlap (Å)
1:I:231:MET:HG2	1:I:258:CYS:HB2	1.98	0.46
1:I:244:ASP:O	1:I:245:VAL:HG23	2.16	0.46
1:I:310:ALA:O	1:I:313:ILE:HG22	2.16	0.46
1:I:384:THR:HB	1:I:449:ASN:OD1	2.15	0.46
1:I:507:LEU:HD23	1:I:510:ILE:HD12	1.98	0.46
1:I:544:PHE:HD1	1:I:576:VAL:CG1	2.17	0.46
1:I:1065:GLY:HA2	1:I:1088:VAL:HG23	1.97	0.46
1:I:1181:THR:CG2	1:I:1221:LYS:HA	2.40	0.46
1:K:461:ILE:HD11	1:K:491:MET:HG3	1.97	0.46
1:K:866:LEU:HG	1:K:875:VAL:HB	1.98	0.46
1:K:1051:ARG:O	1:K:1058:LEU:HD12	2.16	0.46
1:K:1201:TRP:CB	1:K:1210:SER:O	2.58	0.46
1:M:209:ASP:O	1:M:210:GLU:CB	2.63	0.46
1:M:310:ALA:O	1:M:313:ILE:HG22	2.16	0.46
1:M:447:GLU:OE1	1:M:447:GLU:HA	2.16	0.46
1:M:887:GLY:O	1:M:900:SER:N	2.49	0.46
1:A:544:PHE:HD1	1:A:576:VAL:CG1	2.17	0.45
1:A:844:GLN:HB3	1:A:884:TRP:HZ2	1.80	0.45
1:A:1200:LYS:CE	1:A:1211:GLN:HB3	2.45	0.45
1:C:481:MET:O	1:C:485:ASN:ND2	2.49	0.45
1:C:557:ARG:HA	1:C:557:ARG:HD3	1.87	0.45
1:C:1022:SER:OG	1:C:1023:ASP:N	2.48	0.45
1:E:1051:ARG:O	1:E:1058:LEU:HD12	2.16	0.45
1:E:1200:LYS:CE	1:E:1211:GLN:CB	2.95	0.45
1:G:533:LEU:HB3	1:G:534:ASP:H	1.59	0.45
1:I:610:VAL:HG22	1:I:907:ARG:CG	2.43	0.45
1:I:1174:ALA:C	1:I:1175:THR:HG23	2.36	0.45
1:K:557:ARG:CG	1:K:558:GLN:N	2.79	0.45
1:K:922:LEU:HD12	1:K:1241:LEU:CD2	2.39	0.45
1:K:1174:ALA:O	1:K:1175:THR:CG2	2.64	0.45
1:K:1200:LYS:CE	1:K:1211:GLN:CB	2.95	0.45
1:M:330:LEU:HD22	1:M:353:ILE:HG22	1.97	0.45
1:M:642:PHE:CE2	1:M:644:ALA:HA	2.52	0.45
1:M:866:LEU:HG	1:M:875:VAL:HB	1.98	0.45
1:M:1051:ARG:O	1:M:1058:LEU:HD12	2.16	0.45
1:A:883:SER:OG	1:A:902:ASP:N	2.50	0.45
1:A:903:ASP:OD1	1:A:1175:THR:HB	2.15	0.45
1:A:1232:TYR:OH	1:A:1234:THR:CB	2.59	0.45
1:C:190:GLN:OE1	1:C:190:GLN:HA	2.16	0.45
1:C:533:LEU:HB3	1:C:534:ASP:H	1.59	0.45
1:C:681:VAL:HG11	1:C:716:LEU:HD21	1.97	0.45

Continued on next page...

Continued from previous page...

Atom-1	Atom-2	Interatomic distance (Å)	Clash overlap (Å)
1:C:924:GLN:HB3	1:C:1238:LEU:CD1	2.45	0.45
1:C:926:VAL:HG11	1:C:938:LEU:O	2.16	0.45
1:E:130:LYS:HB2	1:E:130:LYS:HE2	1.73	0.45
1:E:481:MET:O	1:E:485:ASN:ND2	2.49	0.45
1:E:603:ILE:CB	1:E:1240:ILE:HG21	2.47	0.45
1:G:1200:LYS:CE	1:G:1211:GLN:CB	2.95	0.45
1:I:866:LEU:HG	1:I:875:VAL:HB	1.98	0.45
1:I:883:SER:OG	1:I:902:ASP:N	2.50	0.45
1:I:1200:LYS:CE	1:I:1211:GLN:CB	2.95	0.45
1:K:447:GLU:OE1	1:K:447:GLU:HA	2.17	0.45
1:K:481:MET:O	1:K:485:ASN:ND2	2.49	0.45
1:M:241:ILE:C	1:M:242:LEU:CD1	2.81	0.45
1:M:445:LEU:O	1:M:449:ASN:N	2.48	0.45
1:M:448:LYS:O	1:M:448:LYS:HG2	2.15	0.45
1:M:453:LEU:CD1	1:M:454:GLN:N	2.73	0.45
1:M:862:TYR:CZ	1:M:881:HIS:CA	2.96	0.45
1:M:875:VAL:CG1	1:M:915:CYS:SG	2.94	0.45
1:M:1151:ILE:N	1:M:1167:PRO:HD2	2.24	0.45
1:M:1174:ALA:O	1:M:1175:THR:CG2	2.63	0.45
1:M:1201:TRP:CB	1:M:1210:SER:O	2.58	0.45
1:A:149:TRP:HZ2	1:A:255:ASP:HA	1.81	0.45
1:A:384:THR:O	1:A:387:SER:CB	2.65	0.45
1:A:447:GLU:OE1	1:A:447:GLU:HA	2.17	0.45
1:A:887:GLY:O	1:A:900:SER:N	2.49	0.45
1:A:922:LEU:CD1	1:A:1241:LEU:CD2	2.87	0.45
1:A:928:VAL:HG12	1:A:937:VAL:CB	2.46	0.45
1:A:1065:GLY:HA2	1:A:1088:VAL:HG23	1.97	0.45
1:C:603:ILE:CB	1:C:1240:ILE:HG21	2.47	0.45
1:E:137:GLN:HG2	1:E:173:LEU:CD1	2.45	0.45
1:E:534:ASP:O	1:E:538:CYS:SG	2.69	0.45
1:E:681:VAL:HG11	1:E:716:LEU:HD21	1.97	0.45
1:E:926:VAL:HG11	1:E:938:LEU:O	2.16	0.45
1:E:1025:ALA:CB	1:E:1044:GLN:O	2.65	0.45
1:E:1182:ASP:HB3	1:E:1223:ILE:HG23	1.98	0.45
1:G:334:PHE:CB	1:G:337:ARG:HG2	2.45	0.45
1:G:457:HIS:NE2	1:G:493:SER:OG	2.48	0.45
1:G:681:VAL:HG11	1:G:716:LEU:HD21	1.97	0.45
1:I:147:PRO:HG3	1:K:121:GLN:HE22	1.79	0.45
1:I:514:THR:O	1:I:514:THR:HG23	2.15	0.45
1:I:928:VAL:HG12	1:I:937:VAL:CB	2.46	0.45
1:I:1174:ALA:O	1:I:1175:THR:HG22	2.17	0.45

Continued on next page...

Continued from previous page...

Atom-1	Atom-2	Interatomic distance (Å)	Clash overlap (Å)
1:K:242:LEU:HD12	1:K:242:LEU:N	2.26	0.45
1:K:557:ARG:HA	1:K:557:ARG:HD3	1.87	0.45
1:M:384:THR:O	1:M:387:SER:CB	2.65	0.45
1:M:403:LEU:HD11	1:M:459:LYS:HZ2	1.81	0.45
1:M:1174:ALA:O	1:M:1175:THR:HG22	2.17	0.45
1:A:529:TYR:HE1	1:A:533:LEU:HD13	1.80	0.45
1:A:866:LEU:HG	1:A:875:VAL:HB	1.98	0.45
1:C:597:TRP:CZ2	1:C:603:ILE:CG1	2.94	0.45
1:C:597:TRP:CD1	1:C:1243:ILE:N	2.85	0.45
1:C:928:VAL:HG12	1:C:937:VAL:CB	2.46	0.45
1:E:149:TRP:HZ2	1:E:255:ASP:HA	1.81	0.45
1:E:221:GLU:O	1:E:224:LYS:HB3	2.17	0.45
1:E:384:THR:O	1:E:387:SER:CB	2.65	0.45
1:E:727:LEU:HB2	1:E:739:MET:HE1	1.98	0.45
1:E:836:HIS:ND1	1:E:837:THR:O	2.49	0.45
1:E:845:TYR:HB3	1:E:858:ALA:HB3	1.98	0.45
1:E:861:GLN:N	1:E:884:TRP:HD1	2.14	0.45
1:E:1065:GLY:HA2	1:E:1088:VAL:HG23	1.97	0.45
1:E:1208:GLU:HG3	1:E:1211:GLN:NE2	2.31	0.45
1:G:337:ARG:HD3	1:G:341:TYR:CE2	2.52	0.45
1:G:359:TYR:HE1	1:G:361:TYR:CD1	2.32	0.45
1:G:434:ARG:CG	1:G:434:ARG:HH21	2.30	0.45
1:G:445:LEU:O	1:G:449:ASN:N	2.48	0.45
1:G:496:MET:N	1:G:496:MET:SD	2.89	0.45
1:G:529:TYR:C	1:G:532:ILE:CG2	2.85	0.45
1:G:557:ARG:CG	1:G:558:GLN:N	2.79	0.45
1:G:883:SER:OG	1:G:902:ASP:N	2.50	0.45
1:I:246:TRP:HH2	1:I:370:ILE:HG22	1.82	0.45
1:I:1182:ASP:HB3	1:I:1223:ILE:HG23	1.99	0.45
1:I:1208:GLU:HG3	1:I:1211:GLN:NE2	2.31	0.45
1:K:231:MET:HG2	1:K:258:CYS:HB2	1.98	0.45
1:K:641:VAL:HB	1:K:651:LEU:HB2	1.97	0.45
1:K:671:PHE:HE1	1:K:692:VAL:HG11	1.80	0.45
1:K:1176:HIS:HB2	1:K:1218:THR:CB	2.38	0.45
1:K:1213:PHE:HD2	1:K:1214:TYR:H	1.63	0.45
1:M:420:ASN:C	1:M:422:SER:H	2.20	0.45
1:M:473:LEU:HD22	1:M:484:TYR:CE1	2.43	0.45
1:M:529:TYR:C	1:M:532:ILE:CG2	2.85	0.45
1:A:136:ILE:HD13	1:A:152:ILE:HD13	1.99	0.45
1:A:434:ARG:CG	1:A:434:ARG:HH21	2.30	0.45
1:A:507:LEU:HD23	1:A:510:ILE:HD12	1.98	0.45

Continued on next page...

Continued from previous page...

Atom-1	Atom-2	Interatomic distance (Å)	Clash overlap (Å)
1:A:862:TYR:CE2	1:A:881:HIS:CB	2.93	0.45
1:A:926:VAL:HG11	1:A:938:LEU:O	2.16	0.45
1:A:1044:GLN:HG2	1:A:1068:LYS:HZ2	1.81	0.45
1:C:137:GLN:HG2	1:C:173:LEU:CD1	2.45	0.45
1:C:507:LEU:HD23	1:C:510:ILE:HD12	1.98	0.45
1:C:1176:HIS:HB3	1:C:1218:THR:CG2	2.40	0.45
1:E:231:MET:HG2	1:E:258:CYS:HB2	1.98	0.45
1:E:1166:ALA:N	1:E:1167:PRO:CD	2.78	0.45
2:F:16:GLN:OE1	2:F:16:GLN:N	2.47	0.45
1:G:318:LYS:HD3	1:G:439:ASP:HB2	1.98	0.45
1:G:384:THR:O	1:G:387:SER:CB	2.65	0.45
1:G:514:THR:HG23	1:G:514:THR:O	2.15	0.45
1:G:922:LEU:HD12	1:G:1241:LEU:CD2	2.39	0.45
1:G:1106:ASP:HA	1:G:1129:CYS:HB3	1.99	0.45
5:H:201:HEM:CBC	5:H:201:HEM:HMC1	2.28	0.45
1:I:419:VAL:HG11	1:I:426:CYS:HG	1.79	0.45
1:I:420:ASN:C	1:I:422:SER:H	2.20	0.45
1:I:457:HIS:CD2	1:I:493:SER:OG	2.69	0.45
1:I:845:TYR:OH	1:I:888:VAL:O	2.25	0.45
1:I:861:GLN:N	1:I:884:TRP:HD1	2.14	0.45
1:K:434:ARG:CG	1:K:434:ARG:HH21	2.30	0.45
1:K:642:PHE:CE2	1:K:644:ALA:HA	2.52	0.45
1:K:816:ALA:HB2	1:K:821:ILE:HG12	1.99	0.45
1:K:884:TRP:O	1:K:885:VAL:C	2.53	0.45
1:K:1145:GLY:HA2	1:K:1151:ILE:HD13	1.98	0.45
1:K:1174:ALA:O	1:K:1175:THR:HG22	2.17	0.45
1:M:845:TYR:HB3	1:M:858:ALA:HB3	1.98	0.45
1:A:221:GLU:O	1:A:224:LYS:HB3	2.17	0.45
1:A:310:ALA:O	1:A:313:ILE:HG22	2.16	0.45
1:A:453:LEU:CD1	1:A:454:GLN:N	2.73	0.45
1:A:496:MET:SD	1:A:496:MET:N	2.89	0.45
1:A:514:THR:HG23	1:A:514:THR:O	2.15	0.45
1:A:597:TRP:CD1	1:A:1243:ILE:N	2.85	0.45
1:A:673:ALA:H	1:A:707:PHE:HE2	1.65	0.45
1:A:681:VAL:O	1:A:694:THR:HA	2.17	0.45
1:A:922:LEU:HD12	1:A:1241:LEU:CD2	2.39	0.45
1:A:1025:ALA:CB	1:A:1044:GLN:O	2.65	0.45
1:C:149:TRP:HZ2	1:C:255:ASP:HA	1.82	0.45
1:C:862:TYR:HD1	1:C:885:VAL:CB	2.22	0.45
1:C:1200:LYS:CE	1:C:1211:GLN:CB	2.95	0.45
2:D:16:GLN:OE1	2:D:16:GLN:N	2.47	0.45

Continued on next page...

Continued from previous page...

Atom-1	Atom-2	Interatomic distance (Å)	Clash overlap (Å)
1:E:318:LYS:HD3	1:E:439:ASP:HB2	1.98	0.45
1:E:337:ARG:HD3	1:E:341:TYR:CE2	2.52	0.45
1:E:597:TRP:CD1	1:E:1243:ILE:N	2.85	0.45
1:E:642:PHE:CE2	1:E:644:ALA:HA	2.51	0.45
1:E:1176:HIS:HB3	1:E:1218:THR:CG2	2.40	0.45
1:G:221:GLU:O	1:G:224:LYS:HB3	2.17	0.45
1:G:1174:ALA:O	1:G:1175:THR:HG22	2.16	0.45
1:I:337:ARG:HD3	1:I:341:TYR:CE2	2.52	0.45
1:I:457:HIS:NE2	1:I:493:SER:OG	2.48	0.45
1:I:473:LEU:CD1	1:I:480:CYS:HB3	2.46	0.45
1:I:816:ALA:HB2	1:I:821:ILE:HG12	1.99	0.45
1:I:1106:ASP:HA	1:I:1129:CYS:HB3	1.99	0.45
1:I:1201:TRP:CB	1:I:1210:SER:O	2.58	0.45
1:K:171:HIS:CD2	1:K:171:HIS:O	2.70	0.45
1:K:246:TRP:HH2	1:K:370:ILE:HG22	1.82	0.45
1:K:384:THR:O	1:K:387:SER:CB	2.65	0.45
1:K:473:LEU:CD1	1:K:480:CYS:HB3	2.47	0.45
1:K:496:MET:N	1:K:496:MET:SD	2.89	0.45
1:K:514:THR:HG21	1:K:555:LEU:HD11	1.97	0.45
1:K:514:THR:O	1:K:514:THR:HG23	2.15	0.45
1:K:581:LYS:HA	1:K:581:LYS:HD2	1.68	0.45
1:K:673:ALA:H	1:K:707:PHE:HE2	1.65	0.45
1:K:861:GLN:N	1:K:884:TRP:HD1	2.14	0.45
1:M:171:HIS:CD2	1:M:171:HIS:O	2.70	0.45
1:M:514:THR:HG21	1:M:555:LEU:HD11	1.97	0.45
1:M:556:GLY:O	1:M:557:ARG:O	2.35	0.45
1:M:816:ALA:HB2	1:M:821:ILE:HG12	1.99	0.45
1:M:836:HIS:ND1	1:M:837:THR:O	2.49	0.45
1:M:1174:ALA:C	1:M:1175:THR:HG23	2.36	0.45
1:A:603:ILE:CB	1:A:1240:ILE:HG21	2.47	0.45
1:A:1063:PHE:HA	1:A:1087:THR:HG22	1.99	0.45
1:C:221:GLU:O	1:C:224:LYS:HB3	2.17	0.45
1:C:460:ILE:HD13	1:C:490:HIS:CD2	2.52	0.45
1:C:673:ALA:H	1:C:707:PHE:HE2	1.65	0.45
1:E:330:LEU:HD12	1:E:330:LEU:HA	1.74	0.45
1:E:529:TYR:C	1:E:532:ILE:CG2	2.85	0.45
1:E:561:PRO:CB	1:E:1214:TYR:CD2	2.86	0.45
1:E:922:LEU:CD1	1:E:1241:LEU:CD2	2.87	0.45
1:G:251:LEU:HD11	1:G:262:LEU:HD13	1.99	0.45
1:G:457:HIS:CD2	1:G:493:SER:OG	2.69	0.45
1:G:473:LEU:HD22	1:G:484:TYR:CE1	2.43	0.45

Continued on next page...

Continued from previous page...

Atom-1	Atom-2	Interatomic distance (Å)	Clash overlap (Å)
1:G:603:ILE:CB	1:G:1240:ILE:HG21	2.47	0.45
1:G:629:ARG:HB2	1:G:642:PHE:O	2.15	0.45
1:G:651:LEU:HD22	1:G:651:LEU:HA	1.79	0.45
1:G:1011:PHE:HE1	1:G:1018:LEU:HD13	1.82	0.45
1:G:1145:GLY:HA2	1:G:1151:ILE:HD13	1.98	0.45
1:I:242:LEU:HD12	1:I:242:LEU:N	2.26	0.45
1:I:306:LEU:HA	1:I:307:PRO:HD3	1.76	0.45
1:I:390:GLN:NE2	1:I:489:TYR:HE2	2.14	0.45
1:I:461:ILE:HD11	1:I:491:MET:HG3	1.97	0.45
1:I:481:MET:O	1:I:485:ASN:ND2	2.49	0.45
1:I:514:THR:HG21	1:I:555:LEU:HD11	1.97	0.45
1:I:642:PHE:CE2	1:I:644:ALA:HA	2.52	0.45
1:I:1151:ILE:N	1:I:1167:PRO:HD2	2.24	0.45
1:K:364:LEU:CD1	1:K:368:MET:HE2	2.47	0.45
1:K:390:GLN:NE2	1:K:489:TYR:HE2	2.14	0.45
1:K:457:HIS:CD2	1:K:493:SER:OG	2.69	0.45
1:K:862:TYR:CZ	1:K:881:HIS:CA	2.97	0.45
1:M:221:GLU:O	1:M:224:LYS:HB3	2.17	0.45
1:M:251:LEU:HD11	1:M:262:LEU:HD13	1.99	0.45
1:M:434:ARG:CG	1:M:434:ARG:HH21	2.30	0.45
1:M:514:THR:O	1:M:514:THR:HG23	2.15	0.45
1:M:673:ALA:H	1:M:707:PHE:HE2	1.65	0.45
1:M:1063:PHE:HA	1:M:1087:THR:HG22	1.99	0.45
1:M:1200:LYS:CE	1:M:1211:GLN:CB	2.95	0.45
1:A:251:LEU:HD11	1:A:262:LEU:HD13	1.99	0.45
1:A:836:HIS:ND1	1:A:837:THR:O	2.49	0.45
1:A:1011:PHE:HE1	1:A:1018:LEU:HD13	1.82	0.45
1:A:1176:HIS:HB2	1:A:1218:THR:CB	2.38	0.45
2:B:16:GLN:OE1	2:B:16:GLN:N	2.47	0.45
1:C:251:LEU:HD22	1:C:260:ILE:HD11	1.99	0.45
1:C:434:ARG:CG	1:C:434:ARG:HH21	2.30	0.45
1:C:447:GLU:OE1	1:C:447:GLU:HA	2.16	0.45
1:C:671:PHE:HE1	1:C:692:VAL:HG11	1.81	0.45
1:C:1051:ARG:O	1:C:1058:LEU:HD12	2.16	0.45
1:C:1065:GLY:HA2	1:C:1088:VAL:HG23	1.97	0.45
1:E:136:ILE:HD13	1:E:152:ILE:HD13	1.99	0.45
1:E:270:THR:O	1:E:270:THR:OG1	2.32	0.45
1:E:390:GLN:CD	1:E:489:TYR:HE2	2.21	0.45
1:E:597:TRP:CZ2	1:E:603:ILE:CG1	2.94	0.45
1:E:835:ILE:HG12	1:E:869:THR:HA	1.99	0.45
1:E:887:GLY:O	1:E:900:SER:N	2.49	0.45

Continued on next page...

Continued from previous page...

Atom-1	Atom-2	Interatomic distance (Å)	Clash overlap (Å)
1:E:903:ASP:OD1	1:E:1175:THR:HB	2.15	0.45
1:E:1030:TRP:HD1	1:E:1037:CYS:HG	1.65	0.45
1:G:420:ASN:C	1:G:422:SER:H	2.20	0.45
1:G:642:PHE:CE2	1:G:644:ALA:HA	2.51	0.45
1:G:681:VAL:O	1:G:694:THR:HA	2.17	0.45
1:G:836:HIS:ND1	1:G:837:THR:O	2.49	0.45
1:G:999:ARG:CG	1:G:1030:TRP:CD2	3.00	0.45
1:G:1025:ALA:CB	1:G:1044:GLN:O	2.65	0.45
1:G:1065:GLY:HA2	1:G:1088:VAL:HG23	1.97	0.45
1:G:1187:PRO:HG2	1:G:1229:PHE:CB	2.42	0.45
1:I:171:HIS:CD2	1:I:171:HIS:O	2.70	0.45
1:I:384:THR:O	1:I:387:SER:CB	2.65	0.45
1:I:529:TYR:O	1:I:529:TYR:CD1	2.70	0.45
1:I:673:ALA:H	1:I:707:PHE:HE2	1.65	0.45
1:K:294:ILE:HG22	1:K:295:LEU:N	2.32	0.45
1:K:529:TYR:C	1:K:532:ILE:CG2	2.85	0.45
1:K:603:ILE:CB	1:K:1240:ILE:HG21	2.47	0.45
1:K:836:HIS:ND1	1:K:837:THR:O	2.49	0.45
1:K:1174:ALA:C	1:K:1175:THR:HG23	2.36	0.45
1:M:390:GLN:CD	1:M:489:TYR:HE2	2.21	0.45
1:M:603:ILE:CB	1:M:1240:ILE:HG21	2.47	0.45
1:M:681:VAL:O	1:M:694:THR:HA	2.17	0.45
1:M:1106:ASP:HA	1:M:1129:CYS:HB3	1.99	0.45
1:M:1198:TYR:HB2	1:M:1215:THR:H	1.82	0.45
1:A:171:HIS:CD2	1:A:171:HIS:O	2.70	0.45
1:A:753:PRO:HG3	1:A:810:GLY:HA3	1.97	0.45
1:A:835:ILE:HG12	1:A:869:THR:HA	1.99	0.45
1:A:877:ASP:OD1	1:A:878:CYS:N	2.50	0.45
1:A:1051:ARG:O	1:A:1058:LEU:HD12	2.16	0.45
1:A:1106:ASP:HA	1:A:1129:CYS:HB3	1.99	0.45
1:A:1174:ALA:C	1:A:1175:THR:HG23	2.36	0.45
1:C:246:TRP:HH2	1:C:370:ILE:HG22	1.82	0.45
1:C:496:MET:N	1:C:496:MET:SD	2.89	0.45
1:C:534:ASP:O	1:C:538:CYS:SG	2.69	0.45
1:C:835:ILE:HG12	1:C:869:THR:HA	1.99	0.45
1:C:877:ASP:OD1	1:C:878:CYS:N	2.50	0.45
1:C:920:VAL:HG12	1:C:921:MET:N	2.25	0.45
1:C:1106:ASP:HA	1:C:1129:CYS:HB3	1.99	0.45
1:E:434:ARG:CG	1:E:434:ARG:HH21	2.30	0.45
1:E:500:LEU:HD11	1:E:504:MET:SD	2.57	0.45
1:E:1106:ASP:HA	1:E:1129:CYS:HB3	1.99	0.45

Continued on next page...

Continued from previous page...

Atom-1	Atom-2	Interatomic distance (Å)	Clash overlap (Å)
1:E:1174:ALA:O	1:E:1175:THR:HG22	2.17	0.45
1:E:1226:SER:CB	1:E:1227:PRO:HD2	2.47	0.45
1:G:514:THR:HG21	1:G:555:LEU:HD11	1.97	0.45
1:G:1048:LYS:HD3	1:G:1063:PHE:CZ	2.52	0.45
1:I:221:GLU:O	1:I:224:LYS:HB3	2.17	0.45
1:I:251:LEU:HD11	1:I:262:LEU:HD13	1.99	0.45
1:I:836:HIS:ND1	1:I:837:THR:O	2.49	0.45
1:I:999:ARG:CG	1:I:1030:TRP:CD2	3.00	0.45
1:K:926:VAL:HG11	1:K:938:LEU:O	2.16	0.45
1:K:1106:ASP:HA	1:K:1129:CYS:HB3	1.99	0.45
1:M:149:TRP:HZ2	1:M:255:ASP:HA	1.81	0.45
1:M:835:ILE:HG12	1:M:869:THR:HA	1.99	0.45
1:A:246:TRP:HH2	1:A:370:ILE:HG22	1.82	0.45
1:A:500:LEU:HD11	1:A:504:MET:SD	2.57	0.45
1:C:231:MET:HG2	1:C:258:CYS:HB2	1.98	0.45
1:C:252:LYS:CE	1:C:252:LYS:CA	2.92	0.45
1:C:866:LEU:HG	1:C:875:VAL:HB	1.98	0.45
1:C:887:GLY:O	1:C:900:SER:N	2.49	0.45
1:C:1048:LYS:HD3	1:C:1063:PHE:CZ	2.52	0.45
1:C:1175:THR:O	1:C:1176:HIS:CG	2.71	0.45
1:E:460:ILE:HD13	1:E:490:HIS:CD2	2.52	0.45
1:E:514:THR:O	1:E:514:THR:HG23	2.15	0.45
1:E:877:ASP:OD1	1:E:878:CYS:N	2.50	0.45
1:E:1187:PRO:HG2	1:E:1229:PHE:CB	2.42	0.45
1:G:1175:THR:OG1	1:G:1176:HIS:CE1	2.70	0.45
1:I:318:LYS:HD3	1:I:439:ASP:HB2	1.98	0.45
1:I:447:GLU:OE1	1:I:447:GLU:HA	2.17	0.45
1:I:1145:GLY:HA2	1:I:1151:ILE:HD13	1.98	0.45
1:K:190:GLN:OE1	1:K:190:GLN:HA	2.16	0.45
1:K:221:GLU:O	1:K:224:LYS:HB3	2.17	0.45
1:K:251:LEU:HD11	1:K:262:LEU:HD13	1.99	0.45
1:K:420:ASN:C	1:K:422:SER:H	2.20	0.45
1:K:529:TYR:O	1:K:529:TYR:CD1	2.70	0.45
1:K:681:VAL:O	1:K:694:THR:HA	2.17	0.45
1:K:1063:PHE:HA	1:K:1087:THR:HG22	1.99	0.45
1:K:1151:ILE:N	1:K:1167:PRO:HD2	2.24	0.45
1:M:190:GLN:OE1	1:M:190:GLN:HA	2.16	0.45
1:M:246:TRP:HH2	1:M:370:ILE:HG22	1.82	0.45
1:M:294:ILE:HG22	1:M:295:LEU:N	2.32	0.45
1:M:557:ARG:CG	1:M:558:GLN:N	2.79	0.45
1:A:460:ILE:HD13	1:A:490:HIS:CD2	2.52	0.44

Continued on next page...

Continued from previous page...

Atom-1	Atom-2	Interatomic distance (Å)	Clash overlap (Å)
1:A:556:GLY:O	1:A:557:ARG:O	2.35	0.44
1:A:816:ALA:HB2	1:A:821:ILE:HG12	1.99	0.44
1:A:1175:THR:O	1:A:1176:HIS:CD2	2.71	0.44
1:A:1182:ASP:HB3	1:A:1223:ILE:HG23	1.98	0.44
1:C:294:ILE:HG22	1:C:295:LEU:N	2.32	0.44
1:C:500:LEU:HD11	1:C:504:MET:SD	2.57	0.44
1:C:862:TYR:CE2	1:C:881:HIS:CB	2.93	0.44
1:C:903:ASP:OD1	1:C:1175:THR:HB	2.15	0.44
1:C:1030:TRP:HD1	1:C:1037:CYS:HG	1.65	0.44
1:C:1198:TYR:HB2	1:C:1215:THR:HG23	2.00	0.44
1:E:190:GLN:OE1	1:E:190:GLN:HA	2.16	0.44
1:E:251:LEU:HD22	1:E:260:ILE:HD11	1.99	0.44
1:E:251:LEU:HD11	1:E:262:LEU:HD13	1.99	0.44
1:E:639:LEU:CG	1:E:653:ILE:HD12	2.43	0.44
1:E:673:ALA:H	1:E:707:PHE:HE2	1.65	0.44
1:E:999:ARG:HA	1:E:999:ARG:HD2	1.74	0.44
1:E:1011:PHE:HE1	1:E:1018:LEU:HD13	1.82	0.44
1:E:1048:LYS:HD3	1:E:1063:PHE:CZ	2.52	0.44
1:E:1198:TYR:HB2	1:E:1215:THR:HG23	2.00	0.44
1:E:1213:PHE:O	1:E:1214:TYR:CB	2.49	0.44
1:E:1232:TYR:O	1:E:1244:LEU:HD23	2.17	0.44
1:G:461:ILE:HD11	1:G:491:MET:HG3	1.97	0.44
1:G:866:LEU:HG	1:G:875:VAL:HB	1.98	0.44
1:G:1198:TYR:HB2	1:G:1215:THR:H	1.82	0.44
1:I:445:LEU:O	1:I:449:ASN:N	2.48	0.44
1:I:845:TYR:CG	1:I:846:CYS:N	2.85	0.44
1:K:256:SER:O	1:K:257:GLN:CB	2.65	0.44
1:K:883:SER:OG	1:K:902:ASP:N	2.50	0.44
1:K:910:GLU:HG2	1:K:912:LYS:H	1.83	0.44
1:K:1032:TRP:O	1:K:1034:LEU:N	2.49	0.44
1:M:231:MET:HG2	1:M:258:CYS:HB2	1.98	0.44
1:M:910:GLU:HG2	1:M:912:LYS:H	1.83	0.44
1:M:926:VAL:HG11	1:M:938:LEU:O	2.16	0.44
1:M:1025:ALA:CB	1:M:1044:GLN:O	2.65	0.44
1:M:1166:ALA:N	1:M:1167:PRO:CD	2.78	0.44
1:M:1175:THR:O	1:M:1176:HIS:CG	2.70	0.44
1:M:1178:GLY:O	1:M:1179:TRP:CB	2.60	0.44
1:A:121:GLN:HE22	1:M:147:PRO:HG3	1.79	0.44
1:A:762:SER:OG	1:A:764:ASP:OD1	2.25	0.44
1:A:1160:GLU:O	1:A:1162:LEU:N	2.49	0.44
1:A:1174:ALA:O	1:A:1175:THR:HG22	2.16	0.44

Continued on next page...

Continued from previous page...

Atom-1	Atom-2	Interatomic distance (Å)	Clash overlap (Å)
1:A:1175:THR:OG1	1:A:1176:HIS:CE1	2.71	0.44
1:A:1226:SER:CB	1:A:1227:PRO:HD2	2.47	0.44
1:C:171:HIS:CD2	1:C:171:HIS:O	2.70	0.44
1:C:318:LYS:HD3	1:C:439:ASP:HB2	1.98	0.44
1:C:337:ARG:HD3	1:C:341:TYR:CE2	2.52	0.44
1:C:359:TYR:HE1	1:C:361:TYR:CD1	2.32	0.44
1:C:384:THR:O	1:C:387:SER:CB	2.65	0.44
1:C:556:GLY:O	1:C:557:ARG:O	2.35	0.44
1:C:736:ARG:NH1	1:C:772:ALA:O	2.39	0.44
1:C:883:SER:OG	1:C:902:ASP:N	2.50	0.44
1:C:1063:PHE:HA	1:C:1087:THR:HG22	1.99	0.44
1:C:1175:THR:OG1	1:C:1176:HIS:CE1	2.71	0.44
1:C:1212:THR:CG2	1:C:1213:PHE:N	2.72	0.44
1:C:1226:SER:CB	1:C:1227:PRO:HD2	2.47	0.44
1:C:1232:TYR:O	1:C:1244:LEU:HD23	2.17	0.44
1:E:140:LEU:HD11	1:E:178:PHE:HE2	1.83	0.44
1:E:447:GLU:OE1	1:E:447:GLU:HA	2.17	0.44
1:E:557:ARG:CG	1:E:558:GLN:N	2.79	0.44
1:E:813:ILE:HG22	1:E:815:VAL:HG13	2.00	0.44
1:E:1225:VAL:HG11	1:E:1229:PHE:CE2	2.53	0.44
1:G:136:ILE:HD13	1:G:152:ILE:HD13	1.99	0.44
1:G:140:LEU:HD11	1:G:178:PHE:HE2	1.83	0.44
1:G:390:GLN:HB3	1:G:393:VAL:CG1	2.47	0.44
1:G:529:TYR:O	1:G:529:TYR:CD1	2.70	0.44
1:G:581:LYS:HD2	1:G:581:LYS:HA	1.68	0.44
1:G:845:TYR:HB3	1:G:858:ALA:HB3	1.98	0.44
1:G:884:TRP:CE3	1:G:884:TRP:O	2.71	0.44
1:G:1225:VAL:HG11	1:G:1229:PHE:CE2	2.53	0.44
1:I:529:TYR:C	1:I:532:ILE:CG2	2.85	0.44
1:I:910:GLU:HG2	1:I:912:LYS:H	1.82	0.44
1:K:337:ARG:HD3	1:K:341:TYR:CE2	2.52	0.44
1:K:390:GLN:CD	1:K:489:TYR:HE2	2.21	0.44
1:K:556:GLY:O	1:K:557:ARG:O	2.35	0.44
1:M:741:GLY:HA3	1:M:770:TRP:CZ2	2.53	0.44
1:M:883:SER:OG	1:M:902:ASP:N	2.50	0.44
1:M:884:TRP:CE3	1:M:884:TRP:O	2.71	0.44
1:M:1175:THR:HG1	1:M:1176:HIS:CE1	2.35	0.44
1:A:132:LEU:HD23	1:A:132:LEU:HA	1.76	0.44
1:A:190:GLN:OE1	1:A:190:GLN:HA	2.16	0.44
1:A:337:ARG:HD3	1:A:341:TYR:CE2	2.52	0.44
1:A:390:GLN:CD	1:A:489:TYR:HE2	2.21	0.44

Continued on next page...

Continued from previous page...

Atom-1	Atom-2	Interatomic distance (Å)	Clash overlap (Å)
1:A:557:ARG:CG	1:A:558:GLN:N	2.79	0.44
1:A:1048:LYS:HD3	1:A:1063:PHE:CZ	2.52	0.44
1:A:1175:THR:O	1:A:1176:HIS:CG	2.70	0.44
1:C:390:GLN:CD	1:C:489:TYR:HE2	2.21	0.44
1:C:394:LYS:CB	1:C:434:ARG:CB	2.80	0.44
1:C:642:PHE:HE2	1:C:644:ALA:HA	1.83	0.44
1:C:727:LEU:HB2	1:C:739:MET:HE1	2.00	0.44
1:C:885:VAL:HG23	1:C:887:GLY:N	2.33	0.44
1:C:1025:ALA:CB	1:C:1044:GLN:O	2.65	0.44
1:C:1182:ASP:HB3	1:C:1223:ILE:HG23	1.98	0.44
1:C:1213:PHE:HD2	1:C:1214:TYR:H	1.63	0.44
1:E:171:HIS:CD2	1:E:171:HIS:O	2.70	0.44
1:E:241:ILE:C	1:E:242:LEU:CD1	2.81	0.44
1:E:295:LEU:HD22	1:E:295:LEU:HA	1.75	0.44
1:E:530:ARG:HG2	1:E:538:CYS:SG	2.58	0.44
1:E:642:PHE:HE2	1:E:644:ALA:HA	1.83	0.44
1:E:681:VAL:O	1:E:694:THR:HA	2.17	0.44
1:E:883:SER:OG	1:E:902:ASP:N	2.50	0.44
1:E:1175:THR:O	1:E:1176:HIS:CG	2.71	0.44
1:G:171:HIS:CD2	1:G:171:HIS:O	2.70	0.44
1:G:239:LEU:HD12	1:G:240:LEU:H	1.77	0.44
1:G:246:TRP:HH2	1:G:370:ILE:HG22	1.82	0.44
1:G:390:GLN:CD	1:G:489:TYR:HE2	2.21	0.44
1:G:530:ARG:HG2	1:G:538:CYS:SG	2.58	0.44
1:G:641:VAL:HB	1:G:651:LEU:HB2	1.97	0.44
1:G:816:ALA:HB2	1:G:821:ILE:HG12	1.99	0.44
1:G:1063:PHE:HA	1:G:1087:THR:HG22	1.99	0.44
1:G:1175:THR:O	1:G:1176:HIS:CG	2.71	0.44
1:G:1176:HIS:CB	1:G:1218:THR:CG2	2.96	0.44
1:I:149:TRP:HZ2	1:I:255:ASP:HA	1.81	0.44
1:I:190:GLN:OE1	1:I:190:GLN:HA	2.16	0.44
1:I:359:TYR:HE1	1:I:361:TYR:CD1	2.32	0.44
1:I:573:THR:HA	1:I:577:TYR:CD2	2.47	0.44
1:I:603:ILE:CB	1:I:1240:ILE:HG21	2.47	0.44
1:I:813:ILE:HG22	1:I:815:VAL:HG13	2.00	0.44
1:I:1022:SER:OG	1:I:1023:ASP:N	2.48	0.44
1:I:1063:PHE:HA	1:I:1087:THR:HG22	1.99	0.44
1:I:1176:HIS:CB	1:I:1218:THR:CG2	2.96	0.44
1:K:813:ILE:HG22	1:K:815:VAL:HG13	2.00	0.44
1:K:845:TYR:CG	1:K:846:CYS:N	2.85	0.44
1:K:845:TYR:HB3	1:K:858:ALA:HB3	1.98	0.44

Continued on next page...

Continued from previous page...

Atom-1	Atom-2	Interatomic distance (Å)	Clash overlap (Å)
1:M:922:LEU:HD12	1:M:1241:LEU:CD2	2.39	0.44
1:M:999:ARG:CG	1:M:1030:TRP:CD2	3.00	0.44
1:M:1226:SER:CB	1:M:1227:PRO:HD2	2.47	0.44
1:A:140:LEU:HD11	1:A:178:PHE:HE2	1.83	0.44
1:A:241:ILE:C	1:A:242:LEU:CD1	2.81	0.44
1:A:529:TYR:C	1:A:532:ILE:CG2	2.85	0.44
1:A:741:GLY:HA3	1:A:770:TRP:CZ2	2.53	0.44
1:A:1181:THR:HG21	1:A:1221:LYS:CA	2.39	0.44
1:A:1198:TYR:HB2	1:A:1215:THR:H	1.82	0.44
1:C:136:ILE:HD13	1:C:152:ILE:HD13	1.99	0.44
1:C:139:LYS:HD2	1:C:278:TYR:CB	2.48	0.44
1:C:420:ASN:C	1:C:422:SER:H	2.20	0.44
1:C:681:VAL:O	1:C:694:THR:HA	2.17	0.44
1:C:766:THR:HG22	1:C:782:ASN:HA	2.00	0.44
1:C:1011:PHE:HE1	1:C:1018:LEU:HD13	1.82	0.44
1:E:529:TYR:O	1:E:529:TYR:CD1	2.70	0.44
1:E:766:THR:HG22	1:E:782:ASN:HA	2.00	0.44
1:E:1176:HIS:HB2	1:E:1218:THR:CB	2.38	0.44
1:G:244:ASP:HB3	1:G:245:VAL:H	1.51	0.44
1:G:259:GLN:H	1:G:259:GLN:HG2	1.56	0.44
1:G:447:GLU:OE1	1:G:447:GLU:HA	2.17	0.44
1:G:460:ILE:HD13	1:G:490:HIS:CD2	2.52	0.44
1:G:673:ALA:H	1:G:707:PHE:HE2	1.65	0.44
1:G:813:ILE:HG22	1:G:815:VAL:HG13	2.00	0.44
1:I:140:LEU:HD11	1:I:178:PHE:HE2	1.83	0.44
1:I:294:ILE:HG22	1:I:295:LEU:N	2.32	0.44
1:I:884:TRP:CE3	1:I:884:TRP:O	2.71	0.44
1:I:1175:THR:O	1:I:1176:HIS:CG	2.71	0.44
1:I:1213:PHE:HD2	1:I:1214:TYR:H	1.63	0.44
1:I:1220:LEU:CB	1:I:1236:ASP:HB3	2.48	0.44
1:K:618:VAL:HA	1:K:634:GLY:HA2	2.00	0.44
1:K:835:ILE:HG12	1:K:869:THR:HA	1.99	0.44
1:K:845:TYR:OH	1:K:888:VAL:O	2.25	0.44
1:K:1011:PHE:HE1	1:K:1018:LEU:HD13	1.82	0.44
1:K:1174:ALA:C	1:K:1175:THR:CG2	2.86	0.44
1:K:1208:GLU:HG3	1:K:1211:GLN:NE2	2.31	0.44
1:K:1232:TYR:O	1:K:1244:LEU:HD23	2.17	0.44
1:M:513:LYS:O	1:M:517:VAL:CB	2.62	0.44
1:M:885:VAL:HG23	1:M:887:GLY:N	2.33	0.44
1:M:920:VAL:CG1	1:M:921:MET:H	2.23	0.44
1:M:1181:THR:HG21	1:M:1221:LYS:CA	2.39	0.44

Continued on next page...

Continued from previous page...

Atom-1	Atom-2	Interatomic distance (Å)	Clash overlap (Å)
1:M:1213:PHE:HD2	1:M:1214:TYR:H	1.63	0.44
1:A:231:MET:HG2	1:A:258:CYS:HB2	1.98	0.44
1:A:251:LEU:HD22	1:A:260:ILE:HD11	1.99	0.44
1:A:445:LEU:O	1:A:449:ASN:N	2.48	0.44
1:A:529:TYR:O	1:A:529:TYR:CD1	2.70	0.44
1:A:862:TYR:CG	1:A:862:TYR:O	2.70	0.44
1:A:885:VAL:HG23	1:A:887:GLY:N	2.33	0.44
1:A:910:GLU:HG2	1:A:912:LYS:H	1.83	0.44
1:C:529:TYR:O	1:C:529:TYR:CD1	2.70	0.44
1:C:530:ARG:HG2	1:C:538:CYS:SG	2.58	0.44
1:C:999:ARG:CG	1:C:1030:TRP:CD2	3.00	0.44
1:C:1225:VAL:HG11	1:C:1229:PHE:CE2	2.53	0.44
1:E:999:ARG:CG	1:E:1030:TRP:CD2	3.00	0.44
1:G:139:LYS:HD2	1:G:278:TYR:CB	2.48	0.44
1:G:573:THR:HA	1:G:577:TYR:CD2	2.47	0.44
1:G:597:TRP:CD1	1:G:1243:ILE:N	2.85	0.44
1:G:835:ILE:HG12	1:G:869:THR:HA	1.99	0.44
1:G:885:VAL:HG23	1:G:887:GLY:N	2.33	0.44
1:G:1220:LEU:CB	1:G:1236:ASP:HB3	2.48	0.44
1:I:155:MET:HE2	1:I:155:MET:HB2	1.90	0.44
1:I:364:LEU:HD22	1:I:364:LEU:HA	1.82	0.44
1:I:453:LEU:CD1	1:I:454:GLN:N	2.73	0.44
1:I:1032:TRP:O	1:I:1034:LEU:N	2.49	0.44
1:I:1167:PRO:HB3	1:I:1202:TRP:CG	2.45	0.44
1:I:1181:THR:HG21	1:I:1221:LYS:CA	2.39	0.44
1:I:1225:VAL:HG11	1:I:1229:PHE:CE2	2.53	0.44
1:K:741:GLY:HA3	1:K:770:TRP:CZ2	2.53	0.44
1:K:882:LEU:CB	1:K:1237:ASN:ND2	2.62	0.44
1:K:1175:THR:O	1:K:1176:HIS:CD2	2.71	0.44
1:M:140:LEU:HD11	1:M:178:PHE:HE2	1.83	0.44
1:M:529:TYR:O	1:M:529:TYR:CD1	2.70	0.44
1:M:530:ARG:HG2	1:M:538:CYS:SG	2.58	0.44
1:M:928:VAL:HG12	1:M:937:VAL:CB	2.46	0.44
1:M:1175:THR:OG1	1:M:1176:HIS:CE1	2.70	0.44
1:A:244:ASP:HB3	1:A:245:VAL:H	1.51	0.44
1:A:639:LEU:CG	1:A:653:ILE:HD12	2.43	0.44
1:A:642:PHE:HE2	1:A:644:ALA:HA	1.83	0.44
1:A:727:LEU:HB2	1:A:739:MET:HE1	2.00	0.44
1:A:923:LYS:CG	1:A:940:VAL:CG2	2.96	0.44
1:C:741:GLY:HA3	1:C:770:TRP:CZ2	2.53	0.44
1:E:147:PRO:HG3	1:G:121:GLN:HE22	1.79	0.44

Continued on next page...

Continued from previous page...

Atom-1	Atom-2	Interatomic distance (Å)	Clash overlap (Å)
1:E:457:HIS:CD2	1:E:493:SER:OG	2.69	0.44
1:E:884:TRP:CE3	1:E:884:TRP:O	2.71	0.44
1:E:1220:LEU:CB	1:E:1236:ASP:HB3	2.48	0.44
1:G:642:PHE:HE2	1:G:644:ALA:HA	1.83	0.44
1:G:845:TYR:CG	1:G:846:CYS:N	2.85	0.44
1:G:862:TYR:O	1:G:862:TYR:CG	2.70	0.44
1:G:877:ASP:OD1	1:G:878:CYS:N	2.50	0.44
1:G:1198:TYR:HB2	1:G:1215:THR:HG23	2.00	0.44
1:G:1216:ASN:CB	1:G:1242:TYR:OH	2.65	0.44
1:G:1226:SER:CB	1:G:1227:PRO:HD2	2.47	0.44
1:I:364:LEU:CD1	1:I:368:MET:HE2	2.45	0.44
1:I:530:ARG:HG2	1:I:538:CYS:SG	2.58	0.44
1:I:685:ASN:OD1	1:I:686:SER:N	2.51	0.44
1:I:845:TYR:HB3	1:I:858:ALA:HB3	1.98	0.44
1:I:862:TYR:HD1	1:I:885:VAL:CB	2.22	0.44
1:I:862:TYR:CG	1:I:862:TYR:O	2.70	0.44
1:I:1175:THR:O	1:I:1176:HIS:CD2	2.71	0.44
1:K:573:THR:HA	1:K:577:TYR:CD2	2.47	0.44
1:K:885:VAL:HG23	1:K:887:GLY:N	2.33	0.44
1:K:1175:THR:O	1:K:1176:HIS:CG	2.70	0.44
1:K:1175:THR:OG1	1:K:1176:HIS:CE1	2.70	0.44
1:K:1226:SER:CB	1:K:1227:PRO:HD2	2.47	0.44
1:M:337:ARG:HD3	1:M:341:TYR:CE2	2.52	0.44
1:M:473:LEU:CD1	1:M:480:CYS:HB3	2.47	0.44
1:M:877:ASP:OD1	1:M:878:CYS:N	2.50	0.44
1:M:1011:PHE:HE1	1:M:1018:LEU:HD13	1.82	0.44
1:M:1216:ASN:CB	1:M:1242:TYR:OH	2.65	0.44
1:A:212:PHE:CB	1:A:226:ARG:NH1	2.57	0.44
1:A:294:ILE:HG22	1:A:295:LEU:N	2.32	0.44
1:A:360:ASP:O	1:A:361:TYR:CD1	2.71	0.44
1:A:884:TRP:CE3	1:A:884:TRP:O	2.71	0.44
1:A:1198:TYR:HB2	1:A:1215:THR:HG23	2.00	0.44
1:A:1200:LYS:CE	1:A:1211:GLN:CB	2.95	0.44
1:A:1232:TYR:O	1:A:1244:LEU:HD23	2.17	0.44
1:A:1235:VAL:HA	1:A:1240:ILE:O	2.18	0.44
1:C:251:LEU:HD11	1:C:262:LEU:HD13	1.99	0.44
1:C:306:LEU:HA	1:C:307:PRO:HD3	1.76	0.44
1:C:813:ILE:HG22	1:C:815:VAL:HG13	2.00	0.44
1:C:1175:THR:O	1:C:1176:HIS:CD2	2.71	0.44
1:C:1220:LEU:CB	1:C:1236:ASP:HB3	2.48	0.44
1:E:866:LEU:HG	1:E:875:VAL:HB	1.98	0.44

Continued on next page...

Continued from previous page...

Atom-1	Atom-2	Interatomic distance (Å)	Clash overlap (Å)
1:E:885:VAL:HG23	1:E:887:GLY:N	2.33	0.44
1:E:1198:TYR:HB2	1:E:1215:THR:H	1.82	0.44
1:G:294:ILE:HG22	1:G:295:LEU:N	2.32	0.44
1:G:659:GLU:O	1:G:659:GLU:HG3	2.18	0.44
1:G:766:THR:HG22	1:G:782:ASN:HA	2.00	0.44
1:G:923:LYS:CG	1:G:940:VAL:CG2	2.96	0.44
2:H:16:GLN:OE1	2:H:16:GLN:N	2.47	0.44
1:I:251:LEU:HD22	1:I:260:ILE:HD11	1.99	0.44
1:I:766:THR:HG22	1:I:782:ASN:HA	2.00	0.44
1:I:1048:LYS:HD3	1:I:1063:PHE:CZ	2.52	0.44
1:I:1160:GLU:O	1:I:1162:LEU:N	2.49	0.44
1:I:1198:TYR:HB2	1:I:1215:THR:H	1.82	0.44
1:K:136:ILE:HD13	1:K:152:ILE:HD13	1.99	0.44
1:K:149:TRP:HZ2	1:K:255:ASP:HA	1.81	0.44
1:K:500:LEU:HD11	1:K:504:MET:SD	2.57	0.44
1:K:1025:ALA:CB	1:K:1044:GLN:O	2.65	0.44
1:M:457:HIS:CD2	1:M:493:SER:OG	2.69	0.44
1:M:879:ARG:HB3	1:M:921:MET:HE2	1.87	0.44
1:M:1032:TRP:O	1:M:1034:LEU:N	2.49	0.44
1:M:1175:THR:O	1:M:1176:HIS:CD2	2.71	0.44
1:A:261:LEU:HD12	1:A:261:LEU:O	2.18	0.44
1:A:530:ARG:HG2	1:A:538:CYS:SG	2.58	0.44
1:A:845:TYR:CG	1:A:846:CYS:N	2.85	0.44
1:A:1216:ASN:CB	1:A:1242:TYR:OH	2.65	0.44
1:C:140:LEU:HD11	1:C:178:PHE:HE2	1.83	0.44
1:C:685:ASN:OD1	1:C:686:SER:N	2.51	0.44
1:C:866:LEU:CD2	1:C:914:VAL:HB	2.43	0.44
1:C:923:LYS:CG	1:C:940:VAL:CG2	2.96	0.44
1:C:1080:ASP:O	1:C:1081:PHE:HD1	2.01	0.44
1:C:1187:PRO:HG3	1:C:1229:PHE:HB2	1.98	0.44
1:C:1187:PRO:CD	1:C:1229:PHE:CG	3.01	0.44
1:E:140:LEU:C	1:E:140:LEU:CD1	2.86	0.44
1:E:557:ARG:HA	1:E:557:ARG:HD3	1.87	0.44
1:E:581:LYS:HA	1:E:581:LYS:HD2	1.68	0.44
1:E:805:SER:HB2	1:E:814:MET:HB3	2.00	0.44
1:E:1007:TRP:HZ3	1:E:1048:LYS:HA	1.83	0.44
1:E:1174:ALA:C	1:E:1175:THR:CG2	2.86	0.44
1:E:1176:HIS:CB	1:E:1218:THR:CG2	2.96	0.44
1:E:1187:PRO:CD	1:E:1229:PHE:CG	3.01	0.44
1:G:429:ASN:HD22	1:G:429:ASN:HA	1.66	0.44
1:G:553:HIS:CB	1:G:610:VAL:CG1	2.89	0.44

Continued on next page...

Continued from previous page...

Atom-1	Atom-2	Interatomic distance (Å)	Clash overlap (Å)
1:G:1065:GLY:HA3	1:G:1086:GLY:O	2.18	0.44
1:G:1091:CYS:SG	1:G:1103:THR:HB	2.58	0.44
1:G:1166:ALA:N	1:G:1167:PRO:CD	2.78	0.44
1:G:1175:THR:O	1:G:1176:HIS:CD2	2.71	0.44
1:G:1213:PHE:HD2	1:G:1214:TYR:H	1.63	0.44
1:G:1220:LEU:CD1	1:G:1220:LEU:N	2.53	0.44
1:I:256:SER:O	1:I:257:GLN:CB	2.65	0.44
1:I:403:LEU:HD11	1:I:459:LYS:HZ2	1.83	0.44
1:I:547:PHE:O	1:I:551:ASN:ND2	2.50	0.44
1:I:564:VAL:HG13	1:I:583:GLN:CG	2.43	0.44
1:I:659:GLU:O	1:I:659:GLU:HG3	2.18	0.44
1:I:1011:PHE:HE1	1:I:1018:LEU:HD13	1.82	0.44
1:I:1025:ALA:CB	1:I:1044:GLN:O	2.65	0.44
1:I:1174:ALA:C	1:I:1175:THR:CG2	2.86	0.44
1:I:1216:ASN:CB	1:I:1242:TYR:OH	2.65	0.44
1:I:1232:TYR:O	1:I:1244:LEU:HD23	2.17	0.44
1:K:140:LEU:HD11	1:K:178:PHE:HE2	1.83	0.44
1:K:530:ARG:HG2	1:K:538:CYS:SG	2.58	0.44
1:K:639:LEU:CG	1:K:653:ILE:HD12	2.43	0.44
1:K:999:ARG:CG	1:K:1030:TRP:CD2	3.00	0.44
1:K:1220:LEU:CB	1:K:1236:ASP:HB3	2.48	0.44
1:M:136:ILE:HD13	1:M:152:ILE:HD13	1.99	0.44
1:M:155:MET:HE2	1:M:155:MET:HB2	1.90	0.44
1:M:360:ASP:O	1:M:361:TYR:CD1	2.71	0.44
1:M:947:GLN:HB3	1:M:956:ILE:HG23	2.00	0.44
1:M:1091:CYS:SG	1:M:1103:THR:HB	2.58	0.44
1:M:1149:GLY:H	1:M:1180:VAL:CG2	2.31	0.44
1:M:1235:VAL:HA	1:M:1240:ILE:O	2.18	0.44
1:A:318:LYS:HD3	1:A:439:ASP:HB2	1.98	0.44
1:A:420:ASN:C	1:A:422:SER:H	2.20	0.44
1:A:920:VAL:C	1:A:921:MET:CG	2.85	0.44
1:A:947:GLN:HB3	1:A:956:ILE:HG23	2.00	0.44
1:A:1149:GLY:H	1:A:1180:VAL:CG2	2.31	0.44
1:A:1174:ALA:C	1:A:1175:THR:CG2	2.86	0.44
1:A:1213:PHE:O	1:A:1214:TYR:CB	2.49	0.44
1:C:149:TRP:CH2	1:C:273:VAL:CG1	2.98	0.44
1:C:261:LEU:HD12	1:C:261:LEU:O	2.18	0.44
1:C:360:ASP:O	1:C:361:TYR:CD1	2.71	0.44
1:C:1091:CYS:SG	1:C:1103:THR:HB	2.58	0.44
1:E:409:GLU:HG3	1:G:340:TYR:HH	1.76	0.44
1:E:1173:ALA:O	1:E:1174:ALA:C	2.57	0.44

Continued on next page...

Continued from previous page...

Atom-1	Atom-2	Interatomic distance (Å)	Clash overlap (Å)
1:E:1200:LYS:HA	1:E:1211:GLN:O	2.18	0.44
1:G:547:PHE:O	1:G:551:ASN:ND2	2.50	0.44
1:G:556:GLY:O	1:G:557:ARG:O	2.35	0.44
1:G:610:VAL:HG22	1:G:907:ARG:CG	2.43	0.44
1:G:622:CYS:SG	1:G:664:ALA:HA	2.58	0.44
1:G:805:SER:HB2	1:G:814:MET:HB3	2.00	0.44
1:G:922:LEU:CD1	1:G:1241:LEU:CD2	2.87	0.44
1:G:1187:PRO:HG3	1:G:1229:PHE:HB2	1.98	0.44
1:I:136:ILE:HD13	1:I:152:ILE:HD13	1.99	0.44
1:I:556:GLY:O	1:I:557:ARG:O	2.35	0.44
1:I:741:GLY:HA3	1:I:770:TRP:CZ2	2.53	0.44
1:I:862:TYR:CZ	1:I:881:HIS:CA	2.96	0.44
1:I:877:ASP:OD1	1:I:878:CYS:N	2.50	0.44
1:I:885:VAL:HG23	1:I:887:GLY:N	2.33	0.44
1:I:1046:THR:HG22	1:I:1063:PHE:CD2	2.52	0.44
1:I:1081:PHE:HE1	1:I:1117:LEU:HA	1.83	0.44
1:I:1226:SER:CB	1:I:1227:PRO:HD2	2.47	0.44
1:K:685:ASN:OD1	1:K:686:SER:N	2.51	0.44
1:K:877:ASP:OD1	1:K:878:CYS:N	2.50	0.44
1:K:1046:THR:HG22	1:K:1063:PHE:CD2	2.53	0.44
1:K:1173:ALA:O	1:K:1174:ALA:C	2.57	0.44
1:K:1176:HIS:CB	1:K:1218:THR:CG2	2.96	0.44
1:K:1233:VAL:HB	1:K:1243:ILE:HA	2.00	0.44
1:M:137:GLN:HG3	1:M:173:LEU:HD22	1.95	0.44
1:M:318:LYS:HD3	1:M:439:ASP:HB2	1.99	0.44
1:M:500:LEU:HD11	1:M:504:MET:SD	2.57	0.44
1:M:641:VAL:HB	1:M:651:LEU:HB2	1.97	0.44
1:M:1174:ALA:C	1:M:1175:THR:CG2	2.86	0.44
1:A:139:LYS:HD2	1:A:278:TYR:CB	2.48	0.43
1:A:140:LEU:C	1:A:140:LEU:CD1	2.86	0.43
1:A:363:ALA:O	1:A:366:GLU:N	2.51	0.43
1:A:1091:CYS:SG	1:A:1103:THR:HB	2.58	0.43
1:C:622:CYS:SG	1:C:664:ALA:HA	2.58	0.43
1:C:750:ARG:HH11	1:C:806:TRP:HD1	1.66	0.43
1:C:805:SER:HB2	1:C:814:MET:HB3	2.00	0.43
1:C:816:ALA:HB2	1:C:821:ILE:HG12	1.99	0.43
1:C:947:GLN:HB3	1:C:956:ILE:HG23	2.00	0.43
1:C:1216:ASN:CB	1:C:1242:TYR:OH	2.65	0.43
2:D:14:CYS:CB	5:D:201:HEM:HAB	2.43	0.43
1:E:246:TRP:HH2	1:E:370:ILE:HG22	1.82	0.43
1:E:256:SER:O	1:E:257:GLN:CB	2.65	0.43

Continued on next page...

Continued from previous page...

Atom-1	Atom-2	Interatomic distance (Å)	Clash overlap (Å)
1:E:294:ILE:HG22	1:E:295:LEU:N	2.32	0.43
1:E:393:VAL:CG1	1:E:486:PHE:CE2	3.01	0.43
1:E:560:PHE:HA	1:E:561:PRO:HD2	1.73	0.43
1:E:685:ASN:OD1	1:E:686:SER:N	2.51	0.43
1:E:741:GLY:HA3	1:E:770:TRP:CZ2	2.53	0.43
1:E:862:TYR:CE2	1:E:881:HIS:CA	3.01	0.43
1:E:1063:PHE:HA	1:E:1087:THR:HG22	1.99	0.43
1:E:1149:GLY:H	1:E:1180:VAL:CG2	2.31	0.43
1:G:171:HIS:HD2	1:G:171:HIS:O	2.01	0.43
1:G:473:LEU:CD1	1:G:480:CYS:HB3	2.47	0.43
1:G:560:PHE:HA	1:G:561:PRO:HD2	1.73	0.43
1:G:618:VAL:HA	1:G:634:GLY:HA2	2.00	0.43
1:G:685:ASN:OD1	1:G:686:SER:N	2.51	0.43
1:G:910:GLU:HG2	1:G:912:LYS:H	1.83	0.43
1:G:1174:ALA:C	1:G:1175:THR:CG2	2.86	0.43
1:G:1187:PRO:CD	1:G:1229:PHE:CG	3.01	0.43
1:I:171:HIS:HD2	1:I:171:HIS:O	2.01	0.43
1:I:434:ARG:CG	1:I:434:ARG:HH21	2.30	0.43
1:I:500:LEU:HD11	1:I:504:MET:SD	2.57	0.43
1:I:642:PHE:HE2	1:I:644:ALA:HA	1.83	0.43
1:I:681:VAL:O	1:I:694:THR:HA	2.17	0.43
1:I:703:ASN:HD22	1:I:746:VAL:HB	1.83	0.43
1:I:923:LYS:CG	1:I:940:VAL:CG2	2.96	0.43
1:I:1091:CYS:SG	1:I:1103:THR:HB	2.58	0.43
1:I:1139:SER:OG	1:I:1140:THR:N	2.51	0.43
1:I:1175:THR:OG1	1:I:1176:HIS:CE1	2.70	0.43
1:K:132:LEU:HA	1:K:132:LEU:HD23	1.76	0.43
1:K:318:LYS:HD3	1:K:439:ASP:HB2	1.98	0.43
1:K:866:LEU:HD22	1:K:914:VAL:HG12	1.98	0.43
1:K:1081:PHE:HE1	1:K:1117:LEU:HA	1.83	0.43
1:K:1216:ASN:CB	1:K:1242:TYR:OH	2.65	0.43
1:M:139:LYS:HD2	1:M:278:TYR:CB	2.48	0.43
1:M:460:ILE:HD13	1:M:490:HIS:CD2	2.52	0.43
1:M:618:VAL:HA	1:M:634:GLY:HA2	2.00	0.43
1:M:642:PHE:HE2	1:M:644:ALA:HA	1.83	0.43
1:M:813:ILE:HG22	1:M:815:VAL:HG13	2.00	0.43
1:M:845:TYR:CG	1:M:846:CYS:N	2.85	0.43
1:M:1198:TYR:HB2	1:M:1215:THR:HG23	2.00	0.43
1:M:1200:LYS:HA	1:M:1211:GLN:O	2.18	0.43
1:M:1232:TYR:O	1:M:1244:LEU:HD23	2.17	0.43
1:A:622:CYS:HA	1:A:889:MET:HE1	2.00	0.43

Continued on next page...

Continued from previous page...

Atom-1	Atom-2	Interatomic distance (Å)	Clash overlap (Å)
1:A:685:ASN:OD1	1:A:686:SER:N	2.51	0.43
1:A:1168:LEU:HD11	1:A:1171:GLU:HB3	2.00	0.43
1:A:1187:PRO:CD	1:A:1229:PHE:CG	3.01	0.43
1:C:547:PHE:O	1:C:551:ASN:ND2	2.50	0.43
1:C:622:CYS:HA	1:C:889:MET:HE1	2.00	0.43
1:C:703:ASN:HD22	1:C:746:VAL:HB	1.84	0.43
1:C:862:TYR:CE2	1:C:881:HIS:CA	3.01	0.43
1:C:1046:THR:HG22	1:C:1063:PHE:CD2	2.53	0.43
1:C:1198:TYR:HB2	1:C:1215:THR:H	1.82	0.43
1:E:420:ASN:C	1:E:422:SER:H	2.20	0.43
1:E:553:HIS:CB	1:E:610:VAL:CG1	2.89	0.43
1:E:556:GLY:O	1:E:557:ARG:O	2.35	0.43
1:E:573:THR:HA	1:E:577:TYR:CD2	2.47	0.43
1:E:597:TRP:CH2	1:E:603:ILE:HG12	2.43	0.43
1:E:600:LYS:HG2	1:E:601:LYS:N	2.34	0.43
1:E:659:GLU:O	1:E:659:GLU:HG3	2.18	0.43
1:E:816:ALA:HB2	1:E:821:ILE:HG12	1.99	0.43
1:E:866:LEU:CD2	1:E:914:VAL:HB	2.43	0.43
1:E:947:GLN:HB3	1:E:956:ILE:HG23	2.00	0.43
1:E:1175:THR:O	1:E:1176:HIS:CD2	2.71	0.43
1:G:149:TRP:HZ2	1:G:255:ASP:HA	1.81	0.43
1:G:845:TYR:HD2	1:G:858:ALA:HB3	1.84	0.43
1:G:1200:LYS:HA	1:G:1211:GLN:O	2.18	0.43
1:G:1232:TYR:O	1:G:1244:LEU:HD23	2.17	0.43
1:I:485:ASN:CB	1:I:486:PHE:CD1	3.02	0.43
1:I:597:TRP:CD1	1:I:1243:ILE:N	2.85	0.43
1:I:1065:GLY:HA3	1:I:1086:GLY:O	2.18	0.43
1:I:1080:ASP:O	1:I:1081:PHE:HD1	2.01	0.43
1:I:1245:GLN:HE21	1:I:1245:GLN:HB3	1.59	0.43
1:K:139:LYS:HD2	1:K:278:TYR:CB	2.48	0.43
1:K:261:LEU:HD12	1:K:261:LEU:O	2.18	0.43
1:K:460:ILE:HD13	1:K:490:HIS:CD2	2.52	0.43
1:K:597:TRP:CD1	1:K:1243:ILE:N	2.85	0.43
1:K:642:PHE:HE2	1:K:644:ALA:HA	1.83	0.43
1:K:884:TRP:CE3	1:K:884:TRP:O	2.71	0.43
1:K:1080:ASP:O	1:K:1081:PHE:HD1	2.01	0.43
1:K:1149:GLY:H	1:K:1180:VAL:CG2	2.31	0.43
1:K:1176:HIS:CB	1:K:1218:THR:HG21	2.42	0.43
1:K:1200:LYS:HA	1:K:1211:GLN:O	2.18	0.43
1:M:330:LEU:HD12	1:M:330:LEU:HA	1.74	0.43
1:M:1046:THR:HG22	1:M:1063:PHE:CD2	2.52	0.43

Continued on next page...

Continued from previous page...

Atom-1	Atom-2	Interatomic distance (Å)	Clash overlap (Å)
1:A:149:TRP:CH2	1:A:273:VAL:CG1	2.98	0.43
1:A:766:THR:HG22	1:A:782:ASN:HA	2.00	0.43
1:A:1176:HIS:CB	1:A:1218:THR:CG2	2.96	0.43
1:C:171:HIS:HD2	1:C:171:HIS:O	2.01	0.43
1:C:393:VAL:CG1	1:C:486:PHE:CE2	3.01	0.43
1:C:529:TYR:C	1:C:532:ILE:CG2	2.85	0.43
1:C:845:TYR:CG	1:C:846:CYS:N	2.85	0.43
1:C:910:GLU:HG2	1:C:912:LYS:H	1.83	0.43
1:C:1149:GLY:H	1:C:1180:VAL:CG2	2.31	0.43
1:C:1176:HIS:CB	1:C:1218:THR:CG2	2.96	0.43
1:E:139:LYS:HD2	1:E:278:TYR:CB	2.48	0.43
1:E:363:ALA:O	1:E:366:GLU:N	2.51	0.43
1:E:845:TYR:HD2	1:E:858:ALA:HB3	1.83	0.43
1:E:1065:GLY:HA3	1:E:1086:GLY:O	2.18	0.43
1:E:1081:PHE:HE1	1:E:1117:LEU:HA	1.83	0.43
1:G:251:LEU:HD22	1:G:260:ILE:HD11	1.99	0.43
1:G:320:SER:O	1:G:320:SER:OG	2.36	0.43
1:G:347:ASN:O	1:G:348:LYS:HB2	2.19	0.43
1:G:485:ASN:CB	1:G:486:PHE:CD1	3.02	0.43
1:G:534:ASP:O	1:G:538:CYS:SG	2.68	0.43
1:G:600:LYS:HG2	1:G:601:LYS:N	2.34	0.43
1:G:703:ASN:HD22	1:G:746:VAL:HB	1.83	0.43
1:G:741:GLY:HA3	1:G:770:TRP:CZ2	2.53	0.43
1:G:1081:PHE:HE1	1:G:1117:LEU:HA	1.84	0.43
1:G:1201:TRP:CB	1:G:1210:SER:O	2.58	0.43
1:I:390:GLN:CD	1:I:489:TYR:HE2	2.21	0.43
1:I:641:VAL:HB	1:I:651:LEU:HB2	1.97	0.43
1:I:805:SER:HB2	1:I:814:MET:HB3	2.00	0.43
1:I:866:LEU:HD22	1:I:914:VAL:HG12	1.98	0.43
1:I:999:ARG:HD2	1:I:999:ARG:HA	1.73	0.43
1:K:251:LEU:HD22	1:K:260:ILE:HD11	1.99	0.43
1:K:485:ASN:CB	1:K:486:PHE:CD1	3.02	0.43
1:K:862:TYR:CE2	1:K:881:HIS:CA	3.01	0.43
1:K:947:GLN:HB3	1:K:956:ILE:HG23	2.00	0.43
1:K:1091:CYS:SG	1:K:1103:THR:HB	2.58	0.43
1:M:862:TYR:O	1:M:862:TYR:CG	2.70	0.43
1:M:1176:HIS:CB	1:M:1218:THR:HG21	2.42	0.43
1:M:1245:GLN:HE21	1:M:1245:GLN:HB3	1.59	0.43
1:A:750:ARG:HH11	1:A:806:TRP:HD1	1.67	0.43
1:A:999:ARG:CG	1:A:1030:TRP:CD2	3.00	0.43
1:A:1173:ALA:O	1:A:1174:ALA:C	2.57	0.43

Continued on next page...

Continued from previous page...

Atom-1	Atom-2	Interatomic distance (Å)	Clash overlap (Å)
1:C:237:ARG:HH11	1:C:237:ARG:HG2	1.84	0.43
1:C:945:ARG:HG3	1:C:964:VAL:HG13	2.01	0.43
1:C:1081:PHE:HE1	1:C:1117:LEU:HA	1.84	0.43
1:C:1235:VAL:HA	1:C:1240:ILE:O	2.18	0.43
1:E:750:ARG:HH11	1:E:806:TRP:HD1	1.67	0.43
1:E:845:TYR:CG	1:E:846:CYS:N	2.85	0.43
1:E:875:VAL:CG1	1:E:915:CYS:SG	2.94	0.43
1:E:945:ARG:HG3	1:E:964:VAL:HG13	2.01	0.43
1:E:1091:CYS:SG	1:E:1103:THR:HB	2.58	0.43
1:E:1181:THR:CG2	1:E:1221:LYS:HA	2.40	0.43
1:E:1216:ASN:CB	1:E:1242:TYR:OH	2.65	0.43
1:E:1217:GLY:C	1:E:1218:THR:CG2	2.76	0.43
1:E:1235:VAL:HA	1:E:1240:ILE:O	2.18	0.43
1:G:363:ALA:O	1:G:366:GLU:N	2.51	0.43
1:G:500:LEU:HD11	1:G:504:MET:SD	2.57	0.43
1:G:564:VAL:HG13	1:G:583:GLN:CG	2.44	0.43
1:G:1208:GLU:CG	1:G:1211:GLN:HG2	2.49	0.43
1:I:363:ALA:O	1:I:366:GLU:N	2.51	0.43
1:I:618:VAL:HA	1:I:634:GLY:HA2	2.00	0.43
1:I:750:ARG:HH11	1:I:806:TRP:HD1	1.67	0.43
1:K:237:ARG:HH11	1:K:237:ARG:HG2	1.83	0.43
1:K:659:GLU:HG3	1:K:659:GLU:O	2.18	0.43
1:K:766:THR:HG22	1:K:782:ASN:HA	2.00	0.43
1:M:251:LEU:HD22	1:M:260:ILE:HD11	1.99	0.43
1:M:363:ALA:O	1:M:366:GLU:N	2.51	0.43
1:M:703:ASN:HD22	1:M:746:VAL:HB	1.84	0.43
1:M:1044:GLN:HG2	1:M:1068:LYS:HZ2	1.83	0.43
1:M:1048:LYS:HD3	1:M:1063:PHE:CZ	2.52	0.43
1:M:1081:PHE:HE1	1:M:1117:LEU:HA	1.83	0.43
1:M:1168:LEU:HD11	1:M:1171:GLU:HB3	2.00	0.43
1:A:529:TYR:O	1:A:529:TYR:HD1	2.02	0.43
1:A:813:ILE:HG22	1:A:815:VAL:HG13	1.99	0.43
1:A:1081:PHE:HE1	1:A:1117:LEU:HA	1.84	0.43
1:A:1225:VAL:HG11	1:A:1229:PHE:CE2	2.53	0.43
1:C:363:ALA:O	1:C:366:GLU:N	2.51	0.43
1:C:529:TYR:O	1:C:529:TYR:HD1	2.02	0.43
1:C:600:LYS:HG2	1:C:601:LYS:N	2.34	0.43
1:C:884:TRP:CE3	1:C:884:TRP:O	2.71	0.43
1:C:1067:VAL:HG11	1:C:1112:TRP:CZ2	2.54	0.43
1:C:1174:ALA:C	1:C:1175:THR:CG2	2.86	0.43
1:E:212:PHE:CB	1:E:226:ARG:NH1	2.57	0.43

Continued on next page...

Continued from previous page...

Atom-1	Atom-2	Interatomic distance (Å)	Clash overlap (Å)
1:E:396:PRO:O	1:E:399:VAL:HG22	2.19	0.43
1:E:485:ASN:CB	1:E:486:PHE:CD1	3.02	0.43
1:E:1175:THR:OG1	1:E:1176:HIS:CE1	2.70	0.43
1:G:256:SER:O	1:G:257:GLN:CB	2.65	0.43
1:G:360:ASP:O	1:G:361:TYR:CD1	2.71	0.43
1:G:364:LEU:HD22	1:G:364:LEU:HA	1.82	0.43
1:G:862:TYR:CE2	1:G:881:HIS:CA	3.01	0.43
1:G:1046:THR:HG22	1:G:1063:PHE:CD2	2.52	0.43
1:G:1149:GLY:H	1:G:1180:VAL:CG2	2.31	0.43
1:G:1185:PHE:CE1	1:G:1192:LEU:HD12	2.39	0.43
1:I:529:TYR:O	1:I:529:TYR:HD1	2.02	0.43
1:I:600:LYS:HG2	1:I:601:LYS:N	2.34	0.43
1:I:1198:TYR:HB2	1:I:1215:THR:HG23	2.00	0.43
1:I:1233:VAL:HB	1:I:1243:ILE:HA	2.00	0.43
1:K:360:ASP:O	1:K:361:TYR:CD1	2.71	0.43
1:K:402:ILE:HG12	1:K:402:ILE:H	1.64	0.43
1:K:750:ARG:HH11	1:K:806:TRP:HD1	1.67	0.43
1:K:845:TYR:HD2	1:K:858:ALA:HB3	1.83	0.43
1:K:862:TYR:CG	1:K:862:TYR:O	2.70	0.43
1:K:945:ARG:HG3	1:K:964:VAL:HG13	2.01	0.43
1:K:1198:TYR:HB2	1:K:1215:THR:H	1.82	0.43
1:K:1225:VAL:HG11	1:K:1229:PHE:CE2	2.53	0.43
1:M:237:ARG:HH11	1:M:237:ARG:HG2	1.83	0.43
1:M:307:PRO:HD2	1:M:338:TRP:CH2	2.54	0.43
1:M:557:ARG:HA	1:M:557:ARG:HD3	1.87	0.43
1:M:862:TYR:CE2	1:M:881:HIS:CA	3.01	0.43
1:M:866:LEU:HD22	1:M:914:VAL:HG12	1.98	0.43
1:M:945:ARG:HG3	1:M:964:VAL:HG13	2.01	0.43
1:M:1233:VAL:HB	1:M:1243:ILE:HA	2.01	0.43
1:A:230:LEU:CD2	1:A:234:LYS:CG	2.85	0.43
1:A:557:ARG:HA	1:A:557:ARG:HD3	1.87	0.43
1:A:600:LYS:HG2	1:A:601:LYS:N	2.34	0.43
1:A:622:CYS:SG	1:A:664:ALA:HA	2.58	0.43
1:A:805:SER:HB2	1:A:814:MET:HB3	2.00	0.43
1:A:945:ARG:HG3	1:A:964:VAL:HG13	2.01	0.43
1:A:1220:LEU:CB	1:A:1236:ASP:HB3	2.48	0.43
1:C:1168:LEU:HD11	1:C:1171:GLU:HB3	2.00	0.43
1:E:307:PRO:HD2	1:E:338:TRP:CH2	2.54	0.43
1:E:703:ASN:HD22	1:E:746:VAL:HB	1.84	0.43
1:E:736:ARG:NH1	1:E:772:ALA:O	2.39	0.43
1:E:1067:VAL:HG11	1:E:1112:TRP:CZ2	2.54	0.43

Continued on next page...

Continued from previous page...

Atom-1	Atom-2	Interatomic distance (Å)	Clash overlap (Å)
1:E:1080:ASP:O	1:E:1081:PHE:HD1	2.01	0.43
1:G:750:ARG:HH11	1:G:806:TRP:HD1	1.67	0.43
1:G:895:SER:C	1:G:911:THR:OG1	2.57	0.43
1:I:149:TRP:CH2	1:I:273:VAL:CG1	2.98	0.43
1:I:208:GLN:H	1:I:208:GLN:HG3	1.48	0.43
1:I:212:PHE:CB	1:I:226:ARG:NH1	2.57	0.43
1:I:261:LEU:HD12	1:I:261:LEU:O	2.18	0.43
1:I:393:VAL:CG1	1:I:486:PHE:CE2	3.01	0.43
1:I:460:ILE:HD13	1:I:490:HIS:CD2	2.52	0.43
1:I:845:TYR:HD2	1:I:858:ALA:HB3	1.84	0.43
1:I:947:GLN:HB3	1:I:956:ILE:HG23	2.00	0.43
1:I:1007:TRP:HZ3	1:I:1048:LYS:HA	1.83	0.43
1:I:1149:GLY:H	1:I:1180:VAL:CG2	2.31	0.43
1:I:1200:LYS:HA	1:I:1211:GLN:O	2.18	0.43
1:K:703:ASN:HD22	1:K:746:VAL:HB	1.84	0.43
1:K:1048:LYS:HD3	1:K:1063:PHE:CZ	2.52	0.43
1:M:171:HIS:HD2	1:M:171:HIS:O	2.01	0.43
1:M:261:LEU:HD12	1:M:261:LEU:O	2.17	0.43
1:M:396:PRO:O	1:M:399:VAL:HG22	2.19	0.43
1:M:597:TRP:CD1	1:M:1243:ILE:N	2.85	0.43
1:M:685:ASN:OD1	1:M:686:SER:N	2.51	0.43
1:M:750:ARG:HH11	1:M:806:TRP:HD1	1.67	0.43
1:M:1065:GLY:HA3	1:M:1086:GLY:O	2.18	0.43
1:M:1176:HIS:CB	1:M:1218:THR:CG2	2.96	0.43
1:M:1220:LEU:CB	1:M:1236:ASP:HB3	2.48	0.43
1:M:1232:TYR:OH	1:M:1234:THR:CB	2.59	0.43
2:N:16:GLN:OE1	2:N:16:GLN:N	2.47	0.43
1:A:295:LEU:HD22	1:A:295:LEU:HA	1.75	0.43
1:A:347:ASN:O	1:A:348:LYS:HB2	2.19	0.43
1:A:393:VAL:CG1	1:A:486:PHE:CE2	3.01	0.43
1:A:429:ASN:HD22	1:A:429:ASN:HA	1.66	0.43
1:A:883:SER:O	1:A:884:TRP:O	2.37	0.43
1:A:999:ARG:HB2	1:A:1030:TRP:CE3	2.54	0.43
1:A:1007:TRP:HZ3	1:A:1048:LYS:HA	1.83	0.43
1:A:1046:THR:HG22	1:A:1063:PHE:CD2	2.53	0.43
1:C:307:PRO:HD2	1:C:338:TRP:CH2	2.54	0.43
1:C:445:LEU:O	1:C:449:ASN:N	2.48	0.43
1:C:597:TRP:CH2	1:C:603:ILE:HG12	2.43	0.43
1:C:866:LEU:O	1:C:875:VAL:N	2.44	0.43
1:C:1208:GLU:CG	1:C:1211:GLN:HG2	2.49	0.43
1:E:529:TYR:O	1:E:529:TYR:HD1	2.02	0.43

Continued on next page...

Continued from previous page...

Atom-1	Atom-2	Interatomic distance (Å)	Clash overlap (Å)
1:E:622:CYS:SG	1:E:664:ALA:HA	2.58	0.43
1:E:910:GLU:HG2	1:E:912:LYS:H	1.83	0.43
1:G:242:LEU:HD12	1:G:242:LEU:N	2.26	0.43
1:G:947:GLN:HB3	1:G:956:ILE:HG23	2.00	0.43
1:G:1080:ASP:O	1:G:1081:PHE:HD1	2.01	0.43
1:G:1235:VAL:HA	1:G:1240:ILE:O	2.18	0.43
1:I:347:ASN:O	1:I:348:LYS:HB2	2.19	0.43
1:I:360:ASP:O	1:I:361:TYR:CD1	2.71	0.43
1:I:835:ILE:HG12	1:I:869:THR:HA	1.99	0.43
1:I:1181:THR:HG22	1:I:1182:ASP:N	2.34	0.43
1:K:363:ALA:O	1:K:366:GLU:N	2.51	0.43
1:K:600:LYS:HG2	1:K:601:LYS:N	2.34	0.43
1:K:645:GLU:HB3	1:K:646:THR:H	1.70	0.43
1:K:895:SER:C	1:K:911:THR:OG1	2.57	0.43
1:K:923:LYS:CG	1:K:940:VAL:CG2	2.96	0.43
1:K:1067:VAL:HG11	1:K:1112:TRP:CZ2	2.54	0.43
1:K:1181:THR:CG2	1:K:1221:LYS:HA	2.40	0.43
1:K:1187:PRO:CD	1:K:1229:PHE:CG	3.01	0.43
1:K:1235:VAL:HA	1:K:1240:ILE:O	2.18	0.43
1:M:393:VAL:CG1	1:M:486:PHE:CE2	3.01	0.43
1:M:480:CYS:CA	1:M:483:TRP:HD1	2.28	0.43
1:M:568:LEU:H	1:M:568:LEU:HG	1.50	0.43
1:M:923:LYS:CG	1:M:940:VAL:CG2	2.96	0.43
1:M:1080:ASP:O	1:M:1081:PHE:HD1	2.01	0.43
1:M:1187:PRO:HG3	1:M:1229:PHE:HB2	1.98	0.43
1:A:171:HIS:HD2	1:A:171:HIS:O	2.01	0.43
1:A:237:ARG:HH11	1:A:237:ARG:HG2	1.84	0.43
1:A:862:TYR:CE2	1:A:881:HIS:CA	3.01	0.43
1:A:1065:GLY:HA3	1:A:1086:GLY:O	2.18	0.43
1:A:1187:PRO:HG3	1:A:1229:PHE:HB2	1.98	0.43
1:C:618:VAL:HA	1:C:634:GLY:HA2	2.00	0.43
1:C:1065:GLY:HA3	1:C:1086:GLY:O	2.18	0.43
1:E:360:ASP:O	1:E:361:TYR:CD1	2.71	0.43
1:E:390:GLN:HB3	1:E:393:VAL:CG1	2.47	0.43
1:E:1046:THR:HG22	1:E:1063:PHE:CD2	2.52	0.43
1:G:237:ARG:HH11	1:G:237:ARG:HG2	1.83	0.43
1:G:396:PRO:O	1:G:399:VAL:HG22	2.19	0.43
1:G:1032:TRP:O	1:G:1034:LEU:N	2.50	0.43
1:G:1067:VAL:HG11	1:G:1112:TRP:CZ2	2.54	0.43
1:G:1173:ALA:O	1:G:1174:ALA:C	2.57	0.43
1:G:1245:GLN:HE21	1:G:1245:GLN:HB3	1.59	0.43

Continued on next page...

Continued from previous page...

Atom-1	Atom-2	Interatomic distance (Å)	Clash overlap (Å)
1:I:1187:PRO:CD	1:I:1229:PHE:CG	3.01	0.43
1:K:248:SER:O	1:K:249:TRP:C	2.57	0.43
1:K:393:VAL:CG1	1:K:486:PHE:CE2	3.01	0.43
1:K:563:ILE:O	1:K:567:GLY:N	2.51	0.43
1:K:564:VAL:HG13	1:K:583:GLN:CG	2.43	0.43
1:K:1198:TYR:HB2	1:K:1215:THR:HG23	2.00	0.43
1:M:883:SER:O	1:M:884:TRP:O	2.37	0.43
1:M:1160:GLU:O	1:M:1162:LEU:N	2.49	0.43
1:M:1167:PRO:HB3	1:M:1202:TRP:CG	2.45	0.43
1:A:301:MET:O	1:A:302:LYS:C	2.58	0.43
1:A:307:PRO:HD2	1:A:338:TRP:CH2	2.54	0.43
1:A:374:MET:HA	1:A:374:MET:HE3	1.99	0.43
1:A:457:HIS:CD2	1:A:493:SER:OG	2.69	0.43
1:A:484:TYR:HB2	1:A:485:ASN:HD22	1.84	0.43
1:A:547:PHE:O	1:A:551:ASN:ND2	2.50	0.43
1:A:618:VAL:HA	1:A:634:GLY:HA2	2.00	0.43
1:A:1194:SER:OG	1:A:1202:TRP:CZ3	2.70	0.43
1:C:457:HIS:CD2	1:C:493:SER:OG	2.69	0.43
1:C:923:LYS:HD3	1:C:923:LYS:HA	1.82	0.43
1:E:237:ARG:HH11	1:E:237:ARG:HG2	1.84	0.43
1:E:618:VAL:HA	1:E:634:GLY:HA2	2.00	0.43
1:G:140:LEU:C	1:G:140:LEU:CD1	2.86	0.43
1:G:866:LEU:HD22	1:G:914:VAL:HG12	1.98	0.43
1:I:622:CYS:SG	1:I:664:ALA:HA	2.58	0.43
1:I:1173:ALA:O	1:I:1174:ALA:C	2.57	0.43
1:I:1187:PRO:HG3	1:I:1229:PHE:HB2	1.98	0.43
1:I:1235:VAL:HA	1:I:1240:ILE:O	2.18	0.43
1:K:396:PRO:O	1:K:399:VAL:HG22	2.19	0.43
1:K:484:TYR:HB2	1:K:485:ASN:HD22	1.84	0.43
1:K:494:ALA:O	1:K:495:LYS:CB	2.62	0.43
1:K:622:CYS:HA	1:K:889:MET:HE1	2.01	0.43
1:K:736:ARG:NH1	1:K:772:ALA:O	2.39	0.43
1:K:1181:THR:HG22	1:K:1182:ASP:N	2.34	0.43
1:M:494:ALA:O	1:M:495:LYS:CB	2.62	0.43
1:M:572:GLU:HB3	1:M:573:THR:H	1.71	0.43
1:M:600:LYS:HG2	1:M:601:LYS:N	2.34	0.43
1:M:622:CYS:SG	1:M:664:ALA:HA	2.58	0.43
1:M:766:THR:HG22	1:M:782:ASN:HA	2.00	0.43
1:M:999:ARG:HB2	1:M:1030:TRP:CE3	2.54	0.43
1:A:262:LEU:O	1:A:262:LEU:HG	2.19	0.43
1:A:564:VAL:HG13	1:A:583:GLN:CG	2.43	0.43

Continued on next page...

Continued from previous page...

Atom-1	Atom-2	Interatomic distance (Å)	Clash overlap (Å)
1:A:1080:ASP:O	1:A:1081:PHE:HD1	2.01	0.43
1:C:573:THR:HA	1:C:577:TYR:CD2	2.47	0.43
1:C:883:SER:O	1:C:884:TRP:O	2.37	0.43
1:C:895:SER:C	1:C:911:THR:OG1	2.57	0.43
1:C:999:ARG:HB2	1:C:1030:TRP:CE3	2.54	0.43
1:C:1139:SER:OG	1:C:1140:THR:N	2.51	0.43
1:C:1173:ALA:O	1:C:1174:ALA:C	2.57	0.43
1:E:222:GLU:OE2	1:G:204:THR:HG21	2.19	0.43
1:E:473:LEU:HD22	1:E:484:TYR:CE1	2.43	0.43
1:E:513:LYS:O	1:E:517:VAL:CB	2.62	0.43
1:E:923:LYS:CG	1:E:940:VAL:CG2	2.96	0.43
1:E:1032:TRP:O	1:E:1034:LEU:N	2.50	0.43
1:E:1187:PRO:HG3	1:E:1229:PHE:HB2	1.98	0.43
1:E:1225:VAL:CG1	1:E:1229:PHE:CE1	3.01	0.43
1:G:156:ALA:HB2	1:G:265:ARG:NH2	2.34	0.43
1:G:235:HIS:HB3	1:G:238:SER:HB3	2.01	0.43
1:G:736:ARG:NH1	1:G:772:ALA:O	2.39	0.43
1:G:945:ARG:HG3	1:G:964:VAL:HG13	2.01	0.43
1:G:970:SER:HB3	1:G:975:TYR:HB2	2.01	0.43
1:I:235:HIS:HB3	1:I:238:SER:HB3	2.01	0.43
1:I:581:LYS:HD2	1:I:581:LYS:HA	1.68	0.43
1:I:1072:ILE:O	1:I:1074:THR:N	2.52	0.43
1:K:222:GLU:OE2	1:M:204:THR:HG21	2.19	0.43
1:K:326:LEU:HD23	1:K:353:ILE:HG22	2.01	0.43
1:K:529:TYR:O	1:K:529:TYR:HD1	2.02	0.43
1:K:805:SER:HB2	1:K:814:MET:HB3	2.00	0.43
1:K:1065:GLY:HA3	1:K:1086:GLY:O	2.18	0.43
1:M:262:LEU:O	1:M:262:LEU:HG	2.19	0.43
1:M:622:CYS:HA	1:M:889:MET:HE1	2.01	0.43
1:M:1187:PRO:CD	1:M:1229:PHE:CG	3.01	0.43
1:A:485:ASN:HD22	1:A:485:ASN:H	1.67	0.42
1:A:526:PHE:HA	1:A:529:TYR:HB3	2.00	0.42
1:A:895:SER:C	1:A:911:THR:OG1	2.57	0.42
1:C:127:VAL:CG1	1:C:293:GLU:HG2	2.49	0.42
1:C:320:SER:HG	1:C:323:VAL:HB	1.84	0.42
1:C:396:PRO:O	1:C:399:VAL:HG22	2.19	0.42
1:C:557:ARG:CG	1:C:558:GLN:N	2.79	0.42
1:C:659:GLU:HG3	1:C:659:GLU:O	2.18	0.42
1:E:127:VAL:CG1	1:E:293:GLU:HG2	2.49	0.42
1:E:171:HIS:HD2	1:E:171:HIS:O	2.01	0.42
1:E:347:ASN:O	1:E:348:LYS:HB2	2.19	0.42

Continued on next page...

Continued from previous page...

Atom-1	Atom-2	Interatomic distance (Å)	Clash overlap (Å)
1:E:1168:LEU:HD11	1:E:1171:GLU:HB3	2.00	0.42
1:G:222:GLU:OE2	1:I:204:THR:HG21	2.19	0.42
1:G:307:PRO:HD2	1:G:338:TRP:CH2	2.54	0.42
1:G:393:VAL:CG1	1:G:486:PHE:CE2	3.01	0.42
1:G:526:PHE:HA	1:G:529:TYR:HB3	2.00	0.42
1:G:529:TYR:O	1:G:529:TYR:HD1	2.02	0.42
1:G:678:ASP:OD2	1:G:680:LYS:CD	2.67	0.42
1:G:1007:TRP:HZ3	1:G:1048:LYS:HA	1.83	0.42
1:I:139:LYS:HD2	1:I:278:TYR:CB	2.48	0.42
1:I:156:ALA:HB2	1:I:265:ARG:NH2	2.34	0.42
1:I:237:ARG:HH11	1:I:237:ARG:HG2	1.83	0.42
1:I:895:SER:C	1:I:911:THR:OG1	2.57	0.42
1:I:945:ARG:HG3	1:I:964:VAL:HG13	2.01	0.42
1:I:1067:VAL:HG11	1:I:1112:TRP:CZ2	2.54	0.42
1:K:137:GLN:HG3	1:K:173:LEU:HD22	1.95	0.42
1:K:359:TYR:HE1	1:K:361:TYR:CD1	2.32	0.42
1:K:1072:ILE:O	1:K:1074:THR:N	2.52	0.42
1:M:347:ASN:O	1:M:348:LYS:HB2	2.19	0.42
1:M:485:ASN:HD22	1:M:485:ASN:H	1.67	0.42
1:M:485:ASN:CB	1:M:486:PHE:CD1	3.02	0.42
1:M:563:ILE:O	1:M:567:GLY:N	2.51	0.42
1:M:805:SER:HB2	1:M:814:MET:HB3	2.00	0.42
1:M:1225:VAL:HG11	1:M:1229:PHE:CE2	2.53	0.42
1:A:162:VAL:O	1:A:166:GLU:HB2	2.20	0.42
1:A:402:ILE:HG12	1:A:402:ILE:H	1.65	0.42
1:A:409:GLU:CG	1:C:340:TYR:CZ	3.00	0.42
1:A:485:ASN:CB	1:A:486:PHE:CD1	3.02	0.42
1:A:845:TYR:HD2	1:A:858:ALA:HB3	1.84	0.42
1:A:866:LEU:HD22	1:A:914:VAL:HG12	1.98	0.42
1:A:875:VAL:CG1	1:A:915:CYS:SG	2.94	0.42
1:C:391:LYS:H	1:C:391:LYS:HG2	1.60	0.42
1:C:1200:LYS:HA	1:C:1211:GLN:O	2.18	0.42
1:E:261:LEU:HD12	1:E:261:LEU:O	2.18	0.42
1:E:301:MET:O	1:E:302:LYS:C	2.57	0.42
1:E:1208:GLU:CG	1:E:1211:GLN:HG2	2.49	0.42
1:G:137:GLN:HG3	1:G:173:LEU:HD22	1.95	0.42
1:G:262:LEU:O	1:G:262:LEU:HG	2.19	0.42
1:G:1072:ILE:O	1:G:1074:THR:N	2.52	0.42
1:G:1212:THR:CG2	1:G:1213:PHE:H	2.12	0.42
1:I:222:GLU:OE2	1:K:204:THR:HG21	2.19	0.42
1:I:390:GLN:HB3	1:I:393:VAL:CG1	2.47	0.42

Continued on next page...

Continued from previous page...

Atom-1	Atom-2	Interatomic distance (Å)	Clash overlap (Å)
1:I:736:ARG:NH1	1:I:772:ALA:O	2.39	0.42
1:I:938:LEU:HD13	1:I:938:LEU:HA	1.85	0.42
1:I:1168:LEU:HD11	1:I:1171:GLU:HB3	2.00	0.42
1:K:171:HIS:HD2	1:K:171:HIS:O	2.01	0.42
1:K:307:PRO:HD2	1:K:338:TRP:CH2	2.54	0.42
1:M:394:LYS:HB3	1:M:434:ARG:CG	2.48	0.42
1:M:526:PHE:HA	1:M:529:TYR:HB3	2.00	0.42
1:M:529:TYR:O	1:M:529:TYR:HD1	2.02	0.42
1:M:1181:THR:HG22	1:M:1182:ASP:N	2.34	0.42
1:A:127:VAL:CG1	1:A:293:GLU:HG2	2.49	0.42
1:A:204:THR:HG21	1:M:222:GLU:OE2	2.19	0.42
1:A:597:TRP:CZ3	1:A:600:LYS:HA	2.54	0.42
1:A:866:LEU:CD2	1:A:914:VAL:HB	2.43	0.42
1:A:970:SER:CB	1:A:975:TYR:HB2	2.49	0.42
1:A:1032:TRP:O	1:A:1034:LEU:N	2.50	0.42
1:A:1067:VAL:HG11	1:A:1112:TRP:CZ2	2.54	0.42
1:C:485:ASN:CB	1:C:486:PHE:CD1	3.02	0.42
1:C:970:SER:CB	1:C:975:TYR:HB2	2.49	0.42
1:C:970:SER:HB3	1:C:975:TYR:HB2	2.01	0.42
1:C:1072:ILE:O	1:C:1074:THR:N	2.52	0.42
1:C:1185:PHE:CE1	1:C:1192:LEU:HD12	2.39	0.42
1:E:326:LEU:HD23	1:E:353:ILE:HG22	2.01	0.42
1:E:361:TYR:HB3	1:E:366:GLU:HG2	2.01	0.42
1:E:406:MET:O	1:E:411:VAL:CG2	2.68	0.42
1:E:484:TYR:HB2	1:E:485:ASN:HD22	1.84	0.42
1:E:578:GLN:NE2	1:E:578:GLN:C	2.73	0.42
1:G:148:GLY:C	1:G:149:TRP:HD1	2.23	0.42
1:G:261:LEU:HD12	1:G:261:LEU:O	2.18	0.42
1:G:301:MET:O	1:G:302:LYS:C	2.57	0.42
1:G:597:TRP:CZ3	1:G:600:LYS:HA	2.55	0.42
1:G:645:GLU:C	1:G:647:GLY:N	2.73	0.42
1:G:999:ARG:HB2	1:G:1030:TRP:CE3	2.54	0.42
1:G:1168:LEU:HD11	1:G:1171:GLU:HB3	2.00	0.42
1:G:1233:VAL:CB	1:G:1243:ILE:HG12	2.49	0.42
1:I:162:VAL:O	1:I:166:GLU:HB2	2.20	0.42
1:I:334:PHE:CB	1:I:337:ARG:CD	2.87	0.42
1:I:526:PHE:HA	1:I:529:TYR:HB3	2.00	0.42
1:I:920:VAL:C	1:I:921:MET:CG	2.85	0.42
1:K:148:GLY:C	1:K:149:TRP:HD1	2.23	0.42
1:K:156:ALA:HB2	1:K:265:ARG:NH2	2.34	0.42
1:K:390:GLN:HB3	1:K:393:VAL:CG1	2.47	0.42

Continued on next page...

Continued from previous page...

Atom-1	Atom-2	Interatomic distance (Å)	Clash overlap (Å)
1:K:622:CYS:SG	1:K:664:ALA:HA	2.58	0.42
1:K:1168:LEU:HD11	1:K:1171:GLU:HB3	2.00	0.42
1:K:1177:GLY:HA2	1:K:1197:GLY:HA3	2.01	0.42
1:M:301:MET:O	1:M:302:LYS:C	2.58	0.42
1:M:326:LEU:HD23	1:M:353:ILE:HG22	2.01	0.42
1:M:361:TYR:HB3	1:M:366:GLU:HG2	2.02	0.42
1:M:533:LEU:HB3	1:M:534:ASP:H	1.60	0.42
1:M:882:LEU:HD23	1:M:903:ASP:HB2	2.01	0.42
1:M:895:SER:C	1:M:911:THR:OG1	2.57	0.42
1:M:1007:TRP:HZ3	1:M:1048:LYS:HA	1.83	0.42
1:M:1067:VAL:HG11	1:M:1112:TRP:CZ2	2.54	0.42
1:M:1139:SER:OG	1:M:1140:THR:N	2.51	0.42
1:A:336:ASN:CB	1:M:431:LYS:HZ3	2.12	0.42
1:A:882:LEU:HD23	1:A:903:ASP:HB2	2.01	0.42
1:A:1200:LYS:HA	1:A:1211:GLN:O	2.18	0.42
1:A:1233:VAL:HB	1:A:1243:ILE:HA	2.00	0.42
1:C:222:GLU:OE2	1:E:204:THR:HG21	2.19	0.42
1:C:361:TYR:HB3	1:C:366:GLU:HG2	2.01	0.42
1:C:678:ASP:OD2	1:C:680:LYS:CD	2.67	0.42
1:C:866:LEU:HD22	1:C:914:VAL:HG12	1.98	0.42
1:C:1212:THR:OG1	1:C:1213:PHE:N	2.53	0.42
1:E:148:GLY:C	1:E:149:TRP:HD1	2.23	0.42
1:E:155:MET:HE2	1:E:155:MET:HB2	1.86	0.42
1:E:394:LYS:CB	1:E:434:ARG:CB	2.80	0.42
1:E:547:PHE:O	1:E:551:ASN:ND2	2.50	0.42
1:E:597:TRP:CZ3	1:E:600:LYS:HA	2.54	0.42
1:E:866:LEU:HD22	1:E:914:VAL:HG12	1.98	0.42
1:E:1233:VAL:CB	1:E:1243:ILE:HG12	2.49	0.42
1:G:127:VAL:CG1	1:G:293:GLU:HG2	2.49	0.42
1:G:1181:THR:HG22	1:G:1182:ASP:N	2.34	0.42
1:I:326:LEU:HD23	1:I:353:ILE:HG22	2.01	0.42
1:I:603:ILE:CD1	1:I:1242:TYR:CE1	3.00	0.42
1:I:970:SER:HB3	1:I:975:TYR:HB2	2.01	0.42
1:K:235:HIS:HB3	1:K:238:SER:HB3	2.01	0.42
1:K:882:LEU:HD23	1:K:903:ASP:HB2	2.01	0.42
1:K:1007:TRP:HZ3	1:K:1048:LYS:HA	1.83	0.42
1:K:1181:THR:HG21	1:K:1221:LYS:CA	2.39	0.42
1:M:713:HIS:ND1	1:M:755:ASP:OD2	2.53	0.42
1:M:1072:ILE:O	1:M:1074:THR:N	2.52	0.42
1:A:148:GLY:C	1:A:149:TRP:HD1	2.23	0.42
1:A:396:PRO:O	1:A:399:VAL:HG22	2.19	0.42

Continued on next page...

Continued from previous page...

Atom-1	Atom-2	Interatomic distance (Å)	Clash overlap (Å)
1:A:970:SER:HB3	1:A:975:TYR:HB2	2.01	0.42
1:A:1139:SER:OG	1:A:1140:THR:N	2.51	0.42
1:C:148:GLY:C	1:C:149:TRP:HD1	2.23	0.42
1:C:156:ALA:HB2	1:C:265:ARG:NH2	2.34	0.42
1:C:322:LEU:HG	1:C:359:TYR:HE2	1.85	0.42
1:C:347:ASN:O	1:C:348:LYS:HB2	2.19	0.42
1:C:485:ASN:HD22	1:C:485:ASN:H	1.67	0.42
1:C:1007:TRP:HZ3	1:C:1048:LYS:HA	1.83	0.42
1:C:1245:GLN:HE21	1:C:1245:GLN:HB3	1.59	0.42
1:E:156:ALA:HB2	1:E:265:ARG:NH2	2.34	0.42
1:E:248:SER:O	1:E:249:TRP:C	2.57	0.42
1:E:394:LYS:HB3	1:E:434:ARG:CG	2.48	0.42
1:E:645:GLU:C	1:E:647:GLY:N	2.73	0.42
1:E:970:SER:CB	1:E:975:TYR:HB2	2.49	0.42
1:E:1139:SER:OG	1:E:1140:THR:N	2.51	0.42
1:G:146:GLU:C	1:G:147:PRO:O	2.58	0.42
1:G:206:LEU:CD2	1:G:235:HIS:CD2	3.03	0.42
1:G:270:THR:O	1:G:270:THR:OG1	2.32	0.42
1:G:416:GLN:CA	1:G:416:GLN:HE21	2.32	0.42
1:I:262:LEU:O	1:I:262:LEU:HG	2.19	0.42
1:I:416:GLN:CA	1:I:416:GLN:HE21	2.32	0.42
1:I:595:LEU:HD13	1:I:1244:LEU:CD1	2.50	0.42
1:I:645:GLU:C	1:I:647:GLY:N	2.73	0.42
1:I:862:TYR:CE2	1:I:881:HIS:CA	3.01	0.42
1:I:999:ARG:HB2	1:I:1030:TRP:CE3	2.54	0.42
2:J:16:GLN:OE1	2:J:16:GLN:N	2.47	0.42
1:K:320:SER:HG	1:K:323:VAL:HB	1.85	0.42
1:K:543:ASN:CG	1:K:574:SER:HB2	2.38	0.42
1:K:560:PHE:HA	1:K:561:PRO:HD2	1.73	0.42
1:K:595:LEU:HD13	1:K:1244:LEU:CD1	2.50	0.42
1:K:678:ASP:OD2	1:K:680:LYS:CD	2.67	0.42
1:K:852:ASN:HB2	1:K:854:LEU:HG	2.02	0.42
1:K:883:SER:O	1:K:884:TRP:O	2.37	0.42
1:M:597:TRP:CZ3	1:M:600:LYS:CB	3.02	0.42
1:M:678:ASP:OD2	1:M:680:LYS:CD	2.67	0.42
1:M:852:ASN:HB2	1:M:854:LEU:HG	2.02	0.42
1:M:1173:ALA:O	1:M:1174:ALA:C	2.57	0.42
1:A:156:ALA:HB2	1:A:265:ARG:NH2	2.34	0.42
1:A:391:LYS:H	1:A:391:LYS:HG2	1.60	0.42
1:A:534:ASP:O	1:A:538:CYS:SG	2.69	0.42
1:A:641:VAL:HB	1:A:651:LEU:HB2	1.97	0.42

Continued on next page...

Continued from previous page...

Atom-1	Atom-2	Interatomic distance (Å)	Clash overlap (Å)
1:A:1181:THR:HG22	1:A:1182:ASP:N	2.34	0.42
1:A:1233:VAL:O	1:A:1233:VAL:CG2	2.68	0.42
1:C:406:MET:O	1:C:411:VAL:CG2	2.68	0.42
1:C:669:ASP:O	1:C:686:SER:OG	2.27	0.42
1:C:862:TYR:CG	1:C:862:TYR:O	2.70	0.42
1:C:882:LEU:HD23	1:C:903:ASP:HB2	2.01	0.42
1:C:1228:ASP:CB	1:C:1230:LYS:HG2	2.37	0.42
1:E:111:ARG:HG2	1:E:111:ARG:H	1.63	0.42
1:E:235:HIS:HB3	1:E:238:SER:HB3	2.01	0.42
1:E:320:SER:O	1:E:320:SER:OG	2.36	0.42
1:E:480:CYS:CA	1:E:483:TRP:HD1	2.28	0.42
1:E:526:PHE:HA	1:E:529:TYR:HB3	2.00	0.42
1:E:641:VAL:HB	1:E:651:LEU:HB2	1.97	0.42
1:E:1072:ILE:O	1:E:1074:THR:N	2.52	0.42
1:G:162:VAL:O	1:G:166:GLU:HB2	2.20	0.42
1:G:330:LEU:HA	1:G:330:LEU:HD12	1.74	0.42
1:G:402:ILE:HG12	1:G:402:ILE:H	1.65	0.42
1:G:484:TYR:HB2	1:G:485:ASN:HD22	1.84	0.42
1:G:1056:SER:O	1:G:1072:ILE:N	2.31	0.42
1:G:1176:HIS:CB	1:G:1218:THR:CB	2.98	0.42
1:I:563:ILE:O	1:I:567:GLY:N	2.51	0.42
1:I:1176:HIS:CB	1:I:1218:THR:HG21	2.42	0.42
1:K:206:LEU:CD2	1:K:235:HIS:CD2	3.03	0.42
1:K:389:LEU:HD21	1:K:395:VAL:HG21	2.02	0.42
1:K:597:TRP:CZ2	1:K:603:ILE:CG1	2.94	0.42
1:K:597:TRP:CZ3	1:K:600:LYS:CB	3.02	0.42
1:K:999:ARG:HB2	1:K:1030:TRP:CE3	2.54	0.42
1:M:603:ILE:CD1	1:M:1242:TYR:CE1	3.00	0.42
1:M:639:LEU:H	1:M:653:ILE:HG22	1.79	0.42
1:M:659:GLU:HG3	1:M:659:GLU:O	2.18	0.42
1:M:786:PHE:CE1	1:M:819:ASN:HB2	2.55	0.42
1:M:970:SER:CB	1:M:975:TYR:HB2	2.49	0.42
1:A:361:TYR:HB3	1:A:366:GLU:HG2	2.01	0.42
1:A:390:GLN:HB3	1:A:393:VAL:CG1	2.47	0.42
1:A:595:LEU:HD13	1:A:1244:LEU:CG	2.50	0.42
1:A:597:TRP:CZ3	1:A:600:LYS:CB	3.02	0.42
1:A:713:HIS:ND1	1:A:755:ASP:OD2	2.53	0.42
1:C:301:MET:O	1:C:302:LYS:C	2.58	0.42
1:C:326:LEU:HD23	1:C:353:ILE:HG22	2.01	0.42
1:C:416:GLN:CA	1:C:416:GLN:HE21	2.32	0.42
1:C:429:ASN:HD22	1:C:429:ASN:HA	1.66	0.42

Continued on next page...

Continued from previous page...

Atom-1	Atom-2	Interatomic distance (Å)	Clash overlap (Å)
1:C:578:GLN:NE2	1:C:578:GLN:C	2.73	0.42
1:C:845:TYR:HD2	1:C:858:ALA:HB3	1.84	0.42
1:E:230:LEU:CD2	1:E:234:LYS:CG	2.85	0.42
1:E:416:GLN:CA	1:E:416:GLN:HE21	2.32	0.42
1:E:713:HIS:ND1	1:E:755:ASP:OD2	2.53	0.42
1:G:320:SER:HG	1:G:323:VAL:HB	1.85	0.42
1:G:406:MET:O	1:G:411:VAL:CG2	2.68	0.42
1:G:595:LEU:HD13	1:G:1244:LEU:CG	2.50	0.42
1:G:645:GLU:C	1:G:647:GLY:H	2.23	0.42
1:G:970:SER:CB	1:G:975:TYR:HB2	2.50	0.42
1:I:307:PRO:HD2	1:I:338:TRP:CH2	2.54	0.42
1:I:389:LEU:HD21	1:I:395:VAL:HG21	2.02	0.42
1:I:496:MET:CE	1:I:496:MET:CA	2.98	0.42
1:I:560:PHE:HA	1:I:561:PRO:HD2	1.73	0.42
1:I:713:HIS:ND1	1:I:755:ASP:OD2	2.53	0.42
1:I:786:PHE:CE1	1:I:819:ASN:HB2	2.55	0.42
1:I:970:SER:CB	1:I:975:TYR:HB2	2.49	0.42
1:I:1060:SER:HG	1:I:1070:TRP:HD1	1.65	0.42
1:K:245:VAL:C	1:K:246:TRP:HD1	2.23	0.42
1:K:526:PHE:HA	1:K:529:TYR:HB3	2.00	0.42
1:K:645:GLU:C	1:K:647:GLY:N	2.73	0.42
1:K:786:PHE:CE1	1:K:819:ASN:HB2	2.55	0.42
1:K:1163:HIS:HB3	1:K:1205:VAL:HG13	2.02	0.42
1:M:245:VAL:C	1:M:246:TRP:HD1	2.23	0.42
1:M:389:LEU:HD21	1:M:395:VAL:HG21	2.02	0.42
1:M:416:GLN:CA	1:M:416:GLN:HE21	2.32	0.42
1:M:1233:VAL:O	1:M:1233:VAL:CG2	2.68	0.42
1:A:146:GLU:C	1:A:147:PRO:O	2.58	0.42
1:A:320:SER:OG	1:A:323:VAL:HG23	2.20	0.42
1:A:322:LEU:HG	1:A:359:TYR:HE2	1.85	0.42
1:A:389:LEU:HD21	1:A:395:VAL:HG21	2.02	0.42
1:A:480:CYS:CA	1:A:483:TRP:HD1	2.28	0.42
1:A:703:ASN:HD22	1:A:746:VAL:HB	1.84	0.42
1:C:320:SER:OG	1:C:323:VAL:HG23	2.20	0.42
1:C:493:SER:O	1:C:495:LYS:HG3	2.20	0.42
1:C:597:TRP:CZ3	1:C:600:LYS:CB	3.02	0.42
1:C:645:GLU:C	1:C:647:GLY:N	2.73	0.42
1:C:852:ASN:HB2	1:C:854:LEU:HG	2.02	0.42
1:E:146:GLU:C	1:E:147:PRO:O	2.58	0.42
1:E:260:ILE:O	1:E:260:ILE:HG12	2.20	0.42
1:E:320:SER:OG	1:E:323:VAL:HG23	2.20	0.42

Continued on next page...

Continued from previous page...

Atom-1	Atom-2	Interatomic distance (Å)	Clash overlap (Å)
1:E:639:LEU:H	1:E:653:ILE:HG22	1.79	0.42
1:E:882:LEU:HD23	1:E:903:ASP:HB2	2.01	0.42
1:E:970:SER:HB3	1:E:975:TYR:HB2	2.01	0.42
1:G:132:LEU:HD23	1:G:132:LEU:HA	1.76	0.42
1:G:327:ILE:HD13	1:G:327:ILE:HA	1.82	0.42
1:G:920:VAL:C	1:G:921:MET:CG	2.85	0.42
1:G:1160:GLU:O	1:G:1162:LEU:N	2.49	0.42
1:G:1233:VAL:HB	1:G:1243:ILE:HA	2.00	0.42
1:I:146:GLU:C	1:I:147:PRO:O	2.58	0.42
1:I:396:PRO:O	1:I:399:VAL:HG22	2.19	0.42
1:I:678:ASP:OD2	1:I:680:LYS:CD	2.67	0.42
1:I:852:ASN:HB2	1:I:854:LEU:HG	2.02	0.42
1:I:1212:THR:OG1	1:I:1213:PHE:N	2.53	0.42
1:K:713:HIS:ND1	1:K:755:ASP:OD2	2.53	0.42
1:K:970:SER:CB	1:K:975:TYR:HB2	2.49	0.42
1:K:1212:THR:OG1	1:K:1213:PHE:N	2.53	0.42
1:M:148:GLY:C	1:M:149:TRP:HD1	2.23	0.42
1:M:505:PHE:CE2	1:M:575:GLU:OE1	2.55	0.42
1:M:1163:HIS:HB3	1:M:1205:VAL:HG13	2.02	0.42
1:M:1177:GLY:HA2	1:M:1197:GLY:HA3	2.01	0.42
1:M:1182:ASP:HB3	1:M:1223:ILE:HG23	1.98	0.42
1:A:160:LYS:CB	1:A:160:LYS:HZ2	2.33	0.42
1:A:485:ASN:HB3	1:A:486:PHE:CE1	2.55	0.42
1:A:578:GLN:NE2	1:A:578:GLN:C	2.73	0.42
1:A:595:LEU:HD13	1:A:1244:LEU:CD1	2.50	0.42
1:A:1212:THR:OG1	1:A:1213:PHE:N	2.53	0.42
1:C:162:VAL:O	1:C:166:GLU:HB2	2.20	0.42
1:C:364:LEU:HA	1:C:364:LEU:HD22	1.82	0.42
1:C:526:PHE:HA	1:C:529:TYR:HB3	2.00	0.42
1:C:713:HIS:ND1	1:C:755:ASP:OD2	2.53	0.42
1:C:1032:TRP:O	1:C:1034:LEU:N	2.50	0.42
1:C:1181:THR:CG2	1:C:1221:LYS:HA	2.40	0.42
1:C:1233:VAL:CB	1:C:1243:ILE:HG12	2.49	0.42
1:E:174:LEU:O	1:E:178:PHE:HB2	2.20	0.42
1:E:259:GLN:H	1:E:259:GLN:HG2	1.56	0.42
1:E:403:LEU:HD11	1:E:459:LYS:HZ2	1.84	0.42
1:E:595:LEU:HD13	1:E:1244:LEU:CD1	2.50	0.42
1:E:597:TRP:CZ3	1:E:600:LYS:CB	3.02	0.42
1:E:622:CYS:HA	1:E:889:MET:HE1	2.02	0.42
1:E:678:ASP:OD2	1:E:680:LYS:CD	2.68	0.42
1:E:883:SER:O	1:E:884:TRP:O	2.37	0.42

Continued on next page...

Continued from previous page...

Atom-1	Atom-2	Interatomic distance (Å)	Clash overlap (Å)
1:E:1212:THR:OG1	1:E:1213:PHE:N	2.53	0.42
1:E:1233:VAL:HB	1:E:1243:ILE:HA	2.00	0.42
1:G:160:LYS:HZ2	1:G:160:LYS:HB2	1.85	0.42
1:G:452:GLN:O	1:G:456:LEU:HG	2.19	0.42
1:G:493:SER:O	1:G:495:LYS:HG3	2.20	0.42
1:G:582:LEU:C	1:G:582:LEU:CD2	2.88	0.42
1:G:882:LEU:HD23	1:G:903:ASP:HB2	2.01	0.42
1:G:1030:TRP:HA	1:G:1036:LYS:O	2.20	0.42
2:H:14:CYS:CB	5:H:201:HEM:CAB	2.96	0.42
1:I:127:VAL:CG1	1:I:293:GLU:HG2	2.50	0.42
1:I:130:LYS:HE2	1:I:130:LYS:HB2	1.74	0.42
1:I:301:MET:O	1:I:302:LYS:C	2.58	0.42
1:I:493:SER:O	1:I:495:LYS:HG3	2.20	0.42
1:K:162:VAL:O	1:K:166:GLU:HB2	2.20	0.42
1:K:496:MET:CE	1:K:496:MET:CA	2.98	0.42
1:K:920:VAL:C	1:K:921:MET:CG	2.85	0.42
1:K:1233:VAL:O	1:K:1233:VAL:CG2	2.68	0.42
1:M:162:VAL:O	1:M:166:GLU:HB2	2.20	0.42
1:M:206:LEU:CD2	1:M:235:HIS:CD2	3.03	0.42
1:M:322:LEU:HG	1:M:359:TYR:HE2	1.85	0.42
1:M:484:TYR:HB2	1:M:485:ASN:HD22	1.84	0.42
1:M:1030:TRP:HA	1:M:1036:LYS:O	2.20	0.42
1:M:1140:THR:OG1	1:M:1155:ASN:OD1	2.31	0.42
1:M:1225:VAL:HG11	1:M:1229:PHE:CG	2.55	0.42
1:A:507:LEU:CD1	1:A:579:GLN:CG	2.98	0.42
1:A:595:LEU:CD2	1:A:1201:TRP:HH2	2.33	0.42
1:A:852:ASN:HB2	1:A:854:LEU:HG	2.02	0.42
1:A:1177:GLY:HA2	1:A:1197:GLY:HA3	2.01	0.42
1:C:179:PRO:CG	1:C:237:ARG:HH11	2.17	0.42
1:C:452:GLN:O	1:C:456:LEU:HG	2.20	0.42
1:C:507:LEU:CD1	1:C:579:GLN:CG	2.98	0.42
1:C:597:TRP:CZ3	1:C:600:LYS:HA	2.54	0.42
1:C:641:VAL:HB	1:C:651:LEU:HB2	1.97	0.42
1:C:1126:HIS:CD2	1:C:1128:GLY:H	2.38	0.42
1:C:1233:VAL:HB	1:C:1243:ILE:HA	2.00	0.42
1:E:320:SER:HG	1:E:323:VAL:HB	1.84	0.42
1:E:452:GLN:O	1:E:456:LEU:HG	2.20	0.42
1:E:852:ASN:HB2	1:E:854:LEU:HG	2.02	0.42
1:E:1140:THR:OG1	1:E:1155:ASN:OD1	2.31	0.42
1:E:1181:THR:HG22	1:E:1182:ASP:N	2.34	0.42
2:F:52:ASN:OD1	5:F:201:HEM:HBD1	2.20	0.42

Continued on next page...

Continued from previous page...

Atom-1	Atom-2	Interatomic distance (Å)	Clash overlap (Å)
1:G:212:PHE:CB	1:G:226:ARG:NH1	2.57	0.42
1:G:326:LEU:HD23	1:G:353:ILE:HG22	2.01	0.42
1:G:496:MET:CE	1:G:496:MET:CA	2.98	0.42
1:G:603:ILE:CD1	1:G:1242:TYR:CE1	3.00	0.42
1:G:866:LEU:CD2	1:G:914:VAL:HB	2.43	0.42
1:G:1139:SER:OG	1:G:1140:THR:N	2.51	0.42
1:G:1212:THR:OG1	1:G:1213:PHE:N	2.53	0.42
1:G:1220:LEU:HD23	1:G:1234:THR:HG21	2.01	0.42
1:I:239:LEU:HD12	1:I:240:LEU:H	1.76	0.42
1:I:320:SER:HG	1:I:323:VAL:HB	1.84	0.42
1:I:882:LEU:HD23	1:I:903:ASP:HB2	2.01	0.42
1:I:978:PHE:CZ	1:I:986:GLU:HB2	2.55	0.42
1:I:1233:VAL:CB	1:I:1243:ILE:HG12	2.49	0.42
1:K:174:LEU:O	1:K:178:PHE:HB2	2.20	0.42
1:K:306:LEU:HA	1:K:307:PRO:HD3	1.76	0.42
1:K:406:MET:O	1:K:411:VAL:CG2	2.68	0.42
1:K:970:SER:HB3	1:K:975:TYR:HB2	2.01	0.42
1:K:978:PHE:CZ	1:K:986:GLU:HB2	2.55	0.42
1:K:1187:PRO:HG3	1:K:1229:PHE:HB2	1.98	0.42
1:K:1225:VAL:HG11	1:K:1229:PHE:CG	2.55	0.42
2:L:16:GLN:OE1	2:L:16:GLN:N	2.47	0.42
2:L:18:HIS:NE2	5:L:201:HEM:C4C	2.88	0.42
1:M:390:GLN:HB3	1:M:393:VAL:CG1	2.47	0.42
1:A:206:LEU:CD2	1:A:235:HIS:CD2	3.03	0.41
1:A:245:VAL:C	1:A:246:TRP:HD1	2.23	0.41
1:A:248:SER:O	1:A:249:TRP:C	2.57	0.41
1:A:553:HIS:CG	1:A:554:LEU:N	2.88	0.41
1:A:678:ASP:OD2	1:A:680:LYS:CD	2.67	0.41
1:A:1166:ALA:N	1:A:1167:PRO:CD	2.78	0.41
1:A:1176:HIS:CB	1:A:1218:THR:CB	2.98	0.41
2:B:14:CYS:CB	5:B:201:HEM:CAB	2.96	0.41
1:C:174:LEU:O	1:C:178:PHE:HB2	2.20	0.41
1:C:480:CYS:CA	1:C:483:TRP:HD1	2.28	0.41
1:C:1181:THR:HG22	1:C:1182:ASP:N	2.34	0.41
1:E:162:VAL:O	1:E:166:GLU:HB2	2.20	0.41
1:E:582:LEU:C	1:E:582:LEU:CD2	2.88	0.41
1:E:895:SER:C	1:E:911:THR:OG1	2.57	0.41
2:F:18:HIS:NE2	5:F:201:HEM:C4C	2.88	0.41
1:G:174:LEU:O	1:G:178:PHE:HB2	2.20	0.41
1:G:322:LEU:HG	1:G:359:TYR:HE2	1.85	0.41
1:G:597:TRP:CZ3	1:G:600:LYS:CB	3.02	0.41

Continued on next page...

Continued from previous page...

Atom-1	Atom-2	Interatomic distance (Å)	Clash overlap (Å)
1:G:1200:LYS:HG3	1:G:1211:GLN:HA	2.01	0.41
2:H:10:PHE:CD1	2:H:14:CYS:HB2	2.55	0.41
1:I:179:PRO:CG	1:I:237:ARG:HH11	2.17	0.41
1:I:244:ASP:OD1	1:I:246:TRP:NE1	2.50	0.41
1:I:279:VAL:O	1:I:279:VAL:HG23	2.20	0.41
1:I:505:PHE:CE2	1:I:575:GLU:OE1	2.55	0.41
1:I:597:TRP:CZ3	1:I:600:LYS:CB	3.02	0.41
1:I:922:LEU:HD12	1:I:1241:LEU:CD2	2.39	0.41
1:I:1163:HIS:HB3	1:I:1205:VAL:HG13	2.02	0.41
1:I:1220:LEU:HD23	1:I:1234:THR:HG21	2.01	0.41
1:K:146:GLU:C	1:K:147:PRO:O	2.58	0.41
1:K:452:GLN:O	1:K:456:LEU:HG	2.19	0.41
1:K:485:ASN:HD22	1:K:485:ASN:H	1.67	0.41
1:K:485:ASN:HB3	1:K:486:PHE:CE1	2.55	0.41
2:L:18:HIS:CE1	2:L:30:PRO:CD	3.00	0.41
1:M:156:ALA:HB2	1:M:265:ARG:NH2	2.34	0.41
1:M:248:SER:O	1:M:249:TRP:C	2.57	0.41
1:M:845:TYR:HD2	1:M:858:ALA:HB3	1.84	0.41
1:M:970:SER:HB3	1:M:975:TYR:HB2	2.01	0.41
1:A:306:LEU:HA	1:A:307:PRO:HD3	1.76	0.41
1:A:320:SER:HG	1:A:323:VAL:HB	1.84	0.41
1:A:645:GLU:C	1:A:647:GLY:N	2.73	0.41
1:A:659:GLU:HG3	1:A:659:GLU:O	2.18	0.41
1:A:970:SER:HA	1:A:1011:PHE:CD2	2.55	0.41
1:A:1176:HIS:CB	1:A:1218:THR:HG21	2.42	0.41
1:C:389:LEU:HD21	1:C:395:VAL:HG21	2.02	0.41
1:C:390:GLN:HB3	1:C:393:VAL:CG1	2.47	0.41
1:C:786:PHE:CE1	1:C:819:ASN:HB2	2.55	0.41
2:D:52:ASN:OD1	5:D:201:HEM:HBD1	2.20	0.41
1:E:262:LEU:O	1:E:262:LEU:HG	2.19	0.41
1:E:786:PHE:CE1	1:E:819:ASN:HB2	2.55	0.41
1:G:260:ILE:O	1:G:260:ILE:HG12	2.20	0.41
1:G:261:LEU:C	1:G:261:LEU:CD1	2.85	0.41
1:G:389:LEU:HD21	1:G:395:VAL:HG21	2.02	0.41
1:G:431:LYS:HZ1	1:I:336:ASN:CB	2.29	0.41
1:G:713:HIS:ND1	1:G:755:ASP:OD2	2.53	0.41
1:G:852:ASN:HB2	1:G:854:LEU:HG	2.02	0.41
1:G:1111:ILE:O	1:G:1120:LEU:N	2.54	0.41
2:H:18:HIS:NE2	5:H:201:HEM:C4C	2.88	0.41
2:H:52:ASN:OD1	5:H:201:HEM:HBD1	2.20	0.41
1:I:148:GLY:C	1:I:149:TRP:HD1	2.23	0.41

Continued on next page...

Continued from previous page...

Atom-1	Atom-2	Interatomic distance (Å)	Clash overlap (Å)
1:I:452:GLN:O	1:I:456:LEU:HG	2.19	0.41
1:I:484:TYR:HB2	1:I:485:ASN:HD22	1.84	0.41
2:J:10:PHE:CD1	2:J:14:CYS:HB2	2.55	0.41
1:K:130:LYS:HB2	1:K:130:LYS:HE2	1.74	0.41
1:K:262:LEU:O	1:K:262:LEU:HG	2.19	0.41
1:K:320:SER:OG	1:K:323:VAL:HG23	2.20	0.41
1:K:597:TRP:CZ3	1:K:600:LYS:HA	2.55	0.41
1:M:127:VAL:CG1	1:M:293:GLU:HG2	2.50	0.41
1:M:235:HIS:HB3	1:M:238:SER:HB3	2.01	0.41
1:M:582:LEU:C	1:M:582:LEU:CD2	2.88	0.41
1:M:970:SER:HA	1:M:1011:PHE:CD2	2.55	0.41
1:A:326:LEU:HD23	1:A:353:ILE:HG22	2.01	0.41
1:A:330:LEU:HD12	1:A:330:LEU:HA	1.74	0.41
1:A:406:MET:O	1:A:411:VAL:CG2	2.68	0.41
1:A:473:LEU:CD1	1:A:480:CYS:HB3	2.47	0.41
1:A:493:SER:O	1:A:495:LYS:HG3	2.20	0.41
1:A:563:ILE:O	1:A:567:GLY:N	2.51	0.41
1:A:786:PHE:CE1	1:A:819:ASN:HB2	2.55	0.41
1:A:1056:SER:O	1:A:1072:ILE:N	2.32	0.41
1:A:1126:HIS:CD2	1:A:1128:GLY:H	2.38	0.41
1:A:1163:HIS:HB3	1:A:1205:VAL:HG13	2.02	0.41
1:A:1220:LEU:HD23	1:A:1234:THR:HG21	2.01	0.41
1:C:140:LEU:C	1:C:140:LEU:CD1	2.86	0.41
1:C:279:VAL:O	1:C:279:VAL:HG23	2.20	0.41
1:C:326:LEU:CD2	1:C:353:ILE:HB	2.51	0.41
1:C:581:LYS:HA	1:C:581:LYS:HD2	1.68	0.41
1:C:970:SER:HA	1:C:1011:PHE:CD2	2.55	0.41
1:C:1225:VAL:CG1	1:C:1229:PHE:CE1	3.01	0.41
1:E:212:PHE:HD1	1:E:212:PHE:HA	1.79	0.41
1:E:507:LEU:CD1	1:E:579:GLN:CG	2.98	0.41
1:E:595:LEU:HD13	1:E:1244:LEU:CG	2.50	0.41
1:E:999:ARG:HB2	1:E:1030:TRP:CE3	2.54	0.41
1:E:1030:TRP:HA	1:E:1036:LYS:O	2.20	0.41
1:E:1111:ILE:O	1:E:1120:LEU:N	2.54	0.41
1:E:1177:GLY:HA2	1:E:1197:GLY:HA3	2.01	0.41
1:E:1201:TRP:CB	1:E:1210:SER:O	2.58	0.41
1:E:1247:LEU:HD12	1:E:1248:GLU:OE1	2.21	0.41
1:G:394:LYS:HB3	1:G:434:ARG:CG	2.48	0.41
1:G:485:ASN:HD22	1:G:485:ASN:H	1.67	0.41
1:G:978:PHE:CZ	1:G:986:GLU:HB2	2.55	0.41
1:G:1164:LEU:H	1:G:1164:LEU:CD1	2.17	0.41

Continued on next page...

Continued from previous page...

Atom-1	Atom-2	Interatomic distance (Å)	Clash overlap (Å)
1:G:1233:VAL:O	1:G:1233:VAL:CG2	2.68	0.41
1:I:245:VAL:C	1:I:246:TRP:HD1	2.23	0.41
1:I:485:ASN:HB3	1:I:486:PHE:CE1	2.55	0.41
1:I:1113:SER:N	1:I:1120:LEU:HD13	2.35	0.41
1:I:1176:HIS:CB	1:I:1218:THR:CB	2.98	0.41
2:J:52:ASN:OD1	5:J:201:HEM:HBD1	2.20	0.41
1:K:127:VAL:CG1	1:K:293:GLU:HG2	2.50	0.41
1:K:155:MET:HE2	1:K:155:MET:HB2	1.86	0.41
1:K:645:GLU:C	1:K:647:GLY:H	2.23	0.41
1:K:1182:ASP:HB3	1:K:1223:ILE:HG23	1.98	0.41
1:M:140:LEU:C	1:M:140:LEU:CD1	2.86	0.41
1:M:452:GLN:O	1:M:456:LEU:HG	2.19	0.41
1:M:485:ASN:HB3	1:M:486:PHE:CE1	2.55	0.41
1:M:507:LEU:CD1	1:M:579:GLN:CG	2.98	0.41
1:M:922:LEU:CD1	1:M:1241:LEU:CD2	2.87	0.41
1:M:1176:HIS:HB2	1:M:1218:THR:CB	2.38	0.41
1:M:1200:LYS:HG3	1:M:1211:GLN:HA	2.01	0.41
1:A:473:LEU:HD22	1:A:484:TYR:CE1	2.43	0.41
1:A:645:GLU:C	1:A:647:GLY:H	2.23	0.41
1:A:1225:VAL:HG11	1:A:1229:PHE:CG	2.55	0.41
1:C:146:GLU:C	1:C:147:PRO:O	2.58	0.41
1:C:262:LEU:O	1:C:262:LEU:HG	2.19	0.41
1:C:394:LYS:HB3	1:C:434:ARG:CG	2.48	0.41
1:C:403:LEU:HD11	1:C:459:LYS:HZ2	1.85	0.41
1:C:484:TYR:HB2	1:C:485:ASN:HD22	1.84	0.41
1:C:507:LEU:HD11	1:C:579:GLN:HG2	2.03	0.41
1:C:645:GLU:C	1:C:647:GLY:H	2.23	0.41
1:C:1220:LEU:HD23	1:C:1234:THR:HG21	2.01	0.41
1:E:485:ASN:HD22	1:E:485:ASN:H	1.67	0.41
1:E:645:GLU:C	1:E:647:GLY:H	2.23	0.41
1:E:923:LYS:HA	1:E:923:LYS:HD3	1.82	0.41
1:E:1200:LYS:HG3	1:E:1211:GLN:HA	2.01	0.41
1:E:1245:GLN:HE21	1:E:1245:GLN:HB3	1.59	0.41
1:G:245:VAL:C	1:G:246:TRP:HD1	2.23	0.41
1:G:553:HIS:CG	1:G:554:LEU:N	2.88	0.41
1:G:595:LEU:HD13	1:G:1244:LEU:CD1	2.50	0.41
1:I:140:LEU:C	1:I:140:LEU:CD1	2.86	0.41
1:I:206:LEU:CD2	1:I:235:HIS:CD2	3.03	0.41
1:I:406:MET:O	1:I:411:VAL:CG2	2.68	0.41
1:I:457:HIS:CB	1:I:493:SER:HB2	2.44	0.41
1:I:543:ASN:CG	1:I:574:SER:HB2	2.38	0.41

Continued on next page...

Continued from previous page...

Atom-1	Atom-2	Interatomic distance (Å)	Clash overlap (Å)
1:I:645:GLU:C	1:I:647:GLY:H	2.23	0.41
1:I:1200:LYS:HG3	1:I:1211:GLN:HA	2.01	0.41
1:I:1208:GLU:CG	1:I:1211:GLN:HG2	2.49	0.41
1:K:230:LEU:CD2	1:K:234:LYS:CG	2.85	0.41
1:K:301:MET:O	1:K:302:LYS:C	2.58	0.41
1:K:403:LEU:HD11	1:K:459:LYS:HZ2	1.86	0.41
1:K:595:LEU:CD2	1:K:1201:TRP:HH2	2.33	0.41
1:K:595:LEU:HD13	1:K:1244:LEU:CG	2.50	0.41
1:K:923:LYS:HD3	1:K:923:LYS:HA	1.82	0.41
1:K:970:SER:HA	1:K:1011:PHE:CD2	2.55	0.41
1:K:1139:SER:OG	1:K:1140:THR:N	2.51	0.41
1:K:1232:TYR:OH	1:K:1234:THR:CB	2.59	0.41
1:K:1247:LEU:HD12	1:K:1248:GLU:OE1	2.21	0.41
1:M:317:CYS:C	1:M:318:LYS:CG	2.85	0.41
1:M:320:SER:OG	1:M:323:VAL:HG23	2.20	0.41
1:M:364:LEU:HA	1:M:364:LEU:HD22	1.82	0.41
1:M:406:MET:O	1:M:411:VAL:CG2	2.68	0.41
1:M:645:GLU:C	1:M:647:GLY:H	2.23	0.41
1:M:866:LEU:O	1:M:875:VAL:N	2.44	0.41
1:A:429:ASN:O	1:A:432:SER:O	2.39	0.41
1:A:452:GLN:O	1:A:456:LEU:HG	2.20	0.41
1:A:582:LEU:C	1:A:582:LEU:CD2	2.88	0.41
1:A:1030:TRP:HA	1:A:1036:LYS:O	2.20	0.41
1:C:248:SER:O	1:C:249:TRP:C	2.57	0.41
1:C:474:SER:HB2	1:C:475:PRO:HD2	2.03	0.41
1:E:279:VAL:O	1:E:279:VAL:HG23	2.20	0.41
1:E:485:ASN:HB3	1:E:486:PHE:CE1	2.55	0.41
1:E:978:PHE:CZ	1:E:986:GLU:HB2	2.55	0.41
1:G:361:TYR:HB3	1:G:366:GLU:HG2	2.02	0.41
1:G:485:ASN:HB3	1:G:486:PHE:CE1	2.55	0.41
1:G:568:LEU:H	1:G:568:LEU:HG	1.50	0.41
1:G:578:GLN:NE2	1:G:578:GLN:C	2.73	0.41
1:G:595:LEU:CD2	1:G:1201:TRP:HH2	2.33	0.41
1:G:883:SER:O	1:G:884:TRP:O	2.37	0.41
1:G:1177:GLY:HA2	1:G:1197:GLY:HA3	2.01	0.41
1:I:174:LEU:O	1:I:178:PHE:HB2	2.20	0.41
1:I:320:SER:OG	1:I:323:VAL:HG23	2.20	0.41
1:I:582:LEU:C	1:I:582:LEU:CD2	2.88	0.41
1:I:595:LEU:CD2	1:I:1244:LEU:CD1	2.48	0.41
1:I:883:SER:O	1:I:884:TRP:O	2.37	0.41
1:I:910:GLU:HB3	1:I:913:LYS:HG3	2.02	0.41

Continued on next page...

Continued from previous page...

Atom-1	Atom-2	Interatomic distance (Å)	Clash overlap (Å)
1:I:1225:VAL:HG11	1:I:1229:PHE:CG	2.55	0.41
1:K:361:TYR:HB3	1:K:366:GLU:HG2	2.02	0.41
1:K:416:GLN:CA	1:K:416:GLN:HE21	2.32	0.41
1:K:578:GLN:NE2	1:K:578:GLN:C	2.73	0.41
1:K:639:LEU:CD1	1:K:641:VAL:HG23	2.51	0.41
1:K:938:LEU:HD13	1:K:938:LEU:HA	1.85	0.41
1:K:1200:LYS:HG3	1:K:1211:GLN:HA	2.01	0.41
1:M:320:SER:HG	1:M:323:VAL:HB	1.85	0.41
1:M:364:LEU:CD1	1:M:368:MET:HE2	2.50	0.41
1:M:457:HIS:CB	1:M:493:SER:HB2	2.44	0.41
1:M:493:SER:O	1:M:495:LYS:HG3	2.20	0.41
1:M:639:LEU:CD1	1:M:641:VAL:HG23	2.51	0.41
1:M:645:GLU:C	1:M:647:GLY:N	2.73	0.41
1:M:1176:HIS:CB	1:M:1218:THR:CB	2.98	0.41
1:M:1247:LEU:HD12	1:M:1248:GLU:OE1	2.21	0.41
2:N:18:HIS:NE2	5:N:201:HEM:C4C	2.88	0.41
1:A:195:LEU:HD12	1:A:195:LEU:C	2.36	0.41
1:A:222:GLU:OE2	1:C:204:THR:HG21	2.19	0.41
1:A:235:HIS:HB3	1:A:238:SER:HB3	2.01	0.41
1:A:270:THR:O	1:A:270:THR:OG1	2.32	0.41
1:A:858:ALA:HB2	1:A:864:VAL:HG22	2.03	0.41
1:A:1093:ILE:O	1:A:1093:ILE:HG13	2.21	0.41
2:B:10:PHE:CD1	2:B:14:CYS:HB2	2.55	0.41
2:B:18:HIS:NE2	5:B:201:HEM:C4C	2.88	0.41
1:C:235:HIS:HB3	1:C:238:SER:HB3	2.01	0.41
1:C:485:ASN:HB3	1:C:486:PHE:CE1	2.55	0.41
1:C:1093:ILE:O	1:C:1093:ILE:HG13	2.21	0.41
1:E:149:TRP:CH2	1:E:273:VAL:CG1	2.98	0.41
1:E:326:LEU:CD2	1:E:353:ILE:HB	2.51	0.41
1:E:441:GLN:O	1:E:445:LEU:HG	2.21	0.41
1:E:862:TYR:O	1:E:862:TYR:CG	2.70	0.41
1:E:920:VAL:C	1:E:921:MET:CG	2.85	0.41
1:E:1126:HIS:CD2	1:E:1128:GLY:H	2.38	0.41
1:E:1213:PHE:HD2	1:E:1214:TYR:H	1.63	0.41
1:E:1233:VAL:O	1:E:1233:VAL:CG2	2.68	0.41
1:G:507:LEU:HD11	1:G:579:GLN:HG2	2.03	0.41
1:G:938:LEU:HA	1:G:938:LEU:HD13	1.85	0.41
5:H:201:HEM:CBC	5:H:201:HEM:CMC	2.88	0.41
1:I:195:LEU:HD12	1:I:195:LEU:C	2.36	0.41
1:I:244:ASP:HB3	1:I:245:VAL:H	1.51	0.41
1:I:441:GLN:O	1:I:445:LEU:HG	2.21	0.41

Continued on next page...

Continued from previous page...

Atom-1	Atom-2	Interatomic distance (Å)	Clash overlap (Å)
1:I:752:SER:HB2	1:I:753:PRO:HD2	2.03	0.41
1:I:1126:HIS:CD2	1:I:1128:GLY:H	2.38	0.41
2:J:18:HIS:NE2	5:J:201:HEM:C4C	2.88	0.41
1:K:457:HIS:CB	1:K:493:SER:HB2	2.44	0.41
1:K:493:SER:O	1:K:495:LYS:HG3	2.20	0.41
1:K:1030:TRP:HA	1:K:1036:LYS:O	2.20	0.41
1:K:1220:LEU:HD23	1:K:1234:THR:HG21	2.01	0.41
1:M:496:MET:CE	1:M:496:MET:CA	2.98	0.41
1:M:578:GLN:NE2	1:M:578:GLN:C	2.73	0.41
1:M:978:PHE:CZ	1:M:986:GLU:HB2	2.55	0.41
2:N:10:PHE:CD1	2:N:14:CYS:HB2	2.55	0.41
1:A:137:GLN:HG3	1:A:173:LEU:HD22	1.95	0.41
1:A:174:LEU:O	1:A:178:PHE:HB2	2.20	0.41
1:A:326:LEU:CD2	1:A:353:ILE:HB	2.51	0.41
1:A:474:SER:HB2	1:A:475:PRO:HD2	2.03	0.41
1:A:603:ILE:CD1	1:A:1242:TYR:CE1	3.00	0.41
1:A:1200:LYS:HG3	1:A:1211:GLN:HA	2.01	0.41
1:C:260:ILE:O	1:C:260:ILE:HG12	2.20	0.41
1:C:473:LEU:CD1	1:C:480:CYS:HB3	2.47	0.41
1:C:1030:TRP:HA	1:C:1036:LYS:O	2.20	0.41
1:C:1111:ILE:O	1:C:1120:LEU:N	2.54	0.41
1:C:1176:HIS:CB	1:C:1218:THR:CB	2.98	0.41
1:C:1200:LYS:HG3	1:C:1211:GLN:HA	2.01	0.41
1:E:245:VAL:C	1:E:246:TRP:HD1	2.23	0.41
1:E:322:LEU:HG	1:E:359:TYR:HE2	1.85	0.41
1:E:473:LEU:CD1	1:E:480:CYS:HB3	2.47	0.41
1:E:724:PHE:CE1	1:E:740:PHE:HB3	2.56	0.41
1:E:939:ALA:O	1:E:946:LEU:HB2	2.21	0.41
1:E:1225:VAL:HG11	1:E:1229:PHE:CG	2.55	0.41
1:G:279:VAL:O	1:G:279:VAL:HG23	2.20	0.41
1:G:295:LEU:HD22	1:G:295:LEU:HA	1.75	0.41
1:G:320:SER:OG	1:G:323:VAL:HG23	2.20	0.41
1:G:752:SER:HB2	1:G:753:PRO:HD2	2.03	0.41
1:G:1163:HIS:HB3	1:G:1205:VAL:HG13	2.02	0.41
1:I:431:LYS:HZ3	1:K:336:ASN:CB	2.12	0.41
1:I:507:LEU:CD1	1:I:579:GLN:CG	2.98	0.41
1:I:578:GLN:NE2	1:I:578:GLN:C	2.73	0.41
1:I:595:LEU:CD2	1:I:1201:TRP:HH2	2.33	0.41
1:I:1233:VAL:O	1:I:1233:VAL:CG2	2.68	0.41
1:I:1247:LEU:HD12	1:I:1248:GLU:OE1	2.21	0.41
1:K:322:LEU:HG	1:K:359:TYR:HE2	1.85	0.41

Continued on next page...

Continued from previous page...

Atom-1	Atom-2	Interatomic distance (Å)	Clash overlap (Å)
1:K:347:ASN:O	1:K:348:LYS:HB2	2.19	0.41
1:K:582:LEU:C	1:K:582:LEU:CD2	2.88	0.41
1:K:815:VAL:O	1:K:821:ILE:HG23	2.21	0.41
1:K:1126:HIS:CD2	1:K:1128:GLY:H	2.38	0.41
1:K:1233:VAL:CB	1:K:1243:ILE:HG12	2.49	0.41
1:M:242:LEU:HD12	1:M:242:LEU:N	2.26	0.41
1:M:595:LEU:HD13	1:M:1244:LEU:CD1	2.50	0.41
1:M:1233:VAL:CB	1:M:1243:ILE:HG12	2.49	0.41
1:A:246:TRP:HE3	1:A:374:MET:HG2	1.86	0.41
1:A:375:LEU:H	1:A:375:LEU:HG	1.69	0.41
1:A:416:GLN:CA	1:A:416:GLN:HE21	2.32	0.41
1:A:441:GLN:O	1:A:445:LEU:HG	2.21	0.41
1:A:513:LYS:O	1:A:517:VAL:CB	2.62	0.41
1:A:724:PHE:CE1	1:A:740:PHE:HB3	2.56	0.41
1:A:750:ARG:HB2	1:A:806:TRP:HE1	1.85	0.41
1:A:818:LYS:O	1:A:843:ILE:HG13	2.21	0.41
1:A:1072:ILE:O	1:A:1074:THR:N	2.52	0.41
1:A:1228:ASP:CB	1:A:1230:LYS:HG2	2.37	0.41
1:C:295:LEU:HA	1:C:295:LEU:HD22	1.75	0.41
1:C:407:GLU:H	1:C:407:GLU:HG2	1.47	0.41
1:C:409:GLU:CG	1:E:340:TYR:CZ	3.00	0.41
1:C:513:LYS:O	1:C:517:VAL:CB	2.62	0.41
1:C:582:LEU:C	1:C:582:LEU:CD2	2.88	0.41
1:C:584:ALA:O	1:C:588:VAL:CG2	2.36	0.41
1:C:595:LEU:CD2	1:C:1201:TRP:HH2	2.33	0.41
1:C:910:GLU:HB3	1:C:913:LYS:HG3	2.02	0.41
1:C:924:GLN:H	1:C:1238:LEU:HD21	1.86	0.41
1:C:939:ALA:O	1:C:946:LEU:HB2	2.21	0.41
1:C:1225:VAL:HG11	1:C:1229:PHE:CG	2.55	0.41
2:D:10:PHE:CD1	2:D:14:CYS:HB2	2.55	0.41
1:E:146:GLU:OE1	1:E:146:GLU:HA	2.21	0.41
1:E:206:LEU:CD2	1:E:235:HIS:CD2	3.03	0.41
1:E:327:ILE:HD13	1:E:327:ILE:HA	1.82	0.41
1:E:474:SER:HB2	1:E:475:PRO:HD2	2.02	0.41
1:E:553:HIS:CG	1:E:554:LEU:N	2.88	0.41
1:E:750:ARG:HB2	1:E:806:TRP:HE1	1.85	0.41
1:E:815:VAL:O	1:E:821:ILE:HG23	2.21	0.41
1:E:970:SER:HA	1:E:1011:PHE:CD2	2.55	0.41
1:E:1093:ILE:O	1:E:1093:ILE:HG13	2.21	0.41
2:F:10:PHE:CD1	2:F:14:CYS:HB2	2.55	0.41
1:G:246:TRP:HE3	1:G:374:MET:HG2	1.86	0.41

Continued on next page...

Continued from previous page...

Atom-1	Atom-2	Interatomic distance (Å)	Clash overlap (Å)
1:G:543:ASN:CB	1:G:576:VAL:HG23	2.51	0.41
1:G:724:PHE:CE1	1:G:740:PHE:HB3	2.56	0.41
1:G:858:ALA:HB2	1:G:864:VAL:HG22	2.03	0.41
1:G:910:GLU:HB3	1:G:913:LYS:HG3	2.02	0.41
1:G:939:ALA:O	1:G:946:LEU:HB2	2.21	0.41
1:I:543:ASN:CB	1:I:576:VAL:HG23	2.51	0.41
1:I:815:VAL:O	1:I:821:ILE:HG23	2.21	0.41
1:I:970:SER:HA	1:I:1011:PHE:CD2	2.55	0.41
1:I:1056:SER:O	1:I:1072:ILE:N	2.31	0.41
1:I:1111:ILE:O	1:I:1120:LEU:N	2.54	0.41
1:K:500:LEU:HD23	1:K:533:LEU:HD12	2.00	0.41
1:K:1160:GLU:O	1:K:1162:LEU:N	2.49	0.41
1:K:1217:GLY:HA3	1:K:1236:ASP:O	2.21	0.41
2:L:10:PHE:CD1	2:L:14:CYS:HB2	2.55	0.41
1:M:244:ASP:HB3	1:M:245:VAL:H	1.51	0.41
1:M:295:LEU:HD22	1:M:295:LEU:HA	1.75	0.41
1:M:529:TYR:CA	1:M:532:ILE:CG2	2.98	0.41
1:M:724:PHE:CE1	1:M:740:PHE:HB3	2.56	0.41
1:M:924:GLN:H	1:M:1238:LEU:HD21	1.86	0.41
1:M:997:GLN:HB3	1:M:1030:TRP:HH2	1.86	0.41
1:M:1217:GLY:HA3	1:M:1236:ASP:O	2.21	0.41
1:M:1228:ASP:CB	1:M:1230:LYS:HG2	2.37	0.41
1:A:140:LEU:HD12	1:A:173:LEU:HD11	2.03	0.41
1:A:146:GLU:OE1	1:A:146:GLU:HA	2.21	0.41
1:A:494:ALA:O	1:A:495:LYS:CB	2.62	0.41
1:A:529:TYR:CA	1:A:532:ILE:CG2	2.98	0.41
1:A:543:ASN:CB	1:A:576:VAL:HG23	2.51	0.41
1:A:560:PHE:HA	1:A:561:PRO:HD2	1.73	0.41
1:A:581:LYS:HD2	1:A:581:LYS:HA	1.68	0.41
1:A:639:LEU:CD1	1:A:641:VAL:HG23	2.51	0.41
1:A:939:ALA:O	1:A:946:LEU:HB2	2.21	0.41
1:C:146:GLU:OE1	1:C:146:GLU:HA	2.21	0.41
1:C:155:MET:HE2	1:C:155:MET:HB2	1.91	0.41
1:C:179:PRO:HD3	1:C:237:ARG:HH12	1.84	0.41
1:C:206:LEU:CD2	1:C:235:HIS:CD2	3.03	0.41
1:C:429:ASN:O	1:C:432:SER:O	2.39	0.41
1:C:441:GLN:O	1:C:445:LEU:HG	2.21	0.41
1:C:529:TYR:CA	1:C:532:ILE:CG2	2.98	0.41
1:C:543:ASN:CB	1:C:576:VAL:HG23	2.51	0.41
1:C:595:LEU:CD2	1:C:1244:LEU:CD1	2.48	0.41
1:C:595:LEU:HD13	1:C:1244:LEU:CD1	2.50	0.41

Continued on next page...

Continued from previous page...

Atom-1	Atom-2	Interatomic distance (Å)	Clash overlap (Å)
1:C:724:PHE:CE1	1:C:740:PHE:HB3	2.56	0.41
1:C:750:ARG:HB2	1:C:806:TRP:HE1	1.85	0.41
1:C:815:VAL:O	1:C:821:ILE:HG23	2.21	0.41
1:C:868:ASN:HB2	1:C:875:VAL:HG23	2.03	0.41
1:C:1163:HIS:HB3	1:C:1205:VAL:HG13	2.02	0.41
1:E:140:LEU:HD12	1:E:173:LEU:HD11	2.03	0.41
1:E:429:ASN:O	1:E:432:SER:O	2.39	0.41
1:E:516:LEU:HA	1:E:516:LEU:HD12	1.83	0.41
1:E:543:ASN:CB	1:E:576:VAL:HG23	2.51	0.41
1:E:858:ALA:HB2	1:E:864:VAL:HG22	2.03	0.41
1:E:868:ASN:HB2	1:E:875:VAL:HG23	2.03	0.41
1:E:1163:HIS:HB3	1:E:1205:VAL:HG13	2.02	0.41
1:E:1220:LEU:HD23	1:E:1234:THR:HG21	2.01	0.41
1:G:146:GLU:OE1	1:G:146:GLU:HA	2.21	0.41
1:G:209:ASP:O	1:G:210:GLU:HB2	2.21	0.41
1:G:248:SER:O	1:G:249:TRP:C	2.57	0.41
1:G:529:TYR:CA	1:G:532:ILE:CG2	2.98	0.41
1:G:603:ILE:O	1:G:604:THR:HB	2.21	0.41
1:G:622:CYS:HA	1:G:889:MET:HE1	2.03	0.41
1:G:786:PHE:CE1	1:G:819:ASN:HB2	2.55	0.41
1:G:815:VAL:O	1:G:821:ILE:HG23	2.21	0.41
1:G:868:ASN:HB2	1:G:875:VAL:HG23	2.03	0.41
1:I:230:LEU:CD2	1:I:234:LYS:CG	2.85	0.41
1:I:259:GLN:H	1:I:259:GLN:HG2	1.56	0.41
1:I:322:LEU:HG	1:I:359:TYR:HE2	1.85	0.41
1:I:420:ASN:C	1:I:422:SER:N	2.74	0.41
1:I:485:ASN:HD22	1:I:485:ASN:H	1.66	0.41
1:I:494:ALA:O	1:I:495:LYS:CB	2.62	0.41
1:I:507:LEU:HD12	1:I:579:GLN:HG2	2.03	0.41
1:I:507:LEU:HD11	1:I:579:GLN:HG2	2.03	0.41
1:I:551:ASN:OD1	1:I:555:LEU:HG	2.21	0.41
1:I:603:ILE:O	1:I:604:THR:HB	2.21	0.41
1:I:622:CYS:HA	1:I:889:MET:HE1	2.03	0.41
1:I:724:PHE:CE1	1:I:740:PHE:HB3	2.56	0.41
1:I:1030:TRP:HA	1:I:1036:LYS:O	2.20	0.41
1:I:1177:GLY:HA2	1:I:1197:GLY:HA3	2.01	0.41
1:I:1217:GLY:HA3	1:I:1236:ASP:O	2.21	0.41
1:K:260:ILE:O	1:K:260:ILE:HG12	2.20	0.41
1:K:427:ASP:HB2	1:K:434:ARG:O	2.21	0.41
1:K:529:TYR:CA	1:K:532:ILE:CG2	2.98	0.41
1:K:584:ALA:O	1:K:588:VAL:CG2	2.36	0.41

Continued on next page...

Continued from previous page...

Atom-1	Atom-2	Interatomic distance (Å)	Clash overlap (Å)
1:K:875:VAL:CG1	1:K:915:CYS:SG	2.94	0.41
2:L:52:ASN:OD1	5:L:201:HEM:HBD1	2.20	0.41
1:M:146:GLU:C	1:M:147:PRO:O	2.58	0.41
1:M:149:TRP:CH2	1:M:273:VAL:CG1	2.98	0.41
1:M:174:LEU:O	1:M:178:PHE:HB2	2.20	0.41
1:M:420:ASN:C	1:M:422:SER:N	2.74	0.41
1:M:429:ASN:O	1:M:432:SER:O	2.39	0.41
1:M:434:ARG:HG3	1:M:434:ARG:HH21	1.86	0.41
1:M:549:SER:OG	1:M:608:ARG:O	2.37	0.41
1:M:553:HIS:CG	1:M:554:LEU:N	2.88	0.41
1:M:750:ARG:HB2	1:M:806:TRP:HE1	1.85	0.41
1:M:920:VAL:C	1:M:921:MET:CG	2.85	0.41
1:M:1093:ILE:O	1:M:1093:ILE:HG13	2.21	0.41
1:M:1111:ILE:O	1:M:1120:LEU:N	2.54	0.41
1:A:155:MET:HE2	1:A:155:MET:HB2	1.84	0.41
1:A:209:ASP:O	1:A:210:GLU:HB2	2.21	0.41
1:A:294:ILE:HG21	1:A:324:VAL:HG12	2.00	0.41
1:A:449:ASN:HD22	1:A:449:ASN:HA	1.65	0.41
1:A:1233:VAL:CB	1:A:1243:ILE:HG12	2.49	0.41
2:B:52:ASN:OD1	5:B:201:HEM:HBD1	2.20	0.41
1:C:139:LYS:O	1:C:142:LYS:HB3	2.21	0.41
1:C:140:LEU:HD12	1:C:173:LEU:HD11	2.03	0.41
1:C:245:VAL:C	1:C:246:TRP:HD1	2.23	0.41
1:C:612:ARG:HD3	1:C:614:HIS:O	2.21	0.41
1:C:821:ILE:HD11	1:C:857:VAL:HG21	2.03	0.41
1:C:978:PHE:CZ	1:C:986:GLU:HB2	2.55	0.41
1:C:1177:GLY:HA2	1:C:1197:GLY:HA3	2.01	0.41
1:C:1200:LYS:HG3	1:C:1211:GLN:HB2	2.03	0.41
1:C:1247:LEU:HD12	1:C:1248:GLU:OE1	2.21	0.41
1:E:139:LYS:O	1:E:142:LYS:HB3	2.21	0.41
1:E:179:PRO:HD3	1:E:237:ARG:HH12	1.84	0.41
1:E:389:LEU:HD21	1:E:395:VAL:HG21	2.02	0.41
1:E:434:ARG:HG3	1:E:434:ARG:HH21	1.86	0.41
1:E:493:SER:O	1:E:495:LYS:HG3	2.20	0.41
1:E:752:SER:HB2	1:E:753:PRO:HD2	2.03	0.41
1:E:818:LYS:O	1:E:843:ILE:HG13	2.21	0.41
1:G:391:LYS:H	1:G:391:LYS:HG2	1.60	0.41
1:G:507:LEU:HD12	1:G:579:GLN:HG2	2.03	0.41
1:G:970:SER:HA	1:G:1011:PHE:CD2	2.55	0.41
1:G:1089:LEU:H	1:G:1105:ALA:HB2	1.86	0.41
1:G:1126:HIS:CD2	1:G:1128:GLY:H	2.38	0.41

Continued on next page...

Continued from previous page...

Atom-1	Atom-2	Interatomic distance (Å)	Clash overlap (Å)
1:G:1225:VAL:HG11	1:G:1229:PHE:CG	2.55	0.41
1:I:260:ILE:O	1:I:260:ILE:HG12	2.20	0.41
1:I:326:LEU:CD2	1:I:353:ILE:HB	2.51	0.41
1:I:361:TYR:HB3	1:I:366:GLU:HG2	2.02	0.41
1:I:427:ASP:HB2	1:I:434:ARG:O	2.21	0.41
1:I:553:HIS:CG	1:I:554:LEU:N	2.88	0.41
1:I:639:LEU:CD1	1:I:641:VAL:HG23	2.51	0.41
2:J:14:CYS:CB	5:J:201:HEM:CAB	2.96	0.41
1:K:137:GLN:HE21	1:K:173:LEU:HD22	1.86	0.41
1:K:279:VAL:HG23	1:K:279:VAL:O	2.20	0.41
1:K:441:GLN:O	1:K:445:LEU:HG	2.21	0.41
1:K:474:SER:HB2	1:K:475:PRO:HD2	2.02	0.41
1:K:505:PHE:CE2	1:K:575:GLU:OE1	2.55	0.41
1:K:543:ASN:CB	1:K:576:VAL:HG23	2.51	0.41
1:K:752:SER:HB2	1:K:753:PRO:HD2	2.03	0.41
1:K:910:GLU:HB3	1:K:913:LYS:HG3	2.02	0.41
1:M:146:GLU:OE1	1:M:146:GLU:HA	2.21	0.41
1:M:246:TRP:HE3	1:M:374:MET:HG2	1.86	0.41
1:M:500:LEU:HD23	1:M:533:LEU:HD12	2.00	0.41
1:M:818:LYS:O	1:M:843:ILE:HG13	2.21	0.41
1:M:858:ALA:HB2	1:M:864:VAL:HG22	2.03	0.41
1:M:1220:LEU:HD23	1:M:1234:THR:HG21	2.01	0.41
1:A:149:TRP:CZ3	1:A:251:LEU:HB3	2.56	0.40
1:A:434:ARG:HG3	1:A:434:ARG:HH21	1.86	0.40
1:A:639:LEU:H	1:A:653:ILE:HG22	1.79	0.40
1:A:978:PHE:CZ	1:A:986:GLU:HB2	2.55	0.40
1:A:1247:LEU:HD12	1:A:1248:GLU:OE1	2.21	0.40
1:C:270:THR:O	1:C:270:THR:OG1	2.32	0.40
1:C:651:LEU:HD22	1:C:651:LEU:HA	1.79	0.40
1:C:1113:SER:N	1:C:1120:LEU:HD13	2.35	0.40
2:D:18:HIS:NE2	5:D:201:HEM:C4C	2.88	0.40
1:E:551:ASN:OD1	1:E:555:LEU:HG	2.21	0.40
1:E:821:ILE:HD11	1:E:857:VAL:HG21	2.03	0.40
1:E:1176:HIS:CB	1:E:1218:THR:CB	2.98	0.40
1:E:1217:GLY:HA3	1:E:1236:ASP:O	2.21	0.40
1:E:1232:TYR:HD2	1:E:1244:LEU:HD21	1.87	0.40
1:G:140:LEU:HD12	1:G:173:LEU:HD11	2.03	0.40
1:G:359:TYR:CD1	1:G:359:TYR:C	2.86	0.40
1:G:394:LYS:CB	1:G:434:ARG:CB	2.80	0.40
1:G:427:ASP:HB2	1:G:434:ARG:O	2.21	0.40
1:G:441:GLN:O	1:G:445:LEU:HG	2.21	0.40

Continued on next page...

Continued from previous page...

Atom-1	Atom-2	Interatomic distance (Å)	Clash overlap (Å)
1:G:595:LEU:HD21	1:G:1201:TRP:HH2	1.87	0.40
1:G:669:ASP:O	1:G:686:SER:OG	2.27	0.40
1:G:999:ARG:HA	1:G:999:ARG:HD2	1.73	0.40
1:I:146:GLU:OE1	1:I:146:GLU:HA	2.21	0.40
1:I:562:ASN:HD22	1:I:562:ASN:HA	1.75	0.40
1:I:868:ASN:HB2	1:I:875:VAL:HG23	2.03	0.40
1:K:209:ASP:O	1:K:210:GLU:HB2	2.21	0.40
1:K:326:LEU:CD2	1:K:353:ILE:HB	2.51	0.40
1:K:407:GLU:H	1:K:407:GLU:HG2	1.47	0.40
1:K:1111:ILE:O	1:K:1120:LEU:N	2.54	0.40
1:K:1113:SER:N	1:K:1120:LEU:HD13	2.35	0.40
1:M:195:LEU:HD12	1:M:195:LEU:C	2.36	0.40
1:M:543:ASN:CB	1:M:576:VAL:HG23	2.51	0.40
1:M:547:PHE:O	1:M:551:ASN:ND2	2.50	0.40
1:M:595:LEU:CD2	1:M:1201:TRP:HH2	2.33	0.40
1:M:1126:HIS:CD2	1:M:1128:GLY:H	2.38	0.40
1:A:138:GLN:HE21	1:A:139:LYS:CA	2.35	0.40
1:A:551:ASN:OD1	1:A:555:LEU:HG	2.21	0.40
1:C:195:LEU:HD12	1:C:195:LEU:C	2.36	0.40
1:C:246:TRP:HE3	1:C:374:MET:HG2	1.86	0.40
1:C:434:ARG:HG3	1:C:434:ARG:HH21	1.86	0.40
1:C:551:ASN:OD1	1:C:555:LEU:HG	2.21	0.40
1:C:639:LEU:H	1:C:653:ILE:HG22	1.79	0.40
1:C:1089:LEU:H	1:C:1105:ALA:HB2	1.86	0.40
1:E:485:ASN:HB2	1:E:486:PHE:CD1	2.57	0.40
1:E:603:ILE:CD1	1:E:1242:TYR:CE1	3.00	0.40
1:E:1200:LYS:HG3	1:E:1211:GLN:HB2	2.03	0.40
1:G:149:TRP:CZ3	1:G:251:LEU:HB3	2.56	0.40
1:G:389:LEU:HD21	1:G:395:VAL:HG11	2.03	0.40
1:G:507:LEU:CD1	1:G:579:GLN:CG	2.98	0.40
1:G:563:ILE:O	1:G:567:GLY:N	2.51	0.40
1:G:612:ARG:HD3	1:G:614:HIS:O	2.21	0.40
1:G:923:LYS:HD3	1:G:923:LYS:HA	1.82	0.40
1:G:1225:VAL:CG1	1:G:1229:PHE:CE1	3.01	0.40
1:I:330:LEU:HD12	1:I:330:LEU:HA	1.74	0.40
1:I:389:LEU:HD21	1:I:395:VAL:HG11	2.03	0.40
1:I:529:TYR:CA	1:I:532:ILE:CG2	2.98	0.40
1:I:534:ASP:O	1:I:538:CYS:SG	2.68	0.40
1:I:595:LEU:HD21	1:I:1201:TRP:HH2	1.87	0.40
1:I:939:ALA:O	1:I:946:LEU:HB2	2.21	0.40
1:K:140:LEU:C	1:K:140:LEU:CD1	2.86	0.40

Continued on next page...

Continued from previous page...

Atom-1	Atom-2	Interatomic distance (Å)	Clash overlap (Å)
1:K:295:LEU:HD22	1:K:295:LEU:HA	1.75	0.40
1:K:303:LYS:H	1:K:303:LYS:HG2	1.67	0.40
1:K:485:ASN:HB2	1:K:486:PHE:CD1	2.57	0.40
1:K:516:LEU:HD12	1:K:516:LEU:HA	1.83	0.40
1:K:549:SER:OG	1:K:608:ARG:O	2.37	0.40
1:K:595:LEU:HD21	1:K:1201:TRP:HH2	1.86	0.40
1:K:603:ILE:O	1:K:604:THR:HB	2.21	0.40
1:M:140:LEU:HD12	1:M:173:LEU:HD11	2.03	0.40
1:M:326:LEU:CD2	1:M:353:ILE:HB	2.50	0.40
1:M:474:SER:HB2	1:M:475:PRO:HD2	2.02	0.40
1:M:485:ASN:HB2	1:M:486:PHE:CD1	2.57	0.40
1:M:815:VAL:O	1:M:821:ILE:HG23	2.21	0.40
1:M:1212:THR:OG1	1:M:1213:PHE:N	2.53	0.40
1:A:147:PRO:HB3	1:A:257:GLN:O	2.21	0.40
1:A:364:LEU:CD1	1:A:364:LEU:C	2.90	0.40
1:A:496:MET:CE	1:A:496:MET:CA	2.98	0.40
1:A:507:LEU:HD12	1:A:579:GLN:HG2	2.03	0.40
1:A:612:ARG:HD3	1:A:614:HIS:O	2.21	0.40
1:A:997:GLN:HB3	1:A:1030:TRP:HH2	1.86	0.40
1:A:999:ARG:HA	1:A:999:ARG:HD2	1.74	0.40
1:A:1113:SER:N	1:A:1120:LEU:HD13	2.35	0.40
1:A:1217:GLY:HA3	1:A:1236:ASP:O	2.21	0.40
1:C:473:LEU:HD23	1:C:484:TYR:HE1	1.80	0.40
1:C:485:ASN:HB2	1:C:486:PHE:CD1	2.57	0.40
1:C:496:MET:CE	1:C:496:MET:CA	2.98	0.40
1:C:560:PHE:HA	1:C:561:PRO:HD2	1.73	0.40
1:C:603:ILE:O	1:C:604:THR:HB	2.21	0.40
1:C:639:LEU:CD1	1:C:641:VAL:HG23	2.51	0.40
1:C:858:ALA:HB2	1:C:864:VAL:HG22	2.03	0.40
1:C:1217:GLY:HA3	1:C:1236:ASP:O	2.21	0.40
1:C:1239:GLY:O	1:C:1240:ILE:HD12	2.21	0.40
1:E:149:TRP:CZ3	1:E:251:LEU:HB3	2.57	0.40
1:E:174:LEU:C	1:E:174:LEU:CD2	2.86	0.40
1:E:1182:ASP:CG	1:E:1223:ILE:HD13	2.42	0.40
1:G:137:GLN:HE21	1:G:173:LEU:HD22	1.86	0.40
1:G:239:LEU:C	1:G:239:LEU:CD1	2.85	0.40
1:G:244:ASP:OD1	1:G:246:TRP:NE1	2.50	0.40
1:G:875:VAL:CG1	1:G:915:CYS:SG	2.94	0.40
1:G:1046:THR:CG2	1:G:1063:PHE:HE2	2.34	0.40
1:G:1217:GLY:HA3	1:G:1236:ASP:O	2.21	0.40
1:I:572:GLU:HB3	1:I:573:THR:H	1.70	0.40

Continued on next page...

Continued from previous page...

Atom-1	Atom-2	Interatomic distance (Å)	Clash overlap (Å)
1:I:597:TRP:CZ3	1:I:600:LYS:HA	2.55	0.40
1:I:750:ARG:HB2	1:I:806:TRP:HE1	1.85	0.40
1:I:1182:ASP:CG	1:I:1223:ILE:HD13	2.42	0.40
2:J:18:HIS:CE1	2:J:30:PRO:CD	3.00	0.40
1:K:239:LEU:HD12	1:K:240:LEU:H	1.77	0.40
1:K:261:LEU:C	1:K:261:LEU:CD1	2.85	0.40
1:K:270:THR:O	1:K:270:THR:OG1	2.32	0.40
1:K:327:ILE:CD1	1:K:353:ILE:CG2	3.00	0.40
1:K:429:ASN:O	1:K:432:SER:O	2.39	0.40
1:K:507:LEU:CD1	1:K:579:GLN:CG	2.98	0.40
1:K:507:LEU:HD11	1:K:579:GLN:HG2	2.03	0.40
1:K:724:PHE:CE1	1:K:740:PHE:HB3	2.56	0.40
1:K:997:GLN:HB3	1:K:1030:TRP:HH2	1.86	0.40
1:K:1070:TRP:HB3	1:K:1071:ASN:H	1.74	0.40
1:M:279:VAL:HG23	1:M:279:VAL:O	2.20	0.40
1:M:516:LEU:HA	1:M:516:LEU:HD12	1.83	0.40
1:M:595:LEU:HD13	1:M:1244:LEU:CG	2.50	0.40
1:M:595:LEU:HD21	1:M:1201:TRP:HH2	1.87	0.40
1:M:597:TRP:CZ3	1:M:600:LYS:HA	2.55	0.40
1:M:612:ARG:HD3	1:M:614:HIS:O	2.21	0.40
1:M:736:ARG:NH1	1:M:772:ALA:O	2.39	0.40
1:M:938:LEU:HD13	1:M:938:LEU:HA	1.85	0.40
1:M:939:ALA:O	1:M:946:LEU:HB2	2.21	0.40
1:M:1232:TYR:HD2	1:M:1244:LEU:HD21	1.87	0.40
1:A:403:LEU:HD11	1:A:459:LYS:HZ2	1.87	0.40
1:A:588:VAL:HG11	1:A:1248:GLU:C	2.42	0.40
1:A:868:ASN:HB2	1:A:875:VAL:HG23	2.03	0.40
1:A:1111:ILE:O	1:A:1120:LEU:N	2.54	0.40
1:A:1239:GLY:O	1:A:1240:ILE:HD12	2.21	0.40
1:C:147:PRO:HB3	1:C:257:GLN:O	2.21	0.40
1:C:251:LEU:CD1	1:C:269:VAL:HG12	2.52	0.40
1:C:420:ASN:C	1:C:422:SER:N	2.74	0.40
1:C:1056:SER:O	1:C:1072:ILE:N	2.31	0.40
1:C:1244:LEU:HD12	1:C:1244:LEU:C	2.42	0.40
1:E:137:GLN:HE21	1:E:173:LEU:HD22	1.86	0.40
1:E:507:LEU:HD11	1:E:579:GLN:HG2	2.03	0.40
1:E:529:TYR:CA	1:E:532:ILE:CG2	2.98	0.40
1:E:565:GLN:HE22	1:E:568:LEU:CD1	2.34	0.40
1:E:910:GLU:HB3	1:E:913:LYS:HG3	2.02	0.40
1:G:139:LYS:O	1:G:142:LYS:HB3	2.21	0.40
1:G:486:PHE:N	1:G:486:PHE:HD1	2.19	0.40

Continued on next page...

Continued from previous page...

Atom-1	Atom-2	Interatomic distance (Å)	Clash overlap (Å)
1:G:551:ASN:OD1	1:G:555:LEU:HG	2.21	0.40
1:G:818:LYS:O	1:G:843:ILE:HG13	2.21	0.40
1:G:1044:GLN:HG2	1:G:1068:LYS:HZ2	1.86	0.40
1:G:1239:GLY:O	1:G:1240:ILE:HD12	2.21	0.40
1:G:1244:LEU:HD12	1:G:1244:LEU:C	2.42	0.40
2:H:18:HIS:CE1	2:H:30:PRO:CD	3.00	0.40
1:I:149:TRP:CZ3	1:I:251:LEU:HB3	2.56	0.40
1:I:161:SER:CB	3:I:1301:DTP:O2A	2.65	0.40
1:I:882:LEU:O	1:I:883:SER:CB	2.70	0.40
1:I:997:GLN:HB3	1:I:1030:TRP:HH2	1.86	0.40
1:I:1239:GLY:O	1:I:1240:ILE:HD12	2.21	0.40
1:K:146:GLU:OE1	1:K:146:GLU:HA	2.21	0.40
1:K:149:TRP:CZ3	1:K:251:LEU:HB3	2.56	0.40
1:K:420:ASN:C	1:K:422:SER:N	2.74	0.40
1:K:486:PHE:N	1:K:486:PHE:HD1	2.19	0.40
1:K:858:ALA:HB2	1:K:864:VAL:HG22	2.03	0.40
1:K:1089:LEU:H	1:K:1105:ALA:HB2	1.86	0.40
1:K:1182:ASP:CG	1:K:1223:ILE:HD13	2.42	0.40
1:M:427:ASP:HB2	1:M:434:ARG:O	2.21	0.40
1:M:1182:ASP:CG	1:M:1223:ILE:HD13	2.42	0.40
1:M:1239:GLY:O	1:M:1240:ILE:HD12	2.21	0.40
1:A:261:LEU:C	1:A:261:LEU:CD1	2.85	0.40
1:A:279:VAL:O	1:A:279:VAL:HG23	2.20	0.40
1:A:393:VAL:HG23	1:A:393:VAL:O	2.22	0.40
1:A:407:GLU:O	1:A:411:VAL:HG23	2.22	0.40
1:A:485:ASN:HB2	1:A:486:PHE:CD1	2.57	0.40
1:A:507:LEU:HD11	1:A:579:GLN:HG2	2.03	0.40
1:A:821:ILE:HD11	1:A:857:VAL:HG21	2.03	0.40
1:A:924:GLN:N	1:A:1238:LEU:HD21	2.37	0.40
1:A:1056:SER:O	1:A:1072:ILE:HG12	2.22	0.40
1:A:1089:LEU:H	1:A:1105:ALA:HB2	1.86	0.40
1:C:137:GLN:HE21	1:C:173:LEU:HD22	1.86	0.40
1:C:209:ASP:O	1:C:210:GLU:HB2	2.21	0.40
1:C:588:VAL:HG11	1:C:1248:GLU:C	2.42	0.40
1:C:1182:ASP:CG	1:C:1223:ILE:HD13	2.42	0.40
1:E:507:LEU:HD12	1:E:579:GLN:HG2	2.03	0.40
1:E:639:LEU:CD1	1:E:641:VAL:HG23	2.51	0.40
1:E:924:GLN:N	1:E:1238:LEU:HD21	2.37	0.40
1:E:1239:GLY:O	1:E:1240:ILE:HD12	2.21	0.40
1:G:326:LEU:CD2	1:G:353:ILE:HB	2.51	0.40
1:G:429:ASN:O	1:G:432:SER:O	2.39	0.40

Continued on next page...

Continued from previous page...

Atom-1	Atom-2	Interatomic distance (Å)	Clash overlap (Å)
1:G:639:LEU:CD1	1:G:641:VAL:HG23	2.51	0.40
1:G:821:ILE:HD11	1:G:857:VAL:HG21	2.03	0.40
1:G:884:TRP:CH2	2:H:81:ILE:CD1	3.05	0.40
1:G:997:GLN:HB3	1:G:1030:TRP:HH2	1.86	0.40
1:G:1093:ILE:O	1:G:1093:ILE:HG13	2.21	0.40
1:I:139:LYS:O	1:I:142:LYS:HB3	2.21	0.40
1:I:429:ASN:HD22	1:I:429:ASN:HA	1.66	0.40
1:I:431:LYS:HZ1	1:K:336:ASN:CB	2.29	0.40
1:I:595:LEU:HD13	1:I:1244:LEU:CG	2.50	0.40
1:K:246:TRP:HE3	1:K:374:MET:HG2	1.86	0.40
1:K:409:GLU:CG	1:M:340:TYR:CZ	3.00	0.40
1:K:551:ASN:OD1	1:K:555:LEU:HG	2.21	0.40
1:K:562:ASN:HD22	1:K:562:ASN:HA	1.76	0.40
1:K:1239:GLY:O	1:K:1240:ILE:HD12	2.21	0.40
1:M:270:THR:O	1:M:270:THR:OG1	2.32	0.40
1:M:429:ASN:HD22	1:M:429:ASN:HA	1.66	0.40
1:M:441:GLN:O	1:M:445:LEU:HG	2.21	0.40
1:M:507:LEU:HD11	1:M:579:GLN:HG2	2.03	0.40
1:M:866:LEU:CD2	1:M:914:VAL:HB	2.43	0.40
1:M:1046:THR:CG2	1:M:1063:PHE:HE2	2.34	0.40

There are no symmetry-related clashes.

5.3 Torsion angles [i](#)

5.3.1 Protein backbone [i](#)

In the following table, the Percentiles column shows the percent Ramachandran outliers of the chain as a percentile score with respect to all PDB entries followed by that with respect to all EM entries.

The Analysed column shows the number of residues for which the backbone conformation was analysed, and the total number of residues.

Mol	Chain	Analysed	Favoured	Allowed	Outliers	Percentiles	
1	A	1142/1260 (91%)	999 (88%)	98 (9%)	45 (4%)	2	21
1	C	1142/1260 (91%)	999 (88%)	98 (9%)	45 (4%)	2	21
1	E	1142/1260 (91%)	999 (88%)	98 (9%)	45 (4%)	2	21
1	G	1142/1260 (91%)	999 (88%)	98 (9%)	45 (4%)	2	21

Continued on next page...

Continued from previous page...

Mol	Chain	Analysed	Favoured	Allowed	Outliers	Percentiles	
1	I	1142/1260 (91%)	999 (88%)	98 (9%)	45 (4%)	2	21
1	K	1142/1260 (91%)	999 (88%)	97 (8%)	46 (4%)	2	21
1	M	1142/1260 (91%)	999 (88%)	97 (8%)	46 (4%)	2	21
2	B	102/105 (97%)	100 (98%)	2 (2%)	0	100	100
2	D	102/105 (97%)	100 (98%)	2 (2%)	0	100	100
2	F	102/105 (97%)	100 (98%)	2 (2%)	0	100	100
2	H	102/105 (97%)	100 (98%)	2 (2%)	0	100	100
2	J	102/105 (97%)	100 (98%)	2 (2%)	0	100	100
2	L	102/105 (97%)	100 (98%)	2 (2%)	0	100	100
2	N	102/105 (97%)	100 (98%)	2 (2%)	0	100	100
All	All	8708/9555 (91%)	7693 (88%)	698 (8%)	317 (4%)	4	23

All (317) Ramachandran outliers are listed below:

Mol	Chain	Res	Type
1	A	147	PRO
1	A	557	ARG
1	A	560	PHE
1	A	562	ASN
1	A	645	GLU
1	A	795	GLU
1	A	841	SER
1	A	885	VAL
1	A	904	GLN
1	A	932	GLU
1	A	1174	ALA
1	A	1212	THR
1	A	1240	ILE
1	C	147	PRO
1	C	557	ARG
1	C	560	PHE
1	C	562	ASN
1	C	645	GLU
1	C	795	GLU
1	C	841	SER
1	C	885	VAL
1	C	904	GLN
1	C	932	GLU

Continued on next page...

Continued from previous page...

Mol	Chain	Res	Type
1	C	1174	ALA
1	C	1212	THR
1	C	1240	ILE
1	E	147	PRO
1	E	557	ARG
1	E	560	PHE
1	E	562	ASN
1	E	645	GLU
1	E	795	GLU
1	E	841	SER
1	E	885	VAL
1	E	904	GLN
1	E	932	GLU
1	E	1174	ALA
1	E	1212	THR
1	E	1240	ILE
1	G	147	PRO
1	G	557	ARG
1	G	560	PHE
1	G	562	ASN
1	G	645	GLU
1	G	795	GLU
1	G	841	SER
1	G	885	VAL
1	G	904	GLN
1	G	932	GLU
1	G	1174	ALA
1	G	1212	THR
1	G	1240	ILE
1	I	147	PRO
1	I	557	ARG
1	I	560	PHE
1	I	562	ASN
1	I	645	GLU
1	I	795	GLU
1	I	841	SER
1	I	885	VAL
1	I	904	GLN
1	I	932	GLU
1	I	1174	ALA
1	I	1212	THR
1	I	1240	ILE

Continued on next page...

Continued from previous page...

Mol	Chain	Res	Type
1	K	147	PRO
1	K	557	ARG
1	K	560	PHE
1	K	562	ASN
1	K	645	GLU
1	K	795	GLU
1	K	841	SER
1	K	885	VAL
1	K	904	GLN
1	K	932	GLU
1	K	1174	ALA
1	K	1212	THR
1	K	1240	ILE
1	M	147	PRO
1	M	557	ARG
1	M	560	PHE
1	M	562	ASN
1	M	645	GLU
1	M	795	GLU
1	M	841	SER
1	M	885	VAL
1	M	904	GLN
1	M	932	GLU
1	M	1174	ALA
1	M	1212	THR
1	M	1240	ILE
1	A	245	VAL
1	A	558	GLN
1	A	573	THR
1	A	884	TRP
1	A	1214	TYR
1	C	245	VAL
1	C	558	GLN
1	C	573	THR
1	C	884	TRP
1	C	1214	TYR
1	E	245	VAL
1	E	558	GLN
1	E	573	THR
1	E	884	TRP
1	E	1214	TYR
1	G	245	VAL

Continued on next page...

Continued from previous page...

Mol	Chain	Res	Type
1	G	558	GLN
1	G	573	THR
1	G	884	TRP
1	G	1214	TYR
1	I	245	VAL
1	I	558	GLN
1	I	573	THR
1	I	884	TRP
1	I	1214	TYR
1	K	245	VAL
1	K	558	GLN
1	K	573	THR
1	K	884	TRP
1	K	1214	TYR
1	M	245	VAL
1	M	558	GLN
1	M	573	THR
1	M	884	TRP
1	M	1214	TYR
1	A	281	PRO
1	A	559	PRO
1	A	561	PRO
1	A	568	LEU
1	A	572	GLU
1	A	679	LYS
1	A	921	MET
1	A	1158	ASN
1	A	1171	GLU
1	A	1206	THR
1	C	281	PRO
1	C	559	PRO
1	C	561	PRO
1	C	568	LEU
1	C	572	GLU
1	C	679	LYS
1	C	921	MET
1	C	1158	ASN
1	C	1171	GLU
1	C	1206	THR
1	E	281	PRO
1	E	559	PRO
1	E	561	PRO

Continued on next page...

Continued from previous page...

Mol	Chain	Res	Type
1	E	568	LEU
1	E	572	GLU
1	E	679	LYS
1	E	921	MET
1	E	1158	ASN
1	E	1171	GLU
1	E	1206	THR
1	G	281	PRO
1	G	559	PRO
1	G	561	PRO
1	G	568	LEU
1	G	572	GLU
1	G	679	LYS
1	G	921	MET
1	G	1158	ASN
1	G	1171	GLU
1	G	1206	THR
1	I	281	PRO
1	I	559	PRO
1	I	561	PRO
1	I	568	LEU
1	I	572	GLU
1	I	679	LYS
1	I	921	MET
1	I	1158	ASN
1	I	1171	GLU
1	I	1206	THR
1	K	281	PRO
1	K	559	PRO
1	K	561	PRO
1	K	568	LEU
1	K	572	GLU
1	K	679	LYS
1	K	921	MET
1	K	1158	ASN
1	K	1171	GLU
1	K	1206	THR
1	M	281	PRO
1	M	559	PRO
1	M	561	PRO
1	M	568	LEU
1	M	572	GLU

Continued on next page...

Continued from previous page...

Mol	Chain	Res	Type
1	M	679	LYS
1	M	921	MET
1	M	1158	ASN
1	M	1171	GLU
1	M	1206	THR
1	A	697	GLU
1	A	963	GLN
1	A	1022	SER
1	A	1129	CYS
1	A	1179	TRP
1	A	1205	VAL
1	C	697	GLU
1	C	963	GLN
1	C	1022	SER
1	C	1129	CYS
1	C	1179	TRP
1	C	1205	VAL
1	E	697	GLU
1	E	963	GLN
1	E	1022	SER
1	E	1129	CYS
1	E	1179	TRP
1	E	1205	VAL
1	G	697	GLU
1	G	963	GLN
1	G	1022	SER
1	G	1129	CYS
1	G	1179	TRP
1	G	1205	VAL
1	I	697	GLU
1	I	963	GLN
1	I	1022	SER
1	I	1129	CYS
1	I	1179	TRP
1	I	1205	VAL
1	K	697	GLU
1	K	963	GLN
1	K	1022	SER
1	K	1129	CYS
1	K	1179	TRP
1	K	1205	VAL
1	M	697	GLU

Continued on next page...

Continued from previous page...

Mol	Chain	Res	Type
1	M	963	GLN
1	M	1022	SER
1	M	1129	CYS
1	M	1179	TRP
1	M	1205	VAL
1	A	637	LYS
1	A	919	ALA
1	A	1002	HIS
1	A	1007	TRP
1	A	1073	ILE
1	A	1107	LYS
1	C	637	LYS
1	C	919	ALA
1	C	1007	TRP
1	C	1073	ILE
1	C	1107	LYS
1	E	637	LYS
1	E	919	ALA
1	E	1007	TRP
1	E	1073	ILE
1	E	1107	LYS
1	G	637	LYS
1	G	919	ALA
1	G	1007	TRP
1	G	1073	ILE
1	G	1107	LYS
1	I	637	LYS
1	I	919	ALA
1	I	1007	TRP
1	I	1073	ILE
1	I	1107	LYS
1	K	637	LYS
1	K	919	ALA
1	K	1007	TRP
1	K	1073	ILE
1	K	1107	LYS
1	M	637	LYS
1	M	919	ALA
1	M	1002	HIS
1	M	1007	TRP
1	M	1073	ILE
1	M	1107	LYS

Continued on next page...

Continued from previous page...

Mol	Chain	Res	Type
1	A	574	SER
1	A	741	GLY
1	C	574	SER
1	C	741	GLY
1	C	1002	HIS
1	E	574	SER
1	E	741	GLY
1	E	1002	HIS
1	G	574	SER
1	G	741	GLY
1	G	1002	HIS
1	I	574	SER
1	I	741	GLY
1	I	1002	HIS
1	K	574	SER
1	K	741	GLY
1	K	883	SER
1	K	1002	HIS
1	M	574	SER
1	M	741	GLY
1	M	883	SER
1	A	146	GLU
1	A	571	PRO
1	C	146	GLU
1	C	571	PRO
1	E	146	GLU
1	E	571	PRO
1	G	146	GLU
1	G	571	PRO
1	I	146	GLU
1	I	571	PRO
1	K	146	GLU
1	K	571	PRO
1	M	146	GLU
1	M	571	PRO
1	A	920	VAL
1	C	920	VAL
1	E	920	VAL
1	G	920	VAL
1	I	920	VAL
1	K	920	VAL
1	M	920	VAL

5.3.2 Protein sidechains [i](#)

In the following table, the Percentiles column shows the percent sidechain outliers of the chain as a percentile score with respect to all PDB entries followed by that with respect to all EM entries.

The Analysed column shows the number of residues for which the sidechain conformation was analysed, and the total number of residues.

Mol	Chain	Analysed	Rotameric	Outliers	Percentiles	
1	A	1027/1131 (91%)	838 (82%)	189 (18%)	1	9
1	C	1027/1131 (91%)	838 (82%)	189 (18%)	1	9
1	E	1027/1131 (91%)	838 (82%)	189 (18%)	1	9
1	G	1027/1131 (91%)	838 (82%)	189 (18%)	1	9
1	I	1027/1131 (91%)	838 (82%)	189 (18%)	1	9
1	K	1027/1131 (91%)	838 (82%)	189 (18%)	1	9
1	M	1027/1131 (91%)	838 (82%)	189 (18%)	1	9
2	B	86/87 (99%)	80 (93%)	6 (7%)	12	37
2	D	86/87 (99%)	80 (93%)	6 (7%)	12	37
2	F	86/87 (99%)	80 (93%)	6 (7%)	12	37
2	H	86/87 (99%)	80 (93%)	6 (7%)	12	37
2	J	86/87 (99%)	81 (94%)	5 (6%)	17	42
2	L	86/87 (99%)	80 (93%)	6 (7%)	12	37
2	N	86/87 (99%)	80 (93%)	6 (7%)	12	37
All	All	7791/8526 (91%)	6427 (82%)	1364 (18%)	3	10

All (1364) residues with a non-rotameric sidechain are listed below:

Mol	Chain	Res	Type
1	A	114	LEU
1	A	116	GLU
1	A	122	ARG
1	A	126	PHE
1	A	128	THR
1	A	129	ARG
1	A	130	LYS
1	A	138	GLN
1	A	139	LYS
1	A	142	LYS
1	A	143	LEU

Continued on next page...

Continued from previous page...

Mol	Chain	Res	Type
1	A	144	LYS
1	A	153	HIS
1	A	155	MET
1	A	158	CYS
1	A	160	LYS
1	A	166	GLU
1	A	173	LEU
1	A	174	LEU
1	A	189	LYS
1	A	198	LYS
1	A	206	LEU
1	A	208	GLN
1	A	213	SER
1	A	225	ASP
1	A	226	ARG
1	A	231	MET
1	A	233	ARG
1	A	234	LYS
1	A	237	ARG
1	A	239	LEU
1	A	240	LEU
1	A	243	ASP
1	A	244	ASP
1	A	248	SER
1	A	252	LYS
1	A	256	SER
1	A	259	GLN
1	A	260	ILE
1	A	261	LEU
1	A	262	LEU
1	A	266	ASP
1	A	267	LYS
1	A	268	SER
1	A	273	VAL
1	A	277	LYS
1	A	278	TYR
1	A	283	GLU
1	A	286	LEU
1	A	288	LYS
1	A	290	LYS
1	A	293	GLU
1	A	294	ILE

Continued on next page...

Continued from previous page...

Mol	Chain	Res	Type
1	A	295	LEU
1	A	298	PHE
1	A	301	MET
1	A	302	LYS
1	A	303	LYS
1	A	308	GLU
1	A	309	GLN
1	A	311	HIS
1	A	317	CYS
1	A	318	LYS
1	A	322	LEU
1	A	325	SER
1	A	326	LEU
1	A	332	ARG
1	A	333	ASP
1	A	334	PHE
1	A	337	ARG
1	A	348	LYS
1	A	352	ARG
1	A	353	ILE
1	A	357	SER
1	A	358	SER
1	A	359	TYR
1	A	360	ASP
1	A	362	GLU
1	A	368	MET
1	A	373	GLU
1	A	374	MET
1	A	376	ARG
1	A	383	TYR
1	A	384	THR
1	A	386	LEU
1	A	389	LEU
1	A	391	LYS
1	A	397	THR
1	A	402	ILE
1	A	403	LEU
1	A	404	TRP
1	A	405	ASP
1	A	406	MET
1	A	407	GLU
1	A	416	GLN

Continued on next page...

Continued from previous page...

Mol	Chain	Res	Type
1	A	426	CYS
1	A	428	ARG
1	A	429	ASN
1	A	431	LYS
1	A	434	ARG
1	A	438	HIS
1	A	439	ASP
1	A	443	ASP
1	A	449	ASN
1	A	450	CYS
1	A	455	ASP
1	A	456	LEU
1	A	473	LEU
1	A	476	ASP
1	A	477	GLN
1	A	486	PHE
1	A	489	TYR
1	A	490	HIS
1	A	493	SER
1	A	505	PHE
1	A	514	THR
1	A	515	GLU
1	A	522	LEU
1	A	524	HIS
1	A	528	GLU
1	A	529	TYR
1	A	530	ARG
1	A	531	HIS
1	A	532	ILE
1	A	533	LEU
1	A	534	ASP
1	A	537	ASP
1	A	546	GLU
1	A	550	LEU
1	A	553	HIS
1	A	557	ARG
1	A	562	ASN
1	A	568	LEU
1	A	572	GLU
1	A	573	THR
1	A	575	GLU
1	A	576	VAL

Continued on next page...

Continued from previous page...

Mol	Chain	Res	Type
1	A	578	GLN
1	A	585	LYS
1	A	586	GLN
1	A	587	GLU
1	A	596	GLU
1	A	598	ILE
1	A	600	LYS
1	A	616	ASP
1	A	619	TYR
1	A	633	CYS
1	A	643	LYS
1	A	645	GLU
1	A	646	THR
1	A	649	LYS
1	A	651	LEU
1	A	654	LYS
1	A	657	GLU
1	A	658	ASP
1	A	659	GLU
1	A	879	ARG
1	A	881	HIS
1	A	882	LEU
1	A	902	ASP
1	A	907	ARG
1	A	918	SER
1	A	921	MET
1	A	925	GLU
1	A	938	LEU
1	A	940	VAL
1	A	948	LEU
1	A	999	ARG
1	A	1078	GLU
1	A	1164	LEU
1	A	1165	CYS
1	A	1168	LEU
1	A	1170	GLU
1	A	1171	GLU
1	A	1179	TRP
1	A	1181	THR
1	A	1182	ASP
1	A	1183	LEU
1	A	1192	LEU

Continued on next page...

Continued from previous page...

Mol	Chain	Res	Type
1	A	1211	GLN
1	A	1218	THR
1	A	1219	ASN
1	A	1220	LEU
1	A	1226	SER
1	A	1229	PHE
1	A	1232	TYR
1	A	1240	ILE
1	A	1245	GLN
1	A	1247	LEU
2	B	12	GLN
2	B	38	ARG
2	B	39	LYS
2	B	52	ASN
2	B	53	LYS
2	B	86	LYS
1	C	114	LEU
1	C	116	GLU
1	C	122	ARG
1	C	126	PHE
1	C	128	THR
1	C	129	ARG
1	C	130	LYS
1	C	138	GLN
1	C	139	LYS
1	C	142	LYS
1	C	143	LEU
1	C	144	LYS
1	C	153	HIS
1	C	155	MET
1	C	158	CYS
1	C	160	LYS
1	C	166	GLU
1	C	173	LEU
1	C	174	LEU
1	C	189	LYS
1	C	198	LYS
1	C	206	LEU
1	C	208	GLN
1	C	213	SER
1	C	225	ASP
1	C	226	ARG

Continued on next page...

Continued from previous page...

Mol	Chain	Res	Type
1	C	231	MET
1	C	233	ARG
1	C	234	LYS
1	C	237	ARG
1	C	239	LEU
1	C	240	LEU
1	C	243	ASP
1	C	244	ASP
1	C	248	SER
1	C	252	LYS
1	C	256	SER
1	C	259	GLN
1	C	260	ILE
1	C	261	LEU
1	C	262	LEU
1	C	266	ASP
1	C	267	LYS
1	C	268	SER
1	C	273	VAL
1	C	277	LYS
1	C	278	TYR
1	C	283	GLU
1	C	286	LEU
1	C	288	LYS
1	C	290	LYS
1	C	293	GLU
1	C	294	ILE
1	C	295	LEU
1	C	298	PHE
1	C	301	MET
1	C	302	LYS
1	C	303	LYS
1	C	308	GLU
1	C	309	GLN
1	C	311	HIS
1	C	317	CYS
1	C	318	LYS
1	C	322	LEU
1	C	325	SER
1	C	326	LEU
1	C	332	ARG
1	C	333	ASP

Continued on next page...

Continued from previous page...

Mol	Chain	Res	Type
1	C	334	PHE
1	C	337	ARG
1	C	348	LYS
1	C	352	ARG
1	C	353	ILE
1	C	357	SER
1	C	358	SER
1	C	359	TYR
1	C	360	ASP
1	C	362	GLU
1	C	368	MET
1	C	373	GLU
1	C	374	MET
1	C	376	ARG
1	C	383	TYR
1	C	384	THR
1	C	386	LEU
1	C	389	LEU
1	C	391	LYS
1	C	397	THR
1	C	402	ILE
1	C	403	LEU
1	C	404	TRP
1	C	405	ASP
1	C	406	MET
1	C	407	GLU
1	C	416	GLN
1	C	426	CYS
1	C	428	ARG
1	C	429	ASN
1	C	431	LYS
1	C	434	ARG
1	C	438	HIS
1	C	439	ASP
1	C	443	ASP
1	C	449	ASN
1	C	450	CYS
1	C	455	ASP
1	C	456	LEU
1	C	473	LEU
1	C	476	ASP
1	C	477	GLN

Continued on next page...

Continued from previous page...

Mol	Chain	Res	Type
1	C	486	PHE
1	C	489	TYR
1	C	490	HIS
1	C	493	SER
1	C	505	PHE
1	C	514	THR
1	C	515	GLU
1	C	522	LEU
1	C	524	HIS
1	C	528	GLU
1	C	529	TYR
1	C	530	ARG
1	C	531	HIS
1	C	532	ILE
1	C	533	LEU
1	C	534	ASP
1	C	537	ASP
1	C	546	GLU
1	C	550	LEU
1	C	553	HIS
1	C	557	ARG
1	C	562	ASN
1	C	568	LEU
1	C	572	GLU
1	C	573	THR
1	C	575	GLU
1	C	576	VAL
1	C	578	GLN
1	C	585	LYS
1	C	586	GLN
1	C	587	GLU
1	C	596	GLU
1	C	598	ILE
1	C	600	LYS
1	C	616	ASP
1	C	619	TYR
1	C	633	CYS
1	C	643	LYS
1	C	645	GLU
1	C	646	THR
1	C	649	LYS
1	C	651	LEU

Continued on next page...

Continued from previous page...

Mol	Chain	Res	Type
1	C	654	LYS
1	C	657	GLU
1	C	658	ASP
1	C	659	GLU
1	C	879	ARG
1	C	881	HIS
1	C	882	LEU
1	C	902	ASP
1	C	907	ARG
1	C	918	SER
1	C	921	MET
1	C	925	GLU
1	C	938	LEU
1	C	940	VAL
1	C	948	LEU
1	C	999	ARG
1	C	1078	GLU
1	C	1164	LEU
1	C	1165	CYS
1	C	1168	LEU
1	C	1170	GLU
1	C	1171	GLU
1	C	1179	TRP
1	C	1181	THR
1	C	1182	ASP
1	C	1183	LEU
1	C	1192	LEU
1	C	1211	GLN
1	C	1218	THR
1	C	1219	ASN
1	C	1220	LEU
1	C	1226	SER
1	C	1229	PHE
1	C	1232	TYR
1	C	1240	ILE
1	C	1245	GLN
1	C	1247	LEU
2	D	12	GLN
2	D	38	ARG
2	D	39	LYS
2	D	52	ASN
2	D	53	LYS

Continued on next page...

Continued from previous page...

Mol	Chain	Res	Type
2	D	86	LYS
1	E	114	LEU
1	E	116	GLU
1	E	122	ARG
1	E	126	PHE
1	E	128	THR
1	E	129	ARG
1	E	130	LYS
1	E	138	GLN
1	E	139	LYS
1	E	142	LYS
1	E	143	LEU
1	E	144	LYS
1	E	153	HIS
1	E	155	MET
1	E	158	CYS
1	E	160	LYS
1	E	166	GLU
1	E	173	LEU
1	E	174	LEU
1	E	189	LYS
1	E	198	LYS
1	E	206	LEU
1	E	208	GLN
1	E	213	SER
1	E	225	ASP
1	E	226	ARG
1	E	231	MET
1	E	233	ARG
1	E	234	LYS
1	E	237	ARG
1	E	239	LEU
1	E	240	LEU
1	E	243	ASP
1	E	244	ASP
1	E	248	SER
1	E	252	LYS
1	E	256	SER
1	E	259	GLN
1	E	260	ILE
1	E	261	LEU
1	E	262	LEU

Continued on next page...

Continued from previous page...

Mol	Chain	Res	Type
1	E	266	ASP
1	E	267	LYS
1	E	268	SER
1	E	273	VAL
1	E	277	LYS
1	E	278	TYR
1	E	283	GLU
1	E	286	LEU
1	E	288	LYS
1	E	290	LYS
1	E	293	GLU
1	E	294	ILE
1	E	295	LEU
1	E	298	PHE
1	E	301	MET
1	E	302	LYS
1	E	303	LYS
1	E	308	GLU
1	E	309	GLN
1	E	311	HIS
1	E	317	CYS
1	E	318	LYS
1	E	322	LEU
1	E	325	SER
1	E	326	LEU
1	E	332	ARG
1	E	333	ASP
1	E	334	PHE
1	E	337	ARG
1	E	348	LYS
1	E	352	ARG
1	E	353	ILE
1	E	357	SER
1	E	358	SER
1	E	359	TYR
1	E	360	ASP
1	E	362	GLU
1	E	368	MET
1	E	373	GLU
1	E	374	MET
1	E	376	ARG
1	E	383	TYR

Continued on next page...

Continued from previous page...

Mol	Chain	Res	Type
1	E	384	THR
1	E	386	LEU
1	E	389	LEU
1	E	391	LYS
1	E	397	THR
1	E	402	ILE
1	E	403	LEU
1	E	404	TRP
1	E	405	ASP
1	E	406	MET
1	E	407	GLU
1	E	416	GLN
1	E	426	CYS
1	E	428	ARG
1	E	429	ASN
1	E	431	LYS
1	E	434	ARG
1	E	438	HIS
1	E	439	ASP
1	E	443	ASP
1	E	449	ASN
1	E	450	CYS
1	E	455	ASP
1	E	456	LEU
1	E	473	LEU
1	E	476	ASP
1	E	477	GLN
1	E	486	PHE
1	E	489	TYR
1	E	490	HIS
1	E	493	SER
1	E	505	PHE
1	E	514	THR
1	E	515	GLU
1	E	522	LEU
1	E	524	HIS
1	E	528	GLU
1	E	529	TYR
1	E	530	ARG
1	E	531	HIS
1	E	532	ILE
1	E	533	LEU

Continued on next page...

Continued from previous page...

Mol	Chain	Res	Type
1	E	534	ASP
1	E	537	ASP
1	E	546	GLU
1	E	550	LEU
1	E	553	HIS
1	E	557	ARG
1	E	562	ASN
1	E	568	LEU
1	E	572	GLU
1	E	573	THR
1	E	575	GLU
1	E	576	VAL
1	E	578	GLN
1	E	585	LYS
1	E	586	GLN
1	E	587	GLU
1	E	596	GLU
1	E	598	ILE
1	E	600	LYS
1	E	616	ASP
1	E	619	TYR
1	E	633	CYS
1	E	643	LYS
1	E	645	GLU
1	E	646	THR
1	E	649	LYS
1	E	651	LEU
1	E	654	LYS
1	E	657	GLU
1	E	658	ASP
1	E	659	GLU
1	E	879	ARG
1	E	881	HIS
1	E	882	LEU
1	E	902	ASP
1	E	907	ARG
1	E	918	SER
1	E	921	MET
1	E	925	GLU
1	E	938	LEU
1	E	940	VAL
1	E	948	LEU

Continued on next page...

Continued from previous page...

Mol	Chain	Res	Type
1	E	999	ARG
1	E	1078	GLU
1	E	1164	LEU
1	E	1165	CYS
1	E	1168	LEU
1	E	1170	GLU
1	E	1171	GLU
1	E	1179	TRP
1	E	1181	THR
1	E	1182	ASP
1	E	1183	LEU
1	E	1192	LEU
1	E	1211	GLN
1	E	1218	THR
1	E	1219	ASN
1	E	1220	LEU
1	E	1226	SER
1	E	1229	PHE
1	E	1232	TYR
1	E	1240	ILE
1	E	1245	GLN
1	E	1247	LEU
2	F	12	GLN
2	F	38	ARG
2	F	39	LYS
2	F	52	ASN
2	F	53	LYS
2	F	86	LYS
1	G	114	LEU
1	G	116	GLU
1	G	122	ARG
1	G	126	PHE
1	G	128	THR
1	G	129	ARG
1	G	130	LYS
1	G	138	GLN
1	G	139	LYS
1	G	142	LYS
1	G	143	LEU
1	G	144	LYS
1	G	153	HIS
1	G	155	MET

Continued on next page...

Continued from previous page...

Mol	Chain	Res	Type
1	G	158	CYS
1	G	160	LYS
1	G	166	GLU
1	G	173	LEU
1	G	174	LEU
1	G	189	LYS
1	G	198	LYS
1	G	206	LEU
1	G	208	GLN
1	G	213	SER
1	G	225	ASP
1	G	226	ARG
1	G	231	MET
1	G	233	ARG
1	G	234	LYS
1	G	237	ARG
1	G	239	LEU
1	G	240	LEU
1	G	243	ASP
1	G	244	ASP
1	G	248	SER
1	G	252	LYS
1	G	256	SER
1	G	259	GLN
1	G	260	ILE
1	G	261	LEU
1	G	262	LEU
1	G	266	ASP
1	G	267	LYS
1	G	268	SER
1	G	273	VAL
1	G	277	LYS
1	G	278	TYR
1	G	283	GLU
1	G	286	LEU
1	G	288	LYS
1	G	290	LYS
1	G	293	GLU
1	G	294	ILE
1	G	295	LEU
1	G	298	PHE
1	G	301	MET

Continued on next page...

Continued from previous page...

Mol	Chain	Res	Type
1	G	302	LYS
1	G	303	LYS
1	G	308	GLU
1	G	309	GLN
1	G	311	HIS
1	G	317	CYS
1	G	318	LYS
1	G	322	LEU
1	G	325	SER
1	G	326	LEU
1	G	332	ARG
1	G	333	ASP
1	G	334	PHE
1	G	337	ARG
1	G	348	LYS
1	G	352	ARG
1	G	353	ILE
1	G	357	SER
1	G	358	SER
1	G	359	TYR
1	G	360	ASP
1	G	362	GLU
1	G	368	MET
1	G	373	GLU
1	G	374	MET
1	G	376	ARG
1	G	383	TYR
1	G	384	THR
1	G	386	LEU
1	G	389	LEU
1	G	391	LYS
1	G	397	THR
1	G	402	ILE
1	G	403	LEU
1	G	404	TRP
1	G	405	ASP
1	G	406	MET
1	G	407	GLU
1	G	416	GLN
1	G	426	CYS
1	G	428	ARG
1	G	429	ASN

Continued on next page...

Continued from previous page...

Mol	Chain	Res	Type
1	G	431	LYS
1	G	434	ARG
1	G	438	HIS
1	G	439	ASP
1	G	443	ASP
1	G	449	ASN
1	G	450	CYS
1	G	455	ASP
1	G	456	LEU
1	G	473	LEU
1	G	476	ASP
1	G	477	GLN
1	G	486	PHE
1	G	489	TYR
1	G	490	HIS
1	G	493	SER
1	G	505	PHE
1	G	514	THR
1	G	515	GLU
1	G	522	LEU
1	G	524	HIS
1	G	528	GLU
1	G	529	TYR
1	G	530	ARG
1	G	531	HIS
1	G	532	ILE
1	G	533	LEU
1	G	534	ASP
1	G	537	ASP
1	G	546	GLU
1	G	550	LEU
1	G	553	HIS
1	G	557	ARG
1	G	562	ASN
1	G	568	LEU
1	G	572	GLU
1	G	573	THR
1	G	575	GLU
1	G	576	VAL
1	G	578	GLN
1	G	585	LYS
1	G	586	GLN

Continued on next page...

Continued from previous page...

Mol	Chain	Res	Type
1	G	587	GLU
1	G	596	GLU
1	G	598	ILE
1	G	600	LYS
1	G	616	ASP
1	G	619	TYR
1	G	633	CYS
1	G	643	LYS
1	G	645	GLU
1	G	646	THR
1	G	649	LYS
1	G	651	LEU
1	G	654	LYS
1	G	657	GLU
1	G	658	ASP
1	G	659	GLU
1	G	879	ARG
1	G	881	HIS
1	G	882	LEU
1	G	902	ASP
1	G	907	ARG
1	G	918	SER
1	G	921	MET
1	G	925	GLU
1	G	938	LEU
1	G	940	VAL
1	G	948	LEU
1	G	999	ARG
1	G	1078	GLU
1	G	1164	LEU
1	G	1165	CYS
1	G	1168	LEU
1	G	1170	GLU
1	G	1171	GLU
1	G	1179	TRP
1	G	1181	THR
1	G	1182	ASP
1	G	1183	LEU
1	G	1192	LEU
1	G	1211	GLN
1	G	1218	THR
1	G	1219	ASN

Continued on next page...

Continued from previous page...

Mol	Chain	Res	Type
1	G	1220	LEU
1	G	1226	SER
1	G	1229	PHE
1	G	1232	TYR
1	G	1240	ILE
1	G	1245	GLN
1	G	1247	LEU
2	H	12	GLN
2	H	38	ARG
2	H	39	LYS
2	H	52	ASN
2	H	53	LYS
2	H	86	LYS
1	I	114	LEU
1	I	116	GLU
1	I	122	ARG
1	I	126	PHE
1	I	128	THR
1	I	129	ARG
1	I	130	LYS
1	I	138	GLN
1	I	139	LYS
1	I	142	LYS
1	I	143	LEU
1	I	144	LYS
1	I	153	HIS
1	I	155	MET
1	I	158	CYS
1	I	160	LYS
1	I	166	GLU
1	I	173	LEU
1	I	174	LEU
1	I	189	LYS
1	I	198	LYS
1	I	206	LEU
1	I	208	GLN
1	I	213	SER
1	I	225	ASP
1	I	226	ARG
1	I	231	MET
1	I	233	ARG
1	I	234	LYS

Continued on next page...

Continued from previous page...

Mol	Chain	Res	Type
1	I	237	ARG
1	I	239	LEU
1	I	240	LEU
1	I	243	ASP
1	I	244	ASP
1	I	248	SER
1	I	252	LYS
1	I	256	SER
1	I	259	GLN
1	I	260	ILE
1	I	261	LEU
1	I	262	LEU
1	I	266	ASP
1	I	267	LYS
1	I	268	SER
1	I	273	VAL
1	I	277	LYS
1	I	278	TYR
1	I	283	GLU
1	I	286	LEU
1	I	288	LYS
1	I	290	LYS
1	I	293	GLU
1	I	294	ILE
1	I	295	LEU
1	I	298	PHE
1	I	301	MET
1	I	302	LYS
1	I	303	LYS
1	I	308	GLU
1	I	309	GLN
1	I	311	HIS
1	I	317	CYS
1	I	318	LYS
1	I	322	LEU
1	I	325	SER
1	I	326	LEU
1	I	332	ARG
1	I	333	ASP
1	I	334	PHE
1	I	337	ARG
1	I	348	LYS

Continued on next page...

Continued from previous page...

Mol	Chain	Res	Type
1	I	352	ARG
1	I	353	ILE
1	I	357	SER
1	I	358	SER
1	I	359	TYR
1	I	360	ASP
1	I	362	GLU
1	I	368	MET
1	I	373	GLU
1	I	374	MET
1	I	376	ARG
1	I	383	TYR
1	I	384	THR
1	I	386	LEU
1	I	389	LEU
1	I	391	LYS
1	I	397	THR
1	I	402	ILE
1	I	403	LEU
1	I	404	TRP
1	I	405	ASP
1	I	406	MET
1	I	407	GLU
1	I	416	GLN
1	I	426	CYS
1	I	428	ARG
1	I	429	ASN
1	I	431	LYS
1	I	434	ARG
1	I	438	HIS
1	I	439	ASP
1	I	443	ASP
1	I	449	ASN
1	I	450	CYS
1	I	455	ASP
1	I	456	LEU
1	I	473	LEU
1	I	476	ASP
1	I	477	GLN
1	I	486	PHE
1	I	489	TYR
1	I	490	HIS

Continued on next page...

Continued from previous page...

Mol	Chain	Res	Type
1	I	493	SER
1	I	505	PHE
1	I	514	THR
1	I	515	GLU
1	I	522	LEU
1	I	524	HIS
1	I	528	GLU
1	I	529	TYR
1	I	530	ARG
1	I	531	HIS
1	I	532	ILE
1	I	533	LEU
1	I	534	ASP
1	I	537	ASP
1	I	546	GLU
1	I	550	LEU
1	I	553	HIS
1	I	557	ARG
1	I	562	ASN
1	I	568	LEU
1	I	572	GLU
1	I	573	THR
1	I	575	GLU
1	I	576	VAL
1	I	578	GLN
1	I	585	LYS
1	I	586	GLN
1	I	587	GLU
1	I	596	GLU
1	I	598	ILE
1	I	600	LYS
1	I	616	ASP
1	I	619	TYR
1	I	633	CYS
1	I	643	LYS
1	I	645	GLU
1	I	646	THR
1	I	649	LYS
1	I	651	LEU
1	I	654	LYS
1	I	657	GLU
1	I	658	ASP

Continued on next page...

Continued from previous page...

Mol	Chain	Res	Type
1	I	659	GLU
1	I	879	ARG
1	I	881	HIS
1	I	882	LEU
1	I	902	ASP
1	I	907	ARG
1	I	918	SER
1	I	921	MET
1	I	925	GLU
1	I	938	LEU
1	I	940	VAL
1	I	948	LEU
1	I	999	ARG
1	I	1078	GLU
1	I	1164	LEU
1	I	1165	CYS
1	I	1168	LEU
1	I	1170	GLU
1	I	1171	GLU
1	I	1179	TRP
1	I	1181	THR
1	I	1182	ASP
1	I	1183	LEU
1	I	1192	LEU
1	I	1211	GLN
1	I	1218	THR
1	I	1219	ASN
1	I	1220	LEU
1	I	1226	SER
1	I	1229	PHE
1	I	1232	TYR
1	I	1240	ILE
1	I	1245	GLN
1	I	1247	LEU
2	J	12	GLN
2	J	38	ARG
2	J	39	LYS
2	J	52	ASN
2	J	86	LYS
1	K	114	LEU
1	K	116	GLU
1	K	122	ARG

Continued on next page...

Continued from previous page...

Mol	Chain	Res	Type
1	K	126	PHE
1	K	128	THR
1	K	129	ARG
1	K	130	LYS
1	K	138	GLN
1	K	139	LYS
1	K	142	LYS
1	K	143	LEU
1	K	144	LYS
1	K	153	HIS
1	K	155	MET
1	K	158	CYS
1	K	160	LYS
1	K	166	GLU
1	K	173	LEU
1	K	174	LEU
1	K	189	LYS
1	K	198	LYS
1	K	206	LEU
1	K	208	GLN
1	K	213	SER
1	K	225	ASP
1	K	226	ARG
1	K	231	MET
1	K	233	ARG
1	K	234	LYS
1	K	237	ARG
1	K	239	LEU
1	K	240	LEU
1	K	243	ASP
1	K	244	ASP
1	K	248	SER
1	K	252	LYS
1	K	256	SER
1	K	259	GLN
1	K	260	ILE
1	K	261	LEU
1	K	262	LEU
1	K	266	ASP
1	K	267	LYS
1	K	268	SER
1	K	273	VAL

Continued on next page...

Continued from previous page...

Mol	Chain	Res	Type
1	K	277	LYS
1	K	278	TYR
1	K	283	GLU
1	K	286	LEU
1	K	288	LYS
1	K	290	LYS
1	K	293	GLU
1	K	294	ILE
1	K	295	LEU
1	K	298	PHE
1	K	301	MET
1	K	302	LYS
1	K	303	LYS
1	K	308	GLU
1	K	309	GLN
1	K	311	HIS
1	K	317	CYS
1	K	318	LYS
1	K	322	LEU
1	K	325	SER
1	K	326	LEU
1	K	332	ARG
1	K	333	ASP
1	K	334	PHE
1	K	337	ARG
1	K	348	LYS
1	K	352	ARG
1	K	353	ILE
1	K	357	SER
1	K	358	SER
1	K	359	TYR
1	K	360	ASP
1	K	362	GLU
1	K	368	MET
1	K	373	GLU
1	K	374	MET
1	K	376	ARG
1	K	383	TYR
1	K	384	THR
1	K	386	LEU
1	K	389	LEU
1	K	391	LYS

Continued on next page...

Continued from previous page...

Mol	Chain	Res	Type
1	K	397	THR
1	K	402	ILE
1	K	403	LEU
1	K	404	TRP
1	K	405	ASP
1	K	406	MET
1	K	407	GLU
1	K	416	GLN
1	K	426	CYS
1	K	428	ARG
1	K	429	ASN
1	K	431	LYS
1	K	434	ARG
1	K	438	HIS
1	K	439	ASP
1	K	443	ASP
1	K	449	ASN
1	K	450	CYS
1	K	455	ASP
1	K	456	LEU
1	K	473	LEU
1	K	476	ASP
1	K	477	GLN
1	K	486	PHE
1	K	489	TYR
1	K	490	HIS
1	K	493	SER
1	K	505	PHE
1	K	514	THR
1	K	515	GLU
1	K	522	LEU
1	K	524	HIS
1	K	528	GLU
1	K	529	TYR
1	K	530	ARG
1	K	531	HIS
1	K	532	ILE
1	K	533	LEU
1	K	534	ASP
1	K	537	ASP
1	K	546	GLU
1	K	550	LEU

Continued on next page...

Continued from previous page...

Mol	Chain	Res	Type
1	K	553	HIS
1	K	557	ARG
1	K	562	ASN
1	K	568	LEU
1	K	572	GLU
1	K	573	THR
1	K	575	GLU
1	K	576	VAL
1	K	578	GLN
1	K	585	LYS
1	K	586	GLN
1	K	587	GLU
1	K	596	GLU
1	K	598	ILE
1	K	600	LYS
1	K	616	ASP
1	K	619	TYR
1	K	633	CYS
1	K	643	LYS
1	K	645	GLU
1	K	646	THR
1	K	649	LYS
1	K	651	LEU
1	K	654	LYS
1	K	657	GLU
1	K	658	ASP
1	K	659	GLU
1	K	879	ARG
1	K	881	HIS
1	K	882	LEU
1	K	902	ASP
1	K	907	ARG
1	K	918	SER
1	K	921	MET
1	K	925	GLU
1	K	938	LEU
1	K	940	VAL
1	K	948	LEU
1	K	999	ARG
1	K	1078	GLU
1	K	1164	LEU
1	K	1165	CYS

Continued on next page...

Continued from previous page...

Mol	Chain	Res	Type
1	K	1168	LEU
1	K	1170	GLU
1	K	1171	GLU
1	K	1179	TRP
1	K	1181	THR
1	K	1182	ASP
1	K	1183	LEU
1	K	1192	LEU
1	K	1211	GLN
1	K	1218	THR
1	K	1219	ASN
1	K	1220	LEU
1	K	1226	SER
1	K	1229	PHE
1	K	1232	TYR
1	K	1240	ILE
1	K	1245	GLN
1	K	1247	LEU
2	L	12	GLN
2	L	38	ARG
2	L	39	LYS
2	L	52	ASN
2	L	53	LYS
2	L	86	LYS
1	M	114	LEU
1	M	116	GLU
1	M	122	ARG
1	M	126	PHE
1	M	128	THR
1	M	129	ARG
1	M	130	LYS
1	M	138	GLN
1	M	139	LYS
1	M	142	LYS
1	M	143	LEU
1	M	144	LYS
1	M	153	HIS
1	M	155	MET
1	M	158	CYS
1	M	160	LYS
1	M	166	GLU
1	M	173	LEU

Continued on next page...

Continued from previous page...

Mol	Chain	Res	Type
1	M	174	LEU
1	M	189	LYS
1	M	198	LYS
1	M	206	LEU
1	M	208	GLN
1	M	213	SER
1	M	225	ASP
1	M	226	ARG
1	M	231	MET
1	M	233	ARG
1	M	234	LYS
1	M	237	ARG
1	M	239	LEU
1	M	240	LEU
1	M	243	ASP
1	M	244	ASP
1	M	248	SER
1	M	252	LYS
1	M	256	SER
1	M	259	GLN
1	M	260	ILE
1	M	261	LEU
1	M	262	LEU
1	M	266	ASP
1	M	267	LYS
1	M	268	SER
1	M	273	VAL
1	M	277	LYS
1	M	278	TYR
1	M	283	GLU
1	M	286	LEU
1	M	288	LYS
1	M	290	LYS
1	M	293	GLU
1	M	294	ILE
1	M	295	LEU
1	M	298	PHE
1	M	301	MET
1	M	302	LYS
1	M	303	LYS
1	M	308	GLU
1	M	309	GLN

Continued on next page...

Continued from previous page...

Mol	Chain	Res	Type
1	M	311	HIS
1	M	317	CYS
1	M	318	LYS
1	M	322	LEU
1	M	325	SER
1	M	326	LEU
1	M	332	ARG
1	M	333	ASP
1	M	334	PHE
1	M	337	ARG
1	M	348	LYS
1	M	352	ARG
1	M	353	ILE
1	M	357	SER
1	M	358	SER
1	M	359	TYR
1	M	360	ASP
1	M	362	GLU
1	M	368	MET
1	M	373	GLU
1	M	374	MET
1	M	376	ARG
1	M	383	TYR
1	M	384	THR
1	M	386	LEU
1	M	389	LEU
1	M	391	LYS
1	M	397	THR
1	M	402	ILE
1	M	403	LEU
1	M	404	TRP
1	M	405	ASP
1	M	406	MET
1	M	407	GLU
1	M	416	GLN
1	M	426	CYS
1	M	428	ARG
1	M	429	ASN
1	M	431	LYS
1	M	434	ARG
1	M	438	HIS
1	M	439	ASP

Continued on next page...

Continued from previous page...

Mol	Chain	Res	Type
1	M	443	ASP
1	M	449	ASN
1	M	450	CYS
1	M	455	ASP
1	M	456	LEU
1	M	473	LEU
1	M	476	ASP
1	M	477	GLN
1	M	486	PHE
1	M	489	TYR
1	M	490	HIS
1	M	493	SER
1	M	505	PHE
1	M	514	THR
1	M	515	GLU
1	M	522	LEU
1	M	524	HIS
1	M	528	GLU
1	M	529	TYR
1	M	530	ARG
1	M	531	HIS
1	M	532	ILE
1	M	533	LEU
1	M	534	ASP
1	M	537	ASP
1	M	546	GLU
1	M	550	LEU
1	M	553	HIS
1	M	557	ARG
1	M	562	ASN
1	M	568	LEU
1	M	572	GLU
1	M	573	THR
1	M	575	GLU
1	M	576	VAL
1	M	578	GLN
1	M	585	LYS
1	M	586	GLN
1	M	587	GLU
1	M	596	GLU
1	M	598	ILE
1	M	600	LYS

Continued on next page...

Continued from previous page...

Mol	Chain	Res	Type
1	M	616	ASP
1	M	619	TYR
1	M	633	CYS
1	M	643	LYS
1	M	645	GLU
1	M	646	THR
1	M	649	LYS
1	M	651	LEU
1	M	654	LYS
1	M	657	GLU
1	M	658	ASP
1	M	659	GLU
1	M	879	ARG
1	M	881	HIS
1	M	882	LEU
1	M	902	ASP
1	M	907	ARG
1	M	918	SER
1	M	921	MET
1	M	925	GLU
1	M	938	LEU
1	M	940	VAL
1	M	948	LEU
1	M	999	ARG
1	M	1078	GLU
1	M	1164	LEU
1	M	1165	CYS
1	M	1168	LEU
1	M	1170	GLU
1	M	1171	GLU
1	M	1179	TRP
1	M	1181	THR
1	M	1182	ASP
1	M	1183	LEU
1	M	1192	LEU
1	M	1211	GLN
1	M	1218	THR
1	M	1219	ASN
1	M	1220	LEU
1	M	1226	SER
1	M	1229	PHE
1	M	1232	TYR

Continued on next page...

Continued from previous page...

Mol	Chain	Res	Type
1	M	1240	ILE
1	M	1245	GLN
1	M	1247	LEU
2	N	12	GLN
2	N	38	ARG
2	N	39	LYS
2	N	52	ASN
2	N	53	LYS
2	N	86	LYS

Sometimes sidechains can be flipped to improve hydrogen bonding and reduce clashes. All (208) such sidechains are listed below:

Mol	Chain	Res	Type
1	A	137	GLN
1	A	138	GLN
1	A	183	HIS
1	A	200	GLN
1	A	235	HIS
1	A	259	GLN
1	A	347	ASN
1	A	416	GLN
1	A	420	ASN
1	A	438	HIS
1	A	441	GLN
1	A	454	GLN
1	A	457	HIS
1	A	485	ASN
1	A	490	HIS
1	A	562	ASN
1	A	579	GLN
1	A	583	GLN
1	A	614	HIS
1	A	703	ASN
1	A	709	ASN
1	A	840	HIS
1	A	881	HIS
1	A	904	GLN
1	A	1126	HIS
1	A	1211	GLN
1	A	1219	ASN
1	A	1237	ASN
1	A	1245	GLN

Continued on next page...

Continued from previous page...

Mol	Chain	Res	Type
2	B	33	HIS
1	C	137	GLN
1	C	138	GLN
1	C	183	HIS
1	C	200	GLN
1	C	235	HIS
1	C	259	GLN
1	C	347	ASN
1	C	416	GLN
1	C	420	ASN
1	C	438	HIS
1	C	441	GLN
1	C	454	GLN
1	C	485	ASN
1	C	490	HIS
1	C	562	ASN
1	C	579	GLN
1	C	583	GLN
1	C	614	HIS
1	C	703	ASN
1	C	709	ASN
1	C	840	HIS
1	C	881	HIS
1	C	904	GLN
1	C	1126	HIS
1	C	1211	GLN
1	C	1219	ASN
1	C	1237	ASN
1	C	1245	GLN
2	D	33	HIS
1	E	137	GLN
1	E	138	GLN
1	E	183	HIS
1	E	200	GLN
1	E	235	HIS
1	E	259	GLN
1	E	347	ASN
1	E	416	GLN
1	E	420	ASN
1	E	438	HIS
1	E	441	GLN
1	E	454	GLN

Continued on next page...

Continued from previous page...

Mol	Chain	Res	Type
1	E	485	ASN
1	E	490	HIS
1	E	562	ASN
1	E	565	GLN
1	E	579	GLN
1	E	583	GLN
1	E	614	HIS
1	E	703	ASN
1	E	709	ASN
1	E	840	HIS
1	E	881	HIS
1	E	904	GLN
1	E	1126	HIS
1	E	1211	GLN
1	E	1219	ASN
1	E	1237	ASN
1	E	1245	GLN
2	F	33	HIS
1	G	137	GLN
1	G	138	GLN
1	G	183	HIS
1	G	200	GLN
1	G	235	HIS
1	G	259	GLN
1	G	347	ASN
1	G	416	GLN
1	G	420	ASN
1	G	438	HIS
1	G	441	GLN
1	G	454	GLN
1	G	485	ASN
1	G	490	HIS
1	G	562	ASN
1	G	579	GLN
1	G	583	GLN
1	G	614	HIS
1	G	703	ASN
1	G	709	ASN
1	G	840	HIS
1	G	881	HIS
1	G	904	GLN
1	G	1126	HIS

Continued on next page...

Continued from previous page...

Mol	Chain	Res	Type
1	G	1211	GLN
1	G	1219	ASN
1	G	1237	ASN
1	G	1245	GLN
2	H	33	HIS
1	I	137	GLN
1	I	138	GLN
1	I	183	HIS
1	I	200	GLN
1	I	235	HIS
1	I	259	GLN
1	I	347	ASN
1	I	416	GLN
1	I	420	ASN
1	I	438	HIS
1	I	441	GLN
1	I	454	GLN
1	I	457	HIS
1	I	485	ASN
1	I	490	HIS
1	I	562	ASN
1	I	565	GLN
1	I	579	GLN
1	I	583	GLN
1	I	614	HIS
1	I	703	ASN
1	I	709	ASN
1	I	840	HIS
1	I	881	HIS
1	I	904	GLN
1	I	1126	HIS
1	I	1211	GLN
1	I	1219	ASN
1	I	1237	ASN
1	I	1245	GLN
2	J	33	HIS
1	K	137	GLN
1	K	138	GLN
1	K	183	HIS
1	K	200	GLN
1	K	235	HIS
1	K	259	GLN

Continued on next page...

Continued from previous page...

Mol	Chain	Res	Type
1	K	347	ASN
1	K	416	GLN
1	K	420	ASN
1	K	438	HIS
1	K	441	GLN
1	K	454	GLN
1	K	485	ASN
1	K	490	HIS
1	K	562	ASN
1	K	565	GLN
1	K	579	GLN
1	K	583	GLN
1	K	614	HIS
1	K	703	ASN
1	K	709	ASN
1	K	840	HIS
1	K	881	HIS
1	K	904	GLN
1	K	1126	HIS
1	K	1211	GLN
1	K	1219	ASN
1	K	1237	ASN
1	K	1245	GLN
2	L	33	HIS
1	M	137	GLN
1	M	138	GLN
1	M	183	HIS
1	M	200	GLN
1	M	235	HIS
1	M	259	GLN
1	M	347	ASN
1	M	416	GLN
1	M	420	ASN
1	M	438	HIS
1	M	441	GLN
1	M	454	GLN
1	M	485	ASN
1	M	490	HIS
1	M	562	ASN
1	M	579	GLN
1	M	583	GLN
1	M	614	HIS

Continued on next page...

Continued from previous page...

Mol	Chain	Res	Type
1	M	703	ASN
1	M	709	ASN
1	M	840	HIS
1	M	881	HIS
1	M	904	GLN
1	M	1126	HIS
1	M	1211	GLN
1	M	1219	ASN
1	M	1237	ASN
1	M	1245	GLN
2	N	33	HIS

5.3.3 RNA [i](#)

There are no RNA molecules in this entry.

5.4 Non-standard residues in protein, DNA, RNA chains [i](#)

There are no non-standard protein/DNA/RNA residues in this entry.

5.5 Carbohydrates [i](#)

There are no oligosaccharides in this entry.

5.6 Ligand geometry [i](#)

Of 21 ligands modelled in this entry, 7 are monoatomic - leaving 14 for Mogul analysis.

In the following table, the Counts columns list the number of bonds (or angles) for which Mogul statistics could be retrieved, the number of bonds (or angles) that are observed in the model and the number of bonds (or angles) that are defined in the Chemical Component Dictionary. The Link column lists molecule types, if any, to which the group is linked. The Z score for a bond length (or angle) is the number of standard deviations the observed value is removed from the expected value. A bond length (or angle) with $|Z| > 2$ is considered an outlier worth inspection. RMSZ is the root-mean-square of all Z scores of the bond lengths (or angles).

Mol	Type	Chain	Res	Link	Bond lengths			Bond angles		
					Counts	RMSZ	# Z > 2	Counts	RMSZ	# Z > 2
5	HEM	H	201	2	41,50,50	1.32	6 (14%)	45,82,82	1.73	6 (13%)
5	HEM	J	201	2	41,50,50	1.32	6 (14%)	45,82,82	1.73	6 (13%)

Mol	Type	Chain	Res	Link	Bond lengths			Bond angles		
					Counts	RMSZ	# Z > 2	Counts	RMSZ	# Z > 2
3	DTP	G	1301	4	26,32,32	0.87	1 (3%)	30,50,50	1.56	4 (13%)
3	DTP	I	1301	4	26,32,32	0.86	1 (3%)	30,50,50	1.56	4 (13%)
3	DTP	C	1301	4	26,32,32	0.86	1 (3%)	30,50,50	1.56	4 (13%)
3	DTP	K	1301	4	26,32,32	0.86	1 (3%)	30,50,50	1.56	4 (13%)
5	HEM	B	201	2	41,50,50	1.31	6 (14%)	45,82,82	1.73	6 (13%)
3	DTP	A	1301	4	26,32,32	0.86	1 (3%)	30,50,50	1.56	4 (13%)
5	HEM	F	201	2	41,50,50	1.31	5 (12%)	45,82,82	1.73	6 (13%)
5	HEM	N	201	2	41,50,50	1.31	6 (14%)	45,82,82	1.74	6 (13%)
5	HEM	L	201	2	41,50,50	1.32	6 (14%)	45,82,82	1.73	6 (13%)
3	DTP	E	1301	4	26,32,32	0.87	1 (3%)	30,50,50	1.56	4 (13%)
3	DTP	M	1301	4	26,32,32	0.86	1 (3%)	30,50,50	1.56	4 (13%)
5	HEM	D	201	2	41,50,50	1.31	6 (14%)	45,82,82	1.73	6 (13%)

In the following table, the Chirals column lists the number of chiral outliers, the number of chiral centers analysed, the number of these observed in the model and the number defined in the Chemical Component Dictionary. Similar counts are reported in the Torsion and Rings columns. '-' means no outliers of that kind were identified.

Mol	Type	Chain	Res	Link	Chirals	Torsions	Rings
5	HEM	H	201	2	-	7/12/54/54	-
5	HEM	J	201	2	-	7/12/54/54	-
3	DTP	G	1301	4	-	5/18/34/34	0/3/3/3
3	DTP	I	1301	4	-	5/18/34/34	0/3/3/3
3	DTP	C	1301	4	-	5/18/34/34	0/3/3/3
3	DTP	K	1301	4	-	5/18/34/34	0/3/3/3
5	HEM	B	201	2	-	7/12/54/54	-
3	DTP	A	1301	4	-	5/18/34/34	0/3/3/3
5	HEM	F	201	2	-	7/12/54/54	-
5	HEM	N	201	2	-	7/12/54/54	-
5	HEM	L	201	2	-	7/12/54/54	-
3	DTP	E	1301	4	-	5/18/34/34	0/3/3/3
3	DTP	M	1301	4	-	5/18/34/34	0/3/3/3
5	HEM	D	201	2	-	7/12/54/54	-

All (48) bond length outliers are listed below:

Mol	Chain	Res	Type	Atoms	Z	Observed(Å)	Ideal(Å)
5	J	201	HEM	C1B-NB	-3.40	1.34	1.40
5	H	201	HEM	C1B-NB	-3.38	1.34	1.40
5	L	201	HEM	C1B-NB	-3.37	1.34	1.40
5	N	201	HEM	C1B-NB	-3.37	1.34	1.40
5	F	201	HEM	C1B-NB	-3.35	1.34	1.40
5	B	201	HEM	C1B-NB	-3.35	1.34	1.40
5	D	201	HEM	C1B-NB	-3.34	1.34	1.40
5	H	201	HEM	C4D-ND	-3.24	1.34	1.40
5	F	201	HEM	C4D-ND	-3.23	1.34	1.40
5	B	201	HEM	C4D-ND	-3.21	1.34	1.40
5	J	201	HEM	C4D-ND	-3.20	1.34	1.40
5	D	201	HEM	C4D-ND	-3.20	1.34	1.40
5	L	201	HEM	C4D-ND	-3.18	1.34	1.40
5	N	201	HEM	C4D-ND	-3.16	1.34	1.40
5	B	201	HEM	FE-NB	2.79	2.10	1.96
5	J	201	HEM	FE-NB	2.79	2.10	1.96
5	H	201	HEM	FE-NB	2.78	2.10	1.96
5	D	201	HEM	FE-NB	2.78	2.10	1.96
5	L	201	HEM	FE-NB	2.78	2.10	1.96
5	N	201	HEM	FE-NB	2.78	2.10	1.96
5	F	201	HEM	FE-NB	2.77	2.10	1.96
3	G	1301	DTP	C5-C4	2.50	1.47	1.40
3	I	1301	DTP	C5-C4	2.49	1.47	1.40
3	E	1301	DTP	C5-C4	2.49	1.47	1.40
3	A	1301	DTP	C5-C4	2.49	1.47	1.40
3	K	1301	DTP	C5-C4	2.48	1.47	1.40
3	C	1301	DTP	C5-C4	2.48	1.47	1.40
3	M	1301	DTP	C5-C4	2.48	1.47	1.40
5	J	201	HEM	CHB-C1B	2.26	1.40	1.35
5	L	201	HEM	CHB-C1B	2.26	1.40	1.35
5	H	201	HEM	CHB-C1B	2.24	1.40	1.35
5	N	201	HEM	CHB-C1B	2.24	1.40	1.35
5	F	201	HEM	CHB-C1B	2.22	1.40	1.35
5	B	201	HEM	CHB-C1B	2.22	1.40	1.35
5	D	201	HEM	CHB-C1B	2.21	1.40	1.35
5	N	201	HEM	C1D-ND	-2.08	1.34	1.38
5	L	201	HEM	C1D-ND	-2.06	1.34	1.38
5	F	201	HEM	C1D-ND	-2.04	1.34	1.38
5	D	201	HEM	C1D-ND	-2.04	1.34	1.38
5	J	201	HEM	C1D-ND	-2.04	1.34	1.38
5	H	201	HEM	C1D-ND	-2.03	1.34	1.38
5	B	201	HEM	C1D-ND	-2.02	1.34	1.38
5	B	201	HEM	FE-ND	-2.01	1.86	1.96

Continued on next page...

Continued from previous page...

Mol	Chain	Res	Type	Atoms	Z	Observed(Å)	Ideal(Å)
5	J	201	HEM	FE-ND	-2.01	1.86	1.96
5	L	201	HEM	FE-ND	-2.00	1.87	1.96
5	D	201	HEM	FE-ND	-2.00	1.87	1.96
5	N	201	HEM	FE-ND	-2.00	1.87	1.96
5	H	201	HEM	FE-ND	-2.00	1.87	1.96

All (70) bond angle outliers are listed below:

Mol	Chain	Res	Type	Atoms	Z	Observed(°)	Ideal(°)
5	J	201	HEM	CHC-C4B-NB	4.71	129.54	124.43
5	N	201	HEM	CHC-C4B-NB	4.70	129.53	124.43
5	L	201	HEM	CHC-C4B-NB	4.69	129.52	124.43
5	H	201	HEM	CHC-C4B-NB	4.67	129.51	124.43
5	D	201	HEM	CHC-C4B-NB	4.65	129.49	124.43
5	N	201	HEM	C1B-NB-C4B	4.65	109.88	105.07
5	L	201	HEM	C1B-NB-C4B	4.65	109.87	105.07
5	B	201	HEM	CHC-C4B-NB	4.64	129.47	124.43
5	D	201	HEM	C1B-NB-C4B	4.64	109.86	105.07
5	F	201	HEM	CHC-C4B-NB	4.64	129.47	124.43
5	B	201	HEM	C1B-NB-C4B	4.64	109.86	105.07
5	J	201	HEM	C1B-NB-C4B	4.63	109.86	105.07
5	H	201	HEM	C1B-NB-C4B	4.63	109.85	105.07
5	F	201	HEM	C1B-NB-C4B	4.61	109.83	105.07
3	E	1301	DTP	PB-O3B-PG	-3.59	120.50	132.83
3	A	1301	DTP	PA-O3A-PB	-3.59	120.51	132.83
3	C	1301	DTP	PB-O3B-PG	-3.59	120.51	132.83
3	C	1301	DTP	PA-O3A-PB	-3.59	120.52	132.83
3	A	1301	DTP	PB-O3B-PG	-3.59	120.52	132.83
3	E	1301	DTP	PA-O3A-PB	-3.58	120.53	132.83
3	I	1301	DTP	PB-O3B-PG	-3.58	120.54	132.83
3	G	1301	DTP	PB-O3B-PG	-3.58	120.54	132.83
3	G	1301	DTP	PA-O3A-PB	-3.58	120.55	132.83
3	M	1301	DTP	PB-O3B-PG	-3.58	120.56	132.83
3	K	1301	DTP	PB-O3B-PG	-3.57	120.56	132.83
3	M	1301	DTP	PA-O3A-PB	-3.57	120.56	132.83
3	K	1301	DTP	PA-O3A-PB	-3.57	120.56	132.83
3	I	1301	DTP	PA-O3A-PB	-3.57	120.59	132.83
5	J	201	HEM	CHD-C1D-ND	3.47	128.20	124.43
5	H	201	HEM	CHD-C1D-ND	3.45	128.18	124.43
5	F	201	HEM	CHD-C1D-ND	3.44	128.17	124.43
5	L	201	HEM	CHD-C1D-ND	3.44	128.17	124.43
5	N	201	HEM	CHD-C1D-ND	3.44	128.17	124.43

Continued on next page...

Continued from previous page...

Mol	Chain	Res	Type	Atoms	Z	Observed(°)	Ideal(°)
5	B	201	HEM	CHD-C1D-ND	3.43	128.16	124.43
5	D	201	HEM	CHD-C1D-ND	3.43	128.16	124.43
5	N	201	HEM	CHA-C4D-ND	3.27	128.42	124.38
5	D	201	HEM	CHA-C4D-ND	3.27	128.42	124.38
5	F	201	HEM	CHA-C4D-ND	3.27	128.42	124.38
5	L	201	HEM	CHA-C4D-ND	3.26	128.41	124.38
5	J	201	HEM	CHA-C4D-ND	3.25	128.40	124.38
5	H	201	HEM	CHA-C4D-ND	3.24	128.39	124.38
5	B	201	HEM	CHA-C4D-ND	3.23	128.38	124.38
3	C	1301	DTP	N3-C2-N1	-3.19	123.70	128.68
3	A	1301	DTP	N3-C2-N1	-3.18	123.71	128.68
3	G	1301	DTP	N3-C2-N1	-3.18	123.71	128.68
3	E	1301	DTP	N3-C2-N1	-3.18	123.72	128.68
3	M	1301	DTP	N3-C2-N1	-3.18	123.72	128.68
3	K	1301	DTP	N3-C2-N1	-3.17	123.72	128.68
3	I	1301	DTP	N3-C2-N1	-3.17	123.72	128.68
5	F	201	HEM	C4D-ND-C1D	3.10	108.28	105.07
5	D	201	HEM	C4D-ND-C1D	3.10	108.27	105.07
5	J	201	HEM	C4D-ND-C1D	3.09	108.27	105.07
5	N	201	HEM	C4D-ND-C1D	3.09	108.27	105.07
5	L	201	HEM	C4D-ND-C1D	3.08	108.26	105.07
5	H	201	HEM	C4D-ND-C1D	3.08	108.25	105.07
5	B	201	HEM	C4D-ND-C1D	3.07	108.25	105.07
3	M	1301	DTP	C4-C5-N7	-2.75	106.53	109.40
3	C	1301	DTP	C4-C5-N7	-2.74	106.55	109.40
3	E	1301	DTP	C4-C5-N7	-2.73	106.56	109.40
3	G	1301	DTP	C4-C5-N7	-2.73	106.56	109.40
3	A	1301	DTP	C4-C5-N7	-2.72	106.56	109.40
3	K	1301	DTP	C4-C5-N7	-2.72	106.56	109.40
3	I	1301	DTP	C4-C5-N7	-2.72	106.57	109.40
5	B	201	HEM	CHB-C1B-NB	2.68	127.69	124.38
5	N	201	HEM	CHB-C1B-NB	2.66	127.67	124.38
5	D	201	HEM	CHB-C1B-NB	2.66	127.66	124.38
5	L	201	HEM	CHB-C1B-NB	2.66	127.66	124.38
5	F	201	HEM	CHB-C1B-NB	2.63	127.64	124.38
5	H	201	HEM	CHB-C1B-NB	2.63	127.63	124.38
5	J	201	HEM	CHB-C1B-NB	2.62	127.62	124.38

There are no chirality outliers.

All (84) torsion outliers are listed below:

Mol	Chain	Res	Type	Atoms
3	A	1301	DTP	C5'-O5'-PA-O2A
3	A	1301	DTP	C5'-O5'-PA-O3A
3	C	1301	DTP	C5'-O5'-PA-O2A
3	C	1301	DTP	C5'-O5'-PA-O3A
3	E	1301	DTP	C5'-O5'-PA-O2A
3	E	1301	DTP	C5'-O5'-PA-O3A
3	G	1301	DTP	C5'-O5'-PA-O2A
3	G	1301	DTP	C5'-O5'-PA-O3A
3	I	1301	DTP	C5'-O5'-PA-O2A
3	I	1301	DTP	C5'-O5'-PA-O3A
3	K	1301	DTP	C5'-O5'-PA-O2A
3	K	1301	DTP	C5'-O5'-PA-O3A
3	M	1301	DTP	C5'-O5'-PA-O2A
3	M	1301	DTP	C5'-O5'-PA-O3A
3	A	1301	DTP	O4'-C4'-C5'-O5'
3	A	1301	DTP	C3'-C4'-C5'-O5'
3	C	1301	DTP	O4'-C4'-C5'-O5'
3	C	1301	DTP	C3'-C4'-C5'-O5'
3	E	1301	DTP	O4'-C4'-C5'-O5'
3	E	1301	DTP	C3'-C4'-C5'-O5'
3	G	1301	DTP	O4'-C4'-C5'-O5'
3	G	1301	DTP	C3'-C4'-C5'-O5'
3	I	1301	DTP	O4'-C4'-C5'-O5'
3	I	1301	DTP	C3'-C4'-C5'-O5'
3	K	1301	DTP	O4'-C4'-C5'-O5'
3	K	1301	DTP	C3'-C4'-C5'-O5'
3	M	1301	DTP	O4'-C4'-C5'-O5'
3	M	1301	DTP	C3'-C4'-C5'-O5'
5	B	201	HEM	C2B-C3B-CAB-CBB
5	D	201	HEM	C2B-C3B-CAB-CBB
5	F	201	HEM	C2B-C3B-CAB-CBB
5	H	201	HEM	C2B-C3B-CAB-CBB
5	J	201	HEM	C2B-C3B-CAB-CBB
5	L	201	HEM	C2B-C3B-CAB-CBB
5	N	201	HEM	C2B-C3B-CAB-CBB
5	B	201	HEM	C2A-CAA-CBA-CGA
5	D	201	HEM	C2A-CAA-CBA-CGA
5	F	201	HEM	C2A-CAA-CBA-CGA
5	H	201	HEM	C2A-CAA-CBA-CGA
5	J	201	HEM	C2A-CAA-CBA-CGA
5	L	201	HEM	C2A-CAA-CBA-CGA
5	N	201	HEM	C2A-CAA-CBA-CGA
5	B	201	HEM	C1A-C2A-CAA-CBA

Continued on next page...

Continued from previous page...

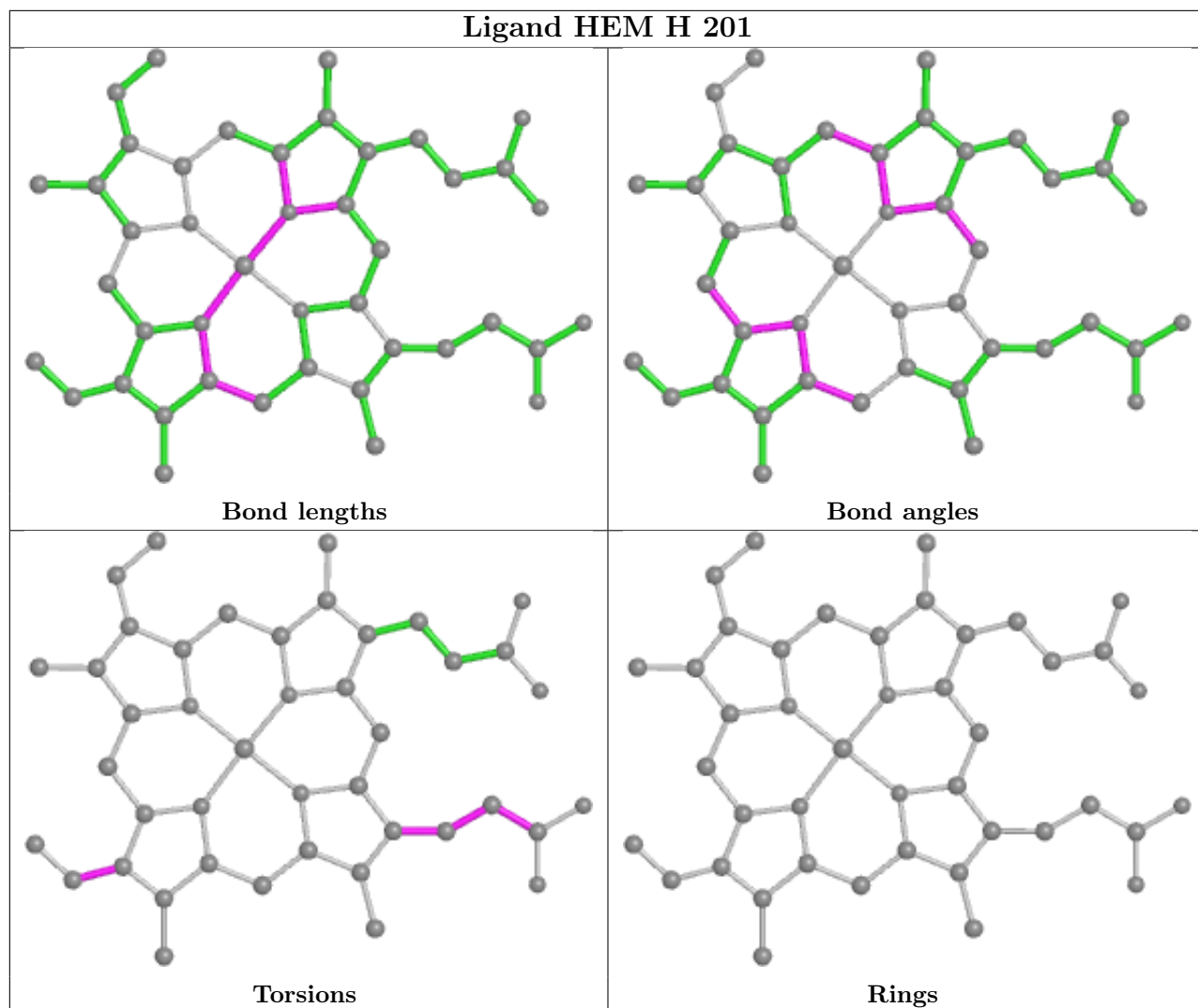
Mol	Chain	Res	Type	Atoms
5	B	201	HEM	C3A-C2A-CAA-CBA
5	D	201	HEM	C1A-C2A-CAA-CBA
5	D	201	HEM	C3A-C2A-CAA-CBA
5	F	201	HEM	C1A-C2A-CAA-CBA
5	F	201	HEM	C3A-C2A-CAA-CBA
5	H	201	HEM	C1A-C2A-CAA-CBA
5	H	201	HEM	C3A-C2A-CAA-CBA
5	J	201	HEM	C1A-C2A-CAA-CBA
5	J	201	HEM	C3A-C2A-CAA-CBA
5	L	201	HEM	C1A-C2A-CAA-CBA
5	L	201	HEM	C3A-C2A-CAA-CBA
5	N	201	HEM	C1A-C2A-CAA-CBA
5	N	201	HEM	C3A-C2A-CAA-CBA
5	B	201	HEM	C4B-C3B-CAB-CBB
5	D	201	HEM	C4B-C3B-CAB-CBB
5	F	201	HEM	C4B-C3B-CAB-CBB
5	H	201	HEM	C4B-C3B-CAB-CBB
5	J	201	HEM	C4B-C3B-CAB-CBB
5	L	201	HEM	C4B-C3B-CAB-CBB
5	N	201	HEM	C4B-C3B-CAB-CBB
5	B	201	HEM	CAA-CBA-CGA-O1A
5	D	201	HEM	CAA-CBA-CGA-O1A
5	F	201	HEM	CAA-CBA-CGA-O1A
5	H	201	HEM	CAA-CBA-CGA-O1A
5	J	201	HEM	CAA-CBA-CGA-O1A
5	L	201	HEM	CAA-CBA-CGA-O1A
5	N	201	HEM	CAA-CBA-CGA-O1A
5	D	201	HEM	CAA-CBA-CGA-O2A
5	H	201	HEM	CAA-CBA-CGA-O2A
5	B	201	HEM	CAA-CBA-CGA-O2A
5	F	201	HEM	CAA-CBA-CGA-O2A
5	J	201	HEM	CAA-CBA-CGA-O2A
5	L	201	HEM	CAA-CBA-CGA-O2A
5	N	201	HEM	CAA-CBA-CGA-O2A
3	A	1301	DTP	C5'-O5'-PA-O1A
3	C	1301	DTP	C5'-O5'-PA-O1A
3	E	1301	DTP	C5'-O5'-PA-O1A
3	G	1301	DTP	C5'-O5'-PA-O1A
3	I	1301	DTP	C5'-O5'-PA-O1A
3	K	1301	DTP	C5'-O5'-PA-O1A
3	M	1301	DTP	C5'-O5'-PA-O1A

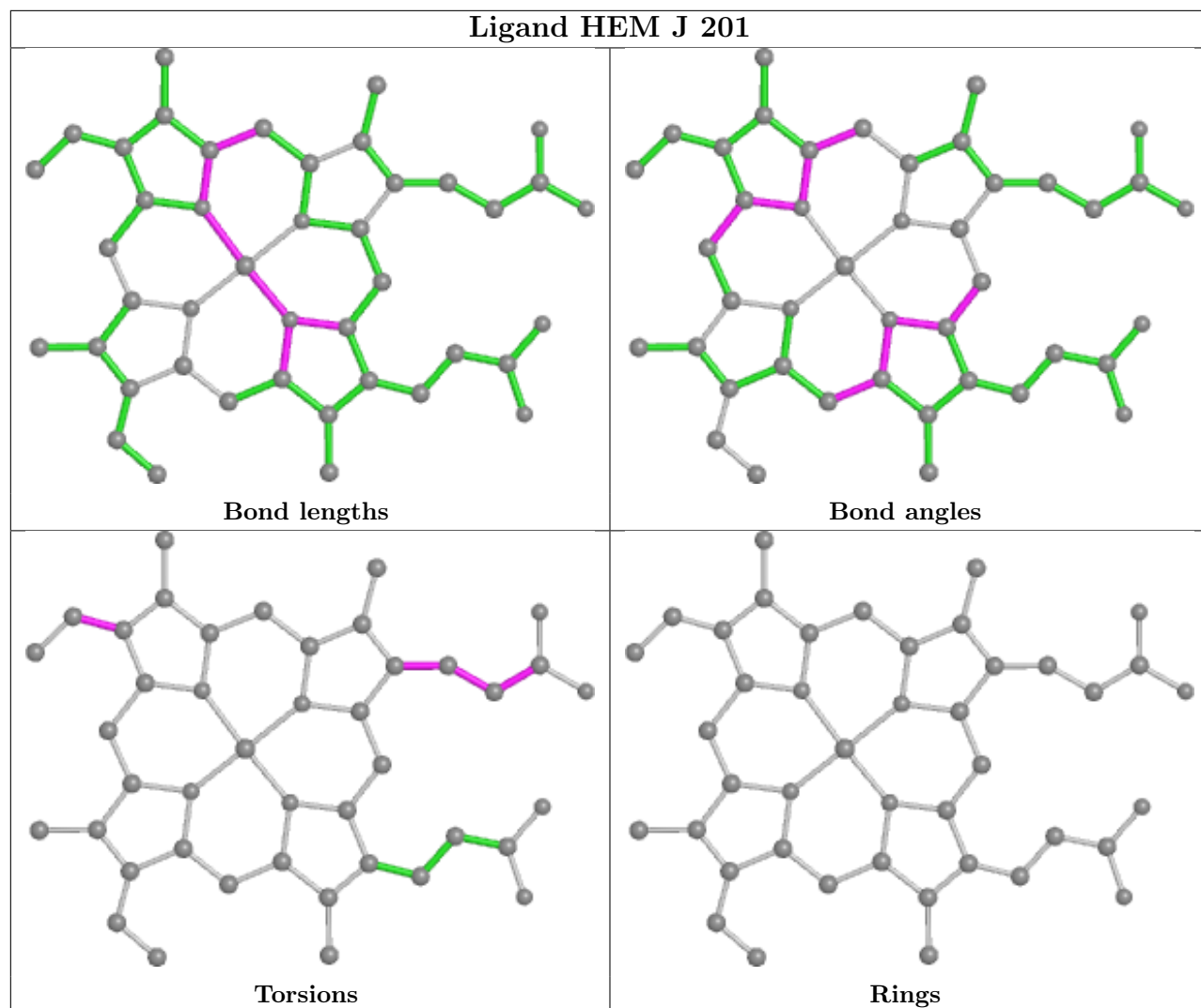
There are no ring outliers.

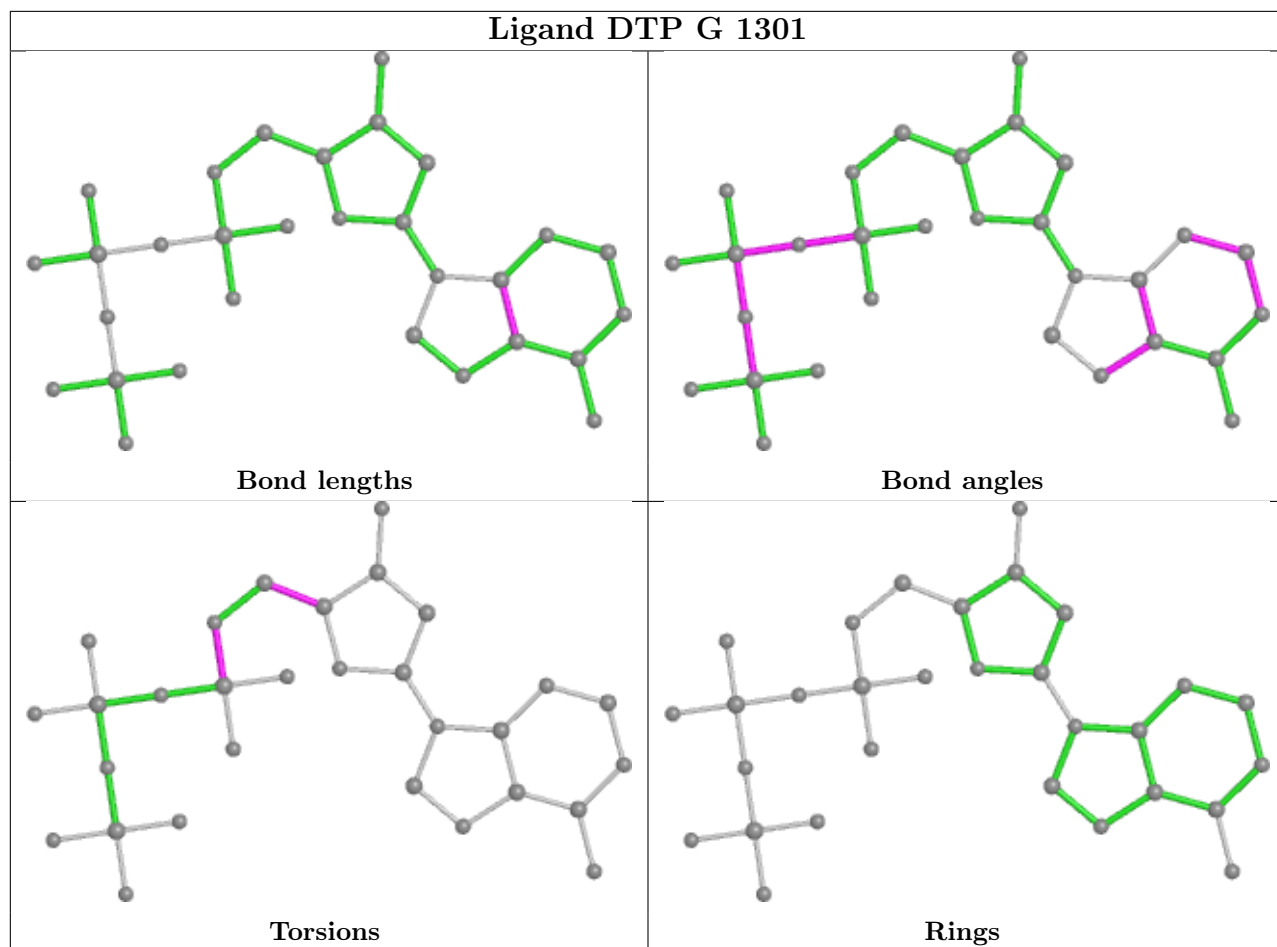
14 monomers are involved in 147 short contacts:

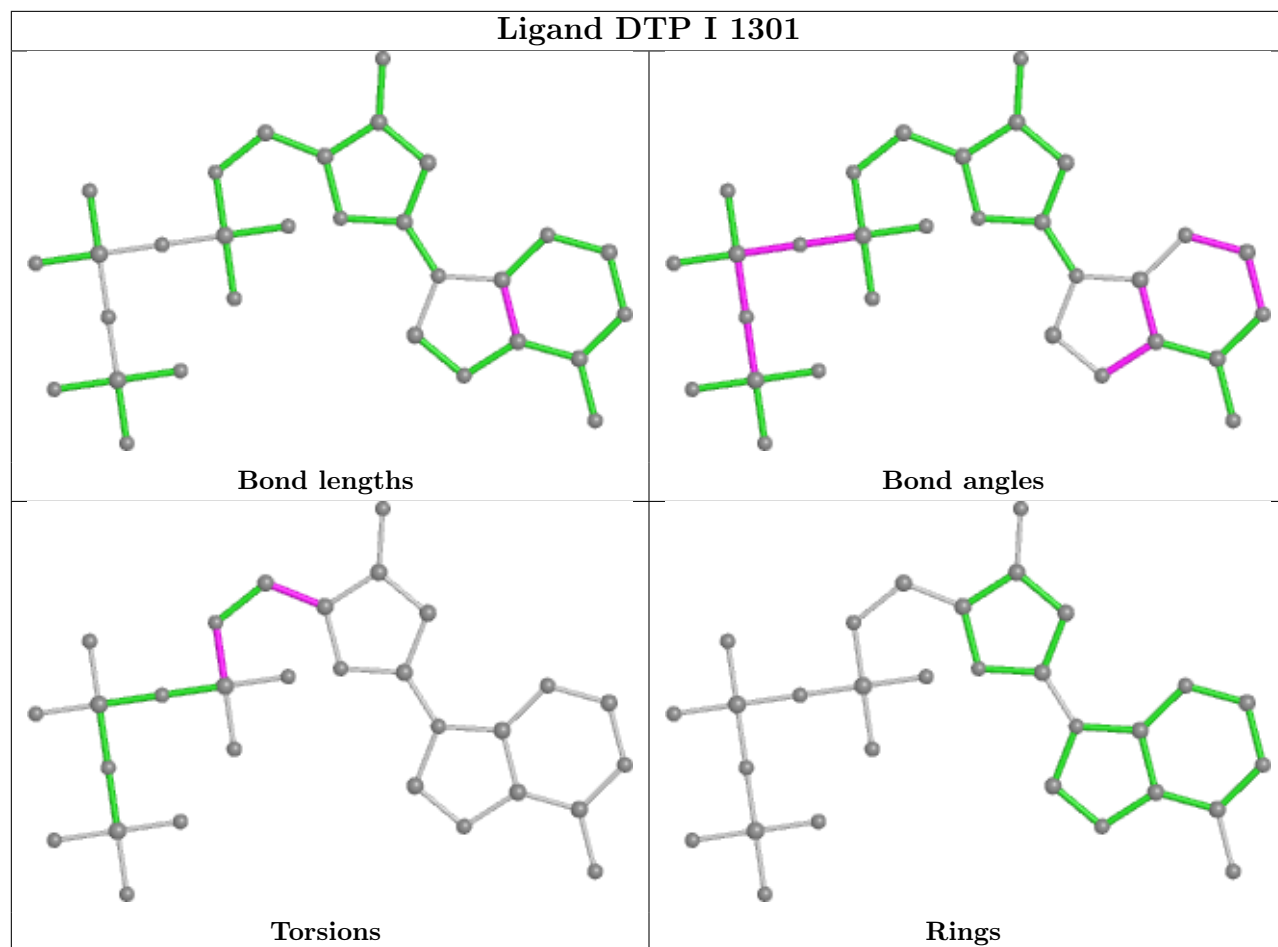
Mol	Chain	Res	Type	Clashes	Symm-Clashes
5	H	201	HEM	16	0
5	J	201	HEM	15	0
3	G	1301	DTP	6	0
3	I	1301	DTP	7	0
3	C	1301	DTP	6	0
3	K	1301	DTP	6	0
5	B	201	HEM	15	0
3	A	1301	DTP	6	0
5	F	201	HEM	14	0
5	N	201	HEM	13	0
5	L	201	HEM	15	0
3	E	1301	DTP	6	0
3	M	1301	DTP	6	0
5	D	201	HEM	16	0

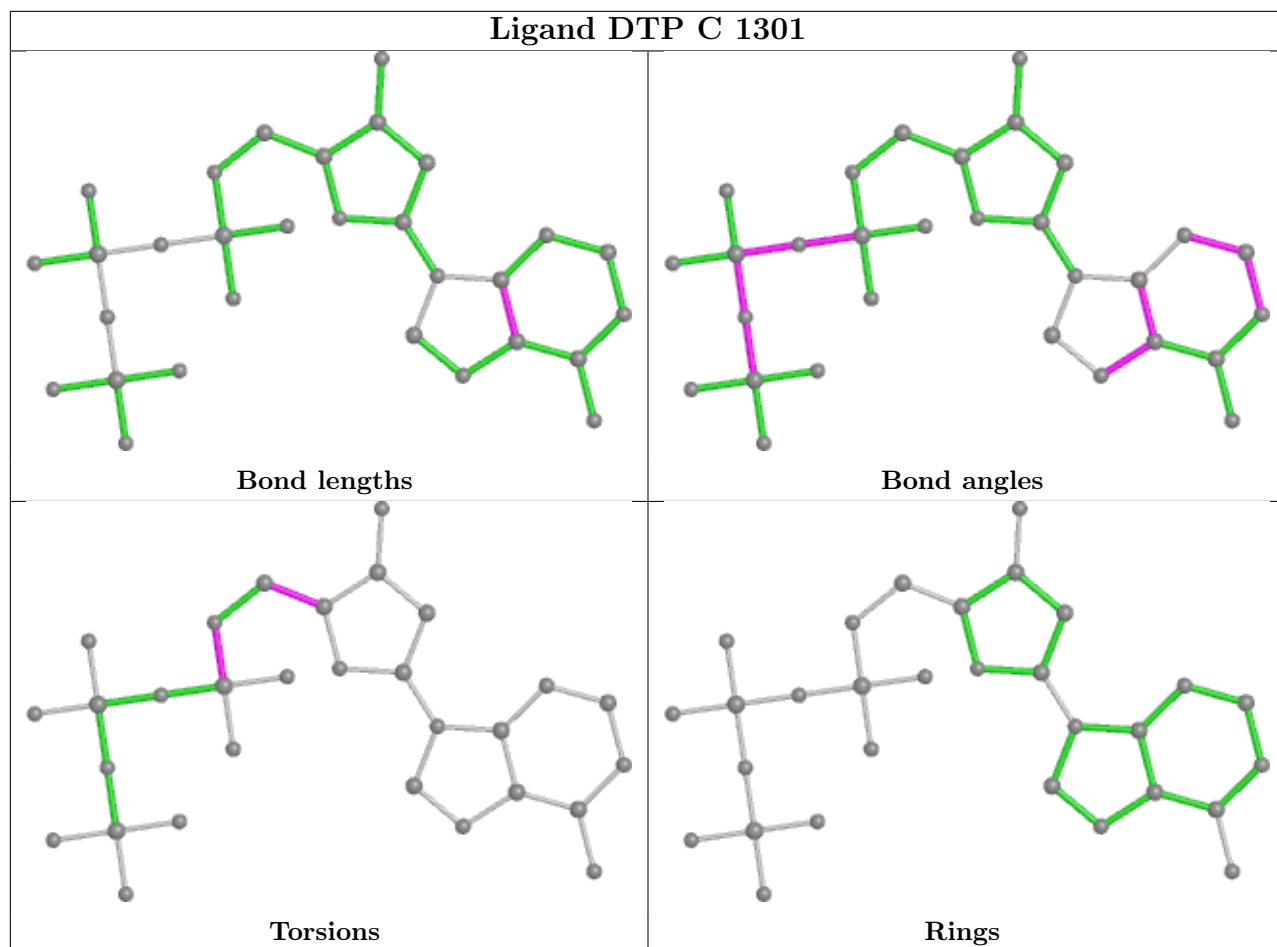
The following is a two-dimensional graphical depiction of Mogul quality analysis of bond lengths, bond angles, torsion angles, and ring geometry for all instances of the Ligand of Interest. In addition, ligands with molecular weight > 250 and outliers as shown on the validation Tables will also be included. For torsion angles, if less than 5% of the Mogul distribution of torsion angles is within 10 degrees of the torsion angle in question, then that torsion angle is considered an outlier. Any bond that is central to one or more torsion angles identified as an outlier by Mogul will be highlighted in the graph. For rings, the root-mean-square deviation (RMSD) between the ring in question and similar rings identified by Mogul is calculated over all ring torsion angles. If the average RMSD is greater than 60 degrees and the minimal RMSD between the ring in question and any Mogul-identified rings is also greater than 60 degrees, then that ring is considered an outlier. The outliers are highlighted in purple. The color gray indicates Mogul did not find sufficient equivalents in the CSD to analyse the geometry.

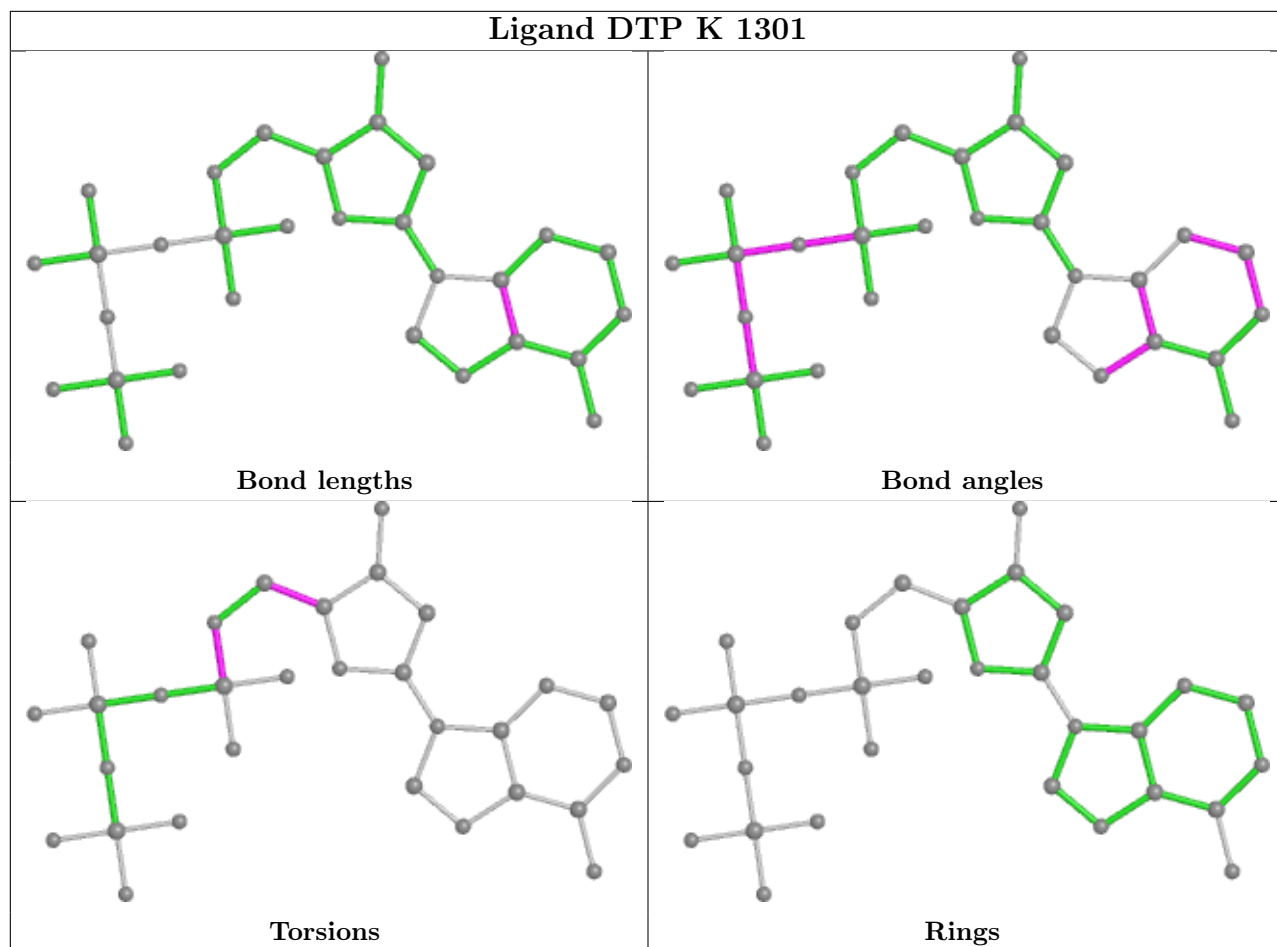


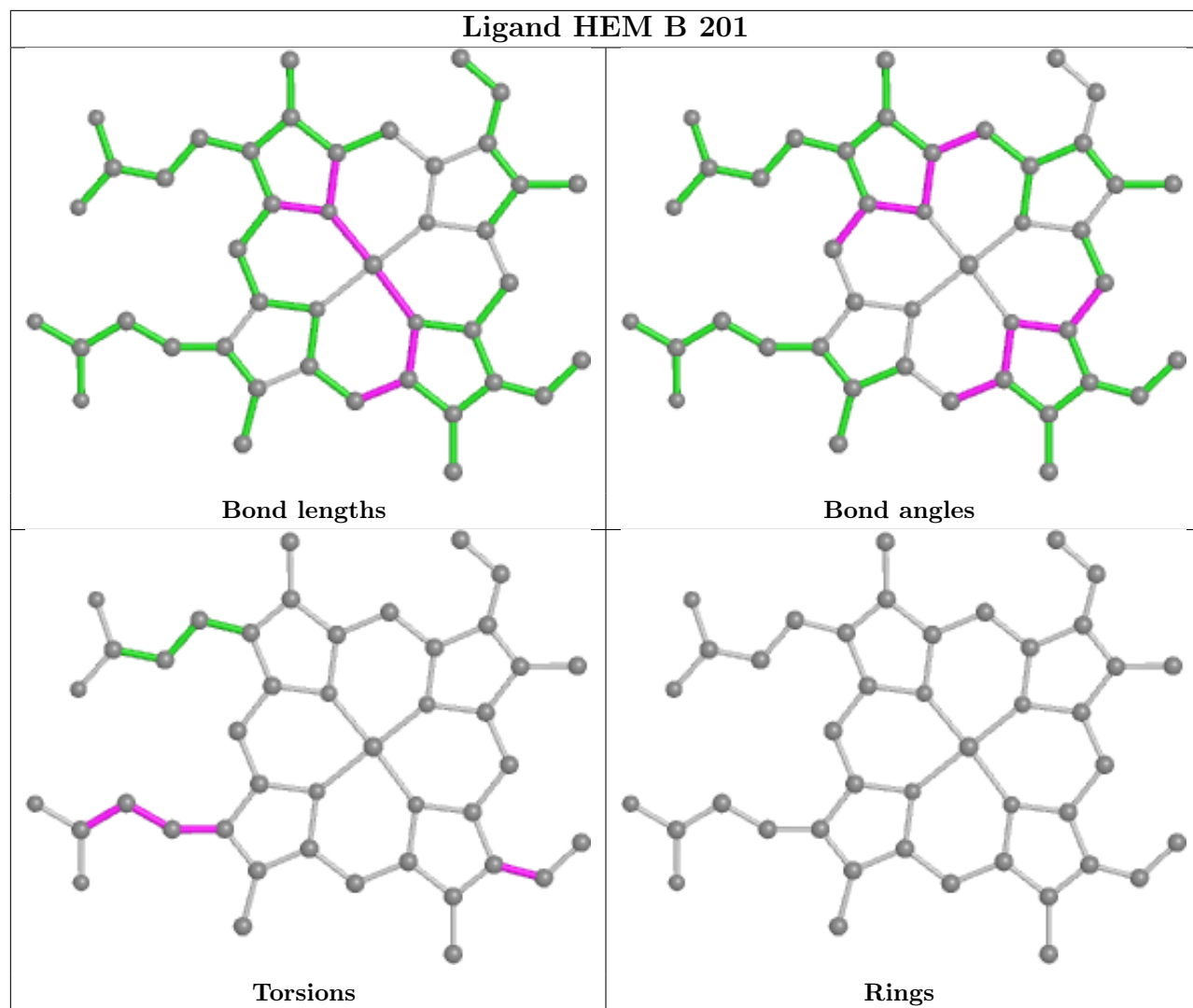


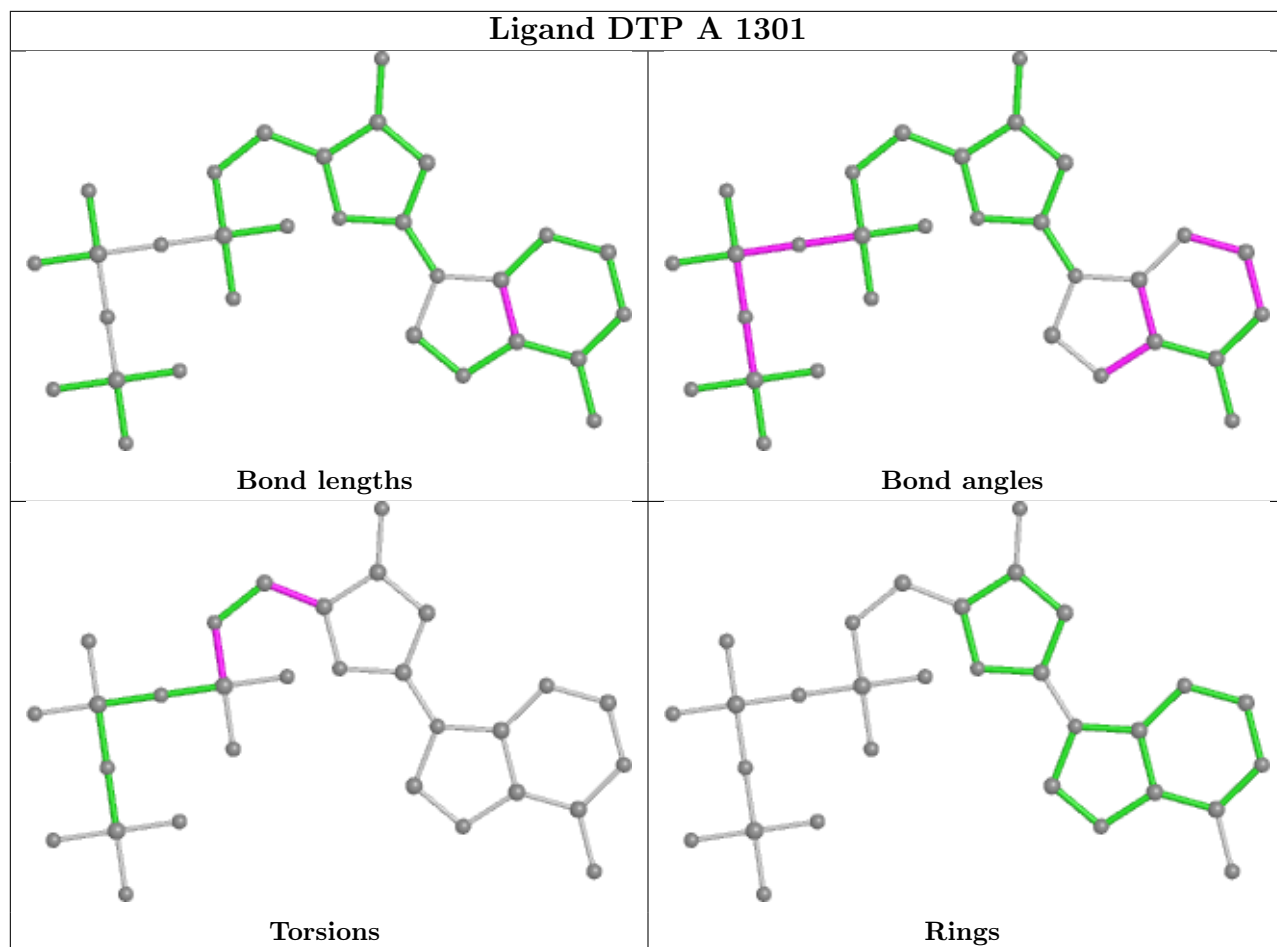


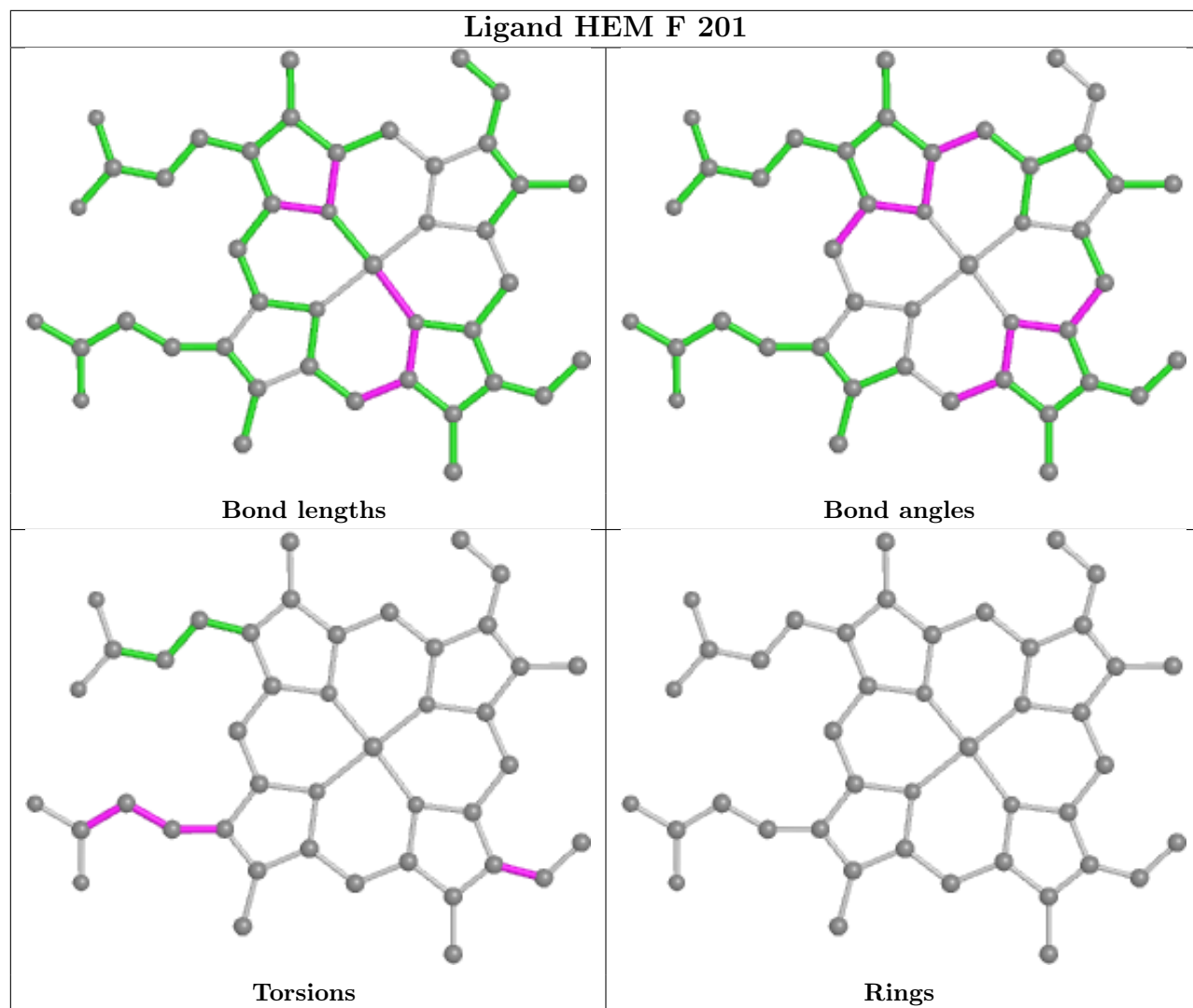


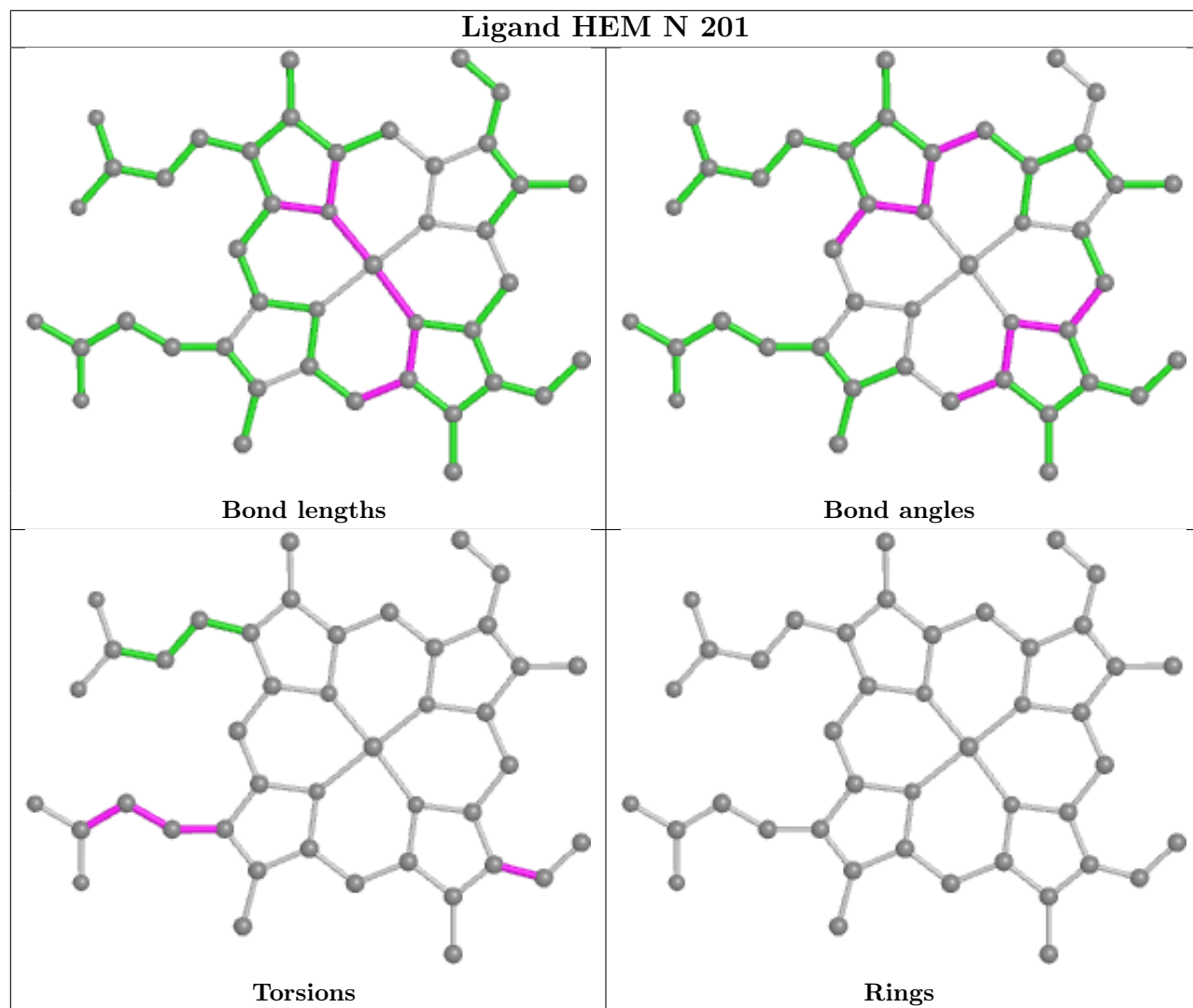


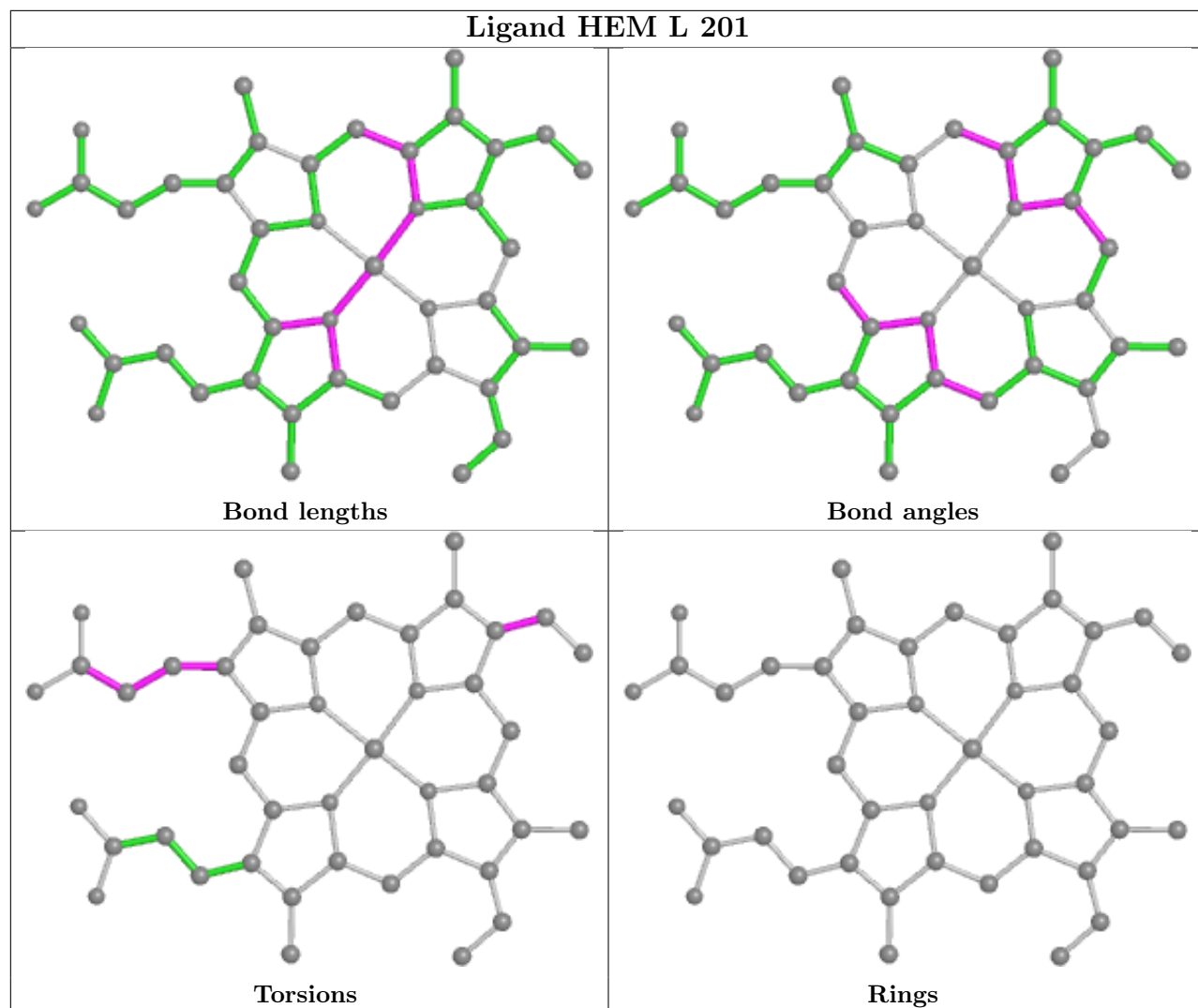


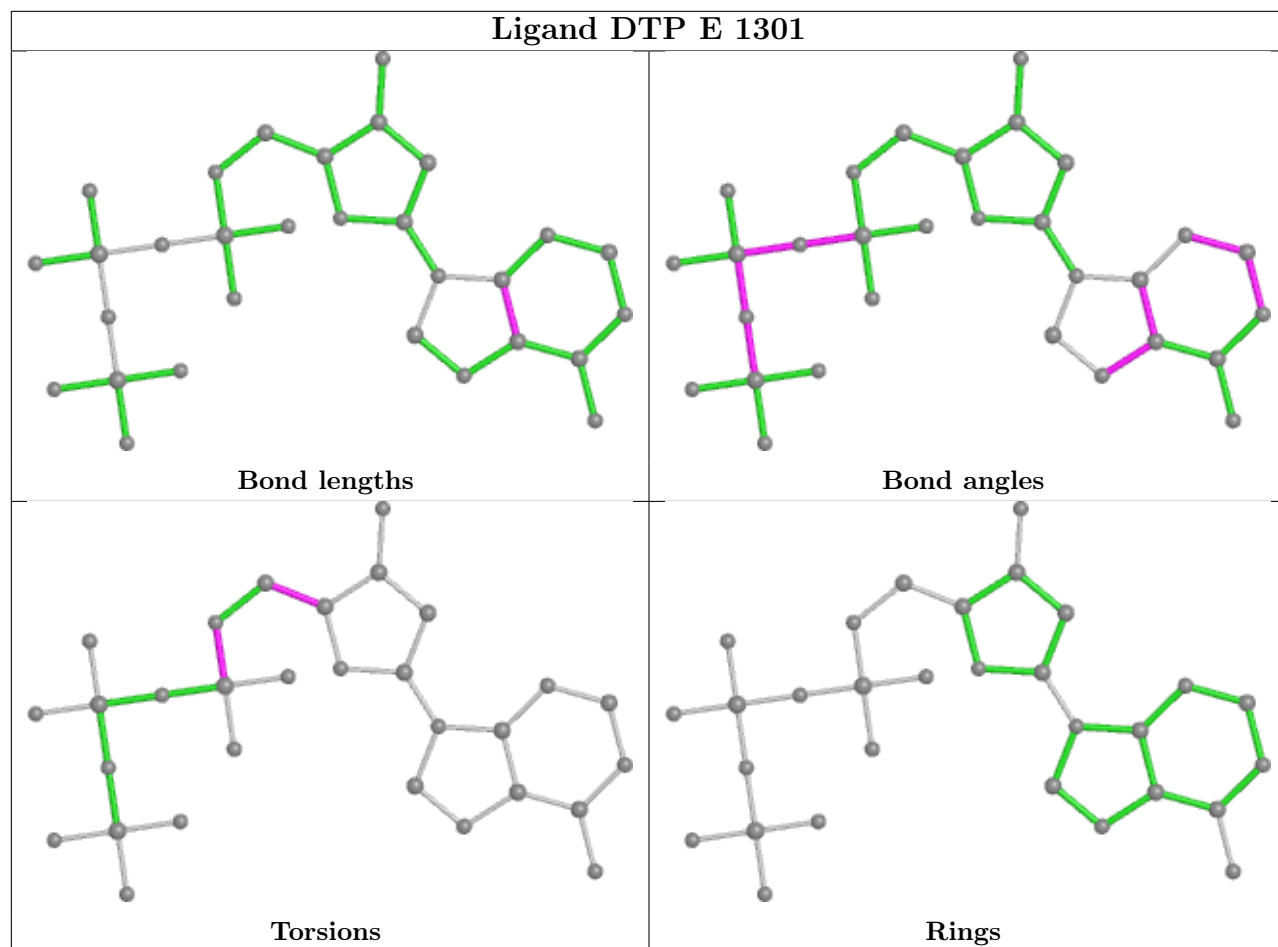


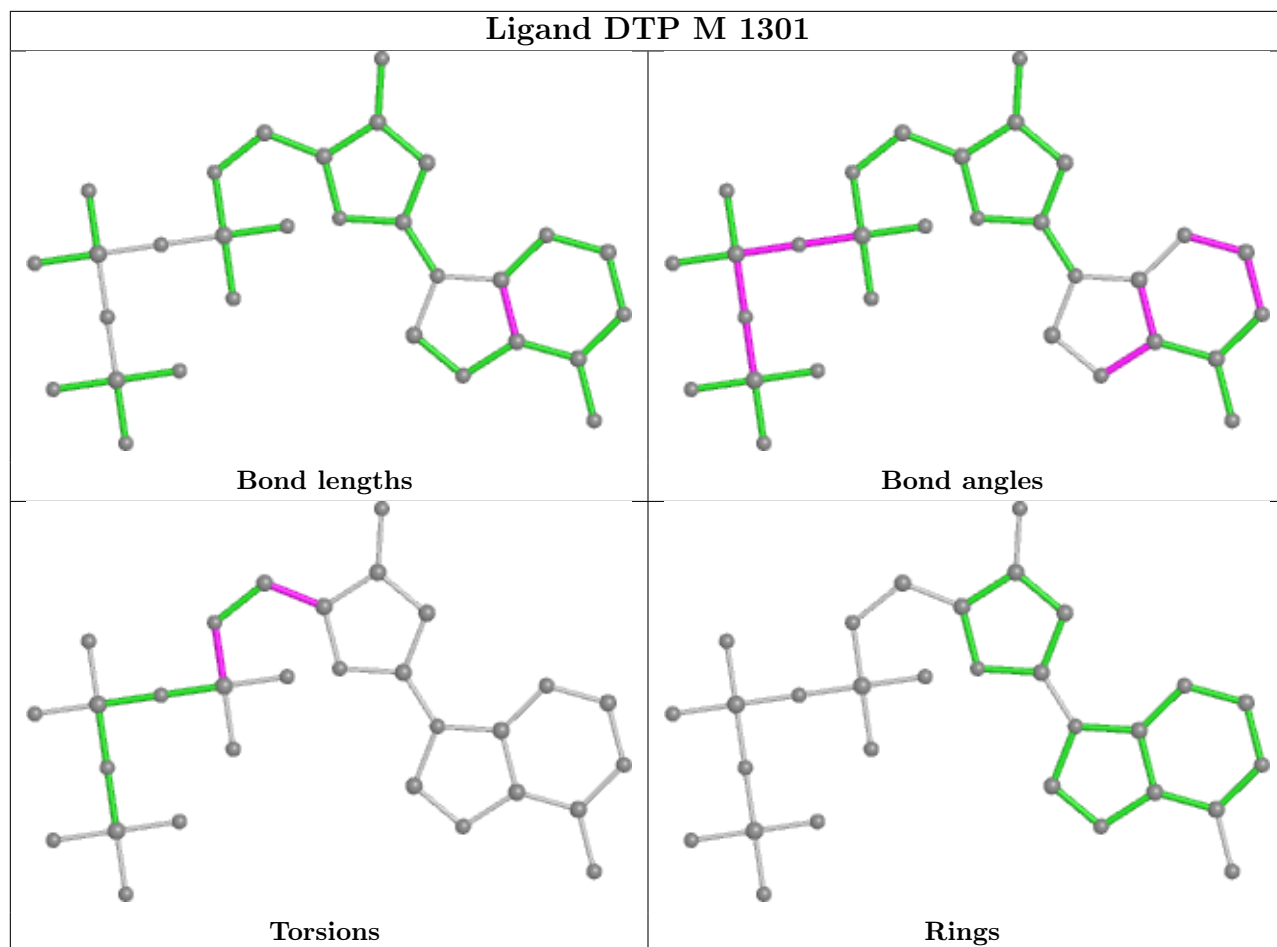


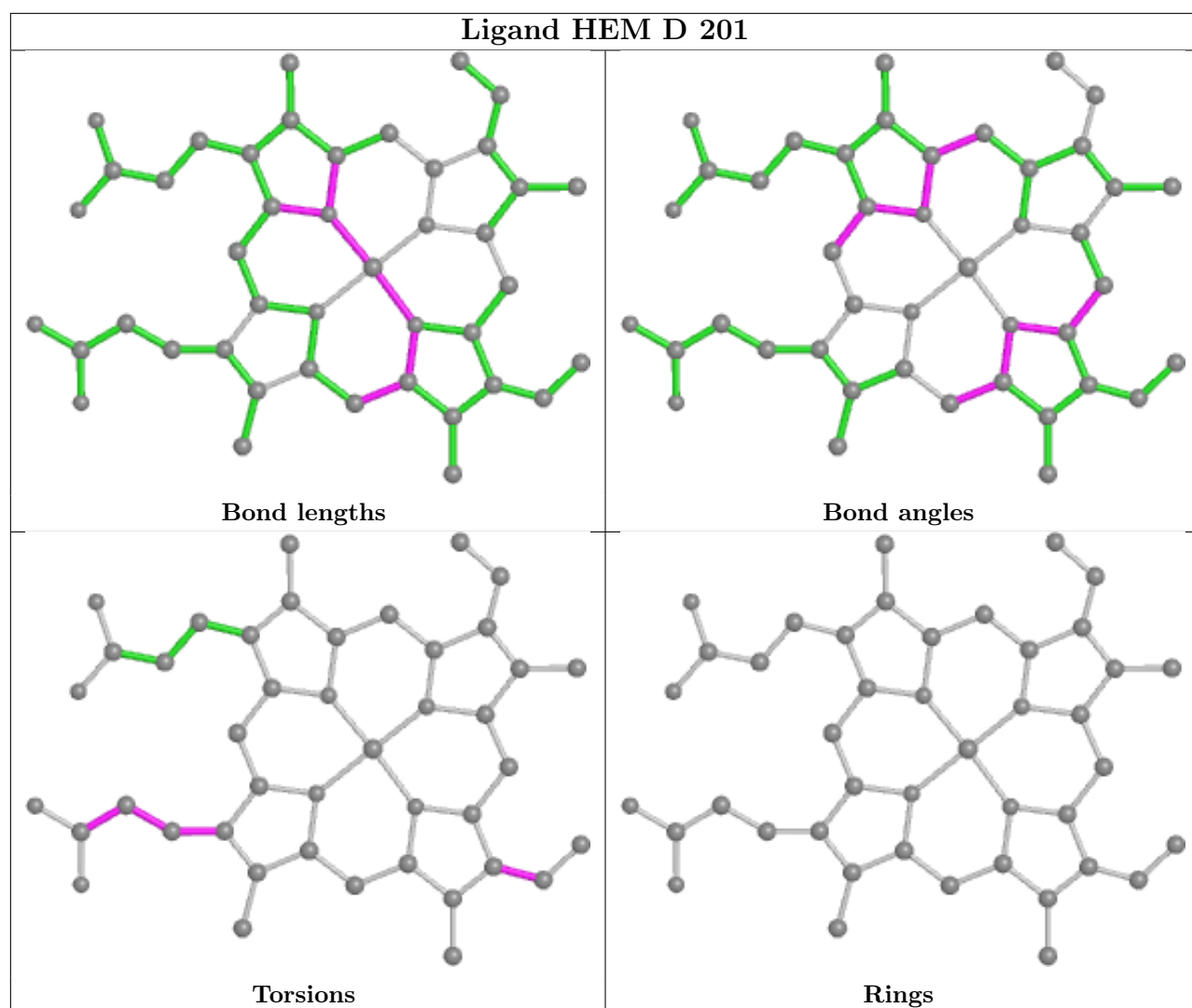












5.7 Other polymers [i](#)

There are no such residues in this entry.

5.8 Polymer linkage issues [i](#)

There are no chain breaks in this entry.

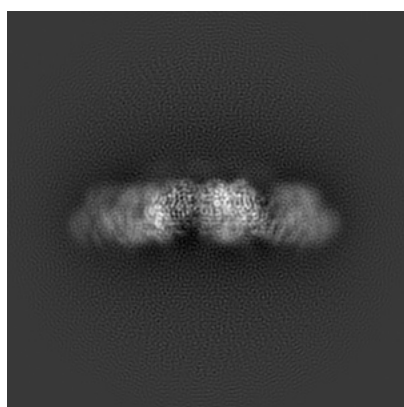
6 Map visualisation [i](#)

This section contains visualisations of the EMDB entry EMD-6480. These allow visual inspection of the internal detail of the map and identification of artifacts.

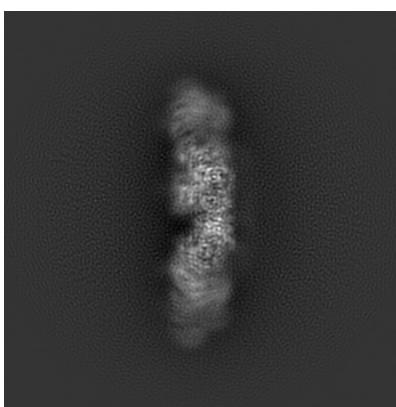
No raw map or half-maps were deposited for this entry and therefore no images, graphs, etc. pertaining to the raw map can be shown.

6.1 Orthogonal projections [i](#)

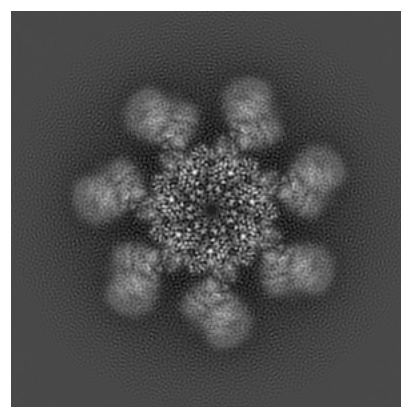
6.1.1 Primary map



X



Y



Z

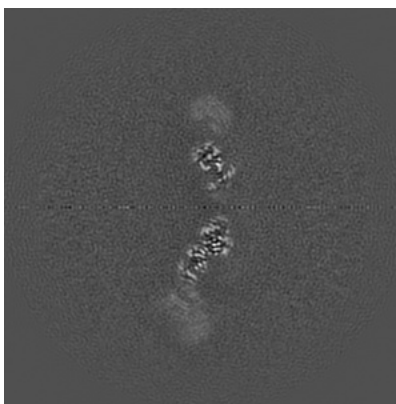
The images above show the map projected in three orthogonal directions.

6.2 Central slices [i](#)

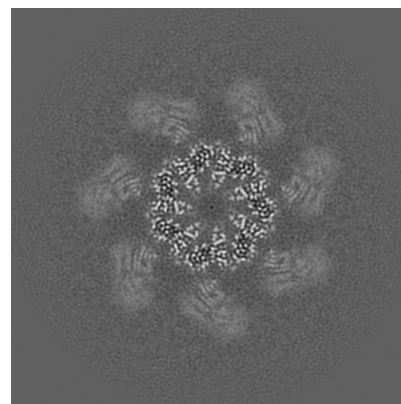
6.2.1 Primary map



X Index: 160



Y Index: 160



Z Index: 160

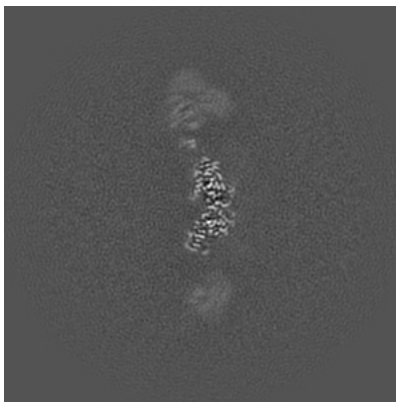
The images above show central slices of the map in three orthogonal directions.

6.3 Largest variance slices [i](#)

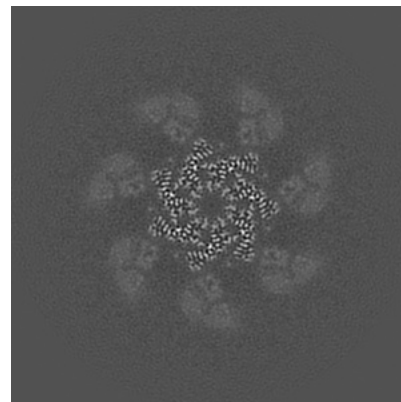
6.3.1 Primary map



X Index: 185



Y Index: 190

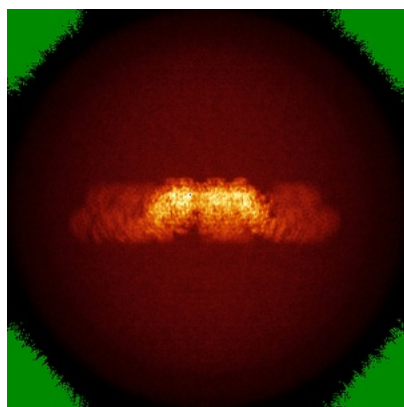


Z Index: 164


The images above show the largest variance slices of the map in three orthogonal directions.

6.4 Orthogonal standard-deviation projections (False-color) [i](#)

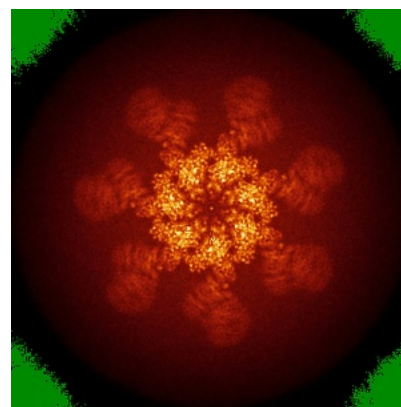
6.4.1 Primary map



X



Y




Z

The images above show the map standard deviation projections with false color in three orthogonal directions. Minimum values are shown in green, max in blue, and dark to light orange shades represent small to large values respectively.

6.5 Orthogonal surface views [i](#)

6.5.1 Primary map



The images above show the 3D surface view of the map at the recommended contour level 0.04. These images, in conjunction with the slice images, may facilitate assessment of whether an appropriate contour level has been provided.

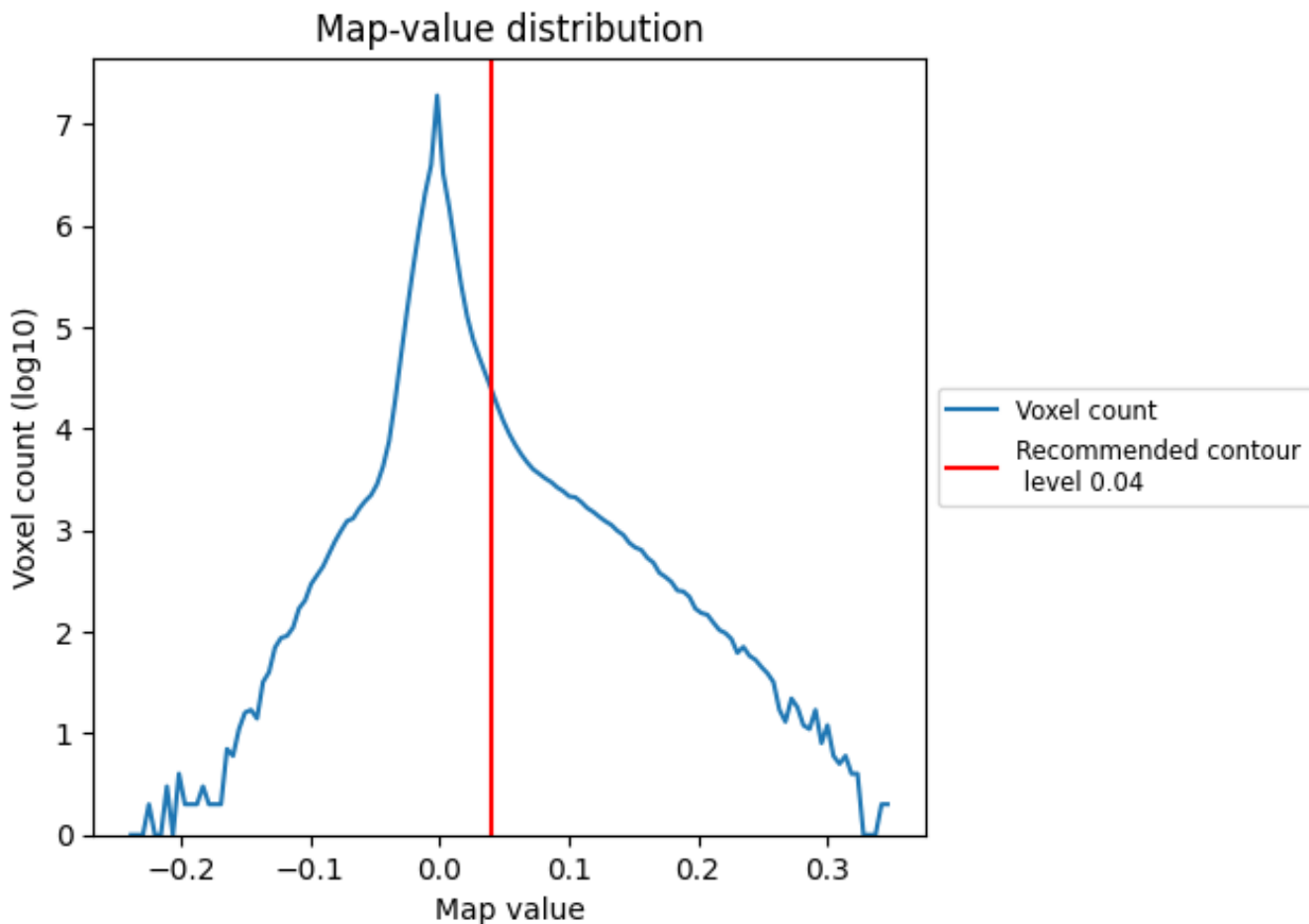
6.6 Mask visualisation [i](#)

This section was not generated. No masks/segmentation were deposited.

7 Map analysis [i](#)

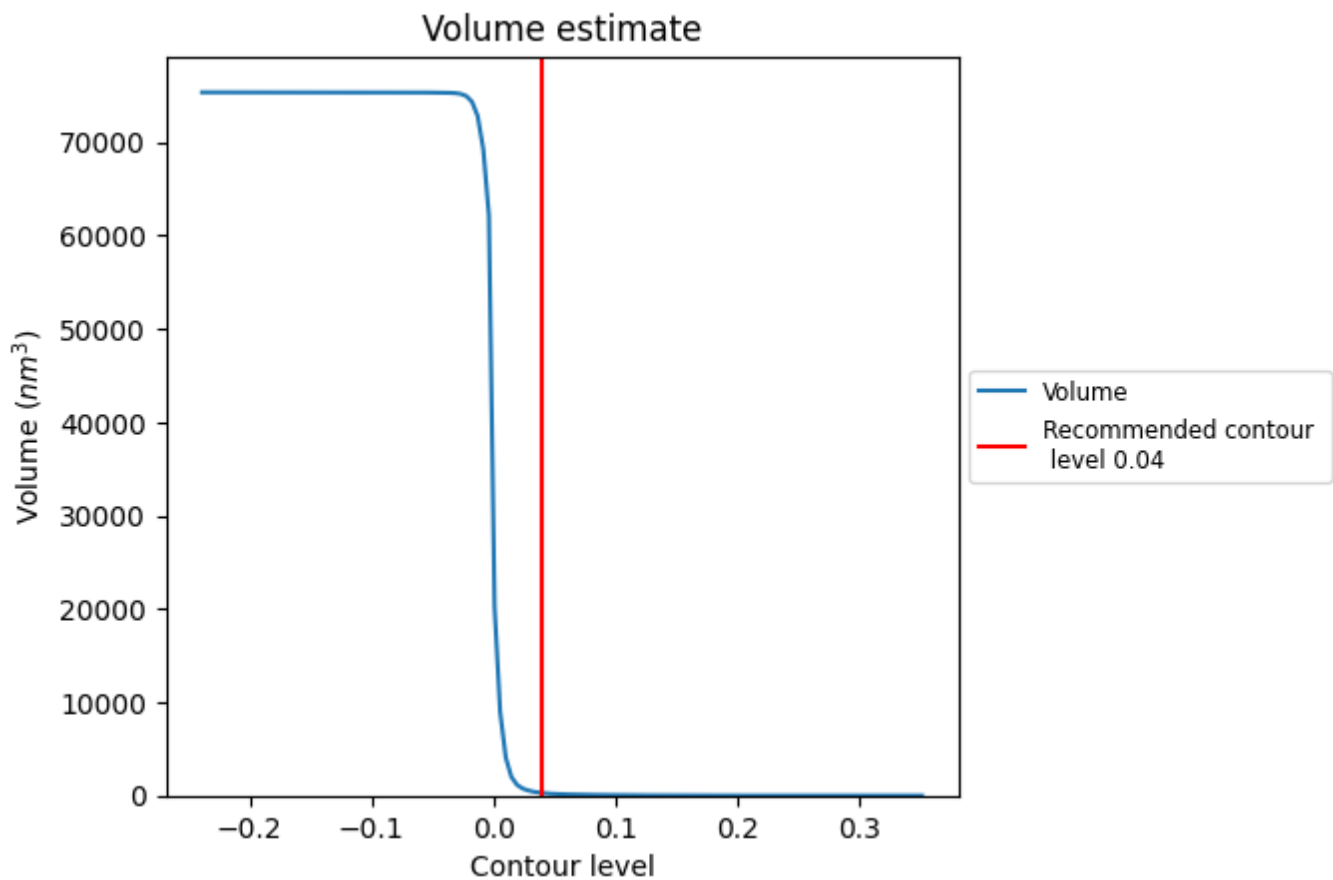
This section contains the results of statistical analysis of the map.

7.1 Map-value distribution [i](#)



The map-value distribution is plotted in 128 intervals along the x-axis. The y-axis is logarithmic. A spike in this graph at zero usually indicates that the volume has been masked.

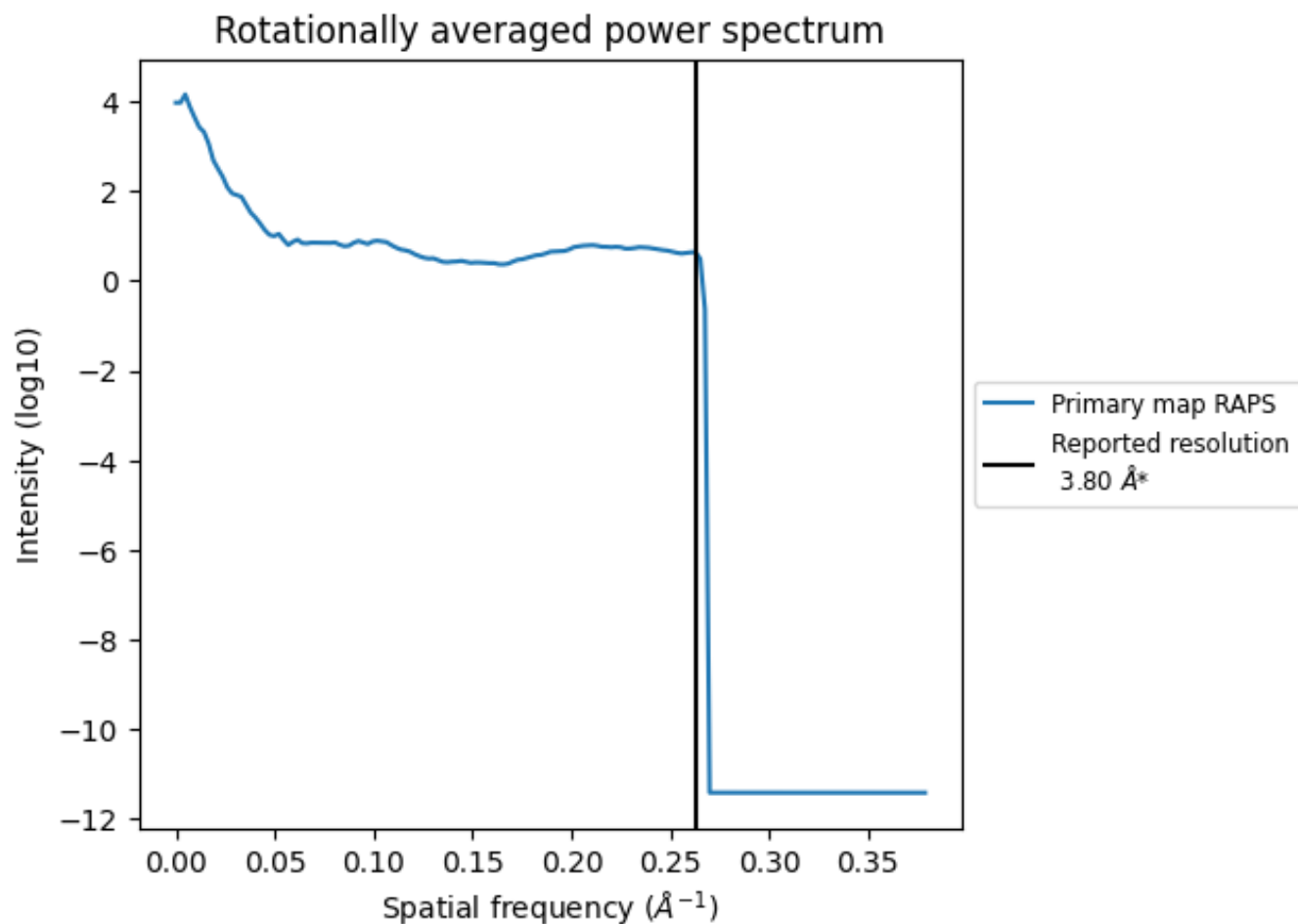
7.2 Volume estimate [i](#)



The volume at the recommended contour level is 276 nm³; this corresponds to an approximate mass of 249 kDa.

The volume estimate graph shows how the enclosed volume varies with the contour level. The recommended contour level is shown as a vertical line and the intersection between the line and the curve gives the volume of the enclosed surface at the given level.

7.3 Rotationally averaged power spectrum i



*Reported resolution corresponds to spatial frequency of 0.263 Å⁻¹


8 Fourier-Shell correlation

This section was not generated. No FSC curve or half-maps provided.

9 Map-model fit [i](#)

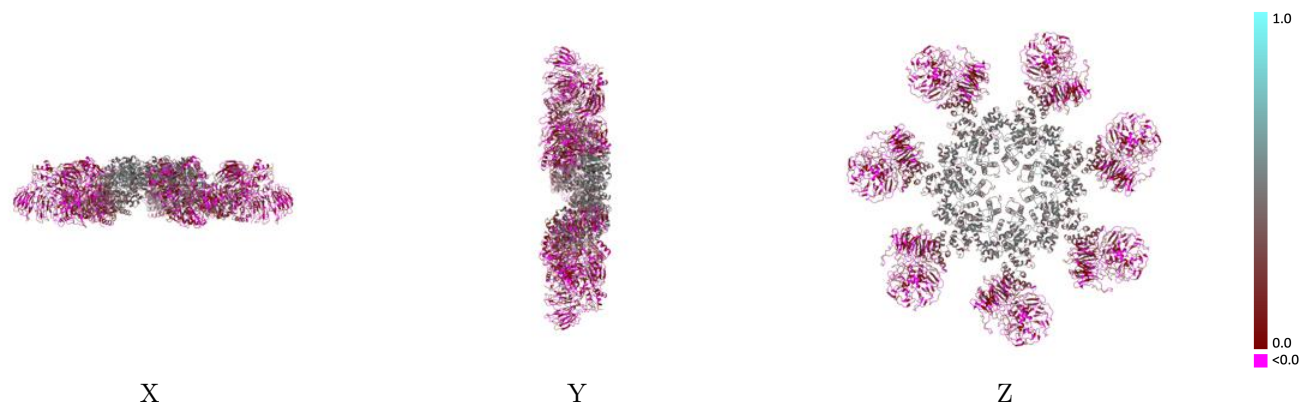
This section contains information regarding the fit between EMDB map EMD-6480 and PDB model 3JBT. Per-residue inclusion information can be found in section 3 on page 10.

9.1 Map-model overlay [i](#)



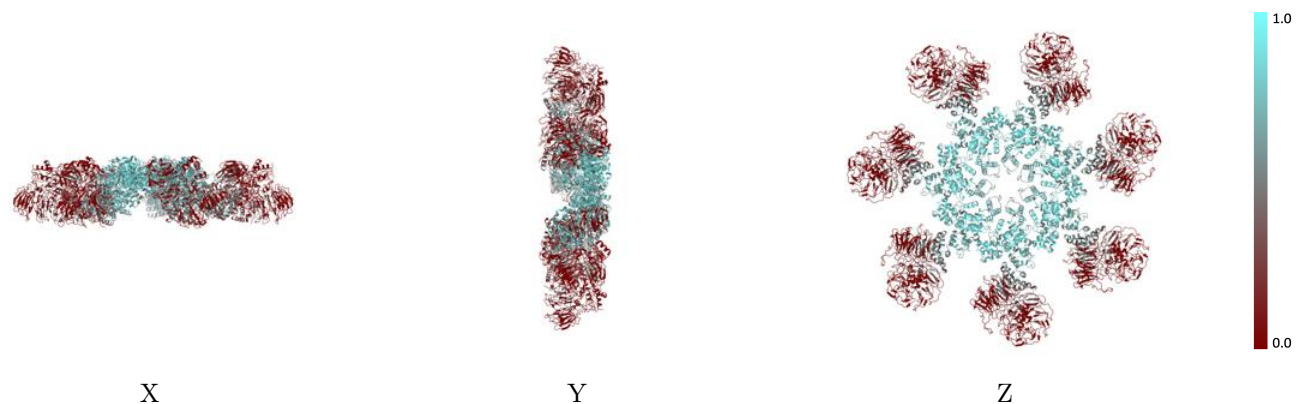
The images above show the 3D surface view of the map at the recommended contour level 0.04 at 50% transparency in yellow overlaid with a ribbon representation of the model coloured in blue. These images allow for the visual assessment of the quality of fit between the atomic model and the map.

9.2 Q-score mapped to coordinate model [i](#)



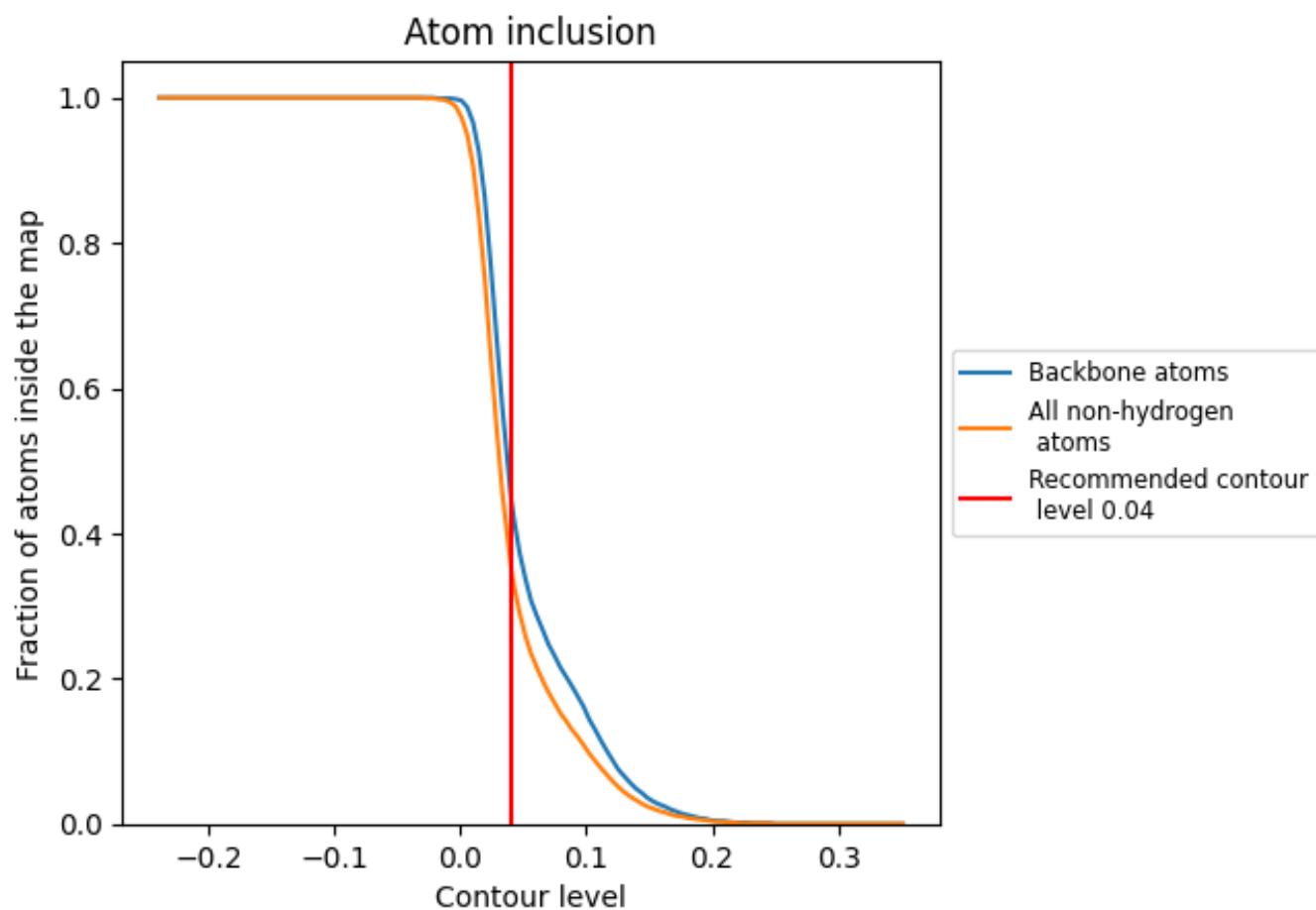
The images above show the model with each residue coloured according to its Q-score. This shows their resolvability in the map with higher Q-score values reflecting better resolvability. Please note: Q-score is calculating the resolvability of atoms, and thus high values are only expected at resolutions at which atoms can be resolved. Low Q-score values may therefore be expected for many entries.

9.3 Atom inclusion mapped to coordinate model [i](#)



The images above show the model with each residue coloured according to its atom inclusion. This shows to what extent they are inside the map at the recommended contour level (0.04).































9.4 Atom inclusion [i](#)



At the recommended contour level, 45% of all backbone atoms, 36% of all non-hydrogen atoms, are inside the map.

9.5 Map-model fit summary [i](#)

The table lists the average atom inclusion at the recommended contour level (0.04) and Q-score for the entire model and for each chain.

Chain	Atom inclusion	Q-score
All	 0.3550	 0.2010
A	 0.3790	 0.2120
B	 0.0960	 0.0860
C	 0.3780	 0.2120
D	 0.0940	 0.0880
E	 0.3800	 0.2120
F	 0.0990	 0.0840
G	 0.3790	 0.2110
H	 0.0990	 0.0830
I	 0.3780	 0.2110
J	 0.1030	 0.0870
K	 0.3790	 0.2110
L	 0.1010	 0.0900
M	 0.3800	 0.2110
N	 0.0970	 0.0860

