



Full wwPDB EM Validation Report ⓘ

Mar 31, 2024 – 01:28 AM JST

PDB ID : 8JFK
EMDB ID : EMD-36212
Title : PhK holoenzyme in inactive state, muscle isoform
Authors : Yang, X.K.; Xiao, J.Y.
Deposited on : 2023-05-18
Resolution : 2.90 Å (reported)

This is a Full wwPDB EM Validation Report for a publicly released PDB entry.

We welcome your comments at validation@mail.wwpdb.org

A user guide is available at

<https://www.wwpdb.org/validation/2017/EMValidationReportHelp>

with specific help available everywhere you see the ⓘ symbol.

The types of validation reports are described at

<http://www.wwpdb.org/validation/2017/FAQs#types>.

The following versions of software and data (see [references ⓘ](#)) were used in the production of this report:

EMDB validation analysis : 0.0.1.dev70
Mogul : 1.8.5 (274361), CSD as541be (2020)
MolProbity : 4.02b-467
buster-report : 1.1.7 (2018)
Percentile statistics : 20191225.v01 (using entries in the PDB archive December 25th 2019)
MapQ : 1.9.13
Ideal geometry (proteins) : Engh & Huber (2001)
Ideal geometry (DNA, RNA) : Parkinson et al. (1996)
Validation Pipeline (wwPDB-VP) : 2.36

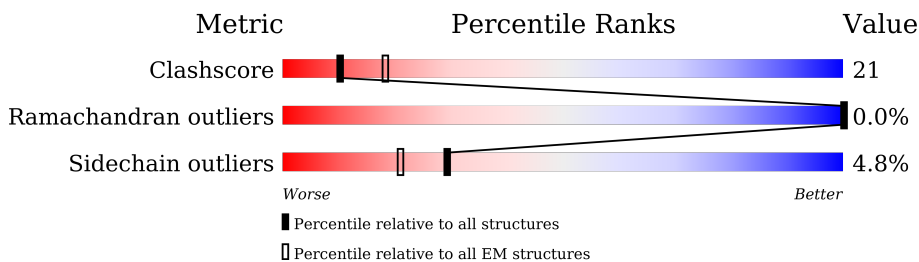
1 Overall quality at a glance i

The following experimental techniques were used to determine the structure:

ELECTRON MICROSCOPY

The reported resolution of this entry is 2.90 Å.

Percentile scores (ranging between 0-100) for global validation metrics of the entry are shown in the following graphic. The table shows the number of entries on which the scores are based.



Metric	Whole archive (#Entries)	EM structures (#Entries)
Clashscore	158937	4297
Ramachandran outliers	154571	4023
Sidechain outliers	154315	3826

The table below summarises the geometric issues observed across the polymeric chains and their fit to the map. The red, orange, yellow and green segments of the bar indicate the fraction of residues that contain outliers for ≥ 3 , 2, 1 and 0 types of geometric quality criteria respectively. A grey segment represents the fraction of residues that are not modelled. The numeric value for each fraction is indicated below the corresponding segment, with a dot representing fractions $\leq 5\%$. The upper red bar (where present) indicates the fraction of residues that have poor fit to the EM map (all-atom inclusion $< 40\%$). The numeric value is given above the bar.

Mol	Chain	Length	Quality of chain
1	B	1093	
1	F	1093	
1	J	1093	
1	N	1093	
2	A	1223	
2	E	1223	
2	I	1223	
2	M	1223	

Continued on next page...

Continued from previous page...

Mol	Chain	Length	Quality of chain	
3	D	149	82%	30%
3	H	149	78%	30%
3	L	149	13%	30%
3	P	149	16%	32%
4	C	387	49%	43%
4	G	387	41%	44%
4	K	387	49%	44%
4	O	387	50%	42%

The following table lists non-polymeric compounds, carbohydrate monomers and non-standard residues in protein, DNA, RNA chains that are outliers for geometric or electron-density-fit criteria:

Mol	Type	Chain	Res	Chirality	Geometry	Clashes	Electron density
5	FAR	A	1301	-	X	X	-
5	FAR	B	1101	-	-	X	-
5	FAR	E	1301	-	X	X	-
5	FAR	F	1101	-	-	X	-
5	FAR	I	1301	-	X	X	-
5	FAR	J	1101	-	X	X	-
5	FAR	M	1301	-	X	-	-
5	FAR	N	1101	-	-	X	-

2 Entry composition [i](#)

There are 5 unique types of molecules in this entry. The entry contains 81428 atoms, of which 0 are hydrogens and 0 are deuteriums.

In the tables below, the AltConf column contains the number of residues with at least one atom in alternate conformation and the Trace column contains the number of residues modelled with at most 2 atoms.

- Molecule 1 is a protein called Phosphorylase b kinase regulatory subunit beta.

Mol	Chain	Residues	Atoms					AltConf	Trace
			Total	C	N	O	S		
1	B	1033	Total 8342	C 5338	N 1424	O 1543	S 37	0	0
1	N	1033	Total 8342	C 5338	N 1424	O 1543	S 37	0	0
1	J	1033	Total 8342	C 5338	N 1424	O 1543	S 37	0	0
1	F	1033	Total 8342	C 5338	N 1424	O 1543	S 37	0	0

- Molecule 2 is a protein called Phosphorylase b kinase regulatory subunit alpha, skeletal muscle isoform.

Mol	Chain	Residues	Atoms					AltConf	Trace
			Total	C	N	O	S		
2	M	986	Total 7801	C 4976	N 1319	O 1460	S 46	0	0
2	A	986	Total 7801	C 4976	N 1319	O 1460	S 46	0	0
2	I	986	Total 7801	C 4976	N 1319	O 1460	S 46	0	0
2	E	986	Total 7801	C 4976	N 1319	O 1460	S 46	0	0

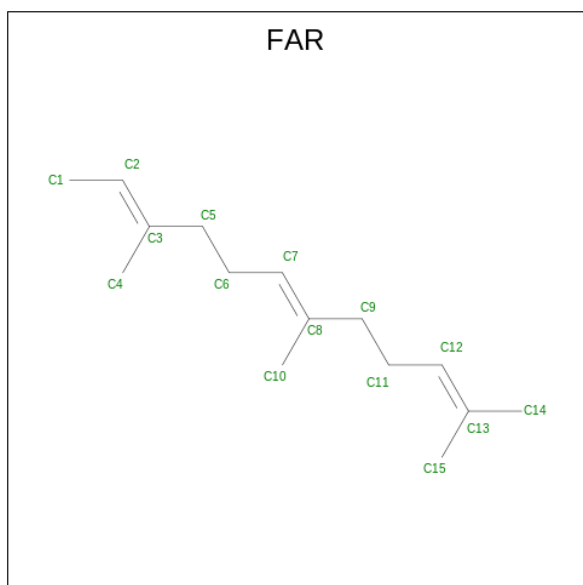
- Molecule 3 is a protein called Calmodulin-1.

Mol	Chain	Residues	Atoms					AltConf	Trace
			Total	C	N	O	S		
3	D	145	Total 1143	C 701	N 184	O 249	S 9	0	0
3	H	145	Total 1143	C 701	N 184	O 249	S 9	0	0
3	L	145	Total 1143	C 701	N 184	O 249	S 9	0	0
3	P	145	Total 1143	C 701	N 184	O 249	S 9	0	0

- Molecule 4 is a protein called Phosphorylase b kinase gamma catalytic chain, skeletal muscle/heart isoform.

Mol	Chain	Residues	Atoms					AltConf	Trace
			Total	C	N	O	S		
4	C	371	Total 3041	C 1951	N 525	O 550	S 15	0	0
4	G	371	Total 3041	C 1951	N 525	O 550	S 15	0	0
4	K	371	Total 3041	C 1951	N 525	O 550	S 15	0	0
4	O	371	Total 3041	C 1951	N 525	O 550	S 15	0	0

- Molecule 5 is FARNESYL (three-letter code: FAR) (formula: C₁₅H₂₆) (labeled as "Ligand of Interest" by depositor).

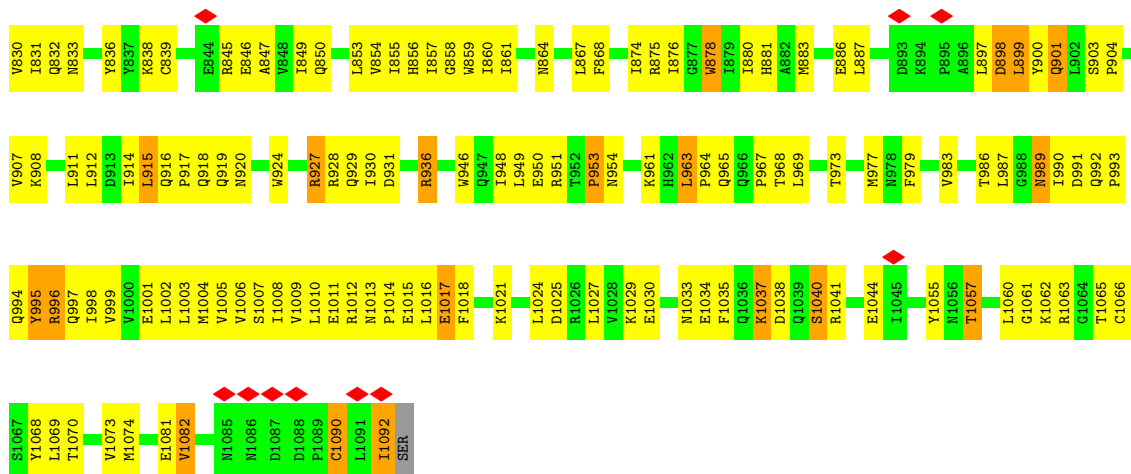


Mol	Chain	Residues	Atoms		AltConf
5	B	1	Total 15	C 15	0
5	M	1	Total 15	C 15	0
5	A	1	Total 15	C 15	0
5	N	1	Total 15	C 15	0
5	J	1	Total 15	C 15	0
5	I	1	Total 15	C 15	0

Continued on next page...

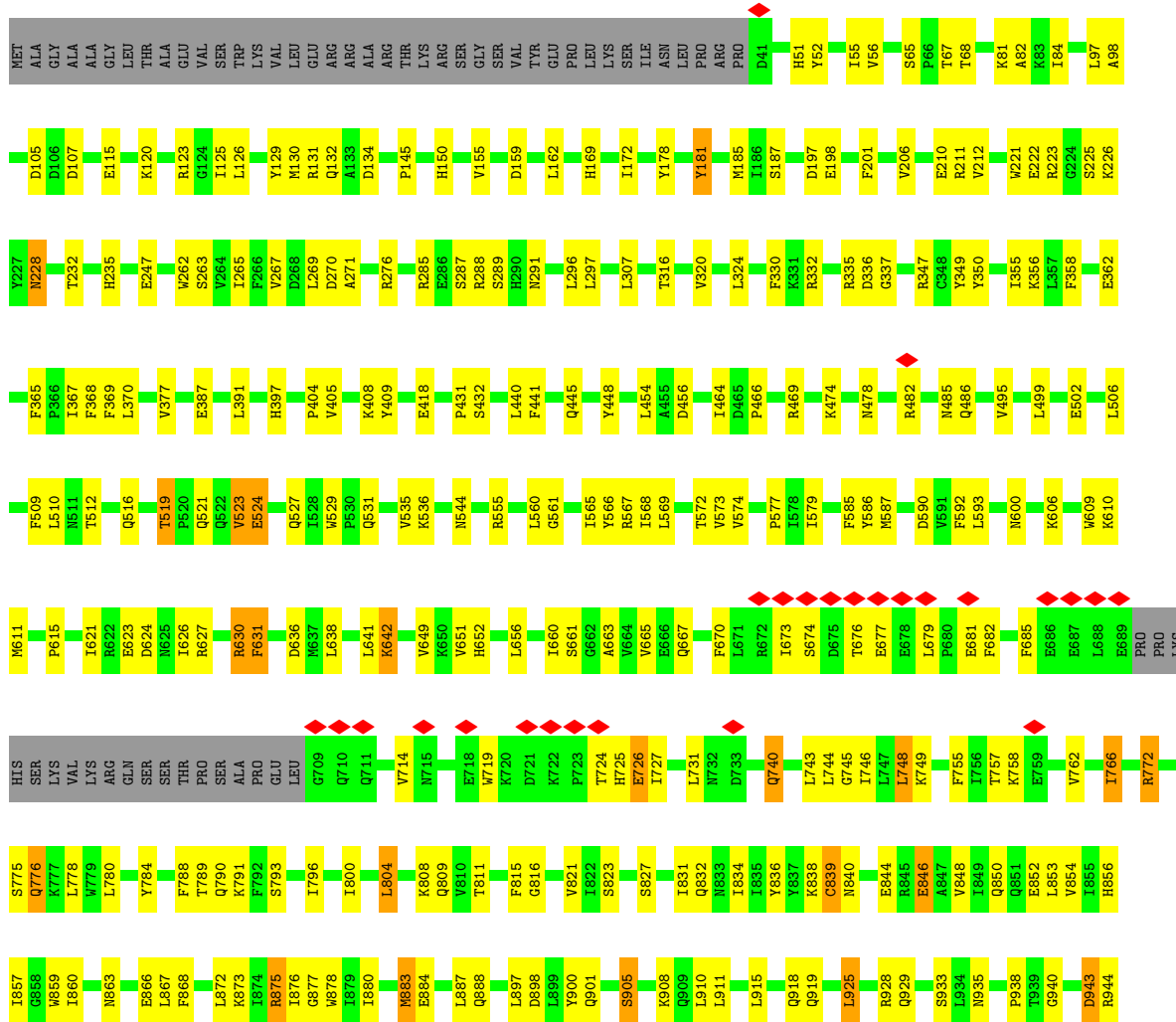
Continued from previous page...

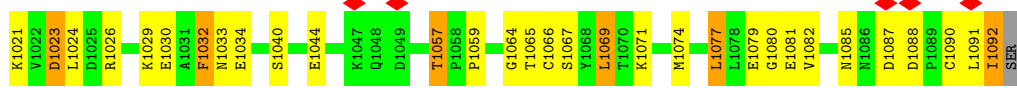
Mol	Chain	Residues	Atoms	AltConf
5	F	1	Total C 15 15	0
5	E	1	Total C 15 15	0




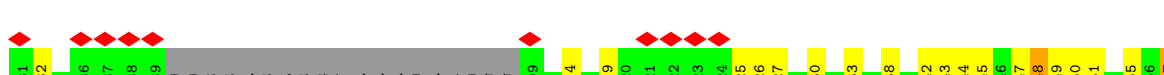
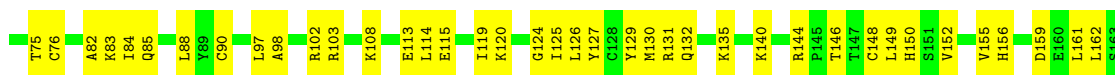
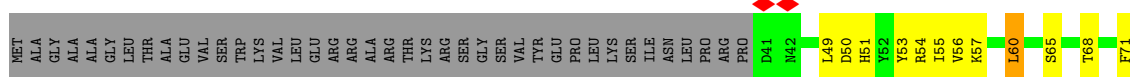
● Molecule 1: Phosphorylase b kinase regulatory subunit beta

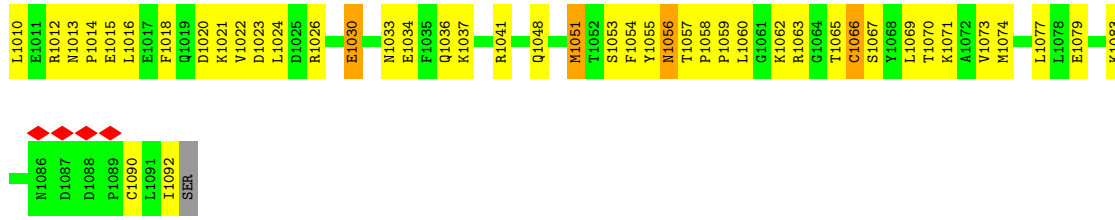
Chain N: 62% 30% 5%



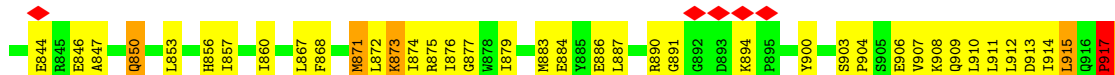


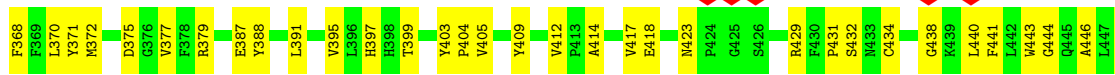
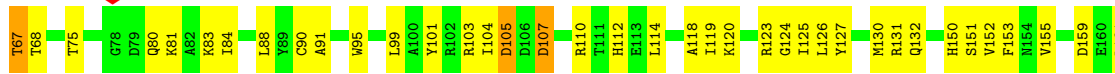
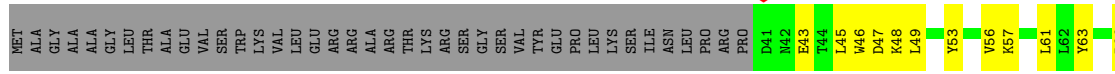


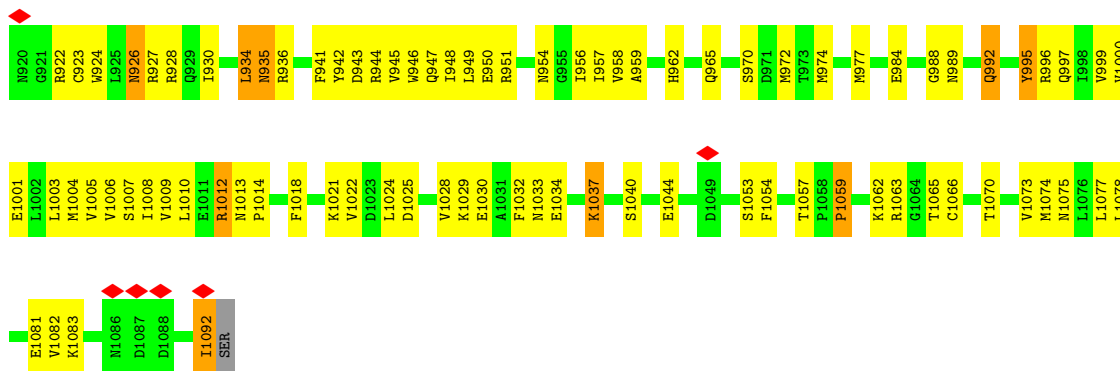
• Molecule 1: Phosphorylase b kinase regulatory subunit beta



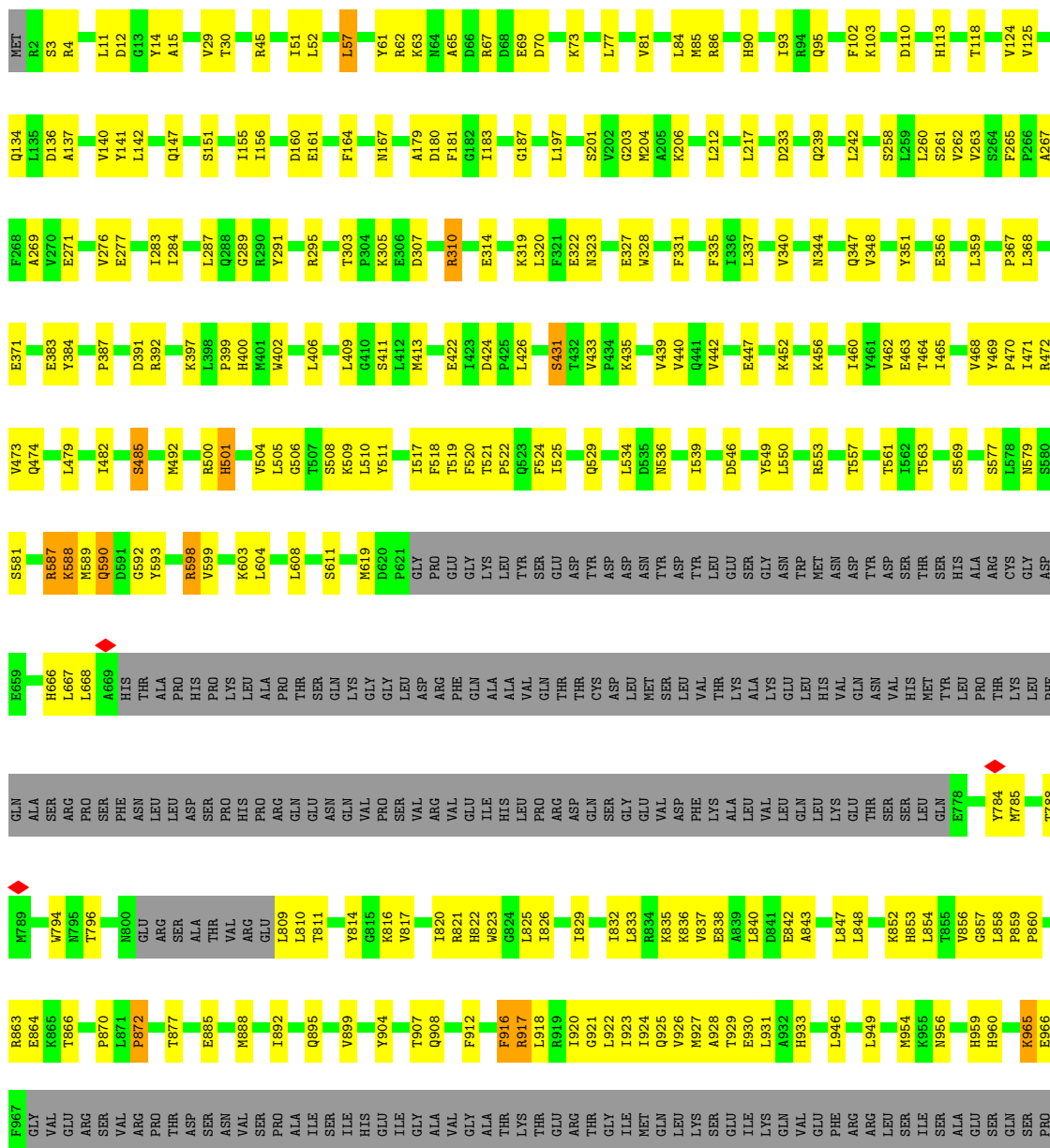


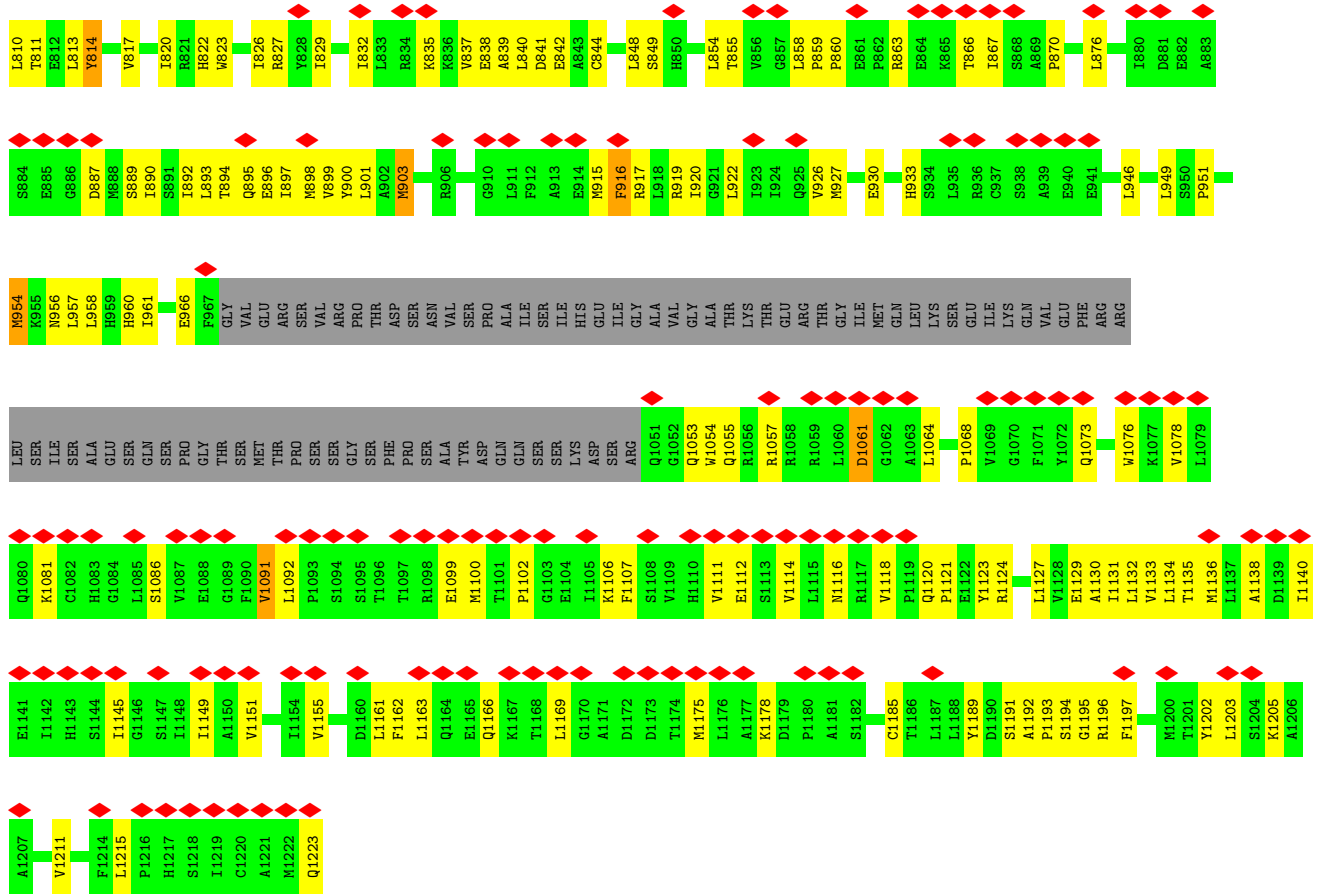
• Molecule 1: Phosphorylase b kinase regulatory subunit beta



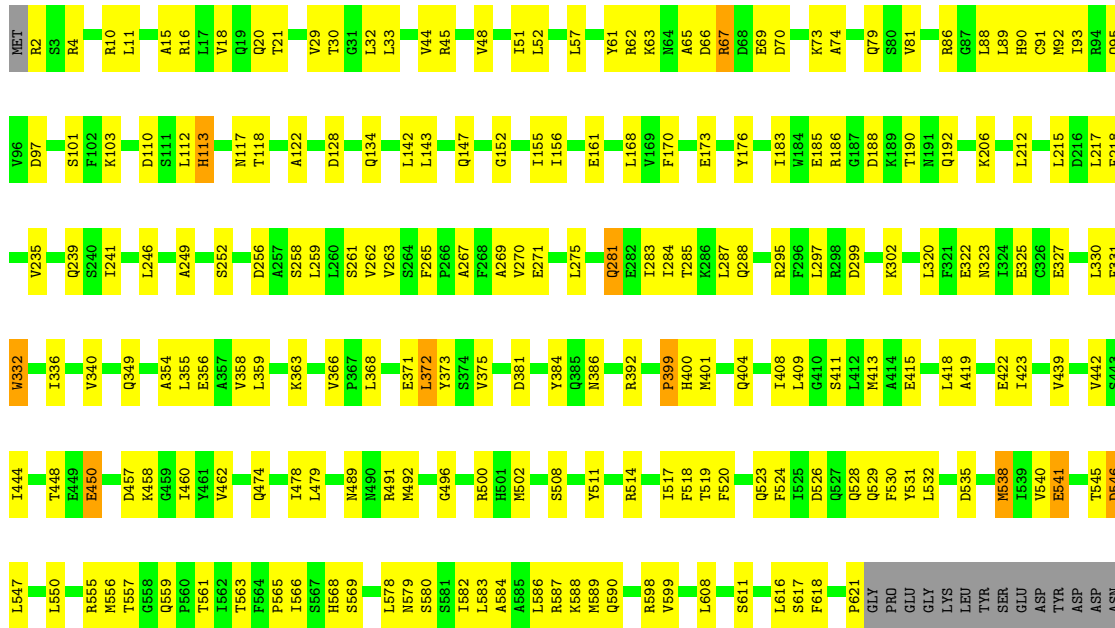


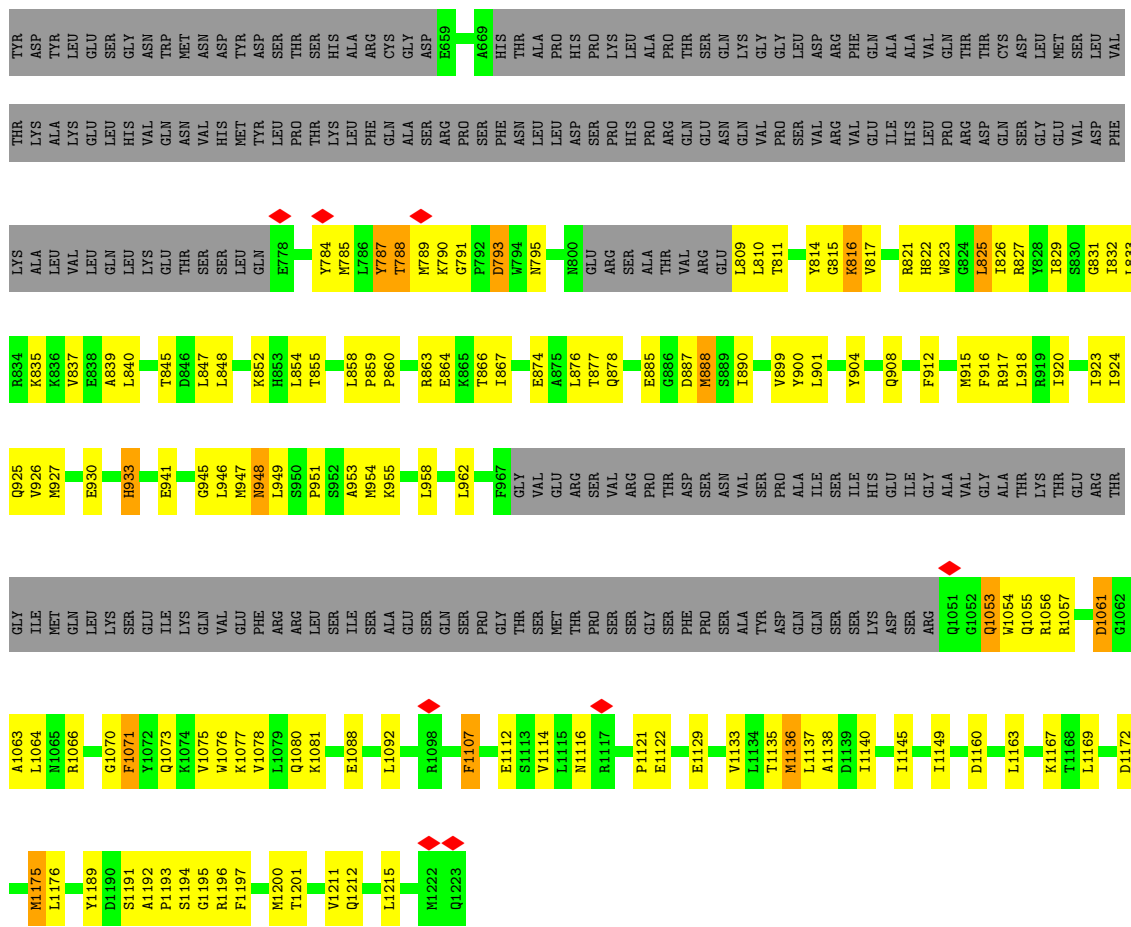
● Molecule 2: Phosphorylase b kinase regulatory subunit alpha, skeletal muscle isoform



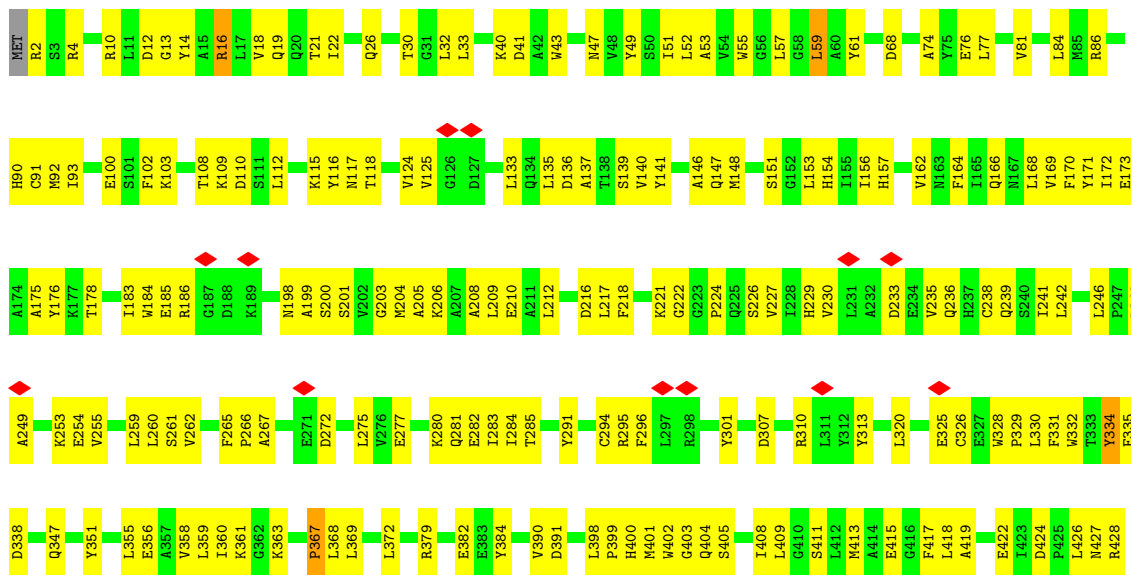



• Molecule 2: Phosphorylase b kinase regulatory subunit alpha, skeletal muscle isoform



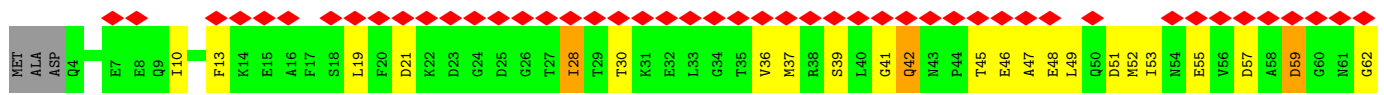
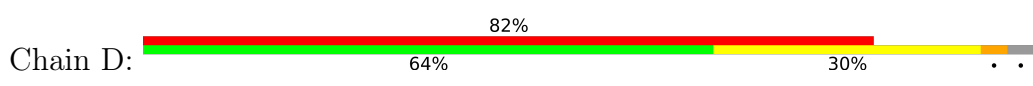


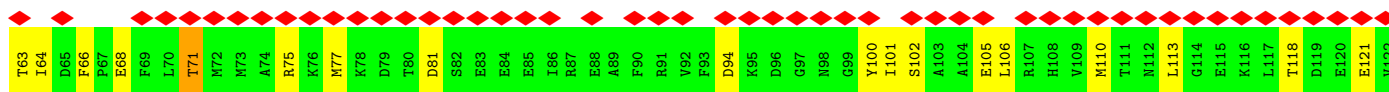
• Molecule 2: Phosphorylase b kinase regulatory subunit alpha, skeletal muscle isoform



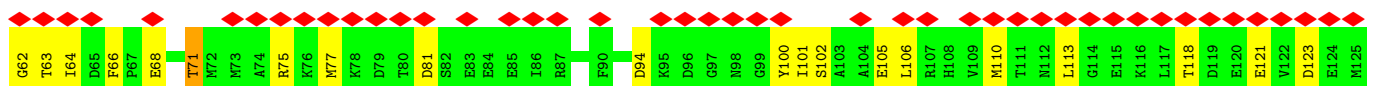
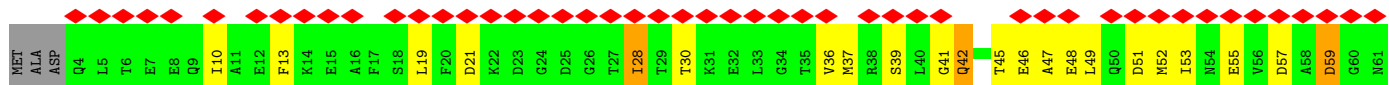
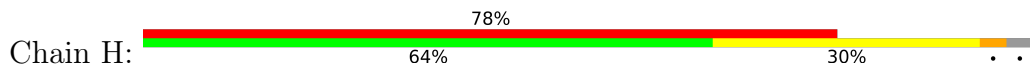


• Molecule 3: Calmodulin-1

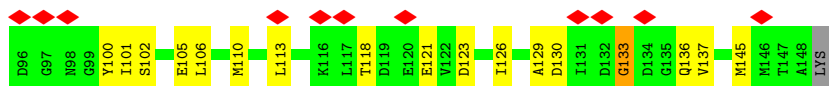
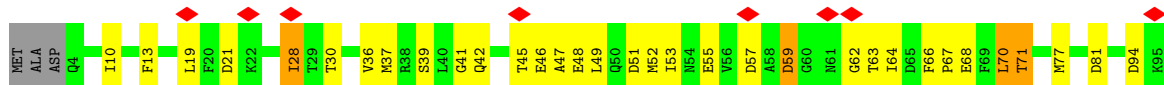




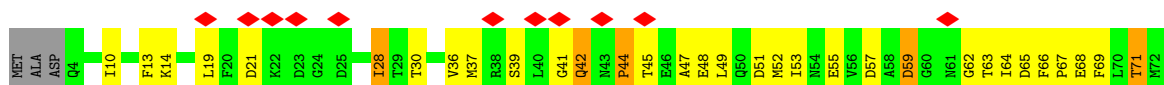
• Molecule 3: Calmodulin-1



• Molecule 3: Calmodulin-1

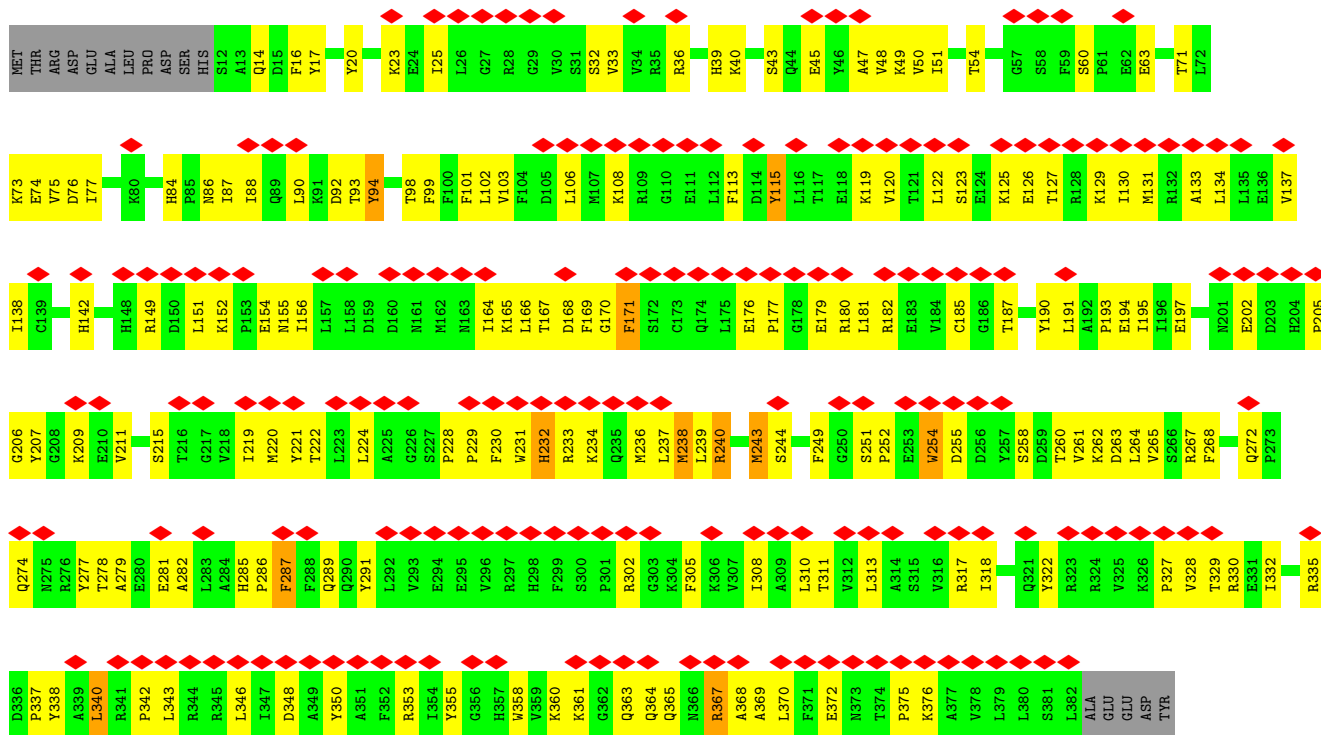


• Molecule 3: Calmodulin-1

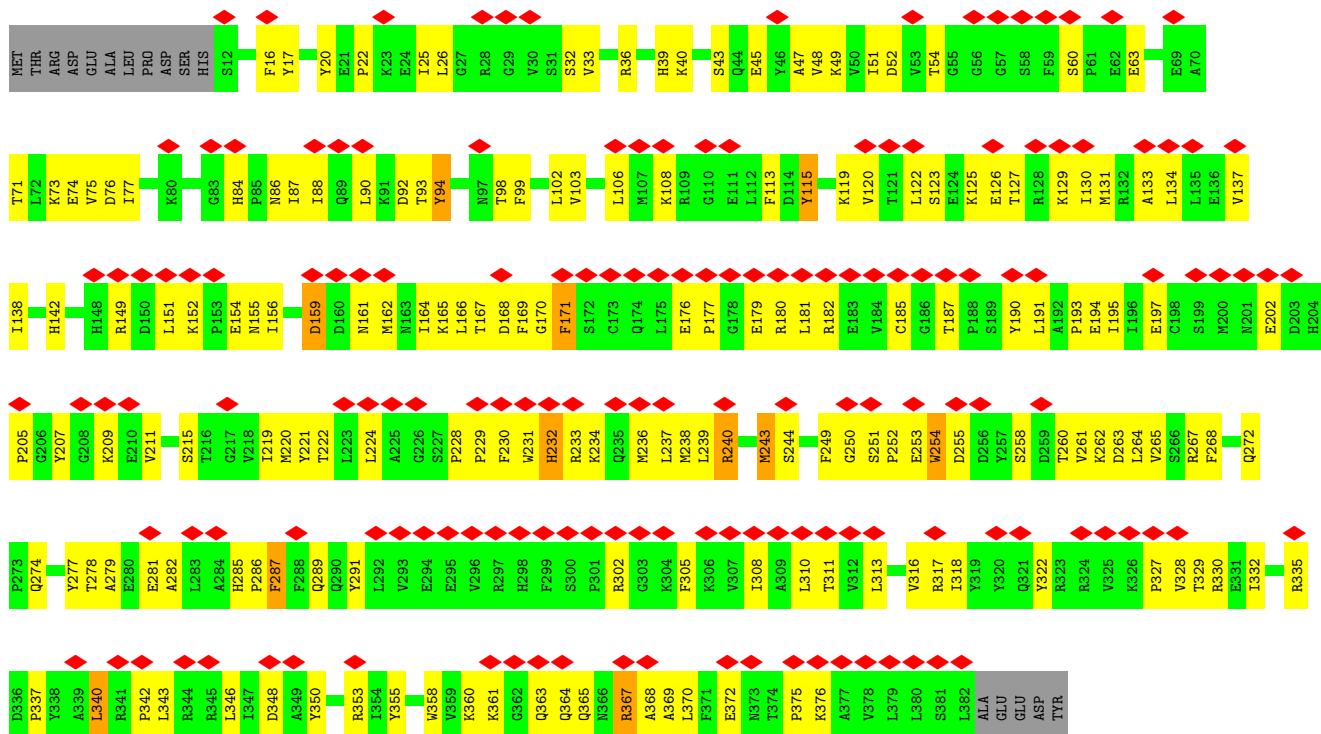
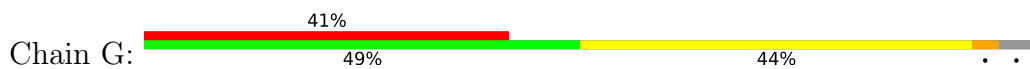


• Molecule 4: Phosphorylase b kinase gamma catalytic chain, skeletal muscle/heart isoform

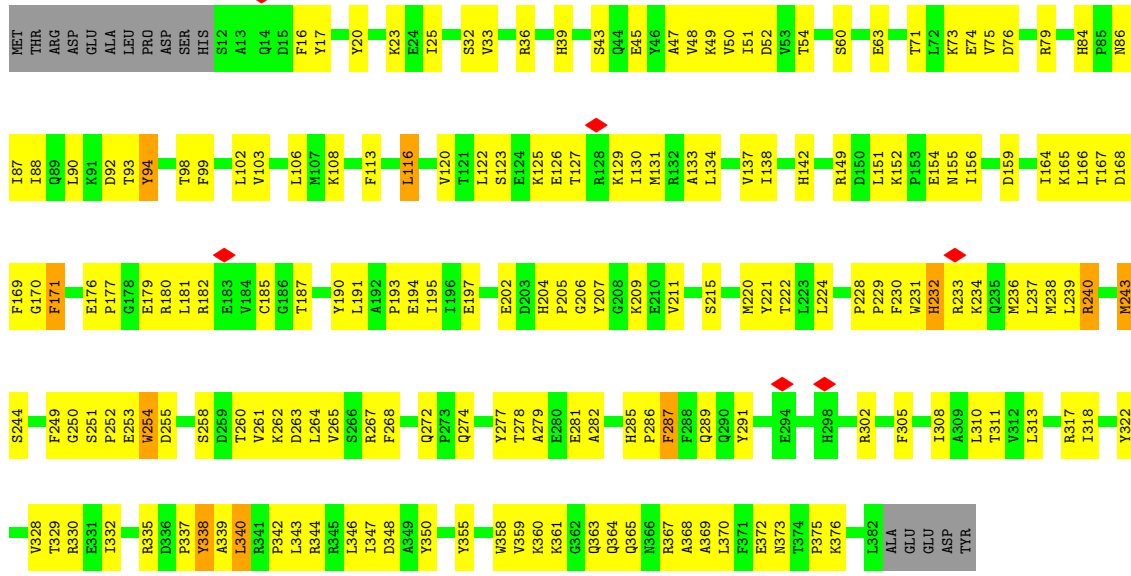




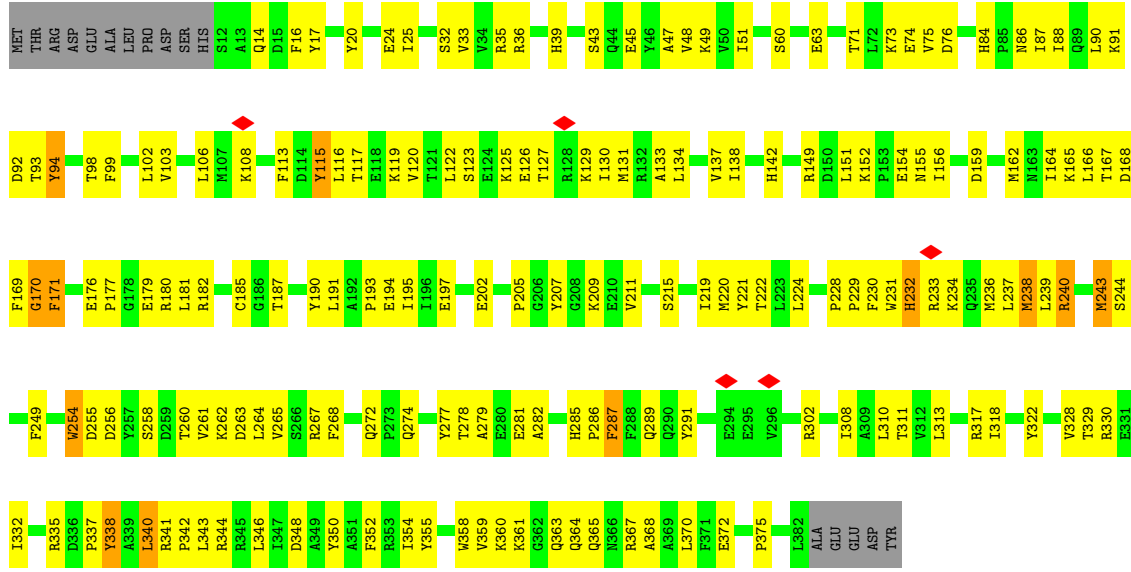
• Molecule 4: Phosphorylase b kinase gamma catalytic chain, skeletal muscle/heart isoform



• Molecule 4: Phosphorylase b kinase gamma catalytic chain, skeletal muscle/heart isoform



• Molecule 4: Phosphorylase b kinase gamma catalytic chain, skeletal muscle/heart isoform



4 Experimental information

Property	Value	Source
EM reconstruction method	SINGLE PARTICLE	Depositor
Imposed symmetry	POINT, Not provided	
Number of particles used	623973	Depositor
Resolution determination method	FSC 0.143 CUT-OFF	Depositor
CTF correction method	NONE	Depositor
Microscope	FEI TITAN KRIOS	Depositor
Voltage (kV)	300	Depositor
Electron dose ($e^-/\text{\AA}^2$)	1.5	Depositor
Minimum defocus (nm)	1100	Depositor
Maximum defocus (nm)	1500	Depositor
Magnification	Not provided	
Image detector	GATAN K3 (6k x 4k)	Depositor
Maximum map value	2.085	Depositor
Minimum map value	-0.070	Depositor
Average map value	0.001	Depositor
Map value standard deviation	0.022	Depositor
Recommended contour level	0.01	Depositor
Map size (\AA)	470.80002, 470.80002, 470.80002	wwPDB
Map dimensions	440, 440, 440	wwPDB
Map angles ($^\circ$)	90.0, 90.0, 90.0	wwPDB
Pixel spacing (\AA)	1.07, 1.07, 1.07	Depositor

5 Model quality i

5.1 Standard geometry i

Bond lengths and bond angles in the following residue types are not validated in this section: FAR

The Z score for a bond length (or angle) is the number of standard deviations the observed value is removed from the expected value. A bond length (or angle) with $|Z| > 5$ is considered an outlier worth inspection. RMSZ is the root-mean-square of all Z scores of the bond lengths (or angles).

Mol	Chain	Bond lengths		Bond angles	
		RMSZ	# Z >5	RMSZ	# Z >5
1	B	0.41	0/8529	0.66	9/11558 (0.1%)
1	F	0.32	0/8529	0.58	6/11558 (0.1%)
1	J	0.34	0/8529	0.57	3/11558 (0.0%)
1	N	0.31	0/8529	0.53	2/11558 (0.0%)
2	A	0.28	0/7962	0.56	4/10785 (0.0%)
2	E	0.28	0/7962	0.54	2/10785 (0.0%)
2	I	0.29	0/7962	0.55	5/10785 (0.0%)
2	M	0.28	0/7962	0.53	1/10785 (0.0%)
3	D	0.81	0/1155	0.94	4/1551 (0.3%)
3	H	0.80	0/1155	0.93	4/1551 (0.3%)
3	L	0.80	0/1155	0.96	4/1551 (0.3%)
3	P	0.80	0/1155	0.96	5/1551 (0.3%)
4	C	0.33	0/3112	0.62	2/4209 (0.0%)
4	G	0.33	0/3112	0.63	2/4209 (0.0%)
4	K	0.37	0/3112	0.65	2/4209 (0.0%)
4	O	0.35	0/3112	0.63	2/4209 (0.0%)
All	All	0.37	0/83032	0.60	57/112412 (0.1%)

There are no bond length outliers.

All (57) bond angle outliers are listed below:

Mol	Chain	Res	Type	Atoms	Z	Observed(°)	Ideal(°)
2	I	399	PRO	CA-N-CD	-9.84	97.73	111.50
1	J	523	VAL	N-CA-C	-9.29	85.92	111.00
2	E	367	PRO	CA-N-CD	-9.11	98.75	111.50
2	M	872	PRO	CA-N-CD	-9.00	98.91	111.50
3	D	59	ASP	N-CA-C	-8.96	86.79	111.00
3	L	59	ASP	N-CA-C	-8.96	86.81	111.00
3	P	59	ASP	N-CA-C	-8.96	86.80	111.00
3	H	59	ASP	N-CA-C	-8.96	86.81	111.00

Continued on next page...

Continued from previous page...

Mol	Chain	Res	Type	Atoms	Z	Observed(°)	Ideal(°)
3	L	42	GLN	N-CA-C	-8.44	88.21	111.00
3	L	41	GLY	N-CA-C	8.32	133.90	113.10
3	D	41	GLY	N-CA-C	7.81	132.62	113.10
1	F	915	LEU	CA-CB-CG	7.70	133.02	115.30
1	B	483	PHE	N-CA-C	-7.64	90.37	111.00
3	P	44	PRO	N-CD-CG	-7.42	92.07	103.20
3	H	41	GLY	N-CA-C	7.34	131.44	113.10
2	I	791	GLY	N-CA-C	-7.23	95.03	113.10
1	F	934	LEU	CA-CB-CG	7.17	131.79	115.30
2	A	903	MET	CA-CB-CG	7.16	125.46	113.30
1	N	524	GLU	N-CA-C	7.12	130.22	111.00
1	B	963	LEU	CA-CB-CG	6.70	130.71	115.30
1	J	308	ASP	CB-CG-OD1	6.58	124.22	118.30
1	F	641	LEU	CA-CB-CG	6.32	129.84	115.30
2	A	266	PRO	CA-N-CD	-6.30	102.67	111.50
1	B	953	PRO	CA-N-CD	-6.22	102.79	111.50
1	B	467	VAL	N-CA-C	-6.21	94.25	111.00
1	B	404	PRO	CA-N-CD	-6.14	102.90	111.50
1	J	524	GLU	N-CA-CB	6.02	121.44	110.60
3	P	42	GLN	N-CA-C	-5.81	95.31	111.00
3	D	42	GLN	N-CA-C	-5.78	95.40	111.00
1	F	468	GLN	CB-CA-C	5.74	121.88	110.40
1	B	953	PRO	N-CD-CG	-5.71	94.63	103.20
1	B	915	LEU	CA-CB-CG	5.63	128.25	115.30
3	P	41	GLY	N-CA-C	5.56	126.99	113.10
3	D	133	GLY	N-CA-C	-5.53	99.27	113.10
1	B	524	GLU	N-CA-C	5.52	125.91	111.00
3	L	133	GLY	N-CA-C	-5.51	99.33	113.10
3	H	133	GLY	N-CA-C	-5.51	99.33	113.10
3	P	133	GLY	N-CA-C	-5.50	99.34	113.10
4	K	170	GLY	N-CA-C	-5.49	99.37	113.10
4	G	170	GLY	N-CA-C	-5.49	99.38	113.10
4	C	170	GLY	N-CA-C	-5.49	99.38	113.10
4	O	170	GLY	N-CA-C	-5.48	99.41	113.10
2	I	457	ASP	CB-CG-OD1	5.47	123.23	118.30
2	I	793	ASP	N-CA-C	-5.41	96.40	111.00
4	C	340	LEU	CA-CB-CG	5.39	127.69	115.30
2	I	789	MET	N-CA-C	-5.38	96.47	111.00
4	G	340	LEU	CA-CB-CG	5.38	127.67	115.30
4	K	340	LEU	CA-CB-CG	5.38	127.67	115.30
4	O	340	LEU	CA-CB-CG	5.38	127.67	115.30
3	H	42	GLN	N-CA-C	-5.36	96.54	111.00

Continued on next page...

Continued from previous page...

Mol	Chain	Res	Type	Atoms	Z	Observed(°)	Ideal(°)
2	A	212	LEU	CA-CB-CG	5.33	127.55	115.30
1	N	197	ASP	CB-CG-OD1	5.30	123.07	118.30
1	F	918	GLN	N-CA-C	-5.22	96.90	111.00
1	F	917	PRO	N-CA-C	5.21	125.64	112.10
1	B	370	LEU	CA-CB-CG	5.07	126.97	115.30
2	E	903	MET	CA-CB-CG	5.07	121.92	113.30
2	A	589	MET	CA-CB-CG	5.05	121.88	113.30

There are no chirality outliers.

There are no planarity outliers.

5.2 Too-close contacts [i](#)

In the following table, the Non-H and H(model) columns list the number of non-hydrogen atoms and hydrogen atoms in the chain respectively. The H(added) column lists the number of hydrogen atoms added and optimized by MolProbity. The Clashes column lists the number of clashes within the asymmetric unit, whereas Symm-Clashes lists symmetry-related clashes.

Mol	Chain	Non-H	H(model)	H(added)	Clashes	Symm-Clashes
1	B	8342	0	8327	420	0
1	F	8342	0	8327	380	0
1	J	8342	0	8328	353	0
1	N	8342	0	8328	284	0
2	A	7801	0	7821	327	0
2	E	7801	0	7821	320	0
2	I	7801	0	7821	298	0
2	M	7801	0	7821	253	0
3	D	1143	0	1071	80	0
3	H	1143	0	1071	83	0
3	L	1143	0	1071	86	0
3	P	1143	0	1071	82	0
4	C	3041	0	3054	202	0
4	G	3041	0	3054	229	0
4	K	3041	0	3054	222	0
4	O	3041	0	3054	208	0
5	A	15	0	20	10	0
5	B	15	0	24	22	0
5	E	15	0	20	11	0
5	F	15	0	24	28	0
5	I	15	0	21	9	0
5	J	15	0	25	43	0

Continued on next page...

Continued from previous page...

Mol	Chain	Non-H	H(model)	H(added)	Clashes	Symm-Clashes
5	M	15	0	21	5	0
5	N	15	0	23	16	0
All	All	81428	0	81272	3488	0

The all-atom clashscore is defined as the number of clashes found per 1000 atoms (including hydrogen atoms). The all-atom clashscore for this structure is 21.

All (3488) close contacts within the same asymmetric unit are listed below, sorted by their clash magnitude.

Atom-1	Atom-2	Interatomic distance (Å)	Clash overlap (Å)
1:J:1060:LEU:HD21	5:F:1101:FAR:C4	1.33	1.51
1:J:1074:MET:CE	5:J:1101:FAR:H12	1.43	1.47
1:J:1074:MET:CE	5:J:1101:FAR:C12	1.96	1.42
4:O:24:GLU:CD	4:O:36:ARG:HH21	1.20	1.41
4:G:26:LEU:HD21	4:G:36:ARG:CD	1.51	1.37
1:F:518:GLN:NE2	1:F:655:ARG:HB3	1.45	1.31
4:G:26:LEU:HD21	4:G:36:ARG:CG	1.62	1.28
1:N:1090:CYS:SG	5:N:1101:FAR:C1	1.18	1.26
1:J:1060:LEU:CD2	5:F:1101:FAR:C4	2.12	1.25
3:D:37:MET:CE	3:D:49:LEU:CD2	2.13	1.25
3:H:37:MET:CE	3:H:49:LEU:CD2	2.14	1.24
3:L:37:MET:CE	3:L:49:LEU:CD2	2.14	1.24
3:P:37:MET:CE	3:P:49:LEU:CD2	2.14	1.24
4:O:24:GLU:CD	4:O:36:ARG:NH2	1.92	1.21
1:B:270:ASP:OD2	1:B:558:GLY:CA	1.91	1.18
1:J:1060:LEU:CD2	5:F:1101:FAR:H43	1.72	1.18
3:P:45:THR:HB	3:P:48:GLU:HG2	1.27	1.16
1:B:1009:VAL:HG22	5:N:1101:FAR:H143	1.24	1.16
3:L:100:TYR:HB3	3:L:136:GLN:CD	1.64	1.16
2:A:1138:ALA:HB2	5:A:1301:FAR:H152	1.27	1.14
3:D:37:MET:HE1	3:D:49:LEU:HD23	1.27	1.14
2:I:1196:ARG:NH1	4:K:251:SER:O	1.81	1.13
5:B:1101:FAR:H141	1:N:1009:VAL:CG2	1.77	1.13
1:J:1074:MET:HE1	5:J:1101:FAR:C12	1.70	1.12
5:J:1101:FAR:H151	1:F:1013:ASN:HD21	1.02	1.12
4:G:26:LEU:CD2	4:G:36:ARG:HD2	1.77	1.12
1:J:1074:MET:HE3	5:J:1101:FAR:H12	1.20	1.11
1:J:1090:CYS:CB	5:J:1101:FAR:H12A	1.80	1.10
2:I:1196:ARG:CZ	4:K:251:SER:O	1.98	1.10
4:G:26:LEU:CG	4:G:36:ARG:HG3	1.78	1.10
4:O:313:LEU:O	4:O:317:ARG:HG3	1.48	1.10

Continued on next page...

Continued from previous page...

Atom-1	Atom-2	Interatomic distance (Å)	Clash overlap (Å)
1:J:1013:ASN:ND2	5:J:1101:FAR:H142	1.66	1.09
3:H:37:MET:HE1	3:H:49:LEU:HD23	1.32	1.09
1:J:1090:CYS:SG	5:J:1101:FAR:H12A	0.56	1.09
3:P:37:MET:HE1	3:P:49:LEU:HD23	1.34	1.08
2:A:1138:ALA:CB	5:A:1301:FAR:H152	1.82	1.08
5:B:1101:FAR:H152	1:N:1074:MET:HE1	1.36	1.08
1:J:1090:CYS:SG	5:J:1101:FAR:C1	1.13	1.08
2:E:1138:ALA:CB	5:E:1301:FAR:H152	1.84	1.07
2:I:1129:GLU:CD	4:K:355:TYR:OH	1.93	1.07
2:E:1138:ALA:HB2	5:E:1301:FAR:H152	1.37	1.06
1:J:1013:ASN:HD21	5:J:1101:FAR:H142	1.07	1.06
4:O:113:PHE:O	4:O:367:ARG:NH2	1.87	1.06
1:J:531:GLN:NE2	1:J:578:ILE:HD13	1.68	1.06
3:L:102:SER:HB3	3:L:105:GLU:HG3	1.34	1.06
4:K:74:GLU:CD	4:K:169:PHE:O	1.94	1.06
4:G:26:LEU:HD21	4:G:36:ARG:HD2	1.07	1.06
3:H:129:ALA:HB1	3:H:145:MET:CE	1.87	1.05
3:P:94:ASP:OD1	3:P:105:GLU:OE2	1.74	1.05
1:B:1070:THR:HG21	5:N:1101:FAR:H101	1.35	1.05
3:D:129:ALA:HB1	3:D:145:MET:CE	1.87	1.05
4:C:74:GLU:CD	4:C:169:PHE:O	1.94	1.05
3:H:102:SER:HB3	3:H:105:GLU:HG3	1.34	1.05
3:L:129:ALA:HB1	3:L:145:MET:CE	1.87	1.05
4:O:74:GLU:CD	4:O:169:PHE:O	1.94	1.05
3:P:129:ALA:HB1	3:P:145:MET:HE1	1.39	1.05
4:G:74:GLU:CD	4:G:169:PHE:O	1.94	1.04
3:P:129:ALA:HB1	3:P:145:MET:CE	1.87	1.04
2:E:588:LYS:HE2	4:G:99:PHE:CZ	1.92	1.04
3:D:102:SER:HB3	3:D:105:GLU:HG3	1.34	1.04
5:B:1101:FAR:H141	1:N:1009:VAL:HG22	1.05	1.03
4:K:116:LEU:HB3	4:K:367:ARG:HH12	1.22	1.03
1:B:270:ASP:OD2	1:B:558:GLY:HA3	1.57	1.03
1:J:1090:CYS:SG	5:J:1101:FAR:H13	1.63	1.03
3:L:37:MET:HE1	3:L:49:LEU:HD23	1.41	1.03
1:N:1090:CYS:SG	5:N:1101:FAR:C2	2.48	1.01
3:D:37:MET:CE	3:D:49:LEU:HD21	1.87	1.01
3:P:37:MET:CE	3:P:49:LEU:HD21	1.87	1.01
3:H:37:MET:CE	3:H:49:LEU:HD21	1.87	1.01
3:L:37:MET:CE	3:L:49:LEU:HD21	1.87	1.00
4:K:207:TYR:CD1	4:K:211:VAL:HG21	1.96	1.00
4:C:207:TYR:CD1	4:C:211:VAL:HG21	1.96	1.00

Continued on next page...

Continued from previous page...

Atom-1	Atom-2	Interatomic distance (Å)	Clash overlap (Å)
4:K:74:GLU:OE1	4:K:169:PHE:O	1.79	1.00
4:C:74:GLU:OE1	4:C:169:PHE:O	1.79	1.00
4:O:74:GLU:OE1	4:O:169:PHE:O	1.79	1.00
5:B:1101:FAR:C14	1:N:1009:VAL:HG22	1.89	1.00
4:G:207:TYR:CD1	4:G:211:VAL:HG21	1.96	1.00
2:E:588:LYS:HE2	4:G:99:PHE:CE2	1.96	1.00
5:B:1101:FAR:H152	1:N:1074:MET:CE	1.91	0.99
4:O:36:ARG:HG2	4:O:106:LEU:HD11	1.43	0.99
3:H:37:MET:HE1	3:H:49:LEU:CD2	1.86	0.99
4:G:26:LEU:CD2	4:G:36:ARG:CG	2.40	0.99
2:E:1129:GLU:CD	4:G:355:TYR:OH	1.99	0.98
1:J:1074:MET:HE2	5:J:1101:FAR:C15	1.93	0.98
4:G:26:LEU:CD2	4:G:36:ARG:HG3	1.91	0.98
4:G:74:GLU:OE1	4:G:169:PHE:O	1.79	0.98
3:P:37:MET:HE1	3:P:49:LEU:CD2	1.88	0.98
1:B:1009:VAL:HA	5:N:1101:FAR:C14	1.95	0.97
4:O:117:THR:HA	4:O:367:ARG:HH12	1.25	0.97
1:F:518:GLN:HE22	1:F:655:ARG:CB	1.77	0.97
3:D:37:MET:HE3	3:D:49:LEU:HD21	1.45	0.97
3:L:129:ALA:HB1	3:L:145:MET:HE1	1.44	0.97
4:O:207:TYR:CD1	4:O:211:VAL:HG21	1.99	0.97
1:J:1090:CYS:SG	5:J:1101:FAR:C2	2.50	0.97
4:G:26:LEU:HG	4:G:36:ARG:HG3	1.47	0.97
1:F:518:GLN:NE2	1:F:655:ARG:CB	2.29	0.96
1:B:270:ASP:OD2	1:B:558:GLY:N	1.97	0.95
4:G:26:LEU:CD2	4:G:36:ARG:CD	2.38	0.95
3:P:55:GLU:HG3	4:O:322:TYR:HD1	1.31	0.95
1:J:1074:MET:HE2	5:J:1101:FAR:H12	1.43	0.94
3:D:129:ALA:HB1	3:D:145:MET:HE1	1.46	0.94
3:L:100:TYR:CB	3:L:136:GLN:CD	2.35	0.94
3:P:102:SER:HB3	3:P:105:GLU:HG3	1.49	0.94
2:I:1138:ALA:HB2	5:I:1301:FAR:H152	1.47	0.94
3:L:55:GLU:HG3	4:K:322:TYR:HD1	1.31	0.94
3:H:129:ALA:HB1	3:H:145:MET:HE1	1.47	0.94
3:H:37:MET:HE3	3:H:49:LEU:HD21	1.47	0.93
3:L:37:MET:HE1	3:L:49:LEU:CD2	1.90	0.93
5:J:1101:FAR:H151	1:F:1013:ASN:ND2	1.82	0.93
2:I:1138:ALA:CB	5:I:1301:FAR:H152	1.99	0.93
2:E:588:LYS:CE	4:G:99:PHE:CE2	2.51	0.93
1:J:1074:MET:CE	5:J:1101:FAR:C13	2.47	0.93
1:B:1082:VAL:HG11	5:B:1101:FAR:H101	1.49	0.92

Continued on next page...

Continued from previous page...

Atom-1	Atom-2	Interatomic distance (Å)	Clash overlap (Å)
1:J:1074:MET:HE2	5:J:1101:FAR:C12	1.96	0.92
2:E:1196:ARG:HD3	4:G:252:PRO:CD	1.98	0.92
3:D:55:GLU:CG	4:C:322:TYR:HD1	1.83	0.92
4:K:337:PRO:HB3	4:K:343:LEU:HD23	1.51	0.92
3:P:55:GLU:CG	4:O:322:TYR:HD1	1.82	0.92
2:A:1129:GLU:CD	4:C:355:TYR:OH	2.08	0.92
3:D:55:GLU:HG3	4:C:322:TYR:HD1	1.33	0.92
3:H:55:GLU:CG	4:G:322:TYR:HD1	1.83	0.92
2:I:1196:ARG:NH2	4:K:252:PRO:HD3	1.85	0.92
3:H:55:GLU:HG3	4:G:322:TYR:HD1	1.31	0.92
1:B:1009:VAL:CG2	5:N:1101:FAR:H143	1.99	0.91
3:L:55:GLU:CG	4:K:322:TYR:HD1	1.83	0.91
3:P:37:MET:HE3	3:P:49:LEU:HD21	1.51	0.91
3:L:94:ASP:OD1	3:L:105:GLU:OE2	1.88	0.91
3:H:94:ASP:OD1	3:H:105:GLU:OE2	1.89	0.90
2:M:1138:ALA:HB2	5:M:1301:FAR:H152	1.52	0.90
5:J:1101:FAR:H2	1:F:1008:ILE:HG21	1.52	0.90
1:F:518:GLN:HE22	1:F:655:ARG:HB3	1.02	0.90
3:L:37:MET:HE3	3:L:49:LEU:HD21	1.54	0.90
1:J:1012:ARG:NH2	5:F:1101:FAR:H142	1.87	0.90
3:D:94:ASP:OD1	3:D:105:GLU:OE2	1.89	0.89
1:J:1060:LEU:CD2	5:F:1101:FAR:C3	2.50	0.89
3:L:37:MET:HE2	3:L:49:LEU:CD2	2.00	0.89
1:J:1013:ASN:HD21	5:J:1101:FAR:C14	1.86	0.88
3:L:37:MET:CE	3:L:49:LEU:HD23	1.96	0.88
1:J:1074:MET:HE1	5:J:1101:FAR:C13	2.03	0.88
1:N:1090:CYS:HG	5:N:1101:FAR:C1	1.85	0.88
3:P:37:MET:HE2	3:P:49:LEU:CD2	2.04	0.88
1:B:853:LEU:HD12	1:B:876:ILE:HG23	1.53	0.87
4:O:313:LEU:HD21	4:O:317:ARG:HH21	1.37	0.86
1:J:531:GLN:CD	1:J:578:ILE:HD13	1.96	0.86
2:A:1196:ARG:HD3	4:C:252:PRO:CD	2.05	0.86
2:A:11:LEU:HB3	2:A:61:TYR:HE1	1.41	0.86
2:I:1129:GLU:CG	4:K:355:TYR:OH	2.22	0.85
2:I:356:GLU:HA	2:I:359:LEU:HD12	1.58	0.85
3:L:77:MET:SD	3:L:81:ASP:OD2	2.35	0.85
3:P:77:MET:SD	3:P:81:ASP:OD2	2.35	0.85
1:J:1090:CYS:SG	5:J:1101:FAR:H11	1.43	0.85
3:P:129:ALA:CB	3:P:145:MET:HE1	2.05	0.85
3:D:37:MET:HE1	3:D:49:LEU:CD2	1.85	0.85
4:G:220:MET:HE1	4:G:268:PHE:HE2	1.42	0.85

Continued on next page...

Continued from previous page...

Atom-1	Atom-2	Interatomic distance (Å)	Clash overlap (Å)
4:O:313:LEU:CD2	4:O:317:ARG:HH21	1.90	0.84
3:D:77:MET:SD	3:D:81:ASP:OD2	2.35	0.84
2:M:1138:ALA:CB	5:M:1301:FAR:H152	2.07	0.84
3:H:77:MET:SD	3:H:81:ASP:OD2	2.35	0.84
1:J:132:GLN:HE22	1:J:150:HIS:H	1.22	0.84
2:I:1196:ARG:HD3	4:K:373:ASN:O	1.76	0.84
1:J:1060:LEU:HD21	5:F:1101:FAR:H41	1.58	0.84
3:P:45:THR:HG22	3:P:47:ALA:H	1.41	0.83
1:J:1074:MET:HE2	5:J:1101:FAR:H153	1.60	0.83
4:O:352:PHE:HE2	4:O:367:ARG:HH11	1.25	0.83
2:I:1169:LEU:HD13	4:K:375:PRO:HG3	1.61	0.83
2:E:588:LYS:HA	4:G:98:THR:HG21	1.58	0.82
3:L:102:SER:HB3	3:L:105:GLU:CG	2.10	0.82
1:N:132:GLN:HE22	1:N:150:HIS:H	1.27	0.82
1:F:887:LEU:HD21	1:F:910:LEU:HD21	1.61	0.82
2:E:1092:LEU:HB2	2:E:1114:VAL:HG21	1.61	0.82
3:H:102:SER:HB3	3:H:105:GLU:CG	2.10	0.82
4:K:220:MET:HE1	4:K:268:PHE:HE2	1.44	0.82
2:I:901:LEU:HD23	2:I:918:LEU:HD23	1.59	0.82
1:F:1082:VAL:HG11	5:F:1101:FAR:C10	2.09	0.82
1:J:1001:GLU:HB3	1:F:1092:ILE:HD12	1.62	0.81
5:J:1101:FAR:C15	1:F:1013:ASN:HD21	1.87	0.81
3:D:102:SER:HB3	3:D:105:GLU:CG	2.09	0.81
1:F:773:ALA:HA	1:F:776:GLN:HE21	1.46	0.81
2:A:310:ARG:HD3	2:A:312:TYR:H	1.45	0.81
3:P:129:ALA:CB	3:P:145:MET:CE	2.59	0.81
1:F:45:LEU:HA	1:F:48:LYS:HD2	1.62	0.81
3:P:36:VAL:O	3:P:39:SER:OG	1.99	0.81
3:L:129:ALA:CB	3:L:145:MET:CE	2.59	0.80
2:I:930:GLU:HG3	2:I:1056:ARG:HH21	1.47	0.80
2:I:1196:ARG:HH21	4:K:252:PRO:HD3	1.46	0.80
3:D:37:MET:HE2	3:D:49:LEU:CD2	2.12	0.80
3:H:10:ILE:HD12	4:G:289:GLN:OE1	1.82	0.80
4:O:117:THR:CA	4:O:367:ARG:HH12	1.94	0.80
2:A:1120:GLN:HE22	2:A:1123:TYR:HB3	1.47	0.80
2:I:588:LYS:HZ3	4:K:52:ASP:CG	1.84	0.80
3:L:13:PHE:HD1	4:K:310:LEU:HD21	1.47	0.80
2:A:1053:GLN:OE1	4:C:233:ARG:NE	2.14	0.80
1:J:531:GLN:NE2	1:J:578:ILE:CD1	2.44	0.80
3:D:10:ILE:HD12	4:C:289:GLN:OE1	1.82	0.80
1:F:1034:GLU:HA	1:F:1037:LYS:HD2	1.63	0.79

Continued on next page...

Continued from previous page...

Atom-1	Atom-2	Interatomic distance (Å)	Clash overlap (Å)
3:L:36:VAL:O	3:L:39:SER:OG	1.99	0.79
4:K:359:VAL:HG21	4:K:367:ARG:HG2	1.64	0.79
3:D:129:ALA:CB	3:D:145:MET:CE	2.59	0.79
3:L:100:TYR:HB3	3:L:136:GLN:OE1	1.80	0.79
3:L:10:ILE:HD12	4:K:289:GLN:OE1	1.82	0.79
4:K:113:PHE:O	4:K:367:ARG:NH2	2.15	0.79
3:D:45:THR:HB	3:D:48:GLU:HG2	1.65	0.79
3:P:10:ILE:HD12	4:O:289:GLN:OE1	1.82	0.79
1:B:727:ILE:HG12	1:B:743:LEU:HD11	1.65	0.79
1:J:1009:VAL:HG22	5:F:1101:FAR:H152	1.65	0.79
2:I:444:ILE:HD13	2:I:586:LEU:HD12	1.64	0.79
2:I:588:LYS:NZ	4:K:52:ASP:OD1	2.16	0.79
3:H:37:MET:CE	3:H:49:LEU:HD23	1.96	0.79
1:J:1060:LEU:CD2	5:F:1101:FAR:H41	2.09	0.79
3:H:36:VAL:O	3:H:39:SER:OG	1.99	0.79
1:F:404:PRO:HB2	1:F:448:TYR:HE2	1.48	0.79
1:N:606:LYS:HD2	1:N:649:VAL:HG22	1.65	0.78
2:A:136:ASP:HB3	2:A:201:SER:HA	1.63	0.78
3:H:13:PHE:HD1	4:G:310:LEU:HD21	1.47	0.78
3:H:129:ALA:CB	3:H:145:MET:CE	2.59	0.78
2:E:400:HIS:HD2	2:E:403:GLY:H	1.31	0.78
3:D:36:VAL:O	3:D:39:SER:OG	1.99	0.78
5:J:1101:FAR:H152	1:F:1074:MET:CE	2.13	0.78
2:I:355:LEU:O	2:I:359:LEU:HG	1.84	0.78
3:H:10:ILE:CG2	4:G:289:GLN:OE1	2.31	0.78
3:P:10:ILE:CG2	4:O:289:GLN:OE1	2.31	0.78
4:K:116:LEU:HB3	4:K:367:ARG:NH1	1.98	0.78
2:I:1076:TRP:HD1	2:I:1107:PHE:HE2	1.31	0.78
3:D:10:ILE:CG2	4:C:289:GLN:OE1	2.31	0.78
4:G:154:GLU:HG2	4:G:361:LYS:HG2	1.66	0.78
1:N:320:VAL:HA	1:N:324:LEU:HD12	1.66	0.78
1:F:922:ARG:HB2	1:F:927:ARG:HG3	1.66	0.78
3:P:45:THR:CB	3:P:48:GLU:HG2	2.11	0.78
4:K:154:GLU:HG2	4:K:361:LYS:HG2	1.66	0.77
1:B:1082:VAL:HG11	5:B:1101:FAR:C10	2.15	0.77
2:A:483:TYR:HB3	2:A:497:ARG:HD3	1.66	0.77
3:D:13:PHE:HD1	4:C:310:LEU:HD21	1.47	0.77
4:C:228:PRO:HD2	4:C:368:ALA:HB2	1.66	0.77
1:B:307:LEU:HD21	1:B:312:LEU:HB3	1.66	0.77
3:L:10:ILE:HG21	4:K:289:GLN:OE1	1.84	0.77
1:F:57:LYS:HA	1:F:61:LEU:HB2	1.67	0.77

Continued on next page...

Continued from previous page...

Atom-1	Atom-2	Interatomic distance (Å)	Clash overlap (Å)
3:L:10:ILE:CG2	4:K:289:GLN:OE1	2.31	0.77
3:P:10:ILE:HG21	4:O:289:GLN:OE1	1.84	0.77
2:M:907:THR:HG23	2:M:908:GLN:HG3	1.67	0.77
2:A:509:LYS:HB2	2:A:511:TYR:HE1	1.49	0.77
3:H:10:ILE:HG21	4:G:289:GLN:OE1	1.84	0.77
4:O:228:PRO:HD2	4:O:368:ALA:HB2	1.66	0.77
2:E:1053:GLN:OE1	4:G:233:ARG:NE	2.18	0.77
4:K:74:GLU:OE2	4:K:169:PHE:O	2.03	0.77
3:P:13:PHE:HD1	4:O:310:LEU:HD21	1.47	0.77
4:G:228:PRO:HD2	4:G:368:ALA:HB2	1.66	0.77
2:M:307:ASP:HB2	2:M:310:ARG:HD3	1.67	0.77
1:J:1090:CYS:HG	5:J:1101:FAR:H11	0.98	0.77
5:B:1101:FAR:C15	1:N:1074:MET:CE	2.62	0.77
1:J:943:ASP:O	1:J:947:GLN:NE2	2.18	0.76
1:J:1023:ASP:HB3	1:J:1026:ARG:HH12	1.50	0.76
2:E:176:TYR:HB2	2:E:241:ILE:HD12	1.67	0.76
1:B:779:TRP:NE1	1:B:904:PRO:HD3	2.00	0.76
2:I:588:LYS:NZ	4:K:52:ASP:CG	2.38	0.76
3:P:68:GLU:HG3	4:O:125:LYS:HE2	1.66	0.76
2:I:21:THR:HG21	2:I:404:GLN:HG2	1.66	0.76
3:D:10:ILE:HG21	4:C:289:GLN:OE1	1.84	0.76
1:J:951:ARG:NH1	1:J:1010:LEU:O	2.19	0.76
1:J:1060:LEU:HD21	5:F:1101:FAR:C3	2.12	0.76
4:O:313:LEU:HD21	4:O:317:ARG:NH2	2.00	0.76
1:B:67:THR:HG23	1:B:68:THR:HG23	1.67	0.76
2:A:479:LEU:HD12	2:A:482:ILE:HD11	1.68	0.76
1:F:1082:VAL:CG1	5:F:1101:FAR:H103	2.15	0.76
4:C:74:GLU:OE2	4:C:169:PHE:O	2.03	0.76
2:E:172:ILE:HD11	2:E:205:ALA:HA	1.67	0.76
4:C:154:GLU:HG2	4:C:361:LYS:HG2	1.66	0.76
1:F:253:ASN:OD1	1:F:263:SER:OG	2.03	0.76
4:O:74:GLU:OE2	4:O:169:PHE:O	2.03	0.76
4:O:154:GLU:HG2	4:O:361:LYS:HG2	1.66	0.76
2:A:134:GLN:NE2	2:A:182:GLY:O	2.19	0.76
3:H:51:ASP:HB3	4:G:322:TYR:CE1	2.21	0.76
4:G:74:GLU:OE2	4:G:169:PHE:O	2.03	0.76
3:L:51:ASP:HB3	4:K:322:TYR:CE1	2.21	0.76
3:L:55:GLU:HG3	4:K:322:TYR:CD1	2.20	0.76
4:K:228:PRO:HD2	4:K:368:ALA:HB2	1.66	0.76
3:P:51:ASP:HB3	4:O:322:TYR:CE1	2.21	0.76
4:O:220:MET:HE1	4:O:268:PHE:HE2	1.51	0.75

Continued on next page...

Continued from previous page...

Atom-1	Atom-2	Interatomic distance (Å)	Clash overlap (Å)
1:F:867:LEU:HG	1:F:915:LEU:HD13	1.66	0.75
3:L:100:TYR:CG	3:L:136:GLN:OE1	2.39	0.75
2:E:1100:MET:HE3	2:E:1107:PHE:HA	1.67	0.75
3:D:45:THR:HG22	3:D:47:ALA:H	1.50	0.75
1:J:1074:MET:HE2	5:J:1101:FAR:C13	2.16	0.75
2:I:356:GLU:HA	2:I:359:LEU:CD1	2.17	0.75
2:E:1138:ALA:HB1	5:E:1301:FAR:H152	1.66	0.75
1:J:1060:LEU:HD21	5:F:1101:FAR:H43	0.76	0.75
1:B:1092:ILE:HB	1:N:938:PRO:HG3	1.68	0.75
2:E:588:LYS:HE3	4:G:98:THR:HG23	1.69	0.74
1:F:493:LEU:HD23	1:F:606:LYS:HA	1.66	0.74
4:O:149:ARG:NH2	4:O:185:CYS:SG	2.61	0.74
1:B:898:ASP:H	1:B:901:GLN:HE21	1.36	0.74
2:A:588:LYS:HA	4:C:98:THR:HG21	1.69	0.74
4:G:26:LEU:HD11	4:G:36:ARG:HG2	1.69	0.74
3:L:129:ALA:CB	3:L:145:MET:HE1	2.17	0.74
1:B:1070:THR:HG21	5:N:1101:FAR:C10	2.17	0.74
2:A:156:ILE:HG12	2:A:217:LEU:HB3	1.69	0.74
1:J:1074:MET:CE	5:J:1101:FAR:C15	2.64	0.74
4:C:149:ARG:NH2	4:C:185:CYS:SG	2.61	0.74
1:B:1009:VAL:HA	5:N:1101:FAR:H143	1.68	0.74
2:A:29:VAL:HG13	2:A:30:THR:HG23	1.68	0.74
1:F:297:LEU:HD22	1:F:300:ILE:HD11	1.69	0.74
3:H:37:MET:HE2	3:H:49:LEU:CD2	2.15	0.74
3:H:55:GLU:HG3	4:G:322:TYR:CD1	2.20	0.74
1:B:1015:GLU:OE1	5:B:1101:FAR:H52	1.86	0.74
1:N:796:ILE:HG23	1:N:854:VAL:HG11	1.69	0.74
2:I:51:ILE:HG13	2:I:81:VAL:HG22	1.69	0.74
3:H:10:ILE:HG13	4:G:289:GLN:HE22	1.53	0.74
4:C:237:LEU:HA	4:C:240:ARG:HH21	1.53	0.74
4:K:237:LEU:HA	4:K:240:ARG:HH21	1.53	0.74
2:I:859:PRO:HD3	2:I:925:GLN:HE22	1.52	0.73
4:K:149:ARG:NH2	4:K:185:CYS:SG	2.61	0.73
3:P:10:ILE:HG13	4:O:289:GLN:HE22	1.52	0.73
1:J:377:VAL:HG11	1:J:454:LEU:HB3	1.70	0.73
2:E:1196:ARG:HD3	4:G:252:PRO:HD3	1.69	0.73
4:K:23:LYS:HD2	4:K:36:ARG:HH12	1.53	0.73
2:A:1196:ARG:HD3	4:C:252:PRO:HD3	1.70	0.73
1:J:1074:MET:CE	5:J:1101:FAR:H153	2.18	0.73
4:G:149:ARG:NH2	4:G:185:CYS:SG	2.61	0.73
4:O:359:VAL:HG21	4:O:367:ARG:HG2	1.71	0.73

Continued on next page...

Continued from previous page...

Atom-1	Atom-2	Interatomic distance (Å)	Clash overlap (Å)
2:A:33:LEU:HD22	2:A:401:MET:HE1	1.71	0.73
2:A:1092:LEU:HB2	2:A:1114:VAL:HG21	1.68	0.73
3:D:51:ASP:HB3	4:C:322:TYR:CE1	2.23	0.73
4:C:340:LEU:CD1	4:C:342:PRO:HD2	2.19	0.73
4:G:237:LEU:HA	4:G:240:ARG:HH21	1.53	0.73
1:B:1012:ARG:HH12	1:N:1014:PRO:HD2	1.54	0.73
2:E:1129:GLU:CG	4:G:355:TYR:OH	2.37	0.73
4:O:24:GLU:CG	4:O:36:ARG:NH2	2.52	0.73
4:C:340:LEU:HD12	4:C:342:PRO:HD2	1.71	0.73
1:B:1009:VAL:HG22	5:N:1101:FAR:C14	2.14	0.72
2:M:1178:LYS:NZ	2:M:1185:CYS:SG	2.62	0.72
4:C:23:LYS:HD2	4:C:36:ARG:HH12	1.52	0.72
3:L:45:THR:HB	3:L:48:GLU:HG2	1.70	0.72
4:K:340:LEU:CD1	4:K:342:PRO:HD2	2.19	0.72
4:O:237:LEU:HA	4:O:240:ARG:HH21	1.53	0.72
2:E:1191:SER:OG	4:G:376:LYS:NZ	2.22	0.72
3:L:10:ILE:HG13	4:K:289:GLN:HE22	1.53	0.72
3:P:55:GLU:HG3	4:O:322:TYR:CD1	2.19	0.72
4:O:340:LEU:HD12	4:O:342:PRO:HD2	1.71	0.72
4:G:340:LEU:CD1	4:G:342:PRO:HD2	2.19	0.72
2:I:840:LEU:HD13	2:I:876:LEU:HD22	1.72	0.72
2:E:1138:ALA:HB2	5:E:1301:FAR:H12	1.72	0.72
3:H:37:MET:HE3	3:H:49:LEU:CD2	2.08	0.72
3:H:129:ALA:CB	3:H:145:MET:HE2	2.20	0.72
2:A:211:ALA:HB2	2:A:428:ARG:HD2	1.71	0.72
3:D:10:ILE:HG13	4:C:289:GLN:HE22	1.52	0.72
2:M:833:LEU:HD22	2:M:835:LYS:HG3	1.72	0.72
2:I:926:VAL:HG21	2:I:1064:LEU:HD21	1.71	0.72
1:F:606:LYS:HD2	1:F:649:VAL:HG22	1.69	0.72
2:E:536:ASN:HB3	2:E:582:ILE:HD11	1.71	0.72
4:C:193:PRO:HB3	4:C:243:MET:HA	1.72	0.72
1:B:1060:LEU:HD22	1:N:1082:VAL:HG11	1.70	0.72
5:J:1101:FAR:H152	1:F:1074:MET:HE1	1.70	0.72
4:C:233:ARG:O	4:C:364:GLN:NE2	2.22	0.72
4:G:233:ARG:O	4:G:364:GLN:NE2	2.22	0.72
4:O:233:ARG:O	4:O:364:GLN:NE2	2.22	0.72
1:J:780:LEU:HD21	1:J:901:GLN:HG2	1.69	0.72
2:E:22:ILE:HG12	2:E:401:MET:HB3	1.72	0.72
4:G:340:LEU:HD12	4:G:342:PRO:HD2	1.71	0.72
3:L:100:TYR:CB	3:L:136:GLN:OE1	2.38	0.72
1:J:1013:ASN:ND2	5:J:1101:FAR:H111	2.05	0.71

Continued on next page...

Continued from previous page...

Atom-1	Atom-2	Interatomic distance (Å)	Clash overlap (Å)
2:E:1078:VAL:HG21	2:E:1135:THR:HG22	1.71	0.71
4:K:116:LEU:HD21	4:K:122:LEU:HD23	1.71	0.71
4:O:193:PRO:HB3	4:O:243:MET:HA	1.72	0.71
4:O:340:LEU:CD1	4:O:342:PRO:HD2	2.19	0.71
1:F:103:ARG:NH1	1:F:458:LEU:O	2.23	0.71
3:H:42:GLN:HG3	3:H:42:GLN:O	1.91	0.71
4:G:193:PRO:HB3	4:G:243:MET:HA	1.72	0.71
1:B:602:LEU:HB3	1:B:649:VAL:HG11	1.73	0.71
2:A:1129:GLU:CG	4:C:355:TYR:OH	2.37	0.71
3:D:55:GLU:HG3	4:C:322:TYR:CD1	2.21	0.71
4:C:220:MET:HE1	4:C:268:PHE:HE2	1.54	0.71
4:K:340:LEU:HD12	4:K:342:PRO:HD2	1.71	0.71
1:B:748:LEU:HB2	1:B:762:VAL:HG11	1.72	0.71
1:J:565:ILE:HG22	1:J:665:VAL:HG23	1.72	0.71
1:J:750:ARG:HG2	1:J:751:GLU:HG2	1.72	0.71
4:C:90:LEU:HD21	4:C:102:LEU:HD23	1.73	0.71
2:M:860:PRO:HD2	2:M:863:ARG:HH12	1.54	0.71
3:H:45:THR:HB	3:H:48:GLU:HG2	1.71	0.71
3:L:45:THR:HG22	3:L:47:ALA:H	1.55	0.71
1:B:132:GLN:HE22	1:B:150:HIS:H	1.39	0.71
2:A:242:LEU:HD11	2:A:270:VAL:HG22	1.71	0.71
1:F:91:ALA:HB1	1:F:118:ALA:HA	1.73	0.71
3:D:129:ALA:CB	3:D:145:MET:HE2	2.21	0.71
4:G:26:LEU:HD11	4:G:36:ARG:CG	2.20	0.71
4:G:90:LEU:HD21	4:G:102:LEU:HD23	1.73	0.71
2:M:263:VAL:HB	2:M:276:VAL:HG13	1.72	0.71
1:F:519:THR:HB	1:F:520:PRO:HD2	1.72	0.71
4:K:90:LEU:HD21	4:K:102:LEU:HD23	1.73	0.71
2:A:199:ALA:HB2	2:A:245:LEU:HD12	1.71	0.71
2:A:593:TYR:CD2	4:C:101:PHE:HE2	2.08	0.71
1:F:772:ARG:NH1	1:F:775:SER:OG	2.24	0.71
3:D:10:ILE:HG21	4:C:289:GLN:CD	2.11	0.71
3:L:118:THR:OG1	3:L:121:GLU:HB2	1.91	0.71
3:H:10:ILE:HG21	4:G:289:GLN:CD	2.11	0.71
1:B:478:ASN:HB2	1:B:483:PHE:HB2	1.73	0.70
2:M:359:LEU:HD22	2:M:367:PRO:HB2	1.72	0.70
2:I:1215:LEU:O	4:K:330:ARG:NH2	2.23	0.70
1:B:789:THR:HB	1:B:791:LYS:NZ	2.06	0.70
2:A:536:ASN:HB3	2:A:582:ILE:HD11	1.72	0.70
1:F:526:ILE:HD11	1:F:660:ILE:HG21	1.73	0.70
2:E:1196:ARG:HD3	4:G:252:PRO:HD2	1.72	0.70

Continued on next page...

Continued from previous page...

Atom-1	Atom-2	Interatomic distance (Å)	Clash overlap (Å)
1:B:495:VAL:HG13	1:B:615:PRO:HG2	1.73	0.70
1:N:875:ARG:HB2	1:N:878:TRP:HB2	1.73	0.70
2:E:584:ALA:HB1	4:G:54:THR:HG21	1.72	0.70
3:P:10:ILE:HG21	4:O:289:GLN:CD	2.11	0.70
3:P:118:THR:OG1	3:P:121:GLU:HB2	1.91	0.70
1:B:927:ARG:HA	1:B:930:ILE:HG22	1.73	0.70
2:I:1197:PHE:CE2	4:K:375:PRO:HD3	2.27	0.70
2:E:439:VAL:HG13	2:E:598:ARG:HG3	1.73	0.70
2:E:1086:SER:HB2	2:E:1148:ILE:HD11	1.73	0.70
4:O:90:LEU:HD21	4:O:102:LEU:HD23	1.73	0.70
2:M:303:THR:HG22	2:M:305:LYS:H	1.56	0.70
2:A:1138:ALA:HB1	5:A:1301:FAR:H152	1.72	0.70
3:D:118:THR:OG1	3:D:121:GLU:HB2	1.91	0.70
3:P:37:MET:CE	3:P:49:LEU:HD23	1.96	0.70
3:P:102:SER:HB3	3:P:105:GLU:CG	2.20	0.70
2:M:598:ARG:HH22	4:O:14:GLN:HG2	1.56	0.70
1:F:567:ARG:HE	1:F:572:THR:HA	1.57	0.70
2:E:588:LYS:NZ	4:G:52:ASP:OD1	2.25	0.70
2:I:588:LYS:HA	4:K:98:THR:HG21	1.74	0.70
1:J:1016:LEU:HD13	1:J:1077:LEU:HD22	1.73	0.69
1:F:504:GLN:OE1	1:F:504:GLN:N	2.25	0.69
1:N:296:LEU:HD23	1:N:316:THR:HG22	1.74	0.69
1:N:482:ARG:HA	1:N:610:LYS:HG3	1.72	0.69
1:J:725:HIS:ND1	1:J:725:HIS:O	2.25	0.69
2:E:147:GLN:NE2	2:E:424:ASP:OD1	2.25	0.69
2:E:1129:GLU:OE2	4:G:355:TYR:OH	2.05	0.69
4:O:352:PHE:HE2	4:O:367:ARG:NH1	1.90	0.69
1:B:786:ALA:HA	1:B:791:LYS:HE3	1.75	0.69
1:B:1070:THR:CG2	5:N:1101:FAR:H101	2.20	0.69
3:H:118:THR:OG1	3:H:121:GLU:HB2	1.91	0.69
2:A:210:GLU:OE1	2:A:428:ARG:NH1	2.26	0.69
1:J:482:ARG:HA	1:J:610:LYS:HG3	1.74	0.69
1:J:834:ILE:HG22	1:J:838:LYS:HD3	1.74	0.69
4:C:207:TYR:CD1	4:C:211:VAL:CG2	2.76	0.69
3:L:10:ILE:HG21	4:K:289:GLN:CD	2.11	0.69
4:K:193:PRO:HB3	4:K:243:MET:HA	1.72	0.69
2:A:172:ILE:HD11	2:A:205:ALA:HA	1.73	0.69
1:F:574:VAL:HG21	1:F:656:LEU:HD21	1.74	0.69
2:I:1212:GLN:OE1	4:K:330:ARG:CZ	2.41	0.69
2:E:1153:LYS:HB3	2:E:1210:TYR:HE2	1.58	0.69
3:H:45:THR:HG22	3:H:47:ALA:H	1.56	0.69

Continued on next page...

Continued from previous page...

Atom-1	Atom-2	Interatomic distance (Å)	Clash overlap (Å)
4:O:117:THR:HA	4:O:367:ARG:NH1	2.04	0.69
1:B:811:THR:HG22	1:B:821:VAL:HG23	1.73	0.69
2:A:817:VAL:HA	2:A:820:ILE:HG12	1.73	0.69
1:F:1082:VAL:HG11	5:F:1101:FAR:H103	1.70	0.69
1:B:498:ALA:HB3	1:B:618:LEU:HG	1.73	0.69
1:B:567:ARG:NH1	1:B:572:THR:OG1	2.26	0.69
1:F:212:VAL:HA	1:F:215:VAL:HG12	1.74	0.69
2:E:828:TYR:HA	2:E:888:MET:HE1	1.75	0.69
4:G:355:TYR:HB3	4:G:358:TRP:HD1	1.56	0.69
2:I:439:VAL:HG13	2:I:598:ARG:HB3	1.74	0.69
2:E:400:HIS:CD2	2:E:403:GLY:H	2.11	0.69
2:I:262:VAL:HG13	2:I:269:ALA:HB3	1.74	0.69
2:A:106:GLN:N	2:A:106:GLN:OE1	2.26	0.68
2:A:858:LEU:HD12	2:A:863:ARG:HE	1.58	0.68
1:F:297:LEU:HD12	1:F:371:TYR:HB3	1.74	0.68
1:F:954:ASN:HB3	1:F:1021:LYS:HG2	1.75	0.68
4:K:233:ARG:O	4:K:364:GLN:NE2	2.22	0.68
2:A:1120:GLN:NE2	2:A:1123:TYR:HB3	2.08	0.68
2:A:78:GLU:HB3	2:A:153:LEU:HD11	1.74	0.68
4:O:207:TYR:CD1	4:O:211:VAL:CG2	2.75	0.68
2:M:853:HIS:HB2	2:M:917:ARG:HG2	1.76	0.68
2:M:1167:LYS:HA	2:M:1167:LYS:HE3	1.76	0.68
1:J:796:ILE:HD13	1:J:851:GLN:HE22	1.57	0.68
4:K:346:LEU:HD22	4:K:350:TYR:HE1	1.59	0.68
3:D:57:ASP:HB3	4:C:125:LYS:HZ2	1.58	0.68
4:G:346:LEU:HD22	4:G:350:TYR:HE1	1.59	0.68
3:P:55:GLU:CG	4:O:322:TYR:CD1	2.73	0.68
1:B:1012:ARG:NH1	1:N:1013:ASN:HA	2.08	0.68
1:N:565:ILE:HD13	1:N:660:ILE:HG13	1.75	0.68
1:J:606:LYS:HD2	1:J:649:VAL:HG22	1.75	0.68
1:F:566:TYR:HD2	1:F:668:LEU:HD21	1.59	0.68
4:O:131:MET:HA	4:O:134:LEU:HB3	1.75	0.68
1:N:951:ARG:NH1	1:N:1010:LEU:O	2.27	0.68
4:C:92:ASP:OD1	4:C:93:THR:N	2.27	0.68
4:C:131:MET:HA	4:C:134:LEU:HB3	1.75	0.68
4:K:75:VAL:O	4:K:79:ARG:HG3	1.93	0.68
2:A:1112:GLU:OE2	2:A:1124:ARG:NH2	2.23	0.68
3:D:42:GLN:HG3	3:D:42:GLN:O	1.93	0.68
4:G:131:MET:HA	4:G:134:LEU:HB3	1.76	0.68
1:N:512:THR:HB	2:I:559:GLN:HE21	1.59	0.67
1:N:859:TRP:O	1:N:863:ASN:ND2	2.27	0.67

Continued on next page...

Continued from previous page...

Atom-1	Atom-2	Interatomic distance (Å)	Clash overlap (Å)
3:P:37:MET:HE2	3:P:49:LEU:HD22	1.75	0.67
1:J:839:CYS:SG	1:J:840:ASN:N	2.67	0.67
2:I:1212:GLN:OE1	4:K:330:ARG:NE	2.26	0.67
4:K:207:TYR:HD1	4:K:211:VAL:HG21	1.58	0.67
3:P:94:ASP:OD1	3:P:105:GLU:CD	2.33	0.67
4:O:92:ASP:OD1	4:O:93:THR:N	2.27	0.67
1:B:150:HIS:HA	1:B:169:HIS:HB3	1.75	0.67
2:M:1092:LEU:HB2	2:M:1114:VAL:HG21	1.74	0.67
1:B:331:LYS:HD2	1:B:362:GLU:HB2	1.77	0.67
3:H:55:GLU:CG	4:G:322:TYR:CD1	2.73	0.67
3:L:55:GLU:CG	4:K:322:TYR:CD1	2.73	0.67
2:A:536:ASN:HA	2:A:539:ILE:HD12	1.76	0.67
2:I:785:MET:HA	2:I:788:THR:HG22	1.76	0.67
2:E:86:ARG:HG3	2:E:90:HIS:CE1	2.29	0.67
2:E:320:LEU:O	2:E:384:TYR:OH	2.13	0.67
4:C:346:LEU:HD22	4:C:350:TYR:HE1	1.59	0.67
4:C:355:TYR:HB3	4:C:358:TRP:HD1	1.60	0.67
4:O:346:LEU:HD22	4:O:350:TYR:HE1	1.59	0.67
1:N:499:LEU:HD11	1:N:638:LEU:HD22	1.76	0.67
1:N:928:ARG:HH12	1:N:1065:THR:HG21	1.59	0.67
1:F:523:VAL:HG12	1:F:657:GLN:HE22	1.60	0.67
3:H:129:ALA:CB	3:H:145:MET:HE1	2.23	0.67
4:K:92:ASP:OD1	4:K:93:THR:N	2.27	0.67
1:F:643:LYS:O	1:F:643:LYS:NZ	2.23	0.67
5:E:1301:FAR:C4	4:G:330:ARG:HG3	2.24	0.67
4:O:117:THR:N	4:O:367:ARG:HH22	1.93	0.67
1:J:951:ARG:NH2	1:J:1016:LEU:O	2.27	0.67
1:J:995:TYR:O	1:J:999:VAL:HG23	1.95	0.67
2:E:206:LYS:HD2	2:E:239:GLN:HG2	1.77	0.67
2:I:249:ALA:CB	2:I:256:ASP:OD2	2.43	0.67
3:P:110:MET:HG2	4:O:308:ILE:HD13	1.77	0.67
4:G:92:ASP:OD1	4:G:93:THR:N	2.27	0.66
3:P:57:ASP:HB3	4:O:125:LYS:HZ2	1.60	0.66
1:B:796:ILE:O	1:B:800:ILE:HD12	1.94	0.66
2:A:1215:LEU:O	4:C:330:ARG:NH2	2.28	0.66
1:J:509:PHE:HE2	1:J:626:ILE:HG21	1.59	0.66
4:G:207:TYR:HD1	4:G:211:VAL:HG21	1.58	0.66
3:D:110:MET:HG2	4:C:308:ILE:HD13	1.77	0.66
4:C:207:TYR:HD1	4:C:211:VAL:HG21	1.58	0.66
4:G:26:LEU:CD1	4:G:36:ARG:HG3	2.26	0.66
1:J:956:ILE:HA	1:J:1022:VAL:HB	1.76	0.66

Continued on next page...

Continued from previous page...

Atom-1	Atom-2	Interatomic distance (Å)	Clash overlap (Å)
1:J:1066:CYS:SG	5:F:1101:FAR:H61	2.36	0.66
1:F:853:LEU:O	1:F:857:ILE:N	2.25	0.66
3:L:37:MET:HE2	3:L:49:LEU:HD22	1.75	0.66
1:B:258:GLN:HG3	2:A:75:TYR:HB2	1.77	0.66
1:B:948:ILE:HD11	1:B:1007:SER:HA	1.76	0.66
2:E:1212:GLN:HG3	4:G:330:ARG:HD3	1.77	0.66
1:B:818:GLU:OE1	1:B:818:GLU:N	2.21	0.66
1:B:859:TRP:HE3	1:B:860:ILE:HD13	1.61	0.66
1:B:1063:ARG:HH12	1:N:1079:GLU:HA	1.60	0.66
1:B:1070:THR:HA	1:B:1073:VAL:HG22	1.78	0.66
1:N:839:CYS:SG	1:N:840:ASN:ND2	2.68	0.66
1:F:56:VAL:HG22	1:F:449:ILE:HG13	1.76	0.66
3:H:129:ALA:HB1	3:H:145:MET:HE2	1.77	0.66
4:K:207:TYR:CD1	4:K:211:VAL:CG2	2.76	0.66
2:M:817:VAL:HA	2:M:820:ILE:HG12	1.78	0.66
2:A:1078:VAL:HG21	2:A:1135:THR:HG22	1.77	0.66
1:N:727:ILE:HG12	1:N:743:LEU:HD11	1.78	0.66
1:J:130:MET:HB2	2:I:29:VAL:HG13	1.78	0.66
1:F:185:MET:HB3	1:F:190:LEU:HD12	1.76	0.66
1:F:820:GLU:OE1	1:F:820:GLU:N	2.27	0.66
4:C:220:MET:CE	4:C:268:PHE:HE2	2.09	0.66
2:I:458:LYS:HE2	2:I:458:LYS:HA	1.76	0.66
1:F:737:LEU:HD23	1:F:740:GLN:HE21	1.61	0.66
2:E:1215:LEU:O	4:G:330:ARG:NH2	2.28	0.66
1:J:589:GLN:O	1:J:777:LYS:NZ	2.29	0.66
2:E:166:GLN:HE21	2:E:486:LEU:HD22	1.61	0.66
4:K:220:MET:CE	4:K:268:PHE:HE2	2.09	0.66
2:A:606:GLU:N	2:A:606:GLU:OE2	2.29	0.65
1:J:1003:LEU:HD11	1:J:1024:LEU:HD13	1.78	0.65
3:H:110:MET:HG2	4:G:308:ILE:HD13	1.77	0.65
3:P:37:MET:CE	3:P:44:PRO:HG2	2.27	0.65
2:M:505:LEU:O	2:M:509:LYS:NZ	2.30	0.65
2:A:117:ASN:OD1	2:A:120:THR:N	2.29	0.65
3:L:110:MET:HG2	4:K:308:ILE:HD13	1.77	0.65
1:F:356:LYS:CD	1:F:970:SER:HB3	2.26	0.65
1:F:518:GLN:HE21	1:F:655:ARG:HB3	1.51	0.65
4:C:240:ARG:O	4:C:244:SER:OG	2.11	0.65
1:B:531:GLN:HG2	1:B:578:ILE:HG22	1.77	0.65
2:M:816:LYS:HD2	2:M:816:LYS:H	1.61	0.65
1:N:569:LEU:HD11	1:N:677:GLU:HA	1.78	0.65
2:E:40:LYS:NZ	2:E:117:ASN:OD1	2.29	0.65

Continued on next page...

Continued from previous page...

Atom-1	Atom-2	Interatomic distance (Å)	Clash overlap (Å)
2:A:169:VAL:HA	2:A:172:ILE:HG22	1.79	0.65
1:N:772:ARG:HH12	1:N:776:GLN:HB2	1.61	0.65
1:J:75:THR:OG1	1:J:438:GLY:O	2.15	0.65
2:I:589:MET:HB3	2:I:599:VAL:HG11	1.78	0.65
2:E:168:LEU:O	2:E:172:ILE:HG22	1.96	0.65
2:E:892:ILE:HA	2:E:895:GLN:HE21	1.61	0.65
3:L:100:TYR:HB2	3:L:136:GLN:NE2	2.12	0.65
4:K:152:LYS:HZ3	4:K:190:TYR:HB2	1.62	0.65
2:A:829:ILE:HD12	2:A:832:ILE:HD11	1.79	0.65
1:J:320:VAL:HG13	1:J:324:LEU:HD12	1.78	0.65
2:E:588:LYS:HE3	4:G:99:PHE:CE2	2.31	0.65
1:J:493:LEU:HD23	1:J:606:LYS:HA	1.78	0.65
1:B:50:ASP:O	1:B:54:ARG:HG3	1.97	0.65
2:M:29:VAL:HG11	1:N:131:ARG:HG3	1.77	0.65
2:E:419:ALA:HB3	2:E:422:GLU:HG3	1.79	0.65
3:D:129:ALA:CB	3:D:145:MET:HE1	2.22	0.65
4:K:131:MET:HA	4:K:134:LEU:HB3	1.79	0.65
4:O:36:ARG:HD2	4:O:106:LEU:HD21	1.77	0.65
1:B:607:GLN:NE2	1:B:607:GLN:O	2.30	0.64
2:A:892:ILE:HA	2:A:895:GLN:HE21	1.62	0.64
2:A:956:ASN:O	2:A:960:HIS:ND1	2.30	0.64
1:J:1053:SER:HA	1:J:1056:ASN:ND2	2.12	0.64
2:I:246:LEU:HD22	2:I:270:VAL:HG11	1.79	0.64
4:G:207:TYR:CD1	4:G:211:VAL:CG2	2.76	0.64
4:G:220:MET:CE	4:G:268:PHE:HE2	2.09	0.64
3:L:100:TYR:CD1	3:L:136:GLN:OE1	2.50	0.64
1:B:1009:VAL:HA	5:N:1101:FAR:H141	1.77	0.64
2:A:202:VAL:HG11	2:A:241:ILE:HD11	1.79	0.64
3:L:100:TYR:HB3	3:L:136:GLN:CG	2.27	0.64
4:O:220:MET:CE	4:O:268:PHE:HE2	2.09	0.64
1:B:924:TRP:HA	1:B:927:ARG:HD3	1.78	0.64
2:M:368:LEU:HD12	2:M:399:PRO:HB3	1.79	0.64
2:M:956:ASN:O	2:M:960:HIS:ND1	2.30	0.64
1:F:1082:VAL:HB	5:F:1101:FAR:H62	1.79	0.64
2:E:1196:ARG:HH11	4:G:252:PRO:HD3	1.62	0.64
2:I:1077:LYS:O	2:I:1080:GLN:NE2	2.30	0.64
1:F:839:CYS:SG	1:F:840:ASN:N	2.70	0.64
1:F:1082:VAL:HG11	5:F:1101:FAR:H102	1.78	0.64
3:L:129:ALA:CB	3:L:145:MET:HE2	2.26	0.64
3:P:21:ASP:HB3	3:P:28:ILE:HD13	1.80	0.64
1:B:1001:GLU:HG2	1:N:1092:ILE:HD12	1.80	0.64

Continued on next page...

Continued from previous page...

Atom-1	Atom-2	Interatomic distance (Å)	Clash overlap (Å)
2:I:785:MET:N	2:I:785:MET:SD	2.70	0.64
1:F:856:HIS:HA	1:F:908:LYS:HZ1	1.62	0.64
1:F:860:ILE:HB	1:F:868:PHE:HE2	1.63	0.64
2:A:211:ALA:HB1	2:A:426:LEU:HD13	1.79	0.64
2:I:1054:TRP:NE1	4:K:369:ALA:O	2.29	0.64
1:F:356:LYS:HD3	1:F:970:SER:HB3	1.80	0.64
1:B:347:ARG:NH1	1:B:349:TYR:O	2.30	0.64
1:B:569:LEU:HD21	1:B:677:GLU:HA	1.80	0.64
2:A:509:LYS:HB2	2:A:511:TYR:CE1	2.31	0.64
5:J:1101:FAR:C15	1:F:1013:ASN:ND2	2.54	0.64
2:E:439:VAL:H	2:E:559:GLN:HE22	1.46	0.64
2:E:858:LEU:HD12	2:E:863:ARG:HE	1.63	0.64
2:A:1129:GLU:OE2	4:C:355:TYR:OH	2.14	0.64
1:N:377:VAL:HG11	1:N:454:LEU:HB3	1.78	0.64
1:J:1060:LEU:HD22	5:F:1101:FAR:C3	2.28	0.64
1:F:820:GLU:OE2	1:F:838:LYS:NZ	2.31	0.64
2:E:57:LEU:HB3	2:E:77:LEU:HD13	1.79	0.64
3:L:21:ASP:HB3	3:L:28:ILE:HD13	1.80	0.64
2:M:340:VAL:HG11	2:M:413:MET:HE3	1.80	0.63
1:F:631:PHE:HE1	1:F:635:LEU:HD22	1.63	0.63
2:E:1196:ARG:NH1	4:G:252:PRO:HD3	2.13	0.63
1:B:779:TRP:HE1	1:B:904:PRO:HD3	1.62	0.63
1:F:876:ILE:H	1:F:876:ILE:HD12	1.62	0.63
2:E:515:LYS:N	2:E:515:LYS:HE2	2.14	0.63
2:E:1196:ARG:CZ	4:G:251:SER:O	2.47	0.63
1:B:193:ILE:O	2:A:75:TYR:OH	2.15	0.63
1:B:366:PRO:HB3	1:B:395:VAL:HG21	1.80	0.63
2:A:442:VAL:HG22	2:A:562:ILE:HB	1.79	0.63
2:A:1131:ILE:HA	2:A:1134:LEU:HD12	1.80	0.63
2:I:588:LYS:CE	4:K:52:ASP:OD2	2.46	0.63
3:H:101:ILE:HB	3:H:137:VAL:H	1.63	0.63
3:P:101:ILE:HB	3:P:137:VAL:H	1.64	0.63
1:B:330:PHE:HB2	1:B:368:PHE:HB2	1.81	0.63
1:J:1090:CYS:HG	5:J:1101:FAR:C1	1.29	0.63
2:I:890:ILE:HD11	2:I:924:ILE:HG12	1.78	0.63
1:B:624:ASP:O	1:B:630:ARG:NH2	2.32	0.63
2:M:810:LEU:O	2:M:814:TYR:N	2.26	0.63
2:M:1094:SER:O	2:M:1097:THR:OG1	2.15	0.63
2:A:320:LEU:O	2:A:384:TYR:OH	2.15	0.63
1:N:840:ASN:ND2	1:N:850:GLN:OE1	2.31	0.63
1:N:853:LEU:O	1:N:857:ILE:HG13	1.99	0.63

Continued on next page...

Continued from previous page...

Atom-1	Atom-2	Interatomic distance (Å)	Clash overlap (Å)
1:J:1015:GLU:HG2	5:J:1101:FAR:H42	1.81	0.63
2:I:546:ASP:OD1	2:I:547:LEU:N	2.32	0.63
1:F:462:LYS:NZ	1:F:463:ASP:OD1	2.32	0.63
2:E:261:SER:HA	2:E:334:TYR:HE2	1.63	0.63
4:G:36:ARG:HG2	4:G:106:LEU:HD11	1.78	0.63
4:G:258:SER:O	4:G:262:LYS:NZ	2.31	0.63
1:B:223:ARG:HB3	1:B:228:ASN:HD21	1.64	0.63
2:E:239:GLN:HB2	2:E:553:ARG:HH21	1.63	0.63
2:E:513:ILE:HD11	2:E:619:MET:HB2	1.79	0.63
4:C:152:LYS:HZ3	4:C:190:TYR:HB2	1.64	0.63
4:G:240:ARG:O	4:G:244:SER:OG	2.11	0.63
2:M:1161:LEU:HD21	2:M:1205:LYS:HD3	1.81	0.63
1:J:499:LEU:HB3	1:J:517:THR:HG22	1.81	0.63
1:J:745:GLY:HA3	1:J:788:PHE:HD2	1.63	0.63
2:I:90:HIS:HA	2:I:93:ILE:HG22	1.81	0.63
2:I:888:MET:SD	2:I:888:MET:N	2.64	0.63
1:F:285:ARG:NH2	1:F:288:ARG:O	2.31	0.63
2:E:559:GLN:H	2:E:611:SER:HA	1.64	0.63
2:E:593:TYR:HE2	4:G:16:PHE:HE2	1.47	0.63
4:O:152:LYS:HZ3	4:O:190:TYR:HB2	1.62	0.63
1:B:98:ALA:HB1	1:B:115:GLU:HG3	1.80	0.62
2:A:279:THR:O	2:A:283:ILE:HG13	1.98	0.62
1:F:331:LYS:HD2	1:F:362:GLU:HB2	1.81	0.62
2:M:1157:ILE:O	2:M:1161:LEU:N	2.24	0.62
2:A:70:ASP:OD1	2:A:73:LYS:NZ	2.32	0.62
2:A:1192:ALA:HB3	4:C:372:GLU:HB2	1.80	0.62
4:G:152:LYS:HZ3	4:G:190:TYR:HB2	1.64	0.62
4:K:258:SER:O	4:K:262:LYS:NZ	2.31	0.62
1:B:847:ALA:HA	1:B:850:GLN:NE2	2.14	0.62
1:B:887:LEU:HD22	1:B:897:LEU:HB2	1.81	0.62
2:M:29:VAL:HG22	1:N:130:MET:HB3	1.81	0.62
2:M:1155:VAL:HA	2:M:1203:LEU:HD21	1.80	0.62
2:I:1136:MET:HB3	4:K:350:TYR:CZ	2.34	0.62
3:D:55:GLU:CG	4:C:322:TYR:CD1	2.74	0.62
4:O:258:SER:O	4:O:262:LYS:NZ	2.31	0.62
2:E:356:GLU:HA	2:E:359:LEU:HD12	1.81	0.62
4:G:220:MET:HE1	4:G:268:PHE:CE2	2.31	0.62
3:L:100:TYR:CB	3:L:136:GLN:NE2	2.62	0.62
3:P:45:THR:HG22	3:P:47:ALA:N	2.14	0.62
1:B:202:ILE:O	1:B:206:VAL:HG23	1.99	0.62
1:B:642:LYS:HA	1:B:653:VAL:HG21	1.82	0.62

Continued on next page...

Continued from previous page...

Atom-1	Atom-2	Interatomic distance (Å)	Clash overlap (Å)
2:A:11:LEU:HB3	2:A:61:TYR:CE1	2.31	0.62
2:A:593:TYR:HD2	4:C:101:PHE:CE2	2.16	0.62
2:A:1196:ARG:HD3	4:C:252:PRO:HD2	1.81	0.62
2:I:1196:ARG:HG2	4:K:373:ASN:HA	1.80	0.62
1:F:626:ILE:HG23	1:F:631:PHE:HD2	1.64	0.62
3:L:101:ILE:HB	3:L:137:VAL:H	1.63	0.62
1:F:46:TRP:HZ3	1:F:101:TYR:HE1	1.48	0.62
1:B:1013:ASN:OD1	1:N:1012:ARG:NH1	2.32	0.62
1:N:404:PRO:O	1:N:445:GLN:NE2	2.31	0.62
1:N:772:ARG:NH1	1:N:772:ARG:O	2.32	0.62
1:J:1071:LYS:NZ	1:F:1075:ASN:OD1	2.32	0.62
2:M:823:TRP:HA	2:M:826:ILE:HG22	1.81	0.62
2:A:1191:SER:OG	4:C:376:LYS:NZ	2.31	0.62
1:J:509:PHE:CE2	1:J:626:ILE:HG21	2.35	0.62
2:I:900:TYR:HE2	2:I:954:MET:HB3	1.65	0.62
1:F:999:VAL:HG13	1:F:1024:LEU:HD23	1.82	0.62
3:D:21:ASP:HB3	3:D:28:ILE:HD13	1.80	0.62
4:K:240:ARG:O	4:K:244:SER:OG	2.11	0.62
1:B:496:HIS:HB3	1:B:659:LEU:HD13	1.82	0.62
1:N:744:LEU:HB2	1:N:766:ILE:HG22	1.82	0.62
1:J:773:ALA:HA	1:J:776:GLN:NE2	2.15	0.62
2:I:1122:GLU:OE1	2:I:1122:GLU:N	2.29	0.62
2:I:1163:LEU:HD22	2:I:1176:LEU:HD13	1.81	0.62
1:F:831:ILE:HA	1:F:834:ILE:HD12	1.81	0.62
3:D:101:ILE:HB	3:D:137:VAL:H	1.64	0.62
4:C:220:MET:HE1	4:C:264:LEU:HD21	1.81	0.62
4:O:24:GLU:OE1	4:O:36:ARG:NH2	2.32	0.62
4:O:117:THR:N	4:O:367:ARG:NH2	2.47	0.62
1:B:101:TYR:HB3	1:B:111:THR:HG22	1.81	0.62
1:J:523:VAL:HG11	1:J:656:LEU:HD23	1.82	0.62
2:I:1196:ARG:NH2	4:K:252:PRO:CD	2.60	0.62
1:F:586:TYR:OH	1:F:783:ARG:NH1	2.33	0.62
1:B:744:LEU:HD22	1:B:765:HIS:CE1	2.35	0.61
1:B:951:ARG:NH2	1:B:1016:LEU:O	2.33	0.61
2:M:45:ARG:NH2	2:M:134:GLN:OE1	2.33	0.61
1:N:335:ARG:NH2	1:N:970:SER:O	2.33	0.61
2:E:210:GLU:HG3	2:E:428:ARG:HH12	1.65	0.61
4:O:313:LEU:HG	4:O:317:ARG:NE	2.15	0.61
1:N:566:TYR:HB2	1:N:573:VAL:HG23	1.82	0.61
1:J:591:VAL:HG11	1:J:630:ARG:HB3	1.81	0.61
1:J:851:GLN:O	1:J:855:ILE:HG13	2.00	0.61

Continued on next page...

Continued from previous page...

Atom-1	Atom-2	Interatomic distance (Å)	Clash overlap (Å)
1:J:1074:MET:HE3	5:J:1101:FAR:C12	1.96	0.61
2:I:1196:ARG:NH2	4:K:251:SER:O	2.33	0.61
2:E:579:ASN:OD1	2:E:580:SER:N	2.33	0.61
4:C:258:SER:O	4:C:262:LYS:NZ	2.31	0.61
1:B:764:ASP:OD1	1:B:765:HIS:N	2.33	0.61
2:M:1169:LEU:HD13	4:O:375:PRO:HG3	1.82	0.61
2:A:1124:ARG:HA	2:A:1127:LEU:HD12	1.81	0.61
2:E:1192:ALA:HB3	4:G:372:GLU:HB2	1.83	0.61
3:L:66:PHE:HB3	4:K:291:TYR:HB2	1.81	0.61
3:P:37:MET:HE1	3:P:44:PRO:HG2	1.82	0.61
4:O:24:GLU:OE2	4:O:36:ARG:NH2	2.20	0.61
5:J:1101:FAR:H151	5:F:1101:FAR:H153	1.83	0.61
1:F:150:HIS:HA	1:F:169:HIS:HB3	1.81	0.61
2:E:369:LEU:N	2:E:404:GLN:OE1	2.30	0.61
3:H:21:ASP:HB3	3:H:28:ILE:HD13	1.80	0.61
1:B:226:LYS:HD3	1:B:335:ARG:HB2	1.82	0.61
1:N:963:LEU:HD11	1:N:982:LEU:HG	1.83	0.61
1:J:213:TYR:HE2	1:J:274:ARG:HH11	1.49	0.61
5:J:1101:FAR:H141	1:F:1013:ASN:ND2	2.15	0.61
2:A:593:TYR:CD2	4:C:101:PHE:CE2	2.89	0.61
1:B:148:CYS:O	1:B:164:TYR:OH	2.18	0.61
1:B:954:ASN:HB2	1:B:1021:LYS:HG2	1.82	0.61
1:N:961:LYS:NZ	1:N:985:ASP:OD1	2.33	0.61
2:I:901:LEU:HD12	2:I:958:LEU:HD21	1.83	0.61
1:F:375:ASP:O	1:F:379:ARG:HG3	2.01	0.61
3:H:51:ASP:CB	4:G:322:TYR:CZ	2.84	0.61
2:M:239:GLN:HE22	2:M:271:GLU:HG3	1.66	0.61
2:I:588:LYS:NZ	4:K:52:ASP:OD2	2.33	0.61
1:F:776:GLN:HE22	1:F:778:LEU:HB2	1.64	0.61
3:P:51:ASP:CB	4:O:322:TYR:CZ	2.84	0.61
1:B:568:ILE:N	1:B:571:LYS:O	2.32	0.61
1:B:1002:LEU:HG	1:B:1024:LEU:HD12	1.83	0.61
1:F:879:ILE:O	1:F:883:MET:N	2.32	0.61
2:E:52:LEU:HB3	2:E:409:LEU:HD12	1.82	0.61
2:E:958:LEU:HD12	2:E:961:ILE:HD11	1.83	0.61
2:A:262:VAL:HA	2:A:267:ALA:HB3	1.82	0.61
1:N:336:ASP:H	1:N:362:GLU:HG2	1.65	0.61
1:J:574:VAL:HB	1:J:618:LEU:HD11	1.83	0.61
2:E:146:ALA:HB2	2:E:212:LEU:HD23	1.82	0.61
4:G:26:LEU:CG	4:G:36:ARG:CG	2.65	0.61
2:M:1149:ILE:HA	2:M:1210:TYR:HE2	1.66	0.60

Continued on next page...

Continued from previous page...

Atom-1	Atom-2	Interatomic distance (Å)	Clash overlap (Å)
1:J:796:ILE:HD13	1:J:851:GLN:NE2	2.15	0.60
2:E:1130:ALA:HB2	2:E:1203:LEU:HD22	1.82	0.60
2:M:561:THR:HG1	2:M:611:SER:HG	1.45	0.60
2:A:15:ALA:HB2	2:A:61:TYR:OH	2.02	0.60
2:A:1196:ARG:CZ	4:C:251:SER:O	2.48	0.60
5:J:1101:FAR:H152	1:F:1074:MET:HE3	1.82	0.60
2:I:784:TYR:CE2	2:I:825:LEU:HD22	2.36	0.60
2:M:197:LEU:HD13	2:M:870:PRO:HG2	1.82	0.60
2:M:1081:LYS:HB2	5:M:1301:FAR:H143	1.82	0.60
2:A:536:ASN:HD22	2:A:579:ASN:HD22	1.49	0.60
2:A:589:MET:HB3	2:A:599:VAL:HG11	1.83	0.60
1:N:276:ARG:HH12	1:N:482:ARG:HB2	1.66	0.60
1:J:98:ALA:HB2	1:J:114:LEU:HB2	1.83	0.60
3:L:51:ASP:CB	4:K:322:TYR:CZ	2.84	0.60
1:B:670:PHE:HA	1:B:673:ILE:HG12	1.83	0.60
1:B:916:GLN:OE1	1:B:917:PRO:HD2	2.01	0.60
1:N:839:CYS:SG	1:N:840:ASN:N	2.73	0.60
1:N:1064:GLY:O	1:N:1067:SER:OG	2.18	0.60
2:I:1070:GLY:HA2	2:I:1073:GLN:HE21	1.66	0.60
1:F:951:ARG:HH21	1:F:1010:LEU:HG	1.67	0.60
2:E:156:ILE:HG12	2:E:217:LEU:HG	1.83	0.60
2:E:787:TYR:HA	2:E:790:LYS:HG2	1.83	0.60
3:L:57:ASP:HB3	4:K:125:LYS:HZ2	1.66	0.60
1:N:285:ARG:NH2	1:N:288:ARG:O	2.35	0.60
1:N:1010:LEU:HD21	1:N:1018:PHE:HE1	1.65	0.60
1:B:503:SER:HA	1:B:687:GLU:HG2	1.84	0.60
1:B:745:GLY:HA3	1:B:788:PHE:HD2	1.67	0.60
2:M:1078:VAL:HG21	2:M:1135:THR:HG22	1.84	0.60
1:J:1033:ASN:O	1:J:1037:LYS:HG2	2.02	0.60
1:B:992:GLN:HG3	1:B:995:TYR:H	1.66	0.60
4:K:182:ARG:NH2	4:K:202:GLU:O	2.35	0.60
4:O:24:GLU:CG	4:O:36:ARG:HH21	2.08	0.60
4:O:182:ARG:NH2	4:O:202:GLU:O	2.35	0.60
1:N:592:PHE:HB2	1:N:905:SER:HB2	1.82	0.60
1:J:155:VAL:HG13	1:J:156:HIS:ND1	2.17	0.60
2:E:817:VAL:HA	2:E:820:ILE:HG12	1.83	0.60
1:B:221:TRP:CD2	1:B:332:ARG:HD2	2.37	0.59
2:M:57:LEU:HB3	2:M:77:LEU:HD13	1.84	0.59
1:J:1036:GLN:NE2	1:J:1048:GLN:OE1	2.35	0.59
5:J:1101:FAR:C2	1:F:1008:ILE:HG21	2.30	0.59
1:F:499:LEU:HD21	1:F:641:LEU:HD11	1.83	0.59

Continued on next page...

Continued from previous page...

Atom-1	Atom-2	Interatomic distance (Å)	Clash overlap (Å)
2:E:858:LEU:HB3	2:E:859:PRO:HD2	1.84	0.59
3:P:129:ALA:HA	4:O:302:ARG:HH12	1.67	0.59
2:M:147:GLN:HG2	2:M:426:LEU:HD12	1.84	0.59
1:N:527:GLN:HB2	1:N:573:VAL:HG12	1.84	0.59
3:D:129:ALA:HA	4:C:302:ARG:HH12	1.67	0.59
1:F:49:LEU:HD12	1:F:104:ILE:HD11	1.82	0.59
1:F:236:SER:HB2	1:F:296:LEU:HD21	1.83	0.59
3:D:129:ALA:HB1	3:D:145:MET:HE2	1.78	0.59
2:A:181:PHE:HA	2:A:187:GLY:HA2	1.84	0.59
2:A:356:GLU:HA	2:A:359:LEU:HD12	1.84	0.59
2:A:916:PHE:HE1	2:A:1112:GLU:HG3	1.68	0.59
2:A:919:ARG:HD3	2:A:922:LEU:HD12	1.85	0.59
1:J:504:GLN:NE2	1:J:507:GLN:OE1	2.26	0.59
1:J:815:PHE:HD1	1:J:816:GLY:N	2.00	0.59
2:I:1129:GLU:OE2	4:K:355:TYR:OH	2.00	0.59
1:F:347:ARG:NH1	1:F:349:TYR:O	2.34	0.59
1:F:586:TYR:HH	1:F:783:ARG:NH1	2.00	0.59
2:E:956:ASN:O	2:E:960:HIS:ND1	2.34	0.59
1:B:914:ILE:HA	1:B:930:ILE:HD11	1.85	0.59
2:M:1166:GLN:HB2	2:M:1176:LEU:HD11	1.83	0.59
2:I:206:LYS:HG3	2:I:235:VAL:HG13	1.83	0.59
2:I:1137:LEU:HB3	5:I:1301:FAR:H2	1.84	0.59
1:F:181:TYR:O	1:F:185:MET:HG2	2.03	0.59
2:M:51:ILE:HG13	2:M:81:VAL:HG22	1.84	0.59
2:M:536:ASN:HA	2:M:539:ILE:HG12	1.84	0.59
2:A:479:LEU:HD11	2:A:511:TYR:HE2	1.67	0.59
2:A:1196:ARG:NH1	4:C:252:PRO:HD3	2.17	0.59
1:F:810:VAL:HG22	1:F:874:ILE:HD11	1.84	0.59
4:C:182:ARG:NH2	4:C:202:GLU:O	2.35	0.59
1:B:499:LEU:HD21	1:B:653:VAL:HG13	1.85	0.59
1:B:830:VAL:HA	1:B:833:ASN:ND2	2.17	0.59
1:F:747:LEU:HD22	1:F:762:VAL:HG21	1.83	0.59
4:C:329:THR:H	4:C:332:ILE:HD11	1.68	0.59
3:P:66:PHE:HB3	4:O:291:TYR:HB2	1.84	0.59
1:B:1029:LYS:HD3	1:B:1033:ASN:HD21	1.67	0.59
1:N:1023:ASP:OD2	1:N:1026:ARG:HB2	2.02	0.59
2:I:261:SER:HA	2:I:265:PHE:O	2.03	0.59
2:E:531:TYR:HE2	2:E:892:ILE:HD11	1.68	0.59
1:B:135:LYS:HZ1	1:B:164:TYR:HE2	1.50	0.59
1:B:627:ARG:NH1	1:B:627:ARG:HB2	2.18	0.59
2:I:1061:ASP:OD1	2:I:1066:ARG:NE	2.35	0.59

Continued on next page...

Continued from previous page...

Atom-1	Atom-2	Interatomic distance (Å)	Clash overlap (Å)
4:O:329:THR:H	4:O:332:ILE:HD11	1.68	0.59
1:B:332:ARG:HG3	1:B:365:PHE:CE1	2.37	0.59
1:B:876:ILE:O	1:B:880:ILE:HD12	2.02	0.59
1:N:587:MET:HB3	1:N:593:LEU:HD12	1.84	0.59
1:F:221:TRP:CE3	1:F:332:ARG:HD2	2.38	0.59
2:E:108:THR:HA	2:E:133:LEU:HD12	1.84	0.59
2:E:162:VAL:HG22	2:E:217:LEU:HD23	1.85	0.59
4:K:130:ILE:HG12	4:K:164:ILE:HD11	1.85	0.59
4:O:47:ALA:HB2	4:O:106:LEU:HD12	1.85	0.59
1:N:288:ARG:NH2	1:N:823:SER:O	2.36	0.58
1:J:1013:ASN:HD21	5:J:1101:FAR:H111	1.67	0.58
2:I:788:THR:C	2:I:790:LYS:H	2.06	0.58
5:E:1301:FAR:H42	4:G:330:ARG:HA	1.84	0.58
4:C:20:TYR:HE1	4:C:94:TYR:HH	1.49	0.58
3:H:129:ALA:HA	4:G:302:ARG:HH12	1.67	0.58
4:G:182:ARG:NH2	4:G:202:GLU:O	2.35	0.58
4:O:221:TYR:HB3	4:O:229:PRO:HG3	1.85	0.58
1:B:1005:VAL:HG11	1:B:1069:LEU:HB3	1.85	0.58
1:N:929:GLN:NE2	1:N:994:GLN:OE1	2.36	0.58
1:F:95:TRP:CD1	1:F:190:LEU:HD11	2.38	0.58
1:F:671:LEU:O	1:F:676:THR:OG1	2.20	0.58
2:E:917:ARG:HH12	2:E:1112:GLU:HG2	1.69	0.58
3:D:37:MET:HE2	3:D:49:LEU:HD22	1.84	0.58
3:L:129:ALA:HA	4:K:302:ARG:HH12	1.67	0.58
4:K:220:MET:HE1	4:K:268:PHE:CE2	2.33	0.58
1:B:742:ILE:O	1:B:746:ILE:HG12	2.03	0.58
5:B:1101:FAR:H152	1:N:1074:MET:HE3	1.83	0.58
2:M:837:VAL:HG23	2:M:840:LEU:HD23	1.86	0.58
2:A:958:LEU:HA	2:A:961:ILE:HD12	1.83	0.58
1:F:867:LEU:HD11	1:F:917:PRO:HD3	1.84	0.58
2:E:86:ARG:O	2:E:90:HIS:ND1	2.36	0.58
3:H:106:LEU:HD21	4:G:305:PHE:CD2	2.38	0.58
3:L:106:LEU:HD21	4:K:305:PHE:CD2	2.38	0.58
4:K:329:THR:H	4:K:332:ILE:HD11	1.68	0.58
1:J:1059:PRO:HA	1:J:1065:THR:HG22	1.85	0.58
2:I:863:ARG:HD2	2:I:885:GLU:HG2	1.86	0.58
1:F:496:HIS:HB3	1:F:659:LEU:HD22	1.84	0.58
1:F:518:GLN:NE2	1:F:655:ARG:CA	2.66	0.58
2:E:199:ALA:N	2:E:249:ALA:O	2.32	0.58
4:C:221:TYR:HB3	4:C:229:PRO:HG3	1.85	0.58
4:K:221:TYR:HB3	4:K:229:PRO:HG3	1.85	0.58

Continued on next page...

Continued from previous page...

Atom-1	Atom-2	Interatomic distance (Å)	Clash overlap (Å)
1:B:351:LYS:HE3	1:B:353:ALA:HB3	1.86	0.58
1:N:98:ALA:HB1	1:N:115:GLU:HG3	1.84	0.58
1:J:744:LEU:HD22	1:J:765:HIS:ND1	2.17	0.58
2:I:92:MET:HG2	2:I:112:LEU:HD13	1.86	0.58
4:C:47:ALA:HB2	4:C:106:LEU:HD12	1.85	0.58
3:H:42:GLN:O	3:H:42:GLN:CG	2.51	0.58
4:G:329:THR:H	4:G:332:ILE:HD11	1.68	0.58
1:B:75:THR:OG1	1:B:438:GLY:O	2.15	0.58
2:A:186:ARG:HH12	2:A:301:TYR:HA	1.69	0.58
2:A:1130:ALA:HB2	2:A:1203:LEU:HD22	1.85	0.58
2:A:1197:PHE:CE2	4:C:375:PRO:HD3	2.39	0.58
2:I:399:PRO:HD2	2:I:399:PRO:O	2.01	0.58
2:I:1195:GLY:HA3	4:K:372:GLU:H	1.69	0.58
1:F:1009:VAL:O	1:F:1013:ASN:HB2	2.04	0.58
3:H:37:MET:CE	3:H:49:LEU:HD22	2.27	0.58
4:O:240:ARG:O	4:O:244:SER:OG	2.11	0.58
1:J:144:ARG:HG2	1:J:146:THR:H	1.69	0.58
1:J:897:LEU:HD13	1:J:902:LEU:HD21	1.85	0.58
2:I:45:ARG:NH2	2:I:185:GLU:OE2	2.37	0.58
1:F:1066:CYS:O	1:F:1070:THR:HG22	2.03	0.58
4:G:130:ILE:HG12	4:G:164:ILE:HD11	1.85	0.58
4:O:220:MET:HE1	4:O:264:LEU:HD21	1.84	0.58
1:B:1012:ARG:NH2	1:N:1015:GLU:OE1	2.37	0.58
2:A:104:TYR:OH	2:A:495:SER:OG	2.22	0.58
2:A:147:GLN:HG2	2:A:426:LEU:HD12	1.85	0.58
2:A:1131:ILE:O	2:A:1135:THR:HG23	2.03	0.58
1:N:1005:VAL:O	1:N:1009:VAL:HG23	2.03	0.58
1:J:589:GLN:HE21	1:J:771:ARG:HH12	1.51	0.58
1:J:757:THR:N	1:J:760:GLY:O	2.36	0.58
1:F:123:ARG:HG2	1:F:192:ILE:HG23	1.85	0.58
1:F:565:ILE:HG13	1:F:665:VAL:HA	1.85	0.58
4:C:130:ILE:HG12	4:C:164:ILE:HD11	1.85	0.58
3:L:45:THR:HG22	3:L:46:GLU:N	2.19	0.58
1:B:791:LYS:H	1:B:791:LYS:HE2	1.68	0.58
1:N:867:LEU:HD11	1:N:915:LEU:HB3	1.86	0.58
2:E:400:HIS:O	2:E:404:GLN:HG2	2.04	0.58
3:D:106:LEU:HD21	4:C:305:PHE:CD2	2.38	0.58
4:C:23:LYS:HD2	4:C:36:ARG:NH1	2.17	0.58
1:B:377:VAL:HG11	1:B:454:LEU:HB3	1.85	0.58
1:B:1009:VAL:CA	5:N:1101:FAR:H143	2.34	0.58
2:M:1215:LEU:O	4:O:330:ARG:NH2	2.37	0.58

Continued on next page...

Continued from previous page...

Atom-1	Atom-2	Interatomic distance (Å)	Clash overlap (Å)
1:J:150:HIS:HA	1:J:169:HIS:HB3	1.86	0.58
2:I:10:ARG:NH2	2:I:415:GLU:OE1	2.30	0.58
2:E:810:LEU:HD12	2:E:829:ILE:HG23	1.86	0.58
2:M:86:ARG:NH1	2:M:161:GLU:OE2	2.36	0.57
1:N:600:ASN:OD1	1:N:859:TRP:NE1	2.37	0.57
1:J:370:LEU:HD22	1:J:448:TYR:HA	1.85	0.57
1:F:514:GLY:O	1:F:642:LYS:NZ	2.36	0.57
2:E:413:MET:HG2	2:E:418:LEU:HB3	1.85	0.57
4:G:221:TYR:HB3	4:G:229:PRO:HG3	1.85	0.57
4:K:23:LYS:HD2	4:K:36:ARG:NH1	2.18	0.57
2:M:785:MET:N	2:M:785:MET:SD	2.77	0.57
1:J:172:ILE:HG21	1:J:212:VAL:HG11	1.85	0.57
3:D:42:GLN:O	3:D:42:GLN:CG	2.52	0.57
4:O:130:ILE:HG12	4:O:164:ILE:HD11	1.85	0.57
2:A:319:LYS:HD3	2:A:1099:GLU:HA	1.85	0.57
2:A:427:ASN:OD1	2:A:429:ARG:NH1	2.37	0.57
2:I:511:TYR:O	2:I:518:PHE:N	2.32	0.57
1:F:853:LEU:O	1:F:857:ILE:HG12	2.03	0.57
3:D:10:ILE:HG13	4:C:289:GLN:NE2	2.19	0.57
4:G:20:TYR:HE1	4:G:94:TYR:HH	1.52	0.57
1:B:762:VAL:HA	1:B:765:HIS:CE1	2.40	0.57
1:N:1002:LEU:O	1:N:1006:VAL:HG12	2.05	0.57
1:J:276:ARG:HH12	1:J:482:ARG:HB2	1.70	0.57
2:I:419:ALA:HB3	2:I:422:GLU:HG3	1.86	0.57
2:I:598:ARG:HG2	4:K:17:TYR:CZ	2.38	0.57
5:I:1301:FAR:C4	4:K:330:ARG:HG3	2.34	0.57
4:G:47:ALA:HB2	4:G:106:LEU:HD12	1.85	0.57
4:O:20:TYR:HE1	4:O:94:TYR:HH	1.52	0.57
4:O:313:LEU:O	4:O:317:ARG:CG	2.40	0.57
2:A:482:ILE:HD12	2:A:483:TYR:N	2.19	0.57
1:J:591:VAL:O	1:J:595:ILE:HD13	2.05	0.57
2:I:52:LEU:HB3	2:I:409:LEU:HD22	1.86	0.57
4:C:152:LYS:NZ	4:C:187:THR:O	2.38	0.57
5:B:1101:FAR:C15	1:N:1074:MET:HE3	2.33	0.57
2:A:6:ASN:N	2:A:6:ASN:OD1	2.38	0.57
2:A:79:GLN:HA	2:A:82:VAL:HG12	1.86	0.57
1:F:857:ILE:HD13	1:F:911:LEU:HD21	1.86	0.57
1:F:930:ILE:O	1:F:934:LEU:HB3	2.05	0.57
2:E:291:TYR:OH	2:E:391:ASP:OD1	2.17	0.57
2:E:1197:PHE:CE2	4:G:375:PRO:HD3	2.40	0.57
4:K:232:HIS:HE1	4:K:234:LYS:HB3	1.68	0.57

Continued on next page...

Continued from previous page...

Atom-1	Atom-2	Interatomic distance (Å)	Clash overlap (Å)
1:B:130:MET:HG3	2:A:29:VAL:HG23	1.87	0.57
2:M:1093:PRO:O	2:M:1096:THR:OG1	2.23	0.57
1:J:266:PHE:HB2	1:J:541:LEU:HD21	1.87	0.57
2:E:330:LEU:HG	2:E:331:PHE:HD1	1.69	0.57
2:E:952:SER:O	2:E:956:ASN:ND2	2.37	0.57
2:E:1131:ILE:O	2:E:1135:THR:HG23	2.04	0.57
1:N:624:ASP:O	1:N:630:ARG:NH2	2.38	0.57
1:N:743:LEU:HD13	1:N:746:ILE:HD11	1.85	0.57
1:J:772:ARG:O	1:J:775:SER:OG	2.23	0.57
2:I:33:LEU:HD22	2:I:401:MET:HE3	1.87	0.57
2:I:858:LEU:HD13	2:I:925:GLN:HE21	1.70	0.57
3:H:10:ILE:HG13	4:G:289:GLN:NE2	2.19	0.57
1:B:336:ASP:H	1:B:362:GLU:HG2	1.70	0.57
1:F:377:VAL:HG11	1:F:454:LEU:HB3	1.85	0.57
2:E:260:LEU:HD12	2:E:283:ILE:HD13	1.87	0.57
1:B:137:GLN:HB2	1:B:549:LEU:HD13	1.86	0.57
2:I:63:LYS:NZ	2:I:422:GLU:OE2	2.37	0.57
2:E:584:ALA:HB1	4:G:54:THR:CG2	2.35	0.57
4:C:45:GLU:HB3	4:C:106:LEU:HD22	1.87	0.57
4:G:26:LEU:CD1	4:G:36:ARG:CG	2.82	0.57
4:G:152:LYS:NZ	4:G:187:THR:O	2.38	0.57
4:K:152:LYS:NZ	4:K:187:THR:O	2.38	0.57
3:P:51:ASP:HB3	4:O:322:TYR:CZ	2.40	0.57
1:B:144:ARG:HG3	1:B:145:PRO:HD2	1.87	0.56
1:B:567:ARG:HA	1:B:572:THR:HA	1.87	0.56
1:B:791:LYS:HE2	1:B:791:LYS:N	2.20	0.56
2:M:431:SER:O	2:M:435:LYS:NZ	2.34	0.56
2:A:184:TRP:CE2	2:A:295:ARG:HD2	2.39	0.56
2:A:1054:TRP:NE1	4:C:369:ALA:O	2.35	0.56
1:N:418:GLU:OE1	1:N:418:GLU:N	2.35	0.56
1:N:509:PHE:CE2	1:N:631:PHE:HE2	2.22	0.56
2:I:18:VAL:HG22	2:I:408:ILE:HD13	1.86	0.56
2:I:561:THR:HG1	2:I:611:SER:HG	1.35	0.56
1:F:120:LYS:HG3	2:E:86:ARG:HH21	1.70	0.56
1:F:173:ASN:OD1	1:F:173:ASN:N	2.38	0.56
3:D:51:ASP:CB	4:C:322:TYR:CZ	2.88	0.56
3:D:57:ASP:HB3	3:D:59:ASP:O	2.05	0.56
4:K:359:VAL:HG21	4:K:367:ARG:CG	2.35	0.56
4:O:45:GLU:HB3	4:O:106:LEU:HD22	1.87	0.56
1:B:1066:CYS:O	1:B:1070:THR:HG22	2.06	0.56
2:A:18:VAL:HG22	2:A:408:ILE:HD13	1.86	0.56

Continued on next page...

Continued from previous page...

Atom-1	Atom-2	Interatomic distance (Å)	Clash overlap (Å)
2:I:788:THR:C	2:I:790:LYS:N	2.56	0.56
1:F:123:ARG:NH2	1:F:198:GLU:OE2	2.38	0.56
1:F:507:GLN:HG2	1:F:519:THR:CG2	2.35	0.56
2:E:900:TYR:HA	2:E:903:MET:SD	2.45	0.56
4:K:47:ALA:HB2	4:K:106:LEU:HD12	1.85	0.56
4:O:24:GLU:HG3	4:O:36:ARG:NH2	2.20	0.56
1:B:397:HIS:HE1	1:B:431:PRO:HG3	1.70	0.56
1:B:494:VAL:HG23	1:F:105:ASP:HB3	1.88	0.56
2:M:456:LYS:HE2	2:M:456:LYS:HA	1.87	0.56
1:N:397:HIS:CE1	1:N:431:PRO:HG3	2.40	0.56
1:J:373:MET:HG2	1:J:385:VAL:HG13	1.86	0.56
1:J:379:ARG:HH11	1:J:379:ARG:HG3	1.71	0.56
1:J:535:VAL:HG22	1:J:557:ILE:HD12	1.87	0.56
2:I:21:THR:HG23	2:I:399:PRO:HG2	1.88	0.56
2:I:1057:ARG:HH11	4:K:358:TRP:HB3	1.70	0.56
1:F:243:LYS:HE2	1:F:276:ARG:HD3	1.88	0.56
2:E:588:LYS:HE3	4:G:98:THR:CG2	2.35	0.56
3:D:57:ASP:OD2	3:D:64:ILE:HA	2.05	0.56
4:C:84:HIS:CD2	4:C:86:ASN:H	2.24	0.56
4:G:84:HIS:CD2	4:G:86:ASN:H	2.24	0.56
4:K:156:ILE:HG23	4:K:164:ILE:HG23	1.87	0.56
4:K:272:GLN:OE1	4:K:274:GLN:N	2.39	0.56
4:K:285:HIS:CE1	4:K:287:PHE:HB2	2.41	0.56
4:O:156:ILE:HG23	4:O:164:ILE:HG23	1.88	0.56
1:J:531:GLN:OE1	1:J:578:ILE:HB	2.05	0.56
2:I:1160:ASP:OD1	2:I:1160:ASP:N	2.33	0.56
2:E:136:ASP:HB3	2:E:201:SER:HA	1.86	0.56
2:E:218:PHE:CE2	2:E:226:SER:HB3	2.41	0.56
3:H:57:ASP:HB3	3:H:59:ASP:O	2.05	0.56
3:L:52:MET:HG2	4:K:318:ILE:HG12	1.87	0.56
1:B:157:THR:HB	2:A:94:ARG:HH21	1.71	0.56
1:B:214:ARG:HH12	1:B:828:PRO:HD3	1.71	0.56
2:M:261:SER:HA	2:M:265:PHE:O	2.05	0.56
2:M:836:LYS:HE3	2:M:877:THR:HB	1.86	0.56
1:N:948:ILE:O	1:N:952:THR:HG23	2.05	0.56
1:J:856:HIS:O	1:J:860:ILE:HG13	2.05	0.56
1:F:467:VAL:O	1:F:468:GLN:C	2.43	0.56
2:E:927:MET:HB3	2:E:946:LEU:HD21	1.88	0.56
4:C:285:HIS:CE1	4:C:287:PHE:HB2	2.41	0.56
3:H:57:ASP:HB3	4:G:125:LYS:HZ2	1.70	0.56
4:G:285:HIS:CE1	4:G:287:PHE:HB2	2.41	0.56

Continued on next page...

Continued from previous page...

Atom-1	Atom-2	Interatomic distance (Å)	Clash overlap (Å)
4:K:45:GLU:HB3	4:K:106:LEU:HD22	1.87	0.56
4:O:272:GLN:OE1	4:O:274:GLN:N	2.39	0.56
1:B:990:ILE:HG12	1:B:996:ARG:HB2	1.88	0.56
1:N:297:LEU:HD23	1:N:320:VAL:HG11	1.88	0.56
1:N:876:ILE:O	1:N:880:ILE:HG23	2.06	0.56
2:E:509:LYS:HB2	2:E:511:TYR:HE1	1.70	0.56
2:E:1194:SER:OG	2:E:1195:GLY:N	2.39	0.56
4:G:277:TYR:CE1	4:G:281:GLU:HG3	2.41	0.56
3:P:57:ASP:OD2	3:P:64:ILE:HA	2.04	0.56
4:O:84:HIS:CD2	4:O:86:ASN:H	2.24	0.56
1:B:502:GLU:HB2	1:B:622:ARG:HH12	1.71	0.56
1:B:853:LEU:O	1:B:857:ILE:HG12	2.06	0.56
1:N:356:LYS:HD2	1:N:970:SER:HB3	1.88	0.56
3:D:102:SER:CB	3:D:105:GLU:HG3	2.23	0.56
4:C:277:TYR:CE1	4:C:281:GLU:HG3	2.41	0.56
1:B:270:ASP:OD2	1:B:558:GLY:C	2.44	0.56
1:B:533:GLU:OE2	1:B:683:LYS:N	2.39	0.56
2:A:159:LEU:O	2:A:163:ASN:ND2	2.39	0.56
2:A:418:LEU:HB3	2:A:423:ILE:HD11	1.87	0.56
2:A:810:LEU:HB3	2:A:829:ILE:HD11	1.88	0.56
2:A:1196:ARG:HH11	4:C:252:PRO:HD3	1.70	0.56
1:N:757:THR:HG22	1:N:758:LYS:H	1.71	0.56
1:J:148:CYS:O	1:J:164:TYR:OH	2.21	0.56
1:J:1013:ASN:HD21	5:J:1101:FAR:C11	2.19	0.56
1:F:737:LEU:HD23	1:F:740:GLN:NE2	2.20	0.56
4:G:142:HIS:NE2	4:G:209:LYS:O	2.39	0.56
3:L:51:ASP:HB3	4:K:322:TYR:CZ	2.40	0.56
4:K:277:TYR:CE1	4:K:281:GLU:HG3	2.41	0.56
4:O:152:LYS:NZ	4:O:187:THR:O	2.38	0.56
2:M:271:GLU:HB3	2:M:435:LYS:HZ3	1.71	0.56
1:J:1023:ASP:HB3	1:J:1026:ARG:NH1	2.20	0.56
2:I:33:LEU:HD22	2:I:401:MET:CE	2.35	0.56
1:F:909:GLN:NE2	1:F:913:ASP:OD1	2.39	0.56
3:H:51:ASP:HB3	4:G:322:TYR:CZ	2.40	0.56
4:G:272:GLN:OE1	4:G:274:GLN:N	2.39	0.56
4:O:337:PRO:HB3	4:O:343:LEU:HD23	1.88	0.56
2:M:472:ARG:NH1	2:M:472:ARG:HB2	2.21	0.56
2:M:966:GLU:OE1	2:M:1057:ARG:NH1	2.37	0.56
2:A:113:HIS:HA	2:A:132:HIS:HB3	1.88	0.56
1:F:507:GLN:HG2	1:F:519:THR:HG21	1.87	0.56
2:E:68:ASP:OD1	2:E:68:ASP:N	2.35	0.56

Continued on next page...

Continued from previous page...

Atom-1	Atom-2	Interatomic distance (Å)	Clash overlap (Å)
4:G:45:GLU:HB3	4:G:106:LEU:HD22	1.87	0.56
3:L:57:ASP:HB3	3:L:59:ASP:O	2.05	0.56
2:A:198:ASN:OD1	2:A:200:SER:N	2.40	0.55
5:A:1301:FAR:H43	4:C:330:ARG:HG3	1.88	0.55
4:C:142:HIS:NE2	4:C:209:LYS:O	2.39	0.55
4:C:272:GLN:OE1	4:C:274:GLN:N	2.39	0.55
3:H:45:THR:HG22	3:H:46:GLU:N	2.20	0.55
3:P:52:MET:HG2	4:O:318:ILE:HG12	1.87	0.55
3:P:57:ASP:HB3	3:P:59:ASP:O	2.05	0.55
4:O:277:TYR:CE1	4:O:281:GLU:HG3	2.41	0.55
4:O:285:HIS:CE1	4:O:287:PHE:HB2	2.41	0.55
1:B:187:SER:HB3	1:B:466:PRO:HB2	1.88	0.55
2:M:460:ILE:HG22	2:M:462:VAL:HG13	1.88	0.55
1:J:887:LEU:HD22	1:J:897:LEU:HB2	1.88	0.55
2:I:299:ASP:H	2:I:325:GLU:HG2	1.70	0.55
2:I:825:LEU:O	2:I:829:ILE:HG13	2.06	0.55
2:I:847:LEU:HB3	2:I:854:LEU:HD11	1.88	0.55
2:E:235:VAL:O	2:E:239:GLN:HG3	2.07	0.55
3:H:52:MET:HG2	4:G:318:ILE:HG12	1.87	0.55
3:L:10:ILE:HG13	4:K:289:GLN:NE2	2.19	0.55
1:B:582:LEU:HD22	1:B:589:GLN:HG2	1.87	0.55
1:J:523:VAL:HG12	1:J:526:ILE:HD12	1.87	0.55
1:J:944:ARG:HH22	1:J:1008:ILE:HD13	1.71	0.55
3:H:57:ASP:HB3	4:G:125:LYS:NZ	2.22	0.55
1:B:789:THR:HB	1:B:791:LYS:HZ3	1.71	0.55
2:A:579:ASN:OD1	2:A:580:SER:N	2.39	0.55
1:J:131:ARG:NH2	1:J:159:ASP:OD1	2.37	0.55
1:J:809:GLN:HE22	1:J:811:THR:HG22	1.71	0.55
2:I:32:LEU:HD12	2:I:118:THR:HA	1.88	0.55
2:I:616:LEU:HB3	2:I:618:PHE:CE1	2.42	0.55
1:F:193:ILE:HG13	1:F:254:LEU:HD13	1.88	0.55
2:E:277:GLU:O	2:E:281:GLN:NE2	2.36	0.55
3:H:129:ALA:HB2	3:H:145:MET:HE2	1.87	0.55
4:G:113:PHE:HB2	4:G:154:GLU:HG3	1.88	0.55
1:B:496:HIS:CG	1:B:659:LEU:HD22	2.42	0.55
2:M:262:VAL:HA	2:M:267:ALA:HB3	1.88	0.55
2:A:426:LEU:HA	1:F:655:ARG:HH22	1.71	0.55
1:J:412:VAL:HG11	1:J:420:GLU:HG2	1.88	0.55
1:J:919:GLN:HB3	1:J:922:ARG:HD3	1.89	0.55
1:F:66:PRO:HG3	2:E:492:MET:HG2	1.89	0.55
3:D:129:ALA:HB2	3:D:145:MET:HE2	1.88	0.55

Continued on next page...

Continued from previous page...

Atom-1	Atom-2	Interatomic distance (Å)	Clash overlap (Å)
3:P:10:ILE:HG13	4:O:289:GLN:NE2	2.19	0.55
1:B:132:GLN:HB3	1:B:135:LYS:HD3	1.87	0.55
1:B:214:ARG:HH12	1:B:827:SER:HA	1.72	0.55
1:B:478:ASN:CB	1:B:483:PHE:HB2	2.35	0.55
1:B:779:TRP:HA	1:B:782:VAL:HG12	1.87	0.55
2:M:521:THR:HB	2:M:525:ILE:HD11	1.88	0.55
2:A:28:PRO:O	2:A:83:LYS:NZ	2.28	0.55
1:J:300:ILE:HG22	1:J:307:LEU:HB2	1.87	0.55
1:F:336:ASP:H	1:F:362:GLU:HG2	1.72	0.55
1:F:946:TRP:CD1	1:F:974:MET:HB2	2.42	0.55
1:F:948:ILE:HD11	1:F:1007:SER:HA	1.87	0.55
4:C:113:PHE:HB2	4:C:154:GLU:HG3	1.88	0.55
4:C:220:MET:CE	4:C:268:PHE:CE2	2.90	0.55
4:C:337:PRO:HB3	4:C:343:LEU:HD23	1.88	0.55
4:G:149:ARG:NH1	4:G:171:PHE:O	2.40	0.55
4:K:220:MET:CE	4:K:268:PHE:CE2	2.90	0.55
2:M:356:GLU:HA	2:M:359:LEU:HD12	1.89	0.55
2:M:1081:LYS:HE3	5:M:1301:FAR:H142	1.89	0.55
1:J:270:ASP:O	1:J:274:ARG:HG3	2.07	0.55
1:F:1004:MET:O	1:F:1008:ILE:HG12	2.06	0.55
1:B:115:GLU:HG2	1:B:190:LEU:HD21	1.88	0.55
5:B:1101:FAR:C14	1:N:1009:VAL:CG2	2.66	0.55
2:M:86:ARG:HH22	1:N:120:LYS:HG3	1.72	0.55
1:N:951:ARG:NH2	1:N:1016:LEU:O	2.35	0.55
1:N:1071:LYS:NZ	1:N:1071:LYS:HB3	2.22	0.55
1:J:181:TYR:O	1:J:185:MET:HG3	2.06	0.55
1:J:672:ARG:HG3	1:J:677:GLU:HG2	1.89	0.55
2:I:142:LEU:HD22	2:I:212:LEU:HD11	1.89	0.55
2:I:327:GLU:OE2	2:I:392:ARG:NH2	2.40	0.55
1:F:922:ARG:HB3	1:F:926:ASN:HB2	1.88	0.55
3:D:10:ILE:CD1	4:C:289:GLN:OE1	2.54	0.55
4:G:156:ILE:HG23	4:G:164:ILE:HG23	1.88	0.55
4:K:84:HIS:CD2	4:K:86:ASN:H	2.24	0.55
1:B:527:GLN:HG3	1:B:571:LYS:HE2	1.89	0.55
1:B:991:ASP:N	1:B:991:ASP:OD1	2.37	0.55
2:M:536:ASN:HD22	2:M:579:ASN:HD22	1.55	0.55
2:A:226:SER:O	2:A:226:SER:OG	2.24	0.55
2:A:584:ALA:O	2:A:588:LYS:HG3	2.06	0.55
1:N:347:ARG:NH1	1:N:349:TYR:O	2.40	0.55
1:N:574:VAL:HG21	1:N:656:LEU:HD21	1.88	0.55
2:I:330:LEU:HD22	2:I:400:HIS:HE1	1.72	0.55

Continued on next page...

Continued from previous page...

Atom-1	Atom-2	Interatomic distance (Å)	Clash overlap (Å)
2:I:1172:ASP:HB3	2:I:1175:MET:HE1	1.89	0.55
1:F:257:ASN:N	1:F:257:ASN:OD1	2.40	0.55
1:F:943:ASP:O	1:F:947:GLN:NE2	2.39	0.55
2:E:18:VAL:HG22	2:E:408:ILE:HD13	1.89	0.55
2:E:86:ARG:HG3	2:E:90:HIS:HE1	1.70	0.55
2:E:1054:TRP:HA	2:E:1057:ARG:HB2	1.89	0.55
4:C:149:ARG:NH1	4:C:171:PHE:O	2.40	0.55
1:J:51:HIS:O	1:J:55:ILE:HG13	2.07	0.55
1:J:958:VAL:N	1:J:961:LYS:O	2.28	0.55
1:J:1051:MET:HG3	1:J:1055:TYR:CE2	2.41	0.55
4:C:156:ILE:HG23	4:C:164:ILE:HG23	1.88	0.55
1:B:983:VAL:HG13	1:B:987:LEU:HD23	1.89	0.54
1:N:509:PHE:O	1:N:512:THR:OG1	2.24	0.54
1:J:1008:ILE:HG23	5:F:1101:FAR:H143	1.89	0.54
1:F:211:ARG:HH12	1:F:555:ARG:NH1	2.05	0.54
1:F:499:LEU:HA	1:F:619:VAL:HG22	1.88	0.54
4:C:194:GLU:HA	4:C:197:GLU:HB3	1.89	0.54
1:N:731:LEU:HB2	1:N:743:LEU:HG	1.87	0.54
2:I:517:ILE:HG21	2:I:608:LEU:HD21	1.89	0.54
2:I:924:ILE:HD12	2:I:925:GLN:HG3	1.89	0.54
1:F:584:ASP:OD1	1:F:585:PHE:N	2.39	0.54
2:E:884:SER:HA	2:E:890:ILE:HD11	1.89	0.54
3:D:57:ASP:HB3	4:C:125:LYS:NZ	2.22	0.54
4:O:142:HIS:NE2	4:O:209:LYS:O	2.39	0.54
4:O:149:ARG:NH1	4:O:171:PHE:O	2.40	0.54
4:O:220:MET:CE	4:O:268:PHE:CE2	2.90	0.54
1:N:958:VAL:HG12	1:N:1024:LEU:HB2	1.89	0.54
1:N:1026:ARG:O	1:N:1030:GLU:N	2.30	0.54
1:J:55:ILE:HD13	1:J:404:PRO:HD2	1.88	0.54
2:I:514:ARG:HD3	2:I:621:PRO:HD3	1.89	0.54
3:D:52:MET:HG2	4:C:318:ILE:HG12	1.87	0.54
4:K:149:ARG:NH1	4:K:171:PHE:O	2.40	0.54
2:A:510:LEU:HD21	2:A:517:ILE:HG23	1.88	0.54
1:J:409:TYR:H	1:J:432:SER:HG	1.54	0.54
2:I:1201:THR:HG22	4:K:347:ILE:HD13	1.90	0.54
2:M:156:ILE:HG13	2:M:217:LEU:HD13	1.88	0.54
2:A:409:LEU:O	2:A:413:MET:HG3	2.08	0.54
1:N:1040:SER:HA	1:N:1044:GLU:HA	1.90	0.54
1:J:1018:PHE:HD2	1:J:1022:VAL:CG2	2.20	0.54
2:E:957:LEU:O	2:E:961:ILE:HG23	2.08	0.54
2:E:1138:ALA:HB2	5:E:1301:FAR:C12	2.37	0.54

Continued on next page...

Continued from previous page...

Atom-1	Atom-2	Interatomic distance (Å)	Clash overlap (Å)
4:G:194:GLU:HA	4:G:197:GLU:HB3	1.89	0.54
3:L:10:ILE:CD1	4:K:289:GLN:OE1	2.54	0.54
2:M:347:GLN:HG2	2:M:351:TYR:HE2	1.72	0.54
2:A:371:GLU:HG2	2:A:372:LEU:HD23	1.90	0.54
1:N:877:GLY:HA2	1:N:880:ILE:HG12	1.89	0.54
1:J:132:GLN:O	1:J:135:LYS:N	2.41	0.54
1:J:802:THR:O	1:J:806:HIS:ND1	2.40	0.54
2:I:598:ARG:HD3	4:K:17:TYR:CE1	2.42	0.54
4:C:86:ASN:HA	4:C:165:LYS:HZ1	1.71	0.54
4:O:263:ASP:O	4:O:267:ARG:HG2	2.08	0.54
2:A:848:LEU:HD11	2:A:870:PRO:HG3	1.89	0.54
1:N:523:VAL:HG11	1:N:656:LEU:HD23	1.88	0.54
1:N:725:HIS:ND1	1:N:725:HIS:O	2.40	0.54
1:N:744:LEU:HD22	1:N:766:ILE:HA	1.90	0.54
1:F:568:ILE:HD13	1:F:573:VAL:HG21	1.90	0.54
2:E:55:TRP:HE1	2:E:153:LEU:HD13	1.72	0.54
4:G:220:MET:CE	4:G:268:PHE:CE2	2.90	0.54
4:K:142:HIS:NE2	4:K:209:LYS:O	2.39	0.54
5:B:1101:FAR:H143	1:N:1005:VAL:HG23	1.89	0.54
2:A:45:ARG:NH2	2:A:183:ILE:O	2.41	0.54
1:N:270:ASP:OD1	1:N:560:LEU:HB2	2.08	0.54
1:J:574:VAL:HG21	1:J:656:LEU:HD21	1.88	0.54
1:J:785:GLY:O	1:J:789:THR:OG1	2.17	0.54
1:F:119:ILE:HD11	1:F:190:LEU:HB3	1.90	0.54
2:E:332:TRP:HB2	2:E:355:LEU:HD23	1.89	0.54
1:B:986:THR:HG22	1:B:987:LEU:HD22	1.90	0.54
2:A:1100:MET:SD	2:A:1106:LYS:HB2	2.48	0.54
2:I:1194:SER:OG	2:I:1195:GLY:N	2.41	0.54
2:E:184:TRP:CD2	2:E:295:ARG:HD2	2.43	0.54
2:E:208:ALA:O	2:E:212:LEU:HG	2.08	0.54
2:M:916:PHE:HE1	2:M:1112:GLU:HG3	1.73	0.54
2:M:1058:ARG:NH1	2:M:1189:TYR:O	2.40	0.54
2:A:584:ALA:HB1	4:C:54:THR:HG21	1.90	0.54
1:N:162:LEU:O	1:N:169:HIS:NE2	2.40	0.54
1:N:740:GLN:O	1:N:744:LEU:HG	2.07	0.54
1:J:308:ASP:OD2	1:J:482:ARG:HB3	2.07	0.54
1:J:727:ILE:HG12	1:J:743:LEU:HD11	1.89	0.54
2:I:173:GLU:OE1	2:I:500:ARG:NH1	2.39	0.54
1:F:518:GLN:HE22	1:F:655:ARG:CA	2.21	0.54
2:E:1076:TRP:CE2	2:E:1102:PRO:HD3	2.43	0.54
4:G:337:PRO:HB3	4:G:343:LEU:HD23	1.88	0.54

Continued on next page...

Continued from previous page...

Atom-1	Atom-2	Interatomic distance (Å)	Clash overlap (Å)
3:L:57:ASP:HB3	4:K:125:LYS:NZ	2.22	0.54
3:P:57:ASP:HB3	4:O:125:LYS:NZ	2.22	0.54
2:M:52:LEU:HB3	2:M:409:LEU:HD22	1.90	0.53
2:M:1129:GLU:HB3	4:O:354:ILE:HD13	1.89	0.53
2:A:166:GLN:HE21	2:A:486:LEU:HD11	1.73	0.53
2:A:332:TRP:HB2	2:A:355:LEU:HD23	1.89	0.53
2:A:1178:LYS:HA	2:A:1185:CYS:HA	1.91	0.53
1:N:134:ASP:OD1	1:N:134:ASP:N	2.40	0.53
1:J:213:TYR:CD2	1:J:274:ARG:HB2	2.42	0.53
1:J:356:LYS:HD3	1:J:970:SER:HB2	1.90	0.53
1:J:1060:LEU:HD23	5:F:1101:FAR:H41	1.88	0.53
1:J:1079:GLU:OE2	1:F:1063:ARG:NH1	2.41	0.53
2:I:95:GLN:HE22	2:I:113:HIS:CE1	2.26	0.53
2:I:320:LEU:O	2:I:384:TYR:OH	2.18	0.53
2:E:239:GLN:HA	2:E:242:LEU:HD12	1.88	0.53
3:H:68:GLU:HG3	4:G:125:LYS:HE2	1.90	0.53
4:K:113:PHE:HB2	4:K:154:GLU:HG3	1.90	0.53
1:J:297:LEU:HD21	1:J:372:MET:HG2	1.90	0.53
2:I:206:LYS:HE2	2:I:239:GLN:OE1	2.09	0.53
2:I:598:ARG:HD3	4:K:17:TYR:CD1	2.43	0.53
1:F:1070:THR:HA	1:F:1073:VAL:HG12	1.90	0.53
2:E:530:PHE:HD2	2:E:532:LEU:HG	1.72	0.53
4:C:138:ILE:HG23	4:C:142:HIS:CE1	2.44	0.53
3:H:102:SER:CB	3:H:105:GLU:HG3	2.23	0.53
4:K:75:VAL:HG12	4:K:79:ARG:HD2	1.89	0.53
1:B:951:ARG:HH12	1:B:1014:PRO:HA	1.74	0.53
2:A:426:LEU:HD23	1:F:655:ARG:HH12	1.72	0.53
1:J:1026:ARG:O	1:J:1030:GLU:HG3	2.09	0.53
1:F:748:LEU:HD23	1:F:749:LYS:HG3	1.91	0.53
1:F:762:VAL:HA	1:F:765:HIS:CD2	2.44	0.53
4:C:207:TYR:HD1	4:C:211:VAL:CG2	2.19	0.53
2:M:439:VAL:HG22	2:M:598:ARG:HB3	1.90	0.53
2:M:593:TYR:OH	4:O:35:ARG:NH2	2.41	0.53
1:N:857:ILE:HG23	1:N:868:PHE:CE2	2.43	0.53
2:I:933:HIS:HB2	2:I:1056:ARG:HH22	1.74	0.53
1:F:202:ILE:HD13	1:F:205:LEU:HD12	1.91	0.53
1:F:591:VAL:HG11	1:F:630:ARG:HB3	1.91	0.53
1:F:750:ARG:HB3	1:F:751:GLU:OE2	2.08	0.53
3:L:51:ASP:HB2	4:K:322:TYR:CZ	2.44	0.53
1:B:614:ARG:HE	2:E:221:LYS:HE2	1.74	0.53
1:B:1062:LYS:HA	1:N:1081:GLU:HA	1.91	0.53

Continued on next page...

Continued from previous page...

Atom-1	Atom-2	Interatomic distance (Å)	Clash overlap (Å)
2:A:893:LEU:HD21	2:A:946:LEU:HD13	1.90	0.53
2:I:524:PHE:HE2	2:I:546:ASP:OD2	1.92	0.53
2:E:505:LEU:H	2:E:505:LEU:HD12	1.73	0.53
4:K:194:GLU:HA	4:K:197:GLU:HB3	1.89	0.53
4:O:86:ASN:HA	4:O:165:LYS:NZ	2.24	0.53
1:B:867:LEU:HD23	1:B:915:LEU:HD23	1.91	0.53
2:M:320:LEU:O	2:M:384:TYR:OH	2.23	0.53
2:M:433:VAL:O	2:M:435:LYS:HD2	2.07	0.53
2:M:587:ARG:HA	2:M:590:GLN:HG3	1.91	0.53
2:M:923:ILE:HA	2:M:926:VAL:HG22	1.90	0.53
1:J:950:GLU:HA	1:J:969:LEU:HD11	1.91	0.53
1:F:875:ARG:NH2	1:F:935:ASN:HD21	2.06	0.53
2:E:147:GLN:HE21	2:E:426:LEU:HD12	1.73	0.53
4:C:86:ASN:HA	4:C:165:LYS:NZ	2.24	0.53
4:G:263:ASP:O	4:G:267:ARG:HG2	2.08	0.53
3:L:102:SER:CB	3:L:105:GLU:HG3	2.23	0.53
4:K:267:ARG:HB3	4:K:277:TYR:HB2	1.91	0.53
1:B:160:GLU:OE1	1:B:160:GLU:N	2.26	0.53
1:B:577:PRO:HG2	1:B:617:PHE:CE1	2.43	0.53
1:B:1008:ILE:HD11	1:B:1012:ARG:HE	1.73	0.53
1:J:247:GLU:OE2	1:J:469:ARG:NH1	2.32	0.53
1:F:856:HIS:O	1:F:860:ILE:HG13	2.09	0.53
2:E:1138:ALA:HB2	5:E:1301:FAR:C15	2.25	0.53
4:K:263:ASP:O	4:K:267:ARG:HG2	2.08	0.53
4:O:194:GLU:HA	4:O:197:GLU:HB3	1.89	0.53
2:A:101:SER:O	2:A:105:SER:OG	2.19	0.53
1:J:82:ALA:HB2	1:J:155:VAL:HB	1.91	0.53
1:J:566:TYR:HB2	1:J:573:VAL:HG22	1.91	0.53
2:I:368:LEU:HG	2:I:399:PRO:HB3	1.91	0.53
2:I:411:SER:O	2:I:415:GLU:HG3	2.09	0.53
4:K:207:TYR:HD1	4:K:211:VAL:CG2	2.19	0.53
4:O:138:ILE:HG23	4:O:142:HIS:CE1	2.44	0.53
1:B:555:ARG:HD2	1:B:556:PRO:HD2	1.90	0.53
2:A:827:ARG:NH2	2:A:954:MET:SD	2.82	0.53
1:N:519:THR:HG23	1:N:521:GLN:H	1.74	0.53
1:J:492:ASP:OD1	1:J:650:LYS:HD2	2.08	0.53
1:J:946:TRP:O	1:J:950:GLU:HG3	2.08	0.53
1:F:151:SER:HB2	1:F:167:TYR:HE2	1.74	0.53
1:F:324:LEU:HD12	1:F:331:LYS:HB2	1.91	0.53
1:F:813:GLY:O	1:F:877:GLY:HA3	2.09	0.53
4:C:191:LEU:HD22	4:C:195:ILE:HG21	1.91	0.53

Continued on next page...

Continued from previous page...

Atom-1	Atom-2	Interatomic distance (Å)	Clash overlap (Å)
4:C:263:ASP:O	4:C:267:ARG:HG2	2.08	0.53
4:K:220:MET:HE1	4:K:264:LEU:HD21	1.90	0.53
1:B:86:ASP:OD1	1:B:443:TRP:HB2	2.09	0.53
1:B:856:HIS:O	1:B:860:ILE:HG12	2.08	0.53
2:A:1068:PRO:HB3	4:C:353:ARG:O	2.08	0.53
1:J:162:LEU:O	1:J:169:HIS:NE2	2.40	0.53
1:J:278:THR:HG23	1:J:805:VAL:HG11	1.90	0.53
1:J:935:ASN:HA	1:J:996:ARG:HE	1.74	0.53
2:I:69:GLU:O	2:I:73:LYS:HG2	2.09	0.53
2:I:814:TYR:HB2	2:I:829:ILE:HG21	1.91	0.53
1:F:518:GLN:NE2	1:F:655:ARG:HA	2.24	0.53
1:F:520:PRO:CG	1:F:687:GLU:HB2	2.39	0.53
1:F:523:VAL:CG1	1:F:657:GLN:HE22	2.22	0.53
2:E:424:ASP:OD2	2:E:428:ARG:N	2.42	0.53
3:P:51:ASP:HB2	4:O:322:TYR:CZ	2.44	0.53
1:B:762:VAL:O	1:B:766:ILE:HG12	2.09	0.52
1:B:850:GLN:HB2	1:B:876:ILE:HG21	1.91	0.52
2:A:51:ILE:HD11	2:A:81:VAL:HA	1.91	0.52
2:A:135:LEU:O	2:A:139:SER:OG	2.14	0.52
2:A:259:LEU:O	2:A:263:VAL:HG22	2.09	0.52
2:A:1193:PRO:HD2	4:C:370:LEU:HA	1.91	0.52
1:N:853:LEU:HD11	1:N:883:MET:HE3	1.91	0.52
1:N:1033:ASN:ND2	1:N:1034:GLU:OE1	2.42	0.52
2:I:810:LEU:O	2:I:814:TYR:N	2.31	0.52
2:I:1076:TRP:CD1	2:I:1107:PHE:HE2	2.19	0.52
4:O:191:LEU:HD22	4:O:195:ILE:HG21	1.91	0.52
1:B:1012:ARG:NH1	1:N:1014:PRO:HD2	2.21	0.52
1:B:1013:ASN:HA	1:N:1012:ARG:NH1	2.25	0.52
2:A:593:TYR:CE2	4:C:101:PHE:HE2	2.28	0.52
2:I:1092:LEU:HB2	2:I:1114:VAL:HG21	1.90	0.52
4:G:138:ILE:HG23	4:G:142:HIS:CE1	2.44	0.52
2:M:4:ARG:NE	2:M:69:GLU:OE2	2.42	0.52
2:M:931:LEU:HD23	2:M:946:LEU:HD12	1.90	0.52
2:A:415:GLU:HB2	2:A:417:PHE:CE2	2.44	0.52
1:N:946:TRP:O	1:N:950:GLU:N	2.38	0.52
1:J:948:ILE:O	1:J:952:THR:HG23	2.08	0.52
1:J:1008:ILE:HG23	5:F:1101:FAR:C14	2.39	0.52
1:F:1082:VAL:HG12	5:F:1101:FAR:H103	1.90	0.52
4:C:267:ARG:HB3	4:C:277:TYR:HB2	1.91	0.52
4:K:138:ILE:HG23	4:K:142:HIS:CE1	2.44	0.52
3:P:45:THR:O	3:P:48:GLU:N	2.42	0.52

Continued on next page...

Continued from previous page...

Atom-1	Atom-2	Interatomic distance (Å)	Clash overlap (Å)
1:B:165:GLU:H	1:B:165:GLU:CD	2.12	0.52
1:B:401:GLU:OE1	1:B:401:GLU:N	2.41	0.52
2:M:1153:LYS:HE2	2:M:1157:ILE:HD12	1.92	0.52
2:A:99:VAL:HG13	2:A:171:TYR:HD2	1.73	0.52
2:A:1138:ALA:HB2	5:A:1301:FAR:H12	1.90	0.52
2:A:1194:SER:OG	2:A:1195:GLY:N	2.43	0.52
1:N:367:ILE:HD12	1:N:441:PHE:CE2	2.44	0.52
1:N:408:LYS:HG2	1:N:409:TYR:HD2	1.74	0.52
1:N:623:GLU:OE1	1:N:623:GLU:N	2.30	0.52
1:N:766:ILE:HD11	1:N:789:THR:HB	1.92	0.52
1:N:928:ARG:HH21	1:N:1059:PRO:HD3	1.74	0.52
1:J:288:ARG:HD3	1:J:977:MET:HG2	1.91	0.52
1:J:857:ILE:HG23	1:J:868:PHE:CZ	2.45	0.52
4:O:352:PHE:CE2	4:O:367:ARG:NH1	2.75	0.52
1:B:82:ALA:HB2	1:B:155:VAL:HB	1.92	0.52
1:B:145:PRO:HG2	1:B:232:THR:HG21	1.90	0.52
1:B:223:ARG:HH21	1:B:339:ARG:HH12	1.57	0.52
1:B:236:SER:HB2	1:B:296:LEU:HD21	1.91	0.52
1:B:883:MET:HG3	1:B:914:ILE:HG12	1.90	0.52
2:M:920:ILE:HA	2:M:923:ILE:HD12	1.91	0.52
2:A:585:ALA:HA	2:A:588:LYS:NZ	2.25	0.52
2:A:662:ARG:HA	2:A:662:ARG:CZ	2.39	0.52
1:N:887:LEU:HD22	1:N:897:LEU:HB2	1.91	0.52
1:N:996:ARG:O	1:N:1000:VAL:HG23	2.09	0.52
1:J:90:CYS:SG	1:J:442:LEU:HB3	2.48	0.52
1:J:904:PRO:HA	1:J:907:VAL:HB	1.92	0.52
1:F:232:THR:O	1:F:824:ASN:ND2	2.41	0.52
1:F:356:LYS:HD2	1:F:970:SER:HB3	1.91	0.52
1:F:958:VAL:HG22	1:F:1024:LEU:HD22	1.92	0.52
1:F:992:GLN:HG3	1:F:995:TYR:H	1.75	0.52
2:E:837:VAL:HG12	2:E:839:ALA:H	1.74	0.52
3:D:45:THR:HG22	3:D:46:GLU:N	2.23	0.52
3:P:19:LEU:HB3	4:O:311:THR:HG21	1.92	0.52
2:M:295:ARG:HG2	2:M:331:PHE:CZ	2.45	0.52
1:J:1008:ILE:CG2	5:F:1101:FAR:H143	2.39	0.52
2:I:887:ASP:HB2	2:I:890:ILE:HG22	1.91	0.52
2:I:1137:LEU:HD23	5:I:1301:FAR:H51	1.92	0.52
1:F:1001:GLU:O	1:F:1005:VAL:N	2.38	0.52
2:E:589:MET:HB3	2:E:599:VAL:HG11	1.92	0.52
4:G:220:MET:CE	4:G:264:LEU:HD21	2.40	0.52
1:B:212:VAL:HG22	1:B:239:VAL:HG12	1.91	0.52

Continued on next page...

Continued from previous page...

Atom-1	Atom-2	Interatomic distance (Å)	Clash overlap (Å)
1:B:223:ARG:HH22	1:B:338:TYR:HA	1.73	0.52
1:B:273:ASN:O	1:B:277:GLN:HG3	2.08	0.52
1:B:351:LYS:HD2	1:B:352:PRO:N	2.25	0.52
2:M:1130:ALA:O	2:M:1133:VAL:HG22	2.09	0.52
2:A:95:GLN:HE22	2:A:113:HIS:CE1	2.27	0.52
2:A:206:LYS:NZ	2:A:269:ALA:O	2.41	0.52
1:N:52:TYR:OH	1:N:456:ASP:OD2	2.18	0.52
1:F:88:LEU:HD21	1:F:178:TYR:HA	1.92	0.52
1:F:523:VAL:CB	1:F:657:GLN:HE22	2.22	0.52
2:E:176:TYR:OH	2:E:842:GLU:OE2	2.26	0.52
4:C:220:MET:CE	4:C:264:LEU:HD21	2.40	0.52
3:H:51:ASP:CB	4:G:322:TYR:CE1	2.92	0.52
4:G:86:ASN:HA	4:G:165:LYS:NZ	2.24	0.52
4:G:191:LEU:HD22	4:G:195:ILE:HG21	1.91	0.52
3:L:10:ILE:HG23	4:K:289:GLN:OE1	2.10	0.52
4:K:86:ASN:HA	4:K:165:LYS:NZ	2.24	0.52
1:B:126:LEU:HD13	1:B:202:ILE:HD11	1.91	0.52
1:B:134:ASP:OD1	1:B:135:LYS:N	2.43	0.52
1:B:218:PHE:HA	1:B:224:GLY:HA2	1.92	0.52
1:B:624:ASP:HA	1:B:627:ARG:HH21	1.75	0.52
1:B:747:LEU:HD21	1:B:755:PHE:HD2	1.74	0.52
1:B:946:TRP:HA	1:B:979:PHE:HE2	1.74	0.52
2:M:784:TYR:O	2:M:788:THR:HG22	2.10	0.52
1:F:853:LEU:O	1:F:856:HIS:N	2.43	0.52
2:E:455:LEU:HD21	2:E:566:ILE:HG13	1.91	0.52
3:L:19:LEU:HB3	4:K:311:THR:HG21	1.92	0.52
3:P:14:LYS:HG3	3:P:66:PHE:CZ	2.44	0.52
1:B:630:ARG:O	1:B:633:PRO:HD2	2.10	0.52
2:M:183:ILE:HD13	2:M:258:SER:HB2	1.91	0.52
2:M:1194:SER:OG	2:M:1195:GLY:N	2.42	0.52
2:A:1145:ILE:HD13	2:A:1149:ILE:HG12	1.90	0.52
1:N:957:ILE:HD13	1:N:962:HIS:HB2	1.91	0.52
1:N:1029:LYS:O	1:N:1032:PHE:HB3	2.09	0.52
2:I:474:GLN:HB3	2:I:478:ILE:HG21	1.92	0.52
1:F:670:PHE:HA	1:F:673:ILE:HG12	1.92	0.52
4:C:237:LEU:CA	4:C:240:ARG:HH21	2.23	0.52
4:G:133:ALA:O	4:G:137:VAL:N	2.39	0.52
2:I:2:ARG:NH1	2:I:2:ARG:HB2	2.25	0.52
2:I:86:ARG:NH1	2:I:161:GLU:OE2	2.43	0.52
2:I:784:TYR:O	2:I:788:THR:N	2.43	0.52
2:I:1133:VAL:O	2:I:1137:LEU:HD13	2.10	0.52

Continued on next page...

Continued from previous page...

Atom-1	Atom-2	Interatomic distance (Å)	Clash overlap (Å)
1:F:80:GLN:HB2	1:F:161:LEU:HD11	1.92	0.52
1:F:872:LEU:HB2	1:F:942:TYR:CE2	2.45	0.52
2:E:817:VAL:HG23	2:E:826:ILE:HG12	1.92	0.52
3:D:37:MET:CE	3:D:49:LEU:HD23	1.96	0.52
4:G:267:ARG:HB3	4:G:277:TYR:HB2	1.91	0.52
4:K:220:MET:CE	4:K:264:LEU:HD21	2.40	0.52
4:O:127:THR:O	4:O:131:MET:HG3	2.09	0.52
1:B:185:MET:HB3	1:B:190:LEU:HB2	1.92	0.51
1:B:332:ARG:NH2	1:B:336:ASP:OD1	2.43	0.51
1:B:519:THR:O	1:B:522:GLN:HB2	2.10	0.51
2:M:930:GLU:HG3	2:M:933:HIS:CE1	2.44	0.51
1:N:856:HIS:O	1:N:860:ILE:HG13	2.10	0.51
2:I:831:GLY:HA3	2:I:888:MET:HB2	1.91	0.51
1:F:294:ALA:HA	1:F:320:VAL:HG13	1.92	0.51
1:F:887:LEU:HA	1:F:890:ARG:HB2	1.92	0.51
1:F:1082:VAL:CB	5:F:1101:FAR:H62	2.40	0.51
4:K:191:LEU:HD22	4:K:195:ILE:HG21	1.91	0.51
4:O:220:MET:CE	4:O:264:LEU:HD21	2.40	0.51
4:O:313:LEU:HG	4:O:317:ARG:HE	1.74	0.51
1:B:286:GLU:HG3	1:B:293:ASP:HB3	1.92	0.51
2:M:863:ARG:NH1	2:M:863:ARG:HB3	2.26	0.51
2:M:1071:PHE:HD1	2:M:1132:LEU:HD21	1.74	0.51
2:A:519:THR:HG21	2:A:604:LEU:HD21	1.92	0.51
2:A:837:VAL:HG12	2:A:839:ALA:H	1.75	0.51
1:N:247:GLU:OE1	1:N:469:ARG:NH1	2.35	0.51
2:I:555:ARG:H	2:I:556:MET:HE3	1.74	0.51
2:E:92:MET:HG2	2:E:112:LEU:HD13	1.91	0.51
2:E:295:ARG:HD3	2:E:328:TRP:CH2	2.46	0.51
3:H:10:ILE:CD1	4:G:289:GLN:OE1	2.54	0.51
1:B:110:ARG:O	1:B:113:GLU:HG2	2.09	0.51
1:B:443:TRP:HD1	1:B:447:LEU:HD23	1.74	0.51
2:M:447:GLU:HA	2:M:465:ILE:HG13	1.91	0.51
2:A:441:GLN:HE22	2:A:610:THR:HB	1.75	0.51
2:A:486:LEU:HD13	2:A:618:PHE:HD2	1.75	0.51
1:N:948:ILE:HG21	1:N:956:ILE:HD11	1.92	0.51
1:J:120:LYS:HG3	2:I:86:ARG:HH22	1.75	0.51
2:I:578:LEU:HD23	2:I:583:LEU:HD13	1.93	0.51
1:F:56:VAL:HG12	1:F:61:LEU:HG	1.92	0.51
1:F:580:PHE:CZ	1:F:598:ILE:HD11	2.45	0.51
3:H:51:ASP:HB2	4:G:322:TYR:CZ	2.44	0.51
4:K:20:TYR:HE1	4:K:94:TYR:HH	1.58	0.51

Continued on next page...

Continued from previous page...

Atom-1	Atom-2	Interatomic distance (Å)	Clash overlap (Å)
1:B:566:TYR:CD1	1:B:666:GLU:HB3	2.45	0.51
1:B:1062:LYS:NZ	1:B:1063:ARG:HG2	2.25	0.51
2:M:924:ILE:HD12	2:M:924:ILE:H	1.75	0.51
2:A:491:ARG:H	2:A:491:ARG:NE	2.08	0.51
2:A:858:LEU:HB3	2:A:859:PRO:HD2	1.90	0.51
1:N:1071:LYS:HB3	1:N:1071:LYS:HZ2	1.76	0.51
1:J:566:TYR:HD2	1:J:668:LEU:HD11	1.75	0.51
2:I:375:VAL:HA	2:I:392:ARG:HG2	1.92	0.51
2:E:277:GLU:O	2:E:281:GLN:HG2	2.10	0.51
2:E:368:LEU:HD22	2:E:399:PRO:HB3	1.92	0.51
4:O:232:HIS:HE1	4:O:234:LYS:HB2	1.74	0.51
1:B:53:TYR:HA	1:B:97:LEU:HD21	1.93	0.51
1:B:80:GLN:HB2	1:B:161:LEU:HD21	1.91	0.51
1:B:228:ASN:HB2	1:B:350:TYR:HB2	1.92	0.51
2:M:65:ALA:HA	2:M:70:ASP:OD1	2.11	0.51
2:M:822:HIS:CE1	2:M:825:LEU:HG	2.46	0.51
2:A:189:LYS:O	2:A:189:LYS:NZ	2.40	0.51
2:I:852:LYS:HB3	2:I:918:LEU:HD13	1.93	0.51
3:D:51:ASP:HB3	4:C:322:TYR:CZ	2.45	0.51
1:B:397:HIS:CE1	1:B:410:TYR:HH	2.28	0.51
2:M:179:ALA:HB2	2:M:870:PRO:HD2	1.91	0.51
2:M:1193:PRO:HD2	4:O:370:LEU:HA	1.93	0.51
2:A:813:LEU:O	2:A:817:VAL:HG22	2.10	0.51
1:N:132:GLN:NE2	1:N:150:HIS:H	2.03	0.51
1:J:671:LEU:O	1:J:676:THR:OG1	2.26	0.51
1:J:853:LEU:O	1:J:857:ILE:HG13	2.11	0.51
2:I:541:GLU:O	2:I:545:THR:HG23	2.10	0.51
2:I:904:TYR:O	2:I:908:GLN:N	2.37	0.51
1:F:397:HIS:NE2	1:F:431:PRO:HG3	2.25	0.51
4:G:220:MET:HE1	4:G:264:LEU:HD21	1.92	0.51
3:L:30:THR:O	3:L:49:LEU:HD13	2.11	0.51
3:P:129:ALA:CB	3:P:145:MET:HE2	2.39	0.51
4:O:267:ARG:HB3	4:O:277:TYR:HB2	1.91	0.51
2:M:511:TYR:O	2:M:518:PHE:N	2.38	0.51
2:M:833:LEU:O	2:M:833:LEU:HD23	2.11	0.51
2:M:1129:GLU:O	2:M:1133:VAL:HG13	2.11	0.51
1:N:516:GLN:HB2	2:I:557:THR:HG21	1.93	0.51
1:J:270:ASP:N	1:J:270:ASP:OD1	2.42	0.51
2:I:949:LEU:HD23	2:I:953:ALA:HB1	1.93	0.51
1:F:49:LEU:O	1:F:53:TYR:N	2.43	0.51
2:E:51:ILE:HD13	2:E:84:LEU:HD22	1.92	0.51

Continued on next page...

Continued from previous page...

Atom-1	Atom-2	Interatomic distance (Å)	Clash overlap (Å)
2:E:238:CYS:O	2:E:242:LEU:HD12	2.11	0.51
2:E:398:LEU:HD12	2:E:399:PRO:HA	1.93	0.51
4:G:194:GLU:OE2	4:G:194:GLU:N	2.44	0.51
3:P:77:MET:HG3	4:O:317:ARG:NH1	2.26	0.51
4:O:113:PHE:HB2	4:O:154:GLU:HG3	1.93	0.51
1:B:132:GLN:O	1:B:135:LYS:N	2.44	0.51
1:B:449:ILE:O	1:B:453:LEU:HB2	2.10	0.51
1:B:609:TRP:NE1	1:B:613:GLY:O	2.43	0.51
1:B:1040:SER:HA	1:B:1044:GLU:HA	1.93	0.51
2:M:872:PRO:HD2	2:M:872:PRO:O	2.11	0.51
2:A:826:ILE:O	2:A:829:ILE:HG22	2.11	0.51
2:A:1053:GLN:OE1	4:C:233:ARG:CZ	2.59	0.51
1:N:568:ILE:HD12	1:N:573:VAL:HG21	1.92	0.51
1:F:80:GLN:HA	1:F:155:VAL:HG12	1.91	0.51
1:F:738:ALA:HA	1:F:781:ALA:HB2	1.93	0.51
2:E:363:LYS:HE2	2:E:363:LYS:HA	1.93	0.51
2:E:1206:ALA:HA	2:E:1209:THR:HG22	1.93	0.51
3:H:30:THR:O	3:H:49:LEU:HD13	2.10	0.51
4:K:108:LYS:H	4:K:108:LYS:HD2	1.76	0.51
1:B:81:LYS:HZ1	1:B:161:LEU:HB3	1.74	0.51
1:B:949:LEU:HD21	1:B:968:THR:OG1	2.11	0.51
1:B:1069:LEU:O	1:B:1073:VAL:HG13	2.10	0.51
1:N:888:GLN:OE1	1:N:888:GLN:HA	2.10	0.51
1:N:1016:LEU:HD13	1:N:1082:VAL:HG23	1.92	0.51
2:I:858:LEU:HB2	2:I:863:ARG:HE	1.76	0.51
1:F:367:ILE:HG13	1:F:444:GLY:HA2	1.93	0.51
2:E:265:PHE:CD2	2:E:266:PRO:HD3	2.46	0.51
2:E:961:ILE:O	2:E:1066:ARG:NH2	2.43	0.51
4:O:36:ARG:CG	4:O:106:LEU:HD11	2.29	0.51
1:B:898:ASP:H	1:B:901:GLN:NE2	2.07	0.51
2:M:164:PHE:HB2	2:M:492:MET:HE1	1.93	0.51
2:A:275:LEU:HD12	2:A:278:LEU:HD11	1.91	0.51
1:N:947:GLN:OE1	1:N:947:GLN:N	2.44	0.51
1:J:344:ASP:OD2	1:J:347:ARG:NH2	2.37	0.51
1:J:1012:ARG:HH21	5:F:1101:FAR:H142	1.73	0.51
2:I:11:LEU:O	2:I:15:ALA:N	2.37	0.51
1:F:83:LYS:HG2	1:F:152:VAL:HG12	1.93	0.51
2:E:200:SER:HA	2:E:262:VAL:HG21	1.93	0.51
3:H:19:LEU:HB3	4:G:311:THR:HG21	1.92	0.51
3:L:129:ALA:HB2	3:L:145:MET:HE2	1.93	0.51
4:K:237:LEU:CA	4:K:240:ARG:HH21	2.23	0.51

Continued on next page...

Continued from previous page...

Atom-1	Atom-2	Interatomic distance (Å)	Clash overlap (Å)
3:P:10:ILE:CD1	4:O:289:GLN:OE1	2.54	0.51
3:P:30:THR:O	3:P:49:LEU:HD13	2.11	0.51
1:B:513:TYR:HA	2:E:610:THR:HG23	1.93	0.50
1:B:530:PRO:HD2	1:B:533:GLU:HG3	1.93	0.50
1:B:714:VAL:HG13	1:B:719:TRP:HD1	1.76	0.50
1:B:1008:ILE:O	1:B:1012:ARG:HB2	2.12	0.50
1:N:762:VAL:O	1:N:766:ILE:HG23	2.10	0.50
1:N:1009:VAL:O	1:N:1013:ASN:ND2	2.44	0.50
1:F:288:ARG:NH2	1:F:823:SER:O	2.44	0.50
1:F:835:ILE:O	1:F:840:ASN:ND2	2.44	0.50
1:F:957:ILE:HD13	1:F:1021:LYS:HB3	1.93	0.50
2:E:55:TRP:O	2:E:59:LEU:HD12	2.11	0.50
2:E:853:HIS:NE2	2:E:1105:ILE:HD12	2.27	0.50
4:G:142:HIS:CD2	4:G:209:LYS:HB2	2.46	0.50
3:P:51:ASP:CB	4:O:322:TYR:CE1	2.92	0.50
4:O:142:HIS:CD2	4:O:209:LYS:HB2	2.47	0.50
1:B:214:ARG:HH22	1:B:827:SER:HA	1.75	0.50
1:B:826:LEU:HB2	1:B:831:ILE:HD11	1.93	0.50
2:M:383:GLU:OE2	2:M:392:ARG:NH2	2.37	0.50
2:M:1076:TRP:CE2	2:M:1102:PRO:HD3	2.47	0.50
2:M:1212:GLN:HG3	4:O:330:ARG:HD3	1.93	0.50
2:A:106:GLN:HE21	2:A:500:ARG:HH12	1.58	0.50
2:A:508:SER:OG	2:A:550:LEU:HD11	2.12	0.50
1:N:474:LYS:HD3	1:N:474:LYS:N	2.26	0.50
1:J:777:LYS:HD2	1:J:779:TRP:CZ2	2.47	0.50
2:I:915:MET:SD	2:I:1064:LEU:HD12	2.51	0.50
2:I:1063:ALA:HB2	2:I:1121:PRO:HB3	1.94	0.50
2:I:1078:VAL:HG11	2:I:1135:THR:HG22	1.92	0.50
1:F:1000:VAL:O	1:F:1004:MET:HG2	2.11	0.50
3:D:19:LEU:HB3	4:C:311:THR:HG21	1.92	0.50
3:D:66:PHE:CB	4:C:291:TYR:HB2	2.41	0.50
4:G:195:ILE:HD11	4:G:211:VAL:HG22	1.94	0.50
4:O:133:ALA:O	4:O:137:VAL:N	2.39	0.50
4:O:340:LEU:HD13	4:O:342:PRO:HD2	1.92	0.50
1:B:193:ILE:HG23	1:B:198:GLU:HB2	1.93	0.50
1:B:1007:SER:O	1:B:1011:GLU:HG2	2.11	0.50
2:M:86:ARG:HD3	2:M:155:ILE:O	2.12	0.50
2:M:904:TYR:CZ	2:M:959:HIS:HB2	2.46	0.50
2:A:234:GLU:N	2:A:234:GLU:OE2	2.45	0.50
1:N:748:LEU:HD23	1:N:749:LYS:HG3	1.93	0.50
1:J:131:ARG:HG3	2:I:29:VAL:HG11	1.94	0.50

Continued on next page...

Continued from previous page...

Atom-1	Atom-2	Interatomic distance (Å)	Clash overlap (Å)
1:J:557:ILE:HG22	1:J:562:THR:HG23	1.93	0.50
1:J:609:TRP:CD1	1:J:615:PRO:HD3	2.46	0.50
2:I:790:LYS:HD3	2:I:793:ASP:HA	1.92	0.50
1:F:183:VAL:HG11	1:F:249:ILE:HA	1.93	0.50
2:E:379:ARG:HH11	2:E:379:ARG:HG3	1.76	0.50
1:B:1009:VAL:CB	5:N:1101:FAR:H143	2.41	0.50
2:A:556:MET:HG2	2:A:557:THR:H	1.77	0.50
1:N:409:TYR:CE1	1:N:432:SER:HB2	2.46	0.50
1:N:509:PHE:HE2	1:N:631:PHE:HE2	1.58	0.50
2:I:16:ARG:HG3	2:I:16:ARG:HH11	1.76	0.50
2:I:530:PHE:HD2	2:I:532:LEU:HG	1.76	0.50
2:I:540:VAL:HG13	2:I:582:ILE:HG13	1.92	0.50
1:F:802:THR:O	1:F:806:HIS:ND1	2.44	0.50
2:E:209:LEU:HB3	2:E:230:VAL:HG11	1.93	0.50
2:E:1054:TRP:NE1	4:G:369:ALA:O	2.37	0.50
4:C:123:SER:O	4:C:127:THR:HG22	2.12	0.50
2:M:124:VAL:HG23	2:M:125:VAL:HG13	1.94	0.50
2:M:810:LEU:H	2:M:810:LEU:HD12	1.76	0.50
2:A:263:VAL:HB	2:A:276:VAL:HG13	1.93	0.50
2:A:530:PHE:HD2	2:A:532:LEU:HG	1.75	0.50
1:J:1018:PHE:CE1	1:J:1077:LEU:HG	2.47	0.50
1:F:565:ILE:HG22	1:F:574:VAL:HG12	1.92	0.50
2:E:554:TRP:CE2	2:E:560:PRO:HD3	2.46	0.50
2:E:1169:LEU:HD13	4:G:375:PRO:HG3	1.94	0.50
3:D:30:THR:O	3:D:49:LEU:HD13	2.11	0.50
4:C:142:HIS:CD2	4:C:209:LYS:HB2	2.47	0.50
4:C:194:GLU:OE2	4:C:194:GLU:N	2.44	0.50
4:O:237:LEU:CA	4:O:240:ARG:HH21	2.23	0.50
1:B:531:GLN:O	1:B:535:VAL:HG23	2.12	0.50
1:B:912:LEU:HB3	1:B:916:GLN:HE21	1.77	0.50
2:A:430:PHE:O	2:A:435:LYS:NZ	2.43	0.50
2:A:528:GLN:O	2:A:835:LYS:NZ	2.43	0.50
2:I:206:LYS:NZ	2:I:206:LYS:HB3	2.27	0.50
2:I:442:VAL:HG11	2:I:589:MET:HE1	1.94	0.50
1:F:332:ARG:NH2	1:F:336:ASP:OD1	2.44	0.50
1:F:795:SER:O	1:F:798:PRO:HD2	2.11	0.50
2:E:588:LYS:CE	4:G:99:PHE:CZ	2.80	0.50
2:E:588:LYS:HB2	2:E:594:PHE:HB2	1.92	0.50
2:E:1161:LEU:HD13	2:E:1205:LYS:HB3	1.94	0.50
3:D:10:ILE:HG23	4:C:289:GLN:OE1	2.10	0.50
3:H:10:ILE:HG23	4:G:289:GLN:OE1	2.10	0.50

Continued on next page...

Continued from previous page...

Atom-1	Atom-2	Interatomic distance (Å)	Clash overlap (Å)
4:G:123:SER:O	4:G:127:THR:HG22	2.12	0.50
4:K:195:ILE:HD11	4:K:211:VAL:HG22	1.94	0.50
4:O:220:MET:HE1	4:O:268:PHE:CE2	2.41	0.50
1:B:325:LYS:HB2	1:B:330:PHE:CZ	2.47	0.50
1:B:502:GLU:HB2	1:B:622:ARG:NH1	2.27	0.50
2:M:506:GLY:O	2:M:511:TYR:OH	2.18	0.50
2:I:1200:MET:HG3	4:K:347:ILE:HG23	1.93	0.50
4:C:195:ILE:HD11	4:C:211:VAL:HG22	1.94	0.50
4:K:123:SER:O	4:K:127:THR:HG22	2.12	0.50
4:O:108:LYS:H	4:O:108:LYS:HD2	1.77	0.50
1:B:800:ILE:HG23	1:B:810:VAL:HG21	1.92	0.50
1:B:875:ARG:HB3	1:B:878:TRP:HB2	1.94	0.50
1:B:994:GLN:O	1:B:998:ILE:HG22	2.12	0.50
1:J:216:PRO:HB2	1:J:232:THR:HB	1.92	0.50
1:J:288:ARG:NH2	1:J:823:SER:O	2.44	0.50
2:I:44:VAL:HG13	2:I:88:LEU:HD22	1.94	0.50
2:I:176:TYR:HB2	2:I:241:ILE:HG13	1.94	0.50
2:E:102:PHE:HZ	2:E:178:THR:HG21	1.76	0.50
3:H:100:TYR:HB3	3:H:136:GLN:HB3	1.94	0.50
4:K:86:ASN:HA	4:K:165:LYS:HZ1	1.76	0.50
2:M:1126:LEU:HA	2:M:1129:GLU:OE1	2.11	0.50
2:A:70:ASP:HA	2:A:73:LYS:NZ	2.27	0.50
2:A:283:ILE:HG23	2:A:287:LEU:HD12	1.93	0.50
2:A:484:SER:HA	2:A:497:ARG:HG2	1.94	0.50
2:A:876:LEU:HD21	2:A:898:MET:HE1	1.92	0.50
1:N:641:LEU:HD23	1:N:651:VAL:HG21	1.94	0.50
1:J:1070:THR:HG21	5:F:1101:FAR:H12	1.94	0.50
1:F:131:ARG:NH2	1:F:159:ASP:OD1	2.44	0.50
1:F:300:ILE:HG22	1:F:307:LEU:HD23	1.93	0.50
2:E:4:ARG:NH1	2:E:12:ASP:OD2	2.45	0.50
2:E:531:TYR:CZ	2:E:827:ARG:HG2	2.47	0.50
2:E:593:TYR:OH	4:G:22:PRO:HG3	2.12	0.50
4:G:122:LEU:HD12	4:G:127:THR:HB	1.94	0.50
3:L:133:GLY:HA3	3:L:136:GLN:O	2.12	0.50
2:M:203:GLY:HA2	2:M:242:LEU:HD11	1.94	0.49
2:M:510:LEU:HD23	2:M:608:LEU:HD23	1.94	0.49
2:M:822:HIS:ND1	2:M:825:LEU:HG	2.26	0.49
1:N:454:LEU:HD11	1:N:464:ILE:HD11	1.93	0.49
1:F:526:ILE:HG23	1:F:574:VAL:HG22	1.93	0.49
1:F:996:ARG:O	1:F:1000:VAL:HG13	2.12	0.49
4:K:171:PHE:CD1	4:K:185:CYS:HB3	2.47	0.49

Continued on next page...

Continued from previous page...

Atom-1	Atom-2	Interatomic distance (Å)	Clash overlap (Å)
1:B:223:ARG:HD2	1:B:228:ASN:ND2	2.27	0.49
2:A:1054:TRP:HA	2:A:1057:ARG:HB2	1.93	0.49
1:N:332:ARG:NH2	1:N:336:ASP:OD1	2.44	0.49
2:I:4:ARG:NH1	2:I:70:ASP:OD1	2.44	0.49
1:F:526:ILE:CG2	1:F:574:VAL:HG22	2.41	0.49
3:D:66:PHE:HB3	4:C:291:TYR:HB2	1.93	0.49
4:G:313:LEU:HA	4:G:316:VAL:HG22	1.94	0.49
4:O:171:PHE:CD1	4:O:185:CYS:HB3	2.47	0.49
1:B:144:ARG:HB3	1:B:147:THR:HG23	1.95	0.49
1:B:172:ILE:HB	1:B:238:SER:HB3	1.94	0.49
1:B:206:VAL:HG11	1:B:267:VAL:HG22	1.93	0.49
2:M:860:PRO:HG2	2:M:863:ARG:HH22	1.76	0.49
2:A:543:LEU:HG	2:A:594:PHE:HE2	1.77	0.49
2:A:814:TYR:HA	2:A:829:ILE:HG21	1.93	0.49
2:A:1112:GLU:O	2:A:1116:ASN:N	2.45	0.49
2:I:822:HIS:ND1	2:I:825:LEU:HG	2.27	0.49
2:I:941:GLU:O	2:I:945:GLY:N	2.45	0.49
2:I:947:MET:N	2:I:947:MET:SD	2.85	0.49
2:I:1081:LYS:HB2	5:I:1301:FAR:H143	1.94	0.49
2:E:14:TYR:HB3	2:E:57:LEU:HD21	1.94	0.49
2:E:361:LYS:HD3	2:E:367:PRO:HD3	1.94	0.49
2:E:438:VAL:HG11	2:E:554:TRP:CD1	2.47	0.49
3:D:51:ASP:HB2	4:C:322:TYR:CZ	2.48	0.49
4:C:360:LYS:H	4:C:365:GLN:HB3	1.77	0.49
4:G:39:HIS:O	4:G:43:SER:N	2.41	0.49
4:K:142:HIS:CD2	4:K:209:LYS:HB2	2.47	0.49
4:K:337:PRO:HB3	4:K:343:LEU:CD2	2.34	0.49
4:O:16:PHE:HA	4:O:94:TYR:CE2	2.48	0.49
4:O:122:LEU:HD12	4:O:127:THR:HB	1.94	0.49
1:B:195:ASN:OD1	1:B:198:GLU:HG2	2.13	0.49
1:B:223:ARG:HB3	1:B:228:ASN:ND2	2.28	0.49
1:B:324:LEU:HD12	1:B:331:LYS:O	2.12	0.49
1:N:172:ILE:HG21	1:N:212:VAL:HG11	1.94	0.49
1:F:520:PRO:HG2	1:F:687:GLU:HB2	1.95	0.49
2:E:836:LYS:HD3	2:E:877:THR:HG21	1.94	0.49
2:E:958:LEU:O	2:E:961:ILE:HG12	2.13	0.49
4:C:222:THR:HG22	4:C:228:PRO:HA	1.95	0.49
1:B:211:ARG:O	1:B:215:VAL:HG23	2.13	0.49
1:B:757:THR:N	1:B:760:GLY:O	2.45	0.49
2:M:517:ILE:HG21	2:M:608:LEU:HD21	1.93	0.49
2:M:549:TYR:CE1	2:M:553:ARG:HD3	2.47	0.49

Continued on next page...

Continued from previous page...

Atom-1	Atom-2	Interatomic distance (Å)	Clash overlap (Å)
1:J:127:TYR:CE2	1:J:131:ARG:HD2	2.47	0.49
1:J:203:GLN:NE2	1:J:266:PHE:O	2.32	0.49
1:J:875:ARG:HB2	1:J:878:TRP:HB2	1.94	0.49
1:F:671:LEU:HD23	1:F:679:LEU:HD23	1.93	0.49
4:C:17:TYR:O	4:C:40:LYS:NZ	2.43	0.49
4:C:340:LEU:HD13	4:C:342:PRO:HD2	1.92	0.49
4:K:122:LEU:HD12	4:K:127:THR:HB	1.94	0.49
4:K:340:LEU:HD13	4:K:342:PRO:HD2	1.92	0.49
4:O:123:SER:O	4:O:127:THR:HG22	2.12	0.49
4:O:222:THR:HG22	4:O:228:PRO:HA	1.94	0.49
1:B:260:CYS:SG	1:B:261:SER:N	2.84	0.49
1:B:443:TRP:CD1	1:B:447:LEU:HD23	2.48	0.49
1:B:786:ALA:HA	1:B:791:LYS:CE	2.41	0.49
1:B:1004:MET:O	1:B:1008:ILE:HG22	2.13	0.49
1:N:228:ASN:HB3	1:N:350:TYR:H	1.76	0.49
1:J:730:LYS:HD2	1:J:733:ASP:HB2	1.93	0.49
2:I:103:LYS:NZ	2:I:496:GLY:O	2.35	0.49
2:I:1191:SER:OG	4:K:376:LYS:NZ	2.43	0.49
1:F:850:GLN:HE22	1:F:876:ILE:HB	1.78	0.49
2:E:43:TRP:NE1	2:E:185:GLU:OE1	2.42	0.49
2:E:124:VAL:HG23	2:E:125:VAL:HG13	1.95	0.49
2:M:70:ASP:HA	2:M:73:LYS:HG2	1.95	0.49
2:M:916:PHE:CZ	2:M:917:ARG:HG3	2.48	0.49
1:N:951:ARG:NH1	1:N:1014:PRO:HA	2.28	0.49
1:N:992:GLN:HB2	1:N:995:TYR:HB2	1.94	0.49
1:F:130:MET:C	1:F:132:GLN:N	2.64	0.49
1:F:182:LEU:HD21	1:F:193:ILE:HD11	1.94	0.49
1:F:417:VAL:HG23	1:F:418:GLU:OE2	2.13	0.49
2:E:382:GLU:HG3	2:E:390:VAL:HG12	1.95	0.49
4:C:171:PHE:CD1	4:C:185:CYS:HB3	2.47	0.49
4:G:16:PHE:HA	4:G:94:TYR:CE2	2.48	0.49
4:G:171:PHE:CD1	4:G:185:CYS:HB3	2.47	0.49
4:K:16:PHE:HA	4:K:94:TYR:CE2	2.48	0.49
1:B:564:LYS:HG2	1:B:609:TRP:CH2	2.48	0.49
1:B:1001:GLU:HG2	1:N:1092:ILE:CD1	2.42	0.49
2:M:534:LEU:O	2:M:821:ARG:NH1	2.46	0.49
2:M:912:PHE:CD1	2:M:918:LEU:HD11	2.48	0.49
2:A:15:ALA:HA	2:A:57:LEU:HD21	1.94	0.49
2:A:900:TYR:OH	2:A:951:PRO:HB3	2.13	0.49
1:N:270:ASP:OD1	1:N:270:ASP:N	2.45	0.49
1:J:127:TYR:HE1	2:I:30:THR:HG22	1.77	0.49

Continued on next page...

Continued from previous page...

Atom-1	Atom-2	Interatomic distance (Å)	Clash overlap (Å)
1:J:236:SER:HB2	1:J:296:LEU:HD21	1.93	0.49
2:I:340:VAL:HG11	2:I:413:MET:HB3	1.94	0.49
2:I:837:VAL:HG12	2:I:839:ALA:H	1.77	0.49
1:F:1012:ARG:O	1:F:1014:PRO:HD3	2.13	0.49
2:E:135:LEU:HD13	2:E:175:ALA:HA	1.95	0.49
2:E:239:GLN:HB2	2:E:553:ARG:NH2	2.28	0.49
4:G:340:LEU:HD13	4:G:342:PRO:HD2	1.92	0.49
1:B:600:ASN:OD1	1:B:601:ALA:N	2.46	0.49
1:B:671:LEU:O	1:B:676:THR:OG1	2.24	0.49
1:B:965:GLN:HG2	1:B:969:LEU:HD12	1.95	0.49
2:M:93:ILE:HG23	1:N:67:THR:HG22	1.95	0.49
2:M:598:ARG:HD2	4:O:17:TYR:CG	2.47	0.49
2:M:859:PRO:HG2	2:M:860:PRO:HD3	1.93	0.49
2:M:1125:GLN:O	2:M:1129:GLU:HG3	2.12	0.49
2:A:887:ASP:O	2:A:890:ILE:HG12	2.13	0.49
1:N:667:GLN:OE1	1:N:667:GLN:HA	2.13	0.49
1:N:860:ILE:HG21	1:N:867:LEU:HD23	1.94	0.49
1:J:68:THR:O	1:J:124:GLY:HA3	2.13	0.49
1:J:88:LEU:HG	1:J:181:TYR:HD2	1.77	0.49
1:J:347:ARG:NH1	1:J:349:TYR:O	2.46	0.49
1:J:812:LEU:HD12	1:J:822:ILE:HD11	1.93	0.49
1:J:1065:THR:O	1:J:1069:LEU:HG	2.13	0.49
2:I:528:GLN:O	2:I:835:LYS:NZ	2.36	0.49
1:F:873:LYS:HZ1	1:F:875:ARG:HD3	1.78	0.49
2:E:561:THR:OG1	2:E:611:SER:OG	2.31	0.49
2:E:897:ILE:HD13	2:E:900:TYR:HD2	1.77	0.49
4:C:122:LEU:HD12	4:C:127:THR:HB	1.94	0.49
3:L:57:ASP:OD1	3:L:68:GLU:HG2	2.13	0.49
3:P:71:THR:HG23	4:O:258:SER:HB3	1.95	0.49
1:B:800:ILE:O	1:B:804:LEU:HG	2.13	0.49
1:B:828:PRO:O	1:B:832:GLN:HB2	2.13	0.49
2:M:140:VAL:HG23	2:M:204:MET:HE1	1.94	0.49
2:M:922:LEU:H	2:M:922:LEU:HD12	1.77	0.49
2:A:837:VAL:HG11	2:A:899:VAL:HG21	1.93	0.49
1:J:261:SER:HB2	1:J:669:ASP:OD2	2.12	0.49
1:J:518:GLN:NE2	1:J:655:ARG:HD2	2.27	0.49
1:F:84:ILE:HD11	1:F:153:PHE:CE1	2.48	0.49
2:E:136:ASP:HA	2:E:139:SER:HB2	1.95	0.49
2:E:896:GLU:OE2	2:E:900:TYR:OH	2.27	0.49
4:K:222:THR:HG22	4:K:228:PRO:HA	1.95	0.49
1:B:1002:LEU:HD21	1:B:1027:LEU:HB2	1.94	0.48

Continued on next page...

Continued from previous page...

Atom-1	Atom-2	Interatomic distance (Å)	Clash overlap (Å)
2:M:283:ILE:HG23	2:M:287:LEU:HD12	1.95	0.48
2:A:504:VAL:HG21	2:A:546:ASP:HB3	1.93	0.48
1:J:213:TYR:HE2	1:J:274:ARG:NH1	2.08	0.48
2:I:598:ARG:HG2	4:K:17:TYR:CE1	2.48	0.48
2:I:848:LEU:HD23	2:I:854:LEU:HD13	1.95	0.48
2:I:858:LEU:O	2:I:864:GLU:HB2	2.13	0.48
1:F:243:LYS:N	1:F:275:ASN:HD21	2.11	0.48
2:E:224:PRO:O	2:E:227:VAL:HG22	2.13	0.48
2:E:1193:PRO:HD2	4:G:370:LEU:HA	1.95	0.48
3:H:13:PHE:CD1	4:G:310:LEU:HD21	2.38	0.48
1:B:68:THR:O	1:B:124:GLY:HA3	2.12	0.48
1:B:307:LEU:HD23	1:B:309:ASP:H	1.78	0.48
1:B:1057:THR:HB	1:B:1065:THR:CG2	2.43	0.48
1:N:332:ARG:HD3	1:N:365:PHE:CZ	2.48	0.48
1:N:811:THR:HG22	1:N:821:VAL:HG12	1.95	0.48
1:J:126:LEU:HB2	1:J:178:TYR:OH	2.13	0.48
1:J:477:ARG:CZ	1:J:477:ARG:HB2	2.41	0.48
1:J:486:GLN:OE1	1:J:492:ASP:N	2.46	0.48
2:I:923:ILE:O	2:I:926:VAL:HG22	2.12	0.48
1:F:241:LEU:HD22	1:F:304:ALA:HB2	1.96	0.48
1:F:370:LEU:HD22	1:F:448:TYR:HA	1.94	0.48
1:F:524:GLU:HG3	1:F:525:PRO:HD3	1.95	0.48
1:F:857:ILE:HG23	1:F:868:PHE:CZ	2.48	0.48
2:E:497:ARG:NH2	2:E:500:ARG:HD2	2.29	0.48
3:D:106:LEU:HD21	4:C:305:PHE:HD2	1.78	0.48
3:H:77:MET:HG2	4:G:317:ARG:HH21	1.78	0.48
4:G:108:LYS:H	4:G:108:LYS:HD2	1.78	0.48
4:G:328:VAL:HA	4:G:332:ILE:HD11	1.95	0.48
4:O:328:VAL:HA	4:O:332:ILE:HD11	1.95	0.48
1:B:765:HIS:CE1	1:B:766:ILE:HG23	2.48	0.48
2:M:180:ASP:OD2	2:M:201:SER:OG	2.30	0.48
2:M:400:HIS:CE1	2:M:402:TRP:HB3	2.48	0.48
2:A:168:LEU:O	2:A:171:TYR:HB3	2.12	0.48
1:N:834:ILE:HA	1:N:838:LYS:NZ	2.28	0.48
2:I:448:THR:HG23	2:I:450:GLU:OE1	2.13	0.48
2:I:531:TYR:CZ	2:I:827:ARG:HG2	2.48	0.48
2:I:858:LEU:HB2	2:I:863:ARG:NE	2.29	0.48
2:I:858:LEU:HB3	2:I:859:PRO:HD2	1.96	0.48
1:F:538:TYR:HB3	1:F:552:ARG:HD3	1.96	0.48
1:F:868:PHE:HD1	1:F:871:MET:SD	2.35	0.48
3:H:106:LEU:HD21	4:G:305:PHE:HD2	1.78	0.48

Continued on next page...

Continued from previous page...

Atom-1	Atom-2	Interatomic distance (Å)	Clash overlap (Å)
3:L:51:ASP:CB	4:K:322:TYR:CE1	2.92	0.48
1:B:182:LEU:O	1:B:186:ILE:HG13	2.13	0.48
1:B:518:GLN:NE2	1:B:655:ARG:HA	2.29	0.48
2:A:275:LEU:O	2:A:279:THR:OG1	2.26	0.48
1:N:206:VAL:O	1:N:210:GLU:HG2	2.13	0.48
1:N:995:TYR:O	1:N:999:VAL:HG23	2.14	0.48
1:N:1066:CYS:HA	1:N:1069:LEU:HB2	1.95	0.48
1:F:571:LYS:N	1:F:571:LYS:HD2	2.28	0.48
1:F:945:VAL:HG11	1:F:1003:LEU:HD13	1.95	0.48
1:F:948:ILE:HD13	1:F:1010:LEU:HD22	1.95	0.48
2:E:927:MET:SD	2:E:957:LEU:HG	2.54	0.48
3:D:77:MET:HG2	4:C:317:ARG:HH21	1.78	0.48
4:C:16:PHE:HA	4:C:94:TYR:CE2	2.48	0.48
4:C:179:GLU:OE1	4:C:181:LEU:HD23	2.14	0.48
4:G:207:TYR:HD1	4:G:211:VAL:CG2	2.19	0.48
4:G:222:THR:HG22	4:G:228:PRO:HA	1.95	0.48
4:O:195:ILE:HD11	4:O:211:VAL:HG22	1.94	0.48
1:B:223:ARG:HD2	1:B:228:ASN:HD21	1.78	0.48
1:B:397:HIS:O	1:B:405:VAL:N	2.39	0.48
2:M:69:GLU:HB3	2:I:67:ARG:HH11	1.78	0.48
2:M:928:ALA:HA	2:M:946:LEU:HD11	1.96	0.48
2:A:811:THR:HA	2:A:814:TYR:HB3	1.96	0.48
2:A:822:HIS:O	2:A:826:ILE:HG13	2.14	0.48
1:N:123:ARG:NH2	1:N:198:GLU:OE2	2.47	0.48
1:N:131:ARG:NH1	1:N:159:ASP:OD1	2.46	0.48
1:J:88:LEU:HD13	1:J:125:ILE:HD13	1.96	0.48
1:J:413:PRO:HD2	1:J:416:PHE:HB2	1.95	0.48
1:J:1053:SER:HA	1:J:1056:ASN:HD22	1.76	0.48
2:I:332:TRP:CZ3	2:I:354:ALA:HB1	2.48	0.48
1:F:227:TYR:HA	1:F:355:ILE:HD11	1.95	0.48
1:F:497:VAL:HG12	1:F:617:PHE:HB3	1.94	0.48
1:F:1059:PRO:HA	1:F:1065:THR:OG1	2.12	0.48
2:E:61:TYR:HB3	2:E:74:ALA:HB2	1.95	0.48
2:E:183:ILE:HD11	2:E:402:TRP:HH2	1.78	0.48
2:E:361:LYS:HE2	2:E:361:LYS:N	2.29	0.48
4:G:179:GLU:OE1	4:G:181:LEU:HD23	2.14	0.48
4:G:237:LEU:CA	4:G:240:ARG:HH21	2.23	0.48
3:L:53:ILE:HG21	3:L:62:GLY:C	2.34	0.48
3:L:71:THR:HG23	4:K:258:SER:HB3	1.95	0.48
4:K:179:GLU:OE1	4:K:181:LEU:HD23	2.14	0.48
1:B:134:ASP:OD1	1:B:135:LYS:HG3	2.14	0.48

Continued on next page...

Continued from previous page...

Atom-1	Atom-2	Interatomic distance (Å)	Clash overlap (Å)
1:B:1030:GLU:HA	1:B:1033:ASN:ND2	2.28	0.48
2:M:69:GLU:HG3	2:M:70:ASP:N	2.28	0.48
2:M:452:LYS:HD3	2:M:464:THR:HG23	1.96	0.48
2:A:1130:ALA:O	2:A:1133:VAL:HG22	2.13	0.48
1:N:1065:THR:O	1:N:1069:LEU:HD23	2.14	0.48
2:I:15:ALA:HA	2:I:57:LEU:HD21	1.95	0.48
2:I:810:LEU:HD12	2:I:833:LEU:HD21	1.95	0.48
1:F:397:HIS:O	1:F:405:VAL:N	2.33	0.48
4:G:60:SER:OG	4:G:63:GLU:OE2	2.30	0.48
4:K:84:HIS:CD2	4:K:87:ILE:HG13	2.49	0.48
3:P:10:ILE:HG23	4:O:289:GLN:OE1	2.10	0.48
4:O:84:HIS:CD2	4:O:87:ILE:HG13	2.49	0.48
1:B:860:ILE:O	1:B:864:ASN:N	2.36	0.48
2:M:277:GLU:OE1	2:M:277:GLU:HA	2.12	0.48
1:N:397:HIS:O	1:N:405:VAL:N	2.34	0.48
1:N:800:ILE:O	1:N:804:LEU:HD23	2.13	0.48
1:N:958:VAL:CG1	1:N:1024:LEU:HB2	2.43	0.48
1:J:258:GLN:OE1	2:I:62:ARG:NH1	2.43	0.48
1:J:506:LEU:HD13	1:J:623:GLU:HG3	1.96	0.48
2:I:65:ALA:HA	2:I:70:ASP:HB3	1.94	0.48
2:I:358:VAL:O	2:I:373:TYR:OH	2.23	0.48
1:F:1040:SER:HA	1:F:1044:GLU:HA	1.96	0.48
2:E:236:GLN:O	2:E:553:ARG:NH2	2.46	0.48
2:E:841:ASP:O	2:E:845:THR:HG22	2.14	0.48
3:D:13:PHE:CD1	4:C:310:LEU:HD21	2.38	0.48
3:D:68:GLU:HG3	4:C:125:LYS:HE2	1.95	0.48
3:D:71:THR:HG23	4:C:258:SER:HB3	1.95	0.48
4:G:84:HIS:CD2	4:G:87:ILE:HG13	2.49	0.48
2:M:1127:LEU:HG	2:M:1151:VAL:HG12	1.96	0.48
2:A:426:LEU:HD23	1:F:655:ARG:NH1	2.29	0.48
2:A:823:TRP:N	2:A:823:TRP:CD1	2.81	0.48
2:A:930:GLU:HG3	2:A:933:HIS:CE1	2.48	0.48
1:N:502:GLU:HG3	1:N:685:PHE:CZ	2.49	0.48
1:N:944:ARG:HH22	1:N:1008:ILE:HD13	1.77	0.48
1:J:119:ILE:HG13	1:J:190:LEU:HD13	1.95	0.48
1:J:165:GLU:H	1:J:165:GLU:CD	2.17	0.48
1:J:368:PHE:HA	1:J:371:TYR:HB2	1.96	0.48
1:J:951:ARG:HB2	1:J:1010:LEU:HD13	1.95	0.48
2:I:143:LEU:HD23	2:I:147:GLN:HG3	1.94	0.48
2:I:1055:GLN:HG3	2:I:1189:TYR:HB3	1.96	0.48
2:I:1122:GLU:H	2:I:1122:GLU:CD	2.11	0.48

Continued on next page...

Continued from previous page...

Atom-1	Atom-2	Interatomic distance (Å)	Clash overlap (Å)
1:F:826:LEU:HD12	1:F:830:VAL:HG11	1.96	0.48
2:E:1107:PHE:O	2:E:1111:VAL:HG23	2.13	0.48
1:B:587:MET:HG3	1:B:855:ILE:HG21	1.96	0.48
1:B:792:PHE:CE2	1:B:832:GLN:HA	2.48	0.48
1:B:1063:ARG:HD2	1:B:1068:TYR:CE1	2.49	0.48
2:A:482:ILE:HG21	2:A:664:LEU:HD12	1.96	0.48
2:A:1129:GLU:O	2:A:1133:VAL:HG13	2.14	0.48
1:N:834:ILE:HA	1:N:838:LYS:HZ2	1.79	0.48
1:J:799:HIS:CD2	1:J:858:GLY:HA3	2.49	0.48
2:E:452:LYS:HD3	2:E:464:THR:HG23	1.96	0.48
1:B:456:ASP:O	1:B:457:GLU:CD	2.52	0.48
1:B:951:ARG:NH1	1:B:1014:PRO:HA	2.28	0.48
2:A:295:ARG:HD3	2:A:328:TRP:CH2	2.48	0.48
2:A:413:MET:SD	2:A:423:ILE:HD13	2.54	0.48
2:A:926:VAL:HG11	2:A:1064:LEU:HD11	1.96	0.48
1:F:535:VAL:O	1:F:539:LEU:HD23	2.14	0.48
1:F:593:LEU:HA	1:F:593:LEU:HD23	1.61	0.48
1:F:641:LEU:HD13	1:F:653:VAL:HG21	1.96	0.48
1:F:812:LEU:HD23	1:F:876:ILE:HD13	1.96	0.48
1:F:875:ARG:HH21	1:F:935:ASN:HD21	1.61	0.48
2:E:579:ASN:ND2	2:E:581:SER:OG	2.47	0.48
4:K:133:ALA:O	4:K:137:VAL:N	2.39	0.48
3:P:53:ILE:HG21	3:P:62:GLY:C	2.34	0.48
1:N:951:ARG:HH12	1:N:1014:PRO:HA	1.79	0.47
1:J:129:TYR:HB3	1:J:201:PHE:CE2	2.48	0.47
1:J:296:LEU:O	1:J:300:ILE:HG13	2.14	0.47
1:J:784:TYR:OH	1:J:845:ARG:NH1	2.47	0.47
2:E:166:GLN:NE2	2:E:229:HIS:H	2.12	0.47
2:E:427:ASN:HB3	2:E:430:PHE:CD2	2.48	0.47
2:E:823:TRP:HB2	2:E:948:ASN:O	2.14	0.47
4:K:328:VAL:HA	4:K:332:ILE:HD11	1.95	0.47
4:O:179:GLU:OE1	4:O:181:LEU:HD23	2.14	0.47
1:B:494:VAL:HG22	1:B:650:LYS:HG2	1.96	0.47
1:B:820:GLU:N	1:B:820:GLU:OE2	2.47	0.47
2:M:295:ARG:HG2	2:M:331:PHE:HZ	1.79	0.47
2:M:1081:LYS:CB	5:M:1301:FAR:H143	2.43	0.47
2:A:53:ALA:HB1	2:A:408:ILE:HG21	1.95	0.47
1:J:529:TRP:CZ2	1:J:682:PHE:HB2	2.49	0.47
2:I:103:LYS:HD2	2:I:170:PHE:HB2	1.97	0.47
2:I:156:ILE:HD13	2:I:217:LEU:HB3	1.96	0.47
4:C:93:THR:HG22	4:C:102:LEU:HG	1.96	0.47

Continued on next page...

Continued from previous page...

Atom-1	Atom-2	Interatomic distance (Å)	Clash overlap (Å)
4:C:108:LYS:H	4:C:108:LYS:HD2	1.78	0.47
1:B:297:LEU:HB3	1:B:298:PRO:HD3	1.95	0.47
1:B:868:PHE:CE1	1:B:915:LEU:HD11	2.49	0.47
2:M:347:GLN:HG2	2:M:351:TYR:CE2	2.48	0.47
2:M:426:LEU:HD23	1:J:655:ARG:NH2	2.30	0.47
2:A:855:THR:HG22	2:A:866:THR:HA	1.97	0.47
1:J:84:ILE:HD12	1:J:125:ILE:HG23	1.96	0.47
2:I:546:ASP:O	2:I:550:LEU:N	2.43	0.47
5:I:1301:FAR:H42	4:K:330:ARG:HA	1.96	0.47
1:F:936:ARG:HH11	1:F:936:ARG:HG3	1.79	0.47
3:D:51:ASP:CB	4:C:322:TYR:CE1	2.94	0.47
3:D:53:ILE:HG21	3:D:62:GLY:C	2.34	0.47
4:K:126:GLU:HA	4:K:129:LYS:HZ1	1.77	0.47
4:O:93:THR:HG22	4:O:102:LEU:HG	1.96	0.47
1:B:493:LEU:HD12	1:F:105:ASP:OD2	2.15	0.47
1:B:1063:ARG:HD2	1:B:1068:TYR:HE1	1.79	0.47
2:A:170:PHE:CE2	2:A:497:ARG:HB3	2.49	0.47
2:A:840:LEU:HD13	2:A:876:LEU:HD23	1.94	0.47
2:I:117:ASN:N	2:I:122:ALA:O	2.37	0.47
1:F:776:GLN:NE2	1:F:778:LEU:HB2	2.29	0.47
2:E:814:TYR:HB2	2:E:829:ILE:HG21	1.95	0.47
2:E:893:LEU:HB3	2:E:924:ILE:HD12	1.94	0.47
2:E:1191:SER:HG	4:G:376:LYS:NZ	2.12	0.47
3:D:100:TYR:HB3	3:D:136:GLN:HB3	1.96	0.47
3:H:53:ILE:HG21	3:H:62:GLY:C	2.34	0.47
1:B:132:GLN:NE2	1:B:150:HIS:H	2.10	0.47
1:B:714:VAL:HG13	1:B:719:TRP:CD1	2.49	0.47
2:M:310:ARG:NH2	2:M:314:GLU:HG2	2.30	0.47
2:M:589:MET:HB3	2:M:599:VAL:HG11	1.95	0.47
2:M:817:VAL:HG21	2:M:829:ILE:HD12	1.97	0.47
2:A:33:LEU:HD22	2:A:401:MET:CE	2.42	0.47
2:A:1161:LEU:HD13	2:A:1205:LYS:HB3	1.95	0.47
1:J:167:TYR:OH	1:J:171:GLN:NE2	2.46	0.47
2:I:295:ARG:HG2	2:I:331:PHE:CZ	2.50	0.47
4:G:360:LYS:H	4:G:365:GLN:HB3	1.79	0.47
3:L:106:LEU:HD21	4:K:305:PHE:HD2	1.78	0.47
4:K:127:THR:O	4:K:131:MET:HG3	2.14	0.47
4:K:232:HIS:HB3	4:K:237:LEU:HD12	1.97	0.47
3:P:65:ASP:O	3:P:69:PHE:N	2.47	0.47
1:B:911:LEU:O	1:B:915:LEU:HB3	2.15	0.47
2:M:11:LEU:O	2:M:15:ALA:N	2.41	0.47

Continued on next page...

Continued from previous page...

Atom-1	Atom-2	Interatomic distance (Å)	Clash overlap (Å)
2:M:69:GLU:HB3	2:I:67:ARG:HD3	1.96	0.47
2:M:322:GLU:HG2	2:M:323:ASN:HD22	1.79	0.47
2:A:299:ASP:HB3	2:A:325:GLU:CD	2.34	0.47
1:N:523:VAL:HG11	1:N:656:LEU:HB3	1.95	0.47
1:J:353:ALA:O	1:J:356:LYS:NZ	2.37	0.47
2:I:215:LEU:HD23	2:I:217:LEU:HD23	1.97	0.47
1:F:173:ASN:HD21	1:F:220:VAL:HA	1.80	0.47
1:F:182:LEU:HD11	1:F:193:ILE:HD11	1.96	0.47
2:E:1120:GLN:CD	2:E:1123:TYR:HB3	2.35	0.47
4:G:232:HIS:HB3	4:G:237:LEU:HD12	1.97	0.47
4:K:194:GLU:N	4:K:194:GLU:OE2	2.44	0.47
3:P:66:PHE:O	3:P:67:PRO:C	2.51	0.47
4:O:117:THR:OG1	4:O:367:ARG:NH2	2.48	0.47
1:B:510:LEU:HD11	1:B:621:ILE:HG21	1.96	0.47
1:B:624:ASP:HA	1:B:627:ARG:NH2	2.29	0.47
1:B:929:GLN:HE22	1:B:993:PRO:HG2	1.80	0.47
2:M:63:LYS:HE2	2:M:422:GLU:OE1	2.15	0.47
2:M:426:LEU:HA	1:J:655:ARG:HH22	1.80	0.47
2:A:784:TYR:O	2:A:788:THR:OG1	2.18	0.47
2:A:1145:ILE:HG21	2:A:1149:ILE:HD11	1.96	0.47
1:N:226:LYS:HE2	1:N:226:LYS:HB2	1.62	0.47
1:N:853:LEU:HD12	1:N:911:LEU:HD22	1.97	0.47
1:J:375:ASP:OD1	1:J:379:ARG:NH1	2.47	0.47
1:J:910:LEU:O	1:J:914:ILE:HG22	2.14	0.47
1:J:991:ASP:OD1	1:J:992:GLN:N	2.47	0.47
2:I:263:VAL:HA	2:I:270:VAL:HG22	1.97	0.47
2:I:508:SER:OG	2:I:550:LEU:HD11	2.14	0.47
2:I:584:ALA:HB1	4:K:54:THR:HG21	1.95	0.47
2:I:598:ARG:HD2	2:I:598:ARG:HA	1.76	0.47
2:I:1112:GLU:OE2	2:I:1116:ASN:ND2	2.47	0.47
2:I:1167:LYS:HD2	2:I:1167:LYS:HA	1.63	0.47
1:F:579:ILE:HD11	1:F:617:PHE:HZ	1.80	0.47
1:F:873:LYS:NZ	1:F:875:ARG:HD3	2.30	0.47
2:E:233:ASP:HA	2:E:505:LEU:HD13	1.97	0.47
2:E:272:ASP:HB3	2:E:275:LEU:HG	1.97	0.47
2:E:330:LEU:HG	2:E:331:PHE:CD1	2.48	0.47
4:C:39:HIS:O	4:C:43:SER:N	2.41	0.47
4:C:328:VAL:HA	4:C:332:ILE:HD11	1.95	0.47
3:H:71:THR:HG23	4:G:258:SER:HB3	1.95	0.47
4:G:71:THR:O	4:G:75:VAL:HG23	2.15	0.47
4:G:93:THR:HG22	4:G:102:LEU:HG	1.96	0.47

Continued on next page...

Continued from previous page...

Atom-1	Atom-2	Interatomic distance (Å)	Clash overlap (Å)
4:K:127:THR:HG21	4:K:224:LEU:HD21	1.97	0.47
4:K:180:ARG:HH12	4:K:205:PRO:HG2	1.80	0.47
4:O:115:TYR:CE1	4:O:119:LYS:HD2	2.50	0.47
4:O:127:THR:HG21	4:O:224:LEU:HD21	1.97	0.47
1:B:748:LEU:HD23	1:B:749:LYS:HG3	1.97	0.47
2:M:137:ALA:O	2:M:140:VAL:HG12	2.15	0.47
2:M:1108:SER:O	2:M:1112:GLU:HB2	2.14	0.47
2:A:479:LEU:HD11	2:A:511:TYR:CE2	2.49	0.47
2:A:949:LEU:HB2	2:A:954:MET:CE	2.45	0.47
1:N:65:SER:HB2	1:N:155:VAL:HG22	1.97	0.47
1:J:194:TYR:CG	2:I:79:GLN:HB3	2.49	0.47
1:F:847:ALA:HA	1:F:850:GLN:HB3	1.97	0.47
2:E:547:LEU:HD12	2:E:594:PHE:CE2	2.50	0.47
3:H:68:GLU:HG3	4:G:125:LYS:CE	2.44	0.47
4:G:180:ARG:HH12	4:G:205:PRO:HG2	1.80	0.47
4:O:338:TYR:CE1	4:O:344:ARG:HG3	2.50	0.47
1:B:144:ARG:HG2	1:B:146:THR:H	1.80	0.47
1:B:412:VAL:HG21	1:B:420:GLU:HG2	1.95	0.47
1:B:602:LEU:HD12	1:B:646:ILE:HD11	1.97	0.47
1:B:793:SER:O	1:B:796:ILE:HG12	2.14	0.47
1:B:953:PRO:HD2	1:B:954:ASN:H	1.80	0.47
2:M:319:LYS:HD2	2:M:1098:ARG:HG3	1.97	0.47
2:A:280:LYS:HD3	2:A:338:ASP:OD2	2.14	0.47
2:A:469:TYR:CG	2:A:470:PRO:HA	2.50	0.47
1:J:670:PHE:HA	1:J:673:ILE:HG12	1.97	0.47
2:I:330:LEU:HD22	2:I:400:HIS:CE1	2.50	0.47
2:I:561:THR:OG1	2:I:611:SER:OG	2.14	0.47
2:I:1129:GLU:O	2:I:1133:VAL:HG13	2.15	0.47
2:I:1192:ALA:HB3	4:K:372:GLU:HB2	1.97	0.47
1:F:53:TYR:HB2	1:F:101:TYR:OH	2.15	0.47
1:F:126:LEU:HB2	1:F:178:TYR:OH	2.15	0.47
1:F:814:ALA:HB2	1:F:846:GLU:HG3	1.96	0.47
2:E:41:ASP:OD2	2:E:115:LYS:HB2	2.15	0.47
2:E:49:TYR:HB3	2:E:402:TRP:CD1	2.49	0.47
2:E:400:HIS:HD2	2:E:403:GLY:N	2.07	0.47
2:E:483:TYR:O	2:E:497:ARG:HB3	2.15	0.47
3:L:77:MET:HG2	4:K:317:ARG:HH21	1.78	0.47
4:K:51:ILE:HD12	4:K:51:ILE:N	2.30	0.47
1:B:262:TRP:CZ3	2:E:2:ARG:HG3	2.50	0.47
2:M:85:MET:HE3	2:M:141:TYR:CE2	2.49	0.47
2:M:857:GLY:O	2:M:921:GLY:HA3	2.15	0.47

Continued on next page...

Continued from previous page...

Atom-1	Atom-2	Interatomic distance (Å)	Clash overlap (Å)
2:A:896:GLU:HG2	2:A:900:TYR:CZ	2.49	0.47
1:N:68:THR:OG1	1:N:155:VAL:O	2.28	0.47
1:N:211:ARG:HG2	1:N:555:ARG:NH2	2.30	0.47
1:J:71:PHE:HB3	1:J:442:LEU:HD23	1.97	0.47
1:F:591:VAL:O	1:F:595:ILE:N	2.48	0.47
2:E:335:PHE:HA	2:E:338:ASP:OD2	2.15	0.47
4:C:84:HIS:CD2	4:C:87:ILE:HG13	2.49	0.47
4:C:239:LEU:O	4:C:243:MET:HG3	2.15	0.47
3:H:133:GLY:HA3	3:H:136:GLN:O	2.14	0.47
4:G:166:LEU:HD12	4:G:167:THR:H	1.80	0.47
4:K:337:PRO:CB	4:K:343:LEU:HD23	2.36	0.47
4:O:232:HIS:HB3	4:O:237:LEU:HD12	1.97	0.47
1:B:113:GLU:OE2	2:A:159:LEU:HD21	2.15	0.46
1:B:262:TRP:HH2	2:A:73:LYS:HG2	1.80	0.46
2:M:1162:PHE:HD1	2:M:1202:TYR:CE2	2.33	0.46
1:N:1019:GLN:OE1	1:N:1080:GLY:HA2	2.14	0.46
1:J:373:MET:HE1	1:J:392:LEU:HD22	1.97	0.46
1:J:484:SER:HB3	1:J:610:LYS:HD3	1.97	0.46
1:J:536:LYS:HE3	1:J:536:LYS:HB3	1.66	0.46
1:J:1018:PHE:HD2	1:J:1022:VAL:HG22	1.79	0.46
2:I:579:ASN:OD1	2:I:580:SER:N	2.48	0.46
1:F:485:ASN:OD1	1:F:485:ASN:N	2.46	0.46
2:E:281:GLN:HA	2:E:284:ILE:HD11	1.96	0.46
4:C:115:TYR:CE1	4:C:119:LYS:HD2	2.50	0.46
4:C:166:LEU:HD12	4:C:167:THR:H	1.80	0.46
4:G:51:ILE:N	4:G:51:ILE:HD12	2.30	0.46
4:G:152:LYS:H	4:G:152:LYS:HG2	1.42	0.46
4:G:313:LEU:O	4:G:317:ARG:HB2	2.15	0.46
3:L:13:PHE:CD1	4:K:310:LEU:HD21	2.38	0.46
4:K:360:LYS:H	4:K:365:GLN:HB3	1.79	0.46
1:B:594:LEU:O	1:B:598:ILE:HD13	2.14	0.46
1:B:1037:LYS:HA	1:B:1037:LYS:HE2	1.97	0.46
2:M:784:TYR:HE2	2:M:825:LEU:HD13	1.80	0.46
2:M:842:GLU:OE1	2:M:842:GLU:N	2.49	0.46
2:A:277:GLU:OE1	2:A:277:GLU:HA	2.15	0.46
5:A:1301:FAR:C4	4:C:330:ARG:HG3	2.45	0.46
1:N:330:PHE:HB2	1:N:368:PHE:HB2	1.96	0.46
1:N:356:LYS:HB2	1:N:356:LYS:HE3	1.55	0.46
1:J:495:VAL:HG13	1:J:615:PRO:HG2	1.97	0.46
1:J:627:ARG:HE	1:J:627:ARG:HB3	1.57	0.46
2:I:363:LYS:HB2	2:I:366:VAL:HG22	1.98	0.46

Continued on next page...

Continued from previous page...

Atom-1	Atom-2	Interatomic distance (Å)	Clash overlap (Å)
2:I:1145:ILE:HD13	2:I:1149:ILE:HG12	1.95	0.46
1:F:372:MET:HG2	1:F:388:TYR:CE1	2.50	0.46
1:F:808:LYS:HE3	1:F:871:MET:O	2.16	0.46
3:H:37:MET:HE2	3:H:49:LEU:HD22	1.92	0.46
3:H:57:ASP:OD2	3:H:64:ILE:HA	2.15	0.46
4:G:127:THR:HG21	4:G:224:LEU:HD21	1.97	0.46
4:K:39:HIS:O	4:K:43:SER:N	2.41	0.46
4:K:116:LEU:HA	4:K:116:LEU:HD22	1.34	0.46
1:B:1035:PHE:HA	1:B:1038:ASP:OD2	2.15	0.46
5:B:1101:FAR:H143	1:N:1005:VAL:CG2	2.45	0.46
2:M:402:TRP:CD1	2:M:406:LEU:HD11	2.50	0.46
2:M:529:GLN:OE1	2:M:838:GLU:N	2.48	0.46
2:M:949:LEU:H	2:M:949:LEU:HD12	1.80	0.46
2:A:240:SER:HB3	2:A:553:ARG:HH22	1.79	0.46
2:A:290:ARG:HE	2:A:389:THR:HA	1.80	0.46
1:N:187:SER:HB3	1:N:466:PRO:HB2	1.96	0.46
1:N:506:LEU:HD21	1:N:621:ILE:HG22	1.96	0.46
1:J:88:LEU:HD21	1:J:178:TYR:HA	1.98	0.46
1:J:568:ILE:HG13	1:J:668:LEU:HD13	1.97	0.46
1:J:714:VAL:HG13	1:J:719:TRP:HD1	1.80	0.46
1:J:744:LEU:HA	1:J:747:LEU:HB2	1.96	0.46
2:I:61:TYR:HB3	2:I:74:ALA:HB2	1.97	0.46
2:I:598:ARG:CD	4:K:17:TYR:CE1	2.99	0.46
2:I:948:ASN:N	2:I:948:ASN:OD1	2.48	0.46
2:I:1107:PHE:O	2:I:1107:PHE:HD1	1.98	0.46
1:F:362:GLU:O	1:F:429:ARG:NH1	2.43	0.46
2:E:184:TRP:CE2	2:E:295:ARG:HD2	2.51	0.46
2:E:932:ALA:HB2	2:E:942:ALA:HB2	1.97	0.46
3:D:68:GLU:HG3	4:C:125:LYS:CE	2.46	0.46
4:G:115:TYR:CE1	4:G:119:LYS:HD2	2.50	0.46
4:O:71:THR:O	4:O:75:VAL:HG23	2.15	0.46
4:O:249:PHE:HZ	4:O:265:VAL:HB	1.81	0.46
1:B:580:PHE:CZ	1:B:619:VAL:HA	2.51	0.46
1:B:845:ARG:HG3	1:B:900:TYR:CE1	2.50	0.46
2:M:12:ASP:OD1	2:M:61:TYR:OH	2.28	0.46
2:M:522:PRO:HB2	2:M:524:PHE:CE1	2.51	0.46
2:A:532:LEU:HD21	2:A:896:GLU:HG3	1.97	0.46
1:N:485:ASN:OD1	1:N:485:ASN:N	2.47	0.46
1:J:132:GLN:NE2	1:J:150:HIS:H	2.02	0.46
1:J:193:ILE:HG13	1:J:254:LEU:HD13	1.96	0.46
1:J:958:VAL:HG22	1:J:1024:LEU:CD1	2.45	0.46

Continued on next page...

Continued from previous page...

Atom-1	Atom-2	Interatomic distance (Å)	Clash overlap (Å)
2:I:460:ILE:HG22	2:I:462:VAL:HG13	1.97	0.46
2:E:265:PHE:CD1	2:E:266:PRO:HA	2.51	0.46
2:E:280:LYS:O	2:E:284:ILE:HG13	2.15	0.46
2:E:284:ILE:HD12	2:E:285:THR:N	2.30	0.46
4:C:51:ILE:HD12	4:C:51:ILE:N	2.30	0.46
4:G:239:LEU:O	4:G:243:MET:HG3	2.15	0.46
3:L:45:THR:CG2	3:L:46:GLU:N	2.78	0.46
4:K:152:LYS:H	4:K:152:LYS:HG2	1.42	0.46
4:K:239:LEU:O	4:K:243:MET:HG3	2.15	0.46
1:B:1061:GLY:H	1:N:1082:VAL:HG12	1.81	0.46
2:M:463:GLU:HG3	2:M:603:LYS:HG2	1.97	0.46
2:M:858:LEU:O	2:M:864:GLU:HB2	2.16	0.46
2:M:925:GLN:O	2:M:929:THR:HG23	2.15	0.46
2:A:368:LEU:HB3	2:A:399:PRO:HB3	1.98	0.46
1:N:577:PRO:HB2	1:N:579:ILE:HG12	1.97	0.46
1:N:831:ILE:HA	1:N:834:ILE:HB	1.97	0.46
1:N:954:ASN:HB3	1:N:1021:LYS:HG2	1.98	0.46
1:J:113:GLU:HB2	2:I:218:PHE:HE2	1.80	0.46
1:J:271:ALA:HA	1:J:274:ARG:NH1	2.31	0.46
1:J:925:LEU:CD2	1:J:929:GLN:HE22	2.29	0.46
2:I:829:ILE:HA	2:I:832:ILE:HG12	1.98	0.46
2:I:859:PRO:HG2	2:I:860:PRO:HD3	1.98	0.46
1:F:503:SER:OG	1:F:504:GLN:OE1	2.28	0.46
2:E:472:ARG:NH1	2:E:667:LEU:O	2.49	0.46
2:E:510:LEU:HD22	2:E:519:THR:HG22	1.97	0.46
2:E:930:GLU:OE1	2:E:961:ILE:HG22	2.15	0.46
4:C:180:ARG:HH12	4:C:205:PRO:HG2	1.80	0.46
4:K:71:THR:O	4:K:75:VAL:HG23	2.15	0.46
4:O:39:HIS:O	4:O:43:SER:N	2.41	0.46
1:B:1035:PHE:HD1	1:B:1068:TYR:CE2	2.34	0.46
2:M:344:ASN:O	2:M:348:VAL:HG23	2.16	0.46
2:M:598:ARG:HD2	4:O:17:TYR:CD1	2.50	0.46
2:A:332:TRP:CB	2:A:355:LEU:HD23	2.45	0.46
2:A:445:LEU:O	2:A:566:ILE:N	2.40	0.46
2:A:557:THR:OG1	2:A:612:CYS:SG	2.72	0.46
1:J:115:GLU:OE2	1:J:190:LEU:HD21	2.15	0.46
2:I:519:THR:HB	2:I:563:THR:HG21	1.97	0.46
2:I:569:SER:O	2:I:821:ARG:NH1	2.43	0.46
2:I:787:TYR:O	2:I:790:LYS:HB2	2.15	0.46
2:I:1196:ARG:NH2	4:K:251:SER:C	2.69	0.46
1:F:441:PHE:CE1	1:F:443:TRP:HB3	2.50	0.46

Continued on next page...

Continued from previous page...

Atom-1	Atom-2	Interatomic distance (Å)	Clash overlap (Å)
1:F:765:HIS:O	1:F:768:ARG:HG2	2.15	0.46
1:F:867:LEU:HG	1:F:915:LEU:CD1	2.41	0.46
2:E:203:GLY:CA	2:E:242:LEU:HD21	2.46	0.46
2:E:332:TRP:CD1	2:E:351:TYR:HE2	2.34	0.46
4:C:88:ILE:HD12	4:C:88:ILE:O	2.16	0.46
4:C:232:HIS:HB3	4:C:237:LEU:HD12	1.97	0.46
3:L:57:ASP:OD2	3:L:64:ILE:HA	2.16	0.46
4:O:117:THR:H	4:O:367:ARG:HH22	1.63	0.46
4:O:313:LEU:CD2	4:O:317:ARG:NH2	2.66	0.46
2:M:90:HIS:HA	2:M:93:ILE:HG22	1.98	0.46
2:M:328:TRP:N	2:M:328:TRP:CD1	2.84	0.46
2:M:1111:VAL:O	2:M:1115:LEU:HD13	2.16	0.46
2:M:1153:LYS:NZ	2:M:1210:TYR:HB2	2.31	0.46
2:M:1173:ASP:N	2:M:1173:ASP:OD1	2.49	0.46
2:A:507:THR:HG21	2:A:522:PRO:HA	1.96	0.46
1:N:859:TRP:HE3	1:N:860:ILE:HG12	1.80	0.46
1:N:883:MET:HB3	1:N:910:LEU:HD12	1.98	0.46
1:N:1087:ASP:OD1	1:N:1088:ASP:N	2.45	0.46
1:J:748:LEU:HD23	1:J:749:LYS:HG3	1.96	0.46
1:J:764:ASP:OD1	1:J:765:HIS:N	2.49	0.46
1:J:883:MET:HE1	1:J:907:VAL:HG13	1.97	0.46
1:J:925:LEU:HD12	1:J:1056:ASN:OD1	2.16	0.46
2:I:535:ASP:HB3	2:I:538:MET:HB2	1.96	0.46
1:F:894:LYS:HB2	1:F:894:LYS:HE3	1.77	0.46
1:F:903:SER:O	1:F:907:VAL:HG23	2.16	0.46
1:F:1006:VAL:HB	1:F:1073:VAL:HG21	1.98	0.46
2:E:900:TYR:HD1	2:E:903:MET:HE1	1.81	0.46
4:C:60:SER:OG	4:C:63:GLU:OE2	2.30	0.46
4:C:127:THR:HG21	4:C:224:LEU:HD21	1.97	0.46
3:H:51:ASP:CB	4:G:322:TYR:OH	2.64	0.46
3:H:106:LEU:O	3:H:110:MET:HG3	2.16	0.46
4:K:261:VAL:O	4:K:265:VAL:HG23	2.16	0.46
3:P:100:TYR:HB3	3:P:136:GLN:HB3	1.97	0.46
4:O:194:GLU:OE2	4:O:194:GLU:N	2.44	0.46
2:M:588:LYS:HA	4:O:98:THR:HG21	1.97	0.46
2:M:1192:ALA:HB3	4:O:372:GLU:HB2	1.97	0.46
2:A:90:HIS:HA	2:A:93:ILE:HG22	1.98	0.46
2:A:102:PHE:HD2	2:A:171:TYR:CE2	2.34	0.46
1:N:84:ILE:HD12	1:N:125:ILE:HG12	1.97	0.46
1:N:510:LEU:HD21	1:N:626:ILE:HD11	1.97	0.46
1:N:844:GLU:CD	1:N:844:GLU:H	2.19	0.46

Continued on next page...

Continued from previous page...

Atom-1	Atom-2	Interatomic distance (Å)	Clash overlap (Å)
1:N:943:ASP:N	1:N:943:ASP:OD1	2.48	0.46
1:J:998:ILE:HD12	1:J:1001:GLU:OE2	2.16	0.46
1:J:1005:VAL:O	1:J:1009:VAL:HG23	2.15	0.46
5:J:1101:FAR:H141	1:F:1013:ASN:CG	2.36	0.46
2:I:375:VAL:HG22	2:I:392:ARG:HD3	1.98	0.46
1:F:951:ARG:HE	1:F:1010:LEU:HD21	1.80	0.46
2:E:90:HIS:HA	2:E:93:ILE:HG22	1.97	0.46
2:E:146:ALA:HB2	2:E:212:LEU:CD2	2.45	0.46
2:E:176:TYR:HB3	2:E:238:CYS:SG	2.56	0.46
4:C:71:THR:O	4:C:75:VAL:HG23	2.15	0.46
4:C:127:THR:O	4:C:131:MET:HG3	2.16	0.46
4:K:338:TYR:HA	4:K:344:ARG:HB2	1.98	0.46
2:M:473:VAL:HA	2:M:519:THR:O	2.16	0.46
2:M:1129:GLU:HG2	4:O:355:TYR:OH	2.16	0.46
2:A:323:ASN:ND2	2:A:387:PRO:HB3	2.31	0.46
1:N:356:LYS:HG2	1:N:970:SER:O	2.16	0.46
1:J:50:ASP:OD2	1:J:54:ARG:NH2	2.49	0.46
1:J:53:TYR:HA	1:J:97:LEU:HD21	1.97	0.46
1:J:370:LEU:HD11	1:J:406:VAL:HG21	1.97	0.46
1:F:800:ILE:HG23	1:F:810:VAL:HG11	1.98	0.46
4:G:346:LEU:O	4:G:350:TYR:HD1	1.99	0.46
3:L:51:ASP:CB	4:K:322:TYR:OH	2.64	0.46
4:K:166:LEU:HD12	4:K:167:THR:H	1.80	0.46
4:K:249:PHE:HZ	4:K:265:VAL:HB	1.81	0.46
4:O:60:SER:OG	4:O:63:GLU:OE2	2.30	0.46
4:O:166:LEU:HD12	4:O:167:THR:H	1.80	0.46
4:O:346:LEU:O	4:O:350:TYR:HD1	1.99	0.46
1:B:747:LEU:HD23	1:B:751:GLU:HB2	1.98	0.46
1:B:806:HIS:ND1	1:B:861:ILE:HD11	2.31	0.46
2:M:1054:TRP:HA	2:M:1057:ARG:HB2	1.96	0.46
2:M:1153:LYS:HE3	2:M:1210:TYR:HD1	1.81	0.46
2:A:332:TRP:CZ3	2:A:354:ALA:HB1	2.51	0.46
2:A:608:LEU:HD23	2:A:609:THR:H	1.81	0.46
2:A:1132:LEU:O	2:A:1135:THR:OG1	2.22	0.46
1:N:529:TRP:CZ2	1:N:682:PHE:HB2	2.51	0.46
1:N:565:ILE:HD12	1:N:663:ALA:HB3	1.99	0.46
1:J:853:LEU:HD21	1:J:911:LEU:HG	1.98	0.46
2:I:336:ILE:O	2:I:340:VAL:HG23	2.16	0.46
2:I:458:LYS:NZ	2:I:587:ARG:HH22	2.14	0.46
2:I:578:LEU:HD21	2:I:582:ILE:HG22	1.98	0.46
2:E:100:GLU:HB2	2:E:494:LEU:HD23	1.97	0.46

Continued on next page...

Continued from previous page...

Atom-1	Atom-2	Interatomic distance (Å)	Clash overlap (Å)
2:E:1133:VAL:O	2:E:1136:MET:HG2	2.15	0.46
4:G:88:ILE:O	4:G:88:ILE:HD12	2.16	0.46
3:L:94:ASP:OD1	3:L:105:GLU:CD	2.54	0.46
4:K:93:THR:HG22	4:K:102:LEU:HG	1.96	0.46
4:O:88:ILE:O	4:O:88:ILE:HD12	2.16	0.46
4:O:338:TYR:CD2	4:O:344:ARG:HD3	2.51	0.46
1:B:274:ARG:NH1	1:B:274:ARG:HB2	2.31	0.45
1:B:529:TRP:N	1:B:574:VAL:O	2.44	0.45
1:B:796:ILE:O	1:B:799:HIS:N	2.49	0.45
2:A:899:VAL:HG12	2:A:903:MET:HE1	1.99	0.45
2:A:1086:SER:HA	2:A:1091:VAL:HA	1.99	0.45
1:N:269:LEU:HD11	1:N:611:MET:HE2	1.99	0.45
1:N:661:SER:HB3	2:I:152:GLY:HA2	1.98	0.45
1:N:724:THR:HB	1:N:726:GLU:HG3	1.98	0.45
1:N:778:LEU:HD23	1:N:778:LEU:HA	1.79	0.45
1:N:1016:LEU:HB3	1:N:1077:LEU:HD22	1.98	0.45
2:I:855:THR:HG22	2:I:866:THR:HA	1.97	0.45
2:E:51:ILE:HD12	2:E:81:VAL:HA	1.98	0.45
2:E:100:GLU:HA	2:E:103:LYS:HE2	1.96	0.45
2:E:662:ARG:NH1	2:E:663:TYR:HB2	2.30	0.45
3:L:129:ALA:HA	4:K:302:ARG:NH1	2.31	0.45
4:K:232:HIS:CE1	4:K:234:LYS:HB3	2.50	0.45
1:B:232:THR:O	1:B:824:ASN:ND2	2.48	0.45
2:M:136:ASP:HB3	2:M:201:SER:HA	1.97	0.45
2:A:513:ILE:HD11	2:A:616:LEU:HD12	1.99	0.45
2:A:535:ASP:O	2:A:539:ILE:HG13	2.16	0.45
2:A:900:TYR:HA	2:A:903:MET:SD	2.56	0.45
1:N:809:GLN:OE1	1:N:873:LYS:NZ	2.50	0.45
1:J:298:PRO:HG3	1:J:371:TYR:CZ	2.51	0.45
1:F:123:ARG:O	1:F:127:TYR:N	2.43	0.45
1:F:387:GLU:O	1:F:391:LEU:HG	2.16	0.45
2:E:1053:GLN:OE1	4:G:233:ARG:CZ	2.64	0.45
4:K:60:SER:OG	4:K:63:GLU:OE2	2.30	0.45
4:K:73:LYS:O	4:K:76:ASP:HB3	2.16	0.45
4:O:180:ARG:HH12	4:O:205:PRO:HG2	1.80	0.45
1:B:81:LYS:HZ1	1:B:162:LEU:HG	1.80	0.45
1:B:541:LEU:HD13	1:B:670:PHE:CD2	2.51	0.45
2:A:86:ARG:HD3	2:A:155:ILE:O	2.16	0.45
2:A:1107:PHE:O	2:A:1111:VAL:HG23	2.16	0.45
1:J:868:PHE:HA	1:J:871:MET:CE	2.46	0.45
2:I:568:HIS:C	2:I:568:HIS:HD1	2.19	0.45

Continued on next page...

Continued from previous page...

Atom-1	Atom-2	Interatomic distance (Å)	Clash overlap (Å)
2:I:924:ILE:HD12	2:I:925:GLN:N	2.31	0.45
1:F:475:ASP:HB3	1:F:483:PHE:CD1	2.52	0.45
3:D:106:LEU:O	3:D:110:MET:HG3	2.16	0.45
4:C:261:VAL:O	4:C:265:VAL:HG23	2.16	0.45
4:K:166:LEU:HD12	4:K:167:THR:N	2.32	0.45
3:P:129:ALA:HA	4:O:302:ARG:NH1	2.31	0.45
4:O:239:LEU:O	4:O:243:MET:HG3	2.15	0.45
1:B:137:GLN:HE22	1:B:550:SER:HB3	1.80	0.45
1:B:270:ASP:OD1	1:B:560:LEU:HB2	2.16	0.45
1:B:961:LYS:HD3	1:B:989:ASN:ND2	2.32	0.45
2:M:206:LYS:NZ	2:M:269:ALA:O	2.48	0.45
2:A:490:ASN:HB2	2:A:491:ARG:NH1	2.32	0.45
2:A:554:TRP:CZ3	2:A:560:PRO:HB3	2.52	0.45
2:A:589:MET:HG2	2:A:599:VAL:HG21	1.98	0.45
1:N:1026:ARG:HG2	1:N:1026:ARG:HH11	1.81	0.45
1:J:726:GLU:OE2	1:J:726:GLU:N	2.32	0.45
1:J:755:PHE:O	1:J:762:VAL:N	2.48	0.45
2:I:927:MET:HE1	2:I:958:LEU:HD13	1.98	0.45
1:F:500:ILE:HG13	1:F:618:LEU:HD23	1.98	0.45
1:F:777:LYS:HB2	1:F:779:TRP:NE1	2.31	0.45
2:E:307:ASP:OD2	2:E:310:ARG:HG3	2.17	0.45
2:E:930:GLU:HG3	2:E:933:HIS:CE1	2.51	0.45
4:G:32:SER:HB3	4:G:51:ILE:HG13	1.98	0.45
4:G:249:PHE:HZ	4:G:265:VAL:HB	1.81	0.45
3:P:51:ASP:CB	4:O:322:TYR:OH	2.64	0.45
4:O:166:LEU:HD12	4:O:167:THR:N	2.32	0.45
1:B:918:GLN:HG2	1:B:927:ARG:HH12	1.81	0.45
1:B:919:GLN:HB2	1:B:927:ARG:HG2	1.99	0.45
1:N:145:PRO:HG3	1:N:232:THR:HG21	1.98	0.45
1:N:355:ILE:H	1:N:355:ILE:HD12	1.80	0.45
1:J:83:LYS:HG2	1:J:152:VAL:HG12	1.97	0.45
1:J:152:VAL:HG22	1:J:169:HIS:HE1	1.81	0.45
1:F:519:THR:OG1	1:F:522:GLN:HG3	2.17	0.45
1:F:544:ASN:O	1:F:544:ASN:OD1	2.34	0.45
1:F:577:PRO:HG3	1:F:617:PHE:CE1	2.52	0.45
1:F:941:PHE:O	1:F:945:VAL:HG22	2.16	0.45
1:F:1006:VAL:O	1:F:1010:LEU:N	2.39	0.45
2:E:109:LYS:HA	2:E:109:LYS:HD3	1.64	0.45
2:E:186:ARG:HH12	2:E:301:TYR:HA	1.81	0.45
2:E:262:VAL:HA	2:E:267:ALA:HB3	1.97	0.45
2:E:1145:ILE:HD13	2:E:1149:ILE:HG12	1.97	0.45

Continued on next page...

Continued from previous page...

Atom-1	Atom-2	Interatomic distance (Å)	Clash overlap (Å)
2:E:1149:ILE:HG22	2:E:1154:ILE:HD11	1.98	0.45
3:D:94:ASP:OD1	3:D:105:GLU:CD	2.54	0.45
4:G:73:LYS:O	4:G:76:ASP:HB3	2.16	0.45
4:G:261:VAL:O	4:G:265:VAL:HG23	2.16	0.45
1:B:102:ARG:NH1	1:B:188:SER:O	2.47	0.45
1:B:365:PHE:CD2	1:B:409:TYR:HB3	2.52	0.45
1:B:409:TYR:CZ	1:B:432:SER:HB2	2.52	0.45
2:A:854:LEU:O	2:A:867:ILE:N	2.38	0.45
1:N:531:GLN:O	1:N:535:VAL:HG23	2.17	0.45
2:I:190:THR:OG1	2:I:192:GLN:HG3	2.17	0.45
2:I:281:GLN:OE1	2:I:281:GLN:HA	2.17	0.45
2:I:1212:GLN:NE2	4:K:330:ARG:HD2	2.32	0.45
1:F:67:THR:HA	2:E:93:ILE:HG21	1.99	0.45
1:F:162:LEU:O	1:F:169:HIS:NE2	2.48	0.45
1:F:1081:GLU:O	1:F:1083:LYS:NZ	2.44	0.45
2:E:415:GLU:HB2	2:E:417:PHE:CE2	2.52	0.45
4:C:133:ALA:O	4:C:137:VAL:N	2.39	0.45
4:G:277:TYR:CE2	4:G:282:ALA:HA	2.52	0.45
4:K:165:LYS:HA	4:K:165:LYS:HE3	1.99	0.45
4:O:115:TYR:HE1	4:O:119:LYS:HD2	1.81	0.45
1:B:278:THR:HG22	1:B:282:LEU:HD12	1.97	0.45
2:M:30:THR:OG1	2:M:118:THR:O	2.27	0.45
1:J:864:ASN:HD21	1:J:867:LEU:HD22	1.80	0.45
2:I:920:ILE:HA	2:I:923:ILE:HB	1.98	0.45
2:I:1193:PRO:O	2:I:1200:MET:HG2	2.17	0.45
1:F:997:GLN:O	1:F:1001:GLU:HG3	2.17	0.45
2:E:784:TYR:CE2	2:E:825:LEU:HD22	2.52	0.45
2:E:841:ASP:HA	2:E:844:CYS:SG	2.56	0.45
2:E:901:LEU:HD22	2:E:912:PHE:CE2	2.52	0.45
4:C:346:LEU:O	4:C:350:TYR:HD1	1.99	0.45
3:H:94:ASP:OD1	3:H:105:GLU:CD	2.54	0.45
4:G:126:GLU:HA	4:G:129:LYS:HZ1	1.81	0.45
3:L:106:LEU:O	3:L:110:MET:HG3	2.16	0.45
4:K:32:SER:HB3	4:K:51:ILE:HG13	1.98	0.45
4:O:51:ILE:N	4:O:51:ILE:HD12	2.30	0.45
4:O:232:HIS:CE1	4:O:234:LYS:HB2	2.50	0.45
1:B:226:LYS:HB2	1:B:226:LYS:HE3	1.73	0.45
1:B:641:LEU:HD22	1:B:651:VAL:HG21	1.99	0.45
1:B:833:ASN:HB2	1:B:838:LYS:NZ	2.31	0.45
2:A:130:TRP:HB3	2:A:132:HIS:CE1	2.52	0.45
2:A:291:TYR:O	2:A:329:PRO:HG3	2.16	0.45

Continued on next page...

Continued from previous page...

Atom-1	Atom-2	Interatomic distance (Å)	Clash overlap (Å)
1:N:107:ASP:OD1	1:N:107:ASP:N	2.49	0.45
1:N:670:PHE:HA	1:N:673:ILE:HG12	1.99	0.45
1:N:857:ILE:HG23	1:N:868:PHE:CZ	2.51	0.45
1:N:938:PRO:HG2	1:N:1004:MET:HG3	1.97	0.45
1:J:1021:LYS:HE3	1:J:1021:LYS:HB3	1.63	0.45
2:I:912:PHE:HE1	2:I:962:LEU:HD13	1.82	0.45
2:I:1175:MET:H	2:I:1175:MET:HE3	1.81	0.45
1:F:179:LEU:O	1:F:183:VAL:HG22	2.16	0.45
1:F:655:ARG:H	1:F:655:ARG:HG3	1.63	0.45
2:E:186:ARG:NH1	2:E:313:TYR:OH	2.49	0.45
2:E:912:PHE:CZ	2:E:962:LEU:HD13	2.52	0.45
2:E:1120:GLN:OE1	2:E:1123:TYR:HB3	2.16	0.45
3:D:133:GLY:HA3	3:D:136:GLN:O	2.16	0.45
4:C:32:SER:HB3	4:C:51:ILE:HG13	1.98	0.45
4:C:73:LYS:O	4:C:76:ASP:HB3	2.16	0.45
4:C:166:LEU:HD12	4:C:167:THR:N	2.32	0.45
4:O:151:LEU:HB2	4:O:215:SER:HB3	1.99	0.45
1:B:990:ILE:HD12	1:B:990:ILE:O	2.16	0.45
1:B:1015:GLU:OE1	5:B:1101:FAR:H41	2.16	0.45
5:B:1101:FAR:H111	5:B:1101:FAR:H7	1.43	0.45
2:A:260:LEU:HD21	2:A:335:PHE:CD1	2.52	0.45
2:A:381:ASP:HA	2:A:384:TYR:HD2	1.82	0.45
2:A:579:ASN:OD1	2:A:581:SER:N	2.48	0.45
1:N:262:TRP:CE3	2:I:2:ARG:HA	2.52	0.45
1:J:589:GLN:NE2	1:J:771:ARG:HH12	2.14	0.45
1:J:1034:GLU:CD	1:J:1071:LYS:HD2	2.36	0.45
2:I:262:VAL:HA	2:I:267:ALA:HB3	1.99	0.45
1:F:534:LEU:HD12	1:F:534:LEU:HA	1.82	0.45
1:F:886:GLU:CD	1:F:914:ILE:HG21	2.37	0.45
1:F:1003:LEU:HD23	1:F:1003:LEU:HA	1.76	0.45
2:E:137:ALA:O	2:E:140:VAL:HG12	2.17	0.45
2:E:255:VAL:HG21	2:E:282:GLU:HG2	1.98	0.45
4:O:73:LYS:O	4:O:76:ASP:HB3	2.16	0.45
4:O:261:VAL:O	4:O:265:VAL:HG23	2.16	0.45
4:O:277:TYR:CE2	4:O:282:ALA:HA	2.52	0.45
1:B:214:ARG:HH22	1:B:827:SER:CA	2.29	0.45
1:B:214:ARG:HH22	1:B:827:SER:N	2.15	0.45
1:B:589:GLN:NE2	1:B:771:ARG:HH12	2.15	0.45
2:M:95:GLN:HE22	2:M:113:HIS:CD2	2.35	0.45
2:M:529:GLN:OE1	2:M:838:GLU:HB2	2.16	0.45
1:N:172:ILE:HG21	1:N:212:VAL:HG21	1.99	0.45

Continued on next page...

Continued from previous page...

Atom-1	Atom-2	Interatomic distance (Å)	Clash overlap (Å)
1:N:181:TYR:O	1:N:185:MET:HG3	2.16	0.45
1:J:406:VAL:HG21	1:J:448:TYR:HB2	1.99	0.45
2:E:329:PRO:HB3	2:E:358:VAL:HG21	1.99	0.45
2:E:441:GLN:O	2:E:561:THR:HA	2.17	0.45
3:H:19:LEU:HD12	3:H:113:LEU:HB3	1.98	0.45
4:K:88:ILE:HD12	4:K:88:ILE:O	2.16	0.45
4:K:151:LEU:HB2	4:K:215:SER:HB3	1.99	0.45
4:O:155:ASN:OD1	4:O:168:ASP:HB2	2.17	0.45
2:M:840:LEU:HA	2:M:843:ALA:HB3	1.97	0.44
2:M:1057:ARG:O	2:M:1061:ASP:HB2	2.16	0.44
2:M:1107:PHE:O	2:M:1111:VAL:HG23	2.18	0.44
2:A:108:THR:HG22	2:A:133:LEU:HD23	1.98	0.44
2:A:295:ARG:HD3	2:A:328:TRP:CZ3	2.52	0.44
1:N:367:ILE:HD12	1:N:441:PHE:HE2	1.82	0.44
1:N:495:VAL:HG13	1:N:615:PRO:HG2	1.98	0.44
1:J:397:HIS:CE1	1:J:431:PRO:HG3	2.52	0.44
1:J:409:TYR:CZ	1:J:432:SER:HB3	2.52	0.44
1:J:523:VAL:HA	1:J:657:GLN:NE2	2.31	0.44
2:I:281:GLN:O	2:I:285:THR:HG22	2.17	0.44
2:I:371:GLU:HG2	2:I:372:LEU:HG	1.99	0.44
1:F:67:THR:HG23	1:F:68:THR:H	1.81	0.44
2:E:86:ARG:HH22	2:E:157:HIS:CD2	2.35	0.44
2:E:253:LYS:HD3	2:E:296:PHE:HB2	1.98	0.44
4:K:231:TRP:HA	4:K:238:MET:SD	2.57	0.44
4:O:86:ASN:HA	4:O:165:LYS:HZ1	1.82	0.44
1:B:157:THR:HB	2:A:94:ARG:NH2	2.32	0.44
1:B:803:PHE:CZ	1:B:857:ILE:HB	2.52	0.44
1:B:1029:LYS:HD3	1:B:1033:ASN:ND2	2.30	0.44
5:B:1101:FAR:C15	1:N:1074:MET:HE1	2.24	0.44
2:M:103:LYS:NZ	2:M:167:ASN:OD1	2.35	0.44
2:M:920:ILE:O	2:M:923:ILE:HB	2.17	0.44
2:A:479:LEU:HD23	2:A:502:MET:HE3	1.99	0.44
1:N:948:ILE:HD11	1:N:1006:VAL:HG13	1.99	0.44
1:N:1030:GLU:O	1:N:1034:GLU:HG2	2.18	0.44
1:J:452:LYS:HA	1:J:452:LYS:HD2	1.61	0.44
1:J:1051:MET:HG3	1:J:1055:TYR:CZ	2.52	0.44
5:J:1101:FAR:H62	5:J:1101:FAR:H43	1.68	0.44
2:I:381:ASP:HA	2:I:384:TYR:HD2	1.83	0.44
1:F:452:LYS:HD2	1:F:452:LYS:HA	1.61	0.44
1:F:526:ILE:HD13	1:F:656:LEU:HG	1.99	0.44
4:C:115:TYR:HE1	4:C:119:LYS:HD2	1.81	0.44

Continued on next page...

Continued from previous page...

Atom-1	Atom-2	Interatomic distance (Å)	Clash overlap (Å)
4:K:346:LEU:O	4:K:350:TYR:HD1	1.99	0.44
4:O:32:SER:HB3	4:O:51:ILE:HG13	1.98	0.44
4:O:165:LYS:HA	4:O:165:LYS:HE3	1.99	0.44
1:B:566:TYR:HD1	1:B:666:GLU:HB3	1.80	0.44
1:B:595:ILE:HG23	1:B:637:MET:HG3	1.99	0.44
1:B:650:LYS:HB2	1:B:650:LYS:HE3	1.49	0.44
1:B:919:GLN:HB2	1:B:927:ARG:HH11	1.81	0.44
1:B:1082:VAL:CG1	5:B:1101:FAR:C10	2.91	0.44
1:N:780:LEU:HG	1:N:784:TYR:HE2	1.82	0.44
1:N:1057:THR:HG23	1:N:1065:THR:HG23	1.99	0.44
2:I:142:LEU:HD11	2:I:168:LEU:HB3	1.98	0.44
2:I:890:ILE:HD12	2:I:890:ILE:HA	1.76	0.44
2:I:1071:PHE:O	2:I:1075:VAL:HG23	2.17	0.44
1:F:341:SER:HB3	1:F:414:ALA:HB2	1.99	0.44
1:F:454:LEU:HD21	1:F:464:ILE:HG21	1.99	0.44
1:F:1003:LEU:HG	1:F:1024:LEU:HD21	2.00	0.44
2:E:411:SER:O	2:E:415:GLU:HG2	2.17	0.44
2:E:919:ARG:HD3	2:E:922:LEU:HD12	2.00	0.44
2:E:1212:GLN:HG3	4:G:330:ARG:CD	2.46	0.44
3:D:19:LEU:HD12	3:D:113:LEU:HB3	1.98	0.44
4:C:155:ASN:OD1	4:C:168:ASP:HB2	2.17	0.44
4:C:249:PHE:HZ	4:C:265:VAL:HB	1.81	0.44
3:H:129:ALA:HA	4:G:302:ARG:NH1	2.31	0.44
4:G:127:THR:O	4:G:131:MET:HG3	2.17	0.44
3:P:10:ILE:HD11	4:O:286:PRO:HB3	1.99	0.44
3:P:19:LEU:HD12	3:P:113:LEU:HB3	1.98	0.44
1:B:212:VAL:HG11	1:B:242:ALA:CB	2.48	0.44
1:B:740:GLN:O	1:B:744:LEU:HD12	2.17	0.44
1:B:802:THR:O	1:B:806:HIS:ND1	2.49	0.44
1:B:854:VAL:HG12	1:B:876:ILE:HG12	2.00	0.44
1:B:880:ILE:HG23	1:B:899:LEU:HD13	1.99	0.44
1:B:931:ASP:OD1	1:B:997:GLN:HG3	2.17	0.44
2:M:1153:LYS:HE3	2:M:1210:TYR:CD1	2.53	0.44
2:A:585:ALA:HA	2:A:588:LYS:HZ2	1.81	0.44
2:A:1163:LEU:HD11	2:A:1178:LYS:HE2	1.98	0.44
1:N:485:ASN:HB2	1:J:102:ARG:O	2.18	0.44
1:N:790:GLN:HA	1:N:836:TYR:CZ	2.52	0.44
1:N:809:GLN:NE2	1:N:981:LEU:HD11	2.32	0.44
1:J:370:LEU:HD23	1:J:373:MET:HE3	2.00	0.44
1:F:496:HIS:HB2	1:F:616:LEU:HD12	2.00	0.44
2:E:14:TYR:OH	2:E:411:SER:HB3	2.17	0.44

Continued on next page...

Continued from previous page...

Atom-1	Atom-2	Interatomic distance (Å)	Clash overlap (Å)
4:C:176:GLU:HG2	4:C:177:PRO:HD2	1.99	0.44
4:G:176:GLU:HG2	4:G:177:PRO:HD2	1.99	0.44
4:G:231:TRP:HA	4:G:238:MET:SD	2.57	0.44
4:G:278:THR:HG22	4:G:281:GLU:CD	2.38	0.44
1:B:818:GLU:H	1:B:818:GLU:CD	2.13	0.44
1:B:1034:GLU:HG3	1:B:1068:TYR:CD2	2.53	0.44
2:M:1145:ILE:HD13	2:M:1149:ILE:HG12	1.99	0.44
2:A:142:LEU:HD11	2:A:168:LEU:HD22	1.98	0.44
2:A:586:LEU:HA	2:A:589:MET:HE3	1.98	0.44
1:N:853:LEU:HA	1:N:856:HIS:HB2	1.99	0.44
1:J:51:HIS:CE1	1:J:55:ILE:HD11	2.52	0.44
1:J:914:ILE:HG13	1:J:930:ILE:HG23	1.98	0.44
1:J:928:ARG:NH2	1:J:1065:THR:HG21	2.33	0.44
2:I:20:GLN:HE21	2:I:20:GLN:HB3	1.62	0.44
2:I:183:ILE:HD13	2:I:258:SER:HB2	1.99	0.44
2:I:241:ILE:HD11	2:I:845:THR:HG22	1.99	0.44
2:I:511:TYR:HD2	2:I:616:LEU:HD21	1.81	0.44
2:E:930:GLU:O	2:E:933:HIS:ND1	2.45	0.44
4:G:115:TYR:HE1	4:G:119:LYS:HD2	1.81	0.44
4:G:165:LYS:HA	4:G:165:LYS:HE3	1.99	0.44
3:L:10:ILE:HD11	4:K:286:PRO:HB3	1.99	0.44
3:L:19:LEU:HD12	3:L:113:LEU:HB3	1.98	0.44
4:K:155:ASN:OD1	4:K:168:ASP:HB2	2.17	0.44
1:B:258:GLN:OE1	1:B:258:GLN:HA	2.18	0.44
1:B:369:PHE:CE2	1:B:391:LEU:HB3	2.53	0.44
2:M:310:ARG:HH21	2:M:314:GLU:HG2	1.83	0.44
2:A:82:VAL:HG23	2:A:155:ILE:HG12	2.00	0.44
2:A:189:LYS:HE2	2:A:296:PHE:CD2	2.53	0.44
2:A:212:LEU:HD21	2:A:228:ILE:HG12	1.98	0.44
2:A:1138:ALA:HB2	5:A:1301:FAR:C12	2.46	0.44
2:I:874:GLU:OE2	2:I:878:GLN:NE2	2.50	0.44
1:F:565:ILE:CG2	1:F:616:LEU:HD22	2.47	0.44
1:F:730:LYS:HA	1:F:733:ASP:HB2	2.00	0.44
1:F:867:LEU:HA	1:F:867:LEU:HD12	1.69	0.44
1:F:1074:MET:HE2	1:F:1074:MET:HA	1.99	0.44
2:E:30:THR:HG23	2:E:32:LEU:HG	1.98	0.44
2:E:593:TYR:HE2	4:G:16:PHE:CE2	2.31	0.44
4:C:277:TYR:CE2	4:C:282:ALA:HA	2.52	0.44
4:G:155:ASN:OD1	4:G:168:ASP:HB2	2.17	0.44
3:L:70:LEU:O	3:L:71:THR:C	2.56	0.44
4:K:33:VAL:O	4:K:50:VAL:N	2.39	0.44

Continued on next page...

Continued from previous page...

Atom-1	Atom-2	Interatomic distance (Å)	Clash overlap (Å)
4:K:176:GLU:HG2	4:K:177:PRO:HD2	1.99	0.44
3:P:10:ILE:HG21	4:O:289:GLN:NE2	2.33	0.44
4:O:126:GLU:HA	4:O:129:LYS:HZ1	1.82	0.44
4:O:262:LYS:N	4:O:262:LYS:HD3	2.33	0.44
1:B:46:TRP:CE3	1:B:104:ILE:HG21	2.53	0.44
1:B:170:LEU:O	1:B:217:ASP:HB2	2.18	0.44
1:B:220:VAL:HG23	1:B:221:TRP:CD2	2.53	0.44
1:B:1006:VAL:O	1:B:1010:LEU:HG	2.18	0.44
1:B:1082:VAL:CG1	5:B:1101:FAR:H101	2.34	0.44
2:M:284:ILE:HD11	2:M:351:TYR:OH	2.18	0.44
2:M:468:VAL:HG11	2:M:604:LEU:HD23	2.00	0.44
2:A:176:TYR:HE2	2:A:842:GLU:HG3	1.82	0.44
2:A:310:ARG:HD3	2:A:312:TYR:N	2.22	0.44
2:A:1211:VAL:HB	5:A:1301:FAR:H61	2.00	0.44
1:N:561:GLY:O	1:N:566:TYR:OH	2.25	0.44
1:N:963:LEU:HD12	1:N:963:LEU:HA	1.81	0.44
1:N:997:GLN:O	1:N:1001:GLU:N	2.34	0.44
1:J:152:VAL:HG22	1:J:169:HIS:CE1	2.53	0.44
2:I:511:TYR:CD2	2:I:616:LEU:HD21	2.53	0.44
2:I:854:LEU:O	2:I:867:ILE:N	2.50	0.44
1:F:80:GLN:O	1:F:155:VAL:N	2.46	0.44
1:F:471:VAL:HB	1:F:475:ASP:OD1	2.18	0.44
1:F:531:GLN:HG2	1:F:578:ILE:HG13	1.99	0.44
1:F:915:LEU:HD13	1:F:915:LEU:O	2.18	0.44
2:E:504:VAL:HG22	2:E:550:LEU:HD13	1.98	0.44
4:C:180:ARG:HH22	4:C:205:PRO:HD2	1.83	0.44
3:H:10:ILE:HD11	4:G:286:PRO:HB3	1.99	0.44
1:B:441:PHE:CZ	1:B:443:TRP:HB3	2.53	0.44
2:M:15:ALA:HA	2:M:57:LEU:HD11	1.99	0.44
2:M:829:ILE:HA	2:M:832:ILE:HG12	1.99	0.44
2:A:784:TYR:HE1	2:A:829:ILE:HD13	1.83	0.44
1:N:600:ASN:ND2	1:N:863:ASN:OD1	2.51	0.44
1:N:627:ARG:HE	1:N:627:ARG:HB3	1.58	0.44
1:N:796:ILE:H	1:N:796:ILE:HD12	1.83	0.44
1:N:1013:ASN:OD1	5:N:1101:FAR:H153	2.17	0.44
1:J:793:SER:O	1:J:796:ILE:HD12	2.18	0.44
1:J:924:TRP:CD1	1:J:1058:PRO:HB3	2.53	0.44
2:I:1175:MET:H	2:I:1175:MET:CE	2.30	0.44
1:F:838:LYS:HE2	1:F:838:LYS:HB2	1.70	0.44
2:E:294:CYS:SG	2:E:325:GLU:HB2	2.57	0.44
4:G:151:LEU:HB2	4:G:215:SER:HB3	1.99	0.44

Continued on next page...

Continued from previous page...

Atom-1	Atom-2	Interatomic distance (Å)	Clash overlap (Å)
4:G:166:LEU:HD12	4:G:167:THR:N	2.32	0.44
4:O:278:THR:HG22	4:O:281:GLU:CD	2.38	0.44
1:B:75:THR:HG21	1:B:440:LEU:HB2	1.99	0.44
1:B:213:TYR:CE2	1:B:274:ARG:HD2	2.53	0.44
1:B:214:ARG:HH22	1:B:826:LEU:C	2.21	0.44
1:B:912:LEU:O	1:B:916:GLN:N	2.51	0.44
2:A:440:VAL:O	2:A:599:VAL:HA	2.17	0.44
1:N:105:ASP:HB2	1:J:486:GLN:HE21	1.83	0.44
1:J:324:LEU:HA	1:J:331:LYS:HE2	2.00	0.44
1:J:327:LYS:HB2	1:J:327:LYS:HE2	1.77	0.44
1:J:979:PHE:O	1:J:983:VAL:HG12	2.18	0.44
2:I:1196:ARG:HG3	2:I:1197:PHE:CD2	2.53	0.44
1:F:223:ARG:HH22	1:F:338:TYR:HA	1.82	0.44
1:F:502:GLU:HG3	1:F:685:PHE:HZ	1.83	0.44
1:F:657:GLN:OE1	1:F:657:GLN:N	2.50	0.44
1:F:959:ALA:O	1:F:989:ASN:ND2	2.47	0.44
2:E:510:LEU:HD21	2:E:561:THR:HB	1.99	0.44
2:E:1118:VAL:HB	2:E:1120:GLN:NE2	2.33	0.44
4:C:278:THR:HG22	4:C:281:GLU:CD	2.38	0.44
4:G:86:ASN:HA	4:G:165:LYS:HZ1	1.82	0.44
4:G:154:GLU:HB3	4:G:361:LYS:HE3	2.00	0.44
4:K:277:TYR:CE2	4:K:282:ALA:HA	2.52	0.44
3:P:73:MET:SD	4:O:317:ARG:HD2	2.57	0.44
3:P:123:ASP:O	3:P:126:ILE:HG12	2.18	0.44
4:O:231:TRP:HA	4:O:238:MET:SD	2.57	0.44
4:O:360:LYS:H	4:O:365:GLN:HB3	1.83	0.44
1:B:846:GLU:O	1:B:849:ILE:HG22	2.18	0.43
2:A:22:ILE:HA	2:A:401:MET:HE3	2.00	0.43
2:A:199:ALA:HB2	2:A:245:LEU:CD1	2.45	0.43
1:N:1016:LEU:HD21	5:N:1101:FAR:H92	1.99	0.43
1:J:307:LEU:HD23	1:J:307:LEU:HA	1.72	0.43
1:J:416:PHE:HD2	1:J:427:GLN:HB3	1.81	0.43
1:J:506:LEU:HD12	1:J:506:LEU:HA	1.85	0.43
1:J:593:LEU:HD11	1:J:904:PRO:HB2	1.99	0.43
1:J:745:GLY:HA3	1:J:788:PHE:CD2	2.48	0.43
1:J:1003:LEU:HD11	1:J:1024:LEU:CD1	2.46	0.43
4:C:151:LEU:HB2	4:C:215:SER:HB3	1.99	0.43
4:C:154:GLU:HB3	4:C:361:LYS:HE3	2.00	0.43
4:C:285:HIS:CE1	4:C:287:PHE:H	2.36	0.43
4:C:367:ARG:H	4:C:367:ARG:HG2	1.48	0.43
3:H:45:THR:CG2	3:H:46:GLU:N	2.80	0.43

Continued on next page...

Continued from previous page...

Atom-1	Atom-2	Interatomic distance (Å)	Clash overlap (Å)
1:B:263:SER:O	1:B:263:SER:OG	2.37	0.43
1:B:586:TYR:OH	1:B:783:ARG:NE	2.49	0.43
1:B:600:ASN:HA	1:B:603:GLN:NE2	2.33	0.43
2:M:485:SER:O	2:M:485:SER:OG	2.35	0.43
2:M:1155:VAL:O	2:M:1159:ASN:N	2.46	0.43
2:A:501:HIS:HB2	2:A:838:GLU:OE1	2.17	0.43
1:N:369:PHE:CE2	1:N:391:LEU:HB3	2.53	0.43
1:N:567:ARG:NH2	1:N:665:VAL:HG21	2.32	0.43
1:N:815:PHE:CD1	1:N:816:GLY:N	2.86	0.43
1:J:57:LYS:HD3	1:J:113:GLU:OE1	2.18	0.43
1:J:132:GLN:HE21	1:J:149:LEU:HD23	1.83	0.43
1:J:911:LEU:HD22	1:J:915:LEU:HD23	2.00	0.43
2:I:409:LEU:HD11	2:I:423:ILE:HD12	2.00	0.43
1:F:68:THR:O	1:F:124:GLY:HA3	2.17	0.43
1:F:90:CYS:HA	1:F:446:ALA:HB2	1.99	0.43
1:F:529:TRP:CZ2	1:F:682:PHE:HB2	2.53	0.43
1:F:793:SER:HB3	1:F:796:ILE:HG13	2.00	0.43
1:F:873:LYS:HD3	1:F:984:GLU:HG3	2.00	0.43
1:F:1030:GLU:O	1:F:1034:GLU:HG3	2.18	0.43
2:E:170:PHE:HA	2:E:173:GLU:HB2	2.00	0.43
2:E:360:ILE:HG13	2:E:368:LEU:O	2.18	0.43
2:E:1196:ARG:NH1	4:G:251:SER:O	2.51	0.43
4:G:262:LYS:N	4:G:262:LYS:HD3	2.33	0.43
4:K:125:LYS:O	4:K:129:LYS:NZ	2.51	0.43
4:K:338:TYR:O	4:K:339:ALA:C	2.56	0.43
4:O:219:ILE:H	4:O:219:ILE:HG12	1.59	0.43
4:O:249:PHE:HB3	4:O:254:TRP:HB3	2.00	0.43
1:B:102:ARG:HB3	1:F:477:ARG:NH2	2.32	0.43
1:B:351:LYS:HD2	1:B:351:LYS:C	2.39	0.43
1:B:375:ASP:OD2	1:B:379:ARG:NH2	2.33	0.43
1:B:1063:ARG:HA	1:B:1063:ARG:HD3	1.57	0.43
2:M:69:GLU:O	2:M:73:LYS:HG2	2.18	0.43
2:M:1120:GLN:H	2:M:1120:GLN:CD	2.21	0.43
2:A:440:VAL:HG22	2:A:560:PRO:HG2	2.00	0.43
2:A:479:LEU:HD12	2:A:479:LEU:HA	1.77	0.43
2:A:588:LYS:HZ3	2:A:588:LYS:HB2	1.82	0.43
1:N:223:ARG:HG2	1:N:228:ASN:OD1	2.18	0.43
1:N:1002:LEU:HA	1:N:1005:VAL:HG12	2.00	0.43
1:J:496:HIS:HB2	1:J:616:LEU:HA	1.99	0.43
1:F:777:LYS:HB2	1:F:779:TRP:HE1	1.84	0.43
1:F:1082:VAL:CG1	5:F:1101:FAR:C10	2.82	0.43

Continued on next page...

Continued from previous page...

Atom-1	Atom-2	Interatomic distance (Å)	Clash overlap (Å)
4:C:231:TRP:HA	4:C:238:MET:SD	2.57	0.43
4:K:154:GLU:HB3	4:K:361:LYS:HE3	2.00	0.43
4:O:176:GLU:HG2	4:O:177:PRO:HD2	1.99	0.43
4:O:285:HIS:CE1	4:O:287:PHE:H	2.36	0.43
1:B:362:GLU:O	1:B:429:ARG:NH1	2.42	0.43
1:B:501:ALA:HB1	1:B:506:LEU:HB3	1.99	0.43
1:B:755:PHE:O	1:B:762:VAL:HG23	2.18	0.43
1:B:867:LEU:O	1:B:936:ARG:NH1	2.34	0.43
1:B:1003:LEU:HA	1:B:1006:VAL:HG22	2.01	0.43
1:B:1030:GLU:HA	1:B:1033:ASN:HD22	1.84	0.43
2:M:102:PHE:HB2	2:M:110:ASP:O	2.18	0.43
2:M:142:LEU:HD22	2:M:212:LEU:HD11	2.01	0.43
2:M:856:VAL:HG12	2:M:920:ILE:HB	1.99	0.43
2:A:111:SER:HB2	2:A:133:LEU:HD13	2.01	0.43
2:A:417:PHE:O	2:A:418:LEU:HD13	2.18	0.43
2:A:486:LEU:HB2	2:A:618:PHE:CD2	2.53	0.43
2:A:887:ASP:HB3	2:A:890:ILE:HG23	2.00	0.43
2:A:1136:MET:HB3	4:C:350:TYR:CZ	2.53	0.43
1:N:82:ALA:HB2	1:N:155:VAL:HB	1.99	0.43
1:N:642:LYS:NZ	1:N:642:LYS:HB3	2.32	0.43
1:N:714:VAL:HG13	1:N:719:TRP:HD1	1.81	0.43
1:N:929:GLN:O	1:N:933:SER:OG	2.24	0.43
1:J:501:ALA:HB1	1:J:506:LEU:HB3	2.00	0.43
1:J:911:LEU:O	1:J:915:LEU:HB2	2.18	0.43
1:J:912:LEU:O	1:J:916:GLN:NE2	2.48	0.43
2:I:186:ARG:NH1	2:I:295:ARG:HH22	2.16	0.43
1:F:368:PHE:HD1	1:F:371:TYR:HD2	1.66	0.43
1:F:556:PRO:HB3	1:F:578:ILE:HD12	2.00	0.43
1:F:603:GLN:NE2	1:F:647:GLY:O	2.36	0.43
1:F:714:VAL:HG13	1:F:719:TRP:CD1	2.53	0.43
1:F:1025:ASP:O	1:F:1029:LYS:HG2	2.18	0.43
2:E:13:GLY:O	2:E:16:ARG:HG2	2.18	0.43
2:E:281:GLN:HA	2:E:284:ILE:CD1	2.48	0.43
4:C:165:LYS:HA	4:C:165:LYS:HE3	1.99	0.43
4:C:249:PHE:HB3	4:C:254:TRP:HB3	2.00	0.43
3:L:10:ILE:HG21	4:K:289:GLN:NE2	2.33	0.43
4:K:180:ARG:HH22	4:K:205:PRO:HD2	1.83	0.43
4:K:278:THR:HG22	4:K:281:GLU:CD	2.38	0.43
4:O:116:LEU:HB3	4:O:367:ARG:NH2	2.33	0.43
1:B:351:LYS:HD2	1:B:352:PRO:HD2	2.00	0.43
1:B:627:ARG:HB2	1:B:627:ARG:HH11	1.82	0.43

Continued on next page...

Continued from previous page...

Atom-1	Atom-2	Interatomic distance (Å)	Clash overlap (Å)
1:B:728:LEU:O	1:B:731:LEU:HB3	2.19	0.43
1:B:792:PHE:CE1	1:B:796:ILE:HD11	2.53	0.43
2:A:233:ASP:CG	2:A:503:GLY:H	2.20	0.43
2:A:605:SER:O	2:A:608:LEU:HD22	2.18	0.43
1:N:221:TRP:O	1:N:222:GLU:HG2	2.18	0.43
1:N:337:GLY:HA3	1:N:358:PHE:CE2	2.54	0.43
1:N:440:LEU:HD22	1:N:445:GLN:HG3	2.01	0.43
1:J:577:PRO:HG3	1:J:617:PHE:CE1	2.54	0.43
1:F:130:MET:HG2	1:F:547:LEU:HD11	2.01	0.43
1:F:204:ASN:HA	1:F:207:PHE:CD2	2.54	0.43
1:F:810:VAL:HA	1:F:874:ILE:HD12	2.00	0.43
1:F:872:LEU:HB2	1:F:942:TYR:HE2	1.84	0.43
1:F:1024:LEU:O	1:F:1028:VAL:N	2.47	0.43
2:E:1068:PRO:HB3	4:G:353:ARG:O	2.17	0.43
3:D:10:ILE:HG21	4:C:289:GLN:NE2	2.33	0.43
4:G:159:ASP:OD1	4:G:161:ASN:N	2.46	0.43
3:L:123:ASP:O	3:L:126:ILE:HG12	2.18	0.43
4:K:116:LEU:HD11	4:K:122:LEU:HB2	1.99	0.43
3:P:66:PHE:HA	3:P:69:PHE:CB	2.48	0.43
4:O:125:LYS:O	4:O:129:LYS:NZ	2.51	0.43
4:O:264:LEU:HB2	4:O:285:HIS:CD2	2.54	0.43
1:B:351:LYS:O	1:B:354:GLU:N	2.38	0.43
1:B:998:ILE:HA	1:B:1001:GLU:OE1	2.18	0.43
2:M:930:GLU:HG3	2:M:933:HIS:HE1	1.84	0.43
2:A:204:MET:HE2	2:A:267:ALA:HB2	2.00	0.43
1:J:88:LEU:HD23	1:J:177:LEU:HD23	1.99	0.43
2:I:322:GLU:OE2	2:I:323:ASN:CG	2.57	0.43
2:I:538:MET:HE1	2:I:955:LYS:HD2	2.00	0.43
2:I:822:HIS:O	2:I:826:ILE:HG13	2.19	0.43
2:I:840:LEU:HD21	2:I:877:THR:HG22	2.00	0.43
2:I:1145:ILE:HG21	2:I:1149:ILE:HD11	1.99	0.43
2:I:1196:ARG:HG3	2:I:1197:PHE:CE2	2.54	0.43
1:F:328:TYR:HA	1:F:395:VAL:HG11	2.00	0.43
1:F:609:TRP:NE1	1:F:615:PRO:HD3	2.34	0.43
1:F:887:LEU:O	1:F:891:GLY:N	2.39	0.43
2:E:32:LEU:HD12	2:E:118:THR:HA	2.01	0.43
2:E:93:ILE:HD12	2:E:164:PHE:CD1	2.53	0.43
3:D:123:ASP:O	3:D:126:ILE:HG12	2.18	0.43
4:C:125:LYS:O	4:C:129:LYS:NZ	2.51	0.43
4:G:125:LYS:O	4:G:129:LYS:NZ	2.51	0.43
4:G:180:ARG:HH22	4:G:205:PRO:HD2	1.83	0.43

Continued on next page...

Continued from previous page...

Atom-1	Atom-2	Interatomic distance (Å)	Clash overlap (Å)
4:K:264:LEU:HB2	4:K:285:HIS:CD2	2.54	0.43
1:B:49:LEU:HB3	1:B:101:TYR:CE1	2.53	0.43
1:B:101:TYR:CE2	1:B:110:ARG:HD2	2.54	0.43
1:B:270:ASP:CG	1:B:558:GLY:HA3	2.32	0.43
1:B:339:ARG:HH11	1:B:339:ARG:H	1.67	0.43
1:B:409:TYR:CE1	1:B:432:SER:HB2	2.53	0.43
1:B:449:ILE:HD13	1:B:449:ILE:HA	1.82	0.43
1:B:790:GLN:HA	1:B:836:TYR:CZ	2.53	0.43
1:B:964:PRO:HB2	1:B:967:PRO:HD2	2.00	0.43
2:M:833:LEU:HD22	2:M:835:LYS:HZ3	1.83	0.43
2:A:206:LYS:HD3	2:A:269:ALA:HB1	2.00	0.43
2:A:809:LEU:HD23	2:A:809:LEU:HA	1.85	0.43
2:A:1223:GLN:O	4:C:342:PRO:HB2	2.19	0.43
1:N:714:VAL:HG13	1:N:719:TRP:CD1	2.53	0.43
1:N:755:PHE:O	1:N:762:VAL:N	2.48	0.43
1:N:898:ASP:HB2	1:N:901:GLN:HG2	2.00	0.43
1:J:738:ALA:O	1:J:742:ILE:HG13	2.19	0.43
2:I:128:ASP:OD1	2:I:128:ASP:N	2.52	0.43
1:F:372:MET:HG2	1:F:388:TYR:CD1	2.53	0.43
1:F:486:GLN:HE22	1:F:492:ASP:C	2.21	0.43
1:F:496:HIS:CB	1:F:659:LEU:HD22	2.48	0.43
1:F:567:ARG:O	1:F:668:LEU:HB2	2.19	0.43
2:E:21:THR:HG22	2:E:22:ILE:HG13	2.01	0.43
2:E:1196:ARG:CD	4:G:252:PRO:HD2	2.44	0.43
4:C:262:LYS:HD3	4:C:262:LYS:N	2.33	0.43
4:G:264:LEU:HB2	4:G:285:HIS:CD2	2.54	0.43
4:G:285:HIS:CE1	4:G:287:PHE:H	2.36	0.43
1:B:160:GLU:H	1:B:160:GLU:CD	2.16	0.43
1:B:368:PHE:HA	1:B:371:TYR:HB2	2.00	0.43
1:B:950:GLU:OE1	1:B:950:GLU:HA	2.18	0.43
1:B:1017:GLU:OE2	1:B:1018:PHE:N	2.51	0.43
2:M:472:ARG:HH21	2:M:668:LEU:HA	1.84	0.43
2:A:170:PHE:N	2:A:170:PHE:CD1	2.87	0.43
2:A:889:SER:O	2:A:892:ILE:HG13	2.18	0.43
1:N:745:GLY:HA3	1:N:788:PHE:CD2	2.54	0.43
1:N:1029:LYS:HB2	1:N:1029:LYS:HE2	1.66	0.43
1:J:1054:PHE:O	1:J:1057:THR:HG22	2.18	0.43
2:I:1138:ALA:HB1	5:I:1301:FAR:H152	1.94	0.43
1:F:112:HIS:ND1	2:E:218:PHE:HB3	2.34	0.43
1:F:298:PRO:HA	1:F:302:TYR:O	2.19	0.43
1:F:906:GLU:O	1:F:910:LEU:HB2	2.17	0.43

Continued on next page...

Continued from previous page...

Atom-1	Atom-2	Interatomic distance (Å)	Clash overlap (Å)
1:B:223:ARG:NH2	1:B:339:ARG:HH12	2.16	0.43
1:B:567:ARG:NH2	1:B:665:VAL:HG11	2.34	0.43
1:B:996:ARG:O	1:B:999:VAL:HG12	2.18	0.43
2:M:160:ASP:HB3	2:M:492:MET:SD	2.58	0.43
2:M:469:TYR:CD1	2:M:470:PRO:HA	2.54	0.43
2:M:557:THR:HA	1:J:511:ASN:OD1	2.18	0.43
2:M:1167:LYS:NZ	2:M:1176:LEU:HD12	2.34	0.43
2:A:310:ARG:HH11	2:A:312:TYR:HB2	1.84	0.43
1:N:210:GLU:OE1	1:N:267:VAL:HG13	2.18	0.43
1:N:307:LEU:HD23	1:N:307:LEU:HA	1.83	0.43
1:N:780:LEU:HD12	1:N:780:LEU:HA	1.86	0.43
1:J:227:TYR:HB2	1:J:229:ASN:OD1	2.18	0.43
2:I:284:ILE:HA	2:I:288:GLN:HB3	2.00	0.43
2:I:811:THR:O	2:I:815:GLY:N	2.52	0.43
1:F:75:THR:OG1	1:F:438:GLY:O	2.23	0.43
1:F:495:VAL:HG13	1:F:651:VAL:HG12	2.00	0.43
2:E:326:CYS:SG	2:E:372:LEU:HD13	2.59	0.43
2:E:1129:GLU:O	2:E:1133:VAL:HG13	2.18	0.43
4:K:49:LYS:HG2	4:K:51:ILE:HD11	2.01	0.43
4:K:285:HIS:CE1	4:K:287:PHE:H	2.36	0.43
4:O:180:ARG:HH22	4:O:205:PRO:HD2	1.83	0.43
4:O:256:ASP:HB3	4:O:341:ARG:HH21	1.83	0.43
1:B:386:GLN:OE1	1:B:386:GLN:HA	2.19	0.43
1:B:596:ASP:HA	1:B:599:LYS:HG3	2.00	0.43
1:B:744:LEU:HD23	1:B:747:LEU:HD13	2.01	0.43
2:M:472:ARG:HB2	2:M:472:ARG:HH11	1.83	0.43
2:A:139:SER:CB	2:A:204:MET:HB3	2.49	0.43
2:A:570:MET:N	2:A:570:MET:SD	2.92	0.43
2:A:662:ARG:HA	2:A:662:ARG:NH1	2.33	0.43
2:A:957:LEU:O	2:A:961:ILE:HG13	2.19	0.43
1:N:370:LEU:HD22	1:N:448:TYR:HA	2.01	0.43
1:N:1004:MET:O	1:N:1008:ILE:HG12	2.19	0.43
2:I:479:LEU:HD13	2:I:520:PHE:CE1	2.53	0.43
1:F:178:TYR:CZ	1:F:182:LEU:HD13	2.54	0.43
1:F:304:ALA:HB1	1:F:306:ALA:HB2	2.01	0.43
2:E:822:HIS:CG	2:E:825:LEU:HG	2.54	0.43
2:E:1059:ARG:HA	2:E:1121:PRO:HB2	2.01	0.43
3:D:126:ILE:O	3:D:130:ASP:N	2.52	0.43
3:D:129:ALA:HA	4:C:302:ARG:NH1	2.31	0.43
4:C:33:VAL:O	4:C:50:VAL:N	2.39	0.43
4:G:49:LYS:HG2	4:G:51:ILE:HD11	2.01	0.43

Continued on next page...

Continued from previous page...

Atom-1	Atom-2	Interatomic distance (Å)	Clash overlap (Å)
1:B:766:ILE:HD12	1:B:789:THR:OG1	2.19	0.42
5:B:1101:FAR:H141	1:N:1009:VAL:HG23	1.87	0.42
2:M:63:LYS:O	1:J:567:ARG:HD2	2.19	0.42
2:M:1145:ILE:HG21	2:M:1149:ILE:HD11	2.01	0.42
2:A:62:ARG:HA	2:A:65:ALA:HB2	2.01	0.42
2:A:266:PRO:HD2	2:A:267:ALA:N	2.34	0.42
1:N:846:GLU:OE1	1:N:900:TYR:OH	2.28	0.42
1:J:129:TYR:HB3	1:J:201:PHE:CZ	2.54	0.42
1:J:491:ASN:HD21	1:J:607:GLN:HA	1.84	0.42
1:J:510:LEU:HD11	1:J:621:ILE:HG21	2.01	0.42
1:J:994:GLN:HB2	1:J:1055:TYR:CE2	2.53	0.42
2:I:912:PHE:CE1	2:I:962:LEU:HD13	2.53	0.42
1:F:915:LEU:HD23	1:F:934:LEU:HD11	2.00	0.42
2:E:198:ASN:OD1	2:E:200:SER:OG	2.29	0.42
2:E:464:THR:O	2:E:468:VAL:HG23	2.19	0.42
2:E:535:ASP:HB2	2:E:951:PRO:HD2	2.01	0.42
2:E:917:ARG:HD3	2:E:919:ARG:HG2	2.01	0.42
4:C:25:ILE:HD11	4:C:33:VAL:HG11	2.01	0.42
3:L:101:ILE:O	3:L:136:GLN:HA	2.19	0.42
4:O:25:ILE:HD11	4:O:33:VAL:HG11	2.01	0.42
4:O:63:GLU:H	4:O:63:GLU:HG3	1.67	0.42
4:O:154:GLU:HB3	4:O:361:LYS:HE3	2.00	0.42
1:B:207:PHE:HZ	1:B:541:LEU:HG	1.84	0.42
2:M:442:VAL:HG11	2:M:589:MET:SD	2.58	0.42
2:M:472:ARG:NH2	2:M:668:LEU:HA	2.34	0.42
1:N:221:TRP:CE3	1:N:332:ARG:HD2	2.55	0.42
1:J:140:LYS:HG3	1:J:208:CYS:SG	2.59	0.42
1:J:223:ARG:HH22	1:J:338:TYR:HA	1.83	0.42
1:J:273:ASN:O	1:J:277:GLN:HG3	2.20	0.42
1:J:1062:LYS:HA	1:F:1081:GLU:HA	2.00	0.42
2:I:62:ARG:HA	2:I:62:ARG:HD3	1.85	0.42
2:I:89:LEU:HA	2:I:92:MET:HE2	1.99	0.42
1:F:368:PHE:HD1	1:F:368:PHE:HA	1.72	0.42
1:F:567:ARG:NH2	1:F:570:GLY:O	2.51	0.42
2:E:455:LEU:HB3	2:E:460:ILE:HG22	2.01	0.42
2:E:588:LYS:HE3	4:G:99:PHE:CD2	2.54	0.42
3:H:10:ILE:HG21	4:G:289:GLN:NE2	2.33	0.42
3:H:66:PHE:HB3	4:G:291:TYR:HB2	2.01	0.42
4:G:232:HIS:CE1	4:G:234:LYS:H	2.37	0.42
4:K:116:LEU:HD21	4:K:122:LEU:HB2	2.01	0.42
4:O:152:LYS:H	4:O:152:LYS:HG2	1.42	0.42

Continued on next page...

Continued from previous page...

Atom-1	Atom-2	Interatomic distance (Å)	Clash overlap (Å)
4:O:207:TYR:CE1	4:O:211:VAL:HG21	2.52	0.42
1:B:144:ARG:HB3	1:B:147:THR:CG2	2.49	0.42
1:B:295:ALA:O	1:B:298:PRO:HD2	2.18	0.42
1:B:504:GLN:OE1	1:B:519:THR:HG21	2.20	0.42
2:M:291:TYR:OH	2:M:391:ASP:OD1	2.33	0.42
2:M:784:TYR:OH	2:M:817:VAL:HG11	2.19	0.42
2:A:257:ALA:O	2:A:260:LEU:HB2	2.19	0.42
1:N:51:HIS:O	1:N:55:ILE:HG13	2.19	0.42
1:J:84:ILE:O	1:J:88:LEU:HB2	2.19	0.42
1:J:374:ILE:HG23	1:J:454:LEU:HD13	2.01	0.42
1:J:880:ILE:HA	1:J:883:MET:HG3	2.01	0.42
2:I:283:ILE:HG23	2:I:287:LEU:HB2	2.01	0.42
2:I:1136:MET:O	2:I:1140:ILE:HG13	2.19	0.42
1:F:170:LEU:HD13	1:F:216:PRO:O	2.19	0.42
1:F:630:ARG:O	1:F:633:PRO:HD2	2.19	0.42
1:F:679:LEU:HD12	1:F:679:LEU:HA	1.93	0.42
1:F:1029:LYS:O	1:F:1032:PHE:N	2.53	0.42
2:E:102:PHE:CZ	2:E:178:THR:HG21	2.55	0.42
2:E:1112:GLU:O	2:E:1116:ASN:N	2.52	0.42
4:G:249:PHE:HB3	4:G:254:TRP:HB3	2.00	0.42
4:G:367:ARG:H	4:G:367:ARG:HG2	1.48	0.42
4:O:120:VAL:HG21	4:O:348:ASP:O	2.20	0.42
1:B:324:LEU:HD11	1:B:333:PHE:HA	2.01	0.42
1:B:490:GLU:OE1	1:B:490:GLU:N	2.52	0.42
1:B:500:ILE:HG13	1:B:618:LEU:HD23	2.00	0.42
1:B:730:LYS:HD2	1:B:733:ASP:HB2	2.01	0.42
1:B:1002:LEU:O	1:B:1005:VAL:HG12	2.18	0.42
2:M:847:LEU:HB2	2:M:854:LEU:HD11	2.01	0.42
2:M:927:MET:HE1	2:M:954:MET:SD	2.59	0.42
2:M:965:LYS:HD2	2:M:966:GLU:N	2.34	0.42
2:A:239:GLN:O	2:A:242:LEU:HB3	2.19	0.42
2:A:339:GLY:HA3	2:A:347:GLN:OE1	2.19	0.42
2:A:570:MET:HB3	2:A:582:ILE:HG13	2.00	0.42
2:A:919:ARG:NH1	2:A:1116:ASN:HD21	2.18	0.42
2:A:1132:LEU:HD23	2:A:1132:LEU:HA	1.91	0.42
1:J:65:SER:HB2	1:J:155:VAL:HG22	2.01	0.42
1:J:994:GLN:CD	1:J:994:GLN:N	2.73	0.42
2:I:156:ILE:HG23	2:I:161:GLU:HB2	2.01	0.42
2:I:563:THR:O	2:I:565:PRO:HD3	2.19	0.42
2:I:816:LYS:HD2	2:I:817:VAL:N	2.35	0.42
2:I:946:LEU:O	2:I:954:MET:HE1	2.19	0.42

Continued on next page...

Continued from previous page...

Atom-1	Atom-2	Interatomic distance (Å)	Clash overlap (Å)
1:F:590:ASP:HB2	1:F:779:TRP:CH2	2.54	0.42
1:F:820:GLU:OE2	1:F:839:CYS:HA	2.20	0.42
1:F:1018:PHE:CD1	1:F:1022:VAL:HG22	2.55	0.42
2:E:216:ASP:OD1	2:E:222:GLY:HA3	2.19	0.42
2:E:241:ILE:HG23	2:E:849:SER:OG	2.19	0.42
2:E:485:SER:HA	2:E:488:CYS:SG	2.59	0.42
2:E:855:THR:HG22	2:E:866:THR:HG22	2.01	0.42
3:D:10:ILE:HD11	4:C:286:PRO:HB3	1.99	0.42
4:C:49:LYS:HG2	4:C:51:ILE:HD11	2.01	0.42
4:C:264:LEU:HB2	4:C:285:HIS:CD2	2.54	0.42
3:H:126:ILE:O	3:H:130:ASP:N	2.52	0.42
4:G:25:ILE:HD11	4:G:33:VAL:HG11	2.01	0.42
4:K:63:GLU:H	4:K:63:GLU:HG3	1.67	0.42
4:O:48:VAL:HG22	4:O:103:VAL:HG22	2.01	0.42
4:O:236:MET:O	4:O:240:ARG:NE	2.53	0.42
1:B:796:ILE:HA	1:B:799:HIS:HB2	2.00	0.42
2:M:14:TYR:OH	2:M:411:SER:HB3	2.20	0.42
2:M:501:HIS:HB2	2:M:838:GLU:HB3	2.01	0.42
2:A:14:TYR:O	2:A:18:VAL:HG23	2.20	0.42
2:A:598:ARG:NH2	4:C:14:GLN:HG2	2.34	0.42
2:A:616:LEU:HB3	2:A:618:PHE:CE1	2.54	0.42
2:A:1151:VAL:O	2:A:1155:VAL:HG23	2.19	0.42
1:J:864:ASN:ND2	1:J:867:LEU:HD13	2.34	0.42
1:J:1071:LYS:HE2	1:J:1071:LYS:HB2	1.76	0.42
1:F:923:CYS:N	1:F:926:ASN:OD1	2.52	0.42
2:E:168:LEU:O	2:E:171:TYR:HB3	2.20	0.42
4:K:131:MET:HE1	4:K:220:MET:HG3	2.02	0.42
4:K:138:ILE:HG22	4:K:279:ALA:HB2	2.01	0.42
4:K:236:MET:O	4:K:240:ARG:NE	2.53	0.42
4:O:36:ARG:CD	4:O:106:LEU:HD21	2.49	0.42
4:O:138:ILE:HG22	4:O:279:ALA:HB2	2.01	0.42
1:B:214:ARG:HE	1:B:214:ARG:HB2	1.43	0.42
1:B:864:ASN:HB3	1:B:867:LEU:HD13	2.01	0.42
2:M:888:MET:O	2:M:892:ILE:HG12	2.20	0.42
2:A:841:ASP:HA	2:A:844:CYS:SG	2.60	0.42
2:A:1081:LYS:HB2	5:A:1301:FAR:H143	2.00	0.42
2:A:1138:ALA:HB2	5:A:1301:FAR:C15	2.20	0.42
1:N:744:LEU:HD12	1:N:745:GLY:N	2.34	0.42
1:J:126:LEU:O	1:J:130:MET:HG3	2.20	0.42
1:J:586:TYR:OH	1:J:783:ARG:HG2	2.19	0.42
1:J:630:ARG:HD2	1:J:777:LYS:HE2	2.02	0.42

Continued on next page...

Continued from previous page...

Atom-1	Atom-2	Interatomic distance (Å)	Clash overlap (Å)
1:F:110:ARG:HH11	1:F:110:ARG:HG2	1.84	0.42
1:F:773:ALA:HA	1:F:776:GLN:NE2	2.25	0.42
2:E:32:LEU:HB3	2:E:47:ASN:OD1	2.19	0.42
2:E:536:ASN:HA	2:E:539:ILE:HD12	2.01	0.42
4:C:346:LEU:HD23	4:C:346:LEU:HA	1.89	0.42
4:G:138:ILE:HG22	4:G:279:ALA:HB2	2.01	0.42
4:G:236:MET:O	4:G:240:ARG:NE	2.53	0.42
3:L:126:ILE:O	3:L:130:ASP:N	2.52	0.42
4:K:25:ILE:HD11	4:K:33:VAL:HG11	2.01	0.42
4:K:232:HIS:CE1	4:K:234:LYS:H	2.37	0.42
4:K:262:LYS:HD3	4:K:262:LYS:N	2.33	0.42
3:P:133:GLY:HA3	3:P:136:GLN:O	2.20	0.42
4:O:49:LYS:HG2	4:O:51:ILE:HD11	2.01	0.42
4:O:346:LEU:HD23	4:O:346:LEU:HA	1.89	0.42
1:B:80:GLN:HA	1:B:155:VAL:HG12	2.01	0.42
1:B:365:PHE:CD1	1:B:365:PHE:N	2.87	0.42
1:B:602:LEU:HA	1:B:602:LEU:HD23	1.77	0.42
1:B:638:LEU:HD12	1:B:638:LEU:HA	1.88	0.42
1:B:857:ILE:O	1:B:861:ILE:HG22	2.20	0.42
1:B:903:SER:O	1:B:907:VAL:HG23	2.18	0.42
2:M:504:VAL:CG2	2:M:550:LEU:HG	2.50	0.42
2:A:134:GLN:HE22	2:A:185:GLU:HA	1.85	0.42
2:A:192:GLN:NE2	2:A:313:TYR:O	2.44	0.42
2:A:241:ILE:HD12	2:A:242:LEU:N	2.34	0.42
2:A:1223:GLN:HE22	4:C:327:PRO:HA	1.85	0.42
2:I:275:LEU:HD12	2:I:275:LEU:HA	1.89	0.42
1:F:541:LEU:HB2	1:F:670:PHE:CZ	2.54	0.42
1:F:1073:VAL:O	1:F:1077:LEU:HD23	2.18	0.42
2:E:19:GLN:OE1	2:E:19:GLN:HA	2.19	0.42
2:E:524:PHE:CD1	2:E:542:MET:HG3	2.55	0.42
2:E:945:GLY:O	2:E:949:LEU:HD12	2.20	0.42
3:D:57:ASP:OD2	3:D:63:THR:O	2.37	0.42
4:G:48:VAL:HG22	4:G:103:VAL:HG22	2.01	0.42
4:K:249:PHE:HB3	4:K:254:TRP:HB3	2.00	0.42
1:B:393:THR:HA	1:B:396:LEU:HD12	2.01	0.42
1:B:600:ASN:HA	1:B:603:GLN:HE21	1.84	0.42
2:A:784:TYR:CE1	2:A:829:ILE:HD13	2.54	0.42
1:N:661:SER:HB3	2:I:152:GLY:CA	2.49	0.42
1:J:161:LEU:HD23	1:J:161:LEU:HA	1.82	0.42
1:J:226:LYS:HB2	1:J:226:LYS:HE2	1.86	0.42
1:J:883:MET:SD	1:J:911:LEU:HB2	2.60	0.42

Continued on next page...

Continued from previous page...

Atom-1	Atom-2	Interatomic distance (Å)	Clash overlap (Å)
2:I:267:ALA:HB1	2:I:269:ALA:HB2	2.02	0.42
2:I:848:LEU:CD2	2:I:854:LEU:HD13	2.50	0.42
1:F:75:THR:HG21	1:F:440:LEU:HB2	2.00	0.42
1:F:533:GLU:CD	1:F:682:PHE:HB3	2.40	0.42
1:F:792:PHE:CE2	1:F:831:ILE:HG23	2.55	0.42
1:F:944:ARG:HB3	1:F:1007:SER:HB2	2.01	0.42
2:E:469:TYR:CG	2:E:470:PRO:HA	2.54	0.42
2:E:859:PRO:HG2	2:E:860:PRO:HD3	2.01	0.42
4:C:219:ILE:H	4:C:219:ILE:HG12	1.59	0.42
3:H:123:ASP:O	3:H:126:ILE:HG12	2.18	0.42
3:P:126:ILE:O	3:P:130:ASP:N	2.52	0.42
4:O:24:GLU:HG3	4:O:36:ARG:CZ	2.49	0.42
1:B:136:VAL:HG22	1:B:149:LEU:HD11	2.01	0.42
1:B:351:LYS:HD2	1:B:352:PRO:CD	2.50	0.42
1:B:485:ASN:O	1:F:103:ARG:HG3	2.19	0.42
5:B:1101:FAR:H151	1:N:1009:VAL:HG13	2.01	0.42
2:M:181:PHE:HA	2:M:187:GLY:HA2	2.02	0.42
2:M:260:LEU:HD11	2:M:335:PHE:CE2	2.54	0.42
2:M:265:PHE:CD2	2:M:337:LEU:HD13	2.55	0.42
2:M:468:VAL:HG12	2:M:471:ILE:O	2.20	0.42
2:M:508:SER:OG	2:M:550:LEU:HD11	2.20	0.42
2:M:592:GLY:HA2	2:M:599:VAL:O	2.20	0.42
2:M:784:TYR:O	2:M:788:THR:N	2.45	0.42
2:A:917:ARG:HH21	2:A:1112:GLU:HB3	1.83	0.42
1:N:859:TRP:CE3	1:N:860:ILE:HG12	2.55	0.42
1:N:859:TRP:CD2	1:N:908:LYS:HE2	2.55	0.42
1:N:925:LEU:O	1:N:929:GLN:HG3	2.20	0.42
1:J:925:LEU:HG	1:J:1055:TYR:HB3	2.02	0.42
1:J:961:LYS:HD2	1:J:986:THR:HA	2.02	0.42
1:J:966:GLN:OE1	1:J:966:GLN:HA	2.20	0.42
2:I:1193:PRO:HD2	4:K:370:LEU:HA	2.02	0.42
1:F:53:TYR:CE1	1:F:110:ARG:HD3	2.55	0.42
1:F:81:LYS:HE3	1:F:81:LYS:HB3	1.82	0.42
1:F:379:ARG:HA	1:F:470:TYR:CZ	2.55	0.42
1:F:951:ARG:HE	1:F:1010:LEU:CD2	2.33	0.42
2:E:821:ARG:HA	2:E:826:ILE:HD11	2.01	0.42
2:E:1070:GLY:O	2:E:1074:LYS:N	2.53	0.42
2:E:1223:GLN:HE22	4:G:327:PRO:HA	1.85	0.42
3:D:45:THR:CG2	3:D:46:GLU:N	2.82	0.42
3:D:118:THR:OG1	3:D:121:GLU:CB	2.65	0.42
4:C:88:ILE:HG23	4:C:165:LYS:HB3	2.02	0.42

Continued on next page...

Continued from previous page...

Atom-1	Atom-2	Interatomic distance (Å)	Clash overlap (Å)
3:L:57:ASP:OD2	3:L:63:THR:O	2.37	0.42
1:B:456:ASP:O	1:B:457:GLU:CG	2.68	0.42
1:B:948:ILE:HD13	1:B:948:ILE:HA	1.86	0.42
2:M:67:ARG:HB2	2:M:70:ASP:OD2	2.20	0.42
1:N:405:VAL:HG22	1:N:440:LEU:HD21	2.00	0.42
1:N:623:GLU:H	1:N:623:GLU:CD	2.19	0.42
1:J:98:ALA:HB2	1:J:114:LEU:CB	2.48	0.42
1:J:1069:LEU:O	1:J:1073:VAL:HG23	2.20	0.42
1:F:297:LEU:CD1	1:F:371:TYR:HB3	2.47	0.42
2:E:444:ILE:HD13	2:E:586:LEU:HD22	2.02	0.42
2:E:1223:GLN:O	4:G:342:PRO:HB2	2.19	0.42
4:C:73:LYS:HE2	4:C:73:LYS:HB2	1.88	0.42
4:C:232:HIS:CE1	4:C:234:LYS:H	2.37	0.42
4:C:236:MET:O	4:C:240:ARG:NE	2.53	0.42
4:G:90:LEU:HD12	4:G:90:LEU:HA	1.95	0.42
3:P:102:SER:HB3	3:P:105:GLU:H	1.85	0.42
4:O:359:VAL:HG21	4:O:367:ARG:CG	2.46	0.42
1:B:228:ASN:HD22	1:B:228:ASN:HA	1.58	0.41
1:B:564:LYS:HB2	1:B:566:TYR:CE1	2.54	0.41
1:B:762:VAL:HA	1:B:765:HIS:NE2	2.35	0.41
2:M:289:GLY:N	2:M:327:GLU:OE2	2.52	0.41
2:M:811:THR:HA	2:M:814:TYR:HB3	2.02	0.41
2:A:166:GLN:NE2	2:A:486:LEU:HD21	2.34	0.41
2:A:254:GLU:OE2	2:A:254:GLU:N	2.48	0.41
1:N:81:LYS:HB3	1:N:81:LYS:HE2	1.69	0.41
1:N:210:GLU:OE2	1:N:271:ALA:HB3	2.20	0.41
1:J:108:LYS:HD2	1:J:108:LYS:HA	1.89	0.41
1:J:393:THR:HA	1:J:396:LEU:HD12	2.02	0.41
1:J:405:VAL:HA	1:J:445:GLN:NE2	2.34	0.41
1:J:449:ILE:HD13	1:J:449:ILE:HA	1.94	0.41
5:J:1101:FAR:H2	1:F:1008:ILE:CG2	2.38	0.41
2:I:134:GLN:NE2	2:I:185:GLU:HG3	2.35	0.41
2:I:489:ASN:HB3	2:I:492:MET:HB2	2.02	0.41
2:I:823:TRP:CD2	2:I:951:PRO:HD3	2.55	0.41
1:F:107:ASP:OD1	1:F:107:ASP:N	2.37	0.41
1:F:331:LYS:HG2	1:F:364:GLU:HG3	2.01	0.41
1:F:780:LEU:HD13	1:F:900:TYR:O	2.20	0.41
1:F:1006:VAL:HA	1:F:1009:VAL:HB	2.02	0.41
2:E:141:TYR:CD1	2:E:141:TYR:C	2.94	0.41
2:E:511:TYR:HD2	2:E:616:LEU:HD11	1.84	0.41
2:E:1079:LEU:O	2:E:1094:SER:OG	2.32	0.41

Continued on next page...

Continued from previous page...

Atom-1	Atom-2	Interatomic distance (Å)	Clash overlap (Å)
4:C:48:VAL:HG22	4:C:103:VAL:HG22	2.01	0.41
4:C:120:VAL:HG21	4:C:348:ASP:O	2.20	0.41
4:G:17:TYR:O	4:G:40:LYS:NZ	2.43	0.41
4:K:48:VAL:HG22	4:K:103:VAL:HG22	2.01	0.41
4:K:346:LEU:HD23	4:K:346:LEU:HA	1.89	0.41
3:P:102:SER:CB	3:P:105:GLU:HG3	2.34	0.41
1:B:56:VAL:HG21	1:B:97:LEU:HD22	2.01	0.41
1:B:221:TRP:HB3	1:B:332:ARG:NH1	2.36	0.41
1:B:262:TRP:C	1:B:262:TRP:CD1	2.94	0.41
1:B:1063:ARG:NH1	1:N:1079:GLU:HA	2.31	0.41
2:M:1133:VAL:HA	2:M:1136:MET:HG2	2.01	0.41
2:M:1184:ILE:HG23	2:M:1188:LEU:HD23	2.01	0.41
2:A:1057:ARG:O	2:A:1061:ASP:HB2	2.20	0.41
2:A:1162:PHE:HD1	2:A:1202:TYR:CE2	2.38	0.41
1:N:228:ASN:O	1:N:349:TYR:HB2	2.20	0.41
1:J:88:LEU:HD21	1:J:178:TYR:CA	2.50	0.41
1:J:213:TYR:CE1	1:J:214:ARG:HG2	2.55	0.41
1:J:221:TRP:CZ2	1:J:368:PHE:HZ	2.38	0.41
1:J:328:TYR:HA	1:J:395:VAL:HG11	2.01	0.41
1:F:84:ILE:HG23	1:F:125:ILE:HD12	2.02	0.41
1:F:95:TRP:O	1:F:99:LEU:HD23	2.20	0.41
1:F:170:LEU:HD23	1:F:170:LEU:HA	1.85	0.41
1:F:496:HIS:NE2	1:F:614:ARG:HG3	2.34	0.41
1:F:779:TRP:CE3	1:F:904:PRO:HD3	2.55	0.41
1:F:984:GLU:O	1:F:988:GLY:N	2.52	0.41
2:E:524:PHE:HZ	2:E:543:LEU:HD13	1.85	0.41
4:C:32:SER:HA	4:C:51:ILE:HA	2.02	0.41
4:C:138:ILE:HG22	4:C:279:ALA:HB2	2.00	0.41
4:G:88:ILE:HG23	4:G:165:LYS:HB3	2.02	0.41
4:G:229:PRO:HB2	4:G:230:PHE:CD1	2.55	0.41
4:K:229:PRO:HB2	4:K:230:PHE:CD1	2.55	0.41
4:O:232:HIS:CE1	4:O:234:LYS:H	2.38	0.41
1:B:655:ARG:H	1:B:655:ARG:HG3	1.69	0.41
1:B:928:ARG:NH1	1:B:1055:TYR:O	2.53	0.41
2:A:239:GLN:O	2:A:243:ASN:OD1	2.38	0.41
2:A:307:ASP:HA	2:A:308:PRO:HD3	1.93	0.41
2:A:892:ILE:HD12	2:A:893:LEU:HD12	2.02	0.41
2:A:897:ILE:O	2:A:901:LEU:HG	2.20	0.41
1:J:560:LEU:HD22	1:J:609:TRP:HE3	1.85	0.41
1:J:991:ASP:OD1	1:J:992:GLN:HG2	2.21	0.41
1:J:1001:GLU:HG2	1:F:1092:ILE:HB	2.01	0.41

Continued on next page...

Continued from previous page...

Atom-1	Atom-2	Interatomic distance (Å)	Clash overlap (Å)
1:F:772:ARG:HH11	1:F:776:GLN:HB3	1.85	0.41
1:F:792:PHE:HD1	1:F:793:SER:N	2.18	0.41
1:F:957:ILE:N	1:F:957:ILE:HD12	2.34	0.41
2:E:47:ASN:O	2:E:51:ILE:HG23	2.21	0.41
2:E:404:GLN:HE21	2:E:404:GLN:HB3	1.71	0.41
2:E:475:PRO:HA	2:E:521:THR:OG1	2.20	0.41
3:H:55:GLU:HG2	4:G:322:TYR:CD1	2.54	0.41
4:G:236:MET:N	4:G:236:MET:SD	2.94	0.41
3:L:67:PRO:HA	3:L:70:LEU:HD23	2.03	0.41
4:O:88:ILE:HG23	4:O:165:LYS:HB3	2.02	0.41
4:O:98:THR:HG23	4:O:99:PHE:CD2	2.55	0.41
1:B:746:ILE:O	1:B:750:ARG:HB2	2.20	0.41
1:B:995:TYR:HA	1:B:998:ILE:HG22	2.02	0.41
2:M:474:GLN:NE2	2:M:667:LEU:HD11	2.35	0.41
2:M:479:LEU:HD13	2:M:520:PHE:CE1	2.55	0.41
2:M:579:ASN:OD1	2:M:581:SER:N	2.51	0.41
2:M:1153:LYS:C	2:M:1153:LYS:HD3	2.40	0.41
2:M:1222:MET:N	2:M:1222:MET:SD	2.94	0.41
2:A:1120:GLN:HA	2:A:1121:PRO:HD3	1.88	0.41
1:N:126:LEU:HB2	1:N:178:TYR:OH	2.20	0.41
1:N:206:VAL:HG21	1:N:265:ILE:HG21	2.02	0.41
1:N:486:GLN:HA	1:J:103:ARG:O	2.19	0.41
1:N:867:LEU:O	1:N:867:LEU:HD12	2.20	0.41
1:J:172:ILE:HB	1:J:238:SER:HB3	2.01	0.41
1:J:274:ARG:HA	1:J:277:GLN:HG3	2.01	0.41
1:J:534:LEU:HD23	1:J:557:ILE:HD13	2.02	0.41
1:J:642:LYS:NZ	1:J:642:LYS:HB3	2.35	0.41
1:J:654:ASP:HB3	1:J:659:LEU:HD13	2.03	0.41
1:J:1002:LEU:HD22	1:J:1069:LEU:HB3	2.02	0.41
2:I:566:ILE:HD12	2:I:578:LEU:HD11	2.02	0.41
1:F:307:LEU:HD13	1:F:307:LEU:HA	1.82	0.41
1:F:486:GLN:HB3	1:F:490:GLU:HB2	2.02	0.41
1:F:949:LEU:HD11	1:F:965:GLN:HA	2.01	0.41
2:E:26:GLN:HA	2:E:33:LEU:HD12	2.03	0.41
2:E:479:LEU:HB2	2:E:520:PHE:CD2	2.56	0.41
2:E:1081:LYS:HB2	5:E:1301:FAR:H151	2.01	0.41
2:E:1184:ILE:HB	2:E:1189:TYR:CZ	2.54	0.41
4:C:236:MET:N	4:C:236:MET:SD	2.94	0.41
4:K:98:THR:HG23	4:K:99:PHE:CD2	2.55	0.41
3:P:57:ASP:OD2	3:P:63:THR:O	2.38	0.41
4:O:236:MET:N	4:O:236:MET:SD	2.94	0.41

Continued on next page...

Continued from previous page...

Atom-1	Atom-2	Interatomic distance (Å)	Clash overlap (Å)
1:B:724:THR:HB	1:B:726:GLU:HG3	2.01	0.41
1:B:1074:MET:HG3	1:N:1074:MET:SD	2.61	0.41
2:A:106:GLN:NE2	2:A:500:ARG:HH12	2.18	0.41
2:A:894:THR:HA	2:A:920:ILE:HG21	2.03	0.41
1:N:536:LYS:HG2	1:N:682:PHE:HE2	1.86	0.41
1:N:1003:LEU:HD13	1:N:1003:LEU:HA	1.90	0.41
1:J:115:GLU:OE2	1:J:115:GLU:HA	2.21	0.41
1:J:853:LEU:HD12	1:J:880:ILE:HG12	2.03	0.41
1:J:1079:GLU:O	1:F:1062:LYS:HD3	2.19	0.41
2:I:48:VAL:O	2:I:51:ILE:HG22	2.20	0.41
2:I:51:ILE:HD12	2:I:51:ILE:HA	1.86	0.41
2:I:491:ARG:HE	2:I:491:ARG:HB3	1.70	0.41
2:I:1201:THR:HG23	4:K:347:ILE:HG21	2.01	0.41
1:F:399:THR:HG23	1:F:403:TYR:O	2.21	0.41
1:F:627:ARG:HE	1:F:627:ARG:HB3	1.54	0.41
1:F:638:LEU:O	1:F:642:LYS:HG3	2.20	0.41
3:H:57:ASP:OD2	3:H:63:THR:O	2.38	0.41
4:O:229:PRO:HB2	4:O:230:PHE:CD1	2.55	0.41
1:B:126:LEU:HB2	1:B:178:TYR:OH	2.20	0.41
1:N:586:TYR:HH	1:N:852:GLU:CD	2.23	0.41
1:N:679:LEU:HD12	1:N:679:LEU:HA	1.87	0.41
2:I:1212:GLN:OE1	2:I:1212:GLN:HA	2.20	0.41
1:F:63:TYR:CD1	1:F:63:TYR:N	2.89	0.41
1:F:110:ARG:O	1:F:114:LEU:HG	2.21	0.41
2:E:847:LEU:HB3	2:E:854:LEU:HD21	2.03	0.41
4:C:98:THR:HG23	4:C:99:PHE:CD2	2.55	0.41
4:C:350:TYR:HA	4:C:353:ARG:HG2	2.03	0.41
4:K:120:VAL:HG21	4:K:348:ASP:O	2.20	0.41
4:O:32:SER:HA	4:O:51:ILE:HA	2.02	0.41
1:B:144:ARG:HG3	1:B:145:PRO:CD	2.49	0.41
1:B:1057:THR:HB	1:B:1065:THR:HG22	2.02	0.41
2:M:197:LEU:HB2	2:M:870:PRO:HG2	2.03	0.41
2:M:323:ASN:OD1	2:M:387:PRO:HB3	2.21	0.41
2:A:103:LYS:O	2:A:498:PRO:HG2	2.20	0.41
2:A:844:CYS:SG	2:A:876:LEU:HD22	2.60	0.41
2:A:1076:TRP:CE2	2:A:1102:PRO:HD3	2.55	0.41
1:N:609:TRP:CD1	1:N:615:PRO:HD3	2.55	0.41
1:J:621:ILE:HD12	1:J:634:ILE:HD11	2.02	0.41
1:J:830:VAL:O	1:J:834:ILE:HG23	2.20	0.41
1:J:872:LEU:HB3	1:J:873:LYS:H	1.72	0.41
1:J:958:VAL:HG11	1:J:987:LEU:HD23	2.03	0.41

Continued on next page...

Continued from previous page...

Atom-1	Atom-2	Interatomic distance (Å)	Clash overlap (Å)
2:I:413:MET:HG3	2:I:418:LEU:HB3	2.03	0.41
2:I:917:ARG:NH2	2:I:1112:GLU:HB3	2.36	0.41
1:F:409:TYR:CZ	1:F:432:SER:HB2	2.55	0.41
1:F:1082:VAL:HB	5:F:1101:FAR:C6	2.49	0.41
2:E:53:ALA:HB2	2:E:405:SER:HA	2.03	0.41
2:E:528:GLN:O	2:E:835:LYS:NZ	2.37	0.41
2:E:954:MET:N	2:E:954:MET:SD	2.94	0.41
2:E:1123:TYR:O	2:E:1127:LEU:HG	2.20	0.41
4:K:32:SER:HA	4:K:51:ILE:HA	2.02	0.41
1:B:645:ILE:HD13	1:B:650:LYS:HA	2.03	0.41
1:B:745:GLY:HA3	1:B:788:PHE:CD2	2.50	0.41
2:A:134:GLN:NE2	2:A:185:GLU:HA	2.35	0.41
2:A:328:TRP:CD1	2:A:372:LEU:HB3	2.56	0.41
2:A:423:ILE:H	2:A:423:ILE:HD12	1.86	0.41
2:A:557:THR:HG1	2:A:612:CYS:HG	1.65	0.41
1:N:944:ARG:NH2	1:N:1008:ILE:HD13	2.35	0.41
1:N:1059:PRO:O	1:N:1064:GLY:HA3	2.20	0.41
1:N:1077:LEU:HD23	1:N:1077:LEU:HA	1.78	0.41
1:J:856:HIS:HD2	1:J:908:LYS:HE3	1.85	0.41
2:I:186:ARG:HH12	2:I:295:ARG:HH22	1.69	0.41
2:I:239:GLN:NE2	2:I:271:GLU:H	2.19	0.41
2:I:1053:GLN:HE22	2:I:1057:ARG:HE	1.69	0.41
1:F:53:TYR:CZ	1:F:110:ARG:HD3	2.55	0.41
1:F:220:VAL:HG13	1:F:221:TRP:CD1	2.56	0.41
1:F:520:PRO:HG3	1:F:687:GLU:HB2	2.03	0.41
1:F:576:TYR:H	1:F:576:TYR:HD1	1.68	0.41
1:F:1074:MET:O	1:F:1078:LEU:HB2	2.21	0.41
4:C:229:PRO:HB2	4:C:230:PHE:CD1	2.55	0.41
4:G:63:GLU:H	4:G:63:GLU:HG3	1.67	0.41
1:B:309:ASP:OD1	1:B:311:VAL:N	2.54	0.41
1:B:339:ARG:HD3	1:B:339:ARG:HA	1.66	0.41
1:B:541:LEU:HD13	1:B:670:PHE:CE2	2.56	0.41
1:B:591:VAL:HG21	1:B:630:ARG:HB3	2.02	0.41
1:B:799:HIS:CD2	1:B:858:GLY:HA3	2.56	0.41
1:B:1041:ARG:H	1:B:1041:ARG:HG2	1.73	0.41
1:B:1090:CYS:SG	5:B:1101:FAR:H42	2.60	0.41
2:M:794:TRP:O	2:M:796:THR:HG23	2.21	0.41
2:M:832:ILE:HA	2:M:888:MET:SD	2.61	0.41
2:M:1159:ASN:ND2	2:M:1184:ILE:HA	2.35	0.41
2:A:102:PHE:HB2	2:A:110:ASP:O	2.21	0.41
2:A:336:ILE:O	2:A:340:VAL:HG23	2.21	0.41

Continued on next page...

Continued from previous page...

Atom-1	Atom-2	Interatomic distance (Å)	Clash overlap (Å)
2:A:484:SER:O	2:A:496:GLY:HA3	2.21	0.41
2:A:620:ASP:N	2:A:620:ASP:OD1	2.54	0.41
1:N:235:HIS:HA	1:N:287:SER:HG	1.86	0.41
1:N:590:ASP:OD2	1:N:905:SER:N	2.54	0.41
1:N:1091:LEU:H	1:N:1091:LEU:HD22	1.85	0.41
1:J:180:LEU:O	1:J:184:GLU:HG2	2.20	0.41
1:J:392:LEU:HG	1:J:396:LEU:HG	2.03	0.41
1:J:951:ARG:HH12	1:J:1014:PRO:HA	1.85	0.41
1:J:998:ILE:HA	1:J:1001:GLU:OE2	2.21	0.41
1:J:1063:ARG:HA	1:J:1063:ARG:HD3	1.83	0.41
2:I:168:LEU:HD23	2:I:168:LEU:HA	1.89	0.41
2:I:188:ASP:OD2	2:I:252:SER:OG	2.39	0.41
2:I:295:ARG:HG2	2:I:331:PHE:HZ	1.85	0.41
2:I:302:LYS:HB2	2:I:372:LEU:HD21	2.02	0.41
2:I:837:VAL:HG11	2:I:899:VAL:HG21	2.03	0.41
1:F:567:ARG:HH21	1:F:572:THR:N	2.18	0.41
1:F:737:LEU:HA	1:F:740:GLN:NE2	2.36	0.41
1:F:989:ASN:OD1	1:F:989:ASN:N	2.37	0.41
2:E:91:CYS:HB3	2:E:116:TYR:CG	2.56	0.41
2:E:203:GLY:HA3	2:E:242:LEU:HD21	2.01	0.41
2:E:253:LYS:NZ	2:E:254:GLU:HG3	2.36	0.41
2:E:260:LEU:HD21	2:E:335:PHE:CE2	2.55	0.41
2:E:1162:PHE:O	2:E:1166:GLN:HG2	2.21	0.41
2:E:1211:VAL:HB	5:E:1301:FAR:H61	2.03	0.41
5:E:1301:FAR:H41	4:G:330:ARG:HG3	2.02	0.41
4:C:220:MET:HE1	4:C:268:PHE:CE2	2.44	0.41
3:H:75:ARG:HA	4:G:317:ARG:HH22	1.86	0.41
4:G:98:THR:HG23	4:G:99:PHE:CD2	2.55	0.41
4:K:75:VAL:HG12	4:K:79:ARG:CD	2.51	0.41
4:K:88:ILE:HG23	4:K:165:LYS:HB3	2.02	0.41
4:K:182:ARG:HH21	4:K:204:HIS:C	2.24	0.41
4:K:236:MET:N	4:K:236:MET:SD	2.94	0.41
1:B:183:VAL:HG21	1:B:248:ALA:HB1	2.01	0.41
1:B:284:PRO:HB2	1:B:319:LYS:HD3	2.03	0.41
1:B:375:ASP:OD1	1:B:384:GLN:NE2	2.54	0.41
1:B:627:ARG:NH2	1:B:630:ARG:HH22	2.19	0.41
1:B:1012:ARG:HH12	1:N:1013:ASN:HA	1.81	0.41
2:M:233:ASP:OD1	2:M:505:LEU:HB2	2.21	0.41
2:M:440:VAL:O	2:M:599:VAL:HA	2.21	0.41
2:M:588:LYS:HE3	2:M:588:LYS:HB2	1.81	0.41
2:M:895:GLN:O	2:M:899:VAL:HG23	2.21	0.41

Continued on next page...

Continued from previous page...

Atom-1	Atom-2	Interatomic distance (Å)	Clash overlap (Å)
2:M:1159:ASN:ND2	2:M:1183:GLY:O	2.54	0.41
2:A:191:ASN:O	2:A:312:TYR:HD1	2.04	0.41
2:A:212:LEU:HD21	2:A:228:ILE:CD1	2.51	0.41
2:A:353:GLU:OE1	2:A:353:GLU:N	2.54	0.41
2:A:930:GLU:OE1	2:A:961:ILE:HG12	2.21	0.41
2:A:966:GLU:OE1	2:A:1057:ARG:NH1	2.53	0.41
1:N:482:ARG:O	1:N:482:ARG:HG2	2.20	0.41
1:N:901:GLN:HA	1:N:901:GLN:OE1	2.21	0.41
1:J:317:LEU:HD12	1:J:317:LEU:HA	1.84	0.41
1:F:305:PHE:CE2	1:F:470:TYR:HB2	2.56	0.41
1:F:414:ALA:O	1:F:417:VAL:HG22	2.21	0.41
2:E:588:LYS:CE	4:G:99:PHE:CD2	3.02	0.41
2:E:1057:ARG:NH2	4:G:358:TRP:HB3	2.36	0.41
4:C:51:ILE:HD12	4:C:51:ILE:H	1.86	0.41
4:G:120:VAL:HG21	4:G:348:ASP:O	2.20	0.41
3:L:71:THR:HG23	4:K:258:SER:CB	2.51	0.41
4:K:84:HIS:NE2	4:K:137:VAL:HG22	2.36	0.41
2:M:295:ARG:HG3	2:M:328:TRP:NE1	2.36	0.40
2:M:371:GLU:OE1	2:M:397:LYS:HE2	2.21	0.40
2:M:482:ILE:HG23	2:M:619:MET:SD	2.61	0.40
2:A:260:LEU:HD11	2:A:335:PHE:CE1	2.56	0.40
2:A:514:ARG:HH12	2:A:664:LEU:HB3	1.85	0.40
1:N:56:VAL:HG21	1:N:97:LEU:HD22	2.03	0.40
1:J:56:VAL:HG22	1:J:60:LEU:HD21	2.02	0.40
1:J:587:MET:HE1	1:J:855:ILE:HD12	2.03	0.40
2:I:249:ALA:HB3	2:I:256:ASP:OD2	2.19	0.40
2:I:256:ASP:HB2	2:I:259:LEU:HG	2.03	0.40
2:I:1196:ARG:CZ	4:K:252:PRO:CD	2.99	0.40
1:F:482:ARG:HA	1:F:610:LYS:HG3	2.02	0.40
1:F:791:LYS:HE3	1:F:791:LYS:HB2	1.76	0.40
2:E:169:VAL:HG22	2:E:212:LEU:HD12	2.03	0.40
2:E:460:ILE:HG23	2:E:462:VAL:HG13	2.03	0.40
2:E:858:LEU:O	2:E:864:GLU:HB2	2.21	0.40
4:C:221:TYR:CB	4:C:229:PRO:HG3	2.51	0.40
4:G:32:SER:HA	4:G:51:ILE:HA	2.02	0.40
4:G:350:TYR:HA	4:G:353:ARG:HG2	2.03	0.40
4:K:180:ARG:HB3	4:K:206:GLY:C	2.42	0.40
4:K:313:LEU:O	4:K:317:ARG:HB2	2.21	0.40
3:P:13:PHE:CD1	4:O:310:LEU:HD21	2.38	0.40
3:P:106:LEU:HD12	3:P:106:LEU:HA	1.95	0.40
4:O:20:TYR:OH	4:O:91:LYS:HD3	2.21	0.40

Continued on next page...

Continued from previous page...

Atom-1	Atom-2	Interatomic distance (Å)	Clash overlap (Å)
1:B:480:SER:C	1:B:482:ARG:H	2.21	0.40
1:B:499:LEU:HA	1:B:619:VAL:HG12	2.02	0.40
1:B:767:GLU:O	1:B:771:ARG:HG2	2.21	0.40
2:M:604:LEU:HD12	2:M:604:LEU:HA	1.89	0.40
2:M:848:LEU:HD12	2:M:852:LYS:O	2.21	0.40
2:A:172:ILE:HD13	2:A:172:ILE:HG21	1.78	0.40
2:A:859:PRO:HG2	2:A:860:PRO:HD3	2.03	0.40
2:A:1136:MET:O	2:A:1140:ILE:HG13	2.21	0.40
2:A:1169:LEU:HD13	4:C:375:PRO:HG3	2.03	0.40
2:A:1196:ARG:NH2	4:C:251:SER:O	2.54	0.40
1:N:129:TYR:HB3	1:N:201:PHE:CE2	2.56	0.40
1:N:984:GLU:OE2	1:N:984:GLU:HA	2.20	0.40
1:J:88:LEU:HD21	1:J:178:TYR:N	2.36	0.40
1:J:783:ARG:NH2	1:J:902:LEU:O	2.53	0.40
2:I:101:SER:HB3	2:I:110:ASP:OD2	2.22	0.40
1:F:130:MET:C	1:F:132:GLN:H	2.24	0.40
1:F:507:GLN:O	1:F:511:ASN:HB2	2.20	0.40
1:F:873:LYS:HZ3	1:F:984:GLU:CD	2.21	0.40
2:E:253:LYS:HE3	2:E:296:PHE:HB2	2.03	0.40
2:E:559:GLN:HB2	2:E:610:THR:O	2.21	0.40
2:E:620:ASP:HA	2:E:621:PRO:HD3	1.97	0.40
3:H:118:THR:OG1	3:H:121:GLU:CB	2.65	0.40
4:G:73:LYS:O	4:G:77:ILE:HD12	2.22	0.40
4:G:219:ILE:H	4:G:219:ILE:HG12	1.59	0.40
4:K:250:GLY:O	4:K:253:GLU:HG3	2.22	0.40
1:B:98:ALA:CB	1:B:115:GLU:HG3	2.49	0.40
1:B:253:ASN:HD22	1:B:264:VAL:HG22	1.87	0.40
1:B:564:LYS:HG2	1:B:609:TRP:HH2	1.84	0.40
1:B:632:ASN:O	1:B:635:LEU:HG	2.21	0.40
2:M:62:ARG:HA	2:M:62:ARG:HD3	1.84	0.40
2:M:147:GLN:OE1	2:M:424:ASP:HA	2.21	0.40
2:M:402:TRP:CD1	2:M:402:TRP:C	2.94	0.40
2:M:1132:LEU:HA	2:M:1135:THR:HG23	2.03	0.40
2:A:49:TYR:CE2	2:A:140:VAL:HG21	2.56	0.40
2:A:823:TRP:HA	2:A:826:ILE:HB	2.03	0.40
1:J:952:THR:O	1:J:952:THR:OG1	2.38	0.40
2:I:86:ARG:HD3	2:I:155:ILE:O	2.21	0.40
2:I:809:LEU:HD23	2:I:809:LEU:HA	1.90	0.40
2:I:1075:VAL:HA	2:I:1078:VAL:HG22	2.03	0.40
2:I:1211:VAL:HB	5:I:1301:FAR:H61	2.03	0.40
1:F:43:GLU:HB2	1:F:47:ASP:HB2	2.03	0.40

Continued on next page...

Continued from previous page...

Atom-1	Atom-2	Interatomic distance (Å)	Clash overlap (Å)
1:F:626:ILE:HG23	1:F:631:PHE:CD2	2.50	0.40
1:F:830:VAL:O	1:F:834:ILE:HG13	2.21	0.40
2:E:76:GLU:OE1	2:E:77:LEU:HG	2.21	0.40
2:E:102:PHE:HB2	2:E:110:ASP:O	2.22	0.40
3:D:75:ARG:HA	4:C:317:ARG:HH22	1.86	0.40
4:C:84:HIS:NE2	4:C:137:VAL:HG22	2.36	0.40
4:C:126:GLU:HA	4:C:129:LYS:NZ	2.36	0.40
4:C:180:ARG:HB3	4:C:206:GLY:C	2.42	0.40
4:C:329:THR:H	4:C:332:ILE:CD1	2.34	0.40
4:G:250:GLY:O	4:G:253:GLU:HG3	2.22	0.40
4:K:126:GLU:HA	4:K:129:LYS:NZ	2.36	0.40
3:P:71:THR:HG23	4:O:258:SER:CB	2.51	0.40
4:O:74:GLU:OE2	4:O:170:GLY:HA2	2.22	0.40
1:B:49:LEU:HD23	1:B:101:TYR:CD1	2.57	0.40
1:B:130:MET:HG3	2:A:29:VAL:HA	2.02	0.40
1:B:667:GLN:OE1	1:B:667:GLN:N	2.46	0.40
1:B:783:ARG:NH1	1:B:900:TYR:O	2.55	0.40
1:B:808:LYS:HB2	1:B:874:ILE:HD11	2.02	0.40
1:B:1008:ILE:HD11	1:B:1012:ARG:NE	2.36	0.40
2:M:809:LEU:HD23	2:M:809:LEU:HA	1.81	0.40
2:A:57:LEU:HB3	2:A:77:LEU:HD13	2.04	0.40
2:A:189:LYS:HE2	2:A:296:PHE:HD2	1.87	0.40
2:A:189:LYS:HD2	2:A:189:LYS:HA	1.91	0.40
1:N:464:ILE:H	1:N:464:ILE:HG12	1.76	0.40
1:J:120:LYS:HG3	2:I:86:ARG:NH2	2.37	0.40
1:J:578:ILE:HD12	1:J:581:ASP:HB2	2.03	0.40
2:I:511:TYR:HB2	2:I:520:PHE:HE1	1.86	0.40
1:F:283:LEU:HD23	1:F:283:LEU:HA	1.86	0.40
1:F:948:ILE:HG22	1:F:956:ILE:HD11	2.03	0.40
1:F:1053:SER:O	1:F:1057:THR:OG1	2.40	0.40
2:E:246:LEU:HD22	2:E:259:LEU:HD13	2.04	0.40
4:C:73:LYS:O	4:C:77:ILE:HD12	2.22	0.40
4:C:313:LEU:O	4:C:317:ARG:HB2	2.22	0.40
4:G:115:TYR:HE2	4:G:162:MET:SD	2.45	0.40
3:P:52:MET:HE3	3:P:52:MET:HB3	1.94	0.40
4:O:115:TYR:HE2	4:O:162:MET:SD	2.45	0.40
1:B:1002:LEU:HA	1:B:1005:VAL:HG12	2.03	0.40
2:M:852:LYS:HB3	2:M:918:LEU:HD23	2.02	0.40
2:A:136:ASP:HA	2:A:139:SER:HB2	2.03	0.40
2:A:584:ALA:HB1	4:C:54:THR:CG2	2.51	0.40
2:A:1055:GLN:HG3	2:A:1189:TYR:HB3	2.02	0.40

Continued on next page...

Continued from previous page...

Atom-1	Atom-2	Interatomic distance (Å)	Clash overlap (Å)
2:A:1162:PHE:O	2:A:1166:GLN:HG2	2.22	0.40
1:N:291:ASN:OD1	1:N:291:ASN:N	2.52	0.40
1:N:940:GLY:O	1:N:944:ARG:HG2	2.21	0.40
1:J:49:LEU:HD23	1:J:49:LEU:HA	1.90	0.40
1:J:593:LEU:CD1	1:J:904:PRO:HB2	2.52	0.40
2:I:32:LEU:HD11	2:I:91:CYS:SG	2.61	0.40
1:F:557:ILE:HG22	1:F:562:THR:HG23	2.04	0.40
1:F:765:HIS:HA	1:F:768:ARG:HG2	2.02	0.40
2:E:10:ARG:HG2	2:E:417:PHE:CZ	2.56	0.40
2:E:248:ARG:HD3	2:E:851:GLN:NE2	2.36	0.40
2:E:519:THR:HG21	2:E:604:LEU:HD21	2.03	0.40
4:G:126:GLU:HA	4:G:129:LYS:NZ	2.36	0.40
4:O:355:TYR:HB3	4:O:358:TRP:HD1	1.87	0.40

There are no symmetry-related clashes.

5.3 Torsion angles [i](#)

5.3.1 Protein backbone [i](#)

In the following table, the Percentiles column shows the percent Ramachandran outliers of the chain as a percentile score with respect to all PDB entries followed by that with respect to all EM entries.

The Analysed column shows the number of residues for which the backbone conformation was analysed, and the total number of residues.

Mol	Chain	Analysed	Favoured	Allowed	Outliers	Percentiles	
1	B	1029/1093 (94%)	997 (97%)	32 (3%)	0	100	100
1	F	1029/1093 (94%)	991 (96%)	37 (4%)	1 (0%)	51	82
1	J	1029/1093 (94%)	998 (97%)	30 (3%)	1 (0%)	51	82
1	N	1029/1093 (94%)	1002 (97%)	27 (3%)	0	100	100
2	A	976/1223 (80%)	955 (98%)	21 (2%)	0	100	100
2	E	976/1223 (80%)	957 (98%)	19 (2%)	0	100	100
2	I	976/1223 (80%)	956 (98%)	19 (2%)	1 (0%)	51	82
2	M	976/1223 (80%)	960 (98%)	16 (2%)	0	100	100
3	D	143/149 (96%)	140 (98%)	3 (2%)	0	100	100
3	H	143/149 (96%)	140 (98%)	3 (2%)	0	100	100

Continued on next page...

Continued from previous page...

Mol	Chain	Analysed	Favoured	Allowed	Outliers	Percentiles	
3	L	143/149 (96%)	141 (99%)	2 (1%)	0	100	100
3	P	143/149 (96%)	140 (98%)	3 (2%)	0	100	100
4	C	369/387 (95%)	360 (98%)	9 (2%)	0	100	100
4	G	369/387 (95%)	361 (98%)	8 (2%)	0	100	100
4	K	369/387 (95%)	359 (97%)	10 (3%)	0	100	100
4	O	369/387 (95%)	361 (98%)	8 (2%)	0	100	100
All	All	10068/11408 (88%)	9818 (98%)	247 (2%)	3 (0%)	100	100

All (3) Ramachandran outliers are listed below:

Mol	Chain	Res	Type
1	J	872	LEU
2	I	795	ASN
1	F	917	PRO

5.3.2 Protein sidechains [i](#)

In the following table, the Percentiles column shows the percent sidechain outliers of the chain as a percentile score with respect to all PDB entries followed by that with respect to all EM entries.

The Analysed column shows the number of residues for which the sidechain conformation was analysed, and the total number of residues.

Mol	Chain	Analysed	Rotameric	Outliers	Percentiles	
1	B	924/975 (95%)	853 (92%)	71 (8%)	13	35
1	F	924/975 (95%)	868 (94%)	56 (6%)	18	48
1	J	924/975 (95%)	880 (95%)	44 (5%)	25	58
1	N	924/975 (95%)	866 (94%)	58 (6%)	18	46
2	A	857/1068 (80%)	821 (96%)	36 (4%)	30	63
2	E	857/1068 (80%)	823 (96%)	34 (4%)	31	65
2	I	857/1068 (80%)	822 (96%)	35 (4%)	30	64
2	M	857/1068 (80%)	827 (96%)	30 (4%)	36	70
3	D	124/127 (98%)	122 (98%)	2 (2%)	62	86
3	H	124/127 (98%)	122 (98%)	2 (2%)	62	86
3	L	124/127 (98%)	121 (98%)	3 (2%)	49	79

Continued on next page...

Continued from previous page...

Mol	Chain	Analysed	Rotameric	Outliers	Percentiles	
3	P	124/127 (98%)	121 (98%)	3 (2%)	49	79
4	C	335/349 (96%)	320 (96%)	15 (4%)	27	61
4	G	335/349 (96%)	321 (96%)	14 (4%)	30	63
4	K	335/349 (96%)	321 (96%)	14 (4%)	30	63
4	O	335/349 (96%)	320 (96%)	15 (4%)	27	61
All	All	8960/10076 (89%)	8528 (95%)	432 (5%)	29	58

All (432) residues with a non-rotameric sidechain are listed below:

Mol	Chain	Res	Type
1	B	44	THR
1	B	57	LYS
1	B	86	ASP
1	B	138	GLN
1	B	141	GLN
1	B	151	SER
1	B	214	ARG
1	B	225	SER
1	B	262	TRP
1	B	263	SER
1	B	289	SER
1	B	291	ASN
1	B	318	ASP
1	B	377	VAL
1	B	434	CYS
1	B	452	LYS
1	B	462	LYS
1	B	474	LYS
1	B	476	GLN
1	B	479	VAL
1	B	505	ARG
1	B	506	LEU
1	B	519	THR
1	B	531	GLN
1	B	536	LYS
1	B	555	ARG
1	B	571	LYS
1	B	585	PHE
1	B	617	PHE
1	B	627	ARG

Continued on next page...

Continued from previous page...

Mol	Chain	Res	Type
1	B	630	ARG
1	B	652	HIS
1	B	669	ASP
1	B	670	PHE
1	B	721	ASP
1	B	743	LEU
1	B	748	LEU
1	B	756	ILE
1	B	757	THR
1	B	761	THR
1	B	765	HIS
1	B	791	LYS
1	B	804	LEU
1	B	815	PHE
1	B	817	HIS
1	B	839	CYS
1	B	878	TRP
1	B	881	HIS
1	B	886	GLU
1	B	898	ASP
1	B	899	LEU
1	B	901	GLN
1	B	908	LYS
1	B	920	ASN
1	B	927	ARG
1	B	936	ARG
1	B	963	LEU
1	B	973	THR
1	B	977	MET
1	B	989	ASN
1	B	995	TYR
1	B	996	ARG
1	B	1017	GLU
1	B	1025	ASP
1	B	1037	LYS
1	B	1040	SER
1	B	1057	THR
1	B	1081	GLU
1	B	1082	VAL
1	B	1090	CYS
1	B	1092	ILE
2	M	3	SER

Continued on next page...

Continued from previous page...

Mol	Chain	Res	Type
2	M	57	LEU
2	M	84	LEU
2	M	151	SER
2	M	310	ARG
2	M	431	SER
2	M	485	SER
2	M	500	ARG
2	M	501	HIS
2	M	546	ASP
2	M	563	THR
2	M	569	SER
2	M	577	SER
2	M	587	ARG
2	M	588	LYS
2	M	590	GLN
2	M	598	ARG
2	M	666	HIS
2	M	866	THR
2	M	885	GLU
2	M	916	PHE
2	M	917	ARG
2	M	965	LYS
2	M	1071	PHE
2	M	1073	GLN
2	M	1077	LYS
2	M	1100	MET
2	M	1136	MET
2	M	1173	ASP
2	M	1178	LYS
2	A	12	ASP
2	A	27	ASN
2	A	94	ARG
2	A	98	LYS
2	A	102	PHE
2	A	113	HIS
2	A	117	ASN
2	A	151	SER
2	A	157	HIS
2	A	163	ASN
2	A	344	ASN
2	A	349	GLN
2	A	353	GLU

Continued on next page...

Continued from previous page...

Mol	Chain	Res	Type
2	A	400	HIS
2	A	407	TYR
2	A	433	VAL
2	A	437	ASP
2	A	483	TYR
2	A	488	CYS
2	A	491	ARG
2	A	501	HIS
2	A	502	MET
2	A	515	LYS
2	A	608	LEU
2	A	618	PHE
2	A	814	TYR
2	A	849	SER
2	A	915	MET
2	A	916	PHE
2	A	927	MET
2	A	954	MET
2	A	1061	ASP
2	A	1073	GLN
2	A	1091	VAL
2	A	1118	VAL
2	A	1175	MET
1	N	181	TYR
1	N	225	SER
1	N	228	ASN
1	N	263	SER
1	N	289	SER
1	N	387	GLU
1	N	478	ASN
1	N	519	THR
1	N	523	VAL
1	N	524	GLU
1	N	544	ASN
1	N	572	THR
1	N	585	PHE
1	N	630	ARG
1	N	631	PHE
1	N	636	ASP
1	N	642	LYS
1	N	652	HIS
1	N	674	SER

Continued on next page...

Continued from previous page...

Mol	Chain	Res	Type
1	N	676	THR
1	N	681	GLU
1	N	726	GLU
1	N	740	GLN
1	N	748	LEU
1	N	766	ILE
1	N	772	ARG
1	N	775	SER
1	N	776	GLN
1	N	791	LYS
1	N	793	SER
1	N	804	LEU
1	N	808	LYS
1	N	827	SER
1	N	832	GLN
1	N	839	CYS
1	N	846	GLU
1	N	848	VAL
1	N	866	GLU
1	N	872	LEU
1	N	875	ARG
1	N	883	MET
1	N	884	GLU
1	N	905	SER
1	N	918	GLN
1	N	919	GLN
1	N	925	LEU
1	N	935	ASN
1	N	943	ASP
1	N	974	MET
1	N	977	MET
1	N	1013	ASN
1	N	1023	ASP
1	N	1032	PHE
1	N	1057	THR
1	N	1069	LEU
1	N	1077	LEU
1	N	1085	ASN
1	N	1092	ILE
1	J	60	LEU
1	J	76	CYS
1	J	85	GLN

Continued on next page...

Continued from previous page...

Mol	Chain	Res	Type
1	J	213	TYR
1	J	229	ASN
1	J	276	ARG
1	J	341	SER
1	J	388	TYR
1	J	477	ARG
1	J	478	ASN
1	J	484	SER
1	J	523	VAL
1	J	544	ASN
1	J	554	ASP
1	J	557	ILE
1	J	596	ASP
1	J	600	ASN
1	J	630	ARG
1	J	637	MET
1	J	667	GLN
1	J	748	LEU
1	J	757	THR
1	J	766	ILE
1	J	789	THR
1	J	793	SER
1	J	815	PHE
1	J	839	CYS
1	J	840	ASN
1	J	848	VAL
1	J	875	ARG
1	J	883	MET
1	J	931	ASP
1	J	939	THR
1	J	972	MET
1	J	995	TYR
1	J	1020	ASP
1	J	1030	GLU
1	J	1041	ARG
1	J	1051	MET
1	J	1056	ASN
1	J	1066	CYS
1	J	1067	SER
1	J	1083	LYS
1	J	1092	ILE
2	I	66	ASP

Continued on next page...

Continued from previous page...

Mol	Chain	Res	Type
2	I	67	ARG
2	I	97	ASP
2	I	113	HIS
2	I	281	GLN
2	I	297	LEU
2	I	332	TRP
2	I	349	GLN
2	I	372	LEU
2	I	386	ASN
2	I	450	GLU
2	I	502	MET
2	I	523	GLN
2	I	526	ASP
2	I	529	GLN
2	I	538	MET
2	I	541	GLU
2	I	546	ASP
2	I	590	GLN
2	I	617	SER
2	I	787	TYR
2	I	788	THR
2	I	816	LYS
2	I	825	LEU
2	I	888	MET
2	I	916	PHE
2	I	933	HIS
2	I	948	ASN
2	I	1053	GLN
2	I	1061	ASP
2	I	1071	PHE
2	I	1088	GLU
2	I	1107	PHE
2	I	1136	MET
2	I	1175	MET
1	F	67	THR
1	F	105	ASP
1	F	107	ASP
1	F	170	LEU
1	F	181	TYR
1	F	209	VAL
1	F	211	ARG
1	F	214	ARG

Continued on next page...

Continued from previous page...

Mol	Chain	Res	Type
1	F	235	HIS
1	F	281	SER
1	F	349	TYR
1	F	412	VAL
1	F	423	ASN
1	F	434	CYS
1	F	458	LEU
1	F	538	TYR
1	F	539	LEU
1	F	549	LEU
1	F	596	ASP
1	F	599	LYS
1	F	612	HIS
1	F	614	ARG
1	F	630	ARG
1	F	667	GLN
1	F	681	GLU
1	F	721	ASP
1	F	724	THR
1	F	748	LEU
1	F	770	TYR
1	F	792	PHE
1	F	817	HIS
1	F	819	GLU
1	F	839	CYS
1	F	844	GLU
1	F	850	GLN
1	F	871	MET
1	F	873	LYS
1	F	884	GLU
1	F	912	LEU
1	F	918	GLN
1	F	924	TRP
1	F	926	ASN
1	F	928	ARG
1	F	935	ASN
1	F	950	GLU
1	F	962	HIS
1	F	972	MET
1	F	977	MET
1	F	992	GLN
1	F	995	TYR

Continued on next page...

Continued from previous page...

Mol	Chain	Res	Type
1	F	1012	ARG
1	F	1033	ASN
1	F	1037	LYS
1	F	1054	PHE
1	F	1059	PRO
1	F	1092	ILE
2	E	16	ARG
2	E	59	LEU
2	E	148	MET
2	E	151	SER
2	E	154	HIS
2	E	204	MET
2	E	334	TYR
2	E	347	GLN
2	E	448	THR
2	E	460	ILE
2	E	501	HIS
2	E	549	TYR
2	E	589	MET
2	E	593	TYR
2	E	594	PHE
2	E	598	ARG
2	E	608	LEU
2	E	662	ARG
2	E	810	LEU
2	E	841	ASP
2	E	903	MET
2	E	916	PHE
2	E	927	MET
2	E	947	MET
2	E	954	MET
2	E	959	HIS
2	E	1061	ASP
2	E	1073	GLN
2	E	1105	ILE
2	E	1112	GLU
2	E	1118	VAL
2	E	1120	GLN
2	E	1201	THR
2	E	1210	TYR
3	D	28	ILE
3	D	71	THR

Continued on next page...

Continued from previous page...

Mol	Chain	Res	Type
4	C	94	TYR
4	C	115	TYR
4	C	171	PHE
4	C	232	HIS
4	C	238	MET
4	C	240	ARG
4	C	243	MET
4	C	254	TRP
4	C	255	ASP
4	C	260	THR
4	C	287	PHE
4	C	335	ARG
4	C	338	TYR
4	C	363	GLN
4	C	367	ARG
3	H	28	ILE
3	H	71	THR
4	G	94	TYR
4	G	115	TYR
4	G	159	ASP
4	G	171	PHE
4	G	232	HIS
4	G	240	ARG
4	G	243	MET
4	G	254	TRP
4	G	255	ASP
4	G	260	THR
4	G	287	PHE
4	G	335	ARG
4	G	363	GLN
4	G	367	ARG
3	L	28	ILE
3	L	70	LEU
3	L	71	THR
4	K	94	TYR
4	K	116	LEU
4	K	159	ASP
4	K	171	PHE
4	K	232	HIS
4	K	240	ARG
4	K	243	MET
4	K	254	TRP

Continued on next page...

Continued from previous page...

Mol	Chain	Res	Type
4	K	255	ASP
4	K	260	THR
4	K	287	PHE
4	K	335	ARG
4	K	338	TYR
4	K	363	GLN
3	P	28	ILE
3	P	42	GLN
3	P	71	THR
4	O	94	TYR
4	O	115	TYR
4	O	159	ASP
4	O	171	PHE
4	O	232	HIS
4	O	238	MET
4	O	240	ARG
4	O	243	MET
4	O	254	TRP
4	O	255	ASP
4	O	260	THR
4	O	287	PHE
4	O	335	ARG
4	O	338	TYR
4	O	363	GLN

Sometimes sidechains can be flipped to improve hydrogen bonding and reduce clashes. All (53) such sidechains are listed below:

Mol	Chain	Res	Type
1	B	132	GLN
1	B	228	ASN
1	B	468	GLN
1	B	496	HIS
1	B	527	GLN
1	B	532	GLN
1	B	589	GLN
1	B	881	HIS
1	B	901	GLN
1	B	965	GLN
1	B	966	GLN
1	B	978	ASN
1	B	1048	GLN
2	M	536	ASN

Continued on next page...

Continued from previous page...

Mol	Chain	Res	Type
2	M	1143	HIS
2	A	95	GLN
2	A	132	HIS
2	A	163	ASN
2	A	166	GLN
2	A	441	GLN
2	A	536	ASN
2	A	895	GLN
2	A	1223	GLN
1	N	422	ASN
1	N	600	ASN
1	N	840	ASN
1	N	850	GLN
1	J	132	GLN
1	J	389	GLN
1	J	491	ASN
1	J	518	GLN
1	J	864	ASN
1	J	1013	ASN
2	I	925	GLN
2	I	1073	GLN
2	I	1116	ASN
2	I	1143	HIS
1	F	275	ASN
1	F	740	GLN
1	F	856	HIS
1	F	909	GLN
1	F	1013	ASN
2	E	163	ASN
2	E	166	GLN
2	E	400	HIS
2	E	489	ASN
2	E	895	GLN
2	E	1223	GLN
4	C	86	ASN
4	G	86	ASN
4	K	86	ASN
3	P	42	GLN
4	O	86	ASN

5.3.3 RNA [i](#)

There are no RNA molecules in this entry.

5.4 Non-standard residues in protein, DNA, RNA chains [i](#)

There are no non-standard protein/DNA/RNA residues in this entry.

5.5 Carbohydrates [i](#)

There are no monosaccharides in this entry.

5.6 Ligand geometry [i](#)

8 ligands are modelled in this entry.

In the following table, the Counts columns list the number of bonds (or angles) for which Mogul statistics could be retrieved, the number of bonds (or angles) that are observed in the model and the number of bonds (or angles) that are defined in the Chemical Component Dictionary. The Link column lists molecule types, if any, to which the group is linked. The Z score for a bond length (or angle) is the number of standard deviations the observed value is removed from the expected value. A bond length (or angle) with $|Z| > 2$ is considered an outlier worth inspection. RMSZ is the root-mean-square of all Z scores of the bond lengths (or angles).

Mol	Type	Chain	Res	Link	Bond lengths			Bond angles		
					Counts	RMSZ	# Z > 2	Counts	RMSZ	# Z > 2
5	FAR	J	1101	-	14,14,14	2.08	4 (28%)	16,16,16	11.74	10 (62%)
5	FAR	A	1301	-	14,14,14	2.28	3 (21%)	16,16,16	11.44	11 (68%)
5	FAR	F	1101	1	14,14,14	0.55	0	16,16,16	2.50	6 (37%)
5	FAR	N	1101	-	14,14,14	0.30	0	16,16,16	0.32	0
5	FAR	E	1301	-	14,14,14	2.28	3 (21%)	16,16,16	11.36	11 (68%)
5	FAR	M	1301	-	14,14,14	2.38	4 (28%)	16,16,16	12.33	11 (68%)
5	FAR	B	1101	1	14,14,14	0.60	0	16,16,16	2.79	11 (68%)
5	FAR	I	1301	2	14,14,14	2.30	3 (21%)	16,16,16	11.35	11 (68%)

In the following table, the Chirals column lists the number of chiral outliers, the number of chiral centers analysed, the number of these observed in the model and the number defined in the Chemical Component Dictionary. Similar counts are reported in the Torsion and Rings columns. '·' means no outliers of that kind were identified.

Mol	Type	Chain	Res	Link	Chirals	Torsions	Rings
5	FAR	J	1101	-	-	4/14/14/14	-
5	FAR	A	1301	-	-	5/14/14/14	-
5	FAR	F	1101	1	-	3/14/14/14	-
5	FAR	N	1101	-	-	4/14/14/14	-
5	FAR	E	1301	-	-	4/14/14/14	-
5	FAR	M	1301	-	-	5/14/14/14	-
5	FAR	B	1101	1	-	5/14/14/14	-
5	FAR	I	1301	2	-	4/14/14/14	-

All (17) bond length outliers are listed below:

Mol	Chain	Res	Type	Atoms	Z	Observed(Å)	Ideal(Å)
5	M	1301	FAR	C5-C3	4.65	1.61	1.51
5	A	1301	FAR	C10-C8	4.50	1.62	1.50
5	I	1301	FAR	C10-C8	4.48	1.62	1.50
5	J	1101	FAR	C5-C3	4.44	1.60	1.51
5	E	1301	FAR	C10-C8	4.42	1.62	1.50
5	E	1301	FAR	C5-C3	4.36	1.60	1.51
5	M	1301	FAR	C10-C8	4.33	1.61	1.50
5	I	1301	FAR	C5-C3	4.26	1.60	1.51
5	A	1301	FAR	C5-C3	4.19	1.60	1.51
5	M	1301	FAR	C9-C8	3.64	1.58	1.51
5	I	1301	FAR	C9-C8	3.53	1.58	1.51
5	A	1301	FAR	C9-C8	3.47	1.58	1.51
5	E	1301	FAR	C9-C8	3.42	1.58	1.51
5	J	1101	FAR	C9-C8	2.78	1.57	1.51
5	J	1101	FAR	C10-C8	2.56	1.57	1.50
5	J	1101	FAR	C6-C7	2.26	1.57	1.50
5	M	1301	FAR	C6-C7	2.15	1.57	1.50

All (71) bond angle outliers are listed below:

Mol	Chain	Res	Type	Atoms	Z	Observed(°)	Ideal(°)
5	J	1101	FAR	C4-C3-C5	-27.41	69.16	115.27
5	M	1301	FAR	C4-C3-C5	-27.15	69.60	115.27
5	J	1101	FAR	C9-C8-C7	23.30	168.26	121.12
5	A	1301	FAR	C4-C3-C2	23.25	169.90	123.81
5	I	1301	FAR	C4-C3-C2	22.79	168.99	123.81
5	E	1301	FAR	C4-C3-C2	22.75	168.91	123.81
5	M	1301	FAR	C9-C8-C7	18.27	158.09	121.12
5	J	1101	FAR	C10-C8-C9	-18.25	84.56	115.27

Continued on next page...

Continued from previous page...

Mol	Chain	Res	Type	Atoms	Z	Observed(°)	Ideal(°)
5	I	1301	FAR	C9-C8-C7	18.01	157.56	121.12
5	E	1301	FAR	C9-C8-C7	17.99	157.53	121.12
5	A	1301	FAR	C9-C8-C7	17.89	157.33	121.12
5	A	1301	FAR	C4-C3-C5	-17.60	85.66	115.27
5	E	1301	FAR	C4-C3-C5	-17.24	86.28	115.27
5	I	1301	FAR	C4-C3-C5	-17.15	86.42	115.27
5	M	1301	FAR	C4-C3-C2	16.00	155.52	123.81
5	E	1301	FAR	C15-C13-C14	-15.71	79.90	114.60
5	J	1101	FAR	C4-C3-C2	15.69	154.92	123.81
5	A	1301	FAR	C15-C13-C14	-15.68	79.97	114.60
5	I	1301	FAR	C15-C13-C14	-15.56	80.23	114.60
5	M	1301	FAR	C15-C13-C14	-15.55	80.27	114.60
5	J	1101	FAR	C5-C3-C2	-15.10	85.76	120.27
5	M	1301	FAR	C5-C3-C2	-15.02	85.93	120.27
5	I	1301	FAR	C15-C13-C12	-14.64	80.34	122.65
5	A	1301	FAR	C15-C13-C12	-14.63	80.36	122.65
5	E	1301	FAR	C15-C13-C12	-14.58	80.51	122.65
5	M	1301	FAR	C15-C13-C12	-14.54	80.63	122.65
5	M	1301	FAR	C14-C13-C12	13.23	160.88	122.65
5	I	1301	FAR	C14-C13-C12	13.12	160.56	122.65
5	E	1301	FAR	C14-C13-C12	13.06	160.40	122.65
5	A	1301	FAR	C14-C13-C12	13.04	160.33	122.65
5	M	1301	FAR	C10-C8-C9	-12.66	93.97	115.27
5	E	1301	FAR	C10-C8-C9	-12.40	94.42	115.27
5	I	1301	FAR	C10-C8-C9	-12.33	94.53	115.27
5	A	1301	FAR	C10-C8-C9	-12.26	94.64	115.27
5	A	1301	FAR	C5-C3-C2	-7.02	104.22	120.27
5	I	1301	FAR	C5-C3-C2	-6.89	104.53	120.27
5	E	1301	FAR	C5-C3-C2	-6.83	104.66	120.27
5	E	1301	FAR	C1-C2-C3	-6.72	111.15	126.57
5	I	1301	FAR	C1-C2-C3	-6.72	111.15	126.57
5	M	1301	FAR	C1-C2-C3	-6.52	111.60	126.57
5	A	1301	FAR	C1-C2-C3	-6.48	111.69	126.57
5	J	1101	FAR	C10-C8-C7	-6.48	107.06	123.68
5	J	1101	FAR	C1-C2-C3	-6.36	111.97	126.57
5	I	1301	FAR	C10-C8-C7	-6.15	107.91	123.68
5	M	1301	FAR	C10-C8-C7	-6.14	107.94	123.68
5	A	1301	FAR	C10-C8-C7	-6.10	108.03	123.68
5	E	1301	FAR	C10-C8-C7	-6.09	108.05	123.68
5	B	1101	FAR	C1-C2-C3	-6.04	112.70	126.57
5	F	1101	FAR	C4-C3-C5	4.87	123.47	115.27
5	F	1101	FAR	C1-C2-C3	-4.83	115.48	126.57

Continued on next page...

Continued from previous page...

Mol	Chain	Res	Type	Atoms	Z	Observed(°)	Ideal(°)
5	B	1101	FAR	C15-C13-C14	4.17	123.80	114.60
5	F	1101	FAR	C6-C7-C8	-3.69	118.77	127.66
5	F	1101	FAR	C10-C8-C9	3.57	121.27	115.27
5	B	1101	FAR	C4-C3-C2	-3.56	116.76	123.81
5	J	1101	FAR	C6-C7-C8	-3.31	119.68	127.66
5	F	1101	FAR	C4-C3-C2	-3.20	117.48	123.81
5	B	1101	FAR	C9-C11-C12	-2.94	102.23	111.88
5	B	1101	FAR	C9-C8-C7	-2.90	115.25	121.12
5	E	1301	FAR	C11-C12-C13	-2.77	118.29	127.75
5	F	1101	FAR	C11-C12-C13	-2.74	118.40	127.75
5	B	1101	FAR	C5-C3-C2	2.71	126.47	120.27
5	I	1301	FAR	C11-C12-C13	-2.69	118.55	127.75
5	A	1301	FAR	C11-C12-C13	-2.67	118.61	127.75
5	M	1301	FAR	C11-C12-C13	-2.57	118.98	127.75
5	B	1101	FAR	C11-C9-C8	-2.56	104.55	112.98
5	B	1101	FAR	C11-C12-C13	-2.52	119.15	127.75
5	B	1101	FAR	C10-C8-C7	2.51	130.12	123.68
5	B	1101	FAR	C6-C7-C8	2.40	133.45	127.66
5	J	1101	FAR	C11-C12-C13	-2.37	119.66	127.75
5	B	1101	FAR	C15-C13-C12	-2.07	116.67	122.65
5	J	1101	FAR	C15-C13-C14	2.02	119.06	114.60

There are no chirality outliers.

All (34) torsion outliers are listed below:

Mol	Chain	Res	Type	Atoms
5	B	1101	FAR	C5-C6-C7-C8
5	M	1301	FAR	C3-C5-C6-C7
5	M	1301	FAR	C12-C11-C9-C8
5	M	1301	FAR	C9-C11-C12-C13
5	A	1301	FAR	C9-C11-C12-C13
5	I	1301	FAR	C9-C11-C12-C13
5	F	1101	FAR	C2-C3-C5-C6
5	F	1101	FAR	C4-C3-C5-C6
5	E	1301	FAR	C9-C11-C12-C13
5	A	1301	FAR	C12-C11-C9-C8
5	I	1301	FAR	C12-C11-C9-C8
5	F	1101	FAR	C12-C11-C9-C8
5	B	1101	FAR	C3-C5-C6-C7
5	E	1301	FAR	C12-C11-C9-C8
5	N	1101	FAR	C3-C5-C6-C7
5	B	1101	FAR	C2-C3-C5-C6

Continued on next page...

Continued from previous page...

Mol	Chain	Res	Type	Atoms
5	B	1101	FAR	C4-C3-C5-C6
5	J	1101	FAR	C10-C8-C9-C11
5	A	1301	FAR	C3-C5-C6-C7
5	J	1101	FAR	C7-C8-C9-C11
5	J	1101	FAR	C12-C11-C9-C8
5	A	1301	FAR	C10-C8-C9-C11
5	N	1101	FAR	C10-C8-C9-C11
5	E	1301	FAR	C10-C8-C9-C11
5	N	1101	FAR	C7-C8-C9-C11
5	B	1101	FAR	C12-C11-C9-C8
5	A	1301	FAR	C7-C8-C9-C11
5	E	1301	FAR	C7-C8-C9-C11
5	J	1101	FAR	C3-C5-C6-C7
5	I	1301	FAR	C10-C8-C9-C11
5	M	1301	FAR	C10-C8-C9-C11
5	I	1301	FAR	C7-C8-C9-C11
5	M	1301	FAR	C7-C8-C9-C11
5	N	1101	FAR	C9-C11-C12-C13

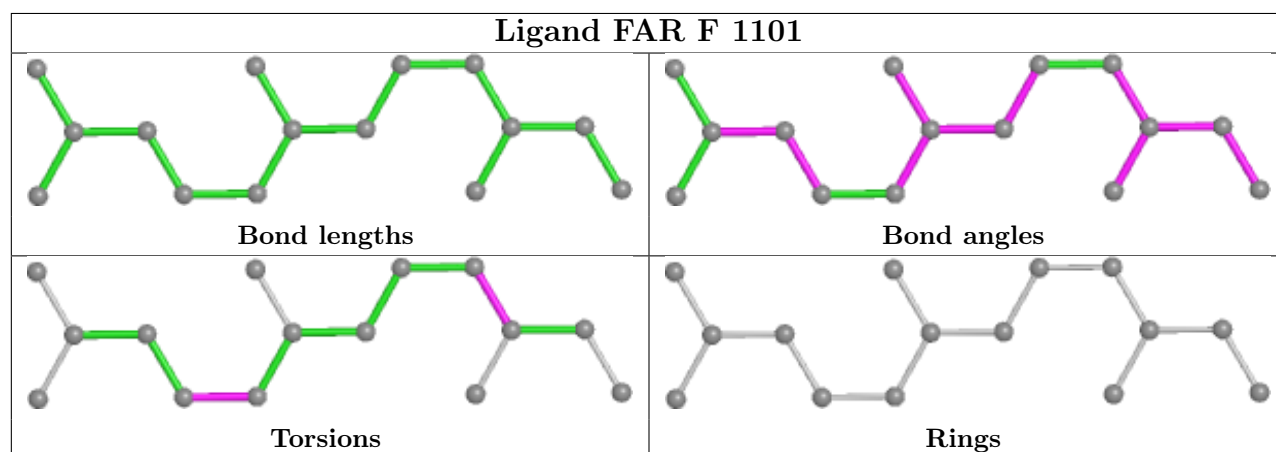
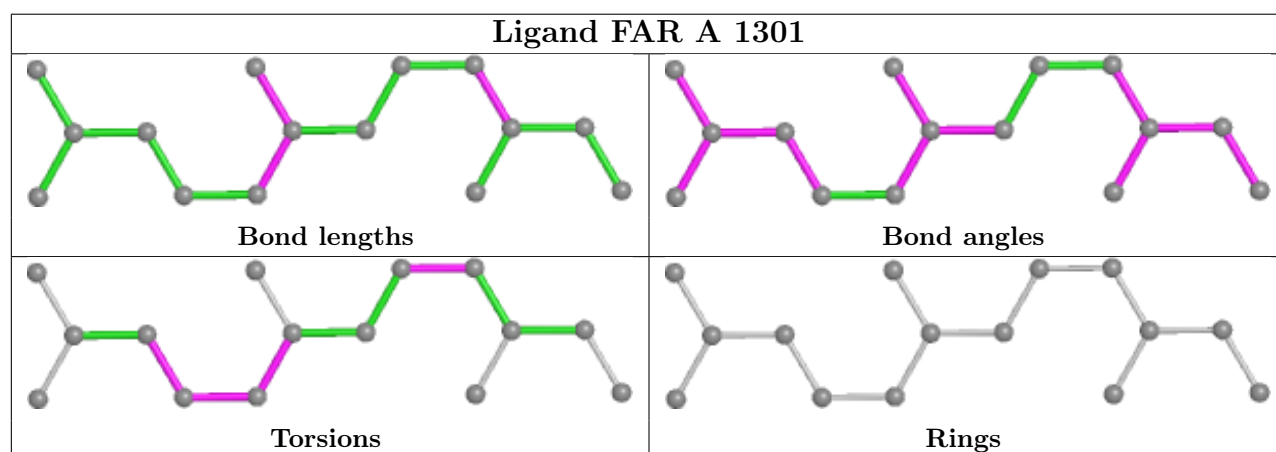
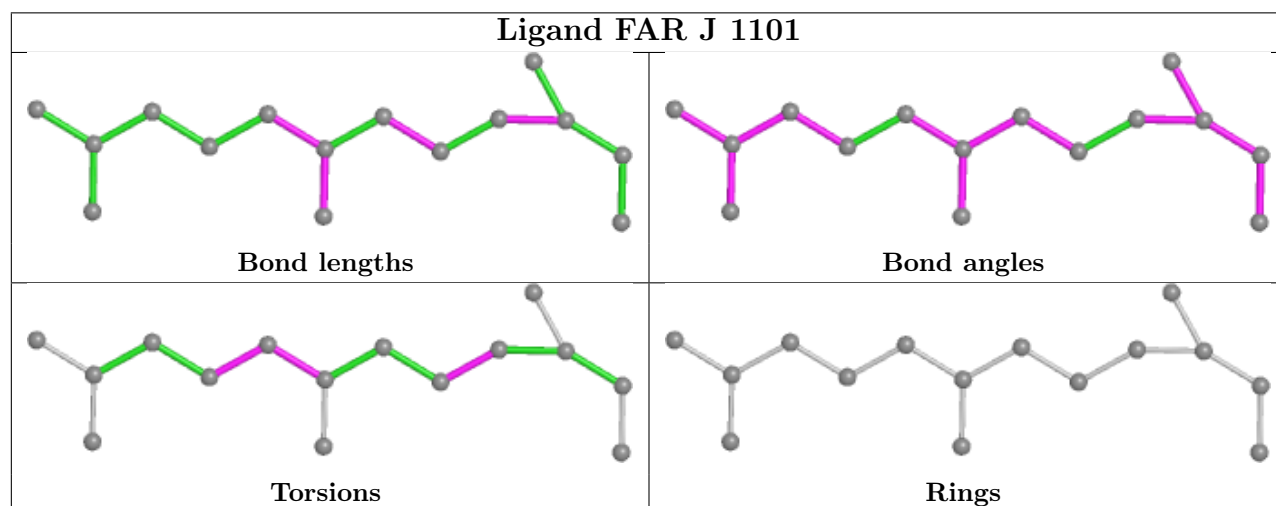
There are no ring outliers.

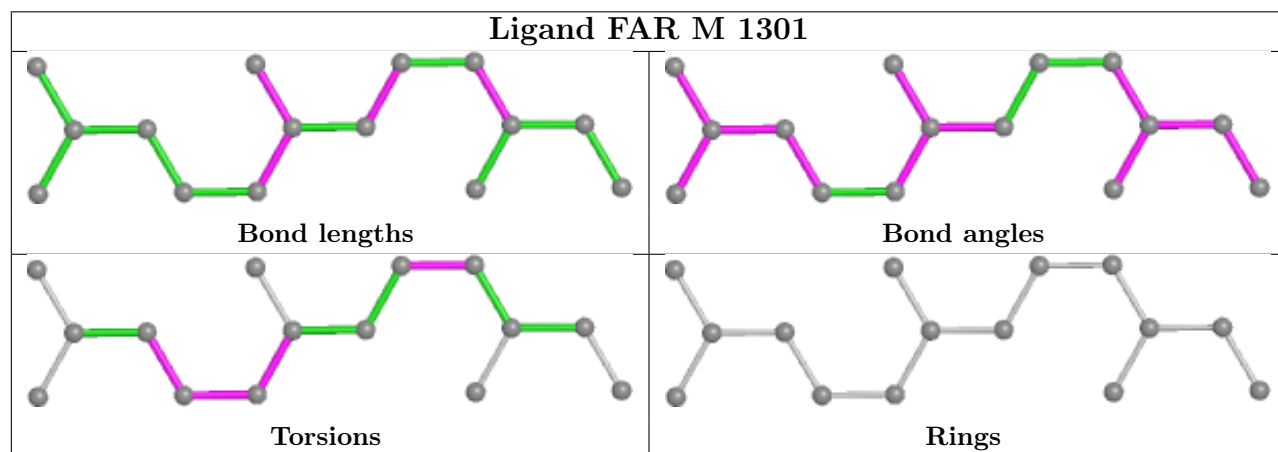
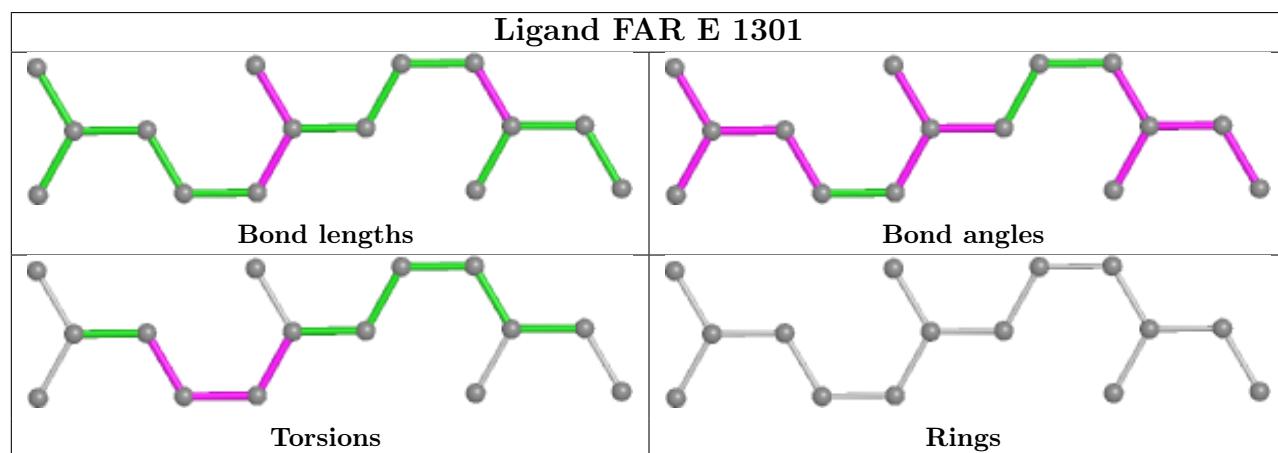
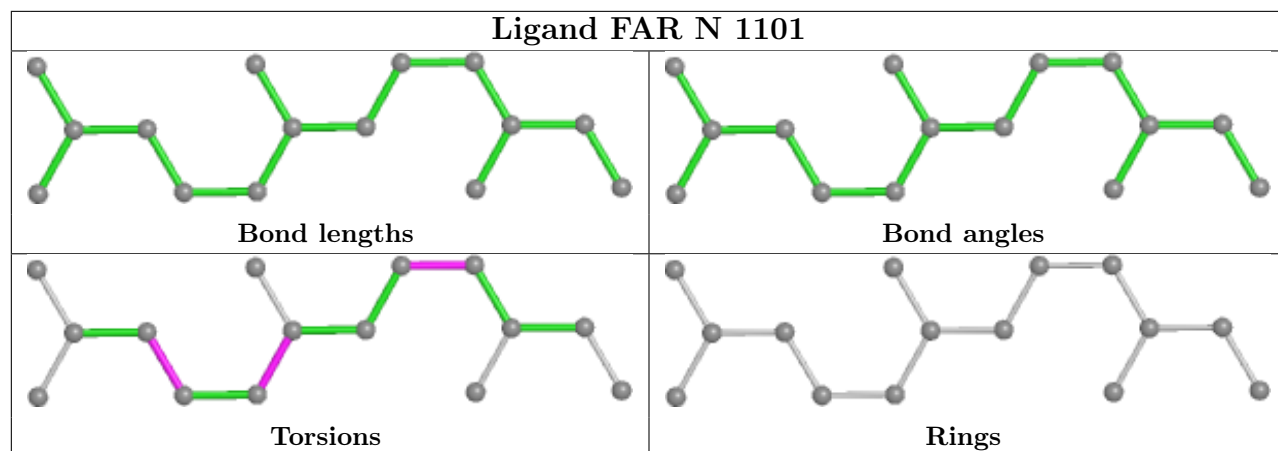
8 monomers are involved in 143 short contacts:

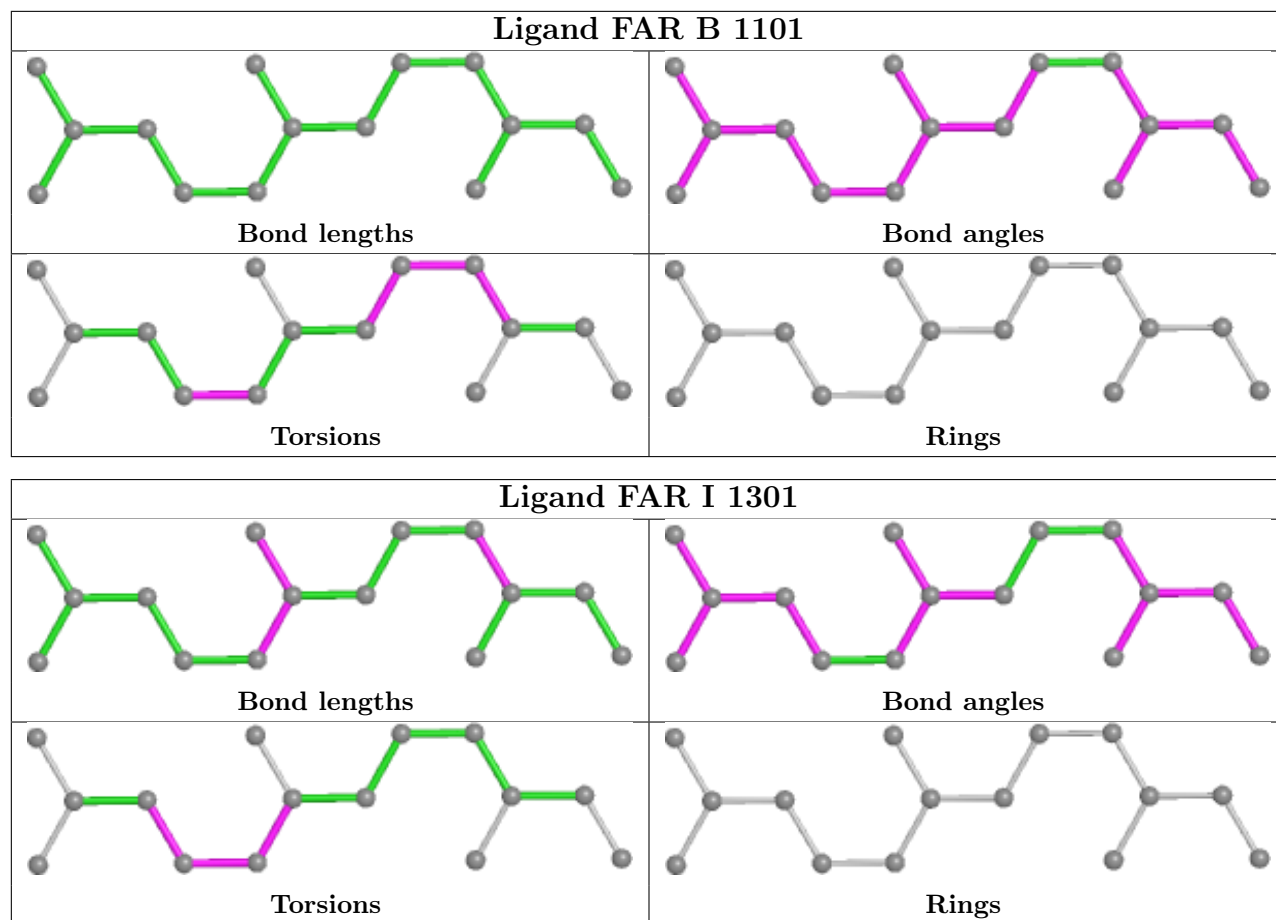
Mol	Chain	Res	Type	Clashes	Symm-Clashes
5	J	1101	FAR	43	0
5	A	1301	FAR	10	0
5	F	1101	FAR	28	0
5	N	1101	FAR	16	0
5	E	1301	FAR	11	0
5	M	1301	FAR	5	0
5	B	1101	FAR	22	0
5	I	1301	FAR	9	0

The following is a two-dimensional graphical depiction of Mogul quality analysis of bond lengths, bond angles, torsion angles, and ring geometry for all instances of the Ligand of Interest. In addition, ligands with molecular weight > 250 and outliers as shown on the validation Tables will also be included. For torsion angles, if less than 5% of the Mogul distribution of torsion angles is within 10 degrees of the torsion angle in question, then that torsion angle is considered an outlier. Any bond that is central to one or more torsion angles identified as an outlier by Mogul will be highlighted in the graph. For rings, the root-mean-square deviation (RMSD) between the ring in question and similar rings identified by Mogul is calculated over all ring torsion angles. If the average RMSD is greater than 60 degrees and the minimal RMSD between the ring in question and any Mogul-identified rings is also greater than 60 degrees, then that ring is considered an outlier.

The outliers are highlighted in purple. The color gray indicates Mogul did not find sufficient equivalents in the CSD to analyse the geometry.







5.7 Other polymers [i](#)

There are no such residues in this entry.

5.8 Polymer linkage issues [i](#)

There are no chain breaks in this entry.


6 Map visualisation [i](#)

This section contains visualisations of the EMDB entry EMD-36212. These allow visual inspection of the internal detail of the map and identification of artifacts.

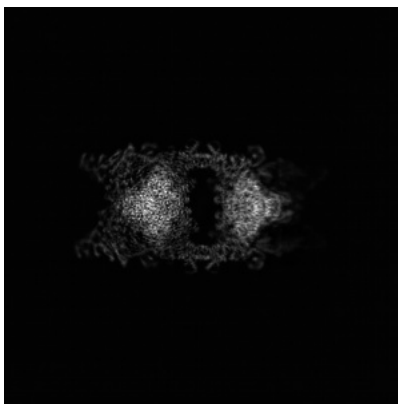
Images derived from a raw map, generated by summing the deposited half-maps, are presented below the corresponding image components of the primary map to allow further visual inspection and comparison with those of the primary map.

6.1 Orthogonal projections [i](#)

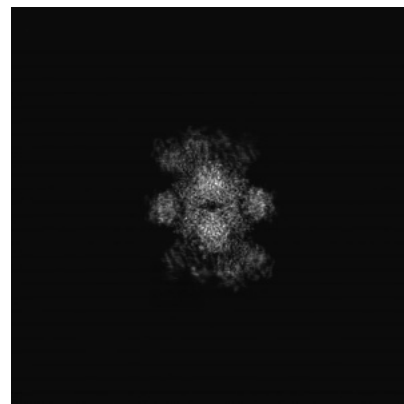
6.1.1 Primary map



X

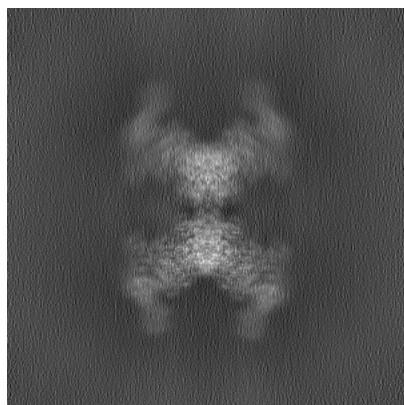


Y

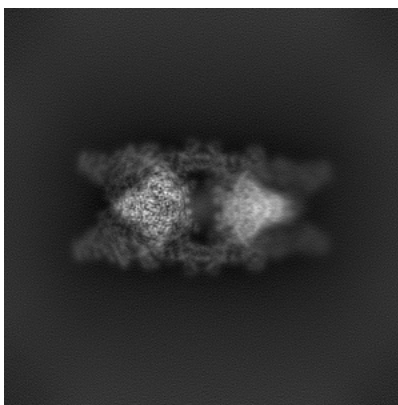


Z

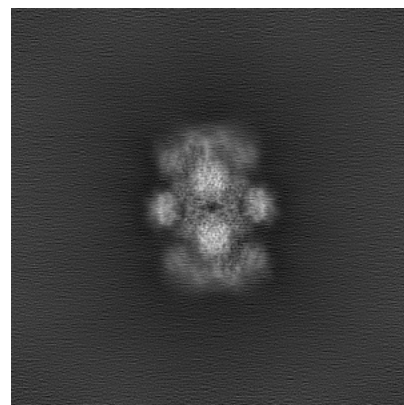
6.1.2 Raw map



X



Y

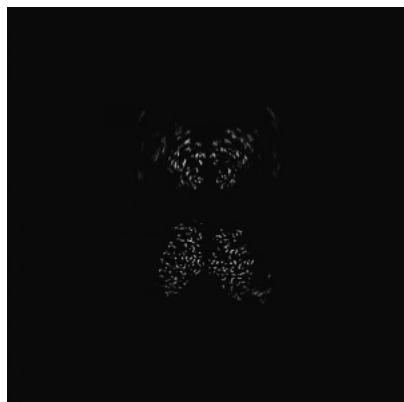


Z


The images above show the map projected in three orthogonal directions.

6.2 Central slices [i](#)


6.2.1 Primary map



X Index: 220

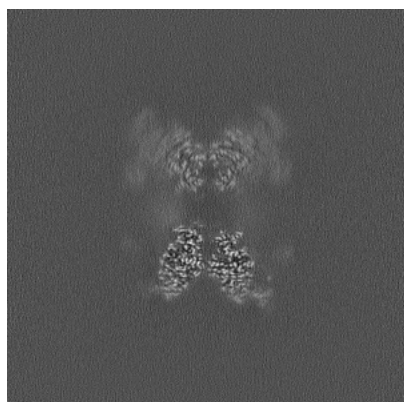


Y Index: 220

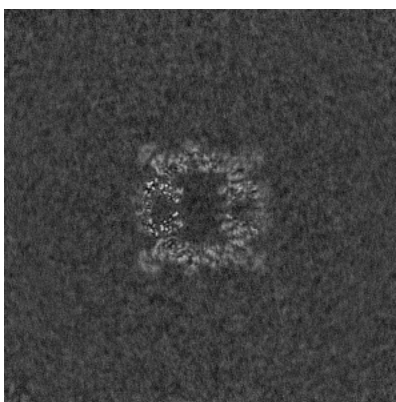


Z Index: 220

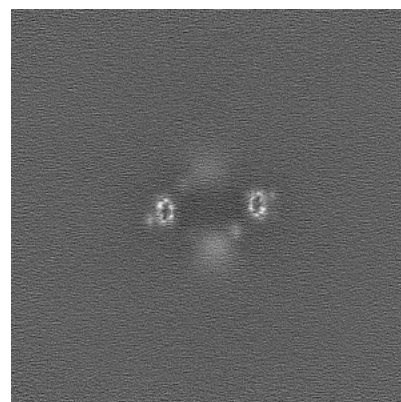
6.2.2 Raw map



X Index: 220



Y Index: 220




Z Index: 220

The images above show central slices of the map in three orthogonal directions.

6.3 Largest variance slices [i](#)

6.3.1 Primary map



X Index: 228

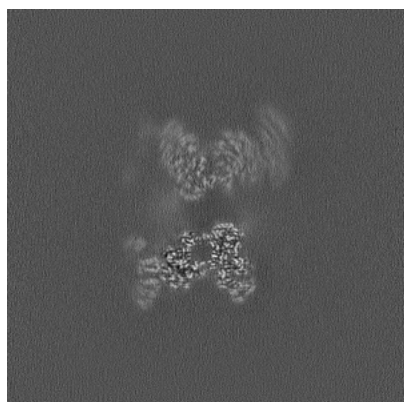


Y Index: 230

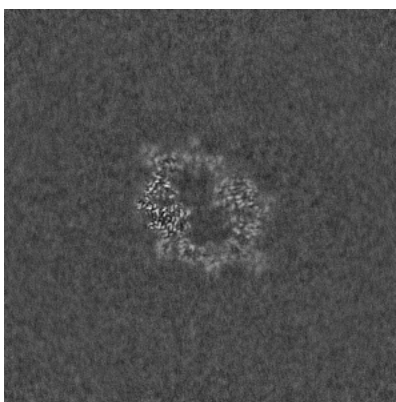


Z Index: 165

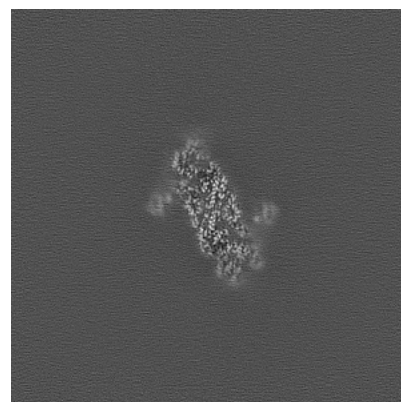
6.3.2 Raw map



X Index: 228



Y Index: 210

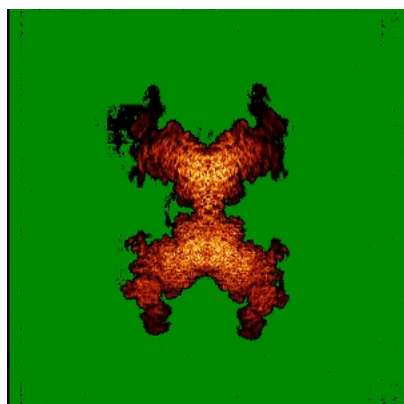


Z Index: 160


The images above show the largest variance slices of the map in three orthogonal directions.

6.4 Orthogonal standard-deviation projections (False-color) [i](#)


6.4.1 Primary map



X

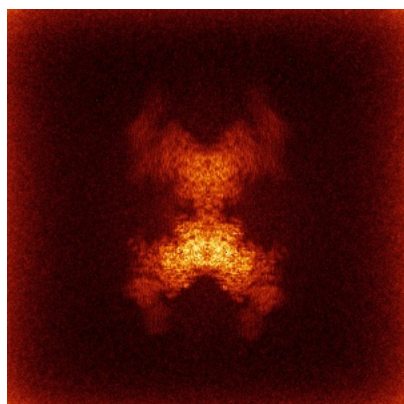


Y

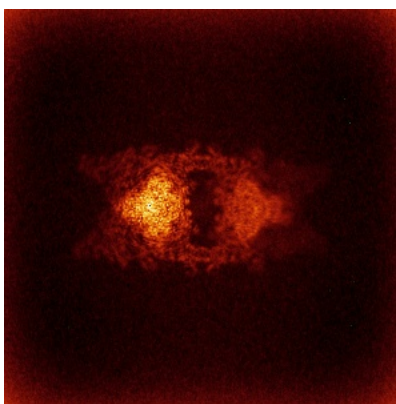


Z

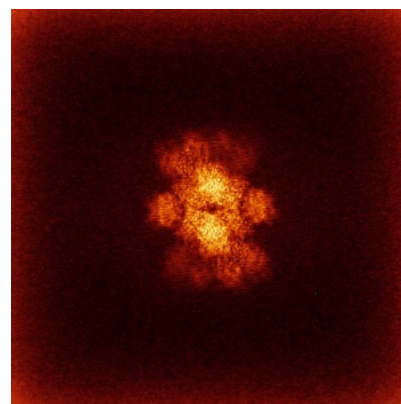
6.4.2 Raw map



X



Y




Z

The images above show the map standard deviation projections with false color in three orthogonal directions. Minimum values are shown in green, max in blue, and dark to light orange shades represent small to large values respectively.


6.5 Orthogonal surface views [i](#)

6.5.1 Primary map



The images above show the 3D surface view of the map at the recommended contour level 0.01. These images, in conjunction with the slice images, may facilitate assessment of whether an appropriate contour level has been provided.

6.5.2 Raw map



These images show the 3D surface of the raw map. The raw map's contour level was selected so that its surface encloses the same volume as the primary map does at its recommended contour level.

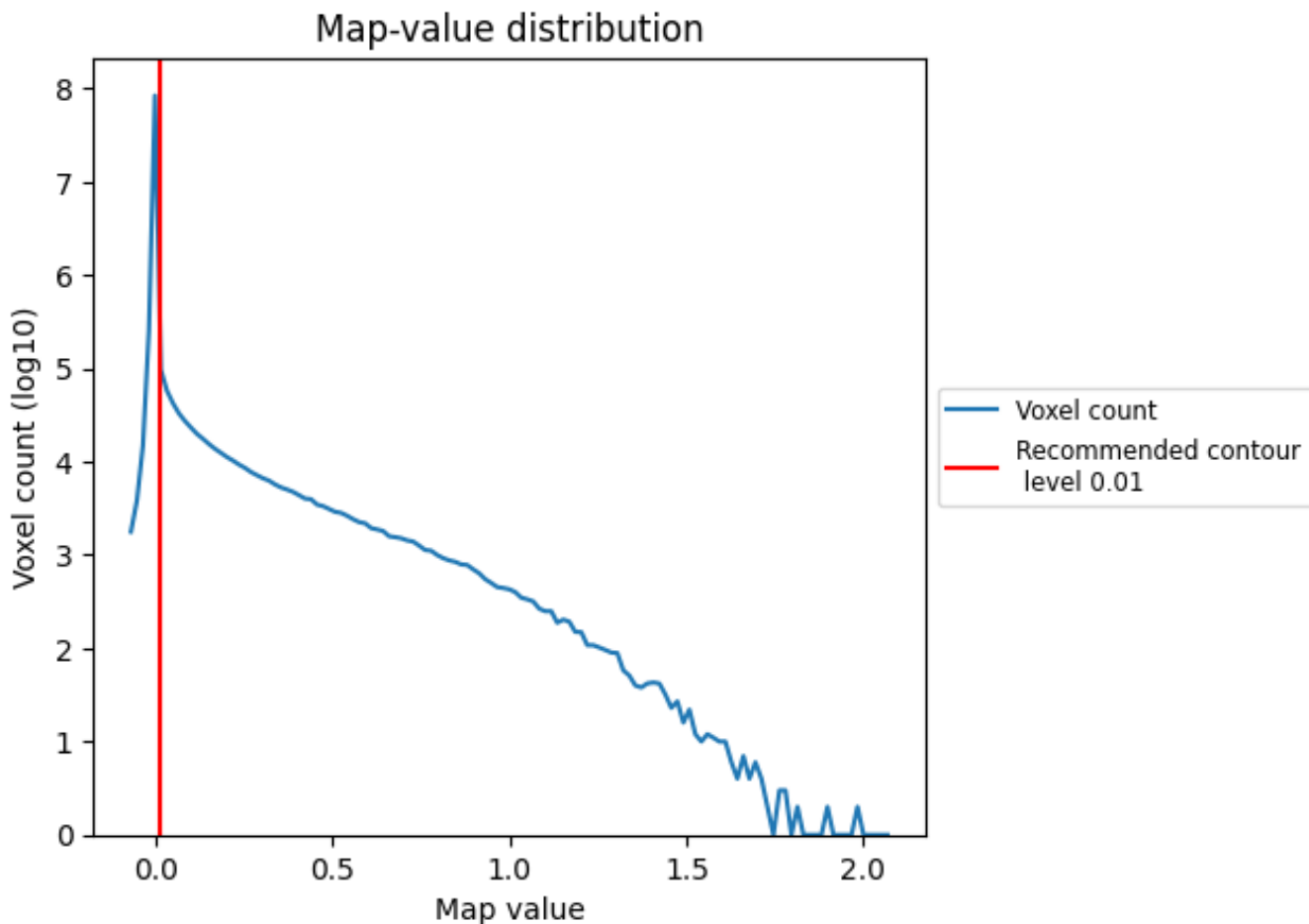
6.6 Mask visualisation [i](#)

This section was not generated. No masks/segmentation were deposited.

7 Map analysis [i](#)

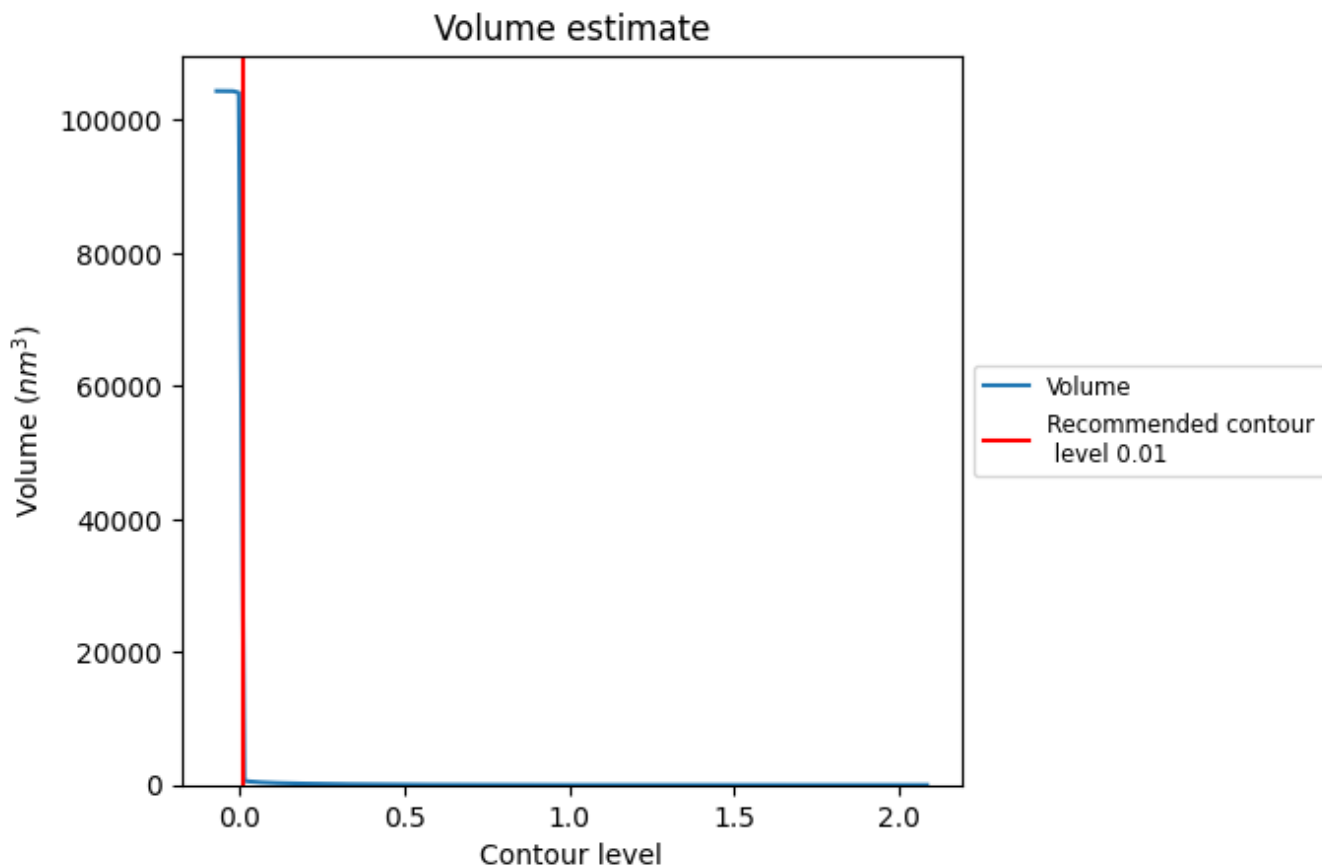
This section contains the results of statistical analysis of the map.

7.1 Map-value distribution [i](#)



The map-value distribution is plotted in 128 intervals along the x-axis. The y-axis is logarithmic. A spike in this graph at zero usually indicates that the volume has been masked.

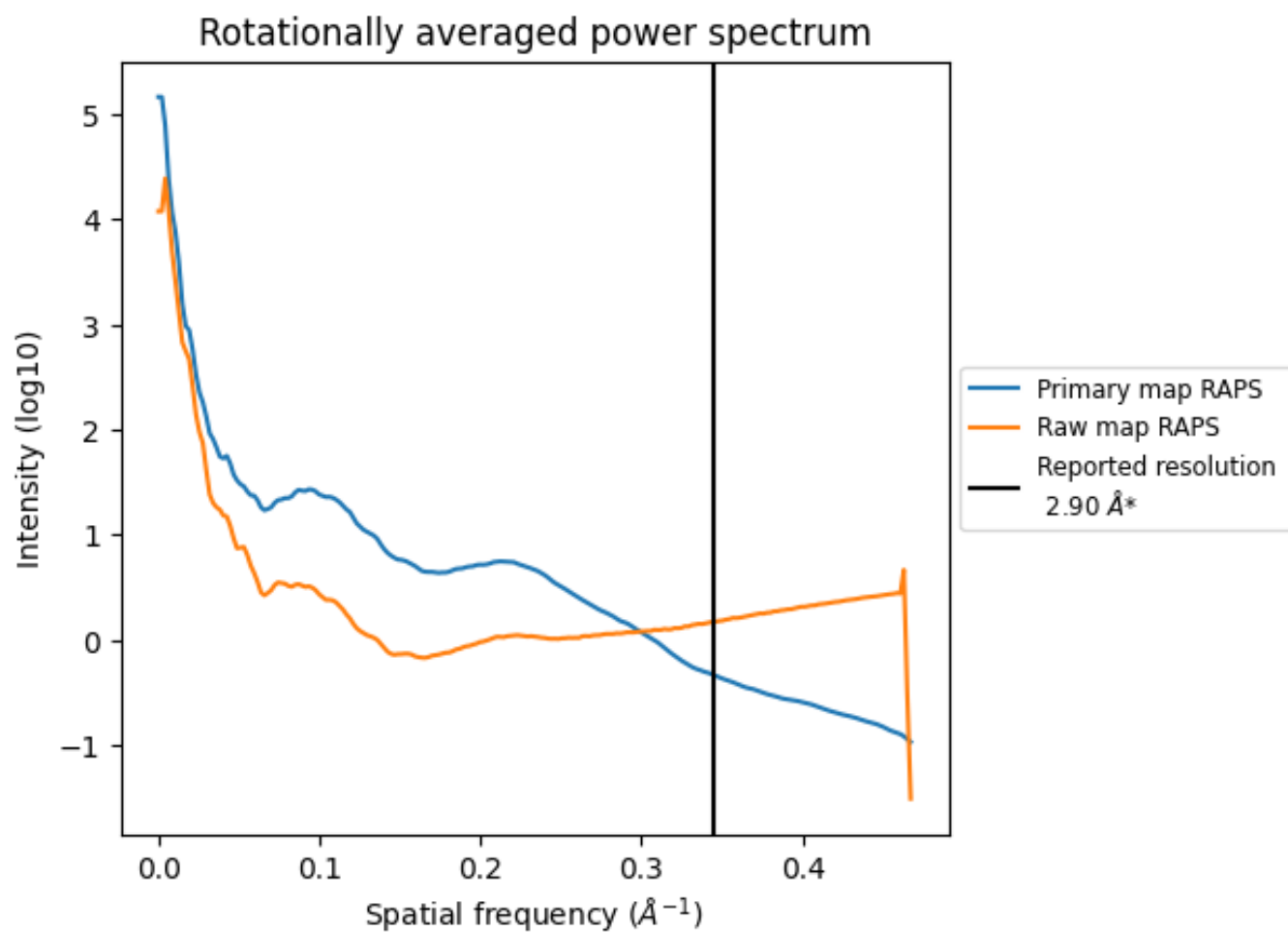
7.2 Volume estimate [i](#)



The volume at the recommended contour level is 25680 nm³; this corresponds to an approximate mass of 23197 kDa.

The volume estimate graph shows how the enclosed volume varies with the contour level. The recommended contour level is shown as a vertical line and the intersection between the line and the curve gives the volume of the enclosed surface at the given level.

7.3 Rotationally averaged power spectrum i

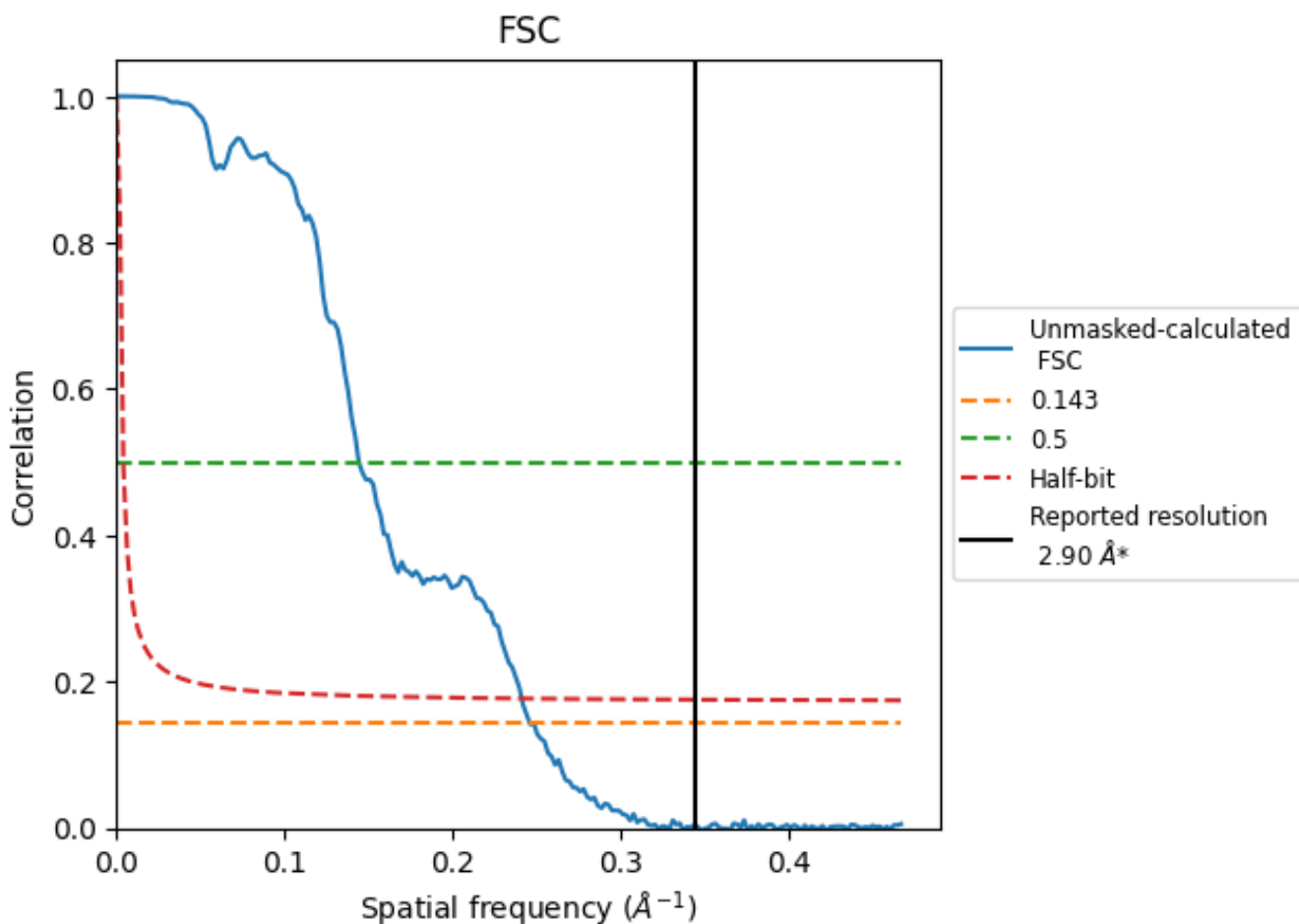


*Reported resolution corresponds to spatial frequency of 0.345 \AA^{-1}

8 Fourier-Shell correlation [i](#)

Fourier-Shell Correlation (FSC) is the most commonly used method to estimate the resolution of single-particle and subtomogram-averaged maps. The shape of the curve depends on the imposed symmetry, mask and whether or not the two 3D reconstructions used were processed from a common reference. The reported resolution is shown as a black line. A curve is displayed for the half-bit criterion in addition to lines showing the 0.143 gold standard cut-off and 0.5 cut-off.

8.1 FSC [i](#)



*Reported resolution corresponds to spatial frequency of 0.345 Å⁻¹

8.2 Resolution estimates [i](#)


Resolution estimate (Å)	Estimation criterion (FSC cut-off)		
	0.143	0.5	Half-bit
Reported by author	2.90	-	-
Author-provided FSC curve	-	-	-
Unmasked-calculated*	4.06	6.93	4.14

*Resolution estimate based on FSC curve calculated by comparison of deposited half-maps. The value from deposited half-maps intersecting FSC 0.143 CUT-OFF 4.06 differs from the reported value 2.9 by more than 10 %

9 Map-model fit [i](#)

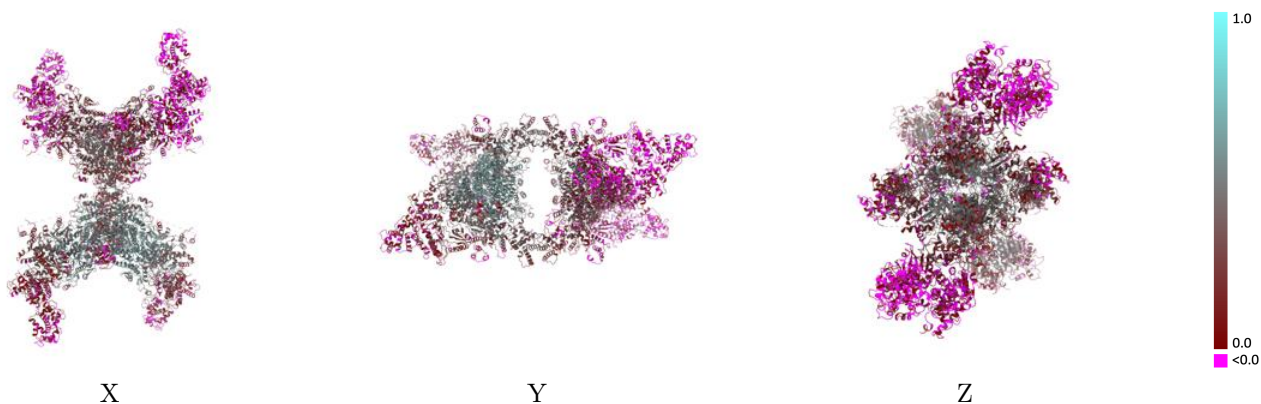
This section contains information regarding the fit between EMDB map EMD-36212 and PDB model 8JFK. Per-residue inclusion information can be found in section 3 on page 7.

9.1 Map-model overlay [i](#)



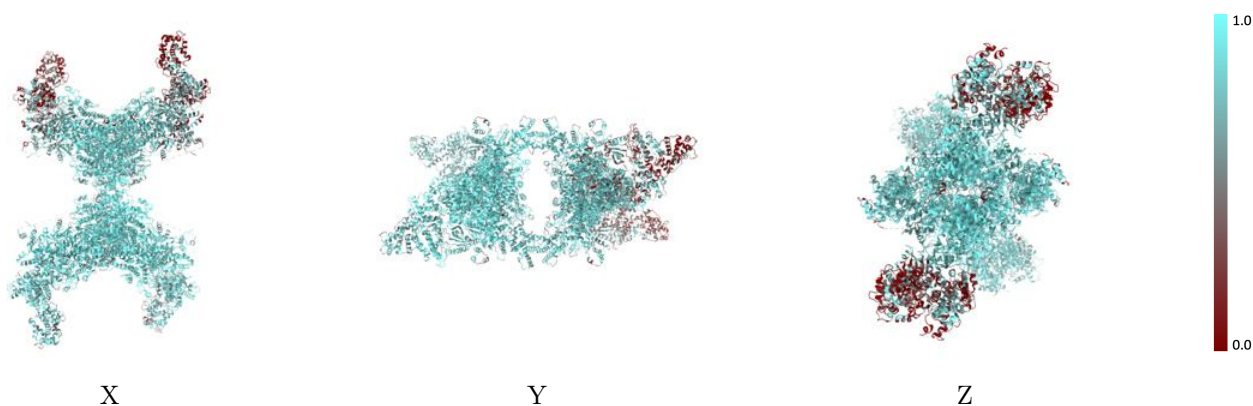
The images above show the 3D surface view of the map at the recommended contour level 0.01 at 50% transparency in yellow overlaid with a ribbon representation of the model coloured in blue. These images allow for the visual assessment of the quality of fit between the atomic model and the map.

9.2 Q-score mapped to coordinate model [i](#)



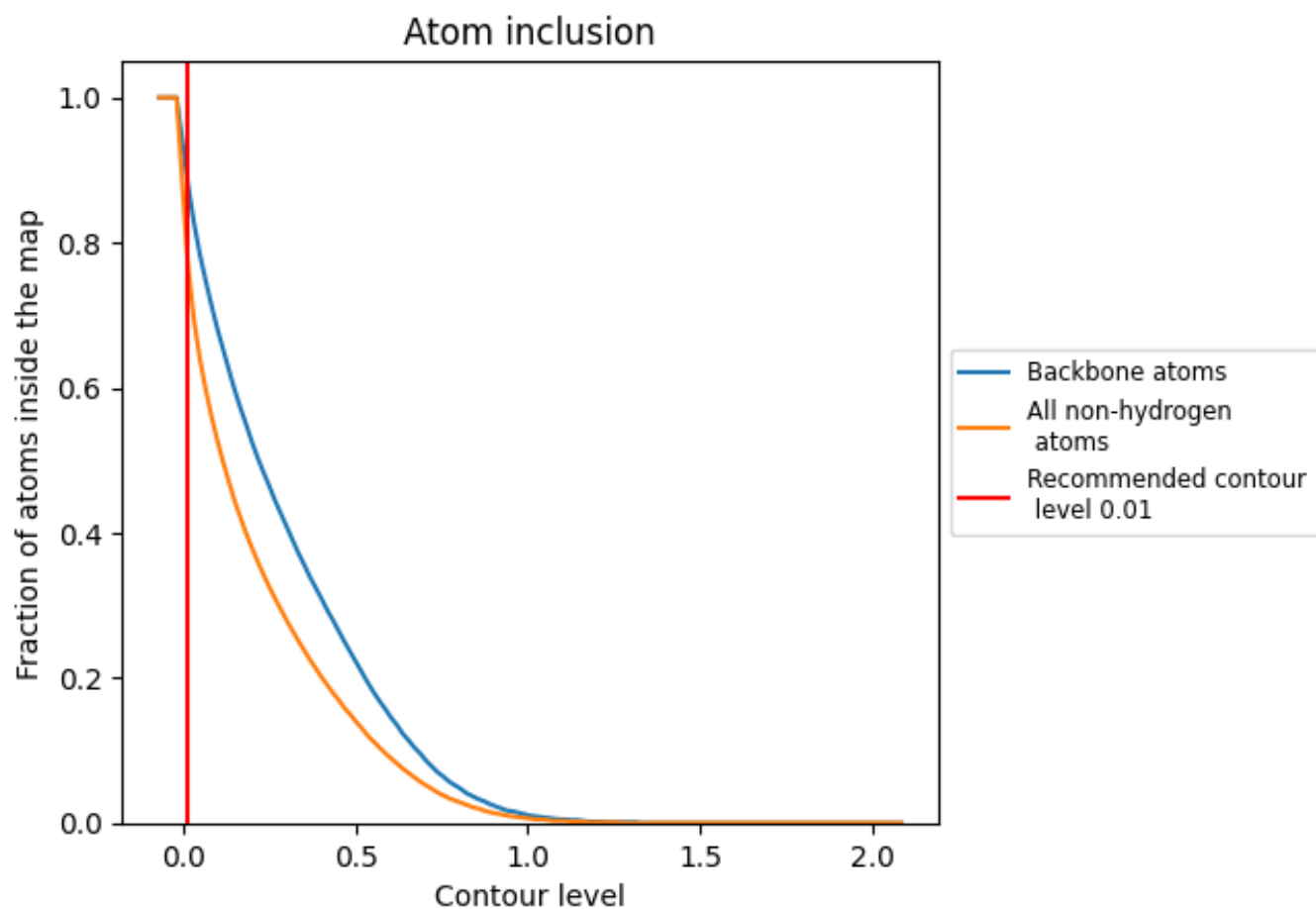
The images above show the model with each residue coloured according to its Q-score. This shows their resolvability in the map with higher Q-score values reflecting better resolvability. Please note: Q-score is calculating the resolvability of atoms, and thus high values are only expected at resolutions at which atoms can be resolved. Low Q-score values may therefore be expected for many entries.

9.3 Atom inclusion mapped to coordinate model [i](#)



The images above show the model with each residue coloured according to its atom inclusion. This shows to what extent they are inside the map at the recommended contour level (0.01).



































9.4 Atom inclusion [i](#)



At the recommended contour level, 89% of all backbone atoms, 79% of all non-hydrogen atoms, are inside the map.

9.5 Map-model fit summary

The table lists the average atom inclusion at the recommended contour level (0.01) and Q-score for the entire model and for each chain.

Chain	Atom inclusion	Q-score
All	 0.7890	 0.2650
A	 0.7100	 0.1430
B	 0.8680	 0.2900
C	 0.4130	 0.0030
D	 0.1820	 -0.0250
E	 0.7120	 0.1180
F	 0.8360	 0.2560
G	 0.4740	 -0.0020
H	 0.2190	 -0.0270
I	 0.9150	 0.4190
J	 0.8930	 0.4170
K	 0.7900	 0.1690
L	 0.6790	 0.0570
M	 0.9180	 0.4300
N	 0.9120	 0.4490
O	 0.7910	 0.1810
P	 0.6640	 0.0510

