



Full wwPDB X-ray Structure Validation Report ⓘ

May 15, 2020 – 08:02 am BST

PDB ID : 2JIV
Title : Crystal structure of EGFR kinase domain T790M mutation in complex with HKI-272
Authors : Yun, C.-H.; Mengwasser, K.E.; Toms, A.V.; Li, Y.; Woo, M.S.; Greulich, H.; Wong, K.-K.; Meyerson, M.; Eck, M.J.
Deposited on : 2007-07-02
Resolution : 3.50 Å(reported)

This is a Full wwPDB X-ray Structure Validation Report for a publicly released PDB entry.

We welcome your comments at validation@mail.wwpdb.org

A user guide is available at

<https://www.wwpdb.org/validation/2017/XrayValidationReportHelp>

with specific help available everywhere you see the ⓘ symbol.

The following versions of software and data (see [references ⓘ](#)) were used in the production of this report:

MolProbity : 4.02b-467
Mogul : 1.8.5 (274361), CSD as541be (2020)
Xtriage (Phenix) : 1.13
EDS : 2.11
buster-report : 1.1.7 (2018)
Percentile statistics : 20191225.v01 (using entries in the PDB archive December 25th 2019)
Refmac : 5.8.0158
CCP4 : 7.0.044 (Gargrove)
Ideal geometry (proteins) : Engh & Huber (2001)
Ideal geometry (DNA, RNA) : Parkinson et al. (1996)
Validation Pipeline (wwPDB-VP) : 2.11

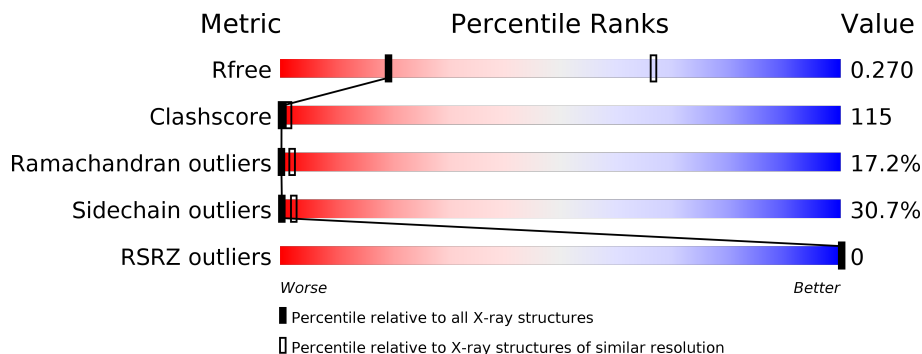
1 Overall quality at a glance

The following experimental techniques were used to determine the structure:

X-RAY DIFFRACTION

The reported resolution of this entry is 3.50 Å.

Percentile scores (ranging between 0-100) for global validation metrics of the entry are shown in the following graphic. The table shows the number of entries on which the scores are based.



Metric	Whole archive (#Entries)	Similar resolution (#Entries, resolution range(Å))
R_{free}	130704	1659 (3.60-3.40)
Clashscore	141614	1036 (3.58-3.42)
Ramachandran outliers	138981	1005 (3.58-3.42)
Sidechain outliers	138945	1006 (3.58-3.42)
RSRZ outliers	127900	1559 (3.60-3.40)

The table below summarises the geometric issues observed across the polymeric chains and their fit to the electron density. The red, orange, yellow and green segments on the lower bar indicate the fraction of residues that contain outliers for ≥ 3 , 2, 1 and 0 types of geometric quality criteria respectively. A grey segment represents the fraction of residues that are not modelled. The numeric value for each fraction is indicated below the corresponding segment, with a dot representing fractions $\leq 5\%$. The upper red bar (where present) indicates the fraction of residues that have poor fit to the electron density. The numeric value is given above the bar.

Mol	Chain	Length	Quality of chain
1	A	328	
1	B	328	

The following table lists non-polymeric compounds, carbohydrate monomers and non-standard residues in protein, DNA, RNA chains that are outliers for geometric or electron-density-fit criteria:

Mol	Type	Chain	Res	Chirality	Geometry	Clashes	Electron density
2	HKI	A	1797	-	-	X	-
2	HKI	B	1797	-	-	X	-

Continued from previous page...

Mol	Chain	Residues	Atoms				ZeroOcc	AltConf	
			Total	C	Cl	N			O
2	B	1	40	30	1	6	3	0	0

- Molecule 3 is CHLORIDE ION (three-letter code: CL) (formula: Cl).

Mol	Chain	Residues	Atoms		ZeroOcc	AltConf
3	B	2	Total	Cl	0	0
			2	2		

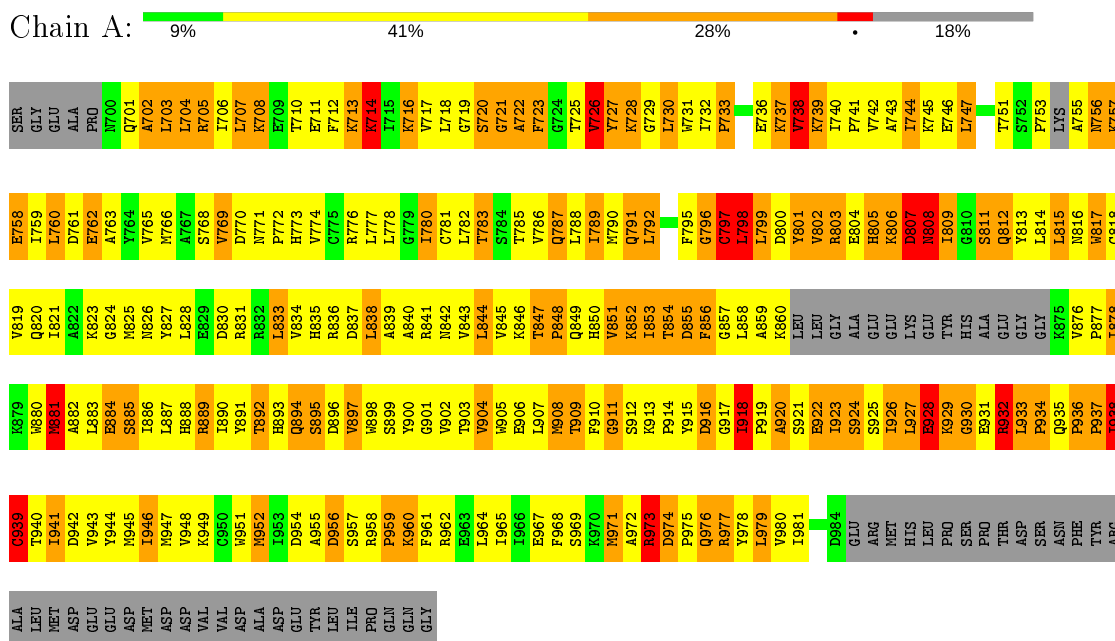
- Molecule 4 is water.

Mol	Chain	Residues	Atoms		ZeroOcc	AltConf
4	A	43	Total	O	0	0
			43	43		
4	B	19	Total	O	0	0
			19	19		

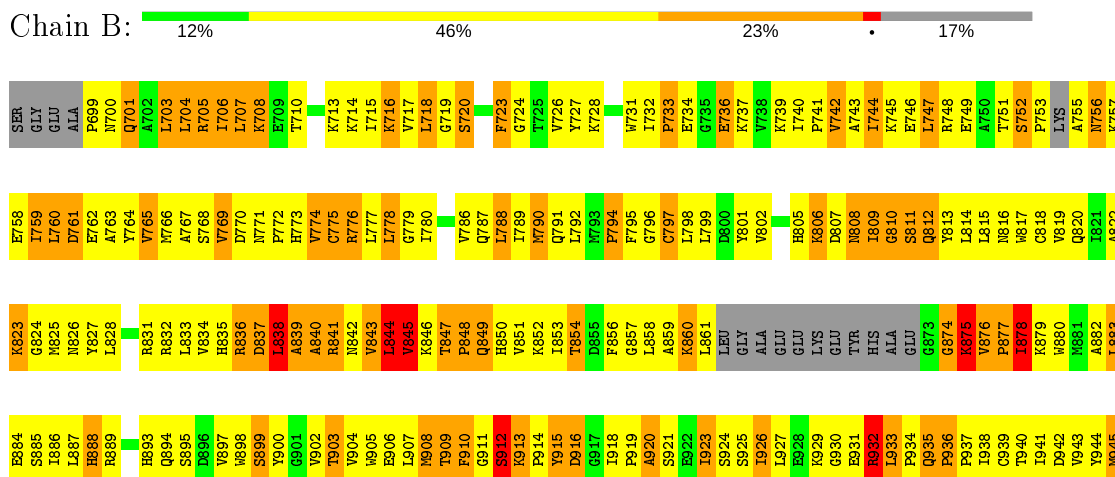
3 Residue-property plots

These plots are drawn for all protein, RNA and DNA chains in the entry. The first graphic for a chain summarises the proportions of the various outlier classes displayed in the second graphic. The second graphic shows the sequence view annotated by issues in geometry and electron density. Residues are color-coded according to the number of geometric quality criteria for which they contain at least one outlier: green = 0, yellow = 1, orange = 2 and red = 3 or more. A red dot above a residue indicates a poor fit to the electron density ($RSRZ > 2$). Stretches of 2 or more consecutive residues without any outlier are shown as a green connector. Residues present in the sample, but not in the model, are shown in grey.

• Molecule 1: EPIDERMAL GROWTH FACTOR RECEPTOR



• Molecule 1: EPIDERMAL GROWTH FACTOR RECEPTOR



4 Data and refinement statistics

Property	Value	Source
Space group	P 1 21 1	Depositor
Cell constants a, b, c, α , β , γ	56.09 Å 98.99 Å 73.33 Å 90.00° 109.94° 90.00°	Depositor
Resolution (Å)	25.00 – 3.50 24.75 – 3.50	Depositor EDS
% Data completeness (in resolution range)	90.2 (25.00-3.50) 90.3 (24.75-3.50)	Depositor EDS
R_{merge}	0.18	Depositor
R_{sym}	(Not available)	Depositor
$\langle I/\sigma(I) \rangle$ ¹	2.87 (at 3.54 Å)	Xtrriage
Refinement program	REFMAC 5.3.0026	Depositor
R, R_{free}	0.251 , 0.284 0.246 , 0.270	Depositor DCC
R_{free} test set	428 reflections (4.95%)	wwPDB-VP
Wilson B-factor (Å ²)	53.5	Xtrriage
Anisotropy	0.057	Xtrriage
Bulk solvent k_{sol} (e/Å ³), B_{sol} (Å ²)	0.30 , 71.9	EDS
L-test for twinning ²	$\langle L \rangle = 0.47$, $\langle L^2 \rangle = 0.29$	Xtrriage
Estimated twinning fraction	0.018 for h,-k,-h-l	Xtrriage
F_o, F_c correlation	0.85	EDS
Total number of atoms	4427	wwPDB-VP
Average B, all atoms (Å ²)	46.0	wwPDB-VP

Xtrriage's analysis on translational NCS is as follows: *The largest off-origin peak in the Patterson function is 6.33% of the height of the origin peak. No significant pseudotranslation is detected.*

¹Intensities estimated from amplitudes.

²Theoretical values of $\langle |L| \rangle$, $\langle L^2 \rangle$ for acentric reflections are 0.5, 0.333 respectively for untwinned datasets, and 0.375, 0.2 for perfectly twinned datasets.

5 Model quality [i](#)

5.1 Standard geometry [i](#)

Bond lengths and bond angles in the following residue types are not validated in this section: HKI, CL

The Z score for a bond length (or angle) is the number of standard deviations the observed value is removed from the expected value. A bond length (or angle) with $|Z| > 5$ is considered an outlier worth inspection. RMSZ is the root-mean-square of all Z scores of the bond lengths (or angles).

Mol	Chain	Bond lengths		Bond angles	
		RMSZ	$\# Z > 5$	RMSZ	$\# Z > 5$
1	A	0.44	1/2182 (0.0%)	0.55	1/2951 (0.0%)
1	B	0.42	0/2195	0.53	1/2972 (0.0%)
All	All	0.43	1/4377 (0.0%)	0.54	2/5923 (0.0%)

Chiral center outliers are detected by calculating the chiral volume of a chiral center and verifying if the center is modelled as a planar moiety or with the opposite hand. A planarity outlier is detected by checking planarity of atoms in a peptide group, atoms in a mainchain group or atoms of a sidechain that are expected to be planar.

Mol	Chain	#Chirality outliers	#Planarity outliers
1	B	0	1

All (1) bond length outliers are listed below:

Mol	Chain	Res	Type	Atoms	Z	Observed(Å)	Ideal(Å)
1	A	797	CYS	C-N	5.24	1.46	1.34

All (2) bond angle outliers are listed below:

Mol	Chain	Res	Type	Atoms	Z	Observed(°)	Ideal(°)
1	A	753	PRO	N-CA-CB	5.91	110.40	103.30
1	B	699	PRO	N-CA-CB	5.62	110.05	103.30

There are no chirality outliers.

All (1) planarity outliers are listed below:

Mol	Chain	Res	Type	Group
1	B	932	ARG	Sidechain

5.2 Too-close contacts

In the following table, the Non-H and H(model) columns list the number of non-hydrogen atoms and hydrogen atoms in the chain respectively. The H(added) column lists the number of hydrogen atoms added and optimized by MolProbity. The Clashes column lists the number of clashes within the asymmetric unit, whereas Symm-Clashes lists symmetry related clashes.

Mol	Chain	Non-H	H(model)	H(added)	Clashes	Symm-Clashes
1	A	2137	0	2181	546	0
1	B	2146	0	2183	453	0
2	A	40	0	30	22	0
2	B	40	0	30	23	0
3	B	2	0	0	0	0
4	A	43	0	0	1	0
4	B	19	0	0	0	0
All	All	4427	0	4424	1012	0

The all-atom clashscore is defined as the number of clashes found per 1000 atoms (including hydrogen atoms). The all-atom clashscore for this structure is 115.

All (1012) close contacts within the same asymmetric unit are listed below, sorted by their clash magnitude.

Atom-1	Atom-2	Interatomic distance (Å)	Clash overlap (Å)
2:A:1797:HKI:H17	2:A:1797:HKI:CAX	1.49	1.28
2:A:1797:HKI:H23	2:A:1797:HKI:CAC	1.52	1.26
1:A:835:HIS:CE1	1:A:856:PHE:HB3	1.70	1.25
1:A:798:LEU:O	1:A:802:VAL:HG23	1.33	1.23
1:A:743:ALA:O	1:A:744:ILE:HG12	1.32	1.23
1:A:760:LEU:HD11	1:A:782:LEU:CD1	1.69	1.22
1:B:913:LYS:HD2	1:B:913:LYS:N	1.51	1.19
1:B:755:ALA:O	1:B:759:ILE:HG23	1.42	1.18
1:A:714:LYS:HG2	1:A:727:TYR:HD1	1.05	1.17
1:A:789:ILE:HD12	1:A:789:ILE:C	1.57	1.17
1:B:845:VAL:HG22	1:B:851:VAL:HG12	1.27	1.16
1:A:926:ILE:CG1	1:A:927:LEU:HD23	1.76	1.15
1:B:913:LYS:CD	1:B:913:LYS:H	1.56	1.14
1:B:923:ILE:O	1:B:927:LEU:HD13	1.44	1.14
1:B:926:ILE:HG22	1:B:927:LEU:CD1	1.79	1.13
1:A:705:ARG:HH11	1:A:705:ARG:HG2	1.09	1.13
1:A:936:PRO:HG2	1:A:939:CYS:HB3	1.24	1.13
1:A:757:LYS:HE3	1:A:761:ASP:OD2	1.48	1.12
1:A:946:ILE:N	1:A:946:ILE:HD13	1.61	1.12
1:B:882:ALA:O	1:B:886:ILE:HG13	1.46	1.12

Continued on next page...

Continued from previous page...

Atom-1	Atom-2	Interatomic distance (Å)	Clash overlap (Å)
1:B:839:ALA:HA	1:B:903:THR:HG23	1.18	1.11
1:B:945:MET:HE2	1:B:949:LYS:HZ3	1.12	1.10
1:A:926:ILE:HG13	1:A:927:LEU:HD23	1.13	1.10
1:B:707:LEU:HD23	1:B:707:LEU:H	1.07	1.10
1:B:707:LEU:HD23	1:B:707:LEU:N	1.63	1.10
1:A:884:GLU:HB2	1:A:890:ILE:CG2	1.83	1.09
1:B:756:ASN:O	1:B:759:ILE:HG12	1.37	1.09
1:B:974:ASP:OD2	1:B:977:ARG:HG2	1.52	1.09
2:B:1797:HKI:CAJ	2:B:1797:HKI:CAR	2.30	1.09
1:B:756:ASN:HD22	1:B:756:ASN:C	1.54	1.09
1:A:789:ILE:O	1:A:789:ILE:HD12	1.50	1.08
1:A:714:LYS:HG2	1:A:727:TYR:CD1	1.89	1.08
1:A:816:ASN:O	1:A:819:VAL:N	1.85	1.08
1:B:909:THR:HB	1:B:912:SER:HB2	1.35	1.08
1:A:759:ILE:HG21	1:A:786:VAL:HG21	1.33	1.07
1:A:922:GLU:O	1:A:926:ILE:HG23	1.53	1.07
1:A:726:VAL:HA	1:A:744:ILE:O	1.54	1.07
1:A:798:LEU:O	1:A:802:VAL:CG2	2.03	1.06
1:A:743:ALA:O	1:A:744:ILE:CG1	2.01	1.06
1:A:925:SER:HA	1:A:928:GLU:OE2	1.53	1.06
1:A:819:VAL:HG22	1:A:968:PHE:HB3	1.37	1.05
1:A:747:LEU:HD12	1:A:786:VAL:HG12	1.28	1.05
1:B:733:PRO:HB2	1:B:736:GLU:HG2	1.30	1.04
1:B:926:ILE:HG22	1:B:927:LEU:HD12	1.09	1.04
1:B:823:LYS:HG2	1:B:965:ILE:HD13	1.35	1.04
1:B:935:GLN:HB2	1:B:944:TYR:CD1	1.92	1.04
1:B:705:ARG:O	1:B:779:GLY:HA3	1.56	1.03
1:A:835:HIS:ND1	1:A:856:PHE:HB3	1.70	1.03
1:A:819:VAL:CG2	1:A:968:PHE:HB3	1.87	1.03
1:B:736:GLU:HA	1:B:736:GLU:OE1	1.50	1.03
1:B:780:ILE:HG22	1:B:788:LEU:HA	1.39	1.03
1:A:835:HIS:NE2	1:A:855:ASP:O	1.90	1.03
1:A:918:ILE:HD13	1:A:918:ILE:H	1.22	1.03
1:A:744:ILE:CD1	1:A:789:ILE:HG22	1.89	1.02
1:A:728:LYS:O	1:A:728:LYS:HG2	1.57	1.02
1:A:747:LEU:CD1	1:A:786:VAL:HG12	1.91	1.01
1:B:847:THR:HG23	1:B:848:PRO:HD2	1.44	1.00
1:B:945:MET:CE	1:B:949:LYS:HZ3	1.75	1.00
1:B:936:PRO:HG2	1:B:939:CYS:SG	2.01	0.99
1:A:835:HIS:CE1	1:A:855:ASP:O	2.15	0.99
1:A:719:GLY:HA3	2:A:1797:HKI:H19	1.42	0.98

Continued on next page...

Continued from previous page...

Atom-1	Atom-2	Interatomic distance (Å)	Clash overlap (Å)
1:A:903:THR:O	1:A:906:GLU:HG3	1.64	0.98
1:B:718:LEU:HD21	2:B:1797:HKI:H12	1.41	0.98
1:B:925:SER:O	1:B:929:LYS:HG3	1.64	0.98
1:B:776:ARG:O	1:B:790:MET:SD	2.22	0.98
1:A:926:ILE:HG13	1:A:927:LEU:CD2	1.93	0.97
1:A:737:LYS:O	1:A:738:VAL:HG22	1.65	0.97
1:A:789:ILE:CD1	1:A:789:ILE:C	2.30	0.97
1:B:967:GLU:O	1:B:971:MET:HG3	1.64	0.97
1:A:760:LEU:HD11	1:A:782:LEU:HD11	1.42	0.96
1:A:782:LEU:O	1:A:783:THR:HG23	1.63	0.96
1:B:774:VAL:HG12	1:B:774:VAL:O	1.66	0.96
1:B:978:TYR:O	1:B:979:LEU:HD12	1.65	0.95
1:A:926:ILE:HD11	1:A:927:LEU:CD2	1.96	0.95
1:B:823:LYS:HA	1:B:965:ILE:HD11	1.48	0.95
1:A:854:THR:HG23	1:A:855:ASP:N	1.78	0.95
1:A:760:LEU:CD1	1:A:782:LEU:HD11	1.96	0.95
1:A:876:VAL:O	1:A:878:ILE:HD13	1.68	0.94
1:A:815:LEU:HD13	1:A:979:LEU:HD22	1.47	0.94
1:B:731:TRP:HB2	1:B:742:VAL:CG2	1.96	0.94
1:B:950:CYS:O	1:B:958:ARG:HG2	1.68	0.94
1:A:944:TYR:HD1	1:A:947:MET:HE2	1.33	0.94
1:B:733:PRO:HB2	1:B:736:GLU:CG	1.98	0.93
1:A:926:ILE:CD1	1:A:927:LEU:CD2	2.47	0.93
1:A:946:ILE:CD1	1:A:946:ILE:N	2.32	0.93
1:B:809:ILE:O	1:B:809:ILE:HG22	1.67	0.92
1:A:926:ILE:CG1	1:A:927:LEU:CD2	2.47	0.92
1:A:926:ILE:CD1	1:A:927:LEU:HD23	2.00	0.92
1:A:705:ARG:HH11	1:A:705:ARG:CG	1.83	0.92
1:A:854:THR:CG2	1:A:855:ASP:N	2.30	0.92
1:A:788:LEU:O	2:A:1797:HKI:CLA	2.24	0.91
1:A:884:GLU:HB2	1:A:890:ILE:HG21	1.48	0.91
1:B:878:ILE:CG2	1:B:886:ILE:HD13	2.00	0.91
1:B:926:ILE:CG2	1:B:927:LEU:HD12	1.98	0.91
1:A:835:HIS:CD2	1:A:837:ASP:O	2.24	0.91
1:A:725:THR:HG1	1:A:727:TYR:HE2	1.08	0.91
1:A:942:ASP:O	1:A:946:ILE:HD11	1.70	0.91
1:B:763:ALA:O	1:B:766:MET:HB2	1.70	0.91
1:A:946:ILE:H	1:A:946:ILE:HD13	1.36	0.90
2:A:1797:HKI:H4	2:A:1797:HKI:CBK	1.99	0.90
1:A:798:LEU:HD22	1:A:851:VAL:HG11	1.54	0.90
1:B:707:LEU:N	1:B:707:LEU:CD2	2.34	0.90

Continued on next page...

Continued from previous page...

Atom-1	Atom-2	Interatomic distance (Å)	Clash overlap (Å)
1:A:933:LEU:HD12	1:A:951:TRP:CH2	2.06	0.90
1:B:878:ILE:HG22	1:B:886:ILE:HD13	1.54	0.90
1:A:854:THR:HG23	1:A:855:ASP:H	1.35	0.89
1:B:980:VAL:HG23	1:B:980:VAL:O	1.71	0.89
1:A:905:TRP:O	1:A:909:THR:HG23	1.71	0.89
1:B:733:PRO:CB	1:B:736:GLU:HG2	2.01	0.89
1:B:768:SER:O	1:B:831:ARG:NH1	2.06	0.89
1:B:755:ALA:O	1:B:759:ILE:CG2	2.19	0.89
1:A:956:ASP:HB2	4:A:2036:HOH:O	1.72	0.88
1:B:775:CYS:SG	1:B:854:THR:HG23	2.13	0.88
1:A:760:LEU:CD1	1:A:782:LEU:CD1	2.50	0.88
1:A:737:LYS:C	1:A:738:VAL:HG22	1.93	0.87
1:A:726:VAL:O	1:A:727:TYR:HD2	1.57	0.87
1:A:835:HIS:O	1:A:836:ARG:HB2	1.72	0.87
1:B:704:LEU:HD22	1:B:764:TYR:CE1	2.09	0.87
1:B:839:ALA:CA	1:B:903:THR:HG23	2.04	0.86
1:B:946:ILE:HG22	1:B:947:MET:N	1.90	0.86
1:B:718:LEU:CD2	2:B:1797:HKI:H12	2.04	0.86
1:B:812:GLN:OE1	1:B:975:PRO:HG3	1.75	0.86
1:A:703:LEU:N	1:A:703:LEU:HD12	1.91	0.86
1:A:744:ILE:HD12	1:A:789:ILE:HG22	1.55	0.86
1:A:773:HIS:O	1:A:853:ILE:HG13	1.75	0.86
1:A:882:ALA:O	1:A:886:ILE:HG13	1.75	0.86
1:A:954:ASP:O	1:A:957:SER:HB3	1.74	0.86
1:B:940:THR:HG22	1:B:942:ASP:H	1.37	0.85
1:B:802:VAL:HG12	1:B:910:PHE:HA	1.58	0.85
1:A:726:VAL:C	1:A:727:TYR:CD2	2.50	0.85
1:A:819:VAL:HG22	1:A:968:PHE:CB	2.06	0.85
1:A:835:HIS:HD2	1:A:837:ASP:O	1.58	0.85
1:A:972:ALA:O	1:A:975:PRO:HD3	1.77	0.85
1:B:756:ASN:ND2	1:B:756:ASN:C	2.30	0.84
1:A:816:ASN:O	1:A:818:CYS:N	2.09	0.84
1:A:940:THR:HG23	1:A:941:ILE:N	1.92	0.84
1:A:943:VAL:O	1:A:946:ILE:HG12	1.77	0.84
1:B:755:ALA:O	1:B:759:ILE:CD1	1.90	0.83
1:A:743:ALA:O	1:A:744:ILE:CD1	2.26	0.83
1:A:716:LYS:O	1:A:727:TYR:HB3	1.79	0.83
1:A:714:LYS:CG	1:A:727:TYR:HD1	1.90	0.83
1:B:731:TRP:HB2	1:B:742:VAL:HG21	1.59	0.83
1:A:774:VAL:O	1:A:774:VAL:HG12	1.76	0.83
1:A:973:ARG:O	1:A:974:ASP:HB2	1.79	0.83

Continued on next page...

Continued from previous page...

Atom-1	Atom-2	Interatomic distance (Å)	Clash overlap (Å)
1:A:923:ILE:HG22	1:A:924:SER:N	1.94	0.82
1:B:755:ALA:O	1:B:759:ILE:HD13	1.34	0.82
1:A:788:LEU:CD1	2:A:1797:HKI:H20	2.09	0.82
1:A:836:ARG:HE	1:A:859:ALA:HB3	1.43	0.82
1:A:926:ILE:HG13	1:A:927:LEU:N	1.95	0.82
1:B:823:LYS:HG2	1:B:965:ILE:CD1	2.09	0.82
1:A:894:GLN:OE1	1:A:894:GLN:HA	1.77	0.82
1:B:773:HIS:O	1:B:774:VAL:HG23	1.79	0.82
1:A:805:HIS:O	1:A:809:ILE:HD13	1.80	0.82
1:B:755:ALA:O	1:B:759:ILE:HD12	1.79	0.81
1:B:822:ALA:HB2	1:B:900:TYR:OH	1.80	0.81
1:A:770:ASP:OD2	1:B:772:PRO:CG	2.28	0.81
1:A:747:LEU:CD1	1:A:786:VAL:CG1	2.57	0.81
2:B:1797:HKI:CAJ	2:B:1797:HKI:CBI	2.55	0.81
1:B:845:VAL:HG22	1:B:851:VAL:CG1	2.09	0.81
1:A:705:ARG:NH1	1:A:705:ARG:HG2	1.92	0.81
1:A:823:LYS:HA	1:A:965:ILE:HD11	1.62	0.81
1:B:706:ILE:CD1	1:B:780:ILE:H	1.93	0.81
1:B:706:ILE:HD11	1:B:780:ILE:HG13	1.59	0.81
1:B:897:VAL:O	1:B:900:TYR:HB3	1.81	0.81
1:B:845:VAL:HG12	1:B:845:VAL:O	1.79	0.81
1:A:788:LEU:HD12	2:A:1797:HKI:H20	1.63	0.81
1:A:703:LEU:N	1:A:703:LEU:CD1	2.44	0.80
1:A:756:ASN:O	1:A:759:ILE:CD1	2.30	0.80
1:A:877:PRO:O	1:A:881:MET:HG2	1.82	0.80
1:B:809:ILE:HG21	1:B:814:LEU:HG	1.63	0.80
1:B:931:GLU:C	1:B:932:ARG:HG2	2.01	0.80
1:A:790:MET:HE2	2:A:1797:HKI:NAD	1.97	0.79
1:A:805:HIS:ND1	1:A:805:HIS:N	2.30	0.79
2:A:1797:HKI:CAJ	2:A:1797:HKI:CBI	2.60	0.79
1:A:738:VAL:O	1:A:740:ILE:HG13	1.81	0.78
1:A:938:ILE:HG13	1:A:980:VAL:O	1.84	0.78
1:B:931:GLU:O	1:B:932:ARG:HG2	1.82	0.78
1:A:938:ILE:HG23	1:A:939:CYS:H	1.48	0.78
1:B:837:ASP:O	1:B:838:LEU:HB2	1.80	0.78
1:A:936:PRO:HG2	1:A:939:CYS:CB	2.11	0.78
1:B:706:ILE:HD12	1:B:780:ILE:O	1.82	0.78
1:A:847:THR:HG23	1:A:848:PRO:HD2	1.66	0.77
1:A:918:ILE:N	1:A:918:ILE:HD13	1.99	0.77
1:A:915:TYR:O	1:A:918:ILE:HG12	1.83	0.77
2:B:1797:HKI:H23	2:B:1797:HKI:H17	1.66	0.77

Continued on next page...

Continued from previous page...

Atom-1	Atom-2	Interatomic distance (Å)	Clash overlap (Å)
1:B:723:PHE:HD1	1:B:723:PHE:O	1.65	0.77
1:B:966:ILE:HA	1:B:969:SER:HB3	1.67	0.77
1:B:806:LYS:O	1:B:910:PHE:CE1	2.38	0.77
1:A:835:HIS:ND1	1:A:856:PHE:CB	2.46	0.77
1:B:839:ALA:HA	1:B:903:THR:CG2	2.10	0.77
1:B:845:VAL:CG2	1:B:851:VAL:HG12	2.11	0.77
1:A:726:VAL:C	1:A:727:TYR:HD2	1.87	0.77
1:B:978:TYR:O	1:B:979:LEU:CD1	2.32	0.76
1:A:705:ARG:HD2	1:B:849:GLN:HG3	1.68	0.76
1:A:798:LEU:CD2	1:A:851:VAL:HG11	2.15	0.76
1:A:884:GLU:HG3	1:A:890:ILE:HG23	1.66	0.76
1:A:737:LYS:O	1:A:738:VAL:HG13	1.85	0.76
1:A:942:ASP:O	1:A:946:ILE:CD1	2.34	0.76
1:B:945:MET:CE	1:B:949:LYS:NZ	2.48	0.76
1:A:781:CYS:HB3	1:A:787:GLN:HB2	1.67	0.75
1:A:944:TYR:CD1	1:A:947:MET:HE2	2.21	0.75
1:A:876:VAL:O	1:A:878:ILE:CD1	2.34	0.75
1:B:706:ILE:HD11	1:B:780:ILE:CG1	2.16	0.75
1:B:875[A]:LYS:HD2	1:B:875[A]:LYS:H	1.51	0.75
1:B:825:MET:SD	1:B:838:LEU:CD1	2.74	0.75
1:B:728:LYS:O	1:B:728:LYS:HG2	1.87	0.75
1:B:913:LYS:HD2	1:B:913:LYS:H	0.65	0.74
1:A:728:LYS:O	1:A:728:LYS:CG	2.36	0.74
1:B:742:VAL:HG12	1:B:790:MET:O	1.88	0.74
1:A:952:MET:HG2	1:A:957:SER:OG	1.87	0.74
1:B:715:ILE:HG22	1:B:716:LYS:N	2.01	0.74
1:B:806:LYS:O	1:B:910:PHE:CD1	2.40	0.74
1:B:925:SER:O	1:B:929:LYS:HD2	1.88	0.73
1:A:782:LEU:O	1:A:783:THR:CG2	2.35	0.73
1:A:856:PHE:HD2	1:A:856:PHE:O	1.72	0.73
1:B:773:HIS:NE2	1:B:820:GLN:HG2	2.02	0.73
1:A:801:TYR:O	1:A:802:VAL:C	2.23	0.73
2:A:1797:HKI:CAJ	2:A:1797:HKI:CAR	2.66	0.73
1:A:884:GLU:HB2	1:A:890:ILE:HG22	1.71	0.73
1:B:774:VAL:CG1	1:B:774:VAL:O	2.36	0.73
1:A:761:ASP:O	1:A:765:VAL:HG23	1.89	0.72
1:A:922:GLU:O	1:A:926:ILE:CG2	2.34	0.72
1:A:931:GLU:HG2	1:A:932:ARG:H	1.54	0.72
1:B:825:MET:SD	1:B:838:LEU:HD12	2.29	0.72
1:B:914:PRO:O	1:B:915:TYR:HB2	1.88	0.72
1:B:835:HIS:ND1	1:B:837:ASP:O	2.23	0.72

Continued on next page...

Continued from previous page...

Atom-1	Atom-2	Interatomic distance (Å)	Clash overlap (Å)
1:B:742:VAL:HG12	1:B:790:MET:H	1.54	0.72
1:B:763:ALA:O	1:B:766:MET:CB	2.37	0.72
1:A:943:VAL:O	1:A:946:ILE:CG1	2.37	0.72
1:B:874:GLY:O	1:B:876:VAL:HG22	1.88	0.72
1:A:944:TYR:HD1	1:A:947:MET:CE	2.03	0.72
1:B:967:GLU:O	1:B:971:MET:CG	2.37	0.72
1:B:950:CYS:O	1:B:958:ARG:CG	2.36	0.72
1:A:882:ALA:O	1:A:886:ILE:CG1	2.37	0.72
1:B:756:ASN:O	1:B:759:ILE:CG1	2.22	0.72
1:B:745:LYS:N	1:B:788:LEU:O	2.22	0.72
1:A:804:GLU:CB	1:A:805:HIS:CE1	2.73	0.71
1:B:717:VAL:HG12	1:B:719:GLY:O	1.90	0.71
1:B:843:VAL:O	1:B:843:VAL:CG1	2.38	0.71
1:B:703:LEU:N	1:B:703:LEU:HD23	2.04	0.71
1:A:856:PHE:CD2	1:A:856:PHE:O	2.44	0.71
1:B:819:VAL:HG22	1:B:968:PHE:HB3	1.72	0.71
1:A:927:LEU:N	1:A:927:LEU:HD23	2.05	0.71
1:A:908:MET:CE	1:A:979:LEU:HD21	2.21	0.71
1:B:747:LEU:HD11	1:B:788:LEU:HD11	1.71	0.71
1:B:745:LYS:O	1:B:788:LEU:N	2.22	0.71
1:B:925:SER:O	1:B:929:LYS:CG	2.35	0.71
1:A:777:LEU:HA	1:A:790:MET:SD	2.30	0.71
1:B:731:TRP:HB2	1:B:742:VAL:HG22	1.71	0.71
1:B:965:ILE:O	1:B:969:SER:HB3	1.90	0.71
1:A:770:ASP:OD2	1:B:772:PRO:HG3	1.91	0.70
1:A:802:VAL:O	1:A:803:ARG:C	2.30	0.70
1:B:809:ILE:HG22	1:B:814:LEU:CD1	2.21	0.70
1:A:707:LEU:HB3	1:A:711:GLU:OE2	1.91	0.70
1:A:881:MET:HE1	1:A:891:TYR:OH	1.91	0.70
1:A:812:GLN:HG2	1:A:975:PRO:HG3	1.73	0.70
1:A:757:LYS:CE	1:A:761:ASP:OD2	2.35	0.70
1:A:800:ASP:O	1:A:801:TYR:C	2.30	0.70
1:B:809:ILE:CG2	1:B:809:ILE:O	2.39	0.70
1:B:949:LYS:O	1:B:952:MET:HG3	1.90	0.70
1:A:882:ALA:O	1:A:886:ILE:CD1	2.38	0.70
1:A:884:GLU:CB	1:A:890:ILE:CG2	2.66	0.70
1:B:935:GLN:O	1:B:936:PRO:O	2.09	0.70
2:B:1797:HKI:NAD	2:B:1797:HKI:CAR	2.53	0.70
1:A:900:TYR:CE2	1:A:964:LEU:HD13	2.27	0.69
1:B:798:LEU:HD13	1:B:845:VAL:CG2	2.22	0.69
1:B:847:THR:HG22	1:B:849:GLN:H	1.57	0.69

Continued on next page...

Continued from previous page...

Atom-1	Atom-2	Interatomic distance (Å)	Clash overlap (Å)
1:A:719:GLY:CA	2:A:1797:HKI:H19	2.21	0.69
1:A:816:ASN:O	1:A:817:TRP:C	2.30	0.69
1:B:752:SER:CB	1:B:753:PRO:HD3	2.23	0.69
1:B:802:VAL:O	1:B:802:VAL:HG12	1.91	0.69
1:B:799:LEU:HD13	1:B:840:ALA:HB3	1.75	0.69
1:B:826:ASN:HB2	1:B:961:PHE:HB3	1.75	0.68
1:B:946:ILE:O	1:B:949:LYS:N	2.26	0.68
1:A:759:ILE:CG2	1:A:786:VAL:HG21	2.17	0.68
1:A:737:LYS:O	1:A:738:VAL:CG2	2.41	0.68
1:A:743:ALA:C	1:A:744:ILE:HG12	2.10	0.68
1:B:809:ILE:O	1:B:810:GLY:C	2.32	0.68
1:A:814:LEU:C	1:A:816:ASN:H	1.97	0.68
1:A:944:TYR:CD1	1:A:947:MET:CE	2.75	0.68
1:B:708:LYS:HE2	1:B:734:GLU:OE1	1.93	0.68
1:A:778:LEU:HB3	1:A:789:ILE:HD11	1.75	0.68
1:A:923:ILE:CG2	1:A:924:SER:N	2.56	0.68
1:B:789:ILE:O	1:B:790:MET:CG	2.42	0.68
1:B:789:ILE:O	1:B:790:MET:HG3	1.94	0.68
1:A:847:THR:C	1:A:849:GLN:H	1.96	0.68
1:A:881:MET:CE	1:A:891:TYR:OH	2.42	0.68
1:B:767:ALA:HA	1:B:776:ARG:HG3	1.76	0.67
1:B:980:VAL:O	1:B:980:VAL:CG2	2.42	0.67
1:A:804:GLU:CB	1:A:805:HIS:ND1	2.57	0.67
1:A:760:LEU:O	1:A:763:ALA:N	2.28	0.67
1:A:815:LEU:HD22	1:A:975:PRO:HB3	1.76	0.67
1:B:820:GLN:O	1:B:823:LYS:HB2	1.95	0.67
1:A:756:ASN:O	1:A:759:ILE:HD13	1.93	0.67
2:B:1797:HKI:CAJ	2:B:1797:HKI:H8	2.23	0.67
1:B:747:LEU:CD1	1:B:788:LEU:HD11	2.25	0.67
1:B:764:TYR:C	1:B:766:MET:H	1.96	0.67
1:A:817:TRP:O	1:A:821:ILE:HG13	1.95	0.67
1:A:939:CYS:HA	1:A:979:LEU:HD12	1.77	0.67
1:A:797:CYS:O	1:A:798:LEU:C	2.34	0.66
1:B:806:LYS:O	1:B:910:PHE:CZ	2.47	0.66
1:B:856:PHE:O	1:B:858:LEU:N	2.28	0.66
1:B:935:GLN:CB	1:B:944:TYR:CD1	2.76	0.66
1:A:756:ASN:C	1:A:759:ILE:HD12	2.16	0.66
1:A:800:ASP:O	1:A:803:ARG:HB2	1.95	0.66
1:A:801:TYR:O	1:A:804:GLU:N	2.29	0.66
1:A:820:GLN:OE1	1:A:851:VAL:HG23	1.96	0.66
1:B:874:GLY:C	1:B:876:VAL:H	1.98	0.66

Continued on next page...

Continued from previous page...

Atom-1	Atom-2	Interatomic distance (Å)	Clash overlap (Å)
1:A:801:TYR:O	1:A:802:VAL:O	2.14	0.66
1:B:761:ASP:O	1:B:765:VAL:HG23	1.96	0.66
1:B:802:VAL:CG1	1:B:910:PHE:HA	2.26	0.66
1:A:847:THR:O	1:A:849:GLN:N	2.28	0.66
1:A:926:ILE:HD11	1:A:927:LEU:HD21	1.77	0.66
1:A:740:ILE:HD11	1:B:795:PHE:CE2	2.31	0.66
1:B:806:LYS:O	1:B:910:PHE:CG	2.49	0.66
1:A:825:MET:HE3	1:A:828:LEU:HD12	1.77	0.65
1:A:807:ASP:O	1:A:809:ILE:N	2.30	0.65
1:A:814:LEU:O	1:A:816:ASN:N	2.30	0.65
1:B:705:ARG:N	1:B:778:LEU:O	2.26	0.65
1:A:801:TYR:CD2	1:A:802:VAL:N	2.64	0.65
1:A:802:VAL:O	1:A:804:GLU:N	2.30	0.65
1:B:798:LEU:HD13	1:B:845:VAL:HG23	1.79	0.65
1:B:944:TYR:O	1:B:945:MET:C	2.35	0.65
2:A:1797:HKI:H4	2:A:1797:HKI:CAN	2.26	0.65
1:B:704:LEU:CD2	1:B:764:TYR:CE1	2.80	0.65
1:B:946:ILE:O	1:B:947:MET:C	2.36	0.65
1:B:809:ILE:CG2	1:B:814:LEU:HG	2.27	0.64
1:A:757:LYS:O	1:A:758:GLU:C	2.34	0.64
1:A:802:VAL:O	1:A:805:HIS:N	2.30	0.64
1:A:757:LYS:O	1:A:759:ILE:N	2.31	0.64
1:A:820:GLN:OE1	1:A:851:VAL:CG2	2.45	0.64
1:A:936:PRO:O	1:A:937:PRO:C	2.36	0.64
1:B:839:ALA:O	1:B:842:ASN:N	2.30	0.64
1:B:946:ILE:CG2	1:B:947:MET:N	2.61	0.64
1:A:878:ILE:HA	1:A:881:MET:HG3	1.80	0.64
1:B:760:LEU:O	1:B:762:GLU:N	2.30	0.64
1:A:789:ILE:HD12	1:A:790:MET:N	2.12	0.64
1:A:960:LYS:HE3	1:A:960:LYS:H	1.62	0.64
1:B:707:LEU:HD11	1:B:789:ILE:HD13	1.80	0.64
2:A:1797:HKI:CAP	2:A:1797:HKI:CAN	2.76	0.64
1:A:780:ILE:HG13	1:A:788:LEU:HD23	1.80	0.64
1:A:900:TYR:HE2	1:A:964:LEU:HD13	1.63	0.64
1:B:953:ILE:O	1:B:955:ALA:N	2.31	0.64
1:B:764:TYR:O	1:B:766:MET:N	2.30	0.64
1:B:952:MET:O	1:B:958:ARG:NE	2.32	0.63
1:A:955:ALA:C	1:A:957:SER:H	2.02	0.63
1:B:700:ASN:O	1:B:701:GLN:C	2.36	0.63
1:B:835:HIS:O	1:B:837:ASP:N	2.30	0.63
1:B:880:TRP:CZ2	1:B:914:PRO:HG3	2.34	0.63

Continued on next page...

Continued from previous page...

Atom-1	Atom-2	Interatomic distance (Å)	Clash overlap (Å)
1:A:756:ASN:O	1:A:759:ILE:HD12	1.97	0.63
1:A:782:LEU:HD23	1:A:786:VAL:HG22	1.80	0.63
1:A:925:SER:O	1:A:928:GLU:N	2.31	0.63
1:A:732:ILE:HG22	1:A:732:ILE:O	1.97	0.63
1:B:706:ILE:HD13	1:B:780:ILE:H	1.61	0.63
1:B:779:GLY:O	1:B:789:ILE:CG1	2.46	0.63
1:B:717:VAL:CG1	1:B:719:GLY:O	2.46	0.63
1:B:836:ARG:O	1:B:837:ASP:HB2	1.98	0.63
1:A:760:LEU:HD11	1:A:782:LEU:HD12	1.76	0.63
1:A:961:PHE:HA	1:A:964:LEU:HB2	1.80	0.63
1:A:798:LEU:HD22	1:A:851:VAL:CG1	2.28	0.62
1:B:878:ILE:HG23	1:B:886:ILE:HD13	1.80	0.62
1:B:948:VAL:O	1:B:951:TRP:N	2.33	0.62
1:B:823:LYS:HA	1:B:965:ILE:CD1	2.26	0.62
1:A:737:LYS:C	1:A:738:VAL:CG2	2.65	0.62
1:A:896:ASP:O	1:A:899:SER:N	2.33	0.62
1:A:842:ASN:ND2	1:A:855:ASP:OD2	2.33	0.62
1:B:888:HIS:N	1:B:888:HIS:ND1	2.48	0.62
1:A:718:LEU:HD12	1:A:726:VAL:CG2	2.29	0.62
1:B:806:LYS:O	1:B:910:PHE:CD2	2.52	0.62
1:B:809:ILE:O	1:B:810:GLY:O	2.18	0.62
1:A:906:GLU:O	1:A:911:GLY:N	2.32	0.62
1:B:838:LEU:O	1:B:839:ALA:HB2	1.99	0.62
1:B:840:ALA:N	1:B:906:GLU:OE2	2.33	0.62
2:A:1797:HKI:CAX	2:A:1797:HKI:CAC	2.30	0.61
1:A:801:TYR:HD2	1:A:802:VAL:N	1.98	0.61
1:B:780:ILE:HG22	1:B:788:LEU:CA	2.24	0.61
1:B:839:ALA:O	1:B:841:ARG:N	2.33	0.61
1:B:909:THR:HB	1:B:912:SER:CB	2.21	0.61
1:A:888:HIS:O	1:A:890:ILE:N	2.33	0.61
1:B:715:ILE:HB	1:B:728:LYS:O	2.00	0.61
2:A:1797:HKI:H23	2:A:1797:HKI:H17	0.69	0.61
1:A:919:PRO:O	1:A:921:SER:N	2.33	0.61
1:B:936:PRO:CG	1:B:939:CYS:SG	2.86	0.61
1:B:974:ASP:OD2	1:B:977:ARG:CG	2.38	0.61
1:A:740:ILE:CD1	1:B:795:PHE:CE2	2.83	0.61
1:A:825:MET:O	1:A:828:LEU:N	2.33	0.61
1:A:944:TYR:O	1:A:947:MET:N	2.34	0.61
1:B:756:ASN:O	1:B:757:LYS:C	2.38	0.61
1:B:744:ILE:CG1	1:B:789:ILE:HG22	2.30	0.61
1:A:745:LYS:NZ	1:A:855:ASP:OD1	2.34	0.61

Continued on next page...

Continued from previous page...

Atom-1	Atom-2	Interatomic distance (Å)	Clash overlap (Å)
1:A:955:ALA:O	1:A:957:SER:N	2.33	0.61
1:B:756:ASN:O	1:B:759:ILE:N	2.28	0.61
1:A:935:GLN:NE2	1:A:940:THR:O	2.34	0.61
1:B:723:PHE:O	1:B:723:PHE:CD1	2.52	0.61
1:B:770:ASP:HA	1:B:776:ARG:NH1	2.15	0.61
1:B:806:LYS:O	1:B:910:PHE:CE2	2.52	0.61
1:B:847:THR:O	1:B:850:HIS:N	2.30	0.61
1:A:705:ARG:CG	1:A:705:ARG:NH1	2.50	0.61
1:A:938:ILE:HG12	1:A:939:CYS:N	2.15	0.61
1:A:703:LEU:HD22	1:A:776:ARG:NH1	2.14	0.61
1:B:837:ASP:OD1	1:B:842:ASN:ND2	2.33	0.61
1:A:908:MET:HE1	1:A:979:LEU:HD21	1.82	0.60
1:B:805:HIS:O	1:B:806:LYS:C	2.38	0.60
1:A:725:THR:OG1	1:A:727:TYR:CE2	2.48	0.60
1:A:741:PRO:O	1:A:742:VAL:HG12	2.01	0.60
1:B:925:SER:O	1:B:929:LYS:CD	2.48	0.60
1:A:744:ILE:CD1	1:A:789:ILE:CG2	2.73	0.60
1:A:770:ASP:OD2	1:B:772:PRO:HD3	2.02	0.60
1:B:763:ALA:O	1:B:766:MET:N	2.30	0.60
1:A:770:ASP:OD2	1:B:772:PRO:CD	2.50	0.60
1:B:770:ASP:OD1	1:B:776:ARG:NH1	2.35	0.60
1:B:746:GLU:HG3	1:B:787:GLN:HB3	1.81	0.60
1:B:707:LEU:HD11	1:B:789:ILE:CD1	2.32	0.60
1:A:760:LEU:HD11	1:A:782:LEU:HD13	1.75	0.60
1:B:733:PRO:HB2	1:B:736:GLU:CB	2.31	0.60
1:B:773:HIS:CD2	1:B:820:GLN:HB3	2.37	0.60
1:A:756:ASN:N	1:A:756:ASN:OD1	2.30	0.60
1:B:705:ARG:O	1:B:707:LEU:CD2	2.49	0.60
1:B:765:VAL:HG12	1:B:765:VAL:O	2.00	0.60
1:A:756:ASN:C	1:A:759:ILE:CD1	2.70	0.60
1:A:760:LEU:CG	1:A:782:LEU:HD11	2.31	0.60
1:B:742:VAL:HG12	1:B:790:MET:C	2.22	0.60
1:B:770:ASP:OD1	1:B:776:ARG:NH2	2.34	0.60
1:B:746:GLU:HA	1:B:787:GLN:CB	2.31	0.60
1:B:944:TYR:O	1:B:946:ILE:N	2.34	0.60
1:A:774:VAL:CG1	1:A:774:VAL:O	2.49	0.59
1:A:788:LEU:HD13	2:A:1797:HKI:H20	1.84	0.59
1:A:816:ASN:C	1:A:818:CYS:N	2.55	0.59
1:A:819:VAL:O	1:A:823:LYS:HB2	2.02	0.59
1:A:894:GLN:CA	1:A:894:GLN:OE1	2.48	0.59
1:A:705:ARG:CD	1:B:849:GLN:HG3	2.31	0.59

Continued on next page...

Continued from previous page...

Atom-1	Atom-2	Interatomic distance (Å)	Clash overlap (Å)
1:A:828:LEU:HD11	1:A:856:PHE:HD1	1.67	0.59
1:A:884:GLU:HG2	1:A:885:SER:H	1.67	0.59
1:B:918:ILE:CG2	1:B:923:ILE:HD13	2.32	0.59
1:A:904:VAL:O	1:A:907:LEU:HB2	2.01	0.59
1:A:933:LEU:CD1	1:A:951:TRP:CH2	2.81	0.59
1:A:974:ASP:HA	1:A:976:GLN:OE1	2.02	0.59
1:B:874:GLY:O	1:B:876:VAL:N	2.32	0.59
1:A:743:ALA:O	1:A:744:ILE:HD13	2.03	0.59
1:A:918:ILE:H	1:A:918:ILE:CD1	1.91	0.59
1:B:919:PRO:O	1:B:921:SER:N	2.35	0.59
1:A:978:TYR:O	1:A:979:LEU:CD1	2.50	0.59
1:B:820:GLN:O	1:B:823:LYS:N	2.35	0.59
1:A:723:PHE:HD1	1:A:723:PHE:H	1.50	0.59
1:A:727:TYR:N	1:A:727:TYR:CD2	2.69	0.59
1:A:760:LEU:O	1:A:762:GLU:N	2.36	0.59
1:A:846:LYS:O	1:A:847:THR:CB	2.50	0.59
1:A:954:ASP:O	1:A:957:SER:N	2.32	0.59
1:A:878:ILE:HD13	1:A:878:ILE:H	1.67	0.59
1:B:814:LEU:O	1:B:817:TRP:N	2.34	0.59
1:A:932:ARG:O	1:A:933:LEU:HB2	2.02	0.59
1:B:909:THR:O	1:B:910:PHE:HB2	2.01	0.59
1:A:904:VAL:O	1:A:907:LEU:N	2.35	0.58
1:A:925:SER:CA	1:A:928:GLU:OE2	2.41	0.58
1:A:797:CYS:O	1:A:799:LEU:N	2.36	0.58
1:B:773:HIS:NE2	1:B:820:GLN:CG	2.66	0.58
1:B:779:GLY:O	1:B:789:ILE:HG12	2.01	0.58
1:A:741:PRO:O	1:A:742:VAL:CG1	2.52	0.58
1:A:883:LEU:HD23	1:A:887:LEU:CD1	2.33	0.58
1:B:764:TYR:C	1:B:766:MET:N	2.55	0.58
1:B:815:LEU:O	1:B:818:CYS:N	2.35	0.58
1:B:833:LEU:O	1:B:893:HIS:NE2	2.35	0.58
1:A:878:ILE:HA	1:A:881:MET:CG	2.34	0.58
1:A:938:ILE:O	1:A:939:CYS:C	2.42	0.58
1:B:731:TRP:N	1:B:740:ILE:O	2.36	0.58
1:A:768:SER:OG	1:A:831:ARG:NH2	2.36	0.58
1:A:908:MET:HE3	1:A:979:LEU:HD21	1.86	0.58
1:A:825:MET:SD	1:A:853:ILE:CD1	2.92	0.58
1:A:923:ILE:O	1:A:925:SER:N	2.37	0.58
1:B:902:VAL:O	1:B:905:TRP:N	2.37	0.58
1:A:892:THR:H	1:A:895:SER:HB3	1.69	0.58
1:B:911:GLY:O	1:B:912:SER:C	2.42	0.58

Continued on next page...

Continued from previous page...

Atom-1	Atom-2	Interatomic distance (Å)	Clash overlap (Å)
1:A:815:LEU:HD13	1:A:979:LEU:CD2	2.30	0.57
1:B:807:ASP:O	1:B:809:ILE:N	2.36	0.57
1:B:811:SER:HB2	1:B:975:PRO:HB2	1.86	0.57
1:A:980:VAL:O	1:A:981:ILE:HG12	2.04	0.57
1:A:813:TYR:O	1:A:817:TRP:CD1	2.58	0.57
1:B:825:MET:HE1	1:B:835:HIS:HB2	1.86	0.57
1:A:725:THR:C	1:A:726:VAL:HG12	2.23	0.57
1:A:712:PHE:HA	1:A:730:LEU:O	2.04	0.57
1:B:760:LEU:O	1:B:763:ALA:N	2.38	0.57
1:B:843:VAL:O	1:B:843:VAL:HG13	2.04	0.57
1:B:858:LEU:O	1:B:858:LEU:HG	2.04	0.57
1:B:933:LEU:HB2	1:B:951:TRP:CH2	2.39	0.57
1:A:747:LEU:HD12	1:A:786:VAL:CG1	2.15	0.57
1:A:719:GLY:HA3	2:A:1797:HKI:CAC	2.28	0.57
1:A:839:ALA:O	1:A:842:ASN:N	2.32	0.57
2:B:1797:HKI:CBL	2:B:1797:HKI:CAR	2.75	0.57
1:B:846:LYS:O	1:B:847:THR:CB	2.52	0.57
1:B:883:LEU:CD2	1:B:887:LEU:HD22	2.34	0.57
1:A:738:VAL:O	1:A:740:ILE:N	2.37	0.57
1:B:924:SER:O	1:B:926:ILE:N	2.38	0.57
1:B:927:LEU:CD1	1:B:927:LEU:N	2.68	0.57
1:B:948:VAL:O	1:B:949:LYS:C	2.42	0.57
1:B:736:GLU:CA	1:B:736:GLU:OE1	2.36	0.57
1:A:780:ILE:HG13	1:A:788:LEU:CD2	2.34	0.56
1:A:888:HIS:O	1:A:889:ARG:C	2.42	0.56
1:A:904:VAL:HA	1:A:907:LEU:HB2	1.87	0.56
1:A:914:PRO:O	1:A:915:TYR:HB2	2.05	0.56
1:A:915:TYR:HB3	1:A:918:ILE:HG12	1.86	0.56
1:B:904:VAL:O	1:B:907:LEU:HB2	2.04	0.56
1:B:927:LEU:O	1:B:929:LYS:N	2.38	0.56
1:B:769:VAL:O	1:B:776:ARG:NH1	2.39	0.56
1:A:925:SER:O	1:A:927:LEU:N	2.38	0.56
1:A:961:PHE:O	1:A:964:LEU:N	2.38	0.56
1:B:733:PRO:HB2	1:B:736:GLU:HB2	1.86	0.56
1:B:954:ASP:O	1:B:957:SER:HB3	2.05	0.56
1:B:812:GLN:OE1	1:B:975:PRO:CG	2.51	0.56
1:A:927:LEU:O	1:A:929:LYS:N	2.37	0.56
1:A:933:LEU:HD12	1:A:951:TRP:CZ2	2.41	0.56
1:B:706:ILE:O	1:B:706:ILE:HG22	2.05	0.56
1:B:799:LEU:HD13	1:B:840:ALA:CB	2.35	0.56
1:B:897:VAL:O	1:B:900:TYR:N	2.39	0.56

Continued on next page...

Continued from previous page...

Atom-1	Atom-2	Interatomic distance (Å)	Clash overlap (Å)
1:B:935:GLN:C	1:B:936:PRO:O	2.40	0.56
1:A:882:ALA:O	1:A:886:ILE:HD12	2.05	0.56
1:A:884:GLU:O	1:A:888:HIS:N	2.35	0.56
1:B:926:ILE:HG22	1:B:927:LEU:N	2.20	0.56
1:A:723:PHE:HD1	1:A:723:PHE:N	2.04	0.56
1:A:778:LEU:HB3	1:A:789:ILE:CD1	2.35	0.56
2:B:1797:HKI:H8	2:B:1797:HKI:CBL	2.34	0.56
1:A:758:GLU:O	1:A:760:LEU:N	2.39	0.56
1:A:945:MET:C	1:A:946:ILE:HD13	2.25	0.56
1:A:923:ILE:O	1:A:924:SER:C	2.44	0.56
1:B:705:ARG:O	1:B:707:LEU:HD22	2.06	0.56
1:B:825:MET:SD	1:B:838:LEU:HD11	2.45	0.56
1:B:936:PRO:HD2	1:B:939:CYS:HB2	1.86	0.56
1:B:954:ASP:O	1:B:957:SER:N	2.33	0.56
1:A:730:LEU:HD21	1:A:739:LYS:HB3	1.88	0.56
1:B:773:HIS:CD2	1:B:820:GLN:CB	2.89	0.56
1:B:700:ASN:OD1	1:B:700:ASN:C	2.43	0.56
1:A:847:THR:HG22	1:A:849:GLN:H	1.71	0.55
1:B:763:ALA:HA	1:B:766:MET:HG3	1.88	0.55
1:B:809:ILE:HG22	1:B:814:LEU:HD12	1.87	0.55
1:B:838:LEU:CD2	1:B:903:THR:HG21	2.36	0.55
1:A:723:PHE:CD1	1:A:723:PHE:N	2.72	0.55
1:A:904:VAL:CG2	1:A:905:TRP:N	2.69	0.55
1:A:798:LEU:HD11	1:A:817:TRP:CE3	2.42	0.55
1:A:823:LYS:HA	1:A:965:ILE:CD1	2.34	0.55
1:A:835:HIS:HD2	1:A:837:ASP:C	2.10	0.55
1:B:704:LEU:HD22	1:B:764:TYR:CD1	2.40	0.55
1:A:900:TYR:O	1:A:902:VAL:N	2.39	0.55
1:A:967:GLU:O	1:A:971:MET:HG3	2.06	0.55
1:A:805:HIS:O	1:A:809:ILE:CD1	2.52	0.55
1:B:943:VAL:O	1:B:946:ILE:HB	2.07	0.55
1:A:903:THR:O	1:A:906:GLU:CG	2.49	0.55
1:A:702:ALA:C	1:A:703:LEU:HD12	2.28	0.55
1:A:737:LYS:O	1:A:738:VAL:CG1	2.55	0.55
1:B:779:GLY:O	1:B:789:ILE:HG13	2.07	0.55
1:A:782:LEU:C	1:A:783:THR:HG23	2.28	0.54
1:A:791:GLN:NE2	1:A:846:LYS:NZ	2.55	0.54
1:A:813:TYR:O	1:A:817:TRP:CG	2.60	0.54
1:B:814:LEU:O	1:B:817:TRP:HB2	2.06	0.54
1:A:978:TYR:O	1:A:979:LEU:HD13	2.07	0.54
1:A:844:LEU:N	1:A:844:LEU:HD13	2.22	0.54

Continued on next page...

Continued from previous page...

Atom-1	Atom-2	Interatomic distance (Å)	Clash overlap (Å)
1:B:742:VAL:HG12	1:B:790:MET:N	2.21	0.54
1:B:924:SER:O	1:B:927:LEU:N	2.41	0.54
1:A:757:LYS:C	1:A:757:LYS:HD3	2.28	0.54
1:A:901:GLY:O	1:A:904:VAL:HG22	2.07	0.54
1:A:763:ALA:O	1:A:766:MET:N	2.39	0.54
1:A:920:ALA:O	1:A:923:ILE:HB	2.06	0.54
1:B:705:ARG:O	1:B:779:GLY:CA	2.44	0.54
1:B:923:ILE:O	1:B:927:LEU:CD1	2.36	0.54
1:B:933:LEU:HB2	1:B:951:TRP:CZ3	2.42	0.54
1:A:905:TRP:HZ3	1:A:912:SER:O	1.90	0.54
1:B:900:TYR:HA	1:B:903:THR:OG1	2.08	0.54
1:B:927:LEU:HD12	1:B:927:LEU:N	2.22	0.54
1:A:840:ALA:N	1:A:903:THR:HG23	2.22	0.54
1:A:718:LEU:HD12	1:A:726:VAL:HG22	1.88	0.54
1:A:798:LEU:HD23	1:A:843:VAL:HG11	1.90	0.54
1:A:915:TYR:HB3	1:A:918:ILE:CG1	2.38	0.54
1:A:974:ASP:CA	1:A:976:GLN:OE1	2.55	0.54
1:A:732:ILE:O	1:A:733:PRO:C	2.46	0.54
1:A:771:ASN:HB3	1:A:774:VAL:HB	1.90	0.54
1:A:789:ILE:CD1	1:A:790:MET:N	2.68	0.54
1:A:939:CYS:HA	1:A:979:LEU:CD1	2.37	0.53
1:B:805:HIS:O	1:B:807:ASP:N	2.41	0.53
1:B:966:ILE:O	1:B:970:LYS:HG3	2.07	0.53
1:A:778:LEU:HD23	1:A:789:ILE:HD11	1.89	0.53
1:A:878:ILE:HG13	1:A:920:ALA:HB1	1.90	0.53
1:B:820:GLN:O	1:B:823:LYS:CB	2.57	0.53
1:A:923:ILE:HA	1:A:926:ILE:HG12	1.91	0.53
1:A:941:ILE:O	1:A:942:ASP:C	2.47	0.53
1:B:814:LEU:O	1:B:815:LEU:C	2.47	0.53
1:B:955:ALA:C	1:B:957:SER:H	2.12	0.53
1:B:798:LEU:CD1	1:B:845:VAL:CG2	2.87	0.53
1:A:854:THR:CG2	1:A:855:ASP:CG	2.78	0.53
1:A:927:LEU:C	1:A:929:LYS:N	2.62	0.53
1:B:819:VAL:HG22	1:B:968:PHE:CB	2.37	0.53
1:B:859:ALA:O	1:B:860:LYS:C	2.47	0.53
1:A:778:LEU:H	1:A:790:MET:HG2	1.74	0.53
1:A:925:SER:O	1:A:926:ILE:C	2.47	0.53
1:A:969:SER:O	1:A:973:ARG:CG	2.57	0.53
1:B:838:LEU:HD23	1:B:839:ALA:N	2.23	0.52
1:A:803:ARG:O	1:A:806:LYS:HG2	2.09	0.52
1:B:760:LEU:O	1:B:761:ASP:C	2.46	0.52

Continued on next page...

Continued from previous page...

Atom-1	Atom-2	Interatomic distance (Å)	Clash overlap (Å)
1:B:707:LEU:HD13	1:B:731:TRP:CE2	2.45	0.52
1:B:847:THR:HG23	1:B:848:PRO:CD	2.28	0.52
1:B:838:LEU:HD23	1:B:839:ALA:H	1.75	0.52
1:B:744:ILE:HG13	1:B:789:ILE:HG22	1.89	0.52
1:A:825:MET:O	1:A:827:TYR:N	2.43	0.52
1:B:776:ARG:CG	1:B:777:LEU:N	2.73	0.52
1:A:714:LYS:CD	1:A:714:LYS:H	2.23	0.52
1:A:741:PRO:C	1:A:742:VAL:HG13	2.30	0.52
1:B:926:ILE:CG2	1:B:927:LEU:CD1	2.69	0.52
1:A:933:LEU:HD12	1:A:951:TRP:CZ3	2.45	0.51
1:A:847:THR:C	1:A:849:GLN:N	2.63	0.51
1:B:703:LEU:N	1:B:703:LEU:CD2	2.72	0.51
1:B:744:ILE:HG21	1:B:787:GLN:OE1	2.10	0.51
1:B:799:LEU:CD1	1:B:911:GLY:HA2	2.40	0.51
1:B:926:ILE:HA	1:B:929:LYS:HD2	1.92	0.51
1:B:955:ALA:O	1:B:957:SER:N	2.44	0.51
1:A:813:TYR:O	1:A:817:TRP:CD2	2.63	0.51
1:A:894:GLN:HA	1:A:897:VAL:HG23	1.93	0.51
1:A:846:LYS:HD2	1:B:791:GLN:NE2	2.25	0.51
1:B:856:PHE:C	1:B:858:LEU:H	2.14	0.51
1:A:741:PRO:C	1:A:742:VAL:CG1	2.79	0.51
1:A:782:LEU:CD2	1:A:786:VAL:HG22	2.41	0.51
1:A:885:SER:HA	1:A:890:ILE:H	1.76	0.51
1:A:955:ALA:C	1:A:957:SER:N	2.64	0.51
1:B:839:ALA:HB2	1:B:880:TRP:CD1	2.45	0.51
1:B:945:MET:HE3	1:B:949:LYS:NZ	2.26	0.51
1:A:726:VAL:O	1:A:727:TYR:CD2	2.47	0.51
1:A:824:GLY:HA3	1:A:853:ILE:HD11	1.92	0.51
1:A:902:VAL:O	1:A:905:TRP:N	2.44	0.51
1:A:974:ASP:C	1:A:976:GLN:OE1	2.49	0.51
1:B:845:VAL:CG1	1:B:845:VAL:O	2.49	0.51
1:A:727:TYR:O	1:A:743:ALA:HA	2.11	0.51
1:A:757:LYS:O	1:A:760:LEU:N	2.30	0.51
1:A:898:TRP:O	1:A:902:VAL:HG23	2.11	0.51
1:A:825:MET:SD	1:A:853:ILE:HD12	2.51	0.50
1:A:716:LYS:O	1:A:727:TYR:CB	2.55	0.50
1:B:833:LEU:O	1:B:893:HIS:CD2	2.65	0.50
1:B:843:VAL:HG12	1:B:843:VAL:O	2.12	0.50
1:A:813:TYR:O	1:A:817:TRP:CE2	2.64	0.50
1:A:825:MET:HE2	1:A:838:LEU:HD12	1.93	0.50
1:A:926:ILE:CG1	1:A:927:LEU:HD21	2.40	0.50

Continued on next page...

Continued from previous page...

Atom-1	Atom-2	Interatomic distance (Å)	Clash overlap (Å)
1:B:838:LEU:HD22	1:B:903:THR:HG21	1.93	0.50
1:B:944:TYR:O	1:B:947:MET:N	2.44	0.50
1:A:854:THR:HG21	2:A:1797:HKI:H3	1.92	0.50
1:A:938:ILE:HD11	1:A:979:LEU:HG	1.93	0.50
1:A:972:ALA:C	1:A:974:ASP:H	2.15	0.50
1:A:740:ILE:HG12	1:B:794:PRO:HG2	1.93	0.50
1:B:835:HIS:O	1:B:836:ARG:C	2.50	0.50
1:A:817:TRP:O	1:A:821:ILE:CG1	2.60	0.50
1:A:876:VAL:HG23	1:A:878:ILE:HD13	1.93	0.50
1:A:789:ILE:O	1:A:790:MET:CG	2.59	0.50
1:A:804:GLU:C	1:A:805:HIS:ND1	2.65	0.50
1:A:806:LYS:O	1:A:807:ASP:O	2.30	0.50
1:B:816:ASN:O	1:B:820:GLN:OE1	2.30	0.50
1:B:905:TRP:O	1:B:909:THR:OG1	2.29	0.50
1:A:847:THR:HG22	1:A:849:GLN:N	2.27	0.50
2:B:1797:HKI:H4	2:B:1797:HKI:CBK	2.40	0.50
1:B:914:PRO:O	1:B:915:TYR:CB	2.56	0.50
1:B:918:ILE:HG22	1:B:923:ILE:HD13	1.92	0.50
1:B:967:GLU:OE1	1:B:967:GLU:HA	2.12	0.50
1:A:878:ILE:CD1	1:A:878:ILE:H	2.21	0.50
1:A:908:MET:HB3	1:A:936:PRO:HB2	1.93	0.50
1:A:757:LYS:C	1:A:757:LYS:CD	2.80	0.50
1:A:758:GLU:O	1:A:759:ILE:C	2.49	0.50
1:A:795:PHE:O	1:A:796:GLY:O	2.30	0.50
1:A:890:ILE:O	1:A:890:ILE:HG23	2.11	0.50
1:A:908:MET:HB3	1:A:936:PRO:CB	2.42	0.50
1:A:978:TYR:O	1:A:979:LEU:HD12	2.12	0.50
1:B:856:PHE:CE2	2:B:1797:HKI:H2	2.47	0.50
1:B:792:LEU:O	1:B:794:PRO:HD3	2.11	0.50
2:A:1797:HKI:OAG	2:A:1797:HKI:OBD	2.30	0.49
1:A:883:LEU:CD2	1:A:887:LEU:CD1	2.89	0.49
1:A:720:SER:O	1:A:721:GLY:O	2.30	0.49
1:A:858:LEU:O	1:A:859:ALA:C	2.51	0.49
1:B:769:VAL:O	1:B:776:ARG:CZ	2.60	0.49
1:B:888:HIS:O	1:B:889:ARG:C	2.51	0.49
1:A:814:LEU:C	1:A:816:ASN:N	2.59	0.49
1:B:811:SER:HA	1:B:981:ILE:HD11	1.93	0.49
1:B:844:LEU:HD21	1:B:854:THR:OG1	2.13	0.49
1:B:859:ALA:O	1:B:861:LEU:N	2.46	0.49
1:A:800:ASP:O	1:A:801:TYR:O	2.30	0.49
1:A:926:ILE:HG13	1:A:927:LEU:H	1.72	0.49

Continued on next page...

Continued from previous page...

Atom-1	Atom-2	Interatomic distance (Å)	Clash overlap (Å)
2:B:1797:HKI:CBK	2:B:1797:HKI:CAP	2.89	0.49
1:B:875[A]:LYS:CD	1:B:875[A]:LYS:H	2.18	0.49
1:B:897:VAL:O	1:B:900:TYR:CB	2.57	0.49
1:B:927:LEU:C	1:B:929:LYS:N	2.64	0.49
1:B:826:ASN:HD21	1:B:962:ARG:HG3	1.76	0.49
1:B:954:ASP:O	1:B:955:ALA:C	2.51	0.49
1:A:760:LEU:O	1:A:761:ASP:C	2.51	0.49
1:A:854:THR:O	1:A:855:ASP:O	2.30	0.49
1:A:929:LYS:O	1:A:930:GLY:O	2.31	0.49
1:A:931:GLU:O	1:A:932:ARG:O	2.30	0.49
1:B:720:SER:O	1:B:724:GLY:O	2.30	0.49
1:B:752:SER:CB	1:B:753:PRO:CD	2.91	0.49
1:B:776:ARG:HG3	1:B:777:LEU:H	1.78	0.49
1:B:798:LEU:CD1	1:B:845:VAL:HG21	2.42	0.49
1:A:836:ARG:HE	1:A:859:ALA:CB	2.21	0.49
1:A:844:LEU:O	1:A:851:VAL:HG12	2.13	0.49
1:A:858:LEU:O	1:A:860:LYS:N	2.46	0.49
1:A:927:LEU:O	1:A:930:GLY:N	2.37	0.49
1:A:960:LYS:H	1:A:960:LYS:CE	2.26	0.49
1:B:796:GLY:CA	2:B:1797:HKI:H29	2.43	0.49
1:B:809:ILE:CD1	1:B:817:TRP:CH2	2.95	0.49
1:A:900:TYR:O	1:A:901:GLY:C	2.51	0.49
2:B:1797:HKI:OAG	2:B:1797:HKI:OBD	2.30	0.49
1:B:796:GLY:O	1:B:797:CYS:O	2.30	0.49
1:B:847:THR:CG2	1:B:848:PRO:HD2	2.30	0.49
1:B:981:ILE:O	1:B:982:GLN:HB2	2.12	0.49
1:A:757:LYS:C	1:A:759:ILE:N	2.66	0.48
1:A:894:GLN:OE1	1:A:897:VAL:HG21	2.13	0.48
1:A:927:LEU:C	1:A:929:LYS:H	2.15	0.48
1:A:944:TYR:O	1:A:946:ILE:N	2.46	0.48
1:A:954:ASP:O	1:A:957:SER:CB	2.56	0.48
1:B:774:VAL:HG21	1:B:828:LEU:HD21	1.95	0.48
1:A:914:PRO:O	1:A:915:TYR:CB	2.61	0.48
1:A:815:LEU:HD23	1:A:972:ALA:HA	1.93	0.48
1:A:975:PRO:O	1:A:977:ARG:N	2.46	0.48
1:B:903:THR:O	1:B:907:LEU:HD13	2.13	0.48
1:A:939:CYS:SG	1:A:943:VAL:CG1	3.02	0.48
1:B:743:ALA:O	1:B:744:ILE:C	2.52	0.48
1:B:898:TRP:CZ3	1:B:958:ARG:NH2	2.82	0.48
1:A:714:LYS:HZ1	1:A:746:GLU:HG3	1.79	0.48
1:A:883:LEU:CD2	1:A:887:LEU:HD13	2.44	0.48

Continued on next page...

Continued from previous page...

Atom-1	Atom-2	Interatomic distance (Å)	Clash overlap (Å)
1:A:940:THR:HG23	1:A:941:ILE:H	1.74	0.48
1:A:940:THR:CG2	1:A:941:ILE:N	2.63	0.48
1:A:949:LYS:HG2	1:A:959:PRO:CG	2.43	0.48
1:B:847:THR:O	1:B:849:GLN:N	2.47	0.48
1:B:718:LEU:HD13	2:B:1797:HKI:CBO	2.43	0.48
1:B:733:PRO:CB	1:B:736:GLU:CG	2.76	0.48
1:B:801:TYR:OH	1:B:848:PRO:HG3	2.13	0.48
1:B:878:ILE:HG23	1:B:886:ILE:HG23	1.94	0.48
1:B:900:TYR:CE2	1:B:964:LEU:HD13	2.49	0.48
1:A:817:TRP:O	1:A:821:ILE:CD1	2.62	0.48
1:A:935:GLN:HG3	1:A:936:PRO:HD2	1.95	0.48
1:A:703:LEU:CD2	1:A:776:ARG:NH1	2.76	0.48
1:A:909:THR:O	1:A:909:THR:OG1	2.31	0.48
1:A:737:LYS:O	1:A:738:VAL:CB	2.61	0.48
1:A:894:GLN:O	1:A:958:ARG:NH1	2.36	0.48
1:B:700:ASN:OD1	1:B:700:ASN:O	2.32	0.48
1:B:812:GLN:NE2	1:B:972:ALA:O	2.47	0.48
1:A:919:PRO:O	1:A:920:ALA:C	2.51	0.47
1:B:747:LEU:HB2	1:B:786:VAL:O	2.14	0.47
1:B:846:LYS:O	1:B:847:THR:OG1	2.30	0.47
1:A:714:LYS:HA	1:A:729:GLY:HA2	1.96	0.47
1:A:760:LEU:HG	1:A:782:LEU:HD11	1.96	0.47
1:A:811:SER:HB2	1:A:975:PRO:HB2	1.96	0.47
1:A:721:GLY:O	1:A:722:ALA:HB3	2.14	0.47
1:A:795:PHE:HB2	1:A:845:VAL:O	2.14	0.47
1:A:915:TYR:O	1:A:916:ASP:C	2.53	0.47
1:A:941:ILE:O	1:A:943:VAL:N	2.47	0.47
1:B:727:TYR:O	1:B:743:ALA:HA	2.14	0.47
1:B:809:ILE:CG2	1:B:814:LEU:CD1	2.90	0.47
1:B:879:LYS:HB2	1:B:880:TRP:CE3	2.49	0.47
1:B:961:PHE:HA	1:B:964:LEU:HB2	1.95	0.47
1:B:766:MET:HB2	1:B:777:LEU:HD22	1.96	0.47
1:A:846:LYS:HG3	1:A:846:LYS:O	2.15	0.47
1:B:747:LEU:HD12	1:B:786:VAL:O	2.14	0.47
1:A:914:PRO:O	1:A:915:TYR:HD1	1.98	0.47
1:B:828:LEU:O	1:B:831:ARG:N	2.48	0.47
1:B:935:GLN:CB	1:B:944:TYR:CE1	2.98	0.47
1:A:974:ASP:H	1:A:975:PRO:HD3	1.79	0.47
2:B:1797:HKI:H7	2:B:1797:HKI:H28	1.41	0.47
1:B:762:GLU:O	1:B:763:ALA:C	2.53	0.47
1:B:815:LEU:O	1:B:816:ASN:C	2.53	0.47

Continued on next page...

Continued from previous page...

Atom-1	Atom-2	Interatomic distance (Å)	Clash overlap (Å)
1:B:978:TYR:C	1:B:979:LEU:CD1	2.83	0.47
1:B:824:GLY:O	1:B:827:TYR:HB3	2.15	0.47
1:A:797:CYS:C	1:A:799:LEU:N	2.67	0.47
1:A:826:ASN:O	1:A:830:ASP:OD2	2.32	0.47
1:B:839:ALA:O	1:B:840:ALA:C	2.52	0.47
1:B:856:PHE:C	1:B:858:LEU:N	2.68	0.47
1:B:951:TRP:CD1	1:B:951:TRP:N	2.80	0.47
1:B:835:HIS:C	1:B:837:ASP:N	2.67	0.47
1:A:762:GLU:O	1:A:763:ALA:C	2.53	0.46
1:A:831:ARG:CB	1:A:833:LEU:HD11	2.45	0.46
1:A:943:VAL:HA	1:A:946:ILE:HG12	1.97	0.46
1:B:949:LYS:O	1:B:952:MET:CG	2.62	0.46
1:B:945:MET:HE2	1:B:949:LYS:NZ	2.00	0.46
1:B:718:LEU:HD21	2:B:1797:HKI:CAA	2.29	0.46
1:A:740:ILE:HD13	1:B:795:PHE:HE2	1.81	0.46
1:B:965:ILE:O	1:B:969:SER:CB	2.60	0.46
1:A:791:GLN:HE22	1:A:846:LYS:NZ	2.13	0.46
1:A:806:LYS:HB3	1:A:910:PHE:CG	2.51	0.46
1:A:974:ASP:OD2	1:A:976:GLN:OE1	2.34	0.46
1:B:918:ILE:HG21	1:B:923:ILE:CD1	2.45	0.46
1:A:786:VAL:O	1:A:786:VAL:HG12	2.15	0.46
1:A:884:GLU:HG3	1:A:890:ILE:CG2	2.39	0.46
1:A:973:ARG:O	1:A:974:ASP:CB	2.55	0.46
1:B:772:PRO:O	1:B:852:LYS:HG2	2.15	0.46
1:B:932:ARG:O	1:B:933:LEU:O	2.33	0.46
1:B:700:ASN:O	1:B:701:GLN:O	2.34	0.46
1:B:760:LEU:C	1:B:762:GLU:N	2.69	0.46
1:B:838:LEU:O	1:B:839:ALA:CB	2.63	0.46
1:B:874:GLY:C	1:B:876:VAL:N	2.67	0.46
1:B:902:VAL:O	1:B:903:THR:C	2.54	0.46
1:B:919:PRO:C	1:B:921:SER:N	2.69	0.46
1:A:823:LYS:HG2	1:A:965:ILE:HD13	1.98	0.46
1:B:899:SER:O	1:B:903:THR:OG1	2.33	0.46
1:B:974:ASP:O	1:B:974:ASP:OD2	2.33	0.46
1:A:772:PRO:O	1:A:852:LYS:NZ	2.45	0.46
1:A:878:ILE:HA	1:A:881:MET:SD	2.56	0.46
1:B:706:ILE:O	1:B:706:ILE:CG2	2.64	0.46
1:B:836:ARG:HD2	1:B:860:LYS:HD2	1.98	0.46
1:B:882:ALA:HA	1:B:898:TRP:CD2	2.51	0.46
1:B:916:ASP:O	1:B:916:ASP:OD1	2.34	0.46
1:B:931:GLU:C	1:B:932:ARG:CG	2.81	0.46

Continued on next page...

Continued from previous page...

Atom-1	Atom-2	Interatomic distance (Å)	Clash overlap (Å)
1:A:954:ASP:O	1:A:955:ALA:C	2.54	0.45
1:B:744:ILE:HA	1:B:789:ILE:HG22	1.98	0.45
1:B:802:VAL:CG1	1:B:910:PHE:HD1	2.29	0.45
1:B:918:ILE:HG21	1:B:923:ILE:HD13	1.98	0.45
1:A:713:LYS:O	1:A:714:LYS:O	2.33	0.45
1:A:880:TRP:O	1:A:881:MET:O	2.35	0.45
1:A:900:TYR:O	1:A:903:THR:N	2.48	0.45
1:B:743:ALA:O	1:B:744:ILE:O	2.34	0.45
1:A:716:LYS:HG2	1:A:717:VAL:H	1.82	0.45
1:A:798:LEU:O	1:A:802:VAL:HG21	2.09	0.45
1:A:820:GLN:OE1	1:A:851:VAL:HG22	2.15	0.45
1:A:908:MET:HG2	1:A:939:CYS:HB2	1.98	0.45
1:B:705:ARG:CB	1:B:778:LEU:O	2.65	0.45
1:A:762:GLU:O	1:A:765:VAL:N	2.49	0.45
1:A:904:VAL:O	1:A:907:LEU:CB	2.63	0.45
1:B:707:LEU:O	1:B:708:LYS:O	2.35	0.45
1:B:898:TRP:HZ3	1:B:958:ARG:NH2	2.14	0.45
1:A:902:VAL:O	1:A:903:THR:C	2.55	0.45
1:A:943:VAL:O	1:A:946:ILE:N	2.38	0.45
1:B:844:LEU:O	1:B:845:VAL:HG23	2.17	0.45
1:B:932:ARG:O	1:B:933:LEU:C	2.54	0.45
1:A:757:LYS:HD3	1:A:758:GLU:N	2.32	0.45
1:A:782:LEU:CD2	1:A:786:VAL:CG2	2.95	0.45
1:A:938:ILE:O	1:A:939:CYS:O	2.34	0.45
1:A:846:LYS:O	1:A:847:THR:OG1	2.32	0.45
1:A:893:HIS:O	1:A:894:GLN:OE1	2.35	0.45
1:A:910:PHE:O	1:A:911:GLY:O	2.35	0.45
1:A:933:LEU:O	1:A:934:PRO:O	2.35	0.45
1:A:815:LEU:CD2	1:A:975:PRO:HB3	2.44	0.45
1:A:708:LYS:C	1:A:710:THR:N	2.71	0.45
1:A:747:LEU:CD1	1:A:786:VAL:HG11	2.43	0.45
1:A:789:ILE:O	1:A:790:MET:HG3	2.17	0.45
1:A:790:MET:SD	2:A:1797:HKI:H5	2.57	0.45
1:A:938:ILE:HG13	1:A:981:ILE:HG12	1.99	0.45
1:B:924:SER:C	1:B:926:ILE:N	2.68	0.45
1:A:742:VAL:HB	1:A:790:MET:O	2.16	0.45
1:A:814:LEU:HD23	1:A:817:TRP:CE3	2.51	0.45
1:A:914:PRO:C	1:A:915:TYR:CD1	2.90	0.45
1:B:877:PRO:C	1:B:879:LYS:H	2.20	0.45
1:B:923:ILE:HD12	1:B:923:ILE:HA	1.77	0.45
1:A:858:LEU:O	1:A:860:LYS:O	2.35	0.45

Continued on next page...

Continued from previous page...

Atom-1	Atom-2	Interatomic distance (Å)	Clash overlap (Å)
1:A:884:GLU:O	1:A:887:LEU:N	2.50	0.45
1:A:917:GLY:O	1:A:918:ILE:O	2.35	0.45
1:B:883:LEU:HD22	1:B:887:LEU:HD22	1.98	0.45
1:B:924:SER:O	1:B:925:SER:C	2.56	0.45
1:A:762:GLU:OE1	1:A:857:GLY:O	2.35	0.44
1:B:706:ILE:HD11	1:B:780:ILE:HG12	1.96	0.44
1:A:914:PRO:O	1:A:915:TYR:CD1	2.69	0.44
1:B:908:MET:SD	1:B:939:CYS:SG	3.15	0.44
1:A:915:TYR:O	1:A:917:GLY:N	2.51	0.44
1:A:941:ILE:O	1:A:944:TYR:N	2.51	0.44
1:A:947:MET:HE2	1:A:947:MET:HB2	1.66	0.44
1:A:948:VAL:O	1:A:951:TRP:N	2.32	0.44
1:B:802:VAL:O	1:B:802:VAL:CG1	2.62	0.44
1:A:798:LEU:HD23	1:A:843:VAL:CG1	2.47	0.44
1:A:896:ASP:C	1:A:898:TRP:N	2.69	0.44
1:B:828:LEU:HD23	1:B:828:LEU:N	2.31	0.44
1:B:955:ALA:C	1:B:957:SER:N	2.70	0.44
1:A:948:VAL:HG12	1:A:949:LYS:N	2.32	0.44
1:B:880:TRP:O	1:B:899:SER:HB3	2.16	0.44
1:B:927:LEU:C	1:B:929:LYS:H	2.21	0.44
1:A:705:ARG:HD2	1:B:849:GLN:CG	2.43	0.44
1:A:825:MET:O	1:A:826:ASN:C	2.56	0.44
1:A:856:PHE:CD2	1:A:856:PHE:C	2.89	0.44
1:B:774:VAL:O	1:B:775:CYS:O	2.35	0.44
1:B:911:GLY:O	1:B:912:SER:O	2.35	0.44
1:A:723:PHE:HE2	1:A:859:ALA:HA	1.83	0.44
1:A:798:LEU:HB2	1:A:843:VAL:HB	2.00	0.44
1:A:884:GLU:CG	1:A:890:ILE:CG2	2.96	0.44
1:A:909:THR:HG22	1:A:936:PRO:HB3	2.00	0.44
1:A:960:LYS:N	1:A:960:LYS:HE3	2.30	0.44
1:B:880:TRP:CE2	1:B:914:PRO:HG3	2.52	0.44
1:A:828:LEU:HD11	1:A:856:PHE:CD1	2.50	0.44
1:B:843:VAL:HG22	1:B:852:LYS:O	2.18	0.44
1:B:799:LEU:HD11	1:B:911:GLY:HA2	1.99	0.44
1:B:950:CYS:HA	1:B:958:ARG:HG2	2.00	0.44
1:A:774:VAL:HG13	1:A:856:PHE:CE1	2.53	0.43
1:B:718:LEU:CD1	2:B:1797:HKI:H12	2.48	0.43
1:B:732:ILE:O	1:B:733:PRO:O	2.35	0.43
1:B:765:VAL:CG1	1:B:765:VAL:O	2.65	0.43
1:B:756:ASN:O	1:B:758:GLU:N	2.51	0.43
1:B:770:ASP:OD1	1:B:776:ARG:CZ	2.65	0.43

Continued on next page...

Continued from previous page...

Atom-1	Atom-2	Interatomic distance (Å)	Clash overlap (Å)
1:B:844:LEU:N	1:B:844:LEU:HD23	2.33	0.43
1:A:708:LYS:C	1:A:710:THR:H	2.20	0.43
1:A:831:ARG:HB2	1:A:833:LEU:CD1	2.49	0.43
1:A:909:THR:O	1:A:912:SER:OG	2.36	0.43
1:A:921:SER:OG	1:A:922:GLU:N	2.52	0.43
1:A:714:LYS:CG	1:A:727:TYR:CD1	2.79	0.43
1:A:744:ILE:HD13	1:A:789:ILE:HA	2.00	0.43
1:A:883:LEU:HD23	1:A:887:LEU:HD13	2.00	0.43
1:A:918:ILE:HA	1:A:919:PRO:HD3	1.75	0.43
1:A:944:TYR:C	1:A:946:ILE:N	2.70	0.43
1:B:820:GLN:O	1:B:824:GLY:N	2.45	0.43
1:B:853:ILE:HG22	1:B:854:THR:N	2.34	0.43
1:A:703:LEU:H	1:A:703:LEU:CD1	2.27	0.43
1:A:708:LYS:O	1:A:710:THR:N	2.52	0.43
1:A:732:ILE:O	1:A:733:PRO:O	2.37	0.43
1:A:746:GLU:HG2	1:A:787:GLN:HG3	1.99	0.43
1:B:808:ASN:O	1:B:809:ILE:HG12	2.19	0.43
1:B:918:ILE:CG2	1:B:923:ILE:CD1	2.96	0.43
1:A:845:VAL:C	1:A:847:THR:H	2.21	0.43
1:A:806:LYS:HB3	1:A:910:PHE:CD2	2.53	0.43
1:B:897:VAL:HG12	1:B:898:TRP:N	2.33	0.43
1:B:774:VAL:O	1:B:775:CYS:C	2.55	0.43
1:A:921:SER:O	1:A:923:ILE:N	2.51	0.43
1:B:726:VAL:CG1	1:B:727:TYR:N	2.81	0.43
1:B:726:VAL:HG23	1:B:745:LYS:HD2	2.01	0.43
1:A:744:ILE:HD11	1:A:789:ILE:CG2	2.48	0.43
1:A:825:MET:C	1:A:827:TYR:N	2.72	0.43
1:A:847:THR:CG2	1:A:848:PRO:HD2	2.45	0.43
1:A:892:THR:C	1:A:894:GLN:N	2.72	0.43
2:A:1797:HKI:CBH	2:A:1797:HKI:OBD	2.66	0.43
1:A:815:LEU:HA	1:A:815:LEU:HD12	1.90	0.43
1:A:825:MET:CE	1:A:828:LEU:HD12	2.45	0.43
1:B:707:LEU:CD1	1:B:731:TRP:NE1	2.82	0.43
1:B:718:LEU:HD23	1:B:718:LEU:HA	1.61	0.43
1:B:975:PRO:O	1:B:977:ARG:N	2.51	0.43
1:A:844:LEU:N	1:A:844:LEU:CD1	2.82	0.42
1:A:931:GLU:HG2	1:A:932:ARG:N	2.29	0.42
1:A:958:ARG:HA	1:A:959:PRO:HD3	1.72	0.42
1:B:773:HIS:CD2	1:B:820:GLN:CA	3.02	0.42
1:B:933:LEU:HA	1:B:934:PRO:HD3	1.83	0.42
1:B:948:VAL:O	1:B:950:CYS:N	2.52	0.42

Continued on next page...

Continued from previous page...

Atom-1	Atom-2	Interatomic distance (Å)	Clash overlap (Å)
1:B:796:GLY:HA3	2:B:1797:HKI:H29	2.01	0.42
1:B:756:ASN:ND2	1:B:756:ASN:O	2.40	0.42
1:B:909:THR:O	1:B:910:PHE:CB	2.66	0.42
1:A:816:ASN:HA	1:A:816:ASN:HD22	1.64	0.42
1:B:798:LEU:O	1:B:801:TYR:N	2.52	0.42
1:B:944:TYR:CE2	1:B:948:VAL:HG23	2.54	0.42
1:A:854:THR:HG22	1:A:855:ASP:N	2.24	0.42
1:B:946:ILE:O	1:B:948:VAL:N	2.52	0.42
1:A:728:LYS:HG3	1:A:792:LEU:HD11	2.02	0.42
2:B:1797:HKI:CBH	2:B:1797:HKI:OBD	2.68	0.42
1:B:905:TRP:NE1	1:B:934:PRO:O	2.35	0.42
1:A:713:LYS:O	1:A:714:LYS:C	2.58	0.42
1:A:913:LYS:H	1:A:913:LYS:HG3	1.56	0.42
1:B:797:CYS:HA	1:B:844:LEU:HA	2.01	0.42
1:B:798:LEU:O	1:B:799:LEU:C	2.57	0.42
1:B:835:HIS:O	1:B:835:HIS:ND1	2.52	0.42
1:A:768:SER:O	1:A:769:VAL:C	2.58	0.42
1:B:809:ILE:HD12	1:B:817:TRP:CZ3	2.54	0.42
1:B:815:LEU:HD12	1:B:975:PRO:HB3	2.01	0.42
1:A:758:GLU:C	1:A:760:LEU:N	2.73	0.42
1:B:950:CYS:C	1:B:958:ARG:HG2	2.37	0.42
1:A:782:LEU:HD23	1:A:786:VAL:CG2	2.49	0.42
1:A:894:GLN:HA	1:A:897:VAL:CG2	2.50	0.42
1:A:819:VAL:HG12	1:A:819:VAL:O	2.19	0.42
2:B:1797:HKI:CBJ	2:B:1797:HKI:NAD	2.82	0.42
1:B:836:ARG:HH11	1:B:859:ALA:CB	2.33	0.42
1:B:915:TYR:CZ	1:B:933:LEU:HG	2.55	0.42
1:A:807:ASP:HB3	1:A:808:ASN:H	1.63	0.41
1:A:791:GLN:NE2	1:A:846:LYS:HZ3	2.17	0.41
1:A:943:VAL:O	1:A:946:ILE:CD1	2.68	0.41
1:A:969:SER:O	1:A:973:ARG:HG2	2.20	0.41
1:A:710:THR:O	1:A:710:THR:OG1	2.32	0.41
1:A:921:SER:C	1:A:923:ILE:H	2.23	0.41
1:A:933:LEU:HA	1:A:933:LEU:HD22	1.77	0.41
1:A:960:LYS:CD	1:A:960:LYS:H	2.33	0.41
1:A:967:GLU:O	1:A:971:MET:CG	2.68	0.41
1:B:703:LEU:O	1:B:704:LEU:C	2.57	0.41
1:B:746:GLU:HA	1:B:787:GLN:HB2	2.03	0.41
1:A:714:LYS:HA	1:A:729:GLY:CA	2.50	0.41
1:A:892:THR:O	1:A:894:GLN:N	2.53	0.41
1:A:921:SER:C	1:A:923:ILE:N	2.74	0.41

Continued on next page...

Continued from previous page...

Atom-1	Atom-2	Interatomic distance (Å)	Clash overlap (Å)
1:A:974:ASP:H	1:A:975:PRO:CD	2.33	0.41
1:B:718:LEU:HD11	2:B:1797:HKI:H12	2.02	0.41
1:A:785:THR:O	1:A:785:THR:HG23	2.20	0.41
1:A:923:ILE:HG22	1:A:924:SER:H	1.79	0.41
1:B:809:ILE:HG22	1:B:814:LEU:HD11	2.01	0.41
1:A:854:THR:CG2	2:A:1797:HKI:H3	2.50	0.41
1:A:739:LYS:H	1:A:739:LYS:HG3	1.66	0.41
1:A:755:ALA:C	1:A:757:LYS:H	2.23	0.41
1:A:904:VAL:HG23	1:A:905:TRP:N	2.35	0.41
1:B:756:ASN:C	1:B:758:GLU:N	2.73	0.41
1:B:776:ARG:HG3	1:B:777:LEU:N	2.36	0.41
1:B:860:LYS:H	1:B:860:LYS:HD2	1.85	0.41
1:B:975:PRO:C	1:B:977:ARG:N	2.73	0.41
2:B:1797:HKI:H21	2:B:1797:HKI:H4	1.64	0.41
1:B:809:ILE:CG2	1:B:814:LEU:CG	2.98	0.41
1:B:884:GLU:HG2	1:B:885:SER:N	2.34	0.41
1:B:919:PRO:O	1:B:920:ALA:C	2.57	0.41
1:B:938:ILE:HA	1:B:980:VAL:HG22	2.03	0.41
1:A:704:LEU:HD11	1:A:777:LEU:HD23	2.02	0.41
1:A:798:LEU:HA	1:A:798:LEU:HD13	1.80	0.41
1:A:818:CYS:O	1:A:900:TYR:OH	2.21	0.41
1:B:944:TYR:CE2	1:B:948:VAL:CG2	3.04	0.41
1:A:711:GLU:O	1:A:731:TRP:HA	2.20	0.41
1:A:772:PRO:O	1:A:850:HIS:NE2	2.51	0.41
1:A:912:SER:O	1:A:913:LYS:C	2.59	0.41
1:A:789:ILE:O	1:A:789:ILE:CD1	2.43	0.41
1:A:943:VAL:O	1:A:944:TYR:C	2.58	0.41
1:B:839:ALA:C	1:B:841:ARG:N	2.73	0.41
1:A:938:ILE:HG23	1:A:939:CYS:N	2.26	0.41
1:A:949:LYS:CD	1:A:959:PRO:HG3	2.51	0.41
1:B:763:ALA:O	1:B:764:TYR:C	2.59	0.41
1:B:878:ILE:H	1:B:878:ILE:HG12	1.67	0.41
1:B:978:TYR:C	1:B:979:LEU:HD13	2.41	0.41
1:A:744:ILE:HD11	1:A:789:ILE:HG22	1.90	0.40
1:A:844:LEU:CD2	1:A:854:THR:OG1	2.69	0.40
1:A:900:TYR:C	1:A:902:VAL:N	2.74	0.40
1:A:924:SER:O	1:A:928:GLU:OE2	2.39	0.40
1:A:975:PRO:C	1:A:977:ARG:N	2.75	0.40
1:A:774:VAL:HG13	1:A:856:PHE:HE1	1.86	0.40
1:B:766:MET:CB	1:B:777:LEU:HD22	2.51	0.40
1:B:831:ARG:O	1:B:832:ARG:CB	2.69	0.40

Continued on next page...

Continued from previous page...

Atom-1	Atom-2	Interatomic distance (Å)	Clash overlap (Å)
1:A:812:GLN:C	1:A:814:LEU:N	2.74	0.40
1:B:946:ILE:HD13	1:B:946:ILE:HA	1.84	0.40
1:A:760:LEU:C	1:A:762:GLU:N	2.73	0.40
1:A:825:MET:SD	1:A:853:ILE:HD13	2.60	0.40
1:B:739:LYS:O	1:B:741:PRO:HD3	2.22	0.40
1:B:771:ASN:HB2	1:B:827:TYR:CD2	2.56	0.40
1:B:935:GLN:HA	1:B:936:PRO:HD3	1.92	0.40
1:B:744:ILE:CG2	1:B:787:GLN:OE1	2.69	0.40

There are no symmetry-related clashes.

5.3 Torsion angles [i](#)

5.3.1 Protein backbone [i](#)

In the following table, the Percentiles column shows the percent Ramachandran outliers of the chain as a percentile score with respect to all X-ray entries followed by that with respect to entries of similar resolution.

The Analysed column shows the number of residues for which the backbone conformation was analysed, and the total number of residues.

Mol	Chain	Analysed	Favoured	Allowed	Outliers	Percentiles	
1	A	264/328 (80%)	150 (57%)	66 (25%)	48 (18%)	0	2
1	B	267/328 (81%)	168 (63%)	55 (21%)	44 (16%)	0	2
All	All	531/656 (81%)	318 (60%)	121 (23%)	92 (17%)	0	2

All (92) Ramachandran outliers are listed below:

Mol	Chain	Res	Type
1	A	702	ALA
1	A	714	LYS
1	A	738	VAL
1	A	739	LYS
1	A	796	GLY
1	A	801	TYR
1	A	802	VAL
1	A	803	ARG
1	A	807	ASP
1	A	808	ASN

Continued on next page...

Continued from previous page...

Mol	Chain	Res	Type
1	A	817	TRP
1	A	847	THR
1	A	855	ASP
1	A	881	MET
1	A	889	ARG
1	A	920	ALA
1	A	932	ARG
1	A	934	PRO
1	A	937	PRO
1	A	938	ILE
1	A	974	ASP
1	B	708	LYS
1	B	744	ILE
1	B	751	THR
1	B	752	SER
1	B	774	VAL
1	B	797	CYS
1	B	806	LYS
1	B	808	ASN
1	B	836	ARG
1	B	847	THR
1	B	857	GLY
1	B	875[A]	LYS
1	B	875[B]	LYS
1	B	936	PRO
1	B	954	ASP
1	A	721	GLY
1	A	733	PRO
1	A	744	ILE
1	A	815	LEU
1	A	911	GLY
1	A	916	ASP
1	A	930	GLY
1	A	939	CYS
1	A	956	ASP
1	B	701	GLN
1	B	748	ARG
1	B	761	ASP
1	B	765	VAL
1	B	775	CYS
1	B	810	GLY
1	B	838	LEU

Continued on next page...

Continued from previous page...

Mol	Chain	Res	Type
1	B	839	ALA
1	B	840	ALA
1	B	844	LEU
1	B	845	VAL
1	B	877	PRO
1	B	912	SER
1	B	915	TYR
1	B	920	ALA
1	B	956	ASP
1	A	751	THR
1	A	928	GLU
1	B	733	PRO
1	B	837	ASP
1	A	720	SER
1	A	758	GLU
1	A	783	THR
1	A	798	LEU
1	A	799	LEU
1	A	848	PRO
1	A	936	PRO
1	A	959	PRO
1	B	749	GLU
1	A	722	ALA
1	A	922	GLU
1	A	973	ARG
1	B	930	GLY
1	B	848	PRO
1	B	874	GLY
1	B	910	PHE
1	A	780	ILE
1	B	794	PRO
1	B	933	LEU
1	A	809	ILE
1	B	878	ILE
1	A	918	ILE
1	B	876	VAL
1	B	937	PRO
1	A	726	VAL
1	A	769	VAL
1	B	980	VAL

5.3.2 Protein sidechains [i](#)

In the following table, the Percentiles column shows the percent sidechain outliers of the chain as a percentile score with respect to all X-ray entries followed by that with respect to entries of similar resolution.

The Analysed column shows the number of residues for which the sidechain conformation was analysed, and the total number of residues.

Mol	Chain	Analysed	Rotameric	Outliers	Percentiles	
1	A	230/288 (80%)	153 (66%)	77 (34%)	0	1
1	B	230/288 (80%)	165 (72%)	65 (28%)	0	3
All	All	460/576 (80%)	318 (69%)	142 (31%)	0	2

All (142) residues with a non-rotameric sidechain are listed below:

Mol	Chain	Res	Type
1	A	701	GLN
1	A	703	LEU
1	A	704	LEU
1	A	705	ARG
1	A	706	ILE
1	A	707	LEU
1	A	708	LYS
1	A	713	LYS
1	A	714	LYS
1	A	716	LYS
1	A	723	PHE
1	A	726	VAL
1	A	727	TYR
1	A	728	LYS
1	A	730	LEU
1	A	736	GLU
1	A	737	LYS
1	A	738	VAL
1	A	747	LEU
1	A	756	ASN
1	A	757	LYS
1	A	760	LEU
1	A	762	GLU
1	A	787	GLN
1	A	789	ILE
1	A	791	GLN
1	A	792	LEU

Continued on next page...

Continued from previous page...

Mol	Chain	Res	Type
1	A	797	CYS
1	A	798	LEU
1	A	805	HIS
1	A	806	LYS
1	A	807	ASP
1	A	808	ASN
1	A	811	SER
1	A	812	GLN
1	A	833	LEU
1	A	834	VAL
1	A	838	LEU
1	A	841	ARG
1	A	844	LEU
1	A	851	VAL
1	A	852	LYS
1	A	853	ILE
1	A	854	THR
1	A	856	PHE
1	A	878	ILE
1	A	881	MET
1	A	884	GLU
1	A	885	SER
1	A	892	THR
1	A	894	GLN
1	A	895	SER
1	A	897	VAL
1	A	904	VAL
1	A	908	MET
1	A	909	THR
1	A	918	ILE
1	A	923	ILE
1	A	924	SER
1	A	926	ILE
1	A	927	LEU
1	A	928	GLU
1	A	929	LYS
1	A	932	ARG
1	A	933	LEU
1	A	938	ILE
1	A	939	CYS
1	A	941	ILE
1	A	946	ILE

Continued on next page...

Continued from previous page...

Mol	Chain	Res	Type
1	A	952	MET
1	A	960	LYS
1	A	962	ARG
1	A	971	MET
1	A	973	ARG
1	A	976	GLN
1	A	977	ARG
1	A	979	LEU
1	B	703	LEU
1	B	704	LEU
1	B	705	ARG
1	B	706	ILE
1	B	707	LEU
1	B	710	THR
1	B	713	LYS
1	B	714	LYS
1	B	716	LYS
1	B	718	LEU
1	B	720	SER
1	B	723	PHE
1	B	736	GLU
1	B	737	LYS
1	B	742	VAL
1	B	747	LEU
1	B	756	ASN
1	B	759	ILE
1	B	760	LEU
1	B	769	VAL
1	B	776	ARG
1	B	778	LEU
1	B	788	LEU
1	B	790	MET
1	B	809	ILE
1	B	811	SER
1	B	812	GLN
1	B	813	TYR
1	B	823	LYS
1	B	834	VAL
1	B	838	LEU
1	B	841	ARG
1	B	843	VAL
1	B	844	LEU

Continued on next page...

Continued from previous page...

Mol	Chain	Res	Type
1	B	845	VAL
1	B	849	GLN
1	B	854	THR
1	B	860	LYS
1	B	875[A]	LYS
1	B	875[B]	LYS
1	B	878	ILE
1	B	883	LEU
1	B	888	HIS
1	B	894	GLN
1	B	895	SER
1	B	899	SER
1	B	903	THR
1	B	908	MET
1	B	909	THR
1	B	912	SER
1	B	913	LYS
1	B	916	ASP
1	B	923	ILE
1	B	926	ILE
1	B	932	ARG
1	B	935	GLN
1	B	941	ILE
1	B	945	MET
1	B	946	ILE
1	B	953	ILE
1	B	957	SER
1	B	969	SER
1	B	976	GLN
1	B	977	ARG
1	B	980	VAL

Some sidechains can be flipped to improve hydrogen bonding and reduce clashes. All (11) such sidechains are listed below:

Mol	Chain	Res	Type
1	A	701	GLN
1	A	791	GLN
1	A	808	ASN
1	A	816	ASN
1	A	835	HIS
1	A	842	ASN
1	A	849	GLN

Continued on next page...

Continued from previous page...

Mol	Chain	Res	Type
1	B	756	ASN
1	B	816	ASN
1	B	826	ASN
1	B	849	GLN

5.3.3 RNA [i](#)

There are no RNA molecules in this entry.

5.4 Non-standard residues in protein, DNA, RNA chains [i](#)

There are no non-standard protein/DNA/RNA residues in this entry.

5.5 Carbohydrates [i](#)

There are no carbohydrates in this entry.

5.6 Ligand geometry [i](#)

Of 4 ligands modelled in this entry, 2 are monoatomic - leaving 2 for Mogul analysis.

In the following table, the Counts columns list the number of bonds (or angles) for which Mogul statistics could be retrieved, the number of bonds (or angles) that are observed in the model and the number of bonds (or angles) that are defined in the Chemical Component Dictionary. The Link column lists molecule types, if any, to which the group is linked. The Z score for a bond length (or angle) is the number of standard deviations the observed value is removed from the expected value. A bond length (or angle) with $|Z| > 2$ is considered an outlier worth inspection. RMSZ is the root-mean-square of all Z scores of the bond lengths (or angles).

Mol	Type	Chain	Res	Link	Bond lengths			Bond angles		
					Counts	RMSZ	$\# Z > 2$	Counts	RMSZ	$\# Z > 2$
2	HKI	B	1797	1	42,43,43	1.28	4 (9%)	56,58,58	1.87	12 (21%)
2	HKI	A	1797	1	42,43,43	1.28	4 (9%)	56,58,58	1.83	11 (19%)

In the following table, the Chirals column lists the number of chiral outliers, the number of chiral centers analysed, the number of these observed in the model and the number defined in the Chemical Component Dictionary. Similar counts are reported in the Torsion and Rings columns. '-' means no outliers of that kind were identified.

Mol	Type	Chain	Res	Link	Chirals	Torsions	Rings
2	HKI	B	1797	1	-	6/24/24/24	0/4/4/4
2	HKI	A	1797	1	-	3/24/24/24	0/4/4/4

All (8) bond length outliers are listed below:

Mol	Chain	Res	Type	Atoms	Z	Observed(Å)	Ideal(Å)
2	A	1797	HKI	CBM-NBB	-4.54	1.33	1.41
2	B	1797	HKI	CBM-NBB	-4.44	1.33	1.41
2	B	1797	HKI	CBI-NBC	-3.34	1.33	1.40
2	A	1797	HKI	CBI-NBC	-3.27	1.33	1.40
2	B	1797	HKI	CBP-CBR	-2.40	1.39	1.43
2	A	1797	HKI	CBP-CBR	-2.38	1.39	1.43
2	B	1797	HKI	OBE-CAV	-2.17	1.36	1.43
2	A	1797	HKI	OBE-CAV	-2.15	1.36	1.43

All (23) bond angle outliers are listed below:

Mol	Chain	Res	Type	Atoms	Z	Observed(°)	Ideal(°)
2	B	1797	HKI	CBL-CAQ-NBA	-6.53	120.83	125.68
2	A	1797	HKI	CBL-CAQ-NBA	-6.40	120.92	125.68
2	B	1797	HKI	CAV-OBE-CBN	-4.46	108.98	117.76
2	A	1797	HKI	CAV-OBE-CBN	-4.05	109.80	117.76
2	B	1797	HKI	OBE-CAV-CBK	4.01	120.21	109.42
2	B	1797	HKI	CAU-OBDB-CBO	-3.99	109.36	118.05
2	A	1797	HKI	OBE-CAV-CBK	3.91	119.95	109.42
2	A	1797	HKI	CAU-OBDB-CBO	-3.89	109.58	118.05
2	B	1797	HKI	CAQ-NBA-CBQ	3.66	121.32	116.91
2	A	1797	HKI	CAQ-NBA-CBQ	3.64	121.29	116.91
2	B	1797	HKI	OBDB-CBO-CBM	3.17	120.12	114.92
2	B	1797	HKI	OBDB-CBO-CAT	-3.06	120.02	125.19
2	B	1797	HKI	OBE-CBN-CBJ	3.06	120.17	116.40
2	A	1797	HKI	CAM-NAZ-CBK	2.97	121.48	117.42
2	B	1797	HKI	CAM-NAZ-CBK	2.96	121.48	117.42
2	A	1797	HKI	OBE-CBN-CBJ	2.96	120.05	116.40
2	A	1797	HKI	OBDB-CBO-CAT	-2.92	120.24	125.19
2	A	1797	HKI	OBDB-CBO-CBM	2.92	119.72	114.92
2	A	1797	HKI	CBR-CBQ-NBA	-2.43	120.25	122.83
2	A	1797	HKI	CAS-CBR-CBP	-2.36	120.31	123.22
2	B	1797	HKI	CBR-CBQ-NBA	-2.33	120.35	122.83
2	B	1797	HKI	CAS-CBR-CBP	-2.27	120.42	123.22
2	B	1797	HKI	CBO-CBM-NBB	2.01	120.27	116.66

There are no chirality outliers.

All (9) torsion outliers are listed below:

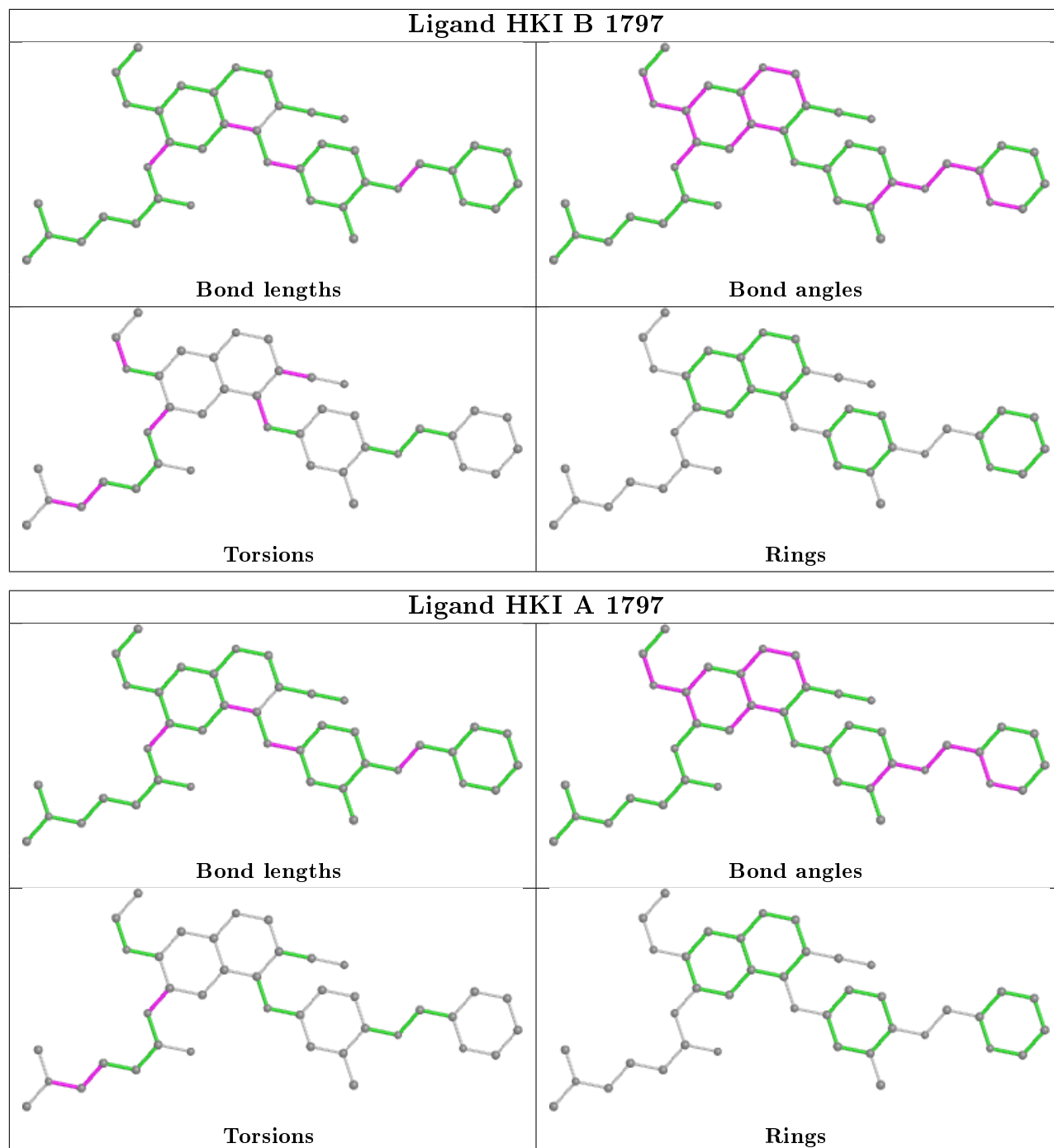
Mol	Chain	Res	Type	Atoms
2	A	1797	HKI	CBT-CAY-NBU-CAC
2	A	1797	HKI	NBU-CAY-CBT-CAX
2	A	1797	HKI	CBO-CBM-NBB-CBH
2	B	1797	HKI	CBO-CBM-NBB-CBH
2	B	1797	HKI	CAA-CAU-OBD-CBO
2	B	1797	HKI	NBU-CAY-CBT-CAX
2	B	1797	HKI	CBL-CBP-NBC-CBI
2	B	1797	HKI	NAD-CAJ-CBL-CBP
2	B	1797	HKI	CBT-CAY-NBU-CAC

There are no ring outliers.

2 monomers are involved in 45 short contacts:

Mol	Chain	Res	Type	Clashes	Symm-Clashes
2	B	1797	HKI	23	0
2	A	1797	HKI	22	0

The following is a two-dimensional graphical depiction of Mogul quality analysis of bond lengths, bond angles, torsion angles, and ring geometry for all instances of the Ligand of Interest. In addition, ligands with molecular weight > 250 and outliers as shown on the validation Tables will also be included. For torsion angles, if less than 5% of the Mogul distribution of torsion angles is within 10 degrees of the torsion angle in question, then that torsion angle is considered an outlier. Any bond that is central to one or more torsion angles identified as an outlier by Mogul will be highlighted in the graph. For rings, the root-mean-square deviation (RMSD) between the ring in question and similar rings identified by Mogul is calculated over all ring torsion angles. If the average RMSD is greater than 60 degrees and the minimal RMSD between the ring in question and any Mogul-identified rings is also greater than 60 degrees, then that ring is considered an outlier. The outliers are highlighted in purple. The color gray indicates Mogul did not find sufficient equivalents in the CSD to analyse the geometry.



5.7 Other polymers [i](#)

There are no such residues in this entry.

5.8 Polymer linkage issues [i](#)

There are no chain breaks in this entry.

6 Fit of model and data [i](#)

6.1 Protein, DNA and RNA chains [i](#)

In the following table, the column labelled ‘#RSRZ> 2’ contains the number (and percentage) of RSRZ outliers, followed by percent RSRZ outliers for the chain as percentile scores relative to all X-ray entries and entries of similar resolution. The OWAB column contains the minimum, median, 95th percentile and maximum values of the occupancy-weighted average B-factor per residue. The column labelled ‘Q< 0.9’ lists the number of (and percentage) of residues with an average occupancy less than 0.9.

Mol	Chain	Analysed	<RSRZ>	#RSRZ>2	OWAB(Å ²)	Q<0.9
1	A	270/328 (82%)	-0.52	0 100 100	28, 47, 54, 61	0
1	B	272/328 (82%)	-0.52	0 100 100	31, 46, 55, 61	0
All	All	542/656 (82%)	-0.52	0 100 100	28, 47, 55, 61	0

There are no RSRZ outliers to report.

6.2 Non-standard residues in protein, DNA, RNA chains [i](#)

There are no non-standard protein/DNA/RNA residues in this entry.

6.3 Carbohydrates [i](#)

There are no carbohydrates in this entry.

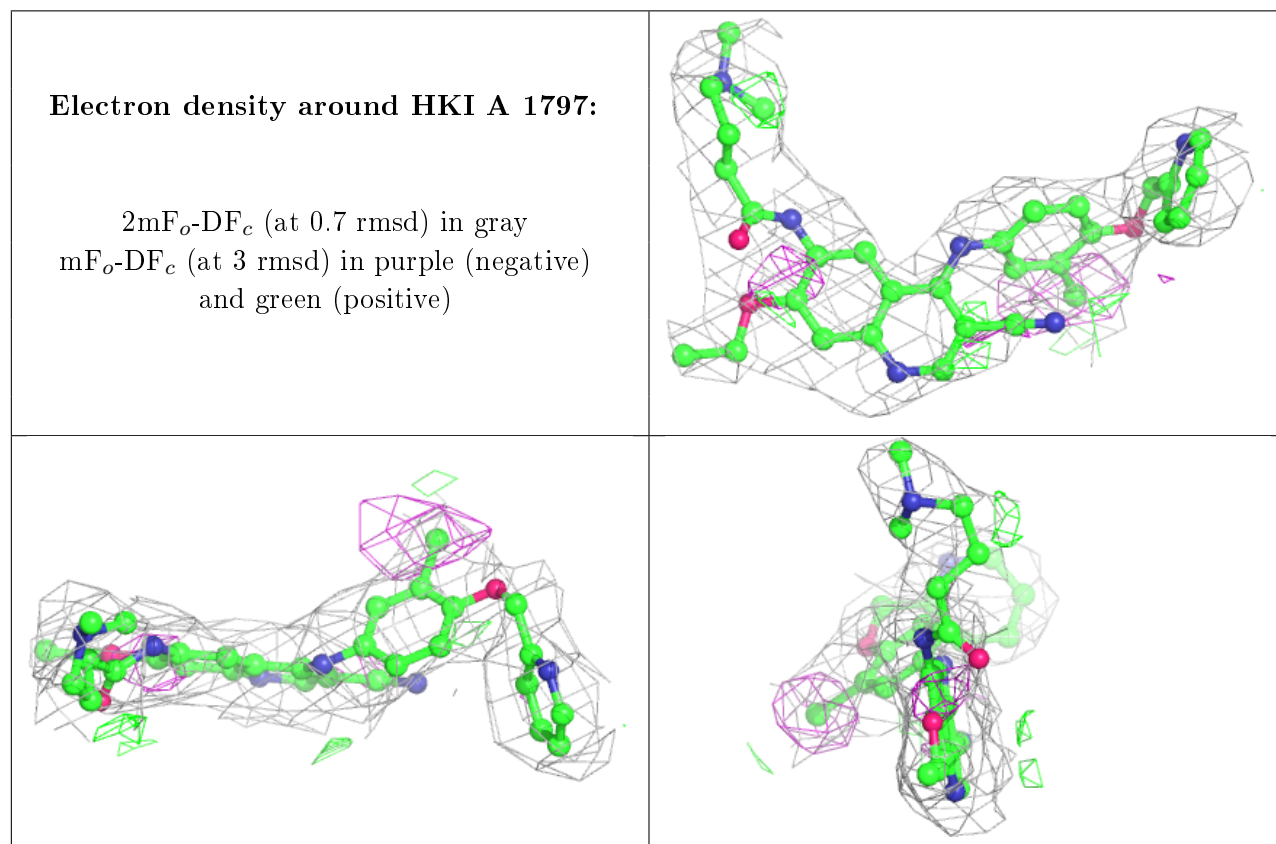
6.4 Ligands [i](#)

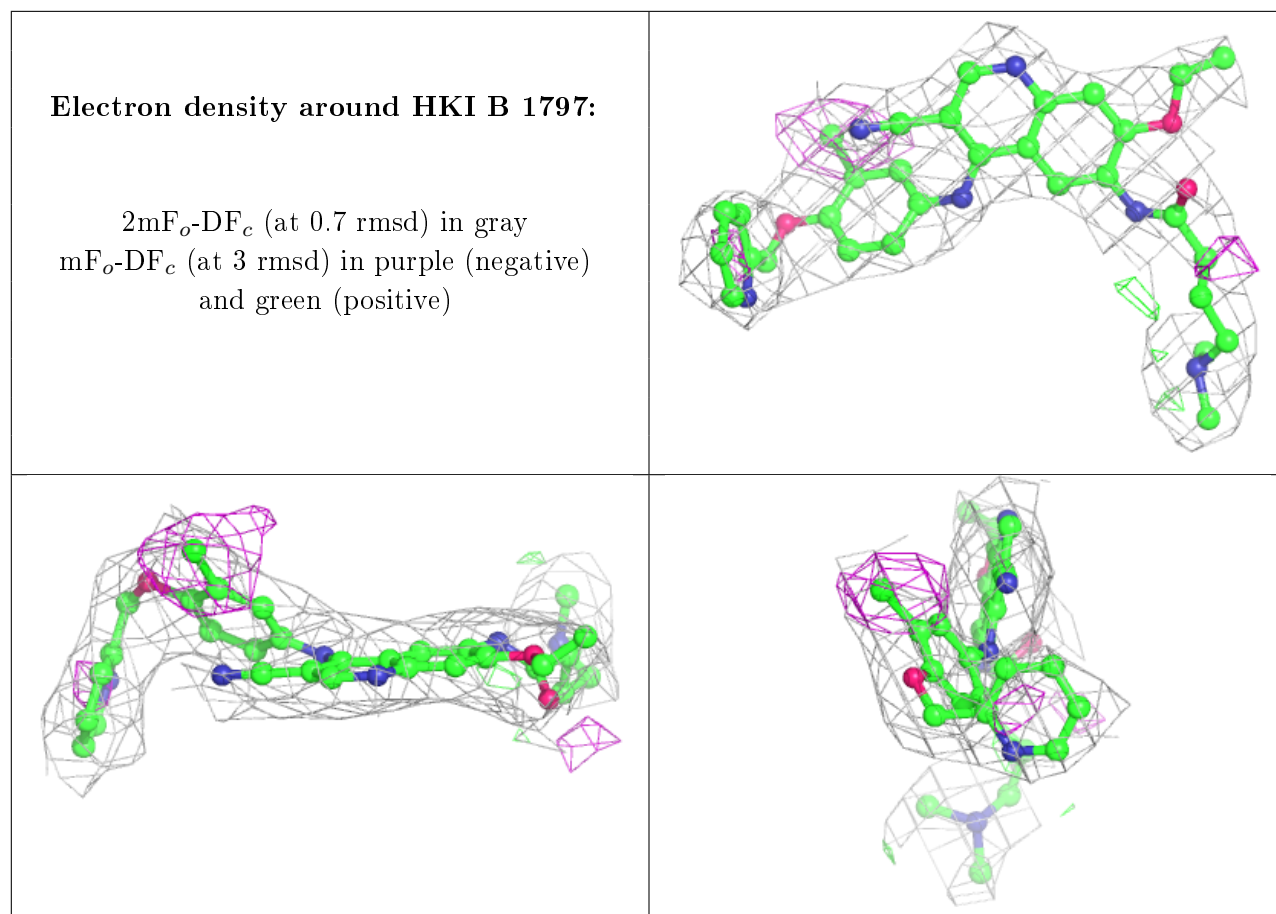
In the following table, the Atoms column lists the number of modelled atoms in the group and the number defined in the chemical component dictionary. The B-factors column lists the minimum, median, 95th percentile and maximum values of B factors of atoms in the group. The column labelled ‘Q< 0.9’ lists the number of atoms with occupancy less than 0.9.

Mol	Type	Chain	Res	Atoms	RSCC	RSR	B-factors(Å ²)	Q<0.9
3	CL	B	1985	1/1	0.66	0.21	45,45,45,45	0
2	HKI	A	1797	40/40	0.88	0.22	29,35,38,38	0
2	HKI	B	1797	40/40	0.90	0.20	29,31,34,34	0
3	CL	B	1984	1/1	0.92	0.12	12,12,12,12	0

The following is a graphical depiction of the model fit to experimental electron density of all instances of the Ligand of Interest. In addition, ligands with molecular weight > 250 and outliers

as shown on the geometry validation Tables will also be included. Each fit is shown from different orientation to approximate a three-dimensional view.





6.5 Other polymers [i](#)

There are no such residues in this entry.