



Full wwPDB EM Validation Report ⓘ

Jan 12, 2025 – 12:30 AM JST

PDB ID : 9JK7
EMDB ID : EMD-61546
Title : Human VANGL2 hexamer
Authors : Song, Y.; Zhang, Z.; Jian, S.; Zheng, P.
Deposited on : 2024-09-15
Resolution : 2.90 Å (reported)

This is a Full wwPDB EM Validation Report for a publicly released PDB entry.

We welcome your comments at validation@mail.wwpdb.org

A user guide is available at

<https://www.wwpdb.org/validation/2017/EMValidationReportHelp>

with specific help available everywhere you see the ⓘ symbol.

The types of validation reports are described at

<http://www.wwpdb.org/validation/2017/FAQs#types>.

The following versions of software and data (see [references ⓘ](#)) were used in the production of this report:

EMDB validation analysis : **FAILED**
MolProbity : 4.02b-467
Percentile statistics : 20231227.v01 (using entries in the PDB archive December 27th 2023)
MapQ : **FAILED**
Ideal geometry (proteins) : Engh & Huber (2001)
Ideal geometry (DNA, RNA) : Parkinson et al. (1996)
Validation Pipeline (wwPDB-VP) : 2.40

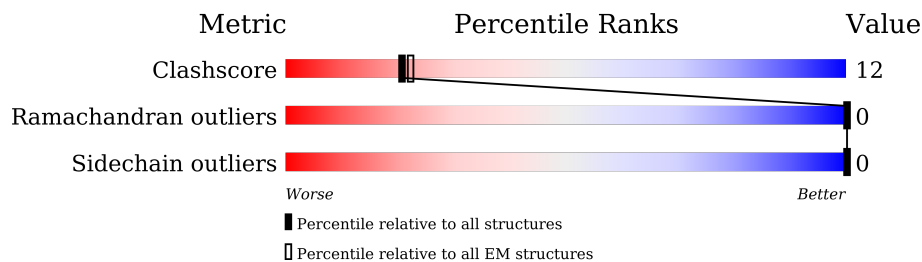
1 Overall quality at a glance i

The following experimental techniques were used to determine the structure:

ELECTRON MICROSCOPY

The reported resolution of this entry is 2.90 Å.

Percentile scores (ranging between 0-100) for global validation metrics of the entry are shown in the following graphic. The table shows the number of entries on which the scores are based.



Metric	Whole archive (#Entries)	EM structures (#Entries)
Clashscore	210492	15764
Ramachandran outliers	207382	16835
Sidechain outliers	206894	16415

The table below summarises the geometric issues observed across the polymeric chains and their fit to the map. The red, orange, yellow and green segments of the bar indicate the fraction of residues that contain outliers for ≥ 3 , 2, 1 and 0 types of geometric quality criteria respectively. A grey segment represents the fraction of residues that are not modelled. The numeric value for each fraction is indicated below the corresponding segment, with a dot representing fractions $\leq 5\%$

Mol	Chain	Length	Quality of chain
1	A	527	47% 21% 31%
1	B	527	47% 22% 31%
1	C	527	49% 20% 31%
1	D	527	48% 21% 31%
1	E	527	48% 20% 31%
1	F	527	48% 20% 31%

2 Entry composition i

There is only 1 type of molecule in this entry. The entry contains 17820 atoms, of which 0 are hydrogens and 0 are deuteriums.

In the tables below, the AltConf column contains the number of residues with at least one atom in alternate conformation and the Trace column contains the number of residues modelled with at most 2 atoms.

- Molecule 1 is a protein called Vang-like protein 2.

Mol	Chain	Residues	Atoms					AltConf	Trace
			Total	C	N	O	S		
1	A	362	2970	1951	514	495	10	0	0
1	B	362	2970	1951	514	495	10	0	0
1	C	362	2970	1951	514	495	10	0	0
1	D	362	2970	1951	514	495	10	0	0
1	E	362	2970	1951	514	495	10	0	0
1	F	362	2970	1951	514	495	10	0	0

There are 36 discrepancies between the modelled and reference sequences:

Chain	Residue	Modelled	Actual	Comment	Reference
A	-5	GLY	-	expression tag	UNP Q9ULK5
A	-4	PRO	-	expression tag	UNP Q9ULK5
A	-3	SER	-	expression tag	UNP Q9ULK5
A	-2	ARG	-	expression tag	UNP Q9ULK5
A	-1	ALA	-	expression tag	UNP Q9ULK5
A	0	THR	-	expression tag	UNP Q9ULK5
B	-5	GLY	-	expression tag	UNP Q9ULK5
B	-4	PRO	-	expression tag	UNP Q9ULK5
B	-3	SER	-	expression tag	UNP Q9ULK5
B	-2	ARG	-	expression tag	UNP Q9ULK5
B	-1	ALA	-	expression tag	UNP Q9ULK5
B	0	THR	-	expression tag	UNP Q9ULK5
C	-5	GLY	-	expression tag	UNP Q9ULK5
C	-4	PRO	-	expression tag	UNP Q9ULK5
C	-3	SER	-	expression tag	UNP Q9ULK5
C	-2	ARG	-	expression tag	UNP Q9ULK5
C	-1	ALA	-	expression tag	UNP Q9ULK5
C	0	THR	-	expression tag	UNP Q9ULK5

Continued on next page...

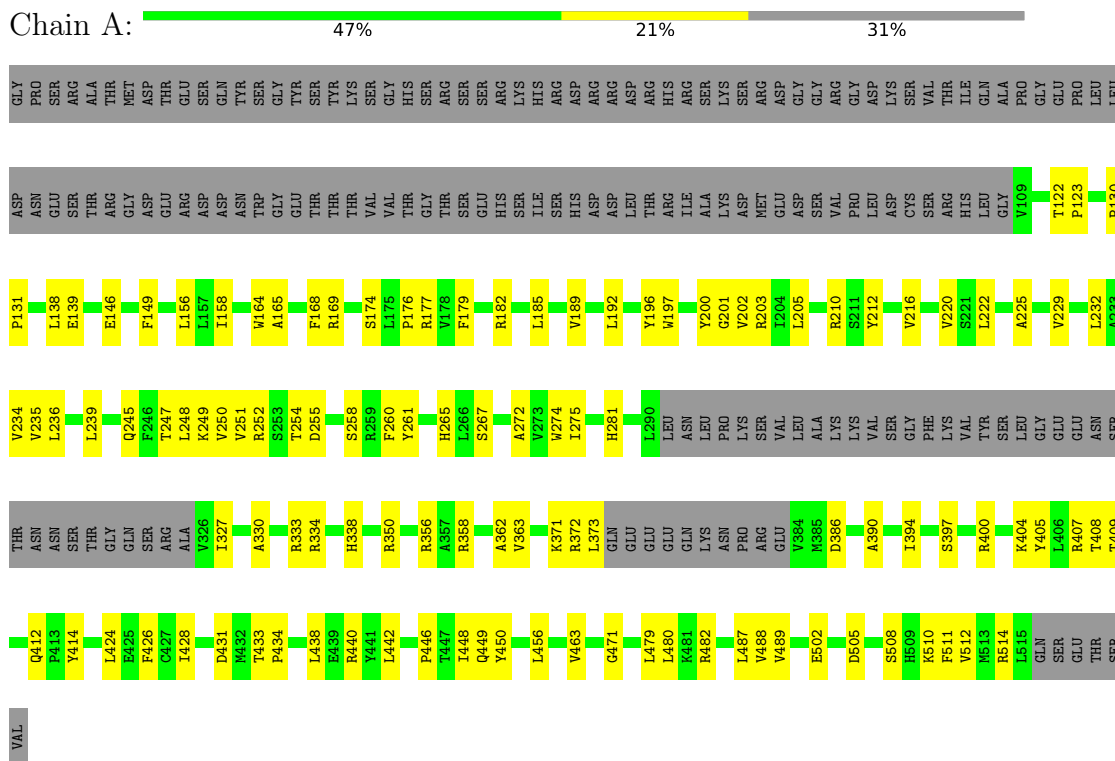
Continued from previous page...

Chain	Residue	Modelled	Actual	Comment	Reference
D	-5	GLY	-	expression tag	UNP Q9ULK5
D	-4	PRO	-	expression tag	UNP Q9ULK5
D	-3	SER	-	expression tag	UNP Q9ULK5
D	-2	ARG	-	expression tag	UNP Q9ULK5
D	-1	ALA	-	expression tag	UNP Q9ULK5
D	0	THR	-	expression tag	UNP Q9ULK5
E	-5	GLY	-	expression tag	UNP Q9ULK5
E	-4	PRO	-	expression tag	UNP Q9ULK5
E	-3	SER	-	expression tag	UNP Q9ULK5
E	-2	ARG	-	expression tag	UNP Q9ULK5
E	-1	ALA	-	expression tag	UNP Q9ULK5
E	0	THR	-	expression tag	UNP Q9ULK5
F	-5	GLY	-	expression tag	UNP Q9ULK5
F	-4	PRO	-	expression tag	UNP Q9ULK5
F	-3	SER	-	expression tag	UNP Q9ULK5
F	-2	ARG	-	expression tag	UNP Q9ULK5
F	-1	ALA	-	expression tag	UNP Q9ULK5
F	0	THR	-	expression tag	UNP Q9ULK5

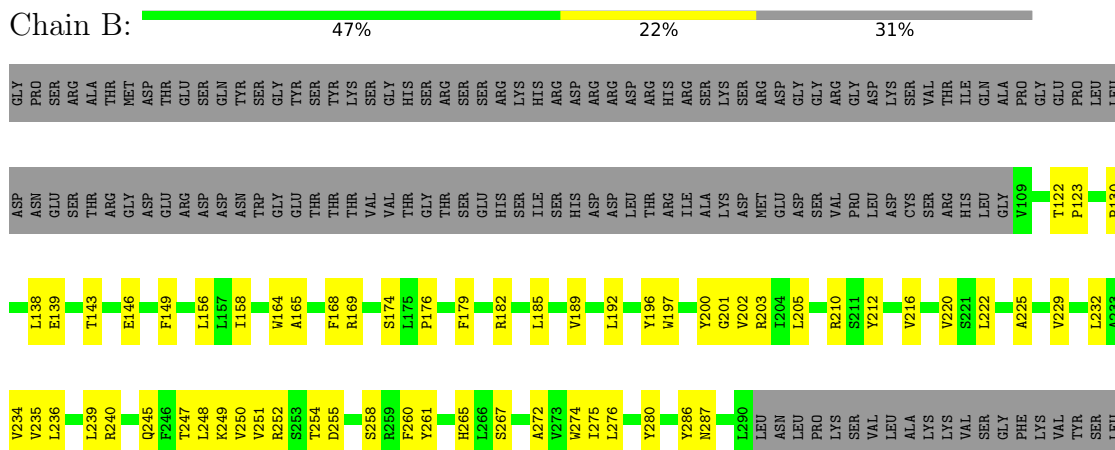
3 Residue-property plots [i](#)

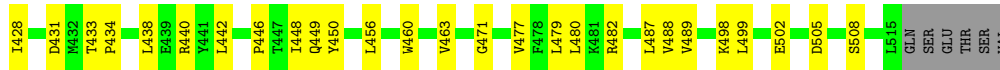
These plots are drawn for all protein, RNA, DNA and oligosaccharide chains in the entry. The first graphic for a chain summarises the proportions of the various outlier classes displayed in the second graphic. The second graphic shows the sequence view annotated by issues in geometry. Residues are color-coded according to the number of geometric quality criteria for which they contain at least one outlier: green = 0, yellow = 1, orange = 2 and red = 3 or more. Stretches of 2 or more consecutive residues without any outlier are shown as a green connector. Residues present in the sample, but not in the model, are shown in grey.

- Molecule 1: Vang-like protein 2




- Molecule 1: Vang-like protein 2






• Molecule 1: Vang-like protein 2



• Molecule 1: Vang-like protein 2



4 Experimental information

Property	Value	Source
EM reconstruction method	SINGLE PARTICLE	Depositor
Imposed symmetry	POINT, Not provided	
Number of particles used	116915	Depositor
Resolution determination method	FSC 0.143 CUT-OFF	Depositor
CTF correction method	NONE	Depositor
Microscope	FEI TITAN KRIOS	Depositor
Voltage (kV)	300	Depositor
Electron dose ($e^-/\text{\AA}^2$)	60	Depositor
Minimum defocus (nm)	1000	Depositor
Maximum defocus (nm)	1800	Depositor
Magnification	Not provided	
Image detector	GATAN K3 (6k x 4k)	Depositor

5 Model quality [i](#)

5.1 Standard geometry [i](#)

The Z score for a bond length (or angle) is the number of standard deviations the observed value is removed from the expected value. A bond length (or angle) with $|Z| > 5$ is considered an outlier worth inspection. RMSZ is the root-mean-square of all Z scores of the bond lengths (or angles).

Mol	Chain	Bond lengths		Bond angles	
		RMSZ	# Z >5	RMSZ	# Z >5
1	A	0.30	0/3045	0.45	0/4127
1	B	0.30	0/3045	0.45	0/4127
1	C	0.30	0/3045	0.45	0/4127
1	D	0.30	0/3045	0.45	0/4127
1	E	0.30	0/3045	0.45	0/4127
1	F	0.30	0/3045	0.45	0/4127
All	All	0.30	0/18270	0.45	0/24762

There are no bond length outliers.

There are no bond angle outliers.

There are no chirality outliers.

There are no planarity outliers.

5.2 Too-close contacts [i](#)

In the following table, the Non-H and H(model) columns list the number of non-hydrogen atoms and hydrogen atoms in the chain respectively. The H(added) column lists the number of hydrogen atoms added and optimized by MolProbity. The Clashes column lists the number of clashes within the asymmetric unit, whereas Symm-Clashes lists symmetry-related clashes.

Mol	Chain	Non-H	H(model)	H(added)	Clashes	Symm-Clashes
1	A	2970	0	3057	95	0
1	B	2970	0	3057	99	0
1	C	2970	0	3057	86	0
1	D	2970	0	3057	84	0
1	E	2970	0	3057	83	0
1	F	2970	0	3057	82	0
All	All	17820	0	18342	427	0

The all-atom clashscore is defined as the number of clashes found per 1000 atoms (including hydrogen atoms). The all-atom clashscore for this structure is 12.

All (427) close contacts within the same asymmetric unit are listed below, sorted by their clash magnitude.

Atom-1	Atom-2	Interatomic distance (Å)	Clash overlap (Å)
1:E:202:VAL:HG23	1:E:203:ARG:HG2	1.66	0.77
1:A:202:VAL:HG23	1:A:203:ARG:HG2	1.66	0.77
1:C:202:VAL:HG23	1:C:203:ARG:HG2	1.66	0.76
1:F:202:VAL:HG23	1:F:203:ARG:HG2	1.66	0.76
1:B:202:VAL:HG23	1:B:203:ARG:HG2	1.66	0.76
1:D:202:VAL:HG23	1:D:203:ARG:HG2	1.66	0.74
1:A:502:GLU:HB3	1:C:463:VAL:HG22	1.69	0.73
1:C:139:GLU:HG3	1:C:210:ARG:HB3	1.72	0.72
1:E:363:VAL:HG21	1:E:438:LEU:HD21	1.72	0.72
1:C:363:VAL:HG21	1:C:438:LEU:HD21	1.72	0.72
1:B:363:VAL:HG21	1:B:438:LEU:HD21	1.72	0.72
1:D:139:GLU:HG3	1:D:210:ARG:HB3	1.72	0.72
1:F:139:GLU:HG3	1:F:210:ARG:HB3	1.72	0.71
1:F:363:VAL:HG21	1:F:438:LEU:HD21	1.72	0.71
1:D:363:VAL:HG21	1:D:438:LEU:HD21	1.72	0.71
1:A:139:GLU:HG3	1:A:210:ARG:HB3	1.72	0.70
1:E:139:GLU:HG3	1:E:210:ARG:HB3	1.72	0.70
1:A:363:VAL:HG21	1:A:438:LEU:HD21	1.72	0.70
1:B:139:GLU:HG3	1:B:210:ARG:HB3	1.72	0.70
1:C:407:ARG:HA	1:C:412:GLN:HE21	1.59	0.68
1:D:407:ARG:HA	1:D:412:GLN:HE21	1.59	0.67
1:F:196:TYR:HD2	1:F:222:LEU:HD13	1.59	0.67
1:E:407:ARG:HA	1:E:412:GLN:HE21	1.58	0.67
1:D:502:GLU:HB3	1:F:463:VAL:HG22	1.76	0.67
1:B:196:TYR:HD2	1:B:222:LEU:HD13	1.59	0.67
1:A:196:TYR:HD2	1:A:222:LEU:HD13	1.59	0.67
1:B:407:ARG:HA	1:B:412:GLN:HE21	1.58	0.66
1:D:196:TYR:HD2	1:D:222:LEU:HD13	1.59	0.66
1:A:407:ARG:HA	1:A:412:GLN:HE21	1.59	0.66
1:F:407:ARG:HA	1:F:412:GLN:HE21	1.58	0.66
1:A:176:PRO:HD3	1:B:499:LEU:HB2	1.77	0.66
1:C:196:TYR:HD2	1:C:222:LEU:HD13	1.59	0.66
1:E:196:TYR:HD2	1:E:222:LEU:HD13	1.59	0.66
1:D:404:LYS:HG2	1:D:407:ARG:HH21	1.61	0.66
1:B:404:LYS:HG2	1:B:407:ARG:HH21	1.61	0.65
1:E:463:VAL:HG22	1:F:502:GLU:HB3	1.77	0.65
1:D:372:ARG:NH1	1:D:431:ASP:OD1	2.30	0.64
1:C:404:LYS:HG2	1:C:407:ARG:HH21	1.61	0.64
1:F:404:LYS:HG2	1:F:407:ARG:HH21	1.61	0.64
1:C:372:ARG:NH1	1:C:431:ASP:OD1	2.30	0.64

Continued on next page...

Continued from previous page...

Atom-1	Atom-2	Interatomic distance (Å)	Clash overlap (Å)
1:A:372:ARG:NH1	1:A:431:ASP:OD1	2.30	0.64
1:F:372:ARG:NH1	1:F:431:ASP:OD1	2.30	0.64
1:B:372:ARG:NH1	1:B:431:ASP:OD1	2.30	0.63
1:E:404:LYS:HG2	1:E:407:ARG:HH21	1.61	0.63
1:E:372:ARG:NH1	1:E:431:ASP:OD1	2.30	0.63
1:A:404:LYS:HG2	1:A:407:ARG:HH21	1.61	0.63
1:B:267:SER:HA	1:B:471:GLY:HA2	1.82	0.62
1:A:267:SER:HA	1:A:471:GLY:HA2	1.82	0.62
1:F:267:SER:HA	1:F:471:GLY:HA2	1.82	0.62
1:D:267:SER:HA	1:D:471:GLY:HA2	1.82	0.62
1:E:248:LEU:HD13	1:E:275:ILE:HD11	1.82	0.61
1:A:248:LEU:HD13	1:A:275:ILE:HD11	1.82	0.61
1:A:463:VAL:HG22	1:B:502:GLU:HB3	1.83	0.61
1:C:267:SER:HA	1:C:471:GLY:HA2	1.82	0.61
1:E:267:SER:HA	1:E:471:GLY:HA2	1.82	0.61
1:B:248:LEU:HD13	1:B:275:ILE:HD11	1.82	0.61
1:C:248:LEU:HD13	1:C:275:ILE:HD11	1.82	0.61
1:F:248:LEU:HD13	1:F:275:ILE:HD11	1.82	0.60
1:A:463:VAL:HB	1:A:479:LEU:HB2	1.84	0.60
1:F:463:VAL:HB	1:F:479:LEU:HB2	1.84	0.60
1:D:179:PHE:HD2	1:D:182:ARG:H	1.49	0.60
1:B:179:PHE:HD2	1:B:182:ARG:H	1.49	0.60
1:E:463:VAL:HB	1:E:479:LEU:HB2	1.84	0.59
1:F:440:ARG:HG3	1:F:449:GLN:HE21	1.67	0.59
1:C:463:VAL:HB	1:C:479:LEU:HB2	1.84	0.59
1:D:248:LEU:HD13	1:D:275:ILE:HD11	1.82	0.59
1:A:440:ARG:HG3	1:A:449:GLN:HE21	1.67	0.59
1:C:196:TYR:CD2	1:C:222:LEU:HD13	2.38	0.59
1:C:272:ALA:HB1	1:C:480:LEU:HD21	1.84	0.59
1:C:440:ARG:HG3	1:C:449:GLN:HE21	1.67	0.59
1:D:463:VAL:HB	1:D:479:LEU:HB2	1.84	0.59
1:E:272:ALA:HB1	1:E:480:LEU:HD21	1.84	0.59
1:B:440:ARG:HG3	1:B:449:GLN:HE21	1.67	0.58
1:E:440:ARG:HG3	1:E:449:GLN:HE21	1.67	0.58
1:B:272:ALA:HB1	1:B:480:LEU:HD21	1.84	0.58
1:F:196:TYR:CD2	1:F:222:LEU:HD13	2.38	0.58
1:B:463:VAL:HB	1:B:479:LEU:HB2	1.84	0.58
1:C:179:PHE:HD2	1:C:182:ARG:H	1.49	0.58
1:A:272:ALA:HB1	1:A:480:LEU:HD21	1.84	0.58
1:D:196:TYR:CD2	1:D:222:LEU:HD13	2.38	0.58
1:D:272:ALA:HB1	1:D:480:LEU:HD21	1.84	0.58

Continued on next page...

Continued from previous page...

Atom-1	Atom-2	Interatomic distance (Å)	Clash overlap (Å)
1:D:440:ARG:HG3	1:D:449:GLN:HE21	1.67	0.58
1:A:196:TYR:CD2	1:A:222:LEU:HD13	2.38	0.58
1:F:179:PHE:HD2	1:F:182:ARG:H	1.49	0.58
1:E:158:ILE:HG23	1:F:232:LEU:HB2	1.86	0.58
1:F:272:ALA:HB1	1:F:480:LEU:HD21	1.84	0.57
1:C:356:ARG:HG3	1:C:442:LEU:HD22	1.87	0.57
1:A:174:SER:HB3	1:B:498:LYS:HA	1.85	0.57
1:E:179:PHE:HD2	1:E:182:ARG:H	1.49	0.57
1:E:356:ARG:HG3	1:E:442:LEU:HD22	1.87	0.57
1:A:179:PHE:HD2	1:A:182:ARG:H	1.49	0.57
1:E:185:LEU:HD21	1:E:236:LEU:HD12	1.86	0.57
1:B:414:TYR:HB3	1:B:450:TYR:CE1	2.40	0.57
1:D:356:ARG:HG3	1:D:442:LEU:HD22	1.87	0.57
1:E:196:TYR:CD2	1:E:222:LEU:HD13	2.38	0.57
1:F:185:LEU:HD21	1:F:236:LEU:HD12	1.86	0.57
1:A:356:ARG:HG3	1:A:442:LEU:HD22	1.87	0.57
1:C:185:LEU:HD21	1:C:236:LEU:HD12	1.86	0.57
1:D:433:THR:OG1	1:E:254:THR:O	2.22	0.57
1:E:433:THR:OG1	1:F:254:THR:O	2.22	0.57
1:B:185:LEU:HD21	1:B:236:LEU:HD12	1.86	0.56
1:F:356:ARG:HG3	1:F:442:LEU:HD22	1.87	0.56
1:A:414:TYR:HB3	1:A:450:TYR:CE1	2.40	0.56
1:B:356:ARG:HG3	1:B:442:LEU:HD22	1.87	0.56
1:C:201:GLY:HA2	1:C:205:LEU:HB3	1.87	0.56
1:D:414:TYR:HB3	1:D:450:TYR:CE1	2.40	0.56
1:E:201:GLY:HA2	1:E:205:LEU:HB3	1.87	0.56
1:E:414:TYR:HB3	1:E:450:TYR:CE1	2.40	0.56
1:A:433:THR:OG1	1:B:254:THR:O	2.22	0.56
1:D:201:GLY:HA2	1:D:205:LEU:HB3	1.87	0.56
1:A:185:LEU:HD21	1:A:236:LEU:HD12	1.86	0.56
1:F:414:TYR:HB3	1:F:450:TYR:CE1	2.40	0.56
1:B:196:TYR:CD2	1:B:222:LEU:HD13	2.38	0.56
1:A:201:GLY:HA2	1:A:205:LEU:HB3	1.87	0.55
1:B:362:ALA:HA	1:C:334:ARG:HH12	1.72	0.55
1:C:414:TYR:HB3	1:C:450:TYR:CE1	2.40	0.55
1:B:201:GLY:HA2	1:B:205:LEU:HB3	1.87	0.55
1:D:185:LEU:HD21	1:D:236:LEU:HD12	1.86	0.55
1:D:158:ILE:HG23	1:E:232:LEU:HB2	1.88	0.55
1:A:158:ILE:HG23	1:B:232:LEU:HB2	1.88	0.55
1:A:362:ALA:HA	1:B:334:ARG:HH12	1.72	0.55
1:A:189:VAL:HG22	1:A:229:VAL:HG11	1.89	0.55

Continued on next page...

Continued from previous page...

Atom-1	Atom-2	Interatomic distance (Å)	Clash overlap (Å)
1:A:203:ARG:NH1	1:C:146:GLU:OE1	2.40	0.55
1:A:446:PRO:HG2	1:B:260:PHE:CE2	2.42	0.55
1:F:201:GLY:HA2	1:F:205:LEU:HB3	1.87	0.55
1:A:177:ARG:NE	1:B:501:GLU:OE1	2.40	0.54
1:E:189:VAL:HG22	1:E:229:VAL:HG11	1.89	0.54
1:D:174:SER:HB3	1:E:498:LYS:HA	1.89	0.54
1:C:189:VAL:HG22	1:C:229:VAL:HG11	1.89	0.54
1:D:386:ASP:OD1	1:F:510:LYS:NZ	2.32	0.54
1:E:480:LEU:HB2	1:E:487:LEU:HB2	1.91	0.53
1:A:480:LEU:HB2	1:A:487:LEU:HB2	1.91	0.53
1:D:189:VAL:HG22	1:D:229:VAL:HG11	1.89	0.53
1:F:189:VAL:HG22	1:F:229:VAL:HG11	1.89	0.53
1:B:189:VAL:HG22	1:B:229:VAL:HG11	1.89	0.53
1:D:203:ARG:NH1	1:F:146:GLU:OE1	2.42	0.53
1:F:480:LEU:HB2	1:F:487:LEU:HB2	1.91	0.53
1:E:362:ALA:HA	1:F:334:ARG:HH12	1.72	0.53
1:D:463:VAL:HG22	1:E:502:GLU:HB3	1.91	0.53
1:C:165:ALA:O	1:C:169:ARG:NH2	2.41	0.53
1:C:480:LEU:HB2	1:C:487:LEU:HB2	1.91	0.53
1:D:362:ALA:HA	1:E:334:ARG:HH12	1.72	0.52
1:D:480:LEU:HB2	1:D:487:LEU:HB2	1.91	0.52
1:A:397:SER:O	1:B:334:ARG:NH2	2.42	0.52
1:F:165:ALA:O	1:F:169:ARG:NH2	2.41	0.52
1:B:174:SER:HB3	1:C:498:LYS:HA	1.92	0.52
1:D:146:GLU:HA	1:D:149:PHE:HD2	1.75	0.52
1:E:165:ALA:O	1:E:169:ARG:NH2	2.41	0.52
1:B:146:GLU:HA	1:B:149:PHE:HD2	1.75	0.52
1:B:480:LEU:HB2	1:B:487:LEU:HB2	1.91	0.52
1:A:192:LEU:HD11	1:A:225:ALA:HB1	1.92	0.51
1:C:130:PRO:HD3	1:C:200:TYR:OH	2.11	0.51
1:E:130:PRO:HD3	1:E:200:TYR:OH	2.11	0.51
1:F:440:ARG:HG3	1:F:449:GLN:NE2	2.25	0.51
1:A:165:ALA:O	1:A:169:ARG:NH2	2.41	0.51
1:A:440:ARG:HG3	1:A:449:GLN:NE2	2.25	0.51
1:B:176:PRO:HB2	1:C:501:GLU:HB2	1.92	0.51
1:D:456:LEU:HB2	1:D:482:ARG:HH21	1.76	0.51
1:C:146:GLU:HA	1:C:149:PHE:HD2	1.75	0.51
1:C:456:LEU:HB2	1:C:482:ARG:HH21	1.76	0.51
1:B:456:LEU:HB2	1:B:482:ARG:HH21	1.76	0.51
1:E:456:LEU:HB2	1:E:482:ARG:HH21	1.76	0.51
1:B:250:VAL:HG22	1:B:489:VAL:HG22	1.93	0.51

Continued on next page...

Continued from previous page...

Atom-1	Atom-2	Interatomic distance (Å)	Clash overlap (Å)
1:C:407:ARG:HA	1:C:412:GLN:NE2	2.26	0.51
1:E:440:ARG:HG3	1:E:449:GLN:NE2	2.25	0.51
1:E:511:PHE:CE1	1:F:372:ARG:HD2	2.46	0.51
1:F:146:GLU:HA	1:F:149:PHE:HD2	1.75	0.51
1:E:146:GLU:OE1	1:F:203:ARG:NH1	2.44	0.51
1:E:250:VAL:HG22	1:E:489:VAL:HG22	1.93	0.51
1:A:176:PRO:HD3	1:B:499:LEU:CB	2.40	0.51
1:A:456:LEU:HB2	1:A:482:ARG:HH21	1.76	0.51
1:B:130:PRO:HD3	1:B:200:TYR:OH	2.11	0.51
1:C:250:VAL:HG22	1:C:489:VAL:HG22	1.93	0.51
1:E:192:LEU:HD11	1:E:225:ALA:HB1	1.92	0.51
1:F:456:LEU:HB2	1:F:482:ARG:HH21	1.76	0.51
1:A:130:PRO:HD3	1:A:200:TYR:OH	2.11	0.50
1:A:232:LEU:HB2	1:C:158:ILE:HG23	1.92	0.50
1:A:250:VAL:HG22	1:A:489:VAL:HG22	1.93	0.50
1:B:440:ARG:HG3	1:B:449:GLN:NE2	2.25	0.50
1:C:192:LEU:HD11	1:C:225:ALA:HB1	1.92	0.50
1:C:440:ARG:HG3	1:C:449:GLN:NE2	2.25	0.50
1:D:130:PRO:HD3	1:D:200:TYR:OH	2.11	0.50
1:D:250:VAL:HG22	1:D:489:VAL:HG22	1.93	0.50
1:F:250:VAL:HG22	1:F:489:VAL:HG22	1.93	0.50
1:D:440:ARG:HG3	1:D:449:GLN:NE2	2.25	0.50
1:F:424:LEU:O	1:F:428:ILE:HG12	2.12	0.50
1:A:424:LEU:O	1:A:428:ILE:HG12	2.12	0.50
1:E:424:LEU:O	1:E:428:ILE:HG12	2.12	0.50
1:F:130:PRO:HD3	1:F:200:TYR:OH	2.11	0.50
1:B:158:ILE:HG23	1:C:232:LEU:HB2	1.94	0.50
1:A:146:GLU:HA	1:A:149:PHE:HD2	1.75	0.50
1:A:363:VAL:HG12	1:A:434:PRO:HB3	1.94	0.50
1:C:363:VAL:HG12	1:C:434:PRO:HB3	1.94	0.50
1:E:363:VAL:HG12	1:E:434:PRO:HB3	1.94	0.50
1:F:363:VAL:HG12	1:F:434:PRO:HB3	1.94	0.50
1:A:407:ARG:HA	1:A:412:GLN:NE2	2.26	0.50
1:B:138:LEU:HD11	1:B:212:TYR:HB2	1.94	0.50
1:A:371:LYS:HB3	1:C:512:VAL:HG23	1.94	0.50
1:B:424:LEU:O	1:B:428:ILE:HG12	2.12	0.50
1:C:138:LEU:HD11	1:C:212:TYR:HB2	1.94	0.50
1:D:192:LEU:HD11	1:D:225:ALA:HB1	1.93	0.50
1:F:138:LEU:HD11	1:F:212:TYR:HB2	1.94	0.50
1:F:407:ARG:HA	1:F:412:GLN:NE2	2.26	0.50
1:B:511:PHE:N	1:C:385:MET:O	2.28	0.49

Continued on next page...

Continued from previous page...

Atom-1	Atom-2	Interatomic distance (Å)	Clash overlap (Å)
1:C:424:LEU:O	1:C:428:ILE:HG12	2.12	0.49
1:F:192:LEU:HD11	1:F:225:ALA:HB1	1.93	0.49
1:B:192:LEU:HD11	1:B:225:ALA:HB1	1.92	0.49
1:D:424:LEU:O	1:D:428:ILE:HG12	2.12	0.49
1:D:138:LEU:HD11	1:D:212:TYR:HB2	1.94	0.49
1:E:138:LEU:HD11	1:E:212:TYR:HB2	1.94	0.49
1:A:400:ARG:NH1	1:B:332:ARG:HG3	2.27	0.49
1:D:407:ARG:HA	1:D:412:GLN:NE2	2.26	0.49
1:E:146:GLU:HA	1:E:149:PHE:HD2	1.75	0.49
1:B:247:THR:HA	1:B:261:TYR:O	2.13	0.49
1:D:363:VAL:HG12	1:D:434:PRO:HB3	1.94	0.49
1:A:138:LEU:HD11	1:A:212:TYR:HB2	1.94	0.49
1:A:247:THR:HA	1:A:261:TYR:O	2.13	0.49
1:B:363:VAL:HG12	1:B:434:PRO:HB3	1.94	0.49
1:B:397:SER:HA	1:C:331:ALA:HB2	1.95	0.49
1:A:511:PHE:CE1	1:B:372:ARG:HD2	2.48	0.49
1:D:146:GLU:OE1	1:E:203:ARG:NH1	2.46	0.49
1:A:250:VAL:O	1:A:258:SER:HA	2.14	0.48
1:D:232:LEU:HB2	1:F:158:ILE:HG23	1.94	0.48
1:F:247:THR:HA	1:F:261:TYR:O	2.13	0.48
1:A:372:ARG:HD2	1:C:511:PHE:CE1	2.49	0.48
1:C:247:THR:HA	1:C:261:TYR:O	2.13	0.48
1:E:407:ARG:HA	1:E:412:GLN:NE2	2.26	0.48
1:F:250:VAL:O	1:F:258:SER:HA	2.14	0.48
1:E:247:THR:HA	1:E:261:TYR:O	2.13	0.48
1:E:250:VAL:O	1:E:258:SER:HA	2.14	0.48
1:B:250:VAL:O	1:B:258:SER:HA	2.14	0.48
1:B:407:ARG:HA	1:B:412:GLN:NE2	2.26	0.48
1:D:247:THR:HA	1:D:261:TYR:O	2.13	0.48
1:A:234:VAL:HG11	1:B:239:LEU:HD13	1.96	0.48
1:A:448:ILE:HD13	1:B:247:THR:HB	1.96	0.48
1:C:250:VAL:O	1:C:258:SER:HA	2.14	0.48
1:D:260:PHE:CE2	1:F:446:PRO:HG2	2.48	0.48
1:D:250:VAL:O	1:D:258:SER:HA	2.14	0.47
1:A:281:HIS:HB2	1:B:260:PHE:CB	2.45	0.47
1:B:146:GLU:OE1	1:C:203:ARG:NH1	2.48	0.47
1:B:433:THR:OG1	1:C:254:THR:O	2.28	0.47
1:D:165:ALA:O	1:D:169:ARG:NH2	2.41	0.47
1:D:327:ILE:HG22	1:F:397:SER:HB3	1.96	0.47
1:E:510:LYS:O	1:F:373:LEU:HB3	2.15	0.47
1:D:164:TRP:HA	1:D:168:PHE:HB2	1.97	0.47

Continued on next page...

Continued from previous page...

Atom-1	Atom-2	Interatomic distance (Å)	Clash overlap (Å)
1:A:260:PHE:CE2	1:C:446:PRO:HG2	2.50	0.46
1:E:164:TRP:HA	1:E:168:PHE:HB2	1.97	0.46
1:E:174:SER:HB3	1:F:498:LYS:HA	1.97	0.46
1:A:164:TRP:HA	1:A:168:PHE:HB2	1.97	0.46
1:C:164:TRP:HA	1:C:168:PHE:HB2	1.97	0.46
1:D:327:ILE:CG2	1:F:397:SER:HB3	2.46	0.46
1:D:456:LEU:HD12	1:D:482:ARG:NH2	2.31	0.46
1:F:164:TRP:HA	1:F:168:PHE:HB2	1.97	0.46
1:B:165:ALA:O	1:B:169:ARG:NH2	2.41	0.46
1:B:456:LEU:HD12	1:B:482:ARG:NH2	2.31	0.46
1:D:248:LEU:O	1:D:260:PHE:HA	2.16	0.46
1:D:234:VAL:HG11	1:E:239:LEU:HD13	1.99	0.45
1:F:261:TYR:HB3	1:F:274:TRP:HH2	1.82	0.45
1:F:456:LEU:HD12	1:F:482:ARG:NH2	2.31	0.45
1:A:254:THR:O	1:C:433:THR:OG1	2.31	0.45
1:B:164:TRP:HA	1:B:168:PHE:HB2	1.97	0.45
1:B:510:LYS:NZ	1:C:386:ASP:OD1	2.34	0.45
1:E:248:LEU:O	1:E:260:PHE:HA	2.16	0.45
1:A:261:TYR:HB3	1:A:274:TRP:HH2	1.82	0.45
1:B:261:TYR:HB3	1:B:274:TRP:HH2	1.82	0.45
1:C:261:TYR:HB3	1:C:274:TRP:HH2	1.82	0.45
1:A:248:LEU:O	1:A:260:PHE:HA	2.16	0.45
1:E:261:TYR:HB3	1:E:274:TRP:HH2	1.82	0.45
1:C:456:LEU:HD12	1:C:482:ARG:NH2	2.31	0.45
1:D:261:TYR:HB3	1:D:274:TRP:HH2	1.82	0.45
1:F:248:LEU:O	1:F:260:PHE:HA	2.16	0.45
1:B:505:ASP:HB3	1:B:508:SER:HB3	1.99	0.45
1:A:350:ARG:HG3	1:B:342:TYR:OH	2.17	0.45
1:D:448:ILE:HD13	1:E:247:THR:HB	1.99	0.45
1:A:456:LEU:HD12	1:A:482:ARG:NH2	2.31	0.45
1:D:505:ASP:HB3	1:D:508:SER:HB3	1.99	0.45
1:B:249:LYS:HG3	1:B:260:PHE:CE1	2.52	0.44
1:B:514:ARG:O	1:C:371:LYS:HB2	2.16	0.44
1:C:248:LEU:O	1:C:260:PHE:HA	2.16	0.44
1:F:249:LYS:HG3	1:F:260:PHE:CE1	2.52	0.44
1:F:505:ASP:HB3	1:F:508:SER:HB3	1.99	0.44
1:A:261:TYR:HB3	1:A:274:TRP:CH2	2.53	0.44
1:B:248:LEU:O	1:B:260:PHE:HA	2.16	0.44
1:A:334:ARG:HH12	1:C:362:ALA:HA	1.81	0.44
1:A:505:ASP:HB3	1:A:508:SER:HB3	1.99	0.44
1:E:456:LEU:HD12	1:E:482:ARG:NH2	2.31	0.44

Continued on next page...

Continued from previous page...

Atom-1	Atom-2	Interatomic distance (Å)	Clash overlap (Å)
1:E:463:VAL:HA	1:F:502:GLU:O	2.17	0.44
1:A:146:GLU:OE1	1:B:203:ARG:NH1	2.50	0.44
1:B:143:THR:HG21	1:C:203:ARG:HB3	2.00	0.44
1:C:261:TYR:HB3	1:C:274:TRP:CH2	2.53	0.44
1:A:249:LYS:HG3	1:A:260:PHE:CE1	2.52	0.44
1:A:502:GLU:O	1:C:463:VAL:HA	2.17	0.44
1:E:261:TYR:HB3	1:E:274:TRP:CH2	2.53	0.44
1:D:397:SER:HA	1:E:331:ALA:HB2	1.99	0.44
1:E:512:VAL:HG23	1:F:371:LYS:HB3	1.99	0.44
1:C:505:ASP:HB3	1:C:508:SER:HB3	1.99	0.44
1:E:249:LYS:HG3	1:E:260:PHE:CE1	2.52	0.44
1:B:254:THR:HG1	1:B:286:TYR:HE1	1.64	0.44
1:C:249:LYS:HG3	1:C:260:PHE:CE1	2.52	0.44
1:D:249:LYS:HG3	1:D:260:PHE:CE1	2.52	0.44
1:D:261:TYR:HB3	1:D:274:TRP:CH2	2.53	0.44
1:D:334:ARG:HH12	1:F:362:ALA:HA	1.83	0.44
1:A:281:HIS:HB2	1:B:260:PHE:HB2	1.98	0.43
1:B:463:VAL:HG22	1:C:502:GLU:HB3	2.00	0.43
1:F:261:TYR:HB3	1:F:274:TRP:CH2	2.53	0.43
1:E:505:ASP:HB3	1:E:508:SER:HB3	1.99	0.43
1:A:358:ARG:NH2	1:B:337:SER:O	2.40	0.43
1:A:510:LYS:O	1:B:373:LEU:HB3	2.18	0.43
1:D:254:THR:HG1	1:D:286:TYR:HE1	1.65	0.43
1:B:261:TYR:HB3	1:B:274:TRP:CH2	2.53	0.43
1:C:330:ALA:HA	1:C:333:ARG:HE	1.84	0.43
1:D:231:TYR:HH	1:F:230:HIS:CE1	2.27	0.43
1:D:330:ALA:HA	1:D:333:ARG:HE	1.84	0.43
1:B:234:VAL:HG11	1:C:239:LEU:HD13	2.01	0.43
1:D:122:THR:HG23	1:D:197:TRP:CE2	2.54	0.43
1:D:446:PRO:HG2	1:E:260:PHE:CE2	2.54	0.43
1:B:511:PHE:HD2	1:C:390:ALA:CB	2.32	0.43
1:B:122:THR:HG23	1:B:197:TRP:CE2	2.54	0.43
1:E:510:LYS:NZ	1:F:386:ASP:OD1	2.44	0.43
1:F:122:THR:HG23	1:F:197:TRP:CE2	2.54	0.43
1:B:330:ALA:HA	1:B:333:ARG:HE	1.84	0.43
1:D:176:PRO:HB2	1:E:501:GLU:HB2	2.01	0.43
1:E:397:SER:HA	1:F:331:ALA:HB2	2.00	0.43
1:A:165:ALA:HA	1:B:240:ARG:HH11	1.84	0.42
1:E:330:ALA:HA	1:E:333:ARG:HE	1.84	0.42
1:A:338:HIS:CG	1:D:340:GLU:HG3	2.54	0.42
1:A:362:ALA:HA	1:B:334:ARG:NH1	2.32	0.42

Continued on next page...

Continued from previous page...

Atom-1	Atom-2	Interatomic distance (Å)	Clash overlap (Å)
1:D:251:VAL:HG22	1:D:258:SER:HB2	2.01	0.42
1:E:363:VAL:HG22	1:E:398:MET:HE3	2.00	0.42
1:A:122:THR:HG23	1:A:197:TRP:CE2	2.54	0.42
1:A:426:PHE:CE1	1:B:477:VAL:HG11	2.54	0.42
1:C:122:THR:HG23	1:C:197:TRP:CE2	2.54	0.42
1:D:176:PRO:HD3	1:E:499:LEU:HB2	2.00	0.42
1:E:122:THR:HG23	1:E:197:TRP:CE2	2.54	0.42
1:F:287:ASN:ND2	1:F:410:LYS:O	2.42	0.42
1:F:330:ALA:HA	1:F:333:ARG:HE	1.84	0.42
1:A:247:THR:HB	1:C:448:ILE:HD13	2.01	0.42
1:B:287:ASN:ND2	1:B:410:LYS:O	2.42	0.42
1:A:330:ALA:HA	1:A:333:ARG:HE	1.84	0.42
1:A:371:LYS:HB3	1:C:512:VAL:CG2	2.49	0.42
1:A:514:ARG:O	1:B:371:LYS:HB2	2.20	0.42
1:D:230:HIS:CE1	1:E:231:TYR:HH	2.27	0.42
1:E:216:VAL:O	1:E:220:VAL:HG23	2.20	0.42
1:A:390:ALA:O	1:A:394:ILE:HG12	2.20	0.42
1:C:251:VAL:HG22	1:C:258:SER:HB2	2.01	0.42
1:D:216:VAL:O	1:D:220:VAL:HG23	2.20	0.42
1:A:512:VAL:HG13	1:B:373:LEU:HD22	2.01	0.42
1:B:363:VAL:HG22	1:B:398:MET:HE3	2.01	0.42
1:A:251:VAL:HG22	1:A:258:SER:HB2	2.01	0.42
1:A:327:ILE:HG22	1:C:397:SER:HB3	2.00	0.42
1:B:390:ALA:O	1:B:394:ILE:HG12	2.20	0.42
1:B:509:HIS:O	1:C:387:PRO:HD3	2.20	0.42
1:D:247:THR:HB	1:F:448:ILE:HD13	2.01	0.42
1:D:390:ALA:O	1:D:394:ILE:HG12	2.20	0.42
1:E:234:VAL:HG11	1:F:239:LEU:HD13	2.02	0.42
1:A:216:VAL:O	1:A:220:VAL:HG23	2.20	0.42
1:B:216:VAL:O	1:B:220:VAL:HG23	2.20	0.42
1:B:511:PHE:O	1:C:385:MET:HB3	2.19	0.42
1:C:408:THR:HG23	1:C:409:THR:HG23	2.02	0.42
1:D:371:LYS:HB3	1:F:512:VAL:HG23	2.02	0.42
1:E:230:HIS:CE1	1:F:231:TYR:HH	2.26	0.42
1:B:280:TYR:CE2	1:C:497:PHE:HE1	2.38	0.41
1:C:363:VAL:HG22	1:C:398:MET:HE3	2.01	0.41
1:E:251:VAL:HG22	1:E:258:SER:HB2	2.01	0.41
1:B:251:VAL:HG22	1:B:258:SER:HB2	2.01	0.41
1:E:287:ASN:ND2	1:E:410:LYS:O	2.42	0.41
1:E:408:THR:HG23	1:E:409:THR:HG23	2.02	0.41
1:F:390:ALA:O	1:F:394:ILE:HG12	2.20	0.41

Continued on next page...

Continued from previous page...

Atom-1	Atom-2	Interatomic distance (Å)	Clash overlap (Å)
1:C:216:VAL:O	1:C:220:VAL:HG23	2.20	0.41
1:A:123:PRO:HG2	1:A:156:LEU:HD21	2.03	0.41
1:F:123:PRO:HG2	1:F:156:LEU:HD21	2.03	0.41
1:F:405:TYR:HA	1:F:408:THR:HG22	2.03	0.41
1:A:405:TYR:HA	1:A:408:THR:HG22	2.03	0.41
1:B:245:GLN:HG3	1:B:265:HIS:CD2	2.55	0.41
1:D:245:GLN:HG3	1:D:265:HIS:CD2	2.55	0.41
1:D:363:VAL:HG22	1:D:398:MET:HE3	2.02	0.41
1:E:390:ALA:O	1:E:394:ILE:HG12	2.20	0.41
1:A:235:VAL:HA	1:A:239:LEU:HD12	2.02	0.41
1:C:390:ALA:O	1:C:394:ILE:HG12	2.20	0.41
1:A:245:GLN:HG3	1:A:265:HIS:CD2	2.55	0.41
1:D:235:VAL:HA	1:D:239:LEU:HD12	2.02	0.41
1:D:477:VAL:HG21	1:F:426:PHE:HE1	1.86	0.41
1:E:235:VAL:HA	1:E:239:LEU:HD12	2.02	0.41
1:F:235:VAL:HA	1:F:239:LEU:HD12	2.02	0.41
1:A:373:LEU:HB3	1:C:510:LYS:O	2.20	0.41
1:A:386:ASP:OD1	1:C:510:LYS:NZ	2.41	0.41
1:F:216:VAL:O	1:F:220:VAL:HG23	2.20	0.41
1:A:252:ARG:NH2	1:A:255:ASP:OD2	2.54	0.41
1:A:408:THR:HG23	1:A:409:THR:HG23	2.02	0.41
1:B:123:PRO:HG2	1:B:156:LEU:HD21	2.02	0.41
1:B:405:TYR:HA	1:B:408:THR:HG22	2.03	0.41
1:C:235:VAL:HA	1:C:239:LEU:HD12	2.02	0.41
1:D:408:THR:HG23	1:D:409:THR:HG23	2.02	0.41
1:D:460:TRP:CZ2	1:D:482:ARG:HD2	2.56	0.41
1:E:123:PRO:HG2	1:E:156:LEU:HD21	2.03	0.41
1:F:252:ARG:NH2	1:F:255:ASP:OD2	2.54	0.41
1:A:327:ILE:CG2	1:C:397:SER:HB3	2.51	0.41
1:B:235:VAL:HA	1:B:239:LEU:HD12	2.02	0.41
1:D:499:LEU:HB2	1:F:176:PRO:HD3	2.02	0.41
1:F:251:VAL:HG22	1:F:258:SER:HB2	2.01	0.41
1:B:165:ALA:HA	1:C:240:ARG:HH11	1.86	0.40
1:D:479:LEU:CD2	1:D:488:VAL:HG22	2.52	0.40
1:A:479:LEU:CD2	1:A:488:VAL:HG22	2.52	0.40
1:C:123:PRO:HG2	1:C:156:LEU:HD21	2.02	0.40
1:D:130:PRO:HB2	1:D:131:PRO:HD3	2.04	0.40
1:D:498:LYS:HA	1:F:174:SER:HB3	2.02	0.40
1:E:245:GLN:HG3	1:E:265:HIS:CD2	2.55	0.40
1:E:252:ARG:NH2	1:E:255:ASP:OD2	2.54	0.40
1:F:245:GLN:HG3	1:F:265:HIS:CD2	2.55	0.40

Continued on next page...

Continued from previous page...

Atom-1	Atom-2	Interatomic distance (Å)	Clash overlap (Å)
1:F:460:TRP:CZ2	1:F:482:ARG:HD2	2.56	0.40
1:F:479:LEU:CD2	1:F:488:VAL:HG22	2.51	0.40
1:A:130:PRO:HB2	1:A:131:PRO:HD3	2.04	0.40
1:B:252:ARG:NH2	1:B:255:ASP:OD2	2.54	0.40
1:B:457:ALA:HB1	1:C:497:PHE:CD1	2.57	0.40
1:C:252:ARG:NH2	1:C:255:ASP:OD2	2.54	0.40
1:D:252:ARG:NH2	1:D:255:ASP:OD2	2.54	0.40
1:D:272:ALA:O	1:D:276:LEU:HG	2.22	0.40
1:D:405:TYR:HA	1:D:408:THR:HG22	2.03	0.40
1:E:405:TYR:HA	1:E:408:THR:HG22	2.03	0.40
1:A:397:SER:HA	1:B:331:ALA:HB2	2.02	0.40
1:C:245:GLN:HG3	1:C:265:HIS:CD2	2.55	0.40
1:E:130:PRO:HB2	1:E:131:PRO:HD3	2.04	0.40
1:E:460:TRP:CZ2	1:E:482:ARG:HD2	2.56	0.40
1:F:408:THR:HG23	1:F:409:THR:HG23	2.02	0.40
1:B:272:ALA:O	1:B:276:LEU:HG	2.22	0.40
1:C:460:TRP:CZ2	1:C:482:ARG:HD2	2.56	0.40
1:E:479:LEU:CD2	1:E:488:VAL:HG22	2.52	0.40

There are no symmetry-related clashes.

5.3 Torsion angles

5.3.1 Protein backbone

In the following table, the Percentiles column shows the percent Ramachandran outliers of the chain as a percentile score with respect to all PDB entries followed by that with respect to all EM entries.

The Analysed column shows the number of residues for which the backbone conformation was analysed, and the total number of residues.

Mol	Chain	Analysed	Favoured	Allowed	Outliers	Percentiles	
1	A	356/527 (68%)	353 (99%)	3 (1%)	0	100	100
1	B	356/527 (68%)	353 (99%)	3 (1%)	0	100	100
1	C	356/527 (68%)	353 (99%)	3 (1%)	0	100	100
1	D	356/527 (68%)	353 (99%)	3 (1%)	0	100	100
1	E	356/527 (68%)	353 (99%)	3 (1%)	0	100	100
1	F	356/527 (68%)	353 (99%)	3 (1%)	0	100	100

Continued on next page...

Continued from previous page...

Mol	Chain	Analysed	Favoured	Allowed	Outliers	Percentiles	
All	All	2136/3162 (68%)	2118 (99%)	18 (1%)	0	100	100

There are no Ramachandran outliers to report.

5.3.2 Protein sidechains [i](#)

In the following table, the Percentiles column shows the percent sidechain outliers of the chain as a percentile score with respect to all PDB entries followed by that with respect to all EM entries.

The Analysed column shows the number of residues for which the sidechain conformation was analysed, and the total number of residues.

Mol	Chain	Analysed	Rotameric	Outliers	Percentiles	
1	A	316/462 (68%)	316 (100%)	0	100	100
1	B	316/462 (68%)	316 (100%)	0	100	100
1	C	316/462 (68%)	316 (100%)	0	100	100
1	D	316/462 (68%)	316 (100%)	0	100	100
1	E	316/462 (68%)	316 (100%)	0	100	100
1	F	316/462 (68%)	316 (100%)	0	100	100
All	All	1896/2772 (68%)	1896 (100%)	0	100	100

There are no protein residues with a non-rotameric sidechain to report.

Sometimes sidechains can be flipped to improve hydrogen bonding and reduce clashes. All (7) such sidechains are listed below:

Mol	Chain	Res	Type
1	A	412	GLN
1	B	430	HIS
1	C	430	HIS
1	D	430	HIS
1	E	430	HIS
1	F	412	GLN
1	F	430	HIS

5.3.3 RNA [i](#)

There are no RNA molecules in this entry.

5.4 Non-standard residues in protein, DNA, RNA chains [i](#)

There are no non-standard protein/DNA/RNA residues in this entry.

5.5 Carbohydrates [i](#)

There are no oligosaccharides in this entry.

5.6 Ligand geometry [i](#)

There are no ligands in this entry.

5.7 Other polymers [i](#)

There are no such residues in this entry.

5.8 Polymer linkage issues [i](#)

There are no chain breaks in this entry.