



Full wwPDB EM Validation Report ⓘ

Nov 12, 2024 – 04:25 AM JST

PDB ID : 8JMM
EMDB ID : EMD-36423
Title : Structure of XBB spike protein (S) dimer-trimer in complex with bispecific antibody G7-Fc at 3.75 Angstroms resolution.
Authors : Hao, A.; Mao, Q.; Chen, Z.; Huang, J.; Sun, L.
Deposited on : 2023-06-05
Resolution : 3.75 Å(reported)

This is a Full wwPDB EM Validation Report for a publicly released PDB entry.

We welcome your comments at validation@mail.wwpdb.org

A user guide is available at

<https://www.wwpdb.org/validation/2017/EMValidationReportHelp>

with specific help available everywhere you see the ⓘ symbol.

The types of validation reports are described at

<http://www.wwpdb.org/validation/2017/FAQs#types>.

The following versions of software and data (see [references ⓘ](#)) were used in the production of this report:

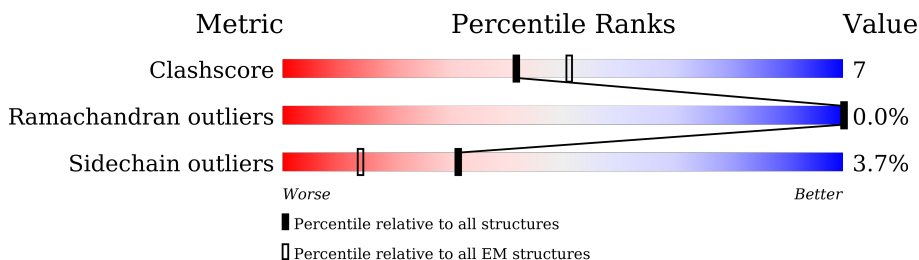
EMDB validation analysis : 0.0.1.dev113
MolProbity : 4.02b-467
Percentile statistics : 20231227.v01 (using entries in the PDB archive December 27th 2023)
MapQ : 1.9.13
Ideal geometry (proteins) : Engh & Huber (2001)
Ideal geometry (DNA, RNA) : Parkinson et al. (1996)
Validation Pipeline (wwPDB-VP) : 2.39

1 Overall quality at a glance i

The following experimental techniques were used to determine the structure:
ELECTRON MICROSCOPY

The reported resolution of this entry is 3.75 Å.

Percentile scores (ranging between 0-100) for global validation metrics of the entry are shown in the following graphic. The table shows the number of entries on which the scores are based.






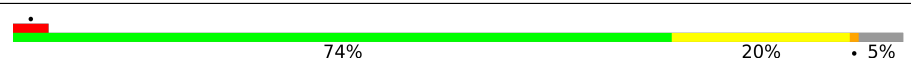
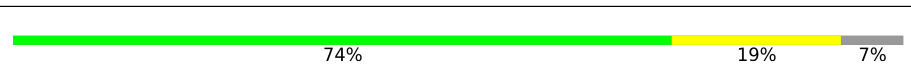

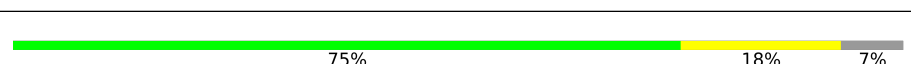
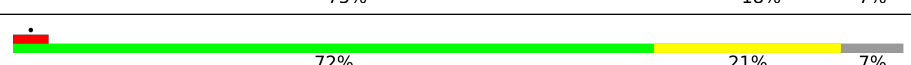

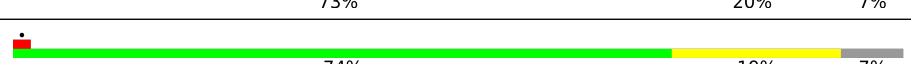
Metric	Whole archive (#Entries)	EM structures (#Entries)
Clashscore	210492	15764
Ramachandran outliers	207382	16835
Sidechain outliers	206894	16415

The table below summarises the geometric issues observed across the polymeric chains and their fit to the map. The red, orange, yellow and green segments of the bar indicate the fraction of residues that contain outliers for ≥ 3 , 2, 1 and 0 types of geometric quality criteria respectively. A grey segment represents the fraction of residues that are not modelled. The numeric value for each fraction is indicated below the corresponding segment, with a dot representing fractions $\leq 5\%$. The upper red bar (where present) indicates the fraction of residues that have poor fit to the EM map (all-atom inclusion $< 40\%$). The numeric value is given above the bar.

Mol	Chain	Length	Quality of chain
1	A	1295	
1	B	1295	
1	C	1295	
1	D	1295	
1	E	1295	
1	F	1295	
2	H	260	
2	J	260	

Continued on next page...

Continued from previous page...

Mol	Chain	Length	Quality of chain
2	L	260	 75% 20% 5%
2	N	260	 7% 64% 27% 5%
2	P	260	 6% 70% 25% 5%
2	R	260	 74% 20% 5%
3	G	253	 74% 19% 7%
3	I	253	 74% 19% 7%
3	K	253	 75% 18% 7%
3	M	253	 72% 21% 7%
3	O	253	 73% 20% 7%
3	Q	253	 74% 19% 7%

2 Entry composition

There are 3 unique types of molecules in this entry. The entry contains 70631 atoms, of which 0 are hydrogens and 0 are deuteriums.

In the tables below, the AltConf column contains the number of residues with at least one atom in alternate conformation and the Trace column contains the number of residues modelled with at most 2 atoms.

- Molecule 1 is a protein called Spike glycoprotein.

Mol	Chain	Residues	Atoms					AltConf	Trace
			Total	C	N	O	S		
1	A	1035	8103	5183	1344	1539	37	0	0
1	B	1036	8112	5188	1346	1541	37	0	0
1	C	1035	8103	5183	1344	1539	37	0	0
1	D	1032	8082	5168	1340	1537	37	0	0
1	E	1035	8103	5183	1344	1539	37	0	0
1	F	1035	8103	5183	1344	1539	37	0	0

There are 954 discrepancies between the modelled and reference sequences:

Chain	Residue	Modelled	Actual	Comment	Reference
A	-6	MET	-	initiating methionine	UNP P0DTC2
A	-5	PRO	-	expression tag	UNP P0DTC2
A	-4	MET	-	expression tag	UNP P0DTC2
A	-3	GLY	-	expression tag	UNP P0DTC2
A	-2	SER	-	expression tag	UNP P0DTC2
A	-1	LEU	-	expression tag	UNP P0DTC2
A	0	GLN	-	expression tag	UNP P0DTC2
A	1	PRO	-	expression tag	UNP P0DTC2
A	2	LEU	-	expression tag	UNP P0DTC2
A	3	ALA	-	expression tag	UNP P0DTC2
A	4	THR	-	expression tag	UNP P0DTC2
A	5	LEU	-	expression tag	UNP P0DTC2
A	6	TYR	-	expression tag	UNP P0DTC2
A	7	LEU	-	expression tag	UNP P0DTC2
A	8	LEU	-	expression tag	UNP P0DTC2
A	9	GLY	-	expression tag	UNP P0DTC2
A	10	MET	-	expression tag	UNP P0DTC2
A	11	LEU	-	expression tag	UNP P0DTC2

Continued on next page...

Continued from previous page...

Chain	Residue	Modelled	Actual	Comment	Reference
A	12	VAL	-	expression tag	UNP P0DTC2
A	13	ALA	-	expression tag	UNP P0DTC2
A	14	SER	-	expression tag	UNP P0DTC2
A	15	VAL	-	expression tag	UNP P0DTC2
A	16	LEU	-	expression tag	UNP P0DTC2
A	17	ALA	-	expression tag	UNP P0DTC2
A	18	GLN	-	expression tag	UNP P0DTC2
A	19	CYS	-	expression tag	UNP P0DTC2
A	20	VAL	-	expression tag	UNP P0DTC2
A	21	ASN	-	expression tag	UNP P0DTC2
A	22	LEU	-	expression tag	UNP P0DTC2
A	23	ILE	-	expression tag	UNP P0DTC2
A	24	THR	-	expression tag	UNP P0DTC2
A	25	ARG	-	expression tag	UNP P0DTC2
A	26	THR	-	expression tag	UNP P0DTC2
A	27	GLN	-	expression tag	UNP P0DTC2
A	28	SER	-	expression tag	UNP P0DTC2
A	143	ASP	GLY	variant	UNP P0DTC2
A	?	-	TYR	deletion	UNP P0DTC2
A	146	GLN	HIS	variant	UNP P0DTC2
A	183	GLU	GLN	variant	UNP P0DTC2
A	213	GLU	VAL	variant	UNP P0DTC2
A	339	HIS	GLY	variant	UNP P0DTC2
A	346	THR	ARG	variant	UNP P0DTC2
A	368	ILE	LEU	variant	UNP P0DTC2
A	371	PHE	SER	variant	UNP P0DTC2
A	373	PRO	SER	variant	UNP P0DTC2
A	375	PHE	SER	variant	UNP P0DTC2
A	376	ALA	THR	variant	UNP P0DTC2
A	405	ASN	ASP	variant	UNP P0DTC2
A	408	SER	ARG	variant	UNP P0DTC2
A	417	ASN	LYS	variant	UNP P0DTC2
A	440	LYS	ASN	variant	UNP P0DTC2
A	445	PRO	VAL	variant	UNP P0DTC2
A	446	SER	GLY	variant	UNP P0DTC2
A	460	LYS	ASN	variant	UNP P0DTC2
A	477	ASN	SER	variant	UNP P0DTC2
A	478	LYS	THR	variant	UNP P0DTC2
A	484	ALA	GLU	variant	UNP P0DTC2
A	486	SER	PHE	variant	UNP P0DTC2
A	490	SER	PHE	variant	UNP P0DTC2
A	498	ARG	GLN	variant	UNP P0DTC2

Continued on next page...

Continued from previous page...

Chain	Residue	Modelled	Actual	Comment	Reference
A	501	TYR	ASN	variant	UNP P0DTC2
A	505	HIS	TYR	variant	UNP P0DTC2
A	614	GLY	ASP	variant	UNP P0DTC2
A	655	TYR	HIS	variant	UNP P0DTC2
A	679	LYS	ASN	variant	UNP P0DTC2
A	681	HIS	PRO	variant	UNP P0DTC2
A	682	GLY	ARG	variant	UNP P0DTC2
A	683	SER	ARG	variant	UNP P0DTC2
A	685	SER	ARG	variant	UNP P0DTC2
A	764	LYS	ASN	variant	UNP P0DTC2
A	796	TYR	ASP	variant	UNP P0DTC2
A	817	PRO	PHE	variant	UNP P0DTC2
A	892	PRO	ALA	variant	UNP P0DTC2
A	899	PRO	ALA	variant	UNP P0DTC2
A	942	PRO	ALA	variant	UNP P0DTC2
A	954	HIS	GLN	variant	UNP P0DTC2
A	969	LYS	ASN	variant	UNP P0DTC2
A	986	PRO	LYS	variant	UNP P0DTC2
A	987	PRO	VAL	variant	UNP P0DTC2
A	1209	GLY	-	expression tag	UNP P0DTC2
A	1210	SER	-	expression tag	UNP P0DTC2
A	1211	GLY	-	expression tag	UNP P0DTC2
A	1212	TYR	-	expression tag	UNP P0DTC2
A	1213	ILE	-	expression tag	UNP P0DTC2
A	1214	PRO	-	expression tag	UNP P0DTC2
A	1215	GLU	-	expression tag	UNP P0DTC2
A	1216	ALA	-	expression tag	UNP P0DTC2
A	1217	PRO	-	expression tag	UNP P0DTC2
A	1218	ARG	-	expression tag	UNP P0DTC2
A	1219	ASP	-	expression tag	UNP P0DTC2
A	1220	GLY	-	expression tag	UNP P0DTC2
A	1221	GLN	-	expression tag	UNP P0DTC2
A	1222	ALA	-	expression tag	UNP P0DTC2
A	1223	TYR	-	expression tag	UNP P0DTC2
A	1224	VAL	-	expression tag	UNP P0DTC2
A	1225	ARG	-	expression tag	UNP P0DTC2
A	1226	LYS	-	expression tag	UNP P0DTC2
A	1227	ASP	-	expression tag	UNP P0DTC2
A	1228	GLY	-	expression tag	UNP P0DTC2
A	1229	GLU	-	expression tag	UNP P0DTC2
A	1230	TRP	-	expression tag	UNP P0DTC2
A	1231	VAL	-	expression tag	UNP P0DTC2

Continued on next page...

Continued from previous page...

Chain	Residue	Modelled	Actual	Comment	Reference
A	1232	PHE	-	expression tag	UNP P0DTC2
A	1233	LEU	-	expression tag	UNP P0DTC2
A	1234	SER	-	expression tag	UNP P0DTC2
A	1235	THR	-	expression tag	UNP P0DTC2
A	1236	PHE	-	expression tag	UNP P0DTC2
A	1237	LEU	-	expression tag	UNP P0DTC2
A	1238	SER	-	expression tag	UNP P0DTC2
A	1239	GLY	-	expression tag	UNP P0DTC2
A	1240	LEU	-	expression tag	UNP P0DTC2
A	1241	GLU	-	expression tag	UNP P0DTC2
A	1242	VAL	-	expression tag	UNP P0DTC2
A	1243	LEU	-	expression tag	UNP P0DTC2
A	1244	PHE	-	expression tag	UNP P0DTC2
A	1245	GLN	-	expression tag	UNP P0DTC2
A	1246	GLY	-	expression tag	UNP P0DTC2
A	1247	PRO	-	expression tag	UNP P0DTC2
A	1248	GLY	-	expression tag	UNP P0DTC2
A	1249	GLY	-	expression tag	UNP P0DTC2
A	1250	TRP	-	expression tag	UNP P0DTC2
A	1251	SER	-	expression tag	UNP P0DTC2
A	1252	HIS	-	expression tag	UNP P0DTC2
A	1253	PRO	-	expression tag	UNP P0DTC2
A	1254	GLN	-	expression tag	UNP P0DTC2
A	1255	PHE	-	expression tag	UNP P0DTC2
A	1256	GLU	-	expression tag	UNP P0DTC2
A	1257	LYS	-	expression tag	UNP P0DTC2
A	1258	GLY	-	expression tag	UNP P0DTC2
A	1259	GLY	-	expression tag	UNP P0DTC2
A	1260	GLY	-	expression tag	UNP P0DTC2
A	1261	SER	-	expression tag	UNP P0DTC2
A	1262	GLY	-	expression tag	UNP P0DTC2
A	1263	GLY	-	expression tag	UNP P0DTC2
A	1264	GLY	-	expression tag	UNP P0DTC2
A	1265	SER	-	expression tag	UNP P0DTC2
A	1266	GLY	-	expression tag	UNP P0DTC2
A	1267	GLY	-	expression tag	UNP P0DTC2
A	1268	SER	-	expression tag	UNP P0DTC2
A	1269	ALA	-	expression tag	UNP P0DTC2
A	1270	TRP	-	expression tag	UNP P0DTC2
A	1271	SER	-	expression tag	UNP P0DTC2
A	1272	HIS	-	expression tag	UNP P0DTC2
A	1273	PRO	-	expression tag	UNP P0DTC2

Continued on next page...

Continued from previous page...

Chain	Residue	Modelled	Actual	Comment	Reference
A	1274	GLN	-	expression tag	UNP P0DTC2
A	1275	PHE	-	expression tag	UNP P0DTC2
A	1276	GLU	-	expression tag	UNP P0DTC2
A	1277	LYS	-	expression tag	UNP P0DTC2
A	1278	GLY	-	expression tag	UNP P0DTC2
A	1279	GLY	-	expression tag	UNP P0DTC2
A	1280	SER	-	expression tag	UNP P0DTC2
A	1281	HIS	-	expression tag	UNP P0DTC2
A	1282	HIS	-	expression tag	UNP P0DTC2
A	1283	HIS	-	expression tag	UNP P0DTC2
A	1284	HIS	-	expression tag	UNP P0DTC2
A	1285	HIS	-	expression tag	UNP P0DTC2
A	1286	HIS	-	expression tag	UNP P0DTC2
A	1287	HIS	-	expression tag	UNP P0DTC2
A	1288	HIS	-	expression tag	UNP P0DTC2
B	-6	MET	-	initiating methionine	UNP P0DTC2
B	-5	PRO	-	expression tag	UNP P0DTC2
B	-4	MET	-	expression tag	UNP P0DTC2
B	-3	GLY	-	expression tag	UNP P0DTC2
B	-2	SER	-	expression tag	UNP P0DTC2
B	-1	LEU	-	expression tag	UNP P0DTC2
B	0	GLN	-	expression tag	UNP P0DTC2
B	1	PRO	-	expression tag	UNP P0DTC2
B	2	LEU	-	expression tag	UNP P0DTC2
B	3	ALA	-	expression tag	UNP P0DTC2
B	4	THR	-	expression tag	UNP P0DTC2
B	5	LEU	-	expression tag	UNP P0DTC2
B	6	TYR	-	expression tag	UNP P0DTC2
B	7	LEU	-	expression tag	UNP P0DTC2
B	8	LEU	-	expression tag	UNP P0DTC2
B	9	GLY	-	expression tag	UNP P0DTC2
B	10	MET	-	expression tag	UNP P0DTC2
B	11	LEU	-	expression tag	UNP P0DTC2
B	12	VAL	-	expression tag	UNP P0DTC2
B	13	ALA	-	expression tag	UNP P0DTC2
B	14	SER	-	expression tag	UNP P0DTC2
B	15	VAL	-	expression tag	UNP P0DTC2
B	16	LEU	-	expression tag	UNP P0DTC2
B	17	ALA	-	expression tag	UNP P0DTC2
B	18	GLN	-	expression tag	UNP P0DTC2
B	19	CYS	-	expression tag	UNP P0DTC2
B	20	VAL	-	expression tag	UNP P0DTC2

Continued on next page...

Continued from previous page...

Chain	Residue	Modelled	Actual	Comment	Reference
B	21	ASN	-	expression tag	UNP P0DTC2
B	22	LEU	-	expression tag	UNP P0DTC2
B	23	ILE	-	expression tag	UNP P0DTC2
B	24	THR	-	expression tag	UNP P0DTC2
B	25	ARG	-	expression tag	UNP P0DTC2
B	26	THR	-	expression tag	UNP P0DTC2
B	27	GLN	-	expression tag	UNP P0DTC2
B	28	SER	-	expression tag	UNP P0DTC2
B	143	ASP	GLY	variant	UNP P0DTC2
B	?	-	TYR	deletion	UNP P0DTC2
B	146	GLN	HIS	variant	UNP P0DTC2
B	183	GLU	GLN	variant	UNP P0DTC2
B	213	GLU	VAL	variant	UNP P0DTC2
B	339	HIS	GLY	variant	UNP P0DTC2
B	346	THR	ARG	variant	UNP P0DTC2
B	368	ILE	LEU	variant	UNP P0DTC2
B	371	PHE	SER	variant	UNP P0DTC2
B	373	PRO	SER	variant	UNP P0DTC2
B	375	PHE	SER	variant	UNP P0DTC2
B	376	ALA	THR	variant	UNP P0DTC2
B	405	ASN	ASP	variant	UNP P0DTC2
B	408	SER	ARG	variant	UNP P0DTC2
B	417	ASN	LYS	variant	UNP P0DTC2
B	440	LYS	ASN	variant	UNP P0DTC2
B	445	PRO	VAL	variant	UNP P0DTC2
B	446	SER	GLY	variant	UNP P0DTC2
B	460	LYS	ASN	variant	UNP P0DTC2
B	477	ASN	SER	variant	UNP P0DTC2
B	478	LYS	THR	variant	UNP P0DTC2
B	484	ALA	GLU	variant	UNP P0DTC2
B	486	SER	PHE	variant	UNP P0DTC2
B	490	SER	PHE	variant	UNP P0DTC2
B	498	ARG	GLN	variant	UNP P0DTC2
B	501	TYR	ASN	variant	UNP P0DTC2
B	505	HIS	TYR	variant	UNP P0DTC2
B	614	GLY	ASP	variant	UNP P0DTC2
B	655	TYR	HIS	variant	UNP P0DTC2
B	679	LYS	ASN	variant	UNP P0DTC2
B	681	HIS	PRO	variant	UNP P0DTC2
B	682	GLY	ARG	variant	UNP P0DTC2
B	683	SER	ARG	variant	UNP P0DTC2
B	685	SER	ARG	variant	UNP P0DTC2

Continued on next page...

Continued from previous page...

Chain	Residue	Modelled	Actual	Comment	Reference
B	764	LYS	ASN	variant	UNP P0DTC2
B	796	TYR	ASP	variant	UNP P0DTC2
B	817	PRO	PHE	variant	UNP P0DTC2
B	892	PRO	ALA	variant	UNP P0DTC2
B	899	PRO	ALA	variant	UNP P0DTC2
B	942	PRO	ALA	variant	UNP P0DTC2
B	954	HIS	GLN	variant	UNP P0DTC2
B	969	LYS	ASN	variant	UNP P0DTC2
B	986	PRO	LYS	variant	UNP P0DTC2
B	987	PRO	VAL	variant	UNP P0DTC2
B	1209	GLY	-	expression tag	UNP P0DTC2
B	1210	SER	-	expression tag	UNP P0DTC2
B	1211	GLY	-	expression tag	UNP P0DTC2
B	1212	TYR	-	expression tag	UNP P0DTC2
B	1213	ILE	-	expression tag	UNP P0DTC2
B	1214	PRO	-	expression tag	UNP P0DTC2
B	1215	GLU	-	expression tag	UNP P0DTC2
B	1216	ALA	-	expression tag	UNP P0DTC2
B	1217	PRO	-	expression tag	UNP P0DTC2
B	1218	ARG	-	expression tag	UNP P0DTC2
B	1219	ASP	-	expression tag	UNP P0DTC2
B	1220	GLY	-	expression tag	UNP P0DTC2
B	1221	GLN	-	expression tag	UNP P0DTC2
B	1222	ALA	-	expression tag	UNP P0DTC2
B	1223	TYR	-	expression tag	UNP P0DTC2
B	1224	VAL	-	expression tag	UNP P0DTC2
B	1225	ARG	-	expression tag	UNP P0DTC2
B	1226	LYS	-	expression tag	UNP P0DTC2
B	1227	ASP	-	expression tag	UNP P0DTC2
B	1228	GLY	-	expression tag	UNP P0DTC2
B	1229	GLU	-	expression tag	UNP P0DTC2
B	1230	TRP	-	expression tag	UNP P0DTC2
B	1231	VAL	-	expression tag	UNP P0DTC2
B	1232	PHE	-	expression tag	UNP P0DTC2
B	1233	LEU	-	expression tag	UNP P0DTC2
B	1234	SER	-	expression tag	UNP P0DTC2
B	1235	THR	-	expression tag	UNP P0DTC2
B	1236	PHE	-	expression tag	UNP P0DTC2
B	1237	LEU	-	expression tag	UNP P0DTC2
B	1238	SER	-	expression tag	UNP P0DTC2
B	1239	GLY	-	expression tag	UNP P0DTC2
B	1240	LEU	-	expression tag	UNP P0DTC2

Continued on next page...

Continued from previous page...

Chain	Residue	Modelled	Actual	Comment	Reference
B	1241	GLU	-	expression tag	UNP P0DTC2
B	1242	VAL	-	expression tag	UNP P0DTC2
B	1243	LEU	-	expression tag	UNP P0DTC2
B	1244	PHE	-	expression tag	UNP P0DTC2
B	1245	GLN	-	expression tag	UNP P0DTC2
B	1246	GLY	-	expression tag	UNP P0DTC2
B	1247	PRO	-	expression tag	UNP P0DTC2
B	1248	GLY	-	expression tag	UNP P0DTC2
B	1249	GLY	-	expression tag	UNP P0DTC2
B	1250	TRP	-	expression tag	UNP P0DTC2
B	1251	SER	-	expression tag	UNP P0DTC2
B	1252	HIS	-	expression tag	UNP P0DTC2
B	1253	PRO	-	expression tag	UNP P0DTC2
B	1254	GLN	-	expression tag	UNP P0DTC2
B	1255	PHE	-	expression tag	UNP P0DTC2
B	1256	GLU	-	expression tag	UNP P0DTC2
B	1257	LYS	-	expression tag	UNP P0DTC2
B	1258	GLY	-	expression tag	UNP P0DTC2
B	1259	GLY	-	expression tag	UNP P0DTC2
B	1260	GLY	-	expression tag	UNP P0DTC2
B	1261	SER	-	expression tag	UNP P0DTC2
B	1262	GLY	-	expression tag	UNP P0DTC2
B	1263	GLY	-	expression tag	UNP P0DTC2
B	1264	GLY	-	expression tag	UNP P0DTC2
B	1265	SER	-	expression tag	UNP P0DTC2
B	1266	GLY	-	expression tag	UNP P0DTC2
B	1267	GLY	-	expression tag	UNP P0DTC2
B	1268	SER	-	expression tag	UNP P0DTC2
B	1269	ALA	-	expression tag	UNP P0DTC2
B	1270	TRP	-	expression tag	UNP P0DTC2
B	1271	SER	-	expression tag	UNP P0DTC2
B	1272	HIS	-	expression tag	UNP P0DTC2
B	1273	PRO	-	expression tag	UNP P0DTC2
B	1274	GLN	-	expression tag	UNP P0DTC2
B	1275	PHE	-	expression tag	UNP P0DTC2
B	1276	GLU	-	expression tag	UNP P0DTC2
B	1277	LYS	-	expression tag	UNP P0DTC2
B	1278	GLY	-	expression tag	UNP P0DTC2
B	1279	GLY	-	expression tag	UNP P0DTC2
B	1280	SER	-	expression tag	UNP P0DTC2
B	1281	HIS	-	expression tag	UNP P0DTC2
B	1282	HIS	-	expression tag	UNP P0DTC2

Continued on next page...

Continued from previous page...

Chain	Residue	Modelled	Actual	Comment	Reference
B	1283	HIS	-	expression tag	UNP P0DTC2
B	1284	HIS	-	expression tag	UNP P0DTC2
B	1285	HIS	-	expression tag	UNP P0DTC2
B	1286	HIS	-	expression tag	UNP P0DTC2
B	1287	HIS	-	expression tag	UNP P0DTC2
B	1288	HIS	-	expression tag	UNP P0DTC2
C	-6	MET	-	initiating methionine	UNP P0DTC2
C	-5	PRO	-	expression tag	UNP P0DTC2
C	-4	MET	-	expression tag	UNP P0DTC2
C	-3	GLY	-	expression tag	UNP P0DTC2
C	-2	SER	-	expression tag	UNP P0DTC2
C	-1	LEU	-	expression tag	UNP P0DTC2
C	0	GLN	-	expression tag	UNP P0DTC2
C	1	PRO	-	expression tag	UNP P0DTC2
C	2	LEU	-	expression tag	UNP P0DTC2
C	3	ALA	-	expression tag	UNP P0DTC2
C	4	THR	-	expression tag	UNP P0DTC2
C	5	LEU	-	expression tag	UNP P0DTC2
C	6	TYR	-	expression tag	UNP P0DTC2
C	7	LEU	-	expression tag	UNP P0DTC2
C	8	LEU	-	expression tag	UNP P0DTC2
C	9	GLY	-	expression tag	UNP P0DTC2
C	10	MET	-	expression tag	UNP P0DTC2
C	11	LEU	-	expression tag	UNP P0DTC2
C	12	VAL	-	expression tag	UNP P0DTC2
C	13	ALA	-	expression tag	UNP P0DTC2
C	14	SER	-	expression tag	UNP P0DTC2
C	15	VAL	-	expression tag	UNP P0DTC2
C	16	LEU	-	expression tag	UNP P0DTC2
C	17	ALA	-	expression tag	UNP P0DTC2
C	18	GLN	-	expression tag	UNP P0DTC2
C	19	CYS	-	expression tag	UNP P0DTC2
C	20	VAL	-	expression tag	UNP P0DTC2
C	21	ASN	-	expression tag	UNP P0DTC2
C	22	LEU	-	expression tag	UNP P0DTC2
C	23	ILE	-	expression tag	UNP P0DTC2
C	24	THR	-	expression tag	UNP P0DTC2
C	25	ARG	-	expression tag	UNP P0DTC2
C	26	THR	-	expression tag	UNP P0DTC2
C	27	GLN	-	expression tag	UNP P0DTC2
C	28	SER	-	expression tag	UNP P0DTC2
C	143	ASP	GLY	variant	UNP P0DTC2

Continued on next page...

Continued from previous page...

Chain	Residue	Modelled	Actual	Comment	Reference
C	?	-	TYR	deletion	UNP P0DTC2
C	146	GLN	HIS	variant	UNP P0DTC2
C	183	GLU	GLN	variant	UNP P0DTC2
C	213	GLU	VAL	variant	UNP P0DTC2
C	339	HIS	GLY	variant	UNP P0DTC2
C	346	THR	ARG	variant	UNP P0DTC2
C	368	ILE	LEU	variant	UNP P0DTC2
C	371	PHE	SER	variant	UNP P0DTC2
C	373	PRO	SER	variant	UNP P0DTC2
C	375	PHE	SER	variant	UNP P0DTC2
C	376	ALA	THR	variant	UNP P0DTC2
C	405	ASN	ASP	variant	UNP P0DTC2
C	408	SER	ARG	variant	UNP P0DTC2
C	417	ASN	LYS	variant	UNP P0DTC2
C	440	LYS	ASN	variant	UNP P0DTC2
C	445	PRO	VAL	variant	UNP P0DTC2
C	446	SER	GLY	variant	UNP P0DTC2
C	460	LYS	ASN	variant	UNP P0DTC2
C	477	ASN	SER	variant	UNP P0DTC2
C	478	LYS	THR	variant	UNP P0DTC2
C	484	ALA	GLU	variant	UNP P0DTC2
C	486	SER	PHE	variant	UNP P0DTC2
C	490	SER	PHE	variant	UNP P0DTC2
C	498	ARG	GLN	variant	UNP P0DTC2
C	501	TYR	ASN	variant	UNP P0DTC2
C	505	HIS	TYR	variant	UNP P0DTC2
C	614	GLY	ASP	variant	UNP P0DTC2
C	655	TYR	HIS	variant	UNP P0DTC2
C	679	LYS	ASN	variant	UNP P0DTC2
C	681	HIS	PRO	variant	UNP P0DTC2
C	682	GLY	ARG	variant	UNP P0DTC2
C	683	SER	ARG	variant	UNP P0DTC2
C	685	SER	ARG	variant	UNP P0DTC2
C	764	LYS	ASN	variant	UNP P0DTC2
C	796	TYR	ASP	variant	UNP P0DTC2
C	817	PRO	PHE	variant	UNP P0DTC2
C	892	PRO	ALA	variant	UNP P0DTC2
C	899	PRO	ALA	variant	UNP P0DTC2
C	942	PRO	ALA	variant	UNP P0DTC2
C	954	HIS	GLN	variant	UNP P0DTC2
C	969	LYS	ASN	variant	UNP P0DTC2
C	986	PRO	LYS	variant	UNP P0DTC2

Continued on next page...

Continued from previous page...

Chain	Residue	Modelled	Actual	Comment	Reference
C	987	PRO	VAL	variant	UNP P0DTC2
C	1209	GLY	-	expression tag	UNP P0DTC2
C	1210	SER	-	expression tag	UNP P0DTC2
C	1211	GLY	-	expression tag	UNP P0DTC2
C	1212	TYR	-	expression tag	UNP P0DTC2
C	1213	ILE	-	expression tag	UNP P0DTC2
C	1214	PRO	-	expression tag	UNP P0DTC2
C	1215	GLU	-	expression tag	UNP P0DTC2
C	1216	ALA	-	expression tag	UNP P0DTC2
C	1217	PRO	-	expression tag	UNP P0DTC2
C	1218	ARG	-	expression tag	UNP P0DTC2
C	1219	ASP	-	expression tag	UNP P0DTC2
C	1220	GLY	-	expression tag	UNP P0DTC2
C	1221	GLN	-	expression tag	UNP P0DTC2
C	1222	ALA	-	expression tag	UNP P0DTC2
C	1223	TYR	-	expression tag	UNP P0DTC2
C	1224	VAL	-	expression tag	UNP P0DTC2
C	1225	ARG	-	expression tag	UNP P0DTC2
C	1226	LYS	-	expression tag	UNP P0DTC2
C	1227	ASP	-	expression tag	UNP P0DTC2
C	1228	GLY	-	expression tag	UNP P0DTC2
C	1229	GLU	-	expression tag	UNP P0DTC2
C	1230	TRP	-	expression tag	UNP P0DTC2
C	1231	VAL	-	expression tag	UNP P0DTC2
C	1232	PHE	-	expression tag	UNP P0DTC2
C	1233	LEU	-	expression tag	UNP P0DTC2
C	1234	SER	-	expression tag	UNP P0DTC2
C	1235	THR	-	expression tag	UNP P0DTC2
C	1236	PHE	-	expression tag	UNP P0DTC2
C	1237	LEU	-	expression tag	UNP P0DTC2
C	1238	SER	-	expression tag	UNP P0DTC2
C	1239	GLY	-	expression tag	UNP P0DTC2
C	1240	LEU	-	expression tag	UNP P0DTC2
C	1241	GLU	-	expression tag	UNP P0DTC2
C	1242	VAL	-	expression tag	UNP P0DTC2
C	1243	LEU	-	expression tag	UNP P0DTC2
C	1244	PHE	-	expression tag	UNP P0DTC2
C	1245	GLN	-	expression tag	UNP P0DTC2
C	1246	GLY	-	expression tag	UNP P0DTC2
C	1247	PRO	-	expression tag	UNP P0DTC2
C	1248	GLY	-	expression tag	UNP P0DTC2
C	1249	GLY	-	expression tag	UNP P0DTC2

Continued on next page...

Continued from previous page...

Chain	Residue	Modelled	Actual	Comment	Reference
C	1250	TRP	-	expression tag	UNP P0DTC2
C	1251	SER	-	expression tag	UNP P0DTC2
C	1252	HIS	-	expression tag	UNP P0DTC2
C	1253	PRO	-	expression tag	UNP P0DTC2
C	1254	GLN	-	expression tag	UNP P0DTC2
C	1255	PHE	-	expression tag	UNP P0DTC2
C	1256	GLU	-	expression tag	UNP P0DTC2
C	1257	LYS	-	expression tag	UNP P0DTC2
C	1258	GLY	-	expression tag	UNP P0DTC2
C	1259	GLY	-	expression tag	UNP P0DTC2
C	1260	GLY	-	expression tag	UNP P0DTC2
C	1261	SER	-	expression tag	UNP P0DTC2
C	1262	GLY	-	expression tag	UNP P0DTC2
C	1263	GLY	-	expression tag	UNP P0DTC2
C	1264	GLY	-	expression tag	UNP P0DTC2
C	1265	SER	-	expression tag	UNP P0DTC2
C	1266	GLY	-	expression tag	UNP P0DTC2
C	1267	GLY	-	expression tag	UNP P0DTC2
C	1268	SER	-	expression tag	UNP P0DTC2
C	1269	ALA	-	expression tag	UNP P0DTC2
C	1270	TRP	-	expression tag	UNP P0DTC2
C	1271	SER	-	expression tag	UNP P0DTC2
C	1272	HIS	-	expression tag	UNP P0DTC2
C	1273	PRO	-	expression tag	UNP P0DTC2
C	1274	GLN	-	expression tag	UNP P0DTC2
C	1275	PHE	-	expression tag	UNP P0DTC2
C	1276	GLU	-	expression tag	UNP P0DTC2
C	1277	LYS	-	expression tag	UNP P0DTC2
C	1278	GLY	-	expression tag	UNP P0DTC2
C	1279	GLY	-	expression tag	UNP P0DTC2
C	1280	SER	-	expression tag	UNP P0DTC2
C	1281	HIS	-	expression tag	UNP P0DTC2
C	1282	HIS	-	expression tag	UNP P0DTC2
C	1283	HIS	-	expression tag	UNP P0DTC2
C	1284	HIS	-	expression tag	UNP P0DTC2
C	1285	HIS	-	expression tag	UNP P0DTC2
C	1286	HIS	-	expression tag	UNP P0DTC2
C	1287	HIS	-	expression tag	UNP P0DTC2
C	1288	HIS	-	expression tag	UNP P0DTC2
D	-6	MET	-	initiating methionine	UNP P0DTC2
D	-5	PRO	-	expression tag	UNP P0DTC2
D	-4	MET	-	expression tag	UNP P0DTC2

Continued on next page...

Continued from previous page...

Chain	Residue	Modelled	Actual	Comment	Reference
D	-3	GLY	-	expression tag	UNP P0DTC2
D	-2	SER	-	expression tag	UNP P0DTC2
D	-1	LEU	-	expression tag	UNP P0DTC2
D	0	GLN	-	expression tag	UNP P0DTC2
D	1	PRO	-	expression tag	UNP P0DTC2
D	2	LEU	-	expression tag	UNP P0DTC2
D	3	ALA	-	expression tag	UNP P0DTC2
D	4	THR	-	expression tag	UNP P0DTC2
D	5	LEU	-	expression tag	UNP P0DTC2
D	6	TYR	-	expression tag	UNP P0DTC2
D	7	LEU	-	expression tag	UNP P0DTC2
D	8	LEU	-	expression tag	UNP P0DTC2
D	9	GLY	-	expression tag	UNP P0DTC2
D	10	MET	-	expression tag	UNP P0DTC2
D	11	LEU	-	expression tag	UNP P0DTC2
D	12	VAL	-	expression tag	UNP P0DTC2
D	13	ALA	-	expression tag	UNP P0DTC2
D	14	SER	-	expression tag	UNP P0DTC2
D	15	VAL	-	expression tag	UNP P0DTC2
D	16	LEU	-	expression tag	UNP P0DTC2
D	17	ALA	-	expression tag	UNP P0DTC2
D	18	GLN	-	expression tag	UNP P0DTC2
D	19	CYS	-	expression tag	UNP P0DTC2
D	20	VAL	-	expression tag	UNP P0DTC2
D	21	ASN	-	expression tag	UNP P0DTC2
D	22	LEU	-	expression tag	UNP P0DTC2
D	23	ILE	-	expression tag	UNP P0DTC2
D	24	THR	-	expression tag	UNP P0DTC2
D	25	ARG	-	expression tag	UNP P0DTC2
D	26	THR	-	expression tag	UNP P0DTC2
D	27	GLN	-	expression tag	UNP P0DTC2
D	28	SER	-	expression tag	UNP P0DTC2
D	143	ASP	GLY	variant	UNP P0DTC2
D	?	-	TYR	deletion	UNP P0DTC2
D	146	GLN	HIS	variant	UNP P0DTC2
D	183	GLU	GLN	variant	UNP P0DTC2
D	213	GLU	VAL	variant	UNP P0DTC2
D	339	HIS	GLY	variant	UNP P0DTC2
D	346	THR	ARG	variant	UNP P0DTC2
D	368	ILE	LEU	variant	UNP P0DTC2
D	371	PHE	SER	variant	UNP P0DTC2
D	373	PRO	SER	variant	UNP P0DTC2

Continued on next page...

Continued from previous page...

Chain	Residue	Modelled	Actual	Comment	Reference
D	375	PHE	SER	variant	UNP P0DTC2
D	376	ALA	THR	variant	UNP P0DTC2
D	405	ASN	ASP	variant	UNP P0DTC2
D	408	SER	ARG	variant	UNP P0DTC2
D	417	ASN	LYS	variant	UNP P0DTC2
D	440	LYS	ASN	variant	UNP P0DTC2
D	445	PRO	VAL	variant	UNP P0DTC2
D	446	SER	GLY	variant	UNP P0DTC2
D	460	LYS	ASN	variant	UNP P0DTC2
D	477	ASN	SER	variant	UNP P0DTC2
D	478	LYS	THR	variant	UNP P0DTC2
D	484	ALA	GLU	variant	UNP P0DTC2
D	486	SER	PHE	variant	UNP P0DTC2
D	490	SER	PHE	variant	UNP P0DTC2
D	498	ARG	GLN	variant	UNP P0DTC2
D	501	TYR	ASN	variant	UNP P0DTC2
D	505	HIS	TYR	variant	UNP P0DTC2
D	614	GLY	ASP	variant	UNP P0DTC2
D	655	TYR	HIS	variant	UNP P0DTC2
D	679	LYS	ASN	variant	UNP P0DTC2
D	681	HIS	PRO	variant	UNP P0DTC2
D	682	GLY	ARG	variant	UNP P0DTC2
D	683	SER	ARG	variant	UNP P0DTC2
D	685	SER	ARG	variant	UNP P0DTC2
D	764	LYS	ASN	variant	UNP P0DTC2
D	796	TYR	ASP	variant	UNP P0DTC2
D	817	PRO	PHE	variant	UNP P0DTC2
D	892	PRO	ALA	variant	UNP P0DTC2
D	899	PRO	ALA	variant	UNP P0DTC2
D	942	PRO	ALA	variant	UNP P0DTC2
D	954	HIS	GLN	variant	UNP P0DTC2
D	969	LYS	ASN	variant	UNP P0DTC2
D	986	PRO	LYS	variant	UNP P0DTC2
D	987	PRO	VAL	variant	UNP P0DTC2
D	1209	GLY	-	expression tag	UNP P0DTC2
D	1210	SER	-	expression tag	UNP P0DTC2
D	1211	GLY	-	expression tag	UNP P0DTC2
D	1212	TYR	-	expression tag	UNP P0DTC2
D	1213	ILE	-	expression tag	UNP P0DTC2
D	1214	PRO	-	expression tag	UNP P0DTC2
D	1215	GLU	-	expression tag	UNP P0DTC2
D	1216	ALA	-	expression tag	UNP P0DTC2

Continued on next page...

Continued from previous page...

Chain	Residue	Modelled	Actual	Comment	Reference
D	1217	PRO	-	expression tag	UNP P0DTC2
D	1218	ARG	-	expression tag	UNP P0DTC2
D	1219	ASP	-	expression tag	UNP P0DTC2
D	1220	GLY	-	expression tag	UNP P0DTC2
D	1221	GLN	-	expression tag	UNP P0DTC2
D	1222	ALA	-	expression tag	UNP P0DTC2
D	1223	TYR	-	expression tag	UNP P0DTC2
D	1224	VAL	-	expression tag	UNP P0DTC2
D	1225	ARG	-	expression tag	UNP P0DTC2
D	1226	LYS	-	expression tag	UNP P0DTC2
D	1227	ASP	-	expression tag	UNP P0DTC2
D	1228	GLY	-	expression tag	UNP P0DTC2
D	1229	GLU	-	expression tag	UNP P0DTC2
D	1230	TRP	-	expression tag	UNP P0DTC2
D	1231	VAL	-	expression tag	UNP P0DTC2
D	1232	PHE	-	expression tag	UNP P0DTC2
D	1233	LEU	-	expression tag	UNP P0DTC2
D	1234	SER	-	expression tag	UNP P0DTC2
D	1235	THR	-	expression tag	UNP P0DTC2
D	1236	PHE	-	expression tag	UNP P0DTC2
D	1237	LEU	-	expression tag	UNP P0DTC2
D	1238	SER	-	expression tag	UNP P0DTC2
D	1239	GLY	-	expression tag	UNP P0DTC2
D	1240	LEU	-	expression tag	UNP P0DTC2
D	1241	GLU	-	expression tag	UNP P0DTC2
D	1242	VAL	-	expression tag	UNP P0DTC2
D	1243	LEU	-	expression tag	UNP P0DTC2
D	1244	PHE	-	expression tag	UNP P0DTC2
D	1245	GLN	-	expression tag	UNP P0DTC2
D	1246	GLY	-	expression tag	UNP P0DTC2
D	1247	PRO	-	expression tag	UNP P0DTC2
D	1248	GLY	-	expression tag	UNP P0DTC2
D	1249	GLY	-	expression tag	UNP P0DTC2
D	1250	TRP	-	expression tag	UNP P0DTC2
D	1251	SER	-	expression tag	UNP P0DTC2
D	1252	HIS	-	expression tag	UNP P0DTC2
D	1253	PRO	-	expression tag	UNP P0DTC2
D	1254	GLN	-	expression tag	UNP P0DTC2
D	1255	PHE	-	expression tag	UNP P0DTC2
D	1256	GLU	-	expression tag	UNP P0DTC2
D	1257	LYS	-	expression tag	UNP P0DTC2
D	1258	GLY	-	expression tag	UNP P0DTC2

Continued on next page...

Continued from previous page...

Chain	Residue	Modelled	Actual	Comment	Reference
D	1259	GLY	-	expression tag	UNP P0DTC2
D	1260	GLY	-	expression tag	UNP P0DTC2
D	1261	SER	-	expression tag	UNP P0DTC2
D	1262	GLY	-	expression tag	UNP P0DTC2
D	1263	GLY	-	expression tag	UNP P0DTC2
D	1264	GLY	-	expression tag	UNP P0DTC2
D	1265	SER	-	expression tag	UNP P0DTC2
D	1266	GLY	-	expression tag	UNP P0DTC2
D	1267	GLY	-	expression tag	UNP P0DTC2
D	1268	SER	-	expression tag	UNP P0DTC2
D	1269	ALA	-	expression tag	UNP P0DTC2
D	1270	TRP	-	expression tag	UNP P0DTC2
D	1271	SER	-	expression tag	UNP P0DTC2
D	1272	HIS	-	expression tag	UNP P0DTC2
D	1273	PRO	-	expression tag	UNP P0DTC2
D	1274	GLN	-	expression tag	UNP P0DTC2
D	1275	PHE	-	expression tag	UNP P0DTC2
D	1276	GLU	-	expression tag	UNP P0DTC2
D	1277	LYS	-	expression tag	UNP P0DTC2
D	1278	GLY	-	expression tag	UNP P0DTC2
D	1279	GLY	-	expression tag	UNP P0DTC2
D	1280	SER	-	expression tag	UNP P0DTC2
D	1281	HIS	-	expression tag	UNP P0DTC2
D	1282	HIS	-	expression tag	UNP P0DTC2
D	1283	HIS	-	expression tag	UNP P0DTC2
D	1284	HIS	-	expression tag	UNP P0DTC2
D	1285	HIS	-	expression tag	UNP P0DTC2
D	1286	HIS	-	expression tag	UNP P0DTC2
D	1287	HIS	-	expression tag	UNP P0DTC2
D	1288	HIS	-	expression tag	UNP P0DTC2
E	-6	MET	-	initiating methionine	UNP P0DTC2
E	-5	PRO	-	expression tag	UNP P0DTC2
E	-4	MET	-	expression tag	UNP P0DTC2
E	-3	GLY	-	expression tag	UNP P0DTC2
E	-2	SER	-	expression tag	UNP P0DTC2
E	-1	LEU	-	expression tag	UNP P0DTC2
E	0	GLN	-	expression tag	UNP P0DTC2
E	1	PRO	-	expression tag	UNP P0DTC2
E	2	LEU	-	expression tag	UNP P0DTC2
E	3	ALA	-	expression tag	UNP P0DTC2
E	4	THR	-	expression tag	UNP P0DTC2
E	5	LEU	-	expression tag	UNP P0DTC2

Continued on next page...

Continued from previous page...

Chain	Residue	Modelled	Actual	Comment	Reference
E	6	TYR	-	expression tag	UNP P0DTC2
E	7	LEU	-	expression tag	UNP P0DTC2
E	8	LEU	-	expression tag	UNP P0DTC2
E	9	GLY	-	expression tag	UNP P0DTC2
E	10	MET	-	expression tag	UNP P0DTC2
E	11	LEU	-	expression tag	UNP P0DTC2
E	12	VAL	-	expression tag	UNP P0DTC2
E	13	ALA	-	expression tag	UNP P0DTC2
E	14	SER	-	expression tag	UNP P0DTC2
E	15	VAL	-	expression tag	UNP P0DTC2
E	16	LEU	-	expression tag	UNP P0DTC2
E	17	ALA	-	expression tag	UNP P0DTC2
E	18	GLN	-	expression tag	UNP P0DTC2
E	19	CYS	-	expression tag	UNP P0DTC2
E	20	VAL	-	expression tag	UNP P0DTC2
E	21	ASN	-	expression tag	UNP P0DTC2
E	22	LEU	-	expression tag	UNP P0DTC2
E	23	ILE	-	expression tag	UNP P0DTC2
E	24	THR	-	expression tag	UNP P0DTC2
E	25	ARG	-	expression tag	UNP P0DTC2
E	26	THR	-	expression tag	UNP P0DTC2
E	27	GLN	-	expression tag	UNP P0DTC2
E	28	SER	-	expression tag	UNP P0DTC2
E	143	ASP	GLY	variant	UNP P0DTC2
E	?	-	TYR	deletion	UNP P0DTC2
E	146	GLN	HIS	variant	UNP P0DTC2
E	183	GLU	GLN	variant	UNP P0DTC2
E	213	GLU	VAL	variant	UNP P0DTC2
E	339	HIS	GLY	variant	UNP P0DTC2
E	346	THR	ARG	variant	UNP P0DTC2
E	368	ILE	LEU	variant	UNP P0DTC2
E	371	PHE	SER	variant	UNP P0DTC2
E	373	PRO	SER	variant	UNP P0DTC2
E	375	PHE	SER	variant	UNP P0DTC2
E	376	ALA	THR	variant	UNP P0DTC2
E	405	ASN	ASP	variant	UNP P0DTC2
E	408	SER	ARG	variant	UNP P0DTC2
E	417	ASN	LYS	variant	UNP P0DTC2
E	440	LYS	ASN	variant	UNP P0DTC2
E	445	PRO	VAL	variant	UNP P0DTC2
E	446	SER	GLY	variant	UNP P0DTC2
E	460	LYS	ASN	variant	UNP P0DTC2

Continued on next page...

Continued from previous page...

Chain	Residue	Modelled	Actual	Comment	Reference
E	477	ASN	SER	variant	UNP P0DTC2
E	478	LYS	THR	variant	UNP P0DTC2
E	484	ALA	GLU	variant	UNP P0DTC2
E	486	SER	PHE	variant	UNP P0DTC2
E	490	SER	PHE	variant	UNP P0DTC2
E	498	ARG	GLN	variant	UNP P0DTC2
E	501	TYR	ASN	variant	UNP P0DTC2
E	505	HIS	TYR	variant	UNP P0DTC2
E	614	GLY	ASP	variant	UNP P0DTC2
E	655	TYR	HIS	variant	UNP P0DTC2
E	679	LYS	ASN	variant	UNP P0DTC2
E	681	HIS	PRO	variant	UNP P0DTC2
E	682	GLY	ARG	variant	UNP P0DTC2
E	683	SER	ARG	variant	UNP P0DTC2
E	685	SER	ARG	variant	UNP P0DTC2
E	764	LYS	ASN	variant	UNP P0DTC2
E	796	TYR	ASP	variant	UNP P0DTC2
E	817	PRO	PHE	variant	UNP P0DTC2
E	892	PRO	ALA	variant	UNP P0DTC2
E	899	PRO	ALA	variant	UNP P0DTC2
E	942	PRO	ALA	variant	UNP P0DTC2
E	954	HIS	GLN	variant	UNP P0DTC2
E	969	LYS	ASN	variant	UNP P0DTC2
E	986	PRO	LYS	variant	UNP P0DTC2
E	987	PRO	VAL	variant	UNP P0DTC2
E	1209	GLY	-	expression tag	UNP P0DTC2
E	1210	SER	-	expression tag	UNP P0DTC2
E	1211	GLY	-	expression tag	UNP P0DTC2
E	1212	TYR	-	expression tag	UNP P0DTC2
E	1213	ILE	-	expression tag	UNP P0DTC2
E	1214	PRO	-	expression tag	UNP P0DTC2
E	1215	GLU	-	expression tag	UNP P0DTC2
E	1216	ALA	-	expression tag	UNP P0DTC2
E	1217	PRO	-	expression tag	UNP P0DTC2
E	1218	ARG	-	expression tag	UNP P0DTC2
E	1219	ASP	-	expression tag	UNP P0DTC2
E	1220	GLY	-	expression tag	UNP P0DTC2
E	1221	GLN	-	expression tag	UNP P0DTC2
E	1222	ALA	-	expression tag	UNP P0DTC2
E	1223	TYR	-	expression tag	UNP P0DTC2
E	1224	VAL	-	expression tag	UNP P0DTC2
E	1225	ARG	-	expression tag	UNP P0DTC2

Continued on next page...

Continued from previous page...

Chain	Residue	Modelled	Actual	Comment	Reference
E	1226	LYS	-	expression tag	UNP P0DTC2
E	1227	ASP	-	expression tag	UNP P0DTC2
E	1228	GLY	-	expression tag	UNP P0DTC2
E	1229	GLU	-	expression tag	UNP P0DTC2
E	1230	TRP	-	expression tag	UNP P0DTC2
E	1231	VAL	-	expression tag	UNP P0DTC2
E	1232	PHE	-	expression tag	UNP P0DTC2
E	1233	LEU	-	expression tag	UNP P0DTC2
E	1234	SER	-	expression tag	UNP P0DTC2
E	1235	THR	-	expression tag	UNP P0DTC2
E	1236	PHE	-	expression tag	UNP P0DTC2
E	1237	LEU	-	expression tag	UNP P0DTC2
E	1238	SER	-	expression tag	UNP P0DTC2
E	1239	GLY	-	expression tag	UNP P0DTC2
E	1240	LEU	-	expression tag	UNP P0DTC2
E	1241	GLU	-	expression tag	UNP P0DTC2
E	1242	VAL	-	expression tag	UNP P0DTC2
E	1243	LEU	-	expression tag	UNP P0DTC2
E	1244	PHE	-	expression tag	UNP P0DTC2
E	1245	GLN	-	expression tag	UNP P0DTC2
E	1246	GLY	-	expression tag	UNP P0DTC2
E	1247	PRO	-	expression tag	UNP P0DTC2
E	1248	GLY	-	expression tag	UNP P0DTC2
E	1249	GLY	-	expression tag	UNP P0DTC2
E	1250	TRP	-	expression tag	UNP P0DTC2
E	1251	SER	-	expression tag	UNP P0DTC2
E	1252	HIS	-	expression tag	UNP P0DTC2
E	1253	PRO	-	expression tag	UNP P0DTC2
E	1254	GLN	-	expression tag	UNP P0DTC2
E	1255	PHE	-	expression tag	UNP P0DTC2
E	1256	GLU	-	expression tag	UNP P0DTC2
E	1257	LYS	-	expression tag	UNP P0DTC2
E	1258	GLY	-	expression tag	UNP P0DTC2
E	1259	GLY	-	expression tag	UNP P0DTC2
E	1260	GLY	-	expression tag	UNP P0DTC2
E	1261	SER	-	expression tag	UNP P0DTC2
E	1262	GLY	-	expression tag	UNP P0DTC2
E	1263	GLY	-	expression tag	UNP P0DTC2
E	1264	GLY	-	expression tag	UNP P0DTC2
E	1265	SER	-	expression tag	UNP P0DTC2
E	1266	GLY	-	expression tag	UNP P0DTC2
E	1267	GLY	-	expression tag	UNP P0DTC2

Continued on next page...

Continued from previous page...

Chain	Residue	Modelled	Actual	Comment	Reference
E	1268	SER	-	expression tag	UNP P0DTC2
E	1269	ALA	-	expression tag	UNP P0DTC2
E	1270	TRP	-	expression tag	UNP P0DTC2
E	1271	SER	-	expression tag	UNP P0DTC2
E	1272	HIS	-	expression tag	UNP P0DTC2
E	1273	PRO	-	expression tag	UNP P0DTC2
E	1274	GLN	-	expression tag	UNP P0DTC2
E	1275	PHE	-	expression tag	UNP P0DTC2
E	1276	GLU	-	expression tag	UNP P0DTC2
E	1277	LYS	-	expression tag	UNP P0DTC2
E	1278	GLY	-	expression tag	UNP P0DTC2
E	1279	GLY	-	expression tag	UNP P0DTC2
E	1280	SER	-	expression tag	UNP P0DTC2
E	1281	HIS	-	expression tag	UNP P0DTC2
E	1282	HIS	-	expression tag	UNP P0DTC2
E	1283	HIS	-	expression tag	UNP P0DTC2
E	1284	HIS	-	expression tag	UNP P0DTC2
E	1285	HIS	-	expression tag	UNP P0DTC2
E	1286	HIS	-	expression tag	UNP P0DTC2
E	1287	HIS	-	expression tag	UNP P0DTC2
E	1288	HIS	-	expression tag	UNP P0DTC2
F	-6	MET	-	initiating methionine	UNP P0DTC2
F	-5	PRO	-	expression tag	UNP P0DTC2
F	-4	MET	-	expression tag	UNP P0DTC2
F	-3	GLY	-	expression tag	UNP P0DTC2
F	-2	SER	-	expression tag	UNP P0DTC2
F	-1	LEU	-	expression tag	UNP P0DTC2
F	0	GLN	-	expression tag	UNP P0DTC2
F	1	PRO	-	expression tag	UNP P0DTC2
F	2	LEU	-	expression tag	UNP P0DTC2
F	3	ALA	-	expression tag	UNP P0DTC2
F	4	THR	-	expression tag	UNP P0DTC2
F	5	LEU	-	expression tag	UNP P0DTC2
F	6	TYR	-	expression tag	UNP P0DTC2
F	7	LEU	-	expression tag	UNP P0DTC2
F	8	LEU	-	expression tag	UNP P0DTC2
F	9	GLY	-	expression tag	UNP P0DTC2
F	10	MET	-	expression tag	UNP P0DTC2
F	11	LEU	-	expression tag	UNP P0DTC2
F	12	VAL	-	expression tag	UNP P0DTC2
F	13	ALA	-	expression tag	UNP P0DTC2
F	14	SER	-	expression tag	UNP P0DTC2

Continued on next page...

Continued from previous page...

Chain	Residue	Modelled	Actual	Comment	Reference
F	15	VAL	-	expression tag	UNP P0DTC2
F	16	LEU	-	expression tag	UNP P0DTC2
F	17	ALA	-	expression tag	UNP P0DTC2
F	18	GLN	-	expression tag	UNP P0DTC2
F	19	CYS	-	expression tag	UNP P0DTC2
F	20	VAL	-	expression tag	UNP P0DTC2
F	21	ASN	-	expression tag	UNP P0DTC2
F	22	LEU	-	expression tag	UNP P0DTC2
F	23	ILE	-	expression tag	UNP P0DTC2
F	24	THR	-	expression tag	UNP P0DTC2
F	25	ARG	-	expression tag	UNP P0DTC2
F	26	THR	-	expression tag	UNP P0DTC2
F	27	GLN	-	expression tag	UNP P0DTC2
F	28	SER	-	expression tag	UNP P0DTC2
F	143	ASP	GLY	variant	UNP P0DTC2
F	?	-	TYR	deletion	UNP P0DTC2
F	146	GLN	HIS	variant	UNP P0DTC2
F	183	GLU	GLN	variant	UNP P0DTC2
F	213	GLU	VAL	variant	UNP P0DTC2
F	339	HIS	GLY	variant	UNP P0DTC2
F	346	THR	ARG	variant	UNP P0DTC2
F	368	ILE	LEU	variant	UNP P0DTC2
F	371	PHE	SER	variant	UNP P0DTC2
F	373	PRO	SER	variant	UNP P0DTC2
F	375	PHE	SER	variant	UNP P0DTC2
F	376	ALA	THR	variant	UNP P0DTC2
F	405	ASN	ASP	variant	UNP P0DTC2
F	408	SER	ARG	variant	UNP P0DTC2
F	417	ASN	LYS	variant	UNP P0DTC2
F	440	LYS	ASN	variant	UNP P0DTC2
F	445	PRO	VAL	variant	UNP P0DTC2
F	446	SER	GLY	variant	UNP P0DTC2
F	460	LYS	ASN	variant	UNP P0DTC2
F	477	ASN	SER	variant	UNP P0DTC2
F	478	LYS	THR	variant	UNP P0DTC2
F	484	ALA	GLU	variant	UNP P0DTC2
F	486	SER	PHE	variant	UNP P0DTC2
F	490	SER	PHE	variant	UNP P0DTC2
F	498	ARG	GLN	variant	UNP P0DTC2
F	501	TYR	ASN	variant	UNP P0DTC2
F	505	HIS	TYR	variant	UNP P0DTC2
F	614	GLY	ASP	variant	UNP P0DTC2

Continued on next page...

Continued from previous page...

Chain	Residue	Modelled	Actual	Comment	Reference
F	655	TYR	HIS	variant	UNP P0DTC2
F	679	LYS	ASN	variant	UNP P0DTC2
F	681	HIS	PRO	variant	UNP P0DTC2
F	682	GLY	ARG	variant	UNP P0DTC2
F	683	SER	ARG	variant	UNP P0DTC2
F	685	SER	ARG	variant	UNP P0DTC2
F	764	LYS	ASN	variant	UNP P0DTC2
F	796	TYR	ASP	variant	UNP P0DTC2
F	817	PRO	PHE	variant	UNP P0DTC2
F	892	PRO	ALA	variant	UNP P0DTC2
F	899	PRO	ALA	variant	UNP P0DTC2
F	942	PRO	ALA	variant	UNP P0DTC2
F	954	HIS	GLN	variant	UNP P0DTC2
F	969	LYS	ASN	variant	UNP P0DTC2
F	986	PRO	LYS	variant	UNP P0DTC2
F	987	PRO	VAL	variant	UNP P0DTC2
F	1209	GLY	-	expression tag	UNP P0DTC2
F	1210	SER	-	expression tag	UNP P0DTC2
F	1211	GLY	-	expression tag	UNP P0DTC2
F	1212	TYR	-	expression tag	UNP P0DTC2
F	1213	ILE	-	expression tag	UNP P0DTC2
F	1214	PRO	-	expression tag	UNP P0DTC2
F	1215	GLU	-	expression tag	UNP P0DTC2
F	1216	ALA	-	expression tag	UNP P0DTC2
F	1217	PRO	-	expression tag	UNP P0DTC2
F	1218	ARG	-	expression tag	UNP P0DTC2
F	1219	ASP	-	expression tag	UNP P0DTC2
F	1220	GLY	-	expression tag	UNP P0DTC2
F	1221	GLN	-	expression tag	UNP P0DTC2
F	1222	ALA	-	expression tag	UNP P0DTC2
F	1223	TYR	-	expression tag	UNP P0DTC2
F	1224	VAL	-	expression tag	UNP P0DTC2
F	1225	ARG	-	expression tag	UNP P0DTC2
F	1226	LYS	-	expression tag	UNP P0DTC2
F	1227	ASP	-	expression tag	UNP P0DTC2
F	1228	GLY	-	expression tag	UNP P0DTC2
F	1229	GLU	-	expression tag	UNP P0DTC2
F	1230	TRP	-	expression tag	UNP P0DTC2
F	1231	VAL	-	expression tag	UNP P0DTC2
F	1232	PHE	-	expression tag	UNP P0DTC2
F	1233	LEU	-	expression tag	UNP P0DTC2
F	1234	SER	-	expression tag	UNP P0DTC2

Continued on next page...

Continued from previous page...

Chain	Residue	Modelled	Actual	Comment	Reference
F	1235	THR	-	expression tag	UNP P0DTC2
F	1236	PHE	-	expression tag	UNP P0DTC2
F	1237	LEU	-	expression tag	UNP P0DTC2
F	1238	SER	-	expression tag	UNP P0DTC2
F	1239	GLY	-	expression tag	UNP P0DTC2
F	1240	LEU	-	expression tag	UNP P0DTC2
F	1241	GLU	-	expression tag	UNP P0DTC2
F	1242	VAL	-	expression tag	UNP P0DTC2
F	1243	LEU	-	expression tag	UNP P0DTC2
F	1244	PHE	-	expression tag	UNP P0DTC2
F	1245	GLN	-	expression tag	UNP P0DTC2
F	1246	GLY	-	expression tag	UNP P0DTC2
F	1247	PRO	-	expression tag	UNP P0DTC2
F	1248	GLY	-	expression tag	UNP P0DTC2
F	1249	GLY	-	expression tag	UNP P0DTC2
F	1250	TRP	-	expression tag	UNP P0DTC2
F	1251	SER	-	expression tag	UNP P0DTC2
F	1252	HIS	-	expression tag	UNP P0DTC2
F	1253	PRO	-	expression tag	UNP P0DTC2
F	1254	GLN	-	expression tag	UNP P0DTC2
F	1255	PHE	-	expression tag	UNP P0DTC2
F	1256	GLU	-	expression tag	UNP P0DTC2
F	1257	LYS	-	expression tag	UNP P0DTC2
F	1258	GLY	-	expression tag	UNP P0DTC2
F	1259	GLY	-	expression tag	UNP P0DTC2
F	1260	GLY	-	expression tag	UNP P0DTC2
F	1261	SER	-	expression tag	UNP P0DTC2
F	1262	GLY	-	expression tag	UNP P0DTC2
F	1263	GLY	-	expression tag	UNP P0DTC2
F	1264	GLY	-	expression tag	UNP P0DTC2
F	1265	SER	-	expression tag	UNP P0DTC2
F	1266	GLY	-	expression tag	UNP P0DTC2
F	1267	GLY	-	expression tag	UNP P0DTC2
F	1268	SER	-	expression tag	UNP P0DTC2
F	1269	ALA	-	expression tag	UNP P0DTC2
F	1270	TRP	-	expression tag	UNP P0DTC2
F	1271	SER	-	expression tag	UNP P0DTC2
F	1272	HIS	-	expression tag	UNP P0DTC2
F	1273	PRO	-	expression tag	UNP P0DTC2
F	1274	GLN	-	expression tag	UNP P0DTC2
F	1275	PHE	-	expression tag	UNP P0DTC2
F	1276	GLU	-	expression tag	UNP P0DTC2

Continued on next page...

Continued from previous page...

Chain	Residue	Modelled	Actual	Comment	Reference
F	1277	LYS	-	expression tag	UNP P0DTC2
F	1278	GLY	-	expression tag	UNP P0DTC2
F	1279	GLY	-	expression tag	UNP P0DTC2
F	1280	SER	-	expression tag	UNP P0DTC2
F	1281	HIS	-	expression tag	UNP P0DTC2
F	1282	HIS	-	expression tag	UNP P0DTC2
F	1283	HIS	-	expression tag	UNP P0DTC2
F	1284	HIS	-	expression tag	UNP P0DTC2
F	1285	HIS	-	expression tag	UNP P0DTC2
F	1286	HIS	-	expression tag	UNP P0DTC2
F	1287	HIS	-	expression tag	UNP P0DTC2
F	1288	HIS	-	expression tag	UNP P0DTC2

- Molecule 2 is a protein called 7F3 Fv.

Mol	Chain	Residues	Atoms					AltConf	Trace
			Total	C	N	O	S		
2	H	247	1907	1205	322	373	7	0	0
2	J	247	1907	1205	322	373	7	0	0
2	N	247	1907	1205	322	373	7	0	0
2	P	247	1906	1205	321	373	7	0	0
2	R	247	1907	1205	322	373	7	0	0
2	L	247	1907	1205	322	373	7	0	0

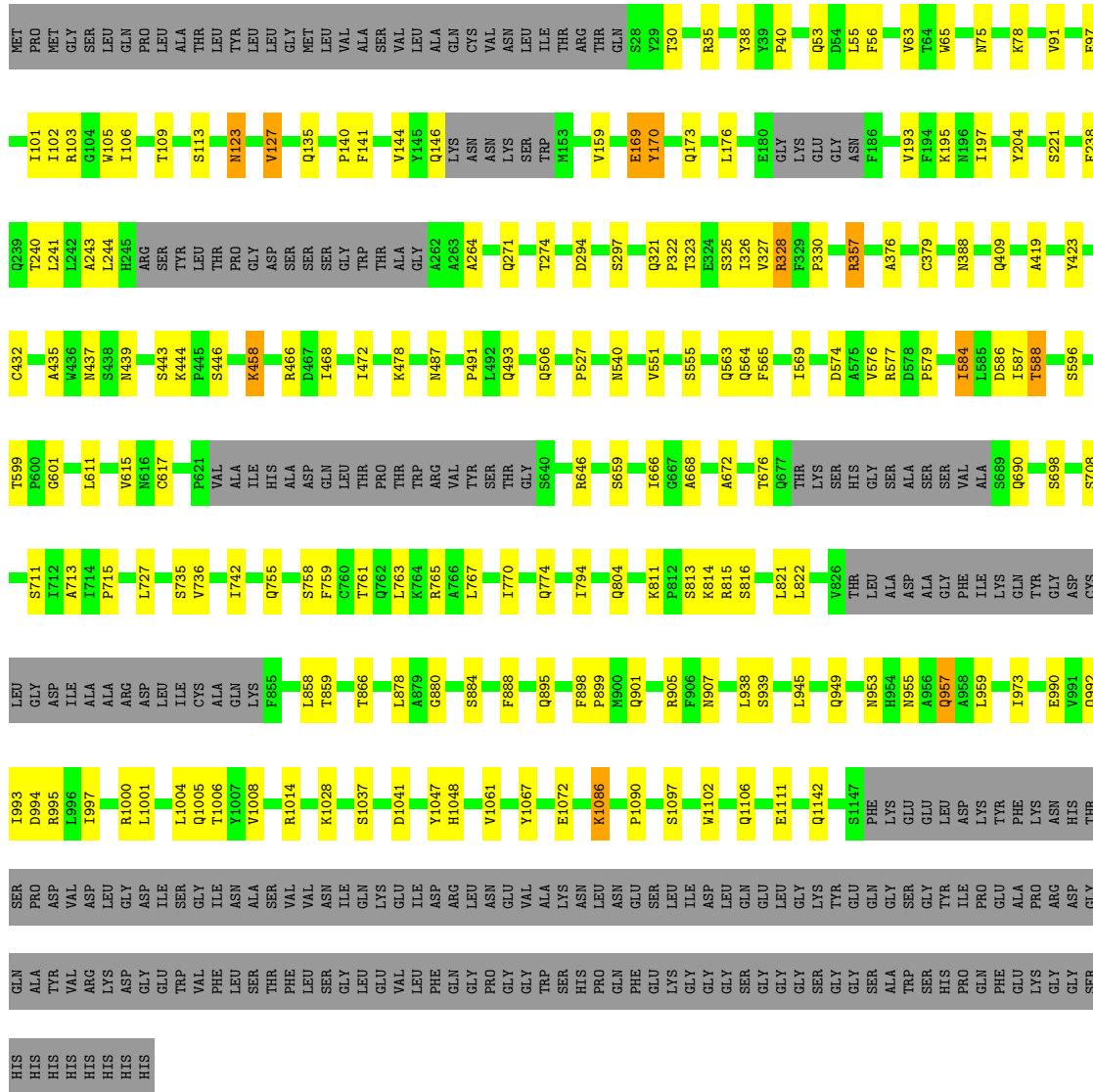
- Molecule 3 is a protein called GW01 Fv.

Mol	Chain	Residues	Atoms					AltConf	Trace
			Total	C	N	O	S		
3	I	235	1764	1096	302	359	7	0	0
3	K	235	1764	1096	302	359	7	0	0
3	M	235	1764	1096	302	359	7	0	0
3	O	235	1764	1096	302	359	7	0	0
3	Q	235	1764	1096	302	359	7	0	0

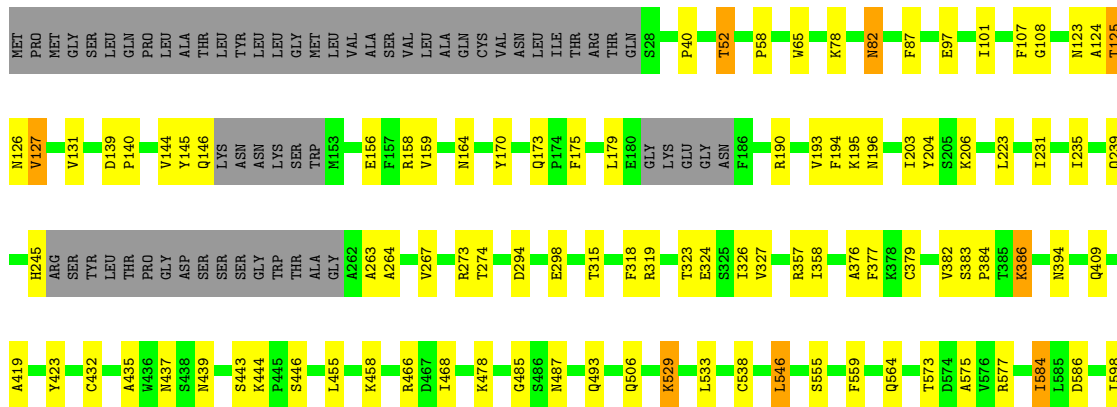
Continued on next page...

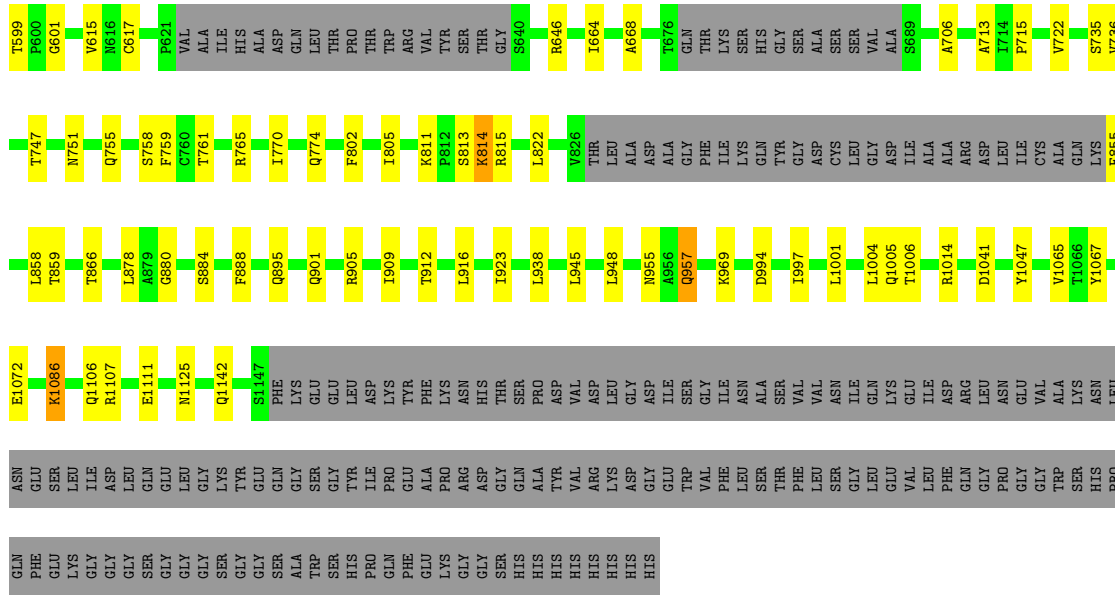
Continued from previous page...

Mol	Chain	Residues	Atoms					AltConf	Trace
			Total	C	N	O	S		
3	G	235	1764	1096	302	359	7	0	0

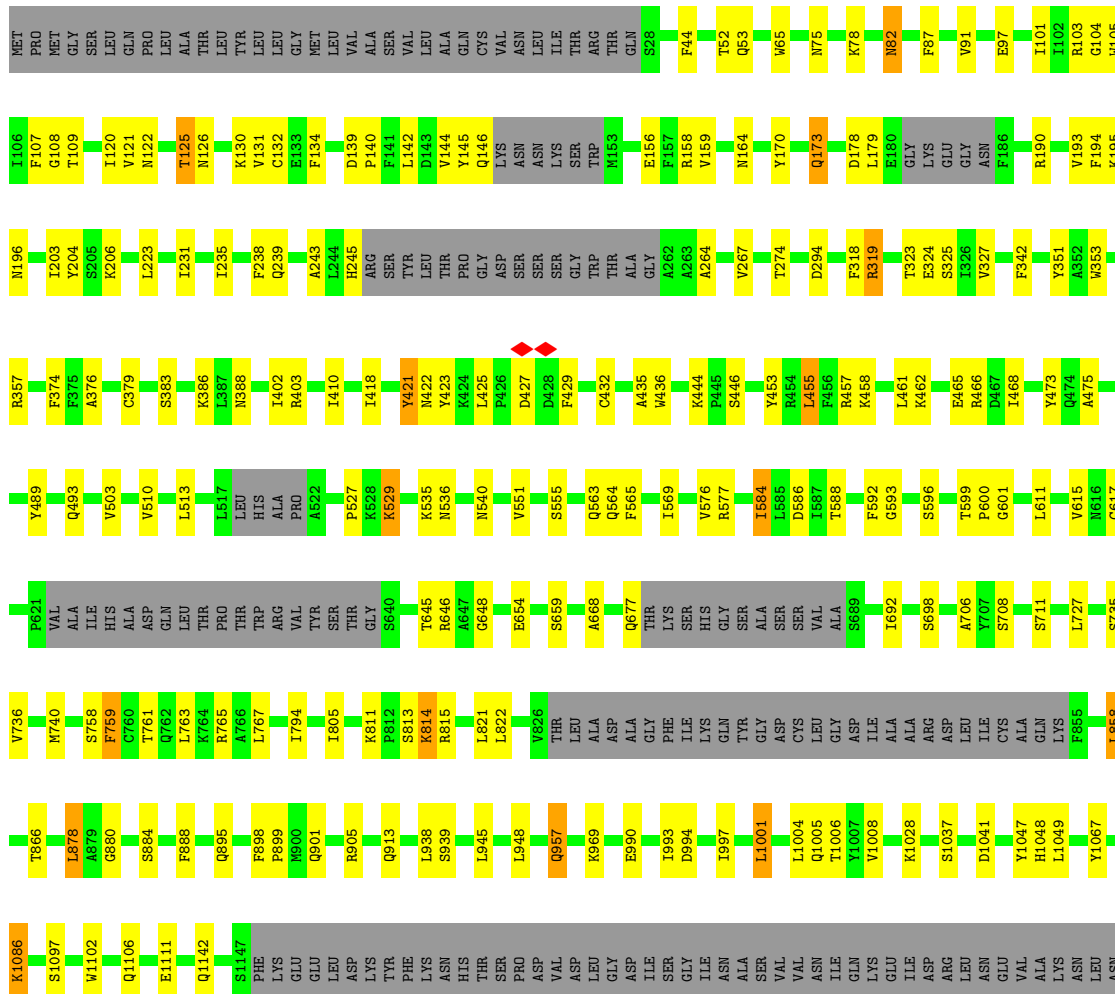


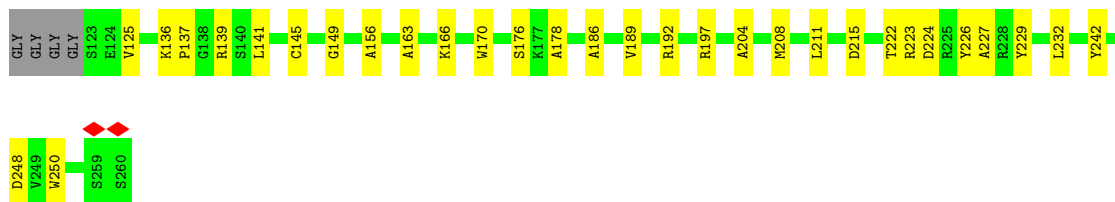
● Molecule 1: Spike glycoprotein



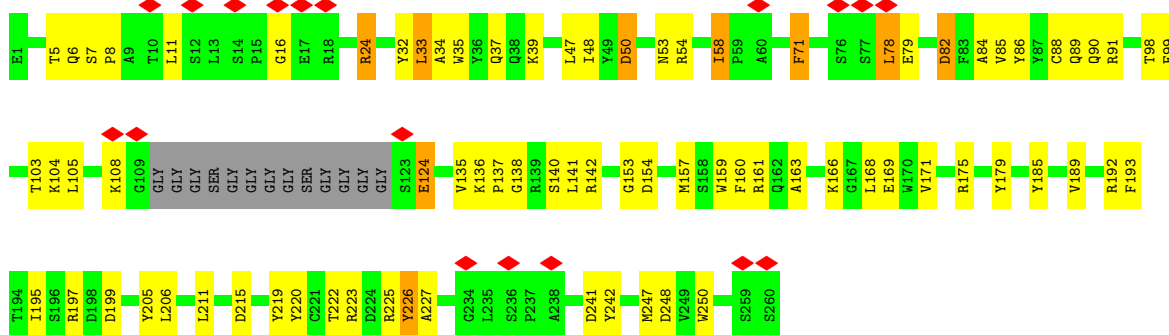


• Molecule 1: Spike glycoprotein

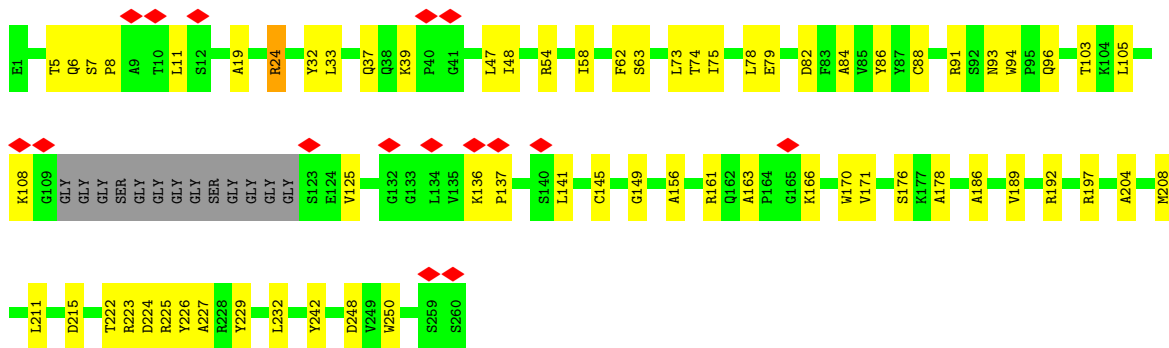




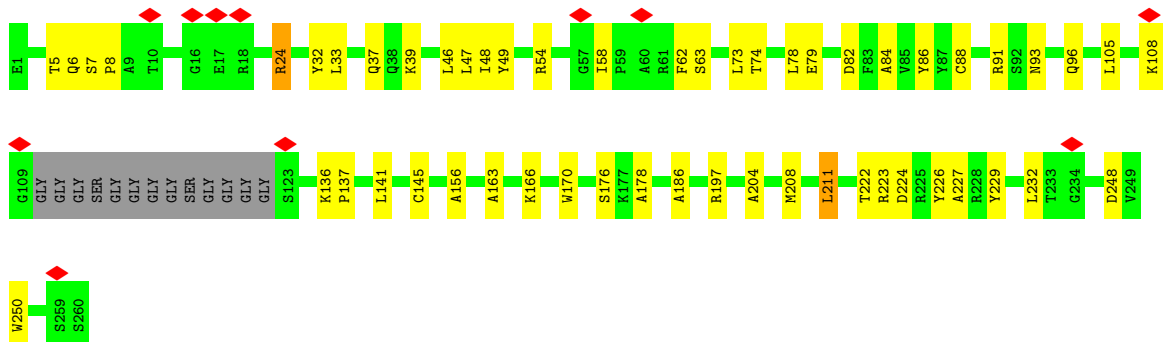
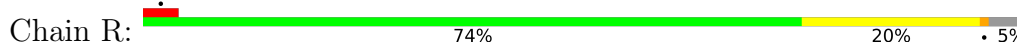
• Molecule 2: 7F3 Fv



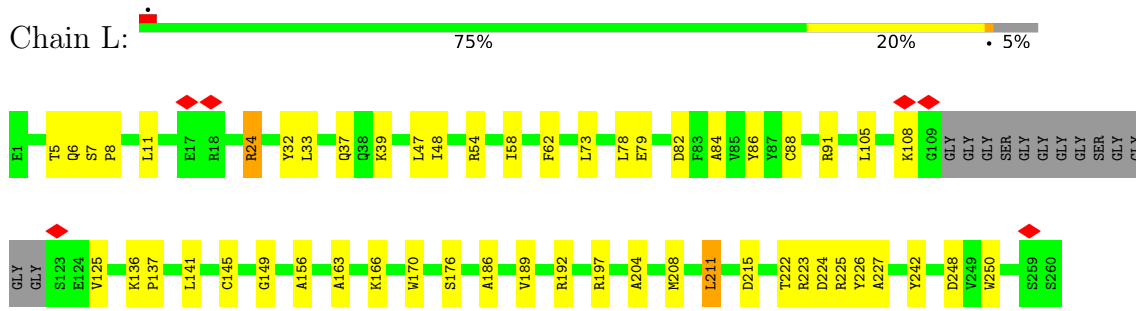
• Molecule 2: 7F3 Fv



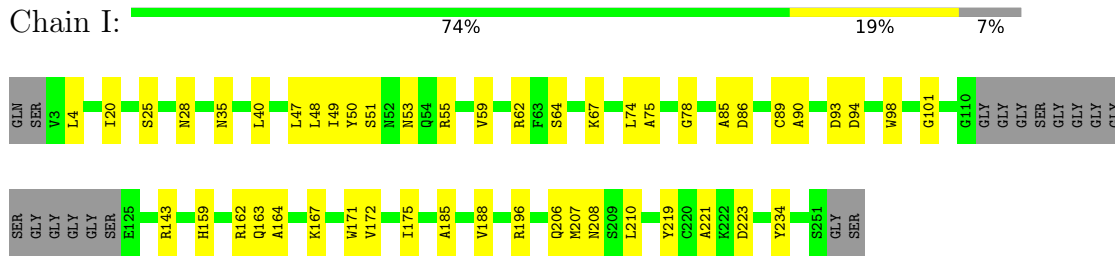
• Molecule 2: 7F3 Fv



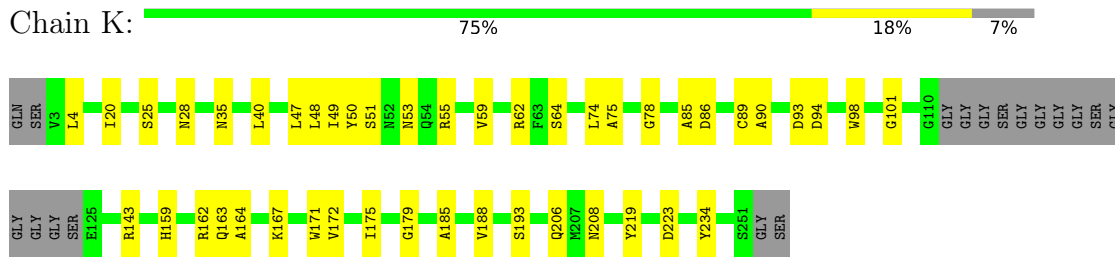
• Molecule 2: 7F3 Fv



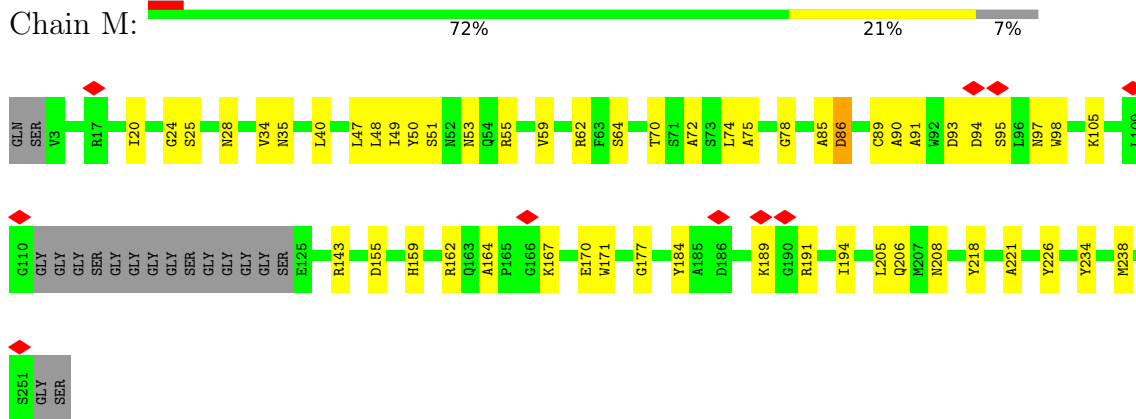
• Molecule 3: GW01 Fv



• Molecule 3: GW01 Fv

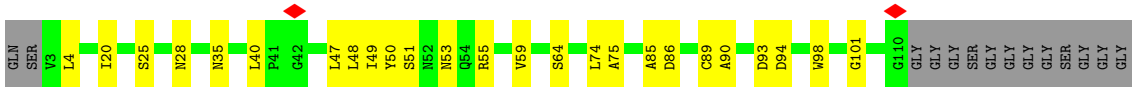


• Molecule 3: GW01 Fv

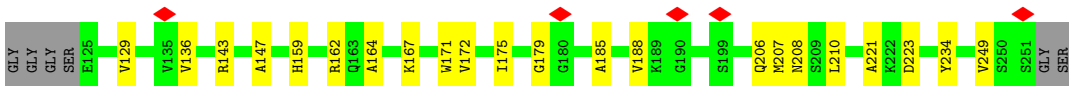
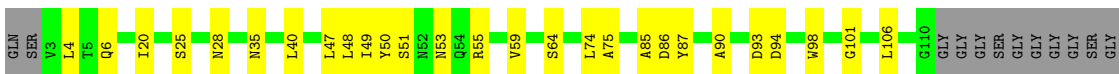


• Molecule 3: GW01 Fv

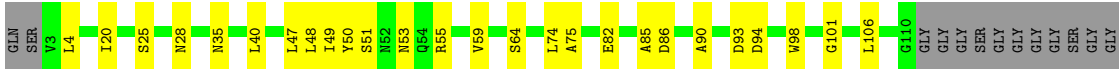




• Molecule 3: GW01 Fv



• Molecule 3: GW01 Fv



4 Experimental information

Property	Value	Source
EM reconstruction method	SINGLE PARTICLE	Depositor
Imposed symmetry	POINT, Not provided	
Number of particles used	539055	Depositor
Resolution determination method	FSC 0.143 CUT-OFF	Depositor
CTF correction method	PHASE FLIPPING AND AMPLITUDE CORRECTION	Depositor
Microscope	FEI TITAN KRIOS	Depositor
Voltage (kV)	300	Depositor
Electron dose ($e^-/\text{\AA}^2$)	50	Depositor
Minimum defocus (nm)	1200	Depositor
Maximum defocus (nm)	2200	Depositor
Magnification	Not provided	
Image detector	FEI FALCON IV (4k x 4k)	Depositor
Maximum map value	0.038	Depositor
Minimum map value	-0.009	Depositor
Average map value	0.000	Depositor
Map value standard deviation	0.001	Depositor
Recommended contour level	0.005	Depositor
Map size (Å)	571.2, 571.2, 571.2	wwPDB
Map dimensions	480, 480, 480	wwPDB
Map angles (°)	90.0, 90.0, 90.0	wwPDB
Pixel spacing (Å)	1.19, 1.19, 1.19	Depositor

5 Model quality [i](#)

5.1 Standard geometry [i](#)

The Z score for a bond length (or angle) is the number of standard deviations the observed value is removed from the expected value. A bond length (or angle) with $|Z| > 5$ is considered an outlier worth inspection. RMSZ is the root-mean-square of all Z scores of the bond lengths (or angles).

Mol	Chain	Bond lengths		Bond angles	
		RMSZ	# Z >5	RMSZ	# Z >5
1	A	0.26	0/8296	0.41	0/11291
1	B	0.26	0/8305	0.42	0/11303
1	C	0.26	0/8296	0.41	0/11291
1	D	0.26	0/8272	0.42	0/11255
1	E	0.26	0/8296	0.41	0/11291
1	F	0.26	0/8296	0.41	0/11291
2	H	0.24	0/1952	0.43	0/2646
2	J	0.24	0/1952	0.43	0/2646
2	L	0.24	0/1952	0.43	0/2646
2	N	0.25	0/1952	0.44	0/2646
2	P	0.24	0/1951	0.43	0/2644
2	R	0.24	0/1952	0.43	0/2646
3	G	0.24	0/1805	0.42	0/2453
3	I	0.24	0/1805	0.42	0/2453
3	K	0.24	0/1805	0.42	0/2453
3	M	0.24	0/1805	0.43	0/2453
3	O	0.24	0/1805	0.42	0/2453
3	Q	0.24	0/1805	0.42	0/2453
All	All	0.25	0/72302	0.42	0/98314

There are no bond length outliers.

There are no bond angle outliers.

There are no chirality outliers.

There are no planarity outliers.

5.2 Too-close contacts [i](#)

In the following table, the Non-H and H(model) columns list the number of non-hydrogen atoms and hydrogen atoms in the chain respectively. The H(added) column lists the number of hydrogen atoms added and optimized by MolProbity. The Clashes column lists the number of clashes within the asymmetric unit, whereas Symm-Clashes lists symmetry-related clashes.

Mol	Chain	Non-H	H(model)	H(added)	Clashes	Symm-Clashes
1	A	8103	0	7918	100	0
1	B	8112	0	7926	102	0
1	C	8103	0	7918	91	0
1	D	8082	0	7895	119	0
1	E	8103	0	7918	95	0
1	F	8103	0	7918	104	0
2	H	1907	0	1840	34	0
2	J	1907	0	1840	33	0
2	L	1907	0	1840	31	0
2	N	1907	0	1840	50	0
2	P	1906	0	1836	38	0
2	R	1907	0	1840	30	0
3	G	1764	0	1659	26	0
3	I	1764	0	1659	25	0
3	K	1764	0	1659	23	0
3	M	1764	0	1659	34	0
3	O	1764	0	1659	29	0
3	Q	1764	0	1659	25	0
All	All	70631	0	68483	920	0

The all-atom clashscore is defined as the number of clashes found per 1000 atoms (including hydrogen atoms). The all-atom clashscore for this structure is 7.

All (920) close contacts within the same asymmetric unit are listed below, sorted by their clash magnitude.

Atom-1	Atom-2	Interatomic distance (Å)	Clash overlap (Å)
2:N:223:ARG:HH21	2:N:247:MET:H	1.25	0.81
1:F:473:TYR:H	1:F:491:PRO:HD3	1.52	0.75
1:A:901:GLN:HE21	1:A:905:ARG:HE	1.35	0.74
1:C:901:GLN:HE21	1:C:905:ARG:HE	1.38	0.69
1:D:65:TRP:HE1	1:D:264:ALA:HB1	1.57	0.69
1:C:65:TRP:HE1	1:C:264:ALA:HB1	1.57	0.69
1:F:65:TRP:HE1	1:F:264:ALA:HB1	1.58	0.69
1:D:901:GLN:HE21	1:D:905:ARG:HE	1.38	0.69
1:E:65:TRP:HE1	1:E:264:ALA:HB1	1.58	0.69
1:A:65:TRP:HE1	1:A:264:ALA:HB1	1.58	0.69
3:M:191:ARG:NH1	3:M:208:ASN:O	2.25	0.68
1:B:1047:TYR:HB2	1:B:1067:TYR:HB3	1.76	0.68
3:O:48:LEU:HA	3:O:59:VAL:HG21	1.75	0.68
1:E:901:GLN:HE21	1:E:905:ARG:HE	1.41	0.68
1:E:555:SER:HB2	1:E:586:ASP:HB2	1.76	0.67
1:D:421:TYR:HB3	1:D:457:ARG:HG3	1.77	0.67

Continued on next page...

Continued from previous page...

Atom-1	Atom-2	Interatomic distance (Å)	Clash overlap (Å)
1:F:383:SER:HB3	1:F:386:LYS:HB2	1.76	0.67
3:Q:40:LEU:HD13	3:Q:85:ALA:HB2	1.78	0.66
1:E:1047:TYR:HB2	1:E:1067:TYR:HB3	1.77	0.65
1:D:444:LYS:NZ	1:D:446:SER:OG	2.30	0.65
2:H:48:ILE:HD11	2:H:62:PHE:HB3	1.77	0.65
2:P:48:ILE:HD11	2:P:62:PHE:HB3	1.79	0.65
1:C:82:ASN:ND2	1:C:139:ASP:OD2	2.30	0.65
1:D:706:ALA:O	1:E:895:GLN:NE2	2.30	0.65
2:N:11:LEU:HB2	2:N:105:LEU:HG	1.78	0.65
1:F:444:LYS:NZ	1:F:446:SER:OG	2.30	0.65
1:D:736:VAL:HG12	1:D:858:LEU:HB3	1.79	0.65
1:D:813:SER:HB3	1:D:815:ARG:HD3	1.79	0.65
1:F:1047:TYR:HB2	1:F:1067:TYR:HB3	1.78	0.65
1:C:1047:TYR:HB2	1:C:1067:TYR:HB3	1.79	0.64
1:F:813:SER:HB3	1:F:815:ARG:HD3	1.79	0.64
2:R:6:GLN:NE2	2:R:88:CYS:SG	2.70	0.64
3:O:40:LEU:HD13	3:O:85:ALA:HB2	1.78	0.64
2:L:48:ILE:HD11	2:L:62:PHE:HB3	1.78	0.64
1:A:444:LYS:NZ	1:A:446:SER:OG	2.30	0.64
1:C:444:LYS:NZ	1:C:446:SER:OG	2.30	0.64
2:J:48:ILE:HD11	2:J:62:PHE:HB3	1.78	0.64
2:N:6:GLN:NE2	2:N:88:CYS:SG	2.71	0.64
2:J:6:GLN:NE2	2:J:88:CYS:SG	2.71	0.64
2:L:6:GLN:NE2	2:L:88:CYS:SG	2.71	0.64
1:A:811:LYS:HE2	1:A:813:SER:HB2	1.80	0.64
1:E:444:LYS:NZ	1:E:446:SER:OG	2.30	0.64
3:K:48:LEU:HA	3:K:59:VAL:HG21	1.79	0.64
1:E:736:VAL:HG12	1:E:858:LEU:HB3	1.79	0.64
1:A:706:ALA:O	1:C:895:GLN:NE2	2.31	0.63
1:A:813:SER:HB3	1:A:815:ARG:HD3	1.79	0.63
3:Q:48:LEU:HA	3:Q:59:VAL:HG21	1.80	0.63
1:C:811:LYS:HE2	1:C:813:SER:HB2	1.80	0.63
2:N:195:ILE:HG12	2:N:206:LEU:HG	1.80	0.63
1:D:131:VAL:HG11	1:D:231:ILE:HG12	1.80	0.63
1:B:444:LYS:NZ	1:B:446:SER:OG	2.30	0.63
1:B:813:SER:HB3	1:B:815:ARG:HD3	1.79	0.63
3:M:40:LEU:HD13	3:M:85:ALA:HB2	1.79	0.63
1:A:131:VAL:HG11	1:A:231:ILE:HG12	1.80	0.63
1:D:493:GLN:NE2	2:N:227:ALA:O	2.32	0.63
1:E:82:ASN:ND2	1:E:139:ASP:OD2	2.32	0.63
1:E:131:VAL:HG11	1:E:231:ILE:HG12	1.80	0.63

Continued on next page...

Continued from previous page...

Atom-1	Atom-2	Interatomic distance (Å)	Clash overlap (Å)
1:F:457:ARG:NH1	1:F:467:ASP:OD2	2.32	0.63
1:F:82:ASN:ND2	1:F:139:ASP:OD2	2.32	0.63
2:H:6:GLN:NE2	2:H:88:CYS:SG	2.71	0.63
3:I:40:LEU:HD13	3:I:85:ALA:HB2	1.80	0.63
3:G:48:LEU:HA	3:G:59:VAL:HG21	1.81	0.63
3:I:143:ARG:HH11	3:I:206:GLN:HE21	1.47	0.62
2:N:157:MET:HG2	2:N:197:ARG:HH11	1.64	0.62
1:C:813:SER:HB3	1:C:815:ARG:HD3	1.81	0.62
1:D:466:ARG:HE	1:D:468:ILE:HD11	1.63	0.62
1:F:131:VAL:HG11	1:F:231:ILE:HG12	1.80	0.62
3:K:40:LEU:HD13	3:K:85:ALA:HB2	1.80	0.62
2:N:79:GLU:HB3	2:N:82:ASP:HB2	1.81	0.62
1:D:82:ASN:ND2	1:D:139:ASP:OD2	2.32	0.62
3:I:48:LEU:HA	3:I:59:VAL:HG21	1.80	0.62
2:J:39:LYS:HD3	2:J:84:ALA:HB2	1.81	0.62
3:M:48:LEU:HA	3:M:59:VAL:HG21	1.82	0.62
3:G:143:ARG:HH11	3:G:206:GLN:HE21	1.48	0.62
1:C:131:VAL:HG11	1:C:231:ILE:HG12	1.80	0.62
1:D:895:GLN:NE2	1:F:706:ALA:O	2.32	0.62
1:A:82:ASN:ND2	1:A:139:ASP:OD2	2.33	0.62
1:C:555:SER:HB2	1:C:586:ASP:HB2	1.80	0.62
3:G:40:LEU:HD13	3:G:85:ALA:HB2	1.80	0.62
1:E:140:PRO:HB3	1:E:159:VAL:HG13	1.83	0.61
2:P:11:LEU:HB2	2:P:105:LEU:HG	1.81	0.61
1:D:659:SER:HB3	1:D:698:SER:HB2	1.82	0.61
1:B:127:VAL:HG21	1:B:176:LEU:HG	1.82	0.61
1:D:1047:TYR:HB2	1:D:1067:TYR:HB3	1.82	0.61
1:E:977:LEU:HD11	1:E:1000:ARG:HH12	1.65	0.61
1:F:555:SER:HB2	1:F:586:ASP:HB2	1.81	0.61
1:D:140:PRO:HB3	1:D:159:VAL:HG13	1.82	0.61
1:F:140:PRO:HB3	1:F:159:VAL:HG13	1.81	0.61
1:B:659:SER:HB3	1:B:698:SER:HB2	1.83	0.61
2:P:145:CYS:HB3	2:P:204:ALA:HB3	1.83	0.61
2:R:48:ILE:HD11	2:R:62:PHE:HB3	1.81	0.61
3:G:47:LEU:HD21	3:G:50:TYR:HB3	1.83	0.61
1:B:123:ASN:OD1	1:B:123:ASN:N	2.34	0.61
2:N:32:TYR:O	2:N:91:ARG:N	2.33	0.61
2:P:39:LYS:HD3	2:P:84:ALA:HB2	1.82	0.61
1:D:376:ALA:HB3	1:D:435:ALA:HB3	1.82	0.61
2:H:145:CYS:HB3	2:H:204:ALA:HB3	1.83	0.61
3:K:143:ARG:HH11	3:K:206:GLN:HE21	1.48	0.61

Continued on next page...

Continued from previous page...

Atom-1	Atom-2	Interatomic distance (Å)	Clash overlap (Å)
1:B:140:PRO:HB3	1:B:159:VAL:HG13	1.84	0.60
1:D:822:LEU:HD21	1:D:938:LEU:HD13	1.83	0.60
1:B:736:VAL:HG21	1:B:1004:LEU:HD11	1.83	0.60
1:E:409:GLN:HB3	1:E:419:ALA:HB2	1.82	0.60
3:M:143:ARG:HH11	3:M:206:GLN:HE21	1.47	0.60
1:A:140:PRO:HB3	1:A:159:VAL:HG13	1.81	0.60
1:C:357:ARG:HH12	1:C:394:ASN:HD21	1.48	0.60
3:M:20:ILE:HB	3:M:74:LEU:HB3	1.83	0.60
3:M:28:ASN:HB2	3:M:91:ALA:HB1	1.82	0.60
1:B:65:TRP:HE1	1:B:264:ALA:HB1	1.65	0.60
1:C:140:PRO:HB3	1:C:159:VAL:HG13	1.83	0.60
1:B:901:GLN:HE21	1:B:905:ARG:HE	1.49	0.60
1:F:811:LYS:HE2	1:F:813:SER:HB2	1.82	0.60
1:B:895:GLN:NE2	1:C:706:ALA:O	2.35	0.59
1:C:466:ARG:HE	1:C:468:ILE:HD11	1.67	0.59
2:R:141:LEU:HB2	2:R:208:MET:HB2	1.84	0.59
1:A:1047:TYR:HB2	1:A:1067:TYR:HB3	1.83	0.59
1:B:379:CYS:HA	1:B:432:CYS:HA	1.83	0.59
1:B:811:LYS:HE2	1:B:813:SER:HB2	1.84	0.59
1:A:597:VAL:HG22	1:A:610:VAL:HG12	1.85	0.59
1:A:858:LEU:HD13	1:A:959:LEU:HD22	1.84	0.59
1:C:559:PHE:HB2	1:C:577:ARG:HH21	1.68	0.59
1:F:901:GLN:HE21	1:F:905:ARG:HE	1.50	0.59
2:J:145:CYS:HB3	2:J:204:ALA:HB3	1.84	0.59
2:N:223:ARG:HB2	2:N:248:ASP:HA	1.83	0.59
2:L:145:CYS:HB3	2:L:204:ALA:HB3	1.84	0.59
1:B:409:GLN:HB3	1:B:419:ALA:HB2	1.84	0.59
2:N:175:ARG:HH21	2:N:179:TYR:HB3	1.68	0.59
3:Q:47:LEU:HD21	3:Q:50:TYR:HB3	1.84	0.59
2:L:39:LYS:HD3	2:L:84:ALA:HB2	1.84	0.59
1:B:599:THR:HG22	1:B:601:GLY:H	1.66	0.59
1:A:736:VAL:HG21	1:A:1004:LEU:HD11	1.83	0.59
3:I:47:LEU:HD21	3:I:50:TYR:HB3	1.85	0.59
3:K:47:LEU:HD21	3:K:50:TYR:HB3	1.85	0.59
1:E:811:LYS:HE2	1:E:813:SER:HB2	1.85	0.58
3:O:64:SER:HB2	3:O:75:ALA:HB3	1.84	0.58
3:Q:143:ARG:HH11	3:Q:206:GLN:HE21	1.50	0.58
3:M:25:SER:OG	3:M:28:ASN:ND2	2.37	0.58
2:P:19:ALA:HB3	2:P:75:ILE:HB	1.85	0.58
1:D:811:LYS:HE2	1:D:813:SER:HB2	1.85	0.58
1:E:955:ASN:OD1	1:E:1014:ARG:NH1	2.37	0.58

Continued on next page...

Continued from previous page...

Atom-1	Atom-2	Interatomic distance (Å)	Clash overlap (Å)
2:P:6:GLN:NE2	2:P:88:CYS:SG	2.77	0.58
1:B:551:VAL:HB	1:B:588:THR:HG23	1.85	0.58
3:O:143:ARG:HH12	3:O:195:SER:HG	1.51	0.58
2:R:222:THR:HG22	2:R:250:TRP:HA	1.85	0.58
1:D:565:PHE:HB3	1:D:576:VAL:HG23	1.86	0.58
3:G:48:LEU:HB3	3:G:49:ILE:HD12	1.86	0.58
1:D:758:SER:OG	1:D:761:THR:OG1	2.22	0.57
1:A:563:GLN:O	1:A:577:ARG:NH2	2.37	0.57
1:B:555:SER:HB2	1:B:586:ASP:HB2	1.86	0.57
1:E:656:VAL:HG22	1:E:658:ASN:H	1.69	0.57
1:B:466:ARG:HE	1:B:468:ILE:HD11	1.67	0.57
1:C:383:SER:HB3	1:C:386:LYS:HB2	1.87	0.57
1:F:87:PHE:HE2	1:F:196:ASN:HB2	1.69	0.57
1:B:646:ARG:NH1	1:B:668:ALA:O	2.38	0.57
1:C:379:CYS:HA	1:C:432:CYS:HA	1.86	0.57
1:A:466:ARG:HE	1:A:468:ILE:HD11	1.69	0.57
1:A:666:ILE:HD11	1:A:672:ALA:HB2	1.85	0.57
1:A:555:SER:HB2	1:A:586:ASP:HB2	1.87	0.57
1:A:880:GLY:O	1:A:884:SER:OG	2.20	0.57
1:A:87:PHE:HE2	1:A:196:ASN:HB2	1.70	0.57
1:A:646:ARG:HH12	1:C:866:THR:HG21	1.70	0.57
1:A:742:ILE:O	1:A:1000:ARG:NH1	2.37	0.57
1:E:736:VAL:HG21	1:E:1004:LEU:HD11	1.86	0.57
2:P:222:THR:HG22	2:P:250:TRP:HA	1.86	0.57
2:N:5:THR:O	2:N:24:ARG:NH2	2.37	0.56
3:Q:185:ALA:HB3	3:Q:188:VAL:HG22	1.87	0.56
1:A:1106:GLN:NE2	1:A:1111:GLU:OE1	2.38	0.56
1:B:144:VAL:HG12	1:B:146:GLN:HG3	1.87	0.56
2:H:39:LYS:HD3	2:H:84:ALA:HB2	1.86	0.56
2:J:5:THR:O	2:J:24:ARG:NH2	2.38	0.56
3:M:48:LEU:HB3	3:M:49:ILE:HD12	1.86	0.56
1:C:97:GLU:OE2	1:C:190:ARG:NH1	2.39	0.56
1:E:858:LEU:HD22	1:E:959:LEU:HD22	1.87	0.56
1:F:376:ALA:HB3	1:F:435:ALA:HB3	1.86	0.56
1:F:1106:GLN:NE2	1:F:1111:GLU:OE1	2.39	0.56
3:G:64:SER:HB2	3:G:75:ALA:HB3	1.85	0.56
1:D:646:ARG:NH1	1:D:668:ALA:O	2.39	0.56
2:L:5:THR:O	2:L:24:ARG:NH2	2.38	0.56
1:A:1006:THR:OG1	1:C:1005:GLN:NE2	2.39	0.56
1:C:1106:GLN:NE2	1:C:1111:GLU:OE1	2.39	0.56
2:R:5:THR:O	2:R:24:ARG:NH2	2.38	0.56

Continued on next page...

Continued from previous page...

Atom-1	Atom-2	Interatomic distance (Å)	Clash overlap (Å)
1:D:97:GLU:OE2	1:D:190:ARG:NH1	2.39	0.56
1:D:615:VAL:HG13	1:D:617:CYS:H	1.69	0.56
1:A:78:LYS:NZ	1:A:158:ARG:O	2.39	0.56
1:C:646:ARG:NH1	1:C:668:ALA:O	2.38	0.56
1:C:955:ASN:OD1	1:C:1014:ARG:NH1	2.39	0.56
1:E:108:GLY:H	1:E:235:ILE:HG23	1.71	0.56
1:B:955:ASN:OD1	1:B:1014:ARG:NH1	2.38	0.56
1:C:87:PHE:HE2	1:C:196:ASN:HB2	1.71	0.56
3:O:25:SER:OG	3:O:28:ASN:ND2	2.39	0.56
3:Q:64:SER:HB2	3:Q:75:ALA:HB3	1.87	0.56
2:R:145:CYS:HB3	2:R:204:ALA:HB3	1.87	0.56
1:B:105:TRP:HA	1:B:240:THR:HA	1.88	0.56
1:D:87:PHE:HE2	1:D:196:ASN:HB2	1.70	0.56
1:E:1106:GLN:NE2	1:E:1111:GLU:OE1	2.38	0.56
3:K:48:LEU:HB3	3:K:49:ILE:HD12	1.87	0.55
2:P:5:THR:O	2:P:24:ARG:NH2	2.40	0.55
1:A:895:GLN:HG2	1:B:713:ALA:HB2	1.88	0.55
1:A:379:CYS:HA	1:A:432:CYS:HA	1.88	0.55
1:D:1106:GLN:NE2	1:D:1111:GLU:OE1	2.40	0.55
1:F:646:ARG:NH1	1:F:668:ALA:O	2.38	0.55
1:B:858:LEU:HD13	1:B:959:LEU:HD22	1.88	0.55
3:I:4:LEU:HB2	3:I:101:GLY:HA2	1.89	0.55
3:O:47:LEU:HD21	3:O:50:TYR:HB3	1.88	0.55
3:O:143:ARG:NH1	3:O:195:SER:OG	2.37	0.55
1:C:376:ALA:HB3	1:C:435:ALA:HB3	1.89	0.55
1:E:87:PHE:HE2	1:E:196:ASN:HB2	1.70	0.55
3:O:48:LEU:HB3	3:O:49:ILE:HD12	1.88	0.55
2:L:170:TRP:HD1	2:L:186:ALA:HB2	1.69	0.55
1:A:97:GLU:OE2	1:A:190:ARG:NH1	2.40	0.55
1:A:166:CYS:O	1:B:357:ARG:NH1	2.40	0.55
1:D:736:VAL:HG21	1:D:1004:LEU:HD11	1.89	0.55
2:N:82:ASP:OD2	2:N:86:TYR:OH	2.23	0.55
2:N:160:PHE:O	2:N:220:TYR:N	2.36	0.55
2:H:170:TRP:HD1	2:H:186:ALA:HB2	1.71	0.55
2:J:170:TRP:HD1	2:J:186:ALA:HB2	1.72	0.55
1:A:955:ASN:OD1	1:A:1014:ARG:NH1	2.39	0.55
1:B:437:ASN:ND2	1:B:506:GLN:OE1	2.38	0.55
1:D:78:LYS:NZ	1:D:158:ARG:O	2.40	0.55
1:E:97:GLU:OE2	1:E:190:ARG:NH1	2.40	0.55
3:I:48:LEU:HB3	3:I:49:ILE:HD12	1.89	0.55
2:P:170:TRP:HD1	2:P:186:ALA:HB2	1.71	0.55

Continued on next page...

Continued from previous page...

Atom-1	Atom-2	Interatomic distance (Å)	Clash overlap (Å)
3:Q:20:ILE:HB	3:Q:74:LEU:HB3	1.89	0.55
1:A:376:ALA:HB3	1:A:435:ALA:HB3	1.87	0.55
1:D:489:TYR:HE1	2:N:225:ARG:HB2	1.72	0.55
3:I:185:ALA:HB3	3:I:188:VAL:HG22	1.88	0.55
3:G:25:SER:OG	3:G:28:ASN:ND2	2.40	0.55
3:G:185:ALA:HB3	3:G:188:VAL:HG22	1.88	0.55
1:A:1005:GLN:NE2	1:B:1006:THR:OG1	2.39	0.55
1:B:1005:GLN:NE2	1:C:1006:THR:OG1	2.39	0.55
3:M:64:SER:HB2	3:M:75:ALA:HB3	1.89	0.55
3:Q:48:LEU:HB3	3:Q:49:ILE:HD12	1.88	0.55
3:G:20:ILE:HB	3:G:74:LEU:HB3	1.88	0.55
1:B:758:SER:OG	1:B:761:THR:OG1	2.25	0.54
3:K:4:LEU:HB2	3:K:101:GLY:HA2	1.89	0.54
1:C:736:VAL:HG21	1:C:1004:LEU:HD11	1.88	0.54
1:D:599:THR:HG22	1:D:601:GLY:H	1.73	0.54
1:F:822:LEU:HD21	1:F:938:LEU:HD13	1.89	0.54
1:F:758:SER:OG	1:F:761:THR:OG1	2.21	0.54
1:B:330:PRO:HG3	1:B:579:PRO:HB2	1.89	0.54
3:O:51:SER:O	3:O:53:ASN:ND2	2.40	0.54
3:Q:25:SER:OG	3:Q:28:ASN:ND2	2.41	0.54
1:A:735:SER:HG	1:A:859:THR:HG1	1.55	0.54
1:E:1006:THR:OG1	1:F:1005:GLN:NE2	2.40	0.54
1:F:40:PRO:HG3	1:F:52:THR:HG21	1.90	0.54
2:R:229:TYR:HA	2:R:232:LEU:HD13	1.90	0.54
1:C:409:GLN:HB3	1:C:419:ALA:HB2	1.88	0.54
1:D:353:TRP:HB2	1:D:466:ARG:HD2	1.89	0.54
1:F:78:LYS:NZ	1:F:158:ARG:O	2.40	0.54
1:B:565:PHE:HB3	1:B:576:VAL:HG23	1.88	0.54
1:B:615:VAL:HG13	1:B:617:CYS:H	1.72	0.54
3:I:64:SER:HB2	3:I:75:ALA:HB3	1.90	0.54
3:M:47:LEU:HD21	3:M:50:TYR:HB3	1.88	0.54
2:R:163:ALA:HB3	2:R:166:LYS:HB3	1.89	0.54
1:A:994:ASP:HB3	1:B:995:ARG:HH22	1.73	0.54
2:H:222:THR:HG22	2:H:250:TRP:HA	1.89	0.54
1:A:487:ASN:ND2	2:H:242:TYR:OH	2.40	0.54
1:B:1106:GLN:NE2	1:B:1111:GLU:OE1	2.40	0.54
1:D:555:SER:HB2	1:D:586:ASP:HB2	1.89	0.54
1:D:1006:THR:OG1	1:E:1005:GLN:NE2	2.41	0.54
1:E:957:GLN:OE1	1:F:765:ARG:NH2	2.40	0.54
1:F:456:PHE:HB3	2:R:229:TYR:CE1	2.43	0.54
1:D:489:TYR:CE1	2:N:225:ARG:HB2	2.42	0.54

Continued on next page...

Continued from previous page...

Atom-1	Atom-2	Interatomic distance (Å)	Clash overlap (Å)
1:E:466:ARG:HE	1:E:468:ILE:HD11	1.73	0.53
1:F:357:ARG:HH12	1:F:394:ASN:HD21	1.55	0.53
2:L:163:ALA:HB3	2:L:166:LYS:HB3	1.88	0.53
2:H:5:THR:O	2:H:24:ARG:NH2	2.40	0.53
2:N:154:ASP:HB3	2:N:226:TYR:HE1	1.72	0.53
2:L:24:ARG:H	2:L:24:ARG:HH21	1.56	0.53
1:B:40:PRO:HB3	1:B:56:PHE:HZ	1.73	0.53
1:C:78:LYS:NZ	1:C:158:ARG:O	2.40	0.53
1:E:487:ASN:ND2	2:P:242:TYR:OH	2.40	0.53
2:J:222:THR:HG22	2:J:250:TRP:HA	1.89	0.53
1:A:437:ASN:ND2	1:A:506:GLN:OE1	2.40	0.53
3:K:185:ALA:HB3	3:K:188:VAL:HG22	1.88	0.53
1:C:599:THR:HG22	1:C:601:GLY:H	1.72	0.53
1:E:584:ILE:HD13	1:E:584:ILE:H	1.74	0.53
2:H:141:LEU:HB2	2:H:208:MET:HB2	1.89	0.53
3:O:20:ILE:HB	3:O:74:LEU:HB3	1.89	0.53
1:D:1037:SER:H	1:D:1048:HIS:HD2	1.55	0.53
1:E:378:LYS:HD2	3:O:231:VAL:HA	1.89	0.53
3:I:20:ILE:HB	3:I:74:LEU:HB3	1.89	0.53
1:E:82:ASN:OD1	1:E:239:GLN:NE2	2.41	0.53
2:H:163:ALA:HB3	2:H:166:LYS:HB3	1.89	0.53
2:J:163:ALA:HB3	2:J:166:LYS:HB3	1.90	0.53
2:P:163:ALA:HB3	2:P:166:LYS:HB3	1.91	0.53
1:D:735:SER:HA	1:D:767:LEU:HD13	1.90	0.53
1:E:485:GLY:O	2:P:225:ARG:NH1	2.42	0.53
1:E:995:ARG:HH22	1:F:994:ASP:HB3	1.73	0.53
1:B:880:GLY:O	1:B:884:SER:OG	2.20	0.53
1:F:379:CYS:HA	1:F:432:CYS:HA	1.91	0.53
3:O:4:LEU:HB2	3:O:101:GLY:HA2	1.90	0.52
1:E:376:ALA:HB3	1:E:435:ALA:HB3	1.91	0.52
3:O:143:ARG:HD3	3:O:206:GLN:HE21	1.72	0.52
3:Q:206:GLN:HG3	3:Q:208:ASN:HD21	1.74	0.52
1:C:615:VAL:HG13	1:C:617:CYS:H	1.74	0.52
1:E:597:VAL:HG22	1:E:610:VAL:HG12	1.91	0.52
3:M:162:ARG:HG3	3:M:170:GLU:HB3	1.92	0.52
1:A:53:GLN:NE2	1:A:274:THR:OG1	2.41	0.52
1:B:990:GLU:HA	1:B:993:ILE:HG22	1.92	0.52
1:C:82:ASN:OD1	1:C:239:GLN:NE2	2.42	0.52
1:C:97:GLU:HB2	1:C:101:ILE:HB	1.91	0.52
1:F:599:THR:HG22	1:F:601:GLY:H	1.74	0.52
2:J:192:ARG:NH2	2:J:215:ASP:OD2	2.42	0.52

Continued on next page...

Continued from previous page...

Atom-1	Atom-2	Interatomic distance (Å)	Clash overlap (Å)
3:K:51:SER:O	3:K:53:ASN:ND2	2.43	0.52
1:A:908:GLY:O	1:A:1038:LYS:NZ	2.42	0.52
1:D:990:GLU:HA	1:D:993:ILE:HG22	1.91	0.52
1:D:1005:GLN:NE2	1:F:1006:THR:OG1	2.42	0.52
1:F:108:GLY:H	1:F:235:ILE:HG23	1.75	0.52
3:I:93:ASP:OD1	3:I:94:ASP:N	2.43	0.52
3:M:194:ILE:HB	3:M:205:LEU:HD13	1.90	0.52
1:D:97:GLU:HB2	1:D:101:ILE:HB	1.92	0.52
1:D:379:CYS:HA	1:D:432:CYS:HA	1.90	0.52
1:F:955:ASN:OD1	1:F:1014:ARG:NH1	2.41	0.52
2:N:161:ARG:HG3	2:N:169:GLU:HB3	1.91	0.52
1:A:108:GLY:H	1:A:235:ILE:HG23	1.74	0.52
1:D:144:VAL:HG22	1:D:146:GLN:HG3	1.92	0.52
1:D:765:ARG:NH2	1:F:957:GLN:OE1	2.43	0.52
1:E:811:LYS:HG3	1:E:814:LYS:H	1.75	0.52
1:F:104:GLY:HA3	1:F:121:VAL:HA	1.92	0.52
3:K:64:SER:HB2	3:K:75:ALA:HB3	1.92	0.52
2:N:241:ASP:OD1	2:N:242:TYR:N	2.42	0.52
1:A:82:ASN:OD1	1:A:239:GLN:NE2	2.43	0.52
1:A:957:GLN:OE1	1:C:765:ARG:NH2	2.43	0.52
1:E:880:GLY:O	1:E:884:SER:OG	2.21	0.52
1:F:454:ARG:NH2	1:F:471:GLU:O	2.43	0.52
3:K:35:ASN:HB2	3:K:90:ALA:HB3	1.92	0.52
3:G:4:LEU:HB2	3:G:101:GLY:HA2	1.91	0.52
1:A:330:PRO:HG3	1:A:579:PRO:HB2	1.92	0.51
1:E:78:LYS:NZ	1:E:158:ARG:O	2.39	0.51
2:R:170:TRP:HD1	2:R:186:ALA:HB2	1.76	0.51
1:C:108:GLY:H	1:C:235:ILE:HG23	1.74	0.51
1:F:97:GLU:HB2	1:F:101:ILE:HB	1.92	0.51
3:I:25:SER:OG	3:I:28:ASN:ND2	2.43	0.51
2:R:54:ARG:HH12	2:R:62:PHE:HB2	1.74	0.51
1:A:97:GLU:HB2	1:A:101:ILE:HB	1.92	0.51
1:A:822:LEU:HD21	1:A:938:LEU:HD13	1.92	0.51
1:C:822:LEU:HD21	1:C:938:LEU:HD13	1.91	0.51
3:G:93:ASP:OD1	3:G:94:ASP:N	2.43	0.51
1:E:104:GLY:HA3	1:E:121:VAL:HA	1.93	0.51
1:F:659:SER:HB3	1:F:698:SER:HB2	1.91	0.51
1:A:584:ILE:HD13	1:A:584:ILE:H	1.74	0.51
3:K:25:SER:OG	3:K:28:ASN:ND2	2.43	0.51
1:A:40:PRO:HG3	1:A:52:THR:HG21	1.93	0.51
1:A:325:SER:HA	1:A:540:ASN:HB2	1.92	0.51

Continued on next page...

Continued from previous page...

Atom-1	Atom-2	Interatomic distance (Å)	Clash overlap (Å)
1:A:990:GLU:HA	1:A:993:ILE:HG22	1.92	0.51
2:J:141:LEU:HB2	2:J:208:MET:HB2	1.92	0.51
1:A:104:GLY:HA3	1:A:121:VAL:HA	1.91	0.51
1:B:821:LEU:HD21	1:B:939:SER:HB3	1.92	0.51
1:D:108:GLY:H	1:D:235:ILE:HG23	1.76	0.51
1:F:747:THR:O	1:F:751:ASN:ND2	2.44	0.51
3:K:20:ILE:HB	3:K:74:LEU:HB3	1.91	0.51
1:B:193:VAL:HB	1:B:204:TYR:HB2	1.93	0.51
1:B:596:SER:O	1:B:611:LEU:N	2.43	0.51
1:B:708:SER:HB3	1:B:711:SER:HB3	1.93	0.51
1:D:584:ILE:HD13	1:D:584:ILE:H	1.75	0.51
3:O:146:CYS:N	3:O:203:LEU:O	2.38	0.51
1:D:104:GLY:HA3	1:D:121:VAL:HA	1.91	0.51
1:E:908:GLY:O	1:E:1038:LYS:NZ	2.44	0.51
2:H:11:LEU:HB2	2:H:105:LEU:HG	1.92	0.51
3:K:162:ARG:HH11	3:K:172:VAL:HG22	1.76	0.51
3:M:24:GLY:O	3:M:70:THR:OG1	2.29	0.51
2:L:222:THR:HG22	2:L:250:TRP:HA	1.92	0.51
1:E:379:CYS:HA	1:E:432:CYS:HA	1.92	0.50
3:O:93:ASP:OD1	3:O:94:ASP:N	2.44	0.50
1:B:765:ARG:NH2	1:C:957:GLN:OE1	2.43	0.50
1:C:747:THR:O	1:C:751:ASN:ND2	2.44	0.50
1:F:615:VAL:HG13	1:F:617:CYS:H	1.75	0.50
2:N:16:GLY:H	2:N:78:LEU:HA	1.76	0.50
1:A:485:GLY:O	2:H:225:ARG:NH1	2.44	0.50
3:I:206:GLN:HG3	3:I:208:ASN:HD21	1.76	0.50
3:M:159:HIS:HB2	3:M:221:ALA:HB3	1.94	0.50
2:L:79:GLU:HB3	2:L:82:ASP:HB2	1.94	0.50
1:A:409:GLN:HB3	1:A:419:ALA:HB2	1.92	0.50
1:D:529:LYS:H	1:D:529:LYS:HD3	1.76	0.50
1:E:437:ASN:ND2	1:E:506:GLN:OE1	2.41	0.50
1:F:144:VAL:HG22	1:F:146:GLN:HG3	1.94	0.50
1:F:493:GLN:NE2	2:R:227:ALA:O	2.44	0.50
2:N:136:LYS:HB3	2:N:137:PRO:HD3	1.94	0.50
1:A:144:VAL:HG22	1:A:146:GLN:HG3	1.93	0.50
1:D:727:LEU:HD11	1:D:1028:LYS:HD2	1.94	0.50
1:E:97:GLU:HB2	1:E:101:ILE:HB	1.93	0.50
3:M:51:SER:O	3:M:53:ASN:ND2	2.44	0.50
2:R:39:LYS:HD3	2:R:84:ALA:HB2	1.93	0.50
1:B:325:SER:HA	1:B:540:ASN:HB2	1.93	0.50
1:B:949:GLN:O	1:B:953:ASN:ND2	2.44	0.50

Continued on next page...

Continued from previous page...

Atom-1	Atom-2	Interatomic distance (Å)	Clash overlap (Å)
1:C:123:ASN:OD1	1:C:124:ALA:N	2.44	0.50
1:D:342:PHE:HZ	1:D:513:LEU:HD11	1.76	0.50
3:K:93:ASP:OD1	3:K:94:ASP:N	2.44	0.50
1:B:493:GLN:NE2	2:J:227:ALA:O	2.45	0.50
3:I:51:SER:O	3:I:53:ASN:ND2	2.45	0.50
2:R:24:ARG:HH21	2:R:24:ARG:H	1.58	0.50
1:C:377:PHE:HE2	1:C:384:PRO:HB3	1.77	0.49
1:D:880:GLY:O	1:D:884:SER:OG	2.22	0.49
1:F:82:ASN:OD1	1:F:239:GLN:NE2	2.45	0.49
1:B:493:GLN:HB3	2:J:178:ALA:HB1	1.94	0.49
1:A:565:PHE:HB3	1:A:576:VAL:HG23	1.92	0.49
1:D:53:GLN:NE2	1:D:274:THR:OG1	2.42	0.49
3:M:162:ARG:HD3	3:M:218:TYR:CZ	2.47	0.49
2:N:161:ARG:HA	2:N:219:TYR:HA	1.93	0.49
3:Q:93:ASP:OD1	3:Q:94:ASP:N	2.45	0.49
1:A:377:PHE:O	3:G:233:ASN:ND2	2.35	0.49
1:D:866:THR:HG21	1:F:646:ARG:HH12	1.76	0.49
1:E:103:ARG:HE	1:E:142:LEU:HD23	1.77	0.49
1:E:1037:SER:H	1:E:1048:HIS:HD2	1.60	0.49
1:A:1037:SER:H	1:A:1048:HIS:HD2	1.61	0.49
1:B:866:THR:HG21	1:C:646:ARG:HH12	1.78	0.49
1:B:1037:SER:H	1:B:1048:HIS:HD2	1.61	0.49
1:C:598:ILE:HG23	1:C:664:ILE:HG21	1.94	0.49
3:O:49:ILE:HG13	3:O:55:ARG:HG2	1.95	0.49
3:G:51:SER:O	3:G:53:ASN:ND2	2.46	0.49
1:A:493:GLN:NE2	2:H:227:ALA:O	2.45	0.49
1:C:40:PRO:HG3	1:C:52:THR:HG21	1.95	0.49
1:F:97:GLU:OE2	1:F:190:ARG:NH1	2.45	0.49
2:N:163:ALA:HB3	2:N:166:LYS:HB3	1.93	0.49
3:O:162:ARG:HH11	3:O:172:VAL:HG22	1.77	0.49
2:R:37:GLN:HB2	2:R:47:LEU:HD11	1.94	0.49
1:C:144:VAL:HG22	1:C:146:GLN:HG3	1.94	0.49
1:C:758:SER:OG	1:C:761:THR:OG1	2.29	0.49
1:D:596:SER:O	1:D:611:LEU:N	2.46	0.49
2:N:90:GLN:NE2	2:N:98:THR:OG1	2.45	0.49
2:N:185:TYR:HB3	2:N:189:VAL:HG23	1.94	0.49
2:L:11:LEU:HB2	2:L:105:LEU:HG	1.93	0.49
1:B:103:ARG:HE	1:B:243:ALA:HB2	1.76	0.49
1:E:666:ILE:HD11	1:E:672:ALA:HB2	1.95	0.49
1:F:880:GLY:O	1:F:884:SER:OG	2.22	0.49
2:H:79:GLU:HB3	2:H:82:ASP:HB2	1.94	0.49

Continued on next page...

Continued from previous page...

Atom-1	Atom-2	Interatomic distance (Å)	Clash overlap (Å)
1:E:713:ALA:HB2	1:F:895:GLN:HG2	1.95	0.49
1:F:195:LYS:HE2	1:F:204:TYR:HE2	1.78	0.49
1:F:478:LYS:HZ3	1:F:478:LYS:HB3	1.78	0.49
1:F:912:THR:OG1	1:F:1106:GLN:NE2	2.46	0.49
2:N:48:ILE:HG13	2:N:54:ARG:HA	1.94	0.49
1:D:654:GLU:OE2	1:D:677:GLN:NE2	2.46	0.48
1:D:957:GLN:OE1	1:E:765:ARG:NH2	2.46	0.48
3:M:35:ASN:HB2	3:M:90:ALA:HB3	1.94	0.48
1:B:487:ASN:ND2	2:J:242:TYR:OH	2.45	0.48
1:F:318:PHE:O	1:F:319:ARG:NH1	2.46	0.48
1:D:194:PHE:HE1	1:D:203:ILE:HG23	1.78	0.48
2:J:24:ARG:H	2:J:24:ARG:HH21	1.60	0.48
2:N:192:ARG:NH2	2:N:215:ASP:OD2	2.46	0.48
1:C:811:LYS:HG3	1:C:814:LYS:H	1.77	0.48
2:J:11:LEU:HB2	2:J:105:LEU:HG	1.93	0.48
2:P:223:ARG:HB2	2:P:248:ASP:HA	1.94	0.48
1:B:376:ALA:HB3	1:B:435:ALA:HB3	1.95	0.48
1:B:735:SER:OG	1:B:859:THR:OG1	2.32	0.48
1:C:880:GLY:O	1:C:884:SER:OG	2.22	0.48
1:D:325:SER:HA	1:D:540:ASN:HB2	1.95	0.48
2:H:192:ARG:NH2	2:H:215:ASP:OD2	2.46	0.48
1:A:811:LYS:HG3	1:A:814:LYS:H	1.79	0.48
1:D:351:TYR:HA	1:D:422:ASN:HB3	1.94	0.48
1:D:410:ILE:HG22	1:D:425:LEU:HD11	1.95	0.48
1:E:821:LEU:HD21	1:E:939:SER:HB3	1.95	0.48
1:F:493:GLN:HB3	2:R:178:ALA:HB1	1.95	0.48
3:K:164:ALA:HB3	3:K:167:LYS:HB2	1.94	0.48
3:Q:4:LEU:HB2	3:Q:101:GLY:HA2	1.94	0.48
3:Q:159:HIS:CD2	3:Q:223:ASP:HB2	2.48	0.48
1:E:144:VAL:HG22	1:E:146:GLN:HG3	1.94	0.48
1:E:563:GLN:O	1:E:577:ARG:NH2	2.47	0.48
2:H:54:ARG:HH12	2:H:62:PHE:HB2	1.78	0.48
2:N:135:VAL:HG23	2:N:141:LEU:HG	1.95	0.48
3:Q:51:SER:O	3:Q:53:ASN:ND2	2.45	0.48
3:G:49:ILE:HG13	3:G:55:ARG:HG2	1.95	0.48
1:C:437:ASN:ND2	1:C:506:GLN:OE1	2.43	0.48
2:N:39:LYS:HD3	2:N:84:ALA:HB2	1.95	0.48
3:G:159:HIS:CD2	3:G:223:ASP:HB2	2.49	0.48
3:G:162:ARG:HH11	3:G:172:VAL:HG22	1.77	0.48
2:L:192:ARG:NH2	2:L:215:ASP:OD2	2.47	0.48
1:A:493:GLN:HB3	2:H:178:ALA:HB1	1.96	0.48

Continued on next page...

Continued from previous page...

Atom-1	Atom-2	Interatomic distance (Å)	Clash overlap (Å)
1:B:565:PHE:HA	1:B:576:VAL:HA	1.96	0.48
1:D:103:ARG:HE	1:D:142:LEU:HD23	1.77	0.48
3:I:162:ARG:HH11	3:I:172:VAL:HG22	1.79	0.48
2:J:223:ARG:HB2	2:J:248:ASP:HA	1.95	0.48
2:J:229:TYR:HA	2:J:232:LEU:HD13	1.94	0.48
1:C:485:GLY:O	2:L:225:ARG:NH1	2.47	0.48
2:J:79:GLU:HB3	2:J:82:ASP:HB2	1.96	0.48
3:Q:49:ILE:HG13	3:Q:55:ARG:HG2	1.96	0.48
1:C:194:PHE:HE1	1:C:203:ILE:HG23	1.79	0.47
3:O:164:ALA:HB3	3:O:167:LYS:HB2	1.96	0.47
2:P:79:GLU:HB3	2:P:82:ASP:HB2	1.95	0.47
2:R:79:GLU:HB3	2:R:82:ASP:HB2	1.96	0.47
1:C:564:GLN:HG3	1:C:577:ARG:HD2	1.95	0.47
1:E:676:THR:OG1	1:E:690:GLN:OE1	2.32	0.47
3:O:159:HIS:CD2	3:O:223:ASP:HB2	2.48	0.47
2:P:176:SER:HA	2:P:197:ARG:HH12	1.79	0.47
1:E:194:PHE:HE1	1:E:203:ILE:HG23	1.80	0.47
3:Q:129:VAL:HG13	3:Q:147:ALA:HB3	1.96	0.47
1:E:596:SER:O	1:E:611:LEU:N	2.45	0.47
1:E:598:ILE:HG23	1:E:664:ILE:HG21	1.97	0.47
2:N:34:ALA:HB3	2:N:89:GLN:HB3	1.95	0.47
3:Q:162:ARG:HH11	3:Q:172:VAL:HG22	1.79	0.47
1:C:912:THR:OG1	1:C:1106:GLN:NE2	2.46	0.47
3:K:206:GLN:HG3	3:K:208:ASN:HD21	1.79	0.47
2:N:8:PRO:HB2	2:N:103:THR:HG21	1.95	0.47
2:P:136:LYS:HB3	2:P:137:PRO:HD3	1.97	0.47
2:L:223:ARG:HB2	2:L:248:ASP:HA	1.95	0.47
1:A:42:LYS:HD3	1:B:564:GLN:HE22	1.79	0.47
1:C:107:PHE:HB3	1:C:235:ILE:HD13	1.97	0.47
1:F:736:VAL:HG21	1:F:1004:LEU:HD11	1.96	0.47
2:J:125:VAL:HA	2:J:149:GLY:HA3	1.96	0.47
2:P:229:TYR:HA	2:P:232:LEU:HD13	1.97	0.47
3:Q:35:ASN:HB2	3:Q:90:ALA:HB3	1.94	0.47
1:A:418:ILE:HA	1:A:422:ASN:HD22	1.79	0.47
1:C:487:ASN:ND2	2:L:242:TYR:OH	2.47	0.47
1:D:206:LYS:HB2	1:D:223:LEU:HA	1.97	0.47
1:D:763:LEU:HD22	1:D:1008:VAL:HG21	1.96	0.47
1:F:107:PHE:HB3	1:F:235:ILE:HD13	1.97	0.47
1:F:178:ASP:O	1:F:190:ARG:NH2	2.48	0.47
3:I:49:ILE:HG13	3:I:55:ARG:HG2	1.96	0.47
3:K:159:HIS:CD2	3:K:223:ASP:HB2	2.50	0.47

Continued on next page...

Continued from previous page...

Atom-1	Atom-2	Interatomic distance (Å)	Clash overlap (Å)
3:M:49:ILE:HG13	3:M:55:ARG:HG2	1.96	0.47
3:M:93:ASP:HB3	3:M:97:ASN:HD21	1.78	0.47
3:M:159:HIS:CD2	3:M:238:MET:HG2	2.49	0.47
3:O:176:SER:HB3	3:O:228:PRO:HG3	1.95	0.47
2:R:7:SER:HB2	2:R:8:PRO:HD3	1.97	0.47
1:B:169:GLU:OE1	1:B:170:TYR:N	2.47	0.47
1:B:439:ASN:O	1:B:443:SER:OG	2.24	0.47
1:C:439:ASN:O	1:C:443:SER:OG	2.24	0.47
3:M:189:LYS:HZ2	3:M:189:LYS:HB2	1.79	0.47
2:N:58:ILE:HD13	2:N:58:ILE:H	1.78	0.47
1:A:194:PHE:HE1	1:A:203:ILE:HG23	1.79	0.47
1:B:53:GLN:NE2	1:B:274:THR:OG1	2.48	0.47
1:D:435:ALA:HB2	1:D:510:VAL:HG13	1.96	0.47
1:D:473:TYR:CE1	1:D:475:ALA:HB2	2.49	0.47
3:I:159:HIS:HB2	3:I:221:ALA:HB3	1.97	0.47
2:N:37:GLN:HE21	2:N:47:LEU:HD11	1.79	0.47
2:R:156:ALA:HB3	2:R:224:ASP:HB2	1.96	0.47
2:L:136:LYS:HB3	2:L:137:PRO:HD3	1.97	0.47
1:A:195:LYS:HE2	1:A:204:TYR:HE2	1.79	0.47
1:C:802:PHE:HD1	1:C:805:ILE:HD11	1.80	0.47
1:E:646:ARG:HH12	1:F:866:THR:HG21	1.78	0.47
1:F:758:SER:HG	1:F:761:THR:HG1	1.59	0.47
3:G:164:ALA:HB3	3:G:167:LYS:HB2	1.95	0.47
2:L:156:ALA:HB3	2:L:224:ASP:HB2	1.97	0.47
1:A:125:THR:HG22	1:A:126:ASN:HD22	1.80	0.46
1:D:821:LEU:HD21	1:D:939:SER:HB3	1.98	0.46
1:E:335:LEU:HD13	1:E:362:VAL:HG13	1.97	0.46
1:F:194:PHE:HE1	1:F:203:ILE:HG23	1.80	0.46
2:J:54:ARG:HH12	2:J:62:PHE:HB2	1.80	0.46
3:O:162:ARG:HH12	3:O:188:VAL:HG11	1.79	0.46
3:G:35:ASN:HB2	3:G:90:ALA:HB3	1.96	0.46
1:A:103:ARG:HE	1:A:142:LEU:HD23	1.79	0.46
1:D:822:LEU:HD22	1:D:945:LEU:HD11	1.97	0.46
1:E:107:PHE:HB3	1:E:235:ILE:HD13	1.97	0.46
2:H:223:ARG:HB2	2:H:248:ASP:HA	1.96	0.46
2:R:37:GLN:HE21	2:R:47:LEU:HD21	1.80	0.46
1:A:178:ASP:O	1:A:190:ARG:NH2	2.49	0.46
1:A:866:THR:HG21	1:B:646:ARG:HH12	1.80	0.46
1:C:529:LYS:H	1:C:529:LYS:HD3	1.80	0.46
1:D:402:ILE:HG12	1:D:403:ARG:H	1.81	0.46
1:E:1090:PRO:O	1:F:913:GLN:NE2	2.49	0.46

Continued on next page...

Continued from previous page...

Atom-1	Atom-2	Interatomic distance (Å)	Clash overlap (Å)
1:C:584:ILE:HD13	1:C:584:ILE:H	1.80	0.46
1:F:794:ILE:H	1:F:794:ILE:HG13	1.51	0.46
3:Q:175:ILE:HD11	3:Q:179:GLY:HA2	1.97	0.46
1:B:75:ASN:ND2	1:B:244:LEU:O	2.49	0.46
1:C:195:LYS:HE2	1:C:204:TYR:HE2	1.79	0.46
1:D:565:PHE:HA	1:D:576:VAL:HA	1.97	0.46
3:Q:164:ALA:HB3	3:Q:167:LYS:HB2	1.96	0.46
1:D:82:ASN:OD1	1:D:239:GLN:NE2	2.46	0.46
2:P:24:ARG:H	2:P:24:ARG:HH21	1.62	0.46
2:L:125:VAL:HA	2:L:149:GLY:HA3	1.95	0.46
1:D:103:ARG:HA	1:D:122:ASN:HB2	1.98	0.46
1:F:949:GLN:O	1:F:953:ASN:ND2	2.49	0.46
2:H:156:ALA:HB3	2:H:224:ASP:HB2	1.98	0.46
3:I:159:HIS:CD2	3:I:223:ASP:HB2	2.51	0.46
3:I:164:ALA:HB3	3:I:167:LYS:HB2	1.97	0.46
3:K:49:ILE:HG13	3:K:55:ARG:HG2	1.98	0.46
3:M:184:TYR:HB3	3:M:189:LYS:HA	1.98	0.46
2:P:7:SER:HB2	2:P:8:PRO:HD3	1.96	0.46
1:D:563:GLN:O	1:D:577:ARG:NH2	2.48	0.46
1:E:294:ASP:OD1	1:E:294:ASP:N	2.49	0.46
1:E:330:PRO:HG3	1:E:579:PRO:HB2	1.98	0.46
1:E:565:PHE:HB3	1:E:576:VAL:HG23	1.97	0.46
2:J:37:GLN:HE21	2:J:47:LEU:HD21	1.80	0.46
1:B:735:SER:HA	1:B:767:LEU:HD13	1.97	0.46
1:C:326:ILE:HD13	1:C:533:LEU:HD12	1.98	0.46
1:F:598:ILE:HG23	1:F:664:ILE:HG21	1.98	0.46
2:H:136:LYS:HB3	2:H:137:PRO:HD3	1.98	0.46
3:M:34:VAL:HG21	3:M:72:ALA:HB2	1.98	0.46
2:P:37:GLN:HE21	2:P:47:LEU:HD21	1.81	0.46
2:L:37:GLN:HE21	2:L:47:LEU:HD21	1.81	0.46
2:L:141:LEU:HB2	2:L:208:MET:HB2	1.98	0.46
1:A:294:ASP:OD1	1:A:294:ASP:N	2.49	0.46
1:B:584:ILE:HD13	1:B:584:ILE:H	1.80	0.46
1:E:328:ARG:HD2	1:E:328:ARG:HA	1.48	0.46
1:F:318:PHE:N	1:F:593:GLY:O	2.49	0.46
2:H:24:ARG:HH21	2:H:24:ARG:H	1.63	0.46
1:B:97:GLU:HB2	1:B:101:ILE:HG22	1.97	0.45
1:D:294:ASP:N	1:D:294:ASP:OD1	2.49	0.45
1:D:503:VAL:HB	3:M:155:ASP:HB3	1.97	0.45
1:E:195:LYS:HE2	1:E:204:TYR:HE2	1.81	0.45
1:E:564:GLN:HE22	1:F:42:LYS:HD3	1.80	0.45

Continued on next page...

Continued from previous page...

Atom-1	Atom-2	Interatomic distance (Å)	Clash overlap (Å)
1:E:970:PHE:HB2	1:E:996:LEU:HD23	1.97	0.45
3:M:86:ASP:HB3	3:M:105:LYS:HD2	1.98	0.45
2:R:176:SER:HA	2:R:197:ARG:HH12	1.81	0.45
2:R:223:ARG:HB2	2:R:248:ASP:HA	1.98	0.45
1:A:107:PHE:HB3	1:A:235:ILE:HD13	1.98	0.45
1:C:294:ASP:OD1	1:C:294:ASP:N	2.49	0.45
2:P:125:VAL:HA	2:P:149:GLY:HA3	1.99	0.45
1:A:805:ILE:HD12	1:A:878:LEU:HD21	1.99	0.45
1:F:529:LYS:HD3	1:F:529:LYS:H	1.80	0.45
3:M:98:TRP:HB3	3:M:171:TRP:CG	2.51	0.45
2:R:136:LYS:HB3	2:R:137:PRO:HD3	1.97	0.45
1:E:178:ASP:O	1:E:190:ARG:NH2	2.49	0.45
1:A:551:VAL:HB	1:A:588:THR:HG23	1.98	0.45
1:A:763:LEU:HD22	1:A:1008:VAL:HG21	1.98	0.45
1:B:328:ARG:HD2	1:B:328:ARG:HA	1.54	0.45
1:D:125:THR:HG22	1:D:126:ASN:HD22	1.82	0.45
1:D:178:ASP:O	1:D:190:ARG:NH2	2.49	0.45
1:D:374:PHE:HA	1:D:436:TRP:HB3	1.99	0.45
3:G:206:GLN:HG3	3:G:208:ASN:HD21	1.79	0.45
1:E:912:THR:OG1	1:E:1106:GLN:NE2	2.46	0.45
2:N:6:GLN:N	2:N:6:GLN:OE1	2.50	0.45
3:Q:207:MET:HB3	3:Q:210:LEU:HD21	1.99	0.45
2:L:7:SER:HB2	2:L:8:PRO:HD3	1.98	0.45
2:L:32:TYR:HB3	2:L:91:ARG:HB2	1.98	0.45
2:H:7:SER:HB2	2:H:8:PRO:HD3	1.98	0.45
3:I:62:ARG:NH2	3:I:78:GLY:O	2.45	0.45
2:P:86:TYR:HD2	2:P:105:LEU:HD13	1.82	0.45
1:C:546:LEU:HD11	1:C:573:THR:HG21	1.99	0.45
1:D:551:VAL:HB	1:D:588:THR:HG23	1.99	0.45
3:K:62:ARG:NH2	3:K:78:GLY:O	2.46	0.45
1:B:38:TYR:OH	1:B:55:LEU:O	2.29	0.45
1:C:945:LEU:HD12	1:C:948:LEU:HD12	1.99	0.45
1:E:103:ARG:HD3	1:E:243:ALA:HB2	1.99	0.45
1:F:212:LEU:HD23	1:F:217:PRO:HB3	1.99	0.45
2:J:136:LYS:HB3	2:J:137:PRO:HD3	1.99	0.45
2:N:35:TRP:HZ2	2:N:71:PHE:HB2	1.82	0.45
1:B:907:ASN:HD22	1:C:1107:ARG:HH22	1.64	0.45
1:C:822:LEU:HD22	1:C:945:LEU:HD11	1.99	0.45
1:F:1086:LYS:H	1:F:1086:LYS:HD2	1.82	0.45
2:L:176:SER:HA	2:L:197:ARG:HH12	1.82	0.45
1:A:676:THR:OG1	1:A:690:GLN:OE1	2.35	0.44

Continued on next page...

Continued from previous page...

Atom-1	Atom-2	Interatomic distance (Å)	Clash overlap (Å)
1:A:912:THR:OG1	1:A:1106:GLN:NE2	2.47	0.44
2:H:37:GLN:HE21	2:H:47:LEU:HD21	1.81	0.44
2:P:54:ARG:HH12	2:P:62:PHE:HB2	1.82	0.44
2:P:141:LEU:HB2	2:P:208:MET:HB2	1.98	0.44
1:A:666:ILE:HD12	1:A:670:ILE:HG22	1.98	0.44
1:D:318:PHE:N	1:D:593:GLY:O	2.50	0.44
1:F:103:ARG:HE	1:F:142:LEU:HD23	1.80	0.44
1:F:551:VAL:HB	1:F:588:THR:HG23	1.98	0.44
1:F:759:PHE:HB3	1:F:1001:LEU:HD11	2.00	0.44
2:H:37:GLN:HB2	2:H:47:LEU:HD11	1.99	0.44
3:M:93:ASP:OD1	3:M:94:ASP:N	2.48	0.44
1:A:439:ASN:O	1:A:443:SER:OG	2.24	0.44
1:B:30:THR:HG23	1:B:63:VAL:HG23	1.99	0.44
1:F:294:ASP:OD1	1:F:294:ASP:N	2.50	0.44
1:D:794:ILE:H	1:D:794:ILE:HG13	1.52	0.44
1:F:103:ARG:HA	1:F:122:ASN:HB2	2.00	0.44
3:Q:159:HIS:HB2	3:Q:221:ALA:HB3	2.00	0.44
1:A:103:ARG:HA	1:A:122:ASN:HB2	2.00	0.44
1:B:388:ASN:HB3	1:B:527:PRO:HD2	2.00	0.44
1:D:107:PHE:HB3	1:D:235:ILE:HD13	1.99	0.44
3:Q:136:VAL:HG11	3:Q:249:VAL:HB	1.99	0.44
1:A:913:GLN:NE2	1:B:1090:PRO:O	2.51	0.44
1:D:564:GLN:HE22	1:E:42:LYS:HD3	1.82	0.44
1:D:969:LYS:NZ	1:E:755:GLN:OE1	2.50	0.44
1:F:763:LEU:HD22	1:F:1008:VAL:HG21	1.99	0.44
1:F:735:SER:HA	1:F:767:LEU:HD13	1.99	0.44
2:J:186:ALA:HB3	2:J:189:VAL:HG22	2.00	0.44
1:E:493:GLN:NE2	2:P:227:ALA:O	2.50	0.44
2:P:37:GLN:HB2	2:P:47:LEU:HD11	2.00	0.44
1:B:195:LYS:HE2	1:B:197:ILE:HD11	1.99	0.44
1:E:103:ARG:HA	1:E:122:ASN:HB2	1.99	0.44
1:F:193:VAL:HB	1:F:204:TYR:HB2	2.00	0.44
1:F:310:LYS:HG3	1:F:600:PRO:HA	2.00	0.44
1:F:409:GLN:HB3	1:F:419:ALA:HB2	1.99	0.44
1:F:770:ILE:O	1:F:774:GLN:HG2	2.18	0.44
2:H:93:ASN:HB3	2:H:96:GLN:HB2	2.00	0.44
2:H:176:SER:HA	2:H:197:ARG:HH12	1.83	0.44
2:N:171:VAL:HG21	2:N:219:TYR:HD1	1.83	0.44
1:A:596:SER:O	1:A:611:LEU:N	2.51	0.43
1:C:735:SER:OG	1:C:859:THR:OG1	2.36	0.43
1:F:103:ARG:HD3	1:F:243:ALA:HB2	2.00	0.43

Continued on next page...

Continued from previous page...

Atom-1	Atom-2	Interatomic distance (Å)	Clash overlap (Å)
2:J:93:ASN:HB3	2:J:96:GLN:HB2	2.00	0.43
3:O:185:ALA:HB3	3:O:188:VAL:HG22	1.99	0.43
2:P:63:SER:O	2:P:74:THR:OG1	2.37	0.43
2:P:192:ARG:NH2	2:P:215:ASP:OD2	2.51	0.43
2:L:54:ARG:HH12	2:L:62:PHE:HB2	1.83	0.43
1:A:664:ILE:HB	1:A:672:ALA:HB3	2.00	0.43
1:B:755:GLN:OE1	1:C:969:LYS:NZ	2.43	0.43
1:C:101:ILE:HG21	1:C:263:ALA:HA	2.00	0.43
1:D:646:ARG:HH12	1:E:866:THR:HG21	1.83	0.43
2:N:223:ARG:NE	2:N:247:MET:O	2.47	0.43
1:B:770:ILE:O	1:B:774:GLN:HG2	2.18	0.43
1:C:493:GLN:NE2	2:L:227:ALA:O	2.50	0.43
1:D:383:SER:HB3	1:D:386:LYS:HB2	1.99	0.43
1:E:666:ILE:HD12	1:E:670:ILE:HG22	2.00	0.43
1:D:103:ARG:HD3	1:D:243:ALA:HB2	2.01	0.43
1:E:439:ASN:O	1:E:443:SER:OG	2.25	0.43
1:E:565:PHE:HA	1:E:576:VAL:HA	1.99	0.43
1:E:715:PRO:HA	1:E:1072:GLU:HA	1.99	0.43
1:F:105:TRP:HE3	1:F:120:ILE:HB	1.83	0.43
3:G:176:SER:HB3	3:G:228:PRO:HG3	1.99	0.43
1:B:822:LEU:HD21	1:B:938:LEU:HD13	1.99	0.43
1:E:493:GLN:HB3	2:P:178:ALA:HB1	2.00	0.43
1:F:374:PHE:HA	1:F:436:TRP:HB3	2.00	0.43
2:J:90:GLN:NE2	2:J:98:THR:OG1	2.51	0.43
2:P:8:PRO:HB2	2:P:103:THR:HG21	1.99	0.43
3:G:159:HIS:HB2	3:G:221:ALA:HB3	2.00	0.43
3:G:207:MET:HB3	3:G:210:LEU:HD21	1.99	0.43
1:A:765:ARG:NH2	1:B:957:GLN:OE1	2.51	0.43
1:B:822:LEU:HD22	1:B:945:LEU:HD11	2.00	0.43
1:D:105:TRP:HE3	1:D:120:ILE:HB	1.84	0.43
1:D:195:LYS:HE2	1:D:204:TYR:HE2	1.83	0.43
1:D:493:GLN:HG2	2:N:179:TYR:CE1	2.54	0.43
2:J:156:ALA:HB3	2:J:224:ASP:HB2	1.99	0.43
3:O:35:ASN:HB2	3:O:90:ALA:HB3	1.99	0.43
1:B:569:ILE:H	1:B:569:ILE:HG12	1.58	0.43
1:B:727:LEU:HD11	1:B:1028:LYS:HD2	2.01	0.43
1:B:898:PHE:N	1:B:899:PRO:HD2	2.34	0.43
1:C:559:PHE:HZ	1:C:575:ALA:HB1	1.84	0.43
1:D:421:TYR:HD1	1:D:457:ARG:HB2	1.84	0.43
1:D:759:PHE:HB3	1:D:1001:LEU:HD11	2.00	0.43
1:F:319:ARG:HH11	1:F:592:PHE:HB2	1.84	0.43

Continued on next page...

Continued from previous page...

Atom-1	Atom-2	Interatomic distance (Å)	Clash overlap (Å)
3:M:206:GLN:HG3	3:M:208:ASN:HD21	1.83	0.43
3:O:129:VAL:HG13	3:O:147:ALA:HB3	2.00	0.43
1:B:35:ARG:NH2	1:B:221:SER:OG	2.51	0.43
1:B:973:ILE:HG23	1:B:992:GLN:HE22	1.83	0.43
1:C:206:LYS:HB2	1:C:223:LEU:HA	2.01	0.43
1:D:901:GLN:HE21	1:D:905:ARG:NE	2.13	0.43
1:E:503:VAL:HB	3:O:155:ASP:HB3	2.00	0.43
1:F:206:LYS:HB2	1:F:223:LEU:HA	2.00	0.43
1:A:105:TRP:HE3	1:A:120:ILE:HB	1.83	0.43
1:B:822:LEU:HD13	1:B:1061:VAL:HG21	2.01	0.43
1:D:1086:LYS:H	1:D:1086:LYS:HD2	1.84	0.43
1:E:661:GLU:O	1:E:695:TYR:OH	2.29	0.43
3:M:177:GLY:N	3:M:226:TYR:O	2.36	0.43
2:P:6:GLN:N	2:P:6:GLN:OE1	2.51	0.43
2:L:86:TYR:HD2	2:L:105:LEU:HD13	1.84	0.43
1:A:713:ALA:HB2	1:C:895:GLN:HG2	2.01	0.43
1:A:1049:LEU:HD11	1:A:1067:TYR:HB2	2.00	0.43
1:B:563:GLN:O	1:B:577:ARG:NH2	2.52	0.43
1:B:895:GLN:HG2	1:C:713:ALA:HB2	2.00	0.43
1:C:58:PRO:HG3	1:C:273:ARG:HG3	2.00	0.43
1:D:600:PRO:HD3	1:D:692:ILE:HD11	2.01	0.43
2:H:86:TYR:HD2	2:H:105:LEU:HD13	1.84	0.43
3:K:98:TRP:HB3	3:K:171:TRP:CG	2.53	0.43
1:B:321:GLN:HA	1:B:322:PRO:HD3	1.89	0.42
1:B:574:ASP:HA	1:B:587:ILE:HB	2.01	0.42
1:D:425:LEU:HD13	1:D:429:PHE:CE1	2.54	0.42
1:E:105:TRP:HE3	1:E:120:ILE:HB	1.84	0.42
1:F:145:TYR:HE2	1:F:156:GLU:HG3	1.84	0.42
3:I:207:MET:HB3	3:I:210:LEU:HD21	2.01	0.42
2:J:6:GLN:OE1	2:J:6:GLN:N	2.52	0.42
3:Q:98:TRP:HB3	3:Q:171:TRP:CG	2.54	0.42
1:A:206:LYS:HB2	1:A:223:LEU:HA	2.01	0.42
1:A:598:ILE:HG23	1:A:664:ILE:HG21	2.01	0.42
1:D:563:GLN:HA	1:E:42:LYS:HB3	2.00	0.42
1:E:193:VAL:HB	1:E:204:TYR:HB2	2.01	0.42
1:E:945:LEU:HD12	1:E:948:LEU:HD12	2.00	0.42
3:M:164:ALA:HB3	3:M:167:LYS:HB2	2.00	0.42
1:A:565:PHE:HA	1:A:576:VAL:HA	2.02	0.42
1:C:127:VAL:HG12	1:C:175:PHE:HA	2.01	0.42
2:L:6:GLN:OE1	2:L:6:GLN:N	2.51	0.42
1:A:145:TYR:HE2	1:A:156:GLU:HG3	1.85	0.42

Continued on next page...

Continued from previous page...

Atom-1	Atom-2	Interatomic distance (Å)	Clash overlap (Å)
1:D:645:THR:OG1	1:D:648:GLY:O	2.31	0.42
2:H:6:GLN:N	2:H:6:GLN:OE1	2.52	0.42
2:N:7:SER:HB2	2:N:8:PRO:HD3	2.01	0.42
3:M:98:TRP:HB3	3:M:171:TRP:CD1	2.55	0.42
1:D:319:ARG:HH11	1:D:592:PHE:HB2	1.83	0.42
1:D:535:LYS:HG3	1:D:536:ASN:H	1.85	0.42
1:E:206:LYS:HB2	1:E:223:LEU:HA	2.01	0.42
1:F:802:PHE:HD1	1:F:805:ILE:HD11	1.85	0.42
2:H:186:ALA:HB3	2:H:189:VAL:HG22	2.01	0.42
3:M:95:SER:HB2	3:M:97:ASN:HD22	1.85	0.42
2:N:24:ARG:H	2:N:24:ARG:HH21	1.65	0.42
2:P:186:ALA:HB3	2:P:189:VAL:HG22	2.01	0.42
1:A:822:LEU:HD22	1:A:945:LEU:HD11	2.02	0.42
1:C:1125:ASN:OD1	1:C:1125:ASN:N	2.51	0.42
1:D:740:MET:HB2	1:F:319:ARG:HH21	1.84	0.42
1:F:439:ASN:HD22	1:F:507:PRO:HD2	1.84	0.42
2:J:37:GLN:HB2	2:J:47:LEU:HD11	2.01	0.42
3:M:62:ARG:NH2	3:M:78:GLY:O	2.46	0.42
2:N:153:GLY:HA2	2:N:199:ASP:OD2	2.19	0.42
3:O:159:HIS:HB2	3:O:221:ALA:HB3	2.02	0.42
2:R:6:GLN:N	2:R:6:GLN:OE1	2.53	0.42
2:R:32:TYR:HB3	2:R:91:ARG:HB2	2.02	0.42
2:R:46:LEU:HD21	2:R:49:TYR:HB3	2.02	0.42
1:A:898:PHE:N	1:A:899:PRO:HD2	2.35	0.42
1:B:458:LYS:H	1:B:458:LYS:HG3	1.68	0.42
1:B:472:ILE:HA	1:B:491:PRO:HD3	2.02	0.42
1:B:715:PRO:HA	1:B:1072:GLU:HA	2.02	0.42
1:B:763:LEU:HD22	1:B:1008:VAL:HG21	2.01	0.42
1:C:715:PRO:HA	1:C:1072:GLU:HA	2.02	0.42
1:D:145:TYR:HE2	1:D:156:GLU:HG3	1.84	0.42
1:D:453:TYR:HE1	1:D:455:LEU:HD23	1.85	0.42
1:E:957:GLN:HE21	1:E:957:GLN:HB3	1.63	0.42
1:F:898:PHE:N	1:F:899:PRO:HD2	2.34	0.42
2:H:170:TRP:CD1	2:H:186:ALA:HB2	2.52	0.42
2:J:176:SER:HA	2:J:197:ARG:HH12	1.85	0.42
2:N:33:LEU:HD12	2:N:35:TRP:NE1	2.34	0.42
2:P:93:ASN:HB3	2:P:96:GLN:HB2	2.01	0.42
1:C:1086:LYS:H	1:C:1086:LYS:HD2	1.85	0.42
3:G:98:TRP:HB3	3:G:171:TRP:CG	2.55	0.42
1:A:1097:SER:HB2	1:A:1102:TRP:CE3	2.55	0.42
1:B:78:LYS:HB3	1:B:141:PHE:CE2	2.54	0.42

Continued on next page...

Continued from previous page...

Atom-1	Atom-2	Interatomic distance (Å)	Clash overlap (Å)
1:B:676:THR:HA	1:B:690:GLN:HG2	2.00	0.42
1:C:125:THR:HG22	1:C:126:ASN:HD22	1.85	0.42
1:C:736:VAL:HG12	1:C:858:LEU:HB3	2.01	0.42
1:E:458:LYS:H	1:E:458:LYS:HG3	1.68	0.42
1:E:574:ASP:HA	1:E:587:ILE:HB	2.01	0.42
1:F:822:LEU:HD22	1:F:945:LEU:HD11	2.00	0.42
2:J:170:TRP:CD1	2:J:186:ALA:HB2	2.54	0.42
2:N:124:GLU:H	2:N:124:GLU:HG3	1.73	0.42
2:R:63:SER:O	2:R:74:THR:OG1	2.33	0.42
2:R:93:ASN:HB3	2:R:96:GLN:HB2	2.02	0.42
1:C:722:VAL:HG22	1:C:1065:VAL:HG22	2.02	0.41
1:D:132:CYS:HB3	1:D:134:PHE:CE2	2.55	0.41
1:E:383:SER:HB3	1:E:386:LYS:HB2	2.00	0.41
3:I:35:ASN:HB2	3:I:90:ALA:HB3	2.02	0.41
2:J:145:CYS:N	2:J:204:ALA:O	2.53	0.41
3:Q:6:GLN:NE2	3:Q:87:TYR:O	2.39	0.41
1:A:103:ARG:HD3	1:A:243:ALA:HB2	2.02	0.41
1:A:193:VAL:HB	1:A:204:TYR:HB2	2.02	0.41
1:A:945:LEU:HD12	1:A:948:LEU:HD12	2.02	0.41
1:E:132:CYS:HB3	1:E:134:PHE:CE2	2.55	0.41
2:H:229:TYR:HA	2:H:232:LEU:HD13	2.01	0.41
3:I:98:TRP:HB3	3:I:171:TRP:CG	2.54	0.41
1:A:895:GLN:NE2	1:B:711:SER:OG	2.53	0.41
1:F:298:GLU:HG2	1:F:315:THR:HB	2.02	0.41
3:K:163:GLN:HB3	3:K:219:TYR:HE2	1.84	0.41
2:N:85:VAL:HG22	2:N:104:LYS:HG2	2.03	0.41
2:N:222:THR:HG22	2:N:250:TRP:HA	2.03	0.41
2:P:32:TYR:HB3	2:P:91:ARG:HB2	2.02	0.41
2:P:161:ARG:HH11	2:P:171:VAL:HG22	1.85	0.41
1:A:708:SER:HB3	1:A:711:SER:HB2	2.01	0.41
1:B:91:VAL:HG11	1:B:238:PHE:CE1	2.55	0.41
1:D:811:LYS:HG3	1:D:814:LYS:H	1.86	0.41
1:F:821:LEU:HD21	1:F:939:SER:HB3	2.01	0.41
2:N:189:VAL:HB	2:N:193:PHE:HB2	2.02	0.41
1:B:794:ILE:H	1:B:794:ILE:HG13	1.51	0.41
1:B:804:GLN:O	1:B:816:SER:OG	2.37	0.41
1:C:145:TYR:HE2	1:C:156:GLU:HG3	1.86	0.41
1:C:909:ILE:HG21	1:C:1047:TYR:HB3	2.01	0.41
1:E:1049:LEU:HD11	1:E:1067:TYR:HB2	2.02	0.41
1:F:1097:SER:HB2	1:F:1102:TRP:CE3	2.55	0.41
3:I:163:GLN:HB3	3:I:219:TYR:HE2	1.86	0.41

Continued on next page...

Continued from previous page...

Atom-1	Atom-2	Interatomic distance (Å)	Clash overlap (Å)
2:N:142:ARG:HD3	2:N:205:TYR:HB3	2.02	0.41
3:O:144:LEU:O	3:O:205:LEU:N	2.48	0.41
3:G:175:ILE:HG23	3:G:196:ARG:HH21	1.84	0.41
1:A:770:ILE:O	1:A:774:GLN:HG2	2.20	0.41
1:A:794:ILE:H	1:A:794:ILE:HG13	1.52	0.41
1:B:742:ILE:O	1:B:1000:ARG:NH1	2.44	0.41
1:C:193:VAL:HB	1:C:204:TYR:HB2	2.01	0.41
1:C:916:LEU:HD12	1:C:923:ILE:HD12	2.03	0.41
1:F:559:PHE:HZ	1:F:575:ALA:HB1	1.86	0.41
1:F:811:LYS:HG3	1:F:814:LYS:H	1.86	0.41
2:N:138:GLY:O	2:N:140:SER:N	2.52	0.41
2:P:156:ALA:HB3	2:P:224:ASP:HB2	2.02	0.41
2:L:37:GLN:HB2	2:L:47:LEU:HD11	2.01	0.41
2:L:186:ALA:HB3	2:L:189:VAL:HG22	2.01	0.41
1:B:1086:LYS:H	1:B:1086:LYS:HD2	1.84	0.41
1:D:130:LYS:HG2	1:D:132:CYS:H	1.86	0.41
1:D:462:LYS:HB2	1:D:465:GLU:CD	2.41	0.41
1:D:814:LYS:HE3	1:D:814:LYS:HB2	1.94	0.41
1:E:298:GLU:HG2	1:E:315:THR:HB	2.03	0.41
1:E:1097:SER:HB2	1:E:1102:TRP:CE3	2.56	0.41
1:B:113:SER:HB3	1:B:135:GLN:HB2	2.02	0.41
1:D:388:ASN:HB3	1:D:527:PRO:HD2	2.02	0.41
1:F:805:ILE:HD12	1:F:878:LEU:HD21	2.03	0.41
2:H:94:TRP:HH2	2:H:224:ASP:HB3	1.86	0.41
3:G:163:GLN:HB3	3:G:219:TYR:HE2	1.86	0.41
1:A:969:LYS:NZ	1:C:755:GLN:OE1	2.42	0.41
1:C:957:GLN:HE21	1:C:957:GLN:HB3	1.63	0.41
1:D:44:PHE:HD1	1:F:563:GLN:HE22	1.68	0.41
1:D:905:ARG:NH1	1:D:1049:LEU:O	2.51	0.41
1:D:1049:LEU:HD11	1:D:1067:TYR:HB2	2.02	0.41
1:D:1097:SER:HB2	1:D:1102:TRP:CE3	2.56	0.41
1:F:453:TYR:HE1	1:F:455:LEU:HD23	1.86	0.41
3:I:175:ILE:HG23	3:I:196:ARG:HH21	1.85	0.41
2:J:86:TYR:HD2	2:J:105:LEU:HD13	1.86	0.41
2:R:86:TYR:HD2	2:R:105:LEU:HD13	1.86	0.41
1:B:666:ILE:HD11	1:B:672:ALA:HB2	2.03	0.41
1:F:741:TYR:OH	1:F:962:LEU:O	2.28	0.41
1:F:1049:LEU:HD11	1:F:1067:TYR:HB2	2.03	0.41
1:D:708:SER:HB3	1:D:711:SER:HB3	2.03	0.40
1:D:805:ILE:HD12	1:D:878:LEU:HD21	2.04	0.40
1:D:811:LYS:HB2	1:D:811:LYS:HE3	1.88	0.40

Continued on next page...

Continued from previous page...

Atom-1	Atom-2	Interatomic distance (Å)	Clash overlap (Å)
1:E:91:VAL:HG11	1:E:238:PHE:CE1	2.56	0.40
1:E:811:LYS:HE3	1:E:811:LYS:HB2	1.83	0.40
1:F:462:LYS:HB2	1:F:465:GLU:CD	2.41	0.40
2:H:125:VAL:HA	2:H:149:GLY:HA3	2.02	0.40
3:M:184:TYR:O	3:M:189:LYS:NZ	2.38	0.40
2:N:99:PHE:CG	2:N:168:LEU:HB2	2.57	0.40
1:A:811:LYS:HE3	1:A:811:LYS:HB2	1.88	0.40
1:C:298:GLU:HG2	1:C:315:THR:HB	2.04	0.40
1:C:770:ILE:O	1:C:774:GLN:HG2	2.20	0.40
1:D:913:GLN:NE2	1:F:1090:PRO:O	2.54	0.40
1:F:101:ILE:HG21	1:F:263:ALA:HA	2.02	0.40
2:P:8:PRO:HB3	2:P:11:LEU:HD21	2.03	0.40
2:L:211:LEU:HD22	2:L:211:LEU:HA	1.97	0.40
1:B:294:ASP:OD1	1:B:297:SER:N	2.45	0.40
1:F:206:LYS:NZ	1:F:222:ALA:O	2.36	0.40
3:K:175:ILE:HD11	3:K:179:GLY:HA2	2.03	0.40
2:N:50:ASP:OD1	2:N:50:ASP:N	2.52	0.40
3:G:82:GLU:H	3:G:82:GLU:HG3	1.77	0.40
1:B:102:ILE:HD11	1:B:240:THR:OG1	2.22	0.40
1:C:379:CYS:HB3	1:C:382:VAL:HG23	2.04	0.40
1:D:173:GLN:HE21	1:D:173:GLN:HB3	1.72	0.40
1:D:898:PHE:N	1:D:899:PRO:HD2	2.35	0.40
1:D:945:LEU:HD12	1:D:948:LEU:HD12	2.03	0.40
2:H:8:PRO:HB3	2:H:11:LEU:HD21	2.03	0.40
2:J:7:SER:HB2	2:J:8:PRO:HD3	2.02	0.40
3:K:193:SER:HB3	3:K:206:GLN:HB3	2.03	0.40
2:N:159:TRP:CD2	2:N:206:LEU:HD12	2.57	0.40
3:O:138:PRO:HB3	3:O:249:VAL:HG23	2.02	0.40
1:A:79:ARG:NE	1:A:138:ASN:HD21	2.19	0.40
1:A:132:CYS:HB3	1:A:134:PHE:CE2	2.57	0.40
1:B:106:ILE:HD11	1:B:241:LEU:HD21	2.03	0.40
1:B:1097:SER:HB2	1:B:1102:TRP:CE3	2.57	0.40
1:C:901:GLN:HE21	1:C:905:ARG:NE	2.13	0.40
1:D:91:VAL:HG11	1:D:238:PHE:CE1	2.56	0.40
1:D:193:VAL:HB	1:D:204:TYR:HB2	2.02	0.40
1:D:895:GLN:HG2	1:F:713:ALA:HB2	2.02	0.40
1:E:901:GLN:HE21	1:E:905:ARG:NE	2.14	0.40
1:F:901:GLN:HE21	1:F:905:ARG:NE	2.17	0.40
3:I:67:LYS:HE3	3:I:67:LYS:HB3	1.91	0.40
3:O:98:TRP:HB3	3:O:171:TRP:CG	2.56	0.40
2:P:94:TRP:HH2	2:P:224:ASP:HB3	1.87	0.40

Continued on next page...

Continued from previous page...

Atom-1	Atom-2	Interatomic distance (Å)	Clash overlap (Å)
2:R:208:MET:HB3	2:R:211:LEU:HD23	2.04	0.40
2:L:8:PRO:HB3	2:L:11:LEU:HD21	2.03	0.40

There are no symmetry-related clashes.

5.3 Torsion angles [i](#)

5.3.1 Protein backbone [i](#)

In the following table, the Percentiles column shows the percent Ramachandran outliers of the chain as a percentile score with respect to all PDB entries followed by that with respect to all EM entries.

The Analysed column shows the number of residues for which the backbone conformation was analysed, and the total number of residues.

Mol	Chain	Analysed	Favoured	Allowed	Outliers	Percentiles	
1	A	1021/1295 (79%)	986 (97%)	35 (3%)	0	100	100
1	B	1022/1295 (79%)	987 (97%)	35 (3%)	0	100	100
1	C	1021/1295 (79%)	986 (97%)	35 (3%)	0	100	100
1	D	1016/1295 (78%)	976 (96%)	40 (4%)	0	100	100
1	E	1021/1295 (79%)	984 (96%)	37 (4%)	0	100	100
1	F	1021/1295 (79%)	986 (97%)	35 (3%)	0	100	100
2	H	243/260 (94%)	232 (96%)	11 (4%)	0	100	100
2	J	243/260 (94%)	231 (95%)	11 (4%)	1 (0%)	30	63
2	L	243/260 (94%)	230 (95%)	13 (5%)	0	100	100
2	N	243/260 (94%)	225 (93%)	18 (7%)	0	100	100
2	P	243/260 (94%)	231 (95%)	12 (5%)	0	100	100
2	R	243/260 (94%)	231 (95%)	12 (5%)	0	100	100
3	G	231/253 (91%)	225 (97%)	6 (3%)	0	100	100
3	I	231/253 (91%)	225 (97%)	6 (3%)	0	100	100
3	K	231/253 (91%)	224 (97%)	7 (3%)	0	100	100
3	M	231/253 (91%)	224 (97%)	7 (3%)	0	100	100
3	O	231/253 (91%)	224 (97%)	7 (3%)	0	100	100
3	Q	231/253 (91%)	225 (97%)	6 (3%)	0	100	100

Continued on next page...

Continued from previous page...

Mol	Chain	Analysed	Favoured	Allowed	Outliers	Percentiles	
All	All	8966/10848 (83%)	8632 (96%)	333 (4%)	1 (0%)	100	100

All (1) Ramachandran outliers are listed below:

Mol	Chain	Res	Type
2	J	139	ARG

5.3.2 Protein sidechains [i](#)

In the following table, the Percentiles column shows the percent sidechain outliers of the chain as a percentile score with respect to all PDB entries followed by that with respect to all EM entries.

The Analysed column shows the number of residues for which the sidechain conformation was analysed, and the total number of residues.

Mol	Chain	Analysed	Rotameric	Outliers	Percentiles	
1	A	909/1118 (81%)	875 (96%)	34 (4%)	29	54
1	B	910/1118 (81%)	882 (97%)	28 (3%)	35	58
1	C	909/1118 (81%)	871 (96%)	38 (4%)	25	51
1	D	907/1118 (81%)	868 (96%)	39 (4%)	25	50
1	E	909/1118 (81%)	869 (96%)	40 (4%)	24	50
1	F	909/1118 (81%)	871 (96%)	38 (4%)	25	51
2	H	201/203 (99%)	193 (96%)	8 (4%)	27	52
2	J	201/203 (99%)	193 (96%)	8 (4%)	27	52
2	L	201/203 (99%)	193 (96%)	8 (4%)	27	52
2	N	201/203 (99%)	189 (94%)	12 (6%)	16	43
2	P	200/203 (98%)	192 (96%)	8 (4%)	27	52
2	R	201/203 (99%)	193 (96%)	8 (4%)	27	52
3	G	192/198 (97%)	189 (98%)	3 (2%)	58	74
3	I	192/198 (97%)	189 (98%)	3 (2%)	58	74
3	K	192/198 (97%)	189 (98%)	3 (2%)	58	74
3	M	192/198 (97%)	189 (98%)	3 (2%)	58	74
3	O	192/198 (97%)	189 (98%)	3 (2%)	58	74
3	Q	192/198 (97%)	189 (98%)	3 (2%)	58	74

Continued on next page...

Continued from previous page...

Mol	Chain	Analysed	Rotameric	Outliers	Percentiles
All	All	7810/9114 (86%)	7523 (96%)	287 (4%)	31 54

All (287) residues with a non-rotameric sidechain are listed below:

Mol	Chain	Res	Type
1	A	52	THR
1	A	75	ASN
1	A	82	ASN
1	A	125	THR
1	A	170	TYR
1	A	173	GLN
1	A	179	LEU
1	A	245	HIS
1	A	267	VAL
1	A	319	ARG
1	A	323	THR
1	A	324	GLU
1	A	327	VAL
1	A	343	ASN
1	A	347	PHE
1	A	358	ILE
1	A	423	TYR
1	A	455	LEU
1	A	458	LYS
1	A	478	LYS
1	A	538	CYS
1	A	564	GLN
1	A	584	ILE
1	A	657	ASN
1	A	756	TYR
1	A	814	LYS
1	A	878	LEU
1	A	888	PHE
1	A	957	GLN
1	A	994	ASP
1	A	997	ILE
1	A	1001	LEU
1	A	1041	ASP
1	A	1086	LYS
1	B	109	THR
1	B	123	ASN
1	B	127	VAL

Continued on next page...

Continued from previous page...

Mol	Chain	Res	Type
1	B	169	GLU
1	B	170	TYR
1	B	173	GLN
1	B	271	GLN
1	B	323	THR
1	B	326	ILE
1	B	327	VAL
1	B	328	ARG
1	B	357	ARG
1	B	423	TYR
1	B	458	LYS
1	B	478	LYS
1	B	584	ILE
1	B	588	THR
1	B	759	PHE
1	B	814	LYS
1	B	878	LEU
1	B	888	PHE
1	B	957	GLN
1	B	994	ASP
1	B	997	ILE
1	B	1001	LEU
1	B	1041	ASP
1	B	1086	LYS
1	B	1142	GLN
1	C	52	THR
1	C	82	ASN
1	C	125	THR
1	C	127	VAL
1	C	164	ASN
1	C	170	TYR
1	C	173	GLN
1	C	179	LEU
1	C	245	HIS
1	C	267	VAL
1	C	274	THR
1	C	318	PHE
1	C	319	ARG
1	C	323	THR
1	C	324	GLU
1	C	327	VAL
1	C	358	ILE

Continued on next page...

Continued from previous page...

Mol	Chain	Res	Type
1	C	386	LYS
1	C	423	TYR
1	C	455	LEU
1	C	458	LYS
1	C	478	LYS
1	C	529	LYS
1	C	538	CYS
1	C	546	LEU
1	C	584	ILE
1	C	759	PHE
1	C	814	LYS
1	C	855	PHE
1	C	878	LEU
1	C	888	PHE
1	C	957	GLN
1	C	994	ASP
1	C	997	ILE
1	C	1001	LEU
1	C	1041	ASP
1	C	1086	LYS
1	C	1142	GLN
1	D	52	THR
1	D	75	ASN
1	D	82	ASN
1	D	109	THR
1	D	125	THR
1	D	164	ASN
1	D	170	TYR
1	D	173	GLN
1	D	179	LEU
1	D	245	HIS
1	D	267	VAL
1	D	319	ARG
1	D	323	THR
1	D	324	GLU
1	D	327	VAL
1	D	357	ARG
1	D	418	ILE
1	D	421	TYR
1	D	423	TYR
1	D	427	ASP
1	D	455	LEU

Continued on next page...

Continued from previous page...

Mol	Chain	Res	Type
1	D	458	LYS
1	D	461	LEU
1	D	478	LYS
1	D	529	LYS
1	D	569	ILE
1	D	584	ILE
1	D	759	PHE
1	D	814	LYS
1	D	858	LEU
1	D	878	LEU
1	D	888	PHE
1	D	957	GLN
1	D	994	ASP
1	D	997	ILE
1	D	1001	LEU
1	D	1041	ASP
1	D	1086	LYS
1	D	1142	GLN
1	E	52	THR
1	E	75	ASN
1	E	82	ASN
1	E	109	THR
1	E	125	THR
1	E	164	ASN
1	E	170	TYR
1	E	173	GLN
1	E	179	LEU
1	E	245	HIS
1	E	267	VAL
1	E	274	THR
1	E	319	ARG
1	E	323	THR
1	E	324	GLU
1	E	327	VAL
1	E	328	ARG
1	E	343	ASN
1	E	357	ARG
1	E	386	LYS
1	E	423	TYR
1	E	455	LEU
1	E	458	LYS
1	E	478	LYS

Continued on next page...

Continued from previous page...

Mol	Chain	Res	Type
1	E	558	LYS
1	E	584	ILE
1	E	759	PHE
1	E	814	LYS
1	E	855	PHE
1	E	858	LEU
1	E	878	LEU
1	E	888	PHE
1	E	916	LEU
1	E	957	GLN
1	E	983	ARG
1	E	994	ASP
1	E	997	ILE
1	E	1001	LEU
1	E	1041	ASP
1	E	1142	GLN
1	F	52	THR
1	F	75	ASN
1	F	82	ASN
1	F	125	THR
1	F	164	ASN
1	F	170	TYR
1	F	173	GLN
1	F	179	LEU
1	F	245	HIS
1	F	267	VAL
1	F	273	ARG
1	F	274	THR
1	F	319	ARG
1	F	323	THR
1	F	327	VAL
1	F	328	ARG
1	F	358	ILE
1	F	386	LYS
1	F	423	TYR
1	F	455	LEU
1	F	458	LYS
1	F	471	GLU
1	F	478	LYS
1	F	524	VAL
1	F	529	LYS
1	F	584	ILE

Continued on next page...

Continued from previous page...

Mol	Chain	Res	Type
1	F	759	PHE
1	F	814	LYS
1	F	855	PHE
1	F	878	LEU
1	F	888	PHE
1	F	957	GLN
1	F	994	ASP
1	F	997	ILE
1	F	1001	LEU
1	F	1041	ASP
1	F	1086	LYS
1	F	1142	GLN
2	H	24	ARG
2	H	33	LEU
2	H	58	ILE
2	H	73	LEU
2	H	78	LEU
2	H	108	LYS
2	H	211	LEU
2	H	226	TYR
3	I	86	ASP
3	I	89	CYS
3	I	234	TYR
2	J	24	ARG
2	J	33	LEU
2	J	58	ILE
2	J	73	LEU
2	J	78	LEU
2	J	108	LYS
2	J	211	LEU
2	J	226	TYR
3	K	86	ASP
3	K	89	CYS
3	K	234	TYR
3	M	86	ASP
3	M	89	CYS
3	M	234	TYR
2	N	24	ARG
2	N	33	LEU
2	N	50	ASP
2	N	53	ASN
2	N	58	ILE

Continued on next page...

Continued from previous page...

Mol	Chain	Res	Type
2	N	71	PHE
2	N	78	LEU
2	N	82	ASP
2	N	108	LYS
2	N	124	GLU
2	N	211	LEU
2	N	226	TYR
3	O	86	ASP
3	O	89	CYS
3	O	234	TYR
2	P	24	ARG
2	P	33	LEU
2	P	58	ILE
2	P	73	LEU
2	P	78	LEU
2	P	108	LYS
2	P	211	LEU
2	P	226	TYR
3	Q	86	ASP
3	Q	106	LEU
3	Q	234	TYR
2	R	24	ARG
2	R	33	LEU
2	R	58	ILE
2	R	73	LEU
2	R	78	LEU
2	R	108	LYS
2	R	211	LEU
2	R	226	TYR
3	G	86	ASP
3	G	106	LEU
3	G	234	TYR
2	L	24	ARG
2	L	33	LEU
2	L	58	ILE
2	L	73	LEU
2	L	78	LEU
2	L	108	LYS
2	L	211	LEU
2	L	226	TYR

Sometimes sidechains can be flipped to improve hydrogen bonding and reduce clashes. All (191) such sidechains are listed below:

Mol	Chain	Res	Type
1	A	50	HIS
1	A	53	GLN
1	A	70	HIS
1	A	82	ASN
1	A	126	ASN
1	A	146	GLN
1	A	173	GLN
1	A	239	GLN
1	A	474	GLN
1	A	487	ASN
1	A	544	ASN
1	A	564	GLN
1	A	607	GLN
1	A	613	GLN
1	A	784	GLN
1	A	895	GLN
1	A	901	GLN
1	A	1002	GLN
1	A	1005	GLN
1	A	1011	GLN
1	A	1048	HIS
1	B	53	GLN
1	B	146	GLN
1	B	173	GLN
1	B	474	GLN
1	B	487	ASN
1	B	563	GLN
1	B	564	GLN
1	B	607	GLN
1	B	613	GLN
1	B	644	GLN
1	B	690	GLN
1	B	784	GLN
1	B	901	GLN
1	B	953	ASN
1	B	965	GLN
1	B	1002	GLN
1	B	1005	GLN
1	B	1011	GLN
1	B	1048	HIS
1	B	1088	HIS
1	C	50	HIS
1	C	53	GLN

Continued on next page...

Continued from previous page...

Mol	Chain	Res	Type
1	C	70	HIS
1	C	82	ASN
1	C	126	ASN
1	C	146	GLN
1	C	173	GLN
1	C	239	GLN
1	C	394	ASN
1	C	474	GLN
1	C	487	ASN
1	C	563	GLN
1	C	607	GLN
1	C	690	GLN
1	C	751	ASN
1	C	784	GLN
1	C	895	GLN
1	C	901	GLN
1	C	1002	GLN
1	C	1005	GLN
1	C	1011	GLN
1	C	1048	HIS
1	C	1088	HIS
1	D	53	GLN
1	D	70	HIS
1	D	82	ASN
1	D	146	GLN
1	D	173	GLN
1	D	239	GLN
1	D	334	ASN
1	D	474	GLN
1	D	487	ASN
1	D	493	GLN
1	D	544	ASN
1	D	563	GLN
1	D	564	GLN
1	D	690	GLN
1	D	784	GLN
1	D	901	GLN
1	D	913	GLN
1	D	1002	GLN
1	D	1005	GLN
1	D	1011	GLN
1	D	1048	HIS

Continued on next page...

Continued from previous page...

Mol	Chain	Res	Type
1	D	1088	HIS
1	E	53	GLN
1	E	62	ASN
1	E	70	HIS
1	E	82	ASN
1	E	146	GLN
1	E	173	GLN
1	E	239	GLN
1	E	474	GLN
1	E	487	ASN
1	E	544	ASN
1	E	563	GLN
1	E	564	GLN
1	E	607	GLN
1	E	784	GLN
1	E	895	GLN
1	E	901	GLN
1	E	949	GLN
1	E	1002	GLN
1	E	1005	GLN
1	E	1011	GLN
1	E	1048	HIS
1	F	53	GLN
1	F	70	HIS
1	F	82	ASN
1	F	146	GLN
1	F	173	GLN
1	F	239	GLN
1	F	394	ASN
1	F	422	ASN
1	F	439	ASN
1	F	474	GLN
1	F	487	ASN
1	F	563	GLN
1	F	564	GLN
1	F	607	GLN
1	F	690	GLN
1	F	751	ASN
1	F	784	GLN
1	F	901	GLN
1	F	953	ASN
1	F	1002	GLN

Continued on next page...

Continued from previous page...

Mol	Chain	Res	Type
1	F	1005	GLN
1	F	1011	GLN
1	F	1048	HIS
1	F	1088	HIS
2	H	6	GLN
2	H	90	GLN
2	H	96	GLN
2	H	126	GLN
2	H	207	GLN
3	I	28	ASN
3	I	80	GLN
3	I	97	ASN
3	I	206	GLN
3	I	208	ASN
2	J	6	GLN
2	J	90	GLN
2	J	96	GLN
2	J	126	GLN
2	J	207	GLN
3	K	28	ASN
3	K	80	GLN
3	K	97	ASN
3	K	206	GLN
3	K	208	ASN
3	M	28	ASN
3	M	32	ASN
3	M	80	GLN
3	M	97	ASN
3	M	206	GLN
2	N	6	GLN
2	N	37	GLN
2	N	90	GLN
2	N	96	GLN
2	N	126	GLN
2	N	207	GLN
3	O	80	GLN
3	O	97	ASN
3	O	206	GLN
3	O	208	ASN
2	P	6	GLN
2	P	96	GLN
2	P	126	GLN

Continued on next page...

Continued from previous page...

Mol	Chain	Res	Type
2	P	207	GLN
3	Q	28	ASN
3	Q	80	GLN
3	Q	97	ASN
3	Q	159	HIS
3	Q	206	GLN
3	Q	208	ASN
2	R	6	GLN
2	R	37	GLN
2	R	90	GLN
2	R	96	GLN
2	R	126	GLN
2	R	207	GLN
3	G	28	ASN
3	G	80	GLN
3	G	97	ASN
3	G	159	HIS
3	G	206	GLN
2	L	6	GLN
2	L	96	GLN
2	L	126	GLN
2	L	207	GLN

5.3.3 RNA [i](#)

There are no RNA molecules in this entry.

5.4 Non-standard residues in protein, DNA, RNA chains [i](#)

There are no non-standard protein/DNA/RNA residues in this entry.

5.5 Carbohydrates [i](#)

There are no oligosaccharides in this entry.

5.6 Ligand geometry [i](#)

There are no ligands in this entry.

5.7 Other polymers [i](#)

There are no such residues in this entry.

5.8 Polymer linkage issues [i](#)

There are no chain breaks in this entry.


6 Map visualisation [i](#)

This section contains visualisations of the EMDB entry EMD-36423. These allow visual inspection of the internal detail of the map and identification of artifacts.


Images derived from a raw map, generated by summing the deposited half-maps, are presented below the corresponding image components of the primary map to allow further visual inspection and comparison with those of the primary map.

6.1 Orthogonal projections [i](#)


6.1.1 Primary map



X

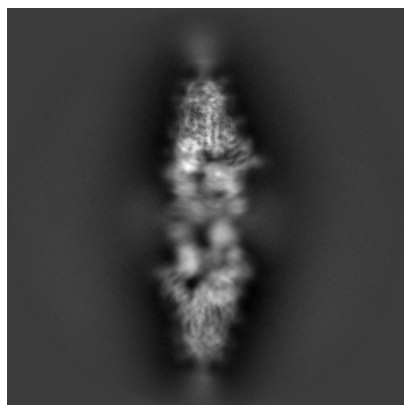


Y

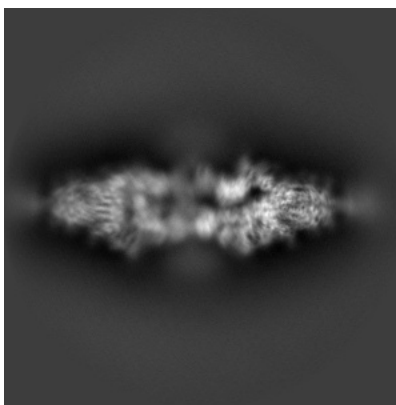


Z


6.1.2 Raw map



X



Y



Z

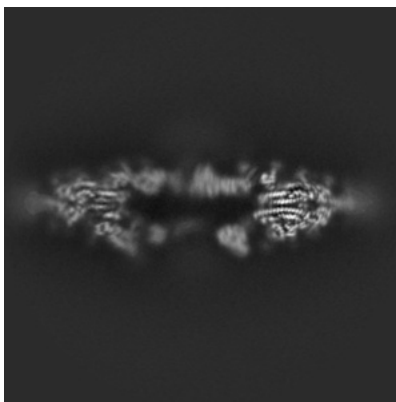
The images above show the map projected in three orthogonal directions.

6.2 Central slices [i](#)

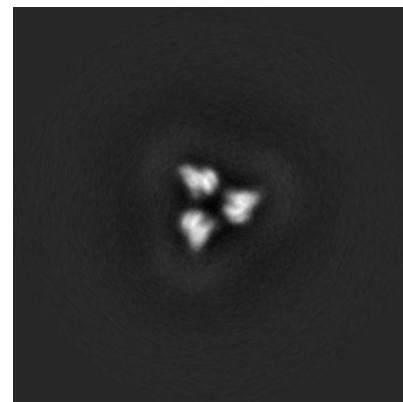
6.2.1 Primary map



X Index: 240

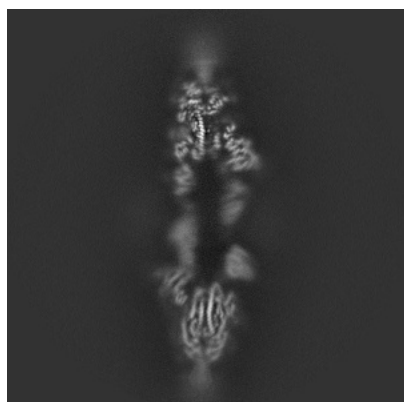


Y Index: 240

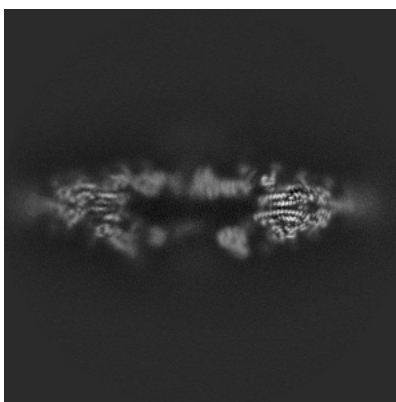


Z Index: 240

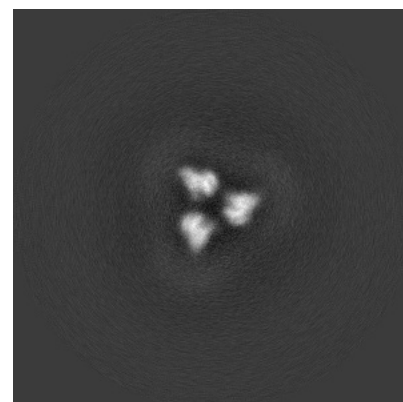
6.2.2 Raw map



X Index: 240



Y Index: 240

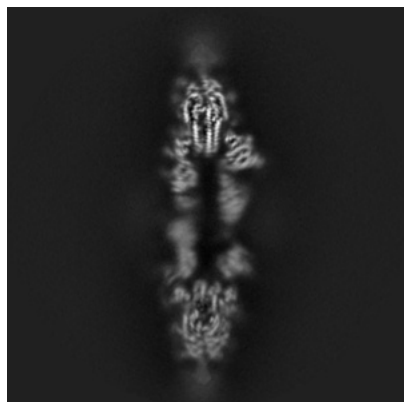


Z Index: 240

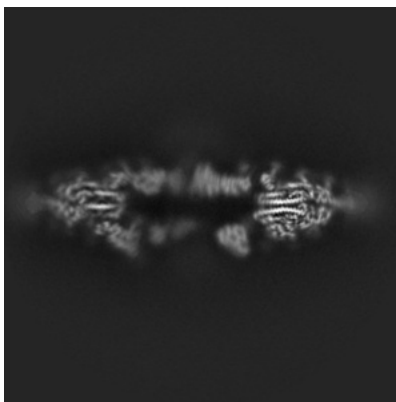
The images above show central slices of the map in three orthogonal directions.

6.3 Largest variance slices [i](#)

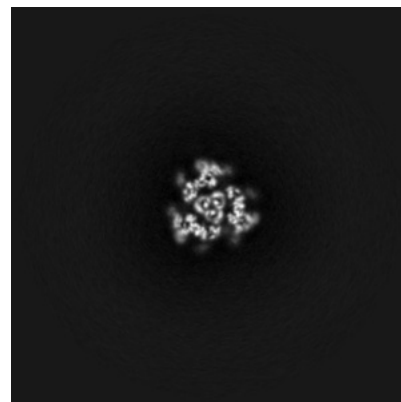
6.3.1 Primary map



X Index: 234

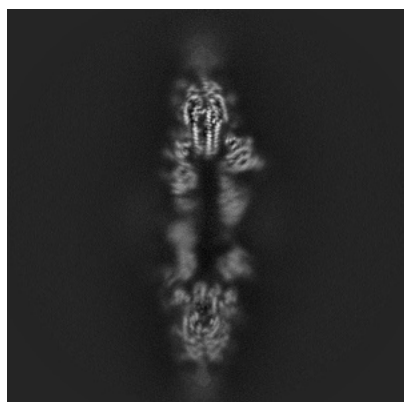


Y Index: 242

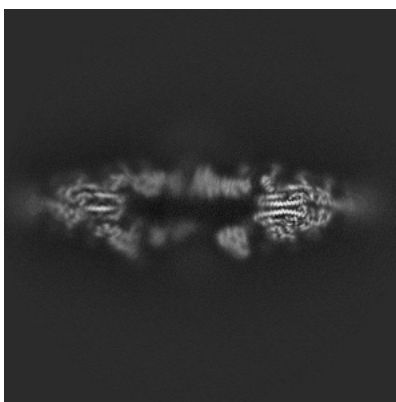


Z Index: 312

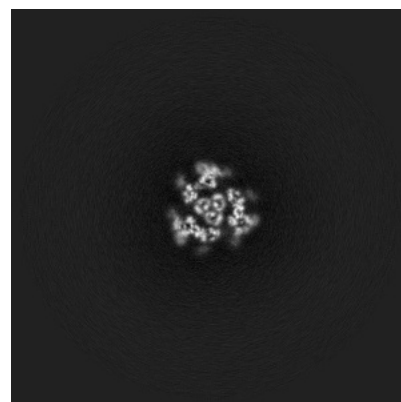
6.3.2 Raw map



X Index: 234



Y Index: 242

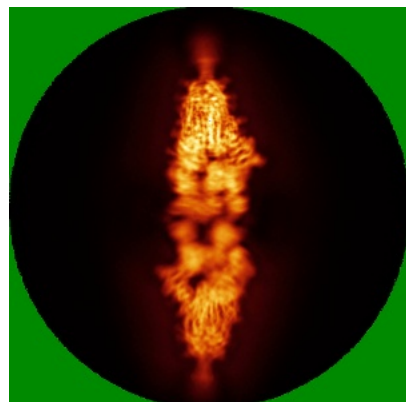


Z Index: 311


The images above show the largest variance slices of the map in three orthogonal directions.

6.4 Orthogonal standard-deviation projections (False-color) [i](#)


6.4.1 Primary map



X

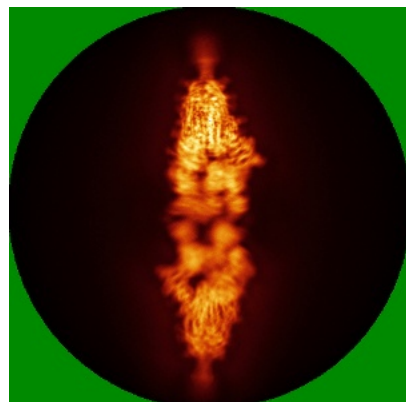


Y




Z


6.4.2 Raw map



X



Y




Z

The images above show the map standard deviation projections with false color in three orthogonal directions. Minimum values are shown in green, max in blue, and dark to light orange shades represent small to large values respectively.


6.5 Orthogonal surface views [i](#)

6.5.1 Primary map



The images above show the 3D surface view of the map at the recommended contour level 0.005. These images, in conjunction with the slice images, may facilitate assessment of whether an appropriate contour level has been provided.

6.5.2 Raw map



These images show the 3D surface of the raw map. The raw map's contour level was selected so that its surface encloses the same volume as the primary map does at its recommended contour level.

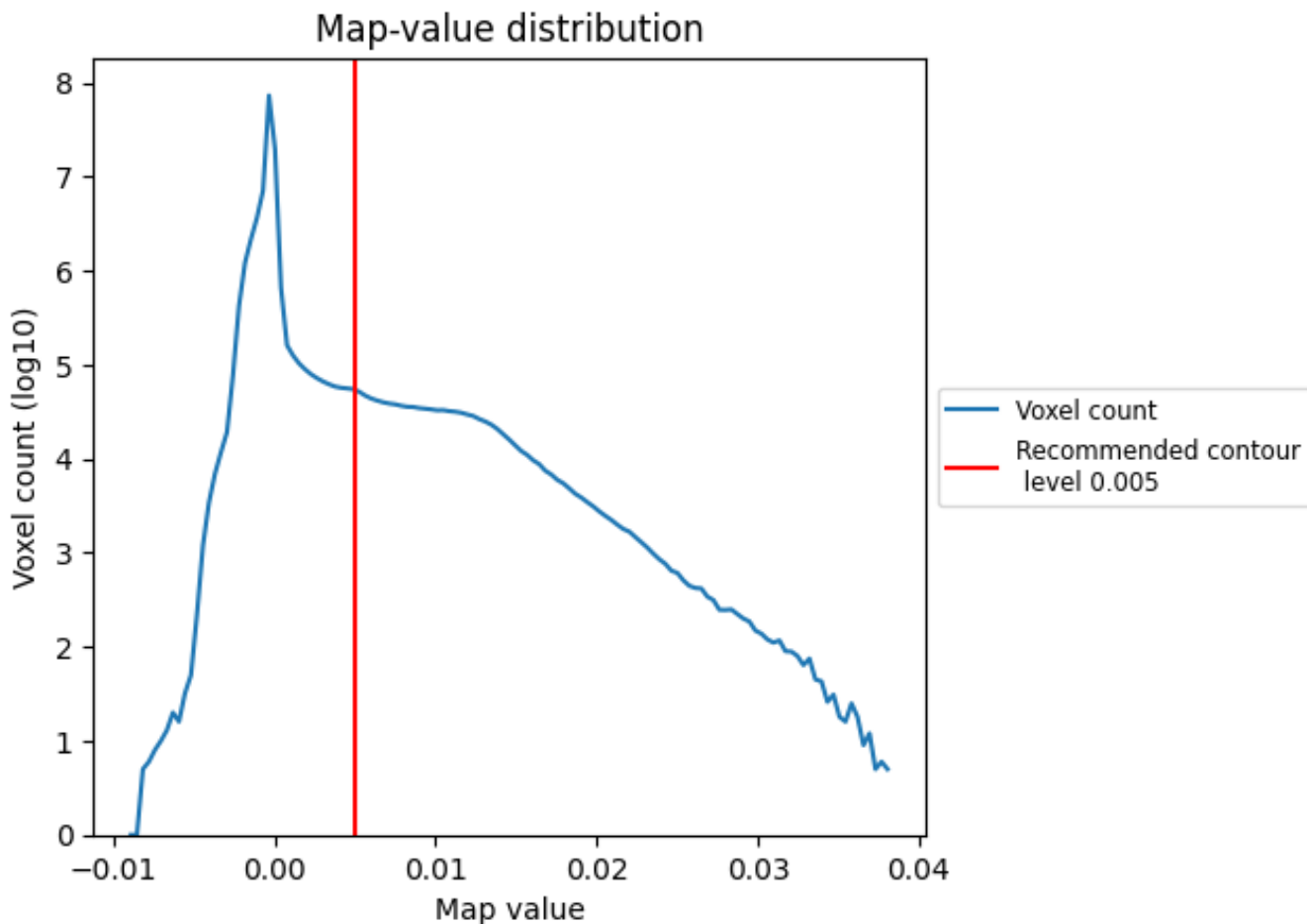
6.6 Mask visualisation [i](#)

This section was not generated. No masks/segmentation were deposited.

7 Map analysis [i](#)

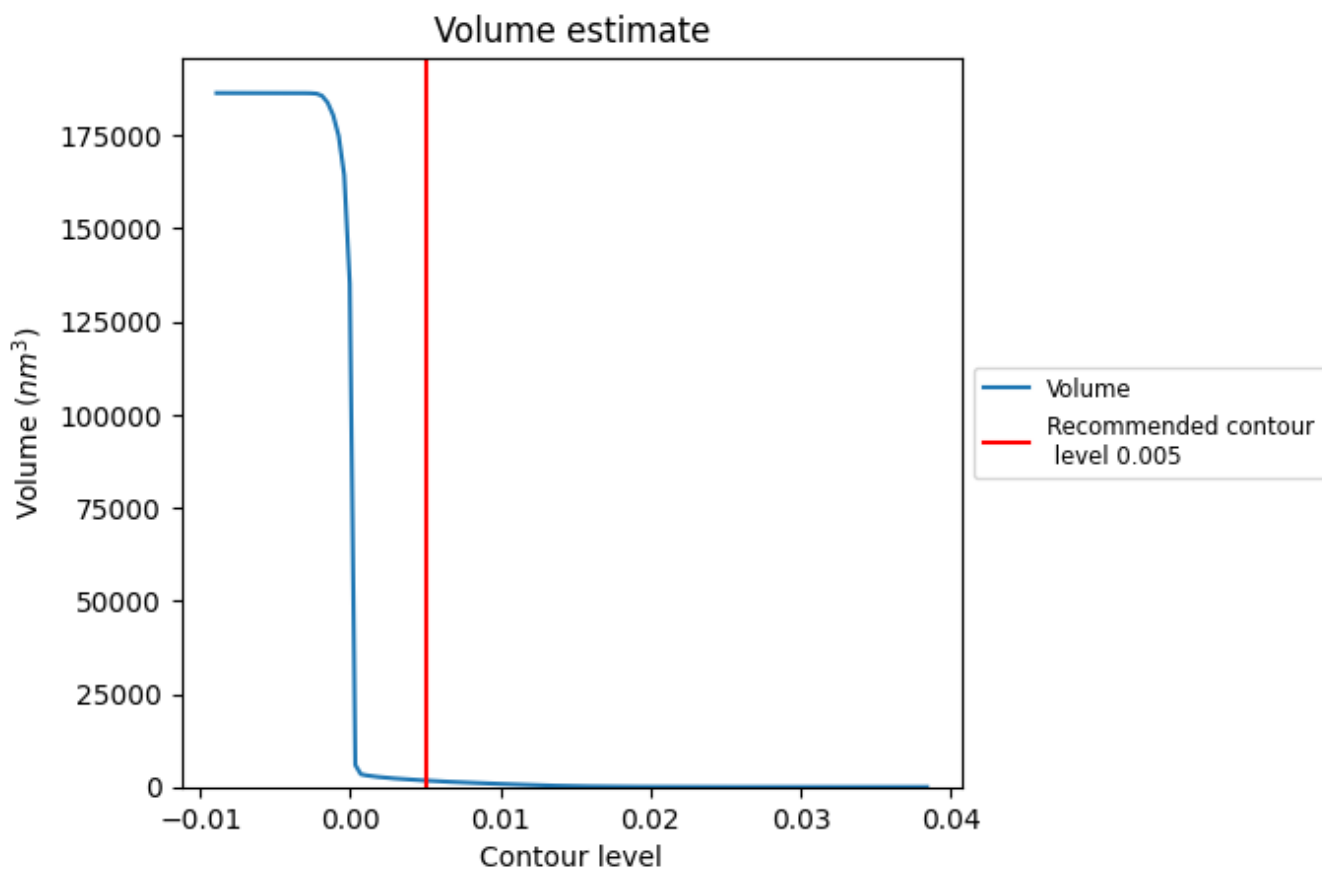
This section contains the results of statistical analysis of the map.

7.1 Map-value distribution [i](#)



The map-value distribution is plotted in 128 intervals along the x-axis. The y-axis is logarithmic. A spike in this graph at zero usually indicates that the volume has been masked.

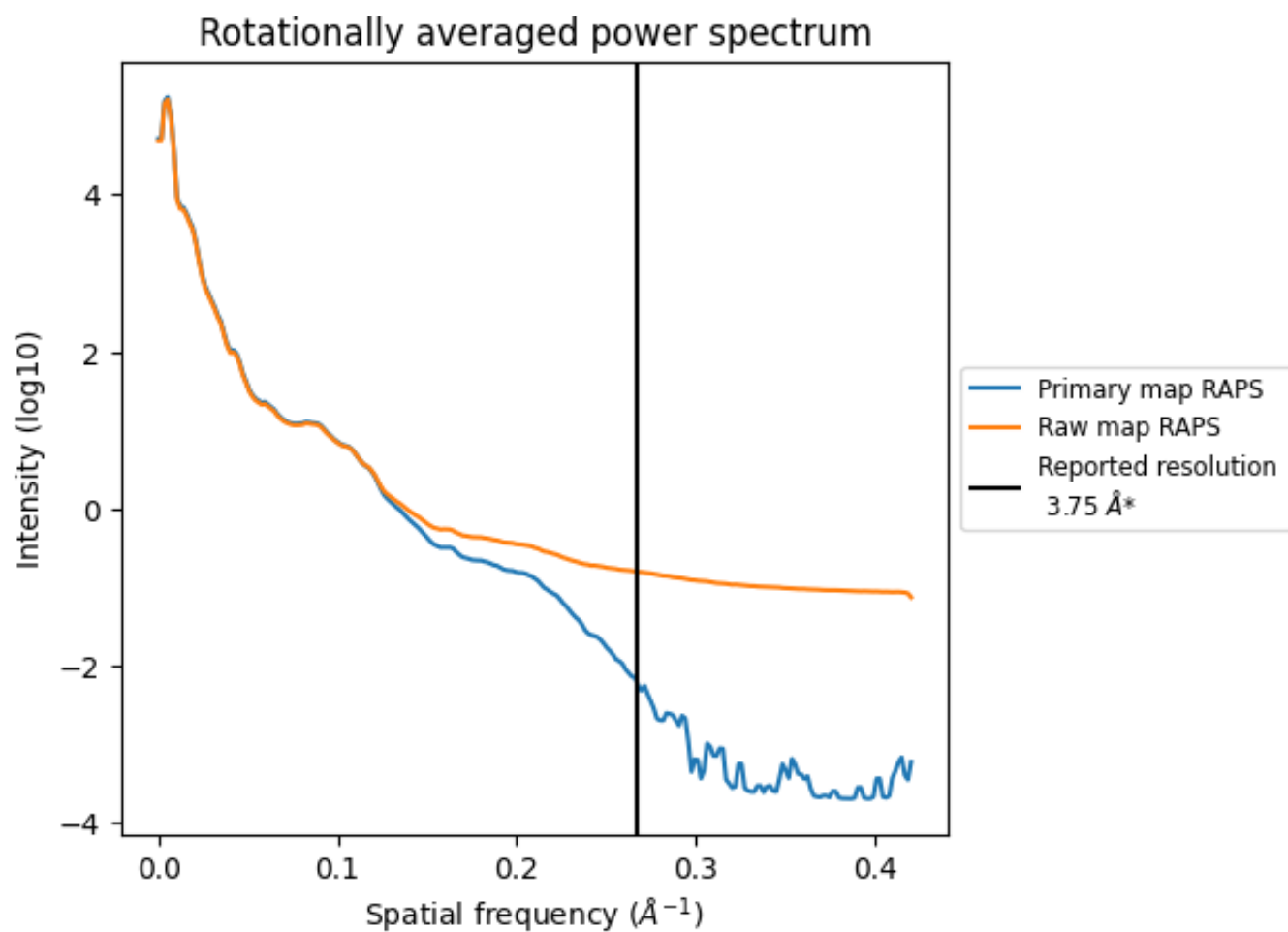
7.2 Volume estimate [\(i\)](#)



The volume at the recommended contour level is 1727 nm³; this corresponds to an approximate mass of 1560 kDa.

The volume estimate graph shows how the enclosed volume varies with the contour level. The recommended contour level is shown as a vertical line and the intersection between the line and the curve gives the volume of the enclosed surface at the given level.

7.3 Rotationally averaged power spectrum i

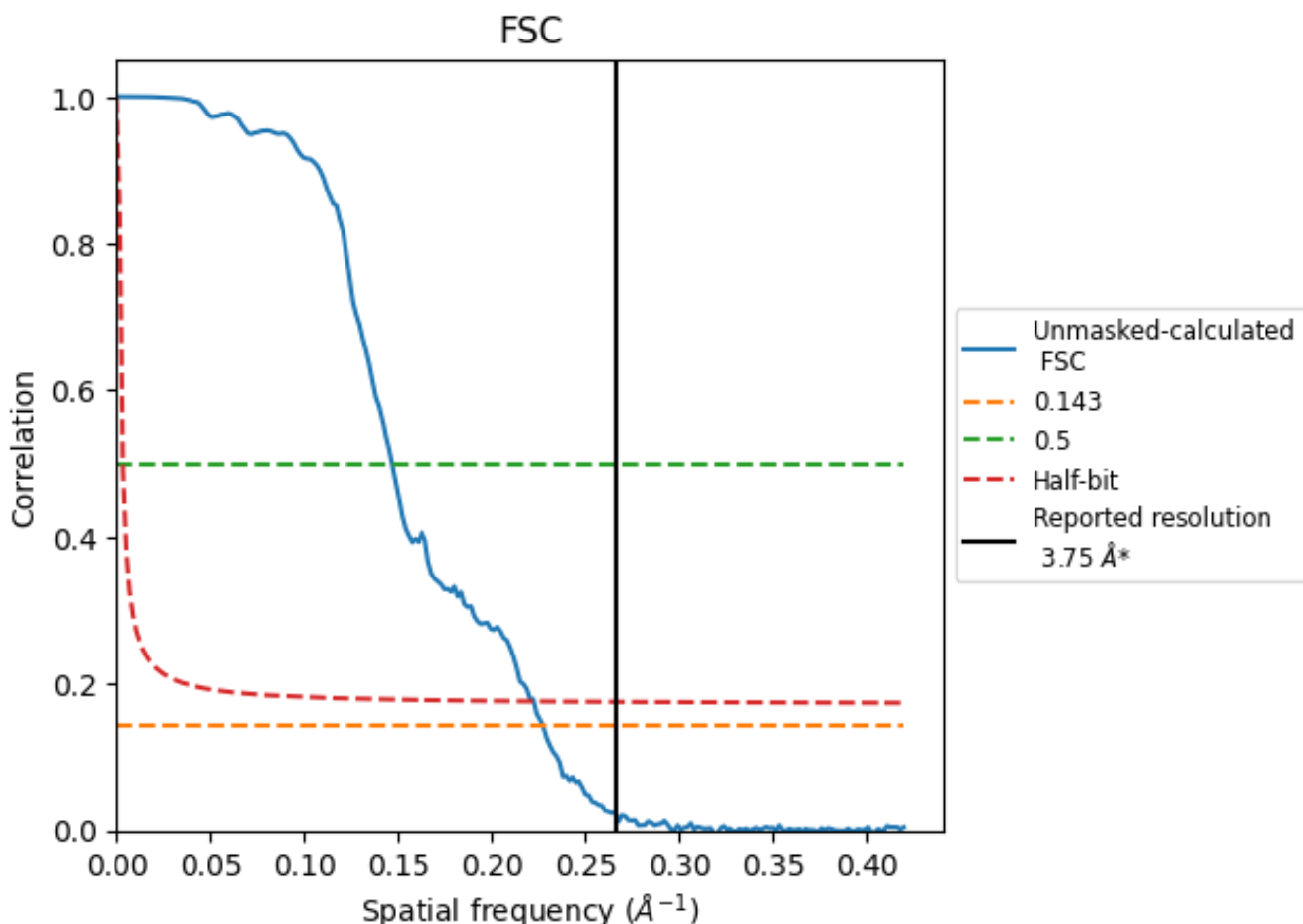


*Reported resolution corresponds to spatial frequency of 0.267 Å⁻¹

8 Fourier-Shell correlation [i](#)

Fourier-Shell Correlation (FSC) is the most commonly used method to estimate the resolution of single-particle and subtomogram-averaged maps. The shape of the curve depends on the imposed symmetry, mask and whether or not the two 3D reconstructions used were processed from a common reference. The reported resolution is shown as a black line. A curve is displayed for the half-bit criterion in addition to lines showing the 0.143 gold standard cut-off and 0.5 cut-off.

8.1 FSC [i](#)



*Reported resolution corresponds to spatial frequency of 0.267 Å⁻¹

8.2 Resolution estimates [i](#)

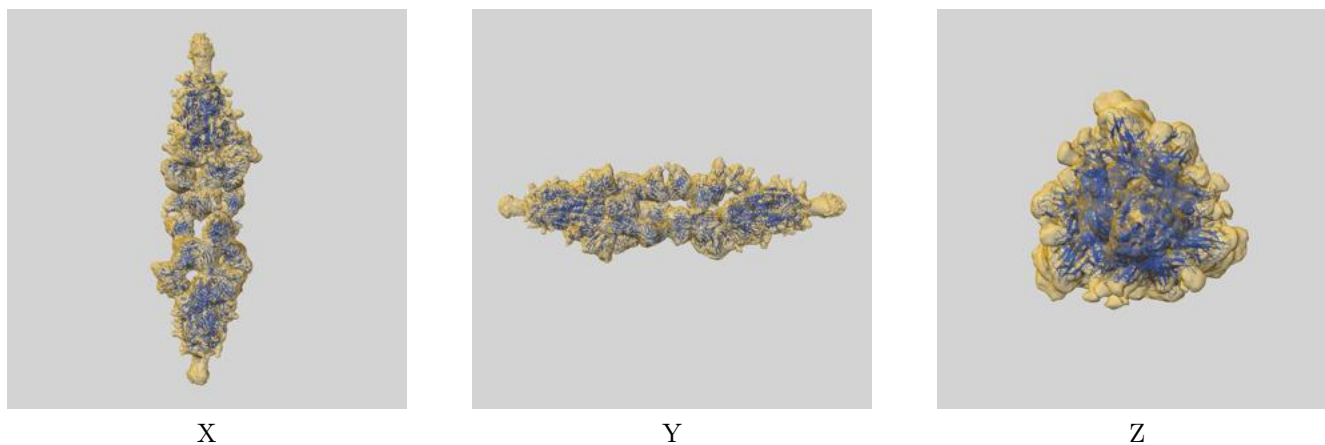
Resolution estimate (Å)	Estimation criterion (FSC cut-off)		
	0.143	0.5	Half-bit
Reported by author	3.75	-	-
Author-provided FSC curve	-	-	-
Unmasked-calculated*	4.40	6.81	4.49

*Resolution estimate based on FSC curve calculated by comparison of deposited half-maps. The value from deposited half-maps intersecting FSC 0.143 CUT-OFF 4.40 differs from the reported value 3.75 by more than 10 %

9 Map-model fit [i](#)


This section contains information regarding the fit between EMDB map EMD-36423 and PDB model 8JMM. Per-residue inclusion information can be found in section [3](#) on page [29](#).

9.1 Map-model overlay [i](#)




The images above show the 3D surface view of the map at the recommended contour level 0.005 at 50% transparency in yellow overlaid with a ribbon representation of the model coloured in blue. These images allow for the visual assessment of the quality of fit between the atomic model and the map.

9.2 Q-score mapped to coordinate model [\(i\)](#)



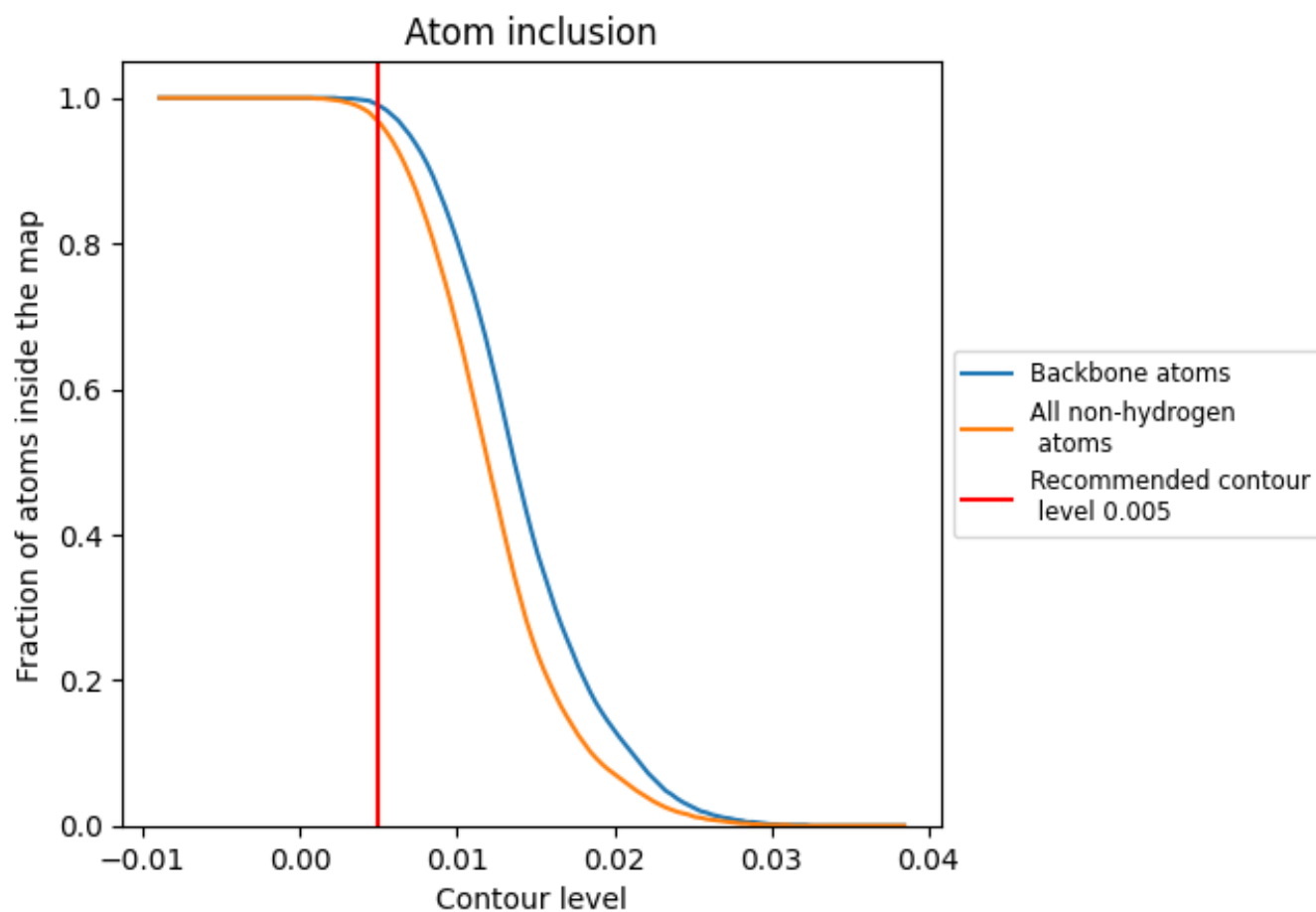
The images above show the model with each residue coloured according to its Q-score. This shows their resolvability in the map with higher Q-score values reflecting better resolvability. Please note: Q-score is calculating the resolvability of atoms, and thus high values are only expected at resolutions at which atoms can be resolved. Low Q-score values may therefore be expected for many entries.

9.3 Atom inclusion mapped to coordinate model [\(i\)](#)



The images above show the model with each residue coloured according to its atom inclusion. This shows to what extent they are inside the map at the recommended contour level (0.005).







































9.4 Atom inclusion [i](#)



At the recommended contour level, 99% of all backbone atoms, 97% of all non-hydrogen atoms, are inside the map.

9.5 Map-model fit summary

The table lists the average atom inclusion at the recommended contour level (0.005) and Q-score for the entire model and for each chain.

Chain	Atom inclusion	Q-score
All	 0.9670	 0.1890
A	 0.9790	 0.2630
B	 0.9810	 0.2620
C	 0.9800	 0.2600
D	 0.9720	 0.1820
E	 0.9730	 0.1880
F	 0.9670	 0.1860
G	 0.9860	 0.1640
H	 0.9560	 0.1140
I	 0.9880	 0.1700
J	 0.9620	 0.1190
K	 0.9820	 0.1520
L	 0.9600	 0.1030
M	 0.9250	 0.0950
N	 0.8930	 0.0750
O	 0.9660	 0.1080
P	 0.9090	 0.0800
Q	 0.9530	 0.1060
R	 0.9190	 0.0800

