



Full wwPDB X-ray Structure Validation Report ⓘ

Jun 16, 2024 – 07:57 PM EDT

PDB ID : 5JXT
Title : Crystal structure of MtISWI bound with histone H4 tail
Authors : Chen, Z.; Yan, L.
Deposited on : 2016-05-13
Resolution : 3.01 Å(reported)

This is a Full wwPDB X-ray Structure Validation Report for a publicly released PDB entry.

We welcome your comments at validation@mail.wwpdb.org

A user guide is available at

<https://www.wwpdb.org/validation/2017/XrayValidationReportHelp>

with specific help available everywhere you see the ⓘ symbol.

The types of validation reports are described at

<http://www.wwpdb.org/validation/2017/FAQs#types>.

The following versions of software and data (see [references ⓘ](#)) were used in the production of this report:

MolProbity : 4.02b-467
Xtriage (Phenix) : 1.13
EDS : 2.37.1
Percentile statistics : 20191225.v01 (using entries in the PDB archive December 25th 2019)
Refmac : 5.8.0158
CCP4 : 7.0.044 (Gargrove)
Ideal geometry (proteins) : Engh & Huber (2001)
Ideal geometry (DNA, RNA) : Parkinson et al. (1996)
Validation Pipeline (wwPDB-VP) : 2.37.1

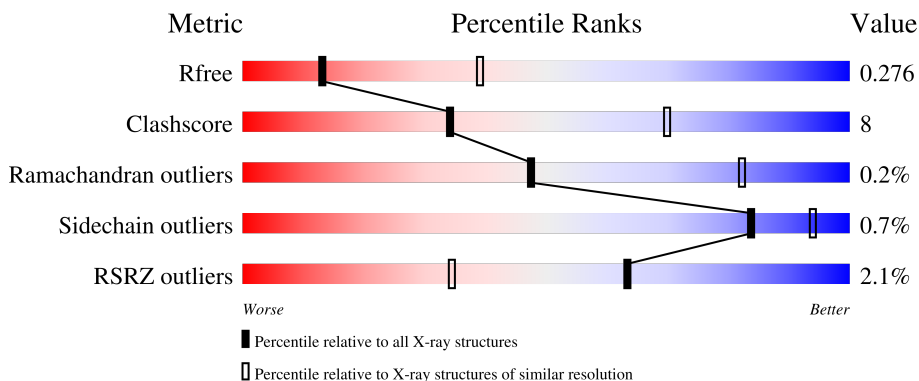
1 Overall quality at a glance

The following experimental techniques were used to determine the structure:

X-RAY DIFFRACTION

The reported resolution of this entry is 3.01 Å.

Percentile scores (ranging between 0-100) for global validation metrics of the entry are shown in the following graphic. The table shows the number of entries on which the scores are based.



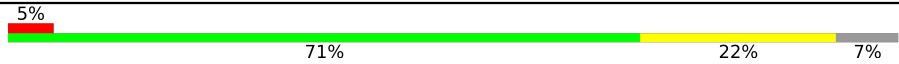
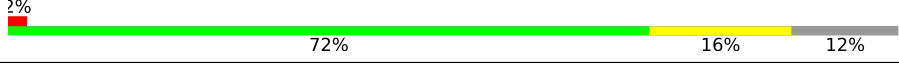
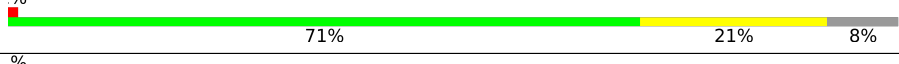



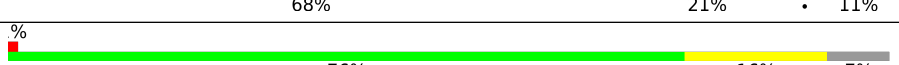
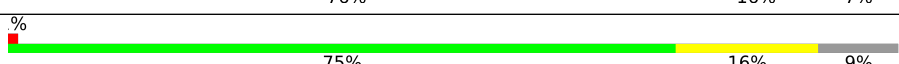
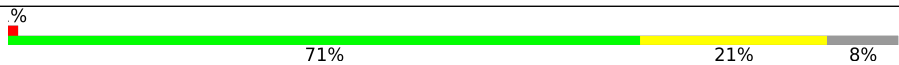
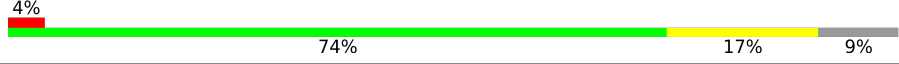








Metric	Whole archive (#Entries)	Similar resolution (#Entries, resolution range(Å))
R_{free}	130704	2092 (3.00-3.00)
Clashscore	141614	2416 (3.00-3.00)
Ramachandran outliers	138981	2333 (3.00-3.00)
Sidechain outliers	138945	2336 (3.00-3.00)
RSRZ outliers	127900	1990 (3.00-3.00)

The table below summarises the geometric issues observed across the polymeric chains and their fit to the electron density. The red, orange, yellow and green segments of the lower bar indicate the fraction of residues that contain outliers for ≥ 3 , 2, 1 and 0 types of geometric quality criteria respectively. A grey segment represents the fraction of residues that are not modelled. The numeric value for each fraction is indicated below the corresponding segment, with a dot representing fractions $\leq 5\%$. The upper red bar (where present) indicates the fraction of residues that have poor fit to the electron density. The numeric value is given above the bar.

Mol	Chain	Length	Quality of chain
1	A	349	 71% 21% 6%
1	B	349	 4% 74% 20% 6%
1	C	349	 71% 21% 7%
1	D	349	 3% 64% 19% 16%
1	E	349	 74% 16% 10%

Continued on next page...

Continued from previous page...

Mol	Chain	Length	Quality of chain
1	F	349	 5% 71% 22% 7%
1	G	349	 2% 72% 16% 12%
1	H	349	 % 71% 21% 8%
1	I	349	 % 70% 16% 14%
1	J	349	 % 72% 18% 9%
1	K	349	 % 68% 19% 12%
1	L	349	 2% 68% 21% 11%
1	M	349	 % 76% 16% 7%
1	N	349	 % 75% 16% 9%
1	O	349	 % 71% 21% 8%
1	P	349	 4% 74% 17% 9%
2	Q	21	 19% 5% 76%
2	R	21	 19% 5% 76%
2	S	21	 5% 19% 5% 76%
2	T	21	 24% 76%
2	U	21	 5% 19% 5% 76%
2	V	21	 19% 5% 76%
2	W	21	 5% 14% 5% 81%

2 Entry composition

There are 2 unique types of molecules in this entry. The entry contains 40399 atoms, of which 0 are hydrogens and 0 are deuteriums.

In the tables below, the ZeroOcc column contains the number of atoms modelled with zero occupancy, the AltConf column contains the number of residues with at least one atom in alternate conformation and the Trace column contains the number of residues modelled with at most 2 atoms.

- Molecule 1 is a protein called Chromatin-remodeling complex ATPase-like protein.

Mol	Chain	Residues	Atoms					ZeroOcc	AltConf	Trace
			Total	C	N	O	S			
1	B	328	Total 2599	C 1636	N 454	O 497	S 12	0	0	0
1	E	313	Total 2484	C 1566	N 437	O 469	S 12	0	0	0
1	F	324	Total 2578	C 1623	N 450	O 493	S 12	0	0	0
1	G	308	Total 2439	C 1536	N 430	O 461	S 12	0	0	0
1	J	317	Total 2515	C 1583	N 439	O 481	S 12	0	0	0
1	N	319	Total 2536	C 1596	N 442	O 486	S 12	0	0	0
1	O	322	Total 2563	C 1613	N 447	O 491	S 12	0	0	0
1	P	316	Total 2517	C 1585	N 439	O 481	S 12	0	0	0
1	C	324	Total 2574	C 1623	N 446	O 493	S 12	0	0	0
1	H	321	Total 2549	C 1602	N 446	O 489	S 12	0	0	0
1	K	306	Total 2427	C 1529	N 426	O 460	S 12	0	0	0
1	L	311	Total 2464	C 1551	N 434	O 467	S 12	0	0	0
1	A	327	Total 2597	C 1636	N 453	O 496	S 12	0	0	0
1	I	301	Total 2388	C 1506	N 420	O 450	S 12	0	0	0
1	D	292	Total 2326	C 1467	N 411	O 437	S 11	0	0	0
1	M	324	Total 2574	C 1622	N 448	O 492	S 12	0	0	0

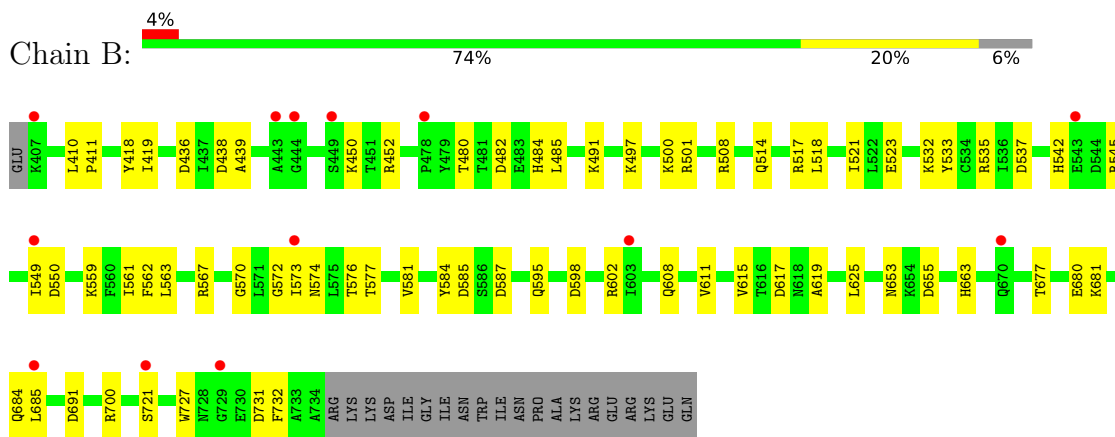
- Molecule 2 is a protein called Histone H4.

Mol	Chain	Residues	Atoms				ZeroOcc	AltConf	Trace
2	R	5	Total	C	N	O	0	0	0
			39	23	11	5			
2	S	5	Total	C	N	O	0	0	0
			39	23	11	5			
2	U	5	Total	C	N	O	0	0	0
			39	23	11	5			
2	Q	5	Total	C	N	O	0	0	0
			39	23	11	5			
2	T	5	Total	C	N	O	0	0	0
			39	23	11	5			
2	V	5	Total	C	N	O	0	0	0
			39	23	11	5			
2	W	4	Total	C	N	O	0	0	0
			35	21	10	4			

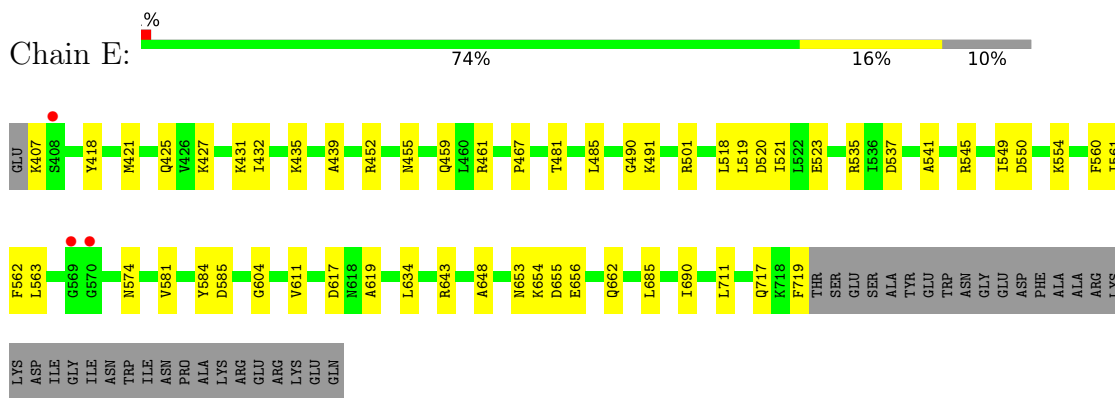
3 Residue-property plots [i](#)

These plots are drawn for all protein, RNA, DNA and oligosaccharide chains in the entry. The first graphic for a chain summarises the proportions of the various outlier classes displayed in the second graphic. The second graphic shows the sequence view annotated by issues in geometry and electron density. Residues are color-coded according to the number of geometric quality criteria for which they contain at least one outlier: green = 0, yellow = 1, orange = 2 and red = 3 or more. A red dot above a residue indicates a poor fit to the electron density ($RSRZ > 2$). Stretches of 2 or more consecutive residues without any outlier are shown as a green connector. Residues present in the sample, but not in the model, are shown in grey.

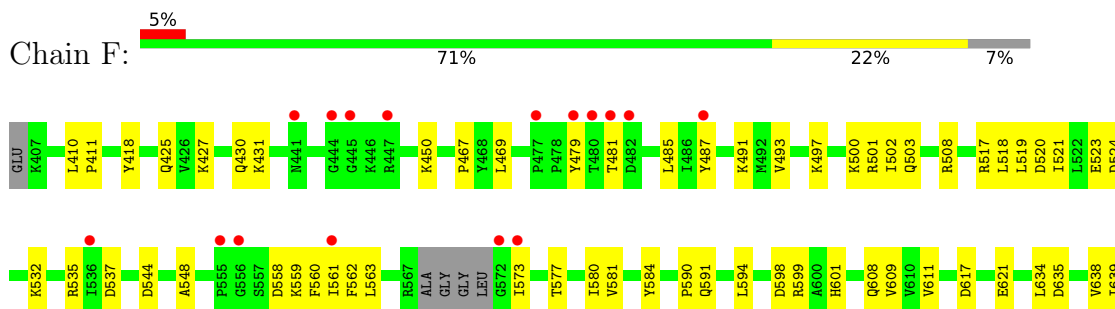
- Molecule 1: Chromatin-remodeling complex ATPase-like protein



- Molecule 1: Chromatin-remodeling complex ATPase-like protein

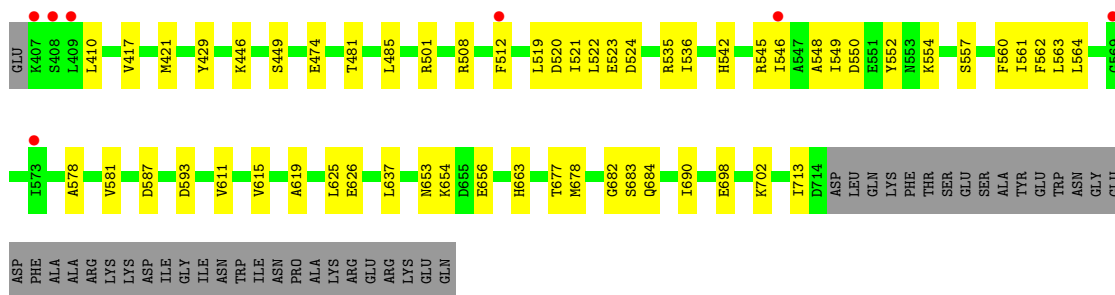


- Molecule 1: Chromatin-remodeling complex ATPase-like protein

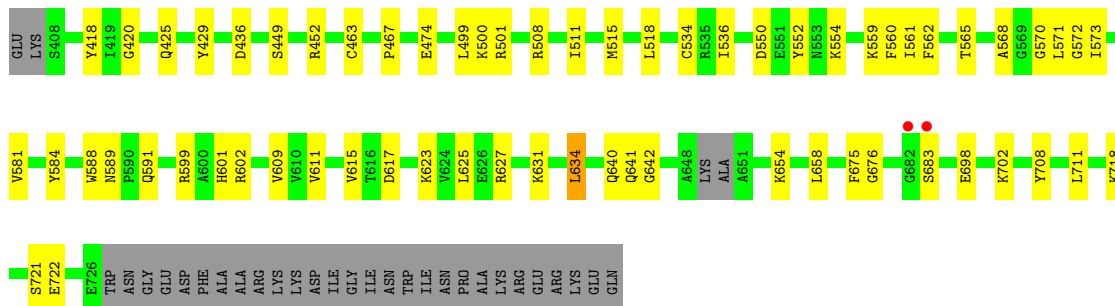




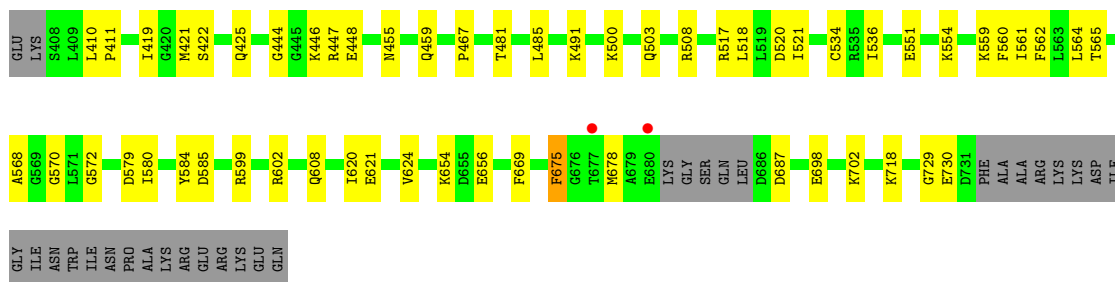
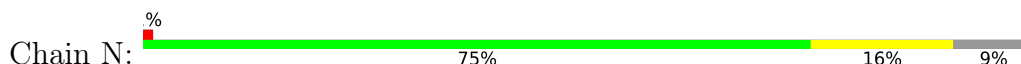
● Molecule 1: Chromatin-remodeling complex ATPase-like protein



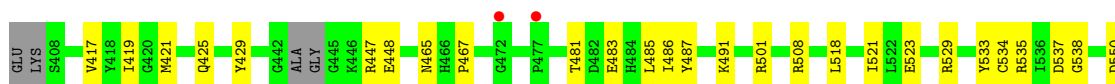
● Molecule 1: Chromatin-remodeling complex ATPase-like protein

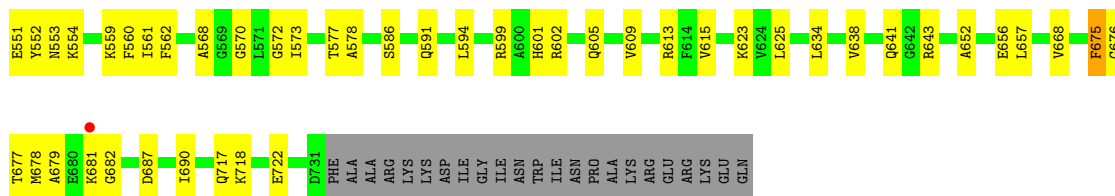


● Molecule 1: Chromatin-remodeling complex ATPase-like protein

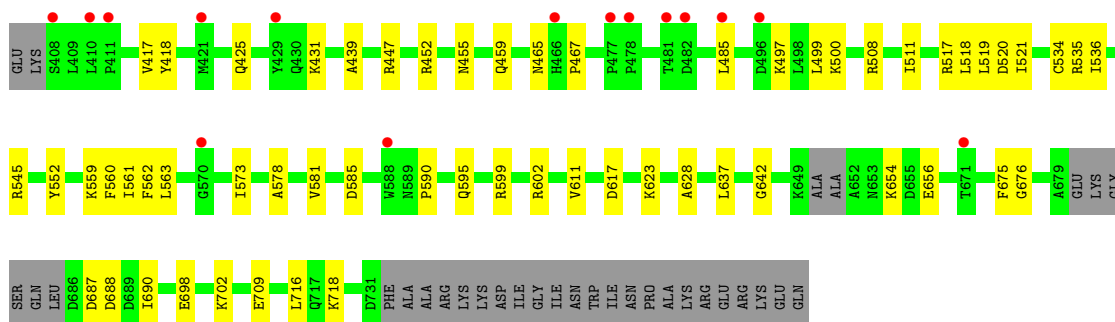
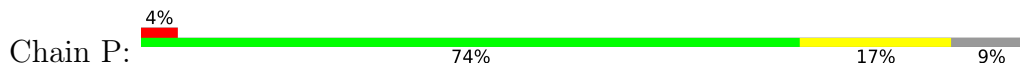


● Molecule 1: Chromatin-remodeling complex ATPase-like protein

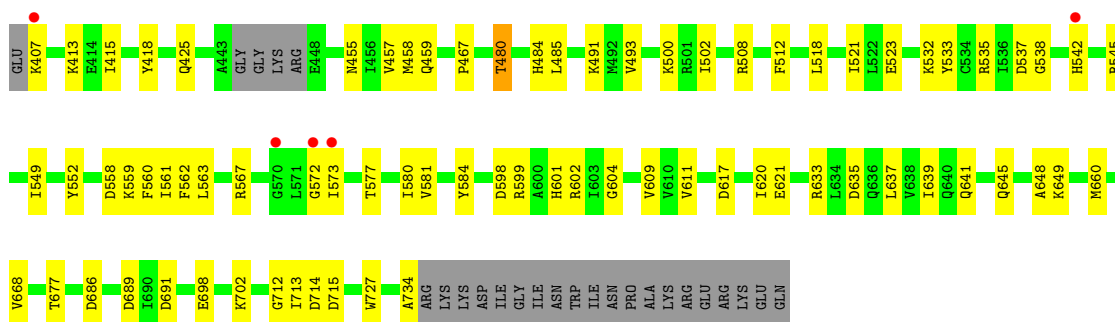




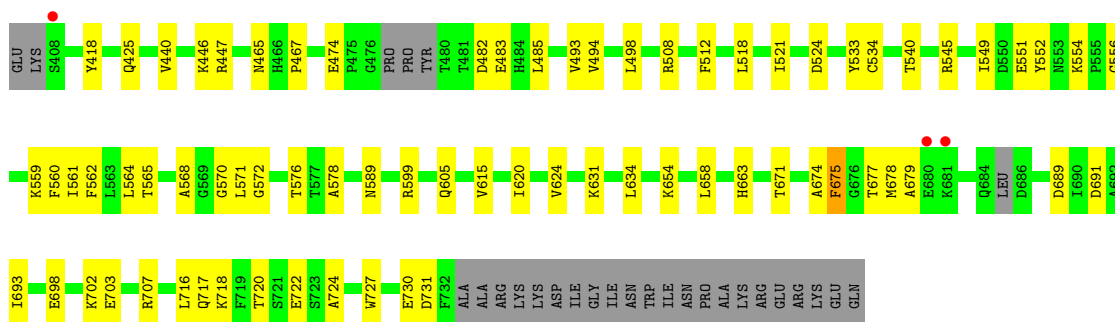
- Molecule 1: Chromatin-remodeling complex ATPase-like protein



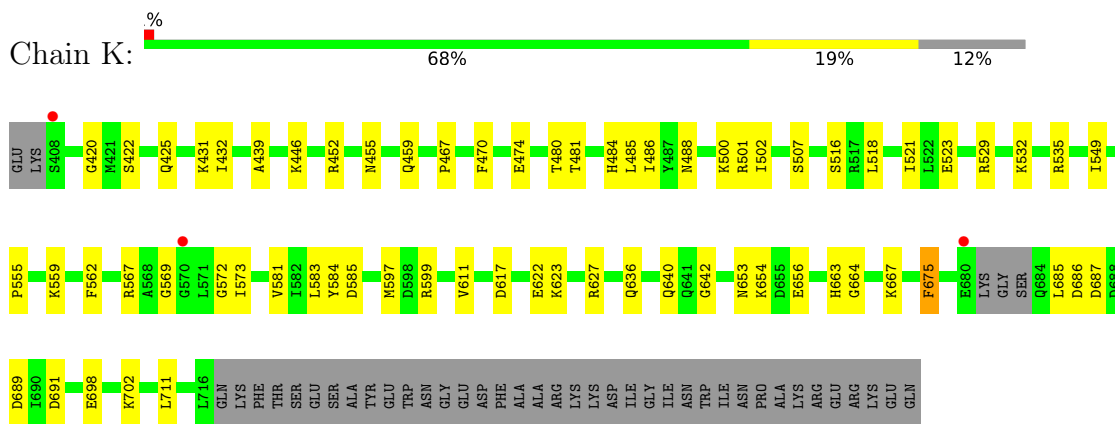
- Molecule 1: Chromatin-remodeling complex ATPase-like protein



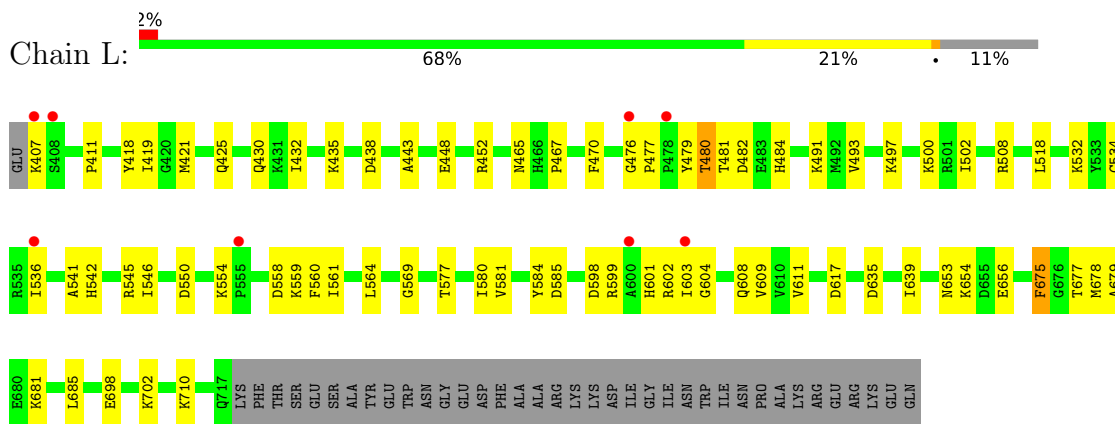
- Molecule 1: Chromatin-remodeling complex ATPase-like protein



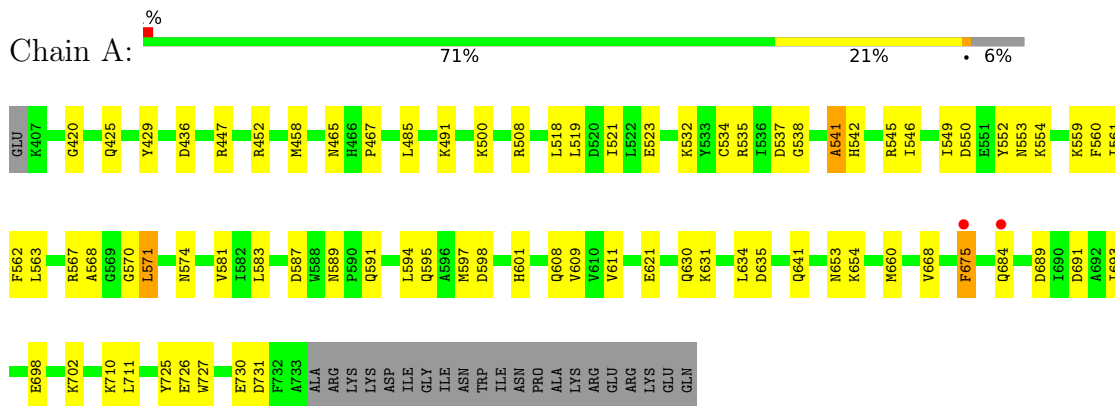
- Molecule 1: Chromatin-remodeling complex ATPase-like protein



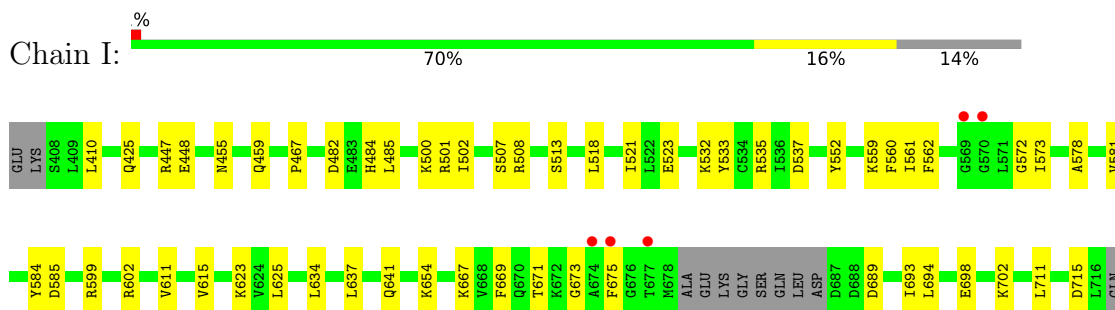
- Molecule 1: Chromatin-remodeling complex ATPase-like protein



- Molecule 1: Chromatin-remodeling complex ATPase-like protein

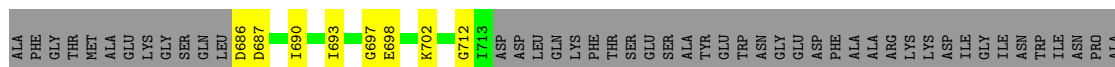
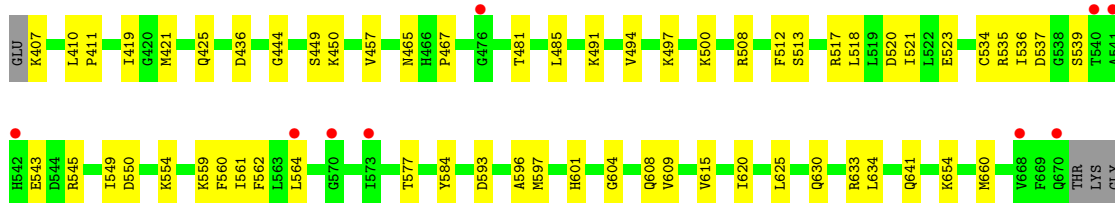


- Molecule 1: Chromatin-remodeling complex ATPase-like protein



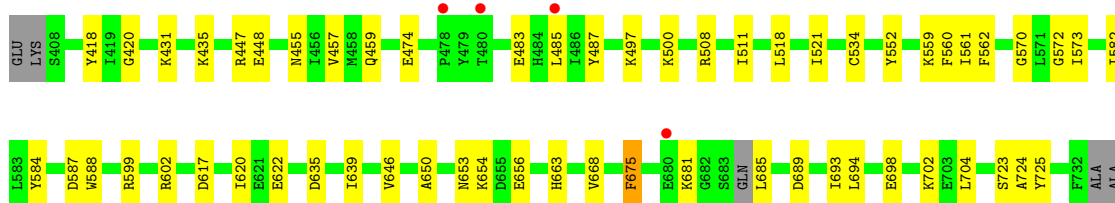
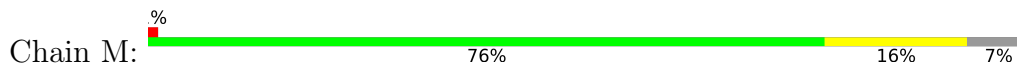
LYS
PHE
THR
SER
GLU
SER
SER
ALA
GLU
TYR
TRP
ASN
GLY
GLY
ASP
PHE
ALA
ALA
ARG
LYS
LYS
ASP
ILE
GLY
ILE
ASN
TRP
ILE
ASN
PRO
ALA
LYS
ARG
GLU
LYS
GLN

● Molecule 1: Chromatin-remodeling complex ATPase-like protein



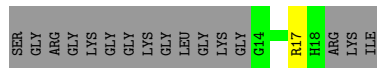
LYS
ARG
GLU
LYS
GLN

● Molecule 1: Chromatin-remodeling complex ATPase-like protein

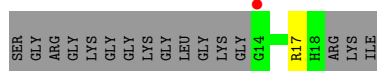


ARG LYS ASP ILE ASN TRP ILE ASN PRO ALA LYS ARG ARG LYS GLU GLN

● Molecule 2: Histone H4




● Molecule 2: Histone H4




● Molecule 2: Histone H4

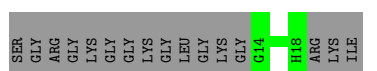





- Molecule 2: Histone H4



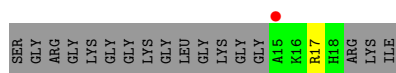
- Molecule 2: Histone H4



- Molecule 2: Histone H4



- Molecule 2: Histone H4



4 Data and refinement statistics

Property	Value	Source
Space group	P 1	Depositor
Cell constants a, b, c, α , β , γ	102.24Å 119.32Å 132.50Å 89.59° 105.96° 93.08°	Depositor
Resolution (Å)	42.00 – 3.01 45.37 – 3.01	Depositor EDS
% Data completeness (in resolution range)	94.2 (42.00-3.01) 94.3 (45.37-3.01)	Depositor EDS
R_{merge}	(Not available)	Depositor
R_{sym}	(Not available)	Depositor
$\langle I/\sigma(I) \rangle$ ¹	1.48 (at 3.01Å)	Xtrriage
Refinement program	PHENIX (1.10.1_2155: ???)	Depositor
R, R_{free}	0.218 , 0.276 0.218 , 0.276	Depositor DCC
R_{free} test set	5661 reflections (5.04%)	wwPDB-VP
Wilson B-factor (Å ²)	71.6	Xtrriage
Anisotropy	0.186	Xtrriage
Bulk solvent k_{sol} (e/Å ³), B_{sol} (Å ²)	0.32 , 39.0	EDS
L-test for twinning ²	$\langle L \rangle = 0.47$, $\langle L^2 \rangle = 0.29$	Xtrriage
Estimated twinning fraction	No twinning to report.	Xtrriage
F_o, F_c correlation	0.92	EDS
Total number of atoms	40399	wwPDB-VP
Average B, all atoms (Å ²)	72.0	wwPDB-VP

Xtrriage's analysis on translational NCS is as follows: *The largest off-origin peak in the Patterson function is 7.64% of the height of the origin peak. No significant pseudotranslation is detected.*

¹Intensities estimated from amplitudes.

²Theoretical values of $\langle |L| \rangle$, $\langle L^2 \rangle$ for acentric reflections are 0.5, 0.333 respectively for untwinned datasets, and 0.375, 0.2 for perfectly twinned datasets.

5 Model quality [i](#)

5.1 Standard geometry [i](#)

The Z score for a bond length (or angle) is the number of standard deviations the observed value is removed from the expected value. A bond length (or angle) with $|Z| > 5$ is considered an outlier worth inspection. RMSZ is the root-mean-square of all Z scores of the bond lengths (or angles).

Mol	Chain	Bond lengths		Bond angles	
		RMSZ	# Z >5	RMSZ	# Z >5
1	A	0.26	0/2637	0.48	1/3549 (0.0%)
1	B	0.26	0/2639	0.43	0/3552
1	C	0.25	0/2613	0.44	0/3518
1	D	0.27	0/2359	0.48	1/3174 (0.0%)
1	E	0.25	0/2520	0.44	0/3389
1	F	0.25	0/2617	0.42	0/3521
1	G	0.25	0/2474	0.43	0/3328
1	H	0.26	0/2584	0.42	0/3472
1	I	0.24	0/2422	0.39	0/3259
1	J	0.24	0/2551	0.39	0/3432
1	K	0.24	0/2461	0.40	0/3312
1	L	0.25	0/2499	0.45	0/3362
1	M	0.24	0/2613	0.40	0/3516
1	N	0.24	0/2574	0.40	0/3465
1	O	0.24	0/2601	0.40	0/3500
1	P	0.23	0/2554	0.39	0/3436
2	Q	0.21	0/39	0.46	0/49
2	R	0.21	0/39	0.32	0/49
2	S	0.21	0/39	0.40	0/49
2	T	0.20	0/39	0.48	0/49
2	U	0.22	0/39	0.40	0/49
2	V	0.22	0/39	0.47	0/49
2	W	0.17	0/35	0.36	0/44
All	All	0.25	0/40987	0.42	2/55123 (0.0%)

Chiral center outliers are detected by calculating the chiral volume of a chiral center and verifying if the center is modelled as a planar moiety or with the opposite hand. A planarity outlier is detected by checking planarity of atoms in a peptide group, atoms in a mainchain group or atoms of a sidechain that are expected to be planar.

Mol	Chain	#Chirality outliers	#Planarity outliers
1	A	0	1
1	H	0	1

Continued on next page...

Continued from previous page...

Mol	Chain	#Chirality outliers	#Planarity outliers
1	O	0	1
All	All	0	3

There are no bond length outliers.

All (2) bond angle outliers are listed below:

Mol	Chain	Res	Type	Atoms	Z	Observed(°)	Ideal(°)
1	A	571	LEU	CA-CB-CG	-5.89	101.75	115.30
1	D	436	ASP	CB-CG-OD2	5.30	123.07	118.30

There are no chirality outliers.

All (3) planarity outliers are listed below:

Mol	Chain	Res	Type	Group
1	A	570	GLY	Peptide
1	H	675	PHE	Peptide
1	O	681	LYS	Peptide

5.2 Too-close contacts [i](#)

In the following table, the Non-H and H(model) columns list the number of non-hydrogen atoms and hydrogen atoms in the chain respectively. The H(added) column lists the number of hydrogen atoms added and optimized by MolProbity. The Clashes column lists the number of clashes within the asymmetric unit, whereas Symm-Clashes lists symmetry-related clashes.

Mol	Chain	Non-H	H(model)	H(added)	Clashes	Symm-Clashes
1	A	2597	0	2607	66	0
1	B	2599	0	2603	55	0
1	C	2574	0	2579	54	0
1	D	2326	0	2364	49	0
1	E	2484	0	2521	45	0
1	F	2578	0	2580	61	0
1	G	2439	0	2476	54	0
1	H	2549	0	2553	57	0
1	I	2388	0	2422	40	0
1	J	2515	0	2532	44	0
1	K	2427	0	2456	54	0
1	L	2464	0	2499	54	0
1	M	2574	0	2580	42	0
1	N	2536	0	2539	46	0

Continued on next page...

Continued from previous page...

Mol	Chain	Non-H	H(model)	H(added)	Clashes	Symm-Clashes
1	O	2563	0	2571	56	0
1	P	2517	0	2522	43	0
2	Q	39	0	40	4	0
2	R	39	0	40	2	0
2	S	39	0	40	1	0
2	T	39	0	40	0	0
2	U	39	0	40	1	0
2	V	39	0	40	1	0
2	W	35	0	37	4	0
All	All	40399	0	40681	684	0

The all-atom clashscore is defined as the number of clashes found per 1000 atoms (including hydrogen atoms). The all-atom clashscore for this structure is 8.

All (684) close contacts within the same asymmetric unit are listed below, sorted by their clash magnitude.

Atom-1	Atom-2	Interatomic distance (Å)	Clash overlap (Å)
1:F:532:LYS:NZ	1:F:558:ASP:OD2	1.84	1.10
1:D:481:THR:HG22	1:M:447:ARG:HH12	1.19	1.04
1:M:681:LYS:NZ	1:M:689:ASP:OD2	1.91	1.03
1:N:481:THR:HG22	2:R:17:ARG:HH12	1.21	1.02
1:E:523:GLU:OE1	1:E:535:ARG:NH1	1.92	1.02
1:A:508:ARG:NH1	1:A:559:LYS:O	1.93	1.00
1:E:654:LYS:NZ	1:H:446:LYS:O	1.98	0.97
1:B:567:ARG:NH1	1:B:587:ASP:OD2	2.00	0.95
1:E:461:ARG:HH12	1:E:585:ASP:HB2	1.31	0.93
1:A:538:GLY:HA2	1:A:545:ARG:HH11	1.29	0.93
1:B:501:ARG:NH1	1:K:691:ASP:OD1	2.02	0.92
1:E:481:THR:HG22	1:N:447:ARG:HH12	1.33	0.91
1:J:570:GLY:O	1:J:599:ARG:NH1	2.06	0.88
1:C:535:ARG:NH2	1:C:537:ASP:OD2	2.06	0.87
1:B:598:ASP:OD2	1:B:727:TRP:HB2	1.75	0.87
1:F:481:THR:HG22	1:O:447:ARG:HH12	1.38	0.86
1:O:551:GLU:OE2	1:O:554:LYS:NZ	2.11	0.84
1:M:681:LYS:HD3	1:M:685:LEU:HD11	1.59	0.83
1:B:691:ASP:OD1	1:K:501:ARG:NH1	2.11	0.82
1:G:481:THR:HG22	1:P:447:ARG:HH12	1.44	0.81
1:D:497:LYS:NZ	1:D:500:LYS:HD2	1.96	0.81
1:E:432:ILE:HA	1:E:435:LYS:HE2	1.63	0.80
1:H:718:LYS:NZ	1:H:722:GLU:OE1	2.12	0.80
1:D:523:GLU:OE1	1:D:535:ARG:NH1	2.15	0.79

Continued on next page...

Continued from previous page...

Atom-1	Atom-2	Interatomic distance (Å)	Clash overlap (Å)
1:N:572:GLY:HA2	1:N:602:ARG:HH12	1.47	0.78
1:G:523:GLU:OE1	1:G:535:ARG:NH1	2.15	0.78
1:H:474:GLU:OE2	2:W:17:ARG:NH1	2.15	0.77
1:I:671:THR:HG22	1:I:673:GLY:H	1.50	0.77
1:A:538:GLY:HA2	1:A:545:ARG:NH1	2.00	0.76
1:B:535:ARG:NE	1:B:537:ASP:OD1	2.18	0.75
1:H:551:GLU:OE2	1:H:554:LYS:NZ	2.14	0.74
1:G:481:THR:HG22	1:P:447:ARG:NH1	2.01	0.74
1:A:542:HIS:CE1	1:A:546:ILE:HD11	2.23	0.74
1:L:681:LYS:HD2	1:L:685:LEU:HD23	1.69	0.73
1:B:523:GLU:OE1	1:B:535:ARG:NH1	2.19	0.73
1:O:538:GLY:HA3	1:O:568:ALA:HB1	1.70	0.73
1:H:570:GLY:O	1:H:599:ARG:NH1	2.20	0.73
1:J:425:GLN:HG2	1:J:467:PRO:HG3	1.70	0.73
1:O:675:PHE:O	1:O:679:ALA:N	2.19	0.73
1:L:480:THR:O	1:L:484:HIS:NE2	2.18	0.73
1:A:598:ASP:OD2	1:A:727:TRP:HB2	1.90	0.72
1:A:571:LEU:HD12	1:A:595:GLN:HE21	1.55	0.71
1:D:497:LYS:HZ2	1:D:500:LYS:HD2	1.55	0.71
1:N:446:LYS:O	1:L:654:LYS:NZ	2.23	0.70
1:G:562:PHE:CE2	1:G:564:LEU:HD21	2.26	0.70
1:E:427:LYS:HE2	1:E:431:LYS:NZ	2.07	0.70
1:A:535:ARG:NE	1:A:537:ASP:OD1	2.24	0.70
1:F:712:GLY:HA2	1:I:637:LEU:HD21	1.74	0.69
1:O:508:ARG:NH2	1:O:552:TYR:O	2.21	0.69
1:F:591:GLN:NE2	1:F:726:GLU:O	2.26	0.69
1:F:598:ASP:OD2	1:F:727:TRP:HB2	1.93	0.68
1:C:598:ASP:OD2	1:C:727:TRP:HB2	1.93	0.68
1:F:481:THR:HG22	1:O:447:ARG:NH1	2.09	0.68
1:K:481:THR:CG2	2:Q:17:ARG:HH12	2.07	0.67
1:P:675:PHE:HB3	1:D:421:MET:H	1.59	0.67
1:H:465:ASN:HB3	1:H:518:LEU:HD13	1.75	0.67
1:K:572:GLY:H	1:K:599:ARG:HH12	1.42	0.67
1:D:485:LEU:HD11	1:D:521:ILE:HG23	1.76	0.66
1:B:485:LEU:HD11	1:B:521:ILE:HG23	1.77	0.66
1:F:523:GLU:OE1	1:F:535:ARG:NH1	2.27	0.66
1:B:418:TYR:HB3	1:B:617:ASP:HB2	1.78	0.66
1:M:508:ARG:NH2	1:M:552:TYR:O	2.20	0.66
1:B:439:ALA:HB2	1:B:452:ARG:NH1	2.11	0.65
1:E:501:ARG:NH1	1:H:691:ASP:OD1	2.30	0.65
1:O:465:ASN:HB3	1:O:518:LEU:HD13	1.79	0.64

Continued on next page...

Continued from previous page...

Atom-1	Atom-2	Interatomic distance (Å)	Clash overlap (Å)
1:P:698:GLU:HG2	1:P:702:LYS:HE3	1.78	0.64
1:H:698:GLU:HG2	1:H:702:LYS:HE3	1.78	0.64
1:K:686:ASP:N	1:K:689:ASP:OD2	2.30	0.64
1:L:438:ASP:OD2	1:L:452:ARG:NH2	2.30	0.64
1:B:615:VAL:HG21	1:B:625:LEU:HD22	1.80	0.64
1:H:524:ASP:OD2	2:W:17:ARG:HG3	1.97	0.64
1:K:523:GLU:OE1	1:K:535:ARG:NH1	2.31	0.64
1:F:524:ASP:OD2	1:O:447:ARG:HG3	1.98	0.63
1:I:572:GLY:H	1:I:599:ARG:HH12	1.46	0.63
1:F:508:ARG:NH2	1:F:577:THR:OG1	2.32	0.63
1:N:481:THR:HG22	2:R:17:ARG:NH1	2.04	0.63
1:B:574:ASN:OD1	1:B:576:THR:HG23	1.99	0.63
1:A:550:ASP:HB3	1:A:554:LYS:HE3	1.81	0.63
1:N:698:GLU:HG2	1:N:702:LYS:HE3	1.80	0.63
1:A:508:ARG:NH2	1:A:552:TYR:O	2.30	0.62
1:B:572:GLY:HA2	1:B:602:ARG:HH12	1.64	0.62
1:G:474:GLU:OE1	1:P:447:ARG:NH2	2.33	0.62
1:G:536:ILE:HD11	1:G:548:ALA:HB3	1.81	0.62
1:G:653:ASN:OD1	1:G:654:LYS:N	2.33	0.62
1:C:485:LEU:HD11	1:C:521:ILE:HG23	1.82	0.62
1:L:432:ILE:HA	1:L:435:LYS:HE3	1.82	0.62
1:B:542:HIS:HA	1:B:545:ARG:HB2	1.81	0.61
1:J:722:GLU:OE1	1:H:589:ASN:ND2	2.32	0.61
1:F:532:LYS:HB3	1:F:559:LYS:HD3	1.82	0.61
1:C:572:GLY:HA2	1:C:602:ARG:HH12	1.63	0.61
1:H:508:ARG:NH2	1:H:552:TYR:O	2.26	0.61
1:K:572:GLY:H	1:K:599:ARG:NH1	1.98	0.61
1:N:551:GLU:OE2	1:N:554:LYS:NZ	2.32	0.61
1:B:581:VAL:HB	1:B:611:VAL:HG22	1.83	0.61
1:L:536:ILE:HB	1:L:564:LEU:HD23	1.82	0.61
1:A:591:GLN:NE2	1:A:726:GLU:O	2.26	0.61
1:B:411:PRO:O	1:B:608:GLN:NE2	2.26	0.60
1:N:508:ARG:NH1	1:N:559:LYS:O	2.33	0.60
1:F:501:ARG:HH12	1:I:694:LEU:HD12	1.65	0.60
1:B:532:LYS:HB3	1:B:559:LYS:HD3	1.84	0.60
1:I:535:ARG:NE	1:I:537:ASP:OD1	2.31	0.60
1:G:550:ASP:O	1:G:554:LYS:HG3	2.02	0.60
1:O:487:TYR:HE1	1:A:684:GLN:HB2	1.66	0.60
1:A:485:LEU:HD11	1:A:521:ILE:HG23	1.83	0.60
1:G:690:ILE:HG13	1:M:497:LYS:HG2	1.82	0.60
1:N:421:MET:H	1:L:675:PHE:HB3	1.67	0.60

Continued on next page...

Continued from previous page...

Atom-1	Atom-2	Interatomic distance (Å)	Clash overlap (Å)
1:P:573:ILE:O	1:P:602:ARG:NH1	2.35	0.59
1:A:538:GLY:HA3	1:A:568:ALA:HB1	1.84	0.59
1:A:571:LEU:HD13	1:A:595:GLN:HG2	1.83	0.59
1:K:481:THR:HG22	2:Q:17:ARG:HH12	1.66	0.59
1:F:450:LYS:HB3	1:I:654:LYS:HG2	1.84	0.59
1:A:436:ASP:OD2	1:A:452:ARG:NE	2.36	0.59
1:N:675:PHE:HB2	1:L:421:MET:H	1.67	0.59
1:O:535:ARG:NE	1:O:537:ASP:OD1	2.31	0.59
1:I:425:GLN:HG2	1:I:467:PRO:HG3	1.85	0.59
1:E:490:GLY:HA2	1:H:678:MET:SD	2.42	0.59
1:L:675:PHE:O	1:L:679:ALA:N	2.32	0.59
1:E:535:ARG:NE	1:E:537:ASP:OD1	2.36	0.59
1:G:449:SER:HB2	1:M:654:LYS:NZ	2.18	0.58
1:P:656:GLU:OE2	1:P:718:LYS:HE3	2.03	0.58
1:K:581:VAL:HB	1:K:611:VAL:HG22	1.85	0.58
1:K:653:ASN:OD1	1:K:654:LYS:N	2.37	0.58
1:E:685:LEU:HD11	1:H:494:VAL:HA	1.84	0.58
1:N:729:GLY:H	1:K:567:ARG:HH21	1.50	0.58
1:O:578:ALA:O	1:O:605:GLN:NE2	2.35	0.58
1:E:481:THR:HG22	1:N:447:ARG:NH1	2.12	0.58
1:J:698:GLU:HG2	1:J:702:LYS:HE3	1.85	0.58
1:J:425:GLN:NE2	1:J:463:CYS:O	2.37	0.58
1:C:413:LYS:HE2	1:C:415:ILE:HD11	1.85	0.58
1:C:698:GLU:HG2	1:C:702:LYS:HE3	1.85	0.58
1:H:485:LEU:HD11	1:H:521:ILE:HG23	1.84	0.58
1:C:458:MET:HE1	1:L:448:GLU:HA	1.86	0.58
1:K:480:THR:O	1:K:484:HIS:NE2	2.30	0.58
1:E:427:LYS:HE2	1:E:431:LYS:HZ3	1.67	0.58
1:F:719:PHE:HD1	1:A:541:ALA:HA	1.69	0.58
1:K:572:GLY:N	1:K:599:ARG:HH12	2.02	0.58
1:L:482:ASP:HB2	1:L:484:HIS:HD2	1.69	0.58
1:N:425:GLN:HG2	1:N:467:PRO:HG3	1.86	0.58
1:K:685:LEU:HB3	1:K:689:ASP:OD2	2.04	0.58
1:B:497:LYS:HE2	1:K:687:ASP:HB3	1.86	0.57
1:P:465:ASN:HB3	1:P:518:LEU:HD13	1.85	0.57
1:P:687:ASP:O	1:P:690:ILE:HG22	2.04	0.57
1:L:518:LEU:HD11	1:L:584:TYR:CE1	2.39	0.57
1:D:518:LEU:HD21	1:D:584:TYR:CD1	2.38	0.57
1:O:687:ASP:HA	1:O:690:ILE:HG22	1.85	0.57
1:F:591:GLN:HG2	1:F:728:ASN:HB2	1.85	0.57
1:N:570:GLY:O	1:N:599:ARG:NH2	2.37	0.57

Continued on next page...

Continued from previous page...

Atom-1	Atom-2	Interatomic distance (Å)	Clash overlap (Å)
1:K:698:GLU:HG2	1:K:702:LYS:HE3	1.87	0.57
1:J:436:ASP:OD1	1:J:452:ARG:NH2	2.38	0.57
1:H:534:CYS:HB2	1:H:562:PHE:CD1	2.39	0.57
1:I:523:GLU:OE2	1:I:533:TYR:OH	2.12	0.56
1:D:534:CYS:HB2	1:D:562:PHE:CD1	2.40	0.56
1:L:508:ARG:NH2	1:L:577:THR:OG1	2.37	0.56
1:G:536:ILE:HB	1:G:564:LEU:HD22	1.86	0.56
1:B:438:ASP:HB2	1:B:452:ARG:HH22	1.70	0.56
1:F:485:LEU:HD11	1:F:521:ILE:HG23	1.87	0.56
1:F:501:ARG:NH1	1:I:694:LEU:HD12	2.20	0.56
1:I:581:VAL:HB	1:I:611:VAL:HG22	1.88	0.56
1:P:623:LYS:HG2	1:D:660:MET:HA	1.87	0.56
1:K:664:GLY:HA2	1:K:667:LYS:HE2	1.87	0.56
1:F:427:LYS:HE2	1:F:431:LYS:NZ	2.21	0.56
1:F:427:LYS:HE2	1:F:431:LYS:HZ3	1.71	0.56
1:N:565:THR:OG1	1:N:568:ALA:HB2	2.05	0.55
1:B:721:SER:HB3	1:C:542:HIS:CE1	2.41	0.55
1:P:439:ALA:HB2	1:P:452:ARG:HE	1.71	0.55
1:L:550:ASP:O	1:L:554:LYS:HG3	2.07	0.55
1:A:581:VAL:HB	1:A:611:VAL:HG22	1.88	0.55
1:G:615:VAL:HG21	1:G:625:LEU:HD22	1.88	0.55
1:G:663:HIS:HE1	1:M:622:GLU:OE2	1.89	0.55
1:H:534:CYS:SG	1:H:559:LYS:HG3	2.47	0.55
1:C:538:GLY:HA2	1:C:545:ARG:NH1	2.21	0.55
1:H:576:THR:O	1:H:605:GLN:NE2	2.39	0.55
1:A:436:ASP:OD2	1:A:452:ARG:NH2	2.38	0.55
1:D:411:PRO:O	1:D:608:GLN:NE2	2.35	0.55
1:G:542:HIS:CE1	1:G:546:ILE:HD11	2.41	0.55
1:D:444:GLY:C	1:D:449:SER:HB2	2.26	0.55
1:N:517:ARG:HA	1:N:520:ASP:OD2	2.07	0.55
1:F:418:TYR:HB3	1:F:617:ASP:HB2	1.89	0.55
1:G:519:LEU:HD22	1:G:563:LEU:HB3	1.89	0.55
1:C:645:GLN:HG3	1:H:720:THR:HG21	1.88	0.55
1:C:523:GLU:OE1	1:C:535:ARG:NH1	2.36	0.55
1:F:535:ARG:NE	1:F:537:ASP:OD1	2.27	0.54
1:G:677:THR:HB	1:M:420:GLY:H	1.72	0.54
1:E:550:ASP:O	1:E:554:LYS:HG3	2.08	0.54
1:O:501:ARG:NH1	1:A:691:ASP:OD1	2.41	0.54
1:P:687:ASP:HB3	1:D:497:LYS:HE2	1.90	0.54
1:H:565:THR:OG1	1:H:568:ALA:HB2	2.08	0.54
1:G:536:ILE:HD12	1:G:545:ARG:HA	1.89	0.54

Continued on next page...

Continued from previous page...

Atom-1	Atom-2	Interatomic distance (Å)	Clash overlap (Å)
1:O:421:MET:H	1:A:675:PHE:HB3	1.73	0.54
1:C:545:ARG:O	1:C:549:ILE:HG12	2.07	0.54
1:A:552:TYR:HD1	1:A:559:LYS:HB2	1.72	0.54
1:E:461:ARG:NH1	1:E:585:ASP:HB2	2.12	0.54
1:G:698:GLU:HG2	1:G:702:LYS:HE3	1.90	0.54
1:C:538:GLY:HA2	1:C:545:ARG:HH11	1.73	0.54
1:L:698:GLU:HG2	1:L:702:LYS:HE3	1.89	0.54
1:N:421:MET:HB3	1:N:425:GLN:HB2	1.89	0.54
1:C:508:ARG:NH2	1:C:552:TYR:O	2.30	0.53
1:C:518:LEU:HD11	1:C:584:TYR:CE1	2.43	0.53
1:A:553:ASN:ND2	1:A:574:ASN:O	2.40	0.53
1:E:653:ASN:OD1	1:E:656:GLU:HB2	2.08	0.53
1:O:623:LYS:HG2	1:A:660:MET:HA	1.91	0.53
1:O:485:LEU:HD11	1:O:521:ILE:HG23	1.91	0.53
1:L:542:HIS:CE1	1:L:546:ILE:HD11	2.43	0.53
1:P:709:GLU:HA	1:D:633:ARG:HD3	1.89	0.53
1:O:417:VAL:HG23	1:A:693:ILE:HG22	1.91	0.53
1:A:567:ARG:NE	1:A:587:ASP:OD2	2.42	0.53
1:H:425:GLN:HG2	1:H:467:PRO:HG3	1.90	0.53
1:M:483:GLU:HB3	1:M:487:TYR:CE2	2.44	0.53
1:M:572:GLY:C	1:M:602:ARG:HH12	2.12	0.53
1:O:487:TYR:CE1	1:A:684:GLN:HB2	2.44	0.53
1:H:474:GLU:CD	2:W:17:ARG:HH12	2.11	0.53
1:B:450:LYS:HD2	1:K:654:LYS:HE2	1.91	0.53
1:J:508:ARG:NH2	1:J:552:TYR:O	2.34	0.53
1:D:550:ASP:O	1:D:554:LYS:HG3	2.08	0.53
1:M:431:LYS:HG2	1:M:435:LYS:HE3	1.90	0.53
1:G:521:ILE:HA	1:P:447:ARG:HG2	1.91	0.53
1:J:615:VAL:HG21	1:J:625:LEU:HD22	1.91	0.53
1:N:654:LYS:NZ	1:L:443:ALA:HB1	2.24	0.53
1:K:572:GLY:CA	1:K:599:ARG:HH12	2.22	0.53
1:N:485:LEU:HD11	1:N:521:ILE:HG23	1.90	0.53
1:O:570:GLY:O	1:O:599:ARG:NH2	2.42	0.53
1:B:700:ARG:NH1	1:K:617:ASP:OD2	2.32	0.52
1:P:418:TYR:HB3	1:P:617:ASP:HB2	1.92	0.52
1:I:615:VAL:HG21	1:I:625:LEU:HD22	1.90	0.52
1:G:563:LEU:O	1:G:564:LEU:HD23	2.09	0.52
1:N:572:GLY:HA3	1:K:711:LEU:HD21	1.91	0.52
1:M:518:LEU:HD21	1:M:584:TYR:CD1	2.44	0.52
1:E:634:LEU:HD11	1:H:716:LEU:HB3	1.90	0.52
1:O:481:THR:HG22	2:S:17:ARG:HH12	1.74	0.52

Continued on next page...

Continued from previous page...

Atom-1	Atom-2	Interatomic distance (Å)	Clash overlap (Å)
1:P:595:GLN:O	1:P:599:ARG:NE	2.43	0.52
1:H:689:ASP:O	1:H:693:ILE:HG13	2.09	0.52
1:D:481:THR:HG22	1:M:447:ARG:NH1	2.04	0.52
1:O:419:ILE:HD12	1:O:491:LYS:HG2	1.92	0.52
1:O:643:ARG:HH21	1:O:717:GLN:HG2	1.74	0.52
1:D:686:ASP:O	1:D:690:ILE:N	2.39	0.52
1:B:535:ARG:HA	1:B:563:LEU:O	2.09	0.52
1:C:645:GLN:O	1:C:649:LYS:HG2	2.10	0.52
1:H:521:ILE:HA	2:W:17:ARG:HG2	1.92	0.52
1:D:698:GLU:HG2	1:D:702:LYS:HE3	1.92	0.52
1:B:482:ASP:H	1:B:484:HIS:CE1	2.28	0.52
1:G:508:ARG:NH1	1:G:557:SER:HB3	2.24	0.52
1:J:420:GLY:H	1:C:677:THR:HB	1.74	0.52
1:O:656:GLU:OE2	1:O:718:LYS:HD2	2.09	0.52
1:P:508:ARG:HB2	1:P:578:ALA:HA	1.92	0.52
1:C:455:ASN:O	1:C:459:GLN:HG2	2.10	0.52
1:P:508:ARG:NH2	1:P:552:TYR:O	2.25	0.52
1:I:502:ILE:HG23	1:I:507:SER:HB2	1.91	0.52
1:E:425:GLN:OE1	1:E:490:GLY:N	2.41	0.51
1:E:439:ALA:HB2	1:E:452:ARG:NH1	2.26	0.51
1:C:567:ARG:HH11	1:C:734:ALA:HB2	1.73	0.51
1:E:485:LEU:HD11	1:E:521:ILE:HG23	1.92	0.51
1:O:601:HIS:HB2	1:O:609:VAL:HG11	1.91	0.51
1:N:654:LYS:HZ1	1:L:443:ALA:HB1	1.74	0.51
1:F:581:VAL:HB	1:F:611:VAL:HG22	1.91	0.51
1:O:586:SER:OG	1:O:613:ARG:NH1	2.36	0.51
1:I:508:ARG:NH2	1:I:552:TYR:O	2.23	0.51
1:I:572:GLY:H	1:I:599:ARG:NH1	2.09	0.51
1:E:545:ARG:O	1:E:549:ILE:HG12	2.10	0.51
1:F:532:LYS:HB2	1:F:559:LYS:HA	1.91	0.51
1:J:515:MET:HA	1:H:730:GLU:HG2	1.93	0.51
1:C:532:LYS:NZ	1:C:558:ASP:OD2	2.43	0.51
1:O:508:ARG:NH1	1:O:559:LYS:O	2.42	0.51
1:P:485:LEU:HD11	1:P:521:ILE:HG23	1.93	0.51
1:D:508:ARG:NH2	1:D:577:THR:OG1	2.42	0.51
1:C:532:LYS:HB3	1:C:559:LYS:HD3	1.92	0.51
1:A:601:HIS:HB2	1:A:609:VAL:HG11	1.92	0.51
1:F:648:ALA:HB2	1:I:634:LEU:HB3	1.93	0.51
1:O:641:GLN:HB2	1:A:641:GLN:HG3	1.92	0.51
1:I:523:GLU:OE1	1:I:535:ARG:NH1	2.38	0.51
1:D:536:ILE:HG12	1:D:562:PHE:CZ	2.46	0.51

Continued on next page...

Continued from previous page...

Atom-1	Atom-2	Interatomic distance (Å)	Clash overlap (Å)
1:E:461:ARG:NH2	1:E:585:ASP:OD2	2.40	0.51
1:F:713:ILE:HG13	1:I:641:GLN:HG3	1.93	0.51
1:M:418:TYR:HB3	1:M:617:ASP:HB2	1.93	0.51
1:E:574:ASN:HD22	1:L:603:ILE:HD12	1.76	0.50
1:C:660:MET:HE1	1:H:727:TRP:CH2	2.46	0.50
1:B:677:THR:HB	1:K:420:GLY:H	1.76	0.50
1:P:455:ASN:O	1:P:459:GLN:HG2	2.11	0.50
1:H:512:PHE:CE2	1:H:564:LEU:HD13	2.45	0.50
1:L:411:PRO:O	1:L:608:GLN:NE2	2.38	0.50
1:L:710:LYS:HA	1:L:710:LYS:NZ	2.26	0.50
1:F:591:GLN:HE21	1:F:728:ASN:N	2.08	0.50
1:J:627:ARG:O	1:J:631:LYS:HG2	2.11	0.50
1:C:601:HIS:HB2	1:C:609:VAL:HG11	1.92	0.50
1:A:534:CYS:SG	1:A:559:LYS:HG3	2.51	0.50
1:F:573:ILE:HG13	1:F:599:ARG:HD3	1.93	0.50
1:J:711:LEU:HD21	1:H:572:GLY:HA3	1.92	0.50
1:O:573:ILE:CD1	1:O:599:ARG:HH11	2.25	0.50
1:C:637:LEU:HD22	1:C:713:ILE:HD12	1.93	0.50
1:H:671:THR:HG21	1:H:674:ALA:O	2.11	0.50
1:A:730:GLU:HG2	1:A:731:ASP:H	1.77	0.50
1:E:711:LEU:HD13	1:E:719:PHE:CD2	2.47	0.50
1:F:497:LYS:NZ	1:F:500:LYS:HD2	2.26	0.50
1:P:417:VAL:HG13	1:D:693:ILE:HG21	1.94	0.50
1:H:674:ALA:HB3	1:H:679:ALA:HB2	1.93	0.50
1:I:455:ASN:O	1:I:459:GLN:HG2	2.11	0.50
1:H:703:GLU:OE1	1:H:707:ARG:NH2	2.45	0.50
1:A:594:LEU:HD21	1:A:725:TYR:C	2.32	0.50
1:F:601:HIS:HB2	1:F:609:VAL:HG11	1.94	0.50
1:K:425:GLN:HG2	1:K:467:PRO:HG3	1.92	0.50
1:H:534:CYS:HB2	1:H:562:PHE:CE1	2.47	0.50
1:L:542:HIS:O	1:L:546:ILE:HG13	2.11	0.50
1:I:532:LYS:HB3	1:I:559:LYS:HD3	1.93	0.50
1:D:497:LYS:HZ3	1:D:500:LYS:HD2	1.72	0.50
1:E:541:ALA:O	1:E:545:ARG:HG3	2.11	0.49
1:I:698:GLU:HG2	1:I:702:LYS:HE3	1.94	0.49
1:N:411:PRO:O	1:N:608:GLN:NE2	2.37	0.49
1:O:572:GLY:HA2	1:O:602:ARG:HH12	1.77	0.49
1:I:572:GLY:N	1:I:599:ARG:HH12	2.09	0.49
1:P:497:LYS:NZ	1:P:500:LYS:HD2	2.28	0.49
1:L:534:CYS:SG	1:L:559:LYS:HG3	2.52	0.49
1:I:518:LEU:HD21	1:I:584:TYR:CD1	2.47	0.49

Continued on next page...

Continued from previous page...

Atom-1	Atom-2	Interatomic distance (Å)	Clash overlap (Å)
1:C:633:ARG:HH12	1:C:714:ASP:CG	2.15	0.49
1:G:542:HIS:HA	1:G:545:ARG:HE	1.78	0.49
1:K:555:PRO:HG2	1:A:608:GLN:HB2	1.94	0.49
1:E:662:GLN:NE2	1:H:440:VAL:O	2.36	0.49
1:O:652:ALA:HB1	1:O:657:LEU:HG	1.93	0.49
1:K:549:ILE:HD11	1:K:573:ILE:HD12	1.93	0.49
1:P:425:GLN:HG2	1:P:467:PRO:HG3	1.93	0.49
1:L:407:LYS:HE3	1:L:603:ILE:HG23	1.95	0.49
1:F:430:GLN:HG2	1:I:669:PHE:HD1	1.78	0.49
1:F:719:PHE:CD1	1:A:541:ALA:HA	2.46	0.49
1:C:581:VAL:HB	1:C:611:VAL:HG22	1.95	0.49
1:G:446:LYS:NZ	1:M:724:ALA:HA	2.27	0.49
1:J:474:GLU:OE1	2:U:17:ARG:NH2	2.41	0.49
1:N:455:ASN:O	1:N:459:GLN:HG2	2.13	0.49
1:I:410:LEU:HD12	1:I:410:LEU:H	1.77	0.49
1:M:485:LEU:HD11	1:M:521:ILE:HG23	1.93	0.49
1:M:570:GLY:O	1:M:599:ARG:NH2	2.24	0.49
1:F:487:TYR:HD1	1:F:493:VAL:HG22	1.78	0.48
1:O:534:CYS:SG	1:O:559:LYS:HG3	2.52	0.48
1:G:512:PHE:CE2	1:G:564:LEU:HD12	2.48	0.48
1:G:581:VAL:HB	1:G:611:VAL:HG22	1.95	0.48
1:O:643:ARG:HE	1:O:717:GLN:HG2	1.78	0.48
1:A:630:GLN:O	1:A:634:LEU:HG	2.13	0.48
1:D:630:GLN:O	1:D:634:LEU:HG	2.13	0.48
1:D:693:ILE:O	1:D:697:GLY:N	2.30	0.48
1:F:479:TYR:CD2	1:O:448:GLU:HB3	2.48	0.48
1:G:508:ARG:HH12	1:G:557:SER:HB3	1.76	0.48
1:O:678:MET:O	1:O:682:GLY:HA3	2.13	0.48
1:M:560:PHE:CD2	1:M:561:ILE:HG13	2.48	0.48
1:G:519:LEU:HD23	1:G:522:LEU:HD12	1.94	0.48
1:G:637:LEU:HD22	1:G:713:ILE:HD12	1.94	0.48
1:E:581:VAL:HB	1:E:611:VAL:HG22	1.95	0.48
1:K:636:GLN:O	1:K:640:GLN:HB2	2.12	0.48
1:O:483:GLU:HB3	1:O:487:TYR:HE2	1.79	0.48
1:C:480:THR:O	1:C:484:HIS:NE2	2.43	0.48
1:M:573:ILE:HG12	1:M:599:ARG:HD2	1.94	0.48
1:B:700:ARG:HH12	1:K:617:ASP:CG	2.16	0.48
1:F:698:GLU:HG2	1:F:702:LYS:HE3	1.96	0.48
1:G:653:ASN:HB3	1:G:656:GLU:HG3	1.94	0.48
1:P:517:ARG:HA	1:P:520:ASP:OD2	2.14	0.48
1:B:436:ASP:OD2	1:B:452:ARG:NH2	2.46	0.48

Continued on next page...

Continued from previous page...

Atom-1	Atom-2	Interatomic distance (Å)	Clash overlap (Å)
1:N:421:MET:H	1:L:675:PHE:CB	2.27	0.48
1:A:425:GLN:HG2	1:A:467:PRO:HG3	1.95	0.48
1:M:653:ASN:HB2	1:M:656:GLU:HG3	1.96	0.48
1:G:545:ARG:O	1:G:549:ILE:HG12	2.14	0.47
1:J:571:LEU:O	1:H:707:ARG:HD3	2.14	0.47
1:J:718:LYS:HZ3	1:J:722:GLU:HG2	1.79	0.47
1:O:668:VAL:HG11	1:A:429:TYR:CD1	2.49	0.47
1:P:581:VAL:HB	1:P:611:VAL:HG22	1.96	0.47
1:K:474:GLU:OE1	2:Q:17:ARG:NH2	2.39	0.47
1:B:514:GLN:HB2	1:B:585:ASP:OD2	2.15	0.47
1:B:533:TYR:HA	1:B:561:ILE:O	2.14	0.47
1:E:518:LEU:HD21	1:E:584:TYR:CD1	2.49	0.47
1:G:501:ARG:HH12	1:M:694:LEU:HD12	1.78	0.47
1:J:641:GLN:HG3	1:C:713:ILE:HG21	1.96	0.47
1:C:573:ILE:HB	1:C:599:ARG:HH11	1.79	0.47
1:F:654:LYS:NZ	1:I:448:GLU:HB3	2.29	0.47
1:N:730:GLU:OE1	1:K:516:SER:N	2.44	0.47
1:E:685:LEU:HG	1:H:493:VAL:HG12	1.96	0.47
1:F:721:SER:HB3	1:A:542:HIS:CE1	2.49	0.47
1:O:615:VAL:HG21	1:O:625:LEU:HD22	1.95	0.47
1:L:598:ASP:O	1:L:602:ARG:HD2	2.14	0.47
1:G:654:LYS:HE2	1:M:448:GLU:O	2.15	0.47
1:J:565:THR:OG1	1:J:568:ALA:HB2	2.13	0.47
1:J:634:LEU:HB3	1:C:648:ALA:HB2	1.97	0.47
1:J:718:LYS:NZ	1:J:722:GLU:HG2	2.30	0.47
1:A:523:GLU:OE1	1:A:535:ARG:NH1	2.33	0.47
1:G:626:GLU:HG2	1:M:704:LEU:HD11	1.97	0.47
1:J:518:LEU:HD21	1:J:584:TYR:CD1	2.50	0.47
1:N:656:GLU:OE2	1:N:718:LYS:HE3	2.15	0.47
1:A:595:GLN:NE2	1:A:730:GLU:O	2.48	0.47
1:O:483:GLU:OE1	1:O:529:ARG:NH2	2.48	0.47
1:G:421:MET:H	1:M:675:PHE:HB3	1.79	0.47
1:N:491:LYS:HZ1	1:N:621:GLU:CD	2.19	0.47
1:E:634:LEU:HD12	1:H:716:LEU:HD13	1.96	0.46
1:H:447:ARG:HH12	1:L:481:THR:CG2	2.28	0.46
1:E:491:LYS:HD2	1:E:584:TYR:CE1	2.50	0.46
1:L:425:GLN:HG2	1:L:467:PRO:HG3	1.97	0.46
1:E:418:TYR:HB3	1:E:617:ASP:HB2	1.96	0.46
1:G:485:LEU:HD11	1:G:521:ILE:HG23	1.97	0.46
1:G:536:ILE:HG23	1:G:545:ARG:HG2	1.98	0.46
1:O:448:GLU:H	1:O:448:GLU:HG2	1.53	0.46

Continued on next page...

Continued from previous page...

Atom-1	Atom-2	Interatomic distance (Å)	Clash overlap (Å)
1:O:573:ILE:HG12	1:O:599:ARG:HH11	1.80	0.46
1:I:560:PHE:CD2	1:I:561:ILE:HG13	2.50	0.46
1:O:483:GLU:HB3	1:O:487:TYR:CE2	2.51	0.46
1:K:518:LEU:HD11	1:K:584:TYR:CE1	2.51	0.46
1:B:410:LEU:HD12	1:B:410:LEU:H	1.81	0.46
1:H:545:ARG:O	1:H:549:ILE:HG12	2.15	0.46
1:K:486:ILE:HD12	1:K:529:ARG:HH21	1.81	0.46
1:L:560:PHE:CD2	1:L:561:ILE:HG13	2.51	0.46
1:A:491:LYS:NZ	1:A:621:GLU:OE2	2.45	0.46
1:E:425:GLN:HG2	1:E:467:PRO:HG3	1.97	0.46
1:F:485:LEU:HD22	1:O:447:ARG:NH1	2.31	0.46
1:J:573:ILE:HG12	1:J:599:ARG:HH11	1.80	0.46
1:C:686:ASP:OD2	1:C:689:ASP:N	2.47	0.46
1:L:419:ILE:HD13	1:L:491:LYS:HA	1.97	0.46
1:A:500:LYS:HE3	1:A:500:LYS:HB2	1.71	0.46
1:D:593:ASP:O	1:D:597:MET:HG3	2.15	0.46
1:G:542:HIS:HA	1:G:545:ARG:HH11	1.81	0.46
1:O:429:TYR:CD1	1:A:668:VAL:HG11	2.50	0.46
1:G:619:ALA:O	1:M:663:HIS:HD2	1.99	0.46
1:J:581:VAL:HB	1:J:611:VAL:HG22	1.98	0.46
1:L:581:VAL:HB	1:L:611:VAL:HG22	1.97	0.46
1:A:549:ILE:HG22	1:A:553:ASN:ND2	2.32	0.46
1:D:410:LEU:HD12	1:D:410:LEU:H	1.81	0.46
1:D:535:ARG:NE	1:D:537:ASP:OD1	2.41	0.46
1:N:444:GLY:HA3	1:N:448:GLU:OE1	2.17	0.45
1:N:422:SER:HA	1:L:678:MET:HE2	1.98	0.45
1:P:590:PRO:HG3	1:P:628:ALA:HB1	1.97	0.45
1:P:536:ILE:HD13	1:P:545:ARG:HB2	1.98	0.45
1:G:536:ILE:CD1	1:G:545:ARG:HA	2.47	0.45
1:J:500:LYS:HB2	1:J:500:LYS:HE3	1.72	0.45
1:J:721:SER:HB2	1:H:631:LYS:HD3	1.98	0.45
1:N:500:LYS:HE3	1:N:500:LYS:HB2	1.75	0.45
1:L:432:ILE:HD11	1:L:470:PHE:CZ	2.51	0.45
1:D:513:SER:OG	1:D:518:LEU:HD23	2.17	0.45
1:M:587:ASP:OD1	1:M:588:TRP:N	2.50	0.45
1:N:410:LEU:HD12	1:N:410:LEU:H	1.82	0.45
1:P:688:ASP:HB3	1:H:556:GLY:HA2	1.99	0.45
1:F:691:ASP:OD1	1:I:501:ARG:NH1	2.50	0.45
1:G:449:SER:HB2	1:M:654:LYS:HZ2	1.81	0.45
1:J:534:CYS:SG	1:J:559:LYS:HG3	2.57	0.45
1:O:553:ASN:HA	1:O:577:THR:HG21	1.98	0.45

Continued on next page...

Continued from previous page...

Atom-1	Atom-2	Interatomic distance (Å)	Clash overlap (Å)
1:C:533:TYR:HA	1:C:561:ILE:O	2.17	0.45
1:H:560:PHE:CD2	1:H:561:ILE:HG13	2.52	0.45
1:L:532:LYS:NZ	1:L:558:ASP:OD2	2.40	0.45
1:A:521:ILE:HG12	1:I:447:ARG:HB2	1.99	0.45
1:D:465:ASN:HB3	1:D:518:LEU:HD13	1.99	0.45
1:B:549:ILE:HG13	1:B:550:ASP:H	1.81	0.45
1:G:410:LEU:H	1:G:410:LEU:HD12	1.82	0.45
1:P:642:GLY:HA2	1:D:641:GLN:NE2	2.32	0.45
1:M:646:VAL:O	1:M:650:ALA:N	2.50	0.45
1:E:520:ASP:OD1	1:E:535:ARG:NH2	2.47	0.45
1:G:520:ASP:OD1	1:G:535:ARG:NH1	2.46	0.45
1:N:572:GLY:CA	1:N:602:ARG:HH12	2.24	0.45
1:M:698:GLU:HG2	1:M:702:LYS:HE3	1.99	0.45
1:F:654:LYS:HZ1	1:I:448:GLU:HB3	1.80	0.44
1:D:407:LYS:NZ	1:D:604:GLY:H	2.14	0.44
1:C:418:TYR:HB3	1:C:617:ASP:HB2	1.99	0.44
1:B:518:LEU:HD21	1:B:584:TYR:CD1	2.52	0.44
1:G:524:ASP:OD2	1:P:447:ARG:HG3	2.17	0.44
1:J:588:TRP:CZ3	1:J:589:ASN:HB3	2.52	0.44
1:H:508:ARG:HB2	1:H:578:ALA:HA	1.98	0.44
1:D:687:ASP:HA	1:D:690:ILE:HG22	1.98	0.44
1:B:436:ASP:OD2	1:B:452:ARG:CZ	2.65	0.44
1:F:502:ILE:HG23	1:F:580:ILE:HD12	2.00	0.44
1:N:534:CYS:SG	1:N:559:LYS:HG3	2.58	0.44
1:L:653:ASN:HB2	1:L:656:GLU:H	1.82	0.44
1:A:698:GLU:HG2	1:A:702:LYS:HE3	2.00	0.44
1:F:635:ASP:O	1:F:639:ILE:HG13	2.17	0.44
1:A:583:LEU:HD11	1:A:597:MET:HE3	1.99	0.44
1:D:534:CYS:HB2	1:D:562:PHE:HD1	1.82	0.44
1:D:560:PHE:CD2	1:D:561:ILE:HG13	2.52	0.44
1:D:562:PHE:CD2	1:D:564:LEU:HD11	2.53	0.44
1:K:585:ASP:OD1	1:K:585:ASP:N	2.51	0.44
1:A:532:LYS:HB3	1:A:559:LYS:HD3	1.99	0.44
1:B:653:ASN:ND2	1:B:655:ASP:HB2	2.32	0.44
1:G:417:VAL:HG23	1:M:693:ILE:HG22	2.00	0.44
1:G:560:PHE:CD2	1:G:561:ILE:HG13	2.53	0.44
1:O:425:GLN:HG2	1:O:467:PRO:HG3	2.00	0.44
1:J:591:GLN:NE2	1:H:717:GLN:O	2.41	0.44
1:O:550:ASP:O	1:O:554:LYS:HG3	2.18	0.44
1:M:500:LYS:HB2	1:M:500:LYS:HE3	1.83	0.44
1:B:595:GLN:HE22	1:B:731:ASP:HA	1.83	0.44

Continued on next page...

Continued from previous page...

Atom-1	Atom-2	Interatomic distance (Å)	Clash overlap (Å)
1:F:518:LEU:HD21	1:F:584:TYR:CD1	2.53	0.44
1:N:536:ILE:HB	1:N:564:LEU:CD2	2.47	0.44
1:C:533:TYR:OH	1:K:446:LYS:NZ	2.50	0.44
1:D:419:ILE:HD13	1:D:491:LYS:HA	2.00	0.44
1:D:539:SER:O	1:D:543:GLU:HB3	2.18	0.44
1:B:419:ILE:HD13	1:B:491:LYS:HA	2.00	0.43
1:B:497:LYS:CE	1:K:687:ASP:HB3	2.46	0.43
1:B:508:ARG:NH2	1:B:577:THR:OG1	2.51	0.43
1:E:421:MET:O	1:H:674:ALA:HB1	2.18	0.43
1:F:411:PRO:O	1:F:608:GLN:NE2	2.37	0.43
1:G:683:SER:OG	1:G:684:GLN:N	2.50	0.43
1:O:677:THR:HB	1:A:420:GLY:H	1.83	0.43
1:A:567:ARG:NH2	1:A:589:ASN:HB3	2.34	0.43
1:P:690:ILE:CD1	1:D:494:VAL:HG13	2.47	0.43
1:K:502:ILE:HG23	1:K:507:SER:HB2	2.01	0.43
1:I:585:ASP:N	1:I:585:ASP:OD1	2.51	0.43
1:E:560:PHE:CD2	1:E:561:ILE:HG13	2.53	0.43
1:F:491:LYS:NZ	1:F:621:GLU:OE2	2.48	0.43
1:F:634:LEU:O	1:F:638:VAL:HG23	2.18	0.43
1:N:678:MET:HE1	1:L:493:VAL:HG21	2.01	0.43
1:O:486:ILE:HD12	1:O:529:ARG:HH21	1.84	0.43
1:P:637:LEU:HD21	1:D:712:GLY:HA2	2.00	0.43
1:G:446:LYS:NZ	1:M:723:SER:O	2.37	0.43
1:A:710:LYS:HD3	1:A:710:LYS:HA	1.83	0.43
1:I:689:ASP:O	1:I:693:ILE:HG13	2.18	0.43
1:B:595:GLN:NE2	1:B:731:ASP:HA	2.34	0.43
1:B:663:HIS:HE1	1:K:622:GLU:OE2	2.02	0.43
1:O:523:GLU:HG2	1:O:533:TYR:CE1	2.54	0.43
1:L:418:TYR:HB3	1:L:617:ASP:HB2	2.01	0.43
1:E:519:LEU:HD22	1:E:563:LEU:HB3	2.00	0.43
1:F:520:ASP:OD1	1:F:535:ARG:NH1	2.37	0.43
1:G:446:LYS:HE2	1:M:725:TYR:HB3	2.01	0.43
1:H:654:LYS:O	1:H:658:LEU:HB2	2.17	0.43
1:H:674:ALA:C	1:H:679:ALA:HB2	2.39	0.43
1:K:675:PHE:HD1	1:K:675:PHE:HA	1.71	0.43
1:I:711:LEU:HD22	1:I:715:ASP:OD2	2.18	0.43
1:J:560:PHE:CD2	1:J:561:ILE:HG13	2.54	0.43
1:E:643:ARG:HD3	1:E:717:GLN:HE22	1.84	0.43
1:J:429:TYR:CD1	1:C:668:VAL:HG11	2.53	0.43
1:J:501:ARG:NH1	1:C:691:ASP:OD1	2.46	0.43
1:B:681:LYS:HG3	1:B:685:LEU:HD22	2.01	0.43

Continued on next page...

Continued from previous page...

Atom-1	Atom-2	Interatomic distance (Å)	Clash overlap (Å)
1:E:407:LYS:NZ	1:E:604:GLY:H	2.17	0.43
1:C:491:LYS:HZ1	1:C:621:GLU:CD	2.23	0.43
1:L:479:TYR:O	1:L:480:THR:HG23	2.18	0.43
1:A:545:ARG:O	1:A:549:ILE:HG13	2.18	0.43
1:F:410:LEU:HD22	1:F:608:GLN:HB2	2.01	0.43
1:F:469:LEU:HA	1:F:517:ARG:HH21	1.84	0.43
1:O:718:LYS:HD3	1:O:722:GLU:OE1	2.19	0.43
1:P:534:CYS:SG	1:P:559:LYS:HG3	2.58	0.43
1:A:465:ASN:HB3	1:A:518:LEU:HD13	1.99	0.43
1:M:511:ILE:HG12	1:M:582:ILE:HB	2.00	0.43
1:N:419:ILE:HA	1:L:677:THR:HG21	2.01	0.42
1:N:669:PHE:HD2	1:L:430:GLN:HG2	1.84	0.42
1:K:455:ASN:O	1:K:459:GLN:HG2	2.19	0.42
1:F:560:PHE:CD2	1:F:561:ILE:HG13	2.54	0.42
1:J:418:TYR:HB3	1:J:617:ASP:HB2	1.99	0.42
1:J:499:LEU:HD21	1:J:511:ILE:HD11	2.01	0.42
1:B:549:ILE:HD13	1:B:573:ILE:HD13	2.00	0.42
1:K:481:THR:HG22	2:Q:17:ARG:NH1	2.33	0.42
1:K:485:LEU:HD11	1:K:521:ILE:HG23	2.01	0.42
1:B:500:LYS:HE3	1:B:500:LYS:HB2	1.82	0.42
1:B:532:LYS:HB2	1:B:559:LYS:HA	2.00	0.42
1:J:572:GLY:HA2	1:J:602:ARG:HH12	1.85	0.42
1:J:642:GLY:HA2	1:C:641:GLN:HE22	1.85	0.42
1:H:482:ASP:CG	1:H:483:GLU:H	2.21	0.42
1:K:583:LEU:HD11	1:K:597:MET:HE2	2.02	0.42
1:L:585:ASP:N	1:L:585:ASP:OD1	2.52	0.42
1:A:571:LEU:HD23	1:A:571:LEU:HA	1.63	0.42
1:F:723:SER:HB2	1:F:726:GLU:HG3	2.02	0.42
1:P:654:LYS:HE2	1:D:450:LYS:HE3	2.00	0.42
1:H:620:ILE:O	1:H:624:VAL:HG23	2.19	0.42
1:K:623:LYS:O	1:K:627:ARG:HG2	2.18	0.42
1:I:500:LYS:HB2	1:I:500:LYS:HE3	1.78	0.42
1:D:512:PHE:CE2	1:D:596:ALA:HB1	2.54	0.42
1:F:660:MET:HA	1:I:623:LYS:HG2	2.00	0.42
1:J:601:HIS:HB2	1:J:609:VAL:HG11	2.01	0.42
1:J:623:LYS:HG2	1:C:660:MET:HA	2.01	0.42
1:N:585:ASP:N	1:N:585:ASP:OD1	2.51	0.42
1:N:687:ASP:HB3	1:L:497:LYS:HE2	2.01	0.42
1:C:637:LEU:HD22	1:C:713:ILE:CD1	2.50	0.42
1:C:649:LYS:HA	1:H:724:ALA:HB2	2.01	0.42
1:H:552:TYR:CE1	1:H:562:PHE:HB2	2.55	0.42

Continued on next page...

Continued from previous page...

Atom-1	Atom-2	Interatomic distance (Å)	Clash overlap (Å)
1:L:541:ALA:O	1:L:545:ARG:N	2.50	0.42
1:D:517:ARG:HA	1:D:520:ASP:OD2	2.19	0.42
1:E:535:ARG:HA	1:E:563:LEU:O	2.19	0.42
1:E:648:ALA:HB2	1:H:634:LEU:HB3	2.01	0.42
1:G:587:ASP:N	1:G:593:ASP:OD2	2.41	0.42
1:C:635:ASP:O	1:C:639:ILE:HG12	2.19	0.42
1:O:638:VAL:HG13	1:A:641:GLN:HE21	1.85	0.42
1:L:601:HIS:HB2	1:L:609:VAL:HG11	2.02	0.42
1:A:571:LEU:CD1	1:A:595:GLN:HG2	2.48	0.42
1:A:653:ASN:OD1	1:A:654:LYS:N	2.51	0.42
1:I:485:LEU:HD11	1:I:521:ILE:HG23	2.01	0.42
1:M:534:CYS:SG	1:M:559:LYS:HG3	2.59	0.42
1:B:450:LYS:HB3	1:K:654:LYS:HE2	2.01	0.42
1:B:480:THR:O	1:B:484:HIS:CE1	2.73	0.42
1:B:684:GLN:NE2	1:K:486:ILE:HG21	2.35	0.42
1:E:455:ASN:O	1:E:459:GLN:HG2	2.20	0.42
1:F:535:ARG:HA	1:F:563:LEU:O	2.19	0.42
1:D:545:ARG:O	1:D:549:ILE:HG12	2.20	0.42
1:D:601:HIS:HB2	1:D:609:VAL:HG11	2.02	0.42
1:G:690:ILE:HG13	1:M:497:LYS:CG	2.48	0.42
1:N:503:GLN:HB2	1:N:560:PHE:CZ	2.55	0.42
1:O:572:GLY:C	1:O:602:ARG:HH12	2.23	0.42
1:P:716:LEU:HB3	1:D:634:LEU:HD23	2.02	0.42
1:K:432:ILE:HD11	1:K:470:PHE:CZ	2.55	0.42
1:E:427:LYS:HE2	1:E:431:LYS:HZ1	1.84	0.41
1:P:520:ASP:OD1	1:P:535:ARG:NH2	2.47	0.41
1:I:482:ASP:HB2	1:I:484:HIS:HD2	1.85	0.41
1:M:483:GLU:HB3	1:M:487:TYR:HE2	1.82	0.41
1:F:497:LYS:HZ2	1:F:500:LYS:HD2	1.85	0.41
1:F:719:PHE:O	1:A:545:ARG:HD2	2.20	0.41
1:C:425:GLN:HG2	1:C:467:PRO:HG3	2.01	0.41
1:H:533:TYR:HA	1:H:561:ILE:O	2.20	0.41
1:L:407:LYS:NZ	1:L:604:GLY:H	2.18	0.41
1:I:667:LYS:O	1:I:671:THR:OG1	2.31	0.41
1:B:570:GLY:HA3	1:B:573:ILE:HD12	2.01	0.41
1:E:690:ILE:HD11	1:H:498:LEU:HD13	2.02	0.41
1:G:678:MET:O	1:G:682:GLY:HA3	2.19	0.41
1:N:620:ILE:O	1:N:624:VAL:HG23	2.21	0.41
1:K:431:LYS:HB2	1:K:431:LYS:NZ	2.35	0.41
1:K:569:GLY:O	1:K:599:ARG:HD2	2.20	0.41
1:A:595:GLN:CD	1:A:727:TRP:HE1	2.23	0.41

Continued on next page...

Continued from previous page...

Atom-1	Atom-2	Interatomic distance (Å)	Clash overlap (Å)
1:B:680:GLU:O	1:B:681:LYS:HD2	2.20	0.41
1:N:518:LEU:HD21	1:N:584:TYR:CD1	2.55	0.41
1:C:535:ARG:HA	1:C:563:LEU:O	2.20	0.41
1:H:418:TYR:HA	1:H:615:VAL:O	2.20	0.41
1:L:502:ILE:HG23	1:L:580:ILE:HD12	2.01	0.41
1:M:474:GLU:OE1	2:V:17:ARG:NH2	2.34	0.41
1:F:503:GLN:HB2	1:F:560:PHE:CZ	2.56	0.41
1:F:643:ARG:NH2	1:F:720:THR:O	2.45	0.41
1:G:429:TYR:CD1	1:M:668:VAL:HG11	2.56	0.41
1:J:536:ILE:HG22	1:J:568:ALA:HB1	2.02	0.41
1:J:654:LYS:HZ2	1:J:658:LEU:HD22	1.85	0.41
1:O:560:PHE:CD2	1:O:561:ILE:HG13	2.55	0.41
1:P:431:LYS:HB2	1:P:431:LYS:NZ	2.35	0.41
1:M:455:ASN:O	1:M:459:GLN:HG2	2.21	0.41
1:N:560:PHE:CD2	1:N:561:ILE:HG13	2.56	0.41
1:A:458:MET:HE3	1:A:458:MET:HB3	1.79	0.41
1:A:519:LEU:HD22	1:A:563:LEU:HB3	2.02	0.41
1:I:552:TYR:HE2	1:I:578:ALA:HB2	1.86	0.41
1:E:653:ASN:ND2	1:E:655:ASP:HB2	2.35	0.41
1:C:500:LYS:HB2	1:C:500:LYS:HE3	1.78	0.41
1:L:635:ASP:O	1:L:639:ILE:HG12	2.21	0.41
1:D:457:VAL:HG13	1:D:620:ILE:HD11	2.01	0.41
1:C:660:MET:HE1	1:H:727:TRP:HH2	1.84	0.41
1:A:447:ARG:H	1:A:447:ARG:HG3	1.65	0.41
1:A:560:PHE:CD2	1:A:561:ILE:HG13	2.55	0.41
1:B:450:LYS:HB3	1:K:654:LYS:HG2	2.02	0.41
1:E:619:ALA:O	1:H:663:HIS:HD2	2.04	0.41
1:F:544:ASP:O	1:F:548:ALA:N	2.52	0.41
1:F:590:PRO:O	1:F:594:LEU:HD13	2.21	0.41
1:G:542:HIS:CA	1:G:545:ARG:HH11	2.34	0.41
1:J:573:ILE:HG12	1:J:599:ARG:NH1	2.36	0.41
1:J:708:TYR:CE1	1:H:571:LEU:HB2	2.56	0.41
1:P:499:LEU:HD21	1:P:511:ILE:HD11	2.02	0.41
1:C:508:ARG:NH2	1:C:577:THR:OG1	2.49	0.41
1:C:560:PHE:CD2	1:C:561:ILE:HG13	2.55	0.41
1:K:653:ASN:HB3	1:K:656:GLU:HG3	2.03	0.41
1:L:500:LYS:HE3	1:L:500:LYS:HB2	1.88	0.41
1:L:569:GLY:O	1:L:599:ARG:HD2	2.21	0.41
1:A:631:LYS:O	1:A:635:ASP:HB2	2.21	0.41
1:A:689:ASP:O	1:A:693:ILE:HG13	2.21	0.41
1:D:534:CYS:SG	1:D:559:LYS:HE2	2.61	0.41

Continued on next page...

Continued from previous page...

Atom-1	Atom-2	Interatomic distance (Å)	Clash overlap (Å)
1:J:550:ASP:O	1:J:554:LYS:HG3	2.21	0.41
1:P:519:LEU:HD22	1:P:563:LEU:HB3	2.03	0.41
1:C:512:PHE:HZ	1:C:599:ARG:HD2	1.86	0.41
1:K:422:SER:OG	1:K:488:ASN:O	2.36	0.41
1:A:535:ARG:HA	1:A:563:LEU:O	2.21	0.41
1:I:573:ILE:O	1:I:602:ARG:NH1	2.54	0.41
1:D:425:GLN:HG2	1:D:467:PRO:HG3	2.02	0.41
1:D:654:LYS:H	1:D:654:LYS:HG2	1.56	0.41
1:F:521:ILE:HA	1:O:447:ARG:HG2	2.03	0.40
1:N:551:GLU:HA	1:N:554:LYS:HD2	2.03	0.40
1:B:595:GLN:HE22	1:B:732:PHE:H	1.69	0.40
1:G:552:TYR:HE2	1:G:578:ALA:HB2	1.87	0.40
1:J:623:LYS:HD2	1:J:623:LYS:HA	1.97	0.40
1:J:683:SER:HA	1:C:493:VAL:HG11	2.02	0.40
1:O:591:GLN:HA	1:O:594:LEU:HB2	2.02	0.40
1:K:532:LYS:HB2	1:K:559:LYS:HA	2.03	0.40
1:L:685:LEU:HD12	1:L:685:LEU:HA	1.87	0.40
1:B:595:GLN:HE22	1:B:732:PHE:N	2.19	0.40
1:F:519:LEU:O	1:F:523:GLU:N	2.52	0.40
1:N:579:ASP:OD2	1:N:580:ILE:HG13	2.21	0.40
1:P:654:LYS:HE3	1:P:654:LYS:HB2	1.89	0.40
1:C:457:VAL:HG13	1:C:620:ILE:HD11	2.04	0.40
1:C:712:GLY:O	1:C:715:ASP:OD2	2.39	0.40
1:L:432:ILE:O	1:L:435:LYS:HG2	2.21	0.40
1:M:457:VAL:HG13	1:M:620:ILE:HD11	2.02	0.40
1:B:497:LYS:HA	1:B:497:LYS:HD2	1.85	0.40
1:P:585:ASP:N	1:P:585:ASP:OD1	2.55	0.40
1:D:615:VAL:HG21	1:D:625:LEU:HD22	2.03	0.40
1:B:517:ARG:NH1	1:J:449:SER:HA	2.37	0.40
1:B:567:ARG:NE	1:B:732:PHE:HB3	2.37	0.40
1:B:619:ALA:O	1:K:663:HIS:HD2	2.05	0.40
1:F:425:GLN:HG2	1:F:467:PRO:HG3	2.03	0.40
1:F:532:LYS:HG3	1:F:558:ASP:CG	2.42	0.40
1:N:669:PHE:CD2	1:L:430:GLN:HG2	2.56	0.40
1:O:668:VAL:HG11	1:A:429:TYR:HD1	1.86	0.40
1:P:535:ARG:HA	1:P:563:LEU:O	2.20	0.40
1:P:560:PHE:CD2	1:P:561:ILE:HG13	2.57	0.40
1:C:407:LYS:NZ	1:C:604:GLY:H	2.20	0.40
1:C:502:ILE:HG23	1:C:580:ILE:HD12	2.04	0.40
1:K:439:ALA:HB2	1:K:452:ARG:CZ	2.52	0.40
1:K:500:LYS:HB2	1:K:500:LYS:HE3	1.81	0.40

Continued on next page...

Continued from previous page...

Atom-1	Atom-2	Interatomic distance (Å)	Clash overlap (Å)
1:L:465:ASN:HB3	1:L:518:LEU:HD12	2.04	0.40
1:L:476:GLY:HA2	1:L:477:PRO:HD3	1.88	0.40
1:I:513:SER:OG	1:I:518:LEU:HD23	2.22	0.40
1:M:635:ASP:O	1:M:639:ILE:HG12	2.21	0.40

There are no symmetry-related clashes.

5.3 Torsion angles [i](#)

5.3.1 Protein backbone [i](#)

In the following table, the Percentiles column shows the percent Ramachandran outliers of the chain as a percentile score with respect to all X-ray entries followed by that with respect to entries of similar resolution.

The Analysed column shows the number of residues for which the backbone conformation was analysed, and the total number of residues.

Mol	Chain	Analysed	Favoured	Allowed	Outliers	Percentiles	
1	A	325/349 (93%)	309 (95%)	14 (4%)	2 (1%)	25	64
1	B	326/349 (93%)	309 (95%)	17 (5%)	0	100	100
1	C	320/349 (92%)	307 (96%)	13 (4%)	0	100	100
1	D	288/349 (82%)	279 (97%)	9 (3%)	0	100	100
1	E	311/349 (89%)	294 (94%)	17 (6%)	0	100	100
1	F	320/349 (92%)	310 (97%)	10 (3%)	0	100	100
1	G	306/349 (88%)	297 (97%)	9 (3%)	0	100	100
1	H	315/349 (90%)	307 (98%)	6 (2%)	2 (1%)	25	64
1	I	297/349 (85%)	287 (97%)	10 (3%)	0	100	100
1	J	313/349 (90%)	302 (96%)	10 (3%)	1 (0%)	41	76
1	K	302/349 (86%)	293 (97%)	8 (3%)	1 (0%)	41	76
1	L	309/349 (88%)	297 (96%)	12 (4%)	0	100	100
1	M	320/349 (92%)	311 (97%)	9 (3%)	0	100	100
1	N	315/349 (90%)	307 (98%)	8 (2%)	0	100	100
1	O	318/349 (91%)	307 (96%)	10 (3%)	1 (0%)	41	76
1	P	310/349 (89%)	298 (96%)	11 (4%)	1 (0%)	41	76

Continued on next page...

Continued from previous page...

Mol	Chain	Analysed	Favoured	Allowed	Outliers	Percentiles	
2	Q	3/21 (14%)	2 (67%)	1 (33%)	0	100	100
2	R	3/21 (14%)	2 (67%)	1 (33%)	0	100	100
2	S	3/21 (14%)	2 (67%)	1 (33%)	0	100	100
2	T	3/21 (14%)	2 (67%)	1 (33%)	0	100	100
2	U	3/21 (14%)	2 (67%)	1 (33%)	0	100	100
2	V	3/21 (14%)	2 (67%)	1 (33%)	0	100	100
2	W	2/21 (10%)	2 (100%)	0	0	100	100
All	All	5015/5731 (88%)	4828 (96%)	179 (4%)	8 (0%)	47	82

All (8) Ramachandran outliers are listed below:

Mol	Chain	Res	Type
1	H	731	ASP
1	O	676	GLY
1	J	676	GLY
1	A	541	ALA
1	H	540	THR
1	K	642	GLY
1	A	711	LEU
1	P	676	GLY

5.3.2 Protein sidechains [i](#)

In the following table, the Percentiles column shows the percent sidechain outliers of the chain as a percentile score with respect to all X-ray entries followed by that with respect to entries of similar resolution.

The Analysed column shows the number of residues for which the sidechain conformation was analysed, and the total number of residues.

Mol	Chain	Analysed	Rotameric	Outliers	Percentiles	
1	A	275/294 (94%)	273 (99%)	2 (1%)	84	94
1	B	274/294 (93%)	273 (100%)	1 (0%)	91	97
1	C	273/294 (93%)	271 (99%)	2 (1%)	84	94
1	D	248/294 (84%)	248 (100%)	0	100	100
1	E	264/294 (90%)	263 (100%)	1 (0%)	91	97
1	F	273/294 (93%)	271 (99%)	2 (1%)	84	94

Continued on next page...

Continued from previous page...

Mol	Chain	Analysed	Rotameric	Outliers	Percentiles	
1	G	259/294 (88%)	259 (100%)	0	100	100
1	H	270/294 (92%)	268 (99%)	2 (1%)	84	94
1	I	254/294 (86%)	252 (99%)	2 (1%)	81	93
1	J	268/294 (91%)	264 (98%)	4 (2%)	65	87
1	K	258/294 (88%)	256 (99%)	2 (1%)	81	93
1	L	262/294 (89%)	260 (99%)	2 (1%)	81	93
1	M	273/294 (93%)	271 (99%)	2 (1%)	84	94
1	N	269/294 (92%)	267 (99%)	2 (1%)	84	94
1	O	273/294 (93%)	270 (99%)	3 (1%)	73	90
1	P	268/294 (91%)	267 (100%)	1 (0%)	91	97
2	Q	3/12 (25%)	3 (100%)	0	100	100
2	R	3/12 (25%)	3 (100%)	0	100	100
2	S	3/12 (25%)	3 (100%)	0	100	100
2	T	3/12 (25%)	3 (100%)	0	100	100
2	U	3/12 (25%)	3 (100%)	0	100	100
2	V	3/12 (25%)	3 (100%)	0	100	100
2	W	3/12 (25%)	3 (100%)	0	100	100
All	All	4282/4788 (89%)	4254 (99%)	28 (1%)	84	94

All (28) residues with a non-rotameric sidechain are listed below:

Mol	Chain	Res	Type
1	B	562	PHE
1	E	562	PHE
1	F	562	PHE
1	F	685	LEU
1	J	562	PHE
1	J	634	LEU
1	J	640	GLN
1	J	675	PHE
1	N	562	PHE
1	N	675	PHE
1	O	562	PHE
1	O	634	LEU
1	O	675	PHE
1	P	562	PHE

Continued on next page...

Continued from previous page...

Mol	Chain	Res	Type
1	C	480	THR
1	C	562	PHE
1	H	675	PHE
1	H	677	THR
1	K	562	PHE
1	K	675	PHE
1	L	480	THR
1	L	675	PHE
1	A	562	PHE
1	A	675	PHE
1	I	562	PHE
1	I	675	PHE
1	M	562	PHE
1	M	675	PHE

Sometimes sidechains can be flipped to improve hydrogen bonding and reduce clashes. All (12) such sidechains are listed below:

Mol	Chain	Res	Type
1	B	484	HIS
1	B	595	GLN
1	B	640	GLN
1	E	455	ASN
1	F	591	GLN
1	G	542	HIS
1	O	589	ASN
2	U	18	HIS
1	H	484	HIS
1	L	641	GLN
1	A	542	HIS
1	A	595	GLN

5.3.3 RNA [i](#)

There are no RNA molecules in this entry.

5.4 Non-standard residues in protein, DNA, RNA chains [i](#)

There are no non-standard protein/DNA/RNA residues in this entry.

5.5 Carbohydrates [i](#)

There are no monosaccharides in this entry.

5.6 Ligand geometry [i](#)

There are no ligands in this entry.

5.7 Other polymers [i](#)

There are no such residues in this entry.

5.8 Polymer linkage issues [i](#)

There are no chain breaks in this entry.

6 Fit of model and data i

6.1 Protein, DNA and RNA chains i

In the following table, the column labelled ‘#RSRZ > 2’ contains the number (and percentage) of RSRZ outliers, followed by percent RSRZ outliers for the chain as percentile scores relative to all X-ray entries and entries of similar resolution. The OWAB column contains the minimum, median, 95th percentile and maximum values of the occupancy-weighted average B-factor per residue. The column labelled ‘Q < 0.9’ lists the number of (and percentage) of residues with an average occupancy less than 0.9.

Mol	Chain	Analysed	<RSRZ>	#RSRZ>2	OWAB(Å ²)	Q<0.9
1	A	327/349 (93%)	-0.07	2 (0%) 89 72	40, 74, 108, 133	0
1	B	328/349 (93%)	0.03	13 (3%) 38 15	38, 68, 111, 145	0
1	C	324/349 (92%)	-0.20	5 (1%) 73 46	38, 61, 90, 139	0
1	D	292/349 (83%)	0.12	9 (3%) 49 21	38, 76, 125, 169	0
1	E	313/349 (89%)	-0.11	3 (0%) 82 59	40, 71, 104, 132	0
1	F	324/349 (92%)	0.25	19 (5%) 22 7	42, 80, 128, 177	0
1	G	308/349 (88%)	-0.03	7 (2%) 60 31	45, 75, 107, 142	0
1	H	321/349 (91%)	-0.11	3 (0%) 84 63	40, 64, 97, 121	0
1	I	301/349 (86%)	-0.18	5 (1%) 70 41	35, 58, 109, 145	0
1	J	317/349 (90%)	-0.28	2 (0%) 89 72	36, 55, 91, 124	0
1	K	306/349 (87%)	-0.16	3 (0%) 82 59	42, 63, 99, 137	0
1	L	311/349 (89%)	-0.01	8 (2%) 56 27	46, 69, 105, 139	0
1	M	324/349 (92%)	-0.13	4 (1%) 79 54	38, 65, 98, 132	0
1	N	319/349 (91%)	-0.25	2 (0%) 89 72	39, 63, 92, 132	0
1	O	322/349 (92%)	-0.04	3 (0%) 84 63	45, 75, 101, 128	0
1	P	316/349 (90%)	0.22	15 (4%) 31 11	46, 92, 125, 151	0
2	Q	5/21 (23%)	-0.10	0 100 100	58, 66, 78, 80	0
2	R	5/21 (23%)	0.44	0 100 100	63, 71, 74, 88	0
2	S	5/21 (23%)	0.59	1 (20%) 1 0	76, 77, 81, 113	0
2	T	5/21 (23%)	0.48	0 100 100	53, 56, 85, 87	0
2	U	5/21 (23%)	-0.05	1 (20%) 1 0	58, 65, 72, 91	0
2	V	5/21 (23%)	0.47	0 100 100	64, 66, 79, 79	0
2	W	4/21 (19%)	1.59	1 (25%) 0 0	79, 81, 81, 85	0
All	All	5087/5731 (88%)	-0.06	106 (2%) 63 34	35, 69, 109, 177	0

All (106) RSRZ outliers are listed below:

Mol	Chain	Res	Type	RSRZ
1	F	444	GLY	15.3
1	F	445	GLY	12.0
1	P	478	PRO	6.9
1	K	680	GLU	6.4
1	D	542	HIS	6.3
1	F	479	TYR	6.1
1	B	444	GLY	6.0
1	P	485	LEU	5.6
1	K	570	GLY	5.5
1	D	541	ALA	5.1
1	D	540	THR	5.1
1	P	408	SER	5.1
1	B	721	SER	5.0
1	F	734	ALA	4.6
1	K	408	SER	4.6
1	F	481	THR	4.4
1	P	477	PRO	4.4
1	N	680	GLU	4.2
1	L	600	ALA	4.0
1	I	570	GLY	3.9
1	B	549	ILE	3.8
1	F	684	GLN	3.7
1	P	466	HIS	3.7
1	F	441	ASN	3.7
1	G	407	LYS	3.7
2	W	15	ALA	3.5
1	F	561	ILE	3.5
1	P	588	TRP	3.5
1	H	680	GLU	3.4
1	F	572	GLY	3.4
1	G	546	ILE	3.3
1	E	569	GLY	3.3
1	P	570	GLY	3.3
1	F	487	TYR	3.2
1	G	408	SER	3.1
1	B	685	LEU	3.1
1	G	573	ILE	3.1
1	F	573	ILE	3.1
1	P	410	LEU	3.1
1	L	408	SER	3.1
1	P	482	ASP	3.0
1	A	684	GLN	3.0

Continued on next page...

Continued from previous page...

Mol	Chain	Res	Type	RSRZ
1	P	421	MET	2.9
1	I	675	PHE	2.9
1	N	677	THR	2.9
1	M	480	THR	2.9
1	O	681	LYS	2.9
1	F	447	ARG	2.8
1	J	682	GLY	2.8
1	P	429	TYR	2.8
1	D	570	GLY	2.7
1	B	543	GLU	2.7
1	H	681	LYS	2.7
1	M	478	PRO	2.7
1	M	485	LEU	2.7
1	B	729	GLY	2.7
1	P	671	THR	2.6
1	G	569	GLY	2.6
1	C	407	LYS	2.6
2	U	14	GLY	2.5
1	L	603	ILE	2.5
1	P	481	THR	2.5
1	F	482	ASP	2.5
1	L	478	PRO	2.4
1	D	670	GLN	2.4
1	C	542	HIS	2.4
1	D	573	ILE	2.4
1	F	555	PRO	2.4
1	D	476	GLY	2.4
1	H	408	SER	2.4
1	L	407	LYS	2.4
1	D	668	VAL	2.4
1	L	555	PRO	2.4
1	L	536	ILE	2.4
1	C	570	GLY	2.4
1	B	478	PRO	2.4
1	O	472	GLY	2.3
1	B	407	LYS	2.3
1	C	573	ILE	2.3
1	D	564	LEU	2.3
1	O	477	PRO	2.3
1	M	680	GLU	2.3
1	F	477	PRO	2.3
1	J	683	SER	2.3

Continued on next page...

Continued from previous page...

Mol	Chain	Res	Type	RSRZ
1	I	677	THR	2.2
1	F	556	GLY	2.2
1	C	572	GLY	2.2
1	F	733	ALA	2.2
1	B	573	ILE	2.2
2	S	14	GLY	2.2
1	P	411	PRO	2.2
1	E	408	SER	2.1
1	G	512	PHE	2.1
1	G	409	LEU	2.1
1	B	443	ALA	2.1
1	E	570	GLY	2.1
1	P	496	ASP	2.1
1	I	569	GLY	2.1
1	F	480	THR	2.1
1	A	675	PHE	2.1
1	B	449	SER	2.1
1	F	536	ILE	2.1
1	B	670	GLN	2.0
1	L	476	GLY	2.0
1	I	674	ALA	2.0
1	B	603	ILE	2.0

6.2 Non-standard residues in protein, DNA, RNA chains [\(i\)](#)

There are no non-standard protein/DNA/RNA residues in this entry.

6.3 Carbohydrates [\(i\)](#)

There are no monosaccharides in this entry.

6.4 Ligands [\(i\)](#)

There are no ligands in this entry.

6.5 Other polymers [\(i\)](#)

There are no such residues in this entry.