



Full wwPDB EM Validation Report ⓘ

Nov 12, 2024 – 03:58 AM JST

PDB ID : 8K5O
EMDB ID : EMD-36907
Title : Cryo-EM structure of the RC-LH core complexes from *Halorhodospira halochloris*
Authors : Wang, G.-L.; Qi, C.-H.; Yu, L.-J.
Deposited on : 2023-07-22
Resolution : 2.42 Å(reported)

This is a Full wwPDB EM Validation Report for a publicly released PDB entry.

We welcome your comments at validation@mail.wwpdb.org

A user guide is available at

<https://www.wwpdb.org/validation/2017/EMValidationReportHelp>

with specific help available everywhere you see the ⓘ symbol.

The types of validation reports are described at

<http://www.wwpdb.org/validation/2017/FAQs#types>.

The following versions of software and data (see [references ⓘ](#)) were used in the production of this report:

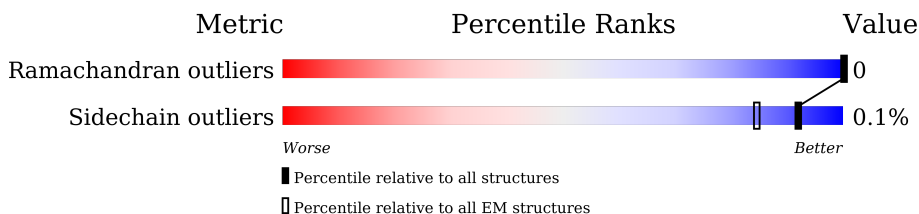
EMDB validation analysis : 0.0.1.dev113
Mogul : 1.8.5 (274361), CSD as541be (2020)
MolProbity : 4.02b-467
buster-report : 1.1.7 (2018)
Percentile statistics : 20231227.v01 (using entries in the PDB archive December 27th 2023)
MapQ : 1.9.13
Ideal geometry (proteins) : Engh & Huber (2001)
Ideal geometry (DNA, RNA) : Parkinson et al. (1996)
Validation Pipeline (wwPDB-VP) : 2.39

1 Overall quality at a glance

The following experimental techniques were used to determine the structure:
ELECTRON MICROSCOPY

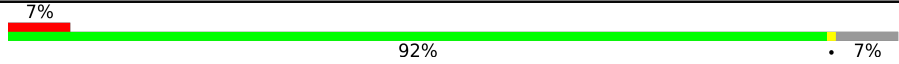
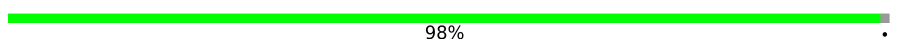
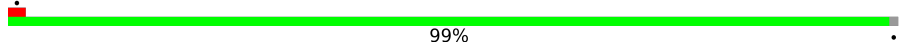
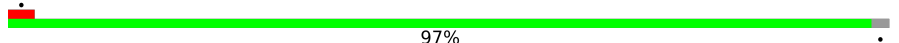
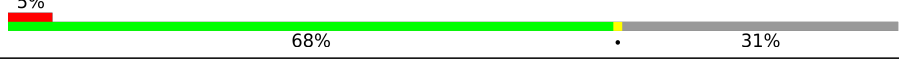

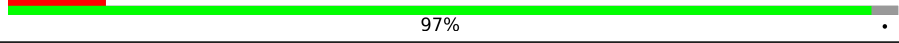
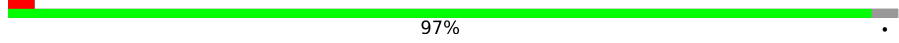
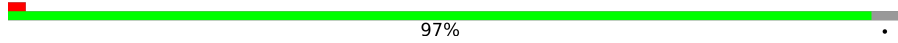
The reported resolution of this entry is 2.42 Å.

Percentile scores (ranging between 0-100) for global validation metrics of the entry are shown in the following graphic. The table shows the number of entries on which the scores are based.



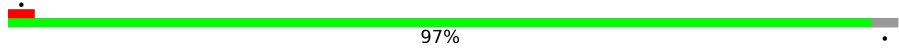
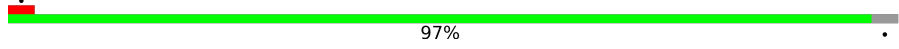
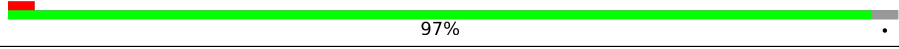
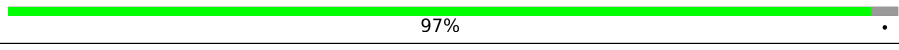
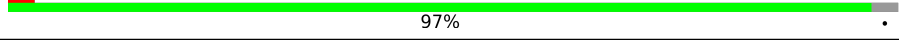
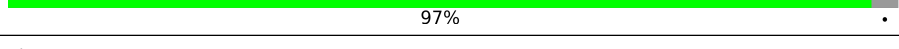
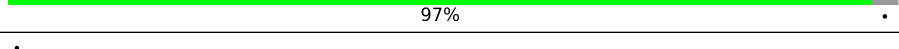
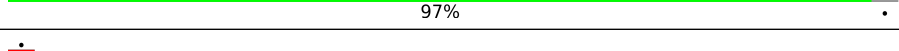
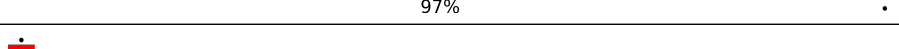
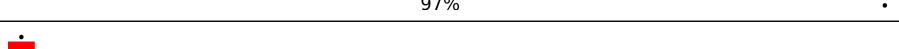


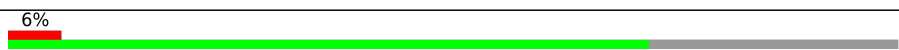

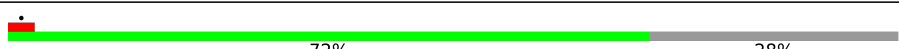





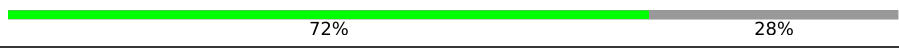
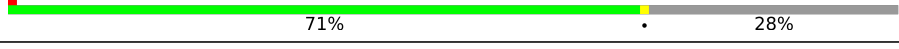



Metric	Whole archive (#Entries)	EM structures (#Entries)
Ramachandran outliers	207382	16835
Sidechain outliers	206894	16415

The table below summarises the geometric issues observed across the polymeric chains and their fit to the map. The red, orange, yellow and green segments of the bar indicate the fraction of residues that contain outliers for ≥ 3 , 2, 1 and 0 types of geometric quality criteria respectively. A grey segment represents the fraction of residues that are not modelled. The numeric value for each fraction is indicated below the corresponding segment, with a dot representing fractions $\leq 5\%$. The upper red bar (where present) indicates the fraction of residues that have poor fit to the EM map (all-atom inclusion $< 40\%$). The numeric value is given above the bar.

Mol	Chain	Length	Quality of chain
1	C	372	 7% 92% 7%
2	L	279	 98%
3	M	320	 99%
4	H	274	 97%
5	4	105	 5% 68% 31%
6	3	65	 78% 22%
7	6	65	 11% 97%
7	F	65	 97%
7	K	65	 97%

Continued on next page...

Continued from previous page...

Mol	Chain	Length	Quality of chain
7	P	65	 97%
7	S	65	 97%
7	V	65	 97%
7	Y	65	 97%
7	b	65	 97%
7	e	65	 97%
7	h	65	 97%
7	k	65	 97%
7	n	65	 97%
7	q	65	 97%
7	t	65	 95%
7	w	65	 97%
7	z	65	 97%
8	1	86	 6% 72% 28%
8	7	86	 69% 31%
8	G	86	 72% 28%
8	N	86	 72% 28%
8	Q	86	 72% 28%
8	T	86	 72% 28%
8	W	86	 72% 28%
8	Z	86	 72% 28%
8	c	86	 72% 28%
8	f	86	 71% 28%
8	i	86	 72% 28%
8	l	86	 72% 28%

Continued on next page...

Continued from previous page...

Mol	Chain	Length	Quality of chain
8	o	86	72% 28%
8	r	86	72% 28%
8	u	86	72% 28%
8	x	86	72% 28%
9	5	29	59% 90% 10%
9	8	29	7% 97% .
9	I	29	7% 97% .
9	O	29	97% .
9	R	29	97% .
9	U	29	97% .
9	X	29	97% .
9	a	29	97% .
9	d	29	97% .
9	g	29	97% .
9	j	29	97% .
9	m	29	97% .
9	p	29	97% .
9	s	29	97% .
9	v	29	97% .
9	y	29	97% .
10	2	31	6% 94% 6%
11	9	33	88% 12%

The following table lists non-polymeric compounds, carbohydrate monomers and non-standard residues in protein, DNA, RNA chains that are outliers for geometric or electron-density-fit criteria:

Mol	Type	Chain	Res	Chirality	Geometry	Clashes	Electron density
15	A1LZM	1	101	X	-	-	-
15	A1LZM	3	102	X	-	-	-
15	A1LZM	4	201	X	-	-	-
15	A1LZM	6	101	X	-	-	-
15	A1LZM	6	102	X	-	-	-
15	A1LZM	7	101	X	-	-	-
15	A1LZM	F	101	X	-	-	-
15	A1LZM	F	102	X	-	-	-
15	A1LZM	G	101	X	-	-	-
15	A1LZM	K	101	X	-	-	-
15	A1LZM	K	102	X	-	-	-
15	A1LZM	L	301	X	-	-	-
15	A1LZM	L	302	X	-	-	-
15	A1LZM	M	702	X	-	-	-
15	A1LZM	M	703	X	-	-	-
15	A1LZM	N	101	X	-	-	-
15	A1LZM	P	101	X	-	-	-
15	A1LZM	P	102	X	-	-	-
15	A1LZM	P	103	X	-	-	-
15	A1LZM	S	101	X	-	-	-
15	A1LZM	S	102	X	-	-	-
15	A1LZM	S	103	X	-	-	-
15	A1LZM	V	101	X	-	-	-
15	A1LZM	V	102	X	-	-	-
15	A1LZM	W	101	X	-	-	-
15	A1LZM	Y	101	X	-	-	-
15	A1LZM	Y	102	X	-	-	-
15	A1LZM	Z	101	X	-	-	-
15	A1LZM	b	101	X	-	-	-
15	A1LZM	b	102	X	-	-	-
15	A1LZM	c	101	X	-	-	-
15	A1LZM	e	101	X	-	-	-
15	A1LZM	e	102	X	-	-	-
15	A1LZM	f	101	X	-	-	-
15	A1LZM	h	101	X	-	-	-
15	A1LZM	h	102	X	-	-	-
15	A1LZM	i	101	X	-	-	-
15	A1LZM	k	101	X	-	-	-
15	A1LZM	k	102	X	-	-	-
15	A1LZM	l	101	X	-	-	-
15	A1LZM	n	101	X	-	-	-
15	A1LZM	n	102	X	-	-	-
15	A1LZM	o	101	X	-	-	-

Continued on next page...

Continued from previous page...

Mol	Type	Chain	Res	Chirality	Geometry	Clashes	Electron density
15	A1LZM	q	101	X	-	-	-
15	A1LZM	q	102	X	-	-	-
15	A1LZM	r	101	X	-	-	-
15	A1LZM	t	101	X	-	-	-
15	A1LZM	t	102	X	-	-	-
15	A1LZM	u	101	X	-	-	-
15	A1LZM	w	101	X	-	-	-
15	A1LZM	w	102	X	-	-	-
15	A1LZM	w	103	X	-	-	-
15	A1LZM	z	101	X	-	-	-
15	A1LZM	z	102	X	-	-	-
23	A1LZQ	1	102	X	-	-	-
23	A1LZQ	7	102	X	-	-	-
23	A1LZQ	G	102	X	-	-	-
23	A1LZQ	N	102	X	-	-	-
23	A1LZQ	Q	101	X	-	-	-
23	A1LZQ	T	101	X	-	-	-
23	A1LZQ	W	102	X	-	-	-
23	A1LZQ	Z	102	X	-	-	-
23	A1LZQ	c	102	X	-	-	-
23	A1LZQ	f	102	X	-	-	-
23	A1LZQ	i	102	X	-	-	-
23	A1LZQ	l	102	X	-	-	-
23	A1LZQ	o	102	X	-	-	-
23	A1LZQ	r	102	X	-	-	-
23	A1LZQ	u	102	X	-	-	-
23	A1LZQ	x	101	X	-	-	-

2 Entry composition [i](#)

There are 25 unique types of molecules in this entry. The entry contains 38551 atoms, of which 0 are hydrogens and 0 are deuteriums.

In the tables below, the AltConf column contains the number of residues with at least one atom in alternate conformation and the Trace column contains the number of residues modelled with at most 2 atoms.

- Molecule 1 is a protein called Photosynthetic reaction center cytochrome c subunit.

Mol	Chain	Residues	Atoms					AltConf	Trace
			Total	C	N	O	S		
1	C	346	2732	1690	469	554	19	0	0

- Molecule 2 is a protein called Reaction center protein L chain.

Mol	Chain	Residues	Atoms					AltConf	Trace
			Total	C	N	O	S		
2	L	275	2188	1470	356	355	7	0	0

- Molecule 3 is a protein called Reaction center protein M chain.

Mol	Chain	Residues	Atoms					AltConf	Trace
			Total	C	N	O	S		
3	M	318	2553	1691	427	425	10	0	0

- Molecule 4 is a protein called Photosynthetic reaction center H subunit.

Mol	Chain	Residues	Atoms					AltConf	Trace
			Total	C	N	O	S		
4	H	268	2160	1384	375	389	12	0	0

- Molecule 5 is a protein called Antenna complex alpha/beta subunit domain-containing protein.

Mol	Chain	Residues	Atoms				AltConf	Trace
			Total	C	N	O		
5	4	72	615	408	98	109	0	0

- Molecule 6 is a protein called Light-harvesting LHI.

Mol	Chain	Residues	Atoms					AltConf	Trace
			Total	C	N	O	S		
6	3	51	433	292	72	67	2	0	0

- Molecule 7 is a protein called Antenna complex alpha/beta subunit domain-containing protein.

Mol	Chain	Residues	Atoms					AltConf	Trace
7	w	63	Total 533	C 359	N 84	O 86	S 4	0	0
7	Y	63	Total 533	C 359	N 84	O 86	S 4	0	0
7	b	63	Total 533	C 359	N 84	O 86	S 4	0	0
7	k	63	Total 533	C 359	N 84	O 86	S 4	0	0
7	n	63	Total 533	C 359	N 84	O 86	S 4	0	0
7	t	63	Total 533	C 359	N 84	O 86	S 4	0	0
7	z	63	Total 533	C 359	N 84	O 86	S 4	0	0
7	6	63	Total 533	C 359	N 84	O 86	S 4	0	0
7	F	63	Total 533	C 359	N 84	O 86	S 4	0	0
7	K	63	Total 533	C 359	N 84	O 86	S 4	0	0
7	P	63	Total 533	C 359	N 84	O 86	S 4	0	0
7	S	63	Total 533	C 359	N 84	O 86	S 4	0	0
7	V	63	Total 533	C 359	N 84	O 86	S 4	0	0
7	e	63	Total 533	C 359	N 84	O 86	S 4	0	0
7	h	63	Total 533	C 359	N 84	O 86	S 4	0	0
7	q	63	Total 533	C 359	N 84	O 86	S 4	0	0

- Molecule 8 is a protein called Beta subunit of light-harvesting 1.

Mol	Chain	Residues	Atoms					AltConf	Trace
8	x	62	Total 498	C 312	N 92	O 90	S 4	0	0
8	Z	62	Total 498	C 312	N 92	O 90	S 4	0	0

Continued on next page...

Continued from previous page...

Mol	Chain	Residues	Atoms					AltConf	Trace
8	c	62	Total	C	N	O	S	0	0
			498	312	92	90	4		
8	l	62	Total	C	N	O	S	0	0
			498	312	92	90	4		
8	o	62	Total	C	N	O	S	0	0
			498	312	92	90	4		
8	u	62	Total	C	N	O	S	0	0
			498	312	92	90	4		
8	1	62	Total	C	N	O	S	0	0
			498	312	92	90	4		
8	7	59	Total	C	N	O	S	0	0
			472	296	86	86	4		
8	G	62	Total	C	N	O	S	0	0
			498	312	92	90	4		
8	N	62	Total	C	N	O	S	0	0
			498	312	92	90	4		
8	Q	62	Total	C	N	O	S	0	0
			498	312	92	90	4		
8	T	62	Total	C	N	O	S	0	0
			498	312	92	90	4		
8	W	62	Total	C	N	O	S	0	0
			498	312	92	90	4		
8	f	62	Total	C	N	O	S	0	0
			498	312	92	90	4		
8	i	62	Total	C	N	O	S	0	0
			498	312	92	90	4		
8	r	62	Total	C	N	O	S	0	0
			498	312	92	90	4		

- Molecule 9 is a protein called Gamma subunit of light-harvesting 1.

Mol	Chain	Residues	Atoms				AltConf	Trace
9	v	28	Total	C	N	O	0	0
			211	140	37	34		
9	X	28	Total	C	N	O	0	0
			211	140	37	34		
9	a	28	Total	C	N	O	0	0
			211	140	37	34		
9	j	28	Total	C	N	O	0	0
			211	140	37	34		
9	m	28	Total	C	N	O	0	0
			211	140	37	34		

Continued on next page...

Continued from previous page...

Mol	Chain	Residues	Atoms				AltConf	Trace
9	s	28	Total	C	N	O	0	0
			211	140	37	34		
9	y	28	Total	C	N	O	0	0
			211	140	37	34		
9	5	26	Total	C	N	O	0	0
			186	123	31	32		
9	8	28	Total	C	N	O	0	0
			211	140	37	34		
9	I	28	Total	C	N	O	0	0
			211	140	37	34		
9	O	28	Total	C	N	O	0	0
			211	140	37	34		
9	R	28	Total	C	N	O	0	0
			211	140	37	34		
9	U	28	Total	C	N	O	0	0
			211	140	37	34		
9	d	28	Total	C	N	O	0	0
			211	140	37	34		
9	g	28	Total	C	N	O	0	0
			211	140	37	34		
9	p	28	Total	C	N	O	0	0
			211	140	37	34		

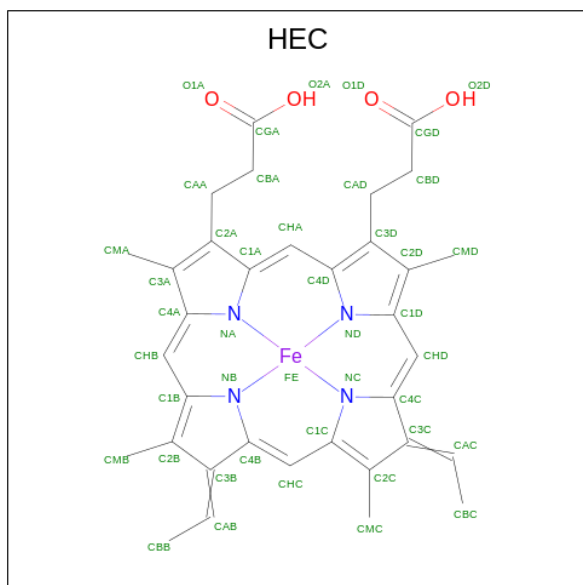
- Molecule 10 is a protein called reaction center small polypeptide.

Mol	Chain	Residues	Atoms					AltConf	Trace
10	2	29	Total	C	N	O	S	0	0
			232	162	37	32	1		

- Molecule 11 is a protein called reactin center small polypeptide.

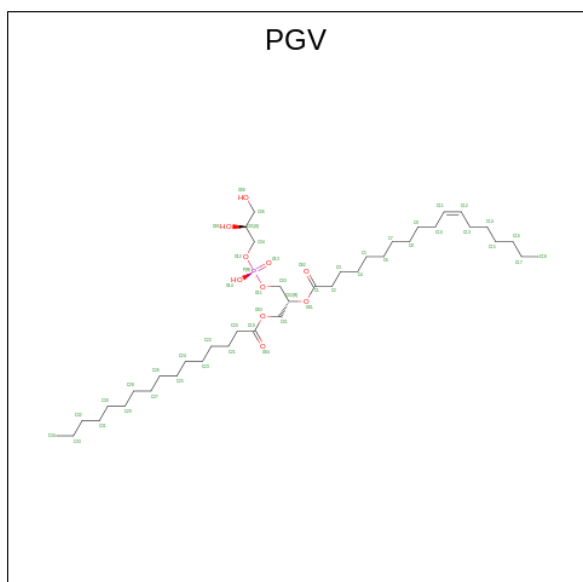
Mol	Chain	Residues	Atoms					AltConf	Trace
11	9	29	Total	C	N	O	S	0	0
			233	158	38	36	1		

- Molecule 12 is HEME C (three-letter code: HEC) (formula: $C_{34}H_{34}FeN_4O_4$) (labeled as "Ligand of Interest" by depositor).



Mol	Chain	Residues	Atoms				AltConf	
			Total	C	Fe	N		O
12	C	1	43	34	1	4	4	0
12	C	1	43	34	1	4	4	0
12	C	1	43	34	1	4	4	0
12	C	1	43	34	1	4	4	0

- Molecule 13 is (1R)-2-{{{[(2S)-2,3-DIHYDROXYPROPYL]OXY}(HYDROXY)PHOSPHORYL]OXY}-1-[(PALMITOYLOXY)METHYL]ETHYL (11E)-OCTADEC-11-ENOATE (three-letter code: PGV) (formula: $C_{40}H_{77}O_{10}P$).



Mol	Chain	Residues	Atoms				AltConf
13	C	1	Total	C	O		0
			28	24	4		
13	C	1	Total	C	O	P	0
			32	23	8	1	
13	C	1	Total	C	O	P	0
			38	27	10	1	
13	L	1	Total	C	O	P	0
			48	37	10	1	
13	L	1	Total	C	O	P	0
			46	35	10	1	
13	L	1	Total	C	O	P	0
			44	33	10	1	
13	L	1	Total	C	O	P	0
			48	37	10	1	
13	M	1	Total	C	O	P	0
			32	23	8	1	
13	M	1	Total	C	O	P	0
			32	21	10	1	
13	H	1	Total	C	O	P	0
			32	21	10	1	
13	H	1	Total	C	O	P	0
			42	33	8	1	
13	H	1	Total	C	O	P	0
			47	36	10	1	
13	H	1	Total	C	O	P	0
			33	22	10	1	
13	H	1	Total	C	O	P	0
			42	31	10	1	
13	4	1	Total	C	O	P	0
			37	26	10	1	
13	w	1	Total	C	O	P	0
			39	30	8	1	
13	v	1	Total	C	O		0
			42	37	5		
13	Y	1	Total	C	O	P	0
			51	40	10	1	
13	Y	1	Total	C	O	P	0
			40	31	8	1	
13	X	1	Total	C	O		0
			42	37	5		
13	b	1	Total	C	O	P	0
			37	28	8	1	
13	a	1	Total	C	O		0
			42	37	5		

Continued on next page...

Continued from previous page...

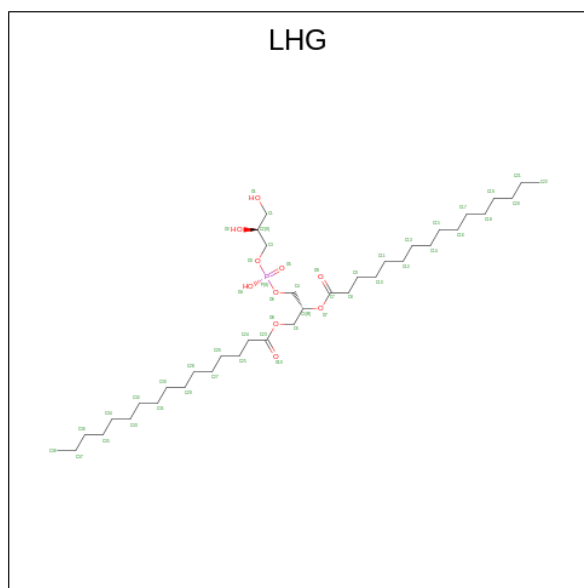
Mol	Chain	Residues	Atoms				AltConf
			Total	C	O	P	
13	k	1	46	37	8	1	0
13	j	1	42	37	5		0
13	n	1	37	28	8	1	0
13	m	1	42	37	5		0
13	t	1	39	30	8	1	0
13	s	1	42	37	5		0
13	z	1	38	29	8	1	0
13	5	1	41	36	5		0
13	F	1	36	27	8	1	0
13	8	1	42	37	5		0
13	K	1	40	31	8	1	0
13	K	1	25	16	8	1	0
13	I	1	36	31	5		0
13	P	1	40	31	8	1	0
13	P	1	45	34	10	1	0
13	O	1	42	37	5		0
13	S	1	40	31	8	1	0
13	R	1	42	37	5		0
13	V	1	39	30	8	1	0
13	U	1	42	37	5		0
13	e	1	40	31	8	1	0

Continued on next page...

Continued from previous page...

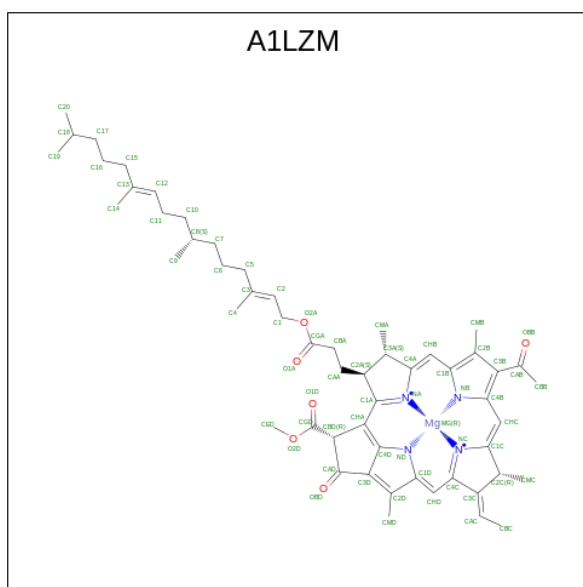
Mol	Chain	Residues	Atoms	AltConf
13	d	1	Total C O 42 37 5	0
13	h	1	Total C O P 36 27 8 1	0
13	g	1	Total C O 42 37 5	0
13	q	1	Total C O P 40 31 8 1	0
13	p	1	Total C O 39 34 5	0
13	9	1	Total C O P 25 16 8 1	0
13	9	1	Total C O P 38 29 8 1	0

- Molecule 14 is 1,2-DIPALMITOYL-PHOSPHATIDYL-GLYCEROLE (three-letter code: LHG) (formula: $C_{38}H_{75}O_{10}P$).



Mol	Chain	Residues	Atoms	AltConf
14	C	1	Total C O 10 9 1	0

- Molecule 15 is Trans-Geranyl Bacteriochlorophyll B (three-letter code: A1LZM) (formula: $C_{55}H_{70}MgN_4O_6$) (labeled as "Ligand of Interest" by depositor).



Mol	Chain	Residues	Atoms				AltConf	
15	L	1	Total	C	Mg	N	O	0
			66	55	1	4	6	
15	L	1	Total	C	Mg	N	O	0
			66	55	1	4	6	
15	M	1	Total	C	Mg	N	O	0
			66	55	1	4	6	
15	M	1	Total	C	Mg	N	O	0
			66	55	1	4	6	
15	4	1	Total	C	Mg	N	O	0
			66	55	1	4	6	
15	3	1	Total	C	Mg	N	O	0
			51	40	1	4	6	
15	w	1	Total	C	Mg	N	O	0
			66	55	1	4	6	
15	w	1	Total	C	Mg	N	O	0
			66	55	1	4	6	
15	w	1	Total	C	Mg	N	O	0
			66	55	1	4	6	
15	Y	1	Total	C	Mg	N	O	0
			66	55	1	4	6	
15	Y	1	Total	C	Mg	N	O	0
			66	55	1	4	6	
15	Z	1	Total	C	Mg	N	O	0
			66	55	1	4	6	
15	b	1	Total	C	Mg	N	O	0
			66	55	1	4	6	
15	b	1	Total	C	Mg	N	O	0
			66	55	1	4	6	

Continued on next page...

Continued from previous page...

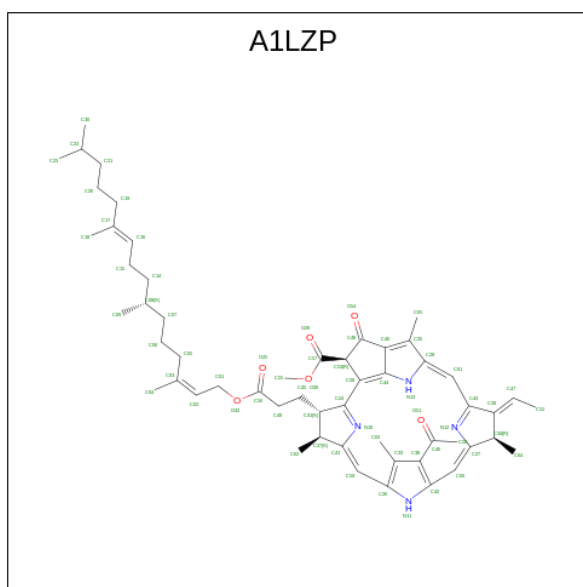
Mol	Chain	Residues	Atoms					AltConf
			Total	C	Mg	N	O	
15	c	1	66	55	1	4	6	0
15	k	1	66	55	1	4	6	0
15	k	1	66	55	1	4	6	0
15	l	1	66	55	1	4	6	0
15	n	1	66	55	1	4	6	0
15	n	1	66	55	1	4	6	0
15	o	1	66	55	1	4	6	0
15	t	1	66	55	1	4	6	0
15	t	1	66	55	1	4	6	0
15	u	1	66	55	1	4	6	0
15	z	1	66	55	1	4	6	0
15	z	1	66	55	1	4	6	0
15	1	1	66	55	1	4	6	0
15	6	1	66	55	1	4	6	0
15	6	1	66	55	1	4	6	0
15	7	1	66	55	1	4	6	0
15	F	1	66	55	1	4	6	0
15	F	1	66	55	1	4	6	0
15	G	1	66	55	1	4	6	0
15	K	1	66	55	1	4	6	0
15	K	1	66	55	1	4	6	0

Continued on next page...

Continued from previous page...

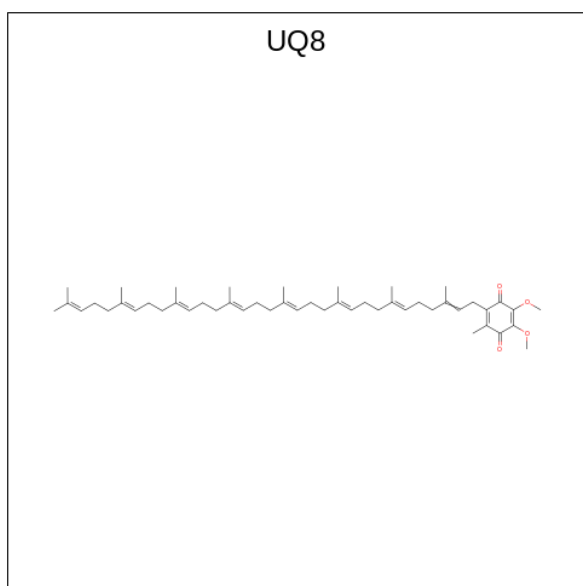
Mol	Chain	Residues	Atoms				AltConf	
15	N	1	Total	C	Mg	N	O	0
			66	55	1	4	6	
15	P	1	Total	C	Mg	N	O	0
			66	55	1	4	6	
15	P	1	Total	C	Mg	N	O	0
			66	55	1	4	6	
15	P	1	Total	C	Mg	N	O	0
			66	55	1	4	6	
15	S	1	Total	C	Mg	N	O	0
			66	55	1	4	6	
15	S	1	Total	C	Mg	N	O	0
			66	55	1	4	6	
15	S	1	Total	C	Mg	N	O	0
			66	55	1	4	6	
15	V	1	Total	C	Mg	N	O	0
			66	55	1	4	6	
15	V	1	Total	C	Mg	N	O	0
			66	55	1	4	6	
15	W	1	Total	C	Mg	N	O	0
			66	55	1	4	6	
15	e	1	Total	C	Mg	N	O	0
			66	55	1	4	6	
15	e	1	Total	C	Mg	N	O	0
			66	55	1	4	6	
15	f	1	Total	C	Mg	N	O	0
			66	55	1	4	6	
15	h	1	Total	C	Mg	N	O	0
			66	55	1	4	6	
15	h	1	Total	C	Mg	N	O	0
			66	55	1	4	6	
15	i	1	Total	C	Mg	N	O	0
			66	55	1	4	6	
15	q	1	Total	C	Mg	N	O	0
			66	55	1	4	6	
15	q	1	Total	C	Mg	N	O	0
			66	55	1	4	6	
15	r	1	Total	C	Mg	N	O	0
			66	55	1	4	6	

- Molecule 16 is Trans-Geranyl Bacteriopheophytin B (three-letter code: A1LZP) (formula: $C_{55}H_{72}N_4O_6$) (labeled as "Ligand of Interest" by depositor).



Mol	Chain	Residues	Atoms				AltConf
			Total	C	N	O	
16	L	1	65	55	4	6	0
16	M	1	65	55	4	6	0

- Molecule 17 is Ubiquinone-8 (three-letter code: UQ8) (formula: $C_{49}H_{74}O_4$) (labeled as "Ligand of Interest" by depositor).



Mol	Chain	Residues	Atoms			AltConf
			Total	C	O	
17	L	1	33	29	4	0

- Molecule 18 is UNKNOWN LIGAND (three-letter code: UNL) (formula:).

Mol	Chain	Residues	Atoms	AltConf
18	L	2	Total C 24 24	0
18	M	3	Total C 50 50	0
18	4	1	Total C 15 15	0
18	v	3	Total C 27 27	0
18	X	3	Total C 25 25	0
18	b	2	Total C 32 32	0
18	a	3	Total C 25 25	0
18	k	1	Total C 18 18	0
18	j	3	Total C 23 23	0
18	n	1	Total C 9 9	0
18	m	3	Total C 24 24	0
18	s	3	Total C 23 23	0
18	l	1	Total C 10 10	0
18	y	1	Total C 7 7	0
18	F	1	Total C 12 12	0
18	8	2	Total C 17 17	0
18	K	1	Total C 18 18	0
18	I	3	Total C 29 29	0
18	O	3	Total C 24 24	0
18	R	3	Total C 27 27	0
18	U	3	Total C 27 27	0

Continued on next page...

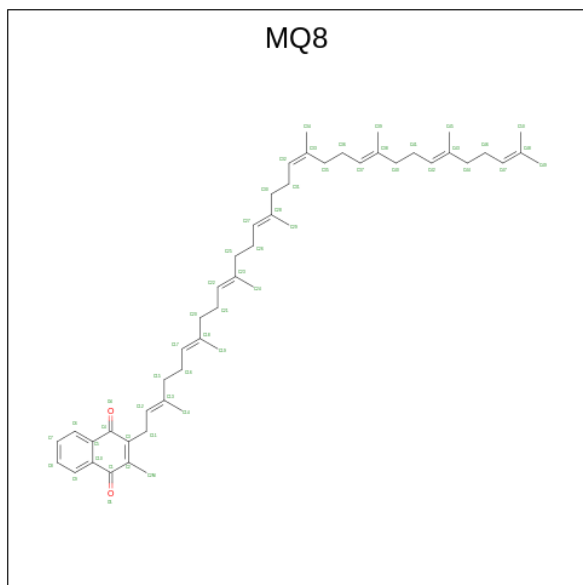
Continued from previous page...

Mol	Chain	Residues	Atoms	AltConf
18	d	3	Total C 27 27	0
18	g	3	Total C 26 26	0
18	q	1	Total C 12 12	0
18	p	3	Total C 25 25	0
18	9	1	Total C 16 16	0

- Molecule 19 is FE (III) ION (three-letter code: FE) (formula: Fe) (labeled as "Ligand of Interest" by depositor).

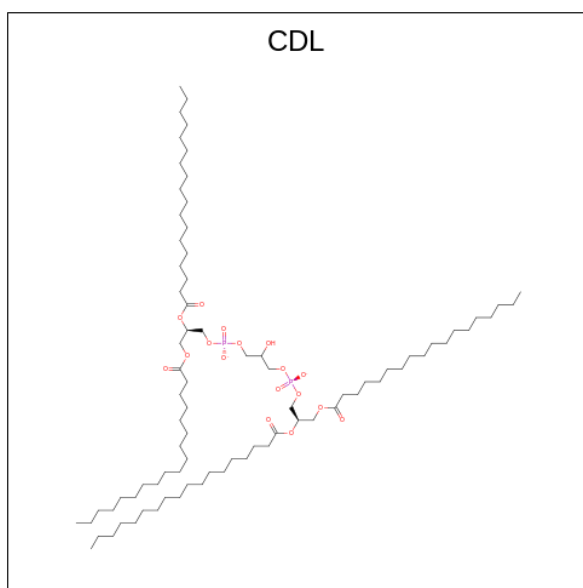
Mol	Chain	Residues	Atoms	AltConf
19	M	1	Total Fe 1 1	0

- Molecule 20 is MENAQUINONE 8 (three-letter code: MQ8) (formula: C₅₁H₇₂O₂) (labeled as "Ligand of Interest" by depositor).



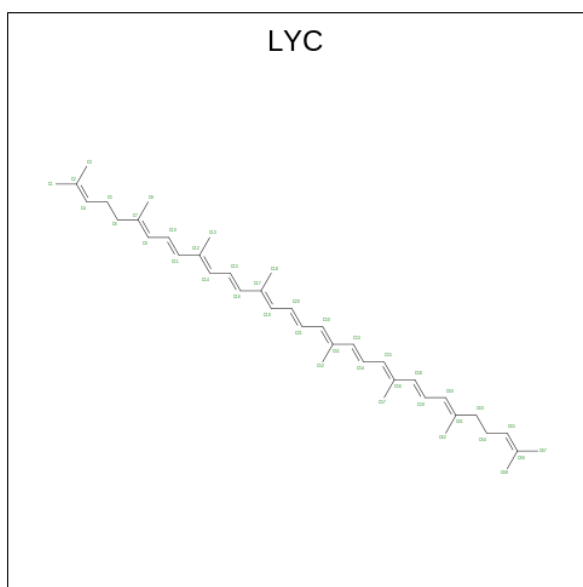
Mol	Chain	Residues	Atoms	AltConf
20	M	1	Total C O 53 51 2	0
20	M	1	Total C O 23 21 2	0

- Molecule 21 is CARDIOLIPIN (three-letter code: CDL) (formula: $C_{81}H_{156}O_{17}P_2$).



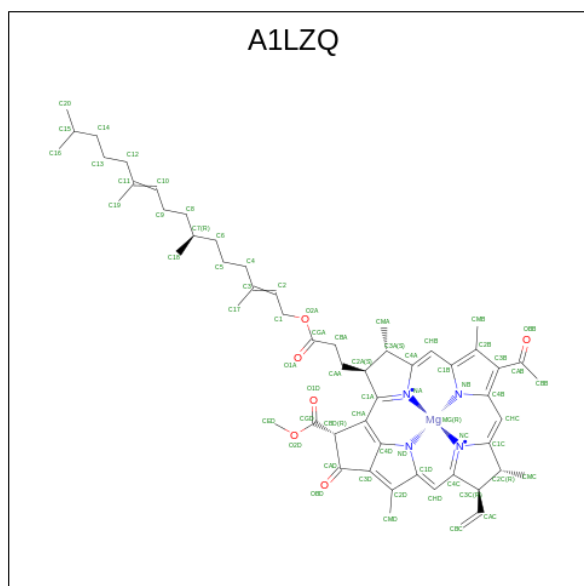
Mol	Chain	Residues	Atoms				AltConf
			Total	C	O	P	
21	M	1	83	64	17	2	0
21	M	1	54	35	17	2	0
21	H	1	77	58	17	2	0

- Molecule 22 is LYCOPENE (three-letter code: LYC) (formula: $C_{40}H_{56}$) (labeled as "Ligand of Interest" by depositor).



Mol	Chain	Residues	Atoms	AltConf
22	3	1	Total C 40 40	0

- Molecule 23 is Trans-Geranyl 8-vinyl-bacteriochlorophyll B (three-letter code: A1LZQ) (formula: $C_{55}H_{70}MgN_4O_6$) (labeled as "Ligand of Interest" by depositor).



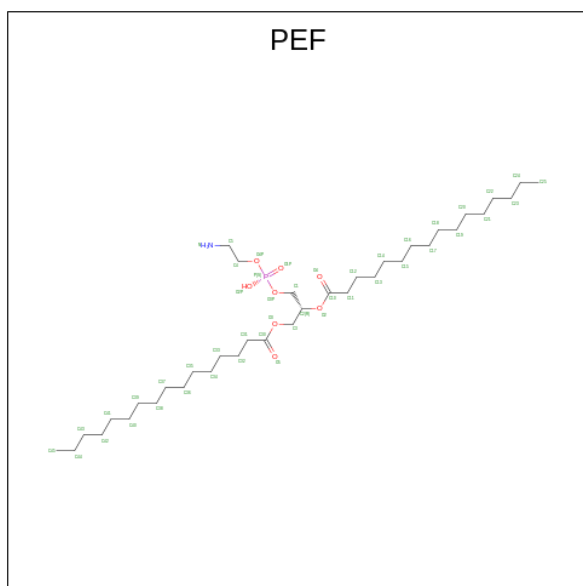
Mol	Chain	Residues	Atoms				AltConf	
			Total	C	Mg	N		O
23	x	1	Total	C	Mg	N	O	0
			46	35	1	4	6	
23	Z	1	Total	C	Mg	N	O	0
			46	35	1	4	6	
23	c	1	Total	C	Mg	N	O	0
			46	35	1	4	6	
23	l	1	Total	C	Mg	N	O	0
			46	35	1	4	6	
23	o	1	Total	C	Mg	N	O	0
			46	35	1	4	6	
23	u	1	Total	C	Mg	N	O	0
			46	35	1	4	6	
23	1	1	Total	C	Mg	N	O	0
			46	35	1	4	6	
23	7	1	Total	C	Mg	N	O	0
			46	35	1	4	6	
23	G	1	Total	C	Mg	N	O	0
			46	35	1	4	6	
23	N	1	Total	C	Mg	N	O	0
			46	35	1	4	6	

Continued on next page...

Continued from previous page...

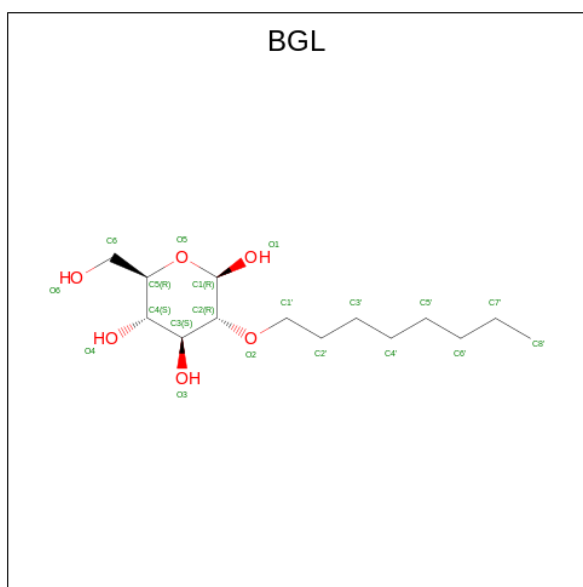
Mol	Chain	Residues	Atoms					AltConf
			Total	C	Mg	N	O	
23	Q	1	Total 46	C 35	Mg 1	N 4	O 6	0
23	T	1	Total 46	C 35	Mg 1	N 4	O 6	0
23	W	1	Total 46	C 35	Mg 1	N 4	O 6	0
23	f	1	Total 46	C 35	Mg 1	N 4	O 6	0
23	i	1	Total 46	C 35	Mg 1	N 4	O 6	0
23	r	1	Total 46	C 35	Mg 1	N 4	O 6	0

- Molecule 24 is DI-PALMITOYL-3-SN-PHOSPHATIDYLETHANOLAMINE (three-letter code: PEF) (formula: $C_{37}H_{74}NO_8P$).



Mol	Chain	Residues	Atoms					AltConf
			Total	C	N	O	P	
24	K	1	Total 39	C 29	N 1	O 8	P 1	0

- Molecule 25 is 2-O-octyl-beta-D-glucopyranose (three-letter code: BGL) (formula: $C_{14}H_{28}O_6$).

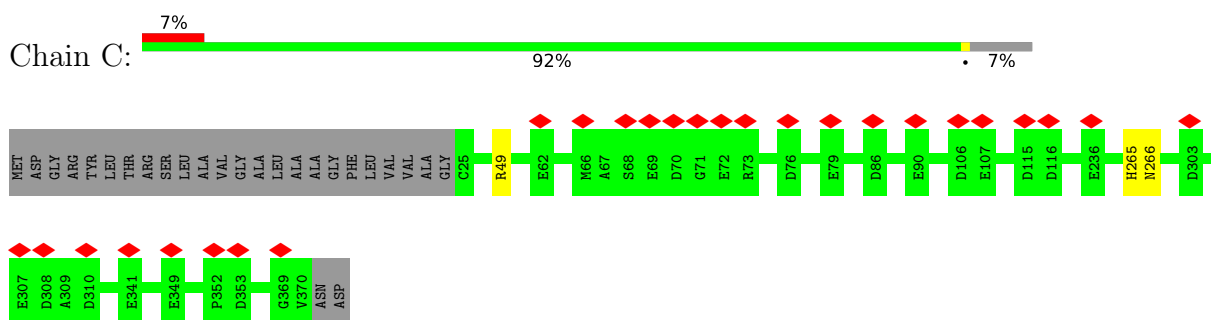


Mol	Chain	Residues	Atoms			AltConf
25	S	1	Total	C	O	0
			20	14	6	
25	h	1	Total	C	O	0
			20	14	6	

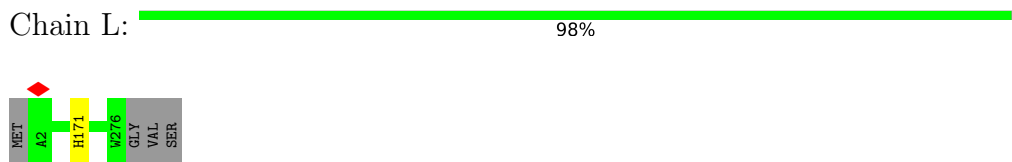
3 Residue-property plots [i](#)

These plots are drawn for all protein, RNA, DNA and oligosaccharide chains in the entry. The first graphic for a chain summarises the proportions of the various outlier classes displayed in the second graphic. The second graphic shows the sequence view annotated by issues in geometry and atom inclusion in map density. Residues are color-coded according to the number of geometric quality criteria for which they contain at least one outlier: green = 0, yellow = 1, orange = 2 and red = 3 or more. A red diamond above a residue indicates a poor fit to the EM map for this residue (all-atom inclusion < 40%). Stretches of 2 or more consecutive residues without any outlier are shown as a green connector. Residues present in the sample, but not in the model, are shown in grey.

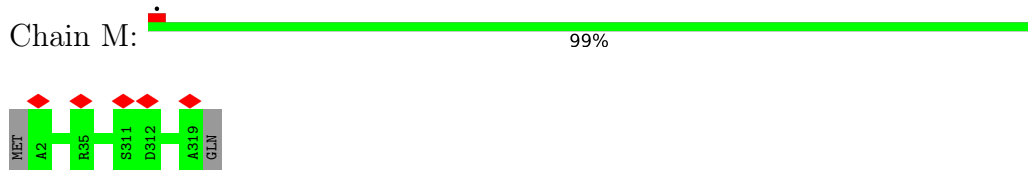
- Molecule 1: Photosynthetic reaction center cytochrome c subunit



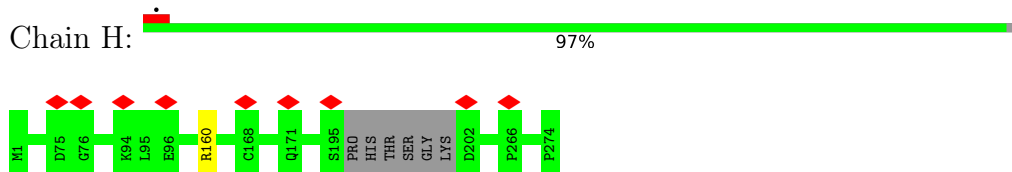
- Molecule 2: Reaction center protein L chain



- Molecule 3: Reaction center protein M chain

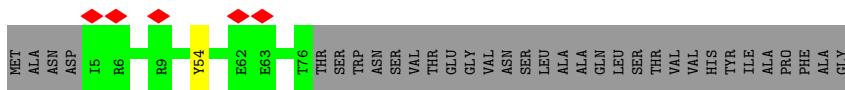


- Molecule 4: Photosynthetic reaction center H subunit

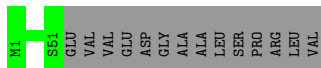
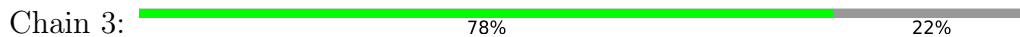


- Molecule 5: Antenna complex alpha/beta subunit domain-containing protein





• Molecule 6: Light-harvesting LHI



• Molecule 7: Antenna complex alpha/beta subunit domain-containing protein



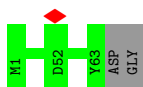
• Molecule 7: Antenna complex alpha/beta subunit domain-containing protein



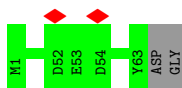
• Molecule 7: Antenna complex alpha/beta subunit domain-containing protein



• Molecule 7: Antenna complex alpha/beta subunit domain-containing protein

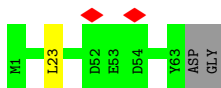


• Molecule 7: Antenna complex alpha/beta subunit domain-containing protein



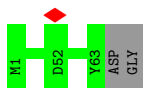
• Molecule 7: Antenna complex alpha/beta subunit domain-containing protein

Chain t:  95%



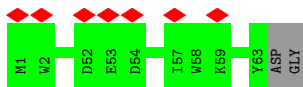
- Molecule 7: Antenna complex alpha/beta subunit domain-containing protein

Chain z:  97%



- Molecule 7: Antenna complex alpha/beta subunit domain-containing protein

Chain 6:  11% 97%



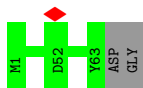
- Molecule 7: Antenna complex alpha/beta subunit domain-containing protein

Chain F:  97%



- Molecule 7: Antenna complex alpha/beta subunit domain-containing protein

Chain K:  97%



- Molecule 7: Antenna complex alpha/beta subunit domain-containing protein

Chain P:  97%

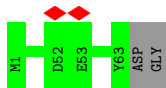


- Molecule 7: Antenna complex alpha/beta subunit domain-containing protein

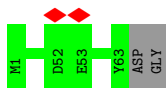
Chain S:  97%



- Molecule 7: Antenna complex alpha/beta subunit domain-containing protein



- Molecule 7: Antenna complex alpha/beta subunit domain-containing protein




- Molecule 7: Antenna complex alpha/beta subunit domain-containing protein




- Molecule 7: Antenna complex alpha/beta subunit domain-containing protein



- Molecule 8: Beta subunit of light-harvesting 1




- Molecule 8: Beta subunit of light-harvesting 1




- Molecule 8: Beta subunit of light-harvesting 1

Chain c:  72% 28%




- Molecule 8: Beta subunit of light-harvesting 1

Chain l:  72% 28%




- Molecule 8: Beta subunit of light-harvesting 1

Chain o:  72% 28%




- Molecule 8: Beta subunit of light-harvesting 1

Chain u:  72% 28%




- Molecule 8: Beta subunit of light-harvesting 1

Chain 1:  6% 72% 28%




- Molecule 8: Beta subunit of light-harvesting 1

Chain 7:  69% 31%




- Molecule 8: Beta subunit of light-harvesting 1


Chain G:  72% 28%




• Molecule 8: Beta subunit of light-harvesting 1




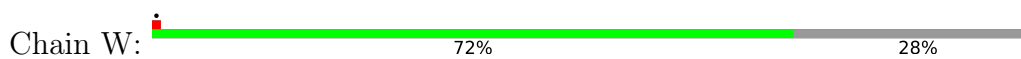
• Molecule 8: Beta subunit of light-harvesting 1




• Molecule 8: Beta subunit of light-harvesting 1



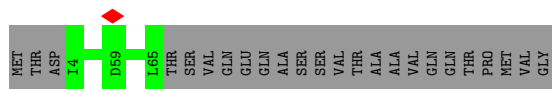
• Molecule 8: Beta subunit of light-harvesting 1



• Molecule 8: Beta subunit of light-harvesting 1




• Molecule 8: Beta subunit of light-harvesting 1



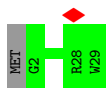
• Molecule 8: Beta subunit of light-harvesting 1





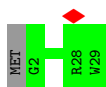
- Molecule 9: Gamma subunit of light-harvesting 1

Chain v: 97%



- Molecule 9: Gamma subunit of light-harvesting 1

Chain X: 97%



- Molecule 9: Gamma subunit of light-harvesting 1

Chain a: 97%



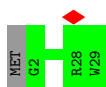
- Molecule 9: Gamma subunit of light-harvesting 1

Chain j: 97%



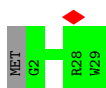
- Molecule 9: Gamma subunit of light-harvesting 1

Chain m: 97%

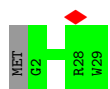


- Molecule 9: Gamma subunit of light-harvesting 1

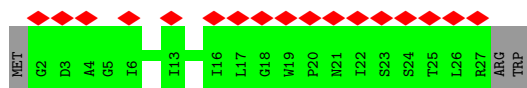
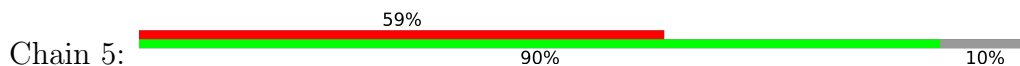
Chain s: 97%



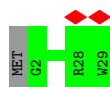
- Molecule 9: Gamma subunit of light-harvesting 1



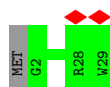
• Molecule 9: Gamma subunit of light-harvesting 1



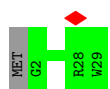
• Molecule 9: Gamma subunit of light-harvesting 1



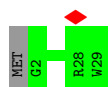
• Molecule 9: Gamma subunit of light-harvesting 1



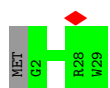
• Molecule 9: Gamma subunit of light-harvesting 1



• Molecule 9: Gamma subunit of light-harvesting 1



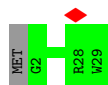
• Molecule 9: Gamma subunit of light-harvesting 1



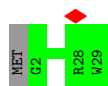
- Molecule 9: Gamma subunit of light-harvesting 1



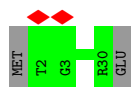
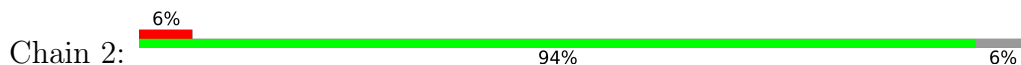
- Molecule 9: Gamma subunit of light-harvesting 1



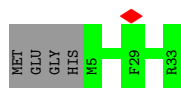
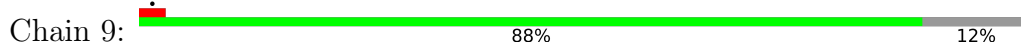
- Molecule 9: Gamma subunit of light-harvesting 1



- Molecule 10: reaction center small polypeptide



- Molecule 11: reactin center small polypeptide



4 Experimental information

Property	Value	Source
EM reconstruction method	SINGLE PARTICLE	Depositor
Imposed symmetry	POINT, Not provided	
Number of particles used	353518	Depositor
Resolution determination method	FSC 0.143 CUT-OFF	Depositor
CTF correction method	PHASE FLIPPING ONLY	Depositor
Microscope	FEI TALOS ARCTICA	Depositor
Voltage (kV)	300	Depositor
Electron dose ($e^-/\text{\AA}^2$)	60.8	Depositor
Minimum defocus (nm)	700	Depositor
Maximum defocus (nm)	2300	Depositor
Magnification	Not provided	
Image detector	GATAN K2 BASE (4k x 4k)	Depositor
Maximum map value	2.882	Depositor
Minimum map value	-1.656	Depositor
Average map value	0.000	Depositor
Map value standard deviation	0.074	Depositor
Recommended contour level	0.4	Depositor
Map size (\AA)	367.19998, 367.19998, 367.19998	wwPDB
Map dimensions	360, 360, 360	wwPDB
Map angles ($^\circ$)	90.0, 90.0, 90.0	wwPDB
Pixel spacing (\AA)	1.02, 1.02, 1.02	Depositor

5 Model quality [i](#)

5.1 Standard geometry [i](#)

Bond lengths and bond angles in the following residue types are not validated in this section: PGV, PEF, A1LZM, UQ8, MQ8, A1LZQ, CDL, LHG, LYC, A1LZP, HEC, BGL, UNL, FE

The Z score for a bond length (or angle) is the number of standard deviations the observed value is removed from the expected value. A bond length (or angle) with $|Z| > 5$ is considered an outlier worth inspection. RMSZ is the root-mean-square of all Z scores of the bond lengths (or angles).

Mol	Chain	Bond lengths		Bond angles	
		RMSZ	# Z >5	RMSZ	# Z >5
1	C	0.37	0/2798	0.55	2/3802 (0.1%)
2	L	0.36	0/2273	0.50	0/3104
3	M	0.39	0/2646	0.52	0/3617
4	H	0.36	0/2222	0.55	0/3022
5	4	0.37	0/640	0.50	0/876
6	3	0.32	0/447	0.50	0/611
7	6	0.33	0/555	0.44	0/752
7	F	0.32	0/555	0.45	0/752
7	K	0.34	0/555	0.45	0/752
7	P	0.35	0/555	0.46	0/752
7	S	0.37	0/555	0.45	0/752
7	V	0.33	0/555	0.44	0/752
7	Y	0.34	0/555	0.45	0/752
7	b	0.36	0/555	0.45	0/752
7	e	0.40	0/555	0.49	0/752
7	h	0.34	0/555	0.46	0/752
7	k	0.34	0/555	0.46	0/752
7	n	0.34	0/555	0.45	0/752
7	q	0.34	0/555	0.47	0/752
7	t	0.35	0/555	0.51	1/752 (0.1%)
7	w	0.35	0/555	0.45	0/752
7	z	0.35	0/555	0.45	0/752
8	1	0.34	0/511	0.52	0/692
8	7	0.36	0/485	0.50	0/657
8	G	0.36	0/511	0.49	0/692
8	N	0.38	0/511	0.52	0/692
8	Q	0.32	0/511	0.51	0/692
8	T	0.32	0/511	0.51	0/692
8	W	0.32	0/511	0.50	0/692
8	Z	0.32	0/511	0.51	0/692
8	c	0.33	0/511	0.51	0/692
8	f	0.33	0/511	0.56	1/692 (0.1%)

Mol	Chain	Bond lengths		Bond angles	
		RMSZ	# Z >5	RMSZ	# Z >5
8	i	0.33	0/511	0.50	0/692
8	l	0.33	0/511	0.50	0/692
8	o	0.33	0/511	0.51	0/692
8	r	0.32	0/511	0.49	0/692
8	u	0.33	0/511	0.52	0/692
8	x	0.33	0/511	0.51	0/692
9	5	0.23	0/188	0.41	0/258
9	8	0.25	0/215	0.45	0/295
9	I	0.25	0/215	0.44	0/295
9	O	0.41	0/215	0.48	0/295
9	R	0.39	0/215	0.46	0/295
9	U	0.30	0/215	0.46	0/295
9	X	0.38	0/215	0.51	0/295
9	a	0.26	0/215	0.44	0/295
9	d	0.24	0/215	0.46	0/295
9	g	0.26	0/215	0.44	0/295
9	j	0.25	0/215	0.46	0/295
9	m	0.29	0/215	0.48	0/295
9	p	0.26	0/215	0.46	0/295
9	s	0.23	0/215	0.45	0/295
9	v	0.24	0/215	0.43	0/295
9	y	0.24	0/215	0.44	0/295
10	2	0.29	0/241	0.45	0/331
11	9	0.26	0/239	0.46	0/327
All	All	0.34	0/31949	0.50	4/43442 (0.0%)

There are no bond length outliers.

All (4) bond angle outliers are listed below:

Mol	Chain	Res	Type	Atoms	Z	Observed(°)	Ideal(°)
1	C	266	ASN	N-CA-C	-6.91	92.36	111.00
1	C	265	HIS	CB-CA-C	-5.72	98.95	110.40
7	t	23	LEU	CA-CB-CG	5.15	127.14	115.30
8	f	59	ASP	CB-CG-OD1	5.05	122.85	118.30

There are no chirality outliers.

There are no planarity outliers.

5.2 Too-close contacts [i](#)

Due to software issues we are unable to calculate clashes - this section is therefore empty.

5.3 Torsion angles [i](#)

5.3.1 Protein backbone [i](#)

In the following table, the Percentiles column shows the percent Ramachandran outliers of the chain as a percentile score with respect to all PDB entries followed by that with respect to all EM entries.

The Analysed column shows the number of residues for which the backbone conformation was analysed, and the total number of residues.

Mol	Chain	Analysed	Favoured	Allowed	Outliers	Percentiles	
1	C	344/372 (92%)	330 (96%)	14 (4%)	0	100	100
2	L	273/279 (98%)	264 (97%)	9 (3%)	0	100	100
3	M	316/320 (99%)	307 (97%)	9 (3%)	0	100	100
4	H	264/274 (96%)	258 (98%)	6 (2%)	0	100	100
5	4	70/105 (67%)	67 (96%)	3 (4%)	0	100	100
6	3	49/65 (75%)	49 (100%)	0	0	100	100
7	6	61/65 (94%)	61 (100%)	0	0	100	100
7	F	61/65 (94%)	61 (100%)	0	0	100	100
7	K	61/65 (94%)	60 (98%)	1 (2%)	0	100	100
7	P	61/65 (94%)	61 (100%)	0	0	100	100
7	S	61/65 (94%)	60 (98%)	1 (2%)	0	100	100
7	V	61/65 (94%)	60 (98%)	1 (2%)	0	100	100
7	Y	61/65 (94%)	58 (95%)	3 (5%)	0	100	100
7	b	61/65 (94%)	59 (97%)	2 (3%)	0	100	100
7	e	61/65 (94%)	58 (95%)	3 (5%)	0	100	100
7	h	61/65 (94%)	61 (100%)	0	0	100	100
7	k	61/65 (94%)	58 (95%)	3 (5%)	0	100	100
7	n	61/65 (94%)	60 (98%)	1 (2%)	0	100	100
7	q	61/65 (94%)	61 (100%)	0	0	100	100
7	t	61/65 (94%)	60 (98%)	1 (2%)	0	100	100
7	w	61/65 (94%)	60 (98%)	1 (2%)	0	100	100
7	z	61/65 (94%)	61 (100%)	0	0	100	100
8	1	60/86 (70%)	59 (98%)	1 (2%)	0	100	100
8	7	57/86 (66%)	55 (96%)	2 (4%)	0	100	100
8	G	60/86 (70%)	60 (100%)	0	0	100	100

Continued on next page...

Continued from previous page...

Mol	Chain	Analysed	Favoured	Allowed	Outliers	Percentiles	
8	N	60/86 (70%)	60 (100%)	0	0	100	100
8	Q	60/86 (70%)	59 (98%)	1 (2%)	0	100	100
8	T	60/86 (70%)	59 (98%)	1 (2%)	0	100	100
8	W	60/86 (70%)	59 (98%)	1 (2%)	0	100	100
8	Z	60/86 (70%)	60 (100%)	0	0	100	100
8	c	60/86 (70%)	59 (98%)	1 (2%)	0	100	100
8	f	60/86 (70%)	56 (93%)	4 (7%)	0	100	100
8	i	60/86 (70%)	59 (98%)	1 (2%)	0	100	100
8	l	60/86 (70%)	59 (98%)	1 (2%)	0	100	100
8	o	60/86 (70%)	60 (100%)	0	0	100	100
8	r	60/86 (70%)	59 (98%)	1 (2%)	0	100	100
8	u	60/86 (70%)	58 (97%)	2 (3%)	0	100	100
8	x	60/86 (70%)	59 (98%)	1 (2%)	0	100	100
9	5	24/29 (83%)	24 (100%)	0	0	100	100
9	8	26/29 (90%)	26 (100%)	0	0	100	100
9	I	26/29 (90%)	26 (100%)	0	0	100	100
9	O	26/29 (90%)	26 (100%)	0	0	100	100
9	R	26/29 (90%)	25 (96%)	1 (4%)	0	100	100
9	U	26/29 (90%)	26 (100%)	0	0	100	100
9	X	26/29 (90%)	26 (100%)	0	0	100	100
9	a	26/29 (90%)	26 (100%)	0	0	100	100
9	d	26/29 (90%)	25 (96%)	1 (4%)	0	100	100
9	g	26/29 (90%)	26 (100%)	0	0	100	100
9	j	26/29 (90%)	26 (100%)	0	0	100	100
9	m	26/29 (90%)	26 (100%)	0	0	100	100
9	p	26/29 (90%)	26 (100%)	0	0	100	100
9	s	26/29 (90%)	26 (100%)	0	0	100	100
9	v	26/29 (90%)	26 (100%)	0	0	100	100
9	y	26/29 (90%)	26 (100%)	0	0	100	100
10	2	27/31 (87%)	27 (100%)	0	0	100	100
11	9	27/33 (82%)	27 (100%)	0	0	100	100

Continued on next page...

Continued from previous page...

Mol	Chain	Analysed	Favoured	Allowed	Outliers	Percentiles	
All	All	3717/4359 (85%)	3640 (98%)	77 (2%)	0	100	100

There are no Ramachandran outliers to report.

5.3.2 Protein sidechains [i](#)

In the following table, the Percentiles column shows the percent sidechain outliers of the chain as a percentile score with respect to all PDB entries followed by that with respect to all EM entries.

The Analysed column shows the number of residues for which the sidechain conformation was analysed, and the total number of residues.

Mol	Chain	Analysed	Rotameric	Outliers	Percentiles	
1	C	294/311 (94%)	293 (100%)	1 (0%)	91	96
2	L	218/221 (99%)	217 (100%)	1 (0%)	86	94
3	M	253/255 (99%)	253 (100%)	0	100	100
4	H	229/234 (98%)	228 (100%)	1 (0%)	89	95
5	4	63/89 (71%)	62 (98%)	1 (2%)	58	75
6	3	45/56 (80%)	45 (100%)	0	100	100
7	6	52/53 (98%)	52 (100%)	0	100	100
7	F	52/53 (98%)	52 (100%)	0	100	100
7	K	52/53 (98%)	52 (100%)	0	100	100
7	P	52/53 (98%)	52 (100%)	0	100	100
7	S	52/53 (98%)	52 (100%)	0	100	100
7	V	52/53 (98%)	52 (100%)	0	100	100
7	Y	52/53 (98%)	52 (100%)	0	100	100
7	b	52/53 (98%)	52 (100%)	0	100	100
7	e	52/53 (98%)	52 (100%)	0	100	100
7	h	52/53 (98%)	52 (100%)	0	100	100
7	k	52/53 (98%)	52 (100%)	0	100	100
7	n	52/53 (98%)	52 (100%)	0	100	100
7	q	52/53 (98%)	52 (100%)	0	100	100
7	t	52/53 (98%)	52 (100%)	0	100	100
7	w	52/53 (98%)	52 (100%)	0	100	100

Continued on next page...

Continued from previous page...

Mol	Chain	Analysed	Rotameric	Outliers	Percentiles	
7	z	52/53 (98%)	52 (100%)	0	100	100
8	1	49/69 (71%)	49 (100%)	0	100	100
8	7	46/69 (67%)	46 (100%)	0	100	100
8	G	49/69 (71%)	49 (100%)	0	100	100
8	N	49/69 (71%)	49 (100%)	0	100	100
8	Q	49/69 (71%)	49 (100%)	0	100	100
8	T	49/69 (71%)	49 (100%)	0	100	100
8	W	49/69 (71%)	49 (100%)	0	100	100
8	Z	49/69 (71%)	49 (100%)	0	100	100
8	c	49/69 (71%)	49 (100%)	0	100	100
8	f	49/69 (71%)	49 (100%)	0	100	100
8	i	49/69 (71%)	49 (100%)	0	100	100
8	l	49/69 (71%)	49 (100%)	0	100	100
8	o	49/69 (71%)	49 (100%)	0	100	100
8	r	49/69 (71%)	49 (100%)	0	100	100
8	u	49/69 (71%)	49 (100%)	0	100	100
8	x	49/69 (71%)	49 (100%)	0	100	100
9	5	20/23 (87%)	20 (100%)	0	100	100
9	8	22/23 (96%)	22 (100%)	0	100	100
9	I	22/23 (96%)	22 (100%)	0	100	100
9	O	22/23 (96%)	22 (100%)	0	100	100
9	R	22/23 (96%)	22 (100%)	0	100	100
9	U	22/23 (96%)	22 (100%)	0	100	100
9	X	22/23 (96%)	22 (100%)	0	100	100
9	a	22/23 (96%)	22 (100%)	0	100	100
9	d	22/23 (96%)	22 (100%)	0	100	100
9	g	22/23 (96%)	22 (100%)	0	100	100
9	j	22/23 (96%)	22 (100%)	0	100	100
9	m	22/23 (96%)	22 (100%)	0	100	100
9	p	22/23 (96%)	22 (100%)	0	100	100
9	s	22/23 (96%)	22 (100%)	0	100	100

Continued on next page...

Continued from previous page...

Mol	Chain	Analysed	Rotameric	Outliers	Percentiles	
9	v	22/23 (96%)	22 (100%)	0	100	100
9	y	22/23 (96%)	22 (100%)	0	100	100
10	2	21/23 (91%)	21 (100%)	0	100	100
11	9	24/27 (89%)	24 (100%)	0	100	100
All	All	3110/3536 (88%)	3106 (100%)	4 (0%)	92	97

All (4) residues with a non-rotameric sidechain are listed below:

Mol	Chain	Res	Type
1	C	49	ARG
2	L	171	HIS
4	H	160	ARG
5	4	54	TYR

Sometimes sidechains can be flipped to improve hydrogen bonding and reduce clashes. All (4) such sidechains are listed below:

Mol	Chain	Res	Type
2	L	167	HIS
9	a	21	ASN
8	1	20	ASN
9	g	21	ASN

5.3.3 RNA [i](#)

There are no RNA molecules in this entry.

5.4 Non-standard residues in protein, DNA, RNA chains [i](#)

There are no non-standard protein/DNA/RNA residues in this entry.

5.5 Carbohydrates [i](#)

There are no oligosaccharides in this entry.

5.6 Ligand geometry [i](#)

Of 195 ligands modelled in this entry, 57 are unknown and 1 is monoatomic - leaving 137 for Mogul analysis.

In the following table, the Counts columns list the number of bonds (or angles) for which Mogul statistics could be retrieved, the number of bonds (or angles) that are observed in the model and the number of bonds (or angles) that are defined in the Chemical Component Dictionary. The Link column lists molecule types, if any, to which the group is linked. The Z score for a bond length (or angle) is the number of standard deviations the observed value is removed from the expected value. A bond length (or angle) with $|Z| > 2$ is considered an outlier worth inspection. RMSZ is the root-mean-square of all Z scores of the bond lengths (or angles).

Mol	Type	Chain	Res	Link	Bond lengths			Bond angles		
					Counts	RMSZ	# Z > 2	Counts	RMSZ	# Z > 2
23	A1LZQ	f	102	-	43,54,74	2.16	15 (34%)	51,91,115	3.02	22 (43%)
15	A1LZM	q	102	-	63,74,74	2.03	16 (25%)	74,115,115	2.81	23 (31%)
15	A1LZM	q	101	-	63,74,74	2.07	14 (22%)	74,115,115	2.71	23 (31%)
13	PGV	a	104	-	41,41,50	0.98	2 (4%)	43,43,56	1.06	3 (6%)
13	PGV	F	104	-	35,35,50	1.11	2 (5%)	39,40,56	1.19	4 (10%)
15	A1LZM	b	101	-	63,74,74	2.07	14 (22%)	74,115,115	2.77	20 (27%)
15	A1LZM	F	101	-	63,74,74	2.07	15 (23%)	74,115,115	2.66	24 (32%)
13	PGV	L	305	-	47,47,50	0.94	2 (4%)	50,53,56	0.99	3 (6%)
13	PGV	j	104	-	41,41,50	0.98	2 (4%)	43,43,56	1.04	2 (4%)
15	A1LZM	L	301	-	63,74,74	2.05	15 (23%)	74,115,115	3.04	26 (35%)
13	PGV	I	101	-	35,35,50	1.05	2 (5%)	37,37,56	1.06	2 (5%)
13	PGV	S	105	-	39,39,50	1.07	2 (5%)	43,44,56	1.07	3 (6%)
13	PGV	Y	103	-	50,50,50	0.90	2 (4%)	53,56,56	1.04	4 (7%)
13	PGV	9	102	-	24,24,50	1.34	2 (8%)	28,29,56	1.38	4 (14%)
16	A1LZP	L	303	-	49,70,70	1.98	8 (16%)	47,101,101	2.78	17 (36%)
15	A1LZM	K	101	-	63,74,74	2.06	15 (23%)	74,115,115	2.66	23 (31%)
17	UQ8	L	304	-	33,33,53	0.84	2 (6%)	40,43,67	0.91	3 (7%)
13	PGV	v	104	-	41,41,50	0.98	2 (4%)	43,43,56	1.12	4 (9%)
13	PGV	H	301	-	31,31,50	1.13	2 (6%)	34,37,56	1.19	4 (11%)
15	A1LZM	P	103	8	63,74,74	1.99	12 (19%)	74,115,115	2.79	23 (31%)
21	CDL	H	304	-	76,76,99	0.31	0	82,88,111	0.49	0
13	PGV	K	104	-	24,24,50	1.35	2 (8%)	28,29,56	1.39	4 (14%)
13	PGV	L	309	-	43,43,50	0.98	2 (4%)	46,49,56	1.03	3 (6%)
15	A1LZM	M	703	-	63,74,74	2.15	17 (26%)	74,115,115	3.07	28 (37%)
23	A1LZQ	Z	102	-	43,54,74	2.27	13 (30%)	51,91,115	2.84	21 (41%)

Mol	Type	Chain	Res	Link	Bond lengths			Bond angles		
					Counts	RMSZ	# Z > 2	Counts	RMSZ	# Z > 2
15	A1LZM	L	302	-	63,74,74	2.06	15 (23%)	74,115,115	2.83	25 (33%)
13	PGV	L	310	-	47,47,50	0.92	2 (4%)	50,53,56	1.05	3 (6%)
13	PGV	m	104	-	41,41,50	0.98	2 (4%)	43,43,56	1.06	3 (6%)
15	A1LZM	b	102	-	63,74,74	2.16	16 (25%)	74,115,115	2.48	26 (35%)
15	A1LZM	K	102	-	63,74,74	2.00	13 (20%)	74,115,115	2.92	29 (39%)
13	PGV	H	303	-	46,46,50	0.94	2 (4%)	48,52,56	1.08	3 (6%)
15	A1LZM	l	101	8	63,74,74	2.00	13 (20%)	74,115,115	2.68	24 (32%)
12	HEC	C	403	1	32,50,50	1.57	4 (12%)	24,82,82	1.44	1 (4%)
15	A1LZM	h	102	-	63,74,74	1.99	11 (17%)	74,115,115	3.03	28 (37%)
23	A1LZQ	x	101	-	43,54,74	2.23	13 (30%)	51,91,115	6.42	23 (45%)
21	CDL	M	710	-	53,53,99	0.35	0	59,65,111	0.40	0
23	A1LZQ	G	102	-	43,54,74	2.22	14 (32%)	51,91,115	2.86	22 (43%)
15	A1LZM	V	101	-	63,74,74	2.06	15 (23%)	74,115,115	2.63	26 (35%)
15	A1LZM	4	201	-	63,74,74	2.06	15 (23%)	74,115,115	2.75	22 (29%)
13	PGV	q	104	-	39,39,50	1.05	2 (5%)	43,44,56	1.19	4 (9%)
13	PGV	H	302	-	41,41,50	1.03	2 (4%)	45,46,56	1.07	3 (6%)
13	PGV	8	103	-	41,41,50	0.97	2 (4%)	43,43,56	1.09	3 (6%)
13	PGV	L	306	-	45,45,50	0.97	2 (4%)	48,51,56	1.02	4 (8%)
13	PGV	e	103	-	39,39,50	1.07	2 (5%)	43,44,56	1.15	4 (9%)
15	A1LZM	G	101	8	63,74,74	2.00	14 (22%)	74,115,115	2.69	24 (32%)
15	A1LZM	h	101	-	63,74,74	2.07	14 (22%)	74,115,115	2.75	23 (31%)
20	MQ8	M	706	-	24,24,54	0.45	0	30,33,69	0.46	0
23	A1LZQ	W	102	-	43,54,74	2.20	13 (30%)	51,91,115	2.85	22 (43%)
13	PGV	4	203	-	36,36,50	1.11	2 (5%)	39,42,56	1.04	2 (5%)
15	A1LZM	P	102	-	63,74,74	2.00	13 (20%)	74,115,115	2.93	28 (37%)
12	HEC	C	404	1	32,50,50	1.53	4 (12%)	24,82,82	1.72	6 (25%)
23	A1LZQ	i	102	-	43,54,74	2.23	13 (30%)	51,91,115	2.87	24 (47%)
15	A1LZM	S	102	-	63,74,74	1.98	15 (23%)	74,115,115	2.82	25 (33%)
25	BGL	S	104	-	20,20,20	0.39	0	24,25,25	0.52	0
23	A1LZQ	7	102	-	43,54,74	2.27	12 (27%)	51,91,115	2.73	26 (50%)
15	A1LZM	i	101	8	63,74,74	1.97	12 (19%)	74,115,115	2.71	22 (29%)
13	PGV	M	708	-	31,31,50	1.15	2 (6%)	34,37,56	1.24	3 (8%)
15	A1LZM	3	102	-	48,59,74	2.31	15 (31%)	56,97,115	3.30	22 (39%)
15	A1LZM	z	102	-	63,74,74	2.03	15 (23%)	74,115,115	2.75	24 (32%)
21	CDL	M	709	-	82,82,99	0.29	0	88,94,111	0.36	0

Mol	Type	Chain	Res	Link	Bond lengths			Bond angles		
					Counts	RMSZ	# Z > 2	Counts	RMSZ	# Z > 2
15	A1LZM	V	102	-	63,74,74	1.99	14 (22%)	74,115,115	2.74	26 (35%)
15	A1LZM	w	103	8	63,74,74	2.00	13 (20%)	74,115,115	2.67	24 (32%)
13	PGV	t	103	-	38,38,50	1.09	2 (5%)	42,43,56	1.13	4 (9%)
15	A1LZM	e	102	-	63,74,74	1.95	14 (22%)	74,115,115	2.88	29 (39%)
15	A1LZM	o	101	8	63,74,74	2.20	18 (28%)	74,115,115	2.84	30 (40%)
25	BGL	h	103	-	20,20,20	0.37	0	24,25,25	0.60	0
15	A1LZM	n	101	-	63,74,74	2.08	14 (22%)	74,115,115	2.66	24 (32%)
13	PGV	p	104	-	38,38,50	1.01	2 (5%)	40,40,56	1.05	2 (5%)
23	A1LZQ	o	102	-	43,54,74	2.24	13 (30%)	51,91,115	2.86	22 (43%)
13	PGV	X	104	-	41,41,50	0.98	2 (4%)	43,43,56	1.12	3 (6%)
13	PGV	P	105	-	44,44,50	0.95	2 (4%)	47,50,56	1.11	3 (6%)
13	PGV	C	407	-	31,31,50	1.19	2 (6%)	34,36,56	1.30	4 (11%)
23	A1LZQ	T	101	-	43,54,74	2.19	13 (30%)	51,91,115	2.86	23 (45%)
15	A1LZM	u	101	8	63,74,74	2.20	18 (28%)	74,115,115	2.78	29 (39%)
13	PGV	d	104	-	41,41,50	0.97	2 (4%)	43,43,56	1.04	2 (4%)
13	PGV	z	103	-	37,37,50	1.10	2 (5%)	41,42,56	1.25	3 (7%)
16	A1LZP	M	704	-	49,70,70	2.02	8 (16%)	47,101,101	2.74	19 (40%)
24	PEF	K	106	-	38,38,46	0.31	0	41,43,51	0.40	0
13	PGV	k	104	-	45,45,50	0.98	2 (4%)	49,50,56	1.10	4 (8%)
13	PGV	H	305	-	32,32,50	1.15	2 (6%)	35,38,56	1.21	3 (8%)
15	A1LZM	e	101	-	63,74,74	2.07	15 (23%)	74,115,115	2.63	26 (35%)
15	A1LZM	N	101	8	63,74,74	2.00	10 (15%)	74,115,115	2.70	23 (31%)
15	A1LZM	7	101	8	63,74,74	1.99	13 (20%)	74,115,115	2.78	23 (31%)
15	A1LZM	r	101	8	63,74,74	2.02	12 (19%)	74,115,115	2.69	22 (29%)
23	A1LZQ	N	102	-	43,54,74	2.21	13 (30%)	51,91,115	2.88	22 (43%)
13	PGV	Y	104	-	39,39,50	1.06	2 (5%)	43,44,56	1.18	4 (9%)
15	A1LZM	w	102	-	63,74,74	1.97	12 (19%)	74,115,115	2.98	28 (37%)
23	A1LZQ	l	102	-	43,54,74	2.20	13 (30%)	51,91,115	2.87	22 (43%)
15	A1LZM	P	101	-	63,74,74	2.07	14 (22%)	74,115,115	2.65	25 (33%)
15	A1LZM	w	101	-	63,74,74	2.07	15 (23%)	74,115,115	2.73	23 (31%)
15	A1LZM	Y	101	-	63,74,74	2.09	14 (22%)	74,115,115	2.72	23 (31%)
13	PGV	R	104	-	41,41,50	0.97	2 (4%)	43,43,56	1.09	4 (9%)
15	A1LZM	S	101	-	63,74,74	2.06	15 (23%)	74,115,115	2.70	26 (35%)
13	PGV	C	405	-	27,27,50	1.26	3 (11%)	28,29,56	1.45	3 (10%)
15	A1LZM	F	102	-	63,74,74	2.04	16 (25%)	74,115,115	2.80	24 (32%)

Mol	Type	Chain	Res	Link	Bond lengths			Bond angles		
					Counts	RMSZ	# Z > 2	Counts	RMSZ	# Z > 2
20	MQ8	M	705	-	54,54,54	0.39	0	66,69,69	0.38	0
12	HEC	C	401	1	32,50,50	1.54	4 (12%)	24,82,82	1.49	2 (8%)
15	A1LZM	l	101	8	63,74,74	2.19	16 (25%)	74,115,115	2.76	31 (41%)
15	A1LZM	k	102	-	63,74,74	2.01	16 (25%)	74,115,115	2.91	25 (33%)
15	A1LZM	6	102	-	63,74,74	2.05	15 (23%)	74,115,115	2.90	29 (39%)
15	A1LZM	f	101	8	63,74,74	1.99	13 (20%)	74,115,115	2.74	23 (31%)
15	A1LZM	t	102	-	63,74,74	2.03	16 (25%)	74,115,115	2.84	23 (31%)
15	A1LZM	t	101	-	63,74,74	2.08	16 (25%)	74,115,115	2.69	23 (31%)
15	A1LZM	c	101	8	63,74,74	2.13	13 (20%)	74,115,115	2.32	25 (33%)
14	LHG	C	406	-	9,9,48	0.79	0	8,8,54	2.37	1 (12%)
13	PGV	P	104	-	39,39,50	1.07	2 (5%)	43,44,56	1.10	3 (6%)
15	A1LZM	Y	102	-	63,74,74	1.98	15 (23%)	74,115,115	2.97	31 (41%)
15	A1LZM	W	101	8	63,74,74	2.11	16 (25%)	74,115,115	2.57	22 (29%)
13	PGV	s	104	-	41,41,50	0.98	2 (4%)	43,43,56	1.02	3 (6%)
15	A1LZM	Z	101	8	63,74,74	2.01	13 (20%)	74,115,115	2.86	27 (36%)
15	A1LZM	S	103	8	63,74,74	2.18	19 (30%)	74,115,115	2.76	27 (36%)
22	LYC	3	101	-	39,39,39	1.63	8 (20%)	44,46,46	1.65	10 (22%)
23	A1LZQ	r	102	-	43,54,74	2.22	13 (30%)	51,91,115	2.87	22 (43%)
15	A1LZM	z	101	-	63,74,74	2.08	15 (23%)	74,115,115	2.73	27 (36%)
13	PGV	h	104	-	35,35,50	1.10	2 (5%)	39,40,56	1.20	4 (10%)
13	PGV	M	707	-	31,31,50	1.18	2 (6%)	35,36,56	1.24	4 (11%)
23	A1LZQ	Q	101	-	43,54,74	2.21	13 (30%)	51,91,115	2.86	24 (47%)
15	A1LZM	6	101	-	63,74,74	2.08	15 (23%)	74,115,115	2.70	24 (32%)
13	PGV	U	104	-	41,41,50	0.99	2 (4%)	43,43,56	1.16	3 (6%)
13	PGV	5	101	-	40,40,50	1.00	2 (5%)	42,42,56	1.02	2 (4%)
13	PGV	b	105	-	36,36,50	1.11	2 (5%)	40,41,56	1.16	4 (10%)
13	PGV	g	104	-	41,41,50	0.96	2 (4%)	43,43,56	0.94	2 (4%)
13	PGV	H	306	-	41,41,50	1.01	2 (4%)	44,47,56	1.04	4 (9%)
23	A1LZQ	c	102	-	43,54,74	2.23	13 (30%)	51,91,115	2.83	23 (45%)
15	A1LZM	k	101	-	63,74,74	2.06	14 (22%)	74,115,115	2.82	27 (36%)
23	A1LZQ	l	102	-	43,54,74	2.21	13 (30%)	51,91,115	2.81	21 (41%)
23	A1LZQ	u	102	-	43,54,74	2.25	13 (30%)	51,91,115	2.79	23 (45%)
13	PGV	n	104	-	36,36,50	1.10	2 (5%)	40,41,56	1.19	4 (10%)
13	PGV	C	408	-	37,37,50	1.05	2 (5%)	40,43,56	1.21	4 (10%)
15	A1LZM	n	102	-	63,74,74	1.99	15 (23%)	74,115,115	2.75	25 (33%)

Mol	Type	Chain	Res	Link	Bond lengths			Bond angles		
					Counts	RMSZ	# Z > 2	Counts	RMSZ	# Z > 2
12	HEC	C	402	1	32,50,50	1.53	4 (12%)	24,82,82	1.42	2 (8%)
13	PGV	9	103	-	37,37,50	1.07	2 (5%)	41,42,56	1.15	4 (9%)
13	PGV	K	103	-	39,39,50	1.06	2 (5%)	43,44,56	1.16	3 (6%)
15	A1LZM	M	702	-	63,74,74	2.05	15 (23%)	74,115,115	2.81	24 (32%)
13	PGV	O	104	-	41,41,50	0.98	2 (4%)	43,43,56	1.09	3 (6%)
13	PGV	w	104	-	38,38,50	1.11	2 (5%)	41,43,56	1.09	3 (7%)
13	PGV	V	103	-	38,38,50	1.08	2 (5%)	42,43,56	1.14	4 (9%)

In the following table, the Chirals column lists the number of chiral outliers, the number of chiral centers analysed, the number of these observed in the model and the number defined in the Chemical Component Dictionary. Similar counts are reported in the Torsion and Rings columns. '-' means no outliers of that kind were identified.

Mol	Type	Chain	Res	Link	Chirals	Torsions	Rings
23	A1LZQ	f	102	-	1/1/17/27	7/13/113/137	-
15	A1LZM	q	102	-	1/1/21/27	6/37/137/137	-
15	A1LZM	q	101	-	1/1/21/27	9/37/137/137	-
13	PGV	a	104	-	-	9/43/43/55	-
13	PGV	F	104	-	-	15/37/37/55	-
15	A1LZM	b	101	-	1/1/21/27	12/37/137/137	-
15	A1LZM	F	101	-	1/1/21/27	12/37/137/137	-
15	A1LZM	L	301	-	1/1/21/27	15/37/137/137	-
13	PGV	L	305	-	-	16/52/52/55	-
13	PGV	j	104	-	-	13/43/43/55	-
13	PGV	I	101	-	-	6/37/37/55	-
13	PGV	S	105	-	-	11/41/41/55	-
13	PGV	Y	103	-	-	22/55/55/55	-
13	PGV	9	102	-	-	4/26/26/55	-
16	A1LZP	L	303	-	-	11/37/105/105	0/5/6/6
15	A1LZM	K	101	-	1/1/21/27	9/37/137/137	-
17	UQ8	L	304	-	-	9/27/51/75	0/1/1/1
13	PGV	v	104	-	-	14/43/43/55	-
13	PGV	H	301	-	-	16/36/36/55	-
15	A1LZM	P	103	8	1/1/21/27	9/37/137/137	-
21	CDL	H	304	-	-	16/87/87/110	-
13	PGV	K	104	-	-	3/26/26/55	-

Continued on next page...

Continued from previous page...

Mol	Type	Chain	Res	Link	Chirals	Torsions	Rings
13	PGV	L	309	-	-	6/48/48/55	-
15	A1LZM	M	703	-	1/1/21/27	13/37/137/137	-
23	A1LZQ	Z	102	-	1/1/17/27	6/13/113/137	-
15	A1LZM	L	302	-	1/1/21/27	10/37/137/137	-
15	A1LZM	K	102	-	1/1/21/27	10/37/137/137	-
13	PGV	L	310	-	-	17/52/52/55	-
15	A1LZM	b	102	-	1/1/21/27	12/37/137/137	-
13	PGV	m	104	-	-	12/43/43/55	-
13	PGV	H	303	-	-	18/51/51/55	-
15	A1LZM	l	101	8	1/1/21/27	8/37/137/137	-
12	HEC	C	403	1	-	4/10/54/54	-
15	A1LZM	h	102	-	1/1/21/27	11/37/137/137	-
23	A1LZQ	x	101	-	1/1/17/27	5/13/113/137	-
21	CDL	M	710	-	-	18/64/64/110	-
23	A1LZQ	G	102	-	1/1/17/27	5/13/113/137	-
15	A1LZM	V	101	-	1/1/21/27	14/37/137/137	-
15	A1LZM	4	201	-	1/1/21/27	13/37/137/137	-
13	PGV	V	103	-	-	14/40/40/55	-
13	PGV	q	104	-	-	11/41/41/55	-
13	PGV	H	302	-	-	18/43/43/55	-
13	PGV	8	103	-	-	15/43/43/55	-
13	PGV	L	306	-	-	25/50/50/55	-
15	A1LZM	G	101	8	1/1/21/27	14/37/137/137	-
13	PGV	e	103	-	-	11/41/41/55	-
15	A1LZM	h	101	-	1/1/21/27	12/37/137/137	-
20	MQ8	M	706	-	-	2/11/31/67	0/2/2/2
23	A1LZQ	W	102	-	1/1/17/27	2/13/113/137	-
13	PGV	4	203	-	-	13/41/41/55	-
15	A1LZM	P	102	-	1/1/21/27	11/37/137/137	-
12	HEC	C	404	1	-	2/10/54/54	-
23	A1LZQ	i	102	-	1/1/17/27	4/13/113/137	-
15	A1LZM	S	102	-	1/1/21/27	12/37/137/137	-
25	BGL	S	104	-	-	0/11/31/31	0/1/1/1
23	A1LZQ	7	102	-	1/1/17/27	8/13/113/137	-

Continued on next page...

Continued from previous page...

Mol	Type	Chain	Res	Link	Chirals	Torsions	Rings
15	A1LZM	i	101	8	1/1/21/27	14/37/137/137	-
13	PGV	M	708	-	-	8/36/36/55	-
15	A1LZM	3	102	-	1/1/18/27	7/19/119/137	-
15	A1LZM	z	102	-	1/1/21/27	8/37/137/137	-
21	CDL	M	709	-	-	12/93/93/110	-
15	A1LZM	V	102	-	1/1/21/27	10/37/137/137	-
15	A1LZM	w	103	8	1/1/21/27	14/37/137/137	-
15	A1LZM	e	102	-	1/1/21/27	11/37/137/137	-
13	PGV	t	103	-	-	11/40/40/55	-
15	A1LZM	o	101	8	1/1/21/27	10/37/137/137	-
25	BGL	h	103	-	-	3/11/31/31	0/1/1/1
15	A1LZM	n	101	-	1/1/21/27	11/37/137/137	-
13	PGV	p	104	-	-	6/40/40/55	-
23	A1LZQ	o	102	-	1/1/17/27	5/13/113/137	-
13	PGV	X	104	-	-	9/43/43/55	-
13	PGV	P	105	-	-	13/49/49/55	-
13	PGV	C	407	-	-	7/33/33/55	-
23	A1LZQ	T	101	-	1/1/17/27	4/13/113/137	-
15	A1LZM	u	101	8	1/1/21/27	12/37/137/137	-
13	PGV	d	104	-	-	13/43/43/55	-
13	PGV	z	103	-	-	6/39/39/55	-
16	A1LZP	M	704	-	-	13/37/105/105	0/5/6/6
24	PEF	K	106	-	-	9/42/42/50	-
13	PGV	k	104	-	-	17/47/47/55	-
15	A1LZM	e	101	-	1/1/21/27	15/37/137/137	-
13	PGV	H	305	-	-	13/37/37/55	-
15	A1LZM	N	101	8	1/1/21/27	8/37/137/137	-
15	A1LZM	7	101	8	1/1/21/27	11/37/137/137	-
15	A1LZM	r	101	8	1/1/21/27	8/37/137/137	-
23	A1LZQ	N	102	-	1/1/17/27	2/13/113/137	-
15	A1LZM	w	102	-	1/1/21/27	9/37/137/137	-
13	PGV	Y	104	-	-	16/41/41/55	-
23	A1LZQ	l	102	-	1/1/17/27	4/13/113/137	-
15	A1LZM	P	101	-	1/1/21/27	10/37/137/137	-

Continued on next page...

Continued from previous page...

Mol	Type	Chain	Res	Link	Chirals	Torsions	Rings
15	A1LZM	w	101	-	1/1/21/27	15/37/137/137	-
15	A1LZM	Y	101	-	1/1/21/27	10/37/137/137	-
13	PGV	R	104	-	-	14/43/43/55	-
15	A1LZM	S	101	-	1/1/21/27	12/37/137/137	-
13	PGV	C	405	-	-	7/28/28/55	-
15	A1LZM	F	102	-	1/1/21/27	11/37/137/137	-
20	MQ8	M	705	-	-	6/47/67/67	0/2/2/2
12	HEC	C	401	1	-	3/10/54/54	-
15	A1LZM	l	101	8	1/1/21/27	10/37/137/137	-
15	A1LZM	k	102	-	1/1/21/27	8/37/137/137	-
15	A1LZM	6	102	-	1/1/21/27	16/37/137/137	-
15	A1LZM	f	101	8	1/1/21/27	8/37/137/137	-
15	A1LZM	t	102	-	1/1/21/27	8/37/137/137	-
15	A1LZM	t	101	-	1/1/21/27	11/37/137/137	-
15	A1LZM	c	101	8	1/1/21/27	12/37/137/137	-
14	LHG	C	406	-	-	0/6/7/53	-
13	PGV	P	104	-	-	13/41/41/55	-
15	A1LZM	Y	102	-	1/1/21/27	9/37/137/137	-
15	A1LZM	W	101	8	1/1/21/27	18/37/137/137	-
13	PGV	s	104	-	-	8/43/43/55	-
15	A1LZM	S	103	8	1/1/21/27	11/37/137/137	-
15	A1LZM	Z	101	8	1/1/21/27	6/37/137/137	-
22	LYC	3	101	-	-	5/43/43/43	-
23	A1LZQ	r	102	-	1/1/17/27	4/13/113/137	-
15	A1LZM	z	101	-	1/1/21/27	15/37/137/137	-
13	PGV	h	104	-	-	10/37/37/55	-
13	PGV	M	707	-	-	11/33/33/55	-
23	A1LZQ	Q	101	-	1/1/17/27	6/13/113/137	-
15	A1LZM	6	101	-	1/1/21/27	11/37/137/137	-
13	PGV	U	104	-	-	10/43/43/55	-
13	PGV	5	101	-	-	10/42/42/55	-
13	PGV	b	105	-	-	6/38/38/55	-
13	PGV	g	104	-	-	15/43/43/55	-
13	PGV	H	306	-	-	14/46/46/55	-

Continued on next page...

Continued from previous page...

Mol	Type	Chain	Res	Link	Chirals	Torsions	Rings
23	A1LZQ	c	102	-	1/1/17/27	9/13/113/137	-
15	A1LZM	k	101	-	1/1/21/27	14/37/137/137	-
23	A1LZQ	l	102	-	1/1/17/27	3/13/113/137	-
23	A1LZQ	u	102	-	1/1/17/27	3/13/113/137	-
13	PGV	n	104	-	-	16/38/38/55	-
13	PGV	C	408	-	-	8/42/42/55	-
15	A1LZM	n	102	-	1/1/21/27	11/37/137/137	-
13	PGV	9	103	-	-	13/39/39/55	-
13	PGV	K	103	-	-	11/41/41/55	-
15	A1LZM	M	702	-	1/1/21/27	11/37/137/137	-
13	PGV	O	104	-	-	15/43/43/55	-
13	PGV	w	104	-	-	11/40/40/55	-
12	HEC	C	402	1	-	4/10/54/54	-

All (1136) bond length outliers are listed below:

Mol	Chain	Res	Type	Atoms	Z	Observed(Å)	Ideal(Å)
16	M	704	A1LZP	O54-C48	8.03	1.33	1.22
15	u	101	A1LZM	C2C-C3C	-7.78	1.41	1.51
15	l	101	A1LZM	C2C-C3C	-7.69	1.41	1.51
15	o	101	A1LZM	C2C-C3C	-7.65	1.41	1.51
15	W	101	A1LZM	C2C-C3C	-7.45	1.42	1.51
23	7	102	A1LZQ	OBD-CAD	7.36	1.35	1.22
15	z	101	A1LZM	OBD-CAD	7.30	1.35	1.22
15	4	201	A1LZM	OBD-CAD	7.30	1.35	1.22
23	i	102	A1LZQ	OBD-CAD	7.29	1.35	1.22
15	t	101	A1LZM	OBD-CAD	7.26	1.35	1.22
15	r	101	A1LZM	OBD-CAD	7.26	1.35	1.22
15	6	101	A1LZM	OBD-CAD	7.25	1.35	1.22
15	F	101	A1LZM	OBD-CAD	7.25	1.35	1.22
15	1	101	A1LZM	OBD-CAD	7.25	1.35	1.22
15	7	101	A1LZM	OBD-CAD	7.24	1.35	1.22
15	q	101	A1LZM	OBD-CAD	7.23	1.34	1.22
15	w	103	A1LZM	OBD-CAD	7.21	1.34	1.22
15	V	101	A1LZM	OBD-CAD	7.21	1.34	1.22
15	P	103	A1LZM	OBD-CAD	7.21	1.34	1.22
15	S	101	A1LZM	OBD-CAD	7.21	1.34	1.22
15	P	101	A1LZM	OBD-CAD	7.20	1.34	1.22
15	G	101	A1LZM	OBD-CAD	7.20	1.34	1.22

Continued on next page...

Continued from previous page...

Mol	Chain	Res	Type	Atoms	Z	Observed(Å)	Ideal(Å)
23	u	102	A1LZQ	OBD-CAD	7.19	1.34	1.22
15	Y	101	A1LZM	OBD-CAD	7.18	1.34	1.22
15	f	101	A1LZM	OBD-CAD	7.18	1.34	1.22
15	Z	101	A1LZM	OBD-CAD	7.17	1.34	1.22
15	N	101	A1LZM	OBD-CAD	7.17	1.34	1.22
15	c	101	A1LZM	OBD-CAD	7.16	1.34	1.22
23	x	101	A1LZQ	OBD-CAD	7.15	1.34	1.22
23	o	102	A1LZQ	OBD-CAD	7.15	1.34	1.22
15	w	101	A1LZM	OBD-CAD	7.14	1.34	1.22
15	b	101	A1LZM	OBD-CAD	7.13	1.34	1.22
23	Q	101	A1LZQ	OBD-CAD	7.11	1.34	1.22
23	Z	102	A1LZQ	OBD-CAD	7.11	1.34	1.22
15	K	101	A1LZM	OBD-CAD	7.11	1.34	1.22
15	n	101	A1LZM	OBD-CAD	7.10	1.34	1.22
15	S	103	A1LZM	C2C-C3C	-7.09	1.42	1.51
15	i	101	A1LZM	OBD-CAD	7.08	1.34	1.22
15	h	101	A1LZM	OBD-CAD	7.07	1.34	1.22
23	r	102	A1LZQ	OBD-CAD	7.06	1.34	1.22
15	M	703	A1LZM	OBD-CAD	7.06	1.34	1.22
15	M	702	A1LZM	OBD-CAD	7.04	1.34	1.22
23	N	102	A1LZQ	OBD-CAD	7.04	1.34	1.22
15	e	101	A1LZM	OBD-CAD	7.03	1.34	1.22
15	b	102	A1LZM	C2C-C3C	-6.99	1.42	1.51
23	T	101	A1LZQ	OBD-CAD	6.96	1.34	1.22
23	c	102	A1LZQ	OBD-CAD	6.95	1.34	1.22
16	L	303	A1LZP	O54-C48	6.95	1.32	1.22
23	W	102	A1LZQ	OBD-CAD	6.93	1.34	1.22
23	l	102	A1LZQ	OBD-CAD	6.92	1.34	1.22
15	L	301	A1LZM	OBD-CAD	6.91	1.34	1.22
15	L	302	A1LZM	OBD-CAD	6.86	1.34	1.22
15	z	102	A1LZM	OBD-CAD	6.80	1.34	1.22
23	l	102	A1LZQ	OBD-CAD	6.76	1.34	1.22
15	F	102	A1LZM	OBD-CAD	6.76	1.34	1.22
15	q	102	A1LZM	OBD-CAD	6.68	1.34	1.22
23	G	102	A1LZQ	OBD-CAD	6.63	1.33	1.22
15	t	102	A1LZM	OBD-CAD	6.59	1.33	1.22
15	k	101	A1LZM	OBD-CAD	6.17	1.33	1.22
15	3	102	A1LZM	OBD-CAD	6.15	1.33	1.22
15	S	102	A1LZM	C3D-C4D	-6.13	1.30	1.44
15	u	101	A1LZM	OBD-CAD	6.10	1.33	1.22
15	S	103	A1LZM	OBD-CAD	5.95	1.32	1.22
15	V	102	A1LZM	C3D-C4D	-5.86	1.30	1.44

Continued on next page...

Continued from previous page...

Mol	Chain	Res	Type	Atoms	Z	Observed(Å)	Ideal(Å)
15	b	102	A1LZM	C3D-C4D	-5.84	1.31	1.44
15	P	102	A1LZM	C3D-C4D	-5.79	1.31	1.44
15	3	102	A1LZM	CAC-C3C	5.77	1.49	1.33
15	K	102	A1LZM	C3D-C4D	-5.75	1.31	1.44
15	6	102	A1LZM	C3D-C4D	-5.74	1.31	1.44
15	w	102	A1LZM	C2C-C3C	-5.74	1.44	1.51
23	f	102	A1LZQ	C3D-C4D	-5.73	1.31	1.44
15	c	101	A1LZM	CAC-C3C	5.72	1.49	1.33
15	h	102	A1LZM	C3D-C4D	-5.71	1.31	1.44
15	l	101	A1LZM	OBD-CAD	5.71	1.32	1.22
15	o	101	A1LZM	OBD-CAD	5.69	1.32	1.22
15	k	102	A1LZM	OBD-CAD	5.62	1.32	1.22
15	z	102	A1LZM	CAC-C3C	5.61	1.48	1.33
15	h	101	A1LZM	CAC-C3C	5.57	1.48	1.33
15	L	302	A1LZM	CAC-C3C	5.56	1.48	1.33
15	6	101	A1LZM	CAC-C3C	5.56	1.48	1.33
15	t	102	A1LZM	CAC-C3C	5.55	1.48	1.33
15	q	101	A1LZM	CAC-C3C	5.55	1.48	1.33
15	Y	101	A1LZM	CAC-C3C	5.55	1.48	1.33
15	e	101	A1LZM	CAC-C3C	5.54	1.48	1.33
15	K	102	A1LZM	CAC-C3C	5.54	1.48	1.33
15	F	102	A1LZM	CAC-C3C	5.54	1.48	1.33
15	z	101	A1LZM	CAC-C3C	5.54	1.48	1.33
15	K	101	A1LZM	CAC-C3C	5.54	1.48	1.33
15	Y	102	A1LZM	CAC-C3C	5.54	1.48	1.33
15	F	101	A1LZM	CAC-C3C	5.54	1.48	1.33
15	V	102	A1LZM	C2C-C3C	-5.53	1.44	1.51
15	b	101	A1LZM	CAC-C3C	5.53	1.48	1.33
15	P	101	A1LZM	CAC-C3C	5.53	1.48	1.33
15	t	101	A1LZM	CAC-C3C	5.52	1.48	1.33
15	q	102	A1LZM	CAC-C3C	5.52	1.48	1.33
15	n	101	A1LZM	CAC-C3C	5.51	1.48	1.33
15	n	102	A1LZM	C3D-C4D	-5.50	1.31	1.44
15	S	101	A1LZM	CAC-C3C	5.49	1.48	1.33
15	M	703	A1LZM	CAC-C3C	5.49	1.48	1.33
15	Y	102	A1LZM	OBD-CAD	5.48	1.31	1.22
15	w	101	A1LZM	CAC-C3C	5.47	1.48	1.33
15	V	101	A1LZM	CAC-C3C	5.45	1.48	1.33
15	k	102	A1LZM	C3D-C4D	-5.44	1.31	1.44
15	e	102	A1LZM	C3D-C4D	-5.43	1.31	1.44
15	k	101	A1LZM	CAC-C3C	5.42	1.48	1.33
15	L	301	A1LZM	CAC-C3C	5.42	1.48	1.33

Continued on next page...

Continued from previous page...

Mol	Chain	Res	Type	Atoms	Z	Observed(Å)	Ideal(Å)
15	n	102	A1LZM	C2C-C3C	-5.41	1.44	1.51
15	M	702	A1LZM	CAC-C3C	5.39	1.48	1.33
15	4	201	A1LZM	CAC-C3C	5.38	1.48	1.33
16	L	303	A1LZP	C47-C39	5.38	1.47	1.33
15	W	101	A1LZM	OBD-CAD	5.36	1.31	1.22
15	e	102	A1LZM	CAC-C3C	5.36	1.48	1.33
15	k	102	A1LZM	CAC-C3C	5.34	1.48	1.33
15	b	102	A1LZM	CAC-C3C	5.34	1.48	1.33
15	Y	102	A1LZM	C3D-C4D	-5.34	1.32	1.44
15	w	102	A1LZM	C3D-C4D	-5.30	1.32	1.44
15	6	102	A1LZM	C2C-C3C	-5.29	1.44	1.51
15	S	102	A1LZM	C2C-C3C	-5.29	1.44	1.51
15	h	102	A1LZM	C2C-C3C	-5.25	1.44	1.51
15	h	102	A1LZM	CAC-C3C	5.25	1.47	1.33
15	c	101	A1LZM	C2C-C3C	-5.24	1.44	1.51
15	7	101	A1LZM	CAC-C3C	5.24	1.47	1.33
15	N	101	A1LZM	CAC-C3C	5.23	1.47	1.33
15	l	101	A1LZM	C3D-C4D	-5.21	1.32	1.44
15	t	101	A1LZM	O2D-CGD	5.20	1.45	1.33
15	e	102	A1LZM	OBD-CAD	5.18	1.31	1.22
15	Y	101	A1LZM	O2D-CGD	5.17	1.45	1.33
15	3	102	A1LZM	C3D-C4D	-5.17	1.32	1.44
23	7	102	A1LZQ	O2D-CGD	5.16	1.45	1.33
15	P	101	A1LZM	O2D-CGD	5.16	1.45	1.33
15	K	101	A1LZM	O2D-CGD	5.15	1.45	1.33
15	W	101	A1LZM	C3D-C4D	-5.14	1.32	1.44
15	k	101	A1LZM	C3D-C4D	-5.14	1.32	1.44
15	b	101	A1LZM	O2D-CGD	5.13	1.45	1.33
15	M	702	A1LZM	O2D-CGD	5.11	1.45	1.33
15	u	101	A1LZM	C3D-C4D	-5.11	1.32	1.44
15	F	101	A1LZM	O2D-CGD	5.11	1.45	1.33
15	l	101	A1LZM	CAC-C3C	5.10	1.47	1.33
15	P	102	A1LZM	CAC-C3C	5.10	1.47	1.33
15	V	102	A1LZM	CAC-C3C	5.09	1.47	1.33
15	K	102	A1LZM	C2C-C3C	-5.09	1.45	1.51
15	M	703	A1LZM	C3B-C2B	5.08	1.48	1.39
15	r	101	A1LZM	CAC-C3C	5.06	1.47	1.33
15	L	302	A1LZM	C3D-C4D	-5.05	1.32	1.44
15	z	101	A1LZM	O2D-CGD	5.05	1.45	1.33
15	P	103	A1LZM	CAC-C3C	5.05	1.47	1.33
15	n	102	A1LZM	CAC-C3C	5.05	1.47	1.33
15	6	102	A1LZM	CAC-C3C	5.04	1.47	1.33

Continued on next page...

Continued from previous page...

Mol	Chain	Res	Type	Atoms	Z	Observed(Å)	Ideal(Å)
15	S	101	A1LZM	O2D-CGD	5.04	1.45	1.33
15	V	101	A1LZM	O2D-CGD	5.04	1.45	1.33
15	6	101	A1LZM	O2D-CGD	5.04	1.45	1.33
15	w	102	A1LZM	OBD-CAD	5.03	1.31	1.22
15	S	102	A1LZM	CAC-C3C	5.02	1.47	1.33
15	h	101	A1LZM	O2D-CGD	5.02	1.45	1.33
15	G	101	A1LZM	CAC-C3C	5.01	1.47	1.33
15	c	101	A1LZM	O2D-CGD	5.01	1.45	1.33
15	i	101	A1LZM	CAC-C3C	5.01	1.47	1.33
15	L	301	A1LZM	C3D-C4D	-4.99	1.32	1.44
15	w	101	A1LZM	O2D-CGD	4.98	1.45	1.33
15	w	103	A1LZM	CAC-C3C	4.98	1.47	1.33
15	F	102	A1LZM	O2D-CGD	4.98	1.45	1.33
15	l	101	A1LZM	O2D-CGD	4.98	1.45	1.33
15	P	102	A1LZM	C2C-C3C	-4.98	1.45	1.51
15	q	102	A1LZM	O2D-CGD	4.98	1.45	1.33
15	Z	101	A1LZM	CAC-C3C	4.96	1.47	1.33
15	q	101	A1LZM	O2D-CGD	4.96	1.45	1.33
15	S	103	A1LZM	C3D-C4D	-4.96	1.33	1.44
15	e	101	A1LZM	O2D-CGD	4.95	1.45	1.33
15	r	101	A1LZM	O2D-CGD	4.95	1.45	1.33
15	o	101	A1LZM	C3D-C4D	-4.94	1.33	1.44
23	G	102	A1LZQ	O2D-CGD	4.94	1.45	1.33
15	n	101	A1LZM	O2D-CGD	4.93	1.45	1.33
15	N	101	A1LZM	O2D-CGD	4.93	1.45	1.33
15	r	101	A1LZM	C3B-C2B	4.92	1.48	1.39
16	L	303	A1LZP	C38-C33	4.92	1.48	1.39
16	M	704	A1LZP	C47-C39	4.91	1.45	1.33
15	w	103	A1LZM	O2D-CGD	4.91	1.45	1.33
15	Z	101	A1LZM	C3B-C2B	4.91	1.48	1.39
15	t	102	A1LZM	O2D-CGD	4.90	1.45	1.33
23	c	102	A1LZQ	O2D-CGD	4.90	1.45	1.33
23	Z	102	A1LZQ	O2D-CGD	4.89	1.45	1.33
15	M	703	A1LZM	C2C-C3C	-4.88	1.45	1.51
23	N	102	A1LZQ	O2D-CGD	4.88	1.45	1.33
15	Z	101	A1LZM	O2D-CGD	4.88	1.45	1.33
23	7	102	A1LZQ	C3D-C4D	-4.87	1.33	1.44
23	o	102	A1LZQ	C3D-C4D	-4.87	1.33	1.44
15	7	101	A1LZM	O2D-CGD	4.87	1.45	1.33
23	G	102	A1LZQ	C3D-C4D	-4.86	1.33	1.44
15	G	101	A1LZM	O2D-CGD	4.86	1.45	1.33
15	k	102	A1LZM	O2D-CGD	4.86	1.45	1.33

Continued on next page...

Continued from previous page...

Mol	Chain	Res	Type	Atoms	Z	Observed(Å)	Ideal(Å)
15	f	101	A1LZM	CAC-C3C	4.85	1.46	1.33
23	x	101	A1LZQ	O2D-CGD	4.85	1.45	1.33
23	l	102	A1LZQ	C3D-C4D	-4.85	1.33	1.44
15	Y	101	A1LZM	C3B-C2B	4.85	1.48	1.39
15	P	103	A1LZM	O2D-CGD	4.85	1.45	1.33
15	Y	102	A1LZM	C2C-C3C	-4.85	1.45	1.51
15	z	102	A1LZM	O2D-CGD	4.85	1.45	1.33
15	S	101	A1LZM	C3D-C4D	-4.84	1.33	1.44
15	b	101	A1LZM	C3B-C2B	4.84	1.48	1.39
15	i	101	A1LZM	C2C-C3C	-4.84	1.45	1.51
15	q	101	A1LZM	C3D-C4D	-4.84	1.33	1.44
15	P	102	A1LZM	O2D-CGD	4.83	1.45	1.33
15	6	102	A1LZM	OBD-CAD	4.83	1.30	1.22
15	M	703	A1LZM	O2D-CGD	4.83	1.45	1.33
23	u	102	A1LZQ	O2D-CGD	4.83	1.45	1.33
15	e	101	A1LZM	C3D-C4D	-4.83	1.33	1.44
23	c	102	A1LZQ	C3D-C4D	-4.83	1.33	1.44
15	6	101	A1LZM	C3B-C2B	4.82	1.48	1.39
15	f	101	A1LZM	O2D-CGD	4.82	1.45	1.33
15	l	101	A1LZM	C2C-C3C	-4.82	1.45	1.51
23	x	101	A1LZQ	C3D-C4D	-4.81	1.33	1.44
15	t	101	A1LZM	C3B-C2B	4.80	1.48	1.39
15	z	102	A1LZM	C3D-C4D	-4.80	1.33	1.44
15	t	102	A1LZM	C3D-C4D	-4.79	1.33	1.44
15	n	101	A1LZM	C3D-C4D	-4.79	1.33	1.44
15	Z	101	A1LZM	C2C-C3C	-4.78	1.45	1.51
15	f	101	A1LZM	C2C-C3C	-4.78	1.45	1.51
15	L	301	A1LZM	C3B-C2B	4.78	1.48	1.39
15	k	101	A1LZM	C2C-C3C	-4.77	1.45	1.51
23	l	102	A1LZQ	C3D-C4D	-4.77	1.33	1.44
23	Q	101	A1LZQ	O2D-CGD	4.77	1.44	1.33
15	i	101	A1LZM	O2D-CGD	4.77	1.44	1.33
23	u	102	A1LZQ	C3D-C4D	-4.77	1.33	1.44
15	q	102	A1LZM	C3D-C4D	-4.76	1.33	1.44
15	h	101	A1LZM	C3D-C4D	-4.76	1.33	1.44
15	S	103	A1LZM	C1D-ND	-4.76	1.31	1.37
23	l	102	A1LZQ	O2D-CGD	4.76	1.44	1.33
15	P	101	A1LZM	C3D-C4D	-4.76	1.33	1.44
23	T	101	A1LZQ	O2D-CGD	4.76	1.44	1.33
15	V	101	A1LZM	C3D-C4D	-4.76	1.33	1.44
15	h	102	A1LZM	O2D-CGD	4.75	1.44	1.33
15	K	101	A1LZM	C3D-C4D	-4.75	1.33	1.44

Continued on next page...

Continued from previous page...

Mol	Chain	Res	Type	Atoms	Z	Observed(Å)	Ideal(Å)
15	F	101	A1LZM	C3D-C4D	-4.75	1.33	1.44
15	o	101	A1LZM	C4B-NB	-4.75	1.31	1.35
15	q	101	A1LZM	C3B-C2B	4.75	1.47	1.39
23	W	102	A1LZQ	C3D-C4D	-4.75	1.33	1.44
15	u	101	A1LZM	C1D-ND	-4.74	1.32	1.37
23	l	102	A1LZQ	O2D-CGD	4.74	1.44	1.33
23	r	102	A1LZQ	O2D-CGD	4.74	1.44	1.33
15	w	101	A1LZM	C3D-C4D	-4.74	1.33	1.44
15	n	102	A1LZM	OBD-CAD	4.73	1.30	1.22
15	e	101	A1LZM	C3B-C2B	4.73	1.47	1.39
15	P	103	A1LZM	C2C-C3C	-4.73	1.45	1.51
23	r	102	A1LZQ	C3D-C4D	-4.72	1.33	1.44
23	f	102	A1LZQ	C3B-C2B	4.72	1.47	1.39
15	F	102	A1LZM	C3D-C4D	-4.72	1.33	1.44
23	W	102	A1LZQ	O2D-CGD	4.72	1.44	1.33
23	T	101	A1LZQ	C3D-C4D	-4.70	1.33	1.44
15	L	301	A1LZM	O2D-CGD	4.70	1.44	1.33
15	e	102	A1LZM	C2C-C3C	-4.70	1.45	1.51
15	S	103	A1LZM	C3B-C2B	4.70	1.47	1.39
23	o	102	A1LZQ	O2D-CGD	4.70	1.44	1.33
23	i	102	A1LZQ	O2D-CGD	4.70	1.44	1.33
15	b	101	A1LZM	C3D-C4D	-4.69	1.33	1.44
15	6	102	A1LZM	O2D-CGD	4.69	1.44	1.33
15	6	101	A1LZM	C3D-C4D	-4.69	1.33	1.44
15	k	101	A1LZM	O2D-CGD	4.69	1.44	1.33
23	Z	102	A1LZQ	C3D-C4D	-4.68	1.33	1.44
15	Y	101	A1LZM	C3D-C4D	-4.68	1.33	1.44
15	4	201	A1LZM	O2D-CGD	4.68	1.44	1.33
15	4	201	A1LZM	C3B-C2B	4.68	1.47	1.39
15	G	101	A1LZM	C2C-C3C	-4.68	1.45	1.51
15	b	102	A1LZM	O2D-CGD	4.67	1.44	1.33
15	r	101	A1LZM	C2C-C3C	-4.67	1.45	1.51
23	N	102	A1LZQ	C3D-C4D	-4.67	1.33	1.44
15	w	102	A1LZM	CAC-C3C	4.65	1.46	1.33
23	Q	101	A1LZQ	C3D-C4D	-4.65	1.33	1.44
15	c	101	A1LZM	C3D-C4D	-4.65	1.33	1.44
23	N	102	A1LZQ	C3B-C2B	4.65	1.47	1.39
15	M	702	A1LZM	C3D-C4D	-4.65	1.33	1.44
15	Y	102	A1LZM	O2D-CGD	4.64	1.44	1.33
15	h	101	A1LZM	C3B-C2B	4.64	1.47	1.39
15	L	301	A1LZM	C2C-C3C	-4.63	1.45	1.51
15	e	102	A1LZM	O2D-CGD	4.63	1.44	1.33

Continued on next page...

Continued from previous page...

Mol	Chain	Res	Type	Atoms	Z	Observed(Å)	Ideal(Å)
15	M	703	A1LZM	C3D-C4D	-4.62	1.33	1.44
23	l	102	A1LZQ	C3B-C2B	4.62	1.47	1.39
15	f	101	A1LZM	C3D-C4D	-4.61	1.33	1.44
15	z	101	A1LZM	C3D-C4D	-4.61	1.33	1.44
15	w	101	A1LZM	C2C-C3C	-4.61	1.45	1.51
15	V	102	A1LZM	O2D-CGD	4.61	1.44	1.33
16	L	303	A1LZP	O36-C57	4.61	1.44	1.33
23	i	102	A1LZQ	C3D-C4D	-4.61	1.33	1.44
15	k	102	A1LZM	C2C-C3C	-4.60	1.45	1.51
15	N	101	A1LZM	C3D-C4D	-4.60	1.33	1.44
15	L	302	A1LZM	O2D-CGD	4.60	1.44	1.33
15	Y	101	A1LZM	C2C-C3C	-4.60	1.45	1.51
15	z	101	A1LZM	C3B-C2B	4.60	1.47	1.39
15	G	101	A1LZM	C3D-C4D	-4.60	1.33	1.44
16	M	704	A1LZP	O36-C57	4.59	1.44	1.33
15	r	101	A1LZM	C3D-C4D	-4.59	1.33	1.44
23	G	102	A1LZQ	C3B-C2B	4.59	1.47	1.39
15	7	101	A1LZM	C3D-C4D	-4.59	1.33	1.44
15	w	102	A1LZM	O2D-CGD	4.58	1.44	1.33
15	t	101	A1LZM	C3D-C4D	-4.58	1.33	1.44
15	k	101	A1LZM	C3B-C2B	4.58	1.47	1.39
15	6	101	A1LZM	C2C-C3C	-4.57	1.45	1.51
15	G	101	A1LZM	C3B-C2B	4.57	1.47	1.39
15	N	101	A1LZM	C2C-C3C	-4.57	1.45	1.51
15	n	101	A1LZM	C3B-C2B	4.57	1.47	1.39
15	Z	101	A1LZM	C3D-C4D	-4.57	1.33	1.44
15	w	101	A1LZM	C3B-C2B	4.56	1.47	1.39
15	w	103	A1LZM	C2C-C3C	-4.55	1.45	1.51
23	c	102	A1LZQ	C3B-C2B	4.55	1.47	1.39
23	f	102	A1LZQ	OBD-CAD	4.55	1.30	1.22
15	K	102	A1LZM	O2D-CGD	4.55	1.44	1.33
15	P	103	A1LZM	C3D-C4D	-4.55	1.33	1.44
15	i	101	A1LZM	C3D-C4D	-4.54	1.33	1.44
15	c	101	A1LZM	C3B-C2B	4.54	1.47	1.39
23	o	102	A1LZQ	C3B-C2B	4.54	1.47	1.39
15	e	101	A1LZM	C2C-C3C	-4.53	1.45	1.51
23	i	102	A1LZQ	C3B-C2B	4.53	1.47	1.39
15	P	101	A1LZM	C3B-C2B	4.52	1.47	1.39
15	4	201	A1LZM	C3D-C4D	-4.52	1.34	1.44
23	Z	102	A1LZQ	C3B-C2B	4.52	1.47	1.39
15	w	103	A1LZM	C3B-C2B	4.50	1.47	1.39
15	P	103	A1LZM	C3B-C2B	4.50	1.47	1.39

Continued on next page...

Continued from previous page...

Mol	Chain	Res	Type	Atoms	Z	Observed(Å)	Ideal(Å)
15	1	101	A1LZM	C3D-C4D	-4.49	1.34	1.44
23	c	102	A1LZQ	O2A-CGA	4.49	1.45	1.30
15	6	102	A1LZM	C3B-C2B	4.49	1.47	1.39
23	W	102	A1LZQ	C3B-C2B	4.49	1.47	1.39
15	3	102	A1LZM	C2C-C3C	-4.49	1.45	1.51
23	u	102	A1LZQ	C3B-C2B	4.48	1.47	1.39
15	F	101	A1LZM	C2C-C3C	-4.48	1.45	1.51
15	7	101	A1LZM	C2C-C3C	-4.47	1.45	1.51
15	w	103	A1LZM	C3D-C4D	-4.47	1.34	1.44
15	q	102	A1LZM	C3B-C2B	4.47	1.47	1.39
23	Q	101	A1LZQ	C3B-C2B	4.46	1.47	1.39
15	W	101	A1LZM	C1D-ND	-4.46	1.32	1.37
15	K	101	A1LZM	C3B-C2B	4.46	1.47	1.39
15	L	302	A1LZM	C3B-C2B	4.46	1.47	1.39
13	4	203	PGV	O01-C1	4.46	1.46	1.34
23	x	101	A1LZQ	O2A-CGA	4.45	1.45	1.30
15	M	702	A1LZM	C3B-C2B	4.45	1.47	1.39
12	C	404	HEC	CBB-CAB	-4.45	1.32	1.49
23	x	101	A1LZQ	C3B-C2B	4.45	1.47	1.39
15	i	101	A1LZM	C3B-C2B	4.45	1.47	1.39
15	F	101	A1LZM	C3B-C2B	4.45	1.47	1.39
23	o	102	A1LZQ	O2A-CGA	4.44	1.45	1.30
15	V	101	A1LZM	C3B-C2B	4.44	1.47	1.39
23	G	102	A1LZQ	O2A-CGA	4.44	1.45	1.30
23	T	101	A1LZQ	O2A-CGA	4.42	1.45	1.30
15	n	101	A1LZM	C2C-C3C	-4.42	1.46	1.51
15	b	102	A1LZM	OBD-CAD	4.42	1.30	1.22
15	N	101	A1LZM	C3B-C2B	4.42	1.47	1.39
23	r	102	A1LZQ	C3B-C2B	4.42	1.47	1.39
15	o	101	A1LZM	C1D-ND	-4.41	1.32	1.37
15	S	103	A1LZM	O2D-CGD	4.41	1.44	1.33
15	t	101	A1LZM	C2C-C3C	-4.41	1.46	1.51
15	t	102	A1LZM	C3B-C2B	4.41	1.47	1.39
23	1	102	A1LZQ	C3B-C2B	4.41	1.47	1.39
15	3	102	A1LZM	O2D-CGD	4.40	1.43	1.33
23	W	102	A1LZQ	O2A-CGA	4.40	1.45	1.30
15	f	101	A1LZM	C3B-C2B	4.40	1.47	1.39
23	r	102	A1LZQ	O2A-CGA	4.39	1.45	1.30
23	u	102	A1LZQ	O2A-CGA	4.39	1.45	1.30
15	h	101	A1LZM	C2C-C3C	-4.39	1.46	1.51
15	z	101	A1LZM	C2C-C3C	-4.39	1.46	1.51
23	Z	102	A1LZQ	O2A-CGA	4.38	1.45	1.30

Continued on next page...

Continued from previous page...

Mol	Chain	Res	Type	Atoms	Z	Observed(Å)	Ideal(Å)
23	T	101	A1LZQ	C3B-C2B	4.38	1.47	1.39
15	P	101	A1LZM	C2C-C3C	-4.37	1.46	1.51
13	w	104	PGV	O03-C19	4.37	1.46	1.33
15	V	102	A1LZM	OBD-CAD	4.37	1.30	1.22
15	S	102	A1LZM	O2D-CGD	4.36	1.43	1.33
15	3	102	A1LZM	C3B-C2B	4.36	1.47	1.39
13	w	104	PGV	O01-C1	4.36	1.46	1.34
23	N	102	A1LZQ	O2A-CGA	4.35	1.45	1.30
12	C	403	HEC	CBB-CAB	-4.35	1.33	1.49
23	7	102	A1LZQ	O2A-CGA	4.34	1.45	1.30
15	b	101	A1LZM	C2C-C3C	-4.34	1.46	1.51
12	C	402	HEC	CBB-CAB	-4.33	1.33	1.49
23	i	102	A1LZQ	O2A-CGA	4.32	1.45	1.30
16	M	704	A1LZP	C38-C33	4.32	1.47	1.39
15	K	101	A1LZM	C2C-C3C	-4.32	1.46	1.51
15	4	201	A1LZM	C2C-C3C	-4.31	1.46	1.51
13	V	103	PGV	O03-C19	4.31	1.45	1.33
23	Q	101	A1LZQ	O2A-CGA	4.31	1.45	1.30
12	C	401	HEC	CBB-CAB	-4.31	1.33	1.49
12	C	402	HEC	CBC-CAC	-4.31	1.33	1.49
15	P	102	A1LZM	OBD-CAD	4.30	1.29	1.22
15	S	101	A1LZM	C3B-C2B	4.30	1.47	1.39
13	b	105	PGV	O03-C19	4.30	1.45	1.33
23	1	102	A1LZQ	O2A-CGA	4.30	1.45	1.30
12	C	404	HEC	CBC-CAC	-4.30	1.33	1.49
13	L	306	PGV	O03-C19	4.29	1.45	1.33
23	l	102	A1LZQ	O2A-CGA	4.29	1.45	1.30
12	C	401	HEC	CBC-CAC	-4.29	1.33	1.49
15	M	702	A1LZM	C2C-C3C	-4.29	1.46	1.51
13	L	305	PGV	O03-C19	4.29	1.45	1.33
15	q	101	A1LZM	C2C-C3C	-4.29	1.46	1.51
13	4	203	PGV	O03-C19	4.29	1.45	1.33
15	l	101	A1LZM	O2D-CGD	4.29	1.43	1.33
15	S	101	A1LZM	C2C-C3C	-4.29	1.46	1.51
15	4	201	A1LZM	O2A-CGA	4.29	1.45	1.33
12	C	403	HEC	CBC-CAC	-4.28	1.33	1.49
15	L	302	A1LZM	O2A-CGA	4.27	1.45	1.33
15	F	102	A1LZM	C3B-C2B	4.27	1.47	1.39
13	9	102	PGV	O03-C19	4.27	1.45	1.33
13	M	707	PGV	O03-C19	4.27	1.45	1.33
13	t	103	PGV	O03-C19	4.26	1.45	1.33
15	V	101	A1LZM	C2C-C3C	-4.26	1.46	1.51

Continued on next page...

Continued from previous page...

Mol	Chain	Res	Type	Atoms	Z	Observed(Å)	Ideal(Å)
15	S	103	A1LZM	CAC-C3C	4.26	1.45	1.33
13	v	104	PGV	O03-C19	4.26	1.45	1.33
15	z	101	A1LZM	O2A-CGA	4.25	1.45	1.33
13	F	104	PGV	O03-C19	4.25	1.45	1.33
13	n	104	PGV	O03-C19	4.25	1.45	1.33
13	e	103	PGV	O03-C19	4.25	1.45	1.33
15	P	102	A1LZM	C1D-ND	-4.25	1.32	1.37
13	s	104	PGV	O03-C19	4.25	1.45	1.33
13	z	103	PGV	O03-C19	4.24	1.45	1.33
13	z	103	PGV	O01-C1	4.24	1.46	1.34
13	K	104	PGV	O03-C19	4.24	1.45	1.33
15	1	101	A1LZM	C3B-C2B	4.24	1.47	1.39
13	H	302	PGV	O03-C19	4.24	1.45	1.33
13	C	407	PGV	O03-C19	4.24	1.45	1.33
13	S	105	PGV	O03-C19	4.24	1.45	1.33
13	K	103	PGV	O03-C19	4.24	1.45	1.33
15	o	101	A1LZM	O2D-CGD	4.24	1.43	1.33
13	k	104	PGV	O03-C19	4.23	1.45	1.33
15	k	102	A1LZM	C3B-C2B	4.22	1.47	1.39
13	a	104	PGV	O03-C19	4.22	1.45	1.33
15	6	102	A1LZM	C1D-ND	-4.22	1.32	1.37
13	L	309	PGV	O03-C19	4.22	1.45	1.33
15	b	102	A1LZM	C4B-NB	-4.22	1.31	1.35
13	P	104	PGV	O03-C19	4.22	1.45	1.33
13	H	305	PGV	O03-C19	4.21	1.45	1.33
15	l	101	A1LZM	C4B-NB	-4.21	1.31	1.35
13	e	103	PGV	O01-C1	4.21	1.46	1.34
13	5	101	PGV	O03-C19	4.21	1.45	1.33
13	g	104	PGV	O03-C19	4.21	1.45	1.33
15	o	101	A1LZM	C3B-C2B	4.20	1.47	1.39
13	R	104	PGV	O03-C19	4.20	1.45	1.33
13	M	708	PGV	O03-C19	4.19	1.45	1.33
13	U	104	PGV	O03-C19	4.19	1.45	1.33
13	X	104	PGV	O03-C19	4.19	1.45	1.33
13	Y	103	PGV	O03-C19	4.19	1.45	1.33
13	Y	104	PGV	O03-C19	4.19	1.45	1.33
13	C	405	PGV	O03-C19	4.18	1.45	1.33
13	j	104	PGV	O03-C19	4.18	1.45	1.33
13	d	104	PGV	O03-C19	4.18	1.45	1.33
13	U	104	PGV	O01-C1	4.18	1.46	1.34
15	M	703	A1LZM	O2A-CGA	4.18	1.45	1.33
15	M	702	A1LZM	O2A-CGA	4.18	1.45	1.33

Continued on next page...

Continued from previous page...

Mol	Chain	Res	Type	Atoms	Z	Observed(Å)	Ideal(Å)
13	H	306	PGV	O03-C19	4.18	1.45	1.33
13	H	305	PGV	O01-C1	4.18	1.46	1.34
13	O	104	PGV	O03-C19	4.17	1.45	1.33
13	8	103	PGV	O03-C19	4.17	1.45	1.33
13	h	104	PGV	O03-C19	4.17	1.45	1.33
13	m	104	PGV	O03-C19	4.16	1.45	1.33
13	S	105	PGV	O01-C1	4.16	1.46	1.34
13	C	408	PGV	O03-C19	4.16	1.45	1.33
13	q	104	PGV	O01-C1	4.16	1.46	1.34
13	9	103	PGV	O03-C19	4.16	1.45	1.33
15	u	101	A1LZM	C3B-C2B	4.15	1.46	1.39
13	5	101	PGV	O01-C1	4.15	1.46	1.34
13	P	104	PGV	O01-C1	4.14	1.46	1.34
15	t	102	A1LZM	O2A-CGA	4.14	1.45	1.33
15	Y	101	A1LZM	O2A-CGA	4.14	1.45	1.33
13	C	407	PGV	O01-C1	4.14	1.46	1.34
15	3	102	A1LZM	O2A-CGA	4.14	1.45	1.33
15	w	101	A1LZM	O2A-CGA	4.13	1.45	1.33
15	S	103	A1LZM	C4B-NB	-4.13	1.31	1.35
15	n	101	A1LZM	O2A-CGA	4.13	1.45	1.33
13	p	104	PGV	O03-C19	4.12	1.45	1.33
13	H	306	PGV	O01-C1	4.12	1.45	1.34
15	z	102	A1LZM	O2A-CGA	4.12	1.45	1.33
15	7	101	A1LZM	O2A-CGA	4.11	1.45	1.33
13	n	104	PGV	O01-C1	4.11	1.45	1.34
13	L	310	PGV	O03-C19	4.11	1.45	1.33
13	H	303	PGV	O01-C1	4.11	1.45	1.34
13	t	103	PGV	O01-C1	4.10	1.45	1.34
15	Z	101	A1LZM	O2A-CGA	4.10	1.45	1.33
13	O	104	PGV	O01-C1	4.10	1.45	1.34
15	W	101	A1LZM	O2D-CGD	4.09	1.43	1.33
15	K	102	A1LZM	C3B-C2B	4.09	1.46	1.39
13	q	104	PGV	O03-C19	4.09	1.45	1.33
13	9	102	PGV	O01-C1	4.09	1.45	1.34
16	M	704	A1LZP	O32-C56	4.08	1.45	1.33
13	h	104	PGV	O01-C1	4.08	1.45	1.34
13	M	708	PGV	O01-C1	4.08	1.45	1.34
15	h	101	A1LZM	O2A-CGA	4.08	1.45	1.33
15	q	102	A1LZM	O2A-CGA	4.08	1.45	1.33
13	m	104	PGV	O01-C1	4.08	1.45	1.34
15	V	101	A1LZM	O2A-CGA	4.08	1.45	1.33
13	I	101	PGV	O03-C19	4.07	1.45	1.33

Continued on next page...

Continued from previous page...

Mol	Chain	Res	Type	Atoms	Z	Observed(Å)	Ideal(Å)
15	7	101	A1LZM	C3B-C2B	4.07	1.46	1.39
15	w	103	A1LZM	O2A-CGA	4.07	1.45	1.33
15	P	101	A1LZM	O2A-CGA	4.07	1.45	1.33
13	H	301	PGV	O01-C1	4.07	1.45	1.34
13	C	408	PGV	O01-C1	4.07	1.45	1.34
13	K	103	PGV	O01-C1	4.06	1.45	1.34
15	q	101	A1LZM	O2A-CGA	4.06	1.45	1.33
15	L	302	A1LZM	C2C-C3C	-4.06	1.46	1.51
13	H	303	PGV	O03-C19	4.06	1.45	1.33
13	K	104	PGV	O01-C1	4.06	1.45	1.34
13	v	104	PGV	O01-C1	4.05	1.45	1.34
15	c	101	A1LZM	CHD-C1D	4.05	1.46	1.38
13	a	104	PGV	O01-C1	4.05	1.45	1.34
13	Y	104	PGV	O01-C1	4.05	1.45	1.34
13	X	104	PGV	O01-C1	4.04	1.45	1.34
15	n	102	A1LZM	C4B-NB	-4.04	1.31	1.35
13	P	105	PGV	O03-C19	4.04	1.45	1.33
13	8	103	PGV	O01-C1	4.04	1.45	1.34
15	S	101	A1LZM	O2A-CGA	4.04	1.45	1.33
15	b	101	A1LZM	O2A-CGA	4.04	1.45	1.33
13	H	301	PGV	O03-C19	4.04	1.45	1.33
13	I	101	PGV	O01-C1	4.04	1.45	1.34
13	L	306	PGV	O01-C1	4.03	1.45	1.34
13	j	104	PGV	O01-C1	4.03	1.45	1.34
15	e	101	A1LZM	O2A-CGA	4.03	1.45	1.33
15	F	101	A1LZM	O2A-CGA	4.03	1.45	1.33
13	M	707	PGV	O01-C1	4.03	1.45	1.34
15	l	101	A1LZM	C1D-ND	-4.02	1.32	1.37
15	F	102	A1LZM	O2A-CGA	4.02	1.45	1.33
13	b	105	PGV	O01-C1	4.02	1.45	1.34
15	l	101	A1LZM	C3B-C2B	4.02	1.46	1.39
13	H	302	PGV	O01-C1	4.02	1.45	1.34
13	p	104	PGV	O01-C1	4.02	1.45	1.34
13	V	103	PGV	O01-C1	4.01	1.45	1.34
13	s	104	PGV	O01-C1	4.01	1.45	1.34
13	9	103	PGV	O01-C1	4.01	1.45	1.34
13	P	105	PGV	O01-C1	4.01	1.45	1.34
13	C	405	PGV	O01-C1	4.01	1.45	1.34
15	f	101	A1LZM	O2A-CGA	4.01	1.45	1.33
15	L	301	A1LZM	O2A-CGA	4.00	1.45	1.33
15	W	101	A1LZM	CAC-C3C	4.00	1.44	1.33
15	6	101	A1LZM	O2A-CGA	4.00	1.45	1.33

Continued on next page...

Continued from previous page...

Mol	Chain	Res	Type	Atoms	Z	Observed(Å)	Ideal(Å)
15	h	102	A1LZM	OBD-CAD	3.99	1.29	1.22
13	F	104	PGV	O01-C1	3.98	1.45	1.34
15	l	101	A1LZM	O2A-CGA	3.98	1.45	1.33
13	L	305	PGV	O01-C1	3.98	1.45	1.34
15	G	101	A1LZM	O2A-CGA	3.98	1.45	1.33
15	o	101	A1LZM	CAC-C3C	3.98	1.44	1.33
15	b	102	A1LZM	C4C-C3C	3.97	1.52	1.44
15	t	101	A1LZM	O2A-CGA	3.97	1.44	1.33
13	L	310	PGV	O01-C1	3.97	1.45	1.34
15	c	101	A1LZM	O2A-CGA	3.97	1.44	1.33
13	d	104	PGV	O01-C1	3.97	1.45	1.34
13	R	104	PGV	O01-C1	3.97	1.45	1.34
13	L	309	PGV	O01-C1	3.97	1.45	1.34
13	k	104	PGV	O01-C1	3.96	1.45	1.34
15	P	103	A1LZM	O2A-CGA	3.96	1.44	1.33
15	h	102	A1LZM	C1D-ND	-3.95	1.32	1.37
13	Y	103	PGV	O01-C1	3.95	1.45	1.34
15	K	101	A1LZM	O2A-CGA	3.95	1.44	1.33
15	z	102	A1LZM	C2C-C3C	-3.94	1.46	1.51
15	l	101	A1LZM	CAC-C3C	3.94	1.44	1.33
15	S	102	A1LZM	OBD-CAD	3.94	1.29	1.22
15	Y	102	A1LZM	O2A-CGA	3.93	1.44	1.33
15	b	102	A1LZM	C3B-C2B	3.93	1.46	1.39
12	C	403	HEC	C2B-C3B	-3.92	1.36	1.40
15	c	101	A1LZM	C4C-C3C	3.92	1.52	1.44
13	g	104	PGV	O01-C1	3.91	1.45	1.34
15	W	101	A1LZM	C3B-C2B	3.90	1.46	1.39
15	V	102	A1LZM	C1D-ND	-3.89	1.33	1.37
23	f	102	A1LZQ	O2D-CGD	3.88	1.42	1.33
15	r	101	A1LZM	O2A-CGA	3.88	1.44	1.33
15	i	101	A1LZM	O2A-CGA	3.88	1.44	1.33
15	u	101	A1LZM	C4B-NB	-3.87	1.31	1.35
15	N	101	A1LZM	O2A-CGA	3.85	1.44	1.33
15	6	102	A1LZM	O2A-CGA	3.84	1.44	1.33
15	k	101	A1LZM	C1D-ND	-3.82	1.33	1.37
15	n	102	A1LZM	O2D-CGD	3.82	1.42	1.33
15	q	102	A1LZM	C2C-C3C	-3.82	1.46	1.51
15	z	102	A1LZM	C3B-C2B	3.80	1.46	1.39
15	W	101	A1LZM	C4B-NB	-3.79	1.31	1.35
15	u	101	A1LZM	CAC-C3C	3.78	1.43	1.33
15	F	102	A1LZM	C2C-C3C	-3.78	1.46	1.51
23	u	102	A1LZQ	CHD-C1D	3.78	1.45	1.38

Continued on next page...

Continued from previous page...

Mol	Chain	Res	Type	Atoms	Z	Observed(Å)	Ideal(Å)
22	3	101	LYC	C14-C12	3.78	1.40	1.35
15	h	102	A1LZM	C3B-C2B	3.77	1.46	1.39
15	K	102	A1LZM	C1D-ND	-3.77	1.33	1.37
16	M	704	A1LZP	C37-C31	-3.77	1.51	1.54
23	7	102	A1LZQ	C3B-C2B	3.75	1.46	1.39
23	7	102	A1LZQ	CHD-C1D	3.75	1.45	1.38
15	P	102	A1LZM	C3B-C2B	3.74	1.46	1.39
15	V	102	A1LZM	C4B-NB	-3.74	1.31	1.35
15	S	102	A1LZM	C3B-C2B	3.73	1.46	1.39
23	o	102	A1LZQ	CHD-C1D	3.73	1.45	1.38
15	Y	102	A1LZM	C3B-C2B	3.70	1.46	1.39
12	C	401	HEC	C2B-C3B	-3.69	1.36	1.40
15	K	102	A1LZM	OBD-CAD	3.69	1.28	1.22
15	S	102	A1LZM	O2A-CGA	3.69	1.44	1.33
15	k	102	A1LZM	O2A-CGA	3.68	1.44	1.33
15	k	101	A1LZM	O2A-CGA	3.67	1.44	1.33
12	C	402	HEC	C2B-C3B	-3.67	1.36	1.40
15	n	102	A1LZM	C1D-ND	-3.66	1.33	1.37
23	N	102	A1LZQ	CHD-C1D	3.66	1.45	1.38
15	n	102	A1LZM	C3B-C2B	3.65	1.46	1.39
23	l	102	A1LZQ	CHD-C1D	3.65	1.45	1.38
23	r	102	A1LZQ	CHD-C1D	3.65	1.45	1.38
15	K	102	A1LZM	O2A-CGA	3.65	1.44	1.33
15	k	102	A1LZM	C1D-ND	-3.64	1.33	1.37
23	c	102	A1LZQ	CHD-C1D	3.64	1.45	1.38
22	3	101	LYC	C55-C56	3.64	1.40	1.35
15	u	101	A1LZM	O2D-CGD	3.64	1.42	1.33
12	C	404	HEC	C2B-C3B	-3.63	1.37	1.40
15	w	102	A1LZM	C1D-ND	-3.63	1.33	1.37
23	Z	102	A1LZQ	CHD-C1D	3.63	1.45	1.38
15	L	302	A1LZM	CHD-C1D	3.62	1.45	1.38
15	e	102	A1LZM	C3B-C2B	3.60	1.45	1.39
15	V	102	A1LZM	C3B-C2B	3.60	1.45	1.39
23	f	102	A1LZQ	O2A-CGA	3.60	1.42	1.30
15	w	102	A1LZM	C4B-NB	-3.59	1.32	1.35
15	l	101	A1LZM	O2A-CGA	3.59	1.43	1.33
15	S	102	A1LZM	C1D-ND	-3.58	1.33	1.37
23	f	102	A1LZQ	C1D-ND	-3.58	1.33	1.37
15	t	102	A1LZM	C2C-C3C	-3.57	1.47	1.51
15	K	102	A1LZM	C4B-NB	-3.56	1.32	1.35
23	G	102	A1LZQ	CHD-C1D	3.55	1.45	1.38
15	z	102	A1LZM	CHD-C1D	3.55	1.45	1.38

Continued on next page...

Continued from previous page...

Mol	Chain	Res	Type	Atoms	Z	Observed(Å)	Ideal(Å)
15	S	102	A1LZM	C4B-NB	-3.55	1.32	1.35
15	P	102	A1LZM	C4B-NB	-3.54	1.32	1.35
23	i	102	A1LZQ	CHD-C1D	3.52	1.45	1.38
15	e	102	A1LZM	O2A-CGA	3.51	1.43	1.33
23	x	101	A1LZQ	CHD-C1D	3.51	1.45	1.38
23	l	102	A1LZQ	CHD-C1D	3.51	1.45	1.38
15	b	102	A1LZM	CHD-C1D	3.50	1.45	1.38
23	W	102	A1LZQ	CHD-C1D	3.50	1.45	1.38
23	T	101	A1LZQ	CHD-C1D	3.50	1.45	1.38
23	Q	101	A1LZQ	CHD-C1D	3.50	1.45	1.38
15	V	102	A1LZM	O2A-CGA	3.48	1.43	1.33
15	e	102	A1LZM	C1D-ND	-3.47	1.33	1.37
15	W	101	A1LZM	O2A-CGA	3.47	1.43	1.33
16	M	704	A1LZP	C40-C35	3.47	1.45	1.39
15	b	102	A1LZM	O2A-CGA	3.46	1.43	1.33
15	n	102	A1LZM	O2A-CGA	3.46	1.43	1.33
15	w	102	A1LZM	O2A-CGA	3.46	1.43	1.33
15	t	102	A1LZM	CHD-C1D	3.45	1.45	1.38
15	h	102	A1LZM	C4B-NB	-3.44	1.32	1.35
15	P	102	A1LZM	O2A-CGA	3.43	1.43	1.33
15	q	102	A1LZM	CHD-C1D	3.43	1.45	1.38
15	F	102	A1LZM	CHD-C1D	3.41	1.45	1.38
15	M	703	A1LZM	MG-NA	-3.40	1.98	2.06
15	w	102	A1LZM	C3B-C2B	3.38	1.45	1.39
15	h	102	A1LZM	O2A-CGA	3.37	1.43	1.33
22	3	101	LYC	C50-C51	3.36	1.40	1.35
16	L	303	A1LZP	O32-C56	3.36	1.43	1.33
16	L	303	A1LZP	C37-C31	-3.36	1.51	1.54
15	z	101	A1LZM	CHD-C1D	3.35	1.44	1.38
15	6	102	A1LZM	C4B-NB	-3.33	1.32	1.35
15	b	102	A1LZM	C1D-ND	-3.31	1.33	1.37
15	n	101	A1LZM	CHD-C1D	3.31	1.44	1.38
15	z	102	A1LZM	C4C-C3C	3.30	1.51	1.44
15	t	101	A1LZM	CHD-C1D	3.30	1.44	1.38
15	M	703	A1LZM	CHD-C1D	3.29	1.44	1.38
15	l	101	A1LZM	C3D-C2D	3.28	1.48	1.39
15	e	101	A1LZM	CHD-C1D	3.27	1.44	1.38
15	L	302	A1LZM	C4C-C3C	3.26	1.50	1.44
15	Z	101	A1LZM	C1D-ND	-3.25	1.33	1.37
15	S	101	A1LZM	CHD-C1D	3.25	1.44	1.38
16	L	303	A1LZP	C40-C35	3.25	1.45	1.39
15	L	302	A1LZM	CHD-C4C	3.24	1.46	1.39

Continued on next page...

Continued from previous page...

Mol	Chain	Res	Type	Atoms	Z	Observed(Å)	Ideal(Å)
15	P	101	A1LZM	CHD-C1D	3.23	1.44	1.38
15	l	101	A1LZM	C1D-ND	-3.22	1.33	1.37
15	r	101	A1LZM	C1D-ND	-3.20	1.33	1.37
15	N	101	A1LZM	C1D-ND	-3.20	1.33	1.37
15	G	101	A1LZM	CHD-C1D	3.18	1.44	1.38
15	3	102	A1LZM	C1D-ND	-3.18	1.33	1.37
15	M	702	A1LZM	CHD-C1D	3.17	1.44	1.38
15	h	101	A1LZM	CHD-C1D	3.16	1.44	1.38
15	V	101	A1LZM	CHD-C1D	3.16	1.44	1.38
15	u	101	A1LZM	O2A-CGA	3.16	1.42	1.33
22	3	101	LYC	C19-C17	3.15	1.40	1.35
15	Y	102	A1LZM	C4B-NB	-3.15	1.32	1.35
15	K	101	A1LZM	CHD-C1D	3.13	1.44	1.38
23	7	102	A1LZQ	C3D-C2D	3.13	1.47	1.39
15	r	101	A1LZM	CHD-C1D	3.13	1.44	1.38
15	M	703	A1LZM	C1D-ND	-3.13	1.33	1.37
15	o	101	A1LZM	C1B-NB	-3.12	1.32	1.35
15	4	201	A1LZM	CHD-C1D	3.11	1.44	1.38
15	N	101	A1LZM	CHD-C1D	3.11	1.44	1.38
15	w	101	A1LZM	CHD-C1D	3.11	1.44	1.38
15	w	103	A1LZM	C1D-ND	-3.10	1.34	1.37
15	L	301	A1LZM	CHD-C1D	3.10	1.44	1.38
15	P	103	A1LZM	C1D-ND	-3.10	1.34	1.37
15	7	101	A1LZM	CHD-C1D	3.08	1.44	1.38
15	z	102	A1LZM	CHD-C4C	3.07	1.46	1.39
15	w	103	A1LZM	CHD-C1D	3.07	1.44	1.38
15	F	101	A1LZM	CHD-C1D	3.06	1.44	1.38
15	6	101	A1LZM	C1D-ND	-3.06	1.34	1.37
15	b	101	A1LZM	CHD-C1D	3.05	1.44	1.38
15	n	101	A1LZM	C4C-C3C	3.05	1.50	1.44
15	t	102	A1LZM	CHD-C4C	3.05	1.46	1.39
15	q	102	A1LZM	CHD-C4C	3.04	1.46	1.39
15	F	102	A1LZM	CHD-C4C	3.03	1.46	1.39
15	z	101	A1LZM	CHD-C4C	3.03	1.46	1.39
15	S	103	A1LZM	O2A-CGA	3.02	1.42	1.33
23	Z	102	A1LZQ	C3D-C2D	3.02	1.47	1.39
15	n	101	A1LZM	CHD-C4C	3.02	1.46	1.39
15	F	102	A1LZM	C4C-C3C	3.01	1.50	1.44
15	F	102	A1LZM	C3D-C2D	3.01	1.47	1.39
15	S	101	A1LZM	C4C-C3C	3.01	1.50	1.44
15	Y	102	A1LZM	C1D-ND	-3.01	1.34	1.37
15	q	101	A1LZM	CHD-C1D	3.01	1.44	1.38

Continued on next page...

Continued from previous page...

Mol	Chain	Res	Type	Atoms	Z	Observed(Å)	Ideal(Å)
15	M	703	A1LZM	C3D-C2D	3.01	1.47	1.39
15	o	101	A1LZM	O2A-CGA	3.00	1.42	1.33
15	z	101	A1LZM	C4C-C3C	3.00	1.50	1.44
15	q	102	A1LZM	C4C-C3C	3.00	1.50	1.44
15	t	102	A1LZM	C4C-C3C	3.00	1.50	1.44
15	P	103	A1LZM	CHD-C1D	2.99	1.44	1.38
15	4	201	A1LZM	C1D-ND	-2.99	1.34	1.37
15	k	101	A1LZM	C4B-NB	-2.99	1.32	1.35
15	w	101	A1LZM	C1D-ND	-2.99	1.34	1.37
15	t	101	A1LZM	CHD-C4C	2.99	1.46	1.39
15	G	101	A1LZM	C1D-ND	-2.99	1.34	1.37
15	u	101	A1LZM	C1B-NB	-2.98	1.32	1.35
17	L	304	UQ8	C3-C2	-2.98	1.40	1.48
15	P	101	A1LZM	C4C-C3C	2.98	1.50	1.44
15	h	101	A1LZM	C4C-C3C	2.97	1.50	1.44
23	l	102	A1LZQ	C3D-C2D	2.97	1.47	1.39
15	i	101	A1LZM	C1D-ND	-2.97	1.34	1.37
23	G	102	A1LZQ	C3D-C2D	2.95	1.47	1.39
15	o	101	A1LZM	MG-NA	-2.95	1.99	2.06
15	t	101	A1LZM	C4C-C3C	2.95	1.50	1.44
15	q	101	A1LZM	C4C-C3C	2.95	1.50	1.44
15	V	101	A1LZM	C1D-ND	-2.94	1.34	1.37
23	W	102	A1LZQ	C3D-C2D	2.93	1.47	1.39
15	q	102	A1LZM	C3D-C2D	2.93	1.47	1.39
15	z	101	A1LZM	C1D-ND	-2.93	1.34	1.37
15	M	702	A1LZM	C3D-C2D	2.93	1.47	1.39
15	l	101	A1LZM	CHD-C1D	2.93	1.44	1.38
15	G	101	A1LZM	C3D-C2D	2.92	1.47	1.39
15	w	103	A1LZM	C3D-C2D	2.92	1.47	1.39
15	Y	101	A1LZM	C1D-ND	-2.92	1.34	1.37
23	r	102	A1LZQ	C3D-C2D	2.92	1.47	1.39
15	4	201	A1LZM	C3D-C2D	2.92	1.47	1.39
15	M	702	A1LZM	C1D-ND	-2.92	1.34	1.37
15	z	102	A1LZM	C3D-C2D	2.91	1.47	1.39
23	c	102	A1LZQ	C3D-C2D	2.91	1.47	1.39
15	t	102	A1LZM	C3D-C2D	2.91	1.47	1.39
15	4	201	A1LZM	CHD-C4C	2.91	1.45	1.39
15	n	101	A1LZM	C1D-ND	-2.90	1.34	1.37
15	b	101	A1LZM	CHD-C4C	2.90	1.45	1.39
15	k	102	A1LZM	C4B-NB	-2.90	1.32	1.35
15	c	101	A1LZM	C3D-C2D	2.90	1.47	1.39
23	u	102	A1LZQ	C3D-C2D	2.90	1.47	1.39

Continued on next page...

Continued from previous page...

Mol	Chain	Res	Type	Atoms	Z	Observed(Å)	Ideal(Å)
15	F	101	A1LZM	CHD-C4C	2.90	1.45	1.39
15	V	101	A1LZM	C4C-C3C	2.89	1.50	1.44
15	w	101	A1LZM	C3D-C2D	2.89	1.47	1.39
15	q	101	A1LZM	CHD-C4C	2.89	1.45	1.39
12	C	401	HEC	C4B-C3B	2.89	1.48	1.43
15	6	101	A1LZM	CHD-C1D	2.89	1.44	1.38
15	e	101	A1LZM	CHD-C4C	2.89	1.45	1.39
15	S	101	A1LZM	CHD-C4C	2.89	1.45	1.39
23	Q	101	A1LZQ	C3D-C2D	2.89	1.47	1.39
23	l	102	A1LZQ	C3D-C2D	2.88	1.47	1.39
15	f	101	A1LZM	CHD-C1D	2.88	1.44	1.38
15	b	101	A1LZM	C1D-ND	-2.88	1.34	1.37
15	l	101	A1LZM	C3D-C2D	2.88	1.47	1.39
15	P	101	A1LZM	CHD-C4C	2.87	1.45	1.39
23	o	102	A1LZQ	C3D-C2D	2.87	1.47	1.39
15	F	101	A1LZM	C4C-C3C	2.87	1.50	1.44
15	Z	101	A1LZM	C3D-C2D	2.86	1.46	1.39
15	e	101	A1LZM	C1D-ND	-2.86	1.34	1.37
15	h	101	A1LZM	CHD-C4C	2.86	1.45	1.39
23	T	101	A1LZQ	C3D-C2D	2.86	1.46	1.39
15	V	101	A1LZM	CHD-C4C	2.86	1.45	1.39
15	K	101	A1LZM	CHD-C4C	2.86	1.45	1.39
15	7	101	A1LZM	C3D-C2D	2.86	1.46	1.39
15	e	101	A1LZM	C4C-C3C	2.85	1.50	1.44
15	Y	101	A1LZM	C4C-C3C	2.85	1.50	1.44
23	i	102	A1LZQ	C3D-C2D	2.85	1.46	1.39
15	L	301	A1LZM	C3D-C2D	2.85	1.46	1.39
15	Y	101	A1LZM	CHD-C1D	2.84	1.43	1.38
15	6	101	A1LZM	C4C-C3C	2.84	1.50	1.44
15	e	101	A1LZM	C3D-C2D	2.84	1.46	1.39
15	r	101	A1LZM	C3D-C2D	2.84	1.46	1.39
15	h	101	A1LZM	C3D-C2D	2.84	1.46	1.39
15	V	101	A1LZM	C3D-C2D	2.84	1.46	1.39
15	l	101	A1LZM	MG-NA	-2.83	1.99	2.06
23	7	102	A1LZQ	CHD-C4C	2.83	1.47	1.39
15	t	101	A1LZM	C3D-C2D	2.83	1.46	1.39
15	w	101	A1LZM	C4C-C3C	2.83	1.50	1.44
23	N	102	A1LZQ	C3D-C2D	2.83	1.46	1.39
23	7	102	A1LZQ	C1D-C2D	2.83	1.50	1.45
15	K	101	A1LZM	C4C-C3C	2.83	1.50	1.44
15	M	702	A1LZM	CHD-C4C	2.83	1.45	1.39
15	q	101	A1LZM	C1D-ND	-2.82	1.34	1.37

Continued on next page...

Continued from previous page...

Mol	Chain	Res	Type	Atoms	Z	Observed(Å)	Ideal(Å)
15	F	101	A1LZM	C1D-ND	-2.82	1.34	1.37
15	e	102	A1LZM	C3D-C2D	2.82	1.46	1.39
15	w	101	A1LZM	CHD-C4C	2.82	1.45	1.39
15	t	102	A1LZM	C1D-ND	-2.82	1.34	1.37
23	W	102	A1LZQ	C1D-ND	-2.82	1.34	1.37
23	x	101	A1LZQ	C1D-ND	-2.82	1.34	1.37
15	f	101	A1LZM	C1D-ND	-2.81	1.34	1.37
15	F	102	A1LZM	C1D-ND	-2.81	1.34	1.37
15	V	102	A1LZM	MG-NA	-2.81	1.99	2.06
15	n	101	A1LZM	C3D-C2D	2.81	1.46	1.39
15	Z	101	A1LZM	CHD-C1D	2.81	1.43	1.38
15	P	101	A1LZM	C1D-ND	-2.80	1.34	1.37
15	q	102	A1LZM	C1D-ND	-2.80	1.34	1.37
15	Y	101	A1LZM	CHD-C4C	2.80	1.45	1.39
15	P	103	A1LZM	C3D-C2D	2.79	1.46	1.39
12	C	402	HEC	C4B-C3B	2.79	1.48	1.43
15	6	101	A1LZM	C3D-C2D	2.79	1.46	1.39
15	N	101	A1LZM	C3D-C2D	2.79	1.46	1.39
23	Z	102	A1LZQ	C1D-ND	-2.79	1.34	1.37
15	7	101	A1LZM	C1D-ND	-2.78	1.34	1.37
15	i	101	A1LZM	CHD-C1D	2.78	1.43	1.38
15	z	101	A1LZM	C3D-C2D	2.78	1.46	1.39
23	x	101	A1LZQ	C3D-C2D	2.78	1.46	1.39
15	L	302	A1LZM	C1D-ND	-2.78	1.34	1.37
23	r	102	A1LZQ	C1D-ND	-2.77	1.34	1.37
15	Y	101	A1LZM	C3D-C2D	2.77	1.46	1.39
15	S	101	A1LZM	C1D-ND	-2.77	1.34	1.37
15	o	101	A1LZM	C3D-C2D	2.77	1.46	1.39
23	1	102	A1LZQ	CHD-C4C	2.77	1.47	1.39
15	M	703	A1LZM	CHD-C4C	2.76	1.45	1.39
15	M	702	A1LZM	C4C-C3C	2.76	1.49	1.44
15	P	101	A1LZM	C3D-C2D	2.76	1.46	1.39
15	q	101	A1LZM	C3D-C2D	2.76	1.46	1.39
15	i	101	A1LZM	C3D-C2D	2.75	1.46	1.39
15	o	101	A1LZM	MG-NC	-2.75	1.99	2.06
15	F	101	A1LZM	C3D-C2D	2.75	1.46	1.39
15	f	101	A1LZM	C3D-C2D	2.75	1.46	1.39
15	w	102	A1LZM	MG-NA	-2.74	1.99	2.06
15	K	101	A1LZM	C1D-ND	-2.74	1.34	1.37
15	S	101	A1LZM	C3D-C2D	2.74	1.46	1.39
23	o	102	A1LZQ	CHD-C4C	2.73	1.46	1.39
15	l	101	A1LZM	MG-NC	-2.73	1.99	2.06

Continued on next page...

Continued from previous page...

Mol	Chain	Res	Type	Atoms	Z	Observed(Å)	Ideal(Å)
15	b	101	A1LZM	C4C-C3C	2.72	1.49	1.44
12	C	403	HEC	C4B-C3B	2.71	1.48	1.43
23	N	102	A1LZQ	CHD-C4C	2.71	1.46	1.39
15	h	101	A1LZM	C1D-ND	-2.71	1.34	1.37
15	K	101	A1LZM	C3D-C2D	2.71	1.46	1.39
22	3	101	LYC	C11-C12	-2.71	1.40	1.45
15	Y	101	A1LZM	MG-NA	-2.71	1.99	2.06
23	G	102	A1LZQ	CHD-C4C	2.71	1.46	1.39
15	k	102	A1LZM	CHD-C1D	2.71	1.43	1.38
23	u	102	A1LZQ	C1D-ND	-2.70	1.34	1.37
23	r	102	A1LZQ	CHD-C4C	2.70	1.46	1.39
23	o	102	A1LZQ	C1D-C2D	2.70	1.50	1.45
15	u	101	A1LZM	MG-NC	-2.70	1.99	2.06
15	u	101	A1LZM	MG-NA	-2.70	1.99	2.06
15	3	102	A1LZM	MG-NA	-2.70	1.99	2.06
15	Y	102	A1LZM	C3D-C2D	2.70	1.46	1.39
23	l	102	A1LZQ	C1D-ND	-2.69	1.34	1.37
23	c	102	A1LZQ	C1D-ND	-2.69	1.34	1.37
15	b	101	A1LZM	C3D-C2D	2.69	1.46	1.39
23	u	102	A1LZQ	CHD-C4C	2.69	1.46	1.39
23	N	102	A1LZQ	C1D-C2D	2.69	1.50	1.45
15	l	101	A1LZM	C1B-NB	-2.69	1.32	1.35
23	7	102	A1LZQ	C1D-ND	-2.69	1.34	1.37
15	W	101	A1LZM	C3D-C2D	2.68	1.46	1.39
15	u	101	A1LZM	C3D-C2D	2.68	1.46	1.39
23	l	102	A1LZQ	C1D-C2D	2.68	1.50	1.45
15	e	102	A1LZM	C4B-NB	-2.68	1.32	1.35
15	6	101	A1LZM	CHD-C4C	2.68	1.45	1.39
23	T	101	A1LZQ	CHD-C4C	2.67	1.46	1.39
23	Z	102	A1LZQ	MG-NA	-2.67	1.99	2.06
23	Z	102	A1LZQ	CHD-C4C	2.67	1.46	1.39
23	l	102	A1LZQ	C1D-ND	-2.66	1.34	1.37
15	c	101	A1LZM	CHD-C4C	2.66	1.45	1.39
23	i	102	A1LZQ	C1D-ND	-2.65	1.34	1.37
23	l	102	A1LZQ	CHD-C4C	2.65	1.46	1.39
23	c	102	A1LZQ	CHD-C4C	2.65	1.46	1.39
15	3	102	A1LZM	CHD-C1D	2.64	1.43	1.38
15	S	102	A1LZM	CHD-C1D	2.63	1.43	1.38
15	t	101	A1LZM	C1D-ND	-2.63	1.34	1.37
15	W	101	A1LZM	MG-NA	-2.63	2.00	2.06
23	r	102	A1LZQ	C1D-C2D	2.63	1.50	1.45
23	o	102	A1LZQ	C1D-ND	-2.62	1.34	1.37

Continued on next page...

Continued from previous page...

Mol	Chain	Res	Type	Atoms	Z	Observed(Å)	Ideal(Å)
15	L	301	A1LZM	C1D-ND	-2.62	1.34	1.37
15	h	101	A1LZM	MG-NA	-2.62	2.00	2.06
23	i	102	A1LZQ	CHD-C4C	2.62	1.46	1.39
23	Q	101	A1LZQ	CHD-C4C	2.62	1.46	1.39
23	G	102	A1LZQ	C1D-C2D	2.61	1.50	1.45
23	Z	102	A1LZQ	C1D-C2D	2.61	1.50	1.45
15	w	101	A1LZM	MG-NA	-2.61	2.00	2.06
23	Q	101	A1LZQ	C1D-ND	-2.60	1.34	1.37
23	u	102	A1LZQ	C1D-C2D	2.60	1.50	1.45
15	M	703	A1LZM	C4C-C3C	2.60	1.49	1.44
23	W	102	A1LZQ	CHD-C4C	2.60	1.46	1.39
15	c	101	A1LZM	C1D-ND	-2.60	1.34	1.37
23	i	102	A1LZQ	C1D-C2D	2.60	1.50	1.45
23	x	101	A1LZQ	CHD-C4C	2.59	1.46	1.39
15	h	102	A1LZM	MG-NA	-2.59	2.00	2.06
15	k	102	A1LZM	C3D-C2D	2.59	1.46	1.39
23	f	102	A1LZQ	CHD-C1D	2.58	1.43	1.38
15	l	101	A1LZM	CHD-C1D	2.58	1.43	1.38
15	S	103	A1LZM	MG-NC	-2.58	2.00	2.06
23	T	101	A1LZQ	C1D-C2D	2.58	1.50	1.45
15	S	103	A1LZM	C3D-C2D	2.58	1.46	1.39
23	f	102	A1LZQ	MG-NA	-2.58	2.00	2.06
15	k	101	A1LZM	MG-NA	-2.57	2.00	2.06
23	l	102	A1LZQ	C1D-C2D	2.57	1.50	1.45
15	S	103	A1LZM	C4D-ND	-2.57	1.34	1.37
15	L	301	A1LZM	CHD-C4C	2.57	1.45	1.39
15	L	301	A1LZM	MG-NA	-2.57	2.00	2.06
23	f	102	A1LZQ	MG-NC	-2.57	2.00	2.06
15	b	102	A1LZM	C3D-C2D	2.57	1.46	1.39
23	W	102	A1LZQ	C1D-C2D	2.57	1.50	1.45
15	F	101	A1LZM	MG-NA	-2.56	2.00	2.06
15	3	102	A1LZM	C4B-NB	-2.55	1.32	1.35
23	T	101	A1LZQ	C1D-ND	-2.55	1.34	1.37
15	L	302	A1LZM	C3D-C2D	2.55	1.46	1.39
23	G	102	A1LZQ	C1D-ND	-2.54	1.34	1.37
15	e	102	A1LZM	CHD-C1D	2.54	1.43	1.38
15	q	101	A1LZM	MG-NA	-2.53	2.00	2.06
15	Y	102	A1LZM	C4C-C3C	2.53	1.49	1.44
15	z	102	A1LZM	C1D-C2D	2.53	1.50	1.45
23	c	102	A1LZQ	C1D-C2D	2.52	1.50	1.45
15	V	101	A1LZM	MG-NA	-2.52	2.00	2.06
15	t	101	A1LZM	MG-NA	-2.52	2.00	2.06

Continued on next page...

Continued from previous page...

Mol	Chain	Res	Type	Atoms	Z	Observed(Å)	Ideal(Å)
15	6	101	A1LZM	MG-NA	-2.51	2.00	2.06
22	3	101	LYC	C53-C51	-2.51	1.40	1.45
15	V	102	A1LZM	C4C-C3C	2.51	1.49	1.44
23	Q	101	A1LZQ	C1D-C2D	2.50	1.50	1.45
15	Y	102	A1LZM	MG-NA	-2.50	2.00	2.06
15	L	302	A1LZM	C1D-C2D	2.49	1.50	1.45
15	6	102	A1LZM	MG-NA	-2.49	2.00	2.06
15	W	101	A1LZM	MG-NC	-2.49	2.00	2.06
15	k	102	A1LZM	CHD-C4C	2.48	1.44	1.39
15	Y	101	A1LZM	C1B-CHB	2.48	1.47	1.41
15	K	101	A1LZM	MG-NA	-2.48	2.00	2.06
15	S	101	A1LZM	MG-NA	-2.47	2.00	2.06
22	3	101	LYC	C58-C56	-2.47	1.40	1.45
15	L	301	A1LZM	MG-NC	-2.46	2.00	2.06
15	w	102	A1LZM	C3D-C2D	2.46	1.45	1.39
23	i	102	A1LZQ	MG-NA	-2.46	2.00	2.06
23	G	102	A1LZQ	MG-NA	-2.46	2.00	2.06
23	N	102	A1LZQ	C1D-ND	-2.46	1.34	1.37
15	q	102	A1LZM	C1D-C2D	2.46	1.50	1.45
15	S	103	A1LZM	C1B-NB	-2.46	1.33	1.35
15	b	102	A1LZM	MG-NA	-2.45	2.00	2.06
23	7	102	A1LZQ	MG-NC	-2.45	2.00	2.06
15	4	201	A1LZM	C4C-C3C	2.45	1.49	1.44
15	3	102	A1LZM	C3D-C2D	2.44	1.45	1.39
15	n	101	A1LZM	MG-NA	-2.44	2.00	2.06
15	t	102	A1LZM	C1D-C2D	2.44	1.50	1.45
23	Z	102	A1LZQ	MG-NC	-2.43	2.00	2.06
15	S	102	A1LZM	CHD-C4C	2.43	1.44	1.39
15	q	101	A1LZM	C1B-CHB	2.43	1.47	1.41
22	3	101	LYC	C16-C17	-2.43	1.40	1.45
17	L	304	UQ8	C4-C5	-2.43	1.41	1.48
15	z	102	A1LZM	C1D-ND	-2.43	1.34	1.37
23	x	101	A1LZQ	C1D-C2D	2.43	1.50	1.45
15	K	102	A1LZM	MG-NA	-2.43	2.00	2.06
23	f	102	A1LZQ	C3D-C2D	2.43	1.45	1.39
15	P	102	A1LZM	MG-NA	-2.43	2.00	2.06
15	L	301	A1LZM	C1D-C2D	2.42	1.50	1.45
23	1	102	A1LZQ	MG-NA	-2.42	2.00	2.06
15	W	101	A1LZM	O2D-CED	-2.42	1.39	1.45
15	M	703	A1LZM	MG-NC	-2.42	2.00	2.06
23	u	102	A1LZQ	MG-NA	-2.42	2.00	2.06
15	F	102	A1LZM	C1D-C2D	2.42	1.50	1.45

Continued on next page...

Continued from previous page...

Mol	Chain	Res	Type	Atoms	Z	Observed(Å)	Ideal(Å)
12	C	404	HEC	C4B-C3B	2.41	1.47	1.43
16	L	303	A1LZP	C58-C53	-2.40	1.49	1.52
23	u	102	A1LZQ	MG-NC	-2.40	2.00	2.06
15	4	201	A1LZM	MG-NA	-2.40	2.00	2.06
15	M	703	A1LZM	C1D-C2D	2.40	1.50	1.45
13	C	405	PGV	O01-C02	-2.40	1.43	1.47
23	c	102	A1LZQ	MG-NA	-2.39	2.00	2.06
15	P	101	A1LZM	MG-NA	-2.39	2.00	2.06
15	b	101	A1LZM	MG-NA	-2.39	2.00	2.06
15	u	101	A1LZM	O2D-CED	-2.38	1.39	1.45
15	P	102	A1LZM	CAA-C2A	-2.38	1.49	1.54
23	x	101	A1LZQ	MG-NA	-2.38	2.00	2.06
15	7	101	A1LZM	CHD-C4C	2.37	1.44	1.39
15	n	102	A1LZM	CHD-C1D	2.37	1.43	1.38
15	n	102	A1LZM	C3D-C2D	2.36	1.45	1.39
15	S	103	A1LZM	O2D-CED	-2.36	1.39	1.45
15	Y	102	A1LZM	CHD-C1D	2.36	1.43	1.38
15	u	101	A1LZM	MG-ND	-2.36	2.01	2.05
15	S	102	A1LZM	C3D-C2D	2.35	1.45	1.39
15	k	102	A1LZM	C4C-C3C	2.35	1.49	1.44
15	f	101	A1LZM	MG-NC	-2.35	2.00	2.06
23	r	102	A1LZQ	MG-NA	-2.35	2.00	2.06
15	k	101	A1LZM	C3D-C2D	2.34	1.45	1.39
15	e	101	A1LZM	MG-NA	-2.34	2.00	2.06
23	o	102	A1LZQ	MG-NA	-2.34	2.00	2.06
15	P	102	A1LZM	MG-NC	-2.33	2.00	2.06
23	Q	101	A1LZQ	MG-NA	-2.33	2.00	2.06
15	V	102	A1LZM	C3D-C2D	2.33	1.45	1.39
15	o	101	A1LZM	O2A-C1	-2.33	1.39	1.46
15	4	201	A1LZM	MG-NC	-2.33	2.00	2.06
15	t	102	A1LZM	MG-NC	-2.33	2.00	2.06
23	f	102	A1LZQ	O2D-CED	-2.32	1.39	1.45
15	o	101	A1LZM	C4D-ND	-2.32	1.34	1.37
15	3	102	A1LZM	MG-NC	-2.32	2.00	2.06
15	t	102	A1LZM	MG-NA	-2.32	2.00	2.06
15	f	101	A1LZM	MG-NA	-2.32	2.00	2.06
23	G	102	A1LZQ	MG-NC	-2.32	2.00	2.06
15	w	102	A1LZM	MG-NC	-2.32	2.00	2.06
15	6	102	A1LZM	C3D-C2D	2.31	1.45	1.39
15	6	102	A1LZM	C4C-C3C	2.31	1.49	1.44
15	F	102	A1LZM	MG-NA	-2.31	2.00	2.06
15	h	102	A1LZM	C3D-C2D	2.30	1.45	1.39

Continued on next page...

Continued from previous page...

Mol	Chain	Res	Type	Atoms	Z	Observed(Å)	Ideal(Å)
15	S	103	A1LZM	MG-NA	-2.30	2.00	2.06
15	F	102	A1LZM	MG-NC	-2.30	2.00	2.06
15	M	702	A1LZM	C1D-C2D	2.30	1.49	1.45
15	Z	101	A1LZM	MG-NA	-2.30	2.00	2.06
15	M	702	A1LZM	MG-NA	-2.29	2.00	2.06
15	P	102	A1LZM	C3D-C2D	2.29	1.45	1.39
15	n	102	A1LZM	MG-NA	-2.29	2.00	2.06
23	l	102	A1LZQ	MG-NA	-2.29	2.00	2.06
15	l	101	A1LZM	O2D-CED	-2.29	1.39	1.45
15	K	102	A1LZM	C3D-C2D	2.28	1.45	1.39
15	q	102	A1LZM	MG-NA	-2.28	2.00	2.06
15	3	102	A1LZM	CHD-C4C	2.27	1.44	1.39
15	n	102	A1LZM	C1B-NB	-2.27	1.33	1.35
23	f	102	A1LZQ	CHD-C4C	2.26	1.45	1.39
15	K	102	A1LZM	C4C-C3C	2.26	1.48	1.44
23	o	102	A1LZQ	MG-NC	-2.25	2.00	2.06
23	T	101	A1LZQ	MG-NA	-2.25	2.00	2.06
15	Z	101	A1LZM	MG-NC	-2.25	2.00	2.06
23	c	102	A1LZQ	C1B-CHB	2.25	1.47	1.41
15	e	101	A1LZM	C1B-CHB	2.24	1.47	1.41
15	w	101	A1LZM	C1B-CHB	2.24	1.47	1.41
15	f	101	A1LZM	CHD-C4C	2.24	1.44	1.39
23	W	102	A1LZQ	MG-NA	-2.24	2.01	2.06
15	S	102	A1LZM	C4C-C3C	2.23	1.48	1.44
15	6	101	A1LZM	C1B-CHB	2.23	1.47	1.41
15	F	101	A1LZM	C1B-CHB	2.23	1.47	1.41
23	1	102	A1LZQ	MG-NC	-2.23	2.01	2.06
15	7	101	A1LZM	C4C-C3C	2.23	1.48	1.44
15	n	101	A1LZM	C1B-CHB	2.23	1.47	1.41
23	N	102	A1LZQ	MG-NA	-2.22	2.01	2.06
23	x	101	A1LZQ	MG-NC	-2.22	2.01	2.06
23	Q	101	A1LZQ	MG-NC	-2.22	2.01	2.06
15	t	102	A1LZM	C1B-CHB	2.22	1.47	1.41
15	k	102	A1LZM	MG-NC	-2.21	2.01	2.06
15	K	101	A1LZM	C1B-CHB	2.21	1.47	1.41
15	b	101	A1LZM	C1B-CHB	2.21	1.47	1.41
23	i	102	A1LZQ	C1B-CHB	2.21	1.47	1.41
15	b	102	A1LZM	C4D-CHA	2.20	1.46	1.38
23	i	102	A1LZQ	MG-NC	-2.20	2.01	2.06
15	u	101	A1LZM	CHD-C1D	2.20	1.42	1.38
15	6	102	A1LZM	CHD-C1D	2.20	1.42	1.38
15	q	102	A1LZM	MG-NC	-2.20	2.01	2.06

Continued on next page...

Continued from previous page...

Mol	Chain	Res	Type	Atoms	Z	Observed(Å)	Ideal(Å)
15	L	301	A1LZM	C4C-C3C	2.19	1.48	1.44
23	7	102	A1LZQ	MG-NA	-2.18	2.01	2.06
23	Q	101	A1LZQ	C1B-CHB	2.18	1.47	1.41
15	Z	101	A1LZM	C1B-CHB	2.18	1.47	1.41
15	o	101	A1LZM	MG-ND	-2.18	2.01	2.05
23	W	102	A1LZQ	MG-NC	-2.18	2.01	2.06
15	h	101	A1LZM	C1B-CHB	2.17	1.47	1.41
15	6	102	A1LZM	MG-NC	-2.17	2.01	2.06
23	u	102	A1LZQ	C1B-CHB	2.16	1.47	1.41
15	W	101	A1LZM	CHD-C1D	2.16	1.42	1.38
23	l	102	A1LZQ	C1B-CHB	2.15	1.47	1.41
15	k	101	A1LZM	MG-NC	-2.14	2.01	2.06
15	S	101	A1LZM	C1B-CHB	2.14	1.46	1.41
23	T	101	A1LZQ	C1B-CHB	2.14	1.46	1.41
15	V	102	A1LZM	C1B-CHB	2.14	1.46	1.41
15	b	102	A1LZM	CHD-C4C	2.14	1.44	1.39
23	T	101	A1LZQ	MG-NC	-2.14	2.01	2.06
23	r	102	A1LZQ	MG-NC	-2.14	2.01	2.06
15	L	302	A1LZM	MG-NC	-2.13	2.01	2.06
15	S	103	A1LZM	O2A-C1	-2.13	1.40	1.46
15	e	102	A1LZM	MG-NA	-2.13	2.01	2.06
15	S	102	A1LZM	MG-NA	-2.13	2.01	2.06
15	u	101	A1LZM	C3A-C2A	-2.13	1.48	1.54
23	l	102	A1LZQ	MG-NC	-2.13	2.01	2.06
15	w	103	A1LZM	CHD-C4C	2.12	1.44	1.39
15	M	703	A1LZM	C4D-CHA	2.12	1.46	1.38
15	M	702	A1LZM	MG-NC	-2.12	2.01	2.06
15	W	101	A1LZM	C1B-NB	-2.12	1.33	1.35
15	Y	102	A1LZM	CHD-C4C	2.12	1.44	1.39
23	N	102	A1LZQ	MG-NC	-2.12	2.01	2.06
15	t	101	A1LZM	C1B-CHB	2.12	1.46	1.41
15	l	101	A1LZM	MG-NA	-2.12	2.01	2.06
15	V	101	A1LZM	C1B-CHB	2.11	1.46	1.41
15	c	101	A1LZM	C1D-C2D	2.11	1.49	1.45
16	M	704	A1LZP	C58-C53	-2.11	1.49	1.52
15	e	102	A1LZM	C1B-CHB	2.11	1.46	1.41
15	z	101	A1LZM	C1D-C2D	2.11	1.49	1.45
15	G	101	A1LZM	C4C-C3C	2.11	1.48	1.44
23	c	102	A1LZQ	MG-NC	-2.11	2.01	2.06
23	r	102	A1LZQ	C1B-CHB	2.10	1.46	1.41
15	S	103	A1LZM	MG-ND	-2.10	2.01	2.05
15	L	302	A1LZM	MG-NA	-2.10	2.01	2.06

Continued on next page...

Continued from previous page...

Mol	Chain	Res	Type	Atoms	Z	Observed(Å)	Ideal(Å)
15	n	102	A1LZM	C4C-C3C	2.10	1.48	1.44
15	k	102	A1LZM	C1D-C2D	2.10	1.49	1.45
23	o	102	A1LZQ	C1B-CHB	2.10	1.46	1.41
15	o	101	A1LZM	O2D-CED	-2.10	1.40	1.45
15	S	103	A1LZM	C3A-C2A	-2.09	1.48	1.54
15	G	101	A1LZM	CHD-C4C	2.09	1.44	1.39
15	V	102	A1LZM	MG-ND	-2.09	2.01	2.05
15	u	101	A1LZM	O2A-C1	-2.09	1.40	1.46
15	S	101	A1LZM	MG-NC	-2.09	2.01	2.06
23	G	102	A1LZQ	C1B-CHB	2.09	1.46	1.41
23	l	102	A1LZQ	C1B-CHB	2.09	1.46	1.41
15	K	101	A1LZM	MG-NC	-2.09	2.01	2.06
15	z	102	A1LZM	MG-NC	-2.08	2.01	2.06
23	W	102	A1LZQ	C1B-CHB	2.08	1.46	1.41
15	P	101	A1LZM	C1B-CHB	2.08	1.46	1.41
15	t	101	A1LZM	MG-NC	-2.08	2.01	2.06
15	7	101	A1LZM	MG-NC	-2.08	2.01	2.06
15	o	101	A1LZM	CHD-C1D	2.07	1.42	1.38
15	z	101	A1LZM	MG-NA	-2.07	2.01	2.06
15	q	102	A1LZM	C1B-CHB	2.07	1.46	1.41
23	Z	102	A1LZQ	C1B-CHB	2.07	1.46	1.41
15	k	101	A1LZM	C4B-CHC	2.07	1.46	1.41
15	z	102	A1LZM	MG-NA	-2.07	2.01	2.06
23	f	102	A1LZQ	C4B-CHC	2.07	1.46	1.41
15	F	102	A1LZM	C1B-CHB	2.07	1.46	1.41
15	b	102	A1LZM	C1B-CHB	2.07	1.46	1.41
15	S	103	A1LZM	CHD-C1D	2.06	1.42	1.38
23	f	102	A1LZQ	C3A-C2A	-2.06	1.48	1.54
15	k	102	A1LZM	C1B-CHB	2.06	1.46	1.41
15	K	102	A1LZM	C4D-ND	-2.06	1.34	1.37
15	i	101	A1LZM	MG-NC	-2.06	2.01	2.06
15	n	102	A1LZM	CHD-C4C	2.06	1.43	1.39
15	P	103	A1LZM	MG-NA	-2.06	2.01	2.06
15	e	102	A1LZM	CHD-C4C	2.05	1.43	1.39
15	w	103	A1LZM	MG-NC	-2.05	2.01	2.06
15	W	101	A1LZM	O2A-C1	-2.05	1.40	1.46
23	x	101	A1LZQ	C1B-CHB	2.05	1.46	1.41
15	6	102	A1LZM	CHD-C4C	2.05	1.43	1.39
15	l	101	A1LZM	O2A-C1	-2.05	1.40	1.46
15	M	703	A1LZM	C1B-CHB	2.05	1.46	1.41
15	S	102	A1LZM	C4D-CHA	2.04	1.45	1.38
15	l	101	A1LZM	CHD-C4C	2.04	1.43	1.39

Continued on next page...

Continued from previous page...

Mol	Chain	Res	Type	Atoms	Z	Observed(Å)	Ideal(Å)
15	k	101	A1LZM	CHD-C4C	2.04	1.43	1.39
15	F	101	A1LZM	MG-NC	-2.03	2.01	2.06
15	P	103	A1LZM	MG-NC	-2.03	2.01	2.06
15	w	103	A1LZM	MG-NA	-2.03	2.01	2.06
15	r	101	A1LZM	MG-NA	-2.03	2.01	2.06
15	4	201	A1LZM	C1D-C2D	2.03	1.49	1.45
15	r	101	A1LZM	C1B-CHB	2.02	1.46	1.41
23	f	102	A1LZQ	C1B-NB	-2.02	1.33	1.35
15	i	101	A1LZM	C1B-CHB	2.02	1.46	1.41
15	Y	102	A1LZM	C3A-C2A	-2.02	1.48	1.54
23	G	102	A1LZQ	C4B-CHC	2.02	1.46	1.41
23	N	102	A1LZQ	C1B-CHB	2.02	1.46	1.41
15	w	101	A1LZM	MG-NC	-2.01	2.01	2.06
15	e	101	A1LZM	MG-NC	-2.01	2.01	2.06
15	G	101	A1LZM	MG-NC	-2.01	2.01	2.06
15	6	101	A1LZM	MG-NC	-2.01	2.01	2.06
15	1	101	A1LZM	C1B-CHB	2.01	1.46	1.41
15	t	101	A1LZM	C1D-C2D	2.01	1.49	1.45
15	G	101	A1LZM	MG-NA	-2.01	2.01	2.06
15	V	101	A1LZM	MG-NC	-2.00	2.01	2.06
15	z	101	A1LZM	MG-NC	-2.00	2.01	2.06
15	3	102	A1LZM	C4C-C3C	2.00	1.48	1.44

All (1944) bond angle outliers are listed below:

Mol	Chain	Res	Type	Atoms	Z	Observed(°)	Ideal(°)
23	x	101	A1LZQ	O2D-CGD-CBD	27.62	160.35	111.27
23	x	101	A1LZQ	O2D-CGD-O1D	-22.69	79.47	123.84
23	x	101	A1LZQ	O1D-CGD-CBD	-21.29	80.93	124.48
15	o	101	A1LZM	CHD-C4C-C3C	-12.30	110.48	125.89
15	l	101	A1LZM	CHD-C4C-C3C	-12.05	110.80	125.89
15	W	101	A1LZM	CHD-C4C-C3C	-11.75	111.17	125.89
16	L	303	A1LZP	O36-C57-C53	11.75	125.88	111.00
15	S	103	A1LZM	CHD-C4C-C3C	-11.42	111.59	125.89
15	u	101	A1LZM	CHD-C4C-C3C	-11.14	111.94	125.89
15	Z	101	A1LZM	CHD-C4C-C3C	-10.66	112.55	125.89
15	i	101	A1LZM	CHD-C4C-C3C	-10.59	112.63	125.89
15	P	103	A1LZM	CHD-C4C-C3C	-10.48	112.77	125.89
15	1	101	A1LZM	CHD-C4C-C3C	-10.45	112.80	125.89
15	r	101	A1LZM	CHD-C4C-C3C	-10.30	112.99	125.89
15	t	102	A1LZM	C1C-NC-C4C	10.27	111.32	106.71
15	N	101	A1LZM	CHD-C4C-C3C	-10.20	113.11	125.89

Continued on next page...

Continued from previous page...

Mol	Chain	Res	Type	Atoms	Z	Observed(°)	Ideal(°)
15	h	102	A1LZM	CHD-C4C-C3C	-10.18	113.14	125.89
15	k	101	A1LZM	C1C-NC-C4C	10.09	111.24	106.71
15	K	102	A1LZM	CHD-C4C-C3C	-9.98	113.40	125.89
15	F	102	A1LZM	C1C-NC-C4C	9.96	111.19	106.71
16	M	704	A1LZP	O36-C57-C53	9.75	123.35	111.00
15	P	102	A1LZM	CHD-C4C-C3C	-9.73	113.71	125.89
15	4	201	A1LZM	C1C-NC-C4C	9.66	111.05	106.71
15	f	101	A1LZM	CHD-C4C-C3C	-9.61	113.85	125.89
15	w	102	A1LZM	CHD-C4C-C3C	-9.60	113.87	125.89
15	q	102	A1LZM	C1C-NC-C4C	9.59	111.02	106.71
15	e	102	A1LZM	CHD-C4C-C3C	-9.51	113.98	125.89
15	L	302	A1LZM	C1C-NC-C4C	9.50	110.98	106.71
15	M	703	A1LZM	C1C-NC-C4C	9.50	110.98	106.71
15	3	102	A1LZM	CHD-C4C-C3C	-9.48	114.01	125.89
15	w	103	A1LZM	CHD-C4C-C3C	-9.48	114.02	125.89
15	Y	102	A1LZM	CHD-C4C-C3C	-9.37	114.16	125.89
15	7	101	A1LZM	CHD-C4C-C3C	-9.36	114.17	125.89
15	M	703	A1LZM	CHD-C1D-ND	-9.35	115.86	124.45
15	V	102	A1LZM	CHD-C4C-C3C	-9.34	114.20	125.89
15	G	101	A1LZM	CHD-C4C-C3C	-9.33	114.20	125.89
15	k	102	A1LZM	CHD-C4C-C3C	-9.30	114.24	125.89
15	n	102	A1LZM	CHD-C4C-C3C	-9.14	114.44	125.89
15	L	301	A1LZM	CHD-C4C-C3C	-9.12	114.46	125.89
15	3	102	A1LZM	C1C-NC-C4C	9.06	110.78	106.71
15	S	102	A1LZM	CHD-C4C-C3C	-8.99	114.64	125.89
15	Y	101	A1LZM	CHD-C4C-C3C	-8.97	114.66	125.89
15	L	301	A1LZM	CHD-C1D-ND	-8.87	116.30	124.45
15	k	101	A1LZM	CHD-C4C-C3C	-8.85	114.80	125.89
15	b	101	A1LZM	CHD-C4C-C3C	-8.82	114.85	125.89
15	L	301	A1LZM	C1C-NC-C4C	8.80	110.66	106.71
15	6	101	A1LZM	CHD-C4C-C3C	-8.77	114.90	125.89
15	L	302	A1LZM	CMD-C2D-C1D	8.75	140.13	124.71
15	t	102	A1LZM	CHD-C1D-ND	-8.75	116.41	124.45
15	z	102	A1LZM	C1C-NC-C4C	8.73	110.63	106.71
23	o	102	A1LZQ	CMD-C2D-C1D	8.68	140.01	124.71
15	q	101	A1LZM	CHD-C4C-C3C	-8.66	115.05	125.89
15	k	102	A1LZM	CHD-C1D-ND	-8.65	116.51	124.45
15	6	102	A1LZM	CHD-C4C-C3C	-8.64	115.07	125.89
15	w	101	A1LZM	CHD-C4C-C3C	-8.63	115.08	125.89
23	o	102	A1LZQ	CHD-C1D-ND	-8.59	116.56	124.45
23	G	102	A1LZQ	CHD-C1D-ND	-8.59	116.56	124.45
23	1	102	A1LZQ	CHD-C1D-ND	-8.56	116.58	124.45

Continued on next page...

Continued from previous page...

Mol	Chain	Res	Type	Atoms	Z	Observed(°)	Ideal(°)
23	i	102	A1LZQ	CHD-C1D-ND	-8.56	116.58	124.45
15	h	101	A1LZM	CHD-C4C-C3C	-8.54	115.19	125.89
23	Z	102	A1LZQ	CHD-C1D-ND	-8.51	116.63	124.45
15	q	102	A1LZM	CHD-C1D-ND	-8.50	116.64	124.45
23	N	102	A1LZQ	CHD-C1D-ND	-8.48	116.67	124.45
15	S	101	A1LZM	C1C-NC-C4C	8.47	110.52	106.71
23	r	102	A1LZQ	CHD-C1D-ND	-8.47	116.67	124.45
15	L	302	A1LZM	CHD-C1D-ND	-8.47	116.67	124.45
15	M	702	A1LZM	CHD-C4C-C3C	-8.41	115.36	125.89
15	4	201	A1LZM	CHD-C4C-C3C	-8.38	115.39	125.89
23	W	102	A1LZQ	CHD-C1D-ND	-8.37	116.76	124.45
23	x	101	A1LZQ	CHD-C1D-ND	-8.34	116.79	124.45
15	e	101	A1LZM	CHD-C4C-C3C	-8.31	115.48	125.89
15	M	702	A1LZM	C1C-NC-C4C	8.30	110.44	106.71
15	F	101	A1LZM	CHD-C4C-C3C	-8.30	115.50	125.89
15	K	101	A1LZM	CHD-C4C-C3C	-8.28	115.52	125.89
15	F	102	A1LZM	CHD-C1D-ND	-8.27	116.85	124.45
15	V	101	A1LZM	CHD-C4C-C3C	-8.26	115.55	125.89
23	c	102	A1LZQ	CHD-C1D-ND	-8.21	116.91	124.45
23	7	102	A1LZQ	CMD-C2D-C1D	8.18	139.12	124.71
15	t	101	A1LZM	CHD-C4C-C3C	-8.17	115.66	125.89
23	l	102	A1LZQ	CMD-C2D-C1D	8.17	139.11	124.71
23	G	102	A1LZQ	CMD-C2D-C1D	8.16	139.10	124.71
15	K	101	A1LZM	C1C-NC-C4C	8.16	110.38	106.71
23	T	101	A1LZQ	CMD-C2D-C1D	8.16	139.09	124.71
23	N	102	A1LZQ	CMD-C2D-C1D	8.15	139.07	124.71
15	L	301	A1LZM	CMD-C2D-C1D	8.13	139.04	124.71
23	T	101	A1LZQ	CHD-C1D-ND	-8.12	116.99	124.45
23	l	102	A1LZQ	CHD-C1D-ND	-8.11	117.00	124.45
23	Q	101	A1LZQ	CHD-C1D-ND	-8.09	117.02	124.45
23	x	101	A1LZQ	CMD-C2D-C1D	8.08	138.94	124.71
15	t	101	A1LZM	C1C-NC-C4C	8.07	110.33	106.71
15	z	101	A1LZM	CHD-C4C-C3C	-8.06	115.79	125.89
15	M	702	A1LZM	CHD-C1D-ND	-8.06	117.05	124.45
15	P	101	A1LZM	CHD-C4C-C3C	-8.06	115.80	125.89
15	M	703	A1LZM	C4A-NA-C1A	8.06	110.33	106.71
23	7	102	A1LZQ	CHD-C1D-ND	-8.05	117.06	124.45
23	i	102	A1LZQ	CMD-C2D-C1D	8.04	138.88	124.71
23	f	102	A1LZQ	CMD-C2D-C1D	8.03	138.87	124.71
15	k	102	A1LZM	C1C-NC-C4C	8.02	110.31	106.71
15	b	102	A1LZM	CMD-C2D-C1D	8.00	138.82	124.71
23	u	102	A1LZQ	CMD-C2D-C1D	7.99	138.80	124.71

Continued on next page...

Continued from previous page...

Mol	Chain	Res	Type	Atoms	Z	Observed(°)	Ideal(°)
15	S	102	A1LZM	CHD-C1D-ND	-7.99	117.11	124.45
15	6	102	A1LZM	CHD-C1D-ND	-7.97	117.13	124.45
15	F	101	A1LZM	C1C-NC-C4C	7.97	110.29	106.71
15	S	101	A1LZM	CHD-C4C-C3C	-7.97	115.91	125.89
15	N	101	A1LZM	CHD-C1D-ND	-7.96	117.14	124.45
23	u	102	A1LZQ	CHD-C1D-ND	-7.96	117.14	124.45
23	W	102	A1LZQ	CMD-C2D-C1D	7.96	138.74	124.71
15	z	102	A1LZM	CHD-C1D-ND	-7.95	117.15	124.45
23	r	102	A1LZQ	CMD-C2D-C1D	7.95	138.73	124.71
23	l	102	A1LZQ	CMD-C2D-C1D	7.95	138.72	124.71
15	n	102	A1LZM	CMD-C2D-C1D	7.95	138.72	124.71
23	Q	101	A1LZQ	CMD-C2D-C1D	7.94	138.71	124.71
23	c	102	A1LZQ	CMD-C2D-C1D	7.94	138.70	124.71
15	3	102	A1LZM	CHD-C1D-ND	-7.90	117.19	124.45
15	S	102	A1LZM	CMD-C2D-C1D	7.90	138.63	124.71
15	z	102	A1LZM	CMD-C2D-C1D	7.88	138.59	124.71
23	f	102	A1LZQ	CHD-C1D-ND	-7.87	117.22	124.45
15	n	101	A1LZM	CHD-C4C-C3C	-7.87	116.04	125.89
15	z	101	A1LZM	C1C-NC-C4C	7.85	110.23	106.71
15	M	703	A1LZM	CMD-C2D-C1D	7.84	138.53	124.71
15	h	102	A1LZM	CMD-C2D-C1D	7.83	138.51	124.71
15	t	102	A1LZM	CMD-C2D-C1D	7.83	138.51	124.71
15	q	102	A1LZM	CMD-C2D-C1D	7.83	138.51	124.71
15	n	101	A1LZM	C1C-NC-C4C	7.83	110.22	106.71
15	e	101	A1LZM	C1C-NC-C4C	7.80	110.21	106.71
15	P	101	A1LZM	C1C-NC-C4C	7.79	110.21	106.71
15	6	102	A1LZM	CMD-C2D-C1D	7.78	138.43	124.71
23	Z	102	A1LZQ	CMD-C2D-C1D	7.77	138.41	124.71
15	M	703	A1LZM	CHD-C4C-C3C	-7.76	116.18	125.89
15	q	102	A1LZM	CHD-C4C-C3C	-7.70	116.25	125.89
15	b	101	A1LZM	C1C-NC-C4C	7.70	110.17	106.71
15	t	102	A1LZM	CHD-C4C-C3C	-7.68	116.28	125.89
15	Y	102	A1LZM	CMD-C2D-C1D	7.65	138.19	124.71
15	z	101	A1LZM	CHD-C1D-ND	-7.62	117.45	124.45
15	F	102	A1LZM	CMD-C2D-C1D	7.61	138.12	124.71
15	k	102	A1LZM	CMD-C2D-C1D	7.60	138.10	124.71
15	h	101	A1LZM	C1C-NC-C4C	7.57	110.11	106.71
15	G	101	A1LZM	CHD-C1D-ND	-7.55	117.52	124.45
15	w	102	A1LZM	C4A-NA-C1A	7.54	110.09	106.71
15	7	101	A1LZM	CHD-C1D-ND	-7.52	117.54	124.45
16	M	704	A1LZP	C64-C34-C27	-7.52	101.72	114.36
15	3	102	A1LZM	CMD-C2D-C1D	7.49	137.92	124.71

Continued on next page...

Continued from previous page...

Mol	Chain	Res	Type	Atoms	Z	Observed(°)	Ideal(°)
15	b	101	A1LZM	CHD-C1D-ND	-7.46	117.60	124.45
15	V	101	A1LZM	C1C-NC-C4C	7.44	110.05	106.71
15	q	101	A1LZM	CHD-C1D-ND	-7.44	117.62	124.45
15	z	102	A1LZM	CHD-C4C-C3C	-7.43	116.59	125.89
15	t	101	A1LZM	CHD-C1D-ND	-7.43	117.63	124.45
15	P	103	A1LZM	CHD-C1D-ND	-7.42	117.63	124.45
15	F	102	A1LZM	CHD-C4C-C3C	-7.42	116.60	125.89
15	Z	101	A1LZM	CHD-C1D-ND	-7.42	117.64	124.45
15	Y	101	A1LZM	CHD-C1D-ND	-7.41	117.64	124.45
15	e	102	A1LZM	CHD-C1D-ND	-7.40	117.66	124.45
15	K	102	A1LZM	CHD-C1D-ND	-7.38	117.67	124.45
15	Y	102	A1LZM	CHD-C1D-ND	-7.37	117.68	124.45
15	b	101	A1LZM	CMD-C2D-C1D	7.36	137.68	124.71
15	P	102	A1LZM	CHD-C1D-ND	-7.33	117.72	124.45
15	P	101	A1LZM	CMD-C2D-C1D	7.32	137.62	124.71
15	h	102	A1LZM	C2D-C1D-ND	7.30	115.48	110.10
15	V	102	A1LZM	CMD-C2D-C1D	7.29	137.56	124.71
15	n	102	A1LZM	CHD-C1D-ND	-7.29	117.75	124.45
15	w	103	A1LZM	CHD-C1D-ND	-7.29	117.76	124.45
15	w	101	A1LZM	C1C-NC-C4C	7.29	109.98	106.71
15	h	101	A1LZM	CHD-C1D-ND	-7.29	117.76	124.45
15	M	702	A1LZM	CMD-C2D-C1D	7.26	137.50	124.71
15	w	102	A1LZM	C2D-C1D-ND	7.24	115.44	110.10
15	4	201	A1LZM	CHD-C1D-ND	-7.24	117.80	124.45
15	6	101	A1LZM	C1C-NC-C4C	7.23	109.96	106.71
15	P	102	A1LZM	CMD-C2D-C1D	7.22	137.43	124.71
15	i	101	A1LZM	CHD-C1D-ND	-7.20	117.83	124.45
15	K	102	A1LZM	CMD-C2D-C1D	7.20	137.40	124.71
15	r	101	A1LZM	CHD-C1D-ND	-7.19	117.84	124.45
15	c	101	A1LZM	CHD-C1D-ND	-7.17	117.86	124.45
15	w	101	A1LZM	CHD-C1D-ND	-7.16	117.87	124.45
15	h	102	A1LZM	CHD-C1D-ND	-7.16	117.87	124.45
15	6	101	A1LZM	CHD-C1D-ND	-7.15	117.88	124.45
15	P	101	A1LZM	CHD-C1D-ND	-7.15	117.89	124.45
15	F	101	A1LZM	CHD-C1D-ND	-7.11	117.92	124.45
15	f	101	A1LZM	CHD-C1D-ND	-7.10	117.93	124.45
15	z	101	A1LZM	CMD-C2D-C1D	7.07	137.18	124.71
15	c	101	A1LZM	CMD-C2D-C1D	7.04	137.12	124.71
15	l	101	A1LZM	CHD-C1D-ND	-7.04	117.98	124.45
15	V	101	A1LZM	CHD-C1D-ND	-7.01	118.01	124.45
15	K	101	A1LZM	CMD-C2D-C1D	7.00	137.04	124.71
15	q	101	A1LZM	CMD-C2D-C1D	6.98	137.01	124.71

Continued on next page...

Continued from previous page...

Mol	Chain	Res	Type	Atoms	Z	Observed(°)	Ideal(°)
15	6	101	A1LZM	CMD-C2D-C1D	6.96	136.97	124.71
15	S	101	A1LZM	CHD-C1D-ND	-6.94	118.08	124.45
15	e	102	A1LZM	CMD-C2D-C1D	6.92	136.91	124.71
15	n	101	A1LZM	CHD-C1D-ND	-6.91	118.10	124.45
15	K	101	A1LZM	CHD-C1D-ND	-6.91	118.10	124.45
15	h	101	A1LZM	CMD-C2D-C1D	6.88	136.85	124.71
15	F	101	A1LZM	CMD-C2D-C1D	6.87	136.81	124.71
15	7	101	A1LZM	C1C-NC-C4C	6.87	109.79	106.71
15	f	101	A1LZM	C1C-NC-C4C	6.87	109.79	106.71
15	l	101	A1LZM	CHD-C4C-NC	6.86	135.01	124.20
15	w	102	A1LZM	CMD-C2D-C1D	6.83	136.76	124.71
15	t	101	A1LZM	CMD-C2D-C1D	6.83	136.75	124.71
15	e	102	A1LZM	C1C-NC-C4C	6.81	109.77	106.71
15	Y	101	A1LZM	CMD-C2D-C1D	6.79	136.67	124.71
15	S	103	A1LZM	C2D-C1D-ND	6.78	115.10	110.10
15	N	101	A1LZM	CMD-C2D-C1D	6.77	136.64	124.71
15	V	101	A1LZM	CMD-C2D-C1D	6.76	136.62	124.71
15	P	102	A1LZM	C2D-C1D-ND	6.75	115.08	110.10
15	S	101	A1LZM	CMD-C2D-C1D	6.75	136.60	124.71
15	Y	101	A1LZM	C1C-NC-C4C	6.74	109.74	106.71
15	7	101	A1LZM	CMD-C2D-C1D	6.73	136.58	124.71
15	L	302	A1LZM	CHD-C4C-C3C	-6.72	117.48	125.89
15	Y	102	A1LZM	C2D-C1D-ND	6.71	115.05	110.10
15	b	102	A1LZM	CHD-C1D-ND	-6.70	118.30	124.45
15	4	201	A1LZM	CMD-C2D-C1D	6.65	136.43	124.71
15	w	102	A1LZM	CHD-C1D-ND	-6.64	118.35	124.45
15	h	102	A1LZM	C3D-C2D-C1D	-6.61	96.81	105.83
15	e	101	A1LZM	CHD-C1D-ND	-6.61	118.38	124.45
14	C	406	LHG	O9-C7-C8	-6.59	83.62	126.89
15	q	101	A1LZM	C1C-NC-C4C	6.58	109.66	106.71
15	K	102	A1LZM	C3D-C2D-C1D	-6.57	96.86	105.83
15	Z	101	A1LZM	C2D-C1D-ND	6.55	114.93	110.10
15	K	102	A1LZM	C2D-C1D-ND	6.55	114.93	110.10
15	w	101	A1LZM	CMD-C2D-C1D	6.54	136.25	124.71
23	Q	101	A1LZQ	O2D-CGD-CBD	6.53	122.88	111.27
15	n	101	A1LZM	CMD-C2D-C1D	6.53	136.22	124.71
15	k	101	A1LZM	C2D-C1D-ND	6.50	114.89	110.10
15	i	101	A1LZM	CMD-C2D-C1D	6.49	136.14	124.71
16	L	303	A1LZP	C64-C34-C27	-6.48	103.47	114.36
15	f	101	A1LZM	CMD-C2D-C1D	6.47	136.11	124.71
15	P	103	A1LZM	CMD-C2D-C1D	6.45	136.07	124.71
15	Z	101	A1LZM	C1C-NC-C4C	6.39	109.58	106.71

Continued on next page...

Continued from previous page...

Mol	Chain	Res	Type	Atoms	Z	Observed(°)	Ideal(°)
15	Y	102	A1LZM	C3D-C2D-C1D	-6.39	97.12	105.83
15	e	101	A1LZM	CMD-C2D-C1D	6.35	135.91	124.71
15	P	102	A1LZM	C3D-C2D-C1D	-6.34	97.18	105.83
23	Z	102	A1LZQ	O2D-CGD-CBD	6.28	122.44	111.27
15	r	101	A1LZM	CMD-C2D-C1D	6.27	135.76	124.71
15	w	103	A1LZM	C1C-NC-C4C	6.26	109.52	106.71
15	w	102	A1LZM	C3D-C2D-C1D	-6.24	97.32	105.83
15	3	102	A1LZM	C2D-C1D-ND	6.24	114.70	110.10
15	7	101	A1LZM	C2D-C1D-ND	6.24	114.70	110.10
23	u	102	A1LZQ	O2D-CGD-CBD	6.23	122.34	111.27
15	W	101	A1LZM	CHD-C4C-NC	6.23	134.02	124.20
15	6	102	A1LZM	C1C-NC-C4C	6.23	109.50	106.71
15	G	101	A1LZM	CMD-C2D-C1D	6.22	135.67	124.71
15	w	103	A1LZM	CMD-C2D-C1D	6.22	135.67	124.71
23	r	102	A1LZQ	O2D-CGD-CBD	6.18	122.25	111.27
15	l	101	A1LZM	C2D-C1D-ND	6.16	114.64	110.10
15	i	101	A1LZM	C2D-C1D-ND	6.11	114.61	110.10
15	e	102	A1LZM	O2D-CGD-CBD	6.10	122.10	111.27
23	T	101	A1LZQ	O2D-CGD-CBD	6.10	122.10	111.27
15	L	301	A1LZM	C2D-C1D-ND	6.06	114.57	110.10
15	S	102	A1LZM	C3D-C2D-C1D	-6.04	97.59	105.83
15	P	103	A1LZM	C2D-C1D-ND	5.99	114.52	110.10
23	l	102	A1LZQ	O2D-CGD-CBD	5.99	121.91	111.27
15	e	102	A1LZM	C2D-C1D-ND	5.98	114.51	110.10
23	l	102	A1LZQ	O2D-CGD-CBD	5.98	121.90	111.27
15	3	102	A1LZM	CHD-C4C-NC	5.97	133.61	124.20
23	f	102	A1LZQ	C3C-C4C-CHD	-5.97	113.44	122.98
15	P	102	A1LZM	C1C-NC-C4C	5.96	109.39	106.71
15	k	101	A1LZM	CHD-C1D-ND	-5.96	118.98	124.45
23	W	102	A1LZQ	O2D-CGD-CBD	5.94	121.82	111.27
23	N	102	A1LZQ	O2D-CGD-CBD	5.93	121.81	111.27
15	Z	101	A1LZM	CMD-C2D-C1D	5.93	135.16	124.71
15	M	703	A1LZM	O2D-CGD-CBD	5.92	121.79	111.27
23	o	102	A1LZQ	O2D-CGD-CBD	5.92	121.79	111.27
15	Z	101	A1LZM	CHD-C4C-NC	5.92	133.52	124.20
15	u	101	A1LZM	CHD-C4C-NC	5.91	133.52	124.20
15	f	101	A1LZM	C2D-C1D-ND	5.90	114.45	110.10
15	b	102	A1LZM	CHC-C1C-NC	5.89	132.65	124.51
15	b	101	A1LZM	C2D-C1D-ND	5.89	114.44	110.10
15	r	101	A1LZM	C1C-NC-C4C	5.89	109.35	106.71
15	l	101	A1LZM	C1C-NC-C4C	5.87	109.34	106.71
15	M	702	A1LZM	C2D-C1D-ND	5.87	114.43	110.10

Continued on next page...

Continued from previous page...

Mol	Chain	Res	Type	Atoms	Z	Observed(°)	Ideal(°)
23	i	102	A1LZQ	O2D-CGD-CBD	5.86	121.67	111.27
15	Y	102	A1LZM	C1C-NC-C4C	5.85	109.34	106.71
23	c	102	A1LZQ	O2D-CGD-CBD	5.82	121.61	111.27
15	4	201	A1LZM	C2D-C1D-ND	5.82	114.39	110.10
15	6	102	A1LZM	C2D-C1D-ND	5.82	114.39	110.10
23	G	102	A1LZQ	O2D-CGD-CBD	5.80	121.58	111.27
15	G	101	A1LZM	C2D-C1D-ND	5.80	114.38	110.10
15	i	101	A1LZM	CHD-C4C-NC	5.80	133.34	124.20
15	N	101	A1LZM	C1C-NC-C4C	5.80	109.31	106.71
15	o	101	A1LZM	CHD-C4C-NC	5.80	133.34	124.20
15	Y	101	A1LZM	C2D-C1D-ND	5.80	114.38	110.10
15	P	103	A1LZM	C1C-NC-C4C	5.79	109.31	106.71
15	k	102	A1LZM	CHD-C4C-NC	5.76	133.28	124.20
15	n	102	A1LZM	C3D-C2D-C1D	-5.76	97.97	105.83
15	6	102	A1LZM	C3D-C2D-C1D	-5.76	97.98	105.83
15	6	102	A1LZM	O2D-CGD-CBD	5.75	121.48	111.27
15	w	103	A1LZM	C2D-C1D-ND	5.74	114.33	110.10
15	G	101	A1LZM	C1C-NC-C4C	5.74	109.28	106.71
15	l	101	A1LZM	C1C-NC-C4C	5.73	109.28	106.71
15	V	102	A1LZM	C3D-C2D-C1D	-5.73	98.02	105.83
15	f	101	A1LZM	CHD-C4C-NC	5.71	133.20	124.20
15	L	301	A1LZM	O2D-CGD-CBD	5.70	121.40	111.27
15	V	102	A1LZM	CHD-C1D-ND	-5.70	119.22	124.45
23	f	102	A1LZQ	CMC-C2C-C3C	-5.70	107.60	116.11
15	l	101	A1LZM	CHD-C4C-NC	5.68	133.15	124.20
15	L	301	A1LZM	CHD-C4C-NC	5.67	133.14	124.20
15	e	102	A1LZM	C3D-C2D-C1D	-5.66	98.11	105.83
15	w	102	A1LZM	CHD-C4C-NC	5.65	133.11	124.20
15	l	101	A1LZM	CMD-C2D-C1D	5.65	134.67	124.71
15	n	102	A1LZM	C2D-C1D-ND	5.64	114.26	110.10
15	k	101	A1LZM	CHD-C4C-NC	5.63	133.07	124.20
15	o	101	A1LZM	C2D-C1D-ND	5.62	114.25	110.10
15	P	103	A1LZM	CHD-C4C-NC	5.62	133.05	124.20
15	e	102	A1LZM	CHD-C4C-NC	5.61	133.04	124.20
15	V	102	A1LZM	C4A-NA-C1A	5.61	109.23	106.71
15	k	102	A1LZM	C2D-C1D-ND	5.61	114.24	110.10
15	t	102	A1LZM	C2D-C1D-ND	5.59	114.22	110.10
15	o	101	A1LZM	CHD-C1D-ND	-5.58	119.33	124.45
15	i	101	A1LZM	C1C-NC-C4C	5.58	109.21	106.71
15	h	102	A1LZM	CHD-C4C-NC	5.57	132.99	124.20
15	6	101	A1LZM	C2D-C1D-ND	5.56	114.20	110.10
15	r	101	A1LZM	CHD-C4C-NC	5.55	132.94	124.20

Continued on next page...

Continued from previous page...

Mol	Chain	Res	Type	Atoms	Z	Observed(°)	Ideal(°)
15	w	101	A1LZM	C2D-C1D-ND	5.54	114.18	110.10
15	k	102	A1LZM	C3D-C2D-C1D	-5.53	98.28	105.83
15	q	102	A1LZM	C2D-C1D-ND	5.52	114.17	110.10
15	u	101	A1LZM	C11-C12-C13	-5.52	114.37	127.66
15	P	102	A1LZM	CHD-C4C-NC	5.51	132.88	124.20
15	S	103	A1LZM	CHD-C4C-NC	5.50	132.87	124.20
15	l	101	A1LZM	C11-C12-C13	-5.50	114.43	127.66
15	t	101	A1LZM	C2D-C1D-ND	5.50	114.15	110.10
15	3	102	A1LZM	C3D-C2D-C1D	-5.49	98.35	105.83
15	L	301	A1LZM	C3D-C2D-C1D	-5.48	98.35	105.83
15	Y	101	A1LZM	CHD-C4C-NC	5.48	132.83	124.20
15	V	102	A1LZM	C2D-C1D-ND	5.48	114.14	110.10
23	f	102	A1LZQ	C3D-C2D-C1D	-5.48	98.36	105.83
15	Y	102	A1LZM	CHD-C4C-NC	5.46	132.81	124.20
15	b	102	A1LZM	C3D-C2D-C1D	-5.46	98.38	105.83
15	Z	101	A1LZM	C1D-ND-C4D	-5.45	102.46	106.33
15	4	201	A1LZM	CHD-C4C-NC	5.44	132.78	124.20
15	b	101	A1LZM	CHD-C4C-NC	5.44	132.78	124.20
15	K	102	A1LZM	O2D-CGD-CBD	5.43	120.92	111.27
23	7	102	A1LZQ	O2D-CGD-CBD	5.42	120.91	111.27
15	Y	102	A1LZM	O2D-CGD-CBD	5.42	120.89	111.27
23	f	102	A1LZQ	CMB-C2B-C3B	5.42	134.81	124.68
15	S	102	A1LZM	CHC-C1C-NC	5.41	131.99	124.51
15	u	101	A1LZM	C2D-C1D-ND	5.39	114.08	110.10
23	f	102	A1LZQ	CHD-C4C-NC	5.38	131.06	125.08
23	f	102	A1LZQ	O2D-CGD-CBD	5.38	120.83	111.27
15	h	101	A1LZM	CHD-C4C-NC	5.38	132.68	124.20
15	e	101	A1LZM	C2D-C1D-ND	5.37	114.06	110.10
15	S	102	A1LZM	O2D-CGD-CBD	5.37	120.82	111.27
15	n	102	A1LZM	C1C-NC-C4C	5.37	109.12	106.71
15	L	302	A1LZM	CHC-C1C-NC	5.37	131.94	124.51
15	F	101	A1LZM	C2D-C1D-ND	5.36	114.06	110.10
15	h	102	A1LZM	O2D-CGD-CBD	5.36	120.79	111.27
15	M	702	A1LZM	O2D-CGD-CBD	5.36	120.79	111.27
15	q	101	A1LZM	C2D-C1D-ND	5.36	114.05	110.10
15	w	101	A1LZM	CHD-C4C-NC	5.35	132.64	124.20
15	q	101	A1LZM	O2D-CGD-CBD	5.35	120.78	111.27
15	V	102	A1LZM	O2D-CGD-CBD	5.35	120.78	111.27
15	W	101	A1LZM	C2D-C1D-ND	5.33	114.03	110.10
15	7	101	A1LZM	CHD-C4C-NC	5.33	132.60	124.20
15	c	101	A1LZM	C1C-NC-C4C	5.33	109.10	106.71
15	F	102	A1LZM	C2D-C1D-ND	5.32	114.03	110.10

Continued on next page...

Continued from previous page...

Mol	Chain	Res	Type	Atoms	Z	Observed(°)	Ideal(°)
15	K	101	A1LZM	C2D-C1D-ND	5.32	114.03	110.10
15	h	101	A1LZM	C2D-C1D-ND	5.32	114.03	110.10
15	S	102	A1LZM	CHD-C4C-NC	5.32	132.59	124.20
15	N	101	A1LZM	C2D-C1D-ND	5.32	114.02	110.10
15	L	301	A1LZM	C1D-ND-C4D	-5.31	102.56	106.33
15	k	101	A1LZM	C1D-ND-C4D	-5.31	102.56	106.33
15	6	101	A1LZM	CHD-C4C-NC	5.30	132.56	124.20
15	t	102	A1LZM	C3D-C2D-C1D	-5.30	98.60	105.83
15	c	101	A1LZM	CHD-C4C-C3C	-5.29	119.27	125.89
15	M	702	A1LZM	CHD-C4C-NC	5.28	132.51	124.20
15	w	103	A1LZM	CHD-C4C-NC	5.27	132.51	124.20
15	N	101	A1LZM	CHD-C4C-NC	5.27	132.51	124.20
15	z	101	A1LZM	C2D-C1D-ND	5.25	113.97	110.10
15	k	101	A1LZM	CMD-C2D-C1D	5.25	133.97	124.71
15	K	102	A1LZM	CHD-C4C-NC	5.25	132.47	124.20
15	F	102	A1LZM	O2D-CGD-CBD	5.24	120.59	111.27
15	n	102	A1LZM	CHD-C4C-NC	5.24	132.46	124.20
15	r	101	A1LZM	C2D-C1D-ND	5.23	113.96	110.10
15	w	102	A1LZM	CHC-C1C-NC	5.23	131.75	124.51
23	l	102	A1LZQ	C3C-C4C-CHD	-5.23	114.61	122.98
15	q	101	A1LZM	CHD-C4C-NC	5.23	132.44	124.20
15	7	101	A1LZM	C1D-ND-C4D	-5.22	102.63	106.33
15	L	302	A1LZM	O2D-CGD-CBD	5.22	120.54	111.27
15	e	101	A1LZM	O2D-CGD-CBD	5.22	120.54	111.27
15	t	101	A1LZM	CHD-C4C-NC	5.21	132.41	124.20
15	t	102	A1LZM	O2D-CGD-CBD	5.20	120.52	111.27
23	x	101	A1LZQ	C3C-C4C-CHD	-5.20	114.67	122.98
23	T	101	A1LZQ	C3C-C4C-CHD	-5.19	114.67	122.98
15	F	101	A1LZM	CHD-C4C-NC	5.19	132.38	124.20
15	K	101	A1LZM	CHD-C4C-NC	5.19	132.38	124.20
15	P	102	A1LZM	O2D-CGD-CBD	5.19	120.48	111.27
15	q	102	A1LZM	C3D-C2D-C1D	-5.18	98.76	105.83
15	S	102	A1LZM	C1C-NC-C4C	5.18	109.03	106.71
23	r	102	A1LZQ	C3C-C4C-CHD	-5.18	114.70	122.98
23	W	102	A1LZQ	C3C-C4C-CHD	-5.17	114.70	122.98
15	P	101	A1LZM	C2D-C1D-ND	5.17	113.91	110.10
15	V	101	A1LZM	CHD-C4C-NC	5.16	132.33	124.20
15	z	102	A1LZM	C2D-C1D-ND	5.16	113.91	110.10
15	e	101	A1LZM	CHD-C4C-NC	5.16	132.33	124.20
15	o	101	A1LZM	C3D-C2D-C1D	-5.15	98.80	105.83
15	V	101	A1LZM	C2D-C1D-ND	5.15	113.90	110.10
15	f	101	A1LZM	C1D-ND-C4D	-5.14	102.68	106.33

Continued on next page...

Continued from previous page...

Mol	Chain	Res	Type	Atoms	Z	Observed(°)	Ideal(°)
15	z	102	A1LZM	C3D-C2D-C1D	-5.14	98.82	105.83
15	q	102	A1LZM	O2D-CGD-CBD	5.12	120.36	111.27
15	M	703	A1LZM	C3D-C2D-C1D	-5.12	98.85	105.83
23	N	102	A1LZQ	C3C-C4C-CHD	-5.11	114.81	122.98
15	M	703	A1LZM	CMB-C2B-C3B	5.10	134.22	124.68
15	h	102	A1LZM	C1C-NC-C4C	5.10	109.00	106.71
15	k	101	A1LZM	CMB-C2B-C3B	5.09	134.21	124.68
15	P	101	A1LZM	CHD-C4C-NC	5.09	132.23	124.20
15	S	101	A1LZM	CHD-C4C-NC	5.09	132.22	124.20
15	l	101	A1LZM	C1D-CHD-C4C	-5.09	115.08	126.06
15	n	101	A1LZM	O2D-CGD-CBD	5.09	120.31	111.27
23	l	102	A1LZQ	C3D-C2D-C1D	-5.09	98.89	105.83
15	z	102	A1LZM	O2D-CGD-CBD	5.08	120.29	111.27
23	G	102	A1LZQ	C3D-C2D-C1D	-5.08	98.90	105.83
23	Q	101	A1LZQ	C3D-C2D-C1D	-5.07	98.91	105.83
23	W	102	A1LZQ	C3D-C2D-C1D	-5.07	98.91	105.83
15	k	102	A1LZM	O2D-CGD-CBD	5.07	120.28	111.27
15	S	103	A1LZM	C3D-C2D-C1D	-5.07	98.92	105.83
15	M	702	A1LZM	C3D-C2D-C1D	-5.07	98.92	105.83
15	F	102	A1LZM	C3D-C2D-C1D	-5.06	98.92	105.83
15	z	101	A1LZM	CHC-C1C-NC	5.06	131.50	124.51
15	G	101	A1LZM	CHD-C4C-NC	5.05	132.16	124.20
15	n	101	A1LZM	C2D-C1D-ND	5.05	113.82	110.10
15	M	703	A1LZM	CHD-C4C-NC	5.05	132.16	124.20
15	b	101	A1LZM	C1D-ND-C4D	-5.04	102.75	106.33
23	i	102	A1LZQ	C2D-C1D-ND	5.04	113.82	110.10
15	3	102	A1LZM	C1D-ND-C4D	-5.03	102.76	106.33
23	r	102	A1LZQ	C2D-C1D-ND	5.02	113.81	110.10
23	Q	101	A1LZQ	C2D-C1D-ND	5.02	113.81	110.10
15	z	101	A1LZM	CHD-C4C-NC	5.02	132.11	124.20
23	W	102	A1LZQ	C2D-C1D-ND	5.01	113.80	110.10
23	c	102	A1LZQ	C3D-C2D-C1D	-5.00	99.01	105.83
15	S	101	A1LZM	C2D-C1D-ND	5.00	113.79	110.10
15	G	101	A1LZM	O2D-CGD-CBD	5.00	120.15	111.27
23	Q	101	A1LZQ	C3C-C4C-CHD	-4.99	114.99	122.98
23	r	102	A1LZQ	C3D-C2D-C1D	-4.98	99.03	105.83
23	i	102	A1LZQ	C3D-C2D-C1D	-4.97	99.04	105.83
15	q	102	A1LZM	CHD-C4C-NC	4.97	132.03	124.20
15	b	102	A1LZM	O2D-CGD-CBD	4.97	120.09	111.27
15	7	101	A1LZM	C3D-C2D-C1D	-4.96	99.06	105.83
23	G	102	A1LZQ	C3C-C4C-CHD	-4.96	115.05	122.98
23	o	102	A1LZQ	C3D-C2D-C1D	-4.96	99.07	105.83

Continued on next page...

Continued from previous page...

Mol	Chain	Res	Type	Atoms	Z	Observed(°)	Ideal(°)
15	7	101	A1LZM	O2D-CGD-CBD	4.95	120.07	111.27
23	c	102	A1LZQ	C3C-C4C-CHD	-4.94	115.08	122.98
15	h	101	A1LZM	O2D-CGD-CBD	4.94	120.04	111.27
23	i	102	A1LZQ	C3C-C4C-CHD	-4.93	115.10	122.98
15	n	101	A1LZM	CHD-C4C-NC	4.92	131.96	124.20
23	Z	102	A1LZQ	C3D-C2D-C1D	-4.92	99.11	105.83
15	L	302	A1LZM	CMB-C2B-C3B	4.92	133.89	124.68
15	o	101	A1LZM	CMD-C2D-C1D	4.91	133.37	124.71
15	t	102	A1LZM	CHD-C4C-NC	4.91	131.94	124.20
15	z	101	A1LZM	CMB-C2B-C3B	4.91	133.87	124.68
23	l	102	A1LZQ	C2D-C1D-ND	4.91	113.72	110.10
15	w	102	A1LZM	O2D-CGD-CBD	4.91	119.99	111.27
23	N	102	A1LZQ	C3D-C2D-C1D	-4.91	99.13	105.83
15	P	102	A1LZM	C11-C12-C13	-4.90	115.86	127.66
15	o	101	A1LZM	C4A-NA-C1A	4.90	108.91	106.71
23	x	101	A1LZQ	C3D-C2D-C1D	-4.89	99.15	105.83
15	S	103	A1LZM	CHD-C1D-ND	-4.89	119.96	124.45
23	f	102	A1LZQ	C2D-C1D-ND	4.89	113.71	110.10
23	T	101	A1LZQ	C3D-C2D-C1D	-4.88	99.17	105.83
15	6	102	A1LZM	CHD-C4C-NC	4.88	131.90	124.20
15	b	101	A1LZM	C3D-C2D-C1D	-4.88	99.17	105.83
15	w	101	A1LZM	O2D-CGD-CBD	4.88	119.94	111.27
15	c	101	A1LZM	CHC-C1C-NC	4.87	131.25	124.51
16	M	704	A1LZP	C52-C47-C39	-4.87	113.78	126.70
15	i	101	A1LZM	C3D-C2D-C1D	-4.87	99.19	105.83
15	q	101	A1LZM	C1D-ND-C4D	-4.87	102.88	106.33
23	Z	102	A1LZQ	C2D-C1D-ND	4.84	113.67	110.10
23	1	102	A1LZQ	C3D-C2D-C1D	-4.84	99.23	105.83
15	4	201	A1LZM	C3D-C2D-C1D	-4.83	99.24	105.83
15	Z	101	A1LZM	C3D-C2D-C1D	-4.82	99.25	105.83
23	T	101	A1LZQ	C2D-C1D-ND	4.82	113.66	110.10
15	L	301	A1LZM	CMB-C2B-C3B	4.82	133.69	124.68
15	w	102	A1LZM	C11-C12-C13	-4.82	116.06	127.66
23	N	102	A1LZQ	C2D-C1D-ND	4.82	113.65	110.10
15	3	102	A1LZM	CHC-C1C-NC	4.81	131.16	124.51
15	P	103	A1LZM	C3D-C2D-C1D	-4.81	99.27	105.83
15	z	102	A1LZM	CHC-C1C-NC	4.80	131.15	124.51
15	k	101	A1LZM	C3D-C2D-C1D	-4.80	99.29	105.83
15	q	101	A1LZM	CHC-C1C-NC	4.79	131.13	124.51
23	1	102	A1LZQ	C3C-C4C-CHD	-4.79	115.32	122.98
15	Y	102	A1LZM	CAA-C2A-C1A	4.79	127.66	111.97
23	u	102	A1LZQ	C3D-C2D-C1D	-4.79	99.30	105.83

Continued on next page...

Continued from previous page...

Mol	Chain	Res	Type	Atoms	Z	Observed(°)	Ideal(°)
15	M	702	A1LZM	C1D-ND-C4D	-4.78	102.94	106.33
15	M	703	A1LZM	C2D-C1D-ND	4.78	113.62	110.10
15	V	102	A1LZM	CHD-C4C-NC	4.77	131.72	124.20
16	L	303	A1LZP	O36-C57-O29	-4.77	114.51	123.84
15	l	101	A1LZM	C1D-ND-C4D	-4.77	102.95	106.33
15	F	102	A1LZM	CHD-C4C-NC	4.77	131.72	124.20
15	b	102	A1LZM	C11-C12-C13	-4.77	116.18	127.66
15	w	102	A1LZM	C1C-NC-C4C	4.76	108.85	106.71
15	S	101	A1LZM	O2D-CGD-CBD	4.76	119.72	111.27
15	i	101	A1LZM	C1D-ND-C4D	-4.76	102.96	106.33
15	Y	101	A1LZM	C3D-C2D-C1D	-4.76	99.34	105.83
15	G	101	A1LZM	C3D-C2D-C1D	-4.75	99.35	105.83
15	P	101	A1LZM	CHC-C1C-NC	4.75	131.08	124.51
15	4	201	A1LZM	C1D-ND-C4D	-4.75	102.96	106.33
15	z	102	A1LZM	CHD-C4C-NC	4.75	131.68	124.20
15	M	702	A1LZM	CHC-C1C-NC	4.75	131.07	124.51
15	Y	101	A1LZM	C1D-ND-C4D	-4.75	102.96	106.33
15	P	102	A1LZM	CHC-C1C-NC	4.74	131.07	124.51
15	t	101	A1LZM	C1D-ND-C4D	-4.74	102.97	106.33
15	W	101	A1LZM	C1D-CHD-C4C	-4.74	115.83	126.06
23	o	102	A1LZQ	C3C-C4C-CHD	-4.74	115.40	122.98
15	h	102	A1LZM	CHC-C1C-NC	4.74	131.06	124.51
15	L	301	A1LZM	CHC-C1C-NC	4.73	131.05	124.51
15	w	103	A1LZM	C3D-C2D-C1D	-4.73	99.38	105.83
15	h	101	A1LZM	CHC-C1C-NC	4.72	131.04	124.51
15	W	101	A1LZM	C4A-NA-C1A	4.72	108.83	106.71
15	z	101	A1LZM	C1D-ND-C4D	-4.72	102.98	106.33
15	u	101	A1LZM	CHD-C1D-ND	-4.72	120.12	124.45
23	c	102	A1LZQ	C2D-C1D-ND	4.72	113.58	110.10
15	S	102	A1LZM	C2D-C1D-ND	4.71	113.58	110.10
23	x	101	A1LZQ	C2D-C1D-ND	4.71	113.58	110.10
15	f	101	A1LZM	C3D-C2D-C1D	-4.71	99.40	105.83
15	W	101	A1LZM	C11-C12-C13	-4.71	116.32	127.66
15	b	101	A1LZM	CHC-C1C-NC	4.71	131.03	124.51
23	G	102	A1LZQ	C2D-C1D-ND	4.71	113.57	110.10
15	b	101	A1LZM	CMB-C2B-C3B	4.71	133.48	124.68
15	6	102	A1LZM	CHC-C1C-NC	4.70	131.02	124.51
15	l	101	A1LZM	C3D-C2D-C1D	-4.70	99.42	105.83
15	n	102	A1LZM	CHC-C1C-NC	4.69	131.00	124.51
23	7	102	A1LZQ	C3D-C2D-C1D	-4.68	99.44	105.83
15	o	101	A1LZM	C1-C2-C3	-4.68	117.95	126.04
15	V	101	A1LZM	CHC-C1C-NC	4.67	130.97	124.51

Continued on next page...

Continued from previous page...

Mol	Chain	Res	Type	Atoms	Z	Observed(°)	Ideal(°)
15	P	101	A1LZM	C3D-C2D-C1D	-4.67	99.45	105.83
15	l	101	A1LZM	C4A-NA-C1A	4.67	108.81	106.71
23	1	102	A1LZQ	C2D-C1D-ND	4.67	113.55	110.10
15	7	101	A1LZM	CHC-C1C-NC	4.66	130.96	124.51
15	F	101	A1LZM	C1D-ND-C4D	-4.66	103.03	106.33
15	b	102	A1LZM	O2A-CGA-CBA	4.66	126.52	111.91
22	3	101	LYC	C21-C20-C19	4.66	133.01	123.47
15	t	101	A1LZM	CHC-C1C-NC	4.65	130.95	124.51
15	h	101	A1LZM	C1D-ND-C4D	-4.65	103.03	106.33
23	Z	102	A1LZQ	C3C-C4C-CHD	-4.65	115.55	122.98
15	Y	101	A1LZM	CHC-C1C-NC	4.65	130.94	124.51
15	Y	102	A1LZM	CHC-C1C-NC	4.64	130.94	124.51
15	e	102	A1LZM	CHC-C1C-NC	4.64	130.93	124.51
15	K	101	A1LZM	C3D-C2D-C1D	-4.64	99.50	105.83
15	G	101	A1LZM	CHC-C1C-NC	4.64	130.93	124.51
15	t	101	A1LZM	C3D-C2D-C1D	-4.64	99.50	105.83
15	w	101	A1LZM	CHC-C1C-NC	4.64	130.92	124.51
15	w	101	A1LZM	C1D-ND-C4D	-4.64	103.04	106.33
15	w	101	A1LZM	C3D-C2D-C1D	-4.63	99.51	105.83
16	M	704	A1LZP	O36-C57-O29	-4.63	114.80	123.84
15	6	101	A1LZM	C3D-C2D-C1D	-4.62	99.53	105.83
15	n	101	A1LZM	CHC-C1C-NC	4.62	130.90	124.51
15	e	101	A1LZM	C3D-C2D-C1D	-4.60	99.55	105.83
15	N	101	A1LZM	C3D-C2D-C1D	-4.60	99.56	105.83
15	z	101	A1LZM	O2D-CGD-CBD	4.60	119.43	111.27
15	F	101	A1LZM	C3D-C2D-C1D	-4.59	99.57	105.83
15	P	103	A1LZM	C1D-ND-C4D	-4.59	103.08	106.33
15	G	101	A1LZM	C1D-ND-C4D	-4.58	103.08	106.33
23	o	102	A1LZQ	C2D-C1D-ND	4.58	113.48	110.10
15	W	101	A1LZM	C3D-C2D-C1D	-4.57	99.59	105.83
15	h	101	A1LZM	C3D-C2D-C1D	-4.56	99.60	105.83
15	6	101	A1LZM	C1D-ND-C4D	-4.56	103.10	106.33
15	f	101	A1LZM	CHC-C1C-NC	4.56	130.81	124.51
15	6	102	A1LZM	CMB-C2B-C3B	4.55	133.20	124.68
15	q	101	A1LZM	C3D-C2D-C1D	-4.55	99.62	105.83
15	u	101	A1LZM	C3D-C2D-C1D	-4.55	99.62	105.83
23	x	101	A1LZQ	CHD-C4C-NC	4.55	130.12	125.08
13	C	405	PGV	C02-O01-C1	-4.54	112.03	117.88
15	w	103	A1LZM	CHC-C1C-NC	4.54	130.78	124.51
15	k	102	A1LZM	CHC-C1C-NC	4.53	130.78	124.51
15	V	101	A1LZM	C3D-C2D-C1D	-4.53	99.65	105.83
15	u	101	A1LZM	C1C-NC-C4C	4.52	108.74	106.71

Continued on next page...

Continued from previous page...

Mol	Chain	Res	Type	Atoms	Z	Observed(°)	Ideal(°)
15	L	302	A1LZM	CHD-C4C-NC	4.52	131.32	124.20
15	4	201	A1LZM	CHC-C1C-NC	4.51	130.75	124.51
15	l	101	A1LZM	C2D-C1D-ND	4.51	113.43	110.10
15	6	101	A1LZM	CHC-C1C-NC	4.50	130.74	124.51
15	S	101	A1LZM	C3D-C2D-C1D	-4.50	99.69	105.83
15	e	101	A1LZM	C1D-ND-C4D	-4.49	103.14	106.33
15	L	301	A1LZM	C4-C3-C5	4.49	122.82	115.27
15	W	101	A1LZM	C1C-NC-C4C	4.48	108.72	106.71
13	C	408	PGV	O01-C1-C2	4.47	121.14	111.50
15	z	101	A1LZM	C3D-C2D-C1D	-4.46	99.74	105.83
16	L	303	A1LZP	C63-C33-C38	4.46	133.02	124.68
15	n	101	A1LZM	C1D-ND-C4D	-4.46	103.17	106.33
15	u	101	A1LZM	O2D-CGD-CBD	4.45	119.18	111.27
13	z	103	PGV	O01-C1-C2	4.45	121.09	111.50
23	r	102	A1LZQ	CHD-C4C-NC	4.45	130.01	125.08
15	L	302	A1LZM	C3D-C2D-C1D	-4.44	99.77	105.83
15	V	102	A1LZM	CHC-C1C-NC	4.44	130.65	124.51
15	S	101	A1LZM	CHC-C1C-NC	4.43	130.64	124.51
15	3	102	A1LZM	O2D-CGD-CBD	4.43	119.15	111.27
15	w	102	A1LZM	C1D-ND-C4D	-4.43	103.19	106.33
15	Z	101	A1LZM	C1-C2-C3	-4.43	118.38	126.04
15	K	102	A1LZM	C1C-NC-C4C	4.42	108.69	106.71
15	h	102	A1LZM	C4A-NA-C1A	4.42	108.69	106.71
23	T	101	A1LZQ	CHD-C4C-NC	4.42	129.98	125.08
15	r	101	A1LZM	C3D-C2D-C1D	-4.41	99.82	105.83
15	K	101	A1LZM	C1D-ND-C4D	-4.40	103.21	106.33
15	b	102	A1LZM	C4A-NA-C1A	4.40	108.68	106.71
16	L	303	A1LZP	C04-C03-C05	4.40	122.67	115.27
15	3	102	A1LZM	CMB-C2B-C3B	4.40	132.91	124.68
15	n	101	A1LZM	C3D-C2D-C1D	-4.40	99.83	105.83
23	l	102	A1LZQ	CHD-C4C-NC	4.39	129.95	125.08
15	F	101	A1LZM	CHC-C1C-NC	4.38	130.57	124.51
15	V	102	A1LZM	C11-C12-C13	-4.37	117.13	127.66
15	o	101	A1LZM	C3C-C4C-NC	4.37	115.35	110.57
23	N	102	A1LZQ	CHD-C4C-NC	4.36	129.92	125.08
15	w	103	A1LZM	C1D-ND-C4D	-4.35	103.24	106.33
15	K	101	A1LZM	CHC-C1C-NC	4.35	130.53	124.51
15	u	101	A1LZM	C14-C13-C15	4.35	122.59	115.27
13	q	104	PGV	O01-C1-C2	4.34	120.86	111.50
15	q	102	A1LZM	C1D-ND-C4D	-4.34	103.25	106.33
15	l	101	A1LZM	C3D-C2D-C1D	-4.33	99.92	105.83
23	u	102	A1LZQ	C2D-C1D-ND	4.33	113.29	110.10

Continued on next page...

Continued from previous page...

Mol	Chain	Res	Type	Atoms	Z	Observed(°)	Ideal(°)
15	k	102	A1LZM	C1D-ND-C4D	-4.33	103.26	106.33
15	S	101	A1LZM	C1D-ND-C4D	-4.33	103.26	106.33
23	c	102	A1LZQ	CHD-C4C-NC	4.32	129.88	125.08
13	v	104	PGV	O01-C1-C2	4.32	120.81	111.50
15	q	102	A1LZM	CHC-C1C-NC	4.31	130.48	124.51
15	h	102	A1LZM	C14-C13-C15	4.31	122.52	115.27
15	h	102	A1LZM	C1D-ND-C4D	-4.30	103.28	106.33
15	b	102	A1LZM	CHD-C4C-C3C	-4.29	120.52	125.89
15	r	101	A1LZM	CMB-C2B-C3B	4.29	132.70	124.68
15	o	101	A1LZM	C14-C13-C15	4.29	122.48	115.27
15	P	101	A1LZM	C1D-ND-C4D	-4.29	103.29	106.33
15	M	703	A1LZM	CHC-C1C-NC	4.27	130.42	124.51
23	Q	101	A1LZQ	CHD-C4C-NC	4.27	129.82	125.08
15	M	702	A1LZM	CMB-C2B-C3B	4.27	132.66	124.68
23	G	102	A1LZQ	CHD-C4C-NC	4.26	129.81	125.08
15	t	102	A1LZM	C1D-ND-C4D	-4.26	103.31	106.33
15	u	101	A1LZM	C6-C5-C3	-4.26	102.29	113.45
23	W	102	A1LZQ	CHD-C4C-NC	4.25	129.80	125.08
15	S	103	A1LZM	C14-C13-C15	4.25	122.43	115.27
13	H	301	PGV	O01-C1-C2	4.25	120.65	111.50
15	G	101	A1LZM	C1D-CHD-C4C	-4.25	116.90	126.06
15	S	102	A1LZM	C11-C12-C13	-4.24	117.46	127.66
23	G	102	A1LZQ	CMB-C2B-C3B	4.24	132.60	124.68
15	k	102	A1LZM	C11-C12-C13	-4.24	117.46	127.66
23	l	102	A1LZQ	CHD-C4C-NC	4.23	129.78	125.08
23	i	102	A1LZQ	CHD-C4C-NC	4.23	129.77	125.08
15	P	103	A1LZM	C1D-CHD-C4C	-4.22	116.95	126.06
15	h	102	A1LZM	O2A-CGA-CBA	4.22	125.14	111.91
15	r	101	A1LZM	C1D-CHD-C4C	-4.21	116.99	126.06
15	t	101	A1LZM	CMB-C2B-C3B	4.20	132.53	124.68
15	F	102	A1LZM	CHC-C1C-NC	4.20	130.31	124.51
15	V	101	A1LZM	C1D-ND-C4D	-4.19	103.36	106.33
15	z	102	A1LZM	C1D-ND-C4D	-4.19	103.36	106.33
13	U	104	PGV	O01-C1-C2	4.19	120.53	111.50
15	S	103	A1LZM	C14-C13-C12	-4.19	112.94	123.68
15	h	101	A1LZM	C1-C2-C3	-4.18	118.81	126.04
15	S	103	A1LZM	CMB-C2B-C3B	4.18	132.50	124.68
15	V	102	A1LZM	O2A-CGA-CBA	4.18	125.01	111.91
15	e	101	A1LZM	CHC-C1C-NC	4.18	130.29	124.51
15	i	101	A1LZM	C1D-CHD-C4C	-4.17	117.06	126.06
23	Z	102	A1LZQ	CHD-C4C-NC	4.16	129.69	125.08
15	S	102	A1LZM	O2A-CGA-CBA	4.15	124.93	111.91

Continued on next page...

Continued from previous page...

Mol	Chain	Res	Type	Atoms	Z	Observed(°)	Ideal(°)
15	i	101	A1LZM	CHC-C1C-NC	4.14	130.24	124.51
15	N	101	A1LZM	C1D-CHD-C4C	-4.14	117.12	126.06
13	M	708	PGV	O01-C1-C2	4.14	120.43	111.50
15	Y	102	A1LZM	C4A-NA-C1A	4.13	108.56	106.71
23	N	102	A1LZQ	C1D-ND-C4D	-4.12	103.41	106.33
13	P	105	PGV	O01-C1-C2	4.12	120.37	111.50
15	h	101	A1LZM	CMB-C2B-C3B	4.11	132.37	124.68
13	n	104	PGV	O01-C1-C2	4.11	120.36	111.50
15	K	102	A1LZM	C10-C11-C12	-4.11	101.38	112.23
13	H	303	PGV	O01-C1-C2	4.10	120.33	111.50
13	8	103	PGV	O01-C1-C2	4.09	120.31	111.50
13	F	104	PGV	O01-C1-C2	4.09	120.31	111.50
15	r	101	A1LZM	C1D-ND-C4D	-4.08	103.44	106.33
23	o	102	A1LZQ	CHD-C4C-NC	4.08	129.61	125.08
23	r	102	A1LZQ	C1D-ND-C4D	-4.08	103.44	106.33
15	F	102	A1LZM	C1D-ND-C4D	-4.08	103.44	106.33
15	l	101	A1LZM	CHC-C1C-NC	4.07	130.15	124.51
15	u	101	A1LZM	CMB-C2B-C3B	4.07	132.30	124.68
23	N	102	A1LZQ	CMB-C2B-C3B	4.07	132.30	124.68
15	Y	102	A1LZM	C1D-ND-C4D	-4.07	103.45	106.33
15	S	103	A1LZM	C3C-C4C-NC	4.07	115.01	110.57
15	Z	101	A1LZM	CMB-C2B-C3B	4.06	132.28	124.68
15	c	101	A1LZM	CMB-C2B-C3B	4.06	132.28	124.68
15	S	103	A1LZM	C1D-ND-C4D	-4.06	103.45	106.33
23	i	102	A1LZQ	C1D-ND-C4D	-4.06	103.45	106.33
15	4	201	A1LZM	CMB-C2B-C3B	4.06	132.27	124.68
15	P	103	A1LZM	CHC-C1C-NC	4.05	130.11	124.51
15	K	102	A1LZM	C14-C13-C15	4.04	122.07	115.27
15	k	101	A1LZM	CHC-C1C-NC	4.04	130.10	124.51
12	C	401	HEC	CBD-CAD-C3D	-4.04	105.72	112.62
15	L	302	A1LZM	C1D-ND-C4D	-4.04	103.47	106.33
12	C	403	HEC	CBD-CAD-C3D	-4.03	105.75	112.62
15	N	101	A1LZM	C1D-ND-C4D	-4.03	103.47	106.33
13	O	104	PGV	O01-C1-C2	4.02	120.16	111.50
16	M	704	A1LZP	C63-C33-C38	4.02	132.19	124.68
15	n	102	A1LZM	O2A-CGA-CBA	4.01	124.51	111.91
13	Y	103	PGV	O01-C1-C2	4.01	120.15	111.50
12	C	404	HEC	CBA-CAA-C2A	-4.01	105.84	112.60
15	Y	101	A1LZM	CMB-C2B-C3B	4.00	132.17	124.68
15	S	102	A1LZM	O2D-CGD-O1D	-4.00	116.01	123.84
15	w	103	A1LZM	C1D-CHD-C4C	-4.00	117.43	126.06
15	u	101	A1LZM	C1D-CHD-C4C	-4.00	117.43	126.06

Continued on next page...

Continued from previous page...

Mol	Chain	Res	Type	Atoms	Z	Observed(°)	Ideal(°)
15	V	102	A1LZM	C1D-CHD-C4C	-3.99	117.44	126.06
23	T	101	A1LZQ	C1D-ND-C4D	-3.99	103.50	106.33
15	L	302	A1LZM	C2D-C1D-ND	3.99	113.04	110.10
15	n	102	A1LZM	C11-C12-C13	-3.99	118.06	127.66
15	l	101	A1LZM	C1D-CHD-C4C	-3.99	117.46	126.06
15	6	101	A1LZM	CMB-C2B-C3B	3.99	132.13	124.68
15	r	101	A1LZM	CHC-C1C-NC	3.98	130.02	124.51
15	6	102	A1LZM	O2D-CGD-O1D	-3.98	116.05	123.84
13	X	104	PGV	O01-C1-C2	3.97	120.06	111.50
23	x	101	A1LZQ	CMB-C2B-C3B	3.94	132.06	124.68
15	l	101	A1LZM	CHC-C1C-NC	3.94	129.96	124.51
13	Y	104	PGV	O01-C1-C2	3.94	119.98	111.50
15	K	102	A1LZM	CHC-C1C-NC	3.93	129.95	124.51
15	Z	101	A1LZM	C1D-CHD-C4C	-3.93	117.58	126.06
15	l	101	A1LZM	C4-C3-C5	3.92	121.87	115.27
15	f	101	A1LZM	C1D-CHD-C4C	-3.92	117.59	126.06
13	9	102	PGV	O01-C1-C2	3.92	119.94	111.50
15	t	102	A1LZM	CHC-C1C-NC	3.92	129.93	124.51
23	l	102	A1LZQ	CMB-C2B-C3B	3.91	132.00	124.68
15	S	103	A1LZM	C1C-NC-C4C	3.91	108.46	106.71
22	3	101	LYC	C18-C17-C19	-3.90	117.45	122.92
15	N	101	A1LZM	CHC-C1C-NC	3.90	129.91	124.51
15	P	102	A1LZM	C4A-NA-C1A	3.90	108.46	106.71
15	Z	101	A1LZM	CHC-C1C-NC	3.90	129.90	124.51
15	n	102	A1LZM	O2D-CGD-CBD	3.90	118.19	111.27
15	W	101	A1LZM	CMB-C2B-C3B	3.90	131.97	124.68
15	o	101	A1LZM	CMB-C2B-C3B	3.90	131.97	124.68
13	j	104	PGV	O01-C1-C2	3.89	119.89	111.50
15	e	102	A1LZM	C1D-ND-C4D	-3.89	103.57	106.33
15	k	101	A1LZM	C1D-CHD-C4C	-3.89	117.66	126.06
15	h	102	A1LZM	C10-C11-C12	-3.89	101.96	112.23
15	o	101	A1LZM	O2D-CGD-CBD	3.89	118.18	111.27
23	o	102	A1LZQ	CMC-C2C-C3C	-3.88	110.31	116.11
23	l	102	A1LZQ	C1D-ND-C4D	-3.88	103.58	106.33
13	b	105	PGV	O01-C1-C2	3.88	119.86	111.50
13	m	104	PGV	O01-C1-C2	3.88	119.86	111.50
23	T	101	A1LZQ	CMC-C2C-C3C	-3.88	110.32	116.11
15	Y	101	A1LZM	C1-C2-C3	-3.87	119.34	126.04
23	W	102	A1LZQ	C1D-ND-C4D	-3.87	103.58	106.33
13	9	103	PGV	O01-C1-C2	3.87	119.84	111.50
13	L	305	PGV	O01-C1-C2	3.86	119.83	111.50
15	G	101	A1LZM	C11-C12-C13	-3.86	118.36	127.66

Continued on next page...

Continued from previous page...

Mol	Chain	Res	Type	Atoms	Z	Observed(°)	Ideal(°)
15	l	101	A1LZM	CMB-C2B-C3B	3.86	131.90	124.68
13	M	707	PGV	O01-C1-C2	3.86	119.81	111.50
15	K	102	A1LZM	C4A-NA-C1A	3.85	108.44	106.71
23	Q	101	A1LZQ	CMC-C2C-C3C	-3.85	110.36	116.11
15	S	101	A1LZM	C4-C3-C5	3.85	121.74	115.27
15	w	102	A1LZM	C1D-CHD-C4C	-3.85	117.76	126.06
15	c	101	A1LZM	C3D-C2D-C1D	-3.84	100.58	105.83
15	w	102	A1LZM	O2A-CGA-CBA	3.84	123.95	111.91
13	R	104	PGV	O01-C1-C2	3.84	119.77	111.50
15	6	102	A1LZM	C1-C2-C3	-3.83	119.41	126.04
13	C	407	PGV	O01-C1-C2	3.83	119.76	111.50
13	K	103	PGV	O01-C1-C2	3.83	119.76	111.50
23	W	102	A1LZQ	CMB-C2B-C3B	3.83	131.85	124.68
15	t	101	A1LZM	C1-C2-C3	-3.83	119.42	126.04
15	w	101	A1LZM	CMB-C2B-C3B	3.83	131.84	124.68
15	P	103	A1LZM	C14-C13-C15	3.83	121.71	115.27
15	N	101	A1LZM	C11-C12-C13	-3.83	118.44	127.66
13	L	310	PGV	O01-C1-C2	3.82	119.74	111.50
13	a	104	PGV	O01-C1-C2	3.82	119.73	111.50
13	C	405	PGV	O01-C1-C2	3.81	119.72	111.50
15	V	101	A1LZM	O2D-CGD-CBD	3.81	118.04	111.27
15	r	101	A1LZM	C14-C13-C15	3.81	121.68	115.27
15	M	703	A1LZM	C1D-CHD-C4C	-3.81	117.84	126.06
23	l	102	A1LZQ	C1D-ND-C4D	-3.81	103.63	106.33
23	l	102	A1LZQ	CMC-C2C-C3C	-3.81	110.42	116.11
15	S	103	A1LZM	C1D-CHD-C4C	-3.80	117.86	126.06
13	H	305	PGV	O01-C1-C2	3.79	119.68	111.50
13	t	103	PGV	O01-C1-C2	3.79	119.67	111.50
23	u	102	A1LZQ	C3C-C4C-CHD	-3.79	116.92	122.98
15	K	102	A1LZM	O2A-CGA-CBA	3.79	123.79	111.91
15	u	101	A1LZM	C11-C10-C8	-3.79	102.65	115.76
15	W	101	A1LZM	O2D-CGD-CBD	3.78	117.99	111.27
15	L	301	A1LZM	C3D-C4D-ND	3.78	116.35	110.24
23	o	102	A1LZQ	C1D-ND-C4D	-3.78	103.65	106.33
15	o	101	A1LZM	C4-C3-C5	3.78	121.62	115.27
13	k	104	PGV	O01-C1-C2	3.78	119.64	111.50
23	W	102	A1LZQ	CMC-C2C-C3C	-3.77	110.47	116.11
15	o	101	A1LZM	C17-C16-C15	-3.77	103.11	113.36
15	P	101	A1LZM	CMB-C2B-C3B	3.77	131.74	124.68
23	u	102	A1LZQ	CMC-C2C-C3C	-3.77	110.47	116.11
15	Z	101	A1LZM	C3D-C4D-ND	3.77	116.34	110.24
13	K	104	PGV	O01-C1-C2	3.77	119.63	111.50

Continued on next page...

Continued from previous page...

Mol	Chain	Res	Type	Atoms	Z	Observed(°)	Ideal(°)
15	6	101	A1LZM	C4-C3-C5	3.76	121.59	115.27
13	h	104	PGV	O01-C1-C2	3.76	119.60	111.50
15	M	703	A1LZM	C1-C2-C3	-3.76	119.55	126.04
23	Z	102	A1LZQ	CMB-C2B-C3B	3.75	131.70	124.68
16	M	704	A1LZP	C62-C37-C41	-3.75	106.16	114.38
15	e	102	A1LZM	C11-C12-C13	-3.75	118.64	127.66
15	b	102	A1LZM	O2A-CGA-O1A	-3.74	114.14	123.59
15	o	101	A1LZM	C11-C12-C13	-3.74	118.65	127.66
23	x	101	A1LZQ	C1D-ND-C4D	-3.74	103.68	106.33
23	c	102	A1LZQ	CMB-C2B-C3B	3.74	131.68	124.68
15	P	102	A1LZM	C1D-ND-C4D	-3.74	103.68	106.33
15	u	101	A1LZM	CHC-C1C-NC	3.74	129.68	124.51
15	P	102	A1LZM	O2A-CGA-CBA	3.74	123.64	111.91
23	l	102	A1LZQ	CMB-C2B-C3B	3.74	131.67	124.68
15	u	101	A1LZM	CMD-C2D-C1D	3.73	131.29	124.71
13	p	104	PGV	O01-C1-C2	3.73	119.55	111.50
13	d	104	PGV	O01-C1-C2	3.73	119.54	111.50
15	l	101	A1LZM	O2D-CGD-CBD	3.73	117.89	111.27
15	W	101	A1LZM	CHD-C1D-ND	-3.72	121.03	124.45
23	7	102	A1LZQ	CMC-C2C-C3C	-3.72	110.55	116.11
15	w	103	A1LZM	O2D-CGD-CBD	3.72	117.88	111.27
23	i	102	A1LZQ	CMC-C2C-C3C	-3.72	110.55	116.11
15	q	101	A1LZM	CMB-C2B-C3B	3.72	131.64	124.68
15	k	101	A1LZM	C1-C2-C3	-3.72	119.61	126.04
13	P	104	PGV	O01-C1-C2	3.72	119.51	111.50
15	K	102	A1LZM	O2D-CGD-O1D	-3.72	116.57	123.84
15	u	101	A1LZM	CAA-C2A-C1A	3.72	124.15	111.97
23	Q	101	A1LZQ	C1D-ND-C4D	-3.71	103.70	106.33
13	5	101	PGV	O01-C1-C2	3.71	119.49	111.50
16	M	704	A1LZP	C20-C19-C17	-3.70	103.75	113.45
13	L	309	PGV	O01-C1-C2	3.70	119.47	111.50
23	o	102	A1LZQ	CMB-C2B-C3B	3.70	131.60	124.68
15	w	101	A1LZM	C1-C2-C3	-3.70	119.65	126.04
23	r	102	A1LZQ	CMB-C2B-C3B	3.70	131.59	124.68
15	S	102	A1LZM	CMB-C2B-C3B	3.69	131.59	124.68
15	i	101	A1LZM	C11-C12-C13	-3.69	118.78	127.66
23	G	102	A1LZQ	CMC-C2C-C3C	-3.69	110.60	116.11
15	6	102	A1LZM	C1D-ND-C4D	-3.69	103.72	106.33
15	7	101	A1LZM	C1D-CHD-C4C	-3.69	118.11	126.06
15	S	103	A1LZM	O2D-CGD-CBD	3.68	117.81	111.27
13	4	203	PGV	O01-C1-C2	3.68	119.42	111.50
23	Z	102	A1LZQ	C1D-ND-C4D	-3.67	103.73	106.33

Continued on next page...

Continued from previous page...

Mol	Chain	Res	Type	Atoms	Z	Observed(°)	Ideal(°)
15	c	101	A1LZM	C14-C13-C15	3.67	121.45	115.27
15	F	101	A1LZM	C1-C2-C3	-3.67	119.70	126.04
15	M	703	A1LZM	C4B-CHC-C1C	-3.67	122.85	130.12
13	V	103	PGV	O01-C1-C2	3.66	119.39	111.50
15	S	103	A1LZM	C4-C3-C5	3.66	121.43	115.27
15	n	101	A1LZM	C4-C3-C5	3.66	121.42	115.27
15	l	101	A1LZM	O2D-CGD-CBD	3.66	117.77	111.27
15	o	101	A1LZM	C1D-CHD-C4C	-3.66	118.17	126.06
15	r	101	A1LZM	O2D-CGD-CBD	3.66	117.77	111.27
23	c	102	A1LZQ	CMC-C2C-C3C	-3.65	110.66	116.11
15	w	101	A1LZM	C11-C12-C13	-3.65	118.87	127.66
15	u	101	A1LZM	C4A-NA-C1A	3.65	108.35	106.71
15	f	101	A1LZM	C3D-C4D-ND	3.65	116.14	110.24
13	e	103	PGV	O01-C1-C2	3.64	119.35	111.50
13	s	104	PGV	O01-C1-C2	3.64	119.34	111.50
15	e	102	A1LZM	O2A-CGA-CBA	3.63	123.30	111.91
15	S	102	A1LZM	C1-C2-C3	-3.63	119.77	126.04
15	P	103	A1LZM	CMB-C2B-C3B	3.63	131.47	124.68
15	W	101	A1LZM	CMD-C2D-C1D	3.63	131.11	124.71
23	u	102	A1LZQ	CMB-C2B-C3B	3.63	131.46	124.68
23	G	102	A1LZQ	C1D-ND-C4D	-3.62	103.76	106.33
15	S	103	A1LZM	C10-C11-C12	-3.62	102.67	112.23
15	e	102	A1LZM	O2D-CGD-O1D	-3.62	116.76	123.84
23	7	102	A1LZQ	C3C-C4C-CHD	-3.62	117.20	122.98
15	7	101	A1LZM	C3D-C4D-ND	3.61	116.08	110.24
15	Y	102	A1LZM	C3A-C2A-C1A	3.61	106.75	101.34
15	f	101	A1LZM	O2D-CGD-CBD	3.61	117.68	111.27
23	x	101	A1LZQ	CMC-C2C-C3C	-3.60	110.72	116.11
15	6	102	A1LZM	O2A-CGA-CBA	3.60	123.22	111.91
15	q	101	A1LZM	C4-C3-C5	3.60	121.33	115.27
15	P	103	A1LZM	O2D-CGD-CBD	3.60	117.67	111.27
15	t	102	A1LZM	C1B-CHB-C4A	-3.60	122.99	130.12
23	u	102	A1LZQ	CHD-C4C-NC	3.60	129.07	125.08
15	n	102	A1LZM	O2A-CGA-O1A	-3.60	114.51	123.59
23	7	102	A1LZQ	C2D-C1D-ND	3.59	112.75	110.10
13	H	306	PGV	O01-C1-C2	3.59	119.24	111.50
15	b	101	A1LZM	O2D-CGD-CBD	3.59	117.65	111.27
15	4	201	A1LZM	C11-C12-C13	-3.59	119.02	127.66
16	L	303	A1LZP	C01-C02-C03	-3.59	119.84	126.04
23	c	102	A1LZQ	C1D-ND-C4D	-3.58	103.79	106.33
15	L	302	A1LZM	C3D-C4D-ND	3.58	116.03	110.24
13	I	101	PGV	O01-C1-C2	3.57	119.20	111.50

Continued on next page...

Continued from previous page...

Mol	Chain	Res	Type	Atoms	Z	Observed(°)	Ideal(°)
15	G	101	A1LZM	CMB-C2B-C3B	3.57	131.35	124.68
13	H	302	PGV	O01-C1-C2	3.57	119.19	111.50
23	i	102	A1LZQ	CMB-C2B-C3B	3.56	131.34	124.68
15	V	102	A1LZM	C14-C13-C15	3.56	121.25	115.27
15	z	101	A1LZM	C3D-C4D-ND	3.55	115.98	110.24
15	V	102	A1LZM	O2D-CGD-O1D	-3.54	116.91	123.84
15	b	101	A1LZM	C1-C2-C3	-3.54	119.91	126.04
15	K	102	A1LZM	CMB-C2B-C3B	3.54	131.31	124.68
13	L	306	PGV	O01-C1-C2	3.54	119.12	111.50
15	M	703	A1LZM	O2D-CGD-O1D	-3.54	116.92	123.84
15	w	103	A1LZM	C1-C2-C3	-3.53	119.93	126.04
15	Y	101	A1LZM	O2D-CGD-CBD	3.53	117.54	111.27
15	Y	102	A1LZM	O2A-CGA-CBA	3.53	122.98	111.91
23	r	102	A1LZQ	CMC-C2C-C3C	-3.53	110.84	116.11
15	u	101	A1LZM	C4-C3-C5	3.52	121.20	115.27
15	P	102	A1LZM	C1-C2-C3	-3.52	119.95	126.04
15	S	102	A1LZM	O2A-CGA-O1A	-3.52	114.71	123.59
15	e	101	A1LZM	CMB-C2B-C3B	3.52	131.26	124.68
15	P	103	A1LZM	C1-C2-C3	-3.51	119.97	126.04
15	4	201	A1LZM	C3D-C4D-ND	3.51	115.92	110.24
13	w	104	PGV	O01-C1-C2	3.51	119.06	111.50
23	N	102	A1LZQ	CMC-C2C-C3C	-3.51	110.87	116.11
15	Y	101	A1LZM	C11-C12-C13	-3.50	119.23	127.66
15	4	201	A1LZM	O2D-CGD-CBD	3.50	117.49	111.27
13	S	105	PGV	O01-C1-C2	3.50	119.04	111.50
15	u	101	A1LZM	CHB-C4A-NA	3.50	129.35	124.51
15	b	102	A1LZM	C2D-C1D-ND	3.49	112.68	110.10
15	Z	101	A1LZM	O2D-CGD-CBD	3.49	117.47	111.27
15	F	101	A1LZM	O2D-CGD-CBD	3.49	117.47	111.27
15	n	101	A1LZM	C3D-C4D-ND	3.49	115.88	110.24
15	n	102	A1LZM	C1D-CHD-C4C	-3.49	118.53	126.06
15	w	103	A1LZM	CMB-C2B-C3B	3.49	131.20	124.68
15	q	101	A1LZM	C3D-C4D-ND	3.49	115.88	110.24
15	P	103	A1LZM	C4-C3-C5	3.49	121.13	115.27
15	N	101	A1LZM	C3C-C4C-NC	3.48	114.37	110.57
15	w	101	A1LZM	C3D-C4D-ND	3.48	115.86	110.24
15	M	702	A1LZM	C3D-C4D-ND	3.47	115.86	110.24
15	i	101	A1LZM	CMB-C2B-C3B	3.47	131.17	124.68
15	e	102	A1LZM	C1-C2-C3	-3.47	120.05	126.04
15	h	101	A1LZM	C11-C12-C13	-3.46	119.32	127.66
15	S	102	A1LZM	C1D-CHD-C4C	-3.46	118.59	126.06
15	F	102	A1LZM	C11-C12-C13	-3.46	119.33	127.66

Continued on next page...

Continued from previous page...

Mol	Chain	Res	Type	Atoms	Z	Observed(°)	Ideal(°)
15	6	101	A1LZM	O2D-CGD-CBD	3.46	117.41	111.27
15	G	101	A1LZM	C3D-C4D-ND	3.46	115.83	110.24
15	t	102	A1LZM	C11-C12-C13	-3.45	119.34	127.66
15	1	101	A1LZM	C3D-C4D-ND	3.45	115.82	110.24
15	b	102	A1LZM	C2C-C1C-CHC	-3.45	115.52	123.64
15	f	101	A1LZM	C14-C13-C15	3.45	121.07	115.27
15	W	101	A1LZM	CHC-C1C-NC	3.44	129.28	124.51
15	W	101	A1LZM	CHB-C4A-NA	3.44	129.27	124.51
15	n	102	A1LZM	C1D-ND-C4D	-3.44	103.89	106.33
23	T	101	A1LZQ	CMB-C2B-C3B	3.44	131.11	124.68
23	7	102	A1LZQ	CMB-C2B-C3B	3.44	131.11	124.68
15	z	101	A1LZM	O2A-CGA-CBA	3.43	122.69	111.91
15	h	101	A1LZM	C3D-C4D-ND	3.43	115.79	110.24
15	Y	101	A1LZM	C1D-CHD-C4C	-3.43	118.66	126.06
15	h	102	A1LZM	C1D-CHD-C4C	-3.43	118.66	126.06
15	F	101	A1LZM	C3D-C4D-ND	3.43	115.78	110.24
15	K	102	A1LZM	C1-C2-C3	-3.43	120.12	126.04
15	t	101	A1LZM	C3D-C4D-ND	3.42	115.77	110.24
15	w	103	A1LZM	C3D-C4D-ND	3.42	115.77	110.24
23	1	102	A1LZQ	CMC-C2C-C3C	-3.41	111.01	116.11
23	u	102	A1LZQ	C1D-ND-C4D	-3.41	103.92	106.33
15	K	101	A1LZM	C4-C3-C5	3.40	121.00	115.27
23	Q	101	A1LZQ	CMB-C2B-C3B	3.40	131.04	124.68
23	Z	102	A1LZQ	CMC-C2C-C3C	-3.40	111.03	116.11
15	K	102	A1LZM	C1D-ND-C4D	-3.40	103.92	106.33
15	h	102	A1LZM	O2A-CGA-O1A	-3.39	115.03	123.59
15	L	301	A1LZM	C1D-CHD-C4C	-3.39	118.75	126.06
15	3	102	A1LZM	C1D-CHD-C4C	-3.38	118.76	126.06
15	w	102	A1LZM	C4-C3-C5	3.38	120.95	115.27
23	1	102	A1LZQ	C3D-C4D-ND	3.37	115.70	110.24
15	z	102	A1LZM	C11-C12-C13	-3.37	119.54	127.66
15	b	101	A1LZM	C3D-C4D-ND	3.37	115.69	110.24
15	P	101	A1LZM	O2D-CGD-CBD	3.37	117.26	111.27
15	N	101	A1LZM	CMB-C2B-C3B	3.37	130.98	124.68
15	P	101	A1LZM	C11-C12-C13	-3.37	119.55	127.66
23	u	102	A1LZQ	C1C-NC-C4C	-3.37	105.19	106.71
15	V	101	A1LZM	CMB-C2B-C3B	3.36	130.97	124.68
15	V	102	A1LZM	OBD-CAD-C3D	-3.36	120.43	128.52
15	e	101	A1LZM	C3D-C4D-ND	3.36	115.68	110.24
15	K	101	A1LZM	C1-C2-C3	-3.36	120.23	126.04
15	e	102	A1LZM	C1D-CHD-C4C	-3.36	118.81	126.06
23	N	102	A1LZQ	C3D-C4D-ND	3.36	115.67	110.24

Continued on next page...

Continued from previous page...

Mol	Chain	Res	Type	Atoms	Z	Observed(°)	Ideal(°)
15	h	102	A1LZM	O2D-CGD-O1D	-3.35	117.28	123.84
13	U	104	PGV	O03-C19-C20	3.34	122.40	111.91
15	q	101	A1LZM	C1D-CHD-C4C	-3.34	118.85	126.06
15	Y	102	A1LZM	C1D-CHD-C4C	-3.34	118.85	126.06
15	i	101	A1LZM	C3D-C4D-ND	3.34	115.64	110.24
23	r	102	A1LZQ	C3D-C4D-ND	3.34	115.64	110.24
15	K	101	A1LZM	CMB-C2B-C3B	3.34	130.92	124.68
15	6	102	A1LZM	C11-C12-C13	-3.34	119.63	127.66
15	r	101	A1LZM	C3D-C4D-ND	3.34	115.63	110.24
15	V	102	A1LZM	O2A-CGA-O1A	-3.33	115.19	123.59
15	c	101	A1LZM	C1D-CHD-C4C	-3.33	118.88	126.06
15	S	103	A1LZM	C4A-NA-C1A	3.33	108.20	106.71
15	k	102	A1LZM	CMB-C2B-C3B	3.32	130.90	124.68
15	f	101	A1LZM	CMB-C2B-C3B	3.32	130.89	124.68
22	3	101	LYC	C16-C17-C19	3.32	124.04	118.94
15	P	103	A1LZM	C3D-C4D-ND	3.32	115.61	110.24
15	6	101	A1LZM	C3D-C4D-ND	3.32	115.60	110.24
15	S	101	A1LZM	C3D-C4D-ND	3.31	115.60	110.24
15	Z	101	A1LZM	C11-C12-C13	-3.31	119.69	127.66
15	t	102	A1LZM	C4B-CHC-C1C	-3.31	123.56	130.12
15	F	102	A1LZM	C4B-CHC-C1C	-3.31	123.57	130.12
23	f	102	A1LZQ	O2D-CGD-O1D	-3.30	117.39	123.84
15	P	103	A1LZM	C3C-C4C-NC	3.30	114.17	110.57
15	q	102	A1LZM	C3D-C4D-ND	3.29	115.56	110.24
15	7	101	A1LZM	C11-C12-C13	-3.29	119.73	127.66
15	z	102	A1LZM	C3D-C4D-ND	3.29	115.56	110.24
15	S	103	A1LZM	C5-C3-C2	-3.28	114.47	121.12
15	6	101	A1LZM	C1-C2-C3	-3.28	120.36	126.04
15	h	101	A1LZM	C1D-CHD-C4C	-3.28	118.98	126.06
13	H	305	PGV	O03-C19-C20	3.28	119.98	111.38
15	K	102	A1LZM	C1D-CHD-C4C	-3.28	118.98	126.06
15	k	102	A1LZM	O2A-CGA-CBA	3.28	122.20	111.91
15	k	101	A1LZM	O2A-CGA-CBA	3.27	122.17	111.91
15	L	302	A1LZM	CMD-C2D-C3D	-3.27	120.10	127.61
15	Y	101	A1LZM	C3D-C4D-ND	3.27	115.52	110.24
15	F	102	A1LZM	C3D-C4D-ND	3.27	115.52	110.24
15	N	101	A1LZM	C3D-C4D-ND	3.27	115.52	110.24
23	T	101	A1LZQ	C3D-C4D-ND	3.26	115.52	110.24
22	3	101	LYC	C13-C12-C14	-3.26	118.35	122.92
15	V	101	A1LZM	C1-C2-C3	-3.26	120.40	126.04
15	k	102	A1LZM	C3D-C4D-ND	3.26	115.51	110.24
15	V	101	A1LZM	C3D-C4D-ND	3.26	115.50	110.24

Continued on next page...

Continued from previous page...

Mol	Chain	Res	Type	Atoms	Z	Observed(°)	Ideal(°)
23	f	102	A1LZQ	CAA-C2A-C3A	-3.25	103.87	112.78
22	3	101	LYC	C11-C12-C14	3.25	123.93	118.94
15	P	101	A1LZM	C3D-C4D-ND	3.25	115.49	110.24
23	i	102	A1LZQ	C3D-C4D-ND	3.25	115.49	110.24
15	c	101	A1LZM	C11-C12-C13	-3.25	119.84	127.66
15	N	101	A1LZM	O2D-CGD-CBD	3.24	117.03	111.27
23	o	102	A1LZQ	C3D-C4D-ND	3.24	115.48	110.24
15	3	102	A1LZM	C3D-C4D-ND	3.24	115.48	110.24
15	K	102	A1LZM	C3C-C4C-NC	3.24	114.11	110.57
15	w	101	A1LZM	C1D-CHD-C4C	-3.24	119.07	126.06
15	F	102	A1LZM	C1B-CHB-C4A	-3.24	123.70	130.12
15	b	101	A1LZM	C1D-CHD-C4C	-3.24	119.08	126.06
15	V	101	A1LZM	C4-C3-C5	3.24	120.71	115.27
15	K	101	A1LZM	C3D-C4D-ND	3.23	115.47	110.24
16	L	303	A1LZP	C15-C16-C17	-3.23	119.88	127.66
15	S	103	A1LZM	CMD-C2D-C1D	3.23	130.41	124.71
15	t	101	A1LZM	O2D-CGD-CBD	3.23	117.01	111.27
23	W	102	A1LZQ	C3D-C4D-ND	3.23	115.46	110.24
15	e	101	A1LZM	C1D-CHD-C4C	-3.23	119.10	126.06
15	b	102	A1LZM	OBD-CAD-C3D	-3.23	120.76	128.52
15	K	101	A1LZM	C1D-CHD-C4C	-3.22	119.11	126.06
15	F	101	A1LZM	CMB-C2B-C3B	3.22	130.70	124.68
15	t	102	A1LZM	C3D-C4D-ND	3.22	115.44	110.24
16	M	704	A1LZP	O32-C56-O25	-3.22	115.48	123.59
15	k	101	A1LZM	C3D-C4D-ND	3.21	115.43	110.24
15	k	101	A1LZM	C4-C3-C5	3.21	120.67	115.27
15	q	102	A1LZM	C4B-CHC-C1C	-3.21	123.77	130.12
15	c	101	A1LZM	O2D-CGD-CBD	3.20	116.96	111.27
23	x	101	A1LZQ	C3D-C4D-ND	3.20	115.42	110.24
15	Y	102	A1LZM	CAA-C2A-C3A	3.20	121.54	112.78
23	c	102	A1LZQ	C3C-CAC-CBC	-3.20	119.60	124.59
15	l	101	A1LZM	CHB-C4A-NA	3.20	128.94	124.51
15	V	102	A1LZM	C3C-C4C-NC	3.20	114.06	110.57
23	f	102	A1LZQ	CAA-CBA-CGA	-3.20	104.02	112.51
23	Z	102	A1LZQ	C3D-C4D-ND	3.20	115.41	110.24
15	Z	101	A1LZM	C14-C13-C15	3.20	120.65	115.27
23	1	102	A1LZQ	CHC-C1C-NC	3.19	128.93	124.51
15	n	101	A1LZM	C14-C13-C15	3.19	120.64	115.27
23	u	102	A1LZQ	C3C-C2C-C1C	-3.19	100.10	104.55
15	P	102	A1LZM	OBD-CAD-C3D	-3.19	120.84	128.52
15	o	101	A1LZM	C6-C5-C3	-3.19	105.09	113.45
15	S	103	A1LZM	C6-C5-C3	-3.19	105.09	113.45

Continued on next page...

Continued from previous page...

Mol	Chain	Res	Type	Atoms	Z	Observed(°)	Ideal(°)
15	6	102	A1LZM	C4A-NA-C1A	3.19	108.14	106.71
15	r	101	A1LZM	C3C-C4C-NC	3.19	114.05	110.57
15	e	102	A1LZM	C4-C3-C5	3.19	120.63	115.27
15	F	101	A1LZM	C4-C3-C5	3.18	120.63	115.27
15	l	101	A1LZM	C3C-C4C-NC	3.18	114.04	110.57
15	V	101	A1LZM	C1D-CHD-C4C	-3.18	119.20	126.06
23	r	102	A1LZQ	C3C-CAC-CBC	-3.17	119.65	124.59
16	L	303	A1LZP	C62-C37-C41	-3.17	107.44	114.38
23	u	102	A1LZQ	C3D-C4D-ND	3.17	115.36	110.24
15	4	201	A1LZM	C4-C3-C5	3.16	120.59	115.27
15	b	101	A1LZM	C4-C3-C5	3.16	120.59	115.27
15	L	301	A1LZM	O2D-CGD-O1D	-3.16	117.66	123.84
15	W	101	A1LZM	C3C-C4C-NC	3.16	114.02	110.57
15	Y	101	A1LZM	C4A-NA-C1A	3.16	108.13	106.71
15	i	101	A1LZM	C3C-C4C-NC	3.16	114.02	110.57
15	n	101	A1LZM	CMB-C2B-C3B	3.16	130.59	124.68
15	M	703	A1LZM	CAA-C2A-C3A	-3.15	104.15	112.78
15	w	103	A1LZM	C4-C3-C5	3.15	120.57	115.27
15	w	102	A1LZM	O2D-CGD-O1D	-3.15	117.68	123.84
15	S	103	A1LZM	C6-C7-C8	-3.15	105.75	115.92
23	i	102	A1LZQ	C4A-NA-C1A	3.14	108.12	106.71
15	F	101	A1LZM	C1D-CHD-C4C	-3.14	119.28	126.06
15	z	102	A1LZM	C4B-CHC-C1C	-3.14	123.90	130.12
15	6	101	A1LZM	C1D-CHD-C4C	-3.14	119.28	126.06
15	P	102	A1LZM	C1D-CHD-C4C	-3.14	119.29	126.06
23	x	101	A1LZQ	CHC-C1C-NC	3.14	128.85	124.51
23	7	102	A1LZQ	CHC-C1C-NC	3.13	128.85	124.51
23	l	102	A1LZQ	C3D-C4D-ND	3.13	115.30	110.24
15	S	101	A1LZM	C14-C13-C15	3.13	120.54	115.27
15	7	101	A1LZM	C4-C3-C5	3.13	120.53	115.27
15	w	102	A1LZM	C14-C13-C15	3.13	120.53	115.27
13	Y	103	PGV	C02-O01-C1	-3.12	110.10	117.79
15	q	102	A1LZM	CMB-C2B-C3B	3.12	130.52	124.68
15	k	101	A1LZM	C11-C12-C13	-3.12	120.14	127.66
16	L	303	A1LZP	O29-C57-C53	-3.12	119.54	124.74
22	3	101	LYC	C52-C51-C50	-3.12	118.56	122.92
23	r	102	A1LZQ	CHC-C1C-NC	3.12	128.82	124.51
15	l	101	A1LZM	CAA-CBA-CGA	-3.12	104.15	113.25
15	l	101	A1LZM	C14-C13-C15	3.11	120.50	115.27
16	M	704	A1LZP	C41-C37-C31	-3.11	99.88	102.84
15	l	101	A1LZM	CHD-C1D-ND	-3.11	121.59	124.45
15	q	102	A1LZM	C1-C2-C3	-3.11	120.67	126.04

Continued on next page...

Continued from previous page...

Mol	Chain	Res	Type	Atoms	Z	Observed(°)	Ideal(°)
15	S	103	A1LZM	CAA-C2A-C1A	3.11	122.16	111.97
15	Z	101	A1LZM	C4-C3-C5	3.11	120.50	115.27
15	f	101	A1LZM	C11-C12-C13	-3.11	120.18	127.66
23	G	102	A1LZQ	C3D-C4D-ND	3.11	115.26	110.24
23	Q	101	A1LZQ	O2D-CGD-O1D	-3.10	117.77	123.84
15	u	101	A1LZM	O2D-CGD-O1D	-3.10	117.78	123.84
15	u	101	A1LZM	C3C-C4C-NC	3.10	113.96	110.57
15	z	101	A1LZM	C11-C12-C13	-3.10	120.20	127.66
15	M	703	A1LZM	C4-C3-C5	3.10	120.48	115.27
23	7	102	A1LZQ	C3D-C4D-ND	3.10	115.25	110.24
23	f	102	A1LZQ	C1D-ND-C4D	-3.10	104.14	106.33
15	q	102	A1LZM	C11-C12-C13	-3.09	120.22	127.66
15	c	101	A1LZM	C2D-C1D-ND	3.09	112.38	110.10
15	Z	101	A1LZM	O2A-CGA-CBA	3.09	121.60	111.91
13	M	707	PGV	C02-O01-C1	-3.09	110.19	117.79
23	N	102	A1LZQ	CHC-C1C-NC	3.08	128.78	124.51
15	Y	102	A1LZM	C11-C12-C13	-3.08	120.23	127.66
15	S	101	A1LZM	C1D-CHD-C4C	-3.08	119.40	126.06
23	c	102	A1LZQ	C3D-C4D-ND	3.08	115.23	110.24
22	3	101	LYC	C57-C56-C55	-3.08	118.61	122.92
15	L	302	A1LZM	C4-C3-C5	3.07	120.44	115.27
15	Y	102	A1LZM	O2D-CGD-O1D	-3.07	117.83	123.84
15	7	101	A1LZM	CMB-C2B-C3B	3.07	130.42	124.68
15	Z	101	A1LZM	C3C-C4C-NC	3.07	113.92	110.57
15	M	702	A1LZM	C4B-CHC-C1C	-3.06	124.05	130.12
23	T	101	A1LZQ	CHC-C1C-NC	3.06	128.74	124.51
15	b	102	A1LZM	C1D-CHD-C4C	-3.06	119.46	126.06
15	n	101	A1LZM	C1D-CHD-C4C	-3.06	119.46	126.06
15	K	102	A1LZM	OBD-CAD-C3D	-3.06	121.16	128.52
15	S	102	A1LZM	C4A-NA-C1A	3.05	108.08	106.71
15	c	101	A1LZM	C3D-C4D-ND	3.05	115.17	110.24
15	e	101	A1LZM	C11-C12-C13	-3.05	120.32	127.66
15	b	102	A1LZM	O2D-CGD-O1D	-3.05	117.88	123.84
23	1	102	A1LZQ	C3C-CAC-CBC	-3.04	119.84	124.59
15	1	101	A1LZM	C4-C3-C5	3.04	120.39	115.27
15	S	101	A1LZM	CMB-C2B-C3B	3.04	130.37	124.68
15	S	103	A1LZM	C3D-C4D-ND	3.04	115.15	110.24
15	h	102	A1LZM	CMA-C3A-C2A	-3.04	101.57	113.83
15	6	102	A1LZM	C14-C13-C15	3.03	120.37	115.27
23	T	101	A1LZQ	O2D-CGD-O1D	-3.02	117.93	123.84
15	n	102	A1LZM	C14-C13-C15	3.02	120.35	115.27
15	i	101	A1LZM	C14-C13-C15	3.02	120.35	115.27

Continued on next page...

Continued from previous page...

Mol	Chain	Res	Type	Atoms	Z	Observed(°)	Ideal(°)
23	G	102	A1LZQ	CHC-C1C-NC	3.02	128.69	124.51
15	t	101	A1LZM	C1D-CHD-C4C	-3.02	119.54	126.06
15	n	101	A1LZM	C1-C2-C3	-3.02	120.82	126.04
23	l	102	A1LZQ	C3C-CAC-CBC	-3.02	119.88	124.59
15	u	101	A1LZM	C1D-ND-C4D	-3.02	104.19	106.33
15	4	201	A1LZM	C4B-CHC-C1C	-3.02	124.14	130.12
15	7	101	A1LZM	C14-C13-C15	3.02	120.34	115.27
15	P	101	A1LZM	C1D-CHD-C4C	-3.01	119.56	126.06
15	u	101	A1LZM	CAA-CBA-CGA	-3.01	104.46	113.25
15	l	101	A1LZM	CMB-C2B-C3B	3.01	130.30	124.68
23	Z	102	A1LZQ	O2D-CGD-O1D	-3.01	117.96	123.84
23	c	102	A1LZQ	CHC-C1C-NC	3.00	128.67	124.51
23	W	102	A1LZQ	O2D-CGD-O1D	-3.00	117.97	123.84
23	Q	101	A1LZQ	C3D-C4D-ND	3.00	115.09	110.24
15	q	102	A1LZM	O2A-CGA-CBA	3.00	121.32	111.91
15	P	102	A1LZM	O2A-CGA-O1A	-3.00	116.02	123.59
23	W	102	A1LZQ	CHC-C1C-NC	3.00	128.66	124.51
15	h	102	A1LZM	C3C-C4C-NC	3.00	113.84	110.57
15	P	102	A1LZM	O2D-CGD-O1D	-3.00	117.98	123.84
15	L	301	A1LZM	C11-C12-C13	-3.00	120.45	127.66
15	w	102	A1LZM	O2A-CGA-O1A	-2.99	116.04	123.59
15	Z	101	A1LZM	C2A-C1A-CHA	-2.99	118.62	123.86
23	u	102	A1LZQ	O2D-CGD-O1D	-2.99	117.98	123.84
15	S	101	A1LZM	C1-C2-C3	-2.99	120.87	126.04
15	K	101	A1LZM	O2D-CGD-CBD	2.99	116.58	111.27
23	o	102	A1LZQ	CHC-C1C-NC	2.99	128.64	124.51
15	n	102	A1LZM	O2D-CGD-O1D	-2.99	118.00	123.84
13	L	306	PGV	O03-C19-C20	2.98	121.27	111.91
13	e	103	PGV	O03-C19-C20	2.98	121.25	111.91
23	r	102	A1LZQ	O2D-CGD-O1D	-2.98	118.02	123.84
15	7	101	A1LZM	C4B-CHC-C1C	-2.97	124.23	130.12
12	C	404	HEC	CMB-C2B-C1B	-2.97	123.90	128.46
15	e	101	A1LZM	O2D-CGD-O1D	-2.97	118.03	123.84
23	c	102	A1LZQ	O2D-CGD-O1D	-2.97	118.03	123.84
15	k	102	A1LZM	C4B-CHC-C1C	-2.96	124.25	130.12
23	x	101	A1LZQ	C3C-CAC-CBC	-2.96	119.97	124.59
15	P	102	A1LZM	C14-C13-C15	2.96	120.25	115.27
15	4	201	A1LZM	C14-C13-C15	2.96	120.25	115.27
15	b	102	A1LZM	C7-C6-C5	-2.96	105.32	113.36
23	l	102	A1LZQ	O2D-CGD-O1D	-2.96	118.06	123.84
15	4	201	A1LZM	C1D-CHD-C4C	-2.95	119.69	126.06
13	9	102	PGV	O03-C19-C20	2.95	121.17	111.91

Continued on next page...

Continued from previous page...

Mol	Chain	Res	Type	Atoms	Z	Observed(°)	Ideal(°)
15	i	101	A1LZM	O2D-CGD-CBD	2.95	116.51	111.27
16	M	704	A1LZP	C55-O36-C57	2.95	122.61	115.94
15	o	101	A1LZM	CHB-C4A-NA	2.95	128.59	124.51
23	Q	101	A1LZQ	CHC-C1C-NC	2.95	128.59	124.51
15	F	102	A1LZM	CMB-C2B-C3B	2.94	130.19	124.68
15	t	102	A1LZM	O2A-CGA-CBA	2.94	121.14	111.91
15	r	101	A1LZM	C4-C3-C5	2.94	120.21	115.27
15	k	102	A1LZM	O2A-CGA-O1A	-2.93	116.19	123.59
15	h	102	A1LZM	CMB-C2B-C3B	2.93	130.16	124.68
15	l	101	A1LZM	C11-C12-C13	-2.93	120.61	127.66
15	q	102	A1LZM	C1B-CHB-C4A	-2.93	124.32	130.12
15	W	101	A1LZM	C1D-ND-C4D	-2.93	104.26	106.33
15	k	102	A1LZM	C1D-CHD-C4C	-2.92	119.75	126.06
15	3	102	A1LZM	O2D-CGD-O1D	-2.92	118.13	123.84
23	i	102	A1LZQ	CHC-C1C-NC	2.92	128.55	124.51
23	T	101	A1LZQ	C3C-CAC-CBC	-2.92	120.04	124.59
15	7	101	A1LZM	CHB-C4A-NA	2.91	128.54	124.51
15	M	702	A1LZM	C14-C13-C15	2.91	120.17	115.27
15	z	102	A1LZM	O2A-CGA-CBA	2.91	121.05	111.91
15	G	101	A1LZM	C14-C13-C15	2.91	120.17	115.27
15	3	102	A1LZM	CAA-CBA-CGA	-2.91	104.74	113.25
23	l	102	A1LZQ	O2D-CGD-O1D	-2.91	118.14	123.84
23	o	102	A1LZQ	CMD-C2D-C3D	-2.91	120.92	127.61
15	q	101	A1LZM	O2D-CGD-O1D	-2.91	118.15	123.84
15	N	101	A1LZM	C4-C3-C5	2.91	120.16	115.27
15	l	101	A1LZM	C14-C13-C12	-2.91	116.22	123.68
15	i	101	A1LZM	CHB-C4A-NA	2.91	128.53	124.51
15	e	102	A1LZM	C4B-CHC-C1C	-2.91	124.36	130.12
23	7	102	A1LZQ	CHD-C4C-NC	2.90	128.30	125.08
15	f	101	A1LZM	CHB-C4A-NA	2.90	128.53	124.51
13	L	310	PGV	C02-O01-C1	-2.90	110.65	117.79
23	N	102	A1LZQ	O2D-CGD-O1D	-2.90	118.17	123.84
15	u	101	A1LZM	C5-C3-C2	-2.90	115.25	121.12
15	6	101	A1LZM	C14-C13-C15	2.90	120.15	115.27
15	6	102	A1LZM	C17-C16-C15	-2.90	105.49	113.36
15	P	103	A1LZM	C11-C12-C13	-2.90	120.69	127.66
15	l	101	A1LZM	C14-C13-C15	2.89	120.14	115.27
15	l	101	A1LZM	C3D-C4D-ND	2.89	114.91	110.24
15	3	102	A1LZM	C1-C2-C3	-2.89	122.08	126.75
15	M	702	A1LZM	C1-C2-C3	-2.89	121.05	126.04
23	Z	102	A1LZQ	CHC-C1C-NC	2.88	128.49	124.51
15	t	101	A1LZM	CHB-C4A-NA	2.87	128.49	124.51

Continued on next page...

Continued from previous page...

Mol	Chain	Res	Type	Atoms	Z	Observed(°)	Ideal(°)
15	Y	102	A1LZM	C4-C3-C5	2.87	120.10	115.27
15	l	101	A1LZM	C11-C10-C8	-2.87	105.83	115.76
23	o	102	A1LZQ	O2D-CGD-O1D	-2.87	118.23	123.84
15	k	101	A1LZM	C6-C5-C3	-2.87	105.94	113.45
15	3	102	A1LZM	O2A-CGA-CBA	2.86	120.90	111.91
15	o	101	A1LZM	CHC-C1C-NC	2.86	128.47	124.51
15	k	102	A1LZM	C4-C3-C5	2.86	120.08	115.27
15	t	102	A1LZM	C14-C13-C15	2.86	120.08	115.27
15	P	102	A1LZM	C4B-CHC-C1C	-2.86	124.46	130.12
15	o	101	A1LZM	O2A-CGA-O1A	-2.86	116.38	123.59
15	G	101	A1LZM	C4B-CHC-C1C	-2.85	124.46	130.12
15	L	301	A1LZM	C2A-C1A-CHA	-2.85	118.87	123.86
23	Z	102	A1LZQ	C3C-CAC-CBC	-2.85	120.14	124.59
15	F	102	A1LZM	O2A-CGA-CBA	2.85	120.86	111.91
15	n	101	A1LZM	O2D-CGD-O1D	-2.85	118.27	123.84
13	w	104	PGV	O03-C19-C20	2.84	120.83	111.91
15	V	101	A1LZM	C4B-CHC-C1C	-2.84	124.48	130.12
15	l	101	A1LZM	C4B-CHC-C1C	-2.84	124.48	130.12
15	K	102	A1LZM	O2A-CGA-O1A	-2.84	116.42	123.59
15	o	101	A1LZM	C6-C7-C8	-2.84	106.73	115.92
15	z	101	A1LZM	C4B-CHC-C1C	-2.84	124.49	130.12
15	h	102	A1LZM	OBD-CAD-C3D	-2.84	121.69	128.52
15	L	302	A1LZM	C2A-C1A-CHA	-2.84	118.90	123.86
15	w	103	A1LZM	C14-C13-C15	2.84	120.04	115.27
15	F	102	A1LZM	C4-C3-C5	2.83	120.04	115.27
15	S	102	A1LZM	C4B-CHC-C1C	-2.83	124.50	130.12
13	K	104	PGV	O03-C19-C20	2.83	120.78	111.91
15	f	101	A1LZM	C1-C2-C3	-2.83	121.15	126.04
13	R	104	PGV	O03-C19-C20	2.83	120.78	111.91
23	u	102	A1LZQ	C3C-CAC-CBC	-2.83	120.18	124.59
15	k	102	A1LZM	O2D-CGD-O1D	-2.82	118.32	123.84
15	u	101	A1LZM	C6-C7-C8	-2.82	106.80	115.92
15	7	101	A1LZM	C1-C2-C3	-2.82	121.17	126.04
15	u	101	A1LZM	C3D-C4D-ND	2.82	114.80	110.24
15	z	101	A1LZM	C1D-CHD-C4C	-2.82	119.98	126.06
15	w	103	A1LZM	C14-C13-C12	-2.81	116.46	123.68
15	e	102	A1LZM	CBA-CAA-C2A	-2.81	105.56	113.86
15	l	101	A1LZM	C6-C5-C3	-2.81	106.08	113.45
15	S	101	A1LZM	CHB-C4A-NA	2.81	128.40	124.51
15	N	101	A1LZM	C4B-CHC-C1C	-2.81	124.55	130.12
15	e	102	A1LZM	C3D-C4D-ND	2.81	114.78	110.24
15	G	101	A1LZM	C3C-C4C-NC	2.81	113.64	110.57

Continued on next page...

Continued from previous page...

Mol	Chain	Res	Type	Atoms	Z	Observed(°)	Ideal(°)
16	M	704	A1LZP	O32-C56-C49	2.81	120.72	111.91
23	Q	101	A1LZQ	C3C-CAC-CBC	-2.81	120.21	124.59
15	4	201	A1LZM	O2A-CGA-CBA	2.80	120.71	111.91
15	V	101	A1LZM	C11-C12-C13	-2.80	120.91	127.66
15	b	101	A1LZM	C14-C13-C15	2.80	119.98	115.27
23	G	102	A1LZQ	C3C-CAC-CBC	-2.80	120.22	124.59
15	S	103	A1LZM	C11-C10-C8	-2.80	106.07	115.76
15	h	101	A1LZM	CHB-C4A-NA	2.80	128.38	124.51
15	S	102	A1LZM	C14-C13-C15	2.80	119.98	115.27
13	C	407	PGV	O03-C19-C20	2.80	120.68	111.91
15	P	102	A1LZM	CMB-C2B-C3B	2.80	129.91	124.68
15	Y	101	A1LZM	O2A-CGA-CBA	2.79	120.67	111.91
23	u	102	A1LZQ	CHC-C1C-NC	2.79	128.37	124.51
12	C	404	HEC	CMC-C2C-C1C	-2.79	124.18	128.46
23	l	102	A1LZQ	CHC-C1C-NC	2.79	128.36	124.51
13	H	306	PGV	O03-C19-C20	2.78	120.65	111.91
15	N	101	A1LZM	C14-C13-C15	2.78	119.95	115.27
15	K	101	A1LZM	C11-C12-C13	-2.78	120.96	127.66
15	L	302	A1LZM	C1-C2-C3	-2.78	121.23	126.04
23	f	102	A1LZQ	C1D-CHD-C4C	-2.78	119.91	126.62
15	w	103	A1LZM	C4B-CHC-C1C	-2.78	124.61	130.12
15	M	702	A1LZM	C4-C3-C5	2.78	119.95	115.27
15	6	102	A1LZM	OBB-CAB-C3B	2.78	124.92	119.99
23	u	102	A1LZQ	C1D-CHD-C4C	-2.78	119.92	126.62
15	F	102	A1LZM	C14-C13-C15	2.78	119.95	115.27
15	t	102	A1LZM	CMB-C2B-C3B	2.78	129.88	124.68
15	P	101	A1LZM	CHB-C4A-NA	2.78	128.35	124.51
16	M	704	A1LZP	C18-C17-C19	2.78	119.94	115.27
16	M	704	A1LZP	C04-C03-C05	2.78	119.94	115.27
15	L	301	A1LZM	C7-C6-C5	-2.77	105.83	113.36
23	i	102	A1LZQ	O2D-CGD-O1D	-2.77	118.42	123.84
13	4	203	PGV	O03-C19-C20	2.77	120.59	111.91
15	S	103	A1LZM	CHC-C1C-NC	2.77	128.34	124.51
15	k	102	A1LZM	CBA-CAA-C2A	-2.77	105.70	113.86
15	e	102	A1LZM	C14-C13-C15	2.77	119.92	115.27
15	6	102	A1LZM	CAA-CBA-CGA	-2.76	105.18	113.25
15	t	101	A1LZM	CED-O2D-CGD	2.76	122.19	115.94
15	w	101	A1LZM	C14-C13-C15	2.76	119.92	115.27
15	q	102	A1LZM	O2D-CGD-O1D	-2.76	118.44	123.84
15	M	703	A1LZM	C14-C13-C15	2.76	119.91	115.27
15	P	102	A1LZM	C4-C3-C5	2.76	119.91	115.27
15	L	301	A1LZM	C5-C3-C2	-2.76	115.53	121.12

Continued on next page...

Continued from previous page...

Mol	Chain	Res	Type	Atoms	Z	Observed(°)	Ideal(°)
15	W	101	A1LZM	CAA-C2A-C1A	2.76	121.02	111.97
15	V	101	A1LZM	CHB-C4A-NA	2.76	128.33	124.51
15	6	102	A1LZM	C4B-CHC-C1C	-2.76	124.66	130.12
23	Z	102	A1LZQ	C1B-CHB-C4A	-2.76	124.66	130.12
13	F	104	PGV	C02-O01-C1	-2.76	111.00	117.79
13	L	310	PGV	O03-C19-C20	2.75	120.55	111.91
23	G	102	A1LZQ	O2D-CGD-O1D	-2.75	118.46	123.84
15	n	102	A1LZM	CMA-C3A-C4A	-2.75	104.38	111.77
15	w	101	A1LZM	C4-C3-C5	2.75	119.89	115.27
15	F	101	A1LZM	CHB-C4A-NA	2.75	128.31	124.51
13	s	104	PGV	O03-C19-C20	2.74	120.52	111.91
15	M	702	A1LZM	C1D-CHD-C4C	-2.74	120.14	126.06
15	M	703	A1LZM	C1D-ND-C4D	-2.74	104.39	106.33
15	S	101	A1LZM	C4B-CHC-C1C	-2.74	124.69	130.12
15	6	101	A1LZM	O2A-CGA-CBA	2.74	120.51	111.91
13	z	103	PGV	O03-C19-C20	2.74	120.50	111.91
15	i	101	A1LZM	C4B-CHC-C1C	-2.74	124.70	130.12
13	K	104	PGV	C02-O01-C1	-2.74	111.05	117.79
15	b	102	A1LZM	C1C-NC-C4C	2.74	107.94	106.71
15	K	101	A1LZM	CHB-C4A-NA	2.73	128.29	124.51
15	Y	101	A1LZM	C4-C3-C5	2.73	119.87	115.27
15	f	101	A1LZM	C4B-CHC-C1C	-2.73	124.70	130.12
15	f	101	A1LZM	C2A-C1A-CHA	-2.73	119.09	123.86
15	z	102	A1LZM	CMB-C2B-C3B	2.73	129.78	124.68
15	L	302	A1LZM	C4B-CHC-C1C	-2.73	124.72	130.12
15	f	101	A1LZM	C4-C3-C5	2.72	119.85	115.27
15	Y	102	A1LZM	C2A-C3A-C4A	-2.72	97.47	101.87
15	M	703	A1LZM	C3D-C4D-ND	2.72	114.64	110.24
15	W	101	A1LZM	C3D-C4D-ND	2.72	114.63	110.24
15	w	101	A1LZM	O2D-CGD-O1D	-2.71	118.53	123.84
15	F	101	A1LZM	O2A-CGA-CBA	2.71	120.42	111.91
13	L	305	PGV	O03-C19-C20	2.71	120.42	111.91
23	7	102	A1LZQ	C4B-CHC-C1C	-2.71	124.74	130.12
15	e	101	A1LZM	C1-O2A-CGA	2.71	123.56	116.44
13	X	104	PGV	O03-C19-C20	2.71	120.41	111.91
13	V	103	PGV	O03-C19-C20	2.71	120.41	111.91
15	b	102	A1LZM	C4-C3-C5	2.71	119.83	115.27
13	v	104	PGV	O03-C19-C20	2.71	120.40	111.91
15	o	101	A1LZM	O2A-CGA-CBA	2.71	120.40	111.91
16	L	303	A1LZP	C55-O36-C57	2.70	122.06	115.94
15	M	702	A1LZM	CHB-C4A-NA	2.70	128.25	124.51
23	o	102	A1LZQ	C3C-CAC-CBC	-2.70	120.38	124.59

Continued on next page...

Continued from previous page...

Mol	Chain	Res	Type	Atoms	Z	Observed(°)	Ideal(°)
13	k	104	PGV	C02-O01-C1	-2.70	111.14	117.79
23	7	102	A1LZQ	C4A-NA-C1A	-2.70	105.49	106.71
15	b	101	A1LZM	O2A-CGA-CBA	2.70	120.38	111.91
15	4	201	A1LZM	C1-C2-C3	-2.70	121.38	126.04
15	K	101	A1LZM	CED-O2D-CGD	2.70	122.03	115.94
15	L	302	A1LZM	C1D-CHD-C4C	-2.69	120.24	126.06
15	w	103	A1LZM	O2A-CGA-CBA	2.69	120.36	111.91
15	Y	102	A1LZM	CMB-C2B-C3B	2.69	129.72	124.68
15	P	103	A1LZM	C4B-CHC-C1C	-2.69	124.80	130.12
15	z	101	A1LZM	C1-O2A-CGA	2.69	123.49	116.44
15	w	101	A1LZM	CHB-C4A-NA	2.69	128.23	124.51
15	Y	101	A1LZM	C4B-CHC-C1C	-2.69	124.80	130.12
15	4	201	A1LZM	CHB-C4A-NA	2.69	128.22	124.51
23	7	102	A1LZQ	CMD-C2D-C3D	-2.68	121.44	127.61
15	V	102	A1LZM	C1D-ND-C4D	-2.68	104.43	106.33
15	w	102	A1LZM	CMA-C3A-C2A	-2.68	103.01	113.83
15	S	102	A1LZM	OBD-CAD-C3D	-2.68	122.07	128.52
15	Y	102	A1LZM	O2A-CGA-O1A	-2.68	116.83	123.59
15	z	101	A1LZM	C14-C13-C15	2.68	119.77	115.27
15	b	102	A1LZM	C6-C5-C3	-2.68	106.44	113.45
15	6	102	A1LZM	C1D-CHD-C4C	-2.68	120.28	126.06
15	l	101	A1LZM	C1-C2-C3	-2.67	121.43	126.04
15	P	103	A1LZM	O2A-CGA-CBA	2.67	120.28	111.91
15	P	101	A1LZM	C4B-CHC-C1C	-2.67	124.83	130.12
13	k	104	PGV	O03-C19-C20	2.67	120.27	111.91
15	h	102	A1LZM	C4B-CHC-C1C	-2.66	124.84	130.12
15	h	101	A1LZM	O2D-CGD-O1D	-2.66	118.63	123.84
15	o	101	A1LZM	C1C-NC-C4C	2.66	107.90	106.71
15	Y	102	A1LZM	CAA-CBA-CGA	-2.66	105.48	113.25
15	w	102	A1LZM	CHB-C4A-NA	2.66	128.19	124.51
15	q	101	A1LZM	O2A-CGA-CBA	2.66	120.25	111.91
16	M	704	A1LZP	C14-C15-C16	-2.66	105.22	112.23
15	k	101	A1LZM	O2D-CGD-CBD	2.66	115.99	111.27
15	P	101	A1LZM	CED-O2D-CGD	2.66	121.94	115.94
15	Y	102	A1LZM	OBD-CAD-C3D	-2.66	122.13	128.52
15	t	101	A1LZM	C4-C3-C5	2.65	119.73	115.27
16	M	704	A1LZP	O54-C48-C53	2.65	129.72	125.82
15	n	101	A1LZM	C2A-C1A-CHA	-2.65	119.22	123.86
15	l	101	A1LZM	O2A-CGA-CBA	2.65	120.22	111.91
15	z	102	A1LZM	C1-C2-C3	-2.65	121.47	126.04
15	w	103	A1LZM	C3C-C4C-NC	2.65	113.46	110.57
15	n	101	A1LZM	C4B-CHC-C1C	-2.65	124.88	130.12

Continued on next page...

Continued from previous page...

Mol	Chain	Res	Type	Atoms	Z	Observed(°)	Ideal(°)
15	P	101	A1LZM	C14-C13-C15	2.64	119.72	115.27
15	q	101	A1LZM	C1-C2-C3	-2.64	121.47	126.04
15	S	101	A1LZM	O2D-CGD-O1D	-2.64	118.67	123.84
13	C	408	PGV	O03-C19-C20	2.64	120.20	111.91
15	z	102	A1LZM	C1D-CHD-C4C	-2.64	120.36	126.06
23	i	102	A1LZQ	C3C-CAC-CBC	-2.64	120.47	124.59
13	9	102	PGV	C02-O01-C1	-2.64	111.30	117.79
13	H	301	PGV	C02-O01-C1	-2.64	111.30	117.79
23	c	102	A1LZQ	C4A-NA-C1A	2.63	107.89	106.71
15	M	702	A1LZM	C11-C12-C13	-2.63	121.33	127.66
15	G	101	A1LZM	CHB-C4A-NA	2.63	128.15	124.51
15	V	102	A1LZM	C1-C2-C3	-2.63	121.50	126.04
15	Y	102	A1LZM	C4B-CHC-C1C	-2.62	124.92	130.12
15	L	302	A1LZM	O2D-CGD-O1D	-2.62	118.71	123.84
15	w	101	A1LZM	O2A-CGA-CBA	2.62	120.13	111.91
15	n	102	A1LZM	C4-C3-C5	2.62	119.68	115.27
15	z	102	A1LZM	O2D-CGD-O1D	-2.62	118.72	123.84
13	C	408	PGV	C02-O01-C1	-2.62	111.35	117.79
15	f	101	A1LZM	CBC-CAC-C3C	-2.61	119.07	126.72
15	w	103	A1LZM	CHB-C4A-NA	2.61	128.13	124.51
15	k	102	A1LZM	C6-C5-C3	-2.61	106.60	113.45
15	l	101	A1LZM	C3C-C4C-NC	2.61	113.42	110.57
15	c	101	A1LZM	CHB-C4A-NA	2.61	128.12	124.51
15	e	101	A1LZM	C14-C13-C15	2.61	119.66	115.27
13	M	708	PGV	O03-C19-C20	2.61	120.09	111.91
15	F	102	A1LZM	O2D-CGD-O1D	-2.61	118.74	123.84
23	N	102	A1LZQ	CHB-C4A-NA	2.61	128.12	124.51
23	W	102	A1LZQ	C1C-NC-C4C	-2.61	105.53	106.71
13	h	104	PGV	O03-C19-C20	2.60	120.08	111.91
15	n	101	A1LZM	CHB-C4A-NA	2.60	128.11	124.51
15	l	101	A1LZM	CMD-C2D-C1D	2.60	129.30	124.71
15	S	103	A1LZM	CAA-CBA-CGA	-2.60	105.65	113.25
15	S	101	A1LZM	O2A-CGA-CBA	2.60	120.07	111.91
15	G	101	A1LZM	O2D-CGD-O1D	-2.60	118.76	123.84
15	h	101	A1LZM	C4-C3-C5	2.59	119.63	115.27
15	K	102	A1LZM	C15-C13-C12	-2.59	115.88	121.12
15	r	101	A1LZM	C11-C12-C13	-2.59	121.43	127.66
15	q	101	A1LZM	C4B-CHC-C1C	-2.59	124.99	130.12
15	M	702	A1LZM	O2A-CGA-CBA	2.58	120.02	111.91
15	7	101	A1LZM	O2A-CGA-CBA	2.58	120.02	111.91
15	t	102	A1LZM	C1-C2-C3	-2.58	121.58	126.04
15	P	102	A1LZM	C3C-C4C-NC	2.58	113.39	110.57

Continued on next page...

Continued from previous page...

Mol	Chain	Res	Type	Atoms	Z	Observed(°)	Ideal(°)
15	S	103	A1LZM	CHB-C4A-NA	2.58	128.08	124.51
16	L	303	A1LZP	O32-C56-O25	-2.58	117.08	123.59
15	e	102	A1LZM	O2A-CGA-O1A	-2.58	117.08	123.59
15	t	102	A1LZM	O2D-CGD-O1D	-2.58	118.80	123.84
23	7	102	A1LZQ	CED-O2D-CGD	2.58	121.76	115.94
15	1	101	A1LZM	CHB-C4A-NA	2.57	128.07	124.51
23	W	102	A1LZQ	C3C-CAC-CBC	-2.57	120.58	124.59
15	t	102	A1LZM	C4-C3-C5	2.57	119.60	115.27
15	6	101	A1LZM	C4B-CHC-C1C	-2.57	125.03	130.12
15	h	101	A1LZM	O2A-CGA-CBA	2.57	119.97	111.91
13	H	302	PGV	O03-C19-C20	2.57	119.96	111.91
23	N	102	A1LZQ	C3C-CAC-CBC	-2.56	120.59	124.59
15	6	101	A1LZM	C11-C12-C13	-2.56	121.49	127.66
15	h	101	A1LZM	C14-C13-C15	2.56	119.58	115.27
13	m	104	PGV	O03-C19-C20	2.56	119.95	111.91
15	V	102	A1LZM	C4-C3-C5	2.56	119.58	115.27
15	K	101	A1LZM	C4B-CHC-C1C	-2.56	125.05	130.12
15	P	103	A1LZM	CHB-C4A-NA	2.56	128.05	124.51
15	e	101	A1LZM	CHB-C4A-NA	2.56	128.05	124.51
15	K	101	A1LZM	O2A-CGA-CBA	2.56	119.94	111.91
13	K	103	PGV	O03-C19-C20	2.56	119.93	111.91
23	T	101	A1LZQ	CMD-C2D-C3D	-2.56	121.74	127.61
15	t	101	A1LZM	C2A-C1A-CHA	-2.55	119.40	123.86
13	Y	103	PGV	O03-C19-C20	2.55	119.91	111.91
23	l	102	A1LZQ	C1C-NC-C4C	-2.55	105.56	106.71
23	N	102	A1LZQ	C3C-C2C-C1C	-2.55	101.00	104.55
15	q	102	A1LZM	C4-C3-C5	2.55	119.56	115.27
13	M	708	PGV	C02-O01-C1	-2.55	111.52	117.79
13	a	104	PGV	O03-C19-C20	2.55	119.90	111.91
23	7	102	A1LZQ	C3C-C2C-C1C	-2.55	101.00	104.55
12	C	404	HEC	CMB-C2B-C3B	2.55	128.81	125.82
13	L	309	PGV	O03-C19-C20	2.54	119.89	111.91
15	c	101	A1LZM	CED-O2D-CGD	2.54	121.69	115.94
13	b	105	PGV	O03-C19-C20	2.54	119.88	111.91
15	t	101	A1LZM	O2A-CGA-CBA	2.54	119.87	111.91
23	T	101	A1LZQ	C1C-NC-C4C	-2.54	105.56	106.71
15	w	101	A1LZM	C4B-CHC-C1C	-2.54	125.09	130.12
15	6	101	A1LZM	CHB-C4A-NA	2.54	128.02	124.51
13	C	407	PGV	C02-O01-C1	-2.54	111.55	117.79
13	p	104	PGV	O03-C19-C20	2.54	119.86	111.91
23	7	102	A1LZQ	C1D-ND-C4D	-2.53	104.53	106.33
15	k	102	A1LZM	C14-C13-C15	2.53	119.53	115.27

Continued on next page...

Continued from previous page...

Mol	Chain	Res	Type	Atoms	Z	Observed(°)	Ideal(°)
13	K	103	PGV	O14-P-O13	2.53	120.59	110.68
15	l	101	A1LZM	C17-C16-C15	-2.53	106.49	113.36
15	F	101	A1LZM	C4B-CHC-C1C	-2.53	125.11	130.12
13	q	104	PGV	C02-O01-C1	-2.53	111.56	117.79
23	N	102	A1LZQ	CMD-C2D-C3D	-2.53	121.80	127.61
15	W	101	A1LZM	CAA-CBA-CGA	-2.53	105.86	113.25
13	8	103	PGV	O03-C19-C20	2.53	119.84	111.91
17	L	304	UQ8	C7-C6-C5	2.53	121.52	118.48
22	3	101	LYC	C58-C56-C55	2.53	122.82	118.94
15	c	101	A1LZM	CHD-C4C-NC	2.53	128.18	124.20
15	n	101	A1LZM	C11-C12-C13	-2.53	121.58	127.66
15	S	101	A1LZM	C11-C12-C13	-2.52	121.59	127.66
23	Q	101	A1LZQ	C1C-NC-C4C	-2.52	105.58	106.71
15	6	102	A1LZM	C11-C10-C8	-2.51	107.06	115.76
15	e	101	A1LZM	C1-C2-C3	-2.51	121.70	126.04
15	t	101	A1LZM	C4B-CHC-C1C	-2.51	125.14	130.12
15	r	101	A1LZM	C4B-CHC-C1C	-2.51	125.14	130.12
15	L	301	A1LZM	CAA-C2A-C1A	-2.51	103.75	111.97
23	7	102	A1LZQ	CBB-CAB-C3B	-2.51	112.89	120.34
23	Q	101	A1LZQ	CAA-C2A-C3A	-2.51	105.91	112.78
15	o	101	A1LZM	C11-C10-C8	-2.51	107.08	115.76
15	6	102	A1LZM	C3D-C4D-ND	2.51	114.29	110.24
23	c	102	A1LZQ	C1D-CHD-C4C	-2.51	120.58	126.62
23	Q	101	A1LZQ	O1D-CGD-CBD	-2.51	119.36	124.48
15	h	102	A1LZM	C6-C7-C8	-2.51	107.82	115.92
13	F	104	PGV	O03-C19-C20	2.51	119.77	111.91
15	e	102	A1LZM	OBD-CAD-C3D	-2.50	122.49	128.52
15	q	101	A1LZM	C2A-C1A-CHA	-2.50	119.48	123.86
15	n	101	A1LZM	O2A-CGA-CBA	2.50	119.76	111.91
13	9	103	PGV	O03-C19-C20	2.50	119.76	111.91
15	k	102	A1LZM	C2A-C1A-CHA	-2.50	119.49	123.86
23	x	101	A1LZQ	C1D-CHD-C4C	-2.50	120.59	126.62
13	O	104	PGV	O03-C19-C20	2.49	119.74	111.91
13	8	103	PGV	C02-O01-C1	-2.49	111.67	117.79
23	u	102	A1LZQ	CMD-C2D-C3D	-2.49	121.90	127.61
15	b	102	A1LZM	C14-C13-C15	2.48	119.45	115.27
23	x	101	A1LZQ	CMD-C2D-C3D	-2.48	121.90	127.61
15	h	102	A1LZM	C17-C16-C15	-2.48	106.62	113.36
23	c	102	A1LZQ	C1C-NC-C4C	-2.48	105.59	106.71
15	M	703	A1LZM	O2A-CGA-CBA	2.48	119.69	111.91
13	z	103	PGV	O14-P-O13	2.48	120.39	110.68
15	w	103	A1LZM	C2A-C1A-CHA	-2.48	119.52	123.86

Continued on next page...

Continued from previous page...

Mol	Chain	Res	Type	Atoms	Z	Observed(°)	Ideal(°)
23	l	102	A1LZQ	C3C-C2C-C1C	-2.48	101.09	104.55
15	P	101	A1LZM	O2A-CGA-CBA	2.48	119.68	111.91
15	V	101	A1LZM	C14-C13-C15	2.48	119.44	115.27
15	o	101	A1LZM	CAA-C2A-C1A	2.48	120.09	111.97
15	F	101	A1LZM	C11-C12-C13	-2.48	121.70	127.66
13	R	104	PGV	C02-O01-C1	-2.47	111.70	117.79
23	T	101	A1LZQ	C2A-C1A-CHA	-2.47	119.53	123.86
15	q	102	A1LZM	C14-C13-C15	2.47	119.43	115.27
23	G	102	A1LZQ	C1D-CHD-C4C	-2.47	120.66	126.62
15	l	101	A1LZM	C6-C7-C8	-2.47	107.93	115.92
13	X	104	PGV	C02-O01-C1	-2.47	111.71	117.79
23	Q	101	A1LZQ	C1D-CHD-C4C	-2.47	120.66	126.62
23	W	102	A1LZQ	CHB-C4A-NA	2.47	127.93	124.51
15	S	101	A1LZM	C2A-C1A-CHA	-2.47	119.54	123.86
23	Z	102	A1LZQ	C4B-CHC-C1C	-2.47	125.23	130.12
23	1	102	A1LZQ	C1D-CHD-C4C	-2.47	120.67	126.62
16	L	303	A1LZP	O32-C56-C49	2.46	119.62	111.91
23	f	102	A1LZQ	OBB-CAB-CBB	-2.46	114.64	120.17
15	c	101	A1LZM	C1D-ND-C4D	-2.46	104.59	106.33
15	Y	101	A1LZM	C14-C13-C15	2.46	119.40	115.27
15	b	102	A1LZM	C11-C10-C8	-2.45	107.26	115.76
15	F	101	A1LZM	CED-O2D-CGD	2.45	121.49	115.94
13	g	104	PGV	C3-C2-C1	-2.45	104.70	113.62
13	S	105	PGV	O03-C19-C20	2.45	119.60	111.91
15	e	101	A1LZM	C2A-C1A-CHA	-2.45	119.57	123.86
13	k	104	PGV	O14-P-O13	2.45	120.28	110.68
15	L	302	A1LZM	O2A-CGA-CBA	2.45	119.60	111.91
23	f	102	A1LZQ	C3D-C4D-ND	2.45	114.20	110.24
15	P	101	A1LZM	C4-C3-C5	2.45	119.39	115.27
13	I	101	PGV	O03-C19-C20	2.45	119.58	111.91
23	c	102	A1LZQ	C4B-CHC-C1C	-2.45	125.27	130.12
15	L	301	A1LZM	O2A-CGA-CBA	2.45	119.58	111.91
15	b	101	A1LZM	C4B-CHC-C1C	-2.44	125.28	130.12
15	7	101	A1LZM	C2A-C1A-CHA	-2.44	119.59	123.86
15	w	101	A1LZM	C2A-C1A-CHA	-2.44	119.59	123.86
23	7	102	A1LZQ	O2D-CGD-O1D	-2.44	119.06	123.84
15	c	101	A1LZM	C4-C3-C5	2.44	119.38	115.27
23	1	102	A1LZQ	C2A-C1A-CHA	-2.44	119.59	123.86
23	u	102	A1LZQ	C4B-CHC-C1C	-2.44	125.28	130.12
15	Y	101	A1LZM	CED-O2D-CGD	2.44	121.46	115.94
23	G	102	A1LZQ	CMD-C2D-C3D	-2.44	122.00	127.61
13	H	305	PGV	C02-O01-C1	-2.44	111.78	117.79

Continued on next page...

Continued from previous page...

Mol	Chain	Res	Type	Atoms	Z	Observed(°)	Ideal(°)
23	i	102	A1LZQ	C4B-CHC-C1C	-2.44	125.29	130.12
23	l	102	A1LZQ	CMD-C2D-C3D	-2.44	122.00	127.61
15	7	101	A1LZM	O2D-CGD-O1D	-2.44	119.07	123.84
15	3	102	A1LZM	C1-O2A-CGA	2.44	122.84	116.44
23	f	102	A1LZQ	CMB-C2B-C1B	-2.44	124.72	128.46
13	H	302	PGV	O14-P-O13	2.43	120.21	110.68
15	M	702	A1LZM	O2D-CGD-O1D	-2.43	119.08	123.84
15	7	101	A1LZM	C3C-C4C-NC	2.43	113.22	110.57
15	o	101	A1LZM	C1D-ND-C4D	-2.43	104.61	106.33
23	c	102	A1LZQ	C3C-C2C-C1C	-2.43	101.17	104.55
15	k	102	A1LZM	C1-C2-C3	-2.43	121.85	126.04
15	n	102	A1LZM	CMB-C2B-C3B	2.42	129.21	124.68
15	W	101	A1LZM	O2D-CGD-O1D	-2.42	119.10	123.84
23	l	102	A1LZQ	CMD-C2D-C3D	-2.42	122.05	127.61
13	h	104	PGV	O14-P-O13	2.42	120.14	110.68
13	P	105	PGV	C02-O01-C1	-2.42	111.84	117.79
15	z	102	A1LZM	CBB-CAB-C3B	-2.42	113.17	120.34
15	6	101	A1LZM	CED-O2D-CGD	2.41	121.40	115.94
15	F	101	A1LZM	C2A-C1A-CHA	-2.41	119.64	123.86
15	z	102	A1LZM	C1B-CHB-C4A	-2.41	125.34	130.12
15	6	102	A1LZM	C4-C3-C5	2.41	119.33	115.27
13	P	105	PGV	O03-C19-C20	2.41	119.47	111.91
15	K	102	A1LZM	CHB-C4A-NA	2.41	127.85	124.51
15	z	102	A1LZM	C4-C3-C5	2.41	119.33	115.27
15	Z	101	A1LZM	CHB-C4A-NA	2.41	127.84	124.51
23	i	102	A1LZQ	CMD-C2D-C3D	-2.41	122.07	127.61
15	o	101	A1LZM	C4-C3-C2	-2.41	117.50	123.68
23	Q	101	A1LZQ	C3C-C2C-C1C	-2.41	101.19	104.55
15	i	101	A1LZM	C4-C3-C5	2.40	119.31	115.27
13	P	104	PGV	O03-C19-C20	2.40	119.44	111.91
13	C	405	PGV	O03-C19-C20	2.40	119.44	111.91
13	L	309	PGV	C02-O01-C1	-2.40	111.89	117.79
15	Y	102	A1LZM	CMA-C3A-C2A	-2.40	104.16	113.83
13	n	104	PGV	O03-C19-C20	2.40	119.43	111.91
15	w	102	A1LZM	C3D-C4D-ND	2.40	114.11	110.24
23	N	102	A1LZQ	C2A-C1A-CHA	-2.40	119.67	123.86
23	i	102	A1LZQ	C1D-CHD-C4C	-2.40	120.84	126.62
16	L	303	A1LZP	C41-C37-C31	-2.39	100.56	102.84
23	T	101	A1LZQ	C3C-C2C-C1C	-2.39	101.22	104.55
13	q	104	PGV	O14-P-O13	2.39	120.04	110.68
23	Z	102	A1LZQ	O1D-CGD-CBD	-2.39	119.59	124.48
13	w	104	PGV	O14-P-O13	2.39	120.04	110.68

Continued on next page...

Continued from previous page...

Mol	Chain	Res	Type	Atoms	Z	Observed(°)	Ideal(°)
15	K	102	A1LZM	CMA-C3A-C2A	-2.39	104.19	113.83
13	v	104	PGV	C02-O01-C1	-2.39	111.91	117.79
23	N	102	A1LZQ	C1C-NC-C4C	-2.39	105.63	106.71
15	Z	101	A1LZM	C4B-CHC-C1C	-2.39	125.39	130.12
15	Y	102	A1LZM	C3D-C4D-ND	2.39	114.10	110.24
23	T	101	A1LZQ	C1D-CHD-C4C	-2.39	120.87	126.62
15	u	101	A1LZM	C17-C16-C15	-2.39	106.88	113.36
13	V	103	PGV	O14-P-O13	2.38	120.01	110.68
15	r	101	A1LZM	O2A-CGA-CBA	2.38	119.38	111.91
23	l	102	A1LZQ	C1D-CHD-C4C	-2.38	120.88	126.62
23	r	102	A1LZQ	C2A-C1A-CHA	-2.38	119.70	123.86
15	k	101	A1LZM	CBA-CAA-C2A	-2.38	106.84	113.86
15	o	101	A1LZM	C3D-C4D-ND	2.38	114.08	110.24
13	S	105	PGV	O14-P-O13	2.38	119.98	110.68
15	b	101	A1LZM	CED-O2D-CGD	2.37	121.31	115.94
16	L	303	A1LZP	C24-C31-C37	-2.37	100.58	102.84
16	M	704	A1LZP	C01-O32-C56	2.37	122.67	116.44
23	r	102	A1LZQ	C3C-C2C-C1C	-2.37	101.24	104.55
23	W	102	A1LZQ	C2A-C1A-CHA	-2.37	119.71	123.86
13	M	707	PGV	O03-C19-C20	2.37	119.34	111.91
15	P	102	A1LZM	CMA-C3A-C2A	-2.37	104.28	113.83
13	C	408	PGV	O01-C1-O02	-2.37	117.98	123.70
15	z	101	A1LZM	C2A-C1A-CHA	-2.37	119.72	123.86
13	C	407	PGV	O14-P-O13	2.37	119.95	110.68
15	u	101	A1LZM	C14-C13-C12	-2.37	117.61	123.68
15	3	102	A1LZM	C2A-C1A-CHA	-2.37	119.72	123.86
15	1	101	A1LZM	C2A-C1A-CHA	-2.37	119.72	123.86
15	l	101	A1LZM	O2D-CGD-O1D	-2.36	119.22	123.84
15	K	102	A1LZM	C6-C5-C3	-2.36	107.26	113.45
15	V	102	A1LZM	C2C-C1C-CHC	-2.36	118.08	123.64
23	x	101	A1LZQ	C3C-C2C-C1C	-2.36	101.26	104.55
13	t	103	PGV	O14-P-O13	2.36	119.93	110.68
15	e	102	A1LZM	CMA-C3A-C4A	-2.36	105.43	111.77
13	Y	104	PGV	O03-C19-C20	2.36	119.31	111.91
15	F	102	A1LZM	C1-C2-C3	-2.36	121.96	126.04
13	Y	104	PGV	O14-P-O13	2.36	119.91	110.68
15	M	703	A1LZM	CHD-C1D-C2D	2.36	130.42	125.48
15	N	101	A1LZM	O2A-CGA-CBA	2.35	119.29	111.91
15	n	102	A1LZM	C3D-C4D-ND	2.35	114.04	110.24
15	n	102	A1LZM	C4A-NA-C1A	2.35	107.76	106.71
23	u	102	A1LZQ	O1D-CGD-CBD	-2.35	119.67	124.48
15	b	101	A1LZM	C2A-C1A-CHA	-2.35	119.75	123.86

Continued on next page...

Continued from previous page...

Mol	Chain	Res	Type	Atoms	Z	Observed(°)	Ideal(°)
15	3	102	A1LZM	CHB-C4A-NA	2.35	127.76	124.51
15	M	703	A1LZM	C1B-CHB-C4A	-2.35	125.47	130.12
13	n	104	PGV	O14-P-O13	2.35	119.87	110.68
15	n	102	A1LZM	C4B-CHC-C1C	-2.34	125.47	130.12
15	k	101	A1LZM	C6-C7-C8	-2.34	108.34	115.92
15	Z	101	A1LZM	C4D-CHA-C1A	-2.34	118.40	121.25
15	l	101	A1LZM	C5-C3-C2	-2.34	116.38	121.12
15	e	101	A1LZM	O2A-CGA-CBA	2.34	119.26	111.91
23	7	102	A1LZQ	C3C-CAC-CBC	-2.34	120.94	124.59
15	F	101	A1LZM	C14-C13-C15	2.34	119.21	115.27
15	K	102	A1LZM	C4B-CHC-C1C	-2.34	125.48	130.12
22	3	101	LYC	C53-C51-C50	2.34	122.53	118.94
15	3	102	A1LZM	C5-C3-C4	2.34	119.77	114.60
23	r	102	A1LZQ	CMD-C2D-C3D	-2.34	122.24	127.61
15	l	101	A1LZM	C1-C2-C3	-2.33	122.01	126.04
13	K	104	PGV	O14-P-O13	2.33	119.80	110.68
15	w	102	A1LZM	CMA-C3A-C4A	-2.33	105.51	111.77
23	Z	102	A1LZQ	C1D-CHD-C4C	-2.33	121.00	126.62
23	f	102	A1LZQ	C3C-C2C-C1C	-2.33	101.31	104.55
15	h	101	A1LZM	C2A-C1A-CHA	-2.32	119.80	123.86
15	i	101	A1LZM	O2A-CGA-CBA	2.32	119.20	111.91
23	r	102	A1LZQ	O1D-CGD-CBD	-2.32	119.73	124.48
15	V	102	A1LZM	C6-C7-C8	-2.32	108.42	115.92
13	L	306	PGV	C02-O01-C1	-2.32	112.08	117.79
15	f	101	A1LZM	O2A-CGA-CBA	2.32	119.18	111.91
15	r	101	A1LZM	CHB-C4A-NA	2.32	127.72	124.51
15	c	101	A1LZM	CMD-C2D-C3D	-2.32	122.29	127.61
23	c	102	A1LZQ	CMD-C2D-C3D	-2.31	122.29	127.61
15	P	101	A1LZM	C1-O2A-CGA	2.31	122.51	116.44
23	u	102	A1LZQ	C4A-NA-C1A	2.31	107.75	106.71
13	O	104	PGV	C02-O01-C1	-2.31	112.11	117.79
13	H	303	PGV	C02-O01-C1	-2.31	112.11	117.79
15	e	101	A1LZM	C4-C3-C5	2.31	119.15	115.27
15	6	101	A1LZM	C6-C7-C8	-2.31	108.47	115.92
15	n	102	A1LZM	C3C-C4C-NC	2.30	113.09	110.57
13	b	105	PGV	O14-P-O13	2.30	119.69	110.68
15	e	101	A1LZM	C4B-CHC-C1C	-2.30	125.56	130.12
15	z	101	A1LZM	O2D-CGD-O1D	-2.30	119.34	123.84
23	x	101	A1LZQ	C1C-NC-C4C	-2.30	105.67	106.71
15	S	102	A1LZM	C2C-C1C-CHC	-2.30	118.22	123.64
15	h	101	A1LZM	C4B-CHC-C1C	-2.30	125.57	130.12
15	c	101	A1LZM	O2A-CGA-CBA	2.30	119.12	111.91

Continued on next page...

Continued from previous page...

Mol	Chain	Res	Type	Atoms	Z	Observed(°)	Ideal(°)
15	b	102	A1LZM	CHD-C4C-NC	2.30	127.82	124.20
15	k	101	A1LZM	C14-C13-C15	2.30	119.13	115.27
15	6	101	A1LZM	C2A-C1A-CHA	-2.29	119.85	123.86
15	l	101	A1LZM	O2A-CGA-CBA	2.29	119.10	111.91
13	d	104	PGV	O03-C19-C20	2.29	119.10	111.91
15	q	102	A1LZM	C1D-CHD-C4C	-2.29	121.11	126.06
23	W	102	A1LZQ	CMD-C2D-C3D	-2.29	122.35	127.61
15	c	101	A1LZM	C6-C5-C3	-2.29	107.46	113.45
15	P	101	A1LZM	CBC-CAC-C3C	-2.29	120.04	126.72
12	C	402	HEC	CMB-C2B-C1B	-2.28	124.95	128.46
15	w	102	A1LZM	C2C-C1C-CHC	-2.28	118.26	123.64
15	L	302	A1LZM	CHD-C1D-C2D	2.28	130.27	125.48
15	h	102	A1LZM	C15-C13-C12	-2.28	116.50	121.12
23	W	102	A1LZQ	C3C-C2C-C1C	-2.28	101.37	104.55
15	K	101	A1LZM	C14-C13-C15	2.28	119.11	115.27
15	h	102	A1LZM	C11-C12-C13	-2.28	122.16	127.66
15	P	103	A1LZM	C2A-C1A-CHA	-2.28	119.87	123.86
15	G	101	A1LZM	O2A-CGA-CBA	2.28	119.06	111.91
15	L	302	A1LZM	C1-O2A-CGA	2.28	122.42	116.44
23	o	102	A1LZQ	C1D-CHD-C4C	-2.28	121.13	126.62
23	o	102	A1LZQ	C4B-CHC-C1C	-2.28	125.61	130.12
15	L	302	A1LZM	CMB-C2B-C1B	-2.28	124.97	128.46
23	Q	101	A1LZQ	CMD-C2D-C3D	-2.27	122.38	127.61
16	M	704	A1LZP	C15-C16-C17	-2.27	122.19	127.66
15	K	101	A1LZM	C2A-C1A-CHA	-2.27	119.89	123.86
15	F	102	A1LZM	C6-C5-C3	-2.27	107.50	113.45
15	w	103	A1LZM	C10-C11-C12	-2.27	106.25	112.23
13	9	102	PGV	O14-P-O13	2.27	119.55	110.68
15	q	101	A1LZM	C11-C12-C13	-2.27	122.20	127.66
23	r	102	A1LZQ	C4B-CHC-C1C	-2.26	125.63	130.12
15	V	101	A1LZM	C4A-NA-C1A	2.26	107.72	106.71
15	K	102	A1LZM	C4-C3-C5	2.26	119.08	115.27
17	L	304	UQ8	O3-C3-C4	2.26	132.17	123.64
13	F	104	PGV	O14-P-O13	2.26	119.54	110.68
23	N	102	A1LZQ	C1D-CHD-C4C	-2.26	121.17	126.62
15	Y	102	A1LZM	C14-C13-C15	2.26	119.07	115.27
23	u	102	A1LZQ	CHB-C4A-NA	2.26	127.63	124.51
23	7	102	A1LZQ	CHB-C4A-NA	2.25	127.63	124.51
13	H	301	PGV	O01-C1-O02	-2.25	118.26	123.70
15	F	102	A1LZM	O2A-CGA-O1A	-2.25	117.91	123.59
15	P	101	A1LZM	C1-C2-C3	-2.25	122.15	126.04
13	j	104	PGV	O03-C19-C20	2.25	118.97	111.91

Continued on next page...

Continued from previous page...

Mol	Chain	Res	Type	Atoms	Z	Observed(°)	Ideal(°)
23	r	102	A1LZQ	C1D-CHD-C4C	-2.25	121.19	126.62
15	Y	101	A1LZM	C2A-C1A-CHA	-2.25	119.93	123.86
15	o	101	A1LZM	O2D-CGD-O1D	-2.24	119.45	123.84
15	S	101	A1LZM	CED-O2D-CGD	2.24	121.01	115.94
15	Y	102	A1LZM	C3C-C4C-NC	2.24	113.02	110.57
23	Z	102	A1LZQ	C3C-C2C-C1C	-2.24	101.43	104.55
15	L	301	A1LZM	C16-C15-C13	-2.24	107.58	113.45
15	n	102	A1LZM	C6-C7-C8	-2.24	108.68	115.92
23	W	102	A1LZQ	C1D-CHD-C4C	-2.24	121.22	126.62
23	7	102	A1LZQ	CHD-C1D-C2D	2.24	130.18	125.48
15	Y	102	A1LZM	CHB-C4A-NA	2.24	127.61	124.51
23	i	102	A1LZQ	O1D-CGD-CBD	-2.24	119.91	124.48
13	t	103	PGV	C02-O01-C1	-2.24	112.28	117.79
23	i	102	A1LZQ	CAA-CBA-CGA	-2.24	106.57	112.51
15	V	101	A1LZM	CED-O2D-CGD	2.24	120.99	115.94
15	M	703	A1LZM	C11-C12-C13	-2.24	122.28	127.66
15	6	102	A1LZM	C3C-C4C-NC	2.23	113.01	110.57
23	l	102	A1LZQ	CAA-C2A-C3A	-2.23	106.66	112.78
23	Z	102	A1LZQ	CMD-C2D-C3D	-2.23	122.48	127.61
15	z	102	A1LZM	C14-C13-C15	2.23	119.03	115.27
15	w	102	A1LZM	C3C-C4C-NC	2.23	113.00	110.57
13	q	104	PGV	O03-C19-C20	2.22	118.89	111.91
15	N	101	A1LZM	C1B-CHB-C4A	-2.22	125.71	130.12
15	N	101	A1LZM	C1-C2-C3	-2.22	122.20	126.04
15	V	101	A1LZM	C2A-C1A-CHA	-2.22	119.97	123.86
13	P	104	PGV	O14-P-O13	2.22	119.37	110.68
15	L	302	A1LZM	C4A-NA-C1A	-2.22	105.71	106.71
15	k	101	A1LZM	CHB-C4A-NA	2.22	127.58	124.51
23	f	102	A1LZQ	CHC-C1C-NC	2.22	127.58	124.51
23	Z	102	A1LZQ	CAA-CBA-CGA	-2.22	106.62	112.51
23	1	102	A1LZQ	O1D-CGD-CBD	-2.22	119.95	124.48
23	1	102	A1LZQ	C3C-C2C-C1C	-2.22	101.46	104.55
23	G	102	A1LZQ	O1D-CGD-CBD	-2.21	119.95	124.48
15	h	102	A1LZM	C4-C3-C5	2.21	119.00	115.27
13	b	105	PGV	C02-O01-C1	-2.21	112.34	117.79
15	Y	101	A1LZM	CHB-C4A-NA	2.21	127.57	124.51
15	b	102	A1LZM	CMA-C3A-C2A	-2.21	104.91	113.83
15	w	102	A1LZM	OBD-CAD-C3D	-2.21	123.20	128.52
16	L	303	A1LZP	O32-C01-C02	-2.21	102.83	108.64
15	t	101	A1LZM	CBC-CAC-C3C	-2.21	120.26	126.72
13	Y	104	PGV	C02-O01-C1	-2.21	112.36	117.79
23	W	102	A1LZQ	C4B-CHC-C1C	-2.21	125.75	130.12

Continued on next page...

Continued from previous page...

Mol	Chain	Res	Type	Atoms	Z	Observed(°)	Ideal(°)
13	H	303	PGV	O03-C19-C20	2.21	118.83	111.91
23	T	101	A1LZQ	O1D-CGD-CBD	-2.21	119.97	124.48
23	i	102	A1LZQ	C3C-C2C-C1C	-2.21	101.47	104.55
23	o	102	A1LZQ	O1D-CGD-CBD	-2.21	119.97	124.48
13	a	104	PGV	C02-O01-C1	-2.20	112.36	117.79
15	W	101	A1LZM	C14-C13-C12	-2.20	118.03	123.68
15	w	102	A1LZM	CMB-C2B-C3B	2.20	128.80	124.68
15	k	101	A1LZM	C2A-C1A-CHA	-2.20	120.01	123.86
15	l	101	A1LZM	C1D-ND-C4D	-2.20	104.77	106.33
15	q	102	A1LZM	O2A-CGA-O1A	-2.20	118.04	123.59
15	M	703	A1LZM	CHB-C4A-NA	2.20	127.55	124.51
13	e	103	PGV	O14-P-O13	2.20	119.28	110.68
23	x	101	A1LZQ	C4B-CHC-C1C	-2.20	125.77	130.12
15	K	101	A1LZM	CBC-CAC-C3C	-2.20	120.30	126.72
15	G	101	A1LZM	C4-C3-C5	2.19	118.96	115.27
15	k	101	A1LZM	O2A-CGA-O1A	-2.19	118.06	123.59
13	9	103	PGV	O14-P-O13	2.19	119.26	110.68
23	7	102	A1LZQ	OBB-CAB-CBB	2.19	125.10	120.17
15	V	101	A1LZM	CBC-CAC-C3C	-2.19	120.32	126.72
15	b	102	A1LZM	CMB-C2B-C3B	2.19	128.78	124.68
15	z	102	A1LZM	CMD-C2D-C3D	-2.19	122.59	127.61
15	F	101	A1LZM	C4A-NA-C1A	2.18	107.69	106.71
23	N	102	A1LZQ	O1D-CGD-CBD	-2.18	120.02	124.48
15	Z	101	A1LZM	C6-C5-C3	-2.18	107.73	113.45
15	F	102	A1LZM	C1D-CHD-C4C	-2.18	121.35	126.06
23	o	102	A1LZQ	C3C-C2C-C1C	-2.18	101.51	104.55
15	t	102	A1LZM	O2A-CGA-O1A	-2.18	118.09	123.59
15	h	102	A1LZM	C3D-C4D-ND	2.18	113.76	110.24
15	L	301	A1LZM	CMD-C2D-C3D	-2.18	122.60	127.61
23	7	102	A1LZQ	O1D-CGD-CBD	-2.18	120.03	124.48
23	l	102	A1LZQ	C1B-CHB-C4A	-2.18	125.81	130.12
15	M	703	A1LZM	C1-O2A-CGA	2.18	122.15	116.44
15	V	101	A1LZM	O2A-CGA-CBA	2.17	118.73	111.91
15	P	101	A1LZM	C2A-C1A-CHA	-2.17	120.06	123.86
23	l	102	A1LZQ	C4B-CHC-C1C	-2.17	125.81	130.12
15	e	102	A1LZM	C3C-C4C-NC	2.17	112.94	110.57
23	l	102	A1LZQ	O1D-CGD-CBD	-2.17	120.04	124.48
23	T	101	A1LZQ	CHB-C4A-NA	2.17	127.51	124.51
15	M	703	A1LZM	CMD-C2D-C3D	-2.17	122.62	127.61
15	b	102	A1LZM	C1-C2-C3	-2.17	122.29	126.04
15	f	101	A1LZM	C3C-C4C-NC	2.17	112.94	110.57
15	k	101	A1LZM	C1-O2A-CGA	2.17	122.13	116.44

Continued on next page...

Continued from previous page...

Mol	Chain	Res	Type	Atoms	Z	Observed(°)	Ideal(°)
15	u	101	A1LZM	C3A-C2A-C1A	2.17	104.59	101.34
23	f	102	A1LZQ	O2A-CGA-O1A	-2.17	117.90	123.30
15	P	102	A1LZM	CAA-CBA-CGA	-2.17	106.93	113.25
23	Q	101	A1LZQ	C4B-CHC-C1C	-2.16	125.83	130.12
13	g	104	PGV	O03-C19-C20	2.16	118.70	111.91
15	3	102	A1LZM	C4B-CHC-C1C	-2.16	125.83	130.12
15	P	102	A1LZM	C6-C7-C8	-2.16	108.93	115.92
23	r	102	A1LZQ	C1C-NC-C4C	-2.16	105.73	106.71
23	N	102	A1LZQ	C4B-CHC-C1C	-2.16	125.84	130.12
23	G	102	A1LZQ	CAA-CBA-CGA	-2.16	106.78	112.51
15	4	201	A1LZM	C1B-CHB-C4A	-2.16	125.84	130.12
13	5	101	PGV	O03-C19-C20	2.16	118.68	111.91
13	V	103	PGV	C02-O01-C1	-2.15	112.49	117.79
15	Y	102	A1LZM	C17-C16-C15	-2.15	107.51	113.36
15	w	102	A1LZM	C6-C5-C3	-2.15	107.82	113.45
23	l	102	A1LZQ	CAA-CBA-CGA	-2.15	106.80	112.51
15	e	101	A1LZM	CBA-CAA-C2A	-2.14	107.53	113.86
23	i	102	A1LZQ	C1C-NC-C4C	-2.14	105.74	106.71
15	n	101	A1LZM	CED-O2D-CGD	2.14	120.78	115.94
15	4	201	A1LZM	O2D-CGD-O1D	-2.14	119.65	123.84
15	S	102	A1LZM	CMA-C3A-C2A	-2.14	105.19	113.83
23	o	102	A1LZQ	C2A-C1A-CHA	-2.14	120.12	123.86
15	w	101	A1LZM	CBC-CAC-C3C	-2.14	120.46	126.72
23	c	102	A1LZQ	C1B-CHB-C4A	-2.14	125.89	130.12
23	T	101	A1LZQ	CAA-CBA-CGA	-2.13	106.84	112.51
15	M	702	A1LZM	O1D-CGD-CBD	-2.13	120.12	124.48
15	z	102	A1LZM	O2A-CGA-O1A	-2.13	118.22	123.59
12	C	402	HEC	CBA-CAA-C2A	-2.13	109.02	112.60
15	z	101	A1LZM	O2A-CGA-O1A	-2.13	118.22	123.59
15	e	101	A1LZM	C4D-CHA-C1A	-2.13	118.66	121.25
23	o	102	A1LZQ	C1B-CHB-C4A	-2.13	125.90	130.12
15	S	102	A1LZM	C4-C3-C5	2.13	118.85	115.27
23	o	102	A1LZQ	CHD-C1D-C2D	2.13	129.94	125.48
23	T	101	A1LZQ	C4B-CHC-C1C	-2.13	125.90	130.12
15	e	102	A1LZM	C2A-C1A-CHA	-2.13	120.14	123.86
16	L	303	A1LZP	C40-C48-C53	2.13	110.41	107.61
23	i	102	A1LZQ	C1B-CHB-C4A	-2.13	125.91	130.12
15	M	702	A1LZM	C2A-C1A-CHA	-2.13	120.14	123.86
15	q	102	A1LZM	CMD-C2D-C3D	-2.12	122.73	127.61
15	P	102	A1LZM	C3D-C4D-ND	2.12	113.67	110.24
15	q	101	A1LZM	CED-O2D-CGD	2.12	120.73	115.94
23	Q	101	A1LZQ	CHB-C4A-NA	2.12	127.44	124.51

Continued on next page...

Continued from previous page...

Mol	Chain	Res	Type	Atoms	Z	Observed(°)	Ideal(°)
15	S	103	A1LZM	C3A-C2A-C1A	2.12	104.51	101.34
23	f	102	A1LZQ	CMD-C2D-C3D	-2.12	122.74	127.61
13	M	707	PGV	O14-P-O13	2.12	118.97	110.68
23	Q	101	A1LZQ	C1B-CHB-C4A	-2.12	125.92	130.12
15	n	102	A1LZM	CHB-C4A-NA	2.12	127.44	124.51
15	t	102	A1LZM	C1D-CHD-C4C	-2.12	121.49	126.06
13	H	301	PGV	O03-C19-C20	2.12	118.55	111.91
23	r	102	A1LZQ	CHB-C4A-NA	2.12	127.44	124.51
15	S	101	A1LZM	C4D-CHA-C1A	-2.12	118.67	121.25
15	q	101	A1LZM	C17-C16-C15	-2.11	107.62	113.36
13	L	305	PGV	C02-O01-C1	-2.11	112.60	117.79
15	i	101	A1LZM	C14-C13-C12	-2.11	118.27	123.68
15	G	101	A1LZM	C2A-C1A-CHA	-2.11	120.17	123.86
23	x	101	A1LZQ	C1B-CHB-C4A	-2.11	125.94	130.12
23	G	102	A1LZQ	C4B-CHC-C1C	-2.11	125.95	130.12
15	G	101	A1LZM	CBC-CAC-C3C	-2.10	120.57	126.72
15	6	102	A1LZM	CBA-CAA-C2A	-2.10	107.66	113.86
15	L	302	A1LZM	C6-C7-C8	-2.10	109.14	115.92
13	m	104	PGV	C02-O01-C1	-2.10	112.62	117.79
15	L	301	A1LZM	CHB-C4A-NA	2.10	127.41	124.51
23	u	102	A1LZQ	C2A-C1A-CHA	-2.09	120.20	123.86
15	n	101	A1LZM	C4D-CHA-C1A	-2.09	118.70	121.25
23	W	102	A1LZQ	O1D-CGD-CBD	-2.09	120.20	124.48
13	t	103	PGV	O03-C19-C20	2.09	118.47	111.91
15	c	101	A1LZM	C1B-CHB-C4A	-2.09	125.97	130.12
15	b	102	A1LZM	CMD-C2D-C3D	-2.09	122.81	127.61
15	z	101	A1LZM	CHB-C4A-NA	2.09	127.40	124.51
15	e	102	A1LZM	CMA-C3A-C2A	-2.09	105.41	113.83
15	t	101	A1LZM	C7-C6-C5	-2.09	107.69	113.36
15	L	301	A1LZM	C4B-CHC-C1C	-2.09	125.98	130.12
15	F	101	A1LZM	CBC-CAC-C3C	-2.09	120.62	126.72
13	e	103	PGV	O03-C19-O04	-2.08	118.33	123.59
23	G	102	A1LZQ	C3C-C2C-C1C	-2.08	101.64	104.55
23	G	102	A1LZQ	CHD-C1D-C2D	2.08	129.85	125.48
13	L	306	PGV	O03-C19-O04	-2.08	118.34	123.59
15	K	102	A1LZM	C6-C7-C8	-2.08	109.19	115.92
23	1	102	A1LZQ	CHD-C1D-C2D	2.08	129.85	125.48
15	6	101	A1LZM	C4A-NA-C1A	2.08	107.64	106.71
15	z	101	A1LZM	CAA-CBA-CGA	-2.08	107.18	113.25
13	9	103	PGV	C02-O01-C1	-2.08	112.67	117.79
15	V	102	A1LZM	C6-C5-C3	-2.08	108.01	113.45
15	K	102	A1LZM	CAA-CBA-CGA	-2.07	107.19	113.25

Continued on next page...

Continued from previous page...

Mol	Chain	Res	Type	Atoms	Z	Observed(°)	Ideal(°)
15	z	101	A1LZM	CBC-CAC-C3C	-2.07	120.66	126.72
15	V	102	A1LZM	CMA-C3A-C2A	-2.07	105.47	113.83
16	M	704	A1LZP	C19-C17-C16	-2.07	116.92	121.12
13	U	104	PGV	O03-C19-O04	-2.07	118.36	123.59
15	M	703	A1LZM	CMB-C2B-C1B	-2.07	125.28	128.46
15	w	103	A1LZM	CBC-CAC-C3C	-2.07	120.67	126.72
23	7	102	A1LZQ	O2A-CGA-CBA	2.07	120.68	114.03
23	Q	101	A1LZQ	CAA-CBA-CGA	-2.07	107.02	112.51
23	i	102	A1LZQ	C2A-C1A-CHA	-2.07	120.24	123.86
15	6	102	A1LZM	O1A-CGA-CBA	-2.07	115.67	123.73
15	e	102	A1LZM	C6-C5-C3	-2.06	108.04	113.45
15	Z	101	A1LZM	O2A-CGA-O1A	-2.06	118.39	123.59
15	S	101	A1LZM	CBC-CAC-C3C	-2.06	120.70	126.72
23	x	101	A1LZQ	C4A-NA-C1A	2.06	107.63	106.71
15	z	101	A1LZM	C4D-CHA-C1A	-2.06	118.75	121.25
15	V	101	A1LZM	O2D-CGD-O1D	-2.06	119.82	123.84
15	Z	101	A1LZM	C6-C7-C8	-2.06	109.27	115.92
15	t	102	A1LZM	CMD-C2D-C3D	-2.06	122.88	127.61
15	M	702	A1LZM	CBC-CAC-C3C	-2.06	120.71	126.72
16	L	303	A1LZP	C01-O32-C56	2.06	121.84	116.44
13	v	104	PGV	O01-C1-O02	-2.05	118.74	123.70
13	H	306	PGV	O03-C19-O04	-2.05	118.41	123.59
15	h	101	A1LZM	C6-C7-C8	-2.05	109.28	115.92
23	c	102	A1LZQ	C2A-C1A-CHA	-2.05	120.27	123.86
15	V	101	A1LZM	CBA-CAA-C2A	-2.05	107.81	113.86
15	V	102	A1LZM	C11-C10-C8	-2.05	108.67	115.76
15	t	101	A1LZM	CBA-CAA-C2A	-2.05	107.81	113.86
23	x	101	A1LZQ	CHB-C4A-NA	2.05	127.34	124.51
15	l	101	A1LZM	CBA-CAA-C2A	-2.05	107.82	113.86
15	e	101	A1LZM	CBC-CAC-C3C	-2.05	120.74	126.72
15	P	103	A1LZM	C4D-CHA-C1A	-2.04	118.76	121.25
15	l	101	A1LZM	CMA-C3A-C4A	-2.04	106.28	111.77
15	Z	101	A1LZM	CAA-C2A-C1A	-2.04	105.28	111.97
15	6	102	A1LZM	OBD-CAD-C3D	-2.04	123.61	128.52
15	G	101	A1LZM	C1B-CHB-C4A	-2.04	126.07	130.12
15	N	101	A1LZM	C2A-C1A-CHA	-2.04	120.29	123.86
15	c	101	A1LZM	C4B-CHC-C1C	-2.04	126.08	130.12
15	P	101	A1LZM	CMD-C2D-C3D	-2.04	122.92	127.61
12	C	401	HEC	CBA-CAA-C2A	-2.04	109.17	112.60
15	i	101	A1LZM	C2A-C1A-CHA	-2.04	120.30	123.86
15	W	101	A1LZM	C14-C13-C15	2.04	118.70	115.27
15	S	102	A1LZM	C1D-ND-C4D	-2.04	104.89	106.33

Continued on next page...

Continued from previous page...

Mol	Chain	Res	Type	Atoms	Z	Observed(°)	Ideal(°)
12	C	404	HEC	CMC-C2C-C3C	2.04	128.22	125.82
15	k	101	A1LZM	CED-O2D-CGD	2.04	120.54	115.94
13	s	104	PGV	C02-O01-C1	-2.04	112.78	117.79
15	z	101	A1LZM	CMB-C2B-C1B	-2.03	125.34	128.46
15	P	102	A1LZM	C6-C5-C3	-2.03	108.13	113.45
16	M	704	A1LZP	C04-C03-C02	-2.03	118.48	123.68
15	r	101	A1LZM	C4D-CHA-C1A	-2.03	118.78	121.25
15	F	102	A1LZM	CMD-C2D-C3D	-2.03	122.95	127.61
15	S	101	A1LZM	C6-C7-C8	-2.03	109.37	115.92
12	C	404	HEC	CAD-CBD-CGD	-2.02	108.08	113.76
22	3	101	LYC	C20-C21-C50	2.02	127.62	123.47
17	L	304	UQ8	O3-C3-C2	-2.02	109.71	116.56
15	l	101	A1LZM	C4-C3-C2	-2.02	118.49	123.68
15	k	102	A1LZM	C6-C7-C8	-2.02	109.38	115.92
15	o	101	A1LZM	CAA-CBA-CGA	-2.02	107.34	113.25
15	c	101	A1LZM	C2C-C1C-CHC	-2.02	118.88	123.64
23	G	102	A1LZQ	C1B-CHB-C4A	-2.02	126.11	130.12
23	c	102	A1LZQ	O1D-CGD-CBD	-2.02	120.35	124.48
23	f	102	A1LZQ	CHB-C4A-NA	2.02	127.30	124.51
13	n	104	PGV	C02-O01-C1	-2.02	112.82	117.79
15	e	102	A1LZM	C6-C7-C8	-2.02	109.40	115.92
13	R	104	PGV	O03-C19-O04	-2.01	118.51	123.59
15	r	101	A1LZM	C1-C2-C3	-2.01	122.56	126.04
15	z	101	A1LZM	CED-O2D-CGD	2.01	120.49	115.94
13	Y	103	PGV	O01-C1-O02	-2.01	118.84	123.70
13	h	104	PGV	C02-O01-C1	-2.01	112.84	117.79
15	e	102	A1LZM	CMB-C2B-C3B	2.01	128.44	124.68
15	l	101	A1LZM	O2A-CGA-O1A	-2.01	118.52	123.59
15	q	101	A1LZM	C14-C13-C15	2.01	118.65	115.27
15	V	102	A1LZM	C14-C13-C12	-2.01	118.53	123.68
15	k	101	A1LZM	C16-C15-C13	-2.01	108.19	113.45
23	7	102	A1LZQ	C1D-CHD-C4C	-2.01	121.78	126.62
15	w	102	A1LZM	C1-C2-C3	-2.00	122.58	126.04
15	c	101	A1LZM	CHD-C1D-C2D	2.00	129.68	125.48
13	H	306	PGV	C03-C02-C01	-2.00	107.05	111.79
15	N	101	A1LZM	CHB-C4A-NA	2.00	127.28	124.51
15	S	102	A1LZM	C3C-C4C-NC	2.00	112.76	110.57
15	L	301	A1LZM	C1B-CHB-C4A	-2.00	126.15	130.12

All (70) chirality outliers are listed below:

Continued on next page...

Continued from previous page...

Mol	Chain	Res	Type	Atom
-----	-------	-----	------	------

Mol	Chain	Res	Type	Atom
15	L	301	A1LZM	ND
15	L	302	A1LZM	ND
15	M	702	A1LZM	ND
15	M	703	A1LZM	ND
15	4	201	A1LZM	ND
15	3	102	A1LZM	ND
15	w	101	A1LZM	ND
15	w	102	A1LZM	ND
15	w	103	A1LZM	ND
15	Y	101	A1LZM	ND
15	Y	102	A1LZM	ND
15	Z	101	A1LZM	ND
15	b	101	A1LZM	ND
15	b	102	A1LZM	ND
15	c	101	A1LZM	ND
15	k	101	A1LZM	ND
15	k	102	A1LZM	ND
15	l	101	A1LZM	ND
15	n	101	A1LZM	ND
15	n	102	A1LZM	ND
15	o	101	A1LZM	ND
15	t	101	A1LZM	ND
15	t	102	A1LZM	ND
15	u	101	A1LZM	ND
15	z	101	A1LZM	ND
15	z	102	A1LZM	ND
15	1	101	A1LZM	ND
15	6	101	A1LZM	ND
15	6	102	A1LZM	ND
15	7	101	A1LZM	ND
15	F	101	A1LZM	ND
15	F	102	A1LZM	ND
15	G	101	A1LZM	ND
15	K	101	A1LZM	ND
15	K	102	A1LZM	ND
15	N	101	A1LZM	ND
15	P	101	A1LZM	ND
15	P	102	A1LZM	ND
15	P	103	A1LZM	ND
15	S	101	A1LZM	ND
15	S	102	A1LZM	ND

Continued on next page...

Continued from previous page...

Mol	Chain	Res	Type	Atom
15	S	103	A1LZM	ND
15	V	101	A1LZM	ND
15	V	102	A1LZM	ND
15	W	101	A1LZM	ND
15	e	101	A1LZM	ND
15	e	102	A1LZM	ND
15	f	101	A1LZM	ND
15	h	101	A1LZM	ND
15	h	102	A1LZM	ND
15	i	101	A1LZM	ND
15	q	101	A1LZM	ND
15	q	102	A1LZM	ND
15	r	101	A1LZM	ND
23	x	101	A1LZQ	ND
23	Z	102	A1LZQ	ND
23	c	102	A1LZQ	ND
23	l	102	A1LZQ	ND
23	o	102	A1LZQ	ND
23	u	102	A1LZQ	ND
23	1	102	A1LZQ	ND
23	7	102	A1LZQ	ND
23	G	102	A1LZQ	ND
23	N	102	A1LZQ	ND
23	Q	101	A1LZQ	ND
23	T	101	A1LZQ	ND
23	W	102	A1LZQ	ND
23	f	102	A1LZQ	ND
23	i	102	A1LZQ	ND
23	r	102	A1LZQ	ND

All (1391) torsion outliers are listed below:

Mol	Chain	Res	Type	Atoms
13	C	408	PGV	C04-O12-P-O14
13	C	408	PGV	O12-C04-C05-C06
13	L	305	PGV	C03-O11-P-O12
13	L	305	PGV	C03-O11-P-O13
13	L	305	PGV	C03-O11-P-O14
13	L	306	PGV	C03-O11-P-O12
13	L	306	PGV	C03-O11-P-O13
13	L	306	PGV	C03-O11-P-O14
13	L	306	PGV	C04-O12-P-O14

Continued on next page...

Continued from previous page...

Mol	Chain	Res	Type	Atoms
13	L	309	PGV	O01-C02-C03-O11
13	L	310	PGV	C03-O11-P-O14
13	L	310	PGV	C04-O12-P-O11
13	L	310	PGV	C04-O12-P-O13
13	L	310	PGV	C04-O12-P-O14
13	L	310	PGV	C04-C05-C06-O06
13	L	310	PGV	C2-C1-O01-C02
13	M	707	PGV	C03-O11-P-O12
13	M	707	PGV	C03-O11-P-O14
13	H	301	PGV	O02-C1-O01-C02
13	H	302	PGV	C2-C1-O01-C02
13	H	302	PGV	C12-C13-C14-C15
13	H	303	PGV	C03-O11-P-O14
13	H	303	PGV	C2-C1-O01-C02
13	H	305	PGV	C03-O11-P-O14
13	H	305	PGV	C2-C1-O01-C02
13	H	306	PGV	C03-O11-P-O13
13	H	306	PGV	C04-O12-P-O11
13	H	306	PGV	C04-O12-P-O13
13	H	306	PGV	C04-O12-P-O14
13	4	203	PGV	C04-O12-P-O11
13	4	203	PGV	C04-O12-P-O13
13	w	104	PGV	C2-C1-O01-C02
13	Y	103	PGV	C03-O11-P-O12
13	Y	103	PGV	C03-O11-P-O13
13	Y	103	PGV	C03-O11-P-O14
13	Y	103	PGV	C04-O12-P-O14
13	Y	103	PGV	C2-C1-O01-C02
13	b	105	PGV	O03-C01-C02-O01
13	k	104	PGV	C03-O11-P-O12
13	n	104	PGV	O02-C1-O01-C02
13	n	104	PGV	C2-C1-O01-C02
13	z	103	PGV	C03-O11-P-O13
13	z	103	PGV	C2-C1-O01-C02
13	F	104	PGV	C03-O11-P-O12
13	F	104	PGV	C03-O11-P-O13
13	F	104	PGV	C03-O11-P-O14
13	K	103	PGV	C03-O11-P-O12
13	K	103	PGV	C03-O11-P-O13
13	K	103	PGV	C03-O11-P-O14
13	P	104	PGV	C03-O11-P-O12
13	P	104	PGV	C03-O11-P-O13

Continued on next page...

Continued from previous page...

Mol	Chain	Res	Type	Atoms
13	P	105	PGV	C03-O11-P-O12
13	P	105	PGV	C03-O11-P-O13
13	P	105	PGV	C03-O11-P-O14
13	P	105	PGV	C04-O12-P-O11
13	P	105	PGV	C04-O12-P-O13
13	9	103	PGV	C03-O11-P-O12
13	9	103	PGV	C03-O11-P-O14
15	L	301	A1LZM	C4-C3-C5-C6
15	M	702	A1LZM	C12-C13-C15-C16
15	M	702	A1LZM	C14-C13-C15-C16
15	M	702	A1LZM	C8-C10-C11-C12
15	M	702	A1LZM	C1A-C2A-CAA-CBA
15	M	702	A1LZM	C3A-C2A-CAA-CBA
15	M	703	A1LZM	CAD-CBD-CGD-O1D
15	M	703	A1LZM	CAD-CBD-CGD-O2D
15	4	201	A1LZM	C2-C3-C5-C6
15	4	201	A1LZM	C4-C3-C5-C6
15	4	201	A1LZM	C1A-C2A-CAA-CBA
15	3	102	A1LZM	C2A-CAA-CBA-CGA
15	w	101	A1LZM	CBD-CGD-O2D-CED
15	w	102	A1LZM	CBD-CGD-O2D-CED
15	w	103	A1LZM	CBA-CGA-O2A-C1
15	w	103	A1LZM	O1A-CGA-O2A-C1
15	b	101	A1LZM	C2-C3-C5-C6
15	b	101	A1LZM	C4-C3-C5-C6
15	b	102	A1LZM	C1A-C2A-CAA-CBA
15	b	102	A1LZM	CBD-CGD-O2D-CED
15	c	101	A1LZM	C12-C13-C15-C16
15	c	101	A1LZM	C14-C13-C15-C16
15	c	101	A1LZM	C8-C10-C11-C12
15	k	101	A1LZM	C8-C10-C11-C12
15	k	102	A1LZM	CBD-CGD-O2D-CED
15	n	101	A1LZM	C4-C3-C5-C6
15	n	101	A1LZM	CBD-CGD-O2D-CED
15	t	101	A1LZM	C8-C10-C11-C12
15	u	101	A1LZM	C8-C10-C11-C12
15	u	101	A1LZM	CBD-CGD-O2D-CED
15	z	101	A1LZM	O2A-C1-C2-C3
15	z	101	A1LZM	CBA-CGA-O2A-C1
15	z	101	A1LZM	O1A-CGA-O2A-C1
15	z	102	A1LZM	CBD-CGD-O2D-CED
15	6	101	A1LZM	C2-C3-C5-C6

Continued on next page...

Continued from previous page...

Mol	Chain	Res	Type	Atoms
15	6	101	A1LZM	C4-C3-C5-C6
15	6	102	A1LZM	C2-C3-C5-C6
15	6	102	A1LZM	C4-C3-C5-C6
15	7	101	A1LZM	C2A-CAA-CBA-CGA
15	7	101	A1LZM	CBA-CGA-O2A-C1
15	7	101	A1LZM	O1A-CGA-O2A-C1
15	F	101	A1LZM	C2-C3-C5-C6
15	F	101	A1LZM	C4-C3-C5-C6
15	K	102	A1LZM	C1A-C2A-CAA-CBA
15	P	101	A1LZM	C11-C10-C8-C9
15	P	102	A1LZM	C1A-C2A-CAA-CBA
15	P	103	A1LZM	C14-C13-C15-C16
15	P	103	A1LZM	CBA-CGA-O2A-C1
15	S	101	A1LZM	C12-C13-C15-C16
15	S	101	A1LZM	C14-C13-C15-C16
15	S	101	A1LZM	C4-C3-C5-C6
15	S	101	A1LZM	CBD-CGD-O2D-CED
15	S	102	A1LZM	C1A-C2A-CAA-CBA
15	S	102	A1LZM	CBD-CGD-O2D-CED
15	V	101	A1LZM	C4-C3-C5-C6
15	V	102	A1LZM	CBD-CGD-O2D-CED
15	e	101	A1LZM	CBD-CGD-O2D-CED
15	e	101	A1LZM	O1D-CGD-O2D-CED
15	e	102	A1LZM	CBD-CGD-O2D-CED
15	h	101	A1LZM	C8-C10-C11-C12
15	h	101	A1LZM	CBD-CGD-O2D-CED
15	h	102	A1LZM	CBD-CGD-O2D-CED
15	q	101	A1LZM	C2-C3-C5-C6
15	q	101	A1LZM	C4-C3-C5-C6
15	q	101	A1LZM	CBD-CGD-O2D-CED
15	r	101	A1LZM	C12-C13-C15-C16
15	r	101	A1LZM	C14-C13-C15-C16
16	L	303	A1LZP	C53-C57-O36-C55
16	L	303	A1LZP	O29-C57-O36-C55
20	M	706	MQ8	C14-C13-C15-C16
21	M	709	CDL	CB2-OB2-PB2-OB4
21	M	710	CDL	C1-CA2-OA2-PA1
21	M	710	CDL	OB9-CB7-OB8-CB6
21	M	710	CDL	C71-CB7-OB8-CB6
21	H	304	CDL	OB9-CB7-OB8-CB6
21	H	304	CDL	C71-CB7-OB8-CB6
23	x	101	A1LZQ	C2C-C3C-CAC-CBC

Continued on next page...

Continued from previous page...

Mol	Chain	Res	Type	Atoms
23	Z	102	A1LZQ	C3A-C2A-CAA-CBA
23	Z	102	A1LZQ	C2C-C3C-CAC-CBC
23	Z	102	A1LZQ	C4C-C3C-CAC-CBC
23	c	102	A1LZQ	C1A-C2A-CAA-CBA
23	c	102	A1LZQ	C3A-C2A-CAA-CBA
23	c	102	A1LZQ	C2C-C3C-CAC-CBC
23	c	102	A1LZQ	C4C-C3C-CAC-CBC
23	c	102	A1LZQ	CHA-CBD-CGD-O2D
23	l	102	A1LZQ	C2C-C3C-CAC-CBC
23	o	102	A1LZQ	C2C-C3C-CAC-CBC
23	o	102	A1LZQ	C4C-C3C-CAC-CBC
23	u	102	A1LZQ	C2C-C3C-CAC-CBC
23	1	102	A1LZQ	C2C-C3C-CAC-CBC
23	1	102	A1LZQ	C4C-C3C-CAC-CBC
23	7	102	A1LZQ	C2C-C3C-CAC-CBC
23	7	102	A1LZQ	C4C-C3C-CAC-CBC
23	G	102	A1LZQ	C1A-C2A-CAA-CBA
23	G	102	A1LZQ	C2C-C3C-CAC-CBC
23	G	102	A1LZQ	C4C-C3C-CAC-CBC
23	N	102	A1LZQ	C2C-C3C-CAC-CBC
23	Q	101	A1LZQ	C2C-C3C-CAC-CBC
23	T	101	A1LZQ	C2C-C3C-CAC-CBC
23	W	102	A1LZQ	C2C-C3C-CAC-CBC
23	W	102	A1LZQ	C4C-C3C-CAC-CBC
23	f	102	A1LZQ	C2C-C3C-CAC-CBC
23	f	102	A1LZQ	CHA-CBD-CGD-O1D
23	f	102	A1LZQ	CHA-CBD-CGD-O2D
23	i	102	A1LZQ	C2C-C3C-CAC-CBC
23	i	102	A1LZQ	C4C-C3C-CAC-CBC
23	r	102	A1LZQ	C2C-C3C-CAC-CBC
23	r	102	A1LZQ	C4C-C3C-CAC-CBC
15	k	102	A1LZM	O1D-CGD-O2D-CED
15	n	102	A1LZM	O1D-CGD-O2D-CED
15	G	101	A1LZM	O1D-CGD-O2D-CED
15	S	101	A1LZM	O1D-CGD-O2D-CED
15	q	101	A1LZM	O1D-CGD-O2D-CED
23	7	102	A1LZQ	O1D-CGD-O2D-CED
15	w	101	A1LZM	O1D-CGD-O2D-CED
15	n	101	A1LZM	O1D-CGD-O2D-CED
15	7	101	A1LZM	O1D-CGD-O2D-CED
15	h	101	A1LZM	O1D-CGD-O2D-CED
15	Y	102	A1LZM	CBD-CGD-O2D-CED

Continued on next page...

Continued from previous page...

Mol	Chain	Res	Type	Atoms
15	n	102	A1LZM	CBD-CGD-O2D-CED
15	t	102	A1LZM	CBD-CGD-O2D-CED
15	z	101	A1LZM	CBD-CGD-O2D-CED
15	6	102	A1LZM	CBD-CGD-O2D-CED
15	7	101	A1LZM	CBD-CGD-O2D-CED
15	F	102	A1LZM	CBD-CGD-O2D-CED
15	G	101	A1LZM	CBD-CGD-O2D-CED
15	K	102	A1LZM	CBD-CGD-O2D-CED
15	P	102	A1LZM	CBD-CGD-O2D-CED
15	r	101	A1LZM	CBD-CGD-O2D-CED
23	7	102	A1LZQ	CBD-CGD-O2D-CED
15	3	102	A1LZM	O1A-CGA-O2A-C1
15	P	103	A1LZM	O1A-CGA-O2A-C1
21	M	709	CDL	OA9-CA7-OA8-CA6
15	b	102	A1LZM	O1D-CGD-O2D-CED
15	u	101	A1LZM	O1D-CGD-O2D-CED
15	6	102	A1LZM	O1D-CGD-O2D-CED
15	V	102	A1LZM	O1D-CGD-O2D-CED
23	x	101	A1LZQ	O1D-CGD-O2D-CED
15	3	102	A1LZM	CBA-CGA-O2A-C1
21	M	709	CDL	C31-CA7-OA8-CA6
15	S	103	A1LZM	CBD-CGD-O2D-CED
15	q	102	A1LZM	CBD-CGD-O2D-CED
23	x	101	A1LZQ	CBD-CGD-O2D-CED
13	v	104	PGV	O04-C19-O03-C01
15	w	102	A1LZM	O1D-CGD-O2D-CED
15	S	102	A1LZM	O1D-CGD-O2D-CED
15	z	102	A1LZM	O1D-CGD-O2D-CED
15	h	102	A1LZM	O1D-CGD-O2D-CED
15	e	102	A1LZM	O1D-CGD-O2D-CED
13	C	407	PGV	O02-C1-O01-C02
13	H	302	PGV	O02-C1-O01-C02
13	H	305	PGV	O02-C1-O01-C02
13	w	104	PGV	O02-C1-O01-C02
13	Y	103	PGV	O02-C1-O01-C02
15	4	201	A1LZM	C13-C15-C16-C17
15	w	101	A1LZM	C3-C5-C6-C7
15	Y	102	A1LZM	C3-C5-C6-C7
15	Z	101	A1LZM	C13-C15-C16-C17
15	c	101	A1LZM	C13-C15-C16-C17
15	k	101	A1LZM	C3-C5-C6-C7
15	l	101	A1LZM	C13-C15-C16-C17

Continued on next page...

Continued from previous page...

Mol	Chain	Res	Type	Atoms
15	u	101	A1LZM	C13-C15-C16-C17
15	6	102	A1LZM	C13-C15-C16-C17
15	7	101	A1LZM	C3-C5-C6-C7
15	N	101	A1LZM	C13-C15-C16-C17
16	M	704	A1LZP	C03-C05-C06-C07
13	v	104	PGV	C20-C19-O03-C01
15	L	301	A1LZM	CBA-CGA-O2A-C1
15	o	101	A1LZM	CBA-CGA-O2A-C1
15	P	101	A1LZM	CBA-CGA-O2A-C1
13	C	407	PGV	C2-C1-O01-C02
13	H	301	PGV	C2-C1-O01-C02
15	M	703	A1LZM	C4-C3-C5-C6
15	b	101	A1LZM	C14-C13-C15-C16
15	K	101	A1LZM	C4-C3-C5-C6
16	M	704	A1LZP	C04-C03-C05-C06
15	M	703	A1LZM	C2-C3-C5-C6
15	b	101	A1LZM	C12-C13-C15-C16
15	P	103	A1LZM	C12-C13-C15-C16
15	V	101	A1LZM	C2-C3-C5-C6
20	M	706	MQ8	C12-C13-C15-C16
15	M	702	A1LZM	C2A-CAA-CBA-CGA
15	l	101	A1LZM	C2A-CAA-CBA-CGA
15	P	103	A1LZM	C2A-CAA-CBA-CGA
23	c	102	A1LZQ	C2A-CAA-CBA-CGA
15	b	102	A1LZM	C3-C5-C6-C7
15	t	101	A1LZM	C3-C5-C6-C7
15	F	102	A1LZM	C3-C5-C6-C7
15	Z	101	A1LZM	CBA-CGA-O2A-C1
15	Y	102	A1LZM	O1D-CGD-O2D-CED
15	P	102	A1LZM	O1D-CGD-O2D-CED
13	L	310	PGV	O02-C1-O01-C02
13	H	303	PGV	O02-C1-O01-C02
13	z	103	PGV	O02-C1-O01-C02
15	Z	101	A1LZM	O1A-CGA-O2A-C1
15	P	101	A1LZM	O1A-CGA-O2A-C1
15	K	102	A1LZM	O1D-CGD-O2D-CED
15	b	101	A1LZM	CBD-CGD-O2D-CED
15	i	101	A1LZM	CBD-CGD-O2D-CED
15	F	102	A1LZM	O1D-CGD-O2D-CED
13	C	408	PGV	O12-C04-C05-O05
13	M	708	PGV	O12-C04-C05-O05
15	4	201	A1LZM	C3-C5-C6-C7

Continued on next page...

Continued from previous page...

Mol	Chain	Res	Type	Atoms
15	b	101	A1LZM	C13-C15-C16-C17
15	P	103	A1LZM	C13-C15-C16-C17
15	i	101	A1LZM	C13-C15-C16-C17
13	H	306	PGV	O04-C19-O03-C01
15	L	301	A1LZM	O1A-CGA-O2A-C1
15	o	101	A1LZM	O1A-CGA-O2A-C1
15	l	101	A1LZM	O1A-CGA-O2A-C1
15	z	101	A1LZM	O1D-CGD-O2D-CED
13	k	104	PGV	C2-C1-O01-C02
13	S	105	PGV	C2-C1-O01-C02
13	e	103	PGV	C2-C1-O01-C02
15	W	101	A1LZM	CBD-CGD-O2D-CED
15	w	103	A1LZM	C13-C15-C16-C17
13	H	306	PGV	C20-C19-O03-C01
15	l	101	A1LZM	CBA-CGA-O2A-C1
15	r	101	A1LZM	O1D-CGD-O2D-CED
13	e	103	PGV	O02-C1-O01-C02
15	4	201	A1LZM	C14-C13-C15-C16
15	n	101	A1LZM	C14-C13-C15-C16
15	o	101	A1LZM	C14-C13-C15-C16
15	S	103	A1LZM	C14-C13-C15-C16
17	L	304	UQ8	C15-C14-C16-C17
15	L	301	A1LZM	C2-C3-C5-C6
15	4	201	A1LZM	C12-C13-C15-C16
15	n	101	A1LZM	C12-C13-C15-C16
15	n	101	A1LZM	C2-C3-C5-C6
15	o	101	A1LZM	C12-C13-C15-C16
15	S	101	A1LZM	C2-C3-C5-C6
15	S	103	A1LZM	C12-C13-C15-C16
17	L	304	UQ8	C13-C14-C16-C17
15	l	101	A1LZM	C2A-CAA-CBA-CGA
15	f	101	A1LZM	C2A-CAA-CBA-CGA
13	4	203	PGV	C20-C19-O03-C01
15	n	101	A1LZM	CBA-CGA-O2A-C1
15	K	101	A1LZM	CBA-CGA-O2A-C1
15	e	101	A1LZM	CBA-CGA-O2A-C1
15	q	101	A1LZM	CBA-CGA-O2A-C1
15	t	102	A1LZM	O1D-CGD-O2D-CED
13	M	708	PGV	O12-C04-C05-C06
13	k	104	PGV	O02-C1-O01-C02
13	S	105	PGV	O02-C1-O01-C02
15	n	101	A1LZM	O1A-CGA-O2A-C1

Continued on next page...

Continued from previous page...

Mol	Chain	Res	Type	Atoms
15	K	101	A1LZM	O1A-CGA-O2A-C1
15	L	302	A1LZM	C13-C15-C16-C17
15	M	702	A1LZM	C3-C5-C6-C7
16	L	303	A1LZP	C03-C05-C06-C07
15	b	101	A1LZM	CBA-CGA-O2A-C1
15	6	101	A1LZM	CBA-CGA-O2A-C1
15	F	101	A1LZM	CBA-CGA-O2A-C1
15	S	101	A1LZM	CBA-CGA-O2A-C1
13	C	405	PGV	C19-C20-C21-C22
13	9	102	PGV	C1-C2-C3-C4
13	s	104	PGV	C4-C5-C6-C7
15	W	101	A1LZM	C15-C16-C17-C18
13	F	104	PGV	O01-C02-C03-O11
13	a	104	PGV	O03-C01-C02-O01
15	K	101	A1LZM	C2-C3-C5-C6
16	M	704	A1LZP	C02-C03-C05-C06
15	L	301	A1LZM	C6-C7-C8-C9
15	w	101	A1LZM	C11-C10-C8-C9
15	t	101	A1LZM	C11-C10-C8-C9
15	h	101	A1LZM	C11-C10-C8-C9
15	w	103	A1LZM	C2A-CAA-CBA-CGA
15	o	101	A1LZM	C2A-CAA-CBA-CGA
23	f	102	A1LZQ	C2A-CAA-CBA-CGA
13	Y	104	PGV	C19-C20-C21-C22
15	6	101	A1LZM	O1A-CGA-O2A-C1
15	S	101	A1LZM	O1A-CGA-O2A-C1
15	q	102	A1LZM	O1D-CGD-O2D-CED
15	7	101	A1LZM	C13-C15-C16-C17
15	w	101	A1LZM	CBA-CGA-O2A-C1
15	l	101	A1LZM	C15-C16-C17-C18
15	7	101	A1LZM	C5-C6-C7-C8
15	S	103	A1LZM	C5-C6-C7-C8
13	M	708	PGV	C19-C20-C21-C22
15	S	103	A1LZM	O1D-CGD-O2D-CED
15	w	101	A1LZM	C8-C10-C11-C12
15	l	101	A1LZM	C8-C10-C11-C12
15	G	101	A1LZM	C8-C10-C11-C12
15	N	101	A1LZM	C8-C10-C11-C12
15	c	101	A1LZM	C15-C16-C17-C18
15	u	101	A1LZM	C5-C6-C7-C8
15	r	101	A1LZM	C15-C16-C17-C18
13	v	104	PGV	C19-C20-C21-C22

Continued on next page...

Continued from previous page...

Mol	Chain	Res	Type	Atoms
13	5	101	PGV	C19-C20-C21-C22
13	R	104	PGV	C1-C2-C3-C4
15	w	103	A1LZM	C15-C16-C17-C18
15	P	102	A1LZM	C15-C16-C17-C18
15	e	101	A1LZM	C15-C16-C17-C18
13	H	301	PGV	C20-C19-O03-C01
15	L	302	A1LZM	C2-C1-O2A-CGA
15	Z	101	A1LZM	C2-C1-O2A-CGA
15	b	102	A1LZM	C15-C16-C17-C18
15	P	103	A1LZM	C15-C16-C17-C18
13	C	405	PGV	C1-C2-C3-C4
13	w	104	PGV	C19-C20-C21-C22
13	8	103	PGV	C19-C20-C21-C22
13	H	301	PGV	C20-C21-C22-C23
15	n	102	A1LZM	C6-C7-C8-C10
15	u	101	A1LZM	C11-C10-C8-C7
16	L	303	A1LZP	C06-C07-C08-C14
15	e	101	A1LZM	O1A-CGA-O2A-C1
15	z	101	A1LZM	C2A-CAA-CBA-CGA
15	F	101	A1LZM	O1A-CGA-O2A-C1
21	H	304	CDL	O1-C1-CB2-OB2
15	L	302	A1LZM	C15-C16-C17-C18
15	b	101	A1LZM	C15-C16-C17-C18
15	n	102	A1LZM	C15-C16-C17-C18
13	4	203	PGV	O04-C19-O03-C01
15	b	101	A1LZM	O1A-CGA-O2A-C1
15	q	101	A1LZM	O1A-CGA-O2A-C1
15	k	101	A1LZM	C15-C16-C17-C18
15	F	101	A1LZM	C15-C16-C17-C18
15	G	101	A1LZM	C15-C16-C17-C18
15	w	101	A1LZM	O1A-CGA-O2A-C1
13	L	305	PGV	C2-C1-O01-C02
13	w	104	PGV	C6-C7-C8-C9
15	w	102	A1LZM	C15-C16-C17-C18
15	N	101	A1LZM	C15-C16-C17-C18
15	i	101	A1LZM	C15-C16-C17-C18
13	C	408	PGV	C04-O12-P-O11
13	L	310	PGV	C03-O11-P-O12
13	M	708	PGV	C04-O12-P-O11
13	H	303	PGV	C03-O11-P-O12
13	H	305	PGV	C03-O11-P-O12
13	Y	103	PGV	C04-O12-P-O11

Continued on next page...

Continued from previous page...

Mol	Chain	Res	Type	Atoms
13	v	104	PGV	C1-C2-C3-C4
15	h	102	A1LZM	C13-C15-C16-C17
13	U	104	PGV	C20-C19-O03-C01
15	Y	102	A1LZM	CBA-CGA-O2A-C1
16	M	704	A1LZP	C49-C56-O32-C01
13	V	103	PGV	C1-C2-C3-C4
21	H	304	CDL	CA2-C1-CB2-OB2
13	L	305	PGV	O02-C1-O01-C02
15	w	101	A1LZM	C5-C6-C7-C8
15	F	101	A1LZM	C13-C15-C16-C17
13	L	310	PGV	C7-C8-C9-C10
13	L	305	PGV	C21-C22-C23-C24
13	V	103	PGV	C3-C4-C5-C6
15	w	103	A1LZM	CBD-CGD-O2D-CED
13	H	306	PGV	C2-C1-O01-C02
13	4	203	PGV	C21-C22-C23-C24
13	n	104	PGV	C5-C6-C7-C8
13	5	101	PGV	C13-C14-C15-C16
13	U	104	PGV	C5-C6-C7-C8
13	h	104	PGV	C4-C5-C6-C7
13	9	103	PGV	C4-C5-C6-C7
24	K	106	PEF	C17-C18-C19-C20
13	H	306	PGV	C21-C22-C23-C24
13	n	104	PGV	C4-C5-C6-C7
13	V	103	PGV	C22-C23-C24-C25
13	9	103	PGV	C21-C22-C23-C24
13	H	306	PGV	O02-C1-O01-C02
13	g	104	PGV	O02-C1-O01-C02
15	7	101	A1LZM	C15-C16-C17-C18
13	H	303	PGV	C6-C7-C8-C9
13	Y	103	PGV	C5-C6-C7-C8
13	k	104	PGV	C20-C21-C22-C23
13	P	105	PGV	C02-C03-O11-P
13	C	408	PGV	C22-C23-C24-C25
13	M	707	PGV	C4-C5-C6-C7
15	M	703	A1LZM	C15-C16-C17-C18
13	S	105	PGV	C29-C30-C31-C32
13	H	303	PGV	C19-C20-C21-C22
13	I	101	PGV	C1-C2-C3-C4
13	I	101	PGV	C19-C20-C21-C22
13	h	104	PGV	C19-C20-C21-C22
15	i	101	A1LZM	O1D-CGD-O2D-CED

Continued on next page...

Continued from previous page...

Mol	Chain	Res	Type	Atoms
16	L	303	A1LZP	C49-C56-O32-C01
13	8	103	PGV	C2-C3-C4-C5
13	g	104	PGV	C27-C28-C29-C30
13	9	103	PGV	C22-C23-C24-C25
21	M	709	CDL	C55-C56-C57-C58
13	H	301	PGV	O04-C19-O03-C01
13	U	104	PGV	O04-C19-O03-C01
15	b	101	A1LZM	O1D-CGD-O2D-CED
13	C	405	PGV	C2-C3-C4-C5
13	F	104	PGV	C26-C27-C28-C29
13	d	104	PGV	C14-C15-C16-C17
15	c	101	A1LZM	C11-C10-C8-C9
15	k	102	A1LZM	C6-C7-C8-C9
15	S	102	A1LZM	C6-C7-C8-C9
13	S	105	PGV	C19-C20-C21-C22
13	k	104	PGV	C6-C7-C8-C9
13	d	104	PGV	C13-C14-C15-C16
13	9	103	PGV	C7-C8-C9-C10
13	9	103	PGV	C26-C27-C28-C29
15	u	101	A1LZM	C15-C16-C17-C18
15	L	301	A1LZM	C2A-CAA-CBA-CGA
15	6	102	A1LZM	C2A-CAA-CBA-CGA
13	M	707	PGV	C3-C4-C5-C6
13	s	104	PGV	C3-C4-C5-C6
13	4	203	PGV	C04-C05-C06-O06
15	S	101	A1LZM	C3-C5-C6-C7
13	9	103	PGV	O02-C1-O01-C02
13	g	104	PGV	C2-C1-O01-C02
13	9	103	PGV	C2-C1-O01-C02
13	X	104	PGV	C1-C2-C3-C4
13	O	104	PGV	C1-C2-C3-C4
13	L	310	PGV	C13-C14-C15-C16
13	v	104	PGV	C23-C24-C25-C26
13	p	104	PGV	C3-C4-C5-C6
15	M	703	A1LZM	C16-C17-C18-C19
15	W	101	A1LZM	C16-C17-C18-C19
13	H	302	PGV	C25-C26-C27-C28
13	a	104	PGV	C3-C4-C5-C6
13	K	103	PGV	C28-C29-C30-C31
13	d	104	PGV	C23-C24-C25-C26
15	V	101	A1LZM	CBD-CGD-O2D-CED
13	m	104	PGV	C21-C22-C23-C24

Continued on next page...

Continued from previous page...

Mol	Chain	Res	Type	Atoms
25	h	103	BGL	C3'-C4'-C5'-C6'
16	M	704	A1LZP	O25-C56-O32-C01
13	Y	103	PGV	C30-C31-C32-C33
13	S	105	PGV	C30-C31-C32-C33
15	4	201	A1LZM	CBA-CGA-O2A-C1
13	L	305	PGV	C24-C25-C26-C27
13	d	104	PGV	C25-C26-C27-C28
13	h	104	PGV	C23-C24-C25-C26
12	C	401	HEC	C2A-CAA-CBA-CGA
15	4	201	A1LZM	C3A-C2A-CAA-CBA
15	b	102	A1LZM	C3A-C2A-CAA-CBA
15	k	101	A1LZM	C3A-C2A-CAA-CBA
15	t	101	A1LZM	C3A-C2A-CAA-CBA
15	6	102	A1LZM	C3A-C2A-CAA-CBA
15	K	102	A1LZM	C3A-C2A-CAA-CBA
15	P	102	A1LZM	C3A-C2A-CAA-CBA
15	S	102	A1LZM	C3A-C2A-CAA-CBA
13	j	104	PGV	C20-C21-C22-C23
13	m	104	PGV	C22-C23-C24-C25
21	M	709	CDL	C72-C73-C74-C75
13	v	104	PGV	C13-C14-C15-C16
13	8	103	PGV	C25-C26-C27-C28
13	V	103	PGV	C26-C27-C28-C29
13	9	103	PGV	C20-C21-C22-C23
15	W	101	A1LZM	C8-C10-C11-C12
13	v	104	PGV	C14-C15-C16-C17
15	n	101	A1LZM	C3-C5-C6-C7
15	F	101	A1LZM	C3-C5-C6-C7
15	e	102	A1LZM	C3-C5-C6-C7
13	H	306	PGV	C1-C2-C3-C4
13	H	306	PGV	C19-C20-C21-C22
13	s	104	PGV	C1-C2-C3-C4
13	L	309	PGV	C26-C27-C28-C29
15	f	101	A1LZM	C4-C3-C5-C6
15	l	101	A1LZM	CBA-CGA-O2A-C1
15	f	101	A1LZM	C2-C3-C5-C6
13	C	405	PGV	C2-C1-O01-C02
13	M	707	PGV	C2-C1-O01-C02
13	R	104	PGV	C2-C1-O01-C02
13	9	102	PGV	C2-C1-O01-C02
13	Y	103	PGV	C14-C15-C16-C17
13	e	103	PGV	C28-C29-C30-C31

Continued on next page...

Continued from previous page...

Mol	Chain	Res	Type	Atoms
13	L	310	PGV	O05-C05-C06-O06
15	Y	102	A1LZM	O1A-CGA-O2A-C1
16	L	303	A1LZP	O25-C56-O32-C01
21	M	709	CDL	C54-C55-C56-C57
15	w	102	A1LZM	C3-C5-C6-C7
15	n	102	A1LZM	C3-C5-C6-C7
15	z	102	A1LZM	C13-C15-C16-C17
15	h	101	A1LZM	CBA-CGA-O2A-C1
13	Y	104	PGV	C7-C8-C9-C10
13	j	104	PGV	C2-C3-C4-C5
13	M	707	PGV	O02-C1-O01-C02
13	R	104	PGV	O02-C1-O01-C02
13	9	102	PGV	O02-C1-O01-C02
13	t	103	PGV	C20-C21-C22-C23
13	H	302	PGV	C6-C7-C8-C9
13	b	105	PGV	C5-C6-C7-C8
13	q	104	PGV	C22-C23-C24-C25
15	M	703	A1LZM	CBA-CGA-O2A-C1
15	c	101	A1LZM	C5-C6-C7-C8
15	o	101	A1LZM	C15-C16-C17-C18
13	H	303	PGV	C20-C21-C22-C23
13	P	104	PGV	C3-C4-C5-C6
15	4	201	A1LZM	O1A-CGA-O2A-C1
13	m	104	PGV	C19-C20-C21-C22
13	K	103	PGV	C1-C2-C3-C4
13	Y	103	PGV	C24-C25-C26-C27
13	j	104	PGV	C21-C22-C23-C24
15	z	102	A1LZM	C14-C13-C15-C16
15	G	101	A1LZM	C4-C3-C5-C6
15	w	101	A1LZM	C11-C10-C8-C7
15	c	101	A1LZM	C11-C10-C8-C7
15	k	102	A1LZM	C6-C7-C8-C10
15	z	101	A1LZM	C12-C13-C15-C16
15	z	101	A1LZM	C11-C10-C8-C7
15	z	102	A1LZM	C12-C13-C15-C16
15	K	102	A1LZM	C6-C7-C8-C10
15	S	102	A1LZM	C6-C7-C8-C10
15	V	102	A1LZM	C6-C7-C8-C10
15	W	101	A1LZM	C11-C10-C8-C7
15	e	101	A1LZM	C2-C3-C5-C6
15	h	102	A1LZM	C6-C7-C8-C10
15	l	101	A1LZM	O1A-CGA-O2A-C1

Continued on next page...

Continued from previous page...

Mol	Chain	Res	Type	Atoms
15	h	101	A1LZM	O1A-CGA-O2A-C1
13	R	104	PGV	C23-C24-C25-C26
15	M	702	A1LZM	C15-C16-C17-C18
15	e	102	A1LZM	C15-C16-C17-C18
16	L	303	A1LZP	C19-C20-C21-C22
15	6	102	A1LZM	C16-C17-C18-C20
15	W	101	A1LZM	C16-C17-C18-C20
13	j	104	PGV	C12-C13-C14-C15
13	L	306	PGV	O02-C1-O01-C02
13	a	104	PGV	C1-C2-C3-C4
13	e	103	PGV	C20-C19-O03-C01
13	I	101	PGV	C22-C23-C24-C25
13	P	105	PGV	C2-C3-C4-C5
13	R	104	PGV	C22-C23-C24-C25
13	d	104	PGV	C7-C8-C9-C10
13	H	303	PGV	C2-C3-C4-C5
13	4	203	PGV	C3-C4-C5-C6
15	k	101	A1LZM	C5-C6-C7-C8
15	K	102	A1LZM	C3-C5-C6-C7
15	P	102	A1LZM	C3-C5-C6-C7
15	6	102	A1LZM	C5-C6-C7-C8
13	v	104	PGV	C6-C7-C8-C9
13	k	104	PGV	C28-C29-C30-C31
25	h	103	BGL	C2'-C3'-C4'-C5'
13	M	707	PGV	C1-C2-C3-C4
13	Y	103	PGV	C19-C20-C21-C22
13	P	105	PGV	C1-C2-C3-C4
13	L	306	PGV	C2-C1-O01-C02
13	X	104	PGV	C2-C1-O01-C02
13	a	104	PGV	C2-C1-O01-C02
13	t	103	PGV	C2-C1-O01-C02
13	8	103	PGV	C2-C1-O01-C02
21	H	304	CDL	C51-CB5-OB6-CB4
13	L	306	PGV	C7-C8-C9-C10
15	M	702	A1LZM	C5-C6-C7-C8
15	o	101	A1LZM	CBD-CGD-O2D-CED
13	H	302	PGV	C3-C4-C5-C6
13	C	405	PGV	O02-C1-O01-C02
13	X	104	PGV	O02-C1-O01-C02
13	a	104	PGV	O02-C1-O01-C02
13	8	103	PGV	O02-C1-O01-C02
15	S	102	A1LZM	C15-C16-C17-C18

Continued on next page...

Continued from previous page...

Mol	Chain	Res	Type	Atoms
13	C	407	PGV	O03-C01-C02-O01
13	L	306	PGV	O03-C01-C02-O01
13	Y	103	PGV	O03-C01-C02-O01
13	k	104	PGV	O03-C01-C02-O01
13	g	104	PGV	O03-C01-C02-O01
13	9	103	PGV	O03-C01-C02-O01
13	C	408	PGV	C23-C24-C25-C26
15	k	102	A1LZM	C15-C16-C17-C18
15	e	101	A1LZM	C4-C3-C5-C6
13	L	309	PGV	C19-C20-C21-C22
15	G	101	A1LZM	C2-C3-C5-C6
13	L	306	PGV	C3-C4-C5-C6
15	w	102	A1LZM	C6-C7-C8-C9
15	n	102	A1LZM	C6-C7-C8-C9
15	u	101	A1LZM	C11-C10-C8-C9
15	z	101	A1LZM	C11-C10-C8-C9
15	P	102	A1LZM	C6-C7-C8-C9
13	t	103	PGV	C6-C7-C8-C9
15	f	101	A1LZM	C13-C15-C16-C17
15	u	101	A1LZM	C2A-CAA-CBA-CGA
15	W	101	A1LZM	C2A-CAA-CBA-CGA
15	r	101	A1LZM	C2A-CAA-CBA-CGA
13	C	405	PGV	C6-C7-C8-C9
13	X	104	PGV	C24-C25-C26-C27
15	W	101	A1LZM	O1D-CGD-O2D-CED
13	q	104	PGV	C7-C8-C9-C10
15	M	703	A1LZM	O1A-CGA-O2A-C1
15	k	101	A1LZM	C1A-C2A-CAA-CBA
15	t	101	A1LZM	C1A-C2A-CAA-CBA
15	6	102	A1LZM	C1A-C2A-CAA-CBA
15	V	102	A1LZM	C1A-C2A-CAA-CBA
15	h	102	A1LZM	C1A-C2A-CAA-CBA
23	Z	102	A1LZQ	C1A-C2A-CAA-CBA
23	o	102	A1LZQ	C1A-C2A-CAA-CBA
23	7	102	A1LZQ	C1A-C2A-CAA-CBA
15	6	102	A1LZM	C16-C17-C18-C19
13	t	103	PGV	O02-C1-O01-C02
13	H	301	PGV	C21-C22-C23-C24
13	p	104	PGV	C6-C7-C8-C9
13	P	104	PGV	C1-C2-C3-C4
13	O	104	PGV	C19-C20-C21-C22
15	S	103	A1LZM	C13-C15-C16-C17

Continued on next page...

Continued from previous page...

Mol	Chain	Res	Type	Atoms
13	R	104	PGV	C21-C22-C23-C24
15	l	101	A1LZM	C5-C6-C7-C8
15	Y	101	A1LZM	CBA-CGA-O2A-C1
13	L	305	PGV	C01-C02-C03-O11
13	P	105	PGV	C01-C02-C03-O11
13	L	310	PGV	C19-C20-C21-C22
15	M	703	A1LZM	C16-C17-C18-C20
13	d	104	PGV	C22-C23-C24-C25
15	t	102	A1LZM	CBA-CGA-O2A-C1
15	z	101	A1LZM	C14-C13-C15-C16
15	W	101	A1LZM	C14-C13-C15-C16
15	W	101	A1LZM	C12-C13-C15-C16
13	P	105	PGV	C20-C21-C22-C23
13	n	104	PGV	C19-C20-C21-C22
13	Y	104	PGV	C2-C1-O01-C02
13	K	103	PGV	C25-C26-C27-C28
13	U	104	PGV	C21-C22-C23-C24
13	g	104	PGV	C25-C26-C27-C28
15	N	101	A1LZM	C2A-CAA-CBA-CGA
13	C	407	PGV	O03-C01-C02-C03
13	Y	103	PGV	O03-C01-C02-C03
13	a	104	PGV	O03-C01-C02-C03
13	n	104	PGV	O03-C01-C02-C03
13	F	104	PGV	O03-C01-C02-C03
15	6	102	A1LZM	C8-C10-C11-C12
15	P	103	A1LZM	C8-C10-C11-C12
21	M	710	CDL	CA3-CA4-CA6-OA8
21	M	710	CDL	CB3-CB4-CB6-OB8
13	V	103	PGV	C25-C26-C27-C28
17	L	304	UQ8	C1-C6-C7-C8
13	X	104	PGV	C27-C28-C29-C30
13	e	103	PGV	C19-C20-C21-C22
15	z	101	A1LZM	C3-C5-C6-C7
13	g	104	PGV	C22-C23-C24-C25
13	q	104	PGV	C15-C16-C17-C18
13	H	303	PGV	C11-C10-C9-C8
15	Y	101	A1LZM	O1A-CGA-O2A-C1
15	t	102	A1LZM	O1A-CGA-O2A-C1
15	V	101	A1LZM	C15-C16-C17-C18
15	F	101	A1LZM	C14-C13-C15-C16
15	G	101	A1LZM	C14-C13-C15-C16
15	P	101	A1LZM	C14-C13-C15-C16

Continued on next page...

Continued from previous page...

Mol	Chain	Res	Type	Atoms
15	P	102	A1LZM	C14-C13-C15-C16
13	H	302	PGV	C19-C20-C21-C22
15	q	102	A1LZM	CBA-CGA-O2A-C1
17	L	304	UQ8	C5-C6-C7-C8
13	S	105	PGV	C01-C02-O01-C1
13	e	103	PGV	C01-C02-O01-C1
21	H	304	CDL	OB7-CB5-OB6-CB4
13	F	104	PGV	C21-C22-C23-C24
13	k	104	PGV	C03-O11-P-O13
13	h	104	PGV	C03-O11-P-O13
13	t	103	PGV	O01-C02-C03-O11
13	V	103	PGV	C20-C21-C22-C23
13	e	103	PGV	O04-C19-O03-C01
13	C	408	PGV	C5-C6-C7-C8
13	8	103	PGV	C12-C13-C14-C15
13	P	105	PGV	C19-C20-C21-C22
13	L	305	PGV	O03-C01-C02-O01
21	H	304	CDL	OA6-CA4-CA6-OA8
15	Y	101	A1LZM	C4-C3-C5-C6
15	L	301	A1LZM	C6-C7-C8-C10
15	w	102	A1LZM	C6-C7-C8-C10
15	t	101	A1LZM	C11-C10-C8-C7
15	t	102	A1LZM	C6-C7-C8-C10
15	z	101	A1LZM	C6-C7-C8-C10
15	F	101	A1LZM	C12-C13-C15-C16
15	P	101	A1LZM	C12-C13-C15-C16
15	P	101	A1LZM	C11-C10-C8-C7
15	P	102	A1LZM	C6-C7-C8-C10
15	e	102	A1LZM	C6-C7-C8-C10
15	L	301	A1LZM	C11-C10-C8-C9
15	t	102	A1LZM	C6-C7-C8-C9
15	z	101	A1LZM	C6-C7-C8-C9
15	V	102	A1LZM	C6-C7-C8-C9
15	e	102	A1LZM	C6-C7-C8-C9
16	M	704	A1LZP	C09-C08-C14-C15
13	Y	103	PGV	C27-C28-C29-C30
13	P	104	PGV	C24-C25-C26-C27
13	9	103	PGV	C6-C7-C8-C9
13	H	302	PGV	C20-C19-O03-C01
15	G	101	A1LZM	C2A-CAA-CBA-CGA
13	C	408	PGV	C4-C5-C6-C7
13	5	101	PGV	C3-C4-C5-C6

Continued on next page...

Continued from previous page...

Mol	Chain	Res	Type	Atoms
13	V	103	PGV	C2-C1-O01-C02
15	F	102	A1LZM	CBA-CGA-O2A-C1
13	H	301	PGV	C19-C20-C21-C22
13	L	306	PGV	C01-C02-C03-O11
13	L	309	PGV	C01-C02-C03-O11
13	F	104	PGV	C01-C02-C03-O11
21	H	304	CDL	OB5-CB3-CB4-CB6
15	w	103	A1LZM	O1D-CGD-O2D-CED
13	H	305	PGV	C1-C2-C3-C4
13	t	103	PGV	C7-C8-C9-C10
13	Y	103	PGV	C20-C19-O03-C01
15	w	102	A1LZM	C14-C13-C15-C16
15	l	101	A1LZM	C14-C13-C15-C16
15	n	102	A1LZM	C14-C13-C15-C16
15	6	101	A1LZM	C14-C13-C15-C16
15	K	102	A1LZM	C14-C13-C15-C16
15	V	102	A1LZM	C14-C13-C15-C16
15	w	102	A1LZM	C12-C13-C15-C16
15	Y	101	A1LZM	C2-C3-C5-C6
15	G	101	A1LZM	C12-C13-C15-C16
15	P	102	A1LZM	C12-C13-C15-C16
15	V	102	A1LZM	C12-C13-C15-C16
13	9	102	PGV	C3-C4-C5-C6
13	5	101	PGV	C2-C3-C4-C5
13	X	104	PGV	C29-C30-C31-C32
15	w	103	A1LZM	C3A-C2A-CAA-CBA
13	q	104	PGV	C6-C7-C8-C9
13	L	305	PGV	C7-C8-C9-C10
13	q	104	PGV	C24-C25-C26-C27
13	L	305	PGV	C20-C19-O03-C01
13	j	104	PGV	C20-C19-O03-C01
13	L	306	PGV	O03-C01-C02-C03
13	H	305	PGV	O03-C01-C02-C03
13	Y	104	PGV	O03-C01-C02-C03
13	b	105	PGV	O03-C01-C02-C03
13	k	104	PGV	O03-C01-C02-C03
13	g	104	PGV	O03-C01-C02-C03
13	9	103	PGV	O03-C01-C02-C03
15	L	302	A1LZM	C8-C10-C11-C12
15	f	101	A1LZM	C8-C10-C11-C12
15	i	101	A1LZM	C8-C10-C11-C12
21	M	709	CDL	CA3-CA4-CA6-OA8

Continued on next page...

Continued from previous page...

Mol	Chain	Res	Type	Atoms
13	e	103	PGV	C20-C21-C22-C23
15	V	101	A1LZM	O1D-CGD-O2D-CED
15	f	101	A1LZM	CAA-CBA-CGA-O2A
13	H	305	PGV	C5-C6-C7-C8
13	Y	104	PGV	C5-C6-C7-C8
13	F	104	PGV	C22-C23-C24-C25
15	L	301	A1LZM	C15-C16-C17-C18
13	H	306	PGV	C03-O11-P-O12
15	q	102	A1LZM	O1A-CGA-O2A-C1
13	S	105	PGV	O01-C02-C03-O11
21	M	710	CDL	C31-CA7-OA8-CA6
13	w	104	PGV	C21-C22-C23-C24
13	P	104	PGV	C7-C8-C9-C10
13	z	103	PGV	C2-C3-C4-C5
13	O	104	PGV	C20-C21-C22-C23
13	H	303	PGV	C3-C4-C5-C6
13	O	104	PGV	C15-C16-C17-C18
13	H	305	PGV	O03-C01-C02-O01
13	j	104	PGV	O03-C01-C02-O01
13	8	103	PGV	O03-C01-C02-O01
13	I	101	PGV	O03-C01-C02-O01
21	M	710	CDL	OB6-CB4-CB6-OB8
15	W	101	A1LZM	C5-C6-C7-C8
13	m	104	PGV	C4-C5-C6-C7
24	K	106	PEF	C33-C34-C35-C36
13	Y	104	PGV	O02-C1-O01-C02
13	V	103	PGV	O02-C1-O01-C02
15	k	101	A1LZM	C14-C13-C15-C16
15	w	101	A1LZM	C2-C1-O2A-CGA
15	P	102	A1LZM	C2-C1-O2A-CGA
15	n	102	A1LZM	C12-C13-C15-C16
15	F	102	A1LZM	O1A-CGA-O2A-C1
15	4	201	A1LZM	C6-C7-C8-C9
15	h	102	A1LZM	C6-C7-C8-C9
16	L	303	A1LZP	C06-C07-C08-C09
13	v	104	PGV	C5-C6-C7-C8
21	H	304	CDL	C18-C19-C20-C21
13	4	203	PGV	C05-C04-O12-P
13	k	104	PGV	C12-C13-C14-C15
13	O	104	PGV	C11-C10-C9-C8
15	c	101	A1LZM	C2A-CAA-CBA-CGA
15	S	103	A1LZM	C2A-CAA-CBA-CGA

Continued on next page...

Continued from previous page...

Mol	Chain	Res	Type	Atoms
15	k	101	A1LZM	C16-C17-C18-C20
15	l	101	A1LZM	C3-C5-C6-C7
16	M	704	A1LZP	C17-C19-C20-C21
13	L	306	PGV	C13-C14-C15-C16
13	U	104	PGV	C22-C23-C24-C25
13	g	104	PGV	C20-C19-O03-C01
13	Y	104	PGV	C2-C3-C4-C5
13	L	305	PGV	C20-C21-C22-C23
13	L	306	PGV	C15-C16-C17-C18
13	C	407	PGV	C01-C02-C03-O11
13	H	303	PGV	C01-C02-C03-O11
13	S	105	PGV	C01-C02-C03-O11
13	n	104	PGV	C1-C2-C3-C4
13	H	305	PGV	C7-C8-C9-C10
15	L	301	A1LZM	C11-C10-C8-C7
15	L	302	A1LZM	C6-C7-C8-C10
15	w	103	A1LZM	C11-C10-C8-C7
15	b	102	A1LZM	C11-C10-C8-C7
15	h	101	A1LZM	C11-C10-C8-C7
16	M	704	A1LZP	C07-C08-C14-C15
15	6	101	A1LZM	C3-C5-C6-C7
13	P	105	PGV	C23-C24-C25-C26
13	O	104	PGV	C2-C3-C4-C5
13	q	104	PGV	C12-C13-C14-C15
13	S	105	PGV	C20-C21-C22-C23
13	P	104	PGV	C25-C26-C27-C28
13	z	103	PGV	C03-O11-P-O12
22	3	101	LYC	C13-C12-C14-C15
13	p	104	PGV	C19-C20-C21-C22
13	S	105	PGV	C23-C24-C25-C26
13	H	303	PGV	C20-C19-O03-C01
15	L	302	A1LZM	CBA-CGA-O2A-C1
13	m	104	PGV	C29-C30-C31-C32
13	g	104	PGV	C03-C02-O01-C1
15	r	101	A1LZM	CAD-CBD-CGD-O2D
23	u	102	A1LZQ	CAD-CBD-CGD-O2D
17	L	304	UQ8	C7-C8-C9-C10
13	Y	104	PGV	C28-C29-C30-C31
16	M	704	A1LZP	C19-C20-C21-C22
15	V	101	A1LZM	C14-C13-C15-C16
15	q	101	A1LZM	C14-C13-C15-C16
20	M	705	MQ8	C45-C43-C44-C46

Continued on next page...

Continued from previous page...

Mol	Chain	Res	Type	Atoms
15	b	102	A1LZM	C12-C13-C15-C16
15	k	101	A1LZM	C12-C13-C15-C16
15	l	101	A1LZM	C12-C13-C15-C16
13	M	707	PGV	C02-C03-O11-P
13	H	301	PGV	O03-C01-C02-C03
13	j	104	PGV	O03-C01-C02-C03
13	I	101	PGV	O03-C01-C02-C03
15	V	101	A1LZM	C8-C10-C11-C12
21	H	304	CDL	CA3-CA4-CA6-OA8
13	j	104	PGV	O04-C19-O03-C01
13	n	104	PGV	C27-C28-C29-C30
13	C	407	PGV	O01-C02-C03-O11
13	L	306	PGV	O01-C02-C03-O11
13	H	305	PGV	C2-C3-C4-C5
13	X	104	PGV	C22-C23-C24-C25
15	M	703	A1LZM	C2A-CAA-CBA-CGA
15	L	301	A1LZM	CHA-CBD-CGD-O1D
15	L	301	A1LZM	CHA-CBD-CGD-O2D
23	x	101	A1LZQ	CHA-CBD-CGD-O1D
23	c	102	A1LZQ	CHA-CBD-CGD-O1D
23	Q	101	A1LZQ	CHA-CBD-CGD-O1D
23	Q	101	A1LZQ	CHA-CBD-CGD-O2D
23	T	101	A1LZQ	CHA-CBD-CGD-O1D
23	T	101	A1LZQ	CHA-CBD-CGD-O2D
13	L	305	PGV	O04-C19-O03-C01
13	H	302	PGV	O04-C19-O03-C01
13	Y	103	PGV	O04-C19-O03-C01
13	L	309	PGV	C21-C22-C23-C24
13	L	310	PGV	C21-C22-C23-C24
13	8	103	PGV	C31-C32-C33-C34
15	e	101	A1LZM	C5-C6-C7-C8
13	Y	104	PGV	O03-C01-C02-O01
13	n	104	PGV	O03-C01-C02-O01
13	F	104	PGV	O03-C01-C02-O01
21	M	710	CDL	OA6-CA4-CA6-OA8
13	m	104	PGV	C27-C28-C29-C30
13	s	104	PGV	C21-C22-C23-C24
15	o	101	A1LZM	O1D-CGD-O2D-CED
13	n	104	PGV	C21-C22-C23-C24
13	5	101	PGV	C7-C8-C9-C10
13	q	104	PGV	C2-C1-O01-C02
13	X	104	PGV	C11-C10-C9-C8

Continued on next page...

Continued from previous page...

Mol	Chain	Res	Type	Atoms
15	b	102	A1LZM	C14-C13-C15-C16
15	i	101	A1LZM	C14-C13-C15-C16
15	i	101	A1LZM	C4-C3-C5-C6
20	M	705	MQ8	C29-C28-C30-C31
13	j	104	PGV	O02-C1-O01-C02
13	q	104	PGV	O02-C1-O01-C02
15	L	302	A1LZM	C6-C7-C8-C9
15	w	103	A1LZM	C11-C10-C8-C9
15	K	102	A1LZM	C6-C7-C8-C9
15	L	301	A1LZM	CBD-CGD-O2D-CED
16	M	704	A1LZP	C53-C57-O36-C55
13	g	104	PGV	O04-C19-O03-C01
15	L	302	A1LZM	O1A-CGA-O2A-C1
13	H	302	PGV	C24-C25-C26-C27
13	P	104	PGV	C28-C29-C30-C31
15	w	103	A1LZM	C1A-C2A-CAA-CBA
15	P	101	A1LZM	C15-C16-C17-C18
15	M	703	A1LZM	C2-C1-O2A-CGA
13	5	101	PGV	C6-C7-C8-C9
13	L	306	PGV	C04-O12-P-O11
13	H	305	PGV	C04-O12-P-O11
13	n	104	PGV	C25-C26-C27-C28
13	H	306	PGV	O12-C04-C05-O05
15	6	101	A1LZM	C12-C13-C15-C16
13	L	310	PGV	C03-O11-P-O13
13	M	708	PGV	C04-O12-P-O13
13	H	303	PGV	C03-O11-P-O13
13	Y	103	PGV	C04-O12-P-O13
23	x	101	A1LZQ	C4C-C3C-CAC-CBC
23	l	102	A1LZQ	C4C-C3C-CAC-CBC
23	u	102	A1LZQ	C4C-C3C-CAC-CBC
23	N	102	A1LZQ	C4C-C3C-CAC-CBC
23	Q	101	A1LZQ	C4C-C3C-CAC-CBC
23	T	101	A1LZQ	C4C-C3C-CAC-CBC
23	f	102	A1LZQ	C4C-C3C-CAC-CBC
13	g	104	PGV	C6-C7-C8-C9
13	H	302	PGV	C01-C02-C03-O11
13	t	103	PGV	C01-C02-C03-O11
13	e	103	PGV	C01-C02-C03-O11
15	V	102	A1LZM	C3-C5-C6-C7
13	F	104	PGV	C2-C3-C4-C5
15	h	102	A1LZM	C16-C17-C18-C20

Continued on next page...

Continued from previous page...

Mol	Chain	Res	Type	Atoms
13	H	302	PGV	C27-C28-C29-C30
13	Y	103	PGV	C3-C4-C5-C6
13	Y	104	PGV	C20-C21-C22-C23
16	M	704	A1LZP	C48-C53-C57-O29
24	K	106	PEF	C5-C4-O4P-P
15	S	102	A1LZM	C3-C5-C6-C7
13	H	303	PGV	C1-C2-C3-C4
13	F	104	PGV	O02-C1-O01-C02
13	v	104	PGV	C15-C16-C17-C18
13	H	303	PGV	O01-C02-C03-O11
13	H	305	PGV	O01-C02-C03-O11
13	K	103	PGV	C19-C20-C21-C22
13	P	105	PGV	O01-C02-C03-O11
13	V	103	PGV	O01-C02-C03-O11
15	w	101	A1LZM	C6-C7-C8-C10
15	t	102	A1LZM	C11-C10-C8-C7
16	L	303	A1LZP	C07-C08-C14-C15
21	H	304	CDL	OB5-CB3-CB4-OB6
15	V	101	A1LZM	C13-C15-C16-C17
13	j	104	PGV	C2-C1-O01-C02
13	F	104	PGV	C2-C1-O01-C02
13	d	104	PGV	C2-C3-C4-C5
13	O	104	PGV	C3-C4-C5-C6
15	Z	101	A1LZM	C2A-CAA-CBA-CGA
15	i	101	A1LZM	C2A-CAA-CBA-CGA
15	e	102	A1LZM	C16-C17-C18-C20
15	V	101	A1LZM	C3-C5-C6-C7
13	L	305	PGV	O03-C01-C02-C03
13	F	104	PGV	C5-C6-C7-C8
15	k	101	A1LZM	O1A-CGA-O2A-C1
13	H	301	PGV	O03-C01-C02-O01
13	j	104	PGV	C27-C28-C29-C30
15	k	101	A1LZM	CBA-CGA-O2A-C1
15	i	101	A1LZM	O2A-C1-C2-C3
13	I	101	PGV	C20-C21-C22-C23
13	s	104	PGV	C2-C3-C4-C5
13	H	303	PGV	O04-C19-O03-C01
15	z	101	A1LZM	C4-C3-C5-C6
15	P	101	A1LZM	C4-C3-C5-C6
13	H	302	PGV	C26-C27-C28-C29
15	z	102	A1LZM	C15-C16-C17-C18
13	X	104	PGV	C21-C22-C23-C24

Continued on next page...

Continued from previous page...

Mol	Chain	Res	Type	Atoms
13	8	103	PGV	C11-C10-C9-C8
13	R	104	PGV	C20-C21-C22-C23
15	w	103	A1LZM	C16-C17-C18-C20
13	w	104	PGV	C22-C23-C24-C25
13	P	104	PGV	O02-C1-O01-C02
13	Y	104	PGV	C1-C2-C3-C4
13	P	104	PGV	C2-C1-O01-C02
15	b	102	A1LZM	C4-C3-C5-C6
15	F	102	A1LZM	C4-C3-C5-C6
13	M	707	PGV	C5-C6-C7-C8
13	p	104	PGV	C28-C29-C30-C31
13	R	104	PGV	C4-C5-C6-C7
15	V	102	A1LZM	C15-C16-C17-C18
13	4	203	PGV	C01-C02-O01-C1
13	w	104	PGV	C03-C02-O01-C1
13	n	104	PGV	C01-C02-O01-C1
13	V	103	PGV	C01-C02-C03-O11
16	M	704	A1LZP	O29-C57-O36-C55
15	Y	101	A1LZM	C2-C1-O2A-CGA
15	6	101	A1LZM	C2-C1-O2A-CGA
15	K	101	A1LZM	C2-C1-O2A-CGA
15	W	101	A1LZM	C2-C1-O2A-CGA
13	Y	104	PGV	C21-C22-C23-C24
13	V	103	PGV	C21-C22-C23-C24
13	V	103	PGV	C03-O11-P-O13
21	M	710	CDL	OA9-CA7-OA8-CA6
13	L	305	PGV	O01-C02-C03-O11
21	H	304	CDL	OA5-CA3-CA4-OA6
15	V	101	A1LZM	C12-C13-C15-C16
15	i	101	A1LZM	C2-C3-C5-C6
15	q	101	A1LZM	C12-C13-C15-C16
20	M	705	MQ8	C27-C28-C30-C31
20	M	705	MQ8	C42-C43-C44-C46
13	K	103	PGV	C2-C3-C4-C5
15	k	101	A1LZM	C16-C17-C18-C19
13	d	104	PGV	C2-C1-O01-C02
13	t	103	PGV	C1-C2-C3-C4
13	M	708	PGV	O03-C01-C02-O01
13	L	305	PGV	C04-O12-P-O11
13	H	301	PGV	C04-O12-P-O11
21	M	709	CDL	CA2-OA2-PA1-OA5
21	M	710	CDL	CA3-OA5-PA1-OA2

Continued on next page...

Continued from previous page...

Mol	Chain	Res	Type	Atoms
21	M	710	CDL	CB3-OB5-PB2-OB2
24	K	106	PEF	C1-O3P-P-O4P
13	4	203	PGV	O03-C01-C02-C03
15	S	102	A1LZM	C14-C13-C15-C16
15	h	101	A1LZM	C4-C3-C5-C6
13	k	104	PGV	C3-C4-C5-C6
13	U	104	PGV	C2-C3-C4-C5
15	i	101	A1LZM	C12-C13-C15-C16
13	n	104	PGV	C28-C29-C30-C31
13	h	104	PGV	C20-C21-C22-C23
15	t	102	A1LZM	C11-C10-C8-C9
16	L	303	A1LZP	C09-C08-C14-C15
15	e	101	A1LZM	C16-C17-C18-C20
13	L	306	PGV	C12-C13-C14-C15
13	d	104	PGV	O02-C1-O01-C02
13	K	104	PGV	C20-C21-C22-C23
13	O	104	PGV	C27-C28-C29-C30
13	v	104	PGV	C3-C4-C5-C6
21	H	304	CDL	C1-CB2-OB2-PB2
13	k	104	PGV	C9-C10-C11-C12
13	4	203	PGV	O05-C05-C06-O06
13	L	306	PGV	C20-C19-O03-C01
15	n	102	A1LZM	CBA-CGA-O2A-C1
13	H	303	PGV	C24-C25-C26-C27
13	w	104	PGV	C20-C21-C22-C23
13	b	105	PGV	C27-C28-C29-C30
13	j	104	PGV	C29-C30-C31-C32
15	N	101	A1LZM	CBD-CGD-O2D-CED
13	L	306	PGV	O04-C19-O03-C01
13	d	104	PGV	C20-C19-O03-C01
13	5	101	PGV	C5-C6-C7-C8
17	L	304	UQ8	C14-C16-C17-C18
15	e	101	A1LZM	C3-C5-C6-C7
15	6	102	A1LZM	C14-C13-C15-C16
15	K	101	A1LZM	C14-C13-C15-C16
15	W	101	A1LZM	C4-C3-C5-C6
15	h	102	A1LZM	C14-C13-C15-C16
22	3	101	LYC	C62-C61-C63-C64
12	C	401	HEC	CAA-CBA-CGA-O2A
12	C	402	HEC	CAA-CBA-CGA-O1A
15	F	101	A1LZM	C2-C1-O2A-CGA
15	S	101	A1LZM	C2-C1-O2A-CGA

Continued on next page...

Continued from previous page...

Mol	Chain	Res	Type	Atoms
15	S	102	A1LZM	C2-C1-O2A-CGA
13	O	104	PGV	C21-C22-C23-C24
13	v	104	PGV	C24-C25-C26-C27
13	8	103	PGV	C20-C21-C22-C23
13	L	306	PGV	C02-C03-O11-P
13	M	708	PGV	C02-C03-O11-P
13	e	103	PGV	C02-C03-O11-P
15	V	102	A1LZM	C3A-C2A-CAA-CBA
23	G	102	A1LZQ	C3A-C2A-CAA-CBA
12	C	401	HEC	CAA-CBA-CGA-O1A
12	C	403	HEC	CAD-CBD-CGD-O1D
13	5	101	PGV	C9-C10-C11-C12
13	L	310	PGV	C24-C25-C26-C27
13	d	104	PGV	C3-C4-C5-C6
13	k	104	PGV	C24-C25-C26-C27
12	C	402	HEC	CAA-CBA-CGA-O2A
13	z	103	PGV	C11-C10-C9-C8
13	V	103	PGV	C5-C6-C7-C8
12	C	402	HEC	CAD-CBD-CGD-O1D
13	8	103	PGV	O03-C01-C02-C03
15	Z	101	A1LZM	C3-C5-C6-C7
13	O	104	PGV	O02-C1-O01-C02
12	C	403	HEC	CAD-CBD-CGD-O2D
15	N	101	A1LZM	O1D-CGD-O2D-CED
15	c	101	A1LZM	O2A-C1-C2-C3
15	G	101	A1LZM	O2A-C1-C2-C3
15	W	101	A1LZM	O2A-C1-C2-C3
13	s	104	PGV	C27-C28-C29-C30
13	g	104	PGV	C24-C25-C26-C27
13	n	104	PGV	C03-C02-O01-C1
15	F	102	A1LZM	C14-C13-C15-C16
16	L	303	A1LZP	C04-C03-C05-C06
15	w	102	A1LZM	C1A-C2A-CAA-CBA
15	Y	102	A1LZM	C1A-C2A-CAA-CBA
15	z	102	A1LZM	C1A-C2A-CAA-CBA
15	V	101	A1LZM	C1A-C2A-CAA-CBA
15	e	101	A1LZM	C1A-C2A-CAA-CBA
15	e	102	A1LZM	C1A-C2A-CAA-CBA
15	P	101	A1LZM	C2-C3-C5-C6
15	S	103	A1LZM	C11-C10-C8-C7
15	W	101	A1LZM	C2-C3-C5-C6
13	e	103	PGV	C31-C32-C33-C34

Continued on next page...

Continued from previous page...

Mol	Chain	Res	Type	Atoms
13	n	104	PGV	C26-C27-C28-C29
15	l	101	A1LZM	C13-C15-C16-C17
13	m	104	PGV	C5-C6-C7-C8
13	K	104	PGV	O01-C02-C03-O11
12	C	402	HEC	CAD-CBD-CGD-O2D
13	P	104	PGV	C27-C28-C29-C30
13	R	104	PGV	C27-C28-C29-C30
13	K	103	PGV	C29-C30-C31-C32
12	C	403	HEC	CAA-CBA-CGA-O2A
15	k	102	A1LZM	C14-C13-C15-C16
15	t	101	A1LZM	C14-C13-C15-C16
15	7	101	A1LZM	C14-C13-C15-C16
15	q	102	A1LZM	C14-C13-C15-C16
22	3	101	LYC	C5-C6-C7-C8
15	z	101	A1LZM	C2-C3-C5-C6
13	w	104	PGV	C27-C28-C29-C30
12	C	403	HEC	CAA-CBA-CGA-O1A
13	8	103	PGV	C7-C8-C9-C10
15	o	101	A1LZM	C3-C5-C6-C7
13	g	104	PGV	C5-C6-C7-C8
13	H	302	PGV	C29-C30-C31-C32
13	R	104	PGV	C28-C29-C30-C31
21	H	304	CDL	C11-CA5-OA6-CA4
15	n	102	A1LZM	O1A-CGA-O2A-C1
15	G	101	A1LZM	C16-C17-C18-C19
13	Y	103	PGV	C13-C14-C15-C16
13	S	105	PGV	C5-C6-C7-C8
20	M	705	MQ8	C39-C38-C40-C41
15	t	101	A1LZM	C2-C1-O2A-CGA
15	K	102	A1LZM	C2-C1-O2A-CGA
15	b	102	A1LZM	C2-C3-C5-C6
15	6	102	A1LZM	C12-C13-C15-C16
15	K	101	A1LZM	C12-C13-C15-C16
15	S	102	A1LZM	C12-C13-C15-C16
15	h	101	A1LZM	C2-C3-C5-C6
16	M	704	A1LZP	C05-C06-C07-C08
15	k	102	A1LZM	C3-C5-C6-C7
13	C	407	PGV	C7-C8-C9-C10
13	R	104	PGV	C12-C13-C14-C15
13	w	104	PGV	C2-C3-C4-C5
23	c	102	A1LZQ	CAA-CBA-CGA-O2A
23	Q	101	A1LZQ	CAA-CBA-CGA-O2A

Continued on next page...

Continued from previous page...

Mol	Chain	Res	Type	Atoms
15	o	101	A1LZM	C8-C10-C11-C12
13	L	309	PGV	C20-C21-C22-C23
15	w	103	A1LZM	C4-C3-C5-C6
15	e	102	A1LZM	C14-C13-C15-C16
15	F	102	A1LZM	C2-C3-C5-C6
13	v	104	PGV	C30-C31-C32-C33
21	M	709	CDL	C51-CB5-OB6-CB4
13	d	104	PGV	O04-C19-O03-C01
15	S	102	A1LZM	C16-C17-C18-C19
13	q	104	PGV	C11-C12-C13-C14
13	H	302	PGV	O01-C02-C03-O11
23	Z	102	A1LZQ	C2A-CAA-CBA-CGA
13	P	104	PGV	C29-C30-C31-C32
21	M	709	CDL	C34-C35-C36-C37
25	h	103	BGL	O2-C1'-C2'-C3'
13	H	305	PGV	C01-C02-C03-O11
13	b	105	PGV	C01-C02-C03-O11
13	K	104	PGV	C01-C02-C03-O11
15	Y	101	A1LZM	C14-C13-C15-C16
13	O	104	PGV	C2-C1-O01-C02
13	4	203	PGV	C2-C3-C4-C5
15	F	102	A1LZM	C12-C13-C15-C16
15	K	102	A1LZM	C12-C13-C15-C16
22	3	101	LYC	C60-C61-C63-C64
13	H	306	PGV	C20-C21-C22-C23
13	M	708	PGV	C20-C21-C22-C23
15	f	101	A1LZM	CAA-CBA-CGA-O1A
13	O	104	PGV	O01-C1-C2-C3
24	K	106	PEF	O3-C30-C31-C32
15	3	102	A1LZM	O1D-CGD-O2D-CED
15	h	102	A1LZM	C16-C17-C18-C19
13	L	310	PGV	C9-C10-C11-C12
13	5	101	PGV	C11-C12-C13-C14
13	k	104	PGV	C03-O11-P-O14
15	Y	102	A1LZM	C14-C13-C15-C16
15	t	101	A1LZM	C4-C3-C5-C6
15	N	101	A1LZM	C14-C13-C15-C16
15	e	101	A1LZM	C14-C13-C15-C16
15	k	102	A1LZM	C12-C13-C15-C16
15	e	102	A1LZM	C12-C13-C15-C16
15	q	102	A1LZM	C12-C13-C15-C16
20	M	705	MQ8	C37-C38-C40-C41

Continued on next page...

Continued from previous page...

Mol	Chain	Res	Type	Atoms
22	3	101	LYC	C5-C6-C7-C9
13	H	302	PGV	O03-C19-C20-C21
15	F	102	A1LZM	C6-C7-C8-C9
15	S	103	A1LZM	C11-C10-C8-C9
23	7	102	A1LZQ	CAA-CBA-CGA-O2A
15	z	102	A1LZM	C3A-C2A-CAA-CBA
15	V	101	A1LZM	C3A-C2A-CAA-CBA
15	e	101	A1LZM	C3A-C2A-CAA-CBA
15	h	102	A1LZM	C3A-C2A-CAA-CBA
13	L	306	PGV	C11-C12-C13-C14
13	O	104	PGV	C9-C10-C11-C12
23	l	102	A1LZQ	CAA-CBA-CGA-O2A
15	L	301	A1LZM	CAD-CBD-CGD-O2D
15	L	302	A1LZM	CAD-CBD-CGD-O2D
23	Z	102	A1LZQ	CAD-CBD-CGD-O2D
23	1	102	A1LZQ	CAD-CBD-CGD-O2D
23	7	102	A1LZQ	CAD-CBD-CGD-O2D
23	G	102	A1LZQ	CAD-CBD-CGD-O2D
13	a	104	PGV	C7-C8-C9-C10
13	h	104	PGV	O02-C1-O01-C02
13	V	103	PGV	C4-C5-C6-C7
13	k	104	PGV	O03-C19-C20-C21
15	L	302	A1LZM	C14-C13-C15-C16
15	c	101	A1LZM	C4-C3-C5-C6
15	L	301	A1LZM	C13-C15-C16-C17
23	c	102	A1LZQ	CAA-CBA-CGA-O1A
15	w	103	A1LZM	C2-C3-C5-C6
15	t	101	A1LZM	C12-C13-C15-C16
15	7	101	A1LZM	C12-C13-C15-C16
15	e	101	A1LZM	C12-C13-C15-C16
15	k	101	A1LZM	CAA-CBA-CGA-O2A
15	V	101	A1LZM	CAA-CBA-CGA-O2A
17	L	304	UQ8	C2-C3-O3-C3M
13	L	310	PGV	C11-C12-C13-C14
13	Y	103	PGV	C9-C10-C11-C12
13	s	104	PGV	C11-C12-C13-C14
13	R	104	PGV	C9-C10-C11-C12
13	g	104	PGV	C11-C10-C9-C8
13	M	707	PGV	C03-O11-P-O13
12	C	404	HEC	CAA-CBA-CGA-O2A
23	Q	101	A1LZQ	CAA-CBA-CGA-O1A
13	H	301	PGV	O01-C02-C03-O11

Continued on next page...

Continued from previous page...

Mol	Chain	Res	Type	Atoms
13	b	105	PGV	O01-C02-C03-O11
13	8	103	PGV	C1-C2-C3-C4
15	u	101	A1LZM	O2A-C1-C2-C3
15	1	101	A1LZM	O2A-C1-C2-C3
15	N	101	A1LZM	O2A-C1-C2-C3
15	P	101	A1LZM	O2A-C1-C2-C3
15	S	103	A1LZM	O2A-C1-C2-C3
15	e	101	A1LZM	O2A-C1-C2-C3
15	r	101	A1LZM	O2A-C1-C2-C3
13	K	103	PGV	C23-C24-C25-C26
15	n	101	A1LZM	CAA-CBA-CGA-O2A
15	h	101	A1LZM	CAA-CBA-CGA-O2A
12	C	404	HEC	CAA-CBA-CGA-O1A
23	l	102	A1LZQ	CAA-CBA-CGA-O1A
13	U	104	PGV	C20-C21-C22-C23
13	t	103	PGV	C3-C4-C5-C6
15	M	702	A1LZM	CHA-CBD-CGD-O1D
15	M	702	A1LZM	CHA-CBD-CGD-O2D
15	M	703	A1LZM	CHA-CBD-CGD-O1D
15	M	703	A1LZM	CHA-CBD-CGD-O2D
15	G	101	A1LZM	CHA-CBD-CGD-O2D
23	o	102	A1LZQ	CHA-CBD-CGD-O1D
23	o	102	A1LZQ	CHA-CBD-CGD-O2D
23	i	102	A1LZQ	CHA-CBD-CGD-O1D
23	i	102	A1LZQ	CHA-CBD-CGD-O2D
23	r	102	A1LZQ	CHA-CBD-CGD-O1D
23	r	102	A1LZQ	CHA-CBD-CGD-O2D
17	L	304	UQ8	C7-C8-C9-C11
13	H	301	PGV	C22-C23-C24-C25
13	p	104	PGV	C23-C24-C25-C26
13	8	103	PGV	O01-C1-C2-C3
15	K	101	A1LZM	CAA-CBA-CGA-O2A
13	m	104	PGV	O03-C01-C02-O01
13	d	104	PGV	O03-C01-C02-O01
13	p	104	PGV	O03-C01-C02-O01
13	R	104	PGV	O01-C1-C2-C3
15	Y	101	A1LZM	CAA-CBA-CGA-O2A
15	S	101	A1LZM	CAA-CBA-CGA-O2A
15	w	101	A1LZM	CAA-CBA-CGA-O2A
15	6	101	A1LZM	CAA-CBA-CGA-O2A
13	5	101	PGV	C25-C26-C27-C28
13	4	203	PGV	O02-C1-O01-C02

Continued on next page...

Continued from previous page...

Mol	Chain	Res	Type	Atoms
15	w	101	A1LZM	C6-C7-C8-C9
15	b	102	A1LZM	C11-C10-C8-C9
13	Y	104	PGV	C24-C25-C26-C27
13	t	103	PGV	C27-C28-C29-C30
23	7	102	A1LZQ	CAA-CBA-CGA-O1A
13	q	104	PGV	C20-C19-O03-C01
15	i	101	A1LZM	C10-C11-C12-C13
21	M	709	CDL	C73-C74-C75-C76
13	h	104	PGV	O01-C1-C2-C3
15	4	201	A1LZM	CAA-CBA-CGA-O2A
13	s	104	PGV	C9-C10-C11-C12
13	K	103	PGV	C24-C25-C26-C27
13	U	104	PGV	C23-C24-C25-C26
21	H	304	CDL	C64-C65-C66-C67
15	Y	101	A1LZM	C12-C13-C15-C16
13	h	104	PGV	O02-C1-C2-C3
15	4	201	A1LZM	CAA-CBA-CGA-O1A
13	O	104	PGV	C22-C23-C24-C25
23	f	102	A1LZQ	C1A-C2A-CAA-CBA
15	V	101	A1LZM	CAA-CBA-CGA-O1A
13	h	104	PGV	C2-C1-O01-C02
21	M	710	CDL	C53-C54-C55-C56
15	c	101	A1LZM	C10-C11-C12-C13
17	L	304	UQ8	C16-C17-C18-C19
13	L	306	PGV	C9-C10-C11-C12
13	L	306	PGV	C2-C3-C4-C5
13	O	104	PGV	O02-C1-C2-C3
13	m	104	PGV	C7-C8-C9-C10
15	Y	101	A1LZM	C5-C6-C7-C8
15	i	101	A1LZM	C5-C6-C7-C8
13	L	306	PGV	C6-C7-C8-C9
13	j	104	PGV	C4-C5-C6-C7
15	b	101	A1LZM	CAA-CBA-CGA-O2A
15	6	101	A1LZM	CAA-CBA-CGA-O1A
24	K	106	PEF	O5-C30-C31-C32
13	a	104	PGV	C30-C31-C32-C33
13	L	306	PGV	C04-O12-P-O13
13	H	301	PGV	C03-O11-P-O13
13	H	301	PGV	C04-O12-P-O13
21	M	709	CDL	CB2-OB2-PB2-OB3
21	M	710	CDL	CA3-OA5-PA1-OA3
21	M	710	CDL	CB3-OB5-PB2-OB3

Continued on next page...

Continued from previous page...

Mol	Chain	Res	Type	Atoms
15	G	101	A1LZM	C16-C17-C18-C20
13	H	303	PGV	C27-C28-C29-C30
13	t	103	PGV	C26-C27-C28-C29
13	k	104	PGV	O04-C19-C20-C21
13	8	103	PGV	O02-C1-C2-C3
15	h	101	A1LZM	CAA-CBA-CGA-O1A
13	P	104	PGV	C01-C02-C03-O11
13	H	302	PGV	O04-C19-C20-C21
13	R	104	PGV	O02-C1-C2-C3
13	Y	104	PGV	O01-C1-C2-C3
15	S	103	A1LZM	CAA-CBA-CGA-O2A
15	q	101	A1LZM	CAA-CBA-CGA-O2A
21	M	710	CDL	C72-C71-CB7-OB8
15	w	101	A1LZM	C14-C13-C15-C16
15	P	103	A1LZM	C10-C11-C12-C13
15	f	101	A1LZM	C10-C11-C12-C13
13	L	306	PGV	C22-C23-C24-C25
13	q	104	PGV	C13-C14-C15-C16
15	h	101	A1LZM	CAD-CBD-CGD-O1D
15	k	101	A1LZM	CAA-CBA-CGA-O1A
15	K	101	A1LZM	CAA-CBA-CGA-O1A
15	S	101	A1LZM	CAA-CBA-CGA-O1A
13	H	301	PGV	O03-C19-C20-C21
13	a	104	PGV	O01-C1-C2-C3
15	l	101	A1LZM	CAA-CBA-CGA-O2A
15	Y	102	A1LZM	C6-C7-C8-C9
15	W	101	A1LZM	C11-C10-C8-C9
13	w	104	PGV	C1-C2-C3-C4
15	Y	101	A1LZM	CAA-CBA-CGA-O1A
13	g	104	PGV	C21-C22-C23-C24
13	U	104	PGV	O01-C1-C2-C3
15	6	102	A1LZM	CAA-CBA-CGA-O2A
15	G	101	A1LZM	CAA-CBA-CGA-O2A
21	M	710	CDL	C12-C11-CA5-OA6
13	C	405	PGV	C3-C4-C5-C6
13	F	104	PGV	C3-C4-C5-C6
15	3	102	A1LZM	CAA-CBA-CGA-O2A
15	u	101	A1LZM	CAA-CBA-CGA-O2A
15	t	101	A1LZM	C10-C11-C12-C13
15	6	101	A1LZM	C15-C16-C17-C18
13	H	302	PGV	C7-C8-C9-C10
13	n	104	PGV	C20-C21-C22-C23

Continued on next page...

Continued from previous page...

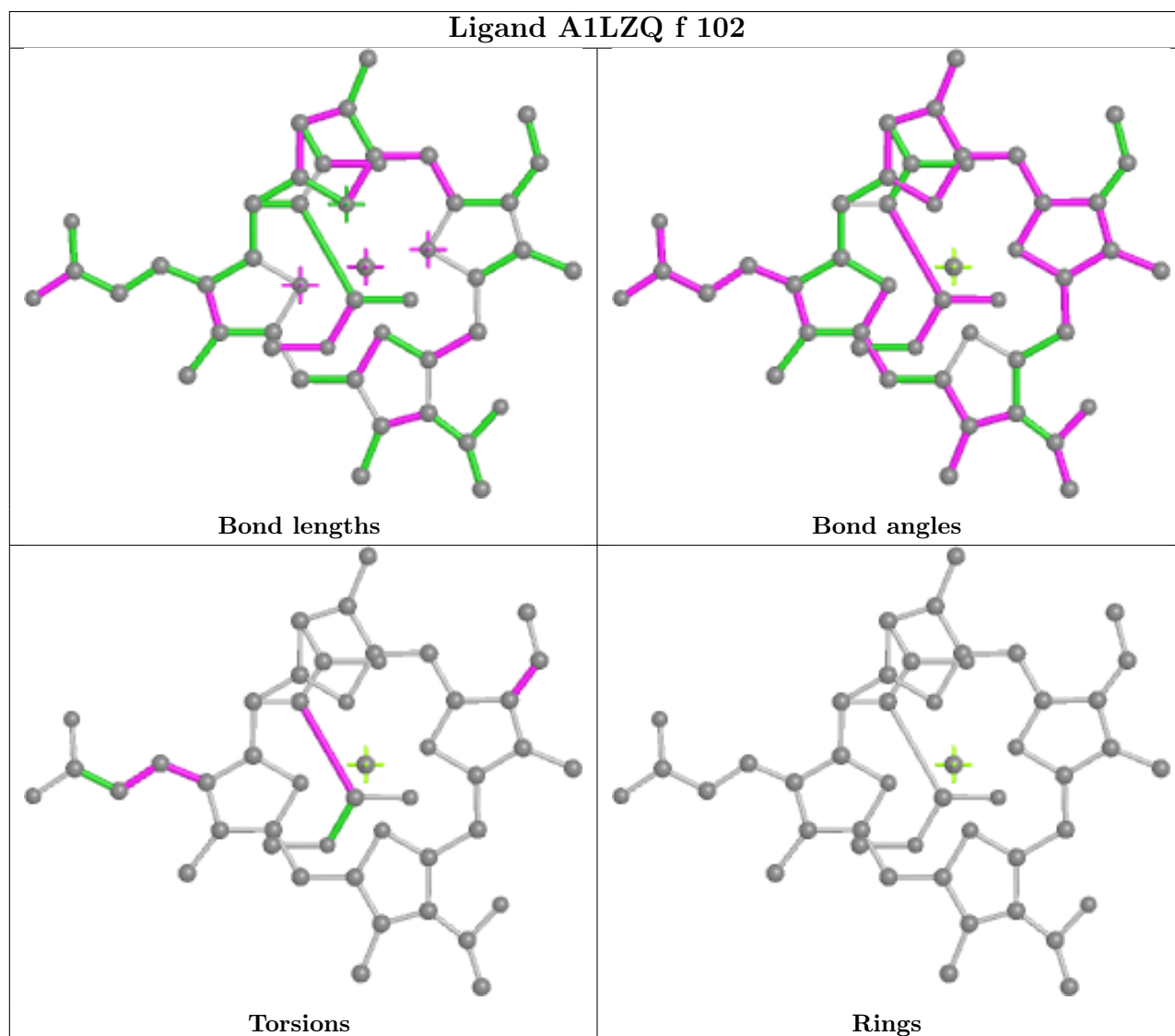
Mol	Chain	Res	Type	Atoms
13	M	707	PGV	C19-C20-C21-C22
15	e	102	A1LZM	C13-C15-C16-C17
15	n	101	A1LZM	CAA-CBA-CGA-O1A
13	m	104	PGV	C28-C29-C30-C31
24	K	106	PEF	C18-C19-C20-C21
15	Y	102	A1LZM	C6-C7-C8-C10
15	F	102	A1LZM	C11-C10-C8-C7
15	h	102	A1LZM	C12-C13-C15-C16
23	f	102	A1LZQ	C3A-C2A-CAA-CBA
15	w	101	A1LZM	CAA-CBA-CGA-O1A
15	6	102	A1LZM	CAA-CBA-CGA-O1A
15	F	101	A1LZM	CAA-CBA-CGA-O1A
21	M	710	CDL	C32-C31-CA7-OA9
13	U	104	PGV	C25-C26-C27-C28
13	H	301	PGV	O01-C1-C2-C3
13	Y	103	PGV	O01-C1-C2-C3
13	Y	104	PGV	O03-C19-C20-C21
15	F	101	A1LZM	CAA-CBA-CGA-O2A
15	W	101	A1LZM	CAA-CBA-CGA-O2A
15	i	101	A1LZM	CAA-CBA-CGA-O2A
24	K	106	PEF	O2-C10-C11-C12
13	m	104	PGV	C11-C12-C13-C14
13	h	104	PGV	C31-C32-C33-C34
13	v	104	PGV	C31-C32-C33-C34
15	3	102	A1LZM	CAA-CBA-CGA-O1A
15	b	101	A1LZM	CAA-CBA-CGA-O1A
15	W	101	A1LZM	CAA-CBA-CGA-O1A
21	M	710	CDL	C32-C31-CA7-OA8
13	m	104	PGV	O02-C1-O01-C02
15	u	101	A1LZM	CAA-CBA-CGA-O1A
13	k	104	PGV	C14-C15-C16-C17
15	1	101	A1LZM	CAA-CBA-CGA-O1A
24	K	106	PEF	O4-C10-C11-C12
15	3	102	A1LZM	CBD-CGD-O2D-CED
13	Y	104	PGV	O04-C19-C20-C21
15	l	101	A1LZM	CAA-CBA-CGA-O2A
15	n	102	A1LZM	CAA-CBA-CGA-O2A
21	H	304	CDL	C32-C31-CA7-OA8

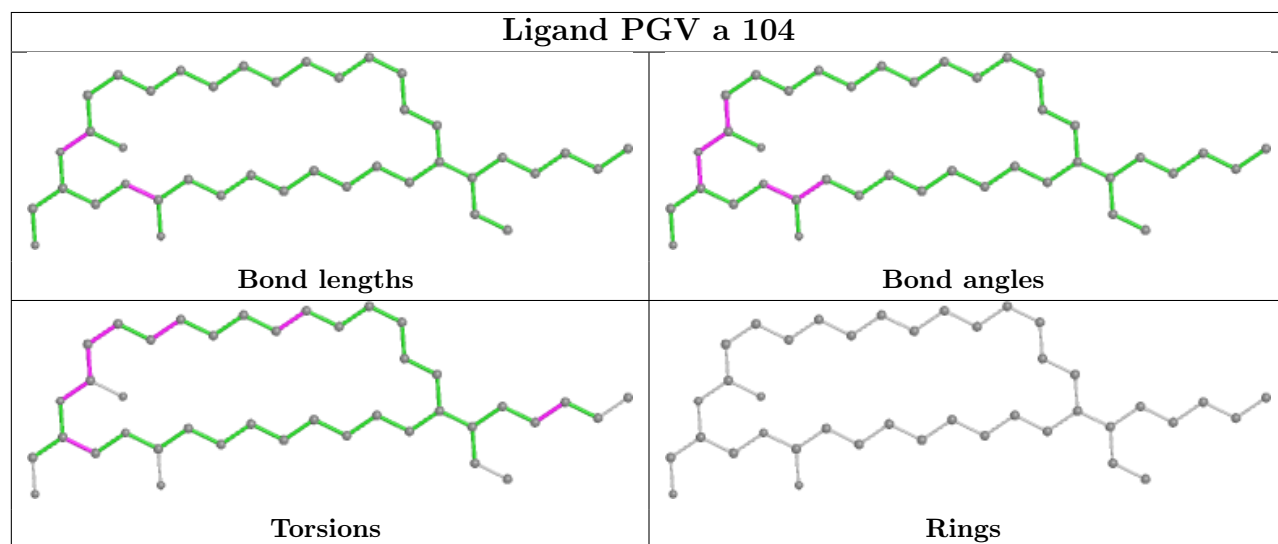
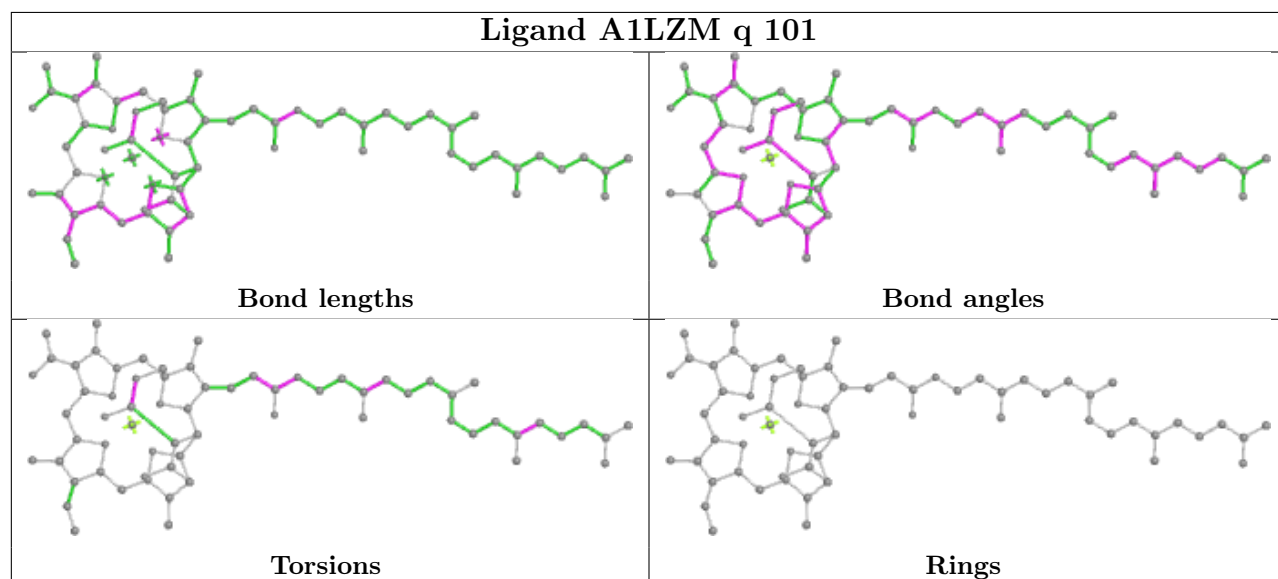
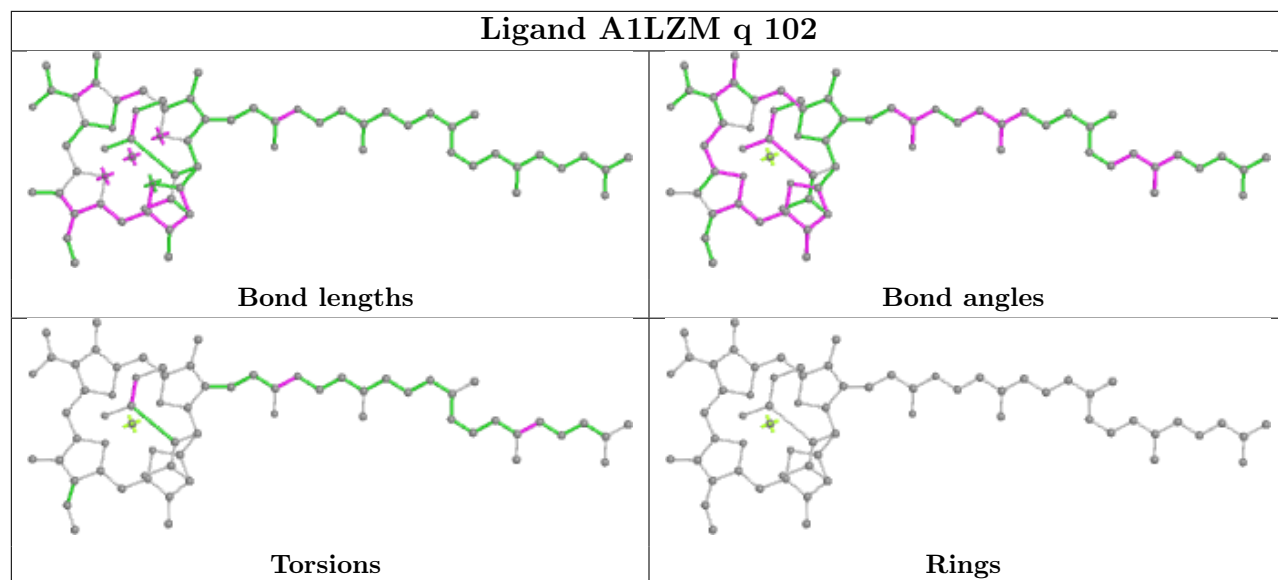
There are no ring outliers.

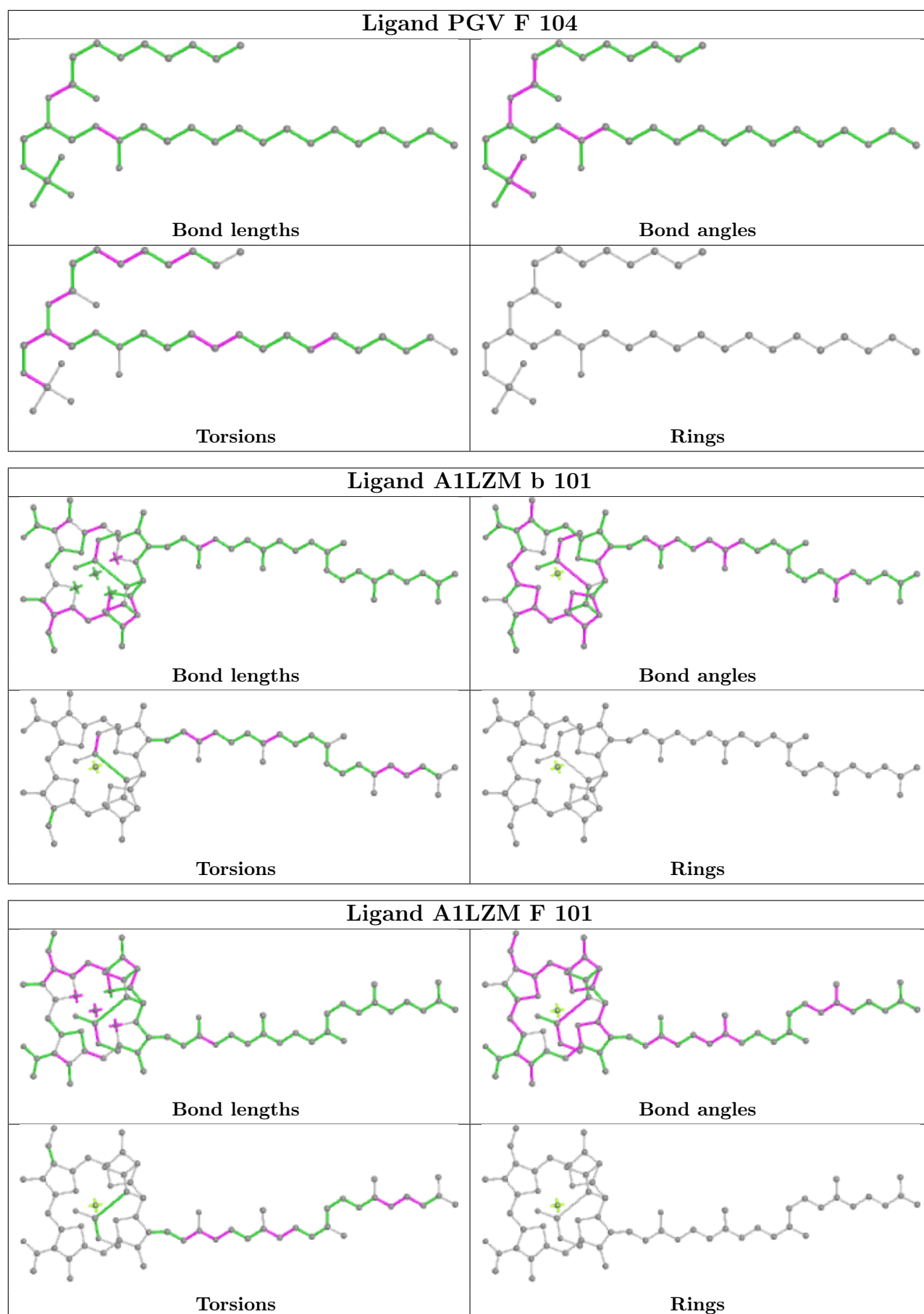
No monomer is involved in short contacts.

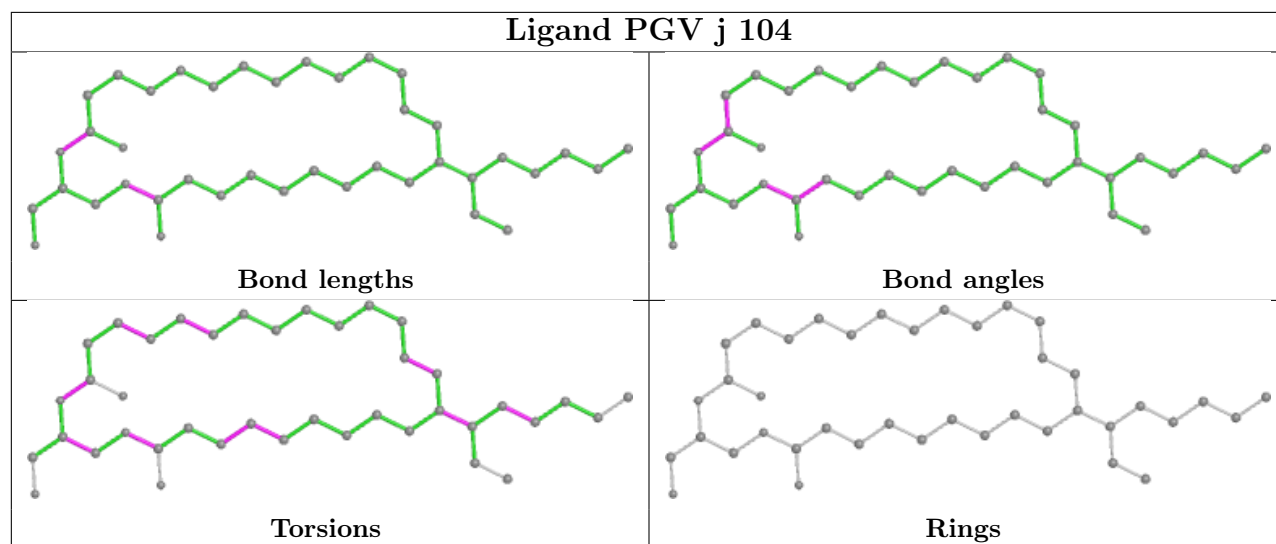
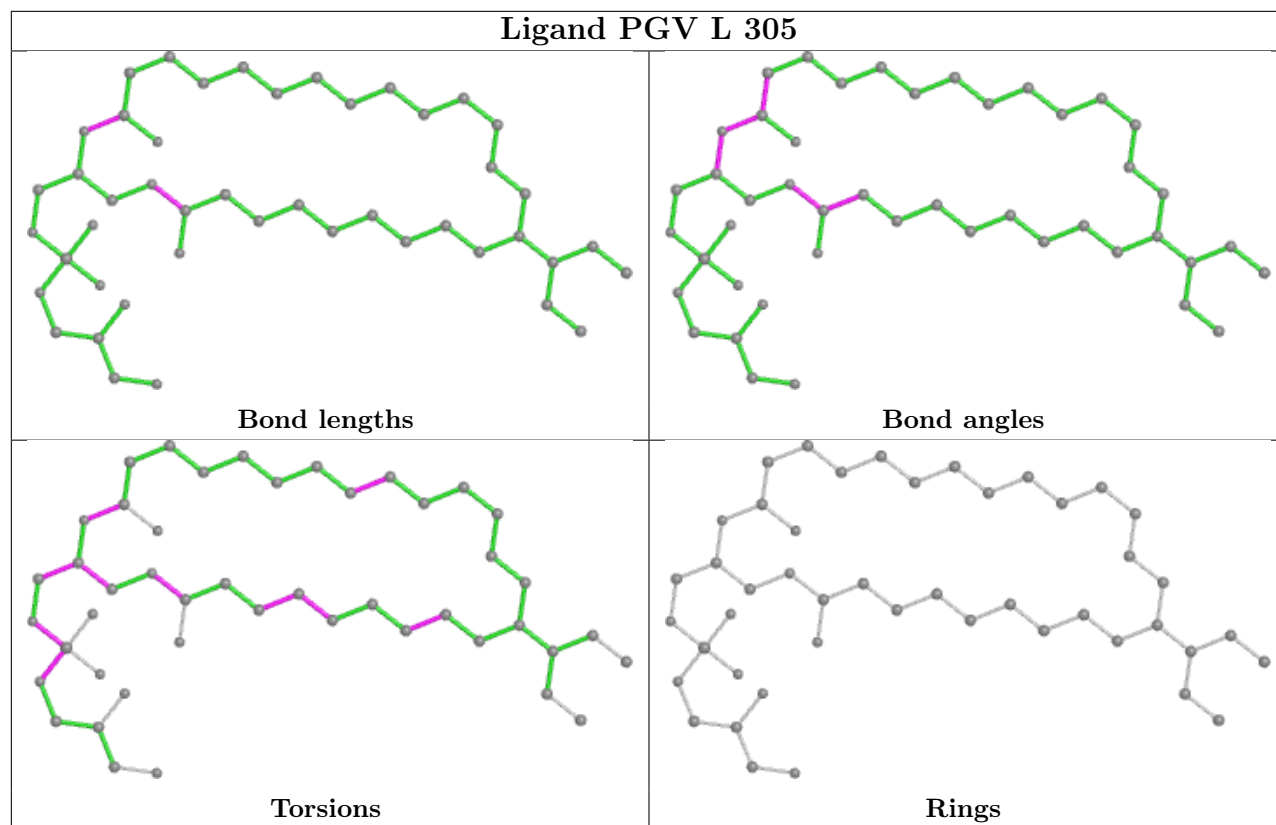
The following is a two-dimensional graphical depiction of Mogul quality analysis of bond lengths,

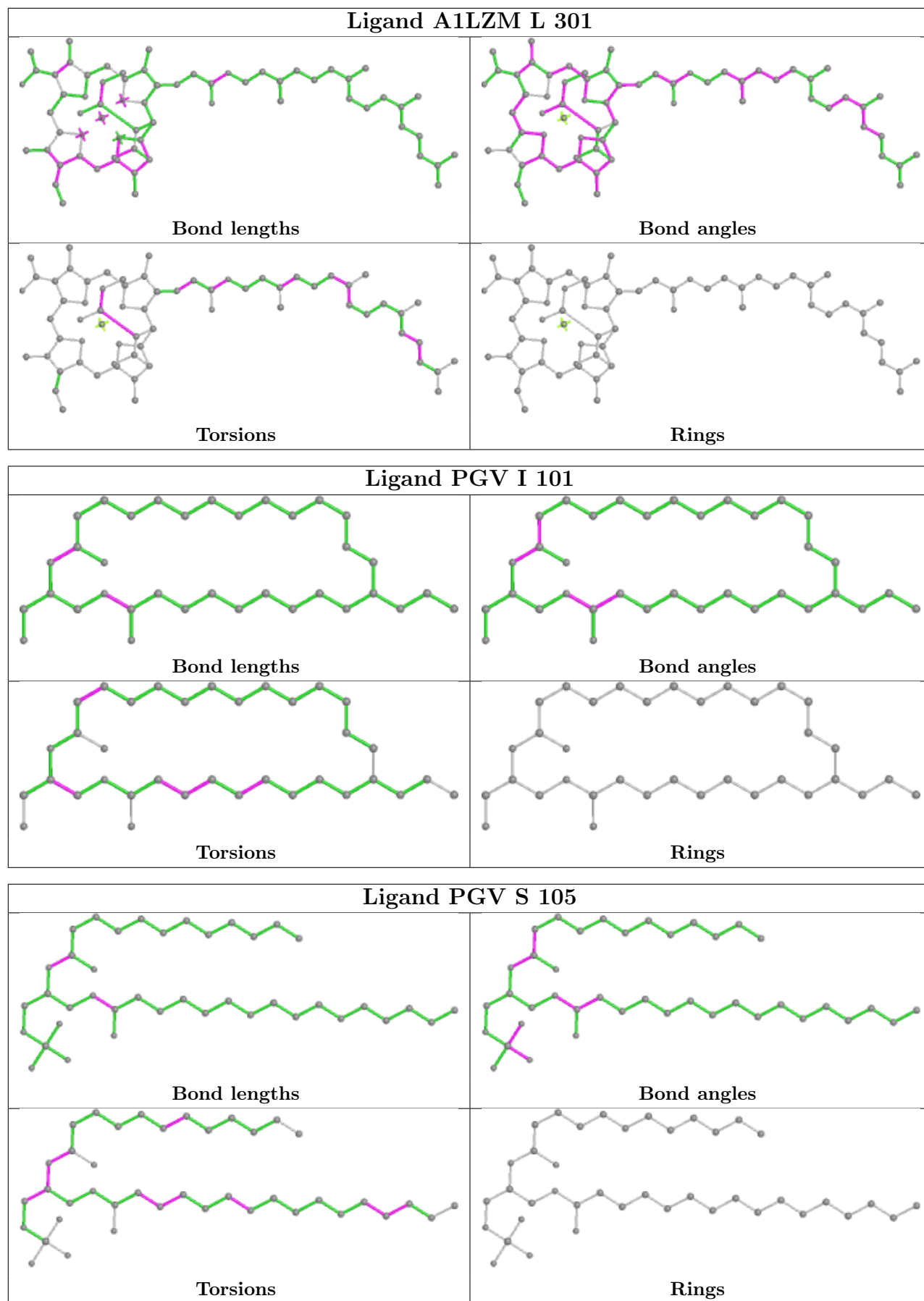
bond angles, torsion angles, and ring geometry for all instances of the Ligand of Interest. In addition, ligands with molecular weight > 250 and outliers as shown on the validation Tables will also be included. For torsion angles, if less than 5% of the Mogul distribution of torsion angles is within 10 degrees of the torsion angle in question, then that torsion angle is considered an outlier. Any bond that is central to one or more torsion angles identified as an outlier by Mogul will be highlighted in the graph. For rings, the root-mean-square deviation (RMSD) between the ring in question and similar rings identified by Mogul is calculated over all ring torsion angles. If the average RMSD is greater than 60 degrees and the minimal RMSD between the ring in question and any Mogul-identified rings is also greater than 60 degrees, then that ring is considered an outlier. The outliers are highlighted in purple. The color gray indicates Mogul did not find sufficient equivalents in the CSD to analyse the geometry.

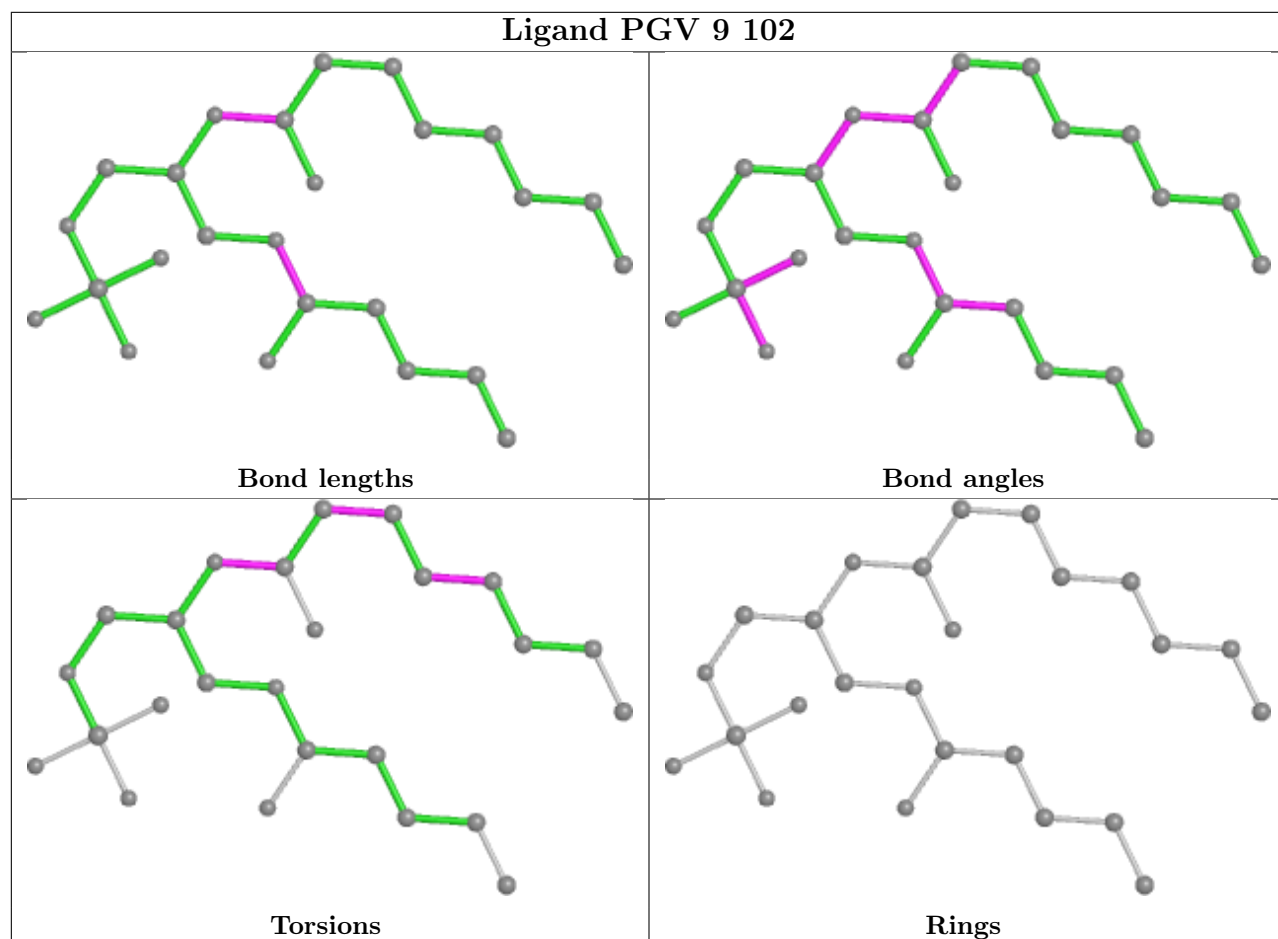
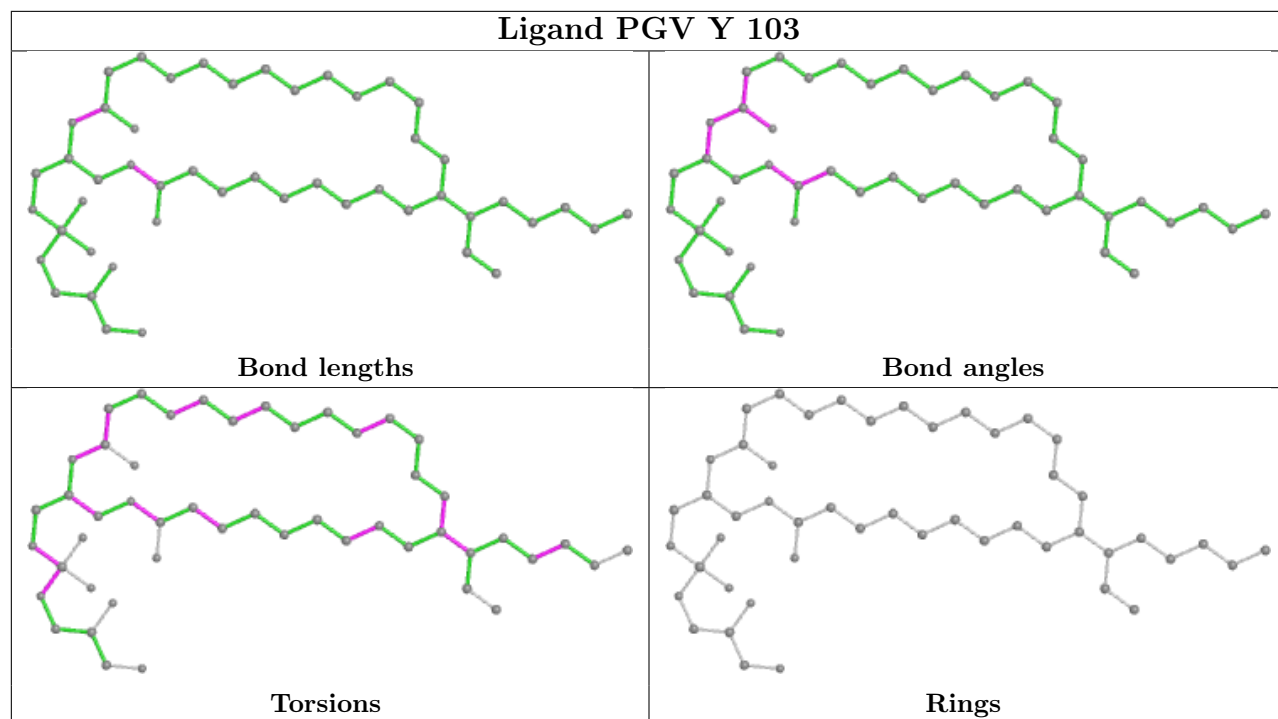


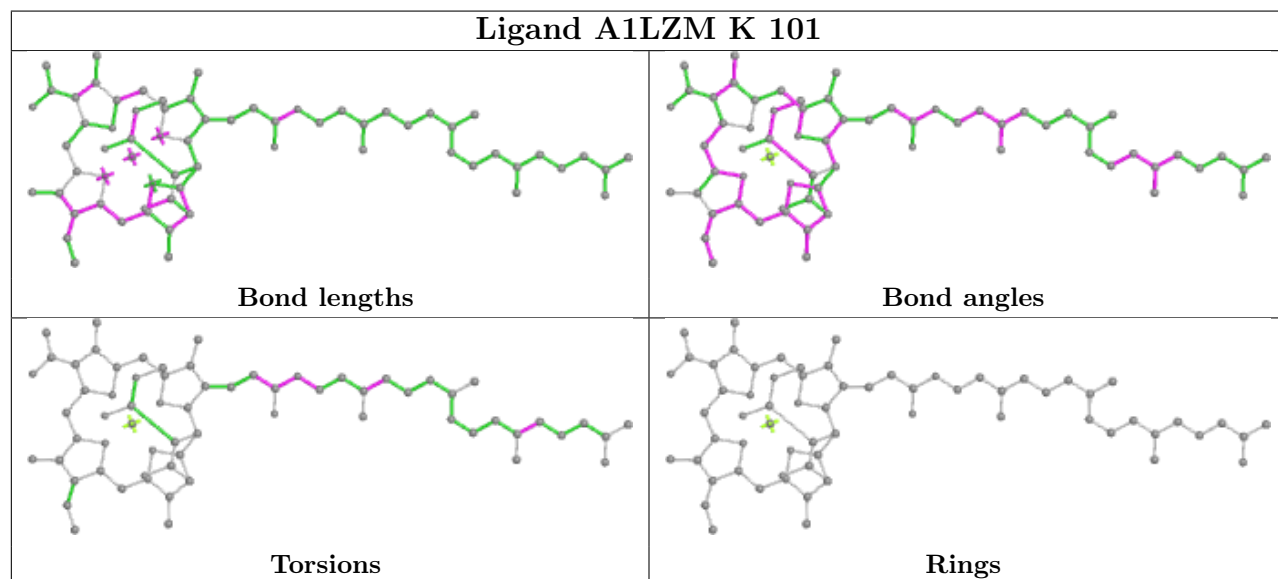
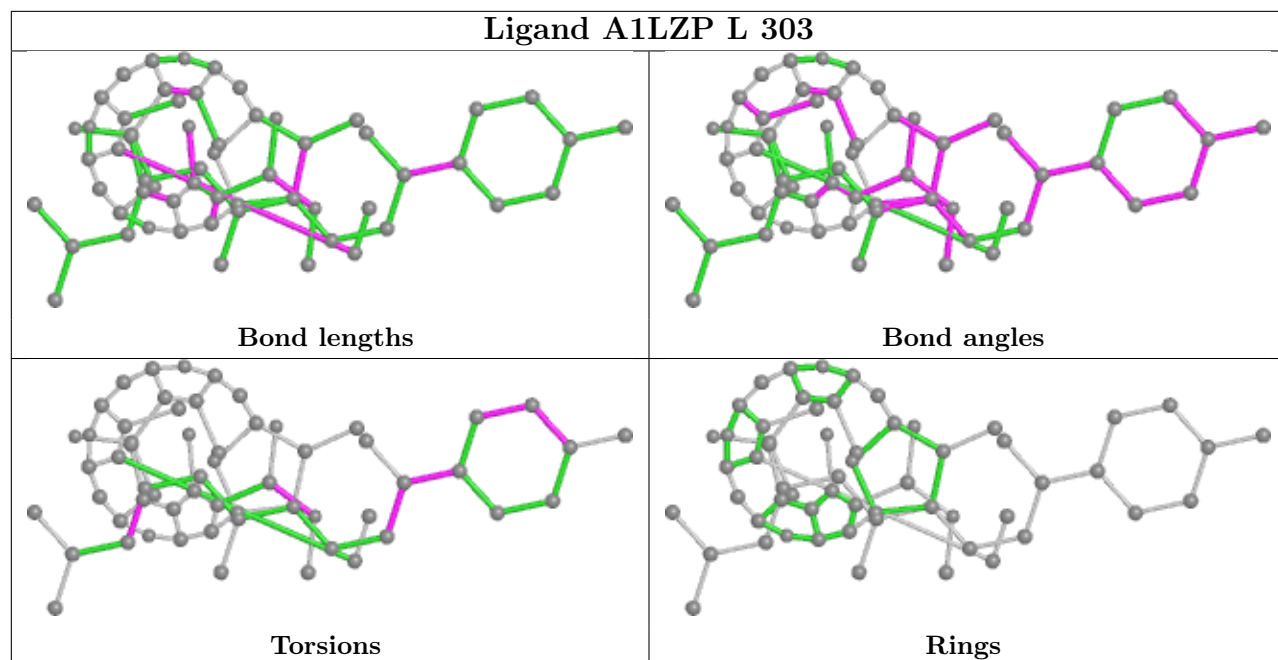


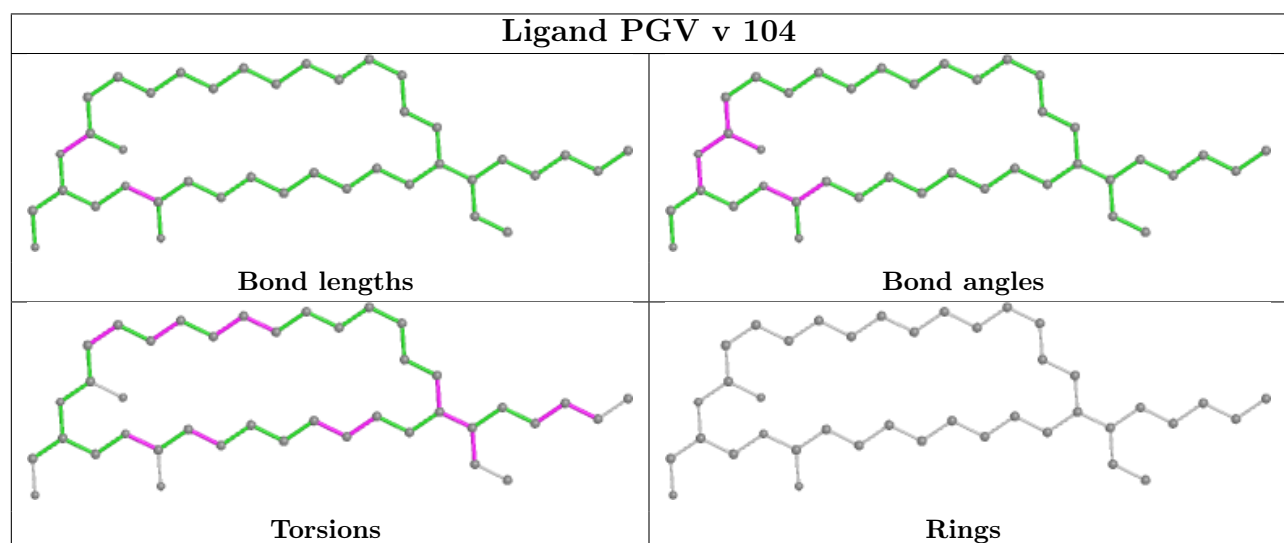
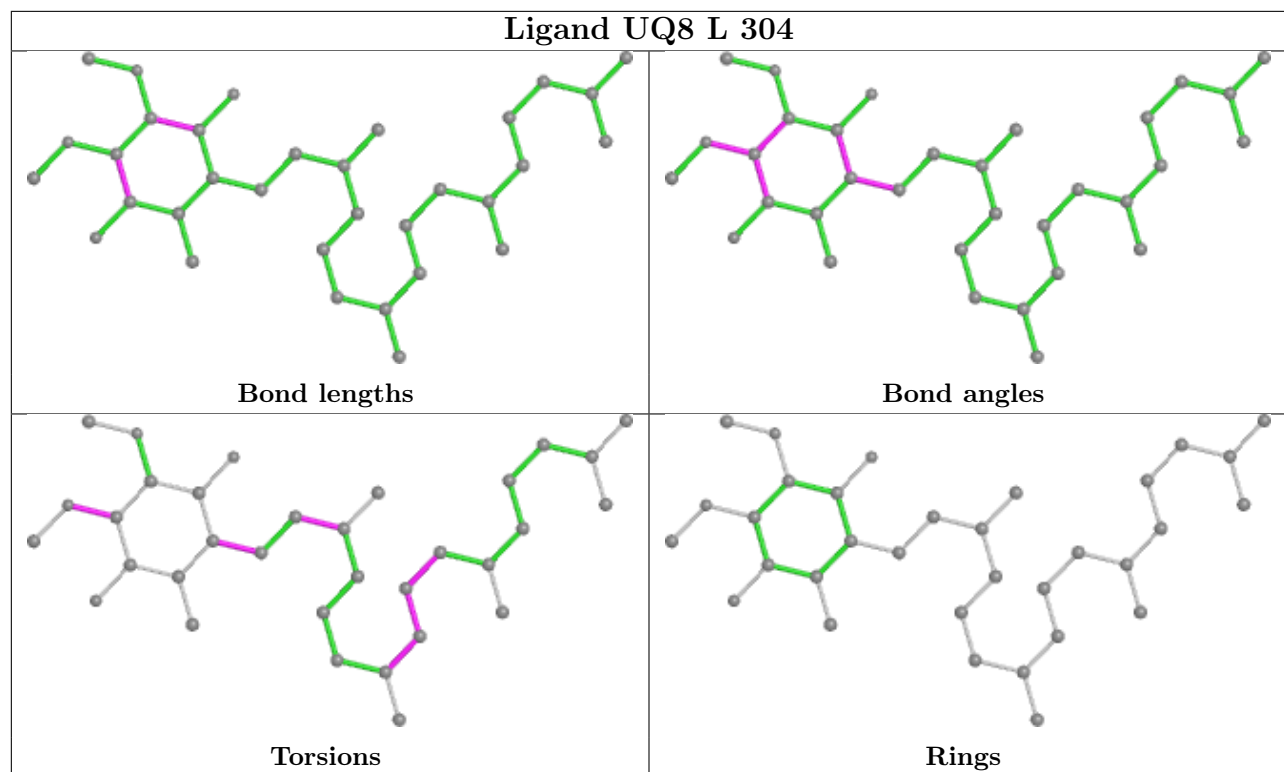


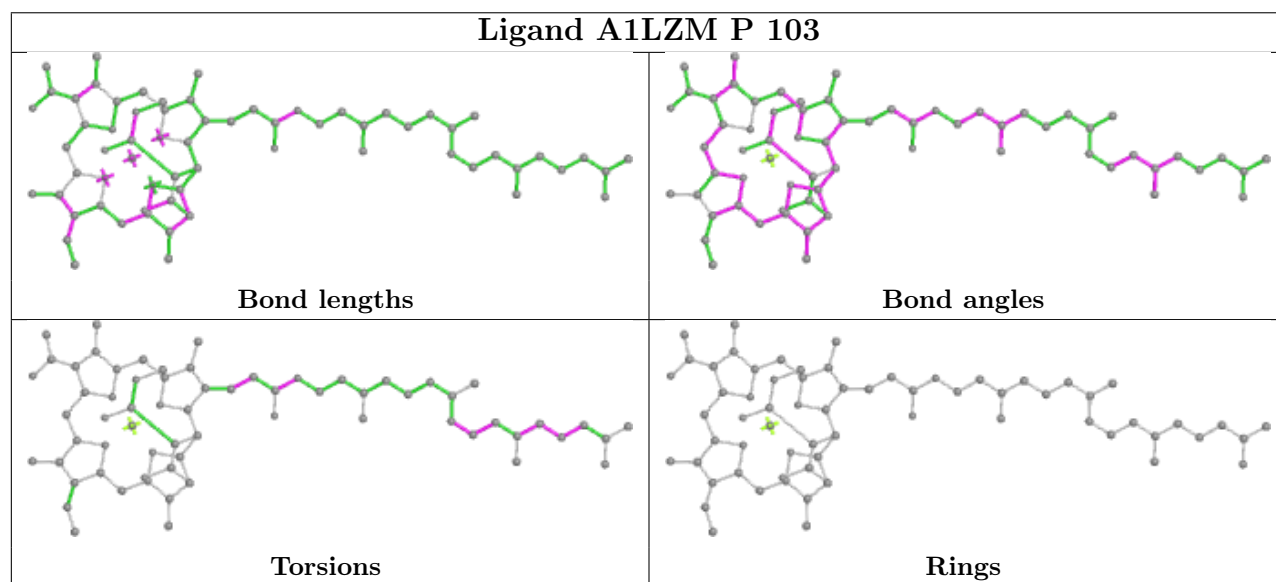
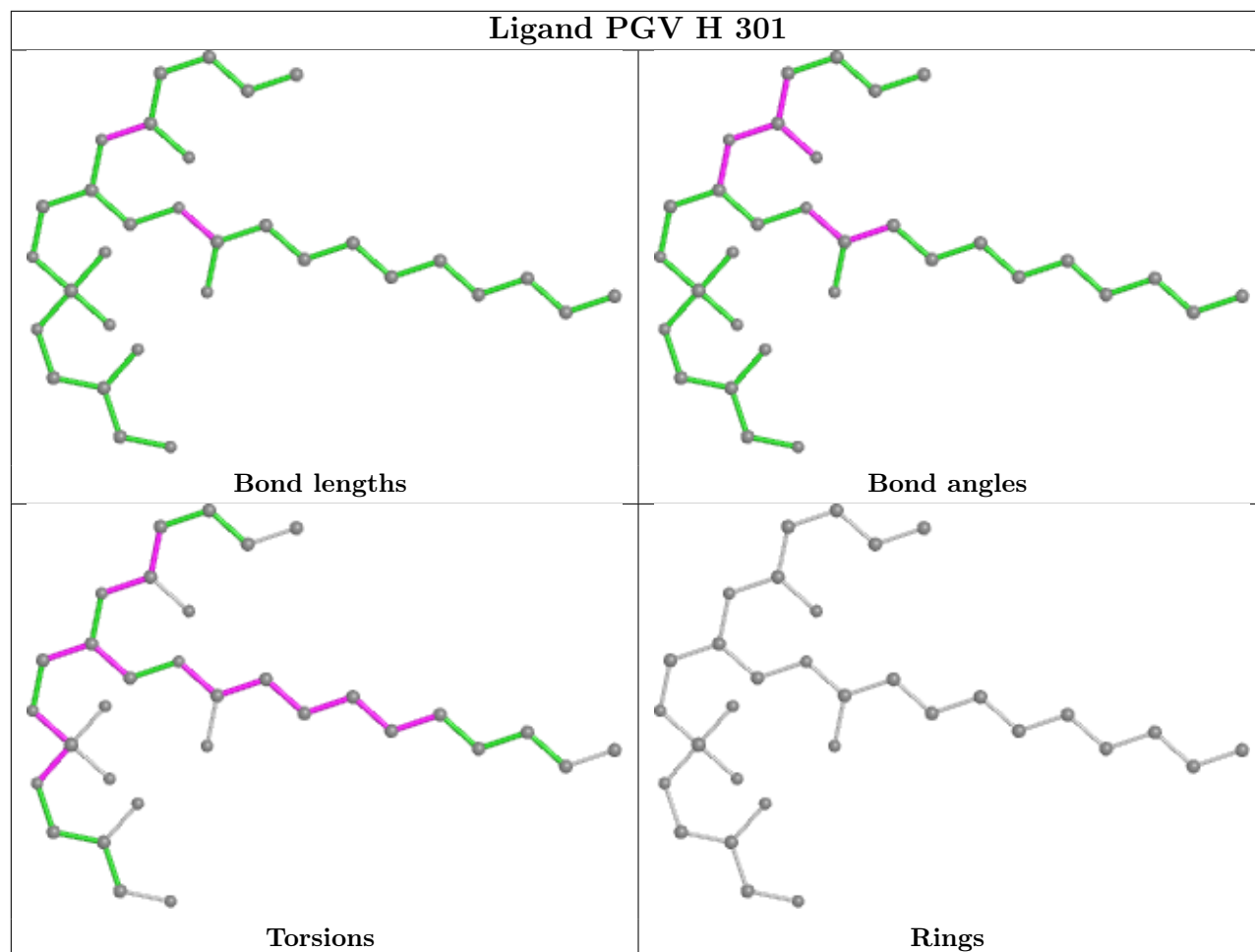


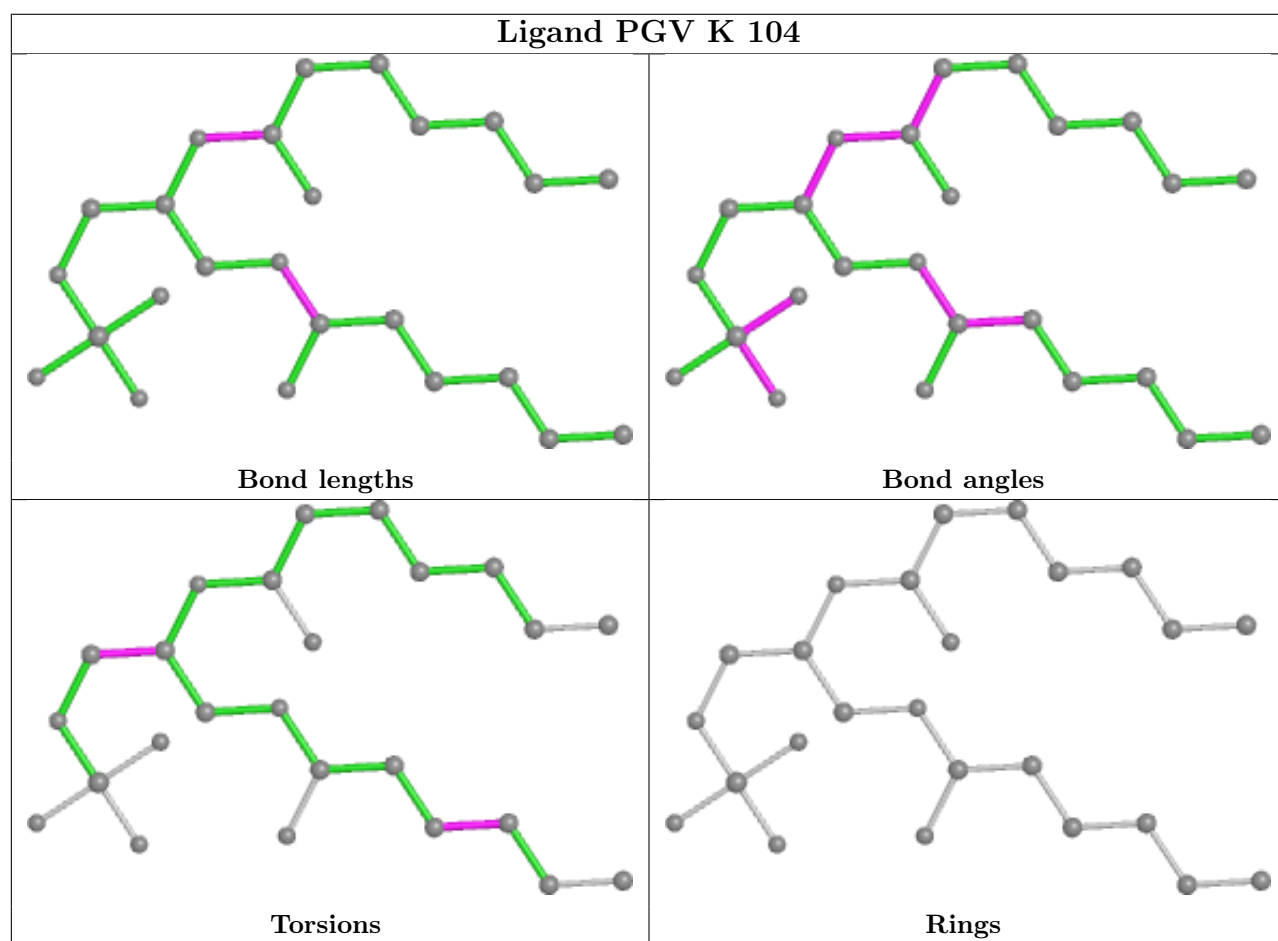
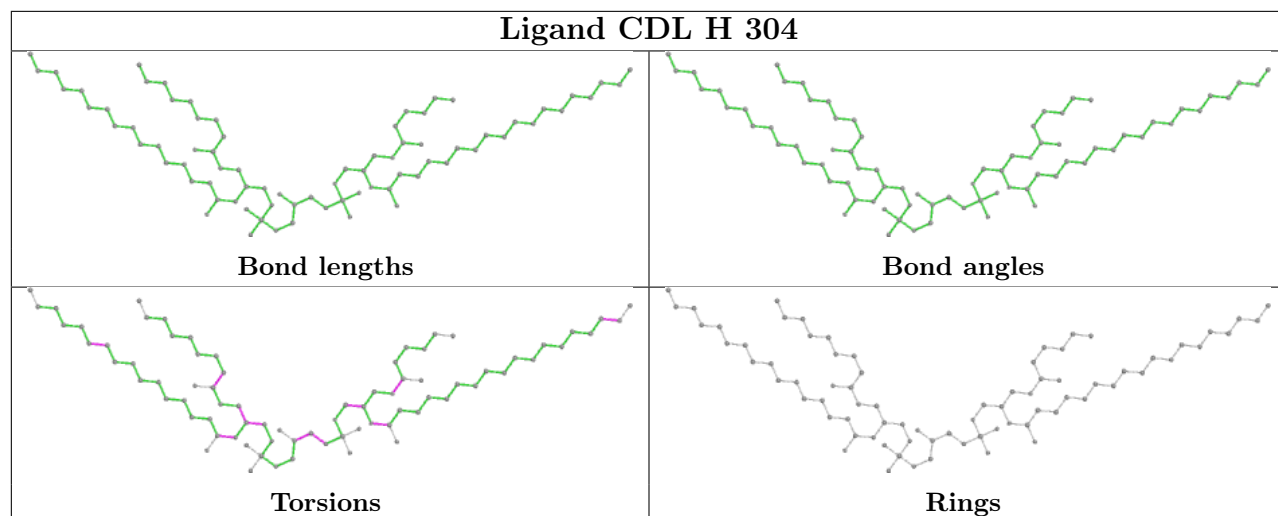


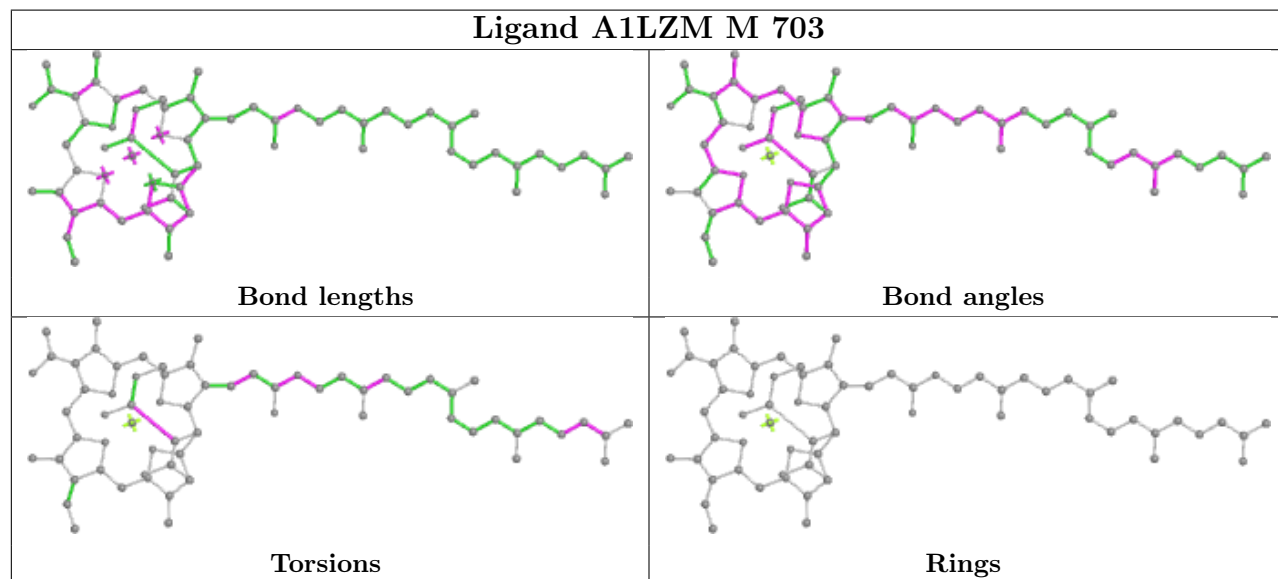
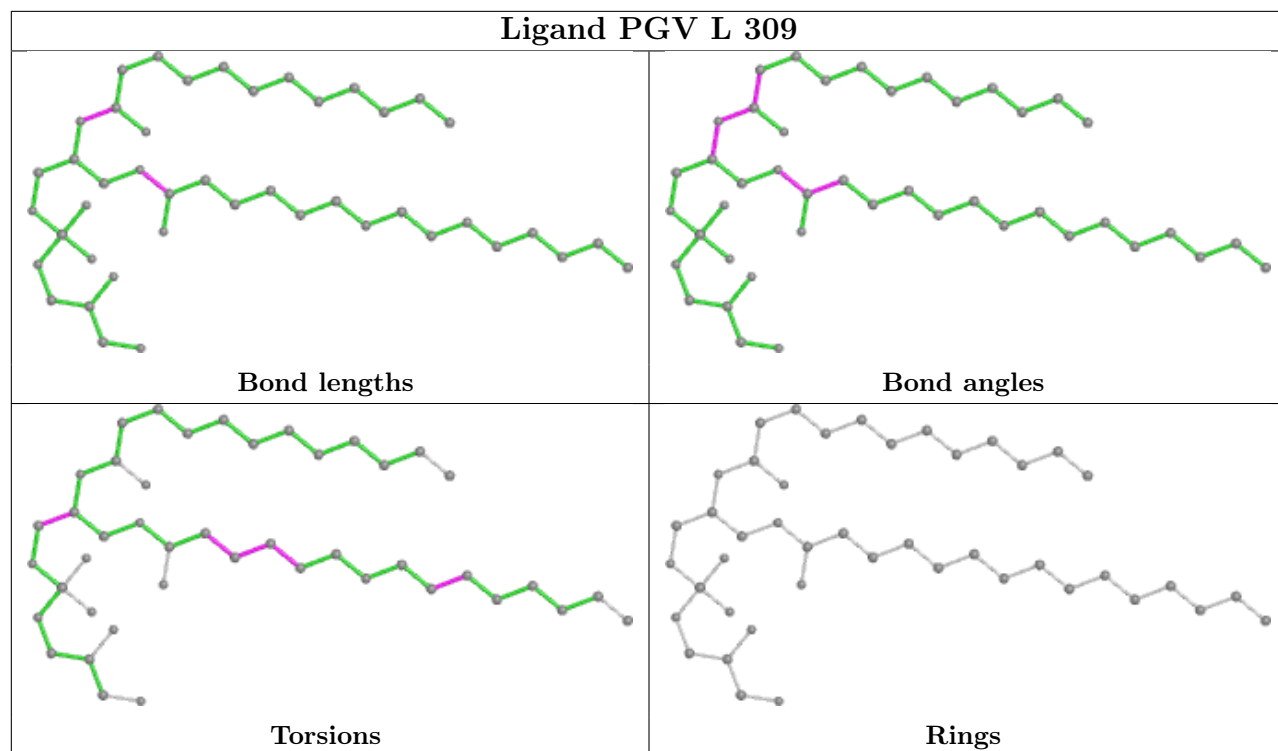


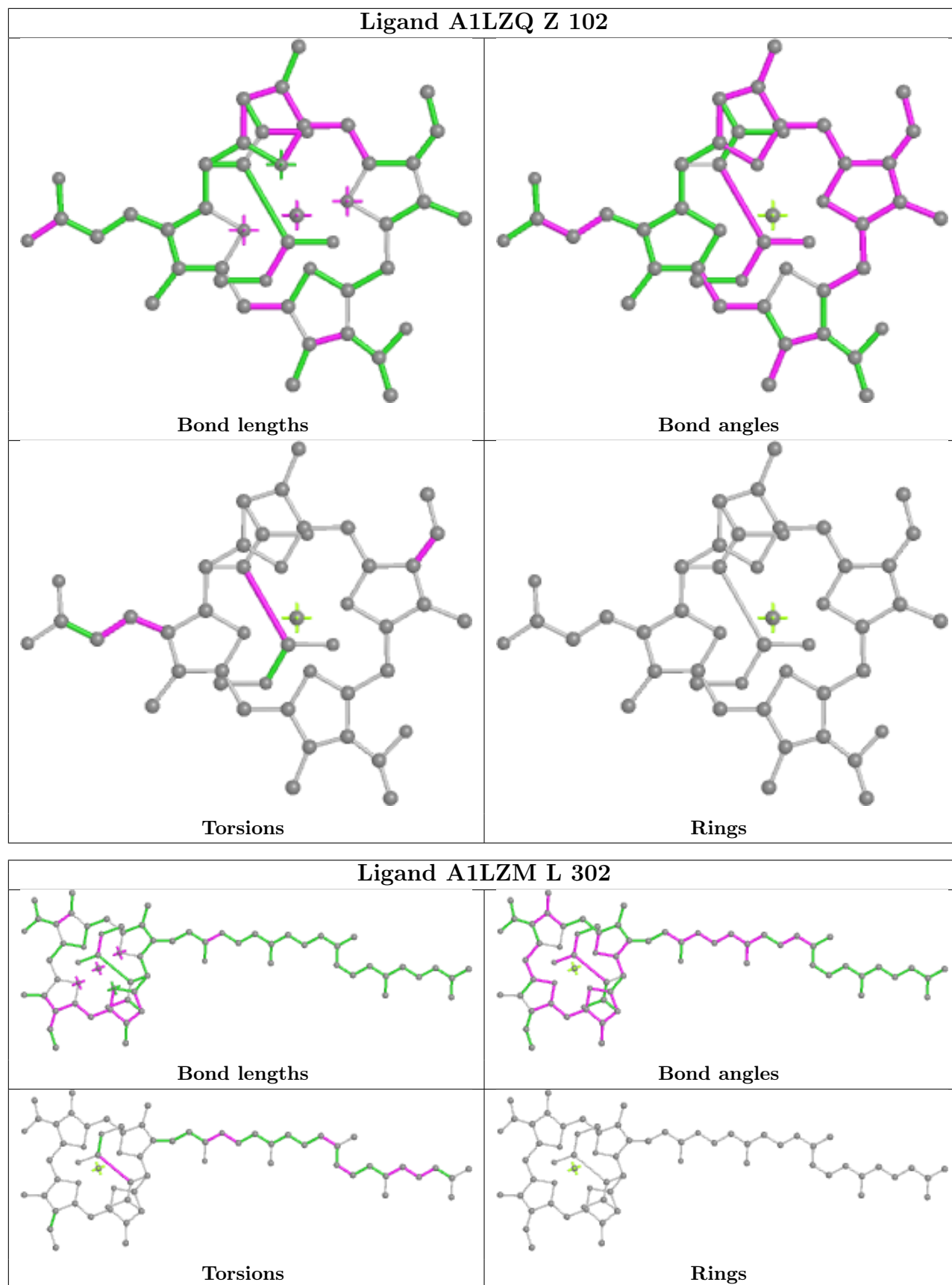


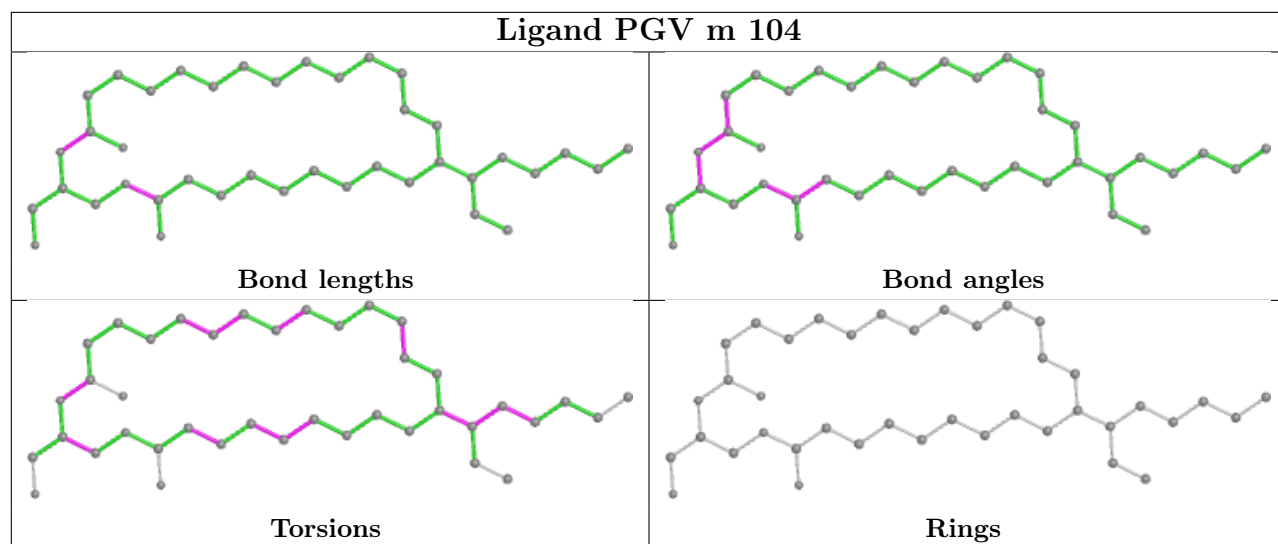
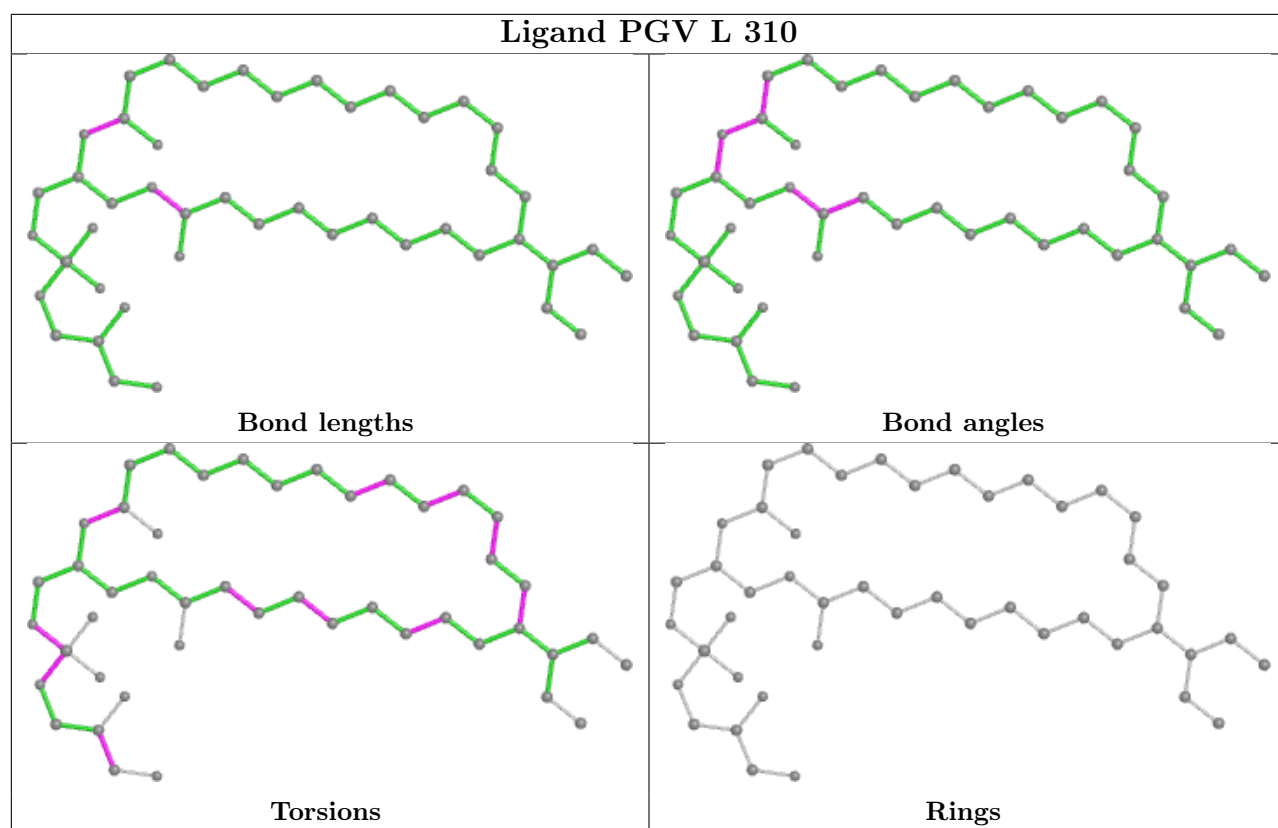


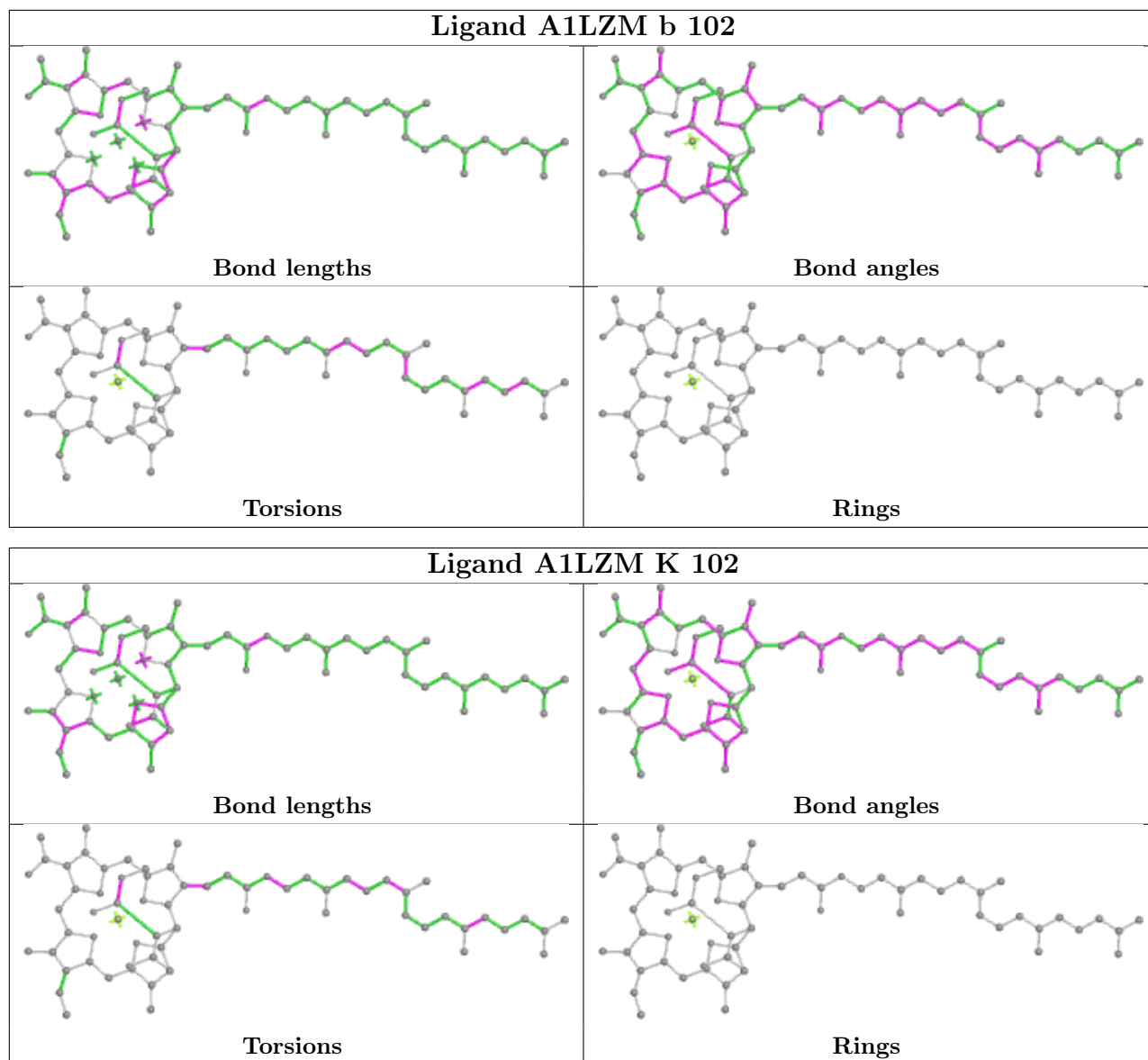


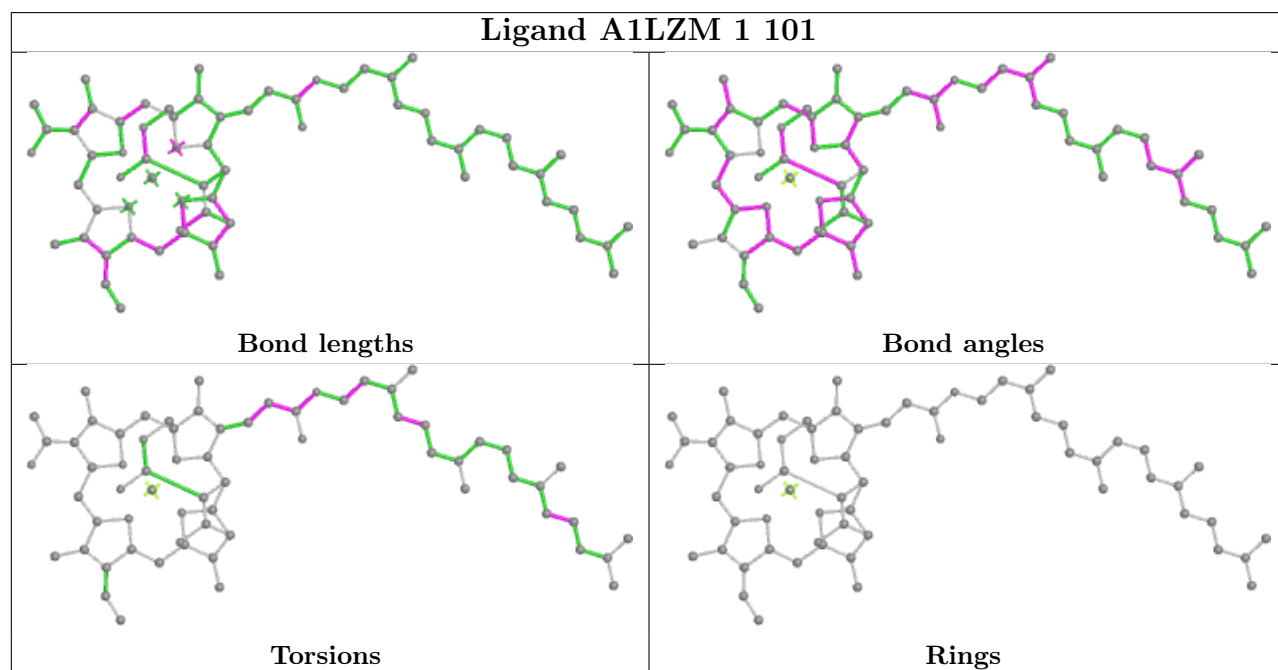
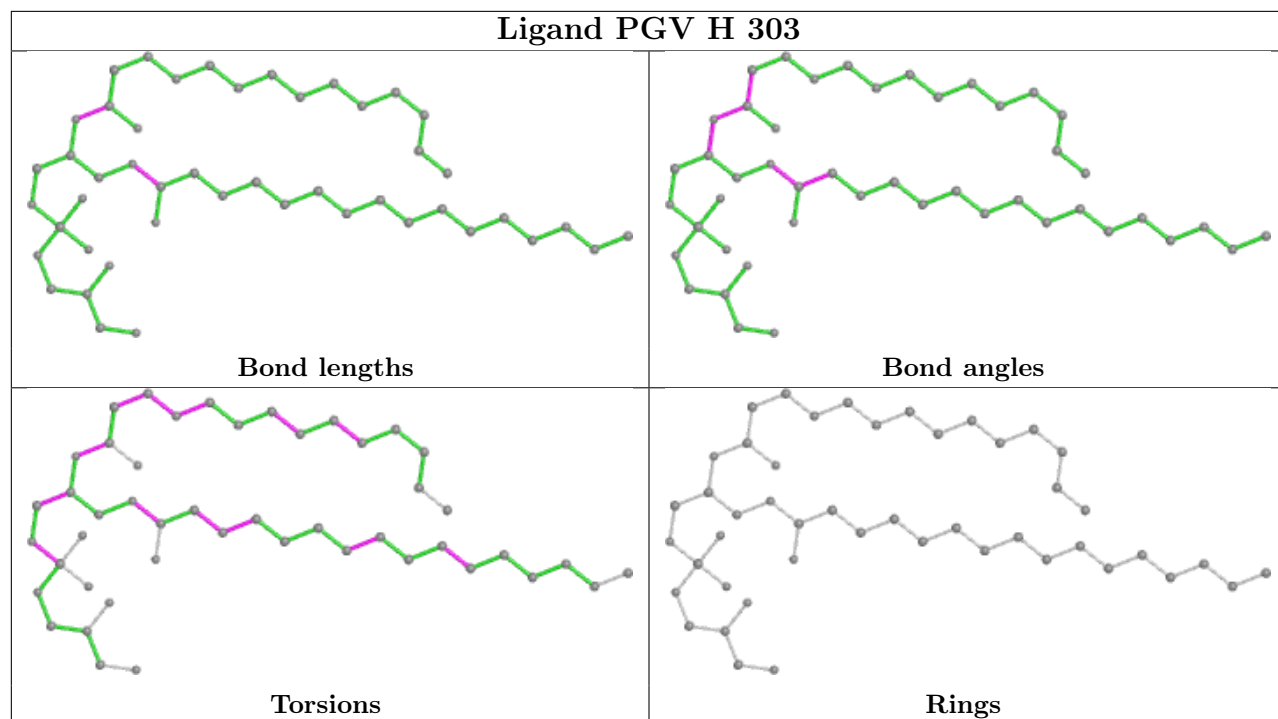


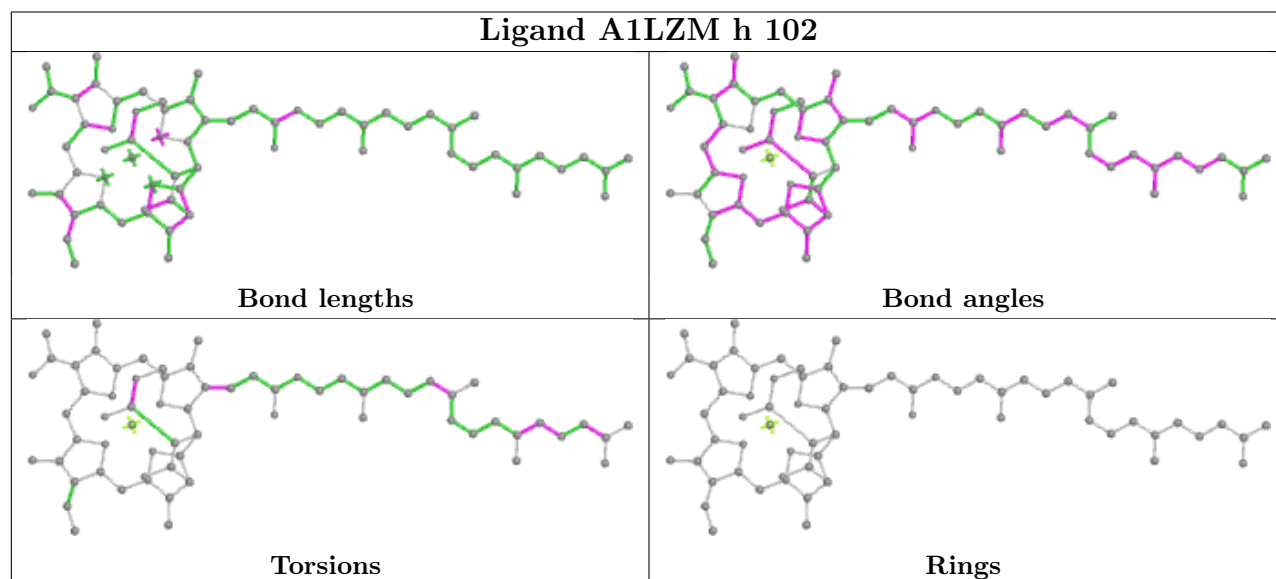
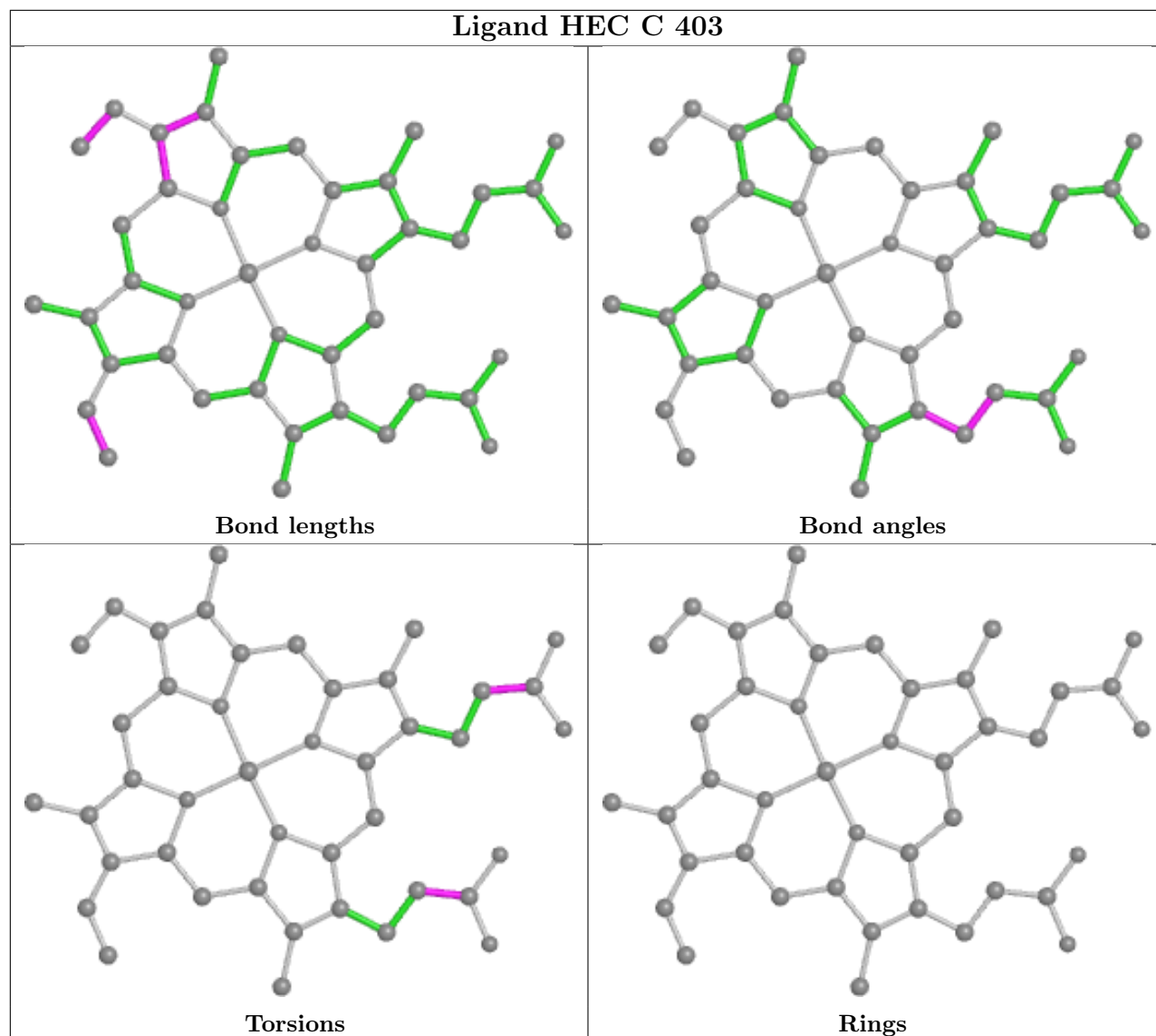


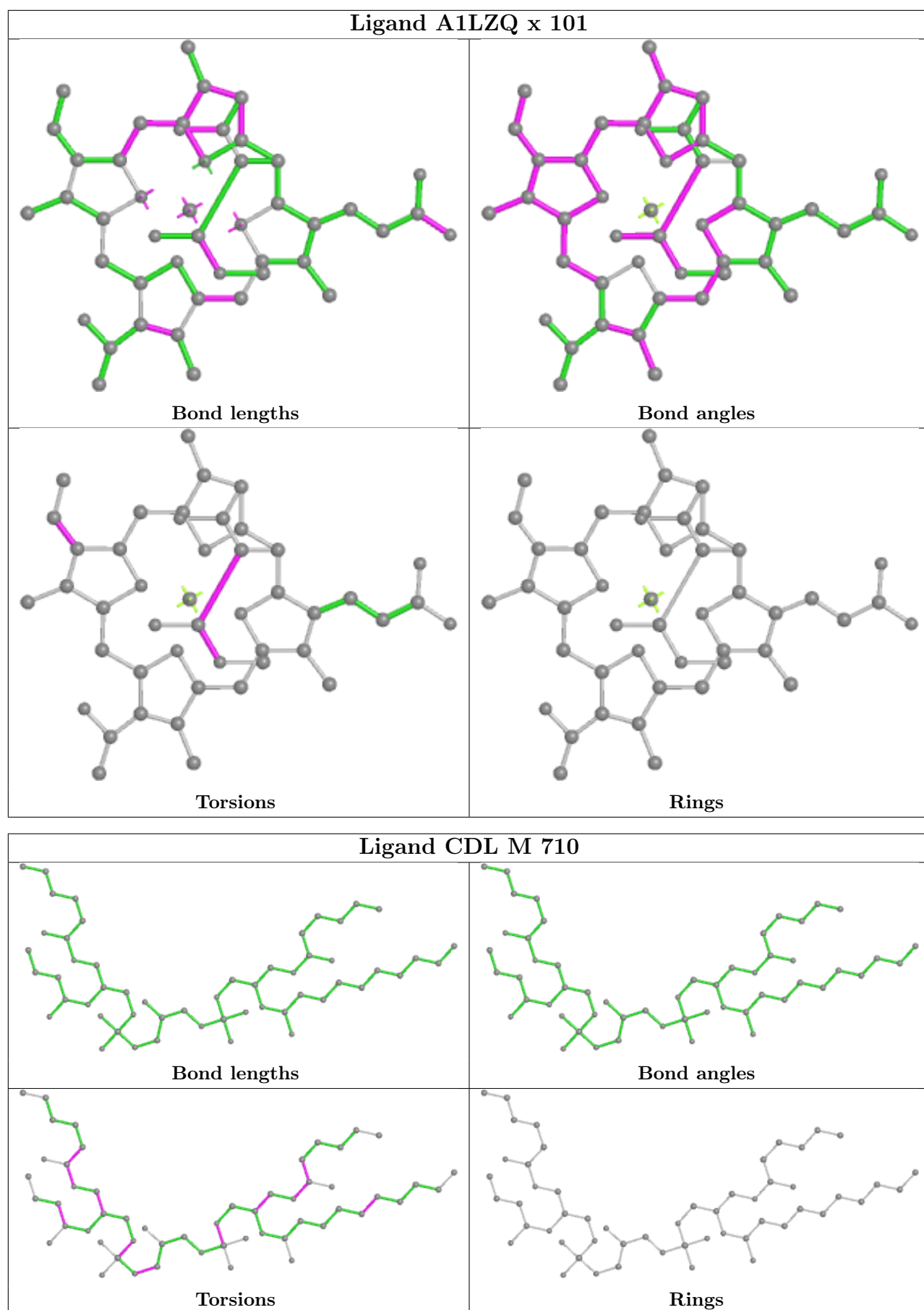


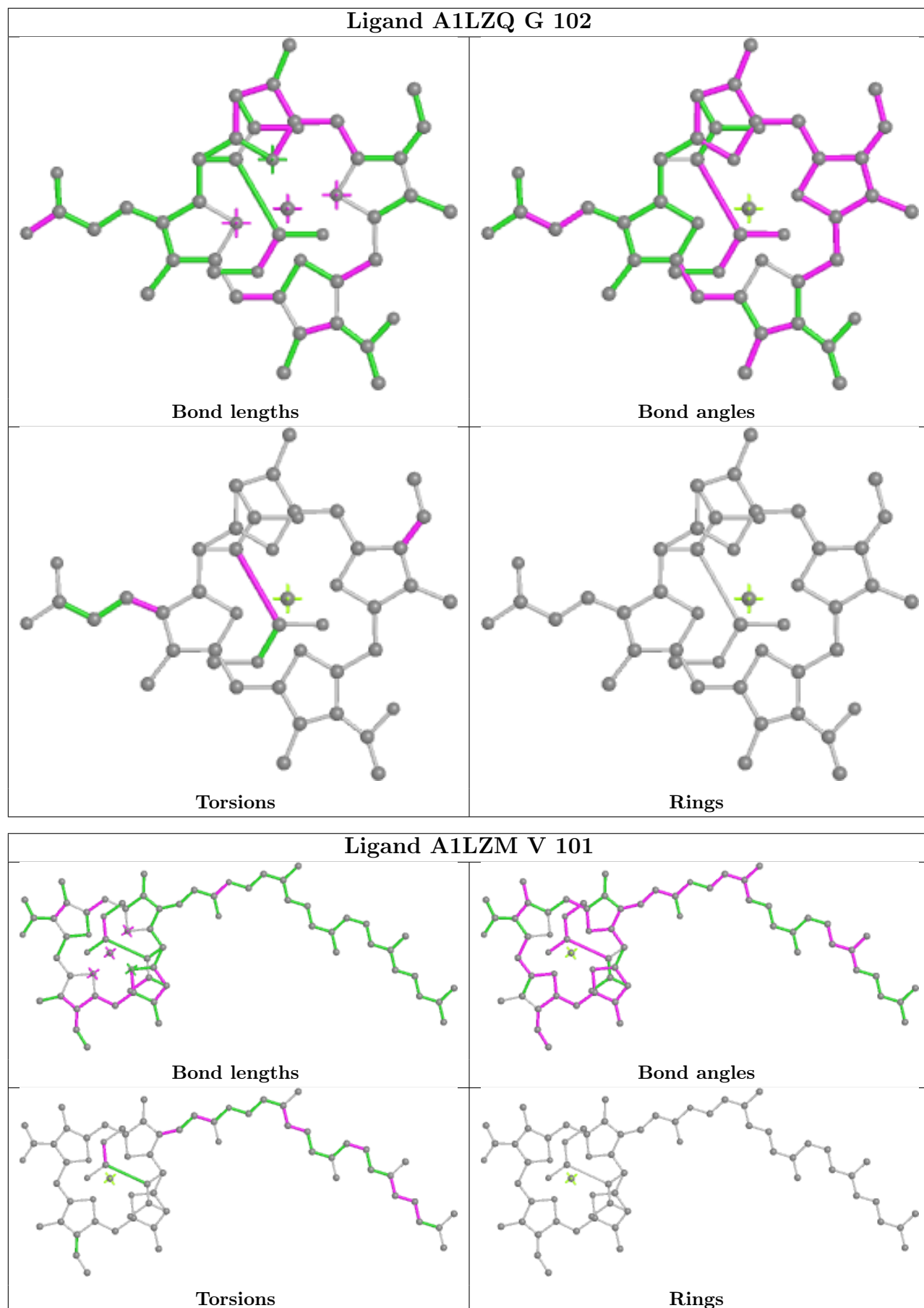


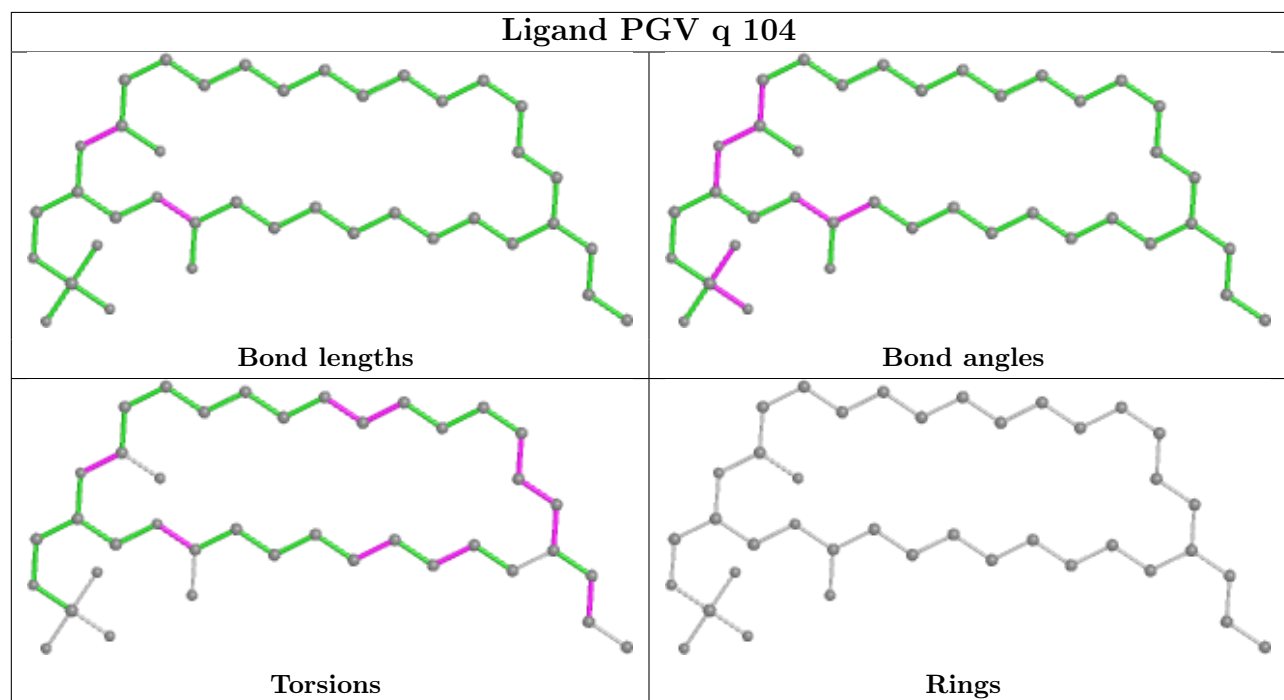
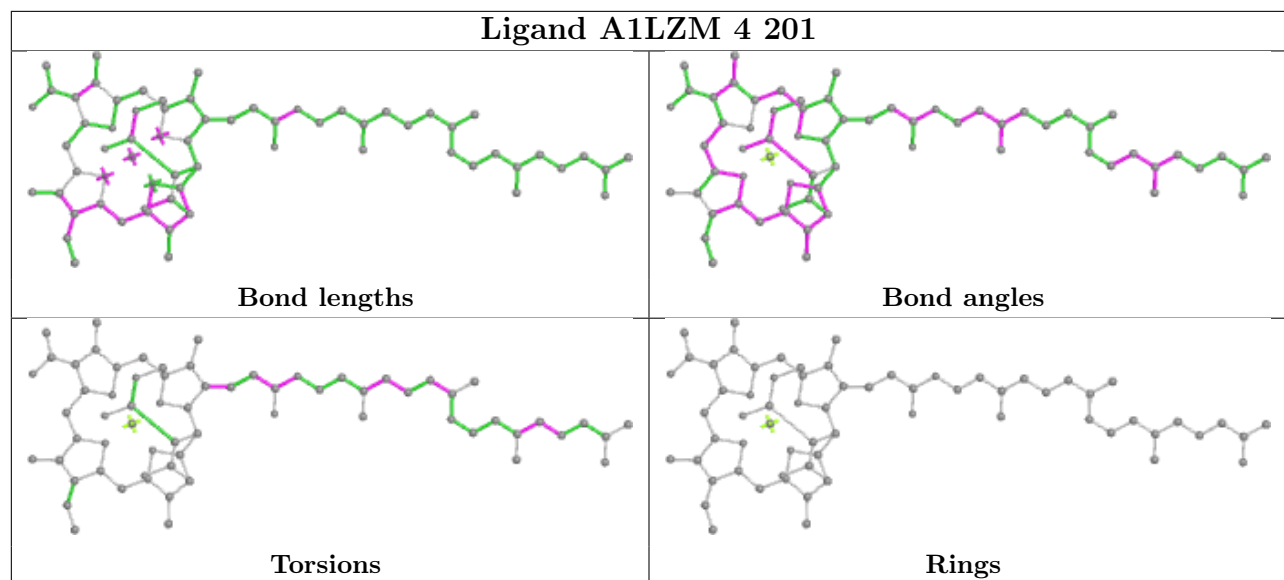


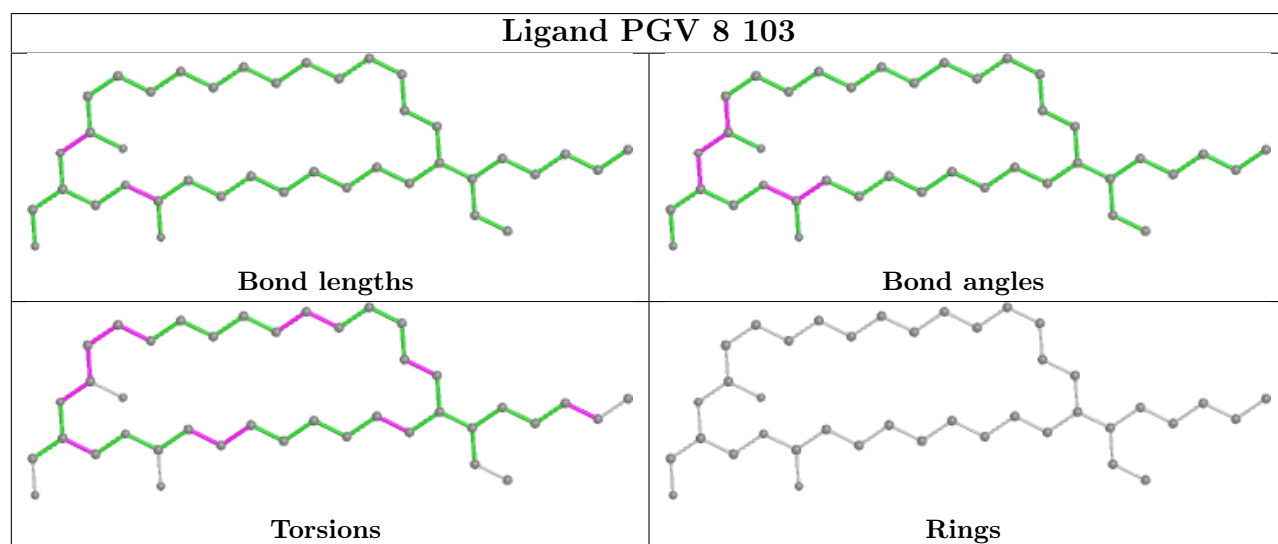
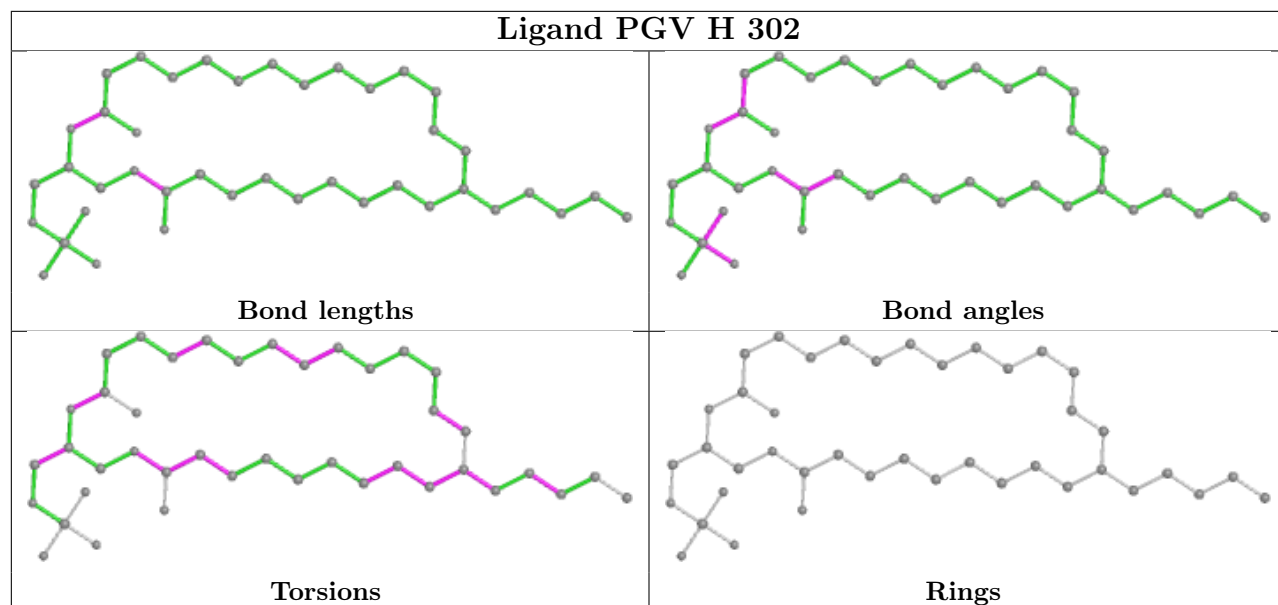


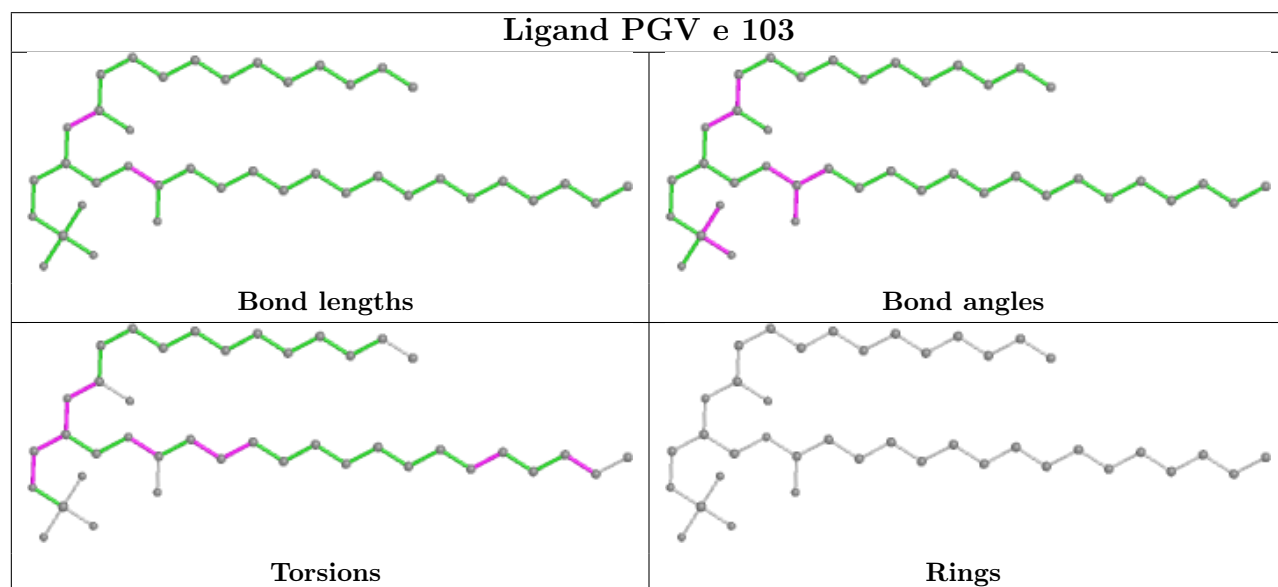
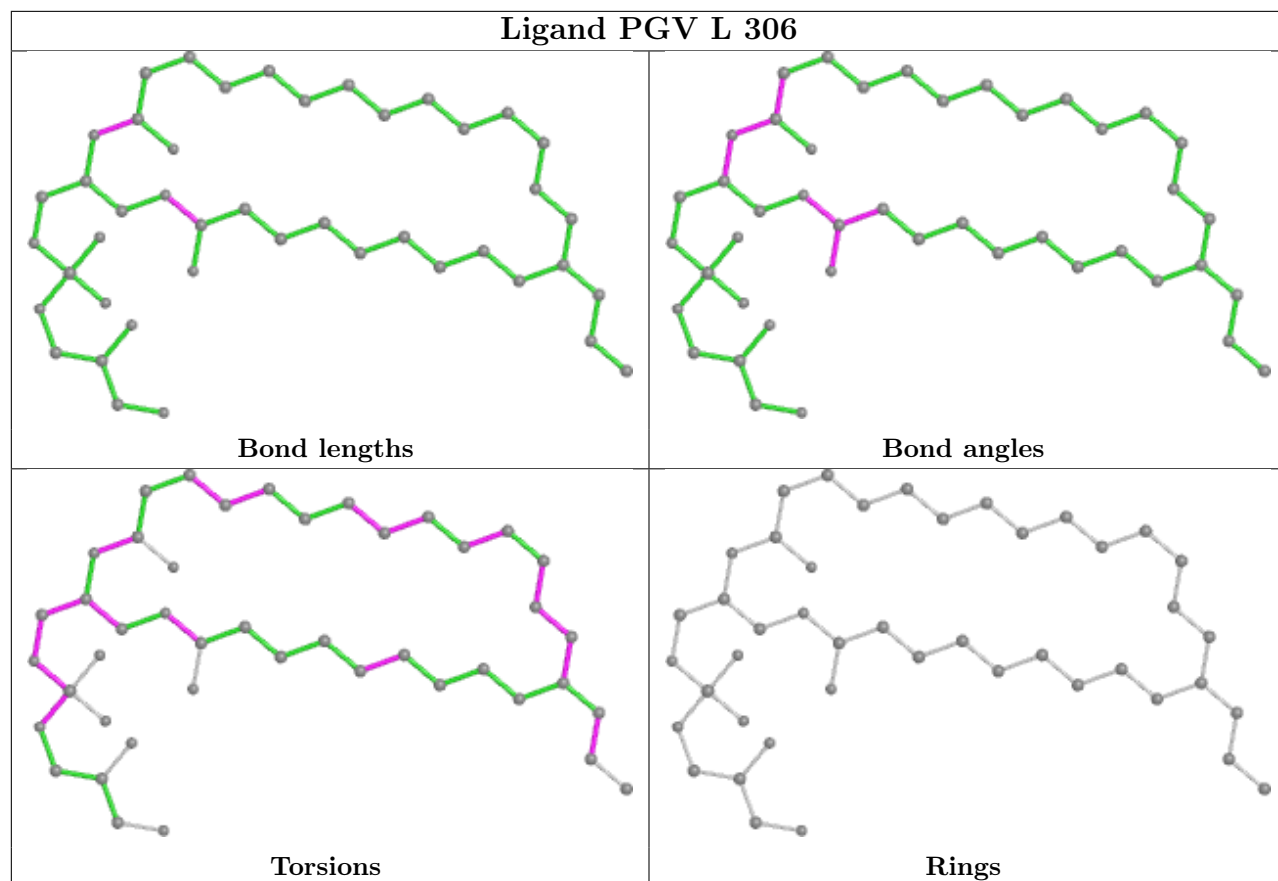


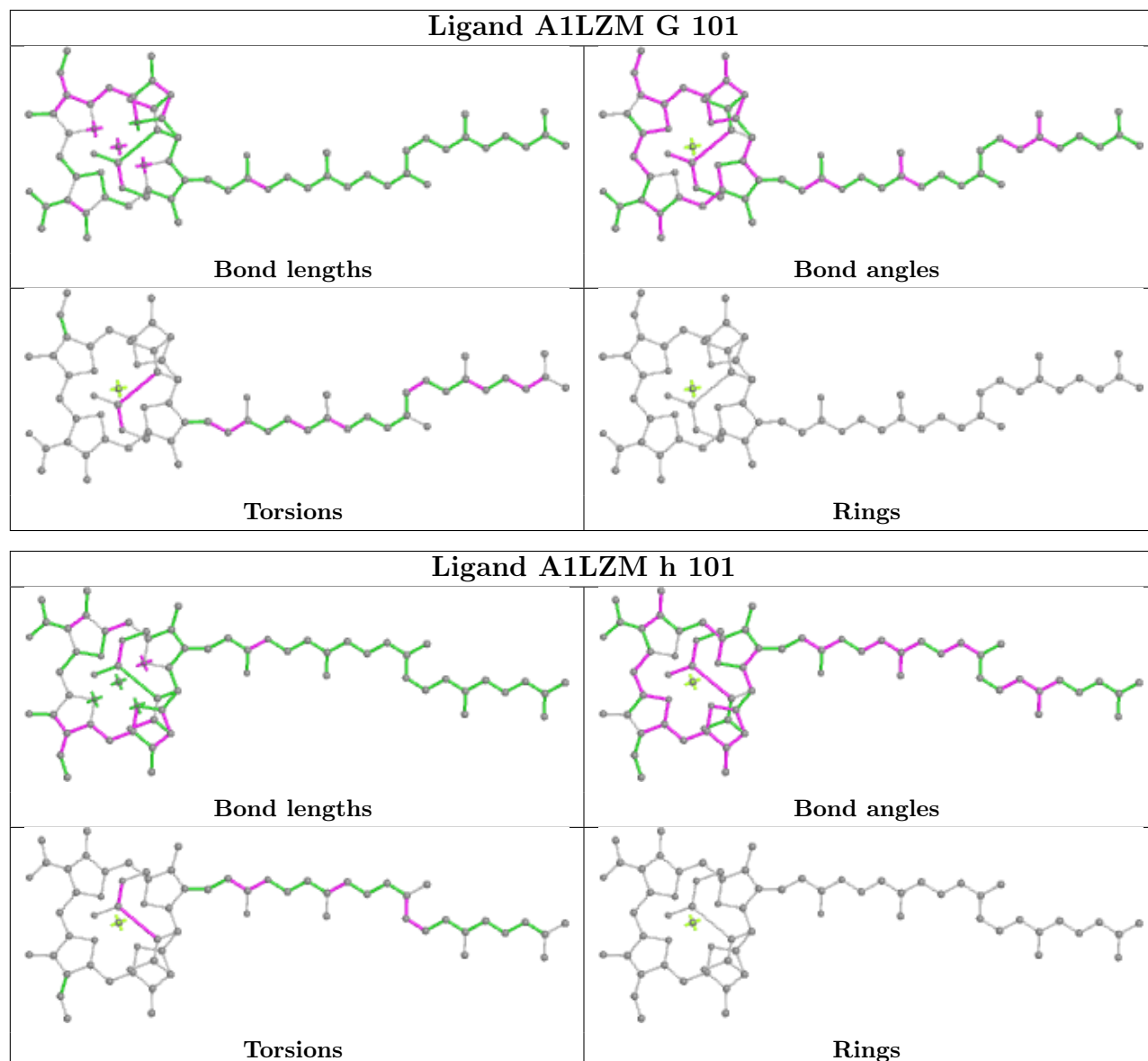


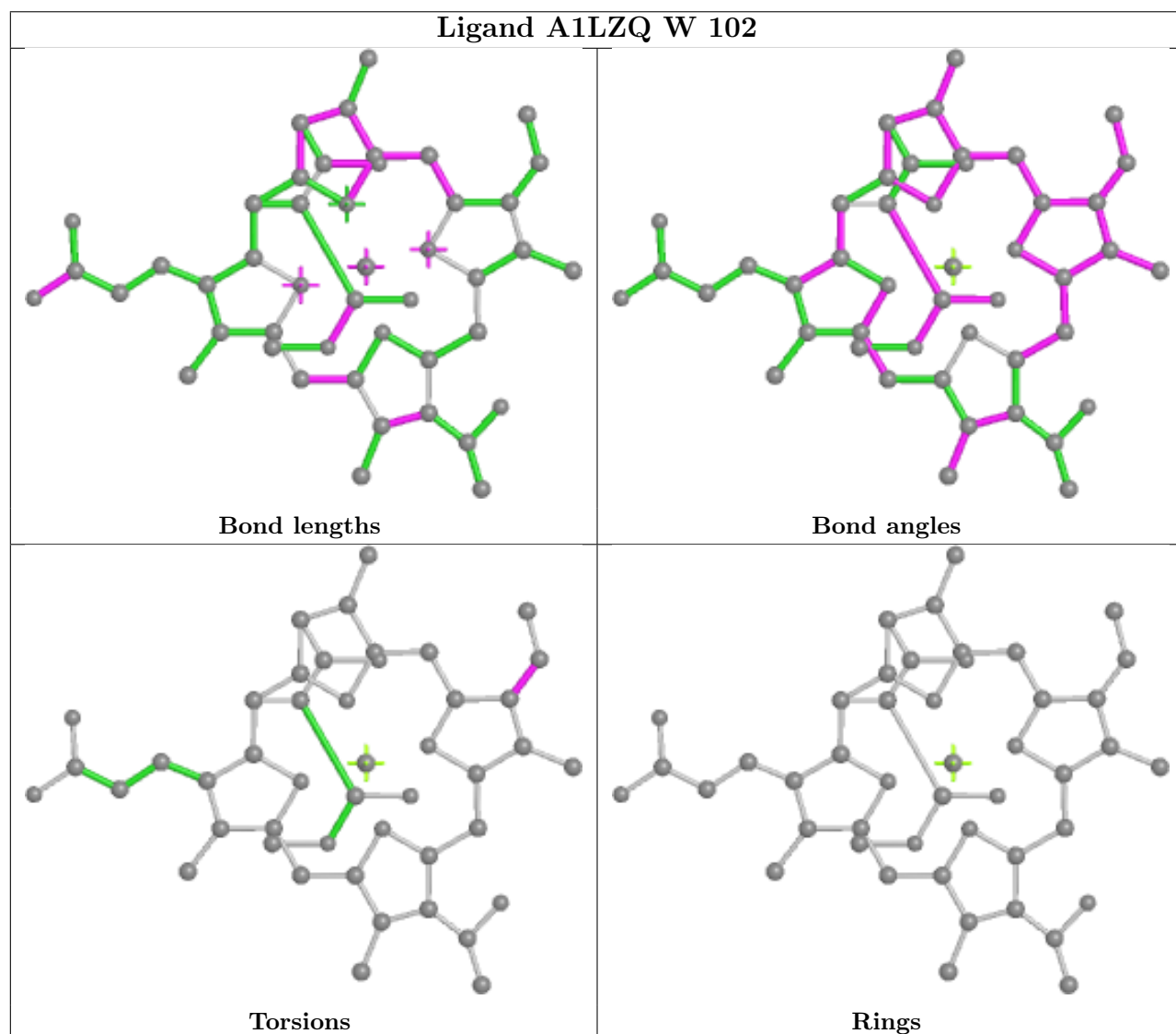
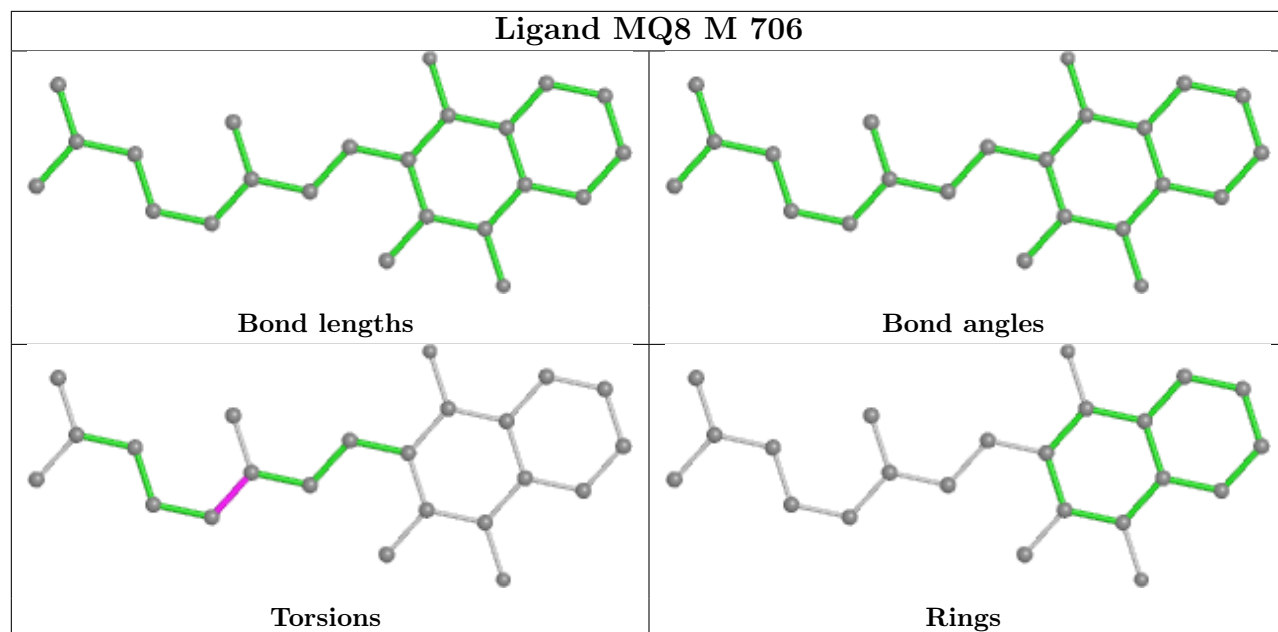


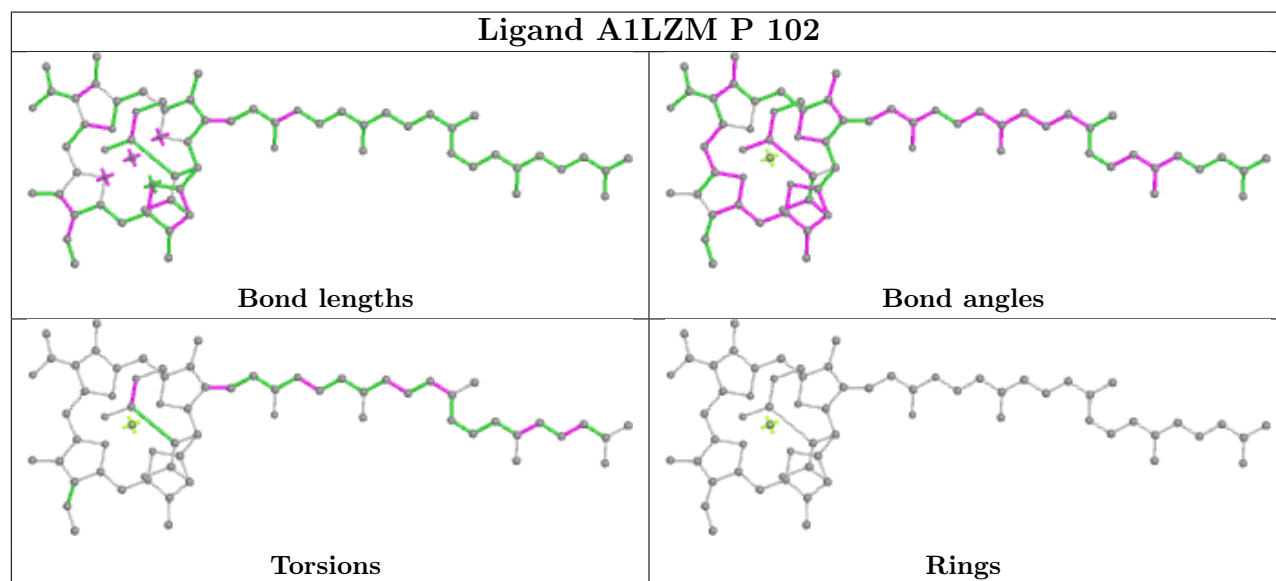
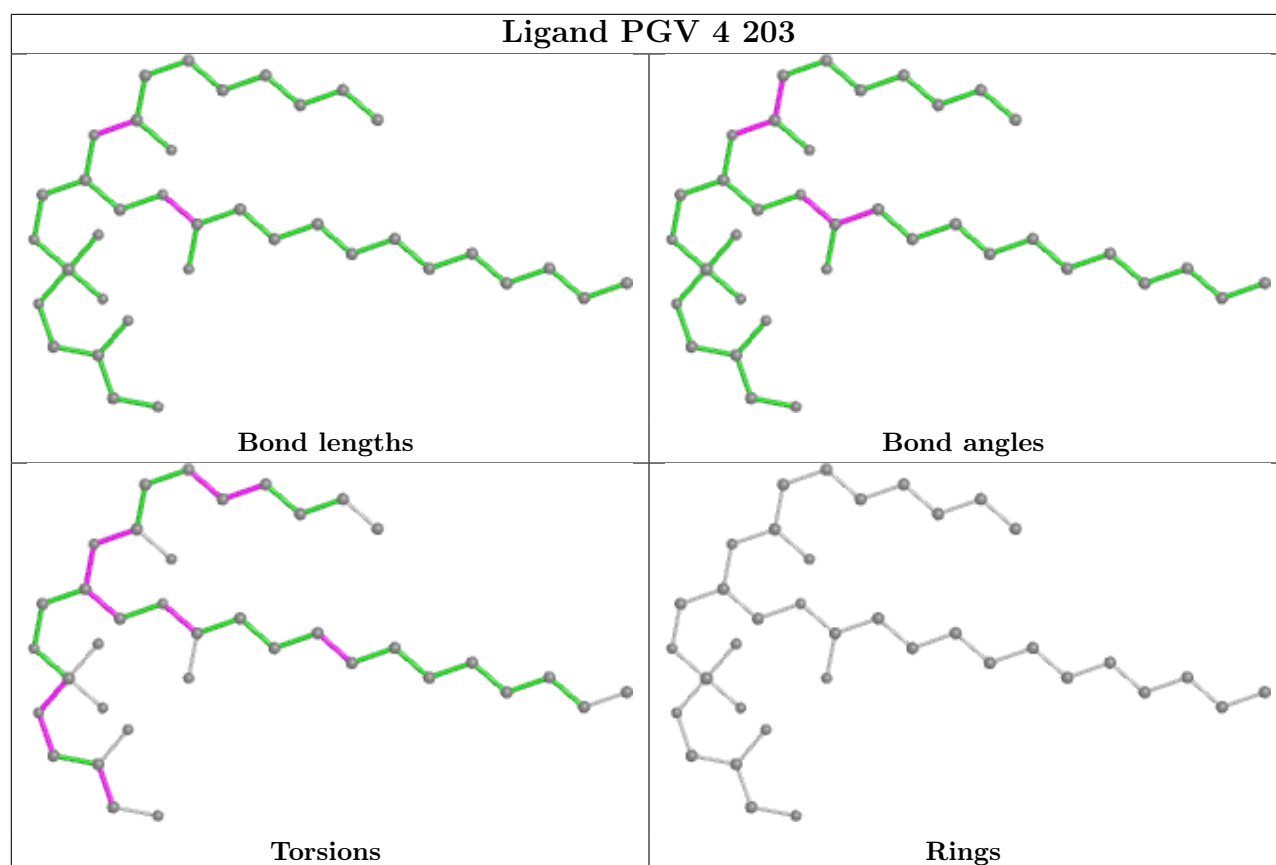


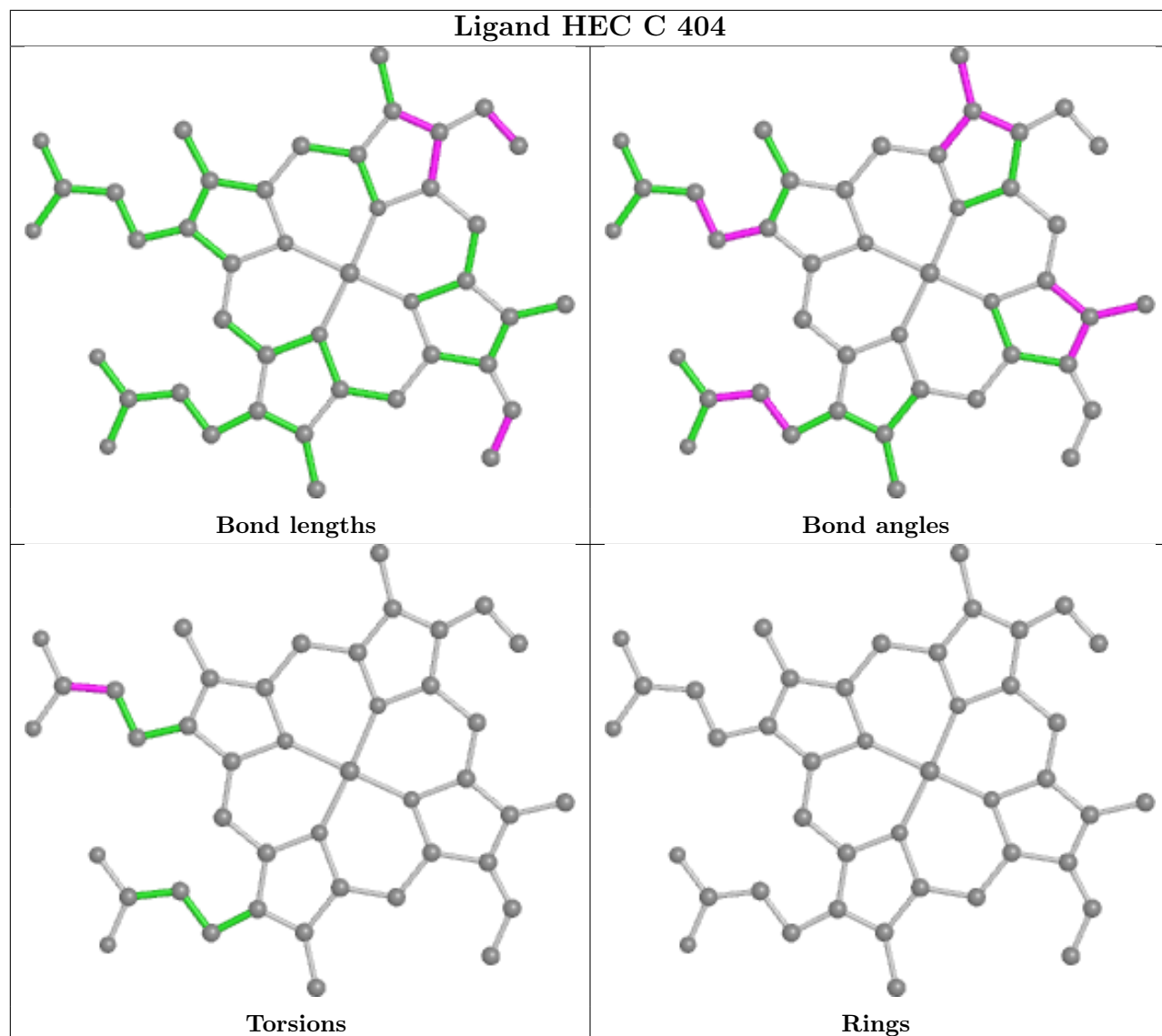


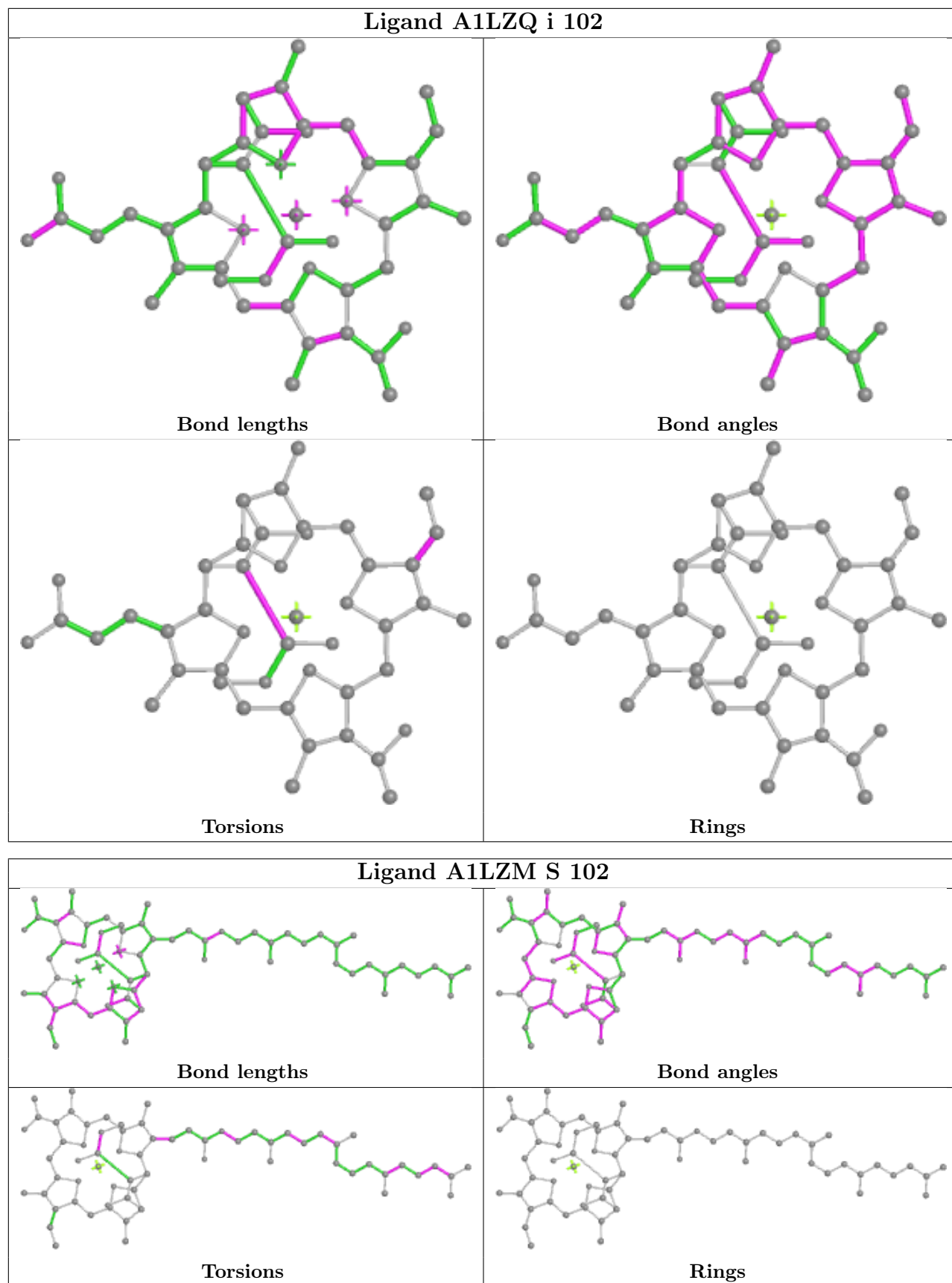


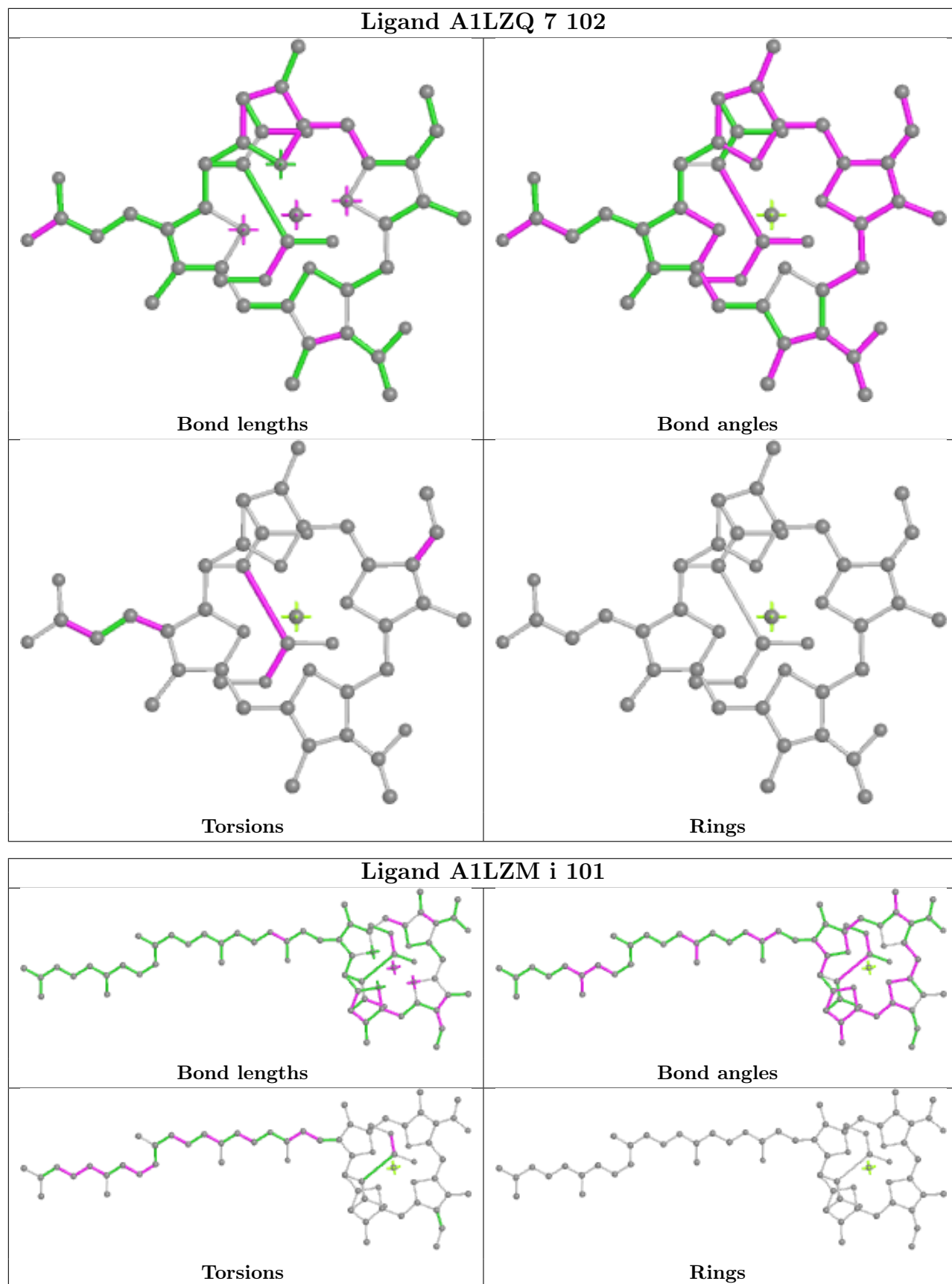


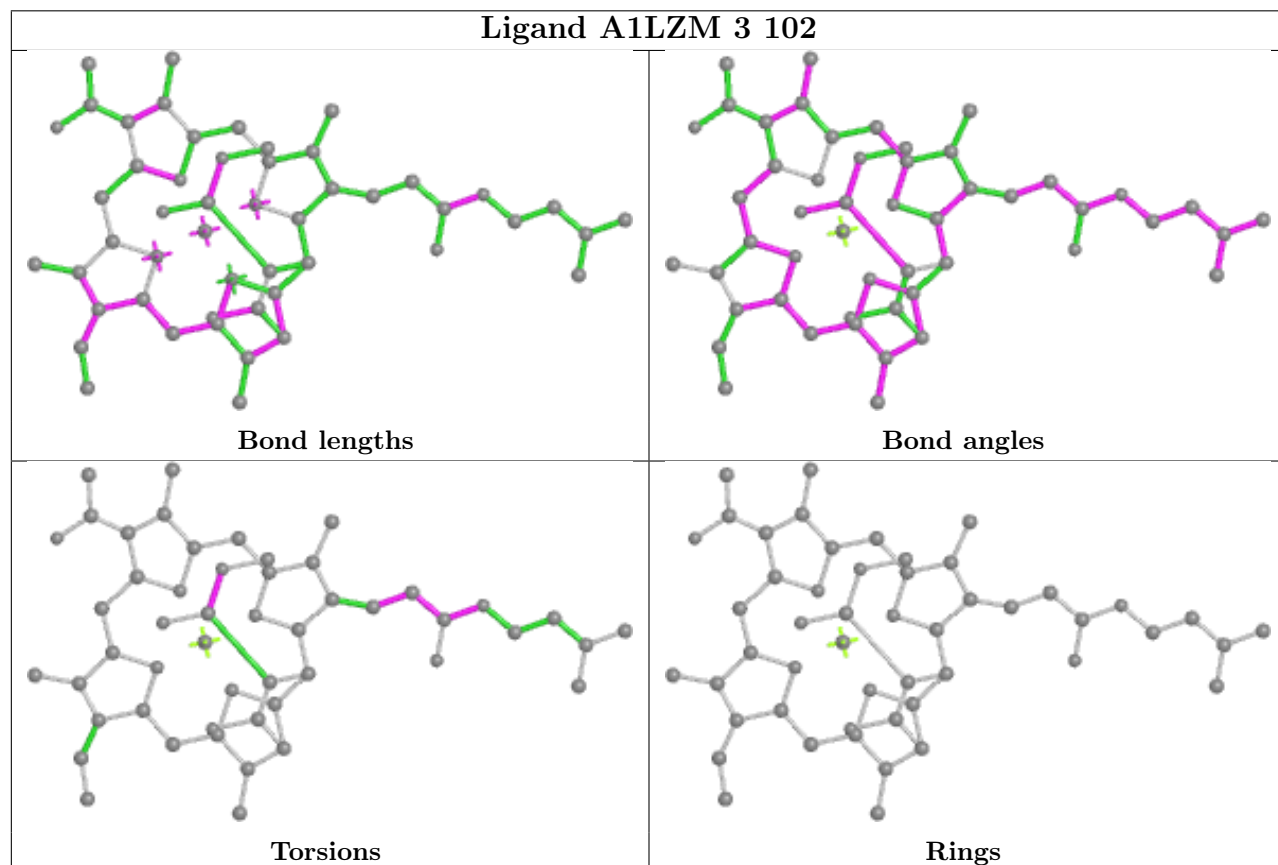
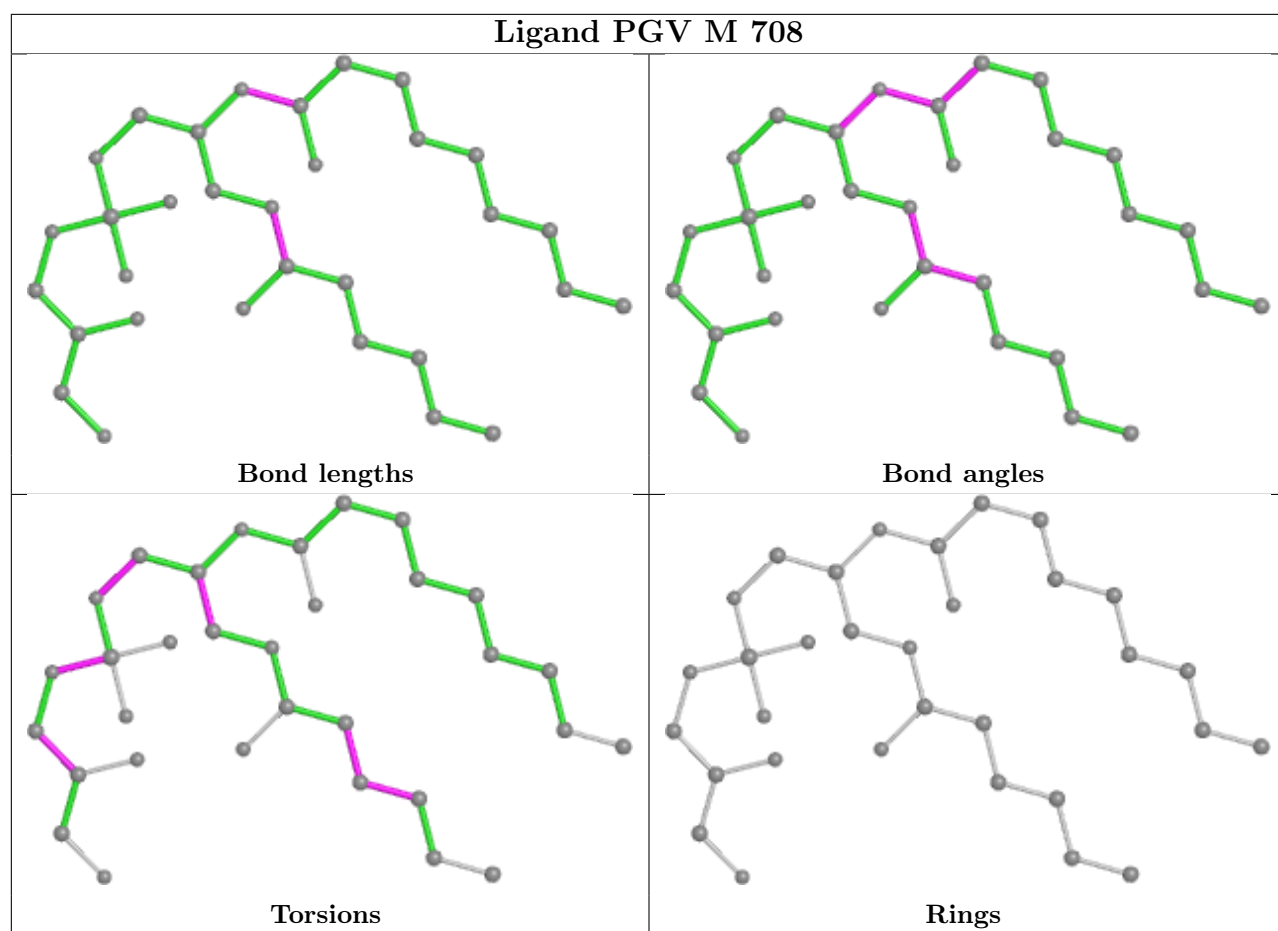


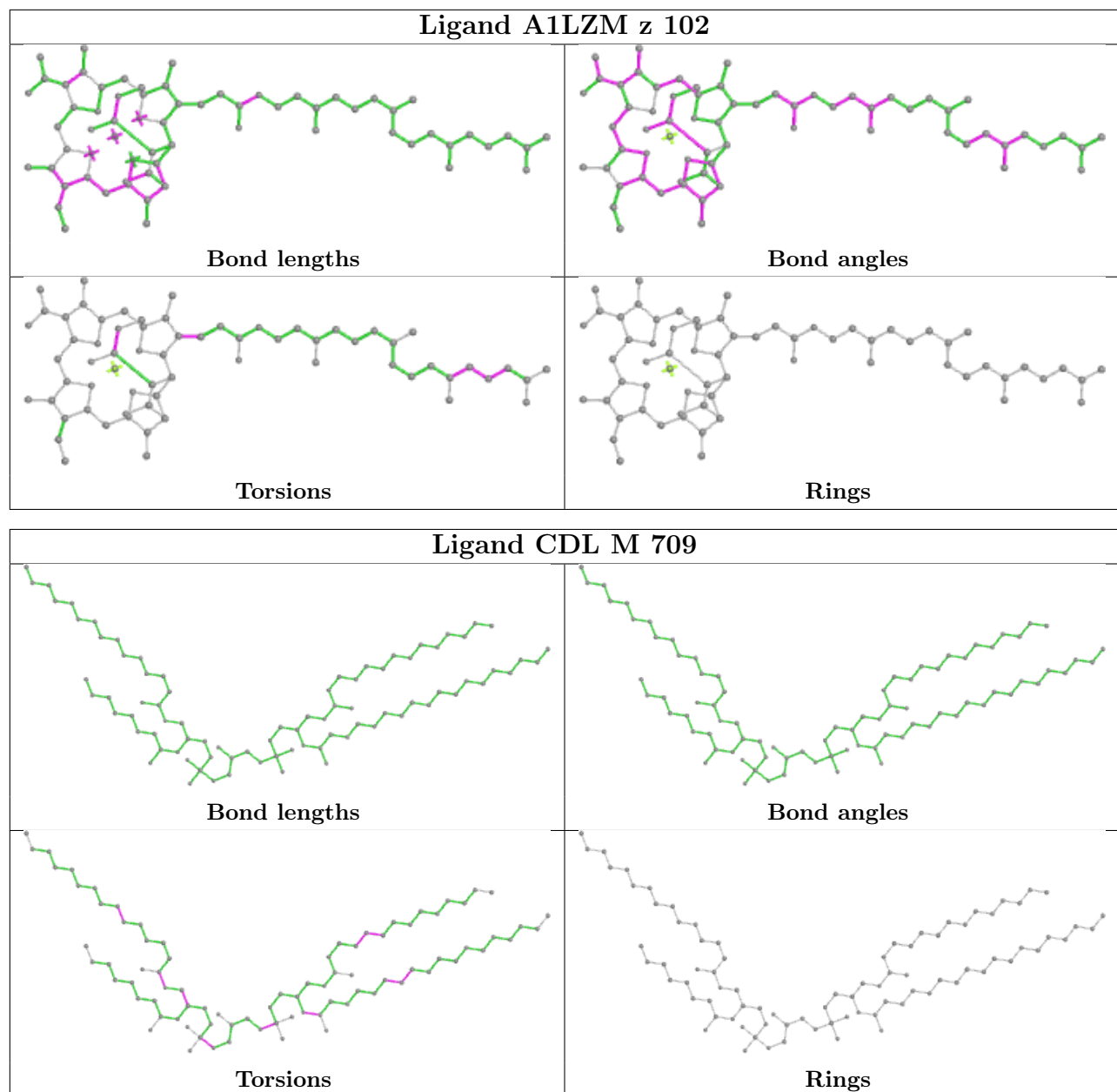


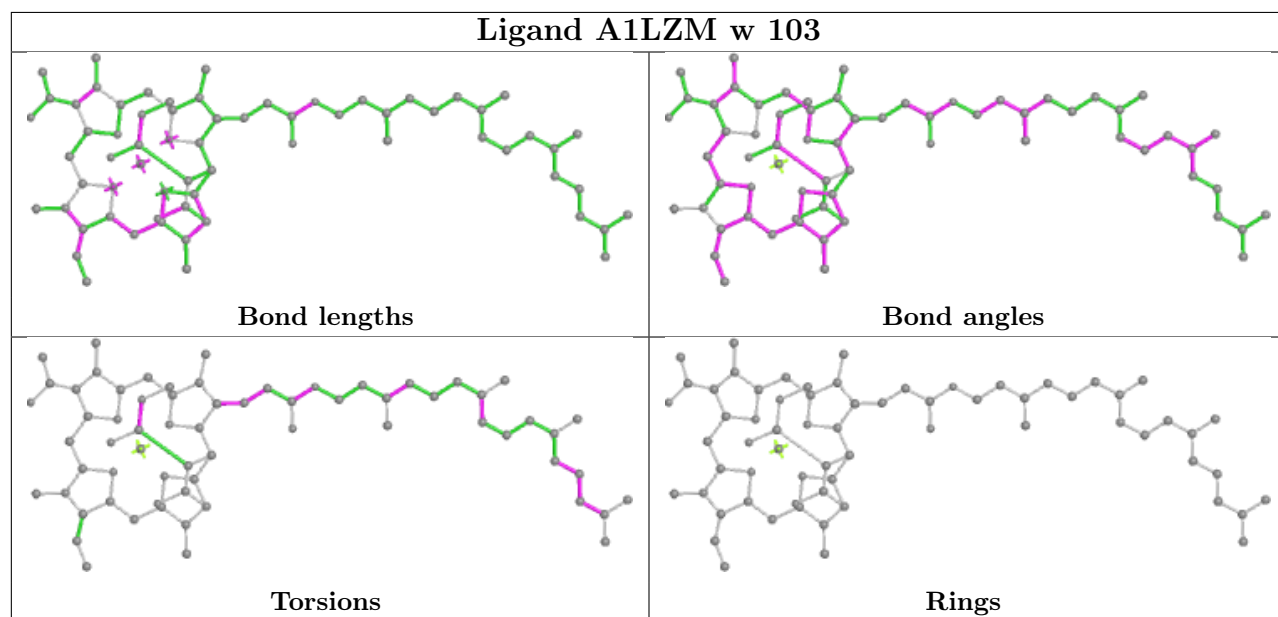
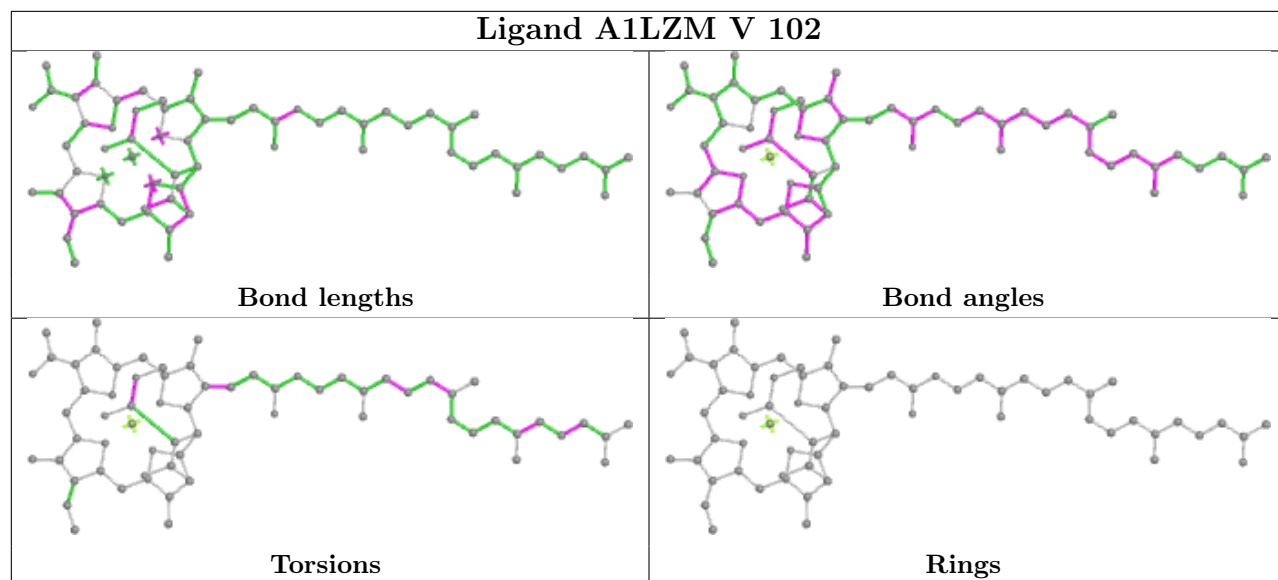


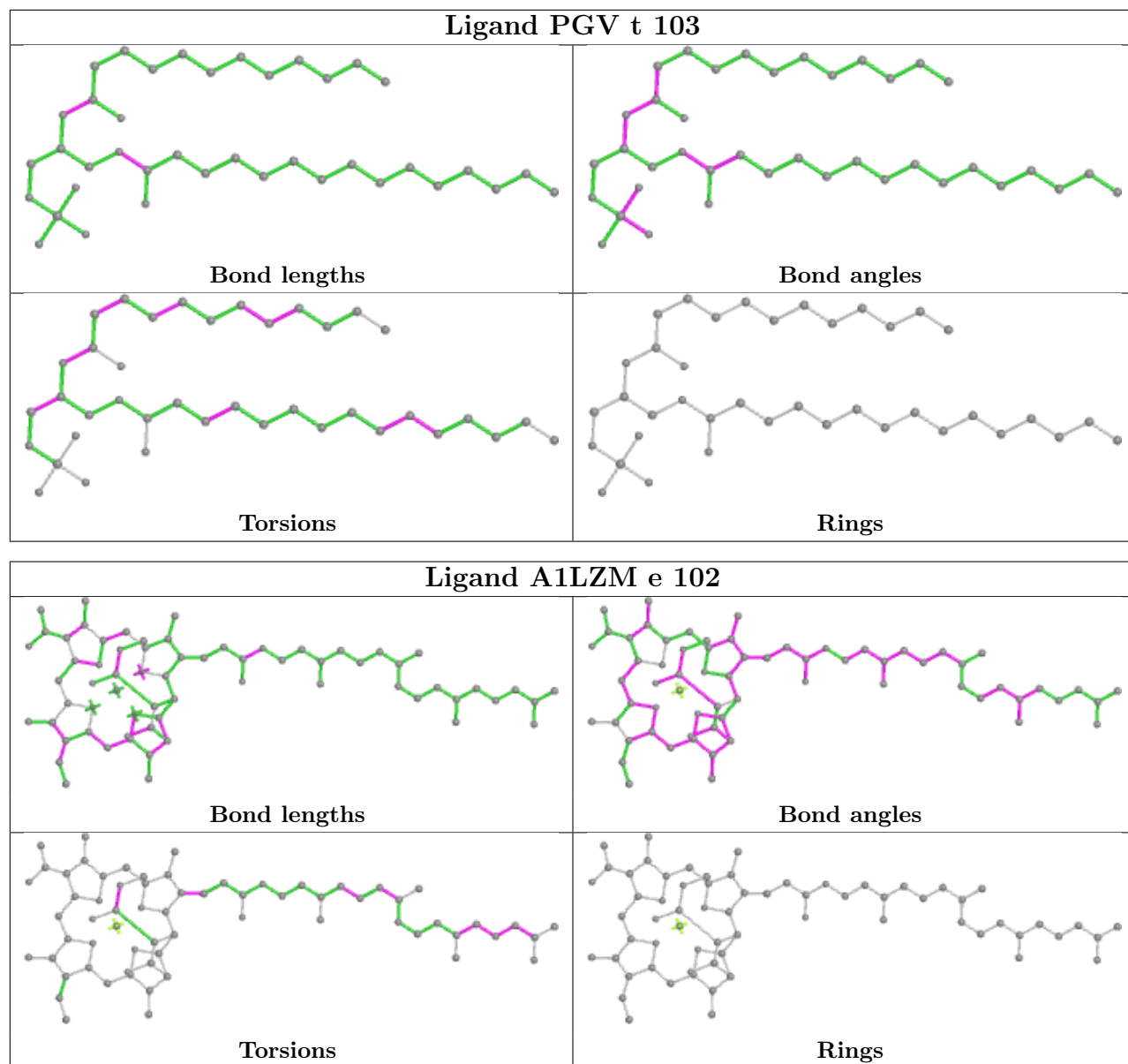


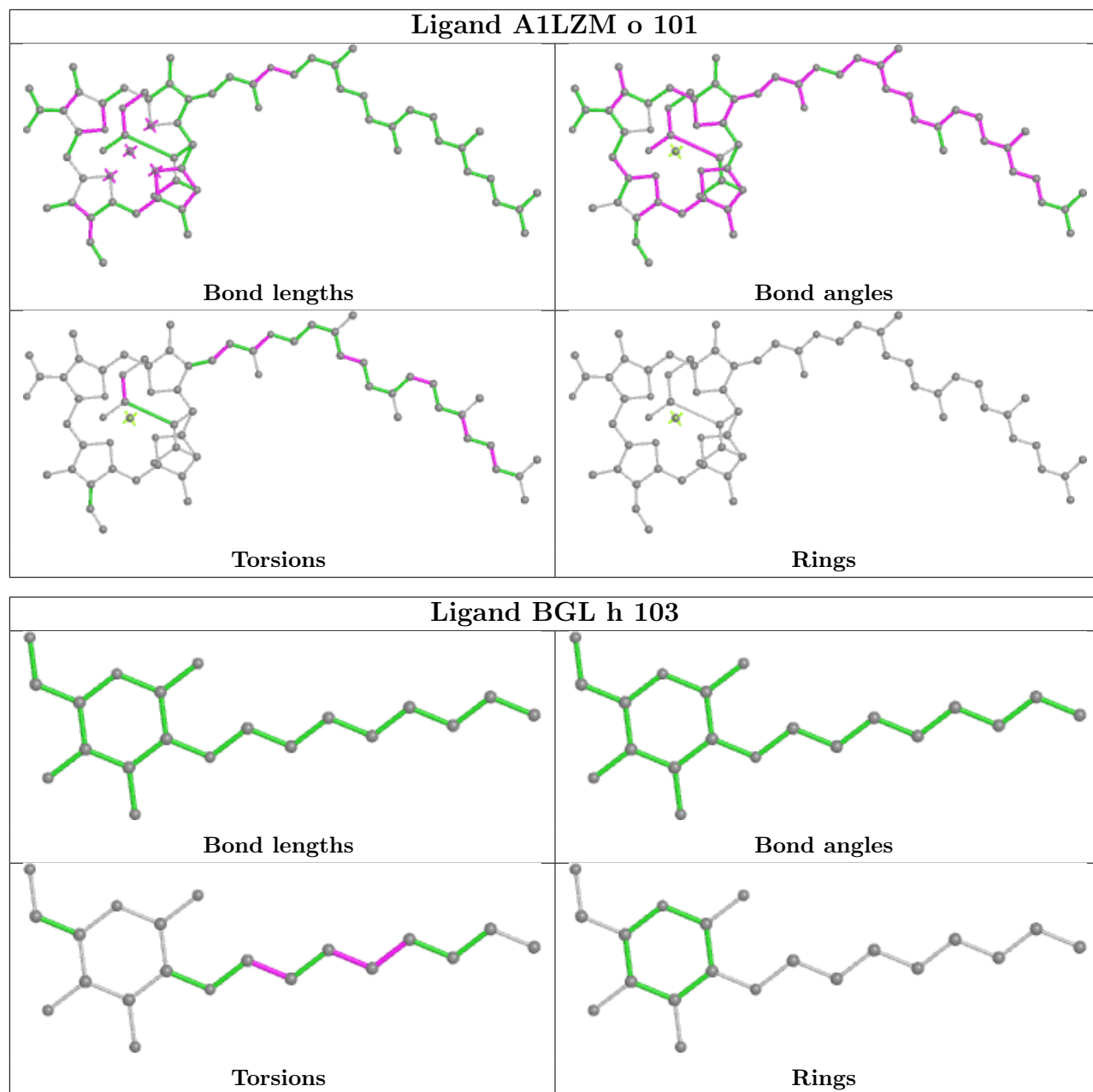


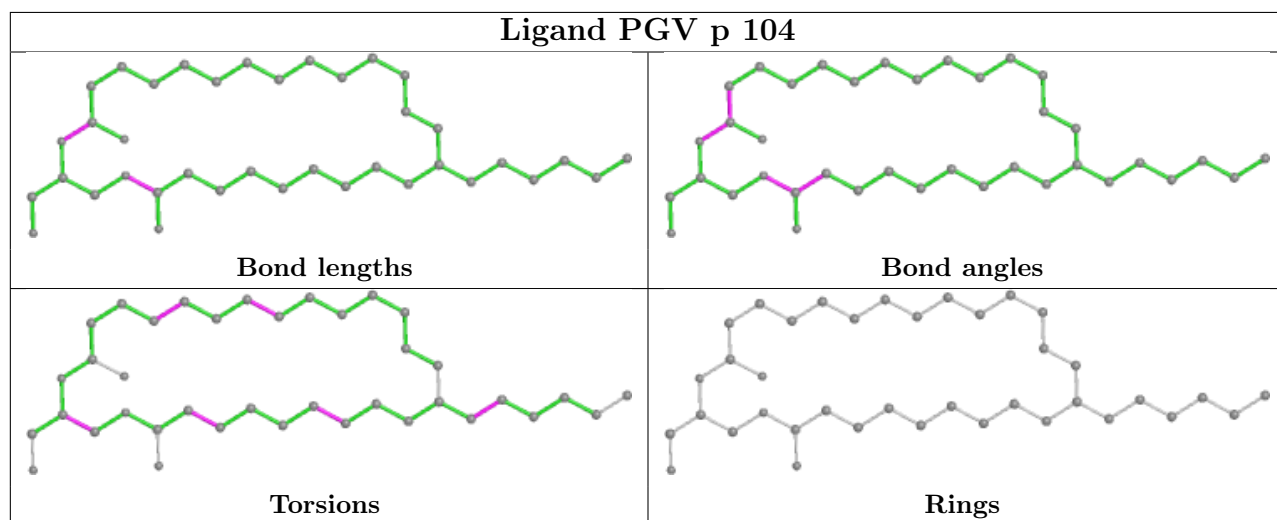
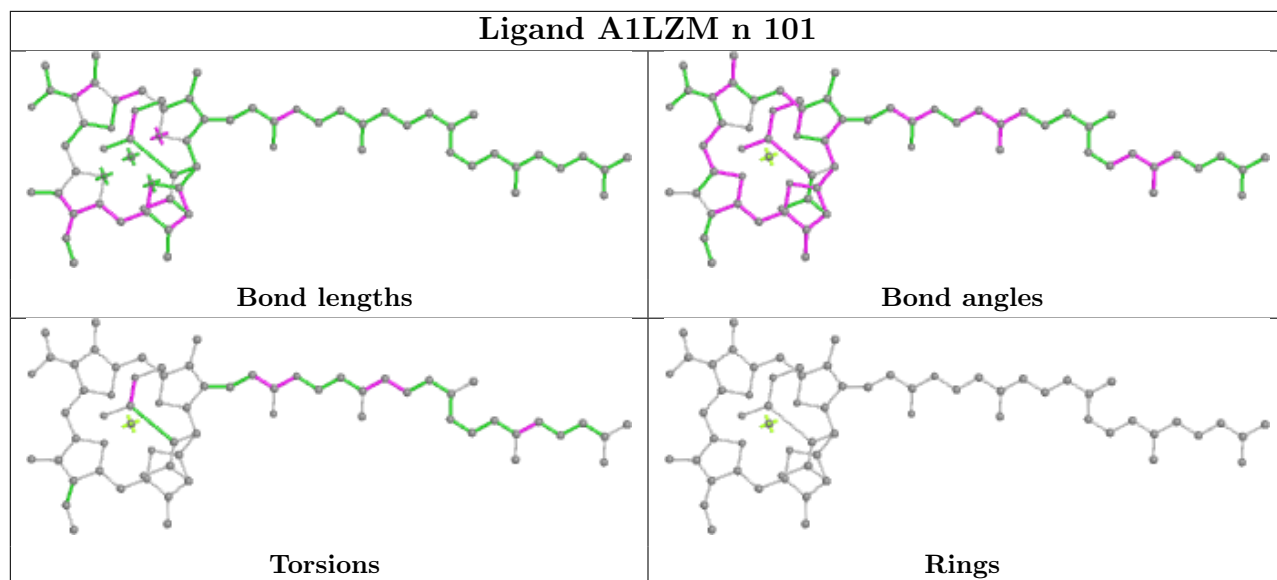


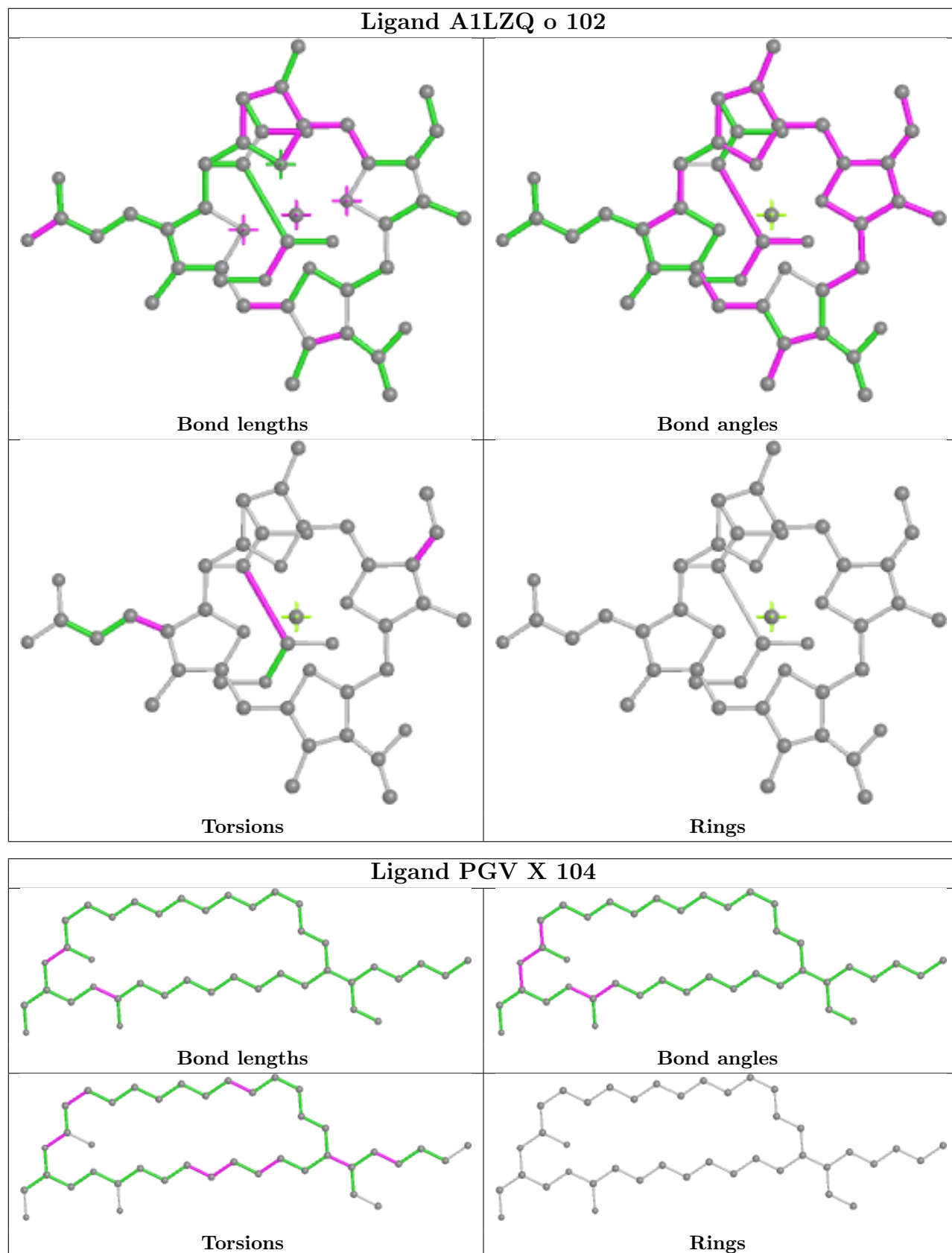


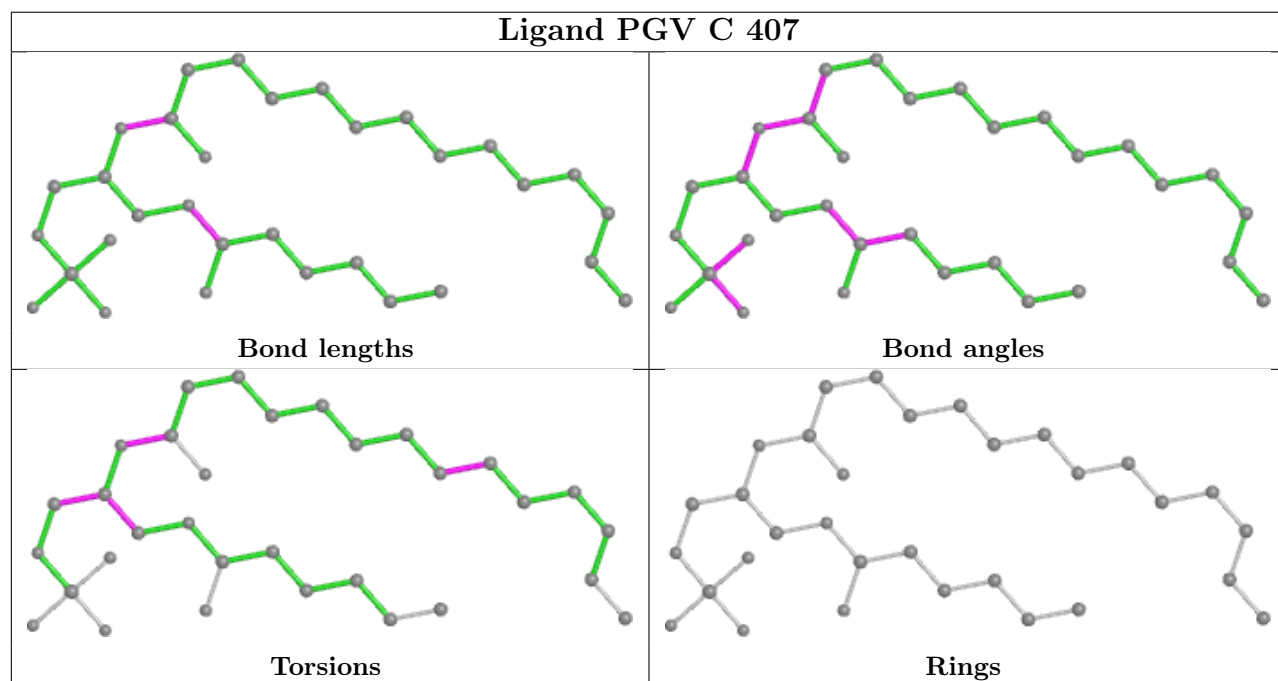
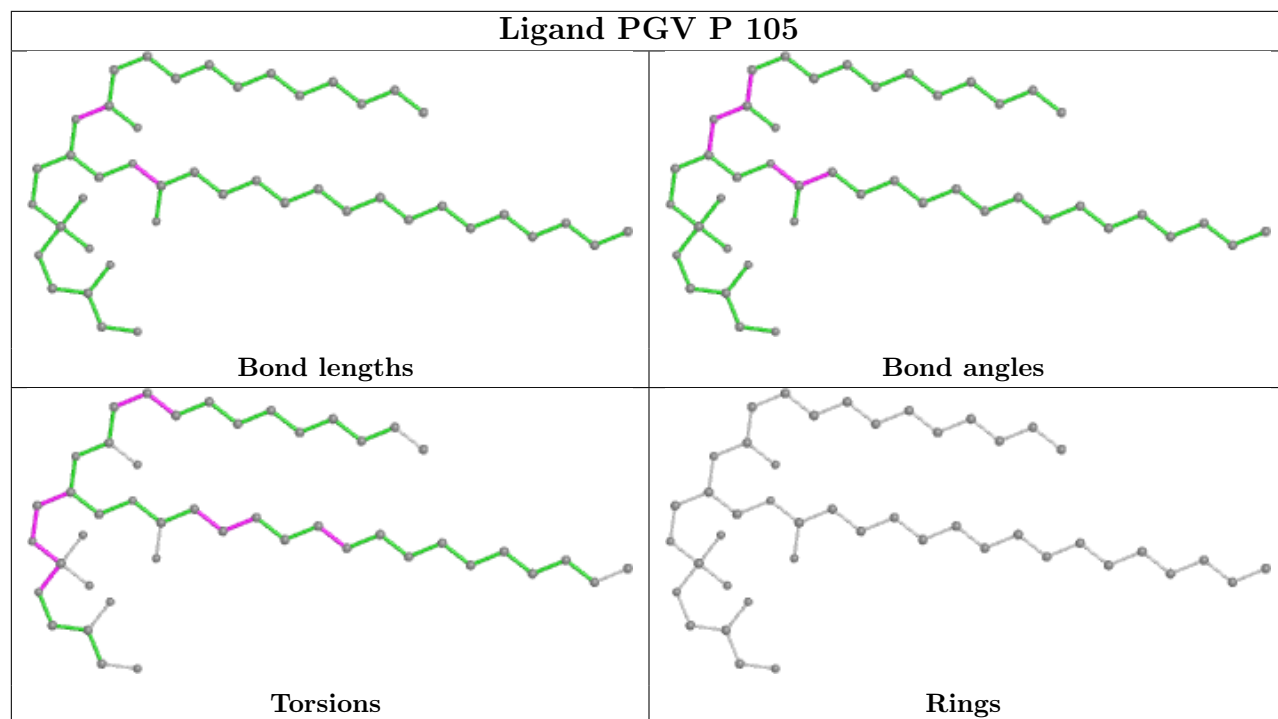


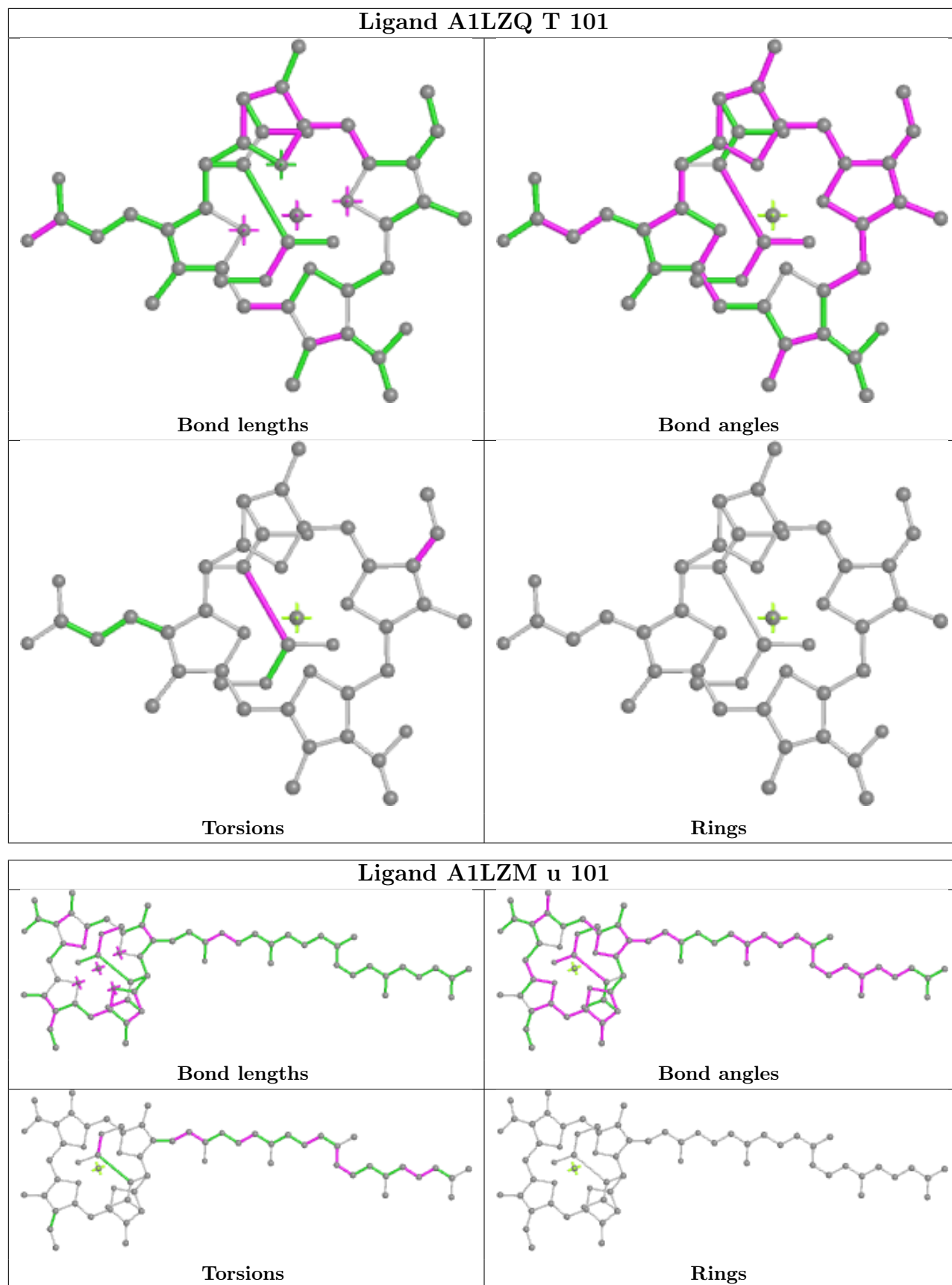


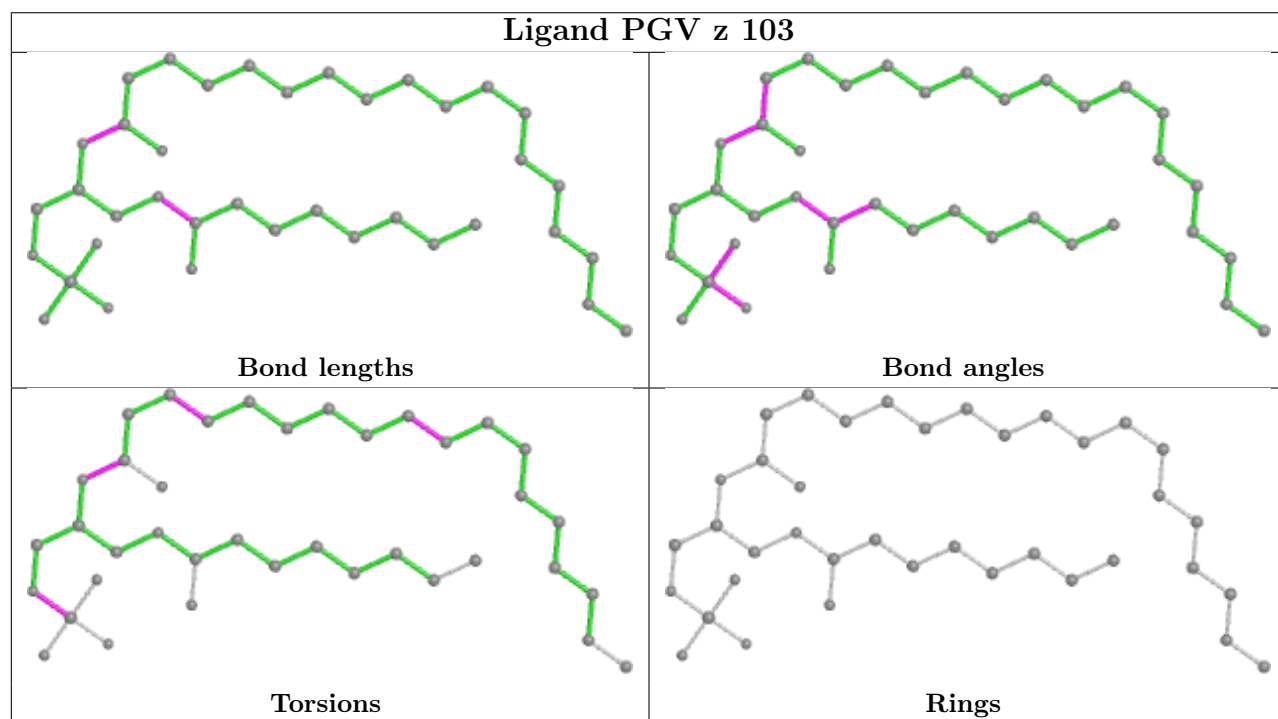
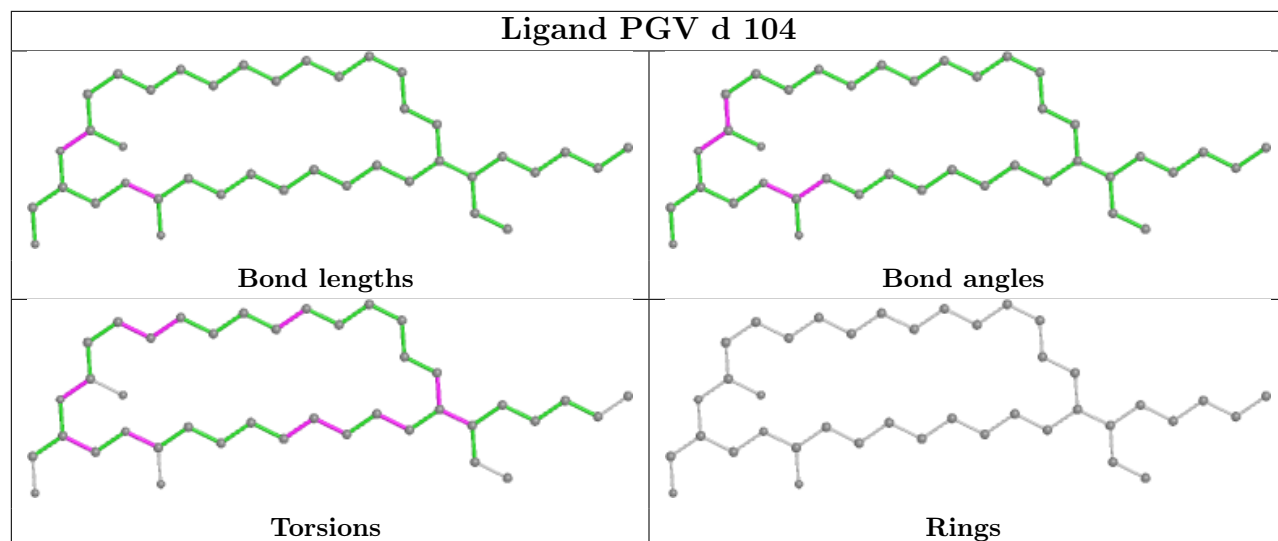


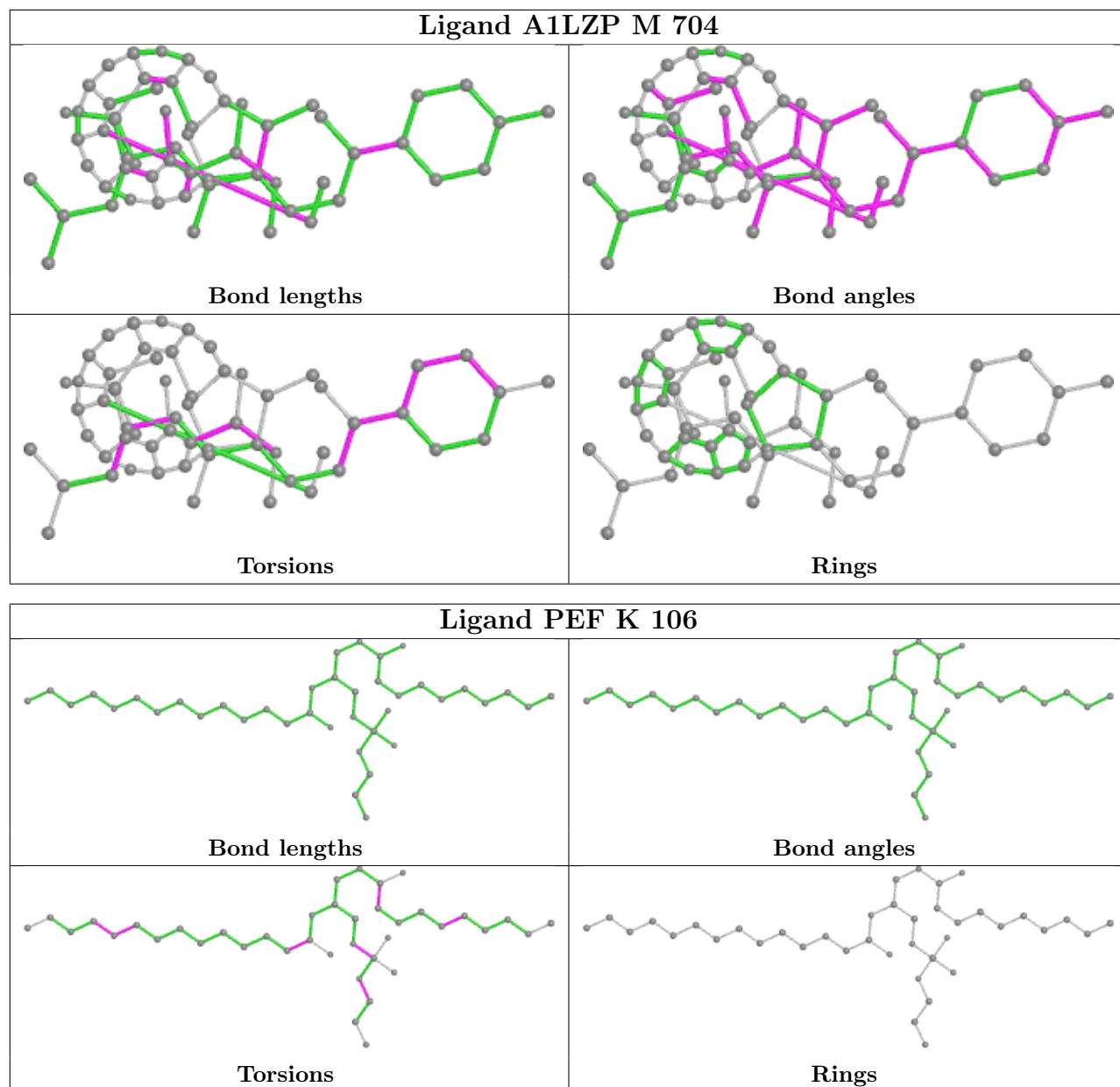


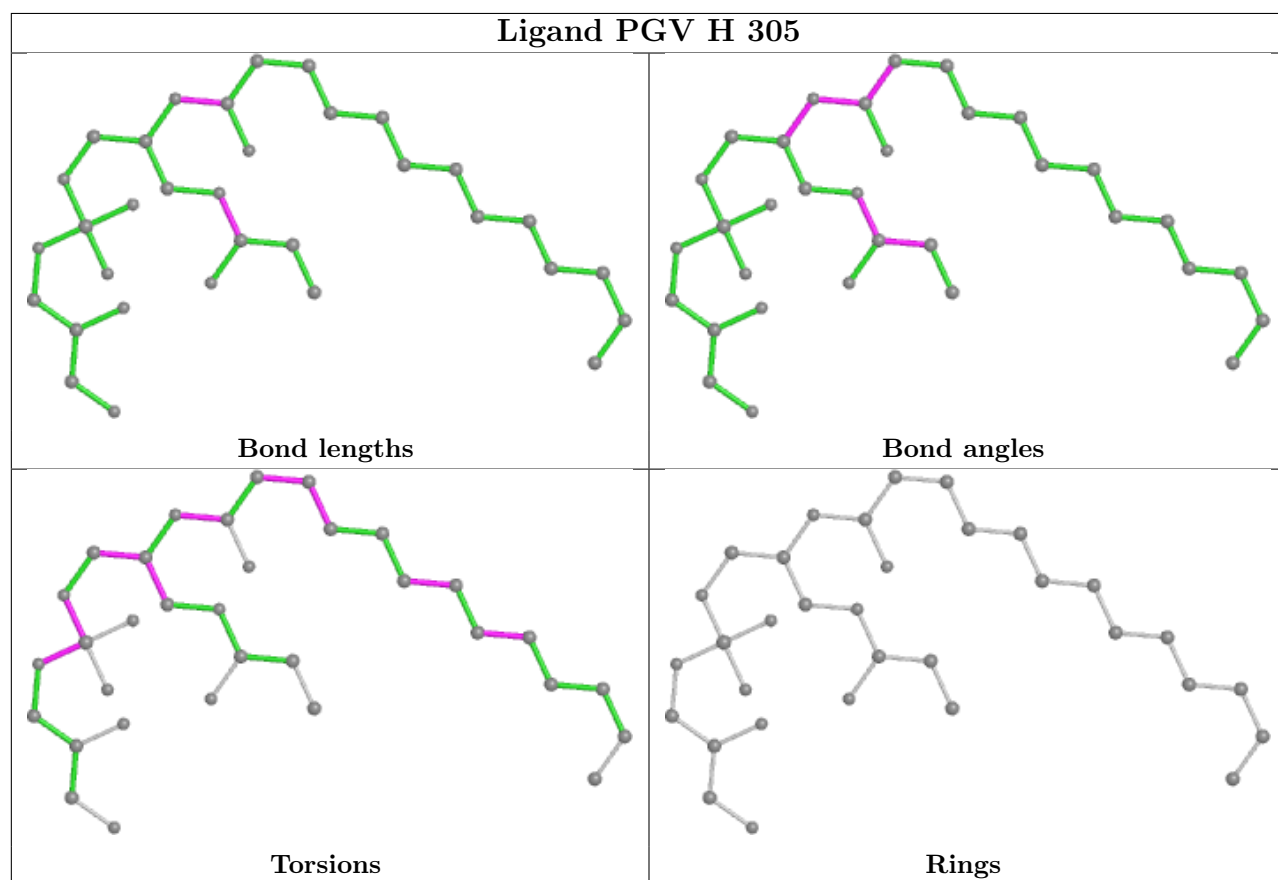
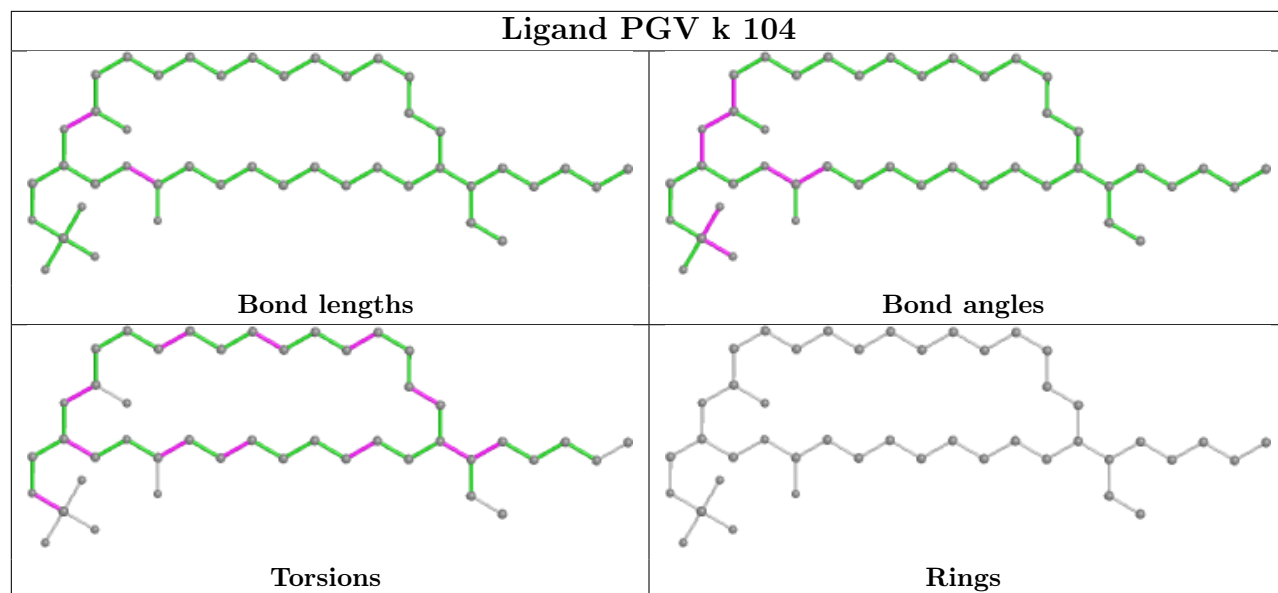


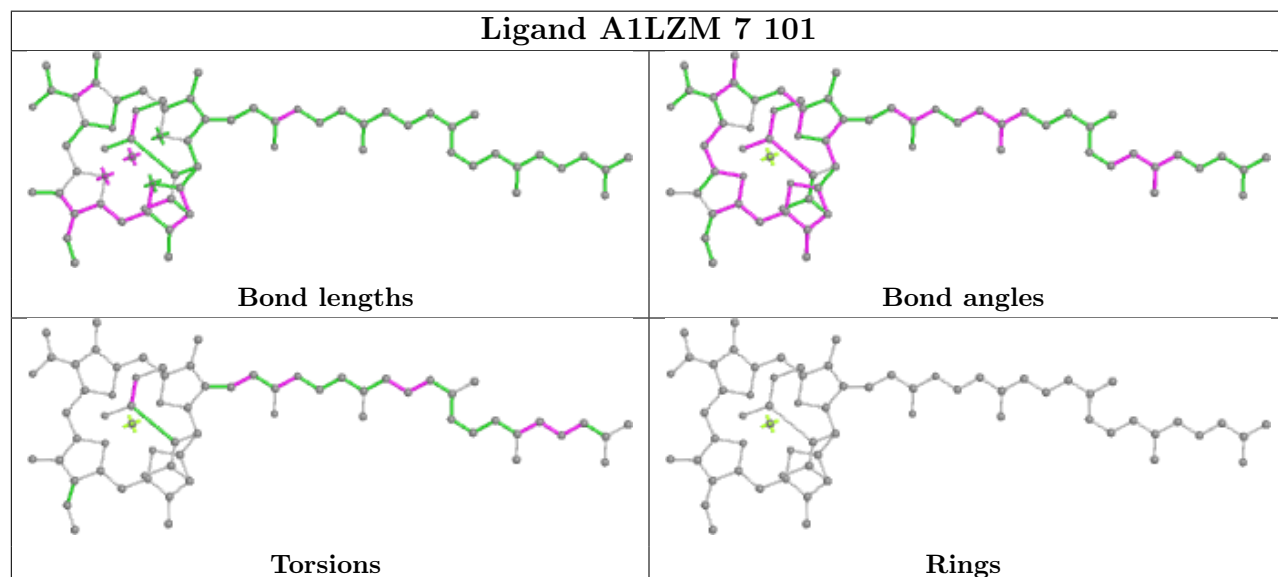
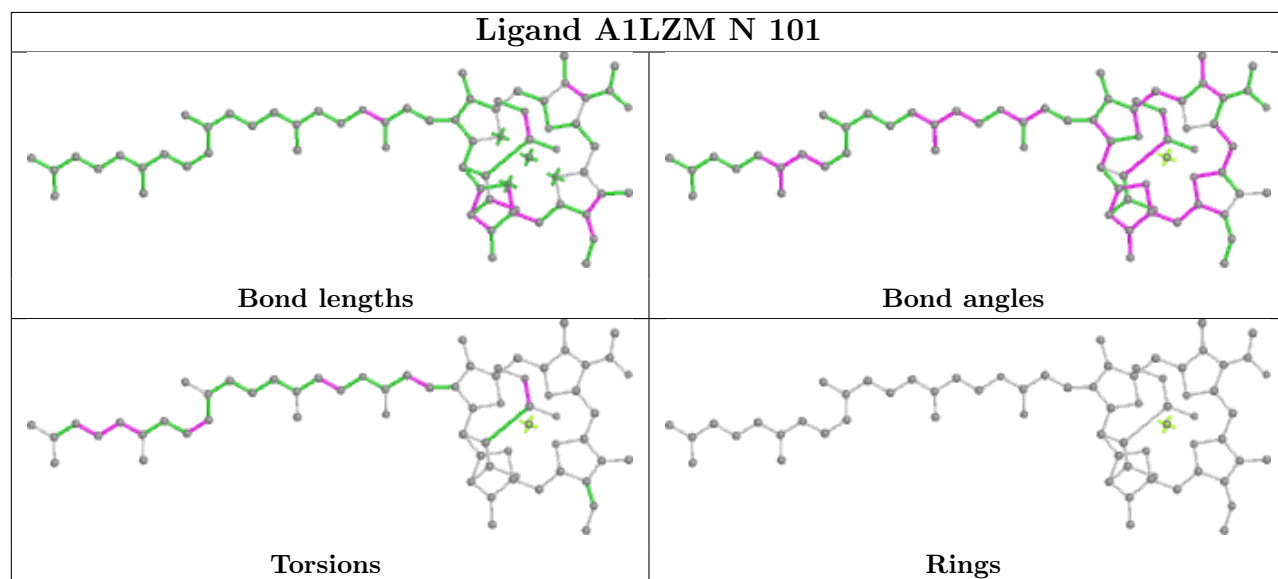
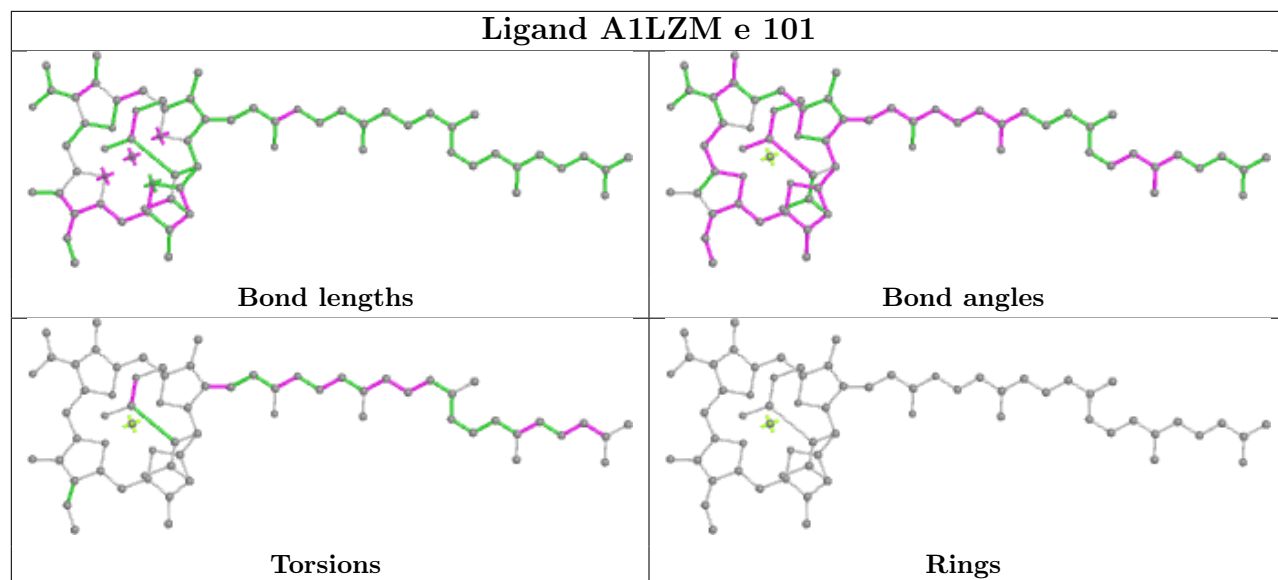


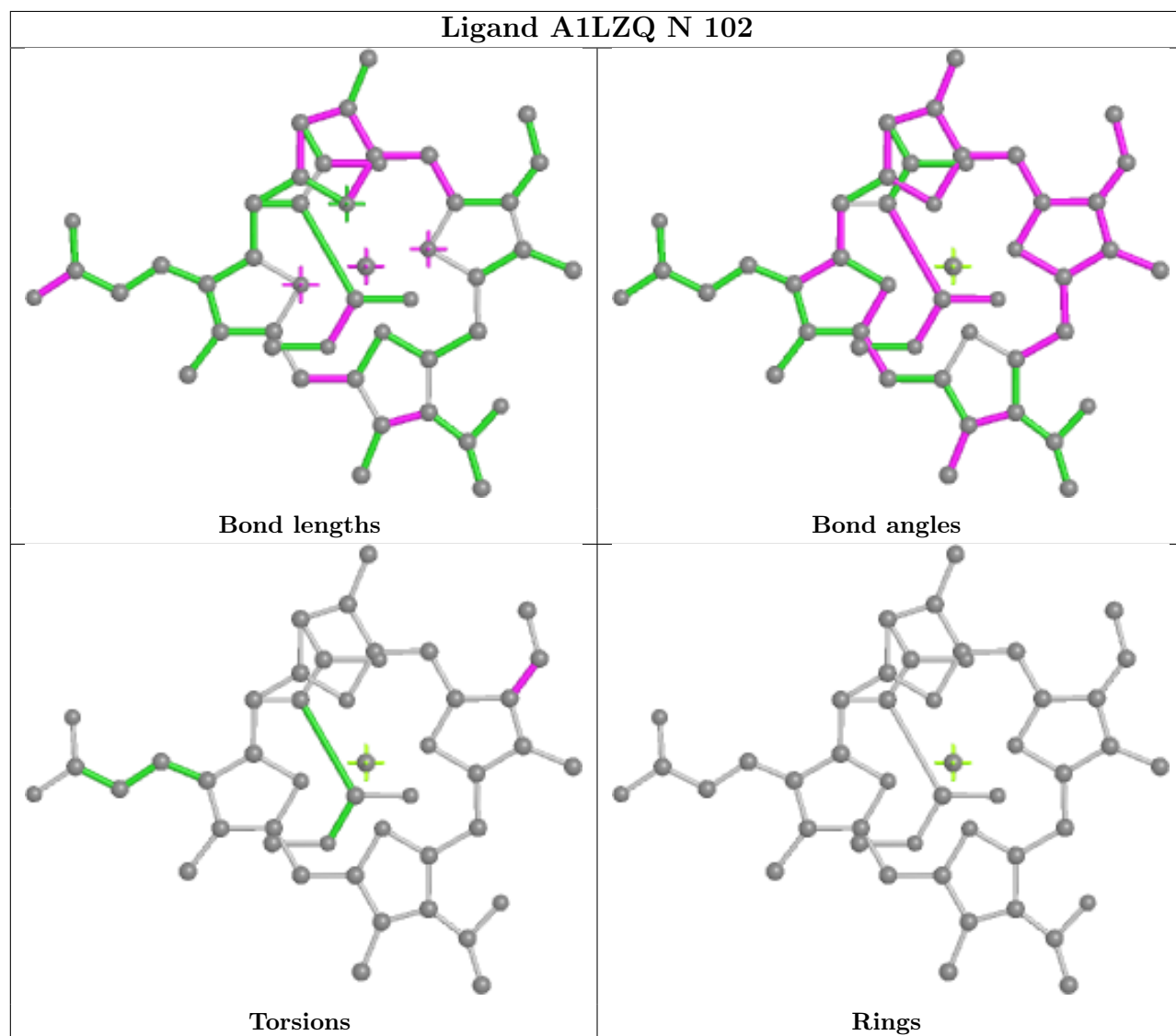
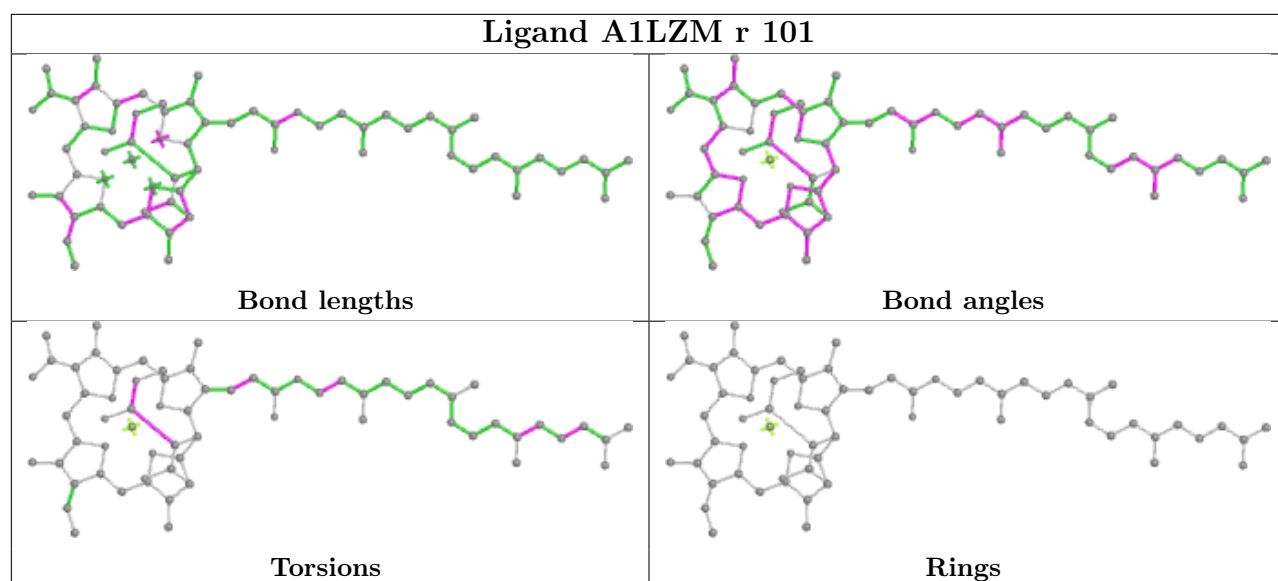


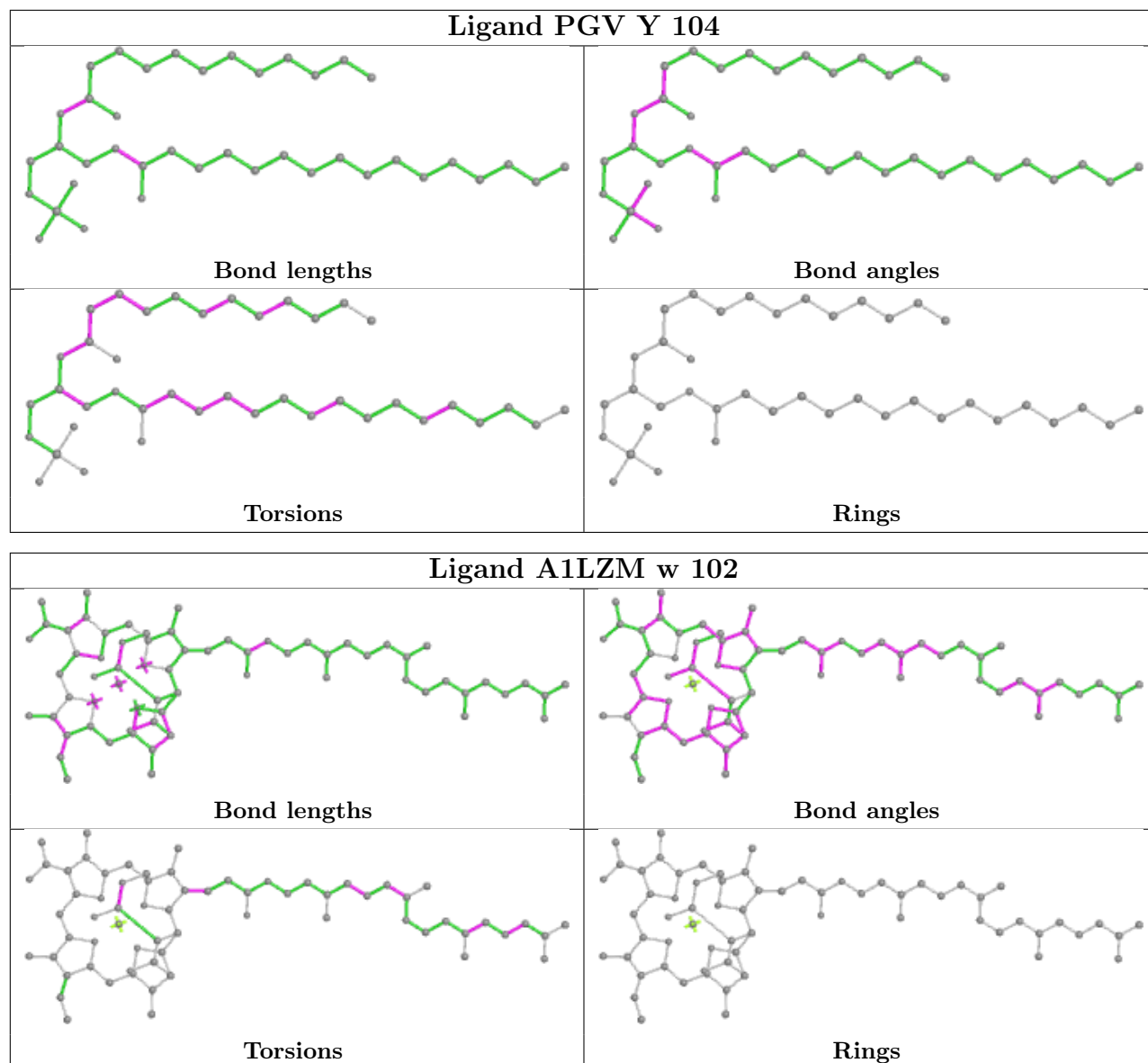


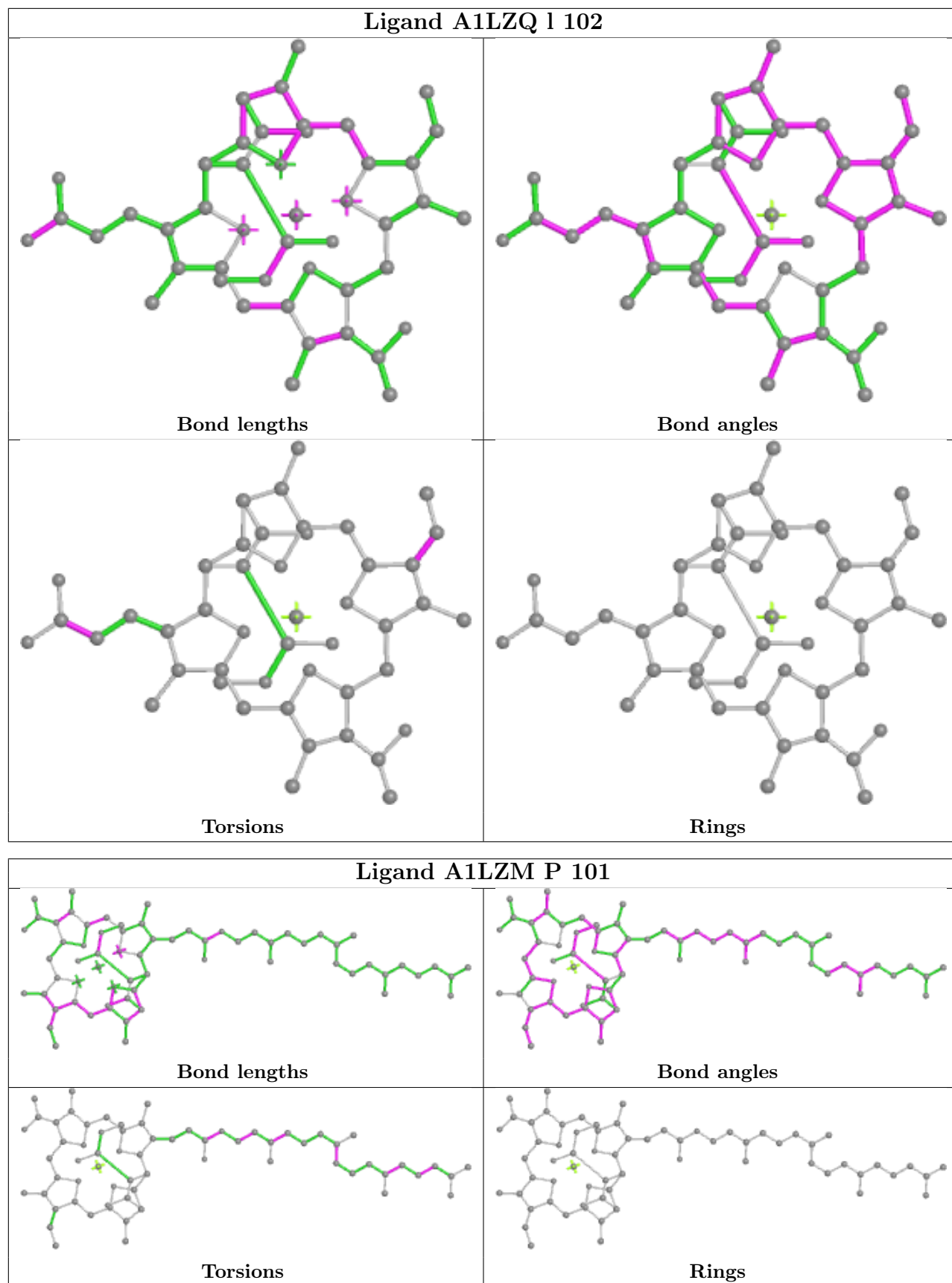


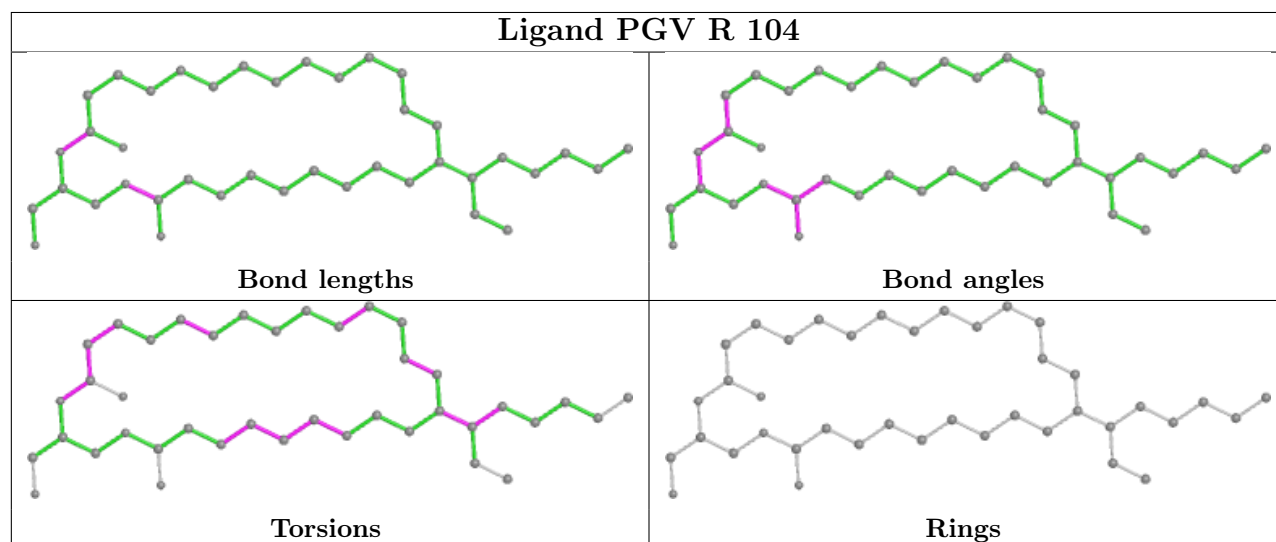
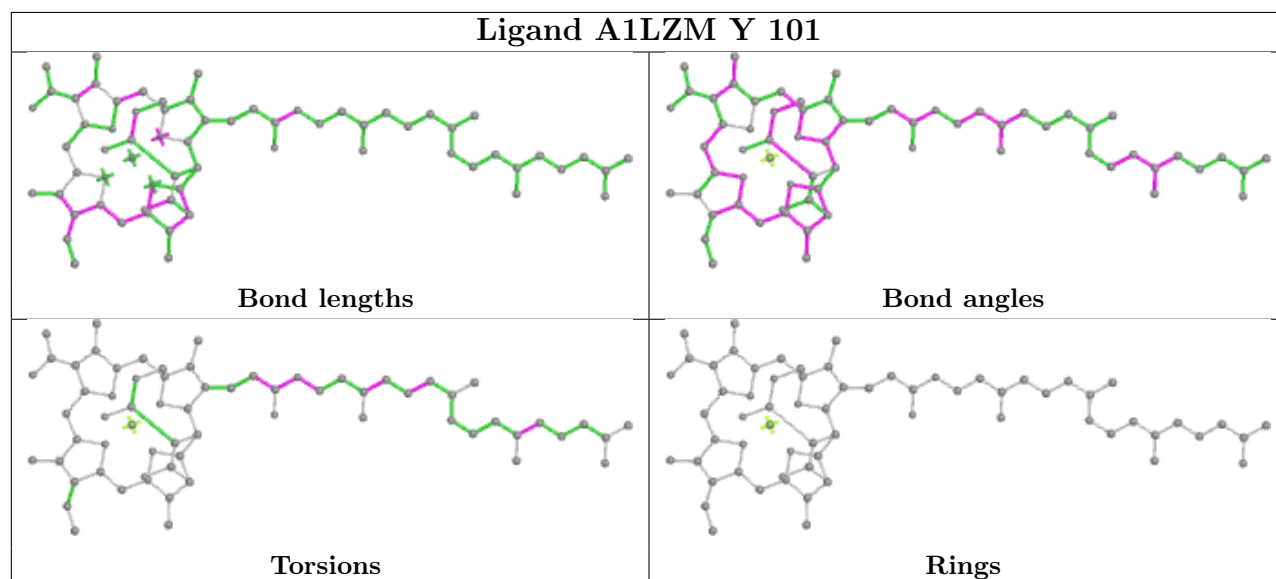
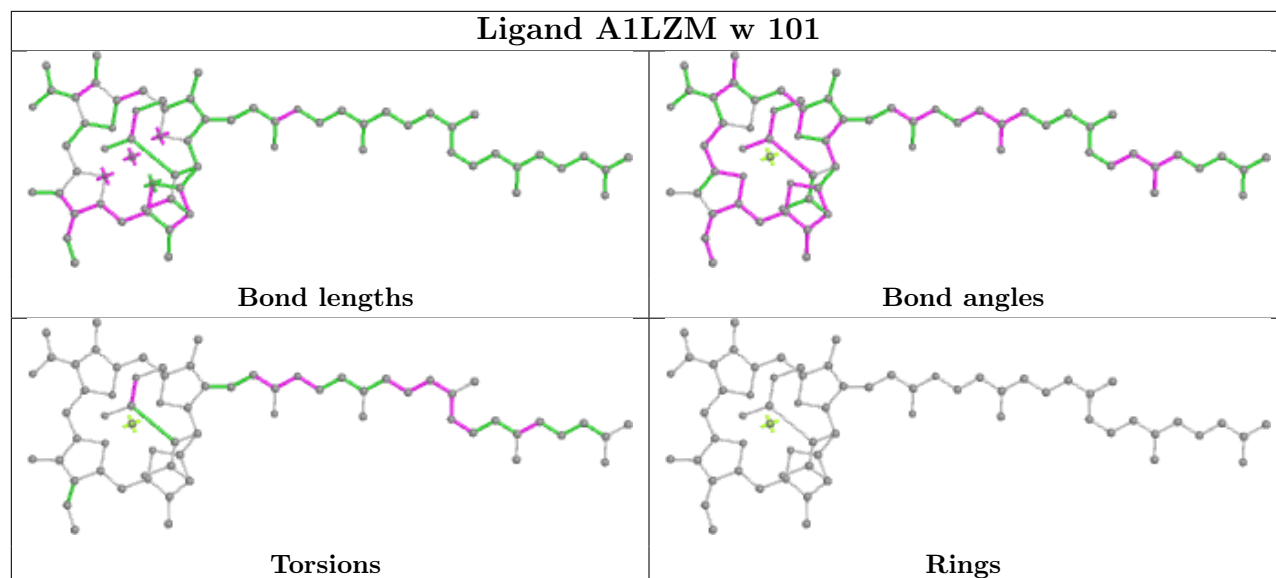


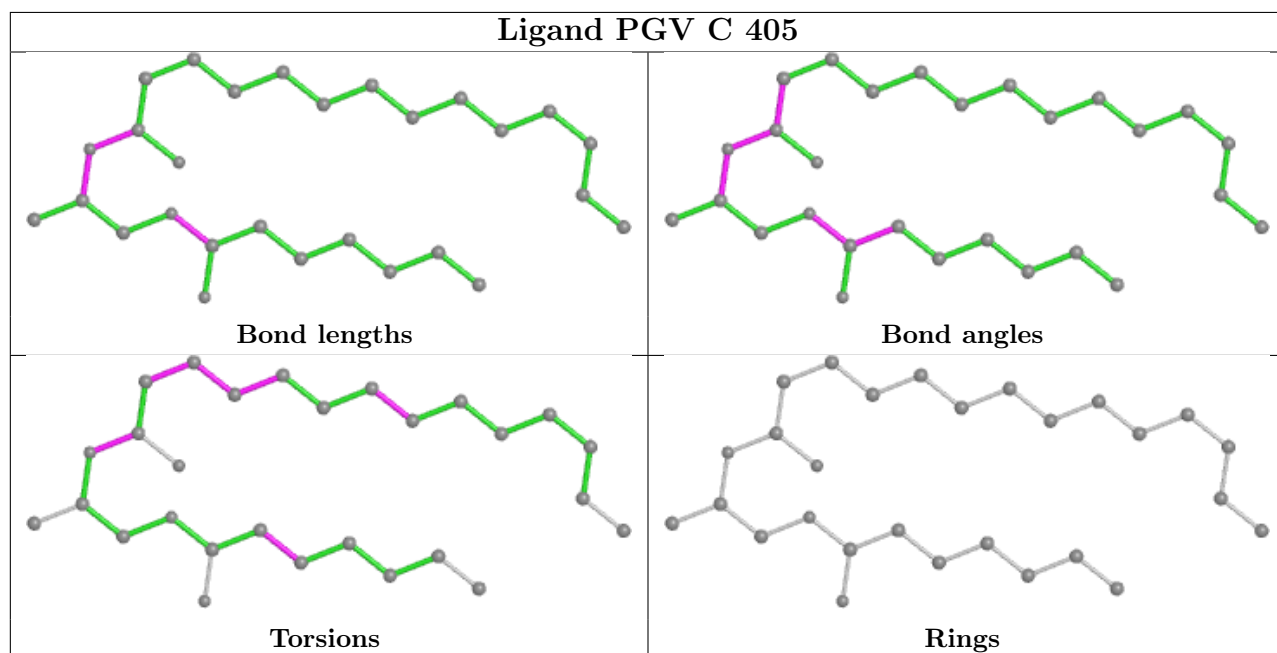
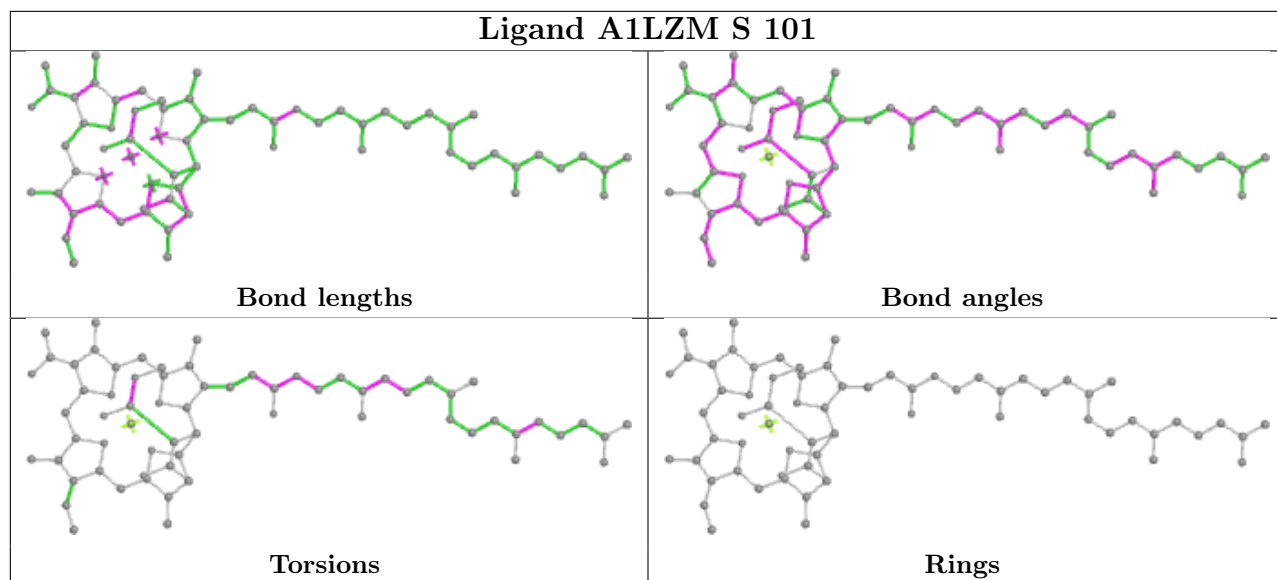


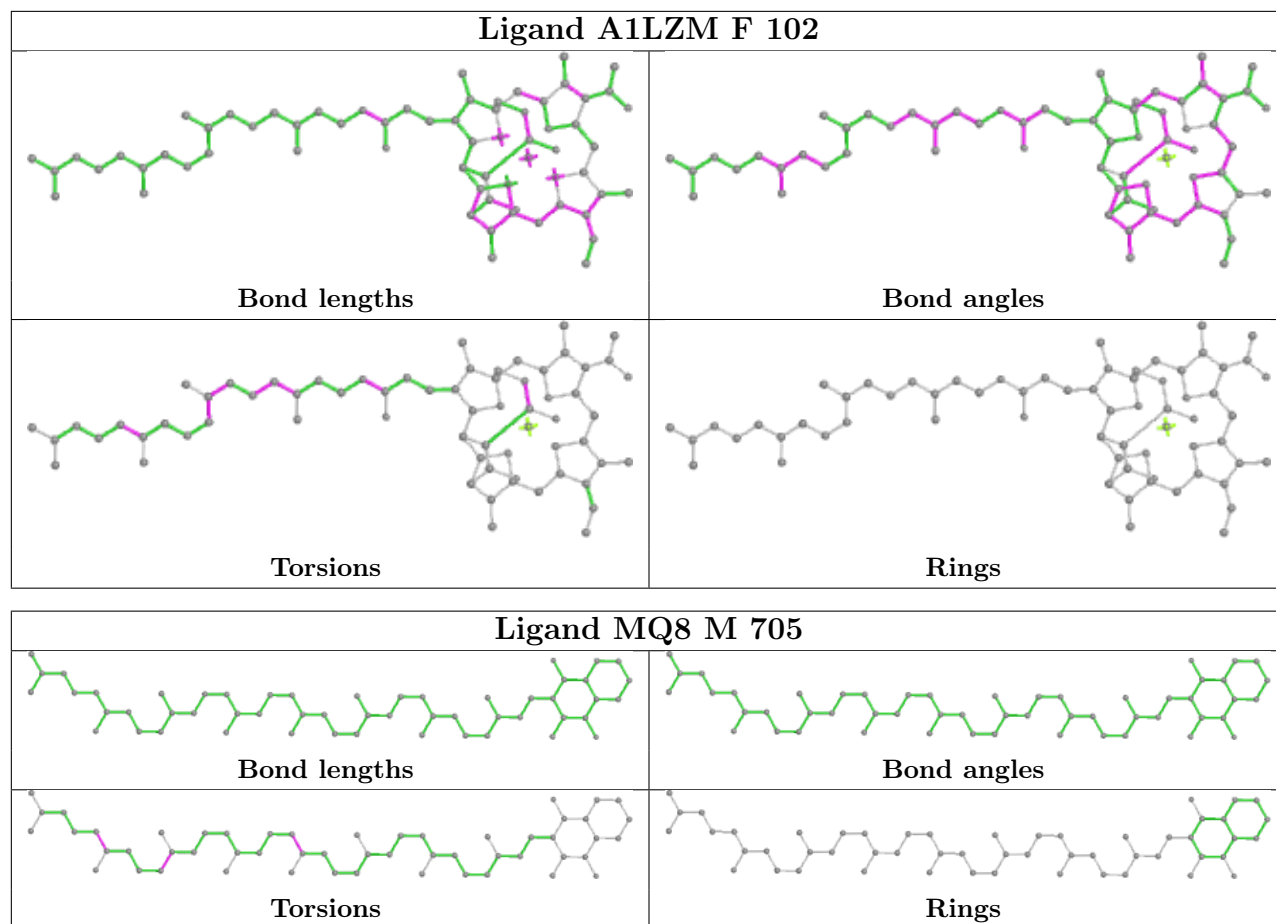


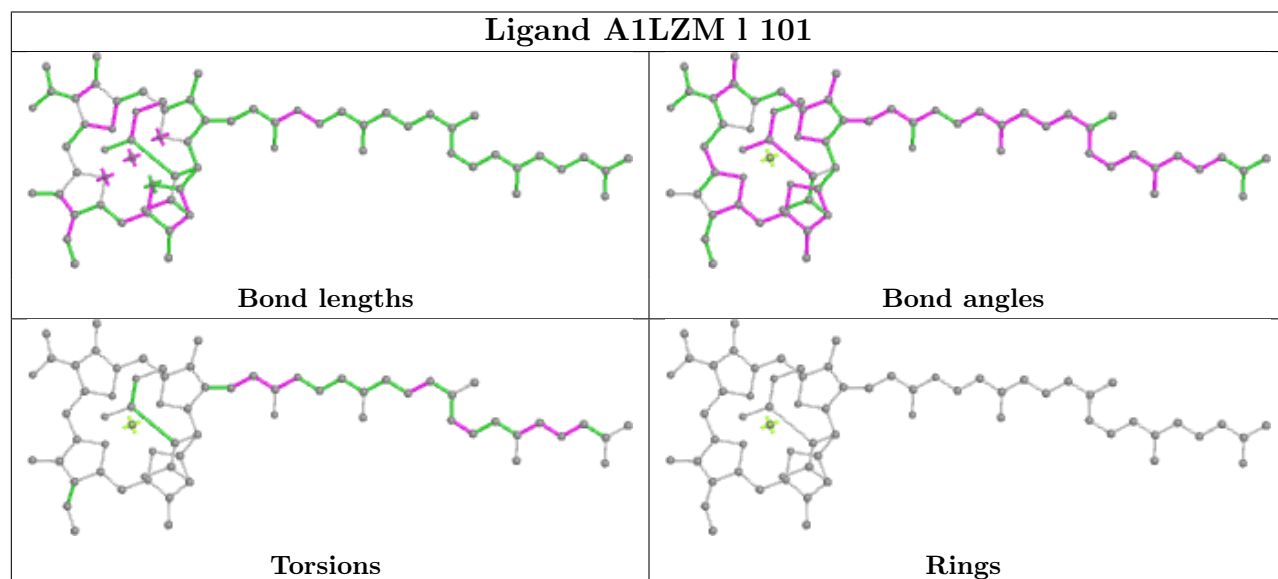
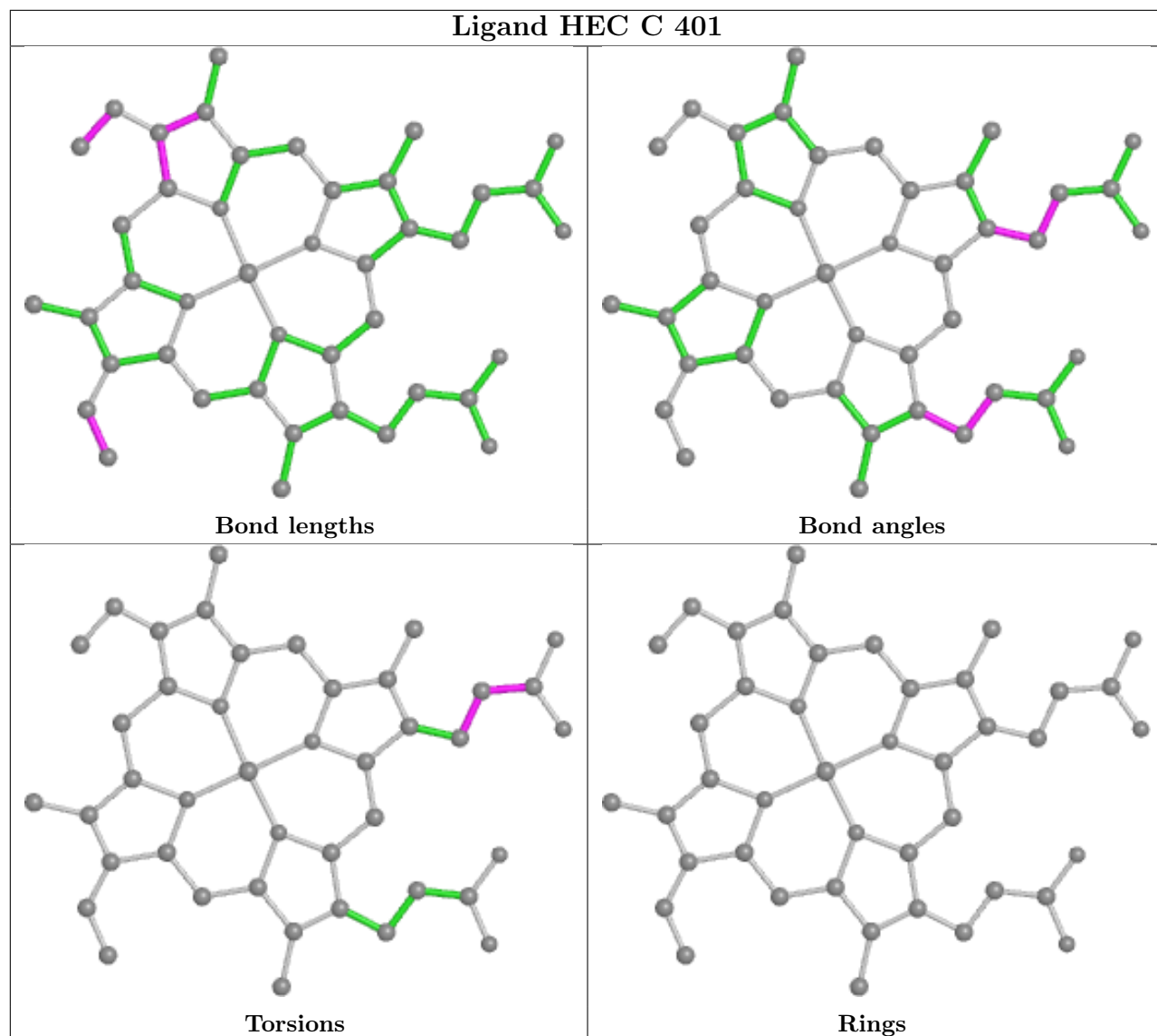


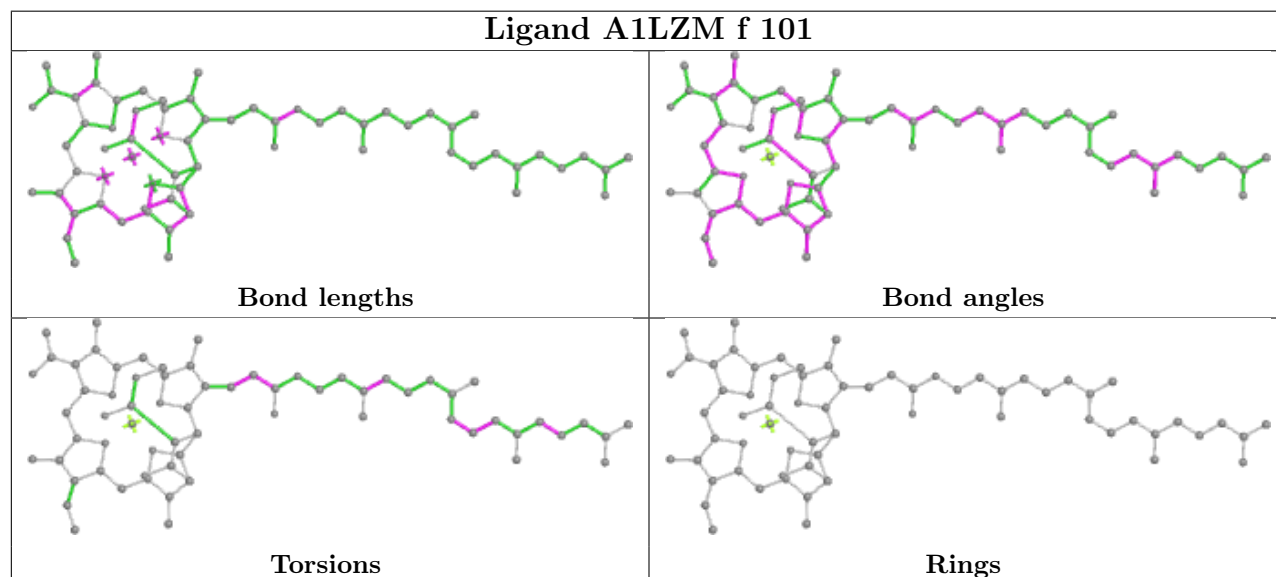
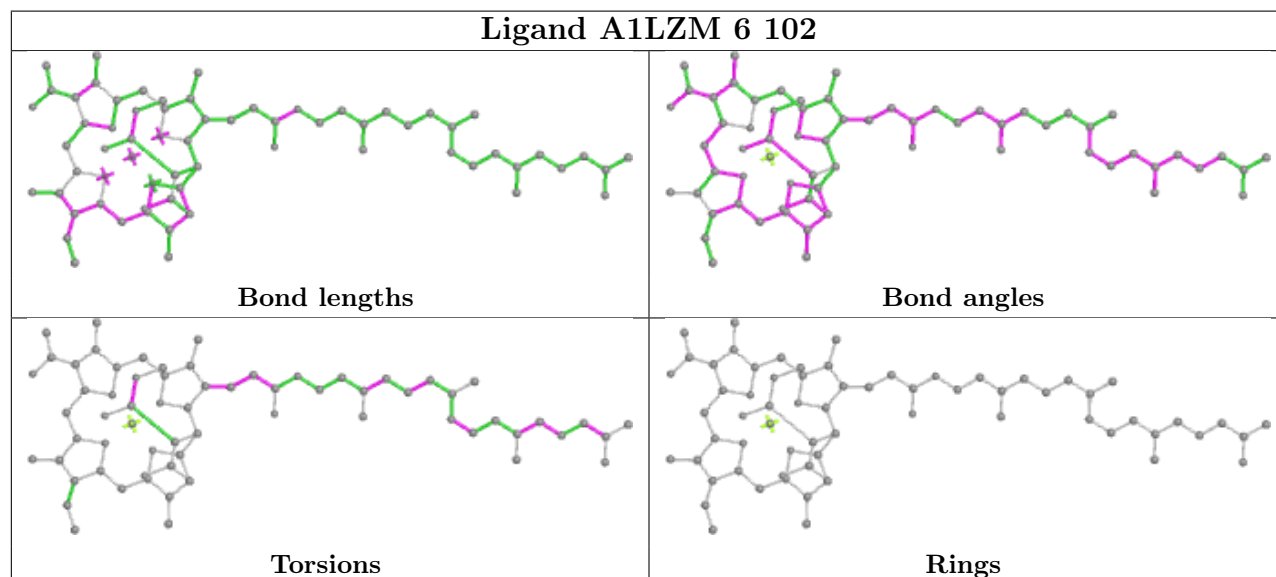
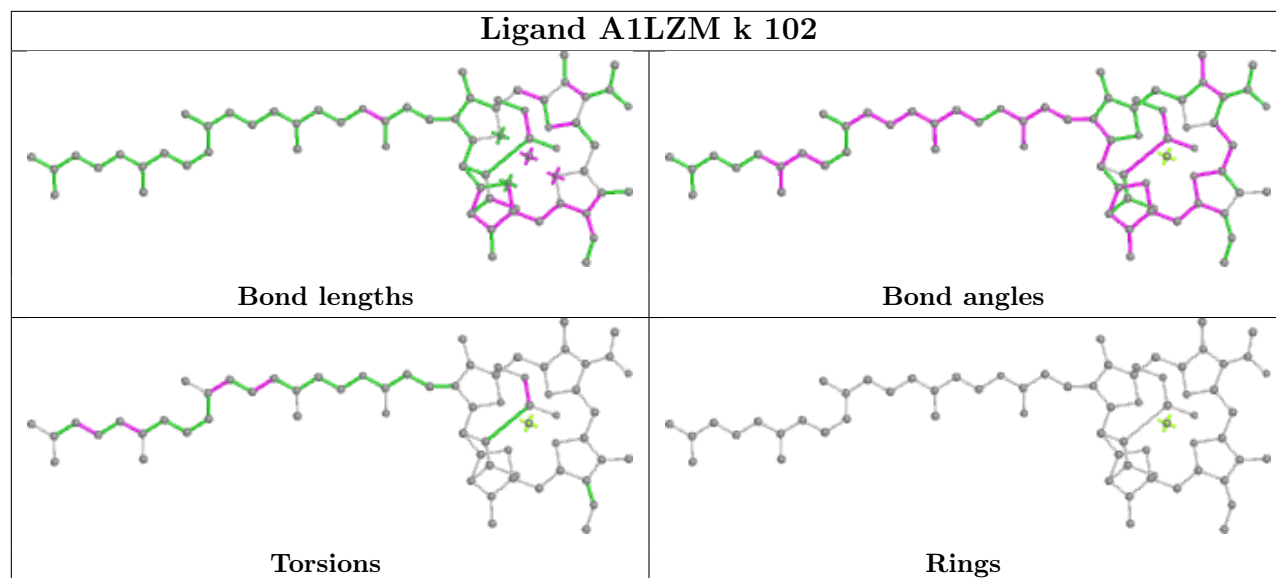





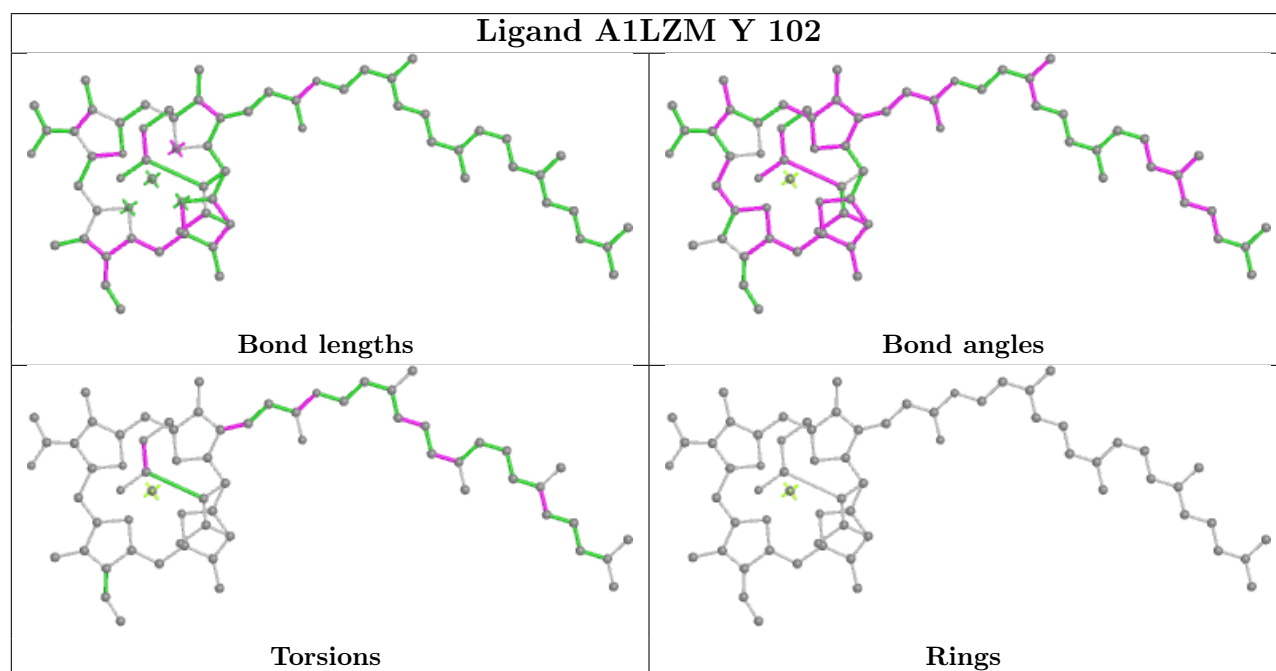
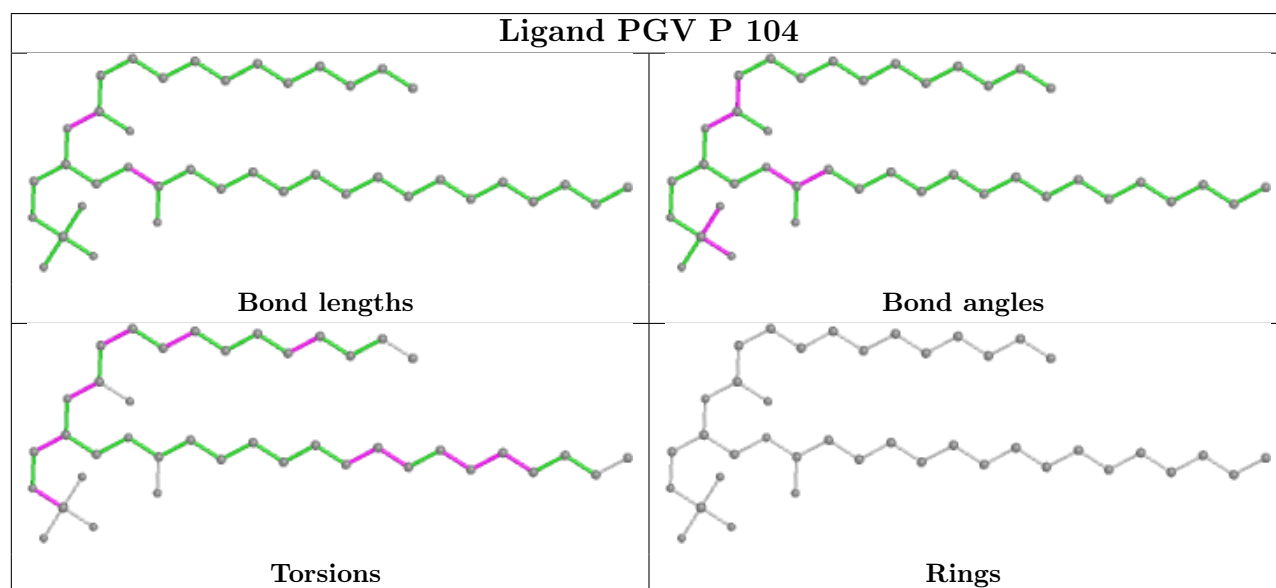
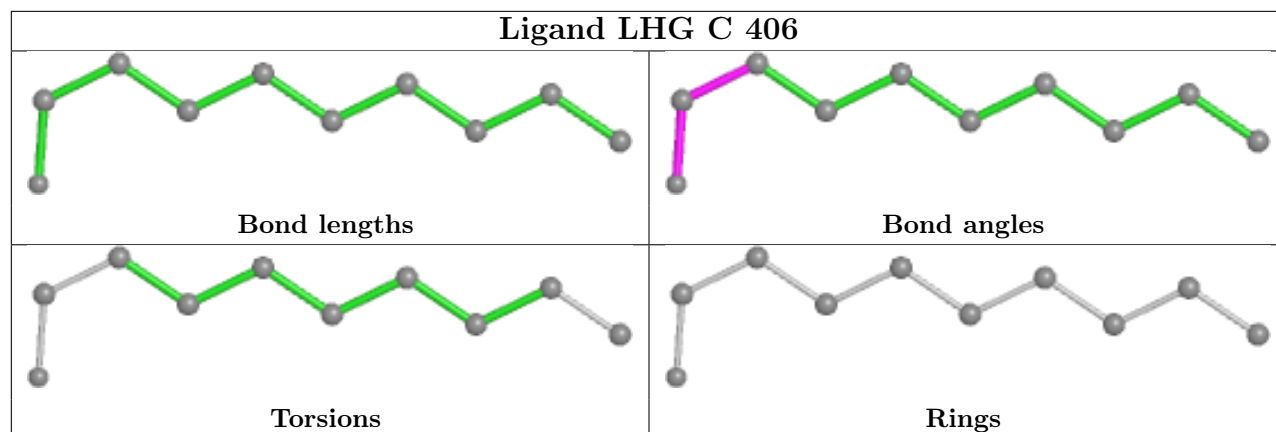


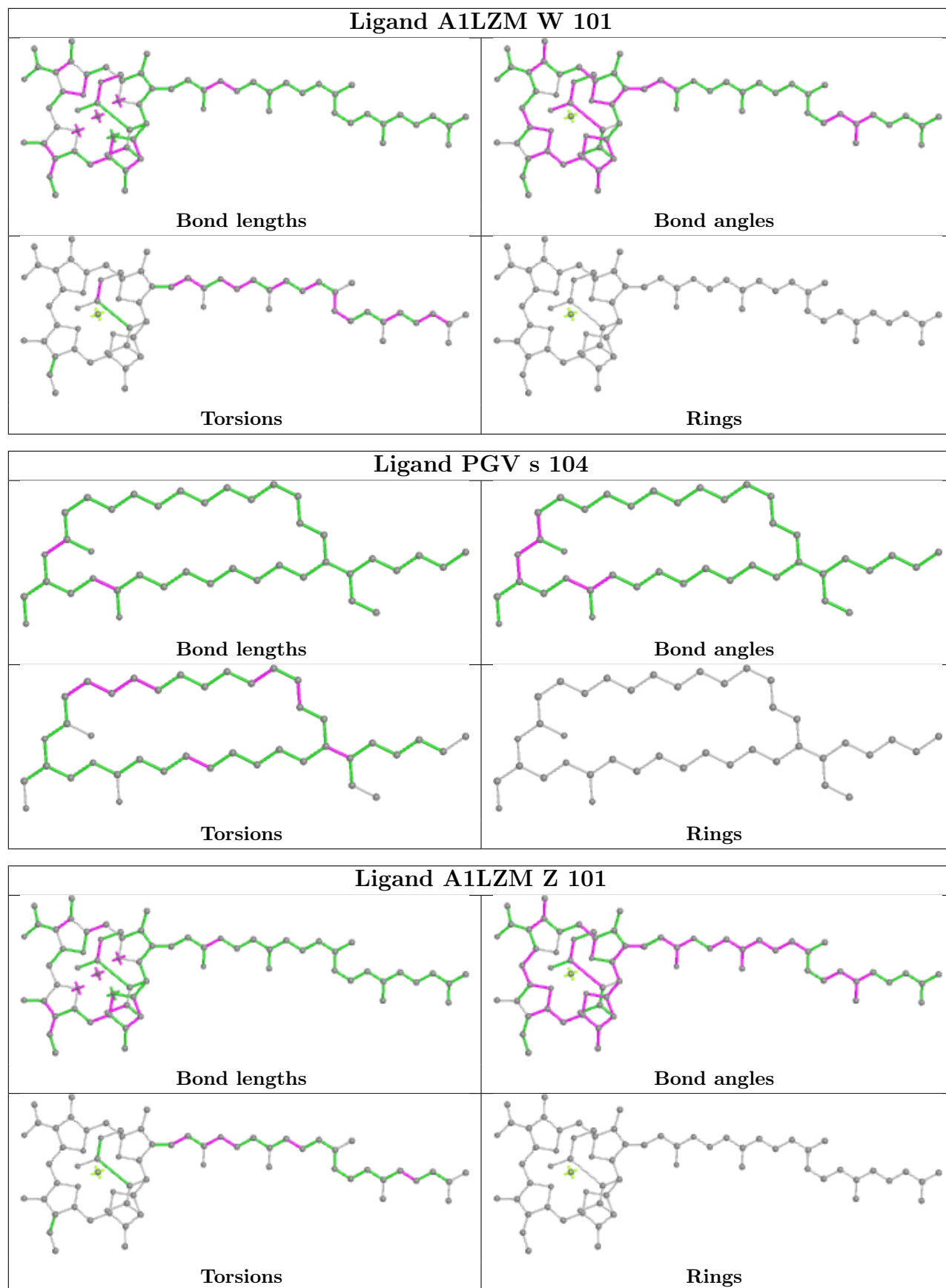


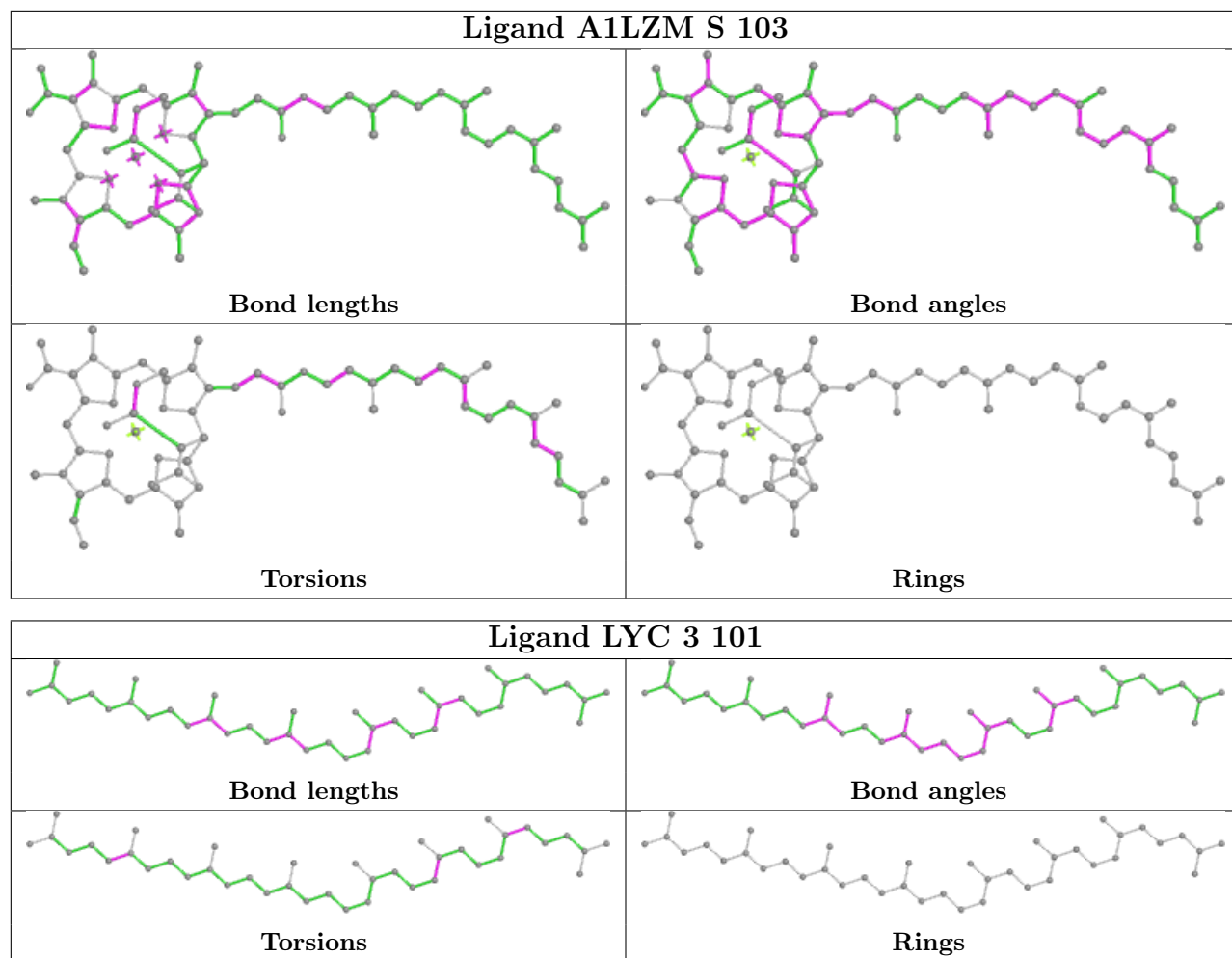


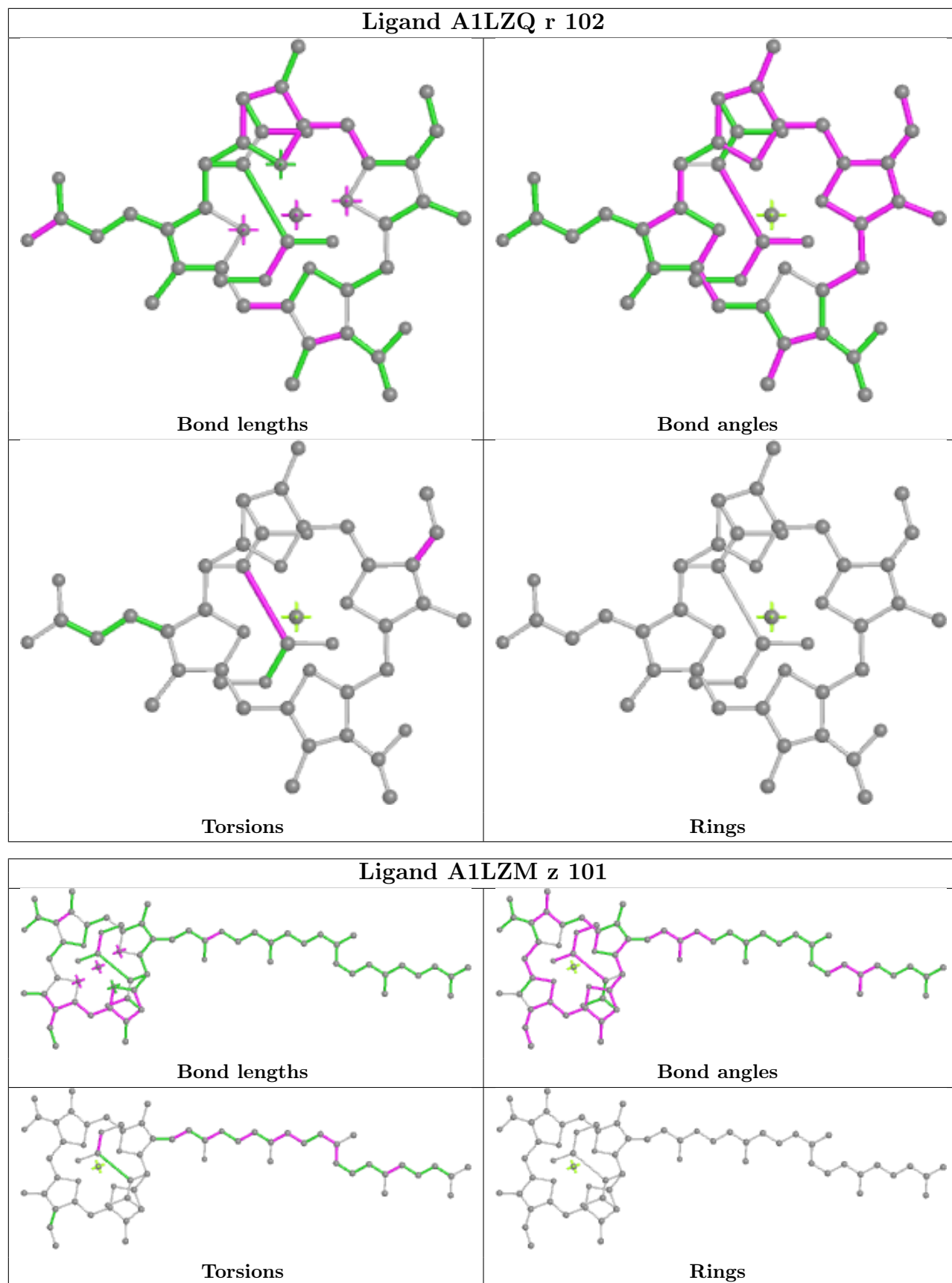


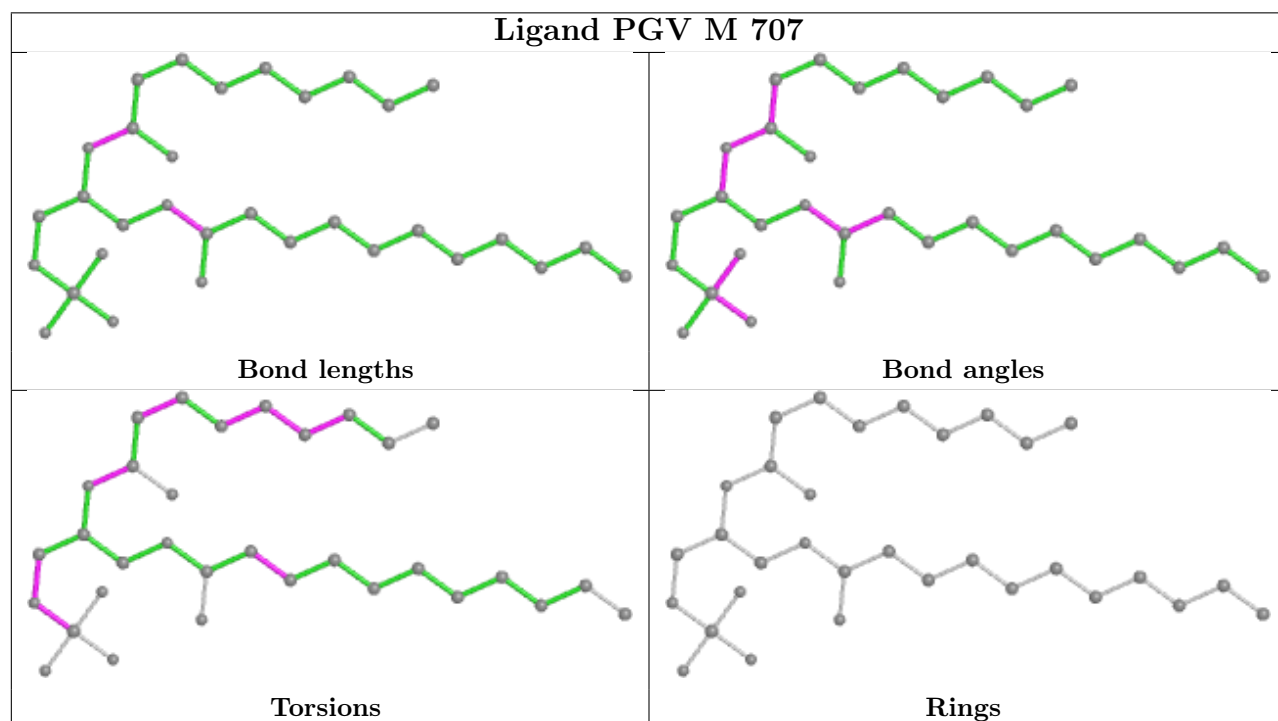
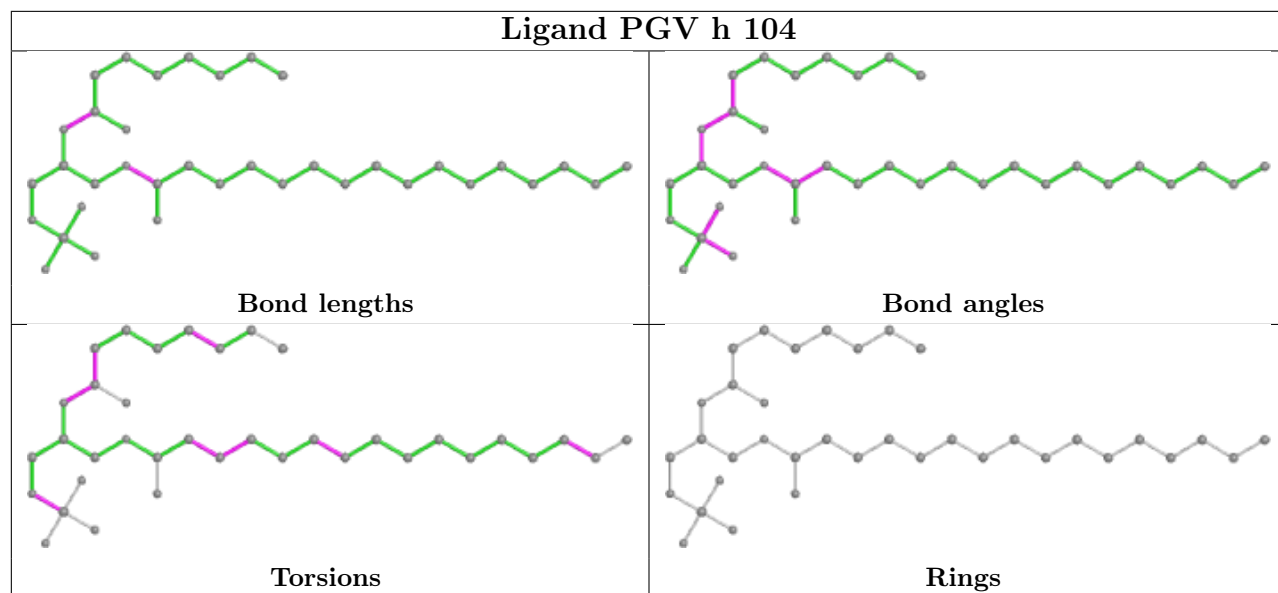


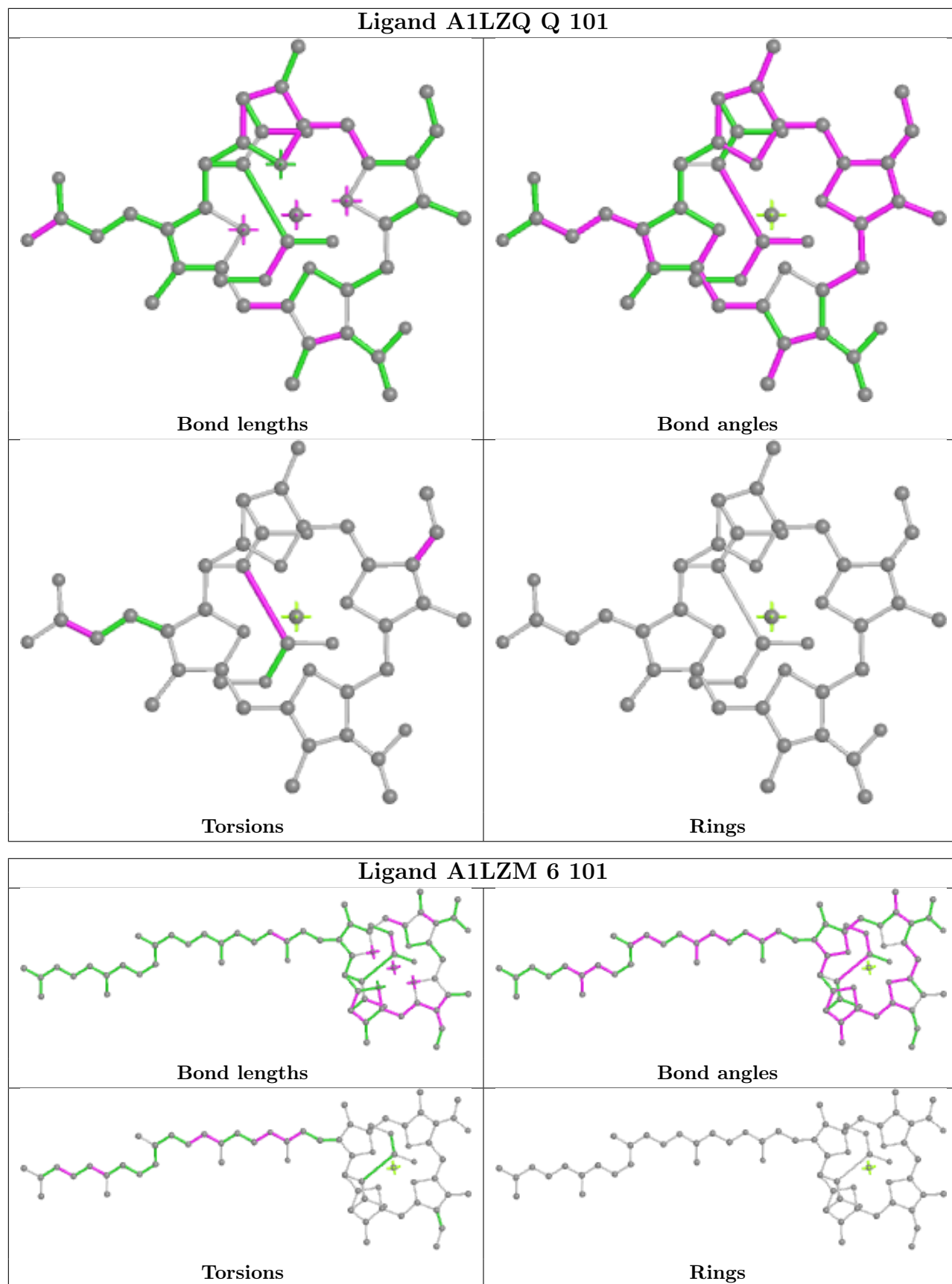


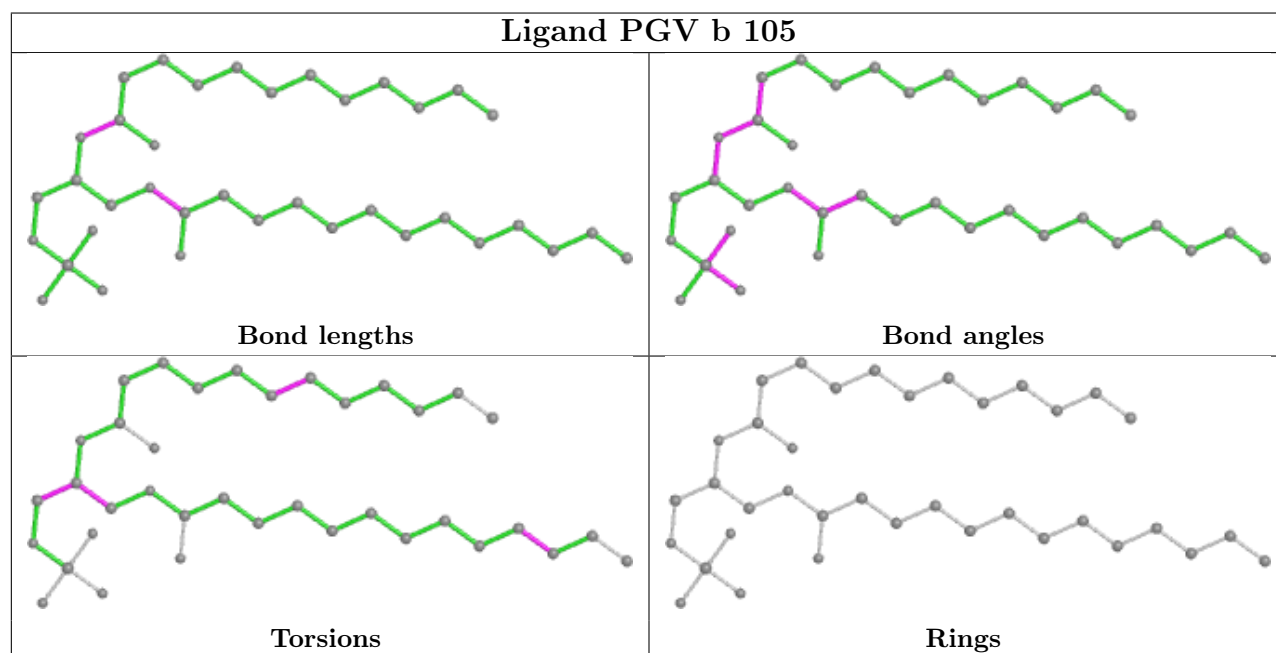
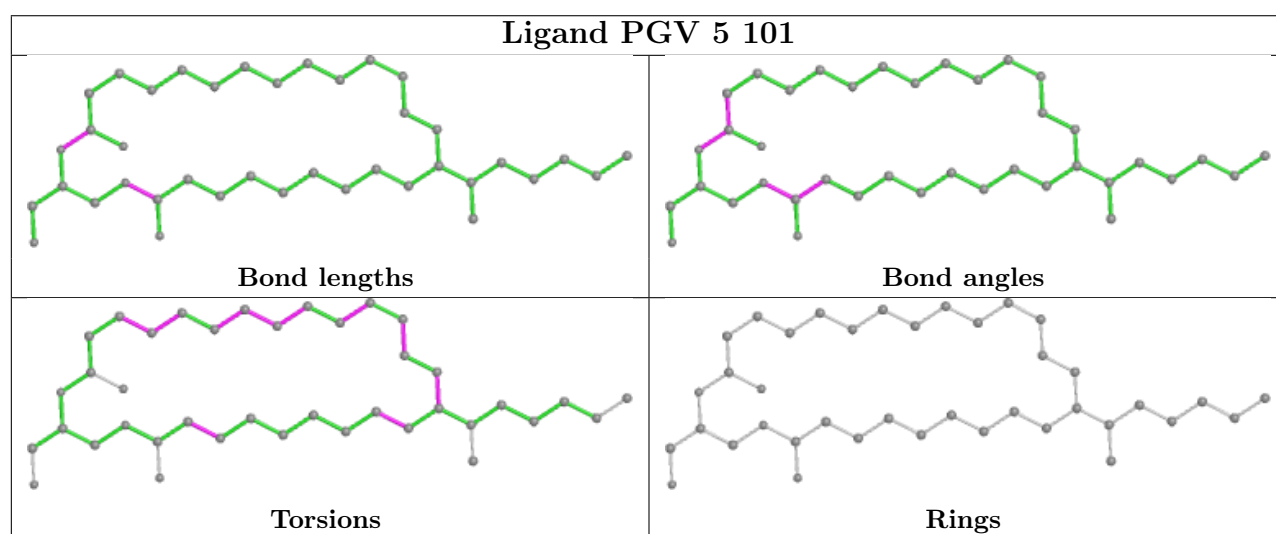
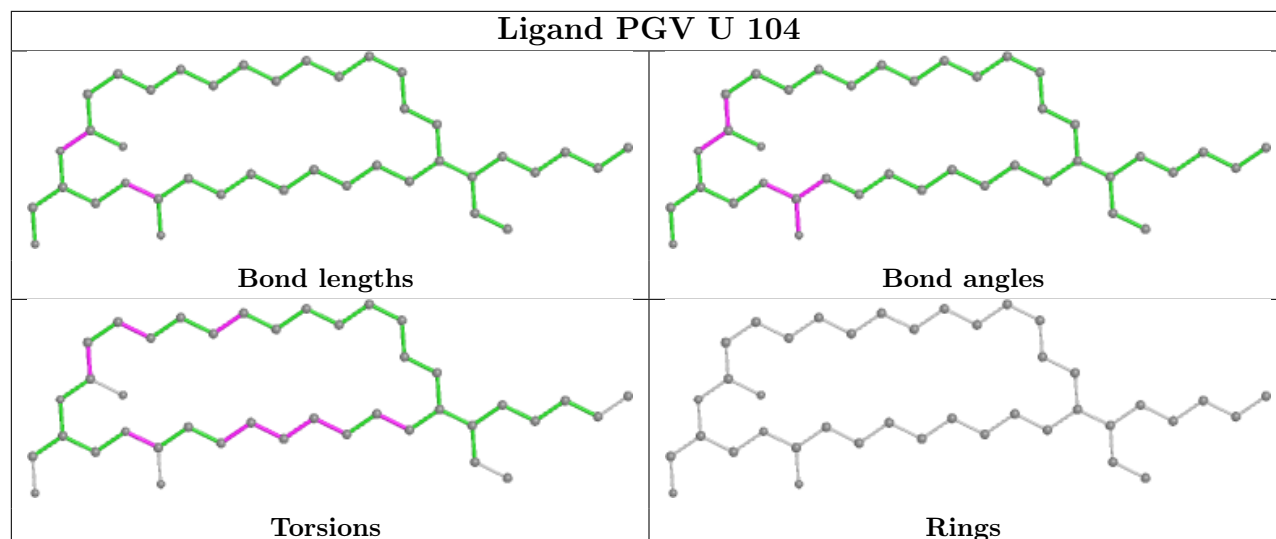


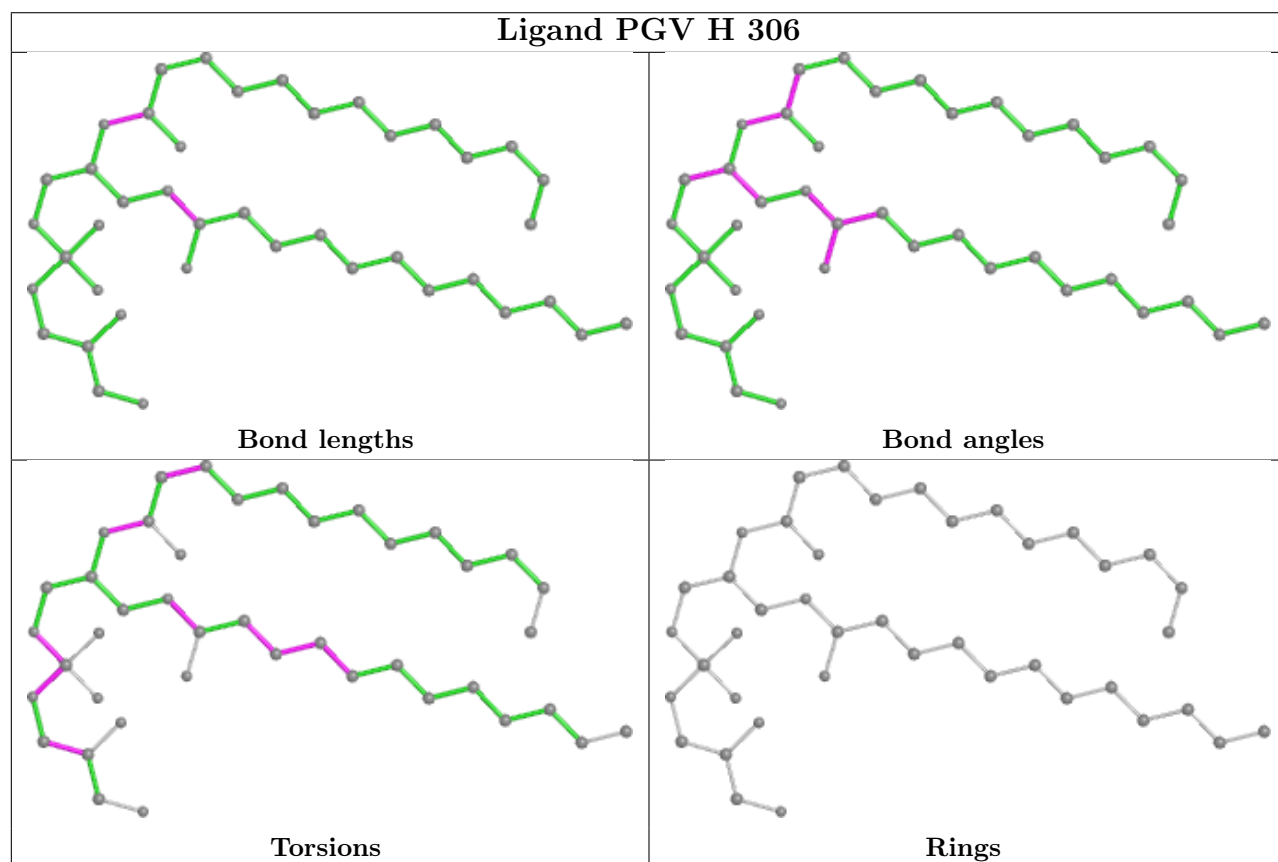
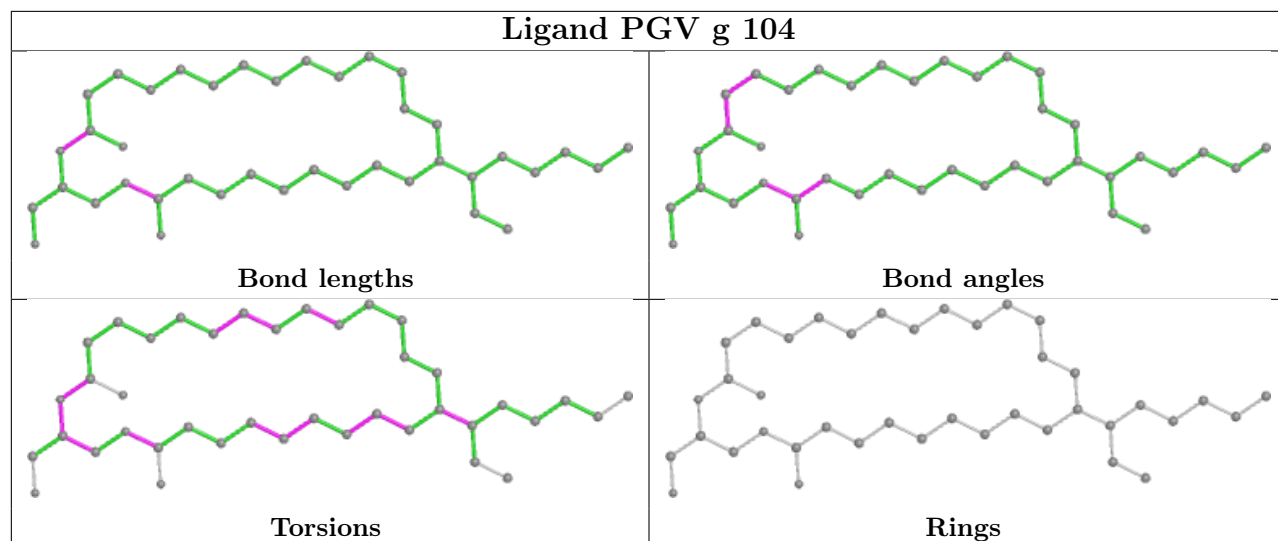


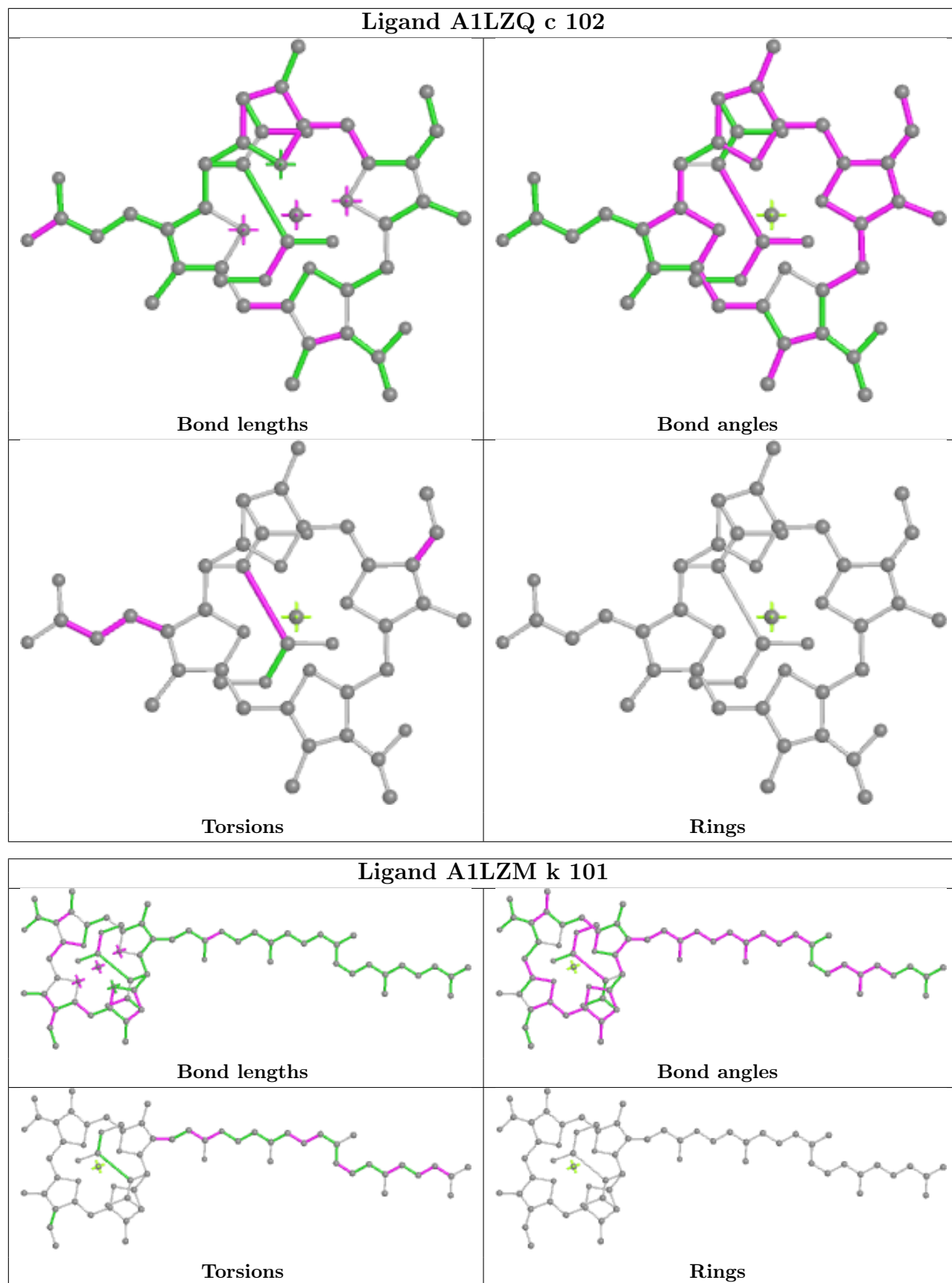


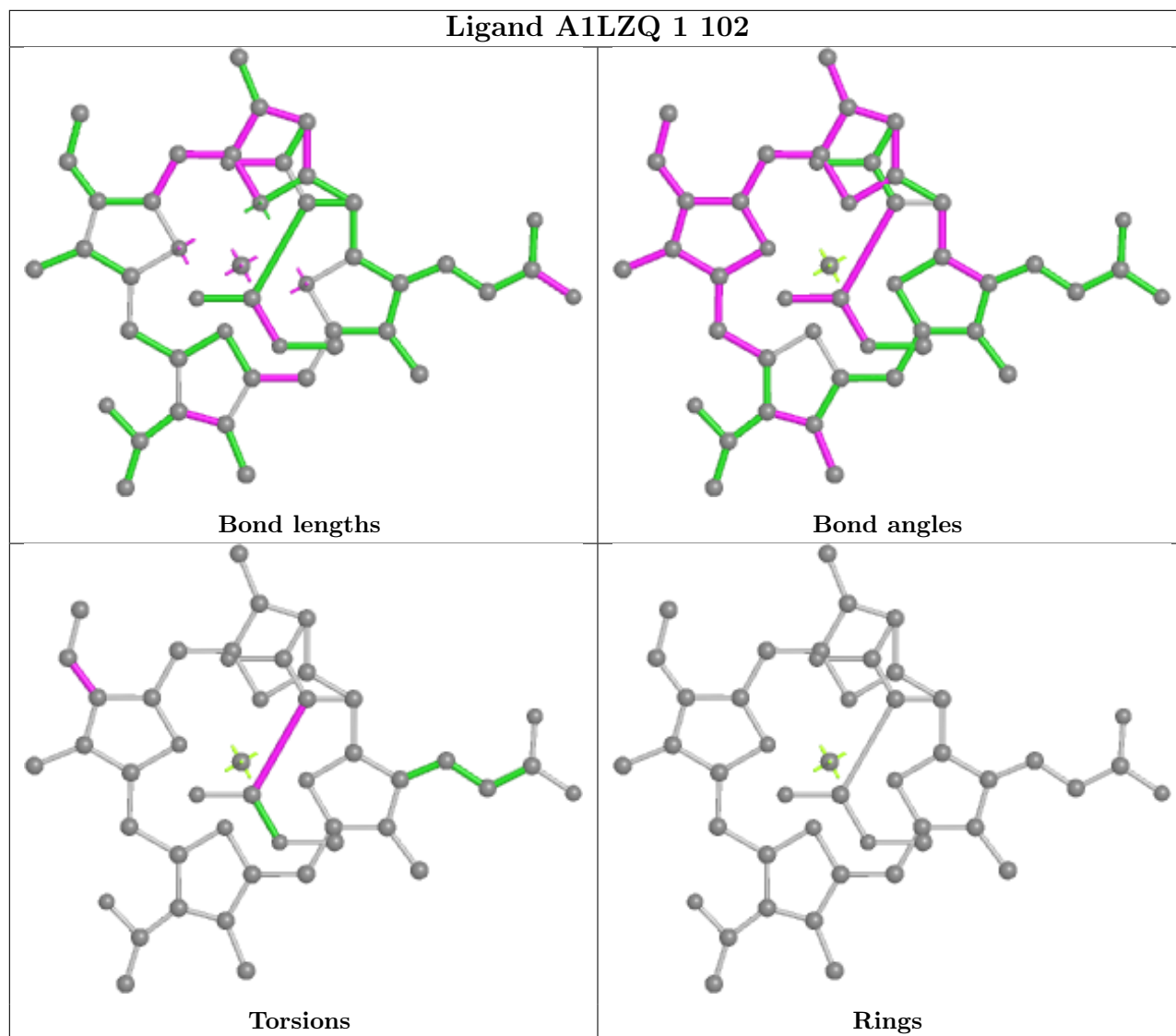


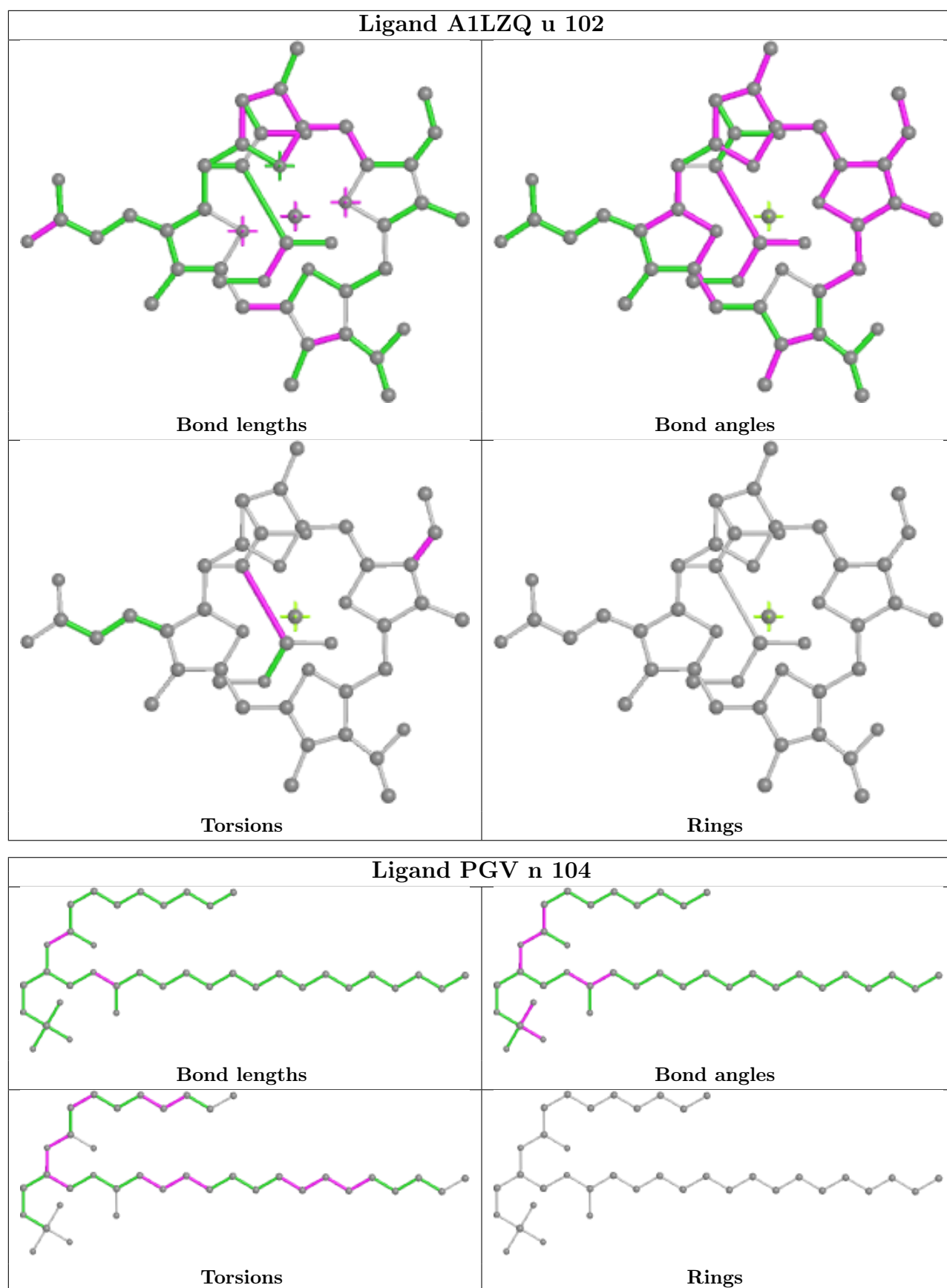





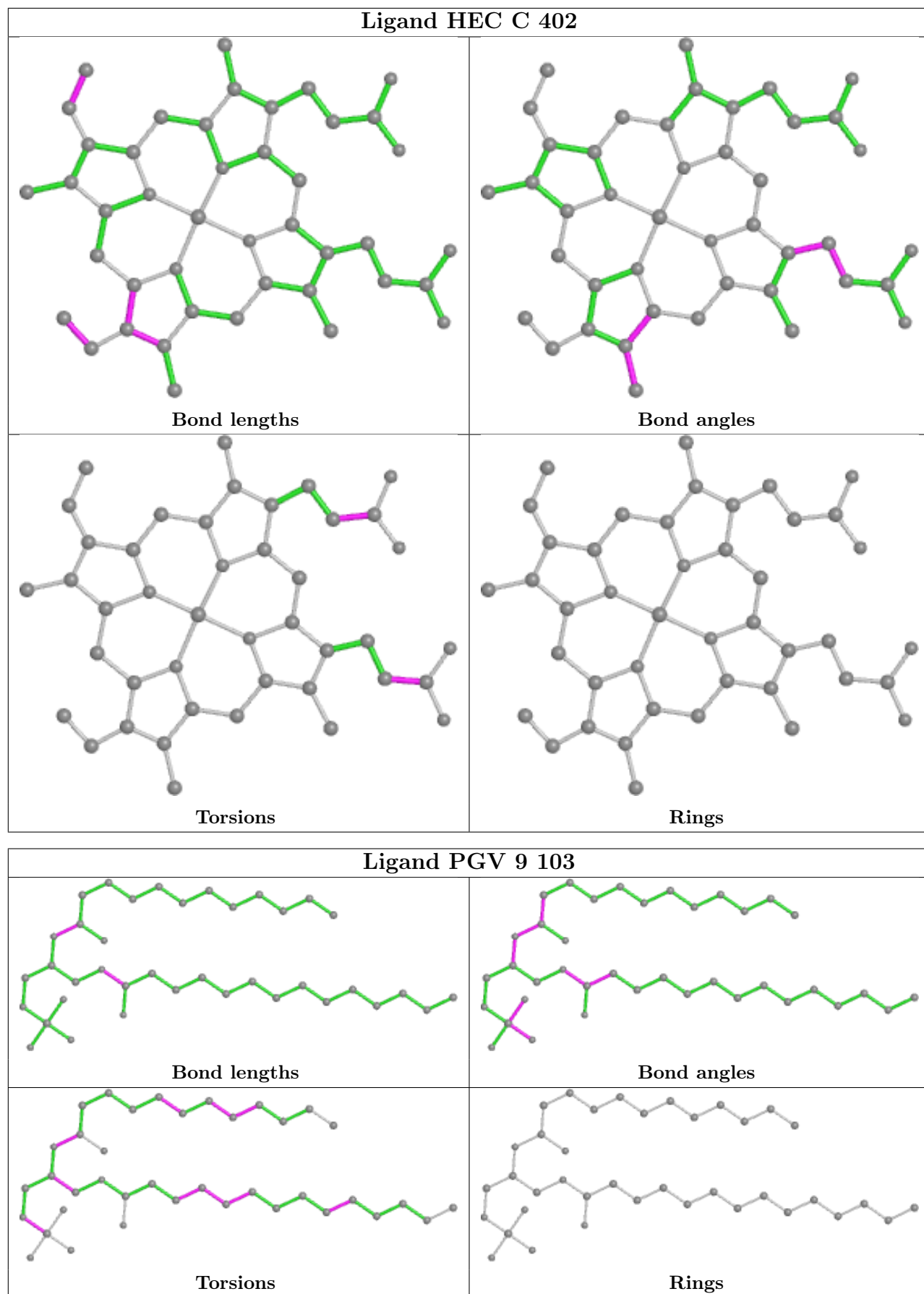


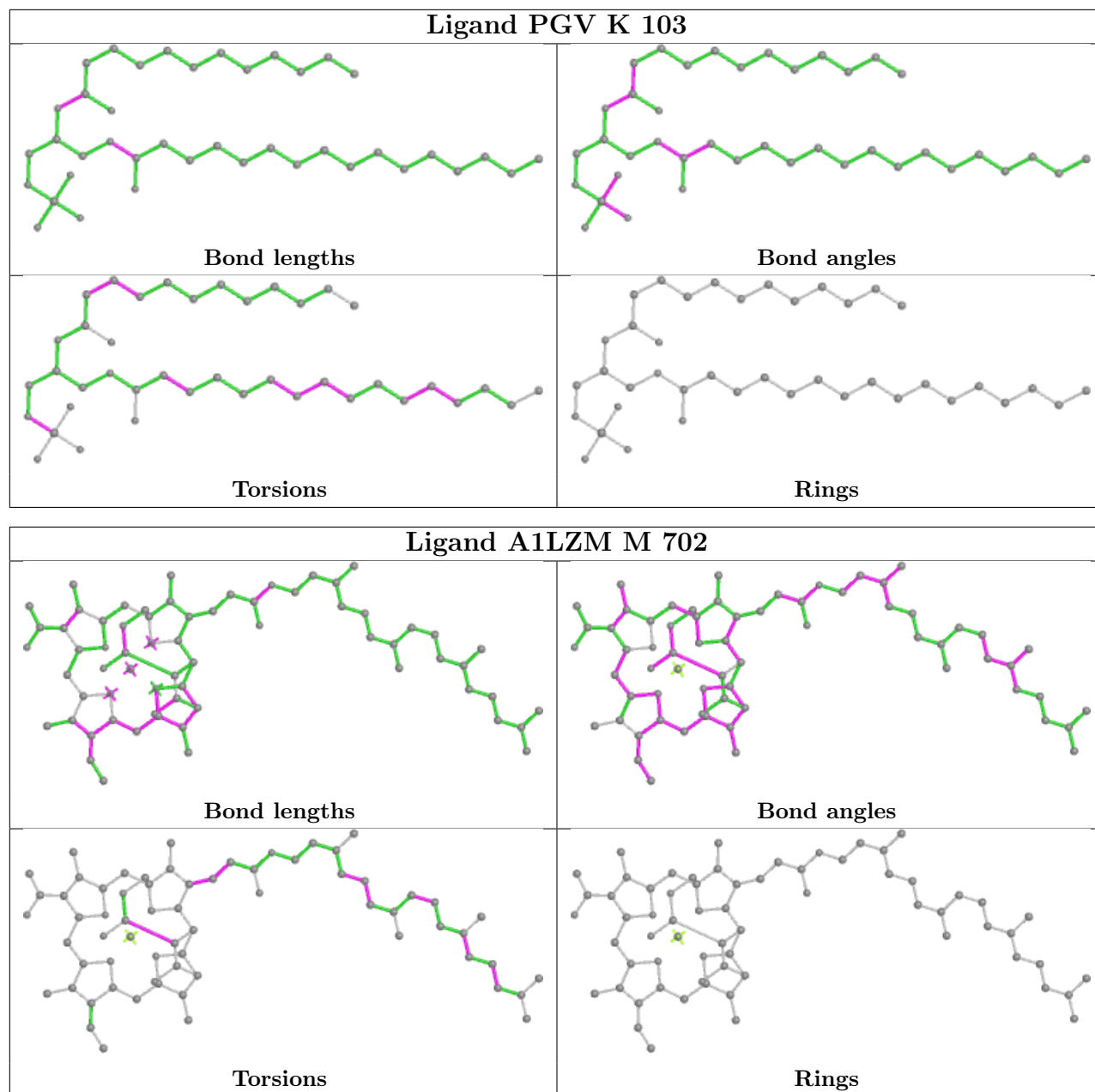


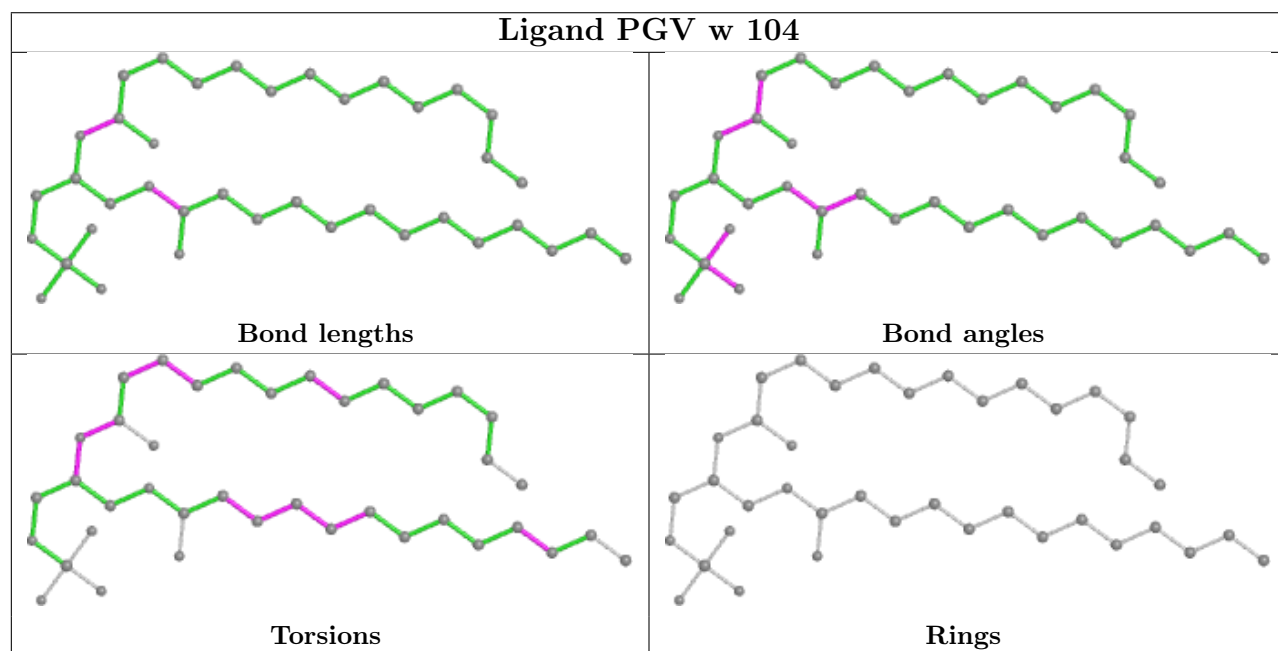
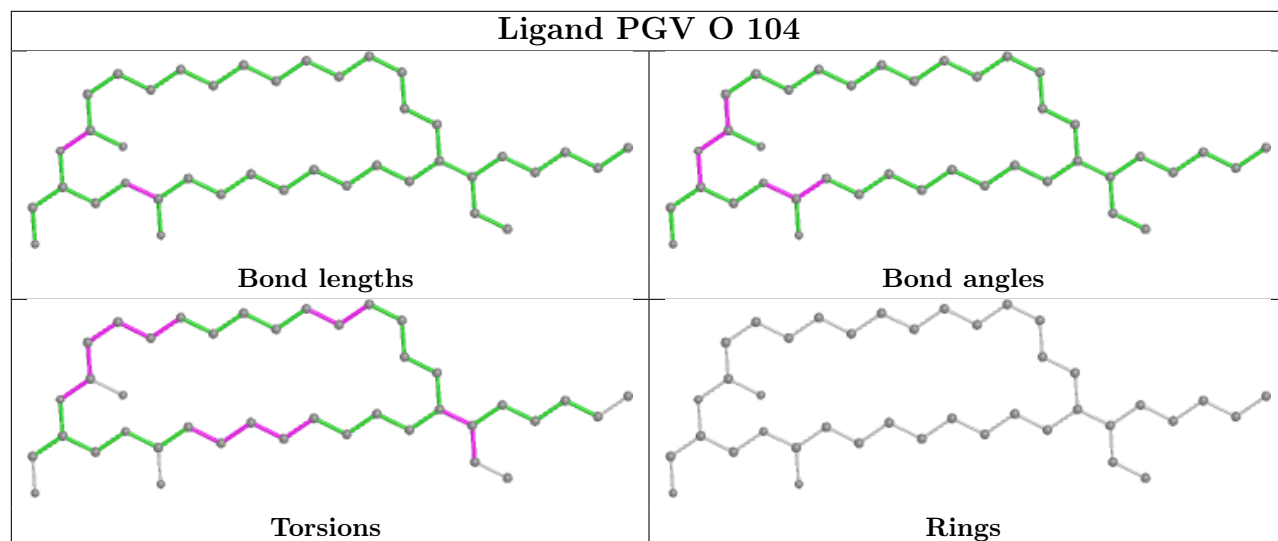


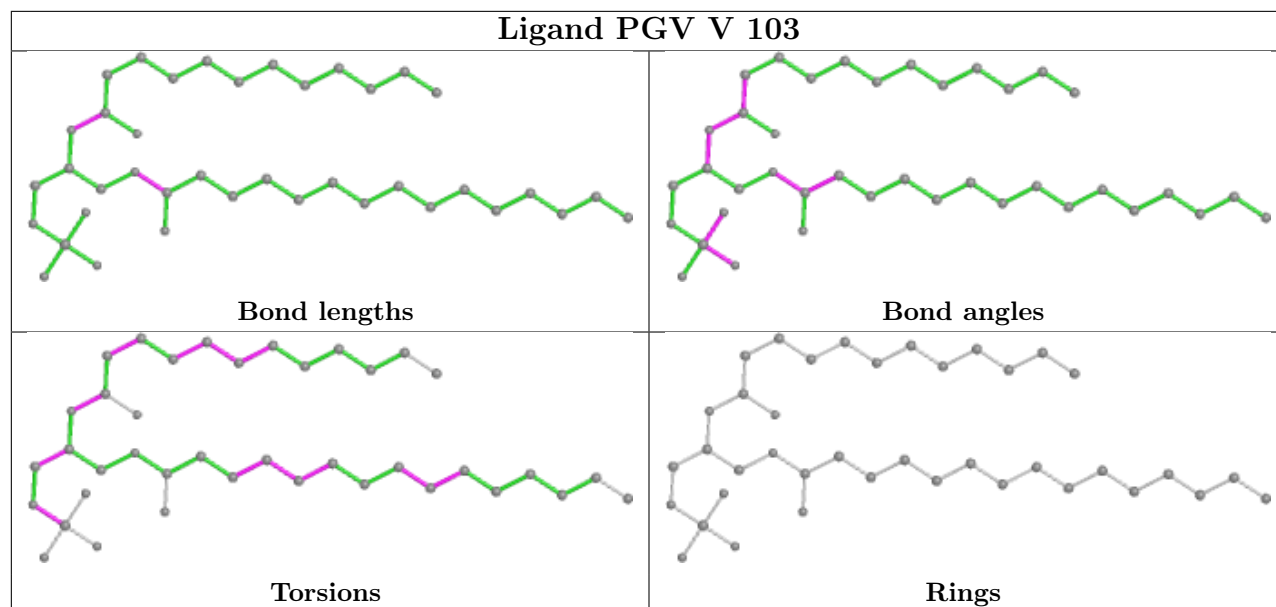












5.7 Other polymers [i](#)

There are no such residues in this entry.

5.8 Polymer linkage issues [i](#)

There are no chain breaks in this entry.


6 Map visualisation [i](#)

This section contains visualisations of the EMDB entry EMD-36907. These allow visual inspection of the internal detail of the map and identification of artifacts.


Images derived from a raw map, generated by summing the deposited half-maps, are presented below the corresponding image components of the primary map to allow further visual inspection and comparison with those of the primary map.

6.1 Orthogonal projections [i](#)

6.1.1 Primary map



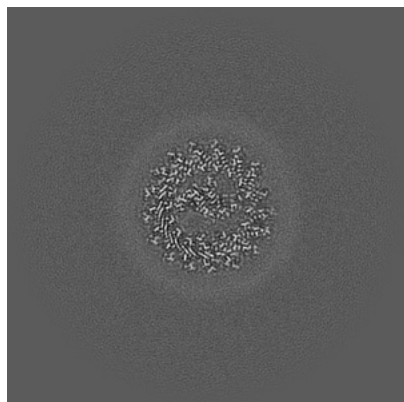
6.1.2 Raw map



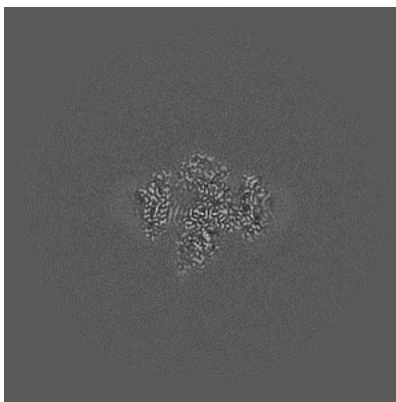
The images above show the map projected in three orthogonal directions.

6.2 Central slices [i](#)

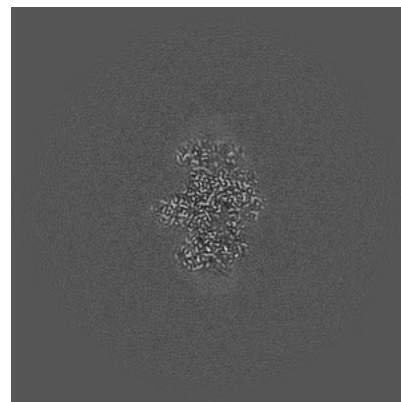
6.2.1 Primary map



X Index: 180

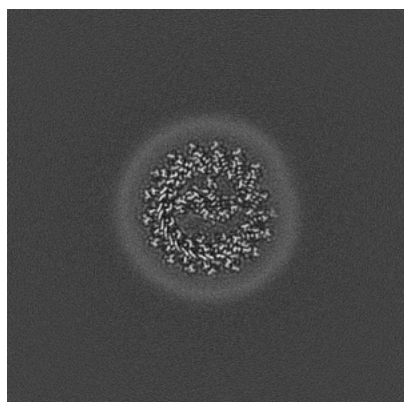


Y Index: 180

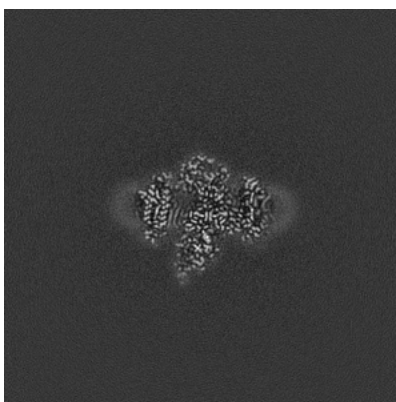


Z Index: 180

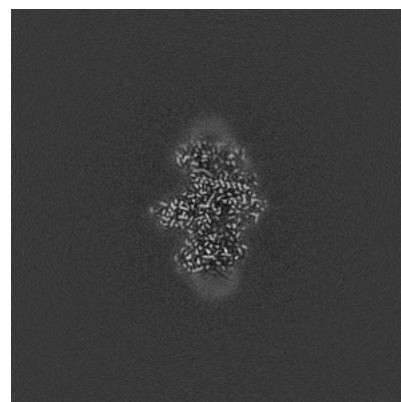
6.2.2 Raw map



X Index: 180



Y Index: 180

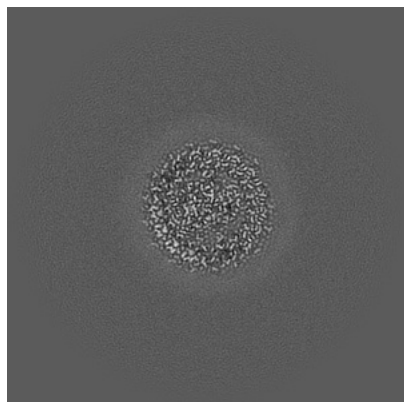


Z Index: 180

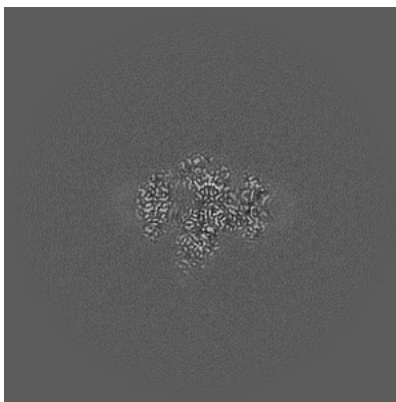
The images above show central slices of the map in three orthogonal directions.

6.3 Largest variance slices [i](#)

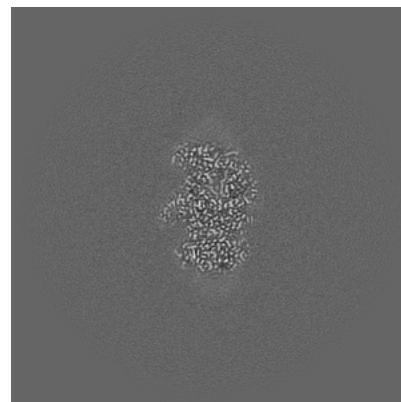
6.3.1 Primary map



X Index: 169

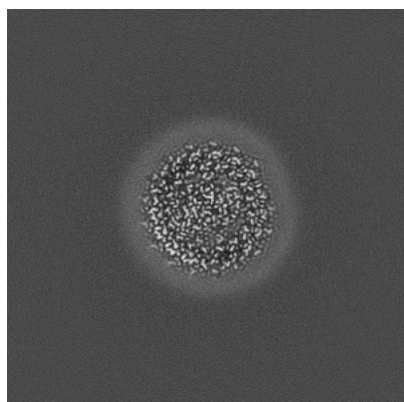


Y Index: 181

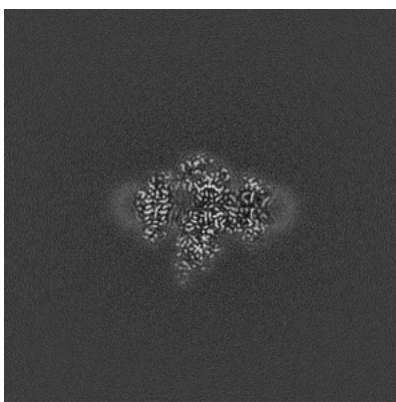


Z Index: 190

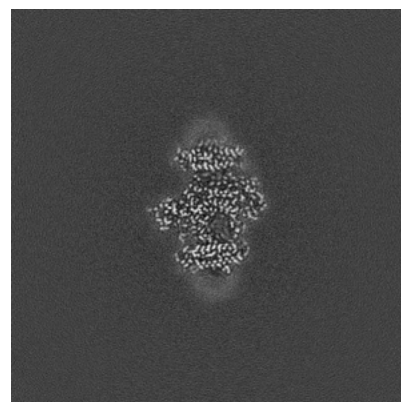
6.3.2 Raw map



X Index: 169



Y Index: 181




Z Index: 176


The images above show the largest variance slices of the map in three orthogonal directions.

6.4 Orthogonal standard-deviation projections (False-color) [i](#)


6.4.1 Primary map



X

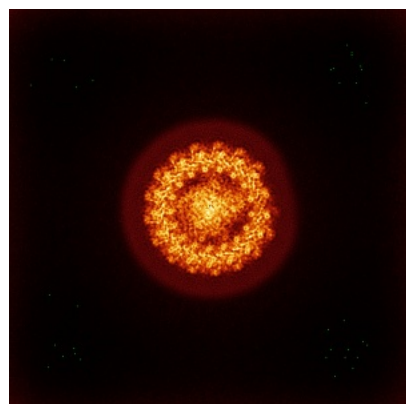


Y




Z


6.4.2 Raw map



X



Y



Z

The images above show the map standard deviation projections with false color in three orthogonal directions. Minimum values are shown in green, max in blue, and dark to light orange shades represent small to large values respectively.

6.5 Orthogonal surface views [i](#)

6.5.1 Primary map



X



Y



Z

The images above show the 3D surface view of the map at the recommended contour level 0.4. These images, in conjunction with the slice images, may facilitate assessment of whether an appropriate contour level has been provided.

6.5.2 Raw map



X



Y



Z

These images show the 3D surface of the raw map. The raw map's contour level was selected so that its surface encloses the same volume as the primary map does at its recommended contour level.

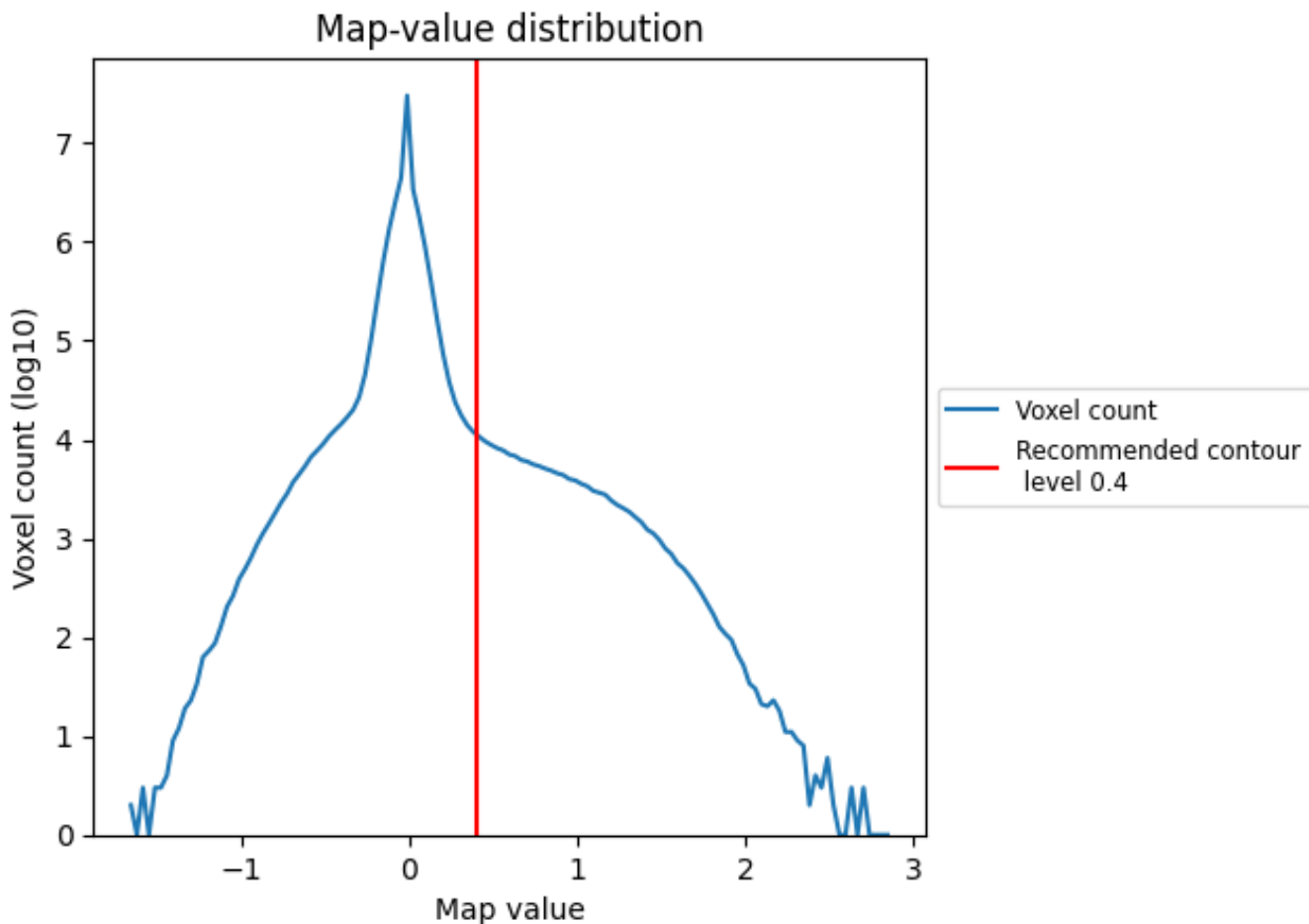
6.6 Mask visualisation [i](#)

This section was not generated. No masks/segmentation were deposited.

7 Map analysis [i](#)

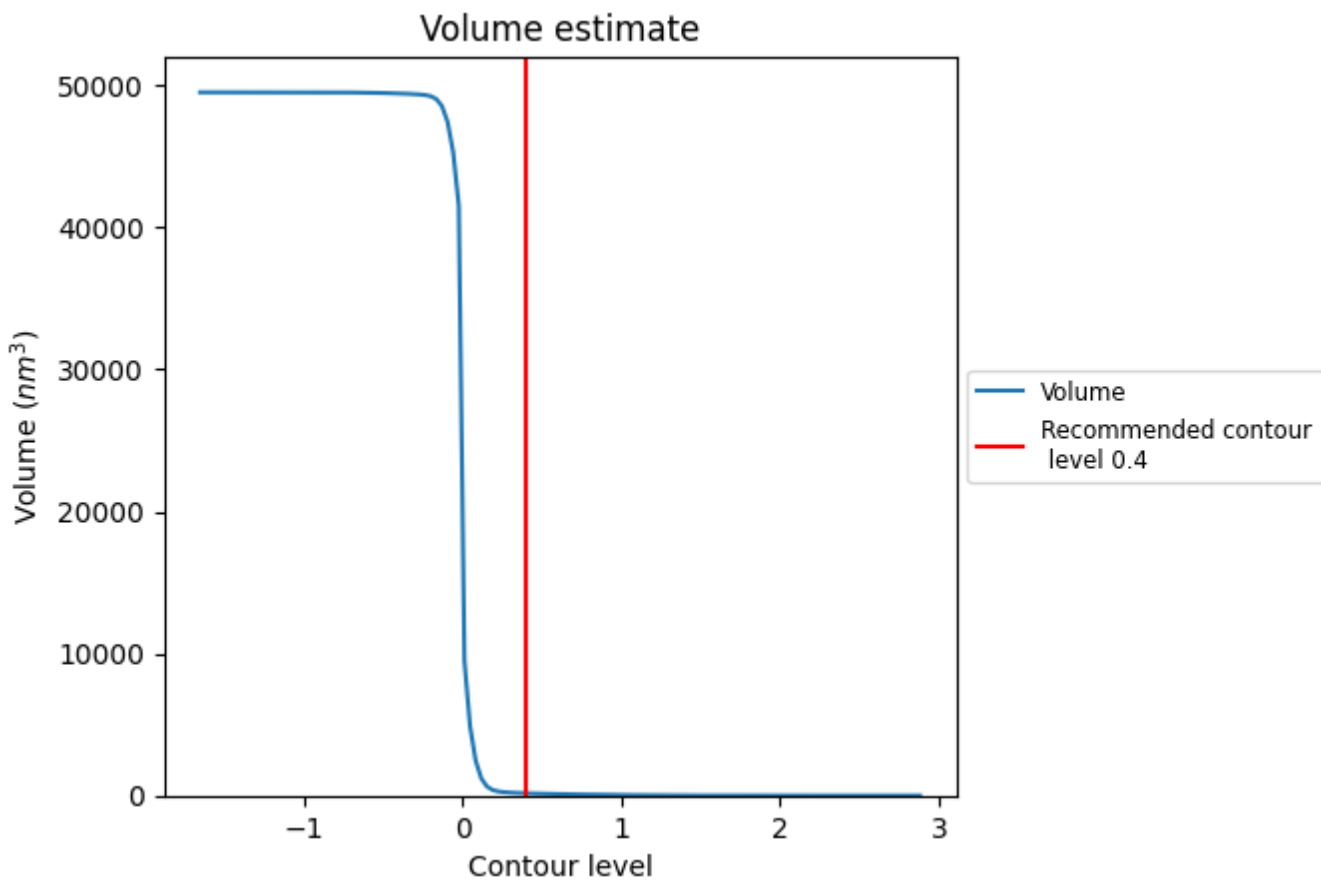
This section contains the results of statistical analysis of the map.

7.1 Map-value distribution [i](#)



The map-value distribution is plotted in 128 intervals along the x-axis. The y-axis is logarithmic. A spike in this graph at zero usually indicates that the volume has been masked.

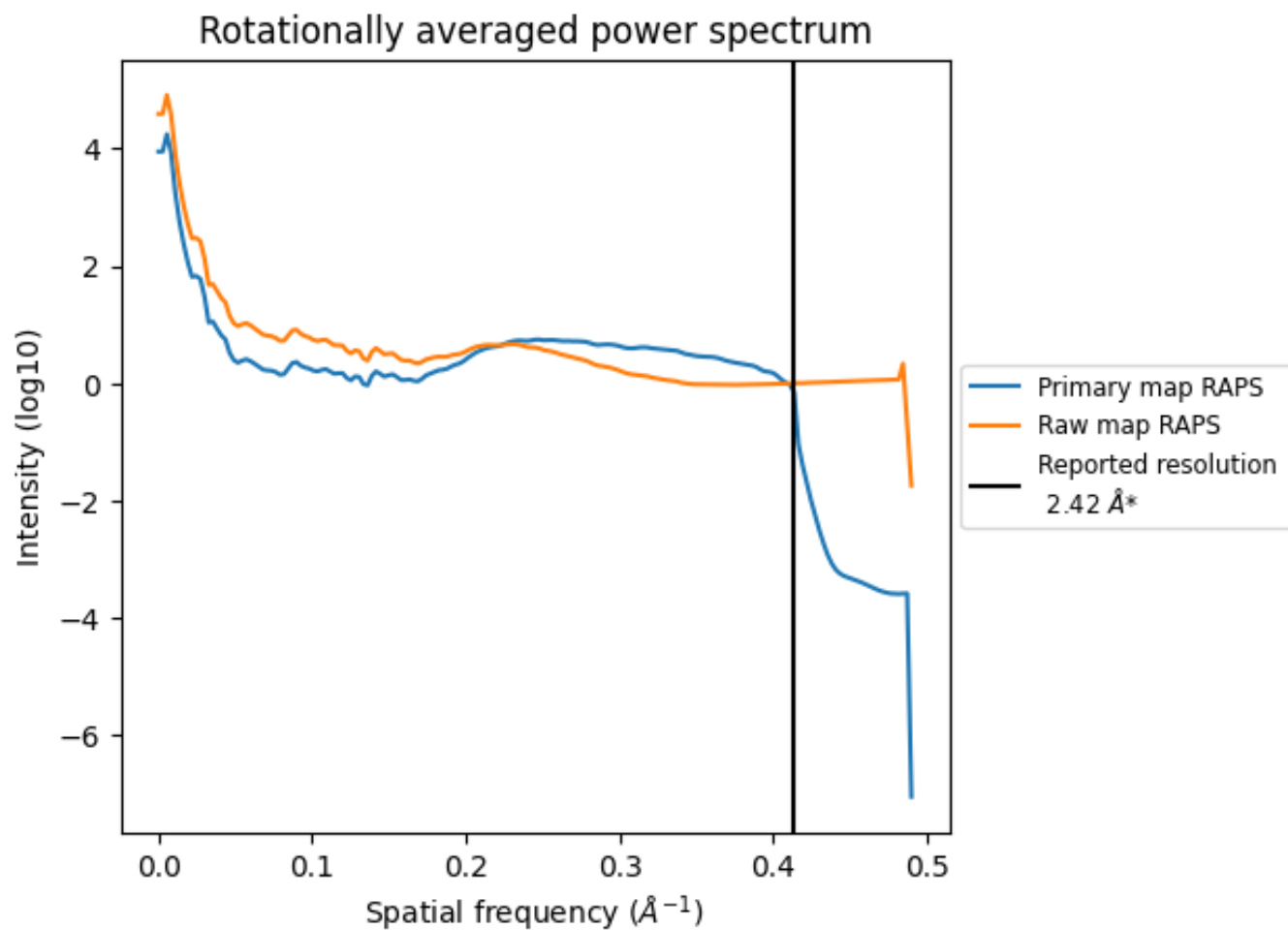
7.2 Volume estimate [i](#)



The volume at the recommended contour level is 158 nm³; this corresponds to an approximate mass of 143 kDa.

The volume estimate graph shows how the enclosed volume varies with the contour level. The recommended contour level is shown as a vertical line and the intersection between the line and the curve gives the volume of the enclosed surface at the given level.

7.3 Rotationally averaged power spectrum [i](#)

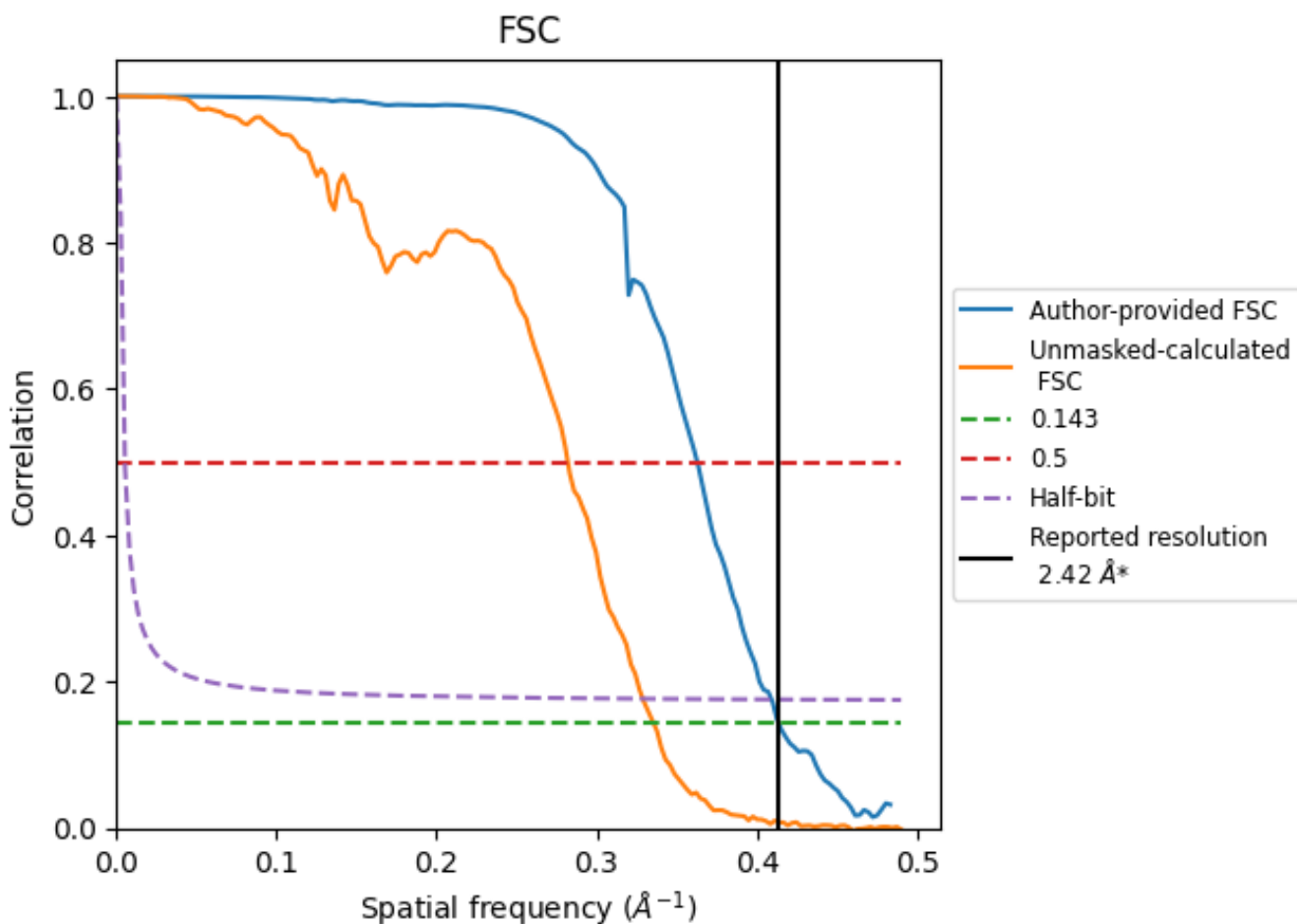


*Reported resolution corresponds to spatial frequency of 0.413 \AA^{-1}

8 Fourier-Shell correlation [i](#)

Fourier-Shell Correlation (FSC) is the most commonly used method to estimate the resolution of single-particle and subtomogram-averaged maps. The shape of the curve depends on the imposed symmetry, mask and whether or not the two 3D reconstructions used were processed from a common reference. The reported resolution is shown as a black line. A curve is displayed for the half-bit criterion in addition to lines showing the 0.143 gold standard cut-off and 0.5 cut-off.

8.1 FSC [i](#)



*Reported resolution corresponds to spatial frequency of 0.413 Å⁻¹

8.2 Resolution estimates [i](#)

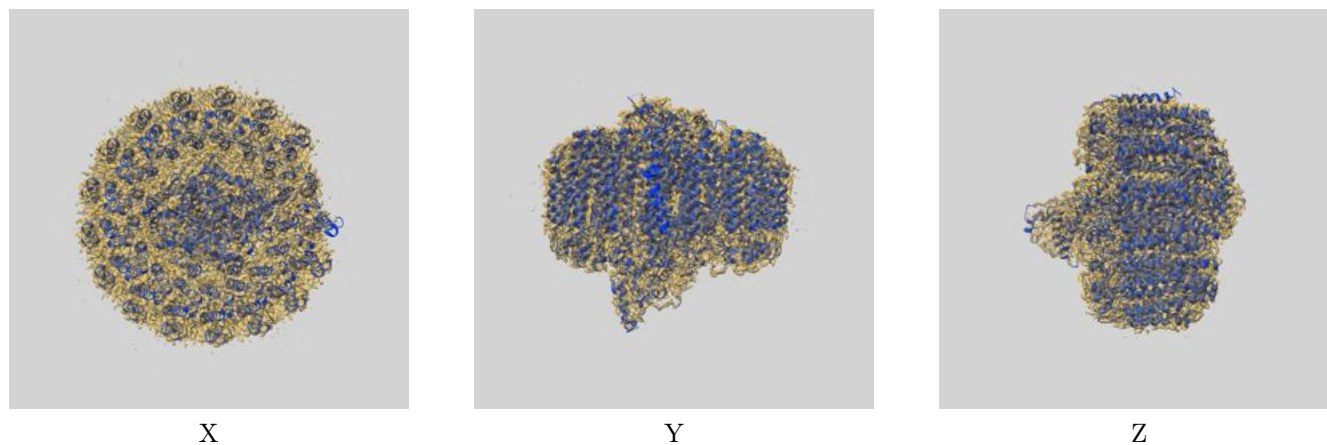
Resolution estimate (Å)	Estimation criterion (FSC cut-off)		
	0.143	0.5	Half-bit
Reported by author	2.42	-	-
Author-provided FSC curve	2.42	2.76	2.44
Unmasked-calculated*	2.98	3.55	3.04

*Resolution estimate based on FSC curve calculated by comparison of deposited half-maps. The value from deposited half-maps intersecting FSC 0.143 CUT-OFF 2.98 differs from the reported value 2.42 by more than 10 %

9 Map-model fit [i](#)

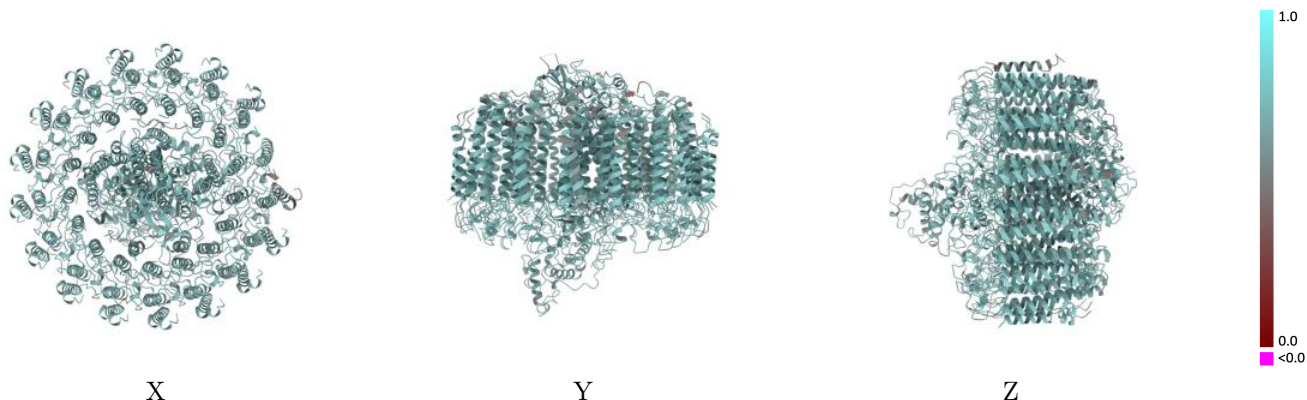
This section contains information regarding the fit between EMDB map EMD-36907 and PDB model 8K5O. Per-residue inclusion information can be found in section 3 on page 25.

9.1 Map-model overlay [i](#)



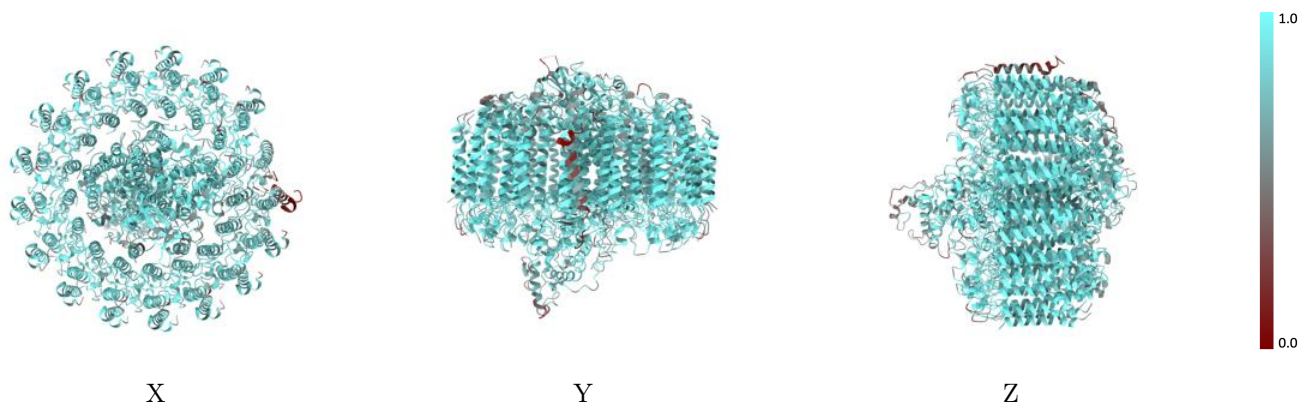
The images above show the 3D surface view of the map at the recommended contour level 0.4 at 50% transparency in yellow overlaid with a ribbon representation of the model coloured in blue. These images allow for the visual assessment of the quality of fit between the atomic model and the map.

9.2 Q-score mapped to coordinate model [\(i\)](#)



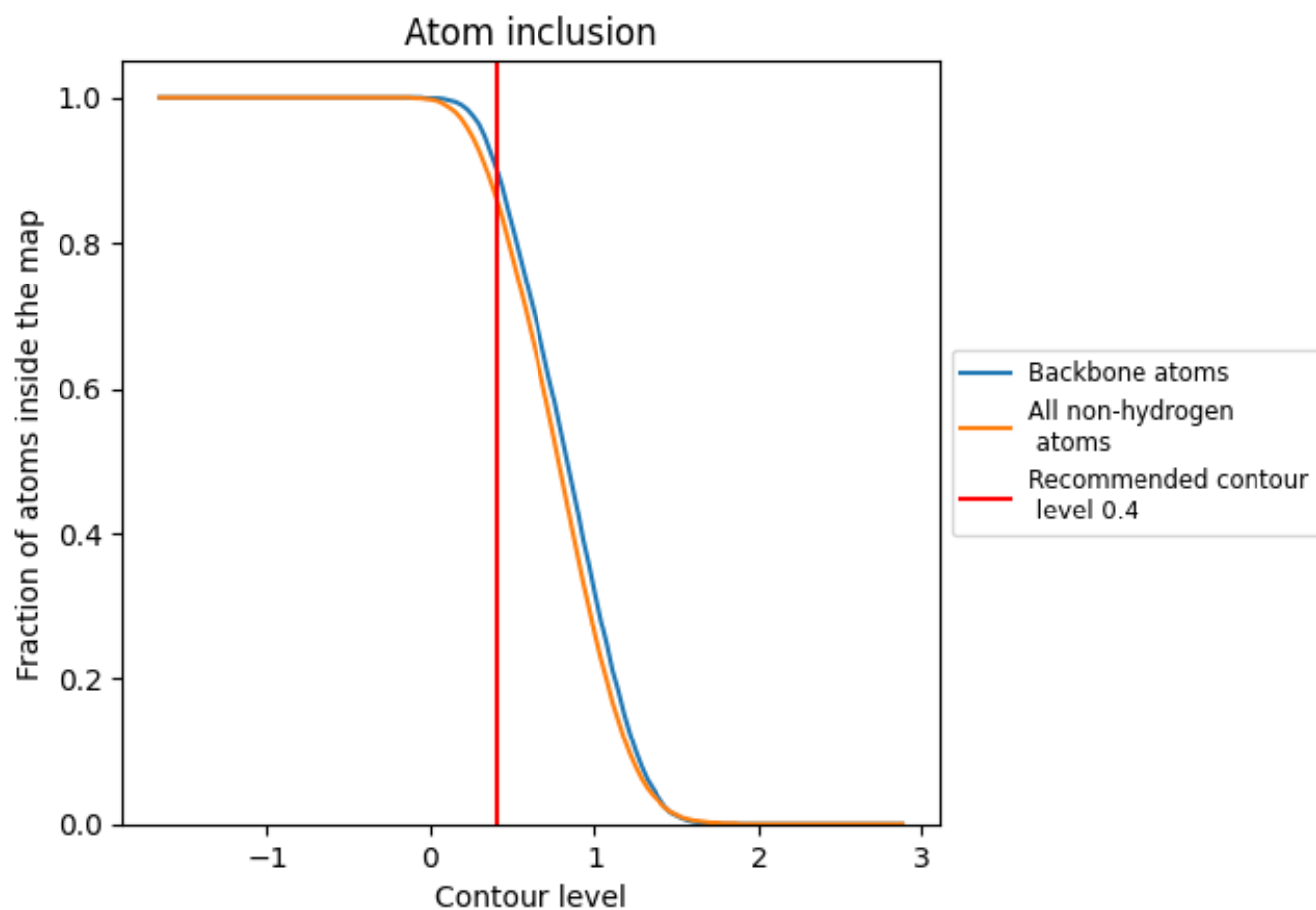
The images above show the model with each residue coloured according to its Q-score. This shows their resolvability in the map with higher Q-score values reflecting better resolvability. Please note: Q-score is calculating the resolvability of atoms, and thus high values are only expected at resolutions at which atoms can be resolved. Low Q-score values may therefore be expected for many entries.

9.3 Atom inclusion mapped to coordinate model [\(i\)](#)



The images above show the model with each residue coloured according to its atom inclusion. This shows to what extent they are inside the map at the recommended contour level (0.4).







































































9.4 Atom inclusion [i](#)



At the recommended contour level, 90% of all backbone atoms, 86% of all non-hydrogen atoms, are inside the map.

9.5 Map-model fit summary













































The table lists the average atom inclusion at the recommended contour level (0.4) and Q-score for the entire model and for each chain.

Chain	Atom inclusion	Q-score
All	 0.8620	 0.6590
1	 0.8760	 0.6510
2	 0.8050	 0.6460
3	 0.9250	 0.6780
4	 0.7940	 0.6380
5	 0.3700	 0.5600
6	 0.7810	 0.6370
7	 0.7970	 0.6380
8	 0.7350	 0.6510
9	 0.7770	 0.6390
C	 0.8050	 0.6460
F	 0.8640	 0.6620
G	 0.8790	 0.6580
H	 0.8160	 0.6400
I	 0.7930	 0.6470
K	 0.8390	 0.6690
L	 0.9080	 0.6770
M	 0.9070	 0.6750
N	 0.8890	 0.6650
O	 0.7900	 0.6490
P	 0.8620	 0.6670
Q	 0.8780	 0.6630
R	 0.7770	 0.6380
S	 0.8940	 0.6630
T	 0.9100	 0.6570
U	 0.8180	 0.6400
V	 0.8970	 0.6660
W	 0.9080	 0.6640
X	 0.7760	 0.6450
Y	 0.8670	 0.6600
Z	 0.9180	 0.6690
a	 0.8120	 0.6500
b	 0.8750	 0.6630
c	 0.9080	 0.6640
d	 0.7990	 0.6540



Continued on next page...

Continued from previous page...

Chain	Atom inclusion	Q-score
e	 0.8950	 0.6640
f	 0.9230	 0.6640
g	 0.8170	 0.6480
h	 0.9010	 0.6660
i	 0.9150	 0.6650
j	 0.8000	 0.6560
k	 0.8700	 0.6650
l	 0.9230	 0.6700
m	 0.8080	 0.6550
n	 0.8840	 0.6620
o	 0.9110	 0.6660
p	 0.8070	 0.6450
q	 0.8810	 0.6640
r	 0.8980	 0.6660
s	 0.7700	 0.6480
t	 0.8830	 0.6660
u	 0.9130	 0.6640
v	 0.8030	 0.6550
w	 0.8890	 0.6650
x	 0.9120	 0.6660
y	 0.7360	 0.6360
z	 0.8990	 0.6640