



Full wwPDB X-ray Structure Validation Report ⓘ

Aug 6, 2023 – 05:04 PM EDT

PDB ID : 1K73
Title : Co-crystal Structure of Anisomycin Bound to the 50S Ribosomal Subunit
Authors : Hansen, J.; Ban, N.; Nissen, P.; Moore, P.B.; Steitz, T.A.
Deposited on : 2001-10-18
Resolution : 3.01 Å(reported)

This is a Full wwPDB X-ray Structure Validation Report for a publicly released PDB entry.

We welcome your comments at validation@mail.wwpdb.org

A user guide is available at

<https://www.wwpdb.org/validation/2017/XrayValidationReportHelp>

with specific help available everywhere you see the ⓘ symbol.

The types of validation reports are described at

<http://www.wwpdb.org/validation/2017/FAQs#types>.

The following versions of software and data (see [references ⓘ](#)) were used in the production of this report:

MolProbity : 4.02b-467
Mogul : 1.8.5 (274361), CSD as541be (2020)
Xtriage (Phenix) : 1.13
EDS : 2.35
buster-report : 1.1.7 (2018)
Percentile statistics : 20191225.v01 (using entries in the PDB archive December 25th 2019)
Refmac : 5.8.0158
CCP4 : 7.0.044 (Gargrove)
Ideal geometry (proteins) : Engh & Huber (2001)
Ideal geometry (DNA, RNA) : Parkinson et al. (1996)
Validation Pipeline (wwPDB-VP) : 2.35

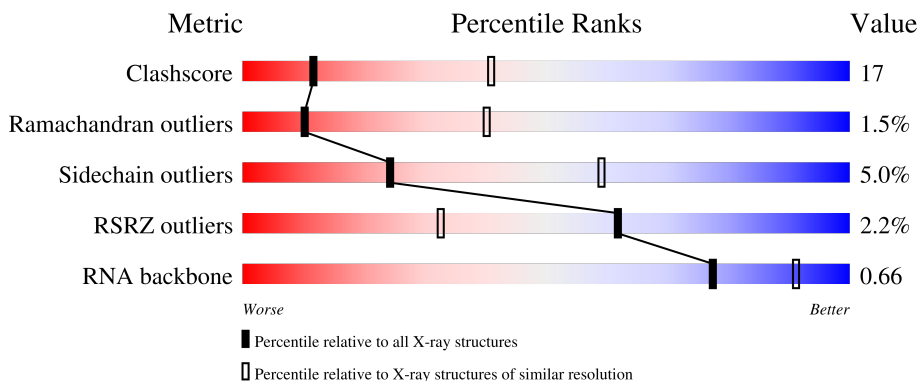
1 Overall quality at a glance i

The following experimental techniques were used to determine the structure:

X-RAY DIFFRACTION

The reported resolution of this entry is 3.01 Å.

Percentile scores (ranging between 0-100) for global validation metrics of the entry are shown in the following graphic. The table shows the number of entries on which the scores are based.



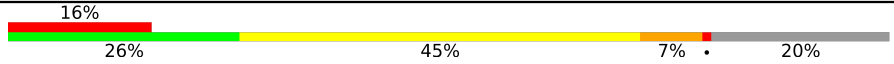
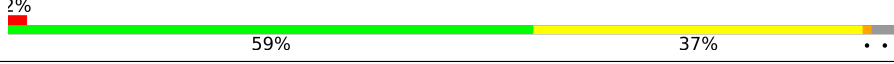
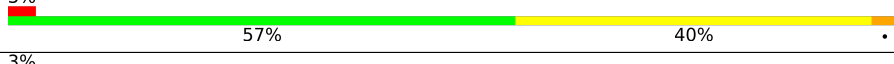
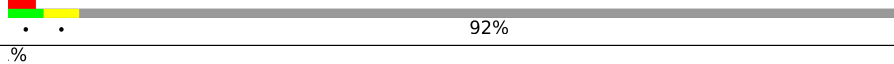




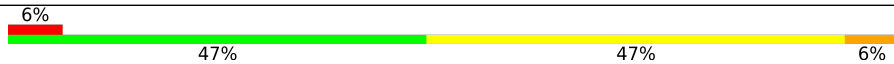


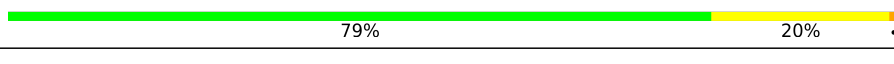
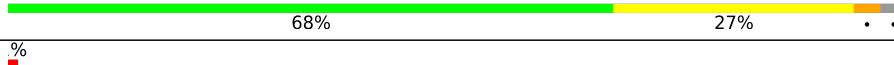





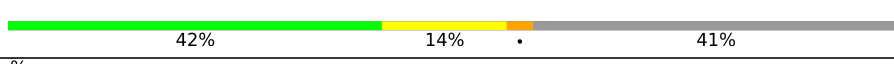






Metric	Whole archive (#Entries)	Similar resolution (#Entries, resolution range(Å))
Clashscore	141614	2734 (3.04-3.00)
Ramachandran outliers	138981	2640 (3.04-3.00)
Sidechain outliers	138945	2643 (3.04-3.00)
RSRZ outliers	127900	2287 (3.04-3.00)
RNA backbone	3102	1066 (3.30-2.74)

The table below summarises the geometric issues observed across the polymeric chains and their fit to the electron density. The red, orange, yellow and green segments of the lower bar indicate the fraction of residues that contain outliers for ≥ 3 , 2, 1 and 0 types of geometric quality criteria respectively. A grey segment represents the fraction of residues that are not modelled. The numeric value for each fraction is indicated below the corresponding segment, with a dot representing fractions $\leq 5\%$. The upper red bar (where present) indicates the fraction of residues that have poor fit to the electron density. The numeric value is given above the bar.

Mol	Chain	Length	Quality of chain
1	A	2922	<div style="display: flex; align-items: center;"> <div style="width: 10px; height: 10px; background-color: red; margin-right: 5px;"></div> <div style="width: 100%; height: 20px; position: relative;"> <div style="width: 59%; height: 100%; background-color: green;"></div> <div style="width: 29%; height: 100%; background-color: yellow;"></div> <div style="width: 5%; height: 100%; background-color: orange;"></div> <div style="width: 6%; height: 100%; background-color: red;"></div> <div style="width: 1%; height: 100%; background-color: grey;"></div> </div> </div> <p style="text-align: center;">59% 29% 5% • 6%</p>
2	B	122	<div style="display: flex; align-items: center;"> <div style="width: 10px; height: 10px; background-color: red; margin-right: 5px;"></div> <div style="width: 100%; height: 20px; position: relative;"> <div style="width: 4%; height: 100%; background-color: red;"></div> <div style="width: 54%; height: 100%; background-color: green;"></div> <div style="width: 32%; height: 100%; background-color: yellow;"></div> <div style="width: 8%; height: 100%; background-color: orange;"></div> <div style="width: 6%; height: 100%; background-color: red;"></div> </div> </div> <p style="text-align: center;">4% 54% 32% 8% 6%</p>
3	C	239	<div style="display: flex; align-items: center;"> <div style="width: 10px; height: 10px; background-color: red; margin-right: 5px;"></div> <div style="width: 100%; height: 20px; position: relative;"> <div style="width: 3%; height: 100%; background-color: red;"></div> <div style="width: 56%; height: 100%; background-color: green;"></div> <div style="width: 37%; height: 100%; background-color: yellow;"></div> <div style="width: 6%; height: 100%; background-color: orange;"></div> </div> </div> <p style="text-align: center;">3% 56% 37% 6% •</p>
4	D	337	<div style="width: 100%; height: 20px; position: relative;"> <div style="width: 53%; height: 100%; background-color: green;"></div> <div style="width: 42%; height: 100%; background-color: yellow;"></div> <div style="width: 5%; height: 100%; background-color: orange;"></div> </div> <p style="text-align: center;">53% 42% 5%</p>
5	E	246	<div style="width: 100%; height: 20px; position: relative;"> <div style="width: 61%; height: 100%; background-color: green;"></div> <div style="width: 35%; height: 100%; background-color: yellow;"></div> <div style="width: 5%; height: 100%; background-color: orange;"></div> </div> <p style="text-align: center;">61% 35% 5%</p>

Continued on next page...

Continued from previous page...

Mol	Chain	Length	Quality of chain
6	F	176	
7	G	177	
8	H	119	
9	I	348	
10	J	167	
11	K	145	
12	L	132	
13	M	164	
14	N	194	
15	O	186	
16	P	115	
17	Q	148	
18	R	95	
19	S	154	
20	T	84	
21	U	119	
22	V	66	
23	W	70	
24	X	154	
25	Y	91	
26	Z	240	
27	1	73	
28	2	56	
29	3	48	
30	4	92	

The following table lists non-polymeric compounds, carbohydrate monomers and non-standard residues in protein, DNA, RNA chains that are outliers for geometric or electron-density-fit criteria:

Mol	Type	Chain	Res	Chirality	Geometry	Clashes	Electron density
32	MG	A	8049	-	-	-	X
34	NA	A	8306	-	-	-	X
34	NA	A	8313	-	-	-	X
34	NA	A	8326	-	-	-	X
34	NA	A	8329	-	-	-	X
34	NA	A	8361	-	-	-	X
34	NA	A	8363	-	-	-	X
34	NA	A	8384	-	-	-	X
34	NA	A	8385	-	-	-	X
34	NA	J	8322	-	-	-	X
34	NA	S	8386	-	-	-	X

2 Entry composition [i](#)

There are 37 unique types of molecules in this entry. The entry contains 98548 atoms, of which 0 are hydrogens and 0 are deuteriums.

In the tables below, the ZeroOcc column contains the number of atoms modelled with zero occupancy, the AltConf column contains the number of residues with at least one atom in alternate conformation and the Trace column contains the number of residues modelled with at most 2 atoms.

- Molecule 1 is a RNA chain called 23S RRNA.

Mol	Chain	Residues	Atoms					ZeroOcc	AltConf	Trace
			Total	C	N	O	P			
1	A	2754	59017	26346	10878	19048	2745	0	0	0

There is a discrepancy between the modelled and reference sequences:

Chain	Residue	Modelled	Actual	Comment	Reference
A	560	C	U	conflict	? 3377779

- Molecule 2 is a RNA chain called 5S RRNA.

Mol	Chain	Residues	Atoms					ZeroOcc	AltConf	Trace
			Total	C	N	O	P			
2	B	122	2600	1160	472	847	121	0	0	0

- Molecule 3 is a protein called RIBOSOMAL PROTEIN L2.

Mol	Chain	Residues	Atoms					ZeroOcc	AltConf	Trace
			Total	C	N	O	S			
3	C	237	1754	1072	352	325	5	0	0	0

- Molecule 4 is a protein called RIBOSOMAL PROTEIN L3.

Mol	Chain	Residues	Atoms					ZeroOcc	AltConf	Trace
			Total	C	N	O	S			
4	D	337	2624	1616	493	510	5	0	0	0

There are 2 discrepancies between the modelled and reference sequences:

Chain	Residue	Modelled	Actual	Comment	Reference
D	?	-	PRO	deletion	UNP P20279
D	310	ARG	PHE	conflict	UNP P20279

- Molecule 5 is a protein called RIBOSOMAL PROTEIN L4.

Mol	Chain	Residues	Atoms					ZeroOcc	AltConf	Trace
			Total	C	N	O	S			
5	E	246	1858	1131	344	382	1	0	0	0

- Molecule 6 is a protein called RIBOSOMAL PROTEIN L5.

Mol	Chain	Residues	Atoms					ZeroOcc	AltConf	Trace
			Total	C	N	O	S			
6	F	140	1094	685	195	210	4	0	0	0

- Molecule 7 is a protein called RIBOSOMAL PROTEIN L6.

Mol	Chain	Residues	Atoms					ZeroOcc	AltConf	Trace
			Total	C	N	O	S			
7	G	172	1357	840	224	289	4	0	0	0

- Molecule 8 is a protein called RIBOSOMAL PROTEIN L7AE.

Mol	Chain	Residues	Atoms					ZeroOcc	AltConf	Trace
			Total	C	N	O	S			
8	H	119	885	552	141	191	1	0	0	0

- Molecule 9 is a protein called RIBOSOMAL PROTEIN L10.

Mol	Chain	Residues	Atoms					ZeroOcc	AltConf	Trace
			Total	C	N	O	S			
9	I	29	240	149	39	51	1	0	0	0

- Molecule 10 is a protein called RIBOSOMAL PROTEIN L10E.

Mol	Chain	Residues	Atoms					ZeroOcc	AltConf	Trace
			Total	C	N	O	S			
10	J	156	1215	766	233	212	4	0	0	0

- Molecule 11 is a protein called RIBOSOMAL PROTEIN L13.

Mol	Chain	Residues	Atoms					ZeroOcc	AltConf	Trace
			Total	C	N	O	S			
11	K	142	1119	696	199	221	3	0	0	0

- Molecule 12 is a protein called RIBOSOMAL PROTEIN L14.

Mol	Chain	Residues	Atoms					ZeroOcc	AltConf	Trace
			Total	C	N	O	S			
12	L	132	993	609	189	191	4	0	0	0

- Molecule 13 is a protein called RIBOSOMAL PROTEIN L15.

Mol	Chain	Residues	Atoms					ZeroOcc	AltConf	Trace
			Total	C	N	O	S			
13	M	145	1114	668	222	224		0	0	0

- Molecule 14 is a protein called RIBOSOMAL PROTEIN L15E.

Mol	Chain	Residues	Atoms					ZeroOcc	AltConf	Trace
			Total	C	N	O	S			
14	N	194	1605	988	346	266	5	0	0	0

- Molecule 15 is a protein called RIBOSOMAL PROTEIN L18.

Mol	Chain	Residues	Atoms					ZeroOcc	AltConf	Trace
			Total	C	N	O	S			
15	O	186	1444	895	262	285	2	0	0	0

- Molecule 16 is a protein called RIBOSOMAL PROTEIN L18E.

Mol	Chain	Residues	Atoms				ZeroOcc	AltConf	Trace
			Total	C	N	O			
16	P	115	864	529	161	174	0	0	0

- Molecule 17 is a protein called RIBOSOMAL PROTEIN L19E.

Mol	Chain	Residues	Atoms				ZeroOcc	AltConf	Trace
			Total	C	N	O			
17	Q	143	1133	680	230	223	0	0	0

There is a discrepancy between the modelled and reference sequences:

Chain	Residue	Modelled	Actual	Comment	Reference
Q	71	LYS	TYR	conflict	UNP P14119

- Molecule 18 is a protein called RIBOSOMAL PROTEIN L21E.

Mol	Chain	Residues	Atoms				ZeroOcc	AltConf	Trace
			Total	C	N	O			
18	R	95	734	450	141	143	0	0	0

- Molecule 19 is a protein called RIBOSOMAL PROTEIN L22.

Mol	Chain	Residues	Atoms					ZeroOcc	AltConf	Trace
			Total	C	N	O	S			
19	S	150	1149	713	209	223	4	0	0	0

- Molecule 20 is a protein called RIBOSOMAL PROTEIN L23.

Mol	Chain	Residues	Atoms					ZeroOcc	AltConf	Trace
			Total	C	N	O	S			
20	T	81	641	389	111	138	3	0	0	0

- Molecule 21 is a protein called RIBOSOMAL PROTEIN L24.

Mol	Chain	Residues	Atoms				ZeroOcc	AltConf	Trace
			Total	C	N	O			
21	U	119	949	568	180	201	0	0	0

- Molecule 22 is a protein called RIBOSOMAL PROTEIN L24E.

Mol	Chain	Residues	Atoms					ZeroOcc	AltConf	Trace
			Total	C	N	O	S			
22	V	53	410	244	75	86	5	0	0	0

- Molecule 23 is a protein called RIBOSOMAL PROTEIN L29.

Mol	Chain	Residues	Atoms					ZeroOcc	AltConf	Trace
			Total	C	N	O	S			
23	W	65	499	304	94	100	1	0	0	0

- Molecule 24 is a protein called RIBOSOMAL PROTEIN L30.

Mol	Chain	Residues	Atoms					ZeroOcc	AltConf	Trace
			Total	C	N	O	S			
24	X	154	1195	737	209	243	6	0	0	0

- Molecule 25 is a protein called RIBOSOMAL PROTEIN L31E.

Mol	Chain	Residues	Atoms					ZeroOcc	AltConf	Trace
			Total	C	N	O	S			
25	Y	82	654	402	129	122	1	0	0	0

- Molecule 26 is a protein called RIBOSOMAL PROTEIN L32E.

Mol	Chain	Residues	Atoms					ZeroOcc	AltConf	Trace
			Total	C	N	O	S			
26	Z	142	1130	686	228	216		0	0	0

- Molecule 27 is a protein called RIBOSOMAL PROTEIN L37Ae.

Mol	Chain	Residues	Atoms					ZeroOcc	AltConf	Trace
			Total	C	N	O	S			
27	1	73	563	359	111	86	7	0	0	0

- Molecule 28 is a protein called RIBOSOMAL PROTEIN L37E.

Mol	Chain	Residues	Atoms					ZeroOcc	AltConf	Trace
			Total	C	N	O	S			
28	2	56	430	258	86	82	4	0	0	0

- Molecule 29 is a protein called RIBOSOMAL PROTEIN L39E.

Mol	Chain	Residues	Atoms					ZeroOcc	AltConf	Trace
			Total	C	N	O	S			
29	3	46	393	238	86	68	1	0	0	0

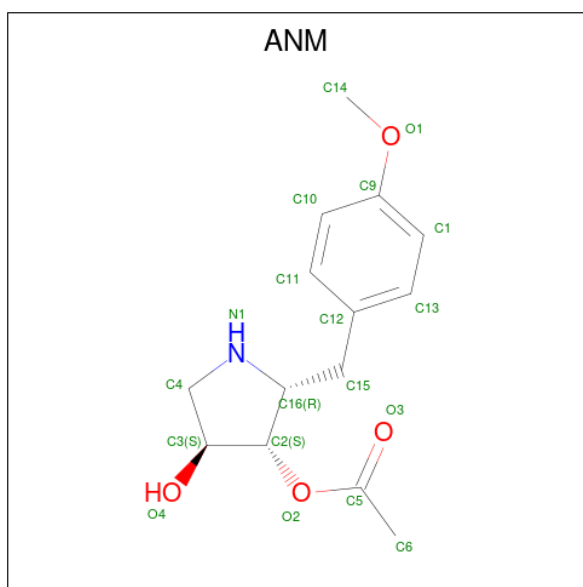
There is a discrepancy between the modelled and reference sequences:

Chain	Residue	Modelled	Actual	Comment	Reference
3	?	-	ARG	deletion	UNP P22452

- Molecule 30 is a protein called RIBOSOMAL PROTEIN L44E.

Mol	Chain	Residues	Atoms					ZeroOcc	AltConf	Trace
			Total	C	N	O	S			
30	4	92	755	458	153	137	7	0	0	0

- Molecule 31 is ANISOMYCIN (three-letter code: ANM) (formula: C₁₄H₁₉NO₄).



Mol	Chain	Residues	Atoms				ZeroOcc	AltConf
			Total	C	N	O		
31	A	1	19	14	1	4	0	0

- Molecule 32 is MAGNESIUM ION (three-letter code: MG) (formula: Mg).

Mol	Chain	Residues	Atoms		ZeroOcc	AltConf
			Total	Mg		
32	A	109	109	109	0	0
32	B	1	1	1	0	0
32	C	2	2	2	0	0
32	D	1	1	1	0	0
32	L	1	1	1	0	0
32	U	1	1	1	0	0
32	Z	1	1	1	0	0
32	4	1	1	1	0	0

- Molecule 33 is POTASSIUM ION (three-letter code: K) (formula: K).

Mol	Chain	Residues	Atoms	ZeroOcc	AltConf
33	A	2	Total K 2 2	0	0

- Molecule 34 is SODIUM ION (three-letter code: NA) (formula: Na).

Mol	Chain	Residues	Atoms	ZeroOcc	AltConf
34	A	71	Total Na 71 71	0	0
34	B	2	Total Na 2 2	0	0
34	C	1	Total Na 1 1	0	0
34	E	1	Total Na 1 1	0	0
34	J	2	Total Na 2 2	0	0
34	K	1	Total Na 1 1	0	0
34	M	1	Total Na 1 1	0	0
34	N	1	Total Na 1 1	0	0
34	R	1	Total Na 1 1	0	0
34	S	3	Total Na 3 3	0	0
34	T	1	Total Na 1 1	0	0
34	U	1	Total Na 1 1	0	0

- Molecule 35 is CHLORIDE ION (three-letter code: CL) (formula: Cl).

Mol	Chain	Residues	Atoms	ZeroOcc	AltConf
35	A	9	Total Cl 9 9	0	0
35	C	1	Total Cl 1 1	0	0
35	D	1	Total Cl 1 1	0	0
35	K	3	Total Cl 3 3	0	0
35	M	1	Total Cl 1 1	0	0

Continued on next page...

Continued from previous page...

Mol	Chain	Residues	Atoms		ZeroOcc	AltConf
35	N	1	Total 1	Cl 1	0	0
35	O	1	Total 1	Cl 1	0	0
35	P	1	Total 1	Cl 1	0	0
35	R	1	Total 1	Cl 1	0	0
35	S	1	Total 1	Cl 1	0	0
35	Z	1	Total 1	Cl 1	0	0
35	4	1	Total 1	Cl 1	0	0

- Molecule 36 is CADMIUM ION (three-letter code: CD) (formula: Cd).

Mol	Chain	Residues	Atoms		ZeroOcc	AltConf
36	P	1	Total 1	Cd 1	0	0
36	V	1	Total 1	Cd 1	0	0
36	1	1	Total 1	Cd 1	0	0
36	2	1	Total 1	Cd 1	0	0
36	4	1	Total 1	Cd 1	0	0

- Molecule 37 is water.

Mol	Chain	Residues	Atoms		ZeroOcc	AltConf
37	A	5924	Total 5924	O 5924	0	0
37	B	143	Total 143	O 143	0	0
37	C	127	Total 127	O 127	0	0
37	D	146	Total 146	O 146	0	0
37	E	164	Total 164	O 164	0	0

Continued on next page...

Continued from previous page...

Mol	Chain	Residues	Atoms		ZeroOcc	AltConf
37	F	54	Total 54	O 54	0	0
37	G	42	Total 42	O 42	0	0
37	H	28	Total 28	O 28	0	0
37	I	22	Total 22	O 22	0	0
37	J	79	Total 79	O 79	0	0
37	K	56	Total 56	O 56	0	0
37	L	62	Total 62	O 62	0	0
37	M	81	Total 81	O 81	0	0
37	N	126	Total 126	O 126	0	0
37	O	66	Total 66	O 66	0	0
37	P	44	Total 44	O 44	0	0
37	Q	65	Total 65	O 65	0	0
37	R	54	Total 54	O 54	0	0
37	S	86	Total 86	O 86	0	0
37	T	35	Total 35	O 35	0	0
37	U	41	Total 41	O 41	0	0
37	V	25	Total 25	O 25	0	0
37	W	15	Total 15	O 15	0	0
37	X	67	Total 67	O 67	0	0
37	Y	29	Total 29	O 29	0	0
37	Z	92	Total 92	O 92	0	0

Continued on next page...

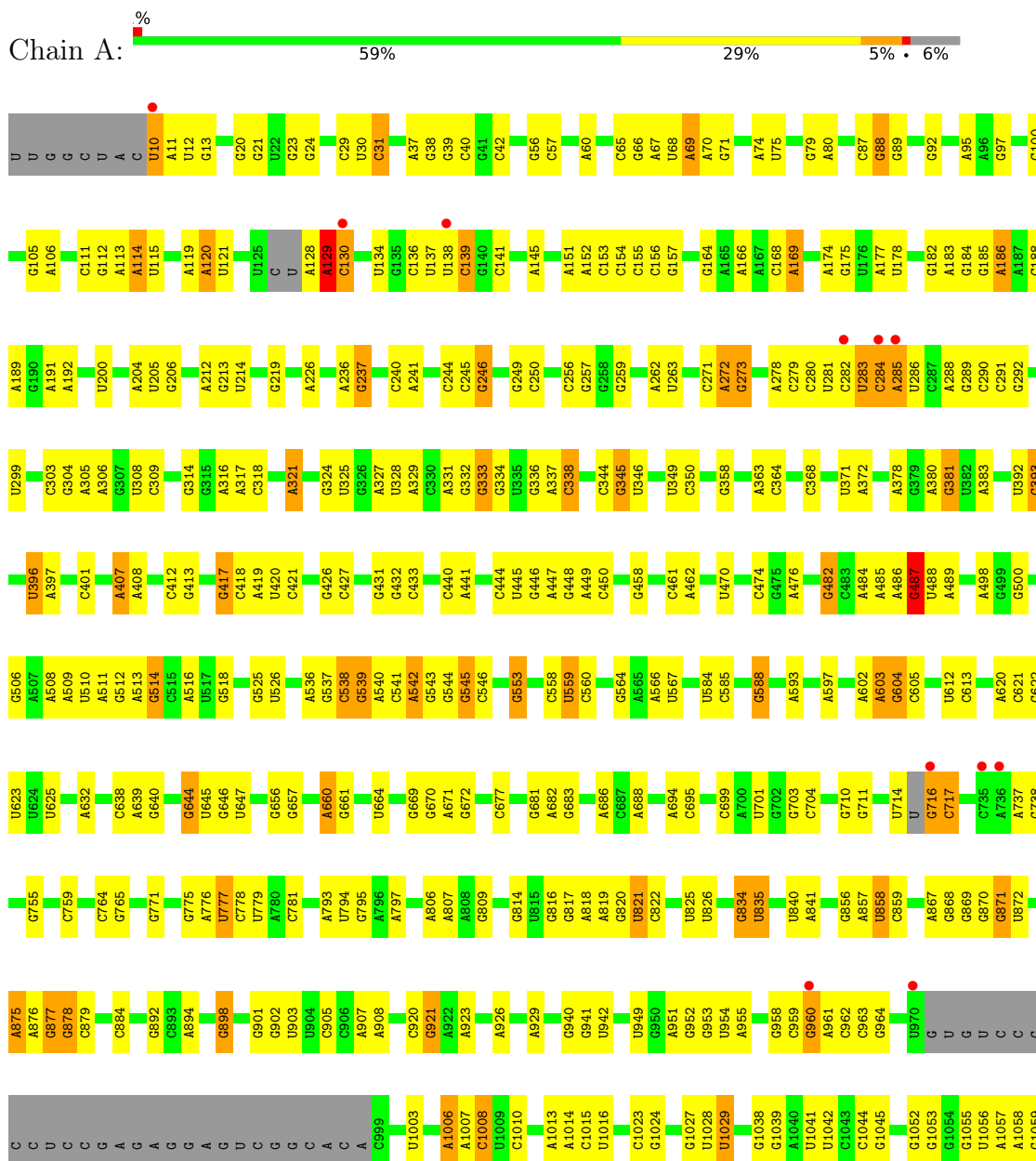
Continued from previous page...

Mol	Chain	Residues	Atoms		ZeroOcc	AltConf
37	1	38	Total 38	O 38	0	0
37	2	56	Total 56	O 56	0	0
37	3	40	Total 40	O 40	0	0
37	4	72	Total 72	O 72	0	0

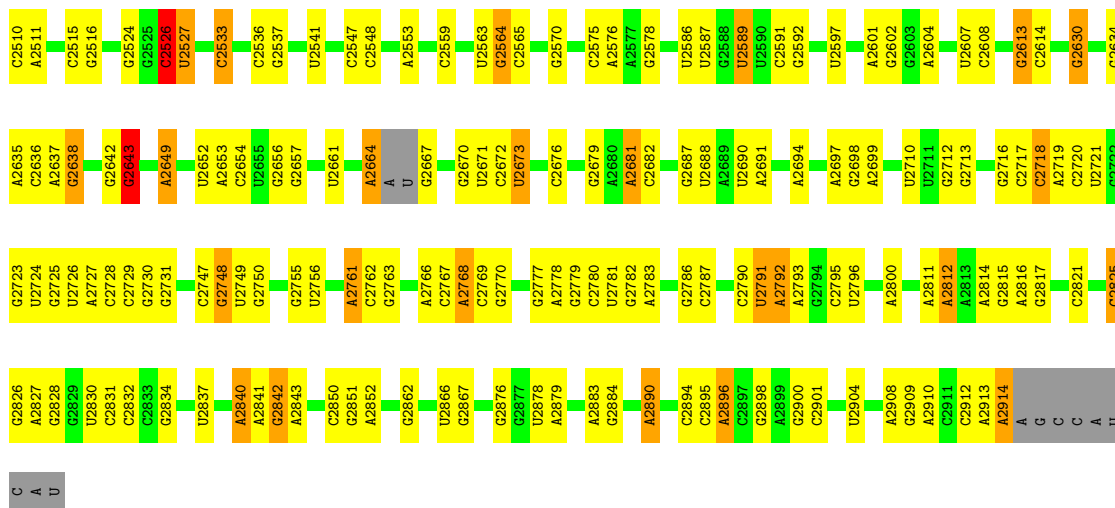
3 Residue-property plots i

These plots are drawn for all protein, RNA, DNA and oligosaccharide chains in the entry. The first graphic for a chain summarises the proportions of the various outlier classes displayed in the second graphic. The second graphic shows the sequence view annotated by issues in geometry and electron density. Residues are color-coded according to the number of geometric quality criteria for which they contain at least one outlier: green = 0, yellow = 1, orange = 2 and red = 3 or more. A red dot above a residue indicates a poor fit to the electron density ($RSRZ > 2$). Stretches of 2 or more consecutive residues without any outlier are shown as a green connector. Residues present in the sample, but not in the model, are shown in grey.

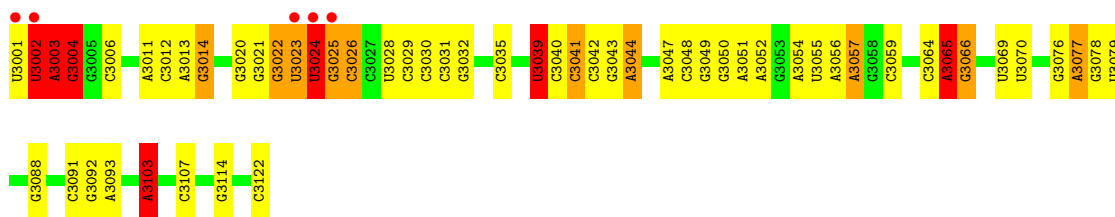
• Molecule 1: 23S rRNA



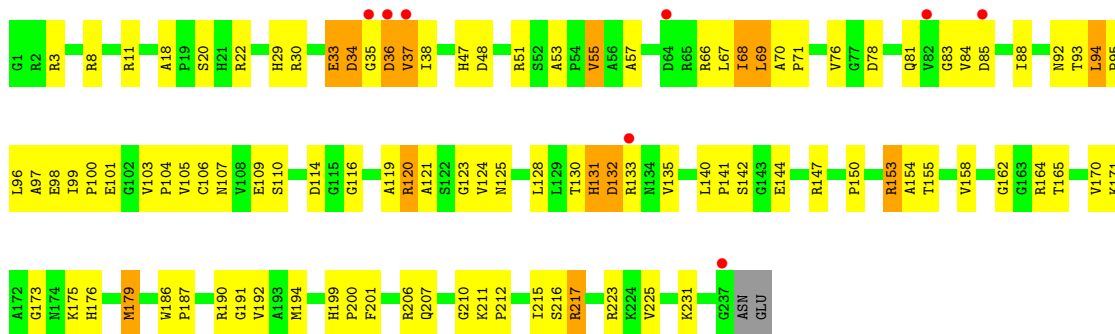
A2414	G2310	G1947	C1826	A1712	G1613	G1497	A1375	G1239	C1060
A2415	A2311	G1948	C1829	G1713	G1614	U1500	G1376	A1242	G1167
G2417	G2312	G1951	A1829	C1714	A1615	U1501	C1377	G1243	C1168
G2418	C2313	U	A1830	C1715	A1616	A1502	U1380	A1244	U1170
U2419	C2314	A	C1834	A1716	C1617	U1503	U1384	G1245	G1171
G2420	G2315	A	U1835	A1717	U1625	U1504	A1384	A1246	G1172
G2421	G2316	C	A1840	U1722	A1626	U1505	A1393	U1249	A1079
U2422	A2081	U	A1845	C1725	G1627	U1506	C1394	C1250	C1080
A2425	G2087	A	U1846	G1730	A1630	A1515	G1398	U1266	A1081
G2426	C2088	U	U1847	C1731	C1633	U1517	A1407	G1267	A1082
G2427	C2089	A	G1848	A1732	G1634	G1523	G1408	C1268	C1083
G2428	C2090	C	U1849	U1733	U1635	U1524	G1409	U1270	C1084
A2434	C2091	C	G1849	C1734	A1636	U1526	A1414	U1266	C1085
U2435	G2092	C	U1850	C1735	A1637	A1527	G1415	G1266	A1086
C2443	C2093	G	U1851	C1736	A1641	A1528	G1416	U1267	G1087
G2444	G2094	U	C1852	A1736	A1642	G1529	G1417	C1269	U1096
U2445	A2095	A	C1853	U1737	A1643	U1529	U1417	G1270	A1097
G2446	A2096	C	U1854	C1738	A1644	G1535	G1418	C1273	A1098
A2456	C2101	C	G1855	U1741	A1645	U1536	U1422	U1279	U1109
U2457	G2102	C	C1856	A1742	A1646	C1536	C1423	G1290	G1110
G2462	A2103	G	U1857	G1751	G1654	G1543	A1424	U1298	A1114
A2463	C2104	G	C1862	G1752	G1655	U1544	G1430	G1299	U1115
C2464	G2110	U	G1868	U1756	A1656	U1545	U1304	U1304	A1117
A2465	A2112	C	U1874	U1767	A1657	C1545	G1436	U1305	U1118
G2466	G2113	G	G1877	A1768	A1658	G1546	U1306	U1306	G1119
A2467	C2128	C	U1878	C1769	A1666	G1555	A1437	U1309	U1120
A2468	G2136	G	U1879	U1770	A1667	G1559	U1441	G1310	G1121
A2469	A	A	A1902	C1771	U1668	U	A1442	G1311	A1122
C2472	C	C	A1904	U1772	A1669	C1562	A1443	G1312	U1205
G2476	G	G	A1909	G1773	G1670	G1563	G1444	A1313	G1204
G2482	A	A	A1910	A1778	C1679	C1564	G1445	U1314	U1205
A2483	C	C	A1919	U1779	A1680	U1564	U1446	U1309	G1127
U2484	G	G	C1920	C1787	G1681	C1574	U1447	G1325	U1128
A2485	U	U	A1921	U1788	A1682	C1574	C1450	A1328	C1129
C2487	C	C	A1922	G1789	A1683	A1580	C1451	A1329	G1130
A2488	G	G	A1923	C1798	A1684	G1586	A1458	U1333	G1131
G2489	A	A	A1924	A1804	A1685	U1587	U1462	C1334	A1132
A2490	C	C	A1925	G1805	A1688	U1587	A1463	C1335	A1133
C2493	G	G	G1926	U1809	A1692	G1592	A1470	G1340	G1137
G2501	U	U	A1927	A1815	G1694	C1593	C1474	U1218	U1139
C2502	C	C	A1928	C1816	C1699	C1594	U1477	U1219	C1140
A2503	A	A	G1929	G1819	C1700	G1595	U1478	C1342	G1151
G2504	C	C	A1931	A1821	A1701	U1596	C1477	G1351	G1159
A2505	U	U	A1932	A1822	A1702	U1597	U1478	A1352	A1161
A2506	C	C	C1940	U1825	G1706	A1603	A1482	C1353	A1162
C2507	A	A	A1941	A1922	G1707	G1604	G1483	U1360	G1163
G2508	C	C	C1942	U1825	A1710	A1605	G1484	A1372	U1164
A2509	G	G	C1943	U1825	A1711	A1607	A1485	A1372	A1166



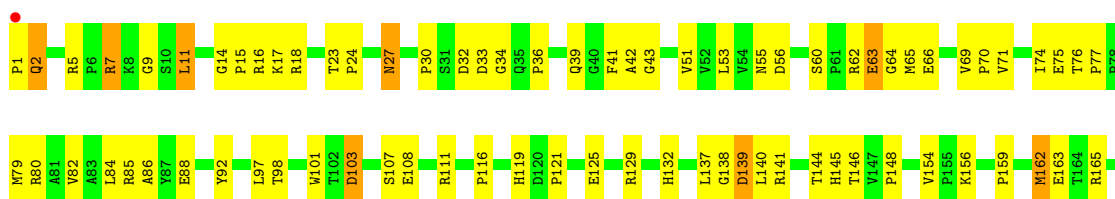
• Molecule 2: 5S RRNA



• Molecule 3: RIBOSOMAL PROTEIN L2



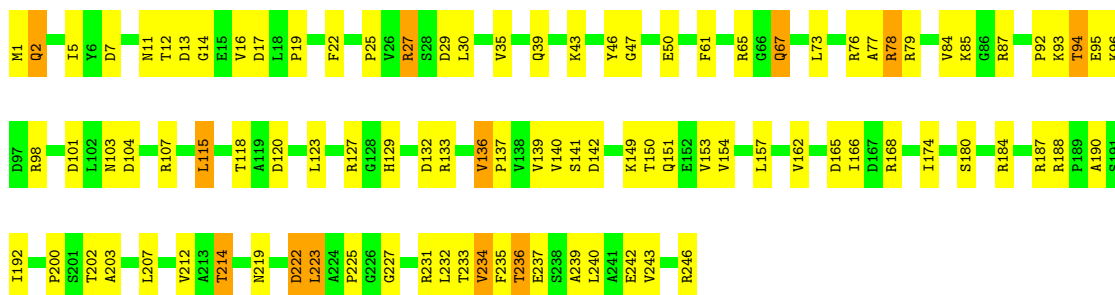
• Molecule 4: RIBOSOMAL PROTEIN L3





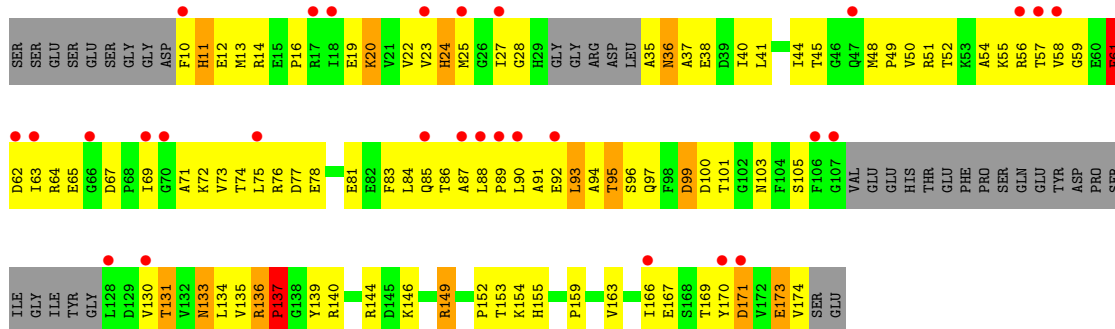
- Molecule 5: RIBOSOMAL PROBLEM L4

Chain E: 61% 35% 5%



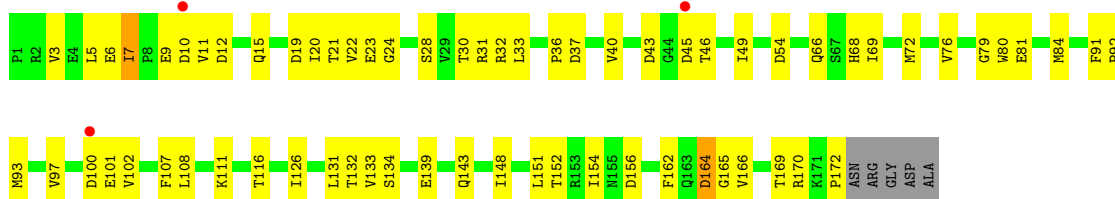
- Molecule 6: RIBOSOMAL PROBLEM L5

Chain F: 16% 26% 45% 7% 20%



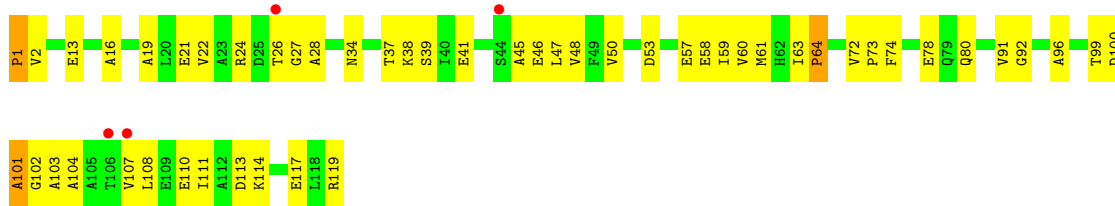
- Molecule 7: RIBOSOMAL PROBLEM L6

Chain G: 2% 59% 37%




- Molecule 8: RIBOSOMAL PROBLEM L7AE

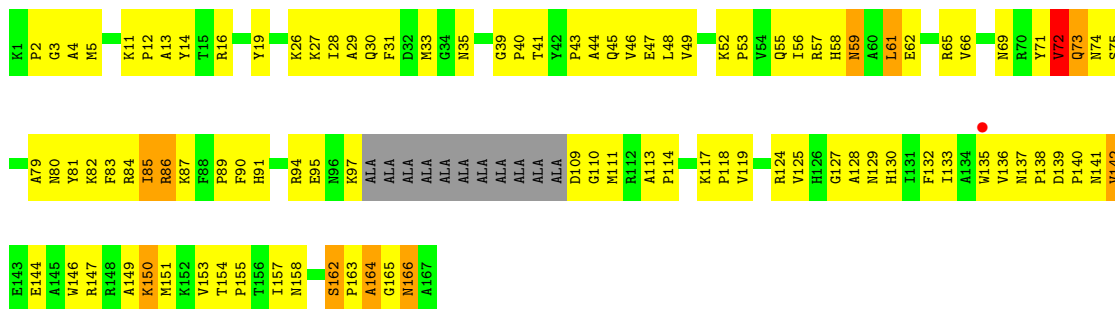
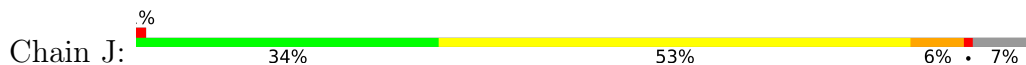
Chain H: 3% 57% 40%



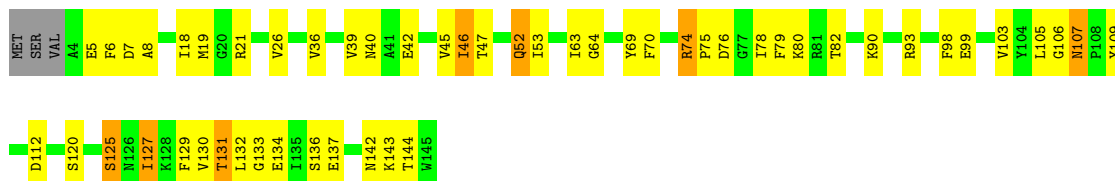
● Molecule 9: RIBOSOMAL PROTEIN L10



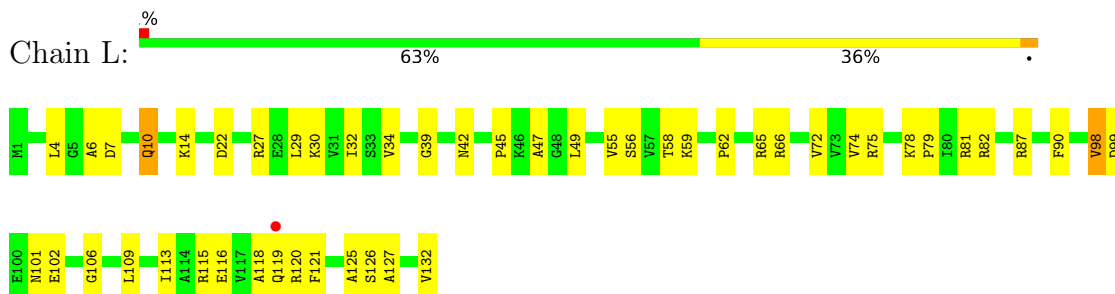
● Molecule 10: RIBOSOMAL PROTEIN L10E



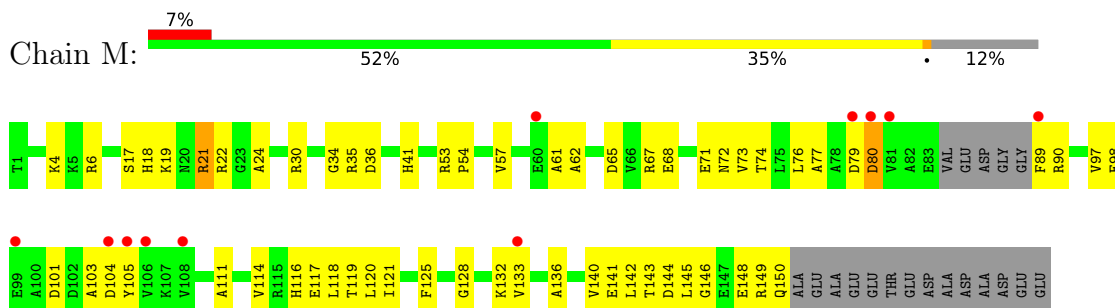
● Molecule 11: RIBOSOMAL PROTEIN L13



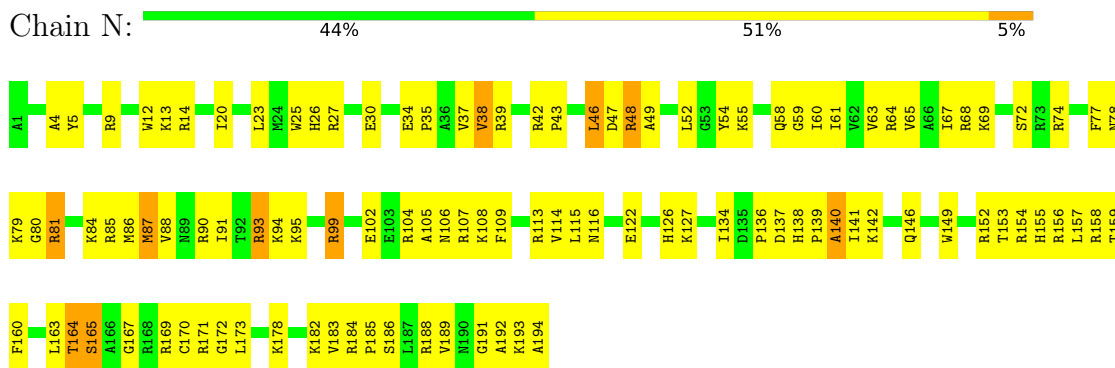
- Molecule 12: RIBOSOMAL PROTEIN L14



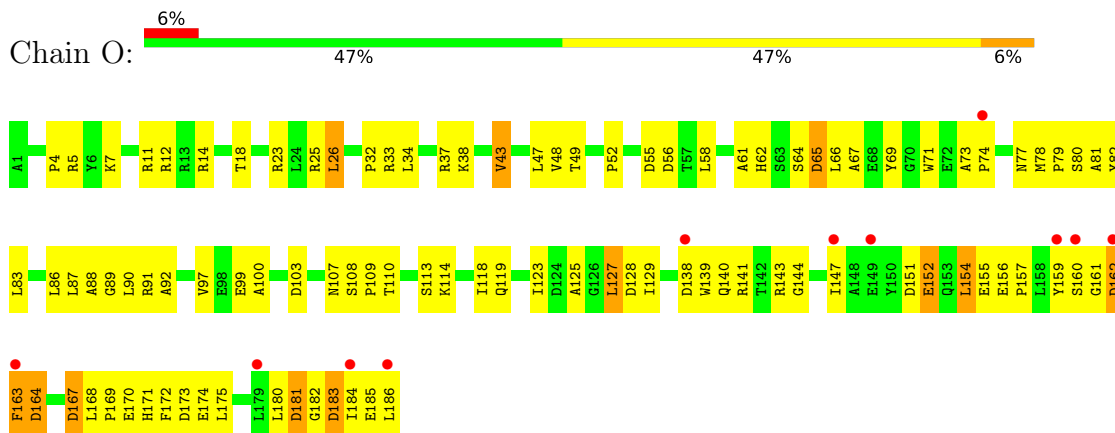
- Molecule 13: RIBOSOMAL PROTEIN L15



- Molecule 14: RIBOSOMAL PROTEIN L15E



- Molecule 15: RIBOSOMAL PROTEIN L18



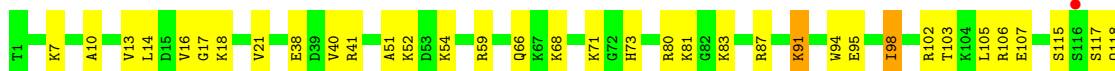
- Molecule 16: RIBOSOMAL PROTEIN L18E

Chain P:  75% 24%




● Molecule 17: RIBOSOMAL PROTEIN L19E

Chain Q:  69% 26%



● Molecule 18: RIBOSOMAL PROTEIN L21E

Chain R:  79% 20%



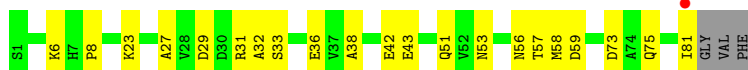
● Molecule 19: RIBOSOMAL PROTEIN L22

Chain S:  68% 27%



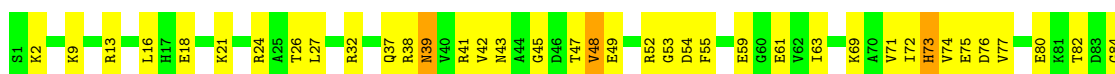
● Molecule 20: RIBOSOMAL PROTEIN L23

Chain T:  71% 25%

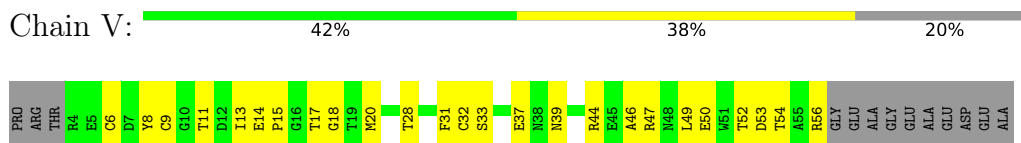


● Molecule 21: RIBOSOMAL PROTEIN L24

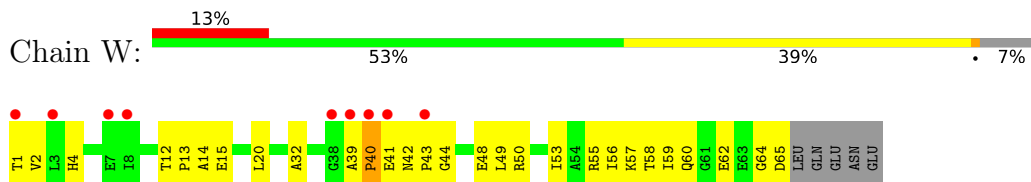
Chain U:  3% 60% 37%



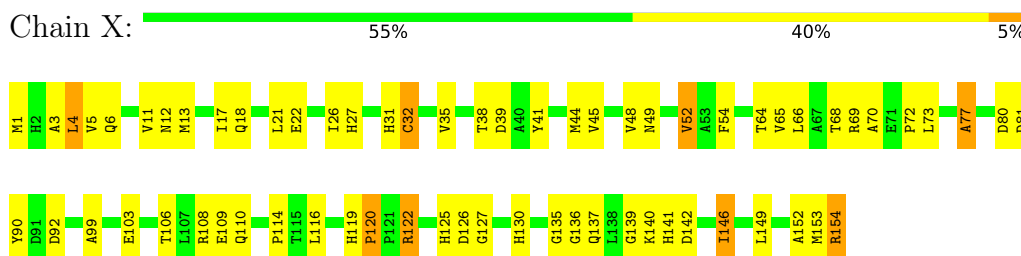
- Molecule 22: RIBOSOMAL PROTEIN L24E



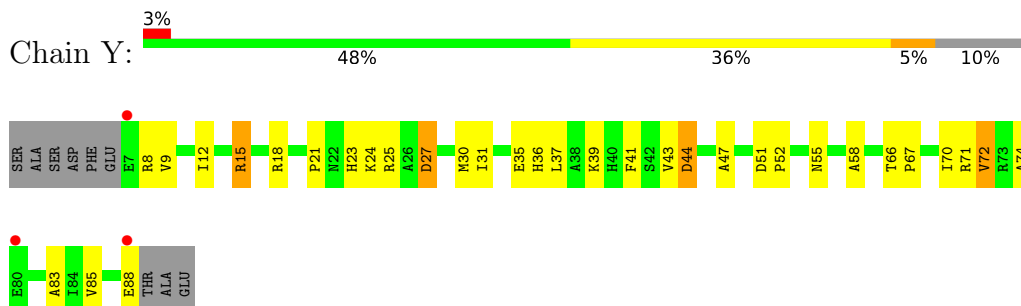
- Molecule 23: RIBOSOMAL PROTEIN L29



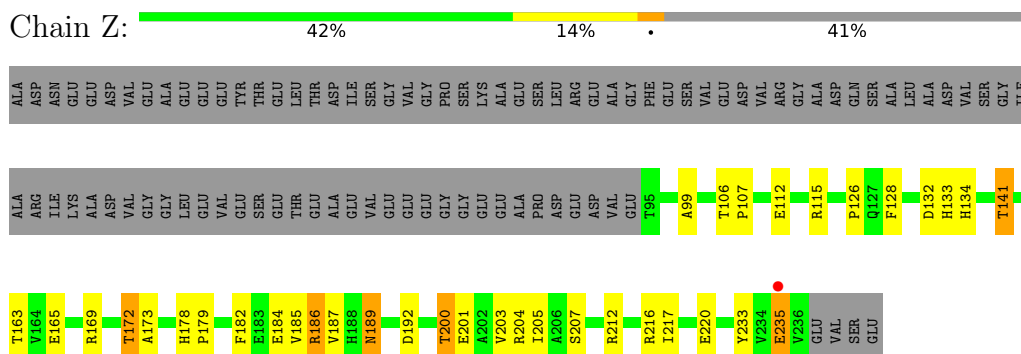
- Molecule 24: RIBOSOMAL PROTEIN L30



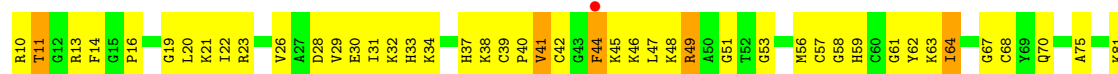
- Molecule 25: RIBOSOMAL PROTEIN L31E



- Molecule 26: RIBOSOMAL PROTEIN L32E

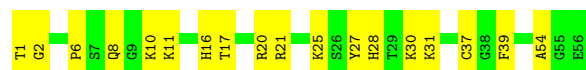


- Molecule 27: RIBOSOMAL PROTEIN L37Ae

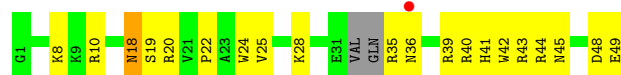


E82

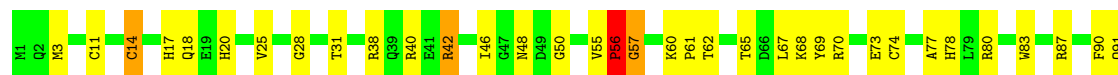
- Molecule 28: RIBOSOMAL PROTEIN L37E



- Molecule 29: RIBOSOMAL PROTEIN L39E



- Molecule 30: RIBOSOMAL PROTEIN L44E



E92

4 Data and refinement statistics

Property	Value	Source
Space group	C 2 2 21	Depositor
Cell constants a, b, c, α , β , γ	213.25Å 300.75Å 574.81Å 90.00° 90.00° 90.00°	Depositor
Resolution (Å)	20.00 – 3.01 49.94 – 3.01	Depositor EDS
% Data completeness (in resolution range)	90.9 (20.00-3.01) 90.9 (49.94-3.01)	Depositor EDS
R_{merge}	0.17	Depositor
R_{sym}	0.17	Depositor
$\langle I/\sigma(I) \rangle$ ¹	2.01 (at 3.01Å)	Xtrriage
Refinement program	CNS	Depositor
R, R_{free}	0.212 , 0.246 0.210 , (Not available)	Depositor DCC
R_{free} test set	No test flags present.	wwPDB-VP
Wilson B-factor (Å ²)	45.6	Xtrriage
Anisotropy	0.295	Xtrriage
Bulk solvent k_{sol} (e/Å ³), B_{sol} (Å ²)	0.31 , 62.1	EDS
L-test for twinning ²	$\langle L \rangle = 0.45$, $\langle L^2 \rangle = 0.28$	Xtrriage
Estimated twinning fraction	No twinning to report.	Xtrriage
F_o, F_c correlation	0.90	EDS
Total number of atoms	98548	wwPDB-VP
Average B, all atoms (Å ²)	51.0	wwPDB-VP

Xtrriage's analysis on translational NCS is as follows: *The largest off-origin peak in the Patterson function is 1.50% of the height of the origin peak. No significant pseudotranslation is detected.*

¹Intensities estimated from amplitudes.

²Theoretical values of $\langle |L| \rangle$, $\langle L^2 \rangle$ for acentric reflections are 0.5, 0.333 respectively for untwinned datasets, and 0.375, 0.2 for perfectly twinned datasets.

5 Model quality [i](#)

5.1 Standard geometry [i](#)

Bond lengths and bond angles in the following residue types are not validated in this section: K, MG, NA, CD, CL, ANM

The Z score for a bond length (or angle) is the number of standard deviations the observed value is removed from the expected value. A bond length (or angle) with $|Z| > 5$ is considered an outlier worth inspection. RMSZ is the root-mean-square of all Z scores of the bond lengths (or angles).

Mol	Chain	Bond lengths		Bond angles	
		RMSZ	# Z >5	RMSZ	# Z >5
1	A	0.76	25/66076 (0.0%)	0.79	41/103052 (0.0%)
2	B	0.69	3/2905 (0.1%)	0.85	7/4528 (0.2%)
3	C	0.51	0/1787	0.76	0/2409
4	D	0.53	0/2689	0.74	0/3652
5	E	0.59	0/1883	0.78	0/2551
6	F	0.44	0/1111	0.66	0/1498
7	G	0.49	0/1382	0.66	0/1880
8	H	0.53	0/896	0.65	0/1219
9	I	0.41	0/241	0.57	0/324
10	J	0.57	0/1246	0.83	1/1686 (0.1%)
11	K	0.56	0/1135	0.71	0/1530
12	L	0.53	0/1003	0.78	0/1351
13	M	0.51	0/1126	0.77	0/1504
14	N	0.59	0/1633	0.81	0/2180
15	O	0.50	0/1473	0.74	0/1999
16	P	0.57	0/873	0.77	0/1181
17	Q	0.49	0/1143	0.68	0/1521
18	R	0.57	0/748	0.79	0/1005
19	S	0.58	0/1172	0.78	0/1578
20	T	0.50	0/648	0.68	0/875
21	U	0.48	0/957	0.74	0/1289
22	V	0.52	0/417	0.68	0/562
23	W	0.45	0/502	0.60	0/675
24	X	0.59	1/1218 (0.1%)	0.76	0/1655
25	Y	0.51	0/664	0.70	0/895
26	Z	0.53	0/1146	0.75	0/1536
27	1	0.56	0/575	0.80	0/763
28	2	0.61	0/437	0.80	0/578
29	3	0.51	0/398	0.63	0/527
30	4	0.57	1/771 (0.1%)	0.77	0/1024
All	All	0.70	30/98255 (0.0%)	0.78	49/147027 (0.0%)

Chiral center outliers are detected by calculating the chiral volume of a chiral center and verifying if the center is modelled as a planar moiety or with the opposite hand. A planarity outlier is detected by checking planarity of atoms in a peptide group, atoms in a mainchain group or atoms of a sidechain that are expected to be planar.

Mol	Chain	#Chirality outliers	#Planarity outliers
1	A	1	58
2	B	1	2
All	All	2	60

All (30) bond length outliers are listed below:

Mol	Chain	Res	Type	Atoms	Z	Observed(Å)	Ideal(Å)
1	A	2486	A	O3'-P	41.07	2.10	1.61
1	A	2487	C	P-OP2	9.93	1.65	1.49
1	A	2486	A	C4'-C3'	-8.66	1.43	1.53
1	A	2487	C	P-O5'	-8.62	1.51	1.59
1	A	2486	A	C3'-C2'	-6.98	1.45	1.52
1	A	2488	A	P-OP2	-6.89	1.37	1.49
1	A	901	G	C5-C6	-6.63	1.35	1.42
1	A	2487	C	C5'-C4'	6.59	1.59	1.51
1	A	2487	C	O3'-P	-6.56	1.53	1.61
1	A	2487	C	C4'-O4'	6.19	1.53	1.45
1	A	2486	A	C4'-O4'	6.16	1.53	1.45
1	A	1376	G	C5-C6	6.13	1.48	1.42
1	A	2643	G	C5-C6	-6.12	1.36	1.42
1	A	2486	A	C2'-C1'	5.77	1.59	1.53
1	A	1206	U	C3'-O3'	5.75	1.50	1.42
24	X	32	CYS	CB-SG	-5.66	1.72	1.81
1	A	1694	G	C5-C6	-5.55	1.36	1.42
1	A	2293	G	C5-C6	5.51	1.47	1.42
1	A	2291	A	C5-C6	-5.47	1.36	1.41
30	4	14	CYS	CB-SG	-5.44	1.73	1.81
2	B	3003	A	P-OP2	5.33	1.58	1.49
1	A	1082	A	C5-C6	-5.31	1.36	1.41
2	B	3004	G	P-OP1	5.26	1.57	1.49
1	A	476	A	C5-C6	-5.23	1.36	1.41
1	A	1732	A	C5-C6	-5.18	1.36	1.41
1	A	1206	U	P-O5'	5.14	1.64	1.59
2	B	3003	A	O5'-C5'	-5.12	1.34	1.42
1	A	1206	U	P-OP2	5.11	1.57	1.49
1	A	393	G	C5-C6	-5.09	1.37	1.42
1	A	2487	C	C2-N3	-5.00	1.31	1.35

All (49) bond angle outliers are listed below:

Mol	Chain	Res	Type	Atoms	Z	Observed(°)	Ideal(°)
1	A	1165	G	O5'-P-OP1	-20.25	86.40	110.70
1	A	1164	U	OP1-P-O3'	-19.15	63.06	105.20
1	A	1164	U	OP2-P-O3'	-16.02	69.95	105.20
1	A	1165	G	O5'-P-OP2	-13.21	93.81	105.70
2	B	3003	A	O5'-P-OP1	-11.17	95.65	105.70
1	A	2487	C	O4'-C4'-C3'	-9.88	94.12	104.00
1	A	2486	A	O3'-P-O5'	-9.56	85.83	104.00
1	A	1563	G	C2'-C3'-O3'	9.50	130.40	109.50
1	A	2486	A	C5'-C4'-C3'	9.28	130.85	116.00
1	A	1942	A	C5'-C4'-C3'	9.15	130.63	116.00
2	B	3024	U	C2'-C3'-O3'	9.04	129.39	109.50
1	A	1979	G	C2'-C3'-O3'	8.61	128.45	109.50
1	A	2486	A	C3'-C2'-C1'	8.05	107.94	101.50
1	A	2487	C	O5'-P-OP1	7.67	119.90	110.70
1	A	1504	A	C1'-O4'-C4'	-7.32	104.04	109.90
1	A	1206	U	O5'-P-OP1	7.21	119.36	110.70
1	A	2486	A	O4'-C4'-C3'	6.97	111.68	106.10
2	B	3002	U	OP2-P-O3'	6.97	120.53	105.20
2	B	3039	U	N1-C1'-C2'	6.86	122.92	114.00
2	B	3103	A	C5'-C4'-O4'	6.82	117.29	109.10
10	J	74	ASN	N-CA-C	-6.78	92.69	111.00
1	A	2486	A	OP2-P-O3'	6.51	119.52	105.20
1	A	1165	G	OP1-P-OP2	6.35	129.13	119.60
1	A	1120	U	C5'-C4'-C3'	-6.31	105.91	116.00
1	A	1942	A	C5'-C4'-O4'	6.15	116.48	109.10
1	A	2486	A	OP1-P-O3'	-6.08	91.82	105.20
1	A	2487	C	OP1-P-O3'	-6.06	91.87	105.20
1	A	1819	G	C5'-C4'-C3'	5.92	125.48	116.00
2	B	3003	A	OP1-P-O3'	5.79	117.94	105.20
1	A	2487	C	N1-C1'-C2'	5.74	121.45	114.00
1	A	2486	A	N9-C1'-C2'	-5.63	105.80	112.00
1	A	2313	C	C5'-C4'-O4'	5.59	115.80	109.10
1	A	129	A	C2'-C3'-O3'	5.50	122.49	113.70
1	A	1342	C	N1-C1'-C2'	-5.46	106.00	112.00
1	A	1822	A	N9-C1'-C2'	-5.46	106.00	112.00
1	A	206	G	C5'-C4'-C3'	-5.43	107.30	116.00
1	A	2316	G	C5'-C4'-C3'	-5.43	107.31	116.00
1	A	2313	C	O4'-C4'-C3'	-5.41	98.59	104.00
1	A	1592	G	N9-C1'-C2'	5.40	121.02	114.00
1	A	1504	A	N9-C1'-C2'	5.38	120.99	114.00
1	A	2467	A	C1'-O4'-C4'	-5.30	105.66	109.90
1	A	2486	A	C1'-O4'-C4'	-5.29	105.67	109.90
1	A	1738	C	C5'-C4'-C3'	5.24	124.39	116.00

Continued on next page...

Continued from previous page...

Mol	Chain	Res	Type	Atoms	Z	Observed(°)	Ideal(°)
2	B	3024	U	C4'-C3'-C2'	5.18	107.78	102.60
1	A	2338	G	C2'-C3'-O3'	5.16	121.96	113.70
1	A	2664	A	N9-C1'-C2'	5.07	120.60	114.00
1	A	407	A	O4'-C4'-C3'	-5.05	98.95	104.00
1	A	2313	C	C1'-O4'-C4'	-5.04	105.86	109.90
1	A	2425	A	O4'-C4'-C3'	-5.04	98.96	104.00

All (2) chirality outliers are listed below:

Mol	Chain	Res	Type	Atom
1	A	1563	G	C3'
2	B	3024	U	C3'

All (60) planarity outliers are listed below:

Mol	Chain	Res	Type	Group
1	A	1038	G	Sidechain
1	A	1039	G	Sidechain
1	A	1055	G	Sidechain
1	A	1122	U	Sidechain
1	A	1192	A	Sidechain
1	A	1206	U	Sidechain
1	A	1340	G	Sidechain
1	A	1376	G	Sidechain
1	A	1417	G	Sidechain
1	A	1430	G	Sidechain
1	A	1447	U	Sidechain
1	A	1458	A	Sidechain
1	A	1501	A	Sidechain
1	A	1524	U	Sidechain
1	A	1688	G	Sidechain
1	A	174	A	Sidechain
1	A	1809	G	Sidechain
1	A	1829	A	Sidechain
1	A	1835	U	Sidechain
1	A	1845	A	Sidechain
1	A	1848	G	Sidechain
1	A	1877	G	Sidechain
1	A	1878	G	Sidechain
1	A	1972	U	Sidechain
1	A	2073	G	Sidechain
1	A	2308	U	Sidechain

Continued on next page...

Continued from previous page...

Mol	Chain	Res	Type	Group
1	A	2312	G	Sidechain
1	A	2313	C	Sidechain
1	A	2412	G	Sidechain
1	A	246	G	Sidechain
1	A	2465	A	Sidechain
1	A	2493	C	Sidechain
1	A	2503	A	Sidechain
1	A	2506	A	Sidechain
1	A	2526	C	Sidechain
1	A	2564	G	Sidechain
1	A	2607	U	Sidechain
1	A	2630	G	Sidechain
1	A	2643	G	Sidechain
1	A	2673	U	Sidechain
1	A	2793	A	Sidechain
1	A	2840	A	Sidechain
1	A	2842	G	Sidechain
1	A	321	A	Sidechain
1	A	333	G	Sidechain
1	A	396	U	Sidechain
1	A	458	G	Sidechain
1	A	462	A	Sidechain
1	A	482	G	Sidechain
1	A	486	A	Sidechain
1	A	487	G	Sidechain
1	A	518	G	Sidechain
1	A	755	G	Sidechain
1	A	781	C	Sidechain
1	A	867	A	Sidechain
1	A	879	C	Sidechain
1	A	898	G	Sidechain
1	A	903	U	Sidechain
2	B	3039	U	Sidechain
2	B	3065	A	Sidechain

5.2 Too-close contacts

In the following table, the Non-H and H(model) columns list the number of non-hydrogen atoms and hydrogen atoms in the chain respectively. The H(added) column lists the number of hydrogen atoms added and optimized by MolProbity. The Clashes column lists the number of clashes within the asymmetric unit, whereas Symm-Clashes lists symmetry-related clashes.

Mol	Chain	Non-H	H(model)	H(added)	Clashes	Symm-Clashes
1	A	59017	0	29807	895	0
2	B	2600	0	1326	83	0
3	C	1754	0	1763	120	0
4	D	2624	0	2533	173	0
5	E	1858	0	1816	111	0
6	F	1094	0	1085	134	0
7	G	1357	0	1266	74	0
8	H	885	0	854	62	0
9	I	240	0	231	21	0
10	J	1215	0	1215	153	0
11	K	1119	0	1098	57	0
12	L	993	0	1027	53	0
13	M	1114	0	1072	59	0
14	N	1605	0	1676	148	0
15	O	1444	0	1401	121	0
16	P	864	0	873	30	0
17	Q	1133	0	1127	44	0
18	R	734	0	728	15	0
19	S	1149	0	1122	56	0
20	T	641	0	605	23	0
21	U	949	0	923	52	0
22	V	410	0	364	33	0
23	W	499	0	511	27	0
24	X	1195	0	1137	88	0
25	Y	654	0	653	45	0
26	Z	1130	0	1133	55	0
27	1	563	0	597	56	0
28	2	430	0	426	22	0
29	3	393	0	406	28	0
30	4	755	0	730	36	0
31	A	19	0	19	1	0
32	4	1	0	0	0	0
32	A	109	0	0	0	0
32	B	1	0	0	0	0
32	C	2	0	0	0	0
32	D	1	0	0	0	0
32	L	1	0	0	0	0
32	U	1	0	0	0	0
32	Z	1	0	0	0	0
33	A	2	0	0	0	0
34	A	71	0	0	0	0
34	B	2	0	0	0	0
34	C	1	0	0	0	0

Continued on next page...

Continued from previous page...

Mol	Chain	Non-H	H(model)	H(added)	Clashes	Symm-Clashes
34	E	1	0	0	0	0
34	J	2	0	0	0	0
34	K	1	0	0	0	0
34	M	1	0	0	0	0
34	N	1	0	0	0	0
34	R	1	0	0	0	0
34	S	3	0	0	0	0
34	T	1	0	0	0	0
34	U	1	0	0	0	0
35	4	1	0	0	0	0
35	A	9	0	0	0	0
35	C	1	0	0	0	0
35	D	1	0	0	0	0
35	K	3	0	0	1	0
35	M	1	0	0	0	0
35	N	1	0	0	1	0
35	O	1	0	0	0	0
35	P	1	0	0	0	0
35	R	1	0	0	0	0
35	S	1	0	0	0	0
35	Z	1	0	0	0	0
36	1	1	0	0	0	0
36	2	1	0	0	0	0
36	4	1	0	0	0	0
36	P	1	0	0	0	0
36	V	1	0	0	0	0
37	1	38	0	0	14	0
37	2	56	0	0	1	0
37	3	40	0	0	6	0
37	4	72	0	0	9	0
37	A	5924	0	0	183	0
37	B	143	0	0	15	0
37	C	127	0	0	22	0
37	D	146	0	0	24	0
37	E	164	0	0	28	0
37	F	54	0	0	20	0
37	G	42	0	0	11	0
37	H	28	0	0	9	0
37	I	22	0	0	6	0
37	J	79	0	0	23	0
37	K	56	0	0	5	0
37	L	62	0	0	10	0

Continued on next page...

Continued from previous page...

Mol	Chain	Non-H	H(model)	H(added)	Clashes	Symm-Clashes
37	M	81	0	0	18	0
37	N	126	0	0	21	0
37	O	66	0	0	17	0
37	P	44	0	0	5	0
37	Q	65	0	0	3	0
37	R	54	0	0	2	0
37	S	86	0	0	11	0
37	T	35	0	0	5	0
37	U	41	0	0	4	0
37	V	25	0	0	6	0
37	W	15	0	0	2	0
37	X	67	0	0	8	0
37	Y	29	0	0	4	0
37	Z	92	0	0	16	0
All	All	98548	0	59524	2621	0

The all-atom clashscore is defined as the number of clashes found per 1000 atoms (including hydrogen atoms). The all-atom clashscore for this structure is 17.

All (2621) close contacts within the same asymmetric unit are listed below, sorted by their clash magnitude.

Atom-1	Atom-2	Interatomic distance (Å)	Clash overlap (Å)
1:A:1160:G:H5'	1:A:1161:A:H5'	1.24	1.18
5:E:236:THR:HG22	5:E:239:ALA:H	1.04	1.14
10:J:86:ARG:NH1	10:J:133:ILE:HG13	1.64	1.12
1:A:1134:G:H4'	10:J:151:MET:HE1	1.31	1.10
1:A:2486:A:O3'	1:A:2487:C:P	2.10	1.09
14:N:164:THR:HG22	14:N:167:GLY:H	1.18	1.07
1:A:1242:A:H5'	11:K:82:THR:HG23	1.35	1.06
5:E:5:ILE:HD11	5:E:16:VAL:HG23	1.39	1.05
1:A:156:C:H5''	14:N:171:ARG:HD3	1.38	1.03
21:U:71:VAL:HG11	21:U:90:PRO:HB3	1.36	1.03
23:W:12:THR:HG22	23:W:15:GLU:HG3	1.41	1.02
2:B:3006:C:H5''	15:O:37:ARG:NH1	1.75	1.02
5:E:127:ARG:NH2	5:E:225:PRO:HG2	1.74	1.02
12:L:10:GLN:NE2	12:L:10:GLN:H	1.58	1.01
6:F:134:LEU:HD11	6:F:166:ILE:HD11	1.40	1.01
10:J:86:ARG:HH11	10:J:133:ILE:HG13	0.85	1.01
1:A:960:G:H4'	37:A:7421:HOH:O	1.58	1.00
1:A:2717:C:H2'	1:A:2718:C:H5''	1.43	1.00
10:J:45:GLN:HB3	10:J:163:PRO:HD2	1.39	1.00

Continued on next page...

Continued from previous page...

Atom-1	Atom-2	Interatomic distance (Å)	Clash overlap (Å)
2:B:3023:U:H4'	2:B:3024:U:OP2	1.58	1.00
25:Y:37:LEU:HD13	25:Y:85:VAL:HG21	1.41	1.00
24:X:88:THR:HB	37:X:6679:HOH:O	1.63	0.99
2:B:3076:G:H3'	2:B:3077:A:H5''	1.45	0.99
10:J:26:LYS:HD2	10:J:28:ILE:HD12	1.42	0.98
10:J:162:SER:HB2	10:J:163:PRO:HD3	1.43	0.98
17:Q:115:SER:H	17:Q:118:GLN:HE21	0.99	0.98
1:A:1474:C:H6	1:A:1474:C:H5'	1.30	0.96
4:D:86:ALA:HA	37:D:8579:HOH:O	1.63	0.96
1:A:871:G:H5'	1:A:871:G:C8	2.00	0.96
19:S:99:ALA:HB1	19:S:109:MET:HE1	1.47	0.96
1:A:871:G:H5'	1:A:871:G:H8	1.30	0.96
10:J:86:ARG:HH11	10:J:133:ILE:CG1	1.79	0.96
27:1:10:ARG:HA	37:1:8415:HOH:O	1.64	0.95
1:A:856:G:H2'	37:A:5405:HOH:O	1.65	0.95
1:A:1751:G:H2'	1:A:1752:G:H5''	1.47	0.95
24:X:88:THR:HG22	24:X:89:ASP:H	1.29	0.95
26:Z:200:THR:HG22	26:Z:201:GLU:HG3	1.48	0.95
12:L:29:LEU:HB3	12:L:55:VAL:HG11	1.45	0.94
15:O:47:LEU:HD11	15:O:127:LEU:HD21	1.48	0.94
2:B:3006:C:H5''	15:O:37:ARG:HH12	1.32	0.94
5:E:78:ARG:HG3	5:E:78:ARG:HH11	1.33	0.94
2:B:3056:A:H2'	2:B:3057:A:H5''	1.49	0.94
1:A:870:G:H2'	1:A:871:G:H5''	1.49	0.94
1:A:1835:U:H5	1:A:1840:A:N7	1.66	0.94
4:D:264:GLU:HG2	4:D:267:LYS:HE2	1.50	0.93
37:A:4836:HOH:O	14:N:14:ARG:HG2	1.68	0.93
27:1:38:LYS:HE2	27:1:45:LYS:HE2	1.49	0.92
4:D:140:LEU:HA	37:D:8579:HOH:O	1.68	0.92
4:D:212:GLN:HB2	4:D:257:THR:HG21	1.50	0.92
14:N:52:LEU:HD11	37:N:8615:HOH:O	1.69	0.92
6:F:154:LYS:H	6:F:154:LYS:HD2	1.33	0.92
10:J:165:GLY:HA3	37:J:8399:HOH:O	1.70	0.92
1:A:21:G:H5'	19:S:2:ILE:HA	1.53	0.91
3:C:211:LYS:HB3	3:C:212:PRO:HD2	1.52	0.91
1:A:542:A:H5'	1:A:542:A:H8	1.37	0.90
24:X:137:GLN:HE21	24:X:141:HIS:HE1	1.16	0.89
6:F:25:MET:HE2	6:F:41:LEU:HG	1.54	0.89
12:L:10:GLN:H	12:L:10:GLN:HE21	0.92	0.89
12:L:10:GLN:HE21	12:L:10:GLN:N	1.70	0.89
13:M:68:GLU:HA	37:M:8545:HOH:O	1.72	0.89

Continued on next page...

Continued from previous page...

Atom-1	Atom-2	Interatomic distance (Å)	Clash overlap (Å)
4:D:238:ASN:HD22	4:D:240:GLY:H	1.20	0.89
20:T:57:THR:HG22	20:T:59:ASP:H	1.36	0.89
6:F:105:SER:HB2	6:F:131:THR:HG23	1.52	0.89
27:1:46:LYS:HD3	27:1:59:HIS:HB2	1.54	0.89
5:E:2:GLN:HB3	37:E:8335:HOH:O	1.73	0.89
5:E:115:LEU:HD13	5:E:223:LEU:HD21	1.53	0.88
11:K:76:ASP:HA	37:K:5907:HOH:O	1.74	0.88
5:E:236:THR:HG22	5:E:239:ALA:N	1.88	0.88
10:J:29:ALA:HB3	10:J:65:ARG:HH12	1.36	0.88
37:A:3703:HOH:O	14:N:157:LEU:HD11	1.74	0.88
1:A:2717:C:C2'	1:A:2718:C:H5''	2.02	0.88
12:L:81:ARG:HB2	12:L:87:ARG:HH11	1.37	0.88
4:D:321:PRO:HA	37:D:8658:HOH:O	1.74	0.87
13:M:79:ASP:HB3	37:M:8560:HOH:O	1.75	0.87
15:O:83:LEU:HD13	15:O:175:LEU:HD23	1.56	0.87
37:A:4437:HOH:O	14:N:146:GLN:HG2	1.74	0.87
1:A:1372:A:H3'	37:A:7178:HOH:O	1.73	0.87
1:A:381:G:H5''	37:A:4291:HOH:O	1.73	0.87
10:J:55:GLN:HE21	10:J:124:ARG:HE	1.22	0.87
4:D:7:ARG:HG2	4:D:7:ARG:HH11	1.38	0.86
10:J:27:LYS:H	10:J:58:HIS:HD2	1.23	0.86
1:A:962:C:H1'	15:O:5:ARG:NH1	1.90	0.86
1:A:645:U:OP2	13:M:4:LYS:HE2	1.74	0.86
5:E:132:ASP:HB3	37:E:8362:HOH:O	1.76	0.86
1:A:2506:A:HO2'	1:A:2507:G:H8	0.86	0.85
1:A:2812:A:H2	1:A:2814:A:H62	1.23	0.85
24:X:4:LEU:HD22	24:X:52:VAL:HG21	1.58	0.85
29:3:39:ARG:HG2	37:3:3143:HOH:O	1.76	0.85
1:A:1701:A:H5'	37:A:6265:HOH:O	1.77	0.84
27:1:38:LYS:HG2	27:1:45:LYS:HG2	1.57	0.84
1:A:1184:C:H1'	37:A:7458:HOH:O	1.76	0.84
10:J:139:ASP:N	10:J:140:PRO:HD3	1.92	0.84
1:A:1116:U:H3	1:A:1246:A:H62	1.23	0.84
1:A:1667:A:H5'	1:A:1667:A:H8	1.41	0.84
15:O:49:THR:HG22	15:O:56:ASP:HB2	1.59	0.84
1:A:1474:C:H5'	1:A:1474:C:C6	2.12	0.84
15:O:7:LYS:HE3	18:R:21:ARG:O	1.77	0.84
17:Q:115:SER:H	17:Q:118:GLN:NE2	1.76	0.84
27:1:58:GLY:HA3	37:1:8439:HOH:O	1.78	0.84
10:J:150:LYS:HE2	37:J:8385:HOH:O	1.77	0.84
23:W:42:ASN:HB3	37:W:7247:HOH:O	1.77	0.84

Continued on next page...

Continued from previous page...

Atom-1	Atom-2	Interatomic distance (Å)	Clash overlap (Å)
1:A:214:U:H5'	37:A:6122:HOH:O	1.76	0.84
15:O:144:GLY:O	15:O:147:ILE:HG22	1.77	0.83
15:O:87:LEU:HD12	15:O:186:LEU:HD21	1.59	0.83
29:3:41:HIS:H	29:3:45:ASN:HD22	1.24	0.83
2:B:3024:U:O2'	2:B:3025:G:H4'	1.77	0.83
6:F:20:LYS:HA	6:F:75:LEU:O	1.78	0.83
14:N:102:GLU:OE1	14:N:164:THR:HG21	1.77	0.83
6:F:64:ARG:HG2	6:F:67:ASP:HB3	1.60	0.83
4:D:201:ASP:HB2	4:D:312:ARG:HD2	1.60	0.82
10:J:162:SER:HB2	10:J:163:PRO:CD	2.08	0.82
14:N:35:PRO:HG2	14:N:38:VAL:HG23	1.58	0.82
37:A:3762:HOH:O	14:N:189:VAL:HG21	1.79	0.82
6:F:25:MET:HE1	6:F:37:ALA:HB1	1.60	0.82
3:C:199:HIS:HD2	3:C:201:PHE:H	1.25	0.82
24:X:6:GLN:HB2	24:X:26:ILE:HD12	1.60	0.82
10:J:2:PRO:HB2	37:J:8368:HOH:O	1.80	0.82
1:A:506:G:H22	1:A:509:A:C5'	1.92	0.81
13:M:133:VAL:HA	37:M:8575:HOH:O	1.79	0.81
24:X:88:THR:HG23	24:X:110:GLN:NE2	1.95	0.81
37:A:6277:HOH:O	6:F:99:ASP:HA	1.79	0.81
7:G:97:VAL:HG12	37:G:4191:HOH:O	1.79	0.81
37:A:5197:HOH:O	12:L:39:GLY:HA2	1.80	0.81
19:S:8:ALA:HB1	19:S:13:THR:HG21	1.62	0.81
10:J:142:VAL:HG13	37:J:8383:HOH:O	1.80	0.81
25:Y:78:GLU:HG2	25:Y:79:GLU:H	1.46	0.81
27:1:40:PRO:HD3	27:1:47:LEU:HD11	1.61	0.81
24:X:88:THR:HG22	24:X:89:ASP:N	1.96	0.81
19:S:9:ASP:O	19:S:13:THR:HB	1.81	0.81
2:B:3023:U:H3'	37:B:8479:HOH:O	1.81	0.80
35:K:8501:CL:CL	37:K:4038:HOH:O	2.36	0.80
5:E:140:VAL:HB	37:E:8446:HOH:O	1.81	0.80
1:A:545:G:H5'	1:A:545:G:H8	1.44	0.80
1:A:1116:U:O2'	1:A:1118:A:H2	1.64	0.80
1:A:1329:A:H2	37:A:4655:HOH:O	1.65	0.80
30:4:62:THR:HB	37:4:8551:HOH:O	1.80	0.80
1:A:871:G:H8	1:A:871:G:C5'	1.95	0.80
8:H:96:ALA:HA	37:H:3111:HOH:O	1.79	0.80
1:A:560:C:H42	1:A:597:A:H61	1.26	0.80
14:N:172:GLY:O	14:N:183:VAL:HG11	1.80	0.80
1:A:1603:A:H5'	1:A:1605:G:O4'	1.82	0.80
14:N:35:PRO:CG	14:N:38:VAL:HG23	2.11	0.80

Continued on next page...

Continued from previous page...

Atom-1	Atom-2	Interatomic distance (Å)	Clash overlap (Å)
1:A:559:U:H6	1:A:559:U:H5'	1.48	0.79
24:X:68:THR:HG23	24:X:69:ARG:HG2	1.62	0.79
1:A:346:U:H4'	37:A:6826:HOH:O	1.82	0.79
1:A:1164:U:H3	1:A:1192:A:H2	1.28	0.79
1:A:1209:C:H4'	37:A:5257:HOH:O	1.82	0.79
6:F:27:ILE:HG22	6:F:28:GLY:H	1.47	0.79
12:L:74:VAL:HG11	12:L:113:ILE:HG12	1.63	0.79
30:4:70:ARG:HG2	30:4:77:ALA:HB2	1.63	0.79
37:A:3660:HOH:O	14:N:79:LYS:HD3	1.81	0.79
4:D:62:ARG:HA	4:D:65:MET:HE3	1.64	0.79
14:N:164:THR:HG23	14:N:165:SER:N	1.96	0.79
3:C:35:GLY:O	3:C:36:ASP:HB3	1.81	0.79
14:N:87:MET:HE2	37:N:8593:HOH:O	1.82	0.79
2:B:3001:U:O3'	2:B:3003:A:H5''	1.83	0.79
1:A:1160:G:H5'	1:A:1161:A:C5'	2.11	0.78
14:N:164:THR:HG22	14:N:167:GLY:N	1.96	0.78
3:C:100:PRO:HG2	3:C:103:VAL:HG21	1.64	0.78
1:A:1165:G:H4'	1:A:1174:A:O2'	1.83	0.78
5:E:236:THR:HG21	37:E:8373:HOH:O	1.83	0.78
1:A:1166:A:H1'	1:A:1192:A:C2	2.18	0.78
1:A:2716:G:H5''	4:D:206:THR:HG21	1.66	0.78
23:W:1:THR:HG23	23:W:2:VAL:H	1.48	0.78
4:D:18:ARG:HG3	4:D:256:GLN:HG3	1.64	0.78
6:F:146:LYS:NZ	15:O:107:ASN:HD21	1.81	0.78
27:1:49:ARG:HD2	37:1:8429:HOH:O	1.82	0.78
26:Z:212:ARG:HD2	37:Z:8598:HOH:O	1.83	0.78
1:A:544:G:H2'	1:A:545:G:H5''	1.65	0.78
14:N:87:MET:HB3	30:4:46:ILE:HG21	1.63	0.78
26:Z:187:VAL:HG23	26:Z:192:ASP:HB2	1.66	0.78
1:A:870:G:C2'	1:A:871:G:H5''	2.14	0.77
7:G:100:ASP:HB2	37:G:2789:HOH:O	1.84	0.77
8:H:91:VAL:HG12	8:H:92:GLY:H	1.49	0.77
1:A:1116:U:HO2'	1:A:1118:A:H2	0.82	0.77
37:A:6856:HOH:O	14:N:178:LYS:HB2	1.84	0.77
12:L:14:LYS:HB2	12:L:45:PRO:HG2	1.66	0.77
17:Q:115:SER:OG	17:Q:118:GLN:HG3	1.83	0.77
1:A:1160:G:C5'	1:A:1161:A:H5'	2.11	0.77
1:A:2890:A:H1'	22:V:56:ARG:NH2	1.99	0.77
15:O:48:VAL:CG1	15:O:55:ASP:HB3	2.15	0.77
2:B:3025:G:H3'	2:B:3026:C:H5'	1.66	0.77
37:A:6754:HOH:O	15:O:4:PRO:HD2	1.85	0.77

Continued on next page...

Continued from previous page...

Atom-1	Atom-2	Interatomic distance (Å)	Clash overlap (Å)
2:B:3023:U:H6	2:B:3023:U:H5''	1.50	0.77
17:Q:59:ARG:NH2	17:Q:66:GLN:HE22	1.83	0.77
3:C:88:ILE:HD13	3:C:100:PRO:HD3	1.67	0.76
14:N:139:PRO:O	14:N:140:ALA:HB3	1.85	0.76
1:A:2506:A:O2'	1:A:2507:G:H8	1.66	0.76
24:X:122:ARG:HH21	24:X:154:ARG:HD2	1.50	0.76
1:A:284:C:H4'	1:A:285:A:O5'	1.84	0.76
20:T:57:THR:HG22	20:T:59:ASP:N	1.99	0.76
10:J:26:LYS:HG2	10:J:28:ILE:H	1.49	0.76
4:D:41:PHE:CD1	4:D:79:MET:HE2	2.20	0.76
12:L:81:ARG:HB2	12:L:87:ARG:NH1	1.99	0.76
1:A:288:A:H61	1:A:364:C:H42	1.34	0.76
7:G:15:GLN:HG3	7:G:20:ILE:HG12	1.65	0.76
1:A:541:C:H2'	1:A:542:A:H5''	1.67	0.76
24:X:21:LEU:HD22	24:X:26:ILE:HD11	1.67	0.76
1:A:1701:A:H4'	1:A:1702:U:H5''	1.66	0.76
7:G:20:ILE:HD11	7:G:40:VAL:HG11	1.68	0.76
6:F:88:LEU:HB2	6:F:89:PRO:HD3	1.69	0.75
16:P:42:GLU:HB2	37:P:2176:HOH:O	1.83	0.75
24:X:13:MET:HE3	24:X:17:ILE:HG22	1.69	0.75
1:A:1625:U:H4'	37:A:4639:HOH:O	1.86	0.75
5:E:139:VAL:HG13	37:E:8443:HOH:O	1.85	0.75
5:E:5:ILE:HD11	5:E:16:VAL:CG2	2.14	0.75
21:U:61:GLU:HG3	37:U:3851:HOH:O	1.84	0.75
1:A:1450:C:H4'	1:A:1451:C:OP2	1.87	0.75
4:D:221:GLN:HE22	12:L:42:ASN:HD22	1.32	0.75
15:O:164:ASP:CG	15:O:167:ASP:HA	2.07	0.75
9:I:23:ILE:HD13	9:I:67:LEU:HD23	1.67	0.75
15:O:113:SER:HB2	37:O:8559:HOH:O	1.85	0.75
16:P:47:ARG:HH11	16:P:47:ARG:HG3	1.51	0.75
1:A:289:G:H22	1:A:363:A:H2	1.35	0.75
1:A:1170:U:O2'	1:A:1172:G:N7	2.19	0.74
2:B:3025:G:H3'	2:B:3026:C:C5'	2.17	0.74
10:J:55:GLN:NE2	10:J:124:ARG:HE	1.84	0.74
24:X:122:ARG:HG2	24:X:122:ARG:HH11	1.51	0.74
5:E:236:THR:H	5:E:239:ALA:HB3	1.53	0.74
25:Y:71:ARG:HB3	25:Y:88:GLU:OE1	1.87	0.74
1:A:31:C:H2'	37:A:7687:HOH:O	1.86	0.74
1:A:506:G:H22	1:A:509:A:H5'	1.51	0.74
12:L:74:VAL:HG13	12:L:113:ILE:HG23	1.69	0.74
22:V:14:GLU:O	22:V:17:THR:HB	1.88	0.74

Continued on next page...

Continued from previous page...

Atom-1	Atom-2	Interatomic distance (Å)	Clash overlap (Å)
24:X:88:THR:HG23	24:X:110:GLN:HE21	1.51	0.74
1:A:541:C:C2'	1:A:542:A:H5''	2.17	0.74
5:E:78:ARG:HG3	5:E:78:ARG:NH1	2.02	0.74
1:A:2468:A:H61	30:4:48:ASN:HD21	1.32	0.74
14:N:94:LYS:HE3	37:N:8583:HOH:O	1.87	0.74
17:Q:115:SER:N	17:Q:118:GLN:HE21	1.83	0.74
1:A:2768:A:H2'	1:A:2769:C:O4'	1.87	0.73
37:A:4925:HOH:O	2:B:3103:A:H4'	1.88	0.73
15:O:164:ASP:OD2	15:O:167:ASP:HA	1.87	0.73
2:B:3014:G:H5'	2:B:3014:G:H8	1.53	0.73
26:Z:187:VAL:HG23	26:Z:192:ASP:CB	2.19	0.73
1:A:2710:U:H1'	37:A:7619:HOH:O	1.89	0.73
1:A:1666:C:O2'	1:A:1667:A:H5''	1.89	0.73
3:C:36:ASP:OD2	3:C:85:ASP:HB2	1.88	0.73
14:N:138:HIS:ND1	14:N:139:PRO:O	2.21	0.73
15:O:80:SER:HB2	37:O:8535:HOH:O	1.87	0.73
23:W:12:THR:HG22	23:W:15:GLU:CG	2.16	0.73
10:J:137:ASN:O	10:J:139:ASP:N	2.21	0.73
3:C:105:VAL:HG11	3:C:154:ALA:HB1	1.71	0.73
1:A:2533:C:H6	1:A:2533:C:H5'	1.54	0.73
8:H:91:VAL:HG12	8:H:92:GLY:N	2.04	0.73
14:N:152:ARG:HG3	37:N:8555:HOH:O	1.89	0.73
1:A:299:U:H5'	37:A:7326:HOH:O	1.89	0.72
2:B:3056:A:C2'	2:B:3057:A:H5''	2.19	0.72
1:A:711:G:H1'	37:A:7082:HOH:O	1.89	0.72
37:A:4809:HOH:O	11:K:47:THR:HB	1.88	0.72
37:A:5774:HOH:O	14:N:170:CYS:SG	2.46	0.72
9:I:12:ILE:N	9:I:13:PRO:HD3	2.04	0.72
1:A:871:G:C8	1:A:871:G:C5'	2.72	0.72
1:A:1003:U:HO2'	10:J:90:PHE:HE1	1.36	0.72
37:A:7415:HOH:O	21:U:9:LYS:HB2	1.87	0.72
2:B:3039:U:H1'	2:B:3044:A:H61	1.54	0.72
10:J:46:VAL:HG12	10:J:146:TRP:HZ3	1.54	0.72
5:E:242:GLU:HG3	37:E:8381:HOH:O	1.89	0.72
10:J:33:MET:HB2	10:J:83:PHE:HB3	1.72	0.72
14:N:87:MET:HB3	30:4:46:ILE:HD13	1.71	0.72
1:A:272:A:H3'	37:A:7523:HOH:O	1.89	0.72
5:E:236:THR:CG2	5:E:239:ALA:H	1.94	0.72
13:M:67:ARG:O	13:M:71:GLU:HG3	1.88	0.72
24:X:65:VAL:HA	24:X:68:THR:HG22	1.72	0.72
10:J:4:ALA:HB3	37:J:8368:HOH:O	1.90	0.72

Continued on next page...

Continued from previous page...

Atom-1	Atom-2	Interatomic distance (Å)	Clash overlap (Å)
10:J:41:THR:HA	37:J:8397:HOH:O	1.88	0.72
11:K:45:VAL:HG23	11:K:130:VAL:O	1.89	0.72
1:A:877:G:H5'	1:A:878:G:OP1	1.89	0.72
1:A:1119:G:N2	1:A:1246:A:C2	2.57	0.72
24:X:149:LEU:HG	24:X:153:MET:HE2	1.72	0.72
30:4:25:VAL:HG22	30:4:68:LYS:HG3	1.72	0.72
1:A:2586:U:H3	1:A:2592:G:H22	1.35	0.71
1:A:1666:C:H2'	1:A:1667:A:H5'	1.71	0.71
6:F:95:THR:O	6:F:97:GLN:N	2.19	0.71
1:A:2426:G:H1'	37:A:6073:HOH:O	1.88	0.71
3:C:191:GLY:HA2	3:C:194:MET:CE	2.20	0.71
16:P:14:LEU:HD23	16:P:102:ILE:HD11	1.72	0.71
3:C:131:HIS:O	3:C:132:ASP:HB2	1.89	0.71
4:D:179:LEU:O	4:D:183:GLU:HG2	1.90	0.71
8:H:50:VAL:HG13	8:H:60:VAL:HG11	1.73	0.71
10:J:47:GLU:HB3	10:J:133:ILE:CD1	2.19	0.71
15:O:23:ARG:HD3	37:O:8547:HOH:O	1.91	0.71
7:G:81:GLU:HG2	7:G:134:SER:HB3	1.71	0.71
23:W:39:ALA:N	23:W:40:PRO:HD2	2.06	0.71
1:A:1118:A:C8	1:A:1118:A:H3'	2.25	0.71
1:A:1187:U:HO2'	1:A:1189:A:H2	1.37	0.71
20:T:51:GLN:HE21	20:T:53:ASN:HD21	1.38	0.71
27:1:37:HIS:HB2	27:1:47:LEU:HB2	1.72	0.71
1:A:2420:G:O2'	1:A:2421:G:H5'	1.90	0.71
5:E:115:LEU:O	5:E:118:THR:HB	1.89	0.71
7:G:6:GLU:HA	7:G:46:THR:HG22	1.73	0.71
1:A:1191:A:H3'	1:A:1192:A:H5''	1.73	0.71
13:M:114:VAL:HG11	37:M:8575:HOH:O	1.90	0.71
13:M:143:THR:HG22	13:M:144:ASP:N	2.04	0.71
30:4:70:ARG:HD3	37:4:8540:HOH:O	1.90	0.71
1:A:183:A:H5'	14:N:157:LEU:HD12	1.72	0.71
1:A:282:C:H1'	1:A:368:C:N4	2.05	0.71
14:N:87:MET:HG2	30:4:46:ILE:HG21	1.73	0.71
1:A:2812:A:N7	37:A:7510:HOH:O	2.24	0.70
10:J:26:LYS:HD2	10:J:28:ILE:CD1	2.19	0.70
19:S:39:THR:HB	19:S:42:GLU:HG3	1.72	0.70
19:S:99:ALA:HB1	19:S:109:MET:CE	2.19	0.70
26:Z:216:ARG:HD3	37:Z:8566:HOH:O	1.89	0.70
1:A:1118:A:H3'	1:A:1118:A:H8	1.56	0.70
37:A:4516:HOH:O	10:J:151:MET:HE2	1.91	0.70
1:A:447:A:OP1	21:U:2:LYS:HG2	1.90	0.70

Continued on next page...

Continued from previous page...

Atom-1	Atom-2	Interatomic distance (Å)	Clash overlap (Å)
1:A:1080:C:H4'	1:A:1081:A:OP1	1.91	0.70
6:F:135:VAL:HG22	6:F:136:ARG:H	1.56	0.70
3:C:199:HIS:CD2	3:C:201:PHE:H	2.08	0.70
5:E:104:ASP:HA	5:E:107:ARG:HH12	1.55	0.70
24:X:4:LEU:HD22	24:X:52:VAL:CG2	2.22	0.70
1:A:1119:G:H22	1:A:1246:A:H2	1.37	0.70
6:F:19:GLU:O	6:F:20:LYS:HG2	1.92	0.70
6:F:64:ARG:CG	6:F:67:ASP:HB3	2.21	0.70
14:N:106:ASN:HD22	14:N:114:VAL:HG23	1.55	0.70
4:D:254:GLN:HG3	37:D:8530:HOH:O	1.92	0.70
10:J:140:PRO:HB3	37:J:8383:HOH:O	1.92	0.70
11:K:74:ARG:HB3	11:K:74:ARG:HH11	1.55	0.70
1:A:236:A:H4'	1:A:237:G:H5'	1.74	0.69
1:A:962:C:H1'	15:O:5:ARG:HH12	1.55	0.69
1:A:1244:U:OP1	11:K:18:ILE:HD13	1.92	0.69
1:A:1751:G:C2'	1:A:1752:G:H5''	2.21	0.69
11:K:107:ASN:ND2	11:K:109:TYR:H	1.89	0.69
1:A:470:U:O2'	28:2:16:HIS:HD2	1.74	0.69
24:X:72:PRO:HG2	24:X:77:ALA:HB3	1.73	0.69
1:A:657:G:OP1	5:E:27:ARG:NH2	2.22	0.69
6:F:35:ALA:N	37:F:5576:HOH:O	2.24	0.69
19:S:17:MET:SD	37:S:8547:HOH:O	2.50	0.69
1:A:2064:U:H5'	1:A:2652:U:O3'	1.93	0.69
2:B:3029:C:H2'	2:B:3030:C:H5'	1.74	0.69
14:N:61:ILE:HG13	37:N:8623:HOH:O	1.91	0.69
1:A:282:C:O2'	1:A:283:U:H5'	1.92	0.69
3:C:153:ARG:HB2	3:C:153:ARG:HH11	1.56	0.69
4:D:62:ARG:HA	4:D:65:MET:CE	2.22	0.69
10:J:49:VAL:O	10:J:157:ILE:HG23	1.92	0.69
21:U:9:LYS:HE3	21:U:13:ARG:NH1	2.08	0.69
24:X:21:LEU:HD22	24:X:26:ILE:CD1	2.22	0.69
13:M:148:GLU:HA	37:M:8574:HOH:O	1.91	0.69
1:A:485:A:N3	1:A:487:G:H5''	2.07	0.69
1:A:542:A:H5'	1:A:542:A:C8	2.25	0.69
1:A:1377:C:H6	1:A:1377:C:H5'	1.58	0.69
2:B:3006:C:C5'	15:O:37:ARG:NH1	2.55	0.69
4:D:82:VAL:O	4:D:82:VAL:HG12	1.92	0.69
1:A:536:A:H3'	37:A:5022:HOH:O	1.92	0.69
1:A:2840:A:OP1	4:D:211:THR:HG23	1.92	0.69
4:D:190:MET:HE2	4:D:194:PHE:CD1	2.28	0.69
10:J:14:TYR:H	10:J:91:HIS:CE1	2.10	0.69

Continued on next page...

Continued from previous page...

Atom-1	Atom-2	Interatomic distance (Å)	Clash overlap (Å)
10:J:47:GLU:HB3	10:J:133:ILE:HD13	1.74	0.69
14:N:80:GLY:O	14:N:81:ARG:HD3	1.93	0.69
25:Y:72:VAL:HG22	25:Y:85:VAL:HG12	1.74	0.69
3:C:192:VAL:HB	37:C:8595:HOH:O	1.91	0.69
7:G:166:VAL:HG12	37:G:3134:HOH:O	1.92	0.69
25:Y:25:ARG:HD2	37:Y:3861:HOH:O	1.92	0.69
29:3:18:ASN:HD21	29:3:40:ARG:H	1.41	0.69
3:C:69:LEU:HD21	3:C:120:ARG:HB3	1.75	0.69
3:C:121:ALA:O	3:C:124:VAL:HG22	1.92	0.69
7:G:23:GLU:HG2	7:G:28:SER:HB3	1.75	0.69
10:J:46:VAL:O	10:J:146:TRP:HH2	1.76	0.69
14:N:139:PRO:O	14:N:140:ALA:CB	2.41	0.69
25:Y:76:ARG:HH11	25:Y:76:ARG:HG3	1.58	0.69
1:A:1353:C:P	37:A:4651:HOH:O	2.52	0.68
4:D:162:MET:HE3	4:D:308:LEU:HD21	1.75	0.68
15:O:86:LEU:HD12	15:O:125:ALA:HB2	1.75	0.68
1:A:2291:A:C8	1:A:2309:C:H5'	2.28	0.68
2:B:3003:A:H2'	37:B:8422:HOH:O	1.93	0.68
10:J:53:PRO:HG3	10:J:127:GLY:H	1.59	0.68
10:J:139:ASP:H	10:J:140:PRO:HD3	1.58	0.68
14:N:113:ARG:NH2	14:N:156:ARG:HG2	2.09	0.68
19:S:39:THR:HG23	19:S:107:GLU:O	1.94	0.68
1:A:182:G:H5'	37:A:5131:HOH:O	1.93	0.68
1:A:2597:U:OP2	37:A:3804:HOH:O	2.11	0.68
37:E:8356:HOH:O	16:P:3:THR:HG21	1.93	0.68
22:V:13:ILE:HG12	22:V:32:CYS:HB3	1.73	0.68
1:A:2851:G:O2'	1:A:2852:A:H5'	1.93	0.68
12:L:62:PRO:HG3	12:L:65:ARG:HH21	1.58	0.68
1:A:450:C:OP1	5:E:184:ARG:NH2	2.20	0.68
2:B:3006:C:OP1	15:O:37:ARG:NH1	2.27	0.68
12:L:22:ASP:HB2	37:L:5264:HOH:O	1.93	0.68
21:U:32:ARG:NH1	21:U:38:ARG:HH12	1.92	0.68
24:X:137:GLN:HE21	24:X:141:HIS:CE1	2.05	0.68
10:J:162:SER:CB	10:J:163:PRO:HD3	2.22	0.68
14:N:87:MET:CB	30:4:46:ILE:HG21	2.22	0.68
30:4:65:THR:HG23	30:4:67:LEU:HG	1.75	0.68
1:A:21:G:C5'	19:S:2:ILE:HA	2.23	0.68
1:A:1835:U:C5	1:A:1840:A:N7	2.56	0.68
26:Z:189:ASN:HA	26:Z:217:ILE:HD11	1.74	0.68
5:E:236:THR:HA	37:E:8446:HOH:O	1.94	0.68
10:J:3:GLY:HA2	10:J:57:ARG:HH12	1.58	0.68

Continued on next page...

Continued from previous page...

Atom-1	Atom-2	Interatomic distance (Å)	Clash overlap (Å)
3:C:190:ARG:NH2	3:C:207:GLN:OE1	2.27	0.67
7:G:11:VAL:HG12	7:G:12:ASP:N	2.09	0.67
14:N:34:GLU:HB3	14:N:35:PRO:HD2	1.76	0.67
6:F:37:ALA:O	6:F:40:ILE:HG12	1.95	0.67
11:K:93:ARG:HB3	11:K:93:ARG:HH11	1.56	0.67
14:N:35:PRO:O	37:N:8537:HOH:O	2.11	0.67
1:A:281:U:H2'	1:A:282:C:O4'	1.94	0.67
1:A:2054:A:N3	19:S:128:ARG:NH2	2.42	0.67
1:A:2637:A:H5'	37:A:9264:HOH:O	1.94	0.67
2:B:3023:U:H5''	2:B:3023:U:C6	2.30	0.67
5:E:162:VAL:HG12	5:E:192:ILE:HD11	1.75	0.67
2:B:3014:G:H5'	2:B:3014:G:C8	2.29	0.67
1:A:338:C:H4'	5:E:174:ILE:CD1	2.24	0.67
5:E:214:THR:HG21	37:E:8400:HOH:O	1.94	0.67
10:J:59:ASN:HD22	10:J:59:ASN:N	1.92	0.67
14:N:64:ARG:HD2	37:N:8586:HOH:O	1.94	0.67
1:A:1058:A:H2'	1:A:1060:C:H5''	1.74	0.67
6:F:57:THR:HG23	6:F:63:ILE:HG22	1.76	0.67
15:O:71:TRP:CE3	15:O:175:LEU:HD22	2.30	0.67
1:A:338:C:H5''	37:E:8416:HOH:O	1.94	0.67
1:A:1730:G:H5'	1:A:1731:C:C5	2.30	0.67
11:K:107:ASN:HD21	11:K:109:TYR:HB2	1.60	0.67
1:A:902:G:N7	13:M:18:HIS:HD2	1.93	0.67
1:A:2346:C:O2'	6:F:52:THR:HG21	1.95	0.67
8:H:53:ASP:OD1	8:H:80:GLN:HB2	1.95	0.67
4:D:258:GLY:H	4:D:260:HIS:CE1	2.12	0.66
19:S:18:LEU:HB2	19:S:143:VAL:HG12	1.77	0.66
1:A:2346:C:O5'	1:A:2346:C:H6	1.78	0.66
6:F:23:VAL:HG23	6:F:23:VAL:O	1.96	0.66
1:A:2064:U:H4'	1:A:2653:A:OP1	1.95	0.66
11:K:19:MET:HE3	11:K:132:LEU:HD11	1.78	0.66
16:P:32:ARG:O	16:P:32:ARG:HD3	1.94	0.66
21:U:47:THR:HB	21:U:100:ASP:HB3	1.77	0.66
1:A:1973:A:H5'	1:A:1973:A:H8	1.60	0.66
1:A:2635:A:O2'	1:A:2636:C:H5'	1.96	0.66
8:H:63:ILE:HB	8:H:64:PRO:HD3	1.75	0.66
10:J:28:ILE:HA	10:J:62:GLU:OE1	1.95	0.66
14:N:74:ARG:HH11	14:N:74:ARG:HG3	1.61	0.66
19:S:39:THR:HG22	19:S:42:GLU:H	1.60	0.66
30:4:60:LYS:HG3	30:4:61:PRO:HD2	1.76	0.66
1:A:2908:A:H2'	1:A:2909:G:O4'	1.95	0.66

Continued on next page...

Continued from previous page...

Atom-1	Atom-2	Interatomic distance (Å)	Clash overlap (Å)
3:C:210:GLY:HA3	37:C:8589:HOH:O	1.95	0.66
1:A:1209:C:H2'	1:A:1210:G:H8	1.59	0.66
1:A:2676:C:H4'	11:K:70:PHE:CE1	2.31	0.66
13:M:53:ARG:NH2	13:M:57:VAL:HG12	2.09	0.66
8:H:50:VAL:HG21	8:H:63:ILE:HG21	1.77	0.66
27:1:61:GLY:HA3	37:1:8427:HOH:O	1.96	0.66
1:A:506:G:H22	1:A:509:A:H5''	1.60	0.66
1:A:2748:G:H2'	37:A:7535:HOH:O	1.95	0.66
13:M:143:THR:HG22	13:M:145:LEU:H	1.60	0.66
26:Z:141:THR:HG23	37:Z:8586:HOH:O	1.96	0.66
26:Z:186:ARG:HG2	26:Z:186:ARG:HH11	1.60	0.66
1:A:31:C:H4'	37:A:7415:HOH:O	1.95	0.66
1:A:396:U:H1'	37:A:7627:HOH:O	1.96	0.66
1:A:1351:G:OP1	5:E:96:LYS:NZ	2.27	0.66
1:A:2487:C:OP2	37:A:6225:HOH:O	2.13	0.66
1:A:2578:G:H5'	1:A:2578:G:H8	1.61	0.66
1:A:2827:A:H2'	1:A:2828:G:O4'	1.95	0.66
3:C:33:GLU:O	3:C:34:ASP:HB2	1.95	0.66
3:C:105:VAL:CG1	3:C:154:ALA:HB1	2.24	0.66
4:D:145:HIS:HD2	4:D:146:THR:O	1.79	0.66
6:F:38:GLU:HB3	6:F:49:PRO:HG2	1.78	0.66
10:J:84:ARG:NH2	10:J:135:TRP:HH2	1.93	0.66
19:S:18:LEU:HD12	19:S:143:VAL:HG11	1.76	0.66
25:Y:15:ARG:HB3	25:Y:15:ARG:HH11	1.60	0.66
1:A:1120:U:C6	1:A:1120:U:H5''	2.31	0.65
1:A:1441:G:O2'	1:A:1442:A:H5'	1.96	0.65
1:A:1819:G:H2'	1:A:1820:G:H4'	1.77	0.65
3:C:81:GLN:HB2	3:C:92:ASN:ND2	2.10	0.65
5:E:12:THR:HB	37:E:8436:HOH:O	1.95	0.65
6:F:55:LYS:HA	37:F:6752:HOH:O	1.96	0.65
14:N:30:GLU:O	14:N:34:GLU:HG3	1.96	0.65
19:S:111:ILE:HG23	19:S:145:LEU:HD11	1.78	0.65
26:Z:133:HIS:HD2	37:Z:8579:HOH:O	1.77	0.65
29:3:41:HIS:N	29:3:45:ASN:HD22	1.90	0.65
1:A:1679:C:H5'	37:A:9314:HOH:O	1.97	0.65
12:L:34:VAL:HG22	12:L:47:ALA:HB2	1.78	0.65
1:A:111:C:O2'	28:2:20:ARG:HG2	1.97	0.65
4:D:238:ASN:HD22	4:D:240:GLY:N	1.93	0.65
10:J:139:ASP:HA	37:J:8374:HOH:O	1.95	0.65
10:J:150:LYS:HB2	10:J:157:ILE:HD12	1.78	0.65
11:K:99:GLU:HA	37:K:7377:HOH:O	1.96	0.65

Continued on next page...

Continued from previous page...

Atom-1	Atom-2	Interatomic distance (Å)	Clash overlap (Å)
1:A:1119:G:H8	11:K:52:GLN:HE22	1.42	0.65
1:A:1741:U:H5'	1:A:1742:A:OP1	1.96	0.65
1:A:2878:U:H2'	1:A:2879:A:O4'	1.96	0.65
14:N:104:ARG:O	14:N:108:LYS:HE2	1.95	0.65
4:D:195:ARG:HG2	4:D:323:LEU:HD22	1.76	0.65
24:X:26:ILE:HG13	24:X:26:ILE:O	1.96	0.65
1:A:2780:C:H1'	7:G:143:GLN:HE21	1.61	0.65
4:D:71:VAL:HG11	4:D:296:LEU:HB3	1.79	0.65
37:L:1387:HOH:O	22:V:20:MET:HE3	1.96	0.65
1:A:1667:A:H5'	1:A:1667:A:C8	2.29	0.65
1:A:1684:A:H1'	29:3:43:ARG:HH22	1.62	0.65
7:G:101:GLU:HB2	7:G:116:THR:O	1.96	0.65
8:H:99:THR:HA	37:H:3461:HOH:O	1.97	0.65
10:J:71:TYR:C	10:J:73:GLN:H	2.00	0.65
1:A:1328:A:OP1	26:Z:169:ARG:HD2	1.95	0.65
3:C:55:VAL:HG22	3:C:68:ILE:O	1.97	0.65
6:F:97:GLN:HG2	6:F:97:GLN:O	1.97	0.65
6:F:25:MET:CE	6:F:41:LEU:HG	2.27	0.65
8:H:58:GLU:OE1	14:N:27:ARG:NH2	2.25	0.65
1:A:20:G:H21	19:S:117:HIS:HD2	1.46	0.64
5:E:1:MET:HG2	5:E:2:GLN:H	1.60	0.64
14:N:48:ARG:NH2	37:N:8562:HOH:O	2.30	0.64
17:Q:10:ALA:HA	17:Q:13:VAL:HG12	1.78	0.64
24:X:4:LEU:O	24:X:32:CYS:HA	1.97	0.64
26:Z:200:THR:HG22	26:Z:201:GLU:CG	2.26	0.64
27:1:53:GLY:HA2	27:1:67:GLY:O	1.97	0.64
1:A:259:G:H21	14:N:58:GLN:NE2	1.96	0.64
1:A:1771:U:H4'	27:1:20:LEU:HD21	1.77	0.64
1:A:2414:A:H2'	1:A:2415:A:C8	2.31	0.64
4:D:51:VAL:HG23	4:D:329:TYR:O	1.98	0.64
11:K:133:GLY:O	11:K:137:GLU:HG3	1.97	0.64
16:P:87:THR:O	16:P:91:GLN:HG3	1.98	0.64
23:W:49:LEU:O	23:W:53:ILE:HG13	1.97	0.64
1:A:1594:C:OP2	17:Q:120:ARG:HD2	1.97	0.64
1:A:1834:C:H2'	1:A:1840:A:N6	2.11	0.64
23:W:64:GLY:O	23:W:65:ASP:HB2	1.96	0.64
37:A:3821:HOH:O	10:J:11:LYS:HE2	1.97	0.64
6:F:99:ASP:HB2	6:F:103:ASN:HB2	1.80	0.64
10:J:35:ASN:ND2	10:J:80:ASN:HA	2.12	0.64
15:O:183:ASP:OD2	15:O:186:LEU:HD12	1.96	0.64
24:X:154:ARG:C	37:X:4276:HOH:O	2.35	0.64

Continued on next page...

Continued from previous page...

Atom-1	Atom-2	Interatomic distance (Å)	Clash overlap (Å)
1:A:2505:G:O2'	1:A:2506:A:H5'	1.98	0.64
37:B:8466:HOH:O	15:O:147:ILE:HB	1.98	0.64
4:D:314:ALA:HB3	4:D:317:PRO:HG3	1.80	0.64
10:J:58:HIS:HA	10:J:61:LEU:HD23	1.78	0.64
13:M:136:ALA:HB3	37:M:8575:HOH:O	1.97	0.64
23:W:58:THR:O	23:W:62:GLU:HG3	1.98	0.64
8:H:50:VAL:CG1	8:H:60:VAL:HG11	2.27	0.64
22:V:14:GLU:OE1	22:V:15:PRO:HD2	1.97	0.64
29:3:41:HIS:H	29:3:45:ASN:ND2	1.96	0.64
2:B:3013:A:O2'	2:B:3014:G:H5''	1.98	0.64
4:D:305:ASP:O	4:D:306:LYS:HB2	1.98	0.64
14:N:60:ILE:C	14:N:61:ILE:HD12	2.18	0.64
1:A:2301:A:H5''	1:A:2302:A:H5'	1.80	0.64
1:A:2783:A:H3'	37:A:5208:HOH:O	1.97	0.64
9:I:12:ILE:N	9:I:13:PRO:CD	2.61	0.64
21:U:9:LYS:HE3	21:U:13:ARG:HH11	1.63	0.64
1:A:2508:C:H2'	37:A:6736:HOH:O	1.98	0.64
4:D:36:PRO:HA	4:D:168:GLY:HA3	1.80	0.64
10:J:27:LYS:N	10:J:58:HIS:HD2	1.92	0.64
24:X:149:LEU:HG	24:X:153:MET:CE	2.28	0.64
26:Z:187:VAL:CG2	26:Z:192:ASP:HB2	2.27	0.64
1:A:1505:U:H6	1:A:1505:U:H5'	1.62	0.63
1:A:2718:C:H6	1:A:2718:C:H5'	1.64	0.63
5:E:142:ASP:OD1	5:E:237:GLU:HB3	1.99	0.63
7:G:132:THR:HB	37:G:2227:HOH:O	1.98	0.63
15:O:78:MET:HB2	15:O:79:PRO:HD3	1.80	0.63
2:B:3039:U:H1'	2:B:3044:A:N6	2.13	0.63
10:J:141:ASN:HA	37:J:8370:HOH:O	1.99	0.63
26:Z:235:GLU:H	26:Z:235:GLU:CD	2.01	0.63
1:A:603:A:H5''	1:A:604:G:OP1	1.98	0.63
2:B:3048:C:H4'	15:O:141:ARG:HH21	1.63	0.63
3:C:101:GLU:OE2	3:C:131:HIS:HB2	1.99	0.63
10:J:85:ILE:HB	10:J:132:PHE:CE2	2.33	0.63
10:J:140:PRO:O	37:J:8370:HOH:O	2.15	0.63
16:P:14:LEU:CD2	16:P:102:ILE:HD11	2.27	0.63
1:A:1120:U:H5''	1:A:1120:U:H6	1.64	0.63
1:A:1130:U:H5'	37:A:7671:HOH:O	1.98	0.63
4:D:36:PRO:HA	4:D:168:GLY:CA	2.28	0.63
5:E:16:VAL:HG12	5:E:17:ASP:N	2.13	0.63
15:O:151:ASP:O	15:O:154:LEU:HB2	1.99	0.63
1:A:182:G:O3'	14:N:157:LEU:HD13	1.99	0.63

Continued on next page...

Continued from previous page...

Atom-1	Atom-2	Interatomic distance (Å)	Clash overlap (Å)
7:G:79:GLY:HA3	37:G:7046:HOH:O	1.99	0.63
14:N:164:THR:CG2	14:N:165:SER:N	2.60	0.63
22:V:9:CYS:HA	22:V:52:THR:HG23	1.79	0.63
24:X:21:LEU:HB3	24:X:26:ILE:HG12	1.81	0.63
1:A:541:C:H2'	1:A:542:A:C5'	2.28	0.63
1:A:545:G:H5'	1:A:545:G:C8	2.30	0.63
9:I:12:ILE:HA	37:I:4499:HOH:O	1.99	0.63
12:L:55:VAL:HG12	12:L:56:SER:N	2.14	0.63
1:A:558:C:C2'	1:A:559:U:H5''	2.29	0.63
1:A:200:U:H2'	37:A:3427:HOH:O	1.97	0.62
1:A:431:G:P	14:N:48:ARG:HH12	2.21	0.62
1:A:1766:U:O2	1:A:1778:A:H5'	1.99	0.62
1:A:2638:G:H1'	37:A:7759:HOH:O	1.99	0.62
6:F:69:ILE:HG22	6:F:69:ILE:O	1.98	0.62
15:O:159:TYR:HB3	15:O:162:ASP:HB2	1.81	0.62
1:A:1086:A:C6	24:X:11:VAL:HG11	2.33	0.62
1:A:1118:A:H62	1:A:1244:U:H3	1.46	0.62
3:C:76:VAL:HG23	27:1:63:LYS:HB3	1.81	0.62
6:F:41:LEU:HA	6:F:44:ILE:HG22	1.81	0.62
10:J:127:GLY:O	10:J:128:ALA:HB3	1.99	0.62
29:3:22:PRO:HB2	29:3:24:TRP:CD1	2.35	0.62
1:A:263:U:O4'	8:H:59:ILE:HD13	1.99	0.62
1:A:553:G:P	26:Z:204:ARG:HH22	2.22	0.62
1:A:1185:U:H2'	1:A:1186:C:C6	2.34	0.62
3:C:105:VAL:HG12	3:C:106:CYS:N	2.15	0.62
6:F:36:ASN:HA	37:F:7500:HOH:O	1.99	0.62
10:J:130:HIS:CD2	10:J:133:ILE:HD11	2.34	0.62
10:J:136:VAL:HG23	37:J:8346:HOH:O	1.99	0.62
14:N:87:MET:HB2	14:N:91:ILE:HD11	1.81	0.62
1:A:1634:G:H3'	37:A:3871:HOH:O	1.97	0.62
1:A:2526:C:O2'	1:A:2527:U:H5'	1.99	0.62
4:D:41:PHE:CD2	4:D:190:MET:HE3	2.33	0.62
11:K:130:VAL:HG12	11:K:131:THR:N	2.14	0.62
28:2:25:LYS:HE2	37:3:7213:HOH:O	1.98	0.62
6:F:44:ILE:HG23	6:F:45:THR:HG23	1.81	0.62
12:L:62:PRO:HG3	12:L:65:ARG:NH2	2.15	0.62
1:A:2756:U:H3	1:A:2896:A:H2	1.44	0.62
3:C:37:VAL:HG22	37:C:8598:HOH:O	2.00	0.62
6:F:166:ILE:HD12	37:F:6326:HOH:O	1.99	0.62
11:K:131:THR:HG22	11:K:133:GLY:N	2.14	0.62
15:O:61:ALA:HB3	15:O:88:ALA:HB2	1.82	0.62

Continued on next page...

Continued from previous page...

Atom-1	Atom-2	Interatomic distance (Å)	Clash overlap (Å)
1:A:1242:A:C5'	11:K:82:THR:HG23	2.22	0.62
1:A:2672:C:H1'	37:D:8635:HOH:O	1.99	0.62
7:G:7:ILE:HD11	7:G:11:VAL:C	2.20	0.62
19:S:44:VAL:O	19:S:48:GLU:HG3	1.99	0.62
27:1:38:LYS:HE2	27:1:45:LYS:CE	2.25	0.62
4:D:307:ARG:HH11	4:D:307:ARG:CG	2.12	0.62
4:D:307:ARG:HH11	4:D:307:ARG:HB2	1.62	0.62
5:E:162:VAL:HG13	5:E:232:LEU:HD21	1.82	0.62
26:Z:165:GLU:HB3	37:Z:8591:HOH:O	1.98	0.62
1:A:1116:U:O2'	1:A:1118:A:C2	2.45	0.62
1:A:2638:G:H5'	37:A:4903:HOH:O	2.00	0.62
11:K:19:MET:CE	11:K:132:LEU:HD11	2.30	0.62
25:Y:41:PHE:O	25:Y:43:VAL:HG23	1.99	0.62
1:A:1636:G:O2'	1:A:1637:A:H5'	1.99	0.61
1:A:2570:G:H5''	37:A:4887:HOH:O	1.99	0.61
14:N:38:VAL:C	14:N:63:VAL:HG13	2.20	0.61
14:N:63:VAL:HG21	14:N:109:PHE:CE1	2.35	0.61
1:A:1641:A:H2'	1:A:1642:A:H5'	1.81	0.61
1:A:1919:A:H4'	37:A:4823:HOH:O	2.00	0.61
4:D:62:ARG:CA	4:D:65:MET:HE3	2.30	0.61
1:A:449:A:N7	5:E:43:LYS:HG2	2.15	0.61
1:A:2717:C:H2'	1:A:2718:C:C5'	2.27	0.61
2:B:3035:C:H5''	37:B:8456:HOH:O	2.00	0.61
11:K:131:THR:HG22	11:K:134:GLU:H	1.63	0.61
24:X:88:THR:CG2	24:X:89:ASP:H	2.09	0.61
27:1:39:CYS:HA	27:1:47:LEU:HD11	1.82	0.61
3:C:96:LEU:HD22	3:C:128:LEU:HD13	1.80	0.61
6:F:95:THR:C	6:F:97:GLN:H	2.04	0.61
13:M:145:LEU:O	13:M:148:GLU:HG3	2.00	0.61
1:A:1187:U:O2'	1:A:1189:A:H2	1.84	0.61
3:C:191:GLY:HA2	3:C:194:MET:HE3	1.83	0.61
3:C:223:ARG:HG3	37:C:8604:HOH:O	1.99	0.61
26:Z:220:GLU:HG2	37:Z:8546:HOH:O	2.00	0.61
1:A:447:A:O2'	1:A:448:G:H5'	2.01	0.61
1:A:2690:U:O2'	7:G:111:LYS:HE3	2.01	0.61
7:G:15:GLN:NE2	7:G:40:VAL:O	2.33	0.61
15:O:48:VAL:HG11	15:O:55:ASP:HB3	1.82	0.61
1:A:544:G:C2'	1:A:545:G:H5''	2.29	0.61
1:A:2533:C:H5'	1:A:2533:C:C6	2.35	0.61
17:Q:18:LYS:O	17:Q:21:VAL:HG22	2.00	0.61
24:X:122:ARG:NH2	24:X:154:ARG:HD2	2.13	0.61

Continued on next page...

Continued from previous page...

Atom-1	Atom-2	Interatomic distance (Å)	Clash overlap (Å)
4:D:195:ARG:HD2	4:D:324:ASP:OD1	2.00	0.61
6:F:136:ARG:HD2	6:F:155:HIS:O	2.00	0.61
10:J:3:GLY:HA2	10:J:57:ARG:NH1	2.16	0.61
14:N:104:ARG:O	14:N:108:LYS:HG2	2.01	0.61
24:X:21:LEU:HD21	24:X:48:VAL:HG11	1.82	0.61
1:A:2630:G:O6	3:C:206:ARG:NH2	2.33	0.61
37:A:7679:HOH:O	14:N:154:ARG:HB2	2.01	0.61
3:C:171:LYS:NZ	37:C:8524:HOH:O	2.31	0.61
6:F:99:ASP:CB	6:F:103:ASN:H	2.14	0.61
6:F:101:THR:HG22	37:F:7400:HOH:O	2.01	0.61
23:W:44:GLY:O	23:W:48:GLU:HG2	2.01	0.61
2:B:3069:U:OP1	15:O:4:PRO:HG3	2.01	0.60
10:J:166:ASN:N	10:J:166:ASN:HD22	1.98	0.60
11:K:107:ASN:C	11:K:107:ASN:HD22	2.05	0.60
24:X:81:ASP:OD1	24:X:92:ASP:HB2	2.00	0.60
29:3:35:ARG:HB2	37:3:2691:HOH:O	1.99	0.60
1:A:417:G:P	37:A:7409:HOH:O	2.58	0.60
1:A:1086:A:N6	24:X:11:VAL:HG11	2.16	0.60
3:C:191:GLY:HA2	3:C:194:MET:HE2	1.81	0.60
5:E:237:GLU:HB2	37:E:8426:HOH:O	2.00	0.60
15:O:170:GLU:O	15:O:174:GLU:HG3	2.02	0.60
5:E:233:THR:HG22	5:E:234:VAL:N	2.15	0.60
13:M:133:VAL:HB	37:M:8559:HOH:O	2.01	0.60
15:O:155:GLU:O	15:O:156:GLU:HG3	2.01	0.60
17:Q:16:VAL:HG12	17:Q:17:GLY:N	2.16	0.60
23:W:4:HIS:HB3	37:W:6622:HOH:O	2.01	0.60
4:D:7:ARG:NH1	4:D:11:LEU:HD22	2.17	0.60
6:F:174:VAL:HG13	37:F:6555:HOH:O	2.01	0.60
7:G:23:GLU:HG2	7:G:28:SER:CB	2.32	0.60
1:A:558:C:H5'	37:A:5234:HOH:O	2.01	0.60
3:C:95:PRO:HG2	3:C:98:GLU:HG2	1.83	0.60
8:H:110:GLU:HG2	37:H:6926:HOH:O	2.02	0.60
12:L:81:ARG:HD3	12:L:87:ARG:NH1	2.16	0.60
20:T:57:THR:CG2	20:T:58:MET:N	2.64	0.60
21:U:71:VAL:HG11	21:U:90:PRO:CB	2.24	0.60
25:Y:21:PRO:HG2	25:Y:24:LYS:HD3	1.83	0.60
6:F:23:VAL:HG22	6:F:73:VAL:HB	1.82	0.60
15:O:89:GLY:O	15:O:92:ALA:HB3	2.01	0.60
1:A:2587:U:H2'	1:A:2589:U:H5''	1.82	0.60
1:A:2694:A:H4'	7:G:91:PHE:CE1	2.36	0.60
1:A:2779:G:H21	7:G:143:GLN:NE2	1.99	0.60

Continued on next page...

Continued from previous page...

Atom-1	Atom-2	Interatomic distance (Å)	Clash overlap (Å)
4:D:175:LEU:HD23	4:D:175:LEU:C	2.21	0.60
5:E:79:ARG:O	5:E:87:ARG:HG2	2.02	0.60
12:L:75:ARG:CZ	37:L:4172:HOH:O	2.49	0.60
1:A:2310:G:OP2	10:J:114:PRO:HD2	2.02	0.60
4:D:204:GLY:HA3	37:D:8654:HOH:O	1.99	0.60
6:F:105:SER:CB	6:F:131:THR:HG23	2.28	0.60
10:J:45:GLN:HE21	10:J:135:TRP:HE1	1.50	0.60
10:J:59:ASN:HD22	10:J:59:ASN:H	1.48	0.60
37:A:7446:HOH:O	4:D:211:THR:HG21	2.01	0.60
4:D:329:TYR:CE2	22:V:15:PRO:HG2	2.37	0.60
6:F:86:THR:O	6:F:90:LEU:HG	2.02	0.60
6:F:91:ALA:HB1	37:F:5198:HOH:O	2.01	0.60
15:O:47:LEU:HD13	15:O:97:VAL:HG11	1.84	0.60
26:Z:155:ARG:NH1	37:Z:8555:HOH:O	2.33	0.60
1:A:168:C:O2'	1:A:169:A:H5'	2.02	0.60
2:B:3003:A:N6	2:B:3022:G:H1'	2.16	0.60
7:G:43:ASP:HA	37:G:5864:HOH:O	2.01	0.60
10:J:118:PRO:HD2	37:J:8342:HOH:O	2.01	0.60
15:O:12:ARG:HD3	15:O:18:THR:OG1	2.02	0.60
1:A:1008:C:H5''	10:J:16:ARG:HH12	1.66	0.59
8:H:19:ALA:O	8:H:22:VAL:HG22	2.02	0.59
8:H:101:ALA:HB2	8:H:108:LEU:HD22	1.84	0.59
10:J:44:ALA:HA	10:J:163:PRO:O	2.02	0.59
10:J:136:VAL:HG22	10:J:137:ASN:O	2.01	0.59
1:A:1172:G:H1'	37:A:4948:HOH:O	2.01	0.59
3:C:211:LYS:NZ	37:C:8623:HOH:O	2.35	0.59
5:E:180:SER:HB2	37:E:8440:HOH:O	2.01	0.59
10:J:69:ASN:O	10:J:72:VAL:HG12	2.02	0.59
19:S:106:GLY:HA2	19:S:109:MET:HE3	1.84	0.59
25:Y:78:GLU:CG	25:Y:79:GLU:H	2.14	0.59
1:A:1134:G:H4'	10:J:151:MET:CE	2.20	0.59
1:A:1701:A:H5''	1:A:1702:U:H3'	1.84	0.59
1:A:2769:C:H2'	1:A:2770:G:O4'	2.02	0.59
20:T:43:GLU:HB3	37:T:8344:HOH:O	2.02	0.59
23:W:39:ALA:C	23:W:41:GLU:H	2.06	0.59
1:A:558:C:O2'	1:A:559:U:H5''	2.02	0.59
2:B:3076:G:C3'	2:B:3077:A:H5''	2.26	0.59
4:D:103:ASP:HB2	37:D:8592:HOH:O	2.01	0.59
15:O:184:ILE:HG22	15:O:185:GLU:HG3	1.84	0.59
12:L:74:VAL:CG1	12:L:113:ILE:HG12	2.30	0.59
27:1:29:VAL:O	27:1:33:HIS:HB2	2.02	0.59

Continued on next page...

Continued from previous page...

Atom-1	Atom-2	Interatomic distance (Å)	Clash overlap (Å)
4:D:51:VAL:CG2	4:D:327:VAL:HG13	2.32	0.59
7:G:7:ILE:HD11	7:G:11:VAL:O	2.01	0.59
13:M:143:THR:CG2	13:M:144:ASP:N	2.65	0.59
14:N:74:ARG:HG3	14:N:74:ARG:NH1	2.18	0.59
15:O:154:LEU:O	15:O:155:GLU:HB3	2.03	0.59
1:A:65:C:O2'	1:A:66:G:H5'	2.03	0.59
1:A:272:A:H5'	1:A:273:G:OP2	2.02	0.59
37:A:7577:HOH:O	27:1:31:ILE:HG13	2.01	0.59
5:E:27:ARG:HG3	5:E:29:ASP:OD1	2.02	0.59
37:L:408:HOH:O	22:V:37:GLU:HB3	2.03	0.59
1:A:184:G:H5''	14:N:153:THR:HG22	1.84	0.59
1:A:1701:A:H4'	1:A:1702:U:C5'	2.32	0.59
1:A:1878:G:H1'	37:A:6102:HOH:O	2.02	0.59
1:A:2676:C:H4'	11:K:70:PHE:HE1	1.67	0.59
1:A:703:G:O2'	1:A:704:C:H5'	2.02	0.59
4:D:7:ARG:HG2	4:D:7:ARG:NH1	2.12	0.59
4:D:140:LEU:HD23	37:D:8579:HOH:O	2.02	0.59
15:O:71:TRP:HE3	15:O:175:LEU:HD22	1.68	0.59
25:Y:31:ILE:O	25:Y:35:GLU:HG3	2.03	0.59
1:A:2419:U:H5''	1:A:2420:G:H5'	1.85	0.58
24:X:38:THR:HG22	37:X:3580:HOH:O	2.03	0.58
1:A:2768:A:O2'	1:A:2769:C:H5'	2.02	0.58
8:H:39:SER:HB3	8:H:45:ALA:HB2	1.83	0.58
10:J:27:LYS:H	10:J:58:HIS:CD2	2.12	0.58
15:O:169:PRO:O	15:O:172:PHE:HB3	2.03	0.58
30:4:73:GLU:HB3	37:4:8561:HOH:O	2.03	0.58
1:A:1189:A:H1'	1:A:1209:C:C1'	2.33	0.58
3:C:125:ASN:HB3	3:C:158:VAL:HG12	1.84	0.58
8:H:46:GLU:O	8:H:73:PRO:HD2	2.03	0.58
1:A:656:G:OP2	16:P:37:ARG:HD2	2.03	0.58
1:A:777:U:O2'	28:2:11:LYS:HG2	2.04	0.58
7:G:107:PHE:CE2	7:G:108:LEU:HD13	2.38	0.58
25:Y:75:ALA:O	25:Y:83:ALA:HA	2.03	0.58
1:A:2241:C:O2'	1:A:2242:U:H5'	2.03	0.58
6:F:65:GLU:HG3	37:F:6752:HOH:O	2.02	0.58
14:N:87:MET:CG	30:4:46:ILE:HG21	2.33	0.58
19:S:39:THR:HB	19:S:42:GLU:CG	2.32	0.58
24:X:21:LEU:HD21	24:X:48:VAL:CG1	2.33	0.58
1:A:470:U:O2'	28:2:16:HIS:CD2	2.55	0.58
2:B:3020:G:O2'	2:B:3021:G:H5'	2.04	0.58
10:J:56:ILE:HG22	10:J:61:LEU:HD22	1.84	0.58

Continued on next page...

Continued from previous page...

Atom-1	Atom-2	Interatomic distance (Å)	Clash overlap (Å)
11:K:103:VAL:HG12	37:K:5907:HOH:O	2.03	0.58
12:L:115:ARG:HG3	12:L:116:GLU:N	2.18	0.58
1:A:285:A:H2'	1:A:286:U:O4'	2.03	0.58
6:F:25:MET:CE	6:F:37:ALA:HB1	2.33	0.58
7:G:11:VAL:HG13	7:G:23:GLU:O	2.02	0.58
8:H:107:VAL:O	8:H:111:ILE:HG13	2.03	0.58
14:N:84:LYS:HE2	37:N:8577:HOH:O	2.03	0.58
15:O:90:LEU:HB2	15:O:186:LEU:HD22	1.84	0.58
24:X:26:ILE:O	24:X:26:ILE:CG1	2.51	0.58
27:1:28:ASP:O	27:1:31:ILE:HG22	2.03	0.58
1:A:1299:G:O6	13:M:6:ARG:HD3	2.04	0.58
3:C:88:ILE:HG22	3:C:88:ILE:O	2.02	0.58
4:D:138:GLY:O	4:D:139:ASP:O	2.21	0.58
4:D:154:VAL:HG12	4:D:156:LYS:HG2	1.86	0.58
4:D:162:MET:CE	4:D:308:LEU:HD21	2.33	0.58
27:1:62:TYR:CE2	27:1:64:ILE:HG23	2.38	0.58
1:A:138:U:H5''	1:A:139:C:OP2	2.04	0.58
1:A:1333:U:H2'	1:A:1334:C:C6	2.38	0.58
1:A:1595:G:O2'	1:A:1596:U:H5'	2.04	0.58
1:A:2363:G:O3'	18:R:11:ARG:NH1	2.37	0.58
6:F:22:VAL:HG22	6:F:74:THR:HG22	1.86	0.58
1:A:1205:U:H2'	1:A:1206:U:H5'	1.85	0.58
6:F:44:ILE:HG12	6:F:83:PHE:HE1	1.68	0.58
6:F:54:ALA:HB2	6:F:69:ILE:HD12	1.86	0.58
10:J:31:PHE:HE2	10:J:87:LYS:O	1.86	0.58
19:S:33:ARG:NH1	37:S:8543:HOH:O	2.36	0.58
24:X:139:GLY:O	24:X:141:HIS:HD2	1.86	0.58
27:1:19:GLY:O	27:1:23:ARG:HG2	2.04	0.58
1:A:558:C:H2'	1:A:559:U:C5'	2.34	0.57
7:G:69:ILE:HA	7:G:72:MET:CE	2.34	0.57
6:F:135:VAL:HG21	6:F:139:TYR:CD1	2.39	0.57
10:J:46:VAL:HG12	10:J:146:TRP:CZ3	2.38	0.57
10:J:139:ASP:N	10:J:140:PRO:CD	2.66	0.57
1:A:1053:G:OP1	10:J:12:PRO:HG3	2.04	0.57
1:A:1523:G:H2'	1:A:1524:U:C6	2.39	0.57
11:K:74:ARG:HH11	11:K:74:ARG:CB	2.16	0.57
14:N:61:ILE:HA	37:N:8623:HOH:O	2.04	0.57
1:A:2004:U:H4'	37:A:5284:HOH:O	2.04	0.57
6:F:49:PRO:HG3	37:F:5828:HOH:O	2.04	0.57
8:H:2:VAL:HG22	8:H:57:GLU:OE1	2.04	0.57
8:H:101:ALA:HB2	8:H:108:LEU:CD2	2.34	0.57

Continued on next page...

Continued from previous page...

Atom-1	Atom-2	Interatomic distance (Å)	Clash overlap (Å)
15:O:49:THR:CG2	15:O:56:ASP:HB2	2.33	0.57
2:B:3049:G:H5''	37:B:8466:HOH:O	2.03	0.57
6:F:135:VAL:HG22	6:F:136:ARG:N	2.19	0.57
13:M:53:ARG:HH22	13:M:57:VAL:HG12	1.68	0.57
14:N:37:VAL:HG21	14:N:108:LYS:CG	2.34	0.57
19:S:119:VAL:O	19:S:119:VAL:HG12	2.03	0.57
24:X:13:MET:CE	24:X:17:ILE:HG22	2.34	0.57
24:X:41:TYR:HA	24:X:44:MET:HE3	1.87	0.57
1:A:1377:C:H5'	1:A:1377:C:C6	2.39	0.57
1:A:1669:A:H2'	1:A:1670:G:C8	2.39	0.57
1:A:2073:G:OP2	1:A:2490:A:H5'	2.04	0.57
1:A:2265:U:H2'	1:A:2266:A:C8	2.40	0.57
4:D:125:GLU:O	4:D:129:ARG:HG3	2.03	0.57
4:D:141:ARG:HD2	4:D:163:GLU:OE2	2.04	0.57
6:F:154:LYS:H	6:F:154:LYS:CD	2.11	0.57
24:X:80:ASP:O	24:X:84:VAL:HG23	2.04	0.57
1:A:188:C:H5''	14:N:163:LEU:HD21	1.86	0.57
1:A:289:G:N2	1:A:363:A:H2	2.00	0.57
6:F:23:VAL:HG21	6:F:45:THR:HG21	1.85	0.57
12:L:32:ILE:HD11	12:L:56:SER:HB3	1.86	0.57
14:N:149:TRP:O	14:N:152:ARG:HG2	2.03	0.57
22:V:52:THR:CG2	22:V:54:THR:HB	2.35	0.57
25:Y:78:GLU:HG2	25:Y:79:GLU:N	2.18	0.57
1:A:1268:C:O2'	1:A:1269:G:H5'	2.04	0.57
7:G:31:ARG:NH1	7:G:68:HIS:CG	2.73	0.57
15:O:38:LYS:HD2	15:O:114:LYS:HE3	1.86	0.57
27:1:46:LYS:NZ	37:1:8441:HOH:O	2.38	0.57
37:A:9388:HOH:O	14:N:94:LYS:HE2	2.04	0.57
11:K:75:PRO:HG2	11:K:105:LEU:HD21	1.86	0.57
27:1:57:CYS:SG	27:1:59:HIS:HB3	2.45	0.57
4:D:307:ARG:HH11	4:D:307:ARG:CB	2.18	0.57
6:F:51:ARG:HD3	37:F:7636:HOH:O	2.05	0.57
13:M:90:ARG:NH2	13:M:121:ILE:HD11	2.19	0.57
14:N:12:TRP:CE2	14:N:20:ILE:HD11	2.40	0.57
14:N:169:ARG:HD2	37:N:8590:HOH:O	2.05	0.57
15:O:11:ARG:HG3	15:O:14:ARG:NH1	2.20	0.57
24:X:38:THR:HG22	24:X:39:ASP:N	2.20	0.57
15:O:37:ARG:NE	37:O:8533:HOH:O	2.38	0.56
2:B:3044:A:O4'	6:F:76:ARG:NE	2.39	0.56
4:D:190:MET:HE2	4:D:194:PHE:HD1	1.68	0.56
6:F:38:GLU:OE2	6:F:51:ARG:CZ	2.53	0.56

Continued on next page...

Continued from previous page...

Atom-1	Atom-2	Interatomic distance (Å)	Clash overlap (Å)
15:O:77:ASN:OD1	15:O:80:SER:HB2	2.06	0.56
23:W:39:ALA:N	23:W:40:PRO:CD	2.67	0.56
25:Y:18:ARG:NH1	37:Y:4132:HOH:O	2.35	0.56
1:A:1166:A:H1'	1:A:1192:A:N1	2.19	0.56
1:A:1181:A:H2'	1:A:1182:C:O4'	2.04	0.56
1:A:2270:G:H4'	3:C:223:ARG:HH12	1.70	0.56
37:A:6176:HOH:O	29:3:44:ARG:HG2	2.05	0.56
3:C:175:LYS:HE2	37:C:8578:HOH:O	2.04	0.56
5:E:115:LEU:HD21	5:E:243:VAL:HG13	1.87	0.56
5:E:219:ASN:O	5:E:222:ASP:OD1	2.24	0.56
6:F:64:ARG:CD	6:F:67:ASP:HB3	2.36	0.56
11:K:26:VAL:HG13	11:K:36:VAL:HG11	1.85	0.56
12:L:82:ARG:NH2	12:L:115:ARG:HG2	2.20	0.56
14:N:87:MET:CB	30:4:46:ILE:HD13	2.34	0.56
1:A:69:A:H5'	1:A:69:A:C8	2.40	0.56
1:A:2694:A:H4'	7:G:91:PHE:HE1	1.70	0.56
37:A:3957:HOH:O	30:4:57:GLY:HA2	2.04	0.56
4:D:141:ARG:HG2	4:D:165:ARG:HA	1.87	0.56
11:K:74:ARG:O	11:K:78:ILE:HG12	2.05	0.56
14:N:77:PHE:HD2	37:N:8526:HOH:O	1.88	0.56
17:Q:13:VAL:HG21	17:Q:41:ARG:HG2	1.87	0.56
1:A:2821:C:H4'	4:D:116:PRO:HB3	1.88	0.56
4:D:144:THR:HG22	4:D:145:HIS:N	2.20	0.56
5:E:118:THR:O	5:E:136:VAL:HG13	2.05	0.56
12:L:101:ASN:O	12:L:102:GLU:HB2	2.05	0.56
17:Q:143:ALA:HA	37:Q:167:HOH:O	2.05	0.56
24:X:31:HIS:HB3	37:X:5420:HOH:O	2.05	0.56
1:A:182:G:O3'	14:N:157:LEU:CD1	2.54	0.56
1:A:371:U:H2'	1:A:372:A:H8	1.70	0.56
1:A:1123:A:C6	1:A:1238:C:H5'	2.41	0.56
1:A:1159:G:H21	1:A:1189:A:H8	1.51	0.56
1:A:1234:U:N3	4:D:244:PRO:HB3	2.21	0.56
1:A:1667:A:H2'	1:A:1668:U:C6	2.41	0.56
3:C:94:LEU:HG	3:C:99:ILE:HD11	1.88	0.56
3:C:211:LYS:HB3	3:C:212:PRO:CD	2.30	0.56
7:G:20:ILE:CD1	7:G:40:VAL:HG11	2.34	0.56
10:J:75:SER:HB3	10:J:79:ALA:HB1	1.86	0.56
17:Q:38:GLU:HA	17:Q:41:ARG:NH1	2.21	0.56
1:A:282:C:H1'	1:A:368:C:H42	1.68	0.56
1:A:1183:C:N4	37:A:4373:HOH:O	2.35	0.56
1:A:1528:A:H2'	1:A:1529:G:O4'	2.06	0.56

Continued on next page...

Continued from previous page...

Atom-1	Atom-2	Interatomic distance (Å)	Clash overlap (Å)
1:A:2866:U:H4'	1:A:2867:G:H5'	1.87	0.56
1:A:2890:A:H1'	22:V:56:ARG:HH21	1.71	0.56
14:N:37:VAL:HG13	14:N:63:VAL:HG11	1.88	0.56
14:N:59:GLY:HA3	14:N:141:ILE:HD12	1.88	0.56
1:A:1470:A:OP1	14:N:93:ARG:HD2	2.06	0.56
1:A:2472:C:O2'	1:A:2634:G:H4'	2.05	0.56
4:D:16:ARG:NH1	37:D:8615:HOH:O	2.39	0.56
27:1:30:GLU:O	27:1:33:HIS:HB3	2.06	0.56
2:B:3041:C:O4'	6:F:50:VAL:HG23	2.06	0.56
4:D:119:HIS:O	4:D:121:PRO:HD3	2.06	0.56
4:D:248:ARG:HG2	37:K:3517:HOH:O	2.04	0.56
6:F:146:LYS:NZ	15:O:107:ASN:ND2	2.53	0.56
12:L:109:LEU:HD13	12:L:113:ILE:HD11	1.86	0.56
1:A:396:U:OP2	30:4:38:ARG:NH1	2.38	0.56
1:A:2502:C:C2'	1:A:2503:A:H5'	2.36	0.56
3:C:170:VAL:HG22	27:1:22:ILE:HG23	1.87	0.56
14:N:114:VAL:HG21	14:N:159:THR:HG21	1.87	0.56
1:A:280:C:H2'	1:A:281:U:O4'	2.06	0.55
1:A:1474:C:H6	1:A:1474:C:C5'	2.13	0.55
1:A:2769:C:C2'	1:A:2770:G:H5'	2.37	0.55
4:D:2:GLN:HA	37:D:8620:HOH:O	2.05	0.55
4:D:314:ALA:CB	4:D:317:PRO:HG3	2.36	0.55
7:G:3:VAL:HG22	7:G:49:ILE:HB	1.88	0.55
1:A:1119:G:H8	11:K:52:GLN:NE2	2.04	0.55
37:B:8522:HOH:O	15:O:107:ASN:HB3	2.06	0.55
6:F:10:PHE:CG	6:F:11:HIS:N	2.74	0.55
9:I:64:ASN:HD22	9:I:64:ASN:N	2.03	0.55
10:J:144:GLU:OE1	10:J:144:GLU:HA	2.06	0.55
12:L:74:VAL:HG12	12:L:75:ARG:HG3	1.87	0.55
13:M:57:VAL:HG12	13:M:57:VAL:O	2.06	0.55
14:N:69:LYS:HG2	14:N:127:LYS:HG3	1.88	0.55
1:A:474:C:O3'	5:E:73:LEU:HD21	2.06	0.55
1:A:1559:A:H1'	37:A:5846:HOH:O	2.05	0.55
1:A:2506:A:O2'	1:A:2507:G:O5'	2.24	0.55
2:B:3028:U:H2'	2:B:3029:C:C6	2.41	0.55
1:A:1134:G:C4'	10:J:151:MET:HE1	2.21	0.55
1:A:1187:U:H2'	37:A:6880:HOH:O	2.05	0.55
3:C:94:LEU:N	3:C:94:LEU:HD23	2.21	0.55
4:D:297:VAL:HB	37:D:8604:HOH:O	2.07	0.55
10:J:35:ASN:HD21	10:J:80:ASN:HA	1.71	0.55
14:N:59:GLY:HA3	14:N:141:ILE:CD1	2.36	0.55

Continued on next page...

Continued from previous page...

Atom-1	Atom-2	Interatomic distance (Å)	Clash overlap (Å)
27:1:30:GLU:HA	27:1:33:HIS:CB	2.37	0.55
1:A:182:G:H4'	14:N:157:LEU:HD13	1.88	0.55
1:A:1213:C:O2'	1:A:1214:G:H5'	2.07	0.55
5:E:107:ARG:NH1	5:E:107:ARG:HB3	2.21	0.55
16:P:38:ARG:NH1	37:P:7674:HOH:O	2.39	0.55
17:Q:59:ARG:HH22	17:Q:66:GLN:HE22	1.54	0.55
25:Y:43:VAL:CG1	25:Y:47:ALA:HB3	2.36	0.55
1:A:1250:C:O2'	1:A:1251:C:H5'	2.06	0.55
1:A:2320:U:H4'	1:A:2321:A:O4'	2.07	0.55
1:A:2502:C:H4'	10:J:151:MET:HG2	1.89	0.55
2:B:3025:G:C3'	2:B:3026:C:H5'	2.34	0.55
3:C:36:ASP:HA	3:C:83:GLY:HA3	1.89	0.55
5:E:129:HIS:CE1	5:E:231:ARG:HA	2.42	0.55
6:F:54:ALA:CB	6:F:69:ILE:HD12	2.36	0.55
7:G:15:GLN:HG2	7:G:19:ASP:O	2.07	0.55
14:N:37:VAL:HG21	14:N:108:LYS:HG3	1.89	0.55
14:N:55:LYS:HB2	14:N:60:ILE:CD1	2.37	0.55
21:U:9:LYS:CE	21:U:13:ARG:NH1	2.69	0.55
24:X:110:GLN:NE2	24:X:110:GLN:HA	2.22	0.55
25:Y:43:VAL:HG12	25:Y:44:ASP:N	2.21	0.55
26:Z:144:ARG:CZ	37:Z:8608:HOH:O	2.54	0.55
26:Z:189:ASN:HD22	26:Z:189:ASN:C	2.09	0.55
2:B:3023:U:H3'	2:B:3024:U:H5''	1.89	0.55
2:B:3023:U:H6	2:B:3023:U:C5'	2.20	0.55
3:C:211:LYS:HD3	37:C:8613:HOH:O	2.06	0.55
9:I:12:ILE:HG13	37:I:6833:HOH:O	2.05	0.55
23:W:12:THR:CG2	23:W:15:GLU:HG3	2.26	0.55
26:Z:189:ASN:ND2	26:Z:192:ASP:H	2.04	0.55
1:A:1209:C:H2'	1:A:1210:G:C8	2.40	0.55
1:A:2721:U:H4'	12:L:87:ARG:HG3	1.88	0.55
4:D:212:GLN:HB2	4:D:257:THR:CG2	2.32	0.55
8:H:50:VAL:CG2	8:H:63:ILE:HG21	2.35	0.55
13:M:104:ASP:HB3	37:M:8565:HOH:O	2.07	0.55
1:A:407:A:H5'	37:A:6005:HOH:O	2.07	0.55
1:A:1189:A:H1'	1:A:1209:C:O4'	2.07	0.55
1:A:1730:G:H5'	1:A:1731:C:C6	2.42	0.55
7:G:69:ILE:HA	7:G:72:MET:HE3	1.89	0.55
8:H:37:THR:O	8:H:41:GLU:HG3	2.07	0.55
10:J:83:PHE:HZ	10:J:146:TRP:HE1	1.51	0.55
1:A:281:U:H3'	37:A:7196:HOH:O	2.07	0.55
4:D:85:ARG:NH1	37:D:8635:HOH:O	2.40	0.55

Continued on next page...

Continued from previous page...

Atom-1	Atom-2	Interatomic distance (Å)	Clash overlap (Å)
4:D:264:GLU:HG2	4:D:267:LYS:CE	2.33	0.55
9:I:12:ILE:HG22	9:I:12:ILE:O	2.06	0.55
1:A:189:A:OP1	14:N:171:ARG:NH2	2.39	0.54
1:A:1778:A:H2'	1:A:1779:A:H5'	1.89	0.54
1:A:2862:G:H4'	4:D:336:GLN:O	2.06	0.54
2:B:3092:G:H2'	2:B:3093:A:C8	2.42	0.54
17:Q:71:LYS:HG3	17:Q:71:LYS:O	2.06	0.54
17:Q:80:ARG:HG2	17:Q:87:ARG:CZ	2.37	0.54
26:Z:99:ALA:HB2	26:Z:233:TYR:CZ	2.42	0.54
1:A:1189:A:H1'	1:A:1209:C:H1'	1.89	0.54
10:J:48:LEU:HG	10:J:157:ILE:HG21	1.89	0.54
13:M:149:ARG:O	13:M:150:GLN:HB2	2.08	0.54
1:A:738:G:H3'	37:A:7034:HOH:O	2.07	0.54
1:A:1137:G:H1'	37:A:3855:HOH:O	2.06	0.54
1:A:1168:C:H2'	1:A:1169:U:O4'	2.07	0.54
1:A:1197:G:N2	37:A:6216:HOH:O	2.40	0.54
1:A:2548:C:OP2	4:D:5:ARG:NH2	2.40	0.54
7:G:81:GLU:HG2	7:G:134:SER:CB	2.38	0.54
19:S:111:ILE:HG23	19:S:145:LEU:CD1	2.37	0.54
24:X:141:HIS:HB2	24:X:146:ILE:HG12	1.88	0.54
1:A:2524:G:H21	1:A:2526:C:N4	2.05	0.54
2:B:3002:U:OP2	2:B:3003:A:H5'	2.08	0.54
37:B:8466:HOH:O	15:O:147:ILE:HD12	2.06	0.54
4:D:27:ASN:HB3	37:D:8627:HOH:O	2.07	0.54
4:D:168:GLY:N	4:D:174:ARG:HD3	2.22	0.54
17:Q:98:ILE:HD12	17:Q:102:ARG:NE	2.23	0.54
30:4:17:HIS:O	30:4:18:GLN:HG3	2.08	0.54
4:D:7:ARG:CD	4:D:9:GLY:O	2.56	0.54
7:G:172:PRO:HB3	37:G:6931:HOH:O	2.08	0.54
21:U:52:ARG:HB2	21:U:95:ASN:HB3	1.90	0.54
24:X:38:THR:HG22	24:X:39:ASP:H	1.73	0.54
1:A:542:A:H2'	1:A:543:G:O4'	2.07	0.54
1:A:1333:U:H2'	1:A:1334:C:H6	1.73	0.54
3:C:36:ASP:O	3:C:38:ILE:N	2.41	0.54
4:D:108:GLU:HB3	4:D:111:ARG:HD2	1.89	0.54
5:E:104:ASP:HA	5:E:107:ARG:NH1	2.20	0.54
6:F:11:HIS:C	6:F:13:MET:H	2.11	0.54
1:A:2502:C:C4'	10:J:151:MET:HG2	2.38	0.54
5:E:16:VAL:HG12	5:E:17:ASP:H	1.70	0.54
6:F:11:HIS:O	6:F:12:GLU:HB3	2.07	0.54
6:F:93:LEU:HB3	6:F:97:GLN:OE1	2.08	0.54

Continued on next page...

Continued from previous page...

Atom-1	Atom-2	Interatomic distance (Å)	Clash overlap (Å)
8:H:100:ASP:HB3	37:H:5691:HOH:O	2.08	0.54
14:N:37:VAL:CG1	14:N:63:VAL:HG11	2.37	0.54
14:N:115:LEU:HD13	14:N:116:ASN:HB2	1.89	0.54
20:T:23:LYS:HE2	37:T:8331:HOH:O	2.08	0.54
21:U:24:ARG:HH21	21:U:39:ASN:HD22	1.54	0.54
1:A:317:A:H5''	21:U:52:ARG:HD2	1.89	0.54
1:A:951:A:C2'	1:A:952:G:H5'	2.37	0.54
3:C:53:ALA:HB3	37:C:8608:HOH:O	2.08	0.54
5:E:77:ALA:O	5:E:78:ARG:HG3	2.08	0.54
8:H:58:GLU:CD	14:N:27:ARG:HH22	2.11	0.54
14:N:79:LYS:HD2	37:N:8556:HOH:O	2.08	0.54
14:N:164:THR:HB	37:N:8519:HOH:O	2.08	0.54
22:V:52:THR:HG22	22:V:54:THR:N	2.22	0.54
24:X:122:ARG:HH22	24:X:154:ARG:C	2.11	0.54
27:1:30:GLU:HA	27:1:33:HIS:HB3	1.89	0.54
1:A:2314:G:C2'	1:A:2315:C:H5'	2.38	0.54
37:A:4166:HOH:O	26:Z:186:ARG:HD2	2.08	0.54
37:A:5508:HOH:O	14:N:58:GLN:HG3	2.08	0.54
4:D:238:ASN:ND2	4:D:240:GLY:H	1.99	0.54
8:H:28:ALA:HB3	8:H:99:THR:O	2.07	0.54
10:J:14:TYR:N	10:J:91:HIS:CE1	2.76	0.54
12:L:106:GLY:HA3	37:L:5264:HOH:O	2.07	0.54
13:M:143:THR:CG2	13:M:144:ASP:H	2.21	0.54
15:O:159:TYR:HE2	15:O:163:PHE:HE2	1.56	0.54
17:Q:121:ASP:HB2	37:Q:197:HOH:O	2.08	0.54
23:W:39:ALA:O	23:W:41:GLU:N	2.41	0.54
1:A:2896:A:H5''	37:A:6080:HOH:O	2.07	0.54
4:D:66:GLU:OE1	4:D:328:ARG:HD2	2.07	0.54
4:D:74:ILE:HD13	4:D:309:VAL:HG21	1.89	0.54
5:E:127:ARG:CZ	5:E:225:PRO:HG2	2.36	0.54
7:G:31:ARG:HH12	7:G:68:HIS:CD2	2.26	0.54
10:J:39:GLY:O	10:J:41:THR:N	2.41	0.54
12:L:34:VAL:CG2	12:L:47:ALA:HB2	2.37	0.54
14:N:106:ASN:ND2	35:N:8518:CL:CL	2.78	0.54
14:N:157:LEU:HB3	14:N:160:PHE:HD1	1.72	0.54
26:Z:185:VAL:HG12	37:Z:8567:HOH:O	2.07	0.54
1:A:797:A:C4'	27:1:10:ARG:N	2.71	0.53
1:A:2274:A:H1'	14:N:86:MET:SD	2.48	0.53
37:A:3965:HOH:O	21:U:82:THR:HA	2.08	0.53
2:B:3092:G:H22	10:J:52:LYS:NZ	2.06	0.53
8:H:47:LEU:HB2	8:H:108:LEU:HD11	1.90	0.53

Continued on next page...

Continued from previous page...

Atom-1	Atom-2	Interatomic distance (Å)	Clash overlap (Å)
13:M:104:ASP:O	13:M:105:TYR:HB3	2.08	0.53
15:O:152:GLU:C	15:O:154:LEU:H	2.10	0.53
23:W:55:ARG:O	23:W:59:ILE:HG12	2.08	0.53
26:Z:106:THR:HG23	26:Z:107:PRO:HD2	1.90	0.53
28:2:10:LYS:HG3	37:2:8433:HOH:O	2.07	0.53
1:A:328:U:O4'	5:E:202:THR:HG22	2.07	0.53
1:A:1130:U:H2'	1:A:1131:G:O4'	2.09	0.53
1:A:1735:C:O2'	1:A:1736:A:H5'	2.08	0.53
1:A:2326:U:H4'	1:A:2412:G:H4'	1.90	0.53
4:D:42:ALA:HB1	4:D:308:LEU:HD11	1.88	0.53
5:E:246:ARG:HB3	5:E:246:ARG:NH1	2.23	0.53
10:J:75:SER:C	10:J:79:ALA:HB2	2.29	0.53
10:J:86:ARG:HD3	10:J:130:HIS:HD2	1.73	0.53
15:O:37:ARG:NH2	37:O:8533:HOH:O	2.42	0.53
3:C:186:TRP:CG	3:C:187:PRO:HA	2.43	0.53
5:E:47:GLY:HA2	5:E:92:PRO:HB2	1.90	0.53
14:N:108:LYS:HE3	37:N:8613:HOH:O	2.08	0.53
29:3:22:PRO:HG2	29:3:25:VAL:HG23	1.91	0.53
1:A:119:A:H2'	1:A:120:A:H5''	1.89	0.53
1:A:2502:C:H2'	1:A:2503:A:H5'	1.90	0.53
4:D:55:ASN:HB3	4:D:63:GLU:HA	1.89	0.53
6:F:58:VAL:HG12	6:F:59:GLY:N	2.23	0.53
1:A:113:A:OP2	1:A:114:A:H2'	2.08	0.53
1:A:1329:A:C2	37:A:4655:HOH:O	2.49	0.53
7:G:49:ILE:HD11	7:G:69:ILE:HD12	1.90	0.53
19:S:17:MET:HE1	19:S:19:ARG:NH2	2.23	0.53
19:S:18:LEU:HD12	19:S:143:VAL:CG1	2.39	0.53
26:Z:107:PRO:HB3	26:Z:182:PHE:CD2	2.44	0.53
1:A:558:C:H2'	1:A:559:U:H5'	1.91	0.53
10:J:75:SER:O	10:J:79:ALA:HB2	2.09	0.53
10:J:166:ASN:N	10:J:166:ASN:ND2	2.56	0.53
22:V:46:ALA:HB1	22:V:52:THR:HG21	1.90	0.53
25:Y:12:ILE:HD12	25:Y:36:HIS:ND1	2.24	0.53
1:A:2415:A:C2	15:O:25:ARG:HB3	2.44	0.53
1:A:2435:U:H1'	37:A:5408:HOH:O	2.09	0.53
1:A:2649:A:H5'	1:A:2649:A:H8	1.74	0.53
2:B:3055:U:H4'	2:B:3056:A:C8	2.44	0.53
6:F:50:VAL:O	6:F:71:ALA:HA	2.09	0.53
10:J:132:PHE:O	10:J:133:ILE:HD13	2.08	0.53
11:K:45:VAL:HG21	11:K:129:PHE:CD1	2.44	0.53
25:Y:74:ALA:CB	25:Y:85:VAL:HG22	2.39	0.53

Continued on next page...

Continued from previous page...

Atom-1	Atom-2	Interatomic distance (Å)	Clash overlap (Å)
1:A:281:U:O2'	1:A:282:C:H5'	2.09	0.53
1:A:1182:C:H1'	1:A:1192:A:H8	1.74	0.53
2:B:3042:C:H2'	37:B:8503:HOH:O	2.07	0.53
6:F:27:ILE:HG22	6:F:28:GLY:N	2.18	0.53
13:M:143:THR:HG22	13:M:144:ASP:H	1.74	0.53
14:N:185:PRO:HG2	14:N:189:VAL:HG11	1.90	0.53
22:V:52:THR:HG22	22:V:54:THR:HB	1.91	0.53
27:1:58:GLY:CA	37:1:8439:HOH:O	2.48	0.53
30:4:11:CYS:HB2	30:4:20:HIS:CE1	2.44	0.53
1:A:2486:A:C2	31:A:9000:ANM:H1	2.44	0.53
1:A:2729:C:O2'	1:A:2730:G:H5'	2.09	0.53
37:A:7449:HOH:O	5:E:188:ARG:HD2	2.09	0.53
3:C:88:ILE:HD13	3:C:100:PRO:CD	2.39	0.53
4:D:30:PRO:HB2	4:D:39:GLN:NE2	2.24	0.53
4:D:162:MET:HG3	4:D:310:ARG:CZ	2.39	0.53
12:L:30:LYS:O	12:L:55:VAL:HG13	2.08	0.53
13:M:73:VAL:HG23	13:M:74:THR:N	2.23	0.53
19:S:132:ARG:HG2	19:S:133:ALA:N	2.24	0.53
21:U:63:ILE:HD11	21:U:75:GLU:HB2	1.90	0.53
26:Z:144:ARG:NH1	37:Z:8573:HOH:O	2.39	0.53
26:Z:186:ARG:HG2	26:Z:186:ARG:NH1	2.23	0.53
1:A:283:U:H5''	1:A:284:C:P	2.49	0.53
1:A:567:U:H5''	37:X:5817:HOH:O	2.09	0.53
1:A:2815:G:N7	11:K:80:LYS:NZ	2.56	0.53
9:I:63:ARG:N	37:I:2569:HOH:O	2.42	0.53
15:O:64:SER:C	15:O:66:LEU:H	2.13	0.53
1:A:88:G:H5'	1:A:88:G:H8	1.74	0.52
37:A:9108:HOH:O	5:E:103:ASN:HB3	2.09	0.52
4:D:305:ASP:O	4:D:306:LYS:CB	2.56	0.52
5:E:214:THR:HG23	37:E:8432:HOH:O	2.08	0.52
16:P:25:VAL:HG23	16:P:26:TRP:N	2.24	0.52
1:A:380:A:H5''	14:N:48:ARG:NH2	2.24	0.52
1:A:834:G:H4'	1:A:835:U:OP2	2.09	0.52
1:A:920:C:H5'	1:A:921:G:C4	2.44	0.52
1:A:1132:A:N6	1:A:1229:C:H2'	2.24	0.52
1:A:2359:G:H3'	37:A:5670:HOH:O	2.09	0.52
37:A:4041:HOH:O	4:D:27:ASN:HB2	2.07	0.52
3:C:153:ARG:HH11	3:C:153:ARG:CB	2.22	0.52
4:D:7:ARG:NH1	4:D:7:ARG:CG	2.70	0.52
6:F:170:TYR:O	6:F:171:ASP:HB3	2.08	0.52
11:K:107:ASN:HD22	11:K:109:TYR:H	1.56	0.52

Continued on next page...

Continued from previous page...

Atom-1	Atom-2	Interatomic distance (Å)	Clash overlap (Å)
15:O:47:LEU:HD12	15:O:92:ALA:HB1	1.91	0.52
16:P:7:LEU:HD22	37:P:5650:HOH:O	2.09	0.52
20:T:6:LYS:HB2	20:T:27:ALA:O	2.08	0.52
23:W:56:ILE:O	23:W:60:GLN:HG3	2.09	0.52
23:W:64:GLY:O	23:W:65:ASP:CB	2.57	0.52
24:X:106:THR:OG1	24:X:109:GLU:HG3	2.09	0.52
26:Z:126:PRO:HG2	26:Z:128:PHE:CE1	2.44	0.52
1:A:710:G:OP1	16:P:24:ALA:HB3	2.09	0.52
1:A:1249:U:H2'	1:A:1250:C:C6	2.44	0.52
1:A:1527:A:H1'	1:A:1528:A:C8	2.44	0.52
1:A:2251:G:H2'	1:A:2252:A:C8	2.45	0.52
1:A:2486:A:C3'	1:A:2487:C:P	2.97	0.52
8:H:46:GLU:N	37:H:3461:HOH:O	2.42	0.52
18:R:66:LYS:HB2	18:R:70:ALA:O	2.10	0.52
28:2:28:HIS:CE1	28:2:31:LYS:HE2	2.45	0.52
28:2:28:HIS:CD2	28:2:31:LYS:HG3	2.44	0.52
1:A:1874:U:H2'	3:C:120:ARG:HG3	1.91	0.52
7:G:31:ARG:NH1	37:G:5919:HOH:O	2.41	0.52
9:I:12:ILE:HD12	37:I:692:HOH:O	2.08	0.52
15:O:154:LEU:HG	15:O:155:GLU:H	1.73	0.52
24:X:21:LEU:HD13	24:X:26:ILE:HD11	1.91	0.52
26:Z:172:THR:HG22	26:Z:173:ALA:N	2.25	0.52
29:3:22:PRO:HG2	29:3:25:VAL:CG2	2.39	0.52
1:A:1119:G:N2	1:A:1246:A:H2	2.04	0.52
1:A:1393:A:H2'	1:A:1394:C:C6	2.45	0.52
1:A:1657:A:H2'	1:A:1658:A:C8	2.44	0.52
1:A:1909:A:N1	1:A:2128:G:H1'	2.24	0.52
1:A:2050:G:H5''	19:S:80:TYR:O	2.10	0.52
3:C:200:PRO:HG2	3:C:225:VAL:HG21	1.92	0.52
13:M:73:VAL:HG23	13:M:74:THR:H	1.73	0.52
21:U:49:GLU:OE2	21:U:97:ARG:HD2	2.09	0.52
22:V:49:LEU:HD11	37:V:3805:HOH:O	2.10	0.52
30:4:48:ASN:ND2	30:4:50:GLY:H	2.07	0.52
1:A:283:U:H5	1:A:284:C:N4	2.07	0.52
1:A:1118:A:C8	1:A:1118:A:C3'	2.89	0.52
1:A:1192:A:O2'	1:A:1193:A:OP1	2.26	0.52
1:A:2094:G:H4'	4:D:245:SER:HB3	1.90	0.52
2:B:3055:U:H4'	2:B:3056:A:H8	1.74	0.52
8:H:99:THR:O	8:H:99:THR:HG23	2.09	0.52
10:J:147:ARG:HA	10:J:150:LYS:NZ	2.25	0.52
14:N:182:LYS:HB2	14:N:194:ALA:HB2	1.92	0.52

Continued on next page...

Continued from previous page...

Atom-1	Atom-2	Interatomic distance (Å)	Clash overlap (Å)
21:U:53:GLY:HA3	37:U:6384:HOH:O	2.08	0.52
1:A:1189:A:O2'	1:A:1208:C:H2'	2.09	0.52
1:A:1497:G:H4'	1:A:1627:G:O2'	2.10	0.52
3:C:179:MET:HG2	3:C:186:TRP:CB	2.40	0.52
4:D:55:ASN:HB3	4:D:64:GLY:H	1.75	0.52
15:O:157:PRO:HA	37:O:8526:HOH:O	2.08	0.52
21:U:111:ARG:HB3	21:U:119:ALA:HB2	1.92	0.52
24:X:38:THR:HB	37:X:5390:HOH:O	2.09	0.52
24:X:130:HIS:O	24:X:136:GLY:HA3	2.10	0.52
27:1:11:THR:OG1	27:1:23:ARG:HB2	2.09	0.52
1:A:204:A:C2'	1:A:205:U:H5'	2.40	0.52
1:A:960:G:H2'	1:A:960:G:N3	2.25	0.52
1:A:1205:U:H2'	1:A:1206:U:C5'	2.39	0.52
37:A:9550:HOH:O	4:D:267:LYS:HD3	2.08	0.52
4:D:279:THR:OG1	4:D:290:VAL:HB	2.09	0.52
5:E:246:ARG:NE	37:E:8419:HOH:O	2.43	0.52
1:A:482:G:H4'	1:A:508:A:N1	2.25	0.52
1:A:1787:C:OP1	17:Q:68:LYS:HE2	2.10	0.52
1:A:2730:G:O2'	1:A:2731:G:H5'	2.10	0.52
1:A:2780:C:H1'	7:G:143:GLN:NE2	2.24	0.52
1:A:1423:C:O2'	1:A:1424:A:H5'	2.10	0.52
1:A:1503:U:H2'	1:A:1504:A:O4'	2.10	0.52
1:A:2547:C:OP2	4:D:5:ARG:NH1	2.43	0.52
1:A:2837:U:H2'	37:A:6822:HOH:O	2.09	0.52
6:F:146:LYS:HZ3	15:O:107:ASN:HD21	1.54	0.52
7:G:11:VAL:CG1	7:G:12:ASP:N	2.73	0.52
11:K:42:GLU:O	11:K:131:THR:HG23	2.10	0.52
24:X:125:HIS:CD2	24:X:127:GLY:H	2.27	0.52
3:C:192:VAL:O	3:C:192:VAL:CG1	2.58	0.51
4:D:248:ARG:O	4:D:251:VAL:CG1	2.58	0.51
6:F:57:THR:HG23	6:F:63:ILE:CB	2.40	0.51
10:J:47:GLU:CB	10:J:133:ILE:HD13	2.40	0.51
10:J:109:ASP:HB2	37:J:8349:HOH:O	2.10	0.51
15:O:34:LEU:HA	15:O:47:LEU:HD23	1.93	0.51
20:T:29:ASP:OD1	20:T:31:ARG:HG3	2.09	0.51
20:T:81:ILE:HG23	37:T:8337:HOH:O	2.09	0.51
24:X:21:LEU:HB3	24:X:26:ILE:CG1	2.40	0.51
1:A:204:A:H2'	1:A:205:U:H5'	1.90	0.51
1:A:2443:C:H3'	37:A:3455:HOH:O	2.10	0.51
1:A:2717:C:O2'	1:A:2718:C:H5''	2.09	0.51
37:A:6224:HOH:O	3:C:22:ARG:HG2	2.10	0.51

Continued on next page...

Continued from previous page...

Atom-1	Atom-2	Interatomic distance (Å)	Clash overlap (Å)
2:B:3064:C:H2'	2:B:3065:A:H5'	1.92	0.51
3:C:192:VAL:O	3:C:192:VAL:HG12	2.10	0.51
6:F:146:LYS:HZ1	15:O:107:ASN:HD21	1.56	0.51
8:H:58:GLU:HA	8:H:61:MET:HG3	1.92	0.51
12:L:58:THR:HG22	12:L:59:LYS:HG3	1.93	0.51
13:M:53:ARG:NH2	13:M:57:VAL:CG1	2.74	0.51
19:S:132:ARG:CZ	37:S:8584:HOH:O	2.57	0.51
26:Z:107:PRO:HB3	26:Z:182:PHE:CE2	2.45	0.51
26:Z:144:ARG:NH2	37:Z:8608:HOH:O	2.43	0.51
27:1:34:LYS:HE2	37:1:8426:HOH:O	2.10	0.51
1:A:814:G:H4'	37:A:3118:HOH:O	2.10	0.51
4:D:139:ASP:HB2	4:D:165:ARG:HE	1.75	0.51
5:E:39:GLN:O	5:E:43:LYS:HD3	2.10	0.51
6:F:140:ARG:O	6:F:144:ARG:HG2	2.09	0.51
22:V:17:THR:HG22	22:V:18:GLY:N	2.26	0.51
28:2:8:GLN:HE22	28:2:11:LYS:NZ	2.08	0.51
1:A:69:A:H5'	1:A:69:A:H8	1.76	0.51
1:A:256:C:H2'	1:A:257:G:O4'	2.11	0.51
1:A:875:A:C2	3:C:194:MET:SD	3.04	0.51
1:A:1462:C:H2'	1:A:1463:A:C8	2.46	0.51
1:A:1477:C:H5'	1:A:1868:G:C5'	2.40	0.51
1:A:1862:C:H1'	37:A:7209:HOH:O	2.09	0.51
37:A:3149:HOH:O	14:N:87:MET:HE3	2.09	0.51
5:E:235:PHE:HE2	5:E:243:VAL:HG21	1.76	0.51
6:F:65:GLU:HA	37:F:6752:HOH:O	2.09	0.51
6:F:99:ASP:HB3	6:F:103:ASN:H	1.75	0.51
14:N:38:VAL:O	14:N:63:VAL:HG13	2.10	0.51
14:N:173:LEU:HD23	14:N:183:VAL:HG12	1.92	0.51
20:T:51:GLN:NE2	20:T:53:ASN:HD21	2.07	0.51
24:X:6:GLN:HB2	24:X:26:ILE:CD1	2.35	0.51
28:2:28:HIS:CD2	28:2:30:LYS:HB2	2.46	0.51
1:A:538:C:OP2	26:Z:134:HIS:HE1	1.93	0.51
1:A:820:G:C5	3:C:171:LYS:HB2	2.46	0.51
1:A:2256:G:H2'	1:A:2257:G:H5'	1.93	0.51
1:A:2300:A:H4'	1:A:2301:A:O5'	2.11	0.51
2:B:3049:G:O2'	2:B:3050:G:H5'	2.10	0.51
6:F:41:LEU:HA	6:F:44:ILE:CG2	2.40	0.51
6:F:94:ALA:HB3	6:F:174:VAL:HA	1.93	0.51
6:F:144:ARG:NH2	37:F:3839:HOH:O	2.39	0.51
10:J:129:ASN:HD22	10:J:129:ASN:N	2.08	0.51
13:M:77:ALA:HB3	37:M:8532:HOH:O	2.10	0.51

Continued on next page...

Continued from previous page...

Atom-1	Atom-2	Interatomic distance (Å)	Clash overlap (Å)
15:O:143:ARG:HA	15:O:172:PHE:CD2	2.45	0.51
15:O:180:LEU:O	15:O:181:ASP:HB3	2.10	0.51
25:Y:25:ARG:NH1	37:Y:3861:HOH:O	2.44	0.51
27:1:42:CYS:SG	27:1:44:PHE:HB2	2.50	0.51
30:4:91:GLN:O	30:4:92:GLU:HB2	2.10	0.51
1:A:56:G:H5'	23:W:50:ARG:NH1	2.26	0.51
2:B:3049:G:H2'	2:B:3050:G:O4'	2.10	0.51
3:C:192:VAL:O	3:C:207:GLN:HG2	2.10	0.51
4:D:16:ARG:NE	37:D:8554:HOH:O	2.16	0.51
5:E:107:ARG:NE	37:E:8450:HOH:O	2.25	0.51
6:F:57:THR:HG23	6:F:63:ILE:CG2	2.39	0.51
6:F:99:ASP:O	6:F:159:PRO:HG3	2.10	0.51
8:H:113:ASP:O	8:H:117:GLU:HG3	2.11	0.51
12:L:10:GLN:NE2	12:L:10:GLN:N	2.42	0.51
1:A:1506:U:H6	1:A:1506:U:H5'	1.76	0.51
1:A:2787:C:H5	37:A:4603:HOH:O	1.92	0.51
2:B:3029:C:C2'	2:B:3030:C:H5'	2.41	0.51
3:C:105:VAL:HG11	3:C:154:ALA:CB	2.40	0.51
4:D:320:GLN:HG3	4:D:321:PRO:HD2	1.93	0.51
37:L:7438:HOH:O	22:V:20:MET:HE1	2.10	0.51
14:N:172:GLY:C	14:N:183:VAL:HG11	2.30	0.51
24:X:22:GLU:HG2	24:X:27:HIS:CD2	2.46	0.51
1:A:371:U:H2'	1:A:372:A:C8	2.44	0.51
1:A:661:G:C5	1:A:686:A:C2	2.98	0.51
1:A:1543:G:N1	1:A:1641:A:OP2	2.33	0.51
1:A:2281:C:C2'	1:A:2282:U:H5'	2.41	0.51
37:A:7449:HOH:O	5:E:188:ARG:CD	2.59	0.51
9:I:23:ILE:O	9:I:27:ILE:HG13	2.11	0.51
11:K:75:PRO:HG2	11:K:105:LEU:CD2	2.40	0.51
12:L:45:PRO:HB2	37:L:7169:HOH:O	2.11	0.51
26:Z:144:ARG:NE	37:Z:8608:HOH:O	2.43	0.51
1:A:1306:U:OP1	5:E:184:ARG:HD2	2.11	0.51
1:A:1733:A:H4'	4:D:212:GLN:HA	1.92	0.51
1:A:2604:A:H5'	37:A:5772:HOH:O	2.09	0.51
37:A:6112:HOH:O	29:3:20:ARG:HB3	2.11	0.51
3:C:192:VAL:HG13	37:C:8557:HOH:O	2.10	0.51
14:N:52:LEU:HD13	14:N:116:ASN:HB3	1.93	0.51
37:A:9936:HOH:O	25:Y:23:HIS:HD2	1.93	0.51
5:E:46:TYR:CE2	5:E:98:ARG:NH1	2.79	0.51
14:N:146:GLN:NE2	37:N:8642:HOH:O	2.44	0.51
15:O:139:TRP:HA	15:O:139:TRP:CE3	2.45	0.51

Continued on next page...

Continued from previous page...

Atom-1	Atom-2	Interatomic distance (Å)	Clash overlap (Å)
20:T:33:SER:OG	20:T:36:GLU:HG3	2.11	0.51
24:X:65:VAL:HA	24:X:68:THR:CG2	2.40	0.51
1:A:324:G:O2'	1:A:325:U:H5'	2.11	0.50
1:A:681:G:H5'	1:A:681:G:N3	2.27	0.50
1:A:2503:A:OP1	10:J:147:ARG:NH2	2.41	0.50
12:L:34:VAL:HB	37:L:7169:HOH:O	2.11	0.50
16:P:25:VAL:HG23	16:P:26:TRP:H	1.76	0.50
18:R:64:GLU:HG3	18:R:74:ASP:OD2	2.11	0.50
26:Z:185:VAL:HA	37:Z:8561:HOH:O	2.10	0.50
1:A:121:U:OP2	29:3:10:ARG:NH2	2.40	0.50
1:A:175:G:H2'	14:N:192:ALA:HB3	1.91	0.50
1:A:538:C:H5''	1:A:539:G:C8	2.46	0.50
1:A:1116:U:H3	1:A:1246:A:N6	2.00	0.50
1:A:1189:A:H3'	37:A:7680:HOH:O	2.10	0.50
1:A:1484:G:H2'	37:A:9099:HOH:O	2.11	0.50
1:A:1524:U:H4'	1:A:1524:U:OP1	2.11	0.50
1:A:1972:U:H2'	1:A:1973:A:H5'	1.94	0.50
1:A:2081:A:H4'	11:K:69:TYR:CE1	2.46	0.50
1:A:2421:G:H3'	1:A:2422:U:H5''	1.93	0.50
3:C:100:PRO:HG2	3:C:103:VAL:CG2	2.38	0.50
4:D:162:MET:HG3	4:D:310:ARG:NH1	2.25	0.50
6:F:99:ASP:HB2	6:F:103:ASN:H	1.76	0.50
21:U:73:HIS:CD2	21:U:88:PRO:HG3	2.46	0.50
1:A:1173:A:H2'	37:A:4320:HOH:O	2.10	0.50
1:A:1384:C:H5'	25:Y:30:MET:HG2	1.94	0.50
1:A:1500:U:P	17:Q:41:ARG:HH22	2.33	0.50
1:A:2365:G:H4'	18:R:45:PRO:O	2.11	0.50
2:B:3002:U:OP2	2:B:3002:U:H4'	2.10	0.50
2:B:3006:C:C5'	15:O:37:ARG:HH12	2.13	0.50
3:C:93:THR:HG23	3:C:154:ALA:O	2.11	0.50
4:D:14:GLY:HA2	4:D:15:PRO:C	2.31	0.50
4:D:82:VAL:O	4:D:82:VAL:CG1	2.58	0.50
4:D:205:VAL:O	4:D:307:ARG:NE	2.44	0.50
10:J:46:VAL:O	10:J:146:TRP:CH2	2.60	0.50
10:J:71:TYR:C	10:J:73:GLN:N	2.63	0.50
26:Z:187:VAL:HG23	26:Z:192:ASP:HB3	1.92	0.50
1:A:1060:C:H6	1:A:1060:C:H5'	1.77	0.50
1:A:1191:A:N1	1:A:1206:U:O4	2.45	0.50
6:F:103:ASN:ND2	6:F:134:LEU:H	2.08	0.50
15:O:86:LEU:O	15:O:90:LEU:HG	2.11	0.50
17:Q:10:ALA:HA	17:Q:13:VAL:CG1	2.40	0.50

Continued on next page...

Continued from previous page...

Atom-1	Atom-2	Interatomic distance (Å)	Clash overlap (Å)
1:A:566:A:H2'	1:A:567:U:O4'	2.12	0.50
1:A:778:C:C4	1:A:779:U:C4	3.00	0.50
1:A:1166:A:H61	1:A:1180:U:H3	1.58	0.50
1:A:1441:G:H1'	37:A:7765:HOH:O	2.10	0.50
1:A:2064:U:H5'	1:A:2652:U:H4'	1.92	0.50
5:E:35:VAL:HG21	5:E:227:GLY:HA2	1.93	0.50
7:G:68:HIS:O	7:G:72:MET:HG3	2.12	0.50
10:J:84:ARG:CZ	10:J:135:TRP:HH2	2.23	0.50
19:S:29:LYS:HD3	37:S:8532:HOH:O	2.11	0.50
1:A:383:A:H4'	37:A:5307:HOH:O	2.11	0.50
1:A:1118:A:H8	1:A:1119:G:H5''	1.75	0.50
1:A:1656:A:H2'	1:A:1657:A:O4'	2.11	0.50
4:D:56:ASP:OD1	4:D:322:ARG:HB3	2.11	0.50
8:H:117:GLU:C	8:H:119:ARG:H	2.15	0.50
13:M:120:LEU:HD12	13:M:133:VAL:HG21	1.94	0.50
25:Y:25:ARG:HG2	37:Y:5356:HOH:O	2.11	0.50
1:A:821:U:O2'	1:A:822:C:H5'	2.12	0.50
1:A:1666:C:C2'	1:A:1667:A:C5'	2.90	0.50
1:A:1996:U:O2'	1:A:1997:A:H5'	2.12	0.50
3:C:105:VAL:CG1	3:C:106:CYS:N	2.74	0.50
10:J:53:PRO:HA	10:J:125:VAL:O	2.12	0.50
24:X:108:ARG:HE	24:X:114:PRO:HG3	1.77	0.50
25:Y:66:THR:HG23	25:Y:67:PRO:HD2	1.94	0.50
1:A:2687:G:O2'	1:A:2688:U:H5'	2.11	0.50
37:A:9974:HOH:O	13:M:22:ARG:HG2	2.12	0.50
2:B:3030:C:OP1	6:F:137:PRO:O	2.29	0.50
5:E:7:ASP:OD1	5:E:11:ASN:O	2.29	0.50
6:F:27:ILE:HD11	6:F:37:ALA:CB	2.41	0.50
8:H:28:ALA:CB	8:H:99:THR:HG23	2.41	0.50
1:A:241:A:C2	1:A:378:A:H4'	2.47	0.50
1:A:1940:C:H4'	37:A:7336:HOH:O	2.10	0.50
1:A:2456:A:H5'	37:A:5674:HOH:O	2.11	0.50
9:I:69:ARG:NH1	37:I:3513:HOH:O	2.45	0.50
14:N:155:HIS:CE1	14:N:158:ARG:HE	2.30	0.50
1:A:57:C:H5''	37:A:6741:HOH:O	2.11	0.49
1:A:138:U:OP2	1:A:139:C:H5	1.95	0.49
1:A:920:C:H5''	1:A:921:G:O5'	2.12	0.49
1:A:1882:C:O2'	1:A:2012:U:OP2	2.28	0.49
4:D:24:PRO:CG	4:D:204:GLY:HA2	2.42	0.49
5:E:236:THR:O	5:E:237:GLU:C	2.49	0.49
6:F:149:ARG:NH1	37:F:3066:HOH:O	2.36	0.49

Continued on next page...

Continued from previous page...

Atom-1	Atom-2	Interatomic distance (Å)	Clash overlap (Å)
7:G:132:THR:O	7:G:132:THR:HG23	2.12	0.49
8:H:46:GLU:OE1	8:H:100:ASP:HA	2.11	0.49
10:J:81:TYR:CD1	10:J:81:TYR:C	2.85	0.49
15:O:154:LEU:HG	15:O:155:GLU:N	2.26	0.49
20:T:51:GLN:HE21	20:T:53:ASN:ND2	2.08	0.49
1:A:244:C:OP2	8:H:38:LYS:HE3	2.12	0.49
1:A:677:C:H4'	5:E:246:ARG:NH2	2.27	0.49
1:A:1003:U:O2	10:J:90:PHE:CZ	2.65	0.49
1:A:2281:C:H2'	1:A:2282:U:H5'	1.95	0.49
1:A:2851:G:C2'	1:A:2852:A:H5'	2.42	0.49
7:G:84:MET:HE1	7:G:148:ILE:HD12	1.94	0.49
12:L:29:LEU:HB3	12:L:55:VAL:CG1	2.30	0.49
15:O:167:ASP:O	15:O:168:LEU:HD23	2.12	0.49
16:P:96:VAL:HG13	16:P:100:GLN:HB2	1.94	0.49
21:U:48:VAL:HG22	21:U:97:ARG:O	2.12	0.49
1:A:136:C:H2'	1:A:137:U:O4'	2.10	0.49
1:A:157:G:H4'	14:N:95:LYS:HE3	1.94	0.49
1:A:396:U:H5'	30:4:42:ARG:NH1	2.27	0.49
1:A:1003:U:O2'	10:J:90:PHE:HE1	1.95	0.49
1:A:2256:G:H2'	1:A:2257:G:C5'	2.42	0.49
1:A:2898:G:H4'	4:D:288:GLY:HA2	1.93	0.49
6:F:163:VAL:HA	37:F:6326:HOH:O	2.12	0.49
8:H:47:LEU:HD22	8:H:108:LEU:CD1	2.42	0.49
21:U:41:ARG:NH1	21:U:42:VAL:O	2.45	0.49
22:V:47:ARG:HG3	37:V:4381:HOH:O	2.12	0.49
22:V:52:THR:HG22	22:V:54:THR:H	1.77	0.49
26:Z:187:VAL:HB	37:Z:8567:HOH:O	2.12	0.49
1:A:344:C:H2'	1:A:345:G:O4'	2.11	0.49
1:A:1180:U:H2'	1:A:1181:A:O4'	2.12	0.49
1:A:1972:U:H2'	1:A:1973:A:C5'	2.43	0.49
1:A:2748:G:H5'	37:A:7535:HOH:O	2.13	0.49
4:D:16:ARG:NH2	37:D:8554:HOH:O	2.41	0.49
5:E:27:ARG:HG2	5:E:30:LEU:HG	1.94	0.49
15:O:138:ASP:O	15:O:140:GLN:N	2.44	0.49
24:X:84:VAL:HG12	37:X:6679:HOH:O	2.12	0.49
25:Y:9:VAL:HG13	25:Y:88:GLU:OE2	2.12	0.49
25:Y:27:ASP:OD2	25:Y:27:ASP:N	2.45	0.49
26:Z:178:HIS:CG	26:Z:179:PRO:HD2	2.47	0.49
1:A:396:U:O2'	1:A:418:C:H4'	2.13	0.49
1:A:500:G:H21	19:S:98:ASN:HD21	1.59	0.49
1:A:644:G:N3	1:A:644:G:H5'	2.27	0.49

Continued on next page...

Continued from previous page...

Atom-1	Atom-2	Interatomic distance (Å)	Clash overlap (Å)
1:A:669:G:O2'	1:A:670:G:H5'	2.12	0.49
1:A:825:U:H5''	1:A:826:U:OP1	2.13	0.49
1:A:2837:U:H1'	4:D:307:ARG:HH12	1.78	0.49
4:D:207:LYS:HG2	4:D:304:PRO:HB3	1.94	0.49
8:H:91:VAL:CG1	8:H:92:GLY:H	2.22	0.49
10:J:65:ARG:HB3	37:J:8387:HOH:O	2.13	0.49
15:O:110:THR:HB	15:O:113:SER:OG	2.12	0.49
18:R:30:VAL:O	18:R:30:VAL:HG12	2.12	0.49
19:S:104:PHE:HB2	19:S:109:MET:HE1	1.95	0.49
22:V:11:THR:HG22	22:V:53:ASP:OD2	2.12	0.49
25:Y:76:ARG:HG3	25:Y:76:ARG:NH1	2.25	0.49
1:A:213:G:O2'	1:A:214:U:OP2	2.31	0.49
1:A:338:C:H4'	5:E:174:ILE:HD12	1.93	0.49
1:A:775:G:OP1	28:2:16:HIS:HE1	1.95	0.49
1:A:1450:C:C4'	1:A:1451:C:OP2	2.60	0.49
1:A:2507:G:H2'	1:A:2510:C:H42	1.78	0.49
3:C:164:ARG:HB2	27:1:68:CYS:SG	2.52	0.49
6:F:59:GLY:C	6:F:61:PHE:H	2.16	0.49
1:A:185:G:H4'	1:A:186:A:H4'	1.94	0.49
1:A:2724:U:H2'	1:A:2725:G:O4'	2.13	0.49
1:A:2791:U:H1'	1:A:2792:A:H5''	1.95	0.49
4:D:156:LYS:HE3	37:D:8631:HOH:O	2.11	0.49
4:D:248:ARG:NH2	37:D:8524:HOH:O	2.46	0.49
5:E:1:MET:HG2	5:E:2:GLN:N	2.26	0.49
7:G:22:VAL:O	7:G:28:SER:HA	2.13	0.49
8:H:48:VAL:CG2	8:H:74:PHE:HB3	2.42	0.49
10:J:84:ARG:CZ	10:J:135:TRP:CH2	2.96	0.49
13:M:72:ASN:HB2	37:M:8583:HOH:O	2.12	0.49
14:N:95:LYS:HG2	14:N:99:ARG:HB3	1.94	0.49
24:X:41:TYR:O	24:X:45:VAL:HG13	2.12	0.49
1:A:820:G:O2'	1:A:856:G:H4'	2.13	0.49
1:A:820:G:C6	3:C:171:LYS:HB2	2.48	0.49
1:A:1236:A:H2'	1:A:1237:U:O4'	2.13	0.49
1:A:1311:G:C2	1:A:1312:G:C8	3.01	0.49
1:A:2781:U:H1'	7:G:139:GLU:OE2	2.13	0.49
4:D:41:PHE:CE1	4:D:79:MET:HG3	2.47	0.49
16:P:39:THR:O	16:P:115:ARG:NH2	2.45	0.49
24:X:90:TYR:N	24:X:90:TYR:CD1	2.80	0.49
30:4:55:VAL:HB	30:4:56:PRO:HD2	1.95	0.49
1:A:558:C:C2'	1:A:559:U:C5'	2.91	0.49
1:A:1119:G:H2'	11:K:52:GLN:NE2	2.28	0.49

Continued on next page...

Continued from previous page...

Atom-1	Atom-2	Interatomic distance (Å)	Clash overlap (Å)
1:A:1205:U:O2'	1:A:1206:U:H5''	2.13	0.49
1:A:1741:U:O2'	1:A:2723:G:H4'	2.12	0.49
1:A:1819:G:H2'	1:A:1820:G:C4'	2.43	0.49
5:E:1:MET:HG2	5:E:2:GLN:NE2	2.28	0.49
6:F:62:ASP:HA	37:F:4233:HOH:O	2.13	0.49
12:L:101:ASN:O	12:L:102:GLU:CB	2.61	0.49
19:S:119:VAL:HG21	19:S:142:ASP:CG	2.33	0.49
24:X:13:MET:HE1	24:X:18:GLN:HA	1.94	0.49
30:4:56:PRO:N	37:4:8550:HOH:O	2.45	0.49
1:A:183:A:C5'	14:N:157:LEU:HD12	2.41	0.49
1:A:240:C:H4'	14:N:146:GLN:NE2	2.28	0.49
1:A:489:A:C8	21:U:82:THR:HG22	2.48	0.49
1:A:2072:G:C6	1:A:2533:C:H1'	2.48	0.49
1:A:2326:U:H4'	1:A:2412:G:C4'	2.43	0.49
6:F:23:VAL:O	6:F:23:VAL:CG2	2.60	0.49
6:F:58:VAL:CG1	6:F:59:GLY:N	2.75	0.49
11:K:52:GLN:HG3	11:K:53:ILE:N	2.28	0.49
14:N:52:LEU:HD21	37:N:8615:HOH:O	2.13	0.49
19:S:25:PHE:CE2	19:S:29:LYS:HE2	2.48	0.49
20:T:81:ILE:HG12	37:T:8337:HOH:O	2.12	0.49
27:1:51:GLY:HA3	37:1:8417:HOH:O	2.13	0.49
4:D:217:ARG:HG3	4:D:257:THR:HG22	1.95	0.48
4:D:275:GLY:O	4:D:291:ASP:HA	2.13	0.48
11:K:93:ARG:HB3	11:K:93:ARG:NH1	2.26	0.48
19:S:14:ALA:HB3	19:S:147:LEU:HB2	1.95	0.48
19:S:29:LYS:HB3	37:S:8532:HOH:O	2.12	0.48
24:X:13:MET:HE3	24:X:17:ILE:CG2	2.42	0.48
26:Z:112:GLU:CD	26:Z:115:ARG:NH1	2.66	0.48
1:A:2004:U:O2	1:A:2004:U:H2'	2.12	0.48
4:D:75:GLU:C	4:D:77:PRO:HD3	2.33	0.48
4:D:185:GLY:HA2	37:D:8634:HOH:O	2.13	0.48
5:E:129:HIS:HD2	5:E:165:ASP:OD2	1.97	0.48
15:O:182:GLY:O	15:O:183:ASP:O	2.31	0.48
17:Q:16:VAL:CG1	17:Q:17:GLY:N	2.75	0.48
17:Q:103:THR:HA	17:Q:106:ARG:NH1	2.28	0.48
1:A:602:A:O2'	1:A:605:C:H4'	2.13	0.48
1:A:1266:U:H4'	26:Z:115:ARG:HH21	1.77	0.48
37:A:7012:HOH:O	3:C:211:LYS:HG2	2.12	0.48
4:D:168:GLY:O	4:D:169:GLY:O	2.31	0.48
7:G:21:THR:HG23	7:G:30:THR:OG1	2.13	0.48
11:K:45:VAL:HG22	11:K:46:ILE:N	2.27	0.48

Continued on next page...

Continued from previous page...

Atom-1	Atom-2	Interatomic distance (Å)	Clash overlap (Å)
14:N:67:ILE:CD1	14:N:104:ARG:HD2	2.43	0.48
18:R:11:ARG:HD3	37:R:5620:HOH:O	2.13	0.48
21:U:41:ARG:HG2	21:U:41:ARG:HH11	1.78	0.48
1:A:212:A:O4'	1:A:214:U:C6	2.67	0.48
1:A:2361:A:H5'	1:A:2361:A:H8	1.78	0.48
1:A:2649:A:H5'	1:A:2649:A:C8	2.49	0.48
1:A:2896:A:H2'	1:A:2896:A:N3	2.28	0.48
4:D:60:SER:C	4:D:62:ARG:H	2.17	0.48
7:G:31:ARG:HH12	7:G:68:HIS:CG	2.31	0.48
10:J:110:GLY:N	37:J:8398:HOH:O	2.46	0.48
15:O:33:ARG:NH1	15:O:103:ASP:OD2	2.41	0.48
21:U:38:ARG:HH11	21:U:38:ARG:HG3	1.77	0.48
21:U:69:LYS:O	21:U:71:VAL:HG23	2.14	0.48
1:A:2361:A:H5''	37:A:9001:HOH:O	2.14	0.48
1:A:2428:G:N7	30:4:60:LYS:NZ	2.61	0.48
1:A:2777:G:O2'	1:A:2778:A:H5'	2.14	0.48
3:C:200:PRO:HD3	37:C:8519:HOH:O	2.13	0.48
5:E:76:ARG:HD3	37:E:8366:HOH:O	2.13	0.48
8:H:21:GLU:O	8:H:24:ARG:HG3	2.12	0.48
10:J:26:LYS:HG2	10:J:28:ILE:N	2.25	0.48
10:J:111:MET:O	10:J:114:PRO:HD3	2.13	0.48
11:K:39:VAL:HG12	11:K:40:ASN:ND2	2.28	0.48
11:K:142:ASN:O	11:K:144:THR:N	2.46	0.48
13:M:54:PRO:HG2	13:M:57:VAL:CG2	2.44	0.48
15:O:73:ALA:HB1	15:O:74:PRO:CD	2.43	0.48
15:O:143:ARG:NH1	15:O:173:ASP:OD2	2.38	0.48
20:T:53:ASN:ND2	37:T:8321:HOH:O	2.46	0.48
28:2:21:ARG:HD2	28:2:37:CYS:SG	2.54	0.48
1:A:638:C:H2'	1:A:639:A:C8	2.48	0.48
1:A:1056:U:H2'	1:A:1057:A:O4'	2.14	0.48
1:A:2830:U:H3'	37:A:5204:HOH:O	2.12	0.48
37:A:9525:HOH:O	17:Q:81:LYS:HG2	2.13	0.48
3:C:66:ARG:HB2	3:C:66:ARG:HH11	1.77	0.48
3:C:125:ASN:CB	3:C:158:VAL:HG12	2.44	0.48
4:D:62:ARG:CB	4:D:65:MET:HE3	2.44	0.48
21:U:71:VAL:CG1	21:U:72:ILE:N	2.75	0.48
22:V:9:CYS:CA	22:V:52:THR:HG23	2.43	0.48
25:Y:9:VAL:HG22	25:Y:88:GLU:OE2	2.13	0.48
1:A:128:A:H3'	1:A:128:A:C8	2.48	0.48
1:A:514:G:H8	1:A:514:G:O5'	1.96	0.48
1:A:894:A:C2	5:E:87:ARG:NH2	2.82	0.48

Continued on next page...

Continued from previous page...

Atom-1	Atom-2	Interatomic distance (Å)	Clash overlap (Å)
1:A:1007:A:H2'	10:J:19:TYR:CZ	2.49	0.48
1:A:1669:A:H2'	1:A:1670:G:H8	1.78	0.48
1:A:2270:G:H4'	3:C:223:ARG:NH1	2.29	0.48
1:A:2563:U:H2'	1:A:2565:C:O5'	2.13	0.48
2:B:3023:U:C3'	2:B:3024:U:H5''	2.44	0.48
6:F:99:ASP:CB	6:F:103:ASN:HB2	2.43	0.48
13:M:97:VAL:HG12	13:M:98:GLU:O	2.14	0.48
13:M:101:ASP:C	13:M:103:ALA:H	2.17	0.48
17:Q:38:GLU:HA	17:Q:41:ARG:HH11	1.78	0.48
24:X:65:VAL:CA	24:X:68:THR:HG22	2.43	0.48
1:A:737:A:H2'	1:A:738:G:O4'	2.14	0.48
1:A:794:U:H3	1:A:819:A:H61	1.61	0.48
1:A:821:U:H2'	1:A:822:C:H6	1.78	0.48
37:A:7396:HOH:O	21:U:2:LYS:HE2	2.12	0.48
4:D:63:GLU:O	4:D:63:GLU:HG3	2.13	0.48
4:D:248:ARG:O	4:D:251:VAL:HG13	2.14	0.48
6:F:10:PHE:CD1	6:F:11:HIS:N	2.82	0.48
6:F:23:VAL:HG12	6:F:130:VAL:HG22	1.96	0.48
8:H:48:VAL:HG23	8:H:74:PHE:CB	2.44	0.48
9:I:63:ARG:O	9:I:67:LEU:HG	2.14	0.48
10:J:47:GLU:HG2	10:J:133:ILE:HD12	1.94	0.48
14:N:65:VAL:HG21	14:N:105:ALA:HB2	1.94	0.48
15:O:73:ALA:N	37:O:8566:HOH:O	2.46	0.48
15:O:163:PHE:HE1	15:O:171:HIS:HD1	1.62	0.48
1:A:152:A:O2'	1:A:153:C:H5'	2.14	0.48
1:A:278:A:H2'	1:A:279:C:O4'	2.14	0.48
1:A:816:G:H5'	1:A:1598:A:H4'	1.95	0.48
1:A:1855:G:H8	3:C:144:GLU:OE2	1.97	0.48
1:A:2720:C:O2	12:L:87:ARG:NH2	2.47	0.48
1:A:2782:G:O6	1:A:2790:C:H5''	2.13	0.48
4:D:74:ILE:HG13	37:D:8604:HOH:O	2.13	0.48
11:K:130:VAL:CG1	11:K:131:THR:N	2.76	0.48
15:O:62:HIS:HB3	15:O:65:ASP:OD1	2.13	0.48
19:S:82:GLU:HG3	19:S:83:LYS:N	2.28	0.48
21:U:48:VAL:HG22	21:U:97:ARG:C	2.34	0.48
24:X:139:GLY:O	24:X:141:HIS:CD2	2.66	0.48
26:Z:187:VAL:HG12	26:Z:205:ILE:HA	1.95	0.48
1:A:926:A:O2'	13:M:41:HIS:HD2	1.96	0.48
1:A:1218:U:H2'	1:A:1219:U:C6	2.48	0.48
2:B:3024:U:H4'	2:B:3025:G:OP1	2.13	0.48
4:D:41:PHE:CZ	4:D:79:MET:HG3	2.48	0.48

Continued on next page...

Continued from previous page...

Atom-1	Atom-2	Interatomic distance (Å)	Clash overlap (Å)
8:H:91:VAL:CG1	8:H:92:GLY:N	2.75	0.48
8:H:101:ALA:HA	37:H:5413:HOH:O	2.14	0.48
17:Q:91:LYS:O	17:Q:95:GLU:HG3	2.13	0.48
26:Z:187:VAL:O	26:Z:187:VAL:HG13	2.14	0.48
1:A:289:G:O2'	1:A:290:C:H5'	2.14	0.47
1:A:671:A:O2'	1:A:672:G:H2'	2.14	0.47
1:A:941:G:O2'	1:A:942:U:H5'	2.13	0.47
1:A:1167:G:O2'	1:A:1168:C:H5'	2.14	0.47
1:A:1289:C:O2'	1:A:1290:G:H5'	2.14	0.47
3:C:105:VAL:HG13	3:C:155:THR:O	2.13	0.47
4:D:175:LEU:HD23	4:D:175:LEU:O	2.13	0.47
5:E:168:ARG:NH2	5:E:190:ALA:O	2.47	0.47
6:F:81:GLU:O	6:F:85:GLN:HG3	2.14	0.47
10:J:26:LYS:HD3	10:J:89:PRO:HG3	1.96	0.47
10:J:48:LEU:HD13	10:J:146:TRP:HB3	1.96	0.47
21:U:80:GLU:OE2	21:U:84:GLY:HA2	2.14	0.47
1:A:1768:C:H2'	1:A:1769:C:O4'	2.14	0.47
1:A:2044:G:OP1	25:Y:23:HIS:HE1	1.96	0.47
1:A:2434:A:O3'	30:4:28:GLY:HA3	2.14	0.47
37:A:4539:HOH:O	5:E:50:GLU:HG2	2.13	0.47
3:C:194:MET:CE	3:C:199:HIS:HB2	2.44	0.47
4:D:24:PRO:HG2	4:D:204:GLY:HA2	1.96	0.47
21:U:71:VAL:HG12	21:U:72:ILE:N	2.29	0.47
27:1:11:THR:CG2	27:1:23:ARG:HB2	2.44	0.47
30:4:18:GLN:OE1	30:4:73:GLU:HB3	2.14	0.47
1:A:401:C:H5'	37:A:5774:HOH:O	2.13	0.47
1:A:797:A:H5'	27:1:10:ARG:HG2	1.96	0.47
1:A:1151:G:OP1	9:I:63:ARG:NH1	2.47	0.47
1:A:1200:A:H4'	37:A:7330:HOH:O	2.13	0.47
1:A:1328:A:C8	26:Z:169:ARG:HD3	2.49	0.47
37:A:5498:HOH:O	4:D:298:LYS:HD3	2.13	0.47
4:D:41:PHE:CG	4:D:190:MET:HE3	2.49	0.47
4:D:258:GLY:N	4:D:260:HIS:CE1	2.81	0.47
13:M:24:ALA:HB2	13:M:30:ARG:HD2	1.95	0.47
19:S:106:GLY:HA2	19:S:109:MET:CE	2.44	0.47
20:T:56:ASN:O	29:3:8:LYS:HE2	2.14	0.47
22:V:31:PHE:CG	22:V:37:GLU:HG2	2.49	0.47
24:X:122:ARG:HH11	24:X:122:ARG:CG	2.23	0.47
25:Y:30:MET:HE1	25:Y:55:ASN:HA	1.96	0.47
27:1:59:HIS:HA	37:1:8441:HOH:O	2.14	0.47
1:A:88:G:N7	29:3:28:LYS:HD2	2.28	0.47

Continued on next page...

Continued from previous page...

Atom-1	Atom-2	Interatomic distance (Å)	Clash overlap (Å)
1:A:949:U:O2'	18:R:40:HIS:HE1	1.98	0.47
1:A:1517:U:C2	1:A:1670:G:N2	2.82	0.47
1:A:1804:A:H2'	1:A:1805:G:C8	2.48	0.47
1:A:2314:G:H2'	1:A:2315:C:H5'	1.96	0.47
1:A:2904:U:H4'	25:Y:8:ARG:NH1	2.28	0.47
4:D:223:ARG:HG3	4:D:232:TRP:O	2.14	0.47
10:J:150:LYS:NZ	37:J:8381:HOH:O	2.46	0.47
14:N:134:ILE:O	14:N:136:PRO:HD3	2.14	0.47
14:N:186:SER:OG	14:N:189:VAL:HG12	2.14	0.47
29:3:18:ASN:ND2	29:3:40:ARG:H	2.09	0.47
1:A:401:C:C5'	37:A:5774:HOH:O	2.62	0.47
1:A:558:C:H2'	1:A:559:U:H5''	1.95	0.47
1:A:797:A:H4'	27:1:10:ARG:N	2.29	0.47
1:A:1185:U:H5'	37:A:7458:HOH:O	2.15	0.47
1:A:1299:G:H5'	37:A:4049:HOH:O	2.13	0.47
1:A:1535:G:H2'	1:A:1536:C:C6	2.49	0.47
1:A:1717:A:H5''	17:Q:54:LYS:HB2	1.97	0.47
4:D:125:GLU:OE2	4:D:129:ARG:NH1	2.47	0.47
4:D:221:GLN:HE22	12:L:42:ASN:ND2	2.04	0.47
7:G:7:ILE:HG22	7:G:45:ASP:O	2.15	0.47
10:J:97:LYS:HD3	10:J:117:LYS:HE2	1.96	0.47
12:L:27:ARG:HD2	37:L:4747:HOH:O	2.13	0.47
1:A:694:A:H2'	1:A:695:C:H5'	1.96	0.47
1:A:714:U:H3'	37:A:6928:HOH:O	2.14	0.47
1:A:1269:G:H2'	1:A:1270:U:C6	2.50	0.47
1:A:1525:G:H5'	1:A:1526:A:OP2	2.14	0.47
1:A:1562:C:O2	1:A:1562:C:H2'	2.14	0.47
1:A:1947:G:N2	1:A:1966:U:C2	2.82	0.47
1:A:2591:C:H2'	1:A:2592:G:O4'	2.15	0.47
1:A:2768:A:H5''	37:A:4396:HOH:O	2.15	0.47
2:B:3107:C:H5	37:B:8438:HOH:O	1.96	0.47
4:D:1:PRO:O	4:D:2:GLN:HB2	2.13	0.47
8:H:99:THR:O	8:H:100:ASP:HB2	2.14	0.47
10:J:5:MET:HG3	37:J:8368:HOH:O	2.14	0.47
14:N:81:ARG:HG3	14:N:85:ARG:HB2	1.96	0.47
15:O:37:ARG:CZ	37:O:8533:HOH:O	2.63	0.47
15:O:182:GLY:N	37:O:8570:HOH:O	2.47	0.47
21:U:37:GLN:OE1	21:U:118:SER:HA	2.15	0.47
28:2:17:THR:N	28:2:27:TYR:O	2.41	0.47
1:A:1299:G:N2	37:A:4655:HOH:O	2.47	0.47
1:A:1422:U:H2'	1:A:1423:C:C6	2.50	0.47

Continued on next page...

Continued from previous page...

Atom-1	Atom-2	Interatomic distance (Å)	Clash overlap (Å)
1:A:1730:G:C5'	1:A:1731:C:C6	2.97	0.47
1:A:1789:G:O6	17:Q:73:HIS:HE1	1.98	0.47
1:A:2001:G:O2'	1:A:2002:C:H5'	2.15	0.47
1:A:2866:U:C2	37:V:7349:HOH:O	2.55	0.47
5:E:76:ARG:HG2	5:E:78:ARG:NH1	2.29	0.47
8:H:16:ALA:HA	8:H:111:ILE:HD13	1.97	0.47
8:H:22:VAL:HG21	8:H:104:ALA:HB2	1.96	0.47
10:J:71:TYR:O	10:J:73:GLN:N	2.47	0.47
24:X:122:ARG:CZ	37:X:5817:HOH:O	2.63	0.47
29:3:48:ASP:O	29:3:49:GLU:HB2	2.15	0.47
30:4:3:MET:O	30:4:90:PHE:HA	2.15	0.47
1:A:426:G:H2'	1:A:427:C:O4'	2.15	0.47
1:A:1819:G:H2'	1:A:1820:G:C5'	2.45	0.47
1:A:1850:U:H2'	1:A:1851:G:H8	1.79	0.47
1:A:2842:G:H2'	1:A:2843:A:H5'	1.96	0.47
4:D:17:LYS:O	4:D:260:HIS:HD2	1.98	0.47
4:D:307:ARG:HH11	4:D:307:ARG:HG3	1.79	0.47
5:E:151:GLN:O	5:E:154:VAL:HB	2.15	0.47
7:G:5:LEU:HD21	7:G:66:GLN:HG3	1.96	0.47
8:H:34:ASN:HA	14:N:4:ALA:HB2	1.97	0.47
14:N:122:GLU:HB2	14:N:126:HIS:O	2.15	0.47
15:O:91:ARG:HG3	15:O:186:LEU:HD23	1.97	0.47
18:R:32:GLU:HA	18:R:71:TYR:OH	2.15	0.47
20:T:32:ALA:HA	20:T:36:GLU:OE1	2.14	0.47
22:V:13:ILE:HG12	22:V:32:CYS:CB	2.42	0.47
27:1:33:HIS:HE1	27:1:49:ARG:NE	2.13	0.47
1:A:870:G:C3'	1:A:871:G:H5''	2.45	0.47
1:A:1028:U:H1'	37:A:3625:HOH:O	2.15	0.47
1:A:1139:U:H2'	1:A:1140:C:C6	2.49	0.47
1:A:2769:C:O2'	1:A:2770:G:H5'	2.14	0.47
2:B:3042:C:O2	6:F:76:ARG:NH1	2.48	0.47
2:B:3054:A:O2'	2:B:3055:U:H5'	2.15	0.47
10:J:47:GLU:CB	10:J:133:ILE:CD1	2.91	0.47
27:1:26:VAL:O	27:1:30:GLU:HG3	2.14	0.47
1:A:1014:A:H2'	1:A:1015:C:H5'	1.97	0.47
1:A:1120:U:H5'	1:A:1121:G:OP2	2.15	0.47
1:A:2634:G:O2'	1:A:2635:A:H5'	2.15	0.47
2:B:3020:G:H3'	37:B:8436:HOH:O	2.14	0.47
4:D:7:ARG:NH1	4:D:11:LEU:CD2	2.78	0.47
4:D:27:ASN:HD22	4:D:27:ASN:H	1.63	0.47
8:H:2:VAL:HG11	14:N:23:LEU:HD23	1.96	0.47

Continued on next page...

Continued from previous page...

Atom-1	Atom-2	Interatomic distance (Å)	Clash overlap (Å)
14:N:114:VAL:HB	14:N:159:THR:HG23	1.96	0.47
15:O:43:VAL:HG11	15:O:81:ALA:HA	1.97	0.47
19:S:39:THR:HB	19:S:42:GLU:CD	2.35	0.47
25:Y:30:MET:CE	25:Y:58:ALA:HB3	2.45	0.47
1:A:283:U:H5''	1:A:284:C:OP2	2.16	0.46
1:A:553:G:O4'	1:A:1325:G:H5'	2.15	0.46
1:A:2464:C:H5''	1:A:2465:A:OP1	2.15	0.46
37:A:9209:HOH:O	3:C:11:ARG:HD3	2.14	0.46
2:B:3025:G:H2'	37:B:8462:HOH:O	2.15	0.46
13:M:73:VAL:HG11	13:M:118:LEU:HD21	1.95	0.46
19:S:129:ALA:O	19:S:130:MET:HB2	2.15	0.46
21:U:75:GLU:O	21:U:76:ASP:HB2	2.14	0.46
24:X:126:ASP:HB3	24:X:135:GLY:O	2.15	0.46
25:Y:51:ASP:OD2	25:Y:52:PRO:HD2	2.15	0.46
26:Z:189:ASN:HD22	26:Z:192:ASP:H	1.63	0.46
1:A:559:U:H5'	1:A:559:U:C6	2.38	0.46
1:A:1176:C:H1'	37:A:3908:HOH:O	2.15	0.46
1:A:1700:C:OP2	37:A:6015:HOH:O	2.21	0.46
1:A:2825:C:H4'	1:A:2826:G:O5'	2.15	0.46
1:A:2832:C:H5	37:A:7203:HOH:O	1.99	0.46
4:D:41:PHE:HB3	4:D:190:MET:CE	2.45	0.46
5:E:76:ARG:HD2	37:E:8429:HOH:O	2.14	0.46
5:E:150:THR:HA	5:E:203:ALA:O	2.16	0.46
6:F:93:LEU:HG	37:F:3862:HOH:O	2.14	0.46
15:O:47:LEU:CD1	15:O:97:VAL:HG11	2.44	0.46
15:O:58:LEU:HD12	15:O:58:LEU:N	2.31	0.46
19:S:18:LEU:HB2	19:S:143:VAL:CG1	2.45	0.46
20:T:8:PRO:HD2	23:W:32:ALA:HA	1.98	0.46
25:Y:43:VAL:CG1	25:Y:44:ASP:N	2.77	0.46
25:Y:76:ARG:O	25:Y:77:PHE:HB3	2.15	0.46
1:A:316:A:H5'	21:U:54:ASP:OD2	2.14	0.46
1:A:954:U:O2'	1:A:955:A:H5'	2.15	0.46
1:A:1593:C:OP1	17:Q:117:SER:HB3	2.15	0.46
1:A:1925:G:O2'	1:A:1926:G:H5'	2.16	0.46
37:A:7552:HOH:O	30:4:60:LYS:HG3	2.15	0.46
4:D:148:PRO:HD2	37:D:8580:HOH:O	2.16	0.46
6:F:23:VAL:HG21	6:F:45:THR:CG2	2.45	0.46
6:F:95:THR:C	6:F:97:GLN:N	2.66	0.46
8:H:107:VAL:HG23	37:H:6617:HOH:O	2.15	0.46
12:L:55:VAL:HG12	12:L:56:SER:H	1.79	0.46
12:L:125:ALA:C	12:L:127:ALA:H	2.18	0.46

Continued on next page...

Continued from previous page...

Atom-1	Atom-2	Interatomic distance (Å)	Clash overlap (Å)
37:A:4382:HOH:O	3:C:11:ARG:CZ	2.64	0.46
2:B:3031:C:O2'	2:B:3032:G:H5'	2.15	0.46
3:C:164:ARG:NE	37:C:8590:HOH:O	2.48	0.46
4:D:82:VAL:HG12	4:D:101:TRP:CE3	2.51	0.46
5:E:246:ARG:NH1	37:E:8369:HOH:O	2.47	0.46
6:F:101:THR:HG22	6:F:101:THR:O	2.15	0.46
10:J:45:GLN:HG3	10:J:135:TRP:NE1	2.30	0.46
21:U:38:ARG:HG3	21:U:38:ARG:NH1	2.29	0.46
22:V:33:SER:O	22:V:37:GLU:HG3	2.14	0.46
24:X:5:VAL:O	24:X:52:VAL:HG22	2.15	0.46
29:3:36:ASN:HB3	29:3:39:ARG:NE	2.31	0.46
1:A:1613:C:H2'	1:A:1614:G:O4'	2.15	0.46
1:A:1943:C:O4'	3:C:212:PRO:HA	2.15	0.46
1:A:2276:U:H2'	1:A:2277:U:C6	2.50	0.46
1:A:2329:C:O2'	1:A:2330:U:H5'	2.16	0.46
1:A:2467:A:H2'	37:A:5434:HOH:O	2.16	0.46
1:A:2670:G:O2'	1:A:2671:U:H5'	2.15	0.46
1:A:2896:A:OP1	25:Y:15:ARG:NH1	2.49	0.46
2:B:3091:C:H2'	2:B:3092:G:O4'	2.15	0.46
5:E:118:THR:CG2	5:E:137:PRO:HB3	2.46	0.46
8:H:39:SER:CB	8:H:45:ALA:HB2	2.46	0.46
10:J:149:ALA:C	10:J:151:MET:H	2.17	0.46
1:A:1667:A:H2'	1:A:1668:U:H6	1.79	0.46
1:A:2010:A:H2'	37:A:5939:HOH:O	2.16	0.46
1:A:2102:G:C2	1:A:2104:C:C4	3.04	0.46
2:B:3031:C:H2'	2:B:3032:G:O4'	2.16	0.46
3:C:132:ASP:OD1	3:C:133:ARG:N	2.48	0.46
6:F:41:LEU:CA	6:F:44:ILE:HG22	2.44	0.46
10:J:150:LYS:HG2	37:J:8385:HOH:O	2.15	0.46
19:S:18:LEU:HG	19:S:91:LEU:HD13	1.97	0.46
3:C:48:ASP:HB3	37:C:8608:HOH:O	2.16	0.46
6:F:166:ILE:O	6:F:169:THR:N	2.49	0.46
14:N:61:ILE:HD12	14:N:61:ILE:N	2.30	0.46
26:Z:115:ARG:NE	37:Z:8553:HOH:O	2.47	0.46
27:1:23:ARG:NH1	37:1:8404:HOH:O	2.48	0.46
29:3:19:SER:HB3	37:3:4479:HOH:O	2.16	0.46
1:A:1205:U:C2'	1:A:1206:U:H5''	2.46	0.46
1:A:2718:C:H5'	1:A:2718:C:C6	2.49	0.46
1:A:2795:C:O2'	1:A:2796:U:H5'	2.15	0.46
1:A:2831:C:H2'	1:A:2832:C:H5'	1.98	0.46
5:E:25:PRO:HG2	37:E:8324:HOH:O	2.15	0.46

Continued on next page...

Continued from previous page...

Atom-1	Atom-2	Interatomic distance (Å)	Clash overlap (Å)
6:F:23:VAL:CG2	6:F:73:VAL:HB	2.44	0.46
7:G:31:ARG:HH12	7:G:68:HIS:CE1	2.34	0.46
12:L:66:ARG:HG2	12:L:66:ARG:HH11	1.81	0.46
16:P:21:SER:OG	16:P:106:PRO:HB2	2.16	0.46
23:W:20:LEU:HD22	23:W:60:GLN:HE22	1.80	0.46
25:Y:70:ILE:O	25:Y:70:ILE:HG23	2.15	0.46
27:1:32:LYS:HE2	27:1:32:LYS:HB3	1.79	0.46
1:A:154:C:H2'	1:A:155:C:H6	1.81	0.46
1:A:440:C:H2'	1:A:441:A:C8	2.51	0.46
1:A:474:C:O3'	5:E:73:LEU:CD2	2.64	0.46
1:A:1192:A:H3'	1:A:1193:A:H5'	1.96	0.46
1:A:1666:C:C2'	1:A:1667:A:H5'	2.43	0.46
4:D:279:THR:CG2	4:D:280:VAL:N	2.78	0.46
5:E:153:VAL:O	5:E:157:LEU:HG	2.16	0.46
6:F:153:THR:HG22	37:F:5234:HOH:O	2.16	0.46
19:S:132:ARG:NH1	37:S:8584:HOH:O	2.47	0.46
1:A:793:A:H5''	17:Q:83:LYS:HG2	1.98	0.46
1:A:1418:U:OP1	29:3:42:TRP:HB3	2.16	0.46
1:A:2505:G:H8	37:A:5618:HOH:O	1.99	0.46
10:J:130:HIS:CG	10:J:133:ILE:HD11	2.50	0.46
12:L:78:LYS:HA	12:L:79:PRO:HD3	1.84	0.46
15:O:67:ALA:C	15:O:69:TYR:N	2.70	0.46
1:A:249:G:O2'	1:A:250:C:H5'	2.16	0.45
1:A:584:U:H3'	37:A:6076:HOH:O	2.14	0.45
1:A:1044:C:H5''	37:A:9021:HOH:O	2.16	0.45
1:A:1730:G:H5'	1:A:1731:C:H5	1.79	0.45
37:A:4946:HOH:O	10:J:57:ARG:HG3	2.17	0.45
37:A:9312:HOH:O	27:1:16:PRO:HG3	2.15	0.45
2:B:3040:C:N4	6:F:51:ARG:HB2	2.30	0.45
3:C:130:THR:HG22	3:C:131:HIS:O	2.15	0.45
3:C:192:VAL:CG1	3:C:207:GLN:HB3	2.46	0.45
10:J:26:LYS:HD2	10:J:28:ILE:CG1	2.45	0.45
10:J:113:ALA:N	10:J:114:PRO:HD3	2.30	0.45
14:N:25:TRP:HE3	14:N:26:HIS:HD2	1.64	0.45
14:N:113:ARG:HH21	14:N:156:ARG:HG2	1.81	0.45
20:T:38:ALA:O	20:T:42:GLU:HG3	2.16	0.45
22:V:39:ASN:ND2	22:V:44:ARG:HH11	2.15	0.45
1:A:244:C:O5'	1:A:244:C:H6	1.99	0.45
1:A:432:G:O2'	1:A:433:C:H5'	2.16	0.45
1:A:1314:U:H2'	37:A:5855:HOH:O	2.15	0.45
1:A:1398:G:H2'	1:A:1399:A:C8	2.51	0.45

Continued on next page...

Continued from previous page...

Atom-1	Atom-2	Interatomic distance (Å)	Clash overlap (Å)
1:A:1593:C:OP1	17:Q:117:SER:CB	2.65	0.45
1:A:1711:A:O2'	1:A:1712:A:H5'	2.16	0.45
1:A:1878:G:C1'	37:A:6102:HOH:O	2.63	0.45
1:A:2083:A:N6	11:K:90:LYS:HE2	2.31	0.45
1:A:2653:A:H2'	1:A:2654:C:C6	2.51	0.45
1:A:2672:C:O2'	1:A:2673:U:H5'	2.16	0.45
4:D:162:MET:CE	4:D:310:ARG:HD3	2.46	0.45
6:F:94:ALA:HB3	6:F:174:VAL:CA	2.46	0.45
7:G:32:ARG:O	7:G:33:LEU:HD23	2.15	0.45
11:K:131:THR:CG2	11:K:133:GLY:H	2.29	0.45
14:N:122:GLU:OE2	14:N:127:LYS:HE2	2.16	0.45
21:U:96:VAL:HG13	21:U:97:ARG:N	2.31	0.45
22:V:47:ARG:CG	37:V:4381:HOH:O	2.64	0.45
26:Z:216:ARG:CD	37:Z:8566:HOH:O	2.56	0.45
1:A:226:A:H1'	1:A:393:G:C5	2.51	0.45
1:A:1641:A:C2'	1:A:1642:A:H5'	2.46	0.45
1:A:2256:G:C2'	1:A:2257:G:H5'	2.46	0.45
37:A:7707:HOH:O	5:E:94:THR:HG21	2.16	0.45
4:D:145:HIS:CD2	4:D:146:THR:O	2.65	0.45
6:F:86:THR:HG23	37:F:7477:HOH:O	2.17	0.45
8:H:57:GLU:O	8:H:61:MET:HG3	2.16	0.45
18:R:40:HIS:CE1	18:R:94:GLN:HA	2.52	0.45
1:A:305:A:C5	1:A:329:A:C2	3.04	0.45
1:A:1168:C:H5	37:A:7490:HOH:O	1.98	0.45
1:A:1594:C:O2'	1:A:1607:A:H4'	2.17	0.45
1:A:2769:C:H2'	1:A:2770:G:H5'	1.99	0.45
3:C:170:VAL:HG13	27:1:22:ILE:HG21	1.98	0.45
11:K:107:ASN:ND2	11:K:107:ASN:C	2.69	0.45
13:M:6:ARG:NH2	37:M:8550:HOH:O	2.50	0.45
24:X:1:MET:HB2	24:X:103:GLU:HG2	1.97	0.45
1:A:2251:G:H4'	37:A:7399:HOH:O	2.17	0.45
1:A:2894:C:O2'	1:A:2895:C:H5'	2.15	0.45
5:E:233:THR:CG2	5:E:234:VAL:N	2.80	0.45
6:F:55:LYS:O	6:F:56:ARG:HB2	2.16	0.45
10:J:13:ALA:HA	10:J:91:HIS:CE1	2.52	0.45
15:O:5:ARG:HG3	18:R:18:PRO:CB	2.46	0.45
15:O:67:ALA:HA	15:O:71:TRP:H	1.81	0.45
15:O:87:LEU:CD1	15:O:186:LEU:HD21	2.40	0.45
15:O:184:ILE:HG22	15:O:185:GLU:N	2.31	0.45
17:Q:105:LEU:HD21	17:Q:137:LEU:HD21	1.98	0.45
26:Z:154:ARG:NH1	26:Z:155:ARG:HG3	2.31	0.45

Continued on next page...

Continued from previous page...

Atom-1	Atom-2	Interatomic distance (Å)	Clash overlap (Å)
1:A:764:C:C2'	1:A:765:G:H5'	2.46	0.45
1:A:962:C:C1'	15:O:5:ARG:NH1	2.72	0.45
1:A:1015:C:H2'	1:A:1016:U:C6	2.52	0.45
1:A:1850:U:H2'	1:A:1851:G:C8	2.50	0.45
1:A:2324:G:H4'	1:A:2418:G:O2'	2.16	0.45
4:D:144:THR:CG2	4:D:145:HIS:N	2.79	0.45
4:D:307:ARG:CG	4:D:307:ARG:NH1	2.78	0.45
5:E:93:LYS:O	5:E:98:ARG:NH2	2.50	0.45
6:F:84:LEU:C	6:F:86:THR:H	2.19	0.45
8:H:28:ALA:HB3	8:H:99:THR:HG23	1.99	0.45
16:P:26:TRP:HA	16:P:26:TRP:CE3	2.52	0.45
25:Y:72:VAL:HG22	25:Y:85:VAL:CG1	2.46	0.45
28:2:2:GLY:O	28:2:6:PRO:HG2	2.17	0.45
30:4:40:ARG:HD2	37:4:8549:HOH:O	2.17	0.45
1:A:21:G:H4'	19:S:2:ILE:HG22	1.99	0.45
1:A:130:C:H5'	37:A:5189:HOH:O	2.16	0.45
1:A:333:G:O2'	1:A:334:G:H5'	2.17	0.45
1:A:603:A:H4'	1:A:604:G:O5'	2.16	0.45
1:A:1857:A:N6	1:A:2247:C:H1'	2.32	0.45
1:A:2011:A:P	37:A:5939:HOH:O	2.74	0.45
2:B:3088:G:OP1	24:X:130:HIS:NE2	2.47	0.45
4:D:195:ARG:NH1	4:D:324:ASP:OD1	2.48	0.45
7:G:36:PRO:HD3	11:K:127:ILE:HD12	1.99	0.45
11:K:80:LYS:HE2	11:K:98:PHE:CZ	2.52	0.45
11:K:131:THR:HB	11:K:134:GLU:HG3	1.97	0.45
14:N:35:PRO:HD2	14:N:38:VAL:CG2	2.46	0.45
15:O:154:LEU:O	15:O:155:GLU:CB	2.65	0.45
15:O:171:HIS:CE1	37:O:8566:HOH:O	2.69	0.45
17:Q:120:ARG:NH2	17:Q:123:TYR:CD2	2.85	0.45
22:V:44:ARG:HB3	37:V:3805:HOH:O	2.16	0.45
1:A:1375:A:C2'	1:A:1376:G:H5'	2.47	0.45
1:A:1500:U:OP2	17:Q:41:ARG:NH2	2.50	0.45
1:A:2361:A:H2'	1:A:2362:A:C8	2.51	0.45
1:A:2575:C:H2'	1:A:2576:A:O4'	2.17	0.45
1:A:2578:G:H5'	1:A:2578:G:C8	2.48	0.45
3:C:128:LEU:HG	37:C:8575:HOH:O	2.15	0.45
3:C:173:GLY:O	3:C:176:HIS:HB3	2.16	0.45
13:M:61:ALA:HA	37:M:8565:HOH:O	2.17	0.45
14:N:42:ARG:HA	14:N:43:PRO:HD3	1.83	0.45
20:T:57:THR:HG22	20:T:58:MET:N	2.31	0.45
21:U:18:GLU:O	21:U:21:LYS:HG2	2.17	0.45

Continued on next page...

Continued from previous page...

Atom-1	Atom-2	Interatomic distance (Å)	Clash overlap (Å)
21:U:96:VAL:CG1	21:U:97:ARG:N	2.80	0.45
1:A:40:C:H6	1:A:40:C:O5'	2.00	0.45
1:A:1887:U:OP1	27:1:21:LYS:HE3	2.16	0.45
4:D:315:VAL:HG23	4:D:316:ARG:HG2	1.99	0.45
6:F:169:THR:O	6:F:170:TYR:HB2	2.17	0.45
7:G:11:VAL:HG12	7:G:12:ASP:H	1.81	0.45
7:G:93:MET:HE1	7:G:165:GLY:N	2.32	0.45
8:H:22:VAL:CG2	8:H:104:ALA:HB2	2.46	0.45
8:H:58:GLU:HA	8:H:61:MET:HE2	1.99	0.45
13:M:72:ASN:O	13:M:76:LEU:HG	2.17	0.45
13:M:143:THR:HG21	37:M:8540:HOH:O	2.16	0.45
14:N:46:LEU:HG	37:N:8621:HOH:O	2.17	0.45
17:Q:143:ALA:HA	37:Q:193:HOH:O	2.15	0.45
21:U:55:PHE:HB2	37:U:6384:HOH:O	2.16	0.45
30:4:65:THR:HB	30:4:83:TRP:H	1.81	0.45
1:A:23:G:C6	1:A:24:G:N1	2.85	0.45
1:A:95:A:H5''	1:A:97:G:O4'	2.17	0.45
1:A:154:C:P	14:N:188:ARG:HH12	2.40	0.45
1:A:816:G:C6	1:A:817:G:N1	2.85	0.45
1:A:818:A:O2'	27:1:13:ARG:HD3	2.16	0.45
1:A:2353:A:H4'	1:A:2354:A:O5'	2.16	0.45
3:C:140:LEU:HB3	3:C:141:PRO:HD2	1.99	0.45
4:D:43:GLY:O	4:D:308:LEU:HD12	2.16	0.45
4:D:254:GLN:HG2	4:D:255:GLY:N	2.32	0.45
5:E:129:HIS:HE1	5:E:231:ARG:HA	1.82	0.45
5:E:140:VAL:HG12	5:E:141:SER:N	2.32	0.45
7:G:126:ILE:HB	7:G:131:LEU:CD2	2.46	0.45
7:G:154:ILE:HG13	7:G:156:ASP:OD1	2.16	0.45
12:L:55:VAL:CG1	12:L:56:SER:N	2.80	0.45
13:M:125:PHE:CZ	13:M:140:VAL:HG13	2.52	0.45
16:P:32:ARG:NE	37:P:3360:HOH:O	2.49	0.45
16:P:96:VAL:HG12	16:P:97:SER:O	2.17	0.45
17:Q:103:THR:O	17:Q:107:GLU:HG3	2.16	0.45
19:S:119:VAL:O	19:S:119:VAL:CG1	2.64	0.45
21:U:49:GLU:HB3	21:U:59:GLU:CG	2.47	0.45
1:A:2755:G:H1'	37:A:4654:HOH:O	2.16	0.44
1:A:2812:A:C2	1:A:2814:A:N6	2.74	0.44
37:A:6985:HOH:O	18:R:9:GLY:HA2	2.16	0.44
37:C:8615:HOH:O	27:1:75:ALA:HB3	2.17	0.44
10:J:59:ASN:N	10:J:59:ASN:ND2	2.63	0.44
10:J:154:THR:HB	10:J:155:PRO:HD3	2.00	0.44

Continued on next page...

Continued from previous page...

Atom-1	Atom-2	Interatomic distance (Å)	Clash overlap (Å)
14:N:94:LYS:CE	37:N:8583:HOH:O	2.54	0.44
23:W:57:LYS:HA	23:W:60:GLN:HE21	1.82	0.44
24:X:48:VAL:CG1	24:X:48:VAL:O	2.64	0.44
1:A:303:C:H2'	1:A:304:G:O4'	2.18	0.44
1:A:2271:G:H2'	1:A:2271:G:N3	2.32	0.44
1:A:2403:C:H3'	37:A:5187:HOH:O	2.17	0.44
1:A:2421:G:H3'	1:A:2422:U:C5'	2.47	0.44
3:C:29:HIS:CE1	3:C:107:ASN:ND2	2.85	0.44
5:E:123:LEU:HD23	5:E:123:LEU:HA	1.86	0.44
10:J:26:LYS:HD3	10:J:89:PRO:CG	2.48	0.44
14:N:59:GLY:C	14:N:141:ILE:HD11	2.37	0.44
1:A:40:C:H4'	37:A:6987:HOH:O	2.17	0.44
1:A:1010:C:H4'	15:O:4:PRO:HB2	2.00	0.44
1:A:1052:G:N3	1:A:1052:G:H2'	2.32	0.44
1:A:1730:G:C5'	1:A:1731:C:H6	2.29	0.44
1:A:2362:A:H2'	1:A:2363:G:C8	2.53	0.44
1:A:2415:A:H2'	1:A:2416:G:H5'	1.98	0.44
1:A:2781:U:H2'	1:A:2782:G:H5'	1.99	0.44
2:B:3078:G:O2'	2:B:3079:U:P	2.75	0.44
3:C:94:LEU:HG	3:C:99:ILE:CD1	2.46	0.44
4:D:280:VAL:CG1	4:D:334:SER:HA	2.47	0.44
9:I:71:LEU:C	9:I:73:ASP:H	2.20	0.44
12:L:99:ASP:OD1	12:L:101:ASN:N	2.50	0.44
13:M:90:ARG:NH1	13:M:119:THR:HG21	2.32	0.44
13:M:148:GLU:HB2	37:M:8589:HOH:O	2.16	0.44
14:N:35:PRO:HD2	14:N:38:VAL:HG21	1.99	0.44
1:A:1304:U:H2'	1:A:1305:C:C6	2.52	0.44
6:F:64:ARG:O	6:F:67:ASP:OD2	2.35	0.44
6:F:92:GLU:O	6:F:93:LEU:O	2.35	0.44
7:G:11:VAL:HG11	7:G:22:VAL:HG13	1.99	0.44
10:J:62:GLU:O	10:J:66:VAL:HG23	2.18	0.44
15:O:161:GLY:O	15:O:162:ASP:C	2.55	0.44
24:X:90:TYR:CE2	24:X:99:ALA:HB2	2.53	0.44
1:A:656:G:H5'	16:P:3:THR:HG22	1.99	0.44
1:A:858:U:H2'	1:A:859:C:C6	2.52	0.44
1:A:1477:C:O2'	1:A:1478:U:H5'	2.17	0.44
1:A:2265:U:H2'	1:A:2266:A:H8	1.82	0.44
1:A:2420:G:H4'	37:A:4072:HOH:O	2.17	0.44
5:E:13:ASP:N	37:E:8436:HOH:O	2.51	0.44
19:S:35:ILE:O	19:S:38:LYS:HB2	2.17	0.44
21:U:24:ARG:HH21	21:U:39:ASN:ND2	2.15	0.44

Continued on next page...

Continued from previous page...

Atom-1	Atom-2	Interatomic distance (Å)	Clash overlap (Å)
21:U:27:LEU:HD23	21:U:98:VAL:HB	2.00	0.44
24:X:4:LEU:HD23	24:X:54:PHE:HB3	1.99	0.44
26:Z:126:PRO:HG2	26:Z:128:PHE:CZ	2.52	0.44
28:2:25:LYS:HD2	29:3:49:GLU:H	1.82	0.44
1:A:559:U:H2'	1:A:560:C:O4'	2.18	0.44
1:A:764:C:H2'	1:A:765:G:O4'	2.17	0.44
1:A:1634:G:H2'	1:A:1635:U:C6	2.52	0.44
1:A:2769:C:H2'	1:A:2770:G:C5'	2.47	0.44
2:B:3004:G:OP1	2:B:3059:C:O2'	2.34	0.44
10:J:113:ALA:N	10:J:114:PRO:CD	2.81	0.44
10:J:157:ILE:CG2	10:J:158:ASN:N	2.80	0.44
11:K:39:VAL:HG13	11:K:106:GLY:O	2.18	0.44
12:L:98:VAL:HG22	12:L:102:GLU:C	2.37	0.44
13:M:114:VAL:CG1	37:M:8575:HOH:O	2.59	0.44
14:N:114:VAL:HG21	14:N:159:THR:CG2	2.47	0.44
15:O:52:PRO:HD2	37:O:8529:HOH:O	2.18	0.44
16:P:47:ARG:HG3	16:P:47:ARG:NH1	2.23	0.44
17:Q:105:LEU:CD2	17:Q:137:LEU:HD21	2.48	0.44
1:A:771:G:OP2	14:N:79:LYS:HE3	2.18	0.44
1:A:876:A:N3	1:A:876:A:H2'	2.33	0.44
1:A:1098:A:H2'	1:A:1099:G:O4'	2.18	0.44
1:A:2088:C:H1'	1:A:2841:A:N1	2.32	0.44
1:A:2613:G:O2'	1:A:2614:C:H5'	2.18	0.44
2:B:3064:C:C2'	2:B:3065:A:H5'	2.48	0.44
11:K:75:PRO:HD3	11:K:136:SER:OG	2.17	0.44
12:L:4:LEU:HD22	12:L:116:GLU:HB3	2.00	0.44
18:R:25:PRO:HB2	37:R:4350:HOH:O	2.16	0.44
24:X:88:THR:HG23	24:X:110:GLN:HB3	1.99	0.44
1:A:1118:A:C8	1:A:1119:G:H5''	2.52	0.44
1:A:1684:A:O2'	1:A:1685:A:H5''	2.18	0.44
3:C:36:ASP:HB2	3:C:84:VAL:N	2.33	0.44
10:J:56:ILE:HG21	10:J:61:LEU:HD13	2.00	0.44
10:J:163:PRO:O	10:J:164:ALA:HB2	2.18	0.44
14:N:165:SER:HB3	37:N:8533:HOH:O	2.18	0.44
23:W:42:ASN:O	23:W:44:GLY:N	2.50	0.44
24:X:3:ALA:O	24:X:54:PHE:HA	2.18	0.44
26:Z:106:THR:CG2	26:Z:107:PRO:HD2	2.48	0.44
1:A:338:C:H4'	5:E:174:ILE:HD11	1.99	0.44
1:A:1654:U:H2'	3:C:47:HIS:CD2	2.53	0.44
1:A:2089:A:O2'	1:A:2090:G:H5'	2.18	0.44
1:A:2316:G:H4'	37:A:6073:HOH:O	2.17	0.44

Continued on next page...

Continued from previous page...

Atom-1	Atom-2	Interatomic distance (Å)	Clash overlap (Å)
1:A:2656:G:O2'	1:A:2657:G:H5'	2.18	0.44
5:E:61:PHE:HB3	37:E:8439:HOH:O	2.17	0.44
6:F:86:THR:C	6:F:89:PRO:HD2	2.37	0.44
6:F:94:ALA:O	6:F:95:THR:O	2.35	0.44
10:J:55:GLN:HE21	10:J:124:ARG:NE	2.03	0.44
13:M:34:GLY:C	13:M:36:ASP:H	2.21	0.44
13:M:89:PHE:N	37:M:8573:HOH:O	2.51	0.44
15:O:32:PRO:HD2	15:O:99:GLU:O	2.18	0.44
15:O:139:TRP:HA	15:O:139:TRP:HE3	1.83	0.44
17:Q:14:LEU:HD13	17:Q:51:ALA:HB2	1.99	0.44
25:Y:15:ARG:HB3	25:Y:15:ARG:NH1	2.28	0.44
28:2:25:LYS:HD2	29:3:49:GLU:N	2.33	0.44
28:2:28:HIS:HD2	28:2:30:LYS:H	1.64	0.44
29:3:19:SER:O	29:3:36:ASN:ND2	2.51	0.44
1:A:42:C:H1'	37:A:4648:HOH:O	2.18	0.43
1:A:177:A:H2'	1:A:178:U:O4'	2.17	0.43
1:A:955:A:C2	1:A:1013:A:C4	3.06	0.43
1:A:960:G:N3	1:A:960:G:C2'	2.80	0.43
1:A:1847:A:OP1	3:C:175:LYS:HG3	2.18	0.43
1:A:2890:A:C1'	22:V:56:ARG:NH2	2.78	0.43
4:D:312:ARG:HD3	4:D:315:VAL:HG13	2.00	0.43
5:E:84:VAL:O	5:E:85:LYS:HB2	2.18	0.43
10:J:127:GLY:O	10:J:128:ALA:CB	2.62	0.43
12:L:49:LEU:HD21	12:L:74:VAL:O	2.18	0.43
14:N:78:ASN:C	14:N:79:LYS:HG2	2.39	0.43
15:O:67:ALA:C	15:O:69:TYR:H	2.21	0.43
15:O:73:ALA:HB1	15:O:74:PRO:HD2	1.98	0.43
17:Q:10:ALA:CA	17:Q:13:VAL:HG12	2.45	0.43
1:A:926:A:O2'	13:M:41:HIS:CD2	2.72	0.43
1:A:1015:C:H2'	1:A:1016:U:H6	1.82	0.43
1:A:1166:A:N3	1:A:1166:A:H2'	2.33	0.43
3:C:103:VAL:HA	3:C:104:PRO:HD3	1.88	0.43
5:E:166:ILE:CD1	5:E:207:LEU:HD13	2.49	0.43
6:F:167:GLU:OE2	6:F:173:GLU:HG2	2.17	0.43
10:J:55:GLN:HE22	10:J:91:HIS:CD2	2.35	0.43
10:J:86:ARG:NH1	10:J:130:HIS:CD2	2.86	0.43
14:N:137:ASP:HA	14:N:142:LYS:HE3	2.00	0.43
14:N:186:SER:O	14:N:189:VAL:HG12	2.17	0.43
17:Q:98:ILE:O	17:Q:98:ILE:HD13	2.18	0.43
20:T:29:ASP:OD1	20:T:31:ARG:NH1	2.52	0.43
21:U:45:GLY:C	37:U:3851:HOH:O	2.56	0.43

Continued on next page...

Continued from previous page...

Atom-1	Atom-2	Interatomic distance (Å)	Clash overlap (Å)
26:Z:99:ALA:HB2	26:Z:233:TYR:CE2	2.53	0.43
1:A:795:G:N3	1:A:817:G:C2	2.86	0.43
1:A:958:G:O2'	1:A:959:C:H5'	2.18	0.43
1:A:1592:G:O2'	1:A:1593:C:O5'	2.37	0.43
1:A:1653:A:N6	37:A:4238:HOH:O	2.51	0.43
1:A:2323:G:H5'	37:A:7006:HOH:O	2.17	0.43
1:A:2515:C:H2'	1:A:2516:G:O4'	2.18	0.43
37:A:9072:HOH:O	4:D:214:PRO:HD2	2.17	0.43
2:B:3041:C:C6	6:F:50:VAL:HG21	2.53	0.43
5:E:200:PRO:HB3	5:E:212:VAL:HG23	2.00	0.43
16:P:98:LEU:HD12	16:P:98:LEU:HA	1.85	0.43
27:1:13:ARG:NH1	37:1:8421:HOH:O	2.51	0.43
1:A:553:G:P	26:Z:204:ARG:NH2	2.90	0.43
1:A:1825:U:O2'	1:A:1826:C:H5'	2.18	0.43
1:A:1829:A:H2'	1:A:1830:C:H5'	2.01	0.43
1:A:1853:C:OP1	3:C:231:LYS:HG3	2.18	0.43
1:A:2912:C:H2'	1:A:2913:A:O4'	2.19	0.43
2:B:3039:U:H3'	2:B:3040:C:H5''	1.99	0.43
4:D:51:VAL:HG21	4:D:327:VAL:HG13	2.00	0.43
5:E:236:THR:C	37:E:8443:HOH:O	2.56	0.43
7:G:84:MET:HB2	7:G:131:LEU:HB2	2.00	0.43
10:J:43:PRO:HD2	10:J:137:ASN:HA	2.00	0.43
14:N:63:VAL:HG21	14:N:109:PHE:CZ	2.53	0.43
19:S:132:ARG:NH2	37:S:8584:HOH:O	2.51	0.43
6:F:59:GLY:O	6:F:61:PHE:N	2.39	0.43
15:O:23:ARG:NH1	37:O:8547:HOH:O	2.51	0.43
15:O:90:LEU:CB	15:O:186:LEU:HD22	2.48	0.43
1:A:512:G:O3'	1:A:513:A:H8	2.01	0.43
1:A:929:A:H8	1:A:929:A:O5'	2.02	0.43
1:A:958:G:H2'	1:A:959:C:C6	2.53	0.43
1:A:1058:A:H2'	1:A:1060:C:C5'	2.47	0.43
1:A:1200:A:C4'	37:A:7330:HOH:O	2.66	0.43
1:A:1235:G:C1'	11:K:63:ILE:HG23	2.48	0.43
1:A:1545:C:H2'	1:A:1546:G:O4'	2.18	0.43
1:A:1654:U:H2'	3:C:47:HIS:HD2	1.82	0.43
2:B:3059:C:O5'	2:B:3059:C:H6	2.01	0.43
3:C:123:GLY:HA3	3:C:162:GLY:HA2	2.01	0.43
3:C:135:VAL:HG21	3:C:147:ARG:NH1	2.33	0.43
4:D:146:THR:O	4:D:159:PRO:HB3	2.18	0.43
6:F:49:PRO:HA	6:F:73:VAL:HG22	2.01	0.43
8:H:27:GLY:HA3	37:H:5413:HOH:O	2.18	0.43

Continued on next page...

Continued from previous page...

Atom-1	Atom-2	Interatomic distance (Å)	Clash overlap (Å)
16:P:26:TRP:HA	16:P:26:TRP:HE3	1.82	0.43
24:X:5:VAL:HG22	24:X:32:CYS:HB2	2.00	0.43
25:Y:15:ARG:HH11	25:Y:15:ARG:CB	2.29	0.43
26:Z:154:ARG:HH12	26:Z:155:ARG:HG3	1.83	0.43
1:A:419:A:H1'	1:A:1921:A:C2	2.54	0.43
1:A:656:G:H5'	16:P:3:THR:CG2	2.49	0.43
1:A:710:G:P	16:P:24:ALA:HB3	2.59	0.43
1:A:1029:U:O2'	1:A:1273:C:OP1	2.33	0.43
1:A:1309:U:O2'	1:A:1310:U:H5'	2.19	0.43
1:A:1787:C:H4'	1:A:2883:A:O4'	2.18	0.43
1:A:1878:G:O2'	1:A:1879:U:C6	2.67	0.43
1:A:2064:U:H4'	1:A:2653:A:P	2.58	0.43
1:A:2506:A:H1'	37:A:6036:HOH:O	2.19	0.43
37:A:7130:HOH:O	28:2:1:THR:HB	2.18	0.43
3:C:35:GLY:O	3:C:36:ASP:CB	2.59	0.43
3:C:135:VAL:N	37:C:8597:HOH:O	2.50	0.43
4:D:69:VAL:HA	4:D:70:PRO:HD3	1.87	0.43
4:D:307:ARG:HG3	4:D:307:ARG:NH1	2.33	0.43
5:E:127:ARG:HG2	5:E:127:ARG:HH11	1.83	0.43
7:G:80:TRP:O	7:G:134:SER:HA	2.18	0.43
8:H:21:GLU:HA	8:H:24:ARG:HE	1.83	0.43
13:M:62:ALA:HB2	13:M:103:ALA:CB	2.48	0.43
17:Q:94:TRP:CZ2	17:Q:98:ILE:HG13	2.54	0.43
19:S:29:LYS:NZ	37:S:8540:HOH:O	2.52	0.43
19:S:96:VAL:HG13	19:S:106:GLY:HA3	2.00	0.43
25:Y:9:VAL:HG13	25:Y:88:GLU:OE1	2.19	0.43
1:A:2547:C:H2'	1:A:2548:C:H6	1.84	0.43
4:D:320:GLN:HG3	4:D:321:PRO:CD	2.48	0.43
5:E:139:VAL:CG1	37:E:8443:HOH:O	2.58	0.43
5:E:246:ARG:NH2	37:E:8419:HOH:O	2.52	0.43
7:G:37:ASP:OD1	11:K:125:SER:HB3	2.19	0.43
13:M:65:ASP:CG	13:M:111:ALA:HB3	2.39	0.43
15:O:100:ALA:O	15:O:129:ILE:HG23	2.18	0.43
24:X:125:HIS:HD2	24:X:127:GLY:H	1.66	0.43
30:4:74:CYS:N	37:4:8561:HOH:O	2.51	0.43
1:A:349:U:O2'	1:A:350:C:H5'	2.19	0.43
1:A:639:A:H2'	1:A:640:G:C8	2.53	0.43
1:A:716:G:C2'	1:A:717:C:O5'	2.67	0.43
1:A:1815:A:H2'	1:A:1816:C:O4'	2.19	0.43
1:A:2408:A:H2	37:4:8517:HOH:O	2.01	0.43
1:A:2717:C:H5'	4:D:302:PRO:HA	2.00	0.43

Continued on next page...

Continued from previous page...

Atom-1	Atom-2	Interatomic distance (Å)	Clash overlap (Å)
1:A:2781:U:C2'	1:A:2782:G:H5'	2.49	0.43
3:C:194:MET:HE1	3:C:199:HIS:HB2	2.01	0.43
4:D:32:ASP:HA	37:D:8573:HOH:O	2.18	0.43
4:D:241:PRO:HD2	37:D:8656:HOH:O	2.18	0.43
4:D:268:ARG:NH2	4:D:325:PRO:HG3	2.34	0.43
6:F:48:MET:HA	6:F:49:PRO:HD3	1.83	0.43
21:U:41:ARG:O	21:U:43:ASN:ND2	2.52	0.43
24:X:88:THR:CG2	24:X:110:GLN:NE2	2.76	0.43
27:1:13:ARG:NH1	27:1:14:PHE:CE2	2.87	0.43
29:3:18:ASN:HD22	29:3:18:ASN:HA	1.60	0.43
1:A:1205:U:C2'	1:A:1206:U:C5'	2.97	0.43
1:A:1279:U:H5''	37:A:9579:HOH:O	2.19	0.43
2:B:3051:A:H5'	15:O:160:SER:HB3	2.01	0.43
3:C:165:THR:HG22	37:C:8621:HOH:O	2.18	0.43
4:D:243:ASN:HA	4:D:244:PRO:C	2.38	0.43
6:F:76:ARG:O	6:F:77:ASP:HB2	2.19	0.43
6:F:77:ASP:HB3	6:F:78:GLU:H	1.58	0.43
10:J:59:ASN:H	10:J:59:ASN:ND2	2.15	0.43
10:J:150:LYS:HE2	37:J:8381:HOH:O	2.19	0.43
11:K:70:PHE:CD2	11:K:70:PHE:O	2.72	0.43
14:N:87:MET:H	14:N:87:MET:HG3	1.35	0.43
20:T:73:ASP:OD1	20:T:75:GLN:HB2	2.19	0.43
21:U:74:VAL:HB	21:U:77:VAL:HG21	2.01	0.43
24:X:54:PHE:CZ	24:X:140:LYS:HB2	2.54	0.43
24:X:66:LEU:O	24:X:70:ALA:CB	2.67	0.43
25:Y:43:VAL:HG22	25:Y:76:ARG:NH1	2.34	0.43
1:A:716:G:H2'	1:A:717:C:O5'	2.19	0.42
1:A:1706:G:C6	1:A:1707:G:N1	2.86	0.42
1:A:2090:G:H2'	1:A:2091:G:C8	2.53	0.42
1:A:2661:U:H3	1:A:2812:A:H62	1.67	0.42
3:C:57:ALA:HA	3:C:67:LEU:HD23	2.00	0.42
3:C:211:LYS:NZ	37:C:8574:HOH:O	2.52	0.42
5:E:133:ARG:HD2	37:E:8407:HOH:O	2.19	0.42
9:I:27:ILE:HD12	9:I:70:ALA:HB1	2.01	0.42
14:N:191:GLY:O	14:N:192:ALA:HB3	2.19	0.42
24:X:122:ARG:HG2	24:X:152:ALA:O	2.18	0.42
1:A:29:C:O2'	1:A:30:U:H5'	2.19	0.42
1:A:37:A:H2'	1:A:38:G:C8	2.53	0.42
1:A:120:A:H2'	1:A:120:A:N3	2.33	0.42
1:A:245:C:H2'	1:A:246:G:H5'	2.01	0.42
1:A:564:G:H1'	37:A:6292:HOH:O	2.20	0.42

Continued on next page...

Continued from previous page...

Atom-1	Atom-2	Interatomic distance (Å)	Clash overlap (Å)
1:A:585:C:H6	37:A:6076:HOH:O	2.00	0.42
1:A:622:G:O2'	1:A:623:U:H5'	2.18	0.42
1:A:1164:U:C4'	1:A:1165:G:OP1	2.65	0.42
1:A:1574:C:H6	1:A:1574:C:O5'	2.02	0.42
1:A:1699:C:H4'	37:A:6423:HOH:O	2.19	0.42
1:A:2247:C:H5''	37:A:7334:HOH:O	2.19	0.42
1:A:2679:G:H2'	1:A:2681:A:OP2	2.19	0.42
1:A:2691:A:H8	1:A:2691:A:OP1	2.02	0.42
1:A:2779:G:O2'	1:A:2780:C:H5'	2.20	0.42
4:D:60:SER:C	4:D:62:ARG:N	2.71	0.42
7:G:162:PHE:CD1	7:G:162:PHE:N	2.86	0.42
10:J:72:VAL:HG11	10:J:81:TYR:CZ	2.54	0.42
12:L:72:VAL:HG11	12:L:121:PHE:CD1	2.54	0.42
15:O:38:LYS:HE3	15:O:38:LYS:HB2	1.65	0.42
15:O:141:ARG:HB3	37:O:8569:HOH:O	2.19	0.42
27:1:48:LYS:NZ	37:1:8437:HOH:O	2.52	0.42
1:A:407:A:H2'	1:A:408:A:C8	2.55	0.42
1:A:907:A:H2'	1:A:908:A:H8	1.84	0.42
1:A:1615:A:H5'	37:A:4159:HOH:O	2.19	0.42
1:A:1714:C:O2'	1:A:1715:C:H5'	2.19	0.42
1:A:1772:C:H5'	1:A:1773:G:C5	2.54	0.42
1:A:2356:A:H2'	1:A:2357:G:O4'	2.19	0.42
1:A:2506:A:C1'	37:A:6036:HOH:O	2.67	0.42
1:A:2723:G:H1'	37:A:4814:HOH:O	2.18	0.42
1:A:2780:C:H2'	1:A:2781:U:C6	2.54	0.42
2:B:3026:C:P	37:B:8442:HOH:O	2.77	0.42
2:B:3076:G:C8	2:B:3077:A:H2'	2.54	0.42
3:C:81:GLN:CB	3:C:92:ASN:ND2	2.81	0.42
3:C:99:ILE:O	3:C:131:HIS:CE1	2.72	0.42
3:C:164:ARG:CZ	37:C:8590:HOH:O	2.66	0.42
6:F:19:GLU:O	6:F:133:ASN:HB3	2.19	0.42
6:F:24:HIS:HB2	6:F:72:LYS:CB	2.49	0.42
6:F:84:LEU:HA	6:F:87:ALA:HB3	2.02	0.42
8:H:110:GLU:O	8:H:114:LYS:HG3	2.18	0.42
15:O:67:ALA:HA	15:O:71:TRP:HB3	2.01	0.42
24:X:4:LEU:CD2	24:X:52:VAL:HG21	2.40	0.42
27:1:41:VAL:HG12	27:1:42:CYS:N	2.33	0.42
28:2:37:CYS:SG	28:2:39:PHE:HB2	2.58	0.42
1:A:92:G:H4'	23:W:44:GLY:HA3	2.01	0.42
1:A:484:A:N1	1:A:506:G:H4'	2.34	0.42
1:A:951:A:O2'	1:A:952:G:H5'	2.20	0.42

Continued on next page...

Continued from previous page...

Atom-1	Atom-2	Interatomic distance (Å)	Clash overlap (Å)
1:A:1174:A:C5	1:A:1201:C:H4'	2.54	0.42
1:A:2251:G:H2'	1:A:2252:A:H8	1.85	0.42
1:A:2266:A:H2'	1:A:2267:G:C8	2.55	0.42
1:A:2445:U:H2'	1:A:2446:G:C8	2.54	0.42
1:A:2456:A:H2'	1:A:2457:U:C6	2.54	0.42
1:A:2697:A:H2'	1:A:2698:G:O4'	2.18	0.42
3:C:18:ALA:O	3:C:20:SER:N	2.47	0.42
4:D:55:ASN:HB3	4:D:64:GLY:N	2.34	0.42
4:D:132:HIS:CE1	4:D:171:VAL:HG21	2.54	0.42
5:E:14:GLY:N	37:E:8436:HOH:O	2.50	0.42
5:E:19:PRO:HG2	5:E:22:PHE:CD1	2.54	0.42
9:I:64:ASN:N	9:I:64:ASN:ND2	2.66	0.42
24:X:119:HIS:HD2	24:X:120:PRO:O	2.01	0.42
1:A:282:C:O2'	1:A:283:U:C5'	2.65	0.42
1:A:516:A:OP2	37:A:5625:HOH:O	2.21	0.42
1:A:625:U:H5''	1:A:1044:C:N4	2.34	0.42
1:A:1730:G:H4'	1:A:1731:C:O5'	2.19	0.42
1:A:2667:G:H1'	1:A:2914:A:N3	2.33	0.42
37:A:5693:HOH:O	12:L:87:ARG:CZ	2.67	0.42
37:A:6302:HOH:O	6:F:55:LYS:HB2	2.19	0.42
2:B:3025:G:N2	37:B:8510:HOH:O	2.52	0.42
3:C:70:ALA:HA	3:C:71:PRO:HD3	1.77	0.42
3:C:215:ILE:HG13	3:C:216:SER:N	2.35	0.42
10:J:14:TYR:N	10:J:91:HIS:HE1	2.17	0.42
14:N:183:VAL:HG12	14:N:184:ARG:N	2.34	0.42
16:P:23:GLY:C	37:P:3062:HOH:O	2.57	0.42
16:P:59:VAL:HG23	16:P:111:VAL:HG23	2.01	0.42
1:A:12:U:H2'	1:A:13:G:H5'	2.01	0.42
1:A:506:G:N2	1:A:509:A:H5''	2.33	0.42
1:A:1006:A:N1	1:A:2311:A:H1'	2.34	0.42
1:A:1041:U:H2'	1:A:1042:U:H5'	2.00	0.42
1:A:1072:G:OP2	26:Z:154:ARG:NH2	2.52	0.42
1:A:1076:G:C2	1:A:1084:C:C2	3.07	0.42
1:A:2011:A:H4'	1:A:2012:U:O5'	2.20	0.42
1:A:2092:G:H2'	1:A:2613:G:OP1	2.20	0.42
1:A:2559:C:H4'	37:A:7247:HOH:O	2.19	0.42
1:A:2712:G:O2'	1:A:2713:G:H5'	2.20	0.42
2:B:3003:A:H2	2:B:3021:G:N3	2.17	0.42
7:G:126:ILE:HB	7:G:131:LEU:HD23	2.00	0.42
11:K:6:PHE:O	11:K:8:ALA:N	2.53	0.42
15:O:71:TRP:N	37:O:8538:HOH:O	2.52	0.42

Continued on next page...

Continued from previous page...

Atom-1	Atom-2	Interatomic distance (Å)	Clash overlap (Å)
17:Q:13:VAL:HG11	17:Q:40:VAL:CG1	2.49	0.42
1:A:1119:G:C8	11:K:52:GLN:NE2	2.86	0.42
1:A:1175:G:H1'	1:A:1193:A:H2'	2.02	0.42
1:A:1545:C:O2'	1:A:1546:G:H5'	2.20	0.42
1:A:2482:G:N2	1:A:2485:A:OP2	2.50	0.42
5:E:223:LEU:HD12	5:E:223:LEU:HA	1.89	0.42
7:G:11:VAL:CG1	7:G:12:ASP:H	2.33	0.42
7:G:91:PHE:HA	7:G:92:PRO:HD3	1.90	0.42
10:J:65:ARG:HD3	37:J:8387:HOH:O	2.18	0.42
10:J:141:ASN:CA	37:J:8370:HOH:O	2.63	0.42
10:J:157:ILE:HG22	10:J:158:ASN:N	2.34	0.42
22:V:17:THR:CG2	22:V:18:GLY:N	2.83	0.42
22:V:20:MET:CG	22:V:28:THR:HG23	2.50	0.42
1:A:1114:A:H2'	1:A:1115:U:H6	1.85	0.42
1:A:1172:G:H5'	37:A:7251:HOH:O	2.20	0.42
1:A:2505:G:C2'	1:A:2506:A:H5'	2.50	0.42
1:A:2642:G:H2'	1:A:2643:G:O4'	2.18	0.42
7:G:92:PRO:HB2	37:G:4917:HOH:O	2.20	0.42
7:G:116:THR:HG22	7:G:151:LEU:HD22	2.02	0.42
8:H:1:PRO:HB2	37:H:5897:HOH:O	2.20	0.42
8:H:58:GLU:HG3	8:H:61:MET:HE1	2.01	0.42
15:O:163:PHE:HA	37:O:8519:HOH:O	2.20	0.42
27:1:38:LYS:HD3	37:1:8425:HOH:O	2.18	0.42
1:A:331:A:C6	1:A:332:G:C4	3.07	0.42
1:A:380:A:OP2	14:N:9:ARG:HD2	2.19	0.42
1:A:621:C:H5'	26:Z:132:ASP:OD2	2.20	0.42
1:A:797:A:O4'	27:1:10:ARG:N	2.52	0.42
1:A:920:C:H4'	1:A:921:G:C2	2.54	0.42
1:A:1268:C:H2'	1:A:1269:G:H8	1.85	0.42
1:A:2363:G:O2'	18:R:11:ARG:HG3	2.20	0.42
1:A:2842:G:H2'	1:A:2843:A:C5'	2.49	0.42
2:B:3047:A:C2	2:B:3048:C:C2	3.06	0.42
4:D:53:LEU:HD11	4:D:327:VAL:HG22	2.02	0.42
4:D:177:HIS:O	4:D:181:ILE:HG13	2.20	0.42
6:F:35:ALA:HB1	37:F:3279:HOH:O	2.19	0.42
7:G:7:ILE:CG2	7:G:45:ASP:O	2.67	0.42
10:J:31:PHE:HA	10:J:85:ILE:CG2	2.50	0.42
13:M:128:GLY:O	13:M:132:LYS:HG3	2.19	0.42
15:O:61:ALA:CB	15:O:88:ALA:HB2	2.47	0.42
15:O:108:SER:HA	15:O:109:PRO:HD3	1.80	0.42
24:X:122:ARG:HG2	24:X:122:ARG:NH1	2.27	0.42

Continued on next page...

Continued from previous page...

Atom-1	Atom-2	Interatomic distance (Å)	Clash overlap (Å)
1:A:134:U:C2	1:A:145:A:C2	3.08	0.42
1:A:291:C:H2'	1:A:292:G:O4'	2.20	0.42
1:A:314:G:N2	1:A:316:A:H3'	2.35	0.42
1:A:660:A:H4'	1:A:661:G:O5'	2.20	0.42
1:A:1096:U:O2'	1:A:1097:A:H5'	2.20	0.42
1:A:1298:U:H2'	1:A:1299:G:C8	2.55	0.42
1:A:1524:U:O2'	1:A:1525:G:P	2.78	0.42
1:A:1603:A:H5''	1:A:1605:G:H5'	2.01	0.42
1:A:1902:G:H2'	1:A:1903:U:O4'	2.20	0.42
1:A:1926:G:H2'	1:A:1927:A:C8	2.55	0.42
1:A:2087:C:O2'	1:A:2088:C:H5'	2.19	0.42
1:A:2241:C:H2'	1:A:2242:U:C6	2.55	0.42
1:A:2756:U:N3	1:A:2896:A:H2	2.13	0.42
3:C:81:GLN:HB2	3:C:92:ASN:HD22	1.84	0.42
3:C:109:GLU:HG2	3:C:116:GLY:N	2.34	0.42
4:D:329:TYR:HE2	22:V:15:PRO:HG2	1.83	0.42
5:E:16:VAL:CG1	5:E:17:ASP:N	2.81	0.42
6:F:173:GLU:HG3	6:F:174:VAL:N	2.35	0.42
7:G:24:GLY:HA3	7:G:76:VAL:HB	2.02	0.42
9:I:20:VAL:O	9:I:24:VAL:HG23	2.20	0.42
13:M:21:ARG:N	37:M:8533:HOH:O	2.53	0.42
13:M:121:ILE:HG12	13:M:141:GLU:HB2	2.01	0.42
16:P:14:LEU:HD23	16:P:102:ILE:CD1	2.48	0.42
1:A:1706:G:C6	1:A:1707:G:C6	3.08	0.41
1:A:2883:A:H2'	1:A:2884:G:O4'	2.20	0.41
5:E:120:ASP:C	5:E:120:ASP:OD1	2.58	0.41
9:I:12:ILE:HB	37:I:4714:HOH:O	2.18	0.41
9:I:64:ASN:O	9:I:68:GLU:HG3	2.20	0.41
9:I:67:LEU:O	9:I:71:LEU:HG	2.20	0.41
19:S:39:THR:CB	19:S:42:GLU:HG3	2.44	0.41
1:A:10:U:H5'	37:A:6018:HOH:O	2.19	0.41
1:A:100:C:H4'	21:U:16:LEU:HB2	2.02	0.41
1:A:111:C:H2'	1:A:112:G:O4'	2.20	0.41
1:A:262:A:OP2	8:H:91:VAL:HG11	2.20	0.41
1:A:539:G:H2'	1:A:540:A:C8	2.54	0.41
1:A:593:A:OP2	37:A:4372:HOH:O	2.22	0.41
1:A:1079:A:N1	1:A:2068:G:O2'	2.50	0.41
1:A:1681:G:H5''	1:A:1682:A:H5'	2.02	0.41
1:A:1855:G:O6	3:C:142:SER:HB3	2.20	0.41
1:A:1923:G:H4'	30:4:31:THR:O	2.21	0.41
1:A:2112:A:H2'	1:A:2113:G:C8	2.55	0.41

Continued on next page...

Continued from previous page...

Atom-1	Atom-2	Interatomic distance (Å)	Clash overlap (Å)
2:B:3041:C:H4'	6:F:48:MET:HB2	2.02	0.41
3:C:8:ARG:NH1	37:C:8552:HOH:O	2.52	0.41
5:E:234:VAL:O	5:E:234:VAL:HG22	2.20	0.41
7:G:84:MET:HE1	7:G:133:VAL:HG21	2.01	0.41
8:H:26:THR:HG21	8:H:103:ALA:CB	2.49	0.41
10:J:94:ARG:NH2	37:J:8333:HOH:O	2.52	0.41
11:K:63:ILE:HG22	11:K:64:GLY:N	2.34	0.41
12:L:90:PHE:CD1	12:L:90:PHE:N	2.88	0.41
12:L:118:ALA:C	12:L:120:ARG:H	2.24	0.41
18:R:25:PRO:HA	18:R:26:PRO:HD3	1.86	0.41
22:V:6:CYS:C	22:V:8:TYR:H	2.22	0.41
25:Y:30:MET:HE1	25:Y:58:ALA:HB3	2.02	0.41
1:A:392:U:O2'	14:N:182:LYS:HE2	2.20	0.41
1:A:392:U:C5'	14:N:193:LYS:HB3	2.50	0.41
1:A:431:G:OP1	14:N:48:ARG:NH1	2.53	0.41
1:A:1123:A:C2	1:A:1129:C:H4'	2.55	0.41
1:A:1436:C:O2'	1:A:1437:A:H5'	2.20	0.41
1:A:1515:A:H2'	1:A:1516:C:C6	2.55	0.41
1:A:1555:G:H4'	1:A:1630:A:H2	1.86	0.41
1:A:1617:C:C4	1:A:1643:C:H4'	2.54	0.41
1:A:2383:G:H1'	37:A:6687:HOH:O	2.19	0.41
1:A:2387:U:H2'	1:A:2388:C:C6	2.55	0.41
1:A:2419:U:H5''	1:A:2420:G:C5'	2.49	0.41
2:B:3092:G:H22	10:J:52:LYS:HZ3	1.68	0.41
3:C:36:ASP:O	3:C:37:VAL:C	2.59	0.41
5:E:95:GLU:H	5:E:95:GLU:CD	2.21	0.41
5:E:246:ARG:HB3	5:E:246:ARG:HH11	1.84	0.41
6:F:154:LYS:HD2	6:F:154:LYS:N	2.16	0.41
7:G:108:LEU:HD11	7:G:164:ASP:HB2	2.02	0.41
7:G:152:THR:HG21	7:G:165:GLY:HA2	2.02	0.41
10:J:35:ASN:ND2	10:J:79:ALA:O	2.53	0.41
10:J:58:HIS:CE1	10:J:59:ASN:ND2	2.88	0.41
14:N:49:ALA:C	14:N:54:TYR:HB3	2.40	0.41
15:O:37:ARG:HA	15:O:37:ARG:HD3	1.79	0.41
19:S:84:ALA:O	19:S:88:PHE:HD1	2.03	0.41
27:1:56:MET:HA	27:1:62:TYR:O	2.20	0.41
1:A:588:G:O6	24:X:154:ARG:NH1	2.54	0.41
1:A:2010:A:C2'	37:A:5939:HOH:O	2.68	0.41
1:A:2413:A:N7	15:O:109:PRO:HB3	2.35	0.41
4:D:310:ARG:NH2	37:D:8557:HOH:O	2.53	0.41
6:F:44:ILE:HG12	6:F:83:PHE:CE1	2.53	0.41

Continued on next page...

Continued from previous page...

Atom-1	Atom-2	Interatomic distance (Å)	Clash overlap (Å)
7:G:69:ILE:HA	7:G:72:MET:HE2	2.02	0.41
9:I:66:LEU:O	9:I:69:ARG:HB3	2.20	0.41
10:J:95:GLU:HB3	10:J:119:VAL:HG11	2.02	0.41
10:J:163:PRO:HG2	37:J:8341:HOH:O	2.19	0.41
11:K:39:VAL:CG1	11:K:107:ASN:HB2	2.51	0.41
17:Q:134:VAL:O	17:Q:137:LEU:HB3	2.20	0.41
19:S:25:PHE:CE2	19:S:29:LYS:CE	3.03	0.41
20:T:58:MET:SD	29:3:8:LYS:HE3	2.59	0.41
21:U:32:ARG:NH1	21:U:38:ARG:NH1	2.62	0.41
22:V:50:GLU:CD	37:V:7349:HOH:O	2.58	0.41
28:2:25:LYS:HD2	29:3:48:ASP:HA	2.02	0.41
1:A:288:A:H2'	1:A:289:G:C8	2.56	0.41
1:A:321:A:H1'	37:A:7019:HOH:O	2.20	0.41
1:A:545:G:H2'	1:A:546:C:O4'	2.20	0.41
1:A:664:U:O4	1:A:681:G:H5''	2.20	0.41
1:A:2269:C:C2'	1:A:2270:G:H5'	2.50	0.41
3:C:212:PRO:HB2	37:C:8561:HOH:O	2.21	0.41
4:D:36:PRO:HA	4:D:168:GLY:HA2	1.98	0.41
4:D:41:PHE:CB	4:D:190:MET:HE3	2.51	0.41
4:D:76:THR:N	4:D:77:PRO:HD3	2.35	0.41
7:G:9:GLU:HG3	7:G:10:ASP:N	2.35	0.41
14:N:37:VAL:HG21	14:N:108:LYS:HG2	2.02	0.41
14:N:87:MET:HB2	14:N:91:ILE:CD1	2.49	0.41
15:O:43:VAL:O	15:O:43:VAL:HG12	2.21	0.41
15:O:154:LEU:CG	15:O:155:GLU:H	2.30	0.41
16:P:77:ALA:HA	16:P:96:VAL:O	2.20	0.41
17:Q:115:SER:O	17:Q:117:SER:N	2.53	0.41
27:1:38:LYS:HG3	37:1:8430:HOH:O	2.19	0.41
1:A:39:G:N2	1:A:444:C:C2	2.89	0.41
1:A:105:G:O2'	1:A:106:A:H5'	2.19	0.41
1:A:245:C:C2'	1:A:246:G:H5'	2.51	0.41
1:A:327:A:OP1	5:E:149:LYS:NZ	2.35	0.41
1:A:2467:A:O2'	1:A:2468:A:H2'	2.20	0.41
1:A:2698:G:H2'	1:A:2699:A:C8	2.55	0.41
2:B:3024:U:HO2'	2:B:3025:G:H4'	1.83	0.41
2:B:3025:G:H5''	2:B:3026:C:C6	2.56	0.41
3:C:100:PRO:O	3:C:103:VAL:HG23	2.20	0.41
4:D:23:THR:HA	4:D:24:PRO:HD3	1.90	0.41
6:F:59:GLY:C	6:F:61:PHE:N	2.74	0.41
10:J:75:SER:HB3	10:J:79:ALA:CB	2.49	0.41
14:N:72:SER:HB2	14:N:93:ARG:HG2	2.02	0.41

Continued on next page...

Continued from previous page...

Atom-1	Atom-2	Interatomic distance (Å)	Clash overlap (Å)
15:O:73:ALA:HB2	15:O:163:PHE:CZ	2.56	0.41
1:A:282:C:H2'	1:A:283:U:O4'	2.20	0.41
1:A:1409:G:H5'	37:A:3705:HOH:O	2.20	0.41
1:A:2266:A:OP2	14:N:90:ARG:NH2	2.53	0.41
3:C:110:SER:N	3:C:114:ASP:OD2	2.53	0.41
4:D:80:ARG:HD3	37:D:8605:HOH:O	2.21	0.41
6:F:11:HIS:O	6:F:12:GLU:CB	2.68	0.41
7:G:20:ILE:O	7:G:30:THR:HA	2.20	0.41
10:J:48:LEU:CD1	10:J:157:ILE:HG21	2.49	0.41
10:J:150:LYS:HA	10:J:153:VAL:HG22	2.03	0.41
13:M:148:GLU:HG2	37:M:8553:HOH:O	2.20	0.41
14:N:67:ILE:HD11	14:N:104:ARG:HD2	2.01	0.41
17:Q:7:LYS:CD	17:Q:21:VAL:CG2	2.99	0.41
19:S:125:ARG:HG2	37:S:8542:HOH:O	2.20	0.41
24:X:64:THR:O	24:X:68:THR:HG22	2.20	0.41
24:X:154:ARG:HE	24:X:154:ARG:HB3	1.61	0.41
1:A:240:C:O2	1:A:240:C:H2'	2.20	0.41
1:A:1127:C:H2'	1:A:1128:U:H5'	2.02	0.41
1:A:1878:G:O2'	1:A:1879:U:OP2	2.38	0.41
1:A:2004:U:H2'	1:A:2005:G:OP1	2.20	0.41
3:C:217:ARG:CG	3:C:217:ARG:HH11	2.33	0.41
4:D:277:GLU:N	4:D:278:PRO:HD2	2.35	0.41
5:E:65:ARG:HG3	5:E:67:GLN:HB2	2.03	0.41
5:E:127:ARG:HG2	5:E:127:ARG:NH1	2.36	0.41
6:F:10:PHE:CE1	6:F:11:HIS:HB3	2.55	0.41
10:J:30:GLN:H	10:J:65:ARG:NH1	2.19	0.41
14:N:47:ASP:CG	14:N:48:ARG:N	2.74	0.41
14:N:107:ARG:NH1	37:N:8578:HOH:O	2.51	0.41
15:O:43:VAL:HG13	15:O:118:ILE:HD11	2.02	0.41
15:O:163:PHE:O	15:O:164:ASP:O	2.38	0.41
19:S:119:VAL:HG11	37:S:8585:HOH:O	2.20	0.41
1:A:21:G:H5''	19:S:1:GLY:O	2.21	0.41
1:A:79:G:H22	1:A:97:G:H1'	1.86	0.41
1:A:80:A:H5''	21:U:41:ARG:CZ	2.51	0.41
1:A:128:A:O2'	1:A:129:A:H5'	2.20	0.41
1:A:154:C:H2'	1:A:155:C:C6	2.56	0.41
1:A:646:G:H2'	1:A:647:U:C6	2.56	0.41
1:A:682:A:H2'	1:A:683:G:O4'	2.20	0.41
1:A:1191:A:C3'	1:A:1192:A:H5''	2.48	0.41
1:A:1909:A:H2'	1:A:1910:A:C8	2.56	0.41
1:A:2019:A:H5'	37:A:4511:HOH:O	2.20	0.41

Continued on next page...

Continued from previous page...

Atom-1	Atom-2	Interatomic distance (Å)	Clash overlap (Å)
1:A:2401:A:H5'	37:A:9481:HOH:O	2.20	0.41
1:A:2415:A:N3	15:O:26:LEU:HD13	2.36	0.41
1:A:2657:G:OP1	4:D:17:LYS:HB2	2.21	0.41
1:A:2766:A:O2'	1:A:2767:C:H5'	2.21	0.41
1:A:2791:U:H4'	1:A:2792:A:OP1	2.21	0.41
1:A:2909:G:H2'	1:A:2910:A:H8	1.86	0.41
37:A:6230:HOH:O	22:V:56:ARG:HD3	2.21	0.41
37:A:7217:HOH:O	14:N:13:LYS:HE2	2.21	0.41
2:B:3012:C:H5'	2:B:3070:U:O4'	2.20	0.41
3:C:30:ARG:HE	3:C:30:ARG:HB3	1.69	0.41
3:C:51:ARG:HB2	37:C:8608:HOH:O	2.20	0.41
4:D:92:TYR:CD1	4:D:92:TYR:N	2.89	0.41
4:D:132:HIS:HB2	4:D:137:LEU:HD22	2.03	0.41
4:D:175:LEU:C	4:D:175:LEU:CD2	2.89	0.41
6:F:99:ASP:HB2	6:F:103:ASN:CB	2.50	0.41
7:G:10:ASP:HA	37:G:3707:HOH:O	2.20	0.41
7:G:169:THR:HG22	7:G:170:ARG:HG3	2.03	0.41
8:H:26:THR:HB	8:H:102:GLY:HA3	2.02	0.41
13:M:73:VAL:HG21	13:M:116:HIS:CD2	2.56	0.41
15:O:119:GLN:O	15:O:123:ILE:HG13	2.21	0.41
19:S:113:HIS:O	19:S:145:LEU:HD12	2.21	0.41
21:U:48:VAL:HG23	21:U:98:VAL:HA	2.02	0.41
29:3:24:TRP:CD1	37:3:6863:HOH:O	2.57	0.41
1:A:164:G:O3'	13:M:30:ARG:HB2	2.20	0.41
1:A:306:A:P	21:U:38:ARG:HH21	2.43	0.41
1:A:841:A:OP2	19:S:128:ARG:HD2	2.21	0.41
1:A:1109:U:O4	11:K:21:ARG:HA	2.20	0.41
1:A:1414:A:H2'	1:A:1415:G:O4'	2.20	0.41
1:A:1947:G:H2'	1:A:1948:G:C8	2.55	0.41
6:F:57:THR:HA	6:F:63:ILE:HA	2.02	0.41
8:H:72:VAL:HA	8:H:73:PRO:HD3	1.79	0.41
13:M:146:GLY:C	13:M:148:GLU:H	2.25	0.41
15:O:82:TYR:CD2	15:O:82:TYR:C	2.94	0.41
15:O:143:ARG:HH12	15:O:173:ASP:CG	2.22	0.41
23:W:39:ALA:C	23:W:41:GLU:N	2.74	0.41
24:X:65:VAL:HG12	24:X:116:LEU:HD13	2.02	0.41
24:X:122:ARG:CG	24:X:122:ARG:NH1	2.83	0.41
24:X:137:GLN:O	24:X:137:GLN:HG3	2.21	0.41
27:1:30:GLU:HB3	27:1:34:LYS:HE3	2.03	0.41
30:4:69:TYR:HB2	30:4:78:HIS:CE1	2.56	0.41
30:4:73:GLU:HB2	37:4:8529:HOH:O	2.21	0.41

Continued on next page...

Continued from previous page...

Atom-1	Atom-2	Interatomic distance (Å)	Clash overlap (Å)
1:A:74:A:H2'	1:A:75:U:C6	2.56	0.40
1:A:128:A:C8	1:A:128:A:C3'	3.03	0.40
1:A:412:C:H2'	1:A:413:G:O4'	2.22	0.40
1:A:940:G:C5	1:A:1027:G:C2	3.09	0.40
1:A:1023:C:H2'	1:A:1024:G:O4'	2.21	0.40
1:A:1172:G:C5'	37:A:7251:HOH:O	2.69	0.40
1:A:1973:A:H5'	1:A:1973:A:C8	2.48	0.40
1:A:2297:U:H1'	37:A:5151:HOH:O	2.21	0.40
1:A:2834:G:OP1	25:Y:39:LYS:HE2	2.21	0.40
1:A:2900:G:H2'	1:A:2901:C:O4'	2.21	0.40
4:D:88:GLU:O	4:D:88:GLU:HG3	2.20	0.40
7:G:9:GLU:HA	37:G:5240:HOH:O	2.20	0.40
8:H:34:ASN:O	8:H:38:LYS:HG3	2.22	0.40
12:L:6:ALA:HB3	12:L:116:GLU:HG2	2.02	0.40
14:N:5:TYR:HE2	14:N:46:LEU:HD13	1.85	0.40
20:T:57:THR:C	20:T:59:ASP:H	2.24	0.40
24:X:11:VAL:O	24:X:12:ASN:HB2	2.20	0.40
30:4:69:TYR:CZ	30:4:80:ARG:HD2	2.57	0.40
1:A:806:A:H2'	1:A:807:A:O4'	2.21	0.40
1:A:1160:G:HO2'	1:A:1190:G:H8	1.70	0.40
1:A:1477:C:H5'	1:A:1868:G:H5''	2.02	0.40
1:A:1980:U:O2	1:A:2008:U:H4'	2.22	0.40
1:A:2289:G:H21	1:A:2291:A:H2	1.66	0.40
1:A:2501:G:H1'	37:A:4516:HOH:O	2.21	0.40
1:A:2761:A:C4	1:A:2763:G:C8	3.09	0.40
1:A:2909:G:O2'	1:A:2910:A:H5'	2.22	0.40
37:A:4809:HOH:O	11:K:47:THR:CB	2.60	0.40
4:D:41:PHE:HB3	4:D:190:MET:HE1	2.03	0.40
4:D:53:LEU:HD21	4:D:270:ILE:HD12	2.03	0.40
10:J:46:VAL:CG1	10:J:146:TRP:HZ3	2.30	0.40
13:M:17:SER:C	13:M:19:LYS:H	2.24	0.40
13:M:142:LEU:HD12	13:M:142:LEU:HA	1.94	0.40
14:N:39:ARG:HA	14:N:63:VAL:HG22	2.04	0.40
14:N:134:ILE:HG23	14:N:141:ILE:HD13	2.02	0.40
14:N:138:HIS:C	14:N:139:PRO:O	2.54	0.40
21:U:55:PHE:CD2	21:U:77:VAL:HG13	2.56	0.40
23:W:12:THR:HG23	23:W:14:ALA:H	1.86	0.40
25:Y:74:ALA:HB1	25:Y:85:VAL:HG22	2.03	0.40
27:1:46:LYS:O	27:1:57:CYS:HA	2.21	0.40
1:A:68:U:O2'	1:A:69:A:H5''	2.20	0.40
1:A:420:U:H2'	1:A:421:C:C6	2.56	0.40

Continued on next page...

Continued from previous page...

Atom-1	Atom-2	Interatomic distance (Å)	Clash overlap (Å)
1:A:488:U:O2'	21:U:82:THR:HG21	2.21	0.40
1:A:612:U:H2'	1:A:613:C:C6	2.57	0.40
1:A:963:C:H2'	1:A:964:G:C8	2.57	0.40
1:A:1462:C:H2'	1:A:1463:A:H8	1.85	0.40
1:A:1482:A:O2'	1:A:1483:C:H5'	2.22	0.40
1:A:1666:C:O2'	1:A:1667:A:C5'	2.66	0.40
1:A:2727:A:H2'	1:A:2728:C:H5'	2.03	0.40
2:B:3031:C:H1'	37:B:8394:HOH:O	2.21	0.40
2:B:3056:A:H1'	6:F:14:ARG:HG2	2.04	0.40
2:B:3057:A:N6	37:B:8445:HOH:O	2.48	0.40
2:B:3057:A:O2'	6:F:152:PRO:HD2	2.22	0.40
3:C:97:ALA:HB2	3:C:150:PRO:HB2	2.02	0.40
6:F:67:ASP:O	6:F:69:ILE:HG13	2.20	0.40
6:F:173:GLU:O	6:F:174:VAL:C	2.60	0.40
10:J:57:ARG:C	10:J:59:ASN:N	2.73	0.40
15:O:141:ARG:N	37:O:8569:HOH:O	2.54	0.40
23:W:1:THR:HG23	23:W:2:VAL:N	2.27	0.40
23:W:12:THR:OG1	23:W:13:PRO:HD2	2.22	0.40
27:1:32:LYS:HZ2	27:1:70:GLN:NE2	2.20	0.40
1:A:128:A:H3'	1:A:128:A:H8	1.87	0.40
1:A:516:A:P	37:A:5625:HOH:O	2.79	0.40
1:A:892:G:H5''	28:2:54:ALA:HB2	2.02	0.40
1:A:1335:C:OP2	26:Z:207:SER:CB	2.70	0.40
1:A:1559:A:C1'	37:A:5846:HOH:O	2.68	0.40
1:A:1586:G:O2'	1:A:1587:U:H5'	2.20	0.40
1:A:1845:A:OP2	3:C:190:ARG:NH1	2.53	0.40
1:A:2506:A:O2'	1:A:2507:G:P	2.80	0.40
1:A:2816:A:H5''	1:A:2817:G:H5'	2.04	0.40
2:B:3065:A:C2'	2:B:3066:G:OP2	2.69	0.40
3:C:36:ASP:CB	3:C:85:ASP:H	2.34	0.40
3:C:192:VAL:HG12	3:C:207:GLN:HB3	2.04	0.40
4:D:215:VAL:HA	4:D:220:VAL:HG22	2.03	0.40
6:F:19:GLU:HG3	37:F:6165:HOH:O	2.20	0.40
10:J:26:LYS:HA	10:J:58:HIS:CD2	2.56	0.40
14:N:55:LYS:O	14:N:60:ILE:HD12	2.21	0.40
14:N:182:LYS:HD2	14:N:193:LYS:HB2	2.02	0.40
15:O:80:SER:CB	37:O:8535:HOH:O	2.57	0.40
19:S:61:GLN:NE2	37:S:8540:HOH:O	2.54	0.40
21:U:26:THR:HA	21:U:39:ASN:HB3	2.02	0.40
24:X:66:LEU:HD23	24:X:66:LEU:HA	1.86	0.40
26:Z:184:GLU:OE1	26:Z:204:ARG:NH1	2.54	0.40

Continued on next page...

Continued from previous page...

Atom-1	Atom-2	Interatomic distance (Å)	Clash overlap (Å)
29:3:49:GLU:CD	37:3:719:HOH:O	2.60	0.40
30:4:87:ARG:NH1	37:4:8527:HOH:O	2.54	0.40
1:A:88:G:H2'	1:A:89:G:C8	2.56	0.40
1:A:445:U:H2'	1:A:446:G:H8	1.86	0.40
1:A:449:A:C8	5:E:43:LYS:HG2	2.56	0.40
1:A:525:G:H2'	1:A:526:U:O4'	2.21	0.40
1:A:776:A:OP1	28:2:28:HIS:HE1	2.05	0.40
1:A:1114:A:H2'	1:A:1115:U:C6	2.57	0.40
1:A:1162:G:H2'	37:A:6565:HOH:O	2.22	0.40
1:A:1444:G:O2'	1:A:1445:G:H5'	2.21	0.40
1:A:2388:C:O2'	1:A:2389:U:H5'	2.22	0.40
1:A:2712:G:P	37:A:5197:HOH:O	2.80	0.40
1:A:2781:U:H2'	1:A:2782:G:C5'	2.51	0.40
5:E:133:ARG:NH2	37:E:8421:HOH:O	2.54	0.40
8:H:13:GLU:OE2	8:H:78:GLU:HG2	2.21	0.40
12:L:132:VAL:C	37:L:3160:HOH:O	2.58	0.40
16:P:113:VAL:O	16:P:114:ILE:HD13	2.22	0.40
19:S:39:THR:CG2	19:S:42:GLU:HG3	2.51	0.40
25:Y:74:ALA:HB2	25:Y:85:VAL:HG13	2.02	0.40

There are no symmetry-related clashes.

5.3 Torsion angles [i](#)

5.3.1 Protein backbone [i](#)

In the following table, the Percentiles column shows the percent Ramachandran outliers of the chain as a percentile score with respect to all X-ray entries followed by that with respect to entries of similar resolution.

The Analysed column shows the number of residues for which the backbone conformation was analysed, and the total number of residues.

Mol	Chain	Analysed	Favoured	Allowed	Outliers	Percentiles
3	C	235/239 (98%)	212 (90%)	19 (8%)	4 (2%)	9 37
4	D	335/337 (99%)	310 (92%)	18 (5%)	7 (2%)	7 31
5	E	244/246 (99%)	222 (91%)	22 (9%)	0	100 100
6	F	134/176 (76%)	99 (74%)	24 (18%)	11 (8%)	1 3
7	G	170/177 (96%)	162 (95%)	8 (5%)	0	100 100

Continued on next page...

Continued from previous page...

Mol	Chain	Analysed	Favoured	Allowed	Outliers	Percentiles	
8	H	117/119 (98%)	105 (90%)	10 (8%)	2 (2%)	9	37
9	I	25/348 (7%)	24 (96%)	1 (4%)	0	100	100
10	J	152/167 (91%)	132 (87%)	15 (10%)	5 (3%)	4	20
11	K	140/145 (97%)	130 (93%)	7 (5%)	3 (2%)	7	31
12	L	130/132 (98%)	121 (93%)	7 (5%)	2 (2%)	10	40
13	M	141/164 (86%)	122 (86%)	17 (12%)	2 (1%)	11	41
14	N	192/194 (99%)	177 (92%)	12 (6%)	3 (2%)	9	38
15	O	184/186 (99%)	167 (91%)	10 (5%)	7 (4%)	3	17
16	P	113/115 (98%)	109 (96%)	4 (4%)	0	100	100
17	Q	141/148 (95%)	137 (97%)	4 (3%)	0	100	100
18	R	93/95 (98%)	87 (94%)	6 (6%)	0	100	100
19	S	148/154 (96%)	142 (96%)	6 (4%)	0	100	100
20	T	79/84 (94%)	75 (95%)	4 (5%)	0	100	100
21	U	117/119 (98%)	111 (95%)	6 (5%)	0	100	100
22	V	51/66 (77%)	47 (92%)	4 (8%)	0	100	100
23	W	63/70 (90%)	58 (92%)	3 (5%)	2 (3%)	4	21
24	X	152/154 (99%)	146 (96%)	4 (3%)	2 (1%)	12	43
25	Y	80/91 (88%)	70 (88%)	9 (11%)	1 (1%)	12	43
26	Z	140/240 (58%)	140 (100%)	0	0	100	100
27	1	71/73 (97%)	64 (90%)	5 (7%)	2 (3%)	5	24
28	2	54/56 (96%)	53 (98%)	1 (2%)	0	100	100
29	3	42/48 (88%)	42 (100%)	0	0	100	100
30	4	90/92 (98%)	87 (97%)	1 (1%)	2 (2%)	6	30
All	All	3633/4235 (86%)	3351 (92%)	227 (6%)	55 (2%)	10	40

All (55) Ramachandran outliers are listed below:

Mol	Chain	Res	Type
4	D	139	ASP
6	F	93	LEU
6	F	95	THR
6	F	137	PRO
6	F	173	GLU
8	H	101	ALA

Continued on next page...

Continued from previous page...

Mol	Chain	Res	Type
10	J	162	SER
13	M	80	ASP
15	O	154	LEU
15	O	164	ASP
15	O	183	ASP
23	W	43	PRO
3	C	34	ASP
3	C	37	VAL
3	C	132	ASP
4	D	34	GLY
4	D	169	GLY
6	F	11	HIS
6	F	20	LYS
10	J	164	ALA
11	K	5	GLU
11	K	7	ASP
11	K	143	LYS
15	O	162	ASP
15	O	181	ASP
30	4	57	GLY
4	D	107	SER
4	D	184	ASP
6	F	171	ASP
10	J	40	PRO
10	J	138	PRO
12	L	119	GLN
12	L	126	SER
14	N	140	ALA
15	O	167	ASP
24	X	77	ALA
25	Y	77	PHE
27	1	81	LYS
30	4	56	PRO
4	D	185	GLY
6	F	36	ASN
6	F	61	PHE
10	J	72	VAL
13	M	21	ARG
8	H	64	PRO
15	O	65	ASP
3	C	119	ALA
6	F	96	SER

Continued on next page...

Continued from previous page...

Mol	Chain	Res	Type
14	N	165	SER
23	W	40	PRO
24	X	49	ASN
4	D	2	GLN
27	1	41	VAL
6	F	16	PRO
14	N	88	VAL

5.3.2 Protein sidechains [i](#)

In the following table, the Percentiles column shows the percent sidechain outliers of the chain as a percentile score with respect to all X-ray entries followed by that with respect to entries of similar resolution.

The Analysed column shows the number of residues for which the sidechain conformation was analysed, and the total number of residues.

Mol	Chain	Analysed	Rotameric	Outliers	Percentiles	
3	C	179/181 (99%)	166 (93%)	13 (7%)	14	43
4	D	282/282 (100%)	263 (93%)	19 (7%)	16	47
5	E	193/193 (100%)	178 (92%)	15 (8%)	12	40
6	F	117/147 (80%)	108 (92%)	9 (8%)	13	41
7	G	152/155 (98%)	148 (97%)	4 (3%)	46	77
8	H	92/92 (100%)	91 (99%)	1 (1%)	73	90
9	I	27/283 (10%)	27 (100%)	0	100	100
10	J	122/122 (100%)	112 (92%)	10 (8%)	11	38
11	K	118/121 (98%)	108 (92%)	10 (8%)	10	36
12	L	106/106 (100%)	103 (97%)	3 (3%)	43	76
13	M	112/126 (89%)	109 (97%)	3 (3%)	44	76
14	N	166/166 (100%)	157 (95%)	9 (5%)	22	56
15	O	149/149 (100%)	143 (96%)	6 (4%)	31	67
16	P	93/93 (100%)	91 (98%)	2 (2%)	52	80
17	Q	113/116 (97%)	110 (97%)	3 (3%)	44	76
18	R	79/79 (100%)	74 (94%)	5 (6%)	18	49
19	S	117/121 (97%)	113 (97%)	4 (3%)	37	72
20	T	71/73 (97%)	71 (100%)	0	100	100

Continued on next page...

Continued from previous page...

Mol	Chain	Analysed	Rotameric	Outliers	Percentiles	
21	U	105/105 (100%)	101 (96%)	4 (4%)	33	68
22	V	44/52 (85%)	44 (100%)	0	100	100
23	W	51/56 (91%)	51 (100%)	0	100	100
24	X	130/130 (100%)	121 (93%)	9 (7%)	15	46
25	Y	66/73 (90%)	62 (94%)	4 (6%)	18	51
26	Z	120/195 (62%)	111 (92%)	9 (8%)	13	42
27	1	56/56 (100%)	52 (93%)	4 (7%)	14	44
28	2	46/46 (100%)	46 (100%)	0	100	100
29	3	42/44 (96%)	41 (98%)	1 (2%)	49	79
30	4	79/79 (100%)	76 (96%)	3 (4%)	33	68
All	All	3027/3441 (88%)	2877 (95%)	150 (5%)	24	59

All (150) residues with a non-rotameric sidechain are listed below:

Mol	Chain	Res	Type
3	C	3	ARG
3	C	33	GLU
3	C	36	ASP
3	C	55	VAL
3	C	68	ILE
3	C	69	LEU
3	C	78	ASP
3	C	94	LEU
3	C	120	ARG
3	C	131	HIS
3	C	153	ARG
3	C	179	MET
3	C	217	ARG
4	D	7	ARG
4	D	11	LEU
4	D	27	ASN
4	D	33	ASP
4	D	63	GLU
4	D	84	LEU
4	D	97	LEU
4	D	98	THR
4	D	103	ASP
4	D	162	MET

Continued on next page...

Continued from previous page...

Mol	Chain	Res	Type
4	D	190	MET
4	D	234	ARG
4	D	251	VAL
4	D	254	GLN
4	D	256	GLN
4	D	264	GLU
4	D	304	PRO
4	D	307	ARG
4	D	312	ARG
5	E	2	GLN
5	E	27	ARG
5	E	67	GLN
5	E	78	ARG
5	E	94	THR
5	E	101	ASP
5	E	115	LEU
5	E	136	VAL
5	E	187	ARG
5	E	214	THR
5	E	222	ASP
5	E	223	LEU
5	E	234	VAL
5	E	236	THR
5	E	240	LEU
6	F	24	HIS
6	F	61	PHE
6	F	99	ASP
6	F	100	ASP
6	F	131	THR
6	F	133	ASN
6	F	136	ARG
6	F	137	PRO
6	F	149	ARG
7	G	7	ILE
7	G	54	ASP
7	G	102	VAL
7	G	164	ASP
8	H	1	PRO
10	J	59	ASN
10	J	61	LEU
10	J	72	VAL
10	J	73	GLN

Continued on next page...

Continued from previous page...

Mol	Chain	Res	Type
10	J	82	LYS
10	J	85	ILE
10	J	86	ARG
10	J	142	VAL
10	J	150	LYS
10	J	166	ASN
11	K	46	ILE
11	K	52	GLN
11	K	74	ARG
11	K	79	PHE
11	K	107	ASN
11	K	112	ASP
11	K	120	SER
11	K	125	SER
11	K	127	ILE
11	K	131	THR
12	L	7	ASP
12	L	10	GLN
12	L	98	VAL
13	M	35	ARG
13	M	80	ASP
13	M	117	GLU
14	N	38	VAL
14	N	46	LEU
14	N	48	ARG
14	N	68	ARG
14	N	81	ARG
14	N	87	MET
14	N	93	ARG
14	N	99	ARG
14	N	164	THR
15	O	26	LEU
15	O	43	VAL
15	O	127	LEU
15	O	128	ASP
15	O	152	GLU
15	O	163	PHE
16	P	3	THR
16	P	28	ASP
17	Q	52	LYS
17	Q	91	LYS
17	Q	98	ILE

Continued on next page...

Continued from previous page...

Mol	Chain	Res	Type
18	R	11	ARG
18	R	16	ASN
18	R	54	PRO
18	R	57	ASP
18	R	95	GLU
19	S	13	THR
19	S	39	THR
19	S	82	GLU
19	S	132	ARG
21	U	39	ASN
21	U	48	VAL
21	U	73	HIS
21	U	96	VAL
24	X	4	LEU
24	X	35	VAL
24	X	52	VAL
24	X	73	LEU
24	X	120	PRO
24	X	122	ARG
24	X	142	ASP
24	X	146	ILE
24	X	154	ARG
25	Y	15	ARG
25	Y	27	ASP
25	Y	44	ASP
25	Y	72	VAL
26	Z	141	THR
26	Z	154	ARG
26	Z	163	THR
26	Z	172	THR
26	Z	186	ARG
26	Z	189	ASN
26	Z	200	THR
26	Z	203	VAL
26	Z	235	GLU
27	1	11	THR
27	1	44	PHE
27	1	49	ARG
27	1	64	ILE
29	3	18	ASN
30	4	14	CYS
30	4	42	ARG

Continued on next page...

Continued from previous page...

Mol	Chain	Res	Type
30	4	56	PRO

Sometimes sidechains can be flipped to improve hydrogen bonding and reduce clashes. All (93) such sidechains are listed below:

Mol	Chain	Res	Type
3	C	47	HIS
3	C	92	ASN
3	C	125	ASN
3	C	127	GLN
3	C	199	HIS
4	D	27	ASN
4	D	145	HIS
4	D	221	GLN
4	D	238	ASN
4	D	256	GLN
4	D	260	HIS
4	D	332	ASN
5	E	2	GLN
5	E	39	GLN
5	E	129	HIS
5	E	163	HIS
6	F	103	ASN
7	G	106	ASN
7	G	119	HIS
7	G	143	GLN
9	I	17	GLN
9	I	64	ASN
10	J	8	ASN
10	J	35	ASN
10	J	55	GLN
10	J	58	HIS
10	J	59	ASN
10	J	69	ASN
10	J	74	ASN
10	J	91	HIS
10	J	129	ASN
10	J	130	HIS
10	J	166	ASN
11	K	52	GLN
11	K	107	ASN
11	K	126	ASN
12	L	10	GLN

Continued on next page...

Continued from previous page...

Mol	Chain	Res	Type
13	M	18	HIS
13	M	41	HIS
13	M	42	ASN
13	M	58	GLN
13	M	116	HIS
14	N	26	HIS
14	N	58	GLN
14	N	89	ASN
14	N	106	ASN
14	N	176	GLN
15	O	21	HIS
15	O	107	ASN
15	O	140	GLN
15	O	153	GLN
16	P	53	GLN
17	Q	50	GLN
17	Q	66	GLN
17	Q	73	HIS
17	Q	118	GLN
18	R	16	ASN
18	R	40	HIS
19	S	61	GLN
19	S	94	ASN
19	S	98	ASN
19	S	113	HIS
19	S	117	HIS
19	S	122	GLN
20	T	53	ASN
21	U	39	ASN
21	U	73	HIS
22	V	39	ASN
23	W	60	GLN
24	X	27	HIS
24	X	28	HIS
24	X	87	HIS
24	X	110	GLN
24	X	119	HIS
24	X	125	HIS
24	X	141	HIS
25	Y	23	HIS
26	Z	133	HIS
26	Z	134	HIS

Continued on next page...

Continued from previous page...

Mol	Chain	Res	Type
26	Z	149	GLN
26	Z	189	ASN
27	1	33	HIS
27	1	70	GLN
28	2	8	GLN
28	2	16	HIS
28	2	28	HIS
29	3	16	ASN
29	3	18	ASN
29	3	41	HIS
29	3	45	ASN
30	4	15	ASN
30	4	30	GLN
30	4	48	ASN

5.3.3 RNA [i](#)

Mol	Chain	Analysed	Backbone Outliers	Pucker Outliers
1	A	2747/2922 (94%)	237 (8%)	35 (1%)
2	B	121/122 (99%)	19 (15%)	7 (5%)
All	All	2868/3044 (94%)	256 (8%)	42 (1%)

All (256) RNA backbone outliers are listed below:

Mol	Chain	Res	Type
1	A	11	A
1	A	31	C
1	A	60	A
1	A	67	A
1	A	69	A
1	A	70	A
1	A	71	G
1	A	87	C
1	A	88	G
1	A	114	A
1	A	115	U
1	A	120	A
1	A	130	C
1	A	139	C
1	A	141	C
1	A	151	A

Continued on next page...

Continued from previous page...

Mol	Chain	Res	Type
1	A	166	A
1	A	169	A
1	A	186	A
1	A	191	A
1	A	192	A
1	A	219	G
1	A	237	G
1	A	271	C
1	A	272	A
1	A	273	G
1	A	283	U
1	A	284	C
1	A	285	A
1	A	308	U
1	A	309	C
1	A	318	C
1	A	336	G
1	A	337	A
1	A	345	G
1	A	358	G
1	A	381	G
1	A	397	A
1	A	417	G
1	A	461	C
1	A	487	G
1	A	498	A
1	A	510	U
1	A	511	A
1	A	514	G
1	A	537	G
1	A	538	C
1	A	539	G
1	A	542	A
1	A	545	G
1	A	553	G
1	A	559	U
1	A	588	G
1	A	604	G
1	A	620	A
1	A	632	A
1	A	644	G
1	A	660	A

Continued on next page...

Continued from previous page...

Mol	Chain	Res	Type
1	A	688	A
1	A	701	U
1	A	717	C
1	A	759	C
1	A	777	U
1	A	809	G
1	A	821	U
1	A	835	U
1	A	840	U
1	A	857	A
1	A	858	U
1	A	868	G
1	A	869	G
1	A	871	G
1	A	872	U
1	A	875	A
1	A	877	G
1	A	878	G
1	A	884	C
1	A	898	G
1	A	905	C
1	A	921	G
1	A	923	A
1	A	953	G
1	A	960	G
1	A	961	A
1	A	1006	A
1	A	1008	C
1	A	1029	U
1	A	1045	G
1	A	1059	G
1	A	1060	C
1	A	1072	G
1	A	1081	A
1	A	1088	A
1	A	1109	U
1	A	1110	G
1	A	1119	G
1	A	1130	U
1	A	1161	A
1	A	1162	G
1	A	1164	U

Continued on next page...

Continued from previous page...

Mol	Chain	Res	Type
1	A	1165	G
1	A	1166	A
1	A	1171	A
1	A	1174	A
1	A	1175	G
1	A	1177	A
1	A	1185	U
1	A	1192	A
1	A	1193	A
1	A	1206	U
1	A	1216	G
1	A	1237	U
1	A	1238	C
1	A	1239	G
1	A	1279	U
1	A	1289	C
1	A	1342	C
1	A	1353	C
1	A	1360	C
1	A	1377	C
1	A	1380	U
1	A	1407	A
1	A	1409	G
1	A	1451	C
1	A	1474	C
1	A	1485	A
1	A	1505	U
1	A	1506	U
1	A	1524	U
1	A	1525	G
1	A	1526	A
1	A	1564	C
1	A	1580	A
1	A	1592	G
1	A	1625	U
1	A	1626	A
1	A	1633	C
1	A	1634	G
1	A	1656	A
1	A	1667	A
1	A	1682	A
1	A	1684	A

Continued on next page...

Continued from previous page...

Mol	Chain	Res	Type
1	A	1685	A
1	A	1692	C
1	A	1701	A
1	A	1710	A
1	A	1722	U
1	A	1723	G
1	A	1725	C
1	A	1731	C
1	A	1752	G
1	A	1778	A
1	A	1798	C
1	A	1820	G
1	A	1829	A
1	A	1856	C
1	A	1879	U
1	A	1904	A
1	A	1919	A
1	A	1942	A
1	A	1943	C
1	A	1971	G
1	A	1973	A
1	A	1974	G
1	A	1978	A
1	A	1980	U
1	A	1982	C
1	A	1996	U
1	A	2004	U
1	A	2008	U
1	A	2011	A
1	A	2012	U
1	A	2013	G
1	A	2033	G
1	A	2034	U
1	A	2064	U
1	A	2072	G
1	A	2073	G
1	A	2074	A
1	A	2096	A
1	A	2101	A
1	A	2102	G
1	A	2110	G
1	A	2238	A

Continued on next page...

Continued from previous page...

Mol	Chain	Res	Type
1	A	2258	A
1	A	2271	G
1	A	2272	G
1	A	2291	A
1	A	2317	C
1	A	2321	A
1	A	2346	C
1	A	2354	A
1	A	2361	A
1	A	2369	A
1	A	2422	U
1	A	2462	G
1	A	2469	A
1	A	2476	C
1	A	2483	A
1	A	2507	G
1	A	2511	A
1	A	2527	U
1	A	2533	C
1	A	2537	G
1	A	2541	U
1	A	2553	A
1	A	2564	G
1	A	2589	U
1	A	2601	A
1	A	2602	G
1	A	2608	C
1	A	2613	G
1	A	2638	G
1	A	2649	A
1	A	2664	A
1	A	2681	A
1	A	2682	C
1	A	2718	C
1	A	2719	A
1	A	2726	U
1	A	2747	C
1	A	2748	G
1	A	2749	U
1	A	2750	G
1	A	2762	C
1	A	2768	A

Continued on next page...

Continued from previous page...

Mol	Chain	Res	Type
1	A	2786	G
1	A	2792	A
1	A	2800	A
1	A	2811	A
1	A	2812	A
1	A	2825	C
1	A	2850	C
1	A	2876	G
1	A	2890	A
1	A	2896	A
1	A	2914	A
2	B	3002	U
2	B	3003	A
2	B	3004	G
2	B	3011	A
2	B	3014	G
2	B	3022	G
2	B	3023	U
2	B	3024	U
2	B	3025	G
2	B	3026	C
2	B	3041	C
2	B	3043	G
2	B	3044	A
2	B	3052	A
2	B	3057	A
2	B	3066	G
2	B	3077	A
2	B	3114	G
2	B	3122	C

All (42) RNA pucker outliers are listed below:

Mol	Chain	Res	Type
1	A	10	U
1	A	129	A
1	A	284	C
1	A	338	C
1	A	603	A
1	A	644	G
1	A	699	C
1	A	716	G

Continued on next page...

Continued from previous page...

Mol	Chain	Res	Type
1	A	834	G
1	A	857	A
1	A	871	G
1	A	877	G
1	A	1080	C
1	A	1164	U
1	A	1232	A
1	A	1237	U
1	A	1352	A
1	A	1377	C
1	A	1450	C
1	A	1506	U
1	A	1563	G
1	A	1685	A
1	A	1856	C
1	A	1942	A
1	A	1979	G
1	A	2011	A
1	A	2313	C
1	A	2361	A
1	A	2467	A
1	A	2526	C
1	A	2536	C
1	A	2649	A
1	A	2718	C
1	A	2761	A
1	A	2791	U
2	B	3002	U
2	B	3003	A
2	B	3023	U
2	B	3024	U
2	B	3043	G
2	B	3065	A
2	B	3103	A

5.4 Non-standard residues in protein, DNA, RNA chains

There are no non-standard protein/DNA/RNA residues in this entry.

5.5 Carbohydrates [i](#)

There are no monosaccharides in this entry.

5.6 Ligand geometry [i](#)

Of 233 ligands modelled in this entry, 232 are monoatomic - leaving 1 for Mogul analysis.

In the following table, the Counts columns list the number of bonds (or angles) for which Mogul statistics could be retrieved, the number of bonds (or angles) that are observed in the model and the number of bonds (or angles) that are defined in the Chemical Component Dictionary. The Link column lists molecule types, if any, to which the group is linked. The Z score for a bond length (or angle) is the number of standard deviations the observed value is removed from the expected value. A bond length (or angle) with $|Z| > 2$ is considered an outlier worth inspection. RMSZ is the root-mean-square of all Z scores of the bond lengths (or angles).

Mol	Type	Chain	Res	Link	Bond lengths			Bond angles		
					Counts	RMSZ	# Z > 2	Counts	RMSZ	# Z > 2
31	ANM	A	9000	33	20,20,20	1.68	4 (20%)	22,27,27	1.72	6 (27%)

In the following table, the Chirals column lists the number of chiral outliers, the number of chiral centers analysed, the number of these observed in the model and the number defined in the Chemical Component Dictionary. Similar counts are reported in the Torsion and Rings columns. '-' means no outliers of that kind were identified.

Mol	Type	Chain	Res	Link	Chirals	Torsions	Rings
31	ANM	A	9000	33	-	2/10/23/23	0/2/2/2

All (4) bond length outliers are listed below:

Mol	Chain	Res	Type	Atoms	Z	Observed(Å)	Ideal(Å)
31	A	9000	ANM	C1-C9	5.23	1.49	1.38
31	A	9000	ANM	C10-C9	2.78	1.44	1.38
31	A	9000	ANM	C11-C12	2.60	1.44	1.38
31	A	9000	ANM	O1-C9	2.46	1.42	1.37

All (6) bond angle outliers are listed below:

Mol	Chain	Res	Type	Atoms	Z	Observed(°)	Ideal(°)
31	A	9000	ANM	C2-O2-C5	3.51	123.15	117.72
31	A	9000	ANM	C10-C9-C1	-3.12	115.37	120.18
31	A	9000	ANM	C13-C1-C9	2.59	122.91	119.73
31	A	9000	ANM	C12-C15-C16	-2.45	109.08	113.33
31	A	9000	ANM	C14-O1-C9	2.09	122.04	117.51

Continued on next page...

Continued from previous page...

Mol	Chain	Res	Type	Atoms	Z	Observed(°)	Ideal(°)
31	A	9000	ANM	O2-C5-O3	2.08	127.09	122.96

There are no chirality outliers.

All (2) torsion outliers are listed below:

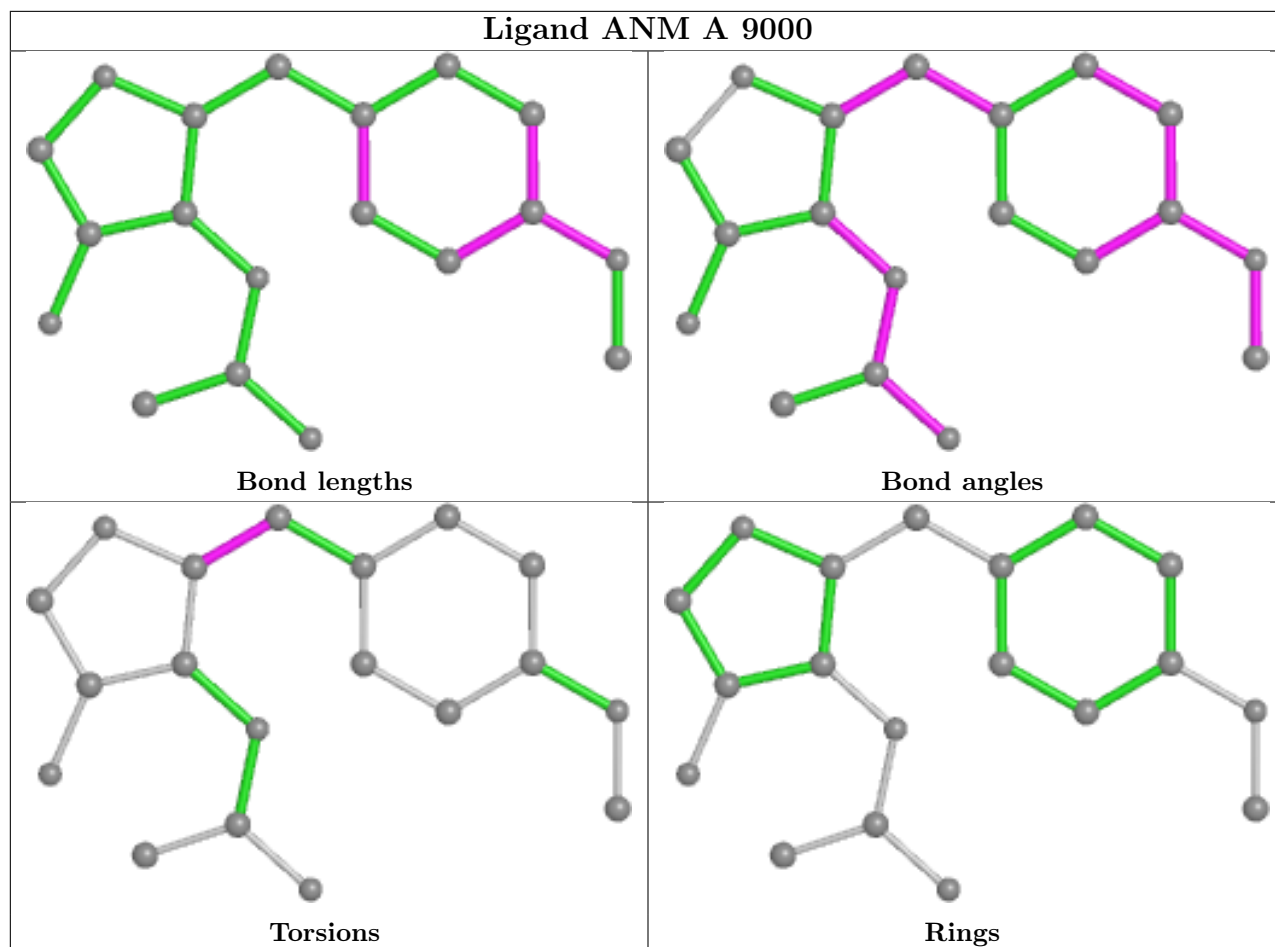
Mol	Chain	Res	Type	Atoms
31	A	9000	ANM	C12-C15-C16-C2
31	A	9000	ANM	C12-C15-C16-N1

There are no ring outliers.

1 monomer is involved in 1 short contact:

Mol	Chain	Res	Type	Clashes	Symm-Clashes
31	A	9000	ANM	1	0

The following is a two-dimensional graphical depiction of Mogul quality analysis of bond lengths, bond angles, torsion angles, and ring geometry for all instances of the Ligand of Interest. In addition, ligands with molecular weight > 250 and outliers as shown on the validation Tables will also be included. For torsion angles, if less than 5% of the Mogul distribution of torsion angles is within 10 degrees of the torsion angle in question, then that torsion angle is considered an outlier. Any bond that is central to one or more torsion angles identified as an outlier by Mogul will be highlighted in the graph. For rings, the root-mean-square deviation (RMSD) between the ring in question and similar rings identified by Mogul is calculated over all ring torsion angles. If the average RMSD is greater than 60 degrees and the minimal RMSD between the ring in question and any Mogul-identified rings is also greater than 60 degrees, then that ring is considered an outlier. The outliers are highlighted in purple. The color gray indicates Mogul did not find sufficient equivalents in the CSD to analyse the geometry.



5.7 Other polymers [i](#)

There are no such residues in this entry.

5.8 Polymer linkage issues [i](#)

The following chains have linkage breaks:

Mol	Chain	Number of breaks
1	A	1

All chain breaks are listed below:

Model	Chain	Residue-1	Atom-1	Residue-2	Atom-2	Distance (Å)
1	A	2486:A	O3'	2487:C	P	2.10

6 Fit of model and data i

6.1 Protein, DNA and RNA chains i

In the following table, the column labelled ‘#RSRZ> 2’ contains the number (and percentage) of RSRZ outliers, followed by percent RSRZ outliers for the chain as percentile scores relative to all X-ray entries and entries of similar resolution. The OWAB column contains the minimum, median, 95th percentile and maximum values of the occupancy-weighted average B-factor per residue. The column labelled ‘Q< 0.9’ lists the number of (and percentage) of residues with an average occupancy less than 0.9.

Mol	Chain	Analysed	<RSRZ>	#RSRZ>2	OWAB(Å ²)	Q<0.9
1	A	2754/2922 (94%)	-0.17	38 (1%) 75 48	20, 45, 89, 137	0
2	B	122/122 (100%)	0.15	5 (4%) 37 15	32, 61, 88, 146	0
3	C	237/239 (99%)	-0.02	8 (3%) 45 19	27, 49, 83, 104	0
4	D	337/337 (100%)	-0.18	1 (0%) 94 83	25, 54, 79, 88	0
5	E	246/246 (100%)	-0.24	0 100 100	18, 44, 68, 79	0
6	F	140/176 (79%)	1.15	29 (20%) 1 0	51, 96, 114, 118	0
7	G	172/177 (97%)	0.42	3 (1%) 70 41	44, 66, 85, 91	0
8	H	119/119 (100%)	0.36	4 (3%) 45 19	50, 68, 93, 100	0
9	I	29/348 (8%)	1.74	12 (41%) 0 0	73, 88, 96, 100	0
10	J	156/167 (93%)	-0.04	1 (0%) 89 72	34, 55, 84, 88	0
11	K	142/145 (97%)	-0.23	0 100 100	34, 49, 70, 90	0
12	L	132/132 (100%)	-0.13	1 (0%) 86 65	30, 50, 71, 78	0
13	M	145/164 (88%)	0.35	11 (7%) 13 4	23, 64, 101, 112	0
14	N	194/194 (100%)	-0.30	0 100 100	29, 43, 60, 72	0
15	O	186/186 (100%)	0.34	11 (5%) 22 7	40, 61, 101, 114	0
16	P	115/115 (100%)	-0.11	0 100 100	38, 53, 69, 75	0
17	Q	143/148 (96%)	0.01	1 (0%) 87 68	35, 54, 68, 75	0
18	R	95/95 (100%)	-0.25	0 100 100	33, 43, 58, 71	0
19	S	150/154 (97%)	-0.30	0 100 100	24, 43, 65, 71	0
20	T	81/84 (96%)	-0.06	1 (1%) 79 53	41, 58, 78, 81	0
21	U	119/119 (100%)	0.25	4 (3%) 45 19	37, 56, 79, 92	0
22	V	53/66 (80%)	0.09	0 100 100	40, 55, 72, 79	0
23	W	65/70 (92%)	0.93	9 (13%) 2 1	49, 71, 105, 112	0
24	X	154/154 (100%)	-0.37	0 100 100	34, 46, 65, 75	0

Continued on next page...

Continued from previous page...

Mol	Chain	Analysed	<RSRZ>	#RSRZ>2	OWAB(Å ²)	Q<0.9
25	Y	82/91 (90%)	0.15	3 (3%) 41 17	42, 57, 82, 99	0
26	Z	142/240 (59%)	-0.10	1 (0%) 87 68	26, 44, 65, 83	0
27	1	73/73 (100%)	-0.01	1 (1%) 75 48	45, 59, 75, 84	0
28	2	56/56 (100%)	-0.47	0 100 100	21, 34, 39, 41	0
29	3	46/48 (95%)	0.20	1 (2%) 62 32	35, 60, 85, 96	0
30	4	92/92 (100%)	0.13	0 100 100	35, 55, 69, 80	0
All	All	6577/7279 (90%)	-0.05	145 (2%) 62 32	18, 50, 90, 146	0

All (145) RSRZ outliers are listed below:

Mol	Chain	Res	Type	RSRZ
23	W	1	THR	8.4
2	B	3001	U	6.8
2	B	3025	G	5.8
6	F	63	ILE	4.8
1	A	1172	G	4.4
6	F	57	THR	4.4
9	I	27	ILE	4.4
1	A	735	C	4.3
1	A	2237	G	4.1
9	I	23	ILE	4.1
15	O	186	LEU	4.0
13	M	60	GLU	3.9
1	A	1177	A	3.9
6	F	10	PHE	3.8
21	U	119	ALA	3.7
13	M	80	ASP	3.7
1	A	1173	A	3.7
23	W	40	PRO	3.7
1	A	1181	A	3.7
1	A	1198	U	3.6
6	F	85	GLN	3.6
15	O	162	ASP	3.6
1	A	1199	A	3.4
7	G	45	ASP	3.4
6	F	69	ILE	3.3
1	A	282	C	3.3
3	C	37	VAL	3.3
1	A	1171	A	3.3
1	A	138	U	3.2

Continued on next page...

Continued from previous page...

Mol	Chain	Res	Type	RSRZ
6	F	128	LEU	3.2
1	A	1175	G	3.2
9	I	26	MET	3.2
1	A	1951	G	3.1
6	F	66	GLY	3.1
6	F	27	ILE	3.1
8	H	26	THR	3.1
15	O	179	LEU	3.1
3	C	36	ASP	3.0
1	A	1178	G	3.0
2	B	3023	U	3.0
6	F	75	LEU	3.0
7	G	10	ASP	3.0
6	F	87	ALA	3.0
1	A	736	A	3.0
8	H	106	THR	3.0
2	B	3002	U	2.9
29	3	36	ASN	2.9
1	A	1525	G	2.9
1	A	1169	U	2.8
21	U	116	ASP	2.8
1	A	960	G	2.8
6	F	130	VAL	2.8
1	A	1190	G	2.8
6	F	107	GLY	2.8
6	F	88	LEU	2.8
6	F	89	PRO	2.8
1	A	1180	U	2.8
6	F	92	GLU	2.7
1	A	1948	G	2.7
4	D	1	PRO	2.7
23	W	41	GLU	2.7
23	W	43	PRO	2.7
1	A	970	U	2.7
6	F	62	ASP	2.7
6	F	23	VAL	2.7
23	W	38	GLY	2.6
6	F	56	ARG	2.6
23	W	3	LEU	2.6
6	F	58	VAL	2.6
26	Z	235	GLU	2.6
6	F	47	GLN	2.6

Continued on next page...

Continued from previous page...

Mol	Chain	Res	Type	RSRZ
3	C	237	GLY	2.6
15	O	160	SER	2.5
1	A	1162	G	2.5
3	C	85	ASP	2.5
6	F	106	PHE	2.5
8	H	44	SER	2.5
1	A	284	C	2.5
17	Q	116	SER	2.5
13	M	106	VAL	2.5
1	A	1168	C	2.5
7	G	100	ASP	2.5
23	W	8	ILE	2.5
10	J	135	TRP	2.4
15	O	163	PHE	2.4
1	A	1170	U	2.4
3	C	64	ASP	2.4
6	F	171	ASP	2.4
6	F	17	ARG	2.4
1	A	716	G	2.4
15	O	159	TYR	2.4
9	I	71	LEU	2.3
13	M	79	ASP	2.3
1	A	130	C	2.3
1	A	1167	G	2.3
1	A	1204	C	2.3
1	A	285	A	2.3
1	A	1192	A	2.3
13	M	81	VAL	2.3
15	O	138	ASP	2.3
6	F	170	TYR	2.3
3	C	35	GLY	2.3
6	F	25	MET	2.3
13	M	108	VAL	2.3
21	U	117	ASP	2.3
23	W	39	ALA	2.3
23	W	7	GLU	2.2
6	F	18	ILE	2.2
15	O	74	PRO	2.2
15	O	184	ILE	2.2
6	F	90	LEU	2.2
25	Y	80	GLU	2.2
1	A	10	U	2.2

Continued on next page...

Continued from previous page...

Mol	Chain	Res	Type	RSRZ
13	M	104	ASP	2.2
3	C	133	ARG	2.2
9	I	68	GLU	2.2
1	A	2238	A	2.2
9	I	24	VAL	2.2
9	I	22	ALA	2.2
12	L	119	GLN	2.2
15	O	149	GLU	2.2
1	A	1202	A	2.2
1	A	1527	A	2.2
20	T	81	ILE	2.2
6	F	166	ILE	2.2
15	O	147	ILE	2.2
25	Y	88	GLU	2.1
9	I	65	THR	2.1
21	U	112	LEU	2.1
1	A	1279	U	2.1
13	M	105	TYR	2.1
8	H	107	VAL	2.1
27	I	44	PHE	2.1
9	I	63	ARG	2.1
25	Y	7	GLU	2.1
6	F	70	GLY	2.1
9	I	69	ARG	2.1
9	I	64	ASN	2.1
3	C	82	VAL	2.0
9	I	28	GLU	2.0
13	M	89	PHE	2.0
13	M	99	GLU	2.0
2	B	3024	U	2.0
1	A	1176	C	2.0
13	M	133	VAL	2.0

6.2 Non-standard residues in protein, DNA, RNA chains [i](#)

There are no non-standard protein/DNA/RNA residues in this entry.

6.3 Carbohydrates [i](#)

There are no monosaccharides in this entry.

6.4 Ligands i

In the following table, the Atoms column lists the number of modelled atoms in the group and the number defined in the chemical component dictionary. The B-factors column lists the minimum, median, 95th percentile and maximum values of B factors of atoms in the group. The column labelled 'Q< 0.9' lists the number of atoms with occupancy less than 0.9.

Mol	Type	Chain	Res	Atoms	RSCC	RSR	B-factors(Å ²)	Q<0.9
34	NA	A	8384	1/1	0.48	1.27	79,79,79,79	0
34	NA	A	8363	1/1	0.53	0.87	54,54,54,54	0
34	NA	S	8386	1/1	0.53	0.53	83,83,83,83	0
34	NA	A	8371	1/1	0.54	0.37	47,47,47,47	0
34	NA	A	8385	1/1	0.62	0.44	50,50,50,50	0
34	NA	J	8322	1/1	0.67	0.40	59,59,59,59	0
32	MG	A	8049	1/1	0.69	0.47	68,68,68,68	0
34	NA	A	8306	1/1	0.69	0.63	39,39,39,39	0
34	NA	A	8326	1/1	0.71	0.56	61,61,61,61	0
34	NA	A	8370	1/1	0.75	0.32	58,58,58,58	0
34	NA	A	8329	1/1	0.76	0.47	60,60,60,60	0
34	NA	A	8377	1/1	0.76	0.33	61,61,61,61	0
34	NA	A	8361	1/1	0.76	0.49	60,60,60,60	0
32	MG	A	8102	1/1	0.78	0.17	48,48,48,48	0
34	NA	A	8368	1/1	0.79	0.20	57,57,57,57	0
35	CL	M	8510	1/1	0.79	0.23	74,74,74,74	0
34	NA	A	8341	1/1	0.80	0.21	36,36,36,36	0
34	NA	A	8313	1/1	0.80	0.42	64,64,64,64	0
34	NA	A	8340	1/1	0.80	0.26	47,47,47,47	0
32	MG	U	8073	1/1	0.81	0.18	52,52,52,52	0
34	NA	A	8382	1/1	0.82	0.35	71,71,71,71	0
32	MG	A	8111	1/1	0.82	0.11	49,49,49,49	0
34	NA	A	8358	1/1	0.82	0.55	86,86,86,86	0
34	NA	B	8351	1/1	0.83	0.14	30,30,30,30	0
34	NA	A	8373	1/1	0.83	0.66	49,49,49,49	0
34	NA	A	8374	1/1	0.83	0.72	65,65,65,65	0
32	MG	A	8087	1/1	0.83	0.14	67,67,67,67	0
34	NA	A	8333	1/1	0.84	0.12	38,38,38,38	0
34	NA	E	8304	1/1	0.84	0.25	35,35,35,35	0
34	NA	A	8372	1/1	0.84	0.53	60,60,60,60	0
34	NA	A	8369	1/1	0.84	0.50	49,49,49,49	0
34	NA	A	8364	1/1	0.84	0.27	43,43,43,43	0
34	NA	S	8337	1/1	0.85	0.20	41,41,41,41	0
34	NA	A	8355	1/1	0.85	0.36	58,58,58,58	0
34	NA	R	8348	1/1	0.85	0.11	34,34,34,34	0
32	MG	A	8099	1/1	0.86	0.19	47,47,47,47	0

Continued on next page...

Continued from previous page...

Mol	Type	Chain	Res	Atoms	RSCC	RSR	B-factors(\AA^2)	Q<0.9
34	NA	A	8365	1/1	0.86	0.45	36,36,36,36	0
34	NA	A	8330	1/1	0.86	0.35	41,41,41,41	0
34	NA	T	8312	1/1	0.86	0.16	39,39,39,39	0
34	NA	A	8328	1/1	0.86	0.48	41,41,41,41	0
32	MG	A	8068	1/1	0.87	0.10	57,57,57,57	0
32	MG	A	8112	1/1	0.87	0.13	45,45,45,45	0
32	MG	A	8075	1/1	0.87	0.13	51,51,51,51	0
32	MG	A	8076	1/1	0.87	0.17	68,68,68,68	0
32	MG	A	8106	1/1	0.87	0.35	50,50,50,50	0
32	MG	A	8108	1/1	0.87	0.19	79,79,79,79	0
34	NA	B	8383	1/1	0.87	0.71	52,52,52,52	0
32	MG	A	8115	1/1	0.88	0.09	41,41,41,41	0
32	MG	A	8016	1/1	0.88	0.15	46,46,46,46	0
32	MG	A	8050	1/1	0.88	0.15	57,57,57,57	0
34	NA	A	8375	1/1	0.88	0.24	47,47,47,47	0
34	NA	A	8357	1/1	0.88	0.09	50,50,50,50	0
34	NA	A	8381	1/1	0.88	0.31	44,44,44,44	0
34	NA	A	8310	1/1	0.88	0.37	32,32,32,32	0
34	NA	A	8359	1/1	0.88	0.45	53,53,53,53	0
35	CL	A	8522	1/1	0.88	0.37	85,85,85,85	0
32	MG	A	8024	1/1	0.88	0.20	29,29,29,29	0
35	CL	Z	8520	1/1	0.88	0.17	39,39,39,39	0
32	MG	A	8041	1/1	0.89	0.15	43,43,43,43	0
32	MG	Z	8109	1/1	0.89	0.18	41,41,41,41	0
35	CL	A	8505	1/1	0.89	0.23	85,85,85,85	0
32	MG	A	8090	1/1	0.89	0.30	55,55,55,55	0
34	NA	A	8307	1/1	0.89	0.38	45,45,45,45	0
32	MG	A	8082	1/1	0.89	0.23	60,60,60,60	0
35	CL	4	8504	1/1	0.89	0.25	54,54,54,54	0
32	MG	A	8093	1/1	0.90	0.09	37,37,37,37	0
32	MG	A	8008	1/1	0.90	0.07	37,37,37,37	0
34	NA	A	8301	1/1	0.90	0.17	16,16,16,16	0
35	CL	A	8517	1/1	0.90	0.12	52,52,52,52	0
32	MG	A	8046	1/1	0.90	0.08	53,53,53,53	0
32	MG	A	8091	1/1	0.90	0.09	52,52,52,52	0
32	MG	C	8105	1/1	0.90	0.15	6,6,6,6	0
34	NA	A	8311	1/1	0.90	0.12	55,55,55,55	0
32	MG	A	8045	1/1	0.91	0.12	49,49,49,49	0
32	MG	A	8085	1/1	0.91	0.13	63,63,63,63	0
34	NA	A	8302	1/1	0.91	0.14	44,44,44,44	0
32	MG	A	8081	1/1	0.91	0.17	60,60,60,60	0
35	CL	K	8502	1/1	0.91	0.10	62,62,62,62	0

Continued on next page...

Continued from previous page...

Mol	Type	Chain	Res	Atoms	RSCC	RSR	B-factors(\AA^2)	Q<0.9
34	NA	A	8332	1/1	0.91	0.35	42,42,42,42	0
34	NA	S	8338	1/1	0.91	0.07	38,38,38,38	0
34	NA	A	8316	1/1	0.91	0.33	52,52,52,52	0
34	NA	A	8308	1/1	0.92	0.13	53,53,53,53	0
34	NA	A	8331	1/1	0.92	0.25	51,51,51,51	0
34	NA	A	8317	1/1	0.92	0.06	29,29,29,29	0
34	NA	A	8324	1/1	0.92	0.14	43,43,43,43	0
32	MG	A	8113	1/1	0.92	0.18	25,25,25,25	0
32	MG	A	8089	1/1	0.92	0.24	63,63,63,63	0
34	NA	A	8352	1/1	0.92	0.25	49,49,49,49	0
35	CL	C	8509	1/1	0.92	0.19	64,64,64,64	0
32	MG	A	8053	1/1	0.92	0.10	34,34,34,34	0
34	NA	K	8346	1/1	0.92	0.17	35,35,35,35	0
35	CL	N	8518	1/1	0.92	0.20	53,53,53,53	0
35	CL	O	8507	1/1	0.92	0.28	65,65,65,65	0
34	NA	M	8380	1/1	0.92	0.55	48,48,48,48	0
34	NA	A	8378	1/1	0.92	0.41	41,41,41,41	0
34	NA	U	8343	1/1	0.93	0.14	24,24,24,24	0
35	CL	A	8503	1/1	0.93	0.21	60,60,60,60	0
34	NA	A	8362	1/1	0.93	0.38	66,66,66,66	0
35	CL	A	8514	1/1	0.93	0.12	67,67,67,67	0
35	CL	A	8516	1/1	0.93	0.15	45,45,45,45	0
32	MG	A	8104	1/1	0.93	0.14	42,42,42,42	0
32	MG	A	8052	1/1	0.93	0.17	63,63,63,63	0
32	MG	A	8088	1/1	0.93	0.16	24,24,24,24	0
34	NA	A	8367	1/1	0.93	0.17	41,41,41,41	0
34	NA	A	8315	1/1	0.93	0.24	36,36,36,36	0
32	MG	A	8035	1/1	0.93	0.09	38,38,38,38	0
32	MG	A	8066	1/1	0.93	0.20	94,94,94,94	0
34	NA	A	8318	1/1	0.93	0.14	40,40,40,40	0
34	NA	A	8321	1/1	0.93	0.40	39,39,39,39	0
34	NA	A	8336	1/1	0.94	0.11	45,45,45,45	0
32	MG	B	8095	1/1	0.94	0.17	75,75,75,75	0
34	NA	A	8325	1/1	0.94	0.21	51,51,51,51	0
34	NA	A	8349	1/1	0.94	0.28	49,49,49,49	0
34	NA	A	8314	1/1	0.94	0.11	13,13,13,13	0
34	NA	A	8327	1/1	0.94	0.13	18,18,18,18	0
32	MG	A	8101	1/1	0.94	0.12	55,55,55,55	0
32	MG	L	8069	1/1	0.94	0.10	55,55,55,55	0
32	MG	A	8042	1/1	0.94	0.18	41,41,41,41	0
32	MG	A	8114	1/1	0.94	0.30	54,54,54,54	0
34	NA	A	8376	1/1	0.94	0.30	38,38,38,38	0

Continued on next page...

Continued from previous page...

Mol	Type	Chain	Res	Atoms	RSCC	RSR	B-factors(\AA^2)	Q<0.9
34	NA	A	8319	1/1	0.94	0.12	23,23,23,23	0
35	CL	R	8511	1/1	0.94	0.19	63,63,63,63	0
32	MG	A	8064	1/1	0.94	0.32	20,20,20,20	0
34	NA	A	8335	1/1	0.94	0.27	52,52,52,52	0
34	NA	A	8356	1/1	0.95	0.53	53,53,53,53	0
32	MG	A	8116	1/1	0.95	0.14	46,46,46,46	0
32	MG	A	8070	1/1	0.95	0.12	33,33,33,33	0
32	MG	A	8003	1/1	0.95	0.13	17,17,17,17	0
32	MG	A	8039	1/1	0.95	0.04	47,47,47,47	0
35	CL	A	8512	1/1	0.95	0.15	22,22,22,22	0
35	CL	A	8513	1/1	0.95	0.10	44,44,44,44	0
32	MG	A	8079	1/1	0.95	0.08	39,39,39,39	0
32	MG	A	8018	1/1	0.95	0.10	49,49,49,49	0
33	K	A	8200	1/1	0.95	0.21	66,66,66,66	0
34	NA	A	8334	1/1	0.95	0.08	30,30,30,30	0
31	ANM	A	9000	19/19	0.95	0.21	27,35,41,42	0
35	CL	D	8519	1/1	0.95	0.29	57,57,57,57	0
32	MG	A	8094	1/1	0.95	0.15	65,65,65,65	0
35	CL	K	8521	1/1	0.95	0.13	44,44,44,44	0
34	NA	A	8305	1/1	0.95	0.14	34,34,34,34	0
34	NA	A	8323	1/1	0.95	0.17	33,33,33,33	0
32	MG	A	8096	1/1	0.95	0.13	52,52,52,52	0
32	MG	A	8097	1/1	0.95	0.21	30,30,30,30	0
34	NA	A	8354	1/1	0.95	0.45	39,39,39,39	0
32	MG	A	8051	1/1	0.95	0.18	70,70,70,70	0
36	CD	P	8405	1/1	0.95	0.07	82,82,82,82	0
34	NA	A	8360	1/1	0.96	0.83	53,53,53,53	0
32	MG	A	8043	1/1	0.96	0.07	23,23,23,23	0
32	MG	A	8056	1/1	0.96	0.08	37,37,37,37	0
32	MG	A	8100	1/1	0.96	0.10	72,72,72,72	0
35	CL	A	8515	1/1	0.96	0.32	68,68,68,68	0
34	NA	A	8339	1/1	0.96	0.14	15,15,15,15	0
32	MG	A	8059	1/1	0.96	0.08	32,32,32,32	0
34	NA	A	8366	1/1	0.96	0.25	60,60,60,60	0
32	MG	A	8117	1/1	0.96	0.11	40,40,40,40	0
34	NA	A	8342	1/1	0.96	0.17	28,28,28,28	0
32	MG	A	8061	1/1	0.96	0.04	22,22,22,22	0
34	NA	A	8350	1/1	0.96	0.23	45,45,45,45	0
32	MG	A	8103	1/1	0.96	0.29	49,49,49,49	0
32	MG	D	8055	1/1	0.96	0.08	34,34,34,34	0
32	MG	A	8023	1/1	0.96	0.05	33,33,33,33	0
32	MG	A	8092	1/1	0.96	0.18	75,75,75,75	0

Continued on next page...

Continued from previous page...

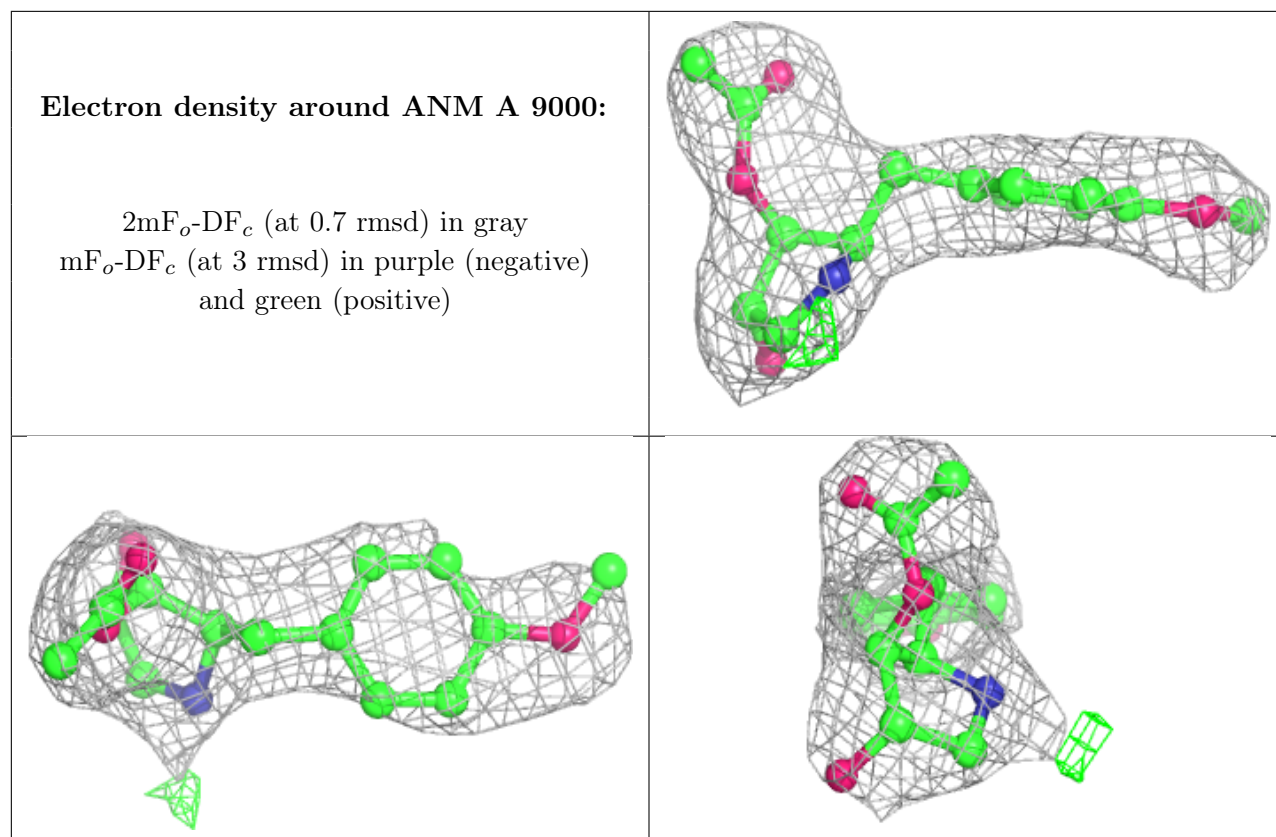
Mol	Type	Chain	Res	Atoms	RSCC	RSR	B-factors(\AA^2)	Q<0.9
32	MG	A	8001	1/1	0.96	0.06	16,16,16,16	0
32	MG	A	8083	1/1	0.96	0.08	35,35,35,35	0
32	MG	A	8048	1/1	0.96	0.06	39,39,39,39	0
32	MG	A	8047	1/1	0.97	0.12	55,55,55,55	0
32	MG	A	8054	1/1	0.97	0.07	40,40,40,40	0
34	NA	A	8379	1/1	0.97	0.16	44,44,44,44	0
32	MG	A	8071	1/1	0.97	0.04	75,75,75,75	0
32	MG	A	8072	1/1	0.97	0.11	60,60,60,60	0
32	MG	A	8032	1/1	0.97	0.05	30,30,30,30	0
33	K	A	8201	1/1	0.97	0.28	69,69,69,69	0
32	MG	A	8110	1/1	0.97	0.06	20,20,20,20	0
32	MG	A	8057	1/1	0.97	0.12	31,31,31,31	0
34	NA	A	8344	1/1	0.97	0.10	29,29,29,29	0
32	MG	A	8077	1/1	0.97	0.04	20,20,20,20	0
32	MG	A	8007	1/1	0.97	0.06	14,14,14,14	0
32	MG	A	8044	1/1	0.97	0.30	51,51,51,51	0
34	NA	N	8347	1/1	0.97	0.05	12,12,12,12	0
34	NA	A	8353	1/1	0.97	0.08	27,27,27,27	0
32	MG	A	8062	1/1	0.97	0.08	64,64,64,64	0
35	CL	P	8508	1/1	0.97	0.39	85,85,85,85	0
32	MG	A	8098	1/1	0.97	0.12	18,18,18,18	0
35	CL	S	8506	1/1	0.97	0.12	44,44,44,44	0
32	MG	A	8014	1/1	0.97	0.09	18,18,18,18	0
32	MG	A	8028	1/1	0.97	0.04	41,41,41,41	0
32	MG	A	8086	1/1	0.97	0.16	47,47,47,47	0
36	CD	4	8404	1/1	0.97	0.07	62,62,62,62	0
32	MG	4	8078	1/1	0.98	0.05	45,45,45,45	0
32	MG	A	8013	1/1	0.98	0.16	39,39,39,39	0
32	MG	A	8074	1/1	0.98	0.05	16,16,16,16	0
32	MG	A	8029	1/1	0.98	0.09	49,49,49,49	0
32	MG	A	8030	1/1	0.98	0.08	19,19,19,19	0
34	NA	A	8303	1/1	0.98	0.32	62,62,62,62	0
32	MG	A	8031	1/1	0.98	0.04	22,22,22,22	0
32	MG	A	8005	1/1	0.98	0.10	49,49,49,49	0
32	MG	A	8080	1/1	0.98	0.06	55,55,55,55	0
32	MG	A	8033	1/1	0.98	0.06	27,27,27,27	0
32	MG	A	8107	1/1	0.98	0.04	41,41,41,41	0
32	MG	A	8034	1/1	0.98	0.03	10,10,10,10	0
32	MG	A	8015	1/1	0.98	0.08	47,47,47,47	0
32	MG	A	8084	1/1	0.98	0.06	49,49,49,49	0
32	MG	A	8002	1/1	0.98	0.06	32,32,32,32	0
32	MG	A	8058	1/1	0.98	0.09	42,42,42,42	0

Continued on next page...

Continued from previous page...

Mol	Type	Chain	Res	Atoms	RSCC	RSR	B-factors(\AA^2)	Q<0.9
32	MG	A	8040	1/1	0.98	0.06	49,49,49,49	0
32	MG	A	8060	1/1	0.98	0.12	29,29,29,29	0
32	MG	A	8004	1/1	0.98	0.05	24,24,24,24	0
32	MG	A	8019	1/1	0.98	0.05	27,27,27,27	0
32	MG	A	8063	1/1	0.98	0.08	78,78,78,78	0
34	NA	C	8345	1/1	0.98	0.14	52,52,52,52	0
32	MG	C	8065	1/1	0.98	0.07	35,35,35,35	0
32	MG	A	8020	1/1	0.98	0.07	38,38,38,38	0
32	MG	A	8021	1/1	0.98	0.05	22,22,22,22	0
32	MG	A	8010	1/1	0.98	0.07	26,26,26,26	0
32	MG	A	8011	1/1	0.98	0.06	20,20,20,20	0
32	MG	A	8027	1/1	0.98	0.07	45,45,45,45	0
32	MG	A	8006	1/1	0.99	0.05	46,46,46,46	0
35	CL	K	8501	1/1	0.99	0.14	58,58,58,58	0
32	MG	A	8067	1/1	0.99	0.14	48,48,48,48	0
32	MG	A	8017	1/1	0.99	0.03	20,20,20,20	0
32	MG	A	8036	1/1	0.99	0.06	25,25,25,25	0
32	MG	A	8037	1/1	0.99	0.05	34,34,34,34	0
34	NA	J	8309	1/1	0.99	0.09	18,18,18,18	0
32	MG	A	8038	1/1	0.99	0.05	16,16,16,16	0
34	NA	A	8320	1/1	0.99	0.14	31,31,31,31	0
32	MG	A	8022	1/1	0.99	0.09	53,53,53,53	0
32	MG	A	8009	1/1	0.99	0.04	37,37,37,37	0
32	MG	A	8012	1/1	0.99	0.07	29,29,29,29	0
32	MG	A	8025	1/1	0.99	0.04	37,37,37,37	0
36	CD	1	8403	1/1	0.99	0.09	60,60,60,60	0
36	CD	2	8402	1/1	0.99	0.06	59,59,59,59	0
32	MG	A	8026	1/1	0.99	0.03	12,12,12,12	0
36	CD	V	8401	1/1	1.00	0.05	59,59,59,59	0

The following is a graphical depiction of the model fit to experimental electron density of all instances of the Ligand of Interest. In addition, ligands with molecular weight > 250 and outliers as shown on the geometry validation Tables will also be included. Each fit is shown from different orientation to approximate a three-dimensional view.



6.5 Other polymers [i](#)

There are no such residues in this entry.