



Full wwPDB X-ray Structure Validation Report ⓘ

Oct 31, 2023 – 05:10 PM EDT

PDB ID : 3KO1
Title : Crystal structure of thermosome from *Acidianus tengchongensis* strain S5
Authors : Huo, Y.; Zhang, K.; Hu, Z.; Wang, L.; Zhai, Y.; Zhou, Q.; Lander, G.; He, Y.;
Zhu, J.; Xu, W.; Dong, Z.; Sun, F.
Deposited on : 2009-11-12
Resolution : 3.70 Å (reported)

This is a Full wwPDB X-ray Structure Validation Report for a publicly released PDB entry.

We welcome your comments at validation@mail.wwpdb.org

A user guide is available at

<https://www.wwpdb.org/validation/2017/XrayValidationReportHelp>

with specific help available everywhere you see the ⓘ symbol.

The types of validation reports are described at

<http://www.wwpdb.org/validation/2017/FAQs#types>.

The following versions of software and data (see [references ⓘ](#)) were used in the production of this report:

MolProbity : 4.02b-467
Mogul : 1.8.5 (274361), CSD as541be (2020)
Xtriage (Phenix) : 1.13
EDS : 2.36
buster-report : 1.1.7 (2018)
Percentile statistics : 20191225.v01 (using entries in the PDB archive December 25th 2019)
Refmac : 5.8.0158
CCP4 : 7.0.044 (Gargrove)
Ideal geometry (proteins) : Engh & Huber (2001)
Ideal geometry (DNA, RNA) : Parkinson et al. (1996)
Validation Pipeline (wwPDB-VP) : 2.36

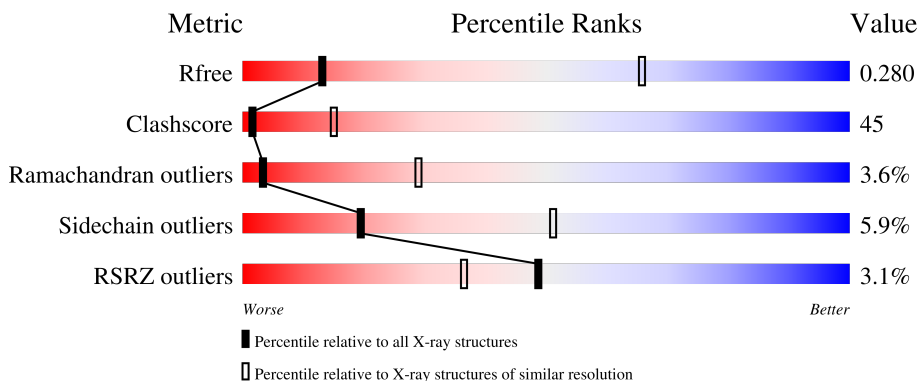
1 Overall quality at a glance

The following experimental techniques were used to determine the structure:

X-RAY DIFFRACTION

The reported resolution of this entry is 3.70 Å.

Percentile scores (ranging between 0-100) for global validation metrics of the entry are shown in the following graphic. The table shows the number of entries on which the scores are based.







Metric	Whole archive (#Entries)	Similar resolution (#Entries, resolution range(Å))
R_{free}	130704	1049 (3.88-3.52)
Clashscore	141614	1027 (3.86-3.54)
Ramachandran outliers	138981	1069 (3.88-3.52)
Sidechain outliers	138945	1065 (3.88-3.52)
RSRZ outliers	127900	1578 (3.90-3.50)

The table below summarises the geometric issues observed across the polymeric chains and their fit to the electron density. The red, orange, yellow and green segments of the lower bar indicate the fraction of residues that contain outliers for ≥ 3 , 2, 1 and 0 types of geometric quality criteria respectively. A grey segment represents the fraction of residues that are not modelled. The numeric value for each fraction is indicated below the corresponding segment, with a dot representing fractions $\leq 5\%$. The upper red bar (where present) indicates the fraction of residues that have poor fit to the electron density. The numeric value is given above the bar.

Mol	Chain	Length	Quality of chain
1	A	553	 2% 36% 50% 5% 9%
1	B	553	 2% 36% 50% 5% 9%
1	C	553	 3% 37% 49% 5% 9%
1	D	553	 3% 36% 50% 5% 9%
1	E	553	 5% 36% 50% 5% 9%

Continued on next page...

Continued from previous page...

Mol	Chain	Length	Quality of chain
1	F	553	 3% 36% 50% 5% 9%
1	G	553	 4% 36% 50% 5% 9%
1	H	553	 2% 37% 50% 5% 9%
1	I	553	 2% 37% 49% 5% 9%

2 Entry composition

There are 2 unique types of molecules in this entry. The entry contains 34884 atoms, of which 0 are hydrogens and 0 are deuteriums.

In the tables below, the ZeroOcc column contains the number of atoms modelled with zero occupancy, the AltConf column contains the number of residues with at least one atom in alternate conformation and the Trace column contains the number of residues modelled with at most 2 atoms.

- Molecule 1 is a protein called Chaperonin.

Mol	Chain	Residues	Atoms					ZeroOcc	AltConf	Trace
			Total	C	N	O	S			
1	A	505	3849	2423	658	757	11	0	0	0
1	B	505	3849	2423	658	757	11	0	0	0
1	C	505	3849	2423	658	757	11	0	0	0
1	D	505	3849	2423	658	757	11	0	0	0
1	E	505	3849	2423	658	757	11	0	0	0
1	F	505	3849	2423	658	757	11	0	0	0
1	G	505	3849	2423	658	757	11	0	0	0
1	H	505	3849	2423	658	757	11	0	0	0
1	I	505	3849	2423	658	757	11	0	0	0

- Molecule 2 is ADENOSINE-5'-DIPHOSPHATE (three-letter code: ADP) (formula: $C_{10}H_{15}N_5O_{10}P_2$).

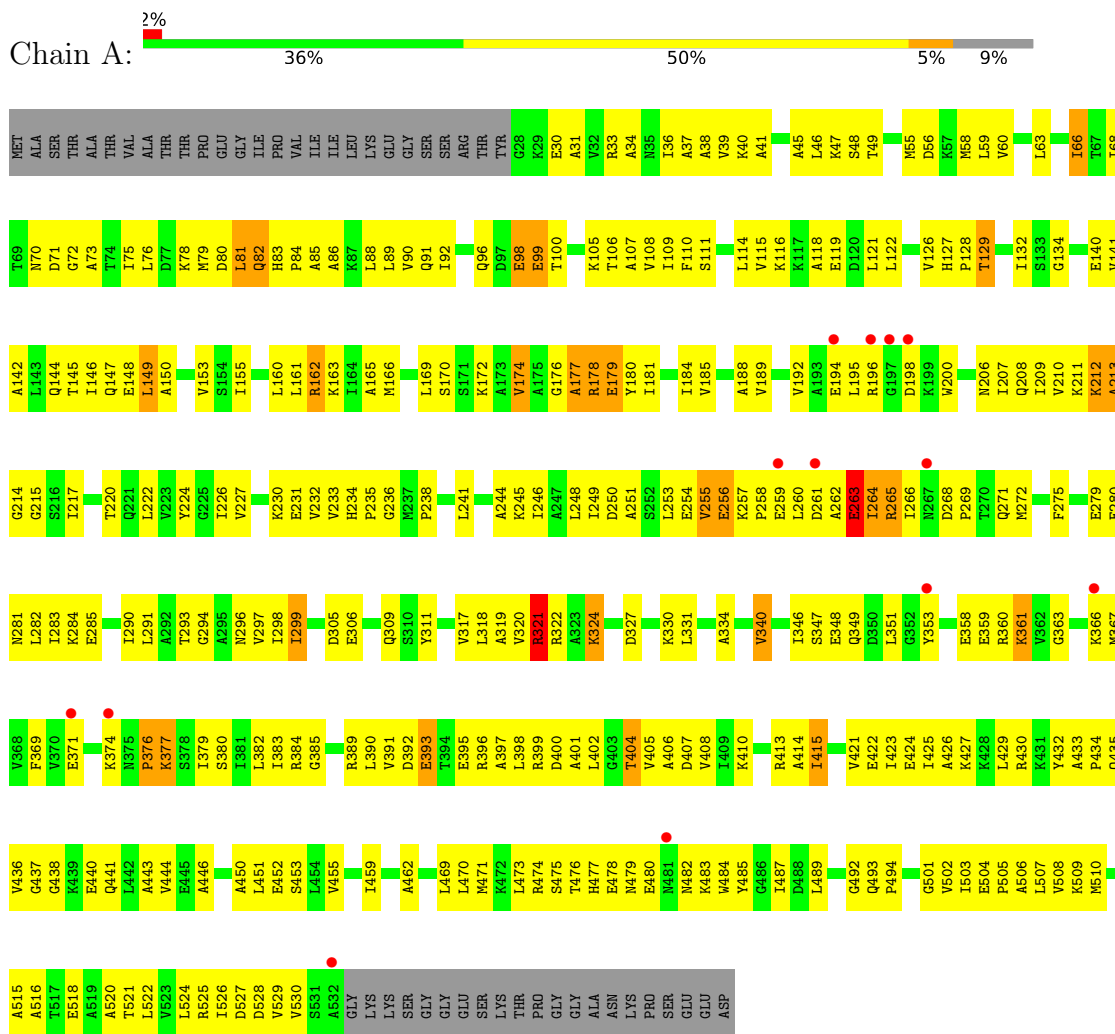


Mol	Chain	Residues	Atoms					ZeroOcc	AltConf
			Total	C	N	O	P		
2	A	1	Total	C	N	O	P	7	0
			27	10	5	10	2		
2	B	1	Total	C	N	O	P	7	0
			27	10	5	10	2		
2	C	1	Total	C	N	O	P	7	0
			27	10	5	10	2		
2	D	1	Total	C	N	O	P	7	0
			27	10	5	10	2		
2	E	1	Total	C	N	O	P	7	0
			27	10	5	10	2		
2	F	1	Total	C	N	O	P	7	0
			27	10	5	10	2		
2	G	1	Total	C	N	O	P	7	0
			27	10	5	10	2		
2	H	1	Total	C	N	O	P	7	0
			27	10	5	10	2		
2	I	1	Total	C	N	O	P	7	0
			27	10	5	10	2		


3 Residue-property plots [i](#)

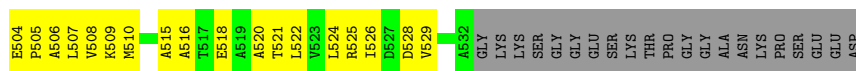
These plots are drawn for all protein, RNA, DNA and oligosaccharide chains in the entry. The first graphic for a chain summarises the proportions of the various outlier classes displayed in the second graphic. The second graphic shows the sequence view annotated by issues in geometry and electron density. Residues are color-coded according to the number of geometric quality criteria for which they contain at least one outlier: green = 0, yellow = 1, orange = 2 and red = 3 or more. A red dot above a residue indicates a poor fit to the electron density ($RSRZ > 2$). Stretches of 2 or more consecutive residues without any outlier are shown as a green connector. Residues present in the sample, but not in the model, are shown in grey.

- Molecule 1: Chaperonin

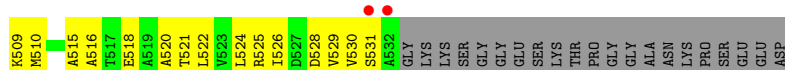
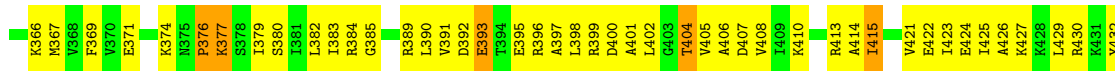
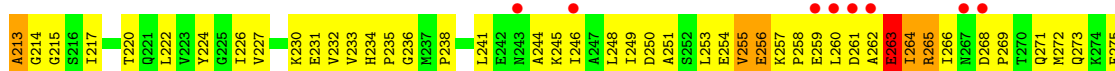
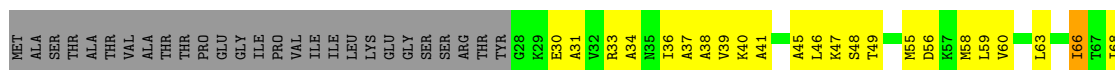


- Molecule 1: Chaperonin

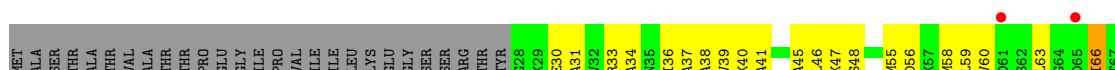


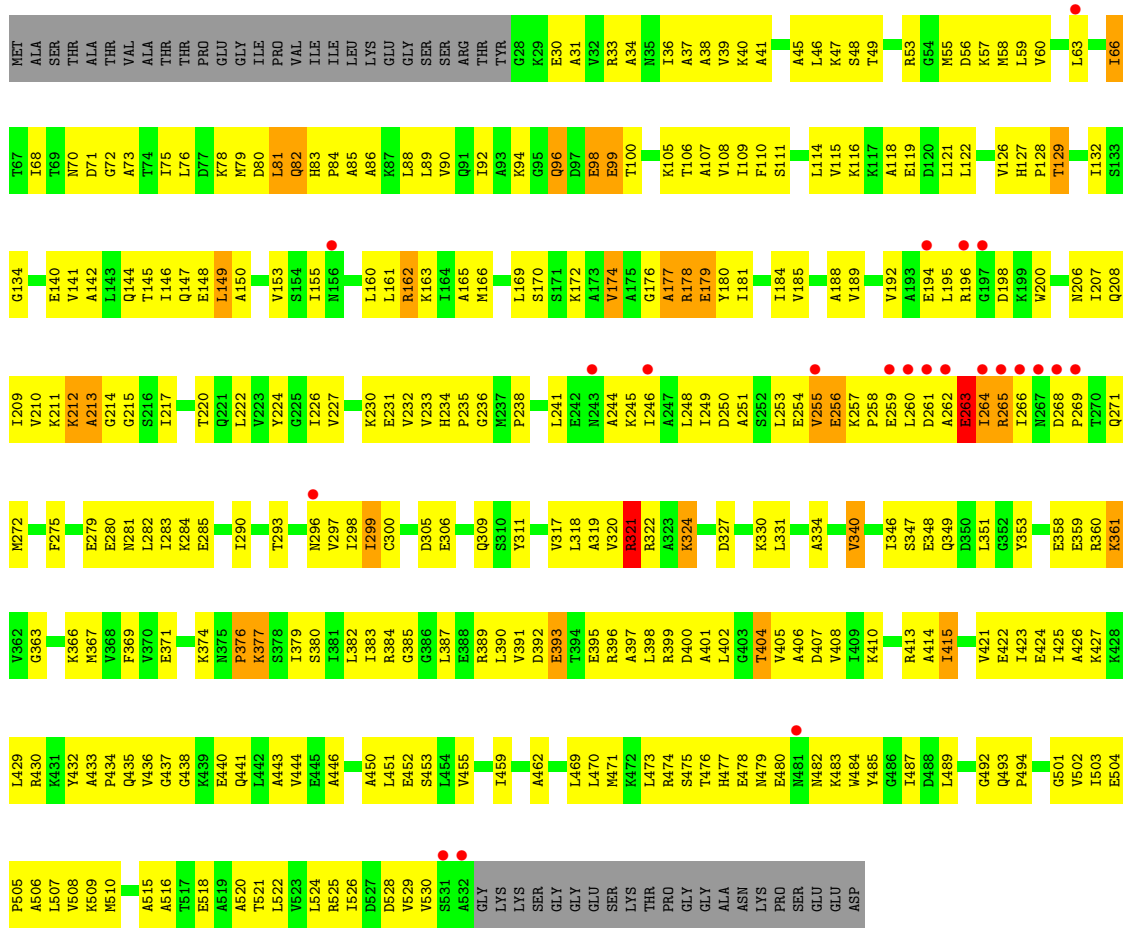


● Molecule 1: Chaperonin

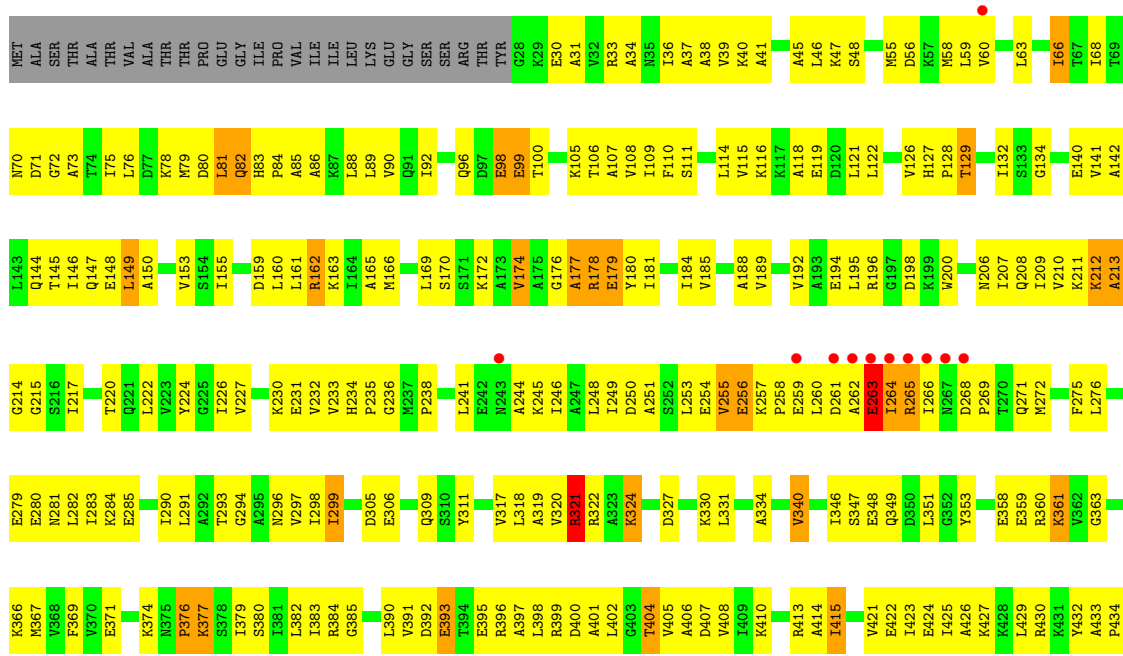


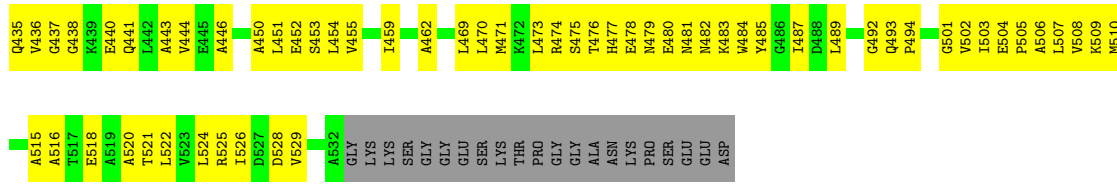
● Molecule 1: Chaperonin



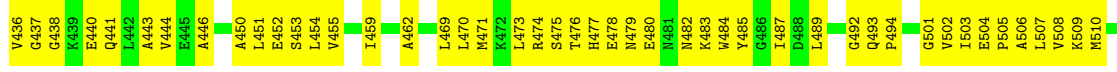
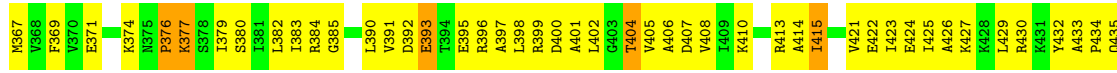
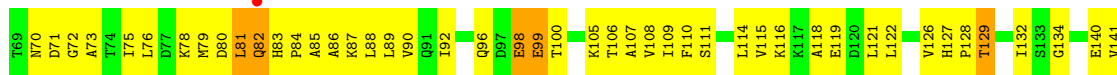
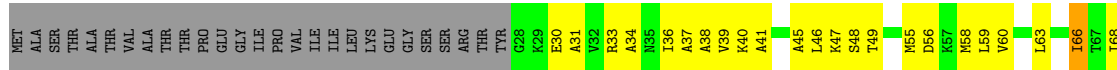


● Molecule 1: Chaperonin





• Molecule 1: Chaperonin



4 Data and refinement statistics i

Property	Value	Source
Space group	C 1 2 1	Depositor
Cell constants a, b, c, α , β , γ	223.67Å 283.04Å 160.75Å 90.00° 133.90° 90.00°	Depositor
Resolution (Å)	48.39 – 3.70 48.39 – 3.70	Depositor EDS
% Data completeness (in resolution range)	99.5 (48.39-3.70) 99.5 (48.39-3.70)	Depositor EDS
R_{merge}	0.12	Depositor
R_{sym}	(Not available)	Depositor
$\langle I/\sigma(I) \rangle$ ¹	2.25 (at 3.67Å)	Xtriage
Refinement program	REFMAC 5.5.0088, CNS 2.1	Depositor
R, R_{free}	0.277 , 0.283 0.275 , 0.280	Depositor DCC
R_{free} test set	3825 reflections (5.02%)	wwPDB-VP
Wilson B-factor (Å ²)	98.4	Xtriage
Anisotropy	0.442	Xtriage
Bulk solvent k_{sol} (e/Å ³), B_{sol} (Å ²)	0.32 , 72.7	EDS
L-test for twinning ²	$\langle L \rangle = 0.38$, $\langle L^2 \rangle = 0.21$	Xtriage
Estimated twinning fraction	0.080 for h+2*1,k,-h-l 0.099 for -h-2*1,-k,l 0.089 for h,-k,-h-l	Xtriage
F_o, F_c correlation	0.89	EDS
Total number of atoms	34884	wwPDB-VP
Average B, all atoms (Å ²)	123.0	wwPDB-VP

Xtriage's analysis on translational NCS is as follows: *The largest off-origin peak in the Patterson function is 3.33% of the height of the origin peak. No significant pseudotranslation is detected.*

¹Intensities estimated from amplitudes.

²Theoretical values of $\langle |L| \rangle$, $\langle L^2 \rangle$ for acentric reflections are 0.5, 0.333 respectively for untwinned datasets, and 0.375, 0.2 for perfectly twinned datasets.

5 Model quality [i](#)

5.1 Standard geometry [i](#)

Bond lengths and bond angles in the following residue types are not validated in this section: ADP

The Z score for a bond length (or angle) is the number of standard deviations the observed value is removed from the expected value. A bond length (or angle) with $|Z| > 5$ is considered an outlier worth inspection. RMSZ is the root-mean-square of all Z scores of the bond lengths (or angles).

Mol	Chain	Bond lengths		Bond angles	
		RMSZ	# Z >5	RMSZ	# Z >5
1	A	0.46	0/3886	0.67	3/5245 (0.1%)
1	B	0.46	0/3886	0.67	3/5245 (0.1%)
1	C	0.46	0/3886	0.67	3/5245 (0.1%)
1	D	0.46	0/3886	0.67	3/5245 (0.1%)
1	E	0.46	0/3886	0.67	3/5245 (0.1%)
1	F	0.46	0/3886	0.67	3/5245 (0.1%)
1	G	0.46	0/3886	0.67	3/5245 (0.1%)
1	H	0.46	0/3886	0.67	3/5245 (0.1%)
1	I	0.46	0/3886	0.67	3/5245 (0.1%)
All	All	0.46	0/34974	0.67	27/47205 (0.1%)

There are no bond length outliers.

All (27) bond angle outliers are listed below:

Mol	Chain	Res	Type	Atoms	Z	Observed(°)	Ideal(°)
1	E	257	LYS	C-N-CD	-7.18	104.80	120.60
1	B	257	LYS	C-N-CD	-7.18	104.81	120.60
1	F	257	LYS	C-N-CD	-7.18	104.81	120.60
1	H	257	LYS	C-N-CD	-7.17	104.81	120.60
1	A	257	LYS	C-N-CD	-7.17	104.83	120.60
1	D	257	LYS	C-N-CD	-7.16	104.85	120.60
1	I	257	LYS	C-N-CD	-7.16	104.86	120.60
1	C	257	LYS	C-N-CD	-7.15	104.86	120.60
1	G	257	LYS	C-N-CD	-7.15	104.87	120.60
1	D	263	GLU	N-CA-C	-6.08	94.59	111.00
1	G	263	GLU	N-CA-C	-6.06	94.63	111.00
1	A	263	GLU	N-CA-C	-6.06	94.64	111.00
1	F	263	GLU	N-CA-C	-6.06	94.64	111.00
1	B	263	GLU	N-CA-C	-6.06	94.64	111.00
1	C	263	GLU	N-CA-C	-6.06	94.64	111.00

Continued on next page...

Continued from previous page...

Mol	Chain	Res	Type	Atoms	Z	Observed(°)	Ideal(°)
1	E	263	GLU	N-CA-C	-6.06	94.64	111.00
1	I	263	GLU	N-CA-C	-6.06	94.65	111.00
1	H	263	GLU	N-CA-C	-6.04	94.69	111.00
1	C	257	LYS	N-CA-C	-5.29	96.71	111.00
1	E	257	LYS	N-CA-C	-5.29	96.71	111.00
1	A	257	LYS	N-CA-C	-5.29	96.72	111.00
1	D	257	LYS	N-CA-C	-5.29	96.72	111.00
1	G	257	LYS	N-CA-C	-5.29	96.72	111.00
1	I	257	LYS	N-CA-C	-5.29	96.73	111.00
1	F	257	LYS	N-CA-C	-5.28	96.74	111.00
1	B	257	LYS	N-CA-C	-5.28	96.74	111.00
1	H	257	LYS	N-CA-C	-5.27	96.76	111.00

There are no chirality outliers.

There are no planarity outliers.

5.2 Too-close contacts [i](#)

In the following table, the Non-H and H(model) columns list the number of non-hydrogen atoms and hydrogen atoms in the chain respectively. The H(added) column lists the number of hydrogen atoms added and optimized by MolProbity. The Clashes column lists the number of clashes within the asymmetric unit, whereas Symm-Clashes lists symmetry-related clashes.

Mol	Chain	Non-H	H(model)	H(added)	Clashes	Symm-Clashes
1	A	3849	0	3995	360	2
1	B	3849	0	3995	358	11
1	C	3849	0	3995	346	5
1	D	3849	0	3995	363	6
1	E	3849	0	3995	378	12
1	F	3849	0	3995	389	1
1	G	3849	0	3995	374	2
1	H	3849	0	3995	348	11
1	I	3849	0	3995	351	3
2	A	27	0	12	1	0
2	B	27	0	12	1	0
2	C	27	0	12	1	0
2	D	27	0	12	1	0
2	E	27	0	12	1	0
2	F	27	0	12	1	0
2	G	27	0	12	1	0
2	H	27	0	12	1	0

Continued on next page...

Continued from previous page...

Mol	Chain	Non-H	H(model)	H(added)	Clashes	Symm-Clashes
2	I	27	0	12	1	0
All	All	34884	0	36063	3175	28

The all-atom clashscore is defined as the number of clashes found per 1000 atoms (including hydrogen atoms). The all-atom clashscore for this structure is 45.

All (3175) close contacts within the same asymmetric unit are listed below, sorted by their clash magnitude.

Atom-1	Atom-2	Interatomic distance (Å)	Clash overlap (Å)
1:D:260:LEU:HD12	1:D:261:ASP:N	1.43	1.34
1:A:260:LEU:HD12	1:A:261:ASP:N	1.43	1.33
1:G:260:LEU:HD12	1:G:261:ASP:N	1.43	1.32
1:E:260:LEU:HD12	1:E:261:ASP:N	1.43	1.32
1:H:260:LEU:HD12	1:H:261:ASP:N	1.43	1.32
1:F:260:LEU:HD12	1:F:261:ASP:N	1.43	1.32
1:B:260:LEU:HD12	1:B:261:ASP:N	1.43	1.30
1:C:260:LEU:HD12	1:C:261:ASP:N	1.43	1.30
1:I:260:LEU:HD12	1:I:261:ASP:N	1.43	1.30
1:B:256:GLU:O	1:B:258:PRO:HD3	1.38	1.22
1:G:256:GLU:O	1:G:258:PRO:HD3	1.38	1.22
1:F:256:GLU:O	1:F:258:PRO:HD3	1.38	1.21
1:D:256:GLU:O	1:D:258:PRO:HD3	1.38	1.20
1:E:256:GLU:O	1:E:258:PRO:HD3	1.38	1.20
1:I:256:GLU:O	1:I:258:PRO:HD3	1.38	1.19
1:A:256:GLU:O	1:A:258:PRO:HD3	1.38	1.19
1:H:256:GLU:O	1:H:258:PRO:HD3	1.38	1.19
1:B:60:VAL:HG22	1:B:66:ILE:HG22	1.23	1.17
1:I:60:VAL:HG22	1:I:66:ILE:HG22	1.23	1.17
1:C:256:GLU:O	1:C:258:PRO:HD3	1.39	1.17
1:F:185:VAL:HG13	1:F:402:LEU:HD23	1.32	1.12
1:I:185:VAL:HG13	1:I:402:LEU:HD23	1.32	1.12
1:H:60:VAL:HG22	1:H:66:ILE:HG22	1.23	1.12
1:G:60:VAL:HG22	1:G:66:ILE:HG22	1.23	1.11
1:C:60:VAL:HG22	1:C:66:ILE:HG22	1.23	1.10
1:F:60:VAL:HG22	1:F:66:ILE:HG22	1.23	1.10
1:A:60:VAL:HG22	1:A:66:ILE:HG22	1.23	1.10
1:D:60:VAL:HG22	1:D:66:ILE:HG22	1.23	1.10
1:E:185:VAL:HG13	1:E:402:LEU:HD23	1.32	1.10
1:E:60:VAL:HG22	1:E:66:ILE:HG22	1.23	1.10
1:G:185:VAL:HG13	1:G:402:LEU:HD23	1.31	1.08
1:B:185:VAL:HG13	1:B:402:LEU:HD23	1.31	1.08

Continued on next page...

Continued from previous page...

Atom-1	Atom-2	Interatomic distance (Å)	Clash overlap (Å)
1:D:185:VAL:HG13	1:D:402:LEU:HD23	1.31	1.08
1:A:185:VAL:HG13	1:A:402:LEU:HD23	1.32	1.07
1:H:185:VAL:HG13	1:H:402:LEU:HD23	1.31	1.06
1:C:185:VAL:HG13	1:C:402:LEU:HD23	1.31	1.06
1:F:529:VAL:HG12	1:G:58:MET:HB3	1.15	1.06
1:E:522:LEU:HD11	1:F:68:ILE:HD12	1.37	1.04
1:I:260:LEU:HD12	1:I:261:ASP:H	1.23	1.02
1:E:260:LEU:HD12	1:E:261:ASP:H	1.23	1.01
1:A:260:LEU:HD12	1:A:261:ASP:H	1.23	1.01
1:D:529:VAL:HG12	1:E:58:MET:HB3	1.40	1.01
1:F:260:LEU:HD12	1:F:261:ASP:H	1.23	1.01
1:E:522:LEU:HD11	1:F:68:ILE:CD1	1.89	1.00
1:I:245:LYS:N	1:I:296:ASN:HD22	1.61	0.99
1:D:245:LYS:N	1:D:296:ASN:HD22	1.61	0.99
1:G:245:LYS:N	1:G:296:ASN:HD22	1.61	0.99
1:H:245:LYS:N	1:H:296:ASN:HD22	1.61	0.98
1:B:245:LYS:N	1:B:296:ASN:HD22	1.61	0.98
1:E:245:LYS:N	1:E:296:ASN:HD22	1.61	0.97
1:C:245:LYS:N	1:C:296:ASN:HD22	1.61	0.96
1:B:421:VAL:O	1:B:425:ILE:HG12	1.66	0.96
1:F:245:LYS:N	1:F:296:ASN:HD22	1.61	0.96
1:D:421:VAL:O	1:D:425:ILE:HG12	1.66	0.96
1:F:529:VAL:HG12	1:G:58:MET:CB	1.94	0.96
1:I:421:VAL:O	1:I:425:ILE:HG12	1.66	0.96
1:C:421:VAL:O	1:C:425:ILE:HG12	1.66	0.96
1:H:421:VAL:O	1:H:425:ILE:HG12	1.66	0.96
1:A:245:LYS:N	1:A:296:ASN:HD22	1.61	0.95
1:F:421:VAL:O	1:F:425:ILE:HG12	1.66	0.95
1:E:423:ILE:HD12	1:E:424:GLU:N	1.82	0.95
1:A:423:ILE:HD12	1:A:424:GLU:N	1.82	0.95
1:F:423:ILE:HD12	1:F:424:GLU:N	1.82	0.95
1:G:423:ILE:HD12	1:G:424:GLU:N	1.82	0.95
1:I:423:ILE:HD12	1:I:424:GLU:N	1.82	0.95
1:B:423:ILE:HD12	1:B:424:GLU:N	1.82	0.95
1:H:423:ILE:HD12	1:H:424:GLU:N	1.82	0.95
1:C:423:ILE:HD12	1:C:424:GLU:N	1.82	0.94
1:E:66:ILE:HD13	1:E:66:ILE:H	1.32	0.94
1:G:421:VAL:O	1:G:425:ILE:HG12	1.66	0.94
1:D:423:ILE:HD12	1:D:424:GLU:N	1.82	0.94
1:I:66:ILE:HD13	1:I:66:ILE:H	1.32	0.94
1:E:421:VAL:O	1:E:425:ILE:HG12	1.66	0.94

Continued on next page...

Continued from previous page...

Atom-1	Atom-2	Interatomic distance (Å)	Clash overlap (Å)
1:H:260:LEU:HD12	1:H:261:ASP:H	1.23	0.94
1:A:66:ILE:HD13	1:A:66:ILE:H	1.32	0.94
1:C:260:LEU:HD12	1:C:261:ASP:H	1.23	0.94
1:G:260:LEU:HD12	1:G:261:ASP:H	1.23	0.94
1:A:421:VAL:O	1:A:425:ILE:HG12	1.66	0.93
1:D:66:ILE:HD13	1:D:66:ILE:H	1.32	0.93
1:B:66:ILE:HD13	1:B:66:ILE:H	1.32	0.93
1:C:66:ILE:H	1:C:66:ILE:HD13	1.32	0.93
1:H:66:ILE:H	1:H:66:ILE:HD13	1.32	0.92
1:B:260:LEU:HD12	1:B:261:ASP:H	1.23	0.91
1:D:400:ASP:O	1:D:404:THR:HG22	1.71	0.91
1:C:212:LYS:HE2	1:C:212:LYS:HA	1.53	0.91
1:E:212:LYS:HA	1:E:212:LYS:HE2	1.53	0.91
1:G:256:GLU:O	1:G:258:PRO:CD	2.19	0.91
1:I:212:LYS:HE2	1:I:212:LYS:HA	1.53	0.91
1:D:256:GLU:O	1:D:258:PRO:CD	2.19	0.90
1:G:400:ASP:O	1:G:404:THR:HG22	1.71	0.90
1:A:400:ASP:O	1:A:404:THR:HG22	1.71	0.90
1:D:260:LEU:HD12	1:D:261:ASP:H	1.23	0.90
1:G:212:LYS:HE2	1:G:212:LYS:HA	1.53	0.90
1:A:256:GLU:O	1:A:258:PRO:CD	2.19	0.90
1:G:66:ILE:HD13	1:G:66:ILE:H	1.32	0.90
1:E:256:GLU:O	1:E:258:PRO:CD	2.19	0.90
1:E:258:PRO:HG2	1:E:279:GLU:OE2	1.72	0.90
1:F:66:ILE:H	1:F:66:ILE:HD13	1.32	0.90
1:H:256:GLU:O	1:H:258:PRO:CD	2.19	0.90
1:B:400:ASP:O	1:B:404:THR:HG22	1.71	0.89
1:C:258:PRO:HG2	1:C:279:GLU:OE2	1.72	0.89
1:F:258:PRO:HG2	1:F:279:GLU:OE2	1.72	0.89
1:B:212:LYS:HA	1:B:212:LYS:HE2	1.53	0.89
1:F:400:ASP:O	1:F:404:THR:HG22	1.71	0.89
1:A:258:PRO:HG2	1:A:279:GLU:OE2	1.72	0.89
1:B:258:PRO:HG2	1:B:279:GLU:OE2	1.72	0.89
1:C:256:GLU:O	1:C:258:PRO:CD	2.19	0.89
1:I:400:ASP:O	1:I:404:THR:HG22	1.71	0.89
1:D:258:PRO:HG2	1:D:279:GLU:OE2	1.72	0.89
1:G:258:PRO:HG2	1:G:279:GLU:OE2	1.72	0.89
1:F:260:LEU:CD1	1:F:261:ASP:N	2.35	0.89
1:A:212:LYS:HE2	1:A:212:LYS:HA	1.53	0.89
1:E:88:LEU:HD11	1:F:389:ARG:HH12	1.37	0.89
1:F:256:GLU:O	1:F:258:PRO:CD	2.19	0.89

Continued on next page...

Continued from previous page...

Atom-1	Atom-2	Interatomic distance (Å)	Clash overlap (Å)
1:H:212:LYS:HE2	1:H:212:LYS:HA	1.53	0.89
1:H:260:LEU:CD1	1:H:261:ASP:N	2.35	0.89
1:D:212:LYS:HE2	1:D:212:LYS:HA	1.53	0.88
1:I:258:PRO:HG2	1:I:279:GLU:OE2	1.72	0.88
1:H:400:ASP:O	1:H:404:THR:HG22	1.71	0.88
1:E:400:ASP:O	1:E:404:THR:HG22	1.71	0.88
1:B:256:GLU:O	1:B:258:PRO:CD	2.19	0.88
1:C:400:ASP:O	1:C:404:THR:HG22	1.71	0.88
1:F:88:LEU:HD11	1:G:389:ARG:HH12	1.36	0.88
1:F:212:LYS:HE2	1:F:212:LYS:HA	1.53	0.88
1:H:258:PRO:HG2	1:H:279:GLU:OE2	1.72	0.88
1:I:256:GLU:O	1:I:258:PRO:CD	2.19	0.87
1:A:58:MET:HB3	1:I:529:VAL:HG12	1.57	0.87
1:G:260:LEU:CD1	1:G:261:ASP:N	2.35	0.87
1:A:217:ILE:HG12	1:A:385:GLY:HA2	1.57	0.87
1:B:260:LEU:CD1	1:B:261:ASP:N	2.35	0.87
1:D:269:PRO:HA	1:D:272:MET:HG2	1.57	0.87
1:F:217:ILE:HG12	1:F:385:GLY:HA2	1.57	0.87
1:B:269:PRO:HA	1:B:272:MET:HG2	1.57	0.86
1:A:530:VAL:O	1:B:59:LEU:HD23	1.75	0.86
1:G:217:ILE:HG12	1:G:385:GLY:HA2	1.57	0.86
1:A:269:PRO:HA	1:A:272:MET:HG2	1.57	0.86
1:D:217:ILE:HG12	1:D:385:GLY:HA2	1.57	0.86
1:B:217:ILE:HG12	1:B:385:GLY:HA2	1.57	0.86
1:E:269:PRO:HA	1:E:272:MET:HG2	1.57	0.86
1:C:260:LEU:CD1	1:C:261:ASP:N	2.35	0.86
1:C:269:PRO:HA	1:C:272:MET:HG2	1.57	0.86
1:H:269:PRO:HA	1:H:272:MET:HG2	1.57	0.85
1:I:217:ILE:HG12	1:I:385:GLY:HA2	1.57	0.85
1:C:217:ILE:HG12	1:C:385:GLY:HA2	1.57	0.85
1:F:269:PRO:HA	1:F:272:MET:HG2	1.57	0.85
1:I:361:LYS:HB3	1:I:366:LYS:HG2	1.59	0.85
1:D:361:LYS:HB3	1:D:366:LYS:HG2	1.59	0.85
1:I:269:PRO:HA	1:I:272:MET:HG2	1.57	0.85
1:E:260:LEU:CD1	1:E:261:ASP:N	2.35	0.85
1:E:217:ILE:HG12	1:E:385:GLY:HA2	1.57	0.84
1:F:361:LYS:HB3	1:F:366:LYS:HG2	1.59	0.84
1:G:269:PRO:HA	1:G:272:MET:HG2	1.57	0.84
1:A:260:LEU:CD1	1:A:261:ASP:N	2.35	0.84
1:C:76:LEU:HD23	1:C:90:VAL:HG12	1.60	0.84
1:C:361:LYS:HB3	1:C:366:LYS:HG2	1.59	0.84

Continued on next page...

Continued from previous page...

Atom-1	Atom-2	Interatomic distance (Å)	Clash overlap (Å)
1:H:361:LYS:HB3	1:H:366:LYS:HG2	1.59	0.84
1:H:76:LEU:HD23	1:H:90:VAL:HG12	1.60	0.84
1:B:361:LYS:HB3	1:B:366:LYS:HG2	1.59	0.84
1:F:529:VAL:CG1	1:G:58:MET:HB3	2.04	0.84
1:H:217:ILE:HG12	1:H:385:GLY:HA2	1.57	0.84
1:D:260:LEU:CD1	1:D:261:ASP:N	2.35	0.83
1:B:76:LEU:HD23	1:B:90:VAL:HG12	1.60	0.83
1:E:361:LYS:HB3	1:E:366:LYS:HG2	1.59	0.83
1:D:76:LEU:HD23	1:D:90:VAL:HG12	1.60	0.83
1:E:76:LEU:HD23	1:E:90:VAL:HG12	1.60	0.83
1:I:76:LEU:HD23	1:I:90:VAL:HG12	1.60	0.83
1:A:361:LYS:HB3	1:A:366:LYS:HG2	1.59	0.83
1:G:76:LEU:HD23	1:G:90:VAL:HG12	1.60	0.82
1:D:245:LYS:H	1:D:296:ASN:HD22	1.28	0.82
1:F:76:LEU:HD23	1:F:90:VAL:HG12	1.60	0.82
1:A:76:LEU:HD23	1:A:90:VAL:HG12	1.60	0.82
1:I:260:LEU:CD1	1:I:261:ASP:N	2.35	0.81
1:C:245:LYS:H	1:C:296:ASN:HD22	1.28	0.81
1:F:530:VAL:O	1:G:59:LEU:HD23	1.80	0.81
1:G:361:LYS:HB3	1:G:366:LYS:HG2	1.59	0.81
1:F:88:LEU:CD1	1:G:389:ARG:HH12	1.93	0.81
1:C:290:ILE:O	1:C:293:THR:HG22	1.82	0.80
1:A:290:ILE:O	1:A:293:THR:HG22	1.82	0.80
1:H:60:VAL:HG22	1:H:66:ILE:CG2	2.10	0.80
1:B:245:LYS:H	1:B:296:ASN:HD22	1.28	0.80
1:H:260:LEU:CD1	1:H:261:ASP:OD1	2.30	0.80
1:A:260:LEU:CD1	1:A:261:ASP:OD1	2.30	0.80
1:D:290:ILE:O	1:D:293:THR:HG22	1.82	0.80
1:I:245:LYS:H	1:I:296:ASN:HD22	1.28	0.80
1:E:260:LEU:CD1	1:E:261:ASP:OD1	2.30	0.80
1:G:60:VAL:HG22	1:G:66:ILE:CG2	2.10	0.80
1:G:245:LYS:H	1:G:296:ASN:HD22	1.28	0.80
1:G:290:ILE:O	1:G:293:THR:HG22	1.81	0.80
1:B:290:ILE:O	1:B:293:THR:HG22	1.82	0.80
1:C:260:LEU:CD1	1:C:261:ASP:OD1	2.30	0.80
1:H:290:ILE:O	1:H:293:THR:HG22	1.82	0.80
1:C:351:LEU:HD23	1:C:351:LEU:H	1.48	0.79
1:A:245:LYS:H	1:A:296:ASN:HD22	1.28	0.79
1:B:260:LEU:CD1	1:B:261:ASP:OD1	2.30	0.79
1:F:245:LYS:H	1:F:296:ASN:HD22	1.28	0.79
1:I:260:LEU:CD1	1:I:261:ASP:OD1	2.30	0.79

Continued on next page...

Continued from previous page...

Atom-1	Atom-2	Interatomic distance (Å)	Clash overlap (Å)
1:A:529:VAL:HG12	1:B:58:MET:HB3	1.63	0.79
1:G:351:LEU:HD23	1:G:351:LEU:H	1.47	0.79
1:D:260:LEU:CD1	1:D:261:ASP:OD1	2.30	0.79
1:E:60:VAL:HG22	1:E:66:ILE:CG2	2.10	0.79
1:F:351:LEU:H	1:F:351:LEU:HD23	1.48	0.79
1:G:260:LEU:CD1	1:G:261:ASP:OD1	2.30	0.79
1:I:290:ILE:O	1:I:293:THR:HG22	1.82	0.79
1:F:290:ILE:O	1:F:293:THR:HG22	1.81	0.79
1:E:290:ILE:O	1:E:293:THR:HG22	1.82	0.79
1:B:351:LEU:HD23	1:B:351:LEU:H	1.48	0.79
1:H:351:LEU:HD23	1:H:351:LEU:H	1.48	0.79
1:E:351:LEU:HD23	1:E:351:LEU:H	1.48	0.79
1:F:260:LEU:CD1	1:F:261:ASP:OD1	2.30	0.79
1:D:60:VAL:HG22	1:D:66:ILE:CG2	2.10	0.78
1:E:245:LYS:H	1:E:296:ASN:HD22	1.28	0.78
1:I:351:LEU:HD23	1:I:351:LEU:H	1.48	0.78
1:G:141:VAL:HG21	1:G:432:TYR:CD1	2.19	0.78
1:H:60:VAL:CG2	1:H:66:ILE:HG22	2.12	0.78
1:A:129:THR:HG21	1:B:462:ALA:O	1.83	0.78
1:F:91:GLN:HE21	1:G:387:LEU:HD21	1.49	0.78
1:F:290:ILE:HG21	1:F:298:ILE:HD12	1.66	0.78
1:I:141:VAL:HG21	1:I:432:TYR:CD1	2.19	0.78
1:A:60:VAL:HG22	1:A:66:ILE:CG2	2.10	0.78
1:A:351:LEU:HD23	1:A:351:LEU:H	1.47	0.78
1:B:141:VAL:HG21	1:B:432:TYR:CD1	2.19	0.78
1:I:290:ILE:HG21	1:I:298:ILE:HD12	1.66	0.78
1:D:60:VAL:CG2	1:D:66:ILE:HG22	2.12	0.77
1:E:290:ILE:HG21	1:E:298:ILE:HD12	1.66	0.77
1:G:290:ILE:HG21	1:G:298:ILE:HD12	1.66	0.77
1:D:141:VAL:HG21	1:D:432:TYR:CD1	2.19	0.77
1:D:351:LEU:HD23	1:D:351:LEU:H	1.47	0.77
1:F:141:VAL:HG21	1:F:432:TYR:CD1	2.19	0.77
1:H:141:VAL:HG21	1:H:432:TYR:CD1	2.19	0.77
1:A:290:ILE:HG21	1:A:298:ILE:HD12	1.66	0.77
1:D:433:ALA:O	1:D:436:VAL:HG22	1.85	0.77
1:F:91:GLN:NE2	1:G:387:LEU:HD21	2.00	0.77
1:I:60:VAL:HG22	1:I:66:ILE:CG2	2.10	0.77
1:C:141:VAL:HG21	1:C:432:TYR:CD1	2.19	0.76
1:E:433:ALA:O	1:E:436:VAL:HG22	1.85	0.76
1:A:60:VAL:CG2	1:A:66:ILE:HG22	2.12	0.76
1:D:290:ILE:HG21	1:D:298:ILE:HD12	1.66	0.76

Continued on next page...

Continued from previous page...

Atom-1	Atom-2	Interatomic distance (Å)	Clash overlap (Å)
1:F:60:VAL:HG22	1:F:66:ILE:CG2	2.10	0.76
1:A:141:VAL:HG21	1:A:432:TYR:CD1	2.19	0.76
1:C:60:VAL:HG22	1:C:66:ILE:CG2	2.10	0.76
1:E:141:VAL:HG21	1:E:432:TYR:CD1	2.19	0.76
1:B:220:THR:HG22	1:B:384:ARG:N	2.01	0.76
1:C:60:VAL:CG2	1:C:66:ILE:HG22	2.12	0.76
1:F:60:VAL:CG2	1:F:66:ILE:HG22	2.12	0.76
1:B:433:ALA:O	1:B:436:VAL:HG22	1.85	0.76
1:D:88:LEU:HD11	1:E:389:ARG:HH12	1.50	0.76
1:G:433:ALA:O	1:G:436:VAL:HG22	1.85	0.76
1:H:290:ILE:HG21	1:H:298:ILE:HD12	1.66	0.76
1:H:433:ALA:O	1:H:436:VAL:HG22	1.85	0.76
1:B:290:ILE:HG21	1:B:298:ILE:HD12	1.66	0.76
1:H:220:THR:HG22	1:H:384:ARG:N	2.01	0.76
1:C:290:ILE:HG21	1:C:298:ILE:HD12	1.66	0.76
1:D:220:THR:HG22	1:D:384:ARG:N	2.01	0.76
1:A:433:ALA:O	1:A:436:VAL:HG22	1.85	0.76
1:H:254:GLU:HA	1:H:305:ASP:HB2	1.68	0.76
1:I:433:ALA:O	1:I:436:VAL:HG22	1.85	0.76
1:H:89:LEU:HD21	1:H:108:VAL:HG23	1.68	0.76
1:E:89:LEU:HD21	1:E:108:VAL:HG23	1.68	0.75
1:G:254:GLU:HA	1:G:305:ASP:HB2	1.68	0.75
1:I:220:THR:HG22	1:I:384:ARG:N	2.01	0.75
1:E:141:VAL:HG21	1:E:432:TYR:CE1	2.21	0.75
1:H:245:LYS:H	1:H:296:ASN:HD22	1.28	0.75
1:C:220:THR:HG22	1:C:384:ARG:N	2.01	0.75
1:C:433:ALA:O	1:C:436:VAL:HG22	1.85	0.75
1:D:141:VAL:HG21	1:D:432:TYR:CE1	2.21	0.75
1:F:433:ALA:O	1:F:436:VAL:HG22	1.85	0.75
1:E:220:THR:HG22	1:E:384:ARG:N	2.01	0.75
1:E:254:GLU:HA	1:E:305:ASP:HB2	1.68	0.75
1:E:526:ILE:HD12	1:F:58:MET:HB2	1.68	0.75
1:F:527:ASP:HB2	1:G:55:MET:HB3	1.69	0.75
1:A:141:VAL:HG21	1:A:432:TYR:CE1	2.21	0.75
1:C:424:GLU:OE2	1:C:477:HIS:CD2	2.40	0.75
1:G:424:GLU:OE2	1:G:477:HIS:CD2	2.40	0.75
1:H:141:VAL:HG21	1:H:432:TYR:CE1	2.21	0.75
1:I:141:VAL:HG21	1:I:432:TYR:CE1	2.21	0.75
1:I:432:TYR:CE2	1:I:436:VAL:HG12	2.22	0.75
1:D:89:LEU:HD21	1:D:108:VAL:HG23	1.68	0.75
1:H:424:GLU:OE2	1:H:477:HIS:CD2	2.40	0.75

Continued on next page...

Continued from previous page...

Atom-1	Atom-2	Interatomic distance (Å)	Clash overlap (Å)
1:I:254:GLU:HA	1:I:305:ASP:HB2	1.68	0.75
1:A:254:GLU:HA	1:A:305:ASP:HB2	1.68	0.75
1:B:141:VAL:HG21	1:B:432:TYR:CE1	2.21	0.75
1:B:424:GLU:OE2	1:B:477:HIS:CD2	2.40	0.75
1:D:424:GLU:OE2	1:D:477:HIS:CD2	2.40	0.75
1:G:141:VAL:HG21	1:G:432:TYR:CE1	2.21	0.75
1:B:81:LEU:H	1:B:81:LEU:HD12	1.52	0.75
1:E:248:LEU:HD11	1:E:331:LEU:HD22	1.69	0.75
1:A:424:GLU:OE2	1:A:477:HIS:CD2	2.40	0.74
1:D:432:TYR:CE2	1:D:436:VAL:HG12	2.22	0.74
1:E:81:LEU:H	1:E:81:LEU:HD12	1.52	0.74
1:E:424:GLU:OE2	1:E:477:HIS:CD2	2.40	0.74
1:F:141:VAL:HG21	1:F:432:TYR:CE1	2.21	0.74
1:A:220:THR:HG22	1:A:384:ARG:N	2.01	0.74
1:B:89:LEU:HD21	1:B:108:VAL:HG23	1.68	0.74
1:C:141:VAL:HG21	1:C:432:TYR:CE1	2.21	0.74
1:G:220:THR:HG22	1:G:384:ARG:N	2.01	0.74
1:C:248:LEU:HD11	1:C:331:LEU:HD22	1.69	0.74
1:C:432:TYR:CE2	1:C:436:VAL:HG12	2.22	0.74
1:F:424:GLU:OE2	1:F:477:HIS:CD2	2.40	0.74
1:I:424:GLU:OE2	1:I:477:HIS:CD2	2.40	0.74
1:E:432:TYR:CE2	1:E:436:VAL:HG12	2.22	0.74
1:H:81:LEU:HD12	1:H:81:LEU:H	1.52	0.74
1:A:248:LEU:HD11	1:A:331:LEU:HD22	1.69	0.74
1:A:280:GLU:HG2	1:A:284:LYS:HE3	1.69	0.74
1:D:81:LEU:H	1:D:81:LEU:HD12	1.52	0.74
1:F:220:THR:HG22	1:F:384:ARG:N	2.01	0.74
1:A:299:ILE:H	1:A:299:ILE:HD13	1.53	0.74
1:F:280:GLU:HG2	1:F:284:LYS:HE3	1.69	0.74
1:F:432:TYR:CE2	1:F:436:VAL:HG12	2.22	0.74
1:A:89:LEU:HD21	1:A:108:VAL:HG23	1.68	0.74
1:B:60:VAL:HG22	1:B:66:ILE:CG2	2.10	0.74
1:B:254:GLU:HA	1:B:305:ASP:HB2	1.68	0.74
1:F:530:VAL:O	1:G:59:LEU:CD2	2.35	0.74
1:G:89:LEU:HD21	1:G:108:VAL:HG23	1.68	0.74
1:F:89:LEU:HD21	1:F:108:VAL:HG23	1.68	0.74
1:G:299:ILE:H	1:G:299:ILE:HD13	1.53	0.74
1:B:248:LEU:HD11	1:B:331:LEU:HD22	1.69	0.74
1:F:299:ILE:H	1:F:299:ILE:HD13	1.53	0.74
1:I:280:GLU:HG2	1:I:284:LYS:HE3	1.69	0.74
1:C:254:GLU:HA	1:C:305:ASP:HB2	1.68	0.73

Continued on next page...

Continued from previous page...

Atom-1	Atom-2	Interatomic distance (Å)	Clash overlap (Å)
1:G:424:GLU:OE2	1:G:477:HIS:HD2	1.71	0.73
1:H:432:TYR:CE2	1:H:436:VAL:HG12	2.22	0.73
1:I:424:GLU:OE2	1:I:477:HIS:HD2	1.71	0.73
1:A:432:TYR:CE2	1:A:436:VAL:HG12	2.22	0.73
1:E:525:ARG:CG	1:F:56:ASP:OD2	2.36	0.73
1:G:248:LEU:HD11	1:G:331:LEU:HD22	1.69	0.73
1:G:280:GLU:HG2	1:G:284:LYS:HE3	1.69	0.73
1:A:401:ALA:O	1:A:405:VAL:HG23	1.89	0.73
1:B:432:TYR:CE2	1:B:436:VAL:HG12	2.22	0.73
1:D:209:ILE:HB	1:D:399:ARG:HH22	1.53	0.73
1:D:280:GLU:HG2	1:D:284:LYS:HE3	1.69	0.73
1:G:81:LEU:H	1:G:81:LEU:HD12	1.52	0.73
1:E:60:VAL:CG2	1:E:66:ILE:HG22	2.12	0.73
1:F:153:VAL:HG23	1:F:160:LEU:HD23	1.70	0.73
1:C:81:LEU:HD12	1:C:81:LEU:H	1.53	0.73
1:C:424:GLU:OE2	1:C:477:HIS:HD2	1.71	0.73
1:D:299:ILE:H	1:D:299:ILE:HD13	1.53	0.73
1:E:424:GLU:OE2	1:E:477:HIS:HD2	1.71	0.73
1:F:424:GLU:OE2	1:F:477:HIS:HD2	1.71	0.73
1:G:432:TYR:CE2	1:G:436:VAL:HG12	2.22	0.73
1:I:401:ALA:O	1:I:405:VAL:HG23	1.88	0.73
1:C:264:ILE:HG13	1:C:265:ARG:N	2.02	0.73
1:D:248:LEU:HD11	1:D:331:LEU:HD22	1.69	0.73
1:E:153:VAL:HG23	1:E:160:LEU:HD23	1.70	0.73
1:F:254:GLU:HA	1:F:305:ASP:HB2	1.68	0.73
1:I:248:LEU:HD11	1:I:331:LEU:HD22	1.69	0.73
1:B:424:GLU:OE2	1:B:477:HIS:HD2	1.71	0.73
1:C:280:GLU:HG2	1:C:284:LYS:HE3	1.69	0.73
1:D:424:GLU:OE2	1:D:477:HIS:HD2	1.72	0.73
1:E:209:ILE:HB	1:E:399:ARG:HH22	1.53	0.73
1:E:280:GLU:HG2	1:E:284:LYS:HE3	1.69	0.73
1:F:209:ILE:HB	1:F:399:ARG:HH22	1.53	0.73
1:G:401:ALA:O	1:G:405:VAL:HG23	1.88	0.73
1:H:401:ALA:O	1:H:405:VAL:HG23	1.88	0.73
1:C:153:VAL:HG23	1:C:160:LEU:HD23	1.70	0.73
1:D:254:GLU:HA	1:D:305:ASP:HB2	1.68	0.73
1:F:452:GLU:O	1:F:455:VAL:HG22	1.89	0.73
1:I:81:LEU:H	1:I:81:LEU:HD12	1.52	0.73
1:A:81:LEU:H	1:A:81:LEU:HD12	1.52	0.73
1:B:452:GLU:O	1:B:455:VAL:HG22	1.89	0.73
1:G:209:ILE:HB	1:G:399:ARG:HH22	1.54	0.73

Continued on next page...

Continued from previous page...

Atom-1	Atom-2	Interatomic distance (Å)	Clash overlap (Å)
1:I:89:LEU:HD21	1:I:108:VAL:HG23	1.68	0.73
1:C:299:ILE:HD13	1:C:299:ILE:H	1.53	0.72
1:D:401:ALA:O	1:D:405:VAL:HG23	1.89	0.72
1:H:209:ILE:HB	1:H:399:ARG:HH22	1.54	0.72
1:I:299:ILE:H	1:I:299:ILE:HD13	1.53	0.72
1:C:89:LEU:HD21	1:C:108:VAL:HG23	1.68	0.72
1:G:153:VAL:HG23	1:G:160:LEU:HD23	1.70	0.72
1:B:280:GLU:HG2	1:B:284:LYS:HE3	1.69	0.72
1:C:209:ILE:HB	1:C:399:ARG:HH22	1.53	0.72
1:E:299:ILE:HD13	1:E:299:ILE:H	1.53	0.72
1:E:527:ASP:HB3	1:F:57:LYS:HZ2	1.53	0.72
1:H:415:ILE:HD12	1:H:506:ALA:HA	1.72	0.72
1:C:415:ILE:HD12	1:C:506:ALA:HA	1.72	0.72
1:H:452:GLU:O	1:H:455:VAL:HG22	1.89	0.72
1:I:452:GLU:O	1:I:455:VAL:HG22	1.89	0.72
1:A:424:GLU:OE2	1:A:477:HIS:HD2	1.72	0.72
1:A:452:GLU:O	1:A:455:VAL:HG22	1.89	0.72
1:F:81:LEU:H	1:F:81:LEU:HD12	1.52	0.72
1:F:401:ALA:O	1:F:405:VAL:HG23	1.88	0.72
1:A:153:VAL:HG23	1:A:160:LEU:HD23	1.70	0.72
1:B:153:VAL:HG23	1:B:160:LEU:HD23	1.70	0.72
1:H:248:LEU:HD11	1:H:331:LEU:HD22	1.69	0.72
1:H:299:ILE:HD13	1:H:299:ILE:H	1.53	0.72
1:B:209:ILE:HB	1:B:399:ARG:HH22	1.54	0.72
1:F:248:LEU:HD11	1:F:331:LEU:HD22	1.69	0.72
1:F:531:SER:HB2	1:G:60:VAL:O	1.90	0.72
1:C:401:ALA:O	1:C:405:VAL:HG23	1.88	0.72
1:H:38:ALA:O	1:H:41:ALA:HB3	1.90	0.72
1:H:153:VAL:HG23	1:H:160:LEU:HD23	1.70	0.72
1:H:280:GLU:HG2	1:H:284:LYS:HE3	1.69	0.72
1:I:60:VAL:CG2	1:I:66:ILE:HG22	2.12	0.72
1:I:209:ILE:HB	1:I:399:ARG:HH22	1.54	0.72
1:C:38:ALA:O	1:C:41:ALA:HB3	1.90	0.72
1:D:415:ILE:HD12	1:D:506:ALA:HA	1.72	0.72
1:E:401:ALA:O	1:E:405:VAL:HG23	1.89	0.72
1:F:415:ILE:HD12	1:F:506:ALA:HA	1.72	0.71
1:H:264:ILE:HG13	1:H:265:ARG:N	2.03	0.71
1:B:401:ALA:O	1:B:405:VAL:HG23	1.88	0.71
1:G:415:ILE:HD12	1:G:506:ALA:HA	1.72	0.71
1:A:38:ALA:O	1:A:41:ALA:HB3	1.90	0.71
1:B:38:ALA:O	1:B:41:ALA:HB3	1.90	0.71

Continued on next page...

Continued from previous page...

Atom-1	Atom-2	Interatomic distance (Å)	Clash overlap (Å)
1:D:153:VAL:HG23	1:D:160:LEU:HD23	1.70	0.71
1:I:153:VAL:HG23	1:I:160:LEU:HD23	1.70	0.71
1:B:299:ILE:HD13	1:B:299:ILE:H	1.53	0.71
1:A:209:ILE:HB	1:A:399:ARG:HH22	1.54	0.71
1:B:415:ILE:HD12	1:B:506:ALA:HA	1.72	0.71
1:D:452:GLU:O	1:D:455:VAL:HG22	1.89	0.71
1:E:38:ALA:O	1:E:41:ALA:HB3	1.90	0.71
1:G:38:ALA:O	1:G:41:ALA:HB3	1.90	0.71
1:D:38:ALA:O	1:D:41:ALA:HB3	1.90	0.71
1:E:529:VAL:HG12	1:F:58:MET:HB3	1.72	0.71
1:I:38:ALA:O	1:I:41:ALA:HB3	1.90	0.71
1:D:264:ILE:HG13	1:D:265:ARG:N	2.02	0.71
1:E:415:ILE:HD12	1:E:506:ALA:HA	1.72	0.71
1:G:60:VAL:CG2	1:G:66:ILE:HG22	2.12	0.71
1:G:452:GLU:O	1:G:455:VAL:HG22	1.89	0.71
1:I:415:ILE:HD12	1:I:506:ALA:HA	1.72	0.71
1:C:452:GLU:O	1:C:455:VAL:HG22	1.89	0.71
1:E:452:GLU:O	1:E:455:VAL:HG22	1.89	0.71
1:F:264:ILE:HG13	1:F:265:ARG:N	2.03	0.71
1:D:529:VAL:HG12	1:E:58:MET:CB	2.19	0.71
1:F:469:LEU:HB3	1:F:487:ILE:HD13	1.73	0.70
1:B:60:VAL:CG2	1:B:66:ILE:HG22	2.12	0.70
1:F:38:ALA:O	1:F:41:ALA:HB3	1.90	0.70
1:B:264:ILE:HG13	1:B:265:ARG:N	2.03	0.70
1:D:259:GLU:C	1:D:259:GLU:OE1	2.30	0.70
1:G:469:LEU:HB3	1:G:487:ILE:HD13	1.73	0.70
1:A:415:ILE:HD12	1:A:506:ALA:HA	1.72	0.70
1:B:259:GLU:C	1:B:259:GLU:OE1	2.30	0.70
1:C:469:LEU:HB3	1:C:487:ILE:HD13	1.73	0.70
1:H:259:GLU:C	1:H:259:GLU:OE1	2.30	0.70
1:A:259:GLU:OE1	1:A:259:GLU:C	2.30	0.70
1:E:264:ILE:HG13	1:E:265:ARG:N	2.02	0.70
1:F:259:GLU:OE1	1:F:259:GLU:C	2.30	0.70
1:H:424:GLU:OE2	1:H:477:HIS:HD2	1.71	0.70
1:A:425:ILE:O	1:A:429:LEU:HB2	1.92	0.70
1:C:259:GLU:C	1:C:259:GLU:OE1	2.30	0.70
1:E:259:GLU:C	1:E:259:GLU:OE1	2.30	0.70
1:I:107:ALA:O	1:I:111:SER:HB2	1.92	0.70
1:A:469:LEU:HB3	1:A:487:ILE:HD13	1.73	0.70
1:B:425:ILE:O	1:B:429:LEU:HB2	1.92	0.70
1:D:398:LEU:O	1:D:402:LEU:HG	1.92	0.70

Continued on next page...

Continued from previous page...

Atom-1	Atom-2	Interatomic distance (Å)	Clash overlap (Å)
1:F:107:ALA:O	1:F:111:SER:HB2	1.92	0.69
1:G:83:HIS:CG	1:G:84:PRO:HD2	2.27	0.69
1:H:469:LEU:HB3	1:H:487:ILE:HD13	1.73	0.69
1:H:475:SER:O	1:H:478:GLU:HG2	1.92	0.69
1:A:264:ILE:HG13	1:A:265:ARG:N	2.03	0.69
1:B:83:HIS:CG	1:B:84:PRO:HD2	2.27	0.69
1:B:398:LEU:O	1:B:402:LEU:HG	1.92	0.69
1:E:264:ILE:HG13	1:E:265:ARG:O	1.92	0.69
1:E:469:LEU:HB3	1:E:487:ILE:HD13	1.73	0.69
1:F:83:HIS:CG	1:F:84:PRO:HD2	2.27	0.69
1:B:475:SER:O	1:B:478:GLU:HG2	1.93	0.69
1:F:398:LEU:O	1:F:402:LEU:HG	1.92	0.69
1:H:107:ALA:O	1:H:111:SER:HB2	1.92	0.69
1:B:107:ALA:O	1:B:111:SER:HB2	1.92	0.69
1:D:475:SER:O	1:D:478:GLU:HG2	1.92	0.69
1:G:220:THR:CG2	1:G:384:ARG:H	2.05	0.69
1:I:259:GLU:OE1	1:I:259:GLU:C	2.30	0.69
1:A:475:SER:O	1:A:478:GLU:HG2	1.92	0.69
1:C:475:SER:O	1:C:478:GLU:HG2	1.92	0.69
1:D:425:ILE:O	1:D:429:LEU:HB2	1.92	0.69
1:E:220:THR:CG2	1:E:384:ARG:H	2.05	0.69
1:E:470:LEU:O	1:E:474:ARG:HG2	1.93	0.69
1:F:475:SER:O	1:F:478:GLU:HG2	1.92	0.69
1:G:66:ILE:H	1:G:66:ILE:CD1	2.06	0.69
1:H:83:HIS:CG	1:H:84:PRO:HD2	2.27	0.69
1:B:220:THR:CG2	1:B:384:ARG:H	2.05	0.69
1:D:83:HIS:CG	1:D:84:PRO:HD2	2.27	0.69
1:D:470:LEU:O	1:D:474:ARG:HG2	1.93	0.69
1:H:398:LEU:O	1:H:402:LEU:HG	1.92	0.69
1:H:425:ILE:O	1:H:429:LEU:HB2	1.92	0.69
1:B:264:ILE:HG13	1:B:265:ARG:O	1.92	0.69
1:C:220:THR:CG2	1:C:384:ARG:H	2.05	0.69
1:C:398:LEU:O	1:C:402:LEU:HG	1.92	0.69
1:C:425:ILE:O	1:C:429:LEU:HB2	1.92	0.69
1:E:398:LEU:O	1:E:402:LEU:HG	1.92	0.69
1:E:425:ILE:O	1:E:429:LEU:HB2	1.92	0.69
1:F:470:LEU:O	1:F:474:ARG:HG2	1.93	0.69
1:G:259:GLU:C	1:G:259:GLU:OE1	2.30	0.69
1:I:398:LEU:O	1:I:402:LEU:HG	1.92	0.69
1:A:107:ALA:O	1:A:111:SER:HB2	1.92	0.69
1:A:398:LEU:O	1:A:402:LEU:HG	1.92	0.69

Continued on next page...

Continued from previous page...

Atom-1	Atom-2	Interatomic distance (Å)	Clash overlap (Å)
1:B:469:LEU:HB3	1:B:487:ILE:HD13	1.73	0.69
1:C:83:HIS:CG	1:C:84:PRO:HD2	2.27	0.69
1:C:107:ALA:O	1:C:111:SER:HB2	1.91	0.69
1:D:107:ALA:O	1:D:111:SER:HB2	1.92	0.69
1:D:264:ILE:HG13	1:D:265:ARG:O	1.92	0.69
1:D:469:LEU:HB3	1:D:487:ILE:HD13	1.73	0.69
1:E:107:ALA:O	1:E:111:SER:HB2	1.92	0.69
1:E:475:SER:O	1:E:478:GLU:HG2	1.92	0.69
1:G:264:ILE:HG13	1:G:265:ARG:O	1.92	0.69
1:G:470:LEU:O	1:G:474:ARG:HG2	1.93	0.69
1:G:475:SER:O	1:G:478:GLU:HG2	1.92	0.69
1:H:220:THR:CG2	1:H:384:ARG:H	2.05	0.69
1:I:220:THR:CG2	1:I:384:ARG:H	2.05	0.69
1:I:470:LEU:O	1:I:474:ARG:HG2	1.93	0.69
1:A:220:THR:CG2	1:A:384:ARG:H	2.05	0.69
1:E:83:HIS:CG	1:E:84:PRO:HD2	2.27	0.69
1:F:66:ILE:H	1:F:66:ILE:CD1	2.06	0.69
1:F:220:THR:CG2	1:F:384:ARG:H	2.05	0.69
1:G:264:ILE:HG13	1:G:265:ARG:N	2.02	0.69
1:I:475:SER:O	1:I:478:GLU:HG2	1.92	0.69
1:F:184:ILE:HD12	1:F:222:LEU:HD22	1.75	0.69
1:G:425:ILE:O	1:G:429:LEU:HB2	1.92	0.69
1:H:184:ILE:HD12	1:H:222:LEU:HD22	1.75	0.69
1:E:184:ILE:HD12	1:E:222:LEU:HD22	1.75	0.68
1:I:264:ILE:HG13	1:I:265:ARG:N	2.02	0.68
1:I:469:LEU:HB3	1:I:487:ILE:HD13	1.73	0.68
1:A:144:GLN:O	1:A:148:GLU:HG2	1.94	0.68
1:C:144:GLN:O	1:C:148:GLU:HG2	1.94	0.68
1:C:264:ILE:HG13	1:C:265:ARG:O	1.92	0.68
1:G:184:ILE:HD12	1:G:222:LEU:HD22	1.75	0.68
1:I:83:HIS:CG	1:I:84:PRO:HD2	2.28	0.68
1:I:184:ILE:HD12	1:I:222:LEU:HD22	1.75	0.68
1:A:83:HIS:CG	1:A:84:PRO:HD2	2.27	0.68
1:B:144:GLN:O	1:B:148:GLU:HG2	1.94	0.68
1:D:184:ILE:HD12	1:D:222:LEU:HD22	1.75	0.68
1:G:107:ALA:O	1:G:111:SER:HB2	1.92	0.68
1:I:425:ILE:O	1:I:429:LEU:HB2	1.92	0.68
1:A:184:ILE:HD12	1:A:222:LEU:HD22	1.75	0.68
1:A:264:ILE:HG13	1:A:265:ARG:O	1.92	0.68
1:B:184:ILE:HD12	1:B:222:LEU:HD22	1.75	0.68
1:B:470:LEU:O	1:B:474:ARG:HG2	1.93	0.68

Continued on next page...

Continued from previous page...

Atom-1	Atom-2	Interatomic distance (Å)	Clash overlap (Å)
1:A:470:LEU:O	1:A:474:ARG:HG2	1.93	0.68
1:D:91:GLN:NE2	1:E:387:LEU:HD21	2.09	0.68
1:D:144:GLN:O	1:D:148:GLU:HG2	1.94	0.68
1:E:162:ARG:NH1	1:E:162:ARG:HB2	2.09	0.68
1:F:264:ILE:HG13	1:F:265:ARG:O	1.92	0.68
1:F:425:ILE:O	1:F:429:LEU:HB2	1.92	0.68
1:A:66:ILE:H	1:A:66:ILE:CD1	2.06	0.68
1:C:470:LEU:O	1:C:474:ARG:HG2	1.93	0.68
1:D:217:ILE:HD11	1:D:390:LEU:HD21	1.76	0.68
1:D:220:THR:CG2	1:D:384:ARG:H	2.05	0.68
1:G:144:GLN:O	1:G:148:GLU:HG2	1.94	0.68
1:H:470:LEU:O	1:H:474:ARG:HG2	1.93	0.68
1:I:264:ILE:HG13	1:I:265:ARG:O	1.93	0.68
1:A:162:ARG:NH1	1:A:162:ARG:HB2	2.09	0.68
1:H:264:ILE:HG13	1:H:265:ARG:O	1.92	0.68
1:C:184:ILE:HD12	1:C:222:LEU:HD22	1.75	0.68
1:F:76:LEU:HD23	1:F:90:VAL:CG1	2.24	0.68
1:G:248:LEU:HD13	1:G:299:ILE:HD11	1.76	0.68
1:G:398:LEU:O	1:G:402:LEU:HG	1.92	0.68
1:I:144:GLN:O	1:I:148:GLU:HG2	1.94	0.68
1:E:255:VAL:HA	1:E:283:ILE:HD11	1.76	0.68
1:B:255:VAL:HA	1:B:283:ILE:HD11	1.76	0.68
1:C:529:VAL:HG12	1:D:58:MET:HB3	1.74	0.68
1:A:248:LEU:HD13	1:A:299:ILE:HD11	1.76	0.67
1:G:245:LYS:N	1:G:296:ASN:ND2	2.41	0.67
1:H:255:VAL:HA	1:H:283:ILE:HD11	1.76	0.67
1:I:217:ILE:HD11	1:I:390:LEU:HD21	1.76	0.67
1:A:208:GLN:HB3	1:A:380:SER:OG	1.94	0.67
1:C:162:ARG:NH1	1:C:162:ARG:HB2	2.09	0.67
1:F:144:GLN:O	1:F:148:GLU:HG2	1.94	0.67
1:I:208:GLN:HB3	1:I:380:SER:OG	1.94	0.67
1:C:76:LEU:HD23	1:C:90:VAL:CG1	2.24	0.67
1:E:144:GLN:O	1:E:148:GLU:HG2	1.94	0.67
1:E:208:GLN:HB3	1:E:380:SER:OG	1.94	0.67
1:G:208:GLN:HB3	1:G:380:SER:OG	1.94	0.67
1:H:76:LEU:HD23	1:H:90:VAL:CG1	2.24	0.67
1:I:162:ARG:HB2	1:I:162:ARG:NH1	2.09	0.67
1:B:76:LEU:HD23	1:B:90:VAL:CG1	2.24	0.67
1:E:76:LEU:HD23	1:E:90:VAL:CG1	2.24	0.67
1:B:208:GLN:HB3	1:B:380:SER:OG	1.94	0.67
1:E:525:ARG:HG3	1:F:56:ASP:HB2	1.76	0.67

Continued on next page...

Continued from previous page...

Atom-1	Atom-2	Interatomic distance (Å)	Clash overlap (Å)
1:F:162:ARG:HB2	1:F:162:ARG:NH1	2.09	0.67
1:G:162:ARG:NH1	1:G:162:ARG:HB2	2.09	0.67
1:G:232:VAL:HG13	1:G:359:GLU:OE2	1.95	0.67
1:H:144:GLN:O	1:H:148:GLU:HG2	1.94	0.67
1:I:255:VAL:HA	1:I:283:ILE:HD11	1.76	0.67
1:I:269:PRO:HA	1:I:272:MET:CG	2.25	0.67
1:B:305:ASP:O	1:B:309:GLN:HG3	1.95	0.67
1:C:208:GLN:HB3	1:C:380:SER:OG	1.94	0.67
1:D:66:ILE:H	1:D:66:ILE:CD1	2.06	0.67
1:E:305:ASP:O	1:E:309:GLN:HG3	1.95	0.67
1:F:208:GLN:HB3	1:F:380:SER:OG	1.94	0.67
1:H:471:MET:SD	1:H:474:ARG:HD3	2.35	0.67
1:A:76:LEU:HD23	1:A:90:VAL:CG1	2.24	0.67
1:D:76:LEU:HD23	1:D:90:VAL:CG1	2.24	0.67
1:D:162:ARG:NH1	1:D:162:ARG:HB2	2.09	0.67
1:F:217:ILE:HD11	1:F:390:LEU:HD21	1.76	0.67
1:H:248:LEU:HD13	1:H:299:ILE:HD11	1.76	0.67
1:I:66:ILE:H	1:I:66:ILE:CD1	2.06	0.67
1:B:162:ARG:NH1	1:B:162:ARG:HB2	2.09	0.67
1:C:471:MET:SD	1:C:474:ARG:HD3	2.35	0.67
1:D:208:GLN:HB3	1:D:380:SER:OG	1.94	0.67
1:D:248:LEU:HD13	1:D:299:ILE:HD11	1.76	0.67
1:E:248:LEU:HD13	1:E:299:ILE:HD11	1.76	0.67
1:E:269:PRO:HA	1:E:272:MET:CG	2.25	0.67
1:G:305:ASP:O	1:G:309:GLN:HG3	1.95	0.67
1:I:305:ASP:O	1:I:309:GLN:HG3	1.95	0.67
1:C:305:ASP:O	1:C:309:GLN:HG3	1.95	0.67
1:D:232:VAL:HG13	1:D:359:GLU:OE2	1.95	0.67
1:E:232:VAL:HG13	1:E:359:GLU:OE2	1.95	0.67
1:H:305:ASP:O	1:H:309:GLN:HG3	1.95	0.67
1:I:471:MET:SD	1:I:474:ARG:HD3	2.35	0.67
1:A:232:VAL:HG13	1:A:359:GLU:OE2	1.95	0.67
1:B:217:ILE:HD11	1:B:390:LEU:HD21	1.76	0.67
1:B:471:MET:SD	1:B:474:ARG:HD3	2.35	0.67
1:D:255:VAL:HA	1:D:283:ILE:HD11	1.76	0.67
1:D:525:ARG:HG2	1:D:525:ARG:HH11	1.60	0.67
1:G:217:ILE:HD11	1:G:390:LEU:HD21	1.76	0.67
1:G:471:MET:SD	1:G:474:ARG:HD3	2.35	0.67
1:H:162:ARG:NH1	1:H:162:ARG:HB2	2.09	0.67
1:H:217:ILE:HD11	1:H:390:LEU:HD21	1.76	0.67
1:A:479:ASN:HB2	1:A:482:ASN:OD1	1.96	0.66

Continued on next page...

Continued from previous page...

Atom-1	Atom-2	Interatomic distance (Å)	Clash overlap (Å)
1:B:269:PRO:HA	1:B:272:MET:CG	2.25	0.66
1:E:66:ILE:H	1:E:66:ILE:CD1	2.06	0.66
1:F:232:VAL:HG13	1:F:359:GLU:OE2	1.95	0.66
1:F:255:VAL:HA	1:F:283:ILE:HD11	1.76	0.66
1:F:471:MET:SD	1:F:474:ARG:HD3	2.35	0.66
1:I:232:VAL:HG13	1:I:359:GLU:OE2	1.95	0.66
1:B:232:VAL:HG13	1:B:359:GLU:OE2	1.95	0.66
1:B:331:LEU:O	1:B:331:LEU:HD23	1.96	0.66
1:C:479:ASN:HB2	1:C:482:ASN:OD1	1.96	0.66
1:H:331:LEU:O	1:H:331:LEU:HD23	1.96	0.66
1:A:525:ARG:HH11	1:A:525:ARG:HG2	1.61	0.66
1:D:479:ASN:HB2	1:D:482:ASN:OD1	1.96	0.66
1:E:217:ILE:HD11	1:E:390:LEU:HD21	1.76	0.66
1:E:331:LEU:O	1:E:331:LEU:HD23	1.96	0.66
1:F:305:ASP:O	1:F:309:GLN:HG3	1.95	0.66
1:A:471:MET:SD	1:A:474:ARG:HD3	2.35	0.66
1:B:248:LEU:HD13	1:B:299:ILE:HD11	1.76	0.66
1:F:479:ASN:HB2	1:F:482:ASN:OD1	1.96	0.66
1:H:232:VAL:HG13	1:H:359:GLU:OE2	1.95	0.66
1:A:269:PRO:HA	1:A:272:MET:CG	2.25	0.66
1:C:255:VAL:HA	1:C:283:ILE:HD11	1.76	0.66
1:E:471:MET:SD	1:E:474:ARG:HD3	2.35	0.66
1:H:423:ILE:HG21	1:H:473:LEU:HD12	1.78	0.66
1:A:245:LYS:N	1:A:296:ASN:ND2	2.41	0.66
1:A:305:ASP:O	1:A:309:GLN:HG3	1.95	0.66
1:C:232:VAL:HG13	1:C:359:GLU:OE2	1.95	0.66
1:F:423:ILE:HG21	1:F:473:LEU:HD12	1.78	0.66
1:G:415:ILE:HG13	1:G:421:VAL:HG21	1.78	0.66
1:H:208:GLN:HB3	1:H:380:SER:OG	1.94	0.66
1:I:76:LEU:HD23	1:I:90:VAL:CG1	2.24	0.66
1:B:88:LEU:HD22	1:C:58:MET:HE1	1.78	0.66
1:B:415:ILE:HG13	1:B:421:VAL:HG21	1.78	0.66
1:D:471:MET:SD	1:D:474:ARG:HD3	2.35	0.66
1:E:525:ARG:HG2	1:F:56:ASP:OD2	1.95	0.66
1:E:526:ILE:HA	1:F:56:ASP:O	1.96	0.66
1:F:231:GLU:HG3	1:F:366:LYS:HZ2	1.60	0.66
1:G:76:LEU:HD23	1:G:90:VAL:CG1	2.24	0.66
1:G:210:VAL:HG23	1:G:382:LEU:CD1	2.26	0.66
1:I:210:VAL:HG23	1:I:382:LEU:CD1	2.26	0.66
1:I:525:ARG:HH11	1:I:525:ARG:HG2	1.60	0.66
1:A:217:ILE:HD11	1:A:390:LEU:HD21	1.76	0.66

Continued on next page...

Continued from previous page...

Atom-1	Atom-2	Interatomic distance (Å)	Clash overlap (Å)
1:A:255:VAL:HA	1:A:283:ILE:HD11	1.76	0.66
1:C:248:LEU:HD13	1:C:299:ILE:HD11	1.76	0.66
1:H:220:THR:HG22	1:H:384:ARG:H	1.61	0.66
1:H:269:PRO:HA	1:H:272:MET:CG	2.25	0.66
1:I:331:LEU:HD23	1:I:331:LEU:O	1.96	0.66
1:I:415:ILE:HG13	1:I:421:VAL:HG21	1.78	0.66
1:B:220:THR:HG22	1:B:384:ARG:H	1.61	0.66
1:B:479:ASN:HB2	1:B:482:ASN:OD1	1.96	0.66
1:F:127:HIS:CD2	1:F:129:THR:HB	2.31	0.66
1:G:479:ASN:HB2	1:G:482:ASN:OD1	1.96	0.66
1:C:210:VAL:HG23	1:C:382:LEU:CD1	2.26	0.66
1:E:415:ILE:HG13	1:E:421:VAL:HG21	1.78	0.66
1:C:423:ILE:HG21	1:C:473:LEU:HD12	1.78	0.65
1:D:210:VAL:HG23	1:D:382:LEU:CD1	2.26	0.65
1:E:46:LEU:HD12	1:E:46:LEU:N	2.12	0.65
1:E:245:LYS:N	1:E:296:ASN:ND2	2.41	0.65
1:E:525:ARG:HG2	1:E:525:ARG:HH11	1.61	0.65
1:F:269:PRO:HA	1:F:272:MET:CG	2.25	0.65
1:G:525:ARG:HG2	1:G:525:ARG:HH11	1.60	0.65
1:H:127:HIS:CD2	1:H:129:THR:HB	2.31	0.65
1:H:210:VAL:HG23	1:H:382:LEU:CD1	2.26	0.65
1:I:423:ILE:HG21	1:I:473:LEU:HD12	1.78	0.65
1:A:415:ILE:HG13	1:A:421:VAL:HG21	1.78	0.65
1:B:127:HIS:CD2	1:B:129:THR:HB	2.31	0.65
1:B:128:PRO:O	1:B:132:ILE:HG12	1.96	0.65
1:C:127:HIS:CD2	1:C:129:THR:HB	2.31	0.65
1:C:217:ILE:HD11	1:C:390:LEU:HD21	1.76	0.65
1:D:127:HIS:CD2	1:D:129:THR:HB	2.31	0.65
1:D:269:PRO:HA	1:D:272:MET:CG	2.25	0.65
1:D:305:ASP:O	1:D:309:GLN:HG3	1.95	0.65
1:D:331:LEU:O	1:D:331:LEU:HD23	1.96	0.65
1:D:473:LEU:O	1:D:476:THR:HG22	1.97	0.65
1:F:248:LEU:HD13	1:F:299:ILE:HD11	1.76	0.65
1:H:415:ILE:HG13	1:H:421:VAL:HG21	1.78	0.65
1:I:127:HIS:CD2	1:I:129:THR:HB	2.31	0.65
1:A:220:THR:HG22	1:A:384:ARG:H	1.61	0.65
1:A:455:VAL:O	1:A:459:ILE:HG12	1.97	0.65
1:D:423:ILE:HG21	1:D:473:LEU:HD12	1.78	0.65
1:D:455:VAL:O	1:D:459:ILE:HG12	1.96	0.65
1:E:479:ASN:HB2	1:E:482:ASN:OD1	1.96	0.65
1:F:473:LEU:O	1:F:476:THR:HG22	1.97	0.65

Continued on next page...

Continued from previous page...

Atom-1	Atom-2	Interatomic distance (Å)	Clash overlap (Å)
1:G:255:VAL:HA	1:G:283:ILE:HD11	1.76	0.65
1:G:269:PRO:HA	1:G:272:MET:CG	2.25	0.65
1:I:248:LEU:HD13	1:I:299:ILE:HD11	1.76	0.65
1:C:128:PRO:O	1:C:132:ILE:HG12	1.96	0.65
1:G:46:LEU:HD12	1:G:46:LEU:N	2.12	0.65
1:H:46:LEU:N	1:H:46:LEU:HD12	2.12	0.65
1:H:169:LEU:HD12	1:H:170:SER:N	2.12	0.65
1:H:455:VAL:O	1:H:459:ILE:HG12	1.97	0.65
1:I:128:PRO:O	1:I:132:ILE:HG12	1.96	0.65
1:I:455:VAL:O	1:I:459:ILE:HG12	1.97	0.65
1:B:210:VAL:HG23	1:B:382:LEU:CD1	2.26	0.65
1:B:525:ARG:HG2	1:B:525:ARG:HH11	1.61	0.65
1:E:210:VAL:HG23	1:E:382:LEU:CD1	2.26	0.65
1:G:331:LEU:O	1:G:331:LEU:HD23	1.96	0.65
1:I:46:LEU:N	1:I:46:LEU:HD12	2.12	0.65
1:A:423:ILE:HG21	1:A:473:LEU:HD12	1.78	0.65
1:B:46:LEU:HD12	1:B:46:LEU:N	2.12	0.65
1:B:259:GLU:OE1	1:B:260:LEU:N	2.30	0.65
1:C:46:LEU:N	1:C:46:LEU:HD12	2.12	0.65
1:D:128:PRO:O	1:D:132:ILE:HG12	1.97	0.65
1:E:128:PRO:O	1:E:132:ILE:HG12	1.97	0.65
1:F:220:THR:HG22	1:F:384:ARG:H	1.61	0.65
1:I:169:LEU:HD12	1:I:170:SER:N	2.12	0.65
1:A:121:LEU:O	1:A:126:VAL:HG22	1.97	0.65
1:A:127:HIS:CD2	1:A:129:THR:HB	2.31	0.65
1:A:473:LEU:O	1:A:476:THR:HG22	1.97	0.65
1:B:231:GLU:HG3	1:B:366:LYS:HZ2	1.62	0.65
1:D:46:LEU:HD12	1:D:46:LEU:N	2.12	0.65
1:D:245:LYS:N	1:D:296:ASN:ND2	2.41	0.65
1:F:455:VAL:O	1:F:459:ILE:HG12	1.97	0.65
1:A:210:VAL:HG23	1:A:382:LEU:CD1	2.26	0.65
1:B:473:LEU:O	1:B:476:THR:HG22	1.97	0.65
1:C:66:ILE:H	1:C:66:ILE:CD1	2.06	0.65
1:C:455:VAL:O	1:C:459:ILE:HG12	1.96	0.65
1:D:88:LEU:CD1	1:E:389:ARG:HH12	2.09	0.65
1:D:91:GLN:HE21	1:E:387:LEU:HD21	1.62	0.65
1:F:331:LEU:HD23	1:F:331:LEU:O	1.96	0.65
1:F:415:ILE:HG13	1:F:421:VAL:HG21	1.78	0.65
1:G:455:VAL:O	1:G:459:ILE:HG12	1.97	0.65
1:H:128:PRO:O	1:H:132:ILE:HG12	1.96	0.65
1:H:479:ASN:HB2	1:H:482:ASN:OD1	1.96	0.65

Continued on next page...

Continued from previous page...

Atom-1	Atom-2	Interatomic distance (Å)	Clash overlap (Å)
1:I:121:LEU:O	1:I:126:VAL:HG22	1.97	0.65
1:I:473:LEU:O	1:I:476:THR:HG22	1.97	0.65
1:A:331:LEU:HD23	1:A:331:LEU:O	1.96	0.65
1:C:220:THR:HG22	1:C:384:ARG:H	1.61	0.65
1:C:331:LEU:HD23	1:C:331:LEU:O	1.96	0.65
1:E:121:LEU:O	1:E:126:VAL:HG22	1.97	0.65
1:E:423:ILE:HG21	1:E:473:LEU:HD12	1.78	0.65
1:F:210:VAL:HG23	1:F:382:LEU:CD1	2.26	0.65
1:G:423:ILE:HG21	1:G:473:LEU:HD12	1.78	0.65
1:A:128:PRO:O	1:A:132:ILE:HG12	1.96	0.65
1:D:121:LEU:O	1:D:126:VAL:HG22	1.97	0.65
1:E:127:HIS:CD2	1:E:129:THR:HB	2.31	0.65
1:G:169:LEU:HD12	1:G:170:SER:N	2.12	0.65
1:G:260:LEU:HD12	1:G:260:LEU:C	2.17	0.65
1:G:473:LEU:O	1:G:476:THR:HG22	1.97	0.65
1:B:121:LEU:O	1:B:126:VAL:HG22	1.97	0.64
1:B:455:VAL:O	1:B:459:ILE:HG12	1.97	0.64
1:C:415:ILE:HG13	1:C:421:VAL:HG21	1.78	0.64
1:C:473:LEU:O	1:C:476:THR:HG22	1.97	0.64
1:D:259:GLU:OE1	1:D:260:LEU:N	2.30	0.64
1:F:128:PRO:O	1:F:132:ILE:HG12	1.96	0.64
1:F:169:LEU:HD12	1:F:170:SER:N	2.12	0.64
1:H:121:LEU:O	1:H:126:VAL:HG22	1.97	0.64
1:I:479:ASN:HB2	1:I:482:ASN:OD1	1.96	0.64
1:A:149:LEU:O	1:A:149:LEU:HD23	1.98	0.64
1:A:169:LEU:HD12	1:A:170:SER:N	2.12	0.64
1:C:269:PRO:HA	1:C:272:MET:CG	2.25	0.64
1:D:169:LEU:HD12	1:D:170:SER:N	2.12	0.64
1:I:259:GLU:OE1	1:I:260:LEU:N	2.30	0.64
1:B:245:LYS:N	1:B:296:ASN:ND2	2.41	0.64
1:C:260:LEU:HD12	1:C:260:LEU:C	2.17	0.64
1:C:525:ARG:HG2	1:C:525:ARG:HH11	1.60	0.64
1:E:259:GLU:OE1	1:E:260:LEU:N	2.30	0.64
1:F:525:ARG:HG2	1:F:525:ARG:HH11	1.61	0.64
1:G:128:PRO:O	1:G:132:ILE:HG12	1.96	0.64
1:H:473:LEU:O	1:H:476:THR:HG22	1.97	0.64
1:A:46:LEU:HD12	1:A:46:LEU:N	2.12	0.64
1:B:149:LEU:HD23	1:B:149:LEU:O	1.98	0.64
1:E:169:LEU:HD12	1:E:170:SER:N	2.12	0.64
1:E:473:LEU:O	1:E:476:THR:HG22	1.97	0.64
1:F:46:LEU:N	1:F:46:LEU:HD12	2.12	0.64

Continued on next page...

Continued from previous page...

Atom-1	Atom-2	Interatomic distance (Å)	Clash overlap (Å)
1:H:525:ARG:HG2	1:H:525:ARG:HH11	1.61	0.64
1:A:259:GLU:OE1	1:A:260:LEU:N	2.30	0.64
1:B:423:ILE:HG21	1:B:473:LEU:HD12	1.78	0.64
1:C:121:LEU:O	1:C:126:VAL:HG22	1.97	0.64
1:C:169:LEU:HD12	1:C:170:SER:N	2.12	0.64
1:F:245:LYS:N	1:F:296:ASN:ND2	2.41	0.64
1:C:259:GLU:OE1	1:C:260:LEU:N	2.30	0.64
1:D:149:LEU:O	1:D:149:LEU:HD23	1.98	0.64
1:E:149:LEU:HD23	1:E:149:LEU:O	1.98	0.64
1:F:259:GLU:OE1	1:F:260:LEU:N	2.30	0.64
1:G:127:HIS:CD2	1:G:129:THR:HB	2.31	0.64
1:I:220:THR:HG22	1:I:384:ARG:H	1.61	0.64
1:A:231:GLU:HG3	1:A:366:LYS:HZ2	1.63	0.64
1:F:260:LEU:HD12	1:F:260:LEU:C	2.17	0.64
1:G:259:GLU:OE1	1:G:260:LEU:N	2.30	0.64
1:B:66:ILE:H	1:B:66:ILE:CD1	2.06	0.64
1:G:110:PHE:CE2	1:G:451:LEU:HG	2.33	0.64
1:H:66:ILE:H	1:H:66:ILE:CD1	2.06	0.64
1:B:169:LEU:HD12	1:B:170:SER:N	2.12	0.64
1:C:110:PHE:CE2	1:C:451:LEU:HG	2.33	0.64
1:G:220:THR:HG22	1:G:384:ARG:H	1.61	0.64
1:E:455:VAL:O	1:E:459:ILE:HG12	1.97	0.64
1:F:121:LEU:O	1:F:126:VAL:HG22	1.97	0.64
1:A:527:ASP:HB2	1:B:55:MET:HG3	1.80	0.63
1:G:155:ILE:HG21	1:G:200:TRP:CH2	2.34	0.63
1:D:284:LYS:HD3	1:D:311:TYR:HE2	1.64	0.63
1:D:415:ILE:HG13	1:D:421:VAL:HG21	1.78	0.63
1:E:527:ASP:HB3	1:F:57:LYS:NZ	2.13	0.63
1:G:149:LEU:HD23	1:G:149:LEU:O	1.98	0.63
1:C:149:LEU:O	1:C:149:LEU:HD23	1.98	0.63
1:C:245:LYS:N	1:C:296:ASN:ND2	2.41	0.63
1:C:284:LYS:HD3	1:C:311:TYR:HE2	1.64	0.63
1:F:110:PHE:CE2	1:F:451:LEU:HG	2.33	0.63
1:F:266:ILE:HG21	1:F:272:MET:SD	2.39	0.63
1:H:408:VAL:HG22	1:H:505:PRO:HG3	1.81	0.63
1:I:155:ILE:HG21	1:I:200:TRP:CH2	2.34	0.63
1:F:149:LEU:O	1:F:149:LEU:HD23	1.98	0.63
1:A:389:ARG:HH12	1:I:88:LEU:HD11	1.63	0.63
1:D:220:THR:HG22	1:D:384:ARG:H	1.61	0.63
1:H:259:GLU:OE1	1:H:260:LEU:N	2.30	0.63
1:I:110:PHE:CE2	1:I:451:LEU:HG	2.33	0.63

Continued on next page...

Continued from previous page...

Atom-1	Atom-2	Interatomic distance (Å)	Clash overlap (Å)
1:A:284:LYS:HD3	1:A:311:TYR:HE2	1.64	0.63
1:C:266:ILE:HG21	1:C:272:MET:SD	2.39	0.63
1:F:155:ILE:HG21	1:F:200:TRP:CH2	2.34	0.63
1:G:121:LEU:O	1:G:126:VAL:HG22	1.97	0.63
1:G:210:VAL:HG23	1:G:382:LEU:HD13	1.81	0.63
1:H:149:LEU:HD23	1:H:149:LEU:O	1.98	0.63
1:I:110:PHE:HE2	1:I:451:LEU:HG	1.64	0.63
1:I:149:LEU:O	1:I:149:LEU:HD23	1.98	0.63
1:B:110:PHE:CE2	1:B:451:LEU:HG	2.33	0.63
1:B:430:ARG:HG2	1:B:430:ARG:HH11	1.64	0.63
1:D:110:PHE:CE2	1:D:451:LEU:HG	2.33	0.63
1:E:110:PHE:CE2	1:E:451:LEU:HG	2.33	0.63
1:G:408:VAL:HG22	1:G:505:PRO:HG3	1.81	0.63
1:H:110:PHE:HE2	1:H:451:LEU:HG	1.64	0.63
1:I:266:ILE:HG21	1:I:272:MET:SD	2.39	0.63
1:B:266:ILE:HG21	1:B:272:MET:SD	2.39	0.63
1:E:110:PHE:HE2	1:E:451:LEU:HG	1.64	0.63
1:G:284:LYS:HD3	1:G:311:TYR:HE2	1.64	0.63
1:H:210:VAL:HG23	1:H:382:LEU:HD13	1.81	0.63
1:I:408:VAL:HG22	1:I:505:PRO:HG3	1.81	0.63
1:A:408:VAL:HG22	1:A:505:PRO:HG3	1.81	0.63
1:B:155:ILE:HG21	1:B:200:TRP:CH2	2.34	0.63
1:B:260:LEU:HD12	1:B:260:LEU:C	2.17	0.63
1:C:210:VAL:HG23	1:C:382:LEU:HD13	1.81	0.63
1:D:210:VAL:HG23	1:D:382:LEU:HD13	1.81	0.63
1:A:110:PHE:CE2	1:A:451:LEU:HG	2.33	0.62
1:D:155:ILE:HG21	1:D:200:TRP:CH2	2.34	0.62
1:E:155:ILE:HG21	1:E:200:TRP:CH2	2.34	0.62
1:E:266:ILE:HG21	1:E:272:MET:SD	2.39	0.62
1:G:266:ILE:HG21	1:G:272:MET:SD	2.39	0.62
1:C:155:ILE:HG21	1:C:200:TRP:CH2	2.34	0.62
1:D:110:PHE:HE2	1:D:451:LEU:HG	1.64	0.62
1:D:231:GLU:HG3	1:D:366:LYS:HZ2	1.64	0.62
1:D:408:VAL:HG22	1:D:505:PRO:HG3	1.81	0.62
1:F:129:THR:HG23	1:G:53:ARG:HH12	1.63	0.62
1:H:245:LYS:N	1:H:296:ASN:ND2	2.41	0.62
1:H:430:ARG:HG2	1:H:430:ARG:HH11	1.64	0.62
1:I:210:VAL:HG23	1:I:382:LEU:HD13	1.81	0.62
1:A:266:ILE:HG21	1:A:272:MET:SD	2.39	0.62
1:F:430:ARG:HG2	1:F:430:ARG:HH11	1.64	0.62
1:G:231:GLU:HG3	1:G:366:LYS:HZ2	1.64	0.62

Continued on next page...

Continued from previous page...

Atom-1	Atom-2	Interatomic distance (Å)	Clash overlap (Å)
1:H:110:PHE:CE2	1:H:451:LEU:HG	2.33	0.62
1:I:284:LYS:HD3	1:I:311:TYR:HE2	1.64	0.62
1:I:430:ARG:HG2	1:I:430:ARG:HH11	1.64	0.62
1:B:210:VAL:HG23	1:B:382:LEU:HD13	1.81	0.62
1:B:260:LEU:HD12	1:B:261:ASP:CA	2.29	0.62
1:B:260:LEU:HD11	1:B:261:ASP:OD1	2.00	0.62
1:B:408:VAL:HG22	1:B:505:PRO:HG3	1.81	0.62
1:D:260:LEU:HD11	1:D:261:ASP:OD1	2.00	0.62
1:D:266:ILE:HG21	1:D:272:MET:SD	2.39	0.62
1:A:230:LYS:NZ	1:A:321:ARG:NH1	2.48	0.62
1:H:266:ILE:HG21	1:H:272:MET:SD	2.39	0.62
1:A:430:ARG:HG2	1:A:430:ARG:HH11	1.64	0.62
1:D:531:SER:HB2	1:E:60:VAL:O	2.00	0.62
1:E:430:ARG:HH11	1:E:430:ARG:HG2	1.64	0.62
1:F:230:LYS:NZ	1:F:321:ARG:NH1	2.48	0.62
1:H:155:ILE:HG21	1:H:200:TRP:CH2	2.34	0.62
1:A:155:ILE:HG21	1:A:200:TRP:CH2	2.34	0.62
1:C:110:PHE:HE2	1:C:451:LEU:HG	1.64	0.62
1:C:231:GLU:HG3	1:C:366:LYS:HZ2	1.64	0.62
1:C:260:LEU:HD11	1:C:261:ASP:OD1	2.00	0.62
1:G:110:PHE:HE2	1:G:451:LEU:HG	1.64	0.62
1:G:230:LYS:NZ	1:G:321:ARG:NH1	2.48	0.62
1:H:231:GLU:HG3	1:H:366:LYS:HZ2	1.65	0.62
1:H:260:LEU:HD11	1:H:261:ASP:OD1	2.00	0.62
1:B:110:PHE:HE2	1:B:451:LEU:HG	1.64	0.62
1:E:220:THR:HG22	1:E:384:ARG:H	1.61	0.62
1:G:260:LEU:HD11	1:G:261:ASP:OD1	2.00	0.62
1:I:260:LEU:HD11	1:I:261:ASP:OD1	2.00	0.62
1:A:110:PHE:HE2	1:A:451:LEU:HG	1.64	0.62
1:G:297:VAL:HG23	1:G:318:LEU:O	2.00	0.62
1:A:238:PRO:HB2	1:A:241:LEU:HD21	1.82	0.62
1:C:230:LYS:NZ	1:C:321:ARG:NH1	2.48	0.62
1:D:230:LYS:NZ	1:D:321:ARG:NH1	2.48	0.62
1:E:284:LYS:HD3	1:E:311:TYR:HE2	1.64	0.62
1:F:210:VAL:HG23	1:F:382:LEU:HD13	1.81	0.62
1:B:297:VAL:HG23	1:B:318:LEU:O	2.00	0.61
1:C:260:LEU:HD12	1:C:261:ASP:CA	2.29	0.61
1:C:408:VAL:HG22	1:C:505:PRO:HG3	1.81	0.61
1:C:427:LYS:NZ	1:C:477:HIS:O	2.33	0.61
1:C:430:ARG:HG2	1:C:430:ARG:HH11	1.64	0.61
1:E:427:LYS:NZ	1:E:477:HIS:O	2.33	0.61

Continued on next page...

Continued from previous page...

Atom-1	Atom-2	Interatomic distance (Å)	Clash overlap (Å)
1:F:408:VAL:HG22	1:F:505:PRO:HG3	1.81	0.61
1:H:284:LYS:HD3	1:H:311:TYR:HE2	1.64	0.61
1:D:430:ARG:HG2	1:D:430:ARG:HH11	1.64	0.61
1:G:105:LYS:O	1:G:109:ILE:HG12	2.00	0.61
1:G:238:PRO:HB2	1:G:241:LEU:HD21	1.82	0.61
1:I:231:GLU:HG3	1:I:366:LYS:HZ2	1.65	0.61
1:A:297:VAL:HG23	1:A:318:LEU:O	2.00	0.61
1:E:230:LYS:NZ	1:E:321:ARG:NH1	2.48	0.61
1:F:105:LYS:O	1:F:109:ILE:HG12	2.00	0.61
1:H:105:LYS:O	1:H:109:ILE:HG12	2.00	0.61
1:I:105:LYS:O	1:I:109:ILE:HG12	2.00	0.61
1:A:105:LYS:O	1:A:109:ILE:HG12	2.00	0.61
1:B:88:LEU:HD22	1:C:58:MET:CE	2.31	0.61
1:C:297:VAL:HG23	1:C:318:LEU:O	2.00	0.61
1:D:238:PRO:HB2	1:D:241:LEU:HD21	1.82	0.61
1:D:427:LYS:NZ	1:D:477:HIS:O	2.33	0.61
1:F:110:PHE:HE2	1:F:451:LEU:HG	1.64	0.61
1:F:284:LYS:HD3	1:F:311:TYR:HE2	1.64	0.61
1:H:230:LYS:NZ	1:H:321:ARG:NH1	2.48	0.61
1:I:230:LYS:NZ	1:I:321:ARG:NH1	2.48	0.61
1:D:297:VAL:HG23	1:D:318:LEU:O	2.00	0.61
1:E:260:LEU:HD11	1:E:261:ASP:OD1	2.00	0.61
1:E:408:VAL:HG22	1:E:505:PRO:HG3	1.81	0.61
1:G:427:LYS:NZ	1:G:477:HIS:O	2.33	0.61
1:A:530:VAL:O	1:B:59:LEU:CD2	2.48	0.61
1:B:284:LYS:HD3	1:B:311:TYR:HE2	1.64	0.61
1:H:297:VAL:HG23	1:H:318:LEU:O	2.00	0.61
1:B:230:LYS:NZ	1:B:321:ARG:NH1	2.48	0.61
1:D:260:LEU:HD12	1:D:261:ASP:CA	2.29	0.61
1:I:427:LYS:NZ	1:I:477:HIS:O	2.33	0.61
1:A:427:LYS:NZ	1:A:477:HIS:O	2.33	0.61
1:B:427:LYS:NZ	1:B:477:HIS:O	2.33	0.61
1:E:88:LEU:CD2	1:F:58:MET:CE	2.79	0.61
1:G:430:ARG:HG2	1:G:430:ARG:HH11	1.64	0.61
1:I:238:PRO:HB2	1:I:241:LEU:HD21	1.82	0.61
1:E:105:LYS:O	1:E:109:ILE:HG12	2.00	0.61
1:F:297:VAL:HG23	1:F:318:LEU:O	2.00	0.61
1:I:245:LYS:N	1:I:296:ASN:ND2	2.41	0.61
1:I:260:LEU:HD12	1:I:260:LEU:C	2.17	0.60
1:I:297:VAL:HG23	1:I:318:LEU:O	2.00	0.60
1:A:260:LEU:HD11	1:A:261:ASP:OD1	2.00	0.60

Continued on next page...

Continued from previous page...

Atom-1	Atom-2	Interatomic distance (Å)	Clash overlap (Å)
1:A:207:ILE:HA	1:A:379:ILE:O	2.02	0.60
1:H:427:LYS:NZ	1:H:477:HIS:O	2.33	0.60
1:I:260:LEU:HD12	1:I:261:ASP:CA	2.29	0.60
1:D:105:LYS:O	1:D:109:ILE:HG12	2.00	0.60
1:E:502:VAL:O	1:E:502:VAL:HG12	2.02	0.60
1:G:260:LEU:HD12	1:G:261:ASP:CA	2.29	0.60
1:I:207:ILE:HA	1:I:379:ILE:O	2.02	0.60
1:B:358:GLU:HG3	1:B:360:ARG:HH22	1.67	0.60
1:C:238:PRO:HB2	1:C:241:LEU:HD21	1.82	0.60
1:C:415:ILE:HG23	1:C:506:ALA:HB2	1.84	0.60
1:E:210:VAL:HG23	1:E:382:LEU:HD13	1.81	0.60
1:H:238:PRO:HB2	1:H:241:LEU:HD21	1.82	0.60
1:C:105:LYS:O	1:C:109:ILE:HG12	2.00	0.60
1:F:427:LYS:NZ	1:F:477:HIS:O	2.33	0.60
1:G:502:VAL:O	1:G:502:VAL:HG12	2.02	0.60
1:A:415:ILE:HG23	1:A:506:ALA:HB2	1.84	0.60
1:B:238:PRO:HB2	1:B:241:LEU:HD21	1.82	0.60
1:D:119:GLU:HA	1:D:122:LEU:HD23	1.84	0.60
1:D:207:ILE:HA	1:D:379:ILE:O	2.02	0.60
1:G:529:VAL:HG12	1:H:58:MET:HB3	1.84	0.60
1:B:105:LYS:O	1:B:109:ILE:HG12	2.00	0.60
1:E:231:GLU:HG3	1:E:366:LYS:HZ2	1.66	0.60
1:E:238:PRO:HB2	1:E:241:LEU:HD21	1.82	0.60
1:E:260:LEU:HD12	1:E:260:LEU:C	2.17	0.60
1:G:415:ILE:HG23	1:G:506:ALA:HB2	1.84	0.60
1:A:119:GLU:HA	1:A:122:LEU:HD23	1.84	0.60
1:A:210:VAL:HG23	1:A:382:LEU:HD13	1.81	0.60
1:A:502:VAL:O	1:A:502:VAL:HG12	2.02	0.60
1:B:161:LEU:HD12	1:B:161:LEU:N	2.17	0.60
1:F:238:PRO:HB2	1:F:241:LEU:HD21	1.82	0.60
1:F:260:LEU:HD11	1:F:261:ASP:OD1	2.00	0.60
1:G:119:GLU:HA	1:G:122:LEU:HD23	1.84	0.60
1:H:260:LEU:HD12	1:H:260:LEU:C	2.17	0.60
1:H:358:GLU:HG3	1:H:360:ARG:HH22	1.67	0.60
1:E:119:GLU:HA	1:E:122:LEU:HD23	1.84	0.60
1:G:207:ILE:HA	1:G:379:ILE:O	2.02	0.60
1:H:502:VAL:O	1:H:502:VAL:HG12	2.02	0.60
1:B:207:ILE:HA	1:B:379:ILE:O	2.02	0.59
1:B:432:TYR:O	1:B:435:GLN:HG2	2.02	0.59
1:B:502:VAL:O	1:B:502:VAL:HG12	2.02	0.59
1:C:432:TYR:O	1:C:435:GLN:HG2	2.02	0.59

Continued on next page...

Continued from previous page...

Atom-1	Atom-2	Interatomic distance (Å)	Clash overlap (Å)
1:I:358:GLU:HG3	1:I:360:ARG:HH22	1.67	0.59
1:I:415:ILE:HG23	1:I:506:ALA:HB2	1.84	0.59
1:B:415:ILE:HG23	1:B:506:ALA:HB2	1.84	0.59
1:D:358:GLU:HG3	1:D:360:ARG:HH22	1.67	0.59
1:H:119:GLU:HA	1:H:122:LEU:HD23	1.84	0.59
1:B:119:GLU:HA	1:B:122:LEU:HD23	1.84	0.59
1:E:297:VAL:HG23	1:E:318:LEU:O	2.00	0.59
1:E:415:ILE:HG23	1:E:506:ALA:HB2	1.84	0.59
1:G:324:LYS:O	1:G:327:ASP:OD2	2.21	0.59
1:C:207:ILE:HA	1:C:379:ILE:O	2.02	0.59
1:E:324:LYS:O	1:E:327:ASP:OD2	2.21	0.59
1:F:119:GLU:HA	1:F:122:LEU:HD23	1.84	0.59
1:I:166:MET:HE1	1:I:179:GLU:HG2	1.85	0.59
1:A:161:LEU:HD12	1:A:161:LEU:N	2.17	0.59
1:C:161:LEU:N	1:C:161:LEU:HD12	2.17	0.59
1:C:502:VAL:HG12	1:C:502:VAL:O	2.02	0.59
1:E:161:LEU:N	1:E:161:LEU:HD12	2.17	0.59
1:F:161:LEU:HD12	1:F:161:LEU:N	2.17	0.59
1:F:358:GLU:HG3	1:F:360:ARG:HH22	1.67	0.59
1:H:324:LYS:O	1:H:327:ASP:OD2	2.21	0.59
1:H:415:ILE:HG23	1:H:506:ALA:HB2	1.84	0.59
1:I:502:VAL:O	1:I:502:VAL:HG12	2.02	0.59
1:E:207:ILE:HA	1:E:379:ILE:O	2.02	0.59
1:F:527:ASP:N	1:G:56:ASP:O	2.26	0.59
1:I:324:LYS:O	1:I:327:ASP:OD2	2.21	0.59
1:A:358:GLU:HG3	1:A:360:ARG:HH22	1.67	0.59
1:B:324:LYS:O	1:B:327:ASP:OD2	2.21	0.59
1:C:358:GLU:HG3	1:C:360:ARG:HH22	1.67	0.59
1:D:502:VAL:O	1:D:502:VAL:HG12	2.02	0.59
1:E:358:GLU:HG3	1:E:360:ARG:HH22	1.67	0.59
1:F:207:ILE:HA	1:F:379:ILE:O	2.02	0.59
1:A:432:TYR:O	1:A:435:GLN:HG2	2.02	0.59
1:D:161:LEU:HD12	1:D:161:LEU:N	2.17	0.59
1:I:432:TYR:O	1:I:435:GLN:HG2	2.03	0.59
1:C:119:GLU:HA	1:C:122:LEU:HD23	1.84	0.59
1:H:174:VAL:O	1:H:174:VAL:HG12	2.03	0.59
1:I:161:LEU:HD12	1:I:161:LEU:N	2.17	0.59
1:E:88:LEU:HD22	1:F:58:MET:HE2	1.84	0.59
1:G:358:GLU:HG3	1:G:360:ARG:HH22	1.67	0.59
1:A:260:LEU:HD12	1:A:260:LEU:C	2.17	0.58
1:D:432:TYR:O	1:D:435:GLN:HG2	2.03	0.58

Continued on next page...

Continued from previous page...

Atom-1	Atom-2	Interatomic distance (Å)	Clash overlap (Å)
1:E:432:TYR:O	1:E:435:GLN:HG2	2.02	0.58
1:F:174:VAL:O	1:F:174:VAL:HG12	2.03	0.58
1:G:161:LEU:HD12	1:G:161:LEU:N	2.17	0.58
1:G:432:TYR:O	1:G:435:GLN:HG2	2.02	0.58
1:H:161:LEU:N	1:H:161:LEU:HD12	2.17	0.58
1:H:432:TYR:O	1:H:435:GLN:HG2	2.03	0.58
1:B:153:VAL:CG2	1:B:160:LEU:HD23	2.33	0.58
1:F:127:HIS:HD2	1:F:129:THR:HB	1.68	0.58
1:F:256:GLU:C	1:F:258:PRO:HD3	2.22	0.58
1:F:502:VAL:O	1:F:502:VAL:HG12	2.02	0.58
1:I:153:VAL:CG2	1:I:160:LEU:HD23	2.33	0.58
1:E:450:ALA:O	1:E:453:SER:HB2	2.04	0.58
1:G:153:VAL:CG2	1:G:160:LEU:HD23	2.33	0.58
1:H:127:HIS:HD2	1:H:129:THR:HB	1.69	0.58
1:A:450:ALA:O	1:A:453:SER:HB2	2.04	0.58
1:F:432:TYR:O	1:F:435:GLN:HG2	2.03	0.58
1:G:127:HIS:HD2	1:G:129:THR:HB	1.69	0.58
1:H:153:VAL:CG2	1:H:160:LEU:HD23	2.34	0.58
1:I:119:GLU:HA	1:I:122:LEU:HD23	1.84	0.58
1:I:450:ALA:O	1:I:453:SER:HB2	2.04	0.58
1:B:142:ALA:HA	1:B:425:ILE:HG23	1.86	0.58
1:B:450:ALA:O	1:B:453:SER:HB2	2.04	0.58
1:C:450:ALA:O	1:C:453:SER:HB2	2.04	0.58
1:D:450:ALA:O	1:D:453:SER:HB2	2.04	0.58
1:F:415:ILE:HG23	1:F:506:ALA:HB2	1.84	0.58
1:D:324:LYS:O	1:D:327:ASP:OD2	2.21	0.58
1:I:142:ALA:HA	1:I:425:ILE:HG23	1.86	0.58
1:A:127:HIS:HD2	1:A:129:THR:HB	1.69	0.58
1:C:142:ALA:HA	1:C:425:ILE:HG23	1.86	0.58
1:D:415:ILE:HD13	1:D:415:ILE:H	1.69	0.58
1:D:415:ILE:HG23	1:D:506:ALA:HB2	1.84	0.58
1:G:174:VAL:HG12	1:G:174:VAL:O	2.03	0.58
1:G:222:LEU:H	1:G:222:LEU:HD23	1.69	0.58
1:H:207:ILE:HA	1:H:379:ILE:O	2.02	0.58
1:H:433:ALA:HB3	1:H:434:PRO:HD3	1.86	0.58
1:A:222:LEU:HD23	1:A:222:LEU:H	1.69	0.58
1:C:174:VAL:O	1:C:174:VAL:HG12	2.03	0.58
1:C:222:LEU:HD23	1:C:222:LEU:H	1.69	0.58
1:C:324:LYS:O	1:C:327:ASP:OD2	2.21	0.58
1:F:324:LYS:O	1:F:327:ASP:OD2	2.21	0.58
1:I:415:ILE:HD13	1:I:415:ILE:H	1.69	0.58

Continued on next page...

Continued from previous page...

Atom-1	Atom-2	Interatomic distance (Å)	Clash overlap (Å)
1:A:415:ILE:HD13	1:A:415:ILE:H	1.69	0.58
1:B:415:ILE:H	1:B:415:ILE:HD13	1.69	0.58
1:F:528:ASP:HB3	1:G:57:LYS:CD	2.34	0.58
1:H:450:ALA:O	1:H:453:SER:HB2	2.04	0.58
1:D:226:ILE:HG13	1:D:331:LEU:HA	1.86	0.58
1:E:222:LEU:HD23	1:E:222:LEU:H	1.69	0.58
1:F:415:ILE:HD13	1:F:415:ILE:H	1.69	0.58
1:A:142:ALA:HA	1:A:425:ILE:HG23	1.86	0.57
1:A:260:LEU:HD12	1:A:261:ASP:CA	2.29	0.57
1:B:222:LEU:HD23	1:B:222:LEU:H	1.69	0.57
1:C:232:VAL:CG1	1:C:318:LEU:HD11	2.34	0.57
1:E:226:ILE:HG13	1:E:331:LEU:HA	1.86	0.57
1:F:527:ASP:HB2	1:G:55:MET:CB	2.33	0.57
1:G:142:ALA:HA	1:G:425:ILE:HG23	1.86	0.57
1:G:232:VAL:CG1	1:G:318:LEU:HD11	2.34	0.57
1:I:433:ALA:HB3	1:I:434:PRO:HD3	1.86	0.57
1:A:324:LYS:O	1:A:327:ASP:OD2	2.21	0.57
1:B:433:ALA:HB3	1:B:434:PRO:HD3	1.86	0.57
1:C:415:ILE:HD13	1:C:415:ILE:H	1.69	0.57
1:C:433:ALA:HB3	1:C:434:PRO:HD3	1.86	0.57
1:D:153:VAL:CG2	1:D:160:LEU:HD23	2.33	0.57
1:E:433:ALA:HB3	1:E:434:PRO:HD3	1.86	0.57
1:F:433:ALA:HB3	1:F:434:PRO:HD3	1.86	0.57
1:H:226:ILE:HG13	1:H:331:LEU:HA	1.86	0.57
1:H:265:ARG:O	1:H:266:ILE:HG12	2.04	0.57
1:I:265:ARG:O	1:I:266:ILE:HG12	2.04	0.57
1:A:153:VAL:CG2	1:A:160:LEU:HD23	2.33	0.57
1:B:174:VAL:O	1:B:174:VAL:HG12	2.03	0.57
1:C:265:ARG:O	1:C:266:ILE:HG12	2.04	0.57
1:E:127:HIS:HD2	1:E:129:THR:HB	1.68	0.57
1:F:260:LEU:HD12	1:F:261:ASP:CA	2.29	0.57
1:I:222:LEU:HD23	1:I:222:LEU:H	1.69	0.57
1:A:245:LYS:HG2	1:A:353:TYR:CD1	2.40	0.57
1:C:98:GLU:HG3	1:C:99:GLU:H	1.69	0.57
1:C:127:HIS:HD2	1:C:129:THR:HB	1.68	0.57
1:D:142:ALA:HA	1:D:425:ILE:HG23	1.86	0.57
1:D:174:VAL:O	1:D:174:VAL:HG12	2.03	0.57
1:E:153:VAL:CG2	1:E:160:LEU:HD23	2.33	0.57
1:F:232:VAL:CG1	1:F:318:LEU:HD11	2.35	0.57
1:I:174:VAL:O	1:I:174:VAL:HG12	2.03	0.57
1:I:226:ILE:HG13	1:I:331:LEU:HA	1.86	0.57

Continued on next page...

Continued from previous page...

Atom-1	Atom-2	Interatomic distance (Å)	Clash overlap (Å)
1:I:232:VAL:CG1	1:I:318:LEU:HD11	2.34	0.57
1:B:245:LYS:HG2	1:B:353:TYR:CD1	2.40	0.57
1:E:174:VAL:O	1:E:174:VAL:HG12	2.03	0.57
1:E:245:LYS:HG2	1:E:353:TYR:CD1	2.40	0.57
1:C:245:LYS:HG2	1:C:353:TYR:CD1	2.40	0.57
1:D:260:LEU:HD12	1:D:260:LEU:C	2.17	0.57
1:F:226:ILE:HG13	1:F:331:LEU:HA	1.86	0.57
1:G:245:LYS:HG2	1:G:353:TYR:CD1	2.40	0.57
1:G:450:ALA:O	1:G:453:SER:HB2	2.04	0.57
1:H:222:LEU:HD23	1:H:222:LEU:H	1.69	0.57
1:I:127:HIS:HD2	1:I:129:THR:HB	1.68	0.57
1:A:232:VAL:CG1	1:A:318:LEU:HD11	2.35	0.57
1:A:433:ALA:HB3	1:A:434:PRO:HD3	1.86	0.57
1:C:153:VAL:CG2	1:C:160:LEU:HD23	2.33	0.57
1:D:147:GLN:HE21	1:D:413:ARG:HH22	1.53	0.57
1:F:222:LEU:HD23	1:F:222:LEU:H	1.69	0.57
1:G:351:LEU:H	1:G:351:LEU:CD2	2.17	0.57
1:H:98:GLU:HG3	1:H:99:GLU:H	1.69	0.57
1:A:383:ILE:HG22	1:A:391:VAL:HG23	1.87	0.57
1:D:265:ARG:O	1:D:266:ILE:HG12	2.04	0.57
1:E:265:ARG:O	1:E:266:ILE:HG12	2.04	0.57
1:F:162:ARG:HB2	1:F:162:ARG:HH11	1.70	0.57
1:G:265:ARG:O	1:G:266:ILE:HG12	2.04	0.57
1:H:299:ILE:HD13	1:H:299:ILE:N	2.20	0.57
1:H:383:ILE:HG22	1:H:391:VAL:HG23	1.87	0.57
1:I:245:LYS:HG2	1:I:353:TYR:CD1	2.40	0.57
1:A:174:VAL:O	1:A:174:VAL:HG12	2.03	0.57
1:B:98:GLU:HG3	1:B:99:GLU:H	1.69	0.57
1:B:232:VAL:CG1	1:B:318:LEU:HD11	2.35	0.57
1:D:98:GLU:HG3	1:D:99:GLU:H	1.69	0.57
1:D:433:ALA:HB3	1:D:434:PRO:HD3	1.86	0.57
1:D:520:ALA:O	1:D:524:LEU:HD13	2.05	0.57
1:F:245:LYS:HG2	1:F:353:TYR:CD1	2.40	0.57
1:G:147:GLN:HE21	1:G:413:ARG:HH22	1.53	0.57
1:H:245:LYS:HG2	1:H:353:TYR:CD1	2.40	0.57
1:B:383:ILE:HG22	1:B:391:VAL:HG23	1.87	0.57
1:C:147:GLN:HE21	1:C:413:ARG:HH22	1.53	0.57
1:D:222:LEU:HD23	1:D:222:LEU:H	1.69	0.57
1:D:256:GLU:C	1:D:258:PRO:HD3	2.22	0.57
1:E:88:LEU:CD2	1:F:58:MET:HE1	2.35	0.57
1:E:415:ILE:H	1:E:415:ILE:HD13	1.69	0.57

Continued on next page...

Continued from previous page...

Atom-1	Atom-2	Interatomic distance (Å)	Clash overlap (Å)
1:F:147:GLN:HE21	1:F:413:ARG:HH22	1.53	0.57
1:F:166:MET:HE1	1:F:179:GLU:HG2	1.87	0.57
1:F:265:ARG:O	1:F:266:ILE:HG12	2.04	0.57
1:F:299:ILE:HD13	1:F:299:ILE:N	2.20	0.57
1:H:142:ALA:HA	1:H:425:ILE:HG23	1.86	0.57
1:H:415:ILE:H	1:H:415:ILE:HD13	1.69	0.57
1:A:162:ARG:HB2	1:A:162:ARG:HH11	1.70	0.56
1:A:351:LEU:H	1:A:351:LEU:CD2	2.17	0.56
1:E:462:ALA:HB2	1:E:489:LEU:HD12	1.87	0.56
1:H:147:GLN:HE21	1:H:413:ARG:HH22	1.53	0.56
1:H:260:LEU:HD12	1:H:261:ASP:CA	2.29	0.56
1:A:147:GLN:HE21	1:A:413:ARG:HH22	1.53	0.56
1:D:245:LYS:HG2	1:D:353:TYR:CD1	2.40	0.56
1:D:508:VAL:HG13	1:D:509:LYS:N	2.20	0.56
1:E:244:ALA:HA	1:E:296:ASN:ND2	2.21	0.56
1:H:244:ALA:HA	1:H:296:ASN:ND2	2.21	0.56
1:I:462:ALA:HB2	1:I:489:LEU:HD12	1.87	0.56
1:A:226:ILE:HG13	1:A:331:LEU:HA	1.86	0.56
1:A:265:ARG:O	1:A:266:ILE:HG12	2.04	0.56
1:A:520:ALA:O	1:A:524:LEU:HD13	2.05	0.56
1:B:147:GLN:HE21	1:B:413:ARG:HH22	1.53	0.56
1:B:226:ILE:HG13	1:B:331:LEU:HA	1.86	0.56
1:C:99:GLU:HG3	1:C:407:ASP:OD2	2.06	0.56
1:C:520:ALA:O	1:C:524:LEU:HD13	2.05	0.56
1:D:232:VAL:CG1	1:D:318:LEU:HD11	2.34	0.56
1:D:462:ALA:HB2	1:D:489:LEU:HD12	1.87	0.56
1:E:88:LEU:HD23	1:F:58:MET:HE1	1.86	0.56
1:E:98:GLU:HG3	1:E:99:GLU:H	1.69	0.56
1:E:142:ALA:HA	1:E:425:ILE:HG23	1.86	0.56
1:F:98:GLU:HG3	1:F:99:GLU:H	1.69	0.56
1:F:244:ALA:HA	1:F:296:ASN:ND2	2.21	0.56
1:F:508:VAL:HG13	1:F:509:LYS:N	2.20	0.56
1:F:520:ALA:O	1:F:524:LEU:HD13	2.05	0.56
1:G:162:ARG:HB2	1:G:162:ARG:HH11	1.70	0.56
1:G:256:GLU:C	1:G:258:PRO:HD3	2.22	0.56
1:H:162:ARG:HB2	1:H:162:ARG:HH11	1.70	0.56
1:H:462:ALA:HB2	1:H:489:LEU:HD12	1.87	0.56
1:I:98:GLU:HG3	1:I:99:GLU:H	1.69	0.56
1:I:147:GLN:HE21	1:I:413:ARG:HH22	1.53	0.56
1:A:508:VAL:HG13	1:A:509:LYS:N	2.20	0.56
1:D:180:TYR:O	1:D:184:ILE:HG12	2.06	0.56

Continued on next page...

Continued from previous page...

Atom-1	Atom-2	Interatomic distance (Å)	Clash overlap (Å)
1:I:88:LEU:O	1:I:92:ILE:HG13	2.06	0.56
1:A:244:ALA:HA	1:A:296:ASN:ND2	2.21	0.56
1:B:88:LEU:O	1:B:92:ILE:HG13	2.06	0.56
1:C:180:TYR:O	1:C:184:ILE:HG12	2.06	0.56
1:C:226:ILE:HG13	1:C:331:LEU:HA	1.86	0.56
1:D:299:ILE:HD13	1:D:299:ILE:N	2.20	0.56
1:G:415:ILE:HD13	1:G:415:ILE:H	1.69	0.56
1:G:433:ALA:HB3	1:G:434:PRO:HD3	1.86	0.56
1:G:520:ALA:O	1:G:524:LEU:HD13	2.05	0.56
1:I:508:VAL:HG13	1:I:509:LYS:N	2.20	0.56
1:I:520:ALA:O	1:I:524:LEU:HD13	2.05	0.56
1:A:88:LEU:O	1:A:92:ILE:HG13	2.06	0.56
1:B:180:TYR:O	1:B:184:ILE:HG12	2.06	0.56
1:B:520:ALA:O	1:B:524:LEU:HD13	2.05	0.56
1:D:127:HIS:HD2	1:D:129:THR:HB	1.69	0.56
1:F:450:ALA:O	1:F:453:SER:HB2	2.04	0.56
1:H:520:ALA:O	1:H:524:LEU:HD13	2.05	0.56
1:I:244:ALA:HA	1:I:296:ASN:ND2	2.20	0.56
1:I:443:ALA:O	1:I:446:ALA:HB3	2.06	0.56
1:A:99:GLU:HG3	1:A:407:ASP:OD2	2.06	0.56
1:B:265:ARG:O	1:B:266:ILE:HG12	2.04	0.56
1:E:99:GLU:HG3	1:E:407:ASP:OD2	2.06	0.56
1:E:232:VAL:CG1	1:E:318:LEU:HD11	2.35	0.56
1:E:260:LEU:HD12	1:E:261:ASP:CA	2.29	0.56
1:G:226:ILE:HG13	1:G:331:LEU:HA	1.86	0.56
1:H:126:VAL:HG23	1:H:126:VAL:O	2.06	0.56
1:B:99:GLU:HG3	1:B:407:ASP:OD2	2.06	0.56
1:B:127:HIS:HD2	1:B:129:THR:HB	1.69	0.56
1:B:244:ALA:HA	1:B:296:ASN:ND2	2.20	0.56
1:D:99:GLU:HG3	1:D:407:ASP:OD2	2.06	0.56
1:E:88:LEU:O	1:E:92:ILE:HG13	2.05	0.56
1:G:443:ALA:O	1:G:446:ALA:HB3	2.06	0.56
1:H:180:TYR:O	1:H:184:ILE:HG12	2.06	0.56
1:A:98:GLU:HG3	1:A:99:GLU:H	1.69	0.56
1:A:443:ALA:O	1:A:446:ALA:HB3	2.06	0.56
1:B:462:ALA:HB2	1:B:489:LEU:HD12	1.87	0.56
1:C:443:ALA:O	1:C:446:ALA:HB3	2.06	0.56
1:D:88:LEU:O	1:D:92:ILE:HG13	2.06	0.56
1:E:88:LEU:HD22	1:F:58:MET:CE	2.36	0.56
1:E:383:ILE:HG22	1:E:391:VAL:HG23	1.87	0.56
1:F:88:LEU:O	1:F:92:ILE:HG13	2.06	0.56

Continued on next page...

Continued from previous page...

Atom-1	Atom-2	Interatomic distance (Å)	Clash overlap (Å)
1:F:180:TYR:O	1:F:184:ILE:HG12	2.06	0.56
1:G:88:LEU:O	1:G:92:ILE:HG13	2.06	0.56
1:G:98:GLU:HG3	1:G:99:GLU:H	1.69	0.56
1:H:232:VAL:CG1	1:H:318:LEU:HD11	2.34	0.56
1:H:430:ARG:O	1:H:434:PRO:HD3	2.06	0.56
1:A:126:VAL:HG23	1:A:126:VAL:O	2.06	0.56
1:C:192:VAL:HG11	1:C:206:ASN:HB2	1.88	0.56
1:C:299:ILE:HD13	1:C:299:ILE:N	2.20	0.56
1:D:244:ALA:HA	1:D:296:ASN:ND2	2.21	0.56
1:D:443:ALA:O	1:D:446:ALA:HB3	2.06	0.56
1:E:39:VAL:HG13	1:E:89:LEU:HD22	1.88	0.56
1:F:99:GLU:HG3	1:F:407:ASP:OD2	2.06	0.56
1:F:126:VAL:HG23	1:F:126:VAL:O	2.06	0.56
1:F:142:ALA:HA	1:F:425:ILE:HG23	1.86	0.56
1:F:153:VAL:CG2	1:F:160:LEU:HD23	2.33	0.56
1:F:462:ALA:HB2	1:F:489:LEU:HD12	1.87	0.56
1:H:99:GLU:HG3	1:H:407:ASP:OD2	2.06	0.56
1:H:443:ALA:O	1:H:446:ALA:HB3	2.06	0.56
1:B:39:VAL:HG13	1:B:89:LEU:HD22	1.88	0.55
1:C:470:LEU:CD2	1:C:474:ARG:HD2	2.37	0.55
1:D:383:ILE:HG22	1:D:391:VAL:HG23	1.87	0.55
1:D:470:LEU:CD2	1:D:474:ARG:HD2	2.37	0.55
1:G:244:ALA:HA	1:G:296:ASN:ND2	2.20	0.55
1:H:470:LEU:CD2	1:H:474:ARG:HD2	2.37	0.55
1:I:162:ARG:HB2	1:I:162:ARG:HH11	1.70	0.55
1:I:180:TYR:O	1:I:184:ILE:HG12	2.06	0.55
1:A:363:GLY:HA2	1:A:384:ARG:NH2	2.21	0.55
1:B:299:ILE:HD13	1:B:299:ILE:N	2.20	0.55
1:B:470:LEU:CD2	1:B:474:ARG:HD2	2.37	0.55
1:C:88:LEU:O	1:C:92:ILE:HG13	2.06	0.55
1:C:462:ALA:HB2	1:C:489:LEU:HD12	1.87	0.55
1:C:508:VAL:HG13	1:C:509:LYS:N	2.20	0.55
1:D:430:ARG:O	1:D:434:PRO:HD3	2.06	0.55
1:E:470:LEU:CD2	1:E:474:ARG:HD2	2.37	0.55
1:E:508:VAL:HG13	1:E:509:LYS:N	2.20	0.55
1:G:383:ILE:HG22	1:G:391:VAL:HG23	1.87	0.55
1:I:126:VAL:HG23	1:I:126:VAL:O	2.06	0.55
1:I:363:GLY:HA2	1:I:384:ARG:NH2	2.21	0.55
1:A:430:ARG:O	1:A:434:PRO:HD3	2.06	0.55
1:B:88:LEU:CD2	1:C:58:MET:HE1	2.35	0.55
1:B:192:VAL:HG11	1:B:206:ASN:HB2	1.88	0.55

Continued on next page...

Continued from previous page...

Atom-1	Atom-2	Interatomic distance (Å)	Clash overlap (Å)
1:B:508:VAL:HG13	1:B:509:LYS:N	2.21	0.55
1:C:244:ALA:HA	1:C:296:ASN:ND2	2.21	0.55
1:D:363:GLY:HA2	1:D:384:ARG:NH2	2.21	0.55
1:G:212:LYS:HA	1:G:212:LYS:CE	2.33	0.55
1:H:63:LEU:O	1:H:63:LEU:HD23	2.06	0.55
1:I:383:ILE:HG22	1:I:391:VAL:HG23	1.87	0.55
1:I:430:ARG:O	1:I:434:PRO:HD3	2.06	0.55
1:A:180:TYR:O	1:A:184:ILE:HG12	2.06	0.55
1:C:363:GLY:HA2	1:C:384:ARG:NH2	2.21	0.55
1:C:430:ARG:O	1:C:434:PRO:HD3	2.06	0.55
1:D:192:VAL:HG11	1:D:206:ASN:HB2	1.88	0.55
1:E:63:LEU:HD23	1:E:63:LEU:O	2.06	0.55
1:E:126:VAL:HG23	1:E:126:VAL:O	2.06	0.55
1:F:63:LEU:O	1:F:63:LEU:HD23	2.06	0.55
1:F:192:VAL:HG11	1:F:206:ASN:HB2	1.88	0.55
1:F:230:LYS:HZ1	1:F:321:ARG:NH1	2.04	0.55
1:F:383:ILE:HG22	1:F:391:VAL:HG23	1.87	0.55
1:G:299:ILE:HD13	1:G:299:ILE:N	2.20	0.55
1:H:255:VAL:HG13	1:H:305:ASP:OD1	2.07	0.55
1:I:39:VAL:HG13	1:I:89:LEU:HD22	1.88	0.55
1:I:351:LEU:H	1:I:351:LEU:CD2	2.17	0.55
1:A:63:LEU:O	1:A:63:LEU:HD23	2.06	0.55
1:A:462:ALA:HB2	1:A:489:LEU:HD12	1.87	0.55
1:D:39:VAL:HG13	1:D:89:LEU:HD22	1.88	0.55
1:D:126:VAL:HG23	1:D:126:VAL:O	2.06	0.55
1:D:162:ARG:HB2	1:D:162:ARG:HH11	1.70	0.55
1:E:430:ARG:O	1:E:434:PRO:HD3	2.06	0.55
1:F:363:GLY:HA2	1:F:384:ARG:NH2	2.21	0.55
1:F:443:ALA:O	1:F:446:ALA:HB3	2.06	0.55
1:F:470:LEU:CD2	1:F:474:ARG:HD2	2.37	0.55
1:G:192:VAL:HG11	1:G:206:ASN:HB2	1.88	0.55
1:G:255:VAL:HG13	1:G:305:ASP:OD1	2.07	0.55
1:G:508:VAL:HG13	1:G:509:LYS:N	2.20	0.55
1:H:363:GLY:HA2	1:H:384:ARG:NH2	2.21	0.55
1:I:63:LEU:O	1:I:63:LEU:HD23	2.06	0.55
1:I:470:LEU:CD2	1:I:474:ARG:HD2	2.37	0.55
1:A:39:VAL:HG13	1:A:89:LEU:HD22	1.88	0.55
1:A:470:LEU:CD2	1:A:474:ARG:HD2	2.37	0.55
1:B:162:ARG:HB2	1:B:162:ARG:HH11	1.70	0.55
1:B:363:GLY:HA2	1:B:384:ARG:NH2	2.21	0.55
1:C:256:GLU:C	1:C:258:PRO:HD3	2.22	0.55

Continued on next page...

Continued from previous page...

Atom-1	Atom-2	Interatomic distance (Å)	Clash overlap (Å)
1:D:255:VAL:HG13	1:D:305:ASP:OD1	2.07	0.55
1:E:180:TYR:O	1:E:184:ILE:HG12	2.06	0.55
1:A:178:ARG:H	1:A:178:ARG:HE	1.55	0.55
1:B:443:ALA:O	1:B:446:ALA:HB3	2.06	0.55
1:C:162:ARG:HB2	1:C:162:ARG:HH11	1.70	0.55
1:D:232:VAL:HG22	1:D:359:GLU:OE2	2.07	0.55
1:E:147:GLN:HE21	1:E:413:ARG:HH22	1.53	0.55
1:E:363:GLY:HA2	1:E:384:ARG:NH2	2.21	0.55
1:E:520:ALA:O	1:E:524:LEU:HD13	2.05	0.55
1:F:430:ARG:O	1:F:434:PRO:HD3	2.06	0.55
1:H:88:LEU:O	1:H:92:ILE:HG13	2.06	0.55
1:I:99:GLU:HG3	1:I:407:ASP:OD2	2.06	0.55
1:I:230:LYS:HZ2	1:I:321:ARG:NH1	2.05	0.55
1:I:383:ILE:HD12	1:I:383:ILE:N	2.22	0.55
1:E:212:LYS:HA	1:E:212:LYS:CE	2.33	0.55
1:E:256:GLU:C	1:E:258:PRO:HD3	2.22	0.55
1:E:351:LEU:H	1:E:351:LEU:CD2	2.17	0.55
1:G:99:GLU:HG3	1:G:407:ASP:OD2	2.06	0.55
1:G:180:TYR:O	1:G:184:ILE:HG12	2.06	0.55
1:G:462:ALA:HB2	1:G:489:LEU:HD12	1.87	0.55
1:G:470:LEU:CD2	1:G:474:ARG:HD2	2.37	0.55
1:H:351:LEU:H	1:H:351:LEU:CD2	2.17	0.55
1:H:508:VAL:HG13	1:H:509:LYS:N	2.20	0.55
1:B:126:VAL:O	1:B:126:VAL:HG23	2.06	0.55
1:C:383:ILE:HD12	1:C:383:ILE:N	2.22	0.55
1:C:383:ILE:HG22	1:C:391:VAL:HG23	1.87	0.55
1:E:443:ALA:O	1:E:446:ALA:HB3	2.06	0.55
1:G:430:ARG:O	1:G:434:PRO:HD3	2.06	0.55
1:H:423:ILE:HD12	1:H:424:GLU:HG2	1.89	0.55
1:A:76:LEU:CD2	1:A:90:VAL:HG12	2.36	0.55
1:A:232:VAL:HG22	1:A:359:GLU:OE2	2.07	0.55
1:D:383:ILE:N	1:D:383:ILE:HD12	2.22	0.55
1:E:383:ILE:HD12	1:E:383:ILE:N	2.22	0.55
1:F:255:VAL:HG13	1:F:305:ASP:OD1	2.07	0.55
1:F:351:LEU:H	1:F:351:LEU:CD2	2.17	0.55
1:G:63:LEU:HD23	1:G:63:LEU:O	2.06	0.55
1:A:299:ILE:HD13	1:A:299:ILE:N	2.20	0.54
1:B:430:ARG:O	1:B:434:PRO:HD3	2.06	0.54
1:C:126:VAL:HG23	1:C:126:VAL:O	2.06	0.54
1:C:255:VAL:HG13	1:C:305:ASP:OD1	2.07	0.54
1:G:126:VAL:HG23	1:G:126:VAL:O	2.06	0.54

Continued on next page...

Continued from previous page...

Atom-1	Atom-2	Interatomic distance (Å)	Clash overlap (Å)
1:G:232:VAL:HG22	1:G:359:GLU:OE2	2.07	0.54
1:G:423:ILE:HD12	1:G:424:GLU:HG2	1.89	0.54
1:H:383:ILE:HD12	1:H:383:ILE:N	2.22	0.54
1:B:63:LEU:HD23	1:B:63:LEU:O	2.06	0.54
1:B:232:VAL:HG22	1:B:359:GLU:OE2	2.07	0.54
1:C:39:VAL:HG13	1:C:89:LEU:HD22	1.88	0.54
1:C:178:ARG:H	1:C:178:ARG:HE	1.55	0.54
1:E:111:SER:O	1:E:115:VAL:HG23	2.08	0.54
1:E:347:SER:C	1:E:349:GLN:H	2.11	0.54
1:E:487:ILE:O	1:E:489:LEU:HD22	2.08	0.54
1:I:192:VAL:HG11	1:I:206:ASN:HB2	1.88	0.54
1:B:256:GLU:C	1:B:258:PRO:HD3	2.22	0.54
1:C:63:LEU:O	1:C:63:LEU:HD23	2.06	0.54
1:C:232:VAL:HG22	1:C:359:GLU:OE2	2.07	0.54
1:D:63:LEU:HD23	1:D:63:LEU:O	2.06	0.54
1:F:232:VAL:HG22	1:F:359:GLU:OE2	2.07	0.54
1:G:363:GLY:HA2	1:G:384:ARG:NH2	2.21	0.54
1:I:487:ILE:O	1:I:489:LEU:HD22	2.08	0.54
1:A:347:SER:C	1:A:349:GLN:H	2.11	0.54
1:B:178:ARG:HE	1:B:178:ARG:H	1.55	0.54
1:B:255:VAL:HG13	1:B:305:ASP:OD1	2.07	0.54
1:I:178:ARG:H	1:I:178:ARG:HE	1.55	0.54
1:A:192:VAL:HG11	1:A:206:ASN:HB2	1.88	0.54
1:B:111:SER:O	1:B:115:VAL:HG23	2.08	0.54
1:B:487:ILE:O	1:B:489:LEU:HD22	2.08	0.54
1:F:178:ARG:H	1:F:178:ARG:HE	1.55	0.54
1:F:347:SER:C	1:F:349:GLN:H	2.11	0.54
1:H:192:VAL:HG11	1:H:206:ASN:HB2	1.88	0.54
1:H:230:LYS:HZ1	1:H:321:ARG:NH1	2.05	0.54
1:H:232:VAL:HG22	1:H:359:GLU:OE2	2.07	0.54
1:H:256:GLU:C	1:H:258:PRO:HD3	2.22	0.54
1:I:299:ILE:HD13	1:I:299:ILE:N	2.20	0.54
1:B:118:ALA:O	1:B:122:LEU:HD22	2.08	0.54
1:B:166:MET:HE1	1:B:179:GLU:HG2	1.89	0.54
1:C:487:ILE:O	1:C:489:LEU:HD22	2.08	0.54
1:D:178:ARG:HE	1:D:178:ARG:H	1.55	0.54
1:F:39:VAL:HG13	1:F:89:LEU:HD22	1.88	0.54
1:G:39:VAL:HG13	1:G:89:LEU:HD22	1.88	0.54
1:G:347:SER:C	1:G:349:GLN:H	2.11	0.54
1:H:39:VAL:HG13	1:H:89:LEU:HD22	1.88	0.54
1:A:255:VAL:HG13	1:A:305:ASP:OD1	2.07	0.54

Continued on next page...

Continued from previous page...

Atom-1	Atom-2	Interatomic distance (Å)	Clash overlap (Å)
1:E:299:ILE:HD13	1:E:299:ILE:N	2.20	0.54
1:I:255:VAL:HG13	1:I:305:ASP:OD1	2.07	0.54
1:A:111:SER:O	1:A:115:VAL:HG23	2.08	0.54
1:A:383:ILE:HD12	1:A:383:ILE:N	2.22	0.54
1:B:181:ILE:O	1:B:185:VAL:HG23	2.08	0.54
1:B:383:ILE:N	1:B:383:ILE:HD12	2.22	0.54
1:D:351:LEU:H	1:D:351:LEU:CD2	2.17	0.54
1:D:529:VAL:HG12	1:E:58:MET:SD	2.48	0.54
1:F:383:ILE:HD12	1:F:383:ILE:N	2.22	0.54
1:F:487:ILE:O	1:F:489:LEU:HD22	2.08	0.54
1:G:118:ALA:O	1:G:122:LEU:HD22	2.08	0.54
1:I:232:VAL:HG22	1:I:359:GLU:OE2	2.07	0.54
1:I:256:GLU:C	1:I:258:PRO:HD3	2.22	0.54
1:B:347:SER:C	1:B:349:GLN:H	2.11	0.54
1:C:265:ARG:HD2	1:C:266:ILE:N	2.23	0.54
1:C:284:LYS:HD3	1:C:311:TYR:CE2	2.43	0.54
1:C:347:SER:C	1:C:349:GLN:H	2.11	0.54
1:C:470:LEU:HD22	1:C:474:ARG:HD2	1.90	0.54
1:E:255:VAL:HG13	1:E:305:ASP:OD1	2.07	0.54
1:G:470:LEU:HD22	1:G:474:ARG:HD2	1.90	0.54
1:H:284:LYS:HD3	1:H:311:TYR:CE2	2.43	0.54
1:H:482:ASN:O	1:H:483:LYS:C	2.47	0.54
1:D:118:ALA:O	1:D:122:LEU:HD22	2.08	0.54
1:D:284:LYS:HD3	1:D:311:TYR:CE2	2.43	0.54
1:E:284:LYS:HD3	1:E:311:TYR:CE2	2.43	0.54
1:F:423:ILE:HD12	1:F:424:GLU:HG2	1.89	0.54
1:H:76:LEU:CD2	1:H:90:VAL:HG12	2.36	0.54
1:B:76:LEU:CD2	1:B:90:VAL:HG12	2.36	0.53
1:B:351:LEU:H	1:B:351:LEU:CD2	2.17	0.53
1:C:233:VAL:HG22	1:C:309:GLN:OE1	2.08	0.53
1:D:423:ILE:HD12	1:D:424:GLU:HG2	1.90	0.53
1:D:504:GLU:OE1	2:D:800:ADP:H2'	2.09	0.53
1:D:530:VAL:O	1:E:59:LEU:HD23	2.07	0.53
1:E:192:VAL:HG11	1:E:206:ASN:HB2	1.88	0.53
1:E:423:ILE:HD12	1:E:424:GLU:HG2	1.90	0.53
1:G:111:SER:O	1:G:115:VAL:HG23	2.08	0.53
1:G:482:ASN:O	1:G:483:LYS:C	2.47	0.53
1:A:265:ARG:HD2	1:A:266:ILE:N	2.23	0.53
1:C:423:ILE:HD12	1:C:424:GLU:HG2	1.90	0.53
1:E:118:ALA:O	1:E:122:LEU:HD22	2.08	0.53
1:E:232:VAL:HG22	1:E:359:GLU:OE2	2.07	0.53

Continued on next page...

Continued from previous page...

Atom-1	Atom-2	Interatomic distance (Å)	Clash overlap (Å)
1:E:233:VAL:HG22	1:E:309:GLN:OE1	2.09	0.53
1:E:470:LEU:HD22	1:E:474:ARG:HD2	1.90	0.53
1:F:111:SER:O	1:F:115:VAL:HG23	2.08	0.53
1:F:470:LEU:HD22	1:F:474:ARG:HD2	1.90	0.53
1:G:383:ILE:N	1:G:383:ILE:HD12	2.22	0.53
1:H:487:ILE:O	1:H:489:LEU:HD22	2.08	0.53
1:I:347:SER:C	1:I:349:GLN:H	2.11	0.53
1:B:284:LYS:HD3	1:B:311:TYR:CE2	2.43	0.53
1:D:111:SER:O	1:D:115:VAL:HG23	2.08	0.53
1:F:529:VAL:HG12	1:G:58:MET:SD	2.47	0.53
1:G:178:ARG:HE	1:G:178:ARG:H	1.55	0.53
1:G:361:LYS:CB	1:G:366:LYS:HG2	2.36	0.53
1:G:524:LEU:N	1:G:524:LEU:HD12	2.24	0.53
1:I:504:GLU:OE1	2:I:800:ADP:H2'	2.09	0.53
1:A:487:ILE:O	1:A:489:LEU:HD22	2.08	0.53
1:D:487:ILE:O	1:D:489:LEU:HD22	2.08	0.53
1:F:284:LYS:HD3	1:F:311:TYR:CE2	2.43	0.53
1:G:265:ARG:HD2	1:G:266:ILE:N	2.23	0.53
1:H:111:SER:O	1:H:115:VAL:HG23	2.08	0.53
1:A:423:ILE:HD12	1:A:424:GLU:HG2	1.90	0.53
1:B:185:VAL:O	1:B:189:VAL:HG23	2.09	0.53
1:C:111:SER:O	1:C:115:VAL:HG23	2.08	0.53
1:D:470:LEU:HD22	1:D:474:ARG:HD2	1.90	0.53
1:F:118:ALA:O	1:F:122:LEU:HD22	2.08	0.53
1:F:524:LEU:HD12	1:F:524:LEU:N	2.24	0.53
1:G:487:ILE:O	1:G:489:LEU:HD22	2.08	0.53
1:H:347:SER:C	1:H:349:GLN:H	2.11	0.53
1:I:181:ILE:O	1:I:185:VAL:HG23	2.08	0.53
1:I:265:ARG:HD2	1:I:266:ILE:N	2.23	0.53
1:I:423:ILE:HD12	1:I:424:GLU:HG2	1.90	0.53
1:I:470:LEU:HD22	1:I:474:ARG:HD2	1.90	0.53
1:B:265:ARG:HD2	1:B:266:ILE:N	2.23	0.53
1:B:423:ILE:HD12	1:B:424:GLU:HG2	1.90	0.53
1:C:118:ALA:O	1:C:122:LEU:HD22	2.08	0.53
1:C:351:LEU:H	1:C:351:LEU:CD2	2.17	0.53
1:C:524:LEU:HD12	1:C:524:LEU:N	2.24	0.53
1:D:66:ILE:HD13	1:D:66:ILE:N	2.13	0.53
1:E:162:ARG:HB2	1:E:162:ARG:HH11	1.70	0.53
1:E:178:ARG:HE	1:E:178:ARG:H	1.55	0.53
1:E:265:ARG:HD2	1:E:266:ILE:N	2.23	0.53
1:E:524:LEU:HD12	1:E:524:LEU:N	2.24	0.53

Continued on next page...

Continued from previous page...

Atom-1	Atom-2	Interatomic distance (Å)	Clash overlap (Å)
1:F:58:MET:HG3	1:F:68:ILE:HG22	1.91	0.53
1:F:185:VAL:O	1:F:189:VAL:HG23	2.09	0.53
1:I:111:SER:O	1:I:115:VAL:HG23	2.08	0.53
1:I:118:ALA:O	1:I:122:LEU:HD22	2.08	0.53
1:B:482:ASN:O	1:B:483:LYS:C	2.47	0.53
1:D:58:MET:HG3	1:D:68:ILE:HG22	1.91	0.53
1:D:265:ARG:HD2	1:D:266:ILE:N	2.23	0.53
1:E:181:ILE:O	1:E:185:VAL:HG23	2.08	0.53
1:F:181:ILE:O	1:F:185:VAL:HG23	2.08	0.53
1:G:181:ILE:O	1:G:185:VAL:HG23	2.08	0.53
1:G:185:VAL:O	1:G:189:VAL:HG23	2.09	0.53
1:G:504:GLU:OE1	2:G:800:ADP:H2'	2.09	0.53
1:H:181:ILE:O	1:H:185:VAL:HG23	2.08	0.53
1:I:231:GLU:HG3	1:I:366:LYS:NZ	2.24	0.53
1:A:284:LYS:HD3	1:A:311:TYR:CE2	2.43	0.53
1:A:504:GLU:OE1	2:A:800:ADP:H2'	2.09	0.53
1:C:185:VAL:O	1:C:189:VAL:HG23	2.09	0.53
1:C:230:LYS:HZ1	1:C:321:ARG:NH1	2.05	0.53
1:D:181:ILE:O	1:D:185:VAL:HG23	2.08	0.53
1:F:212:LYS:HA	1:F:212:LYS:CE	2.33	0.53
1:F:265:ARG:HD2	1:F:266:ILE:N	2.23	0.53
1:F:530:VAL:HG21	1:G:79:MET:CE	2.39	0.53
1:G:530:VAL:O	1:H:59:LEU:HD23	2.08	0.53
1:H:178:ARG:HE	1:H:178:ARG:H	1.55	0.53
1:H:233:VAL:HG22	1:H:309:GLN:OE1	2.09	0.53
1:H:265:ARG:HD2	1:H:266:ILE:N	2.23	0.53
1:H:423:ILE:CD1	1:H:424:GLU:HG2	2.39	0.53
1:I:185:VAL:O	1:I:189:VAL:HG23	2.09	0.53
1:B:233:VAL:HG22	1:B:309:GLN:OE1	2.08	0.53
1:C:58:MET:HG3	1:C:68:ILE:HG22	1.91	0.53
1:C:361:LYS:CB	1:C:366:LYS:HG2	2.36	0.53
1:E:185:VAL:O	1:E:189:VAL:HG23	2.09	0.53
1:E:361:LYS:CB	1:E:366:LYS:HG2	2.36	0.53
1:E:482:ASN:O	1:E:483:LYS:C	2.47	0.53
1:E:504:GLU:OE1	2:E:800:ADP:H2'	2.09	0.53
1:G:284:LYS:HD3	1:G:311:TYR:CE2	2.43	0.53
1:A:118:ALA:O	1:A:122:LEU:HD22	2.08	0.53
1:A:423:ILE:CD1	1:A:424:GLU:HG2	2.39	0.53
1:B:470:LEU:HD22	1:B:474:ARG:HD2	1.90	0.53
1:D:233:VAL:HG22	1:D:309:GLN:OE1	2.09	0.53
1:D:347:SER:C	1:D:349:GLN:H	2.11	0.53

Continued on next page...

Continued from previous page...

Atom-1	Atom-2	Interatomic distance (Å)	Clash overlap (Å)
1:D:482:ASN:O	1:D:483:LYS:C	2.47	0.53
1:F:230:LYS:HZ1	1:F:321:ARG:HH12	1.57	0.53
1:F:504:GLU:OE1	2:F:800:ADP:H2'	2.09	0.53
1:G:423:ILE:CD1	1:G:424:GLU:HG2	2.39	0.53
1:H:58:MET:HG3	1:H:68:ILE:HG22	1.91	0.53
1:H:244:ALA:C	1:H:296:ASN:HD22	2.12	0.53
1:I:212:LYS:HA	1:I:212:LYS:CE	2.33	0.53
1:A:482:ASN:O	1:A:483:LYS:C	2.47	0.52
1:C:181:ILE:O	1:C:185:VAL:HG23	2.08	0.52
1:G:244:ALA:C	1:G:296:ASN:HD22	2.12	0.52
1:H:118:ALA:O	1:H:122:LEU:HD22	2.08	0.52
1:B:230:LYS:HZ2	1:B:321:ARG:NH1	2.07	0.52
1:B:423:ILE:CD1	1:B:424:GLU:HG2	2.39	0.52
1:C:482:ASN:O	1:C:483:LYS:C	2.47	0.52
1:E:58:MET:HG3	1:E:68:ILE:HG22	1.91	0.52
1:E:231:GLU:HG3	1:E:366:LYS:NZ	2.24	0.52
1:I:233:VAL:HG22	1:I:309:GLN:OE1	2.09	0.52
1:A:233:VAL:HG22	1:A:309:GLN:OE1	2.09	0.52
1:A:423:ILE:HD12	1:A:423:ILE:C	2.30	0.52
1:B:423:ILE:HD12	1:B:423:ILE:C	2.30	0.52
1:E:272:MET:O	1:E:275:PHE:HB3	2.10	0.52
1:F:363:GLY:HA2	1:F:384:ARG:HH22	1.75	0.52
1:G:233:VAL:HG22	1:G:309:GLN:OE1	2.08	0.52
1:H:185:VAL:O	1:H:189:VAL:HG23	2.09	0.52
1:H:363:GLY:HA2	1:H:384:ARG:HH22	1.74	0.52
1:A:185:VAL:O	1:A:189:VAL:HG23	2.09	0.52
1:B:524:LEU:HD12	1:B:524:LEU:N	2.24	0.52
1:C:231:GLU:HG3	1:C:366:LYS:NZ	2.24	0.52
1:D:244:ALA:C	1:D:296:ASN:HD22	2.12	0.52
1:D:423:ILE:HD12	1:D:423:ILE:C	2.30	0.52
1:D:524:LEU:N	1:D:524:LEU:HD12	2.24	0.52
1:G:58:MET:HG3	1:G:68:ILE:HG22	1.91	0.52
1:H:166:MET:HE1	1:H:179:GLU:HG2	1.92	0.52
1:H:231:GLU:HG3	1:H:366:LYS:NZ	2.24	0.52
1:H:272:MET:O	1:H:275:PHE:HB3	2.10	0.52
1:I:423:ILE:CD1	1:I:424:GLU:HG2	2.39	0.52
1:A:181:ILE:O	1:A:185:VAL:HG23	2.08	0.52
1:A:231:GLU:HG3	1:A:366:LYS:NZ	2.24	0.52
1:A:272:MET:O	1:A:275:PHE:HB3	2.10	0.52
1:B:272:MET:O	1:B:275:PHE:HB3	2.10	0.52
1:D:306:GLU:HA	1:D:309:GLN:NE2	2.25	0.52

Continued on next page...

Continued from previous page...

Atom-1	Atom-2	Interatomic distance (Å)	Clash overlap (Å)
1:E:234:HIS:CD2	1:E:236:GLY:H	2.28	0.52
1:F:233:VAL:HG22	1:F:309:GLN:OE1	2.08	0.52
1:F:234:HIS:CD2	1:F:236:GLY:H	2.28	0.52
1:F:272:MET:O	1:F:275:PHE:HB3	2.10	0.52
1:G:272:MET:O	1:G:275:PHE:HB3	2.10	0.52
1:G:306:GLU:HA	1:G:309:GLN:NE2	2.25	0.52
1:H:504:GLU:OE1	2:H:800:ADP:H2'	2.09	0.52
1:H:524:LEU:HD12	1:H:524:LEU:N	2.24	0.52
1:I:234:HIS:CD2	1:I:236:GLY:H	2.28	0.52
1:A:470:LEU:HD22	1:A:474:ARG:HD2	1.90	0.52
1:C:423:ILE:CD1	1:C:424:GLU:HG2	2.39	0.52
1:D:185:VAL:O	1:D:189:VAL:HG23	2.09	0.52
1:D:234:HIS:CD2	1:D:236:GLY:H	2.28	0.52
1:E:162:ARG:HH11	1:E:162:ARG:CB	2.23	0.52
1:F:423:ILE:CD1	1:F:424:GLU:HG2	2.39	0.52
1:H:361:LYS:CB	1:H:366:LYS:HG2	2.36	0.52
1:I:482:ASN:O	1:I:483:LYS:C	2.47	0.52
1:I:524:LEU:N	1:I:524:LEU:HD12	2.24	0.52
1:A:58:MET:HG3	1:A:68:ILE:HG22	1.91	0.52
1:A:524:LEU:N	1:A:524:LEU:HD12	2.24	0.52
1:C:363:GLY:HA2	1:C:384:ARG:HH22	1.74	0.52
1:G:127:HIS:ND1	1:G:128:PRO:HD2	2.25	0.52
1:G:166:MET:HE1	1:G:179:GLU:HG2	1.91	0.52
1:G:234:HIS:CD2	1:G:236:GLY:H	2.28	0.52
1:G:363:GLY:HA2	1:G:384:ARG:HH22	1.74	0.52
1:A:256:GLU:C	1:A:258:PRO:HD3	2.22	0.52
1:B:361:LYS:CB	1:B:366:LYS:HG2	2.36	0.52
1:B:504:GLU:OE1	2:B:800:ADP:H2'	2.09	0.52
1:C:234:HIS:CD2	1:C:236:GLY:H	2.28	0.52
1:D:361:LYS:CB	1:D:366:LYS:HG2	2.36	0.52
1:D:423:ILE:CD1	1:D:424:GLU:HG2	2.39	0.52
1:E:360:ARG:NH1	1:E:371:GLU:OE2	2.43	0.52
1:F:231:GLU:HG3	1:F:366:LYS:NZ	2.24	0.52
1:F:244:ALA:C	1:F:296:ASN:HD22	2.12	0.52
1:F:360:ARG:NH1	1:F:371:GLU:OE2	2.43	0.52
1:I:76:LEU:CD2	1:I:90:VAL:HG12	2.36	0.52
1:A:68:ILE:O	1:A:68:ILE:HG13	2.10	0.52
1:B:58:MET:HG3	1:B:68:ILE:HG22	1.91	0.52
1:C:230:LYS:HZ1	1:C:321:ARG:HH12	1.58	0.52
1:C:423:ILE:HD12	1:C:423:ILE:C	2.30	0.52
1:D:363:GLY:HA2	1:D:384:ARG:HH22	1.74	0.52

Continued on next page...

Continued from previous page...

Atom-1	Atom-2	Interatomic distance (Å)	Clash overlap (Å)
1:F:127:HIS:ND1	1:F:128:PRO:HD2	2.25	0.52
1:H:127:HIS:ND1	1:H:128:PRO:HD2	2.25	0.52
1:H:306:GLU:HA	1:H:309:GLN:NE2	2.25	0.52
1:B:68:ILE:HG13	1:B:68:ILE:O	2.10	0.52
1:C:162:ARG:HH11	1:C:162:ARG:CB	2.23	0.52
1:C:504:GLU:OE1	2:C:800:ADP:H2'	2.09	0.52
1:G:68:ILE:HG13	1:G:68:ILE:O	2.10	0.52
1:G:162:ARG:HH11	1:G:162:ARG:CB	2.23	0.52
1:A:127:HIS:ND1	1:A:128:PRO:HD2	2.25	0.51
1:B:234:HIS:CD2	1:B:236:GLY:H	2.28	0.51
1:C:68:ILE:O	1:C:68:ILE:HG13	2.10	0.51
1:C:272:MET:O	1:C:275:PHE:HB3	2.10	0.51
1:D:272:MET:O	1:D:275:PHE:HB3	2.10	0.51
1:E:306:GLU:HA	1:E:309:GLN:NE2	2.25	0.51
1:E:423:ILE:HD11	1:E:477:HIS:NE2	2.26	0.51
1:A:363:GLY:HA2	1:A:384:ARG:HH22	1.75	0.51
1:E:127:HIS:ND1	1:E:128:PRO:HD2	2.25	0.51
1:G:66:ILE:HD13	1:G:66:ILE:N	2.14	0.51
1:G:360:ARG:NH1	1:G:371:GLU:OE2	2.43	0.51
1:H:234:HIS:CD2	1:H:236:GLY:H	2.28	0.51
1:H:423:ILE:HD12	1:H:423:ILE:C	2.30	0.51
1:H:470:LEU:HD22	1:H:474:ARG:HD2	1.90	0.51
1:I:58:MET:HG3	1:I:68:ILE:HG22	1.91	0.51
1:I:306:GLU:HA	1:I:309:GLN:NE2	2.25	0.51
1:E:363:GLY:HA2	1:E:384:ARG:HH22	1.75	0.51
1:H:212:LYS:HA	1:H:212:LYS:CE	2.33	0.51
1:H:423:ILE:HD11	1:H:477:HIS:NE2	2.26	0.51
1:I:127:HIS:ND1	1:I:128:PRO:HD2	2.25	0.51
1:I:363:GLY:HA2	1:I:384:ARG:HH22	1.75	0.51
1:B:363:GLY:HA2	1:B:384:ARG:HH22	1.75	0.51
1:B:423:ILE:HD11	1:B:477:HIS:NE2	2.26	0.51
1:D:68:ILE:HG13	1:D:68:ILE:O	2.10	0.51
1:H:162:ARG:HH11	1:H:162:ARG:CB	2.23	0.51
1:H:230:LYS:HZ1	1:H:321:ARG:HH12	1.58	0.51
1:A:360:ARG:NH1	1:A:371:GLU:OE2	2.43	0.51
1:B:306:GLU:HA	1:B:309:GLN:NE2	2.25	0.51
1:D:162:ARG:HH11	1:D:162:ARG:CB	2.23	0.51
1:D:423:ILE:HD11	1:D:477:HIS:NE2	2.26	0.51
1:E:68:ILE:HG13	1:E:68:ILE:O	2.10	0.51
1:I:272:MET:O	1:I:275:PHE:HB3	2.10	0.51
1:A:162:ARG:HH11	1:A:162:ARG:CB	2.23	0.51

Continued on next page...

Continued from previous page...

Atom-1	Atom-2	Interatomic distance (Å)	Clash overlap (Å)
1:A:423:ILE:HD11	1:A:477:HIS:NE2	2.26	0.51
1:B:244:ALA:C	1:B:296:ASN:HD22	2.12	0.51
1:E:230:LYS:HZ2	1:E:321:ARG:NH1	2.08	0.51
1:F:68:ILE:O	1:F:68:ILE:HG13	2.10	0.51
1:F:129:THR:HG23	1:G:53:ARG:NH1	2.25	0.51
1:H:68:ILE:O	1:H:68:ILE:HG13	2.10	0.51
1:H:360:ARG:NH1	1:H:371:GLU:OE2	2.43	0.51
1:I:360:ARG:NH1	1:I:371:GLU:OE2	2.43	0.51
1:I:415:ILE:O	1:I:503:ILE:HG23	2.11	0.51
1:I:423:ILE:HD12	1:I:424:GLU:H	1.73	0.51
1:A:415:ILE:O	1:A:503:ILE:HG23	2.11	0.51
1:B:360:ARG:NH1	1:B:371:GLU:OE2	2.43	0.51
1:C:306:GLU:HA	1:C:309:GLN:NE2	2.25	0.51
1:D:360:ARG:NH1	1:D:371:GLU:OE2	2.43	0.51
1:E:423:ILE:CD1	1:E:424:GLU:HG2	2.39	0.51
1:F:162:ARG:HH11	1:F:162:ARG:CB	2.23	0.51
1:G:423:ILE:HD12	1:G:423:ILE:C	2.30	0.51
1:I:423:ILE:HD11	1:I:477:HIS:NE2	2.26	0.51
1:B:245:LYS:HG2	1:B:353:TYR:HD1	1.76	0.51
1:C:360:ARG:NH1	1:C:371:GLU:OE2	2.43	0.51
1:E:255:VAL:HA	1:E:283:ILE:CD1	2.41	0.51
1:F:76:LEU:CD2	1:F:90:VAL:HG12	2.36	0.51
1:F:361:LYS:CB	1:F:366:LYS:HG2	2.36	0.51
1:F:423:ILE:HD11	1:F:477:HIS:NE2	2.26	0.51
1:I:162:ARG:HH11	1:I:162:ARG:CB	2.23	0.51
1:A:127:HIS:HD2	1:A:129:THR:CG2	2.24	0.51
1:B:71:ASP:O	1:B:75:ILE:HG12	2.11	0.51
1:B:127:HIS:ND1	1:B:128:PRO:HD2	2.25	0.51
1:B:290:ILE:HG21	1:B:298:ILE:CD1	2.40	0.51
1:C:108:VAL:O	1:C:111:SER:HB3	2.11	0.51
1:C:127:HIS:ND1	1:C:128:PRO:HD2	2.25	0.51
1:D:415:ILE:O	1:D:503:ILE:HG23	2.11	0.51
1:E:244:ALA:C	1:E:296:ASN:HD22	2.12	0.51
1:E:423:ILE:HD12	1:E:423:ILE:C	2.30	0.51
1:G:423:ILE:HD11	1:G:477:HIS:NE2	2.26	0.51
1:A:108:VAL:O	1:A:111:SER:HB3	2.11	0.51
1:B:127:HIS:HD2	1:B:129:THR:CG2	2.24	0.51
1:C:127:HIS:HD2	1:C:129:THR:CG2	2.24	0.51
1:C:163:LYS:HD3	1:C:501:GLY:HA2	1.93	0.51
1:C:415:ILE:O	1:C:503:ILE:HG23	2.11	0.51
1:F:482:ASN:O	1:F:483:LYS:C	2.47	0.51

Continued on next page...

Continued from previous page...

Atom-1	Atom-2	Interatomic distance (Å)	Clash overlap (Å)
1:H:255:VAL:HA	1:H:283:ILE:CD1	2.41	0.51
1:I:245:LYS:HG2	1:I:353:TYR:HD1	1.76	0.51
1:A:234:HIS:CD2	1:A:236:GLY:H	2.28	0.50
1:B:161:LEU:HD12	1:B:161:LEU:H	1.77	0.50
1:B:163:LYS:HD3	1:B:501:GLY:HA2	1.93	0.50
1:C:166:MET:HE1	1:C:179:GLU:HG2	1.93	0.50
1:C:244:ALA:C	1:C:296:ASN:HD22	2.12	0.50
1:C:245:LYS:HG2	1:C:353:TYR:HD1	1.76	0.50
1:C:505:PRO:O	1:C:508:VAL:HG12	2.12	0.50
1:D:71:ASP:O	1:D:75:ILE:HG12	2.11	0.50
1:D:127:HIS:ND1	1:D:128:PRO:HD2	2.25	0.50
1:D:230:LYS:HZ1	1:D:321:ARG:NH1	2.09	0.50
1:D:231:GLU:HG3	1:D:366:LYS:NZ	2.24	0.50
1:F:415:ILE:O	1:F:503:ILE:HG23	2.11	0.50
1:G:231:GLU:HG3	1:G:366:LYS:NZ	2.24	0.50
1:G:415:ILE:O	1:G:503:ILE:HG23	2.11	0.50
1:I:108:VAL:O	1:I:111:SER:HB3	2.11	0.50
1:I:280:GLU:O	1:I:284:LYS:HG3	2.12	0.50
1:C:255:VAL:HA	1:C:283:ILE:CD1	2.41	0.50
1:D:34:ALA:O	1:D:37:ALA:HB3	2.12	0.50
1:E:108:VAL:O	1:E:111:SER:HB3	2.11	0.50
1:F:108:VAL:O	1:F:111:SER:HB3	2.11	0.50
1:F:208:GLN:HE22	1:F:227:VAL:H	1.60	0.50
1:F:306:GLU:HA	1:F:309:GLN:NE2	2.25	0.50
1:G:71:ASP:O	1:G:75:ILE:HG12	2.11	0.50
1:G:76:LEU:CD2	1:G:90:VAL:HG12	2.36	0.50
1:H:280:GLU:O	1:H:284:LYS:HG3	2.12	0.50
1:H:415:ILE:O	1:H:503:ILE:HG23	2.11	0.50
1:I:505:PRO:O	1:I:508:VAL:HG12	2.11	0.50
1:A:71:ASP:O	1:A:75:ILE:HG12	2.11	0.50
1:A:280:GLU:O	1:A:284:LYS:HG3	2.12	0.50
1:A:306:GLU:HA	1:A:309:GLN:NE2	2.25	0.50
1:A:479:ASN:CB	1:A:482:ASN:OD1	2.59	0.50
1:B:231:GLU:HG3	1:B:366:LYS:NZ	2.24	0.50
1:D:76:LEU:CD2	1:D:90:VAL:HG12	2.36	0.50
1:G:208:GLN:HE22	1:G:227:VAL:H	1.60	0.50
1:G:230:LYS:HZ2	1:G:321:ARG:NH1	2.10	0.50
1:G:245:LYS:HG2	1:G:353:TYR:HD1	1.76	0.50
1:H:479:ASN:CB	1:H:482:ASN:OD1	2.59	0.50
1:C:423:ILE:HD11	1:C:477:HIS:NE2	2.26	0.50
1:D:127:HIS:HD2	1:D:129:THR:CG2	2.24	0.50

Continued on next page...

Continued from previous page...

Atom-1	Atom-2	Interatomic distance (Å)	Clash overlap (Å)
1:D:245:LYS:HG2	1:D:353:TYR:HD1	1.76	0.50
1:E:290:ILE:HG21	1:E:298:ILE:CD1	2.40	0.50
1:E:505:PRO:O	1:E:508:VAL:HG12	2.12	0.50
1:F:127:HIS:HD2	1:F:129:THR:CG2	2.24	0.50
1:H:108:VAL:O	1:H:111:SER:HB3	2.11	0.50
1:I:85:ALA:O	1:I:88:LEU:HB3	2.12	0.50
1:I:244:ALA:C	1:I:296:ASN:HD22	2.12	0.50
1:A:230:LYS:HZ2	1:A:321:ARG:NH1	2.08	0.50
1:A:422:GLU:OE1	1:A:422:GLU:N	2.45	0.50
1:C:34:ALA:O	1:C:37:ALA:HB3	2.12	0.50
1:C:85:ALA:O	1:C:88:LEU:HB3	2.12	0.50
1:F:280:GLU:O	1:F:284:LYS:HG3	2.12	0.50
1:F:393:GLU:HG3	1:F:396:ARG:HH21	1.77	0.50
1:H:245:LYS:HG2	1:H:353:TYR:HD1	1.76	0.50
1:I:68:ILE:O	1:I:68:ILE:HG13	2.10	0.50
1:I:284:LYS:HD3	1:I:311:TYR:CE2	2.43	0.50
1:I:479:ASN:CB	1:I:482:ASN:OD1	2.59	0.50
1:A:85:ALA:O	1:A:88:LEU:HB3	2.12	0.50
1:B:422:GLU:OE1	1:B:422:GLU:N	2.45	0.50
1:E:88:LEU:HD11	1:F:389:ARG:NH1	2.18	0.50
1:E:127:HIS:HD2	1:E:129:THR:CG2	2.24	0.50
1:G:34:ALA:O	1:G:37:ALA:HB3	2.12	0.50
1:G:423:ILE:HG21	1:G:473:LEU:CD1	2.42	0.50
1:H:393:GLU:HG3	1:H:396:ARG:HH21	1.77	0.50
1:H:470:LEU:O	1:H:470:LEU:HD23	2.12	0.50
1:I:255:VAL:HA	1:I:283:ILE:CD1	2.41	0.50
1:I:422:GLU:OE1	1:I:422:GLU:N	2.45	0.50
1:I:423:ILE:HG21	1:I:473:LEU:CD1	2.42	0.50
1:A:91:GLN:NE2	1:B:387:LEU:HD21	2.26	0.50
1:B:162:ARG:HH11	1:B:162:ARG:CB	2.23	0.50
1:D:470:LEU:O	1:D:470:LEU:HD23	2.12	0.50
1:F:71:ASP:O	1:F:75:ILE:HG12	2.11	0.50
1:F:470:LEU:O	1:F:470:LEU:HD23	2.12	0.50
1:G:108:VAL:O	1:G:111:SER:HB3	2.11	0.50
1:G:479:ASN:CB	1:G:482:ASN:OD1	2.59	0.50
1:H:71:ASP:O	1:H:75:ILE:HG12	2.11	0.50
1:I:209:ILE:HD12	1:I:209:ILE:N	2.27	0.50
1:A:437:GLY:O	1:A:441:GLN:HB2	2.12	0.50
1:A:470:LEU:O	1:A:470:LEU:HD23	2.12	0.50
1:B:212:LYS:HA	1:B:212:LYS:CE	2.33	0.50
1:B:220:THR:HB	1:B:382:LEU:O	2.12	0.50

Continued on next page...

Continued from previous page...

Atom-1	Atom-2	Interatomic distance (Å)	Clash overlap (Å)
1:B:505:PRO:O	1:B:508:VAL:HG12	2.12	0.50
1:E:393:GLU:HG3	1:E:396:ARG:HH21	1.77	0.50
1:G:209:ILE:HD12	1:G:209:ILE:N	2.27	0.50
1:G:470:LEU:O	1:G:470:LEU:HD23	2.12	0.50
1:H:163:LYS:HD3	1:H:501:GLY:HA2	1.93	0.50
1:H:208:GLN:HE22	1:H:227:VAL:H	1.60	0.50
1:H:423:ILE:HG21	1:H:473:LEU:CD1	2.42	0.50
1:I:376:PRO:HG2	1:I:377:LYS:H	1.77	0.50
1:A:290:ILE:HG21	1:A:298:ILE:CD1	2.40	0.50
1:B:108:VAL:O	1:B:111:SER:HB3	2.11	0.50
1:B:470:LEU:O	1:B:470:LEU:HD23	2.12	0.50
1:D:423:ILE:HG21	1:D:473:LEU:CD1	2.42	0.50
1:F:163:LYS:HD3	1:F:501:GLY:HA2	1.93	0.50
1:F:220:THR:HB	1:F:382:LEU:O	2.12	0.50
1:F:245:LYS:HG2	1:F:353:TYR:HD1	1.76	0.50
1:F:505:PRO:O	1:F:508:VAL:HG12	2.11	0.50
1:G:393:GLU:HG3	1:G:396:ARG:HH21	1.77	0.50
1:H:376:PRO:HG2	1:H:377:LYS:H	1.77	0.50
1:I:470:LEU:O	1:I:470:LEU:HD23	2.12	0.50
1:B:415:ILE:O	1:B:503:ILE:HG23	2.11	0.49
1:B:426:ALA:O	1:B:429:LEU:N	2.46	0.49
1:C:208:GLN:HE22	1:C:227:VAL:H	1.59	0.49
1:C:422:GLU:N	1:C:422:GLU:OE1	2.45	0.49
1:C:437:GLY:O	1:C:441:GLN:HB2	2.12	0.49
1:D:85:ALA:O	1:D:88:LEU:HB3	2.12	0.49
1:D:230:LYS:HZ2	1:D:321:ARG:NH1	2.09	0.49
1:E:36:ILE:HG23	1:E:115:VAL:HG12	1.94	0.49
1:E:85:ALA:O	1:E:88:LEU:HB3	2.12	0.49
1:E:208:GLN:HE22	1:E:227:VAL:H	1.60	0.49
1:E:220:THR:HB	1:E:382:LEU:O	2.12	0.49
1:E:245:LYS:HG2	1:E:353:TYR:HD1	1.76	0.49
1:E:422:GLU:OE1	1:E:422:GLU:N	2.45	0.49
1:F:85:ALA:O	1:F:88:LEU:HB3	2.12	0.49
1:H:127:HIS:HD2	1:H:129:THR:CG2	2.24	0.49
1:H:209:ILE:N	1:H:209:ILE:HD12	2.27	0.49
1:I:71:ASP:O	1:I:75:ILE:HG12	2.11	0.49
1:A:34:ALA:O	1:A:37:ALA:HB3	2.12	0.49
1:A:163:LYS:HD3	1:A:501:GLY:HA2	1.93	0.49
1:A:208:GLN:HE22	1:A:227:VAL:H	1.60	0.49
1:A:255:VAL:HA	1:A:283:ILE:CD1	2.41	0.49
1:B:208:GLN:HE22	1:B:227:VAL:H	1.60	0.49

Continued on next page...

Continued from previous page...

Atom-1	Atom-2	Interatomic distance (Å)	Clash overlap (Å)
1:B:280:GLU:O	1:B:284:LYS:HG3	2.12	0.49
1:B:423:ILE:HG21	1:B:473:LEU:CD1	2.42	0.49
1:C:280:GLU:O	1:C:284:LYS:HG3	2.12	0.49
1:D:163:LYS:HD3	1:D:501:GLY:HA2	1.93	0.49
1:D:209:ILE:HD12	1:D:209:ILE:N	2.27	0.49
1:D:422:GLU:OE1	1:D:422:GLU:N	2.45	0.49
1:F:423:ILE:HG21	1:F:473:LEU:CD1	2.42	0.49
1:F:426:ALA:O	1:F:429:LEU:N	2.45	0.49
1:G:127:HIS:HD2	1:G:129:THR:CG2	2.24	0.49
1:G:505:PRO:O	1:G:508:VAL:HG12	2.11	0.49
1:H:437:GLY:O	1:H:441:GLN:HB2	2.12	0.49
1:I:127:HIS:HD2	1:I:129:THR:CG2	2.24	0.49
1:I:393:GLU:HG3	1:I:396:ARG:HH21	1.77	0.49
1:A:209:ILE:HD12	1:A:209:ILE:N	2.27	0.49
1:A:393:GLU:HG3	1:A:396:ARG:HH21	1.77	0.49
1:B:85:ALA:O	1:B:88:LEU:HB3	2.12	0.49
1:B:437:GLY:O	1:B:441:GLN:HB2	2.12	0.49
1:C:71:ASP:O	1:C:75:ILE:HG12	2.11	0.49
1:C:376:PRO:HG2	1:C:377:LYS:H	1.77	0.49
1:C:393:GLU:HG3	1:C:396:ARG:HH21	1.77	0.49
1:D:280:GLU:O	1:D:284:LYS:HG3	2.12	0.49
1:D:479:ASN:CB	1:D:482:ASN:OD1	2.59	0.49
1:E:34:ALA:O	1:E:37:ALA:HB3	2.12	0.49
1:E:71:ASP:O	1:E:75:ILE:HG12	2.11	0.49
1:E:437:GLY:O	1:E:441:GLN:HB2	2.12	0.49
1:G:230:LYS:HZ1	1:G:321:ARG:HH12	1.60	0.49
1:G:422:GLU:OE1	1:G:422:GLU:N	2.45	0.49
1:A:246:ILE:HA	1:A:297:VAL:HG13	1.94	0.49
1:A:505:PRO:O	1:A:508:VAL:HG12	2.11	0.49
1:C:246:ILE:HA	1:C:297:VAL:HG13	1.94	0.49
1:C:470:LEU:O	1:C:470:LEU:HD23	2.12	0.49
1:D:108:VAL:O	1:D:111:SER:HB3	2.11	0.49
1:F:423:ILE:HD12	1:F:423:ILE:C	2.30	0.49
1:I:163:LYS:HD3	1:I:501:GLY:HA2	1.93	0.49
1:A:161:LEU:HD12	1:A:161:LEU:H	1.77	0.49
1:B:209:ILE:N	1:B:209:ILE:HD12	2.27	0.49
1:B:210:VAL:HG23	1:B:382:LEU:HD12	1.95	0.49
1:E:230:LYS:HZ1	1:E:321:ARG:NH1	2.10	0.49
1:E:280:GLU:O	1:E:284:LYS:HG3	2.12	0.49
1:E:415:ILE:O	1:E:503:ILE:HG23	2.11	0.49
1:E:423:ILE:HG21	1:E:473:LEU:CD1	2.42	0.49

Continued on next page...

Continued from previous page...

Atom-1	Atom-2	Interatomic distance (Å)	Clash overlap (Å)
1:F:34:ALA:O	1:F:37:ALA:HB3	2.12	0.49
1:F:422:GLU:OE1	1:F:422:GLU:N	2.45	0.49
1:F:530:VAL:O	1:G:59:LEU:HA	2.12	0.49
1:G:280:GLU:O	1:G:284:LYS:HG3	2.12	0.49
1:H:36:ILE:HG23	1:H:115:VAL:HG12	1.95	0.49
1:I:34:ALA:O	1:I:37:ALA:HB3	2.12	0.49
1:C:220:THR:HB	1:C:382:LEU:O	2.12	0.49
1:C:423:ILE:HG21	1:C:473:LEU:CD1	2.42	0.49
1:C:503:ILE:HG22	1:C:504:GLU:N	2.28	0.49
1:D:505:PRO:O	1:D:508:VAL:HG12	2.11	0.49
1:E:161:LEU:HD12	1:E:161:LEU:H	1.77	0.49
1:E:209:ILE:N	1:E:209:ILE:HD12	2.27	0.49
1:G:36:ILE:HG23	1:G:115:VAL:HG12	1.94	0.49
1:G:163:LYS:HD3	1:G:501:GLY:HA2	1.93	0.49
1:G:376:PRO:HG2	1:G:377:LYS:H	1.77	0.49
1:H:34:ALA:O	1:H:37:ALA:HB3	2.12	0.49
1:H:85:ALA:O	1:H:88:LEU:HB3	2.12	0.49
1:I:220:THR:HB	1:I:382:LEU:O	2.12	0.49
1:I:503:ILE:N	1:I:503:ILE:HD12	2.28	0.49
1:A:212:LYS:HA	1:A:212:LYS:CE	2.33	0.49
1:A:220:THR:HB	1:A:382:LEU:O	2.12	0.49
1:B:34:ALA:O	1:B:37:ALA:HB3	2.12	0.49
1:B:36:ILE:HG23	1:B:115:VAL:HG12	1.95	0.49
1:B:255:VAL:HA	1:B:283:ILE:CD1	2.41	0.49
1:B:503:ILE:HG22	1:B:504:GLU:N	2.28	0.49
1:C:36:ILE:HG23	1:C:115:VAL:HG12	1.94	0.49
1:C:503:ILE:HD12	1:C:503:ILE:N	2.28	0.49
1:D:393:GLU:HG3	1:D:396:ARG:HH21	1.77	0.49
1:D:437:GLY:O	1:D:441:GLN:HB2	2.12	0.49
1:E:470:LEU:O	1:E:470:LEU:HD23	2.12	0.49
1:E:503:ILE:HG22	1:E:504:GLU:N	2.28	0.49
1:F:36:ILE:HG23	1:F:115:VAL:HG12	1.94	0.49
1:F:246:ILE:HA	1:F:297:VAL:HG13	1.94	0.49
1:G:85:ALA:O	1:G:88:LEU:HB3	2.12	0.49
1:I:36:ILE:HG23	1:I:115:VAL:HG12	1.95	0.49
1:A:426:ALA:O	1:A:429:LEU:N	2.45	0.49
1:B:393:GLU:HG3	1:B:396:ARG:HH21	1.77	0.49
1:C:209:ILE:N	1:C:209:ILE:HD12	2.27	0.49
1:D:208:GLN:HE22	1:D:227:VAL:H	1.59	0.49
1:D:220:THR:HB	1:D:382:LEU:O	2.12	0.49
1:E:163:LYS:HD3	1:E:501:GLY:HA2	1.93	0.49

Continued on next page...

Continued from previous page...

Atom-1	Atom-2	Interatomic distance (Å)	Clash overlap (Å)
1:F:209:ILE:HD12	1:F:209:ILE:N	2.27	0.49
1:F:376:PRO:HG2	1:F:377:LYS:H	1.77	0.49
1:G:220:THR:HB	1:G:382:LEU:O	2.12	0.49
1:G:246:ILE:HA	1:G:297:VAL:HG13	1.95	0.49
1:G:437:GLY:O	1:G:441:GLN:HB2	2.12	0.49
1:H:505:PRO:O	1:H:508:VAL:HG12	2.11	0.49
1:C:426:ALA:O	1:C:429:LEU:N	2.45	0.49
1:D:161:LEU:HD12	1:D:161:LEU:H	1.77	0.49
1:D:230:LYS:HZ1	1:D:321:ARG:HH12	1.60	0.49
1:E:76:LEU:CD2	1:E:90:VAL:HG12	2.36	0.49
1:E:376:PRO:HG2	1:E:377:LYS:H	1.77	0.49
1:E:479:ASN:CB	1:E:482:ASN:OD1	2.59	0.49
1:F:290:ILE:HG21	1:F:298:ILE:CD1	2.40	0.49
1:G:161:LEU:HD12	1:G:161:LEU:H	1.77	0.49
1:H:422:GLU:N	1:H:422:GLU:OE1	2.45	0.49
1:H:423:ILE:HD12	1:H:424:GLU:H	1.73	0.49
1:H:503:ILE:HG22	1:H:504:GLU:N	2.28	0.49
1:I:161:LEU:HD12	1:I:161:LEU:H	1.76	0.49
1:I:290:ILE:HG21	1:I:298:ILE:CD1	2.40	0.49
1:A:245:LYS:HG2	1:A:353:TYR:HD1	1.76	0.49
1:C:127:HIS:HD2	1:C:129:THR:CB	2.26	0.49
1:D:503:ILE:N	1:D:503:ILE:HD12	2.28	0.49
1:D:503:ILE:HG22	1:D:504:GLU:N	2.28	0.49
1:H:127:HIS:HD2	1:H:129:THR:CB	2.26	0.49
1:A:127:HIS:HD2	1:A:129:THR:CB	2.26	0.48
1:A:423:ILE:HG21	1:A:473:LEU:CD1	2.42	0.48
1:A:503:ILE:HG22	1:A:504:GLU:N	2.28	0.48
1:B:110:PHE:O	1:B:114:LEU:HD13	2.13	0.48
1:C:58:MET:HG3	1:C:68:ILE:CG2	2.43	0.48
1:C:479:ASN:CB	1:C:482:ASN:OD1	2.59	0.48
1:D:66:ILE:CD1	1:D:66:ILE:N	2.76	0.48
1:E:426:ALA:O	1:E:429:LEU:N	2.45	0.48
1:F:255:VAL:HA	1:F:283:ILE:CD1	2.41	0.48
1:F:263:GLU:C	1:F:264:ILE:HG22	2.34	0.48
1:F:423:ILE:HD12	1:F:424:GLU:H	1.73	0.48
1:G:230:LYS:HZ1	1:G:321:ARG:NH1	2.09	0.48
1:H:246:ILE:HA	1:H:297:VAL:HG13	1.94	0.48
1:I:210:VAL:HG23	1:I:382:LEU:HD12	1.95	0.48
1:I:423:ILE:HD12	1:I:423:ILE:C	2.30	0.48
1:I:503:ILE:HG22	1:I:504:GLU:N	2.28	0.48
1:A:36:ILE:HG23	1:A:115:VAL:HG12	1.95	0.48

Continued on next page...

Continued from previous page...

Atom-1	Atom-2	Interatomic distance (Å)	Clash overlap (Å)
1:D:110:PHE:O	1:D:114:LEU:HD13	2.13	0.48
1:D:255:VAL:HA	1:D:283:ILE:CD1	2.41	0.48
1:D:482:ASN:O	1:D:485:TYR:N	2.40	0.48
1:E:263:GLU:C	1:E:264:ILE:HG22	2.34	0.48
1:F:58:MET:HG3	1:F:68:ILE:CG2	2.44	0.48
1:F:210:VAL:HG23	1:F:382:LEU:HD12	1.95	0.48
1:G:110:PHE:O	1:G:114:LEU:HD13	2.13	0.48
1:H:110:PHE:O	1:H:114:LEU:HD13	2.13	0.48
1:H:217:ILE:HD11	1:H:390:LEU:CD2	2.44	0.48
1:H:220:THR:HB	1:H:382:LEU:O	2.12	0.48
1:H:522:LEU:HD11	1:I:68:ILE:CD1	2.43	0.48
1:I:208:GLN:HE22	1:I:227:VAL:H	1.60	0.48
1:B:127:HIS:HD2	1:B:129:THR:CB	2.26	0.48
1:B:217:ILE:HD11	1:B:390:LEU:CD2	2.44	0.48
1:B:358:GLU:CG	1:B:360:ARG:HH22	2.27	0.48
1:B:376:PRO:HG2	1:B:377:LYS:H	1.77	0.48
1:E:127:HIS:HD2	1:E:129:THR:CB	2.26	0.48
1:F:161:LEU:HD12	1:F:161:LEU:H	1.77	0.48
1:H:58:MET:HG3	1:H:68:ILE:CG2	2.44	0.48
1:H:232:VAL:HG12	1:H:318:LEU:HD11	1.95	0.48
1:H:263:GLU:C	1:H:264:ILE:HG22	2.34	0.48
1:H:426:ALA:O	1:H:429:LEU:N	2.45	0.48
1:I:246:ILE:HA	1:I:297:VAL:HG13	1.94	0.48
1:I:437:GLY:O	1:I:441:GLN:HB2	2.12	0.48
1:I:482:ASN:O	1:I:485:TYR:N	2.40	0.48
1:A:110:PHE:O	1:A:114:LEU:HD13	2.13	0.48
1:A:423:ILE:HD12	1:A:424:GLU:H	1.73	0.48
1:E:255:VAL:HG13	1:E:305:ASP:CG	2.34	0.48
1:E:330:LYS:O	1:E:334:ALA:HB2	2.14	0.48
1:F:437:GLY:O	1:F:441:GLN:HB2	2.12	0.48
1:G:66:ILE:CD1	1:G:66:ILE:N	2.76	0.48
1:G:232:VAL:HG12	1:G:318:LEU:HD11	1.95	0.48
1:I:232:VAL:HG12	1:I:318:LEU:HD11	1.95	0.48
1:I:426:ALA:O	1:I:429:LEU:N	2.45	0.48
1:A:244:ALA:C	1:A:296:ASN:HD22	2.12	0.48
1:B:255:VAL:HG13	1:B:305:ASP:CG	2.34	0.48
1:B:263:GLU:C	1:B:264:ILE:HG22	2.34	0.48
1:C:469:LEU:HB3	1:C:487:ILE:CD1	2.43	0.48
1:D:36:ILE:HG23	1:D:115:VAL:HG12	1.94	0.48
1:D:127:HIS:HD2	1:D:129:THR:CB	2.26	0.48
1:D:210:VAL:HG23	1:D:382:LEU:HD12	1.95	0.48

Continued on next page...

Continued from previous page...

Atom-1	Atom-2	Interatomic distance (Å)	Clash overlap (Å)
1:D:232:VAL:HG11	1:D:318:LEU:HD11	1.95	0.48
1:D:376:PRO:HG2	1:D:377:LYS:H	1.77	0.48
1:E:246:ILE:HA	1:E:297:VAL:HG13	1.94	0.48
1:G:426:ALA:O	1:G:429:LEU:N	2.45	0.48
1:G:503:ILE:HG22	1:G:504:GLU:N	2.28	0.48
1:H:255:VAL:HG13	1:H:305:ASP:CG	2.34	0.48
1:I:358:GLU:CG	1:I:360:ARG:HH22	2.27	0.48
1:A:361:LYS:CB	1:A:366:LYS:HG2	2.36	0.48
1:B:58:MET:HG3	1:B:68:ILE:CG2	2.44	0.48
1:B:66:ILE:CD1	1:B:66:ILE:N	2.76	0.48
1:C:161:LEU:HD12	1:C:161:LEU:H	1.77	0.48
1:C:232:VAL:HG12	1:C:318:LEU:HD11	1.95	0.48
1:C:263:GLU:C	1:C:264:ILE:HG22	2.34	0.48
1:D:58:MET:HG3	1:D:68:ILE:CG2	2.44	0.48
1:D:166:MET:HE1	1:D:179:GLU:HG2	1.96	0.48
1:D:246:ILE:HA	1:D:297:VAL:HG13	1.94	0.48
1:D:263:GLU:C	1:D:264:ILE:HG22	2.34	0.48
1:F:110:PHE:O	1:F:114:LEU:HD13	2.13	0.48
1:F:503:ILE:N	1:F:503:ILE:HD12	2.28	0.48
1:G:58:MET:HG3	1:G:68:ILE:CG2	2.44	0.48
1:G:255:VAL:HG13	1:G:305:ASP:CG	2.34	0.48
1:A:227:VAL:HG22	1:A:369:PHE:HD1	1.79	0.48
1:C:210:VAL:HG23	1:C:382:LEU:HD12	1.95	0.48
1:D:255:VAL:HG13	1:D:305:ASP:CG	2.34	0.48
1:E:58:MET:HG3	1:E:68:ILE:CG2	2.44	0.48
1:E:358:GLU:CG	1:E:360:ARG:HH22	2.27	0.48
1:E:473:LEU:C	1:E:473:LEU:HD13	2.34	0.48
1:F:479:ASN:CB	1:F:482:ASN:OD1	2.59	0.48
1:G:127:HIS:HD2	1:G:129:THR:CB	2.26	0.48
1:G:227:VAL:HG22	1:G:369:PHE:HD1	1.79	0.48
1:G:232:VAL:HG11	1:G:318:LEU:HD11	1.95	0.48
1:G:358:GLU:CG	1:G:360:ARG:HH22	2.27	0.48
1:G:503:ILE:N	1:G:503:ILE:HD12	2.28	0.48
1:H:503:ILE:HD12	1:H:503:ILE:N	2.28	0.48
1:H:529:VAL:HG12	1:I:58:MET:HB3	1.95	0.48
1:I:110:PHE:O	1:I:114:LEU:HD13	2.13	0.48
1:I:127:HIS:HD2	1:I:129:THR:CB	2.26	0.48
1:A:58:MET:HG3	1:A:68:ILE:CG2	2.44	0.48
1:A:473:LEU:HD13	1:A:473:LEU:C	2.34	0.48
1:B:479:ASN:CB	1:B:482:ASN:OD1	2.59	0.48
1:C:358:GLU:CG	1:C:360:ARG:HH22	2.27	0.48

Continued on next page...

Continued from previous page...

Atom-1	Atom-2	Interatomic distance (Å)	Clash overlap (Å)
1:D:263:GLU:C	1:D:264:ILE:CG2	2.82	0.48
1:H:260:LEU:CD1	1:H:260:LEU:C	2.81	0.48
1:I:263:GLU:C	1:I:264:ILE:HG22	2.34	0.48
1:A:255:VAL:HG13	1:A:305:ASP:CG	2.34	0.48
1:A:299:ILE:HG22	1:A:320:VAL:HG23	1.96	0.48
1:A:503:ILE:N	1:A:503:ILE:HD12	2.28	0.48
1:B:330:LYS:O	1:B:334:ALA:HB2	2.14	0.48
1:B:503:ILE:HD12	1:B:503:ILE:N	2.28	0.48
1:C:232:VAL:HG11	1:C:318:LEU:HD11	1.95	0.48
1:C:423:ILE:HD12	1:C:424:GLU:H	1.73	0.48
1:D:212:LYS:HA	1:D:212:LYS:CE	2.33	0.48
1:F:232:VAL:HG12	1:F:318:LEU:HD11	1.95	0.48
1:F:246:ILE:O	1:F:351:LEU:HB2	2.14	0.48
1:F:299:ILE:HG22	1:F:320:VAL:HG23	1.96	0.48
1:F:358:GLU:CG	1:F:360:ARG:HH22	2.27	0.48
1:F:503:ILE:HG22	1:F:504:GLU:N	2.28	0.48
1:H:246:ILE:O	1:H:351:LEU:HB2	2.14	0.48
1:A:263:GLU:C	1:A:264:ILE:HG22	2.34	0.48
1:A:376:PRO:HG2	1:A:377:LYS:H	1.77	0.48
1:B:469:LEU:HB3	1:B:487:ILE:CD1	2.43	0.48
1:C:110:PHE:O	1:C:114:LEU:HD13	2.13	0.48
1:F:217:ILE:HD11	1:F:390:LEU:CD2	2.44	0.48
1:G:330:LYS:O	1:G:334:ALA:HB2	2.14	0.48
1:A:210:VAL:HG23	1:A:382:LEU:HD12	1.95	0.47
1:B:473:LEU:C	1:B:473:LEU:HD13	2.34	0.47
1:C:290:ILE:HG21	1:C:298:ILE:CD1	2.40	0.47
1:D:227:VAL:HG22	1:D:369:PHE:HD1	1.79	0.47
1:D:469:LEU:HB3	1:D:487:ILE:CD1	2.43	0.47
1:F:255:VAL:HG13	1:F:305:ASP:CG	2.34	0.47
1:G:263:GLU:C	1:G:264:ILE:CG2	2.82	0.47
1:H:263:GLU:C	1:H:264:ILE:CG2	2.82	0.47
1:H:330:LYS:O	1:H:334:ALA:HB2	2.14	0.47
1:I:58:MET:HG3	1:I:68:ILE:CG2	2.44	0.47
1:I:178:ARG:H	1:I:178:ARG:NE	2.12	0.47
1:A:178:ARG:H	1:A:178:ARG:NE	2.12	0.47
1:A:232:VAL:HG11	1:A:318:LEU:HD11	1.95	0.47
1:B:230:LYS:HZ1	1:B:321:ARG:HH12	1.62	0.47
1:C:217:ILE:HD11	1:C:390:LEU:CD2	2.44	0.47
1:C:260:LEU:CD1	1:C:260:LEU:C	2.81	0.47
1:E:110:PHE:O	1:E:114:LEU:HD13	2.13	0.47
1:E:503:ILE:HD12	1:E:503:ILE:N	2.28	0.47

Continued on next page...

Continued from previous page...

Atom-1	Atom-2	Interatomic distance (Å)	Clash overlap (Å)
1:G:210:VAL:HG23	1:G:382:LEU:HD12	1.95	0.47
1:G:217:ILE:HD11	1:G:390:LEU:CD2	2.44	0.47
1:G:263:GLU:C	1:G:264:ILE:HG22	2.34	0.47
1:H:214:GLY:HA3	1:H:384:ARG:HH21	1.79	0.47
1:H:227:VAL:HG22	1:H:369:PHE:HD1	1.79	0.47
1:I:436:VAL:HG23	1:I:437:GLY:N	2.30	0.47
1:A:246:ILE:O	1:A:351:LEU:HB2	2.14	0.47
1:B:232:VAL:HG12	1:B:318:LEU:HD11	1.95	0.47
1:B:246:ILE:O	1:B:351:LEU:HB2	2.14	0.47
1:C:76:LEU:CD2	1:C:90:VAL:HG12	2.36	0.47
1:C:227:VAL:HG22	1:C:369:PHE:HD1	1.79	0.47
1:D:214:GLY:HA3	1:D:384:ARG:HH21	1.79	0.47
1:D:249:ILE:HD12	1:D:346:ILE:HD11	1.96	0.47
1:D:299:ILE:HG22	1:D:320:VAL:HG23	1.96	0.47
1:E:232:VAL:HG11	1:E:318:LEU:HD11	1.96	0.47
1:F:127:HIS:HD2	1:F:129:THR:CB	2.26	0.47
1:F:214:GLY:HA3	1:F:384:ARG:HH21	1.79	0.47
1:F:482:ASN:O	1:F:485:TYR:N	2.40	0.47
1:G:178:ARG:H	1:G:178:ARG:NE	2.12	0.47
1:I:249:ILE:HD12	1:I:346:ILE:HD11	1.96	0.47
1:A:121:LEU:HB3	1:A:126:VAL:CG2	2.44	0.47
1:A:214:GLY:HA3	1:A:384:ARG:HH21	1.79	0.47
1:A:528:ASP:OD2	1:A:529:VAL:N	2.48	0.47
1:B:227:VAL:HG22	1:B:369:PHE:HD1	1.79	0.47
1:B:246:ILE:HA	1:B:297:VAL:HG13	1.94	0.47
1:B:249:ILE:HD12	1:B:346:ILE:HD11	1.96	0.47
1:C:211:LYS:HE3	1:C:395:GLU:OE2	2.14	0.47
1:D:121:LEU:HB3	1:D:126:VAL:CG2	2.44	0.47
1:D:246:ILE:O	1:D:351:LEU:HB2	2.14	0.47
1:D:258:PRO:CG	1:D:279:GLU:OE2	2.56	0.47
1:E:210:VAL:HG23	1:E:382:LEU:HD12	1.95	0.47
1:E:423:ILE:HD12	1:E:424:GLU:H	1.73	0.47
1:F:211:LYS:HE3	1:F:395:GLU:OE2	2.14	0.47
1:H:211:LYS:HE3	1:H:395:GLU:OE2	2.14	0.47
1:H:299:ILE:HG22	1:H:320:VAL:HG23	1.96	0.47
1:H:436:VAL:HG23	1:H:437:GLY:N	2.30	0.47
1:I:246:ILE:O	1:I:351:LEU:HB2	2.14	0.47
1:A:330:LYS:O	1:A:334:ALA:HB2	2.14	0.47
1:B:528:ASP:OD2	1:B:529:VAL:N	2.48	0.47
1:C:141:VAL:CG2	1:C:432:TYR:CE1	2.97	0.47
1:D:358:GLU:CG	1:D:360:ARG:HH22	2.27	0.47

Continued on next page...

Continued from previous page...

Atom-1	Atom-2	Interatomic distance (Å)	Clash overlap (Å)
1:E:230:LYS:HZ1	1:E:321:ARG:HH12	1.61	0.47
1:F:232:VAL:HG11	1:F:318:LEU:HD11	1.95	0.47
1:F:473:LEU:HD13	1:F:473:LEU:C	2.34	0.47
1:G:299:ILE:HG22	1:G:320:VAL:HG23	1.96	0.47
1:G:473:LEU:C	1:G:473:LEU:HD13	2.34	0.47
1:H:178:ARG:H	1:H:178:ARG:NE	2.12	0.47
1:H:473:LEU:HD13	1:H:473:LEU:C	2.34	0.47
1:I:361:LYS:CB	1:I:366:LYS:HG2	2.36	0.47
1:I:528:ASP:OD2	1:I:529:VAL:N	2.48	0.47
1:B:436:VAL:HG23	1:B:437:GLY:N	2.30	0.47
1:C:330:LYS:O	1:C:334:ALA:HB2	2.14	0.47
1:G:121:LEU:HB3	1:G:126:VAL:CG2	2.44	0.47
1:G:211:LYS:HE3	1:G:395:GLU:OE2	2.14	0.47
1:H:46:LEU:O	1:H:47:LYS:C	2.53	0.47
1:A:46:LEU:O	1:A:47:LYS:C	2.53	0.47
1:A:230:LYS:HZ1	1:A:321:ARG:NH1	2.10	0.47
1:A:232:VAL:HG12	1:A:318:LEU:HD11	1.95	0.47
1:A:249:ILE:HD12	1:A:346:ILE:HD11	1.96	0.47
1:A:263:GLU:C	1:A:264:ILE:CG2	2.82	0.47
1:A:271:GLN:OE1	1:A:271:GLN:HA	2.15	0.47
1:A:358:GLU:CG	1:A:360:ARG:HH22	2.27	0.47
1:A:359:GLU:O	1:A:359:GLU:HG2	2.15	0.47
1:A:469:LEU:HB3	1:A:487:ILE:CD1	2.43	0.47
1:B:75:ILE:O	1:B:79:MET:HB3	2.15	0.47
1:B:121:LEU:HB3	1:B:126:VAL:CG2	2.44	0.47
1:B:230:LYS:HZ1	1:B:321:ARG:NH1	2.12	0.47
1:C:46:LEU:O	1:C:47:LYS:C	2.53	0.47
1:C:56:ASP:OD1	1:C:70:ASN:HB3	2.15	0.47
1:C:75:ILE:O	1:C:79:MET:HB3	2.15	0.47
1:C:234:HIS:ND1	1:C:235:PRO:HD2	2.30	0.47
1:C:255:VAL:HG13	1:C:305:ASP:CG	2.34	0.47
1:C:430:ARG:HG2	1:C:430:ARG:NH1	2.29	0.47
1:C:436:VAL:HG23	1:C:437:GLY:N	2.30	0.47
1:D:46:LEU:O	1:D:47:LYS:C	2.53	0.47
1:D:75:ILE:O	1:D:79:MET:HB3	2.15	0.47
1:D:211:LYS:HE3	1:D:395:GLU:OE2	2.14	0.47
1:D:282:LEU:O	1:D:285:GLU:HB3	2.15	0.47
1:D:430:ARG:HG2	1:D:430:ARG:NH1	2.29	0.47
1:D:436:VAL:HG23	1:D:437:GLY:N	2.30	0.47
1:E:211:LYS:HE3	1:E:395:GLU:OE2	2.14	0.47
1:E:246:ILE:O	1:E:351:LEU:HB2	2.14	0.47

Continued on next page...

Continued from previous page...

Atom-1	Atom-2	Interatomic distance (Å)	Clash overlap (Å)
1:E:436:VAL:HG23	1:E:437:GLY:N	2.30	0.47
1:F:330:LYS:O	1:F:334:ALA:HB2	2.14	0.47
1:F:436:VAL:HG23	1:F:437:GLY:N	2.30	0.47
1:G:234:HIS:ND1	1:G:235:PRO:HD2	2.30	0.47
1:G:258:PRO:CG	1:G:279:GLU:OE2	2.56	0.47
1:G:290:ILE:HG21	1:G:298:ILE:CD1	2.40	0.47
1:I:121:LEU:HB3	1:I:126:VAL:CG2	2.44	0.47
1:I:211:LYS:HE3	1:I:395:GLU:OE2	2.15	0.47
1:I:214:GLY:HA3	1:I:384:ARG:HH21	1.80	0.47
1:I:255:VAL:HG13	1:I:305:ASP:CG	2.34	0.47
1:I:330:LYS:O	1:I:334:ALA:HB2	2.14	0.47
1:I:473:LEU:HD13	1:I:473:LEU:C	2.35	0.47
1:A:234:HIS:ND1	1:A:235:PRO:HD2	2.30	0.47
1:B:232:VAL:HG11	1:B:318:LEU:HD11	1.95	0.47
1:C:214:GLY:HA3	1:C:384:ARG:HH21	1.79	0.47
1:C:473:LEU:HD13	1:C:473:LEU:C	2.34	0.47
1:C:482:ASN:O	1:C:485:TYR:N	2.40	0.47
1:D:217:ILE:HD11	1:D:390:LEU:CD2	2.43	0.47
1:D:234:HIS:ND1	1:D:235:PRO:HD2	2.30	0.47
1:D:473:LEU:C	1:D:473:LEU:HD13	2.34	0.47
1:D:528:ASP:OD2	1:D:529:VAL:N	2.48	0.47
1:F:75:ILE:O	1:F:79:MET:HB3	2.15	0.47
1:F:227:VAL:HG22	1:F:369:PHE:HD1	1.79	0.47
1:F:234:HIS:ND1	1:F:235:PRO:HD2	2.30	0.47
1:F:469:LEU:HB3	1:F:487:ILE:CD1	2.43	0.47
1:F:528:ASP:OD2	1:F:529:VAL:N	2.48	0.47
1:G:359:GLU:HG2	1:G:359:GLU:O	2.15	0.47
1:H:161:LEU:HD12	1:H:161:LEU:H	1.77	0.47
1:H:210:VAL:HG23	1:H:382:LEU:HD12	1.95	0.47
1:H:271:GLN:OE1	1:H:271:GLN:HA	2.15	0.47
1:H:290:ILE:HG21	1:H:298:ILE:CD1	2.40	0.47
1:A:166:MET:HE1	1:A:179:GLU:HG2	1.96	0.47
1:B:46:LEU:O	1:B:47:LYS:C	2.53	0.47
1:B:214:GLY:HA3	1:B:384:ARG:HH21	1.79	0.47
1:B:271:GLN:OE1	1:B:271:GLN:HA	2.15	0.47
1:B:299:ILE:HG22	1:B:320:VAL:HG23	1.96	0.47
1:E:75:ILE:O	1:E:79:MET:HB3	2.15	0.47
1:E:227:VAL:HG22	1:E:369:PHE:HD1	1.79	0.47
1:E:299:ILE:HG22	1:E:320:VAL:HG23	1.96	0.47
1:F:263:GLU:C	1:F:264:ILE:CG2	2.82	0.47
1:F:529:VAL:CG1	1:G:58:MET:SD	3.03	0.47

Continued on next page...

Continued from previous page...

Atom-1	Atom-2	Interatomic distance (Å)	Clash overlap (Å)
1:F:530:VAL:O	1:G:59:LEU:HD22	2.13	0.47
1:G:255:VAL:HA	1:G:283:ILE:CD1	2.41	0.47
1:G:271:GLN:OE1	1:G:271:GLN:HA	2.15	0.47
1:G:528:ASP:OD2	1:G:529:VAL:N	2.48	0.47
1:H:121:LEU:HB3	1:H:126:VAL:HG21	1.97	0.47
1:H:406:ALA:O	1:H:410:LYS:HG3	2.15	0.47
1:A:150:ALA:HA	1:A:415:ILE:HG22	1.97	0.47
1:A:230:LYS:HZ1	1:A:321:ARG:HH12	1.61	0.47
1:A:259:GLU:C	1:A:259:GLU:CD	2.74	0.47
1:C:84:PRO:HG2	1:C:85:ALA:H	1.80	0.47
1:C:178:ARG:H	1:C:178:ARG:NE	2.12	0.47
1:C:249:ILE:HD12	1:C:346:ILE:HD11	1.96	0.47
1:D:290:ILE:HG21	1:D:298:ILE:CD1	2.40	0.47
1:D:359:GLU:HG2	1:D:359:GLU:O	2.15	0.47
1:E:121:LEU:HB3	1:E:126:VAL:HG21	1.97	0.47
1:F:121:LEU:HB3	1:F:126:VAL:CG2	2.44	0.47
1:G:246:ILE:O	1:G:351:LEU:HB2	2.14	0.47
1:G:249:ILE:HD12	1:G:346:ILE:HD11	1.96	0.47
1:G:282:LEU:O	1:G:285:GLU:HB3	2.15	0.47
1:H:83:HIS:CD2	1:H:84:PRO:HD2	2.50	0.47
1:H:232:VAL:HG11	1:H:318:LEU:HD11	1.95	0.47
1:H:528:ASP:OD2	1:H:529:VAL:N	2.48	0.47
1:I:66:ILE:CD1	1:I:66:ILE:N	2.76	0.47
1:I:259:GLU:C	1:I:259:GLU:CD	2.74	0.47
1:I:271:GLN:HA	1:I:271:GLN:OE1	2.15	0.47
1:A:436:VAL:HG23	1:A:437:GLY:N	2.30	0.46
1:B:121:LEU:HB3	1:B:126:VAL:HG21	1.97	0.46
1:B:505:PRO:C	1:B:507:LEU:N	2.69	0.46
1:C:259:GLU:C	1:C:259:GLU:CD	2.74	0.46
1:D:178:ARG:H	1:D:178:ARG:NE	2.12	0.46
1:D:330:LYS:O	1:D:334:ALA:HB2	2.14	0.46
1:E:232:VAL:HG12	1:E:318:LEU:HD11	1.95	0.46
1:E:406:ALA:O	1:E:410:LYS:HG3	2.16	0.46
1:E:526:ILE:HD11	1:F:68:ILE:HG21	1.96	0.46
1:F:56:ASP:OD1	1:F:70:ASN:HB3	2.15	0.46
1:F:249:ILE:HD12	1:F:346:ILE:HD11	1.96	0.46
1:H:56:ASP:OD1	1:H:70:ASN:HB3	2.15	0.46
1:H:66:ILE:CD1	1:H:66:ILE:N	2.76	0.46
1:I:194:GLU:C	1:I:195:LEU:HD12	2.36	0.46
1:I:227:VAL:HG22	1:I:369:PHE:HD1	1.79	0.46
1:I:299:ILE:HG22	1:I:320:VAL:HG23	1.96	0.46

Continued on next page...

Continued from previous page...

Atom-1	Atom-2	Interatomic distance (Å)	Clash overlap (Å)
1:A:260:LEU:CD1	1:A:260:LEU:C	2.81	0.46
1:A:406:ALA:O	1:A:410:LYS:HG3	2.16	0.46
1:B:56:ASP:OD1	1:B:70:ASN:HB3	2.15	0.46
1:C:45:ALA:C	1:C:46:LEU:HD12	2.36	0.46
1:C:121:LEU:HB3	1:C:126:VAL:CG2	2.44	0.46
1:C:271:GLN:OE1	1:C:271:GLN:HA	2.15	0.46
1:D:194:GLU:C	1:D:195:LEU:HD12	2.36	0.46
1:E:194:GLU:C	1:E:195:LEU:HD12	2.36	0.46
1:F:259:GLU:C	1:F:259:GLU:CD	2.74	0.46
1:H:75:ILE:O	1:H:79:MET:HB3	2.15	0.46
1:I:75:ILE:O	1:I:79:MET:HB3	2.15	0.46
1:I:212:LYS:O	1:I:213:ALA:O	2.33	0.46
1:I:359:GLU:O	1:I:359:GLU:HG2	2.15	0.46
1:A:84:PRO:HG2	1:A:85:ALA:H	1.80	0.46
1:A:121:LEU:HB3	1:A:126:VAL:HG21	1.97	0.46
1:A:194:GLU:C	1:A:195:LEU:HD12	2.36	0.46
1:A:282:LEU:O	1:A:285:GLU:HB3	2.15	0.46
1:B:84:PRO:HG2	1:B:85:ALA:H	1.80	0.46
1:B:188:ALA:HA	1:B:379:ILE:HD11	1.97	0.46
1:B:211:LYS:HE3	1:B:395:GLU:OE2	2.14	0.46
1:B:263:GLU:C	1:B:264:ILE:CG2	2.82	0.46
1:B:406:ALA:O	1:B:410:LYS:HG3	2.15	0.46
1:C:212:LYS:HA	1:C:212:LYS:CE	2.33	0.46
1:C:230:LYS:HZ2	1:C:321:ARG:NH1	2.13	0.46
1:C:505:PRO:C	1:C:507:LEU:N	2.69	0.46
1:C:528:ASP:OD2	1:C:529:VAL:N	2.48	0.46
1:D:208:GLN:C	1:D:209:ILE:HD12	2.36	0.46
1:D:232:VAL:HG12	1:D:318:LEU:HD11	1.95	0.46
1:E:121:LEU:HB3	1:E:126:VAL:CG2	2.44	0.46
1:E:141:VAL:CG2	1:E:432:TYR:CE1	2.97	0.46
1:E:217:ILE:HD11	1:E:390:LEU:CD2	2.43	0.46
1:E:271:GLN:OE1	1:E:271:GLN:HA	2.15	0.46
1:E:505:PRO:C	1:E:507:LEU:N	2.69	0.46
1:F:406:ALA:O	1:F:410:LYS:HG3	2.16	0.46
1:G:406:ALA:O	1:G:410:LYS:HG3	2.16	0.46
1:H:141:VAL:CG2	1:H:432:TYR:CE1	2.97	0.46
1:H:249:ILE:HD12	1:H:346:ILE:HD11	1.96	0.46
1:I:56:ASP:OD1	1:I:70:ASN:HB3	2.15	0.46
1:I:282:LEU:O	1:I:285:GLU:HB3	2.15	0.46
1:A:208:GLN:C	1:A:209:ILE:HD12	2.36	0.46
1:A:212:LYS:O	1:A:213:ALA:O	2.34	0.46

Continued on next page...

Continued from previous page...

Atom-1	Atom-2	Interatomic distance (Å)	Clash overlap (Å)
1:A:224:TYR:HA	1:A:379:ILE:HG22	1.98	0.46
1:B:194:GLU:C	1:B:195:LEU:HD12	2.36	0.46
1:C:121:LEU:HB3	1:C:126:VAL:HG21	1.97	0.46
1:C:150:ALA:HA	1:C:415:ILE:HG22	1.97	0.46
1:C:246:ILE:O	1:C:351:LEU:HB2	2.14	0.46
1:C:282:LEU:O	1:C:285:GLU:HB3	2.15	0.46
1:D:84:PRO:HG2	1:D:85:ALA:H	1.80	0.46
1:E:56:ASP:OD1	1:E:70:ASN:HB3	2.15	0.46
1:E:234:HIS:ND1	1:E:235:PRO:HD2	2.30	0.46
1:E:263:GLU:C	1:E:264:ILE:CG2	2.82	0.46
1:E:282:LEU:O	1:E:285:GLU:HB3	2.15	0.46
1:E:525:ARG:HG3	1:F:56:ASP:OD2	2.13	0.46
1:F:46:LEU:O	1:F:47:LYS:C	2.53	0.46
1:F:528:ASP:HB3	1:G:57:LYS:HD3	1.97	0.46
1:G:45:ALA:C	1:G:46:LEU:HD12	2.36	0.46
1:G:150:ALA:HA	1:G:415:ILE:HG22	1.97	0.46
1:G:194:GLU:C	1:G:195:LEU:HD12	2.36	0.46
1:G:212:LYS:O	1:G:213:ALA:O	2.33	0.46
1:H:282:LEU:O	1:H:285:GLU:HB3	2.15	0.46
1:H:290:ILE:HG12	1:H:346:ILE:CD1	2.46	0.46
1:H:359:GLU:O	1:H:359:GLU:HG2	2.15	0.46
1:I:45:ALA:C	1:I:46:LEU:HD12	2.36	0.46
1:I:84:PRO:HG2	1:I:85:ALA:H	1.80	0.46
1:I:121:LEU:HB3	1:I:126:VAL:HG21	1.97	0.46
1:I:232:VAL:HG11	1:I:318:LEU:HD11	1.95	0.46
1:I:263:GLU:C	1:I:264:ILE:CG2	2.82	0.46
1:A:528:ASP:HB3	1:B:57:LYS:HE3	1.97	0.46
1:B:259:GLU:C	1:B:259:GLU:CD	2.74	0.46
1:D:56:ASP:OD1	1:D:70:ASN:HB3	2.15	0.46
1:D:212:LYS:O	1:D:213:ALA:O	2.34	0.46
1:D:271:GLN:OE1	1:D:271:GLN:HA	2.15	0.46
1:D:423:ILE:HD12	1:D:424:GLU:H	1.73	0.46
1:E:208:GLN:C	1:E:209:ILE:HD12	2.36	0.46
1:F:83:HIS:CD2	1:F:84:PRO:HD2	2.50	0.46
1:F:121:LEU:HB3	1:F:126:VAL:HG21	1.97	0.46
1:F:212:LYS:O	1:F:213:ALA:O	2.34	0.46
1:G:153:VAL:O	1:G:153:VAL:HG13	2.16	0.46
1:G:436:VAL:HG23	1:G:437:GLY:N	2.30	0.46
1:H:234:HIS:ND1	1:H:235:PRO:HD2	2.30	0.46
1:I:469:LEU:HB3	1:I:487:ILE:CD1	2.43	0.46
1:A:56:ASP:OD1	1:A:70:ASN:HB3	2.15	0.46

Continued on next page...

Continued from previous page...

Atom-1	Atom-2	Interatomic distance (Å)	Clash overlap (Å)
1:A:210:VAL:O	1:A:382:LEU:HD12	2.16	0.46
1:A:211:LYS:HE3	1:A:395:GLU:OE2	2.15	0.46
1:B:83:HIS:CD2	1:B:84:PRO:HD2	2.50	0.46
1:B:153:VAL:HG13	1:B:153:VAL:O	2.16	0.46
1:B:234:HIS:ND1	1:B:235:PRO:HD2	2.30	0.46
1:D:188:ALA:HA	1:D:379:ILE:HD11	1.98	0.46
1:D:211:LYS:HD2	1:D:391:VAL:HG22	1.98	0.46
1:F:359:GLU:O	1:F:359:GLU:HG2	2.15	0.46
1:G:423:ILE:HD12	1:G:424:GLU:H	1.73	0.46
1:H:84:PRO:HG2	1:H:85:ALA:H	1.80	0.46
1:I:46:LEU:O	1:I:47:LYS:C	2.53	0.46
1:I:83:HIS:CD2	1:I:84:PRO:HD2	2.50	0.46
1:I:234:HIS:ND1	1:I:235:PRO:HD2	2.30	0.46
1:A:75:ILE:O	1:A:79:MET:HB3	2.15	0.46
1:A:290:ILE:HG12	1:A:346:ILE:CD1	2.46	0.46
1:B:178:ARG:H	1:B:178:ARG:NE	2.12	0.46
1:B:212:LYS:O	1:B:213:ALA:O	2.34	0.46
1:B:359:GLU:HG2	1:B:359:GLU:O	2.15	0.46
1:C:208:GLN:C	1:C:209:ILE:HD12	2.36	0.46
1:C:224:TYR:HA	1:C:379:ILE:HG22	1.98	0.46
1:E:46:LEU:O	1:E:47:LYS:C	2.53	0.46
1:E:214:GLY:HA3	1:E:384:ARG:HH21	1.79	0.46
1:F:178:ARG:H	1:F:178:ARG:NE	2.12	0.46
1:F:224:TYR:HA	1:F:379:ILE:HG22	1.98	0.46
1:F:271:GLN:HA	1:F:271:GLN:OE1	2.15	0.46
1:F:528:ASP:O	1:G:58:MET:N	2.41	0.46
1:G:56:ASP:OD1	1:G:70:ASN:HB3	2.15	0.46
1:G:208:GLN:C	1:G:209:ILE:HD12	2.36	0.46
1:G:210:VAL:O	1:G:382:LEU:HD12	2.16	0.46
1:G:214:GLY:HA3	1:G:384:ARG:HH21	1.79	0.46
1:H:194:GLU:C	1:H:195:LEU:HD12	2.36	0.46
1:H:210:VAL:O	1:H:382:LEU:HD12	2.16	0.46
1:I:141:VAL:CG2	1:I:432:TYR:CE1	2.97	0.46
1:I:208:GLN:C	1:I:209:ILE:HD12	2.36	0.46
1:I:290:ILE:HG12	1:I:346:ILE:CD1	2.46	0.46
1:A:45:ALA:C	1:A:46:LEU:HD12	2.36	0.46
1:A:430:ARG:HG2	1:A:430:ARG:NH1	2.29	0.46
1:A:505:PRO:C	1:A:507:LEU:N	2.69	0.46
1:C:194:GLU:C	1:C:195:LEU:HD12	2.36	0.46
1:C:299:ILE:HG22	1:C:320:VAL:HG23	1.96	0.46
1:D:150:ALA:HA	1:D:415:ILE:HG22	1.97	0.46

Continued on next page...

Continued from previous page...

Atom-1	Atom-2	Interatomic distance (Å)	Clash overlap (Å)
1:E:359:GLU:HG2	1:E:359:GLU:O	2.15	0.46
1:E:430:ARG:HG2	1:E:430:ARG:NH1	2.29	0.46
1:F:153:VAL:O	1:F:153:VAL:HG13	2.16	0.46
1:F:282:LEU:O	1:F:285:GLU:HB3	2.15	0.46
1:G:505:PRO:C	1:G:507:LEU:N	2.69	0.46
1:G:522:LEU:O	1:G:526:ILE:HG12	2.16	0.46
1:H:150:ALA:HA	1:H:415:ILE:HG22	1.98	0.46
1:H:208:GLN:C	1:H:209:ILE:HD12	2.36	0.46
1:H:259:GLU:C	1:H:259:GLU:CD	2.74	0.46
1:B:224:TYR:HA	1:B:379:ILE:HG22	1.98	0.46
1:B:290:ILE:HG12	1:B:346:ILE:CD1	2.46	0.46
1:C:263:GLU:C	1:C:264:ILE:CG2	2.82	0.46
1:C:522:LEU:O	1:C:526:ILE:HG12	2.16	0.46
1:D:121:LEU:HB3	1:D:126:VAL:HG21	1.97	0.46
1:E:259:GLU:C	1:E:259:GLU:CD	2.74	0.46
1:E:492:GLY:O	1:E:493:GLN:HB2	2.16	0.46
1:E:528:ASP:OD2	1:E:529:VAL:N	2.48	0.46
1:F:150:ALA:HA	1:F:415:ILE:HG22	1.98	0.46
1:G:46:LEU:O	1:G:47:LYS:C	2.53	0.46
1:G:84:PRO:HG2	1:G:85:ALA:H	1.80	0.46
1:G:430:ARG:HG2	1:G:430:ARG:NH1	2.29	0.46
1:H:211:LYS:HD2	1:H:391:VAL:HG22	1.98	0.46
1:I:230:LYS:HZ1	1:I:321:ARG:HH12	1.64	0.46
1:C:127:HIS:CG	1:C:128:PRO:HD2	2.51	0.46
1:C:290:ILE:HG12	1:C:346:ILE:CD1	2.46	0.46
1:C:359:GLU:O	1:C:359:GLU:HG2	2.15	0.46
1:E:127:HIS:CG	1:E:128:PRO:HD2	2.51	0.46
1:E:178:ARG:H	1:E:178:ARG:NE	2.13	0.46
1:E:522:LEU:O	1:E:526:ILE:HG12	2.16	0.46
1:F:84:PRO:HG2	1:F:85:ALA:H	1.80	0.46
1:F:141:VAL:CG2	1:F:432:TYR:CE1	2.97	0.46
1:G:127:HIS:CG	1:G:128:PRO:HD2	2.51	0.46
1:G:259:GLU:C	1:G:259:GLU:CD	2.74	0.46
1:H:153:VAL:HG13	1:H:153:VAL:O	2.16	0.46
1:H:230:LYS:HZ2	1:H:321:ARG:NH1	2.13	0.46
1:H:522:LEU:O	1:H:526:ILE:HG12	2.16	0.46
1:I:217:ILE:HD11	1:I:390:LEU:CD2	2.44	0.46
1:I:406:ALA:O	1:I:410:LYS:HG3	2.15	0.46
1:A:522:LEU:O	1:A:526:ILE:HG12	2.16	0.45
1:B:166:MET:CE	1:B:178:ARG:HG2	2.47	0.45
1:B:211:LYS:HD2	1:B:391:VAL:HG22	1.98	0.45

Continued on next page...

Continued from previous page...

Atom-1	Atom-2	Interatomic distance (Å)	Clash overlap (Å)
1:B:260:LEU:CD1	1:B:261:ASP:CG	2.85	0.45
1:B:282:LEU:O	1:B:285:GLU:HB3	2.15	0.45
1:D:31:ALA:O	1:D:34:ALA:N	2.49	0.45
1:D:40:LYS:HD3	1:D:116:LYS:HG2	1.99	0.45
1:D:83:HIS:CD2	1:D:84:PRO:HD2	2.50	0.45
1:D:153:VAL:O	1:D:153:VAL:HG13	2.16	0.45
1:E:469:LEU:HB3	1:E:487:ILE:CD1	2.43	0.45
1:F:210:VAL:O	1:F:382:LEU:HD12	2.16	0.45
1:G:83:HIS:CD2	1:G:84:PRO:HD2	2.50	0.45
1:G:121:LEU:HB3	1:G:126:VAL:HG21	1.97	0.45
1:H:45:ALA:C	1:H:46:LEU:HD12	2.36	0.45
1:H:121:LEU:HB3	1:H:126:VAL:CG2	2.44	0.45
1:I:166:MET:CE	1:I:178:ARG:HG2	2.47	0.45
1:I:258:PRO:CG	1:I:279:GLU:OE2	2.56	0.45
1:A:141:VAL:CG2	1:A:432:TYR:CE1	2.97	0.45
1:A:188:ALA:HA	1:A:379:ILE:HD11	1.98	0.45
1:B:208:GLN:C	1:B:209:ILE:HD12	2.36	0.45
1:C:40:LYS:HD3	1:C:116:LYS:HG2	1.99	0.45
1:D:224:TYR:HA	1:D:379:ILE:HG22	1.98	0.45
1:D:406:ALA:O	1:D:410:LYS:HG3	2.16	0.45
1:E:31:ALA:O	1:E:34:ALA:N	2.49	0.45
1:E:45:ALA:C	1:E:46:LEU:HD12	2.36	0.45
1:E:432:TYR:CZ	1:E:436:VAL:HG12	2.52	0.45
1:E:527:ASP:N	1:F:56:ASP:O	2.46	0.45
1:F:194:GLU:C	1:F:195:LEU:HD12	2.36	0.45
1:F:290:ILE:HG12	1:F:346:ILE:CD1	2.46	0.45
1:G:75:ILE:O	1:G:79:MET:HB3	2.15	0.45
1:G:290:ILE:HG12	1:G:346:ILE:CD1	2.46	0.45
1:H:224:TYR:HA	1:H:379:ILE:HG22	1.98	0.45
1:H:358:GLU:CG	1:H:360:ARG:HH22	2.27	0.45
1:H:505:PRO:C	1:H:507:LEU:N	2.69	0.45
1:I:127:HIS:CG	1:I:128:PRO:HD2	2.51	0.45
1:I:150:ALA:HA	1:I:415:ILE:HG22	1.98	0.45
1:I:153:VAL:O	1:I:153:VAL:HG13	2.16	0.45
1:I:224:TYR:HA	1:I:379:ILE:HG22	1.98	0.45
1:I:432:TYR:CZ	1:I:436:VAL:HG12	2.52	0.45
1:I:522:LEU:O	1:I:526:ILE:HG12	2.16	0.45
1:A:83:HIS:CD2	1:A:84:PRO:HD2	2.50	0.45
1:A:492:GLY:O	1:A:493:GLN:HB2	2.16	0.45
1:A:527:ASP:HB2	1:B:55:MET:CG	2.45	0.45
1:B:45:ALA:C	1:B:46:LEU:HD12	2.36	0.45

Continued on next page...

Continued from previous page...

Atom-1	Atom-2	Interatomic distance (Å)	Clash overlap (Å)
1:B:432:TYR:CZ	1:B:436:VAL:HG12	2.52	0.45
1:B:522:LEU:O	1:B:526:ILE:HG12	2.16	0.45
1:C:211:LYS:HD2	1:C:391:VAL:HG22	1.98	0.45
1:D:210:VAL:O	1:D:382:LEU:HD12	2.16	0.45
1:D:426:ALA:O	1:D:429:LEU:N	2.45	0.45
1:D:522:LEU:O	1:D:526:ILE:HG12	2.16	0.45
1:E:66:ILE:CD1	1:E:66:ILE:N	2.76	0.45
1:E:84:PRO:HG2	1:E:85:ALA:H	1.80	0.45
1:E:166:MET:CE	1:E:178:ARG:HG2	2.47	0.45
1:E:188:ALA:HA	1:E:379:ILE:HD11	1.98	0.45
1:F:31:ALA:O	1:F:34:ALA:N	2.49	0.45
1:F:40:LYS:HD3	1:F:116:LYS:HG2	1.99	0.45
1:F:188:ALA:HA	1:F:379:ILE:HD11	1.98	0.45
1:F:250:ASP:O	1:F:251:ALA:HB2	2.17	0.45
1:G:492:GLY:O	1:G:493:GLN:HB2	2.16	0.45
1:H:260:LEU:CD1	1:H:261:ASP:CG	2.85	0.45
1:H:492:GLY:O	1:H:493:GLN:HB2	2.16	0.45
1:I:31:ALA:O	1:I:34:ALA:N	2.49	0.45
1:B:31:ALA:O	1:B:34:ALA:N	2.49	0.45
1:C:210:VAL:O	1:C:382:LEU:HD12	2.16	0.45
1:C:212:LYS:O	1:C:213:ALA:O	2.34	0.45
1:D:166:MET:CE	1:D:178:ARG:HG2	2.47	0.45
1:E:150:ALA:HA	1:E:415:ILE:HG22	1.98	0.45
1:E:250:ASP:O	1:E:251:ALA:HB2	2.17	0.45
1:F:166:MET:CE	1:F:178:ARG:HG2	2.47	0.45
1:F:211:LYS:HD2	1:F:391:VAL:HG22	1.98	0.45
1:G:166:MET:CE	1:G:178:ARG:HG2	2.47	0.45
1:H:166:MET:CE	1:H:178:ARG:HG2	2.47	0.45
1:I:250:ASP:O	1:I:251:ALA:HB2	2.17	0.45
1:B:40:LYS:HD3	1:B:116:LYS:HG2	1.99	0.45
1:B:127:HIS:CG	1:B:128:PRO:HD2	2.51	0.45
1:B:210:VAL:O	1:B:382:LEU:HD12	2.16	0.45
1:B:430:ARG:HG2	1:B:430:ARG:NH1	2.29	0.45
1:B:492:GLY:O	1:B:493:GLN:HB2	2.16	0.45
1:C:83:HIS:CD2	1:C:84:PRO:HD2	2.50	0.45
1:C:406:ALA:O	1:C:410:LYS:HG3	2.15	0.45
1:D:127:HIS:CG	1:D:128:PRO:HD2	2.51	0.45
1:D:505:PRO:C	1:D:507:LEU:N	2.69	0.45
1:E:83:HIS:CD2	1:E:84:PRO:HD2	2.50	0.45
1:E:260:LEU:CD1	1:E:261:ASP:CG	2.85	0.45
1:E:321:ARG:HB3	1:E:322:ARG:H	1.56	0.45

Continued on next page...

Continued from previous page...

Atom-1	Atom-2	Interatomic distance (Å)	Clash overlap (Å)
1:E:436:VAL:HG21	1:E:441:GLN:HA	1.99	0.45
1:F:430:ARG:HG2	1:F:430:ARG:NH1	2.29	0.45
1:G:224:TYR:HA	1:G:379:ILE:HG22	1.98	0.45
1:H:436:VAL:HG21	1:H:441:GLN:HA	1.99	0.45
1:I:244:ALA:HA	1:I:296:ASN:HD22	1.82	0.45
1:I:260:LEU:CD1	1:I:260:LEU:C	2.81	0.45
1:I:505:PRO:C	1:I:507:LEU:N	2.69	0.45
1:A:153:VAL:O	1:A:153:VAL:HG13	2.16	0.45
1:A:161:LEU:H	1:A:161:LEU:CD1	2.30	0.45
1:B:150:ALA:HA	1:B:415:ILE:HG22	1.98	0.45
1:B:250:ASP:O	1:B:251:ALA:HB2	2.17	0.45
1:B:423:ILE:HD12	1:B:424:GLU:H	1.73	0.45
1:C:153:VAL:HG13	1:C:153:VAL:O	2.16	0.45
1:D:45:ALA:C	1:D:46:LEU:HD12	2.36	0.45
1:E:40:LYS:HD3	1:E:116:LYS:HG2	1.99	0.45
1:E:166:MET:HE1	1:E:179:GLU:HG2	1.99	0.45
1:E:212:LYS:O	1:E:213:ALA:O	2.34	0.45
1:E:224:TYR:HA	1:E:379:ILE:HG22	1.98	0.45
1:E:249:ILE:HD12	1:E:346:ILE:HD11	1.97	0.45
1:E:290:ILE:HG12	1:E:346:ILE:CD1	2.46	0.45
1:F:45:ALA:C	1:F:46:LEU:HD12	2.36	0.45
1:F:208:GLN:C	1:F:209:ILE:HD12	2.36	0.45
1:F:230:LYS:HZ2	1:F:321:ARG:NH1	2.15	0.45
1:G:31:ALA:O	1:G:34:ALA:N	2.49	0.45
1:G:211:LYS:HD2	1:G:391:VAL:HG22	1.98	0.45
1:H:40:LYS:HD3	1:H:116:LYS:HG2	1.99	0.45
1:I:260:LEU:CD1	1:I:261:ASP:CG	2.85	0.45
1:B:476:THR:HG21	1:B:494:PRO:HB3	1.99	0.45
1:C:142:ALA:O	1:C:425:ILE:HD12	2.17	0.45
1:C:244:ALA:HA	1:C:296:ASN:HD22	1.82	0.45
1:C:432:TYR:CZ	1:C:436:VAL:HG12	2.52	0.45
1:D:250:ASP:O	1:D:251:ALA:HB2	2.17	0.45
1:D:290:ILE:HG12	1:D:346:ILE:CD1	2.46	0.45
1:D:436:VAL:HG21	1:D:441:GLN:HA	1.99	0.45
1:D:492:GLY:O	1:D:493:GLN:HB2	2.16	0.45
1:E:142:ALA:O	1:E:425:ILE:HD12	2.17	0.45
1:F:127:HIS:CG	1:F:128:PRO:HD2	2.51	0.45
1:F:172:LYS:HG3	1:F:397:ALA:HB2	1.99	0.45
1:F:209:ILE:CB	1:F:399:ARG:HH22	2.28	0.45
1:F:529:VAL:HG12	1:G:58:MET:CG	2.46	0.45
1:G:188:ALA:HA	1:G:379:ILE:HD11	1.98	0.45

Continued on next page...

Continued from previous page...

Atom-1	Atom-2	Interatomic distance (Å)	Clash overlap (Å)
1:H:127:HIS:CG	1:H:128:PRO:HD2	2.51	0.45
1:C:188:ALA:HA	1:C:379:ILE:HD11	1.98	0.45
1:E:153:VAL:HG23	1:E:160:LEU:CD2	2.45	0.45
1:E:211:LYS:HD2	1:E:391:VAL:HG22	1.98	0.45
1:G:172:LYS:HG3	1:G:397:ALA:HB2	1.99	0.45
1:G:432:TYR:CZ	1:G:436:VAL:HG12	2.52	0.45
1:G:436:VAL:HG21	1:G:441:GLN:HA	1.99	0.45
1:H:172:LYS:HG3	1:H:397:ALA:HB2	1.99	0.45
1:H:321:ARG:HB3	1:H:322:ARG:H	1.56	0.45
1:I:210:VAL:O	1:I:382:LEU:HD12	2.16	0.45
1:A:68:ILE:HD12	1:I:522:LEU:HD11	1.98	0.45
1:A:146:ILE:HB	1:A:510:MET:HE2	1.99	0.45
1:A:172:LYS:HG3	1:A:397:ALA:HB2	1.99	0.45
1:C:31:ALA:O	1:C:34:ALA:N	2.49	0.45
1:C:146:ILE:HB	1:C:510:MET:HE3	1.99	0.45
1:C:166:MET:CE	1:C:178:ARG:HG2	2.46	0.45
1:C:172:LYS:HG3	1:C:397:ALA:HB2	1.99	0.45
1:E:210:VAL:O	1:E:382:LEU:HD12	2.16	0.45
1:H:31:ALA:O	1:H:34:ALA:N	2.49	0.45
1:A:40:LYS:HD3	1:A:116:LYS:HG2	1.99	0.45
1:D:142:ALA:O	1:D:425:ILE:HD12	2.17	0.45
1:D:260:LEU:CD1	1:D:261:ASP:CG	2.85	0.45
1:E:153:VAL:HG13	1:E:153:VAL:O	2.16	0.45
1:F:142:ALA:O	1:F:425:ILE:HD12	2.17	0.45
1:G:161:LEU:H	1:G:161:LEU:CD1	2.30	0.45
1:H:432:TYR:CZ	1:H:436:VAL:HG12	2.52	0.45
1:I:40:LYS:HD3	1:I:116:LYS:HG2	1.99	0.45
1:I:188:ALA:HA	1:I:379:ILE:HD11	1.98	0.45
1:A:31:ALA:O	1:A:34:ALA:N	2.49	0.44
1:A:98:GLU:HA	1:A:98:GLU:OE1	2.17	0.44
1:A:142:ALA:O	1:A:425:ILE:HD12	2.17	0.44
1:E:165:ALA:O	1:E:169:LEU:HG	2.18	0.44
1:F:432:TYR:CZ	1:F:436:VAL:HG12	2.52	0.44
1:G:98:GLU:OE1	1:G:98:GLU:HA	2.17	0.44
1:H:165:ALA:O	1:H:169:LEU:HG	2.17	0.44
1:I:89:LEU:CD2	1:I:108:VAL:HG23	2.44	0.44
1:I:161:LEU:H	1:I:161:LEU:CD1	2.30	0.44
1:A:153:VAL:HG23	1:A:160:LEU:CD2	2.45	0.44
1:A:166:MET:CE	1:A:178:ARG:HG2	2.47	0.44
1:B:165:ALA:O	1:B:169:LEU:HG	2.18	0.44
1:E:244:ALA:HA	1:E:296:ASN:HD22	1.82	0.44

Continued on next page...

Continued from previous page...

Atom-1	Atom-2	Interatomic distance (Å)	Clash overlap (Å)
1:F:161:LEU:H	1:F:161:LEU:CD1	2.30	0.44
1:F:165:ALA:O	1:F:169:LEU:HG	2.18	0.44
1:F:265:ARG:HD2	1:F:265:ARG:C	2.38	0.44
1:F:492:GLY:O	1:F:493:GLN:HB2	2.16	0.44
1:G:321:ARG:HB3	1:G:322:ARG:H	1.56	0.44
1:I:211:LYS:HD2	1:I:391:VAL:HG22	1.98	0.44
1:C:436:VAL:HG21	1:C:441:GLN:HA	1.99	0.44
1:C:492:GLY:O	1:C:493:GLN:HB2	2.16	0.44
1:D:82:GLN:O	1:D:83:HIS:C	2.56	0.44
1:F:522:LEU:O	1:F:526:ILE:HG12	2.16	0.44
1:H:212:LYS:O	1:H:213:ALA:O	2.34	0.44
1:I:492:GLY:O	1:I:493:GLN:HB2	2.16	0.44
1:A:82:GLN:O	1:A:83:HIS:C	2.56	0.44
1:A:127:HIS:CG	1:A:128:PRO:HD2	2.51	0.44
1:A:260:LEU:CD1	1:A:261:ASP:CG	2.85	0.44
1:B:260:LEU:CD1	1:B:260:LEU:C	2.81	0.44
1:C:414:ALA:HA	1:C:506:ALA:H	1.83	0.44
1:D:259:GLU:C	1:D:259:GLU:CD	2.74	0.44
1:E:265:ARG:HD2	1:E:265:ARG:C	2.38	0.44
1:G:59:LEU:HD13	1:G:78:LYS:HB2	2.00	0.44
1:G:82:GLN:O	1:G:83:HIS:C	2.56	0.44
1:G:260:LEU:CD1	1:G:261:ASP:CG	2.85	0.44
1:G:469:LEU:HB3	1:G:487:ILE:CD1	2.43	0.44
1:H:529:VAL:HG12	1:I:58:MET:SD	2.57	0.44
1:I:82:GLN:O	1:I:83:HIS:C	2.56	0.44
1:I:142:ALA:O	1:I:425:ILE:HD12	2.17	0.44
1:I:265:ARG:HD2	1:I:265:ARG:C	2.38	0.44
1:I:414:ALA:HA	1:I:506:ALA:H	1.83	0.44
1:A:39:VAL:HG11	1:A:115:VAL:HG21	2.00	0.44
1:A:66:ILE:CD1	1:A:66:ILE:N	2.76	0.44
1:A:165:ALA:O	1:A:169:LEU:HG	2.17	0.44
1:B:142:ALA:O	1:B:425:ILE:HD12	2.17	0.44
1:C:39:VAL:HG11	1:C:115:VAL:HG21	2.00	0.44
1:C:476:THR:HG21	1:C:494:PRO:HB3	1.99	0.44
1:C:515:ALA:O	1:C:518:GLU:HB3	2.18	0.44
1:C:529:VAL:HG12	1:D:58:MET:SD	2.57	0.44
1:D:530:VAL:O	1:E:59:LEU:CD2	2.65	0.44
1:E:82:GLN:O	1:E:83:HIS:C	2.56	0.44
1:E:161:LEU:H	1:E:161:LEU:CD1	2.30	0.44
1:E:260:LEU:CD1	1:E:260:LEU:C	2.81	0.44
1:F:145:THR:O	1:F:145:THR:HG22	2.18	0.44

Continued on next page...

Continued from previous page...

Atom-1	Atom-2	Interatomic distance (Å)	Clash overlap (Å)
1:G:141:VAL:CG2	1:G:432:TYR:CE1	2.97	0.44
1:G:165:ALA:O	1:G:169:LEU:HG	2.17	0.44
1:I:172:LYS:HG3	1:I:397:ALA:HB2	1.99	0.44
1:A:250:ASP:O	1:A:251:ALA:HB2	2.17	0.44
1:A:432:TYR:CZ	1:A:436:VAL:HG12	2.52	0.44
1:B:391:VAL:HG13	1:B:392:ASP:N	2.33	0.44
1:B:414:ALA:HA	1:B:506:ALA:H	1.83	0.44
1:B:440:GLU:O	1:B:444:VAL:HG23	2.18	0.44
1:C:82:GLN:O	1:C:83:HIS:C	2.56	0.44
1:C:110:PHE:CZ	1:C:114:LEU:HD11	2.53	0.44
1:D:98:GLU:HA	1:D:98:GLU:OE1	2.17	0.44
1:D:260:LEU:CD1	1:D:260:LEU:C	2.81	0.44
1:D:515:ALA:O	1:D:518:GLU:HB3	2.18	0.44
1:E:391:VAL:HG13	1:E:392:ASP:N	2.33	0.44
1:F:98:GLU:OE1	1:F:98:GLU:HA	2.17	0.44
1:F:110:PHE:HD1	1:F:516:ALA:CB	2.31	0.44
1:F:391:VAL:HG13	1:F:392:ASP:N	2.33	0.44
1:F:505:PRO:C	1:F:507:LEU:N	2.69	0.44
1:G:440:GLU:O	1:G:444:VAL:HG23	2.18	0.44
1:H:59:LEU:HD13	1:H:78:LYS:HB2	2.00	0.44
1:H:110:PHE:CZ	1:H:114:LEU:HD11	2.53	0.44
1:H:249:ILE:HD13	1:H:340:VAL:HB	2.00	0.44
1:H:265:ARG:HD2	1:H:265:ARG:C	2.38	0.44
1:H:515:ALA:O	1:H:518:GLU:HB3	2.18	0.44
1:I:98:GLU:OE1	1:I:98:GLU:HA	2.17	0.44
1:I:146:ILE:HB	1:I:510:MET:HE3	1.98	0.44
1:I:430:ARG:HG2	1:I:430:ARG:NH1	2.29	0.44
1:A:110:PHE:CZ	1:A:114:LEU:HD11	2.53	0.44
1:A:217:ILE:HD11	1:A:390:LEU:CD2	2.43	0.44
1:A:436:VAL:HG21	1:A:441:GLN:HA	1.99	0.44
1:A:476:THR:HG21	1:A:494:PRO:HB3	1.99	0.44
1:B:89:LEU:CD2	1:B:108:VAL:HG23	2.44	0.44
1:B:265:ARG:HD2	1:B:265:ARG:C	2.38	0.44
1:C:249:ILE:HD13	1:C:340:VAL:HB	2.00	0.44
1:C:265:ARG:HD2	1:C:265:ARG:C	2.38	0.44
1:D:391:VAL:HG13	1:D:392:ASP:N	2.33	0.44
1:D:440:GLU:O	1:D:444:VAL:HG23	2.18	0.44
1:E:59:LEU:HD13	1:E:78:LYS:HB2	2.00	0.44
1:E:110:PHE:CZ	1:E:114:LEU:HD11	2.53	0.44
1:E:110:PHE:HD1	1:E:516:ALA:CB	2.31	0.44
1:E:172:LYS:HG3	1:E:397:ALA:HB2	1.99	0.44

Continued on next page...

Continued from previous page...

Atom-1	Atom-2	Interatomic distance (Å)	Clash overlap (Å)
1:F:153:VAL:HG23	1:F:160:LEU:CD2	2.45	0.44
1:G:110:PHE:CZ	1:G:114:LEU:HD11	2.53	0.44
1:G:145:THR:O	1:G:145:THR:HG22	2.18	0.44
1:G:250:ASP:O	1:G:251:ALA:HB2	2.17	0.44
1:G:414:ALA:HA	1:G:506:ALA:H	1.83	0.44
1:H:89:LEU:CD2	1:H:108:VAL:HG23	2.44	0.44
1:H:469:LEU:HB3	1:H:487:ILE:CD1	2.43	0.44
1:I:110:PHE:CZ	1:I:114:LEU:HD11	2.53	0.44
1:I:165:ALA:O	1:I:169:LEU:HG	2.18	0.44
1:A:265:ARG:HD2	1:A:265:ARG:C	2.38	0.44
1:B:110:PHE:HD1	1:B:516:ALA:CB	2.31	0.44
1:C:110:PHE:HD1	1:C:516:ALA:CB	2.31	0.44
1:C:165:ALA:O	1:C:169:LEU:HG	2.17	0.44
1:D:145:THR:O	1:D:145:THR:HG22	2.18	0.44
1:D:146:ILE:HB	1:D:510:MET:HE3	2.00	0.44
1:D:165:ALA:O	1:D:169:LEU:HG	2.17	0.44
1:D:172:LYS:HG3	1:D:397:ALA:HB2	1.99	0.44
1:D:209:ILE:CB	1:D:399:ARG:HH22	2.28	0.44
1:D:265:ARG:HD2	1:D:265:ARG:C	2.38	0.44
1:E:145:THR:HG22	1:E:145:THR:O	2.18	0.44
1:E:515:ALA:O	1:E:518:GLU:HB3	2.18	0.44
1:H:142:ALA:O	1:H:425:ILE:HD12	2.17	0.44
1:H:476:THR:HG21	1:H:494:PRO:HB3	1.99	0.44
1:I:440:GLU:O	1:I:444:VAL:HG23	2.18	0.44
1:I:476:THR:HG21	1:I:494:PRO:HB3	1.99	0.44
1:I:515:ALA:O	1:I:518:GLU:HB3	2.18	0.44
1:A:211:LYS:HD2	1:A:391:VAL:HG22	1.98	0.44
1:B:59:LEU:HD13	1:B:78:LYS:HB2	2.00	0.44
1:B:146:ILE:HB	1:B:510:MET:HE3	1.99	0.44
1:B:244:ALA:HA	1:B:296:ASN:HD22	1.82	0.44
1:B:249:ILE:HD13	1:B:340:VAL:HB	2.00	0.44
1:C:250:ASP:O	1:C:251:ALA:HB2	2.17	0.44
1:D:414:ALA:HA	1:D:506:ALA:H	1.83	0.44
1:E:505:PRO:C	1:E:507:LEU:H	2.22	0.44
1:G:89:LEU:CD2	1:G:108:VAL:HG23	2.44	0.44
1:H:81:LEU:HD12	1:H:81:LEU:N	2.28	0.44
1:H:146:ILE:HB	1:H:510:MET:HE3	1.99	0.44
1:H:161:LEU:H	1:H:161:LEU:CD1	2.30	0.44
1:H:250:ASP:O	1:H:251:ALA:HB2	2.17	0.44
1:A:59:LEU:HD13	1:A:78:LYS:HB2	2.00	0.43
1:A:66:ILE:HD13	1:A:66:ILE:N	2.13	0.43

Continued on next page...

Continued from previous page...

Atom-1	Atom-2	Interatomic distance (Å)	Clash overlap (Å)
1:A:440:GLU:O	1:A:444:VAL:HG23	2.18	0.43
1:C:145:THR:HG22	1:C:145:THR:O	2.18	0.43
1:E:414:ALA:HA	1:E:506:ALA:H	1.83	0.43
1:F:233:VAL:HG22	1:F:309:GLN:CD	2.39	0.43
1:F:258:PRO:CG	1:F:279:GLU:OE2	2.56	0.43
1:F:436:VAL:HG21	1:F:441:GLN:HA	1.99	0.43
1:G:142:ALA:O	1:G:425:ILE:HD12	2.17	0.43
1:G:233:VAL:HG22	1:G:309:GLN:CD	2.39	0.43
1:G:244:ALA:HA	1:G:296:ASN:HD22	1.82	0.43
1:H:82:GLN:O	1:H:83:HIS:C	2.56	0.43
1:H:145:THR:HG22	1:H:145:THR:O	2.18	0.43
1:I:58:MET:CB	1:I:68:ILE:HG22	2.48	0.43
1:I:110:PHE:HD1	1:I:516:ALA:CB	2.31	0.43
1:I:145:THR:O	1:I:145:THR:HG22	2.18	0.43
1:I:436:VAL:HG21	1:I:441:GLN:HA	1.99	0.43
1:A:233:VAL:HG22	1:A:309:GLN:CD	2.39	0.43
1:A:244:ALA:HA	1:A:296:ASN:HD22	1.82	0.43
1:B:110:PHE:CZ	1:B:114:LEU:HD11	2.53	0.43
1:B:233:VAL:HG22	1:B:309:GLN:CD	2.39	0.43
1:C:72:GLY:O	1:C:73:ALA:C	2.57	0.43
1:C:88:LEU:HD11	1:D:389:ARG:HH12	1.83	0.43
1:C:98:GLU:OE1	1:C:98:GLU:HA	2.17	0.43
1:C:161:LEU:H	1:C:161:LEU:CD1	2.30	0.43
1:C:260:LEU:CD1	1:C:261:ASP:CG	2.85	0.43
1:C:391:VAL:HG13	1:C:392:ASP:N	2.33	0.43
1:D:476:THR:HG21	1:D:494:PRO:HB3	1.99	0.43
1:D:484:TRP:HA	1:D:484:TRP:CE3	2.53	0.43
1:F:260:LEU:CD1	1:F:261:ASP:CG	2.85	0.43
1:F:515:ALA:O	1:F:518:GLU:HB3	2.18	0.43
1:G:110:PHE:HD1	1:G:516:ALA:CB	2.31	0.43
1:G:391:VAL:HG13	1:G:392:ASP:N	2.33	0.43
1:G:525:ARG:HG2	1:G:525:ARG:NH1	2.31	0.43
1:H:188:ALA:HA	1:H:379:ILE:HD11	1.98	0.43
1:H:298:ILE:O	1:H:319:ALA:HA	2.19	0.43
1:I:72:GLY:O	1:I:73:ALA:C	2.57	0.43
1:B:98:GLU:OE1	1:B:98:GLU:HA	2.17	0.43
1:C:58:MET:CB	1:C:68:ILE:HG22	2.48	0.43
1:C:233:VAL:HG22	1:C:309:GLN:CD	2.39	0.43
1:D:161:LEU:H	1:D:161:LEU:CD1	2.30	0.43
1:D:432:TYR:CZ	1:D:436:VAL:HG12	2.52	0.43
1:D:505:PRO:C	1:D:507:LEU:H	2.22	0.43

Continued on next page...

Continued from previous page...

Atom-1	Atom-2	Interatomic distance (Å)	Clash overlap (Å)
1:E:233:VAL:HG22	1:E:309:GLN:CD	2.39	0.43
1:F:59:LEU:HD13	1:F:78:LYS:HB2	2.00	0.43
1:F:249:ILE:HD13	1:F:340:VAL:HB	2.00	0.43
1:F:440:GLU:O	1:F:444:VAL:HG23	2.18	0.43
1:F:505:PRO:C	1:F:507:LEU:H	2.22	0.43
1:G:58:MET:CB	1:G:68:ILE:HG22	2.48	0.43
1:G:249:ILE:HD13	1:G:340:VAL:HB	2.00	0.43
1:G:482:ASN:O	1:G:485:TYR:N	2.40	0.43
1:H:98:GLU:OE1	1:H:98:GLU:HA	2.17	0.43
1:H:482:ASN:O	1:H:485:TYR:N	2.40	0.43
1:A:414:ALA:HA	1:A:506:ALA:H	1.83	0.43
1:A:515:ALA:O	1:A:518:GLU:HB3	2.18	0.43
1:B:58:MET:CB	1:B:68:ILE:HG22	2.48	0.43
1:B:258:PRO:CG	1:B:279:GLU:OE2	2.56	0.43
1:D:58:MET:CB	1:D:68:ILE:HG22	2.48	0.43
1:D:110:PHE:HD1	1:D:516:ALA:CB	2.31	0.43
1:F:476:THR:HG21	1:F:494:PRO:HB3	1.99	0.43
1:H:39:VAL:HG11	1:H:115:VAL:HG21	2.00	0.43
1:I:249:ILE:HD13	1:I:340:VAL:HB	2.00	0.43
1:I:391:VAL:HG13	1:I:392:ASP:N	2.33	0.43
1:I:505:PRO:C	1:I:507:LEU:H	2.22	0.43
1:A:110:PHE:HD1	1:A:516:ALA:CB	2.31	0.43
1:B:81:LEU:HD22	1:B:86:ALA:HB1	2.01	0.43
1:B:161:LEU:H	1:B:161:LEU:CD1	2.30	0.43
1:B:415:ILE:HG23	1:B:506:ALA:CB	2.48	0.43
1:B:436:VAL:HG21	1:B:441:GLN:HA	1.99	0.43
1:B:515:ALA:O	1:B:518:GLU:HB3	2.18	0.43
1:E:39:VAL:HG11	1:E:115:VAL:HG21	2.00	0.43
1:E:98:GLU:OE1	1:E:98:GLU:HA	2.17	0.43
1:G:265:ARG:HD2	1:G:265:ARG:C	2.38	0.43
1:G:476:THR:HG21	1:G:494:PRO:HB3	1.99	0.43
1:G:484:TRP:HA	1:G:484:TRP:CE3	2.54	0.43
1:H:110:PHE:HD1	1:H:516:ALA:CB	2.31	0.43
1:H:414:ALA:HA	1:H:506:ALA:H	1.83	0.43
1:I:415:ILE:HG23	1:I:506:ALA:CB	2.48	0.43
1:A:59:LEU:HD23	1:I:530:VAL:O	2.19	0.43
1:A:145:THR:O	1:A:145:THR:HG22	2.18	0.43
1:B:94:LYS:O	1:B:96:GLN:N	2.48	0.43
1:B:482:ASN:O	1:B:485:TYR:N	2.40	0.43
1:B:484:TRP:CE3	1:B:484:TRP:HA	2.53	0.43
1:B:505:PRO:C	1:B:507:LEU:H	2.22	0.43

Continued on next page...

Continued from previous page...

Atom-1	Atom-2	Interatomic distance (Å)	Clash overlap (Å)
1:D:59:LEU:HD13	1:D:78:LYS:HB2	2.00	0.43
1:E:81:LEU:HD22	1:E:86:ALA:HB1	2.01	0.43
1:E:128:PRO:HG3	1:F:55:MET:CE	2.48	0.43
1:E:484:TRP:CE3	1:E:484:TRP:HA	2.54	0.43
1:F:58:MET:CB	1:F:68:ILE:HG22	2.48	0.43
1:F:244:ALA:HA	1:F:296:ASN:HD22	1.82	0.43
1:G:40:LYS:HD3	1:G:116:LYS:HG2	1.99	0.43
1:G:46:LEU:O	1:G:49:THR:N	2.43	0.43
1:G:146:ILE:HB	1:G:510:MET:HE3	2.01	0.43
1:G:515:ALA:O	1:G:518:GLU:HB3	2.18	0.43
1:H:233:VAL:HG22	1:H:309:GLN:CD	2.39	0.43
1:H:244:ALA:HA	1:H:296:ASN:HD22	1.82	0.43
1:H:440:GLU:O	1:H:444:VAL:HG23	2.18	0.43
1:H:505:PRO:C	1:H:507:LEU:H	2.22	0.43
1:A:88:LEU:CD1	1:B:389:ARG:HH12	2.32	0.43
1:A:132:ILE:HD12	1:A:521:THR:HB	2.01	0.43
1:C:81:LEU:HD22	1:C:86:ALA:HB1	2.01	0.43
1:C:484:TRP:HA	1:C:484:TRP:CE3	2.54	0.43
1:D:298:ILE:O	1:D:319:ALA:HA	2.19	0.43
1:E:146:ILE:HB	1:E:510:MET:HE3	2.01	0.43
1:E:298:ILE:O	1:E:319:ALA:HA	2.19	0.43
1:F:110:PHE:CZ	1:F:114:LEU:HD11	2.53	0.43
1:F:415:ILE:HG23	1:F:506:ALA:CB	2.48	0.43
1:G:72:GLY:O	1:G:73:ALA:C	2.57	0.43
1:G:81:LEU:HD22	1:G:86:ALA:HB1	2.01	0.43
1:H:58:MET:CB	1:H:68:ILE:HG22	2.48	0.43
1:H:118:ALA:O	1:H:122:LEU:CD2	2.67	0.43
1:H:391:VAL:HG13	1:H:392:ASP:N	2.33	0.43
1:A:298:ILE:O	1:A:319:ALA:HA	2.19	0.43
1:B:141:VAL:CG2	1:B:432:TYR:CE1	2.97	0.43
1:B:145:THR:O	1:B:145:THR:HG22	2.18	0.43
1:B:172:LYS:HG3	1:B:397:ALA:HB2	1.99	0.43
1:C:94:LYS:O	1:C:96:GLN:N	2.48	0.43
1:D:110:PHE:CZ	1:D:114:LEU:HD11	2.53	0.43
1:D:233:VAL:HG22	1:D:309:GLN:CD	2.39	0.43
1:F:161:LEU:N	1:F:161:LEU:CD1	2.82	0.43
1:F:264:ILE:HD12	1:F:265:ARG:HH22	1.84	0.43
1:F:298:ILE:O	1:F:319:ALA:HA	2.18	0.43
1:F:414:ALA:HA	1:F:506:ALA:H	1.83	0.43
1:G:118:ALA:O	1:G:122:LEU:CD2	2.67	0.43
1:G:155:ILE:O	1:G:155:ILE:HG12	2.19	0.43

Continued on next page...

Continued from previous page...

Atom-1	Atom-2	Interatomic distance (Å)	Clash overlap (Å)
1:H:161:LEU:N	1:H:161:LEU:CD1	2.82	0.43
1:H:264:ILE:HD12	1:H:265:ARG:HH22	1.84	0.43
1:H:430:ARG:HG2	1:H:430:ARG:NH1	2.29	0.43
1:H:484:TRP:HA	1:H:484:TRP:CE3	2.54	0.43
1:I:39:VAL:HG11	1:I:115:VAL:HG21	2.00	0.43
1:A:284:LYS:HB3	1:A:311:TYR:CE2	2.54	0.43
1:A:415:ILE:HG23	1:A:506:ALA:CB	2.48	0.43
1:B:72:GLY:O	1:B:73:ALA:C	2.57	0.43
1:B:134:GLY:HA3	1:B:443:ALA:CB	2.49	0.43
1:B:298:ILE:O	1:B:319:ALA:HA	2.19	0.43
1:C:209:ILE:CB	1:C:399:ARG:HH22	2.28	0.43
1:C:298:ILE:O	1:C:319:ALA:HA	2.19	0.43
1:E:58:MET:CB	1:E:68:ILE:HG22	2.48	0.43
1:E:72:GLY:O	1:E:73:ALA:C	2.57	0.43
1:E:249:ILE:HD13	1:E:340:VAL:HB	2.00	0.43
1:F:484:TRP:HA	1:F:484:TRP:CE3	2.53	0.43
1:G:161:LEU:N	1:G:161:LEU:CD1	2.82	0.43
1:H:155:ILE:O	1:H:155:ILE:HG12	2.19	0.43
1:I:134:GLY:HA3	1:I:443:ALA:CB	2.49	0.43
1:I:230:LYS:HZ1	1:I:321:ARG:NH1	2.14	0.43
1:I:233:VAL:HG22	1:I:309:GLN:CD	2.39	0.43
1:I:298:ILE:O	1:I:319:ALA:HA	2.19	0.43
1:A:58:MET:CB	1:A:68:ILE:HG22	2.48	0.43
1:A:134:GLY:HA3	1:A:443:ALA:CB	2.49	0.43
1:A:505:PRO:C	1:A:507:LEU:H	2.22	0.43
1:C:440:GLU:O	1:C:444:VAL:HG23	2.18	0.43
1:D:81:LEU:HD22	1:D:86:ALA:HB1	2.01	0.43
1:E:118:ALA:O	1:E:122:LEU:CD2	2.67	0.43
1:E:440:GLU:O	1:E:444:VAL:HG23	2.18	0.43
1:E:476:THR:HG21	1:E:494:PRO:HB3	1.99	0.43
1:F:155:ILE:O	1:F:155:ILE:HG12	2.19	0.43
1:H:459:ILE:O	1:H:462:ALA:HB3	2.19	0.43
1:I:264:ILE:HD12	1:I:265:ARG:HH22	1.84	0.43
1:A:482:ASN:O	1:A:485:TYR:N	2.40	0.42
1:A:484:TRP:HA	1:A:484:TRP:CE3	2.54	0.42
1:C:134:GLY:HA3	1:C:443:ALA:CB	2.49	0.42
1:C:415:ILE:HG23	1:C:506:ALA:CB	2.48	0.42
1:D:46:LEU:N	1:D:46:LEU:CD1	2.82	0.42
1:D:46:LEU:O	1:D:49:THR:N	2.43	0.42
1:D:249:ILE:HD13	1:D:340:VAL:HB	2.00	0.42
1:D:321:ARG:HB3	1:D:322:ARG:H	1.56	0.42

Continued on next page...

Continued from previous page...

Atom-1	Atom-2	Interatomic distance (Å)	Clash overlap (Å)
1:D:459:ILE:O	1:D:462:ALA:HB3	2.19	0.42
1:E:134:GLY:HA3	1:E:443:ALA:CB	2.49	0.42
1:E:505:PRO:O	1:E:507:LEU:N	2.52	0.42
1:F:89:LEU:CD2	1:F:108:VAL:HG23	2.44	0.42
1:G:39:VAL:HG11	1:G:115:VAL:HG21	2.00	0.42
1:G:134:GLY:HA3	1:G:443:ALA:CB	2.49	0.42
1:G:505:PRO:C	1:G:507:LEU:H	2.22	0.42
1:H:258:PRO:CG	1:H:279:GLU:OE2	2.56	0.42
1:H:284:LYS:HB3	1:H:311:TYR:CE2	2.54	0.42
1:H:525:ARG:HG2	1:H:525:ARG:NH1	2.31	0.42
1:A:391:VAL:HG13	1:A:392:ASP:N	2.33	0.42
1:A:505:PRO:O	1:A:507:LEU:N	2.52	0.42
1:B:39:VAL:HG11	1:B:115:VAL:HG21	2.00	0.42
1:B:118:ALA:O	1:B:122:LEU:CD2	2.67	0.42
1:B:459:ILE:O	1:B:462:ALA:HB3	2.19	0.42
1:C:284:LYS:HB3	1:C:311:TYR:CE2	2.54	0.42
1:C:298:ILE:O	1:C:298:ILE:HG23	2.19	0.42
1:D:134:GLY:HA3	1:D:443:ALA:CB	2.49	0.42
1:D:153:VAL:HG23	1:D:160:LEU:CD2	2.45	0.42
1:D:244:ALA:HA	1:D:296:ASN:HD22	1.82	0.42
1:E:508:VAL:CG1	1:E:509:LYS:N	2.83	0.42
1:F:46:LEU:N	1:F:46:LEU:CD1	2.82	0.42
1:F:508:VAL:CG1	1:F:509:LYS:N	2.83	0.42
1:I:484:TRP:HA	1:I:484:TRP:CE3	2.54	0.42
1:A:72:GLY:O	1:A:73:ALA:C	2.57	0.42
1:A:155:ILE:O	1:A:155:ILE:HG12	2.19	0.42
1:A:298:ILE:O	1:A:298:ILE:HG23	2.20	0.42
1:B:82:GLN:O	1:B:83:HIS:C	2.56	0.42
1:C:505:PRO:C	1:C:507:LEU:H	2.22	0.42
1:D:39:VAL:HG11	1:D:115:VAL:HG21	2.00	0.42
1:D:245:LYS:H	1:D:296:ASN:ND2	2.07	0.42
1:F:82:GLN:O	1:F:83:HIS:C	2.56	0.42
1:F:321:ARG:HB3	1:F:322:ARG:H	1.56	0.42
1:H:298:ILE:O	1:H:298:ILE:HG23	2.20	0.42
1:I:268:ASP:HB3	1:I:269:PRO:HD2	2.02	0.42
1:I:298:ILE:O	1:I:298:ILE:HG23	2.20	0.42
1:A:89:LEU:CD2	1:A:108:VAL:HG23	2.44	0.42
1:A:264:ILE:HD12	1:A:265:ARG:HH22	1.84	0.42
1:A:459:ILE:O	1:A:462:ALA:HB3	2.19	0.42
1:B:155:ILE:O	1:B:155:ILE:HG12	2.19	0.42
1:C:59:LEU:HD13	1:C:78:LYS:HB2	2.00	0.42

Continued on next page...

Continued from previous page...

Atom-1	Atom-2	Interatomic distance (Å)	Clash overlap (Å)
1:C:118:ALA:O	1:C:122:LEU:CD2	2.67	0.42
1:C:398:LEU:HD12	1:C:398:LEU:HA	1.88	0.42
1:C:459:ILE:O	1:C:462:ALA:HB3	2.19	0.42
1:E:132:ILE:HD12	1:E:521:THR:HB	2.01	0.42
1:E:155:ILE:HG12	1:E:155:ILE:O	2.19	0.42
1:E:161:LEU:N	1:E:161:LEU:CD1	2.82	0.42
1:E:284:LYS:HB3	1:E:311:TYR:CE2	2.54	0.42
1:F:118:ALA:O	1:F:122:LEU:CD2	2.67	0.42
1:G:459:ILE:O	1:G:462:ALA:HB3	2.19	0.42
1:G:505:PRO:O	1:G:507:LEU:N	2.52	0.42
1:H:505:PRO:O	1:H:507:LEU:N	2.52	0.42
1:H:508:VAL:CG1	1:H:509:LYS:N	2.83	0.42
1:I:132:ILE:HD12	1:I:521:THR:HB	2.01	0.42
1:A:81:LEU:HD22	1:A:86:ALA:HB1	2.01	0.42
1:A:249:ILE:HD13	1:A:340:VAL:HB	2.00	0.42
1:A:433:ALA:O	1:A:434:PRO:C	2.58	0.42
1:C:46:LEU:O	1:C:49:THR:N	2.43	0.42
1:C:268:ASP:HB3	1:C:269:PRO:HD2	2.02	0.42
1:D:505:PRO:O	1:D:507:LEU:N	2.52	0.42
1:D:508:VAL:CG1	1:D:509:LYS:N	2.83	0.42
1:D:529:VAL:CG1	1:E:58:MET:HB3	2.29	0.42
1:E:482:ASN:O	1:E:485:TYR:N	2.40	0.42
1:F:351:LEU:HD23	1:F:351:LEU:N	2.26	0.42
1:G:298:ILE:O	1:G:319:ALA:HA	2.19	0.42
1:H:106:THR:O	1:H:107:ALA:C	2.58	0.42
1:H:209:ILE:CB	1:H:399:ARG:HH22	2.28	0.42
1:I:81:LEU:HD22	1:I:86:ALA:HB1	2.01	0.42
1:I:155:ILE:O	1:I:155:ILE:HG12	2.19	0.42
1:I:161:LEU:N	1:I:161:LEU:CD1	2.82	0.42
1:I:284:LYS:HB3	1:I:311:TYR:CE2	2.54	0.42
1:B:284:LYS:HB3	1:B:311:TYR:CE2	2.54	0.42
1:C:46:LEU:N	1:C:46:LEU:CD1	2.82	0.42
1:C:106:THR:O	1:C:107:ALA:C	2.58	0.42
1:C:153:VAL:HG23	1:C:160:LEU:CD2	2.45	0.42
1:C:258:PRO:CG	1:C:279:GLU:OE2	2.56	0.42
1:D:72:GLY:O	1:D:73:ALA:C	2.57	0.42
1:D:106:THR:O	1:D:107:ALA:C	2.58	0.42
1:D:118:ALA:O	1:D:122:LEU:CD2	2.67	0.42
1:D:141:VAL:CG2	1:D:432:TYR:CE1	2.97	0.42
1:E:264:ILE:HD12	1:E:265:ARG:HH22	1.84	0.42
1:F:132:ILE:HD12	1:F:521:THR:HB	2.01	0.42

Continued on next page...

Continued from previous page...

Atom-1	Atom-2	Interatomic distance (Å)	Clash overlap (Å)
1:F:260:LEU:CD1	1:F:260:LEU:C	2.81	0.42
1:G:153:VAL:HG23	1:G:160:LEU:CD2	2.45	0.42
1:G:433:ALA:O	1:G:434:PRO:C	2.58	0.42
1:G:508:VAL:CG1	1:G:509:LYS:N	2.83	0.42
1:H:433:ALA:O	1:H:434:PRO:C	2.58	0.42
1:A:161:LEU:N	1:A:161:LEU:CD1	2.82	0.42
1:B:161:LEU:N	1:B:161:LEU:CD1	2.82	0.42
1:E:88:LEU:CD2	1:F:58:MET:HE2	2.47	0.42
1:F:72:GLY:O	1:F:73:ALA:C	2.57	0.42
1:F:195:LEU:HD11	1:F:200:TRP:CH2	2.55	0.42
1:F:284:LYS:HB3	1:F:311:TYR:CE2	2.54	0.42
1:G:529:VAL:HG12	1:H:58:MET:SD	2.60	0.42
1:I:256:GLU:O	1:I:258:PRO:CG	2.68	0.42
1:A:106:THR:O	1:A:107:ALA:C	2.58	0.42
1:B:106:THR:O	1:B:107:ALA:C	2.58	0.42
1:B:132:ILE:HD12	1:B:521:THR:HB	2.01	0.42
1:B:289:LYS:HB2	1:B:289:LYS:HE3	1.86	0.42
1:B:505:PRO:O	1:B:507:LEU:N	2.52	0.42
1:C:291:LEU:O	1:C:294:GLY:N	2.53	0.42
1:C:505:PRO:O	1:C:507:LEU:N	2.52	0.42
1:D:268:ASP:HB3	1:D:269:PRO:HD2	2.02	0.42
1:E:46:LEU:N	1:E:46:LEU:CD1	2.82	0.42
1:E:264:ILE:CG1	1:E:265:ARG:O	2.66	0.42
1:E:484:TRP:HA	1:E:484:TRP:HE3	1.85	0.42
1:F:298:ILE:O	1:F:298:ILE:HG23	2.20	0.42
1:F:528:ASP:O	1:G:57:LYS:HA	2.19	0.42
1:H:132:ILE:HD12	1:H:521:THR:HB	2.01	0.42
1:H:140:GLU:OE2	1:H:140:GLU:HA	2.20	0.42
1:A:118:ALA:O	1:A:122:LEU:CD2	2.67	0.42
1:B:46:LEU:O	1:B:49:THR:N	2.43	0.42
1:B:484:TRP:HA	1:B:484:TRP:HE3	1.85	0.42
1:C:264:ILE:HD12	1:C:265:ARG:HH22	1.84	0.42
1:D:155:ILE:O	1:D:155:ILE:HG12	2.19	0.42
1:E:128:PRO:CG	1:F:55:MET:HE1	2.48	0.42
1:E:195:LEU:HD11	1:E:200:TRP:CH2	2.55	0.42
1:E:459:ILE:O	1:E:462:ALA:HB3	2.19	0.42
1:G:132:ILE:HD12	1:G:521:THR:HB	2.01	0.42
1:H:134:GLY:HA3	1:H:443:ALA:CB	2.49	0.42
1:I:59:LEU:HD13	1:I:78:LYS:HB2	2.00	0.42
1:I:249:ILE:CD1	1:I:346:ILE:HD11	2.50	0.42
1:I:459:ILE:O	1:I:462:ALA:HB3	2.19	0.42

Continued on next page...

Continued from previous page...

Atom-1	Atom-2	Interatomic distance (Å)	Clash overlap (Å)
1:I:505:PRO:O	1:I:507:LEU:N	2.52	0.42
1:I:506:ALA:O	1:I:510:MET:HB2	2.20	0.42
1:A:195:LEU:HD11	1:A:200:TRP:CH2	2.55	0.42
1:A:268:ASP:HB3	1:A:269:PRO:HD2	2.02	0.42
1:A:321:ARG:HB3	1:A:322:ARG:H	1.56	0.42
1:B:264:ILE:HD12	1:B:265:ARG:HH22	1.84	0.42
1:B:298:ILE:O	1:B:298:ILE:HG23	2.19	0.42
1:B:433:ALA:O	1:B:434:PRO:C	2.58	0.42
1:C:506:ALA:O	1:C:510:MET:HB2	2.20	0.42
1:D:132:ILE:HD12	1:D:521:THR:HB	2.01	0.42
1:D:161:LEU:N	1:D:161:LEU:CD1	2.82	0.42
1:D:195:LEU:HD11	1:D:200:TRP:CH2	2.55	0.42
1:D:433:ALA:O	1:D:434:PRO:C	2.58	0.42
1:F:39:VAL:HG11	1:F:115:VAL:HG21	2.00	0.42
1:F:506:ALA:O	1:F:510:MET:HB2	2.20	0.42
1:G:176:GLY:O	1:G:177:ALA:C	2.59	0.42
1:G:268:ASP:HB3	1:G:269:PRO:HD2	2.02	0.42
1:I:118:ALA:O	1:I:122:LEU:CD2	2.67	0.42
1:A:317:VAL:HG12	1:A:318:LEU:N	2.35	0.41
1:A:484:TRP:HA	1:A:484:TRP:HE3	1.85	0.41
1:B:140:GLU:HA	1:B:140:GLU:OE2	2.20	0.41
1:B:209:ILE:CB	1:B:399:ARG:HH22	2.28	0.41
1:B:506:ALA:O	1:B:510:MET:HB2	2.20	0.41
1:D:256:GLU:O	1:D:258:PRO:CG	2.68	0.41
1:D:284:LYS:HB3	1:D:311:TYR:CE2	2.54	0.41
1:D:298:ILE:O	1:D:298:ILE:HG23	2.20	0.41
1:D:415:ILE:HG23	1:D:506:ALA:CB	2.48	0.41
1:F:146:ILE:HB	1:F:510:MET:HE3	2.00	0.41
1:F:433:ALA:O	1:F:434:PRO:C	2.58	0.41
1:F:505:PRO:O	1:F:507:LEU:N	2.53	0.41
1:G:195:LEU:HD11	1:G:200:TRP:CH2	2.55	0.41
1:G:493:GLN:HA	1:G:494:PRO:HD3	1.90	0.41
1:H:72:GLY:O	1:H:73:ALA:C	2.57	0.41
1:H:176:GLY:O	1:H:177:ALA:C	2.59	0.41
1:H:195:LEU:HD11	1:H:200:TRP:CH2	2.55	0.41
1:A:176:GLY:O	1:A:177:ALA:C	2.59	0.41
1:B:176:GLY:O	1:B:177:ALA:C	2.59	0.41
1:B:268:ASP:HB3	1:B:269:PRO:HD2	2.02	0.41
1:D:359:GLU:HA	1:D:367:MET:O	2.20	0.41
1:E:249:ILE:CD1	1:E:346:ILE:HD11	2.50	0.41
1:E:317:VAL:HG12	1:E:318:LEU:N	2.35	0.41

Continued on next page...

Continued from previous page...

Atom-1	Atom-2	Interatomic distance (Å)	Clash overlap (Å)
1:E:525:ARG:HG2	1:E:525:ARG:NH1	2.31	0.41
1:F:459:ILE:O	1:F:462:ALA:HB3	2.19	0.41
1:G:264:ILE:HD12	1:G:265:ARG:HH22	1.84	0.41
1:G:284:LYS:HB3	1:G:311:TYR:CE2	2.54	0.41
1:H:484:TRP:HA	1:H:484:TRP:HE3	1.85	0.41
1:I:176:GLY:O	1:I:177:ALA:C	2.59	0.41
1:I:433:ALA:O	1:I:434:PRO:C	2.58	0.41
1:E:140:GLU:HA	1:E:140:GLU:OE2	2.20	0.41
1:E:268:ASP:HB3	1:E:269:PRO:HD2	2.02	0.41
1:E:298:ILE:O	1:E:298:ILE:HG23	2.20	0.41
1:E:506:ALA:O	1:E:510:MET:HB2	2.20	0.41
1:E:525:ARG:HG3	1:F:56:ASP:CB	2.46	0.41
1:G:298:ILE:O	1:G:298:ILE:HG23	2.20	0.41
1:I:106:THR:O	1:I:107:ALA:C	2.58	0.41
1:A:48:SER:O	1:A:55:MET:HB2	2.21	0.41
1:A:249:ILE:CD1	1:A:346:ILE:HD11	2.50	0.41
1:A:359:GLU:HA	1:A:367:MET:O	2.20	0.41
1:C:132:ILE:HD12	1:C:521:THR:HB	2.01	0.41
1:C:140:GLU:OE2	1:C:140:GLU:HA	2.20	0.41
1:D:176:GLY:O	1:D:177:ALA:C	2.59	0.41
1:D:264:ILE:HD12	1:D:265:ARG:HH22	1.84	0.41
1:E:48:SER:O	1:E:55:MET:HB2	2.20	0.41
1:E:89:LEU:CD2	1:E:108:VAL:HG23	2.44	0.41
1:F:81:LEU:HD22	1:F:86:ALA:HB1	2.01	0.41
1:F:249:ILE:CD1	1:F:346:ILE:HD11	2.50	0.41
1:F:359:GLU:HA	1:F:367:MET:O	2.20	0.41
1:G:106:THR:O	1:G:107:ALA:C	2.58	0.41
1:G:260:LEU:CD1	1:G:260:LEU:C	2.81	0.41
1:G:359:GLU:HA	1:G:367:MET:O	2.20	0.41
1:H:46:LEU:N	1:H:46:LEU:CD1	2.82	0.41
1:H:268:ASP:HB3	1:H:269:PRO:HD2	2.01	0.41
1:I:359:GLU:HA	1:I:367:MET:O	2.20	0.41
1:I:454:LEU:HD12	1:I:454:LEU:HA	1.91	0.41
1:I:508:VAL:CG1	1:I:509:LYS:N	2.83	0.41
1:A:46:LEU:N	1:A:46:LEU:CD1	2.82	0.41
1:A:58:MET:CE	1:I:88:LEU:HD22	2.50	0.41
1:A:194:GLU:O	1:A:200:TRP:HA	2.21	0.41
1:C:249:ILE:CD1	1:C:346:ILE:HD11	2.50	0.41
1:C:359:GLU:HA	1:C:367:MET:O	2.20	0.41
1:D:530:VAL:O	1:E:59:LEU:HA	2.19	0.41
1:F:106:THR:O	1:F:107:ALA:C	2.58	0.41

Continued on next page...

Continued from previous page...

Atom-1	Atom-2	Interatomic distance (Å)	Clash overlap (Å)
1:F:134:GLY:HA3	1:F:443:ALA:CB	2.49	0.41
1:G:48:SER:O	1:G:55:MET:HB2	2.21	0.41
1:G:415:ILE:HG23	1:G:506:ALA:CB	2.48	0.41
1:I:46:LEU:N	1:I:46:LEU:CD1	2.82	0.41
1:I:195:LEU:HD11	1:I:200:TRP:CH2	2.55	0.41
1:A:264:ILE:CG1	1:A:265:ARG:O	2.66	0.41
1:B:291:LEU:O	1:B:294:GLY:N	2.53	0.41
1:B:504:GLU:HA	1:B:505:PRO:HD3	1.90	0.41
1:C:256:GLU:O	1:C:258:PRO:CG	2.68	0.41
1:D:454:LEU:HD12	1:D:454:LEU:HA	1.91	0.41
1:E:194:GLU:O	1:E:200:TRP:HA	2.21	0.41
1:E:230:LYS:NZ	1:E:321:ARG:HH12	2.18	0.41
1:E:415:ILE:HG23	1:E:506:ALA:CB	2.48	0.41
1:G:194:GLU:O	1:G:200:TRP:HA	2.21	0.41
1:H:506:ALA:O	1:H:510:MET:HB2	2.20	0.41
1:H:522:LEU:HD11	1:I:68:ILE:HD12	2.03	0.41
1:A:508:VAL:CG1	1:A:509:LYS:N	2.83	0.41
1:B:493:GLN:HA	1:B:494:PRO:HD3	1.90	0.41
1:C:81:LEU:HD13	1:C:87:LYS:HG2	2.03	0.41
1:C:317:VAL:HG12	1:C:318:LEU:N	2.35	0.41
1:C:321:ARG:HB3	1:C:322:ARG:H	1.56	0.41
1:D:48:SER:O	1:D:55:MET:HB2	2.21	0.41
1:F:291:LEU:O	1:F:294:GLY:N	2.53	0.41
1:I:46:LEU:O	1:I:49:THR:N	2.43	0.41
1:A:88:LEU:HD22	1:B:58:MET:CE	2.51	0.41
1:A:253:LEU:HG	1:A:253:LEU:O	2.21	0.41
1:A:291:LEU:O	1:A:294:GLY:N	2.53	0.41
1:A:506:ALA:O	1:A:510:MET:HB2	2.20	0.41
1:B:81:LEU:HD12	1:B:81:LEU:N	2.28	0.41
1:B:249:ILE:O	1:B:300:CYS:HB2	2.21	0.41
1:B:317:VAL:HG12	1:B:318:LEU:N	2.35	0.41
1:C:253:LEU:HG	1:C:253:LEU:O	2.21	0.41
1:D:317:VAL:HG12	1:D:318:LEU:N	2.35	0.41
1:E:454:LEU:HD12	1:E:454:LEU:HA	1.91	0.41
1:H:81:LEU:HD22	1:H:86:ALA:HB1	2.01	0.41
1:H:259:GLU:O	1:H:262:ALA:O	2.39	0.41
1:I:48:SER:O	1:I:55:MET:HB2	2.21	0.41
1:I:81:LEU:HD13	1:I:87:LYS:HG2	2.03	0.41
1:I:140:GLU:HA	1:I:140:GLU:OE2	2.20	0.41
1:I:317:VAL:HG12	1:I:318:LEU:N	2.35	0.41
1:A:46:LEU:O	1:A:49:THR:N	2.43	0.41

Continued on next page...

Continued from previous page...

Atom-1	Atom-2	Interatomic distance (Å)	Clash overlap (Å)
1:A:389:ARG:HH12	1:I:88:LEU:CD1	2.31	0.41
1:A:525:ARG:HG2	1:A:525:ARG:NH1	2.31	0.41
1:B:46:LEU:N	1:B:46:LEU:CD1	2.82	0.41
1:B:48:SER:O	1:B:55:MET:HB2	2.21	0.41
1:B:195:LEU:HD11	1:B:200:TRP:CH2	2.55	0.41
1:C:176:GLY:O	1:C:177:ALA:C	2.59	0.41
1:C:195:LEU:HD11	1:C:200:TRP:CH2	2.55	0.41
1:C:433:ALA:O	1:C:434:PRO:C	2.58	0.41
1:D:81:LEU:HD13	1:D:87:LYS:HG2	2.03	0.41
1:D:253:LEU:O	1:D:253:LEU:HG	2.21	0.41
1:D:436:VAL:CG2	1:D:441:GLN:HA	2.51	0.41
1:D:506:ALA:O	1:D:510:MET:HB2	2.20	0.41
1:E:176:GLY:O	1:E:177:ALA:C	2.59	0.41
1:E:359:GLU:HA	1:E:367:MET:O	2.20	0.41
1:E:433:ALA:O	1:E:434:PRO:C	2.58	0.41
1:F:176:GLY:O	1:F:177:ALA:C	2.59	0.41
1:F:253:LEU:O	1:F:253:LEU:HG	2.21	0.41
1:F:268:ASP:HB3	1:F:269:PRO:HD2	2.02	0.41
1:F:317:VAL:HG12	1:F:318:LEU:N	2.35	0.41
1:G:94:LYS:O	1:G:96:GLN:N	2.48	0.41
1:G:140:GLU:HA	1:G:140:GLU:OE2	2.20	0.41
1:G:249:ILE:CD1	1:G:346:ILE:HD11	2.50	0.41
1:G:506:ALA:O	1:G:510:MET:HB2	2.20	0.41
1:H:249:ILE:CD1	1:H:346:ILE:HD11	2.50	0.41
1:H:291:LEU:O	1:H:294:GLY:N	2.53	0.41
1:H:359:GLU:HA	1:H:367:MET:O	2.20	0.41
1:I:484:TRP:HA	1:I:484:TRP:HE3	1.85	0.41
1:A:140:GLU:OE2	1:A:140:GLU:HA	2.20	0.41
1:A:166:MET:CE	1:A:179:GLU:HG2	2.51	0.41
1:A:246:ILE:HA	1:A:297:VAL:CG1	2.51	0.41
1:B:194:GLU:O	1:B:200:TRP:HA	2.21	0.41
1:C:155:ILE:O	1:C:155:ILE:HG12	2.19	0.41
1:C:259:GLU:O	1:C:262:ALA:O	2.39	0.41
1:D:484:TRP:HA	1:D:484:TRP:HE3	1.85	0.41
1:E:436:VAL:CG2	1:E:441:GLN:HA	2.51	0.41
1:F:194:GLU:O	1:F:200:TRP:HA	2.21	0.41
1:F:246:ILE:HA	1:F:297:VAL:CG1	2.51	0.41
1:G:249:ILE:O	1:G:300:CYS:HB2	2.21	0.41
1:H:194:GLU:O	1:H:200:TRP:HA	2.21	0.41
1:I:245:LYS:H	1:I:296:ASN:ND2	2.07	0.41
1:I:253:LEU:HG	1:I:253:LEU:O	2.21	0.41

Continued on next page...

Continued from previous page...

Atom-1	Atom-2	Interatomic distance (Å)	Clash overlap (Å)
1:I:321:ARG:HB3	1:I:322:ARG:H	1.56	0.41
1:I:436:VAL:CG2	1:I:441:GLN:HA	2.51	0.41
1:A:147:GLN:C	1:A:149:LEU:H	2.25	0.40
1:B:253:LEU:HG	1:B:253:LEU:O	2.21	0.40
1:C:66:ILE:CD1	1:C:66:ILE:N	2.76	0.40
1:D:249:ILE:CD1	1:D:346:ILE:HD11	2.50	0.40
1:D:531:SER:HB3	1:E:60:VAL:HB	2.04	0.40
1:G:253:LEU:HG	1:G:253:LEU:O	2.21	0.40
1:G:436:VAL:CG2	1:G:441:GLN:HA	2.52	0.40
1:H:253:LEU:HG	1:H:253:LEU:O	2.21	0.40
1:H:351:LEU:HD23	1:H:351:LEU:N	2.26	0.40
1:H:436:VAL:CG2	1:H:441:GLN:HA	2.51	0.40
1:I:194:GLU:O	1:I:200:TRP:HA	2.21	0.40
1:B:81:LEU:HD13	1:B:87:LYS:HG2	2.03	0.40
1:B:147:GLN:C	1:B:149:LEU:H	2.25	0.40
1:B:153:VAL:HG23	1:B:160:LEU:CD2	2.45	0.40
1:C:230:LYS:NZ	1:C:321:ARG:HH12	2.18	0.40
1:C:410:LYS:HB3	1:C:410:LYS:HE2	1.89	0.40
1:C:508:VAL:CG1	1:C:509:LYS:N	2.83	0.40
1:D:194:GLU:O	1:D:200:TRP:HA	2.21	0.40
1:E:166:MET:CE	1:E:179:GLU:HG2	2.51	0.40
1:E:259:GLU:O	1:E:262:ALA:O	2.39	0.40
1:F:48:SER:O	1:F:55:MET:HB2	2.21	0.40
1:F:140:GLU:OE2	1:F:140:GLU:HA	2.20	0.40
1:F:166:MET:CE	1:F:179:GLU:HG2	2.51	0.40
1:F:423:ILE:HG12	1:F:473:LEU:HD11	2.03	0.40
1:G:317:VAL:HG12	1:G:318:LEU:N	2.35	0.40
1:H:246:ILE:HA	1:H:297:VAL:CG1	2.51	0.40
1:H:256:GLU:O	1:H:258:PRO:CG	2.68	0.40
1:I:264:ILE:CG1	1:I:265:ARG:O	2.67	0.40
1:I:473:LEU:C	1:I:475:SER:N	2.75	0.40
1:A:84:PRO:HB2	1:B:58:MET:SD	2.61	0.40
1:A:259:GLU:O	1:A:262:ALA:O	2.39	0.40
1:A:410:LYS:HE2	1:A:410:LYS:HB3	1.89	0.40
1:B:246:ILE:HA	1:B:297:VAL:CG1	2.51	0.40
1:B:508:VAL:CG1	1:B:509:LYS:N	2.83	0.40
1:C:249:ILE:O	1:C:300:CYS:HB2	2.21	0.40
1:D:147:GLN:C	1:D:149:LEU:H	2.25	0.40
1:D:166:MET:CE	1:D:179:GLU:HG2	2.51	0.40
1:D:246:ILE:HA	1:D:297:VAL:CG1	2.51	0.40
1:E:166:MET:HE2	1:E:178:ARG:HG2	2.03	0.40

Continued on next page...

Continued from previous page...

Atom-1	Atom-2	Interatomic distance (Å)	Clash overlap (Å)
1:E:258:PRO:CG	1:E:279:GLU:OE2	2.56	0.40
1:F:259:GLU:O	1:F:262:ALA:O	2.39	0.40
1:G:246:ILE:HA	1:G:297:VAL:CG1	2.52	0.40
1:G:264:ILE:CG1	1:G:265:ARG:O	2.66	0.40
1:G:484:TRP:HA	1:G:484:TRP:HE3	1.85	0.40
1:H:48:SER:O	1:H:55:MET:HB2	2.21	0.40
1:A:258:PRO:CG	1:A:279:GLU:OE2	2.56	0.40
1:D:140:GLU:OE2	1:D:140:GLU:HA	2.20	0.40
1:D:423:ILE:HG12	1:D:473:LEU:HD11	2.03	0.40
1:E:106:THR:O	1:E:107:ALA:C	2.58	0.40
1:E:246:ILE:HA	1:E:297:VAL:CG1	2.51	0.40
1:F:94:LYS:O	1:F:96:GLN:N	2.48	0.40
1:F:436:VAL:CG2	1:F:441:GLN:HA	2.51	0.40
1:G:209:ILE:CB	1:G:399:ARG:HH22	2.28	0.40
1:H:454:LEU:HA	1:H:454:LEU:HD12	1.91	0.40
1:I:153:VAL:HG23	1:I:160:LEU:CD2	2.45	0.40
1:B:359:GLU:HA	1:B:367:MET:O	2.20	0.40
1:B:473:LEU:C	1:B:475:SER:N	2.75	0.40
1:C:89:LEU:CD2	1:C:108:VAL:HG23	2.44	0.40
1:D:249:ILE:O	1:D:300:CYS:HB2	2.21	0.40
1:D:259:GLU:O	1:D:262:ALA:O	2.39	0.40
1:D:347:SER:C	1:D:349:GLN:N	2.75	0.40
1:G:238:PRO:O	1:G:318:LEU:HD13	2.22	0.40
1:G:259:GLU:O	1:G:262:ALA:O	2.39	0.40
1:G:423:ILE:HG12	1:G:473:LEU:HD11	2.03	0.40
1:G:473:LEU:C	1:G:475:SER:N	2.75	0.40
1:H:317:VAL:HG12	1:H:318:LEU:N	2.35	0.40

All (28) symmetry-related close contacts are listed below. The label for Atom-2 includes the symmetry operator and encoded unit-cell translations to be applied.

Atom-1	Atom-2	Interatomic distance (Å)	Clash overlap (Å)
1:B:272:MET:CE	1:B:275:PHE:CD1[2_656]	1.14	1.06
1:E:273:GLN:NE2	1:H:276:LEU:CD1[2_656]	1.28	0.92
1:C:435:GLN:NE2	1:H:478:GLU:O[1_556]	1.36	0.84
1:B:264:ILE:O	1:B:266:ILE:O[2_656]	1.37	0.83
1:D:183:ASP:OD2	1:H:159:ASP:OD1[1_556]	1.39	0.81
1:B:156:ASN:ND2	1:E:193:ALA:CB[4_546]	1.41	0.79
1:D:183:ASP:OD2	1:H:159:ASP:CG[1_556]	1.49	0.71
1:E:266:ILE:O	1:H:264:ILE:O[2_656]	1.56	0.64

Continued on next page...

Continued from previous page...

Atom-1	Atom-2	Interatomic distance (Å)	Clash overlap (Å)
1:E:289:LYS:NZ	1:G:281:ASN:OD1[2_656]	1.67	0.53
1:B:193:ALA:CB	1:E:156:ASN:ND2[4_546]	1.71	0.49
1:B:198:ASP:O	1:E:198:ASP:CB[4_546]	1.73	0.47
1:F:156:ASN:ND2	1:I:156:ASN:ND2[4_555]	1.79	0.41
1:E:276:LEU:CD1	1:H:272:MET:CB[2_656]	1.84	0.36
1:C:435:GLN:NE2	1:H:478:GLU:C[1_556]	1.87	0.33
1:B:198:ASP:CB	1:E:198:ASP:O[4_546]	2.00	0.20
1:B:198:ASP:OD1	1:E:198:ASP:OD1[4_546]	2.02	0.18
1:A:281:ASN:OD1	1:B:289:LYS:NZ[2_656]	2.05	0.15
1:E:285:GLU:OE2	1:G:281:ASN:O[2_656]	2.05	0.15
1:B:156:ASN:ND2	1:E:193:ALA:CA[4_546]	2.06	0.14
1:D:266:ILE:O	1:I:264:ILE:O[2_656]	2.07	0.13
1:B:200:TRP:CZ2	1:E:200:TRP:CZ2[4_546]	2.08	0.12
1:D:183:ASP:OD2	1:H:159:ASP:CB[1_556]	2.10	0.10
1:D:289:LYS:NZ	1:H:281:ASN:OD1[2_656]	2.11	0.09
1:A:266:ILE:O	1:C:264:ILE:O[2_656]	2.12	0.08
1:D:273:GLN:NE2	1:I:276:LEU:CD1[2_656]	2.12	0.08
1:B:272:MET:CE	1:B:275:PHE:CE1[2_656]	2.14	0.06
1:C:137:LYS:CD	1:H:481:ASN:OD1[1_556]	2.18	0.02
1:C:137:LYS:CG	1:H:481:ASN:OD1[1_556]	2.19	0.01

5.3 Torsion angles [i](#)

5.3.1 Protein backbone [i](#)

In the following table, the Percentiles column shows the percent Ramachandran outliers of the chain as a percentile score with respect to all X-ray entries followed by that with respect to entries of similar resolution.

The Analysed column shows the number of residues for which the backbone conformation was analysed, and the total number of residues.

Mol	Chain	Analysed	Favoured	Allowed	Outliers	Percentiles	
1	A	503/553 (91%)	396 (79%)	89 (18%)	18 (4%)	3	29
1	B	503/553 (91%)	397 (79%)	88 (18%)	18 (4%)	3	29
1	C	503/553 (91%)	397 (79%)	88 (18%)	18 (4%)	3	29
1	D	503/553 (91%)	396 (79%)	89 (18%)	18 (4%)	3	29
1	E	503/553 (91%)	397 (79%)	88 (18%)	18 (4%)	3	29
1	F	503/553 (91%)	397 (79%)	88 (18%)	18 (4%)	3	29

Continued on next page...

Continued from previous page...

Mol	Chain	Analysed	Favoured	Allowed	Outliers	Percentiles	
1	G	503/553 (91%)	396 (79%)	89 (18%)	18 (4%)	3	29
1	H	503/553 (91%)	396 (79%)	89 (18%)	18 (4%)	3	29
1	I	503/553 (91%)	396 (79%)	89 (18%)	18 (4%)	3	29
All	All	4527/4977 (91%)	3568 (79%)	797 (18%)	162 (4%)	3	29

All (162) Ramachandran outliers are listed below:

Mol	Chain	Res	Type
1	A	96	GLN
1	A	99	GLU
1	A	213	ALA
1	A	321	ARG
1	B	96	GLN
1	B	99	GLU
1	B	213	ALA
1	B	321	ARG
1	C	96	GLN
1	C	99	GLU
1	C	213	ALA
1	C	321	ARG
1	D	96	GLN
1	D	99	GLU
1	D	213	ALA
1	D	321	ARG
1	E	96	GLN
1	E	99	GLU
1	E	213	ALA
1	E	321	ARG
1	F	96	GLN
1	F	99	GLU
1	F	213	ALA
1	F	321	ARG
1	G	96	GLN
1	G	99	GLU
1	G	213	ALA
1	G	321	ARG
1	H	96	GLN
1	H	99	GLU
1	H	213	ALA
1	H	321	ARG
1	I	96	GLN

Continued on next page...

Continued from previous page...

Mol	Chain	Res	Type
1	I	99	GLU
1	I	213	ALA
1	I	321	ARG
1	A	30	GLU
1	A	100	THR
1	A	177	ALA
1	A	198	ASP
1	B	30	GLU
1	B	100	THR
1	B	177	ALA
1	B	198	ASP
1	C	30	GLU
1	C	100	THR
1	C	177	ALA
1	C	198	ASP
1	D	30	GLU
1	D	100	THR
1	D	177	ALA
1	D	198	ASP
1	E	30	GLU
1	E	100	THR
1	E	177	ALA
1	E	198	ASP
1	F	30	GLU
1	F	100	THR
1	F	177	ALA
1	F	198	ASP
1	G	30	GLU
1	G	100	THR
1	G	177	ALA
1	G	198	ASP
1	H	30	GLU
1	H	100	THR
1	H	177	ALA
1	H	198	ASP
1	I	30	GLU
1	I	100	THR
1	I	177	ALA
1	I	198	ASP
1	A	377	LYS
1	A	438	GLY
1	B	377	LYS

Continued on next page...

Continued from previous page...

Mol	Chain	Res	Type
1	B	438	GLY
1	C	377	LYS
1	C	438	GLY
1	D	377	LYS
1	D	438	GLY
1	E	377	LYS
1	E	438	GLY
1	F	377	LYS
1	F	438	GLY
1	G	377	LYS
1	G	438	GLY
1	H	377	LYS
1	H	438	GLY
1	I	377	LYS
1	I	438	GLY
1	A	149	LEU
1	A	174	VAL
1	A	196	ARG
1	B	149	LEU
1	B	174	VAL
1	C	149	LEU
1	C	174	VAL
1	C	196	ARG
1	D	149	LEU
1	D	174	VAL
1	E	149	LEU
1	E	174	VAL
1	E	196	ARG
1	F	149	LEU
1	F	174	VAL
1	F	196	ARG
1	G	149	LEU
1	G	174	VAL
1	G	196	ARG
1	H	149	LEU
1	H	174	VAL
1	H	196	ARG
1	I	149	LEU
1	I	174	VAL
1	I	196	ARG
1	A	348	GLU
1	A	376	PRO

Continued on next page...

Continued from previous page...

Mol	Chain	Res	Type
1	A	480	GLU
1	B	196	ARG
1	B	348	GLU
1	B	376	PRO
1	B	480	GLU
1	C	348	GLU
1	C	376	PRO
1	C	480	GLU
1	D	196	ARG
1	D	348	GLU
1	D	376	PRO
1	D	480	GLU
1	E	348	GLU
1	E	376	PRO
1	E	480	GLU
1	F	348	GLU
1	F	376	PRO
1	F	480	GLU
1	G	348	GLU
1	G	376	PRO
1	G	480	GLU
1	H	348	GLU
1	H	376	PRO
1	H	480	GLU
1	I	348	GLU
1	I	376	PRO
1	I	480	GLU
1	A	215	GLY
1	B	215	GLY
1	C	215	GLY
1	D	215	GLY
1	E	215	GLY
1	F	215	GLY
1	G	215	GLY
1	H	215	GLY
1	I	215	GLY
1	B	340	VAL
1	I	340	VAL
1	A	340	VAL
1	C	340	VAL
1	D	340	VAL
1	E	340	VAL

Continued on next page...

Continued from previous page...

Mol	Chain	Res	Type
1	F	340	VAL
1	G	340	VAL
1	H	340	VAL

5.3.2 Protein sidechains [i](#)

In the following table, the Percentiles column shows the percent sidechain outliers of the chain as a percentile score with respect to all X-ray entries followed by that with respect to entries of similar resolution.

The Analysed column shows the number of residues for which the sidechain conformation was analysed, and the total number of residues.

Mol	Chain	Analysed	Rotameric	Outliers	Percentiles	
1	A	410/447 (92%)	386 (94%)	24 (6%)	19	51
1	B	410/447 (92%)	386 (94%)	24 (6%)	19	51
1	C	410/447 (92%)	386 (94%)	24 (6%)	19	51
1	D	410/447 (92%)	386 (94%)	24 (6%)	19	51
1	E	410/447 (92%)	386 (94%)	24 (6%)	19	51
1	F	410/447 (92%)	386 (94%)	24 (6%)	19	51
1	G	410/447 (92%)	386 (94%)	24 (6%)	19	51
1	H	410/447 (92%)	386 (94%)	24 (6%)	19	51
1	I	410/447 (92%)	386 (94%)	24 (6%)	19	51
All	All	3690/4023 (92%)	3474 (94%)	216 (6%)	19	51

All (216) residues with a non-rotameric sidechain are listed below:

Mol	Chain	Res	Type
1	A	33	ARG
1	A	66	ILE
1	A	80	ASP
1	A	81	LEU
1	A	82	GLN
1	A	98	GLU
1	A	129	THR
1	A	162	ARG
1	A	178	ARG
1	A	179	GLU
1	A	212	LYS

Continued on next page...

Continued from previous page...

Mol	Chain	Res	Type
1	A	255	VAL
1	A	256	GLU
1	A	263	GLU
1	A	264	ILE
1	A	265	ARG
1	A	299	ILE
1	A	321	ARG
1	A	324	LYS
1	A	361	LYS
1	A	374	LYS
1	A	393	GLU
1	A	404	THR
1	A	415	ILE
1	B	33	ARG
1	B	66	ILE
1	B	80	ASP
1	B	81	LEU
1	B	82	GLN
1	B	98	GLU
1	B	129	THR
1	B	162	ARG
1	B	178	ARG
1	B	179	GLU
1	B	212	LYS
1	B	255	VAL
1	B	256	GLU
1	B	263	GLU
1	B	264	ILE
1	B	265	ARG
1	B	299	ILE
1	B	321	ARG
1	B	324	LYS
1	B	361	LYS
1	B	374	LYS
1	B	393	GLU
1	B	404	THR
1	B	415	ILE
1	C	33	ARG
1	C	66	ILE
1	C	80	ASP
1	C	81	LEU
1	C	82	GLN

Continued on next page...

Continued from previous page...

Mol	Chain	Res	Type
1	C	98	GLU
1	C	129	THR
1	C	162	ARG
1	C	178	ARG
1	C	179	GLU
1	C	212	LYS
1	C	255	VAL
1	C	256	GLU
1	C	263	GLU
1	C	264	ILE
1	C	265	ARG
1	C	299	ILE
1	C	321	ARG
1	C	324	LYS
1	C	361	LYS
1	C	374	LYS
1	C	393	GLU
1	C	404	THR
1	C	415	ILE
1	D	33	ARG
1	D	66	ILE
1	D	80	ASP
1	D	81	LEU
1	D	82	GLN
1	D	98	GLU
1	D	129	THR
1	D	162	ARG
1	D	178	ARG
1	D	179	GLU
1	D	212	LYS
1	D	255	VAL
1	D	256	GLU
1	D	263	GLU
1	D	264	ILE
1	D	265	ARG
1	D	299	ILE
1	D	321	ARG
1	D	324	LYS
1	D	361	LYS
1	D	374	LYS
1	D	393	GLU
1	D	404	THR

Continued on next page...

Continued from previous page...

Mol	Chain	Res	Type
1	D	415	ILE
1	E	33	ARG
1	E	66	ILE
1	E	80	ASP
1	E	81	LEU
1	E	82	GLN
1	E	98	GLU
1	E	129	THR
1	E	162	ARG
1	E	178	ARG
1	E	179	GLU
1	E	212	LYS
1	E	255	VAL
1	E	256	GLU
1	E	263	GLU
1	E	264	ILE
1	E	265	ARG
1	E	299	ILE
1	E	321	ARG
1	E	324	LYS
1	E	361	LYS
1	E	374	LYS
1	E	393	GLU
1	E	404	THR
1	E	415	ILE
1	F	33	ARG
1	F	66	ILE
1	F	80	ASP
1	F	81	LEU
1	F	82	GLN
1	F	98	GLU
1	F	129	THR
1	F	162	ARG
1	F	178	ARG
1	F	179	GLU
1	F	212	LYS
1	F	255	VAL
1	F	256	GLU
1	F	263	GLU
1	F	264	ILE
1	F	265	ARG
1	F	299	ILE

Continued on next page...

Continued from previous page...

Mol	Chain	Res	Type
1	F	321	ARG
1	F	324	LYS
1	F	361	LYS
1	F	374	LYS
1	F	393	GLU
1	F	404	THR
1	F	415	ILE
1	G	33	ARG
1	G	66	ILE
1	G	80	ASP
1	G	81	LEU
1	G	82	GLN
1	G	98	GLU
1	G	129	THR
1	G	162	ARG
1	G	178	ARG
1	G	179	GLU
1	G	212	LYS
1	G	255	VAL
1	G	256	GLU
1	G	263	GLU
1	G	264	ILE
1	G	265	ARG
1	G	299	ILE
1	G	321	ARG
1	G	324	LYS
1	G	361	LYS
1	G	374	LYS
1	G	393	GLU
1	G	404	THR
1	G	415	ILE
1	H	33	ARG
1	H	66	ILE
1	H	80	ASP
1	H	81	LEU
1	H	82	GLN
1	H	98	GLU
1	H	129	THR
1	H	162	ARG
1	H	178	ARG
1	H	179	GLU
1	H	212	LYS

Continued on next page...

Continued from previous page...

Mol	Chain	Res	Type
1	H	255	VAL
1	H	256	GLU
1	H	263	GLU
1	H	264	ILE
1	H	265	ARG
1	H	299	ILE
1	H	321	ARG
1	H	324	LYS
1	H	361	LYS
1	H	374	LYS
1	H	393	GLU
1	H	404	THR
1	H	415	ILE
1	I	33	ARG
1	I	66	ILE
1	I	80	ASP
1	I	81	LEU
1	I	82	GLN
1	I	98	GLU
1	I	129	THR
1	I	162	ARG
1	I	178	ARG
1	I	179	GLU
1	I	212	LYS
1	I	255	VAL
1	I	256	GLU
1	I	263	GLU
1	I	264	ILE
1	I	265	ARG
1	I	299	ILE
1	I	321	ARG
1	I	324	LYS
1	I	361	LYS
1	I	374	LYS
1	I	393	GLU
1	I	404	THR
1	I	415	ILE

Sometimes sidechains can be flipped to improve hydrogen bonding and reduce clashes. All (141) such sidechains are listed below:

Mol	Chain	Res	Type
1	A	82	GLN

Continued on next page...

Continued from previous page...

Mol	Chain	Res	Type
1	A	83	HIS
1	A	91	GLN
1	A	96	GLN
1	A	127	HIS
1	A	147	GLN
1	A	151	GLN
1	A	208	GLN
1	A	234	HIS
1	A	281	ASN
1	A	296	ASN
1	A	441	GLN
1	A	461	ASN
1	A	477	HIS
1	A	481	ASN
1	A	511	ASN
1	B	82	GLN
1	B	83	HIS
1	B	96	GLN
1	B	127	HIS
1	B	147	GLN
1	B	151	GLN
1	B	208	GLN
1	B	234	HIS
1	B	281	ASN
1	B	296	ASN
1	B	441	GLN
1	B	461	ASN
1	B	477	HIS
1	B	481	ASN
1	B	511	ASN
1	C	82	GLN
1	C	83	HIS
1	C	91	GLN
1	C	96	GLN
1	C	127	HIS
1	C	147	GLN
1	C	151	GLN
1	C	208	GLN
1	C	234	HIS
1	C	281	ASN
1	C	296	ASN
1	C	441	GLN

Continued on next page...

Continued from previous page...

Mol	Chain	Res	Type
1	C	461	ASN
1	C	477	HIS
1	C	481	ASN
1	C	511	ASN
1	D	82	GLN
1	D	83	HIS
1	D	91	GLN
1	D	96	GLN
1	D	127	HIS
1	D	147	GLN
1	D	151	GLN
1	D	208	GLN
1	D	234	HIS
1	D	281	ASN
1	D	296	ASN
1	D	441	GLN
1	D	461	ASN
1	D	477	HIS
1	D	481	ASN
1	D	511	ASN
1	E	82	GLN
1	E	83	HIS
1	E	96	GLN
1	E	127	HIS
1	E	147	GLN
1	E	151	GLN
1	E	208	GLN
1	E	234	HIS
1	E	281	ASN
1	E	296	ASN
1	E	441	GLN
1	E	461	ASN
1	E	477	HIS
1	E	481	ASN
1	E	511	ASN
1	F	82	GLN
1	F	83	HIS
1	F	91	GLN
1	F	96	GLN
1	F	127	HIS
1	F	147	GLN
1	F	151	GLN

Continued on next page...

Continued from previous page...

Mol	Chain	Res	Type
1	F	208	GLN
1	F	234	HIS
1	F	281	ASN
1	F	296	ASN
1	F	441	GLN
1	F	461	ASN
1	F	477	HIS
1	F	481	ASN
1	F	511	ASN
1	G	82	GLN
1	G	83	HIS
1	G	91	GLN
1	G	96	GLN
1	G	127	HIS
1	G	147	GLN
1	G	151	GLN
1	G	208	GLN
1	G	234	HIS
1	G	281	ASN
1	G	296	ASN
1	G	441	GLN
1	G	461	ASN
1	G	477	HIS
1	G	481	ASN
1	G	511	ASN
1	H	82	GLN
1	H	83	HIS
1	H	96	GLN
1	H	127	HIS
1	H	147	GLN
1	H	151	GLN
1	H	208	GLN
1	H	234	HIS
1	H	281	ASN
1	H	296	ASN
1	H	441	GLN
1	H	461	ASN
1	H	477	HIS
1	H	481	ASN
1	H	511	ASN
1	I	82	GLN
1	I	83	HIS

Continued on next page...

Continued from previous page...

Mol	Chain	Res	Type
1	I	91	GLN
1	I	96	GLN
1	I	127	HIS
1	I	147	GLN
1	I	151	GLN
1	I	208	GLN
1	I	234	HIS
1	I	281	ASN
1	I	296	ASN
1	I	441	GLN
1	I	461	ASN
1	I	477	HIS
1	I	481	ASN
1	I	511	ASN

5.3.3 RNA [i](#)

There are no RNA molecules in this entry.

5.4 Non-standard residues in protein, DNA, RNA chains [i](#)

There are no non-standard protein/DNA/RNA residues in this entry.

5.5 Carbohydrates [i](#)

There are no monosaccharides in this entry.

5.6 Ligand geometry [i](#)

9 ligands are modelled in this entry.

In the following table, the Counts columns list the number of bonds (or angles) for which Mogul statistics could be retrieved, the number of bonds (or angles) that are observed in the model and the number of bonds (or angles) that are defined in the Chemical Component Dictionary. The Link column lists molecule types, if any, to which the group is linked. The Z score for a bond length (or angle) is the number of standard deviations the observed value is removed from the expected value. A bond length (or angle) with $|Z| > 2$ is considered an outlier worth inspection. RMSZ is the root-mean-square of all Z scores of the bond lengths (or angles).

Mol	Type	Chain	Res	Link	Bond lengths			Bond angles		
					Counts	RMSZ	# Z > 2	Counts	RMSZ	# Z > 2
2	ADP	C	800	-	24,29,29	1.47	2 (8%)	29,45,45	2.12	7 (24%)
2	ADP	E	800	-	24,29,29	1.49	2 (8%)	29,45,45	2.12	7 (24%)
2	ADP	F	800	-	24,29,29	1.48	2 (8%)	29,45,45	2.11	7 (24%)
2	ADP	A	800	-	24,29,29	1.48	2 (8%)	29,45,45	2.12	7 (24%)
2	ADP	D	800	-	24,29,29	1.49	2 (8%)	29,45,45	2.12	7 (24%)
2	ADP	B	800	-	24,29,29	1.48	2 (8%)	29,45,45	2.11	7 (24%)
2	ADP	I	800	-	24,29,29	1.48	2 (8%)	29,45,45	2.12	7 (24%)
2	ADP	G	800	-	24,29,29	1.49	2 (8%)	29,45,45	2.12	7 (24%)
2	ADP	H	800	-	24,29,29	1.49	2 (8%)	29,45,45	2.12	7 (24%)

In the following table, the Chirals column lists the number of chiral outliers, the number of chiral centers analysed, the number of these observed in the model and the number defined in the Chemical Component Dictionary. Similar counts are reported in the Torsion and Rings columns. '-' means no outliers of that kind were identified.

Mol	Type	Chain	Res	Link	Chirals	Torsions	Rings
2	ADP	C	800	-	-	2/12/32/32	0/3/3/3
2	ADP	E	800	-	-	2/12/32/32	0/3/3/3
2	ADP	F	800	-	-	2/12/32/32	0/3/3/3
2	ADP	A	800	-	-	2/12/32/32	0/3/3/3
2	ADP	D	800	-	-	2/12/32/32	0/3/3/3
2	ADP	B	800	-	-	2/12/32/32	0/3/3/3
2	ADP	I	800	-	-	2/12/32/32	0/3/3/3
2	ADP	G	800	-	-	2/12/32/32	0/3/3/3
2	ADP	H	800	-	-	2/12/32/32	0/3/3/3

All (18) bond length outliers are listed below:

Mol	Chain	Res	Type	Atoms	Z	Observed(Å)	Ideal(Å)
2	E	800	ADP	C2'-C1'	-5.59	1.45	1.53
2	G	800	ADP	C2'-C1'	-5.59	1.45	1.53
2	D	800	ADP	C2'-C1'	-5.58	1.45	1.53
2	H	800	ADP	C2'-C1'	-5.57	1.45	1.53
2	B	800	ADP	C2'-C1'	-5.57	1.45	1.53
2	A	800	ADP	C2'-C1'	-5.56	1.45	1.53
2	F	800	ADP	C2'-C1'	-5.54	1.45	1.53
2	I	800	ADP	C2'-C1'	-5.54	1.45	1.53
2	C	800	ADP	C2'-C1'	-5.52	1.45	1.53

Continued on next page...

Continued from previous page...

Mol	Chain	Res	Type	Atoms	Z	Observed(Å)	Ideal(Å)
2	I	800	ADP	C5-C4	2.50	1.47	1.40
2	D	800	ADP	C5-C4	2.49	1.47	1.40
2	C	800	ADP	C5-C4	2.48	1.47	1.40
2	H	800	ADP	C5-C4	2.48	1.47	1.40
2	A	800	ADP	C5-C4	2.47	1.47	1.40
2	G	800	ADP	C5-C4	2.47	1.47	1.40
2	F	800	ADP	C5-C4	2.46	1.47	1.40
2	B	800	ADP	C5-C4	2.46	1.47	1.40
2	E	800	ADP	C5-C4	2.46	1.47	1.40

All (63) bond angle outliers are listed below:

Mol	Chain	Res	Type	Atoms	Z	Observed(°)	Ideal(°)
2	E	800	ADP	C3'-C2'-C1'	5.49	109.24	100.98
2	G	800	ADP	C3'-C2'-C1'	5.48	109.23	100.98
2	A	800	ADP	C3'-C2'-C1'	5.47	109.22	100.98
2	I	800	ADP	C3'-C2'-C1'	5.47	109.21	100.98
2	H	800	ADP	C3'-C2'-C1'	5.47	109.21	100.98
2	D	800	ADP	C3'-C2'-C1'	5.47	109.21	100.98
2	C	800	ADP	C3'-C2'-C1'	5.46	109.20	100.98
2	F	800	ADP	C3'-C2'-C1'	5.45	109.19	100.98
2	B	800	ADP	C3'-C2'-C1'	5.45	109.19	100.98
2	D	800	ADP	O2'-C2'-C3'	4.67	126.92	111.82
2	C	800	ADP	O2'-C2'-C3'	4.66	126.91	111.82
2	E	800	ADP	O2'-C2'-C3'	4.66	126.90	111.82
2	A	800	ADP	O2'-C2'-C3'	4.66	126.89	111.82
2	B	800	ADP	O2'-C2'-C3'	4.66	126.89	111.82
2	H	800	ADP	O2'-C2'-C3'	4.66	126.89	111.82
2	F	800	ADP	O2'-C2'-C3'	4.65	126.88	111.82
2	G	800	ADP	O2'-C2'-C3'	4.65	126.86	111.82
2	I	800	ADP	O2'-C2'-C3'	4.65	126.86	111.82
2	C	800	ADP	O3'-C3'-C4'	-4.54	97.92	111.05
2	H	800	ADP	O3'-C3'-C4'	-4.54	97.94	111.05
2	E	800	ADP	O3'-C3'-C4'	-4.54	97.94	111.05
2	G	800	ADP	O3'-C3'-C4'	-4.53	97.94	111.05
2	A	800	ADP	O3'-C3'-C4'	-4.53	97.95	111.05
2	I	800	ADP	O3'-C3'-C4'	-4.52	97.97	111.05
2	B	800	ADP	O3'-C3'-C4'	-4.52	97.98	111.05
2	F	800	ADP	O3'-C3'-C4'	-4.52	97.98	111.05
2	D	800	ADP	O3'-C3'-C4'	-4.51	98.00	111.05
2	D	800	ADP	N3-C2-N1	-3.31	123.50	128.68
2	F	800	ADP	N3-C2-N1	-3.28	123.56	128.68

Continued on next page...

Continued from previous page...

Mol	Chain	Res	Type	Atoms	Z	Observed(°)	Ideal(°)
2	I	800	ADP	N3-C2-N1	-3.27	123.56	128.68
2	A	800	ADP	N3-C2-N1	-3.27	123.57	128.68
2	E	800	ADP	N3-C2-N1	-3.27	123.57	128.68
2	G	800	ADP	N3-C2-N1	-3.26	123.58	128.68
2	H	800	ADP	N3-C2-N1	-3.25	123.60	128.68
2	C	800	ADP	N3-C2-N1	-3.24	123.61	128.68
2	B	800	ADP	N3-C2-N1	-3.24	123.61	128.68
2	E	800	ADP	O4'-C1'-C2'	-3.20	102.26	106.93
2	I	800	ADP	O4'-C1'-C2'	-3.19	102.26	106.93
2	A	800	ADP	O4'-C1'-C2'	-3.19	102.26	106.93
2	D	800	ADP	O4'-C1'-C2'	-3.18	102.27	106.93
2	C	800	ADP	O4'-C1'-C2'	-3.18	102.28	106.93
2	H	800	ADP	O4'-C1'-C2'	-3.18	102.28	106.93
2	B	800	ADP	O4'-C1'-C2'	-3.18	102.28	106.93
2	F	800	ADP	O4'-C1'-C2'	-3.18	102.28	106.93
2	G	800	ADP	O4'-C1'-C2'	-3.18	102.28	106.93
2	C	800	ADP	C4-C5-N7	-2.88	106.40	109.40
2	I	800	ADP	C4-C5-N7	-2.87	106.41	109.40
2	H	800	ADP	C4-C5-N7	-2.87	106.41	109.40
2	D	800	ADP	C4-C5-N7	-2.85	106.43	109.40
2	A	800	ADP	C4-C5-N7	-2.84	106.44	109.40
2	G	800	ADP	C4-C5-N7	-2.84	106.44	109.40
2	B	800	ADP	C4-C5-N7	-2.83	106.45	109.40
2	E	800	ADP	C4-C5-N7	-2.82	106.45	109.40
2	F	800	ADP	C4-C5-N7	-2.82	106.45	109.40
2	D	800	ADP	PA-O3A-PB	-2.76	123.34	132.83
2	I	800	ADP	PA-O3A-PB	-2.76	123.36	132.83
2	H	800	ADP	PA-O3A-PB	-2.76	123.36	132.83
2	G	800	ADP	PA-O3A-PB	-2.76	123.37	132.83
2	A	800	ADP	PA-O3A-PB	-2.75	123.38	132.83
2	B	800	ADP	PA-O3A-PB	-2.75	123.39	132.83
2	F	800	ADP	PA-O3A-PB	-2.75	123.40	132.83
2	E	800	ADP	PA-O3A-PB	-2.75	123.41	132.83
2	C	800	ADP	PA-O3A-PB	-2.73	123.46	132.83

There are no chirality outliers.

All (18) torsion outliers are listed below:

Mol	Chain	Res	Type	Atoms
2	A	800	ADP	PB-O3A-PA-O5'
2	B	800	ADP	PB-O3A-PA-O5'
2	C	800	ADP	PB-O3A-PA-O5'

Continued on next page...

Continued from previous page...

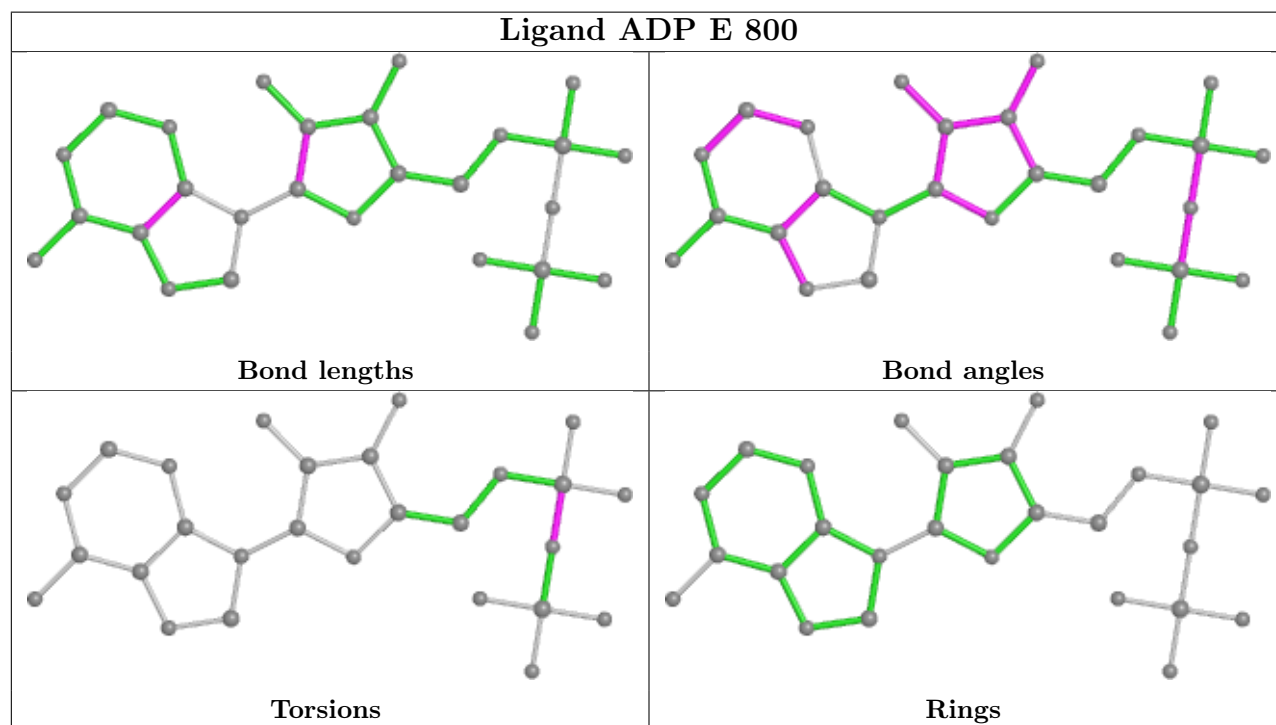
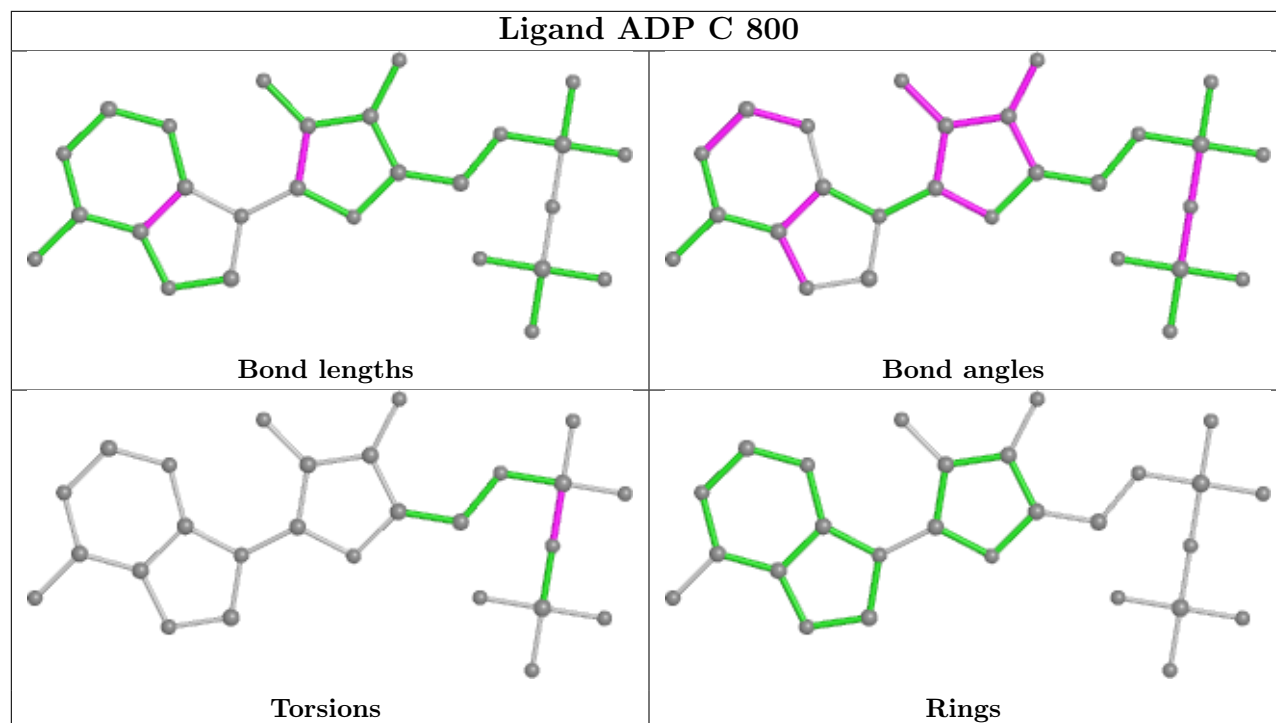
Mol	Chain	Res	Type	Atoms
2	D	800	ADP	PB-O3A-PA-O5'
2	E	800	ADP	PB-O3A-PA-O5'
2	F	800	ADP	PB-O3A-PA-O5'
2	G	800	ADP	PB-O3A-PA-O5'
2	H	800	ADP	PB-O3A-PA-O5'
2	I	800	ADP	PB-O3A-PA-O5'
2	A	800	ADP	PB-O3A-PA-O1A
2	B	800	ADP	PB-O3A-PA-O1A
2	C	800	ADP	PB-O3A-PA-O1A
2	D	800	ADP	PB-O3A-PA-O1A
2	E	800	ADP	PB-O3A-PA-O1A
2	F	800	ADP	PB-O3A-PA-O1A
2	G	800	ADP	PB-O3A-PA-O1A
2	H	800	ADP	PB-O3A-PA-O1A
2	I	800	ADP	PB-O3A-PA-O1A

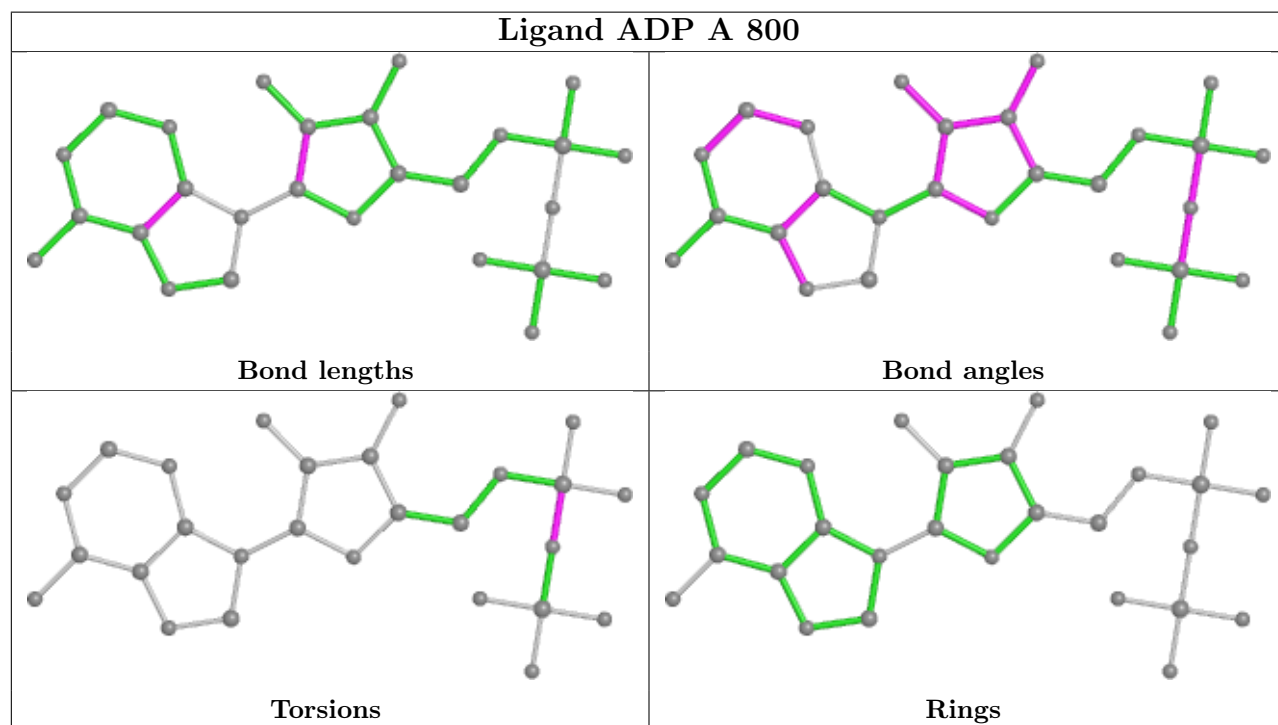
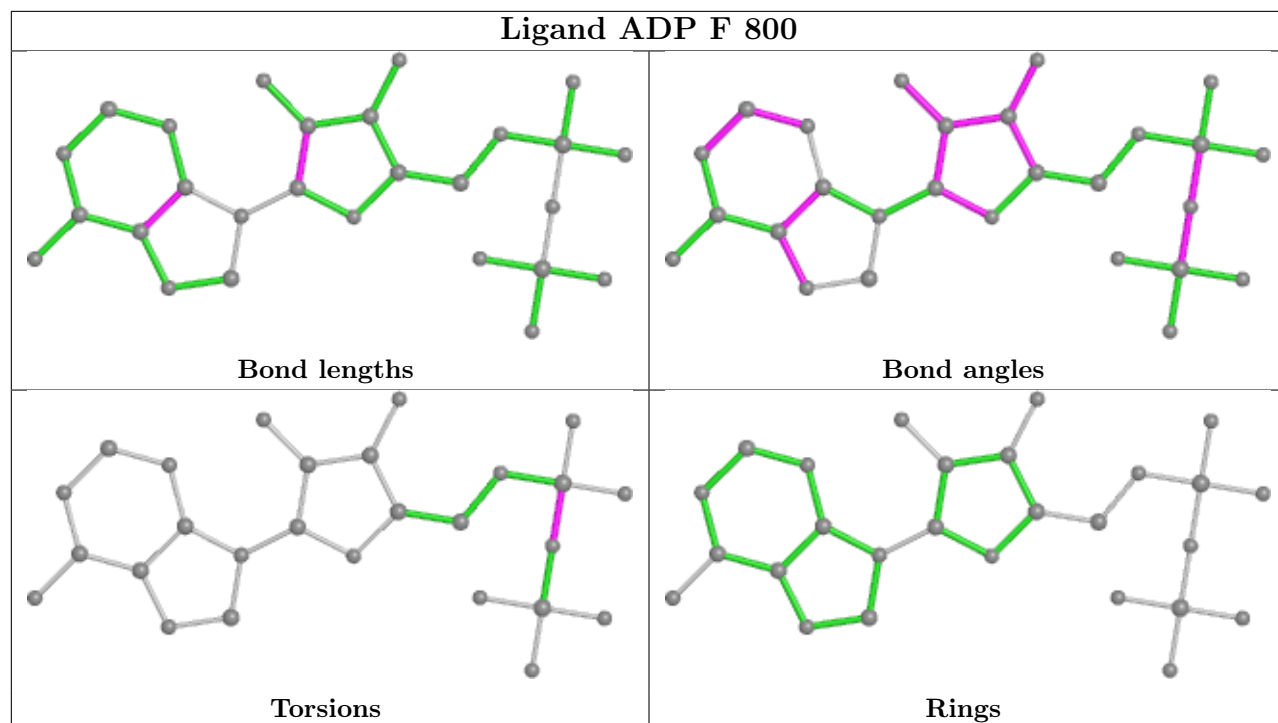
There are no ring outliers.

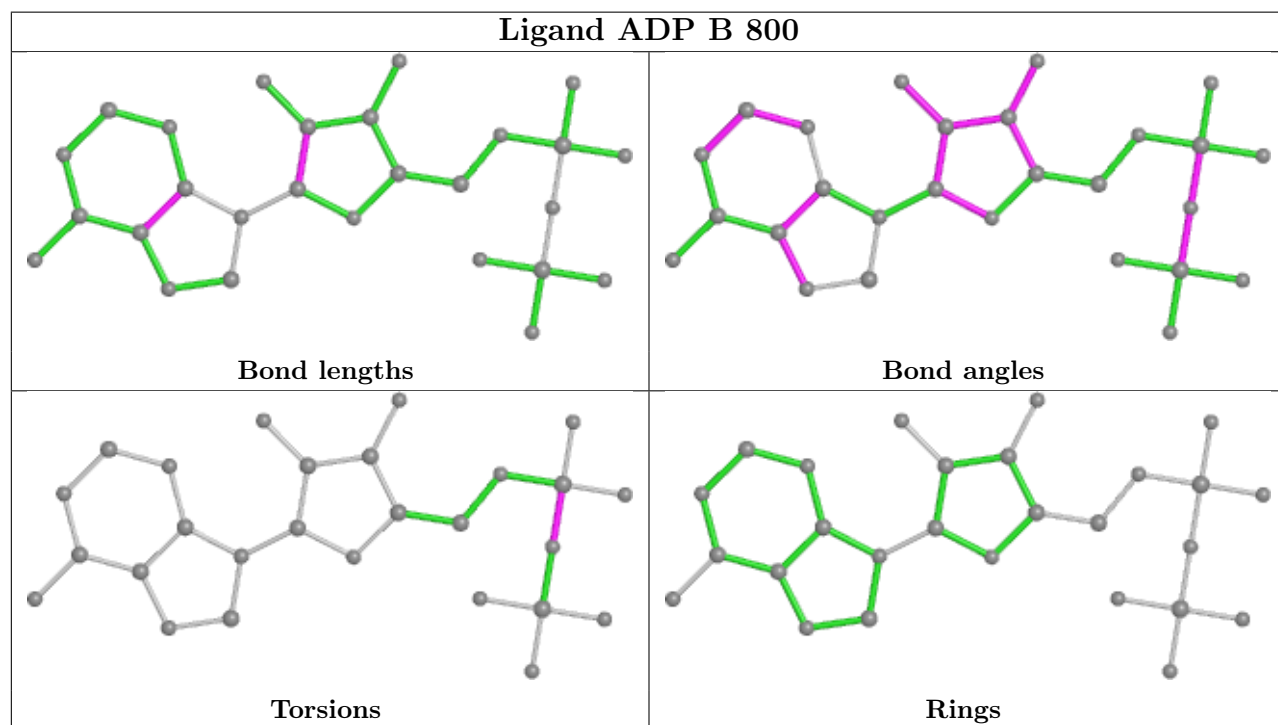
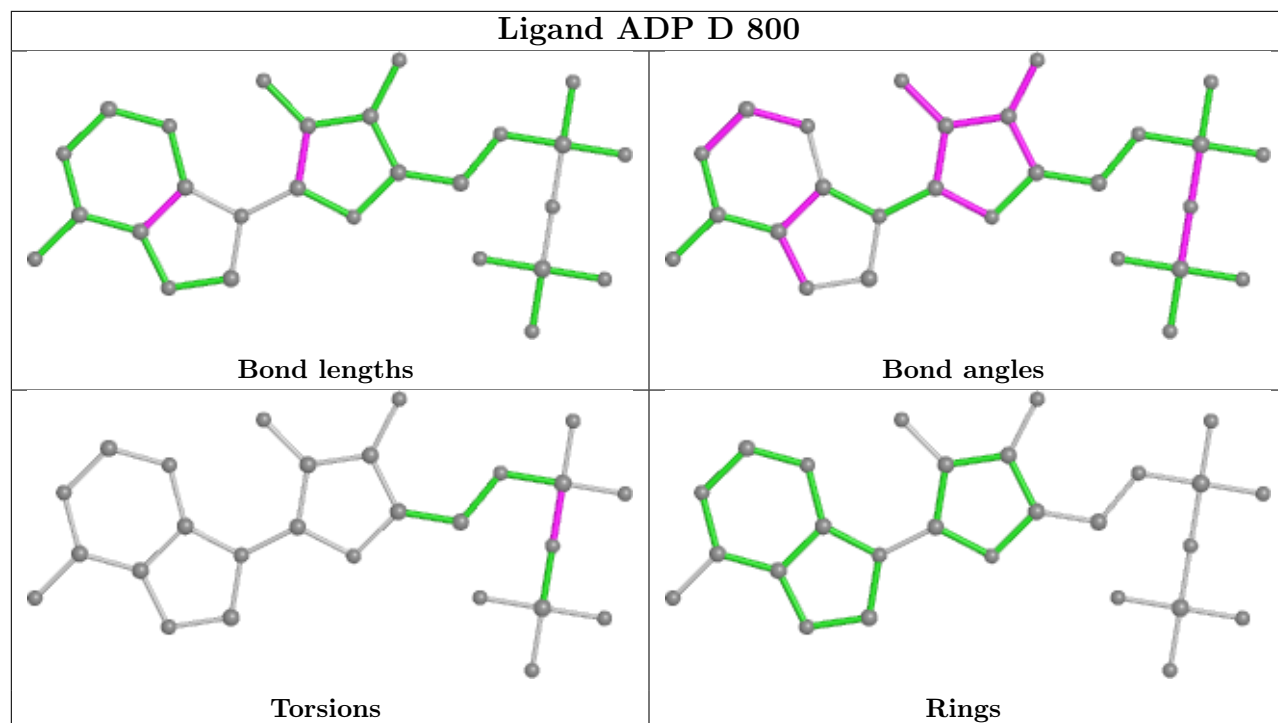
9 monomers are involved in 9 short contacts:

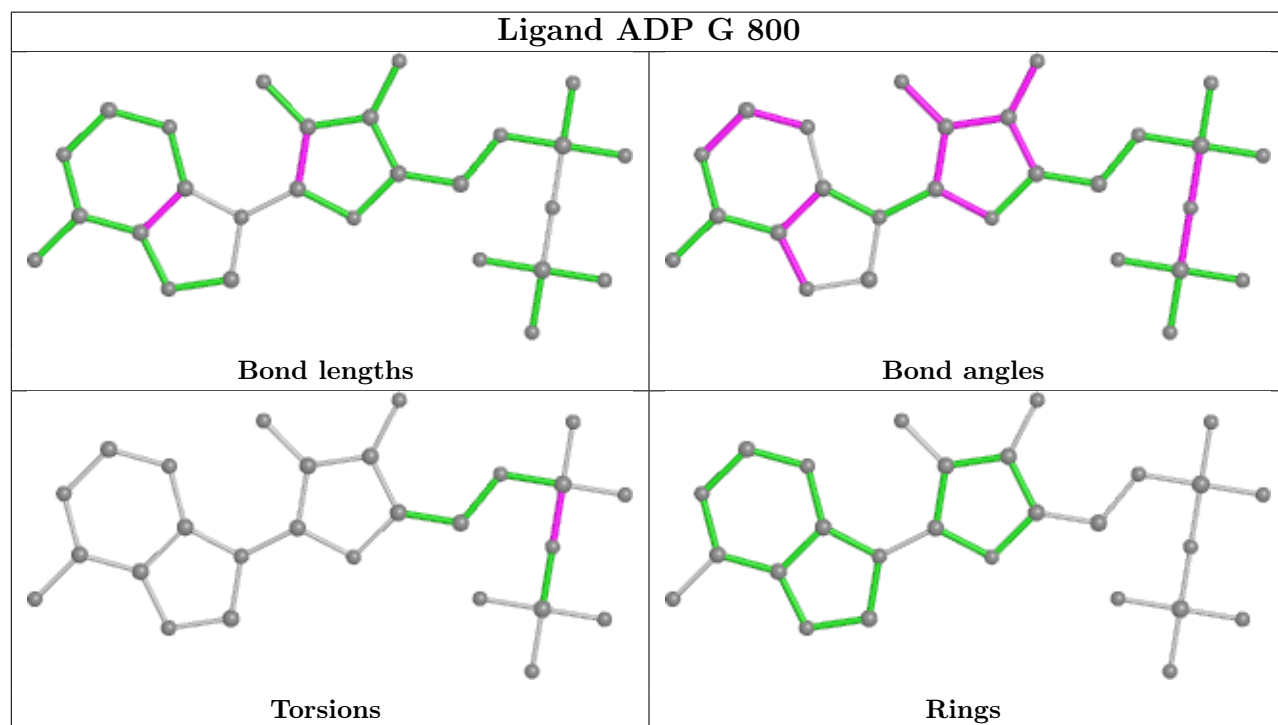
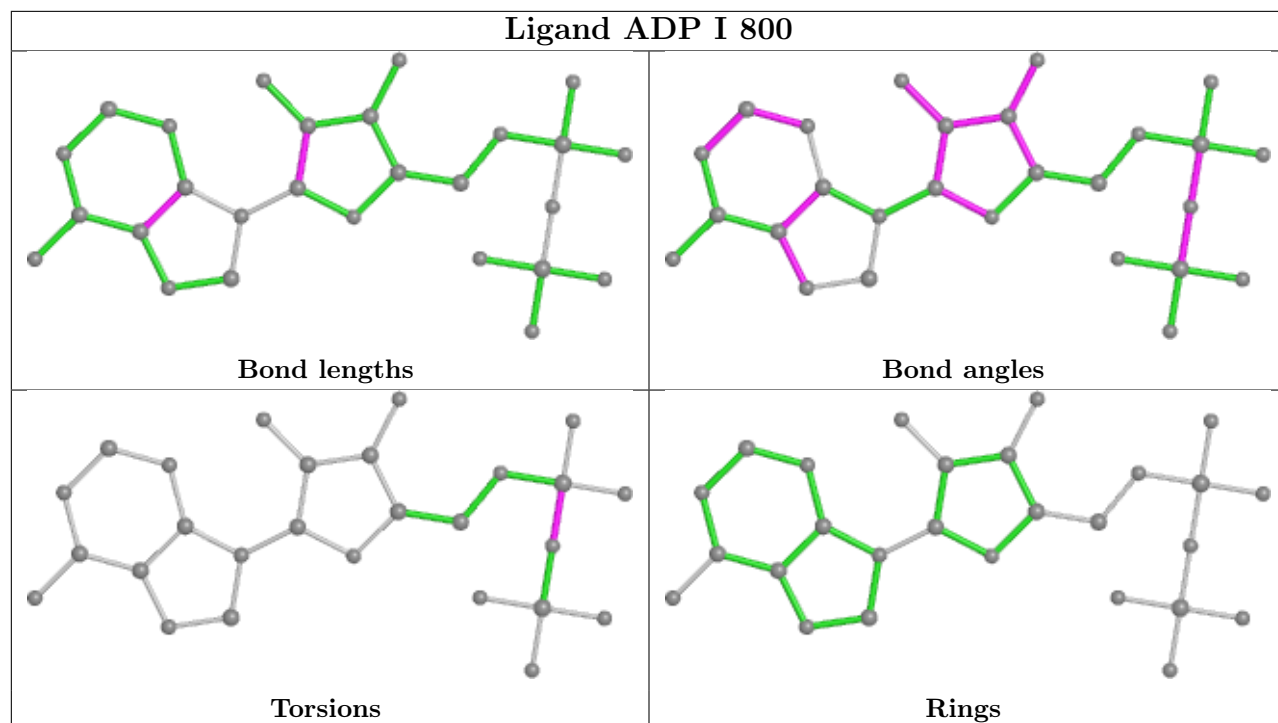
Mol	Chain	Res	Type	Clashes	Symm-Clashes
2	C	800	ADP	1	0
2	E	800	ADP	1	0
2	F	800	ADP	1	0
2	A	800	ADP	1	0
2	D	800	ADP	1	0
2	B	800	ADP	1	0
2	I	800	ADP	1	0
2	G	800	ADP	1	0
2	H	800	ADP	1	0

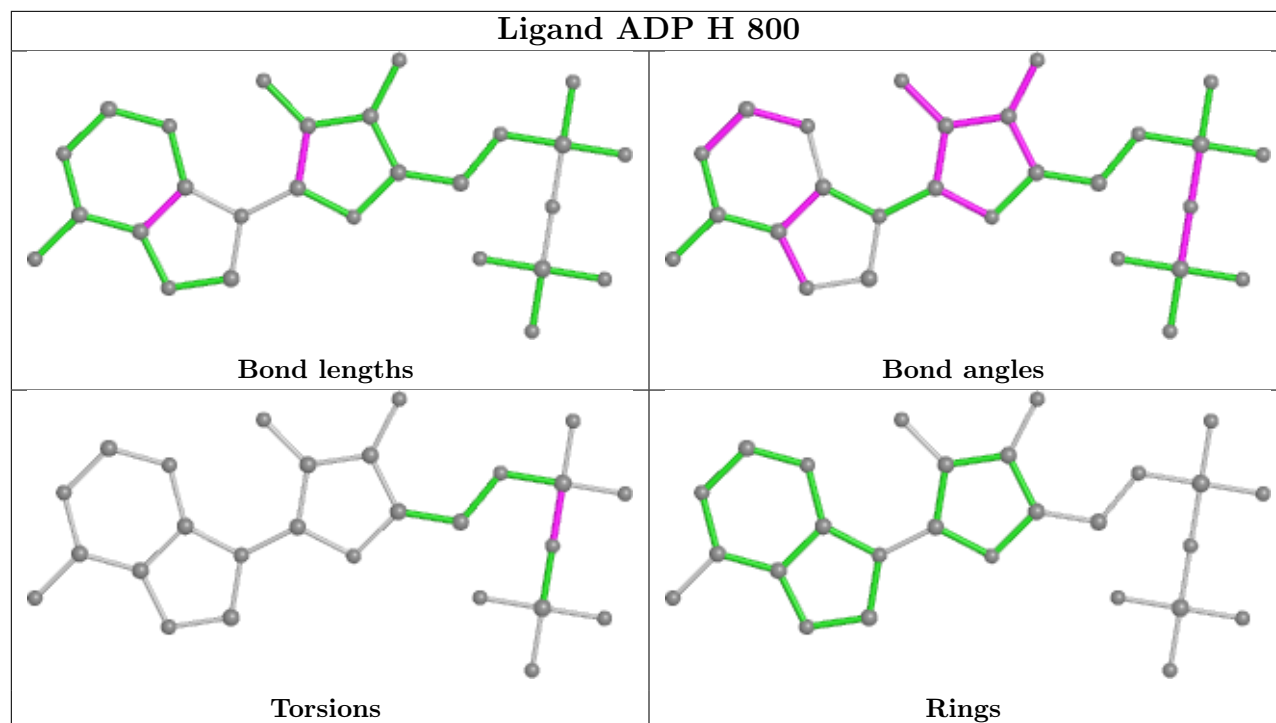
The following is a two-dimensional graphical depiction of Mogul quality analysis of bond lengths, bond angles, torsion angles, and ring geometry for all instances of the Ligand of Interest. In addition, ligands with molecular weight > 250 and outliers as shown on the validation Tables will also be included. For torsion angles, if less than 5% of the Mogul distribution of torsion angles is within 10 degrees of the torsion angle in question, then that torsion angle is considered an outlier. Any bond that is central to one or more torsion angles identified as an outlier by Mogul will be highlighted in the graph. For rings, the root-mean-square deviation (RMSD) between the ring in question and similar rings identified by Mogul is calculated over all ring torsion angles. If the average RMSD is greater than 60 degrees and the minimal RMSD between the ring in question and any Mogul-identified rings is also greater than 60 degrees, then that ring is considered an outlier. The outliers are highlighted in purple. The color gray indicates Mogul did not find sufficient equivalents in the CSD to analyse the geometry.











5.7 Other polymers [i](#)

There are no such residues in this entry.

5.8 Polymer linkage issues [i](#)

There are no chain breaks in this entry.

6 Fit of model and data

6.1 Protein, DNA and RNA chains

In the following table, the column labelled ‘#RSRZ > 2’ contains the number (and percentage) of RSRZ outliers, followed by percent RSRZ outliers for the chain as percentile scores relative to all X-ray entries and entries of similar resolution. The OWAB column contains the minimum, median, 95th percentile and maximum values of the occupancy-weighted average B-factor per residue. The column labelled ‘Q < 0.9’ lists the number of (and percentage) of residues with an average occupancy less than 0.9.

Mol	Chain	Analysed	<RSRZ>	#RSRZ>2	OWAB(Å ²)	Q<0.9
1	A	505/553 (91%)	0.10	13 (2%) 56 43	64, 126, 150, 150	0
1	B	505/553 (91%)	0.08	13 (2%) 56 43	64, 126, 150, 150	0
1	C	505/553 (91%)	0.16	17 (3%) 45 34	64, 126, 150, 150	0
1	D	505/553 (91%)	0.07	14 (2%) 53 40	64, 126, 150, 150	0
1	E	505/553 (91%)	0.23	26 (5%) 28 21	64, 126, 150, 150	0
1	F	505/553 (91%)	0.15	14 (2%) 53 40	64, 126, 150, 150	0
1	G	505/553 (91%)	0.20	22 (4%) 34 25	64, 126, 150, 150	0
1	H	505/553 (91%)	0.09	11 (2%) 62 50	64, 126, 150, 150	0
1	I	505/553 (91%)	0.06	10 (1%) 65 53	64, 126, 150, 150	0
All	All	4545/4977 (91%)	0.13	140 (3%) 49 36	64, 127, 150, 150	0

All (140) RSRZ outliers are listed below:

Mol	Chain	Res	Type	RSRZ
1	D	261	ASP	6.9
1	E	259	GLU	5.8
1	B	259	GLU	5.2
1	H	267	ASN	5.1
1	F	259	GLU	5.0
1	C	259	GLU	4.8
1	A	259	GLU	4.3
1	F	267	ASN	4.3
1	C	261	ASP	4.2
1	F	63	LEU	4.1
1	G	259	GLU	4.0
1	F	261	ASP	4.0
1	H	262	ALA	3.7
1	D	532	ALA	3.6
1	H	265	ARG	3.5

Continued on next page...

Continued from previous page...

Mol	Chain	Res	Type	RSRZ
1	E	268	ASP	3.5
1	H	264	ILE	3.5
1	D	267	ASN	3.4
1	G	532	ALA	3.4
1	B	261	ASP	3.4
1	E	198	ASP	3.4
1	E	267	ASN	3.3
1	E	260	LEU	3.3
1	E	154	SER	3.3
1	G	268	ASP	3.3
1	I	267	ASN	3.3
1	E	157	ASP	3.3
1	C	267	ASN	3.2
1	E	156	ASN	3.2
1	D	260	LEU	3.2
1	B	260	LEU	3.2
1	E	262	ALA	3.1
1	G	194	GLU	3.1
1	H	259	GLU	3.1
1	E	263	GLU	3.1
1	G	481	ASN	3.1
1	D	259	GLU	3.1
1	C	374	LYS	3.0
1	F	260	LEU	3.0
1	F	162	ARG	3.0
1	E	261	ASP	3.0
1	B	156	ASN	2.9
1	C	353	TYR	2.9
1	F	65	ASP	2.9
1	B	198	ASP	2.9
1	B	268	ASP	2.8
1	G	260	LEU	2.8
1	G	261	ASP	2.8
1	A	261	ASP	2.8
1	G	266	ILE	2.8
1	C	262	ALA	2.8
1	A	366	LYS	2.7
1	G	531	SER	2.7
1	G	63	LEU	2.7
1	D	199	LYS	2.7
1	E	195	LEU	2.7
1	H	266	ILE	2.7

Continued on next page...

Continued from previous page...

Mol	Chain	Res	Type	RSRZ
1	D	197	GLY	2.7
1	B	157	ASP	2.7
1	C	65	ASP	2.7
1	C	371	GLU	2.7
1	F	269	PRO	2.7
1	C	243	ASN	2.6
1	B	267	ASN	2.6
1	G	264	ILE	2.6
1	H	261	ASP	2.6
1	A	371	GLU	2.5
1	E	272	MET	2.5
1	A	197	GLY	2.5
1	I	265	ARG	2.5
1	A	374	LYS	2.5
1	D	268	ASP	2.5
1	B	262	ALA	2.5
1	E	82	GLN	2.5
1	A	198	ASP	2.5
1	D	353	TYR	2.5
1	G	243	ASN	2.5
1	F	268	ASP	2.5
1	C	260	LEU	2.4
1	G	197	GLY	2.4
1	G	267	ASN	2.4
1	B	63	LEU	2.4
1	C	63	LEU	2.4
1	H	243	ASN	2.4
1	F	226	ILE	2.4
1	C	357	ILE	2.4
1	H	263	GLU	2.3
1	C	385	GLY	2.3
1	I	259	GLU	2.3
1	G	262	ALA	2.3
1	F	62	SER	2.3
1	A	532	ALA	2.3
1	F	532	ALA	2.3
1	C	62	SER	2.3
1	B	77	ASP	2.3
1	D	246	ILE	2.3
1	D	262	ALA	2.3
1	E	65	ASP	2.3
1	G	196	ARG	2.3

Continued on next page...

Continued from previous page...

Mol	Chain	Res	Type	RSRZ
1	E	317	VAL	2.3
1	I	261	ASP	2.2
1	I	242	GLU	2.2
1	D	531	SER	2.2
1	D	196	ARG	2.2
1	E	206	ASN	2.2
1	H	60	VAL	2.2
1	A	481	ASN	2.2
1	E	531	SER	2.2
1	C	242	GLU	2.2
1	B	195	LEU	2.2
1	A	353	TYR	2.2
1	G	296	ASN	2.1
1	E	254	GLU	2.1
1	E	271	GLN	2.1
1	A	194	GLU	2.1
1	G	255	VAL	2.1
1	G	269	PRO	2.1
1	A	196	ARG	2.1
1	A	267	ASN	2.1
1	E	61	ASP	2.1
1	I	82	GLN	2.1
1	G	265	ARG	2.1
1	D	243	ASN	2.1
1	G	156	ASN	2.1
1	C	351	LEU	2.1
1	I	262	ALA	2.1
1	I	264	ILE	2.1
1	H	268	ASP	2.1
1	E	258	PRO	2.1
1	F	227	VAL	2.1
1	G	246	ILE	2.1
1	C	356	LEU	2.1
1	E	240	ARG	2.0
1	E	266	ILE	2.0
1	E	77	ASP	2.0
1	B	269	PRO	2.0
1	I	260	LEU	2.0
1	E	243	ASN	2.0
1	I	350	ASP	2.0
1	F	531	SER	2.0

6.2 Non-standard residues in protein, DNA, RNA chains [i](#)

There are no non-standard protein/DNA/RNA residues in this entry.

6.3 Carbohydrates [i](#)

There are no monosaccharides in this entry.

6.4 Ligands [i](#)

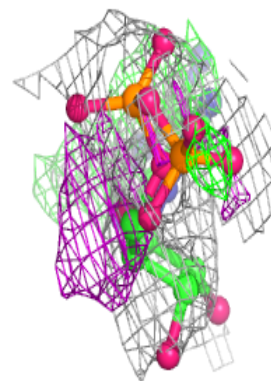
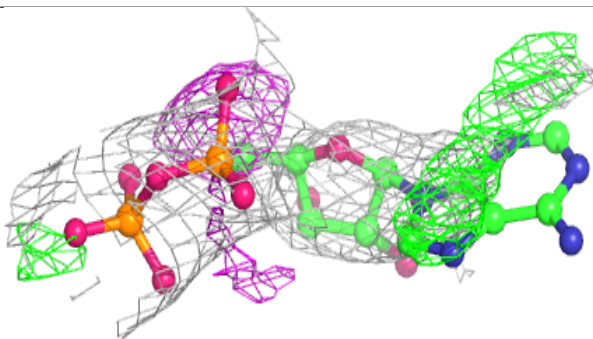
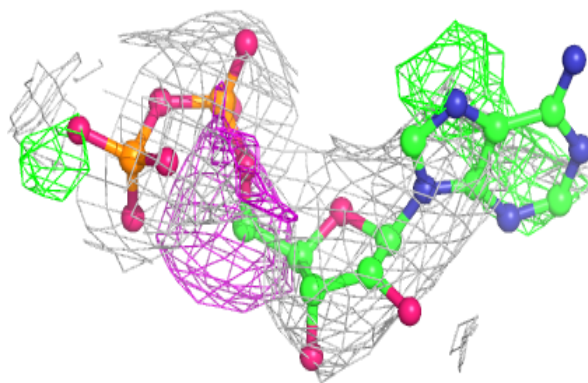
In the following table, the Atoms column lists the number of modelled atoms in the group and the number defined in the chemical component dictionary. The B-factors column lists the minimum, median, 95th percentile and maximum values of B factors of atoms in the group. The column labelled 'Q< 0.9' lists the number of atoms with occupancy less than 0.9.

Mol	Type	Chain	Res	Atoms	RSCC	RSR	B-factors(Å ²)	Q<0.9
2	ADP	D	800	27/27	0.76	0.39	150,150,150,150	7
2	ADP	E	800	27/27	0.77	0.34	150,150,150,150	7
2	ADP	G	800	27/27	0.78	0.37	150,150,150,150	7
2	ADP	C	800	27/27	0.79	0.34	150,150,150,150	7
2	ADP	A	800	27/27	0.80	0.35	150,150,150,150	7
2	ADP	B	800	27/27	0.80	0.33	150,150,150,150	7
2	ADP	H	800	27/27	0.81	0.33	150,150,150,150	7
2	ADP	I	800	27/27	0.82	0.33	150,150,150,150	7
2	ADP	F	800	27/27	0.83	0.32	150,150,150,150	7

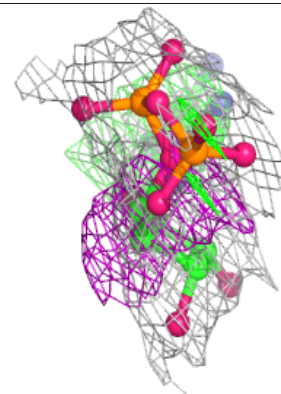
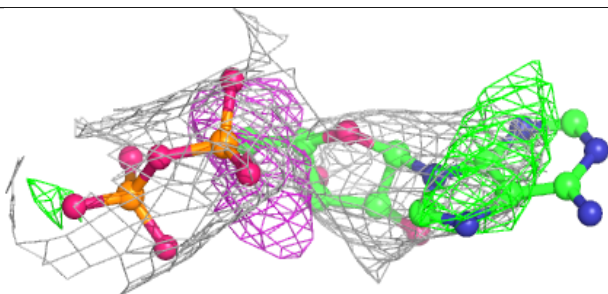
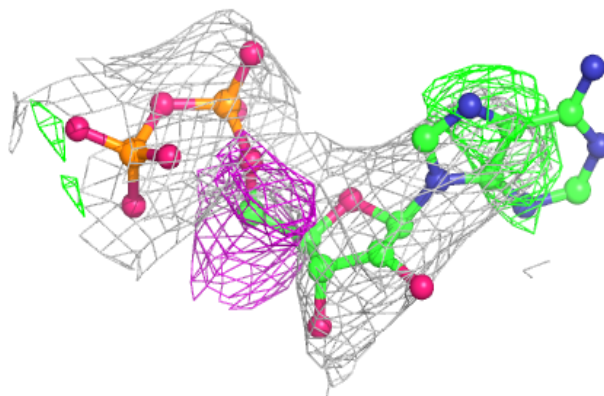
The following is a graphical depiction of the model fit to experimental electron density of all instances of the Ligand of Interest. In addition, ligands with molecular weight > 250 and outliers as shown on the geometry validation Tables will also be included. Each fit is shown from different orientation to approximate a three-dimensional view.

Electron density around ADP D 800:

$2mF_o-DF_c$ (at 0.7 rmsd) in gray
 mF_o-DF_c (at 3 rmsd) in purple (negative)
and green (positive)

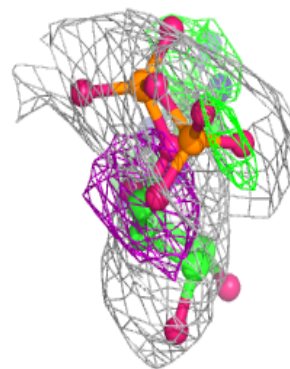
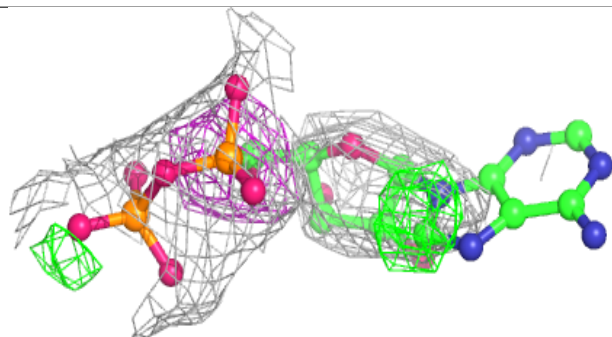
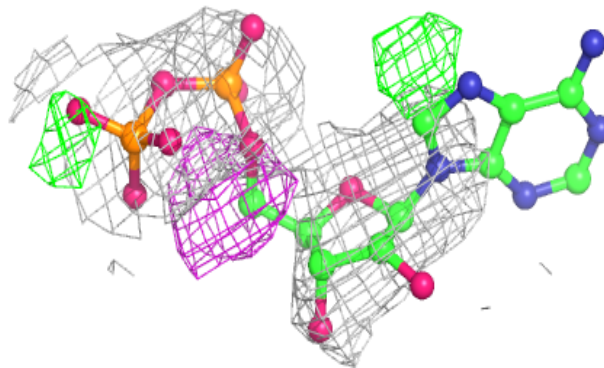
**Electron density around ADP E 800:**

$2mF_o-DF_c$ (at 0.7 rmsd) in gray
 mF_o-DF_c (at 3 rmsd) in purple (negative)
and green (positive)

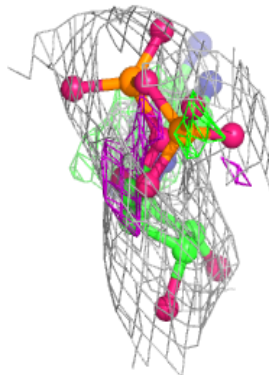
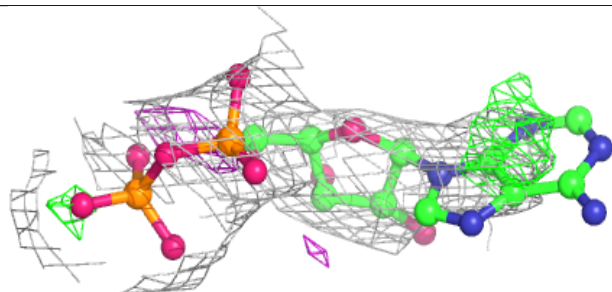
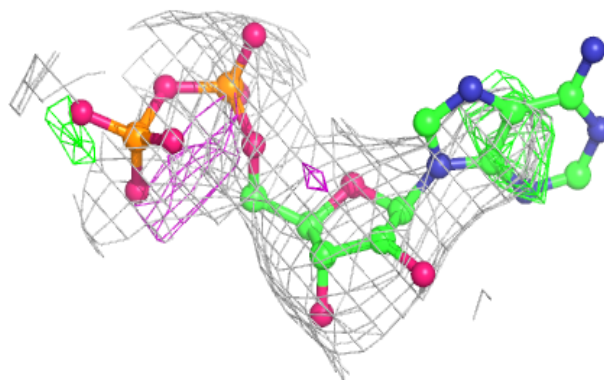


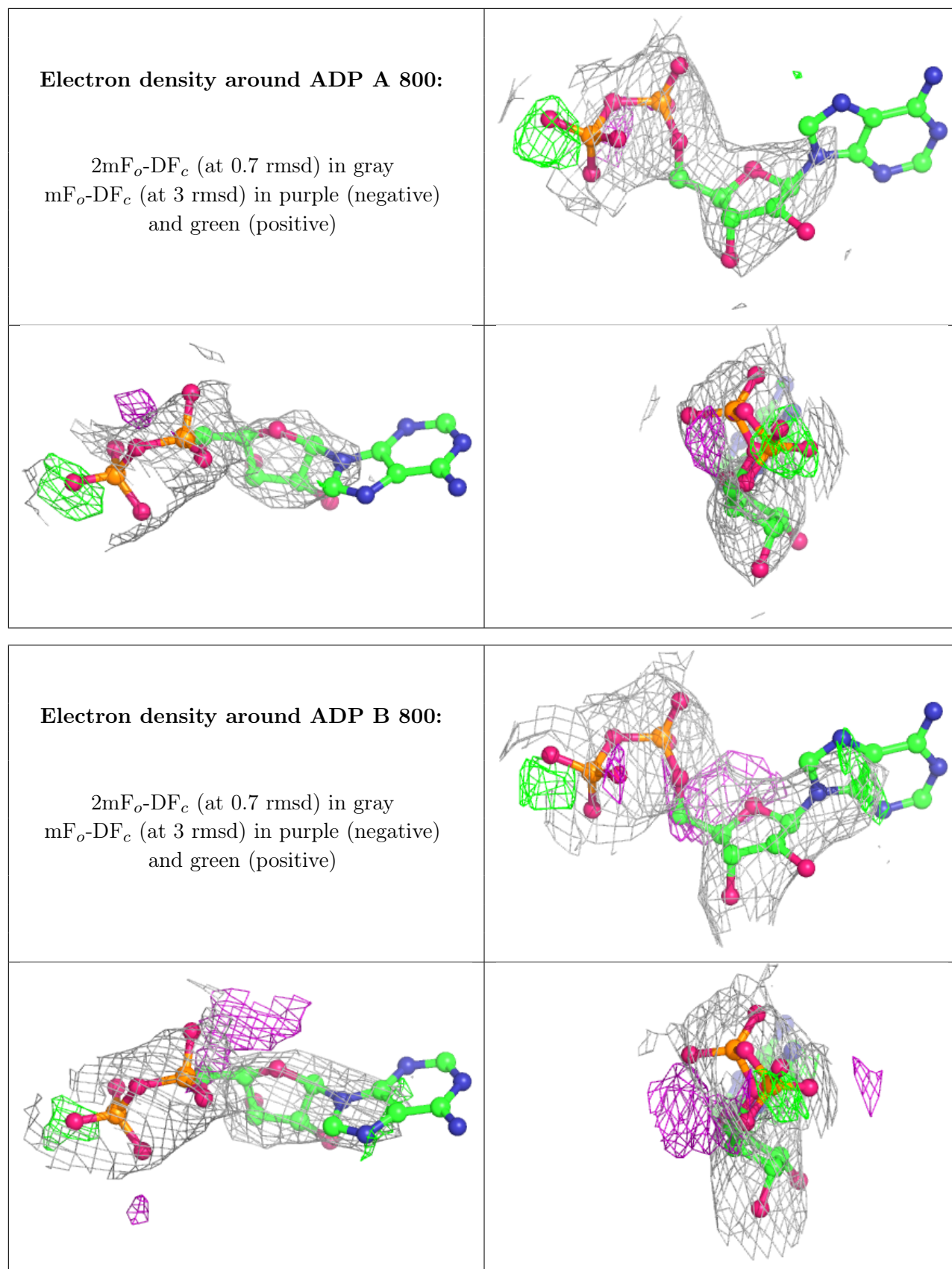
Electron density around ADP G 800:

$2mF_o-DF_c$ (at 0.7 rmsd) in gray
 mF_o-DF_c (at 3 rmsd) in purple (negative)
and green (positive)

**Electron density around ADP C 800:**

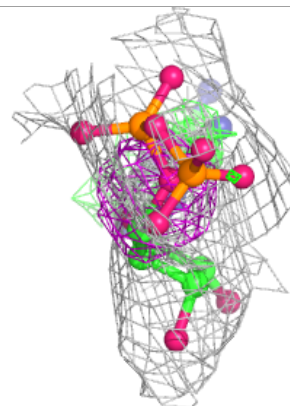
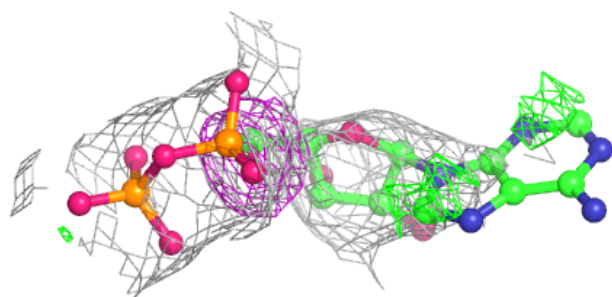
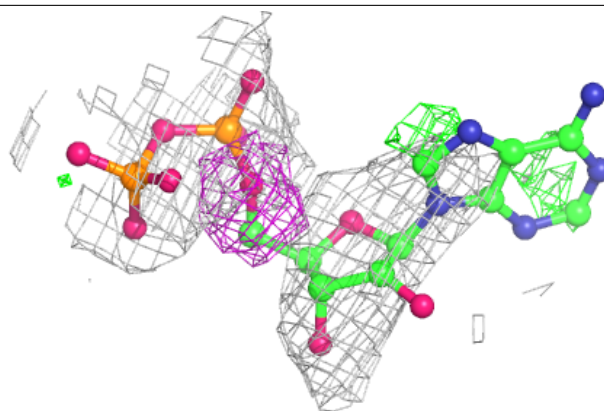
$2mF_o-DF_c$ (at 0.7 rmsd) in gray
 mF_o-DF_c (at 3 rmsd) in purple (negative)
and green (positive)



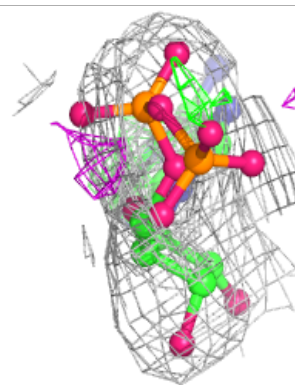
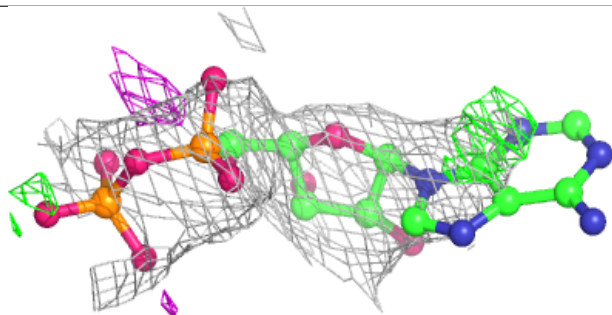
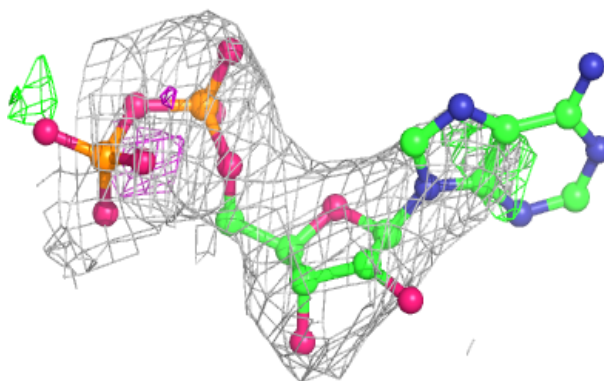


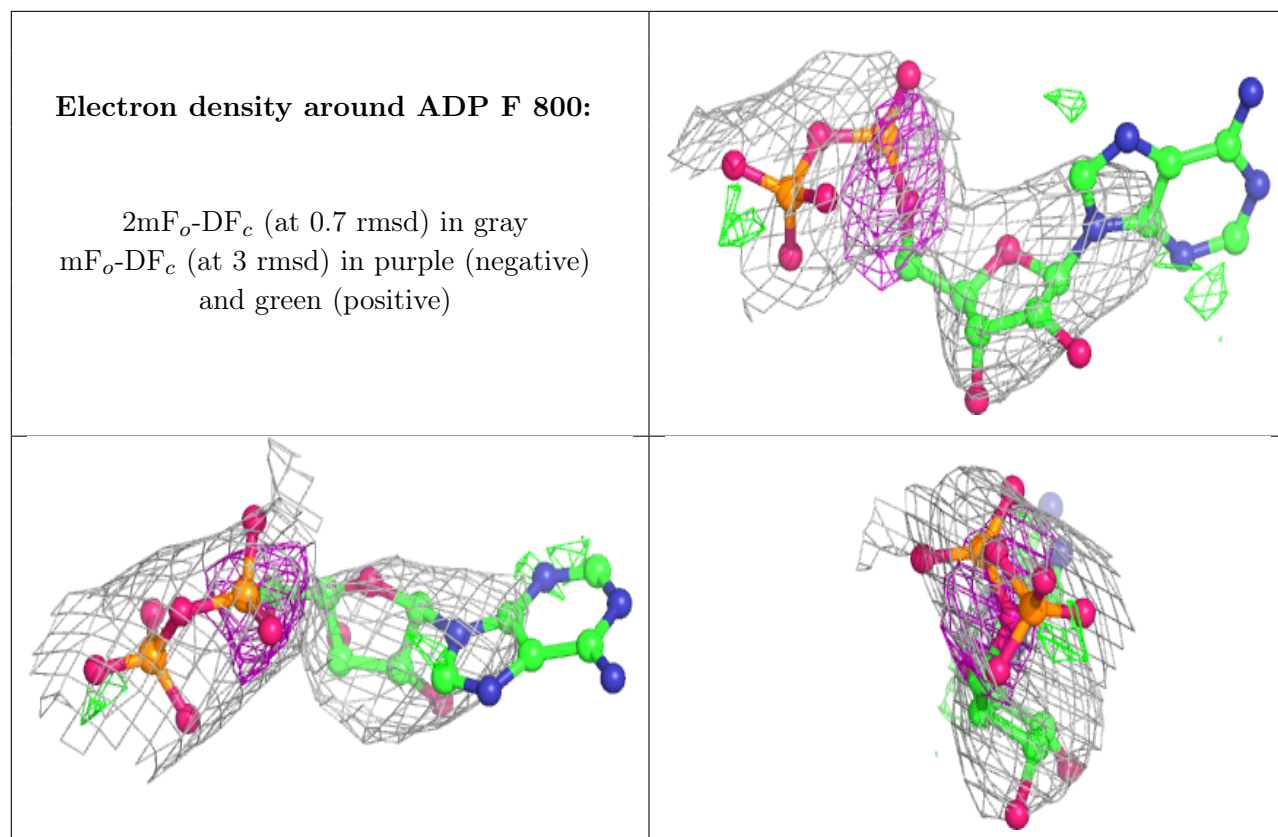
Electron density around ADP H 800:

$2mF_o-DF_c$ (at 0.7 rmsd) in gray
 mF_o-DF_c (at 3 rmsd) in purple (negative)
and green (positive)

**Electron density around ADP I 800:**

$2mF_o-DF_c$ (at 0.7 rmsd) in gray
 mF_o-DF_c (at 3 rmsd) in purple (negative)
and green (positive)





6.5 Other polymers [i](#)

There are no such residues in this entry.