



Full wwPDB X-ray Structure Validation Report ⓘ

Jun 19, 2024 – 01:57 AM EDT

PDB ID : 4KSA
Title : Crystal Structure of Malonyl-CoA decarboxylase from *Rhodopseudomonas palustris*, Northeast Structural Genomics Consortium Target RpR127
Authors : Forouhar, F.; Neely, H.; Seetharaman, J.; Sahdev, S.; Xiao, R.; Patel, D.J.; Ciccocanti, C.; Wang, D.; Everett, J.K.; Acton, T.B.; Montelione, G.T.; Hunt, J.F.; Tong, L.; Northeast Structural Genomics Consortium (NESG)
Deposited on : 2013-05-17
Resolution : 2.70 Å (reported)

This is a Full wwPDB X-ray Structure Validation Report for a publicly released PDB entry.

We welcome your comments at validation@mail.wwpdb.org

A user guide is available at

<https://www.wwpdb.org/validation/2017/XrayValidationReportHelp>

with specific help available everywhere you see the ⓘ symbol.

The types of validation reports are described at

<http://www.wwpdb.org/validation/2017/FAQs#types>.

The following versions of software and data (see [references ⓘ](#)) were used in the production of this report:

MolProbity : 4.02b-467
Mogul : 2022.3.0, CSD as543be (2022)
Xtriage (Phenix) : 1.20.1
EDS : 2.37.1
Percentile statistics : 20191225.v01 (using entries in the PDB archive December 25th 2019)
Refmac : 5.8.0158
CCP4 : 7.0.044 (Gargrove)
Ideal geometry (proteins) : Engh & Huber (2001)
Ideal geometry (DNA, RNA) : Parkinson et al. (1996)
Validation Pipeline (wwPDB-VP) : 2.37.1

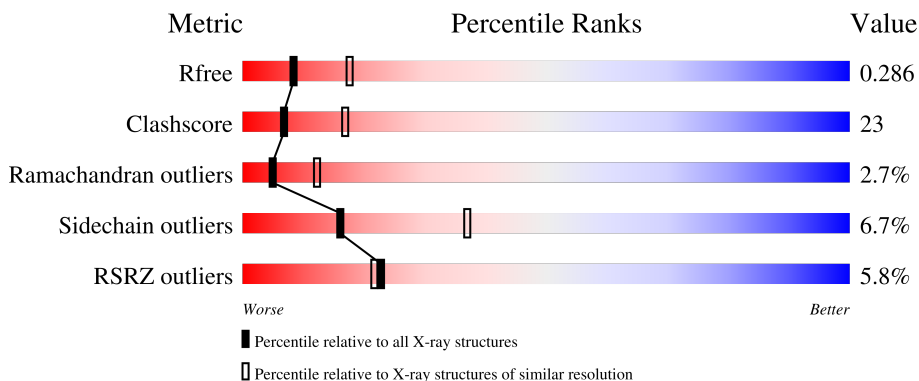
1 Overall quality at a glance

The following experimental techniques were used to determine the structure:

X-RAY DIFFRACTION

The reported resolution of this entry is 2.70 Å.

Percentile scores (ranging between 0-100) for global validation metrics of the entry are shown in the following graphic. The table shows the number of entries on which the scores are based.



Metric	Whole archive (#Entries)	Similar resolution (#Entries, resolution range(Å))
R_{free}	130704	2808 (2.70-2.70)
Clashscore	141614	3122 (2.70-2.70)
Ramachandran outliers	138981	3069 (2.70-2.70)
Sidechain outliers	138945	3069 (2.70-2.70)
RSRZ outliers	127900	2737 (2.70-2.70)

The table below summarises the geometric issues observed across the polymeric chains and their fit to the electron density. The red, orange, yellow and green segments of the lower bar indicate the fraction of residues that contain outliers for ≥ 3 , 2, 1 and 0 types of geometric quality criteria respectively. A grey segment represents the fraction of residues that are not modelled. The numeric value for each fraction is indicated below the corresponding segment, with a dot representing fractions $\leq 5\%$. The upper red bar (where present) indicates the fraction of residues that have poor fit to the electron density. The numeric value is given above the bar.

Mol	Chain	Length	Quality of chain
1	A	453	 2% 58% 32% 5%
1	B	453	 10% 51% 34% 6% 9%
1	C	453	 5% 57% 36%
1	D	453	 4% 51% 35% 5% 9%

The following table lists non-polymeric compounds, carbohydrate monomers and non-standard residues in protein, DNA, RNA chains that are outliers for geometric or electron-density-fit criteria:

Mol	Type	Chain	Res	Chirality	Geometry	Clashes	Electron density
2	MG	C	501	-	-	-	X

2 Entry composition

There are 3 unique types of molecules in this entry. The entry contains 13442 atoms, of which 0 are hydrogens and 0 are deuteriums.

In the tables below, the ZeroOcc column contains the number of atoms modelled with zero occupancy, the AltConf column contains the number of residues with at least one atom in alternate conformation and the Trace column contains the number of residues modelled with at most 2 atoms.

- Molecule 1 is a protein called Malonyl-CoA decarboxylase.

Mol	Chain	Residues	Atoms						ZeroOcc	AltConf	Trace
			Total	C	N	O	S	Se			
1	A	437	Total 3405	C 2151	N 611	O 638	S 1	Se 4	0	0	0
1	B	411	Total 3208	C 2031	N 574	O 598	S 1	Se 4	0	0	0
1	C	436	Total 3398	C 2147	N 610	O 636	S 1	Se 4	0	0	0
1	D	413	Total 3222	C 2041	N 576	O 600	S 1	Se 4	0	0	0

There are 36 discrepancies between the modelled and reference sequences:

Chain	Residue	Modelled	Actual	Comment	Reference
A	7	MSE	-	INITIATING METHIONINE	UNP Q6NCB2
A	452	LEU	-	EXPRESSION TAG	UNP Q6NCB2
A	453	GLU	-	EXPRESSION TAG	UNP Q6NCB2
A	454	HIS	-	EXPRESSION TAG	UNP Q6NCB2
A	455	HIS	-	EXPRESSION TAG	UNP Q6NCB2
A	456	HIS	-	EXPRESSION TAG	UNP Q6NCB2
A	457	HIS	-	EXPRESSION TAG	UNP Q6NCB2
A	458	HIS	-	EXPRESSION TAG	UNP Q6NCB2
A	459	HIS	-	EXPRESSION TAG	UNP Q6NCB2
B	7	MSE	-	INITIATING METHIONINE	UNP Q6NCB2
B	452	LEU	-	EXPRESSION TAG	UNP Q6NCB2
B	453	GLU	-	EXPRESSION TAG	UNP Q6NCB2
B	454	HIS	-	EXPRESSION TAG	UNP Q6NCB2
B	455	HIS	-	EXPRESSION TAG	UNP Q6NCB2
B	456	HIS	-	EXPRESSION TAG	UNP Q6NCB2
B	457	HIS	-	EXPRESSION TAG	UNP Q6NCB2
B	458	HIS	-	EXPRESSION TAG	UNP Q6NCB2
B	459	HIS	-	EXPRESSION TAG	UNP Q6NCB2
C	7	MSE	-	INITIATING METHIONINE	UNP Q6NCB2
C	452	LEU	-	EXPRESSION TAG	UNP Q6NCB2
C	453	GLU	-	EXPRESSION TAG	UNP Q6NCB2

Continued on next page...

Continued from previous page...

Chain	Residue	Modelled	Actual	Comment	Reference
C	454	HIS	-	EXPRESSION TAG	UNP Q6NCB2
C	455	HIS	-	EXPRESSION TAG	UNP Q6NCB2
C	456	HIS	-	EXPRESSION TAG	UNP Q6NCB2
C	457	HIS	-	EXPRESSION TAG	UNP Q6NCB2
C	458	HIS	-	EXPRESSION TAG	UNP Q6NCB2
C	459	HIS	-	EXPRESSION TAG	UNP Q6NCB2
D	7	MSE	-	INITIATING METHIONINE	UNP Q6NCB2
D	452	LEU	-	EXPRESSION TAG	UNP Q6NCB2
D	453	GLU	-	EXPRESSION TAG	UNP Q6NCB2
D	454	HIS	-	EXPRESSION TAG	UNP Q6NCB2
D	455	HIS	-	EXPRESSION TAG	UNP Q6NCB2
D	456	HIS	-	EXPRESSION TAG	UNP Q6NCB2
D	457	HIS	-	EXPRESSION TAG	UNP Q6NCB2
D	458	HIS	-	EXPRESSION TAG	UNP Q6NCB2
D	459	HIS	-	EXPRESSION TAG	UNP Q6NCB2

- Molecule 2 is MAGNESIUM ION (three-letter code: MG) (formula: Mg).

Mol	Chain	Residues	Atoms	ZeroOcc	AltConf
2	A	1	Total Mg 1 1	0	0
2	C	1	Total Mg 1 1	0	0

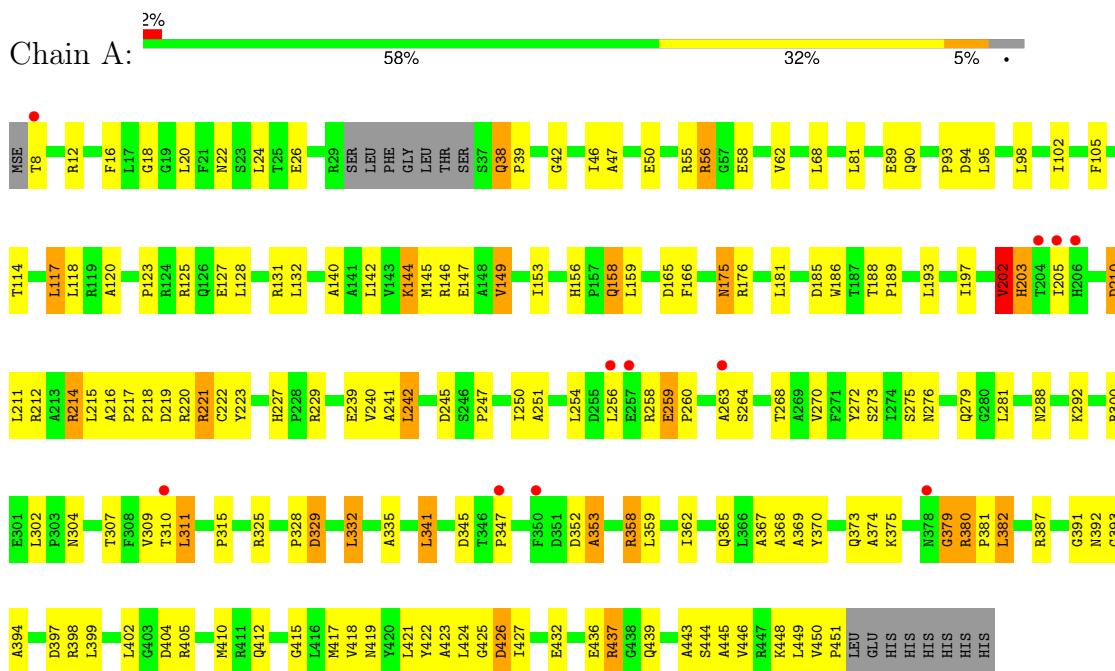
- Molecule 3 is water.

Mol	Chain	Residues	Atoms	ZeroOcc	AltConf
3	A	54	Total O 54 54	0	0
3	B	40	Total O 40 40	0	0
3	C	58	Total O 58 58	0	0
3	D	55	Total O 55 55	0	0

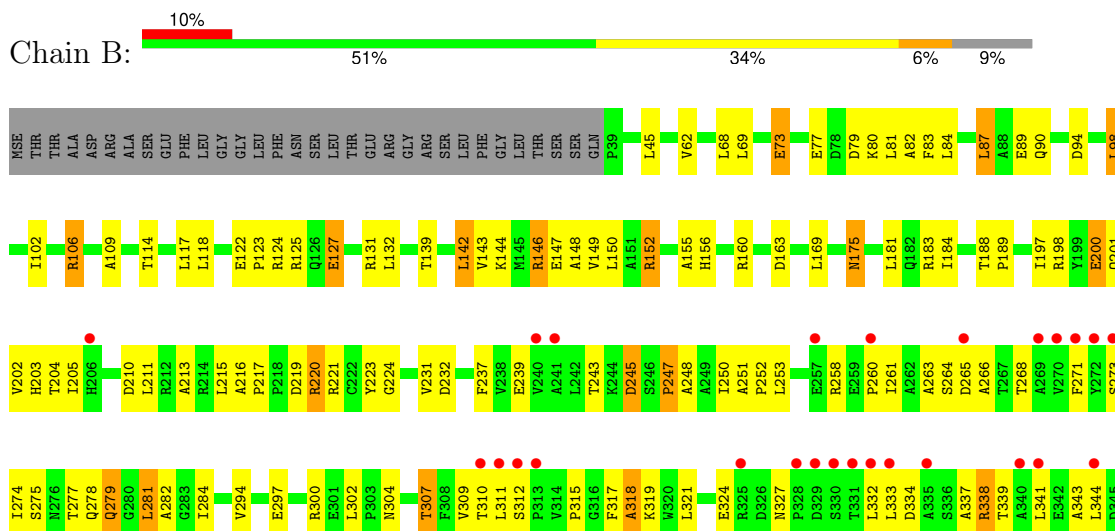
3 Residue-property plots [i](#)

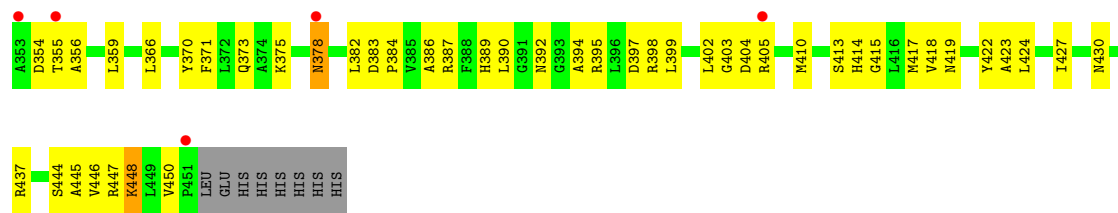
These plots are drawn for all protein, RNA, DNA and oligosaccharide chains in the entry. The first graphic for a chain summarises the proportions of the various outlier classes displayed in the second graphic. The second graphic shows the sequence view annotated by issues in geometry and electron density. Residues are color-coded according to the number of geometric quality criteria for which they contain at least one outlier: green = 0, yellow = 1, orange = 2 and red = 3 or more. A red dot above a residue indicates a poor fit to the electron density ($RSRZ > 2$). Stretches of 2 or more consecutive residues without any outlier are shown as a green connector. Residues present in the sample, but not in the model, are shown in grey.

• Molecule 1: Malonyl-CoA decarboxylase



• Molecule 1: Malonyl-CoA decarboxylase





4 Data and refinement statistics

Property	Value	Source
Space group	P 21 21 2	Depositor
Cell constants a, b, c, α , β , γ	141.50Å 159.76Å 108.62Å 90.00° 90.00° 90.00°	Depositor
Resolution (Å)	29.89 – 2.70 29.89 – 2.67	Depositor EDS
% Data completeness (in resolution range)	94.7 (29.89-2.70) 96.0 (29.89-2.67)	Depositor EDS
R_{merge}	0.06	Depositor
R_{sym}	0.04	Depositor
$\langle I/\sigma(I) \rangle$ ¹	2.64 (at 2.68Å)	Xtrriage
Refinement program	CNS 1.3	Depositor
R, R_{free}	0.225 , 0.279 0.232 , 0.286	Depositor DCC
R_{free} test set	12810 reflections (9.70%)	wwPDB-VP
Wilson B-factor (Å ²)	56.9	Xtrriage
Anisotropy	0.275	Xtrriage
Bulk solvent k_{sol} (e/Å ³), B_{sol} (Å ²)	0.32 , 55.0	EDS
L-test for twinning ²	$\langle L \rangle = 0.49$, $\langle L^2 \rangle = 0.32$	Xtrriage
Estimated twinning fraction	No twinning to report.	Xtrriage
F_o, F_c correlation	0.93	EDS
Total number of atoms	13442	wwPDB-VP
Average B, all atoms (Å ²)	69.0	wwPDB-VP

Xtrriage's analysis on translational NCS is as follows: *The largest off-origin peak in the Patterson function is 2.63% of the height of the origin peak. No significant pseudotranslation is detected.*

¹Intensities estimated from amplitudes.

²Theoretical values of $\langle |L| \rangle$, $\langle L^2 \rangle$ for acentric reflections are 0.5, 0.333 respectively for untwinned datasets, and 0.375, 0.2 for perfectly twinned datasets.

5 Model quality [i](#)

5.1 Standard geometry [i](#)

Bond lengths and bond angles in the following residue types are not validated in this section: MG

The Z score for a bond length (or angle) is the number of standard deviations the observed value is removed from the expected value. A bond length (or angle) with $|Z| > 5$ is considered an outlier worth inspection. RMSZ is the root-mean-square of all Z scores of the bond lengths (or angles).

Mol	Chain	Bond lengths		Bond angles	
		RMSZ	# Z >5	RMSZ	# Z >5
1	A	0.42	0/3472	0.63	0/4711
1	B	0.37	0/3273	0.61	1/4443 (0.0%)
1	C	0.38	0/3464	0.58	0/4698
1	D	0.39	0/3288	0.61	1/4465 (0.0%)
All	All	0.39	0/13497	0.61	2/18317 (0.0%)

There are no bond length outliers.

All (2) bond angle outliers are listed below:

Mol	Chain	Res	Type	Atoms	Z	Observed(°)	Ideal(°)
1	B	277	THR	N-CA-C	5.75	126.51	111.00
1	D	311	LEU	N-CA-C	-5.07	97.30	111.00

There are no chirality outliers.

There are no planarity outliers.

5.2 Too-close contacts [i](#)

In the following table, the Non-H and H(model) columns list the number of non-hydrogen atoms and hydrogen atoms in the chain respectively. The H(added) column lists the number of hydrogen atoms added and optimized by MolProbity. The Clashes column lists the number of clashes within the asymmetric unit, whereas Symm-Clashes lists symmetry-related clashes.

Mol	Chain	Non-H	H(model)	H(added)	Clashes	Symm-Clashes
1	A	3405	0	3369	142	0
1	B	3208	0	3180	176	0
1	C	3398	0	3364	142	0
1	D	3222	0	3196	163	0
2	A	1	0	0	0	0

Continued on next page...

Continued from previous page...

Mol	Chain	Non-H	H(model)	H(added)	Clashes	Symm-Clashes
2	C	1	0	0	0	0
3	A	54	0	0	5	0
3	B	40	0	0	0	0
3	C	58	0	0	1	0
3	D	55	0	0	1	0
All	All	13442	0	13109	611	0

The all-atom clashscore is defined as the number of clashes found per 1000 atoms (including hydrogen atoms). The all-atom clashscore for this structure is 23.

All (611) close contacts within the same asymmetric unit are listed below, sorted by their clash magnitude.

Atom-1	Atom-2	Interatomic distance (Å)	Clash overlap (Å)
1:A:8:THR:HG22	1:A:12:ARG:HB2	1.43	0.98
1:B:318:ALA:HB2	1:B:412:GLN:HA	1.43	0.98
1:A:380:ARG:HH11	1:A:380:ARG:HB3	1.26	0.98
1:A:56:ARG:HB2	1:A:56:ARG:HH21	1.31	0.96
1:C:256:LEU:HD23	1:C:256:LEU:H	1.34	0.93
1:B:398:ARG:HE	1:B:400:ASN:ND2	1.67	0.93
1:D:424:LEU:HD12	1:D:424:LEU:H	1.37	0.89
1:B:98:LEU:O	1:B:102:ILE:HG13	1.73	0.88
1:D:175:ASN:H	1:D:175:ASN:HD22	1.21	0.88
1:C:311:LEU:HD22	1:C:417:MSE:HE2	1.54	0.88
1:C:248:ALA:HA	1:C:400:ASN:ND2	1.88	0.88
1:A:145:MSE:HE2	1:A:166:PHE:HZ	1.39	0.87
1:B:248:ALA:HB1	1:B:400:ASN:HB3	1.56	0.87
1:C:102:ILE:HD11	1:D:117:LEU:HD21	1.55	0.86
1:C:248:ALA:HB2	1:C:398:ARG:HH22	1.39	0.85
1:C:261:ILE:HD12	1:C:265:ASP:O	1.78	0.84
1:B:248:ALA:CB	1:B:400:ASN:HD22	1.91	0.83
1:B:319:LYS:H	1:B:319:LYS:HD2	1.45	0.82
1:A:102:ILE:HD11	1:B:117:LEU:HD21	1.62	0.81
1:B:279:GLN:HE21	1:B:279:GLN:HA	1.45	0.80
1:D:251:ALA:HB3	1:D:252:PRO:HD3	1.64	0.79
1:B:250:ILE:HD12	1:B:251:ALA:N	1.98	0.79
1:A:332:LEU:HD22	1:A:451:PRO:HG3	1.64	0.78
1:B:183:ARG:HH21	1:B:183:ARG:HG3	1.48	0.78
1:D:250:ILE:HD11	1:D:404:ASP:HA	1.65	0.78
1:B:398:ARG:HE	1:B:400:ASN:HD21	1.32	0.78
1:C:16:PHE:CE2	1:D:231:VAL:HA	2.19	0.77
1:D:318:ALA:O	1:D:322:LYS:HD3	1.85	0.77

Continued on next page...

Continued from previous page...

Atom-1	Atom-2	Interatomic distance (Å)	Clash overlap (Å)
1:B:268:THR:HG22	1:B:307:THR:CG2	2.16	0.76
1:A:268:THR:HG23	1:A:307:THR:OG1	1.87	0.75
1:D:183:ARG:HG2	1:D:183:ARG:HH21	1.50	0.75
1:D:325:ARG:HD3	1:D:341:LEU:HD23	1.68	0.75
1:B:398:ARG:HG3	1:B:398:ARG:HH11	1.49	0.75
1:A:358:ARG:HG2	1:A:358:ARG:HH11	1.49	0.74
1:B:106:ARG:HG2	1:B:106:ARG:HH21	1.49	0.74
1:C:311:LEU:HD22	1:C:417:MSE:CE	2.18	0.73
1:A:250:ILE:HG23	1:A:311:LEU:HD13	1.70	0.73
1:A:227:HIS:HD1	1:A:229:ARG:H	1.36	0.72
1:D:98:LEU:O	1:D:102:ILE:HG13	1.89	0.72
1:A:250:ILE:HD12	1:A:251:ALA:H	1.54	0.72
1:C:404:ASP:OD2	1:C:409:GLY:HA3	1.88	0.72
1:B:248:ALA:HB2	1:B:400:ASN:HD22	1.53	0.72
1:B:404:ASP:HB2	1:B:417:MSE:HE3	1.70	0.72
1:B:343:ALA:HB3	1:B:359:LEU:HD21	1.70	0.71
1:D:58:GLU:O	1:D:62:VAL:HG12	1.90	0.71
1:D:200:GLU:HG3	1:D:205:ILE:HD11	1.71	0.71
1:C:84:LEU:HD22	1:C:149:VAL:HG12	1.73	0.70
1:C:355:THR:HA	1:C:358:ARG:HD3	1.71	0.70
1:C:175:ASN:HD22	1:C:175:ASN:H	1.40	0.70
1:B:358:ARG:HD3	1:B:359:LEU:HG	1.72	0.70
1:D:147:GLU:HG2	1:D:279:GLN:HB2	1.74	0.70
1:A:239:GLU:HB2	1:A:273:SER:HB3	1.74	0.69
1:A:181:LEU:HD11	1:A:223:TYR:HB3	1.75	0.69
1:C:21:PHE:O	1:C:25:THR:HG23	1.92	0.69
1:C:152:ARG:HB3	1:C:159:LEU:HD12	1.74	0.69
1:D:424:LEU:HD12	1:D:424:LEU:N	2.07	0.69
1:A:145:MSE:HE2	1:A:166:PHE:CZ	2.25	0.69
1:A:42:GLY:O	1:A:46:ILE:HG13	1.94	0.68
1:D:72:TYR:CE2	1:D:80:LYS:HG2	2.29	0.67
1:B:184:ILE:O	1:B:215:LEU:HD22	1.95	0.67
1:C:248:ALA:CB	1:C:398:ARG:HH22	2.05	0.67
1:D:200:GLU:HG3	1:D:205:ILE:CD1	2.24	0.67
1:B:344:LEU:HD23	1:B:359:LEU:HD13	1.76	0.67
1:B:448:LYS:HG3	1:B:449:LEU:HD12	1.77	0.67
1:A:175:ASN:N	1:A:175:ASN:HD22	1.93	0.67
1:C:27:ARG:O	1:C:30:SER:HB3	1.93	0.67
1:B:210:ASP:O	1:B:213:ALA:HB3	1.94	0.67
1:B:398:ARG:NE	1:B:400:ASN:ND2	2.41	0.67
1:C:160:ARG:O	1:C:160:ARG:HD3	1.95	0.67

Continued on next page...

Continued from previous page...

Atom-1	Atom-2	Interatomic distance (Å)	Clash overlap (Å)
1:A:221:ARG:HG2	1:A:221:ARG:HH11	1.58	0.66
1:B:68:LEU:HD13	1:B:132:LEU:HD21	1.76	0.66
1:B:370:TYR:O	1:B:374:ALA:HB3	1.95	0.66
1:C:266:ALA:O	1:C:304:ASN:ND2	2.27	0.66
1:D:424:LEU:H	1:D:424:LEU:CD1	2.07	0.66
1:D:371:PHE:CE1	1:D:418:VAL:HG11	2.30	0.66
1:C:360:LYS:HG2	1:C:401:PHE:CD2	2.31	0.65
1:D:394:ALA:HB2	1:D:422:TYR:CZ	2.31	0.65
1:B:423:ALA:O	1:B:427:ILE:HG13	1.96	0.65
1:C:270:VAL:HA	1:C:309:VAL:O	1.97	0.64
1:C:370:TYR:O	1:C:374:ALA:HB3	1.97	0.64
1:A:315:PRO:HA	1:A:412:GLN:HG2	1.78	0.64
1:C:95:LEU:H	1:C:95:LEU:HD22	1.60	0.64
1:D:340:ALA:O	1:D:359:LEU:HD21	1.98	0.64
1:A:216:ALA:N	1:A:217:PRO:HD2	2.12	0.64
1:B:268:THR:HG22	1:B:307:THR:HG21	1.80	0.64
1:D:339:THR:HG23	1:D:340:ALA:H	1.62	0.64
1:C:181:LEU:HD11	1:C:223:TYR:HB3	1.79	0.63
1:B:106:ARG:HG2	1:B:106:ARG:NH2	2.12	0.63
1:D:402:LEU:CD2	1:D:410:MSE:HE1	2.28	0.63
1:B:268:THR:HG22	1:B:307:THR:HG23	1.78	0.63
1:C:114:THR:OG1	1:D:93:PRO:HG3	1.99	0.63
1:D:322:LYS:HE3	1:D:414:HIS:CE1	2.34	0.63
1:B:371:PHE:CE1	1:B:418:VAL:HG11	2.34	0.63
1:B:360:LYS:HG2	1:B:401:PHE:CD2	2.33	0.62
1:C:111:ALA:HA	1:C:114:THR:HG22	1.81	0.62
1:D:106:ARG:HH21	1:D:106:ARG:HG2	1.62	0.62
1:D:278:GLN:HB2	1:D:281:LEU:HB2	1.80	0.62
1:D:183:ARG:HG2	1:D:183:ARG:NH2	2.11	0.62
1:B:200:GLU:HG3	1:B:205:ILE:HG13	1.81	0.62
1:C:175:ASN:HD22	1:C:175:ASN:N	1.97	0.62
1:B:349:TRP:CH2	1:B:402:LEU:HD11	2.35	0.62
1:A:368:ALA:HB1	1:A:450:VAL:HG12	1.82	0.62
1:C:68:LEU:HD13	1:C:132:LEU:HD21	1.82	0.62
1:C:256:LEU:H	1:C:256:LEU:CD2	2.10	0.62
1:D:175:ASN:H	1:D:175:ASN:ND2	1.95	0.62
1:B:221:ARG:HH11	1:B:221:ARG:HG3	1.65	0.62
1:D:350:PHE:HB2	1:D:405:ARG:NH1	2.13	0.62
1:C:12:ARG:HG2	1:C:12:ARG:HH21	1.64	0.62
1:B:220:ARG:NH1	1:B:258:ARG:HH12	1.97	0.62
1:D:334:ASP:H	1:D:337:ALA:HB2	1.64	0.62

Continued on next page...

Continued from previous page...

Atom-1	Atom-2	Interatomic distance (Å)	Clash overlap (Å)
1:B:341:LEU:HD13	1:B:341:LEU:O	2.00	0.61
1:B:146:ARG:HH11	1:B:284:ILE:CD1	2.12	0.61
1:D:210:ASP:O	1:D:213:ALA:HB3	2.00	0.61
1:C:322:LYS:HE3	1:C:326:ASP:OD1	2.00	0.61
1:D:424:LEU:HA	1:D:427:ILE:HD12	1.81	0.61
1:C:448:LYS:C	1:C:449:LEU:HD12	2.21	0.61
1:D:301:GLU:HG2	1:D:302:LEU:HG	1.82	0.60
1:B:146:ARG:HH11	1:B:284:ILE:HD11	1.65	0.60
1:A:56:ARG:HH21	1:A:56:ARG:CB	2.07	0.60
1:A:145:MSE:CE	1:A:166:PHE:HZ	2.11	0.60
1:A:102:ILE:HD13	1:A:117:LEU:HD21	1.82	0.60
1:B:279:GLN:HA	1:B:279:GLN:NE2	2.15	0.60
1:C:85:ASP:O	1:C:89:GLU:HG2	2.02	0.60
1:D:325:ARG:NH2	1:D:341:LEU:HB3	2.17	0.60
1:B:263:ALA:HB1	1:B:302:LEU:CD2	2.32	0.59
1:D:239:GLU:HB2	1:D:273:SER:HB3	1.82	0.59
1:C:51:THR:HG22	1:C:64:LEU:HD13	1.84	0.59
1:C:382:LEU:HD23	1:C:382:LEU:O	2.02	0.59
1:D:327:ASN:HB3	1:D:338:ARG:NH2	2.18	0.59
1:A:202:VAL:HG21	1:A:272:TYR:HE1	1.67	0.59
1:A:205:ILE:HG23	1:A:210:ASP:HB2	1.83	0.59
1:B:202:VAL:HG21	1:B:274:ILE:H	1.66	0.59
1:B:349:TRP:CZ3	1:B:402:LEU:HD11	2.38	0.59
1:A:175:ASN:HD22	1:A:175:ASN:H	1.50	0.59
1:B:90:GLN:O	1:B:124:ARG:NH1	2.35	0.59
1:D:197:ILE:HD11	1:D:211:LEU:HD22	1.84	0.59
1:A:325:ARG:HD3	1:A:341:LEU:HD23	1.85	0.59
1:B:309:VAL:HG22	1:B:310:THR:N	2.17	0.59
1:B:260:PRO:C	1:B:261:ILE:HD12	2.23	0.59
1:B:220:ARG:NH1	1:B:258:ARG:NH1	2.51	0.58
1:B:321:LEU:HA	1:B:324:GLU:HB2	1.85	0.58
1:A:93:PRO:HG3	1:B:114:THR:HG21	1.85	0.58
1:B:344:LEU:CD2	1:B:359:LEU:HD13	2.34	0.58
1:C:408:ASN:HA	1:C:411:ARG:NH1	2.17	0.58
1:D:250:ILE:HD12	1:D:251:ALA:H	1.68	0.58
1:B:375:LYS:HG3	1:B:380:ARG:O	2.03	0.58
1:B:278:GLN:HB2	1:B:281:LEU:HB2	1.85	0.58
1:B:297:GLU:HA	1:B:300:ARG:HG2	1.85	0.58
1:A:203:HIS:HE2	1:A:272:TYR:HH	1.49	0.58
1:B:341:LEU:HD23	1:B:362:ILE:HD13	1.85	0.58
1:A:300:ARG:HG3	1:A:300:ARG:HH11	1.69	0.58

Continued on next page...

Continued from previous page...

Atom-1	Atom-2	Interatomic distance (Å)	Clash overlap (Å)
1:A:443:ALA:O	1:A:446:VAL:HG12	2.04	0.58
1:A:250:ILE:HD12	1:A:251:ALA:N	2.18	0.58
1:A:380:ARG:HB3	1:A:380:ARG:NH1	2.09	0.57
1:D:212:ARG:HG2	1:D:212:ARG:HH11	1.68	0.57
1:B:149:VAL:HG23	1:B:150:LEU:N	2.19	0.57
1:B:181:LEU:HD11	1:B:223:TYR:HB3	1.86	0.57
1:B:348:ASN:HB3	1:B:351:ASP:OD2	2.04	0.57
1:C:91:PHE:O	1:C:125:ARG:HG3	2.03	0.57
1:D:250:ILE:O	1:D:253:LEU:N	2.37	0.57
1:D:68:LEU:O	1:D:68:LEU:HD23	2.04	0.57
1:D:106:ARG:HG2	1:D:106:ARG:NH2	2.17	0.57
1:B:175:ASN:H	1:B:175:ASN:HD22	1.51	0.57
1:C:12:ARG:HG2	1:C:12:ARG:NH2	2.19	0.57
1:C:87:LEU:O	1:C:125:ARG:HD3	2.05	0.57
1:D:430:ASN:HB3	3:D:503:HOH:O	2.04	0.57
1:B:152:ARG:HG2	1:B:152:ARG:HH21	1.70	0.57
1:B:408:ASN:O	1:B:411:ARG:HB2	2.05	0.57
1:C:248:ALA:HB2	1:C:398:ARG:NH2	2.17	0.57
1:C:98:LEU:O	1:C:102:ILE:HG12	2.05	0.57
1:A:241:ALA:HB3	1:A:270:VAL:HG13	1.85	0.57
1:C:346:THR:OG1	1:C:349:TRP:HB3	2.05	0.56
1:D:81:LEU:HD11	1:D:156:HIS:CD2	2.39	0.56
1:D:181:LEU:HD11	1:D:223:TYR:HB3	1.87	0.56
1:D:371:PHE:HE1	1:D:418:VAL:HG11	1.69	0.56
1:B:413:SER:OG	1:B:416:LEU:HB3	2.04	0.56
1:D:330:SER:HB2	1:D:332:LEU:HD13	1.87	0.56
1:A:328:PRO:HG2	1:A:329:ASP:OD1	2.06	0.56
1:B:358:ARG:H	1:B:358:ARG:HD2	1.71	0.56
1:D:203:HIS:NE2	1:D:250:ILE:HG21	2.20	0.56
1:D:125:ARG:O	1:D:129:ILE:HG12	2.05	0.56
1:D:221:ARG:CB	1:D:240:VAL:HG22	2.36	0.56
1:A:144:LYS:NZ	3:A:621:HOH:O	2.39	0.55
1:B:245:ASP:OD1	1:B:247:PRO:HD3	2.06	0.55
1:C:251:ALA:N	1:C:252:PRO:HD2	2.20	0.55
1:A:288:ASN:O	1:A:392:ASN:HA	2.07	0.55
1:D:214:ARG:O	1:D:220:ARG:HG2	2.06	0.55
1:D:292:LYS:HE2	1:D:296:GLU:OE1	2.06	0.55
1:A:315:PRO:HA	1:A:412:GLN:CG	2.36	0.55
1:B:247:PRO:HG2	1:B:311:LEU:HD12	1.88	0.55
1:D:350:PHE:HB2	1:D:405:ARG:HH12	1.71	0.55
1:D:332:LEU:HD12	1:D:332:LEU:N	2.22	0.54

Continued on next page...

Continued from previous page...

Atom-1	Atom-2	Interatomic distance (Å)	Clash overlap (Å)
1:D:333:LEU:HD22	1:D:337:ALA:HB1	1.89	0.54
1:C:448:LYS:NZ	1:C:448:LYS:HB3	2.22	0.54
1:D:65:ALA:HB1	1:D:132:LEU:HA	1.90	0.54
1:D:402:LEU:HA	1:D:415:GLY:O	2.07	0.54
1:B:183:ARG:HG3	1:B:183:ARG:NH2	2.20	0.54
1:A:405:ARG:HA	1:A:410:MSE:HE2	1.90	0.54
1:A:432:GLU:O	1:A:436:GLU:HB2	2.08	0.54
1:A:423:ALA:HB3	1:A:426:ASP:OD2	2.07	0.54
1:C:446:VAL:O	1:C:449:LEU:HD13	2.08	0.54
1:D:319:LYS:O	1:D:323:ARG:HG3	2.07	0.54
1:A:58:GLU:O	1:A:62:VAL:HG23	2.07	0.53
1:A:94:ASP:OD2	1:A:94:ASP:C	2.46	0.53
1:B:197:ILE:HG22	1:B:198:ARG:N	2.23	0.53
1:A:404:ASP:O	1:A:415:GLY:HA2	2.09	0.53
1:B:84:LEU:HD13	1:B:149:VAL:HG12	1.91	0.53
1:B:318:ALA:HB2	1:B:412:GLN:CA	2.29	0.53
1:C:404:ASP:HB2	1:C:417:MSE:SE	2.58	0.53
1:A:127:GLU:O	1:A:131:ARG:HG3	2.08	0.53
1:A:102:ILE:CD1	1:A:117:LEU:HD21	2.38	0.53
1:B:79:ASP:O	1:B:82:ALA:HB3	2.08	0.53
1:B:398:ARG:HG3	1:B:398:ARG:NH1	2.21	0.53
1:B:146:ARG:HH21	1:B:150:LEU:HD21	1.73	0.53
1:B:263:ALA:HB1	1:B:302:LEU:HD22	1.91	0.53
1:B:371:PHE:CD1	1:B:396:LEU:HD21	2.44	0.53
1:C:338:ARG:O	1:C:342:GLU:HG3	2.09	0.53
1:A:22:ASN:O	1:A:26:GLU:HG2	2.09	0.53
1:A:367:ALA:O	1:A:370:TYR:HB3	2.09	0.53
1:B:338:ARG:HG3	1:B:338:ARG:HH21	1.74	0.53
1:A:202:VAL:HG23	1:A:203:HIS:H	1.74	0.52
1:C:273:SER:C	1:C:274:ILE:HD12	2.30	0.52
1:D:49:SER:OG	1:D:83:PHE:HE2	1.92	0.52
1:A:380:ARG:HH11	1:A:380:ARG:CB	2.12	0.52
1:D:343:ALA:HB3	1:D:359:LEU:HD11	1.90	0.52
1:A:218:PRO:O	1:A:263:ALA:HB2	2.10	0.52
1:C:241:ALA:HB3	1:C:270:VAL:HG13	1.90	0.52
1:D:68:LEU:HD13	1:D:132:LEU:HD21	1.91	0.52
1:D:317:PHE:HB3	1:D:413:SER:CB	2.38	0.52
1:C:221:ARG:HH11	1:C:221:ARG:HG2	1.75	0.52
1:D:247:PRO:HG3	1:D:270:VAL:HG11	1.91	0.52
1:D:370:TYR:CE2	1:D:383:ASP:HB2	2.44	0.52
1:A:156:HIS:HB3	1:A:158:GLN:OE1	2.09	0.52

Continued on next page...

Continued from previous page...

Atom-1	Atom-2	Interatomic distance (Å)	Clash overlap (Å)
1:A:254:LEU:O	1:A:256:LEU:HD22	2.10	0.52
1:A:444:SER:O	1:A:448:LYS:HG2	2.10	0.52
1:D:46:ILE:HD11	1:D:86:ALA:HB2	1.92	0.52
1:D:175:ASN:HD22	1:D:175:ASN:N	1.99	0.52
1:D:394:ALA:HB2	1:D:422:TYR:CE2	2.44	0.52
1:D:398:ARG:HG3	1:D:399:LEU:N	2.25	0.52
1:B:203:HIS:CE1	1:B:250:ILE:HG21	2.44	0.52
1:B:239:GLU:HB2	1:B:273:SER:HB3	1.91	0.52
1:B:390:LEU:HD13	1:B:440:ILE:HG23	1.92	0.52
1:C:152:ARG:O	1:C:152:ARG:HD3	2.09	0.52
1:B:317:PHE:HB3	1:B:413:SER:HA	1.92	0.52
1:D:149:VAL:O	1:D:153:ILE:HG13	2.10	0.52
1:D:322:LYS:HE3	1:D:414:HIS:NE2	2.25	0.52
1:A:202:VAL:HG21	1:A:272:TYR:CE1	2.45	0.51
1:C:188:THR:HG23	1:C:189:PRO:HD2	1.92	0.51
1:A:381:PRO:O	1:A:387:ARG:NH1	2.43	0.51
1:B:248:ALA:HA	1:B:400:ASN:ND2	2.25	0.51
1:B:371:PHE:HE1	1:B:418:VAL:HG11	1.76	0.51
1:C:255:ASP:O	1:C:258:ARG:HD2	2.10	0.51
1:B:358:ARG:CD	1:B:359:LEU:HG	2.39	0.51
1:C:401:PHE:CE2	1:C:402:LEU:HG	2.46	0.51
1:A:189:PRO:HB3	1:D:187:THR:O	2.11	0.51
1:C:20:LEU:HD13	1:D:180:VAL:HG21	1.92	0.51
1:D:395:ARG:NH2	1:D:397:ASP:OD1	2.43	0.51
1:B:302:LEU:C	1:B:304:ASN:H	2.12	0.51
1:C:421:LEU:HD23	1:C:421:LEU:C	2.30	0.51
1:B:139:THR:O	1:B:143:VAL:HG23	2.11	0.51
1:A:422:TYR:HD2	1:A:427:ILE:HD11	1.76	0.51
1:B:404:ASP:O	1:B:415:GLY:HA2	2.11	0.51
1:A:8:THR:CG2	1:A:12:ARG:HB2	2.27	0.51
1:A:186:TRP:CH2	1:A:212:ARG:HB2	2.45	0.51
1:C:284:ILE:HD12	1:C:284:ILE:N	2.26	0.51
1:D:147:GLU:HG3	1:D:280:GLY:N	2.26	0.51
1:C:309:VAL:HG22	1:C:310:THR:N	2.26	0.51
1:D:221:ARG:HB3	1:D:240:VAL:HG22	1.91	0.51
1:B:332:LEU:N	1:B:332:LEU:HD22	2.26	0.50
1:D:184:ILE:O	1:D:222:CYS:HB3	2.11	0.50
1:B:334:ASP:O	1:B:338:ARG:HG2	2.10	0.50
1:C:325:ARG:HD3	1:C:342:GLU:HG2	1.93	0.50
1:D:340:ALA:C	1:D:359:LEU:HD21	2.30	0.50
1:D:346:THR:OG1	1:D:349:TRP:HB3	2.11	0.50

Continued on next page...

Continued from previous page...

Atom-1	Atom-2	Interatomic distance (Å)	Clash overlap (Å)
1:D:403:GLY:N	1:D:415:GLY:O	2.44	0.50
1:A:89:GLU:HG3	1:A:90:GLN:HG3	1.93	0.50
1:A:220:ARG:O	1:A:221:ARG:HG2	2.10	0.50
1:A:292:LYS:N	3:A:610:HOH:O	2.34	0.50
1:C:77:GLU:O	1:C:81:LEU:HG	2.11	0.50
1:D:310:THR:HG21	1:D:389:HIS:CE1	2.47	0.50
1:A:375:LYS:HD2	1:A:379:GLY:O	2.12	0.50
1:C:152:ARG:HD2	1:C:156:HIS:HB2	1.94	0.50
1:D:327:ASN:OD1	1:D:330:SER:N	2.45	0.50
1:B:413:SER:O	1:B:416:LEU:HB3	2.11	0.50
1:C:81:LEU:HB3	1:C:152:ARG:HH22	1.77	0.50
1:A:186:TRP:CE2	1:A:212:ARG:HD3	2.46	0.50
1:B:354:ASP:O	1:B:356:ALA:N	2.44	0.50
1:B:355:THR:HA	1:B:358:ARG:HE	1.77	0.50
1:C:28:GLY:C	1:C:30:SER:H	2.15	0.50
1:C:443:ALA:O	1:C:446:VAL:HG12	2.12	0.50
1:D:250:ILE:CD1	1:D:251:ALA:H	2.25	0.50
1:A:302:LEU:HB3	1:A:304:ASN:OD1	2.12	0.49
1:B:216:ALA:HB3	1:B:217:PRO:HD3	1.94	0.49
1:C:380:ARG:NH1	1:C:387:ARG:HD3	2.27	0.49
1:A:47:ALA:O	1:A:50:GLU:HB2	2.13	0.49
1:B:317:PHE:HE1	1:B:367:ALA:HA	1.77	0.49
1:A:423:ALA:C	1:A:425:GLY:H	2.15	0.49
1:B:302:LEU:HB3	1:B:304:ASN:OD1	2.12	0.49
1:C:81:LEU:HB3	1:C:152:ARG:NH2	2.27	0.49
1:C:334:ASP:OD1	1:C:336:SER:HB2	2.12	0.49
1:D:373:GLN:O	1:D:375:LYS:HG2	2.11	0.49
1:A:142:LEU:HD12	1:A:166:PHE:HE1	1.76	0.49
1:A:186:TRP:CZ2	1:A:212:ARG:HD3	2.47	0.49
1:C:111:ALA:HA	1:C:114:THR:CG2	2.42	0.49
1:C:207:ASP:OD1	1:C:209:ASP:HB2	2.12	0.49
1:D:444:SER:C	1:D:446:VAL:H	2.14	0.49
1:D:448:LYS:NZ	1:D:448:LYS:HB3	2.27	0.49
1:D:311:LEU:HD13	1:D:419:ASN:HD21	1.77	0.49
1:B:127:GLU:O	1:B:131:ARG:HG3	2.12	0.48
1:A:423:ALA:O	1:A:425:GLY:N	2.40	0.48
1:B:315:PRO:HA	1:B:412:GLN:HB3	1.94	0.48
1:C:410:MSE:O	1:C:414:HIS:HA	2.12	0.48
1:C:200:GLU:HG2	1:C:205:ILE:HD12	1.95	0.48
1:D:261:ILE:HG13	1:D:265:ASP:HB2	1.96	0.48
1:A:22:ASN:N	1:A:22:ASN:HD22	2.10	0.48

Continued on next page...

Continued from previous page...

Atom-1	Atom-2	Interatomic distance (Å)	Clash overlap (Å)
1:B:221:ARG:HG3	1:B:221:ARG:NH1	2.29	0.48
1:D:221:ARG:HH21	1:D:301:GLU:CD	2.16	0.48
1:B:398:ARG:HH11	1:B:398:ARG:CG	2.24	0.48
1:C:152:ARG:HB3	1:C:159:LEU:CD1	2.42	0.48
1:D:402:LEU:HD22	1:D:410:MSE:HE1	1.95	0.48
1:B:264:SER:HA	1:B:304:ASN:ND2	2.29	0.48
1:B:146:ARG:NH1	1:B:282:ALA:O	2.47	0.48
1:B:369:ALA:O	1:B:373:GLN:HB2	2.13	0.48
1:C:102:ILE:HD12	1:D:102:ILE:HG23	1.96	0.48
1:D:258:ARG:HG2	1:D:259:GLU:N	2.27	0.48
1:D:288:ASN:O	1:D:392:ASN:HA	2.13	0.48
1:B:197:ILE:HG13	1:B:211:LEU:HD22	1.95	0.48
1:C:372:LEU:HD21	1:C:442:ALA:HB3	1.96	0.48
1:D:315:PRO:HG2	1:D:384:PRO:HG2	1.94	0.48
1:D:331:THR:HG22	1:D:331:THR:O	2.13	0.48
1:B:146:ARG:NH2	1:B:163:ASP:OD1	2.47	0.48
1:B:152:ARG:HG2	1:B:152:ARG:NH2	2.27	0.48
1:B:447:ARG:HG2	1:B:447:ARG:HH11	1.79	0.48
1:C:274:ILE:HD12	1:C:274:ILE:N	2.29	0.48
1:D:284:ILE:N	1:D:284:ILE:HD12	2.29	0.48
1:C:394:ALA:HB2	1:C:422:TYR:CZ	2.48	0.48
1:C:404:ASP:O	1:C:415:GLY:HA2	2.14	0.48
1:D:196:ILE:HG23	1:D:237:PHE:CZ	2.49	0.48
1:D:249:ALA:HA	1:D:403:GLY:O	2.14	0.48
1:A:98:LEU:HA	1:A:120:ALA:HB1	1.95	0.47
1:B:146:ARG:NH1	1:B:284:ILE:CD1	2.76	0.47
1:B:371:PHE:HD1	1:B:396:LEU:HD21	1.78	0.47
1:B:261:ILE:HD12	1:B:261:ILE:N	2.29	0.47
1:A:358:ARG:HG2	1:A:358:ARG:NH1	2.22	0.47
1:C:75:ALA:HB1	1:C:79:ASP:HB2	1.96	0.47
1:D:324:GLU:OE2	1:D:332:LEU:HD22	2.14	0.47
1:D:346:THR:HB	1:D:347:PRO:HD2	1.96	0.47
1:A:16:PHE:CE2	1:B:231:VAL:HA	2.50	0.47
1:D:250:ILE:HD12	1:D:250:ILE:H	1.80	0.47
1:B:200:GLU:OE2	1:B:201:GLN:N	2.47	0.47
1:D:250:ILE:HD12	1:D:250:ILE:N	2.29	0.47
1:A:147:GLU:HG3	1:A:279:GLN:HB3	1.96	0.47
1:C:111:ALA:CA	1:C:114:THR:HG22	2.45	0.47
1:C:205:ILE:HA	1:C:210:ASP:HB3	1.96	0.47
1:D:250:ILE:O	1:D:251:ALA:C	2.52	0.47
1:C:316:GLY:HA2	1:C:319:LYS:HG2	1.95	0.47

Continued on next page...

Continued from previous page...

Atom-1	Atom-2	Interatomic distance (Å)	Clash overlap (Å)
1:D:68:LEU:HD23	1:D:68:LEU:C	2.35	0.47
1:D:223:TYR:CE2	1:D:297:GLU:HG2	2.50	0.47
1:D:324:GLU:O	1:D:324:GLU:HG3	2.15	0.47
1:A:18:GLY:O	1:A:22:ASN:ND2	2.47	0.47
1:A:300:ARG:HG3	1:A:300:ARG:NH1	2.30	0.47
1:A:382:LEU:O	1:A:382:LEU:HD23	2.15	0.47
1:C:31:LEU:O	1:C:31:LEU:HD23	2.15	0.47
1:C:218:PRO:HA	3:C:655:HOH:O	2.15	0.47
1:C:360:LYS:HG2	1:C:401:PHE:CE2	2.50	0.47
1:A:365:GLN:HG3	1:A:449:LEU:O	2.15	0.47
1:B:266:ALA:O	1:B:304:ASN:ND2	2.48	0.47
1:B:324:GLU:O	1:B:327:ASN:ND2	2.48	0.47
1:B:433:ALA:HB1	1:B:439:GLN:NE2	2.29	0.47
1:C:297:GLU:OE1	1:C:300:ARG:NE	2.47	0.47
1:C:440:ILE:HG22	1:C:440:ILE:O	2.13	0.47
1:D:49:SER:HG	1:D:83:PHE:HE2	1.60	0.47
1:D:301:GLU:HG2	1:D:302:LEU:CD2	2.45	0.47
1:D:337:ALA:C	1:D:339:THR:H	2.18	0.47
1:B:243:THR:O	1:B:266:ALA:HB1	2.15	0.47
1:C:297:GLU:O	1:C:300:ARG:HG2	2.14	0.47
1:A:245:ASP:O	1:A:247:PRO:HD3	2.14	0.46
1:A:398:ARG:HG3	1:A:399:LEU:N	2.28	0.46
1:B:268:THR:HA	1:B:307:THR:HG23	1.96	0.46
1:B:324:GLU:HB3	1:B:333:LEU:HD11	1.98	0.46
1:C:20:LEU:HD12	1:D:228:PRO:HD3	1.95	0.46
1:C:95:LEU:HD22	1:C:95:LEU:N	2.29	0.46
1:D:257:GLU:HG3	1:D:258:ARG:N	2.30	0.46
1:A:402:LEU:HD13	1:A:405:ARG:NH2	2.29	0.46
1:D:337:ALA:C	1:D:339:THR:N	2.69	0.46
1:D:338:ARG:HA	1:D:341:LEU:HB2	1.98	0.46
1:D:205:ILE:HG12	1:D:214:ARG:CZ	2.45	0.46
1:D:333:LEU:HD21	1:D:366:LEU:HD11	1.97	0.46
1:A:20:LEU:O	1:A:24:LEU:HG	2.16	0.46
1:A:197:ILE:HG23	1:A:205:ILE:HG22	1.98	0.46
1:A:437:ARG:HB2	1:A:439:GLN:HG3	1.96	0.46
1:B:346:THR:OG1	1:B:349:TRP:HB3	2.16	0.46
1:D:444:SER:O	1:D:446:VAL:N	2.49	0.46
1:A:93:PRO:HG3	1:B:114:THR:CG2	2.45	0.46
1:C:139:THR:O	1:C:143:VAL:HG23	2.16	0.46
1:A:250:ILE:HG13	1:A:417:MSE:SE	2.66	0.46
1:A:370:TYR:O	1:A:374:ALA:HB3	2.16	0.46

Continued on next page...

Continued from previous page...

Atom-1	Atom-2	Interatomic distance (Å)	Clash overlap (Å)
1:D:447:ARG:O	1:D:450:VAL:HG22	2.16	0.46
1:A:175:ASN:N	1:A:175:ASN:ND2	2.64	0.46
1:B:263:ALA:HB1	1:B:302:LEU:HD21	1.98	0.46
1:A:240:VAL:HG12	1:A:241:ALA:N	2.30	0.45
1:C:40:MSE:HE3	1:C:71:GLY:HA3	1.98	0.45
1:D:339:THR:HG23	1:D:340:ALA:N	2.28	0.45
1:B:213:ALA:O	1:B:217:PRO:HD2	2.16	0.45
1:C:195:LYS:HE3	1:C:232:ASP:O	2.16	0.45
1:D:257:GLU:HG3	1:D:258:ARG:H	1.80	0.45
1:A:153:ILE:HD13	1:A:159:LEU:HB2	1.99	0.45
1:A:221:ARG:HG2	1:A:221:ARG:NH1	2.29	0.45
1:A:258:ARG:HG2	1:A:258:ARG:HH11	1.80	0.45
1:A:214:ARG:HD3	1:A:214:ARG:C	2.37	0.45
1:B:81:LEU:HB2	1:B:152:ARG:HH22	1.81	0.45
1:B:261:ILE:CG2	1:B:265:ASP:HB3	2.46	0.45
1:C:200:GLU:HG2	1:C:205:ILE:CD1	2.45	0.45
1:D:41:SER:OG	1:D:44:GLU:HG3	2.17	0.45
1:D:317:PHE:HB3	1:D:413:SER:HB3	1.98	0.45
1:D:330:SER:C	1:D:332:LEU:H	2.19	0.45
1:A:81:LEU:O	1:A:81:LEU:HD23	2.17	0.45
1:C:240:VAL:HG12	1:C:241:ALA:N	2.31	0.45
1:C:291:ILE:HG21	1:C:422:TYR:CZ	2.51	0.45
1:A:397:ASP:HB2	1:A:421:LEU:HB2	1.98	0.45
1:B:155:ALA:C	1:B:156:HIS:ND1	2.69	0.45
1:C:434:LEU:HD23	1:C:434:LEU:O	2.17	0.45
1:D:147:GLU:CG	1:D:279:GLN:HB2	2.43	0.45
1:D:42:GLY:O	1:D:46:ILE:HG13	2.17	0.45
1:B:45:LEU:HB3	1:B:83:PHE:CD2	2.52	0.45
1:C:184:ILE:HG21	1:C:196:ILE:HG13	1.98	0.45
1:C:223:TYR:CE1	1:C:297:GLU:HG2	2.52	0.45
1:D:269:ALA:HB3	1:D:308:PHE:CD1	2.51	0.45
1:B:424:LEU:HD12	1:B:424:LEU:N	2.33	0.44
1:C:359:LEU:O	1:C:362:ILE:HG22	2.17	0.44
1:D:382:LEU:O	1:D:387:ARG:NH1	2.50	0.44
1:C:294:VAL:O	1:C:298:ILE:HG13	2.16	0.44
1:A:185:ASP:HA	1:A:215:LEU:HD13	1.98	0.44
1:D:343:ALA:HB1	1:D:355:THR:HG1	1.82	0.44
1:C:248:ALA:O	1:C:400:ASN:HB3	2.16	0.44
1:D:125:ARG:HD3	1:D:162:VAL:HG22	2.00	0.44
1:A:93:PRO:HD3	1:A:123:PRO:HB3	1.98	0.44
1:A:193:LEU:O	1:A:197:ILE:HG13	2.17	0.44

Continued on next page...

Continued from previous page...

Atom-1	Atom-2	Interatomic distance (Å)	Clash overlap (Å)
1:C:175:ASN:N	1:C:175:ASN:ND2	2.65	0.44
1:C:437:ARG:HG2	1:C:437:ARG:NH2	2.32	0.44
1:A:128:LEU:O	1:A:132:LEU:HG	2.18	0.44
1:B:261:ILE:HG22	1:B:265:ASP:HB3	2.00	0.44
1:B:447:ARG:HG2	1:B:447:ARG:NH1	2.32	0.44
1:A:185:ASP:O	1:A:188:THR:HB	2.17	0.44
1:A:368:ALA:CB	1:A:450:VAL:HG12	2.46	0.44
1:B:250:ILE:HA	1:B:253:LEU:HD12	1.98	0.44
1:D:250:ILE:CD1	1:D:250:ILE:H	2.30	0.44
1:C:382:LEU:HD23	1:C:382:LEU:C	2.38	0.44
1:D:423:ALA:O	1:D:427:ILE:HG13	2.17	0.44
1:A:175:ASN:ND2	1:A:227:HIS:NE2	2.66	0.44
1:B:398:ARG:HD2	1:B:400:ASN:N	2.33	0.44
1:D:142:LEU:HA	1:D:142:LEU:HD12	1.77	0.44
1:A:140:ALA:O	1:A:144:LYS:HE2	2.18	0.43
1:A:250:ILE:O	1:A:251:ALA:C	2.56	0.43
1:B:352:ASP:OD1	1:B:352:ASP:O	2.36	0.43
1:B:372:LEU:CD1	1:B:447:ARG:HA	2.47	0.43
1:C:268:THR:HA	1:C:307:THR:O	2.18	0.43
1:C:360:LYS:HE2	1:C:360:LYS:HB3	1.87	0.43
1:B:146:ARG:O	1:B:149:VAL:HG22	2.17	0.43
1:B:219:ASP:OD2	1:B:258:ARG:NH2	2.51	0.43
1:B:311:LEU:CD2	1:B:417:MSE:SE	3.16	0.43
1:C:17:LEU:HB3	1:C:21:PHE:CE2	2.53	0.43
1:A:205:ILE:HD13	1:A:211:LEU:HD23	2.01	0.43
1:A:369:ALA:O	1:A:373:GLN:HB2	2.18	0.43
1:D:255:ASP:OD1	1:D:257:GLU:HG2	2.18	0.43
1:A:38:GLN:CG	1:A:39:PRO:HD2	2.48	0.43
1:D:250:ILE:HD11	1:D:404:ASP:CA	2.42	0.43
1:D:254:LEU:O	1:D:255:ASP:C	2.56	0.43
1:A:270:VAL:HA	1:A:309:VAL:O	2.17	0.43
1:A:399:LEU:HA	1:A:418:VAL:HG12	2.00	0.43
1:B:183:ARG:NH2	1:B:183:ARG:CG	2.81	0.43
1:C:89:GLU:HG2	1:C:89:GLU:H	1.61	0.43
1:C:106:ARG:HH11	1:C:106:ARG:HG2	1.83	0.43
1:D:108:ASP:OD2	1:D:110:SER:HB3	2.19	0.43
1:D:335:ALA:C	1:D:337:ALA:H	2.21	0.43
1:B:142:LEU:HD12	1:B:142:LEU:HA	1.93	0.43
1:B:271:PHE:HE1	1:B:294:VAL:HG11	1.84	0.43
1:B:317:PHE:CE1	1:B:367:ALA:HA	2.53	0.43
1:C:349:TRP:CH2	1:C:402:LEU:HD21	2.54	0.43

Continued on next page...

Continued from previous page...

Atom-1	Atom-2	Interatomic distance (Å)	Clash overlap (Å)
1:D:55:ARG:HD2	1:D:55:ARG:HA	1.80	0.43
1:C:192:ILE:O	1:C:195:LYS:HB2	2.19	0.43
1:A:309:VAL:HG22	1:A:310:THR:N	2.34	0.43
1:D:192:ILE:O	1:D:196:ILE:HD12	2.18	0.43
1:B:146:ARG:NH2	1:B:150:LEU:HD21	2.34	0.43
1:D:81:LEU:HD13	1:D:152:ARG:HD3	2.01	0.43
1:D:405:ARG:HG2	1:D:405:ARG:HH11	1.83	0.43
1:A:309:VAL:CG2	1:A:419:ASN:HB3	2.49	0.43
1:B:224:GLY:HA2	1:B:237:PHE:HA	2.00	0.43
1:B:248:ALA:CB	1:B:400:ASN:ND2	2.71	0.43
1:B:251:ALA:N	1:B:252:PRO:HD2	2.34	0.43
1:B:309:VAL:CG2	1:B:310:THR:N	2.80	0.43
1:B:360:LYS:O	1:B:364:LEU:HG	2.19	0.43
1:B:77:GLU:O	1:B:80:LYS:HB2	2.19	0.42
1:B:144:LYS:O	1:B:147:GLU:HB2	2.19	0.42
1:B:220:ARG:O	1:B:221:ARG:HG3	2.18	0.42
1:C:348:ASN:HB3	1:C:351:ASP:OD2	2.18	0.42
1:C:405:ARG:HA	1:C:410:MSE:HE2	2.00	0.42
1:A:193:LEU:HD22	1:A:211:LEU:HD11	2.00	0.42
1:B:160:ARG:HH21	1:B:160:ARG:HB2	1.84	0.42
1:A:197:ILE:O	1:A:197:ILE:HG22	2.19	0.42
1:B:87:LEU:HD12	1:B:87:LEU:HA	1.86	0.42
1:B:297:GLU:OE2	1:B:300:ARG:HD3	2.18	0.42
1:B:398:ARG:HD2	1:B:400:ASN:H	1.84	0.42
1:C:355:THR:HA	1:C:358:ARG:CD	2.44	0.42
1:D:179:LEU:HD12	1:D:179:LEU:HA	1.89	0.42
1:A:105:PHE:CE2	1:A:114:THR:HG22	2.55	0.42
1:B:371:PHE:CZ	1:B:418:VAL:HG11	2.54	0.42
1:C:370:TYR:CE2	1:C:383:ASP:HB2	2.54	0.42
1:D:236:ILE:HD11	1:D:286:PHE:HD2	1.84	0.42
1:B:332:LEU:O	1:B:366:LEU:HD21	2.20	0.42
1:B:405:ARG:HG2	1:B:405:ARG:HH21	1.83	0.42
1:D:314:VAL:HG12	1:D:314:VAL:O	2.19	0.42
1:A:256:LEU:HD22	1:A:256:LEU:N	2.34	0.42
1:B:146:ARG:NH1	1:B:284:ILE:HD11	2.34	0.42
1:C:359:LEU:HA	1:C:362:ILE:HG22	2.01	0.42
1:D:212:ARG:HG2	1:D:212:ARG:NH1	2.34	0.42
1:A:146:ARG:HA	1:A:149:VAL:HG13	2.00	0.42
1:A:352:ASP:O	1:A:353:ALA:C	2.58	0.42
1:C:269:ALA:HB3	1:C:308:PHE:CD2	2.55	0.42
1:D:301:GLU:HG2	1:D:302:LEU:CG	2.46	0.42

Continued on next page...

Continued from previous page...

Atom-1	Atom-2	Interatomic distance (Å)	Clash overlap (Å)
1:C:18:GLY:O	1:C:22:ASN:ND2	2.52	0.42
1:C:395:ARG:O	1:C:420:TYR:HA	2.20	0.42
1:A:118:LEU:HD22	1:B:123:PRO:HD3	2.02	0.42
1:A:219:ASP:HA	1:A:242:LEU:HD23	2.02	0.42
1:A:221:ARG:NH1	1:A:221:ARG:CG	2.82	0.42
1:B:149:VAL:CG2	1:B:150:LEU:N	2.81	0.42
1:B:223:TYR:N	1:B:223:TYR:CD1	2.88	0.42
1:B:223:TYR:CE2	1:B:297:GLU:HG2	2.55	0.42
1:B:341:LEU:HD23	1:B:362:ILE:CD1	2.49	0.42
1:B:395:ARG:NH1	1:B:421:LEU:HD23	2.35	0.42
1:C:394:ALA:HB2	1:C:422:TYR:CE2	2.55	0.42
1:A:325:ARG:HH12	1:A:345:ASP:CG	2.23	0.41
1:A:335:ALA:HA	3:A:631:HOH:O	2.19	0.41
1:B:69:LEU:O	1:B:73:GLU:HB2	2.20	0.41
1:B:339:THR:C	1:B:341:LEU:H	2.22	0.41
1:C:219:ASP:HA	1:C:242:LEU:HB2	2.02	0.41
1:C:247:PRO:HG3	1:C:253:LEU:HD11	2.02	0.41
1:C:354:ASP:O	1:C:358:ARG:HD3	2.20	0.41
1:D:145:MSE:O	1:D:148:ALA:HB3	2.19	0.41
1:D:266:ALA:O	1:D:304:ASN:ND2	2.49	0.41
1:D:404:ASP:HB2	1:D:417:MSE:SE	2.70	0.41
1:A:212:ARG:HG2	1:A:212:ARG:HH21	1.84	0.41
1:A:380:ARG:NH1	3:A:653:HOH:O	2.52	0.41
1:C:250:ILE:C	1:C:252:PRO:HD2	2.40	0.41
1:C:360:LYS:HB2	1:C:361:PRO:CD	2.50	0.41
1:C:386:ALA:O	1:C:390:LEU:HB2	2.20	0.41
1:C:430:ASN:O	1:C:433:ALA:HB3	2.20	0.41
1:D:40:MSE:HA	1:D:44:GLU:OE1	2.20	0.41
1:A:394:ALA:HB2	1:A:422:TYR:CE2	2.55	0.41
1:A:437:ARG:CB	1:A:439:GLN:HG3	2.49	0.41
1:B:338:ARG:HG3	1:B:338:ARG:NH2	2.34	0.41
1:B:347:PRO:HG2	1:B:348:ASN:H	1.86	0.41
1:B:374:ALA:O	1:B:375:LYS:HD2	2.20	0.41
1:C:146:ARG:HD2	1:C:166:PHE:HB3	2.00	0.41
1:C:219:ASP:O	1:C:220:ARG:NH2	2.52	0.41
1:C:314:VAL:HG12	1:C:314:VAL:O	2.20	0.41
1:A:391:GLY:C	1:A:393:GLY:H	2.23	0.41
1:C:243:THR:HA	1:C:261:ILE:HD11	2.02	0.41
1:D:334:ASP:O	1:D:337:ALA:HB3	2.20	0.41
1:D:450:VAL:O	1:D:450:VAL:HG23	2.19	0.41
1:A:125:ARG:NE	1:A:165:ASP:OD1	2.53	0.41

Continued on next page...

Continued from previous page...

Atom-1	Atom-2	Interatomic distance (Å)	Clash overlap (Å)
1:A:422:TYR:HD2	1:A:427:ILE:CD1	2.33	0.41
1:B:337:ALA:C	1:B:339:THR:H	2.24	0.41
1:C:111:ALA:O	1:C:114:THR:HG22	2.20	0.41
1:C:250:ILE:HG13	1:C:254:LEU:HD13	2.02	0.41
1:A:144:LYS:HD3	3:A:622:HOH:O	2.20	0.41
1:B:94:ASP:OD2	1:B:94:ASP:C	2.58	0.41
1:C:221:ARG:HG2	1:C:221:ARG:NH1	2.35	0.41
1:D:60:SER:O	1:D:64:LEU:HG	2.21	0.41
1:B:148:ALA:O	1:B:152:ARG:HD2	2.21	0.41
1:C:362:ILE:O	1:C:366:LEU:HG	2.20	0.41
1:C:40:MSE:HE3	1:C:71:GLY:CA	2.50	0.41
1:D:327:ASN:HA	1:D:328:PRO:HD3	1.88	0.41
1:A:68:LEU:C	1:A:68:LEU:HD23	2.41	0.41
1:A:380:ARG:O	1:A:381:PRO:C	2.59	0.41
1:B:87:LEU:O	1:B:125:ARG:HD3	2.21	0.41
1:B:337:ALA:O	1:B:339:THR:N	2.54	0.41
1:B:355:THR:HG23	1:B:355:THR:O	2.21	0.41
1:C:155:ALA:O	1:C:156:HIS:ND1	2.54	0.41
1:C:238:VAL:O	1:C:238:VAL:HG12	2.20	0.41
1:D:85:ASP:C	1:D:87:LEU:N	2.74	0.41
1:D:147:GLU:HG2	1:D:279:GLN:CB	2.48	0.41
1:D:314:VAL:HG12	1:D:317:PHE:HB2	2.03	0.41
1:D:444:SER:C	1:D:446:VAL:N	2.74	0.41
1:A:259:GLU:HA	1:A:260:PRO:HD2	1.89	0.41
1:A:437:ARG:NH2	1:A:437:ARG:HG2	2.36	0.41
1:B:146:ARG:NH2	1:B:150:LEU:HD11	2.36	0.41
1:B:188:THR:HG23	1:B:189:PRO:HD2	2.03	0.41
1:C:188:THR:HG22	1:C:193:LEU:HG	2.01	0.41
1:A:55:ARG:HD2	1:A:55:ARG:HA	1.87	0.40
1:A:281:LEU:HD23	1:A:281:LEU:HA	1.95	0.40
1:C:213:ALA:O	1:C:217:PRO:HD2	2.21	0.40
1:D:386:ALA:O	1:D:390:LEU:HB2	2.20	0.40
1:A:219:ASP:HA	1:A:242:LEU:HB2	2.03	0.40
1:B:122:GLU:HA	1:B:123:PRO:HD3	1.94	0.40
1:B:149:VAL:O	1:B:150:LEU:C	2.59	0.40
1:B:360:LYS:N	1:B:361:PRO:HD2	2.37	0.40
1:C:262:ALA:O	1:C:265:ASP:HB2	2.21	0.40
1:D:246:SER:HA	1:D:247:PRO:HD2	1.85	0.40
1:D:378:ASN:HD22	1:D:378:ASN:HA	1.58	0.40
1:D:448:LYS:NZ	1:D:448:LYS:CB	2.85	0.40
1:A:175:ASN:H	1:A:175:ASN:ND2	2.18	0.40

Continued on next page...

Continued from previous page...

Atom-1	Atom-2	Interatomic distance (Å)	Clash overlap (Å)
1:C:28:GLY:C	1:C:30:SER:N	2.73	0.40
1:A:264:SER:O	1:A:304:ASN:ND2	2.55	0.40
1:A:359:LEU:O	1:A:362:ILE:HG22	2.20	0.40
1:B:319:LYS:H	1:B:319:LYS:CD	2.15	0.40
1:D:197:ILE:CD1	1:D:211:LEU:HD22	2.51	0.40
1:D:311:LEU:CD1	1:D:419:ASN:HD21	2.35	0.40
1:D:370:TYR:CZ	1:D:383:ASP:HB2	2.56	0.40
1:B:403:GLY:N	1:B:415:GLY:O	2.55	0.40
1:C:240:VAL:CG1	1:C:241:ALA:N	2.84	0.40

There are no symmetry-related clashes.

5.3 Torsion angles [i](#)

5.3.1 Protein backbone [i](#)

In the following table, the Percentiles column shows the percent Ramachandran outliers of the chain as a percentile score with respect to all X-ray entries followed by that with respect to entries of similar resolution.

The Analysed column shows the number of residues for which the backbone conformation was analysed, and the total number of residues.

Mol	Chain	Analysed	Favoured	Allowed	Outliers	Percentiles	
1	A	433/453 (96%)	388 (90%)	38 (9%)	7 (2%)	9	24
1	B	409/453 (90%)	358 (88%)	37 (9%)	14 (3%)	3	8
1	C	432/453 (95%)	374 (87%)	48 (11%)	10 (2%)	6	16
1	D	411/453 (91%)	359 (87%)	38 (9%)	14 (3%)	3	8
All	All	1685/1812 (93%)	1479 (88%)	161 (10%)	45 (3%)	5	12

All (45) Ramachandran outliers are listed below:

Mol	Chain	Res	Type
1	A	202	VAL
1	B	354	ASP
1	B	355	THR
1	D	260	PRO
1	D	354	ASP
1	A	424	LEU

Continued on next page...

Continued from previous page...

Mol	Chain	Res	Type
1	B	318	ALA
1	B	356	ALA
1	C	305	VAL
1	D	247	PRO
1	D	258	ARG
1	D	329	ASP
1	D	445	ALA
1	A	379	GLY
1	B	109	ALA
1	B	204	THR
1	B	400	ASN
1	C	202	VAL
1	C	352	ASP
1	D	348	ASN
1	A	203	HIS
1	A	445	ALA
1	B	232	ASP
1	B	245	ASP
1	B	338	ARG
1	B	425	GLY
1	C	338	ARG
1	C	342	GLU
1	C	377	PRO
1	D	356	ALA
1	A	347	PRO
1	A	353	ALA
1	B	374	ALA
1	C	379	GLY
1	C	441	ALA
1	D	204	THR
1	D	255	ASP
1	B	347	PRO
1	D	261	ILE
1	D	315	PRO
1	B	247	PRO
1	D	316	GLY
1	C	438	GLY
1	D	251	ALA
1	C	328	PRO

5.3.2 Protein sidechains [i](#)

In the following table, the Percentiles column shows the percent sidechain outliers of the chain as a percentile score with respect to all X-ray entries followed by that with respect to entries of similar resolution.

The Analysed column shows the number of residues for which the sidechain conformation was analysed, and the total number of residues.

Mol	Chain	Analysed	Rotameric	Outliers	Percentiles	
1	A	350/360 (97%)	323 (92%)	27 (8%)	13	30
1	B	329/360 (91%)	304 (92%)	25 (8%)	13	30
1	C	349/360 (97%)	330 (95%)	19 (5%)	22	47
1	D	331/360 (92%)	311 (94%)	20 (6%)	19	42
All	All	1359/1440 (94%)	1268 (93%)	91 (7%)	16	37

All (91) residues with a non-rotameric sidechain are listed below:

Mol	Chain	Res	Type
1	A	38	GLN
1	A	56	ARG
1	A	95	LEU
1	A	117	LEU
1	A	144	LYS
1	A	149	VAL
1	A	158	GLN
1	A	175	ASN
1	A	176	ARG
1	A	202	VAL
1	A	210	ASP
1	A	214	ARG
1	A	221	ARG
1	A	222	CYS
1	A	242	LEU
1	A	259	GLU
1	A	275	SER
1	A	276	ASN
1	A	311	LEU
1	A	329	ASP
1	A	332	LEU
1	A	341	LEU
1	A	358	ARG
1	A	380	ARG

Continued on next page...

Continued from previous page...

Mol	Chain	Res	Type
1	A	382	LEU
1	A	426	ASP
1	A	437	ARG
1	B	62	VAL
1	B	73	GLU
1	B	87	LEU
1	B	89	GLU
1	B	98	LEU
1	B	106	ARG
1	B	118	LEU
1	B	127	GLU
1	B	142	LEU
1	B	146	ARG
1	B	152	ARG
1	B	169	LEU
1	B	175	ASN
1	B	200	GLU
1	B	220	ARG
1	B	275	SER
1	B	279	GLN
1	B	281	LEU
1	B	307	THR
1	B	312	SER
1	B	351	ASP
1	B	358	ARG
1	B	382	LEU
1	B	398	ARG
1	B	400	ASN
1	C	20	LEU
1	C	56	ARG
1	C	68	LEU
1	C	89	GLU
1	C	117	LEU
1	C	127	GLU
1	C	142	LEU
1	C	144	LYS
1	C	152	ARG
1	C	158	GLN
1	C	175	ASN
1	C	214	ARG
1	C	256	LEU
1	C	258	ARG

Continued on next page...

Continued from previous page...

Mol	Chain	Res	Type
1	C	311	LEU
1	C	333	LEU
1	C	434	LEU
1	C	437	ARG
1	C	448	LYS
1	D	62	VAL
1	D	98	LEU
1	D	142	LEU
1	D	169	LEU
1	D	175	ASN
1	D	183	ARG
1	D	215	LEU
1	D	220	ARG
1	D	221	ARG
1	D	231	VAL
1	D	240	VAL
1	D	250	ILE
1	D	258	ARG
1	D	281	LEU
1	D	307	THR
1	D	310	THR
1	D	322	LYS
1	D	378	ASN
1	D	437	ARG
1	D	448	LYS

Sometimes sidechains can be flipped to improve hydrogen bonding and reduce clashes. All (30) such sidechains are listed below:

Mol	Chain	Res	Type
1	A	22	ASN
1	A	38	GLN
1	A	175	ASN
1	A	276	ASN
1	A	278	GLN
1	A	279	GLN
1	A	365	GLN
1	B	90	GLN
1	B	175	ASN
1	B	201	GLN
1	B	279	GLN
1	B	378	ASN
1	B	392	ASN

Continued on next page...

Continued from previous page...

Mol	Chain	Res	Type
1	B	400	ASN
1	B	419	ASN
1	B	439	GLN
1	C	38	GLN
1	C	158	GLN
1	C	175	ASN
1	C	348	ASN
1	C	400	ASN
1	C	419	ASN
1	D	90	GLN
1	D	99	ASN
1	D	175	ASN
1	D	201	GLN
1	D	378	ASN
1	D	412	GLN
1	D	414	HIS
1	D	419	ASN

5.3.3 RNA [i](#)

There are no RNA molecules in this entry.

5.4 Non-standard residues in protein, DNA, RNA chains [i](#)

There are no non-standard protein/DNA/RNA residues in this entry.

5.5 Carbohydrates [i](#)

There are no monosaccharides in this entry.

5.6 Ligand geometry [i](#)

Of 2 ligands modelled in this entry, 2 are monoatomic - leaving 0 for Mogul analysis.

There are no bond length outliers.

There are no bond angle outliers.

There are no chirality outliers.

There are no torsion outliers.

There are no ring outliers.

No monomer is involved in short contacts.

5.7 Other polymers [i](#)

There are no such residues in this entry.

5.8 Polymer linkage issues [i](#)

There are no chain breaks in this entry.

6 Fit of model and data

6.1 Protein, DNA and RNA chains

In the following table, the column labelled ‘#RSRZ > 2’ contains the number (and percentage) of RSRZ outliers, followed by percent RSRZ outliers for the chain as percentile scores relative to all X-ray entries and entries of similar resolution. The OWAB column contains the minimum, median, 95th percentile and maximum values of the occupancy-weighted average B-factor per residue. The column labelled ‘Q < 0.9’ lists the number of (and percentage) of residues with an average occupancy less than 0.9.

Mol	Chain	Analysed	<RSRZ>	#RSRZ>2	OWAB(Å ²)	Q<0.9
1	A	433/453 (95%)	-0.02	11 (2%) 57 59	30, 57, 92, 109	0
1	B	407/453 (89%)	0.45	44 (10%) 5 4	32, 70, 152, 158	0
1	C	432/453 (95%)	0.19	22 (5%) 28 26	29, 70, 122, 136	0
1	D	409/453 (90%)	0.15	20 (4%) 29 28	31, 61, 128, 143	0
All	All	1681/1812 (92%)	0.19	97 (5%) 23 22	29, 63, 127, 158	0

All (97) RSRZ outliers are listed below:

Mol	Chain	Res	Type	RSRZ
1	B	332	LEU	11.1
1	B	350	PHE	6.7
1	D	350	PHE	6.5
1	D	347	PRO	6.1
1	C	333	LEU	5.6
1	B	333	LEU	5.5
1	B	351	ASP	5.0
1	D	355	THR	4.4
1	C	259	GLU	4.3
1	B	328	PRO	4.0
1	D	348	ASN	4.0
1	D	333	LEU	4.0
1	B	265	ASP	3.9
1	B	379	GLY	3.9
1	B	353	ALA	3.8
1	C	332	LEU	3.8
1	C	350	PHE	3.8
1	B	377	PRO	3.7
1	C	328	PRO	3.7
1	C	38	GLN	3.5
1	B	340	ALA	3.4

Continued on next page...

Continued from previous page...

Mol	Chain	Res	Type	RSRZ
1	B	378	ASN	3.4
1	B	331	THR	3.3
1	B	257	GLU	3.3
1	B	358	ARG	3.3
1	C	39	PRO	3.2
1	B	401	PHE	3.2
1	C	256	LEU	3.2
1	B	405	ARG	3.2
1	A	206	HIS	3.1
1	A	8	THR	3.1
1	B	310	THR	3.0
1	B	272	TYR	3.0
1	B	368	ALA	3.0
1	B	260	PRO	3.0
1	D	39	PRO	3.0
1	B	270	VAL	3.0
1	B	344	LEU	3.0
1	B	349	TRP	3.0
1	D	405	ARG	2.9
1	B	271	PHE	2.9
1	D	263	ALA	2.9
1	B	447	ARG	2.9
1	C	323	ARG	2.9
1	C	28	GLY	2.8
1	C	254	LEU	2.8
1	B	364	LEU	2.8
1	D	451	PRO	2.8
1	B	341	LEU	2.8
1	A	310	THR	2.8
1	B	273	SER	2.7
1	B	312	SER	2.7
1	B	330	SER	2.7
1	B	443	ALA	2.6
1	A	204	THR	2.6
1	D	344	LEU	2.6
1	C	246	SER	2.6
1	A	350	PHE	2.6
1	B	311	LEU	2.5
1	C	405	ARG	2.5
1	B	269	ALA	2.5
1	C	437	ARG	2.5
1	B	329	ASP	2.4

Continued on next page...

Continued from previous page...

Mol	Chain	Res	Type	RSRZ
1	D	325	ARG	2.4
1	B	418	VAL	2.4
1	C	12	ARG	2.4
1	D	260	PRO	2.4
1	D	310	THR	2.3
1	D	273	SER	2.3
1	D	256	LEU	2.3
1	C	378	ASN	2.3
1	B	335	ALA	2.3
1	B	241	ALA	2.3
1	D	328	PRO	2.3
1	B	352	ASP	2.2
1	A	378	ASN	2.2
1	B	325	ARG	2.2
1	D	353	ALA	2.2
1	C	257	GLU	2.2
1	B	449	LEU	2.2
1	A	263	ALA	2.2
1	A	257	GLU	2.1
1	B	240	VAL	2.1
1	C	424	LEU	2.1
1	B	313	PRO	2.1
1	D	322	LYS	2.1
1	A	256	LEU	2.1
1	C	310	THR	2.1
1	B	424	LEU	2.1
1	C	342	GLU	2.1
1	A	205	ILE	2.1
1	C	95	LEU	2.1
1	C	312	SER	2.0
1	D	352	ASP	2.0
1	A	347	PRO	2.0
1	D	378	ASN	2.0
1	B	206	HIS	2.0

6.2 Non-standard residues in protein, DNA, RNA chains

There are no non-standard protein/DNA/RNA residues in this entry.

6.3 Carbohydrates [i](#)

There are no monosaccharides in this entry.

6.4 Ligands [i](#)

In the following table, the Atoms column lists the number of modelled atoms in the group and the number defined in the chemical component dictionary. The B-factors column lists the minimum, median, 95th percentile and maximum values of B factors of atoms in the group. The column labelled 'Q< 0.9' lists the number of atoms with occupancy less than 0.9.

Mol	Type	Chain	Res	Atoms	RSCC	RSR	B-factors(Å ²)	Q<0.9
2	MG	C	501	1/1	0.41	0.55	75,75,75,75	0
2	MG	A	501	1/1	0.82	0.54	64,64,64,64	0

6.5 Other polymers [i](#)

There are no such residues in this entry.